

# COVID-19: Florida vaccine summary

Vaccination data through Apr 25, 2021 as of Apr 26, 2021 at 12:05 AM

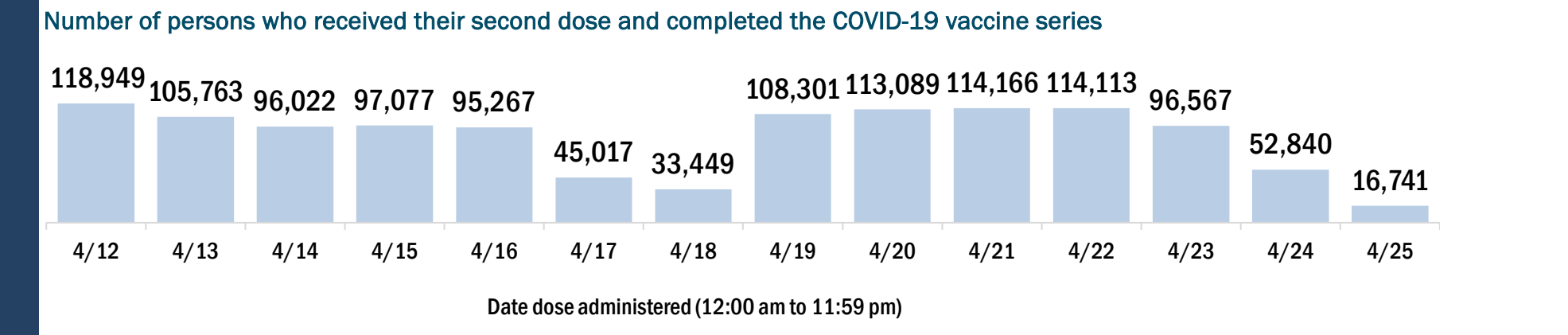
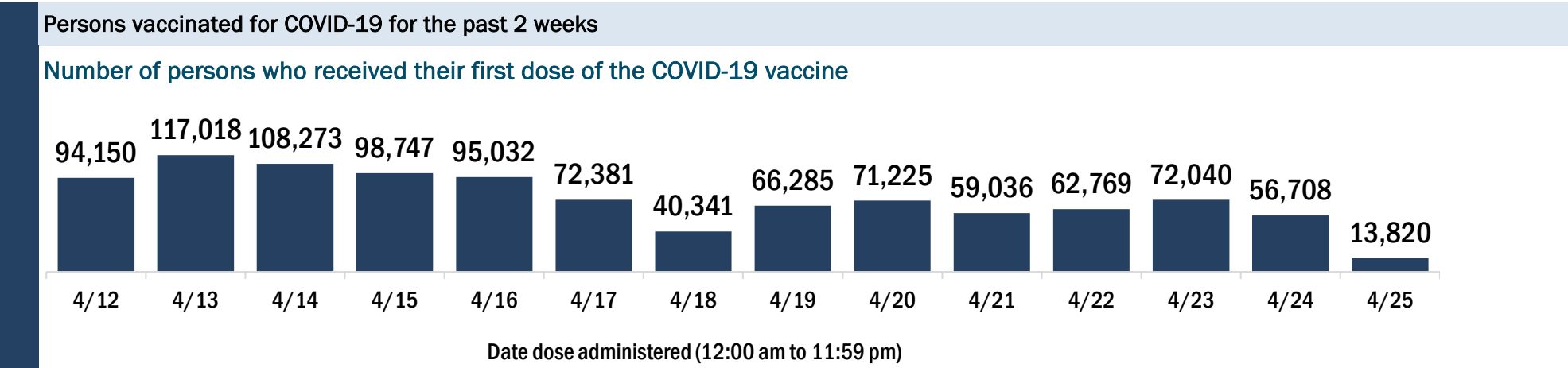
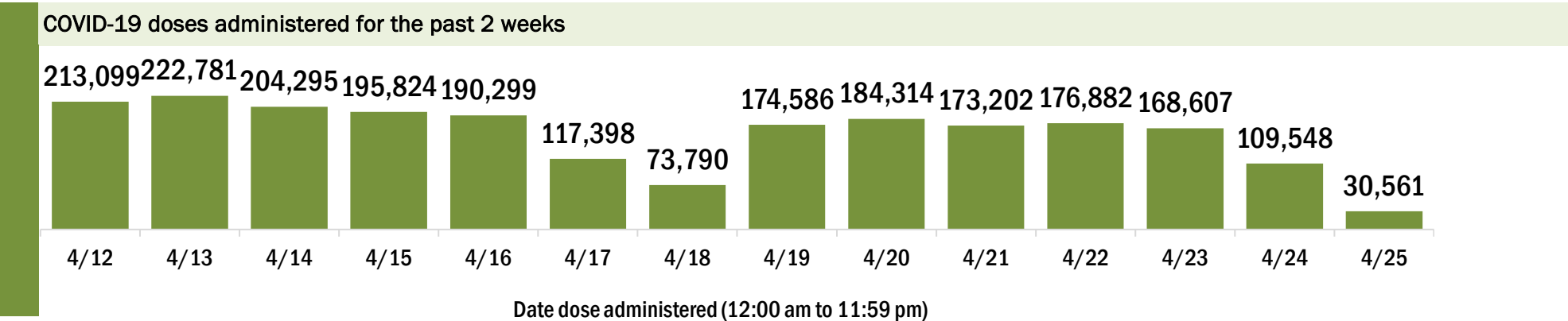
Data in this report are provisional and subject to change. Data are based on county of residence.

Data in this summary pertain to COVID-19 vaccines approved by the U.S. Food and Drug Administration and have been issued an Emergency Use Authorization (Janssen COVID-19 Vaccine, Moderna COVID-19 Vaccine and Pfizer-BioNTech COVID-19 Vaccine). These data summarize the number of people who have received either their first dose or have completed the series for a COVID-19 vaccine. **A person can only be counted in one category, first dose or series complete.** For persons receiving Moderna or Pfizer vaccines, once they receive their second dose, they are moved from the first dose column to the series completed column. **Because of this, the total first dose category may show a change from report to report not matching the total receiving their first dose from the previous day.** Persons receiving Johnson & Johnson vaccines will always be counted in the series completed column.

COVID-19 doses for vaccinated persons in Florida	
Doses administered	13,828,242
People receiving one dose of a 1-dose series (Johnson & Johnson) or receiving only one dose of a 2-dose series (Moderna, Pfizer) count once. Persons receiving both doses of a 2-dose series count twice.	

Current status of persons vaccinated for COVID-19 in Florida	
Total people vaccinated	8,562,544
First dose	2,764,057
Series completed	5,798,487
Completed 1-dose series	532,789
Completed 2-dose series	5,265,698
<b>First dose:</b> current number of people who have only received their first dose of the Moderna or Pfizer vaccine.	
<b>Series complete:</b> current number of people who have received both Moderna or Pfizer vaccine doses or one Johnson & Johnson dose and are considered fully immunized.	

Demographic summary	First dose	Series complete	Total people vaccinated
Age group	2,764,057	5,798,487	8,562,544
16-24 years	318,976	141,427	460,403
25-34 years	380,025	301,190	681,215
35-44 years	436,920	449,656	886,576
45-54 years	465,972	712,152	1,178,124
55-64 years	503,752	1,199,330	1,703,082
65-74 years	364,963	1,697,844	2,062,807
75-84 years	208,875	974,577	1,183,452
85+ years	84,574	322,311	406,885
Race	2,764,057	5,798,487	8,562,544
White	1,760,679	3,989,051	5,749,730
Black	204,526	379,406	583,932
American Indian/Alaskan	11,484	19,546	31,030
Other	322,892	587,771	910,663
Unknown	464,476	822,713	1,287,189
Other race includes Asian, native Hawaiian/Pacific Islander, or other.			
Ethnicity	2,764,057	5,798,487	8,562,544
Hispanic	566,077	780,139	1,346,216
Non-Hispanic	1,267,514	3,128,808	4,396,322
Unknown	930,466	1,889,540	2,820,006
Gender	2,764,057	5,798,487	8,562,544
Female	1,446,516	3,280,789	4,727,305
Male	1,304,203	2,509,434	3,813,637
Unknown	13,338	8,264	21,602



# COVID-19: Alachua County vaccine summary

Vaccination data through Apr 25, 2021 as of Apr 26, 2021 at 12:05 AM

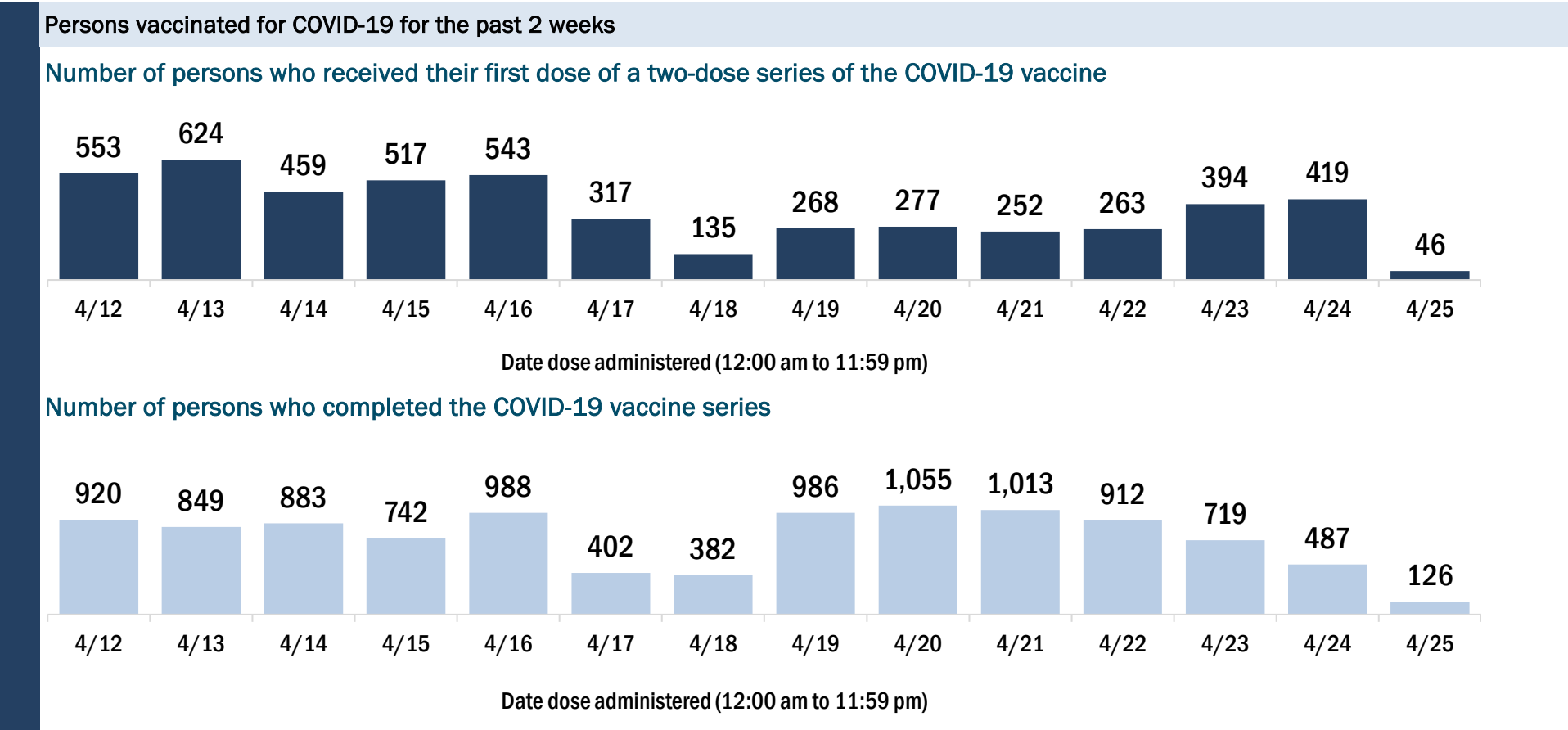
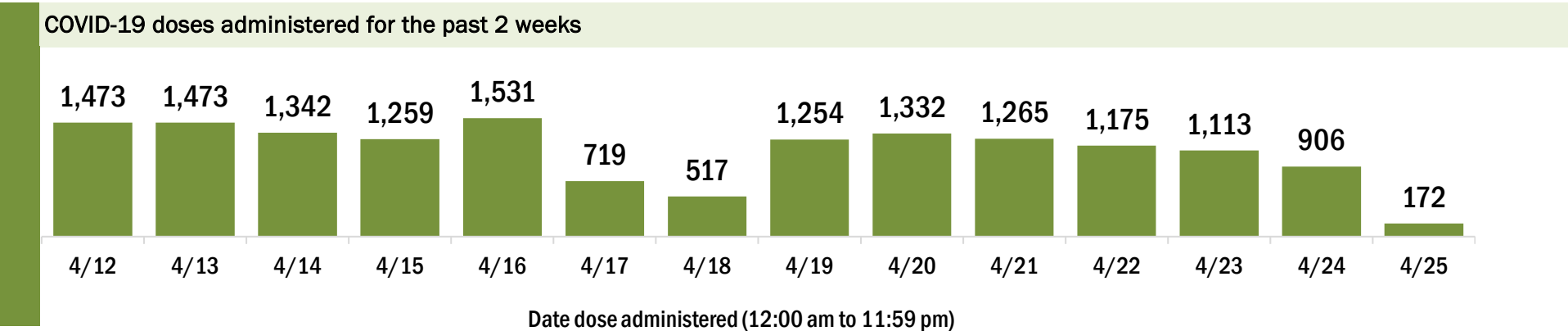
Data in this report are provisional and subject to change.

Data in this summary pertain to COVID-19 vaccines approved by the U.S. Food and Drug Administration and have been issued an Emergency Use Authorization (Janssen COVID-19 Vaccine, Moderna COVID-19 Vaccine and Pfizer-BioNTech COVID-19 Vaccine). These data summarize the number of people who have received either their first dose or have completed the series for a COVID-19 vaccine. **A person can only be counted in one category, first dose or series complete.** For persons receiving Moderna or Pfizer vaccines, once they receive their second dose, they are moved from the first dose column to the series completed column. **Because of this, the total first dose category may show a change from report to report not matching the total receiving their first dose from the previous day.** Persons receiving Johnson & Johnson vaccines will always be counted in the series completed column.

COVID-19 doses for vaccinated persons in Florida	
Doses administered	181,279
People receiving one dose of a 1-dose series (Johnson & Johnson) or receiving only one dose of a 2-dose series (Moderna, Pfizer) count once. Persons receiving both doses of a 2-dose series count twice.	

Current status of persons vaccinated for COVID-19 in Florida	
Total people vaccinated	108,520
First dose	31,472
Series completed	77,048
Completed 1-dose series	4,289
Completed 2-dose series	72,759
<b>First dose:</b> current number of people who have only received their first dose of the Moderna or Pfizer vaccine.	
<b>Series complete:</b> current number of people who have received both Moderna or Pfizer vaccine doses or one Johnson & Johnson dose and are considered fully immunized.	

Demographic summary	First dose	Series complete	Total people vaccinated
Age group	31,472	77,048	108,520
16-24 years	8,200	6,276	14,476
25-34 years	5,955	10,613	16,568
35-44 years	4,830	8,778	13,608
45-54 years	4,374	8,955	13,329
55-64 years	4,963	12,391	17,354
65-74 years	1,876	17,846	19,722
75-84 years	865	8,926	9,791
85+ years	409	3,263	3,672
Race	31,472	77,048	108,520
White	20,062	54,047	74,109
Black	3,611	7,485	11,096
American Indian/Alaskan	110	242	352
Other	5,111	11,321	16,432
Unknown	2,578	3,953	6,531
Other race includes Asian, native Hawaiian/Pacific Islander, or other.			
Ethnicity	31,472	77,048	108,520
Hispanic	3,881	5,077	8,958
Non-Hispanic	19,044	52,148	71,192
Unknown	8,547	19,823	28,370
Gender	31,472	77,048	108,520
Female	16,326	45,401	61,727
Male	15,076	31,612	46,688
Unknown	70	35	105



# COVID-19: Baker County vaccine summary

Vaccination data through Apr 25, 2021 as of Apr 26, 2021 at 12:05 AM

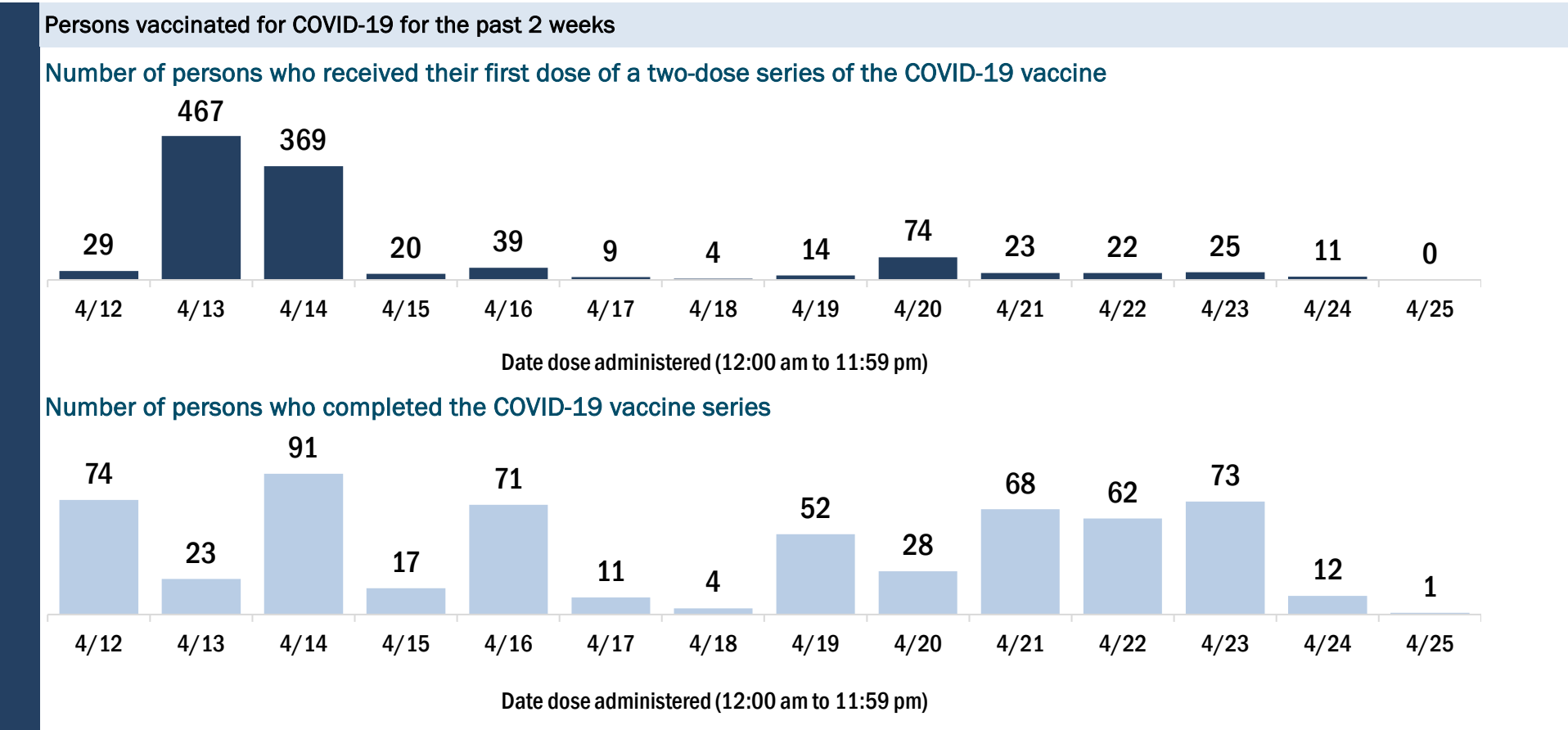
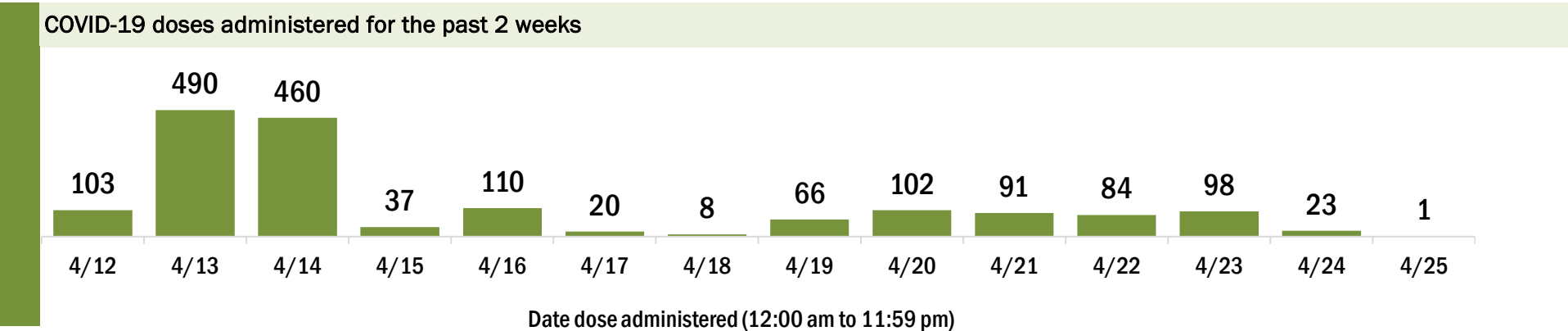
Data in this report are provisional and subject to change.

Data in this summary pertain to COVID-19 vaccines approved by the U.S. Food and Drug Administration and have been issued an Emergency Use Authorization (Janssen COVID-19 Vaccine, Moderna COVID-19 Vaccine and Pfizer-BioNTech COVID-19 Vaccine). These data summarize the number of people who have received either their first dose or have completed the series for a COVID-19 vaccine. **A person can only be counted in one category, first dose or series complete.** For persons receiving Moderna or Pfizer vaccines, once they receive their second dose, they are moved from the first dose column to the series completed column. **Because of this, the total first dose category may show a change from report to report not matching the total receiving their first dose from the previous day.** Persons receiving Johnson & Johnson vaccines will always be counted in the series completed column.

COVID-19 doses for vaccinated persons in Florida	
Doses administered	9,352
People receiving one dose of a 1-dose series (Johnson & Johnson) or receiving only one dose of a 2-dose series (Moderna, Pfizer) count once. Persons receiving both doses of a 2-dose series count twice.	

Current status of persons vaccinated for COVID-19 in Florida	
Total people vaccinated	5,785
First dose	2,075
Series completed	3,710
Completed 1-dose series	143
Completed 2-dose series	3,567
First dose: current number of people who have only received their first dose of the Moderna or Pfizer vaccine.	
Series complete: current number of people who have received both Moderna or Pfizer vaccine doses or one Johnson & Johnson dose and are considered fully immunized.	

Demographic summary	First dose	Series complete	Total people vaccinated
Age group	2,075	3,710	5,785
16-24 years	109	57	166
25-34 years	273	142	415
35-44 years	428	207	635
45-54 years	498	372	870
55-64 years	471	812	1,283
65-74 years	183	1,265	1,448
75-84 years	78	669	747
85+ years	35	186	221
Race	2,075	3,710	5,785
White	1,355	2,949	4,304
Black	543	325	868
American Indian/Alaskan	4	21	25
Other	125	211	336
Unknown	48	204	252
Other race includes Asian, native Hawaiian/Pacific Islander, or other.			
Ethnicity	2,075	3,710	5,785
Hispanic	63	68	131
Non-Hispanic	1,181	2,656	3,837
Unknown	831	986	1,817
Gender	2,075	3,710	5,785
Female	690	2,085	2,775
Male	1,383	1,625	3,008
Unknown	2	0	2



# COVID-19: Bay County vaccine summary

Vaccination data through Apr 25, 2021 as of Apr 26, 2021 at 12:05 AM

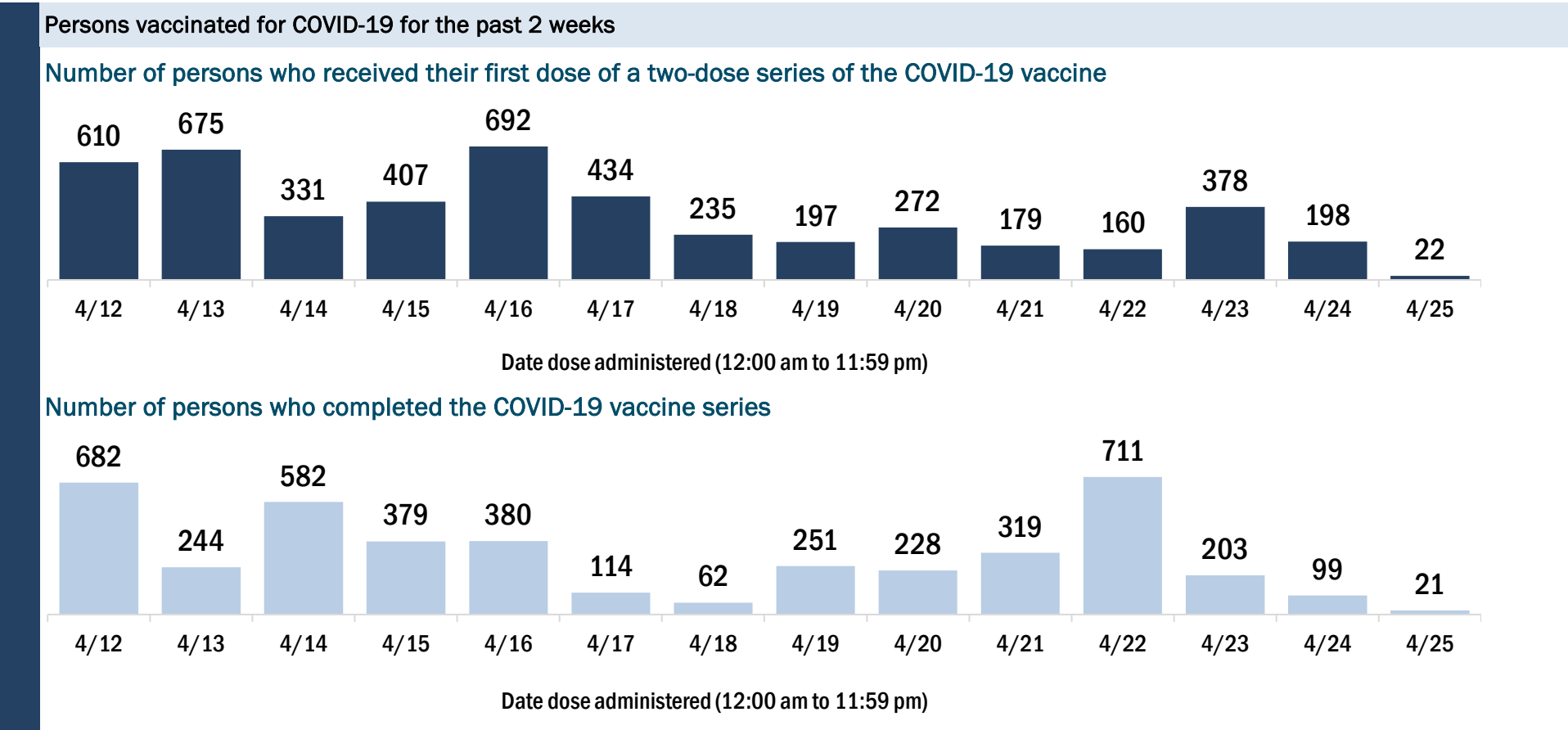
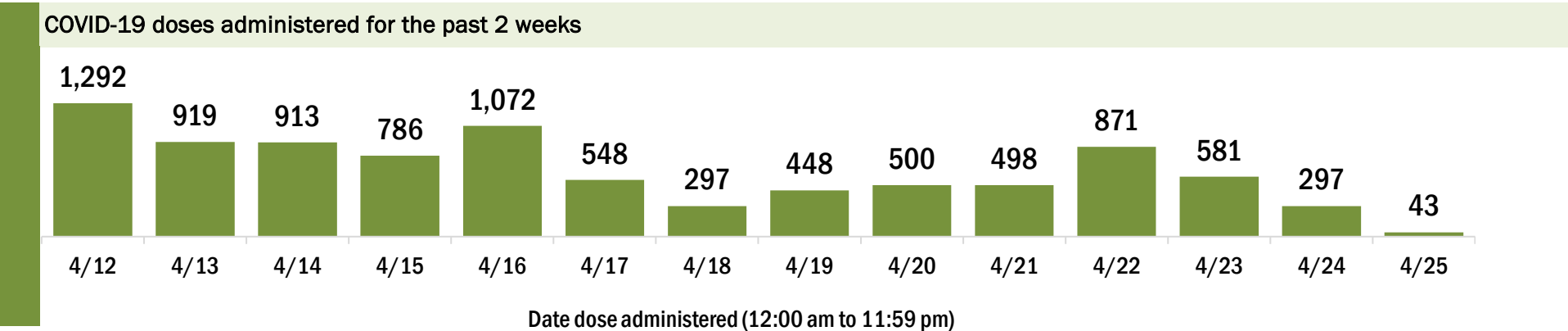
Data in this report are provisional and subject to change.

Data in this summary pertain to COVID-19 vaccines approved by the U.S. Food and Drug Administration and have been issued an Emergency Use Authorization (Janssen COVID-19 Vaccine, Moderna COVID-19 Vaccine and Pfizer-BioNTech COVID-19 Vaccine). These data summarize the number of people who have received either their first dose or have completed the series for a COVID-19 vaccine. **A person can only be counted in one category, first dose or series complete.** For persons receiving Moderna or Pfizer vaccines, once they receive their second dose, they are moved from the first dose column to the series completed column. **Because of this, the total first dose category may show a change from report to report not matching the total receiving their first dose from the previous day.** Persons receiving Johnson & Johnson vaccines will always be counted in the series completed column.

COVID-19 doses for vaccinated persons in Florida	
Doses administered	81,584
People receiving one dose of a 1-dose series (Johnson & Johnson) or receiving only one dose of a 2-dose series (Moderna, Pfizer) count once. Persons receiving both doses of a 2-dose series count twice.	

Current status of persons vaccinated for COVID-19 in Florida	
Total people vaccinated	49,880
First dose	13,178
Series completed	36,702
Completed 1-dose series	4,998
Completed 2-dose series	31,704
First dose: current number of people who have only received their first dose of the Moderna or Pfizer vaccine.	
Series complete: current number of people who have received both Moderna or Pfizer vaccine doses or one Johnson & Johnson dose and are considered fully immunized.	

Demographic summary	First dose	Series complete	Total people vaccinated
Age group	13,178	36,702	49,880
16-24 years	1,310	682	1,992
25-34 years	1,606	1,543	3,149
35-44 years	1,953	2,711	4,664
45-54 years	2,389	4,105	6,494
55-64 years	3,172	8,333	11,505
65-74 years	1,661	11,698	13,359
75-84 years	801	5,821	6,622
85+ years	286	1,809	2,095
Race	13,178	36,702	49,880
White	8,265	26,207	34,472
Black	896	2,367	3,263
American Indian/Alaskan	67	175	242
Other	1,543	2,772	4,315
Unknown	2,407	5,181	7,588
Other race includes Asian, native Hawaiian/Pacific Islander, or other.			
Ethnicity	13,178	36,702	49,880
Hispanic	1,027	1,282	2,309
Non-Hispanic	7,412	22,721	30,133
Unknown	4,739	12,699	17,438
Gender	13,178	36,702	49,880
Female	7,192	20,502	27,694
Male	5,982	16,194	22,176
Unknown	4	6	10





# COVID-19: Bradford County vaccine summary

Vaccination data through Apr 25, 2021 as of Apr 26, 2021 at 12:05 AM

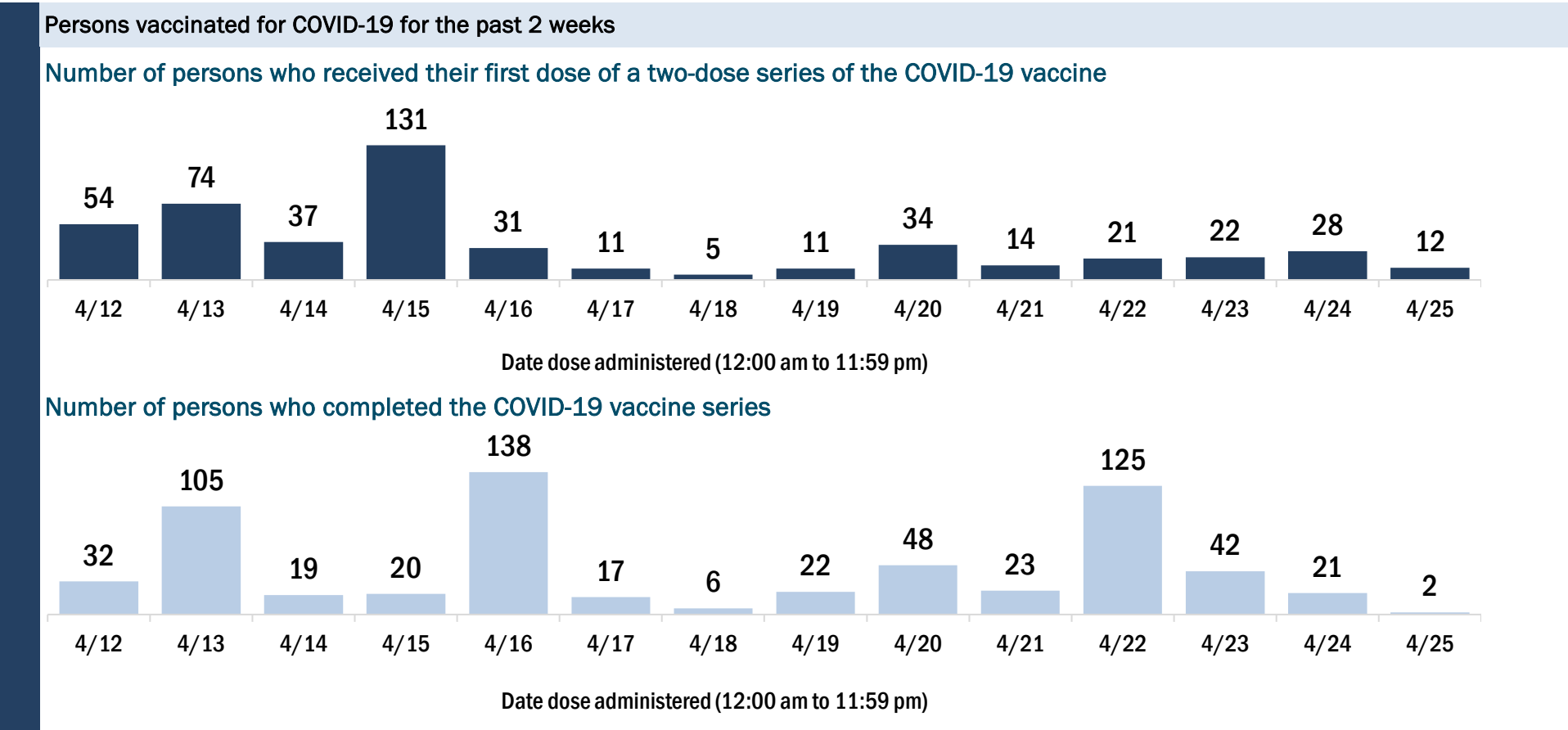
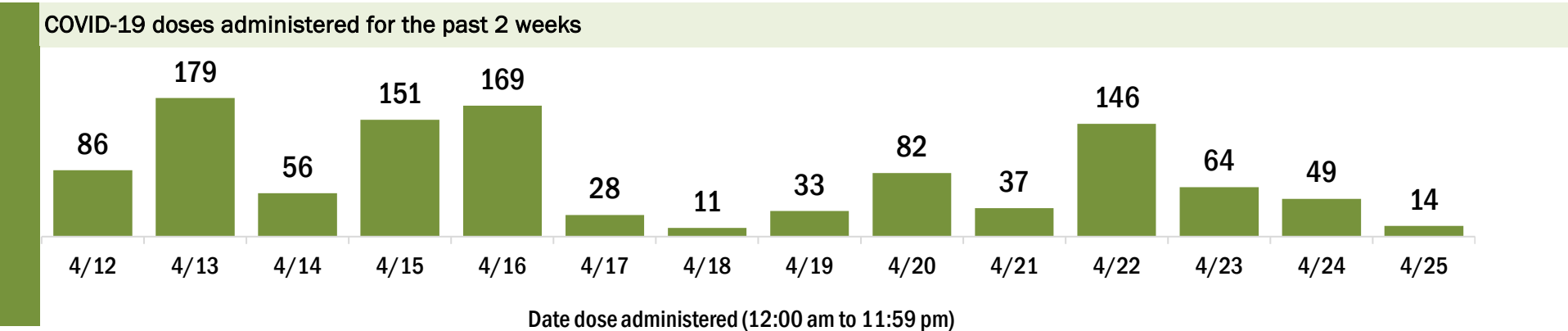
Data in this report are provisional and subject to change.

Data in this summary pertain to COVID-19 vaccines approved by the U.S. Food and Drug Administration and have been issued an Emergency Use Authorization (Janssen COVID-19 Vaccine, Moderna COVID-19 Vaccine and Pfizer-BioNTech COVID-19 Vaccine). These data summarize the number of people who have received either their first dose or have completed the series for a COVID-19 vaccine. **A person can only be counted in one category, first dose or series complete.** For persons receiving Moderna or Pfizer vaccines, once they receive their second dose, they are moved from the first dose column to the series completed column. **Because of this, the total first dose category may show a change from report to report not matching the total receiving their first dose from the previous day.** Persons receiving Johnson & Johnson vaccines will always be counted in the series completed column.

COVID-19 doses for vaccinated persons in Florida	
Doses administered	10,152
People receiving one dose of a 1-dose series (Johnson & Johnson) or receiving only one dose of a 2-dose series (Moderna, Pfizer) count once. Persons receiving both doses of a 2-dose series count twice.	

Current status of persons vaccinated for COVID-19 in Florida	
Total people vaccinated	6,493
First dose	2,497
Series completed	3,996
Completed 1-dose series	337
Completed 2-dose series	3,659
First dose: current number of people who have only received their first dose of the Moderna or Pfizer vaccine.	
Series complete: current number of people who have received both Moderna or Pfizer vaccine doses or one Johnson & Johnson dose and are considered fully immunized.	

Demographic summary	First dose	Series complete	Total people vaccinated
Age group	2,497	3,996	6,493
16-24 years	154	42	196
25-34 years	363	126	489
35-44 years	562	157	719
45-54 years	564	334	898
55-64 years	558	869	1,427
65-74 years	197	1,400	1,597
75-84 years	72	810	882
85+ years	27	258	285
Race	2,497	3,996	6,493
White	1,425	3,034	4,459
Black	818	474	1,292
American Indian/Alaskan	4	29	33
Other	180	326	506
Unknown	70	133	203
Other race includes Asian, native Hawaiian/Pacific Islander, or other.			
Ethnicity	2,497	3,996	6,493
Hispanic	147	55	202
Non-Hispanic	1,594	3,485	5,079
Unknown	756	456	1,212
Gender	2,497	3,996	6,493
Female	623	2,347	2,970
Male	1,873	1,649	3,522
Unknown	1	0	1



# COVID-19: Brevard County vaccine summary

Vaccination data through Apr 25, 2021 as of Apr 26, 2021 at 12:05 AM

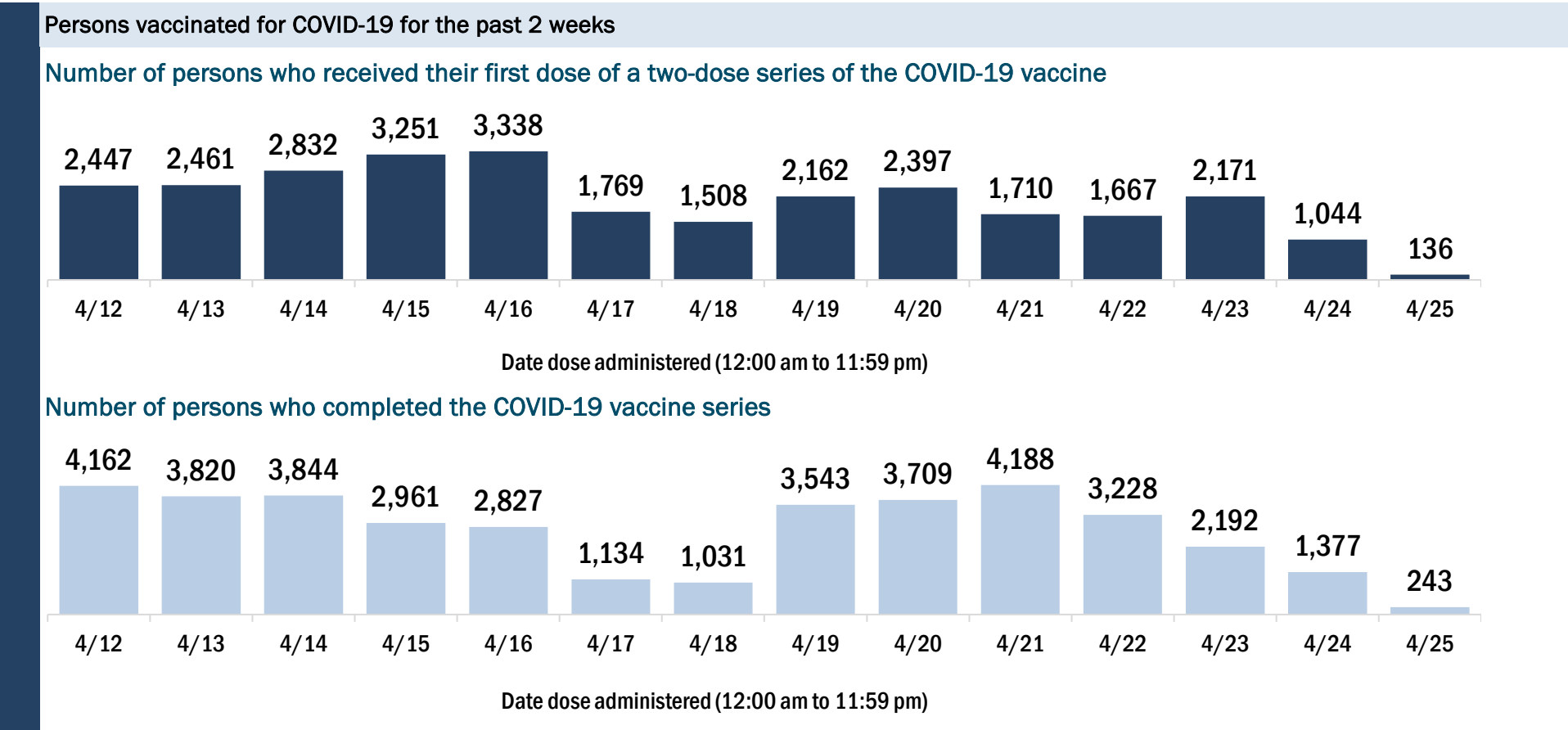
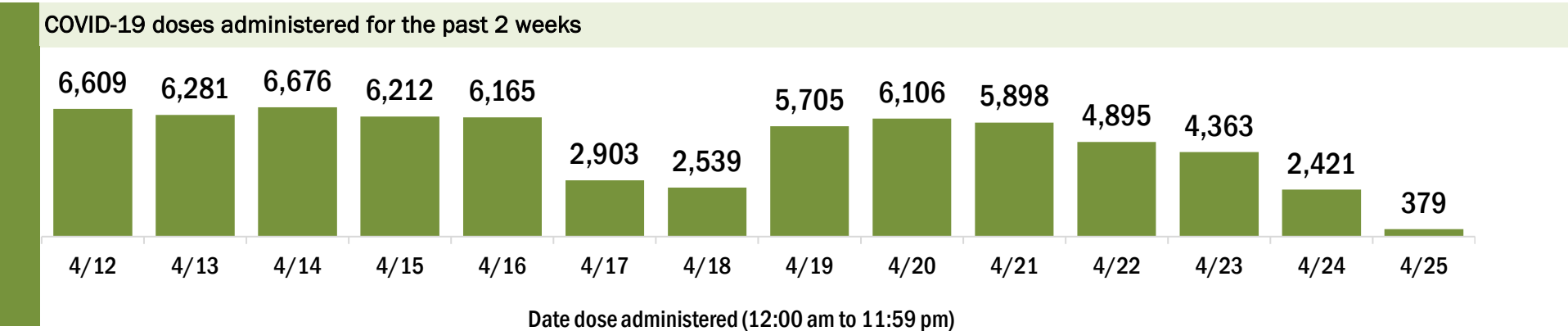
Data in this report are provisional and subject to change.

Data in this summary pertain to COVID-19 vaccines approved by the U.S. Food and Drug Administration and have been issued an Emergency Use Authorization (Janssen COVID-19 Vaccine, Moderna COVID-19 Vaccine and Pfizer-BioNTech COVID-19 Vaccine). These data summarize the number of people who have received either their first dose or have completed the series for a COVID-19 vaccine. **A person can only be counted in one category, first dose or series complete.** For persons receiving Moderna or Pfizer vaccines, once they receive their second dose, they are moved from the first dose column to the series completed column. **Because of this, the total first dose category may show a change from report to report not matching the total receiving their first dose from the previous day.** Persons receiving Johnson & Johnson vaccines will always be counted in the series completed column.

COVID-19 doses for vaccinated persons in Florida	
Doses administered	378,384
People receiving one dose of a 1-dose series (Johnson & Johnson) or receiving only one dose of a 2-dose series (Moderna, Pfizer) count once. Persons receiving both doses of a 2-dose series count twice.	

Current status of persons vaccinated for COVID-19 in Florida	
Total people vaccinated	236,328
First dose	78,528
Series completed	157,800
Completed 1-dose series	15,744
Completed 2-dose series	142,056
First dose: current number of people who have only received their first dose of the Moderna or Pfizer vaccine.	
Series complete: current number of people who have received both Moderna or Pfizer vaccine doses or one Johnson & Johnson dose and are considered fully immunized.	

Demographic summary	First dose	Series complete	Total people vaccinated
Age group	78,528	157,800	236,328
16-24 years	8,193	2,455	10,648
25-34 years	9,881	5,448	15,329
35-44 years	11,218	8,653	19,871
45-54 years	12,467	15,405	27,872
55-64 years	17,277	35,920	53,197
65-74 years	10,664	50,595	61,259
75-84 years	6,140	28,872	35,012
85+ years	2,688	10,452	13,140
Race	78,528	157,800	236,328
White	52,095	107,588	159,683
Black	5,337	7,875	13,212
American Indian/Alaskan	425	675	1,100
Other	7,886	13,674	21,560
Unknown	12,785	27,988	40,773
Other race includes Asian, native Hawaiian/Pacific Islander, or other.			
Ethnicity	78,528	157,800	236,328
Hispanic	7,164	6,595	13,759
Non-Hispanic	47,013	86,626	133,639
Unknown	24,351	64,579	88,930
Gender	78,528	157,800	236,328
Female	41,424	91,573	132,997
Male	36,951	66,019	102,970
Unknown	153	208	361



# COVID-19: Broward County vaccine summary

Vaccination data through Apr 25, 2021 as of Apr 26, 2021 at 12:05 AM

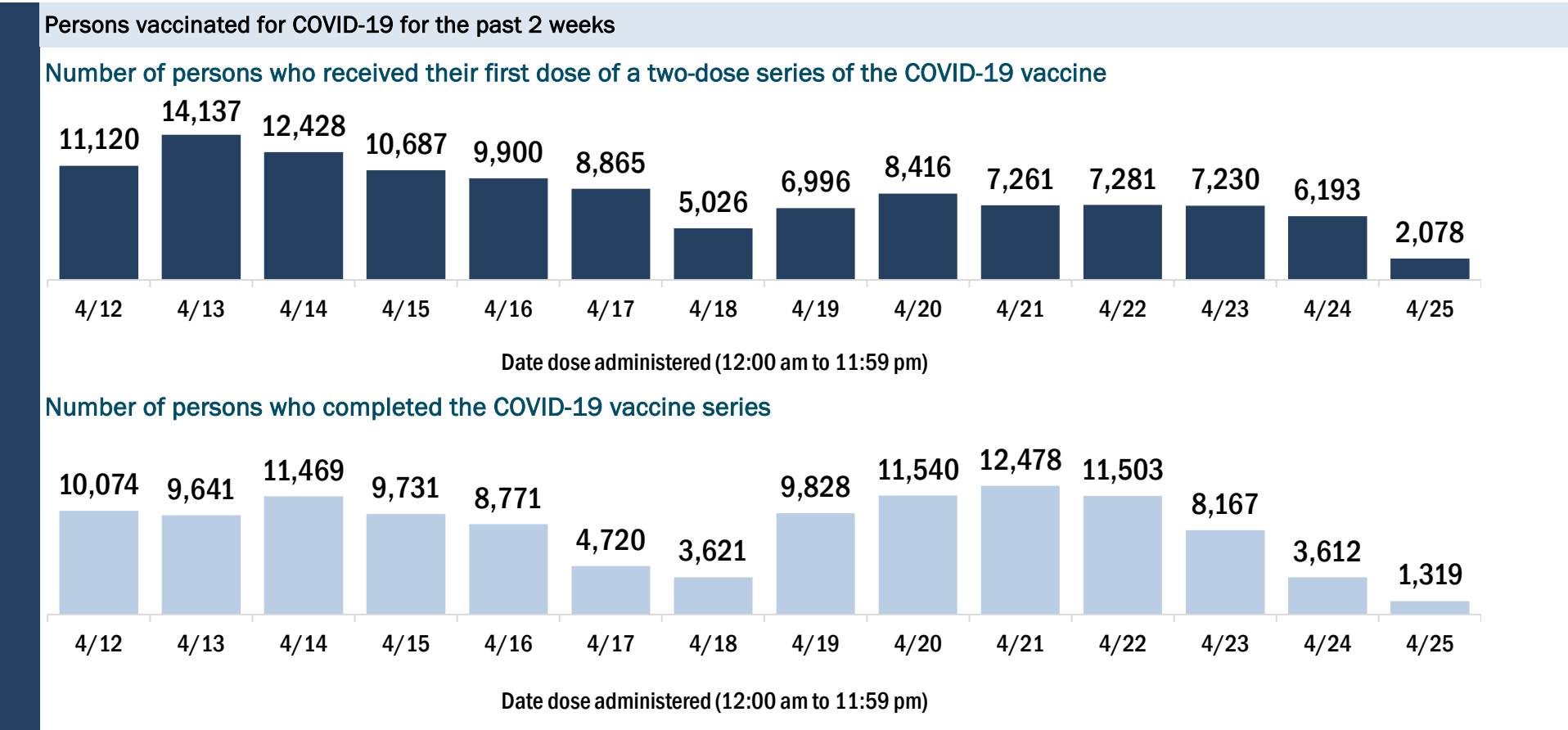
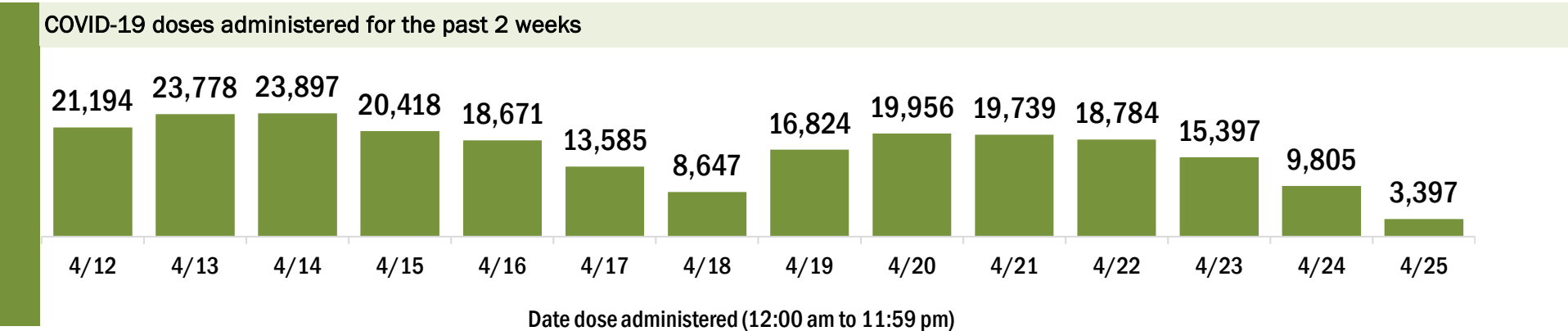
Data in this report are provisional and subject to change.

Data in this summary pertain to COVID-19 vaccines approved by the U.S. Food and Drug Administration and have been issued an Emergency Use Authorization (Janssen COVID-19 Vaccine, Moderna COVID-19 Vaccine and Pfizer-BioNTech COVID-19 Vaccine). These data summarize the number of people who have received either their first dose or have completed the series for a COVID-19 vaccine. **A person can only be counted in one category, first dose or series complete.** For persons receiving Moderna or Pfizer vaccines, once they receive their second dose, they are moved from the first dose column to the series completed column. **Because of this, the total first dose category may show a change from report to report not matching the total receiving their first dose from the previous day.** Persons receiving Johnson & Johnson vaccines will always be counted in the series completed column.

COVID-19 doses for vaccinated persons in Florida	
Doses administered	1,268,195
People receiving one dose of a 1-dose series (Johnson & Johnson) or receiving only one dose of a 2-dose series (Moderna, Pfizer) count once. Persons receiving both doses of a 2-dose series count twice.	

Current status of persons vaccinated for COVID-19 in Florida	
Total people vaccinated	792,072
First dose	273,234
Series completed	518,838
Completed 1-dose series	42,715
Completed 2-dose series	476,123
First dose: current number of people who have only received their first dose of the Moderna or Pfizer vaccine.	
Series complete: current number of people who have received both Moderna or Pfizer vaccine doses or one Johnson & Johnson dose and are considered fully immunized.	

Demographic summary	First dose	Series complete	Total people vaccinated
Age group	273,234	518,838	792,072
16-24 years	32,431	15,188	47,619
25-34 years	37,782	29,852	67,634
35-44 years	48,682	49,176	97,858
45-54 years	52,236	82,864	135,100
55-64 years	48,367	123,388	171,755
65-74 years	30,532	128,532	159,064
75-84 years	15,863	65,706	81,569
85+ years	7,341	24,132	31,473
Race	273,234	518,838	792,072
White	152,978	326,678	479,656
Black	35,285	62,348	97,633
American Indian/Alaskan	999	2,156	3,155
Other	35,531	58,528	94,059
Unknown	48,441	69,128	117,569
Other race includes Asian, native Hawaiian/Pacific Islander, or other.			
Ethnicity	273,234	518,838	792,072
Hispanic	76,960	108,646	185,606
Non-Hispanic	109,878	262,727	372,605
Unknown	86,396	147,465	233,861
Gender	273,234	518,838	792,072
Female	142,265	286,162	428,427
Male	130,106	231,839	361,945
Unknown	863	837	1,700



# COVID-19: Calhoun County vaccine summary

Vaccination data through Apr 25, 2021 as of Apr 26, 2021 at 12:05 AM

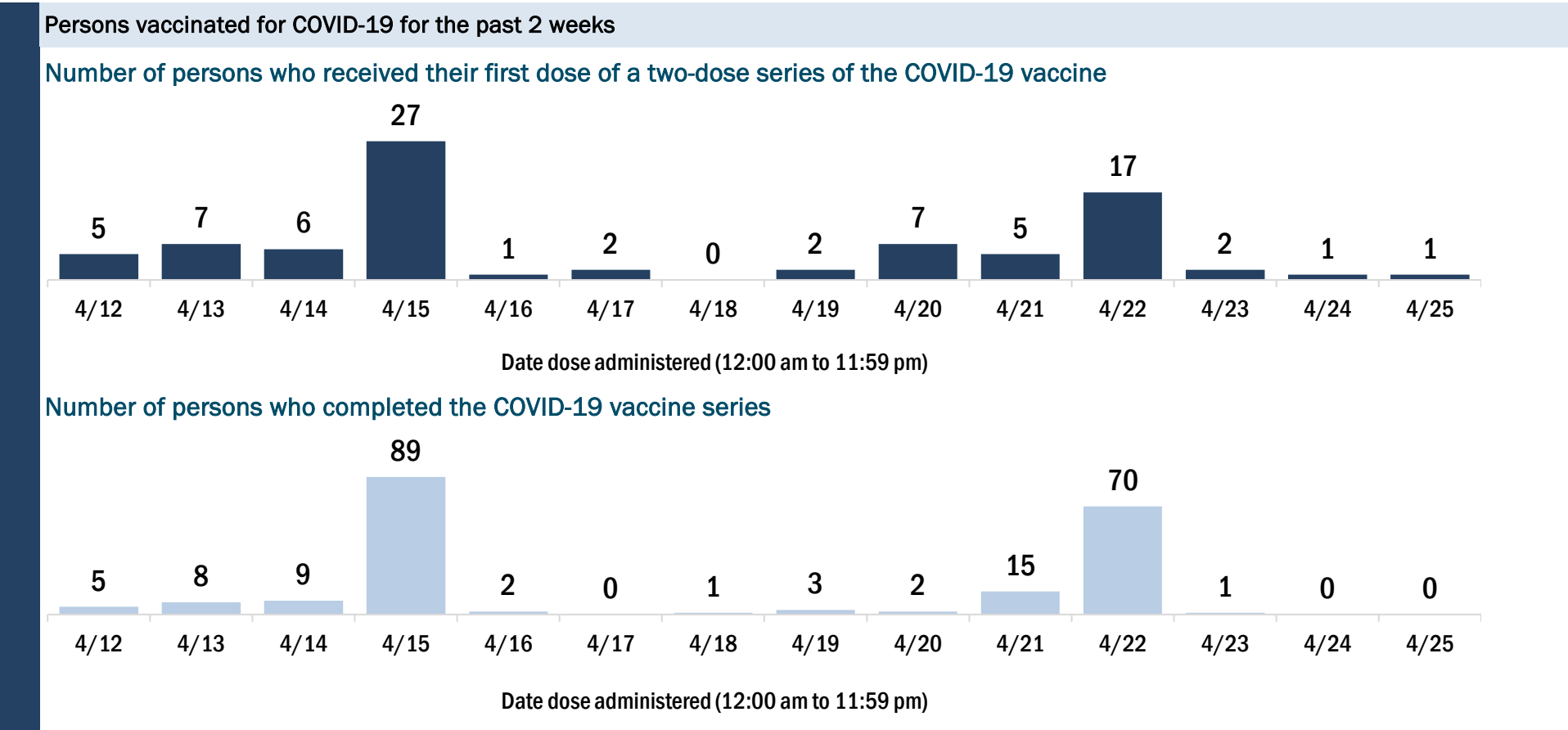
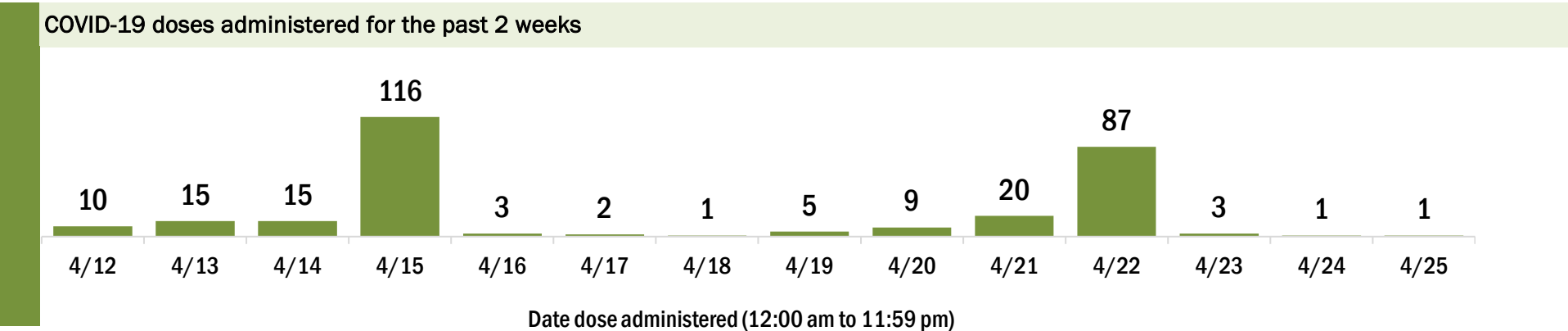
Data in this report are provisional and subject to change.

Data in this summary pertain to COVID-19 vaccines approved by the U.S. Food and Drug Administration and have been issued an Emergency Use Authorization (Janssen COVID-19 Vaccine, Moderna COVID-19 Vaccine and Pfizer-BioNTech COVID-19 Vaccine). These data summarize the number of people who have received either their first dose or have completed the series for a COVID-19 vaccine. **A person can only be counted in one category, first dose or series complete.** For persons receiving Moderna or Pfizer vaccines, once they receive their second dose, they are moved from the first dose column to the series completed column. **Because of this, the total first dose category may show a change from report to report not matching the total receiving their first dose from the previous day.** Persons receiving Johnson & Johnson vaccines will always be counted in the series completed column.

COVID-19 doses for vaccinated persons in Florida	
Doses administered	4,750
People receiving one dose of a 1-dose series (Johnson & Johnson) or receiving only one dose of a 2-dose series (Moderna, Pfizer) count once. Persons receiving both doses of a 2-dose series count twice.	

Current status of persons vaccinated for COVID-19 in Florida	
Total people vaccinated	2,689
First dose	461
Series completed	2,228
Completed 1-dose series	167
Completed 2-dose series	2,061
<b>First dose:</b> current number of people who have only received their first dose of the Moderna or Pfizer vaccine.	
<b>Series complete:</b> current number of people who have received both Moderna or Pfizer vaccine doses or one Johnson & Johnson dose and are considered fully immunized.	

Demographic summary	First dose	Series complete	Total people vaccinated
Age group	461	2,228	2,689
16-24 years	36	24	60
25-34 years	26	59	85
35-44 years	45	107	152
45-54 years	87	196	283
55-64 years	122	411	533
65-74 years	73	791	864
75-84 years	53	462	515
85+ years	19	178	197
Race	461	2,228	2,689
White	301	1,572	1,873
Black	48	144	192
American Indian/Alaskan	4	14	18
Other	46	315	361
Unknown	62	183	245
Other race includes Asian, native Hawaiian/Pacific Islander, or other.			
Ethnicity	461	2,228	2,689
Hispanic	15	41	56
Non-Hispanic	222	1,254	1,476
Unknown	224	933	1,157
Gender	461	2,228	2,689
Female	242	1,245	1,487
Male	219	982	1,201
Unknown	0	1	1





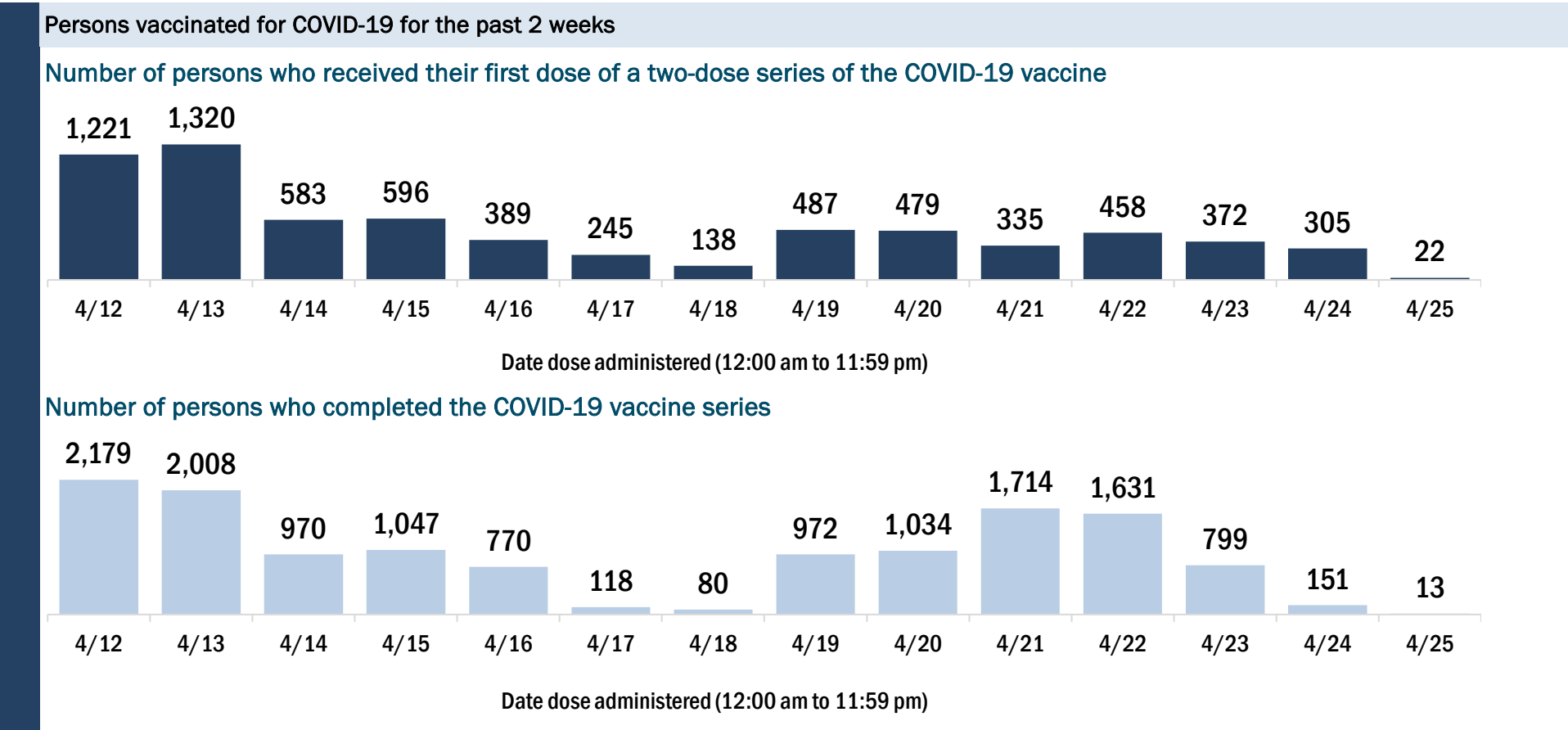
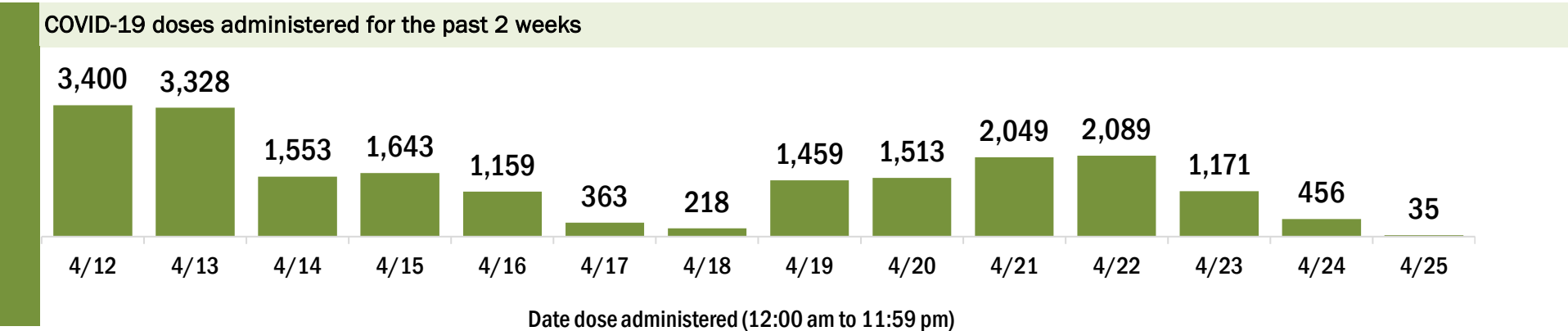
# COVID-19: Charlotte County vaccine summary

Vaccination data through Apr 25, 2021 as of Apr 26, 2021 at 12:05 AM

Data in this report are provisional and subject to change.

Data in this summary pertain to COVID-19 vaccines approved by the U.S. Food and Drug Administration and have been issued an Emergency Use Authorization (Janssen COVID-19 Vaccine, Moderna COVID-19 Vaccine and Pfizer-BioNTech COVID-19 Vaccine). These data summarize the number of people who have received either their first dose or have completed the series for a COVID-19 vaccine. **A person can only be counted in one category, first dose or series complete.** For persons receiving Moderna or Pfizer vaccines, once they receive their second dose, they are moved from the first dose column to the series completed column. **Because of this, the total first dose category may show a change from report to report not matching the total receiving their first dose from the previous day.** Persons receiving Johnson & Johnson vaccines will always be counted in the series completed column.

COVID-19 doses for vaccinated persons in Florida		Demographic summary			
Doses administered	165,488	First dose	Series complete	Total people vaccinated	
People receiving one dose of a 1-dose series (Johnson & Johnson) or receiving only one dose of a 2-dose series (Moderna, Pfizer) count once. Persons receiving both doses of a 2-dose series count twice.		Age group	31,420	69,708	101,128
		16-24 years	1,364	383	1,747
		25-34 years	1,594	842	2,436
		35-44 years	2,217	1,311	3,528
		45-54 years	3,738	3,230	6,968
		55-64 years	7,997	11,673	19,670
		65-74 years	7,905	29,382	37,287
		75-84 years	4,948	17,791	22,739
		85+ years	1,657	5,096	6,753
		Race	31,420	69,708	101,128
		White	23,674	53,185	76,859
		Black	1,007	1,134	2,141
		American Indian/Alaskan	161	288	449
		Other	2,191	4,430	6,621
		Unknown	4,387	10,671	15,058
		Other race includes Asian, native Hawaiian/Pacific Islander, or other.			
		Ethnicity	31,420	69,708	101,128
		Hispanic	1,453	1,453	2,906
		Non-Hispanic	18,522	41,471	59,993
		Unknown	11,445	26,784	38,229
		Gender	31,420	69,708	101,128
		Female	16,468	38,976	55,444
		Male	14,924	30,705	45,629
		Unknown	28	27	55



# COVID-19: Citrus County vaccine summary

Vaccination data through Apr 25, 2021 as of Apr 26, 2021 at 12:05 AM

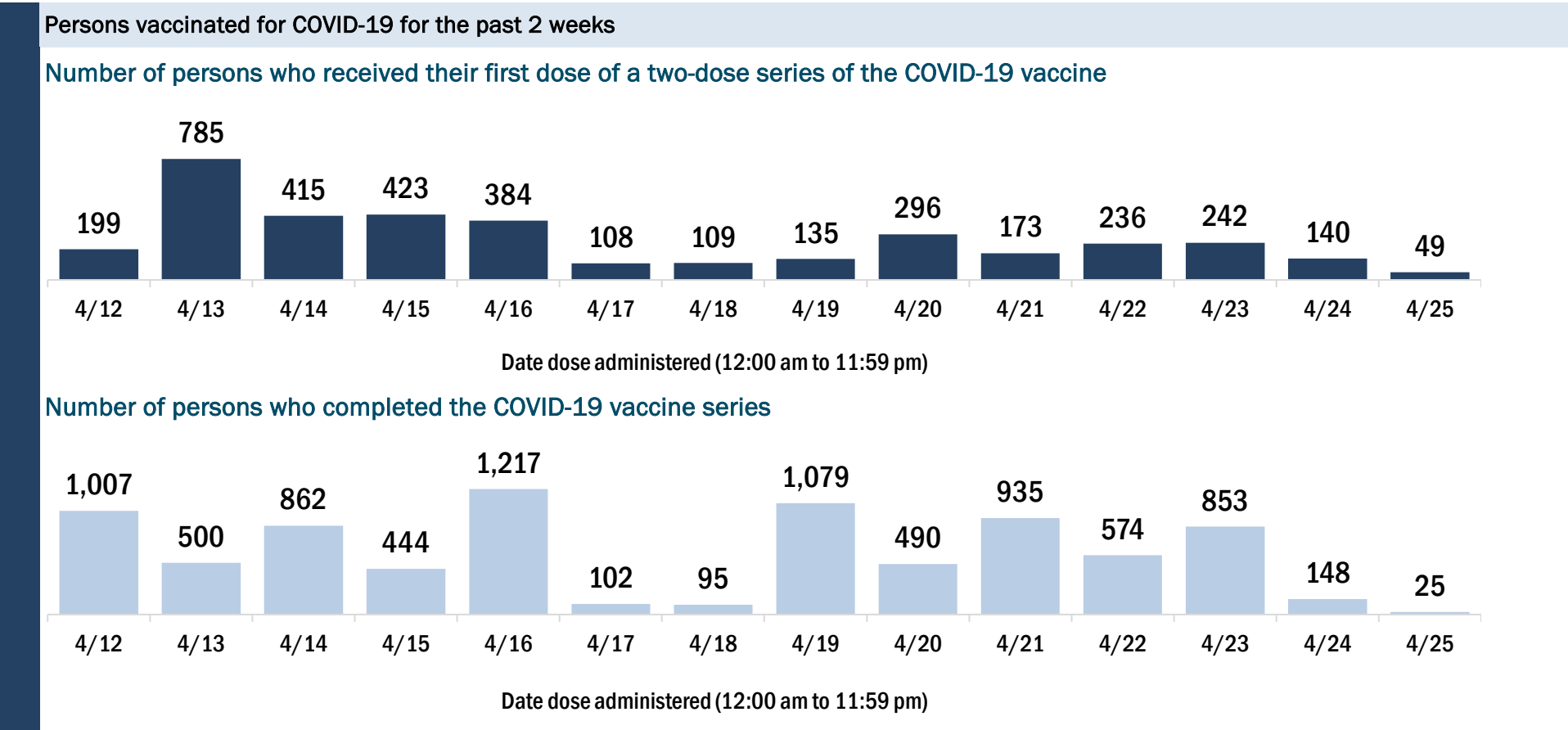
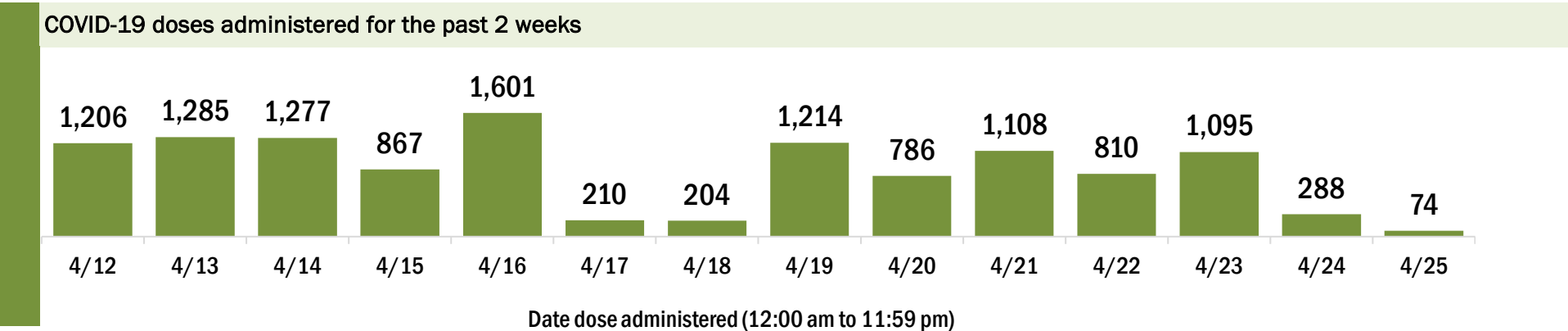
Data in this report are provisional and subject to change.

Data in this summary pertain to COVID-19 vaccines approved by the U.S. Food and Drug Administration and have been issued an Emergency Use Authorization (Janssen COVID-19 Vaccine, Moderna COVID-19 Vaccine and Pfizer-BioNTech COVID-19 Vaccine). These data summarize the number of people who have received either their first dose or have completed the series for a COVID-19 vaccine. **A person can only be counted in one category, first dose or series complete.** For persons receiving Moderna or Pfizer vaccines, once they receive their second dose, they are moved from the first dose column to the series completed column. **Because of this, the total first dose category may show a change from report to report not matching the total receiving their first dose from the previous day.** Persons receiving Johnson & Johnson vaccines will always be counted in the series completed column.

COVID-19 doses for vaccinated persons in Florida	
Doses administered	100,699
People receiving one dose of a 1-dose series (Johnson & Johnson) or receiving only one dose of a 2-dose series (Moderna, Pfizer) count once. Persons receiving both doses of a 2-dose series count twice.	

Current status of persons vaccinated for COVID-19 in Florida	
Total people vaccinated	58,756
First dose	15,357
Series completed	43,399
Completed 1-dose series	1,456
Completed 2-dose series	41,943
First dose: current number of people who have only received their first dose of the Moderna or Pfizer vaccine.	
Series complete: current number of people who have received both Moderna or Pfizer vaccine doses or one Johnson & Johnson dose and are considered fully immunized.	

Demographic summary	First dose	Series complete	Total people vaccinated
Age group	15,357	43,399	58,756
16-24 years	837	337	1,174
25-34 years	937	666	1,603
35-44 years	1,253	966	2,219
45-54 years	2,184	2,085	4,269
55-64 years	4,072	6,553	10,625
65-74 years	3,342	17,528	20,870
75-84 years	2,030	11,849	13,879
85+ years	702	3,415	4,117
Race	15,357	43,399	58,756
White	12,002	32,481	44,483
Black	326	599	925
American Indian/Alaskan	99	228	327
Other	954	2,935	3,889
Unknown	1,976	7,156	9,132
Other race includes Asian, native Hawaiian/Pacific Islander, or other.			
Ethnicity	15,357	43,399	58,756
Hispanic	864	1,133	1,997
Non-Hispanic	10,078	25,272	35,350
Unknown	4,415	16,994	21,409
Gender	15,357	43,399	58,756
Female	8,448	24,807	33,255
Male	6,885	18,580	25,465
Unknown	24	12	36



# COVID-19: Clay County vaccine summary

Vaccination data through Apr 25, 2021 as of Apr 26, 2021 at 12:05 AM

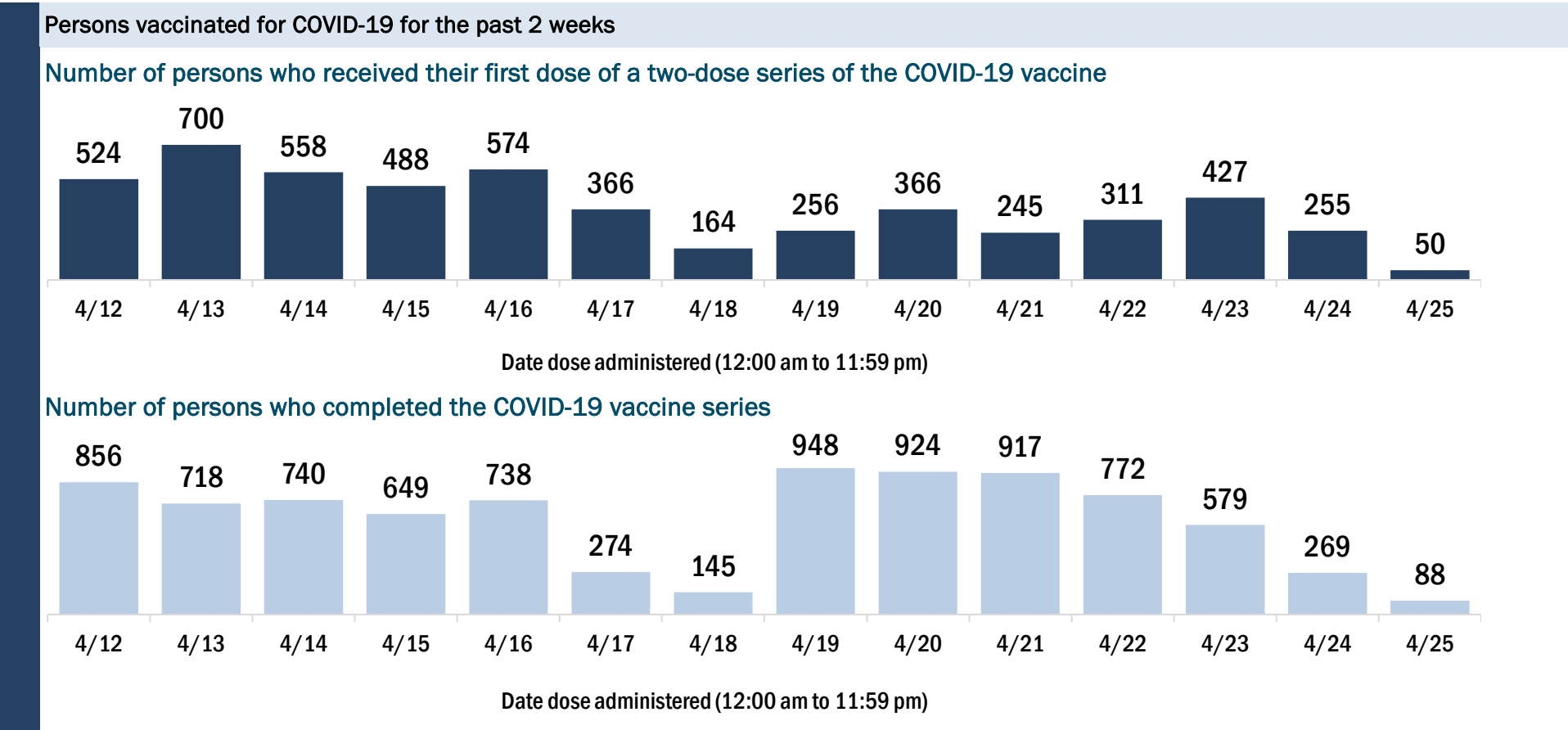
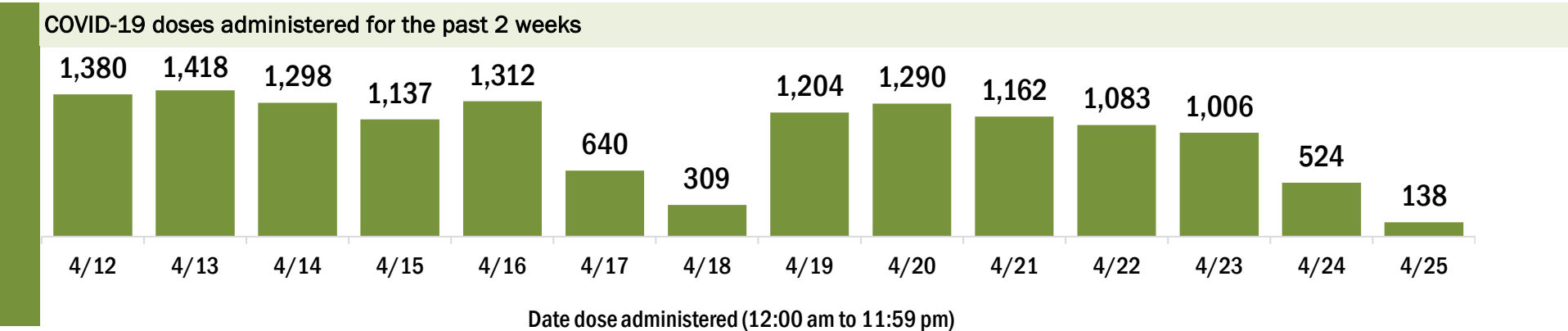
Data in this report are provisional and subject to change.

Data in this summary pertain to COVID-19 vaccines approved by the U.S. Food and Drug Administration and have been issued an Emergency Use Authorization (Janssen COVID-19 Vaccine, Moderna COVID-19 Vaccine and Pfizer-BioNTech COVID-19 Vaccine). These data summarize the number of people who have received either their first dose or have completed the series for a COVID-19 vaccine. **A person can only be counted in one category, first dose or series complete.** For persons receiving Moderna or Pfizer vaccines, once they receive their second dose, they are moved from the first dose column to the series completed column. **Because of this, the total first dose category may show a change from report to report not matching the total receiving their first dose from the previous day.** Persons receiving Johnson & Johnson vaccines will always be counted in the series completed column.

COVID-19 doses for vaccinated persons in Florida	
Doses administered	103,556
People receiving one dose of a 1-dose series (Johnson & Johnson) or receiving only one dose of a 2-dose series (Moderna, Pfizer) count once. Persons receiving both doses of a 2-dose series count twice.	

Current status of persons vaccinated for COVID-19 in Florida	
Total people vaccinated	61,478
First dose	16,383
Series completed	45,095
Completed 1-dose series	3,017
Completed 2-dose series	42,078
First dose: current number of people who have only received their first dose of the Moderna or Pfizer vaccine.	
Series complete: current number of people who have received both Moderna or Pfizer vaccine doses or one Johnson & Johnson dose and are considered fully immunized.	

Demographic summary	First dose	Series complete	Total people vaccinated
Age group	16,383	45,095	61,478
16-24 years	2,403	1,064	3,467
25-34 years	2,133	1,894	4,027
35-44 years	2,727	3,570	6,297
45-54 years	3,024	6,053	9,077
55-64 years	3,322	10,044	13,366
65-74 years	1,512	13,640	15,152
75-84 years	895	6,796	7,691
85+ years	367	2,034	2,401
Race	16,383	45,095	61,478
White	9,841	32,383	42,224
Black	1,487	3,032	4,519
American Indian/Alaskan	65	216	281
Other	2,179	4,255	6,434
Unknown	2,811	5,209	8,020
Other race includes Asian, native Hawaiian/Pacific Islander, or other.			
Ethnicity	16,383	45,095	61,478
Hispanic	1,538	2,060	3,598
Non-Hispanic	9,589	33,026	42,615
Unknown	5,256	10,009	15,265
Gender	16,383	45,095	61,478
Female	8,881	26,124	35,005
Male	7,335	18,966	26,301
Unknown	167	5	172



# COVID-19: Collier County vaccine summary

Vaccination data through Apr 25, 2021 as of Apr 26, 2021 at 12:05 AM

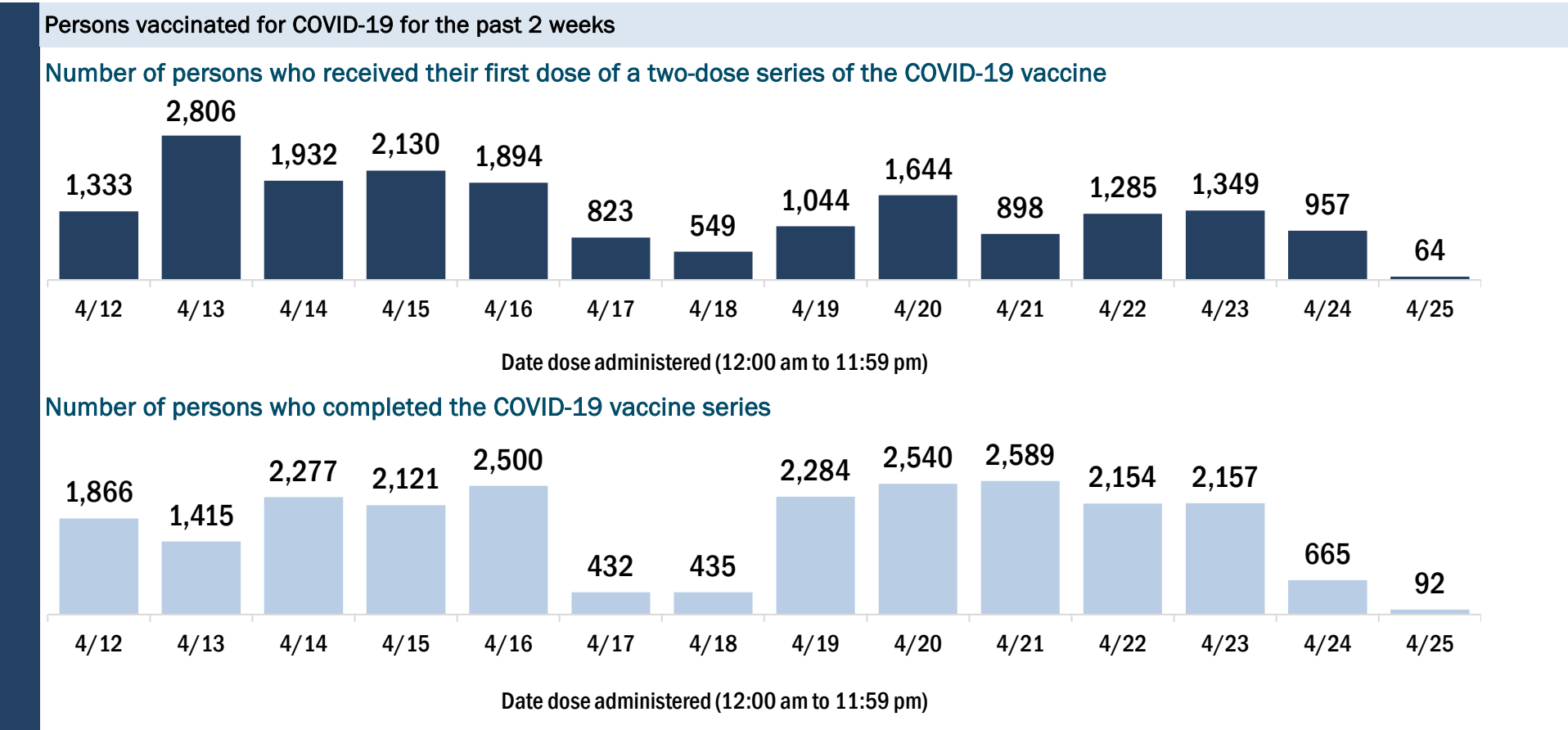
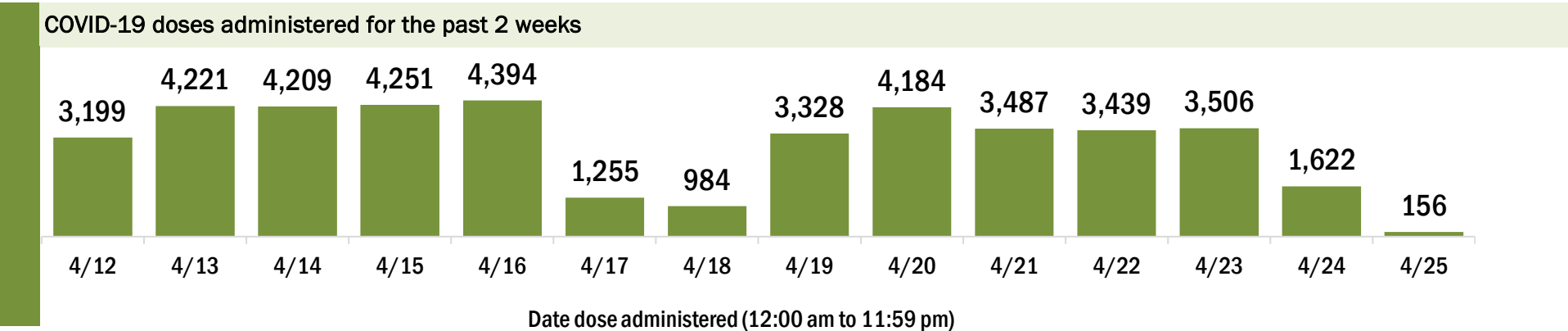
Data in this report are provisional and subject to change.

Data in this summary pertain to COVID-19 vaccines approved by the U.S. Food and Drug Administration and have been issued an Emergency Use Authorization (Janssen COVID-19 Vaccine, Moderna COVID-19 Vaccine and Pfizer-BioNTech COVID-19 Vaccine). These data summarize the number of people who have received either their first dose or have completed the series for a COVID-19 vaccine. **A person can only be counted in one category, first dose or series complete.** For persons receiving Moderna or Pfizer vaccines, once they receive their second dose, they are moved from the first dose column to the series completed column. **Because of this, the total first dose category may show a change from report to report not matching the total receiving their first dose from the previous day.** Persons receiving Johnson & Johnson vaccines will always be counted in the series completed column.

COVID-19 doses for vaccinated persons in Florida	
Doses administered	302,386
People receiving one dose of a 1-dose series (Johnson & Johnson) or receiving only one dose of a 2-dose series (Moderna, Pfizer) count once. Persons receiving both doses of a 2-dose series count twice.	

Current status of persons vaccinated for COVID-19 in Florida	
Total people vaccinated	184,314
First dose	54,505
Series completed	129,809
Completed 1-dose series	11,737
Completed 2-dose series	118,072
<b>First dose:</b> current number of people who have only received their first dose of the Moderna or Pfizer vaccine.	
<b>Series complete:</b> current number of people who have received both Moderna or Pfizer vaccine doses or one Johnson & Johnson dose and are considered fully immunized.	

Demographic summary	First dose	Series complete	Total people vaccinated
Age group	54,505	129,809	184,314
16-24 years	4,127	1,467	5,594
25-34 years	4,770	3,140	7,910
35-44 years	6,552	4,387	10,939
45-54 years	9,009	8,121	17,130
55-64 years	12,256	21,173	33,429
65-74 years	9,386	48,258	57,644
75-84 years	6,187	33,504	39,691
85+ years	2,218	9,759	11,977
Race	54,505	129,809	184,314
White	36,827	84,978	121,805
Black	1,316	1,501	2,817
American Indian/Alaskan	221	380	601
Other	5,374	9,886	15,260
Unknown	10,767	33,064	43,831
Other race includes Asian, native Hawaiian/Pacific Islander, or other.			
Ethnicity	54,505	129,809	184,314
Hispanic	9,925	7,160	17,085
Non-Hispanic	23,817	59,403	83,220
Unknown	20,763	63,246	84,009
Gender	54,505	129,809	184,314
Female	28,590	71,566	100,156
Male	25,650	57,974	83,624
Unknown	265	269	534





# COVID-19: Columbia County vaccine summary

Vaccination data through Apr 25, 2021 as of Apr 26, 2021 at 12:05 AM

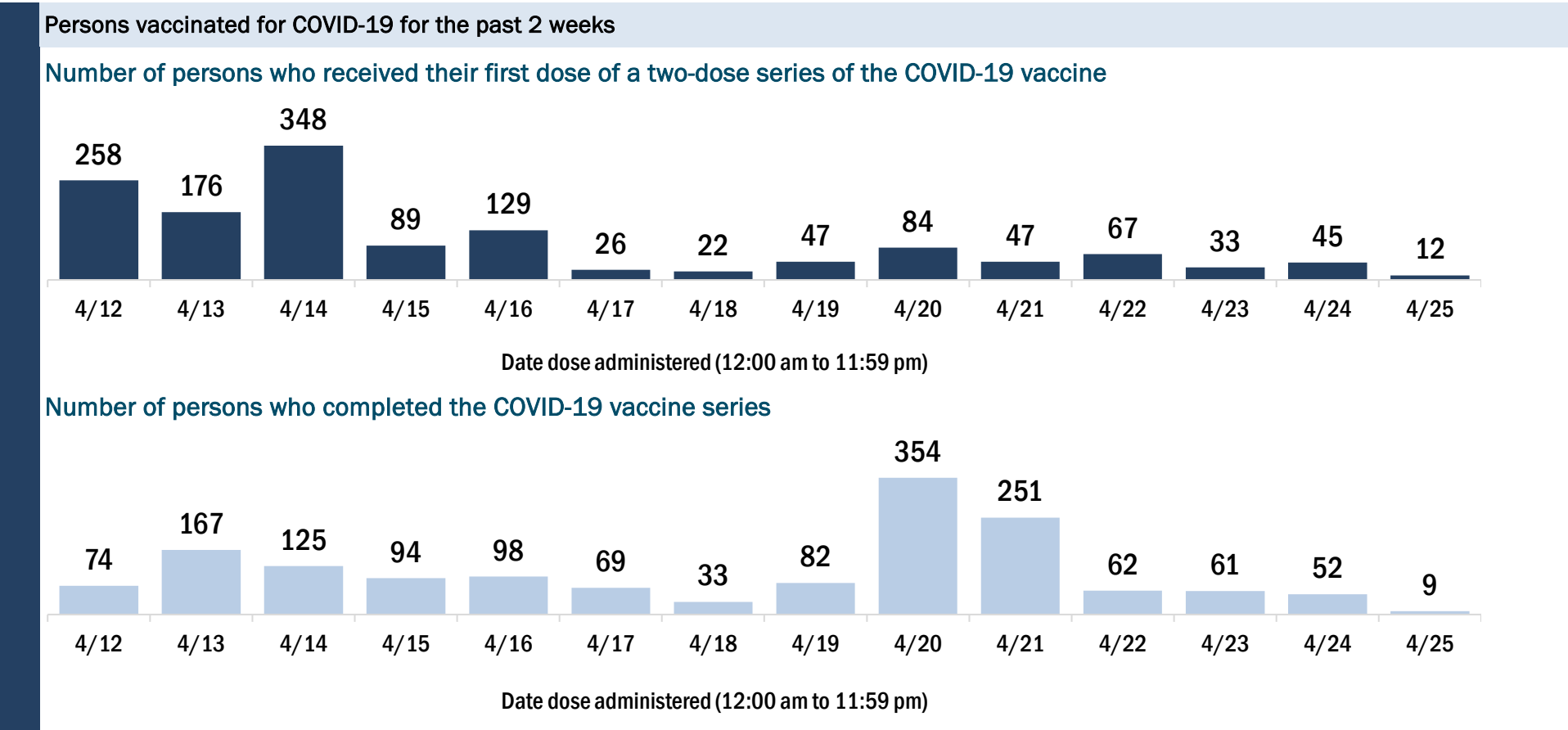
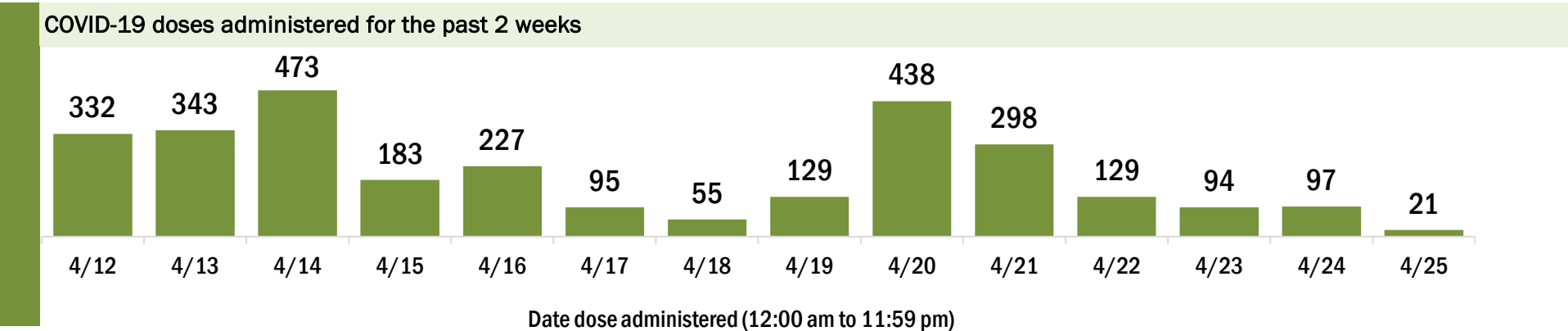
Data in this report are provisional and subject to change.

Data in this summary pertain to COVID-19 vaccines approved by the U.S. Food and Drug Administration and have been issued an Emergency Use Authorization (Janssen COVID-19 Vaccine, Moderna COVID-19 Vaccine and Pfizer-BioNTech COVID-19 Vaccine). These data summarize the number of people who have received either their first dose or have completed the series for a COVID-19 vaccine. **A person can only be counted in one category, first dose or series complete.** For persons receiving Moderna or Pfizer vaccines, once they receive their second dose, they are moved from the first dose column to the series completed column. **Because of this, the total first dose category may show a change from report to report not matching the total receiving their first dose from the previous day.** Persons receiving Johnson & Johnson vaccines will always be counted in the series completed column.

COVID-19 doses for vaccinated persons in Florida	
Doses administered	25,493
People receiving one dose of a 1-dose series (Johnson & Johnson) or receiving only one dose of a 2-dose series (Moderna, Pfizer) count once. Persons receiving both doses of a 2-dose series count twice.	

Current status of persons vaccinated for COVID-19 in Florida	
Total people vaccinated	15,310
First dose	3,530
Series completed	11,780
Completed 1-dose series	1,597
Completed 2-dose series	10,183
First dose: current number of people who have only received their first dose of the Moderna or Pfizer vaccine.	
Series complete: current number of people who have received both Moderna or Pfizer vaccine doses or one Johnson & Johnson dose and are considered fully immunized.	

Demographic summary	First dose	Series complete	Total people vaccinated
Age group	3,530	11,780	15,310
16-24 years	445	178	623
25-34 years	379	403	782
35-44 years	440	653	1,093
45-54 years	587	1,208	1,795
55-64 years	906	2,324	3,230
65-74 years	446	4,031	4,477
75-84 years	239	2,315	2,554
85+ years	88	668	756
Race	3,530	11,780	15,310
White	2,221	8,419	10,640
Black	534	1,261	1,795
American Indian/Alaskan	22	58	80
Other	353	794	1,147
Unknown	400	1,248	1,648
Other race includes Asian, native Hawaiian/Pacific Islander, or other.			
Ethnicity	3,530	11,780	15,310
Hispanic	209	359	568
Non-Hispanic	2,090	8,391	10,481
Unknown	1,231	3,030	4,261
Gender	3,530	11,780	15,310
Female	1,662	6,901	8,563
Male	1,857	4,879	6,736
Unknown	11	0	11



# COVID-19: Dade County vaccine summary

Vaccination data through Apr 25, 2021 as of Apr 26, 2021 at 12:05 AM

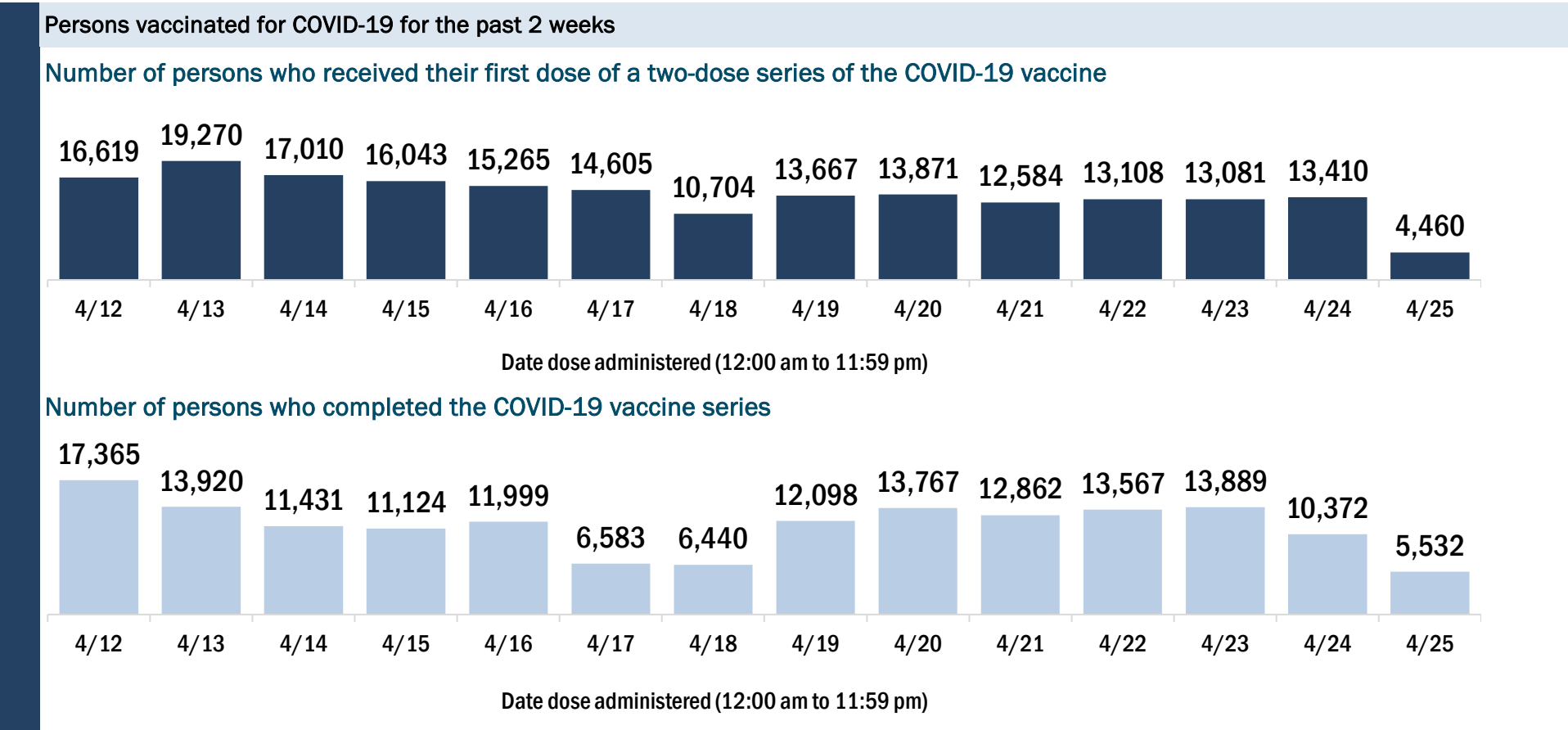
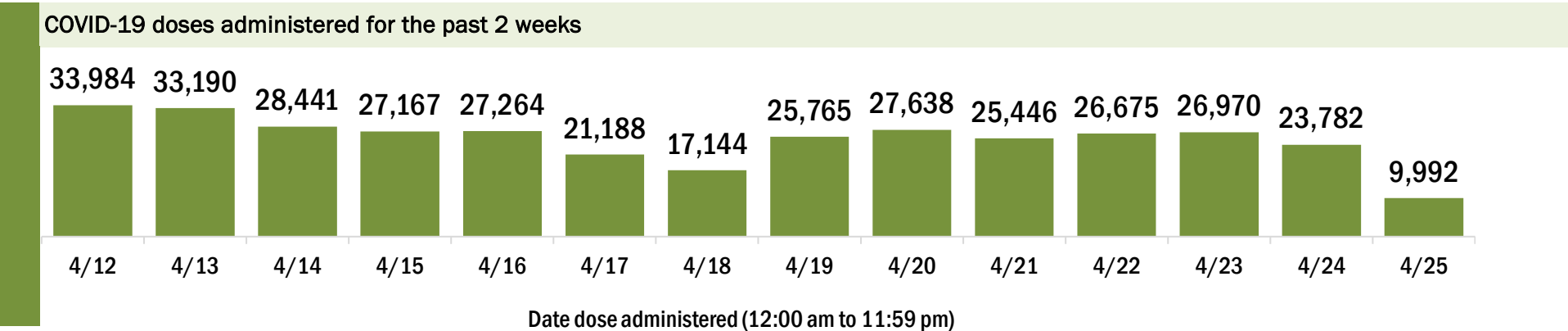
Data in this report are provisional and subject to change.

Data in this summary pertain to COVID-19 vaccines approved by the U.S. Food and Drug Administration and have been issued an Emergency Use Authorization (Janssen COVID-19 Vaccine, Moderna COVID-19 Vaccine and Pfizer-BioNTech COVID-19 Vaccine). These data summarize the number of people who have received either their first dose or have completed the series for a COVID-19 vaccine. **A person can only be counted in one category, first dose or series complete.** For persons receiving Moderna or Pfizer vaccines, once they receive their second dose, they are moved from the first dose column to the series completed column. **Because of this, the total first dose category may show a change from report to report not matching the total receiving their first dose from the previous day.** Persons receiving Johnson & Johnson vaccines will always be counted in the series completed column.

COVID-19 doses for vaccinated persons in Florida	
Doses administered	1,850,525
People receiving one dose of a 1-dose series (Johnson & Johnson) or receiving only one dose of a 2-dose series (Moderna, Pfizer) count once. Persons receiving both doses of a 2-dose series count twice.	

Current status of persons vaccinated for COVID-19 in Florida	
Total people vaccinated	1,178,171
First dose	408,879
Series completed	769,292
Completed 1-dose series	96,938
Completed 2-dose series	672,354
First dose: current number of people who have only received their first dose of the Moderna or Pfizer vaccine.	
Series complete: current number of people who have received both Moderna or Pfizer vaccine doses or one Johnson & Johnson dose and are considered fully immunized.	

Demographic summary	First dose	Series complete	Total people vaccinated
Age group	408,879	769,292	1,178,171
16-24 years	47,457	26,852	74,309
25-34 years	60,928	56,255	117,183
35-44 years	71,540	84,348	155,888
45-54 years	79,132	130,821	209,953
55-64 years	70,146	168,031	238,177
65-74 years	45,206	165,540	210,746
75-84 years	24,036	99,414	123,450
85+ years	10,434	38,031	48,465
Race	408,879	769,292	1,178,171
White	287,133	539,975	827,108
Black	23,649	52,720	76,369
American Indian/Alaskan	1,144	1,662	2,806
Other	44,500	83,707	128,207
Unknown	52,453	91,228	143,681
Other race includes Asian, native Hawaiian/Pacific Islander, or other.			
Ethnicity	408,879	769,292	1,178,171
Hispanic	219,325	376,960	596,285
Non-Hispanic	66,857	170,459	237,316
Unknown	122,697	221,873	344,570
Gender	408,879	769,292	1,178,171
Female	212,939	425,411	638,350
Male	194,016	342,675	536,691
Unknown	1,924	1,206	3,130



# COVID-19: Desoto County vaccine summary

Vaccination data through Apr 25, 2021 as of Apr 26, 2021 at 12:05 AM

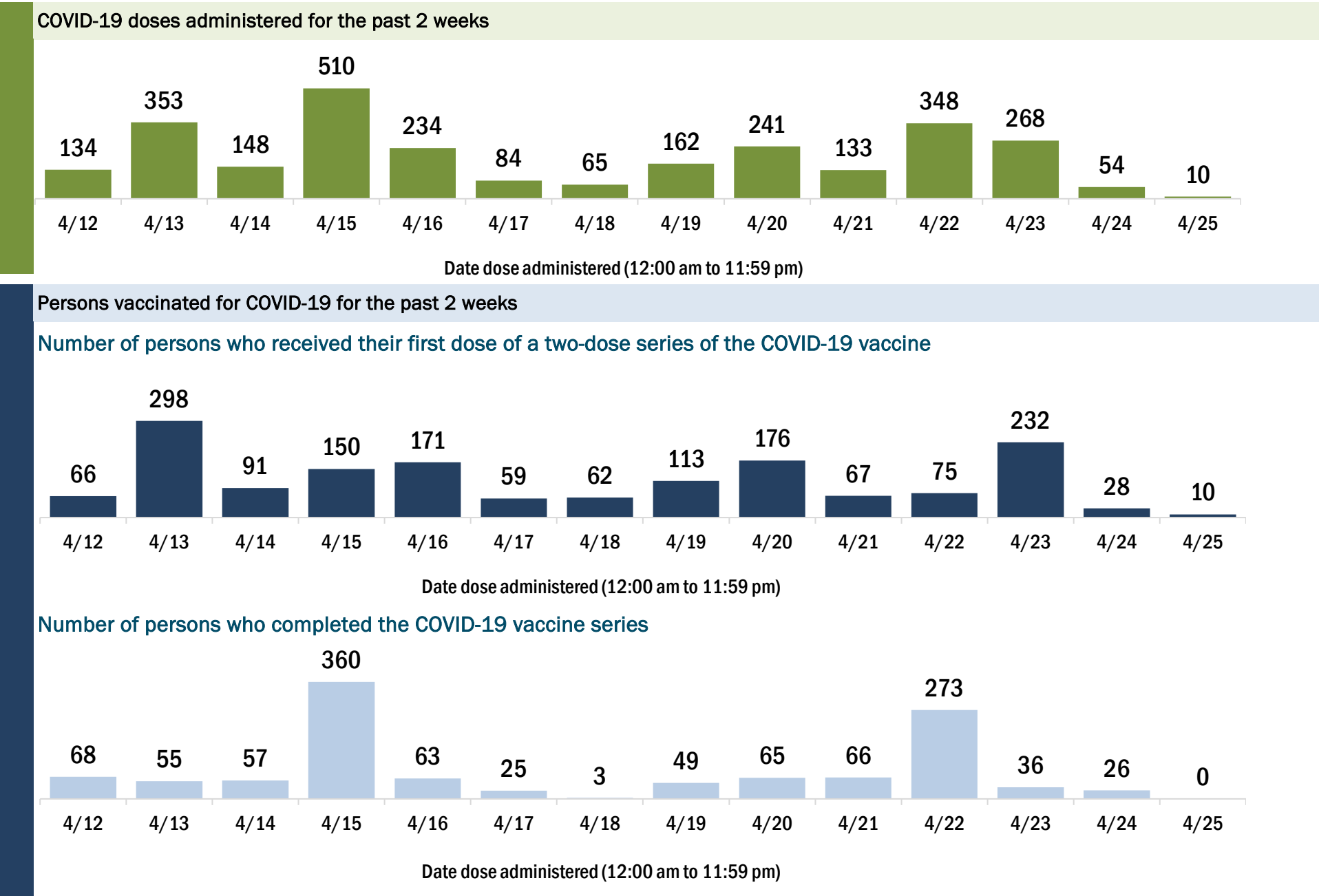
Data in this report are provisional and subject to change.

Data in this summary pertain to COVID-19 vaccines approved by the U.S. Food and Drug Administration and have been issued an Emergency Use Authorization (Janssen COVID-19 Vaccine, Moderna COVID-19 Vaccine and Pfizer-BioNTech COVID-19 Vaccine). These data summarize the number of people who have received either their first dose or have completed the series for a COVID-19 vaccine. **A person can only be counted in one category, first dose or series complete.** For persons receiving Moderna or Pfizer vaccines, once they receive their second dose, they are moved from the first dose column to the series completed column. **Because of this, the total first dose category may show a change from report to report not matching the total receiving their first dose from the previous day.** Persons receiving Johnson & Johnson vaccines will always be counted in the series completed column.

COVID-19 doses for vaccinated persons in Florida	
Doses administered	16,917
People receiving one dose of a 1-dose series (Johnson & Johnson) or receiving only one dose of a 2-dose series (Moderna, Pfizer) count once. Persons receiving both doses of a 2-dose series count twice.	

Current status of persons vaccinated for COVID-19 in Florida	
Total people vaccinated	10,878
First dose	4,333
Series completed	6,545
Completed 1-dose series	506
Completed 2-dose series	6,039
First dose: current number of people who have only received their first dose of the Moderna or Pfizer vaccine.	
Series complete: current number of people who have received both Moderna or Pfizer vaccine doses or one Johnson & Johnson dose and are considered fully immunized.	

Demographic summary	First dose	Series complete	Total people vaccinated
Age group	4,333	6,545	10,878
16-24 years	336	74	410
25-34 years	472	195	667
35-44 years	594	234	828
45-54 years	734	430	1,164
55-64 years	1,038	974	2,012
65-74 years	665	2,547	3,212
75-84 years	388	1,697	2,085
85+ years	106	394	500
Race	4,333	6,545	10,878
White	2,301	4,792	7,093
Black	251	342	593
American Indian/Alaskan	19	28	47
Other	1,014	511	1,525
Unknown	748	872	1,620
Other race includes Asian, native Hawaiian/Pacific Islander, or other.			
Ethnicity	4,333	6,545	10,878
Hispanic	1,331	380	1,711
Non-Hispanic	1,660	3,265	4,925
Unknown	1,342	2,900	4,242
Gender	4,333	6,545	10,878
Female	1,790	3,580	5,370
Male	2,543	2,964	5,507
Unknown	0	1	1



# COVID-19: Dixie County vaccine summary

Vaccination data through Apr 25, 2021 as of Apr 26, 2021 at 12:05 AM

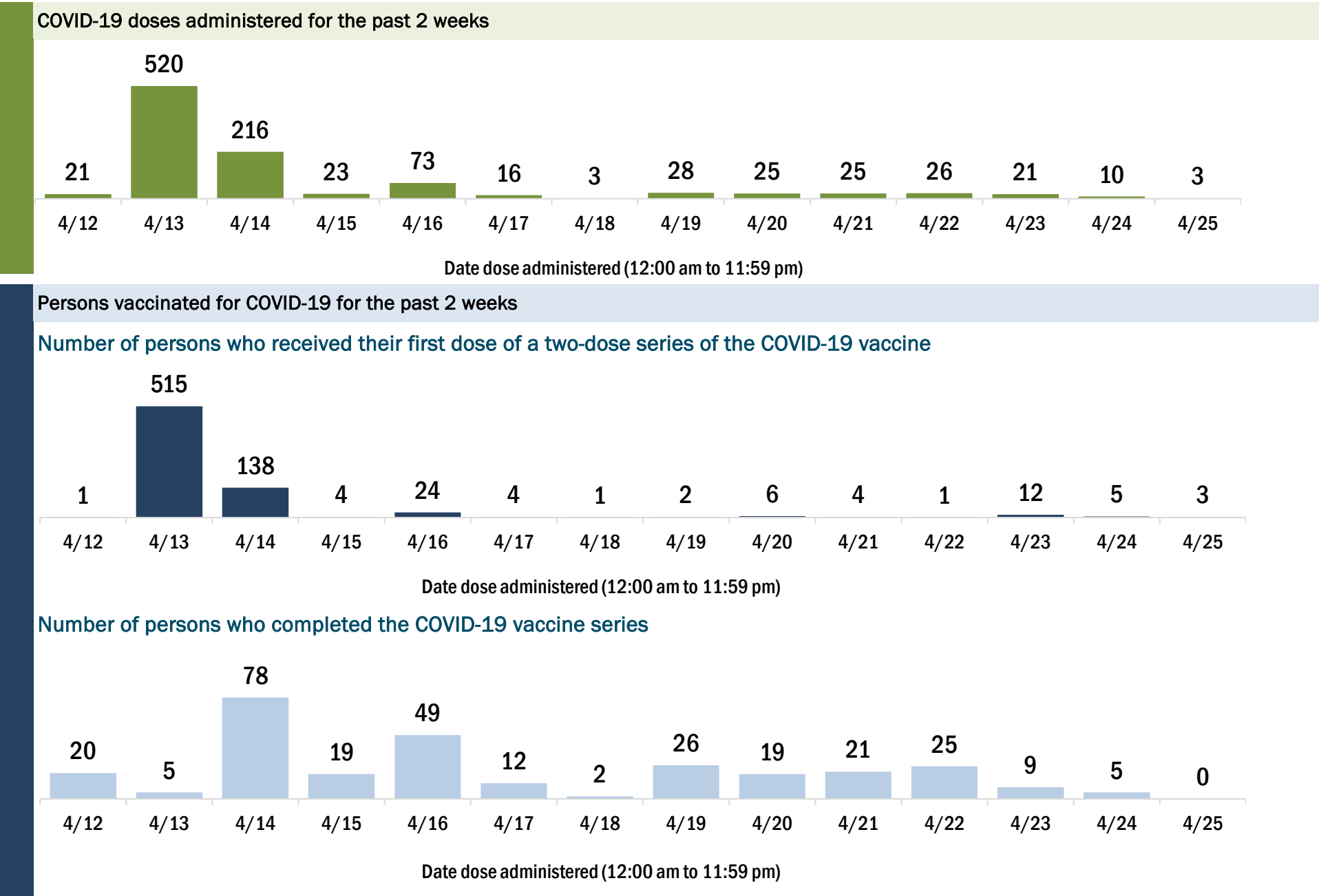
Data in this report are provisional and subject to change.

Data in this summary pertain to COVID-19 vaccines approved by the U.S. Food and Drug Administration and have been issued an Emergency Use Authorization (Janssen COVID-19 Vaccine, Moderna COVID-19 Vaccine and Pfizer-BioNTech COVID-19 Vaccine). These data summarize the number of people who have received either their first dose or have completed the series for a COVID-19 vaccine. **A person can only be counted in one category, first dose or series complete.** For persons receiving Moderna or Pfizer vaccines, once they receive their second dose, they are moved from the first dose column to the series completed column. **Because of this, the total first dose category may show a change from report to report not matching the total receiving their first dose from the previous day.** Persons receiving Johnson & Johnson vaccines will always be counted in the series completed column.

COVID-19 doses for vaccinated persons in Florida	
Doses administered	5,742
People receiving one dose of a 1-dose series (Johnson & Johnson) or receiving only one dose of a 2-dose series (Moderna, Pfizer) count once. Persons receiving both doses of a 2-dose series count twice.	

Current status of persons vaccinated for COVID-19 in Florida	
Total people vaccinated	3,763
First dose	1,456
Series completed	2,307
Completed 1-dose series	328
Completed 2-dose series	1,979
First dose: current number of people who have only received their first dose of the Moderna or Pfizer vaccine.	
Series complete: current number of people who have received both Moderna or Pfizer vaccine doses or one Johnson & Johnson dose and are considered fully immunized.	

Demographic summary	First dose	Series complete	Total people vaccinated
Age group	1,456	2,307	3,763
16-24 years	36	18	54
25-34 years	91	32	123
35-44 years	211	69	280
45-54 years	276	128	404
55-64 years	426	433	859
65-74 years	260	949	1,209
75-84 years	120	540	660
85+ years	36	138	174
Race	1,456	2,307	3,763
White	1,089	2,001	3,090
Black	272	88	360
American Indian/Alaskan	13	13	26
Other	48	70	118
Unknown	34	135	169
Other race includes Asian, native Hawaiian/Pacific Islander, or other.			
Ethnicity	1,456	2,307	3,763
Hispanic	38	44	82
Non-Hispanic	1,198	1,717	2,915
Unknown	220	546	766
Gender	1,456	2,307	3,763
Female	450	1,238	1,688
Male	1,006	1,069	2,075
Unknown	0	0	0





# COVID-19: Duval County vaccine summary

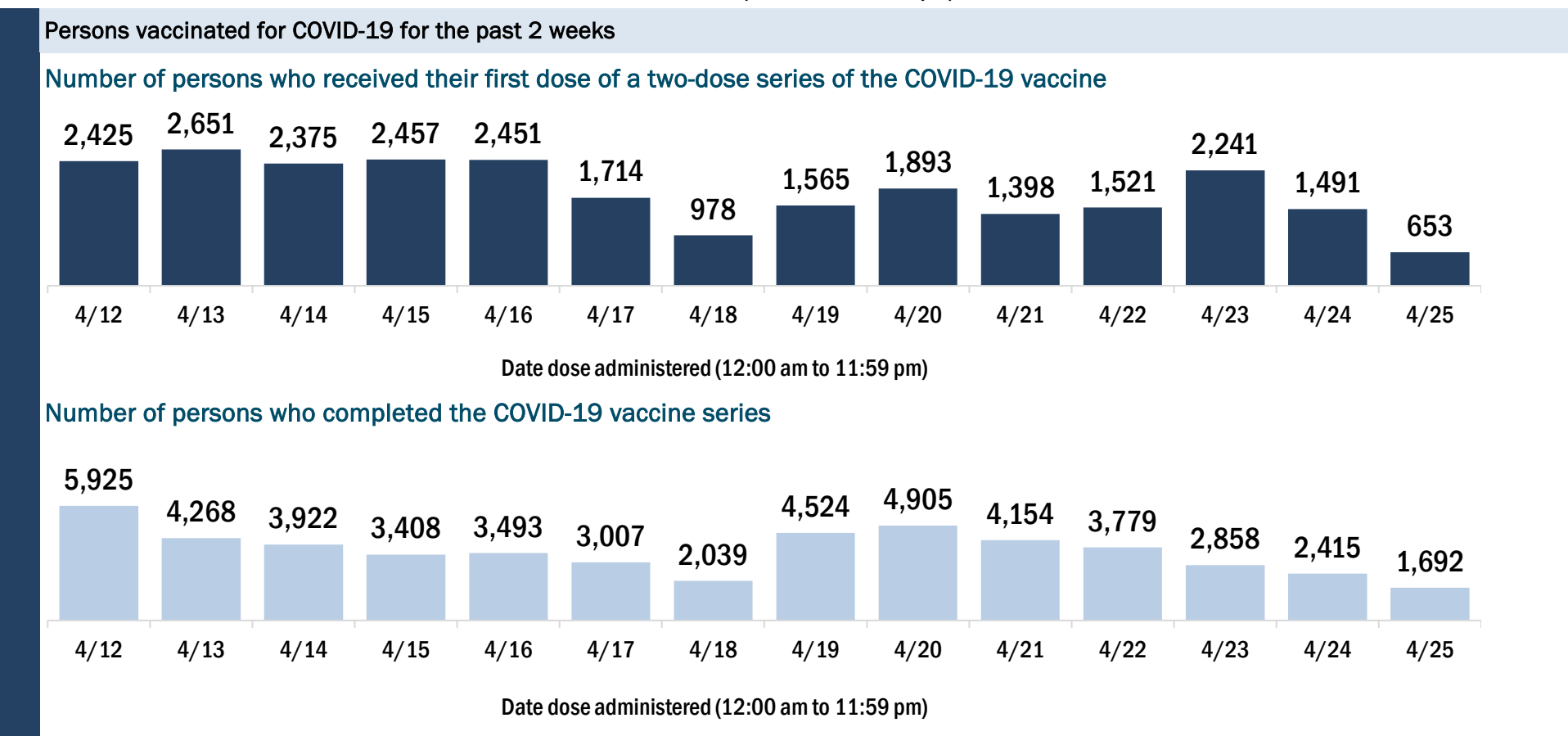
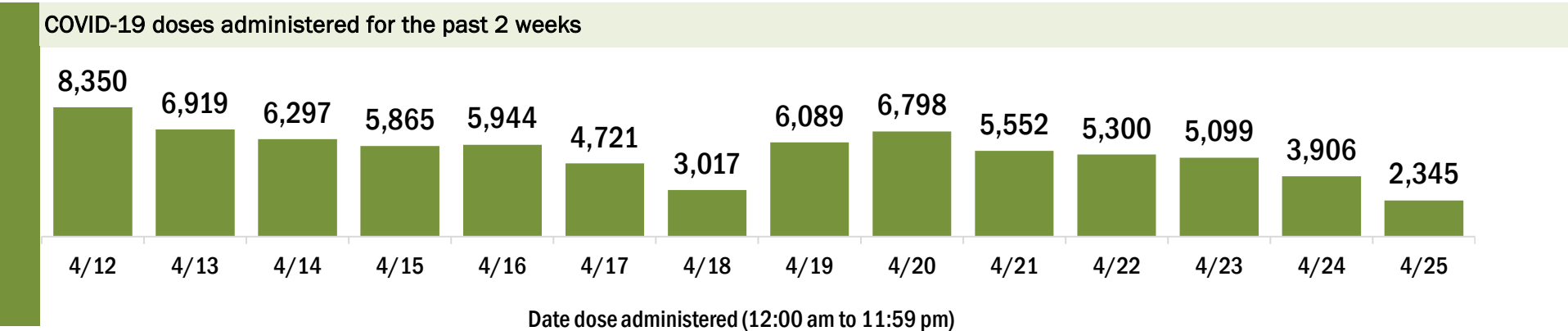
Vaccination data through Apr 25, 2021 as of Apr 26, 2021 at 12:05 AM

Data in this report are provisional and subject to change.

Data in this summary pertain to COVID-19 vaccines approved by the U.S. Food and Drug Administration and have been issued an Emergency Use Authorization (Janssen COVID-19 Vaccine, Moderna COVID-19 Vaccine and Pfizer-BioNTech COVID-19 Vaccine). These data summarize the number of people who have received either their first dose or have completed the series for a COVID-19 vaccine. **A person can only be counted in one category, first dose or series complete.** For persons receiving Moderna or Pfizer vaccines, once they receive their second dose, they are moved from the first dose column to the series completed column. **Because of this, the total first dose category may show a change from report to report not matching the total receiving their first dose from the previous day.** Persons receiving Johnson & Johnson vaccines will always be counted in the series completed column.

COVID-19 doses for vaccinated persons in Florida	
Doses administered	524,662
People receiving one dose of a 1-dose series (Johnson & Johnson) or receiving only one dose of a 2-dose series (Moderna, Pfizer) count once. Persons receiving both doses of a 2-dose series count twice.	
Current status of persons vaccinated for COVID-19 in Florida	
Total people vaccinated	318,178
First dose	88,209
Series completed	229,969
Completed 1-dose series	23,485
Completed 2-dose series	206,484
First dose: current number of people who have only received their first dose of the Moderna or Pfizer vaccine.	
Series complete: current number of people who have received both Moderna or Pfizer vaccine doses or one Johnson & Johnson dose and are considered fully immunized.	

Demographic summary		First dose	Series complete	Total people vaccinated
Age group		88,209	229,969	318,178
16-24 years		11,426	6,508	17,934
25-34 years		15,325	17,662	32,987
35-44 years		14,928	23,637	38,565
45-54 years		13,828	34,498	48,326
55-64 years		14,241	53,758	67,999
65-74 years		11,406	58,434	69,840
75-84 years		4,928	26,392	31,320
85+ years		2,127	9,080	11,207
Race		88,209	229,969	318,178
White		45,546	133,510	179,056
Black		13,445	39,143	52,588
American Indian/Alaskan		296	538	834
Other		14,775	27,984	42,759
Unknown		14,147	28,794	42,941
Other race includes Asian, native Hawaiian/Pacific Islander, or other.				
Ethnicity		88,209	229,969	318,178
Hispanic		8,617	11,231	19,848
Non-Hispanic		56,016	166,276	222,292
Unknown		23,576	52,462	76,038
Gender		88,209	229,969	318,178
Female		45,870	132,338	178,208
Male		39,876	97,502	137,378
Unknown		2,463	129	2,592



# COVID-19: Escambia County vaccine summary

Vaccination data through Apr 25, 2021 as of Apr 26, 2021 at 12:05 AM

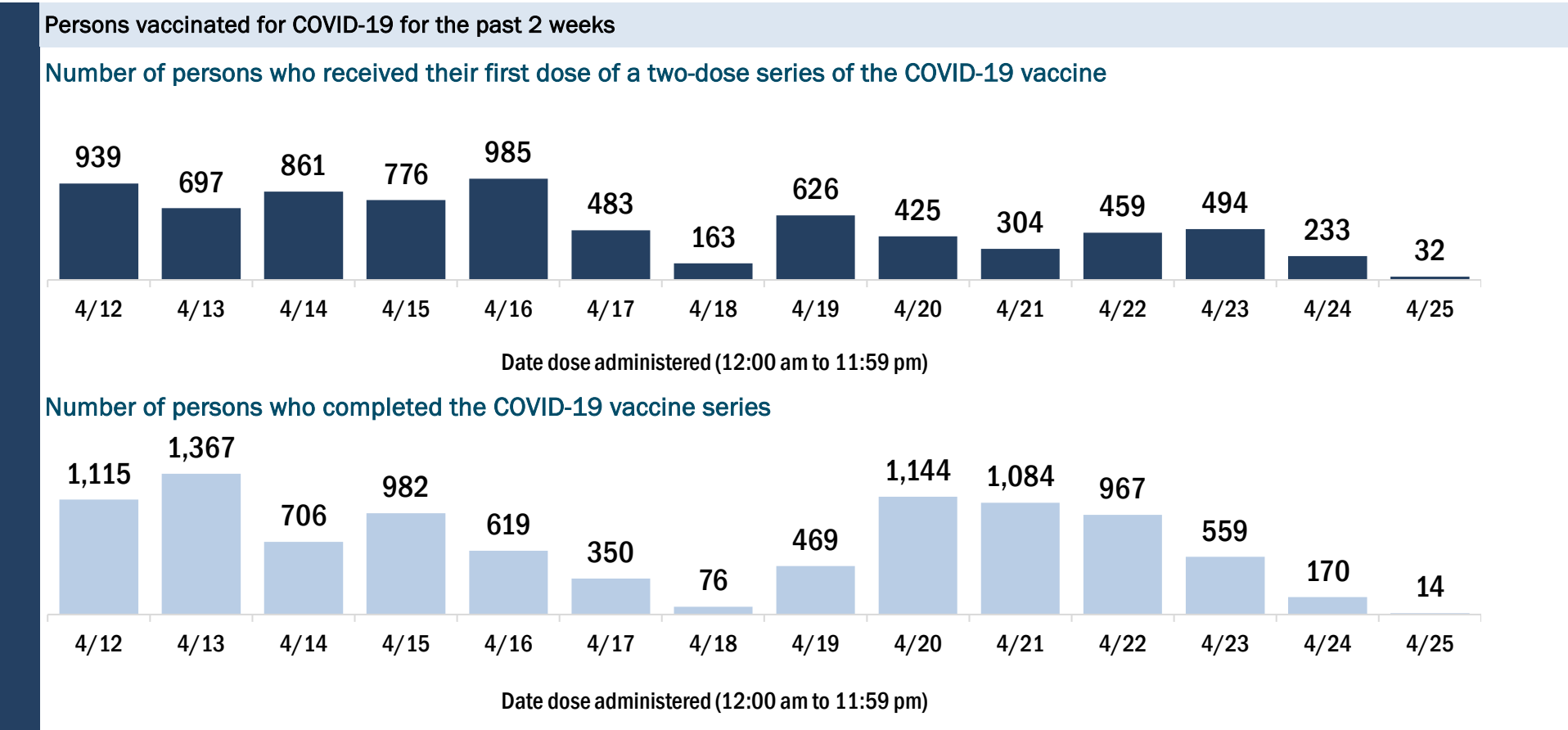
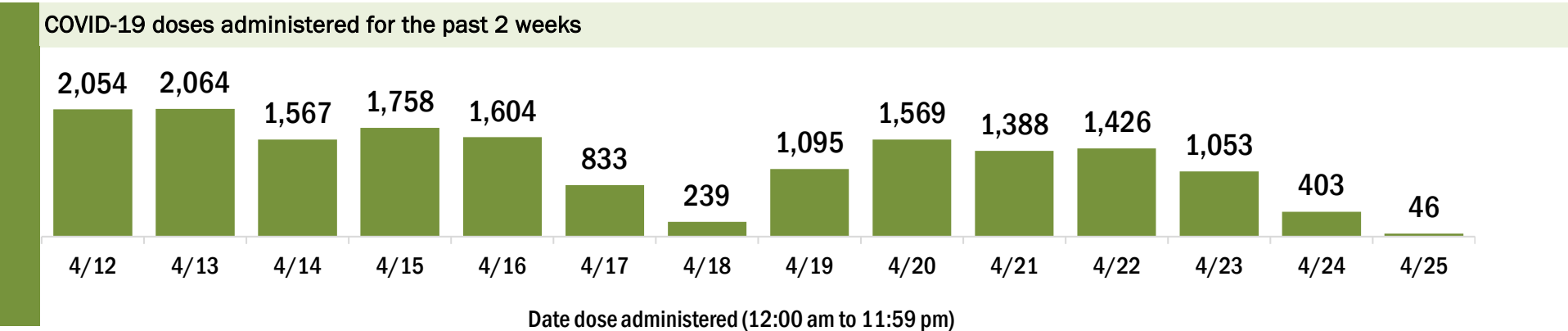
Data in this report are provisional and subject to change.

Data in this summary pertain to COVID-19 vaccines approved by the U.S. Food and Drug Administration and have been issued an Emergency Use Authorization (Janssen COVID-19 Vaccine, Moderna COVID-19 Vaccine and Pfizer-BioNTech COVID-19 Vaccine). These data summarize the number of people who have received either their first dose or have completed the series for a COVID-19 vaccine. **A person can only be counted in one category, first dose or series complete.** For persons receiving Moderna or Pfizer vaccines, once they receive their second dose, they are moved from the first dose column to the series completed column. **Because of this, the total first dose category may show a change from report to report not matching the total receiving their first dose from the previous day.** Persons receiving Johnson & Johnson vaccines will always be counted in the series completed column.

COVID-19 doses for vaccinated persons in Florida	
Doses administered	155,404
People receiving one dose of a 1-dose series (Johnson & Johnson) or receiving only one dose of a 2-dose series (Moderna, Pfizer) count once. Persons receiving both doses of a 2-dose series count twice.	

Current status of persons vaccinated for COVID-19 in Florida	
Total people vaccinated	95,144
First dose	27,917
Series completed	67,227
Completed 1-dose series	6,967
Completed 2-dose series	60,260
First dose: current number of people who have only received their first dose of the Moderna or Pfizer vaccine.	
Series complete: current number of people who have received both Moderna or Pfizer vaccine doses or one Johnson & Johnson dose and are considered fully immunized.	

Demographic summary	First dose	Series complete	Total people vaccinated
Age group	27,917	67,227	95,144
16-24 years	3,337	1,393	4,730
25-34 years	4,425	3,436	7,861
35-44 years	4,212	4,573	8,785
45-54 years	4,148	7,753	11,901
55-64 years	4,915	15,571	20,486
65-74 years	3,941	19,994	23,935
75-84 years	2,117	10,660	12,777
85+ years	822	3,847	4,669
Race	27,917	67,227	95,144
White	14,769	41,430	56,199
Black	3,573	10,202	13,775
American Indian/Alaskan	159	505	664
Other	2,887	6,121	9,008
Unknown	6,529	8,969	15,498
Other race includes Asian, native Hawaiian/Pacific Islander, or other.			
Ethnicity	27,917	67,227	95,144
Hispanic	1,191	1,566	2,757
Non-Hispanic	16,716	47,591	64,307
Unknown	10,010	18,070	28,080
Gender	27,917	67,227	95,144
Female	15,202	39,595	54,797
Male	12,633	27,574	40,207
Unknown	82	58	140



# COVID-19: Flagler County vaccine summary

Vaccination data through Apr 25, 2021 as of Apr 26, 2021 at 12:05 AM

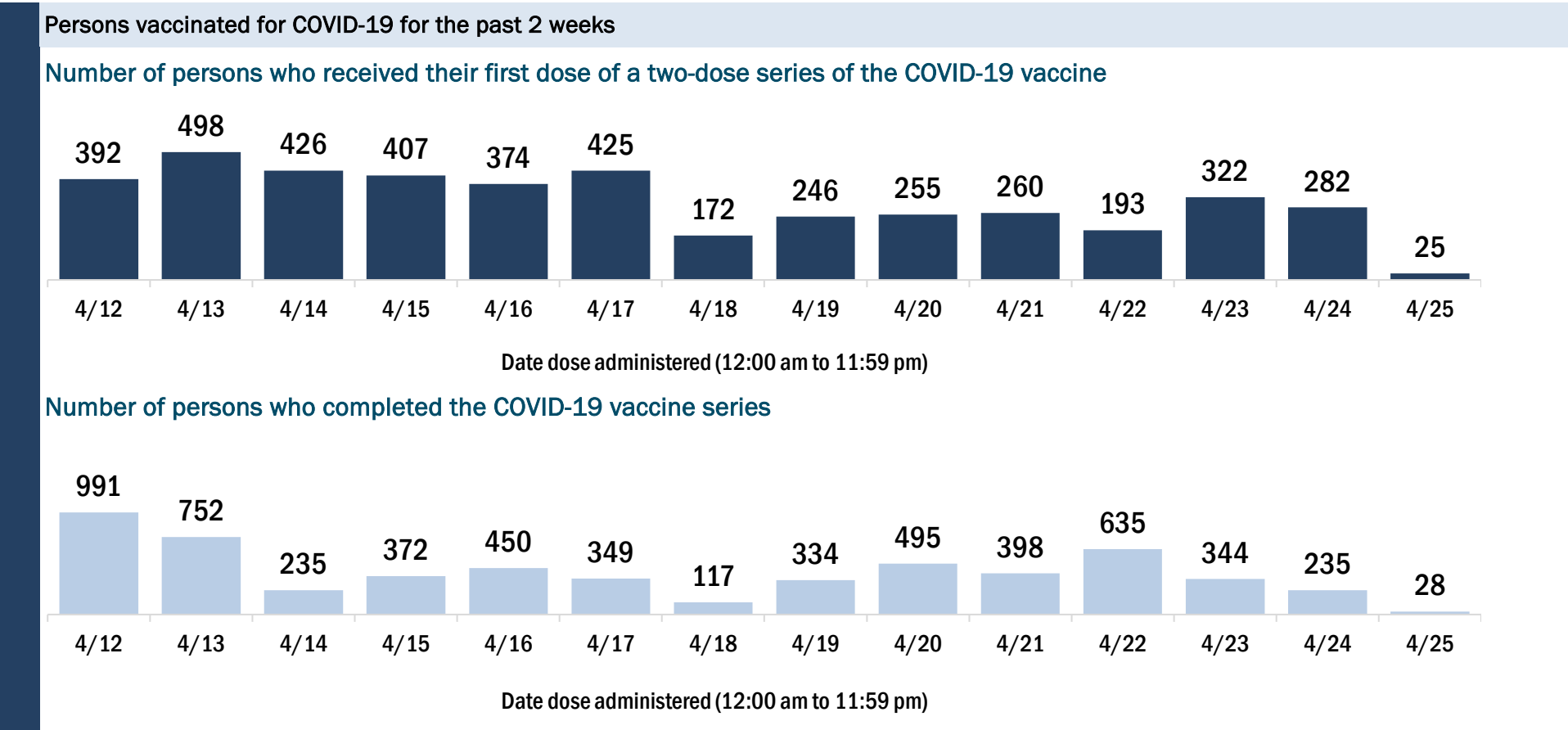
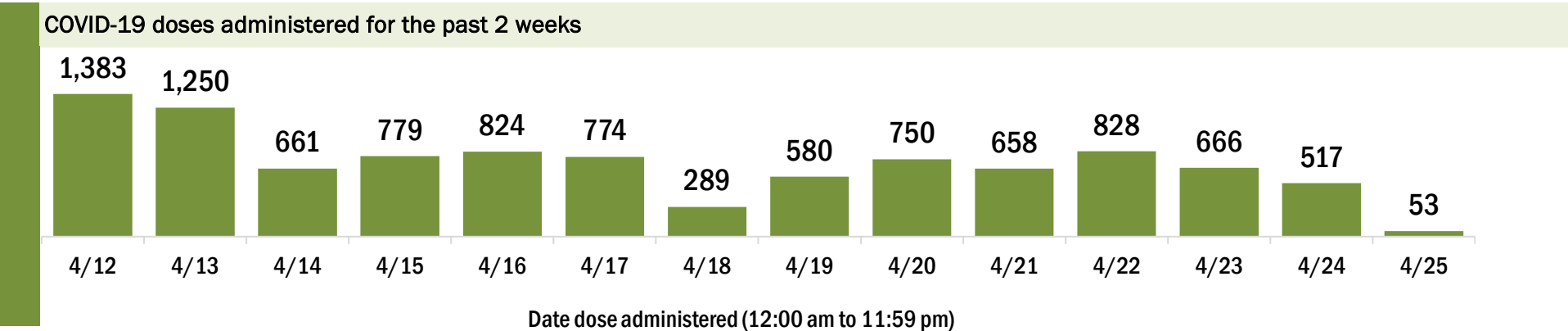
Data in this report are provisional and subject to change.

Data in this summary pertain to COVID-19 vaccines approved by the U.S. Food and Drug Administration and have been issued an Emergency Use Authorization (Janssen COVID-19 Vaccine, Moderna COVID-19 Vaccine and Pfizer-BioNTech COVID-19 Vaccine). These data summarize the number of people who have received either their first dose or have completed the series for a COVID-19 vaccine. **A person can only be counted in one category, first dose or series complete.** For persons receiving Moderna or Pfizer vaccines, once they receive their second dose, they are moved from the first dose column to the series completed column. **Because of this, the total first dose category may show a change from report to report not matching the total receiving their first dose from the previous day.** Persons receiving Johnson & Johnson vaccines will always be counted in the series completed column.

COVID-19 doses for vaccinated persons in Florida	
Doses administered	83,738
People receiving one dose of a 1-dose series (Johnson & Johnson) or receiving only one dose of a 2-dose series (Moderna, Pfizer) count once. Persons receiving both doses of a 2-dose series count twice.	

Current status of persons vaccinated for COVID-19 in Florida	
Total people vaccinated	50,303
First dose	14,743
Series completed	35,560
Completed 1-dose series	2,125
Completed 2-dose series	33,435
First dose: current number of people who have only received their first dose of the Moderna or Pfizer vaccine.	
Series complete: current number of people who have received both Moderna or Pfizer vaccine doses or one Johnson & Johnson dose and are considered fully immunized.	

Demographic summary	First dose	Series complete	Total people vaccinated
Age group	14,743	35,560	50,303
16-24 years	1,173	366	1,539
25-34 years	1,177	743	1,920
35-44 years	1,667	1,358	3,025
45-54 years	2,503	2,584	5,087
55-64 years	3,838	6,182	10,020
65-74 years	2,431	13,989	16,420
75-84 years	1,435	8,130	9,565
85+ years	519	2,208	2,727
Race	14,743	35,560	50,303
White	9,440	23,948	33,388
Black	1,000	2,293	3,293
American Indian/Alaskan	97	207	304
Other	1,313	3,252	4,565
Unknown	2,893	5,860	8,753
Other race includes Asian, native Hawaiian/Pacific Islander, or other.			
Ethnicity	14,743	35,560	50,303
Hispanic	1,478	1,872	3,350
Non-Hispanic	8,702	21,387	30,089
Unknown	4,563	12,301	16,864
Gender	14,743	35,560	50,303
Female	7,815	20,062	27,877
Male	6,738	15,338	22,076
Unknown	190	160	350



# COVID-19: Franklin County vaccine summary

Vaccination data through Apr 25, 2021 as of Apr 26, 2021 at 12:05 AM

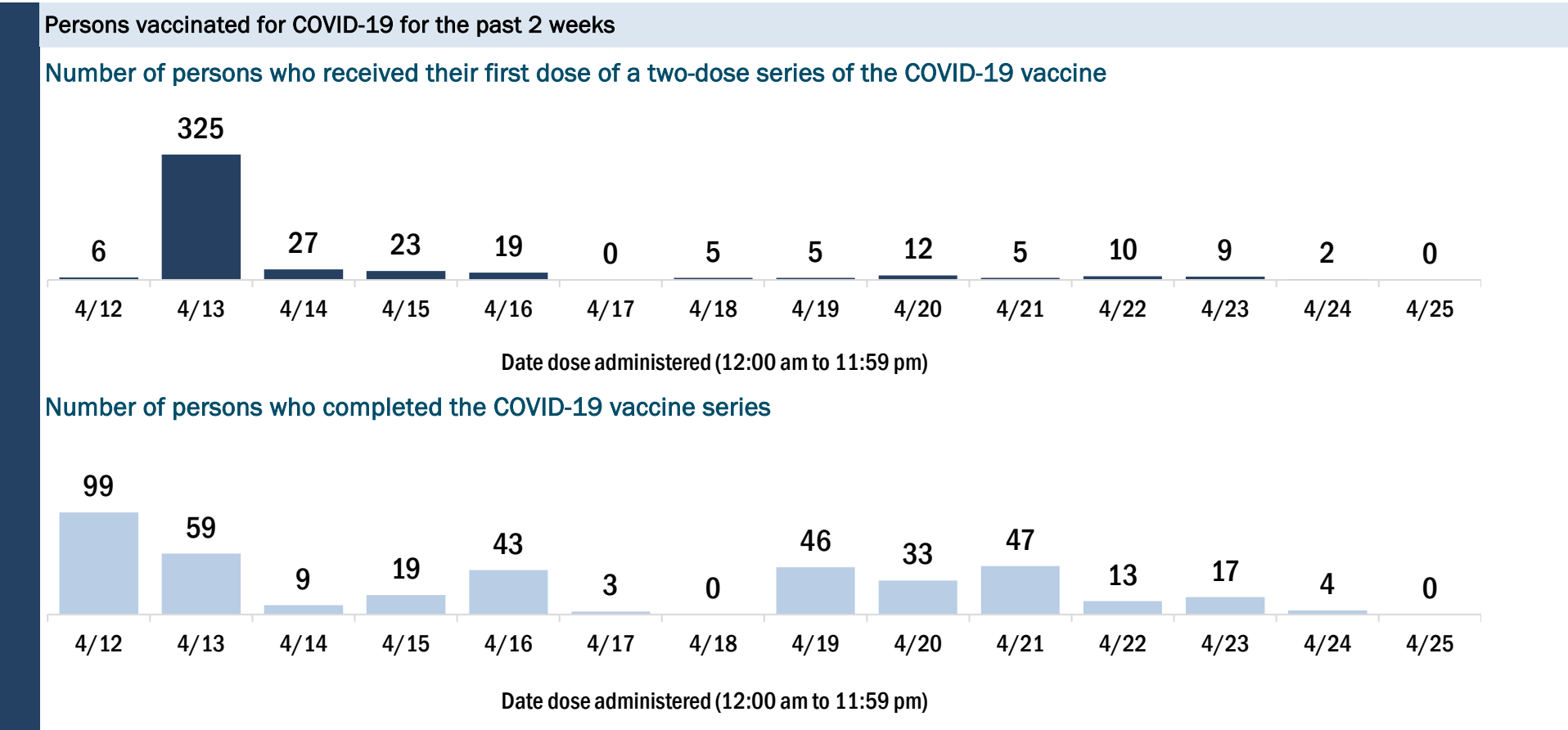
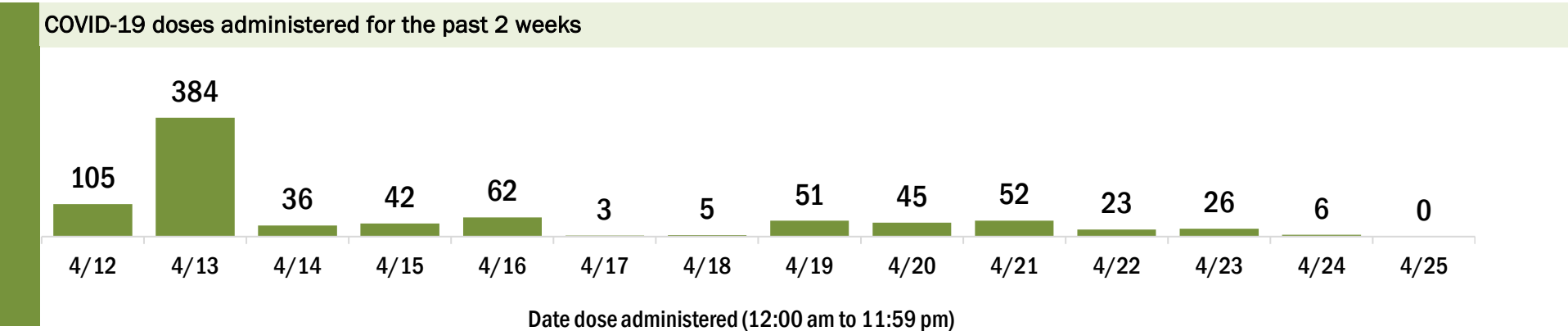
Data in this report are provisional and subject to change.

Data in this summary pertain to COVID-19 vaccines approved by the U.S. Food and Drug Administration and have been issued an Emergency Use Authorization (Janssen COVID-19 Vaccine, Moderna COVID-19 Vaccine and Pfizer-BioNTech COVID-19 Vaccine). These data summarize the number of people who have received either their first dose or have completed the series for a COVID-19 vaccine. **A person can only be counted in one category, first dose or series complete.** For persons receiving Moderna or Pfizer vaccines, once they receive their second dose, they are moved from the first dose column to the series completed column. **Because of this, the total first dose category may show a change from report to report not matching the total receiving their first dose from the previous day.** Persons receiving Johnson & Johnson vaccines will always be counted in the series completed column.

COVID-19 doses for vaccinated persons in Florida	
Doses administered	6,885
People receiving one dose of a 1-dose series (Johnson & Johnson) or receiving only one dose of a 2-dose series (Moderna, Pfizer) count once. Persons receiving both doses of a 2-dose series count twice.	

Current status of persons vaccinated for COVID-19 in Florida	
Total people vaccinated	3,947
First dose	929
Series completed	3,018
Completed 1-dose series	80
Completed 2-dose series	2,938
First dose: current number of people who have only received their first dose of the Moderna or Pfizer vaccine.	
Series complete: current number of people who have received both Moderna or Pfizer vaccine doses or one Johnson & Johnson dose and are considered fully immunized.	

Demographic summary	First dose	Series complete	Total people vaccinated
Age group	929	3,018	3,947
16-24 years	41	16	57
25-34 years	118	43	161
35-44 years	160	79	239
45-54 years	180	218	398
55-64 years	224	650	874
65-74 years	142	1,290	1,432
75-84 years	53	602	655
85+ years	11	120	131
Race	929	3,018	3,947
White	681	2,703	3,384
Black	177	139	316
American Indian/Alaskan	1	8	9
Other	36	115	151
Unknown	34	53	87
Other race includes Asian, native Hawaiian/Pacific Islander, or other.			
Ethnicity	929	3,018	3,947
Hispanic	17	41	58
Non-Hispanic	520	2,595	3,115
Unknown	392	382	774
Gender	929	3,018	3,947
Female	327	1,600	1,927
Male	602	1,418	2,020
Unknown	0	0	0





# COVID-19: Gadsden County vaccine summary

Vaccination data through Apr 25, 2021 as of Apr 26, 2021 at 12:05 AM

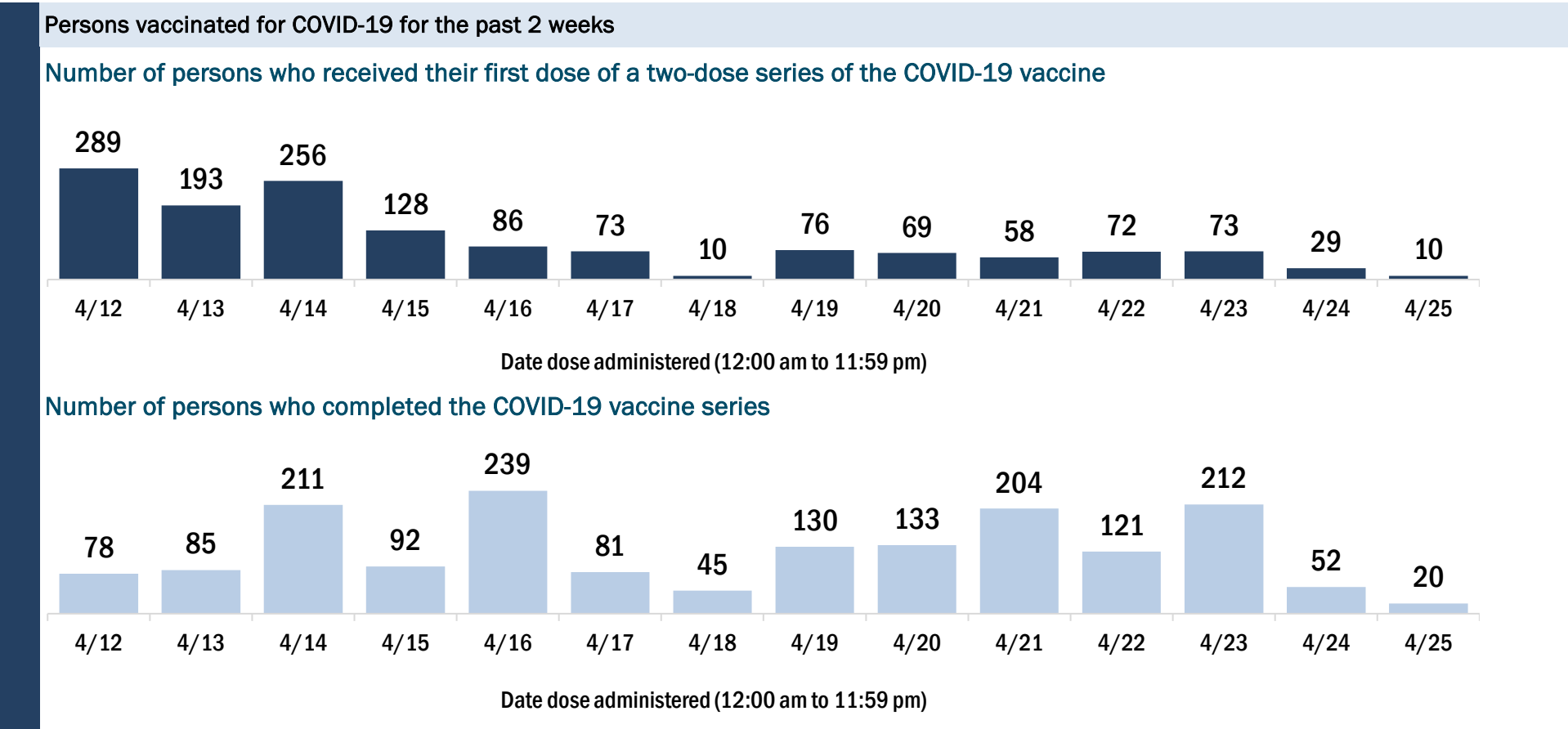
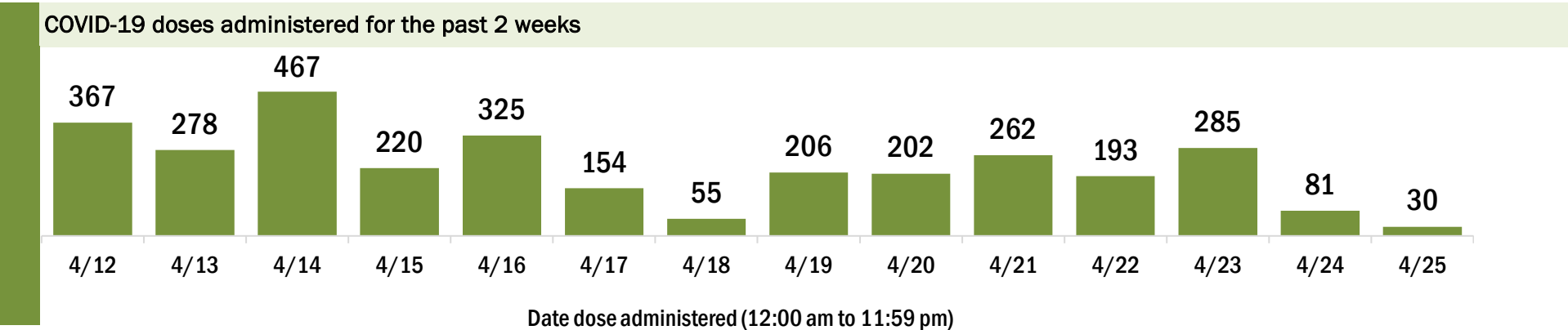
Data in this report are provisional and subject to change.

Data in this summary pertain to COVID-19 vaccines approved by the U.S. Food and Drug Administration and have been issued an Emergency Use Authorization (Janssen COVID-19 Vaccine, Moderna COVID-19 Vaccine and Pfizer-BioNTech COVID-19 Vaccine). These data summarize the number of people who have received either their first dose or have completed the series for a COVID-19 vaccine. **A person can only be counted in one category, first dose or series complete.** For persons receiving Moderna or Pfizer vaccines, once they receive their second dose, they are moved from the first dose column to the series completed column. **Because of this, the total first dose category may show a change from report to report not matching the total receiving their first dose from the previous day.** Persons receiving Johnson & Johnson vaccines will always be counted in the series completed column.

COVID-19 doses for vaccinated persons in Florida	
Doses administered	26,629
People receiving one dose of a 1-dose series (Johnson & Johnson) or receiving only one dose of a 2-dose series (Moderna, Pfizer) count once. Persons receiving both doses of a 2-dose series count twice.	

Current status of persons vaccinated for COVID-19 in Florida	
Total people vaccinated	16,164
First dose	3,986
Series completed	12,178
Completed 1-dose series	1,713
Completed 2-dose series	10,465
<b>First dose:</b> current number of people who have only received their first dose of the Moderna or Pfizer vaccine.	
<b>Series complete:</b> current number of people who have received both Moderna or Pfizer vaccine doses or one Johnson & Johnson dose and are considered fully immunized.	

Demographic summary	First dose	Series complete	Total people vaccinated
Age group	3,986	12,178	16,164
16-24 years	309	198	507
25-34 years	401	644	1,045
35-44 years	763	1,013	1,776
45-54 years	866	1,602	2,468
55-64 years	874	2,807	3,681
65-74 years	465	3,633	4,098
75-84 years	227	1,715	1,942
85+ years	81	566	647
Race	3,986	12,178	16,164
White	1,093	4,609	5,702
Black	1,751	5,130	6,881
American Indian/Alaskan	5	25	30
Other	640	1,570	2,210
Unknown	497	844	1,341
Other race includes Asian, native Hawaiian/Pacific Islander, or other.			
Ethnicity	3,986	12,178	16,164
Hispanic	526	406	932
Non-Hispanic	2,479	9,104	11,583
Unknown	981	2,668	3,649
Gender	3,986	12,178	16,164
Female	2,021	7,618	9,639
Male	1,965	4,560	6,525
Unknown	0	0	0



# COVID-19: Gilchrist County vaccine summary

Vaccination data through Apr 25, 2021 as of Apr 26, 2021 at 12:05 AM

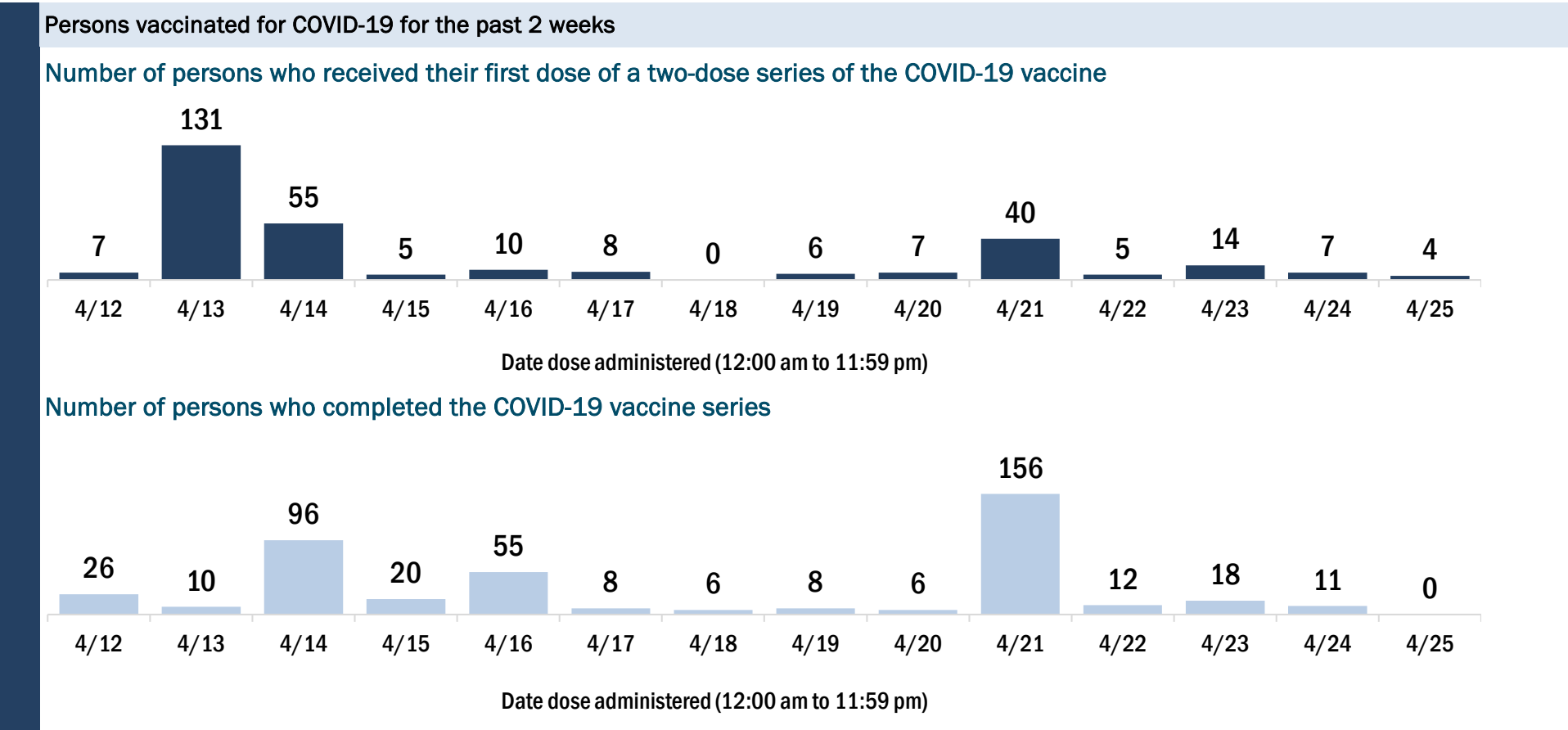
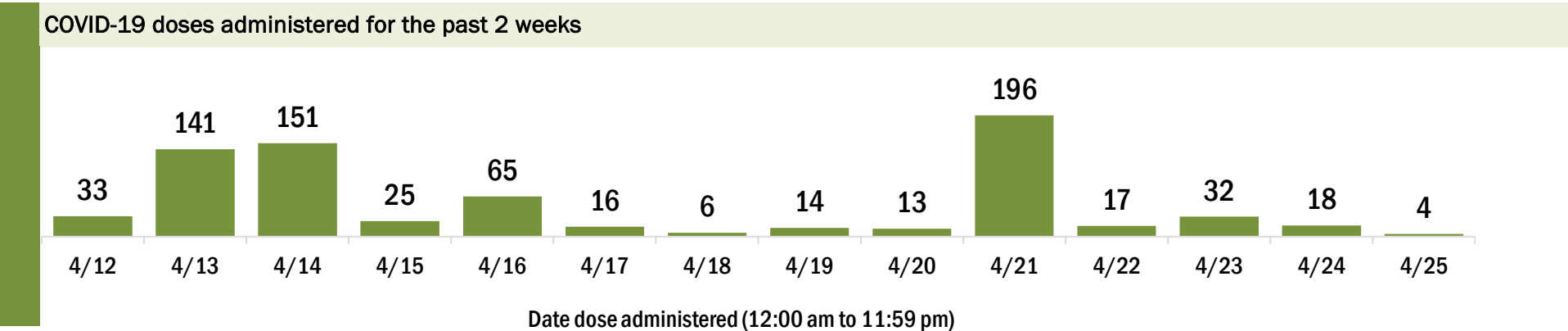
Data in this report are provisional and subject to change.

Data in this summary pertain to COVID-19 vaccines approved by the U.S. Food and Drug Administration and have been issued an Emergency Use Authorization (Janssen COVID-19 Vaccine, Moderna COVID-19 Vaccine and Pfizer-BioNTech COVID-19 Vaccine). These data summarize the number of people who have received either their first dose or have completed the series for a COVID-19 vaccine. **A person can only be counted in one category, first dose or series complete.** For persons receiving Moderna or Pfizer vaccines, once they receive their second dose, they are moved from the first dose column to the series completed column. **Because of this, the total first dose category may show a change from report to report not matching the total receiving their first dose from the previous day.** Persons receiving Johnson & Johnson vaccines will always be counted in the series completed column.

COVID-19 doses for vaccinated persons in Florida	
Doses administered	6,196
People receiving one dose of a 1-dose series (Johnson & Johnson) or receiving only one dose of a 2-dose series (Moderna, Pfizer) count once. Persons receiving both doses of a 2-dose series count twice.	

Current status of persons vaccinated for COVID-19 in Florida	
Total people vaccinated	3,744
First dose	881
Series completed	2,863
Completed 1-dose series	411
Completed 2-dose series	2,452
First dose: current number of people who have only received their first dose of the Moderna or Pfizer vaccine.	
Series complete: current number of people who have received both Moderna or Pfizer vaccine doses or one Johnson & Johnson dose and are considered fully immunized.	

Demographic summary	First dose	Series complete	Total people vaccinated
Age group	881	2,863	3,744
16-24 years	48	52	100
25-34 years	67	82	149
35-44 years	119	128	247
45-54 years	150	260	410
55-64 years	243	570	813
65-74 years	171	965	1,136
75-84 years	59	610	669
85+ years	24	196	220
Race	881	2,863	3,744
White	661	2,068	2,729
Black	43	48	91
American Indian/Alaskan	5	9	14
Other	72	210	282
Unknown	100	528	628
Other race includes Asian, native Hawaiian/Pacific Islander, or other.			
Ethnicity	881	2,863	3,744
Hispanic	68	58	126
Non-Hispanic	488	1,306	1,794
Unknown	325	1,499	1,824
Gender	881	2,863	3,744
Female	440	1,683	2,123
Male	440	1,180	1,620
Unknown	1	0	1



# COVID-19: Glades County vaccine summary

Vaccination data through Apr 25, 2021 as of Apr 26, 2021 at 12:05 AM

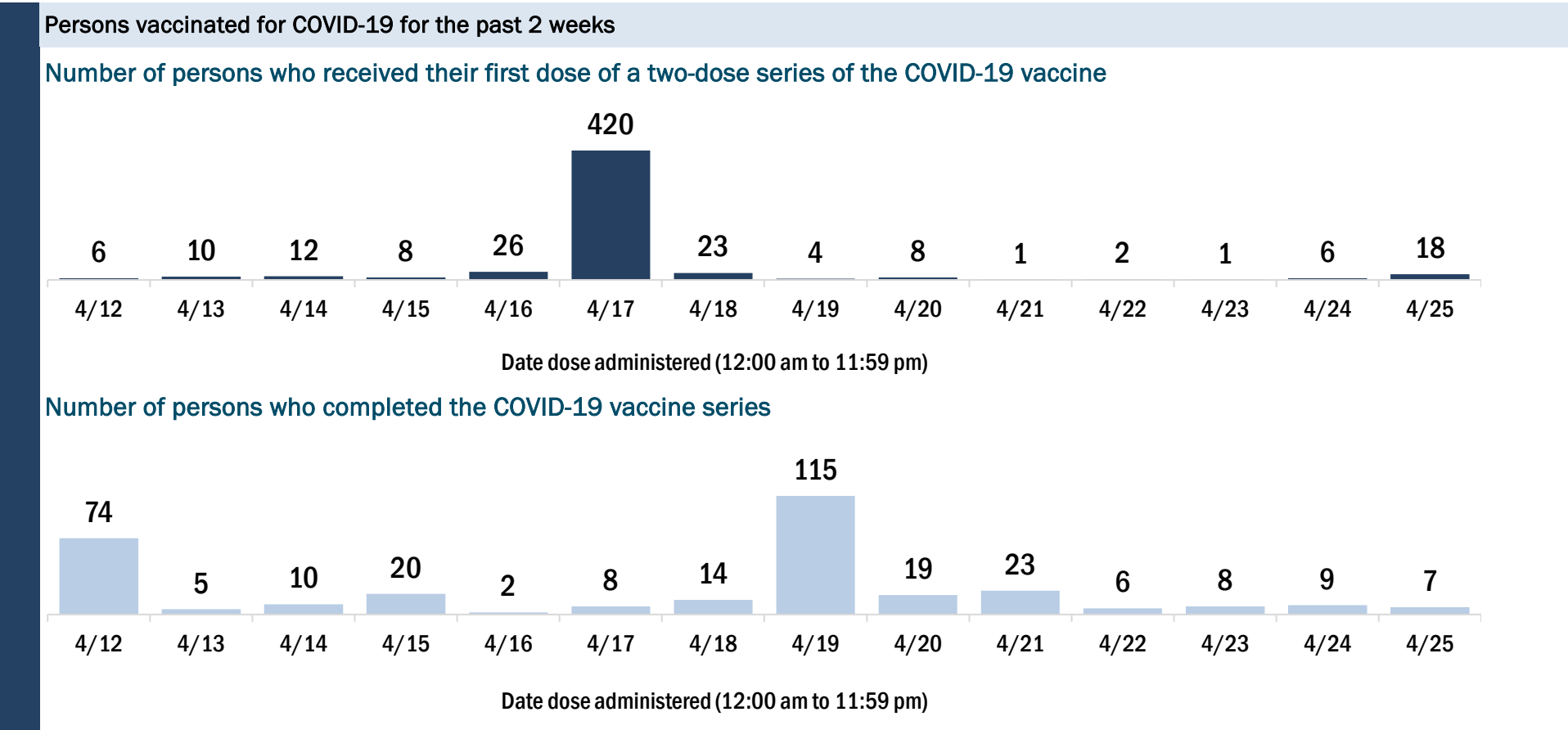
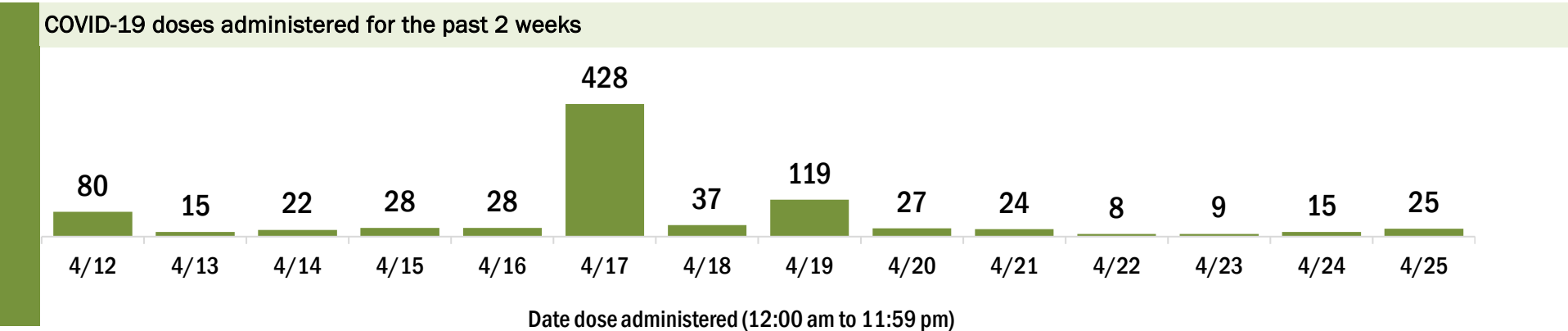
Data in this report are provisional and subject to change.

Data in this summary pertain to COVID-19 vaccines approved by the U.S. Food and Drug Administration and have been issued an Emergency Use Authorization (Janssen COVID-19 Vaccine, Moderna COVID-19 Vaccine and Pfizer-BioNTech COVID-19 Vaccine). These data summarize the number of people who have received either their first dose or have completed the series for a COVID-19 vaccine. **A person can only be counted in one category, first dose or series complete.** For persons receiving Moderna or Pfizer vaccines, once they receive their second dose, they are moved from the first dose column to the series completed column. **Because of this, the total first dose category may show a change from report to report not matching the total receiving their first dose from the previous day.** Persons receiving Johnson & Johnson vaccines will always be counted in the series completed column.

COVID-19 doses for vaccinated persons in Florida	
Doses administered	4,841
People receiving one dose of a 1-dose series (Johnson & Johnson) or receiving only one dose of a 2-dose series (Moderna, Pfizer) count once. Persons receiving both doses of a 2-dose series count twice.	

Current status of persons vaccinated for COVID-19 in Florida	
Total people vaccinated	2,951
First dose	836
Series completed	2,115
Completed 1-dose series	225
Completed 2-dose series	1,890
First dose: current number of people who have only received their first dose of the Moderna or Pfizer vaccine.	
Series complete: current number of people who have received both Moderna or Pfizer vaccine doses or one Johnson & Johnson dose and are considered fully immunized.	

Demographic summary	First dose	Series complete	Total people vaccinated
Age group	836	2,115	2,951
16-24 years	120	12	132
25-34 years	236	48	284
35-44 years	135	74	209
45-54 years	104	144	248
55-64 years	116	345	461
65-74 years	62	815	877
75-84 years	50	571	621
85+ years	13	106	119
Race	836	2,115	2,951
White	702	1,558	2,260
Black	36	106	142
American Indian/Alaskan	3	16	19
Other	28	113	141
Unknown	67	322	389
Other race includes Asian, native Hawaiian/Pacific Islander, or other.			
Ethnicity	836	2,115	2,951
Hispanic	479	108	587
Non-Hispanic	190	985	1,175
Unknown	167	1,022	1,189
Gender	836	2,115	2,951
Female	191	991	1,182
Male	645	1,124	1,769
Unknown	0	0	0



# COVID-19: Gulf County vaccine summary

Vaccination data through Apr 25, 2021 as of Apr 26, 2021 at 12:05 AM

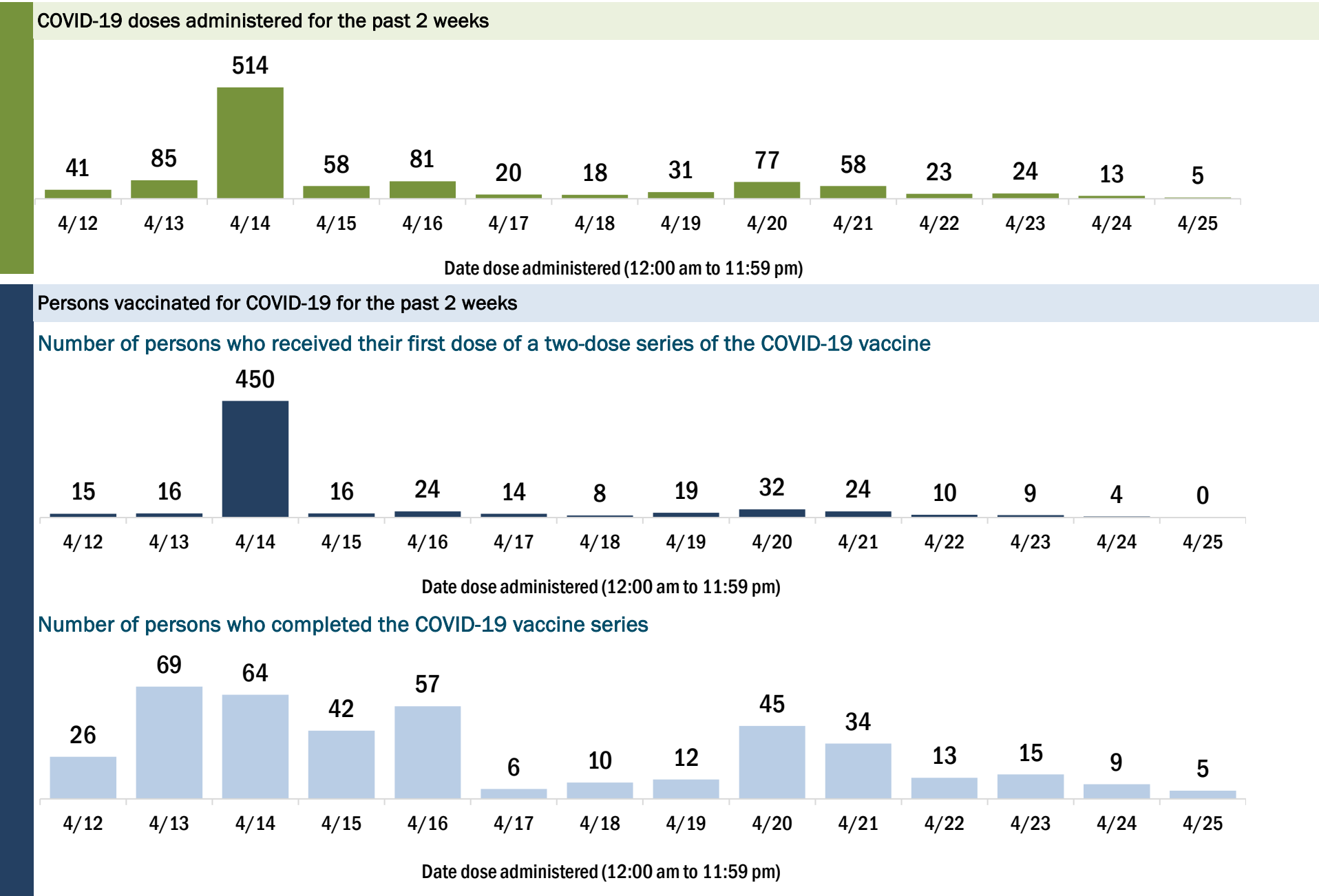
Data in this report are provisional and subject to change.

Data in this summary pertain to COVID-19 vaccines approved by the U.S. Food and Drug Administration and have been issued an Emergency Use Authorization (Janssen COVID-19 Vaccine, Moderna COVID-19 Vaccine and Pfizer-BioNTech COVID-19 Vaccine). These data summarize the number of people who have received either their first dose or have completed the series for a COVID-19 vaccine. **A person can only be counted in one category, first dose or series complete.** For persons receiving Moderna or Pfizer vaccines, once they receive their second dose, they are moved from the first dose column to the series completed column. **Because of this, the total first dose category may show a change from report to report not matching the total receiving their first dose from the previous day.** Persons receiving Johnson & Johnson vaccines will always be counted in the series completed column.

COVID-19 doses for vaccinated persons in Florida	
Doses administered	7,683
People receiving one dose of a 1-dose series (Johnson & Johnson) or receiving only one dose of a 2-dose series (Moderna, Pfizer) count once. Persons receiving both doses of a 2-dose series count twice.	

Current status of persons vaccinated for COVID-19 in Florida	
Total people vaccinated	4,566
First dose	1,210
Series completed	3,356
Completed 1-dose series	239
Completed 2-dose series	3,117
First dose: current number of people who have only received their first dose of the Moderna or Pfizer vaccine.	
Series complete: current number of people who have received both Moderna or Pfizer vaccine doses or one Johnson & Johnson dose and are considered fully immunized.	

Demographic summary	First dose	Series complete	Total people vaccinated
Age group	1,210	3,356	4,566
16-24 years	71	37	108
25-34 years	160	66	226
35-44 years	194	113	307
45-54 years	261	239	500
55-64 years	294	572	866
65-74 years	135	1,452	1,587
75-84 years	85	687	772
85+ years	10	190	200
Race	1,210	3,356	4,566
White	841	2,961	3,802
Black	274	238	512
American Indian/Alaskan	3	10	13
Other	69	87	156
Unknown	23	60	83
Other race includes Asian, native Hawaiian/Pacific Islander, or other.			
Ethnicity	1,210	3,356	4,566
Hispanic	14	35	49
Non-Hispanic	577	3,035	3,612
Unknown	619	286	905
Gender	1,210	3,356	4,566
Female	442	1,766	2,208
Male	768	1,590	2,358
Unknown	0	0	0





# COVID-19: Hamilton County vaccine summary

Vaccination data through Apr 25, 2021 as of Apr 26, 2021 at 12:05 AM

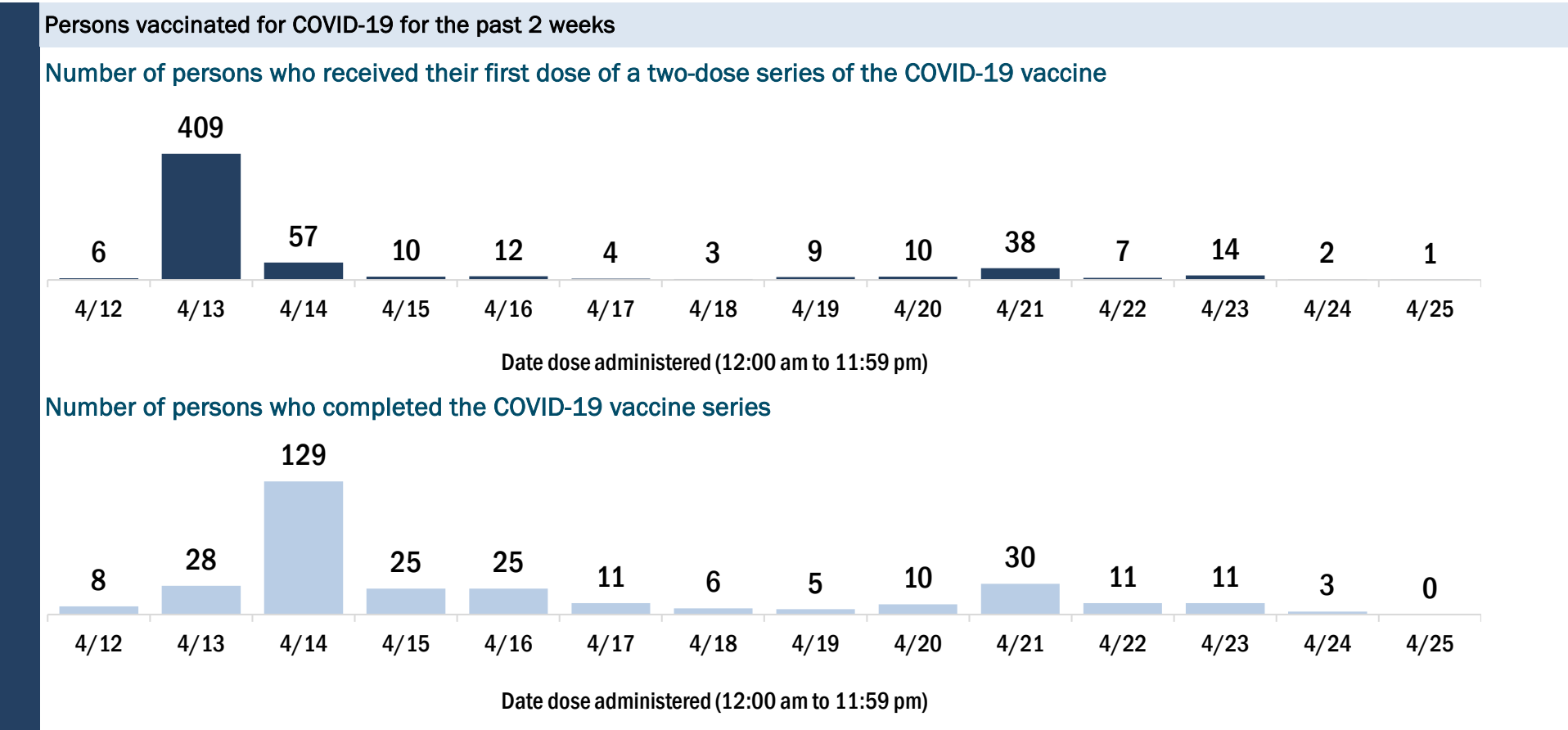
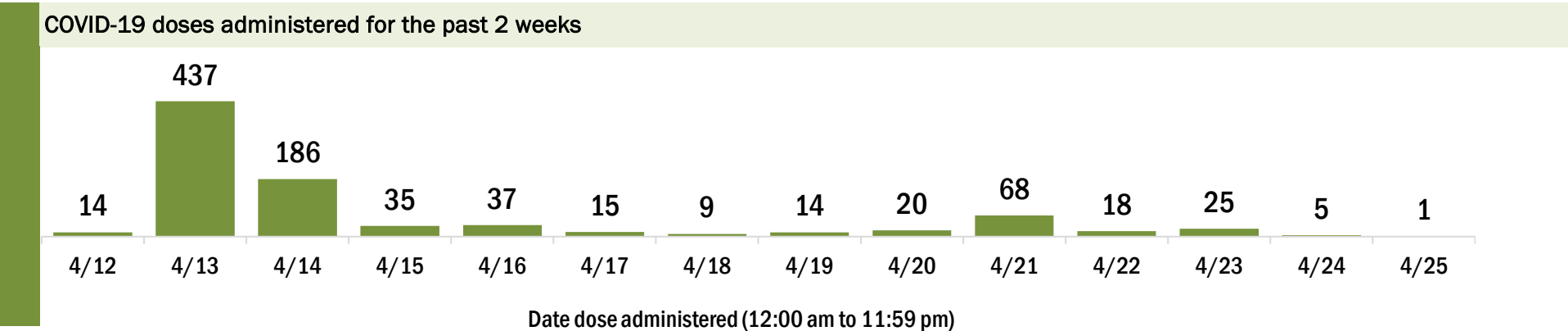
Data in this report are provisional and subject to change.

Data in this summary pertain to COVID-19 vaccines approved by the U.S. Food and Drug Administration and have been issued an Emergency Use Authorization (Janssen COVID-19 Vaccine, Moderna COVID-19 Vaccine and Pfizer-BioNTech COVID-19 Vaccine). These data summarize the number of people who have received either their first dose or have completed the series for a COVID-19 vaccine. **A person can only be counted in one category, first dose or series complete.** For persons receiving Moderna or Pfizer vaccines, once they receive their second dose, they are moved from the first dose column to the series completed column. **Because of this, the total first dose category may show a change from report to report not matching the total receiving their first dose from the previous day.** Persons receiving Johnson & Johnson vaccines will always be counted in the series completed column.

COVID-19 doses for vaccinated persons in Florida	
Doses administered	5,110
People receiving one dose of a 1-dose series (Johnson & Johnson) or receiving only one dose of a 2-dose series (Moderna, Pfizer) count once. Persons receiving both doses of a 2-dose series count twice.	

Current status of persons vaccinated for COVID-19 in Florida	
Total people vaccinated	3,142
First dose	956
Series completed	2,186
Completed 1-dose series	218
Completed 2-dose series	1,968
First dose: current number of people who have only received their first dose of the Moderna or Pfizer vaccine.	
Series complete: current number of people who have received both Moderna or Pfizer vaccine doses or one Johnson & Johnson dose and are considered fully immunized.	

Demographic summary	First dose	Series complete	Total people vaccinated
Age group	956	2,186	3,142
16-24 years	49	23	72
25-34 years	128	45	173
35-44 years	162	80	242
45-54 years	183	181	364
55-64 years	255	435	690
65-74 years	109	884	993
75-84 years	40	434	474
85+ years	30	104	134
Race	956	2,186	3,142
White	501	1,311	1,812
Black	331	512	843
American Indian/Alaskan	7	2	9
Other	89	134	223
Unknown	28	227	255
Other race includes Asian, native Hawaiian/Pacific Islander, or other.			
Ethnicity	956	2,186	3,142
Hispanic	78	41	119
Non-Hispanic	734	1,278	2,012
Unknown	144	867	1,011
Gender	956	2,186	3,142
Female	325	1,233	1,558
Male	631	953	1,584
Unknown	0	0	0



# COVID-19: Hardee County vaccine summary

Vaccination data through Apr 25, 2021 as of Apr 26, 2021 at 12:05 AM

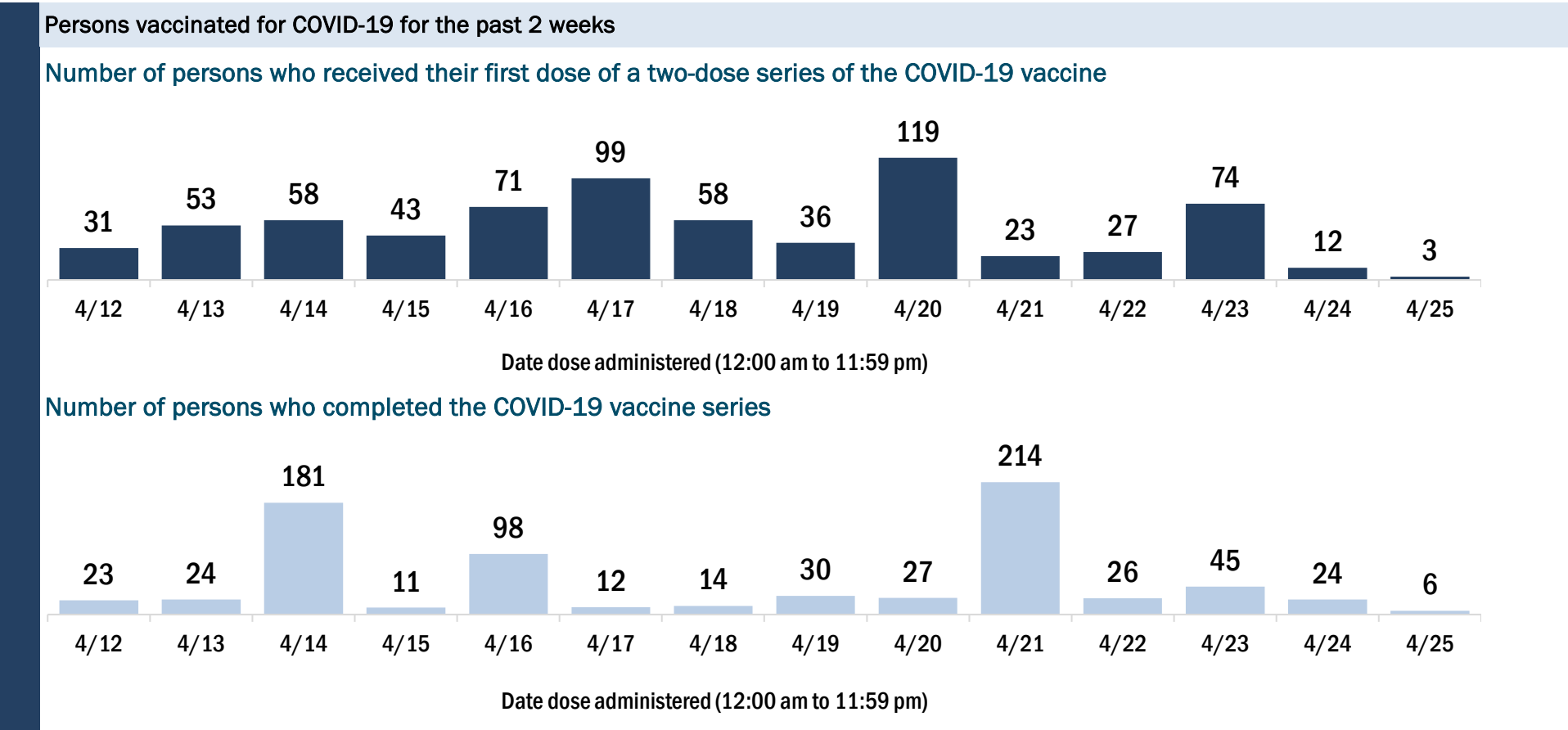
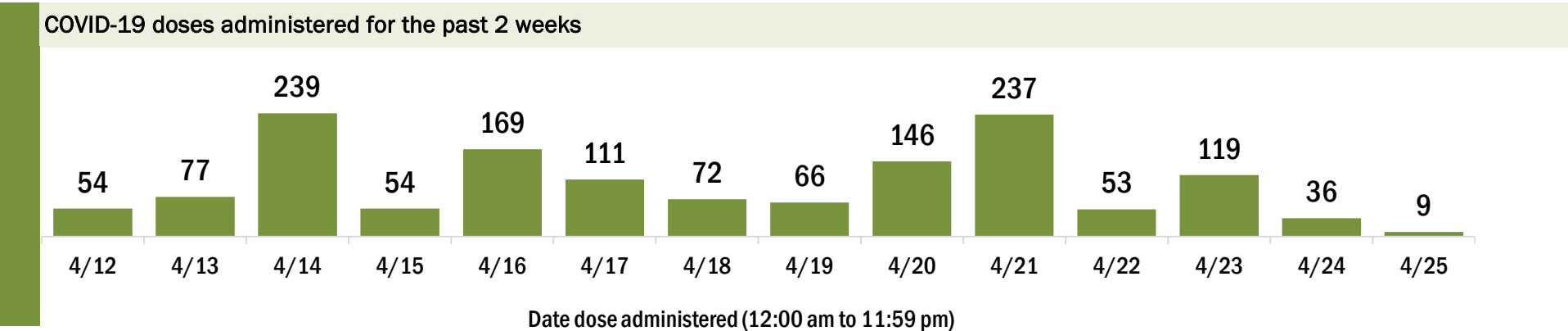
Data in this report are provisional and subject to change.

Data in this summary pertain to COVID-19 vaccines approved by the U.S. Food and Drug Administration and have been issued an Emergency Use Authorization (Janssen COVID-19 Vaccine, Moderna COVID-19 Vaccine and Pfizer-BioNTech COVID-19 Vaccine). These data summarize the number of people who have received either their first dose or have completed the series for a COVID-19 vaccine. **A person can only be counted in one category, first dose or series complete.** For persons receiving Moderna or Pfizer vaccines, once they receive their second dose, they are moved from the first dose column to the series completed column. **Because of this, the total first dose category may show a change from report to report not matching the total receiving their first dose from the previous day.** Persons receiving Johnson & Johnson vaccines will always be counted in the series completed column.

COVID-19 doses for vaccinated persons in Florida	
Doses administered	9,199
People receiving one dose of a 1-dose series (Johnson & Johnson) or receiving only one dose of a 2-dose series (Moderna, Pfizer) count once. Persons receiving both doses of a 2-dose series count twice.	

Current status of persons vaccinated for COVID-19 in Florida	
Total people vaccinated	5,565
First dose	1,793
Series completed	3,772
Completed 1-dose series	138
Completed 2-dose series	3,634
First dose: current number of people who have only received their first dose of the Moderna or Pfizer vaccine.	
Series complete: current number of people who have received both Moderna or Pfizer vaccine doses or one Johnson & Johnson dose and are considered fully immunized.	

Demographic summary	First dose	Series complete	Total people vaccinated
Age group	1,793	3,772	5,565
16-24 years	153	67	220
25-34 years	217	140	357
35-44 years	267	141	408
45-54 years	371	275	646
55-64 years	449	571	1,020
65-74 years	206	1,375	1,581
75-84 years	103	941	1,044
85+ years	27	262	289
Race	1,793	3,772	5,565
White	1,351	3,164	4,515
Black	91	148	239
American Indian/Alaskan	1	26	27
Other	259	355	614
Unknown	91	79	170
Other race includes Asian, native Hawaiian/Pacific Islander, or other.			
Ethnicity	1,793	3,772	5,565
Hispanic	781	534	1,315
Non-Hispanic	749	2,893	3,642
Unknown	263	345	608
Gender	1,793	3,772	5,565
Female	871	2,046	2,917
Male	919	1,725	2,644
Unknown	3	1	4



# COVID-19: Hendry County vaccine summary

Vaccination data through Apr 25, 2021 as of Apr 26, 2021 at 12:05 AM

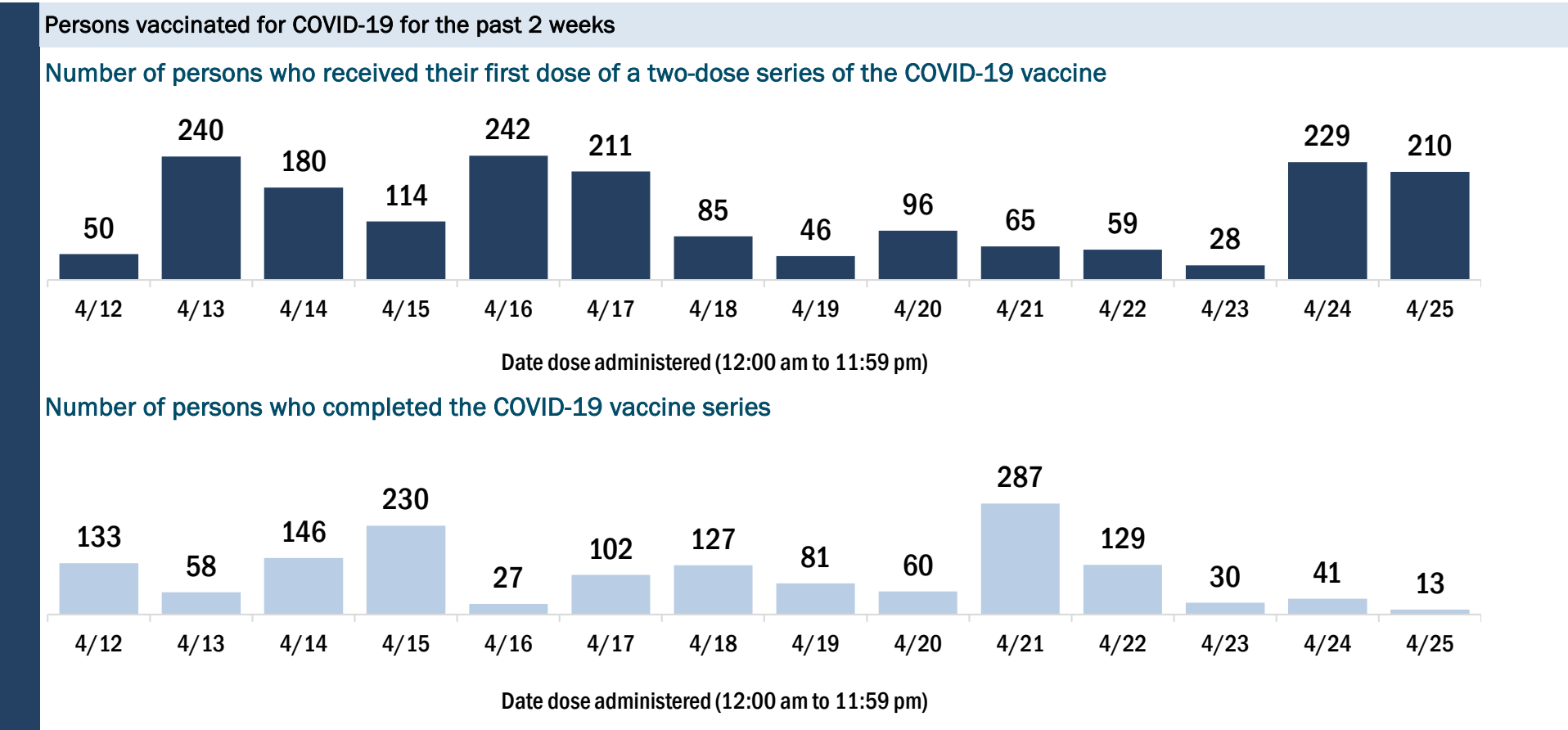
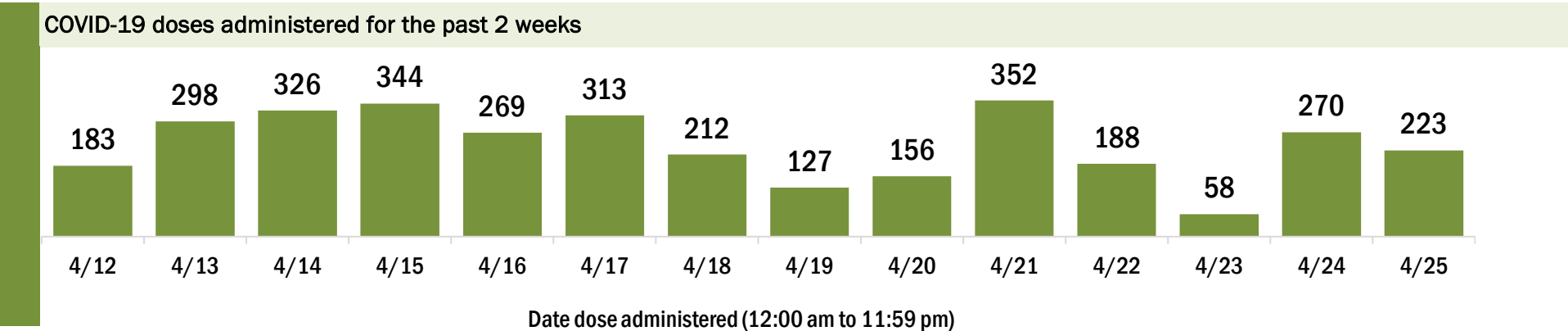
Data in this report are provisional and subject to change.

Data in this summary pertain to COVID-19 vaccines approved by the U.S. Food and Drug Administration and have been issued an Emergency Use Authorization (Janssen COVID-19 Vaccine, Moderna COVID-19 Vaccine and Pfizer-BioNTech COVID-19 Vaccine). These data summarize the number of people who have received either their first dose or have completed the series for a COVID-19 vaccine. **A person can only be counted in one category, first dose or series complete.** For persons receiving Moderna or Pfizer vaccines, once they receive their second dose, they are moved from the first dose column to the series completed column. **Because of this, the total first dose category may show a change from report to report not matching the total receiving their first dose from the previous day.** Persons receiving Johnson & Johnson vaccines will always be counted in the series completed column.

COVID-19 doses for vaccinated persons in Florida	
Doses administered	17,257
People receiving one dose of a 1-dose series (Johnson & Johnson) or receiving only one dose of a 2-dose series (Moderna, Pfizer) count once. Persons receiving both doses of a 2-dose series count twice.	

Current status of persons vaccinated for COVID-19 in Florida	
Total people vaccinated	11,263
First dose	4,147
Series completed	7,116
Completed 1-dose series	1,122
Completed 2-dose series	5,994
First dose: current number of people who have only received their first dose of the Moderna or Pfizer vaccine.	
Series complete: current number of people who have received both Moderna or Pfizer vaccine doses or one Johnson & Johnson dose and are considered fully immunized.	

Demographic summary	First dose	Series complete	Total people vaccinated
Age group	4,147	7,116	11,263
16-24 years	536	209	745
25-34 years	736	388	1,124
35-44 years	756	436	1,192
45-54 years	835	857	1,692
55-64 years	752	1,577	2,329
65-74 years	315	2,202	2,517
75-84 years	155	1,133	1,288
85+ years	62	314	376
Race	4,147	7,116	11,263
White	3,142	4,729	7,871
Black	229	486	715
American Indian/Alaskan	4	23	27
Other	464	1,164	1,628
Unknown	308	714	1,022
Other race includes Asian, native Hawaiian/Pacific Islander, or other.			
Ethnicity	4,147	7,116	11,263
Hispanic	2,321	1,945	4,266
Non-Hispanic	960	2,978	3,938
Unknown	866	2,193	3,059
Gender	4,147	7,116	11,263
Female	1,598	3,673	5,271
Male	2,547	3,441	5,988
Unknown	2	2	4



# COVID-19: Hernando County vaccine summary

Vaccination data through Apr 25, 2021 as of Apr 26, 2021 at 12:05 AM

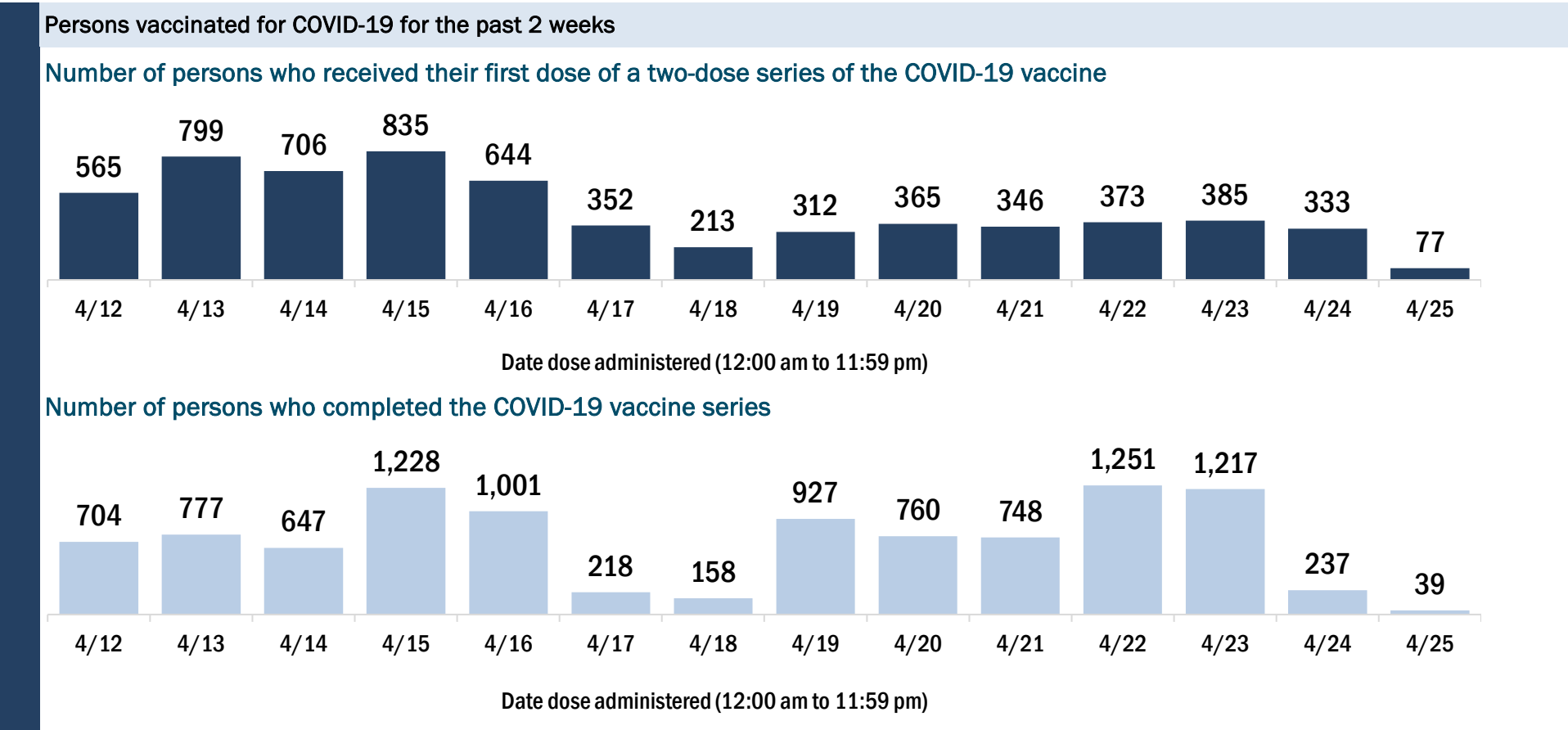
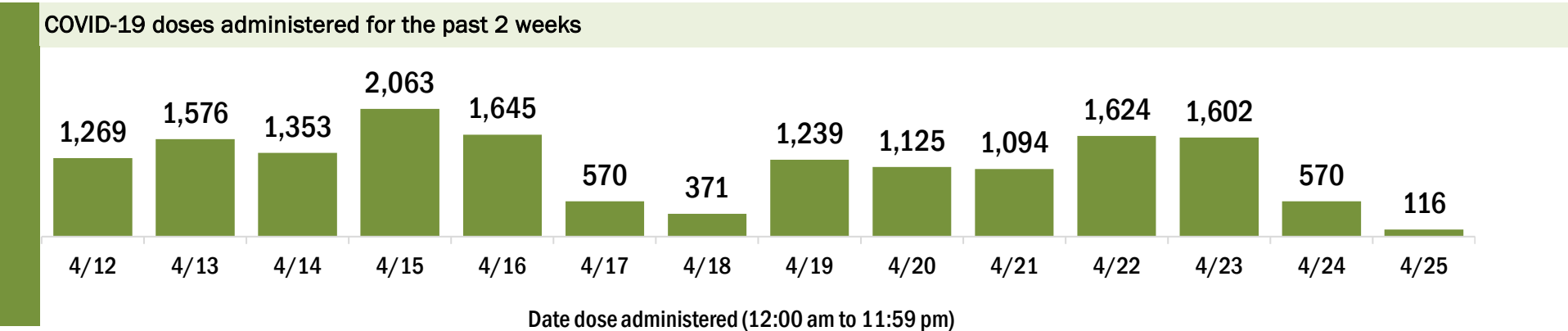
Data in this report are provisional and subject to change.

Data in this summary pertain to COVID-19 vaccines approved by the U.S. Food and Drug Administration and have been issued an Emergency Use Authorization (Janssen COVID-19 Vaccine, Moderna COVID-19 Vaccine and Pfizer-BioNTech COVID-19 Vaccine). These data summarize the number of people who have received either their first dose or have completed the series for a COVID-19 vaccine. **A person can only be counted in one category, first dose or series complete.** For persons receiving Moderna or Pfizer vaccines, once they receive their second dose, they are moved from the first dose column to the series completed column. **Because of this, the total first dose category may show a change from report to report not matching the total receiving their first dose from the previous day.** Persons receiving Johnson & Johnson vaccines will always be counted in the series completed column.

COVID-19 doses for vaccinated persons in Florida	
Doses administered	108,809
People receiving one dose of a 1-dose series (Johnson & Johnson) or receiving only one dose of a 2-dose series (Moderna, Pfizer) count once. Persons receiving both doses of a 2-dose series count twice.	

Current status of persons vaccinated for COVID-19 in Florida	
Total people vaccinated	65,990
First dose	18,448
Series completed	47,542
Completed 1-dose series	4,723
Completed 2-dose series	42,819
First dose: current number of people who have only received their first dose of the Moderna or Pfizer vaccine.	
Series complete: current number of people who have received both Moderna or Pfizer vaccine doses or one Johnson & Johnson dose and are considered fully immunized.	

Demographic summary	First dose	Series complete	Total people vaccinated
Age group	18,448	47,542	65,990
16-24 years	1,549	599	2,148
25-34 years	1,696	1,185	2,881
35-44 years	2,287	1,872	4,159
45-54 years	3,125	3,949	7,074
55-64 years	3,980	8,917	12,897
65-74 years	3,076	16,719	19,795
75-84 years	1,975	10,891	12,866
85+ years	760	3,410	4,170
Race	18,448	47,542	65,990
White	12,769	34,401	47,170
Black	580	1,211	1,791
American Indian/Alaskan	84	148	232
Other	1,449	3,279	4,728
Unknown	3,566	8,503	12,069
Other race includes Asian, native Hawaiian/Pacific Islander, or other.			
Ethnicity	18,448	47,542	65,990
Hispanic	1,561	2,219	3,780
Non-Hispanic	9,204	26,843	36,047
Unknown	7,683	18,480	26,163
Gender	18,448	47,542	65,990
Female	10,212	27,559	37,771
Male	8,221	19,949	28,170
Unknown	15	34	49





# COVID-19: Highlands County vaccine summary

Vaccination data through Apr 25, 2021 as of Apr 26, 2021 at 12:05 AM

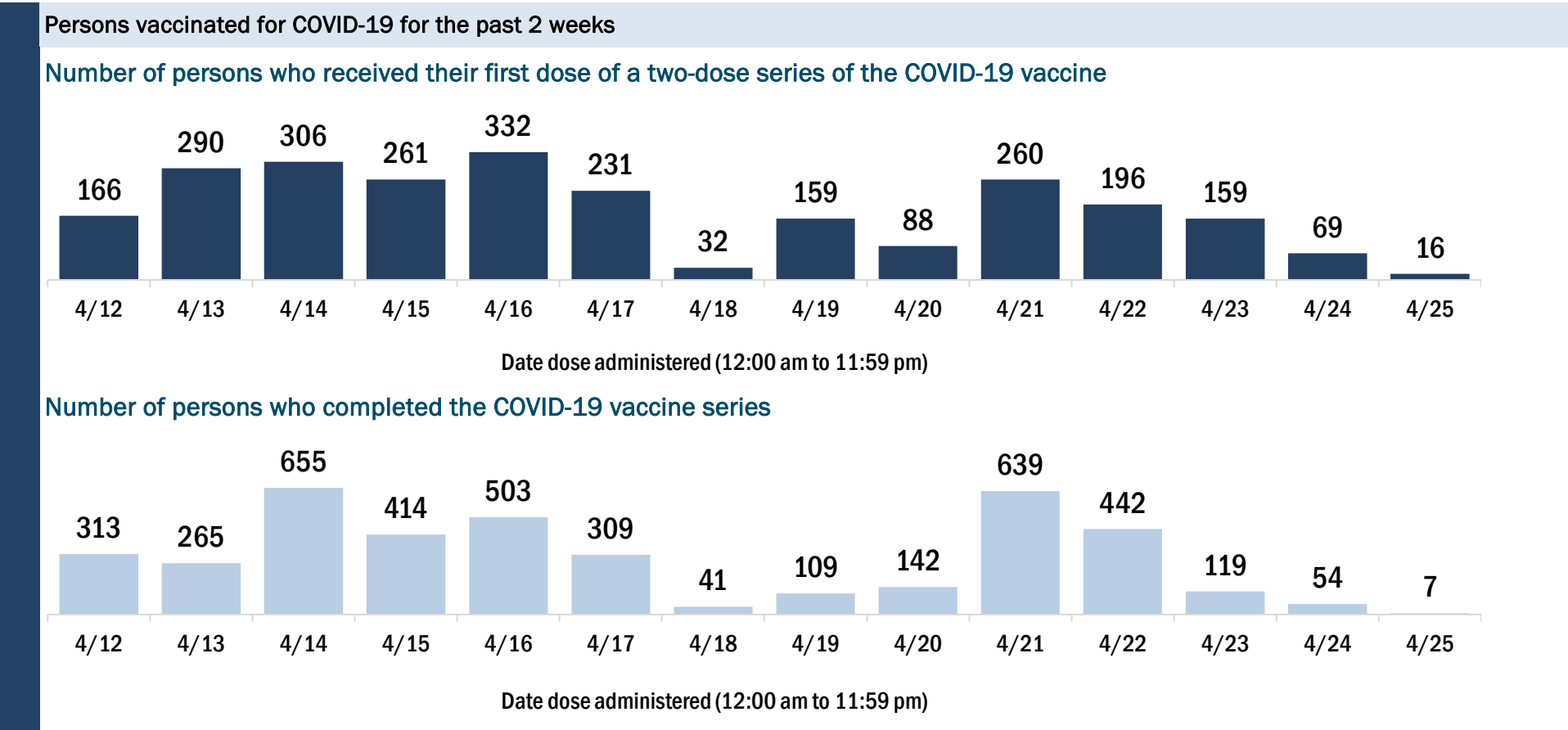
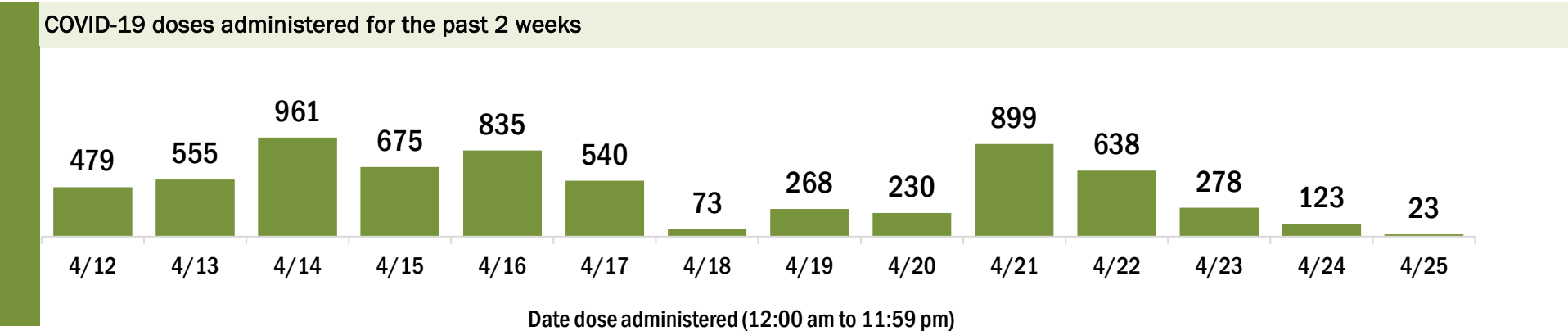
Data in this report are provisional and subject to change.

Data in this summary pertain to COVID-19 vaccines approved by the U.S. Food and Drug Administration and have been issued an Emergency Use Authorization (Janssen COVID-19 Vaccine, Moderna COVID-19 Vaccine and Pfizer-BioNTech COVID-19 Vaccine). These data summarize the number of people who have received either their first dose or have completed the series for a COVID-19 vaccine. **A person can only be counted in one category, first dose or series complete.** For persons receiving Moderna or Pfizer vaccines, once they receive their second dose, they are moved from the first dose column to the series completed column. **Because of this, the total first dose category may show a change from report to report not matching the total receiving their first dose from the previous day.** Persons receiving Johnson & Johnson vaccines will always be counted in the series completed column.

COVID-19 doses for vaccinated persons in Florida	
Doses administered	65,987
People receiving one dose of a 1-dose series (Johnson & Johnson) or receiving only one dose of a 2-dose series (Moderna, Pfizer) count once. Persons receiving both doses of a 2-dose series count twice.	

Current status of persons vaccinated for COVID-19 in Florida	
Total people vaccinated	40,405
First dose	14,260
Series completed	26,145
Completed 1-dose series	563
Completed 2-dose series	25,582
First dose: current number of people who have only received their first dose of the Moderna or Pfizer vaccine.	
Series complete: current number of people who have received both Moderna or Pfizer vaccine doses or one Johnson & Johnson dose and are considered fully immunized.	

Demographic summary	First dose	Series complete	Total people vaccinated
Age group	14,260	26,145	40,405
16-24 years	574	156	730
25-34 years	648	391	1,039
35-44 years	945	598	1,543
45-54 years	1,503	1,195	2,698
55-64 years	2,871	3,684	6,555
65-74 years	3,851	10,020	13,871
75-84 years	2,931	7,917	10,848
85+ years	937	2,184	3,121
Race	14,260	26,145	40,405
White	11,152	21,584	32,736
Black	718	849	1,567
American Indian/Alaskan	151	185	336
Other	980	1,552	2,532
Unknown	1,259	1,975	3,234
Other race includes Asian, native Hawaiian/Pacific Islander, or other.			
Ethnicity	14,260	26,145	40,405
Hispanic	1,911	1,344	3,255
Non-Hispanic	9,049	19,722	28,771
Unknown	3,300	5,079	8,379
Gender	14,260	26,145	40,405
Female	7,517	14,405	21,922
Male	6,712	11,726	18,438
Unknown	31	14	45



# COVID-19: Hillsborough County vaccine summary

Vaccination data through Apr 25, 2021 as of Apr 26, 2021 at 12:05 AM

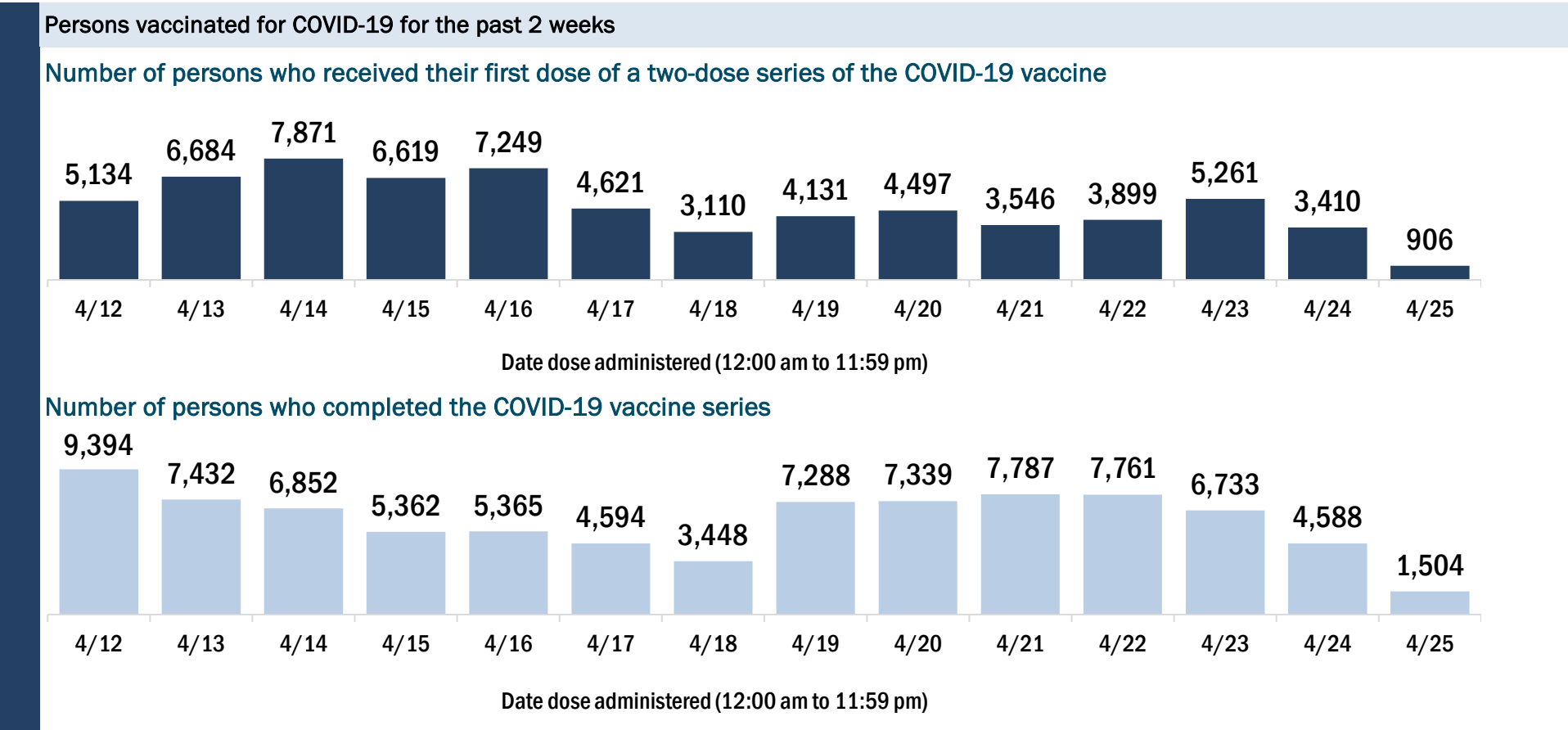
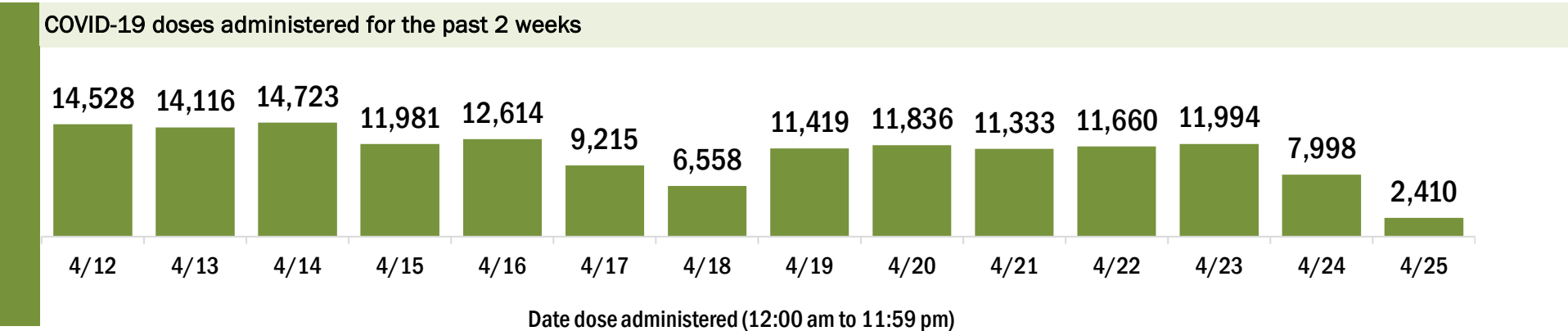
Data in this report are provisional and subject to change.

Data in this summary pertain to COVID-19 vaccines approved by the U.S. Food and Drug Administration and have been issued an Emergency Use Authorization (Janssen COVID-19 Vaccine, Moderna COVID-19 Vaccine and Pfizer-BioNTech COVID-19 Vaccine). These data summarize the number of people who have received either their first dose or have completed the series for a COVID-19 vaccine. **A person can only be counted in one category, first dose or series complete.** For persons receiving Moderna or Pfizer vaccines, once they receive their second dose, they are moved from the first dose column to the series completed column. **Because of this, the total first dose category may show a change from report to report not matching the total receiving their first dose from the previous day.** Persons receiving Johnson & Johnson vaccines will always be counted in the series completed column.

COVID-19 doses for vaccinated persons in Florida	
Doses administered	816,020
People receiving one dose of a 1-dose series (Johnson & Johnson) or receiving only one dose of a 2-dose series (Moderna, Pfizer) count once. Persons receiving both doses of a 2-dose series count twice.	

Current status of persons vaccinated for COVID-19 in Florida	
Total people vaccinated	527,839
First dose	191,499
Series completed	336,340
Completed 1-dose series	48,159
Completed 2-dose series	288,181
<b>First dose:</b> current number of people who have only received their first dose of the Moderna or Pfizer vaccine.	
<b>Series complete:</b> current number of people who have received both Moderna or Pfizer vaccine doses or one Johnson & Johnson dose and are considered fully immunized.	

Demographic summary	First dose	Series complete	Total people vaccinated
Age group	191,499	336,340	527,839
16-24 years	25,721	12,746	38,467
25-34 years	30,623	28,305	58,928
35-44 years	31,345	40,772	72,117
45-54 years	27,145	58,944	86,089
55-64 years	24,668	78,402	103,070
65-74 years	30,809	70,049	100,858
75-84 years	15,974	34,784	50,758
85+ years	5,214	12,338	17,552
Race	191,499	336,340	527,839
White	118,125	221,278	339,403
Black	12,232	23,060	35,292
American Indian/Alaskan	734	918	1,652
Other	26,739	44,983	71,722
Unknown	33,669	46,101	79,770
Other race includes Asian, native Hawaiian/Pacific Islander, or other.			
Ethnicity	191,499	336,340	527,839
Hispanic	25,221	36,437	61,658
Non-Hispanic	96,164	198,078	294,242
Unknown	70,114	101,825	171,939
Gender	191,499	336,340	527,839
Female	100,941	191,465	292,406
Male	90,222	144,651	234,873
Unknown	336	224	560



# COVID-19: Holmes County vaccine summary

Vaccination data through Apr 25, 2021 as of Apr 26, 2021 at 12:05 AM

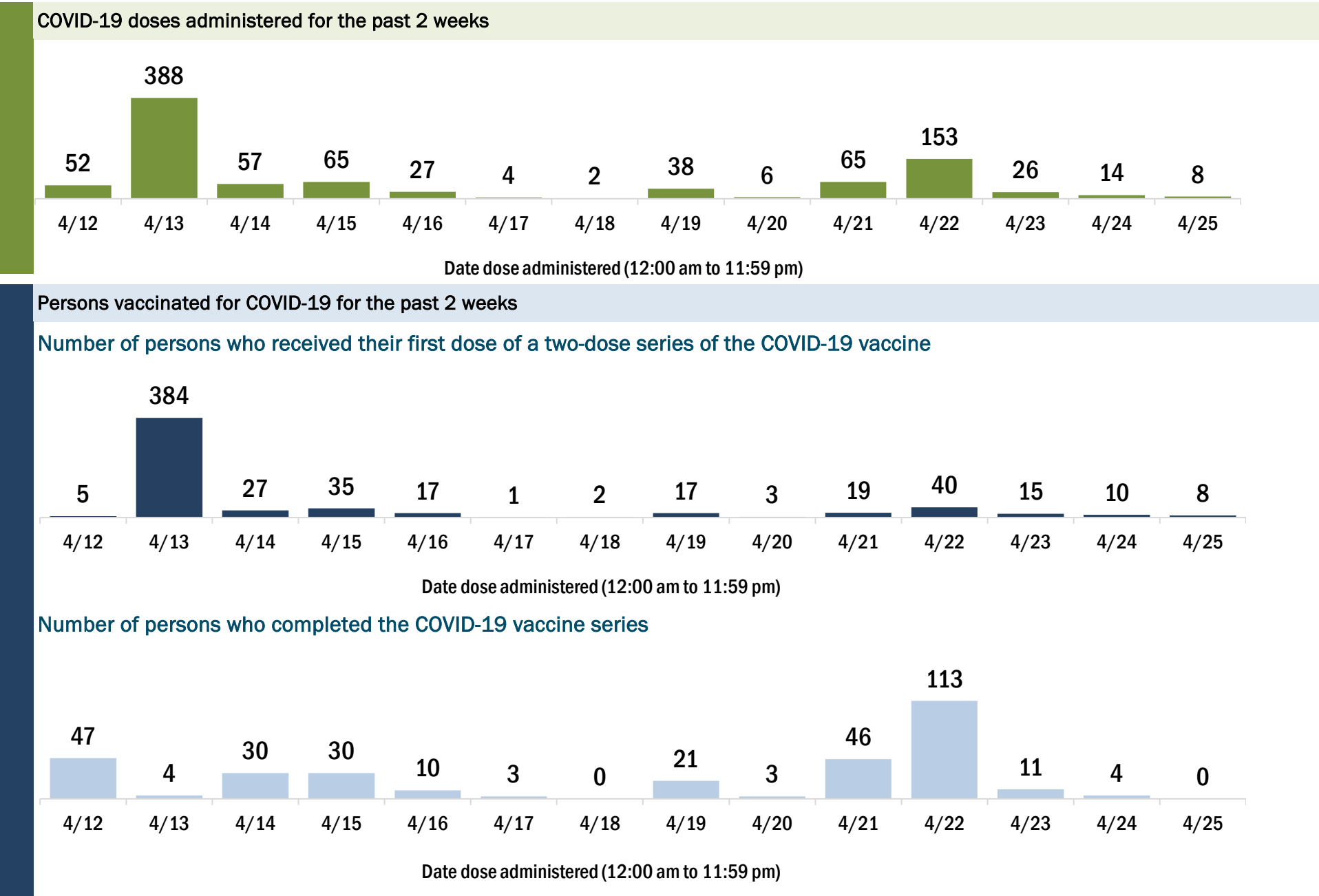
Data in this report are provisional and subject to change.

Data in this summary pertain to COVID-19 vaccines approved by the U.S. Food and Drug Administration and have been issued an Emergency Use Authorization (Janssen COVID-19 Vaccine, Moderna COVID-19 Vaccine and Pfizer-BioNTech COVID-19 Vaccine). These data summarize the number of people who have received either their first dose or have completed the series for a COVID-19 vaccine. **A person can only be counted in one category, first dose or series complete.** For persons receiving Moderna or Pfizer vaccines, once they receive their second dose, they are moved from the first dose column to the series completed column. **Because of this, the total first dose category may show a change from report to report not matching the total receiving their first dose from the previous day.** Persons receiving Johnson & Johnson vaccines will always be counted in the series completed column.

COVID-19 doses for vaccinated persons in Florida	
Doses administered	6,609
People receiving one dose of a 1-dose series (Johnson & Johnson) or receiving only one dose of a 2-dose series (Moderna, Pfizer) count once. Persons receiving both doses of a 2-dose series count twice.	

Current status of persons vaccinated for COVID-19 in Florida	
Total people vaccinated	4,043
First dose	1,178
Series completed	2,865
Completed 1-dose series	299
Completed 2-dose series	2,566
First dose: current number of people who have only received their first dose of the Moderna or Pfizer vaccine.	
Series complete: current number of people who have received both Moderna or Pfizer vaccine doses or one Johnson & Johnson dose and are considered fully immunized.	

Demographic summary	First dose	Series complete	Total people vaccinated
Age group	1,178	2,865	4,043
16-24 years	65	29	94
25-34 years	139	68	207
35-44 years	178	135	313
45-54 years	221	249	470
55-64 years	272	545	817
65-74 years	180	997	1,177
75-84 years	99	658	757
85+ years	24	184	208
Race	1,178	2,865	4,043
White	868	2,472	3,340
Black	182	91	273
American Indian/Alaskan	12	30	42
Other	74	166	240
Unknown	42	106	148
Other race includes Asian, native Hawaiian/Pacific Islander, or other.			
Ethnicity	1,178	2,865	4,043
Hispanic	58	19	77
Non-Hispanic	970	2,404	3,374
Unknown	150	442	592
Gender	1,178	2,865	4,043
Female	427	1,577	2,004
Male	751	1,288	2,039
Unknown	0	0	0



# COVID-19: Indian River County vaccine summary

Vaccination data through Apr 25, 2021 as of Apr 26, 2021 at 12:05 AM

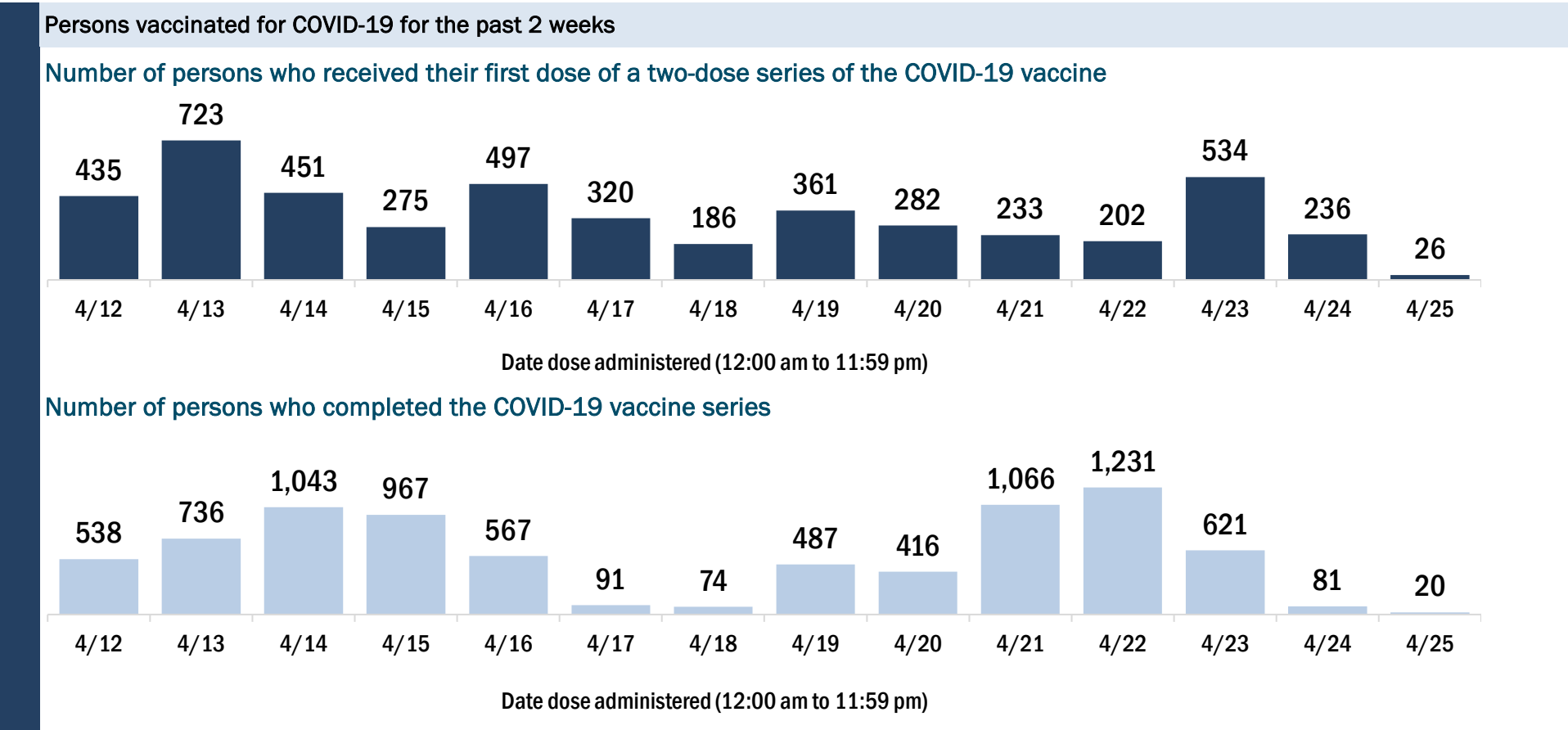
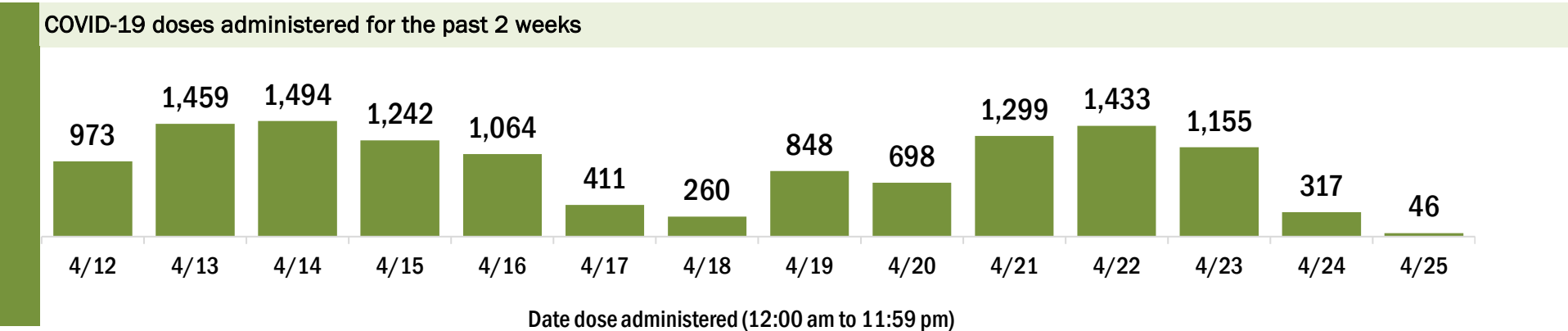
Data in this report are provisional and subject to change.

Data in this summary pertain to COVID-19 vaccines approved by the U.S. Food and Drug Administration and have been issued an Emergency Use Authorization (Janssen COVID-19 Vaccine, Moderna COVID-19 Vaccine and Pfizer-BioNTech COVID-19 Vaccine). These data summarize the number of people who have received either their first dose or have completed the series for a COVID-19 vaccine. **A person can only be counted in one category, first dose or series complete.** For persons receiving Moderna or Pfizer vaccines, once they receive their second dose, they are moved from the first dose column to the series completed column. **Because of this, the total first dose category may show a change from report to report not matching the total receiving their first dose from the previous day.** Persons receiving Johnson & Johnson vaccines will always be counted in the series completed column.

COVID-19 doses for vaccinated persons in Florida	
Doses administered	125,453
People receiving one dose of a 1-dose series (Johnson & Johnson) or receiving only one dose of a 2-dose series (Moderna, Pfizer) count once. Persons receiving both doses of a 2-dose series count twice.	

Current status of persons vaccinated for COVID-19 in Florida	
Total people vaccinated	76,473
First dose	25,586
Series completed	50,887
Completed 1-dose series	1,907
Completed 2-dose series	48,980
First dose: current number of people who have only received their first dose of the Moderna or Pfizer vaccine.	
Series complete: current number of people who have received both Moderna or Pfizer vaccine doses or one Johnson & Johnson dose and are considered fully immunized.	

Demographic summary	First dose	Series complete	Total people vaccinated
Age group	25,586	50,887	76,473
16-24 years	1,413	470	1,883
25-34 years	1,755	1,001	2,756
35-44 years	2,194	1,525	3,719
45-54 years	3,106	3,248	6,354
55-64 years	5,525	8,486	14,011
65-74 years	5,635	19,727	25,362
75-84 years	4,170	12,311	16,481
85+ years	1,788	4,119	5,907
Race	25,586	50,887	76,473
White	18,525	37,602	56,127
Black	1,383	1,288	2,671
American Indian/Alaskan	179	249	428
Other	1,899	3,377	5,276
Unknown	3,600	8,371	11,971
Other race includes Asian, native Hawaiian/Pacific Islander, or other.			
Ethnicity	25,586	50,887	76,473
Hispanic	2,267	1,471	3,738
Non-Hispanic	14,343	32,239	46,582
Unknown	8,976	17,177	26,153
Gender	25,586	50,887	76,473
Female	13,603	28,739	42,342
Male	11,952	22,113	34,065
Unknown	31	35	66





# COVID-19: Jackson County vaccine summary

Vaccination data through Apr 25, 2021 as of Apr 26, 2021 at 12:05 AM

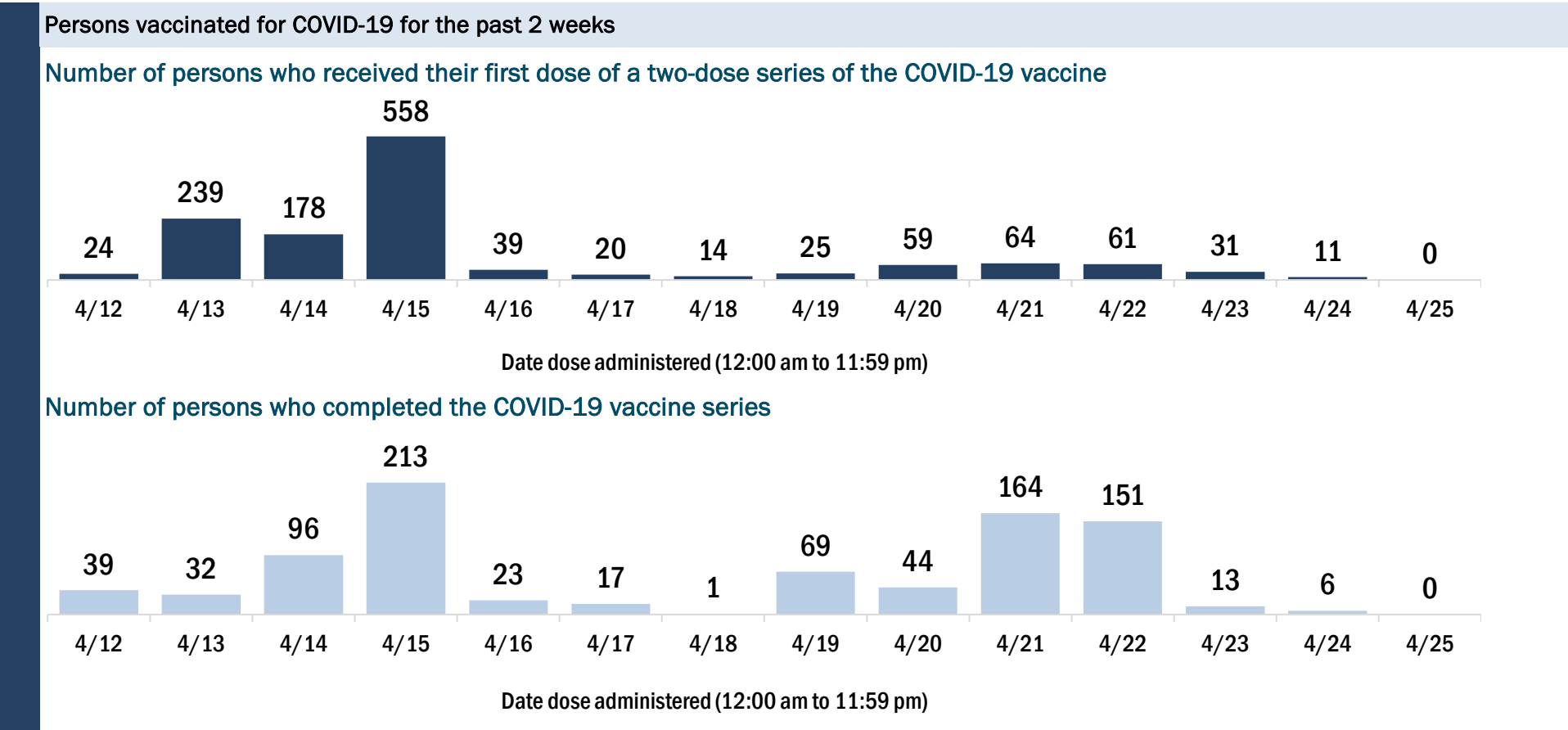
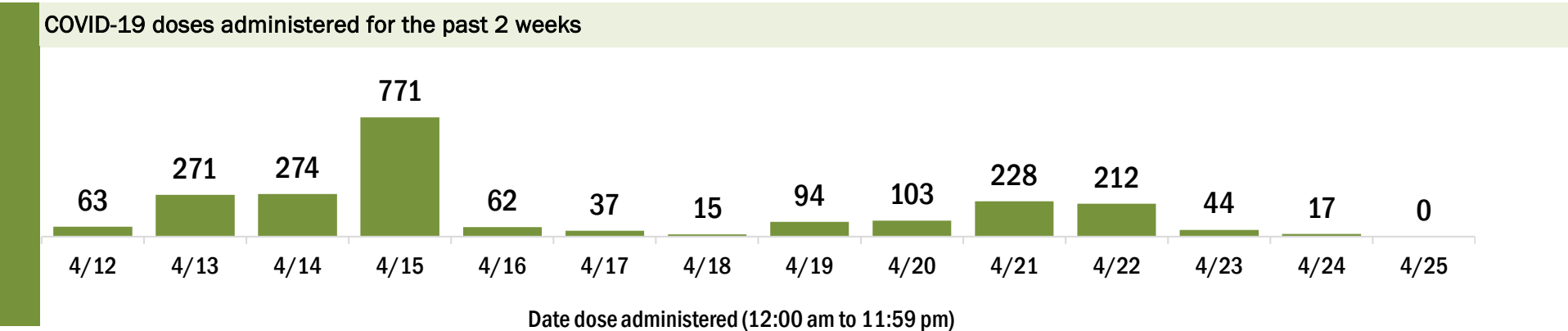
Data in this report are provisional and subject to change.

Data in this summary pertain to COVID-19 vaccines approved by the U.S. Food and Drug Administration and have been issued an Emergency Use Authorization (Janssen COVID-19 Vaccine, Moderna COVID-19 Vaccine and Pfizer-BioNTech COVID-19 Vaccine). These data summarize the number of people who have received either their first dose or have completed the series for a COVID-19 vaccine. **A person can only be counted in one category, first dose or series complete.** For persons receiving Moderna or Pfizer vaccines, once they receive their second dose, they are moved from the first dose column to the series completed column. **Because of this, the total first dose category may show a change from report to report not matching the total receiving their first dose from the previous day.** Persons receiving Johnson & Johnson vaccines will always be counted in the series completed column.

COVID-19 doses for vaccinated persons in Florida	
Doses administered	21,142
People receiving one dose of a 1-dose series (Johnson & Johnson) or receiving only one dose of a 2-dose series (Moderna, Pfizer) count once. Persons receiving both doses of a 2-dose series count twice.	

Current status of persons vaccinated for COVID-19 in Florida	
Total people vaccinated	13,092
First dose	4,225
Series completed	8,867
Completed 1-dose series	817
Completed 2-dose series	8,050
First dose: current number of people who have only received their first dose of the Moderna or Pfizer vaccine.	
Series complete: current number of people who have received both Moderna or Pfizer vaccine doses or one Johnson & Johnson dose and are considered fully immunized.	

Demographic summary	First dose	Series complete	Total people vaccinated
Age group	4,225	8,867	13,092
16-24 years	212	106	318
25-34 years	497	274	771
35-44 years	696	447	1,143
45-54 years	888	831	1,719
55-64 years	820	1,908	2,728
65-74 years	628	2,939	3,567
75-84 years	352	1,776	2,128
85+ years	132	586	718
Race	4,225	8,867	13,092
White	2,519	6,219	8,738
Black	1,176	1,731	2,907
American Indian/Alaskan	22	43	65
Other	203	391	594
Unknown	305	483	788
Other race includes Asian, native Hawaiian/Pacific Islander, or other.			
Ethnicity	4,225	8,867	13,092
Hispanic	243	116	359
Non-Hispanic	2,541	6,584	9,125
Unknown	1,441	2,167	3,608
Gender	4,225	8,867	13,092
Female	1,494	5,060	6,554
Male	2,730	3,807	6,537
Unknown	1	0	1



# COVID-19: Jefferson County vaccine summary

Vaccination data through Apr 25, 2021 as of Apr 26, 2021 at 12:05 AM

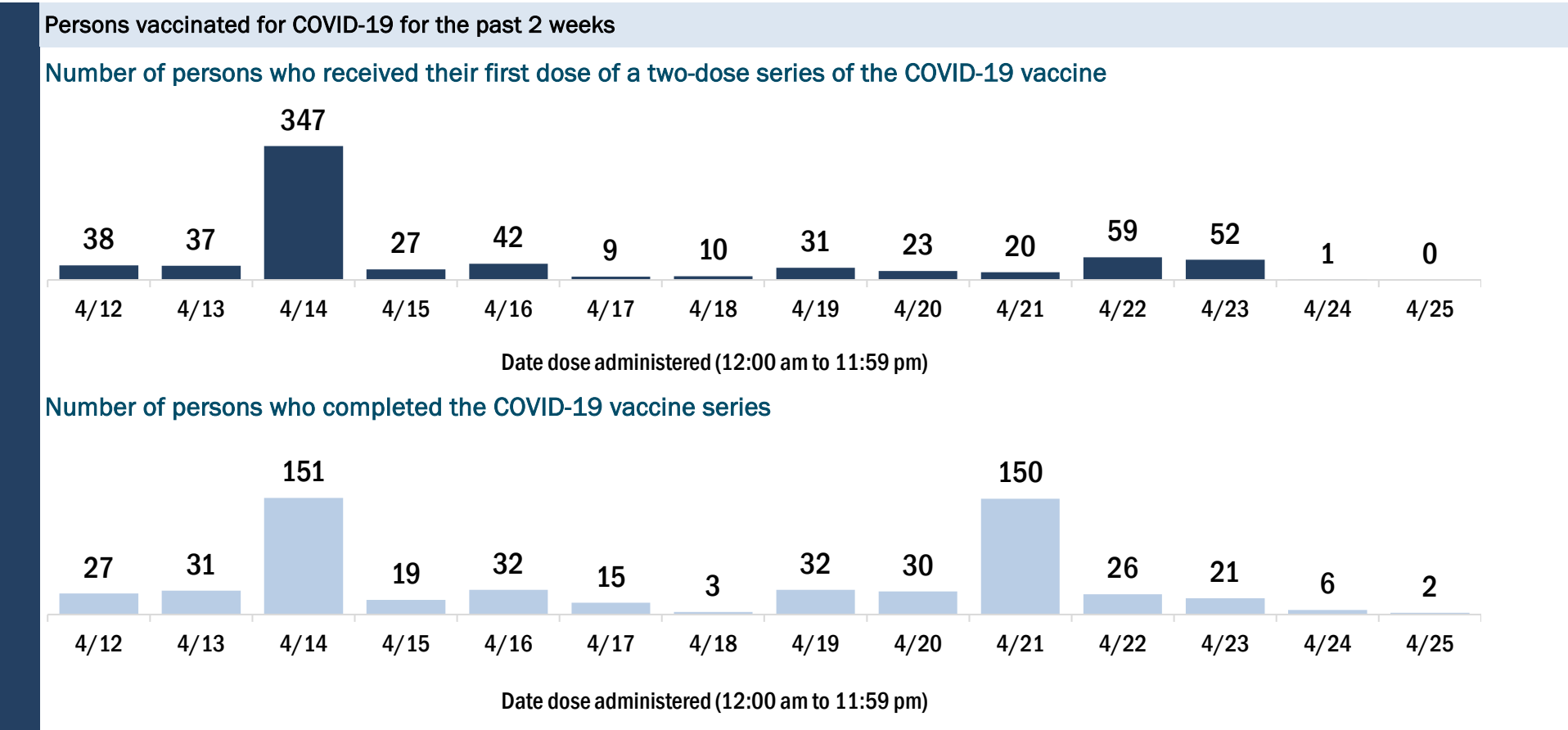
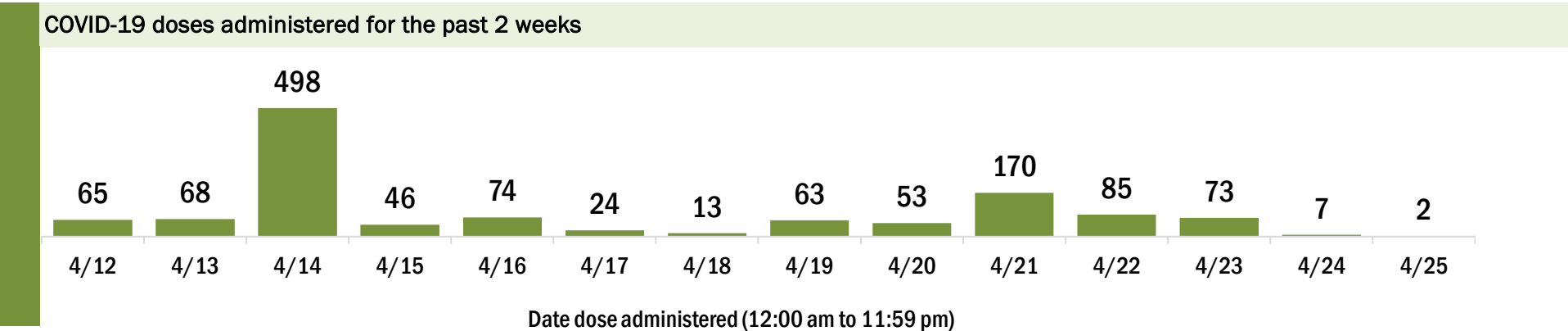
Data in this report are provisional and subject to change.

Data in this summary pertain to COVID-19 vaccines approved by the U.S. Food and Drug Administration and have been issued an Emergency Use Authorization (Janssen COVID-19 Vaccine, Moderna COVID-19 Vaccine and Pfizer-BioNTech COVID-19 Vaccine). These data summarize the number of people who have received either their first dose or have completed the series for a COVID-19 vaccine. **A person can only be counted in one category, first dose or series complete.** For persons receiving Moderna or Pfizer vaccines, once they receive their second dose, they are moved from the first dose column to the series completed column. **Because of this, the total first dose category may show a change from report to report not matching the total receiving their first dose from the previous day.** Persons receiving Johnson & Johnson vaccines will always be counted in the series completed column.

COVID-19 doses for vaccinated persons in Florida	
Doses administered	8,342
People receiving one dose of a 1-dose series (Johnson & Johnson) or receiving only one dose of a 2-dose series (Moderna, Pfizer) count once. Persons receiving both doses of a 2-dose series count twice.	

Current status of persons vaccinated for COVID-19 in Florida	
Total people vaccinated	4,957
First dose	1,303
Series completed	3,654
Completed 1-dose series	269
Completed 2-dose series	3,385
First dose: current number of people who have only received their first dose of the Moderna or Pfizer vaccine.	
Series complete: current number of people who have received both Moderna or Pfizer vaccine doses or one Johnson & Johnson dose and are considered fully immunized.	

Demographic summary	First dose	Series complete	Total people vaccinated
Age group	1,303	3,654	4,957
16-24 years	80	48	128
25-34 years	126	100	226
35-44 years	207	150	357
45-54 years	311	367	678
55-64 years	341	862	1,203
65-74 years	150	1,303	1,453
75-84 years	63	647	710
85+ years	25	177	202
Race	1,303	3,654	4,957
White	725	2,037	2,762
Black	395	809	1,204
American Indian/Alaskan	2	7	9
Other	106	539	645
Unknown	75	262	337
Other race includes Asian, native Hawaiian/Pacific Islander, or other.			
Ethnicity	1,303	3,654	4,957
Hispanic	45	63	108
Non-Hispanic	1,029	2,198	3,227
Unknown	229	1,393	1,622
Gender	1,303	3,654	4,957
Female	513	2,134	2,647
Male	790	1,520	2,310
Unknown	0	0	0



# COVID-19: Lafayette County vaccine summary

Vaccination data through Apr 25, 2021 as of Apr 26, 2021 at 12:05 AM

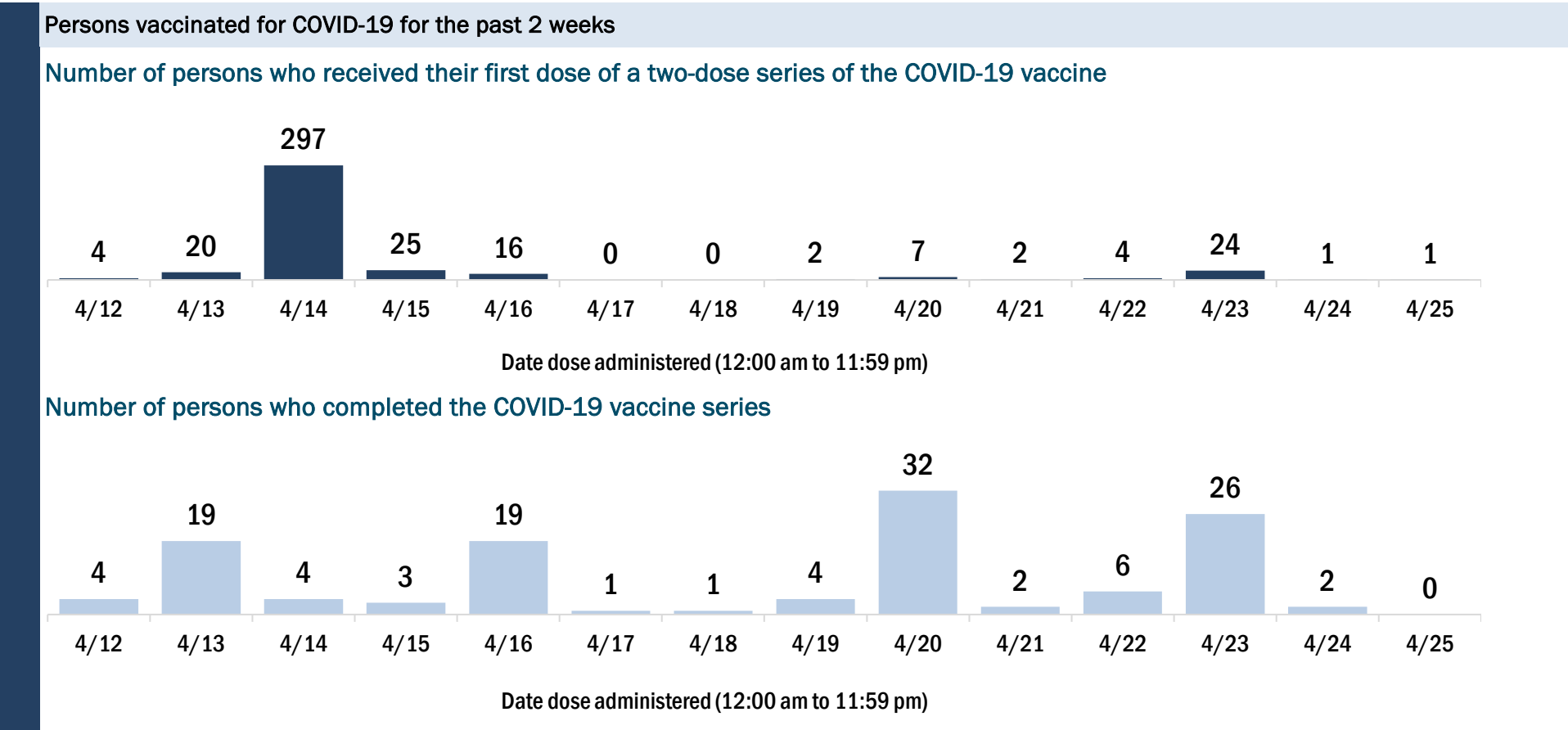
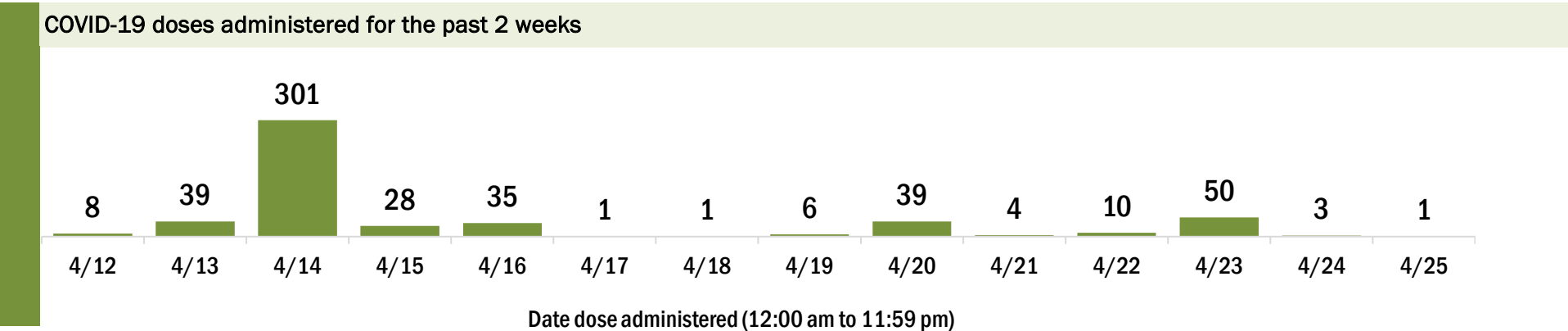
Data in this report are provisional and subject to change.

Data in this summary pertain to COVID-19 vaccines approved by the U.S. Food and Drug Administration and have been issued an Emergency Use Authorization (Janssen COVID-19 Vaccine, Moderna COVID-19 Vaccine and Pfizer-BioNTech COVID-19 Vaccine). These data summarize the number of people who have received either their first dose or have completed the series for a COVID-19 vaccine. **A person can only be counted in one category, first dose or series complete.** For persons receiving Moderna or Pfizer vaccines, once they receive their second dose, they are moved from the first dose column to the series completed column. **Because of this, the total first dose category may show a change from report to report not matching the total receiving their first dose from the previous day.** Persons receiving Johnson & Johnson vaccines will always be counted in the series completed column.

COVID-19 doses for vaccinated persons in Florida	
Doses administered	3,410
People receiving one dose of a 1-dose series (Johnson & Johnson) or receiving only one dose of a 2-dose series (Moderna, Pfizer) count once. Persons receiving both doses of a 2-dose series count twice.	

Current status of persons vaccinated for COVID-19 in Florida	
Total people vaccinated	2,084
First dose	729
Series completed	1,355
Completed 1-dose series	29
Completed 2-dose series	1,326
<b>First dose:</b> current number of people who have only received their first dose of the Moderna or Pfizer vaccine.	
<b>Series complete:</b> current number of people who have received both Moderna or Pfizer vaccine doses or one Johnson & Johnson dose and are considered fully immunized.	

Demographic summary	First dose	Series complete	Total people vaccinated
Age group	729	1,355	2,084
16-24 years	28	4	32
25-34 years	89	13	102
35-44 years	133	31	164
45-54 years	147	89	236
55-64 years	129	171	300
65-74 years	121	608	729
75-84 years	56	340	396
85+ years	26	99	125
Race	729	1,355	2,084
White	471	1,151	1,622
Black	147	45	192
American Indian/Alaskan	3	6	9
Other	52	78	130
Unknown	56	75	131
Other race includes Asian, native Hawaiian/Pacific Islander, or other.			
Ethnicity	729	1,355	2,084
Hispanic	63	43	106
Non-Hispanic	264	1,082	1,346
Unknown	402	230	632
Gender	729	1,355	2,084
Female	204	703	907
Male	524	652	1,176
Unknown	1	0	1



# COVID-19: Lake County vaccine summary

Vaccination data through Apr 25, 2021 as of Apr 26, 2021 at 12:05 AM

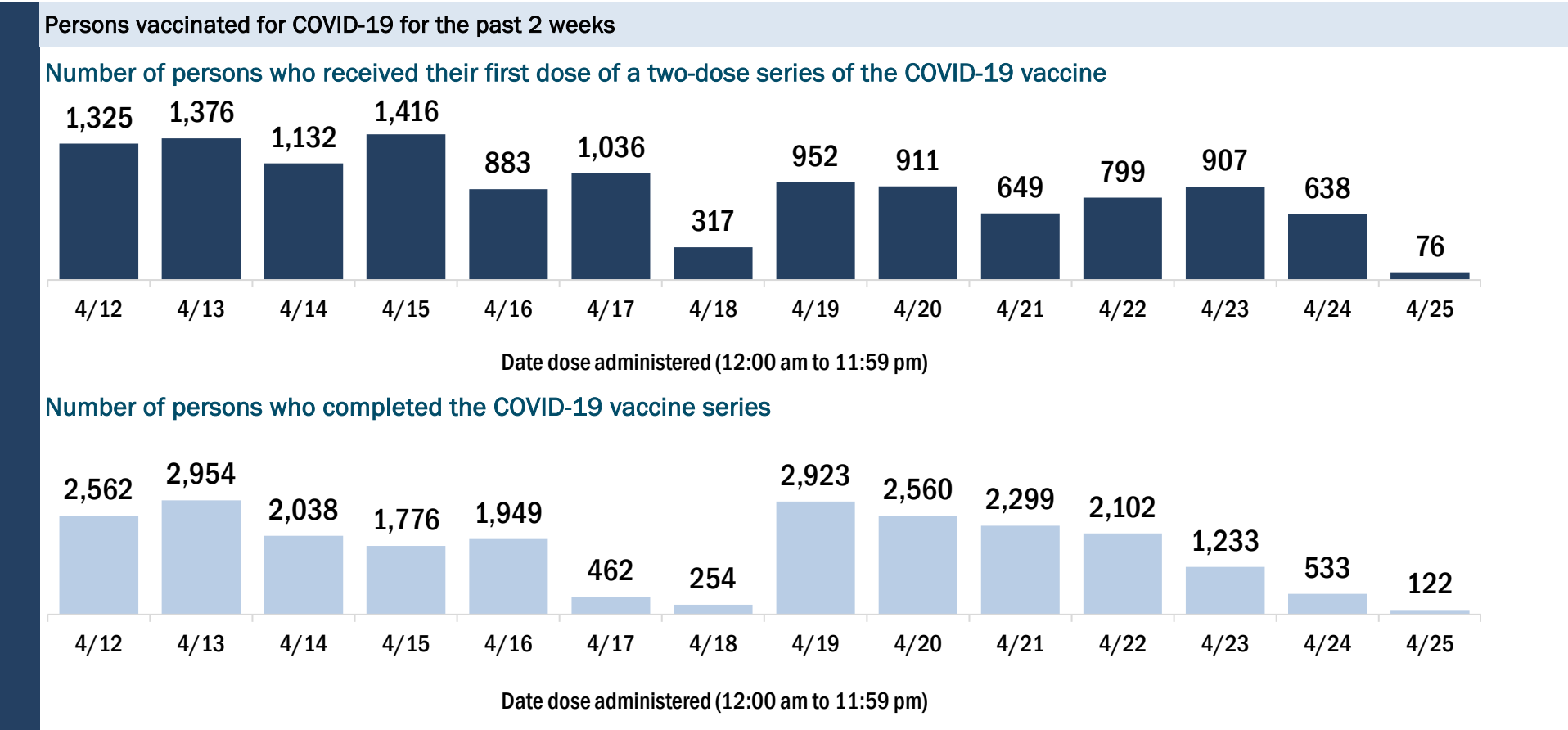
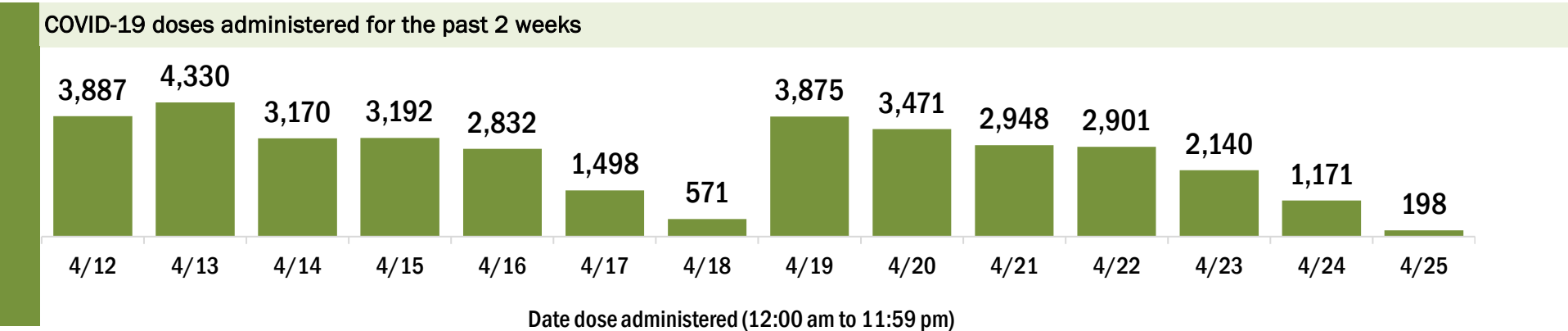
Data in this report are provisional and subject to change.

Data in this summary pertain to COVID-19 vaccines approved by the U.S. Food and Drug Administration and have been issued an Emergency Use Authorization (Janssen COVID-19 Vaccine, Moderna COVID-19 Vaccine and Pfizer-BioNTech COVID-19 Vaccine). These data summarize the number of people who have received either their first dose or have completed the series for a COVID-19 vaccine. **A person can only be counted in one category, first dose or series complete.** For persons receiving Moderna or Pfizer vaccines, once they receive their second dose, they are moved from the first dose column to the series completed column. **Because of this, the total first dose category may show a change from report to report not matching the total receiving their first dose from the previous day.** Persons receiving Johnson & Johnson vaccines will always be counted in the series completed column.

COVID-19 doses for vaccinated persons in Florida	
Doses administered	271,384
People receiving one dose of a 1-dose series (Johnson & Johnson) or receiving only one dose of a 2-dose series (Moderna, Pfizer) count once. Persons receiving both doses of a 2-dose series count twice.	

Current status of persons vaccinated for COVID-19 in Florida	
Total people vaccinated	159,883
First dose	42,476
Series completed	117,407
Completed 1-dose series	5,906
Completed 2-dose series	111,501
First dose: current number of people who have only received their first dose of the Moderna or Pfizer vaccine.	
Series complete: current number of people who have received both Moderna or Pfizer vaccine doses or one Johnson & Johnson dose and are considered fully immunized.	

Demographic summary	First dose	Series complete	Total people vaccinated
Age group	42,476	117,407	159,883
16-24 years	5,328	1,399	6,727
25-34 years	5,411	3,319	8,730
35-44 years	6,081	6,023	12,104
45-54 years	6,447	10,727	17,174
55-64 years	7,420	21,012	28,432
65-74 years	5,977	39,667	45,644
75-84 years	4,198	27,283	31,481
85+ years	1,614	7,977	9,591
Race	42,476	117,407	159,883
White	27,132	87,876	115,008
Black	2,971	5,565	8,536
American Indian/Alaskan	269	601	870
Other	4,843	10,017	14,860
Unknown	7,261	13,348	20,609
Other race includes Asian, native Hawaiian/Pacific Islander, or other.			
Ethnicity	42,476	117,407	159,883
Hispanic	5,964	6,847	12,811
Non-Hispanic	20,724	67,978	88,702
Unknown	15,788	42,582	58,370
Gender	42,476	117,407	159,883
Female	22,717	66,510	89,227
Male	19,628	50,785	70,413
Unknown	131	112	243





# COVID-19: Lee County vaccine summary

Vaccination data through Apr 25, 2021 as of Apr 26, 2021 at 12:05 AM

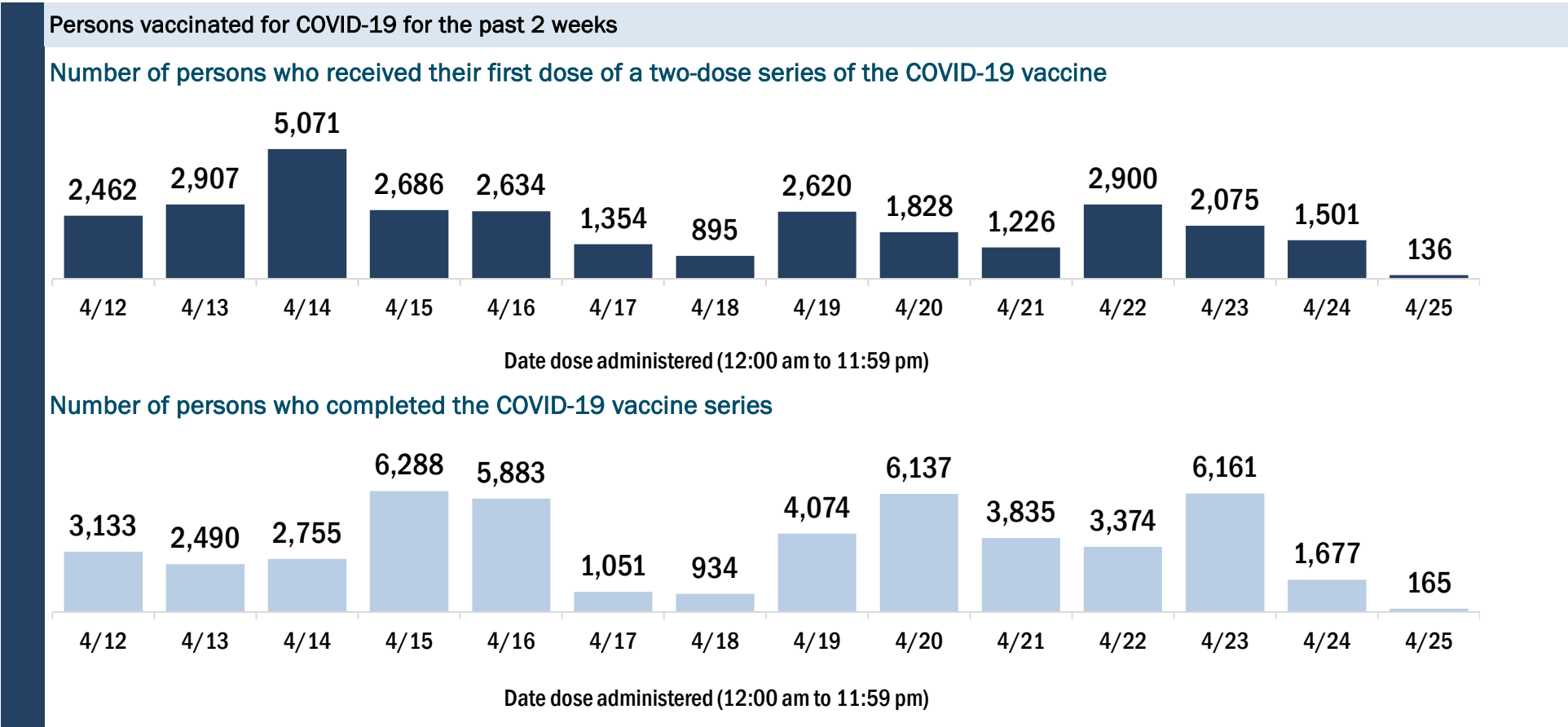
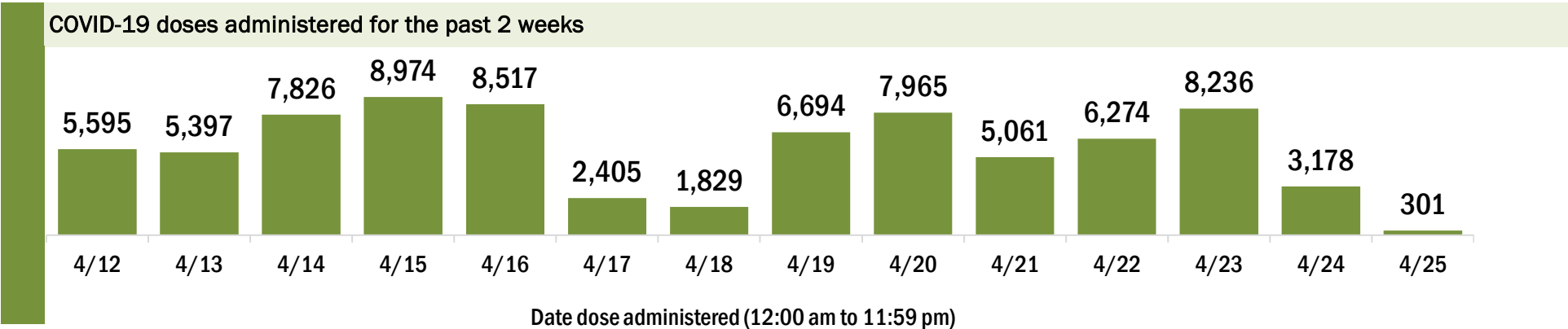
Data in this report are provisional and subject to change.

Data in this summary pertain to COVID-19 vaccines approved by the U.S. Food and Drug Administration and have been issued an Emergency Use Authorization (Janssen COVID-19 Vaccine, Moderna COVID-19 Vaccine and Pfizer-BioNTech COVID-19 Vaccine). These data summarize the number of people who have received either their first dose or have completed the series for a COVID-19 vaccine. **A person can only be counted in one category, first dose or series complete.** For persons receiving Moderna or Pfizer vaccines, once they receive their second dose, they are moved from the first dose column to the series completed column. **Because of this, the total first dose category may show a change from report to report not matching the total receiving their first dose from the previous day.** Persons receiving Johnson & Johnson vaccines will always be counted in the series completed column.

COVID-19 doses for vaccinated persons in Florida	
Doses administered	518,637
People receiving one dose of a 1-dose series (Johnson & Johnson) or receiving only one dose of a 2-dose series (Moderna, Pfizer) count once. Persons receiving both doses of a 2-dose series count twice.	

Current status of persons vaccinated for COVID-19 in Florida	
Total people vaccinated	314,887
First dose	98,998
Series completed	215,889
Completed 1-dose series	12,139
Completed 2-dose series	203,750
<b>First dose:</b> current number of people who have only received their first dose of the Moderna or Pfizer vaccine.	
<b>Series complete:</b> current number of people who have received both Moderna or Pfizer vaccine doses or one Johnson & Johnson dose and are considered fully immunized.	

Demographic summary	First dose	Series complete	Total people vaccinated
Age group	98,998	215,889	314,887
16-24 years	7,199	2,055	9,254
25-34 years	9,712	5,095	14,807
35-44 years	12,935	7,564	20,499
45-54 years	16,511	14,158	30,669
55-64 years	22,808	36,977	59,785
65-74 years	16,796	85,084	101,880
75-84 years	9,759	51,318	61,077
85+ years	3,278	13,638	16,916
Race	98,998	215,889	314,887
White	69,791	154,743	224,534
Black	3,877	4,671	8,548
American Indian/Alaskan	448	686	1,134
Other	8,189	13,764	21,953
Unknown	16,693	42,025	58,718
Other race includes Asian, native Hawaiian/Pacific Islander, or other.			
Ethnicity	98,998	215,889	314,887
Hispanic	16,034	11,893	27,927
Non-Hispanic	52,300	124,237	176,537
Unknown	30,664	79,759	110,423
Gender	98,998	215,889	314,887
Female	52,225	121,299	173,524
Male	46,547	94,187	140,734
Unknown	226	403	629



# COVID-19: Leon County vaccine summary

Vaccination data through Apr 25, 2021 as of Apr 26, 2021 at 12:05 AM

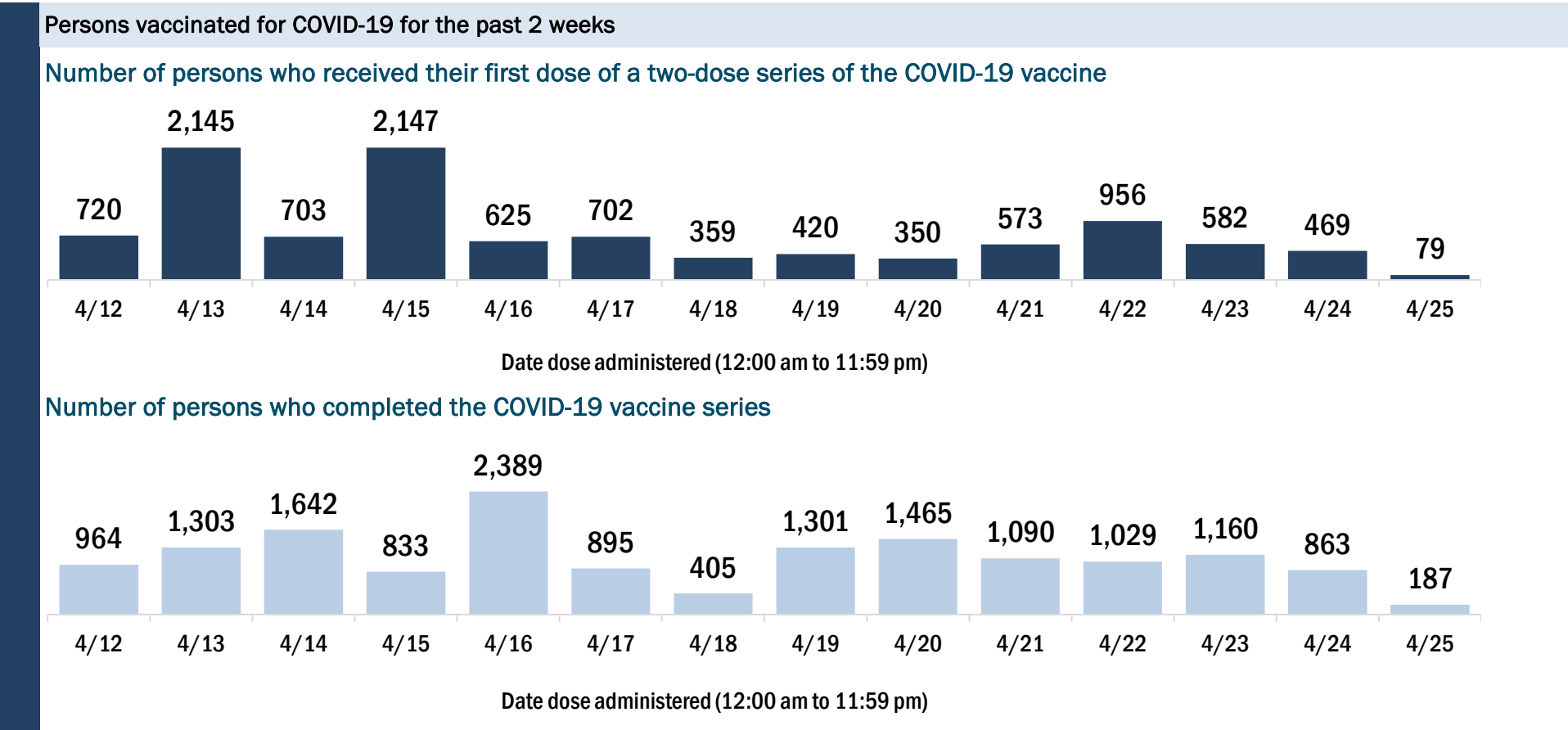
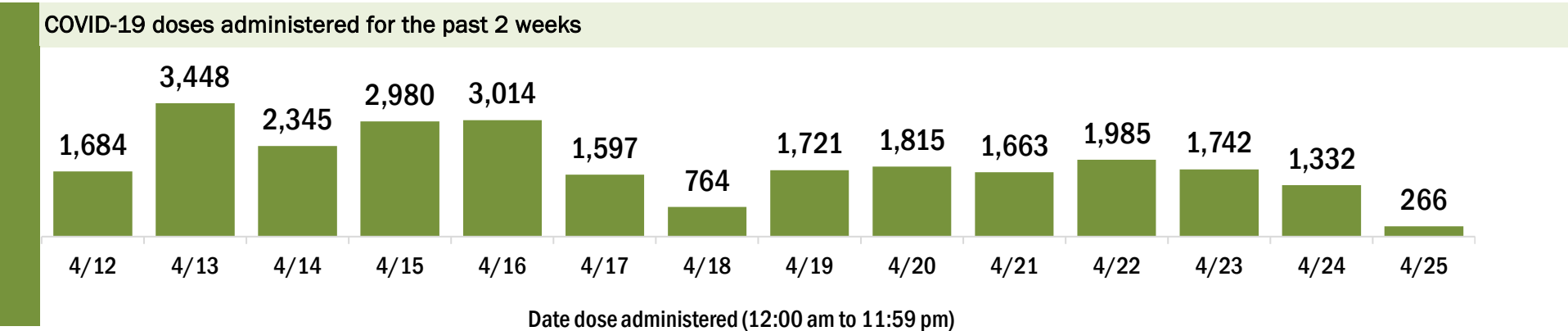
Data in this report are provisional and subject to change.

Data in this summary pertain to COVID-19 vaccines approved by the U.S. Food and Drug Administration and have been issued an Emergency Use Authorization (Janssen COVID-19 Vaccine, Moderna COVID-19 Vaccine and Pfizer-BioNTech COVID-19 Vaccine). These data summarize the number of people who have received either their first dose or have completed the series for a COVID-19 vaccine. **A person can only be counted in one category, first dose or series complete.** For persons receiving Moderna or Pfizer vaccines, once they receive their second dose, they are moved from the first dose column to the series completed column. **Because of this, the total first dose category may show a change from report to report not matching the total receiving their first dose from the previous day.** Persons receiving Johnson & Johnson vaccines will always be counted in the series completed column.

COVID-19 doses for vaccinated persons in Florida	
Doses administered	183,143
People receiving one dose of a 1-dose series (Johnson & Johnson) or receiving only one dose of a 2-dose series (Moderna, Pfizer) count once. Persons receiving both doses of a 2-dose series count twice.	

Current status of persons vaccinated for COVID-19 in Florida	
Total people vaccinated	110,339
First dose	33,135
Series completed	77,204
Completed 1-dose series	4,400
Completed 2-dose series	72,804
First dose: current number of people who have only received their first dose of the Moderna or Pfizer vaccine.	
Series complete: current number of people who have received both Moderna or Pfizer vaccine doses or one Johnson & Johnson dose and are considered fully immunized.	

Demographic summary	First dose	Series complete	Total people vaccinated
Age group	33,135	77,204	110,339
16-24 years	7,684	4,204	11,888
25-34 years	6,949	6,470	13,419
35-44 years	6,113	7,928	14,041
45-54 years	4,640	10,817	15,457
55-64 years	3,664	16,836	20,500
65-74 years	2,283	19,282	21,565
75-84 years	1,157	8,720	9,877
85+ years	645	2,947	3,592
Race	33,135	77,204	110,339
White	19,038	45,661	64,699
Black	4,916	10,853	15,769
American Indian/Alaskan	118	235	353
Other	4,509	13,756	18,265
Unknown	4,554	6,699	11,253
Other race includes Asian, native Hawaiian/Pacific Islander, or other.			
Ethnicity	33,135	77,204	110,339
Hispanic	2,165	3,392	5,557
Non-Hispanic	22,128	56,064	78,192
Unknown	8,842	17,748	26,590
Gender	33,135	77,204	110,339
Female	17,714	44,982	62,696
Male	15,374	32,186	47,560
Unknown	47	36	83



# COVID-19: Levy County vaccine summary

Vaccination data through Apr 25, 2021 as of Apr 26, 2021 at 12:05 AM

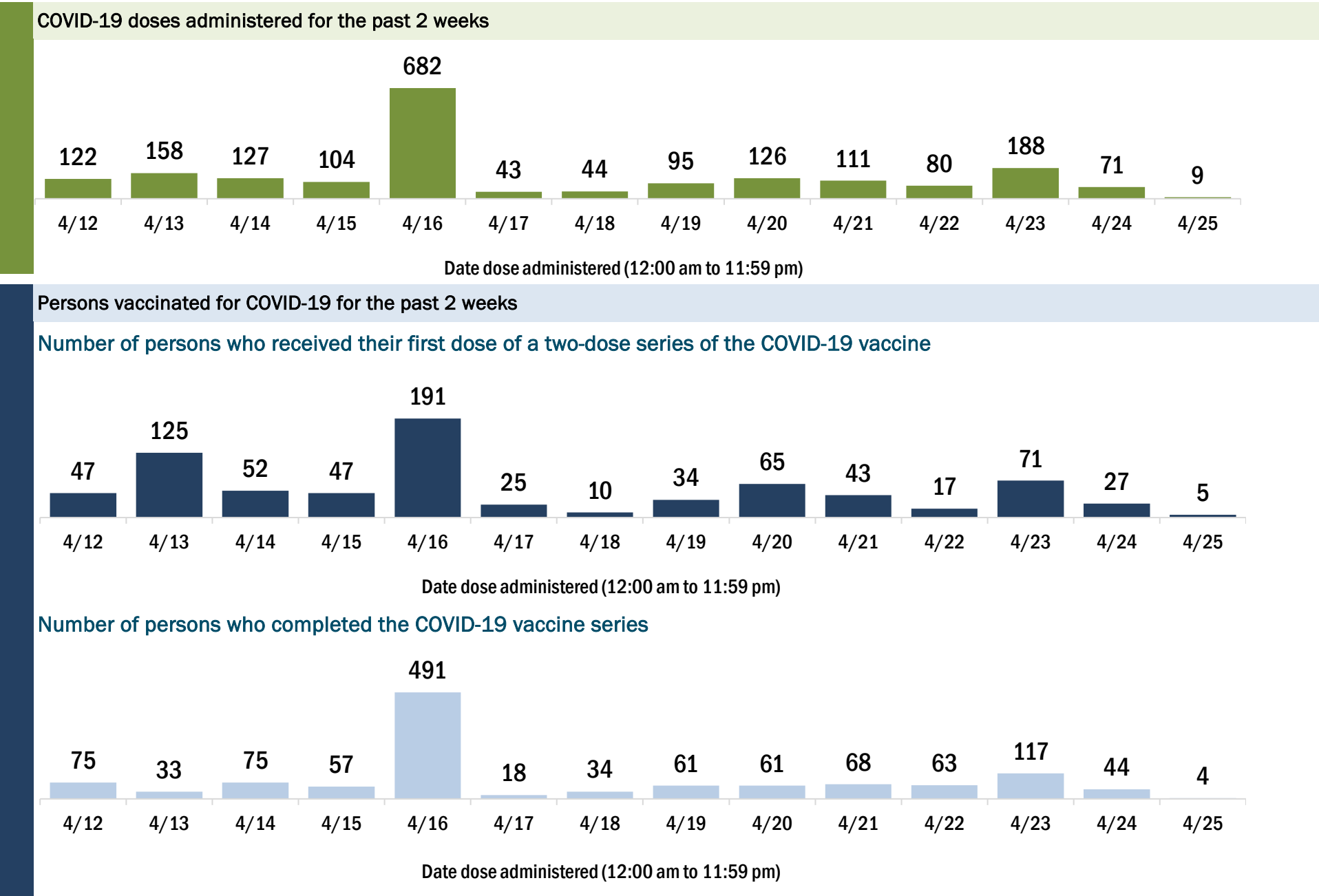
Data in this report are provisional and subject to change.

Data in this summary pertain to COVID-19 vaccines approved by the U.S. Food and Drug Administration and have been issued an Emergency Use Authorization (Janssen COVID-19 Vaccine, Moderna COVID-19 Vaccine and Pfizer-BioNTech COVID-19 Vaccine). These data summarize the number of people who have received either their first dose or have completed the series for a COVID-19 vaccine. **A person can only be counted in one category, first dose or series complete.** For persons receiving Moderna or Pfizer vaccines, once they receive their second dose, they are moved from the first dose column to the series completed column. **Because of this, the total first dose category may show a change from report to report not matching the total receiving their first dose from the previous day.** Persons receiving Johnson & Johnson vaccines will always be counted in the series completed column.

COVID-19 doses for vaccinated persons in Florida	
Doses administered	17,504
People receiving one dose of a 1-dose series (Johnson & Johnson) or receiving only one dose of a 2-dose series (Moderna, Pfizer) count once. Persons receiving both doses of a 2-dose series count twice.	

Current status of persons vaccinated for COVID-19 in Florida	
Total people vaccinated	10,643
First dose	2,785
Series completed	7,858
Completed 1-dose series	997
Completed 2-dose series	6,861
First dose: current number of people who have only received their first dose of the Moderna or Pfizer vaccine.	
Series complete: current number of people who have received both Moderna or Pfizer vaccine doses or one Johnson & Johnson dose and are considered fully immunized.	

Demographic summary	First dose	Series complete	Total people vaccinated
Age group	2,785	7,858	10,643
16-24 years	143	84	227
25-34 years	194	219	413
35-44 years	261	278	539
45-54 years	425	559	984
55-64 years	831	1,510	2,341
65-74 years	562	3,140	3,702
75-84 years	286	1,661	1,947
85+ years	83	407	490
Race	2,785	7,858	10,643
White	2,097	6,186	8,283
Black	263	471	734
American Indian/Alaskan	15	46	61
Other	181	445	626
Unknown	229	710	939
Other race includes Asian, native Hawaiian/Pacific Islander, or other.			
Ethnicity	2,785	7,858	10,643
Hispanic	231	290	521
Non-Hispanic	1,838	5,712	7,550
Unknown	716	1,856	2,572
Gender	2,785	7,858	10,643
Female	1,539	4,517	6,056
Male	1,244	3,341	4,585
Unknown	2	0	2



# COVID-19: Liberty County vaccine summary

Vaccination data through Apr 25, 2021 as of Apr 26, 2021 at 12:05 AM

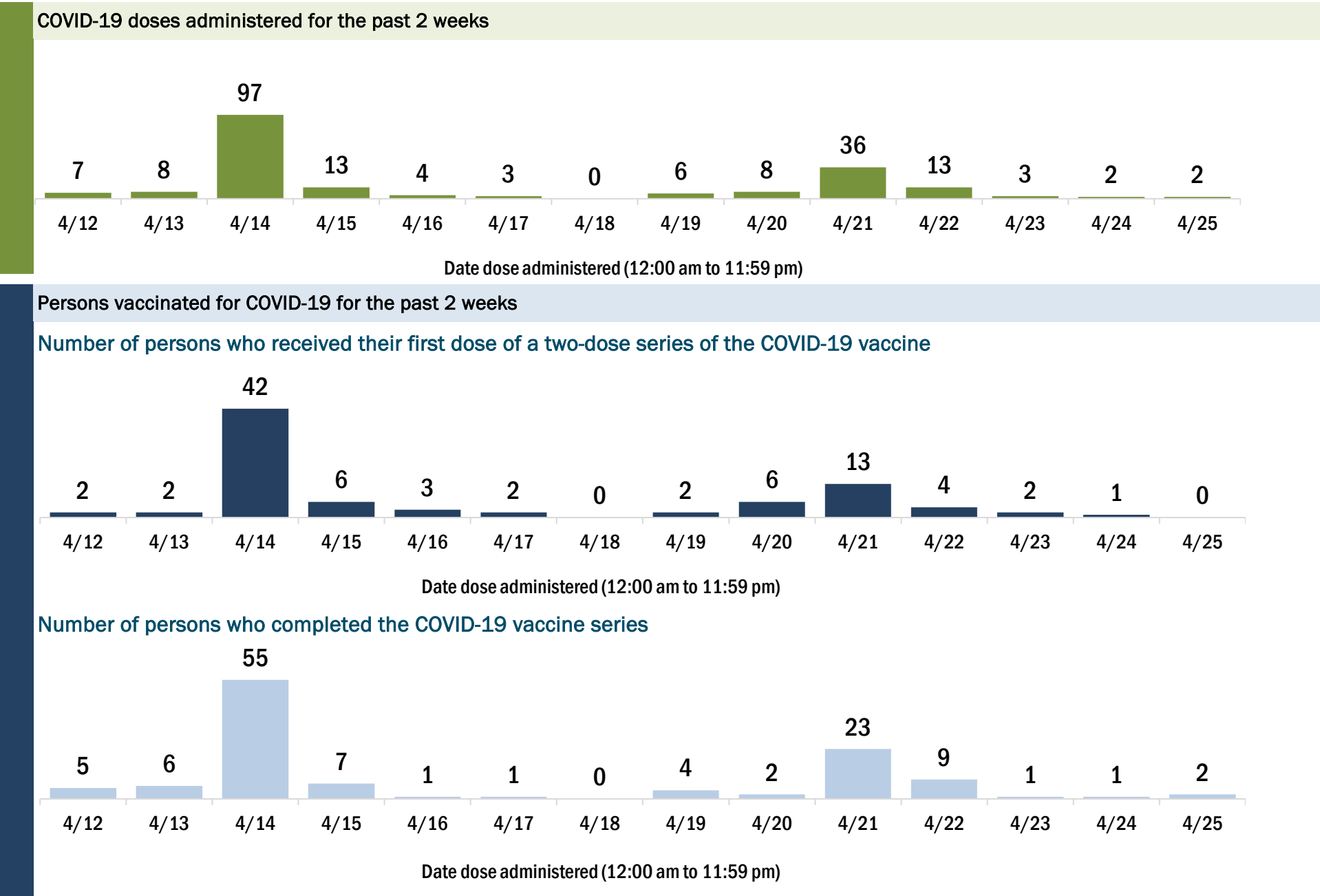
Data in this report are provisional and subject to change.

Data in this summary pertain to COVID-19 vaccines approved by the U.S. Food and Drug Administration and have been issued an Emergency Use Authorization (Janssen COVID-19 Vaccine, Moderna COVID-19 Vaccine and Pfizer-BioNTech COVID-19 Vaccine). These data summarize the number of people who have received either their first dose or have completed the series for a COVID-19 vaccine. **A person can only be counted in one category, first dose or series complete.** For persons receiving Moderna or Pfizer vaccines, once they receive their second dose, they are moved from the first dose column to the series completed column. **Because of this, the total first dose category may show a change from report to report not matching the total receiving their first dose from the previous day.** Persons receiving Johnson & Johnson vaccines will always be counted in the series completed column.

COVID-19 doses for vaccinated persons in Florida	
Doses administered	2,629
People receiving one dose of a 1-dose series (Johnson & Johnson) or receiving only one dose of a 2-dose series (Moderna, Pfizer) count once. Persons receiving both doses of a 2-dose series count twice.	

Current status of persons vaccinated for COVID-19 in Florida	
Total people vaccinated	1,500
First dose	302
Series completed	1,198
Completed 1-dose series	69
Completed 2-dose series	1,129
<b>First dose:</b> current number of people who have only received their first dose of the Moderna or Pfizer vaccine.	
<b>Series complete:</b> current number of people who have received both Moderna or Pfizer vaccine doses or one Johnson & Johnson dose and are considered fully immunized.	

Demographic summary	First dose	Series complete	Total people vaccinated
Age group	302	1,198	1,500
16-24 years	23	19	42
25-34 years	26	34	60
35-44 years	44	71	115
45-54 years	67	91	158
55-64 years	77	289	366
65-74 years	38	415	453
75-84 years	22	221	243
85+ years	5	58	63
Race	302	1,198	1,500
White	200	868	1,068
Black	48	108	156
American Indian/Alaskan	4	8	12
Other	25	98	123
Unknown	25	116	141
Other race includes Asian, native Hawaiian/Pacific Islander, or other.			
Ethnicity	302	1,198	1,500
Hispanic	6	16	22
Non-Hispanic	155	655	810
Unknown	141	527	668
Gender	302	1,198	1,500
Female	167	644	811
Male	135	554	689
Unknown	0	0	0





# COVID-19: Madison County vaccine summary

Vaccination data through Apr 25, 2021 as of Apr 26, 2021 at 12:05 AM

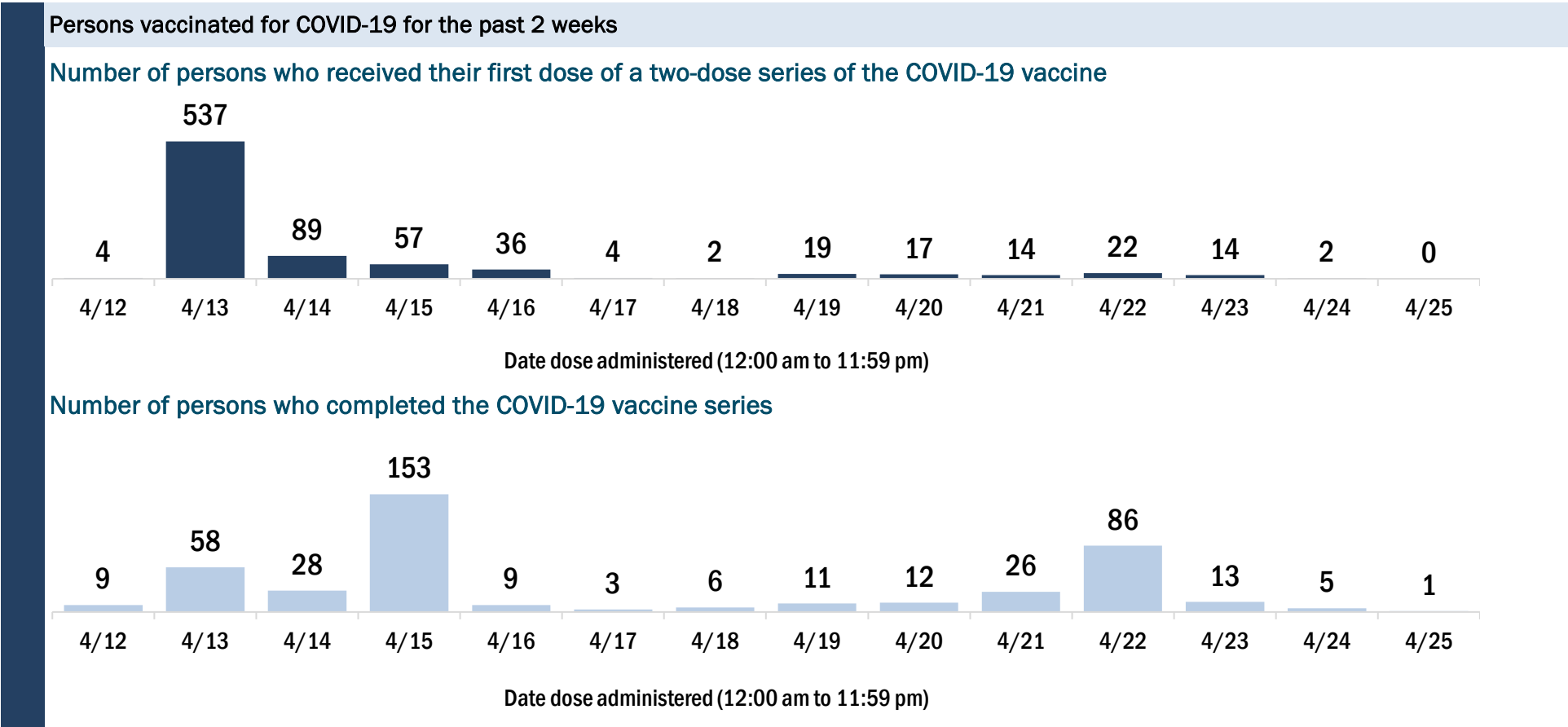
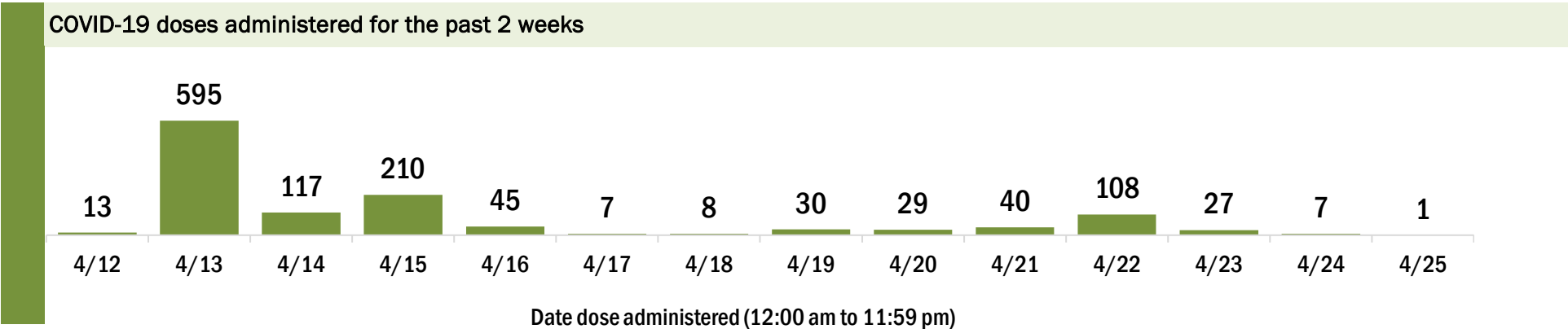
Data in this report are provisional and subject to change.

Data in this summary pertain to COVID-19 vaccines approved by the U.S. Food and Drug Administration and have been issued an Emergency Use Authorization (Janssen COVID-19 Vaccine, Moderna COVID-19 Vaccine and Pfizer-BioNTech COVID-19 Vaccine). These data summarize the number of people who have received either their first dose or have completed the series for a COVID-19 vaccine. **A person can only be counted in one category, first dose or series complete.** For persons receiving Moderna or Pfizer vaccines, once they receive their second dose, they are moved from the first dose column to the series completed column. **Because of this, the total first dose category may show a change from report to report not matching the total receiving their first dose from the previous day.** Persons receiving Johnson & Johnson vaccines will always be counted in the series completed column.

COVID-19 doses for vaccinated persons in Florida	
Doses administered	8,891
People receiving one dose of a 1-dose series (Johnson & Johnson) or receiving only one dose of a 2-dose series (Moderna, Pfizer) count once. Persons receiving both doses of a 2-dose series count twice.	

Current status of persons vaccinated for COVID-19 in Florida	
Total people vaccinated	5,438
First dose	1,572
Series completed	3,866
Completed 1-dose series	413
Completed 2-dose series	3,453
<b>First dose:</b> current number of people who have only received their first dose of the Moderna or Pfizer vaccine.	
<b>Series complete:</b> current number of people who have received both Moderna or Pfizer vaccine doses or one Johnson & Johnson dose and are considered fully immunized.	

Demographic summary	First dose	Series complete	Total people vaccinated
Age group	1,572	3,866	5,438
16-24 years	74	41	115
25-34 years	149	114	263
35-44 years	269	197	466
45-54 years	360	357	717
55-64 years	435	791	1,226
65-74 years	193	1,392	1,585
75-84 years	70	764	834
85+ years	22	210	232
Race	1,572	3,866	5,438
White	800	2,179	2,979
Black	542	1,117	1,659
American Indian/Alaskan	1	8	9
Other	120	308	428
Unknown	109	254	363
Other race includes Asian, native Hawaiian/Pacific Islander, or other.			
Ethnicity	1,572	3,866	5,438
Hispanic	98	91	189
Non-Hispanic	1,184	1,916	3,100
Unknown	290	1,859	2,149
Gender	1,572	3,866	5,438
Female	553	2,177	2,730
Male	1,019	1,689	2,708
Unknown	0	0	0



# COVID-19: Manatee County vaccine summary

Vaccination data through Apr 25, 2021 as of Apr 26, 2021 at 12:05 AM

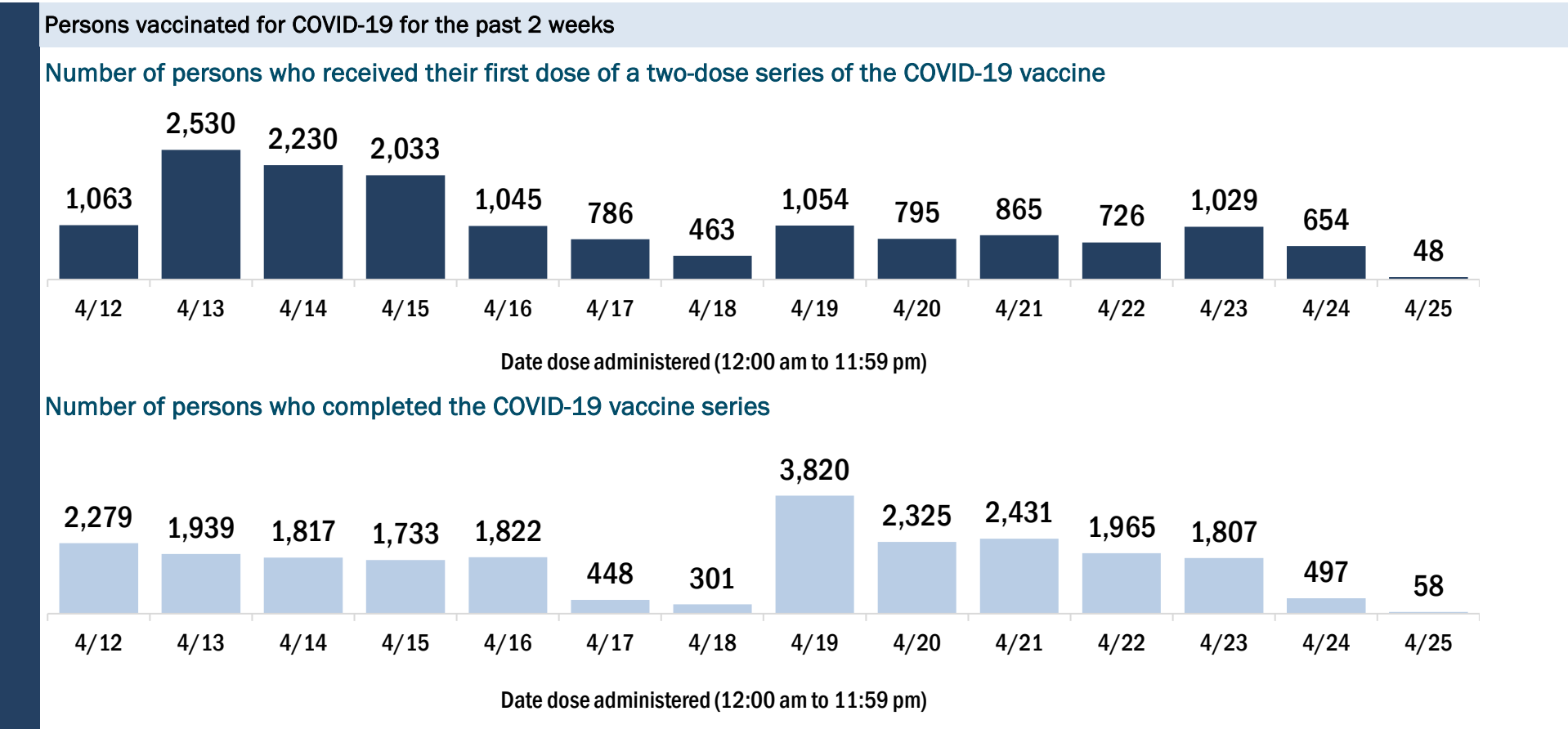
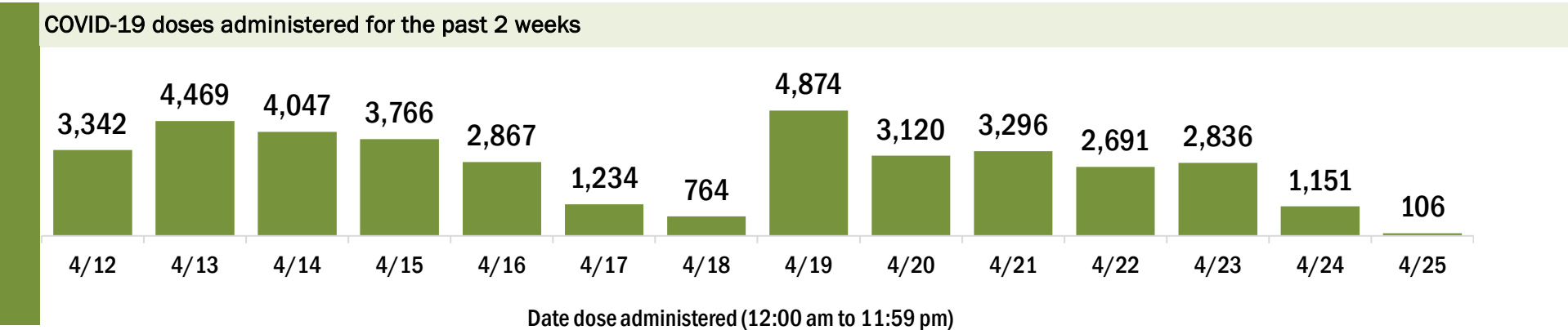
Data in this report are provisional and subject to change.

Data in this summary pertain to COVID-19 vaccines approved by the U.S. Food and Drug Administration and have been issued an Emergency Use Authorization (Janssen COVID-19 Vaccine, Moderna COVID-19 Vaccine and Pfizer-BioNTech COVID-19 Vaccine). These data summarize the number of people who have received either their first dose or have completed the series for a COVID-19 vaccine. **A person can only be counted in one category, first dose or series complete.** For persons receiving Moderna or Pfizer vaccines, once they receive their second dose, they are moved from the first dose column to the series completed column. **Because of this, the total first dose category may show a change from report to report not matching the total receiving their first dose from the previous day.** Persons receiving Johnson & Johnson vaccines will always be counted in the series completed column.

COVID-19 doses for vaccinated persons in Florida	
Doses administered	272,068
People receiving one dose of a 1-dose series (Johnson & Johnson) or receiving only one dose of a 2-dose series (Moderna, Pfizer) count once. Persons receiving both doses of a 2-dose series count twice.	

Current status of persons vaccinated for COVID-19 in Florida	
Total people vaccinated	165,645
First dose	53,717
Series completed	111,928
Completed 1-dose series	5,505
Completed 2-dose series	106,423
First dose: current number of people who have only received their first dose of the Moderna or Pfizer vaccine.	
Series complete: current number of people who have received both Moderna or Pfizer vaccine doses or one Johnson & Johnson dose and are considered fully immunized.	

Demographic summary	First dose	Series complete	Total people vaccinated
Age group	53,717	111,928	165,645
16-24 years	4,243	1,459	5,702
25-34 years	5,180	3,437	8,617
35-44 years	7,260	4,546	11,806
45-54 years	10,029	8,159	18,188
55-64 years	11,639	21,177	32,816
65-74 years	8,369	41,747	50,116
75-84 years	5,046	24,047	29,093
85+ years	1,951	7,356	9,307
Race	53,717	111,928	165,645
White	38,511	86,220	124,731
Black	2,074	3,282	5,356
American Indian/Alaskan	265	430	695
Other	4,600	7,922	12,522
Unknown	8,267	14,074	22,341
Other race includes Asian, native Hawaiian/Pacific Islander, or other.			
Ethnicity	53,717	111,928	165,645
Hispanic	5,866	4,281	10,147
Non-Hispanic	30,061	68,223	98,284
Unknown	17,790	39,424	57,214
Gender	53,717	111,928	165,645
Female	28,470	63,207	91,677
Male	25,097	48,655	73,752
Unknown	150	66	216



# COVID-19: Marion County vaccine summary

Vaccination data through Apr 25, 2021 as of Apr 26, 2021 at 12:05 AM

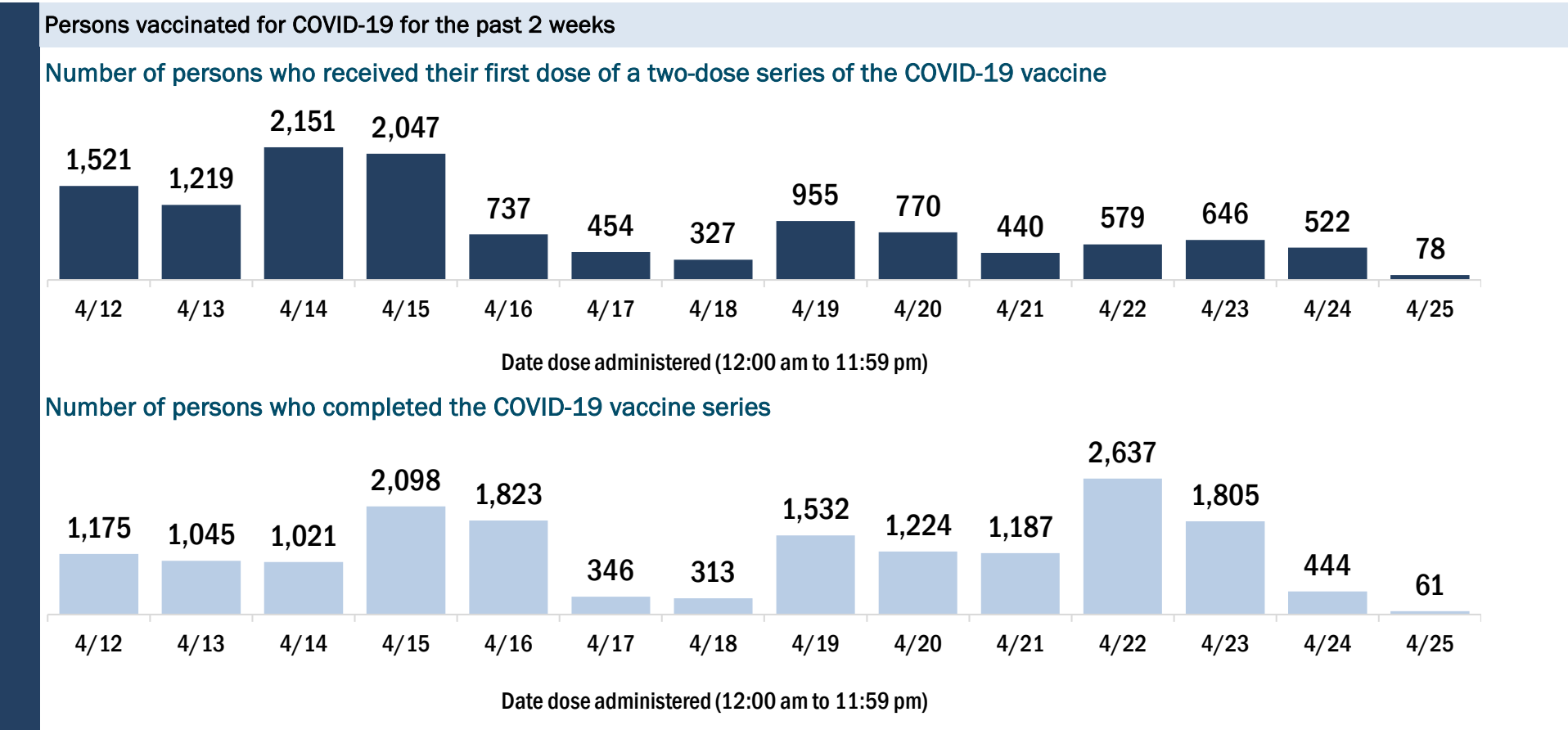
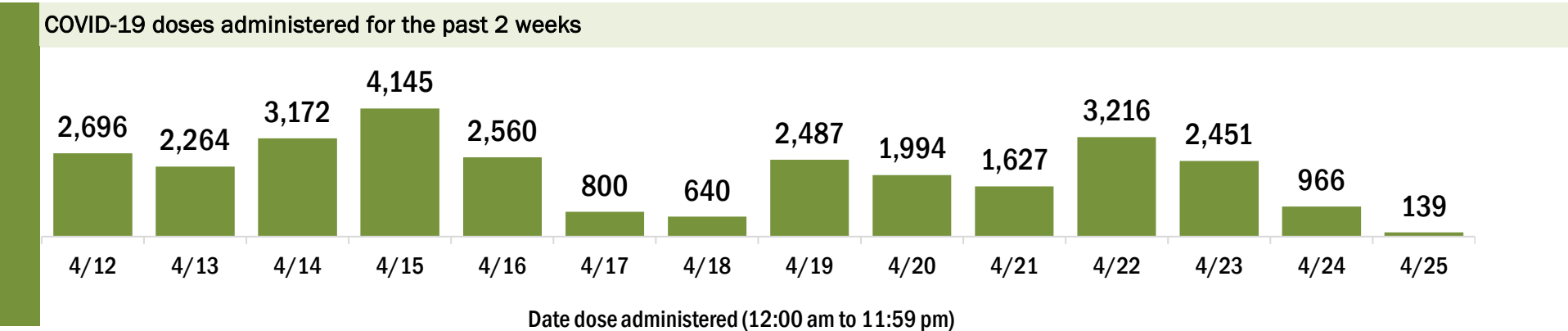
Data in this report are provisional and subject to change.

Data in this summary pertain to COVID-19 vaccines approved by the U.S. Food and Drug Administration and have been issued an Emergency Use Authorization (Janssen COVID-19 Vaccine, Moderna COVID-19 Vaccine and Pfizer-BioNTech COVID-19 Vaccine). These data summarize the number of people who have received either their first dose or have completed the series for a COVID-19 vaccine. **A person can only be counted in one category, first dose or series complete.** For persons receiving Moderna or Pfizer vaccines, once they receive their second dose, they are moved from the first dose column to the series completed column. **Because of this, the total first dose category may show a change from report to report not matching the total receiving their first dose from the previous day.** Persons receiving Johnson & Johnson vaccines will always be counted in the series completed column.

COVID-19 doses for vaccinated persons in Florida	
Doses administered	220,231
People receiving one dose of a 1-dose series (Johnson & Johnson) or receiving only one dose of a 2-dose series (Moderna, Pfizer) count once. Persons receiving both doses of a 2-dose series count twice.	

Current status of persons vaccinated for COVID-19 in Florida	
Total people vaccinated	129,566
First dose	34,552
Series completed	95,014
Completed 1-dose series	4,349
Completed 2-dose series	90,665
First dose: current number of people who have only received their first dose of the Moderna or Pfizer vaccine.	
Series complete: current number of people who have received both Moderna or Pfizer vaccine doses or one Johnson & Johnson dose and are considered fully immunized.	

Demographic summary	First dose	Series complete	Total people vaccinated
Age group	34,552	95,014	129,566
16-24 years	2,985	1,162	4,147
25-34 years	3,731	2,489	6,220
35-44 years	4,763	3,883	8,646
45-54 years	5,630	7,305	12,935
55-64 years	7,466	16,619	24,085
65-74 years	5,266	34,051	39,317
75-84 years	3,317	22,978	26,295
85+ years	1,394	6,527	7,921
Race	34,552	95,014	129,566
White	21,803	67,147	88,950
Black	3,006	6,066	9,072
American Indian/Alaskan	146	350	496
Other	3,890	8,377	12,267
Unknown	5,707	13,074	18,781
Other race includes Asian, native Hawaiian/Pacific Islander, or other.			
Ethnicity	34,552	95,014	129,566
Hispanic	4,800	6,004	10,804
Non-Hispanic	17,899	60,199	78,098
Unknown	11,853	28,811	40,664
Gender	34,552	95,014	129,566
Female	19,079	54,761	73,840
Male	15,432	40,214	55,646
Unknown	41	39	80



# COVID-19: Martin County vaccine summary

Vaccination data through Apr 25, 2021 as of Apr 26, 2021 at 12:05 AM

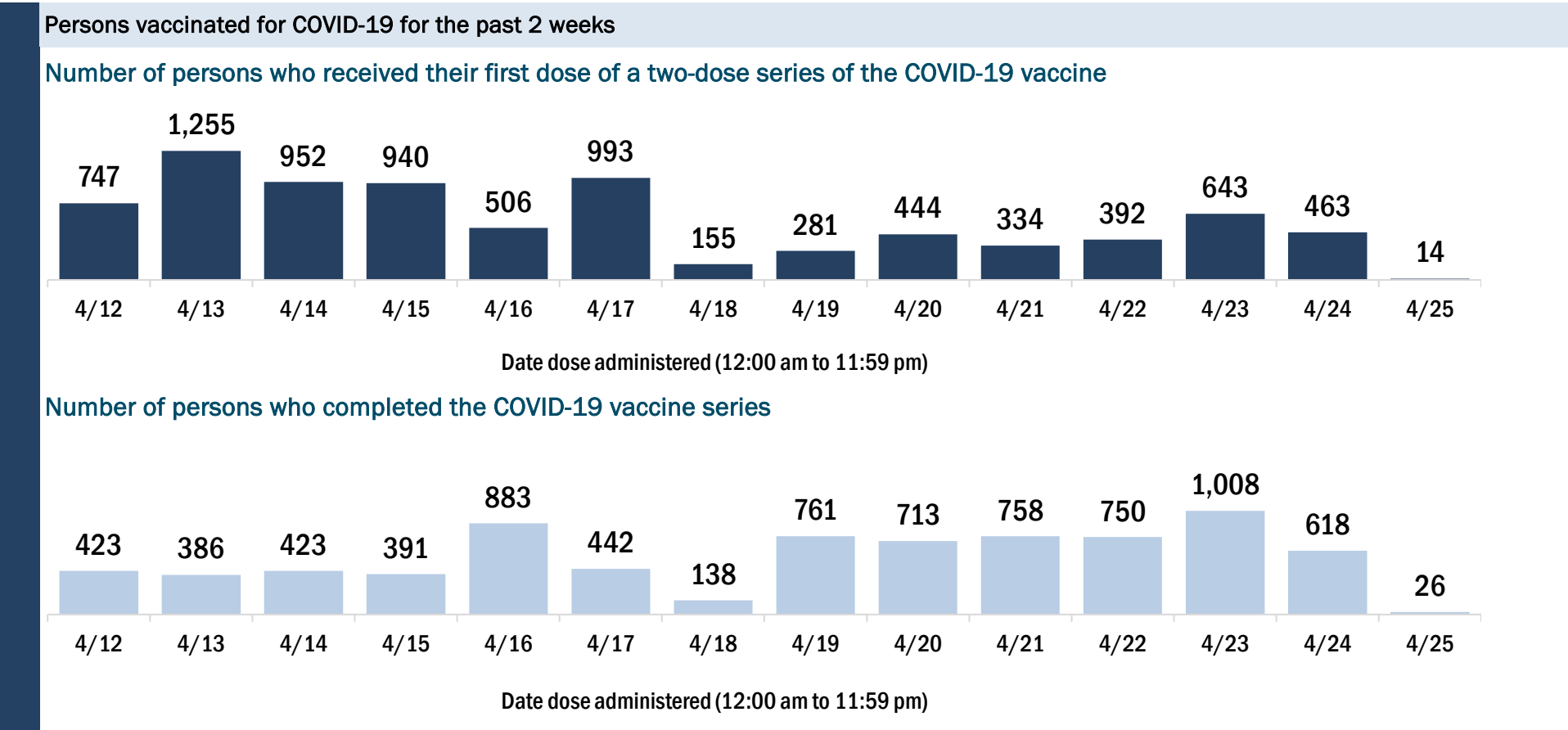
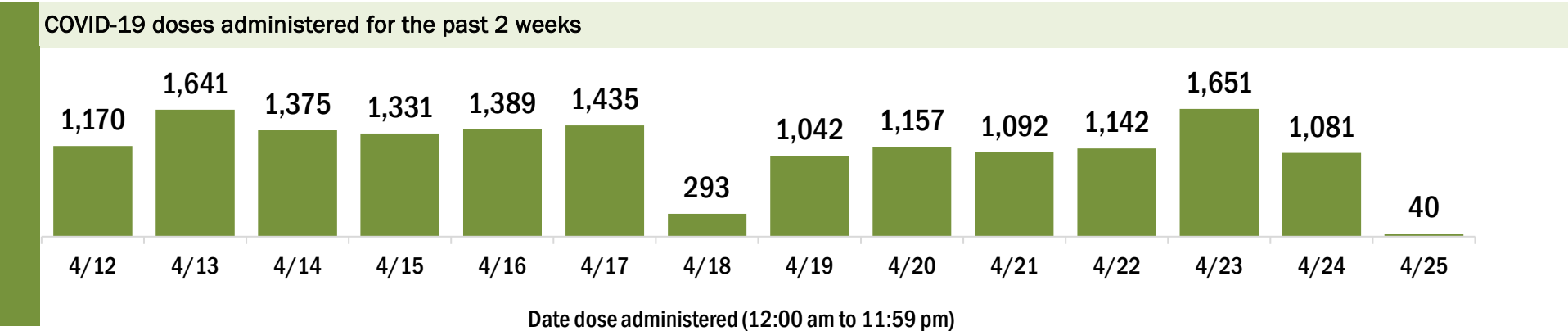
Data in this report are provisional and subject to change.

Data in this summary pertain to COVID-19 vaccines approved by the U.S. Food and Drug Administration and have been issued an Emergency Use Authorization (Janssen COVID-19 Vaccine, Moderna COVID-19 Vaccine and Pfizer-BioNTech COVID-19 Vaccine). These data summarize the number of people who have received either their first dose or have completed the series for a COVID-19 vaccine. **A person can only be counted in one category, first dose or series complete.** For persons receiving Moderna or Pfizer vaccines, once they receive their second dose, they are moved from the first dose column to the series completed column. **Because of this, the total first dose category may show a change from report to report not matching the total receiving their first dose from the previous day.** Persons receiving Johnson & Johnson vaccines will always be counted in the series completed column.

COVID-19 doses for vaccinated persons in Florida	
Doses administered	122,047
People receiving one dose of a 1-dose series (Johnson & Johnson) or receiving only one dose of a 2-dose series (Moderna, Pfizer) count once. Persons receiving both doses of a 2-dose series count twice.	

Current status of persons vaccinated for COVID-19 in Florida	
Total people vaccinated	73,485
First dose	22,100
Series completed	51,385
Completed 1-dose series	2,823
Completed 2-dose series	48,562
First dose: current number of people who have only received their first dose of the Moderna or Pfizer vaccine.	
Series complete: current number of people who have received both Moderna or Pfizer vaccine doses or one Johnson & Johnson dose and are considered fully immunized.	

Demographic summary	First dose	Series complete	Total people vaccinated
Age group	22,100	51,385	73,485
16-24 years	1,525	517	2,042
25-34 years	1,773	1,032	2,805
35-44 years	2,643	1,806	4,449
45-54 years	3,721	3,315	7,036
55-64 years	5,894	8,960	14,854
65-74 years	3,401	18,352	21,753
75-84 years	2,186	12,807	14,993
85+ years	957	4,596	5,553
Race	22,100	51,385	73,485
White	15,703	34,904	50,607
Black	796	1,024	1,820
American Indian/Alaskan	76	86	162
Other	1,567	3,609	5,176
Unknown	3,958	11,762	15,720
Other race includes Asian, native Hawaiian/Pacific Islander, or other.			
Ethnicity	22,100	51,385	73,485
Hispanic	1,708	1,559	3,267
Non-Hispanic	11,639	21,568	33,207
Unknown	8,753	28,258	37,011
Gender	22,100	51,385	73,485
Female	11,302	29,264	40,566
Male	10,778	22,103	32,881
Unknown	20	18	38





# COVID-19: Monroe County vaccine summary

Vaccination data through Apr 25, 2021 as of Apr 26, 2021 at 12:05 AM

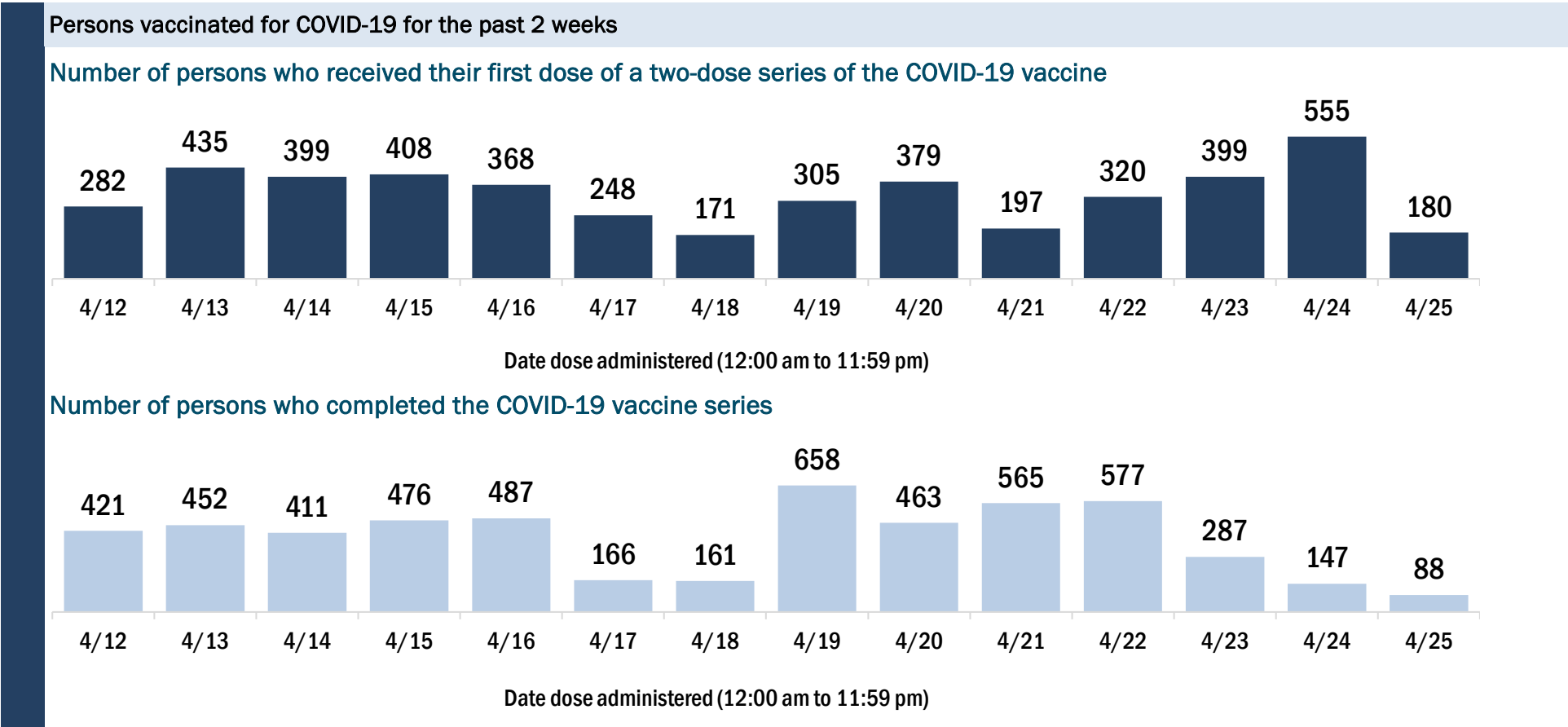
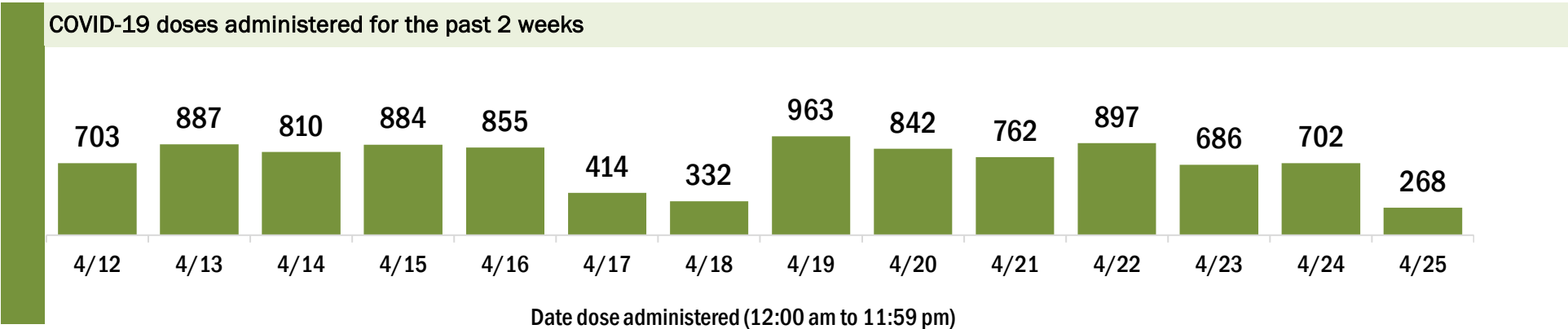
Data in this report are provisional and subject to change.

Data in this summary pertain to COVID-19 vaccines approved by the U.S. Food and Drug Administration and have been issued an Emergency Use Authorization (Janssen COVID-19 Vaccine, Moderna COVID-19 Vaccine and Pfizer-BioNTech COVID-19 Vaccine). These data summarize the number of people who have received either their first dose or have completed the series for a COVID-19 vaccine. **A person can only be counted in one category, first dose or series complete.** For persons receiving Moderna or Pfizer vaccines, once they receive their second dose, they are moved from the first dose column to the series completed column. **Because of this, the total first dose category may show a change from report to report not matching the total receiving their first dose from the previous day.** Persons receiving Johnson & Johnson vaccines will always be counted in the series completed column.

COVID-19 doses for vaccinated persons in Florida	
Doses administered	55,302
People receiving one dose of a 1-dose series (Johnson & Johnson) or receiving only one dose of a 2-dose series (Moderna, Pfizer) count once. Persons receiving both doses of a 2-dose series count twice.	

Current status of persons vaccinated for COVID-19 in Florida	
Total people vaccinated	34,286
First dose	11,389
Series completed	22,897
Completed 1-dose series	1,881
Completed 2-dose series	21,016
<b>First dose:</b> current number of people who have only received their first dose of the Moderna or Pfizer vaccine.	
<b>Series complete:</b> current number of people who have received both Moderna or Pfizer vaccine doses or one Johnson & Johnson dose and are considered fully immunized.	

Demographic summary	First dose	Series complete	Total people vaccinated
Age group	11,389	22,897	34,286
16-24 years	756	248	1,004
25-34 years	1,284	646	1,930
35-44 years	1,690	1,201	2,891
45-54 years	2,154	2,372	4,526
55-64 years	2,905	5,262	8,167
65-74 years	1,790	8,481	10,271
75-84 years	642	3,763	4,405
85+ years	168	924	1,092
Race	11,389	22,897	34,286
White	7,858	16,779	24,637
Black	339	417	756
American Indian/Alaskan	46	78	124
Other	725	1,186	1,911
Unknown	2,421	4,437	6,858
Other race includes Asian, native Hawaiian/Pacific Islander, or other.			
Ethnicity	11,389	22,897	34,286
Hispanic	1,703	1,987	3,690
Non-Hispanic	5,529	13,105	18,634
Unknown	4,157	7,805	11,962
Gender	11,389	22,897	34,286
Female	5,752	12,005	17,757
Male	5,627	10,890	16,517
Unknown	10	2	12



# COVID-19: Nassau County vaccine summary

Vaccination data through Apr 25, 2021 as of Apr 26, 2021 at 12:05 AM

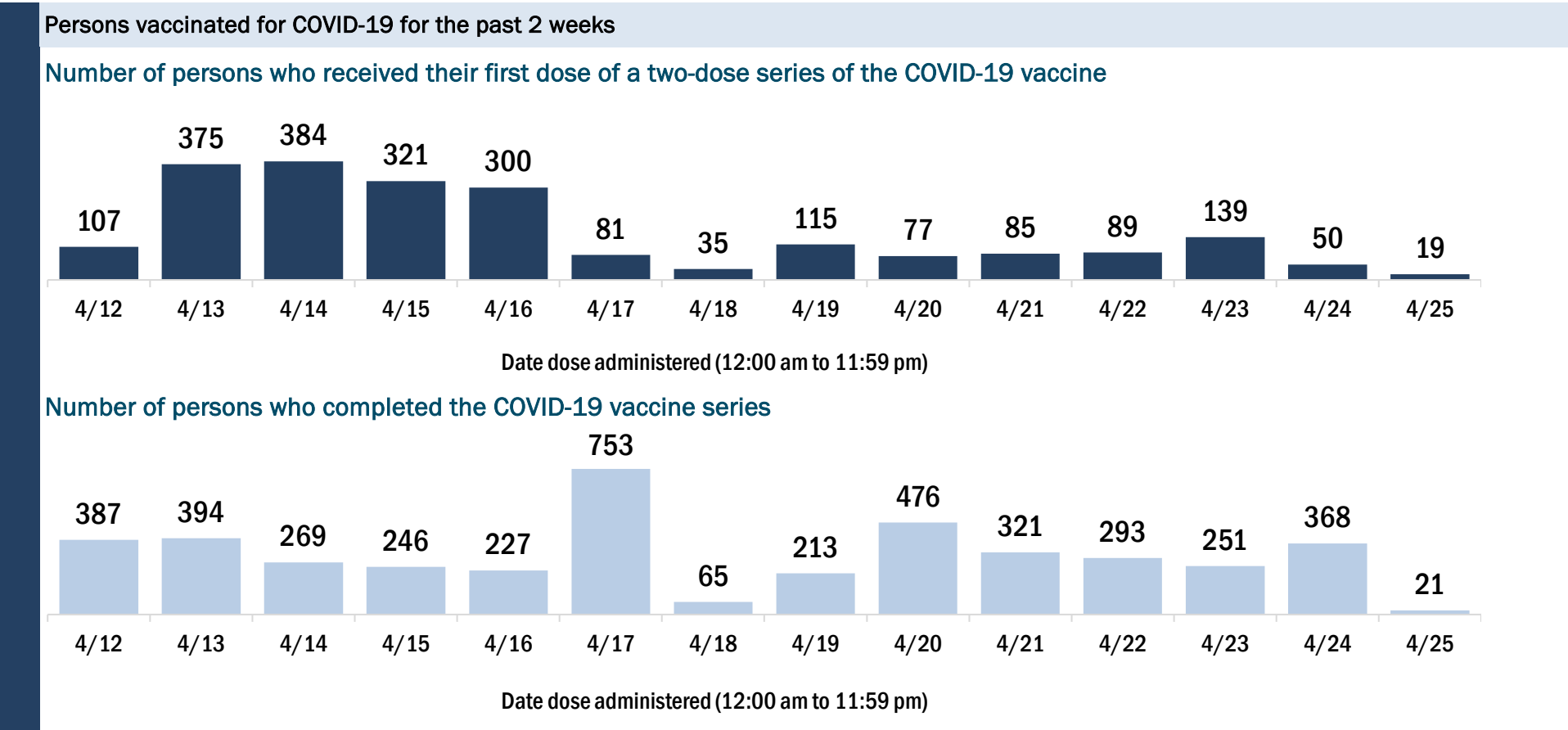
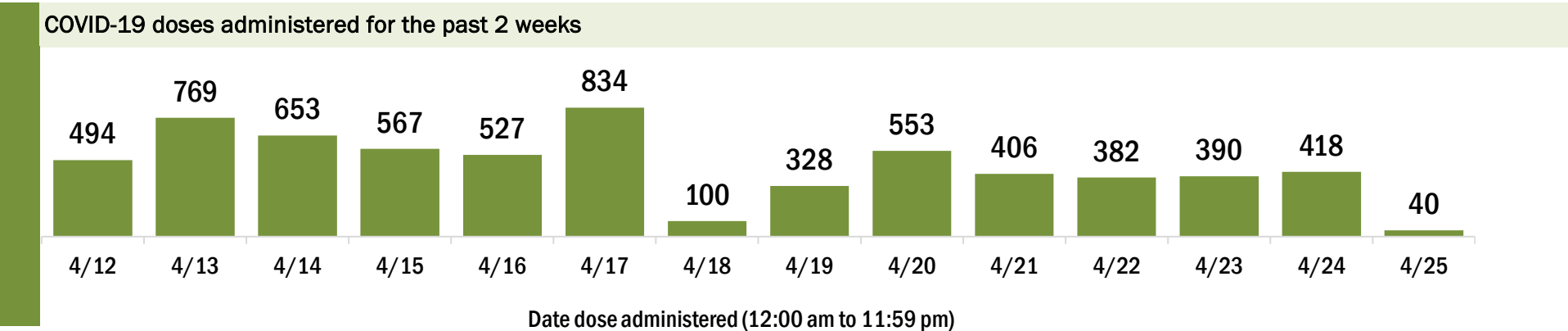
Data in this report are provisional and subject to change.

Data in this summary pertain to COVID-19 vaccines approved by the U.S. Food and Drug Administration and have been issued an Emergency Use Authorization (Janssen COVID-19 Vaccine, Moderna COVID-19 Vaccine and Pfizer-BioNTech COVID-19 Vaccine). These data summarize the number of people who have received either their first dose or have completed the series for a COVID-19 vaccine. **A person can only be counted in one category, first dose or series complete.** For persons receiving Moderna or Pfizer vaccines, once they receive their second dose, they are moved from the first dose column to the series completed column. **Because of this, the total first dose category may show a change from report to report not matching the total receiving their first dose from the previous day.** Persons receiving Johnson & Johnson vaccines will always be counted in the series completed column.

COVID-19 doses for vaccinated persons in Florida	
Doses administered	58,076
People receiving one dose of a 1-dose series (Johnson & Johnson) or receiving only one dose of a 2-dose series (Moderna, Pfizer) count once. Persons receiving both doses of a 2-dose series count twice.	

Current status of persons vaccinated for COVID-19 in Florida	
Total people vaccinated	33,221
First dose	6,367
Series completed	26,854
Completed 1-dose series	1,999
Completed 2-dose series	24,855
First dose: current number of people who have only received their first dose of the Moderna or Pfizer vaccine.	
Series complete: current number of people who have received both Moderna or Pfizer vaccine doses or one Johnson & Johnson dose and are considered fully immunized.	

Demographic summary	First dose	Series complete	Total people vaccinated
Age group	6,367	26,854	33,221
16-24 years	836	326	1,162
25-34 years	864	695	1,559
35-44 years	1,010	1,498	2,508
45-54 years	1,022	2,706	3,728
55-64 years	1,189	6,236	7,425
65-74 years	839	9,474	10,313
75-84 years	453	4,602	5,055
85+ years	154	1,317	1,471
Race	6,367	26,854	33,221
White	4,755	21,892	26,647
Black	354	1,212	1,566
American Indian/Alaskan	46	88	134
Other	406	1,319	1,725
Unknown	806	2,343	3,149
Other race includes Asian, native Hawaiian/Pacific Islander, or other.			
Ethnicity	6,367	26,854	33,221
Hispanic	358	586	944
Non-Hispanic	4,546	21,099	25,645
Unknown	1,463	5,169	6,632
Gender	6,367	26,854	33,221
Female	3,470	15,056	18,526
Male	2,891	11,797	14,688
Unknown	6	1	7



# COVID-19: Okaloosa County vaccine summary

Vaccination data through Apr 25, 2021 as of Apr 26, 2021 at 12:05 AM

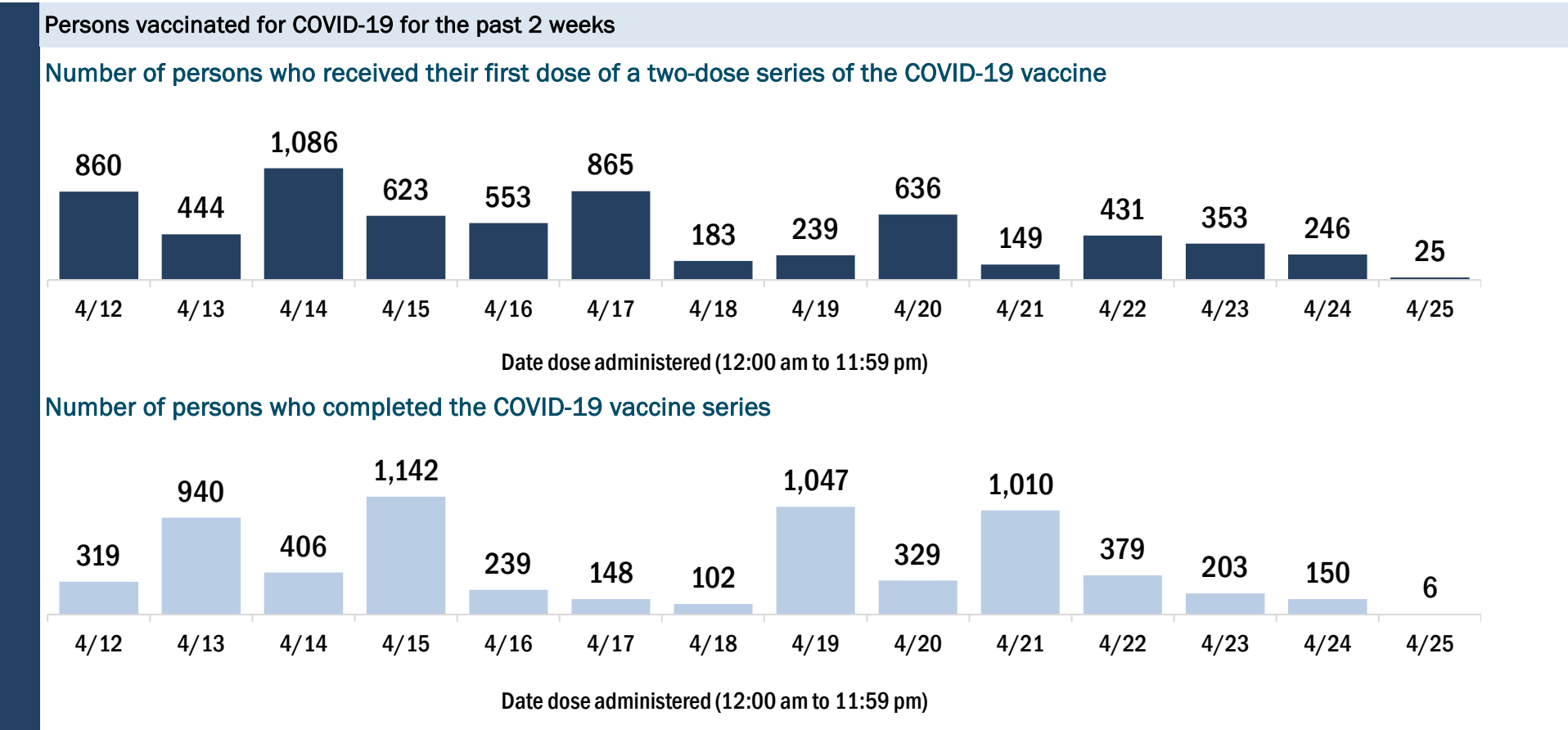
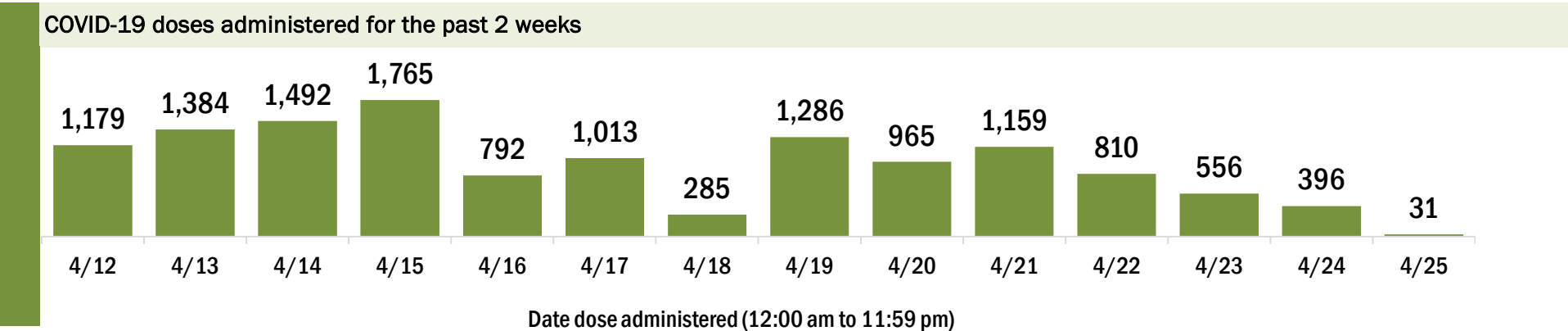
Data in this report are provisional and subject to change.

Data in this summary pertain to COVID-19 vaccines approved by the U.S. Food and Drug Administration and have been issued an Emergency Use Authorization (Janssen COVID-19 Vaccine, Moderna COVID-19 Vaccine and Pfizer-BioNTech COVID-19 Vaccine). These data summarize the number of people who have received either their first dose or have completed the series for a COVID-19 vaccine. **A person can only be counted in one category, first dose or series complete.** For persons receiving Moderna or Pfizer vaccines, once they receive their second dose, they are moved from the first dose column to the series completed column. **Because of this, the total first dose category may show a change from report to report not matching the total receiving their first dose from the previous day.** Persons receiving Johnson & Johnson vaccines will always be counted in the series completed column.

COVID-19 doses for vaccinated persons in Florida	
Doses administered	96,499
People receiving one dose of a 1-dose series (Johnson & Johnson) or receiving only one dose of a 2-dose series (Moderna, Pfizer) count once. Persons receiving both doses of a 2-dose series count twice.	

Current status of persons vaccinated for COVID-19 in Florida	
Total people vaccinated	58,645
First dose	17,279
Series completed	41,366
Completed 1-dose series	3,512
Completed 2-dose series	37,854
First dose: current number of people who have only received their first dose of the Moderna or Pfizer vaccine.	
Series complete: current number of people who have received both Moderna or Pfizer vaccine doses or one Johnson & Johnson dose and are considered fully immunized.	

Demographic summary	First dose	Series complete	Total people vaccinated
Age group	17,279	41,366	58,645
16-24 years	1,790	609	2,399
25-34 years	2,704	1,578	4,282
35-44 years	3,017	2,546	5,563
45-54 years	2,799	4,149	6,948
55-64 years	3,578	9,438	13,016
65-74 years	1,936	13,142	15,078
75-84 years	1,062	7,247	8,309
85+ years	393	2,657	3,050
Race	17,279	41,366	58,645
White	10,163	29,336	39,499
Black	1,181	2,044	3,225
American Indian/Alaskan	91	161	252
Other	1,886	3,576	5,462
Unknown	3,958	6,249	10,207
Other race includes Asian, native Hawaiian/Pacific Islander, or other.			
Ethnicity	17,279	41,366	58,645
Hispanic	1,224	1,187	2,411
Non-Hispanic	9,227	26,226	35,453
Unknown	6,828	13,953	20,781
Gender	17,279	41,366	58,645
Female	9,245	23,856	33,101
Male	7,912	17,483	25,395
Unknown	122	27	149



# COVID-19: Okeechobee County vaccine summary

Vaccination data through Apr 25, 2021 as of Apr 26, 2021 at 12:05 AM

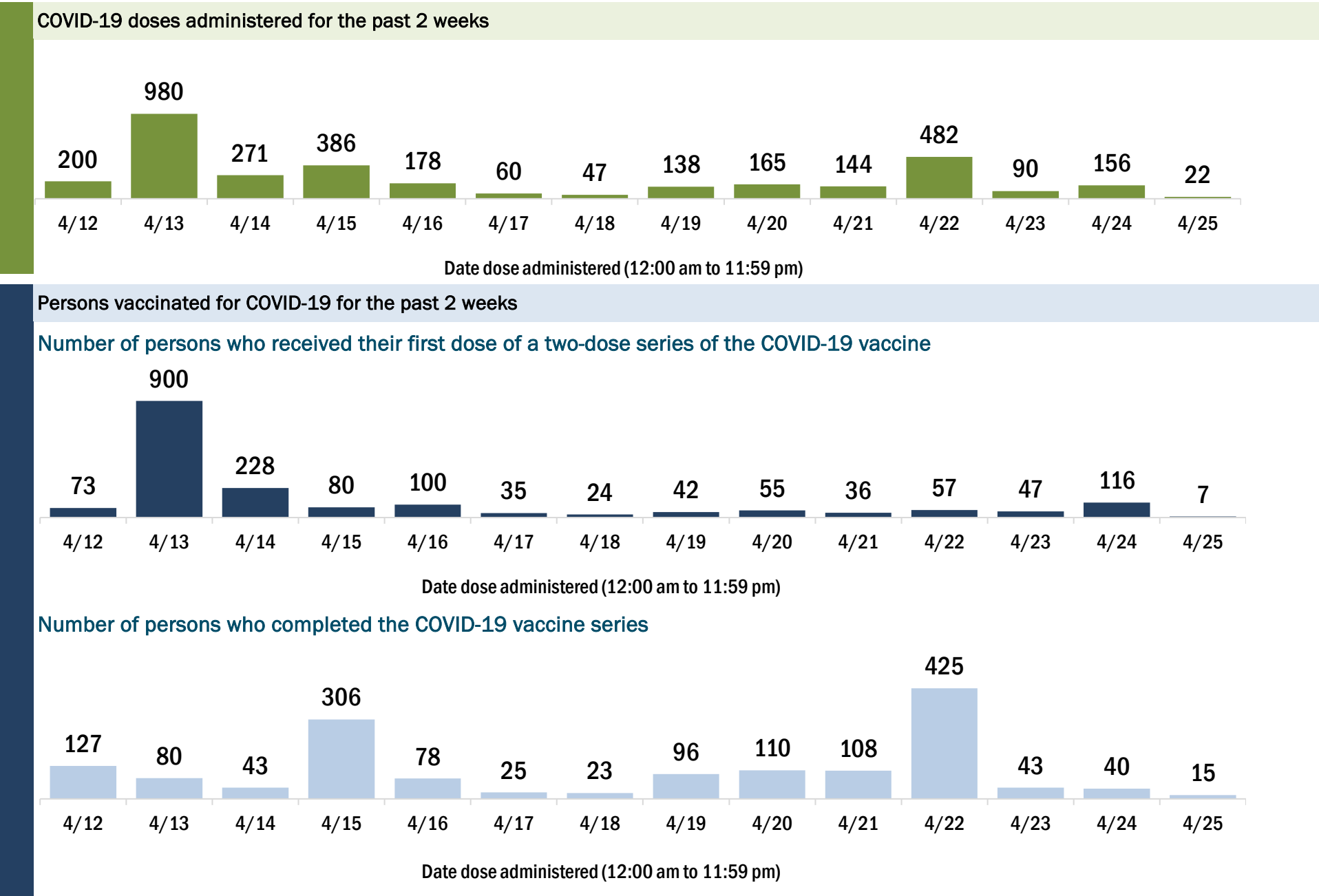
Data in this report are provisional and subject to change.

Data in this summary pertain to COVID-19 vaccines approved by the U.S. Food and Drug Administration and have been issued an Emergency Use Authorization (Janssen COVID-19 Vaccine, Moderna COVID-19 Vaccine and Pfizer-BioNTech COVID-19 Vaccine). These data summarize the number of people who have received either their first dose or have completed the series for a COVID-19 vaccine. **A person can only be counted in one category, first dose or series complete.** For persons receiving Moderna or Pfizer vaccines, once they receive their second dose, they are moved from the first dose column to the series completed column. **Because of this, the total first dose category may show a change from report to report not matching the total receiving their first dose from the previous day.** Persons receiving Johnson & Johnson vaccines will always be counted in the series completed column.

COVID-19 doses for vaccinated persons in Florida	
Doses administered	18,290
People receiving one dose of a 1-dose series (Johnson & Johnson) or receiving only one dose of a 2-dose series (Moderna, Pfizer) count once. Persons receiving both doses of a 2-dose series count twice.	

Current status of persons vaccinated for COVID-19 in Florida	
Total people vaccinated	11,219
First dose	3,654
Series completed	7,565
Completed 1-dose series	494
Completed 2-dose series	7,071
First dose: current number of people who have only received their first dose of the Moderna or Pfizer vaccine.	
Series complete: current number of people who have received both Moderna or Pfizer vaccine doses or one Johnson & Johnson dose and are considered fully immunized.	

Demographic summary	First dose	Series complete	Total people vaccinated
Age group	3,654	7,565	11,219
16-24 years	201	95	296
25-34 years	352	213	565
35-44 years	478	340	818
45-54 years	741	516	1,257
55-64 years	1,025	1,145	2,170
65-74 years	512	2,847	3,359
75-84 years	271	1,885	2,156
85+ years	74	524	598
Race	3,654	7,565	11,219
White	2,321	6,024	8,345
Black	161	175	336
American Indian/Alaskan	16	34	50
Other	271	689	960
Unknown	885	643	1,528
Other race includes Asian, native Hawaiian/Pacific Islander, or other.			
Ethnicity	3,654	7,565	11,219
Hispanic	579	706	1,285
Non-Hispanic	1,685	5,416	7,101
Unknown	1,390	1,443	2,833
Gender	3,654	7,565	11,219
Female	1,557	4,256	5,813
Male	2,092	3,309	5,401
Unknown	5	0	5





# COVID-19: Orange County vaccine summary

Vaccination data through Apr 25, 2021 as of Apr 26, 2021 at 12:05 AM

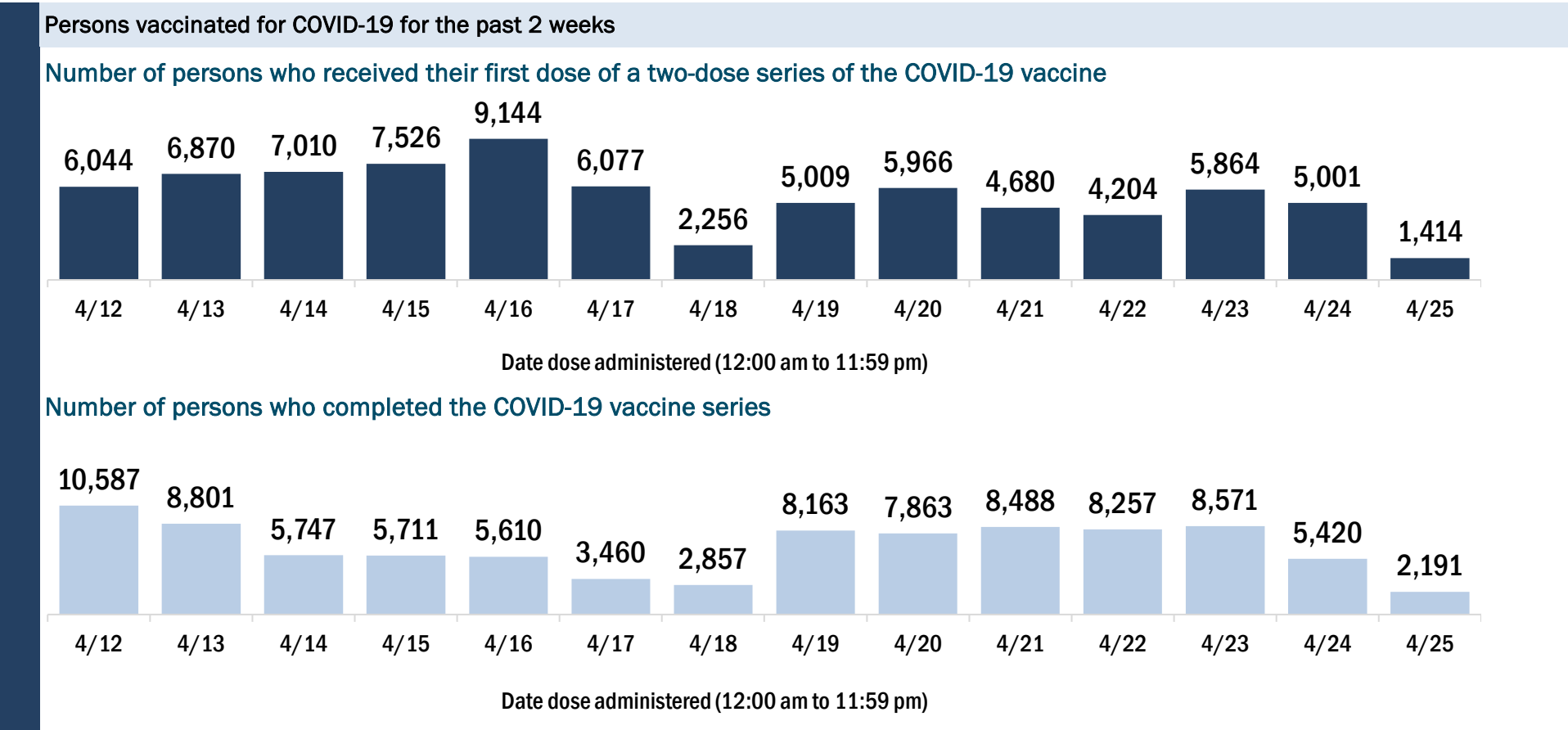
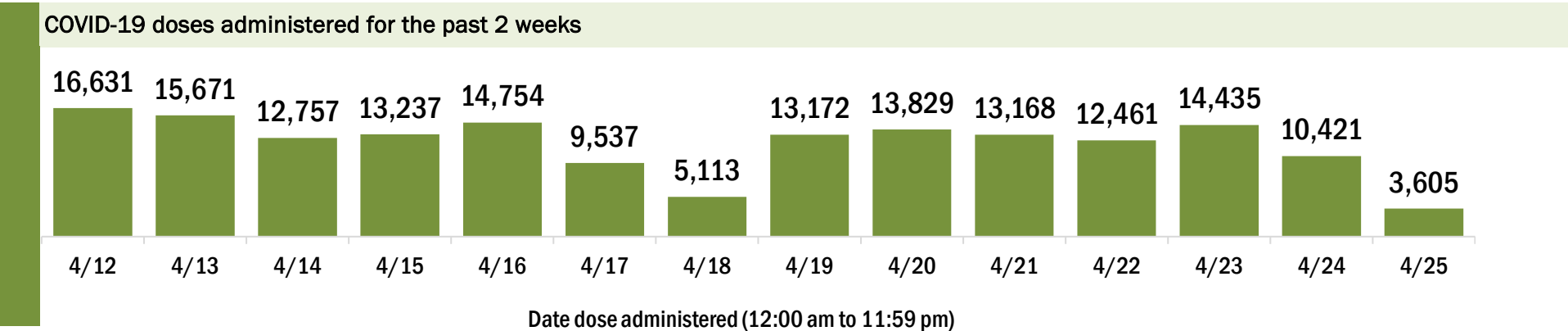
Data in this report are provisional and subject to change.

Data in this summary pertain to COVID-19 vaccines approved by the U.S. Food and Drug Administration and have been issued an Emergency Use Authorization (Janssen COVID-19 Vaccine, Moderna COVID-19 Vaccine and Pfizer-BioNTech COVID-19 Vaccine). These data summarize the number of people who have received either their first dose or have completed the series for a COVID-19 vaccine. **A person can only be counted in one category, first dose or series complete.** For persons receiving Moderna or Pfizer vaccines, once they receive their second dose, they are moved from the first dose column to the series completed column. **Because of this, the total first dose category may show a change from report to report not matching the total receiving their first dose from the previous day.** Persons receiving Johnson & Johnson vaccines will always be counted in the series completed column.

COVID-19 doses for vaccinated persons in Florida	
Doses administered	809,483
People receiving one dose of a 1-dose series (Johnson & Johnson) or receiving only one dose of a 2-dose series (Moderna, Pfizer) count once. Persons receiving both doses of a 2-dose series count twice.	

Current status of persons vaccinated for COVID-19 in Florida	
Total people vaccinated	517,830
First dose	173,736
Series completed	344,094
Completed 1-dose series	52,441
Completed 2-dose series	291,653
First dose: current number of people who have only received their first dose of the Moderna or Pfizer vaccine.	
Series complete: current number of people who have received both Moderna or Pfizer vaccine doses or one Johnson & Johnson dose and are considered fully immunized.	

Demographic summary	First dose	Series complete	Total people vaccinated
Age group	173,736	344,094	517,830
16-24 years	32,303	13,723	46,026
25-34 years	37,786	30,591	68,377
35-44 years	35,588	46,764	82,352
45-54 years	27,831	62,187	90,018
55-64 years	21,148	74,743	95,891
65-74 years	10,447	71,609	82,056
75-84 years	5,239	32,809	38,048
85+ years	3,394	11,668	15,062
Race	173,736	344,094	517,830
White	97,156	208,275	305,431
Black	13,973	27,286	41,259
American Indian/Alaskan	716	948	1,664
Other	30,543	57,535	88,078
Unknown	31,348	50,050	81,398
Other race includes Asian, native Hawaiian/Pacific Islander, or other.			
Ethnicity	173,736	344,094	517,830
Hispanic	32,706	38,988	71,694
Non-Hispanic	72,991	176,982	249,973
Unknown	68,039	128,124	196,163
Gender	173,736	344,094	517,830
Female	89,562	192,497	282,059
Male	82,099	150,669	232,768
Unknown	2,075	928	3,003



# COVID-19: Osceola County vaccine summary

Vaccination data through Apr 25, 2021 as of Apr 26, 2021 at 12:05 AM

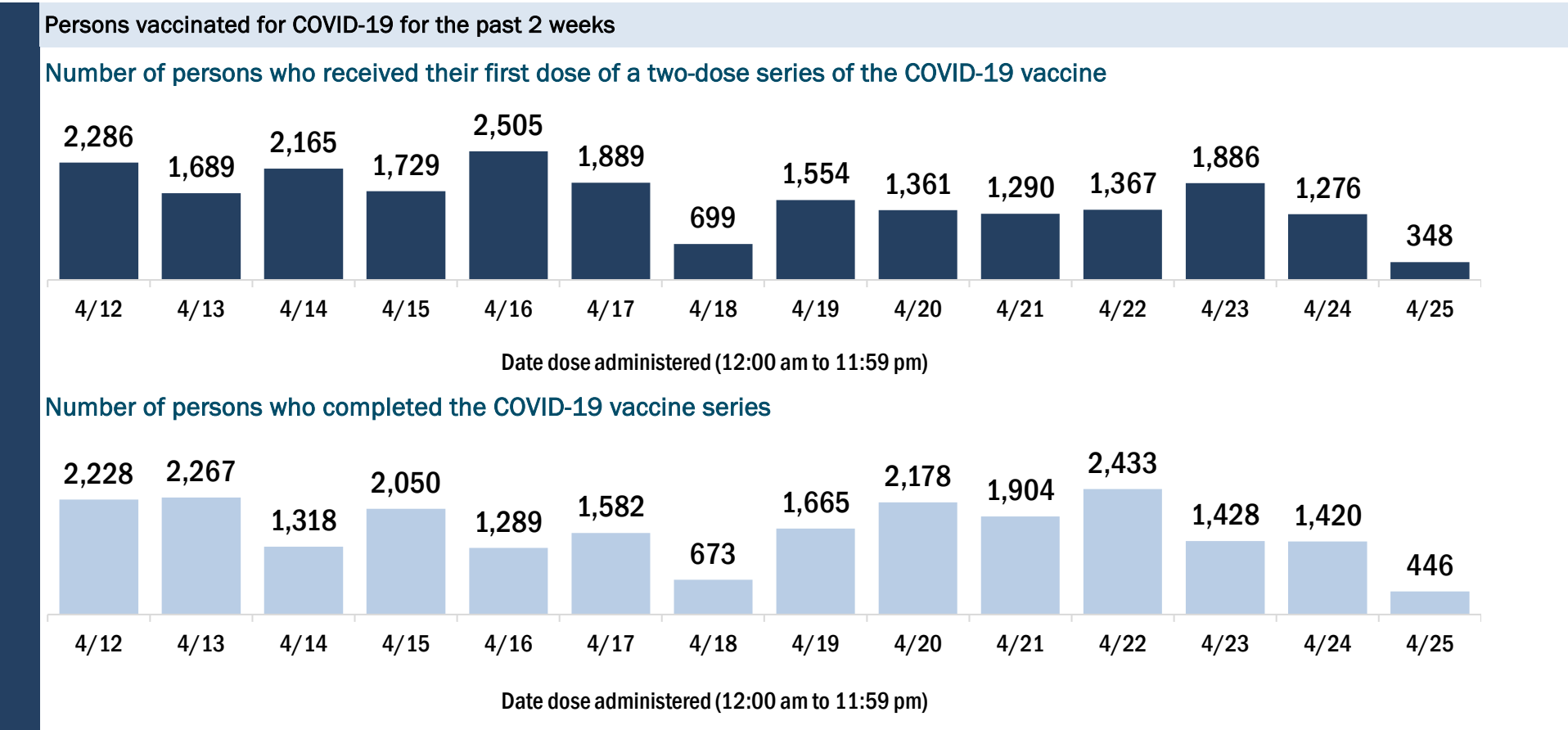
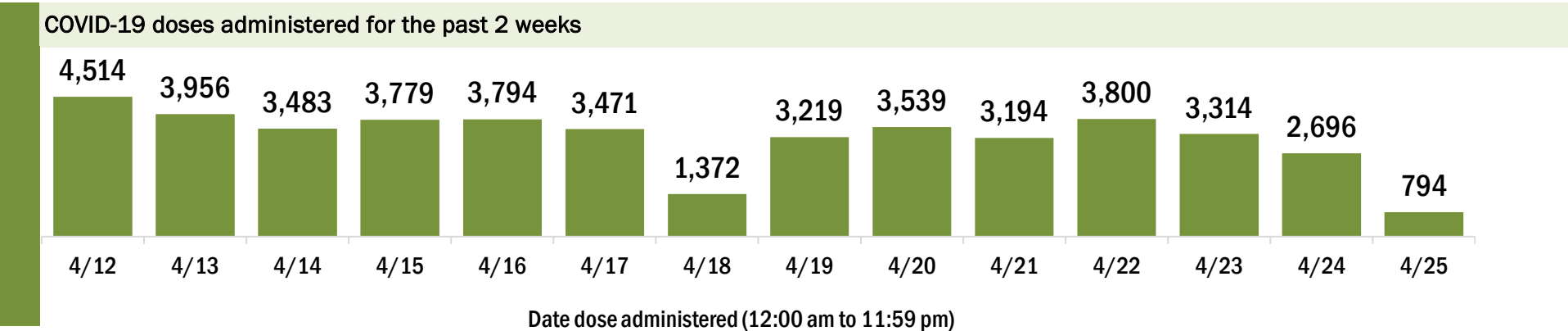
Data in this report are provisional and subject to change.

Data in this summary pertain to COVID-19 vaccines approved by the U.S. Food and Drug Administration and have been issued an Emergency Use Authorization (Janssen COVID-19 Vaccine, Moderna COVID-19 Vaccine and Pfizer-BioNTech COVID-19 Vaccine). These data summarize the number of people who have received either their first dose or have completed the series for a COVID-19 vaccine. **A person can only be counted in one category, first dose or series complete.** For persons receiving Moderna or Pfizer vaccines, once they receive their second dose, they are moved from the first dose column to the series completed column. **Because of this, the total first dose category may show a change from report to report not matching the total receiving their first dose from the previous day.** Persons receiving Johnson & Johnson vaccines will always be counted in the series completed column.

COVID-19 doses for vaccinated persons in Florida	
Doses administered	201,714
People receiving one dose of a 1-dose series (Johnson & Johnson) or receiving only one dose of a 2-dose series (Moderna, Pfizer) count once. Persons receiving both doses of a 2-dose series count twice.	

Current status of persons vaccinated for COVID-19 in Florida	
Total people vaccinated	129,412
First dose	46,757
Series completed	82,655
Completed 1-dose series	10,353
Completed 2-dose series	72,302
First dose: current number of people who have only received their first dose of the Moderna or Pfizer vaccine.	
Series complete: current number of people who have received both Moderna or Pfizer vaccine doses or one Johnson & Johnson dose and are considered fully immunized.	

Demographic summary	First dose	Series complete	Total people vaccinated
Age group	46,757	82,655	129,412
16-24 years	7,148	2,451	9,599
25-34 years	8,330	5,311	13,641
35-44 years	9,653	8,372	18,025
45-54 years	8,806	13,610	22,416
55-64 years	6,933	18,467	25,400
65-74 years	3,530	21,397	24,927
75-84 years	1,774	10,144	11,918
85+ years	583	2,903	3,486
Race	46,757	82,655	129,412
White	26,159	49,964	76,123
Black	2,404	4,552	6,956
American Indian/Alaskan	203	393	596
Other	8,016	14,918	22,934
Unknown	9,975	12,828	22,803
Other race includes Asian, native Hawaiian/Pacific Islander, or other.			
Ethnicity	46,757	82,655	129,412
Hispanic	16,397	23,975	40,372
Non-Hispanic	12,402	32,329	44,731
Unknown	17,958	26,351	44,309
Gender	46,757	82,655	129,412
Female	24,758	47,317	72,075
Male	21,851	35,280	57,131
Unknown	148	58	206



# COVID-19: Palm Beach County vaccine summary

Vaccination data through Apr 25, 2021 as of Apr 26, 2021 at 12:05 AM

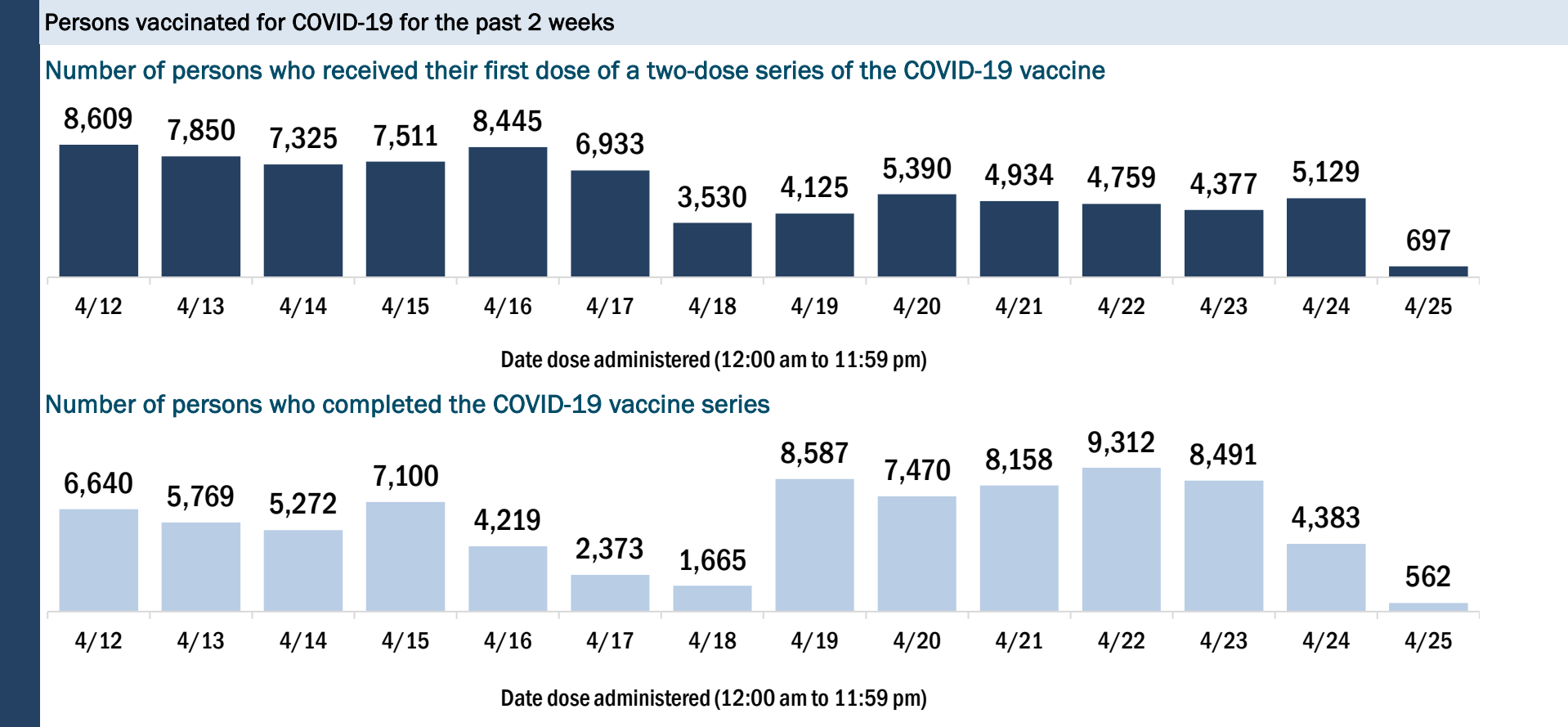
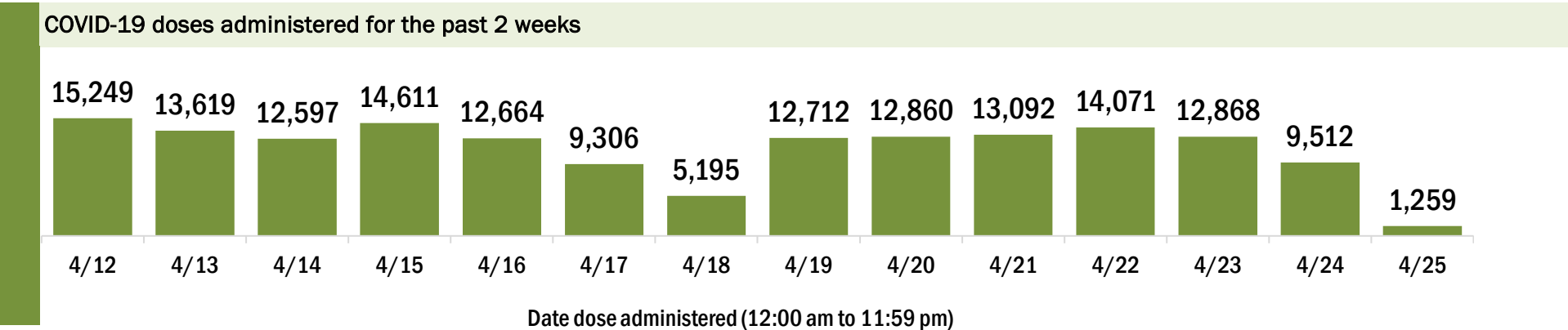
Data in this report are provisional and subject to change.

Data in this summary pertain to COVID-19 vaccines approved by the U.S. Food and Drug Administration and have been issued an Emergency Use Authorization (Janssen COVID-19 Vaccine, Moderna COVID-19 Vaccine and Pfizer-BioNTech COVID-19 Vaccine). These data summarize the number of people who have received either their first dose or have completed the series for a COVID-19 vaccine. **A person can only be counted in one category, first dose or series complete.** For persons receiving Moderna or Pfizer vaccines, once they receive their second dose, they are moved from the first dose column to the series completed column. **Because of this, the total first dose category may show a change from report to report not matching the total receiving their first dose from the previous day.** Persons receiving Johnson & Johnson vaccines will always be counted in the series completed column.

COVID-19 doses for vaccinated persons in Florida	
Doses administered	1,016,553
People receiving one dose of a 1-dose series (Johnson & Johnson) or receiving only one dose of a 2-dose series (Moderna, Pfizer) count once. Persons receiving both doses of a 2-dose series count twice.	

Current status of persons vaccinated for COVID-19 in Florida	
Total people vaccinated	628,832
First dose	202,941
Series completed	425,891
Completed 1-dose series	38,170
Completed 2-dose series	387,721
<b>First dose:</b> current number of people who have only received their first dose of the Moderna or Pfizer vaccine.	
<b>Series complete:</b> current number of people who have received both Moderna or Pfizer vaccine doses or one Johnson & Johnson dose and are considered fully immunized.	

Demographic summary	First dose	Series complete	Total people vaccinated
Age group	202,941	425,891	628,832
16-24 years	21,343	8,065	29,408
25-34 years	25,869	17,144	43,013
35-44 years	32,167	27,002	59,169
45-54 years	36,552	46,600	83,152
55-64 years	37,609	82,083	119,692
65-74 years	25,171	125,146	150,317
75-84 years	16,644	85,121	101,765
85+ years	7,586	34,730	42,316
Race	202,941	425,891	628,832
White	121,516	276,878	398,394
Black	15,548	22,335	37,883
American Indian/Alaskan	815	1,145	1,960
Other	23,055	37,631	60,686
Unknown	42,007	87,902	129,909
Other race includes Asian, native Hawaiian/Pacific Islander, or other.			
Ethnicity	202,941	425,891	628,832
Hispanic	36,081	34,506	70,587
Non-Hispanic	92,875	226,237	319,112
Unknown	73,985	165,148	239,133
Gender	202,941	425,891	628,832
Female	106,548	244,040	350,588
Male	95,838	181,561	277,399
Unknown	555	290	845





# COVID-19: Pasco County vaccine summary

Vaccination data through Apr 25, 2021 as of Apr 26, 2021 at 12:05 AM

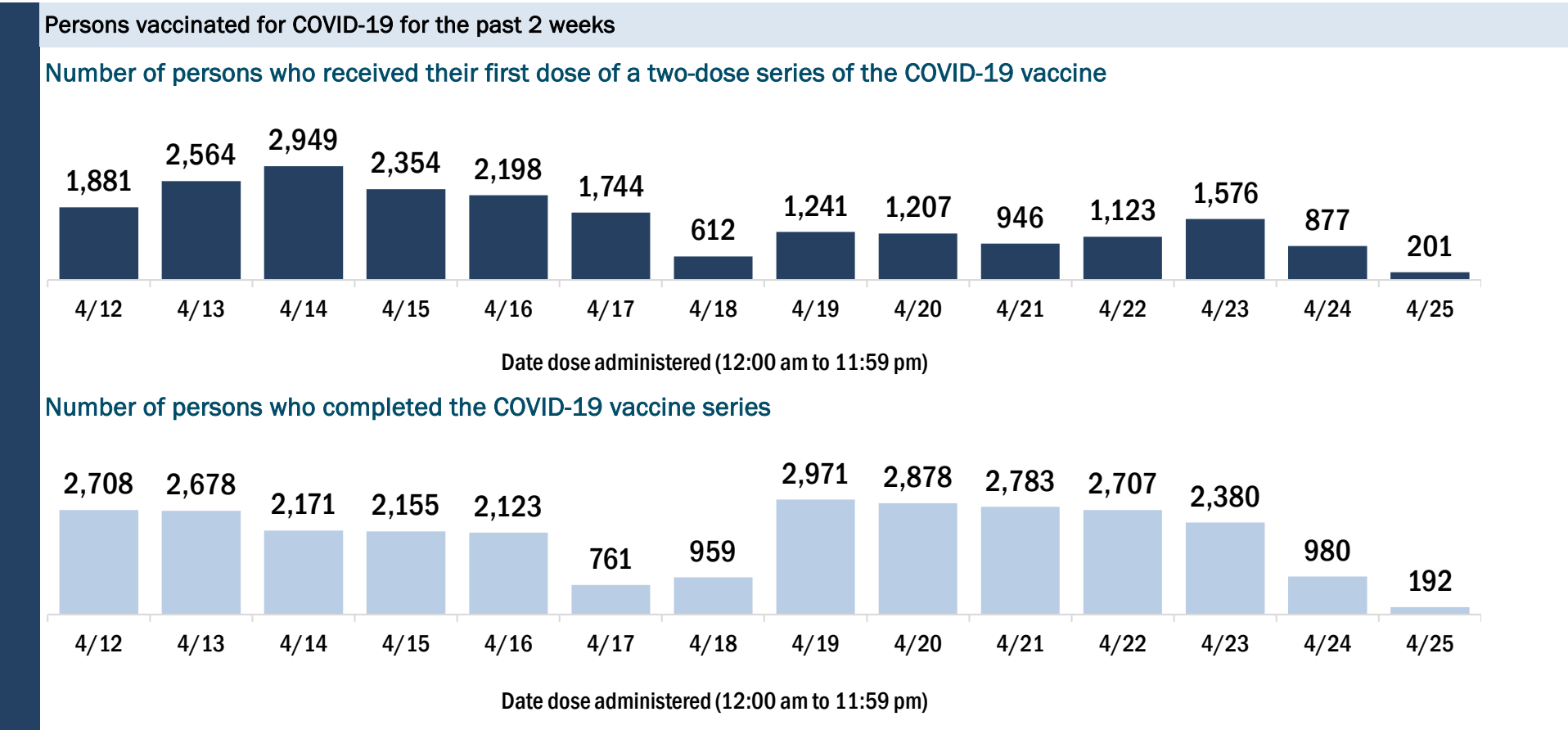
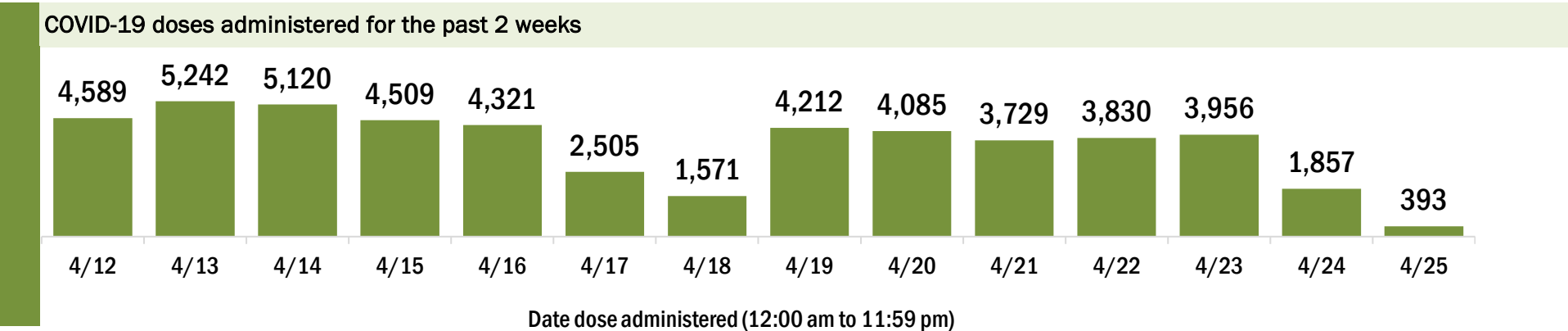
Data in this report are provisional and subject to change.

Data in this summary pertain to COVID-19 vaccines approved by the U.S. Food and Drug Administration and have been issued an Emergency Use Authorization (Janssen COVID-19 Vaccine, Moderna COVID-19 Vaccine and Pfizer-BioNTech COVID-19 Vaccine). These data summarize the number of people who have received either their first dose or have completed the series for a COVID-19 vaccine. **A person can only be counted in one category, first dose or series complete.** For persons receiving Moderna or Pfizer vaccines, once they receive their second dose, they are moved from the first dose column to the series completed column. **Because of this, the total first dose category may show a change from report to report not matching the total receiving their first dose from the previous day.** Persons receiving Johnson & Johnson vaccines will always be counted in the series completed column.

COVID-19 doses for vaccinated persons in Florida	
Doses administered	316,562
People receiving one dose of a 1-dose series (Johnson & Johnson) or receiving only one dose of a 2-dose series (Moderna, Pfizer) count once. Persons receiving both doses of a 2-dose series count twice.	

Current status of persons vaccinated for COVID-19 in Florida	
Total people vaccinated	196,866
First dose	65,802
Series completed	131,064
Completed 1-dose series	11,368
Completed 2-dose series	119,696
<b>First dose:</b> current number of people who have only received their first dose of the Moderna or Pfizer vaccine.	
<b>Series complete:</b> current number of people who have received both Moderna or Pfizer vaccine doses or one Johnson & Johnson dose and are considered fully immunized.	

Demographic summary	First dose	Series complete	Total people vaccinated
Age group	65,802	131,064	196,866
16-24 years	6,841	2,625	9,466
25-34 years	6,930	5,224	12,154
35-44 years	10,065	9,356	19,421
45-54 years	11,291	15,378	26,669
55-64 years	12,223	25,903	38,126
65-74 years	9,982	40,716	50,698
75-84 years	6,430	24,516	30,946
85+ years	2,040	7,346	9,386
Race	65,802	131,064	196,866
White	46,276	99,309	145,585
Black	2,513	3,617	6,130
American Indian/Alaskan	321	451	772
Other	7,093	12,107	19,200
Unknown	9,599	15,580	25,179
Other race includes Asian, native Hawaiian/Pacific Islander, or other.			
Ethnicity	65,802	131,064	196,866
Hispanic	5,868	7,237	13,105
Non-Hispanic	35,161	80,105	115,266
Unknown	24,773	43,722	68,495
Gender	65,802	131,064	196,866
Female	35,204	76,482	111,686
Male	30,496	54,493	84,989
Unknown	102	89	191





# COVID-19: Pinellas County vaccine summary

Vaccination data through Apr 25, 2021 as of Apr 26, 2021 at 12:05 AM

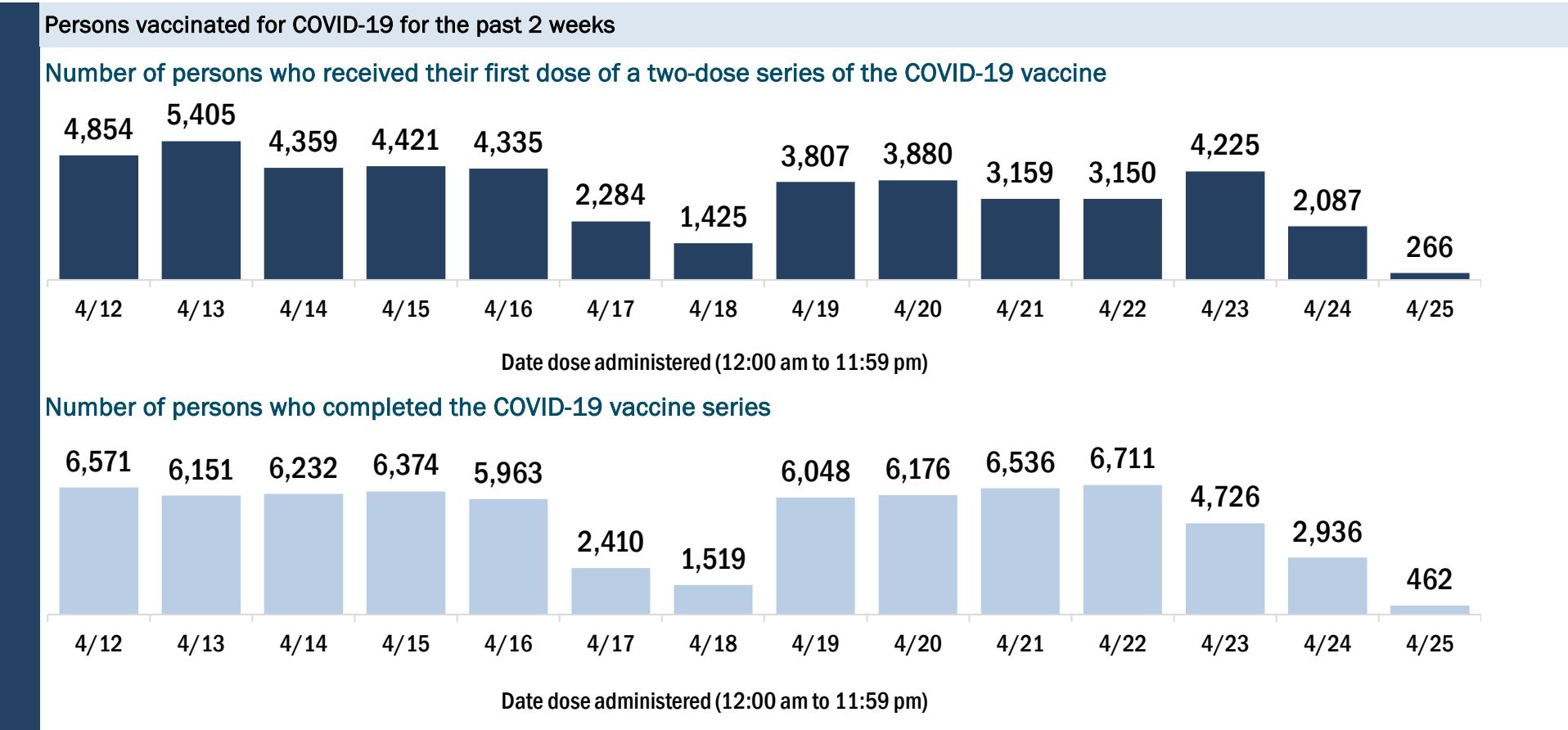
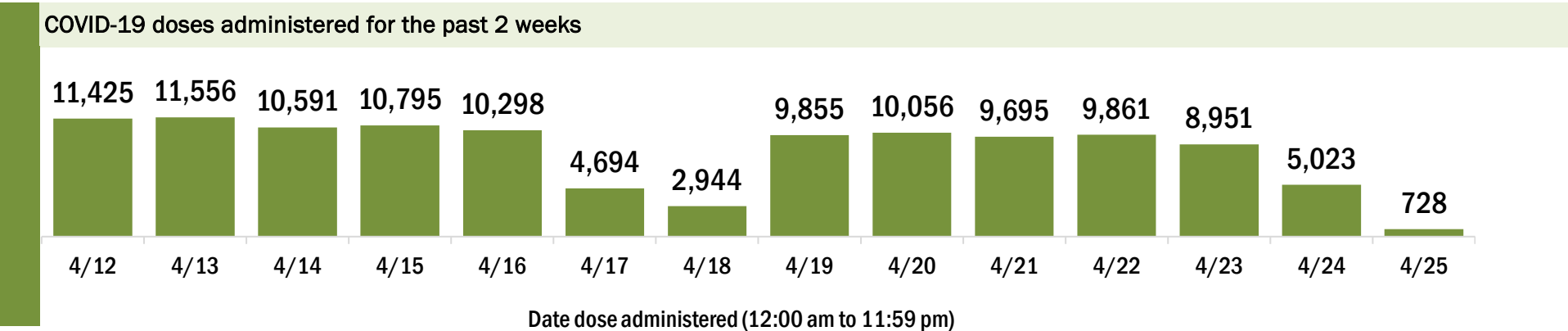
Data in this report are provisional and subject to change.

Data in this summary pertain to COVID-19 vaccines approved by the U.S. Food and Drug Administration and have been issued an Emergency Use Authorization (Janssen COVID-19 Vaccine, Moderna COVID-19 Vaccine and Pfizer-BioNTech COVID-19 Vaccine). These data summarize the number of people who have received either their first dose or have completed the series for a COVID-19 vaccine. **A person can only be counted in one category, first dose or series complete.** For persons receiving Moderna or Pfizer vaccines, once they receive their second dose, they are moved from the first dose column to the series completed column. **Because of this, the total first dose category may show a change from report to report not matching the total receiving their first dose from the previous day.** Persons receiving Johnson & Johnson vaccines will always be counted in the series completed column.

COVID-19 doses for vaccinated persons in Florida	
Doses administered	692,892
People receiving one dose of a 1-dose series (Johnson & Johnson) or receiving only one dose of a 2-dose series (Moderna, Pfizer) count once. Persons receiving both doses of a 2-dose series count twice.	

Current status of persons vaccinated for COVID-19 in Florida	
Total people vaccinated	415,090
First dose	117,588
Series completed	297,502
Completed 1-dose series	19,700
Completed 2-dose series	277,802
First dose: current number of people who have only received their first dose of the Moderna or Pfizer vaccine.	
Series complete: current number of people who have received both Moderna or Pfizer vaccine doses or one Johnson & Johnson dose and are considered fully immunized.	

Demographic summary	First dose	Series complete	Total people vaccinated
Age group	117,588	297,502	415,090
16-24 years	12,628	5,193	17,821
25-34 years	18,156	13,248	31,404
35-44 years	19,089	19,064	38,153
45-54 years	18,771	33,992	52,763
55-64 years	20,716	70,070	90,786
65-74 years	15,263	90,381	105,644
75-84 years	9,014	47,580	56,594
85+ years	3,951	17,974	21,925
Race	117,588	297,502	415,090
White	77,751	225,265	303,016
Black	6,598	12,266	18,864
American Indian/Alaskan	471	658	1,129
Other	11,496	23,255	34,751
Unknown	21,272	36,058	57,330
Other race includes Asian, native Hawaiian/Pacific Islander, or other.			
Ethnicity	117,588	297,502	415,090
Hispanic	5,753	9,459	15,212
Non-Hispanic	64,943	187,104	252,047
Unknown	46,892	100,939	147,831
Gender	117,588	297,502	415,090
Female	61,970	171,858	233,828
Male	55,304	125,161	180,465
Unknown	314	483	797



# COVID-19: Polk County vaccine summary

Vaccination data through Apr 25, 2021 as of Apr 26, 2021 at 12:05 AM

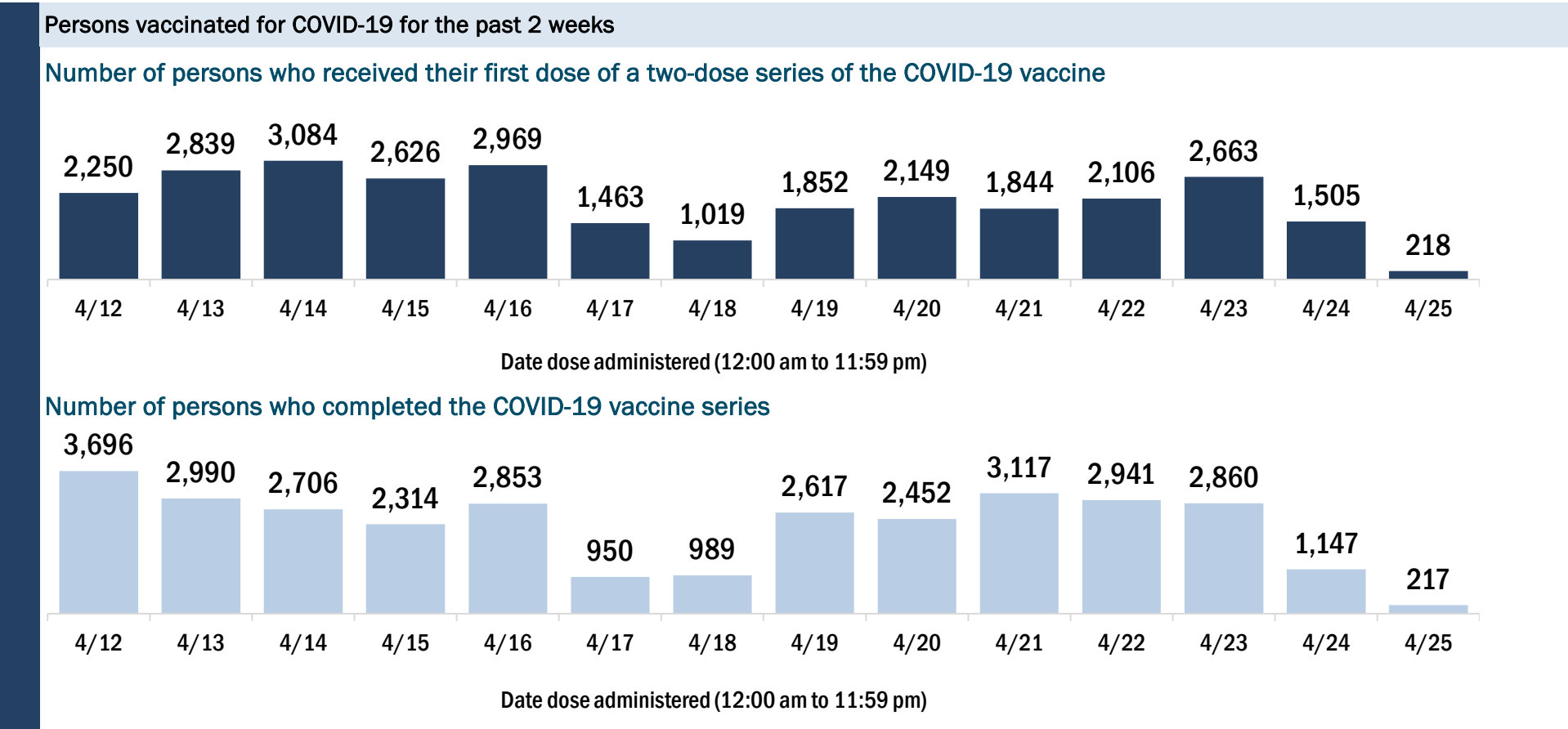
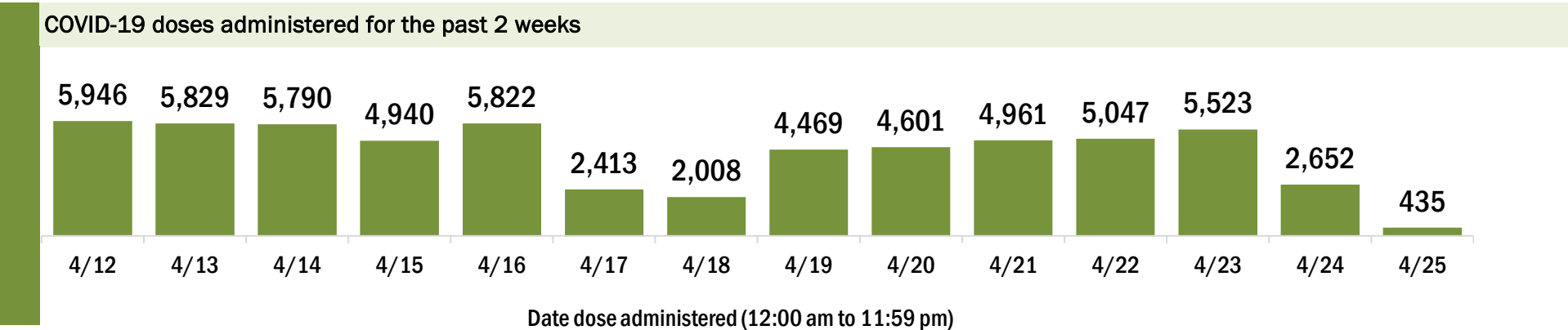
Data in this report are provisional and subject to change.

Data in this summary pertain to COVID-19 vaccines approved by the U.S. Food and Drug Administration and have been issued an Emergency Use Authorization (Janssen COVID-19 Vaccine, Moderna COVID-19 Vaccine and Pfizer-BioNTech COVID-19 Vaccine). These data summarize the number of people who have received either their first dose or have completed the series for a COVID-19 vaccine. **A person can only be counted in one category, first dose or series complete.** For persons receiving Moderna or Pfizer vaccines, once they receive their second dose, they are moved from the first dose column to the series completed column. **Because of this, the total first dose category may show a change from report to report not matching the total receiving their first dose from the previous day.** Persons receiving Johnson & Johnson vaccines will always be counted in the series completed column.

COVID-19 doses for vaccinated persons in Florida	
Doses administered	369,683
People receiving one dose of a 1-dose series (Johnson & Johnson) or receiving only one dose of a 2-dose series (Moderna, Pfizer) count once. Persons receiving both doses of a 2-dose series count twice.	

Current status of persons vaccinated for COVID-19 in Florida	
Total people vaccinated	228,168
First dose	76,334
Series completed	151,834
Completed 1-dose series	10,319
Completed 2-dose series	141,515
First dose: current number of people who have only received their first dose of the Moderna or Pfizer vaccine.	
Series complete: current number of people who have received both Moderna or Pfizer vaccine doses or one Johnson & Johnson dose and are considered fully immunized.	

Demographic summary	First dose	Series complete	Total people vaccinated
Age group	76,334	151,834	228,168
16-24 years	7,155	3,117	10,272
25-34 years	9,709	6,758	16,467
35-44 years	11,039	9,964	21,003
45-54 years	12,769	15,786	28,555
55-64 years	14,011	29,207	43,218
65-74 years	11,826	49,048	60,874
75-84 years	7,280	29,473	36,753
85+ years	2,545	8,481	11,026
Race	76,334	151,834	228,168
White	47,442	108,823	156,265
Black	6,476	9,824	16,300
American Indian/Alaskan	580	707	1,287
Other	8,336	12,222	20,558
Unknown	13,500	20,258	33,758
Other race includes Asian, native Hawaiian/Pacific Islander, or other.			
Ethnicity	76,334	151,834	228,168
Hispanic	14,328	14,314	28,642
Non-Hispanic	34,662	88,396	123,058
Unknown	27,344	49,124	76,468
Gender	76,334	151,834	228,168
Female	40,452	87,068	127,520
Male	35,647	64,667	100,314
Unknown	235	99	334



# COVID-19: Putnam County vaccine summary

Vaccination data through Apr 25, 2021 as of Apr 26, 2021 at 12:05 AM

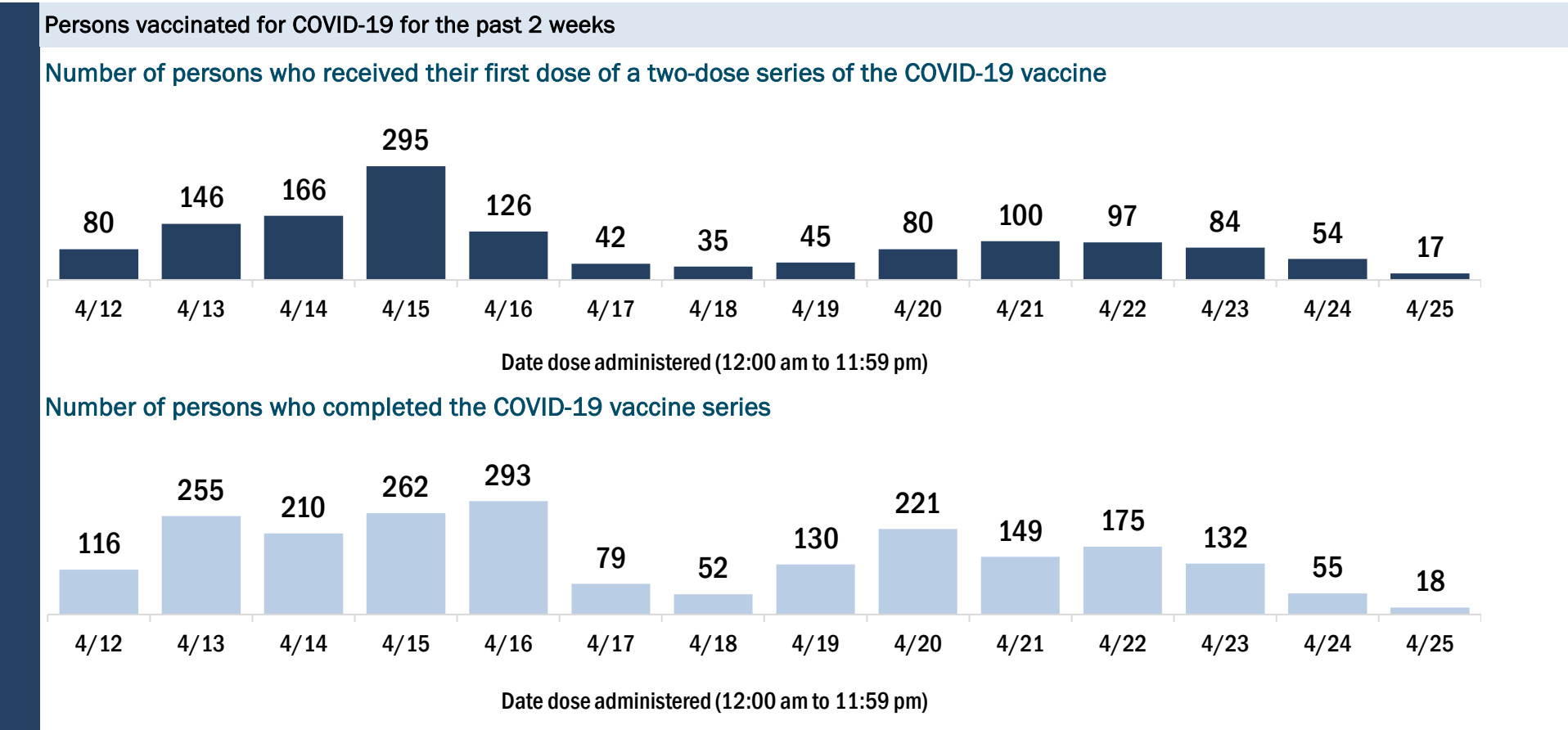
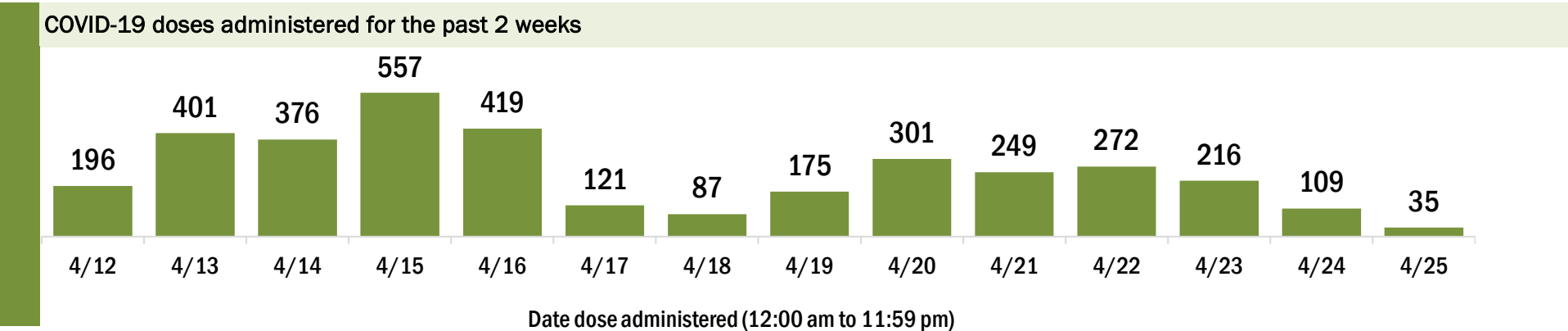
Data in this report are provisional and subject to change.

Data in this summary pertain to COVID-19 vaccines approved by the U.S. Food and Drug Administration and have been issued an Emergency Use Authorization (Janssen COVID-19 Vaccine, Moderna COVID-19 Vaccine and Pfizer-BioNTech COVID-19 Vaccine). These data summarize the number of people who have received either their first dose or have completed the series for a COVID-19 vaccine. **A person can only be counted in one category, first dose or series complete.** For persons receiving Moderna or Pfizer vaccines, once they receive their second dose, they are moved from the first dose column to the series completed column. **Because of this, the total first dose category may show a change from report to report not matching the total receiving their first dose from the previous day.** Persons receiving Johnson & Johnson vaccines will always be counted in the series completed column.

COVID-19 doses for vaccinated persons in Florida	
Doses administered	29,265
People receiving one dose of a 1-dose series (Johnson & Johnson) or receiving only one dose of a 2-dose series (Moderna, Pfizer) count once. Persons receiving both doses of a 2-dose series count twice.	

Current status of persons vaccinated for COVID-19 in Florida	
Total people vaccinated	17,965
First dose	5,831
Series completed	12,134
Completed 1-dose series	834
Completed 2-dose series	11,300
First dose: current number of people who have only received their first dose of the Moderna or Pfizer vaccine.	
Series complete: current number of people who have received both Moderna or Pfizer vaccine doses or one Johnson & Johnson dose and are considered fully immunized.	

Demographic summary	First dose	Series complete	Total people vaccinated
Age group	5,831	12,134	17,965
16-24 years	290	122	412
25-34 years	418	312	730
35-44 years	544	477	1,021
45-54 years	742	998	1,740
55-64 years	1,393	2,514	3,907
65-74 years	1,410	4,490	5,900
75-84 years	781	2,455	3,236
85+ years	253	766	1,019
Race	5,831	12,134	17,965
White	4,337	9,507	13,844
Black	646	1,232	1,878
American Indian/Alaskan	54	87	141
Other	463	694	1,157
Unknown	331	614	945
Other race includes Asian, native Hawaiian/Pacific Islander, or other.			
Ethnicity	5,831	12,134	17,965
Hispanic	314	485	799
Non-Hispanic	4,502	9,494	13,996
Unknown	1,015	2,155	3,170
Gender	5,831	12,134	17,965
Female	3,066	6,986	10,052
Male	2,753	5,144	7,897
Unknown	12	4	16



# COVID-19: Santa Rosa County vaccine summary

Vaccination data through Apr 25, 2021 as of Apr 26, 2021 at 12:05 AM

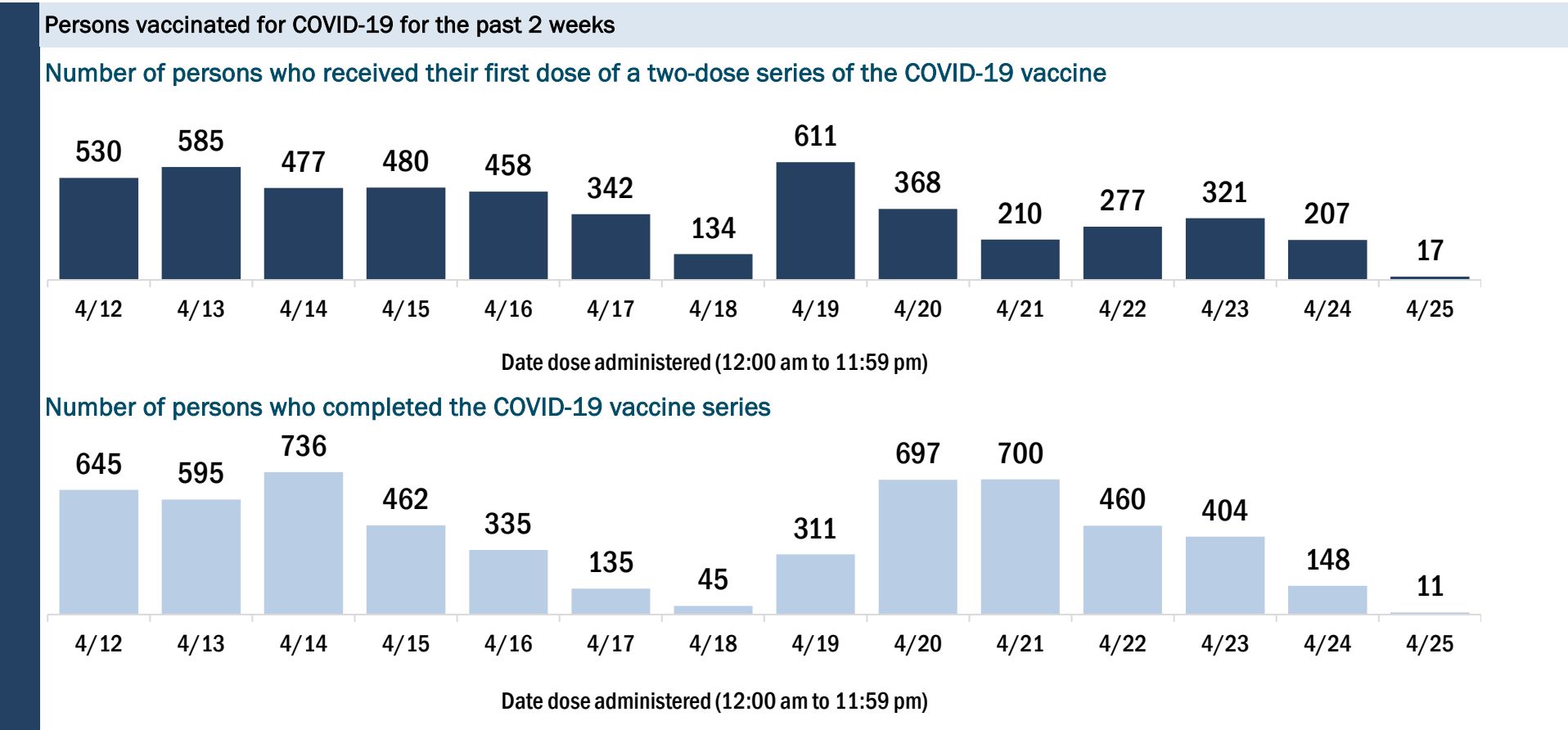
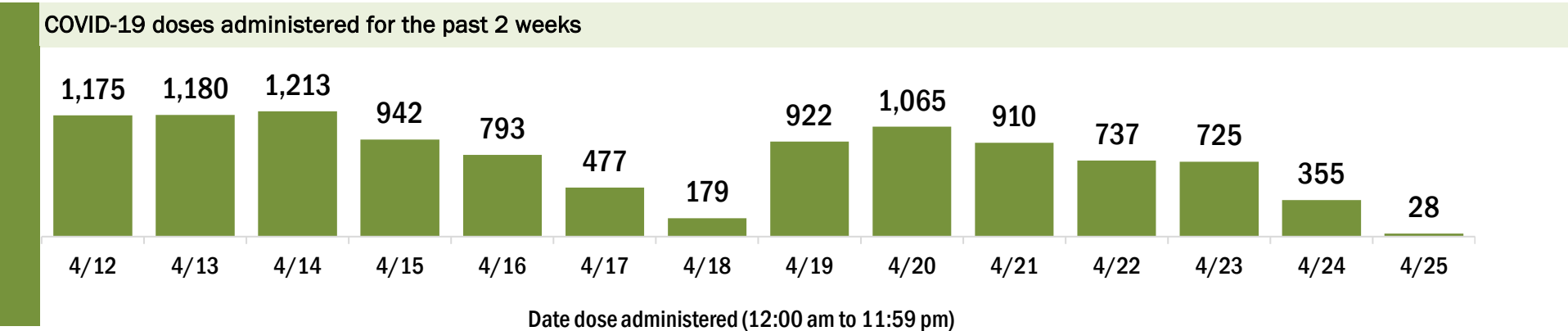
Data in this report are provisional and subject to change.

Data in this summary pertain to COVID-19 vaccines approved by the U.S. Food and Drug Administration and have been issued an Emergency Use Authorization (Janssen COVID-19 Vaccine, Moderna COVID-19 Vaccine and Pfizer-BioNTech COVID-19 Vaccine). These data summarize the number of people who have received either their first dose or have completed the series for a COVID-19 vaccine. **A person can only be counted in one category, first dose or series complete.** For persons receiving Moderna or Pfizer vaccines, once they receive their second dose, they are moved from the first dose column to the series completed column. **Because of this, the total first dose category may show a change from report to report not matching the total receiving their first dose from the previous day.** Persons receiving Johnson & Johnson vaccines will always be counted in the series completed column.

COVID-19 doses for vaccinated persons in Florida	
Doses administered	91,085
People receiving one dose of a 1-dose series (Johnson & Johnson) or receiving only one dose of a 2-dose series (Moderna, Pfizer) count once. Persons receiving both doses of a 2-dose series count twice.	

Current status of persons vaccinated for COVID-19 in Florida	
Total people vaccinated	56,104
First dose	18,824
Series completed	37,280
Completed 1-dose series	2,299
Completed 2-dose series	34,981
First dose: current number of people who have only received their first dose of the Moderna or Pfizer vaccine.	
Series complete: current number of people who have received both Moderna or Pfizer vaccine doses or one Johnson & Johnson dose and are considered fully immunized.	

Demographic summary	First dose	Series complete	Total people vaccinated
Age group	18,824	37,280	56,104
16-24 years	1,950	664	2,614
25-34 years	2,290	1,557	3,847
35-44 years	3,036	2,519	5,555
45-54 years	3,369	4,236	7,605
55-64 years	3,948	8,305	12,253
65-74 years	2,581	12,295	14,876
75-84 years	1,243	6,004	7,247
85+ years	407	1,700	2,107
Race	18,824	37,280	56,104
White	12,038	27,832	39,870
Black	1,044	1,135	2,179
American Indian/Alaskan	85	221	306
Other	1,505	2,470	3,975
Unknown	4,152	5,622	9,774
Other race includes Asian, native Hawaiian/Pacific Islander, or other.			
Ethnicity	18,824	37,280	56,104
Hispanic	967	855	1,822
Non-Hispanic	11,358	24,843	36,201
Unknown	6,499	11,582	18,081
Gender	18,824	37,280	56,104
Female	9,695	21,349	31,044
Male	9,109	15,922	25,031
Unknown	20	9	29





# COVID-19: Sarasota County vaccine summary

Vaccination data through Apr 25, 2021 as of Apr 26, 2021 at 12:05 AM

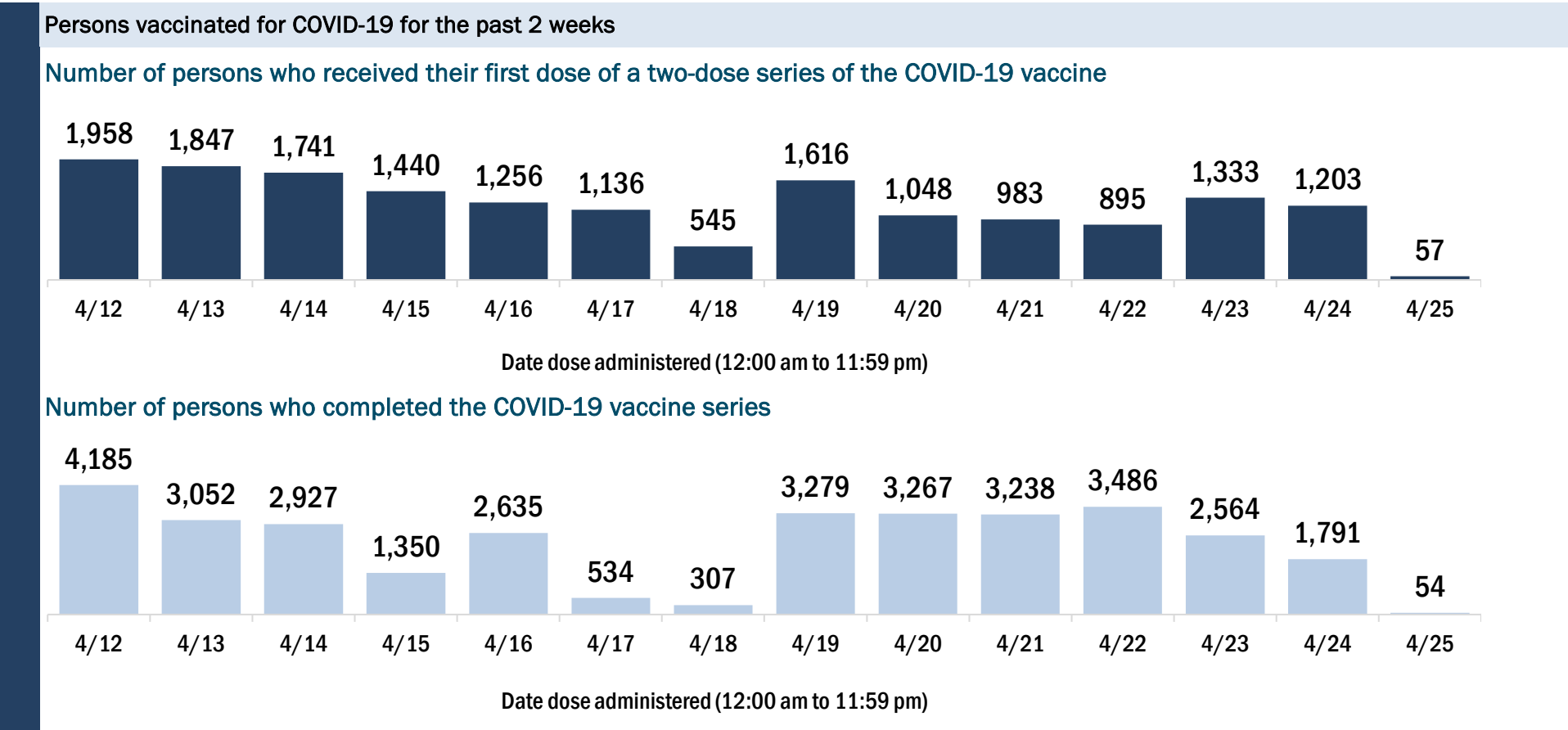
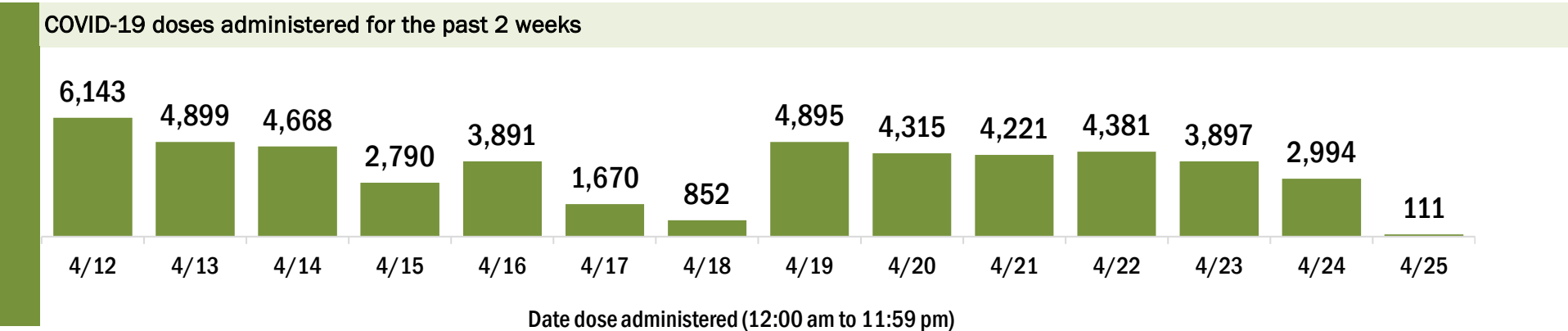
Data in this report are provisional and subject to change.

Data in this summary pertain to COVID-19 vaccines approved by the U.S. Food and Drug Administration and have been issued an Emergency Use Authorization (Janssen COVID-19 Vaccine, Moderna COVID-19 Vaccine and Pfizer-BioNTech COVID-19 Vaccine). These data summarize the number of people who have received either their first dose or have completed the series for a COVID-19 vaccine. **A person can only be counted in one category, first dose or series complete.** For persons receiving Moderna or Pfizer vaccines, once they receive their second dose, they are moved from the first dose column to the series completed column. **Because of this, the total first dose category may show a change from report to report not matching the total receiving their first dose from the previous day.** Persons receiving Johnson & Johnson vaccines will always be counted in the series completed column.

COVID-19 doses for vaccinated persons in Florida	
Doses administered	383,719
People receiving one dose of a 1-dose series (Johnson & Johnson) or receiving only one dose of a 2-dose series (Moderna, Pfizer) count once. Persons receiving both doses of a 2-dose series count twice.	

Current status of persons vaccinated for COVID-19 in Florida	
Total people vaccinated	232,185
First dose	71,920
Series completed	160,265
Completed 1-dose series	8,731
Completed 2-dose series	151,534
First dose: current number of people who have only received their first dose of the Moderna or Pfizer vaccine.	
Series complete: current number of people who have received both Moderna or Pfizer vaccine doses or one Johnson & Johnson dose and are considered fully immunized.	

Demographic summary	First dose	Series complete	Total people vaccinated
Age group	71,920	160,265	232,185
16-24 years	5,338	1,635	6,973
25-34 years	5,561	3,387	8,948
35-44 years	7,627	4,813	12,440
45-54 years	10,569	9,487	20,056
55-64 years	15,113	26,209	41,322
65-74 years	14,313	61,396	75,709
75-84 years	9,503	39,603	49,106
85+ years	3,896	13,735	17,631
Race	71,920	160,265	232,185
White	54,633	127,967	182,600
Black	1,516	2,109	3,625
American Indian/Alaskan	266	561	827
Other	5,431	10,244	15,675
Unknown	10,074	19,384	29,458
Other race includes Asian, native Hawaiian/Pacific Islander, or other.			
Ethnicity	71,920	160,265	232,185
Hispanic	5,740	4,069	9,809
Non-Hispanic	44,699	107,875	152,574
Unknown	21,481	48,321	69,802
Gender	71,920	160,265	232,185
Female	38,200	90,939	129,139
Male	33,568	69,224	102,792
Unknown	152	102	254



# COVID-19: Seminole County vaccine summary

Vaccination data through Apr 25, 2021 as of Apr 26, 2021 at 12:05 AM

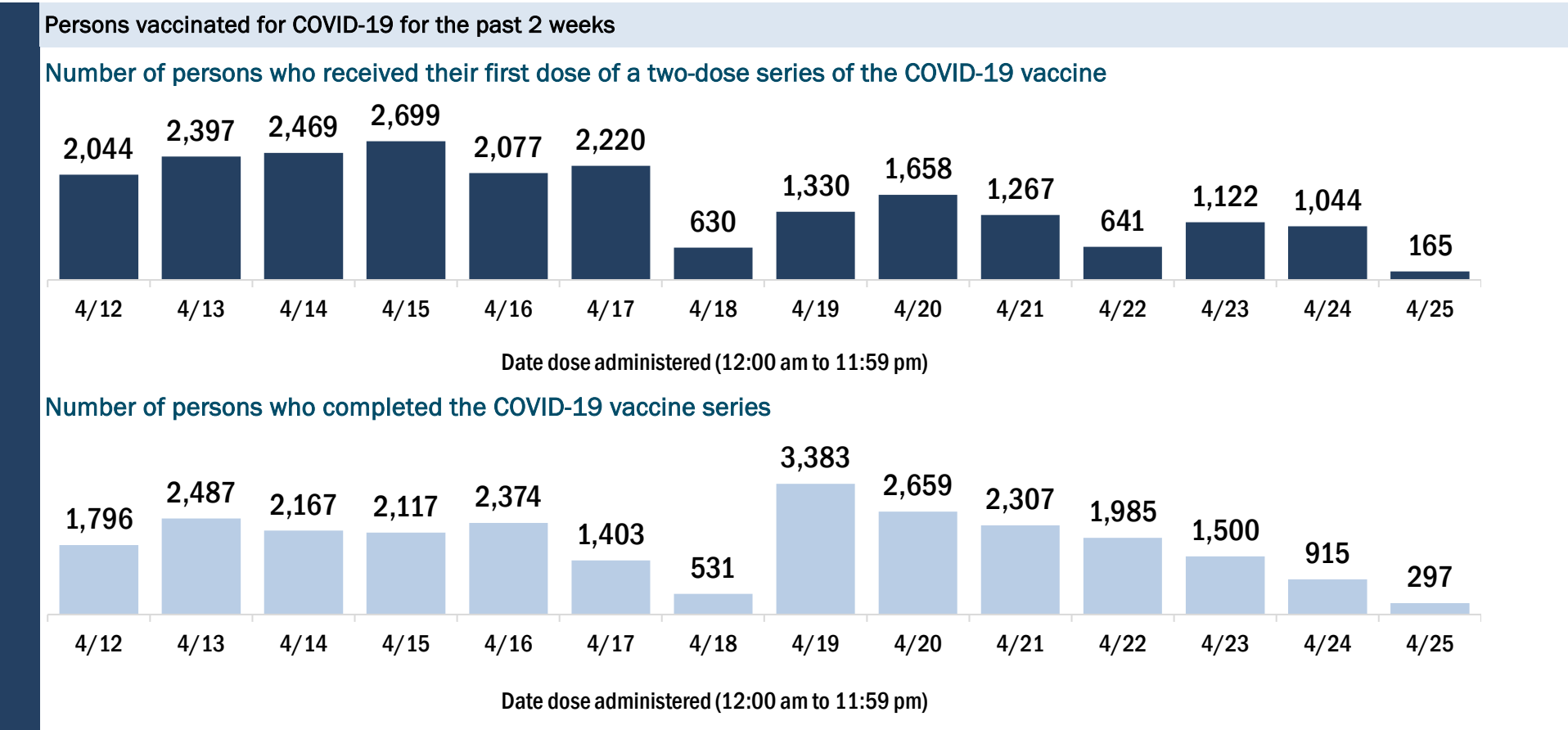
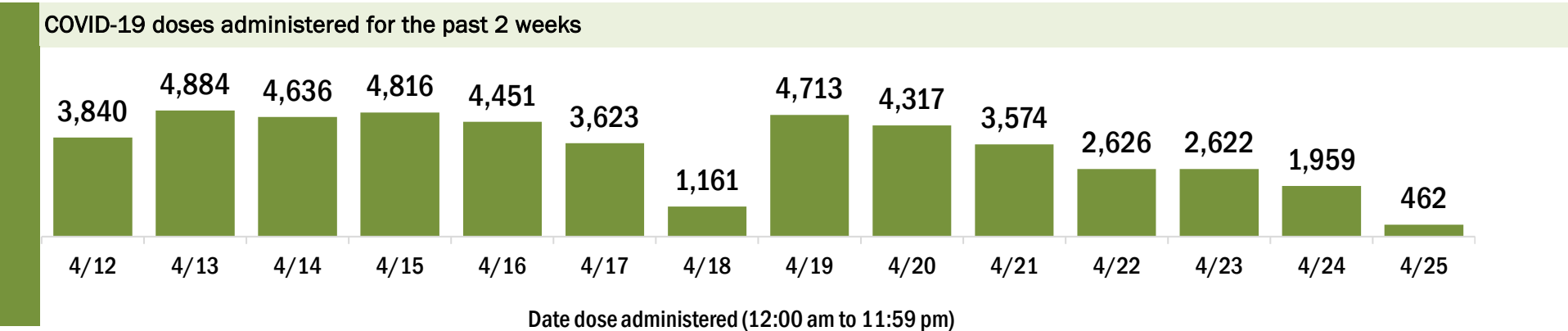
Data in this report are provisional and subject to change.

Data in this summary pertain to COVID-19 vaccines approved by the U.S. Food and Drug Administration and have been issued an Emergency Use Authorization (Janssen COVID-19 Vaccine, Moderna COVID-19 Vaccine and Pfizer-BioNTech COVID-19 Vaccine). These data summarize the number of people who have received either their first dose or have completed the series for a COVID-19 vaccine. **A person can only be counted in one category, first dose or series complete.** For persons receiving Moderna or Pfizer vaccines, once they receive their second dose, they are moved from the first dose column to the series completed column. **Because of this, the total first dose category may show a change from report to report not matching the total receiving their first dose from the previous day.** Persons receiving Johnson & Johnson vaccines will always be counted in the series completed column.

COVID-19 doses for vaccinated persons in Florida	
Doses administered	273,878
People receiving one dose of a 1-dose series (Johnson & Johnson) or receiving only one dose of a 2-dose series (Moderna, Pfizer) count once. Persons receiving both doses of a 2-dose series count twice.	

Current status of persons vaccinated for COVID-19 in Florida	
Total people vaccinated	170,370
First dose	56,963
Series completed	113,407
Completed 1-dose series	9,899
Completed 2-dose series	103,508
First dose: current number of people who have only received their first dose of the Moderna or Pfizer vaccine.	
Series complete: current number of people who have received both Moderna or Pfizer vaccine doses or one Johnson & Johnson dose and are considered fully immunized.	

Demographic summary	First dose	Series complete	Total people vaccinated
Age group	56,963	113,407	170,370
16-24 years	10,351	3,663	14,014
25-34 years	10,645	7,528	18,173
35-44 years	11,929	11,983	23,912
45-54 years	10,118	17,438	27,556
55-64 years	7,838	25,019	32,857
65-74 years	3,495	28,527	32,022
75-84 years	1,771	13,945	15,716
85+ years	816	5,304	6,120
Race	56,963	113,407	170,370
White	35,851	80,847	116,698
Black	4,147	7,116	11,263
American Indian/Alaskan	270	491	761
Other	9,322	15,826	25,148
Unknown	7,373	9,127	16,500
Other race includes Asian, native Hawaiian/Pacific Islander, or other.			
Ethnicity	56,963	113,407	170,370
Hispanic	9,762	11,616	21,378
Non-Hispanic	31,277	72,653	103,930
Unknown	15,924	29,138	45,062
Gender	56,963	113,407	170,370
Female	29,322	65,641	94,963
Male	27,402	47,668	75,070
Unknown	239	98	337



# COVID-19: St. Johns County vaccine summary

Vaccination data through Apr 25, 2021 as of Apr 26, 2021 at 12:05 AM

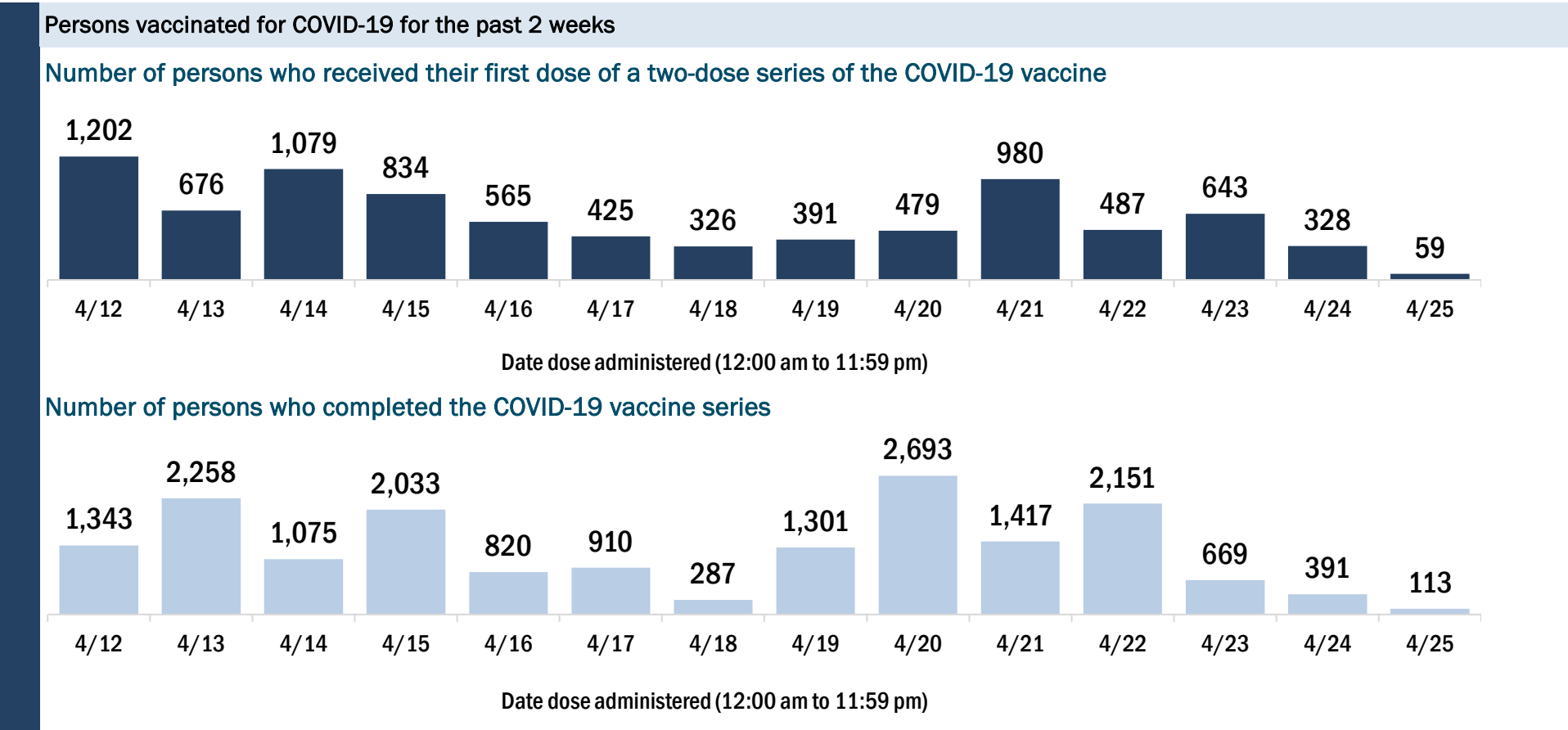
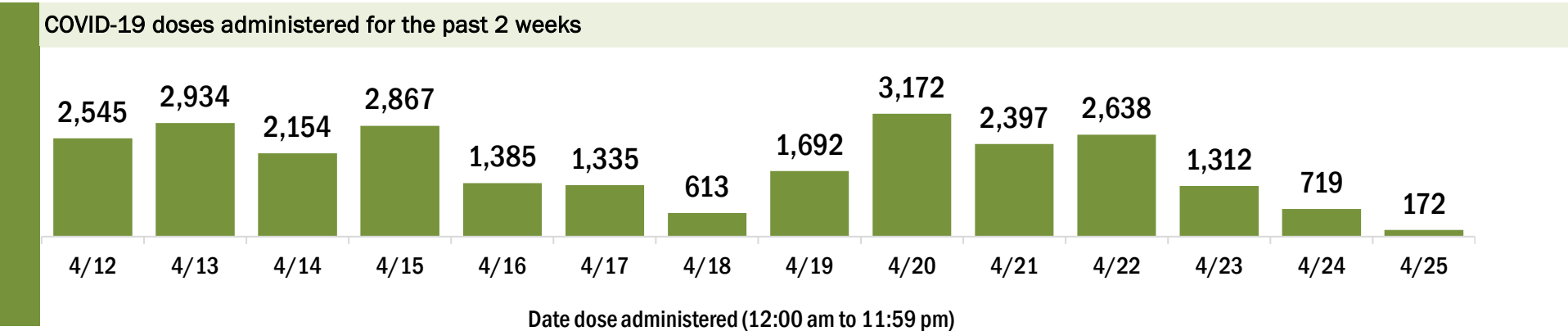
Data in this report are provisional and subject to change.

Data in this summary pertain to COVID-19 vaccines approved by the U.S. Food and Drug Administration and have been issued an Emergency Use Authorization (Janssen COVID-19 Vaccine, Moderna COVID-19 Vaccine and Pfizer-BioNTech COVID-19 Vaccine). These data summarize the number of people who have received either their first dose or have completed the series for a COVID-19 vaccine. **A person can only be counted in one category, first dose or series complete.** For persons receiving Moderna or Pfizer vaccines, once they receive their second dose, they are moved from the first dose column to the series completed column. **Because of this, the total first dose category may show a change from report to report not matching the total receiving their first dose from the previous day.** Persons receiving Johnson & Johnson vaccines will always be counted in the series completed column.

COVID-19 doses for vaccinated persons in Florida	
Doses administered	210,301
People receiving one dose of a 1-dose series (Johnson & Johnson) or receiving only one dose of a 2-dose series (Moderna, Pfizer) count once. Persons receiving both doses of a 2-dose series count twice.	

Current status of persons vaccinated for COVID-19 in Florida	
Total people vaccinated	122,336
First dose	29,118
Series completed	93,218
Completed 1-dose series	5,253
Completed 2-dose series	87,965
First dose: current number of people who have only received their first dose of the Moderna or Pfizer vaccine.	
Series complete: current number of people who have received both Moderna or Pfizer vaccine doses or one Johnson & Johnson dose and are considered fully immunized.	

Demographic summary	First dose	Series complete	Total people vaccinated
Age group	29,118	93,218	122,336
16-24 years	4,905	2,119	7,024
25-34 years	3,831	3,784	7,615
35-44 years	6,279	9,239	15,518
45-54 years	5,577	13,017	18,594
55-64 years	4,301	20,149	24,450
65-74 years	2,443	27,659	30,102
75-84 years	1,252	13,453	14,705
85+ years	530	3,798	4,328
Race	29,118	93,218	122,336
White	19,302	70,445	89,747
Black	1,100	2,671	3,771
American Indian/Alaskan	90	253	343
Other	3,431	8,654	12,085
Unknown	5,195	11,195	16,390
Other race includes Asian, native Hawaiian/Pacific Islander, or other.			
Ethnicity	29,118	93,218	122,336
Hispanic	2,070	3,299	5,369
Non-Hispanic	17,167	62,211	79,378
Unknown	9,881	27,708	37,589
Gender	29,118	93,218	122,336
Female	15,106	52,061	67,167
Male	13,988	41,144	55,132
Unknown	24	13	37



# COVID-19: St. Lucie County vaccine summary

Vaccination data through Apr 25, 2021 as of Apr 26, 2021 at 12:05 AM

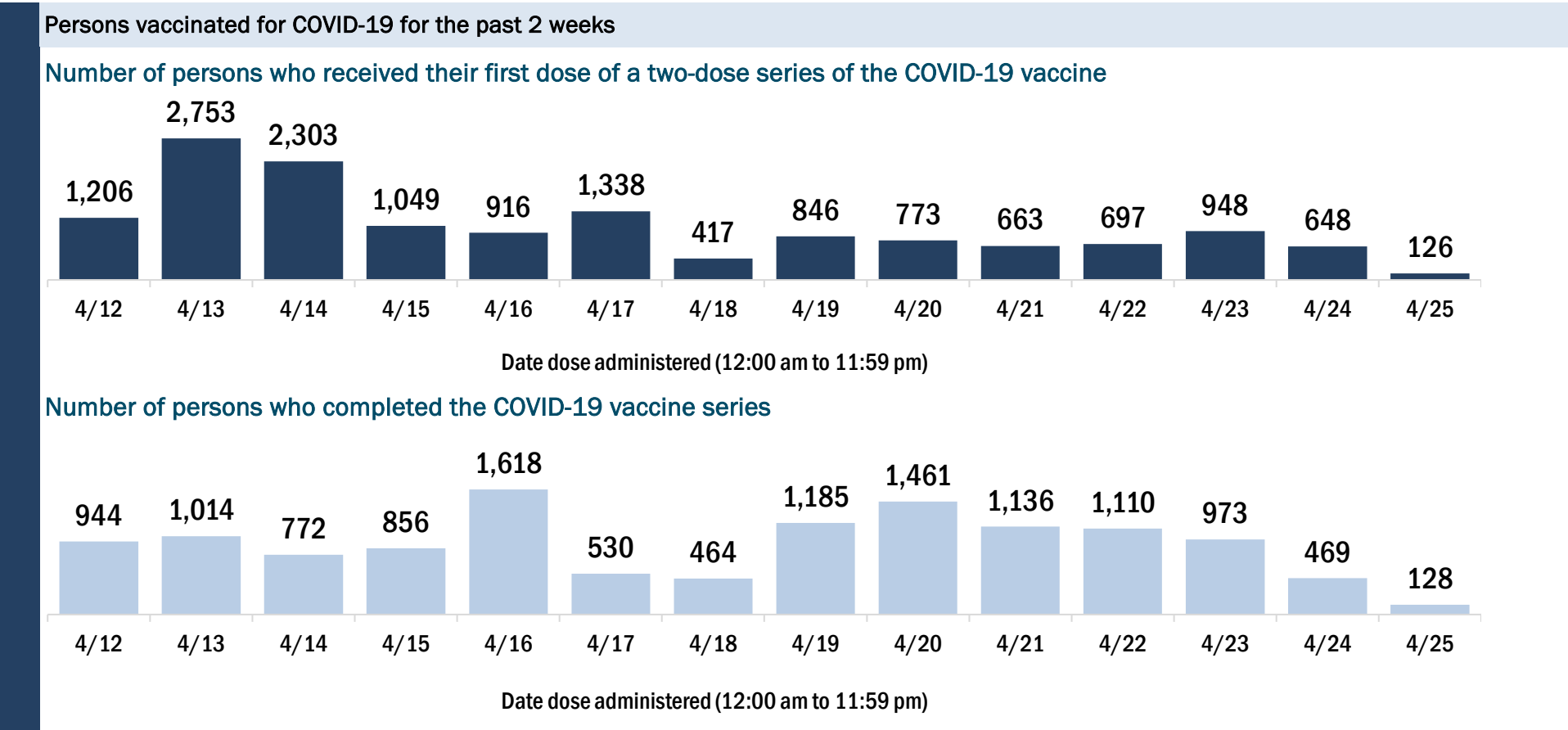
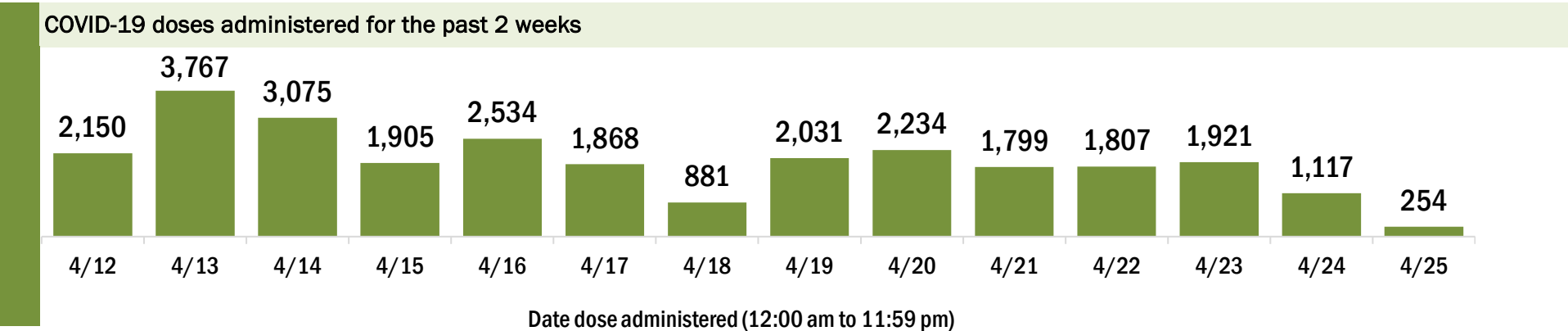
Data in this report are provisional and subject to change.

Data in this summary pertain to COVID-19 vaccines approved by the U.S. Food and Drug Administration and have been issued an Emergency Use Authorization (Janssen COVID-19 Vaccine, Moderna COVID-19 Vaccine and Pfizer-BioNTech COVID-19 Vaccine). These data summarize the number of people who have received either their first dose or have completed the series for a COVID-19 vaccine. **A person can only be counted in one category, first dose or series complete.** For persons receiving Moderna or Pfizer vaccines, once they receive their second dose, they are moved from the first dose column to the series completed column. **Because of this, the total first dose category may show a change from report to report not matching the total receiving their first dose from the previous day.** Persons receiving Johnson & Johnson vaccines will always be counted in the series completed column.

COVID-19 doses for vaccinated persons in Florida	
Doses administered	186,676
People receiving one dose of a 1-dose series (Johnson & Johnson) or receiving only one dose of a 2-dose series (Moderna, Pfizer) count once. Persons receiving both doses of a 2-dose series count twice.	

Current status of persons vaccinated for COVID-19 in Florida	
Total people vaccinated	115,901
First dose	41,614
Series completed	74,287
Completed 1-dose series	3,512
Completed 2-dose series	70,775
<b>First dose:</b> current number of people who have only received their first dose of the Moderna or Pfizer vaccine.	
<b>Series complete:</b> current number of people who have received both Moderna or Pfizer vaccine doses or one Johnson & Johnson dose and are considered fully immunized.	

Demographic summary	First dose	Series complete	Total people vaccinated
Age group	41,614	74,287	115,901
16-24 years	3,478	936	4,414
25-34 years	3,805	2,118	5,923
35-44 years	5,170	3,547	8,717
45-54 years	6,953	6,582	13,535
55-64 years	9,929	13,894	23,823
65-74 years	6,995	27,000	33,995
75-84 years	3,939	15,521	19,460
85+ years	1,345	4,689	6,034
Race	41,614	74,287	115,901
White	26,058	48,768	74,826
Black	4,224	6,819	11,043
American Indian/Alaskan	214	338	552
Other	4,166	6,642	10,808
Unknown	6,952	11,720	18,672
Other race includes Asian, native Hawaiian/Pacific Islander, or other.			
Ethnicity	41,614	74,287	115,901
Hispanic	6,623	5,852	12,475
Non-Hispanic	20,914	42,203	63,117
Unknown	14,077	26,232	40,309
Gender	41,614	74,287	115,901
Female	22,255	42,529	64,784
Male	19,261	31,688	50,949
Unknown	98	70	168





# COVID-19: Sumter County vaccine summary

Vaccination data through Apr 25, 2021 as of Apr 26, 2021 at 12:05 AM

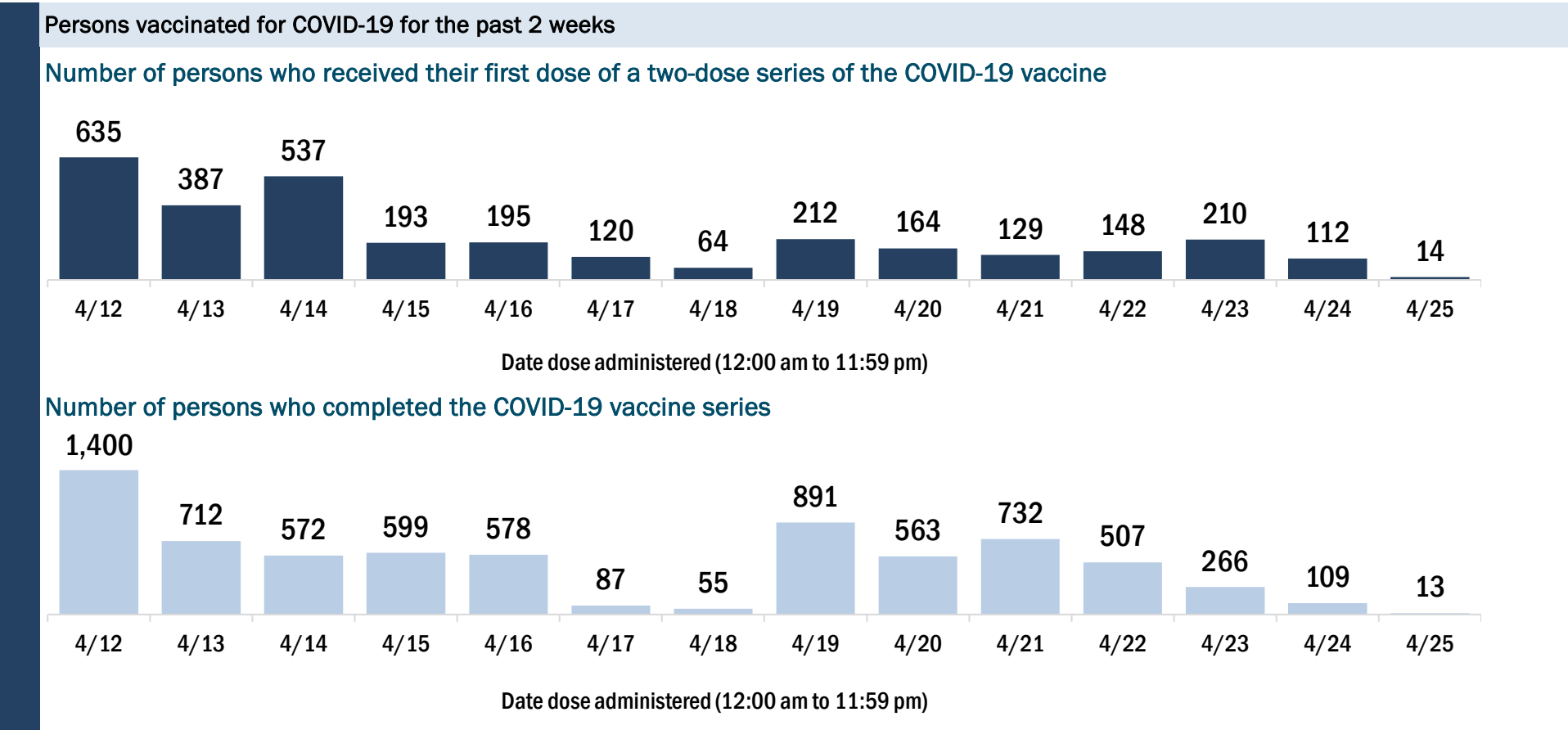
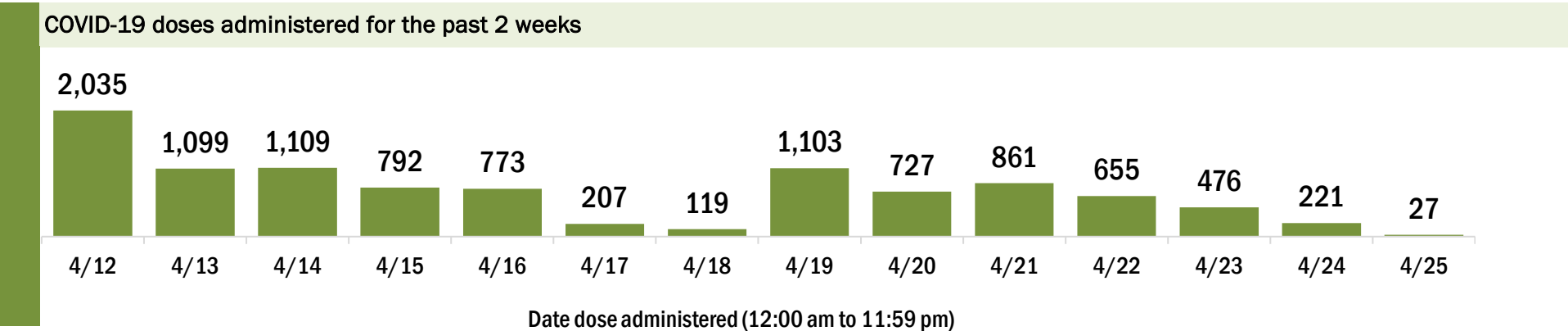
Data in this report are provisional and subject to change.

Data in this summary pertain to COVID-19 vaccines approved by the U.S. Food and Drug Administration and have been issued an Emergency Use Authorization (Janssen COVID-19 Vaccine, Moderna COVID-19 Vaccine and Pfizer-BioNTech COVID-19 Vaccine). These data summarize the number of people who have received either their first dose or have completed the series for a COVID-19 vaccine. **A person can only be counted in one category, first dose or series complete.** For persons receiving Moderna or Pfizer vaccines, once they receive their second dose, they are moved from the first dose column to the series completed column. **Because of this, the total first dose category may show a change from report to report not matching the total receiving their first dose from the previous day.** Persons receiving Johnson & Johnson vaccines will always be counted in the series completed column.

COVID-19 doses for vaccinated persons in Florida	
Doses administered	147,900
People receiving one dose of a 1-dose series (Johnson & Johnson) or receiving only one dose of a 2-dose series (Moderna, Pfizer) count once. Persons receiving both doses of a 2-dose series count twice.	

Current status of persons vaccinated for COVID-19 in Florida	
Total people vaccinated	82,771
First dose	13,652
Series completed	69,119
Completed 1-dose series	3,990
Completed 2-dose series	65,129
<b>First dose:</b> current number of people who have only received their first dose of the Moderna or Pfizer vaccine.	
<b>Series complete:</b> current number of people who have received both Moderna or Pfizer vaccine doses or one Johnson & Johnson dose and are considered fully immunized.	

Demographic summary	First dose	Series complete	Total people vaccinated
Age group	13,652	69,119	82,771
16-24 years	344	134	478
25-34 years	624	271	895
35-44 years	860	443	1,303
45-54 years	1,380	1,156	2,536
55-64 years	3,107	7,556	10,663
65-74 years	3,852	33,229	37,081
75-84 years	2,811	22,556	25,367
85+ years	674	3,774	4,448
Race	13,652	69,119	82,771
White	10,226	58,408	68,634
Black	563	766	1,329
American Indian/Alaskan	33	146	179
Other	978	2,569	3,547
Unknown	1,852	7,230	9,082
Other race includes Asian, native Hawaiian/Pacific Islander, or other.			
Ethnicity	13,652	69,119	82,771
Hispanic	582	1,071	1,653
Non-Hispanic	8,705	46,199	54,904
Unknown	4,365	21,849	26,214
Gender	13,652	69,119	82,771
Female	7,122	38,624	45,746
Male	6,470	30,477	36,947
Unknown	60	18	78



# COVID-19: Suwannee County vaccine summary

Vaccination data through Apr 25, 2021 as of Apr 26, 2021 at 12:05 AM

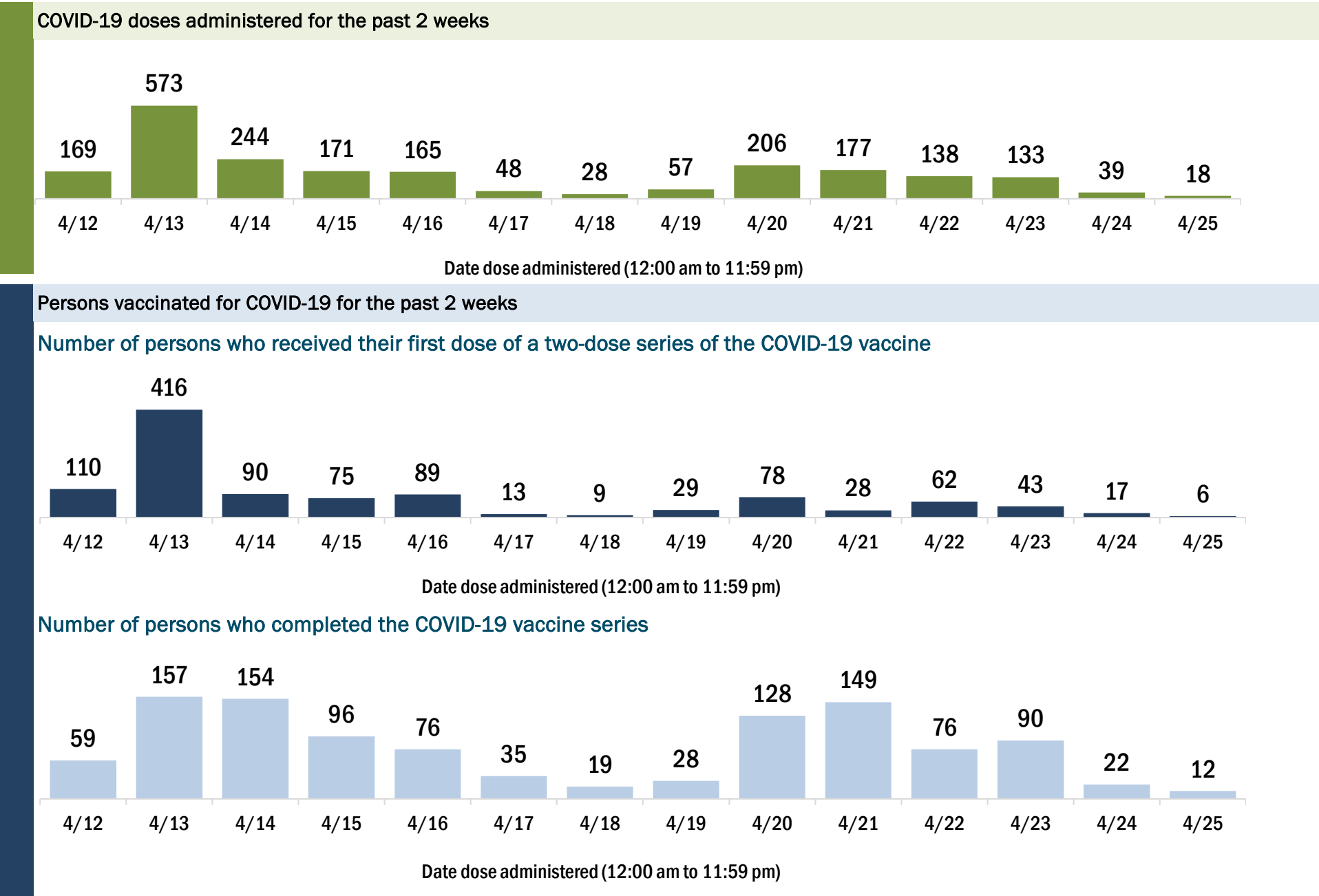
Data in this report are provisional and subject to change.

Data in this summary pertain to COVID-19 vaccines approved by the U.S. Food and Drug Administration and have been issued an Emergency Use Authorization (Janssen COVID-19 Vaccine, Moderna COVID-19 Vaccine and Pfizer-BioNTech COVID-19 Vaccine). These data summarize the number of people who have received either their first dose or have completed the series for a COVID-19 vaccine. **A person can only be counted in one category, first dose or series complete.** For persons receiving Moderna or Pfizer vaccines, once they receive their second dose, they are moved from the first dose column to the series completed column. **Because of this, the total first dose category may show a change from report to report not matching the total receiving their first dose from the previous day.** Persons receiving Johnson & Johnson vaccines will always be counted in the series completed column.

COVID-19 doses for vaccinated persons in Florida	
Doses administered	16,666
People receiving one dose of a 1-dose series (Johnson & Johnson) or receiving only one dose of a 2-dose series (Moderna, Pfizer) count once. Persons receiving both doses of a 2-dose series count twice.	

Current status of persons vaccinated for COVID-19 in Florida	
Total people vaccinated	9,833
First dose	2,390
Series completed	7,443
Completed 1-dose series	610
Completed 2-dose series	6,833
<b>First dose:</b> current number of people who have only received their first dose of the Moderna or Pfizer vaccine.	
<b>Series complete:</b> current number of people who have received both Moderna or Pfizer vaccine doses or one Johnson & Johnson dose and are considered fully immunized.	

Demographic summary	First dose	Series complete	Total people vaccinated
Age group	2,390	7,443	9,833
16-24 years	196	93	289
25-34 years	250	166	416
35-44 years	337	289	626
45-54 years	420	534	954
55-64 years	654	1,490	2,144
65-74 years	293	2,665	2,958
75-84 years	173	1,652	1,825
85+ years	67	554	621
Race	2,390	7,443	9,833
White	1,493	5,186	6,679
Black	376	583	959
American Indian/Alaskan	5	8	13
Other	226	484	710
Unknown	290	1,182	1,472
Other race includes Asian, native Hawaiian/Pacific Islander, or other.			
Ethnicity	2,390	7,443	9,833
Hispanic	210	253	463
Non-Hispanic	1,398	3,950	5,348
Unknown	782	3,240	4,022
Gender	2,390	7,443	9,833
Female	1,073	4,340	5,413
Male	1,317	3,103	4,420
Unknown	0	0	0



# COVID-19: Taylor County vaccine summary

Vaccination data through Apr 25, 2021 as of Apr 26, 2021 at 12:05 AM

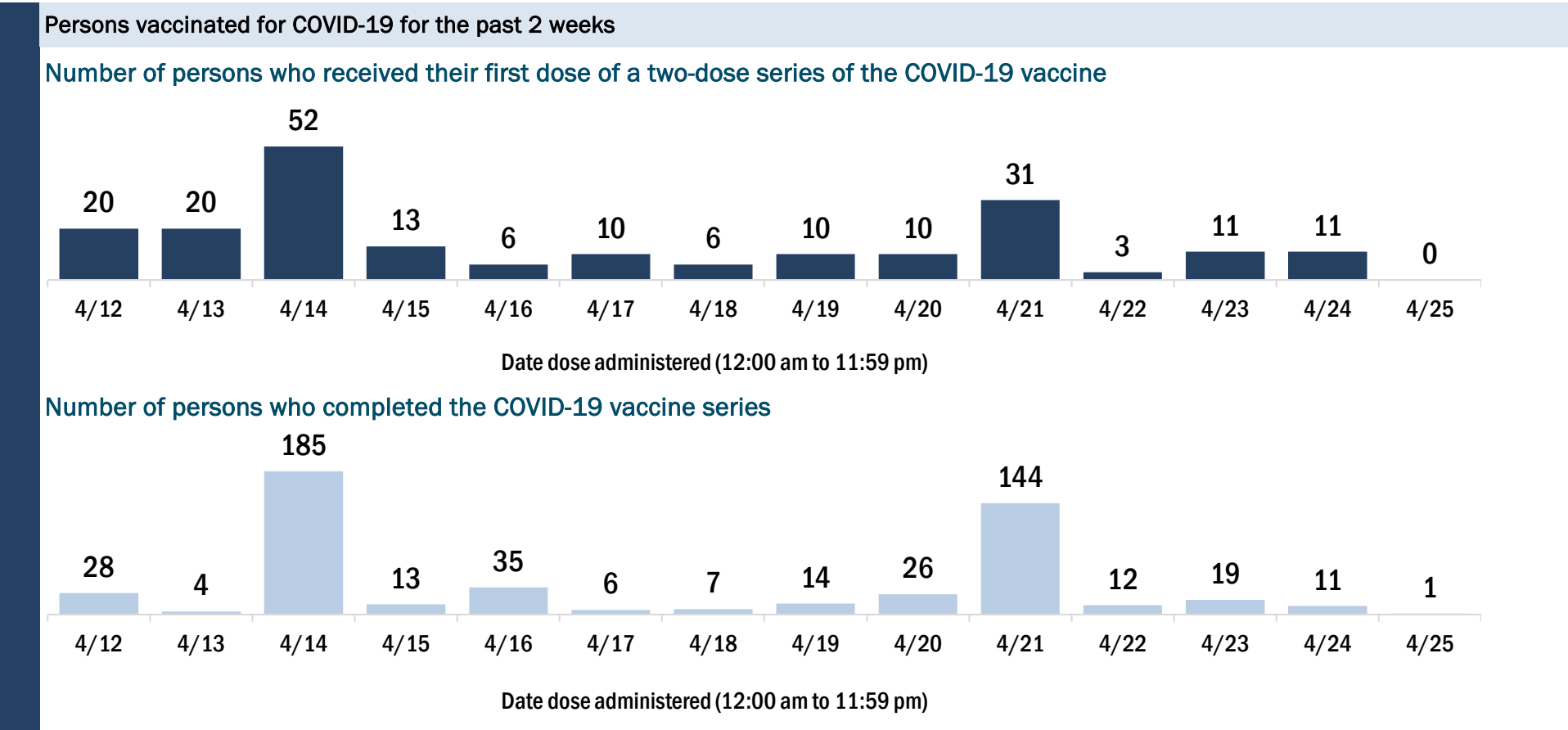
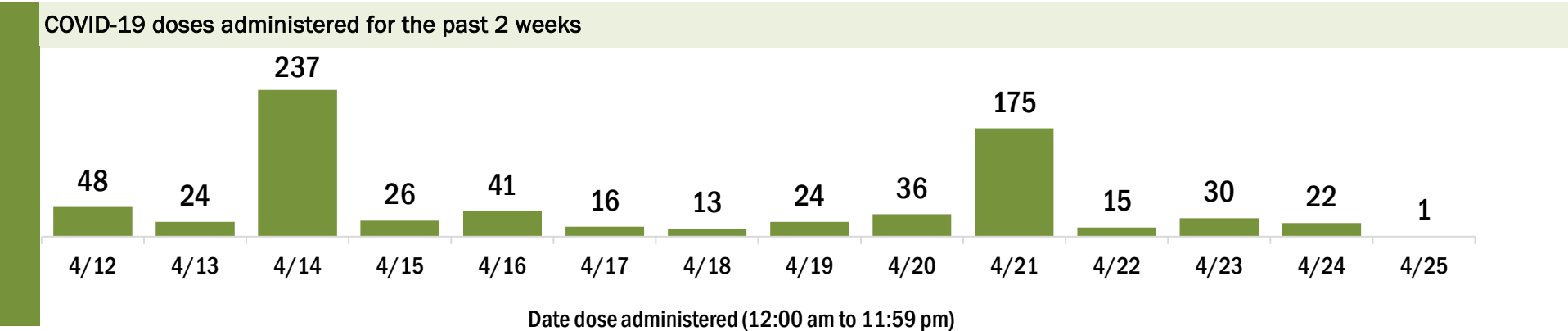
Data in this report are provisional and subject to change.

Data in this summary pertain to COVID-19 vaccines approved by the U.S. Food and Drug Administration and have been issued an Emergency Use Authorization (Janssen COVID-19 Vaccine, Moderna COVID-19 Vaccine and Pfizer-BioNTech COVID-19 Vaccine). These data summarize the number of people who have received either their first dose or have completed the series for a COVID-19 vaccine. **A person can only be counted in one category, first dose or series complete.** For persons receiving Moderna or Pfizer vaccines, once they receive their second dose, they are moved from the first dose column to the series completed column. **Because of this, the total first dose category may show a change from report to report not matching the total receiving their first dose from the previous day.** Persons receiving Johnson & Johnson vaccines will always be counted in the series completed column.

COVID-19 doses for vaccinated persons in Florida	
Doses administered	8,428
People receiving one dose of a 1-dose series (Johnson & Johnson) or receiving only one dose of a 2-dose series (Moderna, Pfizer) count once. Persons receiving both doses of a 2-dose series count twice.	

Current status of persons vaccinated for COVID-19 in Florida	
Total people vaccinated	5,154
First dose	1,612
Series completed	3,542
Completed 1-dose series	268
Completed 2-dose series	3,274
First dose: current number of people who have only received their first dose of the Moderna or Pfizer vaccine.	
Series complete: current number of people who have received both Moderna or Pfizer vaccine doses or one Johnson & Johnson dose and are considered fully immunized.	

Demographic summary	First dose	Series complete	Total people vaccinated
Age group	1,612	3,542	5,154
16-24 years	52	45	97
25-34 years	100	92	192
35-44 years	136	133	269
45-54 years	233	259	492
55-64 years	459	721	1,180
65-74 years	393	1,322	1,715
75-84 years	185	757	942
85+ years	54	213	267
Race	1,612	3,542	5,154
White	1,149	2,629	3,778
Black	205	427	632
American Indian/Alaskan	15	34	49
Other	94	222	316
Unknown	149	230	379
Other race includes Asian, native Hawaiian/Pacific Islander, or other.			
Ethnicity	1,612	3,542	5,154
Hispanic	44	53	97
Non-Hispanic	1,083	2,276	3,359
Unknown	485	1,213	1,698
Gender	1,612	3,542	5,154
Female	858	1,967	2,825
Male	751	1,575	2,326
Unknown	3	0	3



# COVID-19: Union County vaccine summary

Vaccination data through Apr 25, 2021 as of Apr 26, 2021 at 12:05 AM

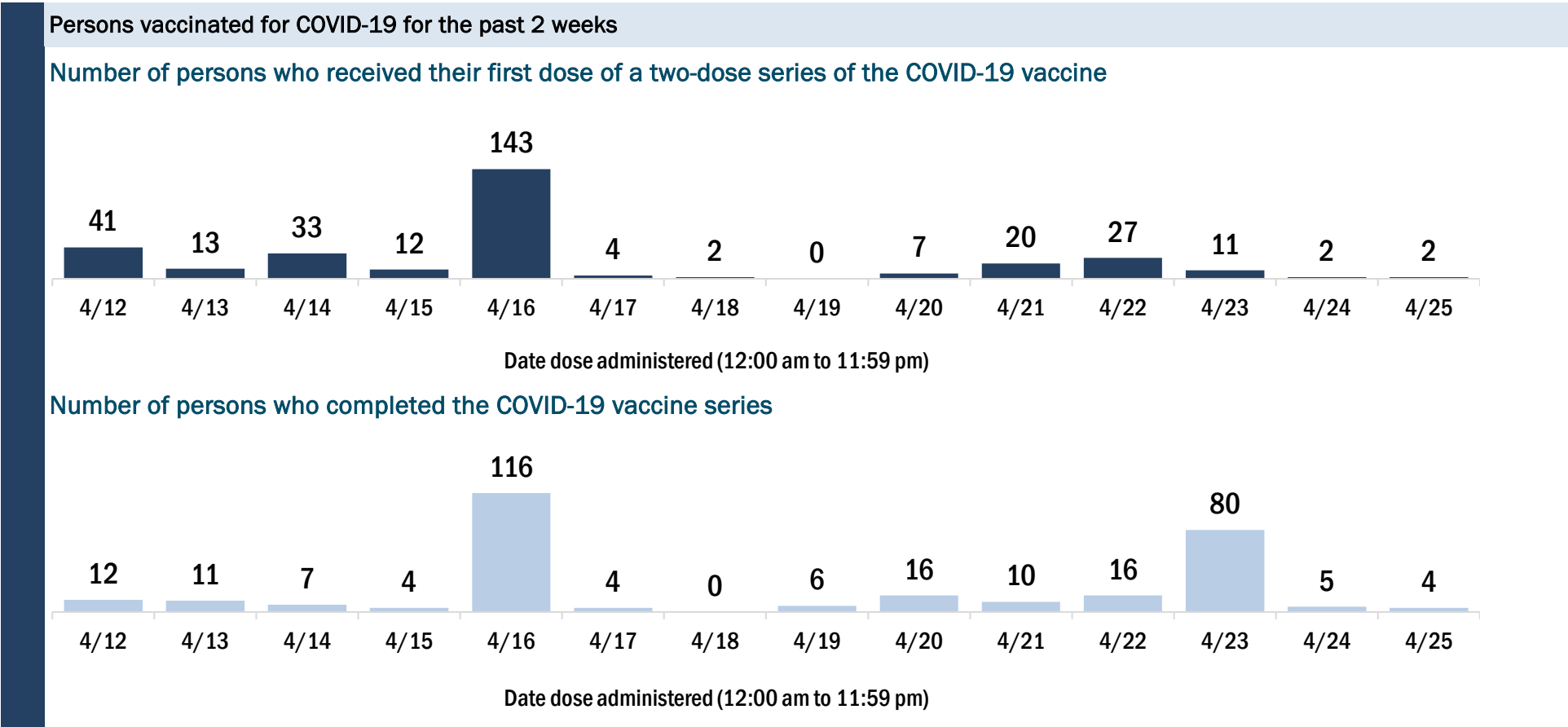
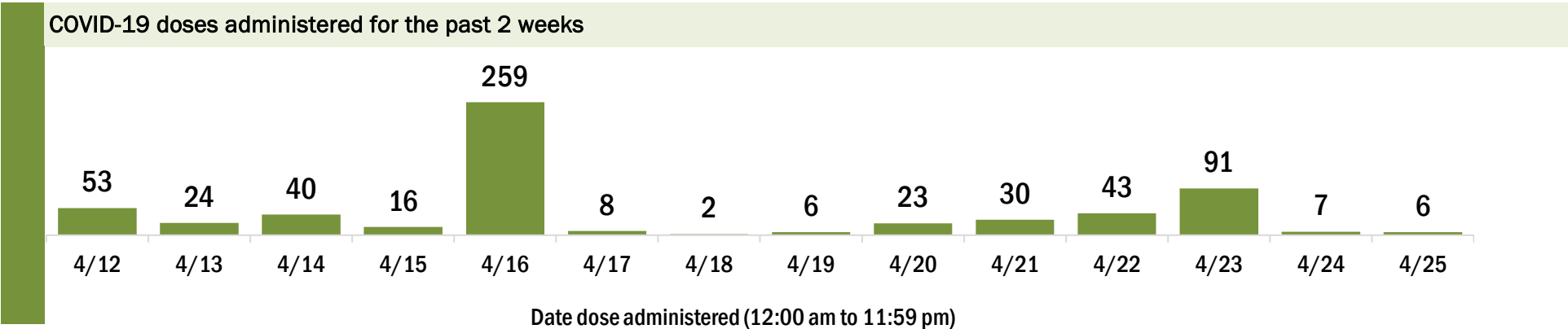
Data in this report are provisional and subject to change.

Data in this summary pertain to COVID-19 vaccines approved by the U.S. Food and Drug Administration and have been issued an Emergency Use Authorization (Janssen COVID-19 Vaccine, Moderna COVID-19 Vaccine and Pfizer-BioNTech COVID-19 Vaccine). These data summarize the number of people who have received either their first dose or have completed the series for a COVID-19 vaccine. **A person can only be counted in one category, first dose or series complete.** For persons receiving Moderna or Pfizer vaccines, once they receive their second dose, they are moved from the first dose column to the series completed column. **Because of this, the total first dose category may show a change from report to report not matching the total receiving their first dose from the previous day.** Persons receiving Johnson & Johnson vaccines will always be counted in the series completed column.

COVID-19 doses for vaccinated persons in Florida	
Doses administered	6,191
People receiving one dose of a 1-dose series (Johnson & Johnson) or receiving only one dose of a 2-dose series (Moderna, Pfizer) count once. Persons receiving both doses of a 2-dose series count twice.	

Current status of persons vaccinated for COVID-19 in Florida	
Total people vaccinated	4,547
First dose	2,789
Series completed	1,758
Completed 1-dose series	114
Completed 2-dose series	1,644
<b>First dose:</b> current number of people who have only received their first dose of the Moderna or Pfizer vaccine.	
<b>Series complete:</b> current number of people who have received both Moderna or Pfizer vaccine doses or one Johnson & Johnson dose and are considered fully immunized.	

Demographic summary	First dose	Series complete	Total people vaccinated
Age group	2,789	1,758	4,547
16-24 years	77	27	104
25-34 years	161	79	240
35-44 years	321	73	394
45-54 years	467	136	603
55-64 years	980	363	1,343
65-74 years	627	616	1,243
75-84 years	138	361	499
85+ years	18	103	121
Race	2,789	1,758	4,547
White	1,809	1,426	3,235
Black	818	159	977
American Indian/Alaskan	6	17	23
Other	111	118	229
Unknown	45	38	83
Other race includes Asian, native Hawaiian/Pacific Islander, or other.			
Ethnicity	2,789	1,758	4,547
Hispanic	109	39	148
Non-Hispanic	2,489	1,605	4,094
Unknown	191	114	305
Gender	2,789	1,758	4,547
Female	299	1,021	1,320
Male	2,485	737	3,222
Unknown	5	0	5





# COVID-19: Volusia County vaccine summary

Vaccination data through Apr 25, 2021 as of Apr 26, 2021 at 12:05 AM

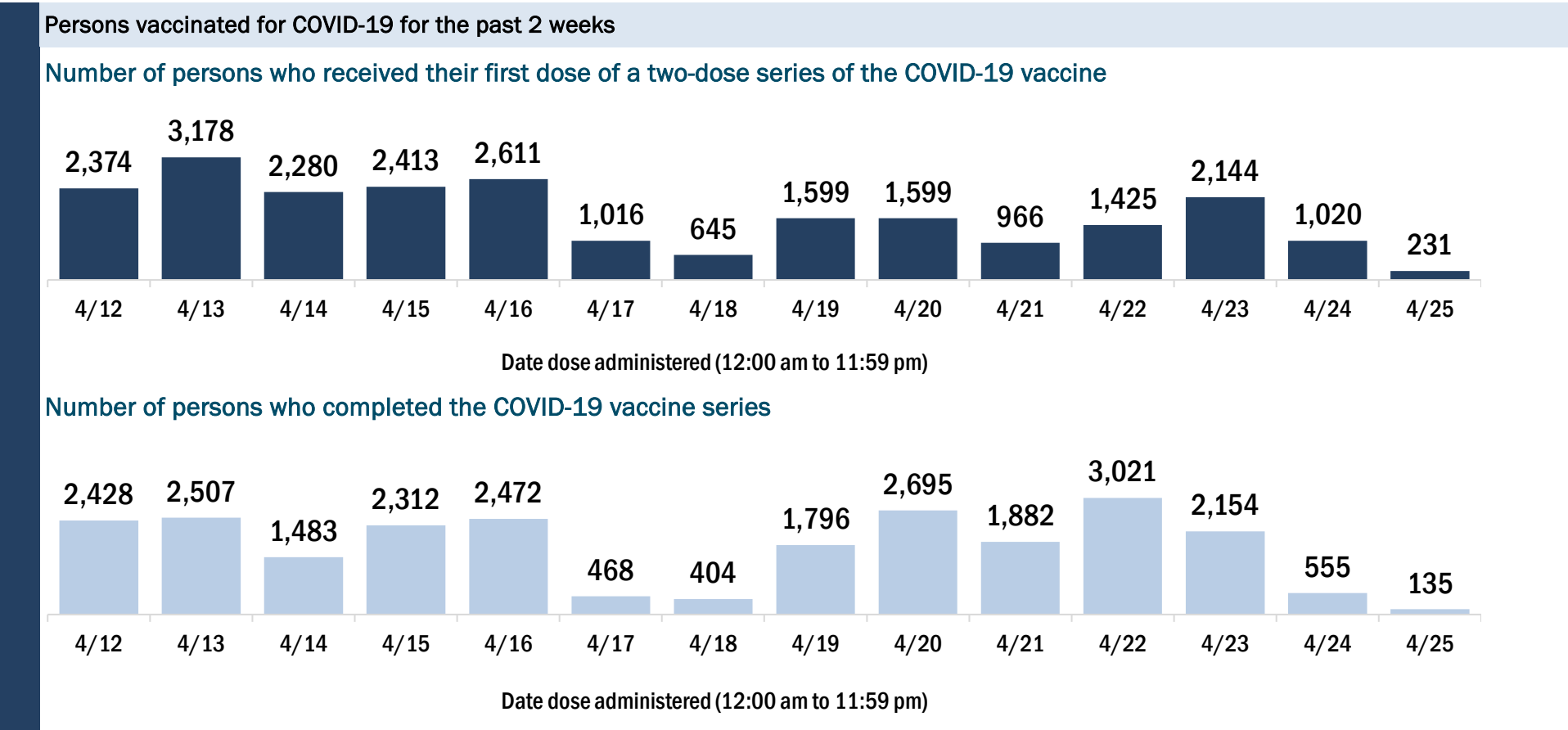
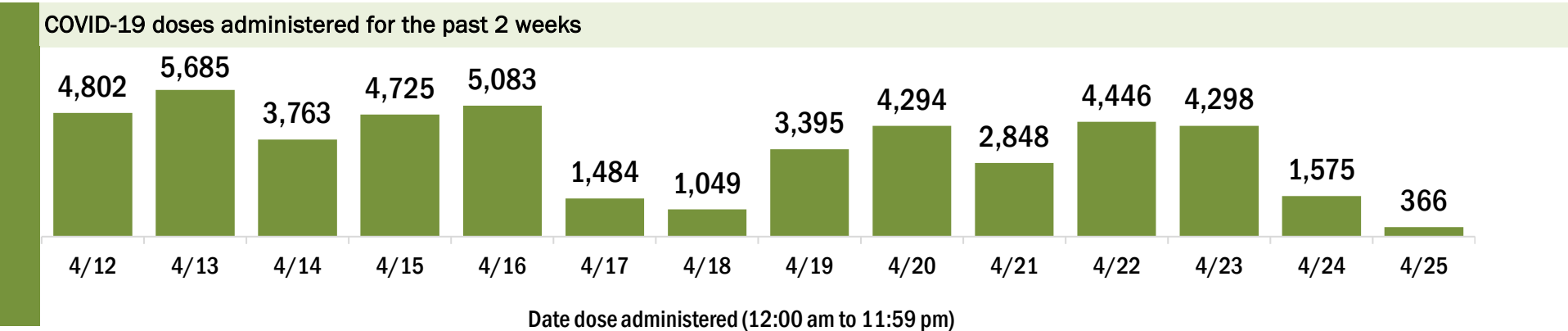
Data in this report are provisional and subject to change.

Data in this summary pertain to COVID-19 vaccines approved by the U.S. Food and Drug Administration and have been issued an Emergency Use Authorization (Janssen COVID-19 Vaccine, Moderna COVID-19 Vaccine and Pfizer-BioNTech COVID-19 Vaccine). These data summarize the number of people who have received either their first dose or have completed the series for a COVID-19 vaccine. **A person can only be counted in one category, first dose or series complete.** For persons receiving Moderna or Pfizer vaccines, once they receive their second dose, they are moved from the first dose column to the series completed column. **Because of this, the total first dose category may show a change from report to report not matching the total receiving their first dose from the previous day.** Persons receiving Johnson & Johnson vaccines will always be counted in the series completed column.

COVID-19 doses for vaccinated persons in Florida	
Doses administered	328,854
People receiving one dose of a 1-dose series (Johnson & Johnson) or receiving only one dose of a 2-dose series (Moderna, Pfizer) count once. Persons receiving both doses of a 2-dose series count twice.	

Current status of persons vaccinated for COVID-19 in Florida	
Total people vaccinated	205,892
First dose	65,681
Series completed	140,211
Completed 1-dose series	17,249
Completed 2-dose series	122,962
First dose: current number of people who have only received their first dose of the Moderna or Pfizer vaccine.	
Series complete: current number of people who have received both Moderna or Pfizer vaccine doses or one Johnson & Johnson dose and are considered fully immunized.	

Demographic summary	First dose	Series complete	Total people vaccinated
Age group	65,681	140,211	205,892
16-24 years	7,107	2,295	9,402
25-34 years	6,688	4,502	11,190
35-44 years	8,158	6,474	14,632
45-54 years	10,826	11,719	22,545
55-64 years	15,259	27,730	42,989
65-74 years	10,608	49,674	60,282
75-84 years	5,186	28,035	33,221
85+ years	1,849	9,782	11,631
Race	65,681	140,211	205,892
White	42,916	92,896	135,812
Black	3,648	6,102	9,750
American Indian/Alaskan	203	467	670
Other	7,071	15,706	22,777
Unknown	11,843	25,040	36,883
Other race includes Asian, native Hawaiian/Pacific Islander, or other.			
Ethnicity	65,681	140,211	205,892
Hispanic	7,711	6,860	14,571
Non-Hispanic	35,457	72,027	107,484
Unknown	22,513	61,324	83,837
Gender	65,681	140,211	205,892
Female	33,742	80,609	114,351
Male	30,244	57,769	88,013
Unknown	1,695	1,833	3,528



# COVID-19: Wakulla County vaccine summary

Vaccination data through Apr 25, 2021 as of Apr 26, 2021 at 12:05 AM

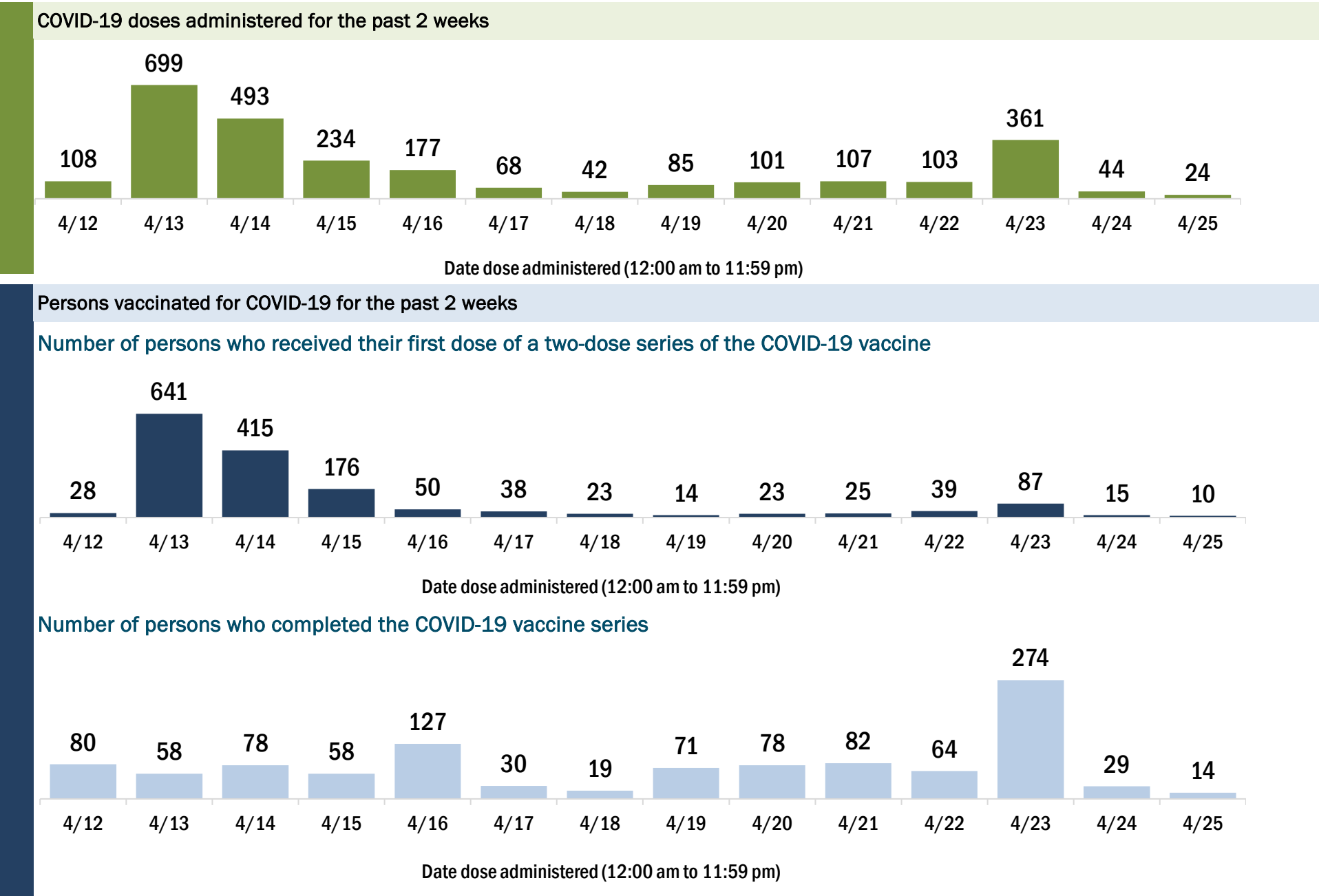
Data in this report are provisional and subject to change.

Data in this summary pertain to COVID-19 vaccines approved by the U.S. Food and Drug Administration and have been issued an Emergency Use Authorization (Janssen COVID-19 Vaccine, Moderna COVID-19 Vaccine and Pfizer-BioNTech COVID-19 Vaccine). These data summarize the number of people who have received either their first dose or have completed the series for a COVID-19 vaccine. **A person can only be counted in one category, first dose or series complete.** For persons receiving Moderna or Pfizer vaccines, once they receive their second dose, they are moved from the first dose column to the series completed column. **Because of this, the total first dose category may show a change from report to report not matching the total receiving their first dose from the previous day.** Persons receiving Johnson & Johnson vaccines will always be counted in the series completed column.

COVID-19 doses for vaccinated persons in Florida	
Doses administered	17,248
People receiving one dose of a 1-dose series (Johnson & Johnson) or receiving only one dose of a 2-dose series (Moderna, Pfizer) count once. Persons receiving both doses of a 2-dose series count twice.	

Current status of persons vaccinated for COVID-19 in Florida	
Total people vaccinated	10,608
First dose	3,505
Series completed	7,103
Completed 1-dose series	463
Completed 2-dose series	6,640
First dose: current number of people who have only received their first dose of the Moderna or Pfizer vaccine.	
Series complete: current number of people who have received both Moderna or Pfizer vaccine doses or one Johnson & Johnson dose and are considered fully immunized.	

Demographic summary	First dose	Series complete	Total people vaccinated
Age group	3,505	7,103	10,608
16-24 years	247	131	378
25-34 years	459	278	737
35-44 years	592	487	1,079
45-54 years	707	798	1,505
55-64 years	784	1,575	2,359
65-74 years	451	2,437	2,888
75-84 years	204	1,129	1,333
85+ years	61	268	329
Race	3,505	7,103	10,608
White	2,503	5,286	7,789
Black	560	522	1,082
American Indian/Alaskan	12	33	45
Other	215	898	1,113
Unknown	215	364	579
Other race includes Asian, native Hawaiian/Pacific Islander, or other.			
Ethnicity	3,505	7,103	10,608
Hispanic	85	124	209
Non-Hispanic	1,944	5,661	7,605
Unknown	1,476	1,318	2,794
Gender	3,505	7,103	10,608
Female	1,421	3,980	5,401
Male	2,083	3,122	5,205
Unknown	1	1	2



# COVID-19: Walton County vaccine summary

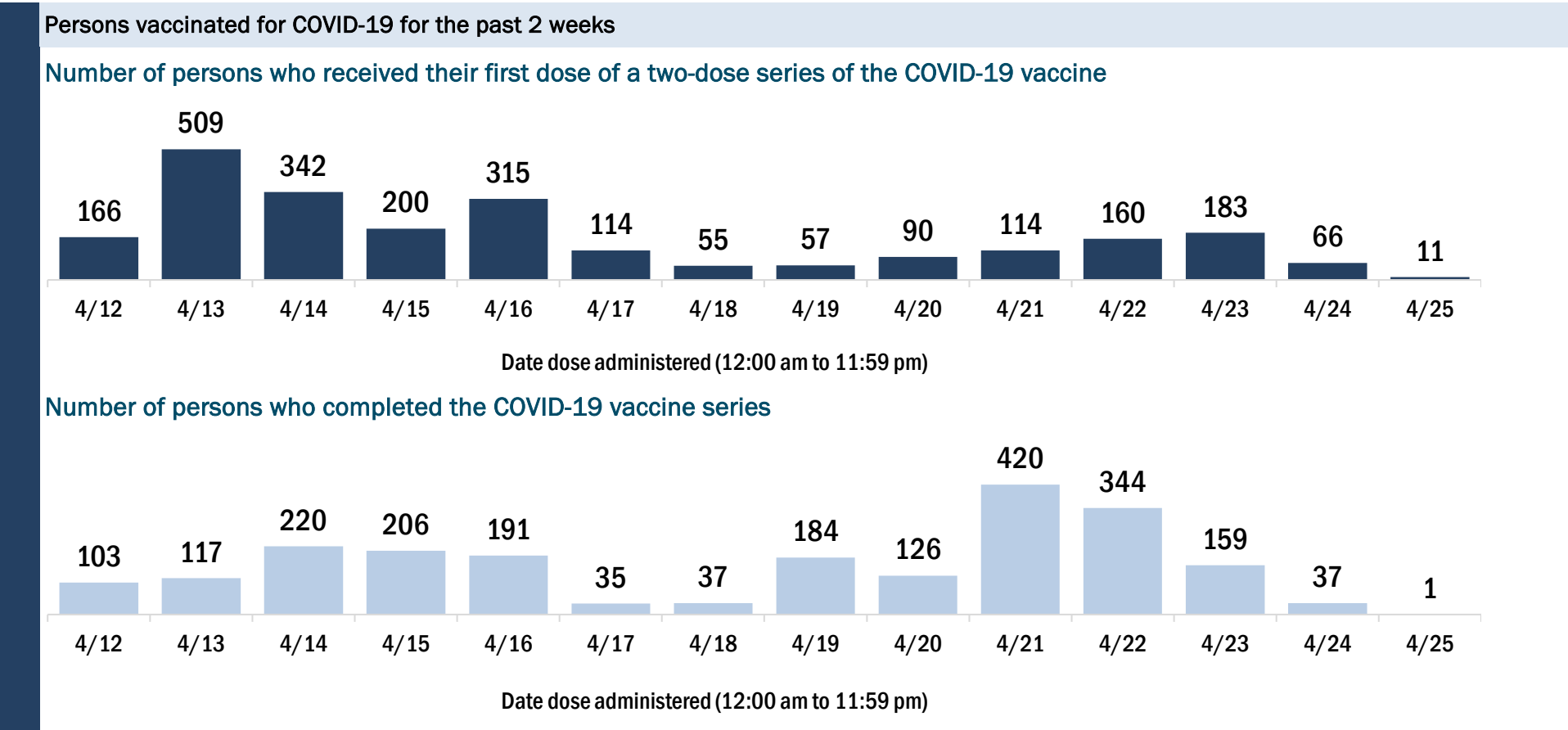
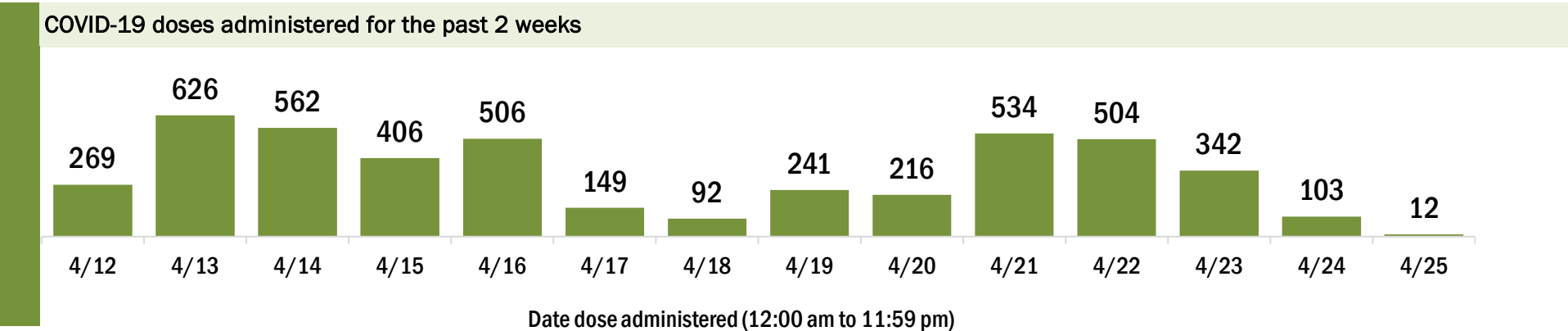
Vaccination data through Apr 25, 2021 as of Apr 26, 2021 at 12:05 AM

Data in this report are provisional and subject to change.

Data in this summary pertain to COVID-19 vaccines approved by the U.S. Food and Drug Administration and have been issued an Emergency Use Authorization (Janssen COVID-19 Vaccine, Moderna COVID-19 Vaccine and Pfizer-BioNTech COVID-19 Vaccine). These data summarize the number of people who have received either their first dose or have completed the series for a COVID-19 vaccine. **A person can only be counted in one category, first dose or series complete.** For persons receiving Moderna or Pfizer vaccines, once they receive their second dose, they are moved from the first dose column to the series completed column. **Because of this, the total first dose category may show a change from report to report not matching the total receiving their first dose from the previous day.** Persons receiving Johnson & Johnson vaccines will always be counted in the series completed column.

COVID-19 doses for vaccinated persons in Florida	
Doses administered	37,405
People receiving one dose of a 1-dose series (Johnson & Johnson) or receiving only one dose of a 2-dose series (Moderna, Pfizer) count once. Persons receiving both doses of a 2-dose series count twice.	
Current status of persons vaccinated for COVID-19 in Florida	
Total people vaccinated	22,901
First dose	7,334
Series completed	15,567
Completed 1-dose series	1,063
Completed 2-dose series	14,504
First dose: current number of people who have only received their first dose of the Moderna or Pfizer vaccine.	
Series complete: current number of people who have received both Moderna or Pfizer vaccine doses or one Johnson & Johnson dose and are considered fully immunized.	

Demographic summary		First dose	Series complete	Total people vaccinated
Age group		7,334	15,567	22,901
16-24 years		498	167	665
25-34 years		719	413	1,132
35-44 years		1,112	833	1,945
45-54 years		1,322	1,453	2,775
55-64 years		1,732	3,644	5,376
65-74 years		1,261	5,867	7,128
75-84 years		551	2,502	3,053
85+ years		139	688	827
Race		7,334	15,567	22,901
White		5,237	11,863	17,100
Black		309	272	581
American Indian/Alaskan		24	55	79
Other		509	687	1,196
Unknown		1,255	2,690	3,945
Other race includes Asian, native Hawaiian/Pacific Islander, or other.				
Ethnicity		7,334	15,567	22,901
Hispanic		432	325	757
Non-Hispanic		4,589	10,345	14,934
Unknown		2,313	4,897	7,210
Gender		7,334	15,567	22,901
Female		3,661	8,586	12,247
Male		3,672	6,979	10,651
Unknown		1	2	3



# COVID-19: Washington County vaccine summary

Vaccination data through Apr 25, 2021 as of Apr 26, 2021 at 12:05 AM

Data in this report are provisional and subject to change.

Data in this summary pertain to COVID-19 vaccines approved by the U.S. Food and Drug Administration and have been issued an Emergency Use Authorization (Janssen COVID-19 Vaccine, Moderna COVID-19 Vaccine and Pfizer-BioNTech COVID-19 Vaccine). These data summarize the number of people who have received either their first dose or have completed the series for a COVID-19 vaccine. **A person can only be counted in one category, first dose or series complete.** For persons receiving Moderna or Pfizer vaccines, once they receive their second dose, they are moved from the first dose column to the series completed column. **Because of this, the total first dose category may show a change from report to report not matching the total receiving their first dose from the previous day.** Persons receiving Johnson & Johnson vaccines will always be counted in the series completed column.

COVID-19 doses for vaccinated persons in Florida	
Doses administered	8,747
People receiving one dose of a 1-dose series (Johnson & Johnson) or receiving only one dose of a 2-dose series (Moderna, Pfizer) count once. Persons receiving both doses of a 2-dose series count twice.	

Current status of persons vaccinated for COVID-19 in Florida	
Total people vaccinated	5,313
First dose	1,557
Series completed	3,756
Completed 1-dose series	322
Completed 2-dose series	3,434
First dose: current number of people who have only received their first dose of the Moderna or Pfizer vaccine.	
Series complete: current number of people who have received both Moderna or Pfizer vaccine doses or one Johnson & Johnson dose and are considered fully immunized.	

Demographic summary	First dose	Series complete	Total people vaccinated
Age group	1,557	3,756	5,313
16-24 years	78	32	110
25-34 years	168	100	268
35-44 years	268	162	430
45-54 years	313	341	654
55-64 years	429	851	1,280
65-74 years	182	1,291	1,473
75-84 years	83	736	819
85+ years	36	243	279
Race	1,557	3,756	5,313
White	908	2,951	3,859
Black	195	379	574
American Indian/Alaskan	20	46	66
Other	55	175	230
Unknown	379	205	584
Other race includes Asian, native Hawaiian/Pacific Islander, or other.			
Ethnicity	1,557	3,756	5,313
Hispanic	62	56	118
Non-Hispanic	1,243	3,025	4,268
Unknown	252	675	927
Gender	1,557	3,756	5,313
Female	568	2,089	2,657
Male	988	1,667	2,655
Unknown	1	0	1

