

COVID-19: Florida vaccine summary

Vaccination data through Apr 24, 2021 as of Apr 25, 2021 at 12:05 AM

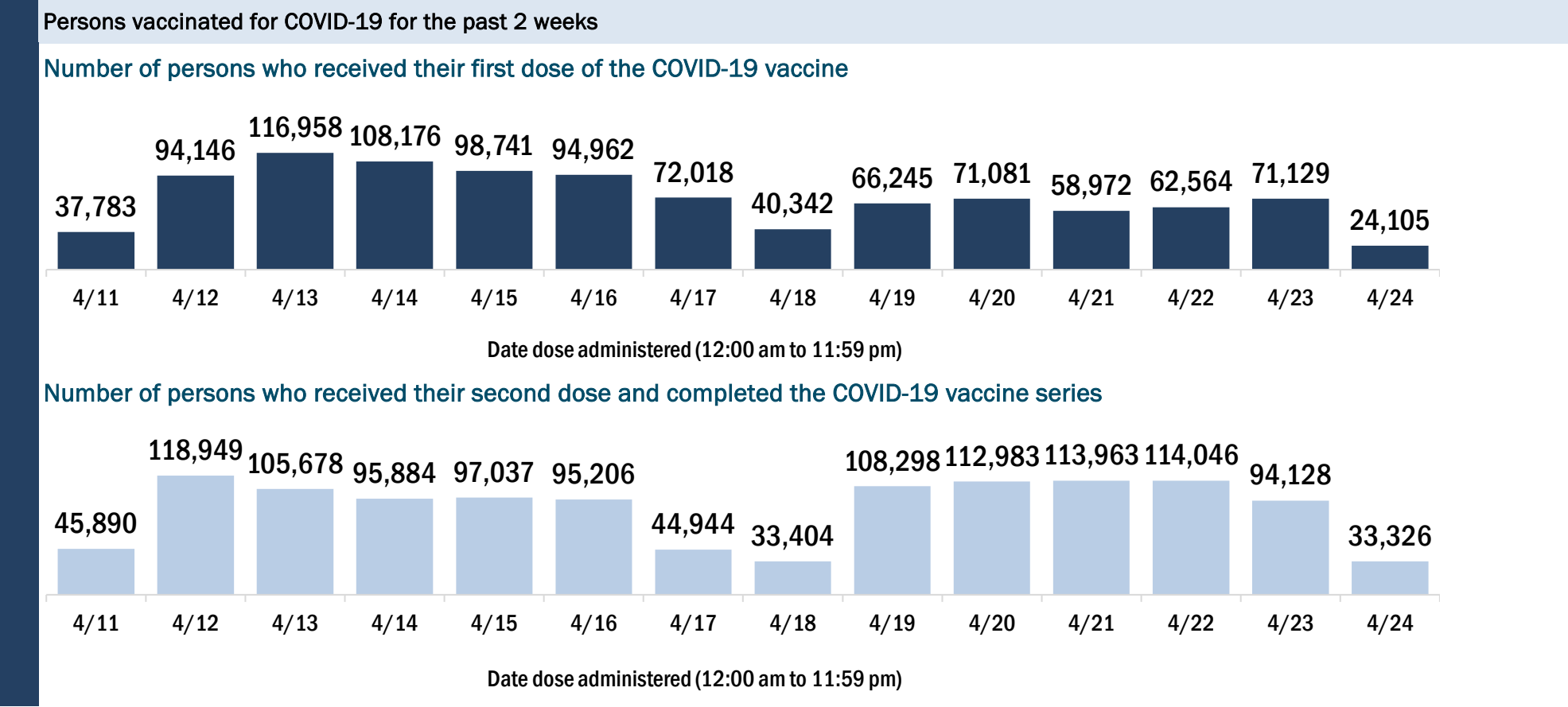
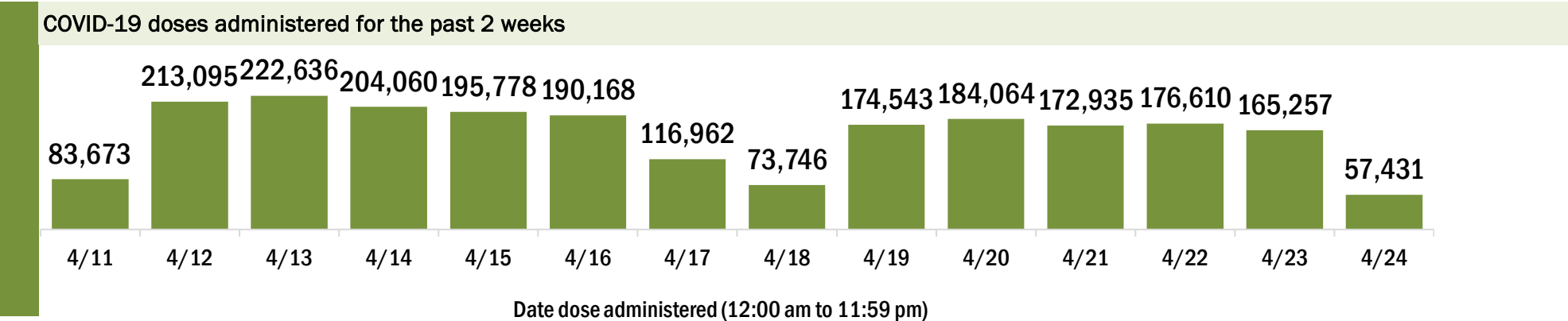
Data in this report are provisional and subject to change. Data are based on county of residence.

Data in this summary pertain to COVID-19 vaccines approved by the U.S. Food and Drug Administration and have been issued an Emergency Use Authorization (Janssen COVID-19 Vaccine, Moderna COVID-19 Vaccine and Pfizer-BioNTech COVID-19 Vaccine). These data summarize the number of people who have received either their first dose or have completed the series for a COVID-19 vaccine. **A person can only be counted in one category, first dose or series complete.** For persons receiving Moderna or Pfizer vaccines, once they receive their second dose, they are moved from the first dose column to the series completed column. **Because of this, the total first dose category may show a change from report to report not matching the total receiving their first dose from the previous day.** Persons receiving Johnson & Johnson vaccines will always be counted in the series completed column.

COVID-19 doses for vaccinated persons in Florida	
Doses administered	13,739,049
People receiving one dose of a 1-dose series (Johnson & Johnson) or receiving only one dose of a 2-dose series (Moderna, Pfizer) count once. Persons receiving both doses of a 2-dose series count twice.	

Current status of persons vaccinated for COVID-19 in Florida	
Total people vaccinated	8,512,825
First dose	2,754,663
Series completed	5,758,162
Completed 1-dose series	531,938
Completed 2-dose series	5,226,224
First dose: current number of people who have only received their first dose of the Moderna or Pfizer vaccine.	
Series complete: current number of people who have received both Moderna or Pfizer vaccine doses or one Johnson & Johnson dose and are considered fully immunized.	

Demographic summary	First dose	Series complete	Total people vaccinated
Age group	2,754,663	5,758,162	8,512,825
16-24 years	313,709	139,513	453,222
25-34 years	374,440	298,201	672,641
35-44 years	435,408	441,635	877,043
45-54 years	468,767	699,346	1,168,113
55-64 years	505,114	1,188,934	1,694,048
65-74 years	364,286	1,695,145	2,059,431
75-84 years	208,512	973,437	1,181,949
85+ years	84,427	321,951	406,378
Race	2,754,663	5,758,162	8,512,825
White	1,760,505	3,960,628	5,721,133
Black	204,185	376,589	580,774
American Indian/Alaskan	11,419	19,423	30,842
Other	321,658	581,778	903,436
Unknown	456,896	819,744	1,276,640
Other race includes Asian, native Hawaiian/Pacific Islander, or other.			
Ethnicity	2,754,663	5,758,162	8,512,825
Hispanic	561,332	770,115	1,331,447
Non-Hispanic	1,273,163	3,107,476	4,380,639
Unknown	920,168	1,880,571	2,800,739
Gender	2,754,663	5,758,162	8,512,825
Female	1,442,779	3,259,838	4,702,617
Male	1,298,553	2,490,062	3,788,615
Unknown	13,331	8,262	21,593



COVID-19: Alachua County vaccine summary

Vaccination data through Apr 24, 2021 as of Apr 25, 2021 at 12:05 AM

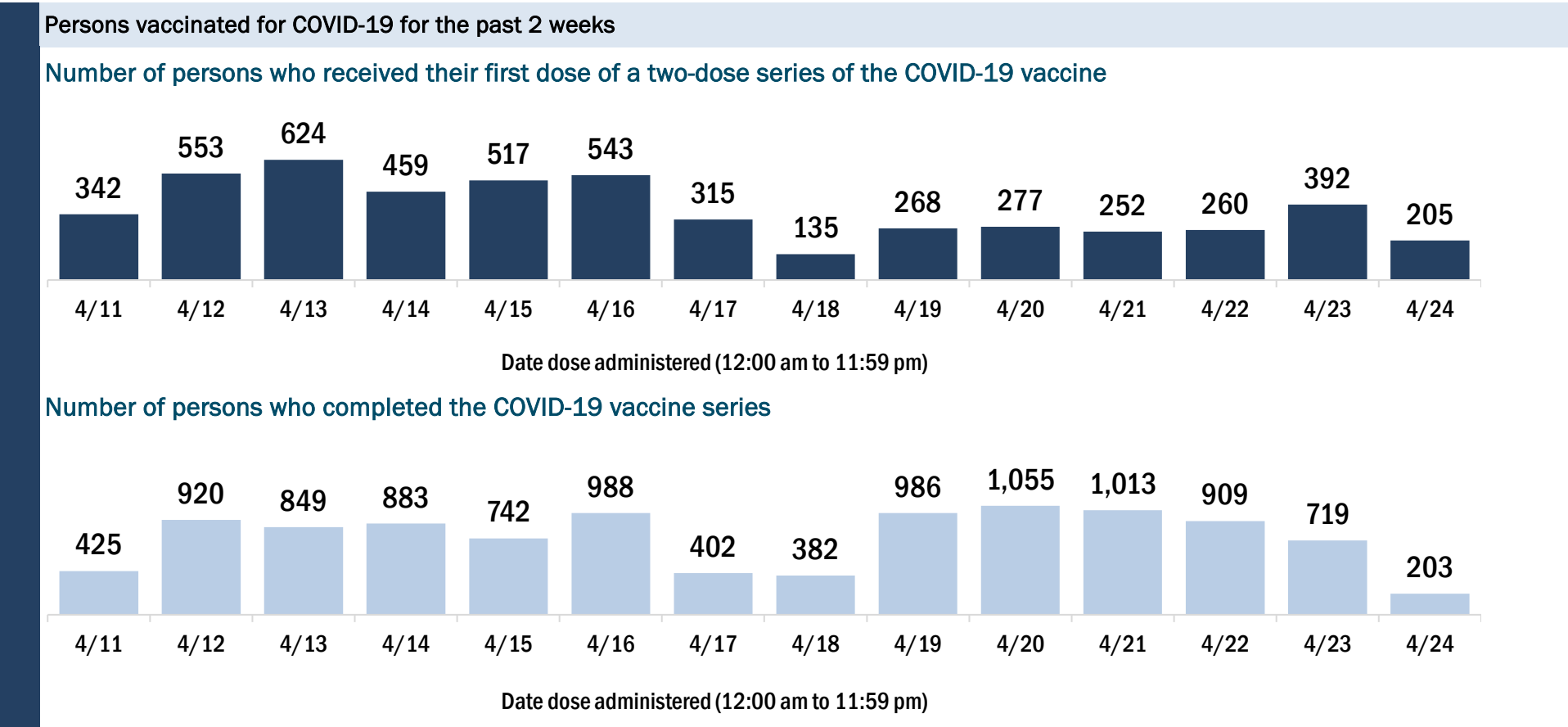
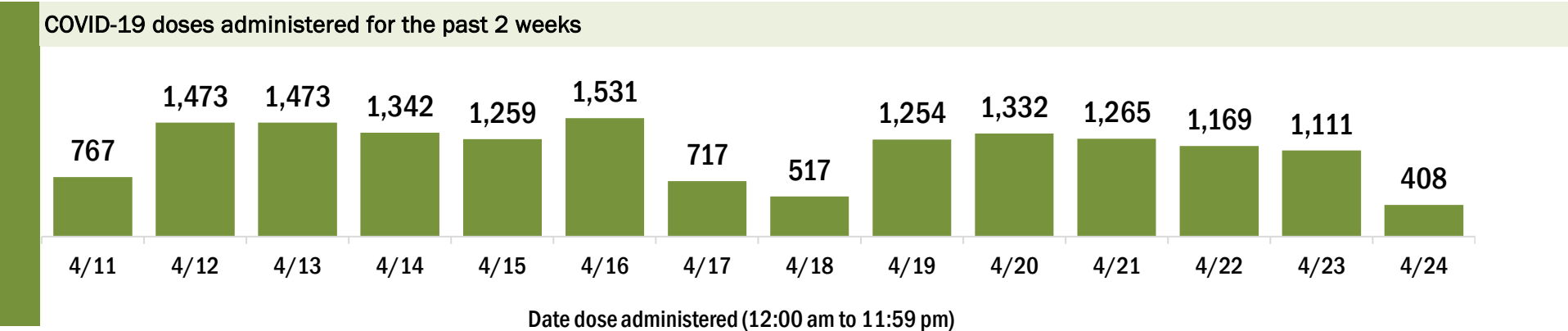
Data in this report are provisional and subject to change.

Data in this summary pertain to COVID-19 vaccines approved by the U.S. Food and Drug Administration and have been issued an Emergency Use Authorization (Janssen COVID-19 Vaccine, Moderna COVID-19 Vaccine and Pfizer-BioNTech COVID-19 Vaccine). These data summarize the number of people who have received either their first dose or have completed the series for a COVID-19 vaccine. **A person can only be counted in one category, first dose or series complete.** For persons receiving Moderna or Pfizer vaccines, once they receive their second dose, they are moved from the first dose column to the series completed column. **Because of this, the total first dose category may show a change from report to report not matching the total receiving their first dose from the previous day.** Persons receiving Johnson & Johnson vaccines will always be counted in the series completed column.

COVID-19 doses for vaccinated persons in Florida	
Doses administered	180,605
People receiving one dose of a 1-dose series (Johnson & Johnson) or receiving only one dose of a 2-dose series (Moderna, Pfizer) count once. Persons receiving both doses of a 2-dose series count twice.	

Current status of persons vaccinated for COVID-19 in Florida	
Total people vaccinated	108,254
First dose	31,619
Series completed	76,635
Completed 1-dose series	4,284
Completed 2-dose series	72,351
First dose: current number of people who have only received their first dose of the Moderna or Pfizer vaccine.	
Series complete: current number of people who have received both Moderna or Pfizer vaccine doses or one Johnson & Johnson dose and are considered fully immunized.	

Demographic summary	First dose	Series complete	Total people vaccinated
Age group	31,619	76,635	108,254
16-24 years	8,215	6,213	14,428
25-34 years	5,928	10,572	16,500
35-44 years	4,865	8,702	13,567
45-54 years	4,446	8,831	13,277
55-64 years	5,007	12,313	17,320
65-74 years	1,880	17,825	19,705
75-84 years	868	8,917	9,785
85+ years	410	3,262	3,672
Race	31,619	76,635	108,254
White	20,184	53,795	73,979
Black	3,647	7,430	11,077
American Indian/Alaskan	110	242	352
Other	5,127	11,227	16,354
Unknown	2,551	3,941	6,492
Other race includes Asian, native Hawaiian/Pacific Islander, or other.			
Ethnicity	31,619	76,635	108,254
Hispanic	3,902	5,020	8,922
Non-Hispanic	19,235	51,848	71,083
Unknown	8,482	19,767	28,249
Gender	31,619	76,635	108,254
Female	16,411	45,183	61,594
Male	15,138	31,417	46,555
Unknown	70	35	105



COVID-19: Baker County vaccine summary

Vaccination data through Apr 24, 2021 as of Apr 25, 2021 at 12:05 AM

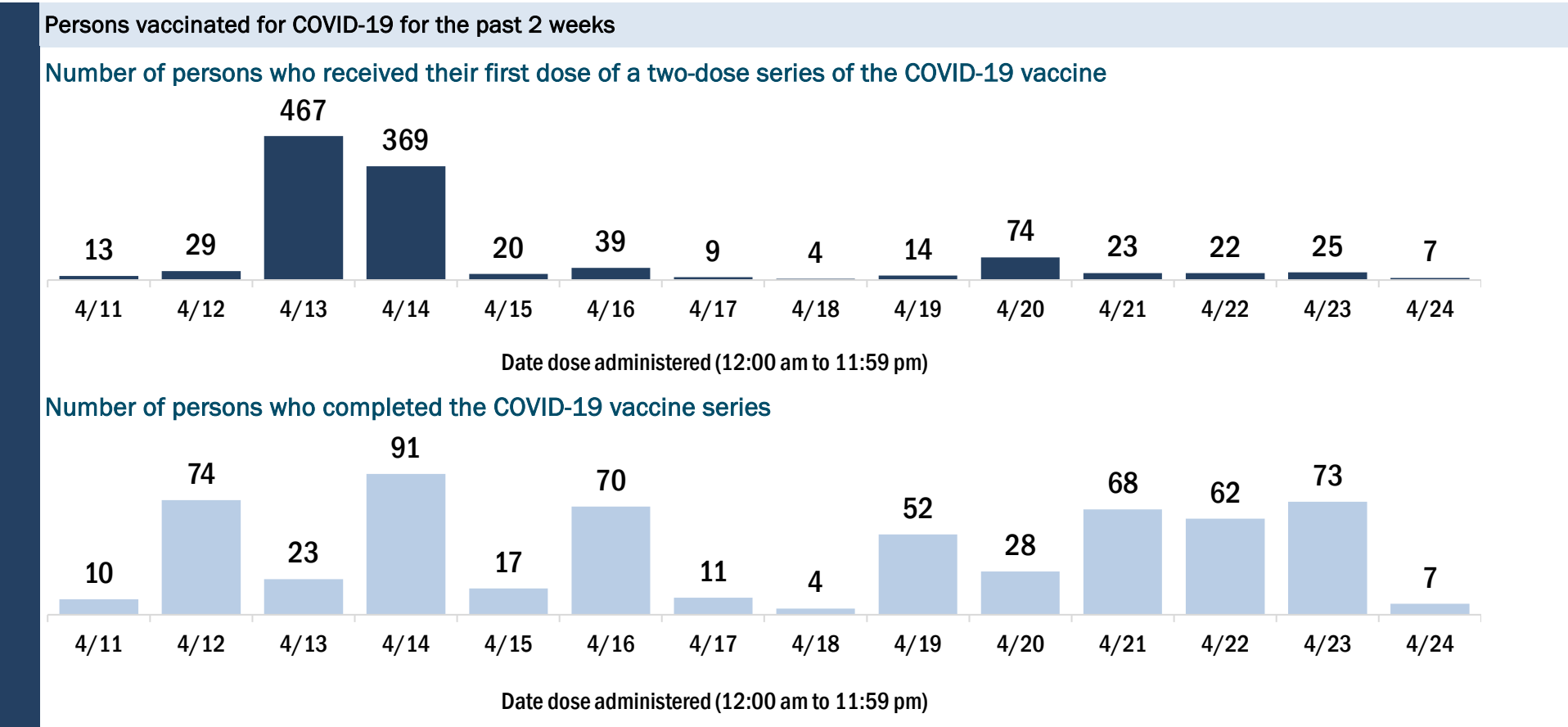
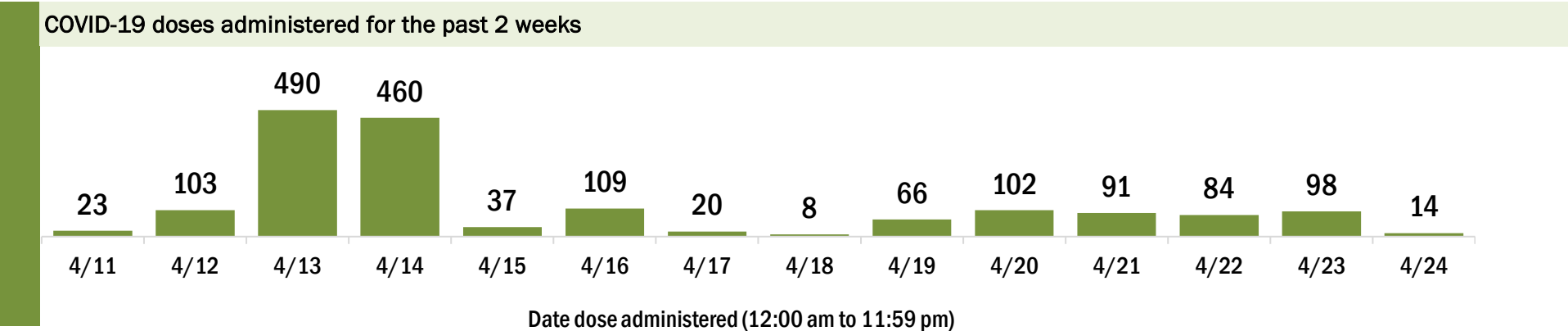
Data in this report are provisional and subject to change.

Data in this summary pertain to COVID-19 vaccines approved by the U.S. Food and Drug Administration and have been issued an Emergency Use Authorization (Janssen COVID-19 Vaccine, Moderna COVID-19 Vaccine and Pfizer-BioNTech COVID-19 Vaccine). These data summarize the number of people who have received either their first dose or have completed the series for a COVID-19 vaccine. **A person can only be counted in one category, first dose or series complete.** For persons receiving Moderna or Pfizer vaccines, once they receive their second dose, they are moved from the first dose column to the series completed column. **Because of this, the total first dose category may show a change from report to report not matching the total receiving their first dose from the previous day.** Persons receiving Johnson & Johnson vaccines will always be counted in the series completed column.

COVID-19 doses for vaccinated persons in Florida	
Doses administered	9,341
People receiving one dose of a 1-dose series (Johnson & Johnson) or receiving only one dose of a 2-dose series (Moderna, Pfizer) count once. Persons receiving both doses of a 2-dose series count twice.	

Current status of persons vaccinated for COVID-19 in Florida	
Total people vaccinated	5,781
First dose	2,078
Series completed	3,703
Completed 1-dose series	143
Completed 2-dose series	3,560
First dose: current number of people who have only received their first dose of the Moderna or Pfizer vaccine.	
Series complete: current number of people who have received both Moderna or Pfizer vaccine doses or one Johnson & Johnson dose and are considered fully immunized.	

Demographic summary	First dose	Series complete	Total people vaccinated
Age group	2,078	3,703	5,781
16-24 years	109	57	166
25-34 years	273	142	415
35-44 years	427	207	634
45-54 years	500	369	869
55-64 years	475	808	1,283
65-74 years	181	1,265	1,446
75-84 years	78	669	747
85+ years	35	186	221
Race	2,078	3,703	5,781
White	1,358	2,943	4,301
Black	544	324	868
American Indian/Alaskan	4	21	25
Other	125	211	336
Unknown	47	204	251
Other race includes Asian, native Hawaiian/Pacific Islander, or other.			
Ethnicity	2,078	3,703	5,781
Hispanic	64	67	131
Non-Hispanic	1,185	2,650	3,835
Unknown	829	986	1,815
Gender	2,078	3,703	5,781
Female	691	2,082	2,773
Male	1,385	1,621	3,006
Unknown	2	0	2



COVID-19: Bay County vaccine summary

Vaccination data through Apr 24, 2021 as of Apr 25, 2021 at 12:05 AM

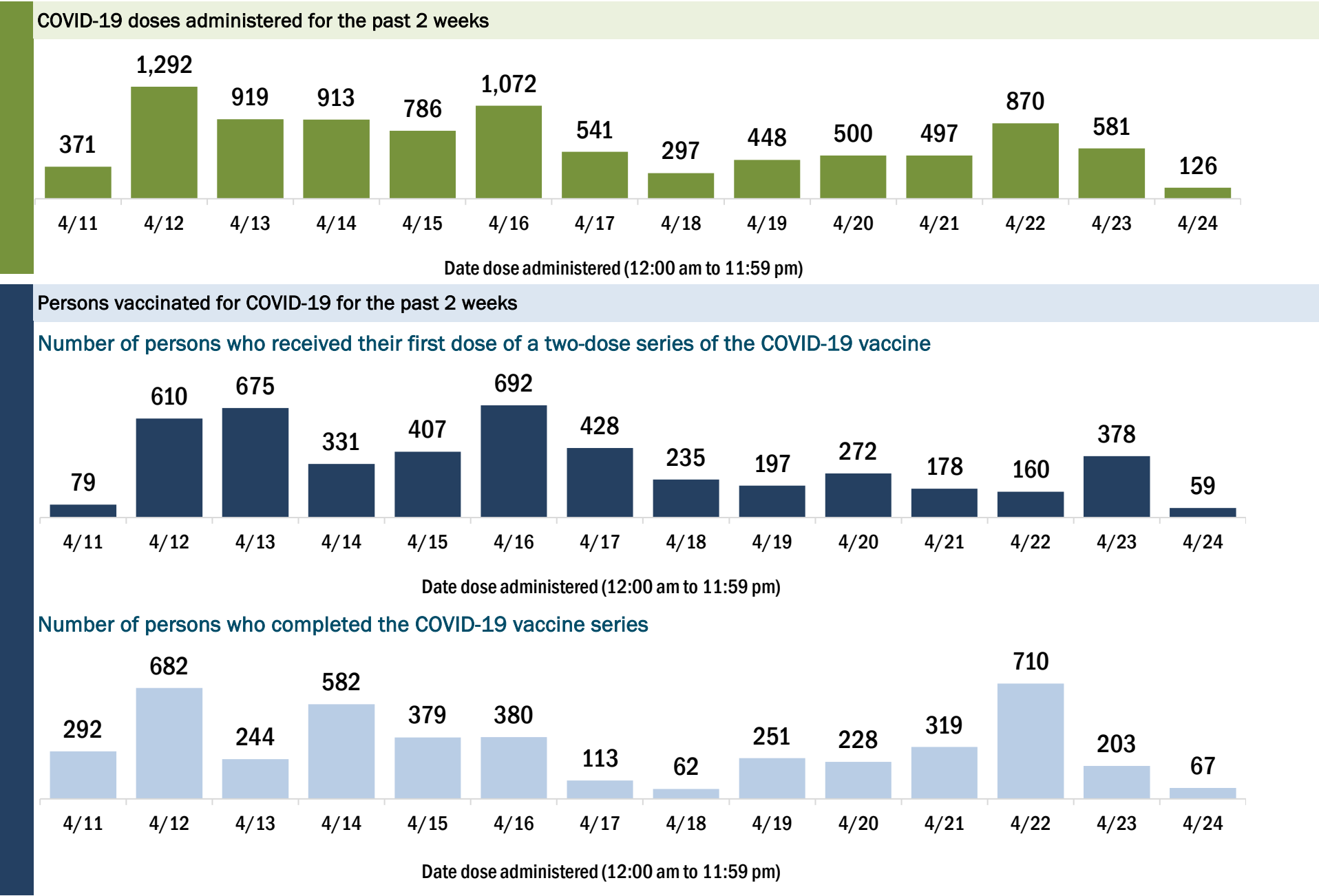
Data in this report are provisional and subject to change.

Data in this summary pertain to COVID-19 vaccines approved by the U.S. Food and Drug Administration and have been issued an Emergency Use Authorization (Janssen COVID-19 Vaccine, Moderna COVID-19 Vaccine and Pfizer-BioNTech COVID-19 Vaccine). These data summarize the number of people who have received either their first dose or have completed the series for a COVID-19 vaccine. **A person can only be counted in one category, first dose or series complete.** For persons receiving Moderna or Pfizer vaccines, once they receive their second dose, they are moved from the first dose column to the series completed column. **Because of this, the total first dose category may show a change from report to report not matching the total receiving their first dose from the previous day.** Persons receiving Johnson & Johnson vaccines will always be counted in the series completed column.

COVID-19 doses for vaccinated persons in Florida	
Doses administered	81,352
People receiving one dose of a 1-dose series (Johnson & Johnson) or receiving only one dose of a 2-dose series (Moderna, Pfizer) count once. Persons receiving both doses of a 2-dose series count twice.	

Current status of persons vaccinated for COVID-19 in Florida	
Total people vaccinated	49,708
First dose	13,066
Series completed	36,642
Completed 1-dose series	4,998
Completed 2-dose series	31,644
First dose: current number of people who have only received their first dose of the Moderna or Pfizer vaccine.	
Series complete: current number of people who have received both Moderna or Pfizer vaccine doses or one Johnson & Johnson dose and are considered fully immunized.	

Demographic summary	First dose	Series complete	Total people vaccinated
Age group	13,066	36,642	49,708
16-24 years	1,287	678	1,965
25-34 years	1,592	1,537	3,129
35-44 years	1,935	2,705	4,640
45-54 years	2,365	4,092	6,457
55-64 years	3,156	8,312	11,468
65-74 years	1,650	11,692	13,342
75-84 years	796	5,817	6,613
85+ years	285	1,809	2,094
Race	13,066	36,642	49,708
White	8,231	26,163	34,394
Black	894	2,367	3,261
American Indian/Alaskan	68	175	243
Other	1,512	2,764	4,276
Unknown	2,361	5,173	7,534
Other race includes Asian, native Hawaiian/Pacific Islander, or other.			
Ethnicity	13,066	36,642	49,708
Hispanic	1,021	1,277	2,298
Non-Hispanic	7,394	22,682	30,076
Unknown	4,651	12,683	17,334
Gender	13,066	36,642	49,708
Female	7,128	20,472	27,600
Male	5,934	16,164	22,098
Unknown	4	6	10



COVID-19: Bradford County vaccine summary

Vaccination data through Apr 24, 2021 as of Apr 25, 2021 at 12:05 AM

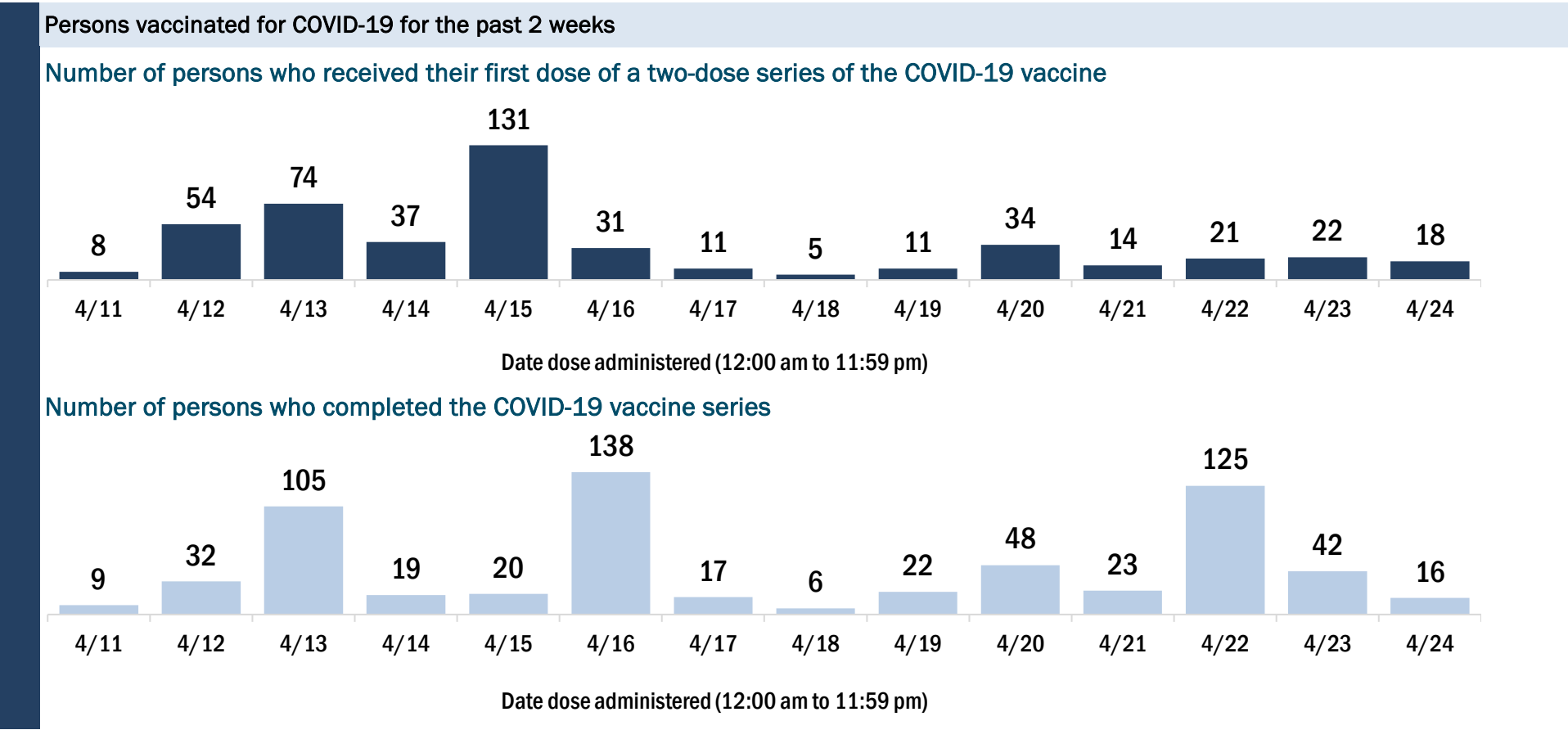
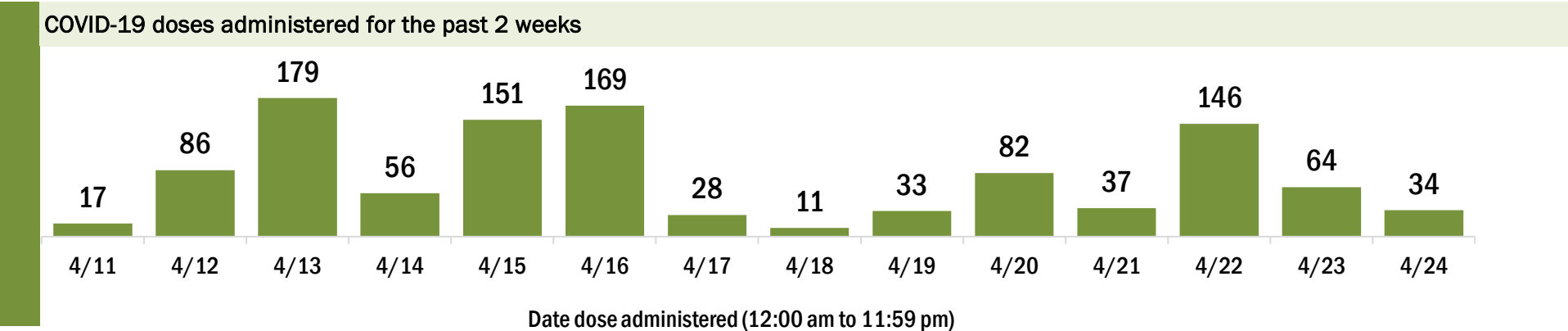
Data in this report are provisional and subject to change.

Data in this summary pertain to COVID-19 vaccines approved by the U.S. Food and Drug Administration and have been issued an Emergency Use Authorization (Janssen COVID-19 Vaccine, Moderna COVID-19 Vaccine and Pfizer-BioNTech COVID-19 Vaccine). These data summarize the number of people who have received either their first dose or have completed the series for a COVID-19 vaccine. **A person can only be counted in one category, first dose or series complete.** For persons receiving Moderna or Pfizer vaccines, once they receive their second dose, they are moved from the first dose column to the series completed column. **Because of this, the total first dose category may show a change from report to report not matching the total receiving their first dose from the previous day.** Persons receiving Johnson & Johnson vaccines will always be counted in the series completed column.

COVID-19 doses for vaccinated persons in Florida	
Doses administered	10,123
People receiving one dose of a 1-dose series (Johnson & Johnson) or receiving only one dose of a 2-dose series (Moderna, Pfizer) count once. Persons receiving both doses of a 2-dose series count twice.	

Current status of persons vaccinated for COVID-19 in Florida	
Total people vaccinated	6,471
First dose	2,482
Series completed	3,989
Completed 1-dose series	337
Completed 2-dose series	3,652
First dose: current number of people who have only received their first dose of the Moderna or Pfizer vaccine.	
Series complete: current number of people who have received both Moderna or Pfizer vaccine doses or one Johnson & Johnson dose and are considered fully immunized.	

Demographic summary	First dose	Series complete	Total people vaccinated
Age group	2,482	3,989	6,471
16-24 years	153	42	195
25-34 years	359	126	485
35-44 years	561	156	717
45-54 years	566	331	897
55-64 years	550	867	1,417
65-74 years	195	1,399	1,594
75-84 years	72	810	882
85+ years	26	258	284
Race	2,482	3,989	6,471
White	1,415	3,030	4,445
Black	819	472	1,291
American Indian/Alaskan	4	29	33
Other	178	325	503
Unknown	66	133	199
Other race includes Asian, native Hawaiian/Pacific Islander, or other.			
Ethnicity	2,482	3,989	6,471
Hispanic	147	53	200
Non-Hispanic	1,585	3,480	5,065
Unknown	750	456	1,206
Gender	2,482	3,989	6,471
Female	614	2,344	2,958
Male	1,867	1,645	3,512
Unknown	1	0	1



COVID-19: Brevard County vaccine summary

Vaccination data through Apr 24, 2021 as of Apr 25, 2021 at 12:05 AM

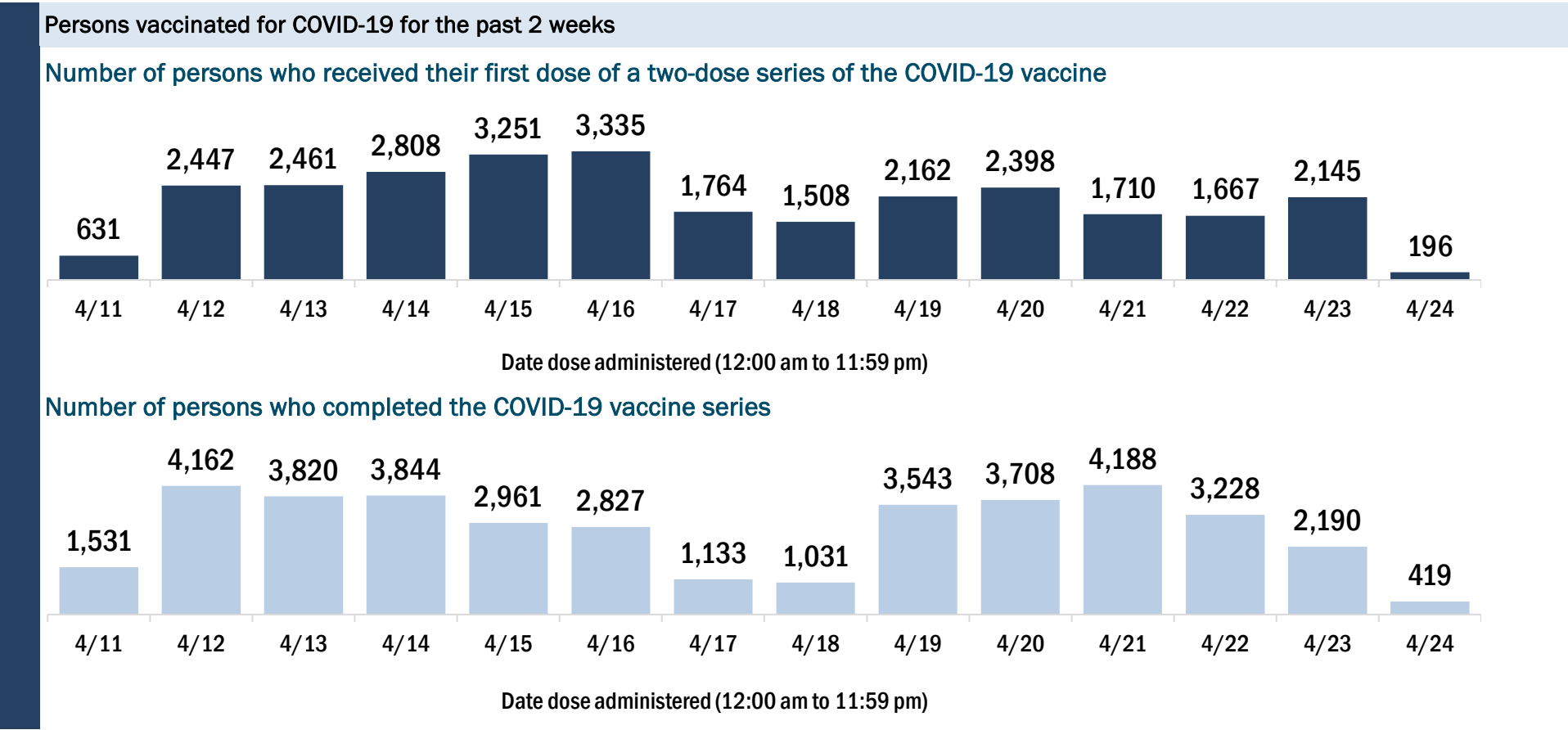
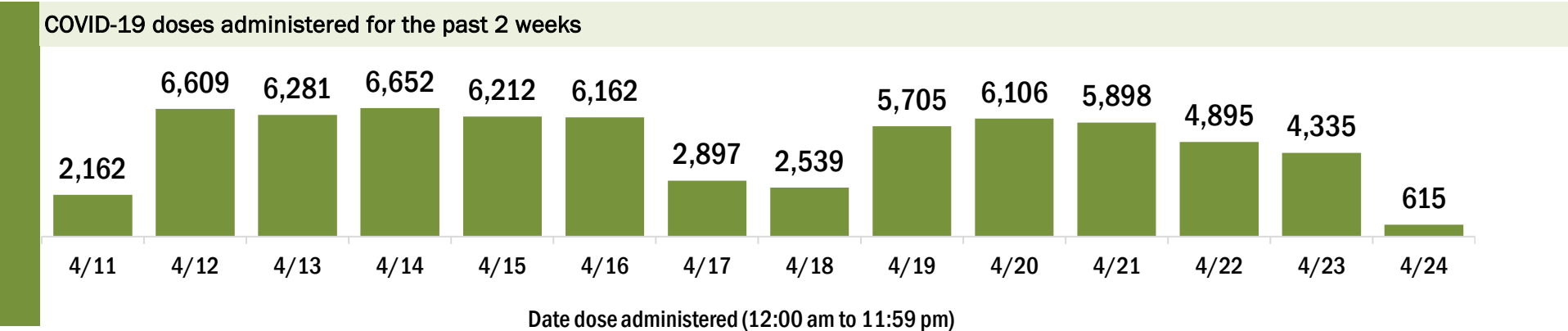
Data in this report are provisional and subject to change.

Data in this summary pertain to COVID-19 vaccines approved by the U.S. Food and Drug Administration and have been issued an Emergency Use Authorization (Janssen COVID-19 Vaccine, Moderna COVID-19 Vaccine and Pfizer-BioNTech COVID-19 Vaccine). These data summarize the number of people who have received either their first dose or have completed the series for a COVID-19 vaccine. **A person can only be counted in one category, first dose or series complete.** For persons receiving Moderna or Pfizer vaccines, once they receive their second dose, they are moved from the first dose column to the series completed column. **Because of this, the total first dose category may show a change from report to report not matching the total receiving their first dose from the previous day.** Persons receiving Johnson & Johnson vaccines will always be counted in the series completed column.

COVID-19 doses for vaccinated persons in Florida	
Doses administered	376,081
People receiving one dose of a 1-dose series (Johnson & Johnson) or receiving only one dose of a 2-dose series (Moderna, Pfizer) count once. Persons receiving both doses of a 2-dose series count twice.	

Current status of persons vaccinated for COVID-19 in Florida	
Total people vaccinated	235,221
First dose	78,649
Series completed	156,572
Completed 1-dose series	15,712
Completed 2-dose series	140,860
First dose: current number of people who have only received their first dose of the Moderna or Pfizer vaccine.	
Series complete: current number of people who have received both Moderna or Pfizer vaccine doses or one Johnson & Johnson dose and are considered fully immunized.	

Demographic summary	First dose	Series complete	Total people vaccinated
Age group	78,649	156,572	235,221
16-24 years	8,079	2,422	10,501
25-34 years	9,757	5,401	15,158
35-44 years	11,277	8,430	19,707
45-54 years	12,686	15,002	27,688
55-64 years	17,400	35,538	52,938
65-74 years	10,641	50,507	61,148
75-84 years	6,123	28,835	34,958
85+ years	2,686	10,437	13,123
Race	78,649	156,572	235,221
White	52,434	106,625	159,059
Black	5,358	7,794	13,152
American Indian/Alaskan	421	673	1,094
Other	7,900	13,535	21,435
Unknown	12,536	27,945	40,481
Other race includes Asian, native Hawaiian/Pacific Islander, or other.			
Ethnicity	78,649	156,572	235,221
Hispanic	7,175	6,473	13,648
Non-Hispanic	47,465	85,657	133,122
Unknown	24,009	64,442	88,451
Gender	78,649	156,572	235,221
Female	41,545	90,923	132,468
Male	36,951	65,441	102,392
Unknown	153	208	361



COVID-19: Broward County vaccine summary

Vaccination data through Apr 24, 2021 as of Apr 25, 2021 at 12:05 AM

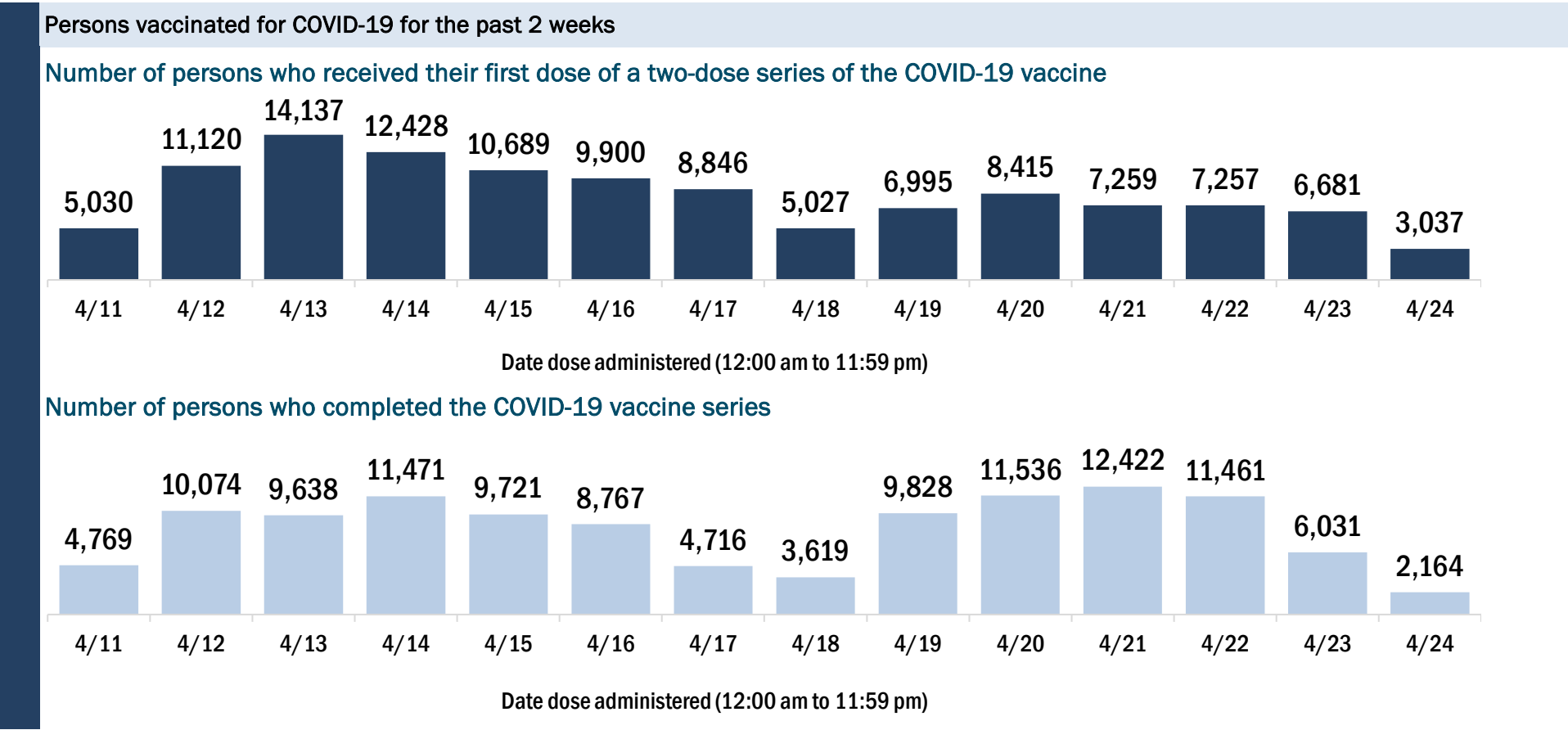
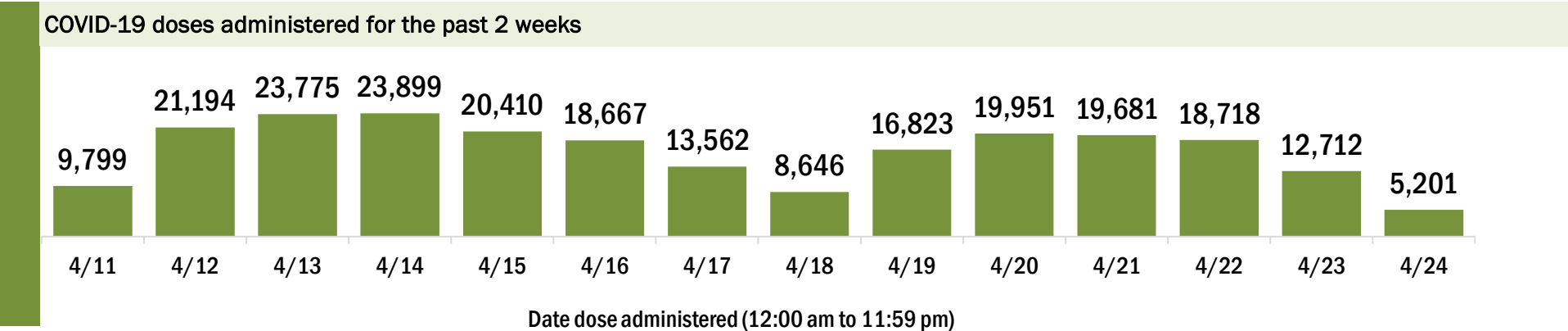
Data in this report are provisional and subject to change.

Data in this summary pertain to COVID-19 vaccines approved by the U.S. Food and Drug Administration and have been issued an Emergency Use Authorization (Janssen COVID-19 Vaccine, Moderna COVID-19 Vaccine and Pfizer-BioNTech COVID-19 Vaccine). These data summarize the number of people who have received either their first dose or have completed the series for a COVID-19 vaccine. **A person can only be counted in one category, first dose or series complete.** For persons receiving Moderna or Pfizer vaccines, once they receive their second dose, they are moved from the first dose column to the series completed column. **Because of this, the total first dose category may show a change from report to report not matching the total receiving their first dose from the previous day.** Persons receiving Johnson & Johnson vaccines will always be counted in the series completed column.

COVID-19 doses for vaccinated persons in Florida	
Doses administered	1,257,336
People receiving one dose of a 1-dose series (Johnson & Johnson) or receiving only one dose of a 2-dose series (Moderna, Pfizer) count once. Persons receiving both doses of a 2-dose series count twice.	

Current status of persons vaccinated for COVID-19 in Florida	
Total people vaccinated	786,187
First dose	272,388
Series completed	513,799
Completed 1-dose series	42,650
Completed 2-dose series	471,149
First dose: current number of people who have only received their first dose of the Moderna or Pfizer vaccine.	
Series complete: current number of people who have received both Moderna or Pfizer vaccine doses or one Johnson & Johnson dose and are considered fully immunized.	

Demographic summary	First dose	Series complete	Total people vaccinated
Age group	272,388	513,799	786,187
16-24 years	31,823	15,020	46,843
25-34 years	37,100	29,591	66,691
35-44 years	48,630	48,062	96,692
45-54 years	52,693	81,056	133,749
55-64 years	48,558	122,129	170,687
65-74 years	30,445	128,246	158,691
75-84 years	15,822	65,596	81,418
85+ years	7,317	24,099	31,416
Race	272,388	513,799	786,187
White	153,171	323,447	476,618
Black	35,263	61,697	96,960
American Indian/Alaskan	996	2,139	3,135
Other	35,431	57,771	93,202
Unknown	47,527	68,745	116,272
Other race includes Asian, native Hawaiian/Pacific Islander, or other.			
Ethnicity	272,388	513,799	786,187
Hispanic	76,774	107,042	183,816
Non-Hispanic	110,467	260,320	370,787
Unknown	85,147	146,437	231,584
Gender	272,388	513,799	786,187
Female	141,969	283,522	425,491
Male	129,556	229,440	358,996
Unknown	863	837	1,700



COVID-19: Calhoun County vaccine summary

Vaccination data through Apr 24, 2021 as of Apr 25, 2021 at 12:05 AM

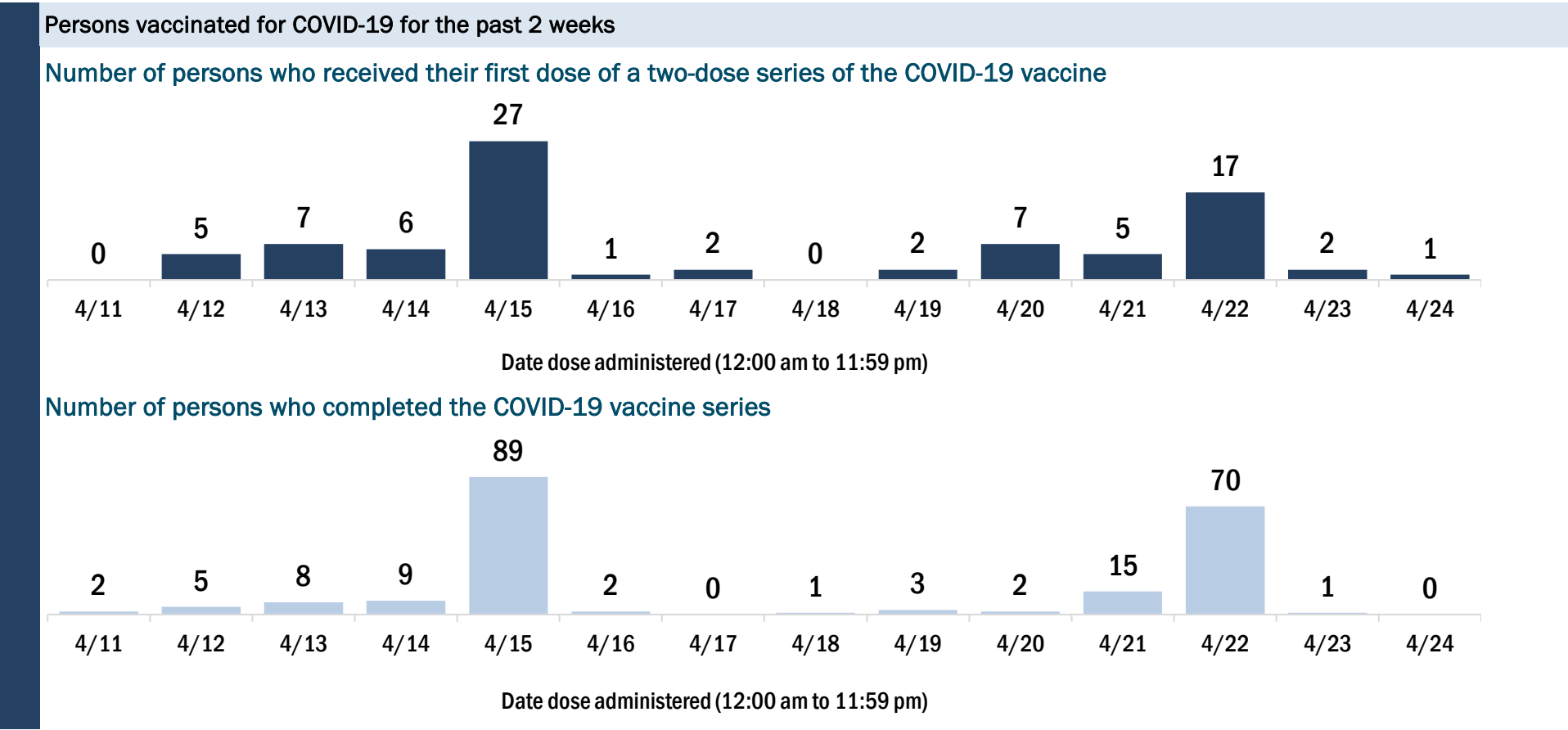
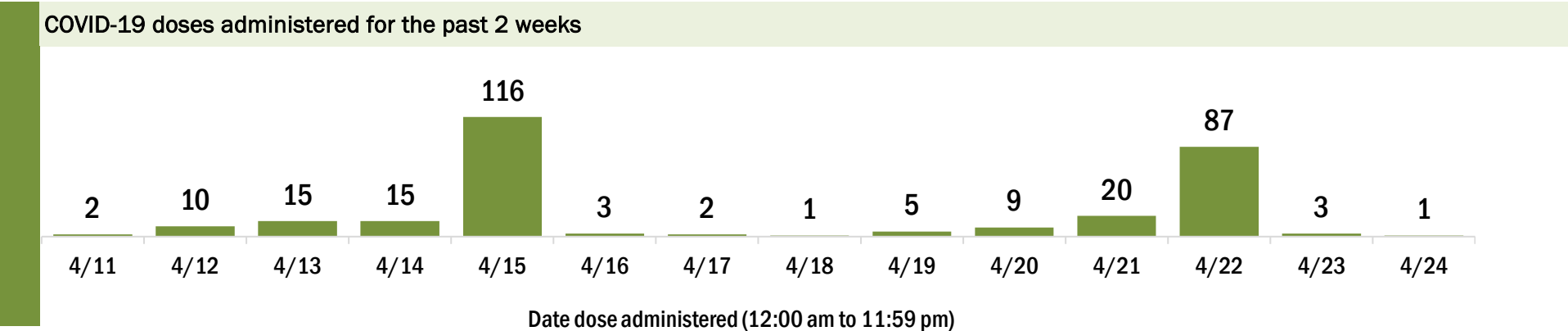
Data in this report are provisional and subject to change.

Data in this summary pertain to COVID-19 vaccines approved by the U.S. Food and Drug Administration and have been issued an Emergency Use Authorization (Janssen COVID-19 Vaccine, Moderna COVID-19 Vaccine and Pfizer-BioNTech COVID-19 Vaccine). These data summarize the number of people who have received either their first dose or have completed the series for a COVID-19 vaccine. **A person can only be counted in one category, first dose or series complete.** For persons receiving Moderna or Pfizer vaccines, once they receive their second dose, they are moved from the first dose column to the series completed column. **Because of this, the total first dose category may show a change from report to report not matching the total receiving their first dose from the previous day.** Persons receiving Johnson & Johnson vaccines will always be counted in the series completed column.

COVID-19 doses for vaccinated persons in Florida	
Doses administered	4,749
People receiving one dose of a 1-dose series (Johnson & Johnson) or receiving only one dose of a 2-dose series (Moderna, Pfizer) count once. Persons receiving both doses of a 2-dose series count twice.	

Current status of persons vaccinated for COVID-19 in Florida	
Total people vaccinated	2,688
First dose	460
Series completed	2,228
Completed 1-dose series	167
Completed 2-dose series	2,061
First dose: current number of people who have only received their first dose of the Moderna or Pfizer vaccine.	
Series complete: current number of people who have received both Moderna or Pfizer vaccine doses or one Johnson & Johnson dose and are considered fully immunized.	

Demographic summary	First dose	Series complete	Total people vaccinated
Age group	460	2,228	2,688
16-24 years	35	24	59
25-34 years	26	59	85
35-44 years	45	107	152
45-54 years	87	196	283
55-64 years	122	411	533
65-74 years	73	791	864
75-84 years	53	462	515
85+ years	19	178	197
Race	460	2,228	2,688
White	300	1,571	1,871
Black	48	144	192
American Indian/Alaskan	4	14	18
Other	46	315	361
Unknown	62	184	246
Other race includes Asian, native Hawaiian/Pacific Islander, or other.			
Ethnicity	460	2,228	2,688
Hispanic	15	41	56
Non-Hispanic	221	1,254	1,475
Unknown	224	933	1,157
Gender	460	2,228	2,688
Female	241	1,245	1,486
Male	219	982	1,201
Unknown	0	1	1



COVID-19: Charlotte County vaccine summary

Vaccination data through Apr 24, 2021 as of Apr 25, 2021 at 12:05 AM

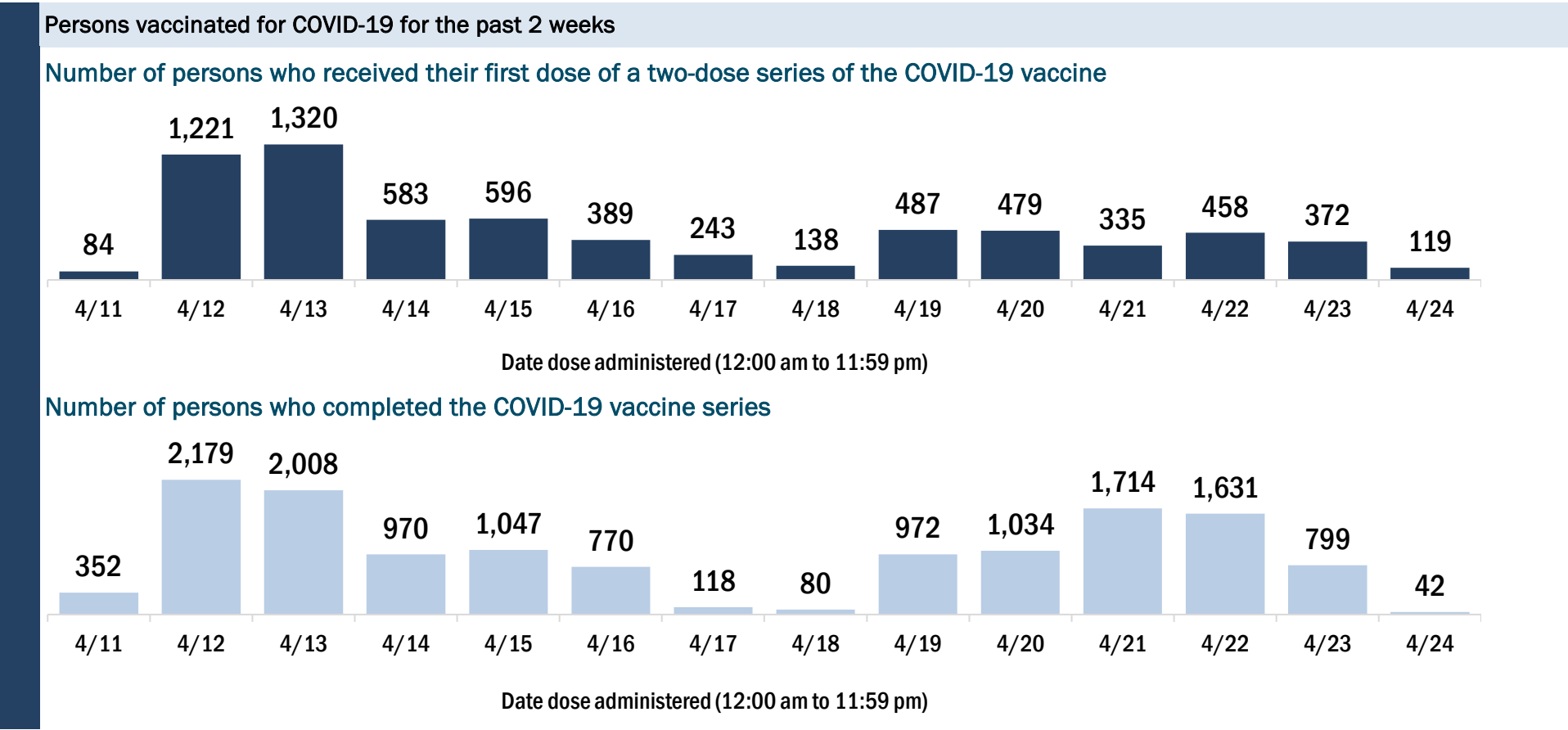
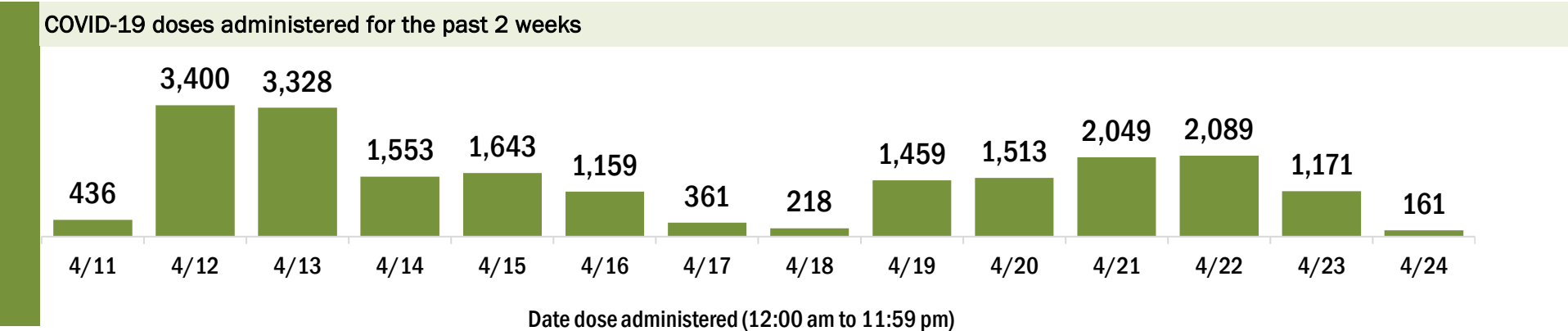
Data in this report are provisional and subject to change.

Data in this summary pertain to COVID-19 vaccines approved by the U.S. Food and Drug Administration and have been issued an Emergency Use Authorization (Janssen COVID-19 Vaccine, Moderna COVID-19 Vaccine and Pfizer-BioNTech COVID-19 Vaccine). These data summarize the number of people who have received either their first dose or have completed the series for a COVID-19 vaccine. **A person can only be counted in one category, first dose or series complete.** For persons receiving Moderna or Pfizer vaccines, once they receive their second dose, they are moved from the first dose column to the series completed column. **Because of this, the total first dose category may show a change from report to report not matching the total receiving their first dose from the previous day.** Persons receiving Johnson & Johnson vaccines will always be counted in the series completed column.

COVID-19 doses for vaccinated persons in Florida	
Doses administered	165,157
People receiving one dose of a 1-dose series (Johnson & Johnson) or receiving only one dose of a 2-dose series (Moderna, Pfizer) count once. Persons receiving both doses of a 2-dose series count twice.	

Current status of persons vaccinated for COVID-19 in Florida	
Total people vaccinated	100,920
First dose	31,336
Series completed	69,584
Completed 1-dose series	5,347
Completed 2-dose series	64,237
First dose: current number of people who have only received their first dose of the Moderna or Pfizer vaccine.	
Series complete: current number of people who have received both Moderna or Pfizer vaccine doses or one Johnson & Johnson dose and are considered fully immunized.	

Demographic summary	First dose	Series complete	Total people vaccinated
Age group	31,336	69,584	100,920
16-24 years	1,332	381	1,713
25-34 years	1,579	840	2,419
35-44 years	2,203	1,303	3,506
45-54 years	3,733	3,198	6,931
55-64 years	7,997	11,621	19,618
65-74 years	7,894	29,368	37,262
75-84 years	4,939	17,781	22,720
85+ years	1,659	5,092	6,751
Race	31,336	69,584	100,920
White	23,660	53,073	76,733
Black	1,005	1,131	2,136
American Indian/Alaskan	162	288	450
Other	2,182	4,425	6,607
Unknown	4,327	10,667	14,994
Other race includes Asian, native Hawaiian/Pacific Islander, or other.			
Ethnicity	31,336	69,584	100,920
Hispanic	1,442	1,446	2,888
Non-Hispanic	18,535	41,373	59,908
Unknown	11,359	26,765	38,124
Gender	31,336	69,584	100,920
Female	16,438	38,906	55,344
Male	14,870	30,651	45,521
Unknown	28	27	55



COVID-19: Citrus County vaccine summary

Vaccination data through Apr 24, 2021 as of Apr 25, 2021 at 12:05 AM

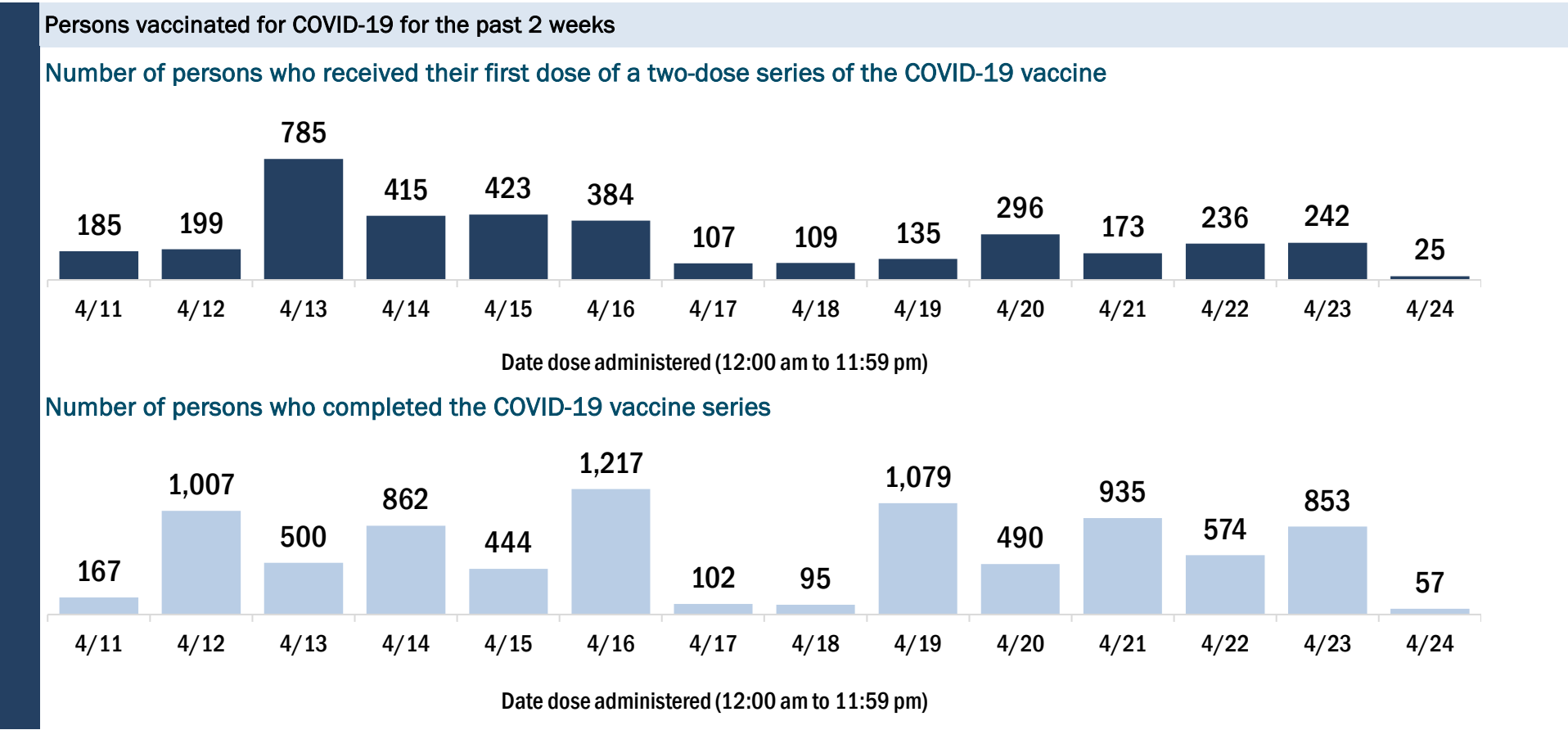
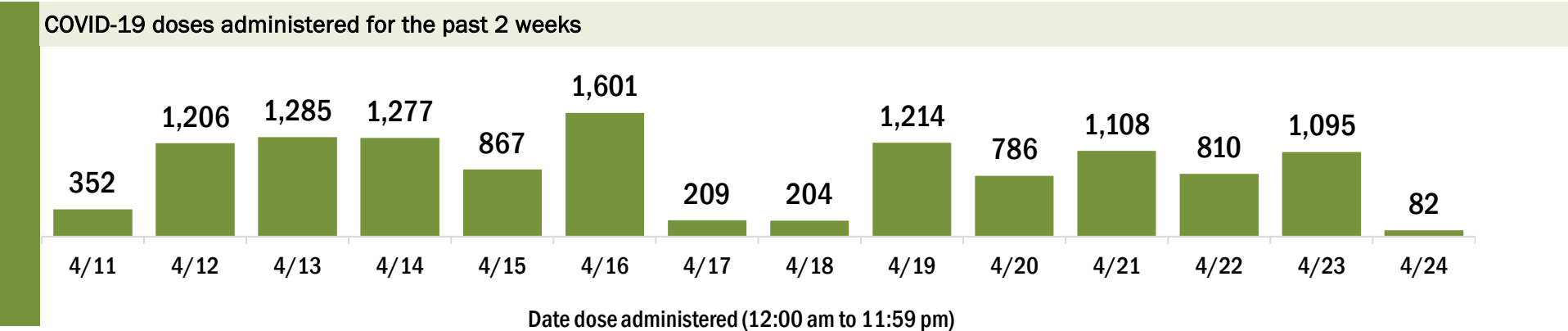
Data in this report are provisional and subject to change.

Data in this summary pertain to COVID-19 vaccines approved by the U.S. Food and Drug Administration and have been issued an Emergency Use Authorization (Janssen COVID-19 Vaccine, Moderna COVID-19 Vaccine and Pfizer-BioNTech COVID-19 Vaccine). These data summarize the number of people who have received either their first dose or have completed the series for a COVID-19 vaccine. **A person can only be counted in one category, first dose or series complete.** For persons receiving Moderna or Pfizer vaccines, once they receive their second dose, they are moved from the first dose column to the series completed column. **Because of this, the total first dose category may show a change from report to report not matching the total receiving their first dose from the previous day.** Persons receiving Johnson & Johnson vaccines will always be counted in the series completed column.

COVID-19 doses for vaccinated persons in Florida	
Doses administered	100,419
People receiving one dose of a 1-dose series (Johnson & Johnson) or receiving only one dose of a 2-dose series (Moderna, Pfizer) count once. Persons receiving both doses of a 2-dose series count twice.	

Current status of persons vaccinated for COVID-19 in Florida	
Total people vaccinated	58,590
First dose	15,306
Series completed	43,284
Completed 1-dose series	1,455
Completed 2-dose series	41,829
First dose: current number of people who have only received their first dose of the Moderna or Pfizer vaccine.	
Series complete: current number of people who have received both Moderna or Pfizer vaccine doses or one Johnson & Johnson dose and are considered fully immunized.	

Demographic summary	First dose	Series complete	Total people vaccinated
Age group	15,306	43,284	58,590
16-24 years	828	333	1,161
25-34 years	929	660	1,589
35-44 years	1,245	959	2,204
45-54 years	2,169	2,066	4,235
55-64 years	4,077	6,500	10,577
65-74 years	3,324	17,512	20,836
75-84 years	2,036	11,839	13,875
85+ years	698	3,415	4,113
Race	15,306	43,284	58,590
White	12,000	32,389	44,389
Black	324	597	921
American Indian/Alaskan	101	224	325
Other	952	2,925	3,877
Unknown	1,929	7,149	9,078
Other race includes Asian, native Hawaiian/Pacific Islander, or other.			
Ethnicity	15,306	43,284	58,590
Hispanic	868	1,122	1,990
Non-Hispanic	10,083	25,181	35,264
Unknown	4,355	16,981	21,336
Gender	15,306	43,284	58,590
Female	8,418	24,750	33,168
Male	6,864	18,522	25,386
Unknown	24	12	36



COVID-19: Clay County vaccine summary

Vaccination data through Apr 24, 2021 as of Apr 25, 2021 at 12:05 AM

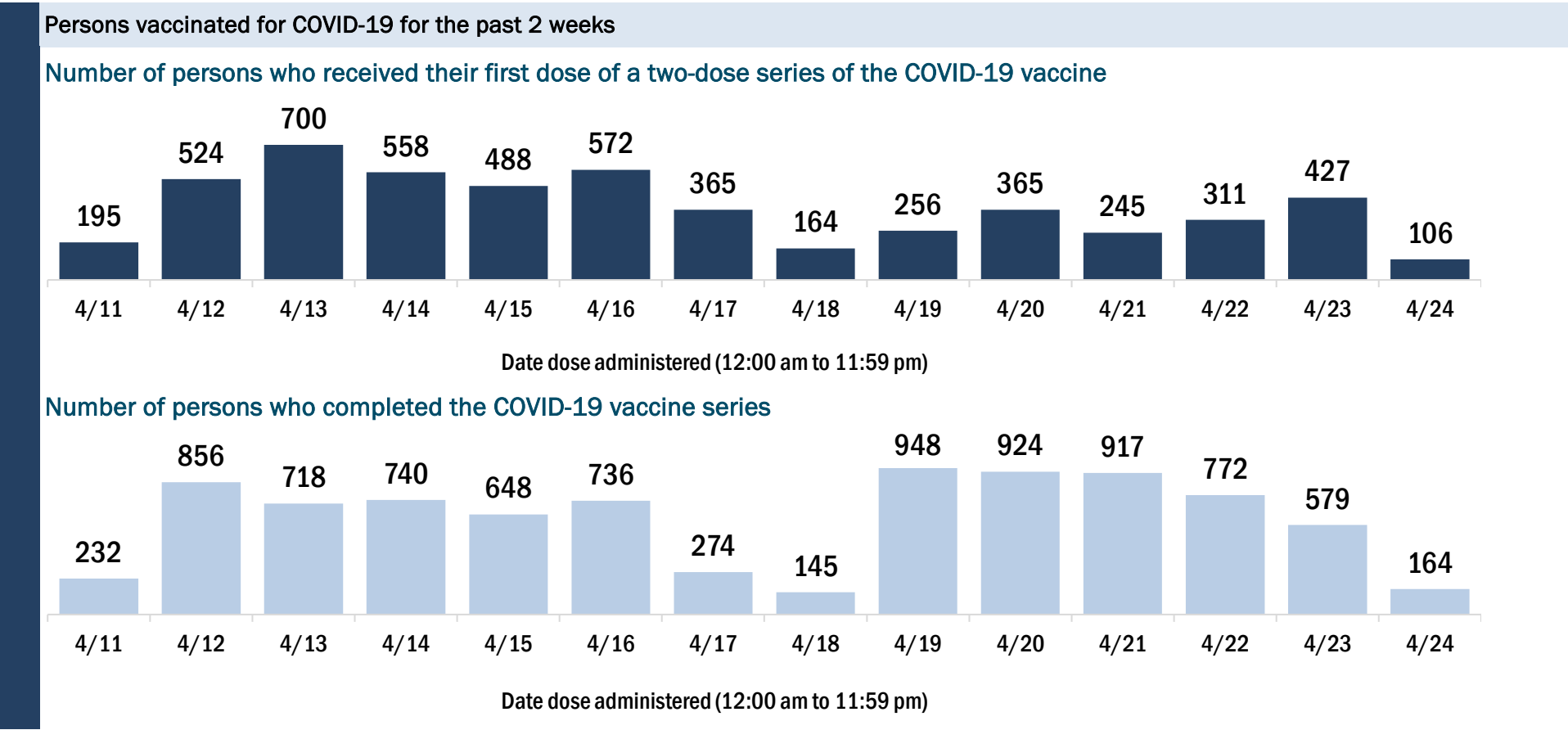
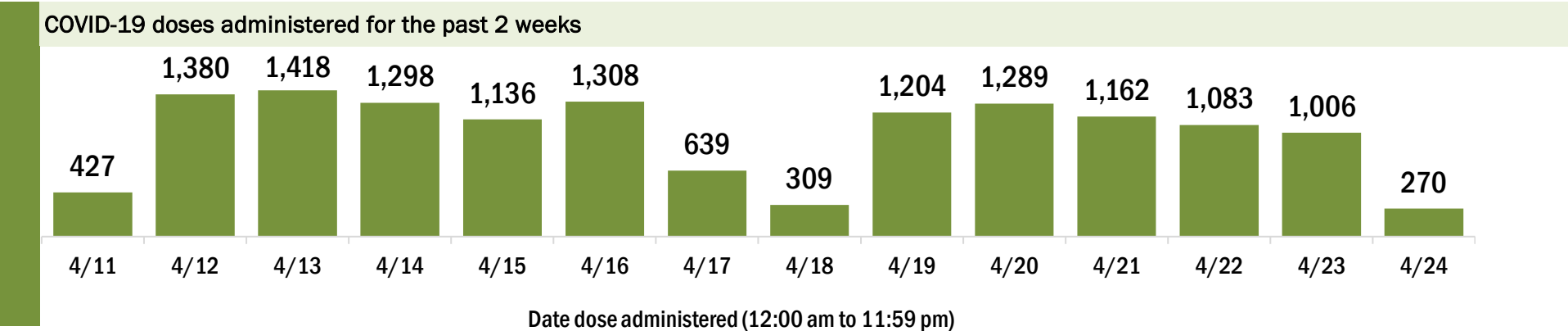
Data in this report are provisional and subject to change.

Data in this summary pertain to COVID-19 vaccines approved by the U.S. Food and Drug Administration and have been issued an Emergency Use Authorization (Janssen COVID-19 Vaccine, Moderna COVID-19 Vaccine and Pfizer-BioNTech COVID-19 Vaccine). These data summarize the number of people who have received either their first dose or have completed the series for a COVID-19 vaccine. **A person can only be counted in one category, first dose or series complete.** For persons receiving Moderna or Pfizer vaccines, once they receive their second dose, they are moved from the first dose column to the series completed column. **Because of this, the total first dose category may show a change from report to report not matching the total receiving their first dose from the previous day.** Persons receiving Johnson & Johnson vaccines will always be counted in the series completed column.

COVID-19 doses for vaccinated persons in Florida	
Doses administered	103,144
People receiving one dose of a 1-dose series (Johnson & Johnson) or receiving only one dose of a 2-dose series (Moderna, Pfizer) count once. Persons receiving both doses of a 2-dose series count twice.	

Current status of persons vaccinated for COVID-19 in Florida	
Total people vaccinated	61,263
First dose	16,368
Series completed	44,895
Completed 1-dose series	3,014
Completed 2-dose series	41,881
First dose: current number of people who have only received their first dose of the Moderna or Pfizer vaccine.	
Series complete: current number of people who have received both Moderna or Pfizer vaccine doses or one Johnson & Johnson dose and are considered fully immunized.	

Demographic summary	First dose	Series complete	Total people vaccinated
Age group	16,368	44,895	61,263
16-24 years	2,380	1,048	3,428
25-34 years	2,115	1,883	3,998
35-44 years	2,719	3,543	6,262
45-54 years	3,043	5,999	9,042
55-64 years	3,339	9,983	13,322
65-74 years	1,511	13,622	15,133
75-84 years	893	6,786	7,679
85+ years	368	2,031	2,399
Race	16,368	44,895	61,263
White	9,849	32,261	42,110
Black	1,500	3,004	4,504
American Indian/Alaskan	65	215	280
Other	2,182	4,220	6,402
Unknown	2,772	5,195	7,967
Other race includes Asian, native Hawaiian/Pacific Islander, or other.			
Ethnicity	16,368	44,895	61,263
Hispanic	1,547	2,028	3,575
Non-Hispanic	9,627	32,889	42,516
Unknown	5,194	9,978	15,172
Gender	16,368	44,895	61,263
Female	8,875	26,017	34,892
Male	7,326	18,873	26,199
Unknown	167	5	172



COVID-19: Collier County vaccine summary

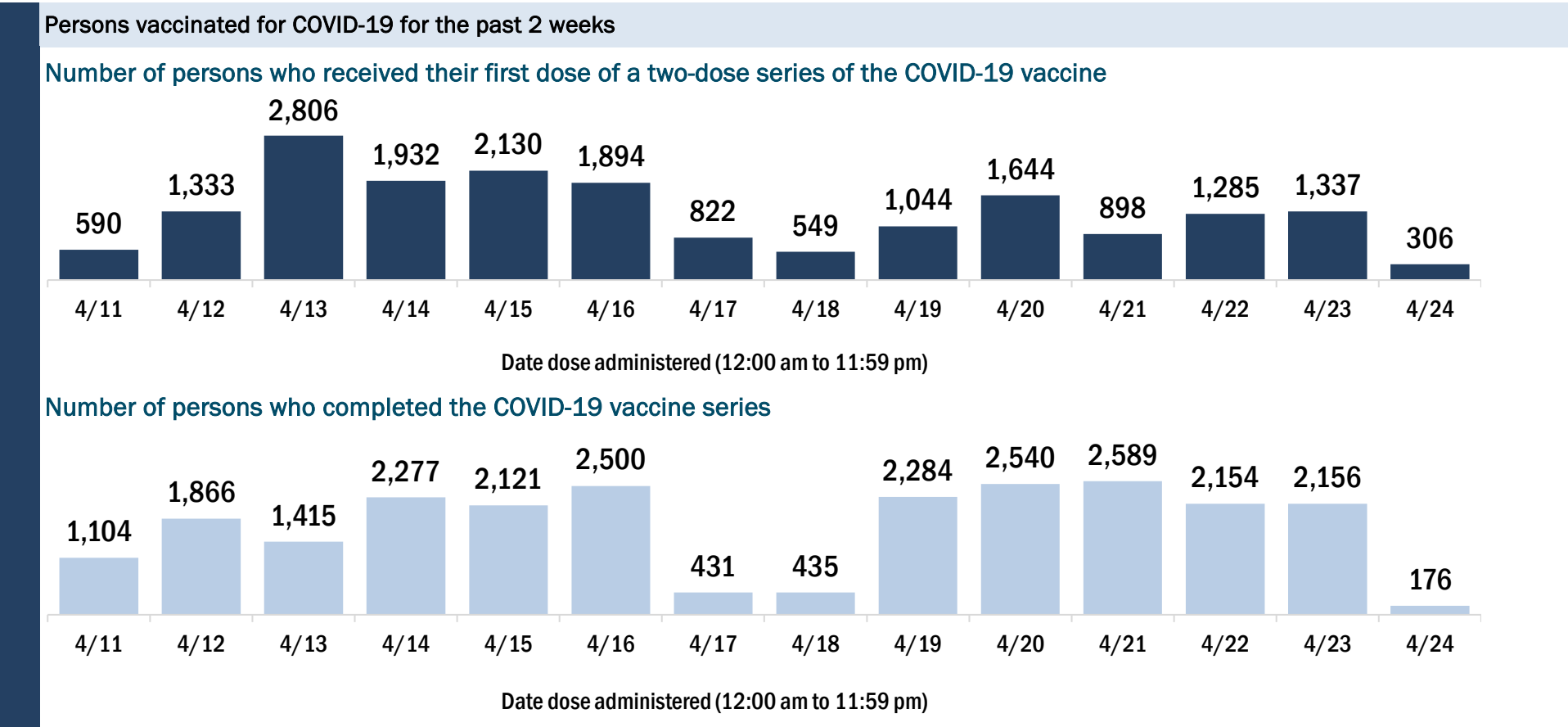
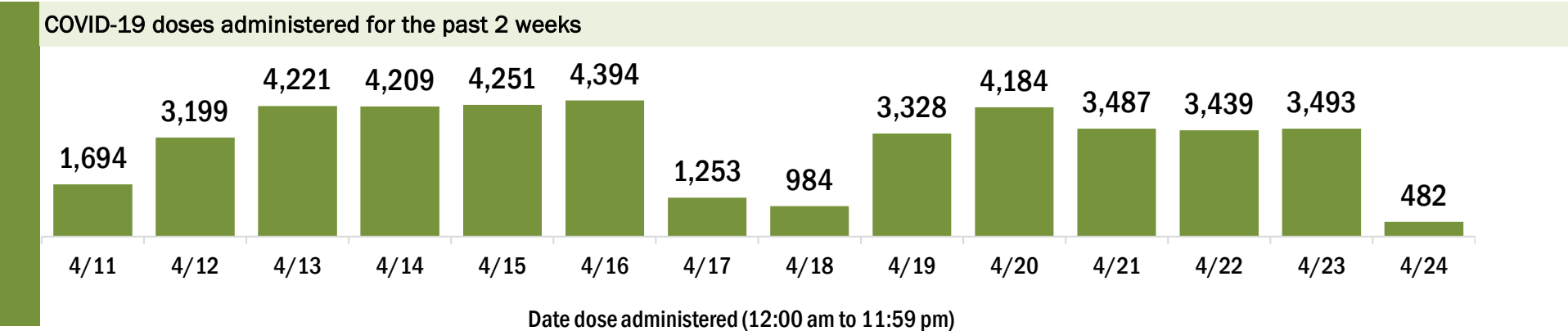
Vaccination data through Apr 24, 2021 as of Apr 25, 2021 at 12:05 AM

Data in this report are provisional and subject to change.

Data in this summary pertain to COVID-19 vaccines approved by the U.S. Food and Drug Administration and have been issued an Emergency Use Authorization (Janssen COVID-19 Vaccine, Moderna COVID-19 Vaccine and Pfizer-BioNTech COVID-19 Vaccine). These data summarize the number of people who have received either their first dose or have completed the series for a COVID-19 vaccine. **A person can only be counted in one category, first dose or series complete.** For persons receiving Moderna or Pfizer vaccines, once they receive their second dose, they are moved from the first dose column to the series completed column. **Because of this, the total first dose category may show a change from report to report not matching the total receiving their first dose from the previous day.** Persons receiving Johnson & Johnson vaccines will always be counted in the series completed column.

COVID-19 doses for vaccinated persons in Florida	
Doses administered	301,085
People receiving one dose of a 1-dose series (Johnson & Johnson) or receiving only one dose of a 2-dose series (Moderna, Pfizer) count once. Persons receiving both doses of a 2-dose series count twice.	
Current status of persons vaccinated for COVID-19 in Florida	
Total people vaccinated	183,591
First dose	54,359
Series completed	129,232
Completed 1-dose series	11,738
Completed 2-dose series	117,494
First dose: current number of people who have only received their first dose of the Moderna or Pfizer vaccine.	
Series complete: current number of people who have received both Moderna or Pfizer vaccine doses or one Johnson & Johnson dose and are considered fully immunized.	

Demographic summary		First dose	Series complete	Total people vaccinated
Age group		54,359	129,232	183,591
16-24 years		4,038	1,451	5,489
25-34 years		4,719	3,112	7,831
35-44 years		6,514	4,302	10,816
45-54 years		9,008	7,956	16,964
55-64 years		12,302	20,972	33,274
65-74 years		9,391	48,198	57,589
75-84 years		6,175	33,483	39,658
85+ years		2,212	9,758	11,970
Race		54,359	129,232	183,591
White		36,877	84,521	121,398
Black		1,312	1,485	2,797
American Indian/Alaskan		220	379	599
Other		5,321	9,817	15,138
Unknown		10,629	33,030	43,659
Other race includes Asian, native Hawaiian/Pacific Islander, or other.				
Ethnicity		54,359	129,232	183,591
Hispanic		9,883	7,013	16,896
Non-Hispanic		23,905	59,070	82,975
Unknown		20,571	63,149	83,720
Gender		54,359	129,232	183,591
Female		28,520	71,259	99,779
Male		25,574	57,703	83,277
Unknown		265	270	535



COVID-19: Columbia County vaccine summary

Vaccination data through Apr 24, 2021 as of Apr 25, 2021 at 12:05 AM

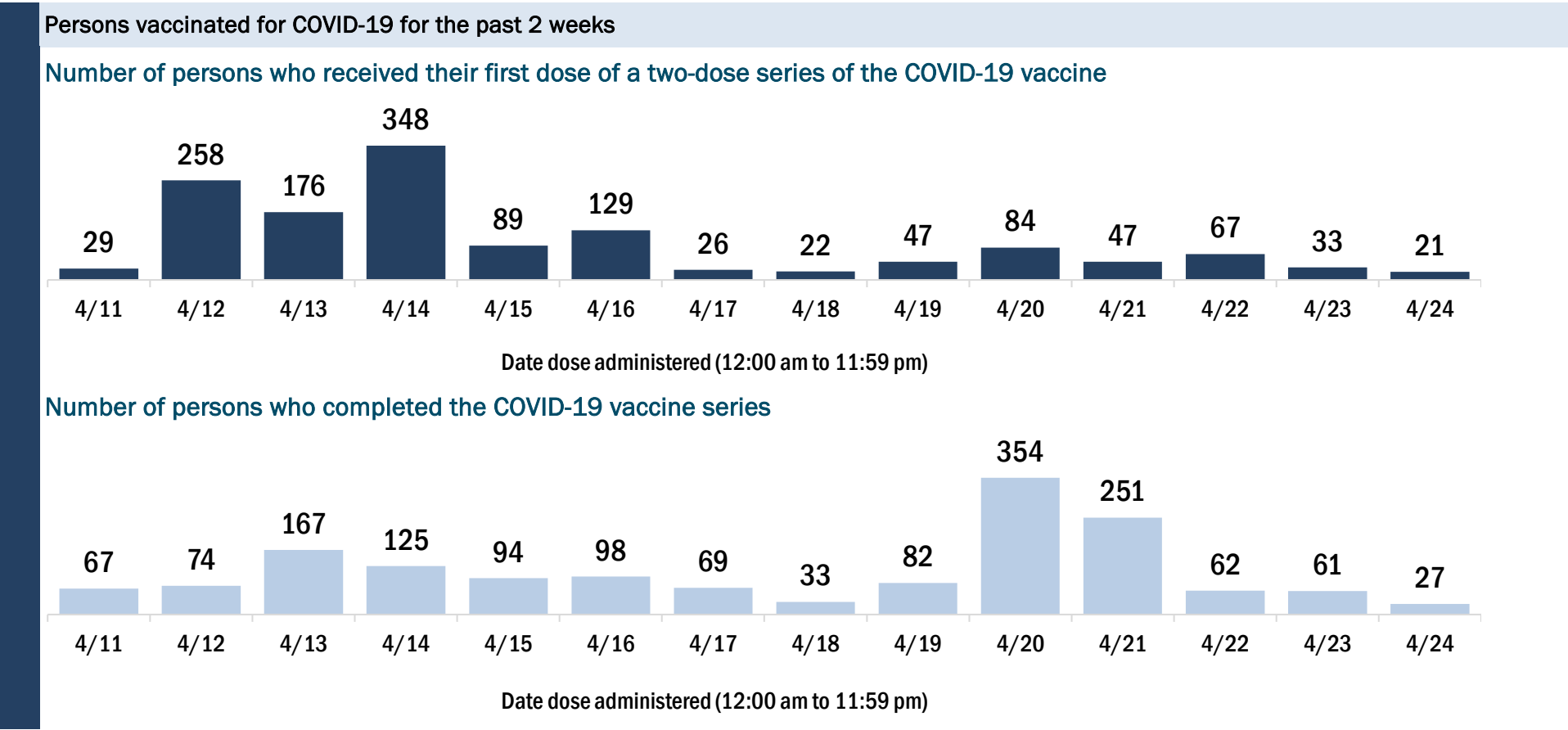
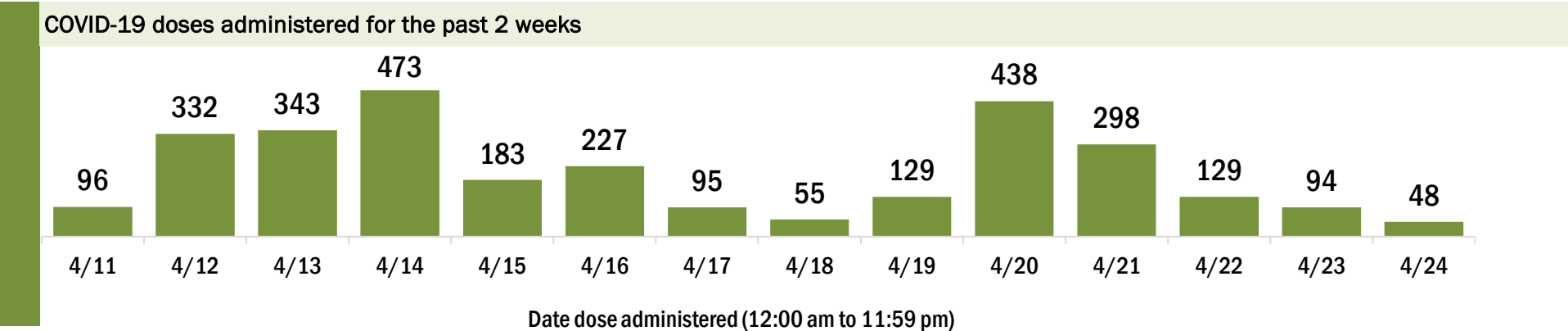
Data in this report are provisional and subject to change.

Data in this summary pertain to COVID-19 vaccines approved by the U.S. Food and Drug Administration and have been issued an Emergency Use Authorization (Janssen COVID-19 Vaccine, Moderna COVID-19 Vaccine and Pfizer-BioNTech COVID-19 Vaccine). These data summarize the number of people who have received either their first dose or have completed the series for a COVID-19 vaccine. **A person can only be counted in one category, first dose or series complete.** For persons receiving Moderna or Pfizer vaccines, once they receive their second dose, they are moved from the first dose column to the series completed column. **Because of this, the total first dose category may show a change from report to report not matching the total receiving their first dose from the previous day.** Persons receiving Johnson & Johnson vaccines will always be counted in the series completed column.

COVID-19 doses for vaccinated persons in Florida	
Doses administered	25,423
People receiving one dose of a 1-dose series (Johnson & Johnson) or receiving only one dose of a 2-dose series (Moderna, Pfizer) count once. Persons receiving both doses of a 2-dose series count twice.	

Current status of persons vaccinated for COVID-19 in Florida	
Total people vaccinated	15,274
First dose	3,528
Series completed	11,746
Completed 1-dose series	1,597
Completed 2-dose series	10,149
First dose: current number of people who have only received their first dose of the Moderna or Pfizer vaccine.	
Series complete: current number of people who have received both Moderna or Pfizer vaccine doses or one Johnson & Johnson dose and are considered fully immunized.	

Demographic summary	First dose	Series complete	Total people vaccinated
Age group	3,528	11,746	15,274
16-24 years	434	178	612
25-34 years	374	402	776
35-44 years	442	647	1,089
45-54 years	589	1,197	1,786
55-64 years	912	2,316	3,228
65-74 years	451	4,023	4,474
75-84 years	238	2,315	2,553
85+ years	88	668	756
Race	3,528	11,746	15,274
White	2,227	8,397	10,624
Black	538	1,257	1,795
American Indian/Alaskan	22	58	80
Other	345	787	1,132
Unknown	396	1,247	1,643
Other race includes Asian, native Hawaiian/Pacific Islander, or other.			
Ethnicity	3,528	11,746	15,274
Hispanic	215	351	566
Non-Hispanic	2,084	8,375	10,459
Unknown	1,229	3,020	4,249
Gender	3,528	11,746	15,274
Female	1,665	6,884	8,549
Male	1,852	4,862	6,714
Unknown	11	0	11



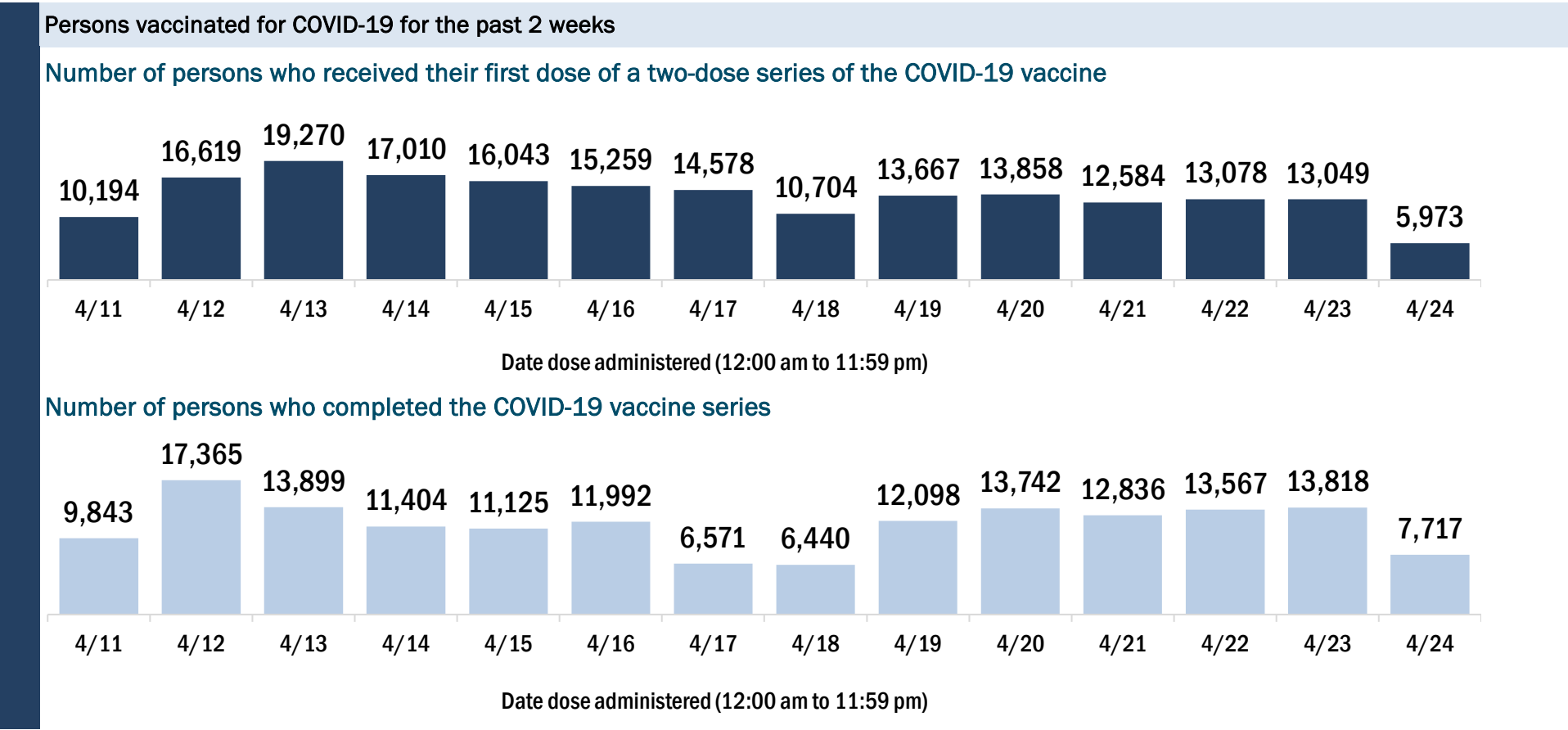
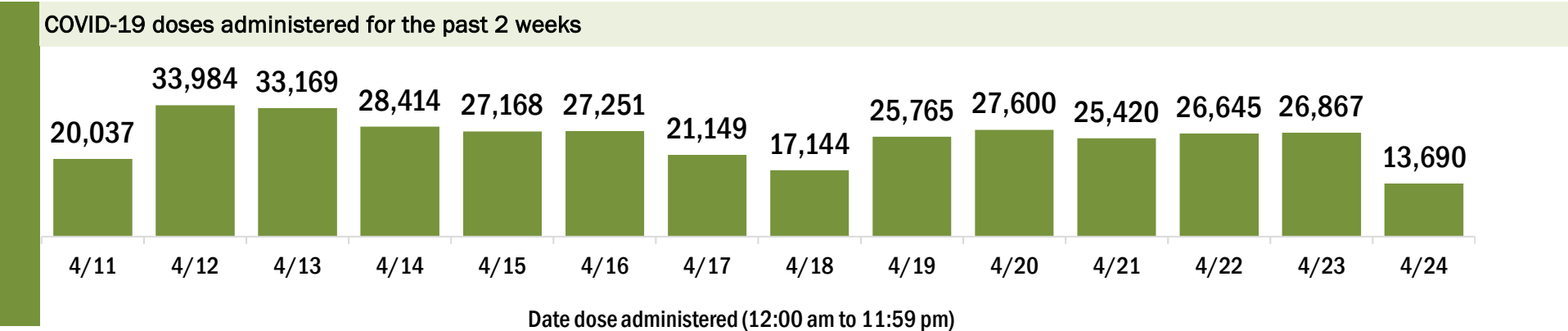
COVID-19: Dade County vaccine summary

Vaccination data through Apr 24, 2021 as of Apr 25, 2021 at 12:05 AM

Data in this report are provisional and subject to change.

Data in this summary pertain to COVID-19 vaccines approved by the U.S. Food and Drug Administration and have been issued an Emergency Use Authorization (Janssen COVID-19 Vaccine, Moderna COVID-19 Vaccine and Pfizer-BioNTech COVID-19 Vaccine). These data summarize the number of people who have received either their first dose or have completed the series for a COVID-19 vaccine. **A person can only be counted in one category, first dose or series complete.** For persons receiving Moderna or Pfizer vaccines, once they receive their second dose, they are moved from the first dose column to the series completed column. **Because of this, the total first dose category may show a change from report to report not matching the total receiving their first dose from the previous day.** Persons receiving Johnson & Johnson vaccines will always be counted in the series completed column.

COVID-19 doses for vaccinated persons in Florida		Demographic summary			
Doses administered	1,830,063	First dose	Series complete	Total people vaccinated	
People receiving one dose of a 1-dose series (Johnson & Johnson) or receiving only one dose of a 2-dose series (Moderna, Pfizer) count once. Persons receiving both doses of a 2-dose series count twice.		Age group	405,070	760,881	1,165,951
		16-24 years	46,033	26,530	72,563
		25-34 years	59,284	55,749	115,033
		35-44 years	70,491	82,817	153,308
		45-54 years	79,299	127,893	207,192
		55-64 years	70,480	165,664	236,144
		65-74 years	45,103	165,058	210,161
		75-84 years	23,971	99,212	123,183
		85+ years	10,409	37,958	48,367
		Race	405,070	760,881	1,165,951
		White	284,830	533,546	818,376
		Black	23,460	52,360	75,820
		American Indian/Alaskan	1,119	1,645	2,764
		Other	43,665	82,932	126,597
		Unknown	51,996	90,398	142,394
		Other race includes Asian, native Hawaiian/Pacific Islander, or other.			
		Ethnicity	405,070	760,881	1,165,951
		Hispanic	216,017	372,987	589,004
		Non-Hispanic	66,447	169,205	235,652
		Unknown	122,606	218,689	341,295
		Gender	405,070	760,881	1,165,951
		Female	211,098	421,181	632,279
		Male	192,058	338,494	530,552
		Unknown	1,914	1,206	3,120



COVID-19: Desoto County vaccine summary

Vaccination data through Apr 24, 2021 as of Apr 25, 2021 at 12:05 AM

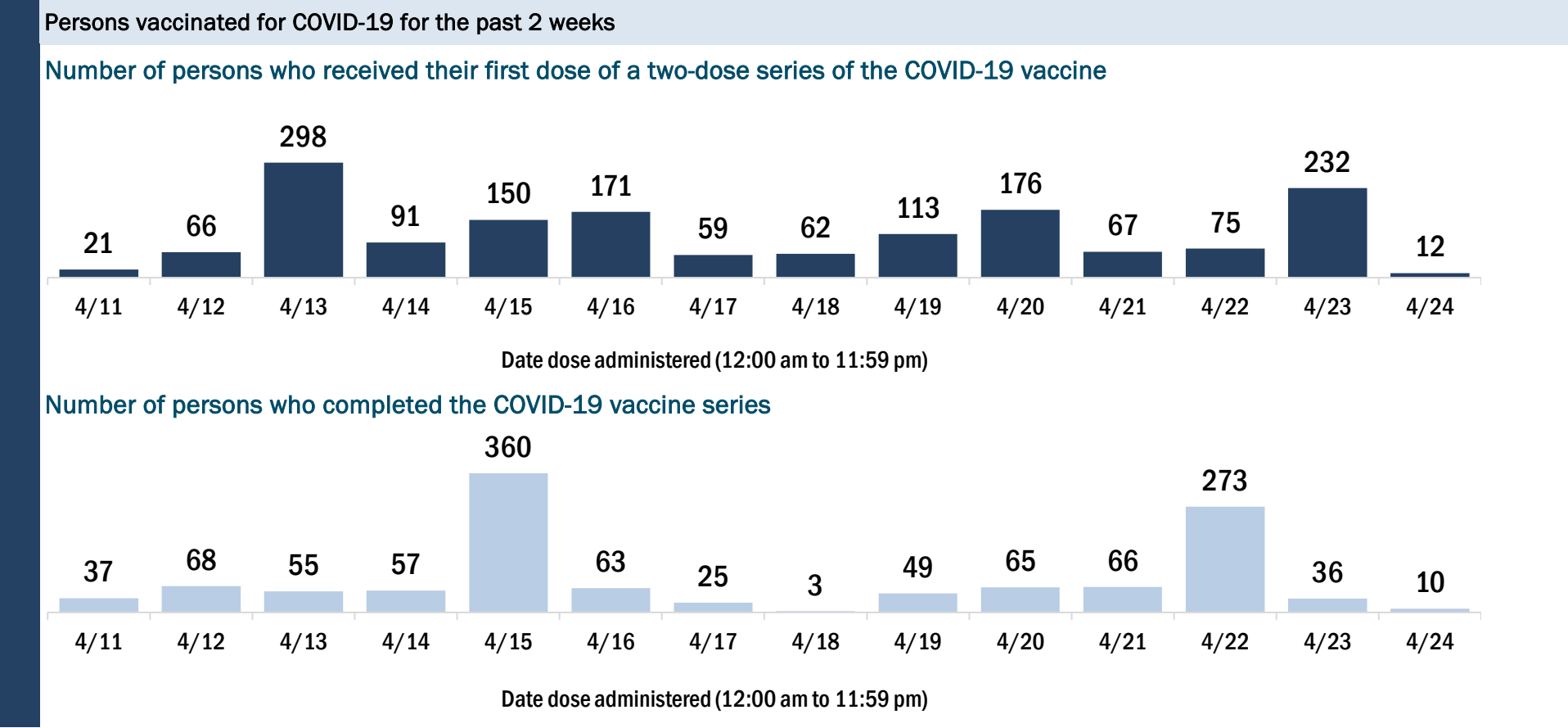
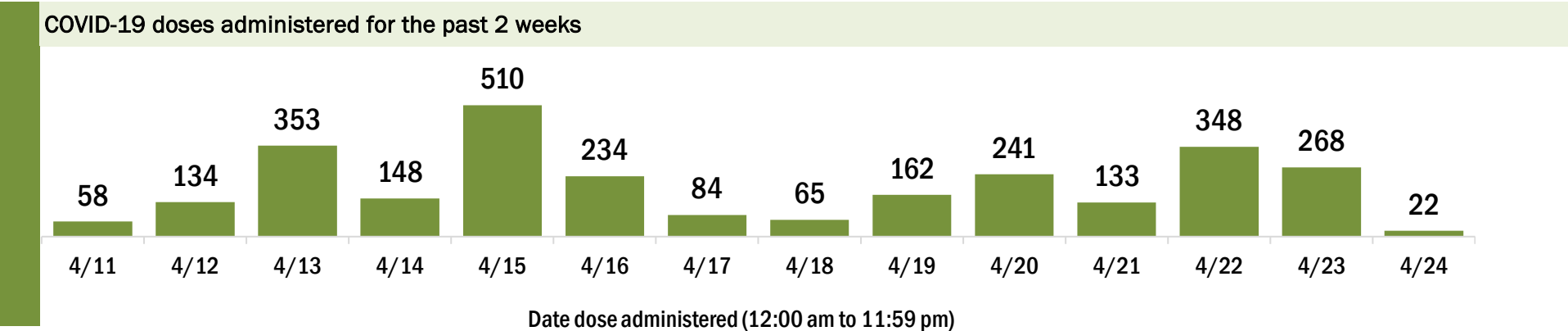
Data in this report are provisional and subject to change.

Data in this summary pertain to COVID-19 vaccines approved by the U.S. Food and Drug Administration and have been issued an Emergency Use Authorization (Janssen COVID-19 Vaccine, Moderna COVID-19 Vaccine and Pfizer-BioNTech COVID-19 Vaccine). These data summarize the number of people who have received either their first dose or have completed the series for a COVID-19 vaccine. **A person can only be counted in one category, first dose or series complete.** For persons receiving Moderna or Pfizer vaccines, once they receive their second dose, they are moved from the first dose column to the series completed column. **Because of this, the total first dose category may show a change from report to report not matching the total receiving their first dose from the previous day.** Persons receiving Johnson & Johnson vaccines will always be counted in the series completed column.

COVID-19 doses for vaccinated persons in Florida	
Doses administered	16,877
People receiving one dose of a 1-dose series (Johnson & Johnson) or receiving only one dose of a 2-dose series (Moderna, Pfizer) count once. Persons receiving both doses of a 2-dose series count twice.	

Current status of persons vaccinated for COVID-19 in Florida	
Total people vaccinated	10,853
First dose	4,323
Series completed	6,530
Completed 1-dose series	506
Completed 2-dose series	6,024
First dose: current number of people who have only received their first dose of the Moderna or Pfizer vaccine.	
Series complete: current number of people who have received both Moderna or Pfizer vaccine doses or one Johnson & Johnson dose and are considered fully immunized.	

Demographic summary	First dose	Series complete	Total people vaccinated
Age group	4,323	6,530	10,853
16-24 years	334	73	407
25-34 years	468	195	663
35-44 years	591	234	825
45-54 years	729	428	1,157
55-64 years	1,041	965	2,006
65-74 years	665	2,545	3,210
75-84 years	389	1,696	2,085
85+ years	106	394	500
Race	4,323	6,530	10,853
White	2,302	4,778	7,080
Black	251	343	594
American Indian/Alaskan	19	28	47
Other	1,007	509	1,516
Unknown	744	872	1,616
Other race includes Asian, native Hawaiian/Pacific Islander, or other.			
Ethnicity	4,323	6,530	10,853
Hispanic	1,322	380	1,702
Non-Hispanic	1,664	3,254	4,918
Unknown	1,337	2,896	4,233
Gender	4,323	6,530	10,853
Female	1,789	3,571	5,360
Male	2,534	2,958	5,492
Unknown	0	1	1



COVID-19: Dixie County vaccine summary

Vaccination data through Apr 24, 2021 as of Apr 25, 2021 at 12:05 AM

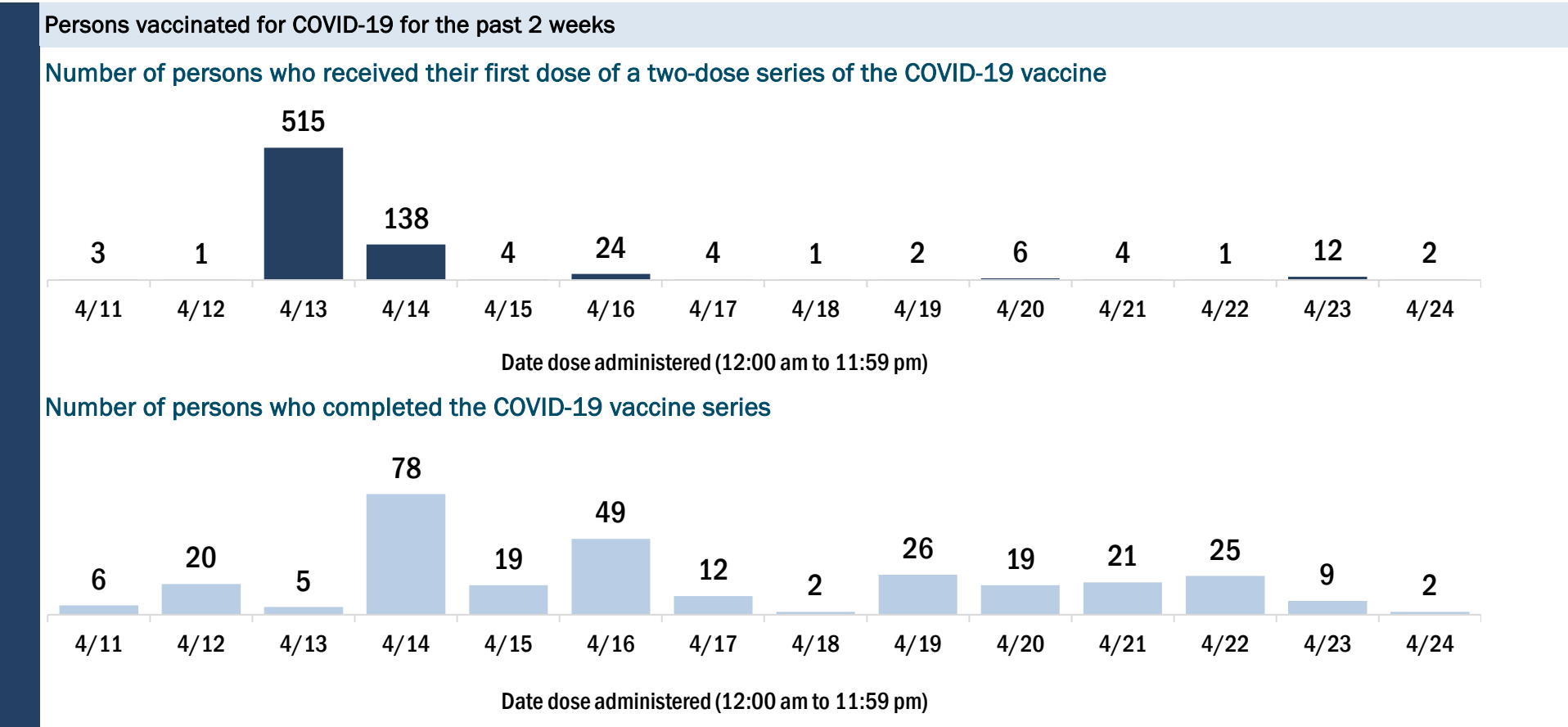
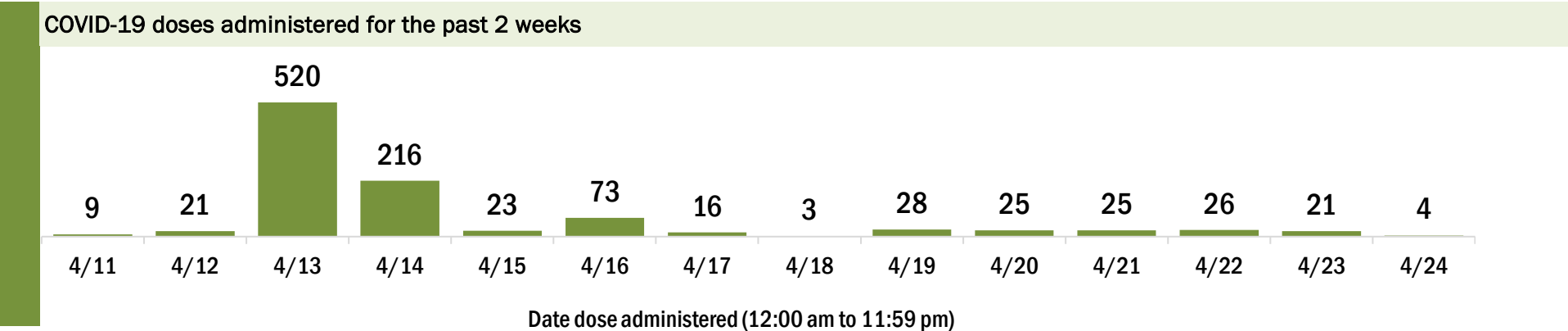
Data in this report are provisional and subject to change.

Data in this summary pertain to COVID-19 vaccines approved by the U.S. Food and Drug Administration and have been issued an Emergency Use Authorization (Janssen COVID-19 Vaccine, Moderna COVID-19 Vaccine and Pfizer-BioNTech COVID-19 Vaccine). These data summarize the number of people who have received either their first dose or have completed the series for a COVID-19 vaccine. **A person can only be counted in one category, first dose or series complete.** For persons receiving Moderna or Pfizer vaccines, once they receive their second dose, they are moved from the first dose column to the series completed column. **Because of this, the total first dose category may show a change from report to report not matching the total receiving their first dose from the previous day.** Persons receiving Johnson & Johnson vaccines will always be counted in the series completed column.

COVID-19 doses for vaccinated persons in Florida	
Doses administered	5,733
People receiving one dose of a 1-dose series (Johnson & Johnson) or receiving only one dose of a 2-dose series (Moderna, Pfizer) count once. Persons receiving both doses of a 2-dose series count twice.	

Current status of persons vaccinated for COVID-19 in Florida	
Total people vaccinated	3,757
First dose	1,453
Series completed	2,304
Completed 1-dose series	328
Completed 2-dose series	1,976
First dose: current number of people who have only received their first dose of the Moderna or Pfizer vaccine.	
Series complete: current number of people who have received both Moderna or Pfizer vaccine doses or one Johnson & Johnson dose and are considered fully immunized.	

Demographic summary	First dose	Series complete	Total people vaccinated
Age group	1,453	2,304	3,757
16-24 years	35	18	53
25-34 years	91	32	123
35-44 years	211	69	280
45-54 years	278	126	404
55-64 years	423	432	855
65-74 years	259	949	1,208
75-84 years	120	540	660
85+ years	36	138	174
Race	1,453	2,304	3,757
White	1,087	1,998	3,085
Black	271	88	359
American Indian/Alaskan	13	13	26
Other	48	70	118
Unknown	34	135	169
Other race includes Asian, native Hawaiian/Pacific Islander, or other.			
Ethnicity	1,453	2,304	3,757
Hispanic	38	44	82
Non-Hispanic	1,193	1,714	2,907
Unknown	222	546	768
Gender	1,453	2,304	3,757
Female	448	1,236	1,684
Male	1,005	1,068	2,073
Unknown	0	0	0



COVID-19: Duval County vaccine summary

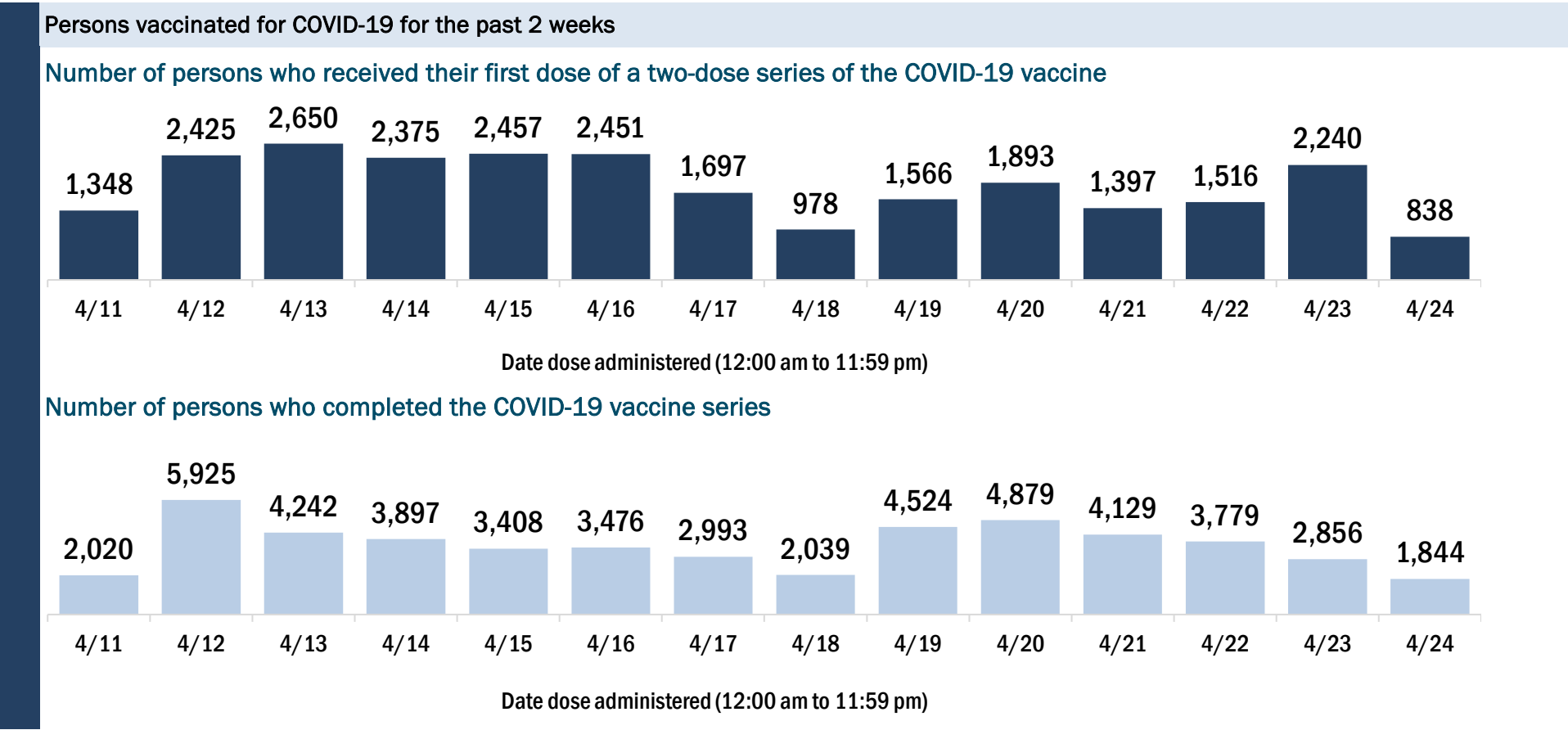
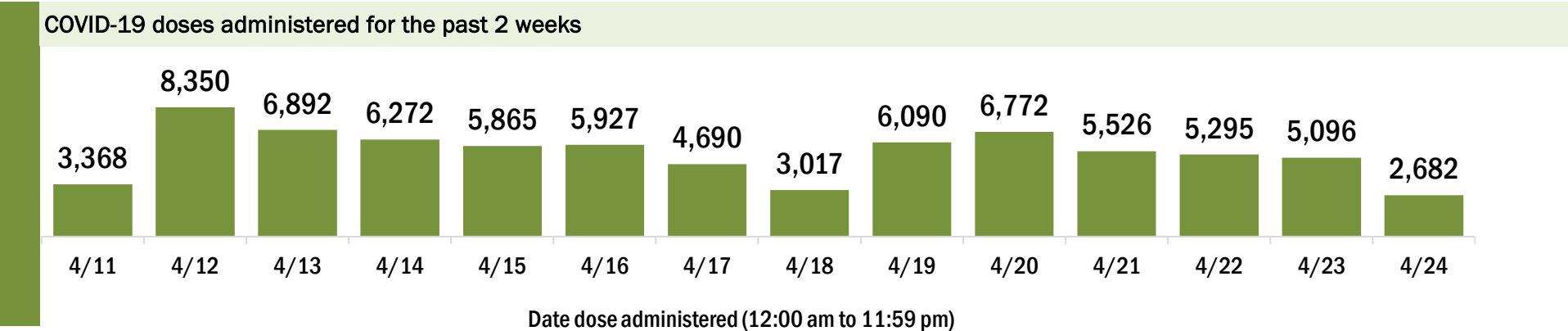
Vaccination data through Apr 24, 2021 as of Apr 25, 2021 at 12:05 AM

Data in this report are provisional and subject to change.

Data in this summary pertain to COVID-19 vaccines approved by the U.S. Food and Drug Administration and have been issued an Emergency Use Authorization (Janssen COVID-19 Vaccine, Moderna COVID-19 Vaccine and Pfizer-BioNTech COVID-19 Vaccine). These data summarize the number of people who have received either their first dose or have completed the series for a COVID-19 vaccine. **A person can only be counted in one category, first dose or series complete.** For persons receiving Moderna or Pfizer vaccines, once they receive their second dose, they are moved from the first dose column to the series completed column. **Because of this, the total first dose category may show a change from report to report not matching the total receiving their first dose from the previous day.** Persons receiving Johnson & Johnson vaccines will always be counted in the series completed column.

COVID-19 doses for vaccinated persons in Florida	
Doses administered	520,845
People receiving one dose of a 1-dose series (Johnson & Johnson) or receiving only one dose of a 2-dose series (Moderna, Pfizer) count once. Persons receiving both doses of a 2-dose series count twice.	
Current status of persons vaccinated for COVID-19 in Florida	
Total people vaccinated	316,797
First dose	89,318
Series completed	227,479
Completed 1-dose series	23,431
Completed 2-dose series	204,048
First dose: current number of people who have only received their first dose of the Moderna or Pfizer vaccine.	
Series complete: current number of people who have received both Moderna or Pfizer vaccine doses or one Johnson & Johnson dose and are considered fully immunized.	

Demographic summary		First dose	Series complete	Total people vaccinated
Age group		89,318	227,479	316,797
16-24 years		11,483	6,212	17,695
25-34 years		15,684	17,000	32,684
35-44 years		15,130	23,158	38,288
45-54 years		14,037	34,046	48,083
55-64 years		14,495	53,296	67,791
65-74 years		11,426	58,350	69,776
75-84 years		4,930	26,352	31,282
85+ years		2,133	9,065	11,198
Race		89,318	227,479	316,797
White		46,283	132,104	178,387
Black		13,631	38,793	52,424
American Indian/Alaskan		294	536	830
Other		15,079	27,377	42,456
Unknown		14,031	28,669	42,700
Other race includes Asian, native Hawaiian/Pacific Islander, or other.				
Ethnicity		89,318	227,479	316,797
Hispanic		8,821	10,830	19,651
Non-Hispanic		57,170	164,309	221,479
Unknown		23,327	52,340	75,667
Gender		89,318	227,479	316,797
Female		46,507	131,052	177,559
Male		40,348	96,298	136,646
Unknown		2,463	129	2,592



COVID-19: Escambia County vaccine summary

Vaccination data through Apr 24, 2021 as of Apr 25, 2021 at 12:05 AM

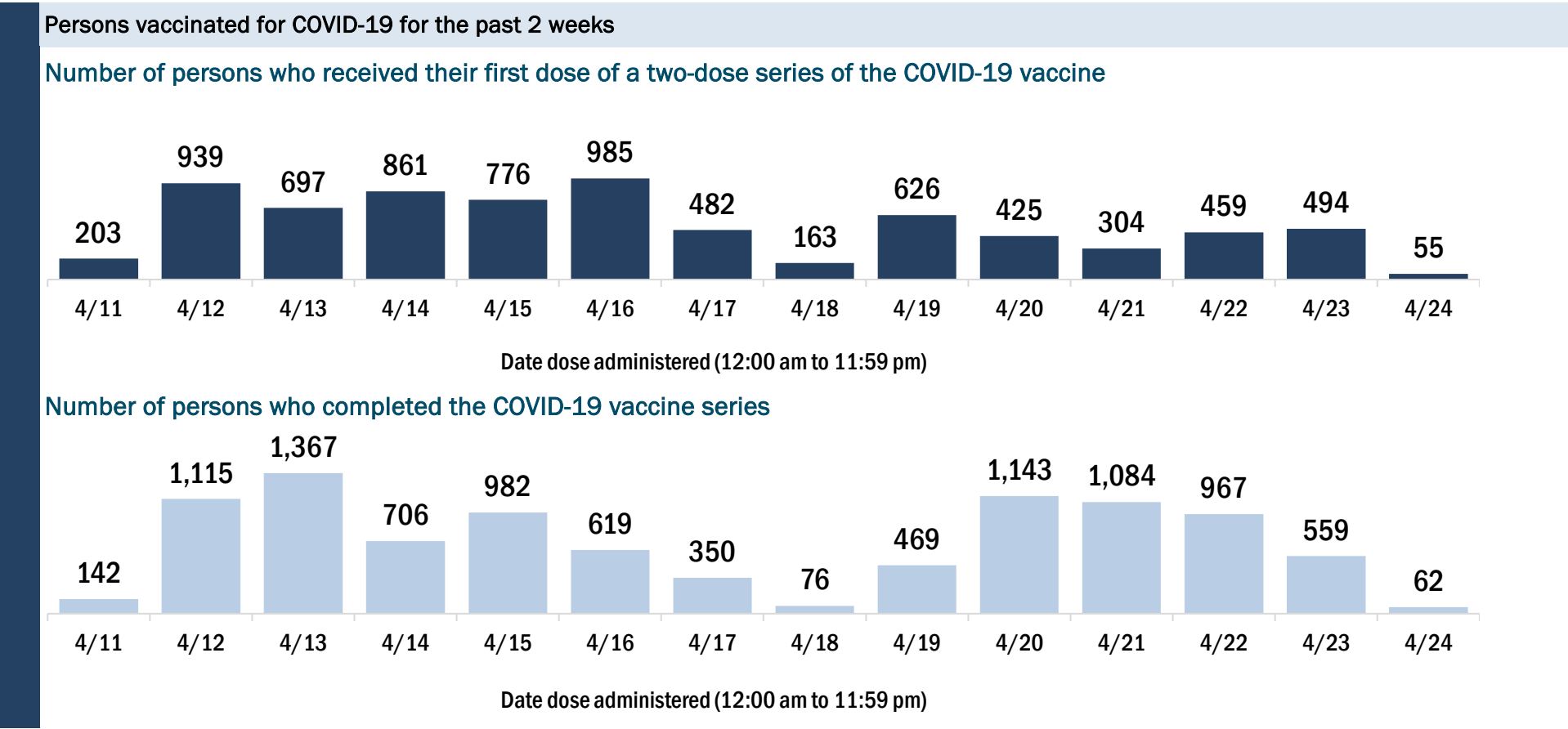
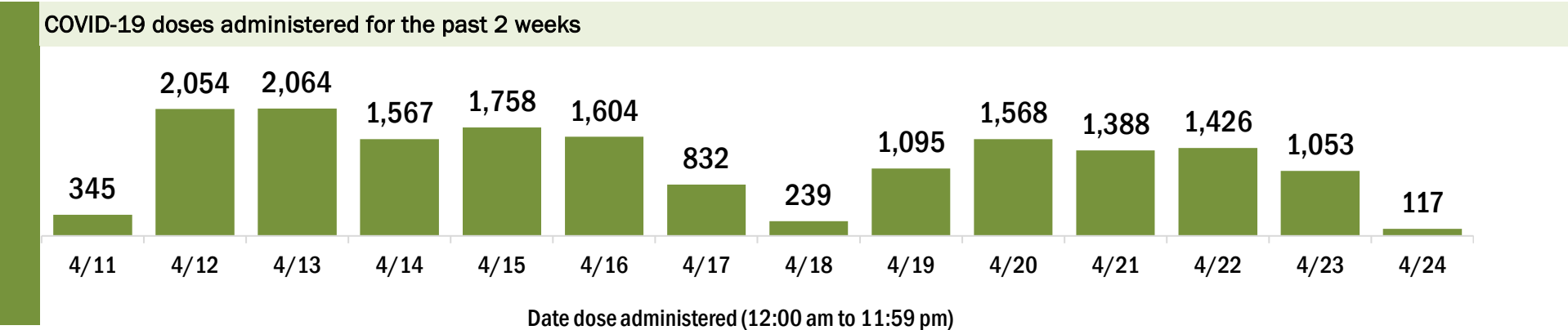
Data in this report are provisional and subject to change.

Data in this summary pertain to COVID-19 vaccines approved by the U.S. Food and Drug Administration and have been issued an Emergency Use Authorization (Janssen COVID-19 Vaccine, Moderna COVID-19 Vaccine and Pfizer-BioNTech COVID-19 Vaccine). These data summarize the number of people who have received either their first dose or have completed the series for a COVID-19 vaccine. **A person can only be counted in one category, first dose or series complete.** For persons receiving Moderna or Pfizer vaccines, once they receive their second dose, they are moved from the first dose column to the series completed column. **Because of this, the total first dose category may show a change from report to report not matching the total receiving their first dose from the previous day.** Persons receiving Johnson & Johnson vaccines will always be counted in the series completed column.

COVID-19 doses for vaccinated persons in Florida	
Doses administered	155,066
People receiving one dose of a 1-dose series (Johnson & Johnson) or receiving only one dose of a 2-dose series (Moderna, Pfizer) count once. Persons receiving both doses of a 2-dose series count twice.	

Current status of persons vaccinated for COVID-19 in Florida	
Total people vaccinated	94,932
First dose	27,831
Series completed	67,101
Completed 1-dose series	6,967
Completed 2-dose series	60,134
First dose: current number of people who have only received their first dose of the Moderna or Pfizer vaccine.	
Series complete: current number of people who have received both Moderna or Pfizer vaccine doses or one Johnson & Johnson dose and are considered fully immunized.	

Demographic summary	First dose	Series complete	Total people vaccinated
Age group	27,831	67,101	94,932
16-24 years	3,299	1,386	4,685
25-34 years	4,397	3,420	7,817
35-44 years	4,195	4,552	8,747
45-54 years	4,137	7,718	11,855
55-64 years	4,928	15,537	20,465
65-74 years	3,937	19,984	23,921
75-84 years	2,119	10,657	12,776
85+ years	819	3,847	4,666
Race	27,831	67,101	94,932
White	14,749	41,331	56,080
Black	3,552	10,193	13,745
American Indian/Alaskan	158	507	665
Other	2,884	6,102	8,986
Unknown	6,488	8,968	15,456
Other race includes Asian, native Hawaiian/Pacific Islander, or other.			
Ethnicity	27,831	67,101	94,932
Hispanic	1,196	1,553	2,749
Non-Hispanic	16,696	47,484	64,180
Unknown	9,939	18,064	28,003
Gender	27,831	67,101	94,932
Female	15,162	39,519	54,681
Male	12,587	27,524	40,111
Unknown	82	58	140



COVID-19: Flagler County vaccine summary

Vaccination data through Apr 24, 2021 as of Apr 25, 2021 at 12:05 AM

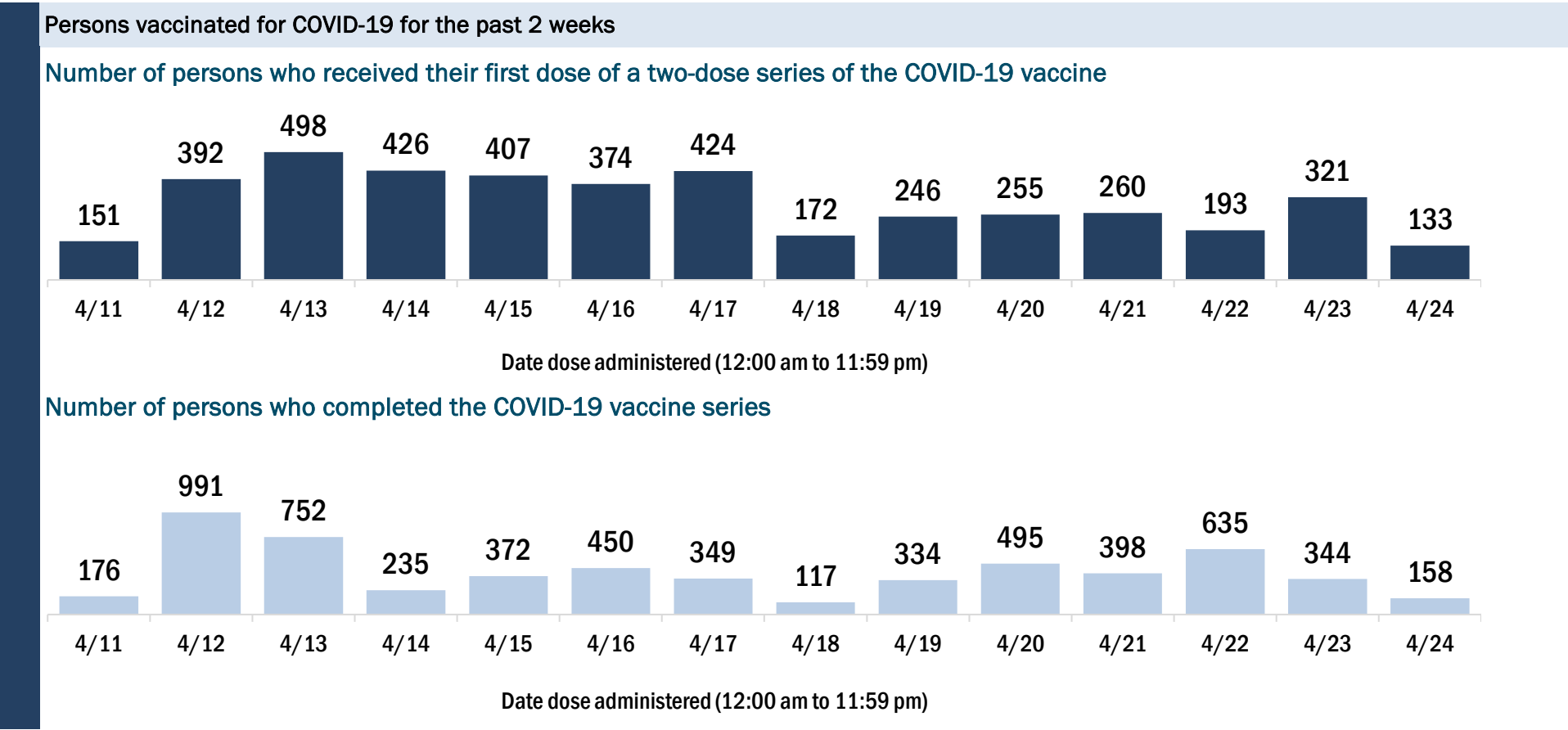
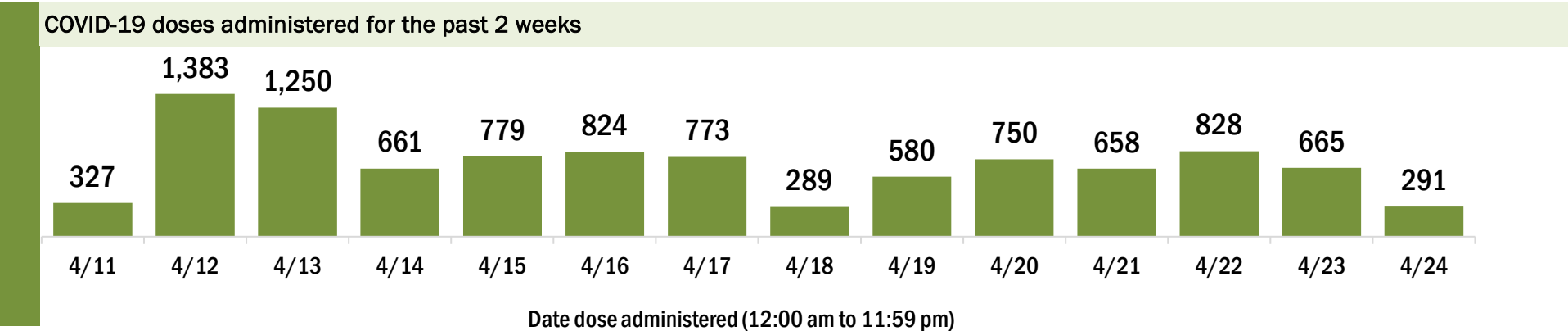
Data in this report are provisional and subject to change.

Data in this summary pertain to COVID-19 vaccines approved by the U.S. Food and Drug Administration and have been issued an Emergency Use Authorization (Janssen COVID-19 Vaccine, Moderna COVID-19 Vaccine and Pfizer-BioNTech COVID-19 Vaccine). These data summarize the number of people who have received either their first dose or have completed the series for a COVID-19 vaccine. **A person can only be counted in one category, first dose or series complete.** For persons receiving Moderna or Pfizer vaccines, once they receive their second dose, they are moved from the first dose column to the series completed column. **Because of this, the total first dose category may show a change from report to report not matching the total receiving their first dose from the previous day.** Persons receiving Johnson & Johnson vaccines will always be counted in the series completed column.

COVID-19 doses for vaccinated persons in Florida	
Doses administered	83,455
People receiving one dose of a 1-dose series (Johnson & Johnson) or receiving only one dose of a 2-dose series (Moderna, Pfizer) count once. Persons receiving both doses of a 2-dose series count twice.	

Current status of persons vaccinated for COVID-19 in Florida	
Total people vaccinated	50,128
First dose	14,677
Series completed	35,451
Completed 1-dose series	2,124
Completed 2-dose series	33,327
First dose: current number of people who have only received their first dose of the Moderna or Pfizer vaccine.	
Series complete: current number of people who have received both Moderna or Pfizer vaccine doses or one Johnson & Johnson dose and are considered fully immunized.	

Demographic summary	First dose	Series complete	Total people vaccinated
Age group	14,677	35,451	50,128
16-24 years	1,159	363	1,522
25-34 years	1,168	737	1,905
35-44 years	1,655	1,341	2,996
45-54 years	2,503	2,552	5,055
55-64 years	3,817	6,152	9,969
65-74 years	2,426	13,978	16,404
75-84 years	1,430	8,123	9,553
85+ years	519	2,205	2,724
Race	14,677	35,451	50,128
White	9,413	23,873	33,286
Black	1,001	2,282	3,283
American Indian/Alaskan	94	207	301
Other	1,307	3,239	4,546
Unknown	2,862	5,850	8,712
Other race includes Asian, native Hawaiian/Pacific Islander, or other.			
Ethnicity	14,677	35,451	50,128
Hispanic	1,472	1,858	3,330
Non-Hispanic	8,687	21,315	30,002
Unknown	4,518	12,278	16,796
Gender	14,677	35,451	50,128
Female	7,769	20,007	27,776
Male	6,718	15,284	22,002
Unknown	190	160	350



COVID-19: Franklin County vaccine summary

Vaccination data through Apr 24, 2021 as of Apr 25, 2021 at 12:05 AM

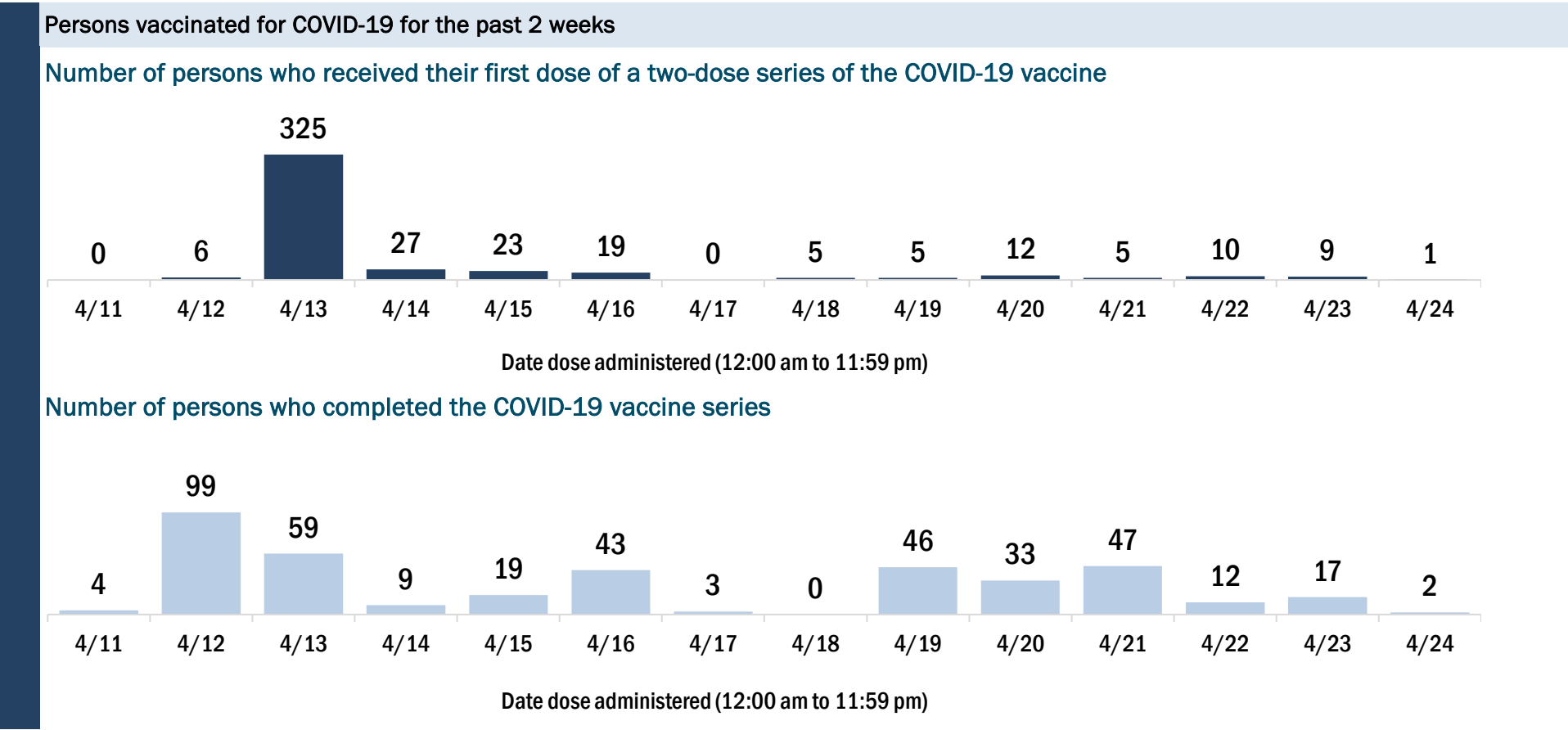
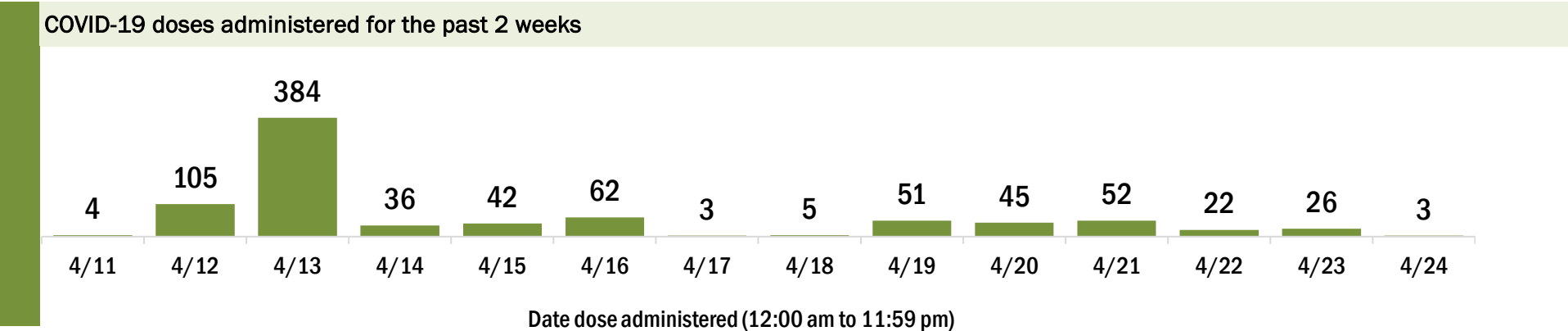
Data in this report are provisional and subject to change.

Data in this summary pertain to COVID-19 vaccines approved by the U.S. Food and Drug Administration and have been issued an Emergency Use Authorization (Janssen COVID-19 Vaccine, Moderna COVID-19 Vaccine and Pfizer-BioNTech COVID-19 Vaccine). These data summarize the number of people who have received either their first dose or have completed the series for a COVID-19 vaccine. **A person can only be counted in one category, first dose or series complete.** For persons receiving Moderna or Pfizer vaccines, once they receive their second dose, they are moved from the first dose column to the series completed column. **Because of this, the total first dose category may show a change from report to report not matching the total receiving their first dose from the previous day.** Persons receiving Johnson & Johnson vaccines will always be counted in the series completed column.

COVID-19 doses for vaccinated persons in Florida	
Doses administered	6,883
People receiving one dose of a 1-dose series (Johnson & Johnson) or receiving only one dose of a 2-dose series (Moderna, Pfizer) count once. Persons receiving both doses of a 2-dose series count twice.	

Current status of persons vaccinated for COVID-19 in Florida	
Total people vaccinated	3,947
First dose	931
Series completed	3,016
Completed 1-dose series	80
Completed 2-dose series	2,936
First dose: current number of people who have only received their first dose of the Moderna or Pfizer vaccine.	
Series complete: current number of people who have received both Moderna or Pfizer vaccine doses or one Johnson & Johnson dose and are considered fully immunized.	

Demographic summary	First dose	Series complete	Total people vaccinated
Age group	931	3,016	3,947
16-24 years	41	16	57
25-34 years	118	43	161
35-44 years	160	79	239
45-54 years	181	217	398
55-64 years	225	649	874
65-74 years	142	1,290	1,432
75-84 years	53	602	655
85+ years	11	120	131
Race	931	3,016	3,947
White	682	2,702	3,384
Black	177	139	316
American Indian/Alaskan	1	8	9
Other	36	115	151
Unknown	35	52	87
Other race includes Asian, native Hawaiian/Pacific Islander, or other.			
Ethnicity	931	3,016	3,947
Hispanic	17	41	58
Non-Hispanic	521	2,594	3,115
Unknown	393	381	774
Gender	931	3,016	3,947
Female	329	1,598	1,927
Male	602	1,418	2,020
Unknown	0	0	0



COVID-19: Gadsden County vaccine summary

Vaccination data through Apr 24, 2021 as of Apr 25, 2021 at 12:05 AM

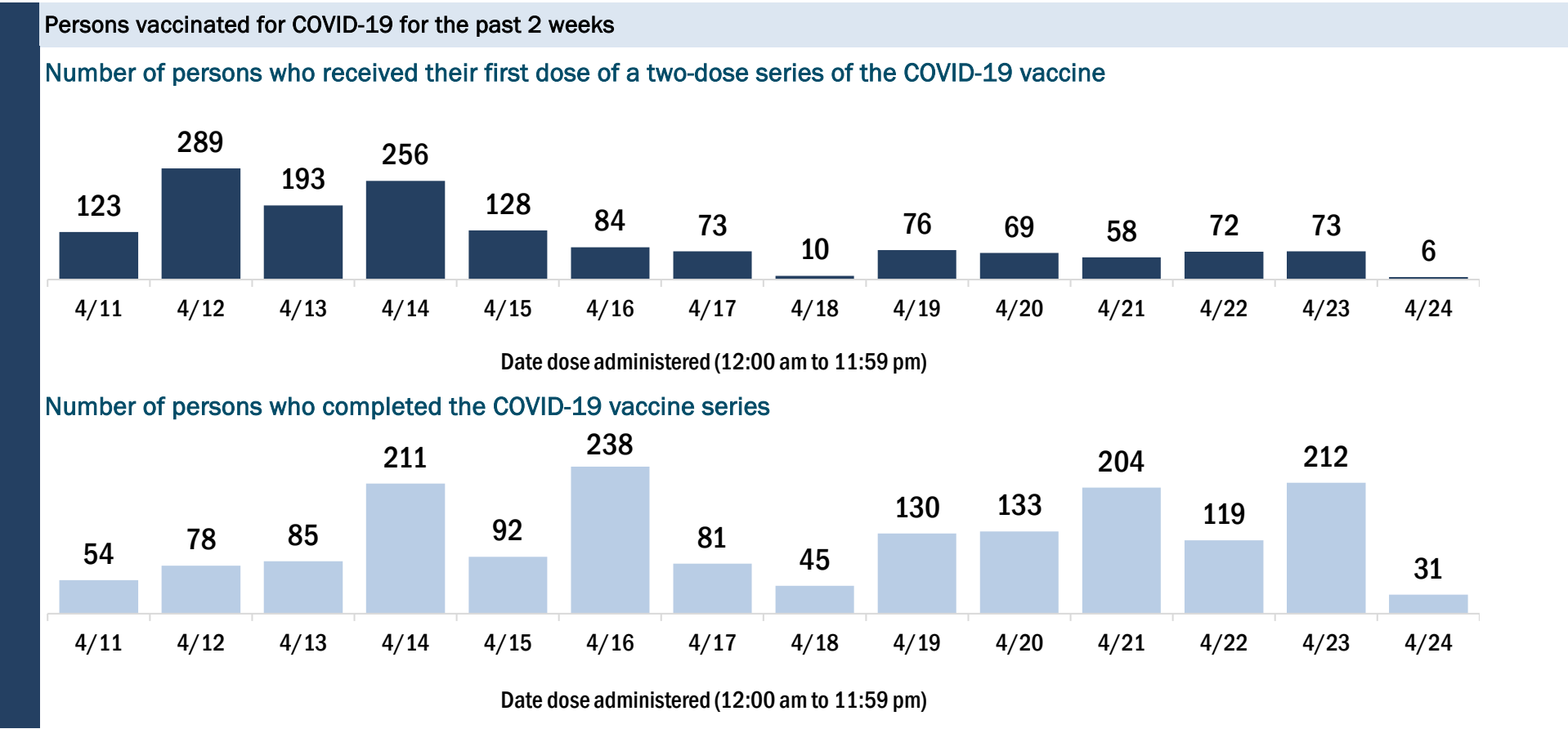
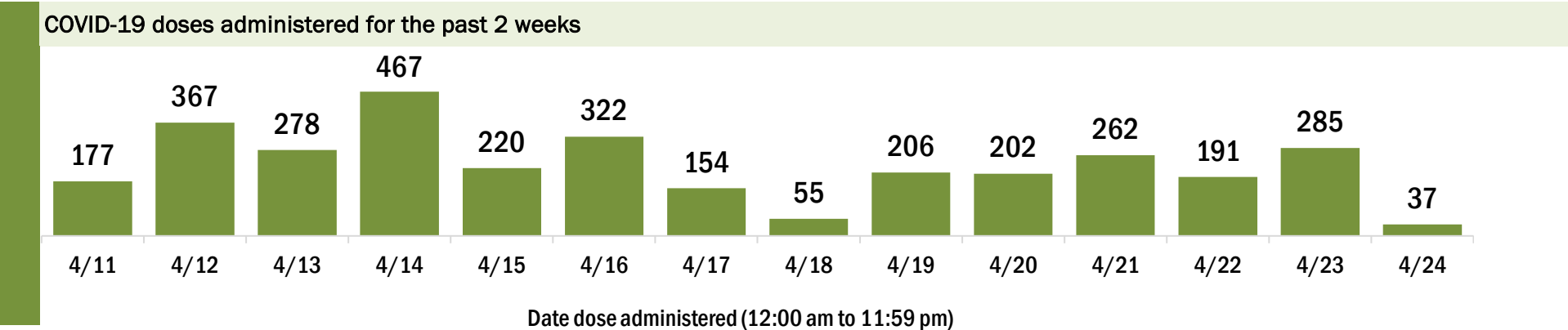
Data in this report are provisional and subject to change.

Data in this summary pertain to COVID-19 vaccines approved by the U.S. Food and Drug Administration and have been issued an Emergency Use Authorization (Janssen COVID-19 Vaccine, Moderna COVID-19 Vaccine and Pfizer-BioNTech COVID-19 Vaccine). These data summarize the number of people who have received either their first dose or have completed the series for a COVID-19 vaccine. **A person can only be counted in one category, first dose or series complete.** For persons receiving Moderna or Pfizer vaccines, once they receive their second dose, they are moved from the first dose column to the series completed column. **Because of this, the total first dose category may show a change from report to report not matching the total receiving their first dose from the previous day.** Persons receiving Johnson & Johnson vaccines will always be counted in the series completed column.

COVID-19 doses for vaccinated persons in Florida	
Doses administered	26,547
People receiving one dose of a 1-dose series (Johnson & Johnson) or receiving only one dose of a 2-dose series (Moderna, Pfizer) count once. Persons receiving both doses of a 2-dose series count twice.	

Current status of persons vaccinated for COVID-19 in Florida	
Total people vaccinated	16,128
First dose	3,996
Series completed	12,132
Completed 1-dose series	1,713
Completed 2-dose series	10,419
First dose: current number of people who have only received their first dose of the Moderna or Pfizer vaccine.	
Series complete: current number of people who have received both Moderna or Pfizer vaccine doses or one Johnson & Johnson dose and are considered fully immunized.	

Demographic summary	First dose	Series complete	Total people vaccinated
Age group	3,996	12,132	16,128
16-24 years	306	196	502
25-34 years	401	642	1,043
35-44 years	766	1,003	1,769
45-54 years	870	1,588	2,458
55-64 years	874	2,796	3,670
65-74 years	471	3,627	4,098
75-84 years	227	1,714	1,941
85+ years	81	566	647
Race	3,996	12,132	16,128
White	1,092	4,592	5,684
Black	1,761	5,108	6,869
American Indian/Alaskan	6	25	31
Other	639	1,568	2,207
Unknown	498	839	1,337
Other race includes Asian, native Hawaiian/Pacific Islander, or other.			
Ethnicity	3,996	12,132	16,128
Hispanic	523	404	927
Non-Hispanic	2,500	9,064	11,564
Unknown	973	2,664	3,637
Gender	3,996	12,132	16,128
Female	2,026	7,592	9,618
Male	1,970	4,540	6,510
Unknown	0	0	0



COVID-19: Gilchrist County vaccine summary

Vaccination data through Apr 24, 2021 as of Apr 25, 2021 at 12:05 AM

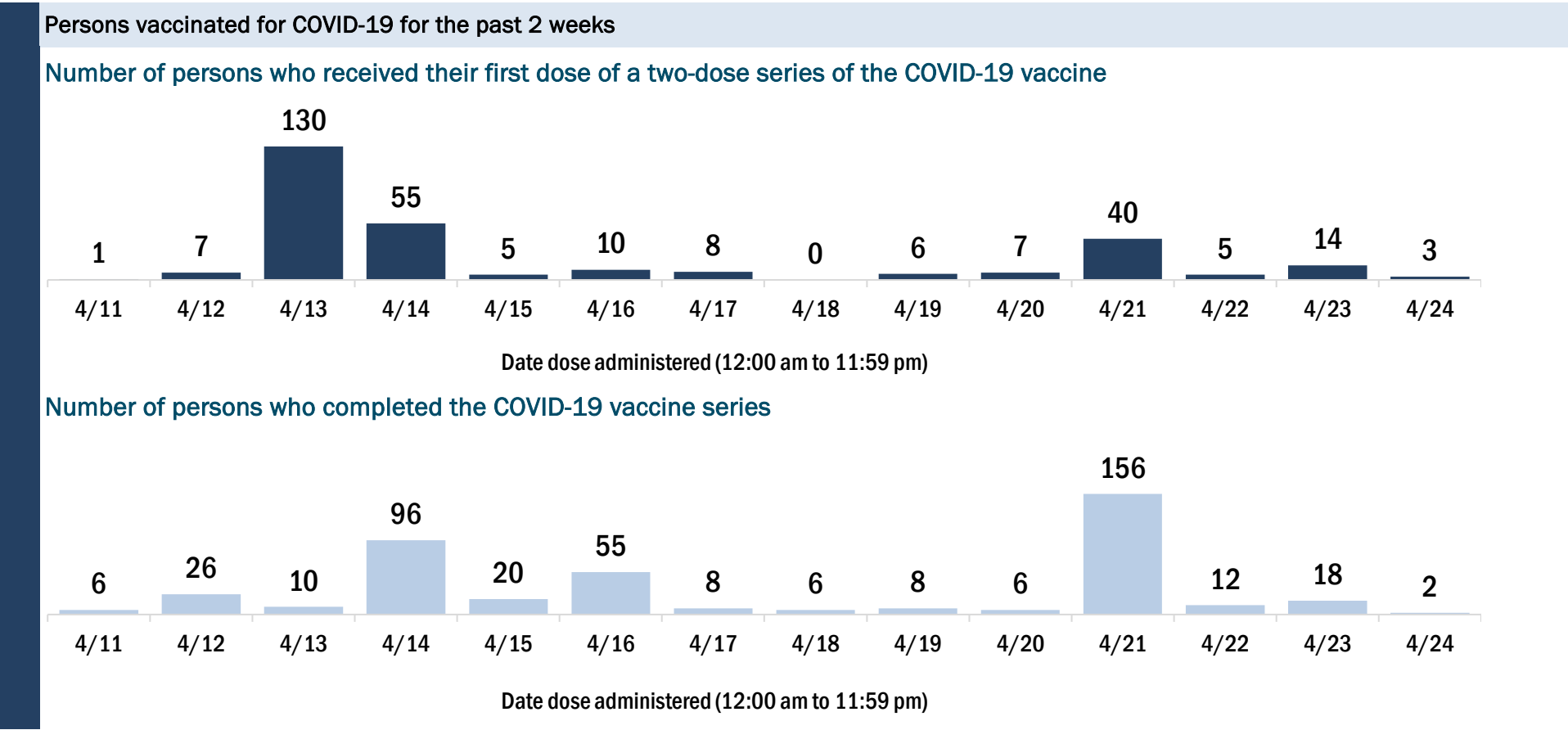
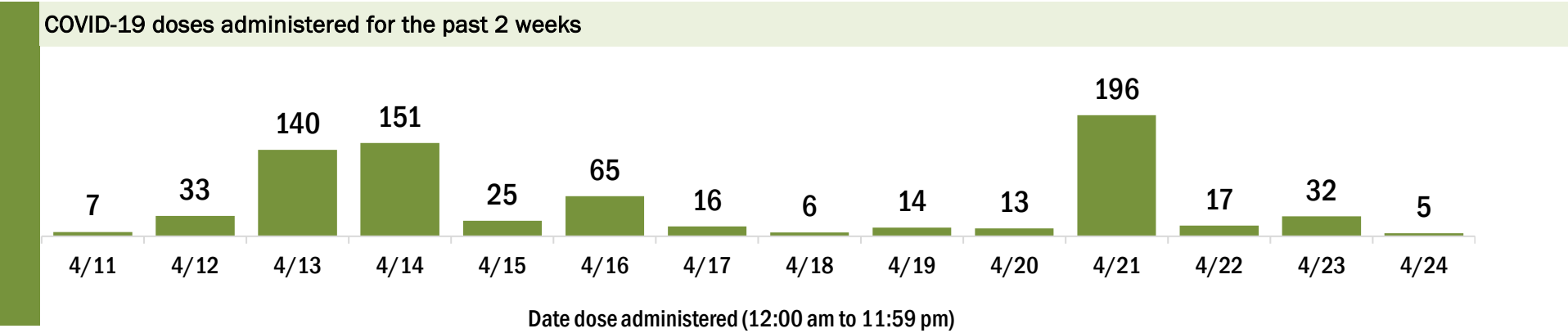
Data in this report are provisional and subject to change.

Data in this summary pertain to COVID-19 vaccines approved by the U.S. Food and Drug Administration and have been issued an Emergency Use Authorization (Janssen COVID-19 Vaccine, Moderna COVID-19 Vaccine and Pfizer-BioNTech COVID-19 Vaccine). These data summarize the number of people who have received either their first dose or have completed the series for a COVID-19 vaccine. **A person can only be counted in one category, first dose or series complete.** For persons receiving Moderna or Pfizer vaccines, once they receive their second dose, they are moved from the first dose column to the series completed column. **Because of this, the total first dose category may show a change from report to report not matching the total receiving their first dose from the previous day.** Persons receiving Johnson & Johnson vaccines will always be counted in the series completed column.

COVID-19 doses for vaccinated persons in Florida	
Doses administered	6,179
People receiving one dose of a 1-dose series (Johnson & Johnson) or receiving only one dose of a 2-dose series (Moderna, Pfizer) count once. Persons receiving both doses of a 2-dose series count twice.	

Current status of persons vaccinated for COVID-19 in Florida	
Total people vaccinated	3,736
First dose	882
Series completed	2,854
Completed 1-dose series	411
Completed 2-dose series	2,443
First dose: current number of people who have only received their first dose of the Moderna or Pfizer vaccine.	
Series complete: current number of people who have received both Moderna or Pfizer vaccine doses or one Johnson & Johnson dose and are considered fully immunized.	

Demographic summary	First dose	Series complete	Total people vaccinated
Age group	882	2,854	3,736
16-24 years	48	52	100
25-34 years	67	82	149
35-44 years	117	128	245
45-54 years	149	259	408
55-64 years	249	563	812
65-74 years	169	964	1,133
75-84 years	59	610	669
85+ years	24	196	220
Race	882	2,854	3,736
White	663	2,059	2,722
Black	43	48	91
American Indian/Alaskan	5	9	14
Other	72	210	282
Unknown	99	528	627
Other race includes Asian, native Hawaiian/Pacific Islander, or other.			
Ethnicity	882	2,854	3,736
Hispanic	67	58	125
Non-Hispanic	489	1,298	1,787
Unknown	326	1,498	1,824
Gender	882	2,854	3,736
Female	443	1,677	2,120
Male	438	1,177	1,615
Unknown	1	0	1



COVID-19: Glades County vaccine summary

Vaccination data through Apr 24, 2021 as of Apr 25, 2021 at 12:05 AM

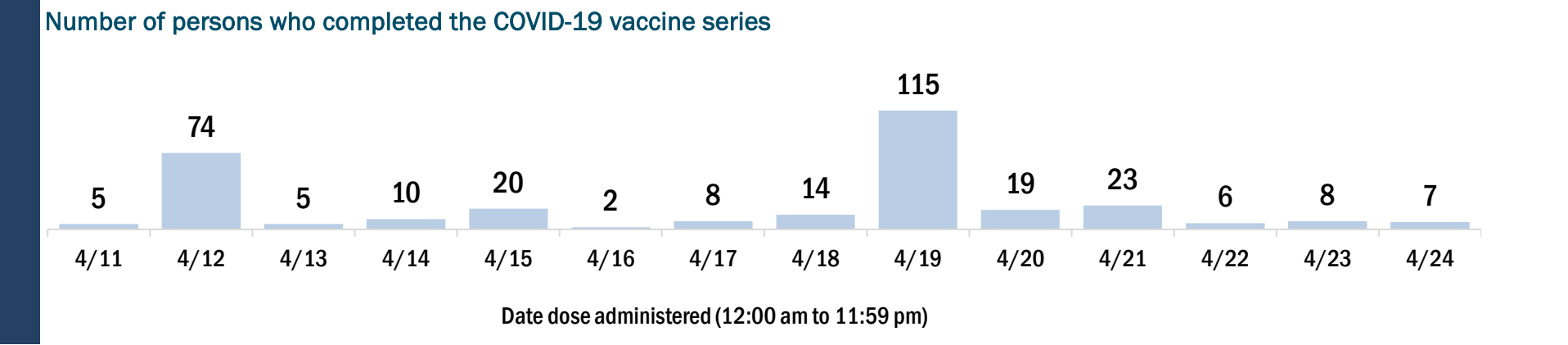
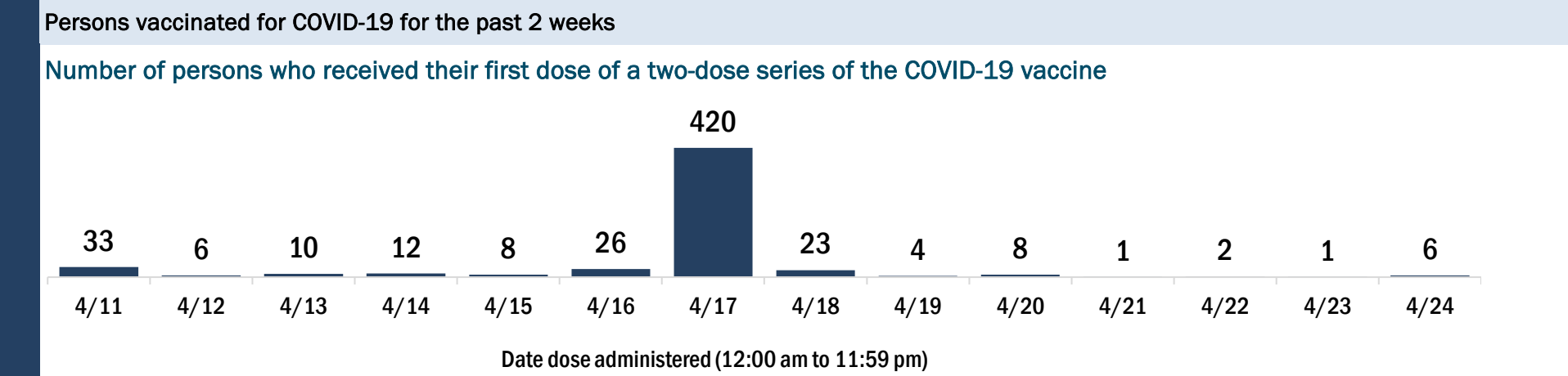
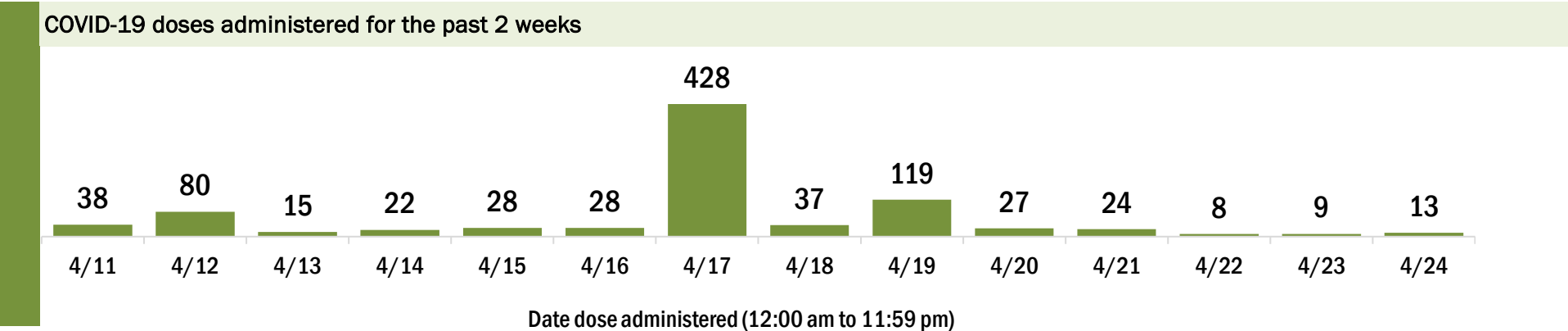
Data in this report are provisional and subject to change.

Data in this summary pertain to COVID-19 vaccines approved by the U.S. Food and Drug Administration and have been issued an Emergency Use Authorization (Janssen COVID-19 Vaccine, Moderna COVID-19 Vaccine and Pfizer-BioNTech COVID-19 Vaccine). These data summarize the number of people who have received either their first dose or have completed the series for a COVID-19 vaccine. **A person can only be counted in one category, first dose or series complete.** For persons receiving Moderna or Pfizer vaccines, once they receive their second dose, they are moved from the first dose column to the series completed column. **Because of this, the total first dose category may show a change from report to report not matching the total receiving their first dose from the previous day.** Persons receiving Johnson & Johnson vaccines will always be counted in the series completed column.

COVID-19 doses for vaccinated persons in Florida	
Doses administered	4,813
People receiving one dose of a 1-dose series (Johnson & Johnson) or receiving only one dose of a 2-dose series (Moderna, Pfizer) count once. Persons receiving both doses of a 2-dose series count twice.	

Current status of persons vaccinated for COVID-19 in Florida	
Total people vaccinated	2,932
First dose	826
Series completed	2,106
Completed 1-dose series	225
Completed 2-dose series	1,881
First dose: current number of people who have only received their first dose of the Moderna or Pfizer vaccine.	
Series complete: current number of people who have received both Moderna or Pfizer vaccine doses or one Johnson & Johnson dose and are considered fully immunized.	

Demographic summary	First dose	Series complete	Total people vaccinated
Age group	826	2,106	2,932
16-24 years	119	12	131
25-34 years	234	47	281
35-44 years	134	73	207
45-54 years	106	140	246
55-64 years	113	343	456
65-74 years	60	814	874
75-84 years	48	571	619
85+ years	12	106	118
Race	826	2,106	2,932
White	693	1,555	2,248
Black	34	105	139
American Indian/Alaskan	3	16	19
Other	27	111	138
Unknown	69	319	388
Other race includes Asian, native Hawaiian/Pacific Islander, or other.			
Ethnicity	826	2,106	2,932
Hispanic	472	108	580
Non-Hispanic	184	984	1,168
Unknown	170	1,014	1,184
Gender	826	2,106	2,932
Female	190	988	1,178
Male	636	1,118	1,754
Unknown	0	0	0



COVID-19: Gulf County vaccine summary

Vaccination data through Apr 24, 2021 as of Apr 25, 2021 at 12:05 AM

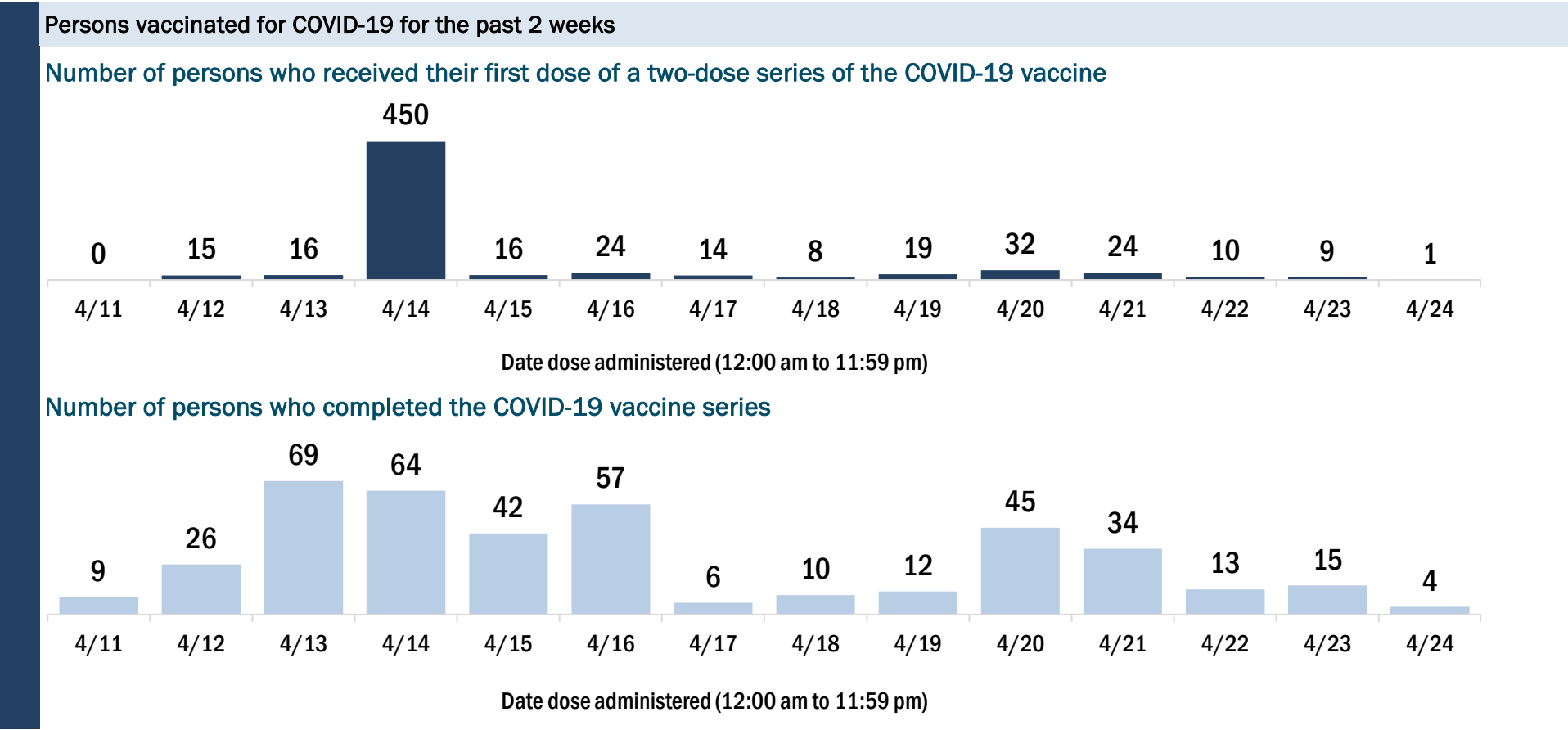
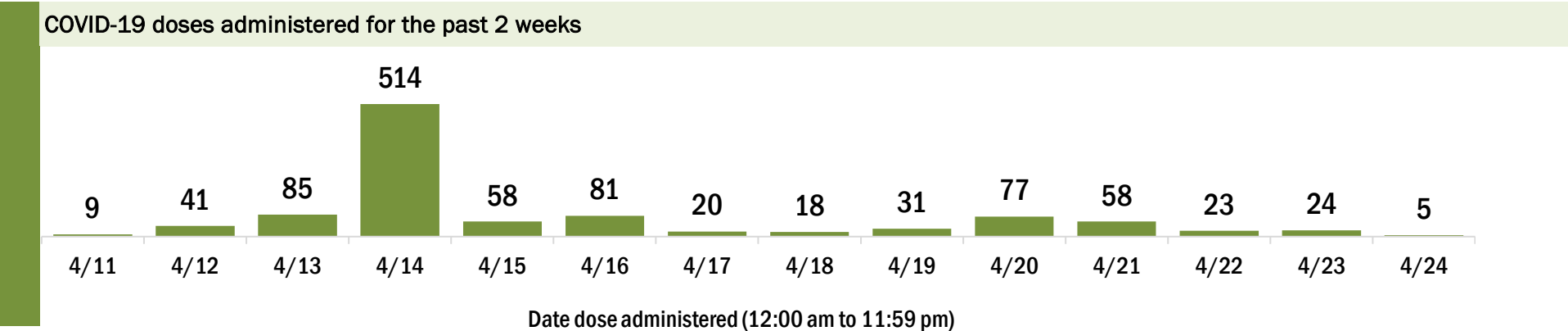
Data in this report are provisional and subject to change.

Data in this summary pertain to COVID-19 vaccines approved by the U.S. Food and Drug Administration and have been issued an Emergency Use Authorization (Janssen COVID-19 Vaccine, Moderna COVID-19 Vaccine and Pfizer-BioNTech COVID-19 Vaccine). These data summarize the number of people who have received either their first dose or have completed the series for a COVID-19 vaccine. **A person can only be counted in one category, first dose or series complete.** For persons receiving Moderna or Pfizer vaccines, once they receive their second dose, they are moved from the first dose column to the series completed column. **Because of this, the total first dose category may show a change from report to report not matching the total receiving their first dose from the previous day.** Persons receiving Johnson & Johnson vaccines will always be counted in the series completed column.

COVID-19 doses for vaccinated persons in Florida	
Doses administered	7,670
People receiving one dose of a 1-dose series (Johnson & Johnson) or receiving only one dose of a 2-dose series (Moderna, Pfizer) count once. Persons receiving both doses of a 2-dose series count twice.	

Current status of persons vaccinated for COVID-19 in Florida	
Total people vaccinated	4,563
First dose	1,217
Series completed	3,346
Completed 1-dose series	239
Completed 2-dose series	3,107
First dose: current number of people who have only received their first dose of the Moderna or Pfizer vaccine.	
Series complete: current number of people who have received both Moderna or Pfizer vaccine doses or one Johnson & Johnson dose and are considered fully immunized.	

Demographic summary	First dose	Series complete	Total people vaccinated
Age group	1,217	3,346	4,563
16-24 years	70	37	107
25-34 years	163	63	226
35-44 years	194	113	307
45-54 years	263	235	498
55-64 years	297	569	866
65-74 years	135	1,452	1,587
75-84 years	85	687	772
85+ years	10	190	200
Race	1,217	3,346	4,563
White	847	2,951	3,798
Black	274	238	512
American Indian/Alaskan	3	10	13
Other	70	87	157
Unknown	23	60	83
Other race includes Asian, native Hawaiian/Pacific Islander, or other.			
Ethnicity	1,217	3,346	4,563
Hispanic	14	35	49
Non-Hispanic	582	3,024	3,606
Unknown	621	287	908
Gender	1,217	3,346	4,563
Female	448	1,758	2,206
Male	769	1,588	2,357
Unknown	0	0	0



COVID-19: Hamilton County vaccine summary

Vaccination data through Apr 24, 2021 as of Apr 25, 2021 at 12:05 AM

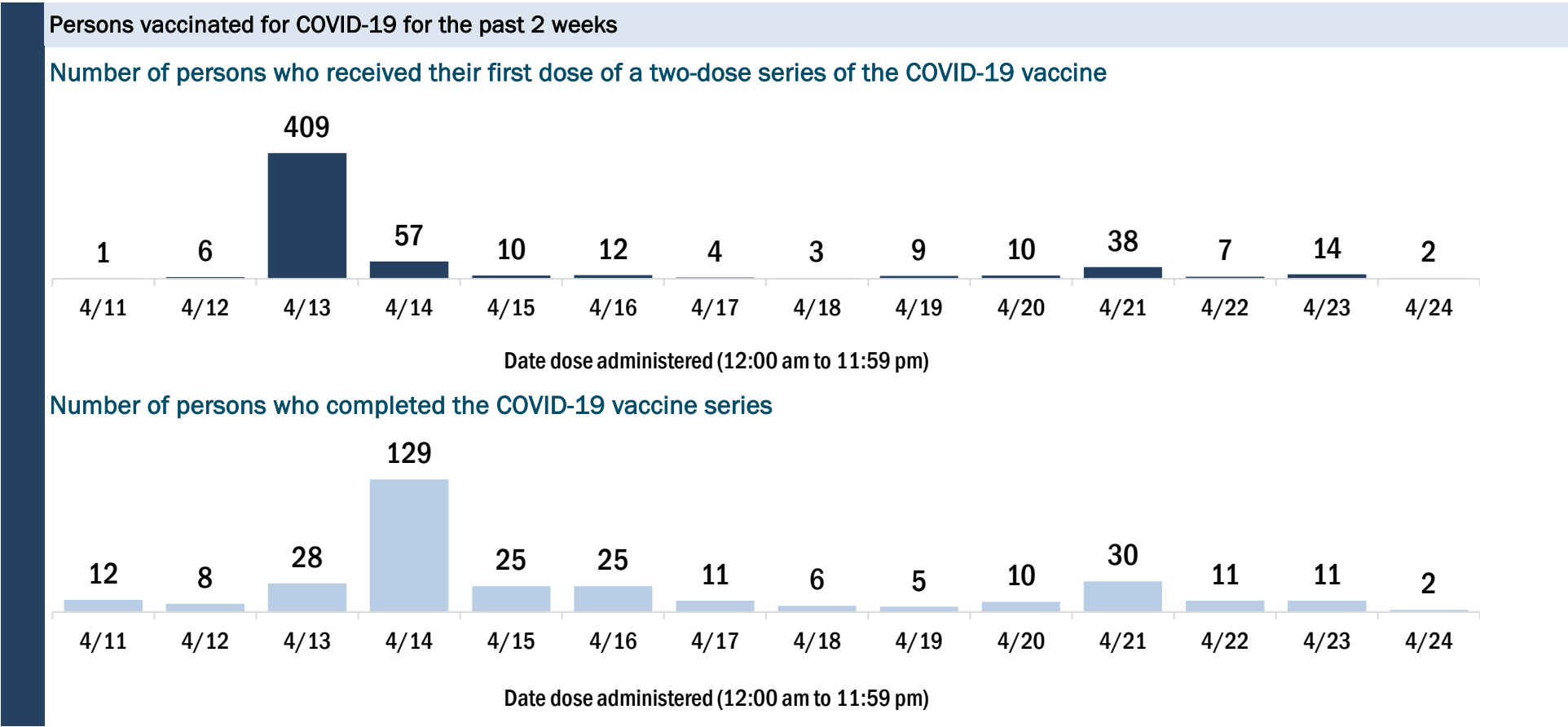
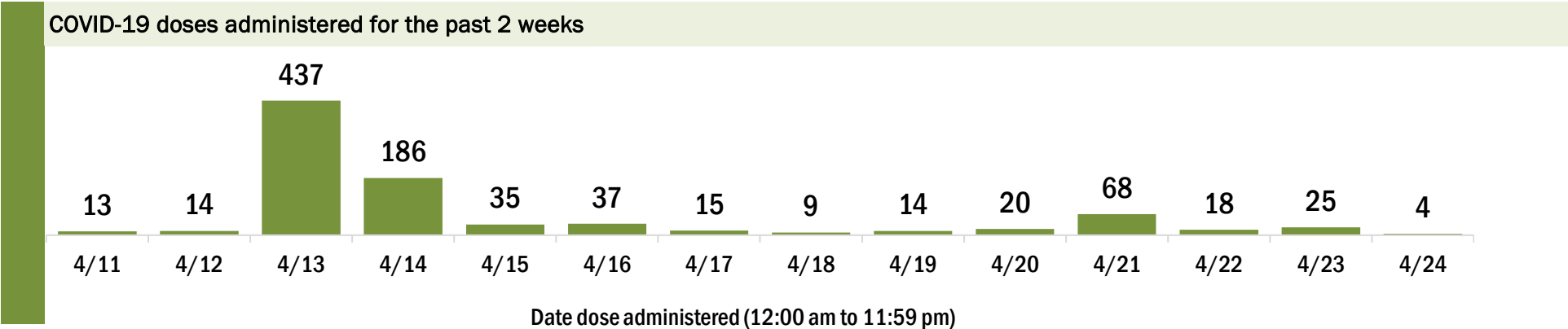
Data in this report are provisional and subject to change.

Data in this summary pertain to COVID-19 vaccines approved by the U.S. Food and Drug Administration and have been issued an Emergency Use Authorization (Janssen COVID-19 Vaccine, Moderna COVID-19 Vaccine and Pfizer-BioNTech COVID-19 Vaccine). These data summarize the number of people who have received either their first dose or have completed the series for a COVID-19 vaccine. **A person can only be counted in one category, first dose or series complete.** For persons receiving Moderna or Pfizer vaccines, once they receive their second dose, they are moved from the first dose column to the series completed column. **Because of this, the total first dose category may show a change from report to report not matching the total receiving their first dose from the previous day.** Persons receiving Johnson & Johnson vaccines will always be counted in the series completed column.

COVID-19 doses for vaccinated persons in Florida	
Doses administered	5,108
People receiving one dose of a 1-dose series (Johnson & Johnson) or receiving only one dose of a 2-dose series (Moderna, Pfizer) count once. Persons receiving both doses of a 2-dose series count twice.	

Current status of persons vaccinated for COVID-19 in Florida	
Total people vaccinated	3,141
First dose	956
Series completed	2,185
Completed 1-dose series	218
Completed 2-dose series	1,967
First dose: current number of people who have only received their first dose of the Moderna or Pfizer vaccine.	
Series complete: current number of people who have received both Moderna or Pfizer vaccine doses or one Johnson & Johnson dose and are considered fully immunized.	

Demographic summary	First dose	Series complete	Total people vaccinated
Age group	956	2,185	3,141
16-24 years	49	23	72
25-34 years	127	45	172
35-44 years	162	80	242
45-54 years	183	181	364
55-64 years	255	435	690
65-74 years	110	883	993
75-84 years	40	434	474
85+ years	30	104	134
Race	956	2,185	3,141
White	502	1,310	1,812
Black	330	512	842
American Indian/Alaskan	7	2	9
Other	89	133	222
Unknown	28	228	256
Other race includes Asian, native Hawaiian/Pacific Islander, or other.			
Ethnicity	956	2,185	3,141
Hispanic	78	41	119
Non-Hispanic	734	1,277	2,011
Unknown	144	867	1,011
Gender	956	2,185	3,141
Female	325	1,232	1,557
Male	631	953	1,584
Unknown	0	0	0



COVID-19: Hardee County vaccine summary

Vaccination data through Apr 24, 2021 as of Apr 25, 2021 at 12:05 AM

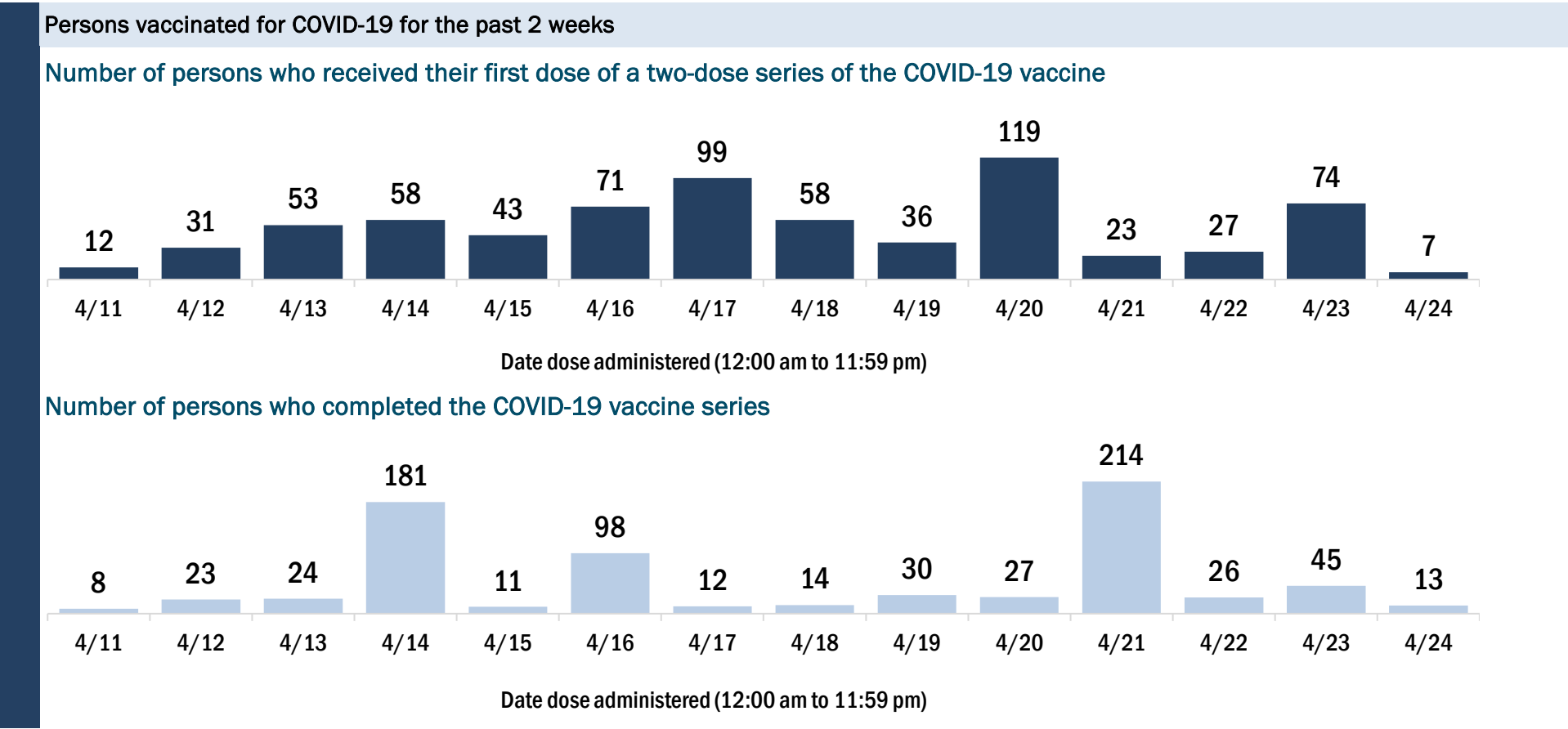
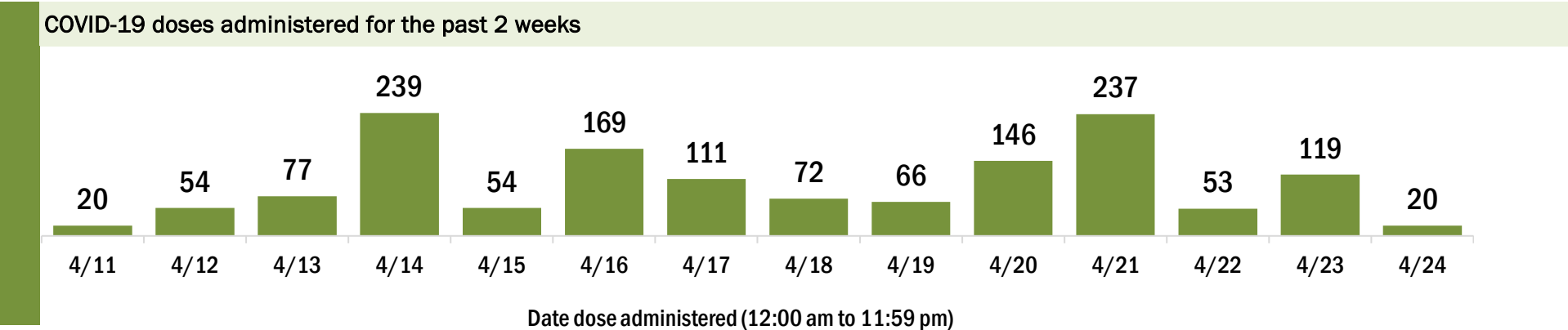
Data in this report are provisional and subject to change.

Data in this summary pertain to COVID-19 vaccines approved by the U.S. Food and Drug Administration and have been issued an Emergency Use Authorization (Janssen COVID-19 Vaccine, Moderna COVID-19 Vaccine and Pfizer-BioNTech COVID-19 Vaccine). These data summarize the number of people who have received either their first dose or have completed the series for a COVID-19 vaccine. **A person can only be counted in one category, first dose or series complete.** For persons receiving Moderna or Pfizer vaccines, once they receive their second dose, they are moved from the first dose column to the series completed column. **Because of this, the total first dose category may show a change from report to report not matching the total receiving their first dose from the previous day.** Persons receiving Johnson & Johnson vaccines will always be counted in the series completed column.

COVID-19 doses for vaccinated persons in Florida	
Doses administered	9,160
People receiving one dose of a 1-dose series (Johnson & Johnson) or receiving only one dose of a 2-dose series (Moderna, Pfizer) count once. Persons receiving both doses of a 2-dose series count twice.	

Current status of persons vaccinated for COVID-19 in Florida	
Total people vaccinated	5,550
First dose	1,802
Series completed	3,748
Completed 1-dose series	138
Completed 2-dose series	3,610
First dose: current number of people who have only received their first dose of the Moderna or Pfizer vaccine.	
Series complete: current number of people who have received both Moderna or Pfizer vaccine doses or one Johnson & Johnson dose and are considered fully immunized.	

Demographic summary	First dose	Series complete	Total people vaccinated
Age group	1,802	3,748	5,550
16-24 years	151	67	218
25-34 years	219	137	356
35-44 years	267	139	406
45-54 years	374	271	645
55-64 years	453	565	1,018
65-74 years	207	1,367	1,574
75-84 years	104	939	1,043
85+ years	27	263	290
Race	1,802	3,748	5,550
White	1,359	3,134	4,493
Black	91	146	237
American Indian/Alaskan	1	26	27
Other	260	355	615
Unknown	91	87	178
Other race includes Asian, native Hawaiian/Pacific Islander, or other.			
Ethnicity	1,802	3,748	5,550
Hispanic	784	526	1,310
Non-Hispanic	755	2,860	3,615
Unknown	263	362	625
Gender	1,802	3,748	5,550
Female	877	2,036	2,913
Male	922	1,711	2,633
Unknown	3	1	4



COVID-19: Hendry County vaccine summary

Vaccination data through Apr 24, 2021 as of Apr 25, 2021 at 12:05 AM

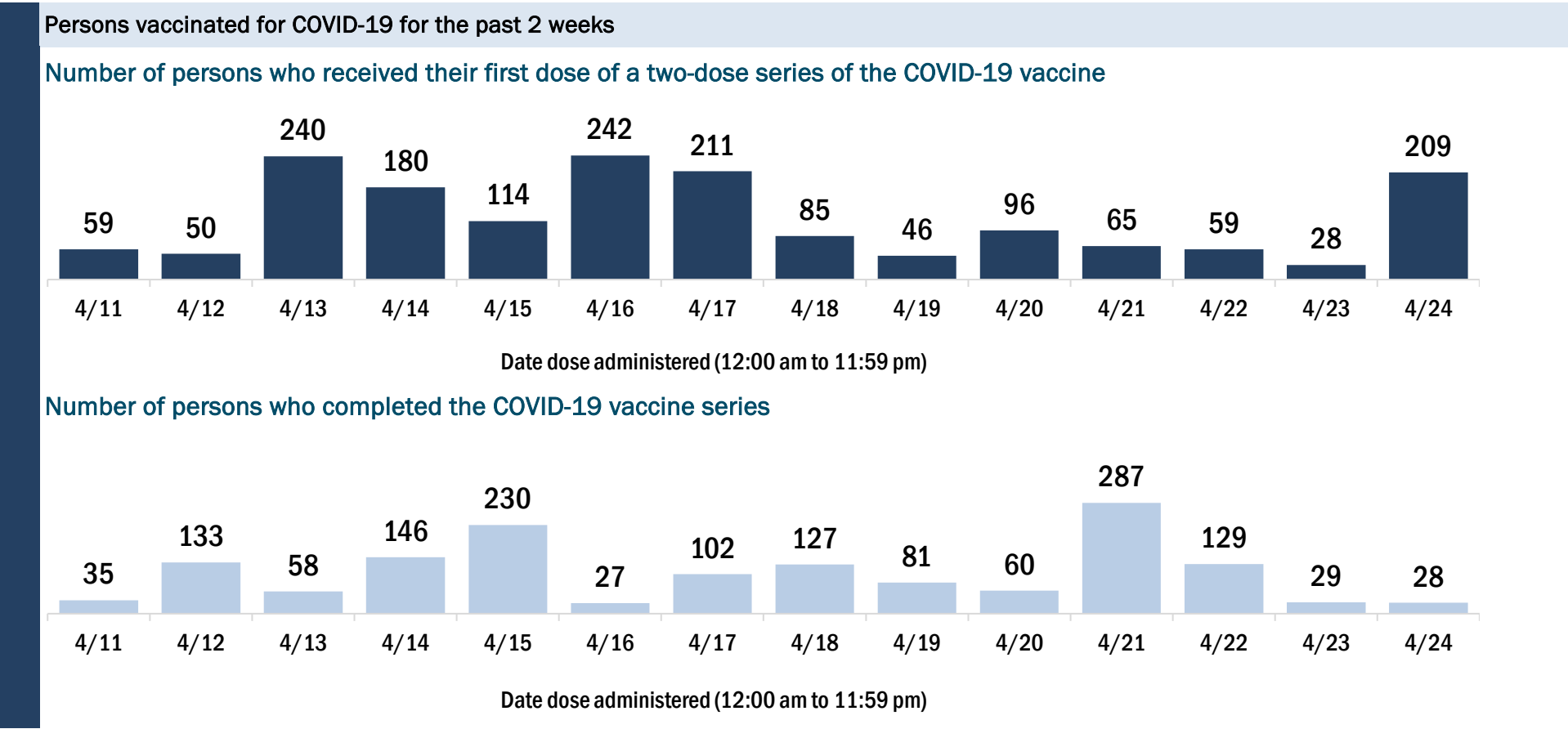
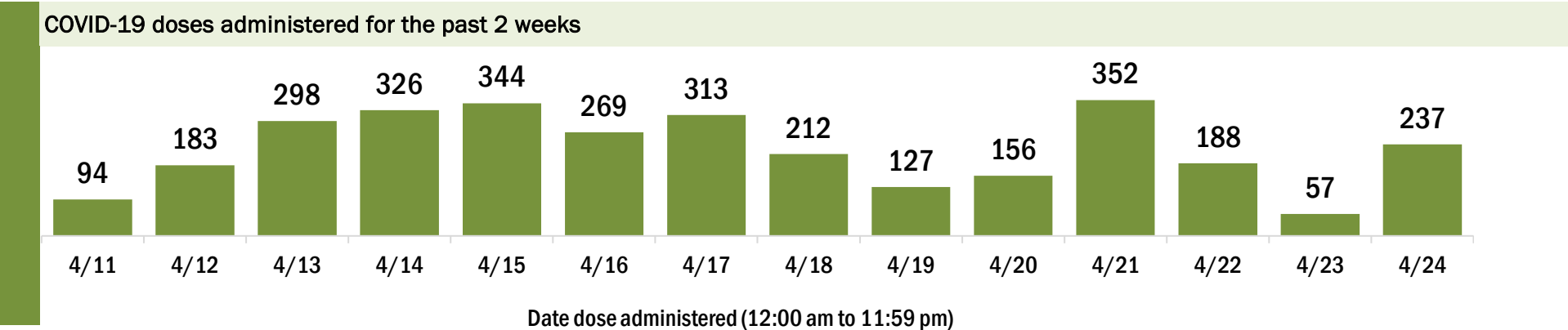
Data in this report are provisional and subject to change.

Data in this summary pertain to COVID-19 vaccines approved by the U.S. Food and Drug Administration and have been issued an Emergency Use Authorization (Janssen COVID-19 Vaccine, Moderna COVID-19 Vaccine and Pfizer-BioNTech COVID-19 Vaccine). These data summarize the number of people who have received either their first dose or have completed the series for a COVID-19 vaccine. **A person can only be counted in one category, first dose or series complete.** For persons receiving Moderna or Pfizer vaccines, once they receive their second dose, they are moved from the first dose column to the series completed column. **Because of this, the total first dose category may show a change from report to report not matching the total receiving their first dose from the previous day.** Persons receiving Johnson & Johnson vaccines will always be counted in the series completed column.

COVID-19 doses for vaccinated persons in Florida	
Doses administered	17,001
People receiving one dose of a 1-dose series (Johnson & Johnson) or receiving only one dose of a 2-dose series (Moderna, Pfizer) count once. Persons receiving both doses of a 2-dose series count twice.	

Current status of persons vaccinated for COVID-19 in Florida	
Total people vaccinated	11,034
First dose	3,945
Series completed	7,089
Completed 1-dose series	1,122
Completed 2-dose series	5,967
First dose: current number of people who have only received their first dose of the Moderna or Pfizer vaccine.	
Series complete: current number of people who have received both Moderna or Pfizer vaccine doses or one Johnson & Johnson dose and are considered fully immunized.	

Demographic summary	First dose	Series complete	Total people vaccinated
Age group	3,945	7,089	11,034
16-24 years	480	208	688
25-34 years	646	387	1,033
35-44 years	711	433	1,144
45-54 years	815	853	1,668
55-64 years	755	1,566	2,321
65-74 years	318	2,198	2,516
75-84 years	158	1,130	1,288
85+ years	62	314	376
Race	3,945	7,089	11,034
White	2,945	4,708	7,653
Black	229	484	713
American Indian/Alaskan	4	23	27
Other	461	1,160	1,621
Unknown	306	714	1,020
Other race includes Asian, native Hawaiian/Pacific Islander, or other.			
Ethnicity	3,945	7,089	11,034
Hispanic	2,119	1,930	4,049
Non-Hispanic	962	2,968	3,930
Unknown	864	2,191	3,055
Gender	3,945	7,089	11,034
Female	1,605	3,658	5,263
Male	2,338	3,429	5,767
Unknown	2	2	4



COVID-19: Hernando County vaccine summary

Vaccination data through Apr 24, 2021 as of Apr 25, 2021 at 12:05 AM

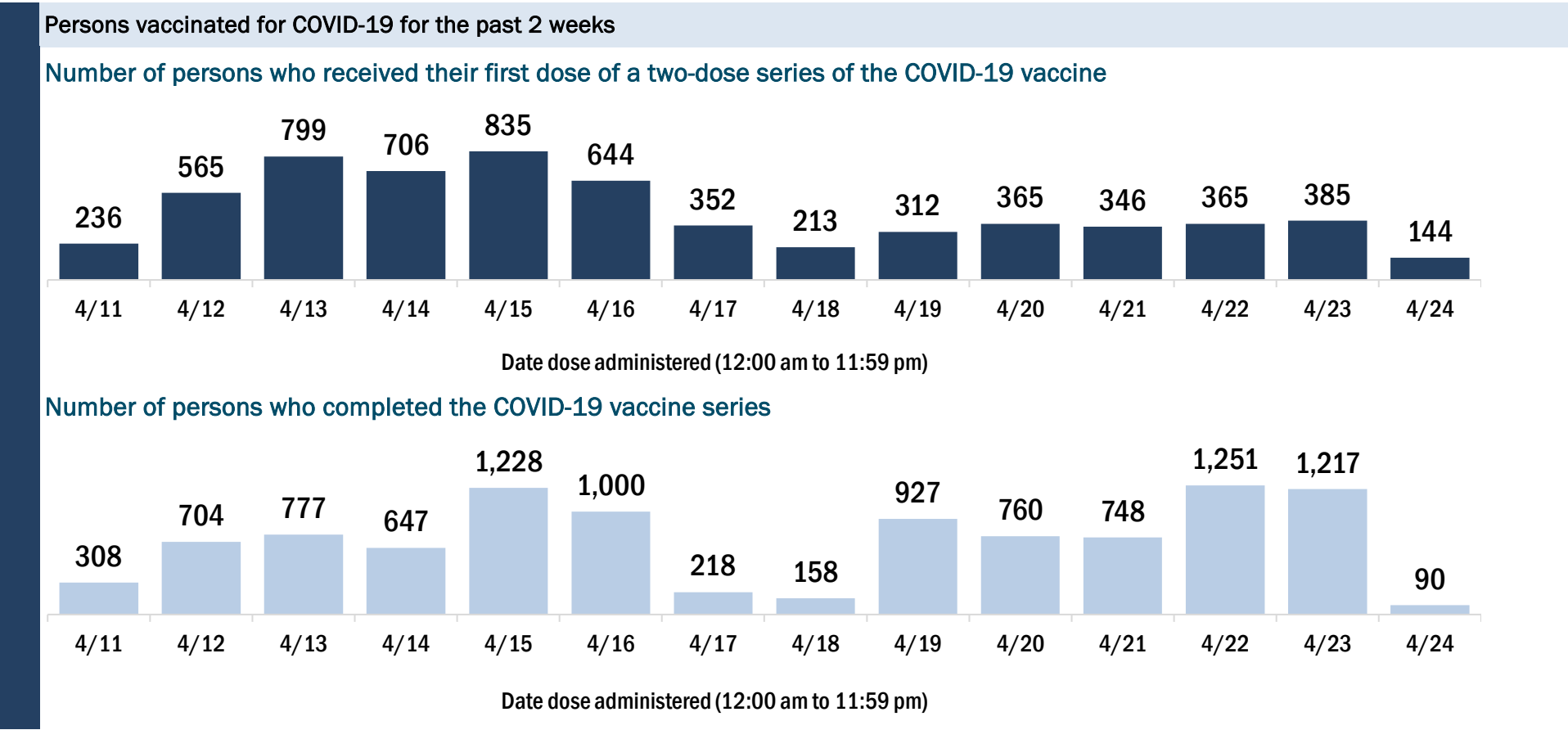
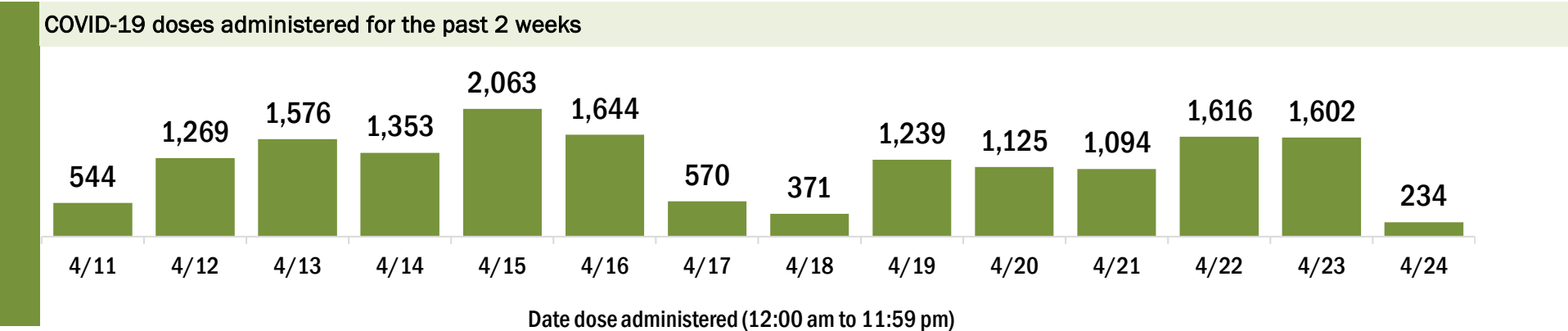
Data in this report are provisional and subject to change.

Data in this summary pertain to COVID-19 vaccines approved by the U.S. Food and Drug Administration and have been issued an Emergency Use Authorization (Janssen COVID-19 Vaccine, Moderna COVID-19 Vaccine and Pfizer-BioNTech COVID-19 Vaccine). These data summarize the number of people who have received either their first dose or have completed the series for a COVID-19 vaccine. **A person can only be counted in one category, first dose or series complete.** For persons receiving Moderna or Pfizer vaccines, once they receive their second dose, they are moved from the first dose column to the series completed column. **Because of this, the total first dose category may show a change from report to report not matching the total receiving their first dose from the previous day.** Persons receiving Johnson & Johnson vaccines will always be counted in the series completed column.

COVID-19 doses for vaccinated persons in Florida	
Doses administered	108,346
People receiving one dose of a 1-dose series (Johnson & Johnson) or receiving only one dose of a 2-dose series (Moderna, Pfizer) count once. Persons receiving both doses of a 2-dose series count twice.	

Current status of persons vaccinated for COVID-19 in Florida	
Total people vaccinated	65,711
First dose	18,356
Series completed	47,355
Completed 1-dose series	4,720
Completed 2-dose series	42,635
First dose: current number of people who have only received their first dose of the Moderna or Pfizer vaccine.	
Series complete: current number of people who have received both Moderna or Pfizer vaccine doses or one Johnson & Johnson dose and are considered fully immunized.	

Demographic summary	First dose	Series complete	Total people vaccinated
Age group	18,356	47,355	65,711
16-24 years	1,522	588	2,110
25-34 years	1,661	1,176	2,837
35-44 years	2,272	1,845	4,117
45-54 years	3,131	3,894	7,025
55-64 years	3,974	8,868	12,842
65-74 years	3,062	16,704	19,766
75-84 years	1,974	10,875	12,849
85+ years	760	3,405	4,165
Race	18,356	47,355	65,711
White	12,750	34,255	47,005
Black	574	1,201	1,775
American Indian/Alaskan	85	146	231
Other	1,448	3,258	4,706
Unknown	3,499	8,495	11,994
Other race includes Asian, native Hawaiian/Pacific Islander, or other.			
Ethnicity	18,356	47,355	65,711
Hispanic	1,566	2,187	3,753
Non-Hispanic	9,227	26,709	35,936
Unknown	7,563	18,459	26,022
Gender	18,356	47,355	65,711
Female	10,156	27,464	37,620
Male	8,185	19,857	28,042
Unknown	15	34	49



COVID-19: Highlands County vaccine summary

Vaccination data through Apr 24, 2021 as of Apr 25, 2021 at 12:05 AM

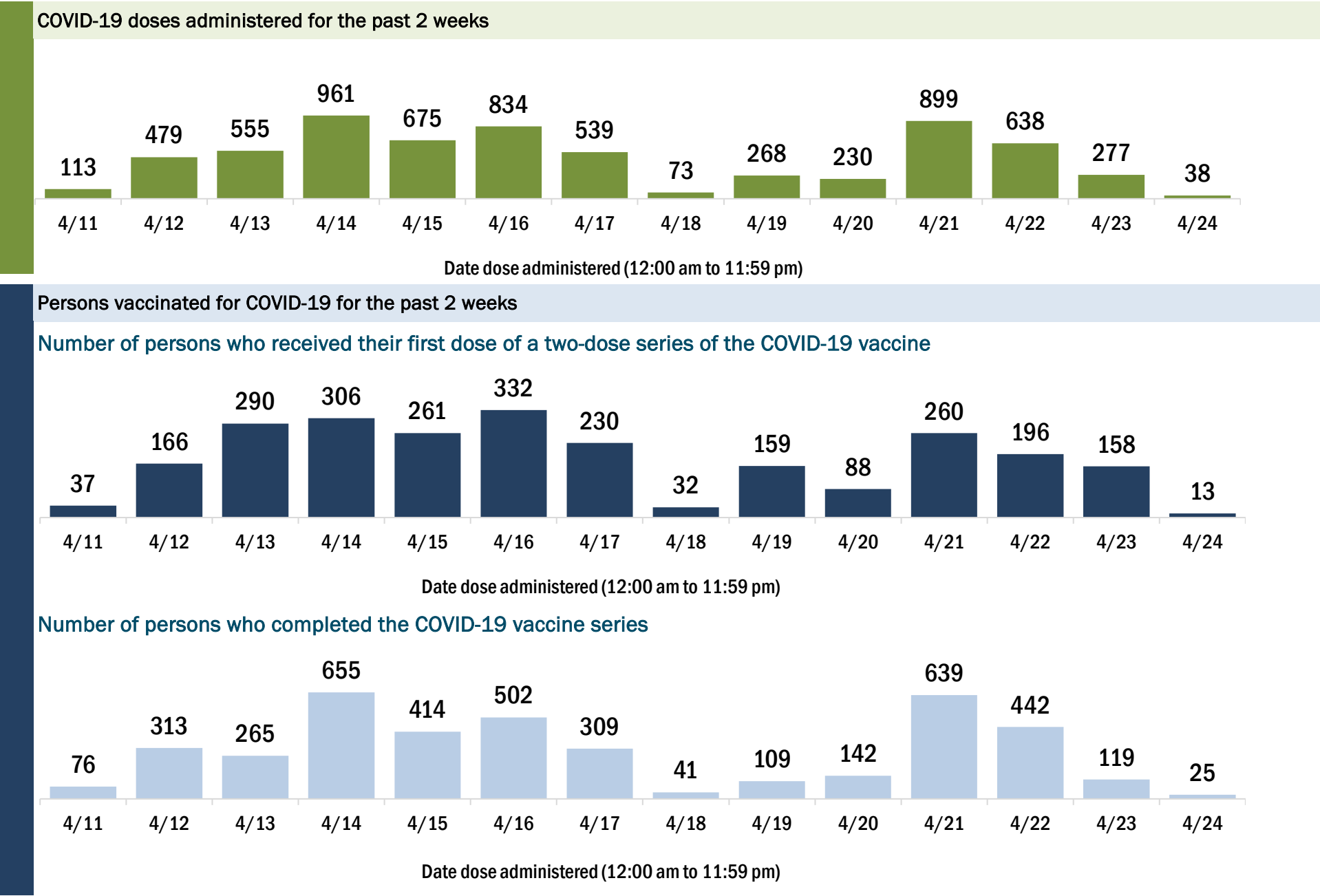
Data in this report are provisional and subject to change.

Data in this summary pertain to COVID-19 vaccines approved by the U.S. Food and Drug Administration and have been issued an Emergency Use Authorization (Janssen COVID-19 Vaccine, Moderna COVID-19 Vaccine and Pfizer-BioNTech COVID-19 Vaccine). These data summarize the number of people who have received either their first dose or have completed the series for a COVID-19 vaccine. **A person can only be counted in one category, first dose or series complete.** For persons receiving Moderna or Pfizer vaccines, once they receive their second dose, they are moved from the first dose column to the series completed column. **Because of this, the total first dose category may show a change from report to report not matching the total receiving their first dose from the previous day.** Persons receiving Johnson & Johnson vaccines will always be counted in the series completed column.

COVID-19 doses for vaccinated persons in Florida	
Doses administered	65,876
People receiving one dose of a 1-dose series (Johnson & Johnson) or receiving only one dose of a 2-dose series (Moderna, Pfizer) count once. Persons receiving both doses of a 2-dose series count twice.	

Current status of persons vaccinated for COVID-19 in Florida	
Total people vaccinated	40,331
First dose	14,223
Series completed	26,108
Completed 1-dose series	563
Completed 2-dose series	25,545
First dose: current number of people who have only received their first dose of the Moderna or Pfizer vaccine.	
Series complete: current number of people who have received both Moderna or Pfizer vaccine doses or one Johnson & Johnson dose and are considered fully immunized.	

Demographic summary	First dose	Series complete	Total people vaccinated
Age group	14,223	26,108	40,331
16-24 years	564	156	720
25-34 years	637	390	1,027
35-44 years	945	593	1,538
45-54 years	1,503	1,187	2,690
55-64 years	2,864	3,672	6,536
65-74 years	3,852	10,013	13,865
75-84 years	2,924	7,914	10,838
85+ years	934	2,183	3,117
Race	14,223	26,108	40,331
White	11,124	21,562	32,686
Black	718	846	1,564
American Indian/Alaskan	150	185	335
Other	981	1,545	2,526
Unknown	1,250	1,970	3,220
Other race includes Asian, native Hawaiian/Pacific Islander, or other.			
Ethnicity	14,223	26,108	40,331
Hispanic	1,906	1,336	3,242
Non-Hispanic	9,033	19,702	28,735
Unknown	3,284	5,070	8,354
Gender	14,223	26,108	40,331
Female	7,496	14,388	21,884
Male	6,696	11,706	18,402
Unknown	31	14	45



COVID-19: Hillsborough County vaccine summary

Vaccination data through Apr 24, 2021 as of Apr 25, 2021 at 12:05 AM

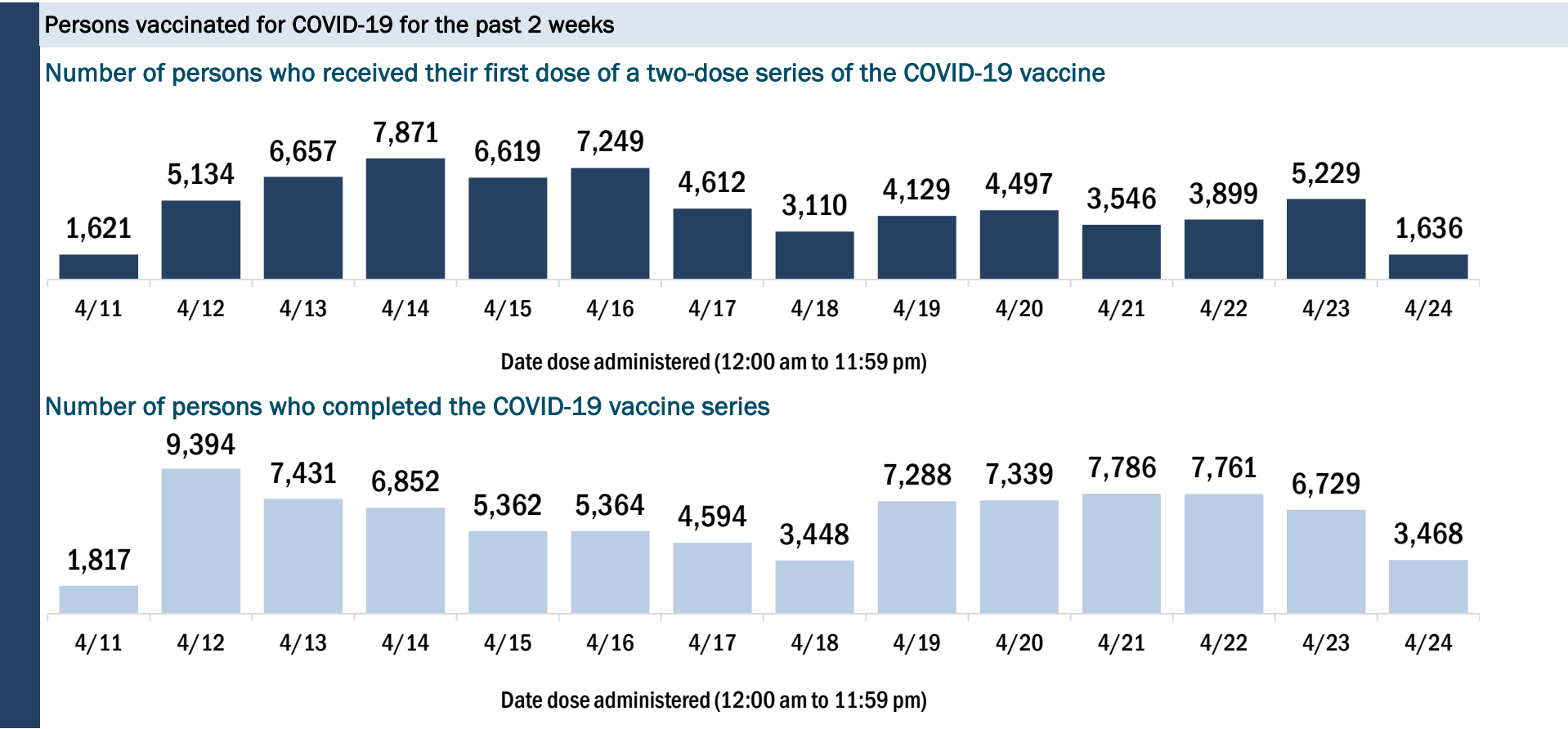
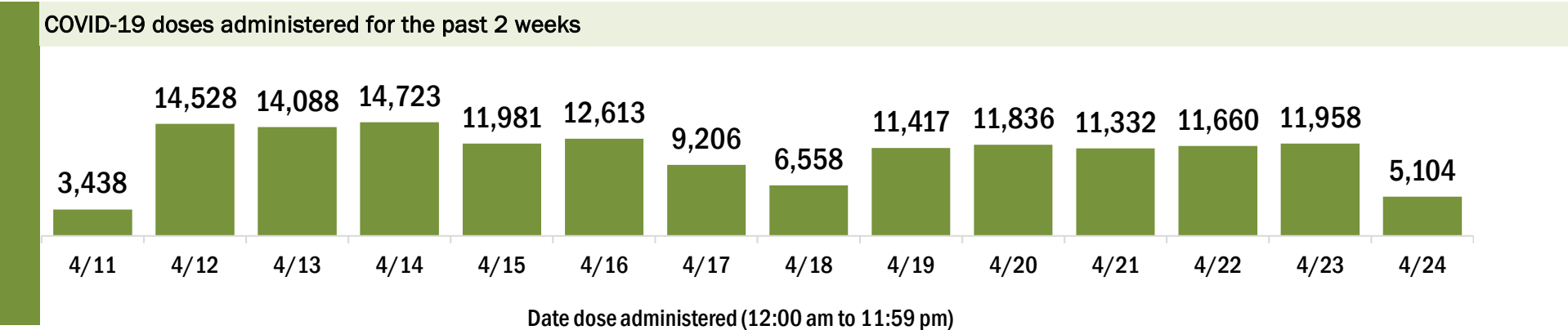
Data in this report are provisional and subject to change.

Data in this summary pertain to COVID-19 vaccines approved by the U.S. Food and Drug Administration and have been issued an Emergency Use Authorization (Janssen COVID-19 Vaccine, Moderna COVID-19 Vaccine and Pfizer-BioNTech COVID-19 Vaccine). These data summarize the number of people who have received either their first dose or have completed the series for a COVID-19 vaccine. **A person can only be counted in one category, first dose or series complete.** For persons receiving Moderna or Pfizer vaccines, once they receive their second dose, they are moved from the first dose column to the series completed column. **Because of this, the total first dose category may show a change from report to report not matching the total receiving their first dose from the previous day.** Persons receiving Johnson & Johnson vaccines will always be counted in the series completed column.

COVID-19 doses for vaccinated persons in Florida	
Doses administered	810,488
People receiving one dose of a 1-dose series (Johnson & Johnson) or receiving only one dose of a 2-dose series (Moderna, Pfizer) count once. Persons receiving both doses of a 2-dose series count twice.	

Current status of persons vaccinated for COVID-19 in Florida	
Total people vaccinated	524,882
First dose	191,213
Series completed	333,669
Completed 1-dose series	48,063
Completed 2-dose series	285,606
First dose: current number of people who have only received their first dose of the Moderna or Pfizer vaccine.	
Series complete: current number of people who have received both Moderna or Pfizer vaccine doses or one Johnson & Johnson dose and are considered fully immunized.	

Demographic summary	First dose	Series complete	Total people vaccinated
Age group	191,213	333,669	524,882
16-24 years	25,363	12,605	37,968
25-34 years	30,281	28,076	58,357
35-44 years	31,358	40,103	71,461
45-54 years	27,478	58,032	85,510
55-64 years	24,786	77,873	102,659
65-74 years	30,785	69,915	100,700
75-84 years	15,954	34,739	50,693
85+ years	5,208	12,326	17,534
Race	191,213	333,669	524,882
White	118,401	219,475	337,876
Black	12,192	22,896	35,088
American Indian/Alaskan	739	907	1,646
Other	26,658	44,550	71,208
Unknown	33,223	45,841	79,064
Other race includes Asian, native Hawaiian/Pacific Islander, or other.			
Ethnicity	191,213	333,669	524,882
Hispanic	25,076	36,096	61,172
Non-Hispanic	96,483	196,575	293,058
Unknown	69,654	100,998	170,652
Gender	191,213	333,669	524,882
Female	100,840	190,128	290,968
Male	90,036	143,318	233,354
Unknown	337	223	560



COVID-19: Holmes County vaccine summary

Vaccination data through Apr 24, 2021 as of Apr 25, 2021 at 12:05 AM

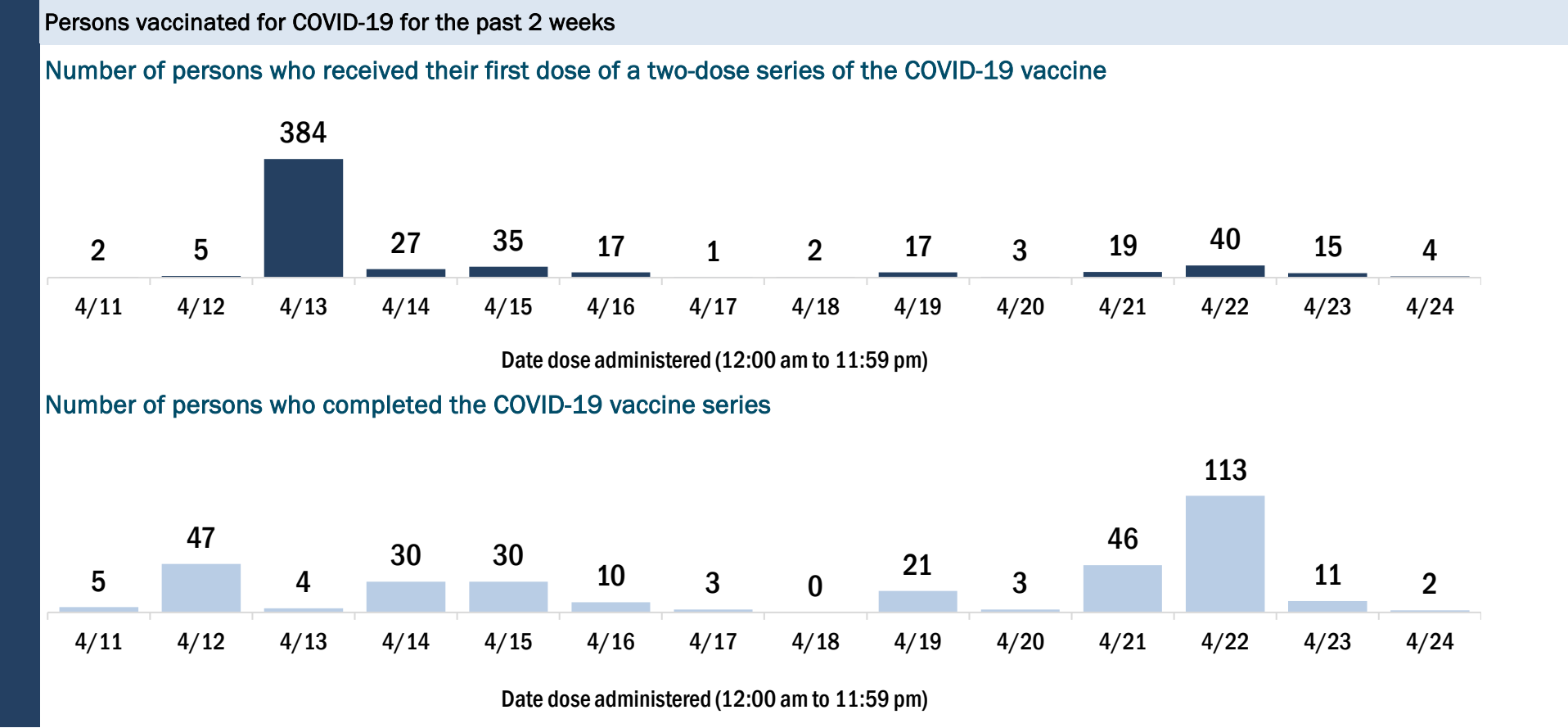
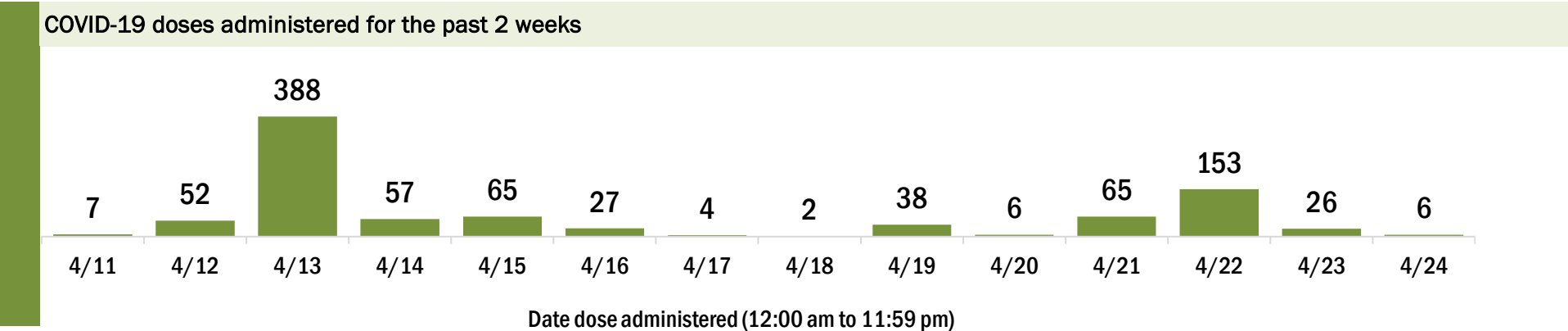
Data in this report are provisional and subject to change.

Data in this summary pertain to COVID-19 vaccines approved by the U.S. Food and Drug Administration and have been issued an Emergency Use Authorization (Janssen COVID-19 Vaccine, Moderna COVID-19 Vaccine and Pfizer-BioNTech COVID-19 Vaccine). These data summarize the number of people who have received either their first dose or have completed the series for a COVID-19 vaccine. **A person can only be counted in one category, first dose or series complete.** For persons receiving Moderna or Pfizer vaccines, once they receive their second dose, they are moved from the first dose column to the series completed column. **Because of this, the total first dose category may show a change from report to report not matching the total receiving their first dose from the previous day.** Persons receiving Johnson & Johnson vaccines will always be counted in the series completed column.

COVID-19 doses for vaccinated persons in Florida	
Doses administered	6,591
People receiving one dose of a 1-dose series (Johnson & Johnson) or receiving only one dose of a 2-dose series (Moderna, Pfizer) count once. Persons receiving both doses of a 2-dose series count twice.	

Current status of persons vaccinated for COVID-19 in Florida	
Total people vaccinated	4,028
First dose	1,166
Series completed	2,862
Completed 1-dose series	299
Completed 2-dose series	2,563
First dose: current number of people who have only received their first dose of the Moderna or Pfizer vaccine.	
Series complete: current number of people who have received both Moderna or Pfizer vaccine doses or one Johnson & Johnson dose and are considered fully immunized.	

Demographic summary	First dose	Series complete	Total people vaccinated
Age group	1,166	2,862	4,028
16-24 years	65	29	94
25-34 years	136	68	204
35-44 years	173	134	307
45-54 years	220	249	469
55-64 years	269	544	813
65-74 years	180	996	1,176
75-84 years	99	658	757
85+ years	24	184	208
Race	1,166	2,862	4,028
White	859	2,469	3,328
Black	182	91	273
American Indian/Alaskan	12	30	42
Other	74	166	240
Unknown	39	106	145
Other race includes Asian, native Hawaiian/Pacific Islander, or other.			
Ethnicity	1,166	2,862	4,028
Hispanic	58	19	77
Non-Hispanic	963	2,401	3,364
Unknown	145	442	587
Gender	1,166	2,862	4,028
Female	420	1,576	1,996
Male	746	1,286	2,032
Unknown	0	0	0



COVID-19: Indian River County vaccine summary

Vaccination data through Apr 24, 2021 as of Apr 25, 2021 at 12:05 AM

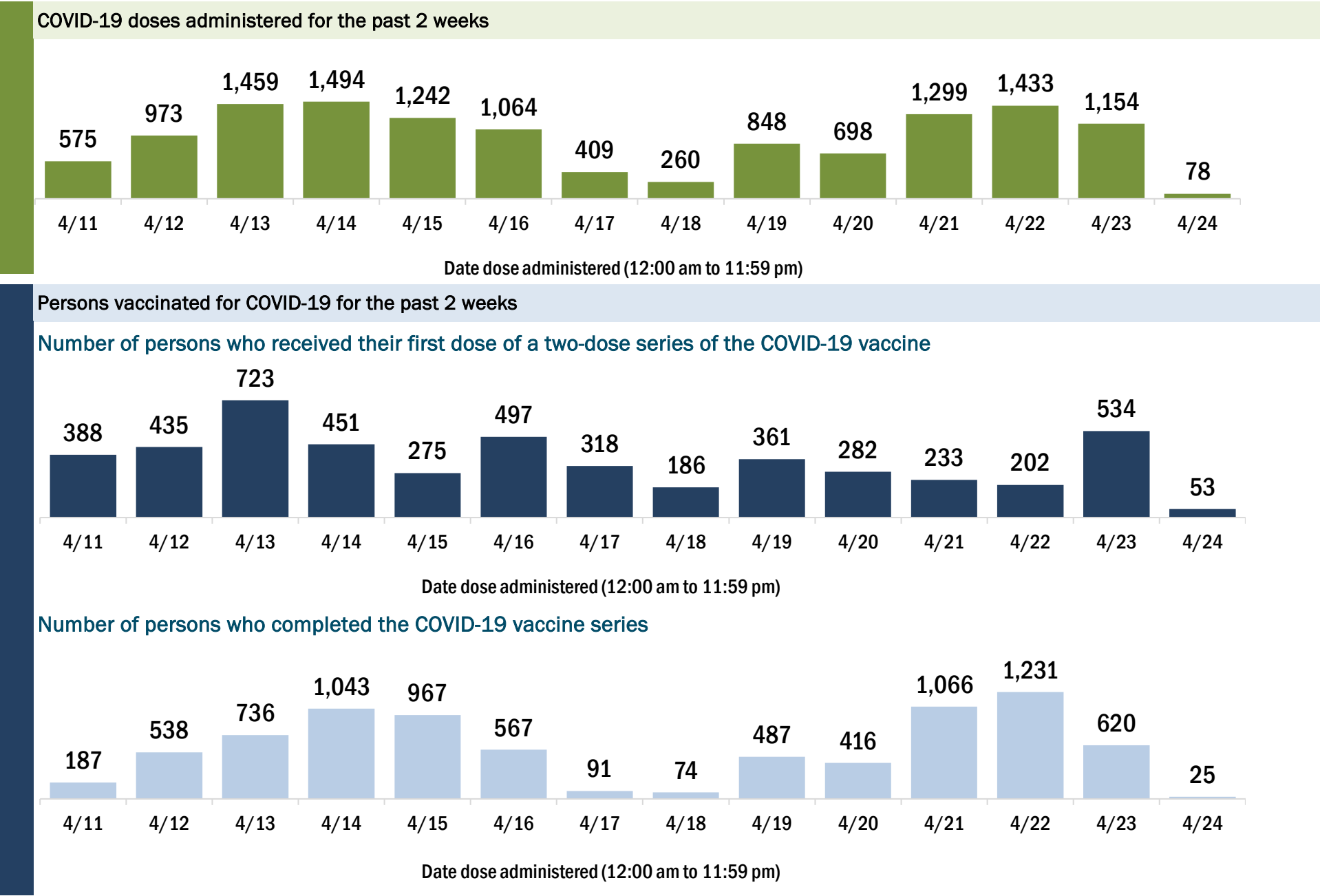
Data in this report are provisional and subject to change.

Data in this summary pertain to COVID-19 vaccines approved by the U.S. Food and Drug Administration and have been issued an Emergency Use Authorization (Janssen COVID-19 Vaccine, Moderna COVID-19 Vaccine and Pfizer-BioNTech COVID-19 Vaccine). These data summarize the number of people who have received either their first dose or have completed the series for a COVID-19 vaccine. **A person can only be counted in one category, first dose or series complete.** For persons receiving Moderna or Pfizer vaccines, once they receive their second dose, they are moved from the first dose column to the series completed column. **Because of this, the total first dose category may show a change from report to report not matching the total receiving their first dose from the previous day.** Persons receiving Johnson & Johnson vaccines will always be counted in the series completed column.

COVID-19 doses for vaccinated persons in Florida	
Doses administered	125,165
People receiving one dose of a 1-dose series (Johnson & Johnson) or receiving only one dose of a 2-dose series (Moderna, Pfizer) count once. Persons receiving both doses of a 2-dose series count twice.	

Current status of persons vaccinated for COVID-19 in Florida	
Total people vaccinated	76,259
First dose	25,451
Series completed	50,808
Completed 1-dose series	1,902
Completed 2-dose series	48,906
First dose: current number of people who have only received their first dose of the Moderna or Pfizer vaccine.	
Series complete: current number of people who have received both Moderna or Pfizer vaccine doses or one Johnson & Johnson dose and are considered fully immunized.	

Demographic summary	First dose	Series complete	Total people vaccinated
Age group	25,451	50,808	76,259
16-24 years	1,386	468	1,854
25-34 years	1,719	994	2,713
35-44 years	2,173	1,510	3,683
45-54 years	3,098	3,227	6,325
55-64 years	5,505	8,459	13,964
65-74 years	5,620	19,721	25,341
75-84 years	4,164	12,310	16,474
85+ years	1,786	4,119	5,905
Race	25,451	50,808	76,259
White	18,468	37,541	56,009
Black	1,380	1,285	2,665
American Indian/Alaskan	180	248	428
Other	1,894	3,369	5,263
Unknown	3,529	8,365	11,894
Other race includes Asian, native Hawaiian/Pacific Islander, or other.			
Ethnicity	25,451	50,808	76,259
Hispanic	2,258	1,459	3,717
Non-Hispanic	14,342	32,193	46,535
Unknown	8,851	17,156	26,007
Gender	25,451	50,808	76,259
Female	13,536	28,698	42,234
Male	11,884	22,075	33,959
Unknown	31	35	66



COVID-19: Jackson County vaccine summary

Vaccination data through Apr 24, 2021 as of Apr 25, 2021 at 12:05 AM

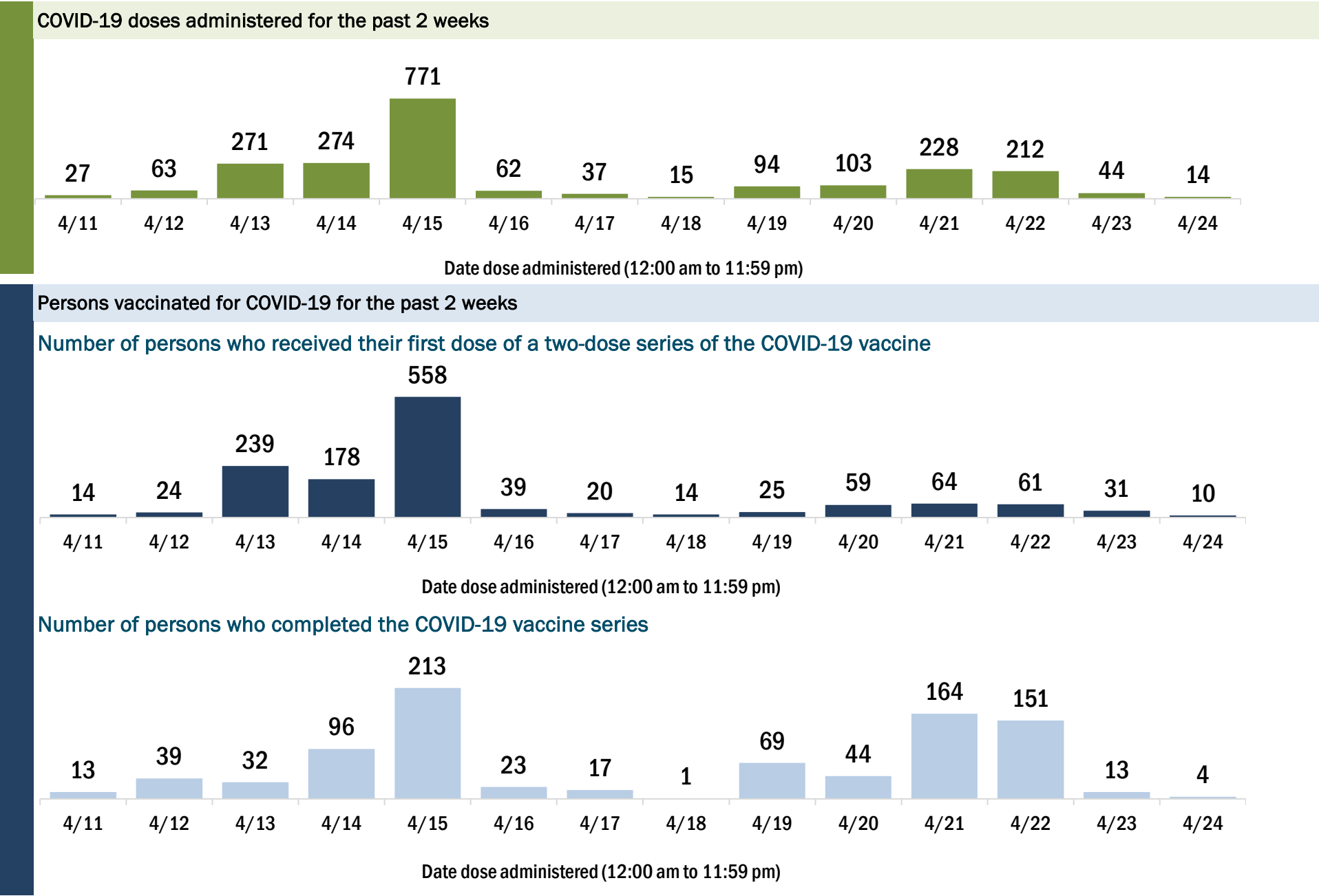
Data in this report are provisional and subject to change.

Data in this summary pertain to COVID-19 vaccines approved by the U.S. Food and Drug Administration and have been issued an Emergency Use Authorization (Janssen COVID-19 Vaccine, Moderna COVID-19 Vaccine and Pfizer-BioNTech COVID-19 Vaccine). These data summarize the number of people who have received either their first dose or have completed the series for a COVID-19 vaccine. **A person can only be counted in one category, first dose or series complete.** For persons receiving Moderna or Pfizer vaccines, once they receive their second dose, they are moved from the first dose column to the series completed column. **Because of this, the total first dose category may show a change from report to report not matching the total receiving their first dose from the previous day.** Persons receiving Johnson & Johnson vaccines will always be counted in the series completed column.

COVID-19 doses for vaccinated persons in Florida	
Doses administered	21,139
People receiving one dose of a 1-dose series (Johnson & Johnson) or receiving only one dose of a 2-dose series (Moderna, Pfizer) count once. Persons receiving both doses of a 2-dose series count twice.	

Current status of persons vaccinated for COVID-19 in Florida	
Total people vaccinated	13,091
First dose	4,226
Series completed	8,865
Completed 1-dose series	817
Completed 2-dose series	8,048
First dose: current number of people who have only received their first dose of the Moderna or Pfizer vaccine.	
Series complete: current number of people who have received both Moderna or Pfizer vaccine doses or one Johnson & Johnson dose and are considered fully immunized.	

Demographic summary	First dose	Series complete	Total people vaccinated
Age group	4,226	8,865	13,091
16-24 years	213	105	318
25-34 years	497	274	771
35-44 years	695	447	1,142
45-54 years	888	831	1,719
55-64 years	821	1,907	2,728
65-74 years	628	2,939	3,567
75-84 years	352	1,776	2,128
85+ years	132	586	718
Race	4,226	8,865	13,091
White	2,520	6,218	8,738
Black	1,176	1,731	2,907
American Indian/Alaskan	22	43	65
Other	203	390	593
Unknown	305	483	788
Other race includes Asian, native Hawaiian/Pacific Islander, or other.			
Ethnicity	4,226	8,865	13,091
Hispanic	242	116	358
Non-Hispanic	2,543	6,582	9,125
Unknown	1,441	2,167	3,608
Gender	4,226	8,865	13,091
Female	1,493	5,060	6,553
Male	2,732	3,805	6,537
Unknown	1	0	1



COVID-19: Jefferson County vaccine summary

Vaccination data through Apr 24, 2021 as of Apr 25, 2021 at 12:05 AM

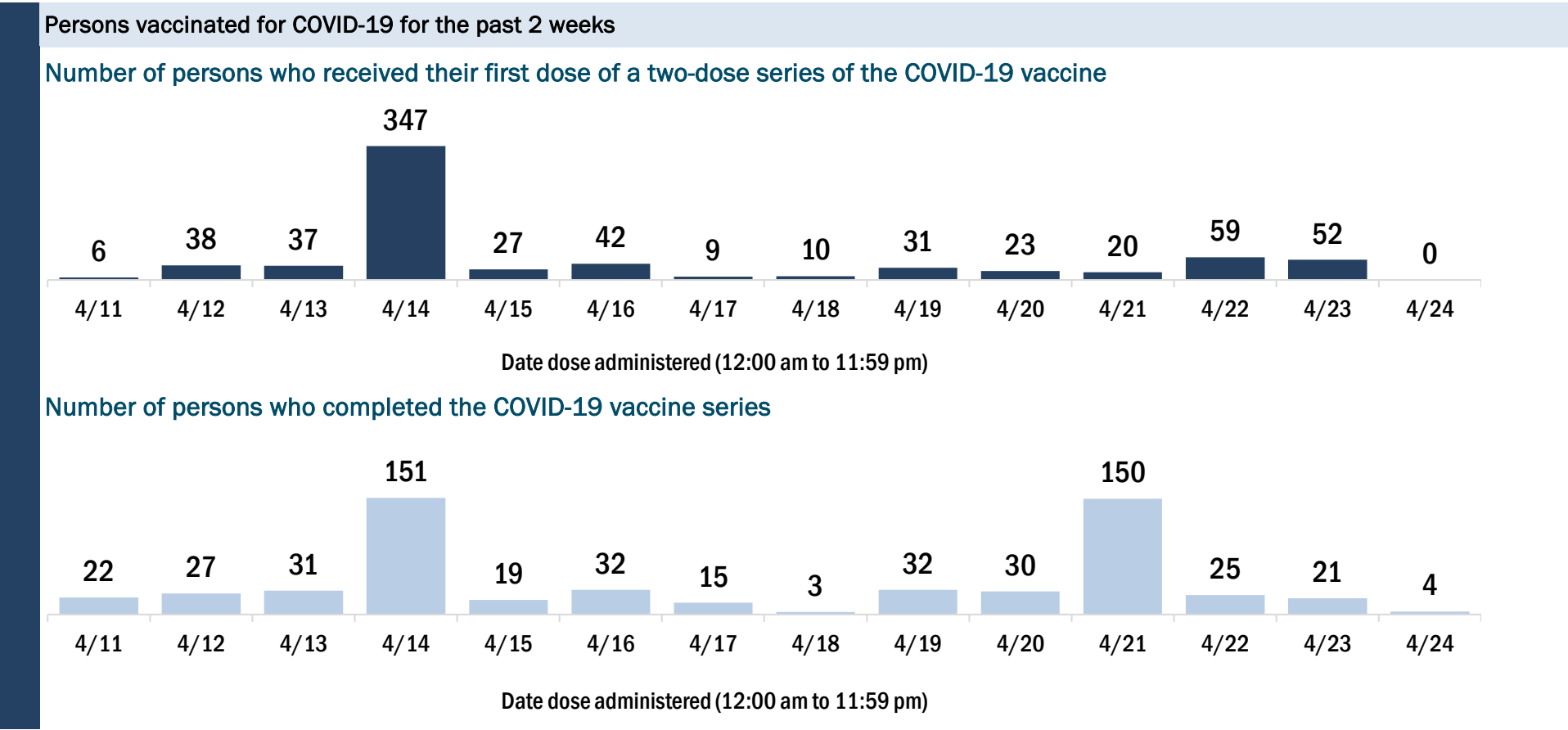
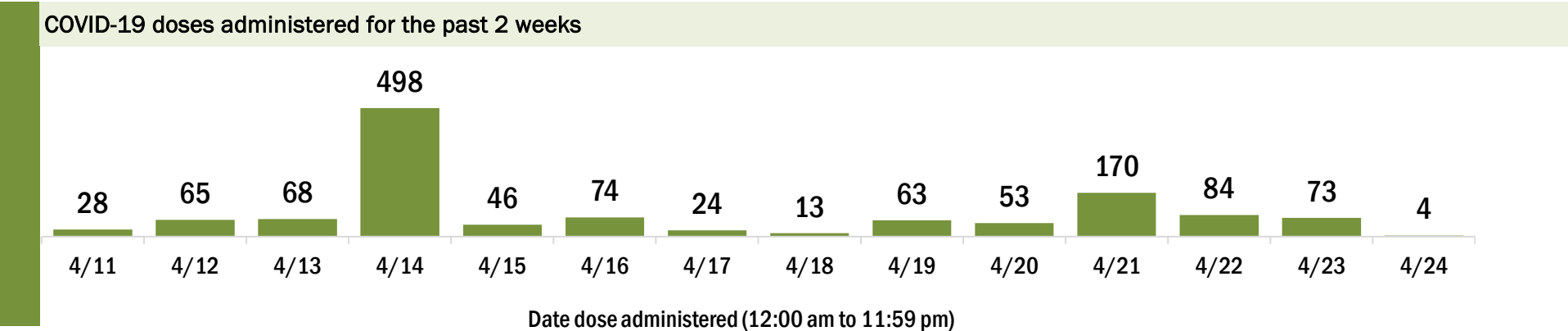
Data in this report are provisional and subject to change.

Data in this summary pertain to COVID-19 vaccines approved by the U.S. Food and Drug Administration and have been issued an Emergency Use Authorization (Janssen COVID-19 Vaccine, Moderna COVID-19 Vaccine and Pfizer-BioNTech COVID-19 Vaccine). These data summarize the number of people who have received either their first dose or have completed the series for a COVID-19 vaccine. **A person can only be counted in one category, first dose or series complete.** For persons receiving Moderna or Pfizer vaccines, once they receive their second dose, they are moved from the first dose column to the series completed column. **Because of this, the total first dose category may show a change from report to report not matching the total receiving their first dose from the previous day.** Persons receiving Johnson & Johnson vaccines will always be counted in the series completed column.

COVID-19 doses for vaccinated persons in Florida	
Doses administered	8,336
People receiving one dose of a 1-dose series (Johnson & Johnson) or receiving only one dose of a 2-dose series (Moderna, Pfizer) count once. Persons receiving both doses of a 2-dose series count twice.	

Current status of persons vaccinated for COVID-19 in Florida	
Total people vaccinated	4,956
First dose	1,307
Series completed	3,649
Completed 1-dose series	269
Completed 2-dose series	3,380
First dose: current number of people who have only received their first dose of the Moderna or Pfizer vaccine.	
Series complete: current number of people who have received both Moderna or Pfizer vaccine doses or one Johnson & Johnson dose and are considered fully immunized.	

Demographic summary	First dose	Series complete	Total people vaccinated
Age group	1,307	3,649	4,956
16-24 years	80	48	128
25-34 years	126	100	226
35-44 years	207	150	357
45-54 years	312	367	679
55-64 years	343	858	1,201
65-74 years	150	1,303	1,453
75-84 years	64	646	710
85+ years	25	177	202
Race	1,307	3,649	4,956
White	729	2,032	2,761
Black	395	810	1,205
American Indian/Alaskan	2	7	9
Other	106	539	645
Unknown	75	261	336
Other race includes Asian, native Hawaiian/Pacific Islander, or other.			
Ethnicity	1,307	3,649	4,956
Hispanic	45	63	108
Non-Hispanic	1,034	2,193	3,227
Unknown	228	1,393	1,621
Gender	1,307	3,649	4,956
Female	515	2,131	2,646
Male	792	1,518	2,310
Unknown	0	0	0



COVID-19: Lafayette County vaccine summary

Vaccination data through Apr 24, 2021 as of Apr 25, 2021 at 12:05 AM

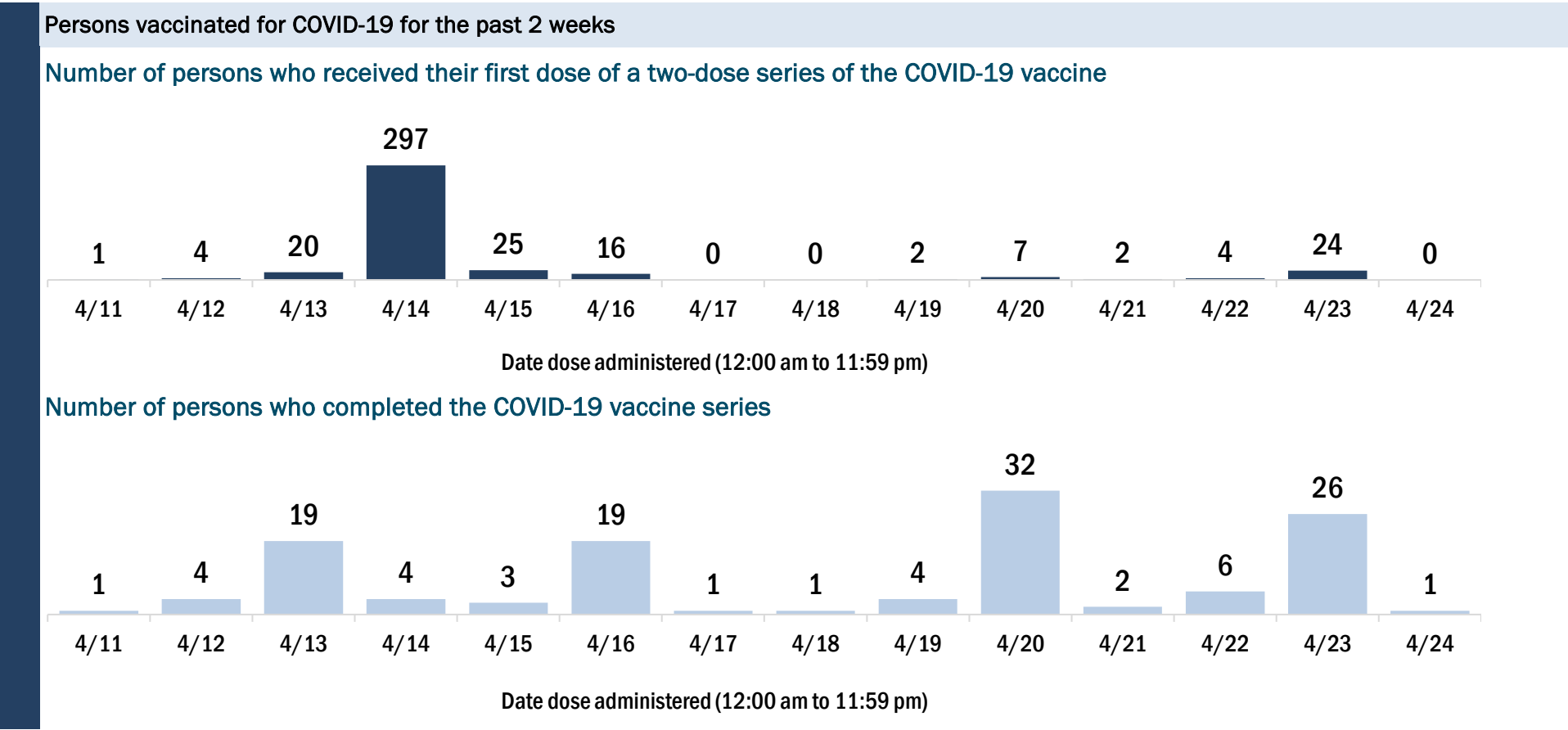
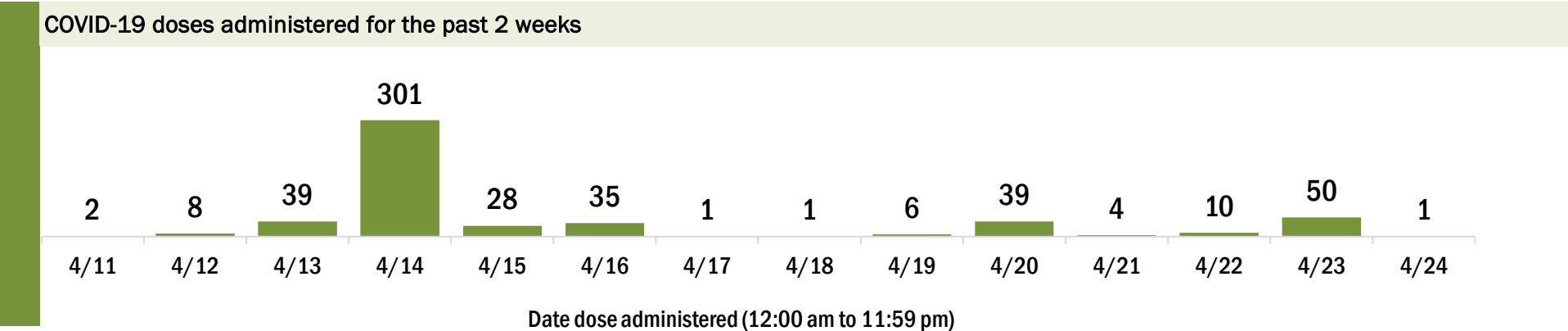
Data in this report are provisional and subject to change.

Data in this summary pertain to COVID-19 vaccines approved by the U.S. Food and Drug Administration and have been issued an Emergency Use Authorization (Janssen COVID-19 Vaccine, Moderna COVID-19 Vaccine and Pfizer-BioNTech COVID-19 Vaccine). These data summarize the number of people who have received either their first dose or have completed the series for a COVID-19 vaccine. **A person can only be counted in one category, first dose or series complete.** For persons receiving Moderna or Pfizer vaccines, once they receive their second dose, they are moved from the first dose column to the series completed column. **Because of this, the total first dose category may show a change from report to report not matching the total receiving their first dose from the previous day.** Persons receiving Johnson & Johnson vaccines will always be counted in the series completed column.

COVID-19 doses for vaccinated persons in Florida	
Doses administered	3,407
People receiving one dose of a 1-dose series (Johnson & Johnson) or receiving only one dose of a 2-dose series (Moderna, Pfizer) count once. Persons receiving both doses of a 2-dose series count twice.	

Current status of persons vaccinated for COVID-19 in Florida	
Total people vaccinated	2,082
First dose	728
Series completed	1,354
Completed 1-dose series	29
Completed 2-dose series	1,325
First dose: current number of people who have only received their first dose of the Moderna or Pfizer vaccine.	
Series complete: current number of people who have received both Moderna or Pfizer vaccine doses or one Johnson & Johnson dose and are considered fully immunized.	

Demographic summary	First dose	Series complete	Total people vaccinated
Age group	728	1,354	2,082
16-24 years	27	4	31
25-34 years	89	13	102
35-44 years	132	31	163
45-54 years	147	89	236
55-64 years	129	171	300
65-74 years	122	607	729
75-84 years	56	340	396
85+ years	26	99	125
Race	728	1,354	2,082
White	470	1,150	1,620
Black	147	45	192
American Indian/Alaskan	3	6	9
Other	52	78	130
Unknown	56	75	131
Other race includes Asian, native Hawaiian/Pacific Islander, or other.			
Ethnicity	728	1,354	2,082
Hispanic	63	43	106
Non-Hispanic	262	1,081	1,343
Unknown	403	230	633
Gender	728	1,354	2,082
Female	203	703	906
Male	524	651	1,175
Unknown	1	0	1



COVID-19: Lake County vaccine summary

Vaccination data through Apr 24, 2021 as of Apr 25, 2021 at 12:05 AM

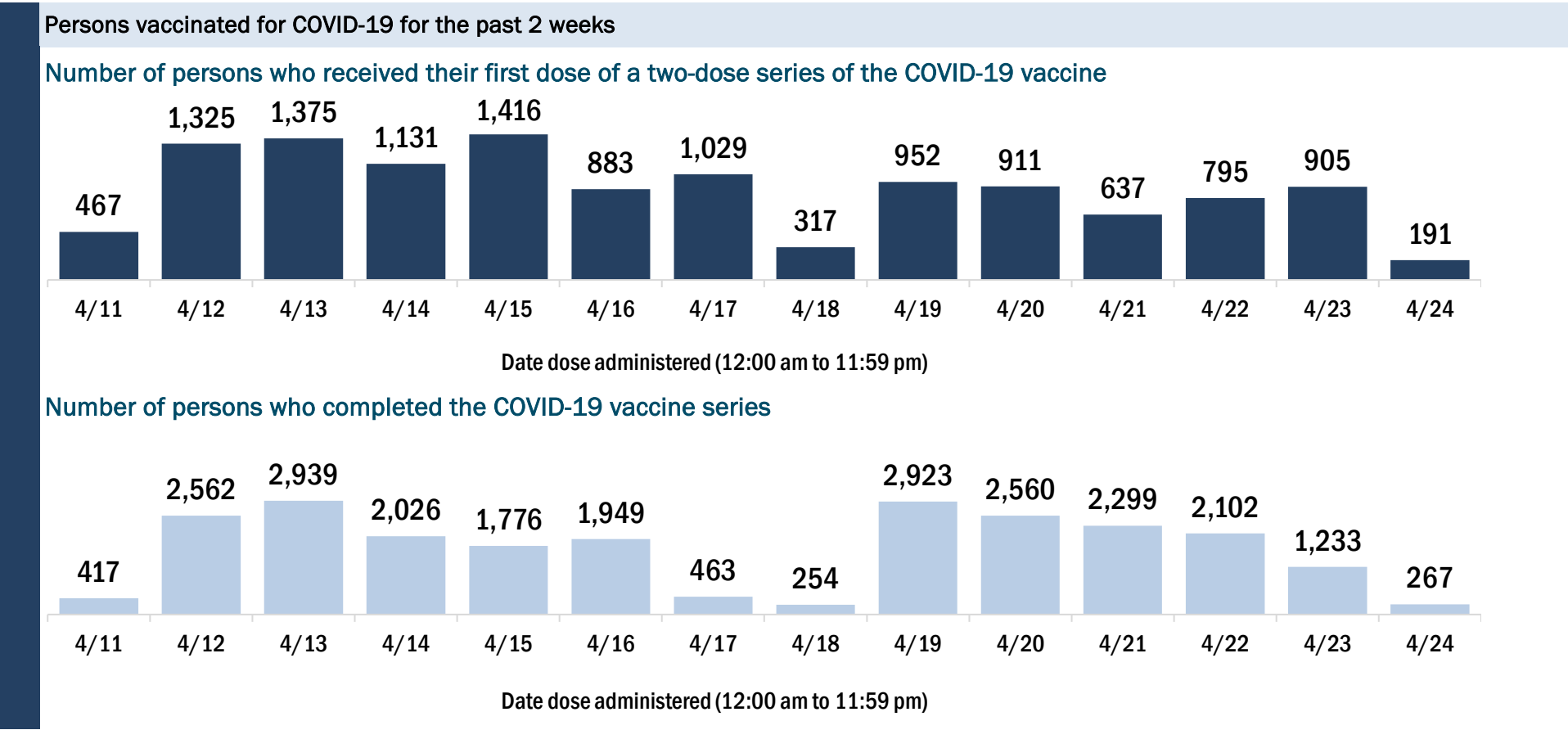
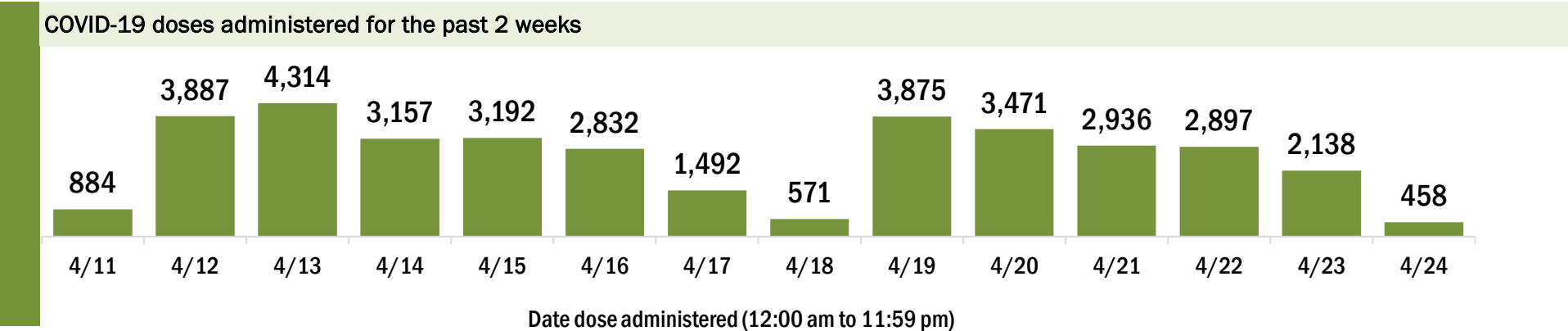
Data in this report are provisional and subject to change.

Data in this summary pertain to COVID-19 vaccines approved by the U.S. Food and Drug Administration and have been issued an Emergency Use Authorization (Janssen COVID-19 Vaccine, Moderna COVID-19 Vaccine and Pfizer-BioNTech COVID-19 Vaccine). These data summarize the number of people who have received either their first dose or have completed the series for a COVID-19 vaccine. **A person can only be counted in one category, first dose or series complete.** For persons receiving Moderna or Pfizer vaccines, once they receive their second dose, they are moved from the first dose column to the series completed column. **Because of this, the total first dose category may show a change from report to report not matching the total receiving their first dose from the previous day.** Persons receiving Johnson & Johnson vaccines will always be counted in the series completed column.

COVID-19 doses for vaccinated persons in Florida	
Doses administered	270,357
People receiving one dose of a 1-dose series (Johnson & Johnson) or receiving only one dose of a 2-dose series (Moderna, Pfizer) count once. Persons receiving both doses of a 2-dose series count twice.	

Current status of persons vaccinated for COVID-19 in Florida	
Total people vaccinated	159,328
First dose	42,399
Series completed	116,929
Completed 1-dose series	5,900
Completed 2-dose series	111,029
First dose: current number of people who have only received their first dose of the Moderna or Pfizer vaccine.	
Series complete: current number of people who have received both Moderna or Pfizer vaccine doses or one Johnson & Johnson dose and are considered fully immunized.	

Demographic summary	First dose	Series complete	Total people vaccinated
Age group	42,399	116,929	159,328
16-24 years	5,270	1,384	6,654
25-34 years	5,345	3,294	8,639
35-44 years	6,073	5,951	12,024
45-54 years	6,479	10,590	17,069
55-64 years	7,430	20,886	28,316
65-74 years	5,973	39,619	45,592
75-84 years	4,210	27,243	31,453
85+ years	1,619	7,962	9,581
Race	42,399	116,929	159,328
White	27,164	87,530	114,694
Black	2,957	5,541	8,498
American Indian/Alaskan	268	600	868
Other	4,872	9,937	14,809
Unknown	7,138	13,321	20,459
Other race includes Asian, native Hawaiian/Pacific Islander, or other.			
Ethnicity	42,399	116,929	159,328
Hispanic	5,981	6,761	12,742
Non-Hispanic	20,827	67,648	88,475
Unknown	15,591	42,520	58,111
Gender	42,399	116,929	159,328
Female	22,696	66,249	88,945
Male	19,573	50,568	70,141
Unknown	130	112	242



COVID-19: Lee County vaccine summary

Vaccination data through Apr 24, 2021 as of Apr 25, 2021 at 12:05 AM

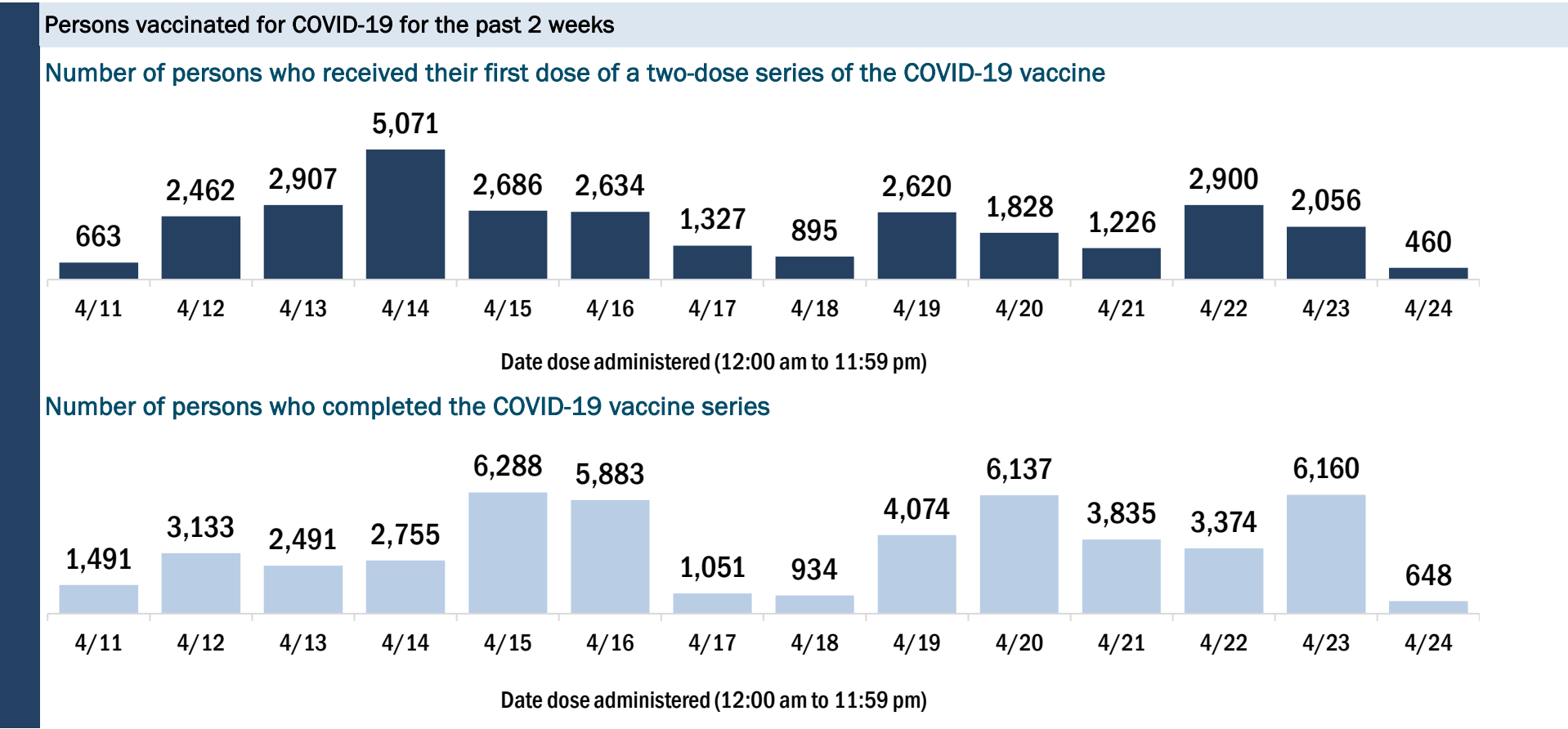
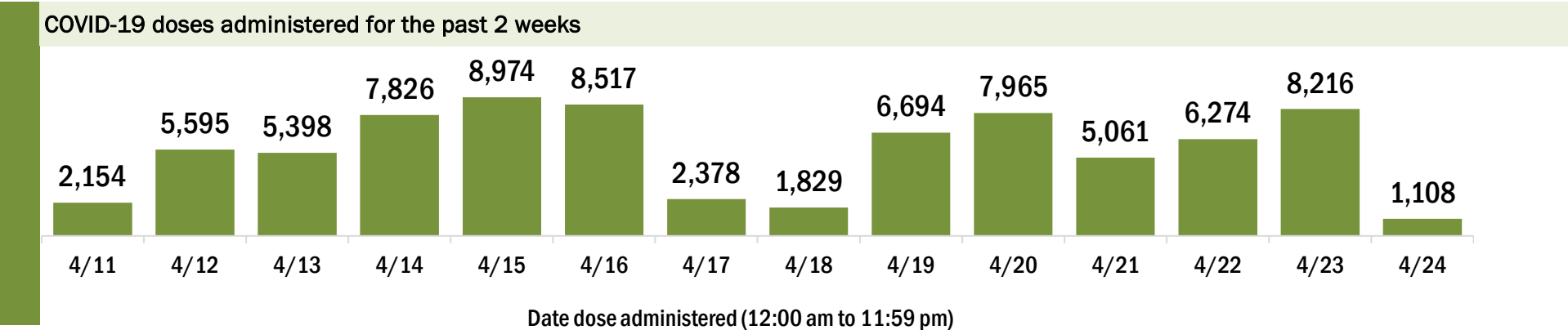
Data in this report are provisional and subject to change.

Data in this summary pertain to COVID-19 vaccines approved by the U.S. Food and Drug Administration and have been issued an Emergency Use Authorization (Janssen COVID-19 Vaccine, Moderna COVID-19 Vaccine and Pfizer-BioNTech COVID-19 Vaccine). These data summarize the number of people who have received either their first dose or have completed the series for a COVID-19 vaccine. **A person can only be counted in one category, first dose or series complete.** For persons receiving Moderna or Pfizer vaccines, once they receive their second dose, they are moved from the first dose column to the series completed column. **Because of this, the total first dose category may show a change from report to report not matching the total receiving their first dose from the previous day.** Persons receiving Johnson & Johnson vaccines will always be counted in the series completed column.

COVID-19 doses for vaccinated persons in Florida	
Doses administered	516,210
People receiving one dose of a 1-dose series (Johnson & Johnson) or receiving only one dose of a 2-dose series (Moderna, Pfizer) count once. Persons receiving both doses of a 2-dose series count twice.	

Current status of persons vaccinated for COVID-19 in Florida	
Total people vaccinated	313,648
First dose	98,950
Series completed	214,698
Completed 1-dose series	12,136
Completed 2-dose series	202,562
First dose: current number of people who have only received their first dose of the Moderna or Pfizer vaccine.	
Series complete: current number of people who have received both Moderna or Pfizer vaccine doses or one Johnson & Johnson dose and are considered fully immunized.	

Demographic summary	First dose	Series complete	Total people vaccinated
Age group	98,950	214,698	313,648
16-24 years	7,067	2,027	9,094
25-34 years	9,606	5,057	14,663
35-44 years	12,893	7,401	20,294
45-54 years	16,575	13,852	30,427
55-64 years	22,981	36,551	59,532
65-74 years	16,801	84,929	101,730
75-84 years	9,748	51,264	61,012
85+ years	3,279	13,617	16,896
Race	98,950	214,698	313,648
White	70,094	153,752	223,846
Black	3,848	4,638	8,486
American Indian/Alaskan	449	684	1,133
Other	8,188	13,647	21,835
Unknown	16,371	41,977	58,348
Other race includes Asian, native Hawaiian/Pacific Islander, or other.			
Ethnicity	98,950	214,698	313,648
Hispanic	15,983	11,678	27,661
Non-Hispanic	52,709	123,419	176,128
Unknown	30,258	79,601	109,859
Gender	98,950	214,698	313,648
Female	52,225	120,663	172,888
Male	46,499	93,632	140,131
Unknown	226	403	629



COVID-19: Leon County vaccine summary

Vaccination data through Apr 24, 2021 as of Apr 25, 2021 at 12:05 AM

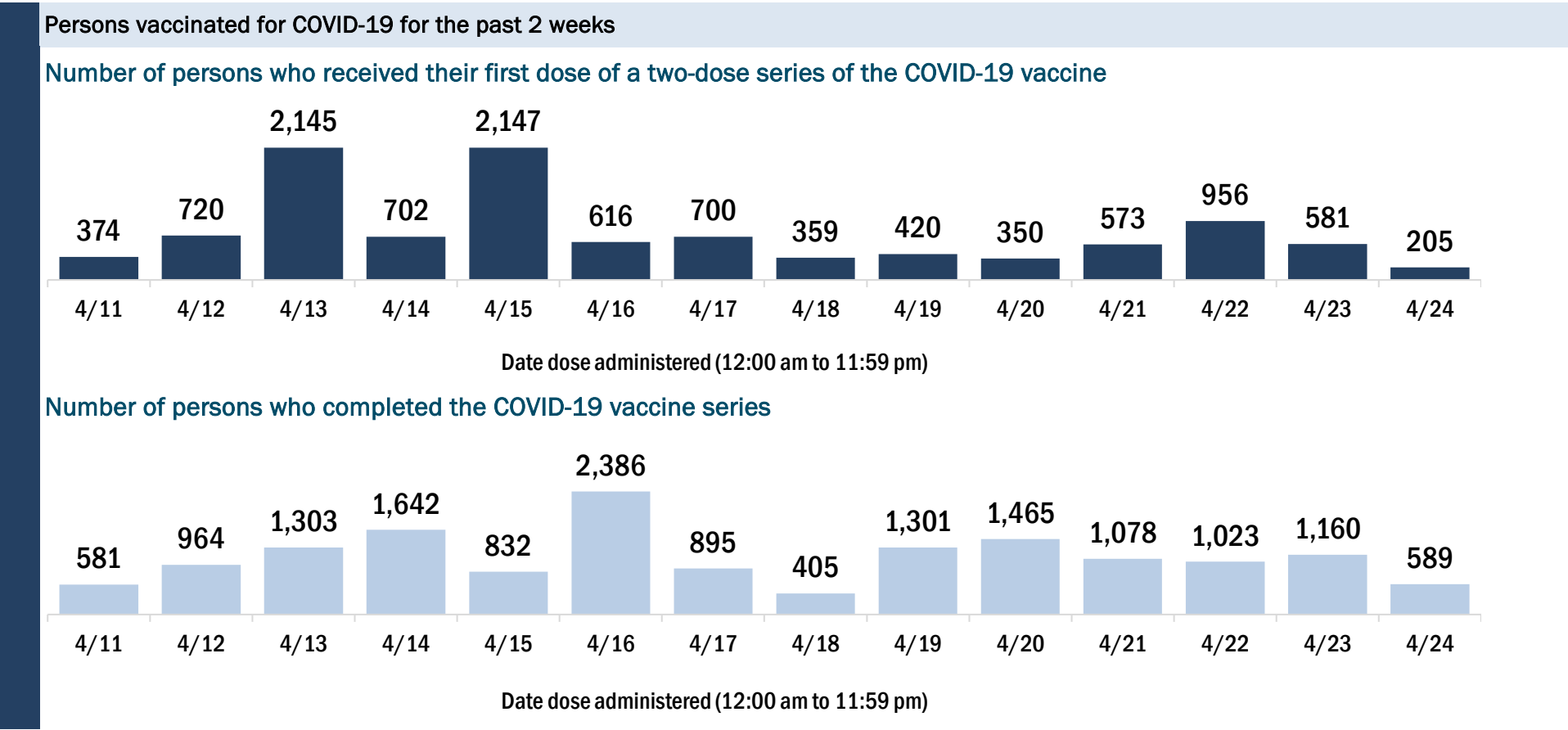
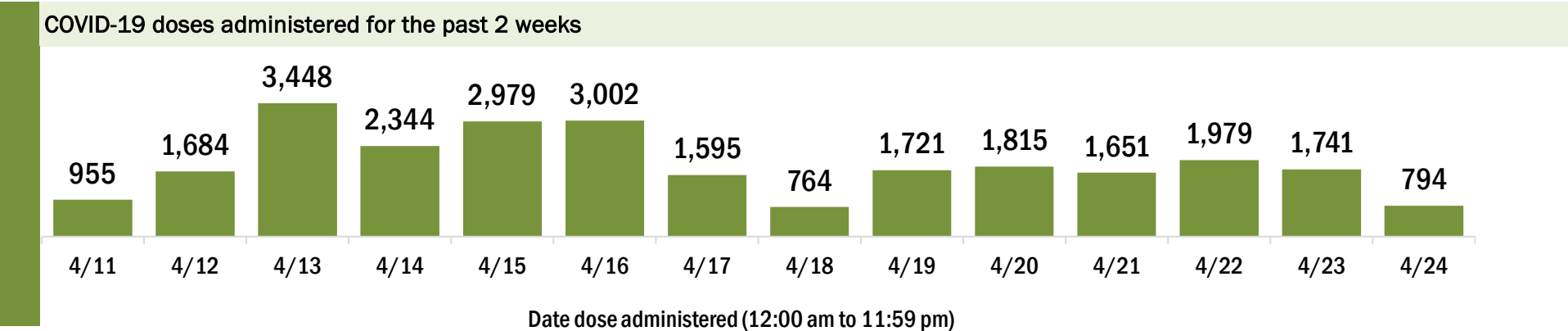
Data in this report are provisional and subject to change.

Data in this summary pertain to COVID-19 vaccines approved by the U.S. Food and Drug Administration and have been issued an Emergency Use Authorization (Janssen COVID-19 Vaccine, Moderna COVID-19 Vaccine and Pfizer-BioNTech COVID-19 Vaccine). These data summarize the number of people who have received either their first dose or have completed the series for a COVID-19 vaccine. **A person can only be counted in one category, first dose or series complete.** For persons receiving Moderna or Pfizer vaccines, once they receive their second dose, they are moved from the first dose column to the series completed column. **Because of this, the total first dose category may show a change from report to report not matching the total receiving their first dose from the previous day.** Persons receiving Johnson & Johnson vaccines will always be counted in the series completed column.

COVID-19 doses for vaccinated persons in Florida	
Doses administered	182,227
People receiving one dose of a 1-dose series (Johnson & Johnson) or receiving only one dose of a 2-dose series (Moderna, Pfizer) count once. Persons receiving both doses of a 2-dose series count twice.	

Current status of persons vaccinated for COVID-19 in Florida	
Total people vaccinated	109,966
First dose	33,310
Series completed	76,656
Completed 1-dose series	4,395
Completed 2-dose series	72,261
First dose: current number of people who have only received their first dose of the Moderna or Pfizer vaccine.	
Series complete: current number of people who have received both Moderna or Pfizer vaccine doses or one Johnson & Johnson dose and are considered fully immunized.	

Demographic summary	First dose	Series complete	Total people vaccinated
Age group	33,310	76,656	109,966
16-24 years	7,660	4,135	11,795
25-34 years	6,929	6,406	13,335
35-44 years	6,148	7,815	13,963
45-54 years	4,726	10,683	15,409
55-64 years	3,730	16,722	20,452
65-74 years	2,310	19,241	21,551
75-84 years	1,162	8,710	9,872
85+ years	645	2,944	3,589
Race	33,310	76,656	109,966
White	19,130	45,389	64,519
Black	4,976	10,723	15,699
American Indian/Alaskan	117	234	351
Other	4,543	13,679	18,222
Unknown	4,544	6,631	11,175
Other race includes Asian, native Hawaiian/Pacific Islander, or other.			
Ethnicity	33,310	76,656	109,966
Hispanic	2,172	3,348	5,520
Non-Hispanic	22,374	55,610	77,984
Unknown	8,764	17,698	26,462
Gender	33,310	76,656	109,966
Female	17,824	44,675	62,499
Male	15,439	31,945	47,384
Unknown	47	36	83



COVID-19: Levy County vaccine summary

Vaccination data through Apr 24, 2021 as of Apr 25, 2021 at 12:05 AM

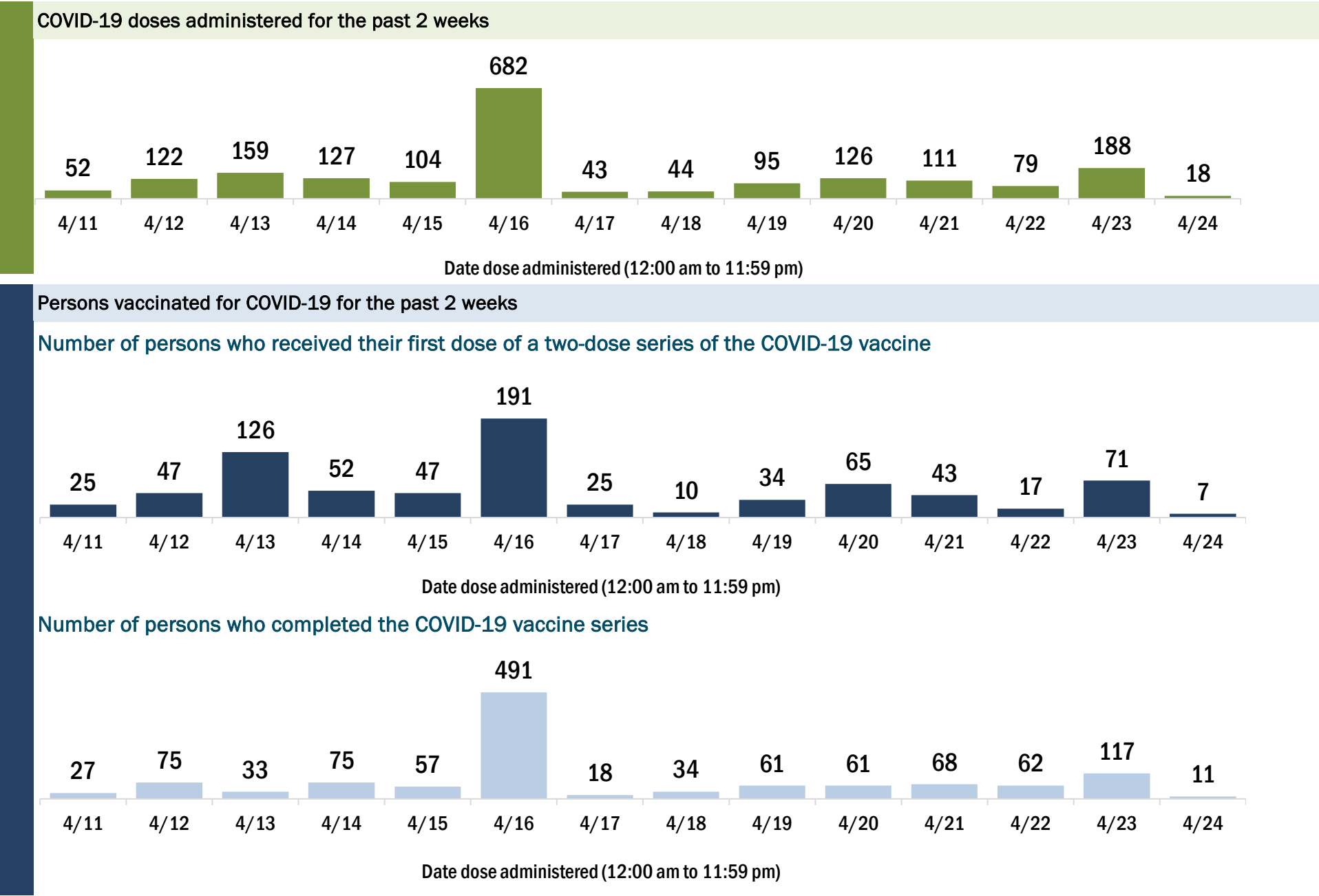
Data in this report are provisional and subject to change.

Data in this summary pertain to COVID-19 vaccines approved by the U.S. Food and Drug Administration and have been issued an Emergency Use Authorization (Janssen COVID-19 Vaccine, Moderna COVID-19 Vaccine and Pfizer-BioNTech COVID-19 Vaccine). These data summarize the number of people who have received either their first dose or have completed the series for a COVID-19 vaccine. **A person can only be counted in one category, first dose or series complete.** For persons receiving Moderna or Pfizer vaccines, once they receive their second dose, they are moved from the first dose column to the series completed column. **Because of this, the total first dose category may show a change from report to report not matching the total receiving their first dose from the previous day.** Persons receiving Johnson & Johnson vaccines will always be counted in the series completed column.

COVID-19 doses for vaccinated persons in Florida	
Doses administered	17,441
People receiving one dose of a 1-dose series (Johnson & Johnson) or receiving only one dose of a 2-dose series (Moderna, Pfizer) count once. Persons receiving both doses of a 2-dose series count twice.	

Current status of persons vaccinated for COVID-19 in Florida	
Total people vaccinated	10,618
First dose	2,798
Series completed	7,820
Completed 1-dose series	997
Completed 2-dose series	6,823
First dose: current number of people who have only received their first dose of the Moderna or Pfizer vaccine.	
Series complete: current number of people who have received both Moderna or Pfizer vaccine doses or one Johnson & Johnson dose and are considered fully immunized.	

Demographic summary	First dose	Series complete	Total people vaccinated
Age group	2,798	7,820	10,618
16-24 years	140	83	223
25-34 years	189	219	408
35-44 years	263	275	538
45-54 years	437	545	982
55-64 years	839	1,496	2,335
65-74 years	560	3,136	3,696
75-84 years	287	1,659	1,946
85+ years	83	407	490
Race	2,798	7,820	10,618
White	2,109	6,157	8,266
Black	267	466	733
American Indian/Alaskan	16	45	61
Other	184	442	626
Unknown	222	710	932
Other race includes Asian, native Hawaiian/Pacific Islander, or other.			
Ethnicity	2,798	7,820	10,618
Hispanic	239	280	519
Non-Hispanic	1,847	5,685	7,532
Unknown	712	1,855	2,567
Gender	2,798	7,820	10,618
Female	1,551	4,492	6,043
Male	1,245	3,328	4,573
Unknown	2	0	2



COVID-19: Liberty County vaccine summary

Vaccination data through Apr 24, 2021 as of Apr 25, 2021 at 12:05 AM

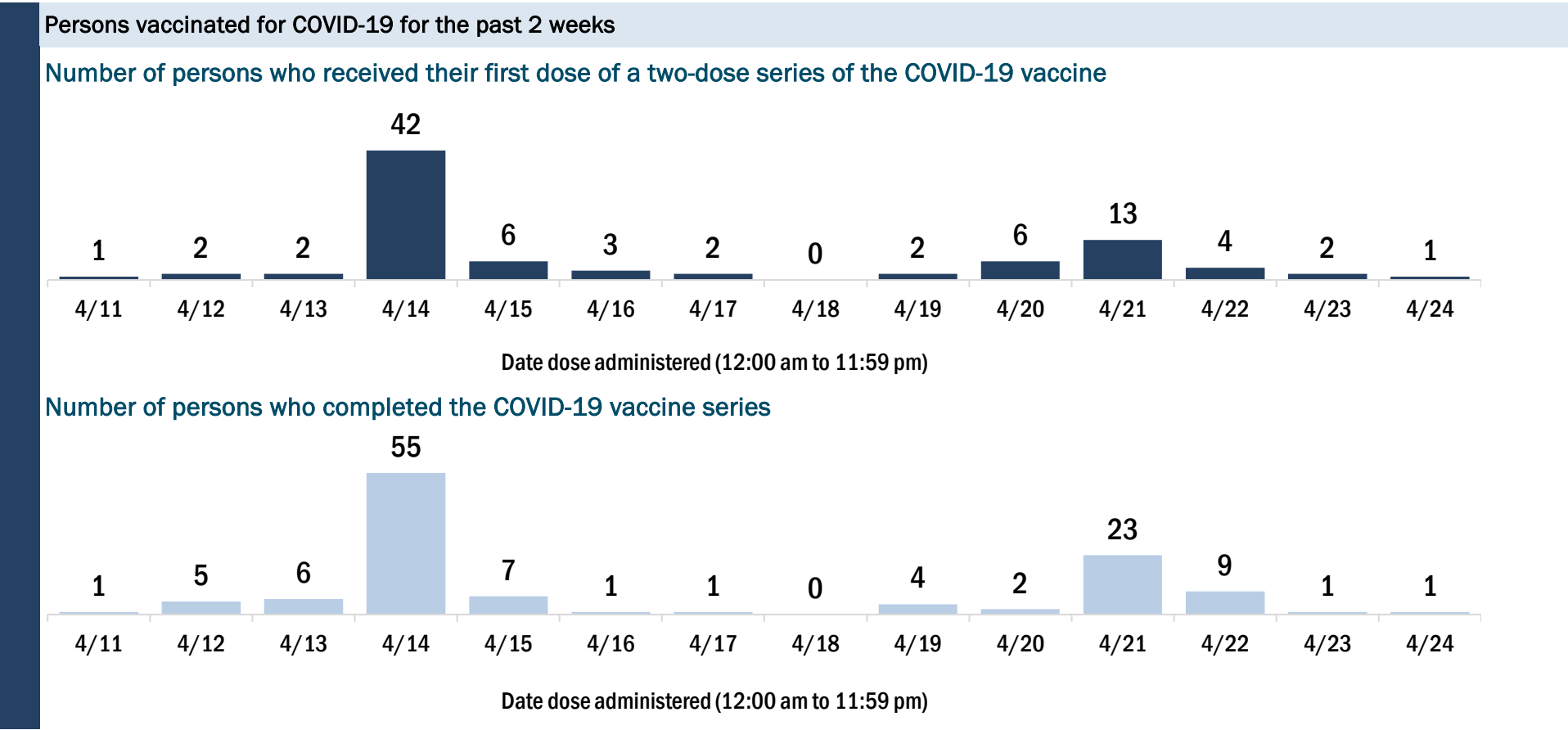
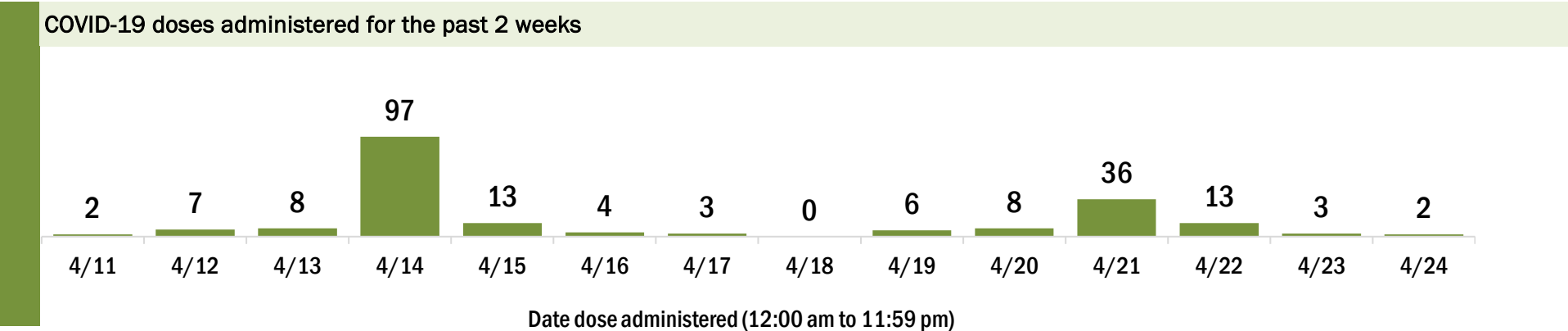
Data in this report are provisional and subject to change.

Data in this summary pertain to COVID-19 vaccines approved by the U.S. Food and Drug Administration and have been issued an Emergency Use Authorization (Janssen COVID-19 Vaccine, Moderna COVID-19 Vaccine and Pfizer-BioNTech COVID-19 Vaccine). These data summarize the number of people who have received either their first dose or have completed the series for a COVID-19 vaccine. **A person can only be counted in one category, first dose or series complete.** For persons receiving Moderna or Pfizer vaccines, once they receive their second dose, they are moved from the first dose column to the series completed column. **Because of this, the total first dose category may show a change from report to report not matching the total receiving their first dose from the previous day.** Persons receiving Johnson & Johnson vaccines will always be counted in the series completed column.

COVID-19 doses for vaccinated persons in Florida	
Doses administered	2,626
People receiving one dose of a 1-dose series (Johnson & Johnson) or receiving only one dose of a 2-dose series (Moderna, Pfizer) count once. Persons receiving both doses of a 2-dose series count twice.	

Current status of persons vaccinated for COVID-19 in Florida	
Total people vaccinated	1,500
First dose	305
Series completed	1,195
Completed 1-dose series	69
Completed 2-dose series	1,126
First dose: current number of people who have only received their first dose of the Moderna or Pfizer vaccine.	
Series complete: current number of people who have received both Moderna or Pfizer vaccine doses or one Johnson & Johnson dose and are considered fully immunized.	

Demographic summary	First dose	Series complete	Total people vaccinated
Age group	305	1,195	1,500
16-24 years	25	17	42
25-34 years	26	34	60
35-44 years	44	71	115
45-54 years	68	90	158
55-64 years	77	289	366
65-74 years	38	415	453
75-84 years	22	221	243
85+ years	5	58	63
Race	305	1,195	1,500
White	203	866	1,069
Black	49	107	156
American Indian/Alaskan	4	8	12
Other	24	98	122
Unknown	25	116	141
Other race includes Asian, native Hawaiian/Pacific Islander, or other.			
Ethnicity	305	1,195	1,500
Hispanic	6	16	22
Non-Hispanic	157	652	809
Unknown	142	527	669
Gender	305	1,195	1,500
Female	167	644	811
Male	138	551	689
Unknown	0	0	0



COVID-19: Madison County vaccine summary

Vaccination data through Apr 24, 2021 as of Apr 25, 2021 at 12:05 AM

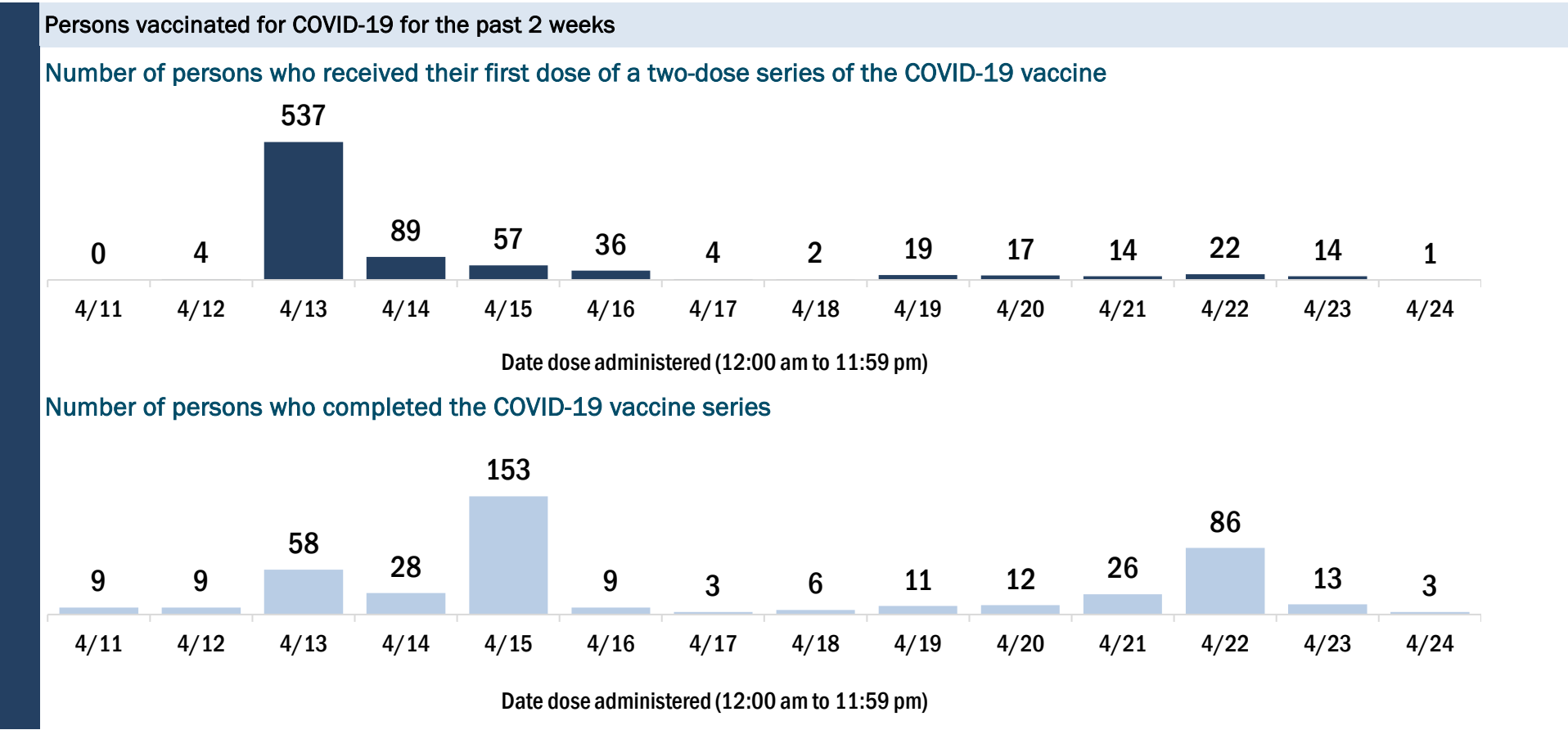
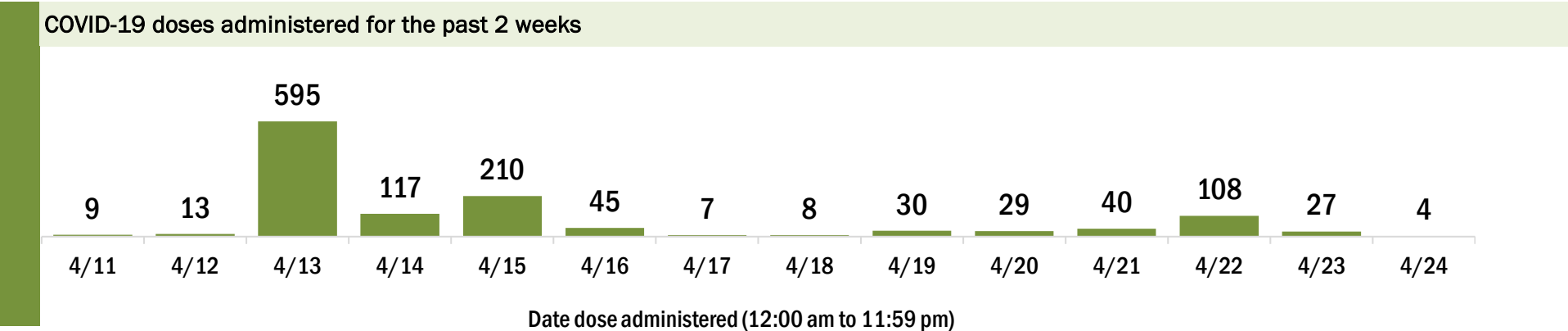
Data in this report are provisional and subject to change.

Data in this summary pertain to COVID-19 vaccines approved by the U.S. Food and Drug Administration and have been issued an Emergency Use Authorization (Janssen COVID-19 Vaccine, Moderna COVID-19 Vaccine and Pfizer-BioNTech COVID-19 Vaccine). These data summarize the number of people who have received either their first dose or have completed the series for a COVID-19 vaccine. **A person can only be counted in one category, first dose or series complete.** For persons receiving Moderna or Pfizer vaccines, once they receive their second dose, they are moved from the first dose column to the series completed column. **Because of this, the total first dose category may show a change from report to report not matching the total receiving their first dose from the previous day.** Persons receiving Johnson & Johnson vaccines will always be counted in the series completed column.

COVID-19 doses for vaccinated persons in Florida	
Doses administered	8,887
People receiving one dose of a 1-dose series (Johnson & Johnson) or receiving only one dose of a 2-dose series (Moderna, Pfizer) count once. Persons receiving both doses of a 2-dose series count twice.	

Current status of persons vaccinated for COVID-19 in Florida	
Total people vaccinated	5,437
First dose	1,574
Series completed	3,863
Completed 1-dose series	413
Completed 2-dose series	3,450
First dose: current number of people who have only received their first dose of the Moderna or Pfizer vaccine.	
Series complete: current number of people who have received both Moderna or Pfizer vaccine doses or one Johnson & Johnson dose and are considered fully immunized.	

Demographic summary	First dose	Series complete	Total people vaccinated
Age group	1,574	3,863	5,437
16-24 years	74	41	115
25-34 years	150	113	263
35-44 years	268	197	465
45-54 years	362	355	717
55-64 years	435	791	1,226
65-74 years	193	1,392	1,585
75-84 years	70	764	834
85+ years	22	210	232
Race	1,574	3,863	5,437
White	802	2,177	2,979
Black	541	1,117	1,658
American Indian/Alaskan	1	8	9
Other	121	307	428
Unknown	109	254	363
Other race includes Asian, native Hawaiian/Pacific Islander, or other.			
Ethnicity	1,574	3,863	5,437
Hispanic	99	90	189
Non-Hispanic	1,186	1,914	3,100
Unknown	289	1,859	2,148
Gender	1,574	3,863	5,437
Female	554	2,175	2,729
Male	1,020	1,688	2,708
Unknown	0	0	0



COVID-19: Manatee County vaccine summary

Vaccination data through Apr 24, 2021 as of Apr 25, 2021 at 12:05 AM

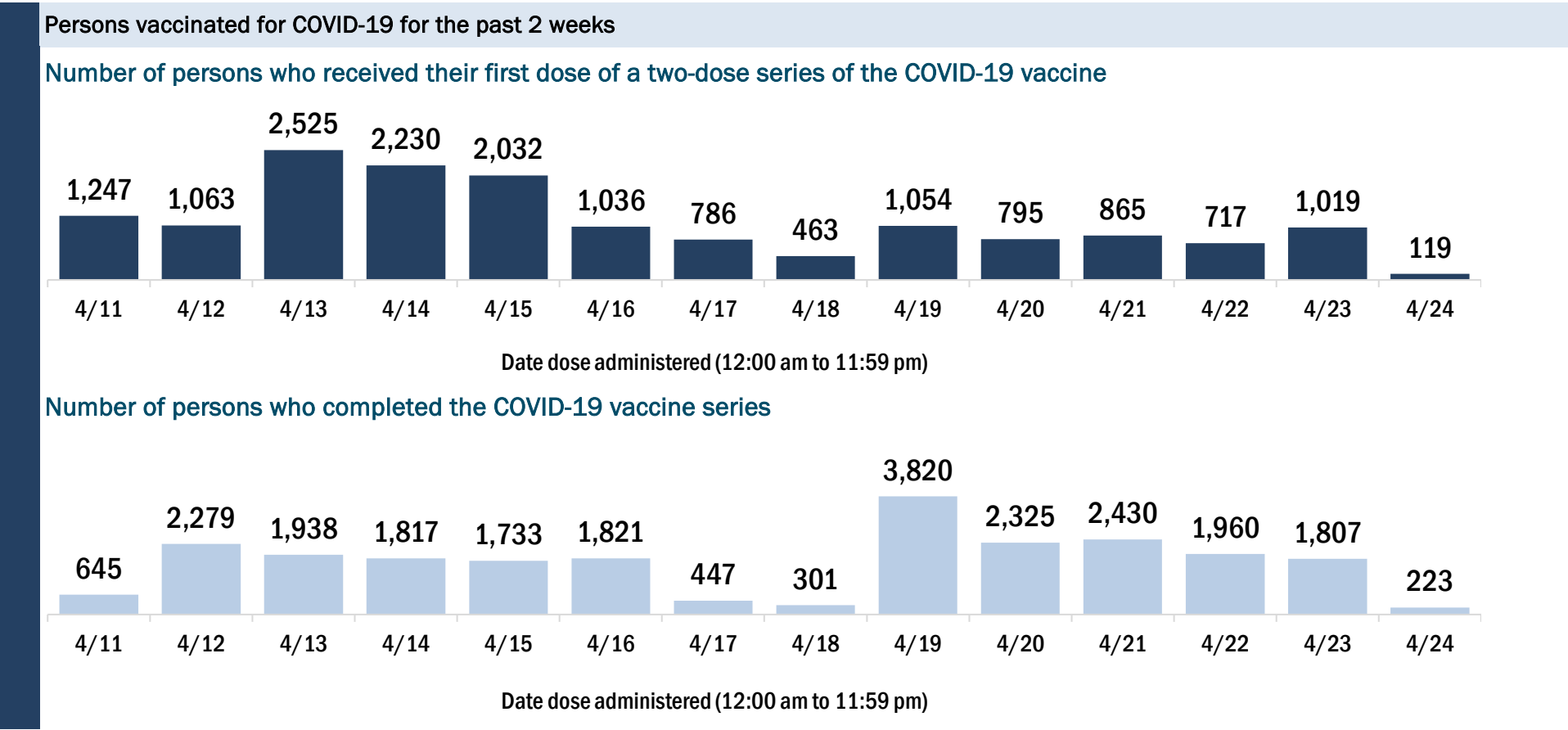
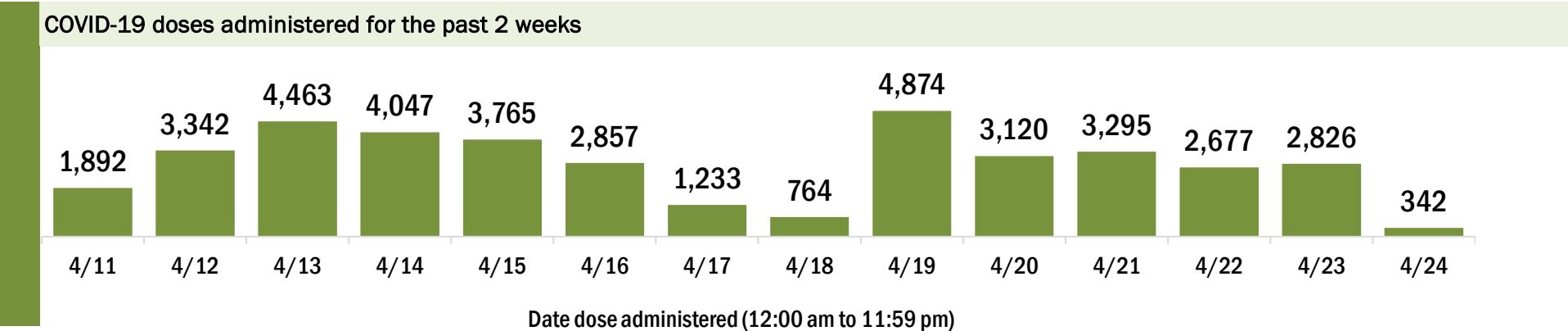
Data in this report are provisional and subject to change.

Data in this summary pertain to COVID-19 vaccines approved by the U.S. Food and Drug Administration and have been issued an Emergency Use Authorization (Janssen COVID-19 Vaccine, Moderna COVID-19 Vaccine and Pfizer-BioNTech COVID-19 Vaccine). These data summarize the number of people who have received either their first dose or have completed the series for a COVID-19 vaccine. **A person can only be counted in one category, first dose or series complete.** For persons receiving Moderna or Pfizer vaccines, once they receive their second dose, they are moved from the first dose column to the series completed column. **Because of this, the total first dose category may show a change from report to report not matching the total receiving their first dose from the previous day.** Persons receiving Johnson & Johnson vaccines will always be counted in the series completed column.

COVID-19 doses for vaccinated persons in Florida	
Doses administered	271,056
People receiving one dose of a 1-dose series (Johnson & Johnson) or receiving only one dose of a 2-dose series (Moderna, Pfizer) count once. Persons receiving both doses of a 2-dose series count twice.	

Current status of persons vaccinated for COVID-19 in Florida	
Total people vaccinated	165,019
First dose	53,482
Series completed	111,537
Completed 1-dose series	5,500
Completed 2-dose series	106,037
First dose: current number of people who have only received their first dose of the Moderna or Pfizer vaccine.	
Series complete: current number of people who have received both Moderna or Pfizer vaccine doses or one Johnson & Johnson dose and are considered fully immunized.	

Demographic summary	First dose	Series complete	Total people vaccinated
Age group	53,482	111,537	165,019
16-24 years	4,171	1,446	5,617
25-34 years	5,104	3,414	8,518
35-44 years	7,199	4,500	11,699
45-54 years	10,007	8,065	18,072
55-64 years	11,636	21,053	32,689
65-74 years	8,355	41,702	50,057
75-84 years	5,055	24,017	29,072
85+ years	1,955	7,340	9,295
Race	53,482	111,537	165,019
White	38,478	85,914	124,392
Black	2,062	3,271	5,333
American Indian/Alaskan	265	426	691
Other	4,576	7,861	12,437
Unknown	8,101	14,065	22,166
Other race includes Asian, native Hawaiian/Pacific Islander, or other.			
Ethnicity	53,482	111,537	165,019
Hispanic	5,821	4,232	10,053
Non-Hispanic	30,129	67,920	98,049
Unknown	17,532	39,385	56,917
Gender	53,482	111,537	165,019
Female	28,377	62,990	91,367
Male	24,955	48,481	73,436
Unknown	150	66	216



COVID-19: Marion County vaccine summary

Vaccination data through Apr 24, 2021 as of Apr 25, 2021 at 12:05 AM

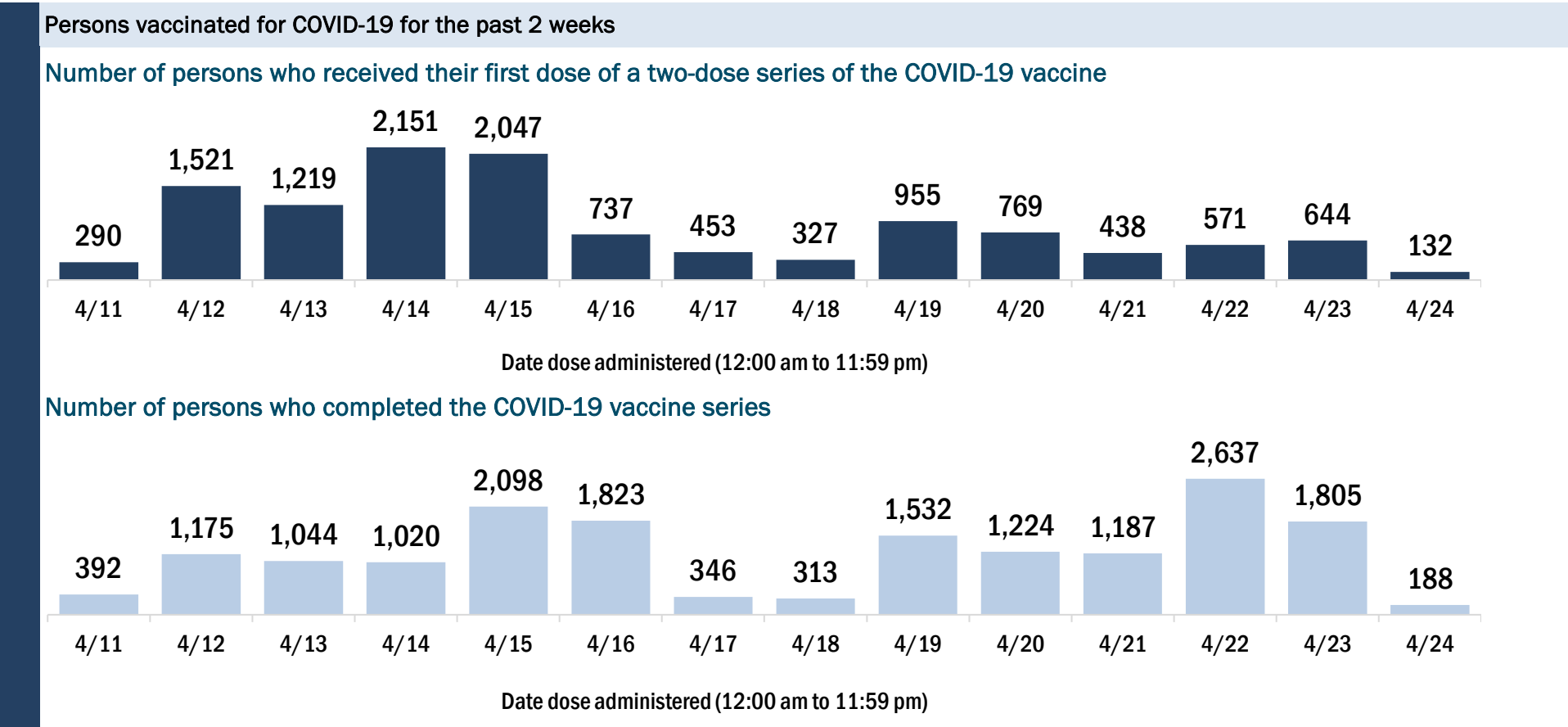
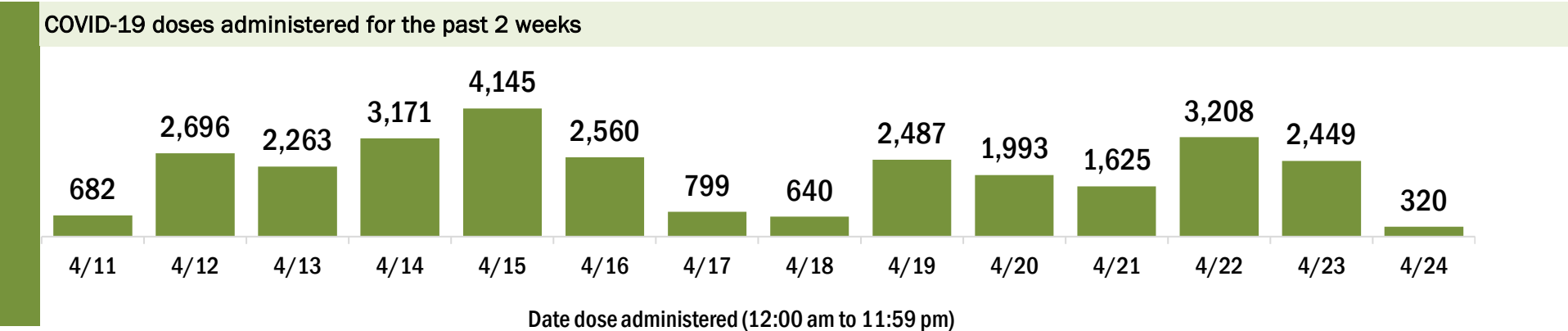
Data in this report are provisional and subject to change.

Data in this summary pertain to COVID-19 vaccines approved by the U.S. Food and Drug Administration and have been issued an Emergency Use Authorization (Janssen COVID-19 Vaccine, Moderna COVID-19 Vaccine and Pfizer-BioNTech COVID-19 Vaccine). These data summarize the number of people who have received either their first dose or have completed the series for a COVID-19 vaccine. **A person can only be counted in one category, first dose or series complete.** For persons receiving Moderna or Pfizer vaccines, once they receive their second dose, they are moved from the first dose column to the series completed column. **Because of this, the total first dose category may show a change from report to report not matching the total receiving their first dose from the previous day.** Persons receiving Johnson & Johnson vaccines will always be counted in the series completed column.

COVID-19 doses for vaccinated persons in Florida	
Doses administered	219,422
People receiving one dose of a 1-dose series (Johnson & Johnson) or receiving only one dose of a 2-dose series (Moderna, Pfizer) count once. Persons receiving both doses of a 2-dose series count twice.	

Current status of persons vaccinated for COVID-19 in Florida	
Total people vaccinated	129,088
First dose	34,406
Series completed	94,682
Completed 1-dose series	4,348
Completed 2-dose series	90,334
First dose: current number of people who have only received their first dose of the Moderna or Pfizer vaccine.	
Series complete: current number of people who have received both Moderna or Pfizer vaccine doses or one Johnson & Johnson dose and are considered fully immunized.	

Demographic summary	First dose	Series complete	Total people vaccinated
Age group	34,406	94,682	129,088
16-24 years	2,939	1,147	4,086
25-34 years	3,688	2,478	6,166
35-44 years	4,760	3,831	8,591
45-54 years	5,639	7,206	12,845
55-64 years	7,440	16,518	23,958
65-74 years	5,254	34,009	39,263
75-84 years	3,296	22,968	26,264
85+ years	1,390	6,525	7,915
Race	34,406	94,682	129,088
White	21,785	66,915	88,700
Black	2,990	6,042	9,032
American Indian/Alaskan	147	347	494
Other	3,895	8,314	12,209
Unknown	5,589	13,064	18,653
Other race includes Asian, native Hawaiian/Pacific Islander, or other.			
Ethnicity	34,406	94,682	129,088
Hispanic	4,780	5,933	10,713
Non-Hispanic	17,959	59,976	77,935
Unknown	11,667	28,773	40,440
Gender	34,406	94,682	129,088
Female	19,010	54,583	73,593
Male	15,355	40,060	55,415
Unknown	41	39	80



COVID-19: Martin County vaccine summary

Vaccination data through Apr 24, 2021 as of Apr 25, 2021 at 12:05 AM

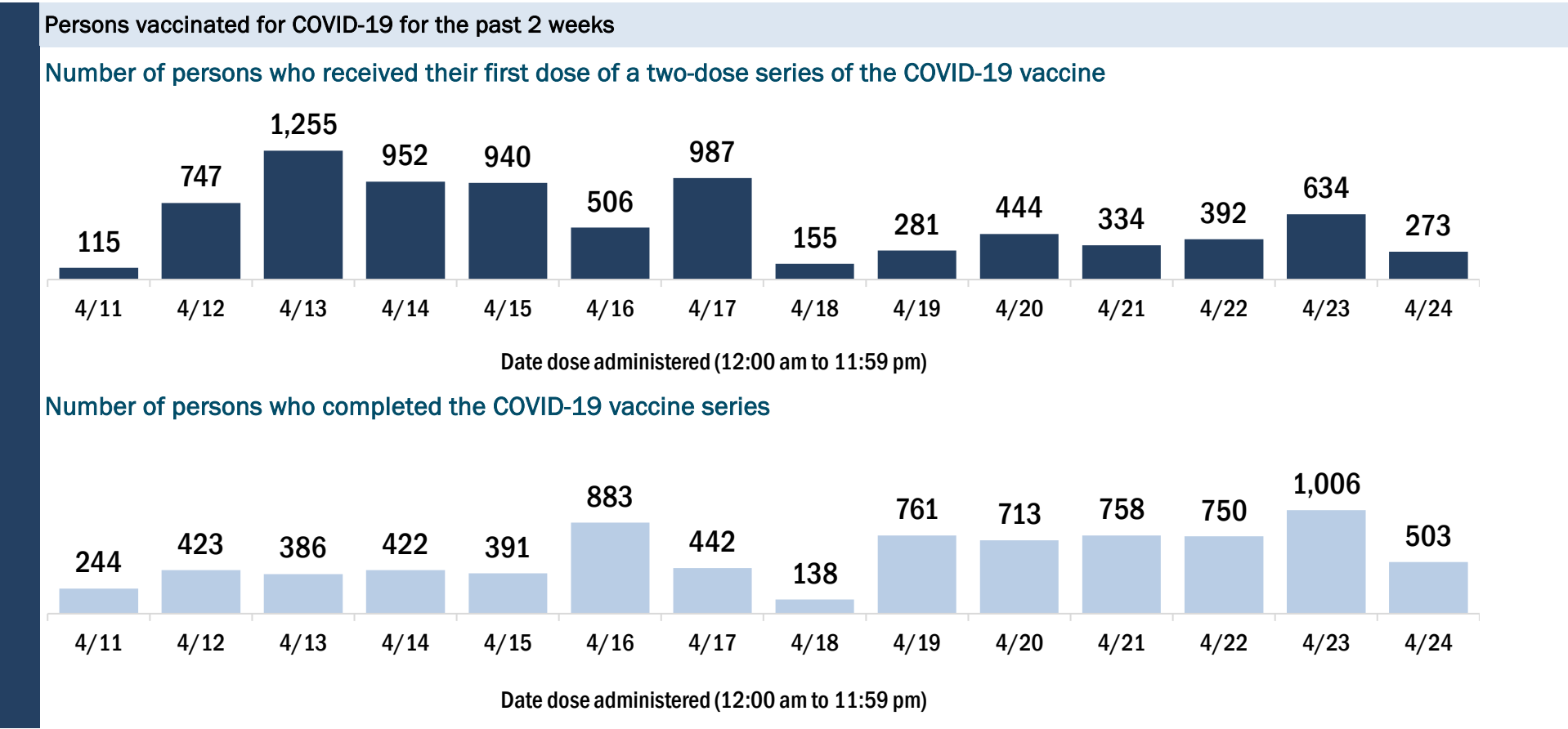
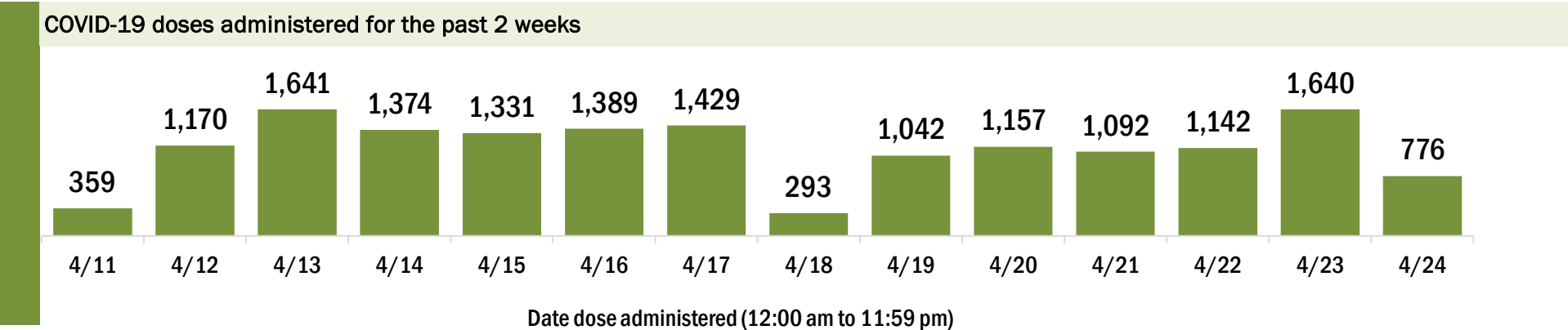
Data in this report are provisional and subject to change.

Data in this summary pertain to COVID-19 vaccines approved by the U.S. Food and Drug Administration and have been issued an Emergency Use Authorization (Janssen COVID-19 Vaccine, Moderna COVID-19 Vaccine and Pfizer-BioNTech COVID-19 Vaccine). These data summarize the number of people who have received either their first dose or have completed the series for a COVID-19 vaccine. **A person can only be counted in one category, first dose or series complete.** For persons receiving Moderna or Pfizer vaccines, once they receive their second dose, they are moved from the first dose column to the series completed column. **Because of this, the total first dose category may show a change from report to report not matching the total receiving their first dose from the previous day.** Persons receiving Johnson & Johnson vaccines will always be counted in the series completed column.

COVID-19 doses for vaccinated persons in Florida	
Doses administered	121,641
People receiving one dose of a 1-dose series (Johnson & Johnson) or receiving only one dose of a 2-dose series (Moderna, Pfizer) count once. Persons receiving both doses of a 2-dose series count twice.	

Current status of persons vaccinated for COVID-19 in Florida	
Total people vaccinated	73,243
First dose	22,024
Series completed	51,219
Completed 1-dose series	2,821
Completed 2-dose series	48,398
First dose: current number of people who have only received their first dose of the Moderna or Pfizer vaccine.	
Series complete: current number of people who have received both Moderna or Pfizer vaccine doses or one Johnson & Johnson dose and are considered fully immunized.	

Demographic summary	First dose	Series complete	Total people vaccinated
Age group	22,024	51,219	73,243
16-24 years	1,498	510	2,008
25-34 years	1,757	1,027	2,784
35-44 years	2,630	1,787	4,417
45-54 years	3,725	3,266	6,991
55-64 years	5,878	8,901	14,779
65-74 years	3,397	18,337	21,734
75-84 years	2,181	12,798	14,979
85+ years	958	4,593	5,551
Race	22,024	51,219	73,243
White	15,716	34,756	50,472
Black	793	1,019	1,812
American Indian/Alaskan	73	85	158
Other	1,551	3,600	5,151
Unknown	3,891	11,759	15,650
Other race includes Asian, native Hawaiian/Pacific Islander, or other.			
Ethnicity	22,024	51,219	73,243
Hispanic	1,703	1,549	3,252
Non-Hispanic	11,677	21,429	33,106
Unknown	8,644	28,241	36,885
Gender	22,024	51,219	73,243
Female	11,277	29,175	40,452
Male	10,727	22,026	32,753
Unknown	20	18	38



COVID-19: Monroe County vaccine summary

Vaccination data through Apr 24, 2021 as of Apr 25, 2021 at 12:05 AM

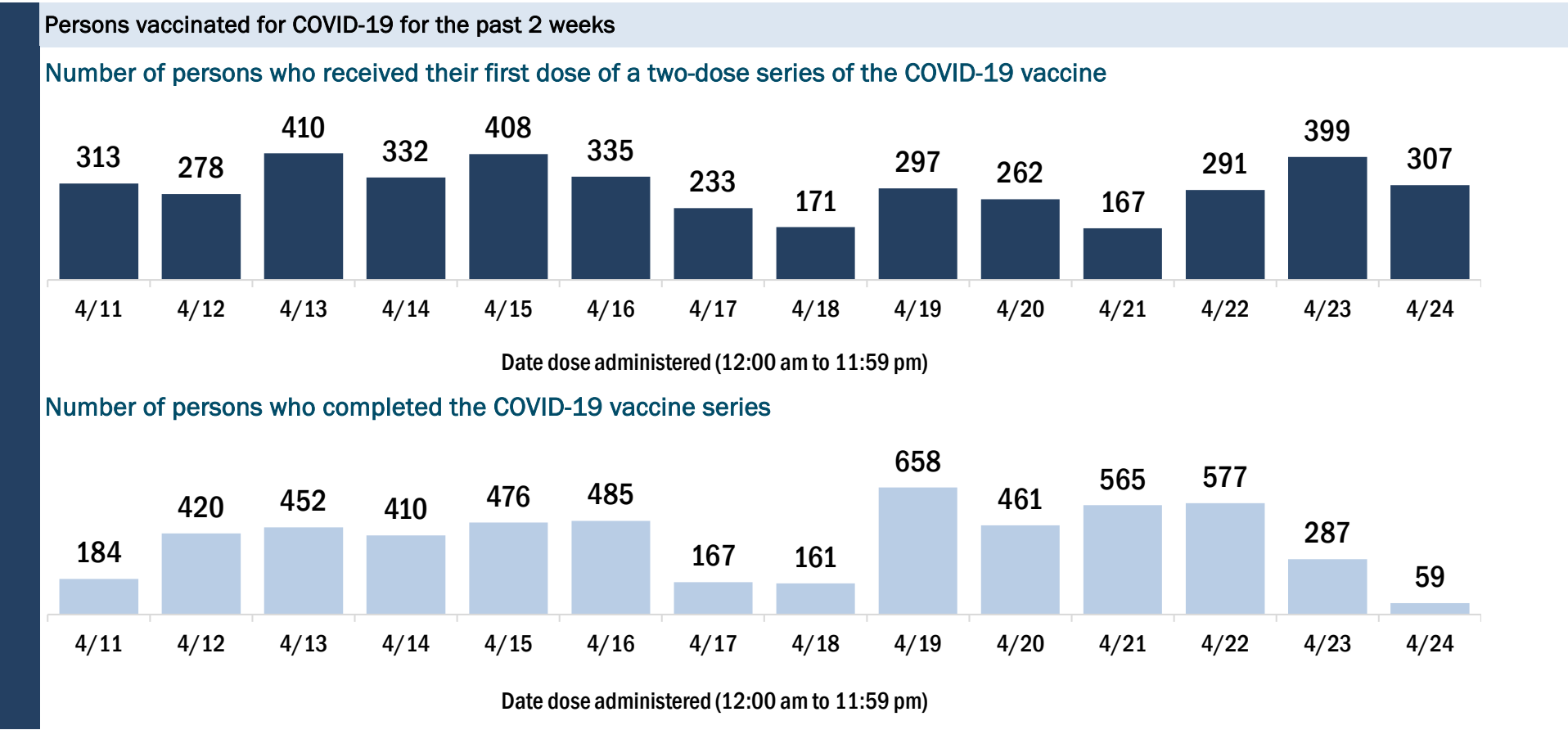
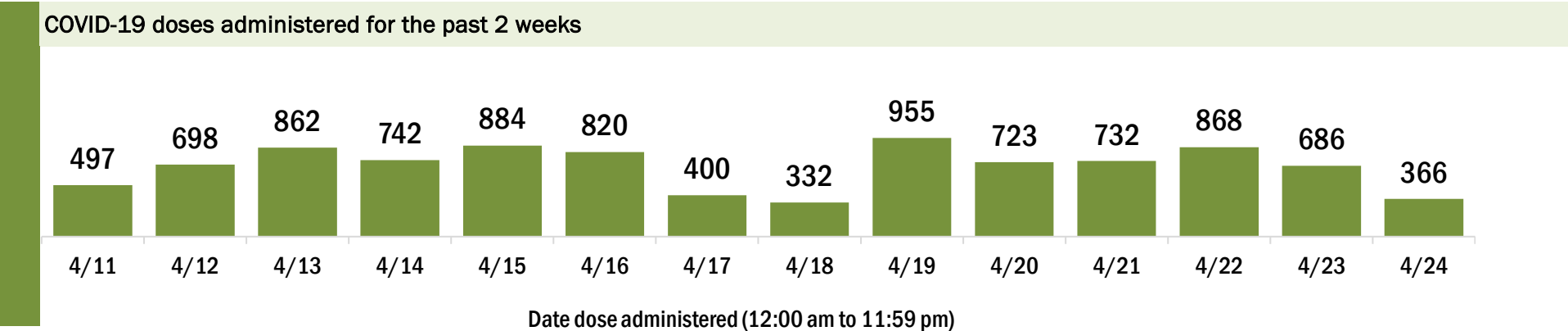
Data in this report are provisional and subject to change.

Data in this summary pertain to COVID-19 vaccines approved by the U.S. Food and Drug Administration and have been issued an Emergency Use Authorization (Janssen COVID-19 Vaccine, Moderna COVID-19 Vaccine and Pfizer-BioNTech COVID-19 Vaccine). These data summarize the number of people who have received either their first dose or have completed the series for a COVID-19 vaccine. **A person can only be counted in one category, first dose or series complete.** For persons receiving Moderna or Pfizer vaccines, once they receive their second dose, they are moved from the first dose column to the series completed column. **Because of this, the total first dose category may show a change from report to report not matching the total receiving their first dose from the previous day.** Persons receiving Johnson & Johnson vaccines will always be counted in the series completed column.

COVID-19 doses for vaccinated persons in Florida	
Doses administered	54,254
People receiving one dose of a 1-dose series (Johnson & Johnson) or receiving only one dose of a 2-dose series (Moderna, Pfizer) count once. Persons receiving both doses of a 2-dose series count twice.	

Current status of persons vaccinated for COVID-19 in Florida	
Total people vaccinated	33,489
First dose	10,845
Series completed	22,644
Completed 1-dose series	1,879
Completed 2-dose series	20,765
First dose: current number of people who have only received their first dose of the Moderna or Pfizer vaccine.	
Series complete: current number of people who have received both Moderna or Pfizer vaccine doses or one Johnson & Johnson dose and are considered fully immunized.	

Demographic summary	First dose	Series complete	Total people vaccinated
Age group	10,845	22,644	33,489
16-24 years	677	246	923
25-34 years	1,126	638	1,764
35-44 years	1,546	1,167	2,713
45-54 years	2,054	2,302	4,356
55-64 years	2,840	5,192	8,032
65-74 years	1,788	8,433	10,221
75-84 years	644	3,750	4,394
85+ years	170	916	1,086
Race	10,845	22,644	33,489
White	7,512	16,556	24,068
Black	317	404	721
American Indian/Alaskan	40	78	118
Other	615	1,169	1,784
Unknown	2,361	4,437	6,798
Other race includes Asian, native Hawaiian/Pacific Islander, or other.			
Ethnicity	10,845	22,644	33,489
Hispanic	1,520	1,955	3,475
Non-Hispanic	5,253	12,897	18,150
Unknown	4,072	7,792	11,864
Gender	10,845	22,644	33,489
Female	5,489	11,876	17,365
Male	5,346	10,766	16,112
Unknown	10	2	12



COVID-19: Nassau County vaccine summary

Vaccination data through Apr 24, 2021 as of Apr 25, 2021 at 12:05 AM

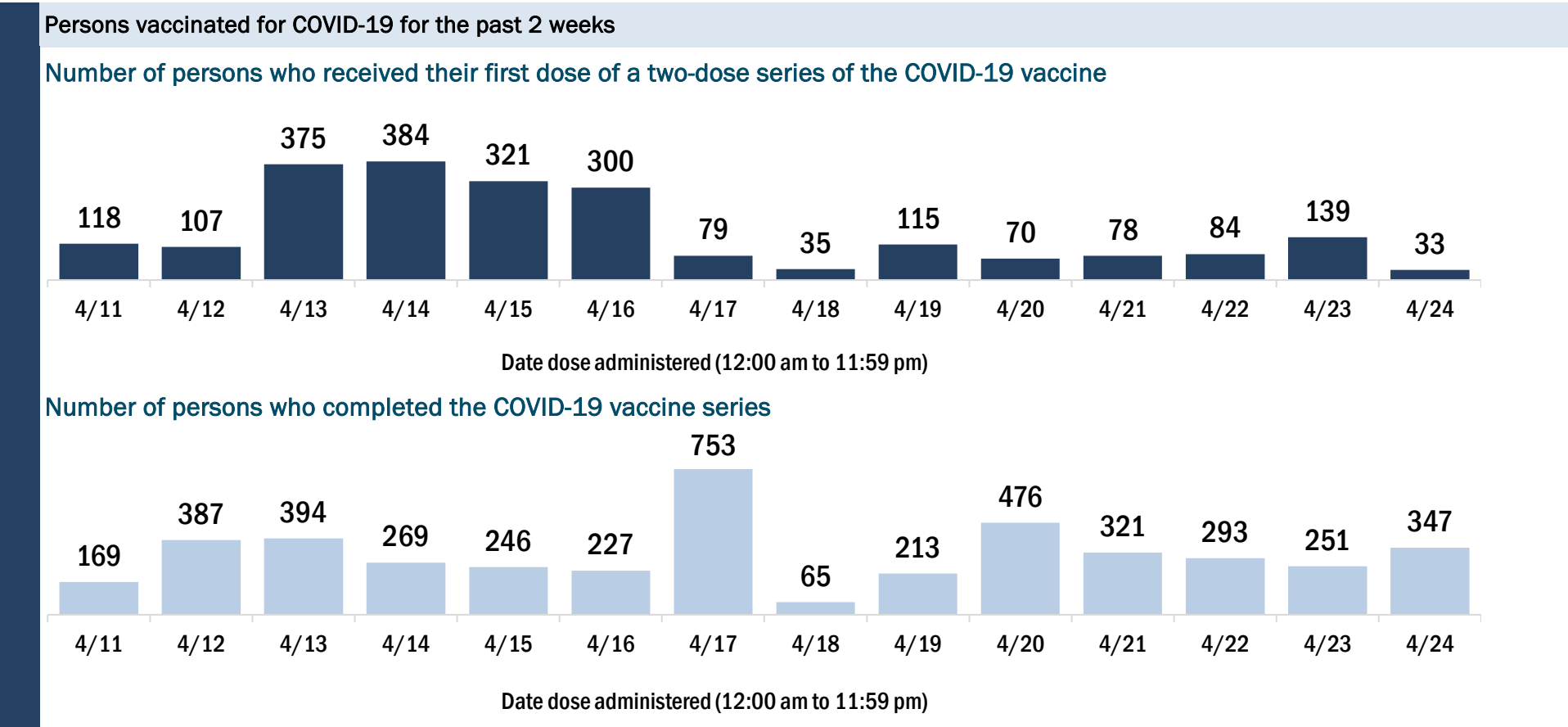
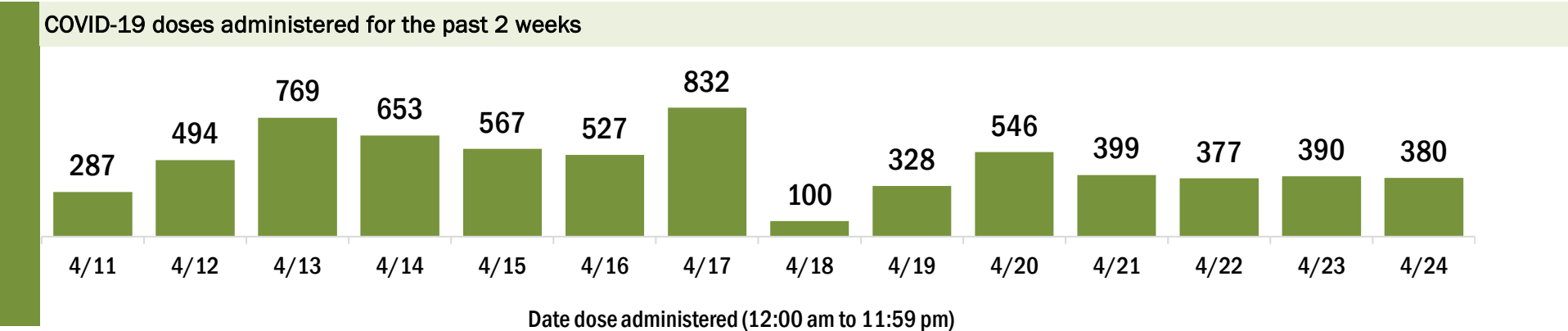
Data in this report are provisional and subject to change.

Data in this summary pertain to COVID-19 vaccines approved by the U.S. Food and Drug Administration and have been issued an Emergency Use Authorization (Janssen COVID-19 Vaccine, Moderna COVID-19 Vaccine and Pfizer-BioNTech COVID-19 Vaccine). These data summarize the number of people who have received either their first dose or have completed the series for a COVID-19 vaccine. **A person can only be counted in one category, first dose or series complete.** For persons receiving Moderna or Pfizer vaccines, once they receive their second dose, they are moved from the first dose column to the series completed column. **Because of this, the total first dose category may show a change from report to report not matching the total receiving their first dose from the previous day.** Persons receiving Johnson & Johnson vaccines will always be counted in the series completed column.

COVID-19 doses for vaccinated persons in Florida	
Doses administered	57,977
People receiving one dose of a 1-dose series (Johnson & Johnson) or receiving only one dose of a 2-dose series (Moderna, Pfizer) count once. Persons receiving both doses of a 2-dose series count twice.	

Current status of persons vaccinated for COVID-19 in Florida	
Total people vaccinated	33,160
First dose	6,347
Series completed	26,813
Completed 1-dose series	1,996
Completed 2-dose series	24,817
First dose: current number of people who have only received their first dose of the Moderna or Pfizer vaccine.	
Series complete: current number of people who have received both Moderna or Pfizer vaccine doses or one Johnson & Johnson dose and are considered fully immunized.	

Demographic summary	First dose	Series complete	Total people vaccinated
Age group	6,347	26,813	33,160
16-24 years	833	320	1,153
25-34 years	862	690	1,552
35-44 years	1,005	1,494	2,499
45-54 years	1,014	2,694	3,708
55-64 years	1,191	6,223	7,414
65-74 years	836	9,474	10,310
75-84 years	452	4,601	5,053
85+ years	154	1,317	1,471
Race	6,347	26,813	33,160
White	4,732	21,863	26,595
Black	353	1,208	1,561
American Indian/Alaskan	46	88	134
Other	411	1,311	1,722
Unknown	805	2,343	3,148
Other race includes Asian, native Hawaiian/Pacific Islander, or other.			
Ethnicity	6,347	26,813	33,160
Hispanic	360	577	937
Non-Hispanic	4,523	21,067	25,590
Unknown	1,464	5,169	6,633
Gender	6,347	26,813	33,160
Female	3,462	15,035	18,497
Male	2,879	11,777	14,656
Unknown	6	1	7



COVID-19: Okaloosa County vaccine summary

Vaccination data through Apr 24, 2021 as of Apr 25, 2021 at 12:05 AM

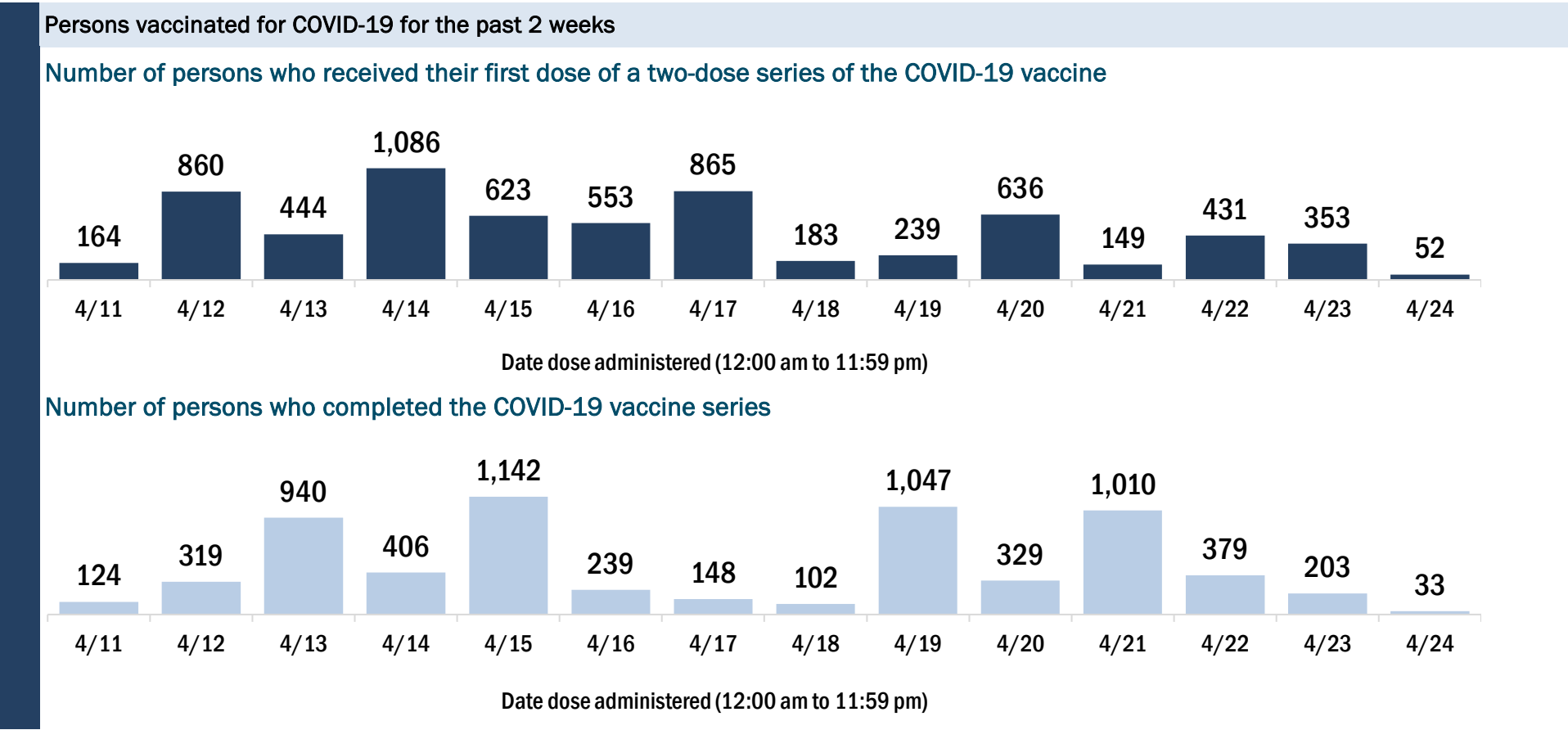
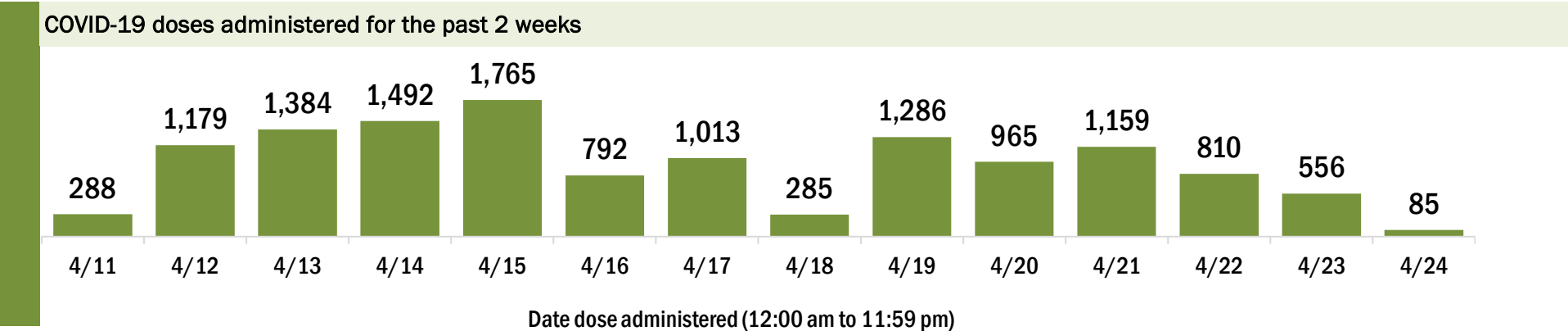
Data in this report are provisional and subject to change.

Data in this summary pertain to COVID-19 vaccines approved by the U.S. Food and Drug Administration and have been issued an Emergency Use Authorization (Janssen COVID-19 Vaccine, Moderna COVID-19 Vaccine and Pfizer-BioNTech COVID-19 Vaccine). These data summarize the number of people who have received either their first dose or have completed the series for a COVID-19 vaccine. **A person can only be counted in one category, first dose or series complete.** For persons receiving Moderna or Pfizer vaccines, once they receive their second dose, they are moved from the first dose column to the series completed column. **Because of this, the total first dose category may show a change from report to report not matching the total receiving their first dose from the previous day.** Persons receiving Johnson & Johnson vaccines will always be counted in the series completed column.

COVID-19 doses for vaccinated persons in Florida	
Doses administered	96,156
People receiving one dose of a 1-dose series (Johnson & Johnson) or receiving only one dose of a 2-dose series (Moderna, Pfizer) count once. Persons receiving both doses of a 2-dose series count twice.	

Current status of persons vaccinated for COVID-19 in Florida	
Total people vaccinated	58,425
First dose	17,182
Series completed	41,243
Completed 1-dose series	3,512
Completed 2-dose series	37,731
First dose: current number of people who have only received their first dose of the Moderna or Pfizer vaccine.	
Series complete: current number of people who have received both Moderna or Pfizer vaccine doses or one Johnson & Johnson dose and are considered fully immunized.	

Demographic summary	First dose	Series complete	Total people vaccinated
Age group	17,182	41,243	58,425
16-24 years	1,770	607	2,377
25-34 years	2,668	1,570	4,238
35-44 years	2,998	2,526	5,524
45-54 years	2,798	4,110	6,908
55-64 years	3,579	9,395	12,974
65-74 years	1,927	13,133	15,060
75-84 years	1,050	7,248	8,298
85+ years	392	2,654	3,046
Race	17,182	41,243	58,425
White	10,135	29,249	39,384
Black	1,184	2,038	3,222
American Indian/Alaskan	91	160	251
Other	1,872	3,561	5,433
Unknown	3,900	6,235	10,135
Other race includes Asian, native Hawaiian/Pacific Islander, or other.			
Ethnicity	17,182	41,243	58,425
Hispanic	1,213	1,180	2,393
Non-Hispanic	9,241	26,145	35,386
Unknown	6,728	13,918	20,646
Gender	17,182	41,243	58,425
Female	9,205	23,787	32,992
Male	7,855	17,429	25,284
Unknown	122	27	149



COVID-19: Okeechobee County vaccine summary

Vaccination data through Apr 24, 2021 as of Apr 25, 2021 at 12:05 AM

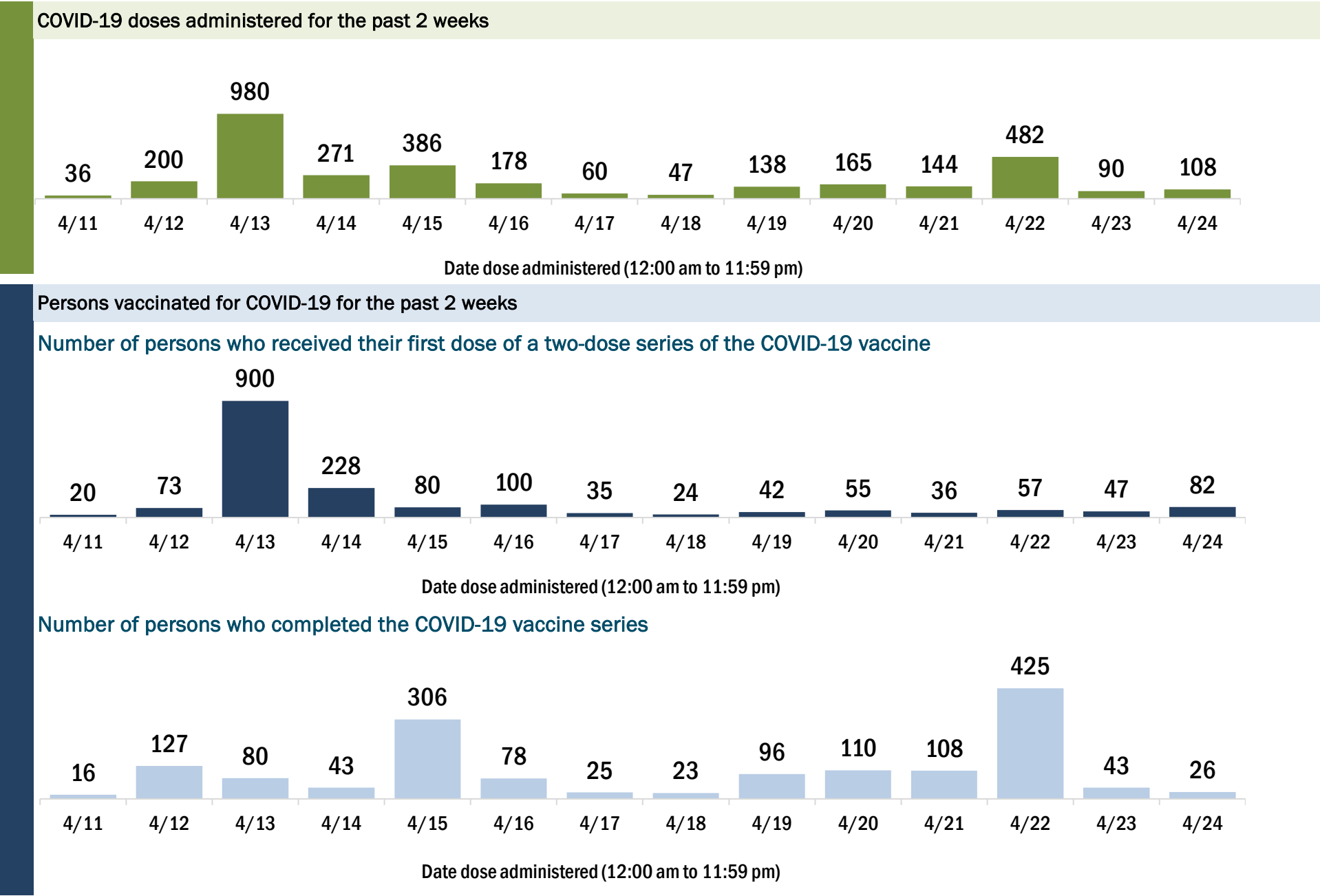
Data in this report are provisional and subject to change.

Data in this summary pertain to COVID-19 vaccines approved by the U.S. Food and Drug Administration and have been issued an Emergency Use Authorization (Janssen COVID-19 Vaccine, Moderna COVID-19 Vaccine and Pfizer-BioNTech COVID-19 Vaccine). These data summarize the number of people who have received either their first dose or have completed the series for a COVID-19 vaccine. **A person can only be counted in one category, first dose or series complete.** For persons receiving Moderna or Pfizer vaccines, once they receive their second dose, they are moved from the first dose column to the series completed column. **Because of this, the total first dose category may show a change from report to report not matching the total receiving their first dose from the previous day.** Persons receiving Johnson & Johnson vaccines will always be counted in the series completed column.

COVID-19 doses for vaccinated persons in Florida	
Doses administered	18,220
People receiving one dose of a 1-dose series (Johnson & Johnson) or receiving only one dose of a 2-dose series (Moderna, Pfizer) count once. Persons receiving both doses of a 2-dose series count twice.	

Current status of persons vaccinated for COVID-19 in Florida	
Total people vaccinated	11,178
First dose	3,642
Series completed	7,536
Completed 1-dose series	494
Completed 2-dose series	7,042
First dose: current number of people who have only received their first dose of the Moderna or Pfizer vaccine.	
Series complete: current number of people who have received both Moderna or Pfizer vaccine doses or one Johnson & Johnson dose and are considered fully immunized.	

Demographic summary	First dose	Series complete	Total people vaccinated
Age group	3,642	7,536	11,178
16-24 years	202	94	296
25-34 years	348	212	560
35-44 years	476	337	813
45-54 years	743	508	1,251
55-64 years	1,014	1,136	2,150
65-74 years	513	2,842	3,355
75-84 years	271	1,884	2,155
85+ years	75	523	598
Race	3,642	7,536	11,178
White	2,327	6,006	8,333
Black	163	173	336
American Indian/Alaskan	18	33	51
Other	263	683	946
Unknown	871	641	1,512
Other race includes Asian, native Hawaiian/Pacific Islander, or other.			
Ethnicity	3,642	7,536	11,178
Hispanic	577	701	1,278
Non-Hispanic	1,692	5,399	7,091
Unknown	1,373	1,436	2,809
Gender	3,642	7,536	11,178
Female	1,557	4,235	5,792
Male	2,080	3,301	5,381
Unknown	5	0	5



COVID-19: Orange County vaccine summary

Vaccination data through Apr 24, 2021 as of Apr 25, 2021 at 12:05 AM

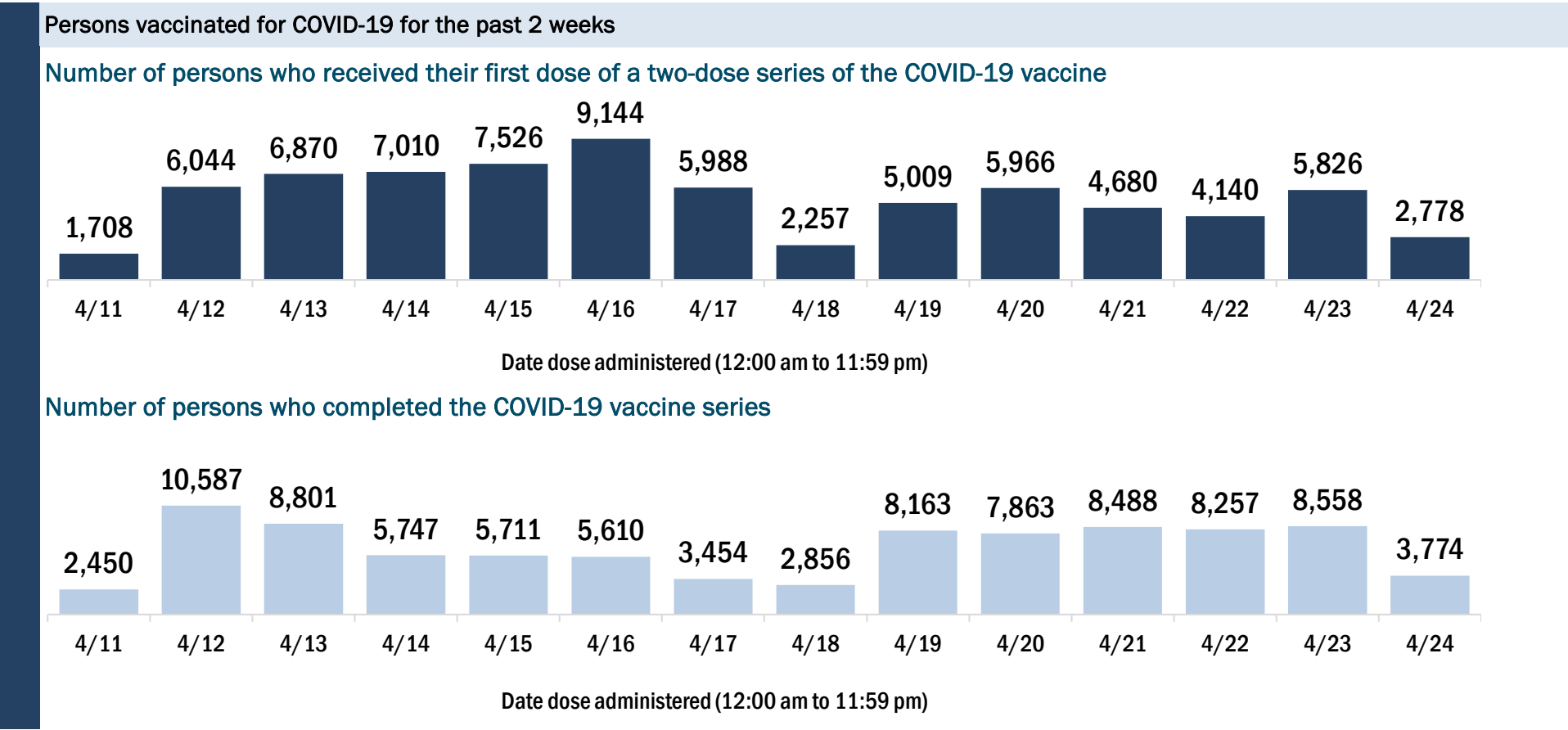
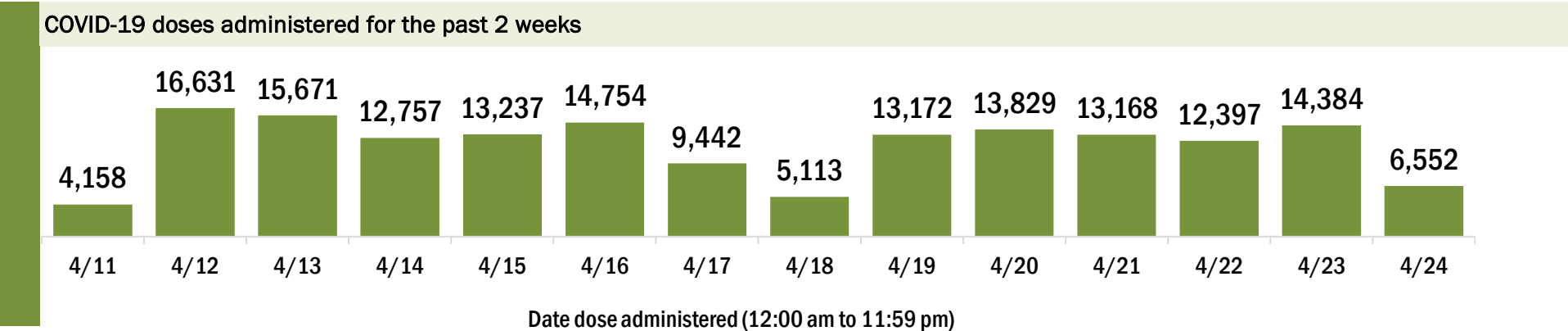
Data in this report are provisional and subject to change.

Data in this summary pertain to COVID-19 vaccines approved by the U.S. Food and Drug Administration and have been issued an Emergency Use Authorization (Janssen COVID-19 Vaccine, Moderna COVID-19 Vaccine and Pfizer-BioNTech COVID-19 Vaccine). These data summarize the number of people who have received either their first dose or have completed the series for a COVID-19 vaccine. **A person can only be counted in one category, first dose or series complete.** For persons receiving Moderna or Pfizer vaccines, once they receive their second dose, they are moved from the first dose column to the series completed column. **Because of this, the total first dose category may show a change from report to report not matching the total receiving their first dose from the previous day.** Persons receiving Johnson & Johnson vaccines will always be counted in the series completed column.

COVID-19 doses for vaccinated persons in Florida	
Doses administered	801,792
People receiving one dose of a 1-dose series (Johnson & Johnson) or receiving only one dose of a 2-dose series (Moderna, Pfizer) count once. Persons receiving both doses of a 2-dose series count twice.	

Current status of persons vaccinated for COVID-19 in Florida	
Total people vaccinated	513,845
First dose	173,612
Series completed	340,233
Completed 1-dose series	52,286
Completed 2-dose series	287,947
First dose: current number of people who have only received their first dose of the Moderna or Pfizer vaccine.	
Series complete: current number of people who have received both Moderna or Pfizer vaccine doses or one Johnson & Johnson dose and are considered fully immunized.	

Demographic summary	First dose	Series complete	Total people vaccinated
Age group	173,612	340,233	513,845
16-24 years	31,842	13,554	45,396
25-34 years	37,225	30,300	67,525
35-44 years	35,752	45,775	81,527
45-54 years	28,455	60,807	89,262
55-64 years	21,341	73,962	95,303
65-74 years	10,389	71,442	81,831
75-84 years	5,227	32,743	37,970
85+ years	3,381	11,650	15,031
Race	173,612	340,233	513,845
White	97,633	205,880	303,513
Black	13,958	27,043	41,001
American Indian/Alaskan	709	936	1,645
Other	30,526	56,803	87,329
Unknown	30,786	49,571	80,357
Other race includes Asian, native Hawaiian/Pacific Islander, or other.			
Ethnicity	173,612	340,233	513,845
Hispanic	32,566	38,226	70,792
Non-Hispanic	73,671	175,046	248,717
Unknown	67,375	126,961	194,336
Gender	173,612	340,233	513,845
Female	89,574	190,563	280,137
Male	81,960	148,744	230,704
Unknown	2,078	926	3,004



COVID-19: Osceola County vaccine summary

Vaccination data through Apr 24, 2021 as of Apr 25, 2021 at 12:05 AM

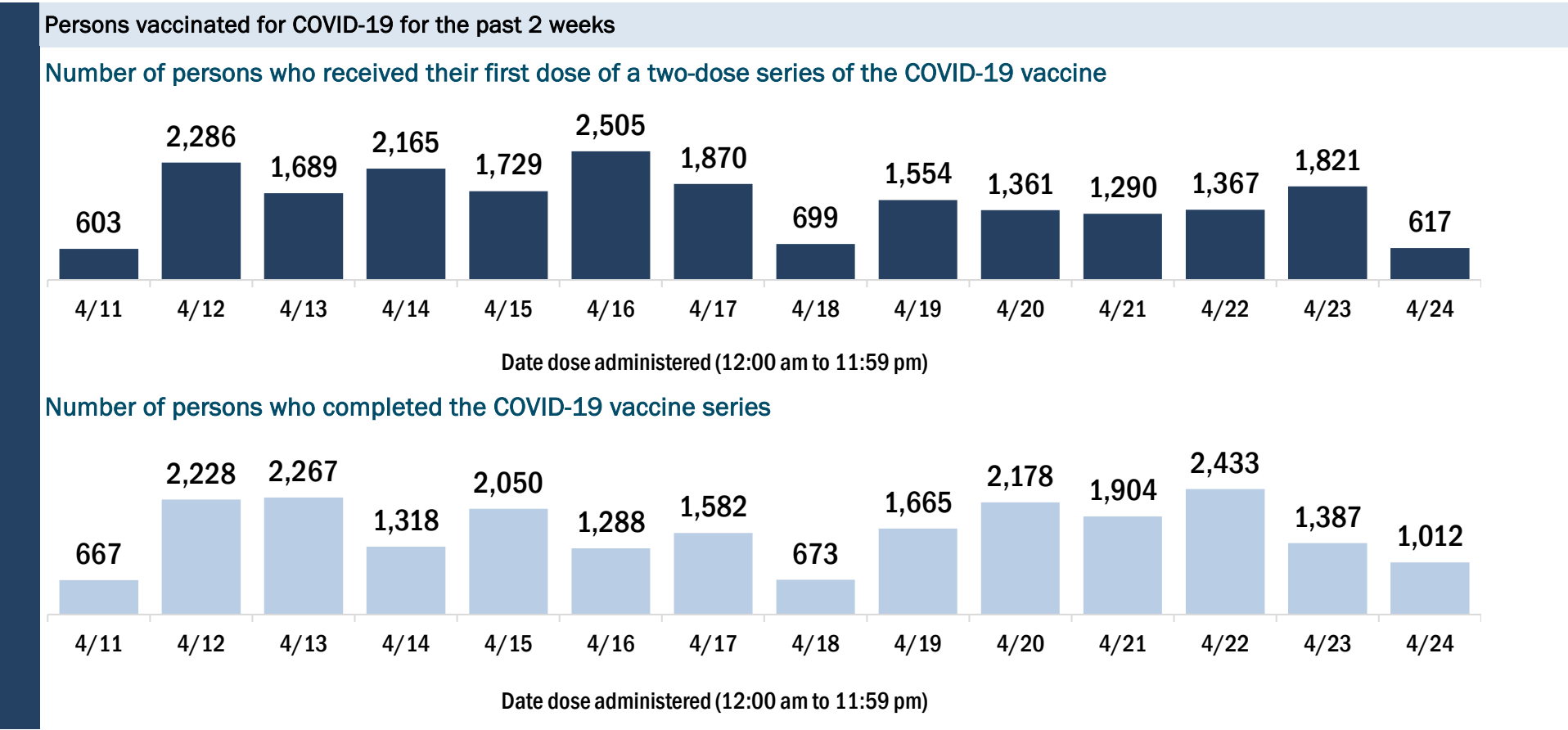
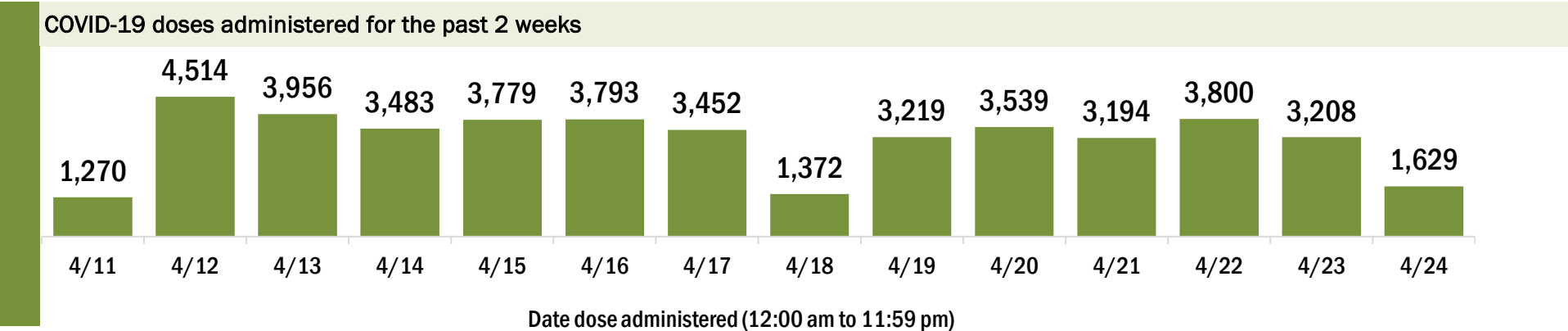
Data in this report are provisional and subject to change.

Data in this summary pertain to COVID-19 vaccines approved by the U.S. Food and Drug Administration and have been issued an Emergency Use Authorization (Janssen COVID-19 Vaccine, Moderna COVID-19 Vaccine and Pfizer-BioNTech COVID-19 Vaccine). These data summarize the number of people who have received either their first dose or have completed the series for a COVID-19 vaccine. **A person can only be counted in one category, first dose or series complete.** For persons receiving Moderna or Pfizer vaccines, once they receive their second dose, they are moved from the first dose column to the series completed column. **Because of this, the total first dose category may show a change from report to report not matching the total receiving their first dose from the previous day.** Persons receiving Johnson & Johnson vaccines will always be counted in the series completed column.

COVID-19 doses for vaccinated persons in Florida	
Doses administered	199,725
People receiving one dose of a 1-dose series (Johnson & Johnson) or receiving only one dose of a 2-dose series (Moderna, Pfizer) count once. Persons receiving both doses of a 2-dose series count twice.	

Current status of persons vaccinated for COVID-19 in Florida	
Total people vaccinated	128,280
First dose	46,520
Series completed	81,760
Completed 1-dose series	10,315
Completed 2-dose series	71,445
First dose: current number of people who have only received their first dose of the Moderna or Pfizer vaccine.	
Series complete: current number of people who have received both Moderna or Pfizer vaccine doses or one Johnson & Johnson dose and are considered fully immunized.	

Demographic summary	First dose	Series complete	Total people vaccinated
Age group	46,520	81,760	128,280
16-24 years	7,023	2,397	9,420
25-34 years	8,192	5,244	13,436
35-44 years	9,572	8,183	17,755
45-54 years	8,877	13,301	22,178
55-64 years	6,984	18,250	25,234
65-74 years	3,525	21,356	24,881
75-84 years	1,766	10,129	11,895
85+ years	581	2,900	3,481
Race	46,520	81,760	128,280
White	26,227	49,375	75,602
Black	2,380	4,516	6,896
American Indian/Alaskan	195	391	586
Other	7,939	14,759	22,698
Unknown	9,779	12,719	22,498
Other race includes Asian, native Hawaiian/Pacific Islander, or other.			
Ethnicity	46,520	81,760	128,280
Hispanic	16,318	23,664	39,982
Non-Hispanic	12,450	32,052	44,502
Unknown	17,752	26,044	43,796
Gender	46,520	81,760	128,280
Female	24,654	46,849	71,503
Male	21,719	34,853	56,572
Unknown	147	58	205



COVID-19: Palm Beach County vaccine summary

Vaccination data through Apr 24, 2021 as of Apr 25, 2021 at 12:05 AM

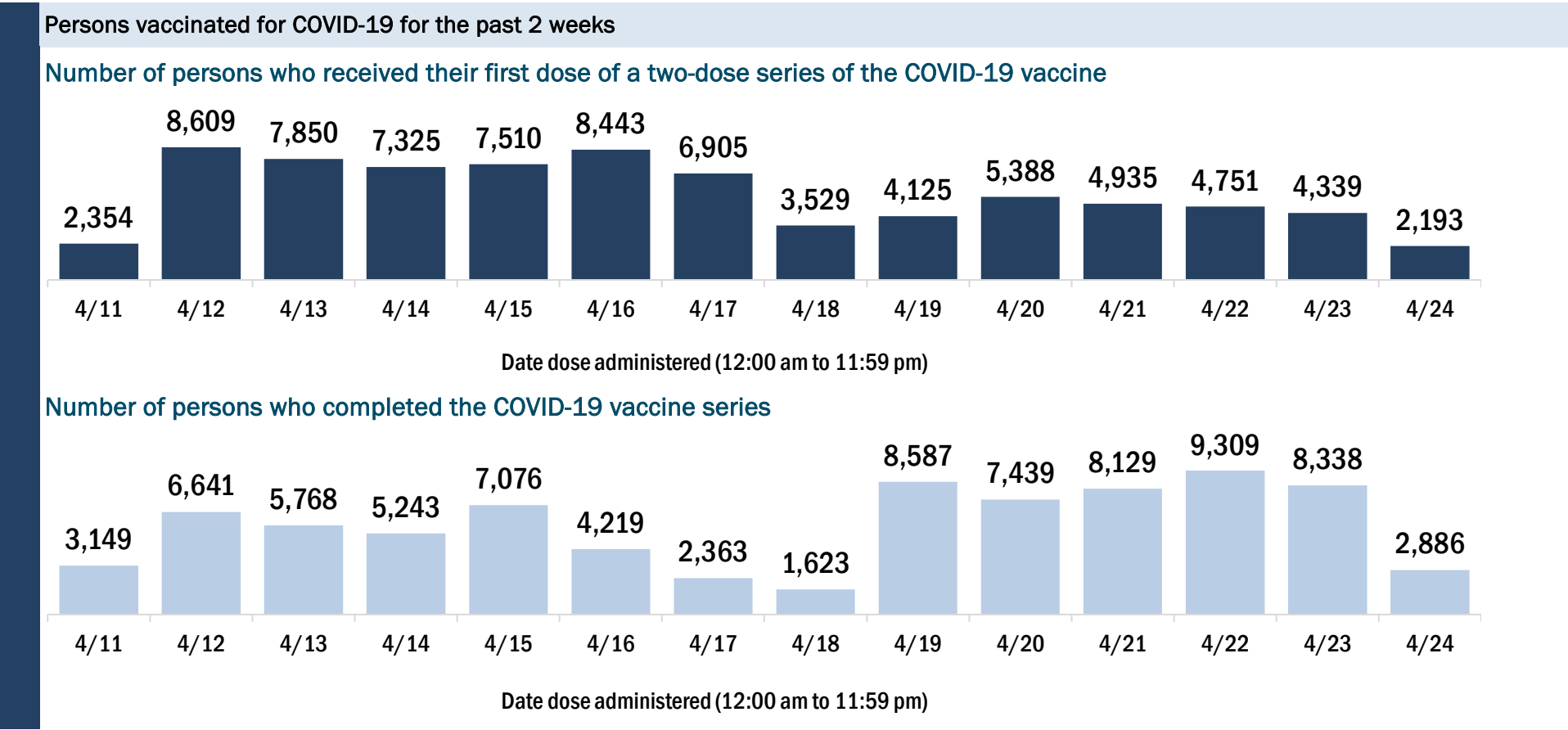
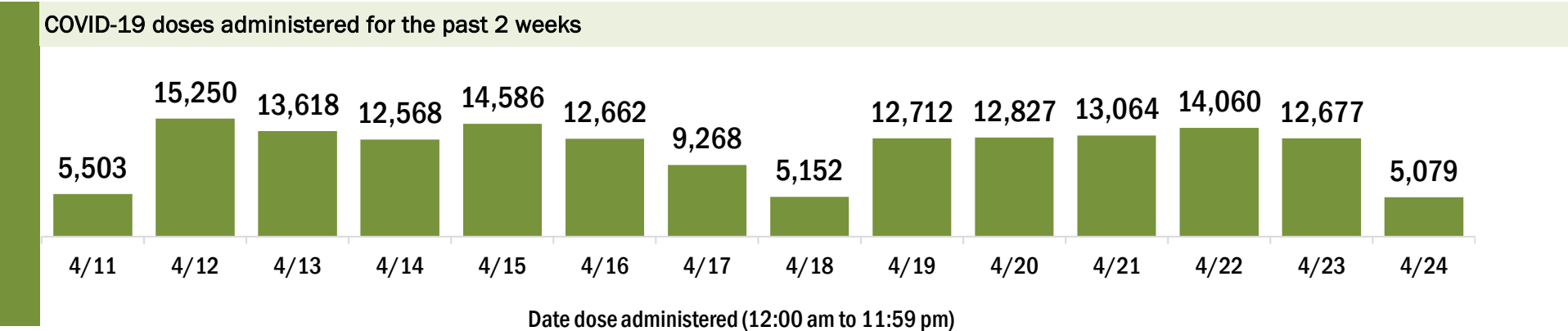
Data in this report are provisional and subject to change.

Data in this summary pertain to COVID-19 vaccines approved by the U.S. Food and Drug Administration and have been issued an Emergency Use Authorization (Janssen COVID-19 Vaccine, Moderna COVID-19 Vaccine and Pfizer-BioNTech COVID-19 Vaccine). These data summarize the number of people who have received either their first dose or have completed the series for a COVID-19 vaccine. **A person can only be counted in one category, first dose or series complete.** For persons receiving Moderna or Pfizer vaccines, once they receive their second dose, they are moved from the first dose column to the series completed column. **Because of this, the total first dose category may show a change from report to report not matching the total receiving their first dose from the previous day.** Persons receiving Johnson & Johnson vaccines will always be counted in the series completed column.

COVID-19 doses for vaccinated persons in Florida	
Doses administered	1,010,250
People receiving one dose of a 1-dose series (Johnson & Johnson) or receiving only one dose of a 2-dose series (Moderna, Pfizer) count once. Persons receiving both doses of a 2-dose series count twice.	

Current status of persons vaccinated for COVID-19 in Florida	
Total people vaccinated	625,001
First dose	201,680
Series completed	423,321
Completed 1-dose series	38,072
Completed 2-dose series	385,249
First dose: current number of people who have only received their first dose of the Moderna or Pfizer vaccine.	
Series complete: current number of people who have received both Moderna or Pfizer vaccine doses or one Johnson & Johnson dose and are considered fully immunized.	

Demographic summary	First dose	Series complete	Total people vaccinated
Age group	201,680	423,321	625,001
16-24 years	20,981	7,941	28,922
25-34 years	25,401	17,002	42,403
35-44 years	31,936	26,505	58,441
45-54 years	36,577	45,817	82,394
55-64 years	37,529	81,387	118,916
65-74 years	25,062	124,952	150,014
75-84 years	16,622	85,025	101,647
85+ years	7,572	34,692	42,264
Race	201,680	423,321	625,001
White	121,482	275,077	396,559
Black	15,414	22,192	37,606
American Indian/Alaskan	806	1,136	1,942
Other	22,975	37,152	60,127
Unknown	41,003	87,764	128,767
Other race includes Asian, native Hawaiian/Pacific Islander, or other.			
Ethnicity	201,680	423,321	625,001
Hispanic	35,822	33,939	69,761
Non-Hispanic	93,259	224,662	317,921
Unknown	72,599	164,720	237,319
Gender	201,680	423,321	625,001
Female	106,015	242,636	348,651
Male	95,110	180,395	275,505
Unknown	555	290	845



COVID-19: Pasco County vaccine summary

Vaccination data through Apr 24, 2021 as of Apr 25, 2021 at 12:05 AM

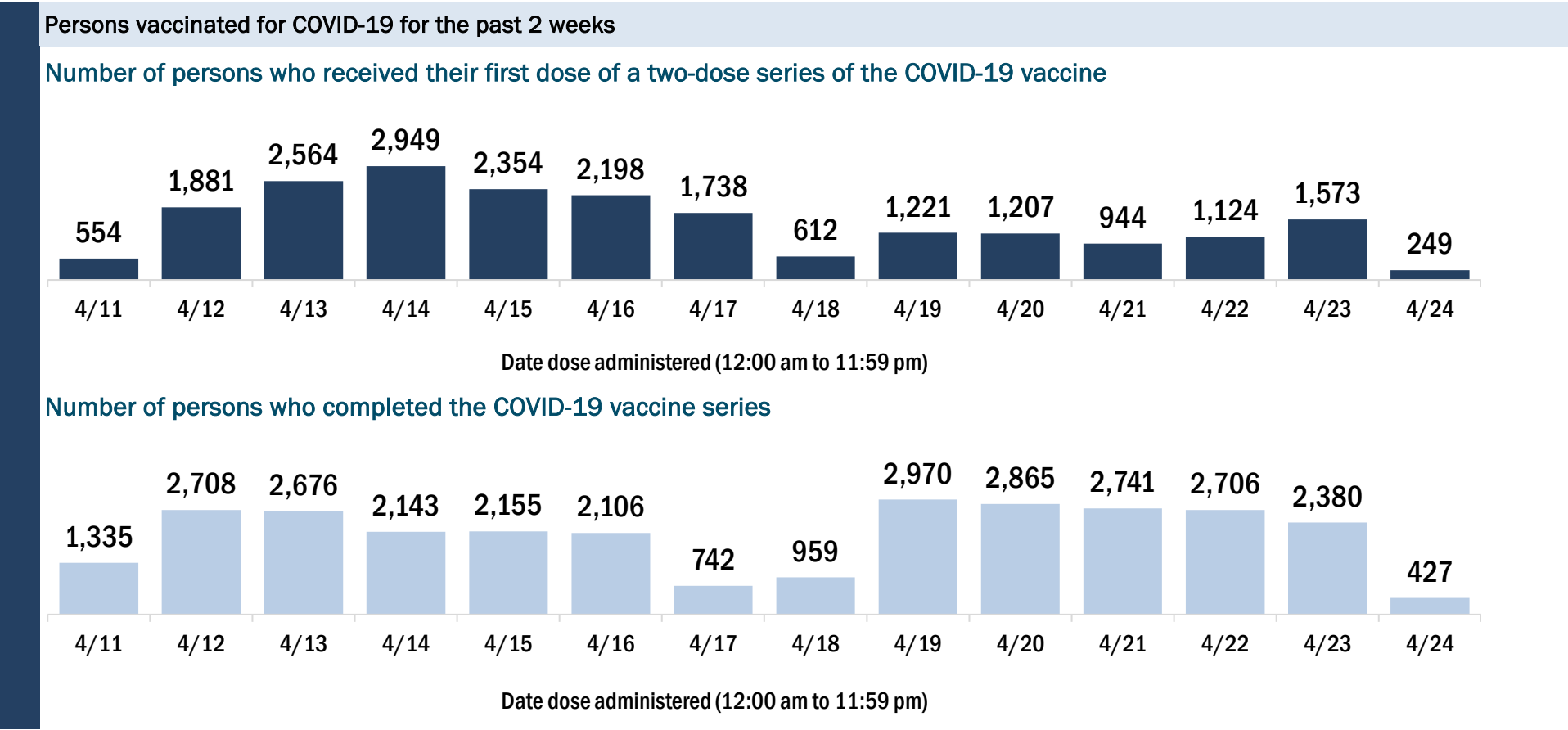
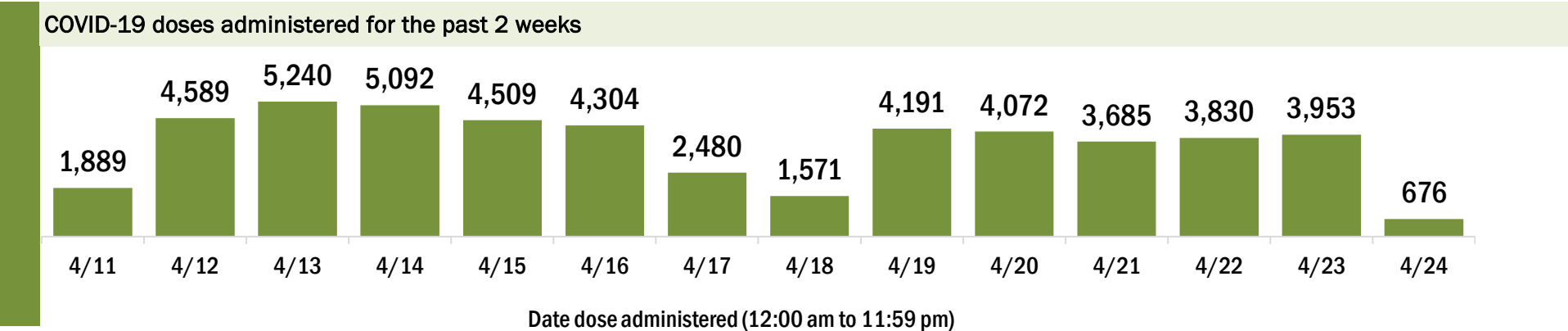
Data in this report are provisional and subject to change.

Data in this summary pertain to COVID-19 vaccines approved by the U.S. Food and Drug Administration and have been issued an Emergency Use Authorization (Janssen COVID-19 Vaccine, Moderna COVID-19 Vaccine and Pfizer-BioNTech COVID-19 Vaccine). These data summarize the number of people who have received either their first dose or have completed the series for a COVID-19 vaccine. **A person can only be counted in one category, first dose or series complete.** For persons receiving Moderna or Pfizer vaccines, once they receive their second dose, they are moved from the first dose column to the series completed column. **Because of this, the total first dose category may show a change from report to report not matching the total receiving their first dose from the previous day.** Persons receiving Johnson & Johnson vaccines will always be counted in the series completed column.

COVID-19 doses for vaccinated persons in Florida	
Doses administered	314,783
People receiving one dose of a 1-dose series (Johnson & Johnson) or receiving only one dose of a 2-dose series (Moderna, Pfizer) count once. Persons receiving both doses of a 2-dose series count twice.	

Current status of persons vaccinated for COVID-19 in Florida	
Total people vaccinated	195,955
First dose	65,777
Series completed	130,178
Completed 1-dose series	11,350
Completed 2-dose series	118,828
First dose: current number of people who have only received their first dose of the Moderna or Pfizer vaccine.	
Series complete: current number of people who have received both Moderna or Pfizer vaccine doses or one Johnson & Johnson dose and are considered fully immunized.	

Demographic summary	First dose	Series complete	Total people vaccinated
Age group	65,777	130,178	195,955
16-24 years	6,733	2,596	9,329
25-34 years	6,828	5,188	12,016
35-44 years	10,079	9,203	19,282
45-54 years	11,346	15,141	26,487
55-64 years	12,270	25,669	37,939
65-74 years	10,018	40,600	50,618
75-84 years	6,452	24,457	30,909
85+ years	2,051	7,324	9,375
Race	65,777	130,178	195,955
White	46,431	98,616	145,047
Black	2,514	3,582	6,096
American Indian/Alaskan	325	448	773
Other	7,087	11,980	19,067
Unknown	9,420	15,552	24,972
Other race includes Asian, native Hawaiian/Pacific Islander, or other.			
Ethnicity	65,777	130,178	195,955
Hispanic	5,869	7,133	13,002
Non-Hispanic	35,455	79,425	114,880
Unknown	24,453	43,620	68,073
Gender	65,777	130,178	195,955
Female	35,207	76,018	111,225
Male	30,468	54,071	84,539
Unknown	102	89	191



COVID-19: Pinellas County vaccine summary

Vaccination data through Apr 24, 2021 as of Apr 25, 2021 at 12:05 AM

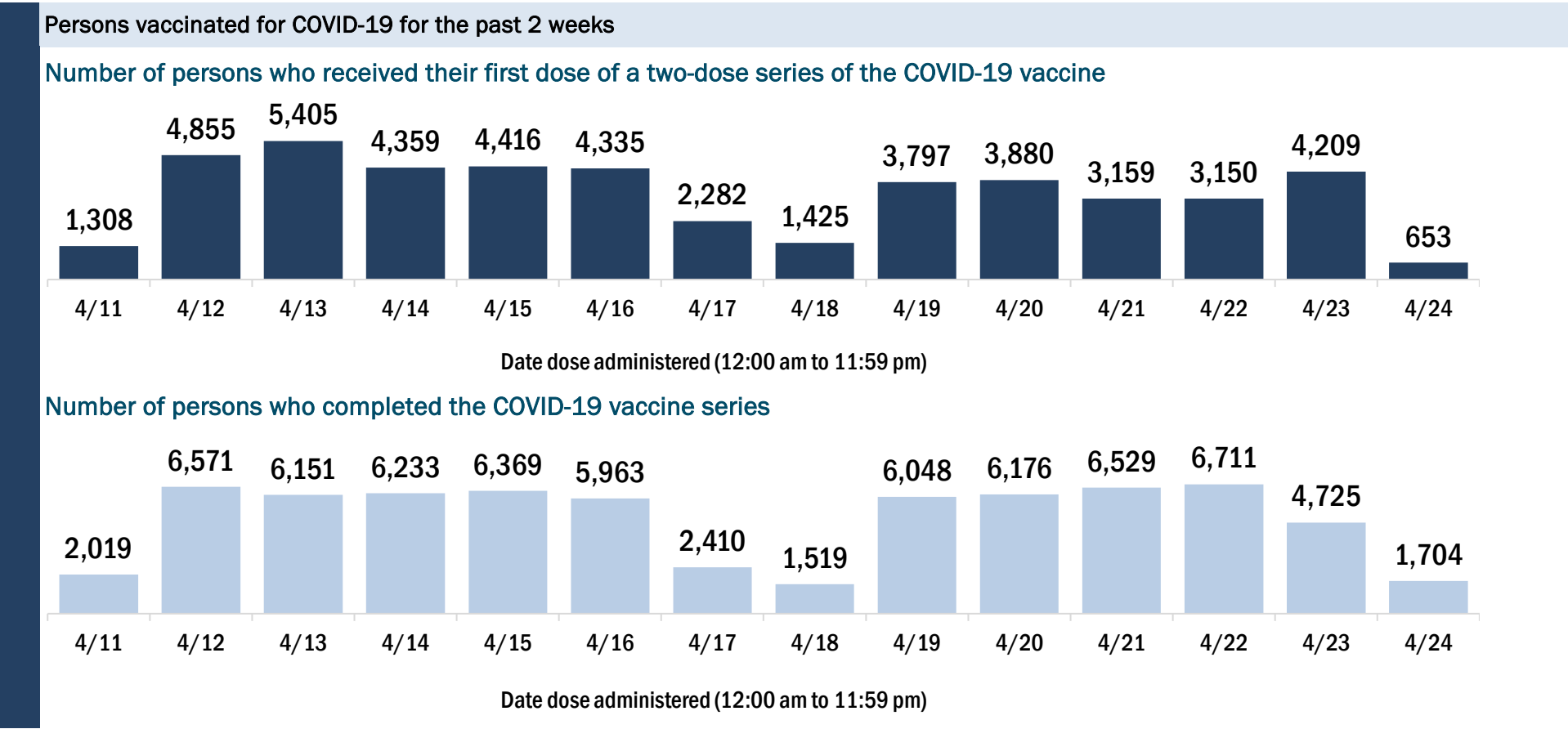
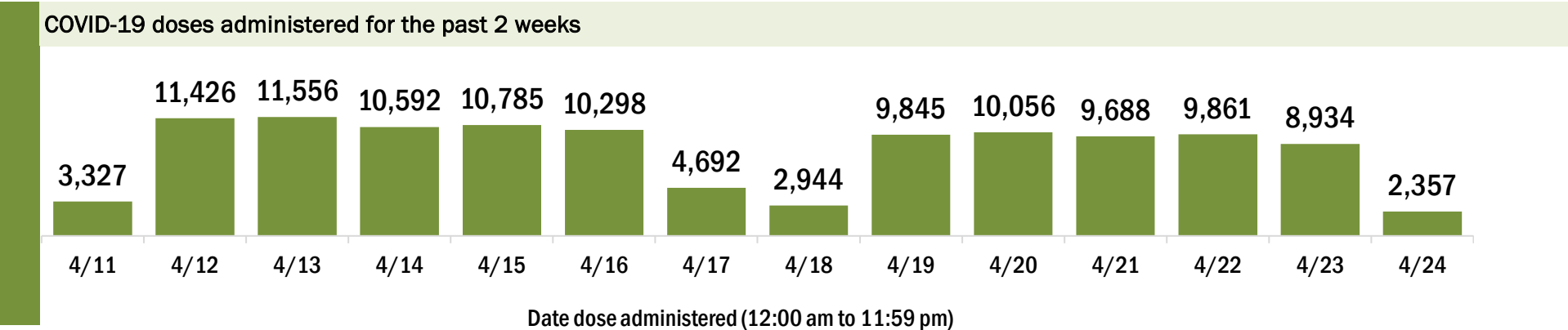
Data in this report are provisional and subject to change.

Data in this summary pertain to COVID-19 vaccines approved by the U.S. Food and Drug Administration and have been issued an Emergency Use Authorization (Janssen COVID-19 Vaccine, Moderna COVID-19 Vaccine and Pfizer-BioNTech COVID-19 Vaccine). These data summarize the number of people who have received either their first dose or have completed the series for a COVID-19 vaccine. **A person can only be counted in one category, first dose or series complete.** For persons receiving Moderna or Pfizer vaccines, once they receive their second dose, they are moved from the first dose column to the series completed column. **Because of this, the total first dose category may show a change from report to report not matching the total receiving their first dose from the previous day.** Persons receiving Johnson & Johnson vaccines will always be counted in the series completed column.

COVID-19 doses for vaccinated persons in Florida	
Doses administered	689,453
People receiving one dose of a 1-dose series (Johnson & Johnson) or receiving only one dose of a 2-dose series (Moderna, Pfizer) count once. Persons receiving both doses of a 2-dose series count twice.	

Current status of persons vaccinated for COVID-19 in Florida	
Total people vaccinated	413,334
First dose	117,538
Series completed	295,796
Completed 1-dose series	19,677
Completed 2-dose series	276,119
First dose: current number of people who have only received their first dose of the Moderna or Pfizer vaccine.	
Series complete: current number of people who have received both Moderna or Pfizer vaccine doses or one Johnson & Johnson dose and are considered fully immunized.	

Demographic summary	First dose	Series complete	Total people vaccinated
Age group	117,538	295,796	413,334
16-24 years	12,444	5,131	17,575
25-34 years	17,972	13,148	31,120
35-44 years	19,145	18,704	37,849
45-54 years	19,051	33,400	52,451
55-64 years	20,792	69,644	90,436
65-74 years	15,215	90,275	105,490
75-84 years	8,988	47,530	56,518
85+ years	3,931	17,964	21,895
Race	117,538	295,796	413,334
White	78,086	223,952	302,038
Black	6,583	12,187	18,770
American Indian/Alaskan	470	648	1,118
Other	11,547	23,001	34,548
Unknown	20,852	36,008	56,860
Other race includes Asian, native Hawaiian/Pacific Islander, or other.			
Ethnicity	117,538	295,796	413,334
Hispanic	5,780	9,296	15,076
Non-Hispanic	65,523	185,781	251,304
Unknown	46,235	100,719	146,954
Gender	117,538	295,796	413,334
Female	61,994	170,964	232,958
Male	55,230	124,349	179,579
Unknown	314	483	797



COVID-19: Polk County vaccine summary

Vaccination data through Apr 24, 2021 as of Apr 25, 2021 at 12:05 AM

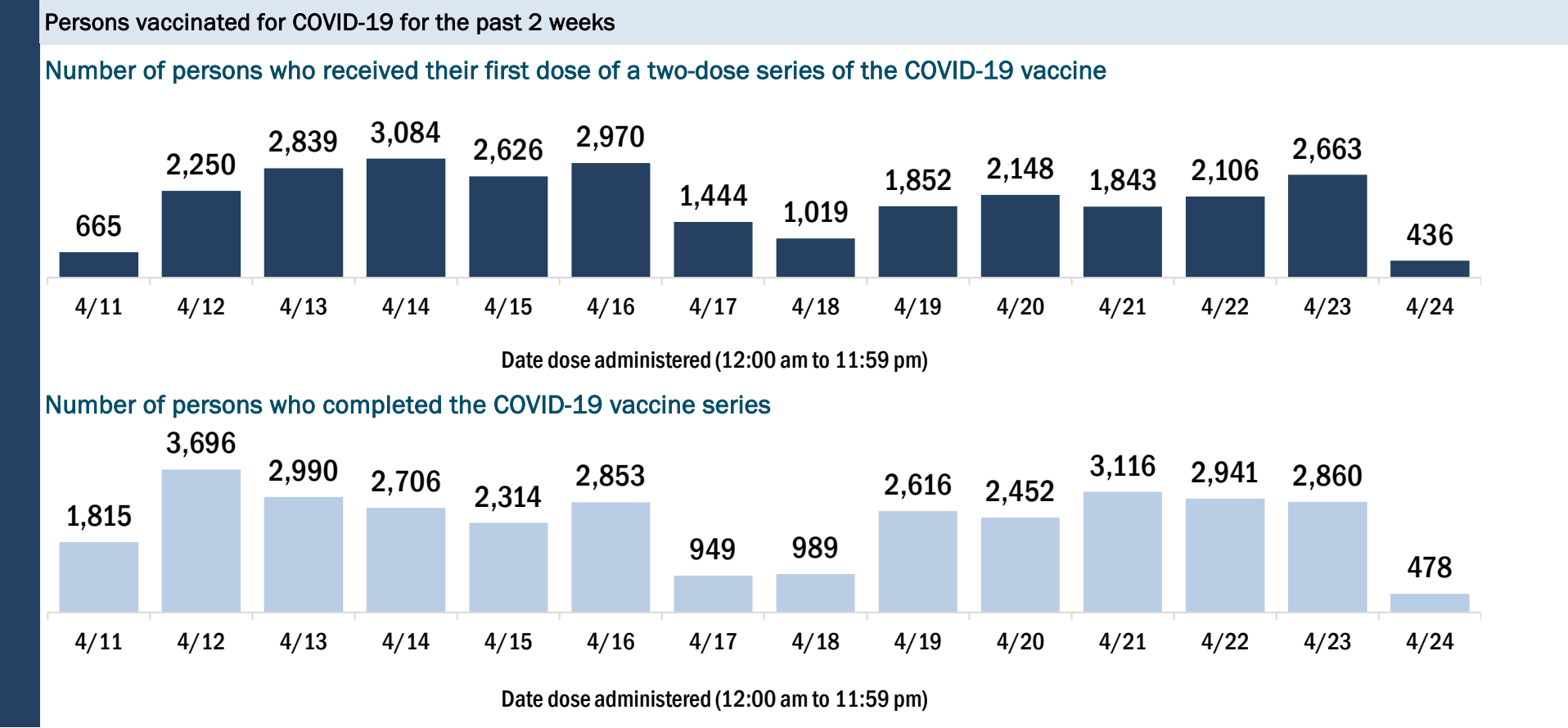
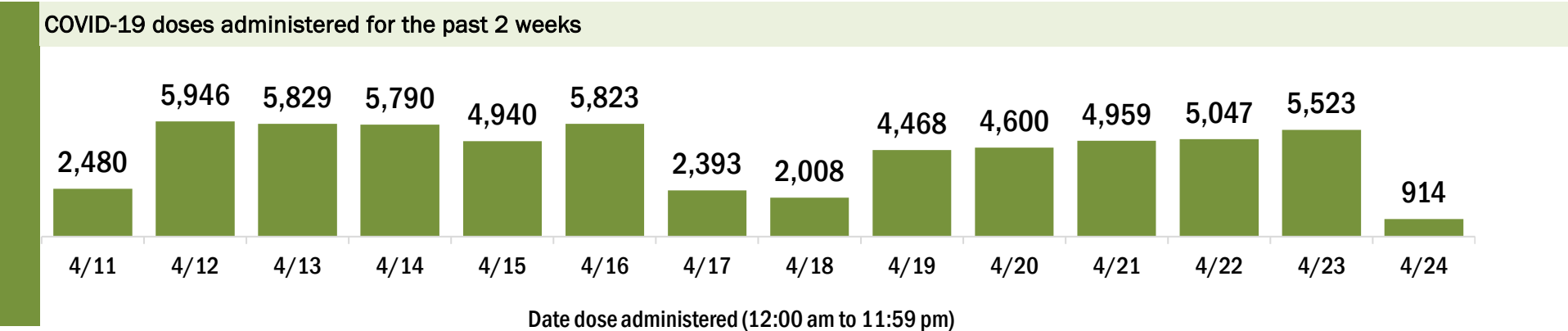
Data in this report are provisional and subject to change.

Data in this summary pertain to COVID-19 vaccines approved by the U.S. Food and Drug Administration and have been issued an Emergency Use Authorization (Janssen COVID-19 Vaccine, Moderna COVID-19 Vaccine and Pfizer-BioNTech COVID-19 Vaccine). These data summarize the number of people who have received either their first dose or have completed the series for a COVID-19 vaccine. **A person can only be counted in one category, first dose or series complete.** For persons receiving Moderna or Pfizer vaccines, once they receive their second dose, they are moved from the first dose column to the series completed column. **Because of this, the total first dose category may show a change from report to report not matching the total receiving their first dose from the previous day.** Persons receiving Johnson & Johnson vaccines will always be counted in the series completed column.

COVID-19 doses for vaccinated persons in Florida	
Doses administered	367,485
People receiving one dose of a 1-dose series (Johnson & Johnson) or receiving only one dose of a 2-dose series (Moderna, Pfizer) count once. Persons receiving both doses of a 2-dose series count twice.	

Current status of persons vaccinated for COVID-19 in Florida	
Total people vaccinated	226,848
First dose	75,902
Series completed	150,946
Completed 1-dose series	10,309
Completed 2-dose series	140,637
First dose: current number of people who have only received their first dose of the Moderna or Pfizer vaccine.	
Series complete: current number of people who have received both Moderna or Pfizer vaccine doses or one Johnson & Johnson dose and are considered fully immunized.	

Demographic summary	First dose	Series complete	Total people vaccinated
Age group	75,902	150,946	226,848
16-24 years	6,984	3,086	10,070
25-34 years	9,526	6,701	16,227
35-44 years	11,019	9,744	20,763
45-54 years	12,828	15,476	28,304
55-64 years	13,959	29,018	42,977
65-74 years	11,784	48,992	60,776
75-84 years	7,264	29,454	36,718
85+ years	2,538	8,475	11,013
Race	75,902	150,946	226,848
White	47,349	108,221	155,570
Black	6,450	9,763	16,213
American Indian/Alaskan	584	704	1,288
Other	8,340	12,050	20,390
Unknown	13,179	20,208	33,387
Other race includes Asian, native Hawaiian/Pacific Islander, or other.			
Ethnicity	75,902	150,946	226,848
Hispanic	14,304	14,040	28,344
Non-Hispanic	34,734	87,926	122,660
Unknown	26,864	48,980	75,844
Gender	75,902	150,946	226,848
Female	40,186	86,625	126,811
Male	35,481	64,222	99,703
Unknown	235	99	334



COVID-19: Putnam County vaccine summary

Vaccination data through Apr 24, 2021 as of Apr 25, 2021 at 12:05 AM

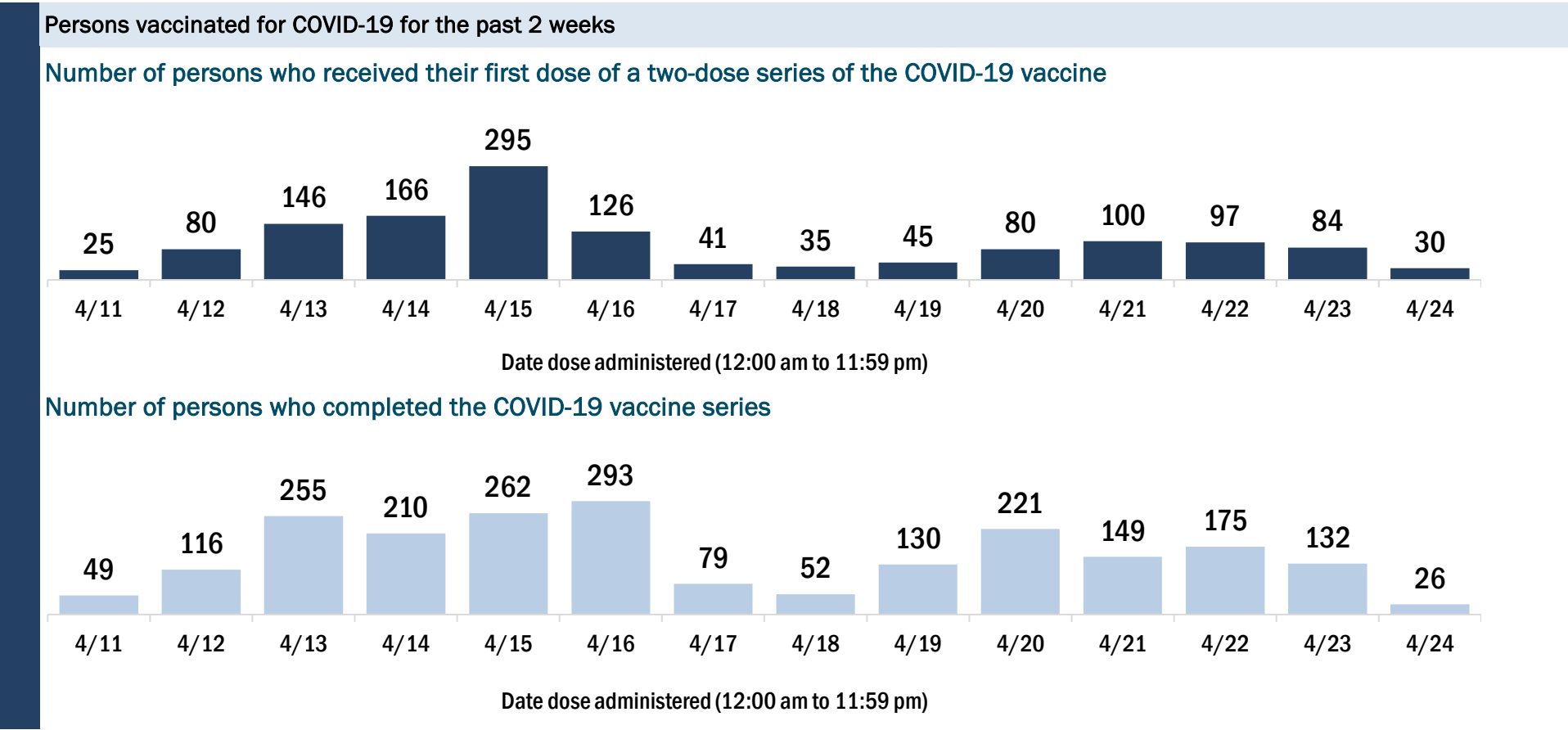
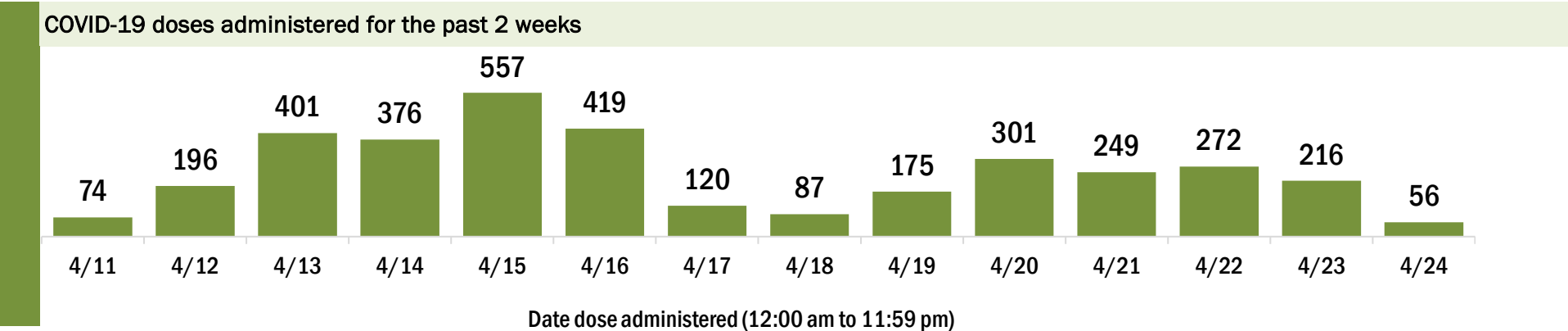
Data in this report are provisional and subject to change.

Data in this summary pertain to COVID-19 vaccines approved by the U.S. Food and Drug Administration and have been issued an Emergency Use Authorization (Janssen COVID-19 Vaccine, Moderna COVID-19 Vaccine and Pfizer-BioNTech COVID-19 Vaccine). These data summarize the number of people who have received either their first dose or have completed the series for a COVID-19 vaccine. **A person can only be counted in one category, first dose or series complete.** For persons receiving Moderna or Pfizer vaccines, once they receive their second dose, they are moved from the first dose column to the series completed column. **Because of this, the total first dose category may show a change from report to report not matching the total receiving their first dose from the previous day.** Persons receiving Johnson & Johnson vaccines will always be counted in the series completed column.

COVID-19 doses for vaccinated persons in Florida	
Doses administered	29,175
People receiving one dose of a 1-dose series (Johnson & Johnson) or receiving only one dose of a 2-dose series (Moderna, Pfizer) count once. Persons receiving both doses of a 2-dose series count twice.	

Current status of persons vaccinated for COVID-19 in Florida	
Total people vaccinated	17,922
First dose	5,835
Series completed	12,087
Completed 1-dose series	834
Completed 2-dose series	11,253
First dose: current number of people who have only received their first dose of the Moderna or Pfizer vaccine.	
Series complete: current number of people who have received both Moderna or Pfizer vaccine doses or one Johnson & Johnson dose and are considered fully immunized.	

Demographic summary	First dose	Series complete	Total people vaccinated
Age group	5,835	12,087	17,922
16-24 years	282	122	404
25-34 years	416	309	725
35-44 years	541	472	1,013
45-54 years	749	985	1,734
55-64 years	1,400	2,497	3,897
65-74 years	1,415	4,482	5,897
75-84 years	779	2,454	3,233
85+ years	253	766	1,019
Race	5,835	12,087	17,922
White	4,346	9,471	13,817
Black	643	1,229	1,872
American Indian/Alaskan	54	87	141
Other	464	687	1,151
Unknown	328	613	941
Other race includes Asian, native Hawaiian/Pacific Islander, or other.			
Ethnicity	5,835	12,087	17,922
Hispanic	315	483	798
Non-Hispanic	4,514	9,456	13,970
Unknown	1,006	2,148	3,154
Gender	5,835	12,087	17,922
Female	3,065	6,962	10,027
Male	2,758	5,121	7,879
Unknown	12	4	16



COVID-19: Santa Rosa County vaccine summary

Vaccination data through Apr 24, 2021 as of Apr 25, 2021 at 12:05 AM

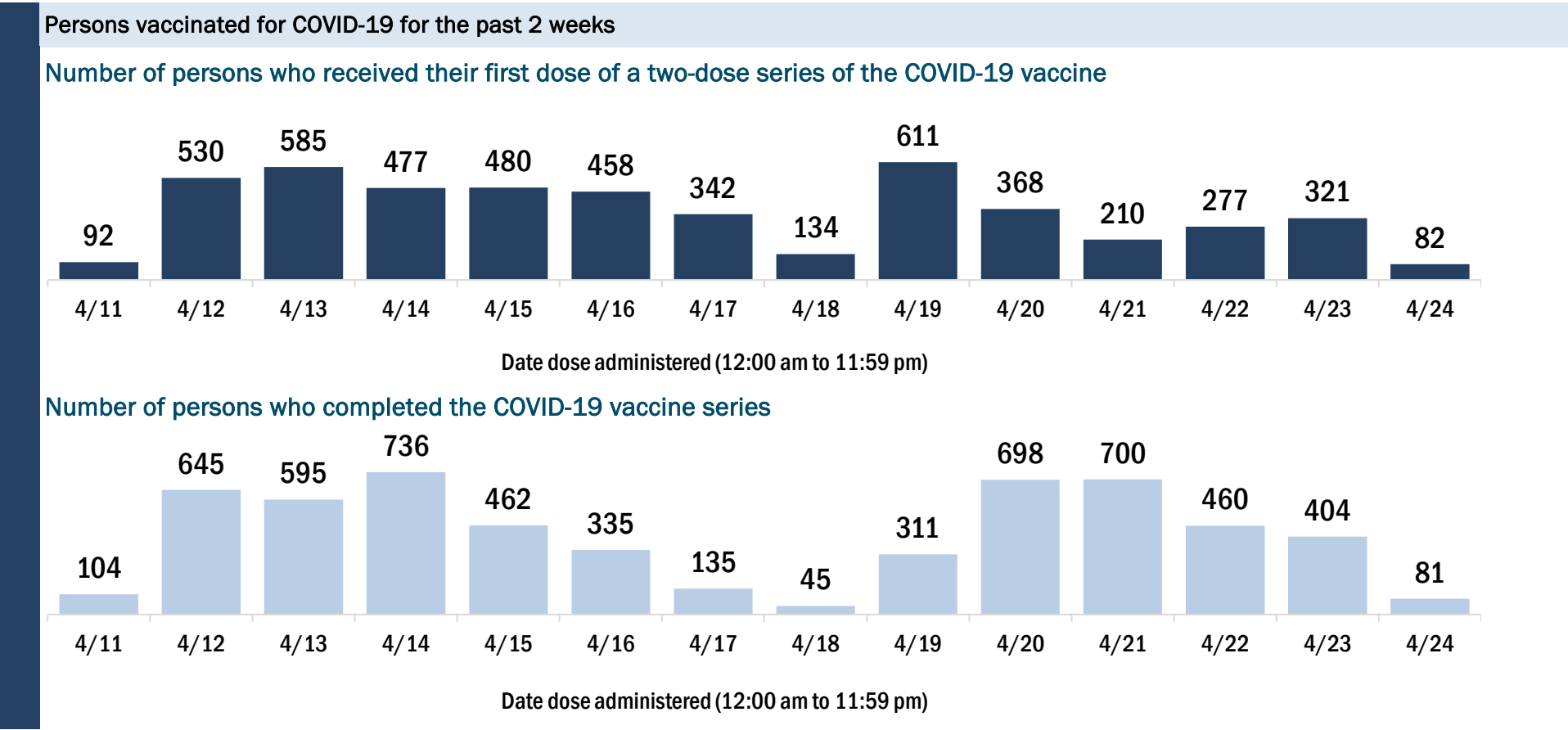
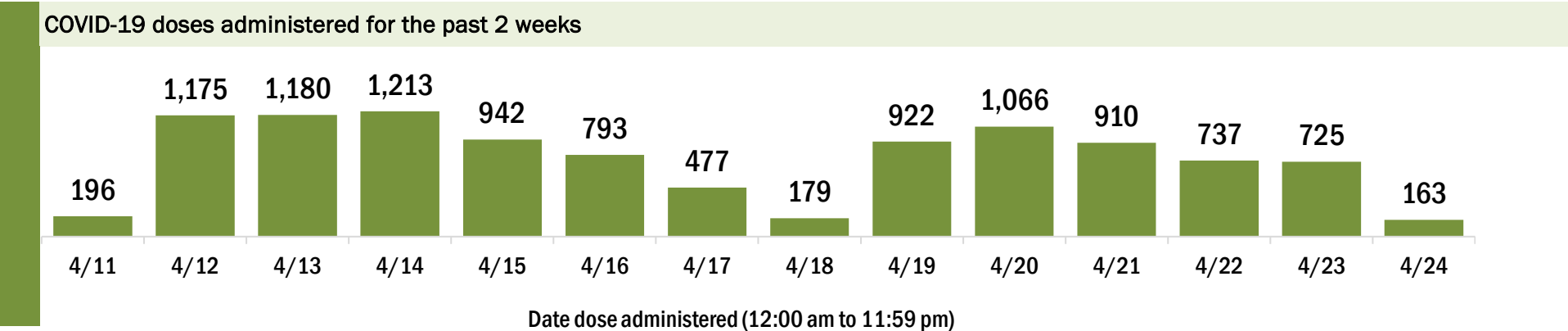
Data in this report are provisional and subject to change.

Data in this summary pertain to COVID-19 vaccines approved by the U.S. Food and Drug Administration and have been issued an Emergency Use Authorization (Janssen COVID-19 Vaccine, Moderna COVID-19 Vaccine and Pfizer-BioNTech COVID-19 Vaccine). These data summarize the number of people who have received either their first dose or have completed the series for a COVID-19 vaccine. **A person can only be counted in one category, first dose or series complete.** For persons receiving Moderna or Pfizer vaccines, once they receive their second dose, they are moved from the first dose column to the series completed column. **Because of this, the total first dose category may show a change from report to report not matching the total receiving their first dose from the previous day.** Persons receiving Johnson & Johnson vaccines will always be counted in the series completed column.

COVID-19 doses for vaccinated persons in Florida	
Doses administered	90,867
People receiving one dose of a 1-dose series (Johnson & Johnson) or receiving only one dose of a 2-dose series (Moderna, Pfizer) count once. Persons receiving both doses of a 2-dose series count twice.	

Current status of persons vaccinated for COVID-19 in Florida	
Total people vaccinated	55,962
First dose	18,758
Series completed	37,204
Completed 1-dose series	2,299
Completed 2-dose series	34,905
First dose: current number of people who have only received their first dose of the Moderna or Pfizer vaccine.	
Series complete: current number of people who have received both Moderna or Pfizer vaccine doses or one Johnson & Johnson dose and are considered fully immunized.	

Demographic summary	First dose	Series complete	Total people vaccinated
Age group	18,758	37,204	55,962
16-24 years	1,926	662	2,588
25-34 years	2,275	1,549	3,824
35-44 years	3,026	2,502	5,528
45-54 years	3,360	4,218	7,578
55-64 years	3,940	8,286	12,226
65-74 years	2,586	12,285	14,871
75-84 years	1,238	6,003	7,241
85+ years	407	1,699	2,106
Race	18,758	37,204	55,962
White	12,012	27,771	39,783
Black	1,046	1,129	2,175
American Indian/Alaskan	85	221	306
Other	1,497	2,468	3,965
Unknown	4,118	5,615	9,733
Other race includes Asian, native Hawaiian/Pacific Islander, or other.			
Ethnicity	18,758	37,204	55,962
Hispanic	965	852	1,817
Non-Hispanic	11,351	24,783	36,134
Unknown	6,442	11,569	18,011
Gender	18,758	37,204	55,962
Female	9,659	21,302	30,961
Male	9,079	15,893	24,972
Unknown	20	9	29



COVID-19: Sarasota County vaccine summary

Vaccination data through Apr 24, 2021 as of Apr 25, 2021 at 12:05 AM

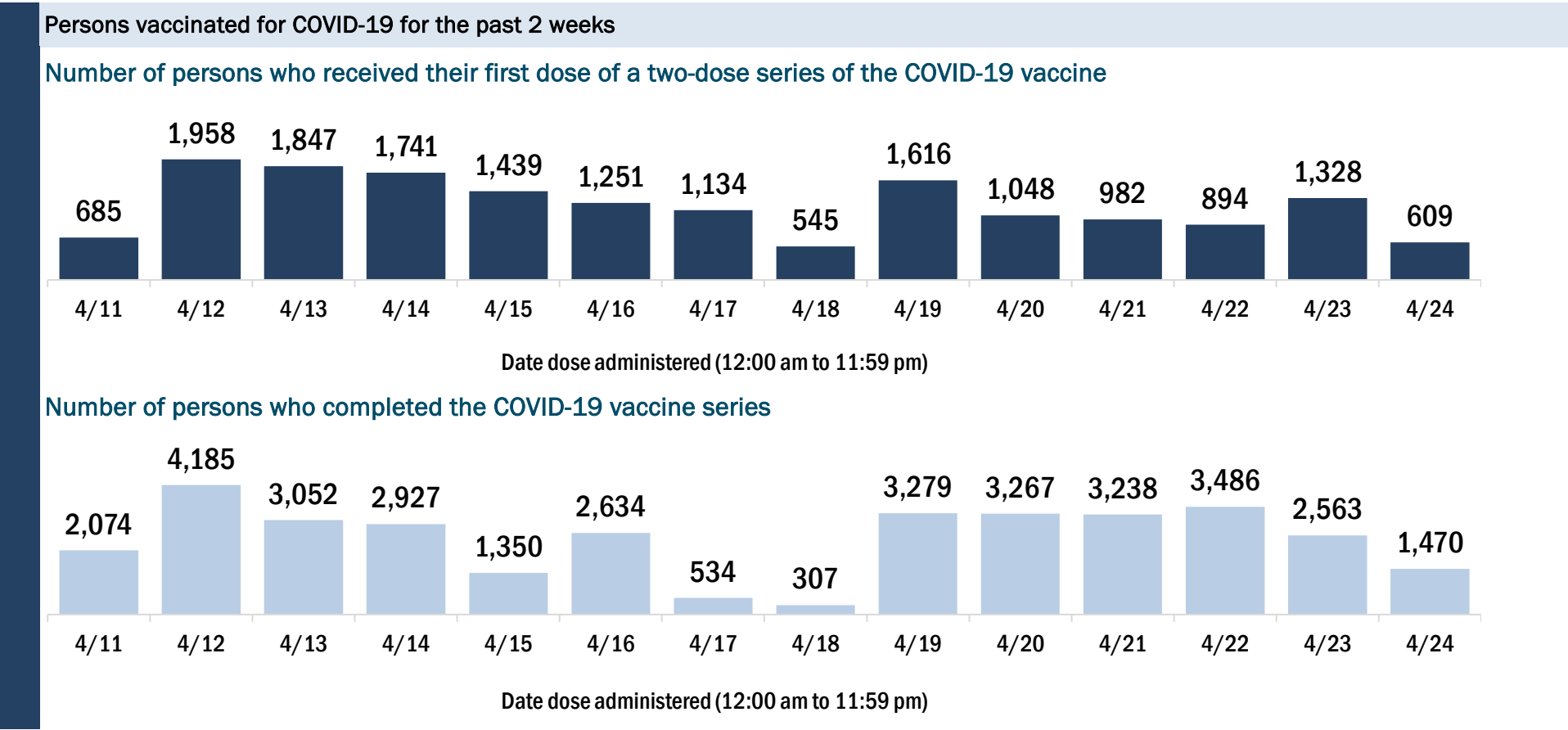
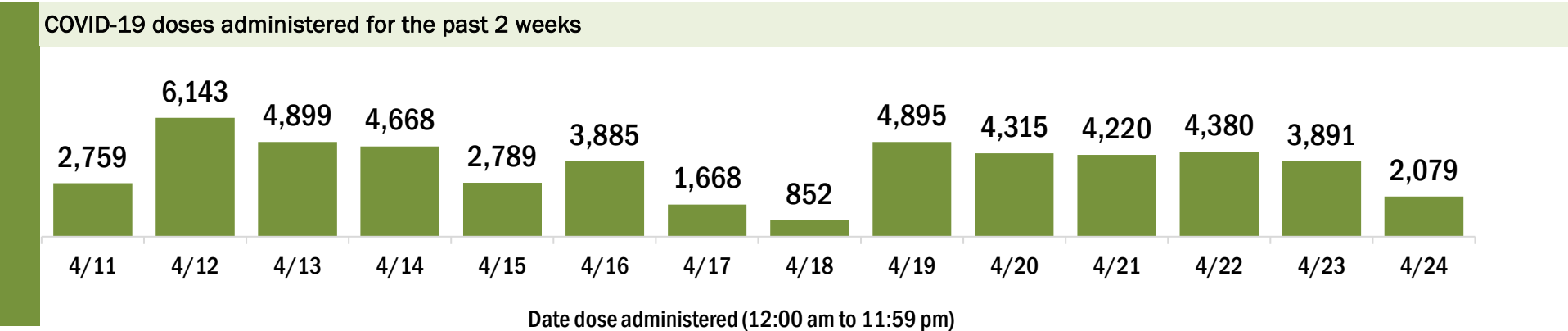
Data in this report are provisional and subject to change.

Data in this summary pertain to COVID-19 vaccines approved by the U.S. Food and Drug Administration and have been issued an Emergency Use Authorization (Janssen COVID-19 Vaccine, Moderna COVID-19 Vaccine and Pfizer-BioNTech COVID-19 Vaccine). These data summarize the number of people who have received either their first dose or have completed the series for a COVID-19 vaccine. **A person can only be counted in one category, first dose or series complete.** For persons receiving Moderna or Pfizer vaccines, once they receive their second dose, they are moved from the first dose column to the series completed column. **Because of this, the total first dose category may show a change from report to report not matching the total receiving their first dose from the previous day.** Persons receiving Johnson & Johnson vaccines will always be counted in the series completed column.

COVID-19 doses for vaccinated persons in Florida	
Doses administered	382,675
People receiving one dose of a 1-dose series (Johnson & Johnson) or receiving only one dose of a 2-dose series (Moderna, Pfizer) count once. Persons receiving both doses of a 2-dose series count twice.	

Current status of persons vaccinated for COVID-19 in Florida	
Total people vaccinated	231,514
First dose	71,631
Series completed	159,883
Completed 1-dose series	8,722
Completed 2-dose series	151,161
First dose: current number of people who have only received their first dose of the Moderna or Pfizer vaccine.	
Series complete: current number of people who have received both Moderna or Pfizer vaccine doses or one Johnson & Johnson dose and are considered fully immunized.	

Demographic summary	First dose	Series complete	Total people vaccinated
Age group	71,631	159,883	231,514
16-24 years	5,281	1,617	6,898
25-34 years	5,513	3,371	8,884
35-44 years	7,579	4,773	12,352
45-54 years	10,548	9,384	19,932
55-64 years	15,067	26,070	41,137
65-74 years	14,274	61,357	75,631
75-84 years	9,484	39,578	49,062
85+ years	3,885	13,733	17,618
Race	71,631	159,883	231,514
White	54,598	127,644	182,242
Black	1,510	2,105	3,615
American Indian/Alaskan	266	561	827
Other	5,411	10,203	15,614
Unknown	9,846	19,370	29,216
Other race includes Asian, native Hawaiian/Pacific Islander, or other.			
Ethnicity	71,631	159,883	231,514
Hispanic	5,719	4,038	9,757
Non-Hispanic	44,787	107,567	152,354
Unknown	21,125	48,278	69,403
Gender	71,631	159,883	231,514
Female	38,091	90,716	128,807
Male	33,388	69,065	102,453
Unknown	152	102	254



COVID-19: Seminole County vaccine summary

Vaccination data through Apr 24, 2021 as of Apr 25, 2021 at 12:05 AM

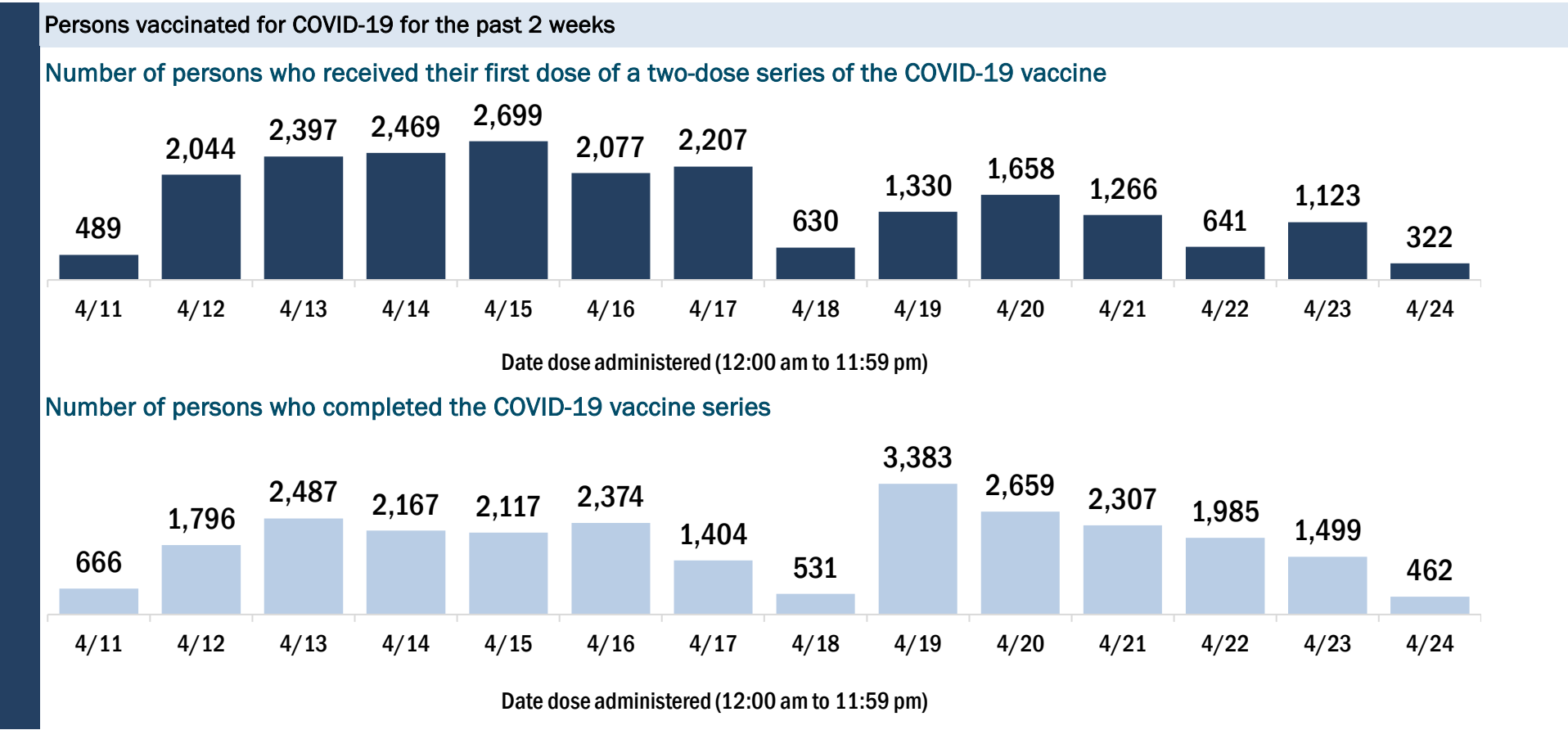
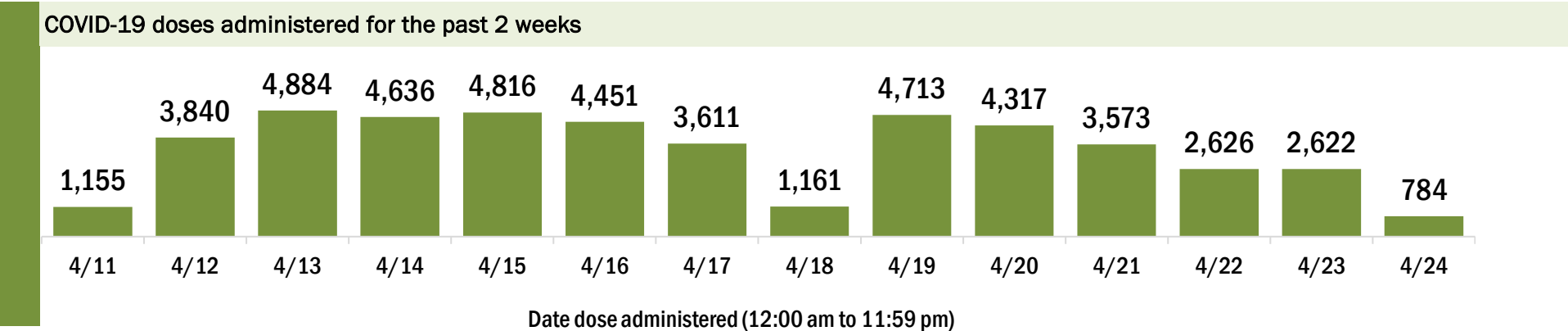
Data in this report are provisional and subject to change.

Data in this summary pertain to COVID-19 vaccines approved by the U.S. Food and Drug Administration and have been issued an Emergency Use Authorization (Janssen COVID-19 Vaccine, Moderna COVID-19 Vaccine and Pfizer-BioNTech COVID-19 Vaccine). These data summarize the number of people who have received either their first dose or have completed the series for a COVID-19 vaccine. **A person can only be counted in one category, first dose or series complete.** For persons receiving Moderna or Pfizer vaccines, once they receive their second dose, they are moved from the first dose column to the series completed column. **Because of this, the total first dose category may show a change from report to report not matching the total receiving their first dose from the previous day.** Persons receiving Johnson & Johnson vaccines will always be counted in the series completed column.

COVID-19 doses for vaccinated persons in Florida	
Doses administered	272,231
People receiving one dose of a 1-dose series (Johnson & Johnson) or receiving only one dose of a 2-dose series (Moderna, Pfizer) count once. Persons receiving both doses of a 2-dose series count twice.	

Current status of persons vaccinated for COVID-19 in Florida	
Total people vaccinated	169,452
First dose	56,791
Series completed	112,661
Completed 1-dose series	9,882
Completed 2-dose series	102,779
First dose: current number of people who have only received their first dose of the Moderna or Pfizer vaccine.	
Series complete: current number of people who have received both Moderna or Pfizer vaccine doses or one Johnson & Johnson dose and are considered fully immunized.	

Demographic summary	First dose	Series complete	Total people vaccinated
Age group	56,791	112,661	169,452
16-24 years	10,242	3,624	13,866
25-34 years	10,491	7,483	17,974
35-44 years	11,956	11,785	23,741
45-54 years	10,230	17,165	27,395
55-64 years	7,830	24,871	32,701
65-74 years	3,469	28,495	31,964
75-84 years	1,760	13,937	15,697
85+ years	813	5,301	6,114
Race	56,791	112,661	169,452
White	35,947	80,361	116,308
Black	4,127	7,075	11,202
American Indian/Alaskan	269	488	757
Other	9,342	15,657	24,999
Unknown	7,106	9,080	16,186
Other race includes Asian, native Hawaiian/Pacific Islander, or other.			
Ethnicity	56,791	112,661	169,452
Hispanic	9,756	11,479	21,235
Non-Hispanic	31,481	72,158	103,639
Unknown	15,554	29,024	44,578
Gender	56,791	112,661	169,452
Female	29,256	65,264	94,520
Male	27,296	47,299	74,595
Unknown	239	98	337



COVID-19: St. Johns County vaccine summary

Vaccination data through Apr 24, 2021 as of Apr 25, 2021 at 12:05 AM

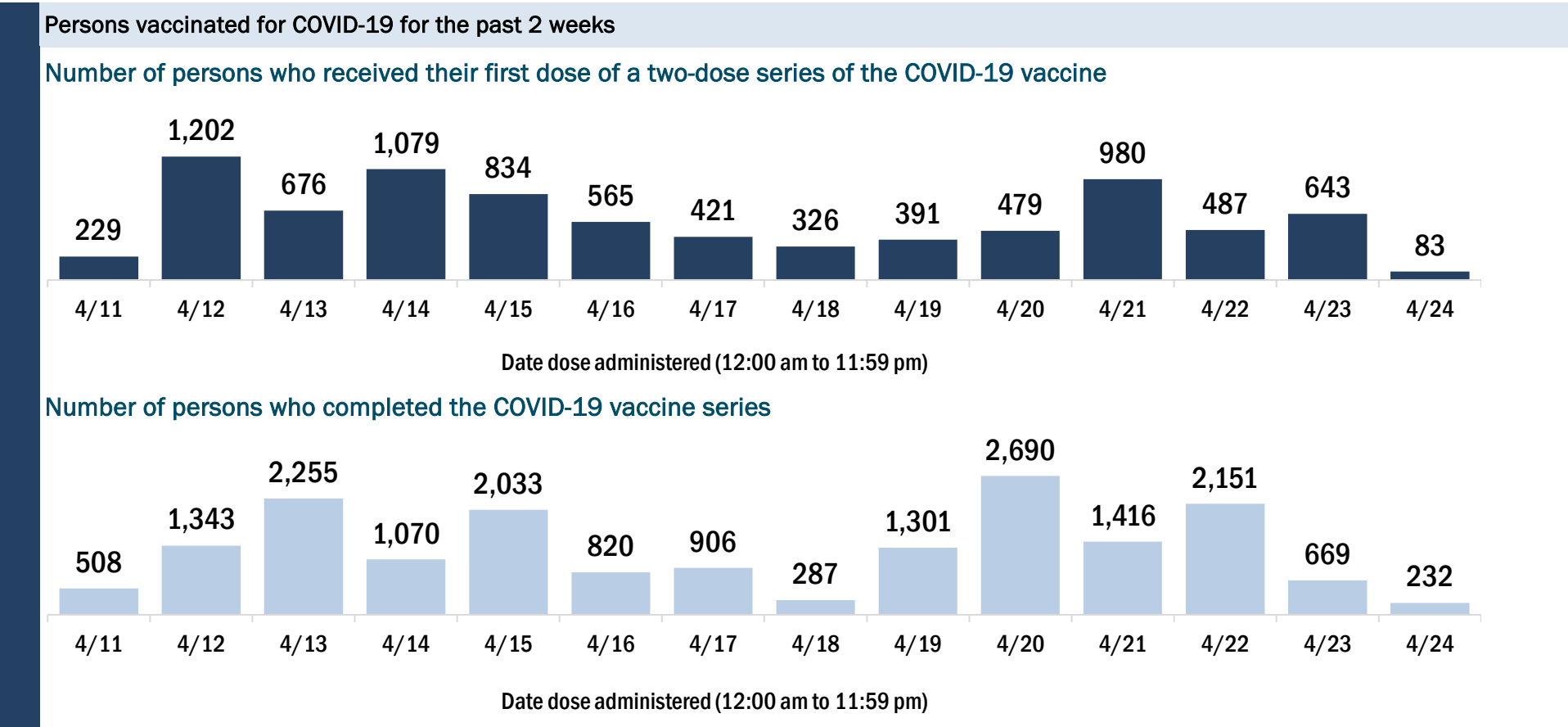
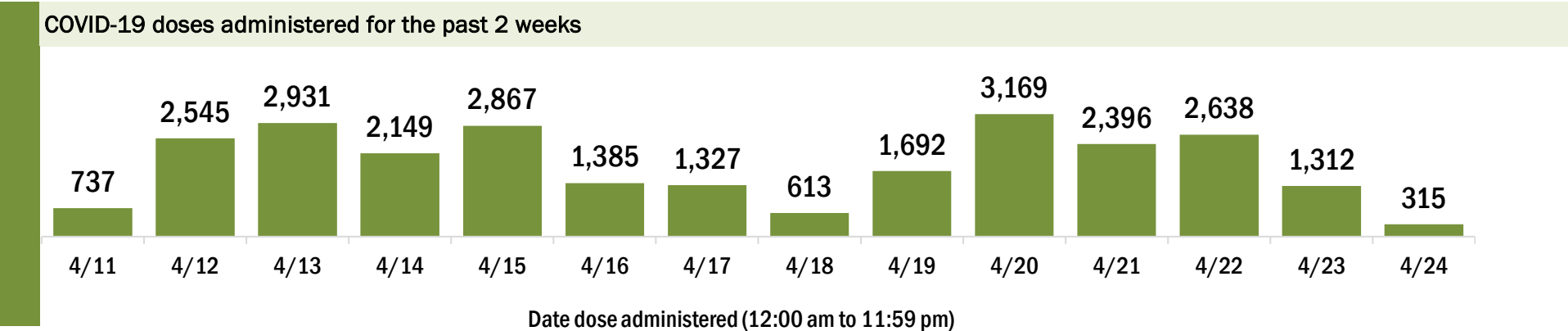
Data in this report are provisional and subject to change.

Data in this summary pertain to COVID-19 vaccines approved by the U.S. Food and Drug Administration and have been issued an Emergency Use Authorization (Janssen COVID-19 Vaccine, Moderna COVID-19 Vaccine and Pfizer-BioNTech COVID-19 Vaccine). These data summarize the number of people who have received either their first dose or have completed the series for a COVID-19 vaccine. **A person can only be counted in one category, first dose or series complete.** For persons receiving Moderna or Pfizer vaccines, once they receive their second dose, they are moved from the first dose column to the series completed column. **Because of this, the total first dose category may show a change from report to report not matching the total receiving their first dose from the previous day.** Persons receiving Johnson & Johnson vaccines will always be counted in the series completed column.

COVID-19 doses for vaccinated persons in Florida	
Doses administered	209,691
People receiving one dose of a 1-dose series (Johnson & Johnson) or receiving only one dose of a 2-dose series (Moderna, Pfizer) count once. Persons receiving both doses of a 2-dose series count twice.	

Current status of persons vaccinated for COVID-19 in Florida	
Total people vaccinated	122,020
First dose	29,100
Series completed	92,920
Completed 1-dose series	5,249
Completed 2-dose series	87,671
First dose: current number of people who have only received their first dose of the Moderna or Pfizer vaccine.	
Series complete: current number of people who have received both Moderna or Pfizer vaccine doses or one Johnson & Johnson dose and are considered fully immunized.	

Demographic summary	First dose	Series complete	Total people vaccinated
Age group	29,100	92,920	122,020
16-24 years	4,874	2,088	6,962
25-34 years	3,815	3,759	7,574
35-44 years	6,284	9,170	15,454
45-54 years	5,616	12,911	18,527
55-64 years	4,305	20,095	24,400
65-74 years	2,432	27,650	30,082
75-84 years	1,248	13,450	14,698
85+ years	526	3,797	4,323
Race	29,100	92,920	122,020
White	19,351	70,230	89,581
Black	1,100	2,659	3,759
American Indian/Alaskan	87	252	339
Other	3,442	8,599	12,041
Unknown	5,120	11,180	16,300
Other race includes Asian, native Hawaiian/Pacific Islander, or other.			
Ethnicity	29,100	92,920	122,020
Hispanic	2,058	3,270	5,328
Non-Hispanic	17,296	61,980	79,276
Unknown	9,746	27,670	37,416
Gender	29,100	92,920	122,020
Female	15,113	51,897	67,010
Male	13,963	41,010	54,973
Unknown	24	13	37



COVID-19: St. Lucie County vaccine summary

Vaccination data through Apr 24, 2021 as of Apr 25, 2021 at 12:05 AM

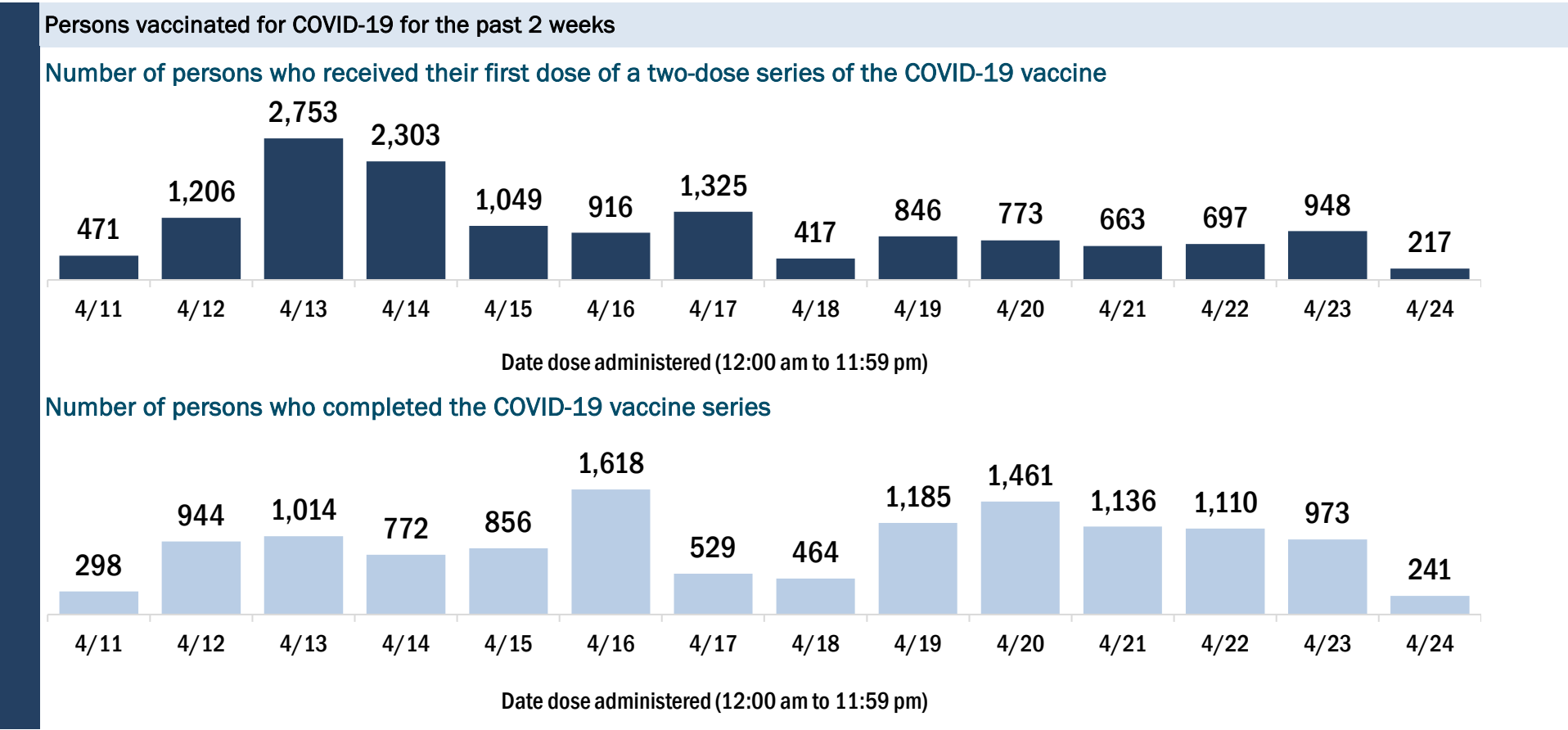
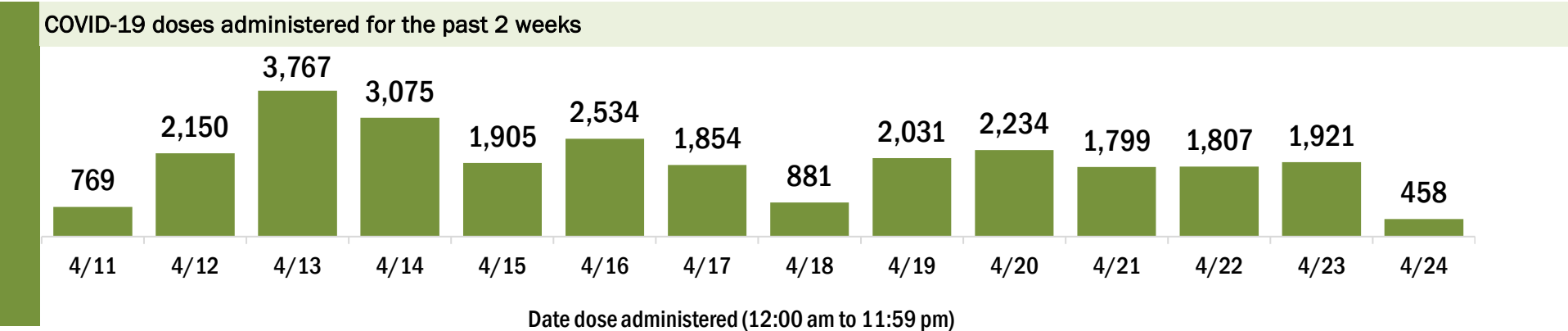
Data in this report are provisional and subject to change.

Data in this summary pertain to COVID-19 vaccines approved by the U.S. Food and Drug Administration and have been issued an Emergency Use Authorization (Janssen COVID-19 Vaccine, Moderna COVID-19 Vaccine and Pfizer-BioNTech COVID-19 Vaccine). These data summarize the number of people who have received either their first dose or have completed the series for a COVID-19 vaccine. **A person can only be counted in one category, first dose or series complete.** For persons receiving Moderna or Pfizer vaccines, once they receive their second dose, they are moved from the first dose column to the series completed column. **Because of this, the total first dose category may show a change from report to report not matching the total receiving their first dose from the previous day.** Persons receiving Johnson & Johnson vaccines will always be counted in the series completed column.

COVID-19 doses for vaccinated persons in Florida	
Doses administered	185,719
People receiving one dose of a 1-dose series (Johnson & Johnson) or receiving only one dose of a 2-dose series (Moderna, Pfizer) count once. Persons receiving both doses of a 2-dose series count twice.	

Current status of persons vaccinated for COVID-19 in Florida	
Total people vaccinated	115,311
First dose	41,392
Series completed	73,919
Completed 1-dose series	3,511
Completed 2-dose series	70,408
First dose: current number of people who have only received their first dose of the Moderna or Pfizer vaccine.	
Series complete: current number of people who have received both Moderna or Pfizer vaccine doses or one Johnson & Johnson dose and are considered fully immunized.	

Demographic summary	First dose	Series complete	Total people vaccinated
Age group	41,392	73,919	115,311
16-24 years	3,415	924	4,339
25-34 years	3,744	2,109	5,853
35-44 years	5,114	3,500	8,614
45-54 years	6,939	6,478	13,417
55-64 years	9,923	13,752	23,675
65-74 years	6,976	26,968	33,944
75-84 years	3,938	15,502	19,440
85+ years	1,343	4,686	6,029
Race	41,392	73,919	115,311
White	26,011	48,514	74,525
Black	4,224	6,786	11,010
American Indian/Alaskan	211	338	549
Other	4,131	6,598	10,729
Unknown	6,815	11,683	18,498
Other race includes Asian, native Hawaiian/Pacific Islander, or other.			
Ethnicity	41,392	73,919	115,311
Hispanic	6,578	5,796	12,374
Non-Hispanic	20,938	41,990	62,928
Unknown	13,876	26,133	40,009
Gender	41,392	73,919	115,311
Female	22,136	42,359	64,495
Male	19,158	31,490	50,648
Unknown	98	70	168



COVID-19: Sumter County vaccine summary

Vaccination data through Apr 24, 2021 as of Apr 25, 2021 at 12:05 AM

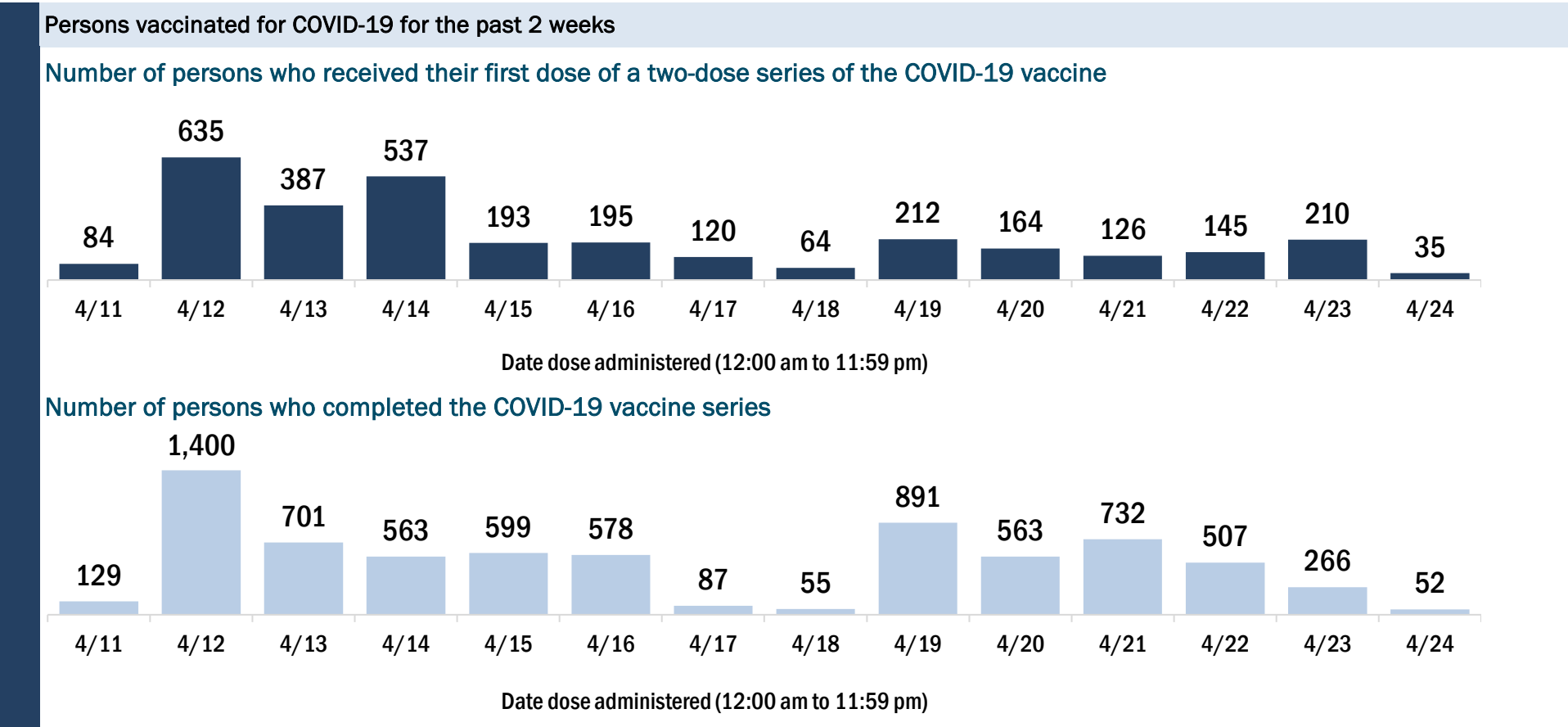
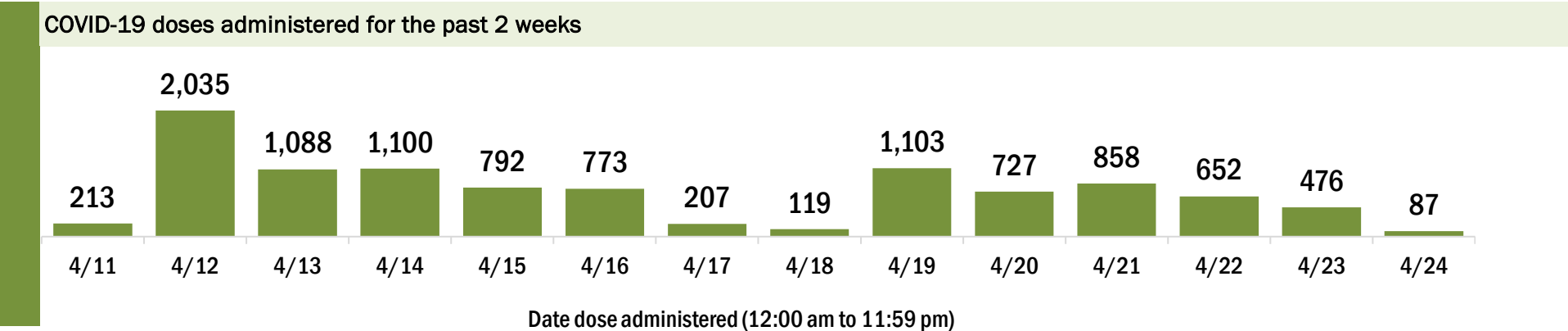
Data in this report are provisional and subject to change.

Data in this summary pertain to COVID-19 vaccines approved by the U.S. Food and Drug Administration and have been issued an Emergency Use Authorization (Janssen COVID-19 Vaccine, Moderna COVID-19 Vaccine and Pfizer-BioNTech COVID-19 Vaccine). These data summarize the number of people who have received either their first dose or have completed the series for a COVID-19 vaccine. **A person can only be counted in one category, first dose or series complete.** For persons receiving Moderna or Pfizer vaccines, once they receive their second dose, they are moved from the first dose column to the series completed column. **Because of this, the total first dose category may show a change from report to report not matching the total receiving their first dose from the previous day.** Persons receiving Johnson & Johnson vaccines will always be counted in the series completed column.

COVID-19 doses for vaccinated persons in Florida	
Doses administered	147,692
People receiving one dose of a 1-dose series (Johnson & Johnson) or receiving only one dose of a 2-dose series (Moderna, Pfizer) count once. Persons receiving both doses of a 2-dose series count twice.	

Current status of persons vaccinated for COVID-19 in Florida	
Total people vaccinated	82,666
First dose	13,650
Series completed	69,016
Completed 1-dose series	3,990
Completed 2-dose series	65,026
First dose: current number of people who have only received their first dose of the Moderna or Pfizer vaccine.	
Series complete: current number of people who have received both Moderna or Pfizer vaccine doses or one Johnson & Johnson dose and are considered fully immunized.	

Demographic summary	First dose	Series complete	Total people vaccinated
Age group	13,650	69,016	82,666
16-24 years	335	134	469
25-34 years	619	266	885
35-44 years	861	437	1,298
45-54 years	1,387	1,144	2,531
55-64 years	3,129	7,502	10,631
65-74 years	3,847	33,216	37,063
75-84 years	2,799	22,546	25,345
85+ years	673	3,771	4,444
Race	13,650	69,016	82,666
White	10,251	58,316	68,567
Black	564	765	1,329
American Indian/Alaskan	33	146	179
Other	972	2,562	3,534
Unknown	1,830	7,227	9,057
Other race includes Asian, native Hawaiian/Pacific Islander, or other.			
Ethnicity	13,650	69,016	82,666
Hispanic	585	1,066	1,651
Non-Hispanic	8,735	46,111	54,846
Unknown	4,330	21,839	26,169
Gender	13,650	69,016	82,666
Female	7,130	38,562	45,692
Male	6,460	30,436	36,896
Unknown	60	18	78



COVID-19: Suwannee County vaccine summary

Vaccination data through Apr 24, 2021 as of Apr 25, 2021 at 12:05 AM

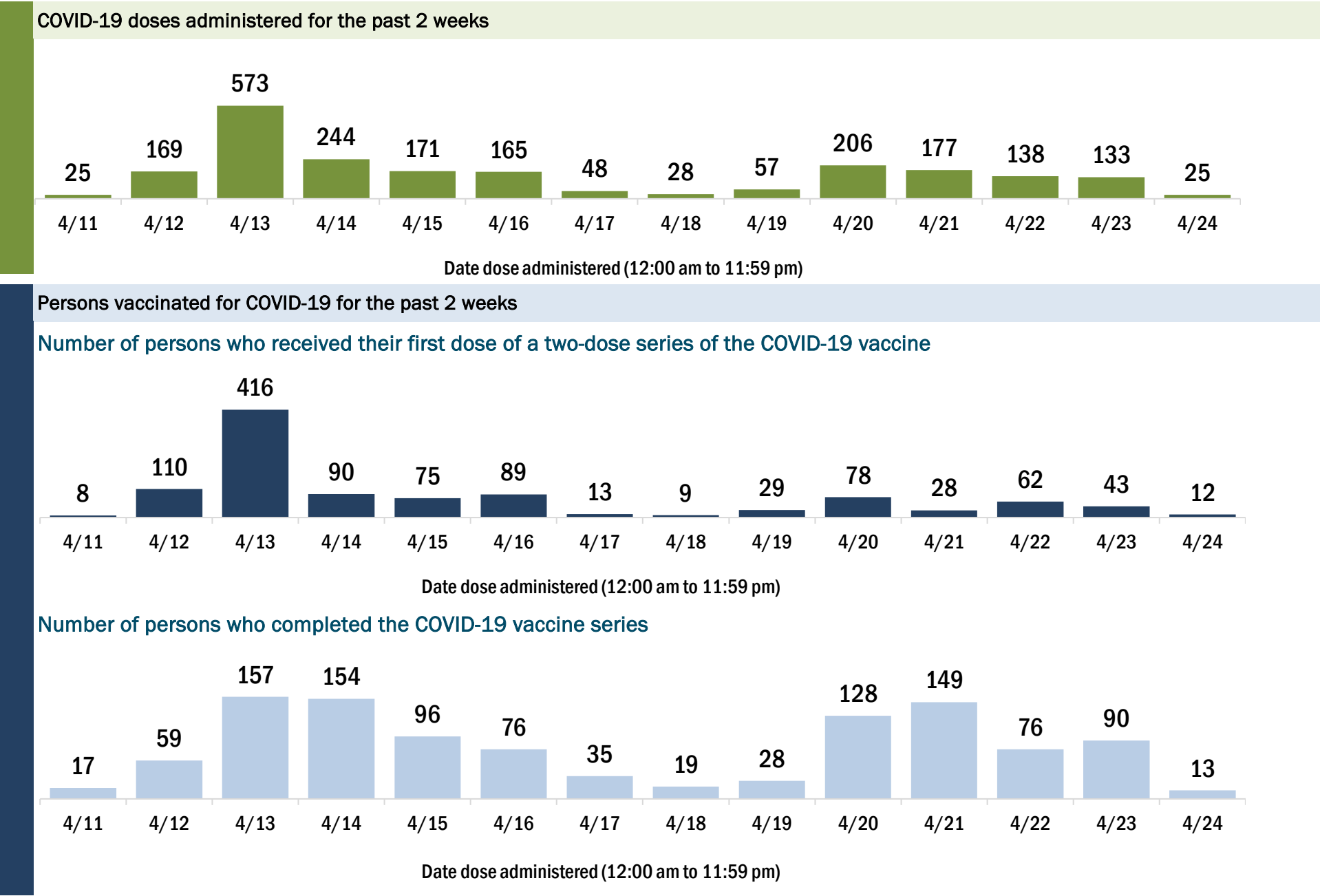
Data in this report are provisional and subject to change.

Data in this summary pertain to COVID-19 vaccines approved by the U.S. Food and Drug Administration and have been issued an Emergency Use Authorization (Janssen COVID-19 Vaccine, Moderna COVID-19 Vaccine and Pfizer-BioNTech COVID-19 Vaccine). These data summarize the number of people who have received either their first dose or have completed the series for a COVID-19 vaccine. **A person can only be counted in one category, first dose or series complete.** For persons receiving Moderna or Pfizer vaccines, once they receive their second dose, they are moved from the first dose column to the series completed column. **Because of this, the total first dose category may show a change from report to report not matching the total receiving their first dose from the previous day.** Persons receiving Johnson & Johnson vaccines will always be counted in the series completed column.

COVID-19 doses for vaccinated persons in Florida	
Doses administered	16,633
People receiving one dose of a 1-dose series (Johnson & Johnson) or receiving only one dose of a 2-dose series (Moderna, Pfizer) count once. Persons receiving both doses of a 2-dose series count twice.	

Current status of persons vaccinated for COVID-19 in Florida	
Total people vaccinated	9,822
First dose	2,401
Series completed	7,421
Completed 1-dose series	610
Completed 2-dose series	6,811
First dose: current number of people who have only received their first dose of the Moderna or Pfizer vaccine.	
Series complete: current number of people who have received both Moderna or Pfizer vaccine doses or one Johnson & Johnson dose and are considered fully immunized.	

Demographic summary	First dose	Series complete	Total people vaccinated
Age group	2,401	7,421	9,822
16-24 years	194	93	287
25-34 years	249	166	415
35-44 years	339	286	625
45-54 years	422	531	953
55-64 years	660	1,480	2,140
65-74 years	299	2,659	2,958
75-84 years	171	1,652	1,823
85+ years	67	554	621
Race	2,401	7,421	9,822
White	1,502	5,169	6,671
Black	377	582	959
American Indian/Alaskan	5	8	13
Other	227	481	708
Unknown	290	1,181	1,471
Other race includes Asian, native Hawaiian/Pacific Islander, or other.			
Ethnicity	2,401	7,421	9,822
Hispanic	214	248	462
Non-Hispanic	1,405	3,935	5,340
Unknown	782	3,238	4,020
Gender	2,401	7,421	9,822
Female	1,083	4,329	5,412
Male	1,318	3,092	4,410
Unknown	0	0	0



COVID-19: Taylor County vaccine summary

Vaccination data through Apr 24, 2021 as of Apr 25, 2021 at 12:05 AM

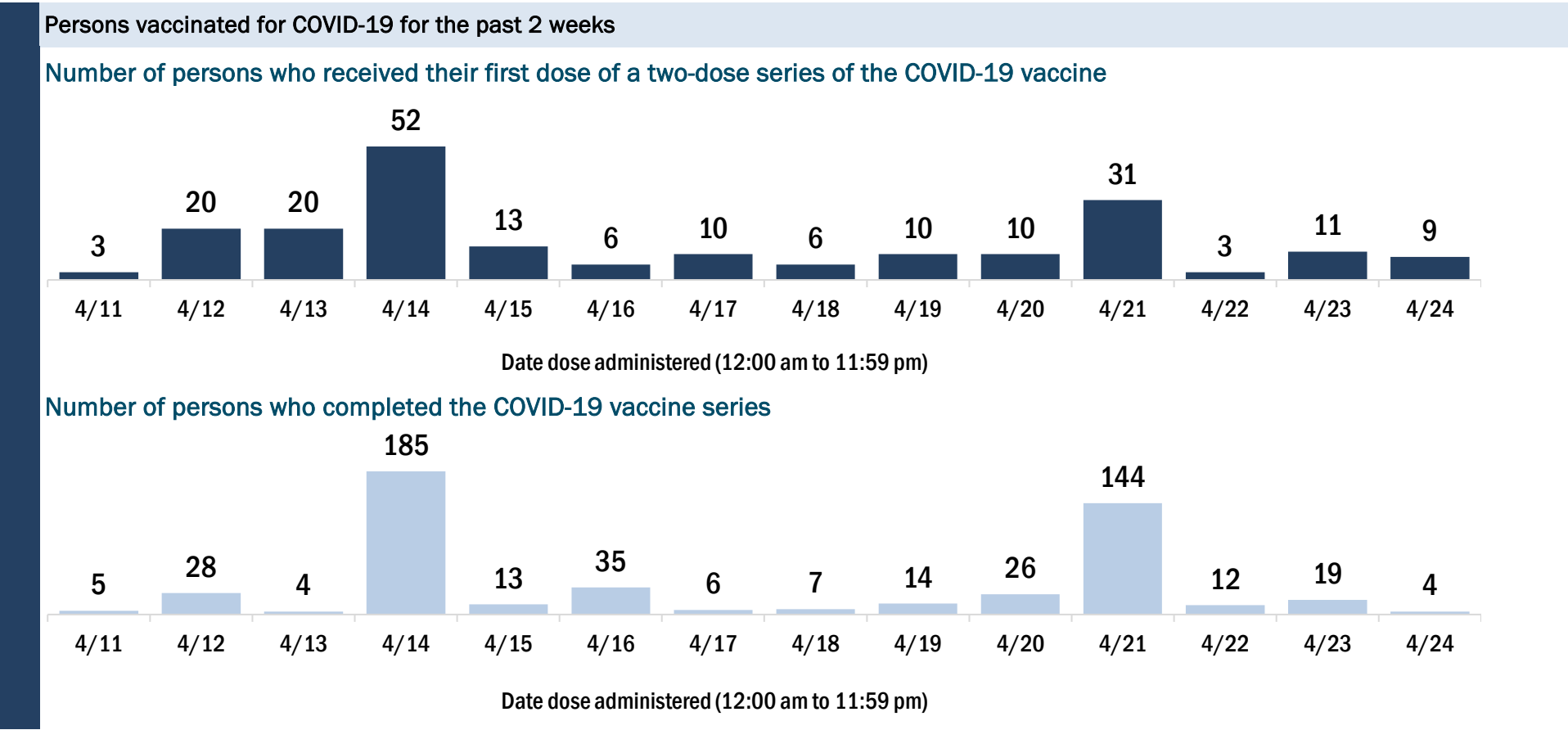
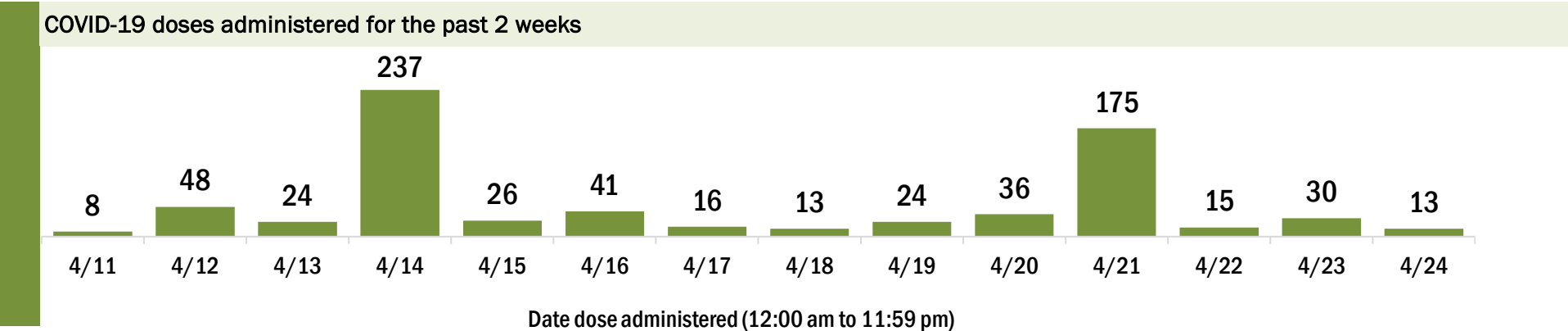
Data in this report are provisional and subject to change.

Data in this summary pertain to COVID-19 vaccines approved by the U.S. Food and Drug Administration and have been issued an Emergency Use Authorization (Janssen COVID-19 Vaccine, Moderna COVID-19 Vaccine and Pfizer-BioNTech COVID-19 Vaccine). These data summarize the number of people who have received either their first dose or have completed the series for a COVID-19 vaccine. **A person can only be counted in one category, first dose or series complete.** For persons receiving Moderna or Pfizer vaccines, once they receive their second dose, they are moved from the first dose column to the series completed column. **Because of this, the total first dose category may show a change from report to report not matching the total receiving their first dose from the previous day.** Persons receiving Johnson & Johnson vaccines will always be counted in the series completed column.

COVID-19 doses for vaccinated persons in Florida	
Doses administered	8,418
People receiving one dose of a 1-dose series (Johnson & Johnson) or receiving only one dose of a 2-dose series (Moderna, Pfizer) count once. Persons receiving both doses of a 2-dose series count twice.	

Current status of persons vaccinated for COVID-19 in Florida	
Total people vaccinated	5,152
First dose	1,618
Series completed	3,534
Completed 1-dose series	268
Completed 2-dose series	3,266
First dose: current number of people who have only received their first dose of the Moderna or Pfizer vaccine.	
Series complete: current number of people who have received both Moderna or Pfizer vaccine doses or one Johnson & Johnson dose and are considered fully immunized.	

Demographic summary	First dose	Series complete	Total people vaccinated
Age group	1,618	3,534	5,152
16-24 years	52	45	97
25-34 years	99	92	191
35-44 years	137	132	269
45-54 years	236	256	492
55-64 years	460	719	1,179
65-74 years	395	1,320	1,715
75-84 years	185	757	942
85+ years	54	213	267
Race	1,618	3,534	5,152
White	1,152	2,625	3,777
Black	205	427	632
American Indian/Alaskan	15	34	49
Other	97	218	315
Unknown	149	230	379
Other race includes Asian, native Hawaiian/Pacific Islander, or other.			
Ethnicity	1,618	3,534	5,152
Hispanic	45	52	97
Non-Hispanic	1,087	2,270	3,357
Unknown	486	1,212	1,698
Gender	1,618	3,534	5,152
Female	860	1,964	2,824
Male	755	1,570	2,325
Unknown	3	0	3



COVID-19: Union County vaccine summary

Vaccination data through Apr 24, 2021 as of Apr 25, 2021 at 12:05 AM

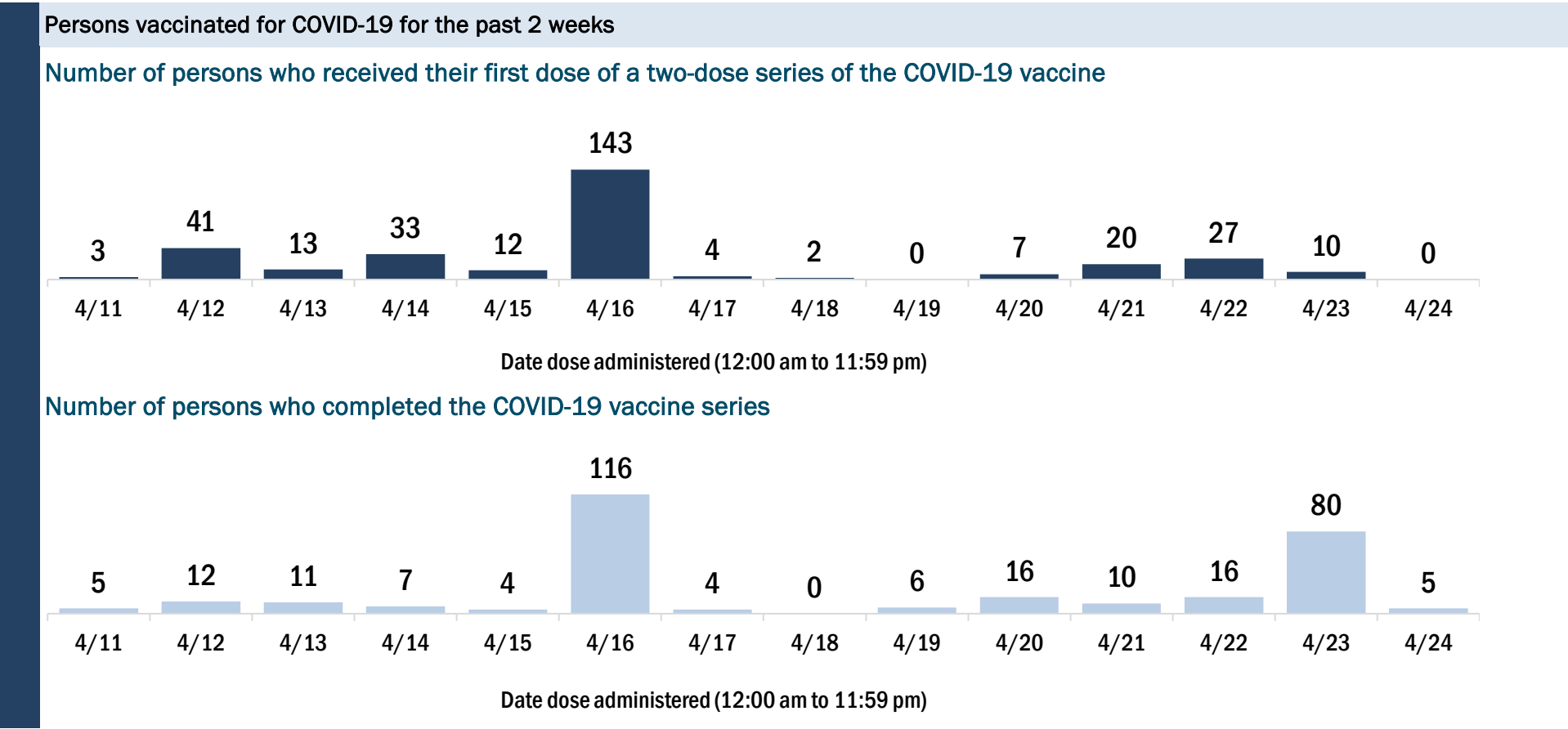
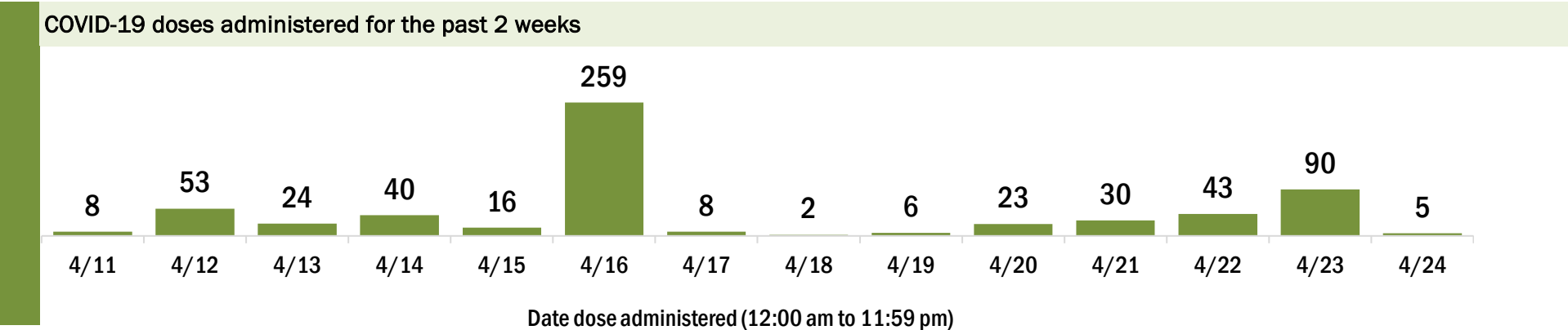
Data in this report are provisional and subject to change.

Data in this summary pertain to COVID-19 vaccines approved by the U.S. Food and Drug Administration and have been issued an Emergency Use Authorization (Janssen COVID-19 Vaccine, Moderna COVID-19 Vaccine and Pfizer-BioNTech COVID-19 Vaccine). These data summarize the number of people who have received either their first dose or have completed the series for a COVID-19 vaccine. **A person can only be counted in one category, first dose or series complete.** For persons receiving Moderna or Pfizer vaccines, once they receive their second dose, they are moved from the first dose column to the series completed column. **Because of this, the total first dose category may show a change from report to report not matching the total receiving their first dose from the previous day.** Persons receiving Johnson & Johnson vaccines will always be counted in the series completed column.

COVID-19 doses for vaccinated persons in Florida	
Doses administered	6,182
People receiving one dose of a 1-dose series (Johnson & Johnson) or receiving only one dose of a 2-dose series (Moderna, Pfizer) count once. Persons receiving both doses of a 2-dose series count twice.	

Current status of persons vaccinated for COVID-19 in Florida	
Total people vaccinated	4,542
First dose	2,788
Series completed	1,754
Completed 1-dose series	114
Completed 2-dose series	1,640
First dose: current number of people who have only received their first dose of the Moderna or Pfizer vaccine.	
Series complete: current number of people who have received both Moderna or Pfizer vaccine doses or one Johnson & Johnson dose and are considered fully immunized.	

Demographic summary	First dose	Series complete	Total people vaccinated
Age group	2,788	1,754	4,542
16-24 years	77	27	104
25-34 years	160	79	239
35-44 years	322	72	394
45-54 years	467	135	602
55-64 years	979	361	1,340
65-74 years	627	616	1,243
75-84 years	138	361	499
85+ years	18	103	121
Race	2,788	1,754	4,542
White	1,808	1,422	3,230
Black	819	158	977
American Indian/Alaskan	6	17	23
Other	111	119	230
Unknown	44	38	82
Other race includes Asian, native Hawaiian/Pacific Islander, or other.			
Ethnicity	2,788	1,754	4,542
Hispanic	108	39	147
Non-Hispanic	2,489	1,601	4,090
Unknown	191	114	305
Gender	2,788	1,754	4,542
Female	297	1,020	1,317
Male	2,486	734	3,220
Unknown	5	0	5



COVID-19: Volusia County vaccine summary

Vaccination data through Apr 24, 2021 as of Apr 25, 2021 at 12:05 AM

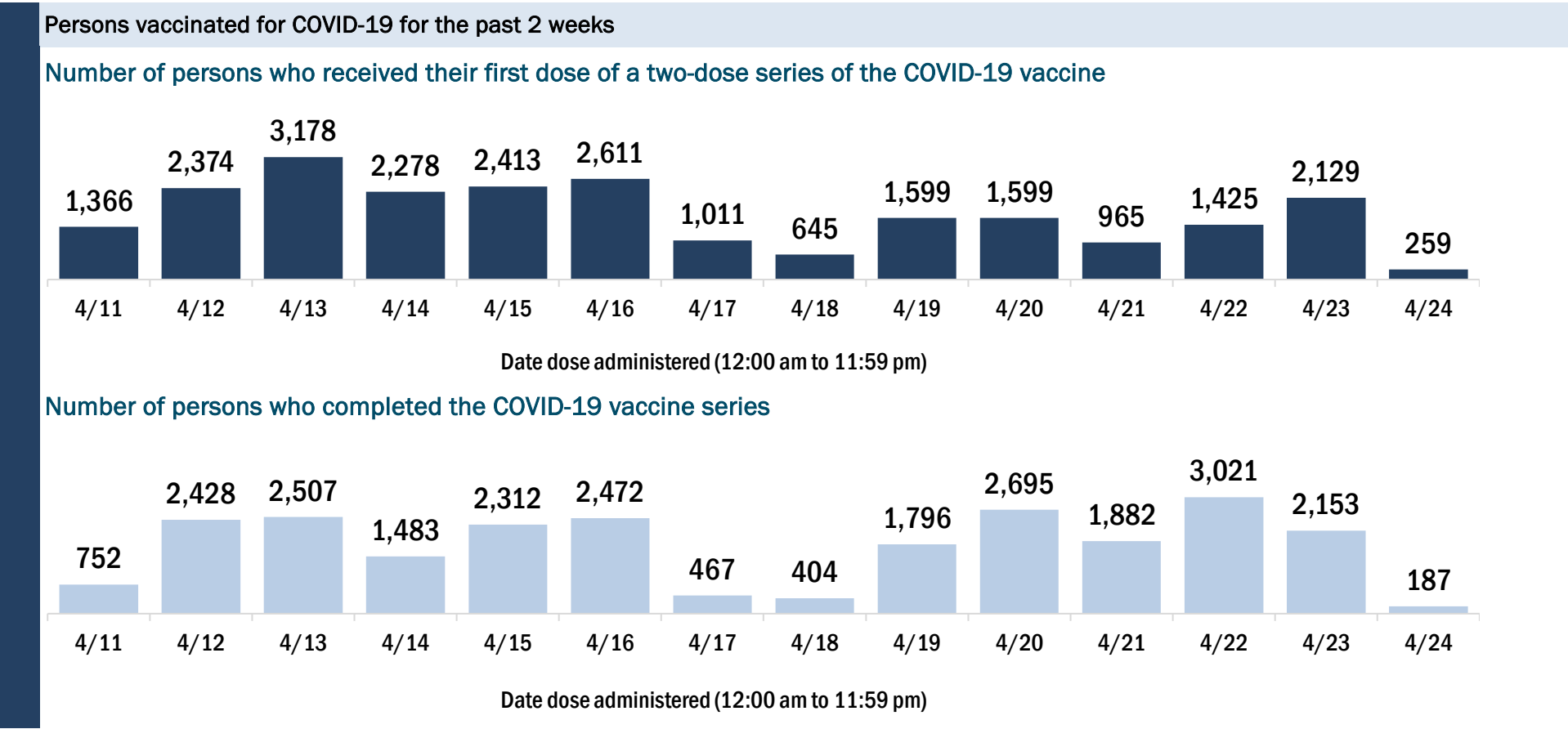
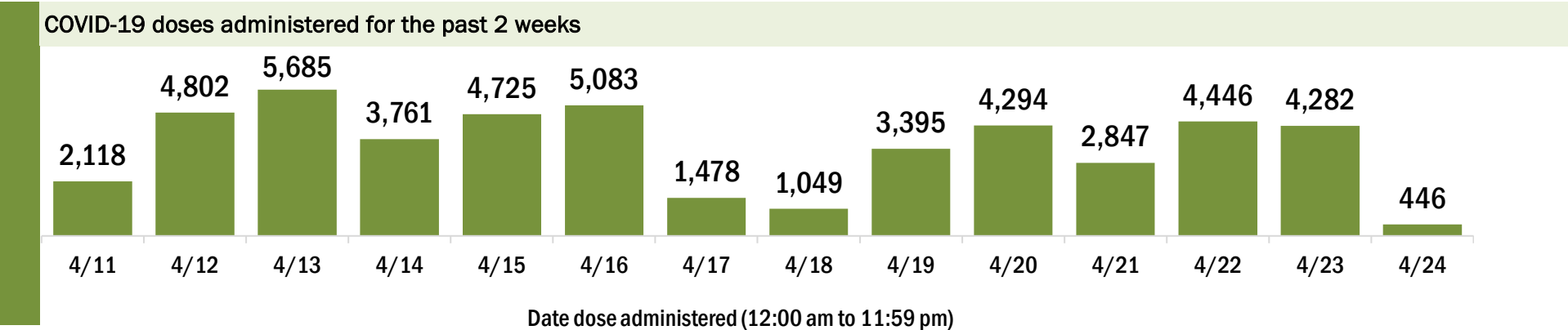
Data in this report are provisional and subject to change.

Data in this summary pertain to COVID-19 vaccines approved by the U.S. Food and Drug Administration and have been issued an Emergency Use Authorization (Janssen COVID-19 Vaccine, Moderna COVID-19 Vaccine and Pfizer-BioNTech COVID-19 Vaccine). These data summarize the number of people who have received either their first dose or have completed the series for a COVID-19 vaccine. **A person can only be counted in one category, first dose or series complete.** For persons receiving Moderna or Pfizer vaccines, once they receive their second dose, they are moved from the first dose column to the series completed column. **Because of this, the total first dose category may show a change from report to report not matching the total receiving their first dose from the previous day.** Persons receiving Johnson & Johnson vaccines will always be counted in the series completed column.

COVID-19 doses for vaccinated persons in Florida	
Doses administered	327,327
People receiving one dose of a 1-dose series (Johnson & Johnson) or receiving only one dose of a 2-dose series (Moderna, Pfizer) count once. Persons receiving both doses of a 2-dose series count twice.	

Current status of persons vaccinated for COVID-19 in Florida	
Total people vaccinated	204,858
First dose	65,147
Series completed	139,711
Completed 1-dose series	17,242
Completed 2-dose series	122,469
First dose: current number of people who have only received their first dose of the Moderna or Pfizer vaccine.	
Series complete: current number of people who have received both Moderna or Pfizer vaccine doses or one Johnson & Johnson dose and are considered fully immunized.	

Demographic summary	First dose	Series complete	Total people vaccinated
Age group	65,147	139,711	204,858
16-24 years	6,991	2,262	9,253
25-34 years	6,606	4,470	11,076
35-44 years	8,087	6,401	14,488
45-54 years	10,776	11,586	22,362
55-64 years	15,157	27,580	42,737
65-74 years	10,548	49,613	60,161
75-84 years	5,154	28,019	33,173
85+ years	1,828	9,780	11,608
Race	65,147	139,711	204,858
White	42,753	92,514	135,267
Black	3,626	6,076	9,702
American Indian/Alaskan	204	463	667
Other	6,987	15,652	22,639
Unknown	11,577	25,006	36,583
Other race includes Asian, native Hawaiian/Pacific Islander, or other.			
Ethnicity	65,147	139,711	204,858
Hispanic	7,626	6,798	14,424
Non-Hispanic	35,440	71,677	107,117
Unknown	22,081	61,236	83,317
Gender	65,147	139,711	204,858
Female	33,463	80,341	113,804
Male	29,988	57,537	87,525
Unknown	1,696	1,833	3,529



COVID-19: Wakulla County vaccine summary

Vaccination data through Apr 24, 2021 as of Apr 25, 2021 at 12:05 AM

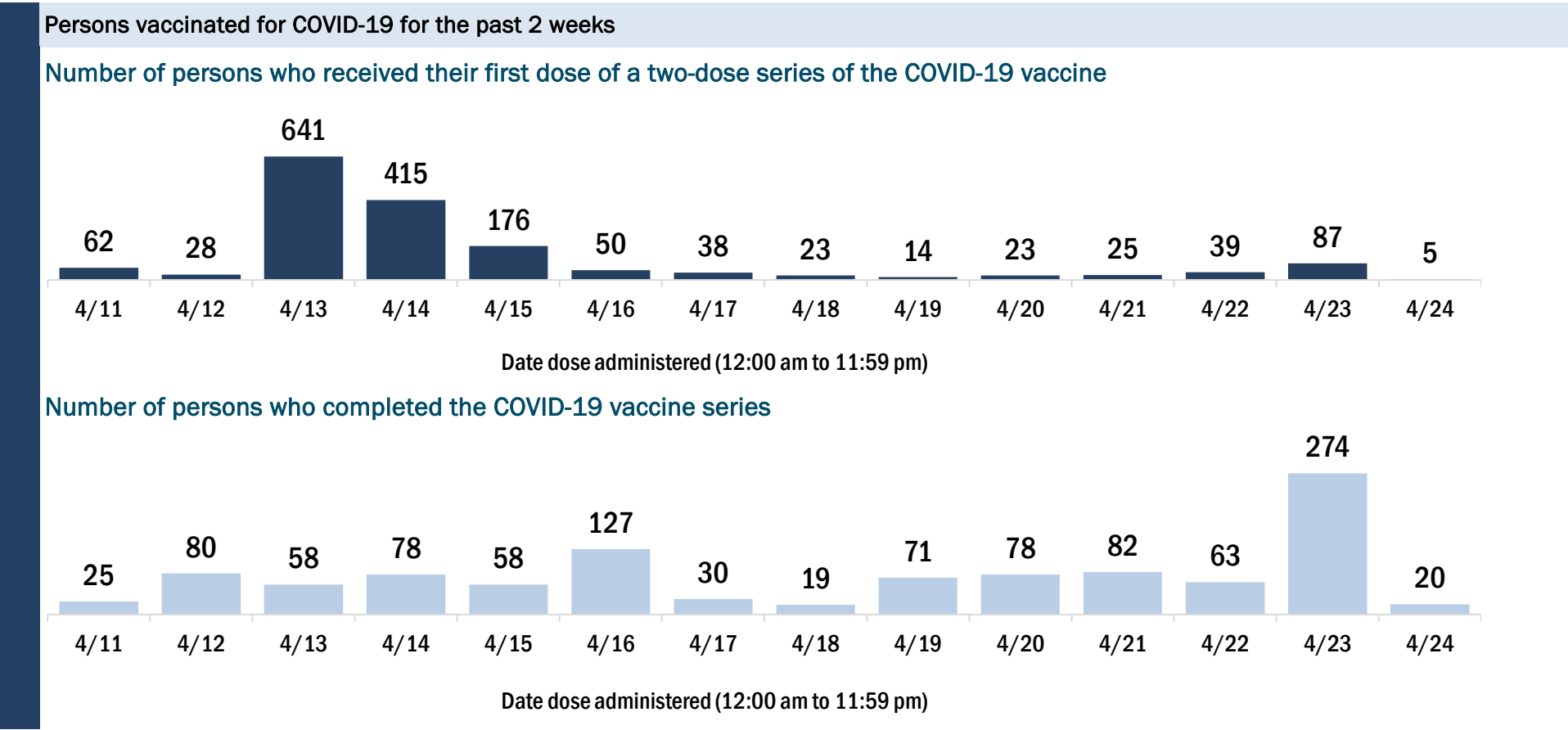
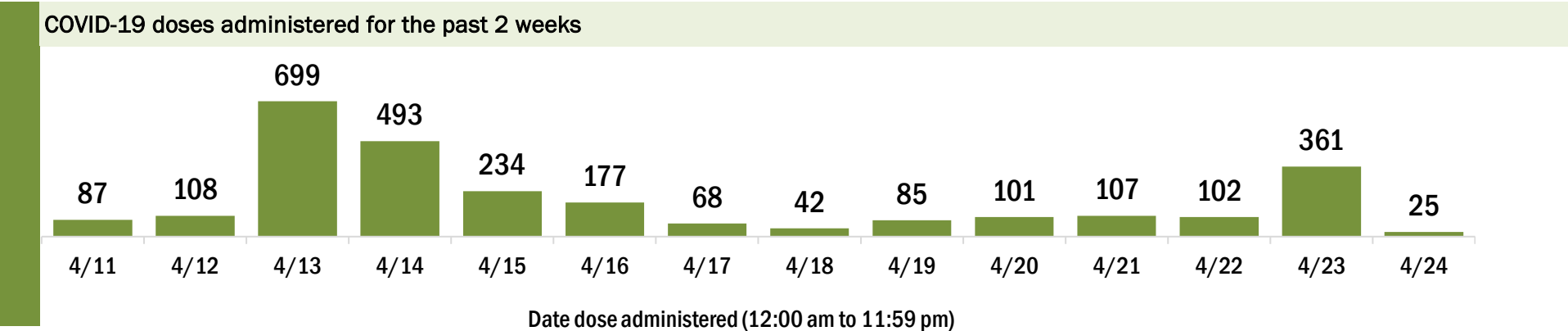
Data in this report are provisional and subject to change.

Data in this summary pertain to COVID-19 vaccines approved by the U.S. Food and Drug Administration and have been issued an Emergency Use Authorization (Janssen COVID-19 Vaccine, Moderna COVID-19 Vaccine and Pfizer-BioNTech COVID-19 Vaccine). These data summarize the number of people who have received either their first dose or have completed the series for a COVID-19 vaccine. **A person can only be counted in one category, first dose or series complete.** For persons receiving Moderna or Pfizer vaccines, once they receive their second dose, they are moved from the first dose column to the series completed column. **Because of this, the total first dose category may show a change from report to report not matching the total receiving their first dose from the previous day.** Persons receiving Johnson & Johnson vaccines will always be counted in the series completed column.

COVID-19 doses for vaccinated persons in Florida	
Doses administered	17,205
People receiving one dose of a 1-dose series (Johnson & Johnson) or receiving only one dose of a 2-dose series (Moderna, Pfizer) count once. Persons receiving both doses of a 2-dose series count twice.	

Current status of persons vaccinated for COVID-19 in Florida	
Total people vaccinated	10,588
First dose	3,508
Series completed	7,080
Completed 1-dose series	463
Completed 2-dose series	6,617
First dose: current number of people who have only received their first dose of the Moderna or Pfizer vaccine.	
Series complete: current number of people who have received both Moderna or Pfizer vaccine doses or one Johnson & Johnson dose and are considered fully immunized.	

Demographic summary	First dose	Series complete	Total people vaccinated
Age group	3,508	7,080	10,588
16-24 years	247	130	377
25-34 years	455	276	731
35-44 years	594	483	1,077
45-54 years	707	794	1,501
55-64 years	791	1,563	2,354
65-74 years	449	2,437	2,886
75-84 years	204	1,129	1,333
85+ years	61	268	329
Race	3,508	7,080	10,588
White	2,502	5,272	7,774
Black	562	517	1,079
American Indian/Alaskan	12	33	45
Other	218	896	1,114
Unknown	214	362	576
Other race includes Asian, native Hawaiian/Pacific Islander, or other.			
Ethnicity	3,508	7,080	10,588
Hispanic	85	122	207
Non-Hispanic	1,946	5,645	7,591
Unknown	1,477	1,313	2,790
Gender	3,508	7,080	10,588
Female	1,419	3,971	5,390
Male	2,088	3,108	5,196
Unknown	1	1	2



COVID-19: Walton County vaccine summary

Vaccination data through Apr 24, 2021 as of Apr 25, 2021 at 12:05 AM

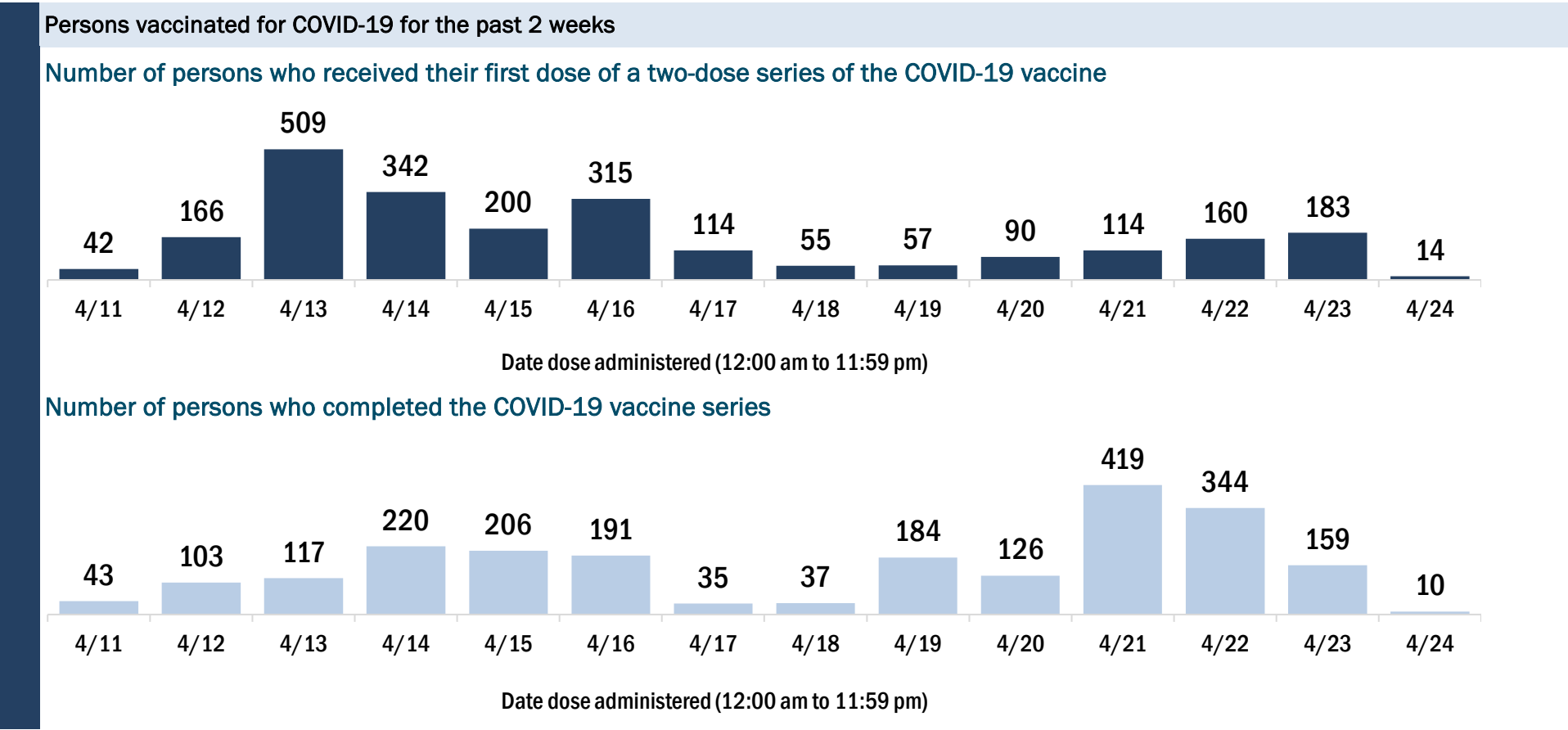
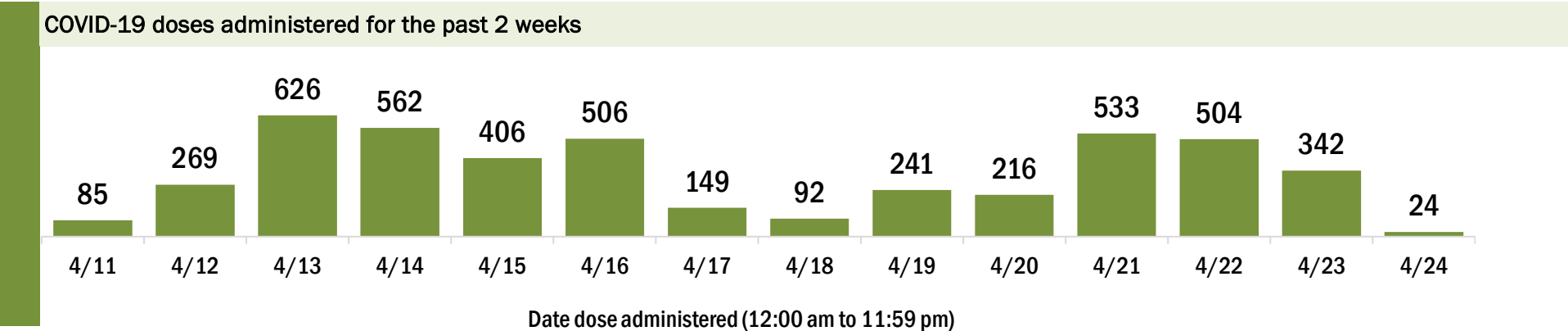
Data in this report are provisional and subject to change.

Data in this summary pertain to COVID-19 vaccines approved by the U.S. Food and Drug Administration and have been issued an Emergency Use Authorization (Janssen COVID-19 Vaccine, Moderna COVID-19 Vaccine and Pfizer-BioNTech COVID-19 Vaccine). These data summarize the number of people who have received either their first dose or have completed the series for a COVID-19 vaccine. **A person can only be counted in one category, first dose or series complete.** For persons receiving Moderna or Pfizer vaccines, once they receive their second dose, they are moved from the first dose column to the series completed column. **Because of this, the total first dose category may show a change from report to report not matching the total receiving their first dose from the previous day.** Persons receiving Johnson & Johnson vaccines will always be counted in the series completed column.

COVID-19 doses for vaccinated persons in Florida	
Doses administered	37,314
People receiving one dose of a 1-dose series (Johnson & Johnson) or receiving only one dose of a 2-dose series (Moderna, Pfizer) count once. Persons receiving both doses of a 2-dose series count twice.	

Current status of persons vaccinated for COVID-19 in Florida	
Total people vaccinated	22,838
First dose	7,299
Series completed	15,539
Completed 1-dose series	1,063
Completed 2-dose series	14,476
First dose: current number of people who have only received their first dose of the Moderna or Pfizer vaccine.	
Series complete: current number of people who have received both Moderna or Pfizer vaccine doses or one Johnson & Johnson dose and are considered fully immunized.	

Demographic summary	First dose	Series complete	Total people vaccinated
Age group	7,299	15,539	22,838
16-24 years	487	167	654
25-34 years	709	411	1,120
35-44 years	1,110	829	1,939
45-54 years	1,314	1,445	2,759
55-64 years	1,734	3,632	5,366
65-74 years	1,257	5,865	7,122
75-84 years	549	2,502	3,051
85+ years	139	688	827
Race	7,299	15,539	22,838
White	5,232	11,841	17,073
Black	309	272	581
American Indian/Alaskan	24	55	79
Other	502	685	1,187
Unknown	1,232	2,686	3,918
Other race includes Asian, native Hawaiian/Pacific Islander, or other.			
Ethnicity	7,299	15,539	22,838
Hispanic	431	324	755
Non-Hispanic	4,589	10,326	14,915
Unknown	2,279	4,889	7,168
Gender	7,299	15,539	22,838
Female	3,649	8,567	12,216
Male	3,649	6,970	10,619
Unknown	1	2	3



COVID-19: Washington County vaccine summary

Vaccination data through Apr 24, 2021 as of Apr 25, 2021 at 12:05 AM

Data in this report are provisional and subject to change.

Data in this summary pertain to COVID-19 vaccines approved by the U.S. Food and Drug Administration and have been issued an Emergency Use Authorization (Janssen COVID-19 Vaccine, Moderna COVID-19 Vaccine and Pfizer-BioNTech COVID-19 Vaccine). These data summarize the number of people who have received either their first dose or have completed the series for a COVID-19 vaccine. **A person can only be counted in one category, first dose or series complete.** For persons receiving Moderna or Pfizer vaccines, once they receive their second dose, they are moved from the first dose column to the series completed column. **Because of this, the total first dose category may show a change from report to report not matching the total receiving their first dose from the previous day.** Persons receiving Johnson & Johnson vaccines will always be counted in the series completed column.

COVID-19 doses for vaccinated persons in Florida	
Doses administered	8,739
People receiving one dose of a 1-dose series (Johnson & Johnson) or receiving only one dose of a 2-dose series (Moderna, Pfizer) count once. Persons receiving both doses of a 2-dose series count twice.	

Current status of persons vaccinated for COVID-19 in Florida	
Total people vaccinated	5,310
First dose	1,559
Series completed	3,751
Completed 1-dose series	322
Completed 2-dose series	3,429
First dose: current number of people who have only received their first dose of the Moderna or Pfizer vaccine.	
Series complete: current number of people who have received both Moderna or Pfizer vaccine doses or one Johnson & Johnson dose and are considered fully immunized.	

Demographic summary	First dose	Series complete	Total people vaccinated
Age group	1,559	3,751	5,310
16-24 years	77	32	109
25-34 years	169	99	268
35-44 years	268	162	430
45-54 years	312	341	653
55-64 years	433	847	1,280
65-74 years	182	1,291	1,473
75-84 years	82	736	818
85+ years	36	243	279
Race	1,559	3,751	5,310
White	912	2,947	3,859
Black	195	379	574
American Indian/Alaskan	20	46	66
Other	55	174	229
Unknown	377	205	582
Other race includes Asian, native Hawaiian/Pacific Islander, or other.			
Ethnicity	1,559	3,751	5,310
Hispanic	62	56	118
Non-Hispanic	1,244	3,024	4,268
Unknown	253	671	924
Gender	1,559	3,751	5,310
Female	568	2,087	2,655
Male	990	1,664	2,654
Unknown	1	0	1

