

COVID-19: Florida vaccine summary

Vaccination data through Apr 23, 2021 as of Apr 24, 2021 at 12:05 AM

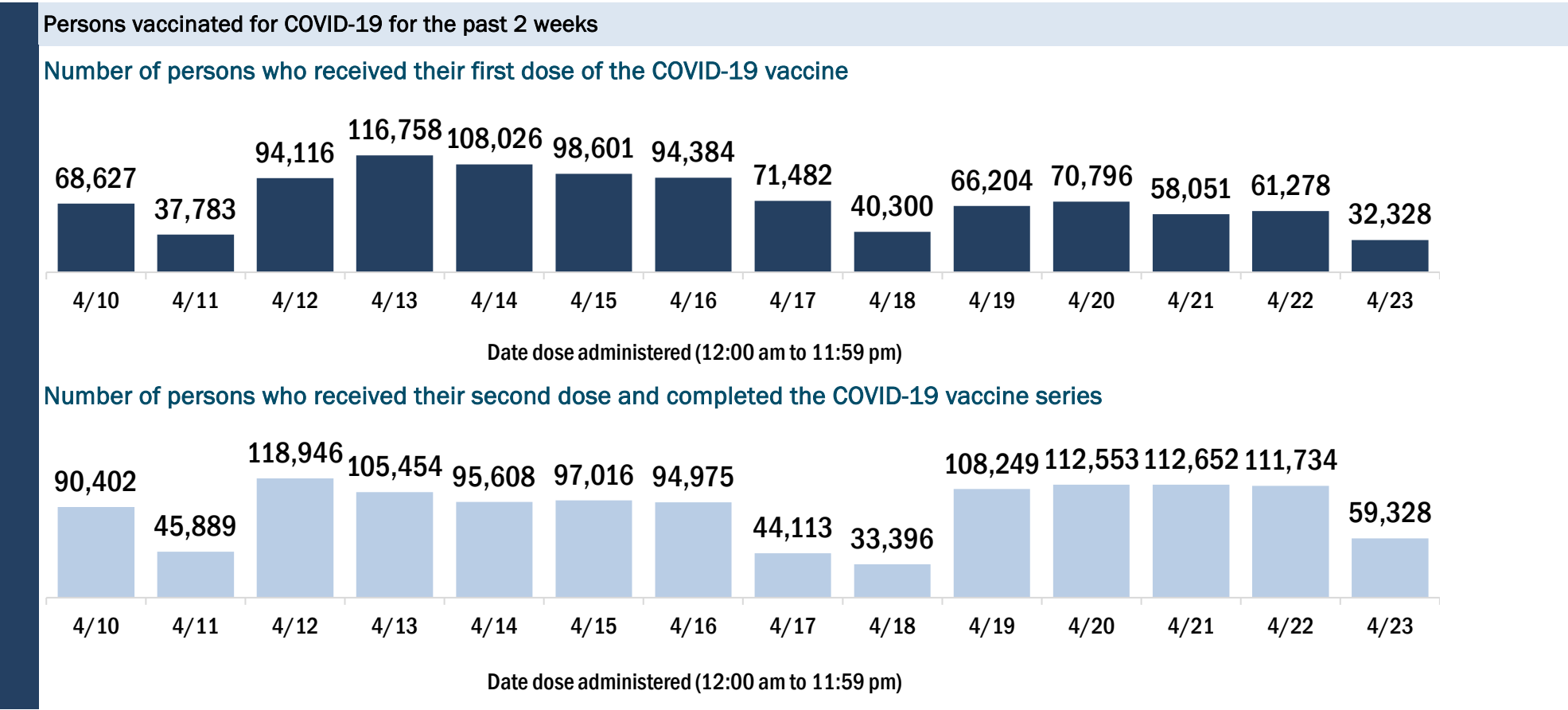
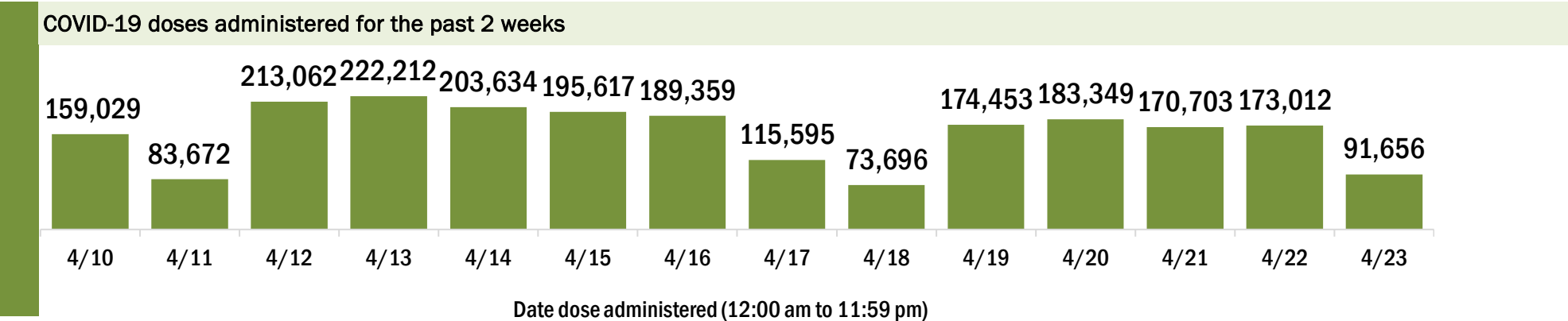
Data in this report are provisional and subject to change. Data are based on county of residence.

Data in this summary pertain to COVID-19 vaccines approved by the U.S. Food and Drug Administration and have been issued an Emergency Use Authorization (Janssen COVID-19 Vaccine, Moderna COVID-19 Vaccine and Pfizer-BioNTech COVID-19 Vaccine). These data summarize the number of people who have received either their first dose or have completed the series for a COVID-19 vaccine. **A person can only be counted in one category, first dose or series complete.** For persons receiving Moderna or Pfizer vaccines, once they receive their second dose, they are moved from the first dose column to the series completed column. **Because of this, the total first dose category may show a change from report to report not matching the total receiving their first dose from the previous day.** Persons receiving Johnson & Johnson vaccines will always be counted in the series completed column.

COVID-19 doses for vaccinated persons in Florida	
Doses administered	13,594,643
People receiving one dose of a 1-dose series (Johnson & Johnson) or receiving only one dose of a 2-dose series (Moderna, Pfizer) count once. Persons receiving both doses of a 2-dose series count twice.	

Current status of persons vaccinated for COVID-19 in Florida	
Total people vaccinated	8,443,796
First dose	2,761,179
Series completed	5,682,617
Completed 1-dose series	531,770
Completed 2-dose series	5,150,847
First dose: current number of people who have only received their first dose of the Moderna or Pfizer vaccine.	
Series complete: current number of people who have received both Moderna or Pfizer vaccine doses or one Johnson & Johnson dose and are considered fully immunized.	

Demographic summary	First dose	Series complete	Total people vaccinated
Age group	2,761,179	5,682,617	8,443,796
16-24 years	306,556	136,784	443,340
25-34 years	367,459	294,016	661,475
35-44 years	435,577	429,337	864,914
45-54 years	477,670	676,347	1,154,017
55-64 years	514,047	1,165,356	1,679,403
65-74 years	365,863	1,688,999	2,054,862
75-84 years	209,387	970,653	1,180,040
85+ years	84,620	321,125	405,745
Race	2,761,179	5,682,617	8,443,796
White	1,770,167	3,911,647	5,681,814
Black	204,616	371,524	576,140
American Indian/Alaskan	11,333	19,194	30,527
Other	321,623	572,500	894,123
Unknown	453,440	807,752	1,261,192
Other race includes Asian, native Hawaiian/Pacific Islander, or other.			
Ethnicity	2,761,179	5,682,617	8,443,796
Hispanic	557,691	756,414	1,314,105
Non-Hispanic	1,287,449	3,069,631	4,357,080
Unknown	916,039	1,856,572	2,772,611
Gender	2,761,179	5,682,617	8,443,796
Female	1,447,324	3,219,972	4,667,296
Male	1,300,437	2,454,539	3,754,976
Unknown	13,418	8,106	21,524



COVID-19: Alachua County vaccine summary

Vaccination data through Apr 23, 2021 as of Apr 24, 2021 at 12:05 AM

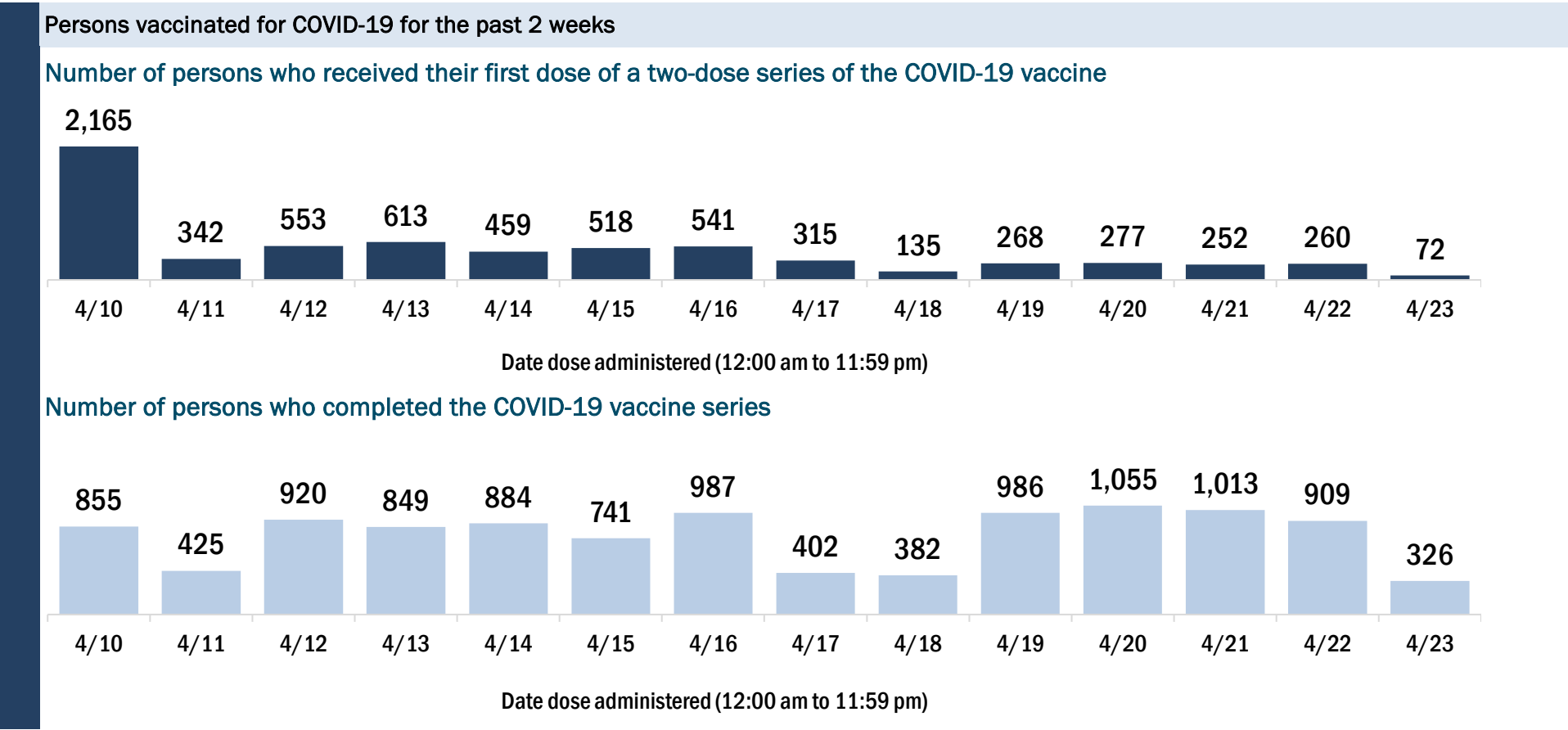
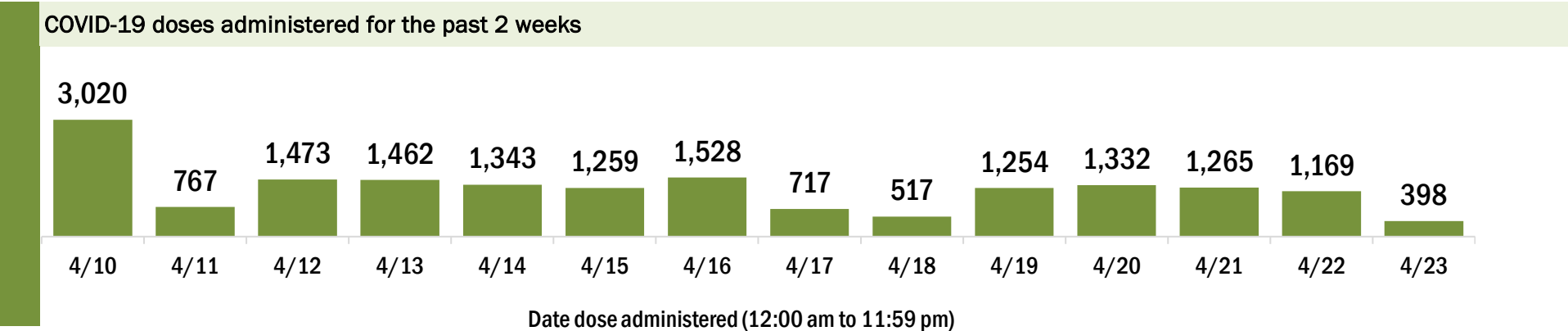
Data in this report are provisional and subject to change.

Data in this summary pertain to COVID-19 vaccines approved by the U.S. Food and Drug Administration and have been issued an Emergency Use Authorization (Janssen COVID-19 Vaccine, Moderna COVID-19 Vaccine and Pfizer-BioNTech COVID-19 Vaccine). These data summarize the number of people who have received either their first dose or have completed the series for a COVID-19 vaccine. **A person can only be counted in one category, first dose or series complete.** For persons receiving Moderna or Pfizer vaccines, once they receive their second dose, they are moved from the first dose column to the series completed column. **Because of this, the total first dose category may show a change from report to report not matching the total receiving their first dose from the previous day.** Persons receiving Johnson & Johnson vaccines will always be counted in the series completed column.

COVID-19 doses for vaccinated persons in Florida	
Doses administered	178,690
People receiving one dose of a 1-dose series (Johnson & Johnson) or receiving only one dose of a 2-dose series (Moderna, Pfizer) count once. Persons receiving both doses of a 2-dose series count twice.	

Current status of persons vaccinated for COVID-19 in Florida	
Total people vaccinated	107,000
First dose	31,026
Series completed	75,974
Completed 1-dose series	4,284
Completed 2-dose series	71,690
First dose: current number of people who have only received their first dose of the Moderna or Pfizer vaccine.	
Series complete: current number of people who have received both Moderna or Pfizer vaccine doses or one Johnson & Johnson dose and are considered fully immunized.	

Demographic summary	First dose	Series complete	Total people vaccinated
Age group	31,026	75,974	107,000
16-24 years	7,928	6,123	14,051
25-34 years	5,680	10,484	16,164
35-44 years	4,807	8,544	13,351
45-54 years	4,476	8,687	13,163
55-64 years	5,007	12,176	17,183
65-74 years	1,870	17,791	19,661
75-84 years	851	8,911	9,762
85+ years	407	3,258	3,665
Race	31,026	75,974	107,000
White	19,839	53,382	73,221
Black	3,569	7,370	10,939
American Indian/Alaskan	112	240	352
Other	5,035	11,069	16,104
Unknown	2,471	3,913	6,384
Other race includes Asian, native Hawaiian/Pacific Islander, or other.			
Ethnicity	31,026	75,974	107,000
Hispanic	3,802	4,942	8,744
Non-Hispanic	18,908	51,362	70,270
Unknown	8,316	19,670	27,986
Gender	31,026	75,974	107,000
Female	16,140	44,838	60,978
Male	14,817	31,101	45,918
Unknown	69	35	104



COVID-19: Baker County vaccine summary

Vaccination data through Apr 23, 2021 as of Apr 24, 2021 at 12:05 AM

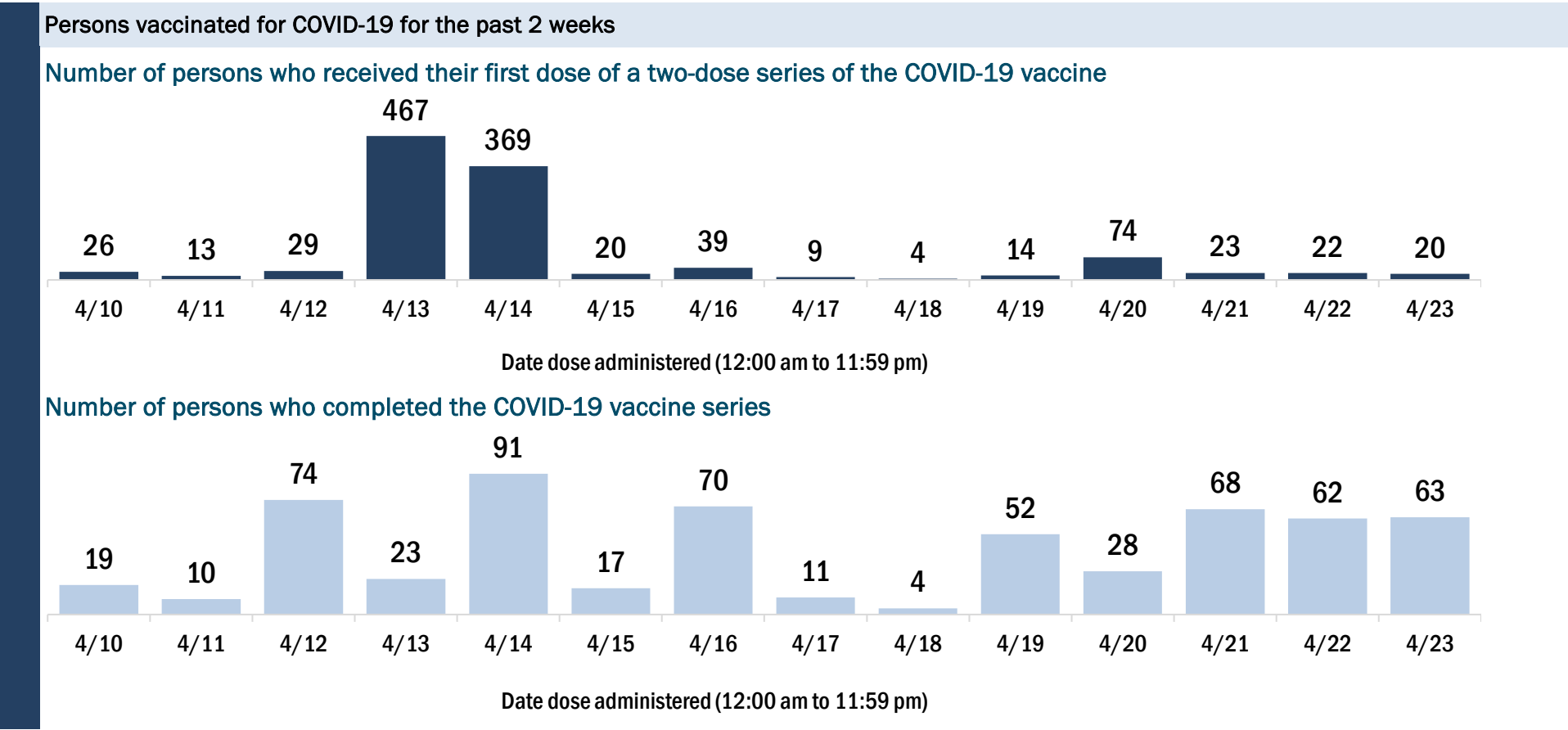
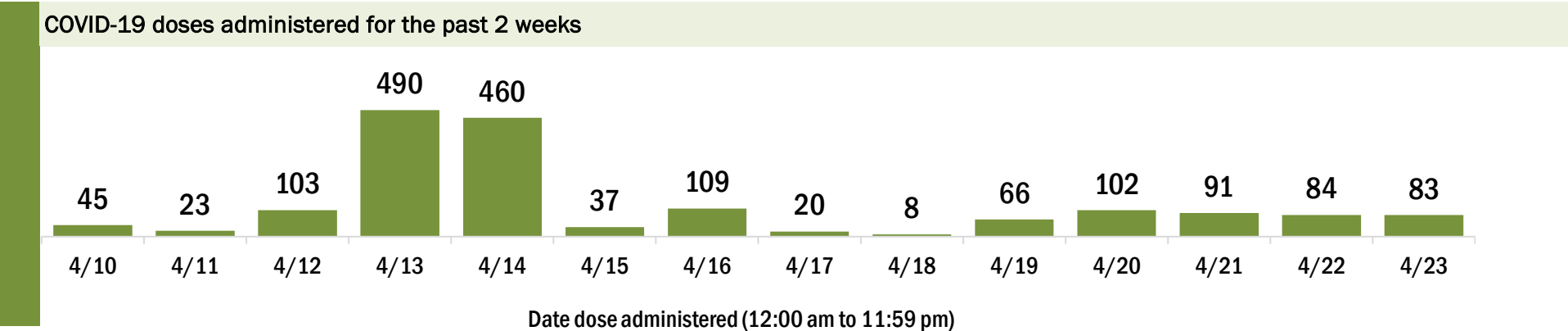
Data in this report are provisional and subject to change.

Data in this summary pertain to COVID-19 vaccines approved by the U.S. Food and Drug Administration and have been issued an Emergency Use Authorization (Janssen COVID-19 Vaccine, Moderna COVID-19 Vaccine and Pfizer-BioNTech COVID-19 Vaccine). These data summarize the number of people who have received either their first dose or have completed the series for a COVID-19 vaccine. **A person can only be counted in one category, first dose or series complete.** For persons receiving Moderna or Pfizer vaccines, once they receive their second dose, they are moved from the first dose column to the series completed column. **Because of this, the total first dose category may show a change from report to report not matching the total receiving their first dose from the previous day.** Persons receiving Johnson & Johnson vaccines will always be counted in the series completed column.

COVID-19 doses for vaccinated persons in Florida	
Doses administered	9,312
People receiving one dose of a 1-dose series (Johnson & Johnson) or receiving only one dose of a 2-dose series (Moderna, Pfizer) count once. Persons receiving both doses of a 2-dose series count twice.	

Current status of persons vaccinated for COVID-19 in Florida	
Total people vaccinated	5,769
First dose	2,083
Series completed	3,686
Completed 1-dose series	143
Completed 2-dose series	3,543
First dose: current number of people who have only received their first dose of the Moderna or Pfizer vaccine.	
Series complete: current number of people who have received both Moderna or Pfizer vaccine doses or one Johnson & Johnson dose and are considered fully immunized.	

Demographic summary	First dose	Series complete	Total people vaccinated
Age group	2,083	3,686	5,769
16-24 years	108	56	164
25-34 years	273	141	414
35-44 years	431	202	633
45-54 years	503	362	865
55-64 years	476	805	1,281
65-74 years	179	1,265	1,444
75-84 years	78	669	747
85+ years	35	186	221
Race	2,083	3,686	5,769
White	1,364	2,929	4,293
Black	541	324	865
American Indian/Alaskan	4	21	25
Other	125	210	335
Unknown	49	202	251
Other race includes Asian, native Hawaiian/Pacific Islander, or other.			
Ethnicity	2,083	3,686	5,769
Hispanic	67	64	131
Non-Hispanic	1,185	2,638	3,823
Unknown	831	984	1,815
Gender	2,083	3,686	5,769
Female	693	2,072	2,765
Male	1,388	1,614	3,002
Unknown	2	0	2



COVID-19: Bay County vaccine summary

Vaccination data through Apr 23, 2021 as of Apr 24, 2021 at 12:05 AM

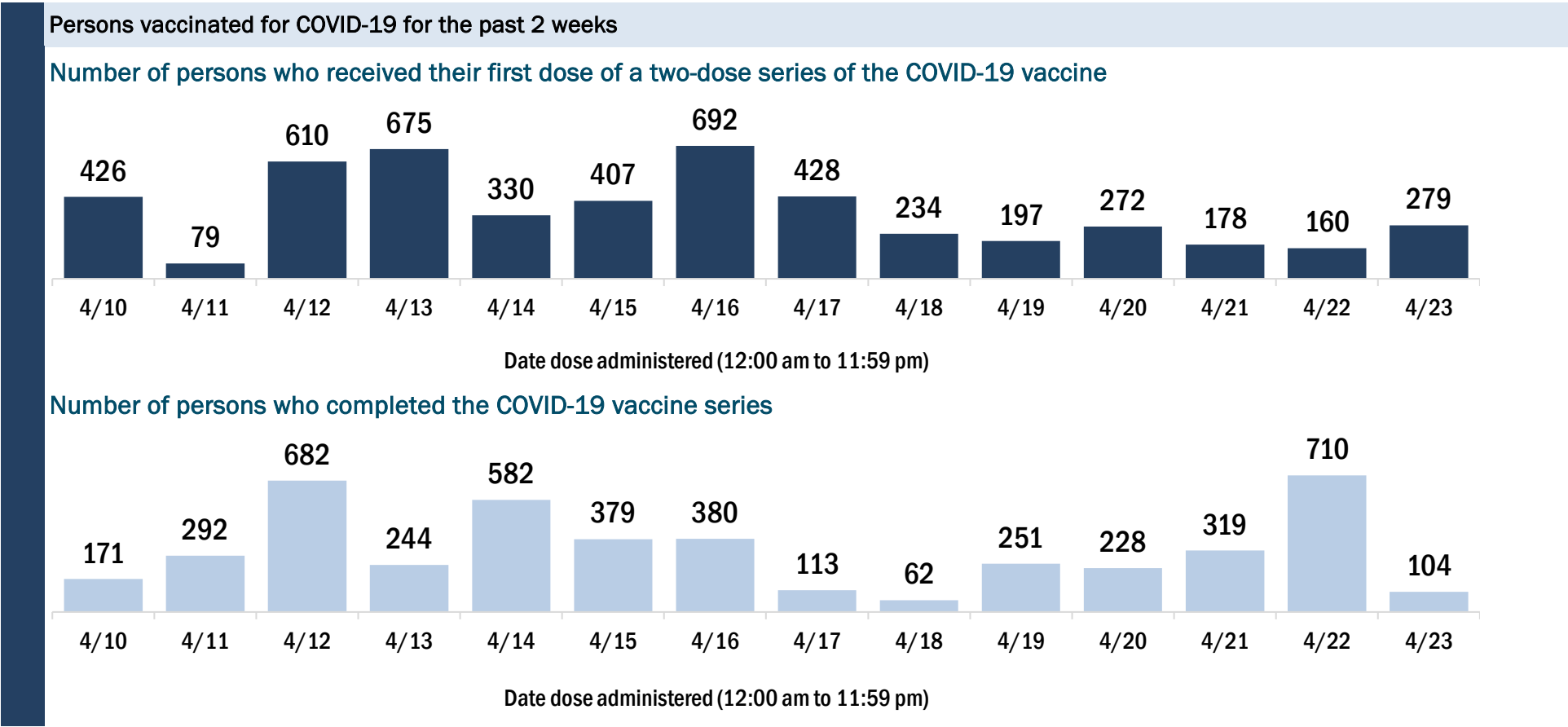
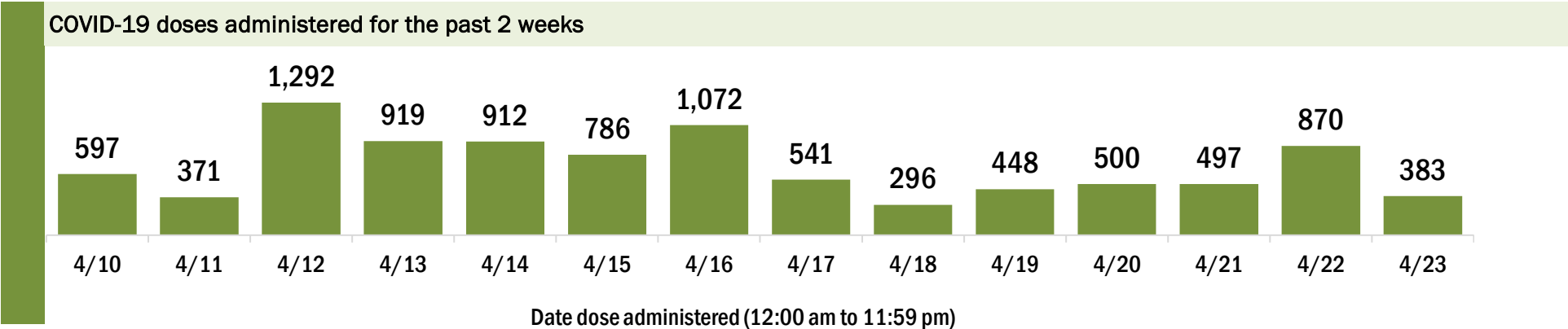
Data in this report are provisional and subject to change.

Data in this summary pertain to COVID-19 vaccines approved by the U.S. Food and Drug Administration and have been issued an Emergency Use Authorization (Janssen COVID-19 Vaccine, Moderna COVID-19 Vaccine and Pfizer-BioNTech COVID-19 Vaccine). These data summarize the number of people who have received either their first dose or have completed the series for a COVID-19 vaccine. **A person can only be counted in one category, first dose or series complete.** For persons receiving Moderna or Pfizer vaccines, once they receive their second dose, they are moved from the first dose column to the series completed column. **Because of this, the total first dose category may show a change from report to report not matching the total receiving their first dose from the previous day.** Persons receiving Johnson & Johnson vaccines will always be counted in the series completed column.

COVID-19 doses for vaccinated persons in Florida	
Doses administered	81,025
People receiving one dose of a 1-dose series (Johnson & Johnson) or receiving only one dose of a 2-dose series (Moderna, Pfizer) count once. Persons receiving both doses of a 2-dose series count twice.	

Current status of persons vaccinated for COVID-19 in Florida	
Total people vaccinated	49,547
First dose	13,071
Series completed	36,476
Completed 1-dose series	4,998
Completed 2-dose series	31,478
First dose: current number of people who have only received their first dose of the Moderna or Pfizer vaccine.	
Series complete: current number of people who have received both Moderna or Pfizer vaccine doses or one Johnson & Johnson dose and are considered fully immunized.	

Demographic summary	First dose	Series complete	Total people vaccinated
Age group	13,071	36,476	49,547
16-24 years	1,266	672	1,938
25-34 years	1,574	1,527	3,101
35-44 years	1,930	2,684	4,614
45-54 years	2,371	4,050	6,421
55-64 years	3,192	8,244	11,436
65-74 years	1,652	11,681	13,333
75-84 years	801	5,810	6,611
85+ years	285	1,808	2,093
Race	13,071	36,476	49,547
White	8,255	26,061	34,316
Black	896	2,361	3,257
American Indian/Alaskan	67	175	242
Other	1,496	2,751	4,247
Unknown	2,357	5,128	7,485
Other race includes Asian, native Hawaiian/Pacific Islander, or other.			
Ethnicity	13,071	36,476	49,547
Hispanic	1,018	1,260	2,278
Non-Hispanic	7,405	22,607	30,012
Unknown	4,648	12,609	17,257
Gender	13,071	36,476	49,547
Female	7,137	20,383	27,520
Male	5,930	16,087	22,017
Unknown	4	6	10



COVID-19: Bradford County vaccine summary

Vaccination data through Apr 23, 2021 as of Apr 24, 2021 at 12:05 AM

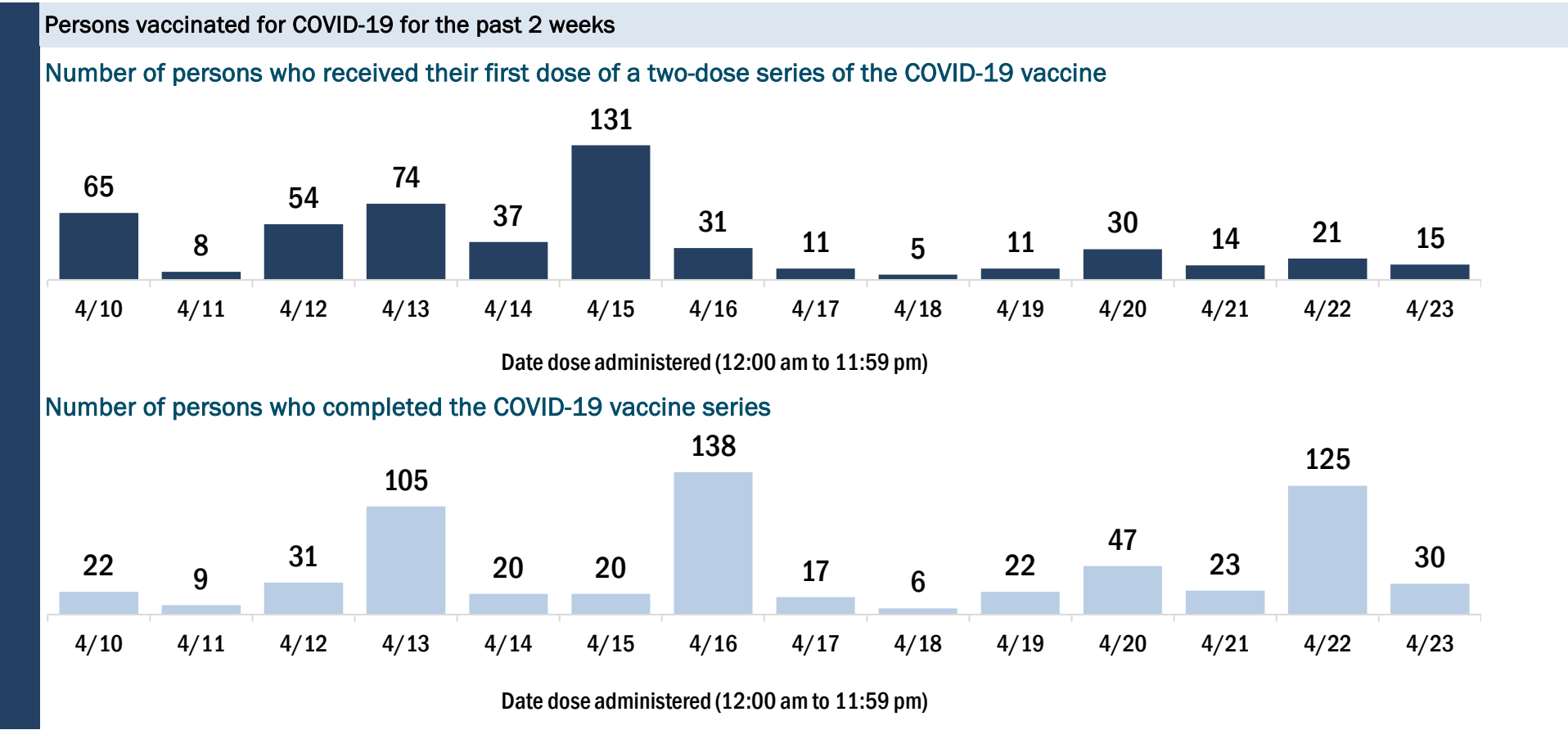
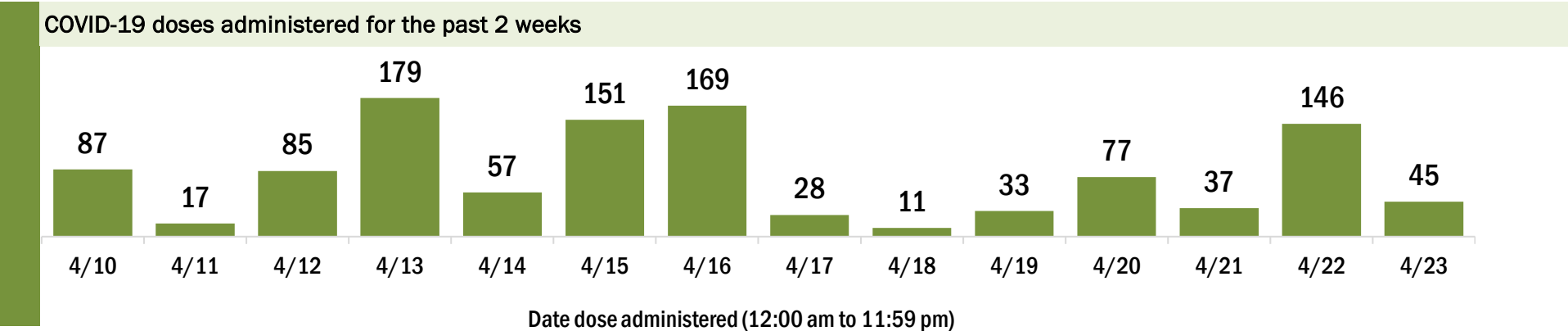
Data in this report are provisional and subject to change.

Data in this summary pertain to COVID-19 vaccines approved by the U.S. Food and Drug Administration and have been issued an Emergency Use Authorization (Janssen COVID-19 Vaccine, Moderna COVID-19 Vaccine and Pfizer-BioNTech COVID-19 Vaccine). These data summarize the number of people who have received either their first dose or have completed the series for a COVID-19 vaccine. **A person can only be counted in one category, first dose or series complete.** For persons receiving Moderna or Pfizer vaccines, once they receive their second dose, they are moved from the first dose column to the series completed column. **Because of this, the total first dose category may show a change from report to report not matching the total receiving their first dose from the previous day.** Persons receiving Johnson & Johnson vaccines will always be counted in the series completed column.

COVID-19 doses for vaccinated persons in Florida	
Doses administered	10,066
People receiving one dose of a 1-dose series (Johnson & Johnson) or receiving only one dose of a 2-dose series (Moderna, Pfizer) count once. Persons receiving both doses of a 2-dose series count twice.	

Current status of persons vaccinated for COVID-19 in Florida	
Total people vaccinated	6,443
First dose	2,483
Series completed	3,960
Completed 1-dose series	337
Completed 2-dose series	3,623
First dose: current number of people who have only received their first dose of the Moderna or Pfizer vaccine.	
Series complete: current number of people who have received both Moderna or Pfizer vaccine doses or one Johnson & Johnson dose and are considered fully immunized.	

Demographic summary	First dose	Series complete	Total people vaccinated
Age group	2,483	3,960	6,443
16-24 years	152	42	194
25-34 years	360	122	482
35-44 years	561	154	715
45-54 years	575	320	895
55-64 years	548	857	1,405
65-74 years	193	1,397	1,590
75-84 years	69	810	879
85+ years	25	258	283
Race	2,483	3,960	6,443
White	1,420	3,007	4,427
Black	819	468	1,287
American Indian/Alaskan	4	29	33
Other	179	323	502
Unknown	61	133	194
Other race includes Asian, native Hawaiian/Pacific Islander, or other.			
Ethnicity	2,483	3,960	6,443
Hispanic	148	52	200
Non-Hispanic	1,593	3,455	5,048
Unknown	742	453	1,195
Gender	2,483	3,960	6,443
Female	620	2,327	2,947
Male	1,862	1,633	3,495
Unknown	1	0	1



COVID-19: Brevard County vaccine summary

Vaccination data through Apr 23, 2021 as of Apr 24, 2021 at 12:05 AM

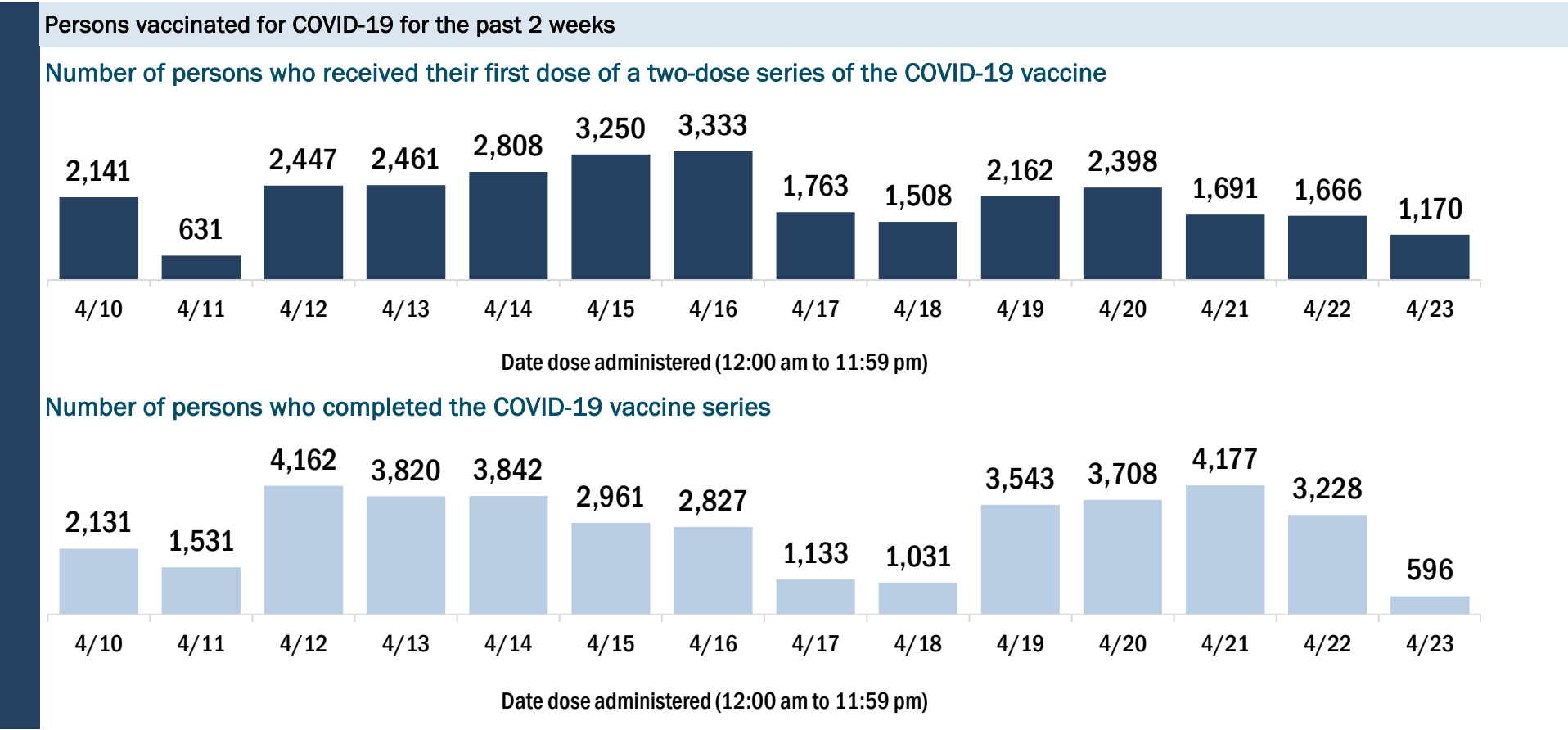
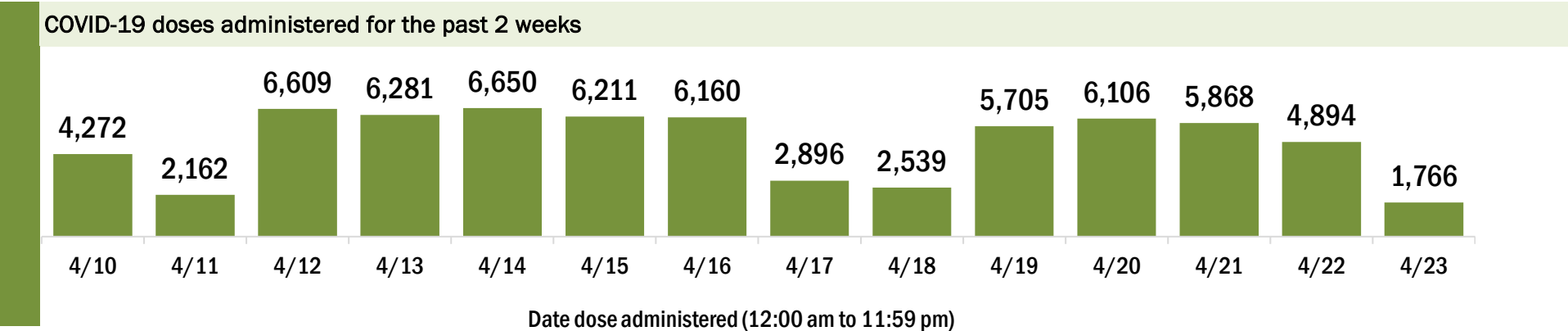
Data in this report are provisional and subject to change.

Data in this summary pertain to COVID-19 vaccines approved by the U.S. Food and Drug Administration and have been issued an Emergency Use Authorization (Janssen COVID-19 Vaccine, Moderna COVID-19 Vaccine and Pfizer-BioNTech COVID-19 Vaccine). These data summarize the number of people who have received either their first dose or have completed the series for a COVID-19 vaccine. **A person can only be counted in one category, first dose or series complete.** For persons receiving Moderna or Pfizer vaccines, once they receive their second dose, they are moved from the first dose column to the series completed column. **Because of this, the total first dose category may show a change from report to report not matching the total receiving their first dose from the previous day.** Persons receiving Johnson & Johnson vaccines will always be counted in the series completed column.

COVID-19 doses for vaccinated persons in Florida	
Doses administered	372,840
People receiving one dose of a 1-dose series (Johnson & Johnson) or receiving only one dose of a 2-dose series (Moderna, Pfizer) count once. Persons receiving both doses of a 2-dose series count twice.	

Current status of persons vaccinated for COVID-19 in Florida	
Total people vaccinated	234,012
First dose	79,471
Series completed	154,541
Completed 1-dose series	15,713
Completed 2-dose series	138,828
First dose: current number of people who have only received their first dose of the Moderna or Pfizer vaccine.	
Series complete: current number of people who have received both Moderna or Pfizer vaccine doses or one Johnson & Johnson dose and are considered fully immunized.	

Demographic summary	First dose	Series complete	Total people vaccinated
Age group	79,471	154,541	234,012
16-24 years	7,957	2,380	10,337
25-34 years	9,690	5,334	15,024
35-44 years	11,431	8,148	19,579
45-54 years	13,066	14,393	27,459
55-64 years	17,781	34,760	52,541
65-74 years	10,712	50,339	61,051
75-84 years	6,150	28,764	34,914
85+ years	2,684	10,423	13,107
Race	79,471	154,541	234,012
White	53,045	105,361	158,406
Black	5,382	7,718	13,100
American Indian/Alaskan	425	662	1,087
Other	7,973	13,330	21,303
Unknown	12,646	27,470	40,116
Other race includes Asian, native Hawaiian/Pacific Islander, or other.			
Ethnicity	79,471	154,541	234,012
Hispanic	7,220	6,348	13,568
Non-Hispanic	48,029	84,568	132,597
Unknown	24,222	63,625	87,847
Gender	79,471	154,541	234,012
Female	42,013	89,875	131,888
Male	37,305	64,458	101,763
Unknown	153	208	361



COVID-19: Broward County vaccine summary

Vaccination data through Apr 23, 2021 as of Apr 24, 2021 at 12:05 AM

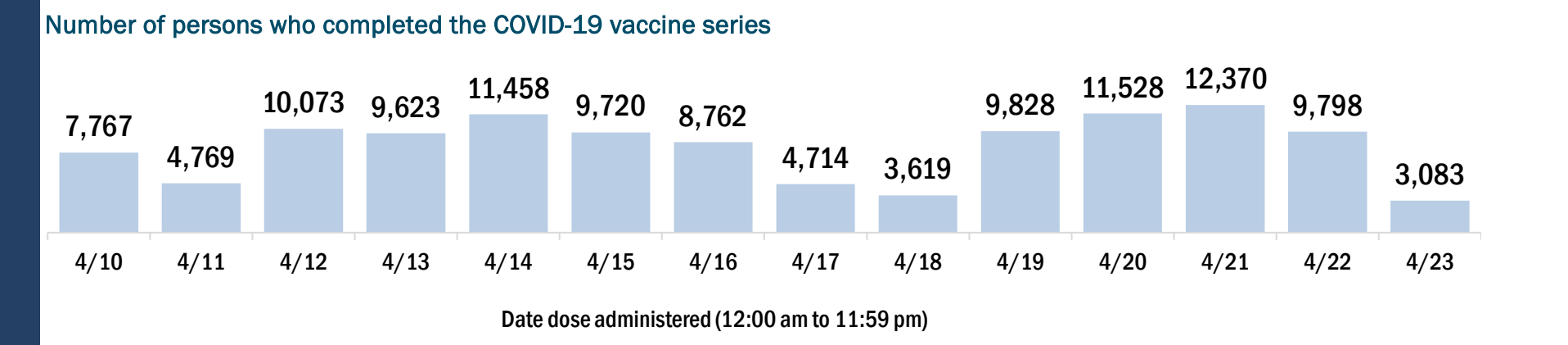
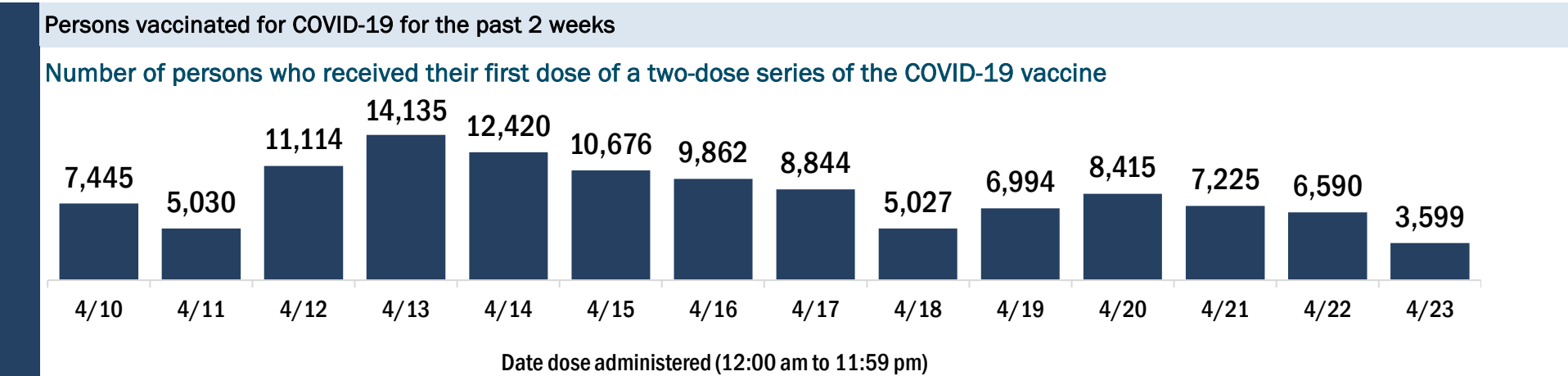
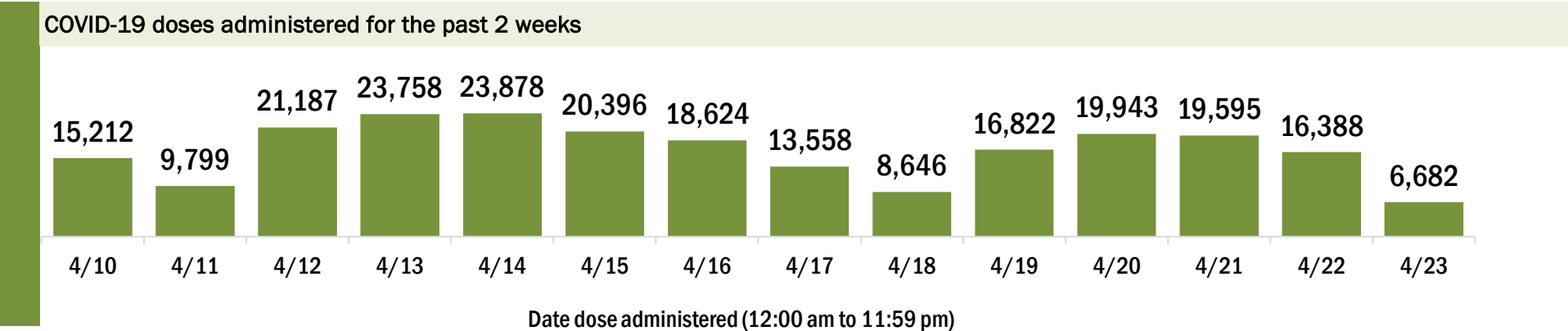
Data in this report are provisional and subject to change.

Data in this summary pertain to COVID-19 vaccines approved by the U.S. Food and Drug Administration and have been issued an Emergency Use Authorization (Janssen COVID-19 Vaccine, Moderna COVID-19 Vaccine and Pfizer-BioNTech COVID-19 Vaccine). These data summarize the number of people who have received either their first dose or have completed the series for a COVID-19 vaccine. **A person can only be counted in one category, first dose or series complete.** For persons receiving Moderna or Pfizer vaccines, once they receive their second dose, they are moved from the first dose column to the series completed column. **Because of this, the total first dose category may show a change from report to report not matching the total receiving their first dose from the previous day.** Persons receiving Johnson & Johnson vaccines will always be counted in the series completed column.

COVID-19 doses for vaccinated persons in Florida	
Doses administered	1,243,503
People receiving one dose of a 1-dose series (Johnson & Johnson) or receiving only one dose of a 2-dose series (Moderna, Pfizer) count once. Persons receiving both doses of a 2-dose series count twice.	

Current status of persons vaccinated for COVID-19 in Florida	
Total people vaccinated	779,272
First dose	272,394
Series completed	506,878
Completed 1-dose series	42,647
Completed 2-dose series	464,231
First dose: current number of people who have only received their first dose of the Moderna or Pfizer vaccine.	
Series complete: current number of people who have received both Moderna or Pfizer vaccine doses or one Johnson & Johnson dose and are considered fully immunized.	

Demographic summary	First dose	Series complete	Total people vaccinated
Age group	272,394	506,878	779,272
16-24 years	31,124	14,751	45,875
25-34 years	36,442	29,207	65,649
35-44 years	48,595	46,795	95,390
45-54 years	53,492	78,660	132,152
55-64 years	49,155	120,129	169,284
65-74 years	30,420	127,861	158,281
75-84 years	15,835	65,434	81,269
85+ years	7,331	24,041	31,372
Race	272,394	506,878	779,272
White	152,987	319,921	472,908
Black	35,220	60,887	96,107
American Indian/Alaskan	984	2,122	3,106
Other	35,291	56,928	92,219
Unknown	47,912	67,020	114,932
Other race includes Asian, native Hawaiian/Pacific Islander, or other.			
Ethnicity	272,394	506,878	779,272
Hispanic	76,073	105,367	181,440
Non-Hispanic	110,653	257,892	368,545
Unknown	85,668	143,619	229,287
Gender	272,394	506,878	779,272
Female	142,000	279,962	421,962
Male	129,518	226,107	355,625
Unknown	876	809	1,685



COVID-19: Calhoun County vaccine summary

Vaccination data through Apr 23, 2021 as of Apr 24, 2021 at 12:05 AM

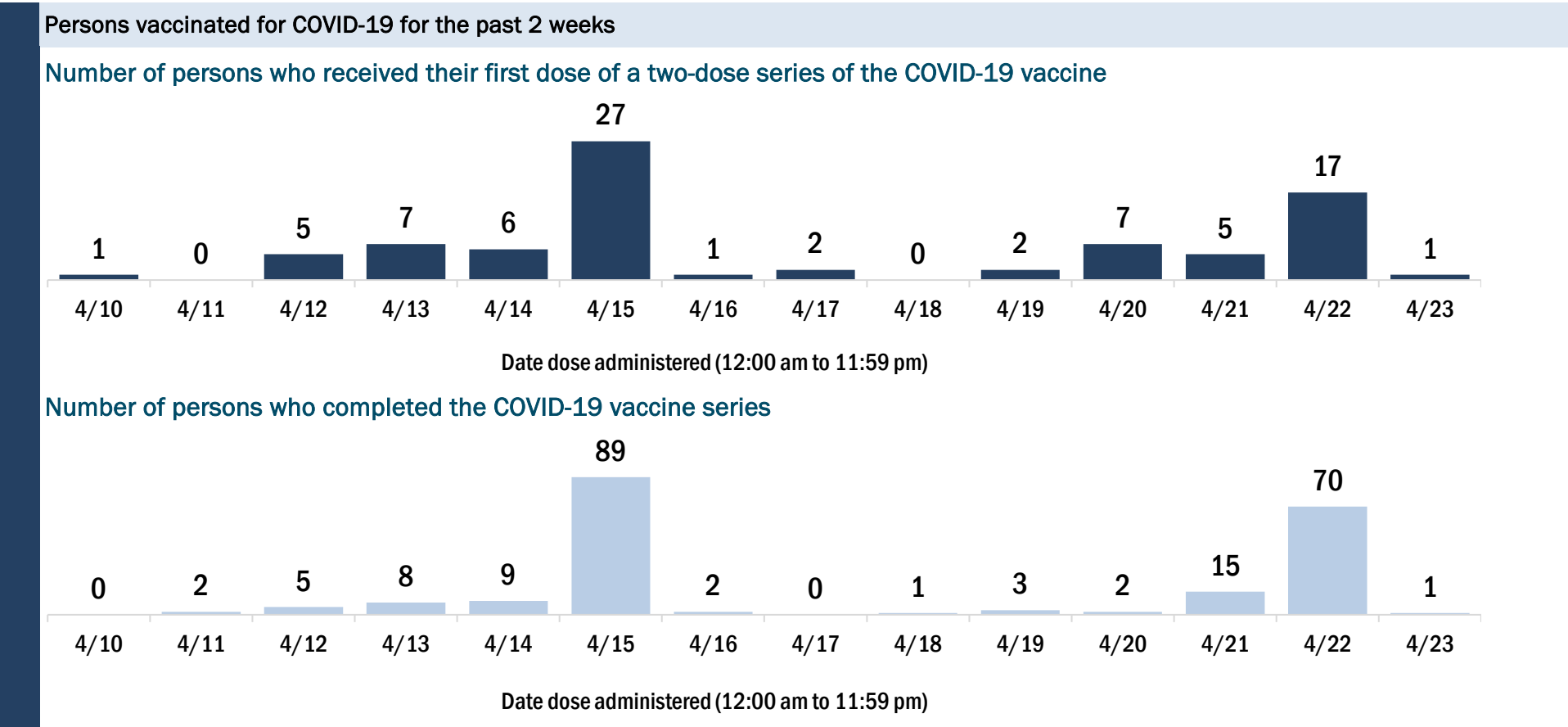
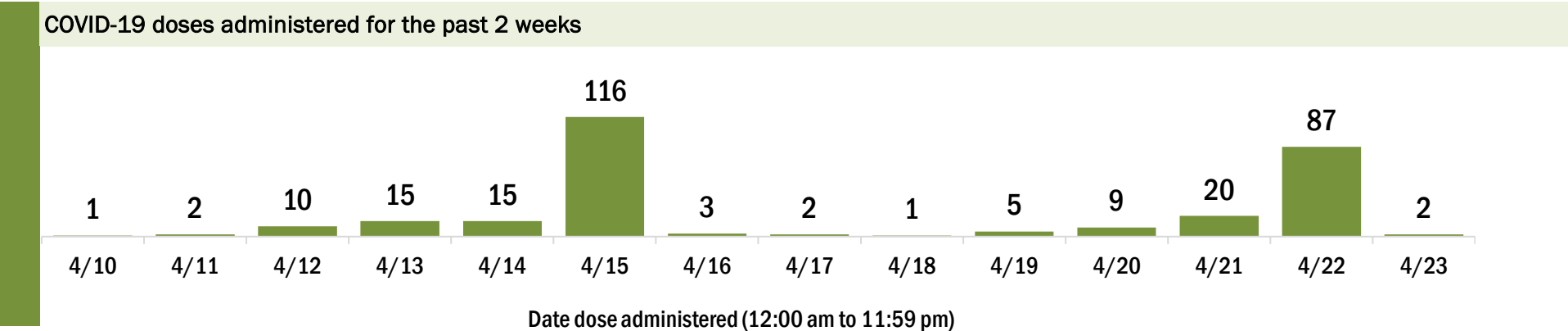
Data in this report are provisional and subject to change.

Data in this summary pertain to COVID-19 vaccines approved by the U.S. Food and Drug Administration and have been issued an Emergency Use Authorization (Janssen COVID-19 Vaccine, Moderna COVID-19 Vaccine and Pfizer-BioNTech COVID-19 Vaccine). These data summarize the number of people who have received either their first dose or have completed the series for a COVID-19 vaccine. **A person can only be counted in one category, first dose or series complete.** For persons receiving Moderna or Pfizer vaccines, once they receive their second dose, they are moved from the first dose column to the series completed column. **Because of this, the total first dose category may show a change from report to report not matching the total receiving their first dose from the previous day.** Persons receiving Johnson & Johnson vaccines will always be counted in the series completed column.

COVID-19 doses for vaccinated persons in Florida	
Doses administered	4,747
People receiving one dose of a 1-dose series (Johnson & Johnson) or receiving only one dose of a 2-dose series (Moderna, Pfizer) count once. Persons receiving both doses of a 2-dose series count twice.	

Current status of persons vaccinated for COVID-19 in Florida	
Total people vaccinated	2,686
First dose	458
Series completed	2,228
Completed 1-dose series	167
Completed 2-dose series	2,061
First dose: current number of people who have only received their first dose of the Moderna or Pfizer vaccine.	
Series complete: current number of people who have received both Moderna or Pfizer vaccine doses or one Johnson & Johnson dose and are considered fully immunized.	

Demographic summary	First dose	Series complete	Total people vaccinated
Age group	458	2,228	2,686
16-24 years	35	24	59
25-34 years	25	59	84
35-44 years	45	107	152
45-54 years	87	196	283
55-64 years	121	411	532
65-74 years	73	791	864
75-84 years	53	462	515
85+ years	19	178	197
Race	458	2,228	2,686
White	299	1,571	1,870
Black	48	144	192
American Indian/Alaskan	4	14	18
Other	46	315	361
Unknown	61	184	245
Other race includes Asian, native Hawaiian/Pacific Islander, or other.			
Ethnicity	458	2,228	2,686
Hispanic	15	41	56
Non-Hispanic	220	1,254	1,474
Unknown	223	933	1,156
Gender	458	2,228	2,686
Female	240	1,245	1,485
Male	218	982	1,200
Unknown	0	1	1



COVID-19: Charlotte County vaccine summary

Vaccination data through Apr 23, 2021 as of Apr 24, 2021 at 12:05 AM

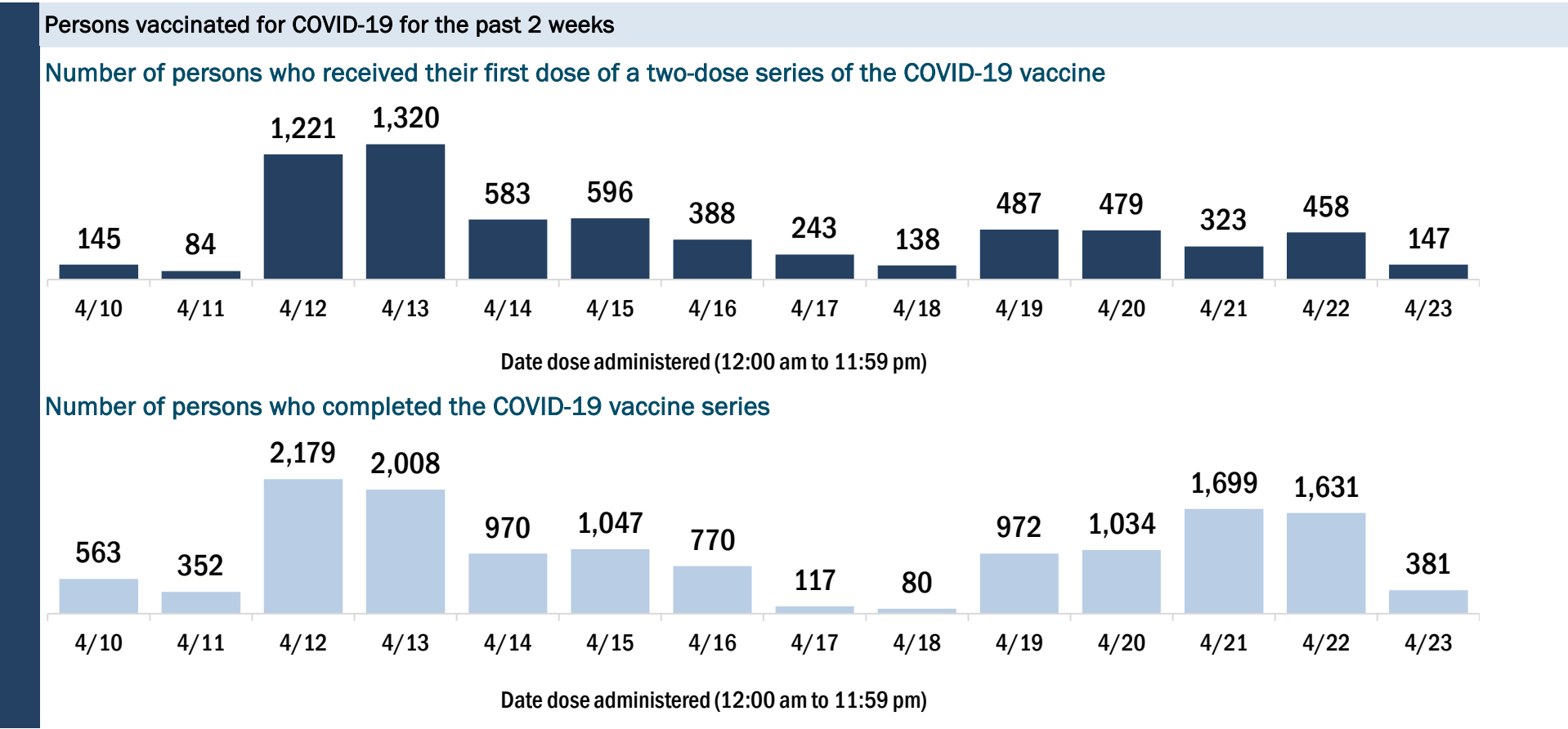
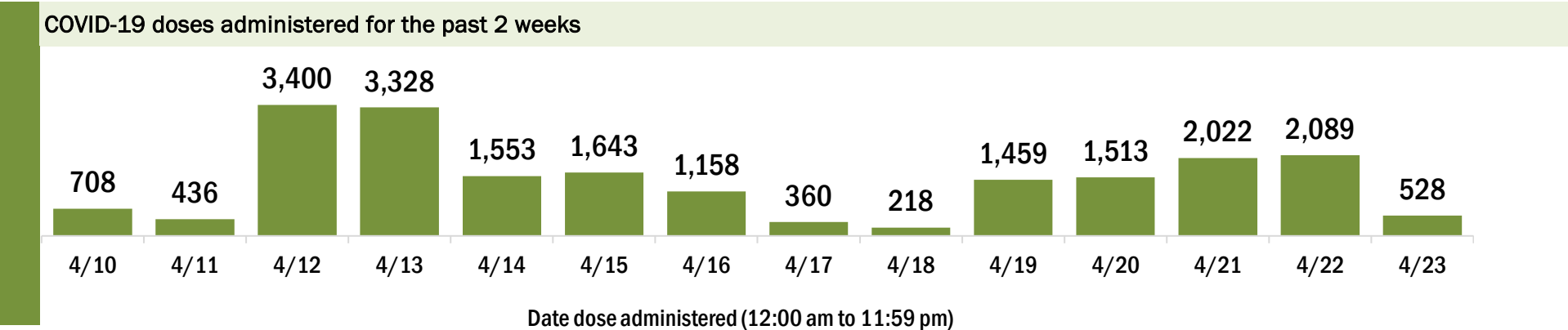
Data in this report are provisional and subject to change.

Data in this summary pertain to COVID-19 vaccines approved by the U.S. Food and Drug Administration and have been issued an Emergency Use Authorization (Janssen COVID-19 Vaccine, Moderna COVID-19 Vaccine and Pfizer-BioNTech COVID-19 Vaccine). These data summarize the number of people who have received either their first dose or have completed the series for a COVID-19 vaccine. **A person can only be counted in one category, first dose or series complete.** For persons receiving Moderna or Pfizer vaccines, once they receive their second dose, they are moved from the first dose column to the series completed column. **Because of this, the total first dose category may show a change from report to report not matching the total receiving their first dose from the previous day.** Persons receiving Johnson & Johnson vaccines will always be counted in the series completed column.

COVID-19 doses for vaccinated persons in Florida	
Doses administered	164,323
People receiving one dose of a 1-dose series (Johnson & Johnson) or receiving only one dose of a 2-dose series (Moderna, Pfizer) count once. Persons receiving both doses of a 2-dose series count twice.	

Current status of persons vaccinated for COVID-19 in Florida	
Total people vaccinated	100,562
First dose	31,454
Series completed	69,108
Completed 1-dose series	5,347
Completed 2-dose series	63,761
First dose: current number of people who have only received their first dose of the Moderna or Pfizer vaccine.	
Series complete: current number of people who have received both Moderna or Pfizer vaccine doses or one Johnson & Johnson dose and are considered fully immunized.	

Demographic summary	First dose	Series complete	Total people vaccinated
Age group	31,454	69,108	100,562
16-24 years	1,262	377	1,639
25-34 years	1,567	833	2,400
35-44 years	2,190	1,287	3,477
45-54 years	3,765	3,111	6,876
55-64 years	8,099	11,408	19,507
65-74 years	7,949	29,264	37,213
75-84 years	4,957	17,745	22,702
85+ years	1,665	5,083	6,748
Race	31,454	69,108	100,562
White	23,765	52,742	76,507
Black	997	1,120	2,117
American Indian/Alaskan	161	287	448
Other	2,175	4,395	6,570
Unknown	4,356	10,564	14,920
Other race includes Asian, native Hawaiian/Pacific Islander, or other.			
Ethnicity	31,454	69,108	100,562
Hispanic	1,424	1,427	2,851
Non-Hispanic	18,614	41,107	59,721
Unknown	11,416	26,574	37,990
Gender	31,454	69,108	100,562
Female	16,527	38,646	55,173
Male	14,899	30,435	45,334
Unknown	28	27	55



COVID-19: Citrus County vaccine summary

Vaccination data through Apr 23, 2021 as of Apr 24, 2021 at 12:05 AM

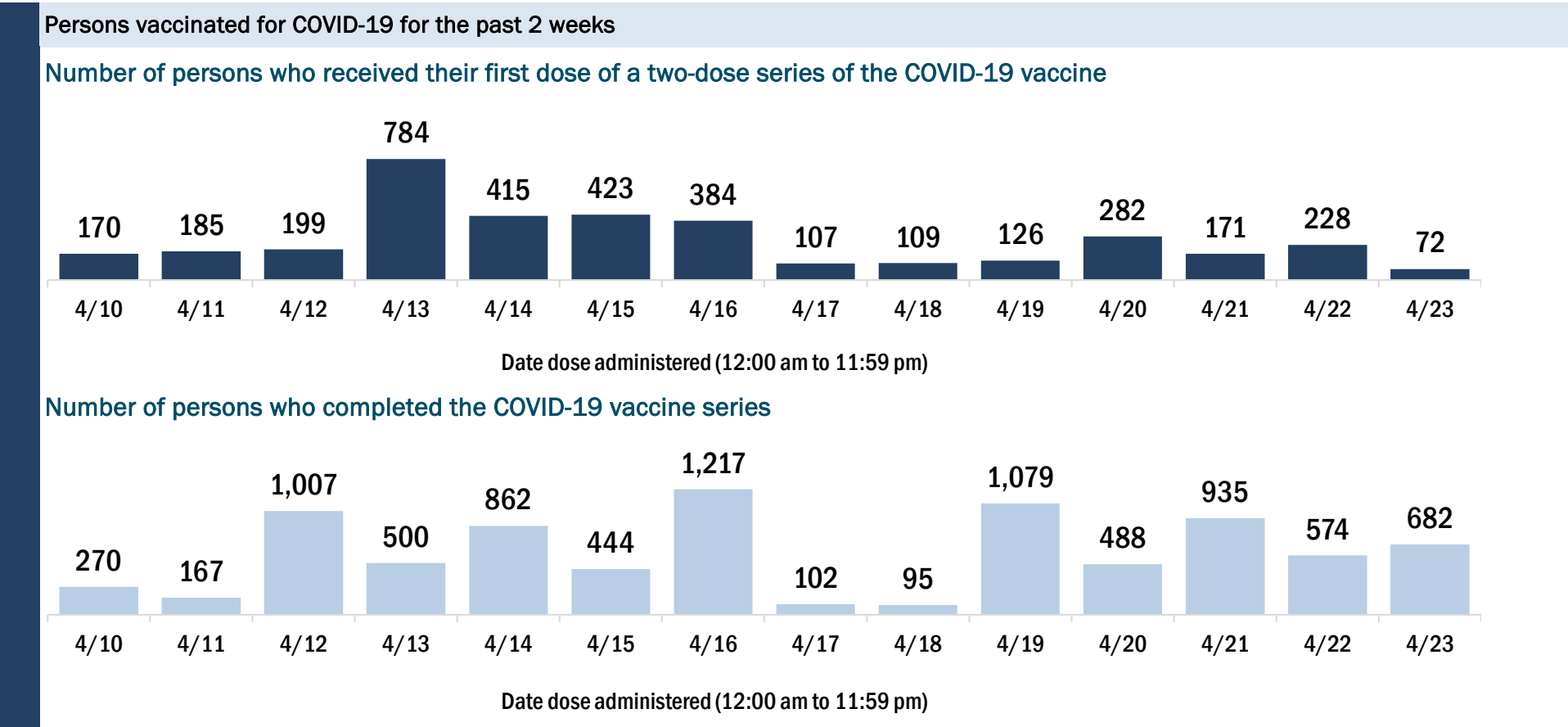
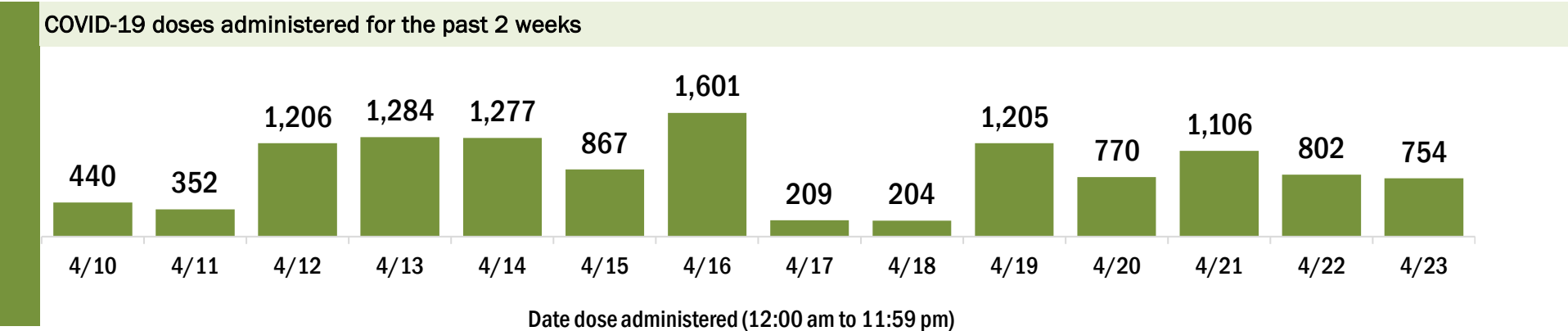
Data in this report are provisional and subject to change.

Data in this summary pertain to COVID-19 vaccines approved by the U.S. Food and Drug Administration and have been issued an Emergency Use Authorization (Janssen COVID-19 Vaccine, Moderna COVID-19 Vaccine and Pfizer-BioNTech COVID-19 Vaccine). These data summarize the number of people who have received either their first dose or have completed the series for a COVID-19 vaccine. **A person can only be counted in one category, first dose or series complete.** For persons receiving Moderna or Pfizer vaccines, once they receive their second dose, they are moved from the first dose column to the series completed column. **Because of this, the total first dose category may show a change from report to report not matching the total receiving their first dose from the previous day.** Persons receiving Johnson & Johnson vaccines will always be counted in the series completed column.

COVID-19 doses for vaccinated persons in Florida	
Doses administered	99,962
People receiving one dose of a 1-dose series (Johnson & Johnson) or receiving only one dose of a 2-dose series (Moderna, Pfizer) count once. Persons receiving both doses of a 2-dose series count twice.	

Current status of persons vaccinated for COVID-19 in Florida	
Total people vaccinated	58,358
First dose	15,302
Series completed	43,056
Completed 1-dose series	1,452
Completed 2-dose series	41,604
First dose: current number of people who have only received their first dose of the Moderna or Pfizer vaccine.	
Series complete: current number of people who have received both Moderna or Pfizer vaccine doses or one Johnson & Johnson dose and are considered fully immunized.	

Demographic summary	First dose	Series complete	Total people vaccinated
Age group	15,302	43,056	58,358
16-24 years	815	325	1,140
25-34 years	917	654	1,571
35-44 years	1,240	951	2,191
45-54 years	2,180	2,008	4,188
55-64 years	4,100	6,405	10,505
65-74 years	3,317	17,481	20,798
75-84 years	2,033	11,820	13,853
85+ years	700	3,412	4,112
Race	15,302	43,056	58,358
White	12,014	32,232	44,246
Black	323	592	915
American Indian/Alaskan	103	221	324
Other	944	2,911	3,855
Unknown	1,918	7,100	9,018
Other race includes Asian, native Hawaiian/Pacific Islander, or other.			
Ethnicity	15,302	43,056	58,358
Hispanic	867	1,111	1,978
Non-Hispanic	10,097	25,053	35,150
Unknown	4,338	16,892	21,230
Gender	15,302	43,056	58,358
Female	8,433	24,609	33,042
Male	6,845	18,435	25,280
Unknown	24	12	36



COVID-19: Clay County vaccine summary

Vaccination data through Apr 23, 2021 as of Apr 24, 2021 at 12:05 AM

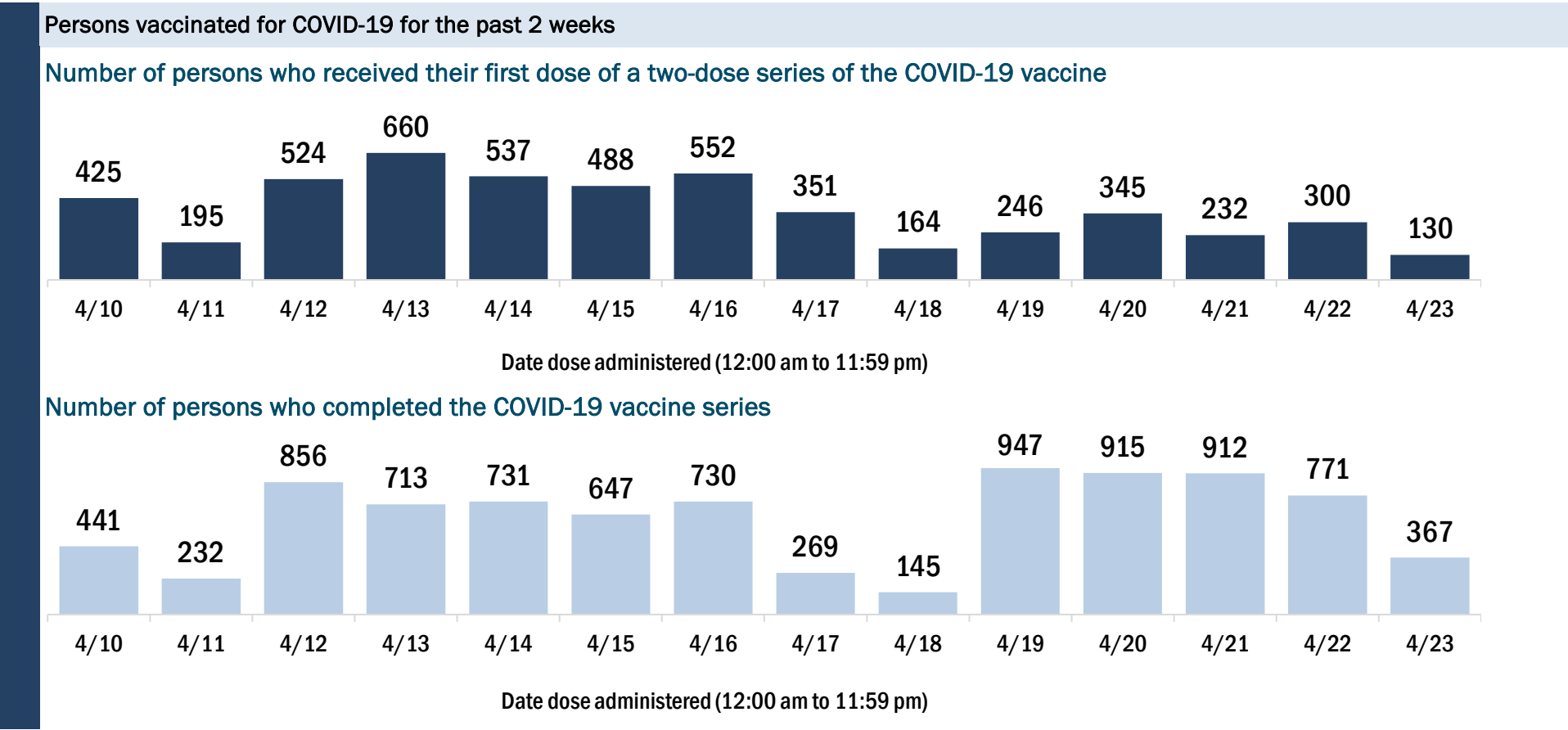
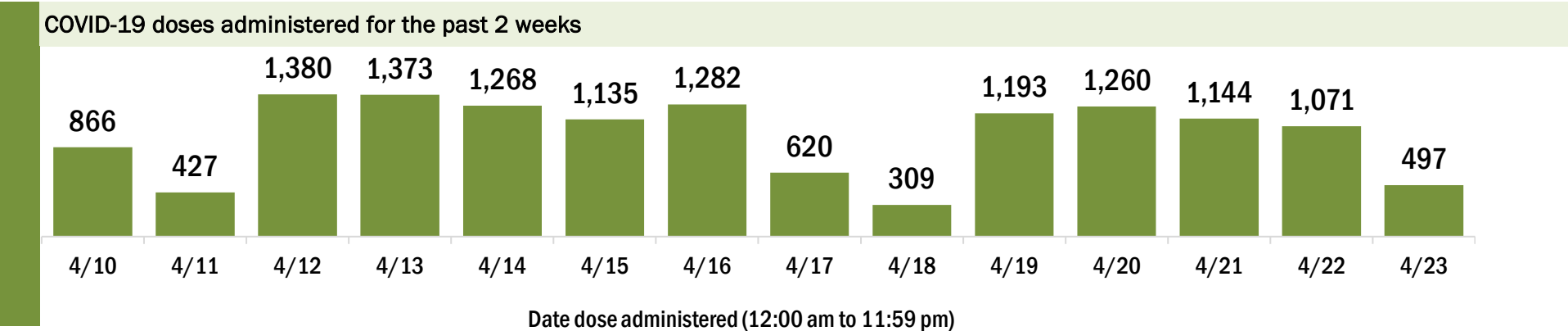
Data in this report are provisional and subject to change.

Data in this summary pertain to COVID-19 vaccines approved by the U.S. Food and Drug Administration and have been issued an Emergency Use Authorization (Janssen COVID-19 Vaccine, Moderna COVID-19 Vaccine and Pfizer-BioNTech COVID-19 Vaccine). These data summarize the number of people who have received either their first dose or have completed the series for a COVID-19 vaccine. **A person can only be counted in one category, first dose or series complete.** For persons receiving Moderna or Pfizer vaccines, once they receive their second dose, they are moved from the first dose column to the series completed column. **Because of this, the total first dose category may show a change from report to report not matching the total receiving their first dose from the previous day.** Persons receiving Johnson & Johnson vaccines will always be counted in the series completed column.

COVID-19 doses for vaccinated persons in Florida	
Doses administered	102,004
People receiving one dose of a 1-dose series (Johnson & Johnson) or receiving only one dose of a 2-dose series (Moderna, Pfizer) count once. Persons receiving both doses of a 2-dose series count twice.	

Current status of persons vaccinated for COVID-19 in Florida	
Total people vaccinated	60,629
First dose	16,240
Series completed	44,389
Completed 1-dose series	3,014
Completed 2-dose series	41,375
First dose: current number of people who have only received their first dose of the Moderna or Pfizer vaccine.	
Series complete: current number of people who have received both Moderna or Pfizer vaccine doses or one Johnson & Johnson dose and are considered fully immunized.	

Demographic summary	First dose	Series complete	Total people vaccinated
Age group	16,240	44,389	60,629
16-24 years	2,315	1,028	3,343
25-34 years	2,052	1,857	3,909
35-44 years	2,673	3,461	6,134
45-54 years	3,048	5,870	8,918
55-64 years	3,381	9,790	13,171
65-74 years	1,517	13,585	15,102
75-84 years	891	6,770	7,661
85+ years	363	2,028	2,391
Race	16,240	44,389	60,629
White	9,814	31,976	41,790
Black	1,492	2,961	4,453
American Indian/Alaskan	66	214	280
Other	2,183	4,105	6,288
Unknown	2,685	5,133	7,818
Other race includes Asian, native Hawaiian/Pacific Islander, or other.			
Ethnicity	16,240	44,389	60,629
Hispanic	1,566	1,975	3,541
Non-Hispanic	9,619	32,540	42,159
Unknown	5,055	9,874	14,929
Gender	16,240	44,389	60,629
Female	8,843	25,731	34,574
Male	7,230	18,653	25,883
Unknown	167	5	172



COVID-19: Collier County vaccine summary

Vaccination data through Apr 23, 2021 as of Apr 24, 2021 at 12:05 AM

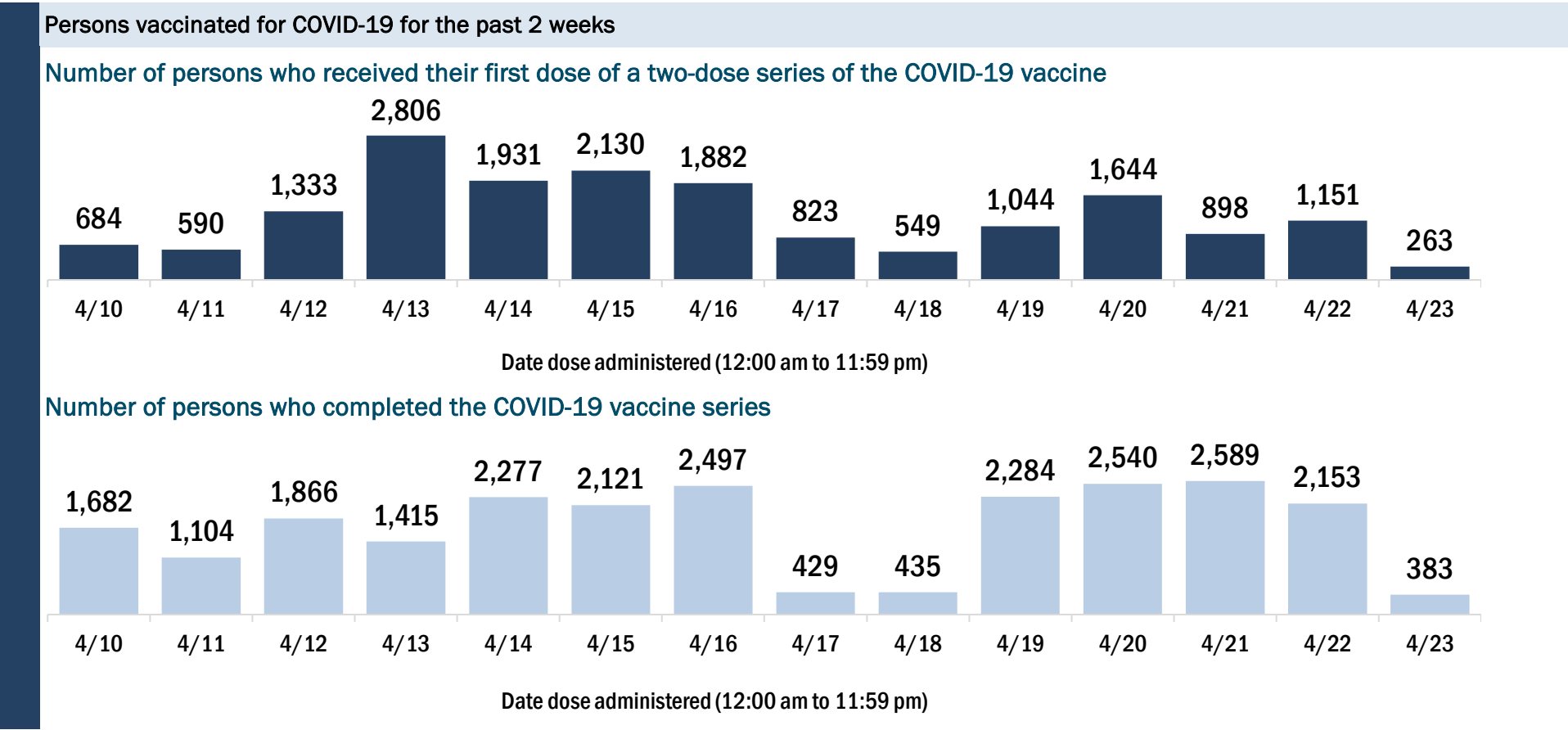
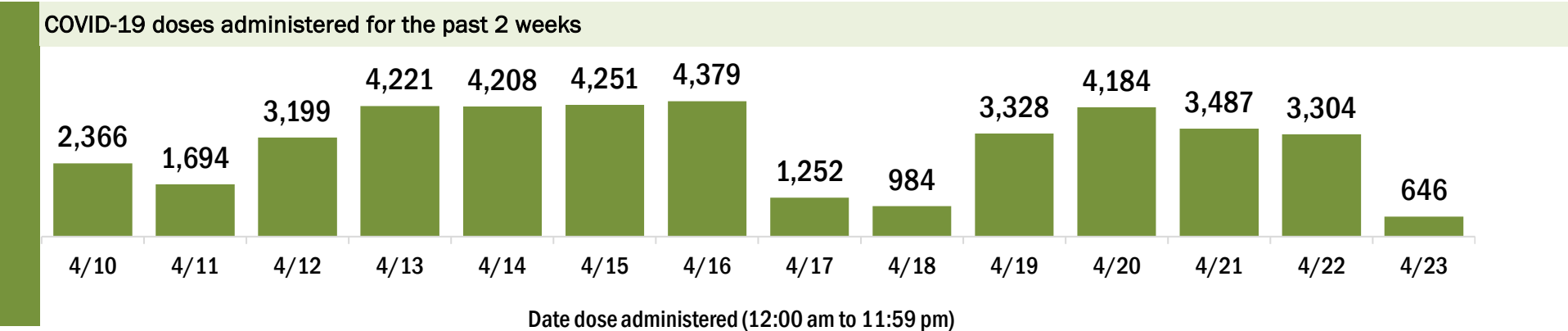
Data in this report are provisional and subject to change.

Data in this summary pertain to COVID-19 vaccines approved by the U.S. Food and Drug Administration and have been issued an Emergency Use Authorization (Janssen COVID-19 Vaccine, Moderna COVID-19 Vaccine and Pfizer-BioNTech COVID-19 Vaccine). These data summarize the number of people who have received either their first dose or have completed the series for a COVID-19 vaccine. **A person can only be counted in one category, first dose or series complete.** For persons receiving Moderna or Pfizer vaccines, once they receive their second dose, they are moved from the first dose column to the series completed column. **Because of this, the total first dose category may show a change from report to report not matching the total receiving their first dose from the previous day.** Persons receiving Johnson & Johnson vaccines will always be counted in the series completed column.

COVID-19 doses for vaccinated persons in Florida	
Doses administered	297,603
People receiving one dose of a 1-dose series (Johnson & Johnson) or receiving only one dose of a 2-dose series (Moderna, Pfizer) count once. Persons receiving both doses of a 2-dose series count twice.	

Current status of persons vaccinated for COVID-19 in Florida	
Total people vaccinated	182,058
First dose	54,787
Series completed	127,271
Completed 1-dose series	11,726
Completed 2-dose series	115,545
First dose: current number of people who have only received their first dose of the Moderna or Pfizer vaccine.	
Series complete: current number of people who have received both Moderna or Pfizer vaccine doses or one Johnson & Johnson dose and are considered fully immunized.	

Demographic summary	First dose	Series complete	Total people vaccinated
Age group	54,787	127,271	182,058
16-24 years	3,913	1,429	5,342
25-34 years	4,582	3,073	7,655
35-44 years	6,413	4,177	10,590
45-54 years	9,095	7,563	16,658
55-64 years	12,705	20,132	32,837
65-74 years	9,607	47,834	57,441
75-84 years	6,245	33,343	39,588
85+ years	2,227	9,720	11,947
Race	54,787	127,271	182,058
White	37,212	83,204	120,416
Black	1,282	1,461	2,743
American Indian/Alaskan	223	370	593
Other	5,256	9,658	14,914
Unknown	10,814	32,578	43,392
Other race includes Asian, native Hawaiian/Pacific Islander, or other.			
Ethnicity	54,787	127,271	182,058
Hispanic	9,734	6,788	16,522
Non-Hispanic	24,203	58,151	82,354
Unknown	20,850	62,332	83,182
Gender	54,787	127,271	182,058
Female	28,800	70,188	98,988
Male	25,725	56,815	82,540
Unknown	262	268	530



COVID-19: Columbia County vaccine summary

Vaccination data through Apr 23, 2021 as of Apr 24, 2021 at 12:05 AM

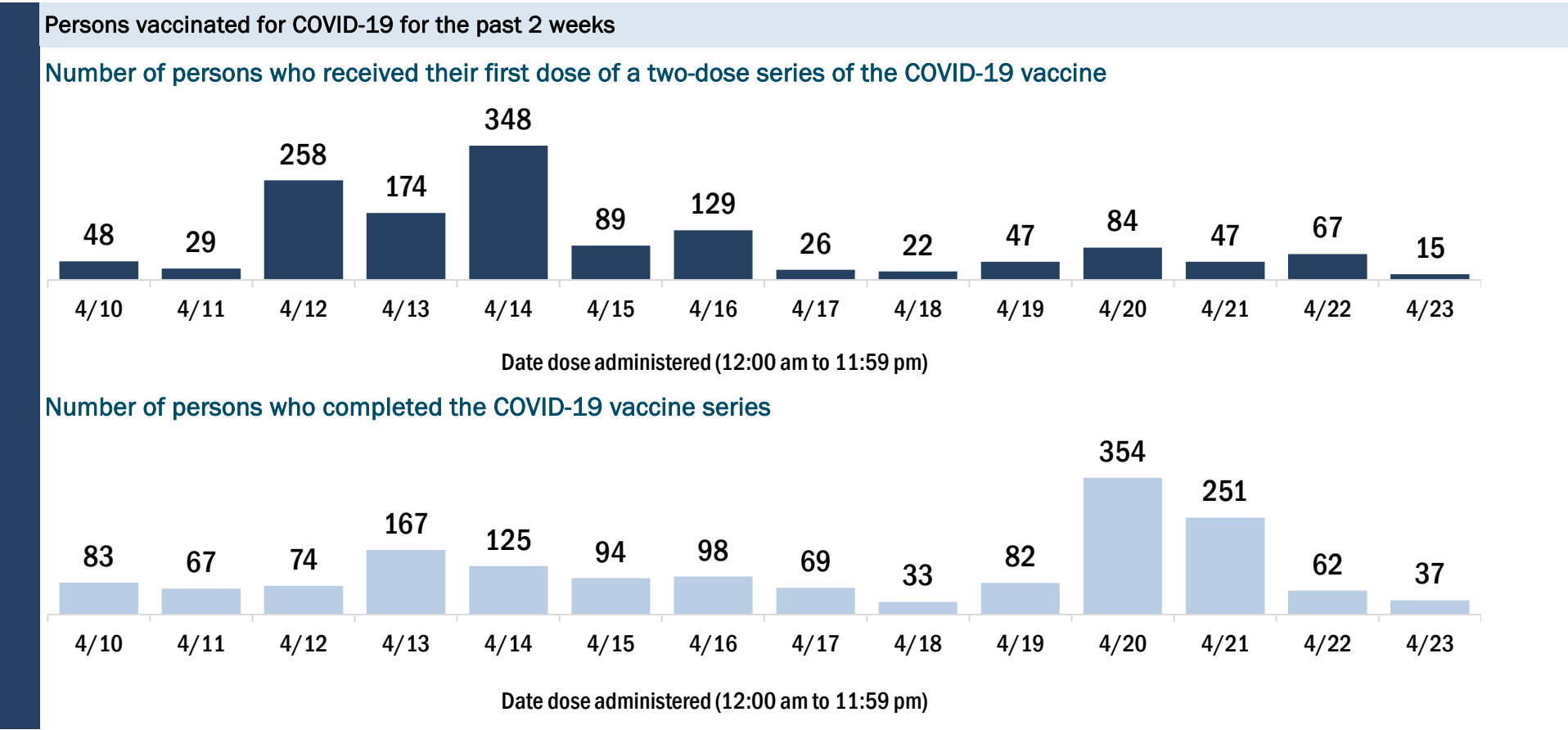
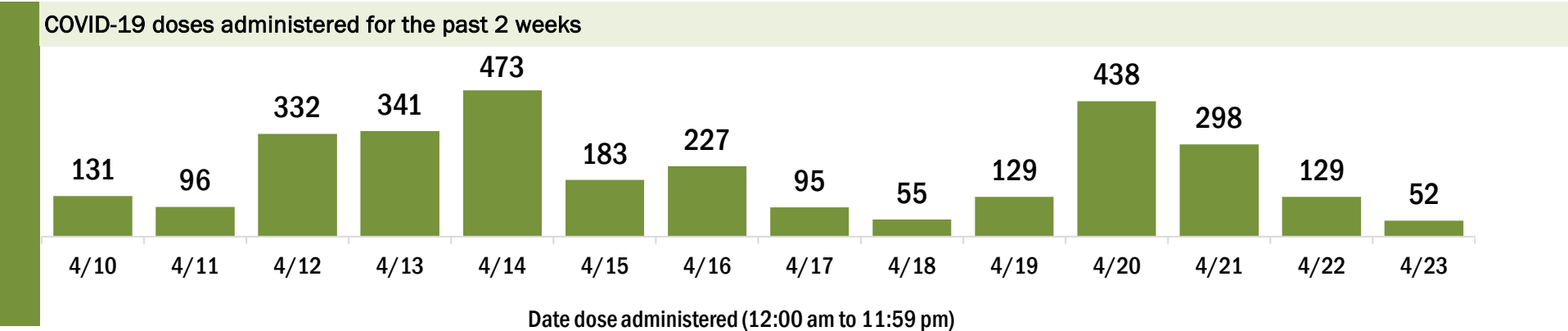
Data in this report are provisional and subject to change.

Data in this summary pertain to COVID-19 vaccines approved by the U.S. Food and Drug Administration and have been issued an Emergency Use Authorization (Janssen COVID-19 Vaccine, Moderna COVID-19 Vaccine and Pfizer-BioNTech COVID-19 Vaccine). These data summarize the number of people who have received either their first dose or have completed the series for a COVID-19 vaccine. **A person can only be counted in one category, first dose or series complete.** For persons receiving Moderna or Pfizer vaccines, once they receive their second dose, they are moved from the first dose column to the series completed column. **Because of this, the total first dose category may show a change from report to report not matching the total receiving their first dose from the previous day.** Persons receiving Johnson & Johnson vaccines will always be counted in the series completed column.

COVID-19 doses for vaccinated persons in Florida	
Doses administered	25,331
People receiving one dose of a 1-dose series (Johnson & Johnson) or receiving only one dose of a 2-dose series (Moderna, Pfizer) count once. Persons receiving both doses of a 2-dose series count twice.	

Current status of persons vaccinated for COVID-19 in Florida	
Total people vaccinated	15,233
First dose	3,538
Series completed	11,695
Completed 1-dose series	1,597
Completed 2-dose series	10,098
First dose: current number of people who have only received their first dose of the Moderna or Pfizer vaccine.	
Series complete: current number of people who have received both Moderna or Pfizer vaccine doses or one Johnson & Johnson dose and are considered fully immunized.	

Demographic summary	First dose	Series complete	Total people vaccinated
Age group	3,538	11,695	15,233
16-24 years	433	177	610
25-34 years	372	398	770
35-44 years	443	640	1,083
45-54 years	594	1,185	1,779
55-64 years	921	2,297	3,218
65-74 years	451	4,018	4,469
75-84 years	235	2,313	2,548
85+ years	89	667	756
Race	3,538	11,695	15,233
White	2,242	8,358	10,600
Black	538	1,250	1,788
American Indian/Alaskan	22	58	80
Other	343	783	1,126
Unknown	393	1,246	1,639
Other race includes Asian, native Hawaiian/Pacific Islander, or other.			
Ethnicity	3,538	11,695	15,233
Hispanic	217	347	564
Non-Hispanic	2,095	8,336	10,431
Unknown	1,226	3,012	4,238
Gender	3,538	11,695	15,233
Female	1,667	6,860	8,527
Male	1,860	4,835	6,695
Unknown	11	0	11



COVID-19: Dade County vaccine summary

Vaccination data through Apr 23, 2021 as of Apr 24, 2021 at 12:05 AM

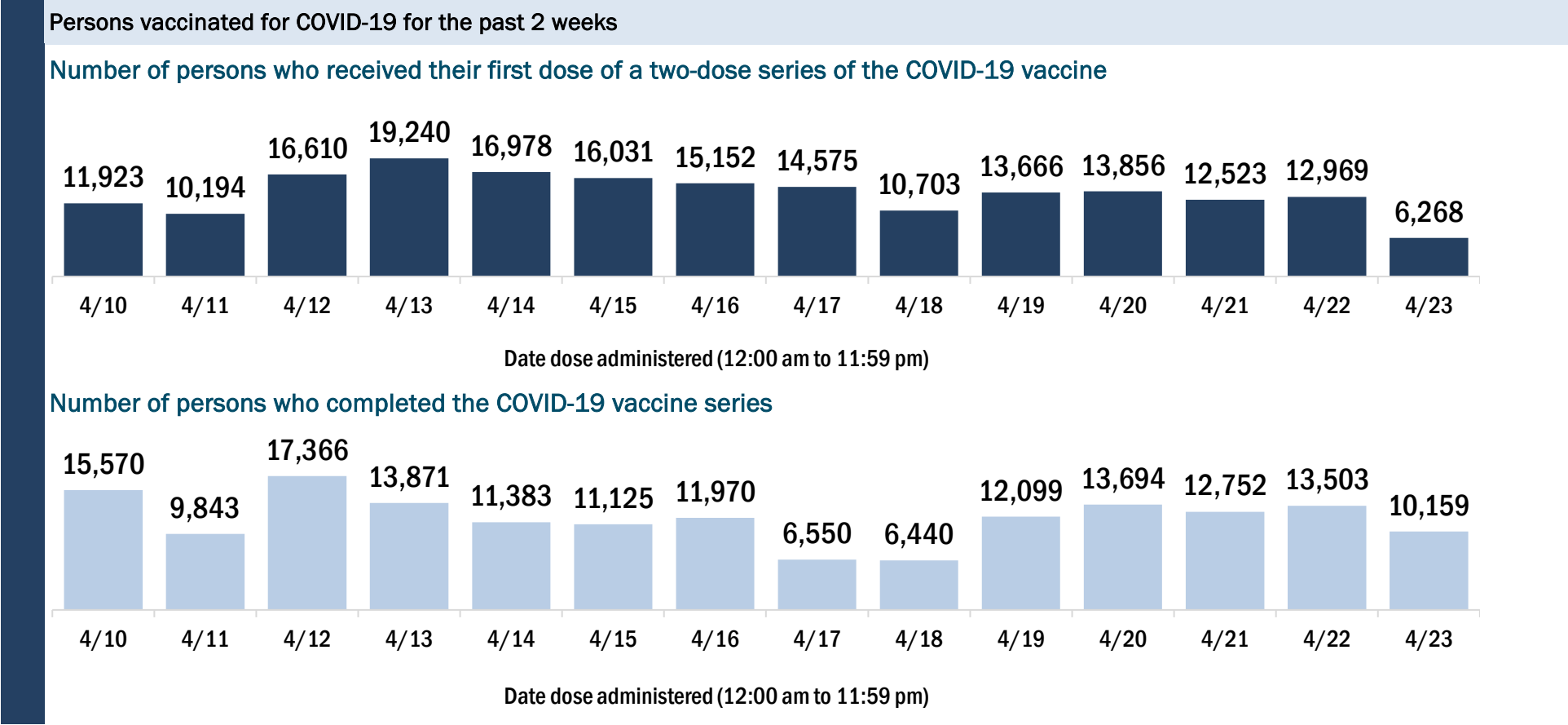
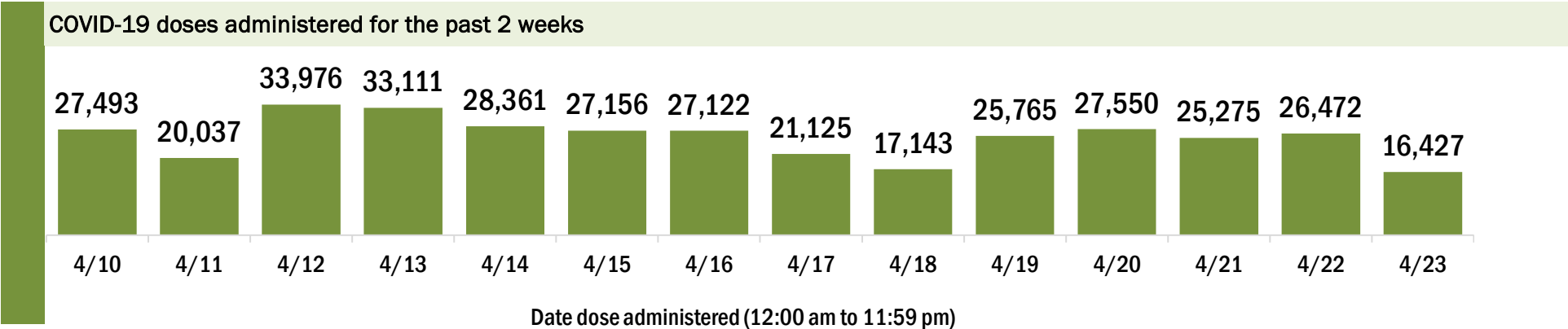
Data in this report are provisional and subject to change.

Data in this summary pertain to COVID-19 vaccines approved by the U.S. Food and Drug Administration and have been issued an Emergency Use Authorization (Janssen COVID-19 Vaccine, Moderna COVID-19 Vaccine and Pfizer-BioNTech COVID-19 Vaccine). These data summarize the number of people who have received either their first dose or have completed the series for a COVID-19 vaccine. **A person can only be counted in one category, first dose or series complete.** For persons receiving Moderna or Pfizer vaccines, once they receive their second dose, they are moved from the first dose column to the series completed column. **Because of this, the total first dose category may show a change from report to report not matching the total receiving their first dose from the previous day.** Persons receiving Johnson & Johnson vaccines will always be counted in the series completed column.

COVID-19 doses for vaccinated persons in Florida	
Doses administered	1,805,174
People receiving one dose of a 1-dose series (Johnson & Johnson) or receiving only one dose of a 2-dose series (Moderna, Pfizer) count once. Persons receiving both doses of a 2-dose series count twice.	

Current status of persons vaccinated for COVID-19 in Florida	
Total people vaccinated	1,152,813
First dose	403,688
Series completed	749,125
Completed 1-dose series	96,764
Completed 2-dose series	652,361
First dose: current number of people who have only received their first dose of the Moderna or Pfizer vaccine.	
Series complete: current number of people who have received both Moderna or Pfizer vaccine doses or one Johnson & Johnson dose and are considered fully immunized.	

Demographic summary	First dose	Series complete	Total people vaccinated
Age group	403,688	749,125	1,152,813
16-24 years	44,770	25,970	70,740
25-34 years	57,783	54,991	112,774
35-44 years	70,025	80,668	150,693
45-54 years	80,340	123,854	204,194
55-64 years	71,387	162,338	233,725
65-74 years	45,038	164,451	209,489
75-84 years	23,946	98,975	122,921
85+ years	10,399	37,878	48,277
Race	403,688	749,125	1,152,813
White	283,757	525,300	809,057
Black	23,389	51,824	75,213
American Indian/Alaskan	1,091	1,623	2,714
Other	43,261	81,790	125,051
Unknown	52,190	88,588	140,778
Other race includes Asian, native Hawaiian/Pacific Islander, or other.			
Ethnicity	403,688	749,125	1,152,813
Hispanic	213,614	367,876	581,490
Non-Hispanic	66,425	167,504	233,929
Unknown	123,649	213,745	337,394
Gender	403,688	749,125	1,152,813
Female	210,294	415,221	625,515
Male	191,469	332,747	524,216
Unknown	1,925	1,157	3,082



COVID-19: Desoto County vaccine summary

Vaccination data through Apr 23, 2021 as of Apr 24, 2021 at 12:05 AM

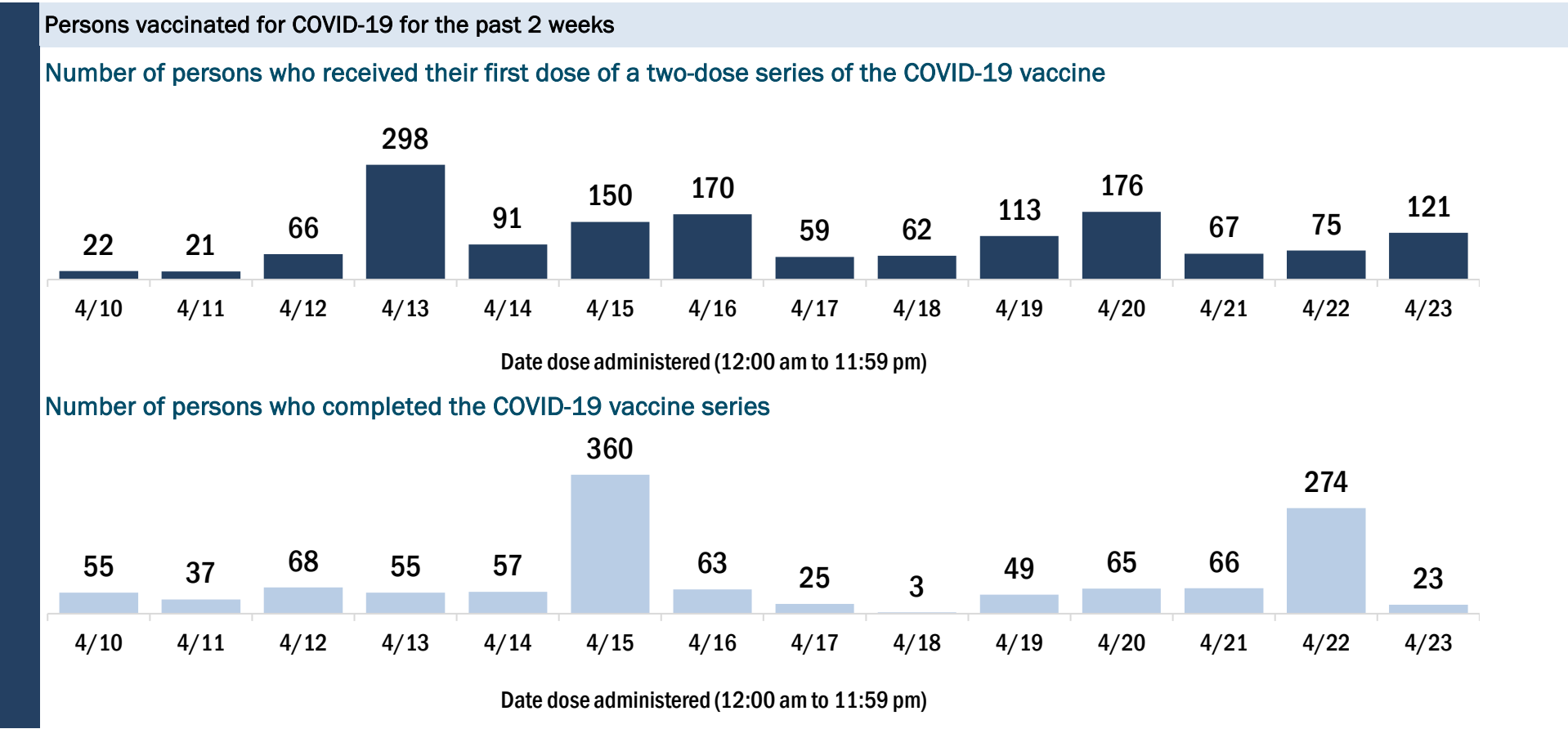
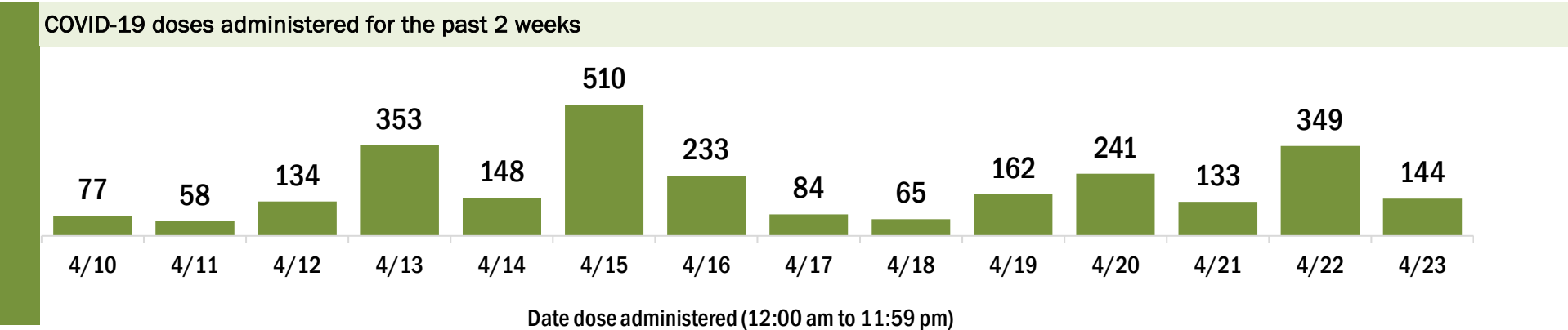
Data in this report are provisional and subject to change.

Data in this summary pertain to COVID-19 vaccines approved by the U.S. Food and Drug Administration and have been issued an Emergency Use Authorization (Janssen COVID-19 Vaccine, Moderna COVID-19 Vaccine and Pfizer-BioNTech COVID-19 Vaccine). These data summarize the number of people who have received either their first dose or have completed the series for a COVID-19 vaccine. **A person can only be counted in one category, first dose or series complete.** For persons receiving Moderna or Pfizer vaccines, once they receive their second dose, they are moved from the first dose column to the series completed column. **Because of this, the total first dose category may show a change from report to report not matching the total receiving their first dose from the previous day.** Persons receiving Johnson & Johnson vaccines will always be counted in the series completed column.

COVID-19 doses for vaccinated persons in Florida	
Doses administered	16,728
People receiving one dose of a 1-dose series (Johnson & Johnson) or receiving only one dose of a 2-dose series (Moderna, Pfizer) count once. Persons receiving both doses of a 2-dose series count twice.	

Current status of persons vaccinated for COVID-19 in Florida	
Total people vaccinated	10,727
First dose	4,220
Series completed	6,507
Completed 1-dose series	506
Completed 2-dose series	6,001
First dose: current number of people who have only received their first dose of the Moderna or Pfizer vaccine.	
Series complete: current number of people who have received both Moderna or Pfizer vaccine doses or one Johnson & Johnson dose and are considered fully immunized.	

Demographic summary	First dose	Series complete	Total people vaccinated
Age group	4,220	6,507	10,727
16-24 years	318	69	387
25-34 years	426	194	620
35-44 years	553	234	787
45-54 years	721	423	1,144
55-64 years	1,043	956	1,999
65-74 years	662	2,544	3,206
75-84 years	391	1,693	2,084
85+ years	106	394	500
Race	4,220	6,507	10,727
White	2,286	4,762	7,048
Black	252	341	593
American Indian/Alaskan	19	28	47
Other	934	504	1,438
Unknown	729	872	1,601
Other race includes Asian, native Hawaiian/Pacific Islander, or other.			
Ethnicity	4,220	6,507	10,727
Hispanic	1,243	373	1,616
Non-Hispanic	1,665	3,242	4,907
Unknown	1,312	2,892	4,204
Gender	4,220	6,507	10,727
Female	1,781	3,555	5,336
Male	2,439	2,951	5,390
Unknown	0	1	1



COVID-19: Dixie County vaccine summary

Vaccination data through Apr 23, 2021 as of Apr 24, 2021 at 12:05 AM

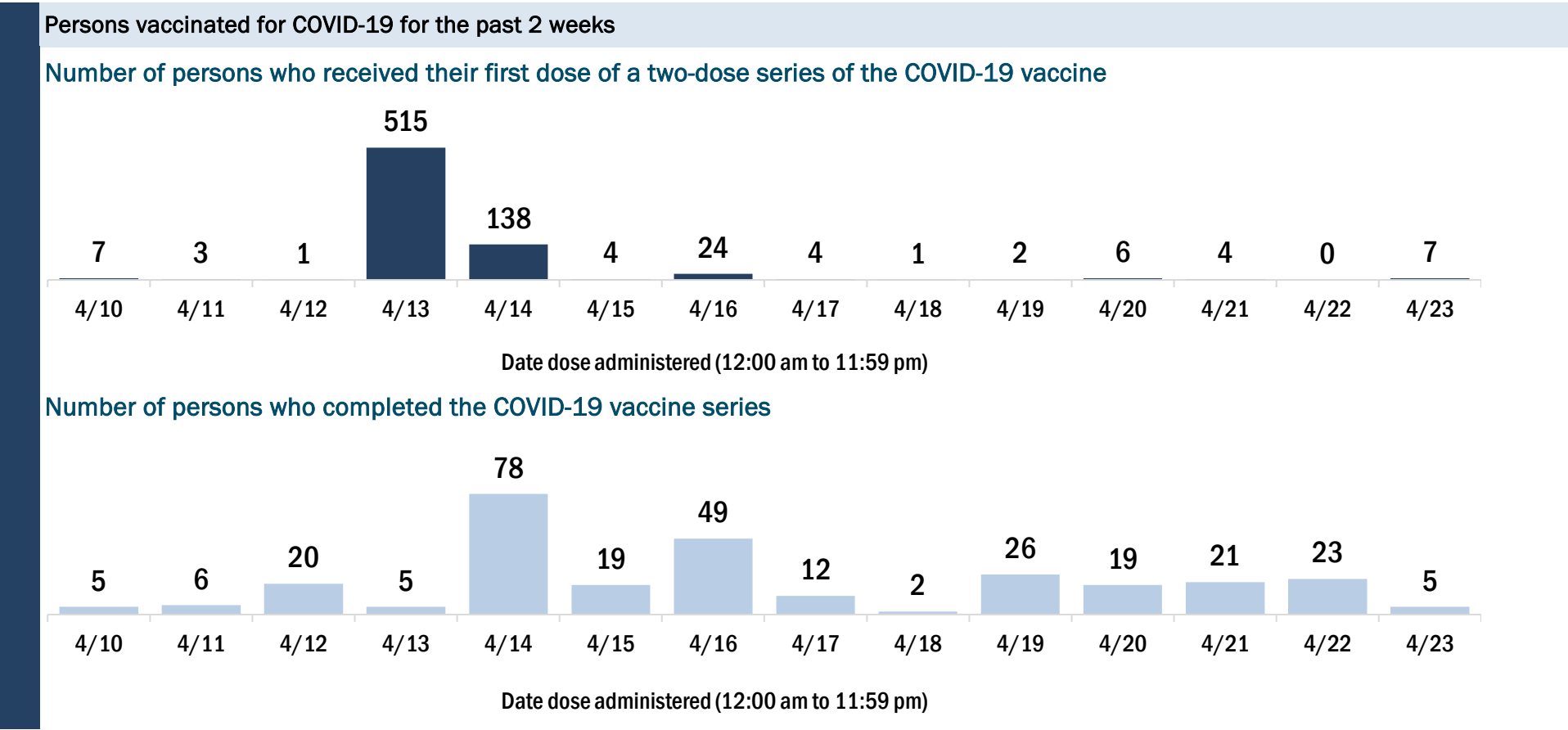
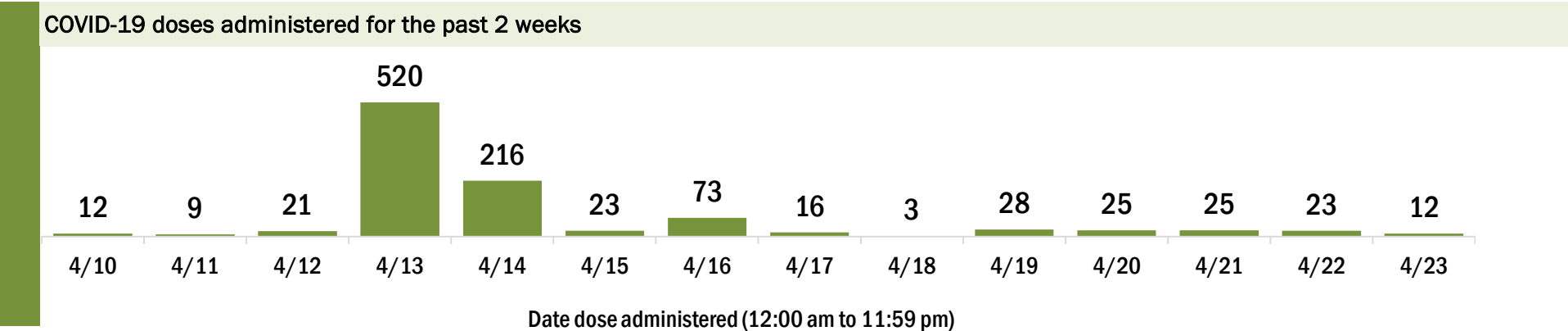
Data in this report are provisional and subject to change.

Data in this summary pertain to COVID-19 vaccines approved by the U.S. Food and Drug Administration and have been issued an Emergency Use Authorization (Janssen COVID-19 Vaccine, Moderna COVID-19 Vaccine and Pfizer-BioNTech COVID-19 Vaccine). These data summarize the number of people who have received either their first dose or have completed the series for a COVID-19 vaccine. **A person can only be counted in one category, first dose or series complete.** For persons receiving Moderna or Pfizer vaccines, once they receive their second dose, they are moved from the first dose column to the series completed column. **Because of this, the total first dose category may show a change from report to report not matching the total receiving their first dose from the previous day.** Persons receiving Johnson & Johnson vaccines will always be counted in the series completed column.

COVID-19 doses for vaccinated persons in Florida	
Doses administered	5,716
People receiving one dose of a 1-dose series (Johnson & Johnson) or receiving only one dose of a 2-dose series (Moderna, Pfizer) count once. Persons receiving both doses of a 2-dose series count twice.	

Current status of persons vaccinated for COVID-19 in Florida	
Total people vaccinated	3,748
First dose	1,452
Series completed	2,296
Completed 1-dose series	328
Completed 2-dose series	1,968
First dose: current number of people who have only received their first dose of the Moderna or Pfizer vaccine.	
Series complete: current number of people who have received both Moderna or Pfizer vaccine doses or one Johnson & Johnson dose and are considered fully immunized.	

Demographic summary	First dose	Series complete	Total people vaccinated
Age group	1,452	2,296	3,748
16-24 years	34	18	52
25-34 years	90	32	122
35-44 years	213	66	279
45-54 years	278	123	401
55-64 years	422	430	852
65-74 years	259	949	1,208
75-84 years	120	540	660
85+ years	36	138	174
Race	1,452	2,296	3,748
White	1,087	1,992	3,079
Black	271	87	358
American Indian/Alaskan	13	13	26
Other	48	69	117
Unknown	33	135	168
Other race includes Asian, native Hawaiian/Pacific Islander, or other.			
Ethnicity	1,452	2,296	3,748
Hispanic	38	44	82
Non-Hispanic	1,193	1,707	2,900
Unknown	221	545	766
Gender	1,452	2,296	3,748
Female	446	1,232	1,678
Male	1,006	1,064	2,070
Unknown	0	0	0



COVID-19: Duval County vaccine summary

Vaccination data through Apr 23, 2021 as of Apr 24, 2021 at 12:05 AM

Data in this report are provisional and subject to change.

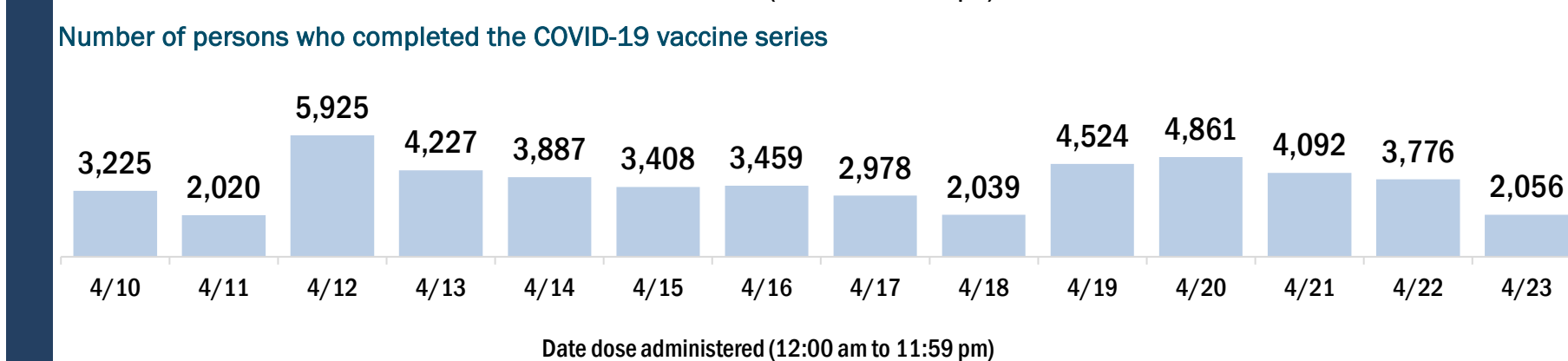
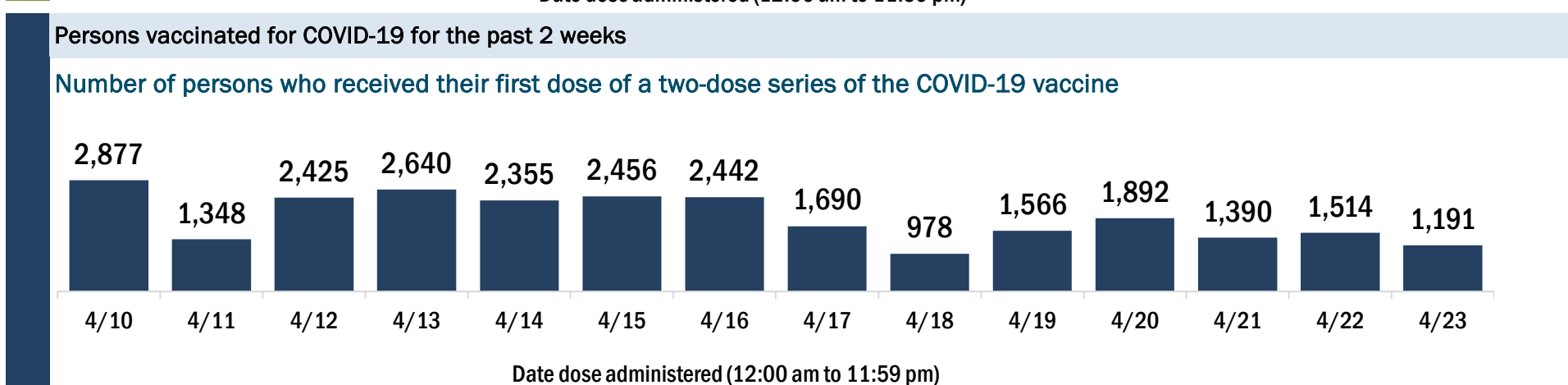
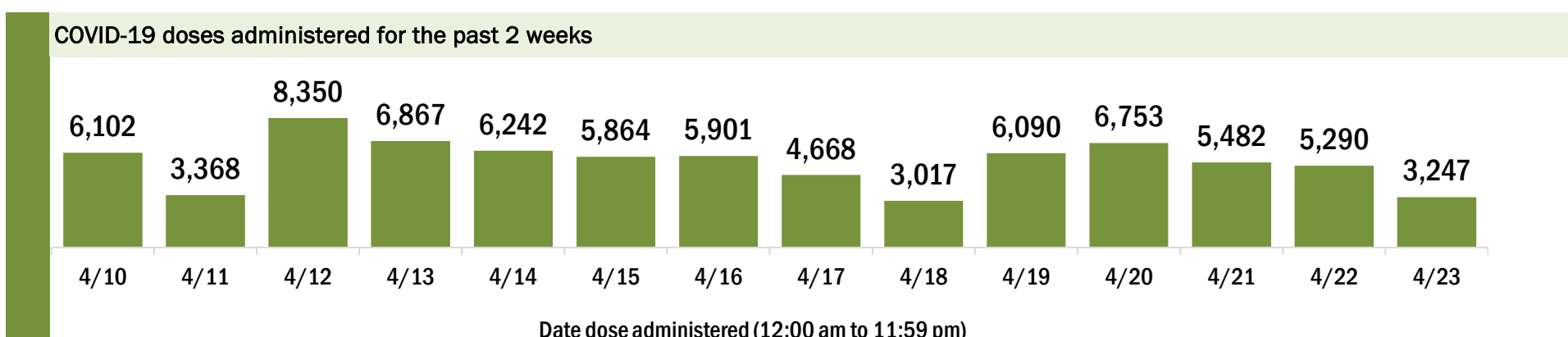
Data in this summary pertain to COVID-19 vaccines approved by the U.S. Food and Drug Administration and have been issued an Emergency Use Authorization (Janssen COVID-19 Vaccine, Moderna COVID-19 Vaccine and Pfizer-BioNTech COVID-19 Vaccine). These data summarize the number of people who have received either their first dose or have completed the series for a COVID-19 vaccine. **A person can only be counted in one category, first dose or series complete.** For persons receiving Moderna or Pfizer vaccines, once they receive their second dose, they are moved from the first dose column to the series completed column. **Because of this, the total first dose category may show a change from report to report not matching the total receiving their first dose from the previous day.** Persons receiving Johnson & Johnson vaccines will always be counted in the series completed column.

COVID-19 doses for vaccinated persons in Florida	
Doses administered	516,042

People receiving one dose of a 1-dose series (Johnson & Johnson) or receiving only one dose of a 2-dose series (Moderna, Pfizer) count once. Persons receiving both doses of a 2-dose series count twice.

Current status of persons vaccinated for COVID-19 in Florida	
Total people vaccinated	314,807
First dose	90,153
Series completed	224,654
Completed 1-dose series	23,419
Completed 2-dose series	201,235
First dose: current number of people who have only received their first dose of the Moderna or Pfizer vaccine.	
Series complete: current number of people who have received both Moderna or Pfizer vaccine doses or one Johnson & Johnson dose and are considered fully immunized.	

Demographic summary	First dose	Series complete	Total people vaccinated
Age group	90,153	224,654	314,807
16-24 years	11,399	6,004	17,403
25-34 years	15,716	16,534	32,250
35-44 years	15,327	22,563	37,890
45-54 years	14,378	33,346	47,724
55-64 years	14,795	52,663	67,458
65-74 years	11,453	58,191	69,644
75-84 years	4,948	26,304	31,252
85+ years	2,137	9,049	11,186
Race	90,153	224,654	314,807
White	46,965	130,560	177,525
Black	13,823	38,325	52,148
American Indian/Alaskan	294	528	822
Other	15,261	26,795	42,056
Unknown	13,810	28,446	42,256
Other race includes Asian, native Hawaiian/Pacific Islander, or other.			
Ethnicity	90,153	224,654	314,807
Hispanic	8,933	10,482	19,415
Non-Hispanic	58,308	162,127	220,435
Unknown	22,912	52,045	74,957
Gender	90,153	224,654	314,807
Female	47,004	129,533	176,537
Male	40,686	94,992	135,678
Unknown	2,463	129	2,592



COVID-19: Escambia County vaccine summary

Vaccination data through Apr 23, 2021 as of Apr 24, 2021 at 12:05 AM

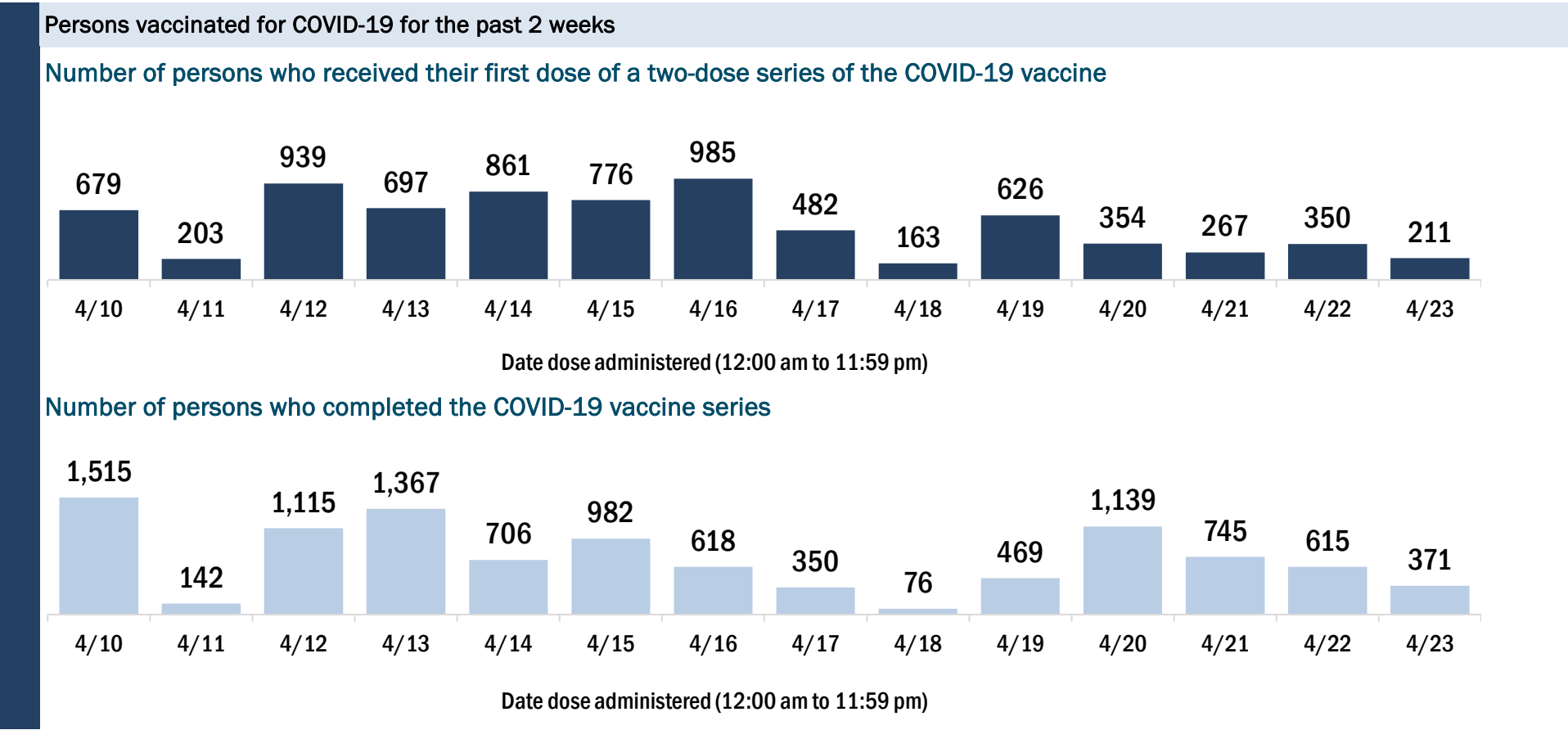
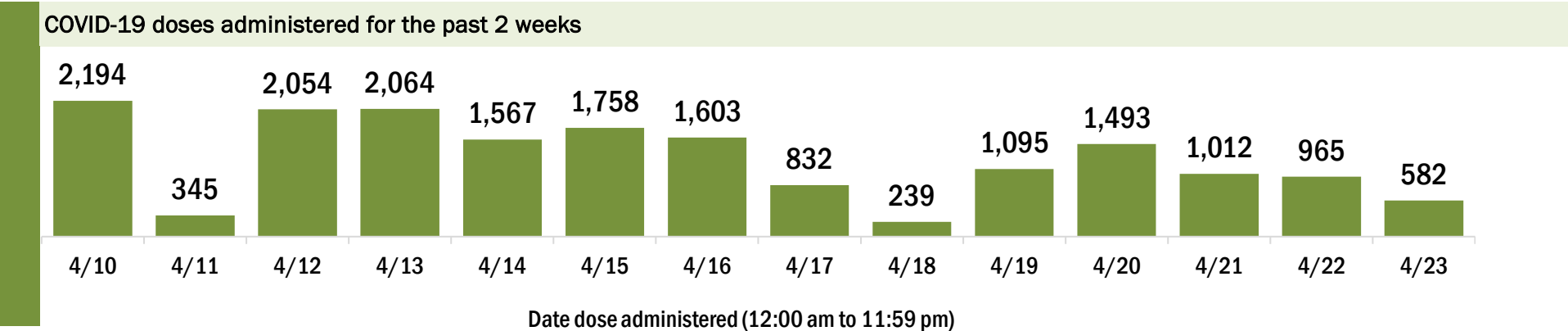
Data in this report are provisional and subject to change.

Data in this summary pertain to COVID-19 vaccines approved by the U.S. Food and Drug Administration and have been issued an Emergency Use Authorization (Janssen COVID-19 Vaccine, Moderna COVID-19 Vaccine and Pfizer-BioNTech COVID-19 Vaccine). These data summarize the number of people who have received either their first dose or have completed the series for a COVID-19 vaccine. **A person can only be counted in one category, first dose or series complete.** For persons receiving Moderna or Pfizer vaccines, once they receive their second dose, they are moved from the first dose column to the series completed column. **Because of this, the total first dose category may show a change from report to report not matching the total receiving their first dose from the previous day.** Persons receiving Johnson & Johnson vaccines will always be counted in the series completed column.

COVID-19 doses for vaccinated persons in Florida	
Doses administered	152,974
People receiving one dose of a 1-dose series (Johnson & Johnson) or receiving only one dose of a 2-dose series (Moderna, Pfizer) count once. Persons receiving both doses of a 2-dose series count twice.	

Current status of persons vaccinated for COVID-19 in Florida	
Total people vaccinated	94,056
First dose	28,171
Series completed	65,885
Completed 1-dose series	6,967
Completed 2-dose series	58,918
First dose: current number of people who have only received their first dose of the Moderna or Pfizer vaccine.	
Series complete: current number of people who have received both Moderna or Pfizer vaccine doses or one Johnson & Johnson dose and are considered fully immunized.	

Demographic summary	First dose	Series complete	Total people vaccinated
Age group	28,171	65,885	94,056
16-24 years	3,262	1,352	4,614
25-34 years	4,358	3,375	7,733
35-44 years	4,162	4,479	8,641
45-54 years	4,223	7,474	11,697
55-64 years	5,061	15,088	20,149
65-74 years	4,074	19,761	23,835
75-84 years	2,190	10,542	12,732
85+ years	841	3,814	4,655
Race	28,171	65,885	94,056
White	15,059	40,525	55,584
Black	3,638	9,906	13,544
American Indian/Alaskan	155	490	645
Other	2,888	6,008	8,896
Unknown	6,431	8,956	15,387
Other race includes Asian, native Hawaiian/Pacific Islander, or other.			
Ethnicity	28,171	65,885	94,056
Hispanic	1,194	1,512	2,706
Non-Hispanic	17,126	46,342	63,468
Unknown	9,851	18,031	27,882
Gender	28,171	65,885	94,056
Female	15,327	38,888	54,215
Male	12,761	26,943	39,704
Unknown	83	54	137



COVID-19: Flagler County vaccine summary

Vaccination data through Apr 23, 2021 as of Apr 24, 2021 at 12:05 AM

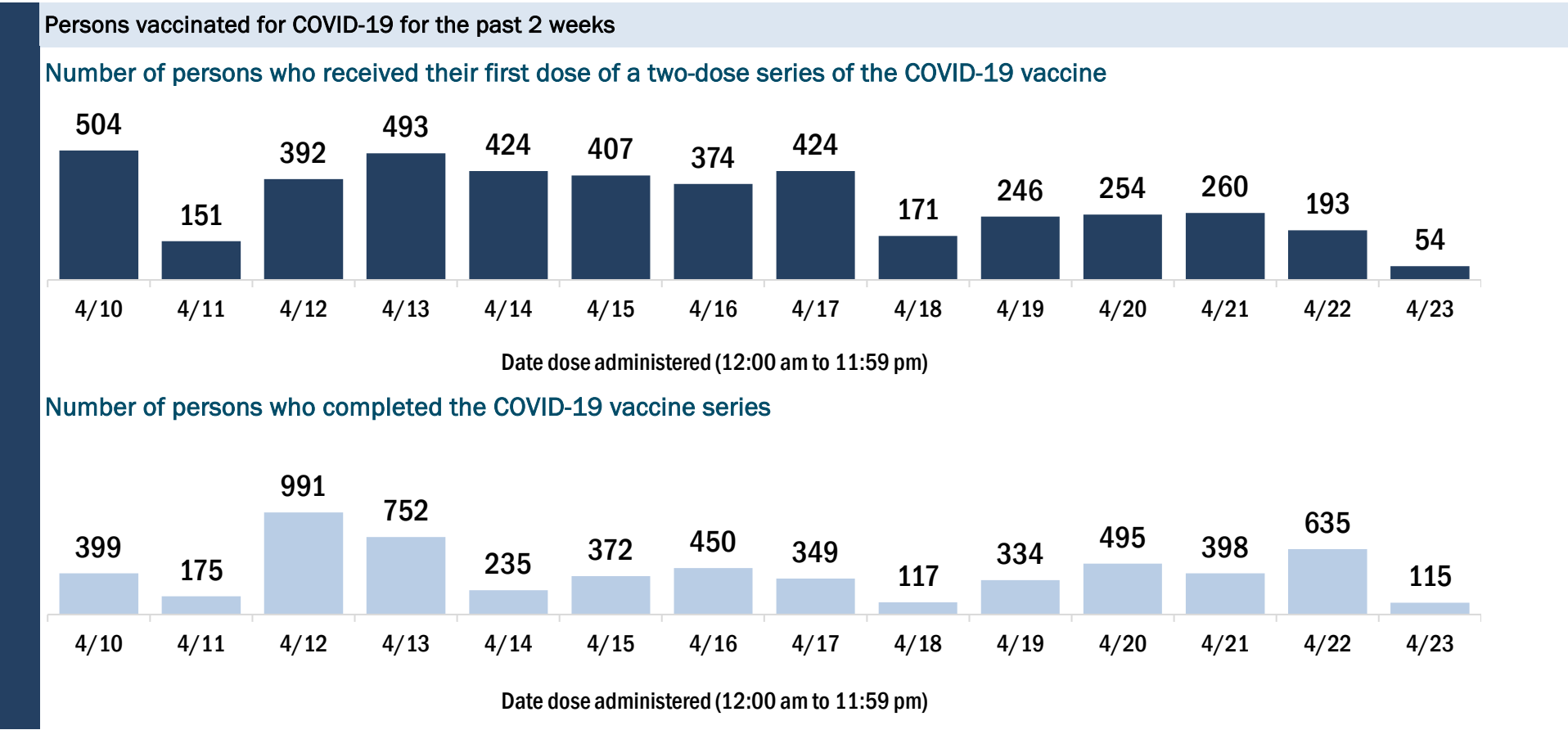
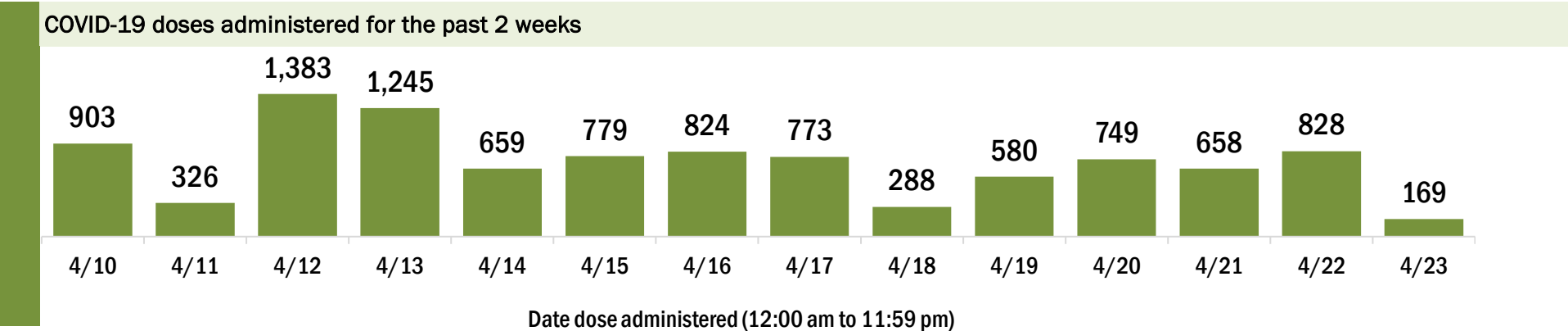
Data in this report are provisional and subject to change.

Data in this summary pertain to COVID-19 vaccines approved by the U.S. Food and Drug Administration and have been issued an Emergency Use Authorization (Janssen COVID-19 Vaccine, Moderna COVID-19 Vaccine and Pfizer-BioNTech COVID-19 Vaccine). These data summarize the number of people who have received either their first dose or have completed the series for a COVID-19 vaccine. **A person can only be counted in one category, first dose or series complete.** For persons receiving Moderna or Pfizer vaccines, once they receive their second dose, they are moved from the first dose column to the series completed column. **Because of this, the total first dose category may show a change from report to report not matching the total receiving their first dose from the previous day.** Persons receiving Johnson & Johnson vaccines will always be counted in the series completed column.

COVID-19 doses for vaccinated persons in Florida	
Doses administered	82,649
People receiving one dose of a 1-dose series (Johnson & Johnson) or receiving only one dose of a 2-dose series (Moderna, Pfizer) count once. Persons receiving both doses of a 2-dose series count twice.	

Current status of persons vaccinated for COVID-19 in Florida	
Total people vaccinated	49,712
First dose	14,650
Series completed	35,062
Completed 1-dose series	2,125
Completed 2-dose series	32,937
First dose: current number of people who have only received their first dose of the Moderna or Pfizer vaccine.	
Series complete: current number of people who have received both Moderna or Pfizer vaccine doses or one Johnson & Johnson dose and are considered fully immunized.	

Demographic summary	First dose	Series complete	Total people vaccinated
Age group	14,650	35,062	49,712
16-24 years	1,132	354	1,486
25-34 years	1,144	727	1,871
35-44 years	1,637	1,314	2,951
45-54 years	2,478	2,475	4,953
55-64 years	3,846	5,975	9,821
65-74 years	2,451	13,922	16,373
75-84 years	1,440	8,098	9,538
85+ years	522	2,197	2,719
Race	14,650	35,062	49,712
White	9,441	23,602	33,043
Black	1,005	2,257	3,262
American Indian/Alaskan	95	206	301
Other	1,309	3,197	4,506
Unknown	2,800	5,800	8,600
Other race includes Asian, native Hawaiian/Pacific Islander, or other.			
Ethnicity	14,650	35,062	49,712
Hispanic	1,490	1,801	3,291
Non-Hispanic	8,772	21,024	29,796
Unknown	4,388	12,237	16,625
Gender	14,650	35,062	49,712
Female	7,774	19,782	27,556
Male	6,686	15,120	21,806
Unknown	190	160	350



COVID-19: Franklin County vaccine summary

Vaccination data through Apr 23, 2021 as of Apr 24, 2021 at 12:05 AM

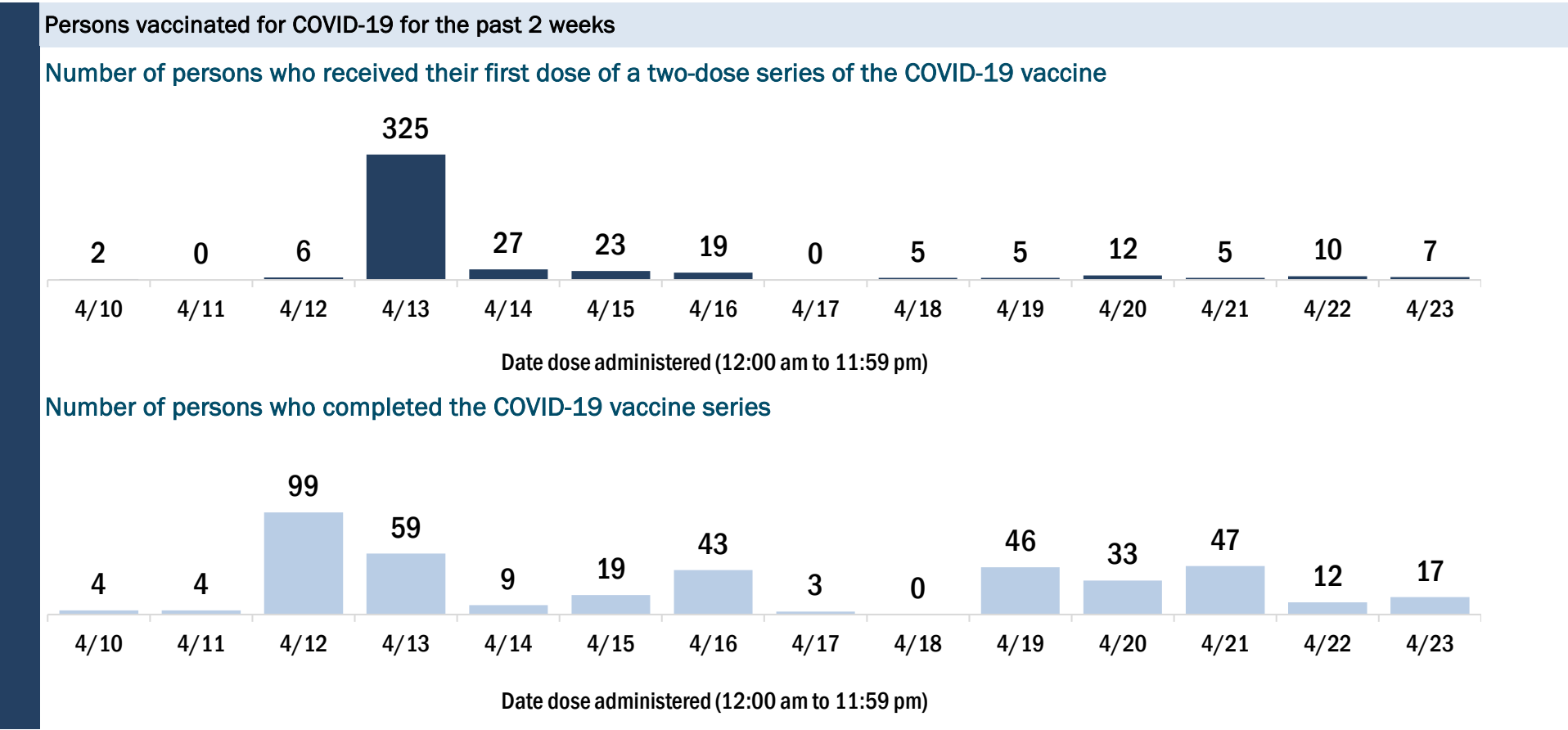
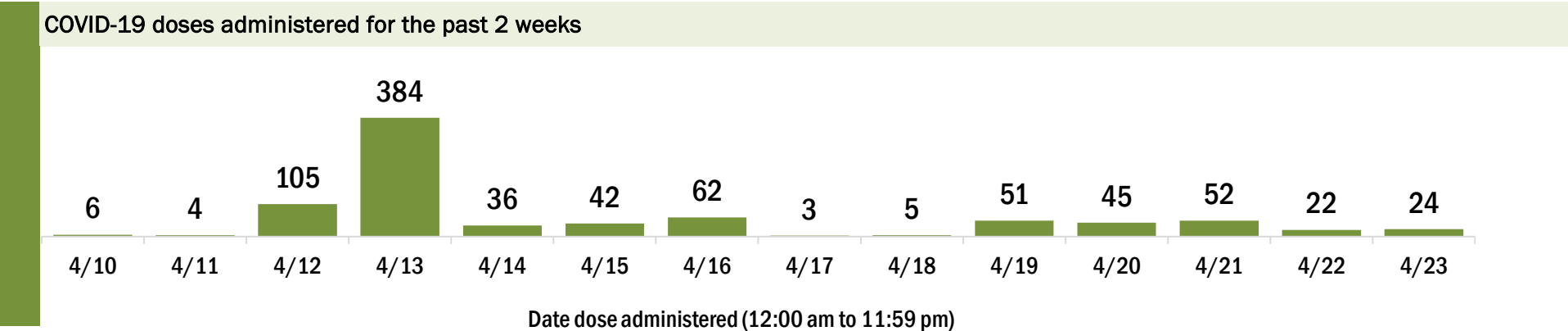
Data in this report are provisional and subject to change.

Data in this summary pertain to COVID-19 vaccines approved by the U.S. Food and Drug Administration and have been issued an Emergency Use Authorization (Janssen COVID-19 Vaccine, Moderna COVID-19 Vaccine and Pfizer-BioNTech COVID-19 Vaccine). These data summarize the number of people who have received either their first dose or have completed the series for a COVID-19 vaccine. **A person can only be counted in one category, first dose or series complete.** For persons receiving Moderna or Pfizer vaccines, once they receive their second dose, they are moved from the first dose column to the series completed column. **Because of this, the total first dose category may show a change from report to report not matching the total receiving their first dose from the previous day.** Persons receiving Johnson & Johnson vaccines will always be counted in the series completed column.

COVID-19 doses for vaccinated persons in Florida	
Doses administered	6,877
People receiving one dose of a 1-dose series (Johnson & Johnson) or receiving only one dose of a 2-dose series (Moderna, Pfizer) count once. Persons receiving both doses of a 2-dose series count twice.	

Current status of persons vaccinated for COVID-19 in Florida	
Total people vaccinated	3,944
First dose	931
Series completed	3,013
Completed 1-dose series	80
Completed 2-dose series	2,933
First dose: current number of people who have only received their first dose of the Moderna or Pfizer vaccine.	
Series complete: current number of people who have received both Moderna or Pfizer vaccine doses or one Johnson & Johnson dose and are considered fully immunized.	

Demographic summary	First dose	Series complete	Total people vaccinated
Age group	931	3,013	3,944
16-24 years	42	15	57
25-34 years	118	43	161
35-44 years	160	79	239
45-54 years	181	217	398
55-64 years	225	647	872
65-74 years	141	1,290	1,431
75-84 years	53	602	655
85+ years	11	120	131
Race	931	3,013	3,944
White	684	2,699	3,383
Black	177	139	316
American Indian/Alaskan	1	8	9
Other	34	115	149
Unknown	35	52	87
Other race includes Asian, native Hawaiian/Pacific Islander, or other.			
Ethnicity	931	3,013	3,944
Hispanic	17	41	58
Non-Hispanic	523	2,591	3,114
Unknown	391	381	772
Gender	931	3,013	3,944
Female	328	1,597	1,925
Male	603	1,416	2,019
Unknown	0	0	0



COVID-19: Gadsden County vaccine summary

Vaccination data through Apr 23, 2021 as of Apr 24, 2021 at 12:05 AM

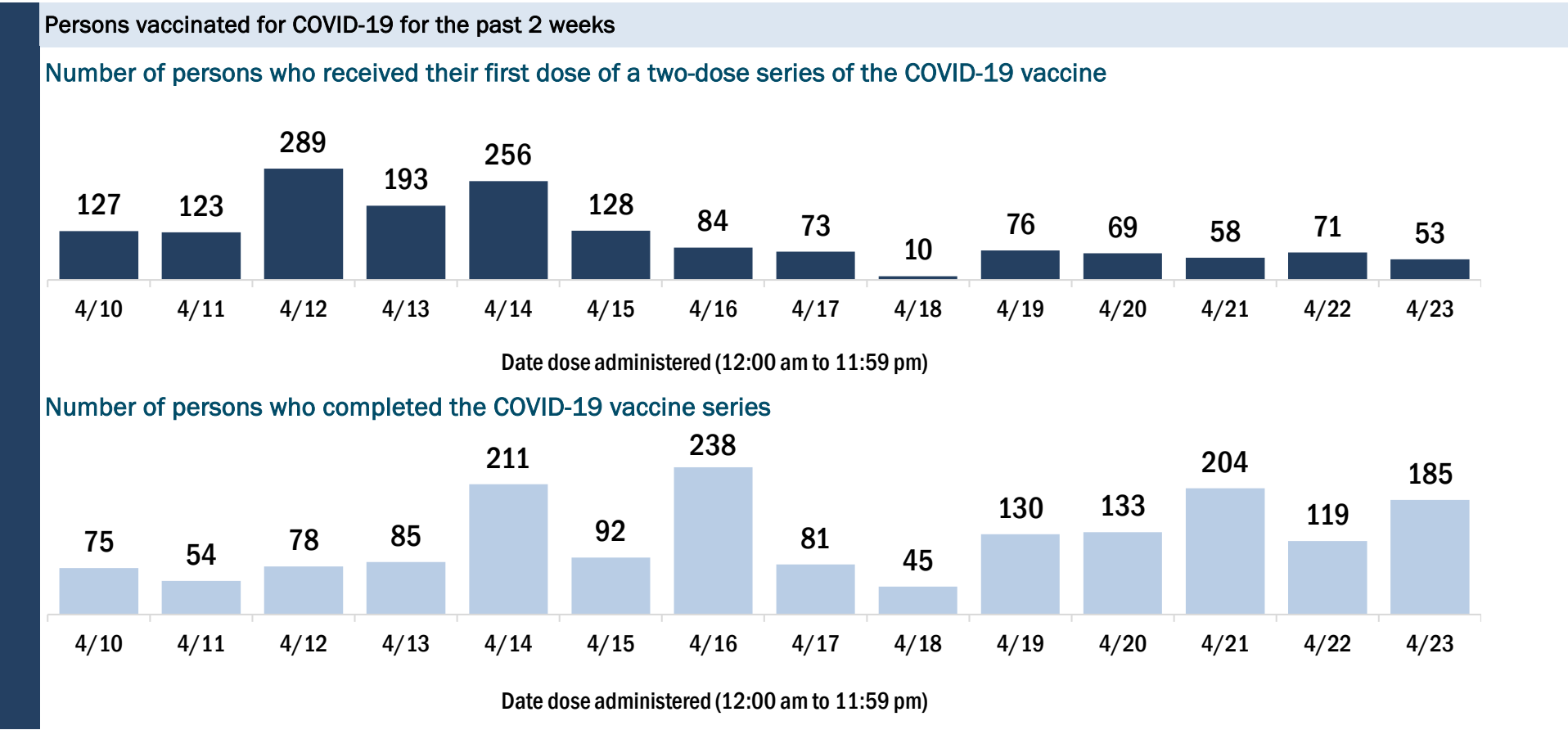
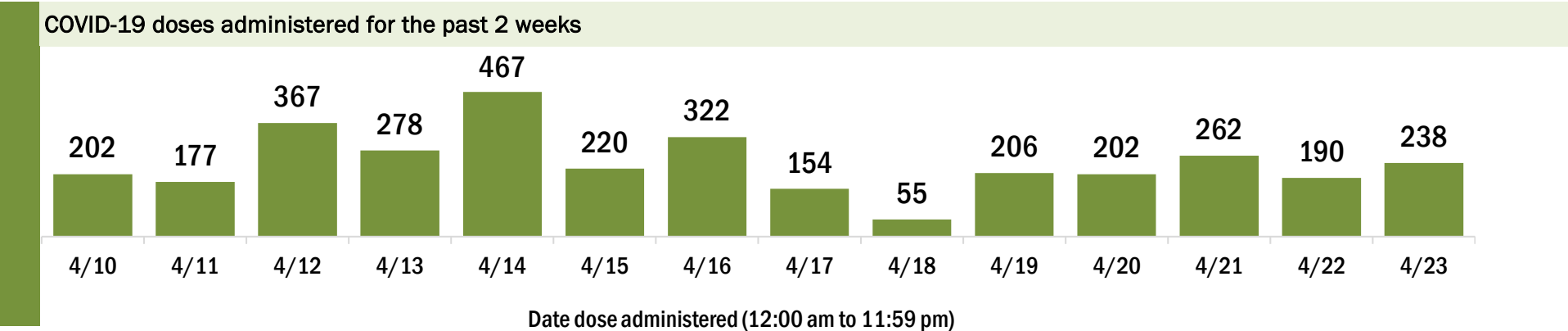
Data in this report are provisional and subject to change.

Data in this summary pertain to COVID-19 vaccines approved by the U.S. Food and Drug Administration and have been issued an Emergency Use Authorization (Janssen COVID-19 Vaccine, Moderna COVID-19 Vaccine and Pfizer-BioNTech COVID-19 Vaccine). These data summarize the number of people who have received either their first dose or have completed the series for a COVID-19 vaccine. **A person can only be counted in one category, first dose or series complete.** For persons receiving Moderna or Pfizer vaccines, once they receive their second dose, they are moved from the first dose column to the series completed column. **Because of this, the total first dose category may show a change from report to report not matching the total receiving their first dose from the previous day.** Persons receiving Johnson & Johnson vaccines will always be counted in the series completed column.

COVID-19 doses for vaccinated persons in Florida	
Doses administered	26,460
People receiving one dose of a 1-dose series (Johnson & Johnson) or receiving only one dose of a 2-dose series (Moderna, Pfizer) count once. Persons receiving both doses of a 2-dose series count twice.	

Current status of persons vaccinated for COVID-19 in Florida	
Total people vaccinated	16,101
First dose	4,029
Series completed	12,072
Completed 1-dose series	1,713
Completed 2-dose series	10,359
First dose: current number of people who have only received their first dose of the Moderna or Pfizer vaccine.	
Series complete: current number of people who have received both Moderna or Pfizer vaccine doses or one Johnson & Johnson dose and are considered fully immunized.	

Demographic summary	First dose	Series complete	Total people vaccinated
Age group	4,029	12,072	16,101
16-24 years	303	195	498
25-34 years	399	641	1,040
35-44 years	769	995	1,764
45-54 years	880	1,571	2,451
55-64 years	892	2,772	3,664
65-74 years	478	3,618	4,096
75-84 years	227	1,714	1,941
85+ years	81	566	647
Race	4,029	12,072	16,101
White	1,111	4,568	5,679
Black	1,768	5,083	6,851
American Indian/Alaskan	6	25	31
Other	643	1,560	2,203
Unknown	501	836	1,337
Other race includes Asian, native Hawaiian/Pacific Islander, or other.			
Ethnicity	4,029	12,072	16,101
Hispanic	526	399	925
Non-Hispanic	2,522	9,019	11,541
Unknown	981	2,654	3,635
Gender	4,029	12,072	16,101
Female	2,038	7,561	9,599
Male	1,991	4,511	6,502
Unknown	0	0	0



COVID-19: Gilchrist County vaccine summary

Vaccination data through Apr 23, 2021 as of Apr 24, 2021 at 12:05 AM

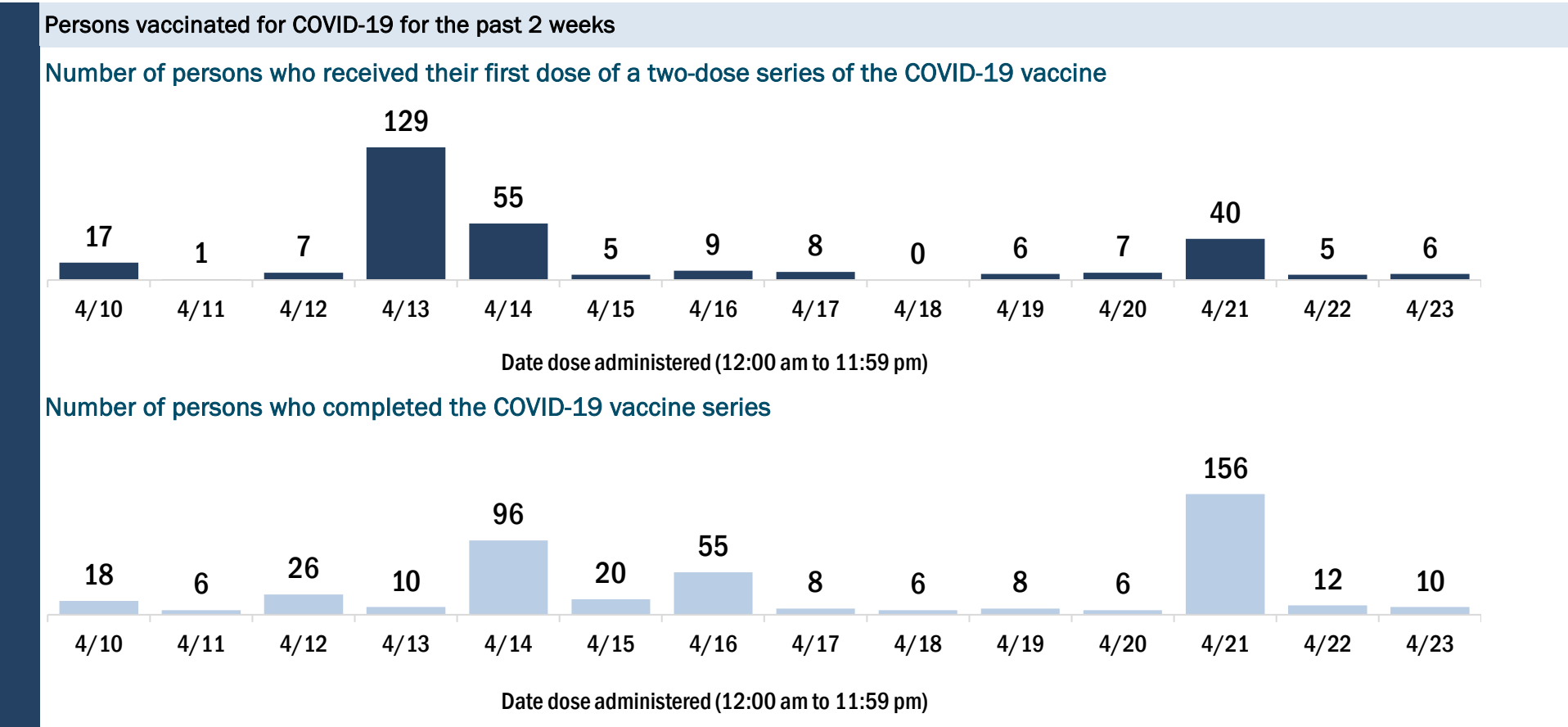
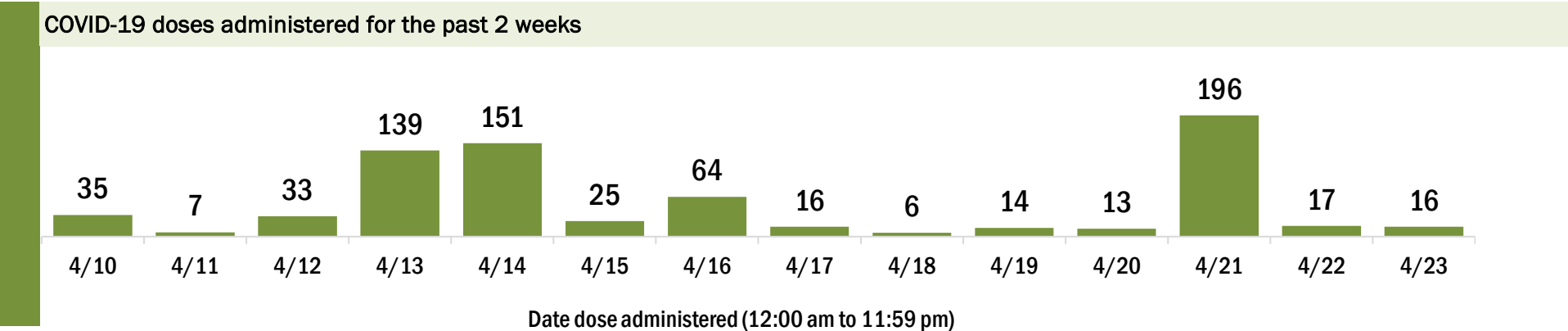
Data in this report are provisional and subject to change.

Data in this summary pertain to COVID-19 vaccines approved by the U.S. Food and Drug Administration and have been issued an Emergency Use Authorization (Janssen COVID-19 Vaccine, Moderna COVID-19 Vaccine and Pfizer-BioNTech COVID-19 Vaccine). These data summarize the number of people who have received either their first dose or have completed the series for a COVID-19 vaccine. **A person can only be counted in one category, first dose or series complete.** For persons receiving Moderna or Pfizer vaccines, once they receive their second dose, they are moved from the first dose column to the series completed column. **Because of this, the total first dose category may show a change from report to report not matching the total receiving their first dose from the previous day.** Persons receiving Johnson & Johnson vaccines will always be counted in the series completed column.

COVID-19 doses for vaccinated persons in Florida	
Doses administered	6,153
People receiving one dose of a 1-dose series (Johnson & Johnson) or receiving only one dose of a 2-dose series (Moderna, Pfizer) count once. Persons receiving both doses of a 2-dose series count twice.	

Current status of persons vaccinated for COVID-19 in Florida	
Total people vaccinated	3,721
First dose	878
Series completed	2,843
Completed 1-dose series	411
Completed 2-dose series	2,432
First dose: current number of people who have only received their first dose of the Moderna or Pfizer vaccine.	
Series complete: current number of people who have received both Moderna or Pfizer vaccine doses or one Johnson & Johnson dose and are considered fully immunized.	

Demographic summary	First dose	Series complete	Total people vaccinated
Age group	878	2,843	3,721
16-24 years	47	52	99
25-34 years	66	81	147
35-44 years	116	127	243
45-54 years	147	256	403
55-64 years	249	559	808
65-74 years	170	963	1,133
75-84 years	59	609	668
85+ years	24	196	220
Race	878	2,843	3,721
White	659	2,049	2,708
Black	44	48	92
American Indian/Alaskan	5	9	14
Other	72	209	281
Unknown	98	528	626
Other race includes Asian, native Hawaiian/Pacific Islander, or other.			
Ethnicity	878	2,843	3,721
Hispanic	67	58	125
Non-Hispanic	483	1,289	1,772
Unknown	328	1,496	1,824
Gender	878	2,843	3,721
Female	435	1,673	2,108
Male	442	1,170	1,612
Unknown	1	0	1



COVID-19: Glades County vaccine summary

Vaccination data through Apr 23, 2021 as of Apr 24, 2021 at 12:05 AM

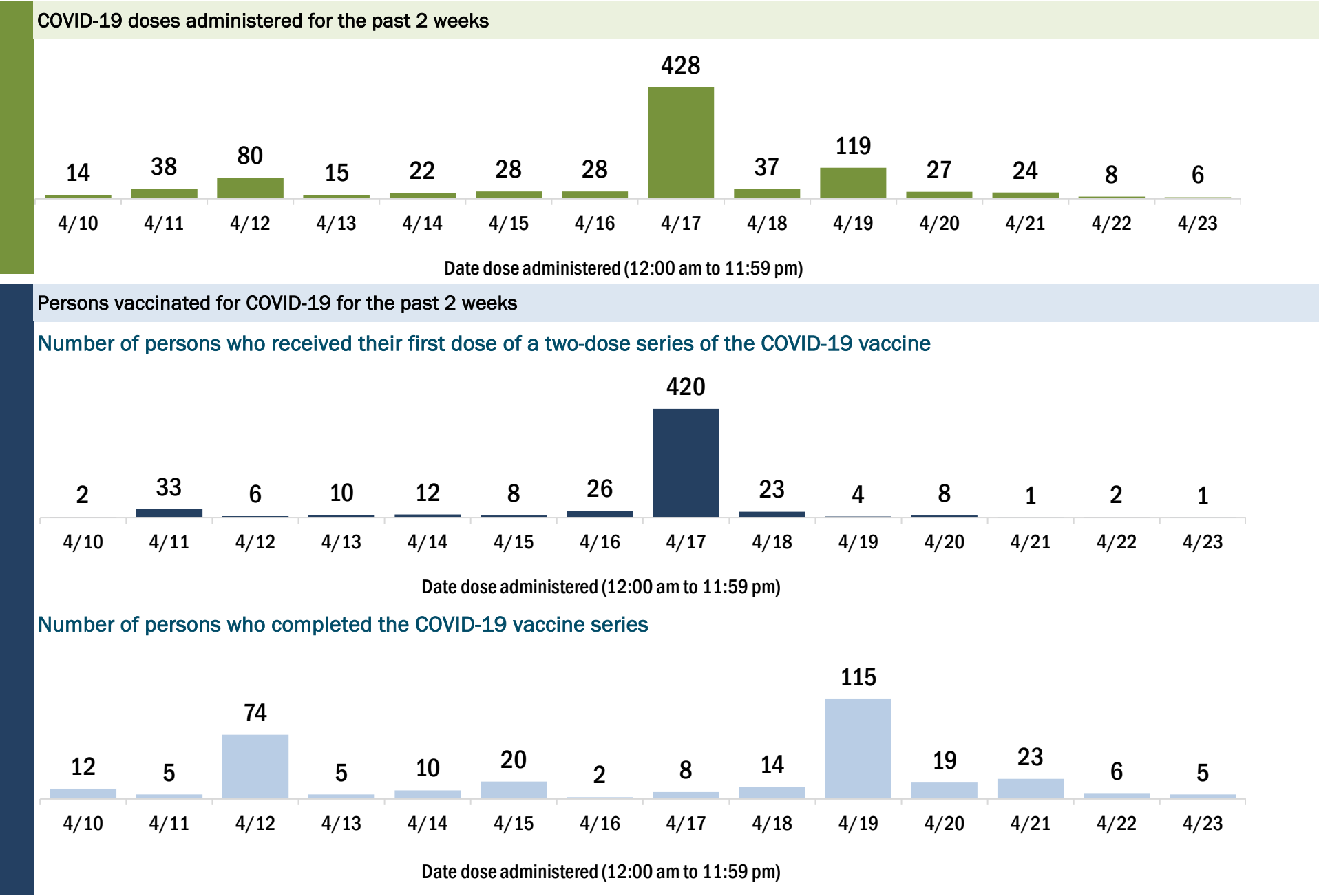
Data in this report are provisional and subject to change.

Data in this summary pertain to COVID-19 vaccines approved by the U.S. Food and Drug Administration and have been issued an Emergency Use Authorization (Janssen COVID-19 Vaccine, Moderna COVID-19 Vaccine and Pfizer-BioNTech COVID-19 Vaccine). These data summarize the number of people who have received either their first dose or have completed the series for a COVID-19 vaccine. **A person can only be counted in one category, first dose or series complete.** For persons receiving Moderna or Pfizer vaccines, once they receive their second dose, they are moved from the first dose column to the series completed column. **Because of this, the total first dose category may show a change from report to report not matching the total receiving their first dose from the previous day.** Persons receiving Johnson & Johnson vaccines will always be counted in the series completed column.

COVID-19 doses for vaccinated persons in Florida	
Doses administered	4,797
People receiving one dose of a 1-dose series (Johnson & Johnson) or receiving only one dose of a 2-dose series (Moderna, Pfizer) count once. Persons receiving both doses of a 2-dose series count twice.	

Current status of persons vaccinated for COVID-19 in Florida	
Total people vaccinated	2,926
First dose	830
Series completed	2,096
Completed 1-dose series	225
Completed 2-dose series	1,871
First dose: current number of people who have only received their first dose of the Moderna or Pfizer vaccine.	
Series complete: current number of people who have received both Moderna or Pfizer vaccine doses or one Johnson & Johnson dose and are considered fully immunized.	

Demographic summary	First dose	Series complete	Total people vaccinated
Age group	830	2,096	2,926
16-24 years	118	12	130
25-34 years	234	47	281
35-44 years	134	72	206
45-54 years	110	136	246
55-64 years	114	339	453
65-74 years	60	814	874
75-84 years	48	570	618
85+ years	12	106	118
Race	830	2,096	2,926
White	696	1,548	2,244
Black	35	103	138
American Indian/Alaskan	3	16	19
Other	28	110	138
Unknown	68	319	387
Other race includes Asian, native Hawaiian/Pacific Islander, or other.			
Ethnicity	830	2,096	2,926
Hispanic	476	104	580
Non-Hispanic	181	981	1,162
Unknown	173	1,011	1,184
Gender	830	2,096	2,926
Female	190	984	1,174
Male	640	1,112	1,752
Unknown	0	0	0



COVID-19: Gulf County vaccine summary

Vaccination data through Apr 23, 2021 as of Apr 24, 2021 at 12:05 AM

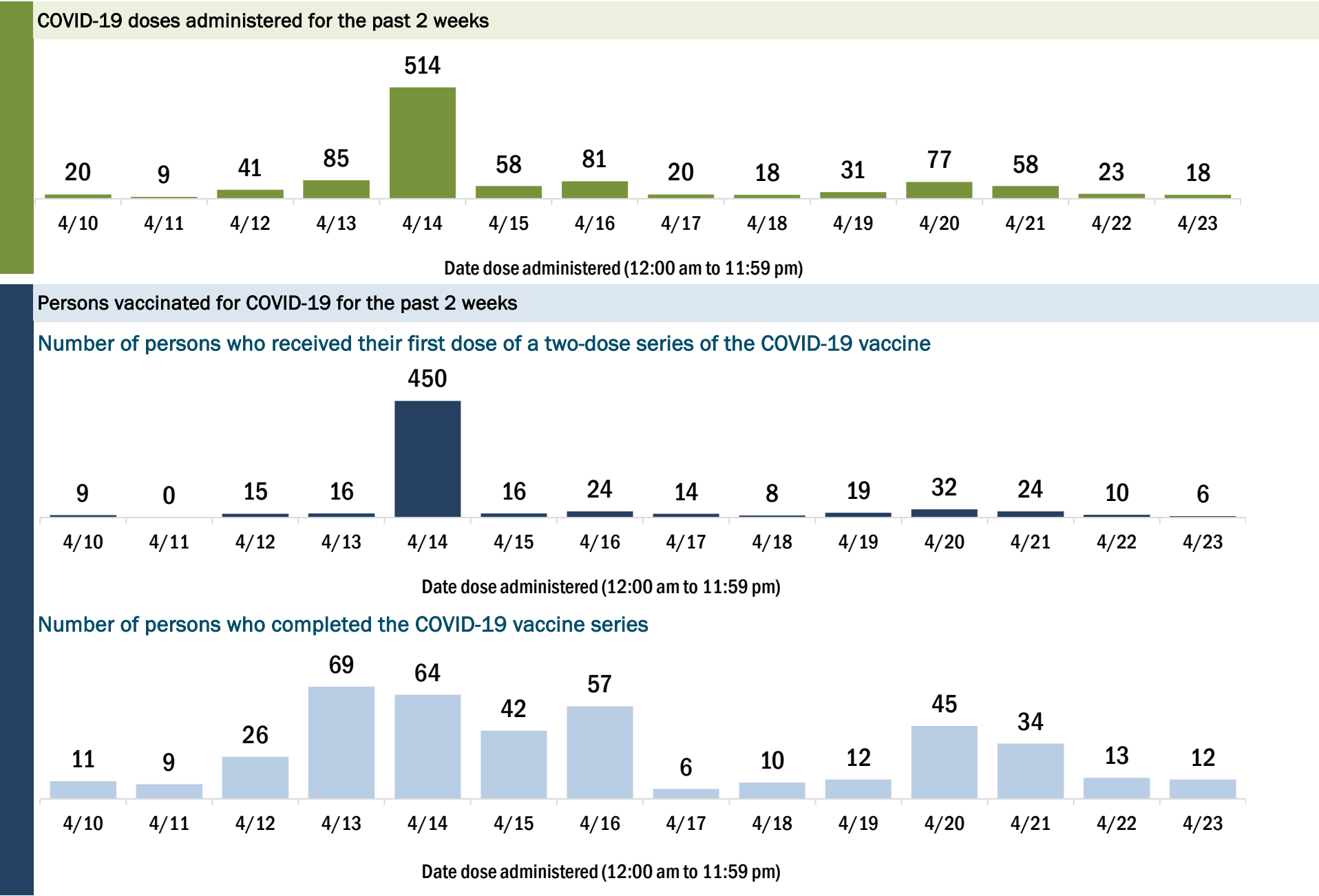
Data in this report are provisional and subject to change.

Data in this summary pertain to COVID-19 vaccines approved by the U.S. Food and Drug Administration and have been issued an Emergency Use Authorization (Janssen COVID-19 Vaccine, Moderna COVID-19 Vaccine and Pfizer-BioNTech COVID-19 Vaccine). These data summarize the number of people who have received either their first dose or have completed the series for a COVID-19 vaccine. **A person can only be counted in one category, first dose or series complete.** For persons receiving Moderna or Pfizer vaccines, once they receive their second dose, they are moved from the first dose column to the series completed column. **Because of this, the total first dose category may show a change from report to report not matching the total receiving their first dose from the previous day.** Persons receiving Johnson & Johnson vaccines will always be counted in the series completed column.

COVID-19 doses for vaccinated persons in Florida	
Doses administered	7,661
People receiving one dose of a 1-dose series (Johnson & Johnson) or receiving only one dose of a 2-dose series (Moderna, Pfizer) count once. Persons receiving both doses of a 2-dose series count twice.	

Current status of persons vaccinated for COVID-19 in Florida	
Total people vaccinated	4,561
First dose	1,221
Series completed	3,340
Completed 1-dose series	240
Completed 2-dose series	3,100
First dose: current number of people who have only received their first dose of the Moderna or Pfizer vaccine.	
Series complete: current number of people who have received both Moderna or Pfizer vaccine doses or one Johnson & Johnson dose and are considered fully immunized.	

Demographic summary	First dose	Series complete	Total people vaccinated
Age group	1,221	3,340	4,561
16-24 years	69	37	106
25-34 years	163	62	225
35-44 years	196	112	308
45-54 years	263	233	496
55-64 years	300	567	867
65-74 years	135	1,452	1,587
75-84 years	85	687	772
85+ years	10	190	200
Race	1,221	3,340	4,561
White	849	2,947	3,796
Black	274	238	512
American Indian/Alaskan	3	10	13
Other	72	85	157
Unknown	23	60	83
Other race includes Asian, native Hawaiian/Pacific Islander, or other.			
Ethnicity	1,221	3,340	4,561
Hispanic	16	33	49
Non-Hispanic	584	3,020	3,604
Unknown	621	287	908
Gender	1,221	3,340	4,561
Female	451	1,754	2,205
Male	770	1,586	2,356
Unknown	0	0	0



COVID-19: Hamilton County vaccine summary

Vaccination data through Apr 23, 2021 as of Apr 24, 2021 at 12:05 AM

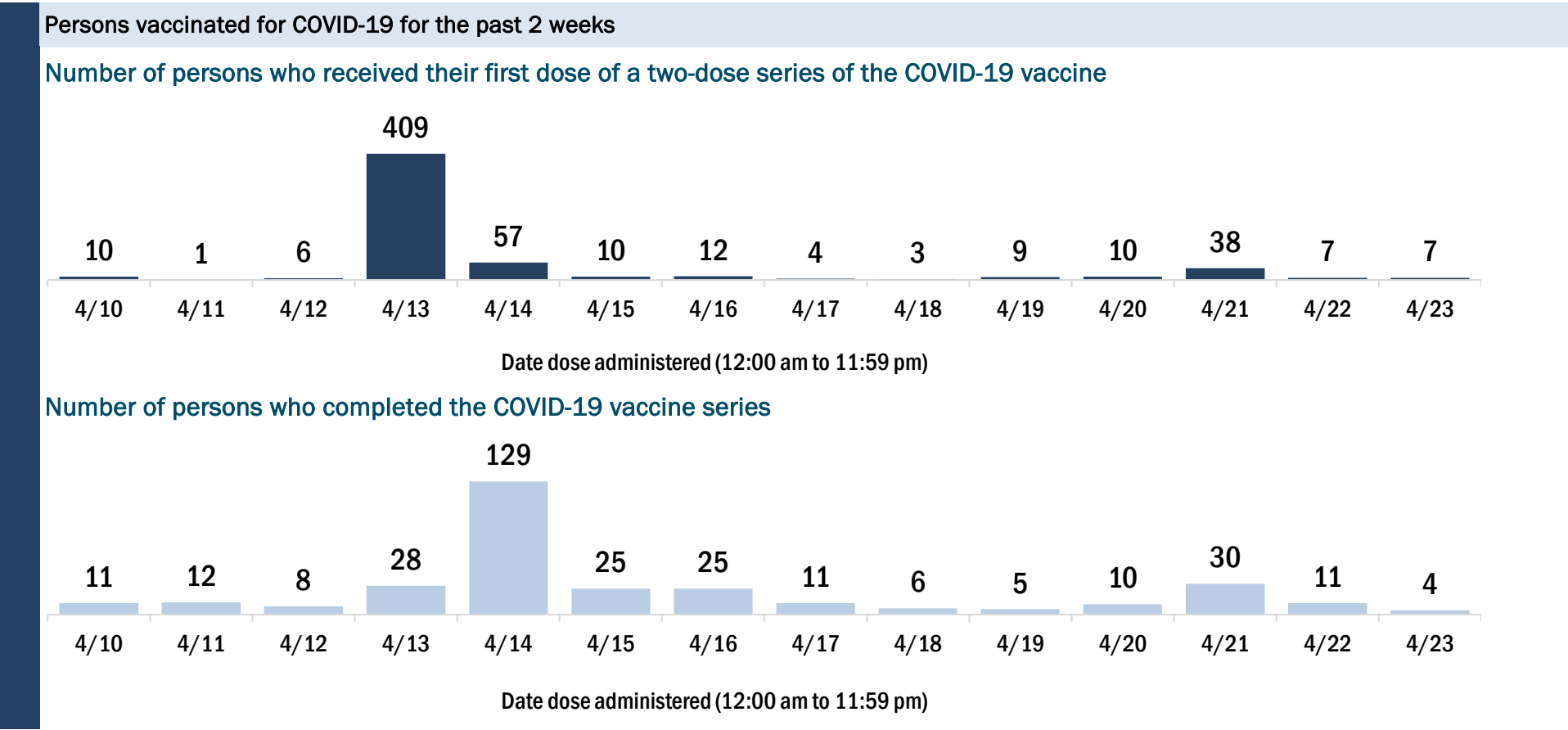
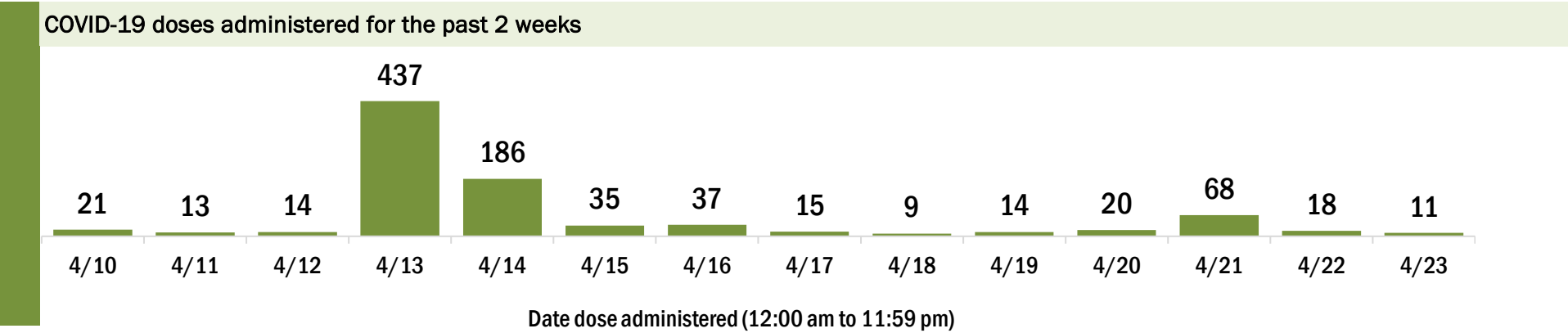
Data in this report are provisional and subject to change.

Data in this summary pertain to COVID-19 vaccines approved by the U.S. Food and Drug Administration and have been issued an Emergency Use Authorization (Janssen COVID-19 Vaccine, Moderna COVID-19 Vaccine and Pfizer-BioNTech COVID-19 Vaccine). These data summarize the number of people who have received either their first dose or have completed the series for a COVID-19 vaccine. **A person can only be counted in one category, first dose or series complete.** For persons receiving Moderna or Pfizer vaccines, once they receive their second dose, they are moved from the first dose column to the series completed column. **Because of this, the total first dose category may show a change from report to report not matching the total receiving their first dose from the previous day.** Persons receiving Johnson & Johnson vaccines will always be counted in the series completed column.

COVID-19 doses for vaccinated persons in Florida	
Doses administered	5,090
People receiving one dose of a 1-dose series (Johnson & Johnson) or receiving only one dose of a 2-dose series (Moderna, Pfizer) count once. Persons receiving both doses of a 2-dose series count twice.	

Current status of persons vaccinated for COVID-19 in Florida	
Total people vaccinated	3,132
First dose	956
Series completed	2,176
Completed 1-dose series	218
Completed 2-dose series	1,958
First dose: current number of people who have only received their first dose of the Moderna or Pfizer vaccine.	
Series complete: current number of people who have received both Moderna or Pfizer vaccine doses or one Johnson & Johnson dose and are considered fully immunized.	

Demographic summary	First dose	Series complete	Total people vaccinated
Age group	956	2,176	3,132
16-24 years	48	23	71
25-34 years	127	43	170
35-44 years	162	79	241
45-54 years	183	179	362
55-64 years	254	434	688
65-74 years	111	881	992
75-84 years	41	433	474
85+ years	30	104	134
Race	956	2,176	3,132
White	504	1,302	1,806
Black	328	511	839
American Indian/Alaskan	7	2	9
Other	89	133	222
Unknown	28	228	256
Other race includes Asian, native Hawaiian/Pacific Islander, or other.			
Ethnicity	956	2,176	3,132
Hispanic	77	41	118
Non-Hispanic	734	1,272	2,006
Unknown	145	863	1,008
Gender	956	2,176	3,132
Female	326	1,226	1,552
Male	630	950	1,580
Unknown	0	0	0



COVID-19: Hardee County vaccine summary

Vaccination data through Apr 23, 2021 as of Apr 24, 2021 at 12:05 AM

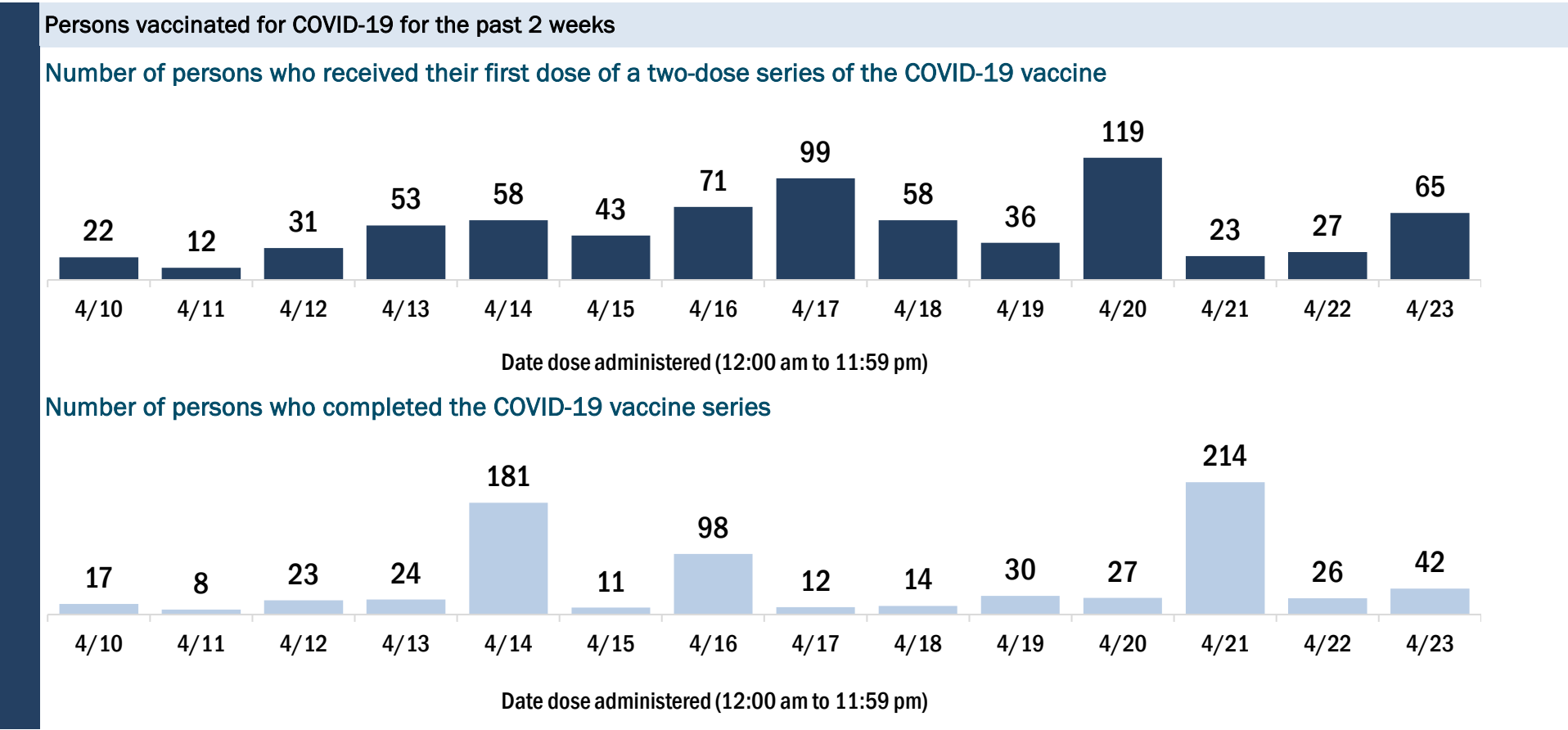
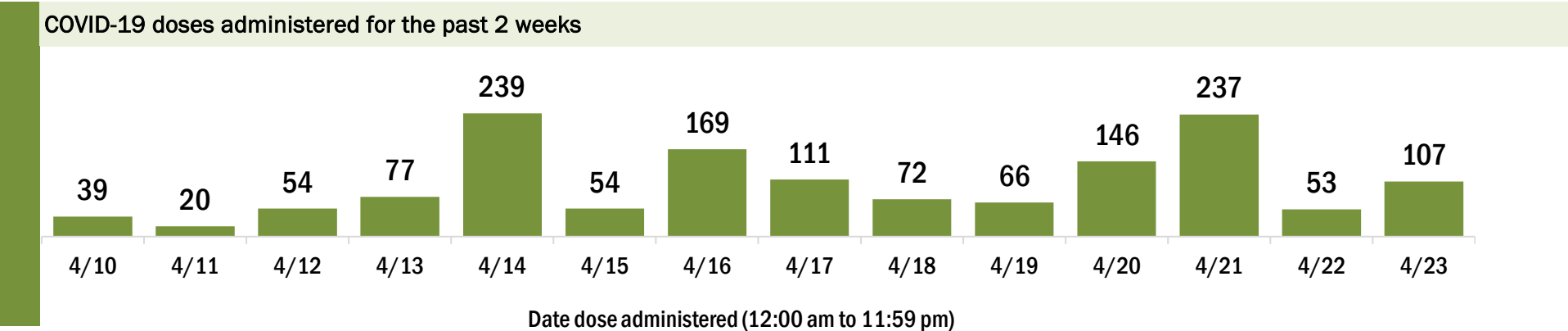
Data in this report are provisional and subject to change.

Data in this summary pertain to COVID-19 vaccines approved by the U.S. Food and Drug Administration and have been issued an Emergency Use Authorization (Janssen COVID-19 Vaccine, Moderna COVID-19 Vaccine and Pfizer-BioNTech COVID-19 Vaccine). These data summarize the number of people who have received either their first dose or have completed the series for a COVID-19 vaccine. **A person can only be counted in one category, first dose or series complete.** For persons receiving Moderna or Pfizer vaccines, once they receive their second dose, they are moved from the first dose column to the series completed column. **Because of this, the total first dose category may show a change from report to report not matching the total receiving their first dose from the previous day.** Persons receiving Johnson & Johnson vaccines will always be counted in the series completed column.

COVID-19 doses for vaccinated persons in Florida	
Doses administered	9,124
People receiving one dose of a 1-dose series (Johnson & Johnson) or receiving only one dose of a 2-dose series (Moderna, Pfizer) count once. Persons receiving both doses of a 2-dose series count twice.	

Current status of persons vaccinated for COVID-19 in Florida	
Total people vaccinated	5,532
First dose	1,802
Series completed	3,730
Completed 1-dose series	138
Completed 2-dose series	3,592
First dose: current number of people who have only received their first dose of the Moderna or Pfizer vaccine.	
Series complete: current number of people who have received both Moderna or Pfizer vaccine doses or one Johnson & Johnson dose and are considered fully immunized.	

Demographic summary	First dose	Series complete	Total people vaccinated
Age group	1,802	3,730	5,532
16-24 years	148	64	212
25-34 years	218	137	355
35-44 years	268	137	405
45-54 years	375	268	643
55-64 years	456	559	1,015
65-74 years	205	1,364	1,569
75-84 years	105	938	1,043
85+ years	27	263	290
Race	1,802	3,730	5,532
White	1,359	3,117	4,476
Black	92	145	237
American Indian/Alaskan	1	27	28
Other	260	354	614
Unknown	90	87	177
Other race includes Asian, native Hawaiian/Pacific Islander, or other.			
Ethnicity	1,802	3,730	5,532
Hispanic	781	521	1,302
Non-Hispanic	761	2,849	3,610
Unknown	260	360	620
Gender	1,802	3,730	5,532
Female	875	2,026	2,901
Male	924	1,703	2,627
Unknown	3	1	4



COVID-19: Hendry County vaccine summary

Vaccination data through Apr 23, 2021 as of Apr 24, 2021 at 12:05 AM

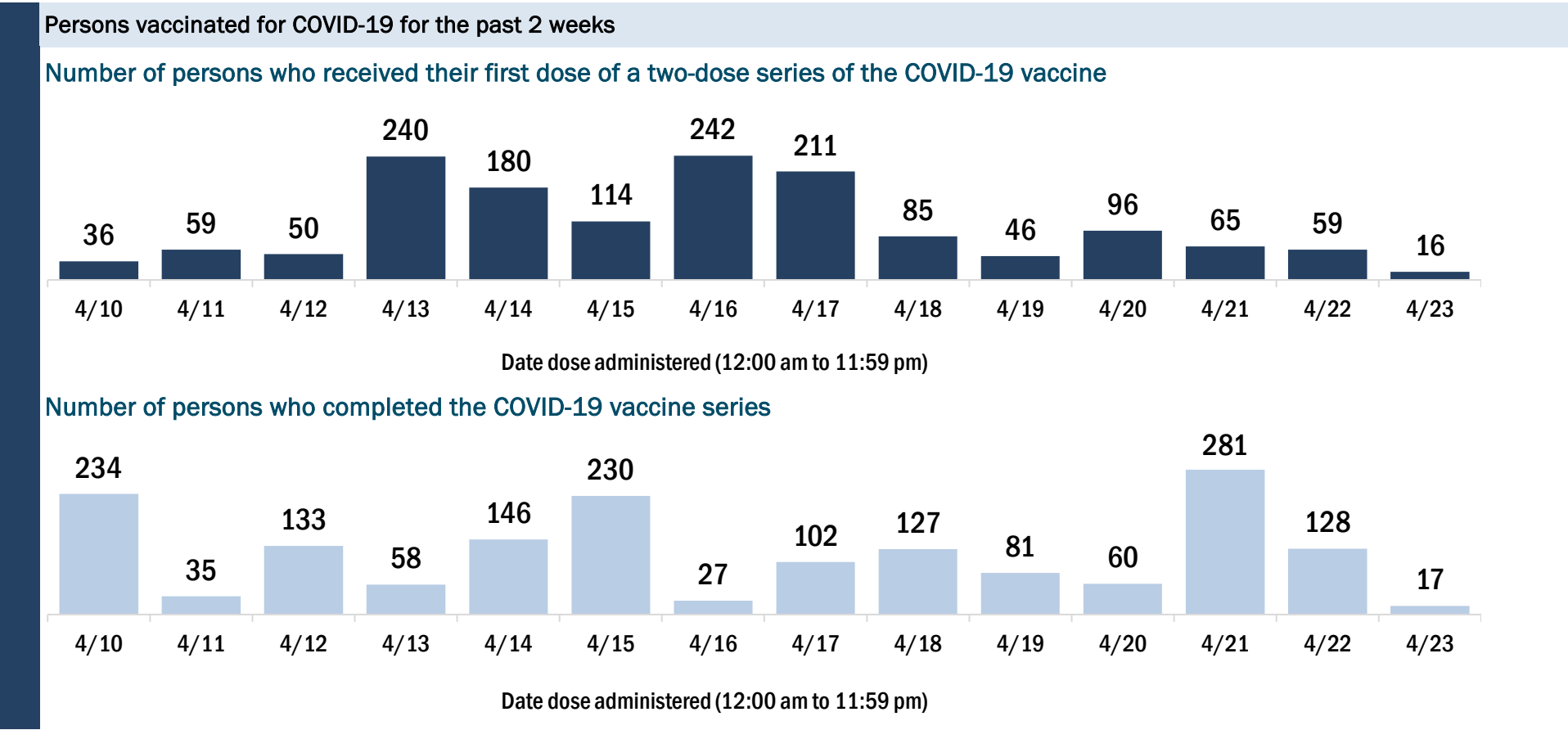
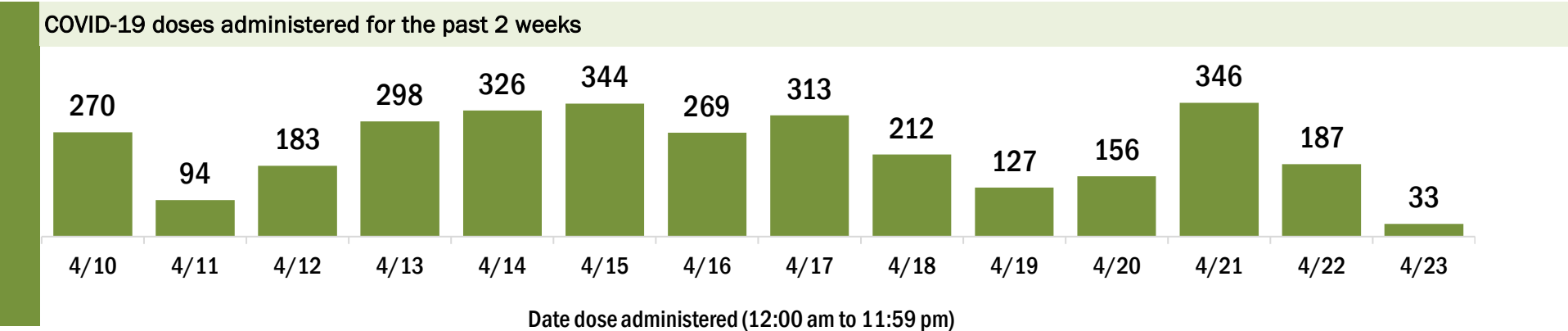
Data in this report are provisional and subject to change.

Data in this summary pertain to COVID-19 vaccines approved by the U.S. Food and Drug Administration and have been issued an Emergency Use Authorization (Janssen COVID-19 Vaccine, Moderna COVID-19 Vaccine and Pfizer-BioNTech COVID-19 Vaccine). These data summarize the number of people who have received either their first dose or have completed the series for a COVID-19 vaccine. **A person can only be counted in one category, first dose or series complete.** For persons receiving Moderna or Pfizer vaccines, once they receive their second dose, they are moved from the first dose column to the series completed column. **Because of this, the total first dose category may show a change from report to report not matching the total receiving their first dose from the previous day.** Persons receiving Johnson & Johnson vaccines will always be counted in the series completed column.

COVID-19 doses for vaccinated persons in Florida	
Doses administered	16,733
People receiving one dose of a 1-dose series (Johnson & Johnson) or receiving only one dose of a 2-dose series (Moderna, Pfizer) count once. Persons receiving both doses of a 2-dose series count twice.	

Current status of persons vaccinated for COVID-19 in Florida	
Total people vaccinated	10,814
First dose	3,773
Series completed	7,041
Completed 1-dose series	1,122
Completed 2-dose series	5,919
First dose: current number of people who have only received their first dose of the Moderna or Pfizer vaccine.	
Series complete: current number of people who have received both Moderna or Pfizer vaccine doses or one Johnson & Johnson dose and are considered fully immunized.	

Demographic summary	First dose	Series complete	Total people vaccinated
Age group	3,773	7,041	10,814
16-24 years	428	206	634
25-34 years	590	384	974
35-44 years	667	431	1,098
45-54 years	805	835	1,640
55-64 years	751	1,546	2,297
65-74 years	314	2,198	2,512
75-84 years	161	1,128	1,289
85+ years	57	313	370
Race	3,773	7,041	10,814
White	2,781	4,672	7,453
Black	228	481	709
American Indian/Alaskan	4	22	26
Other	460	1,154	1,614
Unknown	300	712	1,012
Other race includes Asian, native Hawaiian/Pacific Islander, or other.			
Ethnicity	3,773	7,041	10,814
Hispanic	1,980	1,910	3,890
Non-Hispanic	956	2,951	3,907
Unknown	837	2,180	3,017
Gender	3,773	7,041	10,814
Female	1,592	3,631	5,223
Male	2,179	3,408	5,587
Unknown	2	2	4



COVID-19: Hernando County vaccine summary

Vaccination data through Apr 23, 2021 as of Apr 24, 2021 at 12:05 AM

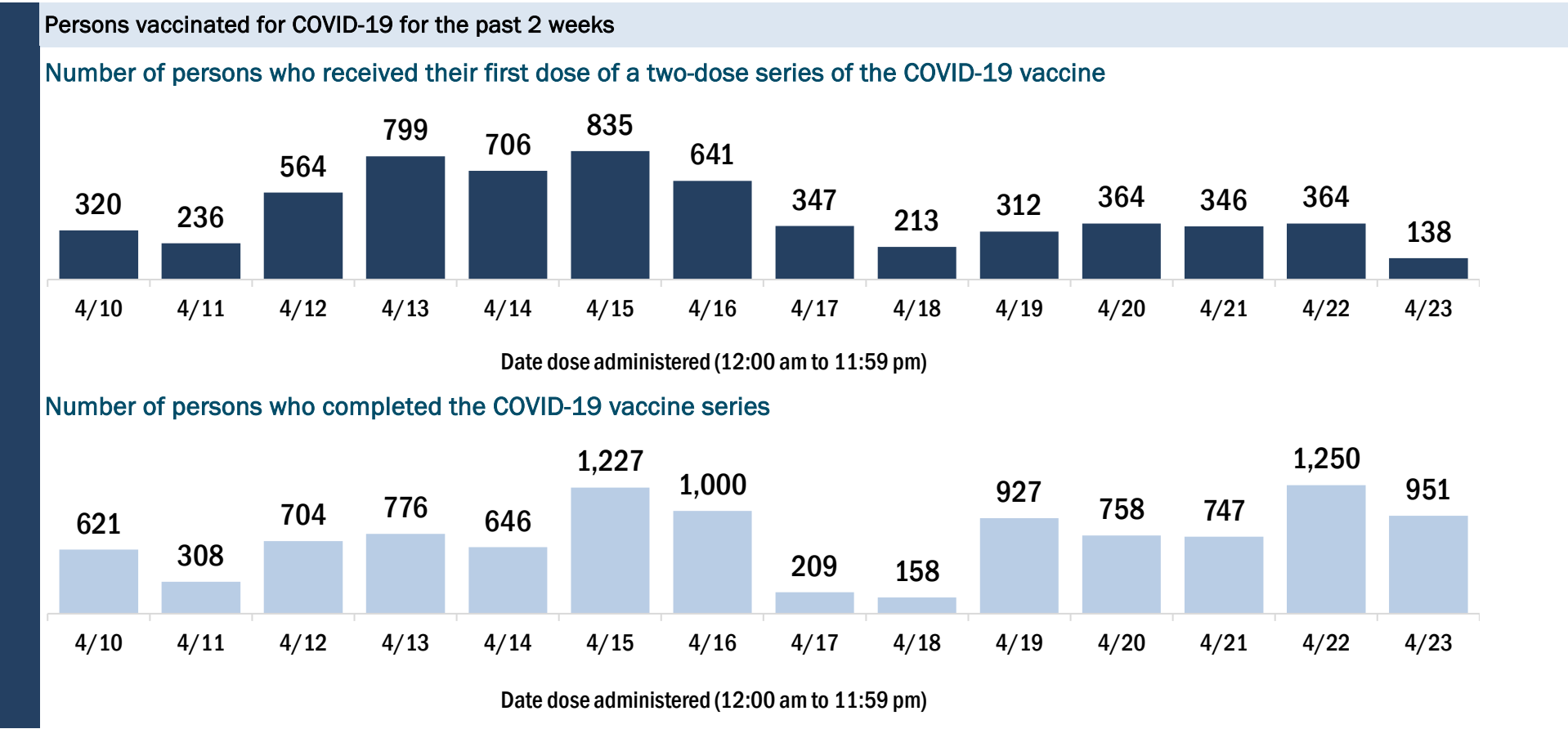
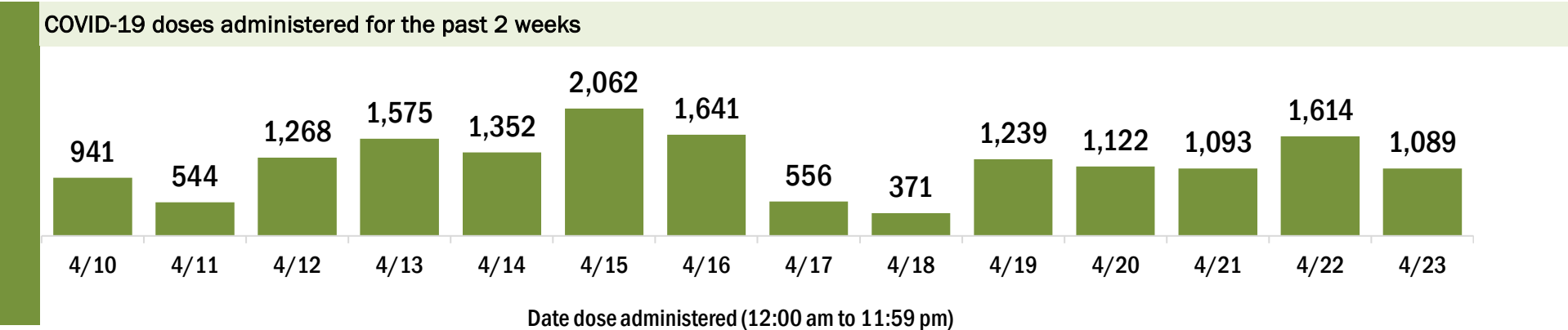
Data in this report are provisional and subject to change.

Data in this summary pertain to COVID-19 vaccines approved by the U.S. Food and Drug Administration and have been issued an Emergency Use Authorization (Janssen COVID-19 Vaccine, Moderna COVID-19 Vaccine and Pfizer-BioNTech COVID-19 Vaccine). These data summarize the number of people who have received either their first dose or have completed the series for a COVID-19 vaccine. **A person can only be counted in one category, first dose or series complete.** For persons receiving Moderna or Pfizer vaccines, once they receive their second dose, they are moved from the first dose column to the series completed column. **Because of this, the total first dose category may show a change from report to report not matching the total receiving their first dose from the previous day.** Persons receiving Johnson & Johnson vaccines will always be counted in the series completed column.

COVID-19 doses for vaccinated persons in Florida	
Doses administered	107,557
People receiving one dose of a 1-dose series (Johnson & Johnson) or receiving only one dose of a 2-dose series (Moderna, Pfizer) count once. Persons receiving both doses of a 2-dose series count twice.	

Current status of persons vaccinated for COVID-19 in Florida	
Total people vaccinated	65,298
First dose	18,319
Series completed	46,979
Completed 1-dose series	4,720
Completed 2-dose series	42,259
First dose: current number of people who have only received their first dose of the Moderna or Pfizer vaccine.	
Series complete: current number of people who have received both Moderna or Pfizer vaccine doses or one Johnson & Johnson dose and are considered fully immunized.	

Demographic summary	First dose	Series complete	Total people vaccinated
Age group	18,319	46,979	65,298
16-24 years	1,487	580	2,067
25-34 years	1,631	1,164	2,795
35-44 years	2,268	1,803	4,071
45-54 years	3,169	3,782	6,951
55-64 years	4,005	8,728	12,733
65-74 years	3,043	16,665	19,708
75-84 years	1,955	10,860	12,815
85+ years	761	3,397	4,158
Race	18,319	46,979	65,298
White	12,734	34,022	46,756
Black	581	1,180	1,761
American Indian/Alaskan	84	146	230
Other	1,453	3,226	4,679
Unknown	3,467	8,405	11,872
Other race includes Asian, native Hawaiian/Pacific Islander, or other.			
Ethnicity	18,319	46,979	65,298
Hispanic	1,559	2,153	3,712
Non-Hispanic	9,237	26,539	35,776
Unknown	7,523	18,287	25,810
Gender	18,319	46,979	65,298
Female	10,168	27,244	37,412
Male	8,136	19,701	27,837
Unknown	15	34	49



COVID-19: Highlands County vaccine summary

Vaccination data through Apr 23, 2021 as of Apr 24, 2021 at 12:05 AM

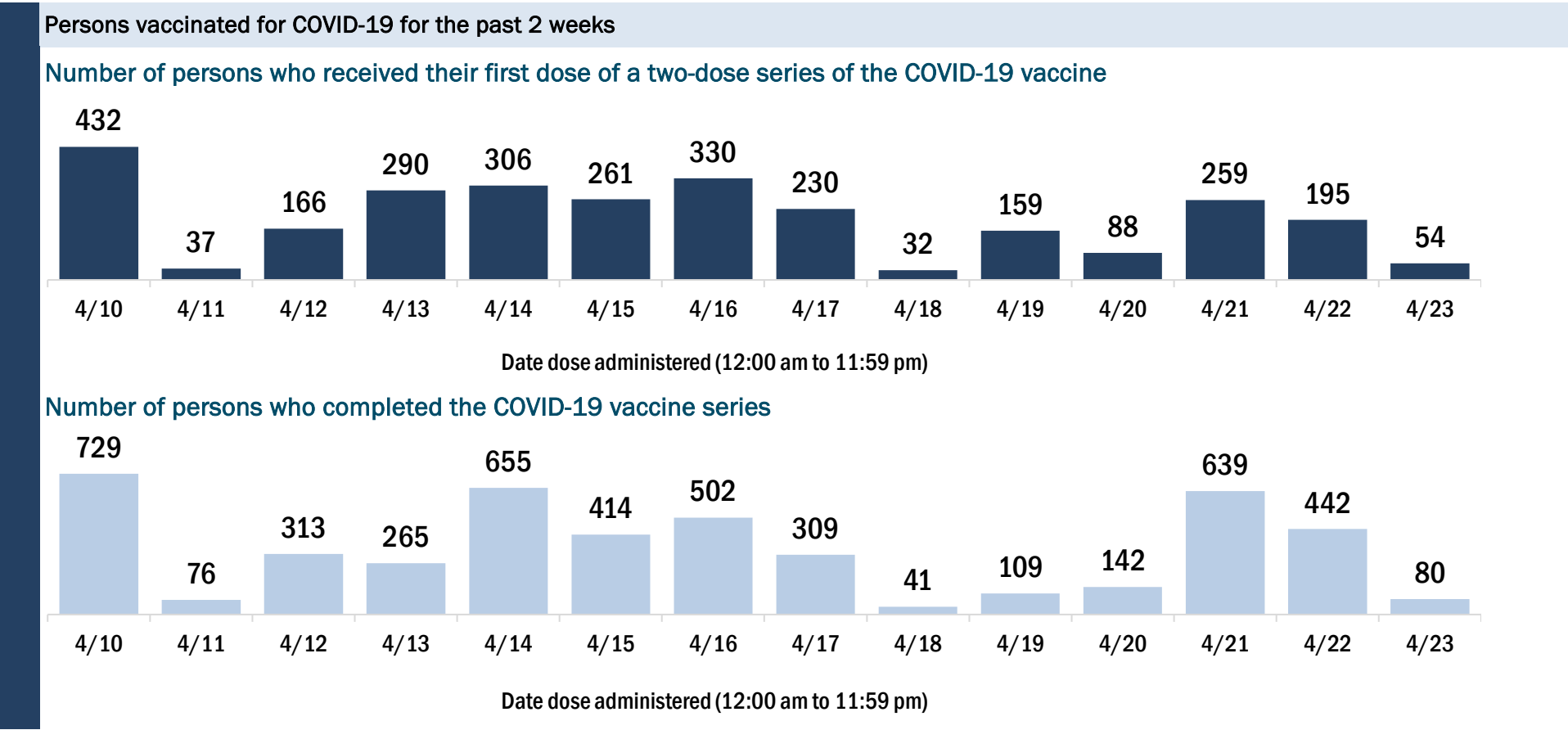
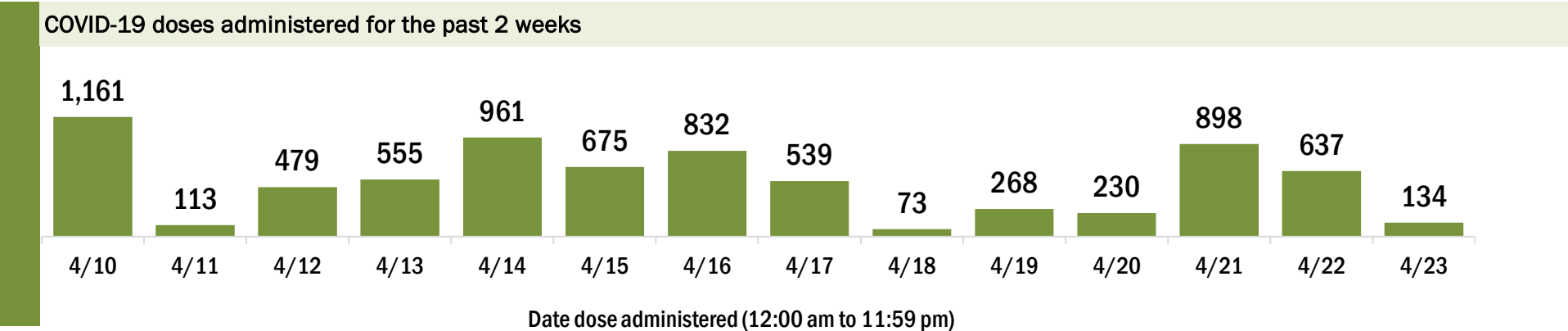
Data in this report are provisional and subject to change.

Data in this summary pertain to COVID-19 vaccines approved by the U.S. Food and Drug Administration and have been issued an Emergency Use Authorization (Janssen COVID-19 Vaccine, Moderna COVID-19 Vaccine and Pfizer-BioNTech COVID-19 Vaccine). These data summarize the number of people who have received either their first dose or have completed the series for a COVID-19 vaccine. **A person can only be counted in one category, first dose or series complete.** For persons receiving Moderna or Pfizer vaccines, once they receive their second dose, they are moved from the first dose column to the series completed column. **Because of this, the total first dose category may show a change from report to report not matching the total receiving their first dose from the previous day.** Persons receiving Johnson & Johnson vaccines will always be counted in the series completed column.

COVID-19 doses for vaccinated persons in Florida	
Doses administered	65,692
People receiving one dose of a 1-dose series (Johnson & Johnson) or receiving only one dose of a 2-dose series (Moderna, Pfizer) count once. Persons receiving both doses of a 2-dose series count twice.	

Current status of persons vaccinated for COVID-19 in Florida	
Total people vaccinated	40,224
First dose	14,193
Series completed	26,031
Completed 1-dose series	563
Completed 2-dose series	25,468
First dose: current number of people who have only received their first dose of the Moderna or Pfizer vaccine.	
Series complete: current number of people who have received both Moderna or Pfizer vaccine doses or one Johnson & Johnson dose and are considered fully immunized.	

Demographic summary	First dose	Series complete	Total people vaccinated
Age group	14,193	26,031	40,224
16-24 years	551	156	707
25-34 years	629	389	1,018
35-44 years	935	584	1,519
45-54 years	1,506	1,164	2,670
55-64 years	2,853	3,654	6,507
65-74 years	3,859	9,995	13,854
75-84 years	2,922	7,908	10,830
85+ years	938	2,181	3,119
Race	14,193	26,031	40,224
White	11,142	21,506	32,648
Black	715	844	1,559
American Indian/Alaskan	149	185	334
Other	981	1,531	2,512
Unknown	1,206	1,965	3,171
Other race includes Asian, native Hawaiian/Pacific Islander, or other.			
Ethnicity	14,193	26,031	40,224
Hispanic	1,904	1,321	3,225
Non-Hispanic	9,067	19,653	28,720
Unknown	3,222	5,057	8,279
Gender	14,193	26,031	40,224
Female	7,474	14,346	21,820
Male	6,688	11,671	18,359
Unknown	31	14	45



COVID-19: Hillsborough County vaccine summary

Vaccination data through Apr 23, 2021 as of Apr 24, 2021 at 12:05 AM

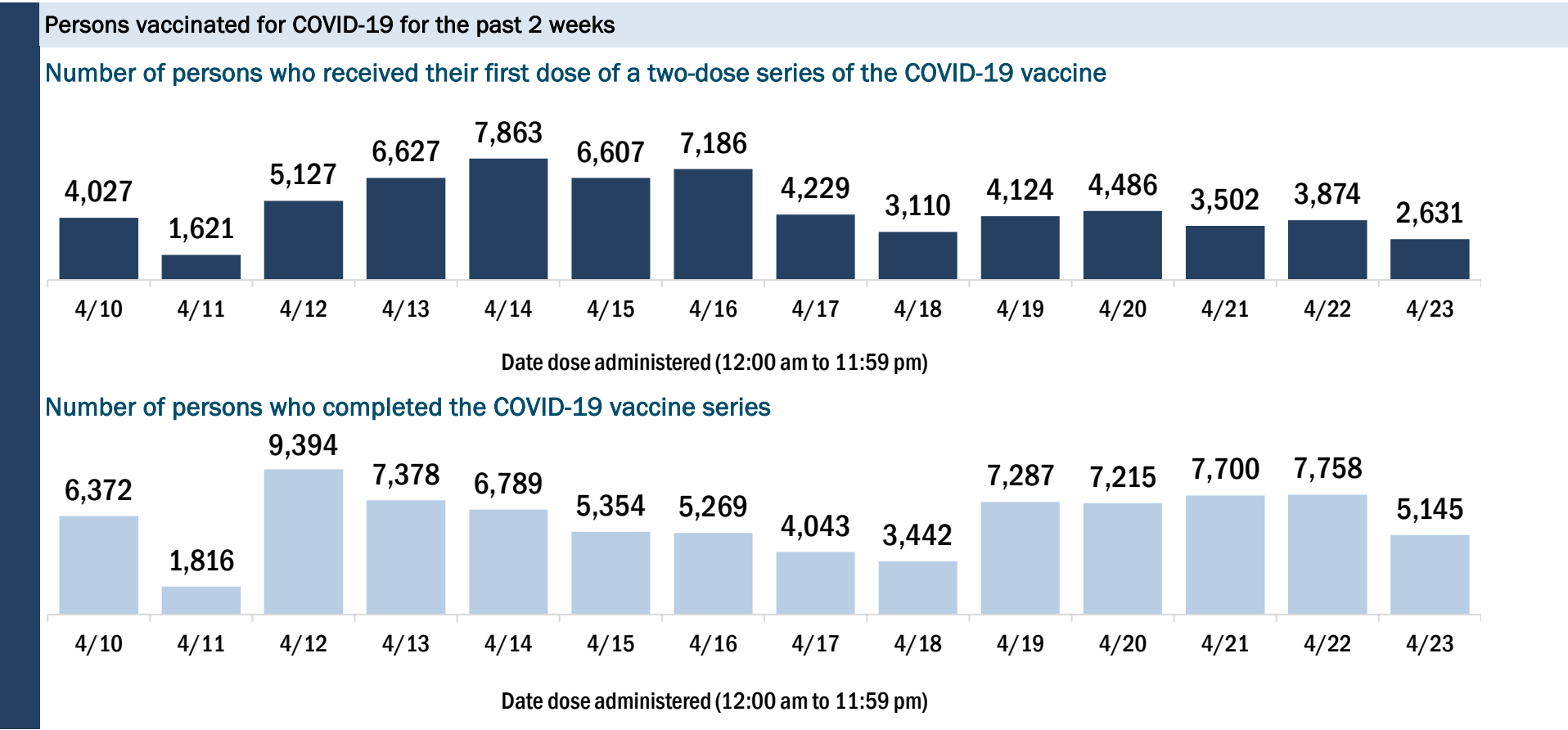
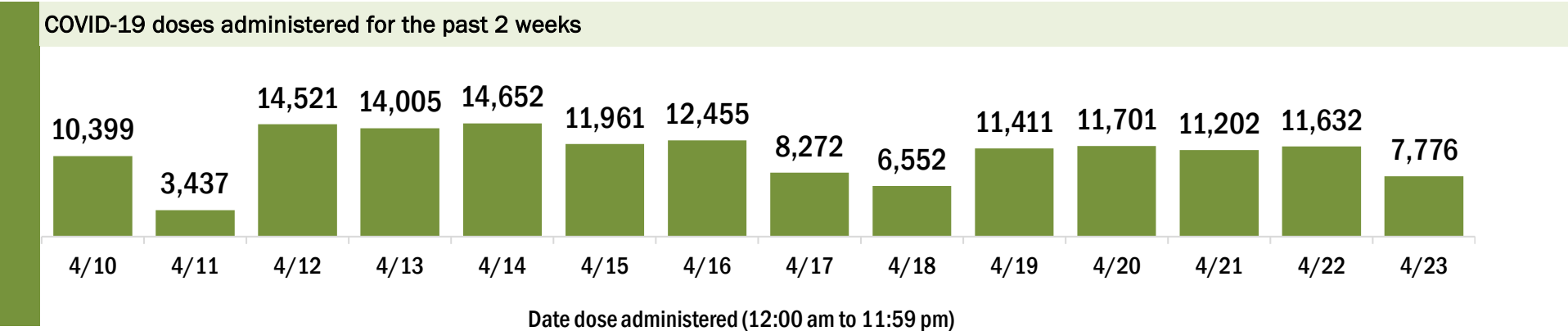
Data in this report are provisional and subject to change.

Data in this summary pertain to COVID-19 vaccines approved by the U.S. Food and Drug Administration and have been issued an Emergency Use Authorization (Janssen COVID-19 Vaccine, Moderna COVID-19 Vaccine and Pfizer-BioNTech COVID-19 Vaccine). These data summarize the number of people who have received either their first dose or have completed the series for a COVID-19 vaccine. **A person can only be counted in one category, first dose or series complete.** For persons receiving Moderna or Pfizer vaccines, once they receive their second dose, they are moved from the first dose column to the series completed column. **Because of this, the total first dose category may show a change from report to report not matching the total receiving their first dose from the previous day.** Persons receiving Johnson & Johnson vaccines will always be counted in the series completed column.

COVID-19 doses for vaccinated persons in Florida	
Doses administered	799,200
People receiving one dose of a 1-dose series (Johnson & Johnson) or receiving only one dose of a 2-dose series (Moderna, Pfizer) count once. Persons receiving both doses of a 2-dose series count twice.	

Current status of persons vaccinated for COVID-19 in Florida	
Total people vaccinated	519,843
First dose	192,514
Series completed	327,329
Completed 1-dose series	47,972
Completed 2-dose series	279,357
First dose: current number of people who have only received their first dose of the Moderna or Pfizer vaccine.	
Series complete: current number of people who have received both Moderna or Pfizer vaccine doses or one Johnson & Johnson dose and are considered fully immunized.	

Demographic summary	First dose	Series complete	Total people vaccinated
Age group	192,514	327,329	519,843
16-24 years	24,767	12,309	37,076
25-34 years	29,705	27,603	57,308
35-44 years	31,753	38,631	70,384
45-54 years	28,667	55,877	84,544
55-64 years	25,458	76,510	101,968
65-74 years	30,899	69,544	100,443
75-84 years	16,040	34,572	50,612
85+ years	5,225	12,283	17,508
Race	192,514	327,329	519,843
White	119,879	215,531	335,410
Black	12,280	22,469	34,749
American Indian/Alaskan	740	892	1,632
Other	26,856	43,420	70,276
Unknown	32,759	45,017	77,776
Other race includes Asian, native Hawaiian/Pacific Islander, or other.			
Ethnicity	192,514	327,329	519,843
Hispanic	25,044	35,446	60,490
Non-Hispanic	98,354	192,697	291,051
Unknown	69,116	99,186	168,302
Gender	192,514	327,329	519,843
Female	101,529	186,827	288,356
Male	90,649	140,280	230,929
Unknown	336	222	558



COVID-19: Holmes County vaccine summary

Vaccination data through Apr 23, 2021 as of Apr 24, 2021 at 12:05 AM

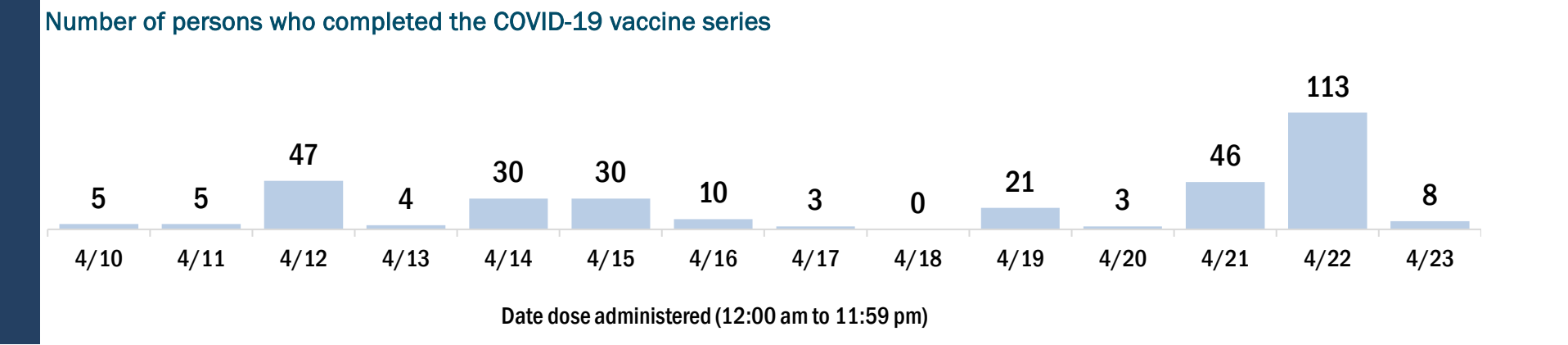
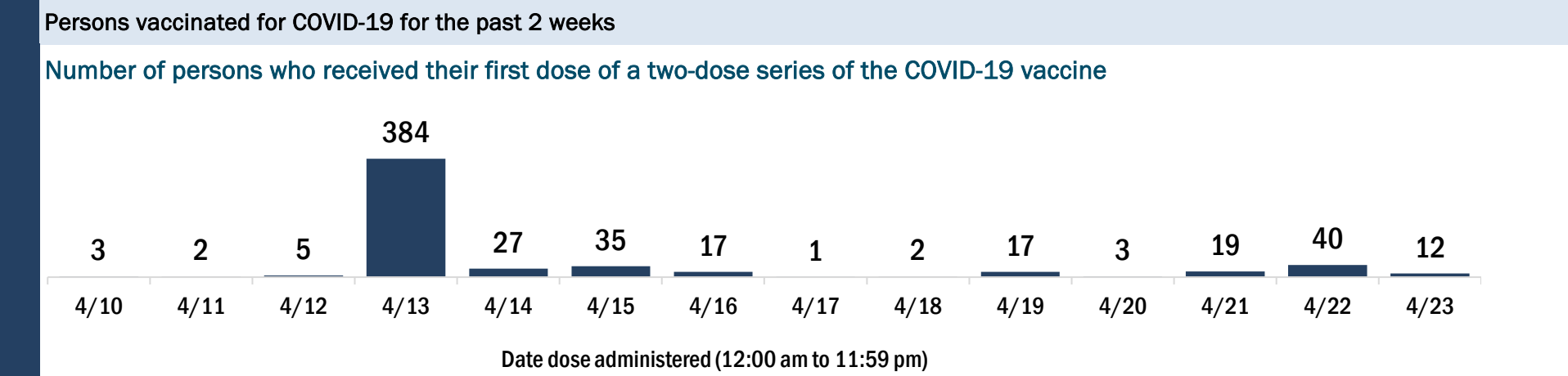
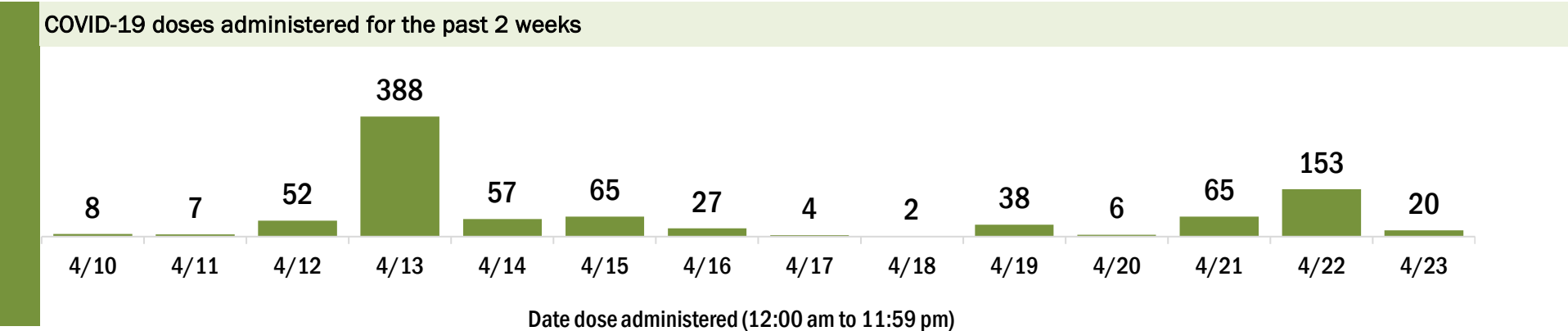
Data in this report are provisional and subject to change.

Data in this summary pertain to COVID-19 vaccines approved by the U.S. Food and Drug Administration and have been issued an Emergency Use Authorization (Janssen COVID-19 Vaccine, Moderna COVID-19 Vaccine and Pfizer-BioNTech COVID-19 Vaccine). These data summarize the number of people who have received either their first dose or have completed the series for a COVID-19 vaccine. **A person can only be counted in one category, first dose or series complete.** For persons receiving Moderna or Pfizer vaccines, once they receive their second dose, they are moved from the first dose column to the series completed column. **Because of this, the total first dose category may show a change from report to report not matching the total receiving their first dose from the previous day.** Persons receiving Johnson & Johnson vaccines will always be counted in the series completed column.

COVID-19 doses for vaccinated persons in Florida	
Doses administered	6,579
People receiving one dose of a 1-dose series (Johnson & Johnson) or receiving only one dose of a 2-dose series (Moderna, Pfizer) count once. Persons receiving both doses of a 2-dose series count twice.	

Current status of persons vaccinated for COVID-19 in Florida	
Total people vaccinated	4,021
First dose	1,164
Series completed	2,857
Completed 1-dose series	299
Completed 2-dose series	2,558
First dose: current number of people who have only received their first dose of the Moderna or Pfizer vaccine.	
Series complete: current number of people who have received both Moderna or Pfizer vaccine doses or one Johnson & Johnson dose and are considered fully immunized.	

Demographic summary	First dose	Series complete	Total people vaccinated
Age group	1,164	2,857	4,021
16-24 years	65	29	94
25-34 years	134	68	202
35-44 years	173	133	306
45-54 years	220	247	467
55-64 years	269	543	812
65-74 years	180	995	1,175
75-84 years	99	658	757
85+ years	24	184	208
Race	1,164	2,857	4,021
White	858	2,465	3,323
Black	182	91	273
American Indian/Alaskan	12	30	42
Other	75	165	240
Unknown	37	106	143
Other race includes Asian, native Hawaiian/Pacific Islander, or other.			
Ethnicity	1,164	2,857	4,021
Hispanic	58	19	77
Non-Hispanic	965	2,397	3,362
Unknown	141	441	582
Gender	1,164	2,857	4,021
Female	422	1,572	1,994
Male	742	1,285	2,027
Unknown	0	0	0



COVID-19: Indian River County vaccine summary

Vaccination data through Apr 23, 2021 as of Apr 24, 2021 at 12:05 AM

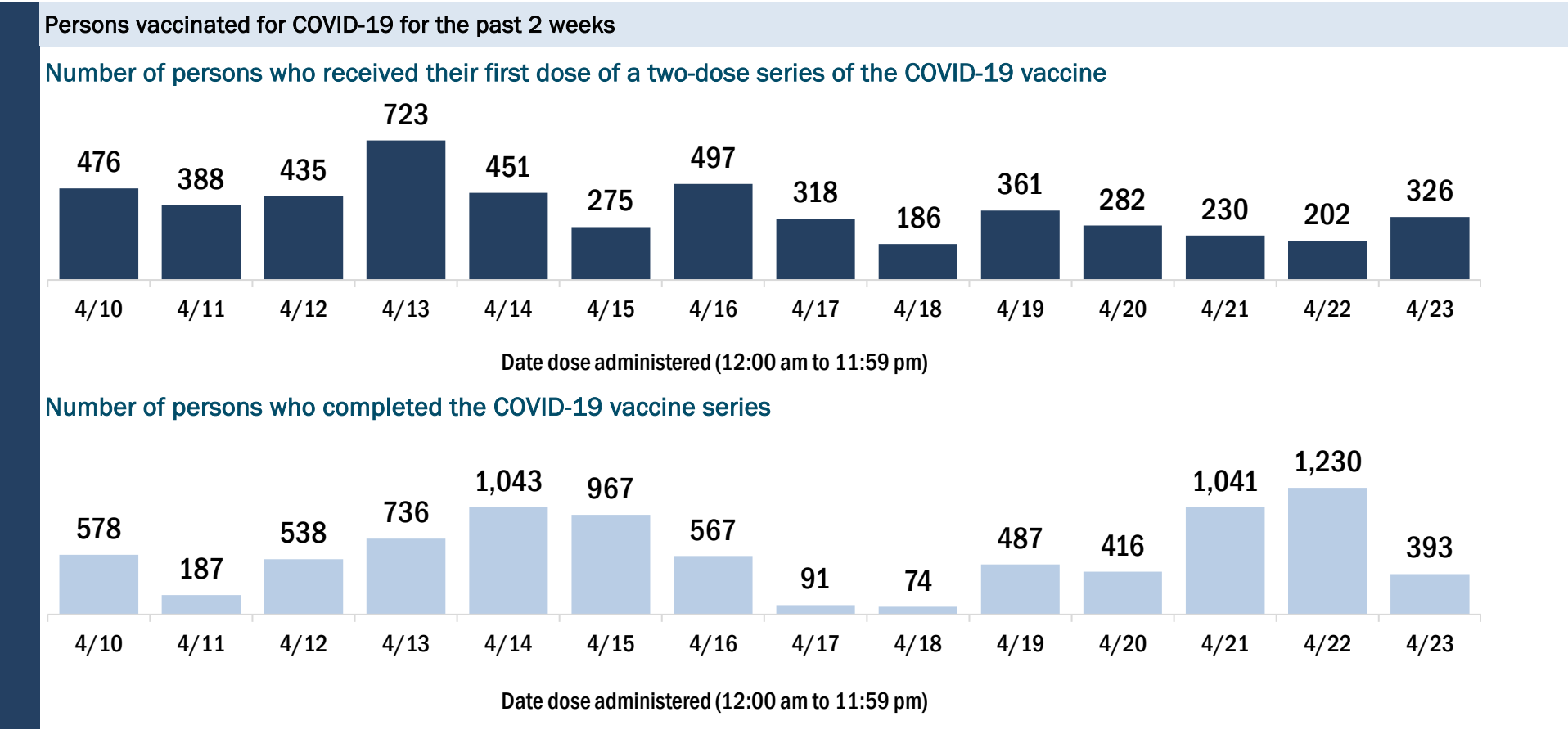
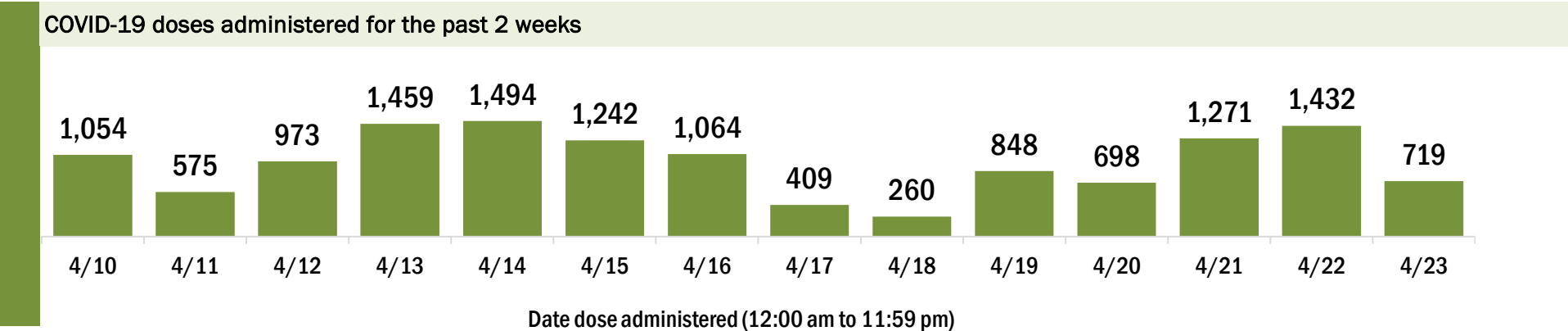
Data in this report are provisional and subject to change.

Data in this summary pertain to COVID-19 vaccines approved by the U.S. Food and Drug Administration and have been issued an Emergency Use Authorization (Janssen COVID-19 Vaccine, Moderna COVID-19 Vaccine and Pfizer-BioNTech COVID-19 Vaccine). These data summarize the number of people who have received either their first dose or have completed the series for a COVID-19 vaccine. **A person can only be counted in one category, first dose or series complete.** For persons receiving Moderna or Pfizer vaccines, once they receive their second dose, they are moved from the first dose column to the series completed column. **Because of this, the total first dose category may show a change from report to report not matching the total receiving their first dose from the previous day.** Persons receiving Johnson & Johnson vaccines will always be counted in the series completed column.

COVID-19 doses for vaccinated persons in Florida	
Doses administered	124,626
People receiving one dose of a 1-dose series (Johnson & Johnson) or receiving only one dose of a 2-dose series (Moderna, Pfizer) count once. Persons receiving both doses of a 2-dose series count twice.	

Current status of persons vaccinated for COVID-19 in Florida	
Total people vaccinated	75,999
First dose	25,470
Series completed	50,529
Completed 1-dose series	1,902
Completed 2-dose series	48,627
First dose: current number of people who have only received their first dose of the Moderna or Pfizer vaccine.	
Series complete: current number of people who have received both Moderna or Pfizer vaccine doses or one Johnson & Johnson dose and are considered fully immunized.	

Demographic summary	First dose	Series complete	Total people vaccinated
Age group	25,470	50,529	75,999
16-24 years	1,364	464	1,828
25-34 years	1,703	989	2,692
35-44 years	2,172	1,482	3,654
45-54 years	3,107	3,158	6,265
55-64 years	5,555	8,323	13,878
65-74 years	5,619	19,699	25,318
75-84 years	4,161	12,300	16,461
85+ years	1,789	4,114	5,903
Race	25,470	50,529	75,999
White	18,486	37,399	55,885
Black	1,375	1,280	2,655
American Indian/Alaskan	179	248	427
Other	1,896	3,342	5,238
Unknown	3,534	8,260	11,794
Other race includes Asian, native Hawaiian/Pacific Islander, or other.			
Ethnicity	25,470	50,529	75,999
Hispanic	2,258	1,437	3,695
Non-Hispanic	14,339	32,110	46,449
Unknown	8,873	16,982	25,855
Gender	25,470	50,529	75,999
Female	13,563	28,553	42,116
Male	11,876	21,941	33,817
Unknown	31	35	66



COVID-19: Jackson County vaccine summary

Vaccination data through Apr 23, 2021 as of Apr 24, 2021 at 12:05 AM

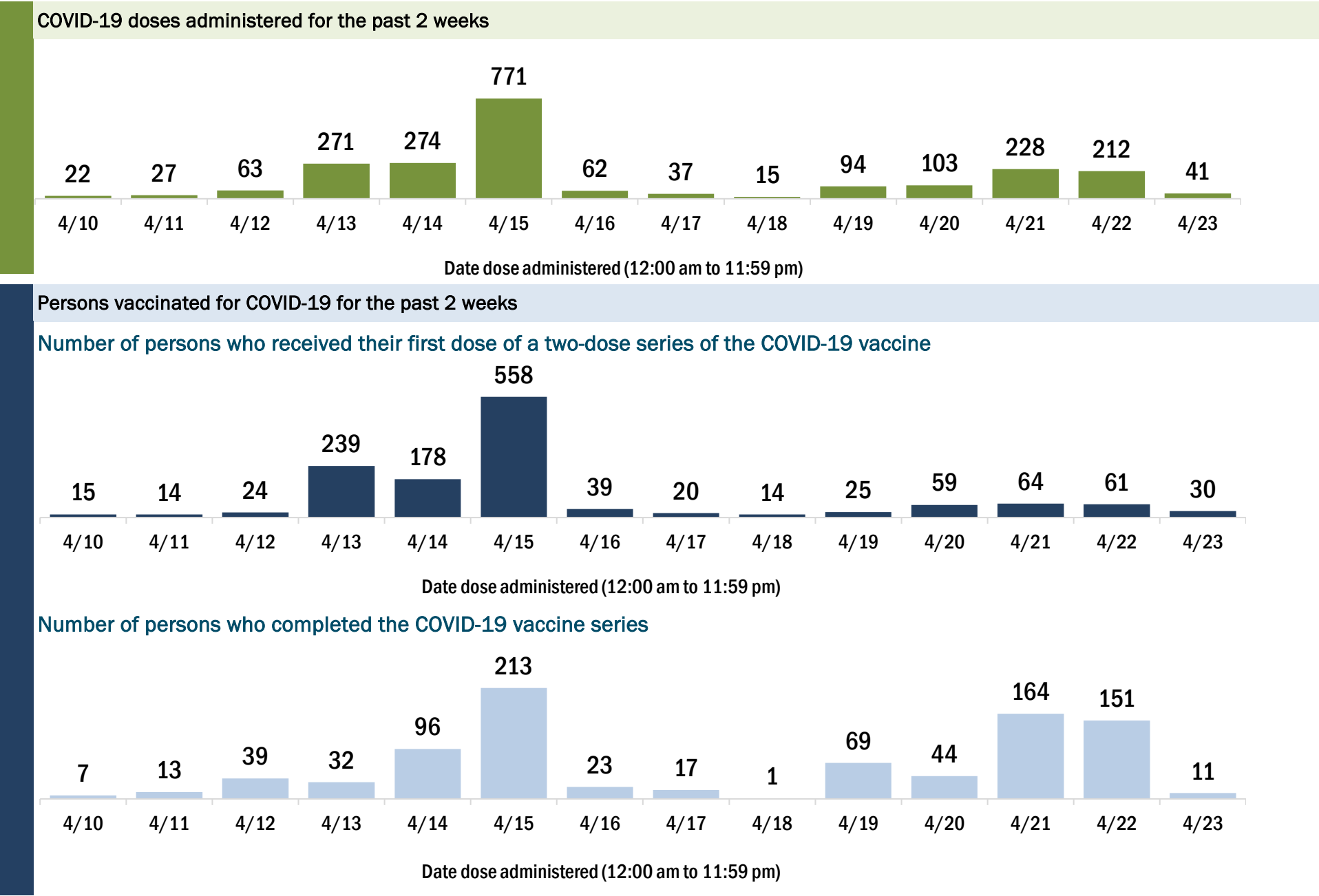
Data in this report are provisional and subject to change.

Data in this summary pertain to COVID-19 vaccines approved by the U.S. Food and Drug Administration and have been issued an Emergency Use Authorization (Janssen COVID-19 Vaccine, Moderna COVID-19 Vaccine and Pfizer-BioNTech COVID-19 Vaccine). These data summarize the number of people who have received either their first dose or have completed the series for a COVID-19 vaccine. **A person can only be counted in one category, first dose or series complete.** For persons receiving Moderna or Pfizer vaccines, once they receive their second dose, they are moved from the first dose column to the series completed column. **Because of this, the total first dose category may show a change from report to report not matching the total receiving their first dose from the previous day.** Persons receiving Johnson & Johnson vaccines will always be counted in the series completed column.

COVID-19 doses for vaccinated persons in Florida	
Doses administered	21,122
People receiving one dose of a 1-dose series (Johnson & Johnson) or receiving only one dose of a 2-dose series (Moderna, Pfizer) count once. Persons receiving both doses of a 2-dose series count twice.	

Current status of persons vaccinated for COVID-19 in Florida	
Total people vaccinated	13,080
First dose	4,221
Series completed	8,859
Completed 1-dose series	817
Completed 2-dose series	8,042
First dose: current number of people who have only received their first dose of the Moderna or Pfizer vaccine.	
Series complete: current number of people who have received both Moderna or Pfizer vaccine doses or one Johnson & Johnson dose and are considered fully immunized.	

Demographic summary	First dose	Series complete	Total people vaccinated
Age group	4,221	8,859	13,080
16-24 years	211	105	316
25-34 years	497	274	771
35-44 years	693	447	1,140
45-54 years	889	828	1,717
55-64 years	821	1,904	2,725
65-74 years	626	2,939	3,565
75-84 years	352	1,776	2,128
85+ years	132	586	718
Race	4,221	8,859	13,080
White	2,519	6,213	8,732
Black	1,176	1,730	2,906
American Indian/Alaskan	22	43	65
Other	201	390	591
Unknown	303	483	786
Other race includes Asian, native Hawaiian/Pacific Islander, or other.			
Ethnicity	4,221	8,859	13,080
Hispanic	240	116	356
Non-Hispanic	2,547	6,576	9,123
Unknown	1,434	2,167	3,601
Gender	4,221	8,859	13,080
Female	1,490	5,057	6,547
Male	2,730	3,802	6,532
Unknown	1	0	1



COVID-19: Jefferson County vaccine summary

Vaccination data through Apr 23, 2021 as of Apr 24, 2021 at 12:05 AM

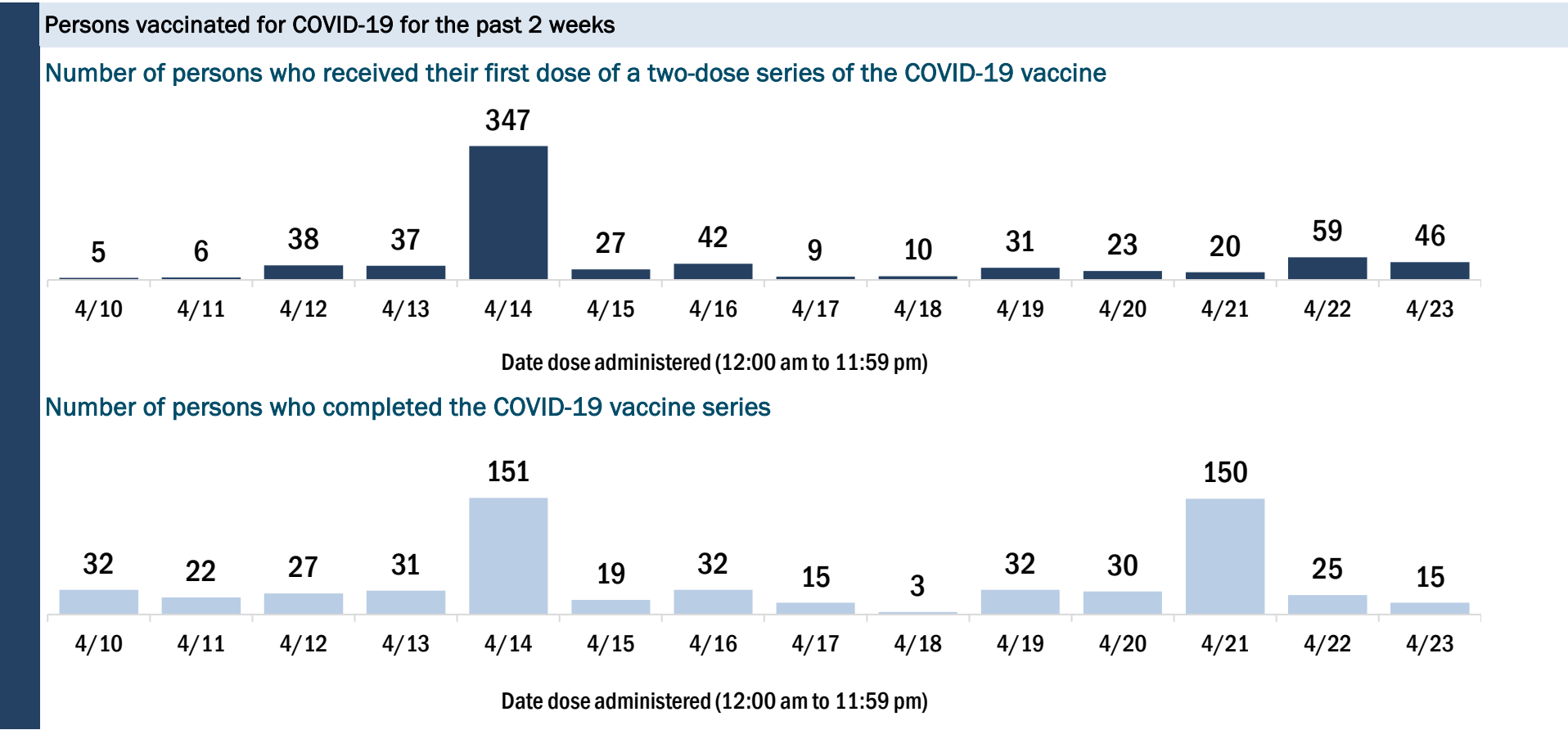
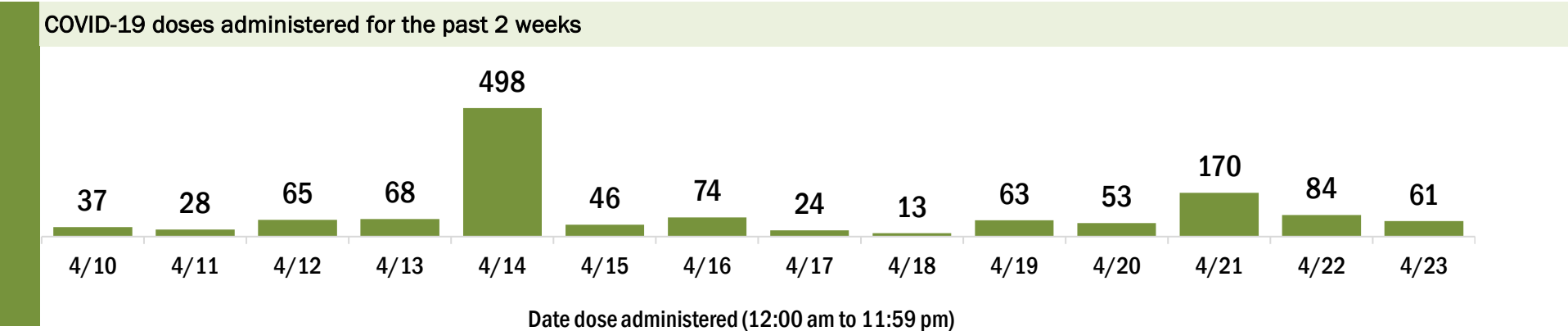
Data in this report are provisional and subject to change.

Data in this summary pertain to COVID-19 vaccines approved by the U.S. Food and Drug Administration and have been issued an Emergency Use Authorization (Janssen COVID-19 Vaccine, Moderna COVID-19 Vaccine and Pfizer-BioNTech COVID-19 Vaccine). These data summarize the number of people who have received either their first dose or have completed the series for a COVID-19 vaccine. **A person can only be counted in one category, first dose or series complete.** For persons receiving Moderna or Pfizer vaccines, once they receive their second dose, they are moved from the first dose column to the series completed column. **Because of this, the total first dose category may show a change from report to report not matching the total receiving their first dose from the previous day.** Persons receiving Johnson & Johnson vaccines will always be counted in the series completed column.

COVID-19 doses for vaccinated persons in Florida	
Doses administered	8,322
People receiving one dose of a 1-dose series (Johnson & Johnson) or receiving only one dose of a 2-dose series (Moderna, Pfizer) count once. Persons receiving both doses of a 2-dose series count twice.	

Current status of persons vaccinated for COVID-19 in Florida	
Total people vaccinated	4,952
First dose	1,313
Series completed	3,639
Completed 1-dose series	269
Completed 2-dose series	3,370
First dose: current number of people who have only received their first dose of the Moderna or Pfizer vaccine.	
Series complete: current number of people who have received both Moderna or Pfizer vaccine doses or one Johnson & Johnson dose and are considered fully immunized.	

Demographic summary	First dose	Series complete	Total people vaccinated
Age group	1,313	3,639	4,952
16-24 years	77	48	125
25-34 years	126	100	226
35-44 years	207	150	357
45-54 years	314	364	678
55-64 years	350	851	1,201
65-74 years	150	1,303	1,453
75-84 years	64	646	710
85+ years	25	177	202
Race	1,313	3,639	4,952
White	731	2,028	2,759
Black	400	807	1,207
American Indian/Alaskan	2	7	9
Other	106	537	643
Unknown	74	260	334
Other race includes Asian, native Hawaiian/Pacific Islander, or other.			
Ethnicity	1,313	3,639	4,952
Hispanic	44	63	107
Non-Hispanic	1,039	2,187	3,226
Unknown	230	1,389	1,619
Gender	1,313	3,639	4,952
Female	516	2,127	2,643
Male	797	1,512	2,309
Unknown	0	0	0



COVID-19: Lafayette County vaccine summary

Vaccination data through Apr 23, 2021 as of Apr 24, 2021 at 12:05 AM

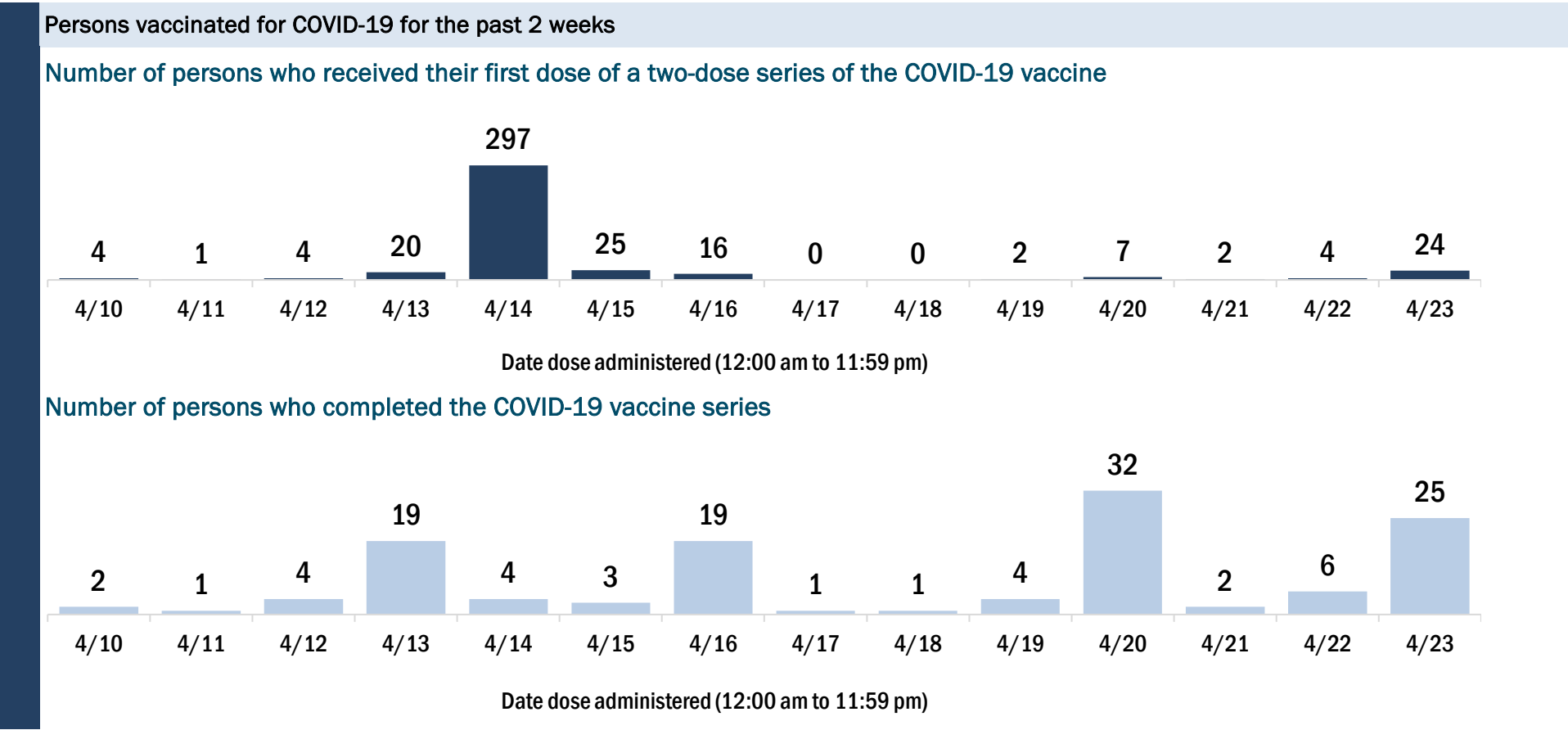
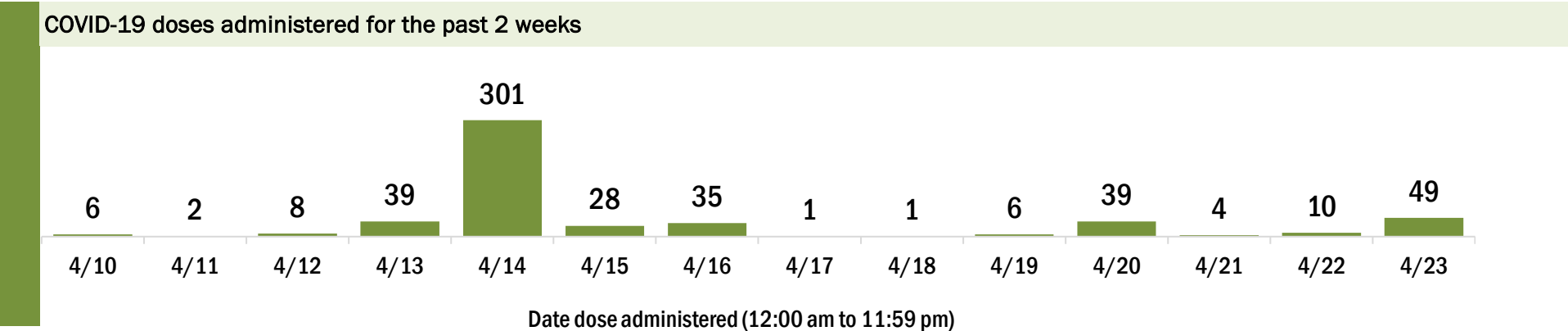
Data in this report are provisional and subject to change.

Data in this summary pertain to COVID-19 vaccines approved by the U.S. Food and Drug Administration and have been issued an Emergency Use Authorization (Janssen COVID-19 Vaccine, Moderna COVID-19 Vaccine and Pfizer-BioNTech COVID-19 Vaccine). These data summarize the number of people who have received either their first dose or have completed the series for a COVID-19 vaccine. **A person can only be counted in one category, first dose or series complete.** For persons receiving Moderna or Pfizer vaccines, once they receive their second dose, they are moved from the first dose column to the series completed column. **Because of this, the total first dose category may show a change from report to report not matching the total receiving their first dose from the previous day.** Persons receiving Johnson & Johnson vaccines will always be counted in the series completed column.

COVID-19 doses for vaccinated persons in Florida	
Doses administered	3,405
People receiving one dose of a 1-dose series (Johnson & Johnson) or receiving only one dose of a 2-dose series (Moderna, Pfizer) count once. Persons receiving both doses of a 2-dose series count twice.	

Current status of persons vaccinated for COVID-19 in Florida	
Total people vaccinated	2,082
First dose	730
Series completed	1,352
Completed 1-dose series	29
Completed 2-dose series	1,323
First dose: current number of people who have only received their first dose of the Moderna or Pfizer vaccine.	
Series complete: current number of people who have received both Moderna or Pfizer vaccine doses or one Johnson & Johnson dose and are considered fully immunized.	

Demographic summary	First dose	Series complete	Total people vaccinated
Age group	730	1,352	2,082
16-24 years	27	4	31
25-34 years	89	13	102
35-44 years	132	31	163
45-54 years	147	89	236
55-64 years	131	169	300
65-74 years	122	607	729
75-84 years	56	340	396
85+ years	26	99	125
Race	730	1,352	2,082
White	472	1,148	1,620
Black	147	45	192
American Indian/Alaskan	3	6	9
Other	52	78	130
Unknown	56	75	131
Other race includes Asian, native Hawaiian/Pacific Islander, or other.			
Ethnicity	730	1,352	2,082
Hispanic	64	42	106
Non-Hispanic	263	1,080	1,343
Unknown	403	230	633
Gender	730	1,352	2,082
Female	203	703	906
Male	526	649	1,175
Unknown	1	0	1



COVID-19: Lake County vaccine summary

Vaccination data through Apr 23, 2021 as of Apr 24, 2021 at 12:05 AM

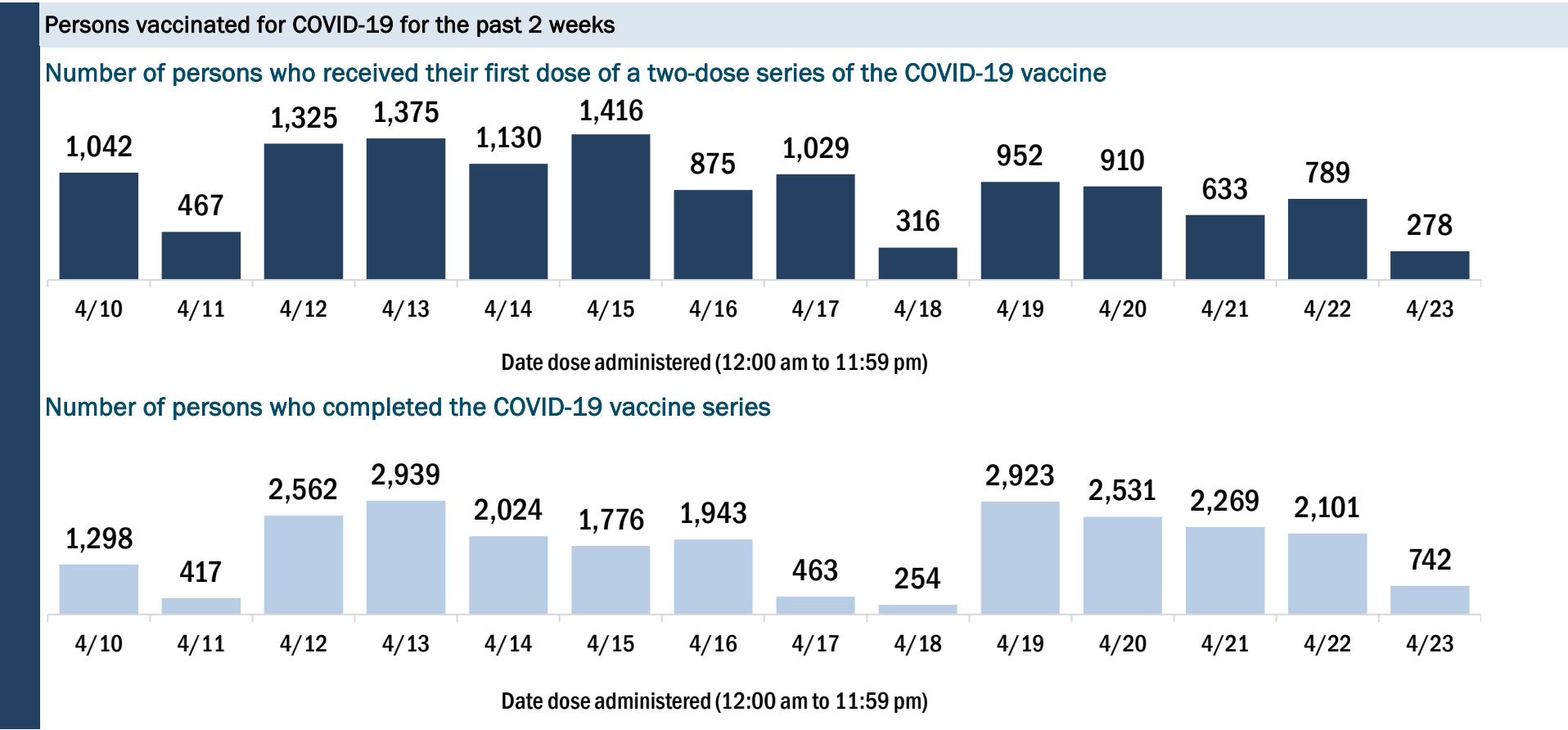
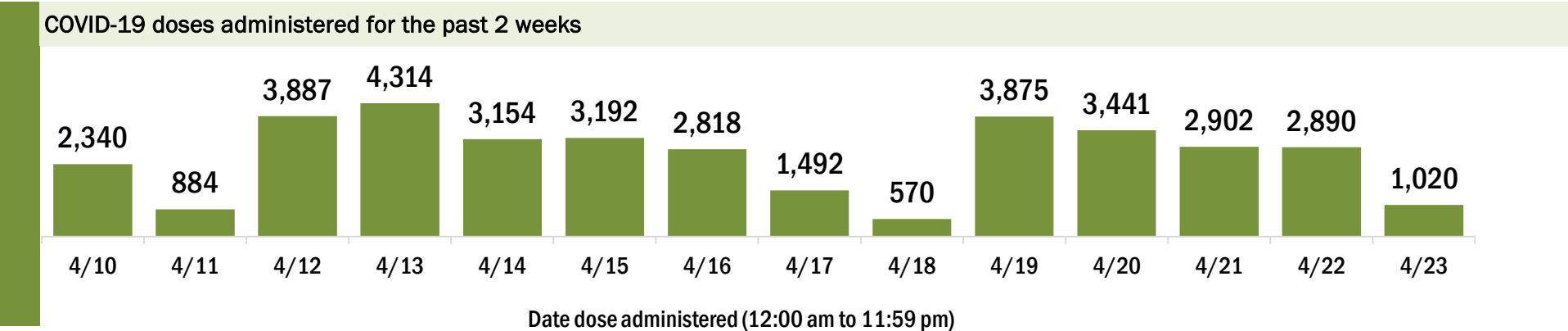
Data in this report are provisional and subject to change.

Data in this summary pertain to COVID-19 vaccines approved by the U.S. Food and Drug Administration and have been issued an Emergency Use Authorization (Janssen COVID-19 Vaccine, Moderna COVID-19 Vaccine and Pfizer-BioNTech COVID-19 Vaccine). These data summarize the number of people who have received either their first dose or have completed the series for a COVID-19 vaccine. **A person can only be counted in one category, first dose or series complete.** For persons receiving Moderna or Pfizer vaccines, once they receive their second dose, they are moved from the first dose column to the series completed column. **Because of this, the total first dose category may show a change from report to report not matching the total receiving their first dose from the previous day.** Persons receiving Johnson & Johnson vaccines will always be counted in the series completed column.

COVID-19 doses for vaccinated persons in Florida	
Doses administered	268,650
People receiving one dose of a 1-dose series (Johnson & Johnson) or receiving only one dose of a 2-dose series (Moderna, Pfizer) count once. Persons receiving both doses of a 2-dose series count twice.	

Current status of persons vaccinated for COVID-19 in Florida	
Total people vaccinated	158,481
First dose	42,413
Series completed	116,068
Completed 1-dose series	5,899
Completed 2-dose series	110,169
First dose: current number of people who have only received their first dose of the Moderna or Pfizer vaccine.	
Series complete: current number of people who have received both Moderna or Pfizer vaccine doses or one Johnson & Johnson dose and are considered fully immunized.	

Demographic summary	First dose	Series complete	Total people vaccinated
Age group	42,413	116,068	158,481
16-24 years	5,199	1,364	6,563
25-34 years	5,248	3,250	8,498
35-44 years	6,041	5,839	11,880
45-54 years	6,536	10,354	16,890
55-64 years	7,504	20,634	28,138
65-74 years	5,997	39,528	45,525
75-84 years	4,254	27,166	31,420
85+ years	1,634	7,933	9,567
Race	42,413	116,068	158,481
White	27,287	87,010	114,297
Black	3,086	5,367	8,453
American Indian/Alaskan	269	599	868
Other	4,854	9,860	14,714
Unknown	6,917	13,232	20,149
Other race includes Asian, native Hawaiian/Pacific Islander, or other.			
Ethnicity	42,413	116,068	158,481
Hispanic	6,018	6,655	12,673
Non-Hispanic	21,152	67,056	88,208
Unknown	15,243	42,357	57,600
Gender	42,413	116,068	158,481
Female	22,743	65,771	88,514
Male	19,540	50,185	69,725
Unknown	130	112	242



COVID-19: Lee County vaccine summary

Vaccination data through Apr 23, 2021 as of Apr 24, 2021 at 12:05 AM

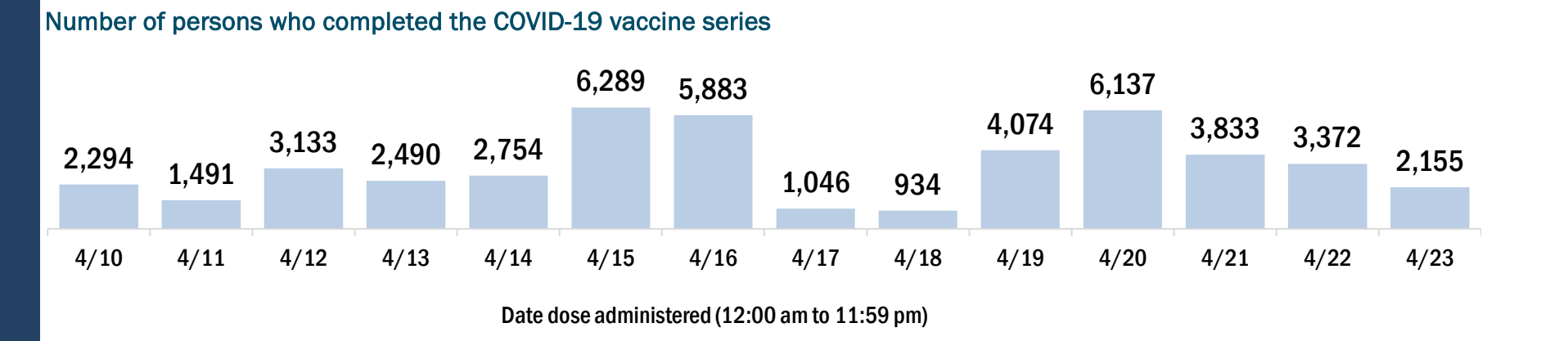
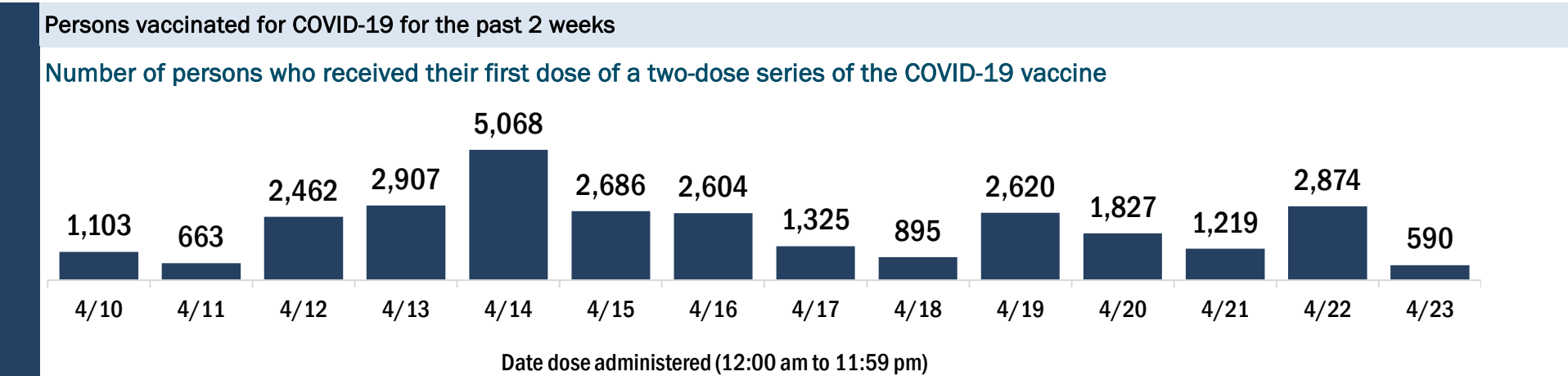
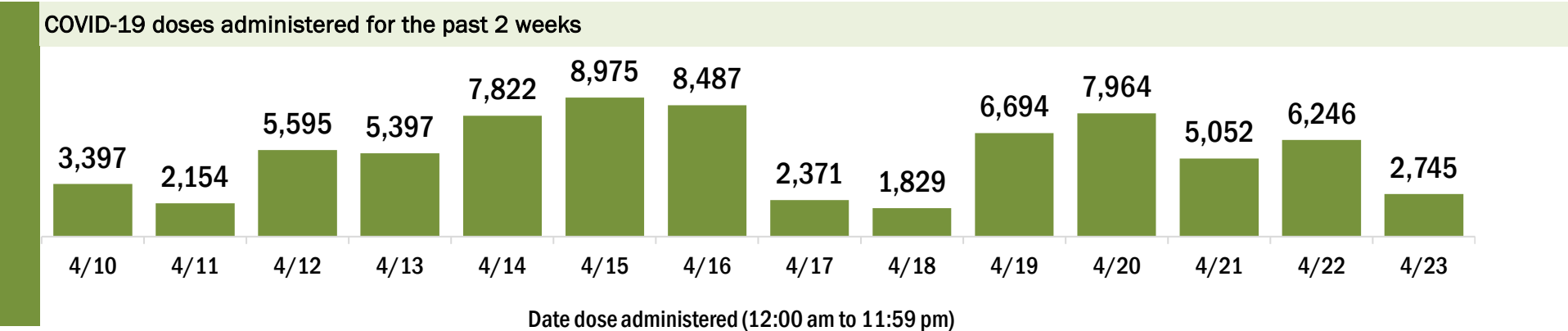
Data in this report are provisional and subject to change.

Data in this summary pertain to COVID-19 vaccines approved by the U.S. Food and Drug Administration and have been issued an Emergency Use Authorization (Janssen COVID-19 Vaccine, Moderna COVID-19 Vaccine and Pfizer-BioNTech COVID-19 Vaccine). These data summarize the number of people who have received either their first dose or have completed the series for a COVID-19 vaccine. **A person can only be counted in one category, first dose or series complete.** For persons receiving Moderna or Pfizer vaccines, once they receive their second dose, they are moved from the first dose column to the series completed column. **Because of this, the total first dose category may show a change from report to report not matching the total receiving their first dose from the previous day.** Persons receiving Johnson & Johnson vaccines will always be counted in the series completed column.

COVID-19 doses for vaccinated persons in Florida	
Doses administered	509,543
People receiving one dose of a 1-dose series (Johnson & Johnson) or receiving only one dose of a 2-dose series (Moderna, Pfizer) count once. Persons receiving both doses of a 2-dose series count twice.	

Current status of persons vaccinated for COVID-19 in Florida	
Total people vaccinated	311,670
First dose	101,664
Series completed	210,006
Completed 1-dose series	12,133
Completed 2-dose series	197,873
First dose: current number of people who have only received their first dose of the Moderna or Pfizer vaccine.	
Series complete: current number of people who have received both Moderna or Pfizer vaccine doses or one Johnson & Johnson dose and are considered fully immunized.	

Demographic summary	First dose	Series complete	Total people vaccinated
Age group	101,664	210,006	311,670
16-24 years	6,960	1,975	8,935
25-34 years	9,535	4,931	14,466
35-44 years	12,963	7,090	20,053
45-54 years	17,011	13,029	30,040
55-64 years	24,115	34,781	58,896
65-74 years	17,585	83,934	101,519
75-84 years	10,130	50,770	60,900
85+ years	3,365	13,496	16,861
Race	101,664	210,006	311,670
White	72,691	150,053	222,744
Black	3,885	4,520	8,405
American Indian/Alaskan	471	663	1,134
Other	8,220	13,354	21,574
Unknown	16,397	41,416	57,813
Other race includes Asian, native Hawaiian/Pacific Islander, or other.			
Ethnicity	101,664	210,006	311,670
Hispanic	16,079	11,152	27,231
Non-Hispanic	55,145	120,343	175,488
Unknown	30,440	78,511	108,951
Gender	101,664	210,006	311,670
Female	53,772	118,052	171,824
Male	47,665	91,552	139,217
Unknown	227	402	629



COVID-19: Leon County vaccine summary

Vaccination data through Apr 23, 2021 as of Apr 24, 2021 at 12:05 AM

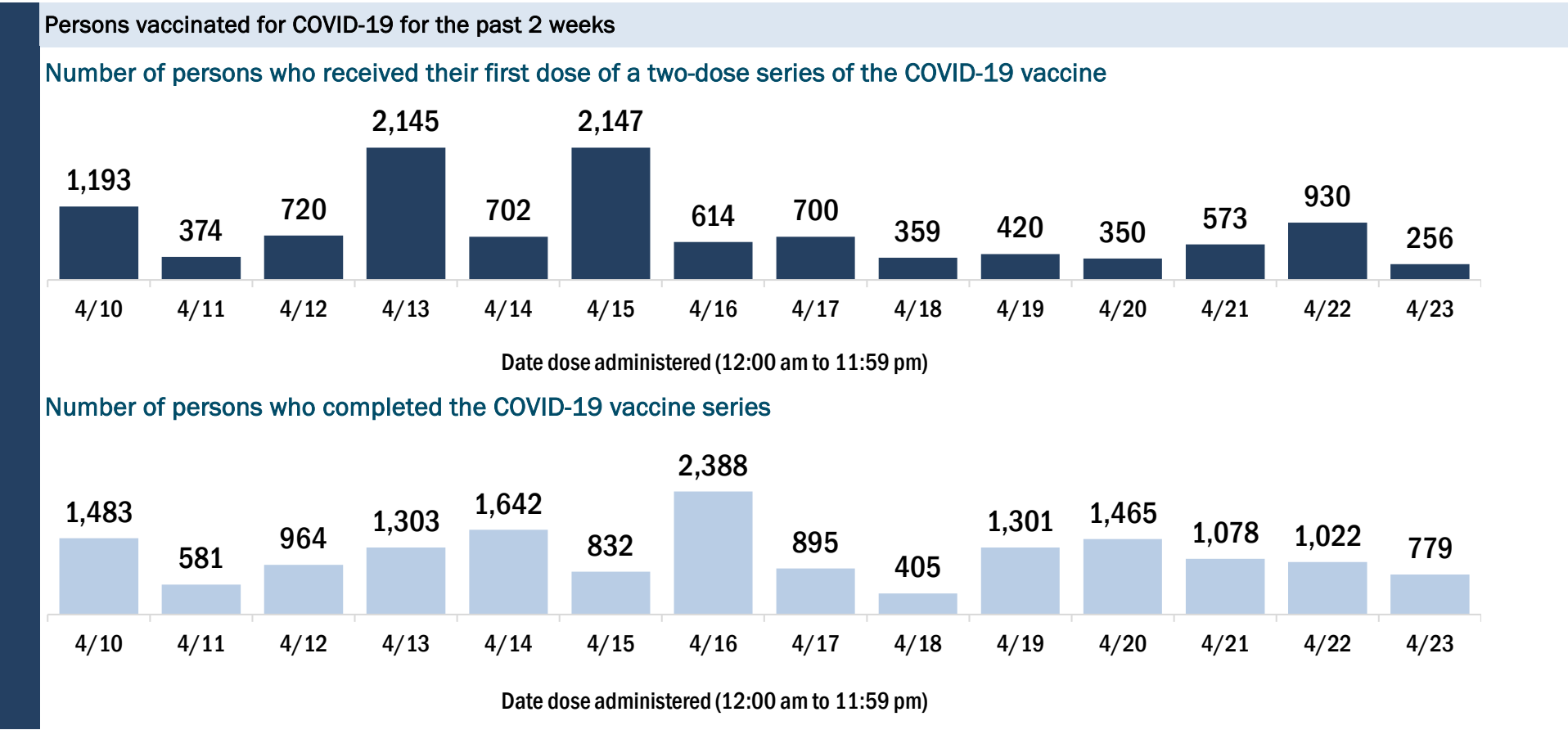
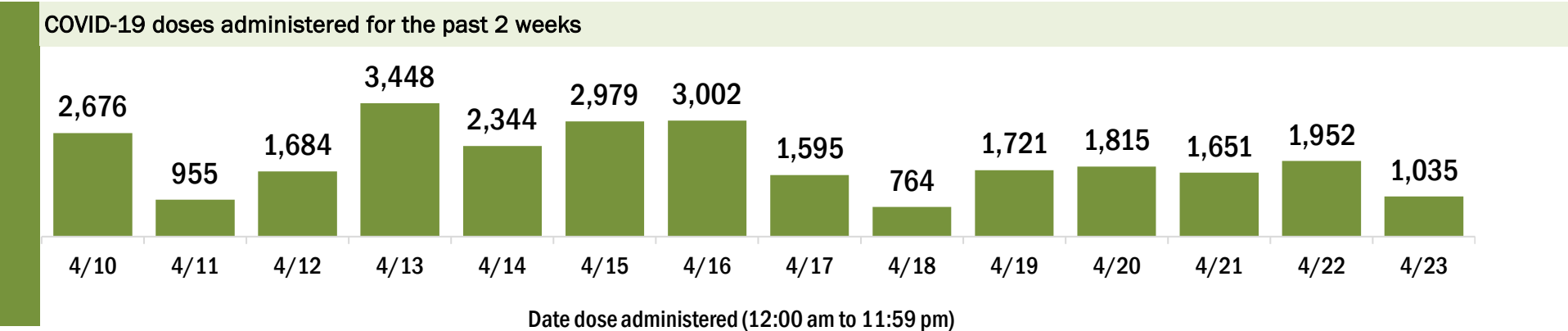
Data in this report are provisional and subject to change.

Data in this summary pertain to COVID-19 vaccines approved by the U.S. Food and Drug Administration and have been issued an Emergency Use Authorization (Janssen COVID-19 Vaccine, Moderna COVID-19 Vaccine and Pfizer-BioNTech COVID-19 Vaccine). These data summarize the number of people who have received either their first dose or have completed the series for a COVID-19 vaccine. **A person can only be counted in one category, first dose or series complete.** For persons receiving Moderna or Pfizer vaccines, once they receive their second dose, they are moved from the first dose column to the series completed column. **Because of this, the total first dose category may show a change from report to report not matching the total receiving their first dose from the previous day.** Persons receiving Johnson & Johnson vaccines will always be counted in the series completed column.

COVID-19 doses for vaccinated persons in Florida	
Doses administered	180,650
People receiving one dose of a 1-dose series (Johnson & Johnson) or receiving only one dose of a 2-dose series (Moderna, Pfizer) count once. Persons receiving both doses of a 2-dose series count twice.	

Current status of persons vaccinated for COVID-19 in Florida	
Total people vaccinated	109,386
First dose	33,727
Series completed	75,659
Completed 1-dose series	4,395
Completed 2-dose series	71,264
First dose: current number of people who have only received their first dose of the Moderna or Pfizer vaccine.	
Series complete: current number of people who have received both Moderna or Pfizer vaccine doses or one Johnson & Johnson dose and are considered fully immunized.	

Demographic summary	First dose	Series complete	Total people vaccinated
Age group	33,727	75,659	109,386
16-24 years	7,612	4,038	11,650
25-34 years	6,930	6,278	13,208
35-44 years	6,297	7,564	13,861
45-54 years	4,925	10,379	15,304
55-64 years	3,826	16,559	20,385
65-74 years	2,335	19,197	21,532
75-84 years	1,157	8,703	9,860
85+ years	645	2,941	3,586
Race	33,727	75,659	109,386
White	19,401	44,802	64,203
Black	5,075	10,512	15,587
American Indian/Alaskan	122	226	348
Other	4,642	13,534	18,176
Unknown	4,487	6,585	11,072
Other race includes Asian, native Hawaiian/Pacific Islander, or other.			
Ethnicity	33,727	75,659	109,386
Hispanic	2,199	3,263	5,462
Non-Hispanic	22,814	54,810	77,624
Unknown	8,714	17,586	26,300
Gender	33,727	75,659	109,386
Female	18,021	44,178	62,199
Male	15,659	31,445	47,104
Unknown	47	36	83



COVID-19: Levy County vaccine summary

Vaccination data through Apr 23, 2021 as of Apr 24, 2021 at 12:05 AM

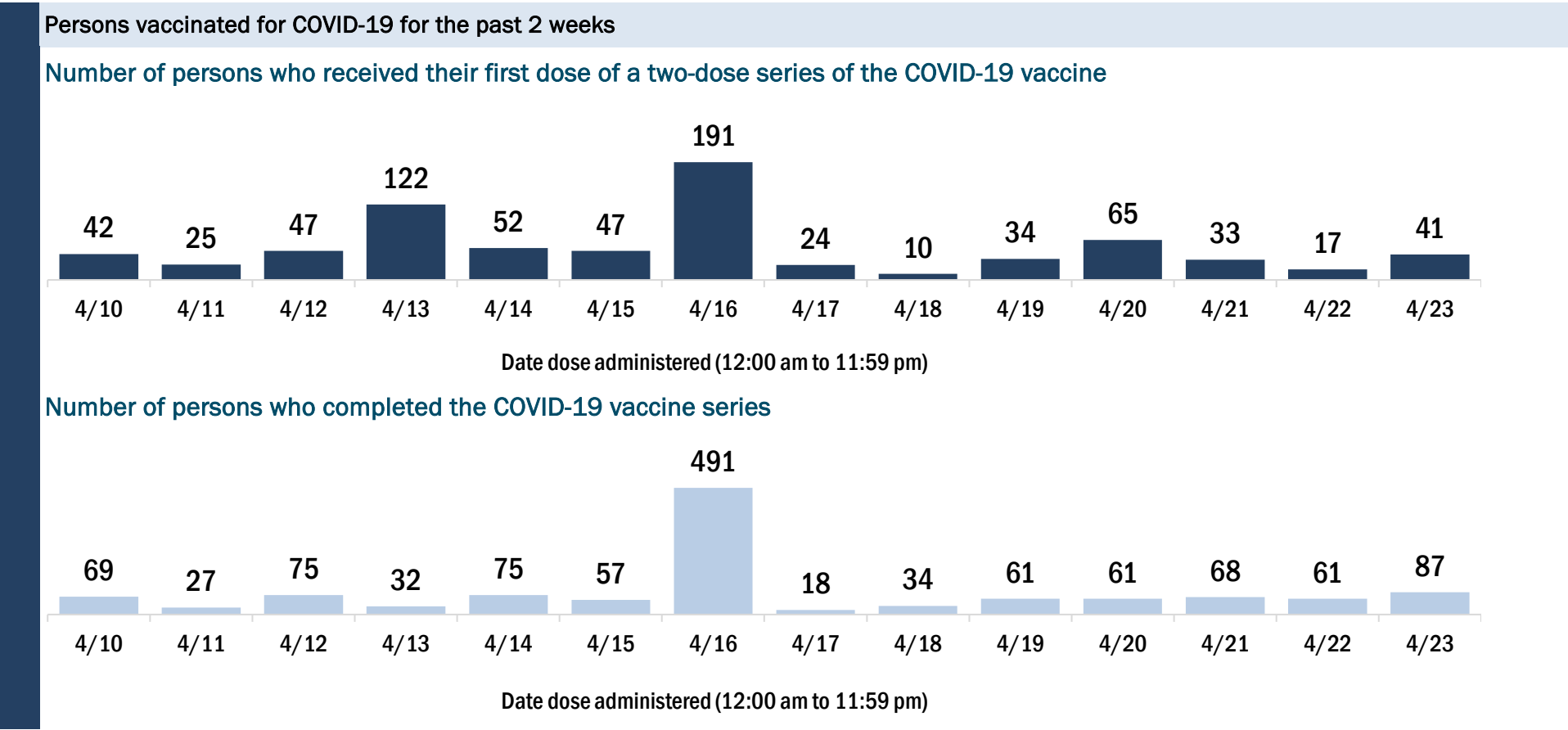
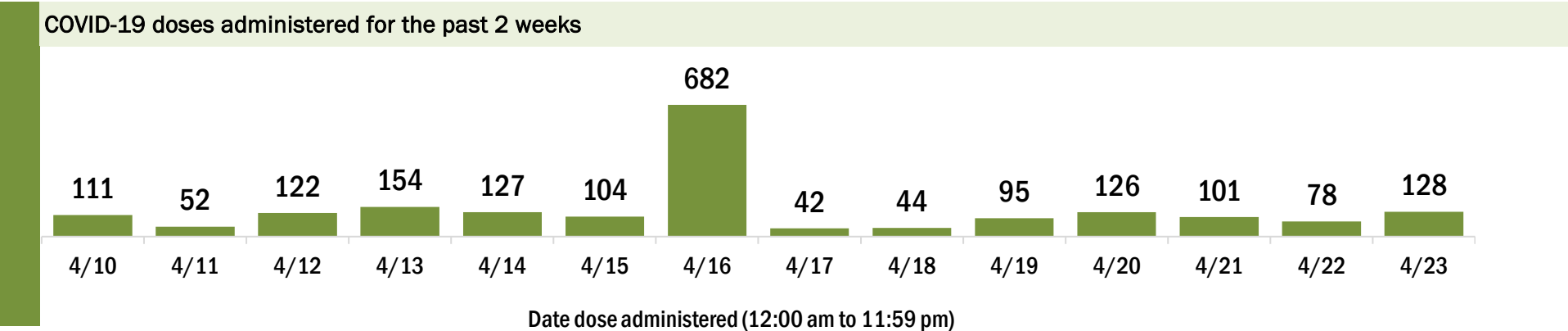
Data in this report are provisional and subject to change.

Data in this summary pertain to COVID-19 vaccines approved by the U.S. Food and Drug Administration and have been issued an Emergency Use Authorization (Janssen COVID-19 Vaccine, Moderna COVID-19 Vaccine and Pfizer-BioNTech COVID-19 Vaccine). These data summarize the number of people who have received either their first dose or have completed the series for a COVID-19 vaccine. **A person can only be counted in one category, first dose or series complete.** For persons receiving Moderna or Pfizer vaccines, once they receive their second dose, they are moved from the first dose column to the series completed column. **Because of this, the total first dose category may show a change from report to report not matching the total receiving their first dose from the previous day.** Persons receiving Johnson & Johnson vaccines will always be counted in the series completed column.

COVID-19 doses for vaccinated persons in Florida	
Doses administered	17,295
People receiving one dose of a 1-dose series (Johnson & Johnson) or receiving only one dose of a 2-dose series (Moderna, Pfizer) count once. Persons receiving both doses of a 2-dose series count twice.	

Current status of persons vaccinated for COVID-19 in Florida	
Total people vaccinated	10,558
First dose	2,825
Series completed	7,733
Completed 1-dose series	996
Completed 2-dose series	6,737
First dose: current number of people who have only received their first dose of the Moderna or Pfizer vaccine.	
Series complete: current number of people who have received both Moderna or Pfizer vaccine doses or one Johnson & Johnson dose and are considered fully immunized.	

Demographic summary	First dose	Series complete	Total people vaccinated
Age group	2,825	7,733	10,558
16-24 years	139	82	221
25-34 years	187	216	403
35-44 years	258	270	528
45-54 years	444	529	973
55-64 years	846	1,473	2,319
65-74 years	575	3,112	3,687
75-84 years	287	1,650	1,937
85+ years	89	401	490
Race	2,825	7,733	10,558
White	2,134	6,091	8,225
Black	273	458	731
American Indian/Alaskan	16	45	61
Other	176	431	607
Unknown	226	708	934
Other race includes Asian, native Hawaiian/Pacific Islander, or other.			
Ethnicity	2,825	7,733	10,558
Hispanic	242	277	519
Non-Hispanic	1,862	5,605	7,467
Unknown	721	1,851	2,572
Gender	2,825	7,733	10,558
Female	1,562	4,443	6,005
Male	1,261	3,290	4,551
Unknown	2	0	2



COVID-19: Liberty County vaccine summary

Vaccination data through Apr 23, 2021 as of Apr 24, 2021 at 12:05 AM

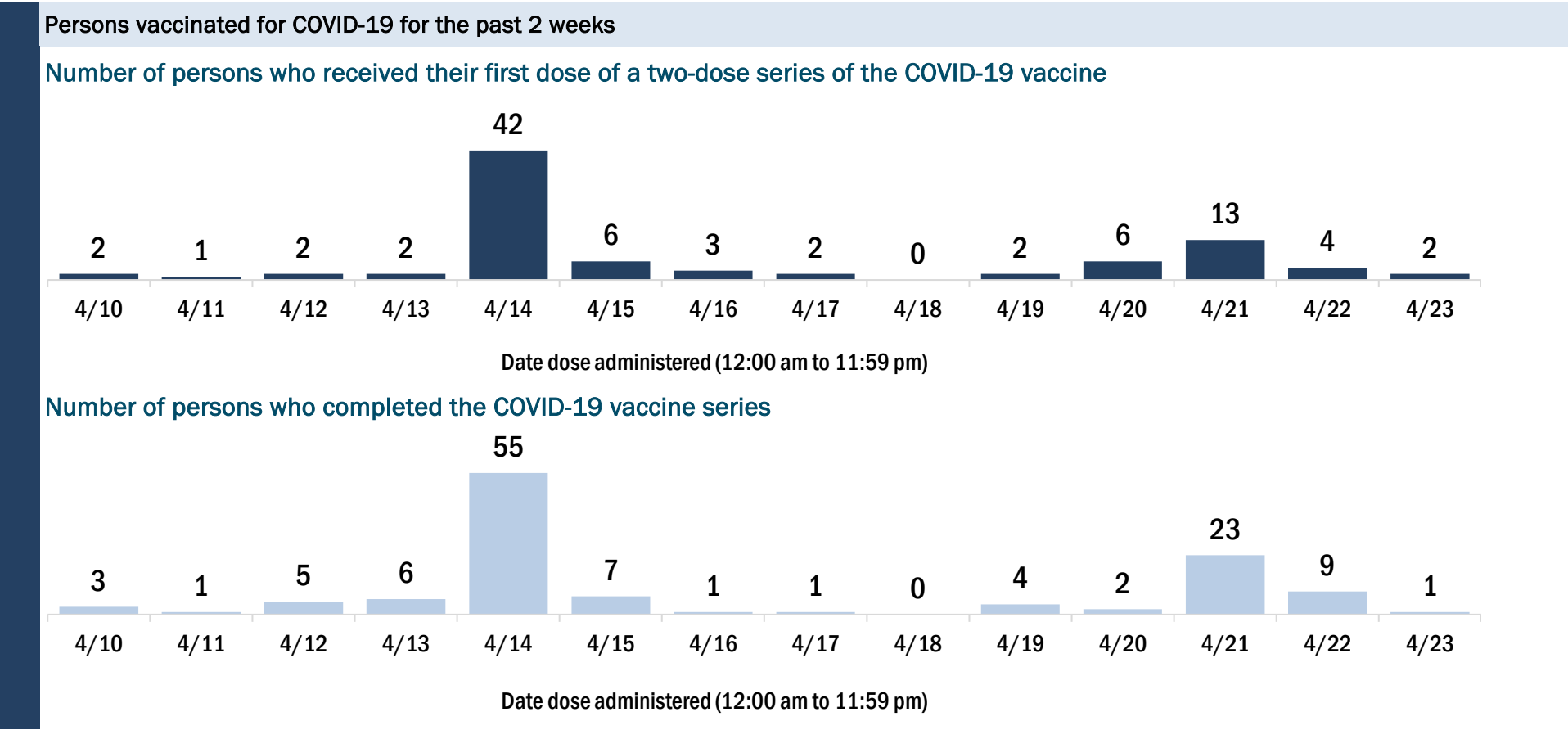
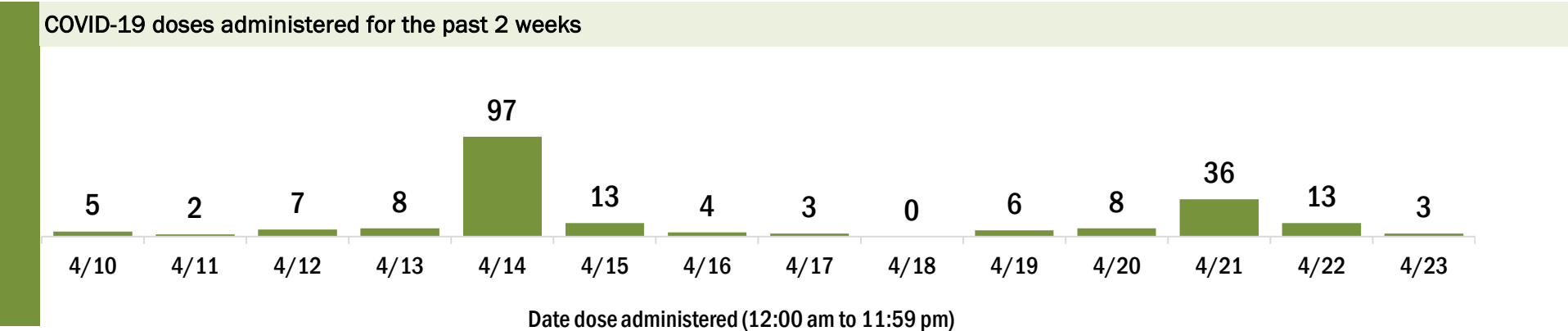
Data in this report are provisional and subject to change.

Data in this summary pertain to COVID-19 vaccines approved by the U.S. Food and Drug Administration and have been issued an Emergency Use Authorization (Janssen COVID-19 Vaccine, Moderna COVID-19 Vaccine and Pfizer-BioNTech COVID-19 Vaccine). These data summarize the number of people who have received either their first dose or have completed the series for a COVID-19 vaccine. **A person can only be counted in one category, first dose or series complete.** For persons receiving Moderna or Pfizer vaccines, once they receive their second dose, they are moved from the first dose column to the series completed column. **Because of this, the total first dose category may show a change from report to report not matching the total receiving their first dose from the previous day.** Persons receiving Johnson & Johnson vaccines will always be counted in the series completed column.

COVID-19 doses for vaccinated persons in Florida	
Doses administered	2,624
People receiving one dose of a 1-dose series (Johnson & Johnson) or receiving only one dose of a 2-dose series (Moderna, Pfizer) count once. Persons receiving both doses of a 2-dose series count twice.	

Current status of persons vaccinated for COVID-19 in Florida	
Total people vaccinated	1,499
First dose	305
Series completed	1,194
Completed 1-dose series	69
Completed 2-dose series	1,125
First dose: current number of people who have only received their first dose of the Moderna or Pfizer vaccine.	
Series complete: current number of people who have received both Moderna or Pfizer vaccine doses or one Johnson & Johnson dose and are considered fully immunized.	

Demographic summary	First dose	Series complete	Total people vaccinated
Age group	305	1,194	1,499
16-24 years	25	17	42
25-34 years	26	34	60
35-44 years	44	71	115
45-54 years	69	89	158
55-64 years	76	289	365
65-74 years	38	415	453
75-84 years	22	221	243
85+ years	5	58	63
Race	305	1,194	1,499
White	204	865	1,069
Black	49	107	156
American Indian/Alaskan	4	8	12
Other	23	98	121
Unknown	25	116	141
Other race includes Asian, native Hawaiian/Pacific Islander, or other.			
Ethnicity	305	1,194	1,499
Hispanic	5	16	21
Non-Hispanic	158	651	809
Unknown	142	527	669
Gender	305	1,194	1,499
Female	168	643	811
Male	137	551	688
Unknown	0	0	0



COVID-19: Madison County vaccine summary

Vaccination data through Apr 23, 2021 as of Apr 24, 2021 at 12:05 AM

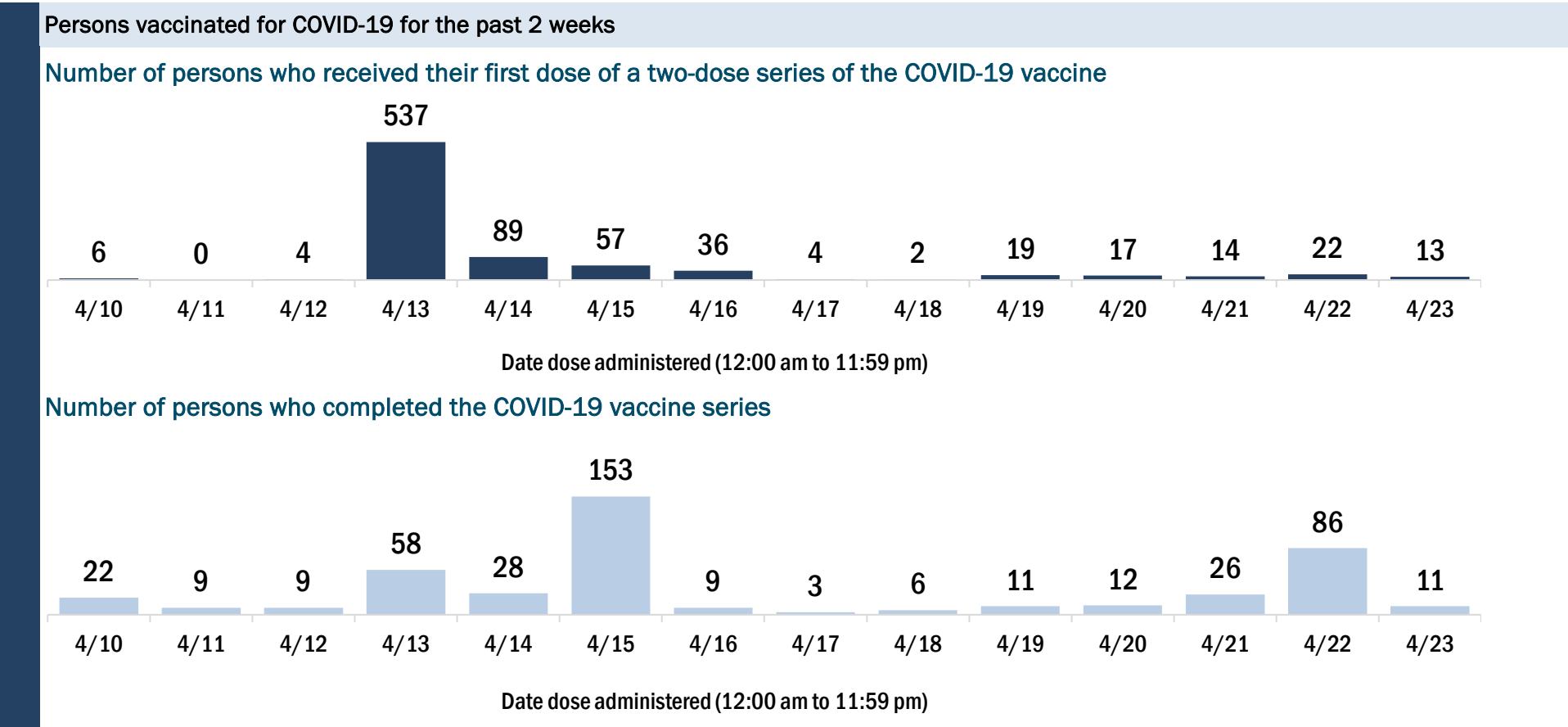
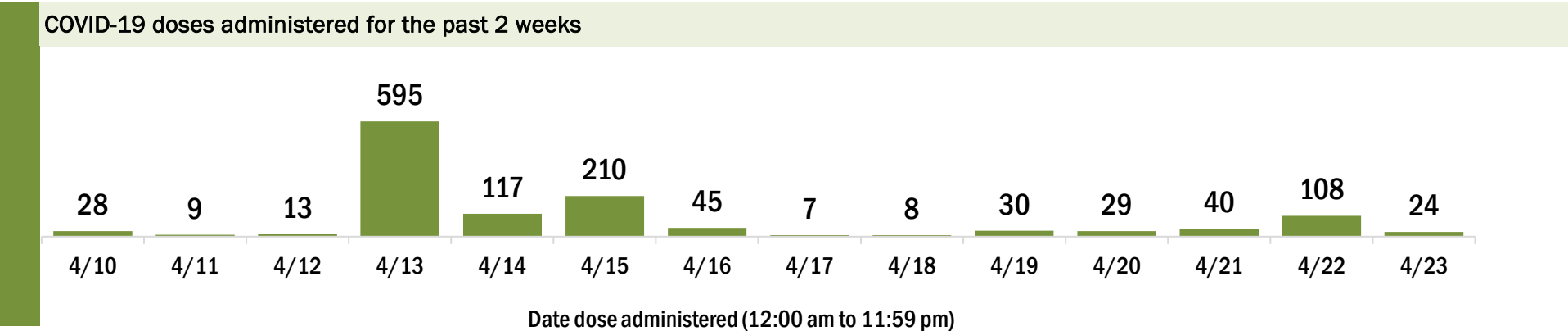
Data in this report are provisional and subject to change.

Data in this summary pertain to COVID-19 vaccines approved by the U.S. Food and Drug Administration and have been issued an Emergency Use Authorization (Janssen COVID-19 Vaccine, Moderna COVID-19 Vaccine and Pfizer-BioNTech COVID-19 Vaccine). These data summarize the number of people who have received either their first dose or have completed the series for a COVID-19 vaccine. **A person can only be counted in one category, first dose or series complete.** For persons receiving Moderna or Pfizer vaccines, once they receive their second dose, they are moved from the first dose column to the series completed column. **Because of this, the total first dose category may show a change from report to report not matching the total receiving their first dose from the previous day.** Persons receiving Johnson & Johnson vaccines will always be counted in the series completed column.

COVID-19 doses for vaccinated persons in Florida	
Doses administered	8,880
People receiving one dose of a 1-dose series (Johnson & Johnson) or receiving only one dose of a 2-dose series (Moderna, Pfizer) count once. Persons receiving both doses of a 2-dose series count twice.	

Current status of persons vaccinated for COVID-19 in Florida	
Total people vaccinated	5,435
First dose	1,577
Series completed	3,858
Completed 1-dose series	413
Completed 2-dose series	3,445
First dose: current number of people who have only received their first dose of the Moderna or Pfizer vaccine.	
Series complete: current number of people who have received both Moderna or Pfizer vaccine doses or one Johnson & Johnson dose and are considered fully immunized.	

Demographic summary	First dose	Series complete	Total people vaccinated
Age group	1,577	3,858	5,435
16-24 years	74	41	115
25-34 years	151	112	263
35-44 years	269	196	465
45-54 years	363	354	717
55-64 years	433	791	1,224
65-74 years	195	1,390	1,585
75-84 years	70	764	834
85+ years	22	210	232
Race	1,577	3,858	5,435
White	803	2,174	2,977
Black	543	1,115	1,658
American Indian/Alaskan	1	8	9
Other	121	307	428
Unknown	109	254	363
Other race includes Asian, native Hawaiian/Pacific Islander, or other.			
Ethnicity	1,577	3,858	5,435
Hispanic	98	90	188
Non-Hispanic	1,190	1,910	3,100
Unknown	289	1,858	2,147
Gender	1,577	3,858	5,435
Female	554	2,174	2,728
Male	1,023	1,684	2,707
Unknown	0	0	0



COVID-19: Manatee County vaccine summary

Vaccination data through Apr 23, 2021 as of Apr 24, 2021 at 12:05 AM

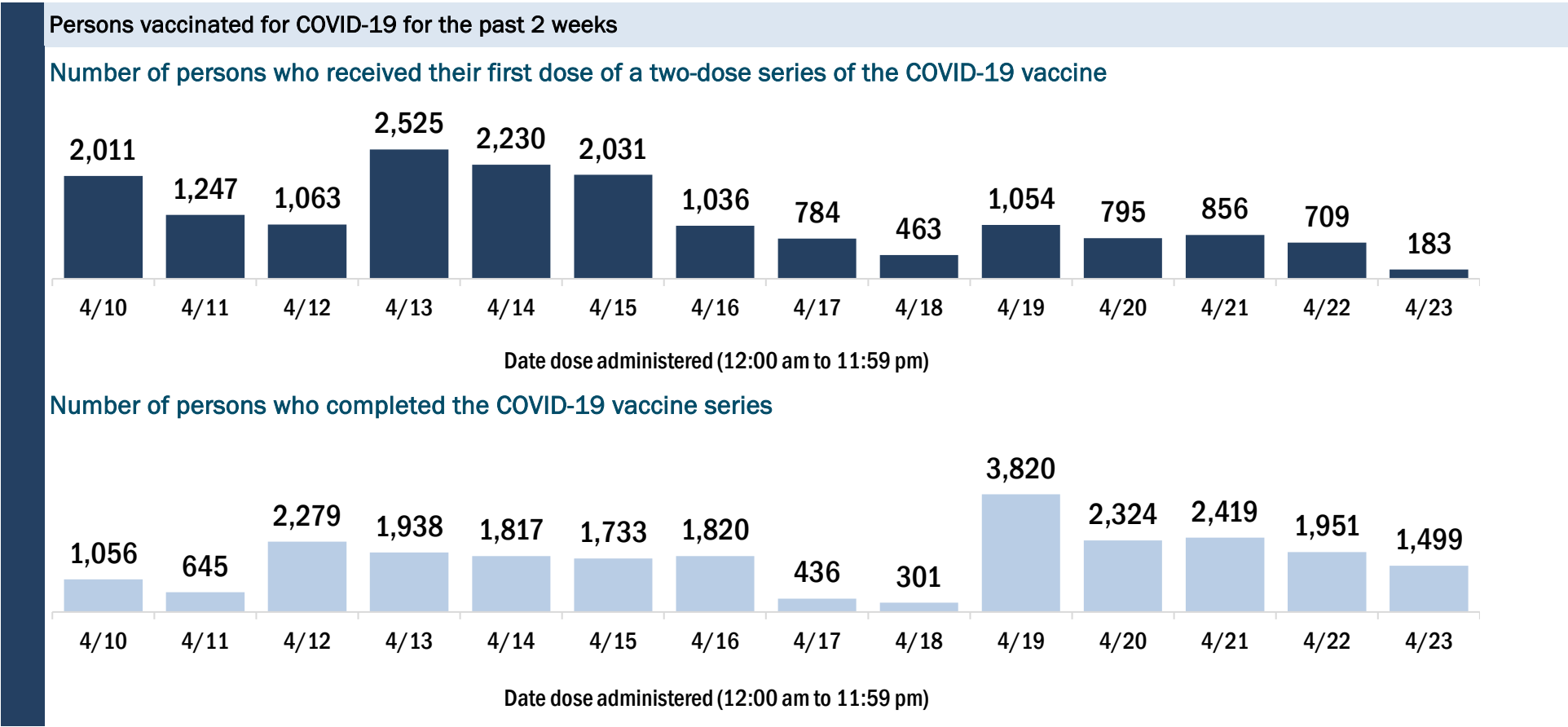
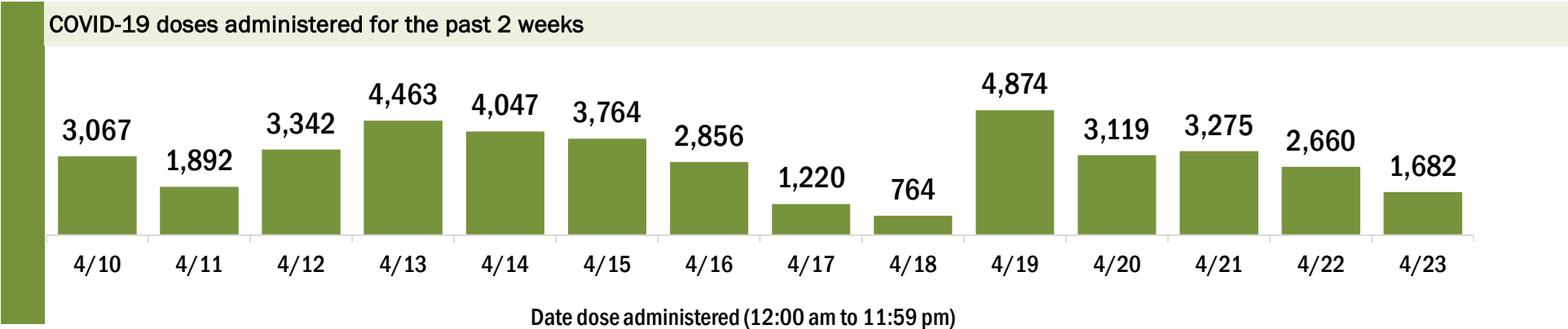
Data in this report are provisional and subject to change.

Data in this summary pertain to COVID-19 vaccines approved by the U.S. Food and Drug Administration and have been issued an Emergency Use Authorization (Janssen COVID-19 Vaccine, Moderna COVID-19 Vaccine and Pfizer-BioNTech COVID-19 Vaccine). These data summarize the number of people who have received either their first dose or have completed the series for a COVID-19 vaccine. **A person can only be counted in one category, first dose or series complete.** For persons receiving Moderna or Pfizer vaccines, once they receive their second dose, they are moved from the first dose column to the series completed column. **Because of this, the total first dose category may show a change from report to report not matching the total receiving their first dose from the previous day.** Persons receiving Johnson & Johnson vaccines will always be counted in the series completed column.

COVID-19 doses for vaccinated persons in Florida	
Doses administered	269,517
People receiving one dose of a 1-dose series (Johnson & Johnson) or receiving only one dose of a 2-dose series (Moderna, Pfizer) count once. Persons receiving both doses of a 2-dose series count twice.	

Current status of persons vaccinated for COVID-19 in Florida	
Total people vaccinated	164,046
First dose	53,078
Series completed	110,968
Completed 1-dose series	5,497
Completed 2-dose series	105,471
First dose: current number of people who have only received their first dose of the Moderna or Pfizer vaccine.	
Series complete: current number of people who have received both Moderna or Pfizer vaccine doses or one Johnson & Johnson dose and are considered fully immunized.	

Demographic summary	First dose	Series complete	Total people vaccinated
Age group	53,078	110,968	164,046
16-24 years	4,057	1,424	5,481
25-34 years	4,997	3,390	8,387
35-44 years	7,102	4,433	11,535
45-54 years	9,965	7,923	17,888
55-64 years	11,615	20,847	32,462
65-74 years	8,342	41,625	49,967
75-84 years	5,052	23,992	29,044
85+ years	1,948	7,334	9,282
Race	53,078	110,968	164,046
White	38,365	85,542	123,907
Black	2,085	3,212	5,297
American Indian/Alaskan	265	423	688
Other	4,554	7,795	12,349
Unknown	7,809	13,996	21,805
Other race includes Asian, native Hawaiian/Pacific Islander, or other.			
Ethnicity	53,078	110,968	164,046
Hispanic	5,762	4,173	9,935
Non-Hispanic	30,173	67,570	97,743
Unknown	17,143	39,225	56,368
Gender	53,078	110,968	164,046
Female	28,192	62,669	90,861
Male	24,736	48,233	72,969
Unknown	150	66	216



COVID-19: Marion County vaccine summary

Vaccination data through Apr 23, 2021 as of Apr 24, 2021 at 12:05 AM

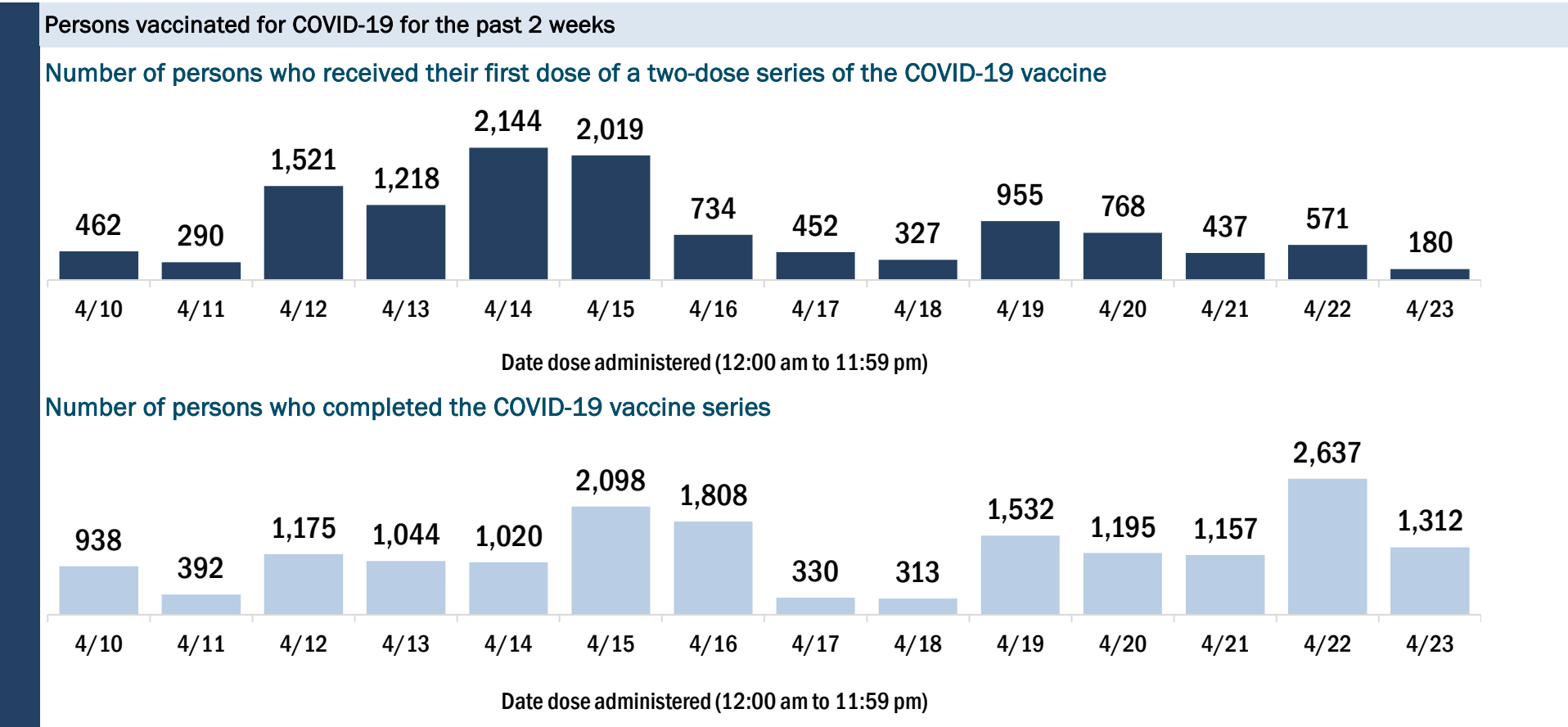
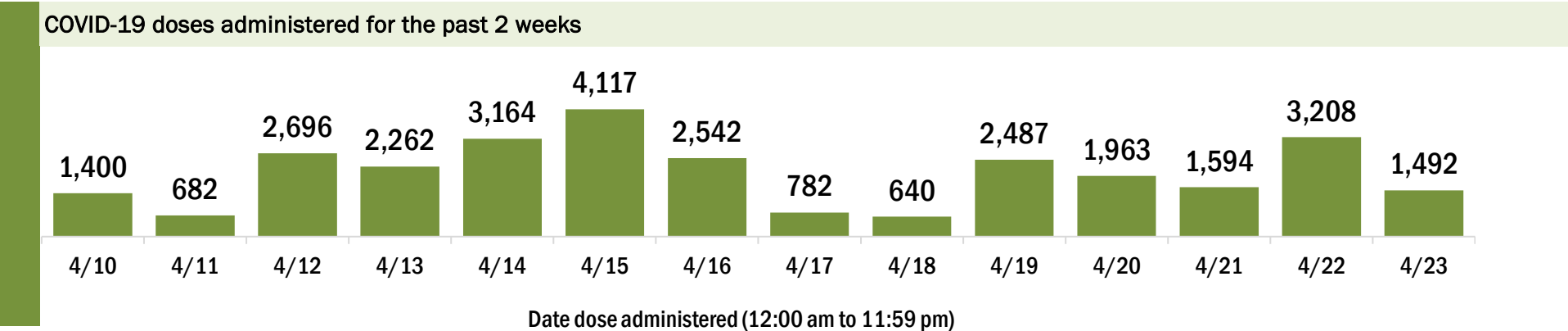
Data in this report are provisional and subject to change.

Data in this summary pertain to COVID-19 vaccines approved by the U.S. Food and Drug Administration and have been issued an Emergency Use Authorization (Janssen COVID-19 Vaccine, Moderna COVID-19 Vaccine and Pfizer-BioNTech COVID-19 Vaccine). These data summarize the number of people who have received either their first dose or have completed the series for a COVID-19 vaccine. **A person can only be counted in one category, first dose or series complete.** For persons receiving Moderna or Pfizer vaccines, once they receive their second dose, they are moved from the first dose column to the series completed column. **Because of this, the total first dose category may show a change from report to report not matching the total receiving their first dose from the previous day.** Persons receiving Johnson & Johnson vaccines will always be counted in the series completed column.

COVID-19 doses for vaccinated persons in Florida	
Doses administered	217,967
People receiving one dose of a 1-dose series (Johnson & Johnson) or receiving only one dose of a 2-dose series (Moderna, Pfizer) count once. Persons receiving both doses of a 2-dose series count twice.	

Current status of persons vaccinated for COVID-19 in Florida	
Total people vaccinated	128,442
First dose	34,569
Series completed	93,873
Completed 1-dose series	4,348
Completed 2-dose series	89,525
First dose: current number of people who have only received their first dose of the Moderna or Pfizer vaccine.	
Series complete: current number of people who have received both Moderna or Pfizer vaccine doses or one Johnson & Johnson dose and are considered fully immunized.	

Demographic summary	First dose	Series complete	Total people vaccinated
Age group	34,569	93,873	128,442
16-24 years	2,904	1,125	4,029
25-34 years	3,649	2,443	6,092
35-44 years	4,748	3,753	8,501
45-54 years	5,726	7,007	12,733
55-64 years	7,550	16,218	23,768
65-74 years	5,283	33,907	39,190
75-84 years	3,318	22,907	26,225
85+ years	1,391	6,513	7,904
Race	34,569	93,873	128,442
White	21,967	66,390	88,357
Black	2,990	5,997	8,987
American Indian/Alaskan	143	344	487
Other	3,922	8,227	12,149
Unknown	5,547	12,915	18,462
Other race includes Asian, native Hawaiian/Pacific Islander, or other.			
Ethnicity	34,569	93,873	128,442
Hispanic	4,787	5,844	10,631
Non-Hispanic	18,175	59,524	77,699
Unknown	11,607	28,505	40,112
Gender	34,569	93,873	128,442
Female	19,086	54,155	73,241
Male	15,442	39,679	55,121
Unknown	41	39	80



COVID-19: Martin County vaccine summary

Vaccination data through Apr 23, 2021 as of Apr 24, 2021 at 12:05 AM

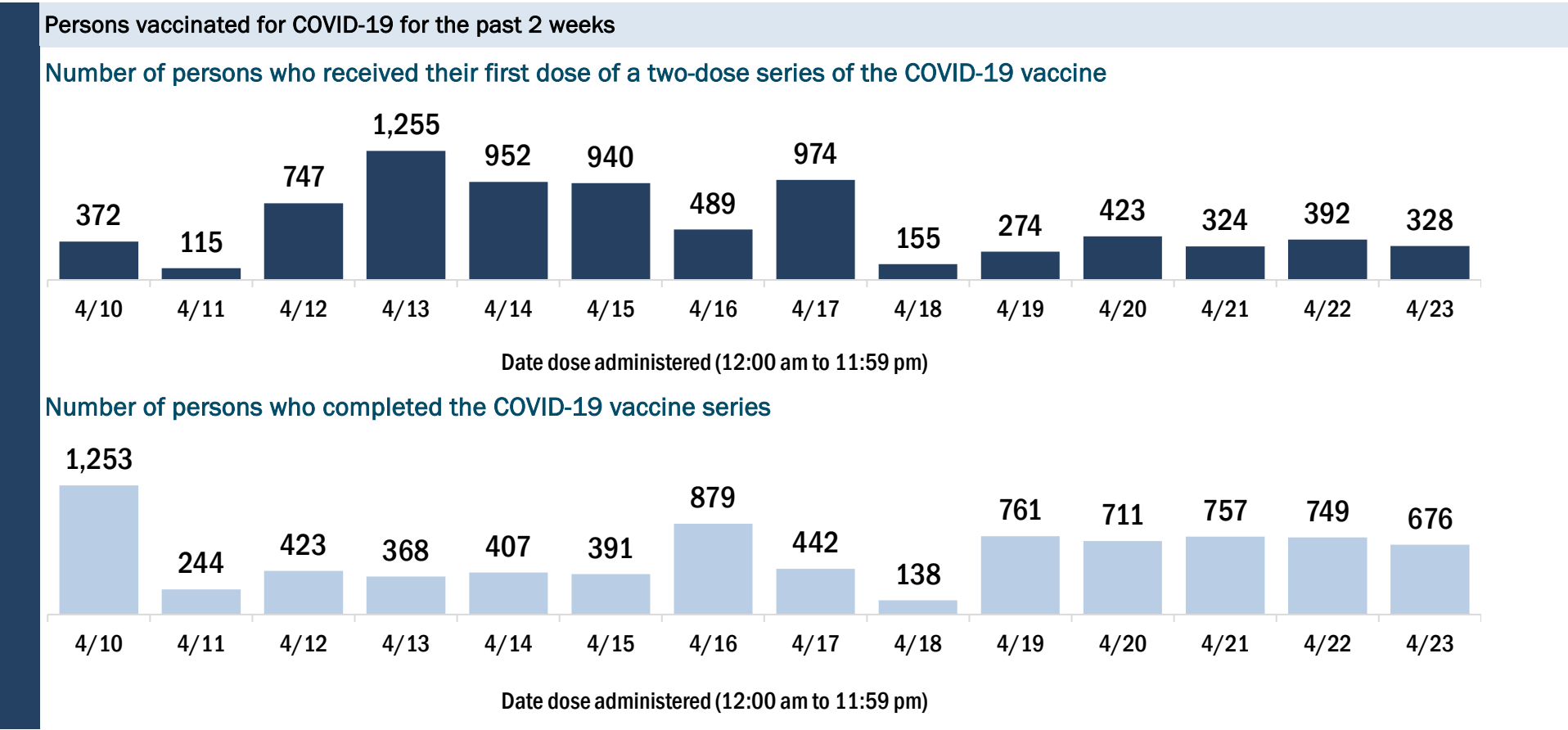
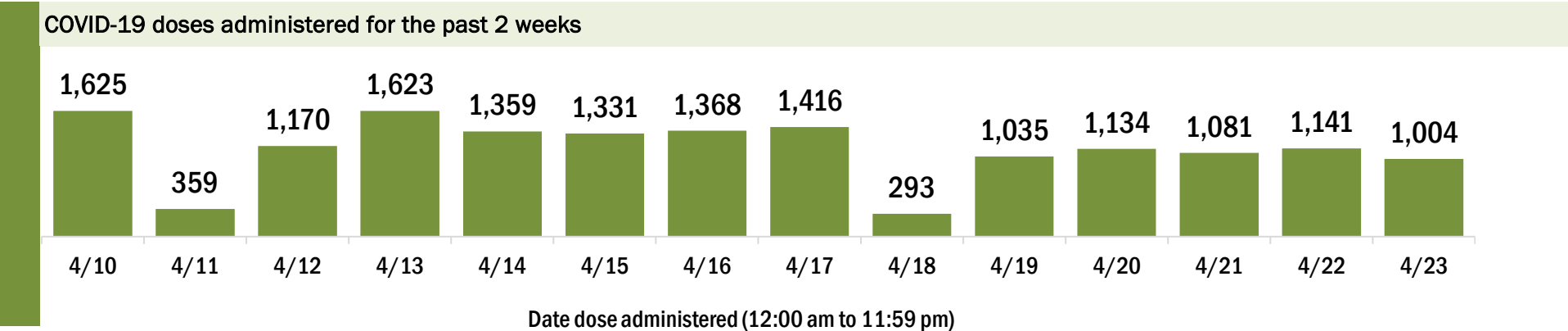
Data in this report are provisional and subject to change.

Data in this summary pertain to COVID-19 vaccines approved by the U.S. Food and Drug Administration and have been issued an Emergency Use Authorization (Janssen COVID-19 Vaccine, Moderna COVID-19 Vaccine and Pfizer-BioNTech COVID-19 Vaccine). These data summarize the number of people who have received either their first dose or have completed the series for a COVID-19 vaccine. **A person can only be counted in one category, first dose or series complete.** For persons receiving Moderna or Pfizer vaccines, once they receive their second dose, they are moved from the first dose column to the series completed column. **Because of this, the total first dose category may show a change from report to report not matching the total receiving their first dose from the previous day.** Persons receiving Johnson & Johnson vaccines will always be counted in the series completed column.

COVID-19 doses for vaccinated persons in Florida	
Doses administered	119,971
People receiving one dose of a 1-dose series (Johnson & Johnson) or receiving only one dose of a 2-dose series (Moderna, Pfizer) count once. Persons receiving both doses of a 2-dose series count twice.	

Current status of persons vaccinated for COVID-19 in Florida	
Total people vaccinated	72,548
First dose	22,303
Series completed	50,245
Completed 1-dose series	2,822
Completed 2-dose series	47,423
First dose: current number of people who have only received their first dose of the Moderna or Pfizer vaccine.	
Series complete: current number of people who have received both Moderna or Pfizer vaccine doses or one Johnson & Johnson dose and are considered fully immunized.	

Demographic summary	First dose	Series complete	Total people vaccinated
Age group	22,303	50,245	72,548
16-24 years	1,469	501	1,970
25-34 years	1,730	1,014	2,744
35-44 years	2,611	1,744	4,355
45-54 years	3,749	3,119	6,868
55-64 years	6,116	8,395	14,511
65-74 years	3,438	18,187	21,625
75-84 years	2,229	12,713	14,942
85+ years	961	4,572	5,533
Race	22,303	50,245	72,548
White	16,007	33,996	50,003
Black	791	1,004	1,795
American Indian/Alaskan	77	83	160
Other	1,565	3,545	5,110
Unknown	3,863	11,617	15,480
Other race includes Asian, native Hawaiian/Pacific Islander, or other.			
Ethnicity	22,303	50,245	72,548
Hispanic	1,705	1,497	3,202
Non-Hispanic	12,012	20,748	32,760
Unknown	8,586	28,000	36,586
Gender	22,303	50,245	72,548
Female	11,439	28,646	40,085
Male	10,844	21,581	32,425
Unknown	20	18	38



COVID-19: Monroe County vaccine summary

Vaccination data through Apr 23, 2021 as of Apr 24, 2021 at 12:05 AM

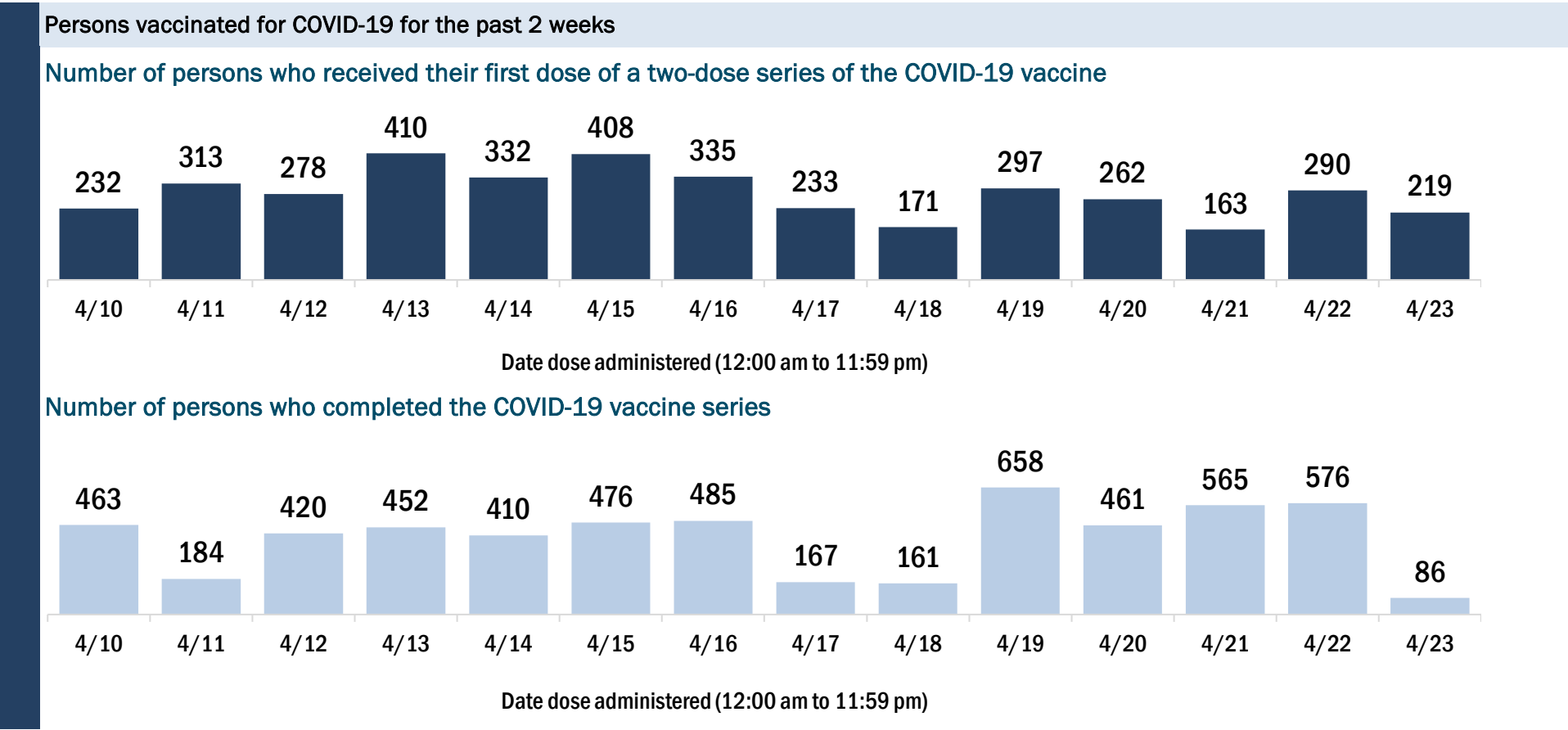
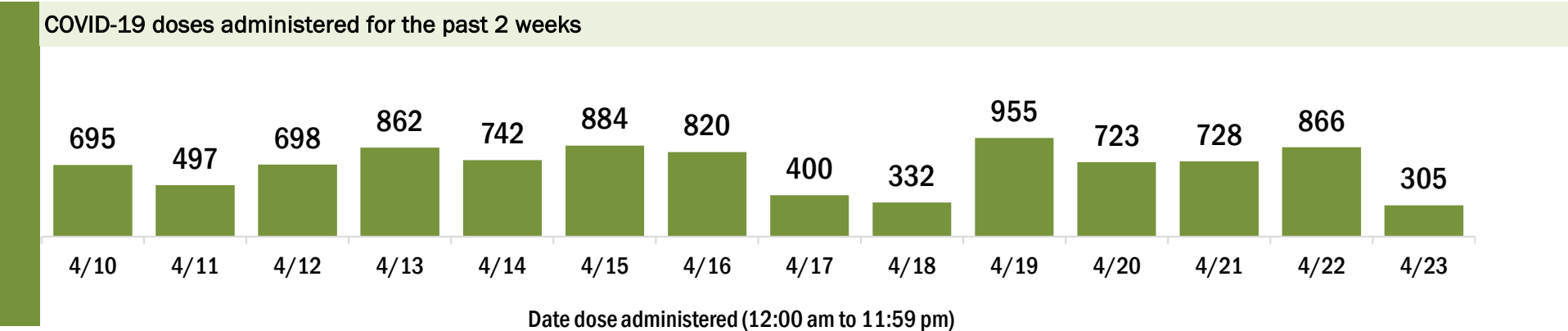
Data in this report are provisional and subject to change.

Data in this summary pertain to COVID-19 vaccines approved by the U.S. Food and Drug Administration and have been issued an Emergency Use Authorization (Janssen COVID-19 Vaccine, Moderna COVID-19 Vaccine and Pfizer-BioNTech COVID-19 Vaccine). These data summarize the number of people who have received either their first dose or have completed the series for a COVID-19 vaccine. **A person can only be counted in one category, first dose or series complete.** For persons receiving Moderna or Pfizer vaccines, once they receive their second dose, they are moved from the first dose column to the series completed column. **Because of this, the total first dose category may show a change from report to report not matching the total receiving their first dose from the previous day.** Persons receiving Johnson & Johnson vaccines will always be counted in the series completed column.

COVID-19 doses for vaccinated persons in Florida	
Doses administered	53,481
People receiving one dose of a 1-dose series (Johnson & Johnson) or receiving only one dose of a 2-dose series (Moderna, Pfizer) count once. Persons receiving both doses of a 2-dose series count twice.	

Current status of persons vaccinated for COVID-19 in Florida	
Total people vaccinated	33,003
First dose	10,647
Series completed	22,356
Completed 1-dose series	1,878
Completed 2-dose series	20,478
First dose: current number of people who have only received their first dose of the Moderna or Pfizer vaccine.	
Series complete: current number of people who have received both Moderna or Pfizer vaccine doses or one Johnson & Johnson dose and are considered fully immunized.	

Demographic summary	First dose	Series complete	Total people vaccinated
Age group	10,647	22,356	33,003
16-24 years	650	240	890
25-34 years	1,075	632	1,707
35-44 years	1,525	1,134	2,659
45-54 years	2,032	2,232	4,264
55-64 years	2,785	5,075	7,860
65-74 years	1,772	8,390	10,162
75-84 years	640	3,737	4,377
85+ years	168	916	1,084
Race	10,647	22,356	33,003
White	7,339	16,386	23,725
Black	313	399	712
American Indian/Alaskan	38	78	116
Other	608	1,147	1,755
Unknown	2,349	4,346	6,695
Other race includes Asian, native Hawaiian/Pacific Islander, or other.			
Ethnicity	10,647	22,356	33,003
Hispanic	1,463	1,932	3,395
Non-Hispanic	5,159	12,757	17,916
Unknown	4,025	7,667	11,692
Gender	10,647	22,356	33,003
Female	5,415	11,716	17,131
Male	5,222	10,638	15,860
Unknown	10	2	12



COVID-19: Nassau County vaccine summary

Vaccination data through Apr 23, 2021 as of Apr 24, 2021 at 12:05 AM

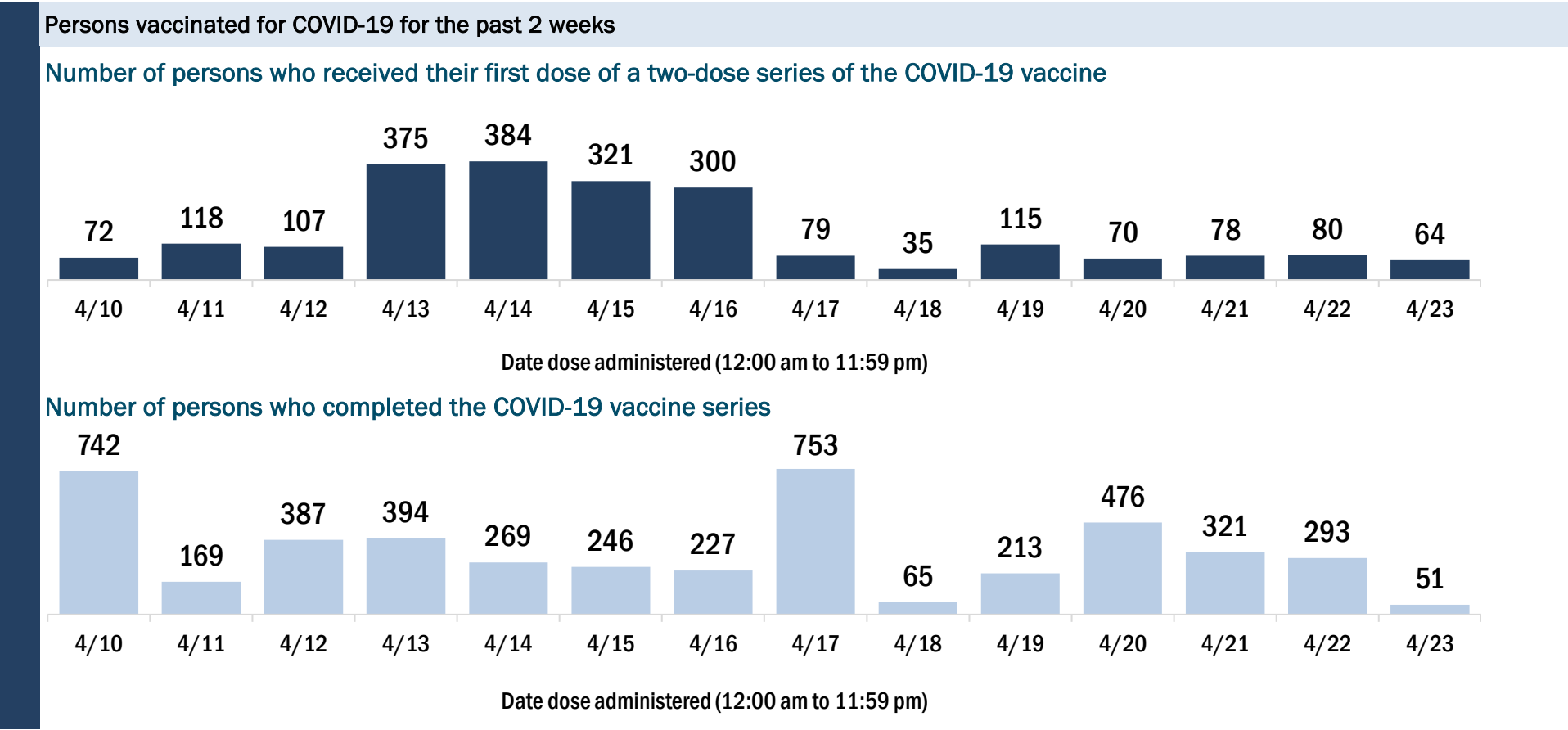
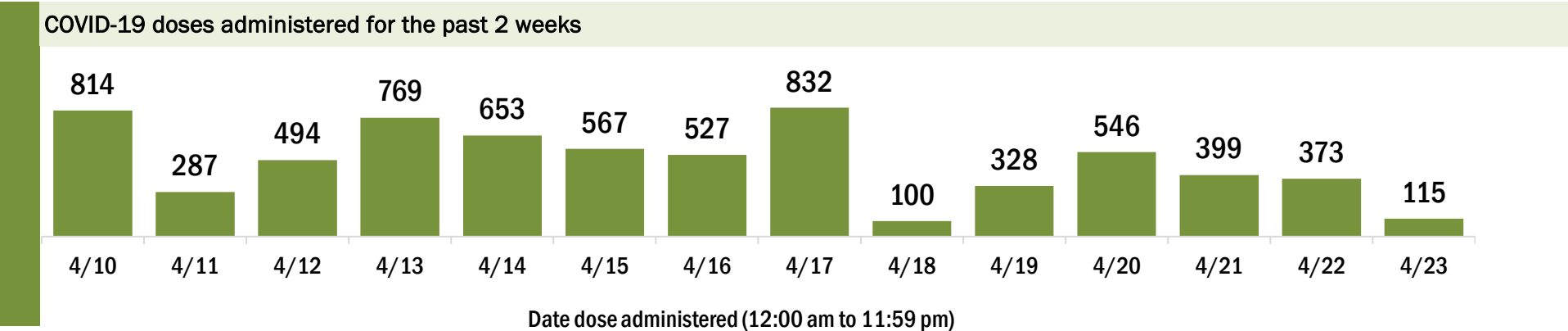
Data in this report are provisional and subject to change.

Data in this summary pertain to COVID-19 vaccines approved by the U.S. Food and Drug Administration and have been issued an Emergency Use Authorization (Janssen COVID-19 Vaccine, Moderna COVID-19 Vaccine and Pfizer-BioNTech COVID-19 Vaccine). These data summarize the number of people who have received either their first dose or have completed the series for a COVID-19 vaccine. **A person can only be counted in one category, first dose or series complete.** For persons receiving Moderna or Pfizer vaccines, once they receive their second dose, they are moved from the first dose column to the series completed column. **Because of this, the total first dose category may show a change from report to report not matching the total receiving their first dose from the previous day.** Persons receiving Johnson & Johnson vaccines will always be counted in the series completed column.

COVID-19 doses for vaccinated persons in Florida	
Doses administered	57,313
People receiving one dose of a 1-dose series (Johnson & Johnson) or receiving only one dose of a 2-dose series (Moderna, Pfizer) count once. Persons receiving both doses of a 2-dose series count twice.	

Current status of persons vaccinated for COVID-19 in Florida	
Total people vaccinated	33,042
First dose	6,776
Series completed	26,266
Completed 1-dose series	1,995
Completed 2-dose series	24,271
First dose: current number of people who have only received their first dose of the Moderna or Pfizer vaccine.	
Series complete: current number of people who have received both Moderna or Pfizer vaccine doses or one Johnson & Johnson dose and are considered fully immunized.	

Demographic summary	First dose	Series complete	Total people vaccinated
Age group	6,776	26,266	33,042
16-24 years	820	317	1,137
25-34 years	855	683	1,538
35-44 years	1,100	1,385	2,485
45-54 years	1,190	2,497	3,687
55-64 years	1,347	6,032	7,379
65-74 years	856	9,445	10,301
75-84 years	454	4,594	5,048
85+ years	154	1,313	1,467
Race	6,776	26,266	33,042
White	5,129	21,383	26,512
Black	367	1,185	1,552
American Indian/Alaskan	47	86	133
Other	433	1,281	1,714
Unknown	800	2,331	3,131
Other race includes Asian, native Hawaiian/Pacific Islander, or other.			
Ethnicity	6,776	26,266	33,042
Hispanic	371	555	926
Non-Hispanic	4,944	20,569	25,513
Unknown	1,461	5,142	6,603
Gender	6,776	26,266	33,042
Female	3,694	14,737	18,431
Male	3,076	11,528	14,604
Unknown	6	1	7



COVID-19: Okaloosa County vaccine summary

Vaccination data through Apr 23, 2021 as of Apr 24, 2021 at 12:05 AM

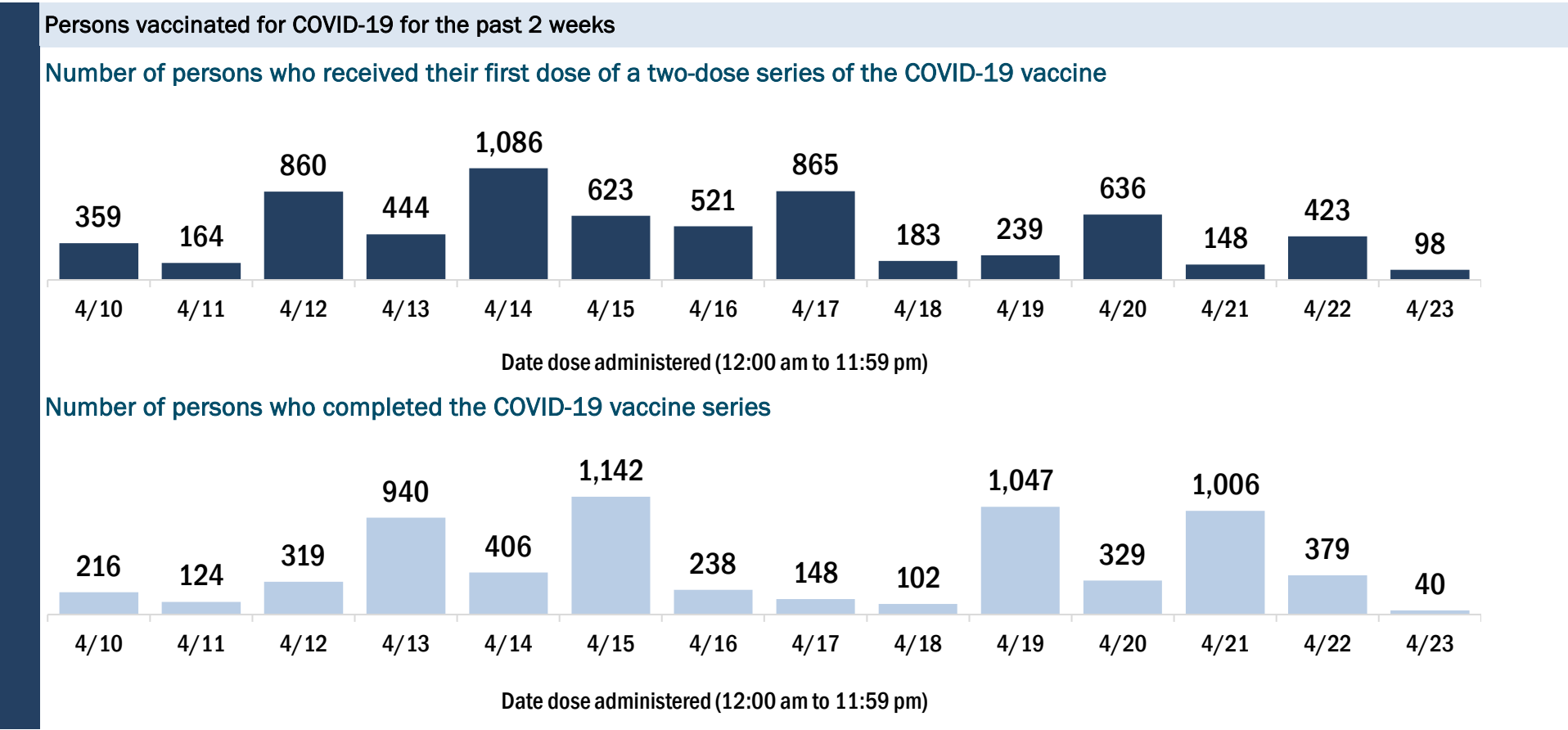
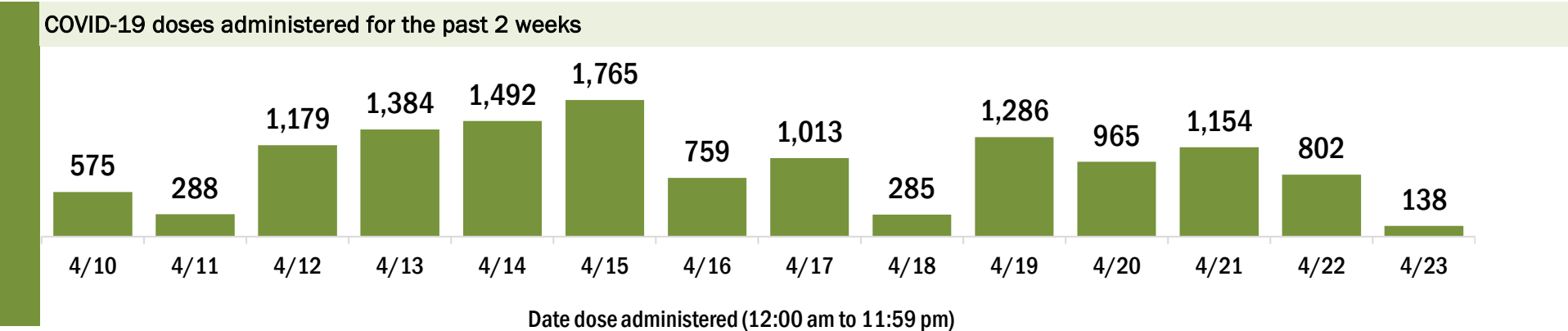
Data in this report are provisional and subject to change.

Data in this summary pertain to COVID-19 vaccines approved by the U.S. Food and Drug Administration and have been issued an Emergency Use Authorization (Janssen COVID-19 Vaccine, Moderna COVID-19 Vaccine and Pfizer-BioNTech COVID-19 Vaccine). These data summarize the number of people who have received either their first dose or have completed the series for a COVID-19 vaccine. **A person can only be counted in one category, first dose or series complete.** For persons receiving Moderna or Pfizer vaccines, once they receive their second dose, they are moved from the first dose column to the series completed column. **Because of this, the total first dose category may show a change from report to report not matching the total receiving their first dose from the previous day.** Persons receiving Johnson & Johnson vaccines will always be counted in the series completed column.

COVID-19 doses for vaccinated persons in Florida	
Doses administered	95,602
People receiving one dose of a 1-dose series (Johnson & Johnson) or receiving only one dose of a 2-dose series (Moderna, Pfizer) count once. Persons receiving both doses of a 2-dose series count twice.	

Current status of persons vaccinated for COVID-19 in Florida	
Total people vaccinated	58,072
First dose	17,030
Series completed	41,042
Completed 1-dose series	3,512
Completed 2-dose series	37,530
First dose: current number of people who have only received their first dose of the Moderna or Pfizer vaccine.	
Series complete: current number of people who have received both Moderna or Pfizer vaccine doses or one Johnson & Johnson dose and are considered fully immunized.	

Demographic summary	First dose	Series complete	Total people vaccinated
Age group	17,030	41,042	58,072
16-24 years	1,742	599	2,341
25-34 years	2,606	1,557	4,163
35-44 years	2,986	2,487	5,473
45-54 years	2,795	4,048	6,843
55-64 years	3,537	9,333	12,870
65-74 years	1,929	13,116	15,045
75-84 years	1,045	7,247	8,292
85+ years	390	2,655	3,045
Race	17,030	41,042	58,072
White	10,093	29,119	39,212
Black	1,172	2,024	3,196
American Indian/Alaskan	90	160	250
Other	1,865	3,536	5,401
Unknown	3,810	6,203	10,013
Other race includes Asian, native Hawaiian/Pacific Islander, or other.			
Ethnicity	17,030	41,042	58,072
Hispanic	1,205	1,161	2,366
Non-Hispanic	9,218	26,023	35,241
Unknown	6,607	13,858	20,465
Gender	17,030	41,042	58,072
Female	9,141	23,662	32,803
Male	7,767	17,353	25,120
Unknown	122	27	149



COVID-19: Okeechobee County vaccine summary

Vaccination data through Apr 23, 2021 as of Apr 24, 2021 at 12:05 AM

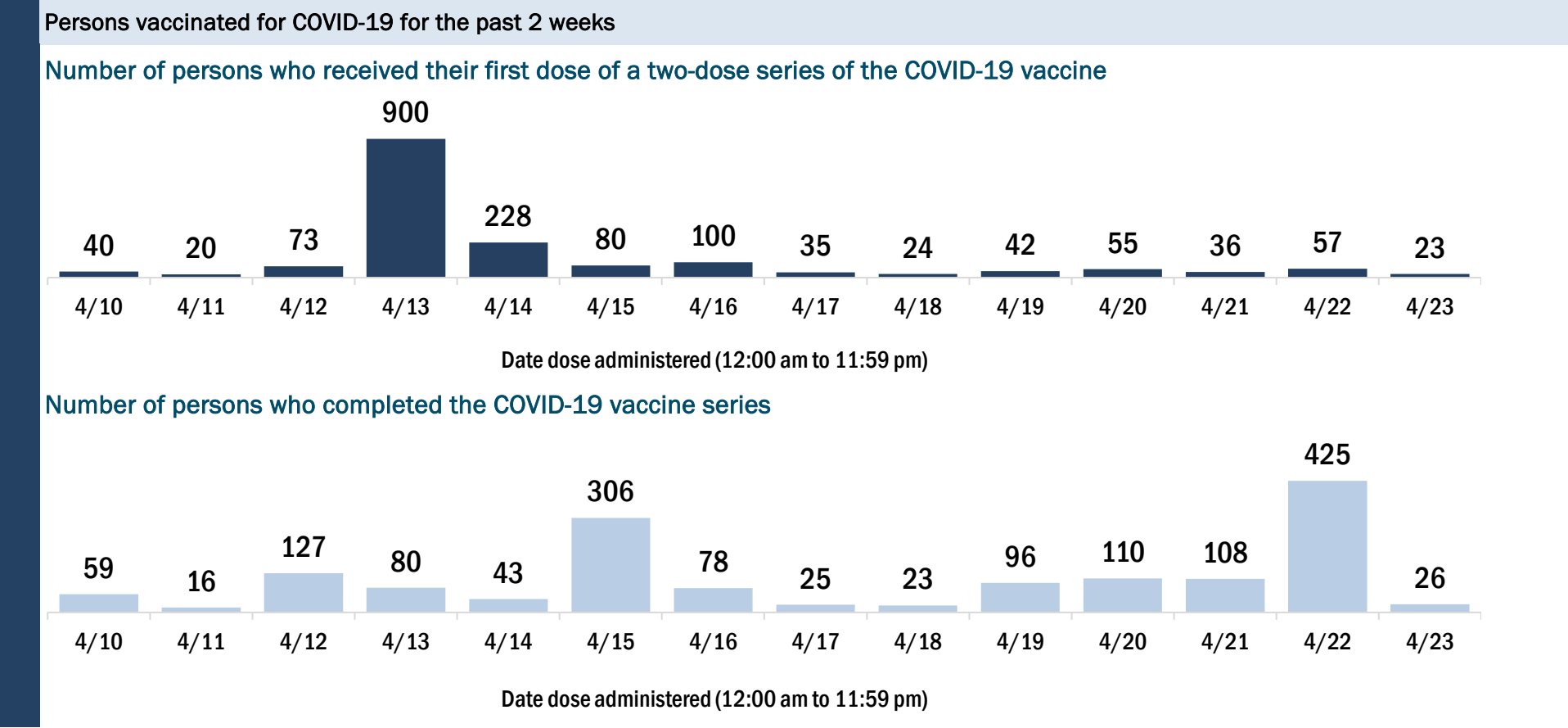
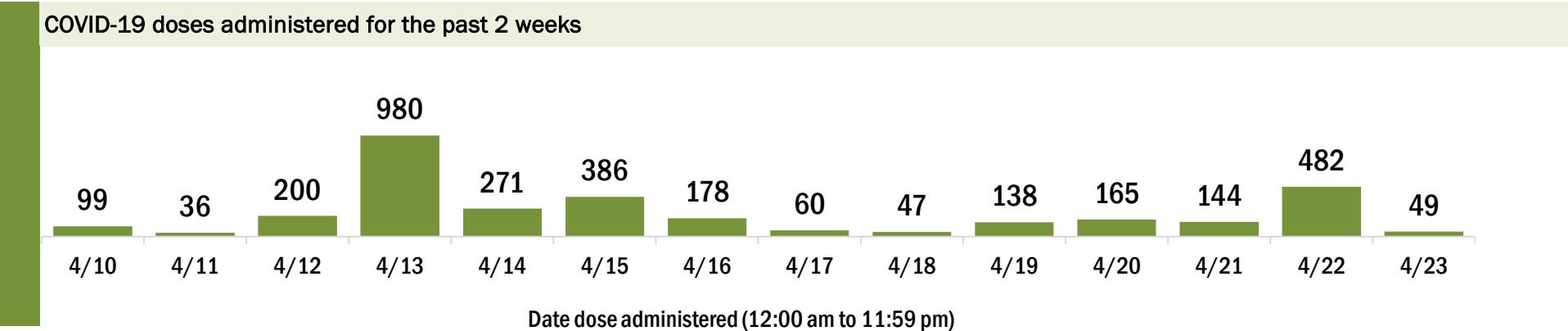
Data in this report are provisional and subject to change.

Data in this summary pertain to COVID-19 vaccines approved by the U.S. Food and Drug Administration and have been issued an Emergency Use Authorization (Janssen COVID-19 Vaccine, Moderna COVID-19 Vaccine and Pfizer-BioNTech COVID-19 Vaccine). These data summarize the number of people who have received either their first dose or have completed the series for a COVID-19 vaccine. **A person can only be counted in one category, first dose or series complete.** For persons receiving Moderna or Pfizer vaccines, once they receive their second dose, they are moved from the first dose column to the series completed column. **Because of this, the total first dose category may show a change from report to report not matching the total receiving their first dose from the previous day.** Persons receiving Johnson & Johnson vaccines will always be counted in the series completed column.

COVID-19 doses for vaccinated persons in Florida	
Doses administered	18,070
People receiving one dose of a 1-dose series (Johnson & Johnson) or receiving only one dose of a 2-dose series (Moderna, Pfizer) count once. Persons receiving both doses of a 2-dose series count twice.	

Current status of persons vaccinated for COVID-19 in Florida	
Total people vaccinated	11,071
First dose	3,578
Series completed	7,493
Completed 1-dose series	494
Completed 2-dose series	6,999
First dose: current number of people who have only received their first dose of the Moderna or Pfizer vaccine.	
Series complete: current number of people who have received both Moderna or Pfizer vaccine doses or one Johnson & Johnson dose and are considered fully immunized.	

Demographic summary	First dose	Series complete	Total people vaccinated
Age group	3,578	7,493	11,071
16-24 years	196	93	289
25-34 years	337	210	547
35-44 years	464	332	796
45-54 years	738	493	1,231
55-64 years	997	1,123	2,120
65-74 years	503	2,839	3,342
75-84 years	265	1,883	2,148
85+ years	78	520	598
Race	3,578	7,493	11,071
White	2,292	5,977	8,269
Black	163	170	333
American Indian/Alaskan	17	33	50
Other	244	675	919
Unknown	862	638	1,500
Other race includes Asian, native Hawaiian/Pacific Islander, or other.			
Ethnicity	3,578	7,493	11,071
Hispanic	527	691	1,218
Non-Hispanic	1,687	5,372	7,059
Unknown	1,364	1,430	2,794
Gender	3,578	7,493	11,071
Female	1,531	4,209	5,740
Male	2,042	3,284	5,326
Unknown	5	0	5



COVID-19: Orange County vaccine summary

Vaccination data through Apr 23, 2021 as of Apr 24, 2021 at 12:05 AM

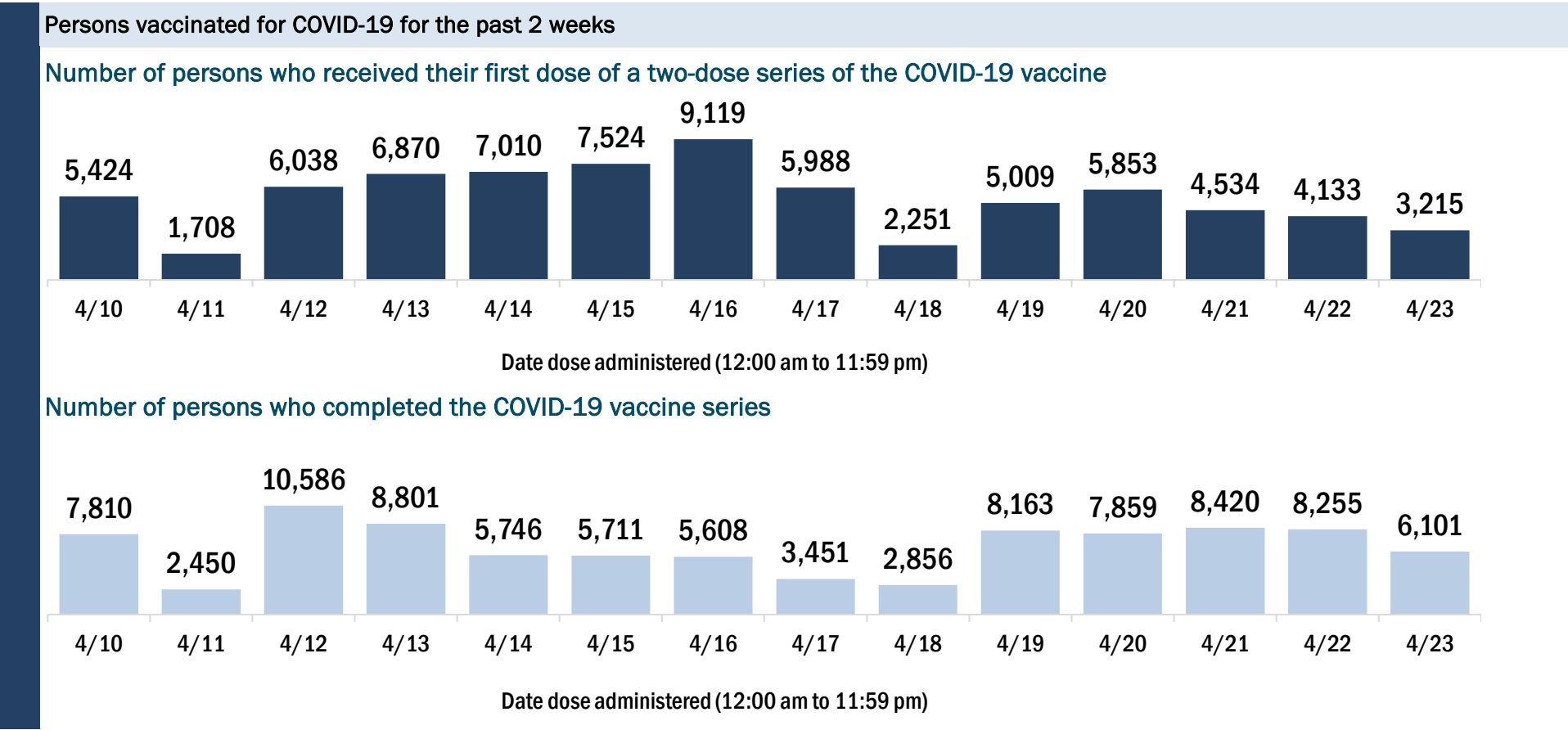
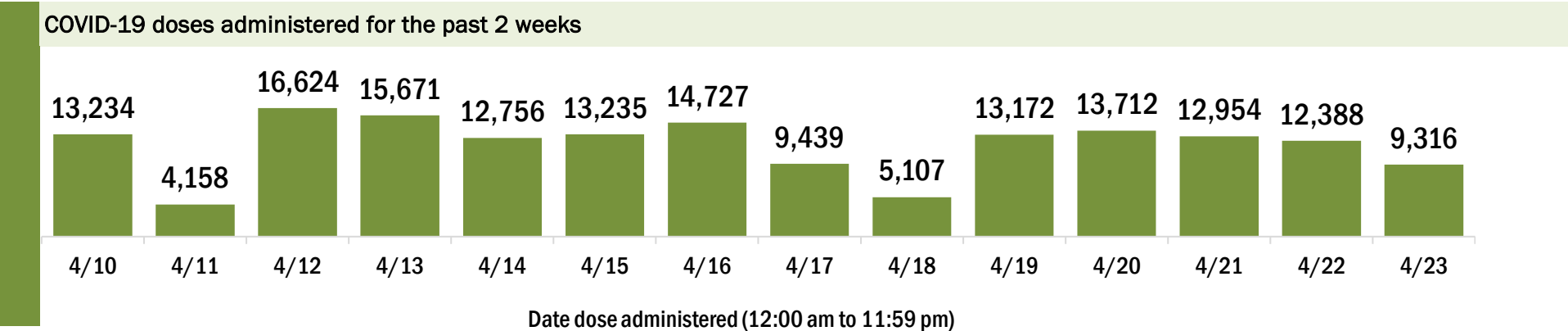
Data in this report are provisional and subject to change.

Data in this summary pertain to COVID-19 vaccines approved by the U.S. Food and Drug Administration and have been issued an Emergency Use Authorization (Janssen COVID-19 Vaccine, Moderna COVID-19 Vaccine and Pfizer-BioNTech COVID-19 Vaccine). These data summarize the number of people who have received either their first dose or have completed the series for a COVID-19 vaccine. **A person can only be counted in one category, first dose or series complete.** For persons receiving Moderna or Pfizer vaccines, once they receive their second dose, they are moved from the first dose column to the series completed column. **Because of this, the total first dose category may show a change from report to report not matching the total receiving their first dose from the previous day.** Persons receiving Johnson & Johnson vaccines will always be counted in the series completed column.

COVID-19 doses for vaccinated persons in Florida	
Doses administered	789,785
People receiving one dose of a 1-dose series (Johnson & Johnson) or receiving only one dose of a 2-dose series (Moderna, Pfizer) count once. Persons receiving both doses of a 2-dose series count twice.	

Current status of persons vaccinated for COVID-19 in Florida	
Total people vaccinated	508,151
First dose	174,228
Series completed	333,923
Completed 1-dose series	52,289
Completed 2-dose series	281,634
First dose: current number of people who have only received their first dose of the Moderna or Pfizer vaccine.	
Series complete: current number of people who have received both Moderna or Pfizer vaccine doses or one Johnson & Johnson dose and are considered fully immunized.	

Demographic summary	First dose	Series complete	Total people vaccinated
Age group	174,228	333,923	508,151
16-24 years	31,129	13,330	44,459
25-34 years	36,485	29,930	66,415
35-44 years	36,096	44,328	80,424
45-54 years	29,684	58,376	88,060
55-64 years	21,825	72,462	94,287
65-74 years	10,416	71,214	81,630
75-84 years	5,216	32,654	37,870
85+ years	3,377	11,629	15,006
Race	174,228	333,923	508,151
White	98,588	202,099	300,687
Black	13,892	26,657	40,549
American Indian/Alaskan	697	921	1,618
Other	30,521	55,797	86,318
Unknown	30,530	48,449	78,979
Other race includes Asian, native Hawaiian/Pacific Islander, or other.			
Ethnicity	174,228	333,923	508,151
Hispanic	32,595	37,317	69,912
Non-Hispanic	74,529	172,243	246,772
Unknown	67,104	124,363	191,467
Gender	174,228	333,923	508,151
Female	89,974	187,315	277,289
Male	82,177	145,683	227,860
Unknown	2,077	925	3,002



COVID-19: Osceola County vaccine summary

Vaccination data through Apr 23, 2021 as of Apr 24, 2021 at 12:05 AM

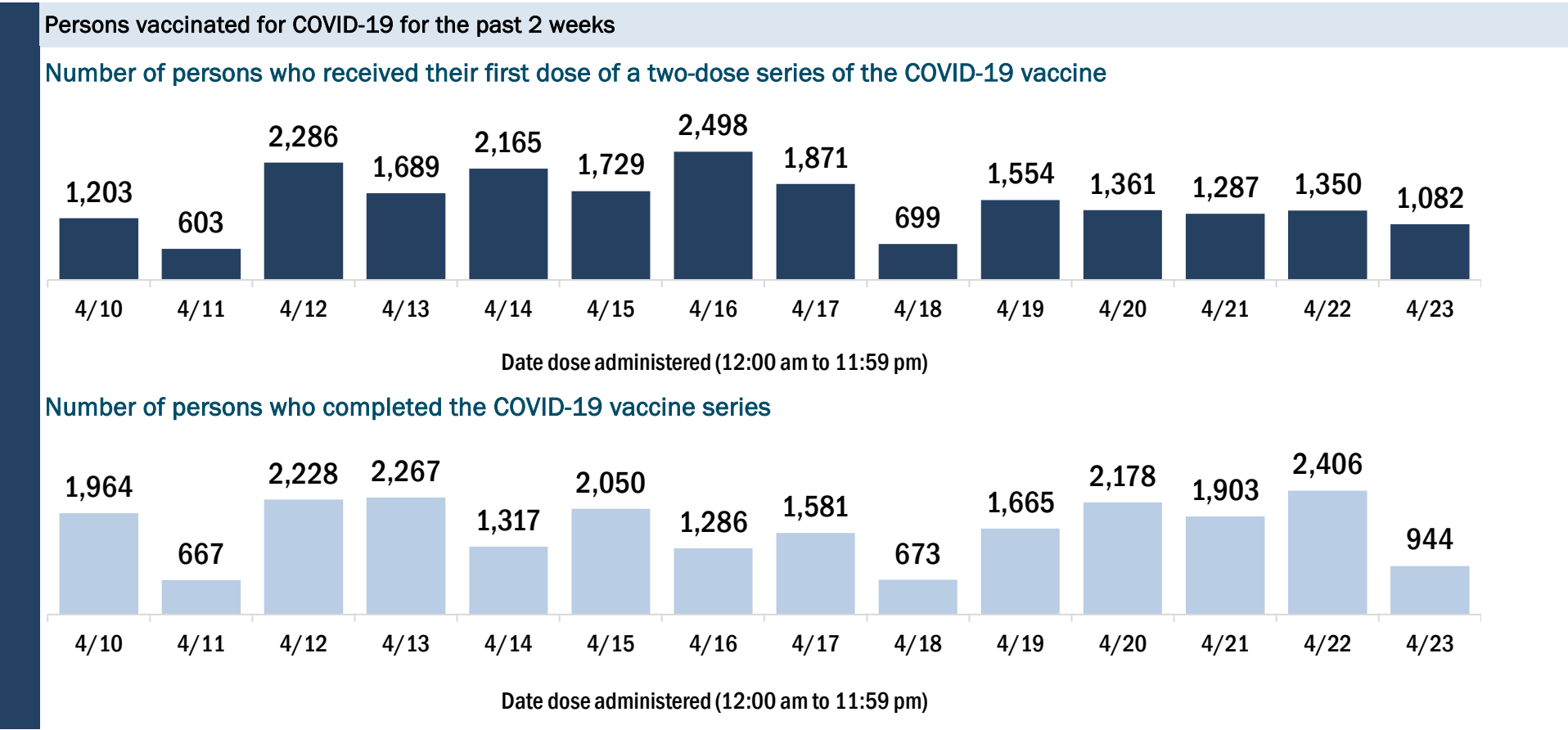
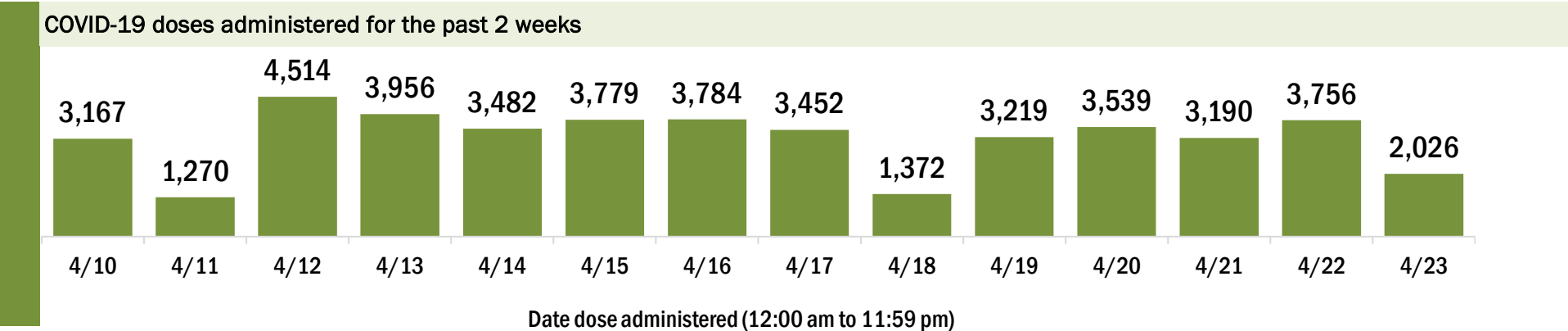
Data in this report are provisional and subject to change.

Data in this summary pertain to COVID-19 vaccines approved by the U.S. Food and Drug Administration and have been issued an Emergency Use Authorization (Janssen COVID-19 Vaccine, Moderna COVID-19 Vaccine and Pfizer-BioNTech COVID-19 Vaccine). These data summarize the number of people who have received either their first dose or have completed the series for a COVID-19 vaccine. **A person can only be counted in one category, first dose or series complete.** For persons receiving Moderna or Pfizer vaccines, once they receive their second dose, they are moved from the first dose column to the series completed column. **Because of this, the total first dose category may show a change from report to report not matching the total receiving their first dose from the previous day.** Persons receiving Johnson & Johnson vaccines will always be counted in the series completed column.

COVID-19 doses for vaccinated persons in Florida	
Doses administered	196,846
People receiving one dose of a 1-dose series (Johnson & Johnson) or receiving only one dose of a 2-dose series (Moderna, Pfizer) count once. Persons receiving both doses of a 2-dose series count twice.	

Current status of persons vaccinated for COVID-19 in Florida	
Total people vaccinated	126,890
First dose	46,627
Series completed	80,263
Completed 1-dose series	10,307
Completed 2-dose series	69,956
First dose: current number of people who have only received their first dose of the Moderna or Pfizer vaccine.	
Series complete: current number of people who have received both Moderna or Pfizer vaccine doses or one Johnson & Johnson dose and are considered fully immunized.	

Demographic summary	First dose	Series complete	Total people vaccinated
Age group	46,627	80,263	126,890
16-24 years	6,861	2,355	9,216
25-34 years	8,025	5,176	13,201
35-44 years	9,614	7,834	17,448
45-54 years	9,158	12,719	21,877
55-64 years	7,078	17,907	24,985
65-74 years	3,529	21,287	24,816
75-84 years	1,784	10,091	11,875
85+ years	578	2,894	3,472
Race	46,627	80,263	126,890
White	26,443	48,446	74,889
Black	2,389	4,435	6,824
American Indian/Alaskan	197	386	583
Other	7,972	14,514	22,486
Unknown	9,626	12,482	22,108
Other race includes Asian, native Hawaiian/Pacific Islander, or other.			
Ethnicity	46,627	80,263	126,890
Hispanic	16,520	23,082	39,602
Non-Hispanic	12,611	31,621	44,232
Unknown	17,496	25,560	43,056
Gender	46,627	80,263	126,890
Female	24,691	46,083	70,774
Male	21,789	34,122	55,911
Unknown	147	58	205



COVID-19: Palm Beach County vaccine summary

Vaccination data through Apr 23, 2021 as of Apr 24, 2021 at 12:05 AM

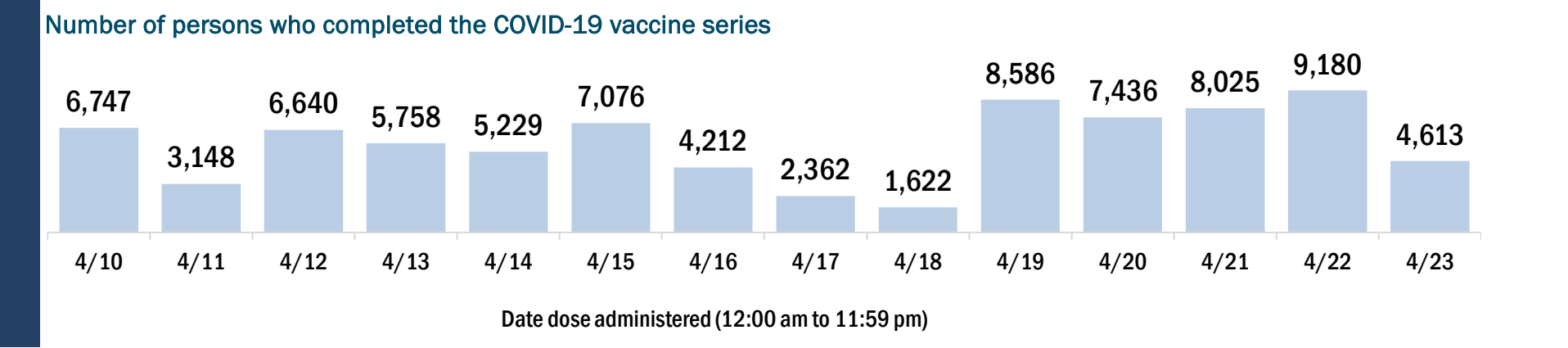
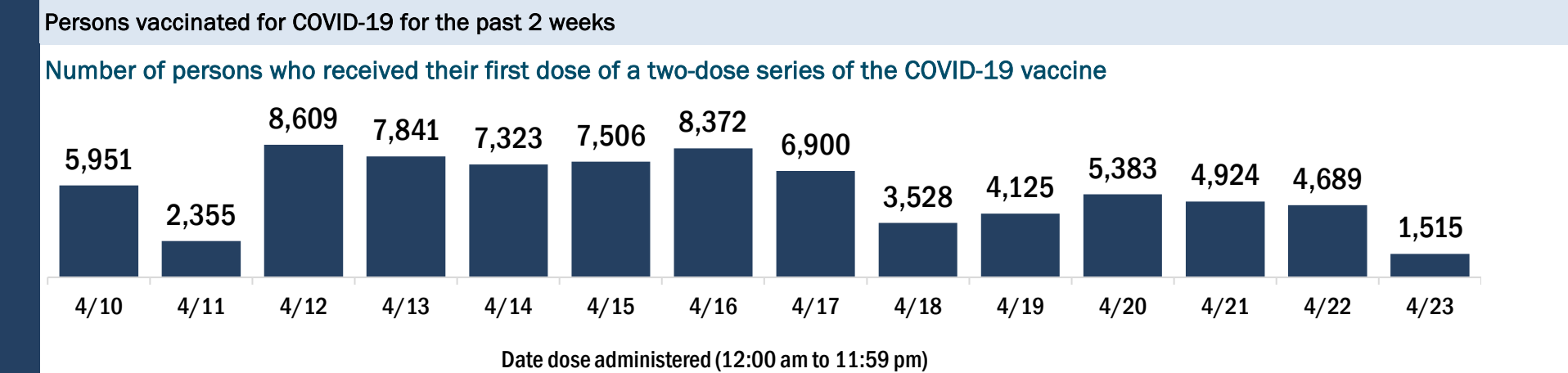
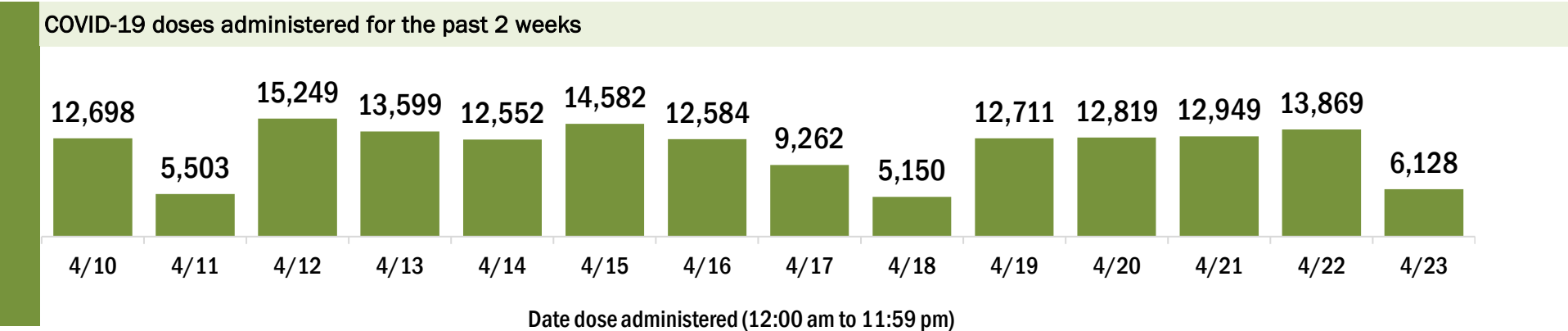
Data in this report are provisional and subject to change.

Data in this summary pertain to COVID-19 vaccines approved by the U.S. Food and Drug Administration and have been issued an Emergency Use Authorization (Janssen COVID-19 Vaccine, Moderna COVID-19 Vaccine and Pfizer-BioNTech COVID-19 Vaccine). These data summarize the number of people who have received either their first dose or have completed the series for a COVID-19 vaccine. **A person can only be counted in one category, first dose or series complete.** For persons receiving Moderna or Pfizer vaccines, once they receive their second dose, they are moved from the first dose column to the series completed column. **Because of this, the total first dose category may show a change from report to report not matching the total receiving their first dose from the previous day.** Persons receiving Johnson & Johnson vaccines will always be counted in the series completed column.

COVID-19 doses for vaccinated persons in Florida	
Doses administered	997,981
People receiving one dose of a 1-dose series (Johnson & Johnson) or receiving only one dose of a 2-dose series (Moderna, Pfizer) count once. Persons receiving both doses of a 2-dose series count twice.	

Current status of persons vaccinated for COVID-19 in Florida	
Total people vaccinated	619,732
First dose	203,413
Series completed	416,319
Completed 1-dose series	38,070
Completed 2-dose series	378,249
First dose: current number of people who have only received their first dose of the Moderna or Pfizer vaccine.	
Series complete: current number of people who have received both Moderna or Pfizer vaccine doses or one Johnson & Johnson dose and are considered fully immunized.	

Demographic summary	First dose	Series complete	Total people vaccinated
Age group	203,413	416,319	619,732
16-24 years	20,517	7,771	28,288
25-34 years	24,944	16,750	41,694
35-44 years	31,952	25,654	57,606
45-54 years	37,550	43,712	81,262
55-64 years	38,916	78,650	117,566
65-74 years	25,265	124,381	149,646
75-84 years	16,674	84,809	101,483
85+ years	7,595	34,592	42,187
Race	203,413	416,319	619,732
White	122,745	271,022	393,767
Black	15,370	21,842	37,212
American Indian/Alaskan	759	1,123	1,882
Other	23,021	36,446	59,467
Unknown	41,518	85,886	127,404
Other race includes Asian, native Hawaiian/Pacific Islander, or other.			
Ethnicity	203,413	416,319	619,732
Hispanic	35,585	32,812	68,397
Non-Hispanic	94,269	221,809	316,078
Unknown	73,559	161,698	235,257
Gender	203,413	416,319	619,732
Female	107,000	238,930	345,930
Male	95,855	177,103	272,958
Unknown	558	286	844



COVID-19: Pasco County vaccine summary

Vaccination data through Apr 23, 2021 as of Apr 24, 2021 at 12:05 AM

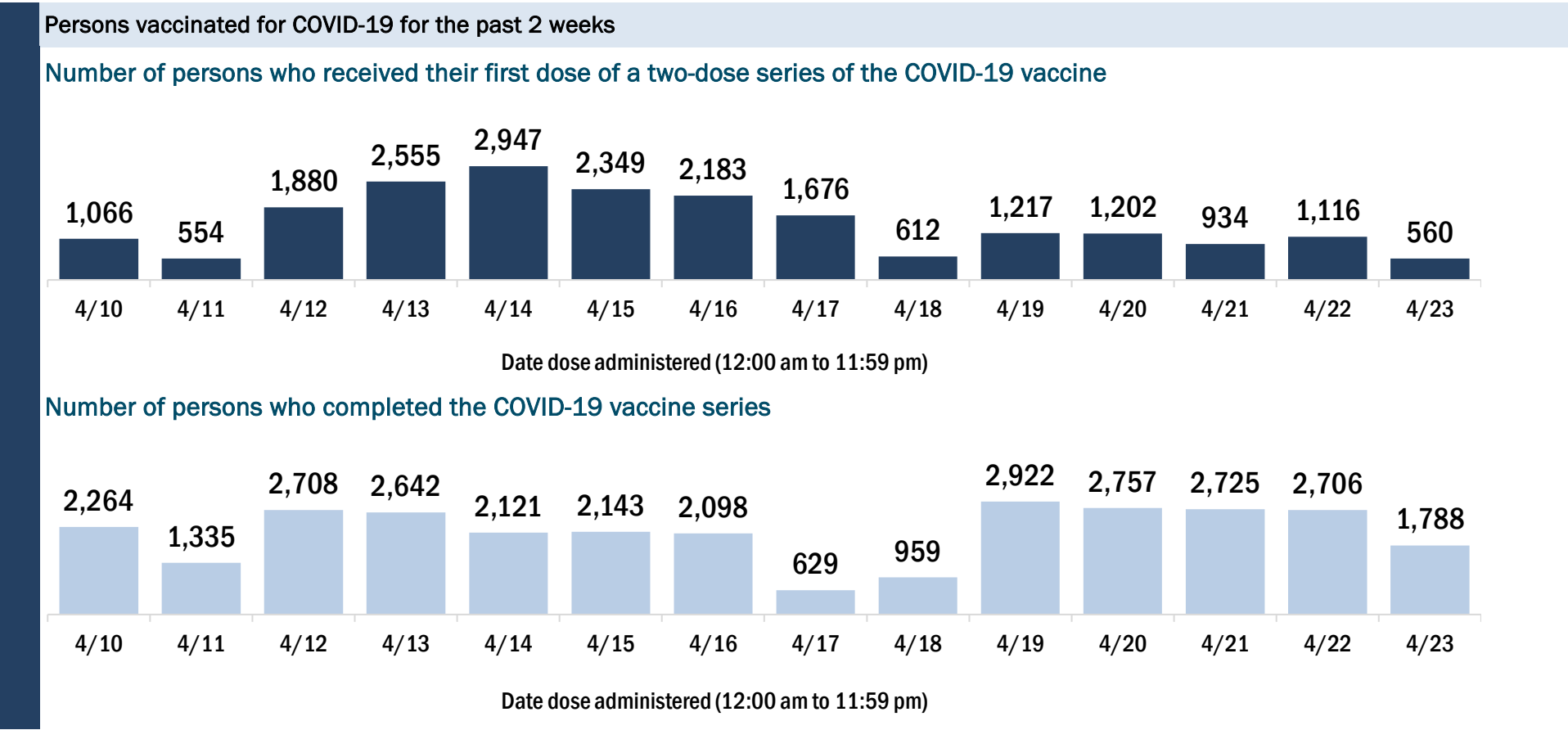
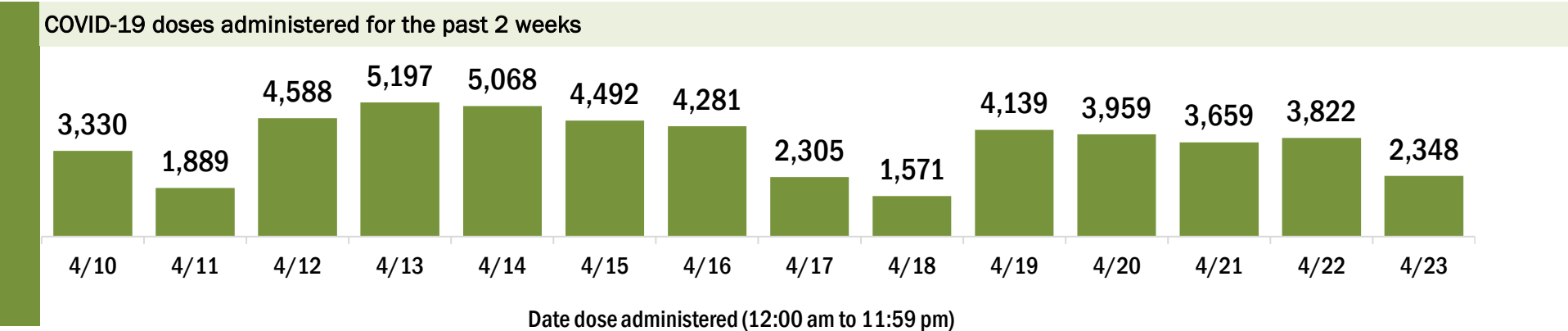
Data in this report are provisional and subject to change.

Data in this summary pertain to COVID-19 vaccines approved by the U.S. Food and Drug Administration and have been issued an Emergency Use Authorization (Janssen COVID-19 Vaccine, Moderna COVID-19 Vaccine and Pfizer-BioNTech COVID-19 Vaccine). These data summarize the number of people who have received either their first dose or have completed the series for a COVID-19 vaccine. **A person can only be counted in one category, first dose or series complete.** For persons receiving Moderna or Pfizer vaccines, once they receive their second dose, they are moved from the first dose column to the series completed column. **Because of this, the total first dose category may show a change from report to report not matching the total receiving their first dose from the previous day.** Persons receiving Johnson & Johnson vaccines will always be counted in the series completed column.

COVID-19 doses for vaccinated persons in Florida	
Doses administered	311,867
People receiving one dose of a 1-dose series (Johnson & Johnson) or receiving only one dose of a 2-dose series (Moderna, Pfizer) count once. Persons receiving both doses of a 2-dose series count twice.	

Current status of persons vaccinated for COVID-19 in Florida	
Total people vaccinated	194,520
First dose	65,829
Series completed	128,691
Completed 1-dose series	11,344
Completed 2-dose series	117,347
First dose: current number of people who have only received their first dose of the Moderna or Pfizer vaccine.	
Series complete: current number of people who have received both Moderna or Pfizer vaccine doses or one Johnson & Johnson dose and are considered fully immunized.	

Demographic summary	First dose	Series complete	Total people vaccinated
Age group	65,829	128,691	194,520
16-24 years	6,545	2,546	9,091
25-34 years	6,653	5,126	11,779
35-44 years	10,065	8,962	19,027
45-54 years	11,478	14,723	26,201
55-64 years	12,434	25,264	37,698
65-74 years	10,063	40,444	50,507
75-84 years	6,511	24,345	30,856
85+ years	2,080	7,281	9,361
Race	65,829	128,691	194,520
White	46,724	97,550	144,274
Black	2,523	3,512	6,035
American Indian/Alaskan	326	440	766
Other	7,161	11,749	18,910
Unknown	9,095	15,440	24,535
Other race includes Asian, native Hawaiian/Pacific Islander, or other.			
Ethnicity	65,829	128,691	194,520
Hispanic	5,874	6,980	12,854
Non-Hispanic	36,005	78,403	114,408
Unknown	23,950	43,308	67,258
Gender	65,829	128,691	194,520
Female	35,265	75,205	110,470
Male	30,462	53,397	83,859
Unknown	102	89	191



COVID-19: Pinellas County vaccine summary

Vaccination data through Apr 23, 2021 as of Apr 24, 2021 at 12:05 AM

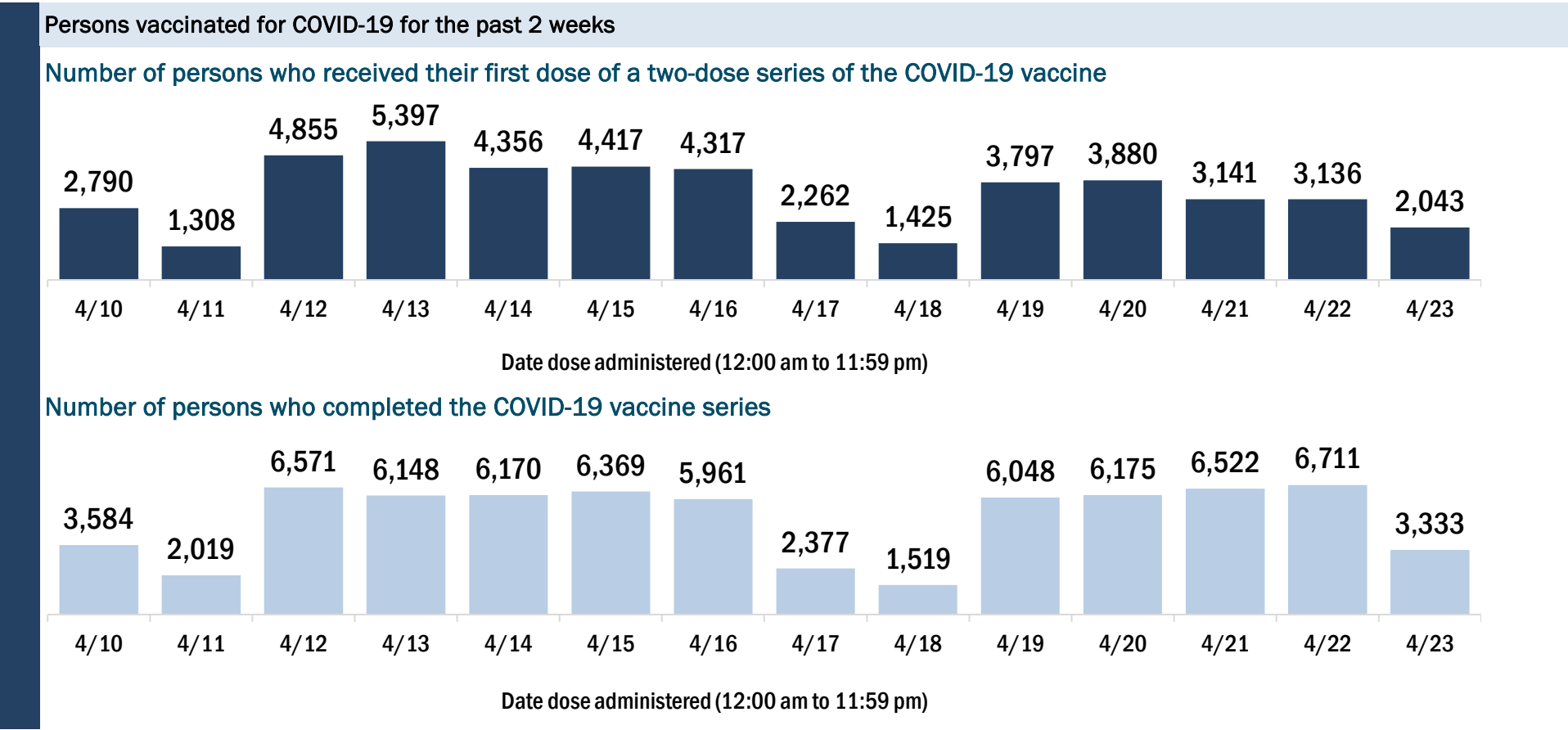
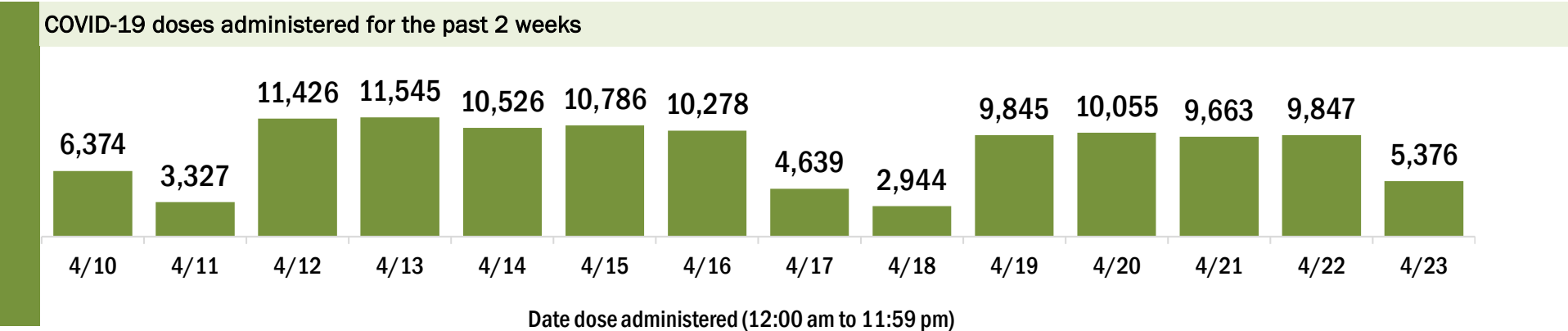
Data in this report are provisional and subject to change.

Data in this summary pertain to COVID-19 vaccines approved by the U.S. Food and Drug Administration and have been issued an Emergency Use Authorization (Janssen COVID-19 Vaccine, Moderna COVID-19 Vaccine and Pfizer-BioNTech COVID-19 Vaccine). These data summarize the number of people who have received either their first dose or have completed the series for a COVID-19 vaccine. **A person can only be counted in one category, first dose or series complete.** For persons receiving Moderna or Pfizer vaccines, once they receive their second dose, they are moved from the first dose column to the series completed column. **Because of this, the total first dose category may show a change from report to report not matching the total receiving their first dose from the previous day.** Persons receiving Johnson & Johnson vaccines will always be counted in the series completed column.

COVID-19 doses for vaccinated persons in Florida	
Doses administered	683,312
People receiving one dose of a 1-dose series (Johnson & Johnson) or receiving only one dose of a 2-dose series (Moderna, Pfizer) count once. Persons receiving both doses of a 2-dose series count twice.	

Current status of persons vaccinated for COVID-19 in Florida	
Total people vaccinated	410,423
First dose	117,859
Series completed	292,564
Completed 1-dose series	19,675
Completed 2-dose series	272,889
First dose: current number of people who have only received their first dose of the Moderna or Pfizer vaccine.	
Series complete: current number of people who have received both Moderna or Pfizer vaccine doses or one Johnson & Johnson dose and are considered fully immunized.	

Demographic summary	First dose	Series complete	Total people vaccinated
Age group	117,859	292,564	410,423
16-24 years	12,158	5,036	17,194
25-34 years	17,653	12,988	30,641
35-44 years	19,226	18,113	37,339
45-54 years	19,589	32,306	51,895
55-64 years	21,104	68,716	89,820
65-74 years	15,207	90,047	105,254
75-84 years	8,995	47,421	56,416
85+ years	3,927	17,937	21,864
Race	117,859	292,564	410,423
White	78,823	221,738	300,561
Black	6,721	11,944	18,665
American Indian/Alaskan	461	635	1,096
Other	11,731	22,506	34,237
Unknown	20,123	35,741	55,864
Other race includes Asian, native Hawaiian/Pacific Islander, or other.			
Ethnicity	117,859	292,564	410,423
Hispanic	5,886	9,035	14,921
Non-Hispanic	66,846	183,442	250,288
Unknown	45,127	100,087	145,214
Gender	117,859	292,564	410,423
Female	62,222	169,258	231,480
Male	55,263	122,884	178,147
Unknown	374	422	796



COVID-19: Polk County vaccine summary

Vaccination data through Apr 23, 2021 as of Apr 24, 2021 at 12:05 AM

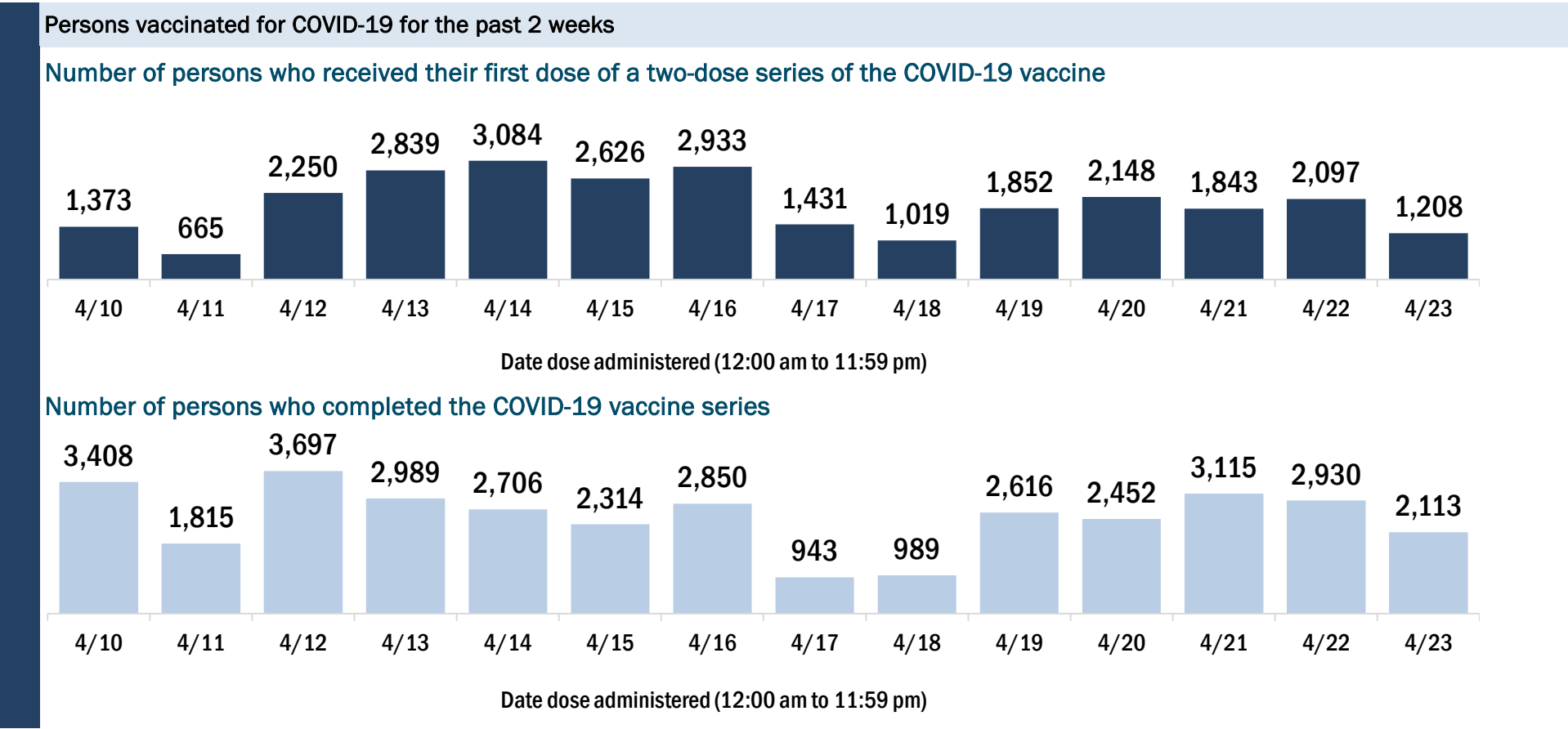
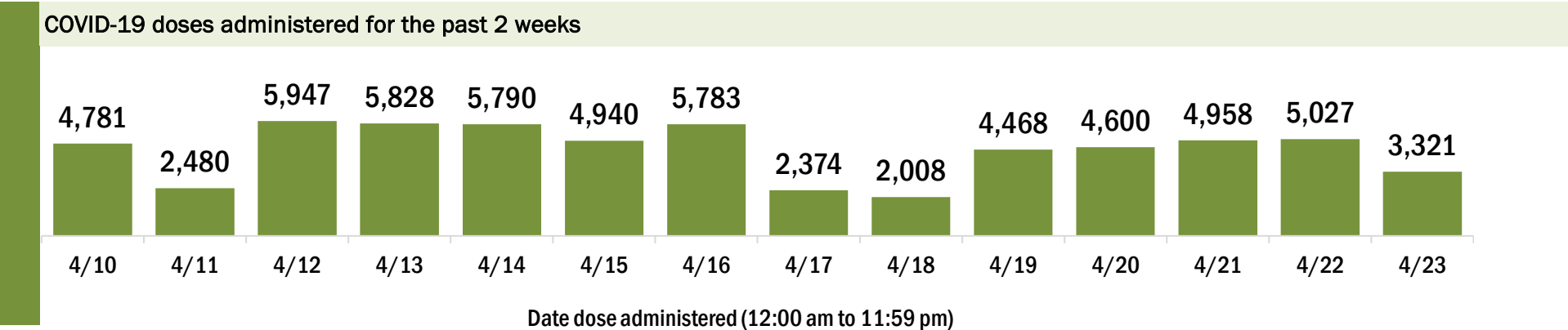
Data in this report are provisional and subject to change.

Data in this summary pertain to COVID-19 vaccines approved by the U.S. Food and Drug Administration and have been issued an Emergency Use Authorization (Janssen COVID-19 Vaccine, Moderna COVID-19 Vaccine and Pfizer-BioNTech COVID-19 Vaccine). These data summarize the number of people who have received either their first dose or have completed the series for a COVID-19 vaccine. **A person can only be counted in one category, first dose or series complete.** For persons receiving Moderna or Pfizer vaccines, once they receive their second dose, they are moved from the first dose column to the series completed column. **Because of this, the total first dose category may show a change from report to report not matching the total receiving their first dose from the previous day.** Persons receiving Johnson & Johnson vaccines will always be counted in the series completed column.

COVID-19 doses for vaccinated persons in Florida	
Doses administered	364,273
People receiving one dose of a 1-dose series (Johnson & Johnson) or receiving only one dose of a 2-dose series (Moderna, Pfizer) count once. Persons receiving both doses of a 2-dose series count twice.	

Current status of persons vaccinated for COVID-19 in Florida	
Total people vaccinated	224,886
First dose	75,194
Series completed	149,692
Completed 1-dose series	10,305
Completed 2-dose series	139,387
First dose: current number of people who have only received their first dose of the Moderna or Pfizer vaccine.	
Series complete: current number of people who have received both Moderna or Pfizer vaccine doses or one Johnson & Johnson dose and are considered fully immunized.	

Demographic summary	First dose	Series complete	Total people vaccinated
Age group	75,194	149,692	224,886
16-24 years	6,731	3,043	9,774
25-34 years	9,237	6,639	15,876
35-44 years	10,935	9,456	20,391
45-54 years	12,855	15,038	27,893
55-64 years	13,938	28,712	42,650
65-74 years	11,716	48,919	60,635
75-84 years	7,250	29,419	36,669
85+ years	2,532	8,466	10,998
Race	75,194	149,692	224,886
White	47,224	107,397	154,621
Black	6,416	9,678	16,094
American Indian/Alaskan	583	700	1,283
Other	8,287	11,824	20,111
Unknown	12,684	20,093	32,777
Other race includes Asian, native Hawaiian/Pacific Islander, or other.			
Ethnicity	75,194	149,692	224,886
Hispanic	14,238	13,717	27,955
Non-Hispanic	34,962	87,219	122,181
Unknown	25,994	48,756	74,750
Gender	75,194	149,692	224,886
Female	39,837	85,956	125,793
Male	35,123	63,637	98,760
Unknown	234	99	333



COVID-19: Putnam County vaccine summary

Vaccination data through Apr 23, 2021 as of Apr 24, 2021 at 12:05 AM

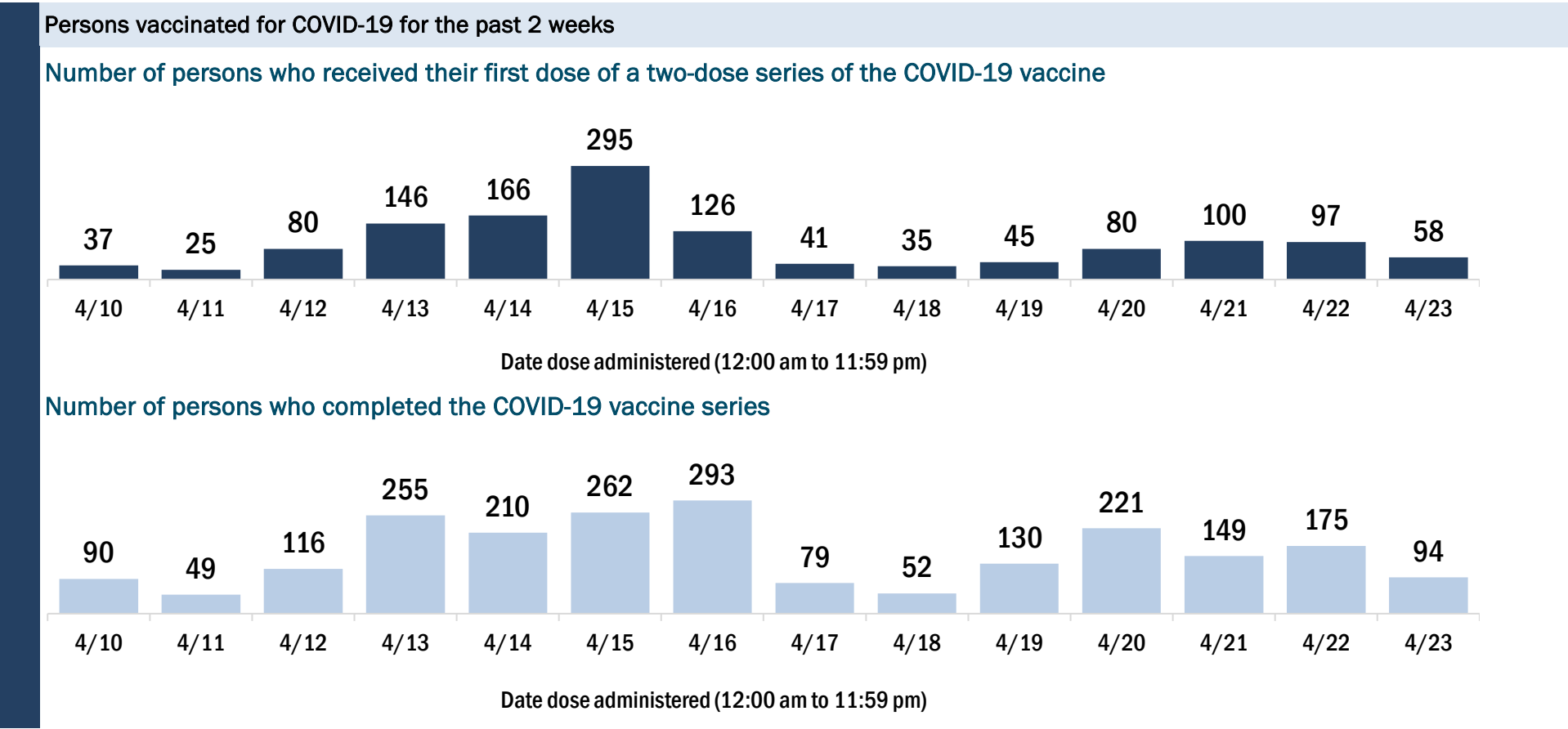
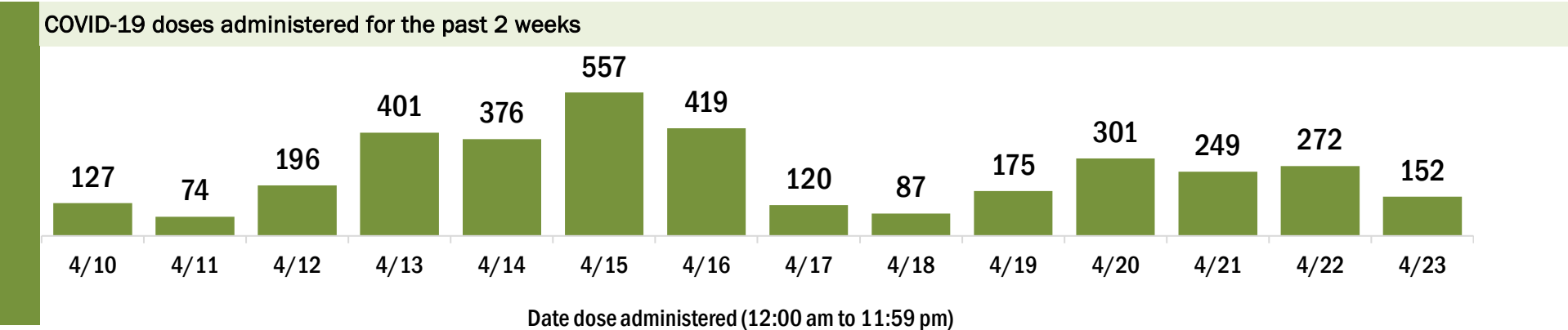
Data in this report are provisional and subject to change.

Data in this summary pertain to COVID-19 vaccines approved by the U.S. Food and Drug Administration and have been issued an Emergency Use Authorization (Janssen COVID-19 Vaccine, Moderna COVID-19 Vaccine and Pfizer-BioNTech COVID-19 Vaccine). These data summarize the number of people who have received either their first dose or have completed the series for a COVID-19 vaccine. **A person can only be counted in one category, first dose or series complete.** For persons receiving Moderna or Pfizer vaccines, once they receive their second dose, they are moved from the first dose column to the series completed column. **Because of this, the total first dose category may show a change from report to report not matching the total receiving their first dose from the previous day.** Persons receiving Johnson & Johnson vaccines will always be counted in the series completed column.

COVID-19 doses for vaccinated persons in Florida	
Doses administered	29,049
People receiving one dose of a 1-dose series (Johnson & Johnson) or receiving only one dose of a 2-dose series (Moderna, Pfizer) count once. Persons receiving both doses of a 2-dose series count twice.	

Current status of persons vaccinated for COVID-19 in Florida	
Total people vaccinated	17,860
First dose	5,837
Series completed	12,023
Completed 1-dose series	834
Completed 2-dose series	11,189
First dose: current number of people who have only received their first dose of the Moderna or Pfizer vaccine.	
Series complete: current number of people who have received both Moderna or Pfizer vaccine doses or one Johnson & Johnson dose and are considered fully immunized.	

Demographic summary	First dose	Series complete	Total people vaccinated
Age group	5,837	12,023	17,860
16-24 years	269	122	391
25-34 years	411	307	718
35-44 years	547	462	1,009
45-54 years	761	963	1,724
55-64 years	1,399	2,481	3,880
65-74 years	1,419	4,472	5,891
75-84 years	778	2,450	3,228
85+ years	253	766	1,019
Race	5,837	12,023	17,860
White	4,348	9,415	13,763
Black	643	1,228	1,871
American Indian/Alaskan	53	86	139
Other	464	682	1,146
Unknown	329	612	941
Other race includes Asian, native Hawaiian/Pacific Islander, or other.			
Ethnicity	5,837	12,023	17,860
Hispanic	314	475	789
Non-Hispanic	4,518	9,405	13,923
Unknown	1,005	2,143	3,148
Gender	5,837	12,023	17,860
Female	3,069	6,928	9,997
Male	2,756	5,091	7,847
Unknown	12	4	16



COVID-19: Santa Rosa County vaccine summary

Vaccination data through Apr 23, 2021 as of Apr 24, 2021 at 12:05 AM

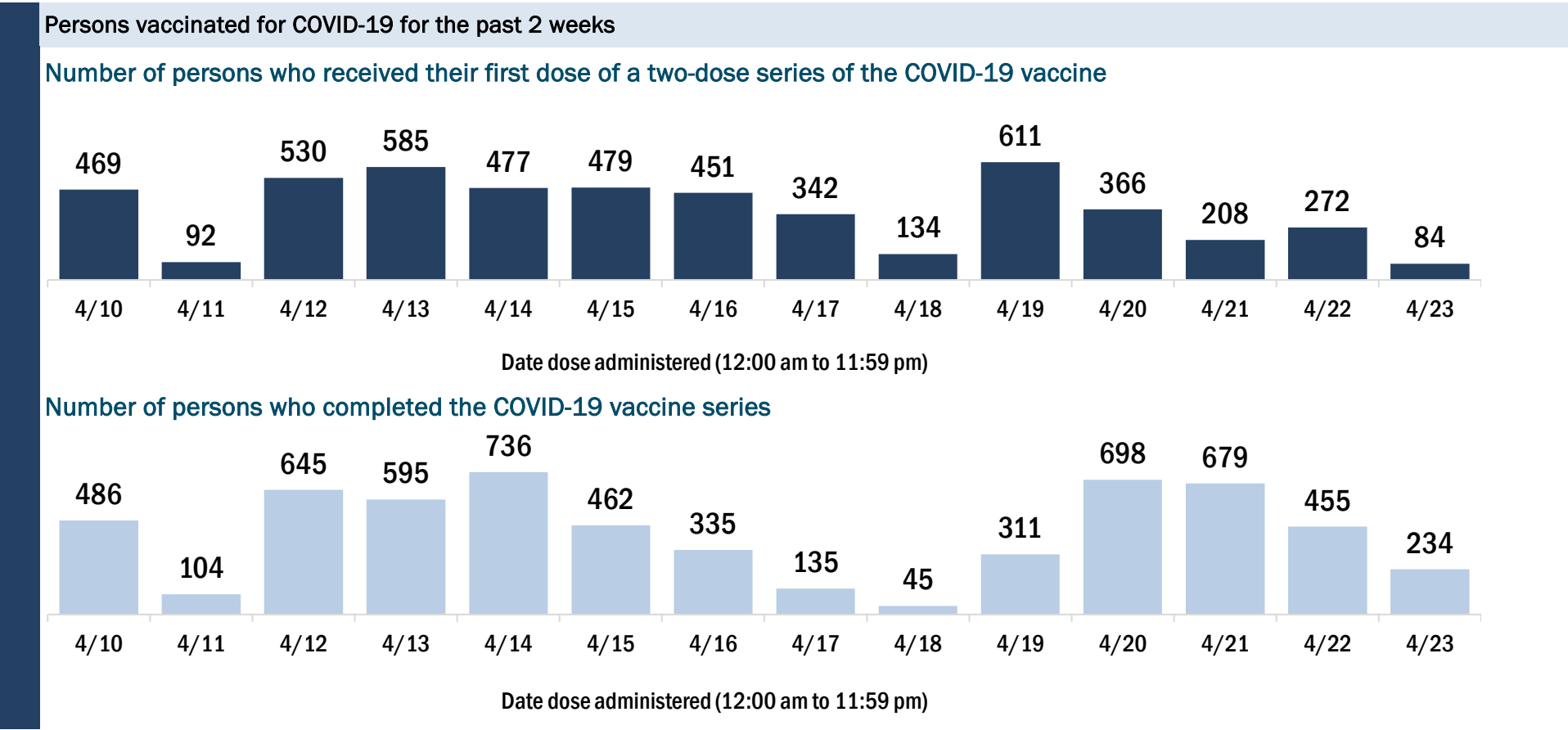
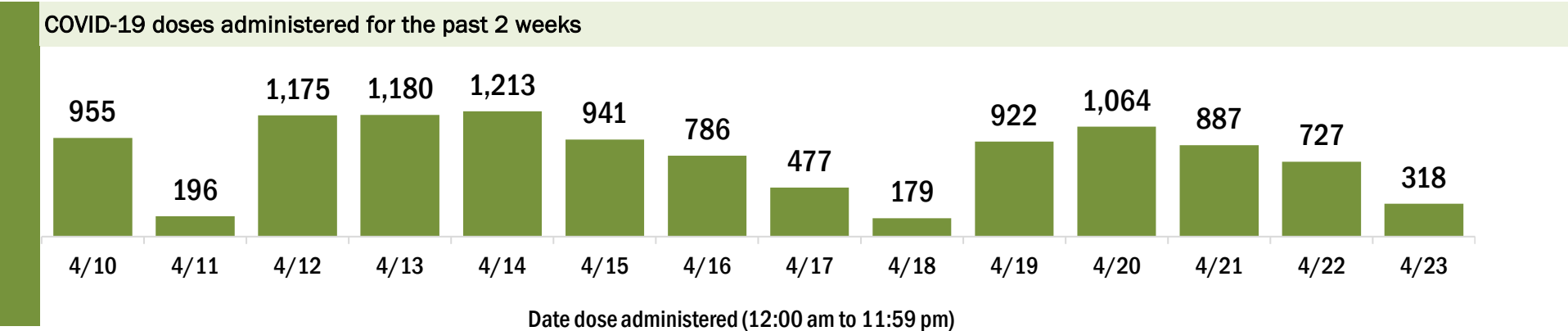
Data in this report are provisional and subject to change.

Data in this summary pertain to COVID-19 vaccines approved by the U.S. Food and Drug Administration and have been issued an Emergency Use Authorization (Janssen COVID-19 Vaccine, Moderna COVID-19 Vaccine and Pfizer-BioNTech COVID-19 Vaccine). These data summarize the number of people who have received either their first dose or have completed the series for a COVID-19 vaccine. **A person can only be counted in one category, first dose or series complete.** For persons receiving Moderna or Pfizer vaccines, once they receive their second dose, they are moved from the first dose column to the series completed column. **Because of this, the total first dose category may show a change from report to report not matching the total receiving their first dose from the previous day.** Persons receiving Johnson & Johnson vaccines will always be counted in the series completed column.

COVID-19 doses for vaccinated persons in Florida	
Doses administered	90,221
People receiving one dose of a 1-dose series (Johnson & Johnson) or receiving only one dose of a 2-dose series (Moderna, Pfizer) count once. Persons receiving both doses of a 2-dose series count twice.	

Current status of persons vaccinated for COVID-19 in Florida	
Total people vaccinated	55,601
First dose	18,684
Series completed	36,917
Completed 1-dose series	2,297
Completed 2-dose series	34,620
First dose: current number of people who have only received their first dose of the Moderna or Pfizer vaccine.	
Series complete: current number of people who have received both Moderna or Pfizer vaccine doses or one Johnson & Johnson dose and are considered fully immunized.	

Demographic summary	First dose	Series complete	Total people vaccinated
Age group	18,684	36,917	55,601
16-24 years	1,885	657	2,542
25-34 years	2,233	1,539	3,772
35-44 years	2,992	2,480	5,472
45-54 years	3,362	4,138	7,500
55-64 years	3,978	8,155	12,133
65-74 years	2,589	12,257	14,846
75-84 years	1,242	5,993	7,235
85+ years	403	1,698	2,101
Race	18,684	36,917	55,601
White	11,973	27,556	39,529
Black	1,045	1,122	2,167
American Indian/Alaskan	80	220	300
Other	1,484	2,441	3,925
Unknown	4,102	5,578	9,680
Other race includes Asian, native Hawaiian/Pacific Islander, or other.			
Ethnicity	18,684	36,917	55,601
Hispanic	952	840	1,792
Non-Hispanic	11,351	24,569	35,920
Unknown	6,381	11,508	17,889
Gender	18,684	36,917	55,601
Female	9,629	21,139	30,768
Male	9,033	15,771	24,804
Unknown	22	7	29



COVID-19: Sarasota County vaccine summary

Vaccination data through Apr 23, 2021 as of Apr 24, 2021 at 12:05 AM

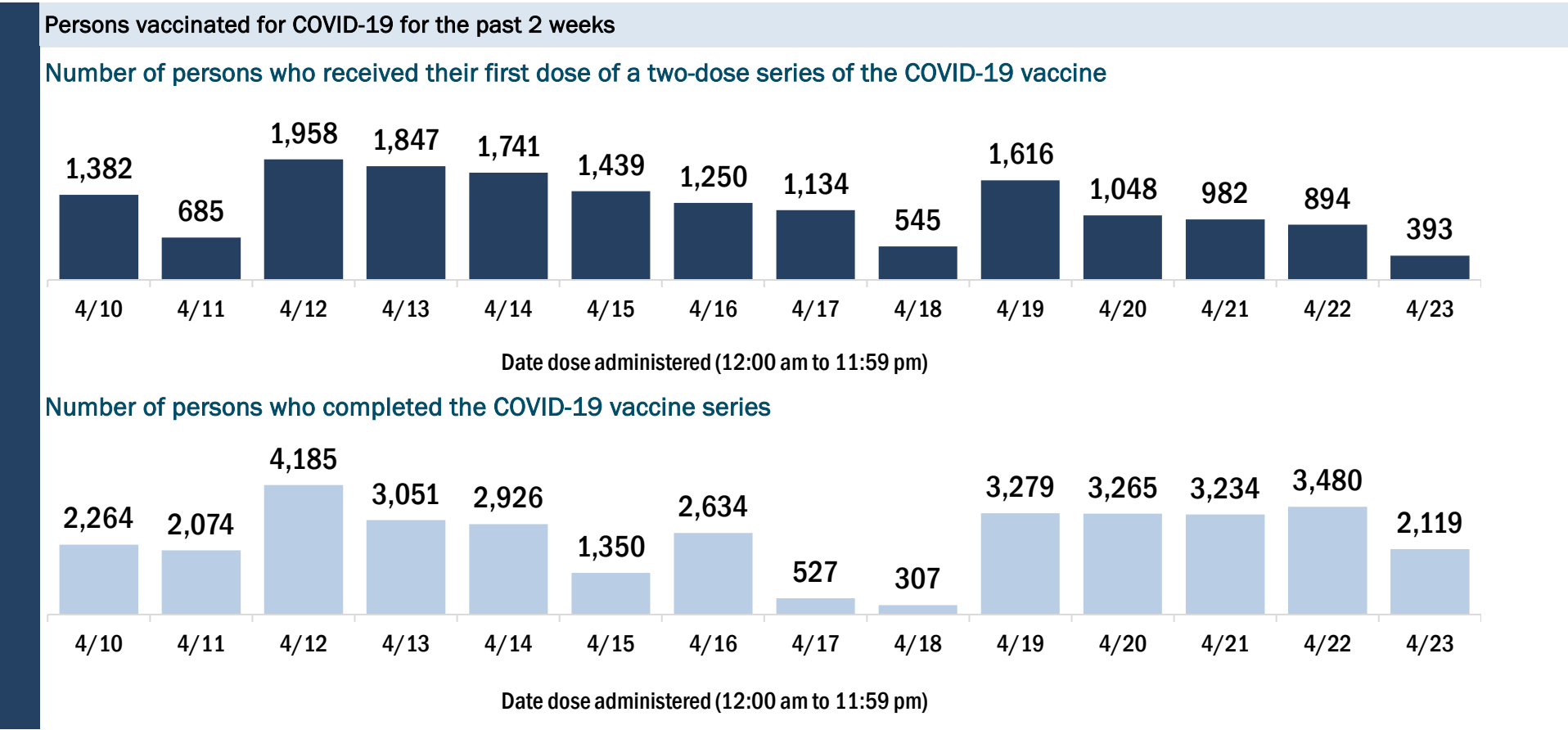
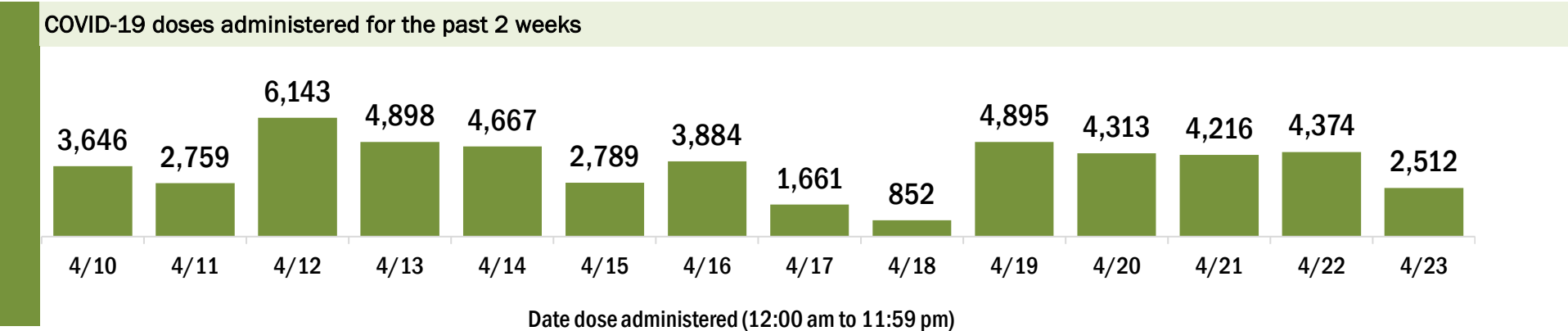
Data in this report are provisional and subject to change.

Data in this summary pertain to COVID-19 vaccines approved by the U.S. Food and Drug Administration and have been issued an Emergency Use Authorization (Janssen COVID-19 Vaccine, Moderna COVID-19 Vaccine and Pfizer-BioNTech COVID-19 Vaccine). These data summarize the number of people who have received either their first dose or have completed the series for a COVID-19 vaccine. **A person can only be counted in one category, first dose or series complete.** For persons receiving Moderna or Pfizer vaccines, once they receive their second dose, they are moved from the first dose column to the series completed column. **Because of this, the total first dose category may show a change from report to report not matching the total receiving their first dose from the previous day.** Persons receiving Johnson & Johnson vaccines will always be counted in the series completed column.

COVID-19 doses for vaccinated persons in Florida	
Doses administered	379,170
People receiving one dose of a 1-dose series (Johnson & Johnson) or receiving only one dose of a 2-dose series (Moderna, Pfizer) count once. Persons receiving both doses of a 2-dose series count twice.	

Current status of persons vaccinated for COVID-19 in Florida	
Total people vaccinated	229,957
First dose	72,021
Series completed	157,936
Completed 1-dose series	8,723
Completed 2-dose series	149,213
First dose: current number of people who have only received their first dose of the Moderna or Pfizer vaccine.	
Series complete: current number of people who have received both Moderna or Pfizer vaccine doses or one Johnson & Johnson dose and are considered fully immunized.	

Demographic summary	First dose	Series complete	Total people vaccinated
Age group	72,021	157,936	229,957
16-24 years	4,943	1,585	6,528
25-34 years	5,383	3,341	8,724
35-44 years	7,426	4,714	12,140
45-54 years	10,853	8,823	19,676
55-64 years	15,845	24,972	40,817
65-74 years	14,230	61,259	75,489
75-84 years	9,477	39,523	49,000
85+ years	3,864	13,719	17,583
Race	72,021	157,936	229,957
White	55,326	125,971	181,297
Black	1,514	2,060	3,574
American Indian/Alaskan	268	556	824
Other	5,416	10,086	15,502
Unknown	9,497	19,263	28,760
Other race includes Asian, native Hawaiian/Pacific Islander, or other.			
Ethnicity	72,021	157,936	229,957
Hispanic	5,676	3,922	9,598
Non-Hispanic	45,666	106,004	151,670
Unknown	20,679	48,010	68,689
Gender	72,021	157,936	229,957
Female	38,354	89,664	128,018
Male	33,515	68,170	101,685
Unknown	152	102	254



COVID-19: Seminole County vaccine summary

Vaccination data through Apr 23, 2021 as of Apr 24, 2021 at 12:05 AM

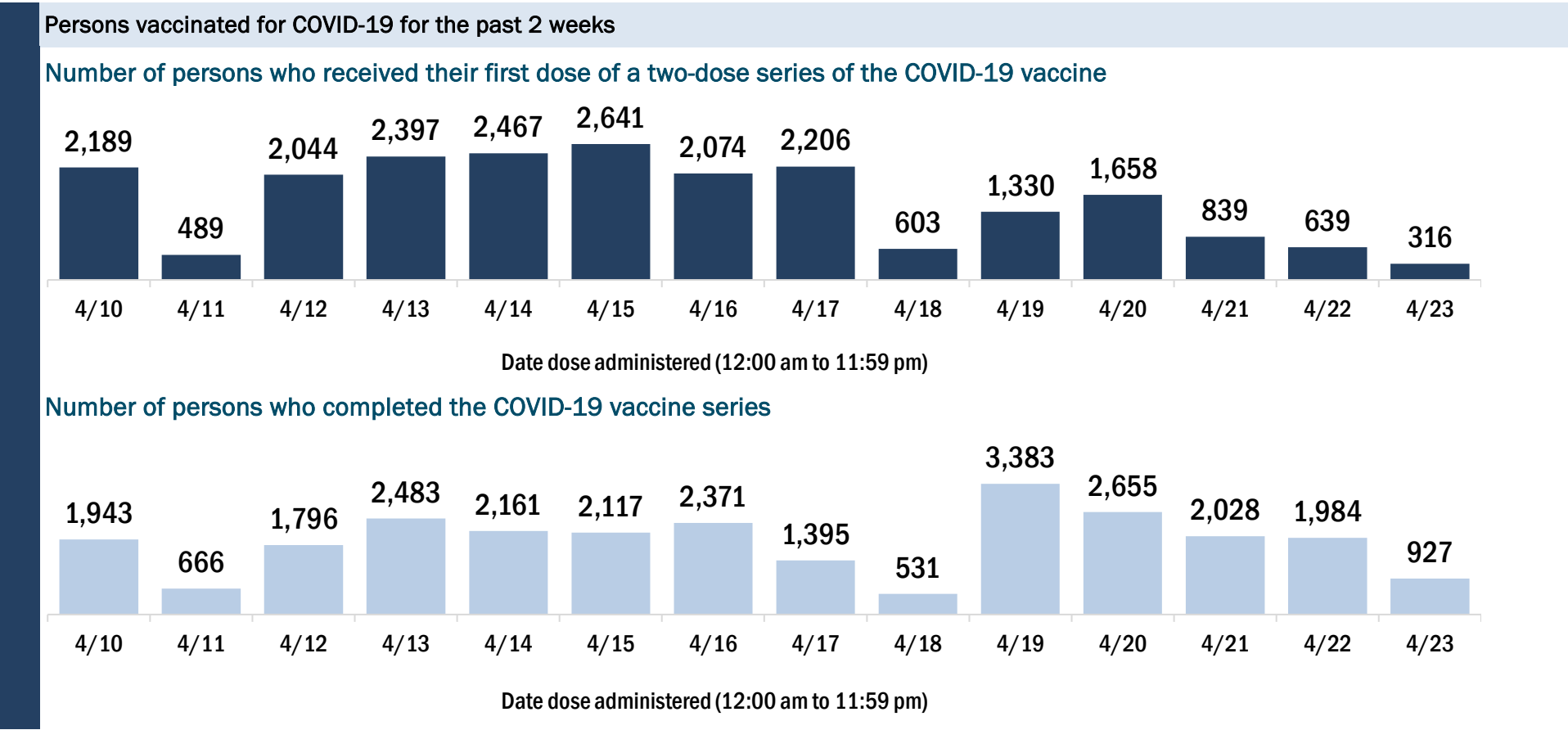
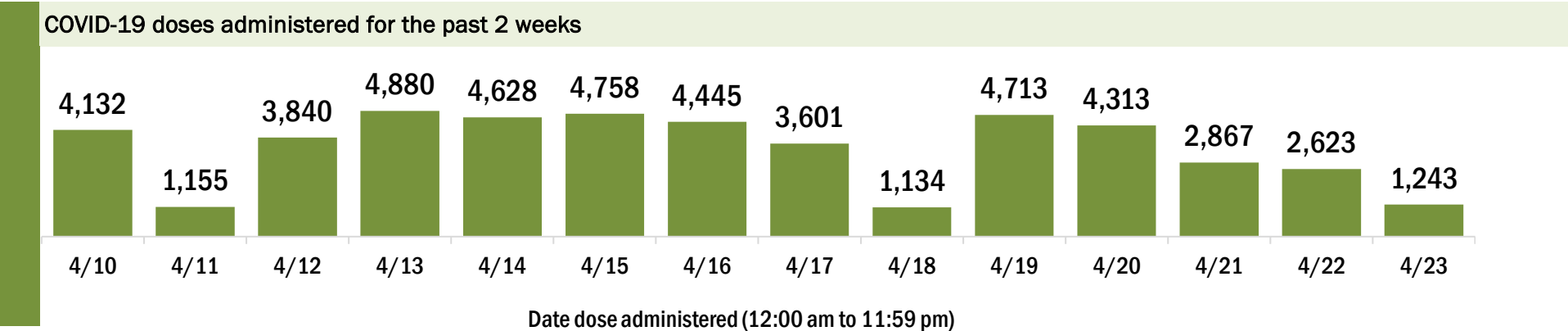
Data in this report are provisional and subject to change.

Data in this summary pertain to COVID-19 vaccines approved by the U.S. Food and Drug Administration and have been issued an Emergency Use Authorization (Janssen COVID-19 Vaccine, Moderna COVID-19 Vaccine and Pfizer-BioNTech COVID-19 Vaccine). These data summarize the number of people who have received either their first dose or have completed the series for a COVID-19 vaccine. **A person can only be counted in one category, first dose or series complete.** For persons receiving Moderna or Pfizer vaccines, once they receive their second dose, they are moved from the first dose column to the series completed column. **Because of this, the total first dose category may show a change from report to report not matching the total receiving their first dose from the previous day.** Persons receiving Johnson & Johnson vaccines will always be counted in the series completed column.

COVID-19 doses for vaccinated persons in Florida	
Doses administered	269,241
People receiving one dose of a 1-dose series (Johnson & Johnson) or receiving only one dose of a 2-dose series (Moderna, Pfizer) count once. Persons receiving both doses of a 2-dose series count twice.	

Current status of persons vaccinated for COVID-19 in Florida	
Total people vaccinated	167,807
First dose	56,493
Series completed	111,314
Completed 1-dose series	9,880
Completed 2-dose series	101,434
First dose: current number of people who have only received their first dose of the Moderna or Pfizer vaccine.	
Series complete: current number of people who have received both Moderna or Pfizer vaccine doses or one Johnson & Johnson dose and are considered fully immunized.	

Demographic summary	First dose	Series complete	Total people vaccinated
Age group	56,493	111,314	167,807
16-24 years	10,020	3,571	13,591
25-34 years	10,218	7,409	17,627
35-44 years	11,959	11,456	23,415
45-54 years	10,416	16,664	27,080
55-64 years	7,866	24,581	32,447
65-74 years	3,455	28,432	31,887
75-84 years	1,744	13,913	15,657
85+ years	815	5,288	6,103
Race	56,493	111,314	167,807
White	35,940	79,426	115,366
Black	4,083	7,009	11,092
American Indian/Alaskan	266	484	750
Other	9,336	15,426	24,762
Unknown	6,868	8,969	15,837
Other race includes Asian, native Hawaiian/Pacific Islander, or other.			
Ethnicity	56,493	111,314	167,807
Hispanic	9,688	11,269	20,957
Non-Hispanic	31,621	71,282	102,903
Unknown	15,184	28,763	43,947
Gender	56,493	111,314	167,807
Female	29,170	64,560	93,730
Male	27,084	46,656	73,740
Unknown	239	98	337



COVID-19: St. Johns County vaccine summary

Vaccination data through Apr 23, 2021 as of Apr 24, 2021 at 12:05 AM

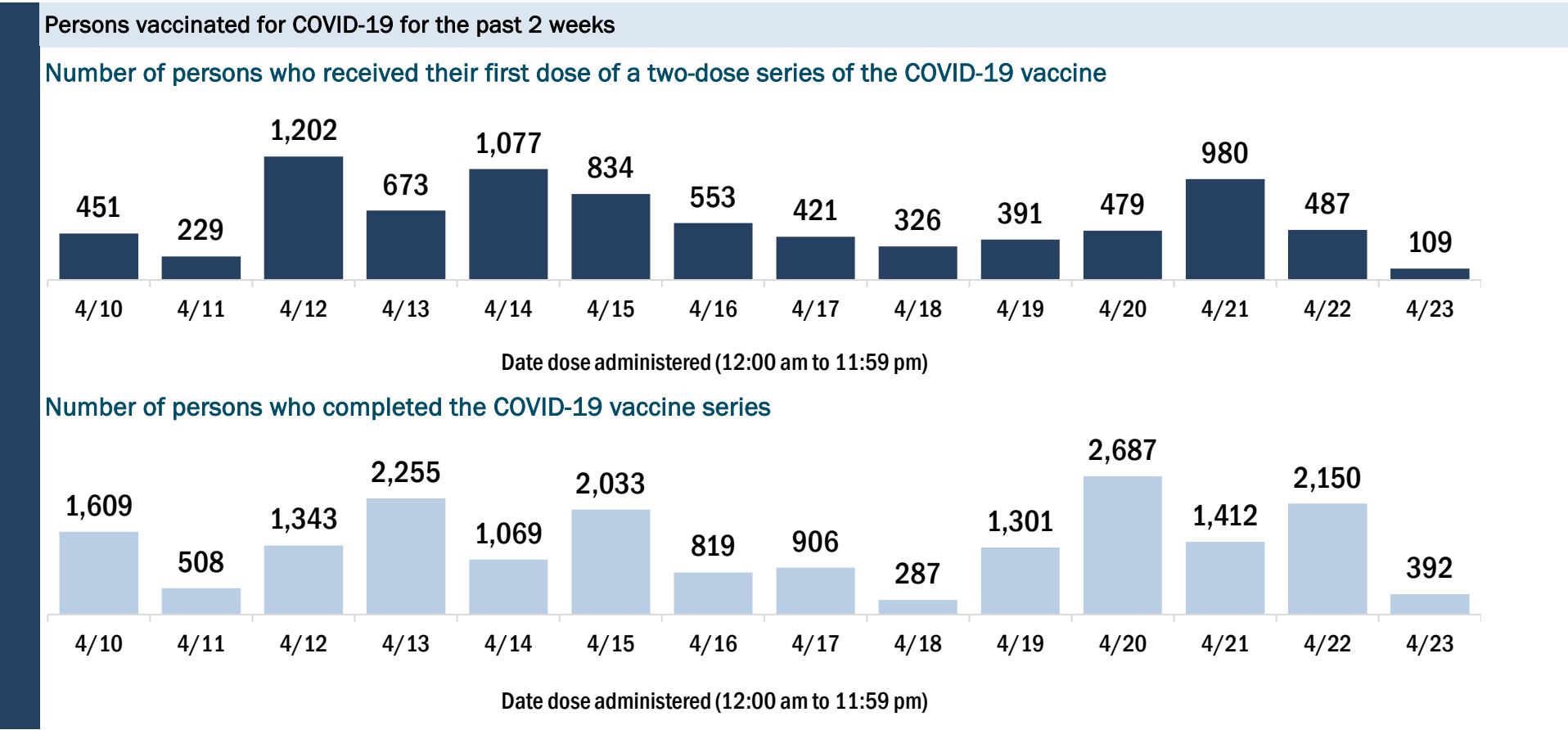
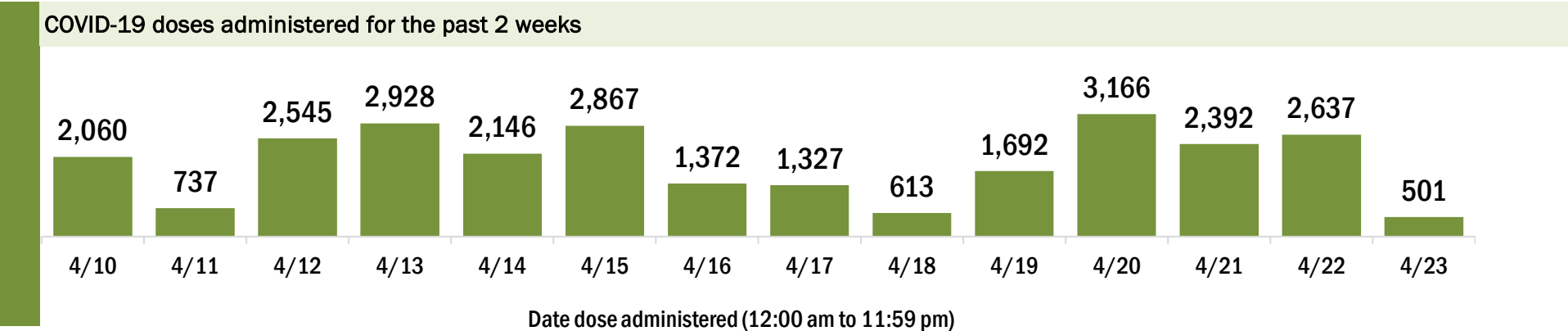
Data in this report are provisional and subject to change.

Data in this summary pertain to COVID-19 vaccines approved by the U.S. Food and Drug Administration and have been issued an Emergency Use Authorization (Janssen COVID-19 Vaccine, Moderna COVID-19 Vaccine and Pfizer-BioNTech COVID-19 Vaccine). These data summarize the number of people who have received either their first dose or have completed the series for a COVID-19 vaccine. **A person can only be counted in one category, first dose or series complete.** For persons receiving Moderna or Pfizer vaccines, once they receive their second dose, they are moved from the first dose column to the series completed column. **Because of this, the total first dose category may show a change from report to report not matching the total receiving their first dose from the previous day.** Persons receiving Johnson & Johnson vaccines will always be counted in the series completed column.

COVID-19 doses for vaccinated persons in Florida	
Doses administered	208,509
People receiving one dose of a 1-dose series (Johnson & Johnson) or receiving only one dose of a 2-dose series (Moderna, Pfizer) count once. Persons receiving both doses of a 2-dose series count twice.	

Current status of persons vaccinated for COVID-19 in Florida	
Total people vaccinated	121,368
First dose	28,983
Series completed	92,385
Completed 1-dose series	5,244
Completed 2-dose series	87,141
First dose: current number of people who have only received their first dose of the Moderna or Pfizer vaccine.	
Series complete: current number of people who have received both Moderna or Pfizer vaccine doses or one Johnson & Johnson dose and are considered fully immunized.	

Demographic summary	First dose	Series complete	Total people vaccinated
Age group	28,983	92,385	121,368
16-24 years	4,822	2,042	6,864
25-34 years	3,769	3,723	7,492
35-44 years	6,290	9,049	15,339
45-54 years	5,633	12,741	18,374
55-64 years	4,280	19,964	24,244
65-74 years	2,424	27,631	30,055
75-84 years	1,242	13,440	14,682
85+ years	523	3,795	4,318
Race	28,983	92,385	121,368
White	19,395	69,865	89,260
Black	1,102	2,644	3,746
American Indian/Alaskan	84	249	333
Other	3,470	8,516	11,986
Unknown	4,932	11,111	16,043
Other race includes Asian, native Hawaiian/Pacific Islander, or other.			
Ethnicity	28,983	92,385	121,368
Hispanic	2,079	3,226	5,305
Non-Hispanic	17,467	61,616	79,083
Unknown	9,437	27,543	36,980
Gender	28,983	92,385	121,368
Female	15,067	51,603	66,670
Male	13,892	40,769	54,661
Unknown	24	13	37



COVID-19: St. Lucie County vaccine summary

Vaccination data through Apr 23, 2021 as of Apr 24, 2021 at 12:05 AM

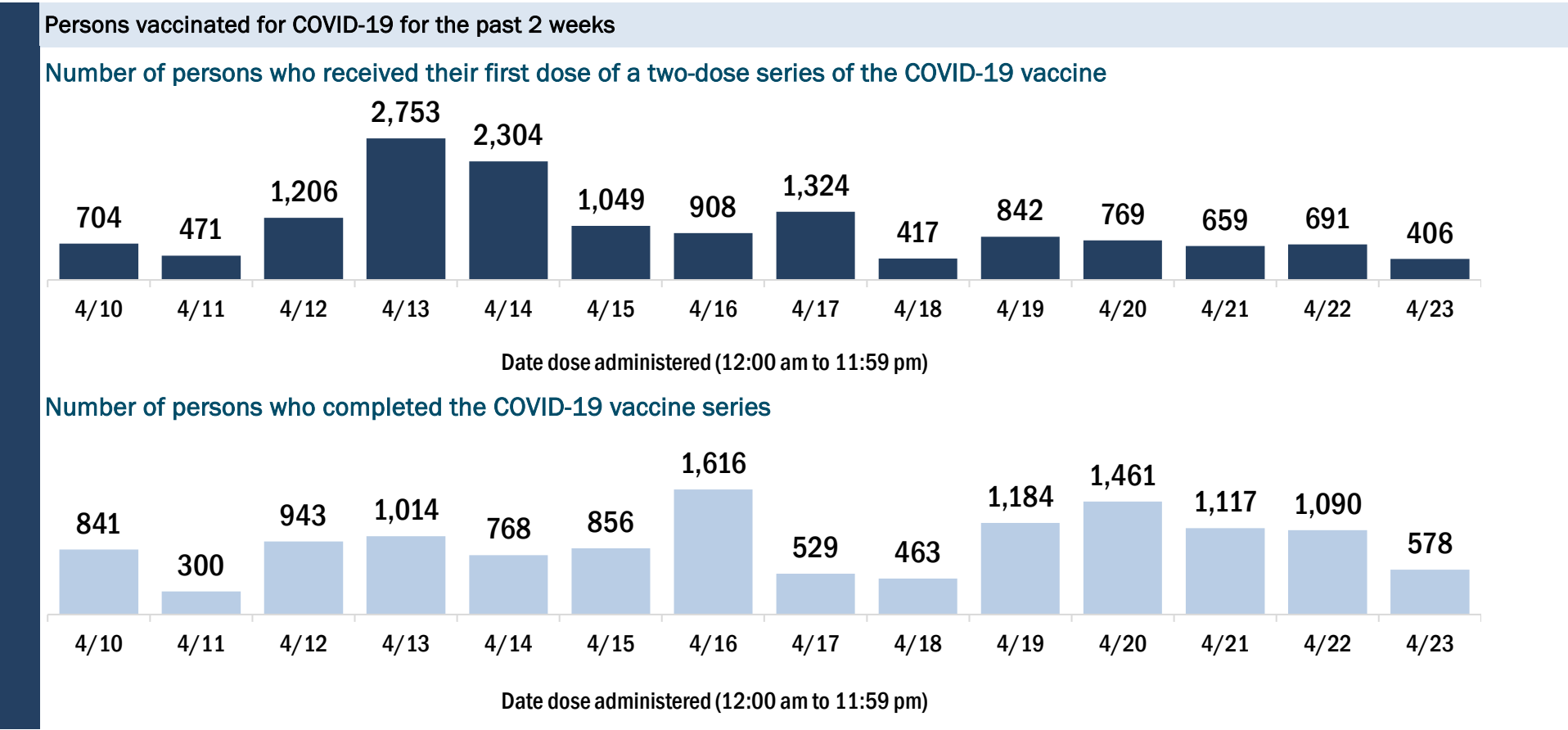
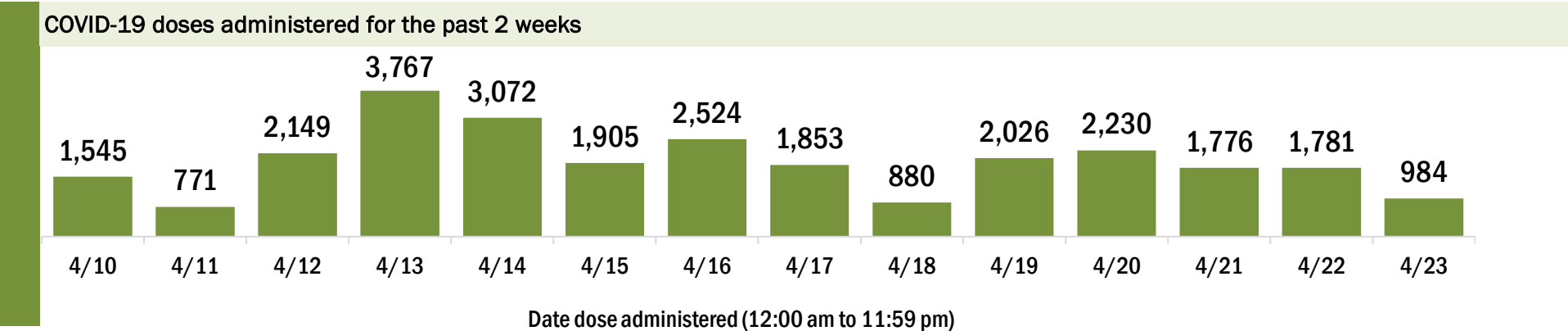
Data in this report are provisional and subject to change.

Data in this summary pertain to COVID-19 vaccines approved by the U.S. Food and Drug Administration and have been issued an Emergency Use Authorization (Janssen COVID-19 Vaccine, Moderna COVID-19 Vaccine and Pfizer-BioNTech COVID-19 Vaccine). These data summarize the number of people who have received either their first dose or have completed the series for a COVID-19 vaccine. **A person can only be counted in one category, first dose or series complete.** For persons receiving Moderna or Pfizer vaccines, once they receive their second dose, they are moved from the first dose column to the series completed column. **Because of this, the total first dose category may show a change from report to report not matching the total receiving their first dose from the previous day.** Persons receiving Johnson & Johnson vaccines will always be counted in the series completed column.

COVID-19 doses for vaccinated persons in Florida	
Doses administered	184,244
People receiving one dose of a 1-dose series (Johnson & Johnson) or receiving only one dose of a 2-dose series (Moderna, Pfizer) count once. Persons receiving both doses of a 2-dose series count twice.	

Current status of persons vaccinated for COVID-19 in Florida	
Total people vaccinated	114,519
First dose	41,288
Series completed	73,231
Completed 1-dose series	3,506
Completed 2-dose series	69,725
First dose: current number of people who have only received their first dose of the Moderna or Pfizer vaccine.	
Series complete: current number of people who have received both Moderna or Pfizer vaccine doses or one Johnson & Johnson dose and are considered fully immunized.	

Demographic summary	First dose	Series complete	Total people vaccinated
Age group	41,288	73,231	114,519
16-24 years	3,319	903	4,222
25-34 years	3,704	2,080	5,784
35-44 years	5,078	3,443	8,521
45-54 years	6,978	6,295	13,273
55-64 years	9,945	13,469	23,414
65-74 years	6,975	26,899	33,874
75-84 years	3,943	15,465	19,408
85+ years	1,346	4,677	6,023
Race	41,288	73,231	114,519
White	26,002	48,118	74,120
Black	4,235	6,740	10,975
American Indian/Alaskan	210	335	545
Other	4,092	6,538	10,630
Unknown	6,749	11,500	18,249
Other race includes Asian, native Hawaiian/Pacific Islander, or other.			
Ethnicity	41,288	73,231	114,519
Hispanic	6,558	5,699	12,257
Non-Hispanic	20,979	41,711	62,690
Unknown	13,751	25,821	39,572
Gender	41,288	73,231	114,519
Female	22,090	41,983	64,073
Male	19,098	31,180	50,278
Unknown	100	68	168



COVID-19: Sumter County vaccine summary

Vaccination data through Apr 23, 2021 as of Apr 24, 2021 at 12:05 AM

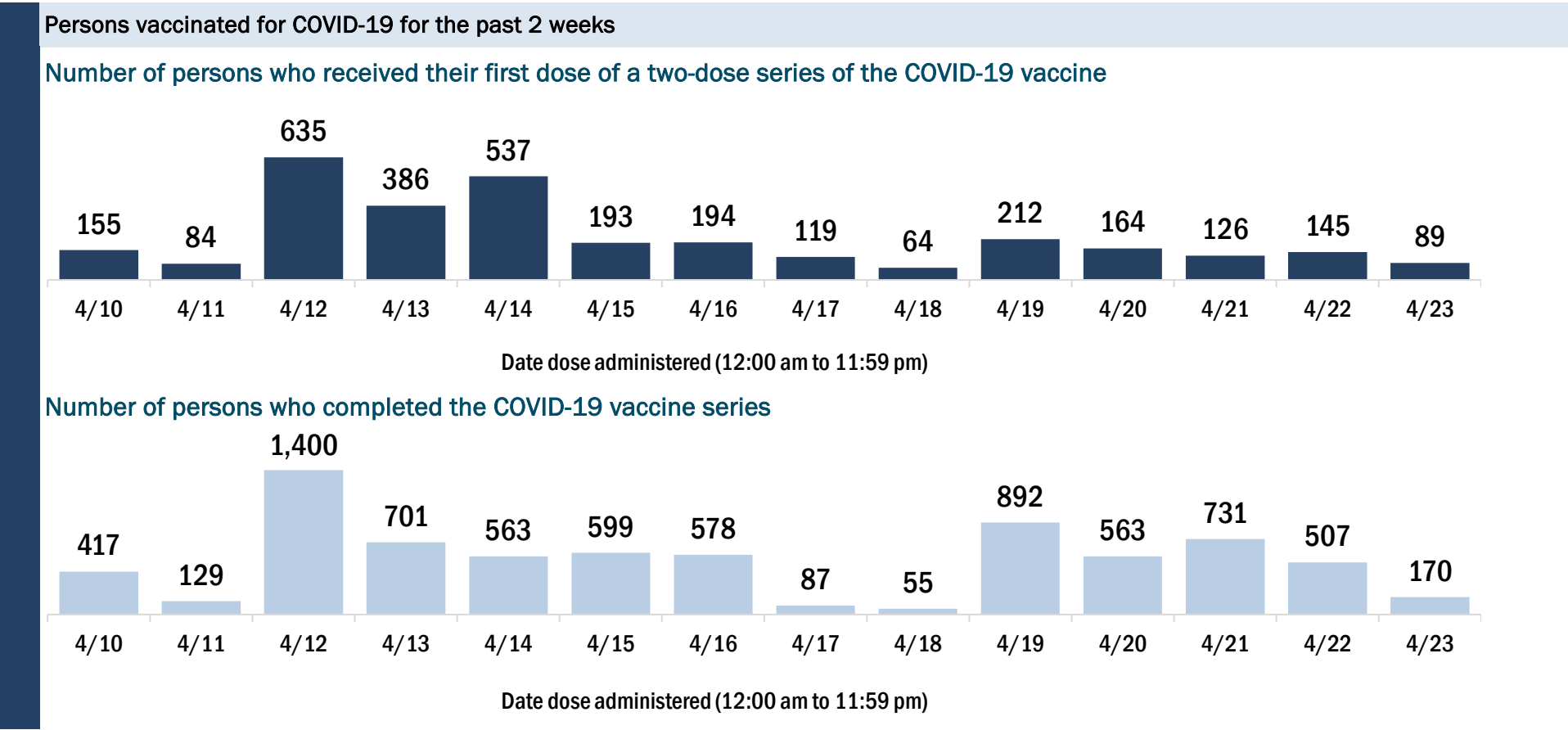
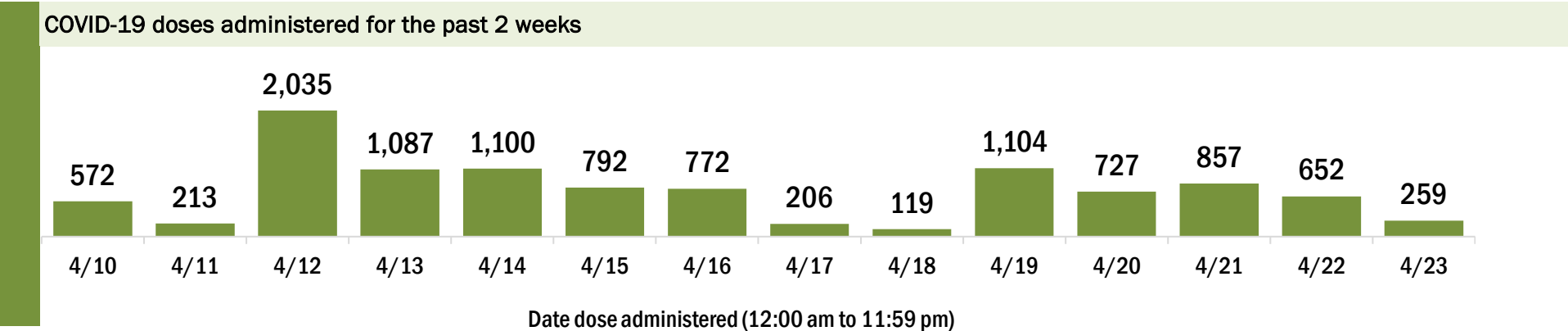
Data in this report are provisional and subject to change.

Data in this summary pertain to COVID-19 vaccines approved by the U.S. Food and Drug Administration and have been issued an Emergency Use Authorization (Janssen COVID-19 Vaccine, Moderna COVID-19 Vaccine and Pfizer-BioNTech COVID-19 Vaccine). These data summarize the number of people who have received either their first dose or have completed the series for a COVID-19 vaccine. **A person can only be counted in one category, first dose or series complete.** For persons receiving Moderna or Pfizer vaccines, once they receive their second dose, they are moved from the first dose column to the series completed column. **Because of this, the total first dose category may show a change from report to report not matching the total receiving their first dose from the previous day.** Persons receiving Johnson & Johnson vaccines will always be counted in the series completed column.

COVID-19 doses for vaccinated persons in Florida	
Doses administered	147,364
People receiving one dose of a 1-dose series (Johnson & Johnson) or receiving only one dose of a 2-dose series (Moderna, Pfizer) count once. Persons receiving both doses of a 2-dose series count twice.	

Current status of persons vaccinated for COVID-19 in Florida	
Total people vaccinated	82,506
First dose	13,659
Series completed	68,847
Completed 1-dose series	3,989
Completed 2-dose series	64,858
First dose: current number of people who have only received their first dose of the Moderna or Pfizer vaccine.	
Series complete: current number of people who have received both Moderna or Pfizer vaccine doses or one Johnson & Johnson dose and are considered fully immunized.	

Demographic summary	First dose	Series complete	Total people vaccinated
Age group	13,659	68,847	82,506
16-24 years	327	132	459
25-34 years	613	260	873
35-44 years	854	430	1,284
45-54 years	1,382	1,123	2,505
55-64 years	3,152	7,426	10,578
65-74 years	3,847	33,188	37,035
75-84 years	2,801	22,531	25,332
85+ years	683	3,757	4,440
Race	13,659	68,847	82,506
White	10,280	58,197	68,477
Black	577	750	1,327
American Indian/Alaskan	33	146	179
Other	963	2,554	3,517
Unknown	1,806	7,200	9,006
Other race includes Asian, native Hawaiian/Pacific Islander, or other.			
Ethnicity	13,659	68,847	82,506
Hispanic	588	1,053	1,641
Non-Hispanic	8,781	45,998	54,779
Unknown	4,290	21,796	26,086
Gender	13,659	68,847	82,506
Female	7,145	38,453	45,598
Male	6,454	30,376	36,830
Unknown	60	18	78



COVID-19: Suwannee County vaccine summary

Vaccination data through Apr 23, 2021 as of Apr 24, 2021 at 12:05 AM

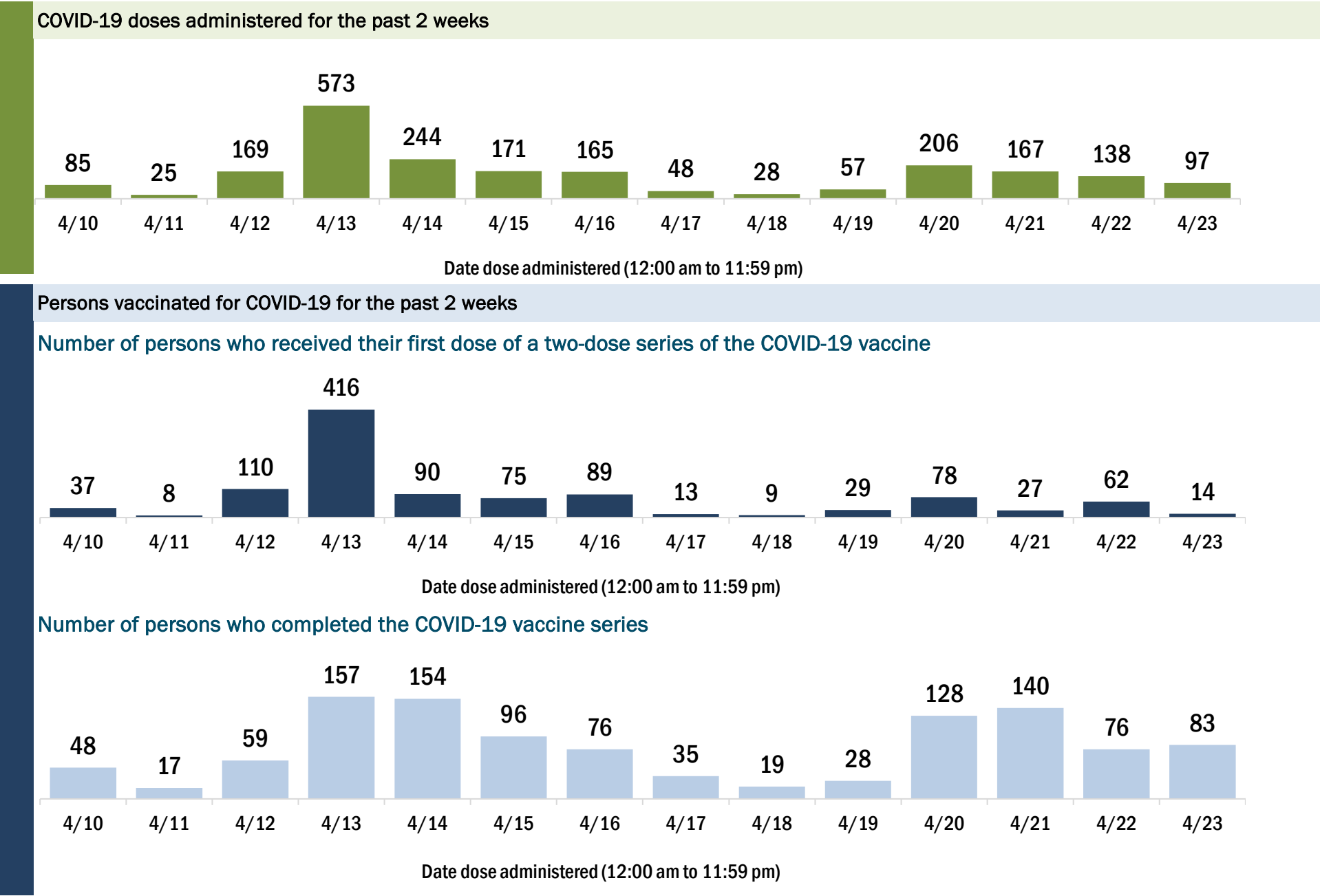
Data in this report are provisional and subject to change.

Data in this summary pertain to COVID-19 vaccines approved by the U.S. Food and Drug Administration and have been issued an Emergency Use Authorization (Janssen COVID-19 Vaccine, Moderna COVID-19 Vaccine and Pfizer-BioNTech COVID-19 Vaccine). These data summarize the number of people who have received either their first dose or have completed the series for a COVID-19 vaccine. **A person can only be counted in one category, first dose or series complete.** For persons receiving Moderna or Pfizer vaccines, once they receive their second dose, they are moved from the first dose column to the series completed column. **Because of this, the total first dose category may show a change from report to report not matching the total receiving their first dose from the previous day.** Persons receiving Johnson & Johnson vaccines will always be counted in the series completed column.

COVID-19 doses for vaccinated persons in Florida	
Doses administered	16,562
People receiving one dose of a 1-dose series (Johnson & Johnson) or receiving only one dose of a 2-dose series (Moderna, Pfizer) count once. Persons receiving both doses of a 2-dose series count twice.	

Current status of persons vaccinated for COVID-19 in Florida	
Total people vaccinated	9,780
First dose	2,388
Series completed	7,392
Completed 1-dose series	610
Completed 2-dose series	6,782
First dose: current number of people who have only received their first dose of the Moderna or Pfizer vaccine.	
Series complete: current number of people who have received both Moderna or Pfizer vaccine doses or one Johnson & Johnson dose and are considered fully immunized.	

Demographic summary	First dose	Series complete	Total people vaccinated
Age group	2,388	7,392	9,780
16-24 years	194	91	285
25-34 years	247	163	410
35-44 years	335	283	618
45-54 years	424	521	945
55-64 years	653	1,470	2,123
65-74 years	298	2,658	2,956
75-84 years	170	1,652	1,822
85+ years	67	554	621
Race	2,388	7,392	9,780
White	1,502	5,149	6,651
Black	377	580	957
American Indian/Alaskan	6	7	13
Other	224	476	700
Unknown	279	1,180	1,459
Other race includes Asian, native Hawaiian/Pacific Islander, or other.			
Ethnicity	2,388	7,392	9,780
Hispanic	214	247	461
Non-Hispanic	1,409	3,912	5,321
Unknown	765	3,233	3,998
Gender	2,388	7,392	9,780
Female	1,076	4,310	5,386
Male	1,312	3,082	4,394
Unknown	0	0	0



COVID-19: Taylor County vaccine summary

Vaccination data through Apr 23, 2021 as of Apr 24, 2021 at 12:05 AM

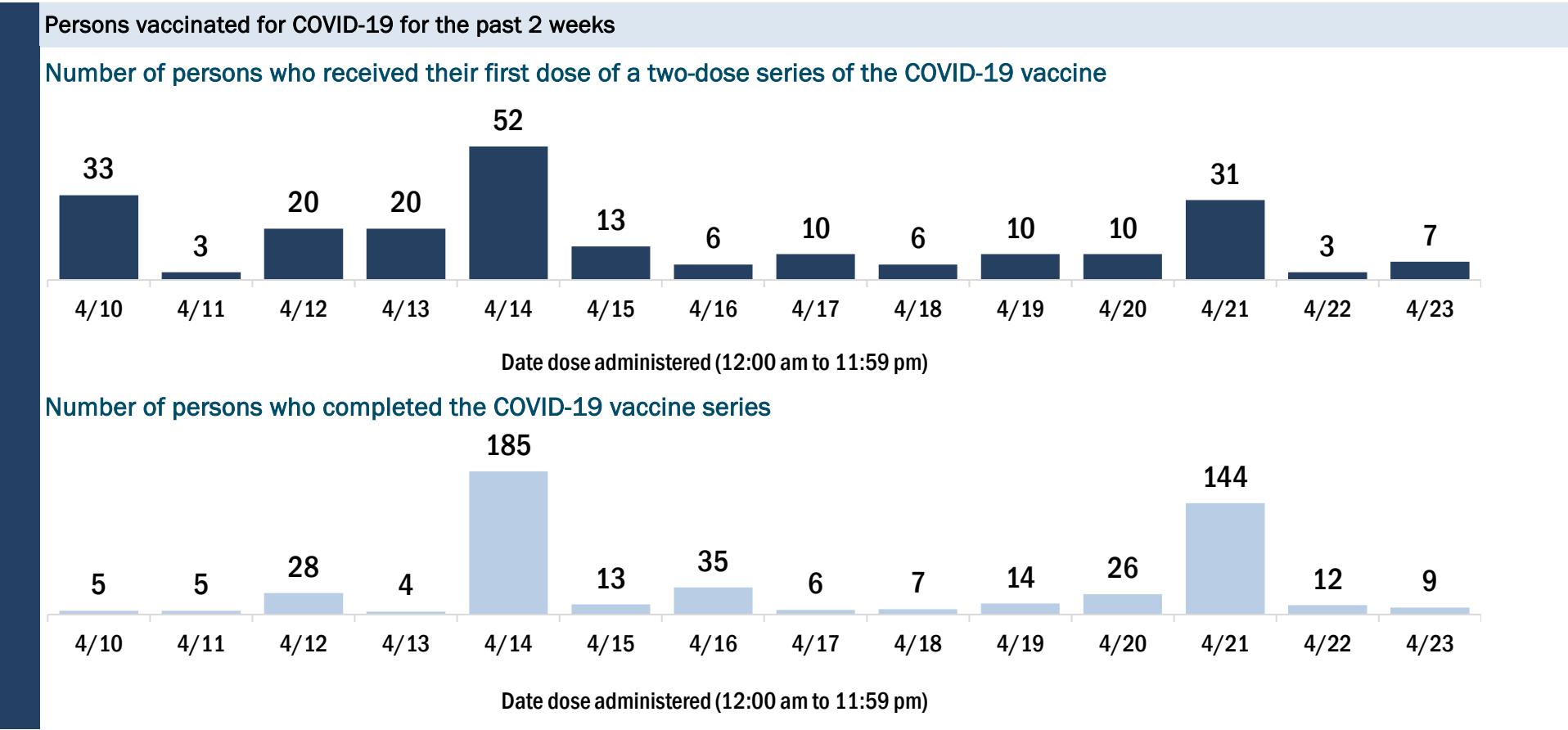
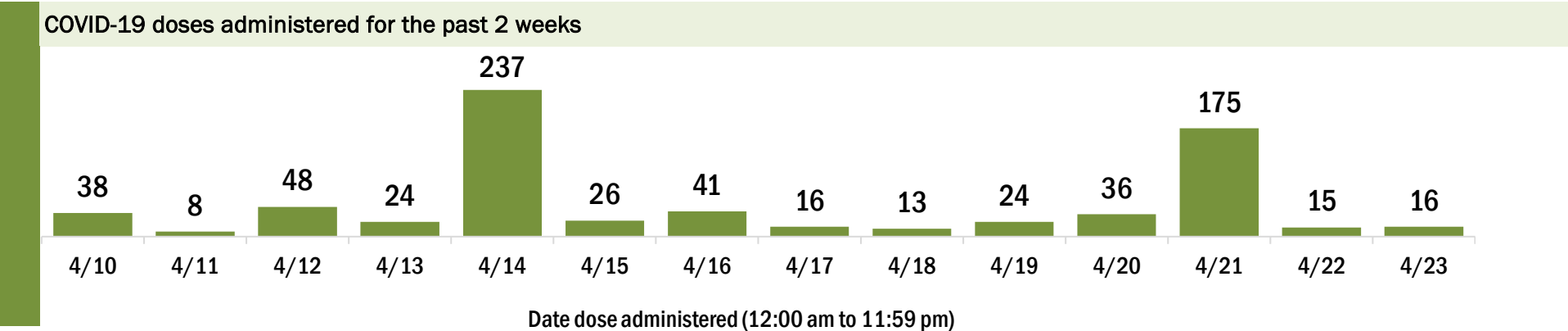
Data in this report are provisional and subject to change.

Data in this summary pertain to COVID-19 vaccines approved by the U.S. Food and Drug Administration and have been issued an Emergency Use Authorization (Janssen COVID-19 Vaccine, Moderna COVID-19 Vaccine and Pfizer-BioNTech COVID-19 Vaccine). These data summarize the number of people who have received either their first dose or have completed the series for a COVID-19 vaccine. **A person can only be counted in one category, first dose or series complete.** For persons receiving Moderna or Pfizer vaccines, once they receive their second dose, they are moved from the first dose column to the series completed column. **Because of this, the total first dose category may show a change from report to report not matching the total receiving their first dose from the previous day.** Persons receiving Johnson & Johnson vaccines will always be counted in the series completed column.

COVID-19 doses for vaccinated persons in Florida	
Doses administered	8,391
People receiving one dose of a 1-dose series (Johnson & Johnson) or receiving only one dose of a 2-dose series (Moderna, Pfizer) count once. Persons receiving both doses of a 2-dose series count twice.	

Current status of persons vaccinated for COVID-19 in Florida	
Total people vaccinated	5,139
First dose	1,619
Series completed	3,520
Completed 1-dose series	268
Completed 2-dose series	3,252
First dose: current number of people who have only received their first dose of the Moderna or Pfizer vaccine.	
Series complete: current number of people who have received both Moderna or Pfizer vaccine doses or one Johnson & Johnson dose and are considered fully immunized.	

Demographic summary	First dose	Series complete	Total people vaccinated
Age group	1,619	3,520	5,139
16-24 years	51	45	96
25-34 years	95	92	187
35-44 years	139	129	268
45-54 years	241	249	490
55-64 years	461	716	1,177
65-74 years	393	1,319	1,712
75-84 years	185	757	942
85+ years	54	213	267
Race	1,619	3,520	5,139
White	1,149	2,617	3,766
Black	209	424	633
American Indian/Alaskan	15	34	49
Other	97	215	312
Unknown	149	230	379
Other race includes Asian, native Hawaiian/Pacific Islander, or other.			
Ethnicity	1,619	3,520	5,139
Hispanic	45	52	97
Non-Hispanic	1,086	2,257	3,343
Unknown	488	1,211	1,699
Gender	1,619	3,520	5,139
Female	864	1,955	2,819
Male	752	1,565	2,317
Unknown	3	0	3



COVID-19: Union County vaccine summary

Vaccination data through Apr 23, 2021 as of Apr 24, 2021 at 12:05 AM

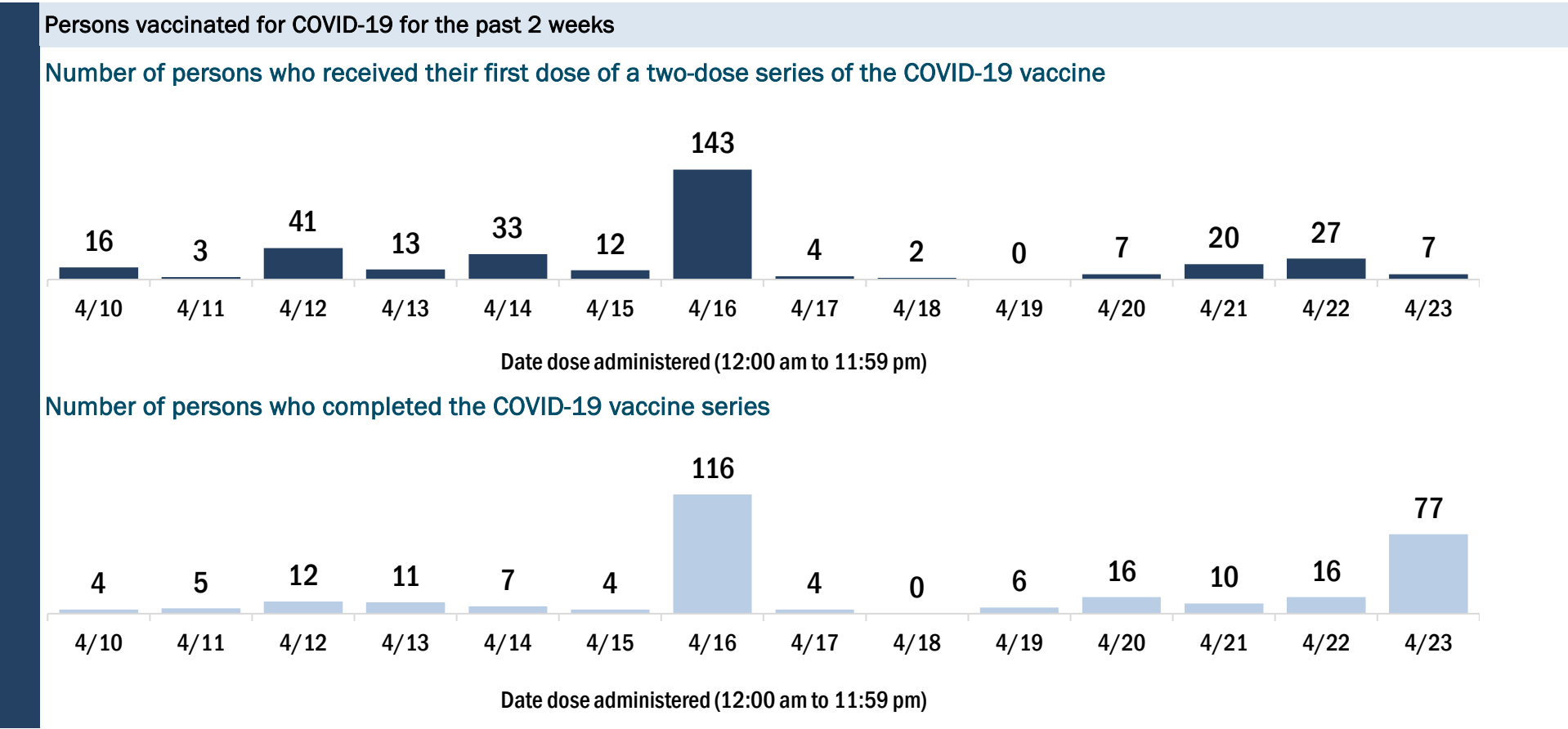
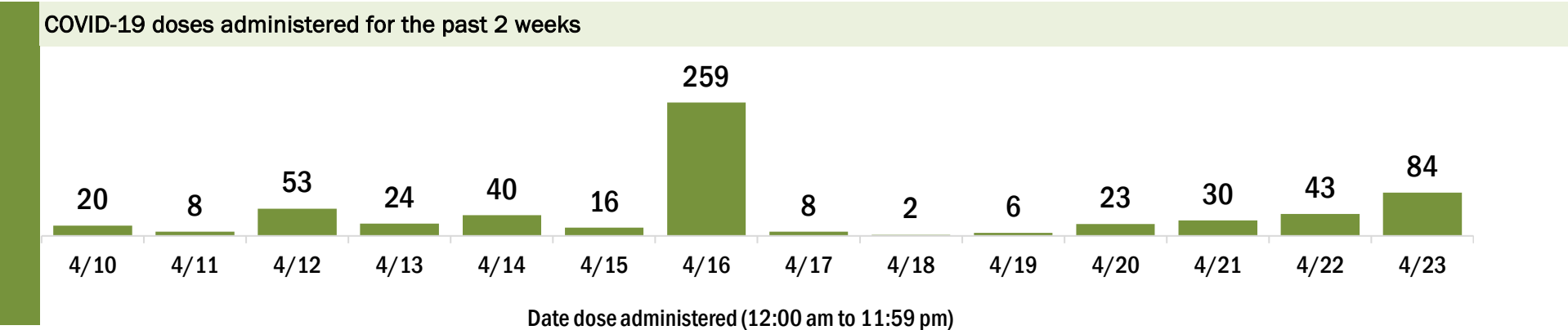
Data in this report are provisional and subject to change.

Data in this summary pertain to COVID-19 vaccines approved by the U.S. Food and Drug Administration and have been issued an Emergency Use Authorization (Janssen COVID-19 Vaccine, Moderna COVID-19 Vaccine and Pfizer-BioNTech COVID-19 Vaccine). These data summarize the number of people who have received either their first dose or have completed the series for a COVID-19 vaccine. **A person can only be counted in one category, first dose or series complete.** For persons receiving Moderna or Pfizer vaccines, once they receive their second dose, they are moved from the first dose column to the series completed column. **Because of this, the total first dose category may show a change from report to report not matching the total receiving their first dose from the previous day.** Persons receiving Johnson & Johnson vaccines will always be counted in the series completed column.

COVID-19 doses for vaccinated persons in Florida	
Doses administered	6,170
People receiving one dose of a 1-dose series (Johnson & Johnson) or receiving only one dose of a 2-dose series (Moderna, Pfizer) count once. Persons receiving both doses of a 2-dose series count twice.	

Current status of persons vaccinated for COVID-19 in Florida	
Total people vaccinated	4,538
First dose	2,792
Series completed	1,746
Completed 1-dose series	114
Completed 2-dose series	1,632
First dose: current number of people who have only received their first dose of the Moderna or Pfizer vaccine.	
Series complete: current number of people who have received both Moderna or Pfizer vaccine doses or one Johnson & Johnson dose and are considered fully immunized.	

Demographic summary	First dose	Series complete	Total people vaccinated
Age group	2,792	1,746	4,538
16-24 years	77	27	104
25-34 years	160	78	238
35-44 years	321	71	392
45-54 years	468	134	602
55-64 years	984	356	1,340
65-74 years	626	616	1,242
75-84 years	138	361	499
85+ years	18	103	121
Race	2,792	1,746	4,538
White	1,811	1,418	3,229
Black	820	156	976
American Indian/Alaskan	6	17	23
Other	111	117	228
Unknown	44	38	82
Other race includes Asian, native Hawaiian/Pacific Islander, or other.			
Ethnicity	2,792	1,746	4,538
Hispanic	108	39	147
Non-Hispanic	2,492	1,594	4,086
Unknown	192	113	305
Gender	2,792	1,746	4,538
Female	298	1,017	1,315
Male	2,489	729	3,218
Unknown	5	0	5



COVID-19: Volusia County vaccine summary

Vaccination data through Apr 23, 2021 as of Apr 24, 2021 at 12:05 AM

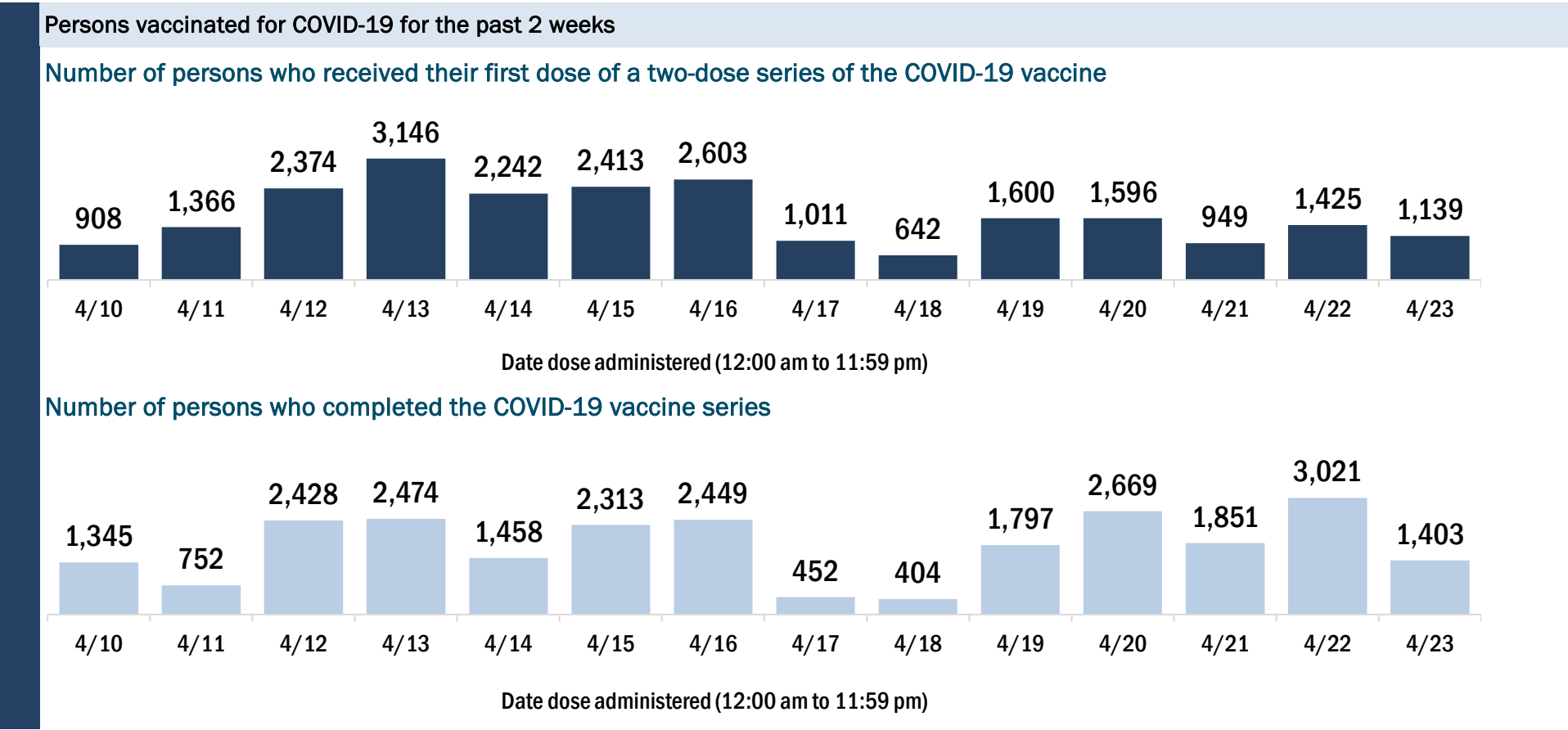
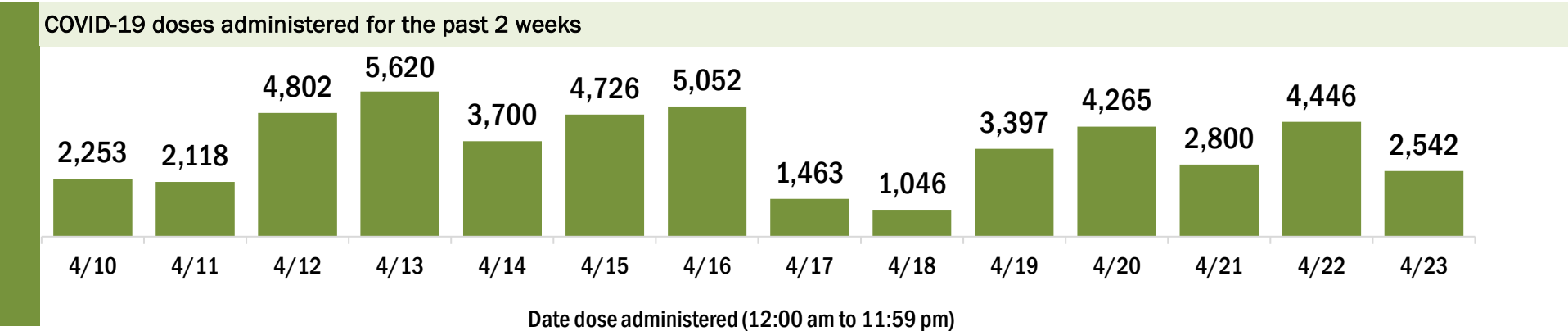
Data in this report are provisional and subject to change.

Data in this summary pertain to COVID-19 vaccines approved by the U.S. Food and Drug Administration and have been issued an Emergency Use Authorization (Janssen COVID-19 Vaccine, Moderna COVID-19 Vaccine and Pfizer-BioNTech COVID-19 Vaccine). These data summarize the number of people who have received either their first dose or have completed the series for a COVID-19 vaccine. **A person can only be counted in one category, first dose or series complete.** For persons receiving Moderna or Pfizer vaccines, once they receive their second dose, they are moved from the first dose column to the series completed column. **Because of this, the total first dose category may show a change from report to report not matching the total receiving their first dose from the previous day.** Persons receiving Johnson & Johnson vaccines will always be counted in the series completed column.

COVID-19 doses for vaccinated persons in Florida	
Doses administered	324,708
People receiving one dose of a 1-dose series (Johnson & Johnson) or receiving only one dose of a 2-dose series (Moderna, Pfizer) count once. Persons receiving both doses of a 2-dose series count twice.	

Current status of persons vaccinated for COVID-19 in Florida	
Total people vaccinated	203,418
First dose	64,890
Series completed	138,528
Completed 1-dose series	17,238
Completed 2-dose series	121,290
First dose: current number of people who have only received their first dose of the Moderna or Pfizer vaccine.	
Series complete: current number of people who have received both Moderna or Pfizer vaccine doses or one Johnson & Johnson dose and are considered fully immunized.	

Demographic summary	First dose	Series complete	Total people vaccinated
Age group	64,890	138,528	203,418
16-24 years	6,889	2,227	9,116
25-34 years	6,489	4,435	10,924
35-44 years	8,032	6,302	14,334
45-54 years	10,750	11,300	22,050
55-64 years	15,188	27,082	42,270
65-74 years	10,547	49,475	60,022
75-84 years	5,172	27,946	33,118
85+ years	1,823	9,761	11,584
Race	64,890	138,528	203,418
White	42,681	91,795	134,476
Black	3,599	6,036	9,635
American Indian/Alaskan	205	462	667
Other	6,932	15,549	22,481
Unknown	11,473	24,686	36,159
Other race includes Asian, native Hawaiian/Pacific Islander, or other.			
Ethnicity	64,890	138,528	203,418
Hispanic	7,587	6,708	14,295
Non-Hispanic	35,431	71,116	106,547
Unknown	21,872	60,704	82,576
Gender	64,890	138,528	203,418
Female	33,355	79,689	113,044
Male	29,839	57,006	86,845
Unknown	1,696	1,833	3,529



COVID-19: Wakulla County vaccine summary

Vaccination data through Apr 23, 2021 as of Apr 24, 2021 at 12:05 AM

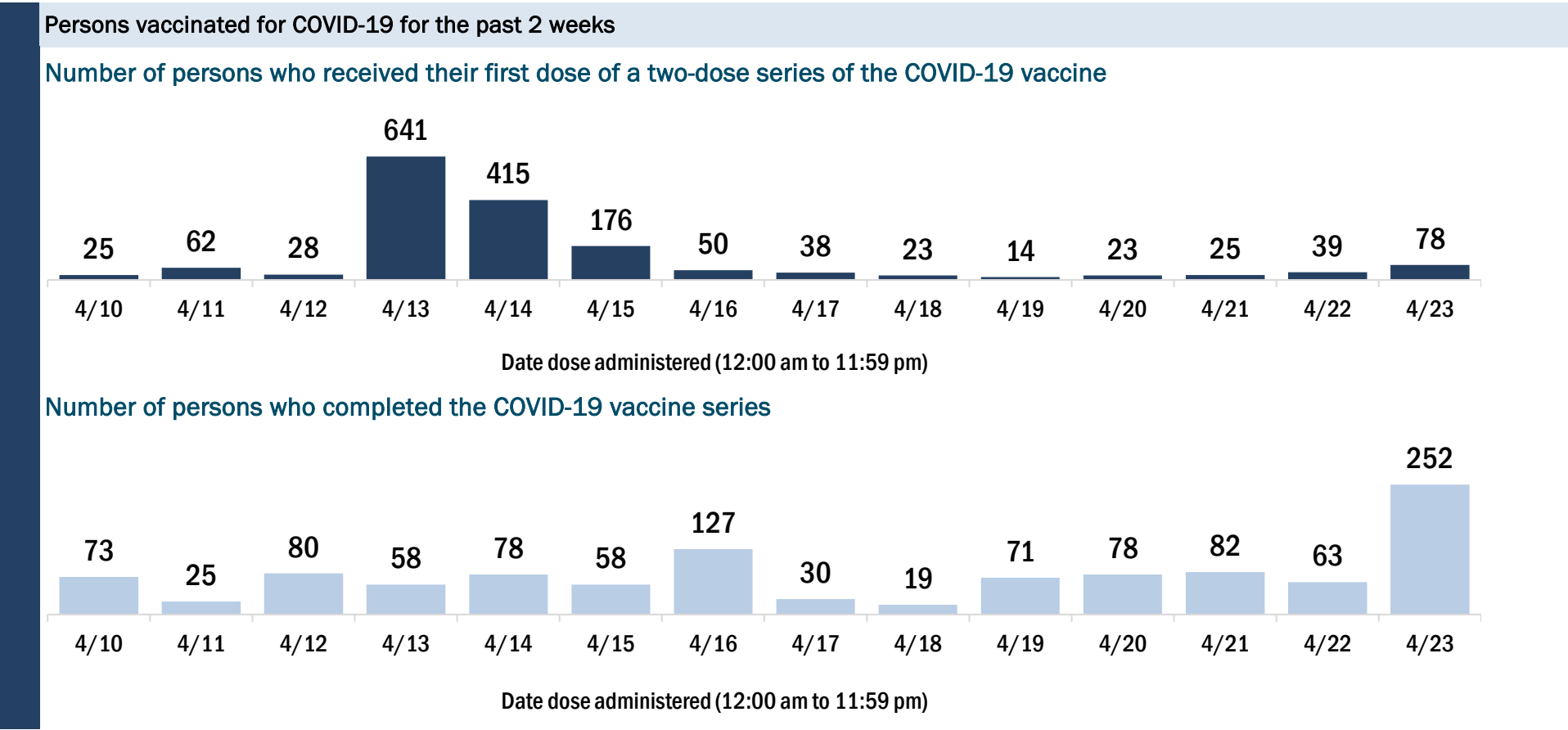
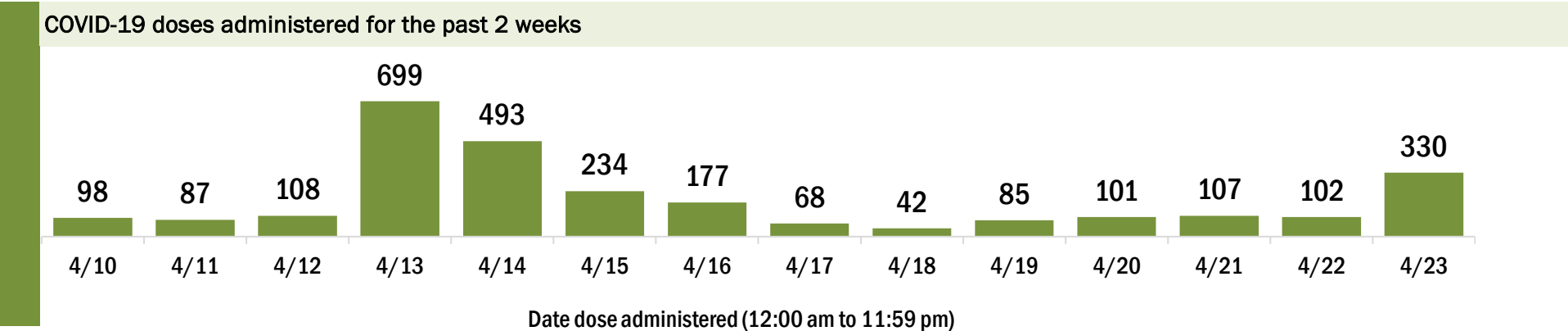
Data in this report are provisional and subject to change.

Data in this summary pertain to COVID-19 vaccines approved by the U.S. Food and Drug Administration and have been issued an Emergency Use Authorization (Janssen COVID-19 Vaccine, Moderna COVID-19 Vaccine and Pfizer-BioNTech COVID-19 Vaccine). These data summarize the number of people who have received either their first dose or have completed the series for a COVID-19 vaccine. **A person can only be counted in one category, first dose or series complete.** For persons receiving Moderna or Pfizer vaccines, once they receive their second dose, they are moved from the first dose column to the series completed column. **Because of this, the total first dose category may show a change from report to report not matching the total receiving their first dose from the previous day.** Persons receiving Johnson & Johnson vaccines will always be counted in the series completed column.

COVID-19 doses for vaccinated persons in Florida	
Doses administered	17,147
People receiving one dose of a 1-dose series (Johnson & Johnson) or receiving only one dose of a 2-dose series (Moderna, Pfizer) count once. Persons receiving both doses of a 2-dose series count twice.	

Current status of persons vaccinated for COVID-19 in Florida	
Total people vaccinated	10,572
First dose	3,534
Series completed	7,038
Completed 1-dose series	463
Completed 2-dose series	6,575
First dose: current number of people who have only received their first dose of the Moderna or Pfizer vaccine.	
Series complete: current number of people who have received both Moderna or Pfizer vaccine doses or one Johnson & Johnson dose and are considered fully immunized.	

Demographic summary	First dose	Series complete	Total people vaccinated
Age group	3,534	7,038	10,572
16-24 years	245	128	373
25-34 years	457	271	728
35-44 years	594	480	1,074
45-54 years	721	778	1,499
55-64 years	804	1,547	2,351
65-74 years	448	2,437	2,885
75-84 years	204	1,129	1,333
85+ years	61	268	329
Race	3,534	7,038	10,572
White	2,520	5,242	7,762
Black	566	511	1,077
American Indian/Alaskan	12	32	44
Other	222	892	1,114
Unknown	214	361	575
Other race includes Asian, native Hawaiian/Pacific Islander, or other.			
Ethnicity	3,534	7,038	10,572
Hispanic	86	121	207
Non-Hispanic	1,972	5,607	7,579
Unknown	1,476	1,310	2,786
Gender	3,534	7,038	10,572
Female	1,432	3,951	5,383
Male	2,101	3,086	5,187
Unknown	1	1	2



COVID-19: Walton County vaccine summary

Vaccination data through Apr 23, 2021 as of Apr 24, 2021 at 12:05 AM

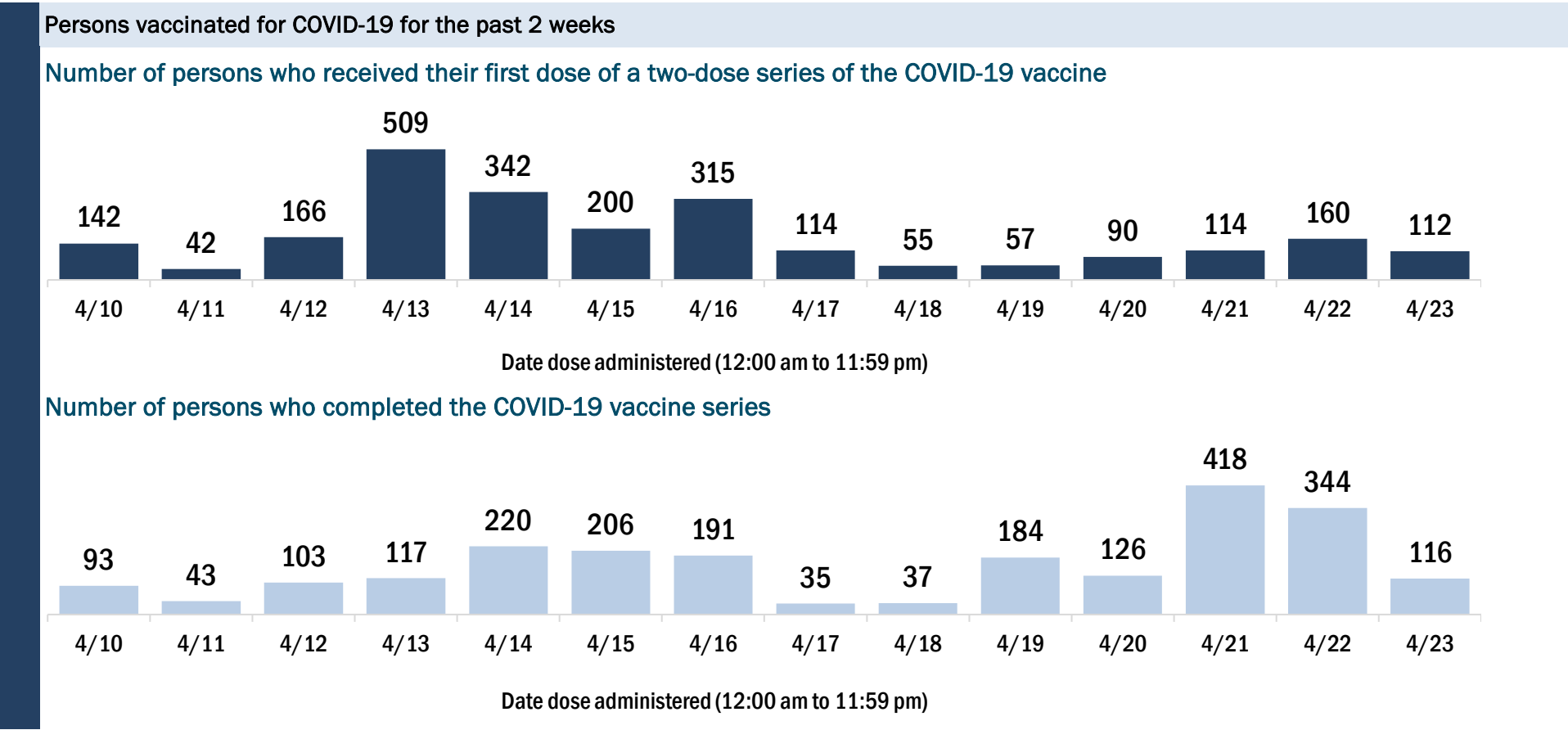
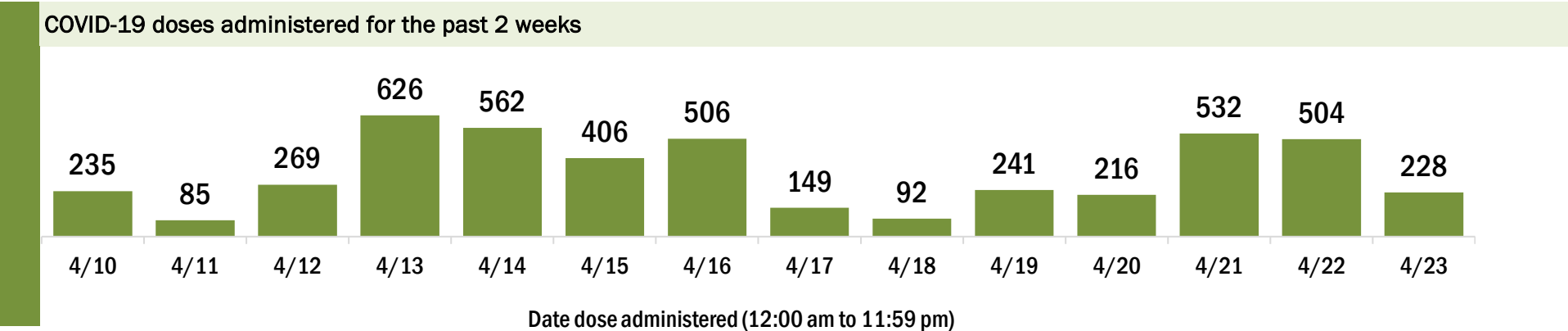
Data in this report are provisional and subject to change.

Data in this summary pertain to COVID-19 vaccines approved by the U.S. Food and Drug Administration and have been issued an Emergency Use Authorization (Janssen COVID-19 Vaccine, Moderna COVID-19 Vaccine and Pfizer-BioNTech COVID-19 Vaccine). These data summarize the number of people who have received either their first dose or have completed the series for a COVID-19 vaccine. **A person can only be counted in one category, first dose or series complete.** For persons receiving Moderna or Pfizer vaccines, once they receive their second dose, they are moved from the first dose column to the series completed column. **Because of this, the total first dose category may show a change from report to report not matching the total receiving their first dose from the previous day.** Persons receiving Johnson & Johnson vaccines will always be counted in the series completed column.

COVID-19 doses for vaccinated persons in Florida	
Doses administered	37,174
People receiving one dose of a 1-dose series (Johnson & Johnson) or receiving only one dose of a 2-dose series (Moderna, Pfizer) count once. Persons receiving both doses of a 2-dose series count twice.	

Current status of persons vaccinated for COVID-19 in Florida	
Total people vaccinated	22,752
First dose	7,267
Series completed	15,485
Completed 1-dose series	1,063
Completed 2-dose series	14,422
First dose: current number of people who have only received their first dose of the Moderna or Pfizer vaccine.	
Series complete: current number of people who have received both Moderna or Pfizer vaccine doses or one Johnson & Johnson dose and are considered fully immunized.	

Demographic summary	First dose	Series complete	Total people vaccinated
Age group	7,267	15,485	22,752
16-24 years	479	164	643
25-34 years	699	405	1,104
35-44 years	1,104	819	1,923
45-54 years	1,314	1,429	2,743
55-64 years	1,728	3,615	5,343
65-74 years	1,256	5,864	7,120
75-84 years	548	2,501	3,049
85+ years	139	688	827
Race	7,267	15,485	22,752
White	5,233	11,807	17,040
Black	311	271	582
American Indian/Alaskan	25	54	79
Other	490	682	1,172
Unknown	1,208	2,671	3,879
Other race includes Asian, native Hawaiian/Pacific Islander, or other.			
Ethnicity	7,267	15,485	22,752
Hispanic	426	318	744
Non-Hispanic	4,590	10,303	14,893
Unknown	2,251	4,864	7,115
Gender	7,267	15,485	22,752
Female	3,630	8,539	12,169
Male	3,636	6,944	10,580
Unknown	1	2	3



COVID-19: Washington County vaccine summary

Vaccination data through Apr 23, 2021 as of Apr 24, 2021 at 12:05 AM

Data in this report are provisional and subject to change.

Data in this summary pertain to COVID-19 vaccines approved by the U.S. Food and Drug Administration and have been issued an Emergency Use Authorization (Janssen COVID-19 Vaccine, Moderna COVID-19 Vaccine and Pfizer-BioNTech COVID-19 Vaccine). These data summarize the number of people who have received either their first dose or have completed the series for a COVID-19 vaccine. **A person can only be counted in one category, first dose or series complete.** For persons receiving Moderna or Pfizer vaccines, once they receive their second dose, they are moved from the first dose column to the series completed column. **Because of this, the total first dose category may show a change from report to report not matching the total receiving their first dose from the previous day.** Persons receiving Johnson & Johnson vaccines will always be counted in the series completed column.

COVID-19 doses for vaccinated persons in Florida	
Doses administered	8,731
People receiving one dose of a 1-dose series (Johnson & Johnson) or receiving only one dose of a 2-dose series (Moderna, Pfizer) count once. Persons receiving both doses of a 2-dose series count twice.	

Current status of persons vaccinated for COVID-19 in Florida	
Total people vaccinated	5,306
First dose	1,559
Series completed	3,747
Completed 1-dose series	322
Completed 2-dose series	3,425
First dose: current number of people who have only received their first dose of the Moderna or Pfizer vaccine.	
Series complete: current number of people who have received both Moderna or Pfizer vaccine doses or one Johnson & Johnson dose and are considered fully immunized.	

Demographic summary	First dose	Series complete	Total people vaccinated
Age group	1,559	3,747	5,306
16-24 years	77	32	109
25-34 years	167	99	266
35-44 years	267	162	429
45-54 years	312	341	653
55-64 years	434	845	1,279
65-74 years	184	1,289	1,473
75-84 years	82	736	818
85+ years	36	243	279
Race	1,559	3,747	5,306
White	913	2,944	3,857
Black	194	379	573
American Indian/Alaskan	20	46	66
Other	55	174	229
Unknown	377	204	581
Other race includes Asian, native Hawaiian/Pacific Islander, or other.			
Ethnicity	1,559	3,747	5,306
Hispanic	62	56	118
Non-Hispanic	1,245	3,021	4,266
Unknown	252	670	922
Gender	1,559	3,747	5,306
Female	569	2,084	2,653
Male	989	1,663	2,652
Unknown	1	0	1

