

COVID-19: Florida vaccine summary

Vaccination data through Apr 22, 2021 as of Apr 23, 2021 at 12:05 AM

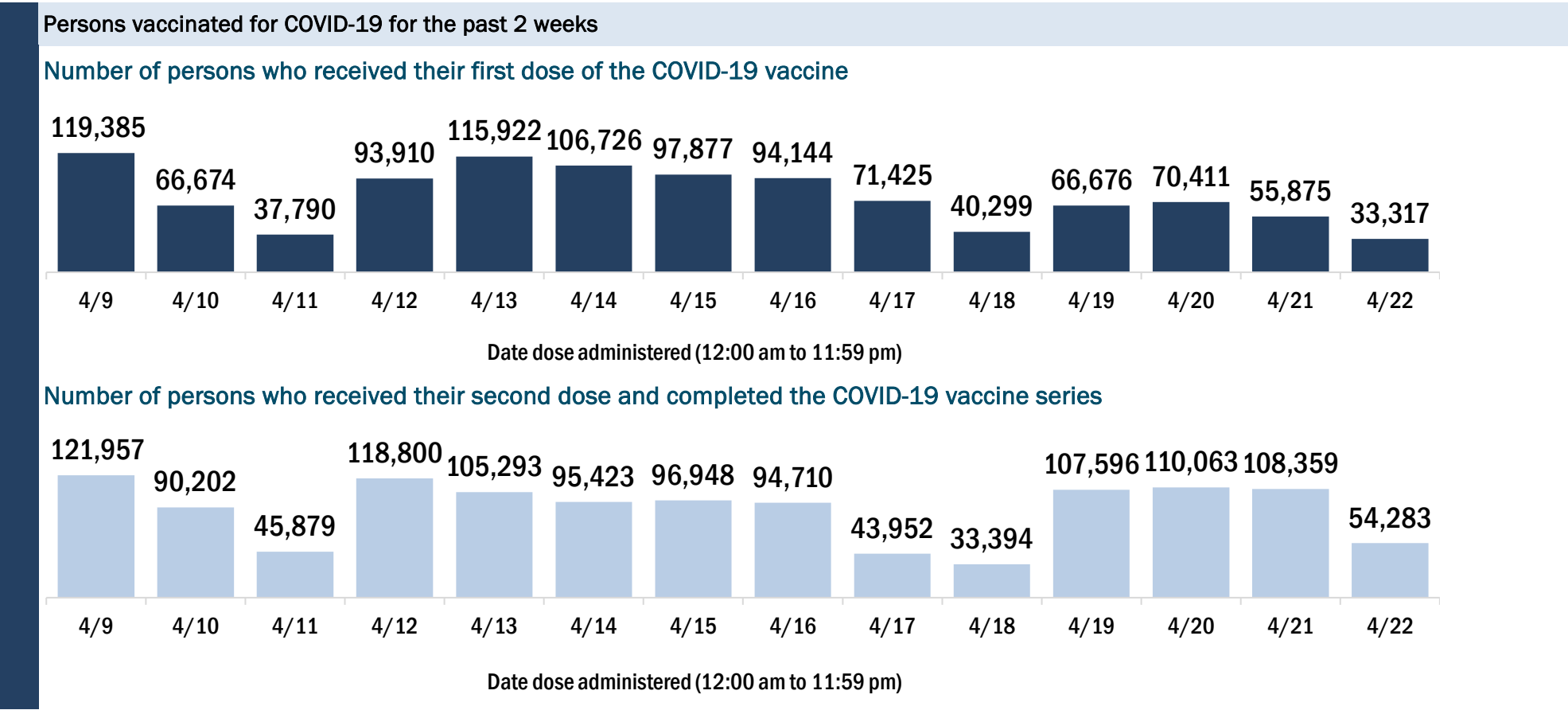
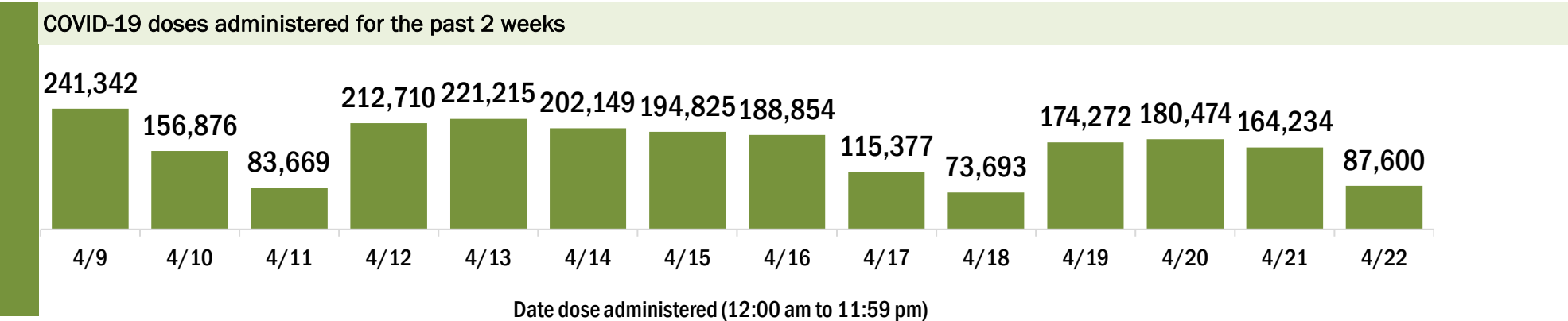
Data in this report are provisional and subject to change. Data are based on county of residence.

Data in this summary pertain to COVID-19 vaccines approved by the U.S. Food and Drug Administration and have been issued an Emergency Use Authorization (Janssen COVID-19 Vaccine, Moderna COVID-19 Vaccine and Pfizer-BioNTech COVID-19 Vaccine). These data summarize the number of people who have received either their first dose or have completed the series for a COVID-19 vaccine. **A person can only be counted in one category, first dose or series complete.** For persons receiving Moderna or Pfizer vaccines, once they receive their second dose, they are moved from the first dose column to the series completed column. **Because of this, the total first dose category may show a change from report to report not matching the total receiving their first dose from the previous day.** Persons receiving Johnson & Johnson vaccines will always be counted in the series completed column.

COVID-19 doses for vaccinated persons in Florida	
Doses administered	13,393,823
People receiving one dose of a 1-dose series (Johnson & Johnson) or receiving only one dose of a 2-dose series (Moderna, Pfizer) count once. Persons receiving both doses of a 2-dose series count twice.	

Current status of persons vaccinated for COVID-19 in Florida	
Total people vaccinated	8,370,705
First dose	2,816,437
Series completed	5,554,268
Completed 1-dose series	531,150
Completed 2-dose series	5,023,118
First dose: current number of people who have only received their first dose of the Moderna or Pfizer vaccine.	
Series complete: current number of people who have received both Moderna or Pfizer vaccine doses or one Johnson & Johnson dose and are considered fully immunized.	

Demographic summary	First dose	Series complete	Total people vaccinated
Age group	2,816,437	5,554,268	8,370,705
16-24 years	299,613	133,186	432,799
25-34 years	361,044	288,608	649,652
35-44 years	438,927	413,102	852,029
45-54 years	499,720	640,509	1,140,229
55-64 years	547,269	1,117,978	1,665,247
65-74 years	371,575	1,677,019	2,048,594
75-84 years	212,803	964,613	1,177,416
85+ years	85,486	319,253	404,739
Race	2,816,437	5,554,268	8,370,705
White	1,802,613	3,830,501	5,633,114
Black	204,358	364,007	568,365
American Indian/Alaskan	11,437	18,798	30,235
Other	324,786	559,446	884,232
Unknown	473,243	781,516	1,254,759
Other race includes Asian, native Hawaiian/Pacific Islander, or other.			
Ethnicity	2,816,437	5,554,268	8,370,705
Hispanic	556,158	737,161	1,293,319
Non-Hispanic	1,312,102	3,008,022	4,320,124
Unknown	948,177	1,809,085	2,757,262
Gender	2,816,437	5,554,268	8,370,705
Female	1,480,245	3,151,541	4,631,786
Male	1,322,789	2,394,727	3,717,516
Unknown	13,403	8,000	21,403



COVID-19: Alachua County vaccine summary

Vaccination data through Apr 22, 2021 as of Apr 23, 2021 at 12:05 AM

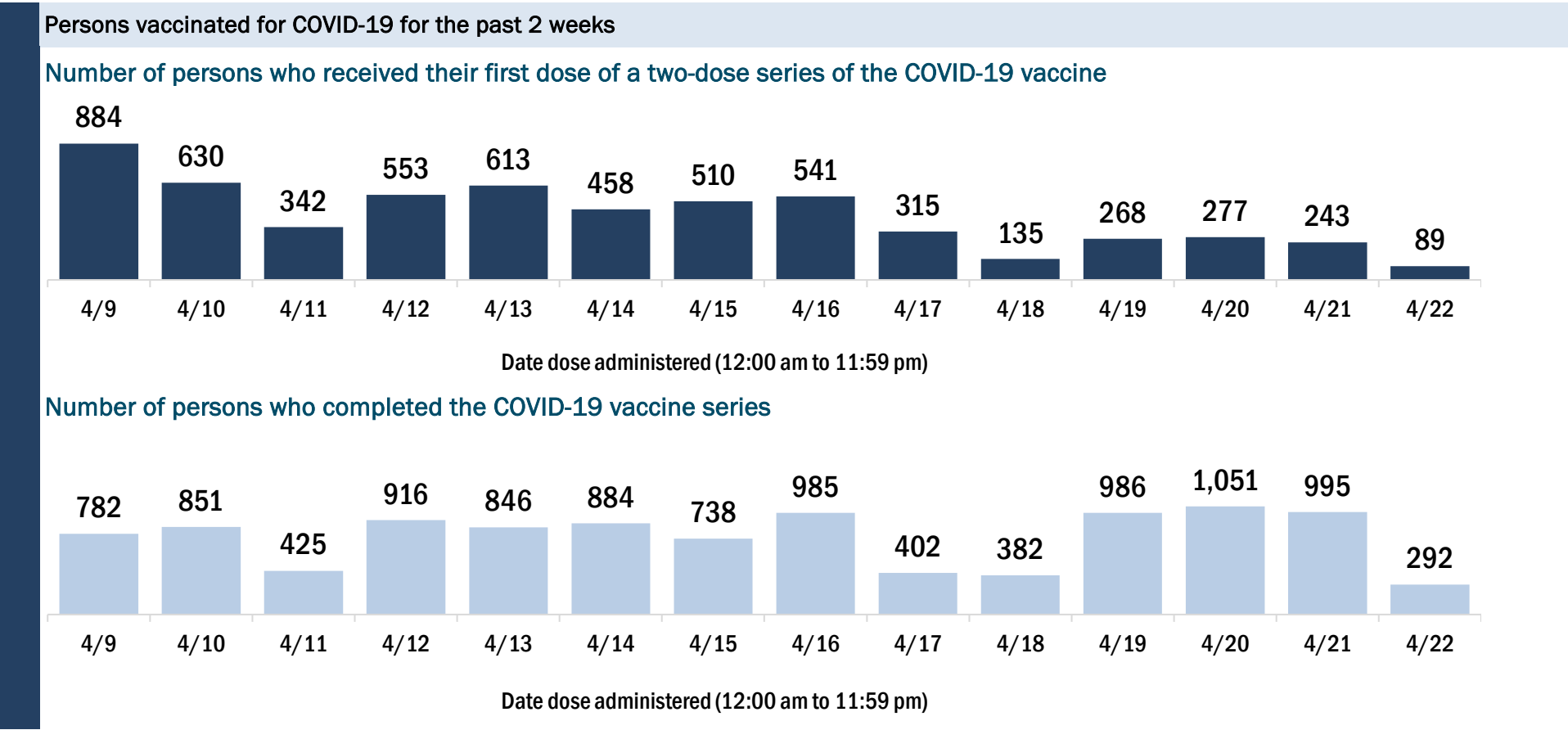
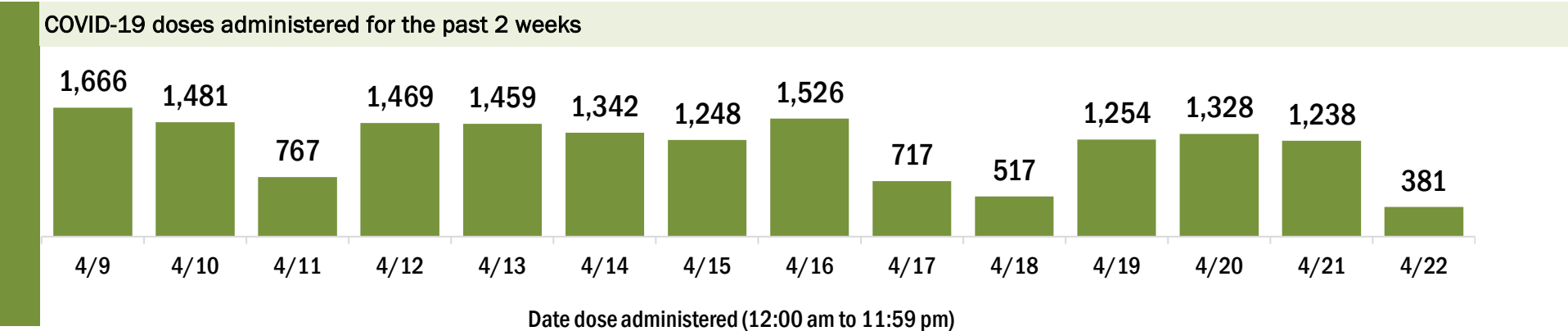
Data in this report are provisional and subject to change.

Data in this summary pertain to COVID-19 vaccines approved by the U.S. Food and Drug Administration and have been issued an Emergency Use Authorization (Janssen COVID-19 Vaccine, Moderna COVID-19 Vaccine and Pfizer-BioNTech COVID-19 Vaccine). These data summarize the number of people who have received either their first dose or have completed the series for a COVID-19 vaccine. **A person can only be counted in one category, first dose or series complete.** For persons receiving Moderna or Pfizer vaccines, once they receive their second dose, they are moved from the first dose column to the series completed column. **Because of this, the total first dose category may show a change from report to report not matching the total receiving their first dose from the previous day.** Persons receiving Johnson & Johnson vaccines will always be counted in the series completed column.

COVID-19 doses for vaccinated persons in Florida	
Doses administered	175,736
People receiving one dose of a 1-dose series (Johnson & Johnson) or receiving only one dose of a 2-dose series (Moderna, Pfizer) count once. Persons receiving both doses of a 2-dose series count twice.	

Current status of persons vaccinated for COVID-19 in Florida	
Total people vaccinated	105,115
First dose	30,213
Series completed	74,902
Completed 1-dose series	4,281
Completed 2-dose series	70,621
First dose: current number of people who have only received their first dose of the Moderna or Pfizer vaccine.	
Series complete: current number of people who have received both Moderna or Pfizer vaccine doses or one Johnson & Johnson dose and are considered fully immunized.	

Demographic summary	First dose	Series complete	Total people vaccinated
Age group	30,213	74,902	105,115
16-24 years	7,363	5,923	13,286
25-34 years	5,271	10,372	15,643
35-44 years	4,672	8,365	13,037
45-54 years	4,586	8,455	13,041
55-64 years	5,169	11,912	17,081
65-74 years	1,889	17,724	19,613
75-84 years	856	8,898	9,754
85+ years	407	3,253	3,660
Race	30,213	74,902	105,115
White	19,241	52,718	71,959
Black	3,473	7,265	10,738
American Indian/Alaskan	106	237	343
Other	4,871	10,858	15,729
Unknown	2,522	3,824	6,346
Other race includes Asian, native Hawaiian/Pacific Islander, or other.			
Ethnicity	30,213	74,902	105,115
Hispanic	3,581	4,825	8,406
Non-Hispanic	18,125	50,724	68,849
Unknown	8,507	19,353	27,860
Gender	30,213	74,902	105,115
Female	15,871	44,227	60,098
Male	14,273	30,642	44,915
Unknown	69	33	102



COVID-19: Baker County vaccine summary

Vaccination data through Apr 22, 2021 as of Apr 23, 2021 at 12:05 AM

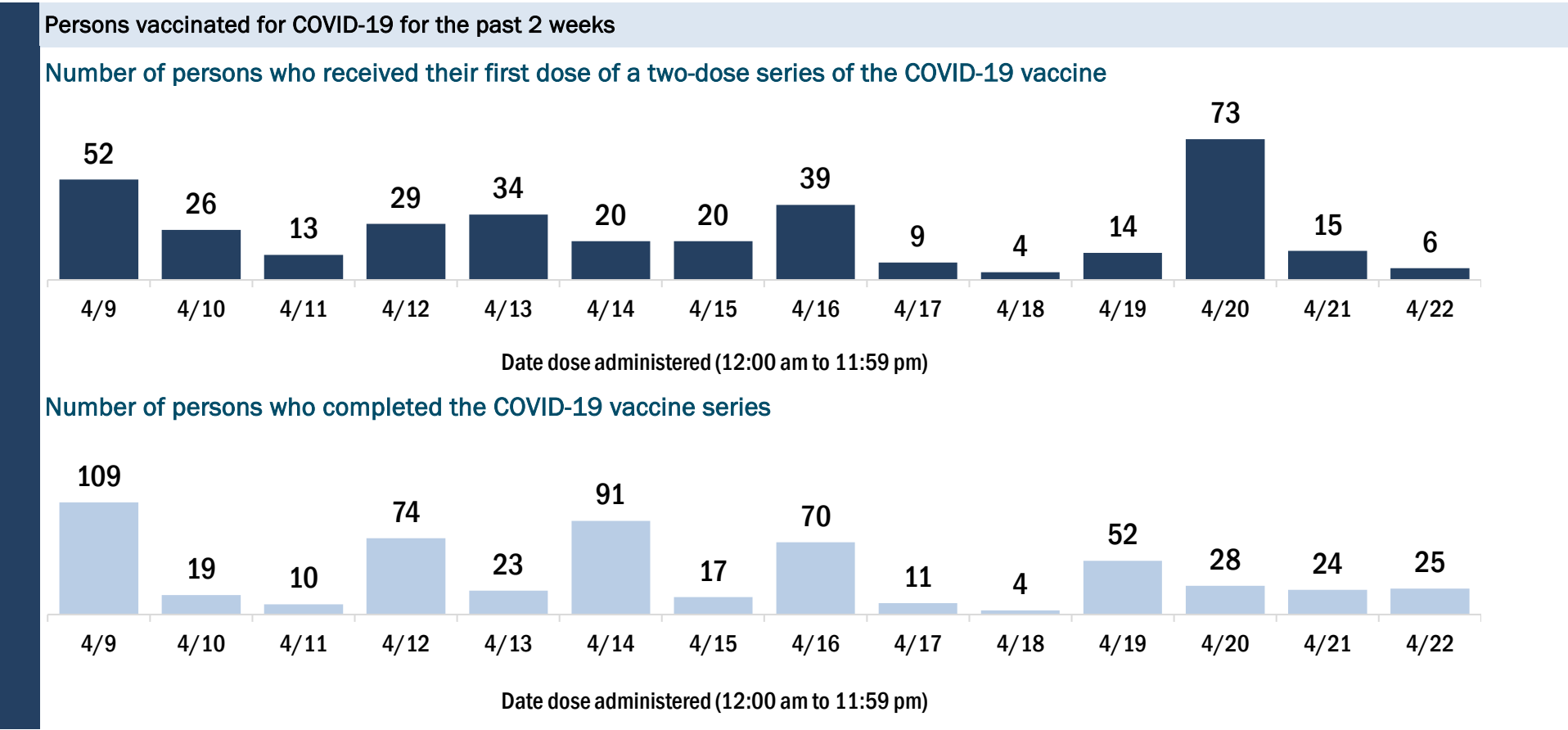
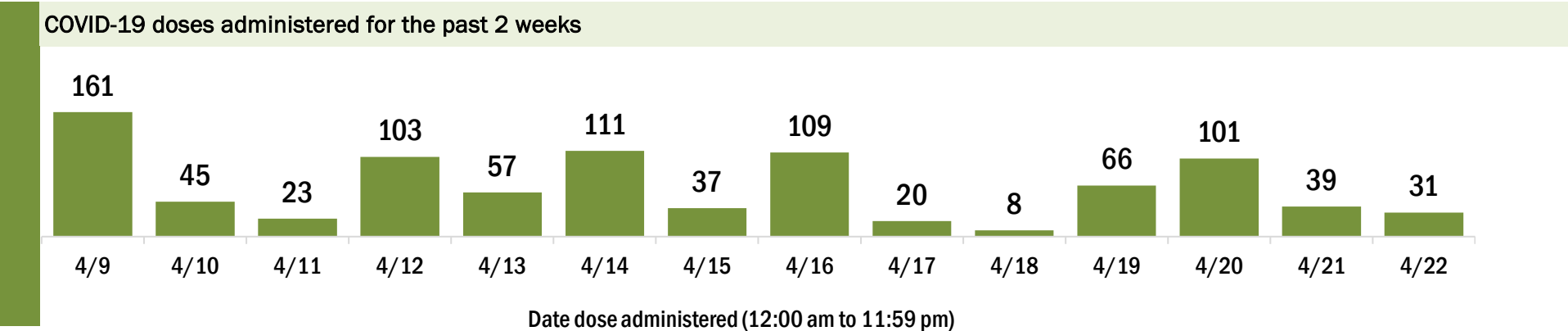
Data in this report are provisional and subject to change.

Data in this summary pertain to COVID-19 vaccines approved by the U.S. Food and Drug Administration and have been issued an Emergency Use Authorization (Janssen COVID-19 Vaccine, Moderna COVID-19 Vaccine and Pfizer-BioNTech COVID-19 Vaccine). These data summarize the number of people who have received either their first dose or have completed the series for a COVID-19 vaccine. **A person can only be counted in one category, first dose or series complete.** For persons receiving Moderna or Pfizer vaccines, once they receive their second dose, they are moved from the first dose column to the series completed column. **Because of this, the total first dose category may show a change from report to report not matching the total receiving their first dose from the previous day.** Persons receiving Johnson & Johnson vaccines will always be counted in the series completed column.

COVID-19 doses for vaccinated persons in Florida	
Doses administered	8,340
People receiving one dose of a 1-dose series (Johnson & Johnson) or receiving only one dose of a 2-dose series (Moderna, Pfizer) count once. Persons receiving both doses of a 2-dose series count twice.	

Current status of persons vaccinated for COVID-19 in Florida	
Total people vaccinated	4,941
First dose	1,401
Series completed	3,540
Completed 1-dose series	141
Completed 2-dose series	3,399
First dose: current number of people who have only received their first dose of the Moderna or Pfizer vaccine.	
Series complete: current number of people who have received both Moderna or Pfizer vaccine doses or one Johnson & Johnson dose and are considered fully immunized.	

Demographic summary	First dose	Series complete	Total people vaccinated
Age group	1,401	3,540	4,941
16-24 years	87	56	143
25-34 years	121	141	262
35-44 years	203	197	400
45-54 years	311	324	635
55-64 years	409	725	1,134
65-74 years	152	1,254	1,406
75-84 years	80	661	741
85+ years	38	182	220
Race	1,401	3,540	4,941
White	1,108	2,802	3,910
Black	133	313	446
American Indian/Alaskan	5	20	25
Other	106	206	312
Unknown	49	199	248
Other race includes Asian, native Hawaiian/Pacific Islander, or other.			
Ethnicity	1,401	3,540	4,941
Hispanic	60	61	121
Non-Hispanic	1,130	2,501	3,631
Unknown	211	978	1,189
Gender	1,401	3,540	4,941
Female	742	1,997	2,739
Male	657	1,543	2,200
Unknown	2	0	2



COVID-19: Bay County vaccine summary

Vaccination data through Apr 22, 2021 as of Apr 23, 2021 at 12:05 AM

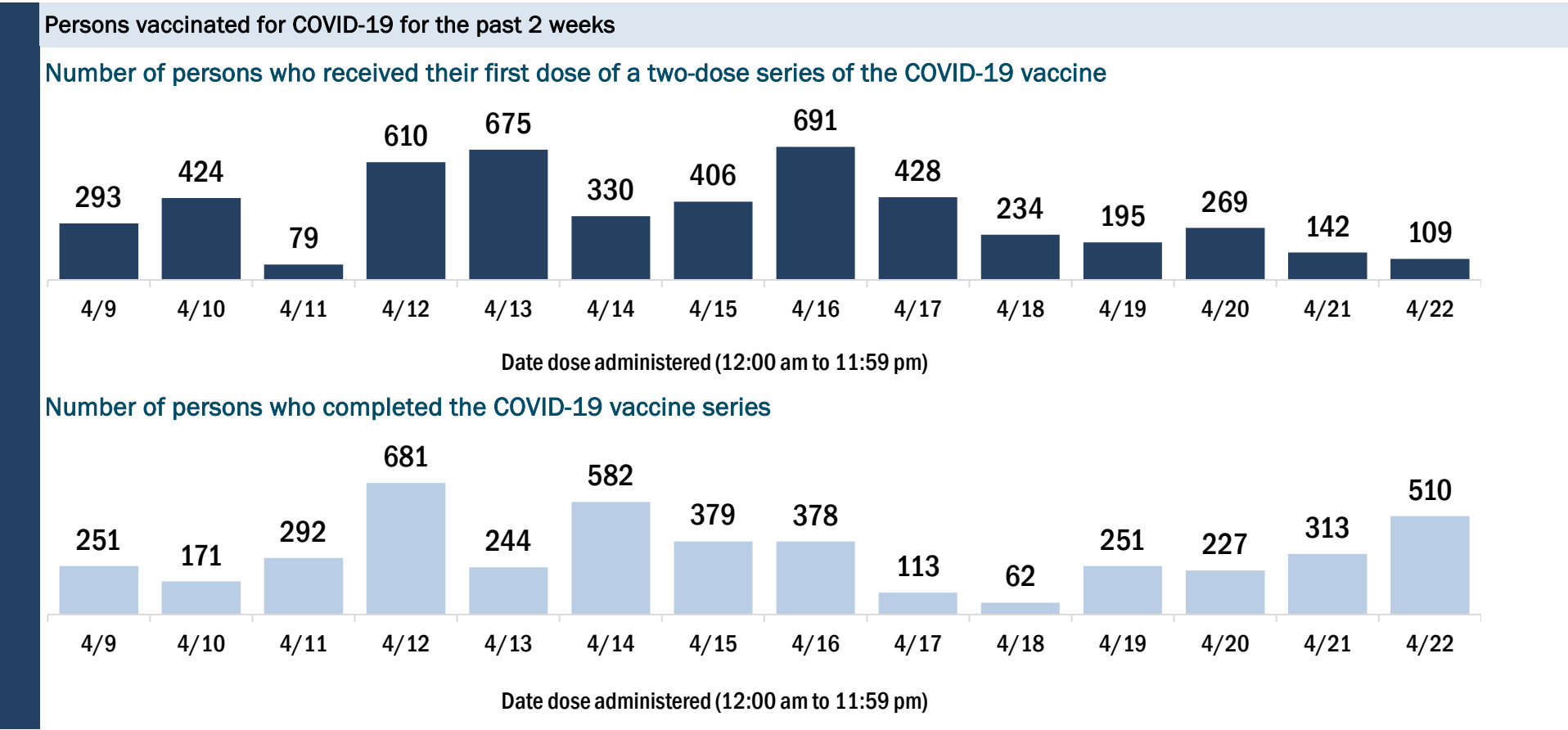
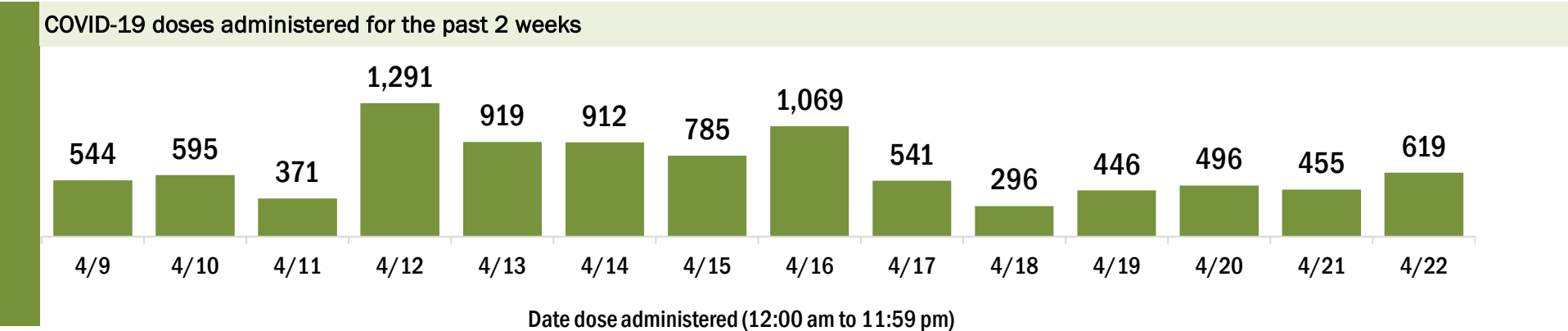
Data in this report are provisional and subject to change.

Data in this summary pertain to COVID-19 vaccines approved by the U.S. Food and Drug Administration and have been issued an Emergency Use Authorization (Janssen COVID-19 Vaccine, Moderna COVID-19 Vaccine and Pfizer-BioNTech COVID-19 Vaccine). These data summarize the number of people who have received either their first dose or have completed the series for a COVID-19 vaccine. **A person can only be counted in one category, first dose or series complete.** For persons receiving Moderna or Pfizer vaccines, once they receive their second dose, they are moved from the first dose column to the series completed column. **Because of this, the total first dose category may show a change from report to report not matching the total receiving their first dose from the previous day.** Persons receiving Johnson & Johnson vaccines will always be counted in the series completed column.

COVID-19 doses for vaccinated persons in Florida	
Doses administered	80,323
People receiving one dose of a 1-dose series (Johnson & Johnson) or receiving only one dose of a 2-dose series (Moderna, Pfizer) count once. Persons receiving both doses of a 2-dose series count twice.	

Current status of persons vaccinated for COVID-19 in Florida	
Total people vaccinated	49,166
First dose	13,011
Series completed	36,155
Completed 1-dose series	4,998
Completed 2-dose series	31,157
First dose: current number of people who have only received their first dose of the Moderna or Pfizer vaccine.	
Series complete: current number of people who have received both Moderna or Pfizer vaccine doses or one Johnson & Johnson dose and are considered fully immunized.	

Demographic summary	First dose	Series complete	Total people vaccinated
Age group	13,011	36,155	49,166
16-24 years	1,218	668	1,886
25-34 years	1,524	1,514	3,038
35-44 years	1,897	2,657	4,554
45-54 years	2,367	3,983	6,350
55-64 years	3,229	8,121	11,350
65-74 years	1,685	11,623	13,308
75-84 years	803	5,788	6,591
85+ years	288	1,801	2,089
Race	13,011	36,155	49,166
White	8,156	25,875	34,031
Black	879	2,345	3,224
American Indian/Alaskan	63	173	236
Other	1,486	2,721	4,207
Unknown	2,427	5,041	7,468
Other race includes Asian, native Hawaiian/Pacific Islander, or other.			
Ethnicity	13,011	36,155	49,166
Hispanic	997	1,245	2,242
Non-Hispanic	7,270	22,434	29,704
Unknown	4,744	12,476	17,220
Gender	13,011	36,155	49,166
Female	7,114	20,204	27,318
Male	5,894	15,945	21,839
Unknown	3	6	9



COVID-19: Bradford County vaccine summary

Vaccination data through Apr 22, 2021 as of Apr 23, 2021 at 12:05 AM

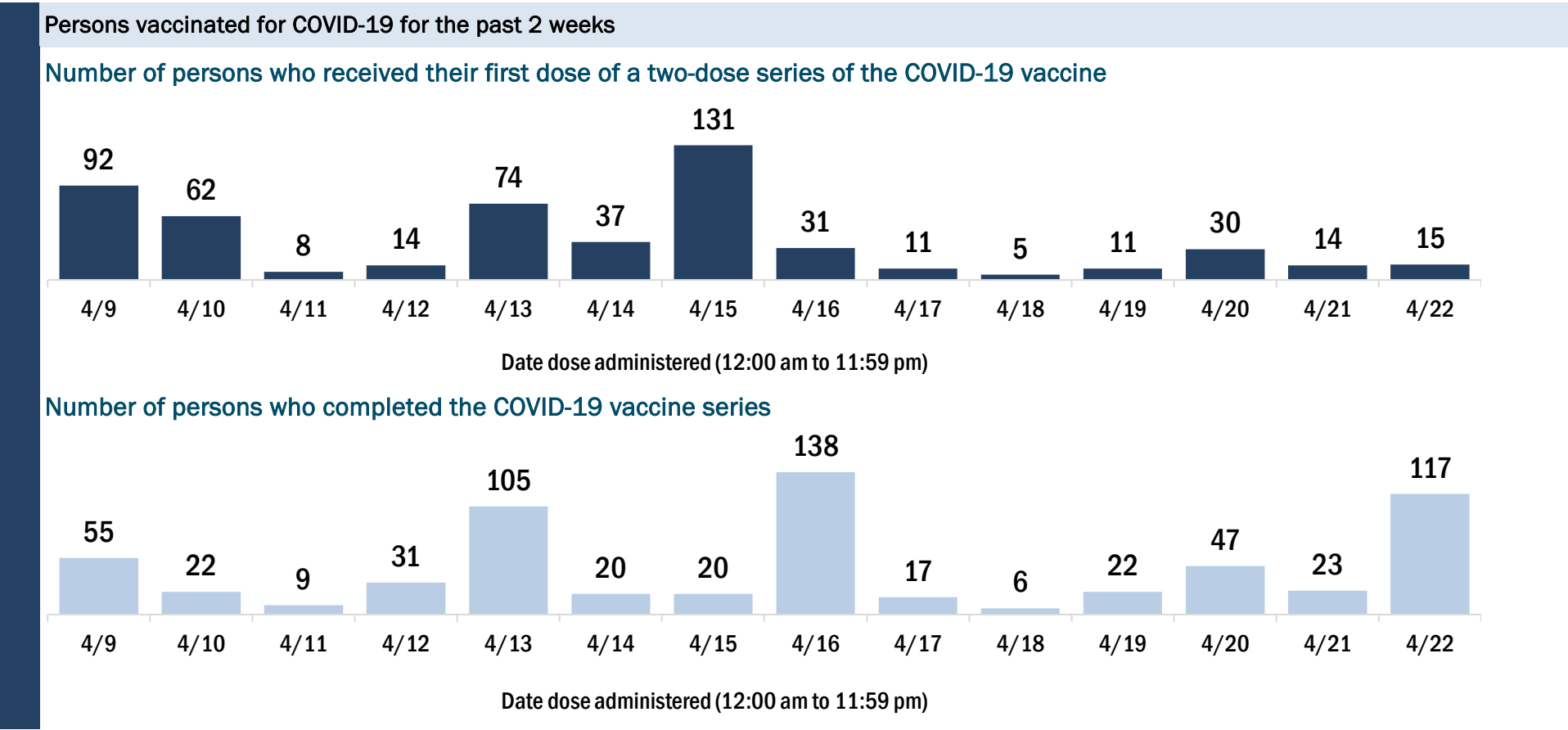
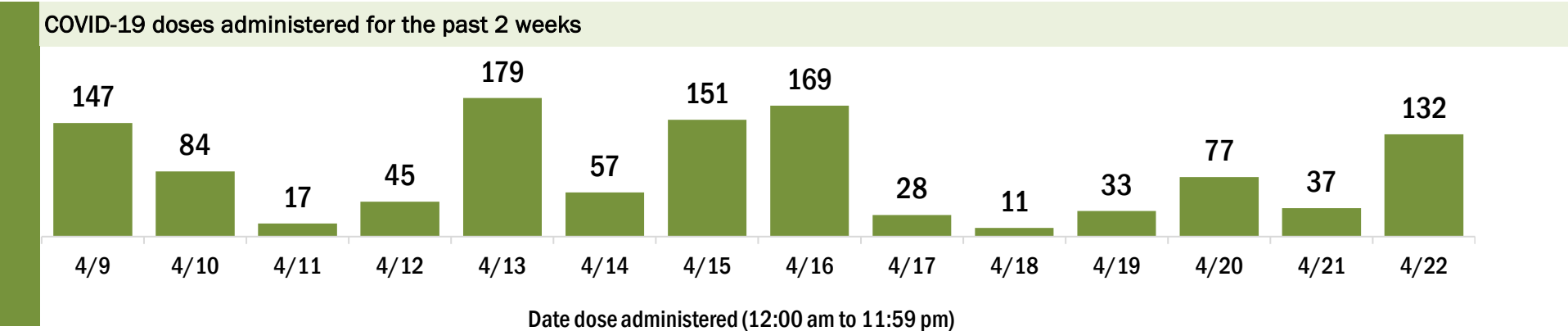
Data in this report are provisional and subject to change.

Data in this summary pertain to COVID-19 vaccines approved by the U.S. Food and Drug Administration and have been issued an Emergency Use Authorization (Janssen COVID-19 Vaccine, Moderna COVID-19 Vaccine and Pfizer-BioNTech COVID-19 Vaccine). These data summarize the number of people who have received either their first dose or have completed the series for a COVID-19 vaccine. **A person can only be counted in one category, first dose or series complete.** For persons receiving Moderna or Pfizer vaccines, once they receive their second dose, they are moved from the first dose column to the series completed column. **Because of this, the total first dose category may show a change from report to report not matching the total receiving their first dose from the previous day.** Persons receiving Johnson & Johnson vaccines will always be counted in the series completed column.

COVID-19 doses for vaccinated persons in Florida	
Doses administered	9,500
People receiving one dose of a 1-dose series (Johnson & Johnson) or receiving only one dose of a 2-dose series (Moderna, Pfizer) count once. Persons receiving both doses of a 2-dose series count twice.	

Current status of persons vaccinated for COVID-19 in Florida	
Total people vaccinated	5,919
First dose	2,001
Series completed	3,918
Completed 1-dose series	337
Completed 2-dose series	3,581
First dose: current number of people who have only received their first dose of the Moderna or Pfizer vaccine.	
Series complete: current number of people who have received both Moderna or Pfizer vaccine doses or one Johnson & Johnson dose and are considered fully immunized.	

Demographic summary	First dose	Series complete	Total people vaccinated
Age group	2,001	3,918	5,919
16-24 years	119	40	159
25-34 years	221	121	342
35-44 years	410	147	557
45-54 years	473	313	786
55-64 years	507	836	1,343
65-74 years	181	1,393	1,574
75-84 years	65	810	875
85+ years	25	258	283
Race	2,001	3,918	5,919
White	1,214	2,975	4,189
Black	570	463	1,033
American Indian/Alaskan	5	28	33
Other	149	321	470
Unknown	63	131	194
Other race includes Asian, native Hawaiian/Pacific Islander, or other.			
Ethnicity	2,001	3,918	5,919
Hispanic	121	51	172
Non-Hispanic	1,602	3,422	5,024
Unknown	278	445	723
Gender	2,001	3,918	5,919
Female	634	2,303	2,937
Male	1,366	1,615	2,981
Unknown	1	0	1



COVID-19: Brevard County vaccine summary

Vaccination data through Apr 22, 2021 as of Apr 23, 2021 at 12:05 AM

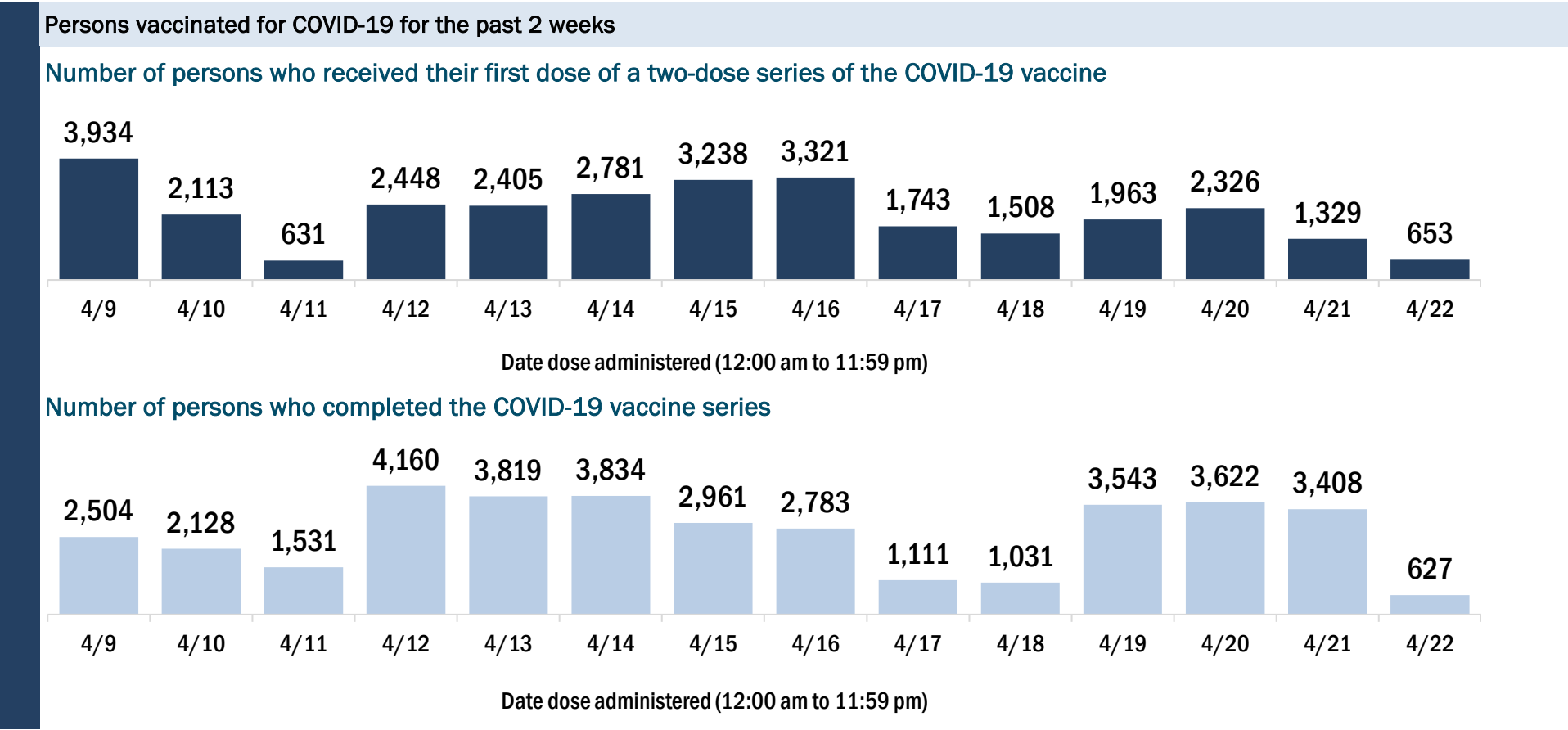
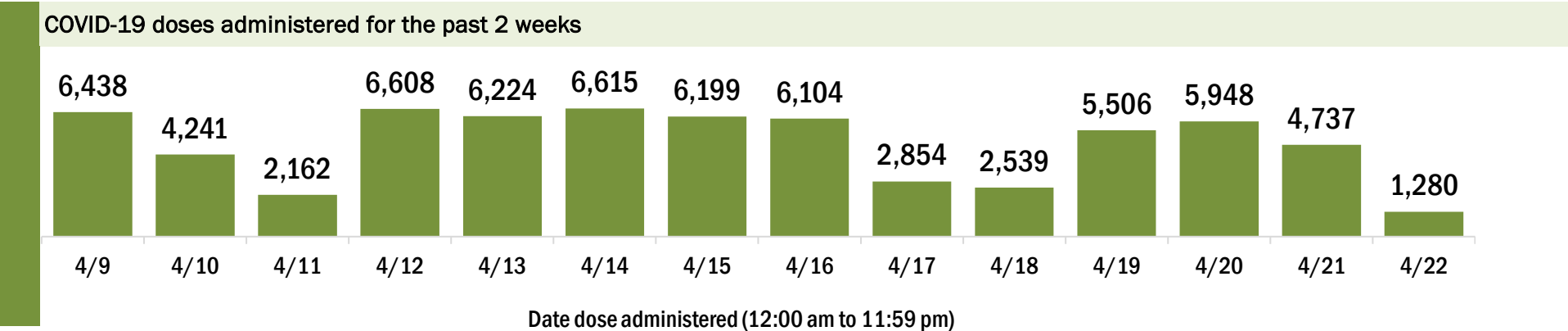
Data in this report are provisional and subject to change.

Data in this summary pertain to COVID-19 vaccines approved by the U.S. Food and Drug Administration and have been issued an Emergency Use Authorization (Janssen COVID-19 Vaccine, Moderna COVID-19 Vaccine and Pfizer-BioNTech COVID-19 Vaccine). These data summarize the number of people who have received either their first dose or have completed the series for a COVID-19 vaccine. **A person can only be counted in one category, first dose or series complete.** For persons receiving Moderna or Pfizer vaccines, once they receive their second dose, they are moved from the first dose column to the series completed column. **Because of this, the total first dose category may show a change from report to report not matching the total receiving their first dose from the previous day.** Persons receiving Johnson & Johnson vaccines will always be counted in the series completed column.

COVID-19 doses for vaccinated persons in Florida	
Doses administered	365,532
People receiving one dose of a 1-dose series (Johnson & Johnson) or receiving only one dose of a 2-dose series (Moderna, Pfizer) count once. Persons receiving both doses of a 2-dose series count twice.	

Current status of persons vaccinated for COVID-19 in Florida	
Total people vaccinated	230,953
First dose	80,667
Series completed	150,286
Completed 1-dose series	15,707
Completed 2-dose series	134,579
First dose: current number of people who have only received their first dose of the Moderna or Pfizer vaccine.	
Series complete: current number of people who have received both Moderna or Pfizer vaccine doses or one Johnson & Johnson dose and are considered fully immunized.	

Demographic summary	First dose	Series complete	Total people vaccinated
Age group	80,667	150,286	230,953
16-24 years	7,524	2,326	9,850
25-34 years	9,310	5,262	14,572
35-44 years	11,350	7,823	19,173
45-54 years	13,393	13,580	26,973
55-64 years	19,035	32,837	51,872
65-74 years	11,012	49,720	60,732
75-84 years	6,330	28,439	34,769
85+ years	2,713	10,299	13,012
Race	80,667	150,286	230,953
White	53,544	102,473	156,017
Black	5,312	7,529	12,841
American Indian/Alaskan	435	648	1,083
Other	8,029	12,991	21,020
Unknown	13,347	26,645	39,992
Other race includes Asian, native Hawaiian/Pacific Islander, or other.			
Ethnicity	80,667	150,286	230,953
Hispanic	7,129	6,071	13,200
Non-Hispanic	48,156	81,927	130,083
Unknown	25,382	62,288	87,670
Gender	80,667	150,286	230,953
Female	42,657	87,599	130,256
Male	37,859	62,479	100,338
Unknown	151	208	359



COVID-19: Broward County vaccine summary

Vaccination data through Apr 22, 2021 as of Apr 23, 2021 at 12:05 AM

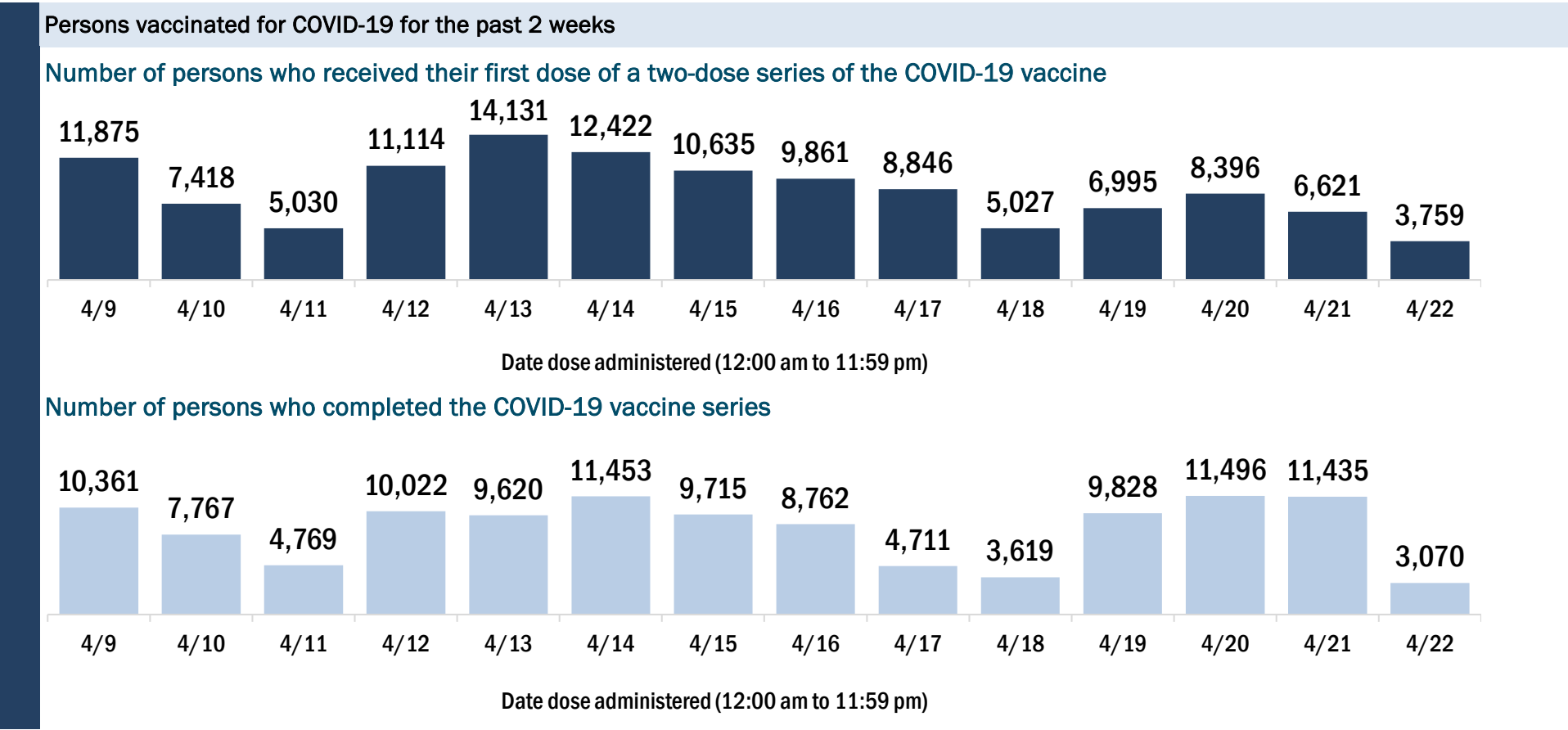
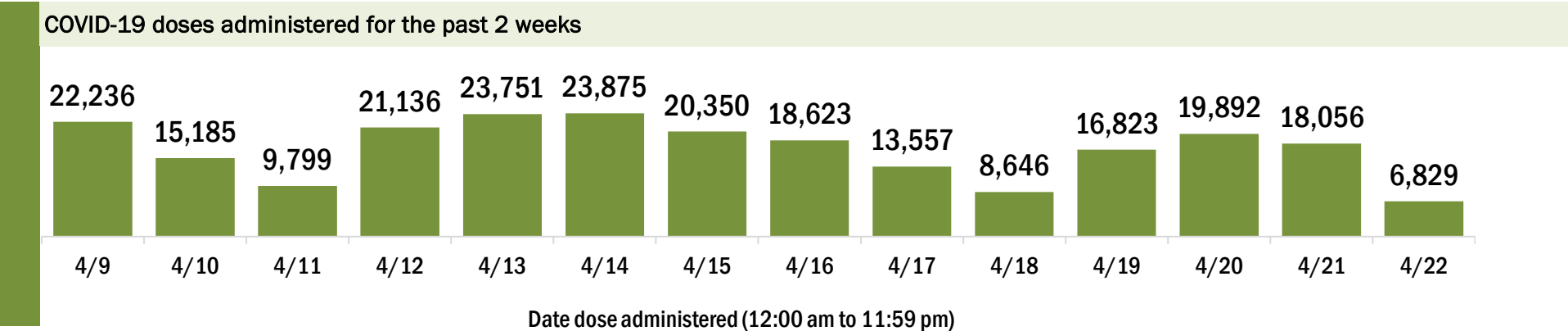
Data in this report are provisional and subject to change.

Data in this summary pertain to COVID-19 vaccines approved by the U.S. Food and Drug Administration and have been issued an Emergency Use Authorization (Janssen COVID-19 Vaccine, Moderna COVID-19 Vaccine and Pfizer-BioNTech COVID-19 Vaccine). These data summarize the number of people who have received either their first dose or have completed the series for a COVID-19 vaccine. **A person can only be counted in one category, first dose or series complete.** For persons receiving Moderna or Pfizer vaccines, once they receive their second dose, they are moved from the first dose column to the series completed column. **Because of this, the total first dose category may show a change from report to report not matching the total receiving their first dose from the previous day.** Persons receiving Johnson & Johnson vaccines will always be counted in the series completed column.

COVID-19 doses for vaccinated persons in Florida	
Doses administered	1,225,388
People receiving one dose of a 1-dose series (Johnson & Johnson) or receiving only one dose of a 2-dose series (Moderna, Pfizer) count once. Persons receiving both doses of a 2-dose series count twice.	

Current status of persons vaccinated for COVID-19 in Florida	
Total people vaccinated	771,978
First dose	276,093
Series completed	495,885
Completed 1-dose series	42,475
Completed 2-dose series	453,410
First dose: current number of people who have only received their first dose of the Moderna or Pfizer vaccine.	
Series complete: current number of people who have received both Moderna or Pfizer vaccine doses or one Johnson & Johnson dose and are considered fully immunized.	

Demographic summary	First dose	Series complete	Total people vaccinated
Age group	276,093	495,885	771,978
16-24 years	30,477	14,324	44,801
25-34 years	35,958	28,597	64,555
35-44 years	49,306	44,690	93,996
45-54 years	55,502	74,999	130,501
55-64 years	51,138	116,822	167,960
65-74 years	30,474	127,299	157,773
75-84 years	15,885	65,204	81,089
85+ years	7,353	23,950	31,303
Race	276,093	495,885	771,978
White	154,350	314,359	468,709
Black	35,169	59,728	94,897
American Indian/Alaskan	964	2,097	3,061
Other	35,628	55,388	91,016
Unknown	49,982	64,313	114,295
Other race includes Asian, native Hawaiian/Pacific Islander, or other.			
Ethnicity	276,093	495,885	771,978
Hispanic	76,223	102,623	178,846
Non-Hispanic	111,524	253,971	365,495
Unknown	88,346	139,291	227,637
Gender	276,093	495,885	771,978
Female	143,821	274,427	418,248
Male	131,395	220,683	352,078
Unknown	877	775	1,652



COVID-19: Calhoun County vaccine summary

Vaccination data through Apr 22, 2021 as of Apr 23, 2021 at 12:05 AM

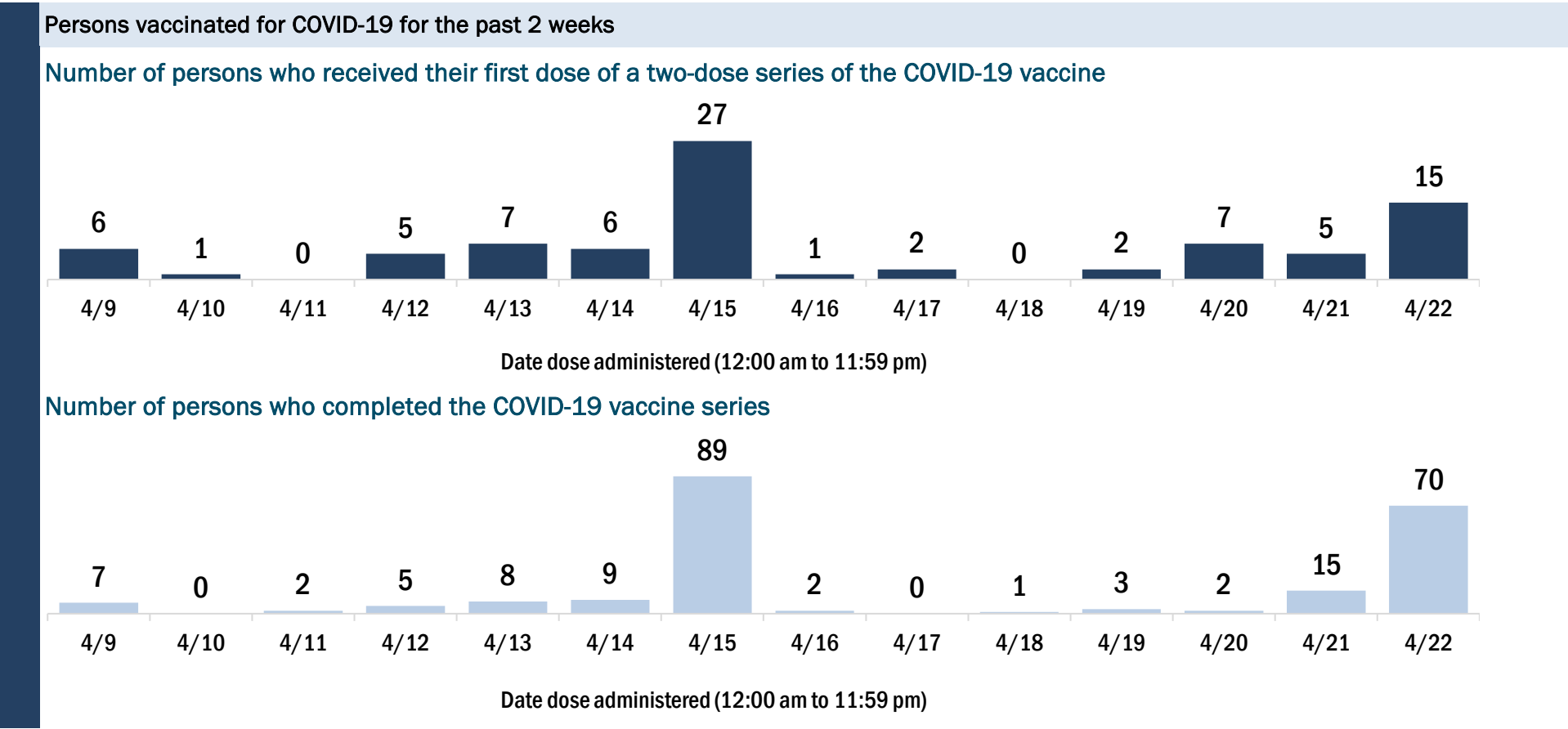
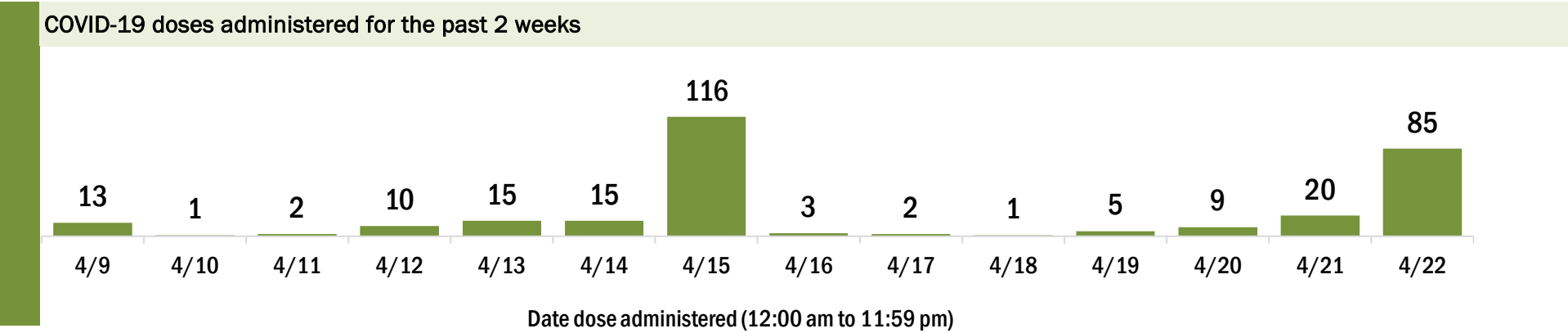
Data in this report are provisional and subject to change.

Data in this summary pertain to COVID-19 vaccines approved by the U.S. Food and Drug Administration and have been issued an Emergency Use Authorization (Janssen COVID-19 Vaccine, Moderna COVID-19 Vaccine and Pfizer-BioNTech COVID-19 Vaccine). These data summarize the number of people who have received either their first dose or have completed the series for a COVID-19 vaccine. **A person can only be counted in one category, first dose or series complete.** For persons receiving Moderna or Pfizer vaccines, once they receive their second dose, they are moved from the first dose column to the series completed column. **Because of this, the total first dose category may show a change from report to report not matching the total receiving their first dose from the previous day.** Persons receiving Johnson & Johnson vaccines will always be counted in the series completed column.

COVID-19 doses for vaccinated persons in Florida	
Doses administered	4,737
People receiving one dose of a 1-dose series (Johnson & Johnson) or receiving only one dose of a 2-dose series (Moderna, Pfizer) count once. Persons receiving both doses of a 2-dose series count twice.	

Current status of persons vaccinated for COVID-19 in Florida	
Total people vaccinated	2,682
First dose	460
Series completed	2,222
Completed 1-dose series	167
Completed 2-dose series	2,055
First dose: current number of people who have only received their first dose of the Moderna or Pfizer vaccine.	
Series complete: current number of people who have received both Moderna or Pfizer vaccine doses or one Johnson & Johnson dose and are considered fully immunized.	

Demographic summary	First dose	Series complete	Total people vaccinated
Age group	460	2,222	2,682
16-24 years	34	24	58
25-34 years	24	59	83
35-44 years	45	107	152
45-54 years	87	195	282
55-64 years	123	408	531
65-74 years	75	789	864
75-84 years	53	462	515
85+ years	19	178	197
Race	460	2,222	2,682
White	300	1,566	1,866
Black	48	144	192
American Indian/Alaskan	4	14	18
Other	47	314	361
Unknown	61	184	245
Other race includes Asian, native Hawaiian/Pacific Islander, or other.			
Ethnicity	460	2,222	2,682
Hispanic	15	41	56
Non-Hispanic	222	1,248	1,470
Unknown	223	933	1,156
Gender	460	2,222	2,682
Female	242	1,242	1,484
Male	218	979	1,197
Unknown	0	1	1



COVID-19: Charlotte County vaccine summary

Vaccination data through Apr 22, 2021 as of Apr 23, 2021 at 12:05 AM

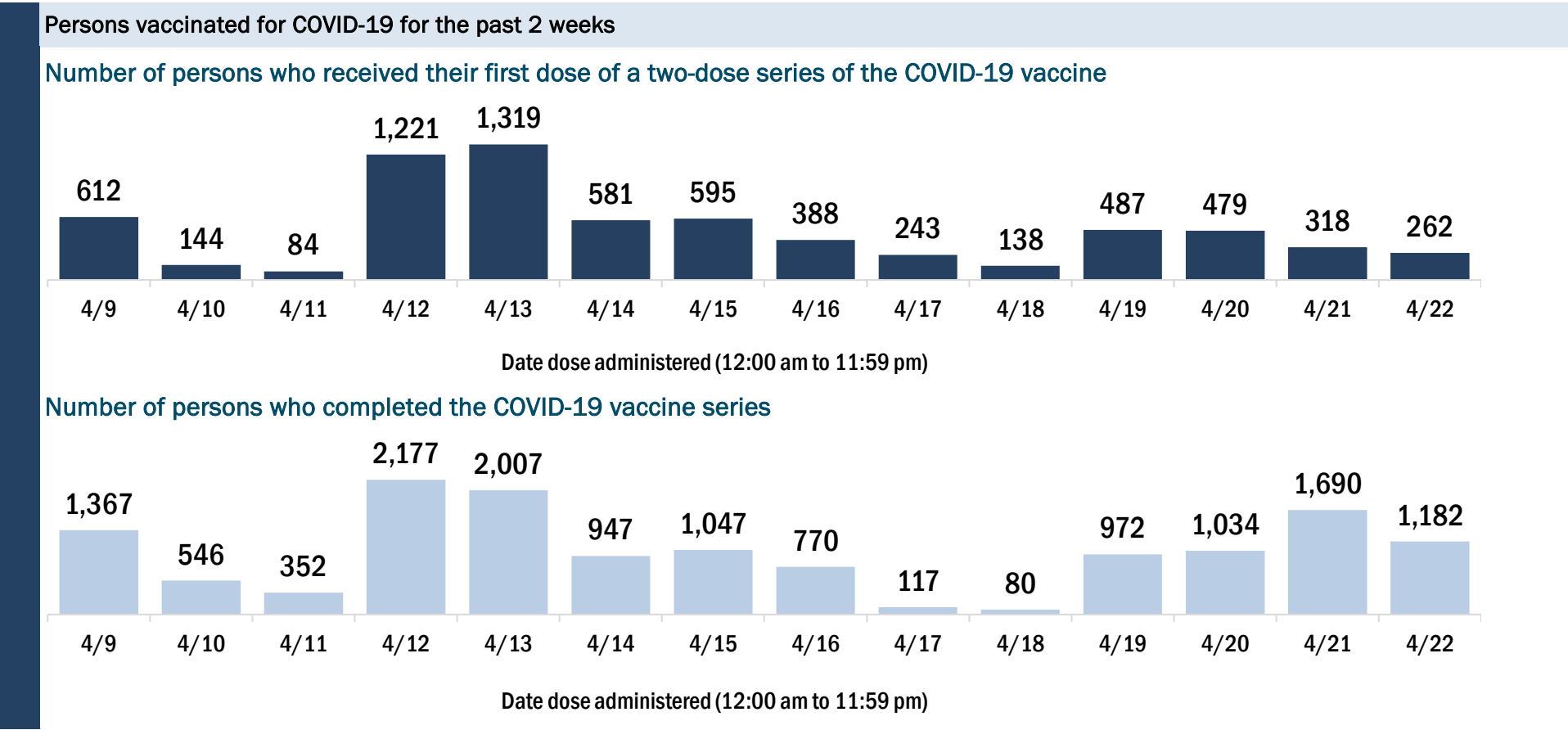
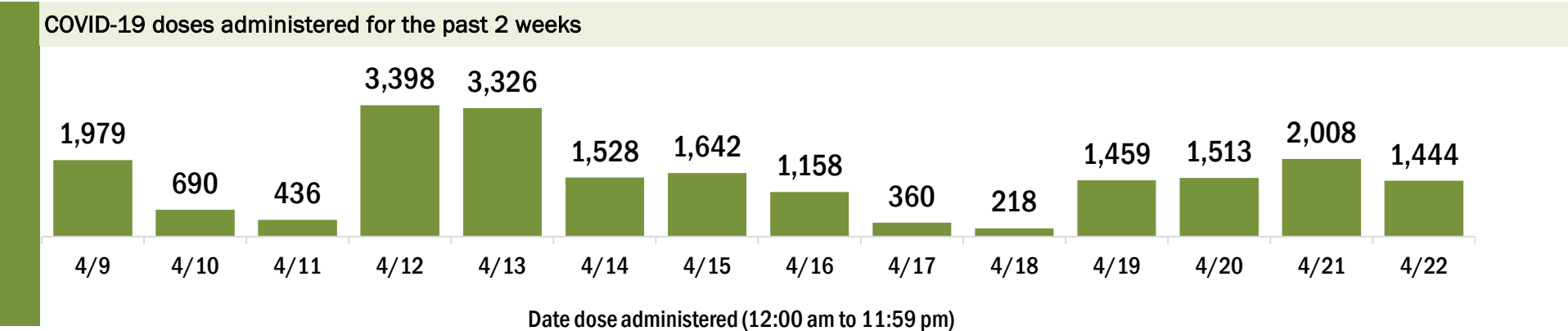
Data in this report are provisional and subject to change.

Data in this summary pertain to COVID-19 vaccines approved by the U.S. Food and Drug Administration and have been issued an Emergency Use Authorization (Janssen COVID-19 Vaccine, Moderna COVID-19 Vaccine and Pfizer-BioNTech COVID-19 Vaccine). These data summarize the number of people who have received either their first dose or have completed the series for a COVID-19 vaccine. **A person can only be counted in one category, first dose or series complete.** For persons receiving Moderna or Pfizer vaccines, once they receive their second dose, they are moved from the first dose column to the series completed column. **Because of this, the total first dose category may show a change from report to report not matching the total receiving their first dose from the previous day.** Persons receiving Johnson & Johnson vaccines will always be counted in the series completed column.

COVID-19 doses for vaccinated persons in Florida	
Doses administered	163,046
People receiving one dose of a 1-dose series (Johnson & Johnson) or receiving only one dose of a 2-dose series (Moderna, Pfizer) count once. Persons receiving both doses of a 2-dose series count twice.	

Current status of persons vaccinated for COVID-19 in Florida	
Total people vaccinated	100,196
First dose	32,001
Series completed	68,195
Completed 1-dose series	5,345
Completed 2-dose series	62,850
First dose: current number of people who have only received their first dose of the Moderna or Pfizer vaccine.	
Series complete: current number of people who have received both Moderna or Pfizer vaccine doses or one Johnson & Johnson dose and are considered fully immunized.	

Demographic summary	First dose	Series complete	Total people vaccinated
Age group	32,001	68,195	100,196
16-24 years	1,253	366	1,619
25-34 years	1,557	821	2,378
35-44 years	2,178	1,264	3,442
45-54 years	3,876	2,950	6,826
55-64 years	8,464	10,940	19,404
65-74 years	8,013	29,118	37,131
75-84 years	4,983	17,674	22,657
85+ years	1,677	5,062	6,739
Race	32,001	68,195	100,196
White	24,045	52,157	76,202
Black	1,009	1,092	2,101
American Indian/Alaskan	161	285	446
Other	2,209	4,336	6,545
Unknown	4,577	10,325	14,902
Other race includes Asian, native Hawaiian/Pacific Islander, or other.			
Ethnicity	32,001	68,195	100,196
Hispanic	1,428	1,401	2,829
Non-Hispanic	18,773	40,635	59,408
Unknown	11,800	26,159	37,959
Gender	32,001	68,195	100,196
Female	16,821	38,163	54,984
Male	15,152	30,005	45,157
Unknown	28	27	55



COVID-19: Citrus County vaccine summary

Vaccination data through Apr 22, 2021 as of Apr 23, 2021 at 12:05 AM

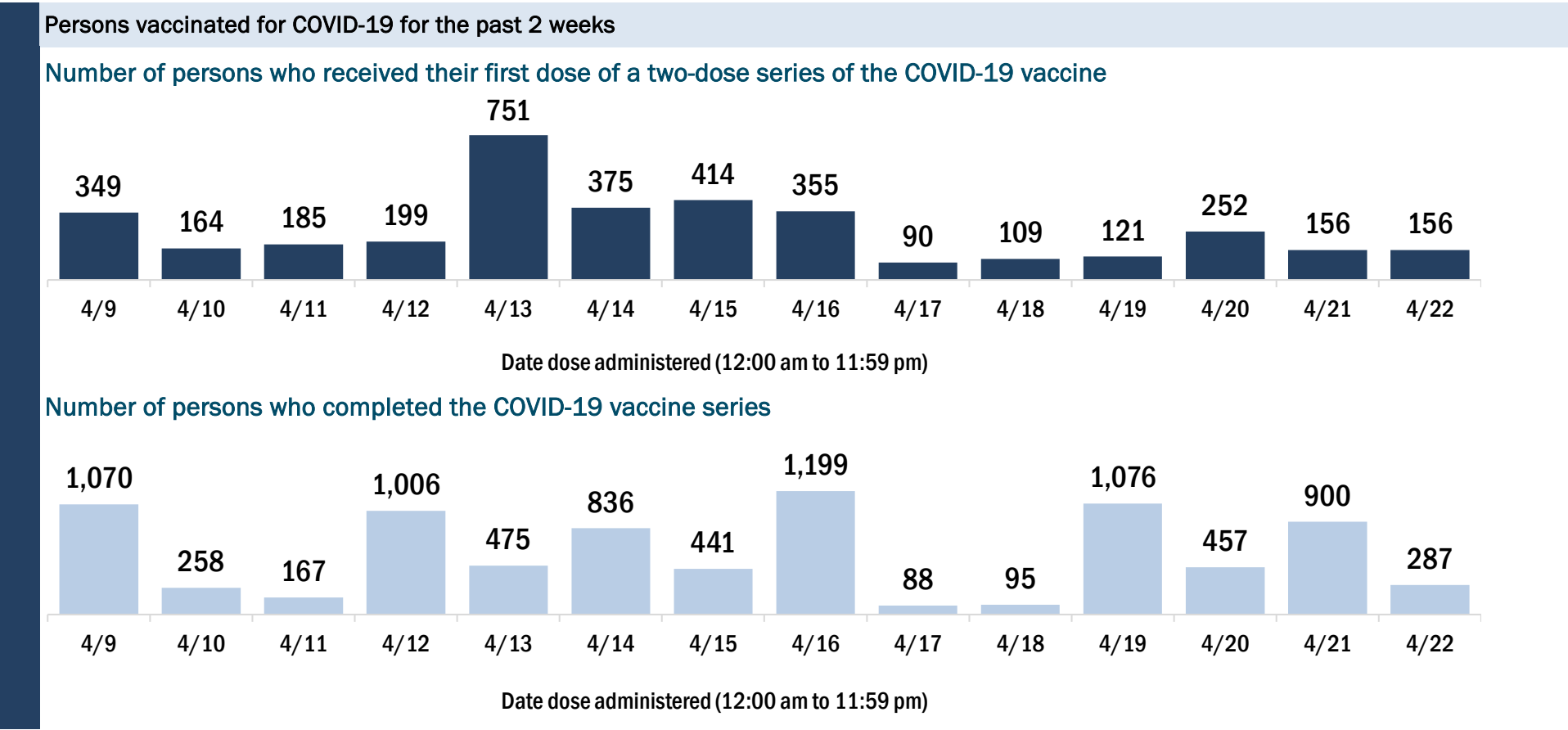
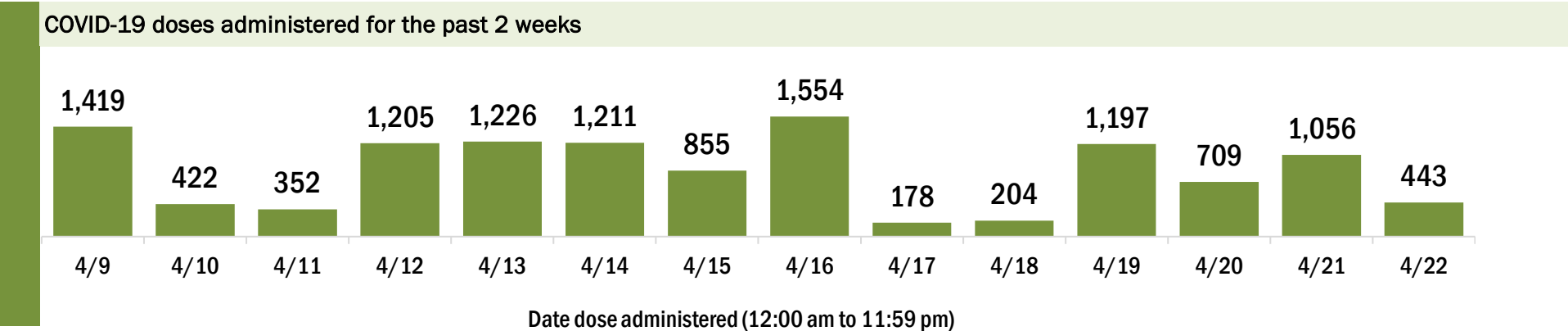
Data in this report are provisional and subject to change.

Data in this summary pertain to COVID-19 vaccines approved by the U.S. Food and Drug Administration and have been issued an Emergency Use Authorization (Janssen COVID-19 Vaccine, Moderna COVID-19 Vaccine and Pfizer-BioNTech COVID-19 Vaccine). These data summarize the number of people who have received either their first dose or have completed the series for a COVID-19 vaccine. **A person can only be counted in one category, first dose or series complete.** For persons receiving Moderna or Pfizer vaccines, once they receive their second dose, they are moved from the first dose column to the series completed column. **Because of this, the total first dose category may show a change from report to report not matching the total receiving their first dose from the previous day.** Persons receiving Johnson & Johnson vaccines will always be counted in the series completed column.

COVID-19 doses for vaccinated persons in Florida	
Doses administered	98,362
People receiving one dose of a 1-dose series (Johnson & Johnson) or receiving only one dose of a 2-dose series (Moderna, Pfizer) count once. Persons receiving both doses of a 2-dose series count twice.	

Current status of persons vaccinated for COVID-19 in Florida	
Total people vaccinated	57,959
First dose	16,106
Series completed	41,853
Completed 1-dose series	1,450
Completed 2-dose series	40,403
First dose: current number of people who have only received their first dose of the Moderna or Pfizer vaccine.	
Series complete: current number of people who have received both Moderna or Pfizer vaccine doses or one Johnson & Johnson dose and are considered fully immunized.	

Demographic summary	First dose	Series complete	Total people vaccinated
Age group	16,106	41,853	57,959
16-24 years	798	317	1,115
25-34 years	887	643	1,530
35-44 years	1,226	917	2,143
45-54 years	2,254	1,873	4,127
55-64 years	4,595	5,807	10,402
65-74 years	3,485	17,249	20,734
75-84 years	2,133	11,679	13,812
85+ years	728	3,368	4,096
Race	16,106	41,853	57,959
White	12,669	31,287	43,956
Black	345	562	907
American Indian/Alaskan	109	213	322
Other	942	2,854	3,796
Unknown	2,041	6,937	8,978
Other race includes Asian, native Hawaiian/Pacific Islander, or other.			
Ethnicity	16,106	41,853	57,959
Hispanic	888	1,063	1,951
Non-Hispanic	10,626	24,242	34,868
Unknown	4,592	16,548	21,140
Gender	16,106	41,853	57,959
Female	8,876	23,937	32,813
Male	7,206	17,904	25,110
Unknown	24	12	36



COVID-19: Clay County vaccine summary

Vaccination data through Apr 22, 2021 as of Apr 23, 2021 at 12:05 AM

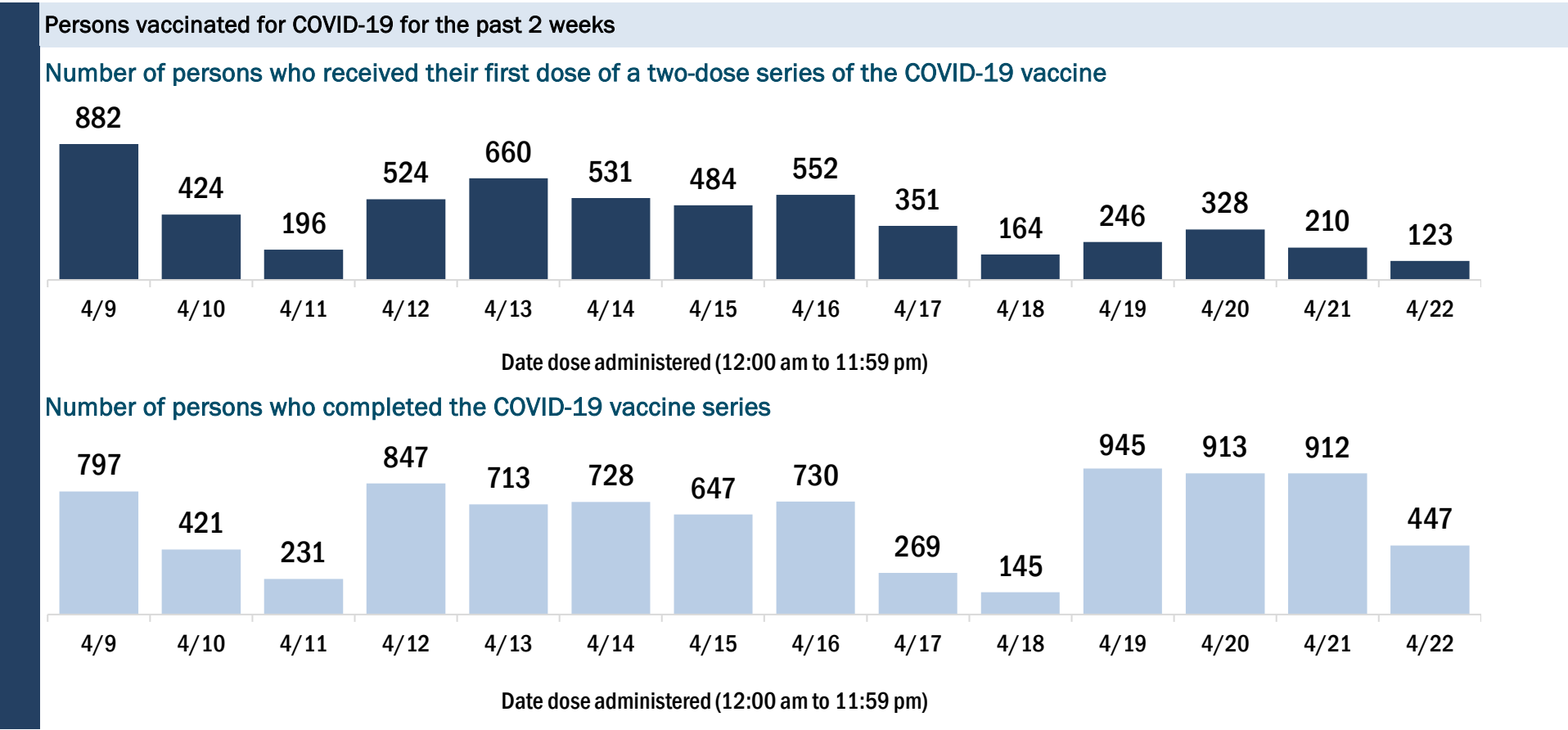
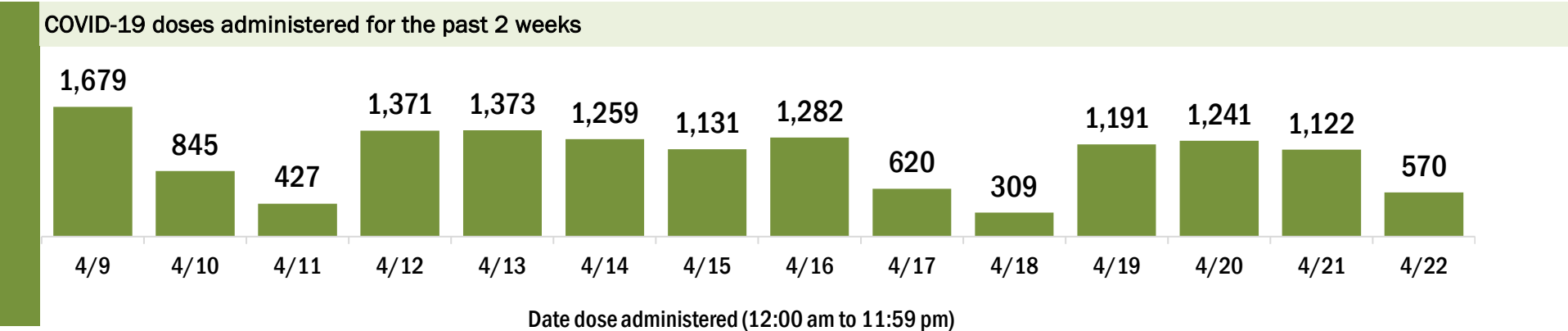
Data in this report are provisional and subject to change.

Data in this summary pertain to COVID-19 vaccines approved by the U.S. Food and Drug Administration and have been issued an Emergency Use Authorization (Janssen COVID-19 Vaccine, Moderna COVID-19 Vaccine and Pfizer-BioNTech COVID-19 Vaccine). These data summarize the number of people who have received either their first dose or have completed the series for a COVID-19 vaccine. **A person can only be counted in one category, first dose or series complete.** For persons receiving Moderna or Pfizer vaccines, once they receive their second dose, they are moved from the first dose column to the series completed column. **Because of this, the total first dose category may show a change from report to report not matching the total receiving their first dose from the previous day.** Persons receiving Johnson & Johnson vaccines will always be counted in the series completed column.

COVID-19 doses for vaccinated persons in Florida	
Doses administered	100,773
People receiving one dose of a 1-dose series (Johnson & Johnson) or receiving only one dose of a 2-dose series (Moderna, Pfizer) count once. Persons receiving both doses of a 2-dose series count twice.	

Current status of persons vaccinated for COVID-19 in Florida	
Total people vaccinated	60,202
First dose	16,675
Series completed	43,527
Completed 1-dose series	2,956
Completed 2-dose series	40,571
First dose: current number of people who have only received their first dose of the Moderna or Pfizer vaccine.	
Series complete: current number of people who have received both Moderna or Pfizer vaccine doses or one Johnson & Johnson dose and are considered fully immunized.	

Demographic summary	First dose	Series complete	Total people vaccinated
Age group	16,675	43,527	60,202
16-24 years	2,283	988	3,271
25-34 years	2,031	1,811	3,842
35-44 years	2,719	3,352	6,071
45-54 years	3,219	5,619	8,838
55-64 years	3,594	9,491	13,085
65-74 years	1,545	13,515	15,060
75-84 years	917	6,731	7,648
85+ years	367	2,020	2,387
Race	16,675	43,527	60,202
White	10,083	31,438	41,521
Black	1,529	2,887	4,416
American Indian/Alaskan	65	214	279
Other	2,233	4,006	6,239
Unknown	2,765	4,982	7,747
Other race includes Asian, native Hawaiian/Pacific Islander, or other.			
Ethnicity	16,675	43,527	60,202
Hispanic	1,593	1,926	3,519
Non-Hispanic	9,896	31,989	41,885
Unknown	5,186	9,612	14,798
Gender	16,675	43,527	60,202
Female	9,130	25,232	34,362
Male	7,378	18,290	25,668
Unknown	167	5	172



COVID-19: Collier County vaccine summary

Vaccination data through Apr 22, 2021 as of Apr 23, 2021 at 12:05 AM

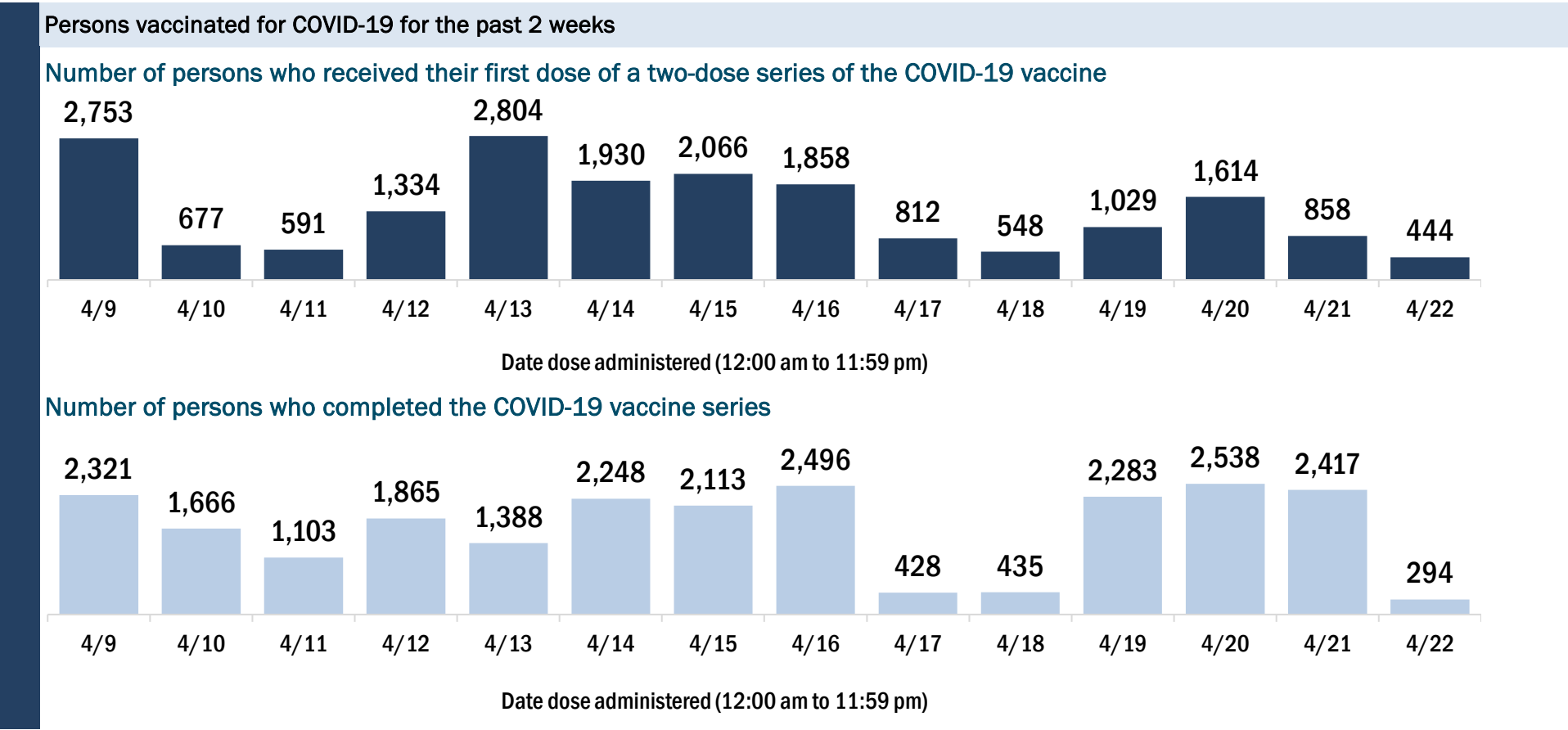
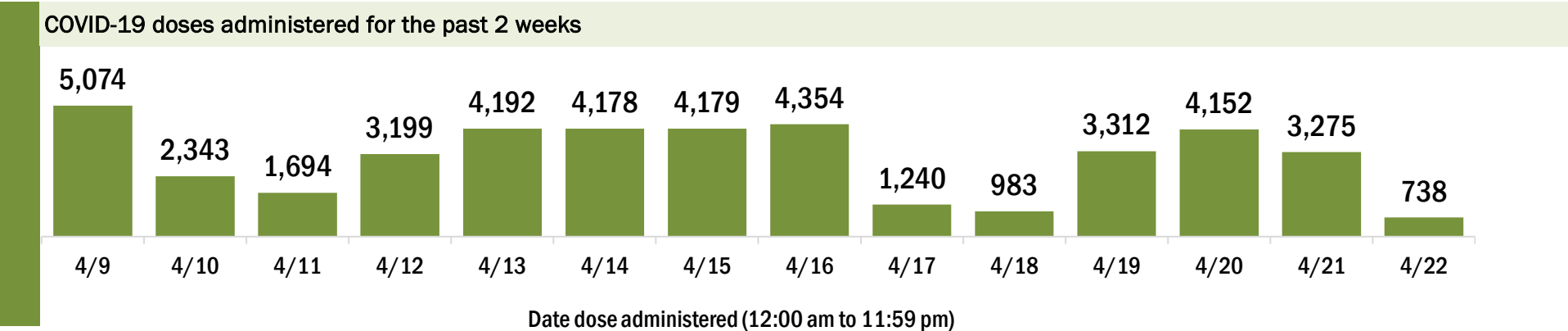
Data in this report are provisional and subject to change.

Data in this summary pertain to COVID-19 vaccines approved by the U.S. Food and Drug Administration and have been issued an Emergency Use Authorization (Janssen COVID-19 Vaccine, Moderna COVID-19 Vaccine and Pfizer-BioNTech COVID-19 Vaccine). These data summarize the number of people who have received either their first dose or have completed the series for a COVID-19 vaccine. **A person can only be counted in one category, first dose or series complete.** For persons receiving Moderna or Pfizer vaccines, once they receive their second dose, they are moved from the first dose column to the series completed column. **Because of this, the total first dose category may show a change from report to report not matching the total receiving their first dose from the previous day.** Persons receiving Johnson & Johnson vaccines will always be counted in the series completed column.

COVID-19 doses for vaccinated persons in Florida	
Doses administered	293,817
People receiving one dose of a 1-dose series (Johnson & Johnson) or receiving only one dose of a 2-dose series (Moderna, Pfizer) count once. Persons receiving both doses of a 2-dose series count twice.	

Current status of persons vaccinated for COVID-19 in Florida	
Total people vaccinated	180,884
First dose	56,231
Series completed	124,653
Completed 1-dose series	11,720
Completed 2-dose series	112,933
First dose: current number of people who have only received their first dose of the Moderna or Pfizer vaccine.	
Series complete: current number of people who have received both Moderna or Pfizer vaccine doses or one Johnson & Johnson dose and are considered fully immunized.	

Demographic summary	First dose	Series complete	Total people vaccinated
Age group	56,231	124,653	180,884
16-24 years	3,772	1,411	5,183
25-34 years	4,455	3,046	7,501
35-44 years	6,309	4,087	10,396
45-54 years	9,300	7,139	16,439
55-64 years	13,589	18,965	32,554
65-74 years	10,040	47,294	57,334
75-84 years	6,488	33,053	39,541
85+ years	2,278	9,658	11,936
Race	56,231	124,653	180,884
White	38,058	81,462	119,520
Black	1,269	1,438	2,707
American Indian/Alaskan	225	365	590
Other	5,210	9,486	14,696
Unknown	11,469	31,902	43,371
Other race includes Asian, native Hawaiian/Pacific Islander, or other.			
Ethnicity	56,231	124,653	180,884
Hispanic	9,562	6,540	16,102
Non-Hispanic	24,812	56,882	81,694
Unknown	21,857	61,231	83,088
Gender	56,231	124,653	180,884
Female	29,655	68,732	98,387
Male	26,312	55,654	81,966
Unknown	264	267	531



COVID-19: Columbia County vaccine summary

Vaccination data through Apr 22, 2021 as of Apr 23, 2021 at 12:05 AM

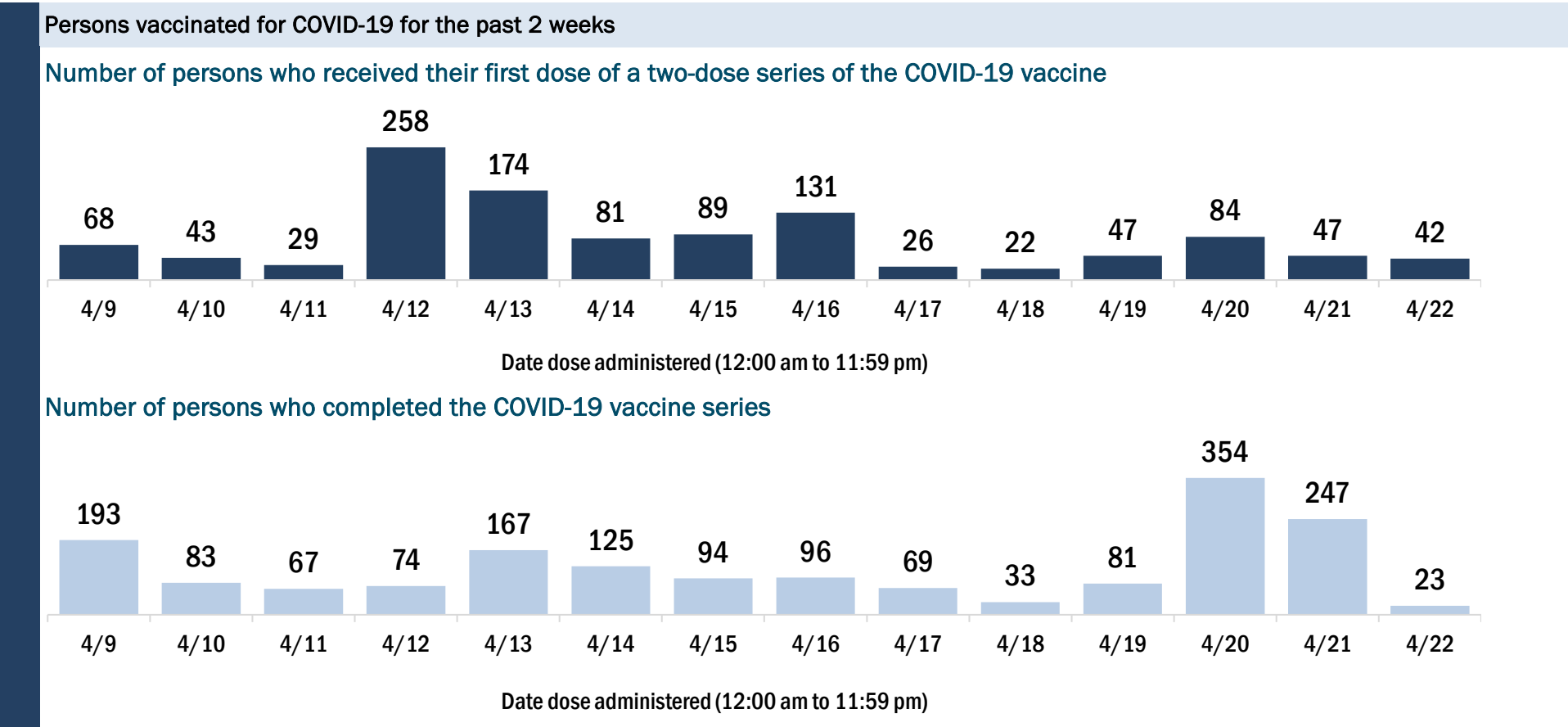
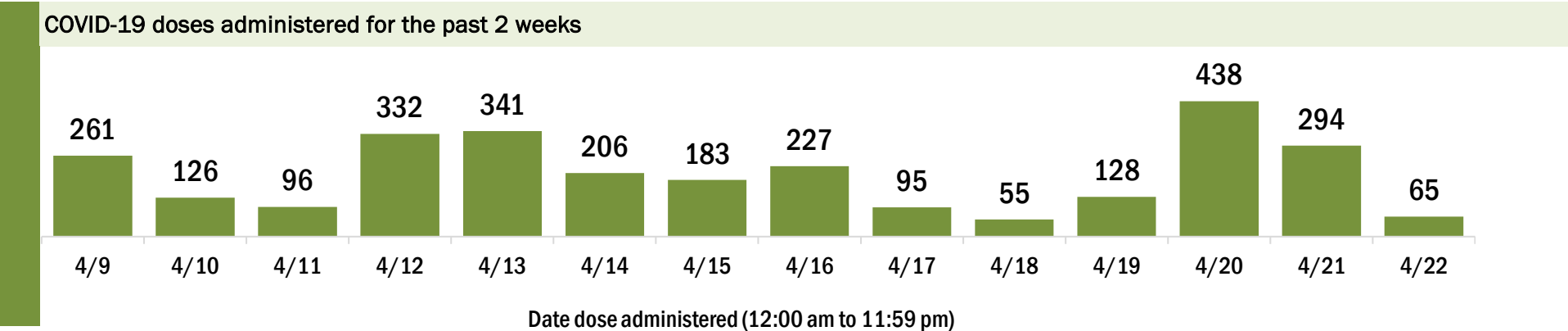
Data in this report are provisional and subject to change.

Data in this summary pertain to COVID-19 vaccines approved by the U.S. Food and Drug Administration and have been issued an Emergency Use Authorization (Janssen COVID-19 Vaccine, Moderna COVID-19 Vaccine and Pfizer-BioNTech COVID-19 Vaccine). These data summarize the number of people who have received either their first dose or have completed the series for a COVID-19 vaccine. **A person can only be counted in one category, first dose or series complete.** For persons receiving Moderna or Pfizer vaccines, once they receive their second dose, they are moved from the first dose column to the series completed column. **Because of this, the total first dose category may show a change from report to report not matching the total receiving their first dose from the previous day.** Persons receiving Johnson & Johnson vaccines will always be counted in the series completed column.

COVID-19 doses for vaccinated persons in Florida	
Doses administered	24,934
People receiving one dose of a 1-dose series (Johnson & Johnson) or receiving only one dose of a 2-dose series (Moderna, Pfizer) count once. Persons receiving both doses of a 2-dose series count twice.	

Current status of persons vaccinated for COVID-19 in Florida	
Total people vaccinated	14,919
First dose	3,307
Series completed	11,612
Completed 1-dose series	1,597
Completed 2-dose series	10,015
First dose: current number of people who have only received their first dose of the Moderna or Pfizer vaccine.	
Series complete: current number of people who have received both Moderna or Pfizer vaccine doses or one Johnson & Johnson dose and are considered fully immunized.	

Demographic summary	First dose	Series complete	Total people vaccinated
Age group	3,307	11,612	14,919
16-24 years	428	172	600
25-34 years	357	395	752
35-44 years	399	633	1,032
45-54 years	530	1,164	1,694
55-64 years	859	2,262	3,121
65-74 years	415	4,011	4,426
75-84 years	233	2,308	2,541
85+ years	86	667	753
Race	3,307	11,612	14,919
White	2,118	8,308	10,426
Black	439	1,243	1,682
American Indian/Alaskan	22	58	80
Other	329	773	1,102
Unknown	399	1,230	1,629
Other race includes Asian, native Hawaiian/Pacific Islander, or other.			
Ethnicity	3,307	11,612	14,919
Hispanic	198	342	540
Non-Hispanic	2,107	8,291	10,398
Unknown	1,002	2,979	3,981
Gender	3,307	11,612	14,919
Female	1,689	6,814	8,503
Male	1,607	4,798	6,405
Unknown	11	0	11



COVID-19: Dade County vaccine summary

Vaccination data through Apr 22, 2021 as of Apr 23, 2021 at 12:05 AM

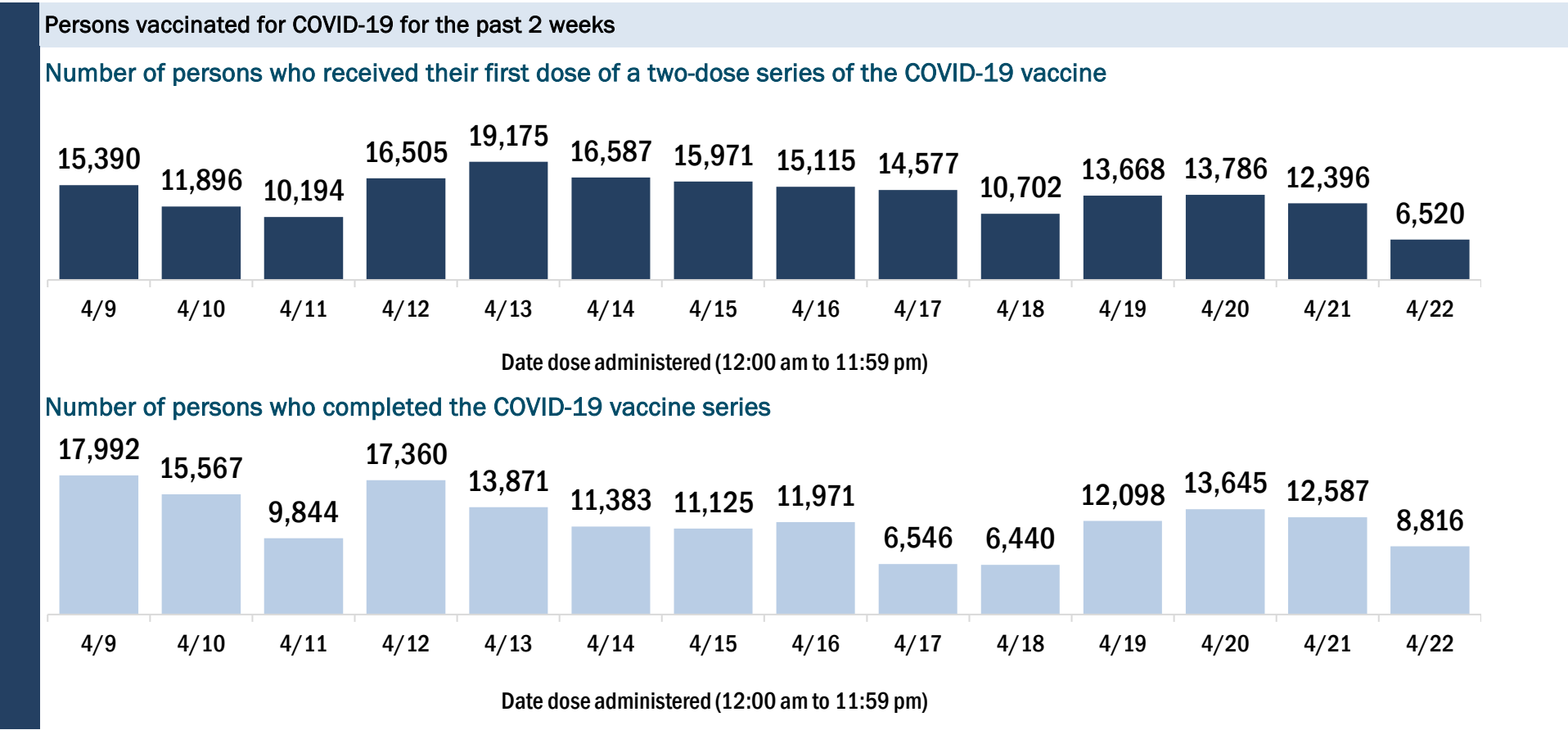
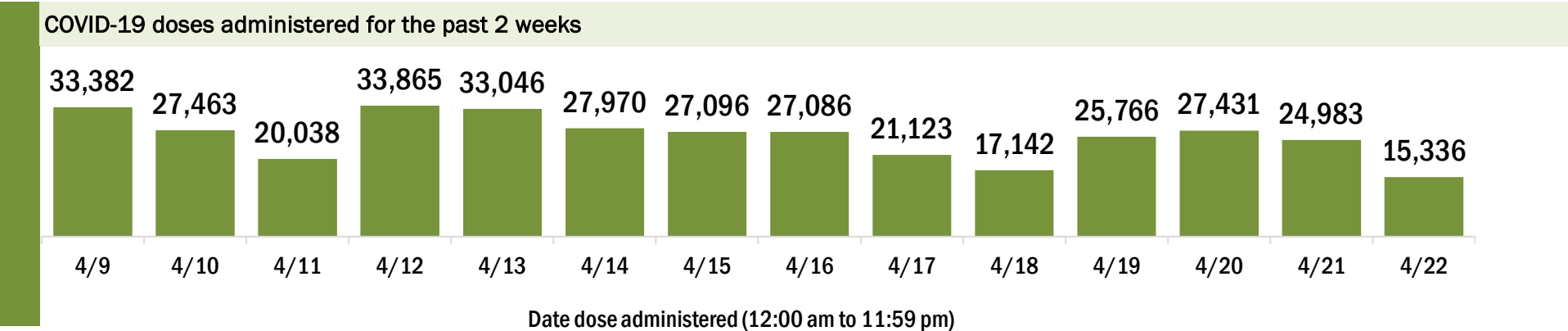
Data in this report are provisional and subject to change.

Data in this summary pertain to COVID-19 vaccines approved by the U.S. Food and Drug Administration and have been issued an Emergency Use Authorization (Janssen COVID-19 Vaccine, Moderna COVID-19 Vaccine and Pfizer-BioNTech COVID-19 Vaccine). These data summarize the number of people who have received either their first dose or have completed the series for a COVID-19 vaccine. **A person can only be counted in one category, first dose or series complete.** For persons receiving Moderna or Pfizer vaccines, once they receive their second dose, they are moved from the first dose column to the series completed column. **Because of this, the total first dose category may show a change from report to report not matching the total receiving their first dose from the previous day.** Persons receiving Johnson & Johnson vaccines will always be counted in the series completed column.

COVID-19 doses for vaccinated persons in Florida	
Doses administered	1,776,365
People receiving one dose of a 1-dose series (Johnson & Johnson) or receiving only one dose of a 2-dose series (Moderna, Pfizer) count once. Persons receiving both doses of a 2-dose series count twice.	

Current status of persons vaccinated for COVID-19 in Florida	
Total people vaccinated	1,139,162
First dose	405,228
Series completed	733,934
Completed 1-dose series	96,731
Completed 2-dose series	637,203
First dose: current number of people who have only received their first dose of the Moderna or Pfizer vaccine.	
Series complete: current number of people who have received both Moderna or Pfizer vaccine doses or one Johnson & Johnson dose and are considered fully immunized.	

Demographic summary	First dose	Series complete	Total people vaccinated
Age group	405,228	733,934	1,139,162
16-24 years	43,307	25,373	68,680
25-34 years	56,311	53,993	110,304
35-44 years	69,822	78,147	147,969
45-54 years	82,232	119,004	201,236
55-64 years	73,706	157,791	231,497
65-74 years	45,288	163,438	208,726
75-84 years	24,112	98,476	122,588
85+ years	10,450	37,712	48,162
Race	405,228	733,934	1,139,162
White	284,153	515,109	799,262
Black	23,346	51,029	74,375
American Indian/Alaskan	1,061	1,608	2,669
Other	42,829	80,439	123,268
Unknown	53,839	85,749	139,588
Other race includes Asian, native Hawaiian/Pacific Islander, or other.			
Ethnicity	405,228	733,934	1,139,162
Hispanic	212,193	361,118	573,311
Non-Hispanic	66,608	165,116	231,724
Unknown	126,427	207,700	334,127
Gender	405,228	733,934	1,139,162
Female	211,371	407,367	618,738
Male	191,932	325,448	517,380
Unknown	1,925	1,119	3,044



COVID-19: Desoto County vaccine summary

Vaccination data through Apr 22, 2021 as of Apr 23, 2021 at 12:05 AM

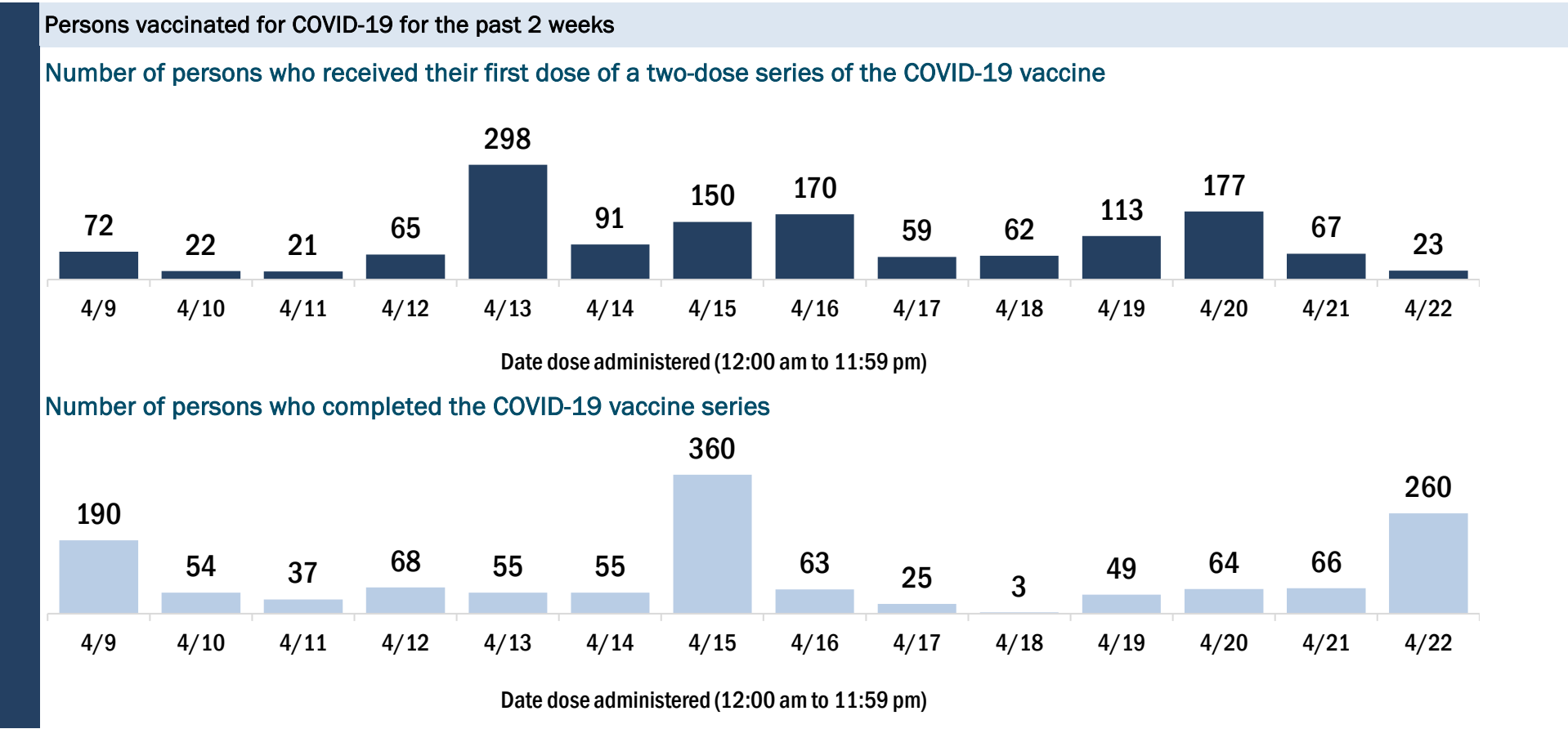
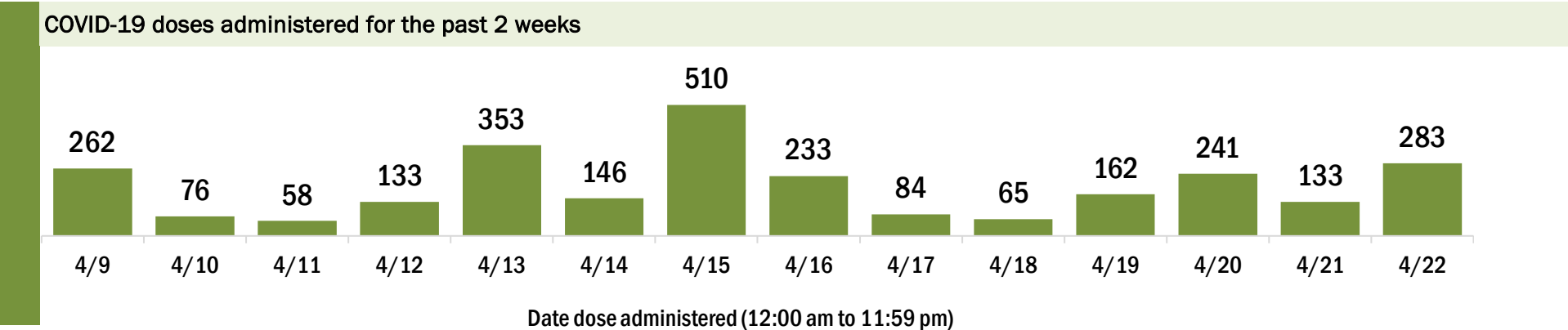
Data in this report are provisional and subject to change.

Data in this summary pertain to COVID-19 vaccines approved by the U.S. Food and Drug Administration and have been issued an Emergency Use Authorization (Janssen COVID-19 Vaccine, Moderna COVID-19 Vaccine and Pfizer-BioNTech COVID-19 Vaccine). These data summarize the number of people who have received either their first dose or have completed the series for a COVID-19 vaccine. **A person can only be counted in one category, first dose or series complete.** For persons receiving Moderna or Pfizer vaccines, once they receive their second dose, they are moved from the first dose column to the series completed column. **Because of this, the total first dose category may show a change from report to report not matching the total receiving their first dose from the previous day.** Persons receiving Johnson & Johnson vaccines will always be counted in the series completed column.

COVID-19 doses for vaccinated persons in Florida	
Doses administered	16,509
People receiving one dose of a 1-dose series (Johnson & Johnson) or receiving only one dose of a 2-dose series (Moderna, Pfizer) count once. Persons receiving both doses of a 2-dose series count twice.	

Current status of persons vaccinated for COVID-19 in Florida	
Total people vaccinated	10,550
First dose	4,089
Series completed	6,461
Completed 1-dose series	502
Completed 2-dose series	5,959
First dose: current number of people who have only received their first dose of the Moderna or Pfizer vaccine.	
Series complete: current number of people who have received both Moderna or Pfizer vaccine doses or one Johnson & Johnson dose and are considered fully immunized.	

Demographic summary	First dose	Series complete	Total people vaccinated
Age group	4,089	6,461	10,550
16-24 years	288	69	357
25-34 years	374	192	566
35-44 years	521	229	750
45-54 years	701	415	1,116
55-64 years	1,045	937	1,982
65-74 years	662	2,538	3,200
75-84 years	393	1,690	2,083
85+ years	105	391	496
Race	4,089	6,461	10,550
White	2,266	4,733	6,999
Black	248	341	589
American Indian/Alaskan	19	28	47
Other	826	495	1,321
Unknown	730	864	1,594
Other race includes Asian, native Hawaiian/Pacific Islander, or other.			
Ethnicity	4,089	6,461	10,550
Hispanic	1,131	362	1,493
Non-Hispanic	1,652	3,223	4,875
Unknown	1,306	2,876	4,182
Gender	4,089	6,461	10,550
Female	1,762	3,530	5,292
Male	2,327	2,930	5,257
Unknown	0	1	1



COVID-19: Dixie County vaccine summary

Vaccination data through Apr 22, 2021 as of Apr 23, 2021 at 12:05 AM

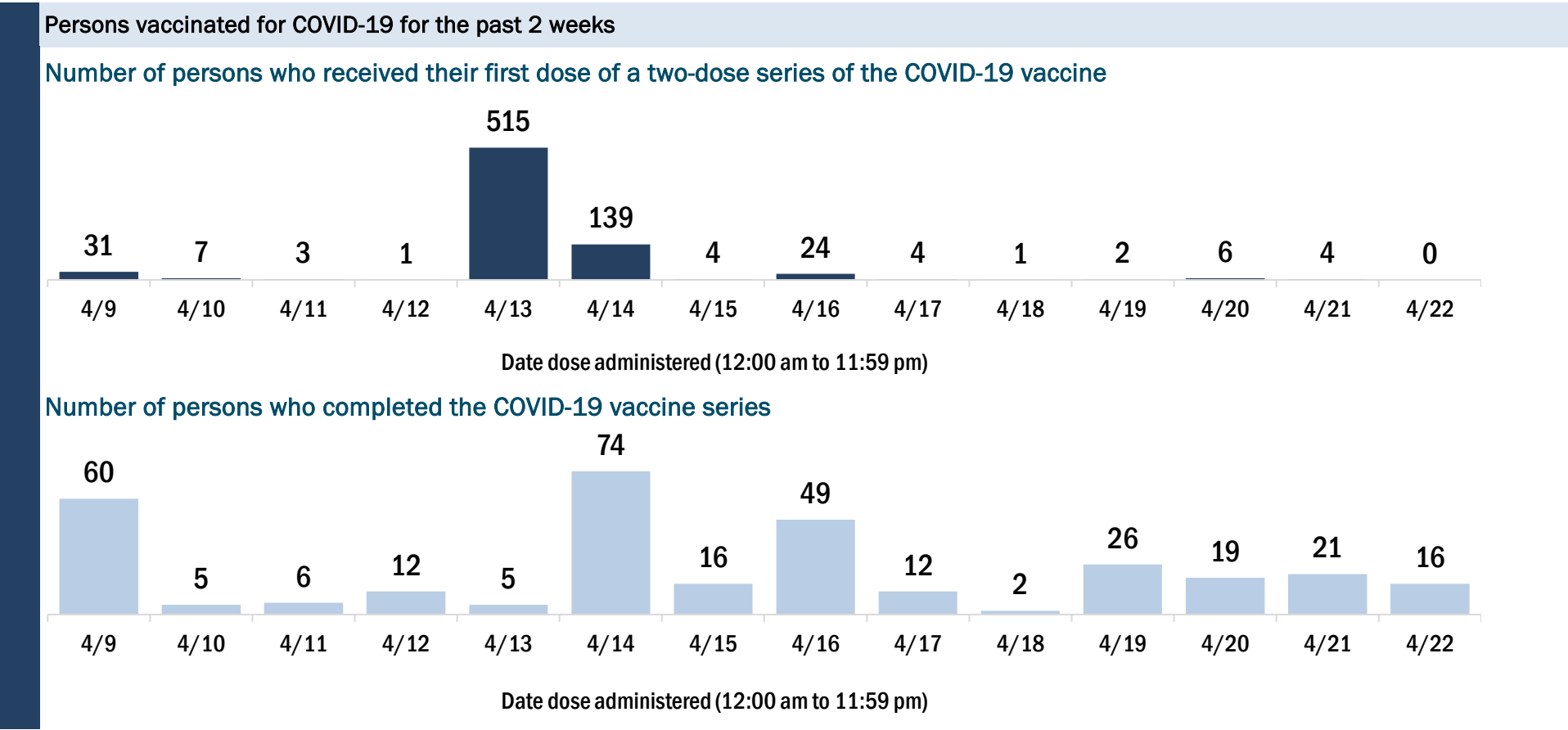
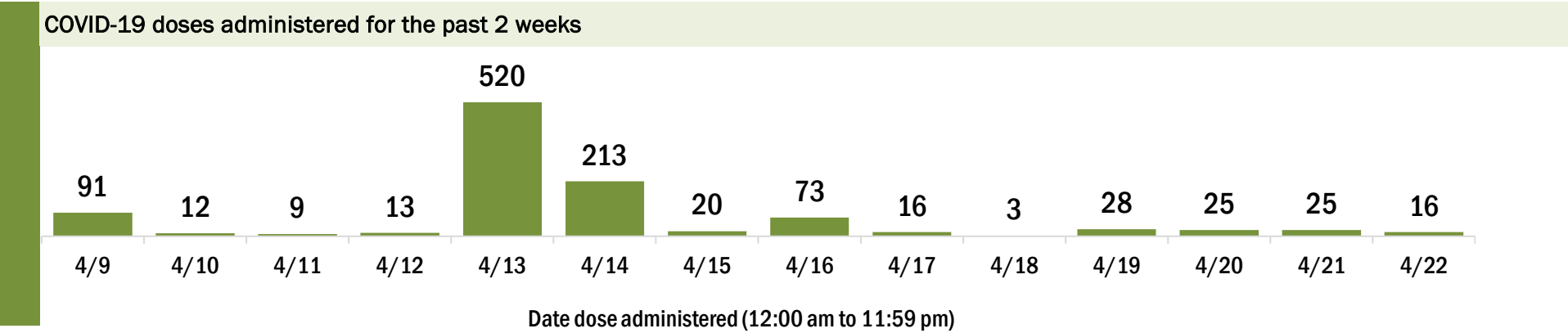
Data in this report are provisional and subject to change.

Data in this summary pertain to COVID-19 vaccines approved by the U.S. Food and Drug Administration and have been issued an Emergency Use Authorization (Janssen COVID-19 Vaccine, Moderna COVID-19 Vaccine and Pfizer-BioNTech COVID-19 Vaccine). These data summarize the number of people who have received either their first dose or have completed the series for a COVID-19 vaccine. **A person can only be counted in one category, first dose or series complete.** For persons receiving Moderna or Pfizer vaccines, once they receive their second dose, they are moved from the first dose column to the series completed column. **Because of this, the total first dose category may show a change from report to report not matching the total receiving their first dose from the previous day.** Persons receiving Johnson & Johnson vaccines will always be counted in the series completed column.

COVID-19 doses for vaccinated persons in Florida	
Doses administered	5,675
People receiving one dose of a 1-dose series (Johnson & Johnson) or receiving only one dose of a 2-dose series (Moderna, Pfizer) count once. Persons receiving both doses of a 2-dose series count twice.	

Current status of persons vaccinated for COVID-19 in Florida	
Total people vaccinated	3,732
First dose	1,484
Series completed	2,248
Completed 1-dose series	305
Completed 2-dose series	1,943
First dose: current number of people who have only received their first dose of the Moderna or Pfizer vaccine.	
Series complete: current number of people who have received both Moderna or Pfizer vaccine doses or one Johnson & Johnson dose and are considered fully immunized.	

Demographic summary	First dose	Series complete	Total people vaccinated
Age group	1,484	2,248	3,732
16-24 years	33	18	51
25-34 years	89	31	120
35-44 years	214	64	278
45-54 years	282	117	399
55-64 years	427	418	845
65-74 years	267	934	1,201
75-84 years	134	530	664
85+ years	38	136	174
Race	1,484	2,248	3,732
White	1,110	1,950	3,060
Black	277	84	361
American Indian/Alaskan	13	13	26
Other	48	71	119
Unknown	36	130	166
Other race includes Asian, native Hawaiian/Pacific Islander, or other.			
Ethnicity	1,484	2,248	3,732
Hispanic	39	43	82
Non-Hispanic	1,219	1,678	2,897
Unknown	226	527	753
Gender	1,484	2,248	3,732
Female	461	1,210	1,671
Male	1,023	1,038	2,061
Unknown	0	0	0



COVID-19: Duval County vaccine summary

Vaccination data through Apr 22, 2021 as of Apr 23, 2021 at 12:05 AM

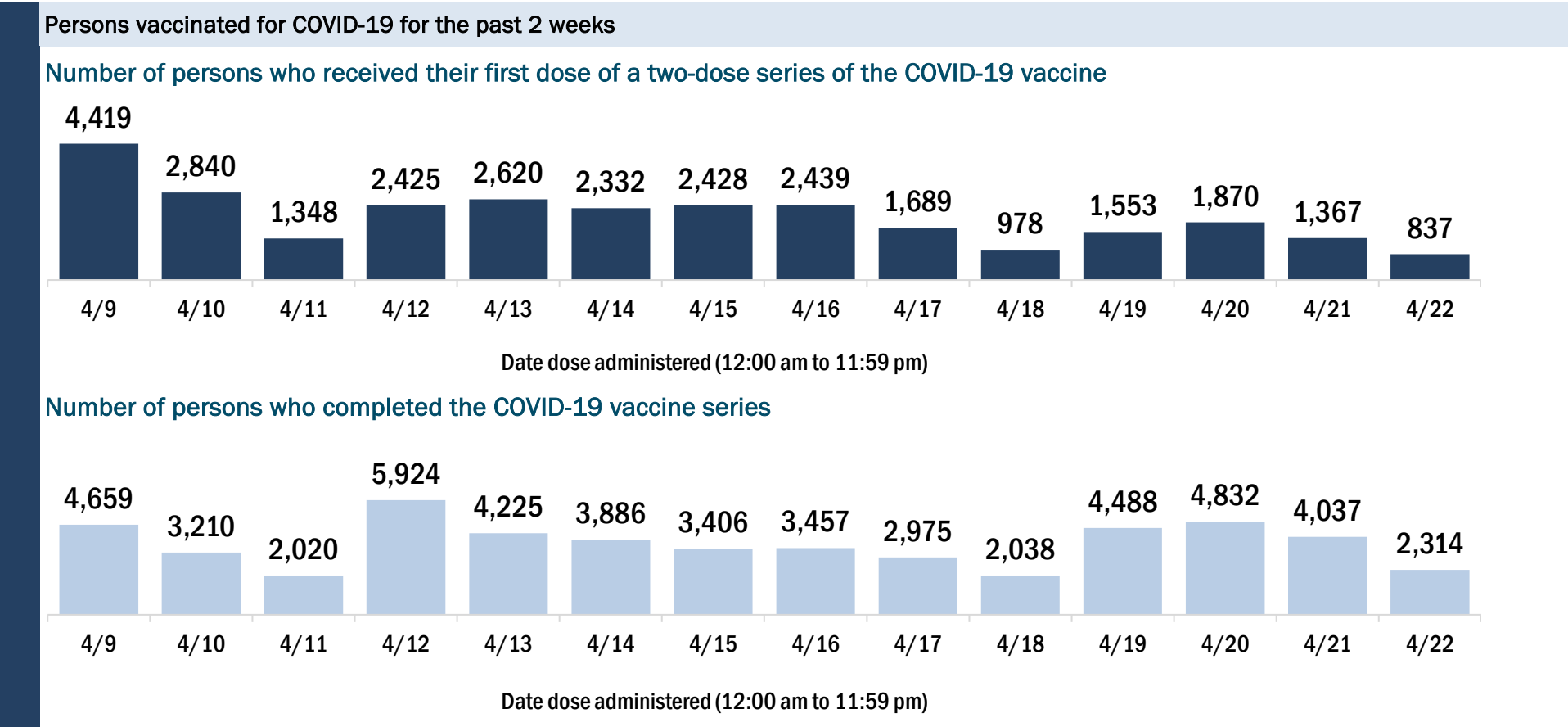
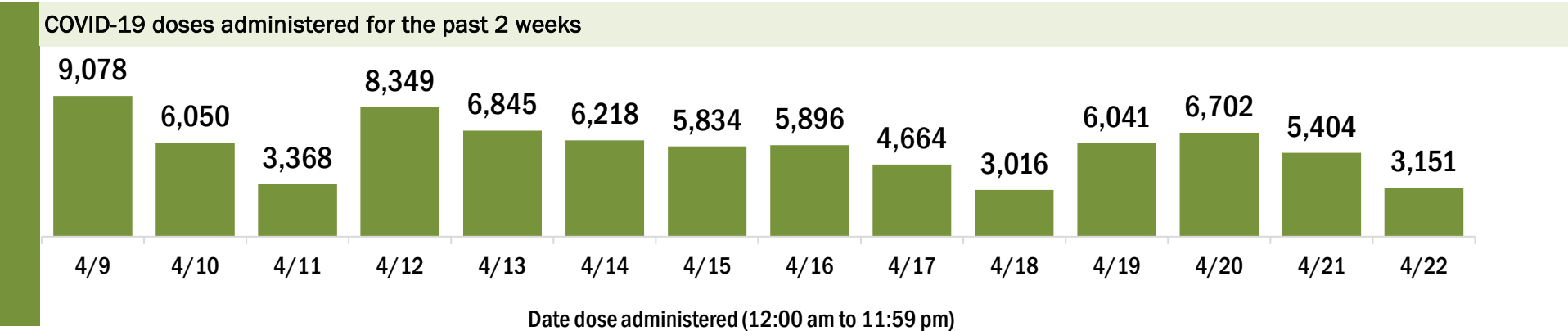
Data in this report are provisional and subject to change.

Data in this summary pertain to COVID-19 vaccines approved by the U.S. Food and Drug Administration and have been issued an Emergency Use Authorization (Janssen COVID-19 Vaccine, Moderna COVID-19 Vaccine and Pfizer-BioNTech COVID-19 Vaccine). These data summarize the number of people who have received either their first dose or have completed the series for a COVID-19 vaccine. **A person can only be counted in one category, first dose or series complete.** For persons receiving Moderna or Pfizer vaccines, once they receive their second dose, they are moved from the first dose column to the series completed column. **Because of this, the total first dose category may show a change from report to report not matching the total receiving their first dose from the previous day.** Persons receiving Johnson & Johnson vaccines will always be counted in the series completed column.

COVID-19 doses for vaccinated persons in Florida	
Doses administered	510,146
People receiving one dose of a 1-dose series (Johnson & Johnson) or receiving only one dose of a 2-dose series (Moderna, Pfizer) count once. Persons receiving both doses of a 2-dose series count twice.	

Current status of persons vaccinated for COVID-19 in Florida	
Total people vaccinated	312,640
First dose	91,783
Series completed	220,857
Completed 1-dose series	23,351
Completed 2-dose series	197,506
First dose: current number of people who have only received their first dose of the Moderna or Pfizer vaccine.	
Series complete: current number of people who have received both Moderna or Pfizer vaccine doses or one Johnson & Johnson dose and are considered fully immunized.	

Demographic summary	First dose	Series complete	Total people vaccinated
Age group	91,783	220,857	312,640
16-24 years	11,234	5,828	17,062
25-34 years	15,611	16,246	31,857
35-44 years	15,532	21,941	37,473
45-54 years	15,116	32,177	47,293
55-64 years	15,566	51,529	67,095
65-74 years	11,574	57,913	69,487
75-84 years	5,001	26,201	31,202
85+ years	2,149	9,022	11,171
Race	91,783	220,857	312,640
White	47,841	128,633	176,474
Black	14,008	37,711	51,719
American Indian/Alaskan	298	521	819
Other	15,472	26,208	41,680
Unknown	14,164	27,784	41,948
Other race includes Asian, native Hawaiian/Pacific Islander, or other.			
Ethnicity	91,783	220,857	312,640
Hispanic	9,036	10,157	19,193
Non-Hispanic	59,225	159,706	218,931
Unknown	23,522	50,994	74,516
Gender	91,783	220,857	312,640
Female	47,929	127,500	175,429
Male	41,387	93,234	134,621
Unknown	2,467	123	2,590



COVID-19: Escambia County vaccine summary

Vaccination data through Apr 22, 2021 as of Apr 23, 2021 at 12:05 AM

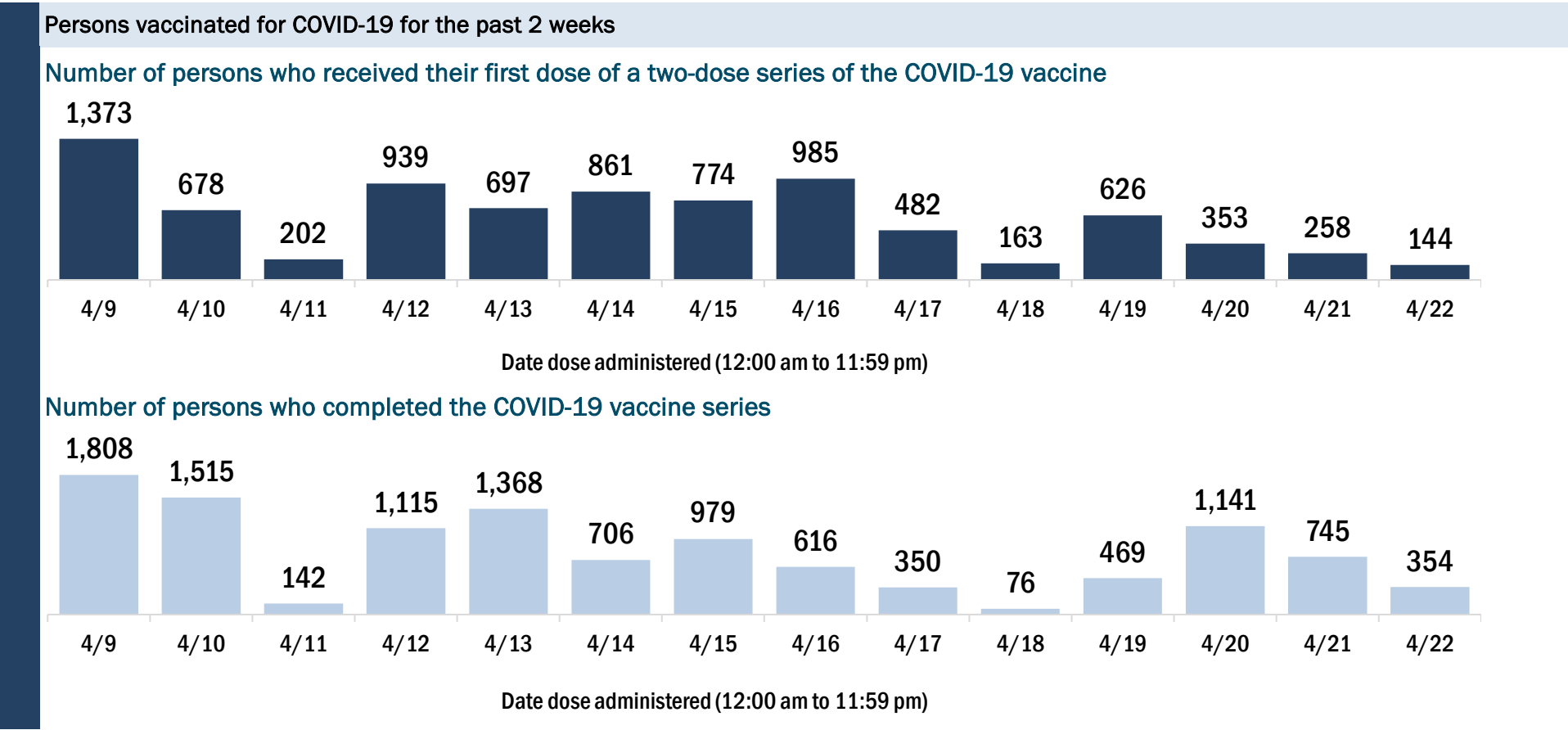
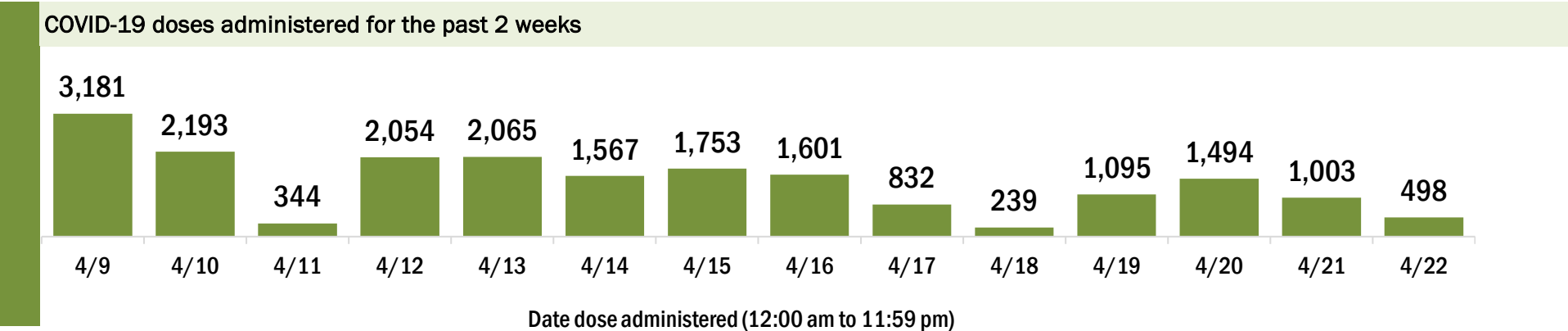
Data in this report are provisional and subject to change.

Data in this summary pertain to COVID-19 vaccines approved by the U.S. Food and Drug Administration and have been issued an Emergency Use Authorization (Janssen COVID-19 Vaccine, Moderna COVID-19 Vaccine and Pfizer-BioNTech COVID-19 Vaccine). These data summarize the number of people who have received either their first dose or have completed the series for a COVID-19 vaccine. **A person can only be counted in one category, first dose or series complete.** For persons receiving Moderna or Pfizer vaccines, once they receive their second dose, they are moved from the first dose column to the series completed column. **Because of this, the total first dose category may show a change from report to report not matching the total receiving their first dose from the previous day.** Persons receiving Johnson & Johnson vaccines will always be counted in the series completed column.

COVID-19 doses for vaccinated persons in Florida	
Doses administered	151,865
People receiving one dose of a 1-dose series (Johnson & Johnson) or receiving only one dose of a 2-dose series (Moderna, Pfizer) count once. Persons receiving both doses of a 2-dose series count twice.	

Current status of persons vaccinated for COVID-19 in Florida	
Total people vaccinated	93,608
First dose	28,383
Series completed	65,225
Completed 1-dose series	6,968
Completed 2-dose series	58,257
First dose: current number of people who have only received their first dose of the Moderna or Pfizer vaccine.	
Series complete: current number of people who have received both Moderna or Pfizer vaccine doses or one Johnson & Johnson dose and are considered fully immunized.	

Demographic summary	First dose	Series complete	Total people vaccinated
Age group	28,383	65,225	93,608
16-24 years	3,214	1,331	4,545
25-34 years	4,312	3,333	7,645
35-44 years	4,189	4,391	8,580
45-54 years	4,345	7,260	11,605
55-64 years	5,187	14,883	20,070
65-74 years	4,094	19,704	23,798
75-84 years	2,192	10,519	12,711
85+ years	850	3,804	4,654
Race	28,383	65,225	93,608
White	15,168	40,182	55,350
Black	3,648	9,834	13,482
American Indian/Alaskan	160	483	643
Other	2,884	5,963	8,847
Unknown	6,523	8,763	15,286
Other race includes Asian, native Hawaiian/Pacific Islander, or other.			
Ethnicity	28,383	65,225	93,608
Hispanic	1,198	1,486	2,684
Non-Hispanic	17,313	45,863	63,176
Unknown	9,872	17,876	27,748
Gender	28,383	65,225	93,608
Female	15,450	38,540	53,990
Male	12,848	26,633	39,481
Unknown	85	52	137



COVID-19: Flagler County vaccine summary

Vaccination data through Apr 22, 2021 as of Apr 23, 2021 at 12:05 AM

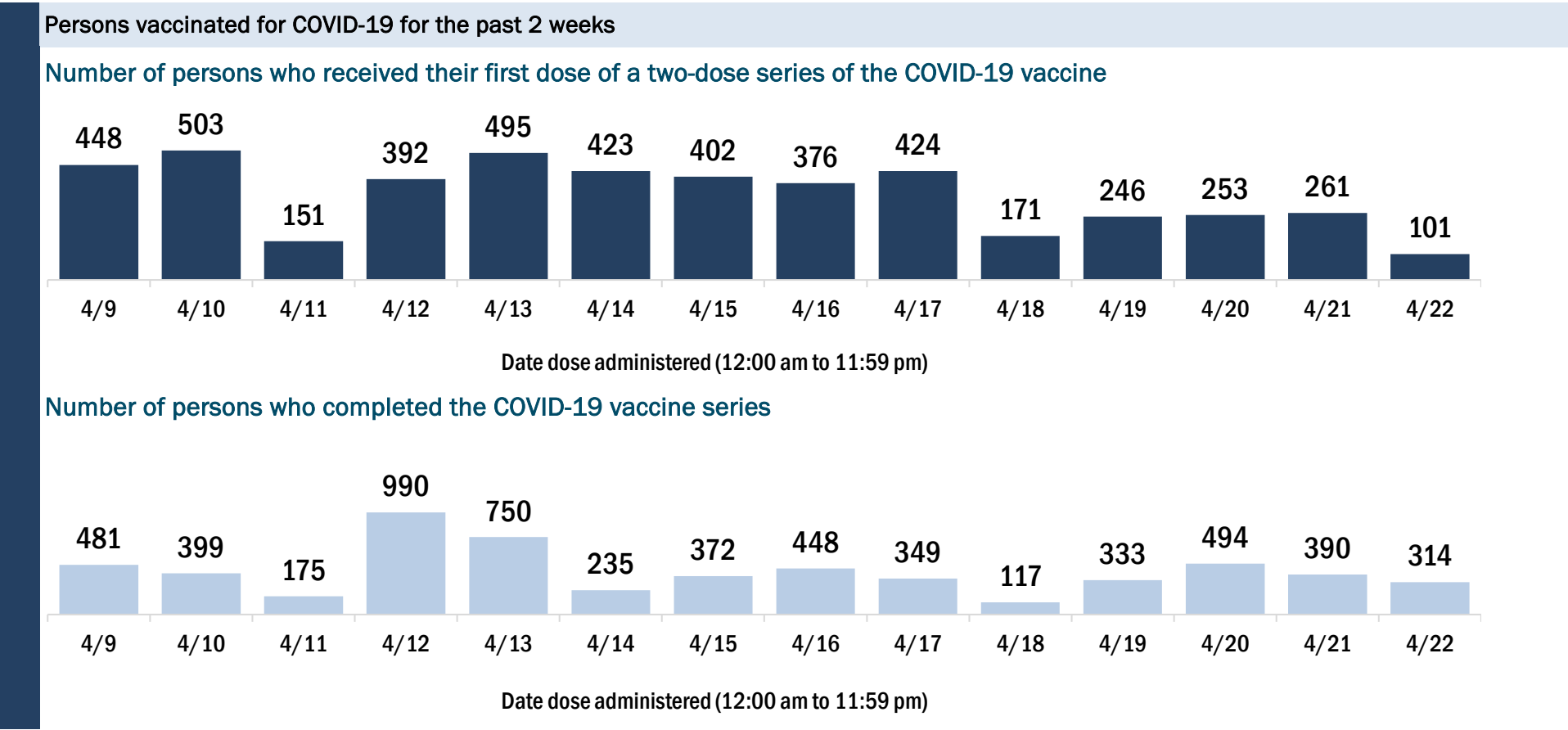
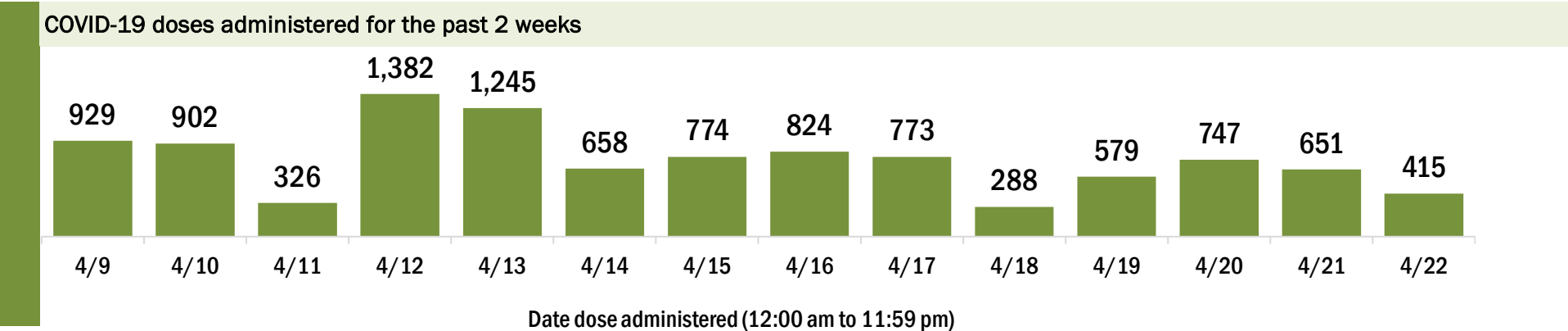
Data in this report are provisional and subject to change.

Data in this summary pertain to COVID-19 vaccines approved by the U.S. Food and Drug Administration and have been issued an Emergency Use Authorization (Janssen COVID-19 Vaccine, Moderna COVID-19 Vaccine and Pfizer-BioNTech COVID-19 Vaccine). These data summarize the number of people who have received either their first dose or have completed the series for a COVID-19 vaccine. **A person can only be counted in one category, first dose or series complete.** For persons receiving Moderna or Pfizer vaccines, once they receive their second dose, they are moved from the first dose column to the series completed column. **Because of this, the total first dose category may show a change from report to report not matching the total receiving their first dose from the previous day.** Persons receiving Johnson & Johnson vaccines will always be counted in the series completed column.

COVID-19 doses for vaccinated persons in Florida	
Doses administered	82,036
People receiving one dose of a 1-dose series (Johnson & Johnson) or receiving only one dose of a 2-dose series (Moderna, Pfizer) count once. Persons receiving both doses of a 2-dose series count twice.	

Current status of persons vaccinated for COVID-19 in Florida	
Total people vaccinated	49,551
First dose	14,942
Series completed	34,609
Completed 1-dose series	2,124
Completed 2-dose series	32,485
First dose: current number of people who have only received their first dose of the Moderna or Pfizer vaccine.	
Series complete: current number of people who have received both Moderna or Pfizer vaccine doses or one Johnson & Johnson dose and are considered fully immunized.	

Demographic summary	First dose	Series complete	Total people vaccinated
Age group	14,942	34,609	49,551
16-24 years	1,112	347	1,459
25-34 years	1,135	715	1,850
35-44 years	1,654	1,271	2,925
45-54 years	2,572	2,353	4,925
55-64 years	4,028	5,764	9,792
65-74 years	2,459	13,888	16,347
75-84 years	1,456	8,079	9,535
85+ years	526	2,192	2,718
Race	14,942	34,609	49,551
White	9,588	23,372	32,960
Black	1,018	2,236	3,254
American Indian/Alaskan	98	203	301
Other	1,329	3,155	4,484
Unknown	2,909	5,643	8,552
Other race includes Asian, native Hawaiian/Pacific Islander, or other.			
Ethnicity	14,942	34,609	49,551
Hispanic	1,510	1,767	3,277
Non-Hispanic	8,891	20,812	29,703
Unknown	4,541	12,030	16,571
Gender	14,942	34,609	49,551
Female	7,951	19,520	27,471
Male	6,802	14,929	21,731
Unknown	189	160	349



COVID-19: Franklin County vaccine summary

Vaccination data through Apr 22, 2021 as of Apr 23, 2021 at 12:05 AM

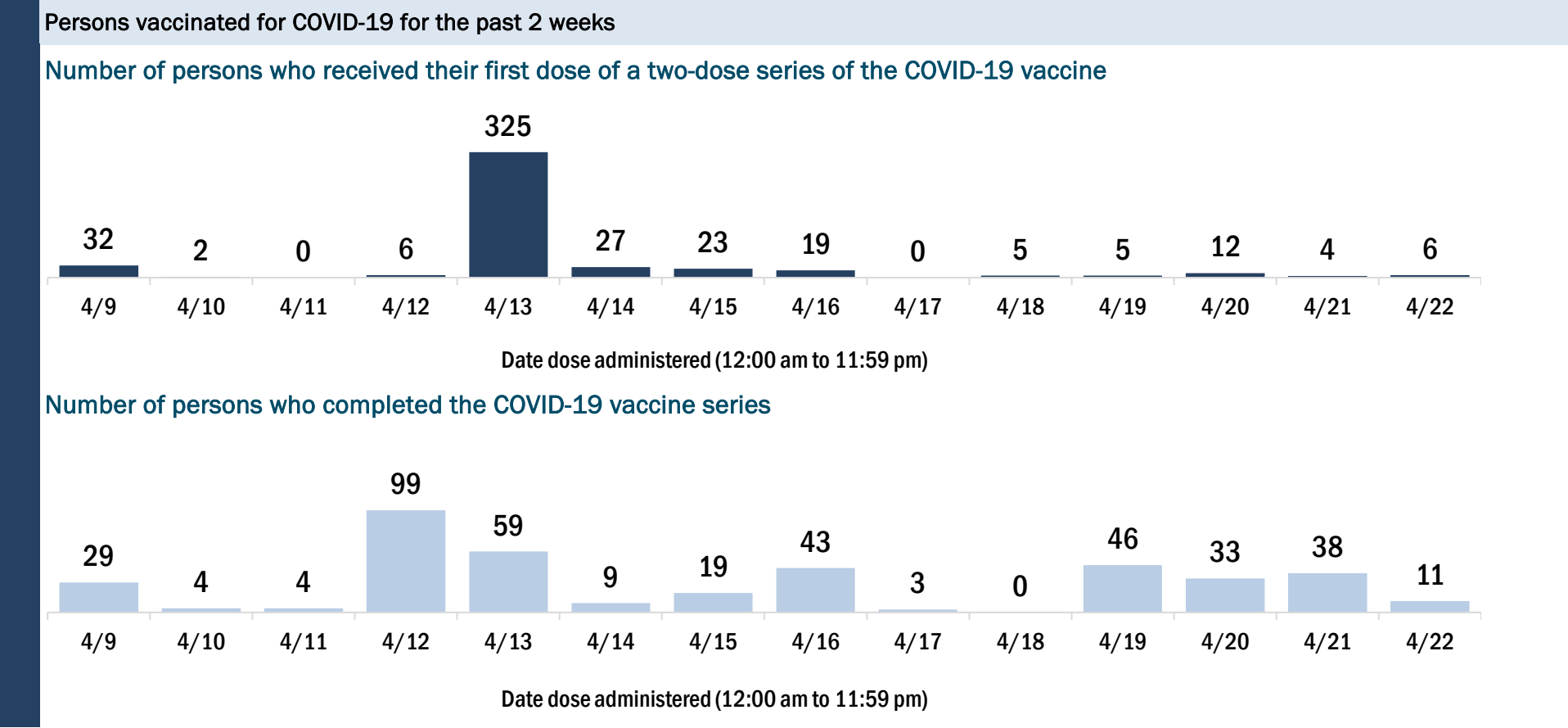
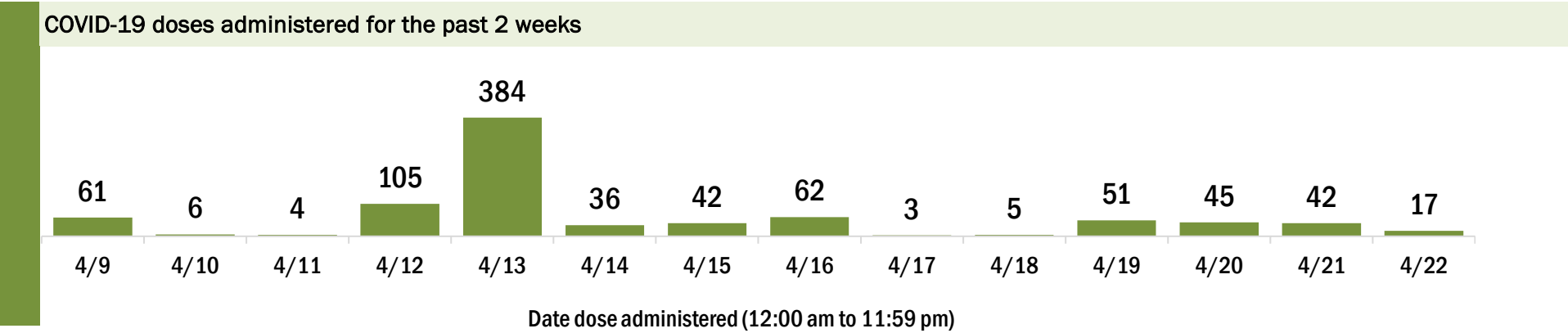
Data in this report are provisional and subject to change.

Data in this summary pertain to COVID-19 vaccines approved by the U.S. Food and Drug Administration and have been issued an Emergency Use Authorization (Janssen COVID-19 Vaccine, Moderna COVID-19 Vaccine and Pfizer-BioNTech COVID-19 Vaccine). These data summarize the number of people who have received either their first dose or have completed the series for a COVID-19 vaccine. **A person can only be counted in one category, first dose or series complete.** For persons receiving Moderna or Pfizer vaccines, once they receive their second dose, they are moved from the first dose column to the series completed column. **Because of this, the total first dose category may show a change from report to report not matching the total receiving their first dose from the previous day.** Persons receiving Johnson & Johnson vaccines will always be counted in the series completed column.

COVID-19 doses for vaccinated persons in Florida	
Doses administered	6,839
People receiving one dose of a 1-dose series (Johnson & Johnson) or receiving only one dose of a 2-dose series (Moderna, Pfizer) count once. Persons receiving both doses of a 2-dose series count twice.	

Current status of persons vaccinated for COVID-19 in Florida	
Total people vaccinated	3,932
First dose	945
Series completed	2,987
Completed 1-dose series	80
Completed 2-dose series	2,907
First dose: current number of people who have only received their first dose of the Moderna or Pfizer vaccine.	
Series complete: current number of people who have received both Moderna or Pfizer vaccine doses or one Johnson & Johnson dose and are considered fully immunized.	

Demographic summary	First dose	Series complete	Total people vaccinated
Age group	945	2,987	3,932
16-24 years	40	15	55
25-34 years	116	43	159
35-44 years	159	77	236
45-54 years	189	208	397
55-64 years	235	636	871
65-74 years	140	1,287	1,427
75-84 years	55	601	656
85+ years	11	120	131
Race	945	2,987	3,932
White	697	2,675	3,372
Black	177	138	315
American Indian/Alaskan	1	8	9
Other	36	114	150
Unknown	34	52	86
Other race includes Asian, native Hawaiian/Pacific Islander, or other.			
Ethnicity	945	2,987	3,932
Hispanic	19	40	59
Non-Hispanic	535	2,566	3,101
Unknown	391	381	772
Gender	945	2,987	3,932
Female	334	1,583	1,917
Male	611	1,404	2,015
Unknown	0	0	0



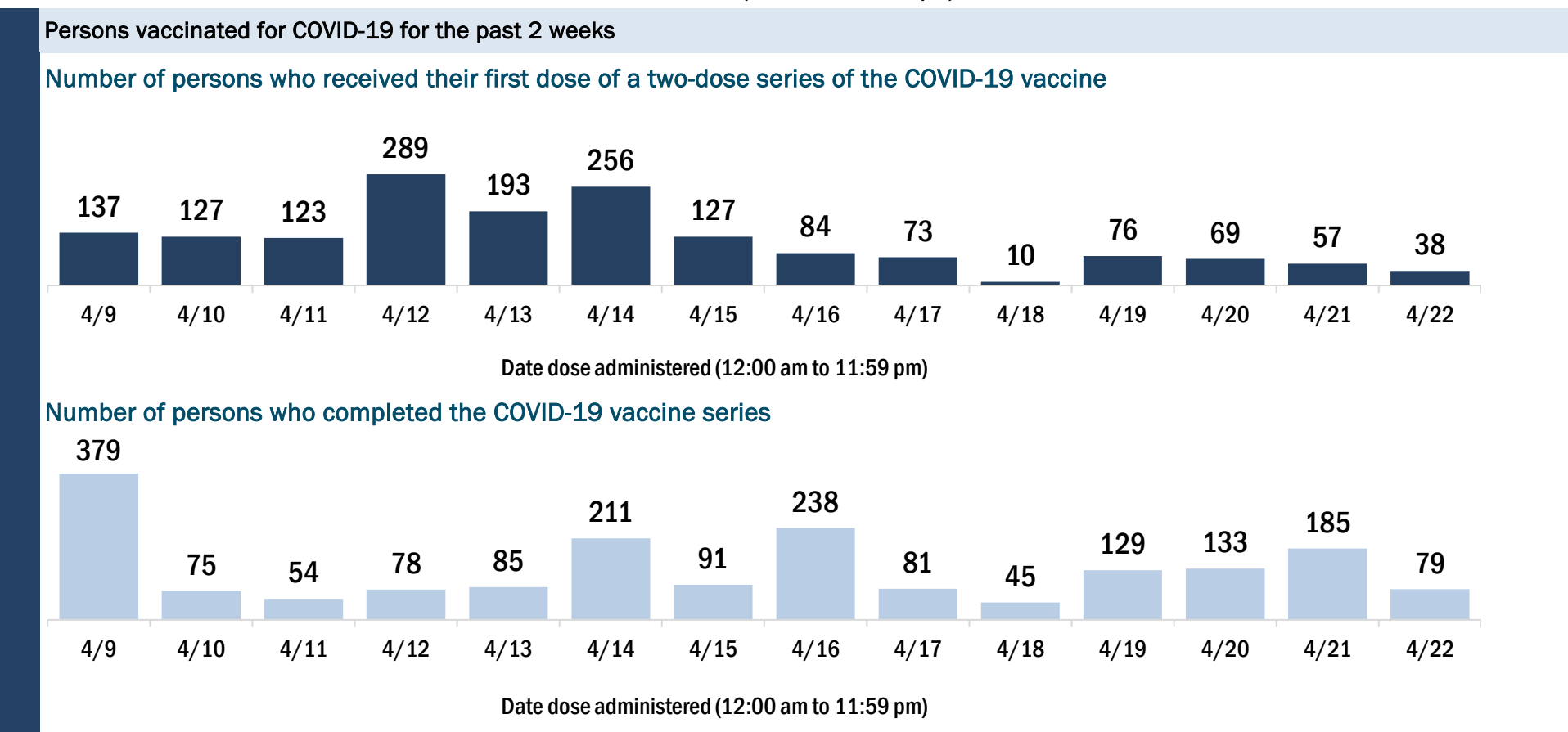
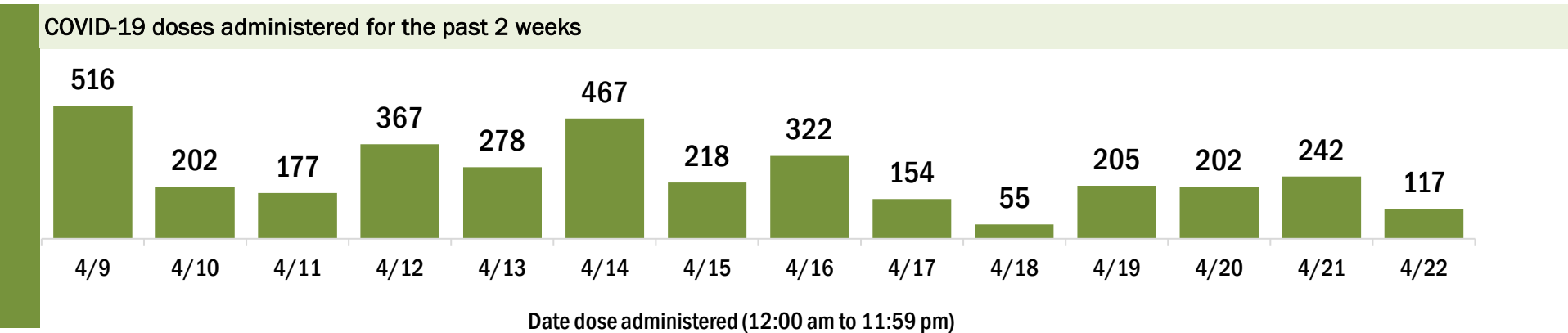
COVID-19: Gadsden County vaccine summary

Vaccination data through Apr 22, 2021 as of Apr 23, 2021 at 12:05 AM

Data in this report are provisional and subject to change.

Data in this summary pertain to COVID-19 vaccines approved by the U.S. Food and Drug Administration and have been issued an Emergency Use Authorization (Janssen COVID-19 Vaccine, Moderna COVID-19 Vaccine and Pfizer-BioNTech COVID-19 Vaccine). These data summarize the number of people who have received either their first dose or have completed the series for a COVID-19 vaccine. **A person can only be counted in one category, first dose or series complete.** For persons receiving Moderna or Pfizer vaccines, once they receive their second dose, they are moved from the first dose column to the series completed column. **Because of this, the total first dose category may show a change from report to report not matching the total receiving their first dose from the previous day.** Persons receiving Johnson & Johnson vaccines will always be counted in the series completed column.

COVID-19 doses for vaccinated persons in Florida		Demographic summary			
Doses administered	26,121	First dose	Series complete	Total people vaccinated	
People receiving one dose of a 1-dose series (Johnson & Johnson) or receiving only one dose of a 2-dose series (Moderna, Pfizer) count once. Persons receiving both doses of a 2-dose series count twice.		Age group	4,186	11,824	16,010
		16-24 years	293	191	484
		25-34 years	396	632	1,028
		35-44 years	777	970	1,747
		45-54 years	937	1,498	2,435
		55-64 years	971	2,675	3,646
		65-74 years	493	3,595	4,088
		75-84 years	232	1,704	1,936
		85+ years	87	559	646
		Race	4,186	11,824	16,010
		White	1,118	4,522	5,640
		Black	1,844	4,969	6,813
		American Indian/Alaskan	6	25	31
		Other	695	1,497	2,192
		Unknown	523	811	1,334
		Other race includes Asian, native Hawaiian/Pacific Islander, or other.			
		Ethnicity	4,186	11,824	16,010
		Hispanic	531	384	915
		Non-Hispanic	2,612	8,842	11,454
		Unknown	1,043	2,598	3,641
		Gender	4,186	11,824	16,010
		Female	2,136	7,409	9,545
		Male	2,050	4,415	6,465
		Unknown	0	0	0



COVID-19: Gilchrist County vaccine summary

Vaccination data through Apr 22, 2021 as of Apr 23, 2021 at 12:05 AM

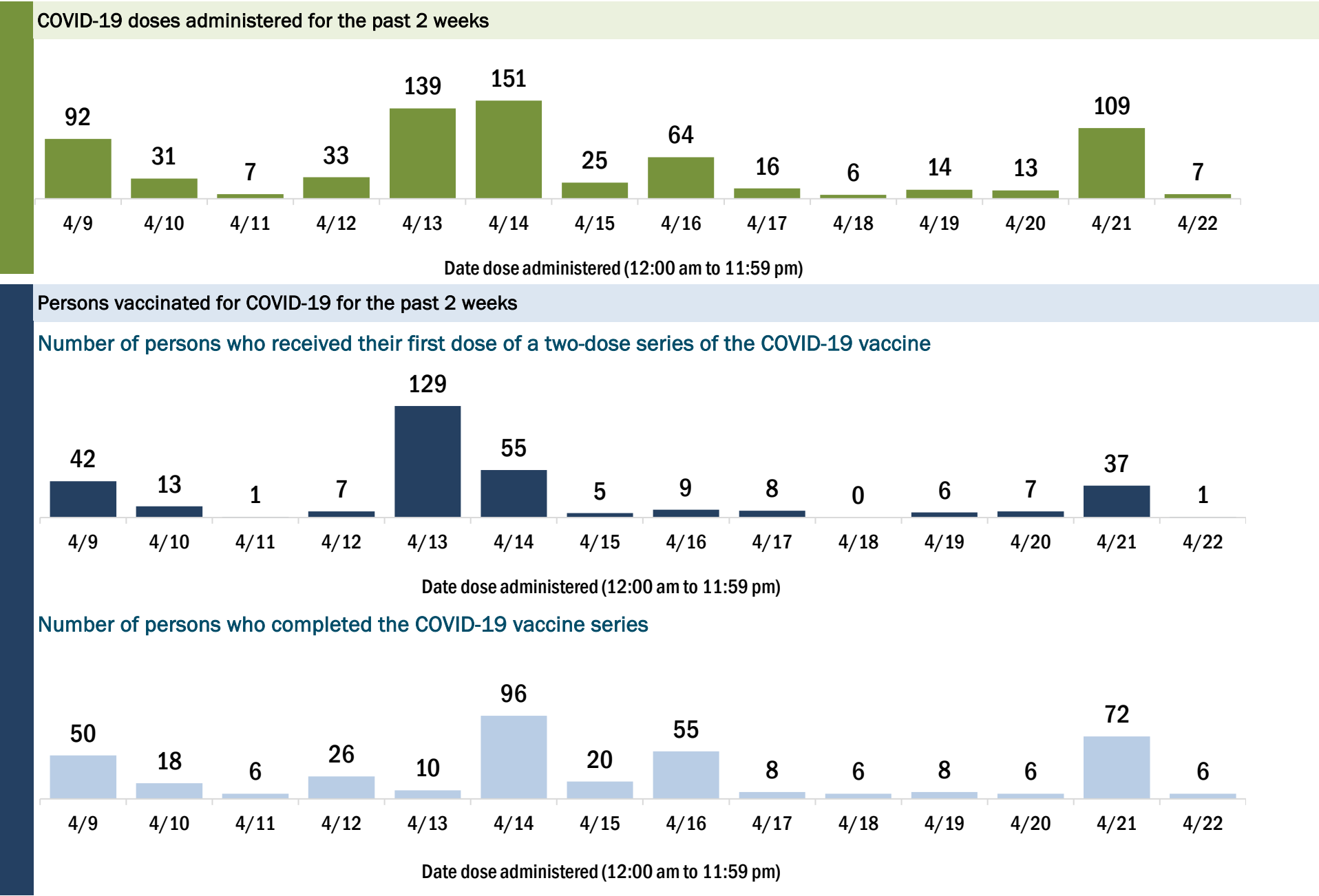
Data in this report are provisional and subject to change.

Data in this summary pertain to COVID-19 vaccines approved by the U.S. Food and Drug Administration and have been issued an Emergency Use Authorization (Janssen COVID-19 Vaccine, Moderna COVID-19 Vaccine and Pfizer-BioNTech COVID-19 Vaccine). These data summarize the number of people who have received either their first dose or have completed the series for a COVID-19 vaccine. **A person can only be counted in one category, first dose or series complete.** For persons receiving Moderna or Pfizer vaccines, once they receive their second dose, they are moved from the first dose column to the series completed column. **Because of this, the total first dose category may show a change from report to report not matching the total receiving their first dose from the previous day.** Persons receiving Johnson & Johnson vaccines will always be counted in the series completed column.

COVID-19 doses for vaccinated persons in Florida	
Doses administered	6,035
People receiving one dose of a 1-dose series (Johnson & Johnson) or receiving only one dose of a 2-dose series (Moderna, Pfizer) count once. Persons receiving both doses of a 2-dose series count twice.	

Current status of persons vaccinated for COVID-19 in Florida	
Total people vaccinated	3,713
First dose	980
Series completed	2,733
Completed 1-dose series	411
Completed 2-dose series	2,322
First dose: current number of people who have only received their first dose of the Moderna or Pfizer vaccine.	
Series complete: current number of people who have received both Moderna or Pfizer vaccine doses or one Johnson & Johnson dose and are considered fully immunized.	

Demographic summary	First dose	Series complete	Total people vaccinated
Age group	980	2,733	3,713
16-24 years	45	51	96
25-34 years	66	81	147
35-44 years	113	127	240
45-54 years	163	238	401
55-64 years	304	502	806
65-74 years	190	942	1,132
75-84 years	72	599	671
85+ years	27	193	220
Race	980	2,733	3,713
White	754	1,951	2,705
Black	46	44	90
American Indian/Alaskan	5	9	14
Other	75	204	279
Unknown	100	525	625
Other race includes Asian, native Hawaiian/Pacific Islander, or other.			
Ethnicity	980	2,733	3,713
Hispanic	71	54	125
Non-Hispanic	546	1,215	1,761
Unknown	363	1,464	1,827
Gender	980	2,733	3,713
Female	487	1,614	2,101
Male	492	1,119	1,611
Unknown	1	0	1



COVID-19: Glades County vaccine summary

Vaccination data through Apr 22, 2021 as of Apr 23, 2021 at 12:05 AM

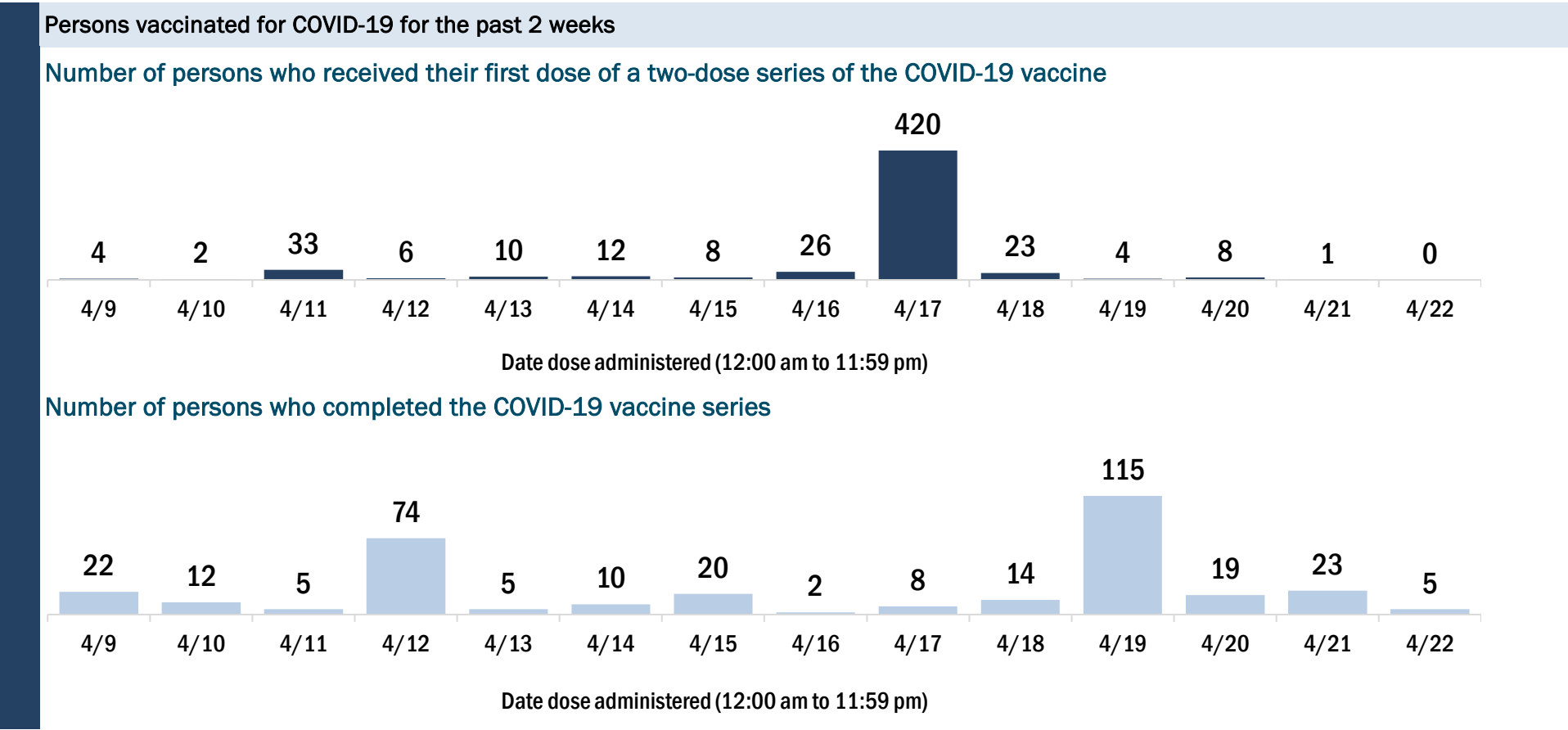
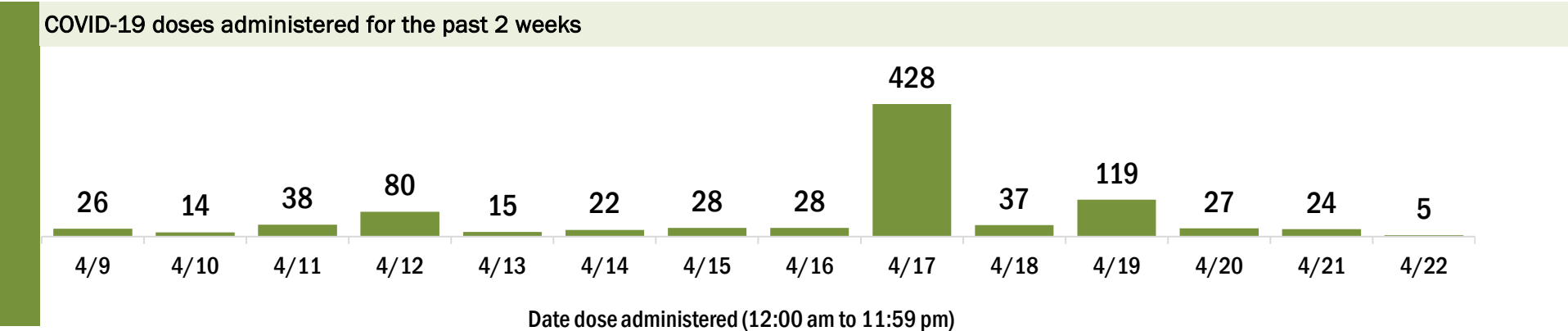
Data in this report are provisional and subject to change.

Data in this summary pertain to COVID-19 vaccines approved by the U.S. Food and Drug Administration and have been issued an Emergency Use Authorization (Janssen COVID-19 Vaccine, Moderna COVID-19 Vaccine and Pfizer-BioNTech COVID-19 Vaccine). These data summarize the number of people who have received either their first dose or have completed the series for a COVID-19 vaccine. **A person can only be counted in one category, first dose or series complete.** For persons receiving Moderna or Pfizer vaccines, once they receive their second dose, they are moved from the first dose column to the series completed column. **Because of this, the total first dose category may show a change from report to report not matching the total receiving their first dose from the previous day.** Persons receiving Johnson & Johnson vaccines will always be counted in the series completed column.

COVID-19 doses for vaccinated persons in Florida	
Doses administered	4,790
People receiving one dose of a 1-dose series (Johnson & Johnson) or receiving only one dose of a 2-dose series (Moderna, Pfizer) count once. Persons receiving both doses of a 2-dose series count twice.	

Current status of persons vaccinated for COVID-19 in Florida	
Total people vaccinated	2,924
First dose	833
Series completed	2,091
Completed 1-dose series	225
Completed 2-dose series	1,866
First dose: current number of people who have only received their first dose of the Moderna or Pfizer vaccine.	
Series complete: current number of people who have received both Moderna or Pfizer vaccine doses or one Johnson & Johnson dose and are considered fully immunized.	

Demographic summary	First dose	Series complete	Total people vaccinated
Age group	833	2,091	2,924
16-24 years	118	12	130
25-34 years	234	47	281
35-44 years	133	72	205
45-54 years	109	136	245
55-64 years	118	334	452
65-74 years	61	813	874
75-84 years	48	571	619
85+ years	12	106	118
Race	833	2,091	2,924
White	699	1,543	2,242
Black	34	103	137
American Indian/Alaskan	3	16	19
Other	29	109	138
Unknown	68	320	388
Other race includes Asian, native Hawaiian/Pacific Islander, or other.			
Ethnicity	833	2,091	2,924
Hispanic	478	102	580
Non-Hispanic	182	977	1,159
Unknown	173	1,012	1,185
Gender	833	2,091	2,924
Female	192	981	1,173
Male	641	1,110	1,751
Unknown	0	0	0



COVID-19: Gulf County vaccine summary

Vaccination data through Apr 22, 2021 as of Apr 23, 2021 at 12:05 AM

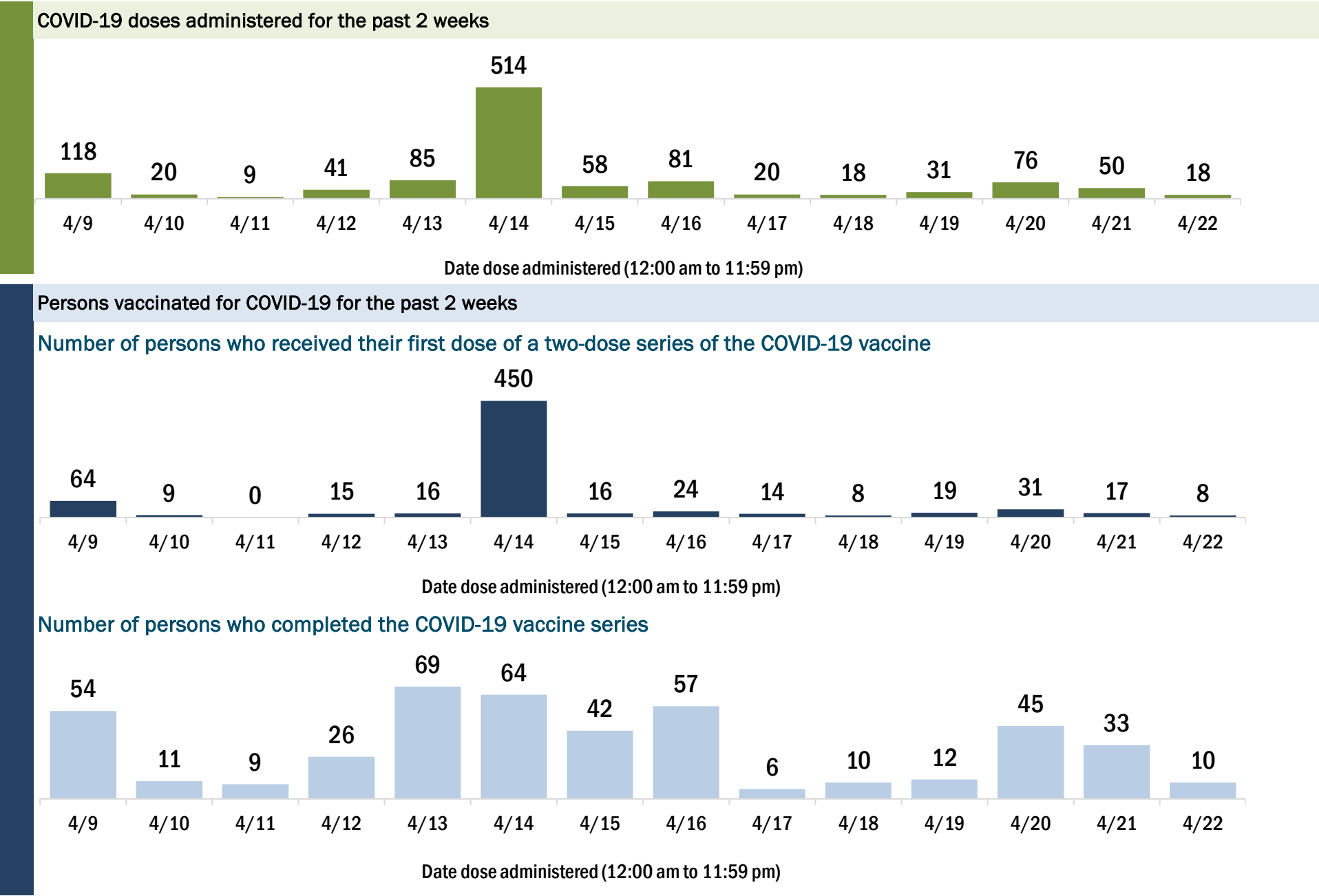
Data in this report are provisional and subject to change.

Data in this summary pertain to COVID-19 vaccines approved by the U.S. Food and Drug Administration and have been issued an Emergency Use Authorization (Janssen COVID-19 Vaccine, Moderna COVID-19 Vaccine and Pfizer-BioNTech COVID-19 Vaccine). These data summarize the number of people who have received either their first dose or have completed the series for a COVID-19 vaccine. **A person can only be counted in one category, first dose or series complete.** For persons receiving Moderna or Pfizer vaccines, once they receive their second dose, they are moved from the first dose column to the series completed column. **Because of this, the total first dose category may show a change from report to report not matching the total receiving their first dose from the previous day.** Persons receiving Johnson & Johnson vaccines will always be counted in the series completed column.

COVID-19 doses for vaccinated persons in Florida	
Doses administered	7,631
People receiving one dose of a 1-dose series (Johnson & Johnson) or receiving only one dose of a 2-dose series (Moderna, Pfizer) count once. Persons receiving both doses of a 2-dose series count twice.	

Current status of persons vaccinated for COVID-19 in Florida	
Total people vaccinated	4,547
First dose	1,223
Series completed	3,324
Completed 1-dose series	240
Completed 2-dose series	3,084
First dose: current number of people who have only received their first dose of the Moderna or Pfizer vaccine.	
Series complete: current number of people who have received both Moderna or Pfizer vaccine doses or one Johnson & Johnson dose and are considered fully immunized.	

Demographic summary	First dose	Series complete	Total people vaccinated
Age group	1,223	3,324	4,547
16-24 years	69	37	106
25-34 years	163	62	225
35-44 years	196	110	306
45-54 years	265	229	494
55-64 years	298	562	860
65-74 years	137	1,448	1,585
75-84 years	85	686	771
85+ years	10	190	200
Race	1,223	3,324	4,547
White	850	2,935	3,785
Black	273	235	508
American Indian/Alaskan	3	10	13
Other	72	85	157
Unknown	25	59	84
Other race includes Asian, native Hawaiian/Pacific Islander, or other.			
Ethnicity	1,223	3,324	4,547
Hispanic	16	33	49
Non-Hispanic	584	3,008	3,592
Unknown	623	283	906
Gender	1,223	3,324	4,547
Female	446	1,747	2,193
Male	777	1,577	2,354
Unknown	0	0	0



COVID-19: Hamilton County vaccine summary

Vaccination data through Apr 22, 2021 as of Apr 23, 2021 at 12:05 AM

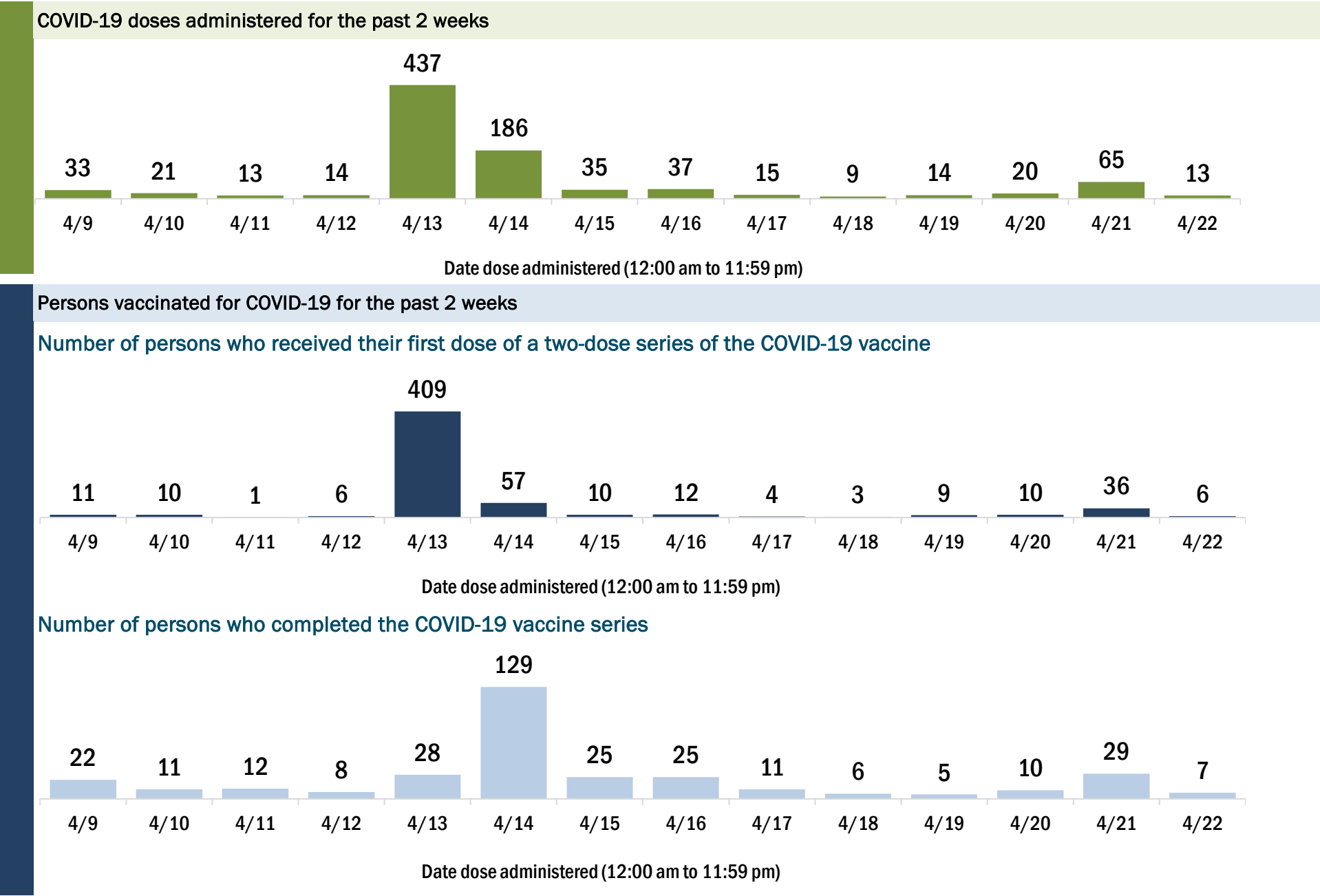
Data in this report are provisional and subject to change.

Data in this summary pertain to COVID-19 vaccines approved by the U.S. Food and Drug Administration and have been issued an Emergency Use Authorization (Janssen COVID-19 Vaccine, Moderna COVID-19 Vaccine and Pfizer-BioNTech COVID-19 Vaccine). These data summarize the number of people who have received either their first dose or have completed the series for a COVID-19 vaccine. **A person can only be counted in one category, first dose or series complete.** For persons receiving Moderna or Pfizer vaccines, once they receive their second dose, they are moved from the first dose column to the series completed column. **Because of this, the total first dose category may show a change from report to report not matching the total receiving their first dose from the previous day.** Persons receiving Johnson & Johnson vaccines will always be counted in the series completed column.

COVID-19 doses for vaccinated persons in Florida	
Doses administered	5,070
People receiving one dose of a 1-dose series (Johnson & Johnson) or receiving only one dose of a 2-dose series (Moderna, Pfizer) count once. Persons receiving both doses of a 2-dose series count twice.	

Current status of persons vaccinated for COVID-19 in Florida	
Total people vaccinated	3,121
First dose	954
Series completed	2,167
Completed 1-dose series	218
Completed 2-dose series	1,949
First dose: current number of people who have only received their first dose of the Moderna or Pfizer vaccine.	
Series complete: current number of people who have received both Moderna or Pfizer vaccine doses or one Johnson & Johnson dose and are considered fully immunized.	

Demographic summary	First dose	Series complete	Total people vaccinated
Age group	954	2,167	3,121
16-24 years	47	22	69
25-34 years	124	43	167
35-44 years	163	77	240
45-54 years	184	178	362
55-64 years	256	430	686
65-74 years	109	880	989
75-84 years	41	433	474
85+ years	30	104	134
Race	954	2,167	3,121
White	502	1,299	1,801
Black	330	507	837
American Indian/Alaskan	7	2	9
Other	89	132	221
Unknown	26	227	253
Other race includes Asian, native Hawaiian/Pacific Islander, or other.			
Ethnicity	954	2,167	3,121
Hispanic	76	41	117
Non-Hispanic	732	1,269	2,001
Unknown	146	857	1,003
Gender	954	2,167	3,121
Female	326	1,221	1,547
Male	628	946	1,574
Unknown	0	0	0



COVID-19: Hardee County vaccine summary

Vaccination data through Apr 22, 2021 as of Apr 23, 2021 at 12:05 AM

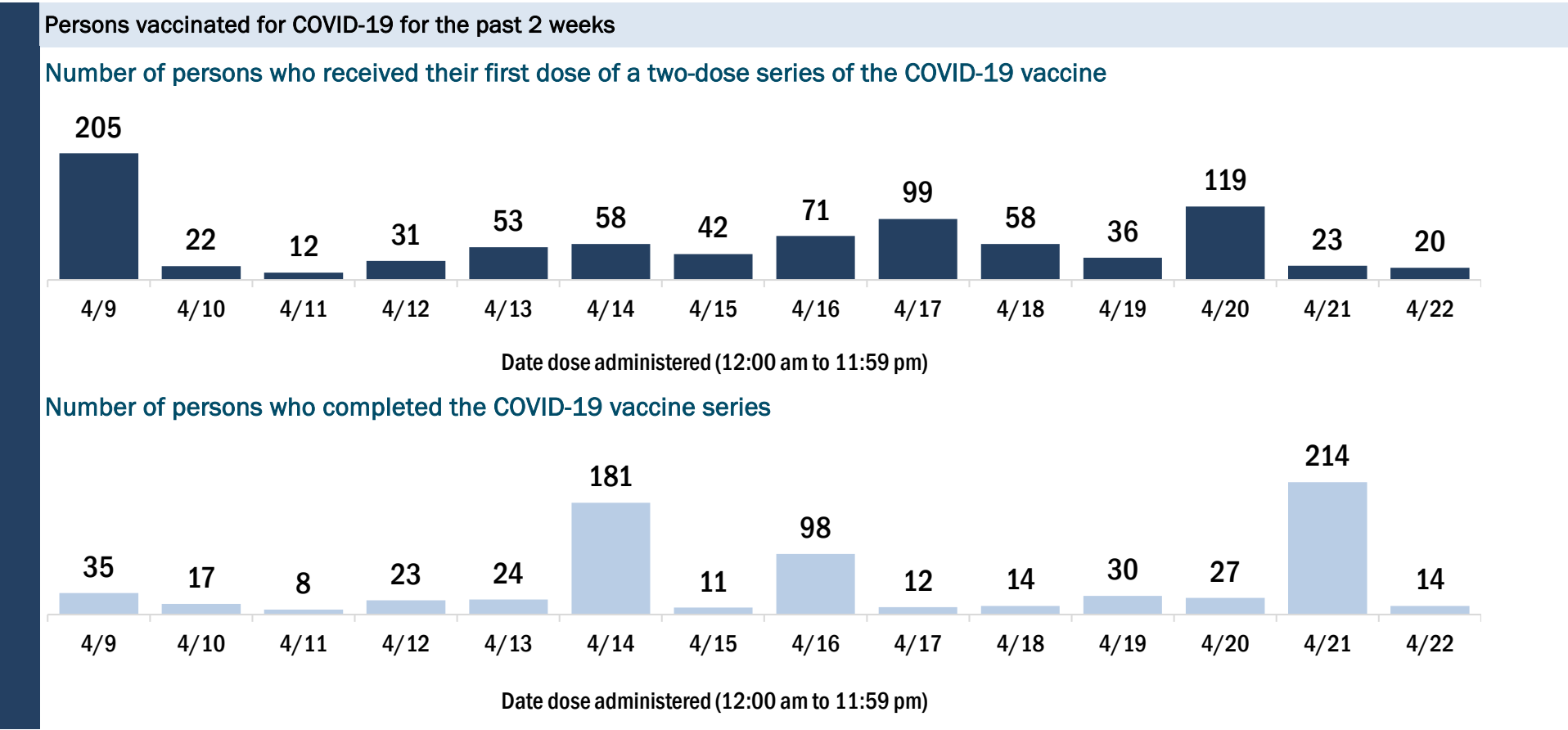
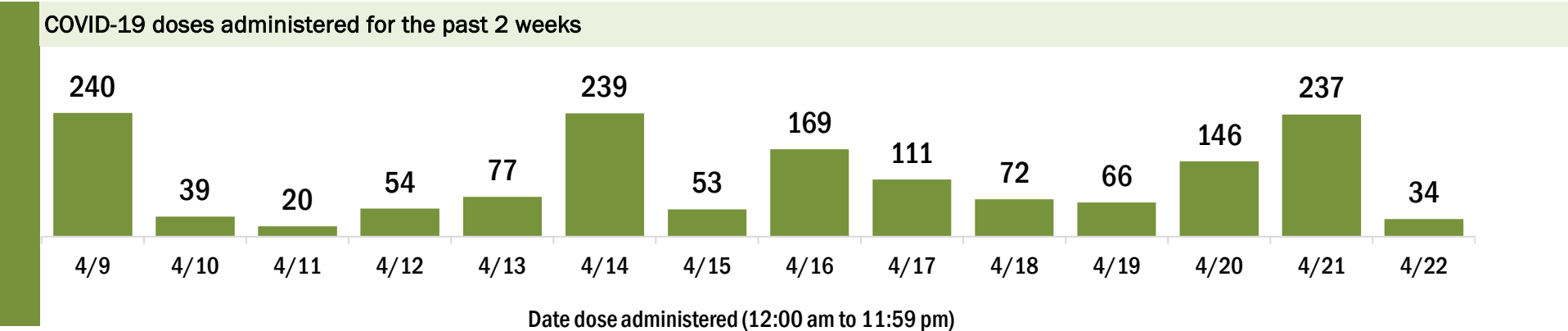
Data in this report are provisional and subject to change.

Data in this summary pertain to COVID-19 vaccines approved by the U.S. Food and Drug Administration and have been issued an Emergency Use Authorization (Janssen COVID-19 Vaccine, Moderna COVID-19 Vaccine and Pfizer-BioNTech COVID-19 Vaccine). These data summarize the number of people who have received either their first dose or have completed the series for a COVID-19 vaccine. **A person can only be counted in one category, first dose or series complete.** For persons receiving Moderna or Pfizer vaccines, once they receive their second dose, they are moved from the first dose column to the series completed column. **Because of this, the total first dose category may show a change from report to report not matching the total receiving their first dose from the previous day.** Persons receiving Johnson & Johnson vaccines will always be counted in the series completed column.

COVID-19 doses for vaccinated persons in Florida	
Doses administered	9,026
People receiving one dose of a 1-dose series (Johnson & Johnson) or receiving only one dose of a 2-dose series (Moderna, Pfizer) count once. Persons receiving both doses of a 2-dose series count twice.	

Current status of persons vaccinated for COVID-19 in Florida	
Total people vaccinated	5,476
First dose	1,788
Series completed	3,688
Completed 1-dose series	138
Completed 2-dose series	3,550
First dose: current number of people who have only received their first dose of the Moderna or Pfizer vaccine.	
Series complete: current number of people who have received both Moderna or Pfizer vaccine doses or one Johnson & Johnson dose and are considered fully immunized.	

Demographic summary	First dose	Series complete	Total people vaccinated
Age group	1,788	3,688	5,476
16-24 years	141	62	203
25-34 years	214	135	349
35-44 years	258	131	389
45-54 years	371	256	627
55-64 years	463	538	1,001
65-74 years	205	1,355	1,560
75-84 years	107	943	1,050
85+ years	29	268	297
Race	1,788	3,688	5,476
White	1,354	3,083	4,437
Black	84	144	228
American Indian/Alaskan	1	27	28
Other	256	349	605
Unknown	93	85	178
Other race includes Asian, native Hawaiian/Pacific Islander, or other.			
Ethnicity	1,788	3,688	5,476
Hispanic	763	501	1,264
Non-Hispanic	758	2,831	3,589
Unknown	267	356	623
Gender	1,788	3,688	5,476
Female	865	2,009	2,874
Male	920	1,678	2,598
Unknown	3	1	4



COVID-19: Hendry County vaccine summary

Vaccination data through Apr 22, 2021 as of Apr 23, 2021 at 12:05 AM

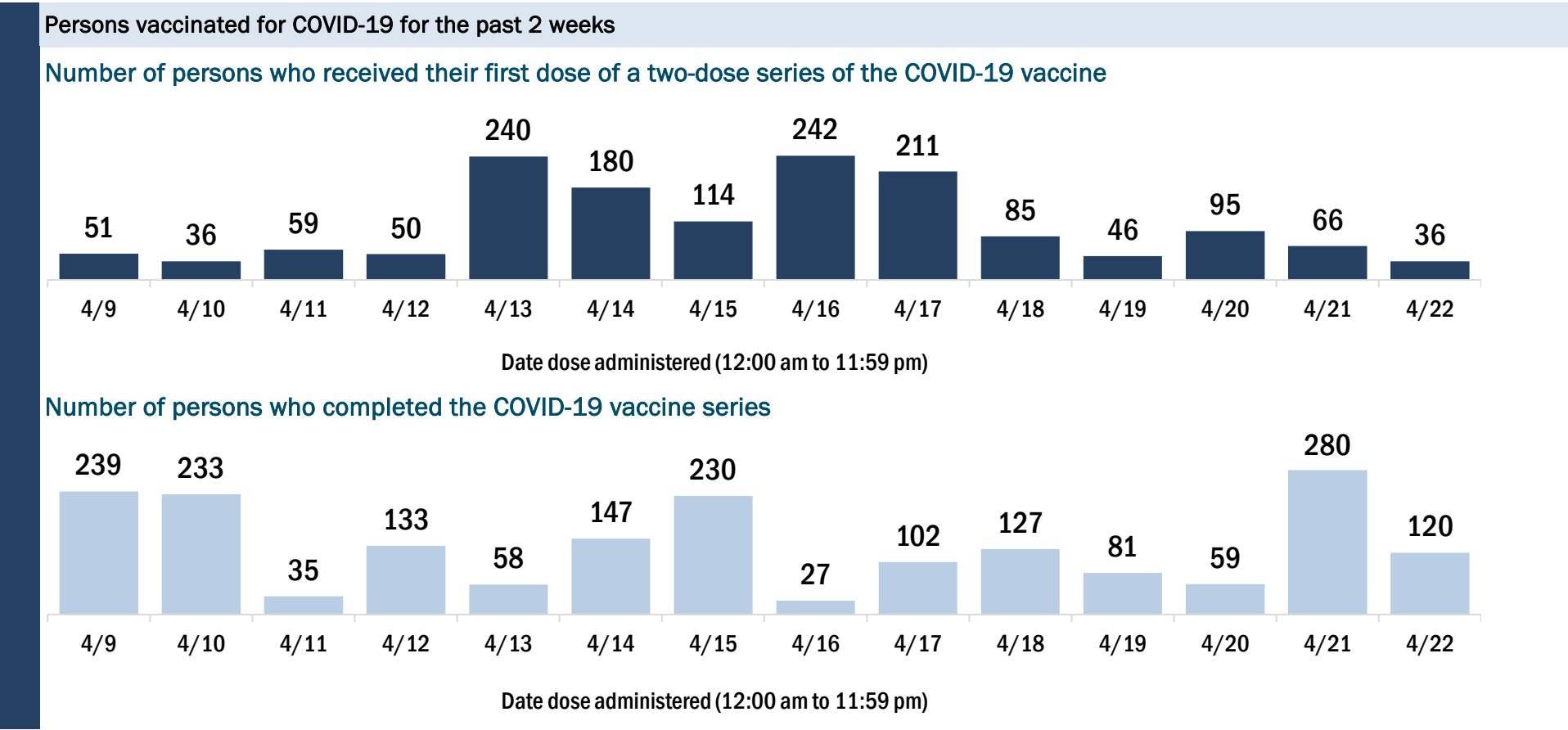
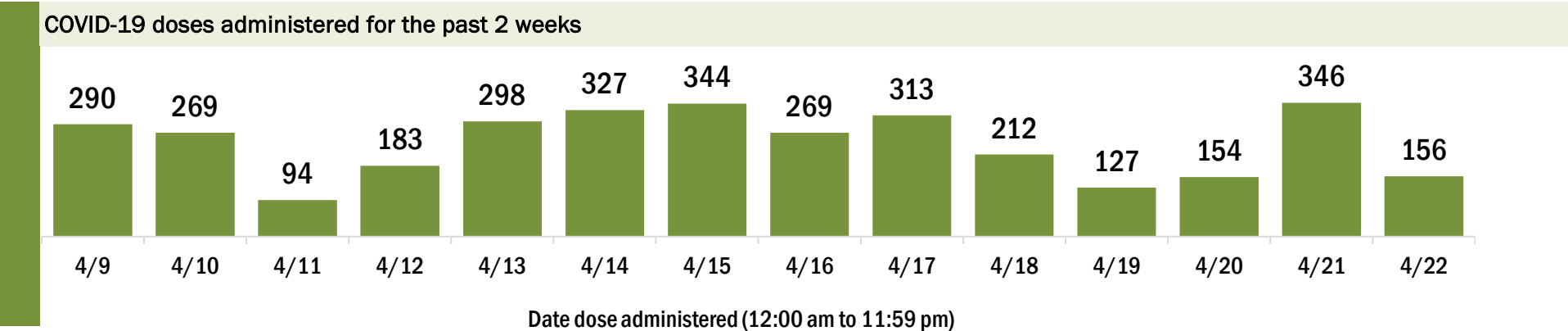
Data in this report are provisional and subject to change.

Data in this summary pertain to COVID-19 vaccines approved by the U.S. Food and Drug Administration and have been issued an Emergency Use Authorization (Janssen COVID-19 Vaccine, Moderna COVID-19 Vaccine and Pfizer-BioNTech COVID-19 Vaccine). These data summarize the number of people who have received either their first dose or have completed the series for a COVID-19 vaccine. **A person can only be counted in one category, first dose or series complete.** For persons receiving Moderna or Pfizer vaccines, once they receive their second dose, they are moved from the first dose column to the series completed column. **Because of this, the total first dose category may show a change from report to report not matching the total receiving their first dose from the previous day.** Persons receiving Johnson & Johnson vaccines will always be counted in the series completed column.

COVID-19 doses for vaccinated persons in Florida	
Doses administered	16,663
People receiving one dose of a 1-dose series (Johnson & Johnson) or receiving only one dose of a 2-dose series (Moderna, Pfizer) count once. Persons receiving both doses of a 2-dose series count twice.	

Current status of persons vaccinated for COVID-19 in Florida	
Total people vaccinated	10,774
First dose	3,763
Series completed	7,011
Completed 1-dose series	1,122
Completed 2-dose series	5,889
First dose: current number of people who have only received their first dose of the Moderna or Pfizer vaccine.	
Series complete: current number of people who have received both Moderna or Pfizer vaccine doses or one Johnson & Johnson dose and are considered fully immunized.	

Demographic summary	First dose	Series complete	Total people vaccinated
Age group	3,763	7,011	10,774
16-24 years	423	206	629
25-34 years	587	384	971
35-44 years	661	428	1,089
45-54 years	803	828	1,631
55-64 years	755	1,535	2,290
65-74 years	316	2,192	2,508
75-84 years	162	1,125	1,287
85+ years	56	313	369
Race	3,763	7,011	10,774
White	2,770	4,655	7,425
Black	226	481	707
American Indian/Alaskan	4	22	26
Other	462	1,146	1,608
Unknown	301	707	1,008
Other race includes Asian, native Hawaiian/Pacific Islander, or other.			
Ethnicity	3,763	7,011	10,774
Hispanic	1,974	1,896	3,870
Non-Hispanic	946	2,947	3,893
Unknown	843	2,168	3,011
Gender	3,763	7,011	10,774
Female	1,586	3,621	5,207
Male	2,176	3,388	5,564
Unknown	1	2	3



COVID-19: Hernando County vaccine summary

Vaccination data through Apr 22, 2021 as of Apr 23, 2021 at 12:05 AM

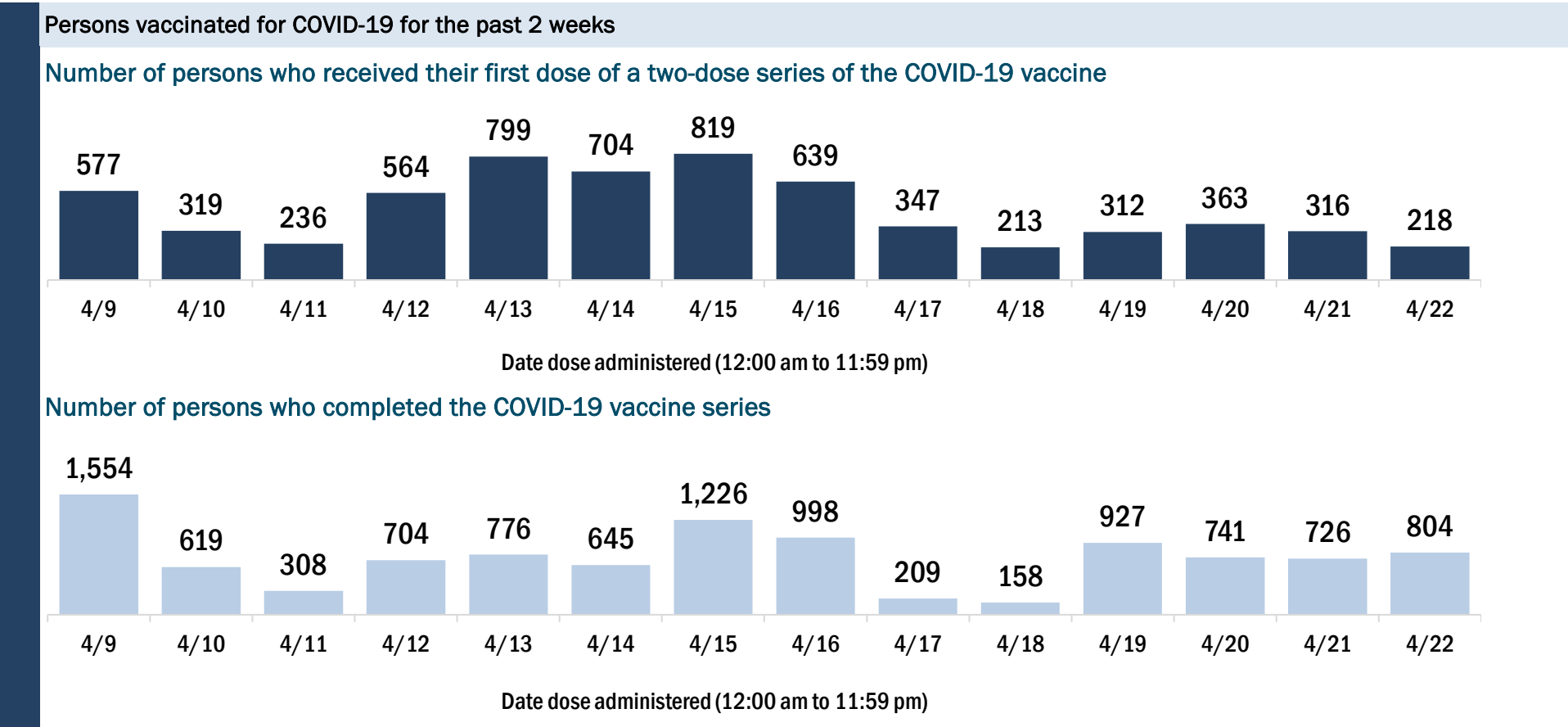
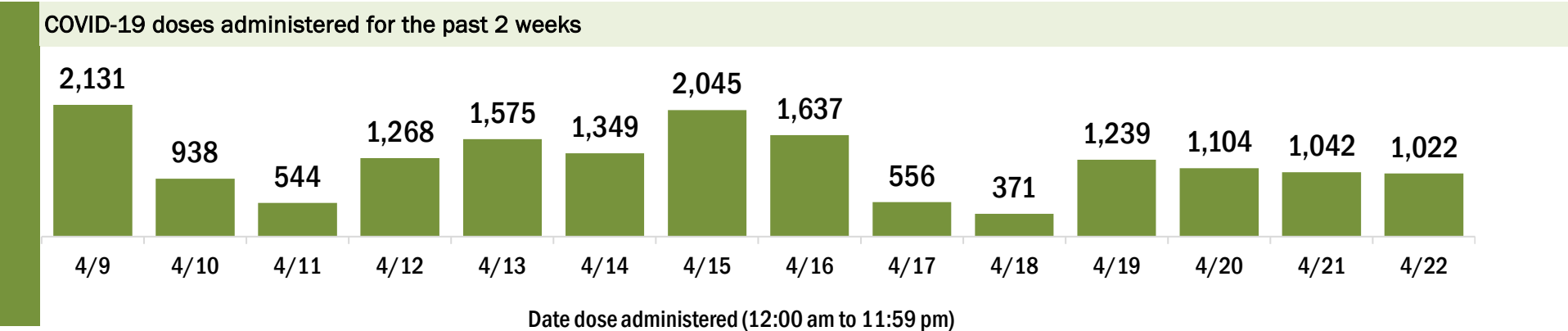
Data in this report are provisional and subject to change.

Data in this summary pertain to COVID-19 vaccines approved by the U.S. Food and Drug Administration and have been issued an Emergency Use Authorization (Janssen COVID-19 Vaccine, Moderna COVID-19 Vaccine and Pfizer-BioNTech COVID-19 Vaccine). These data summarize the number of people who have received either their first dose or have completed the series for a COVID-19 vaccine. **A person can only be counted in one category, first dose or series complete.** For persons receiving Moderna or Pfizer vaccines, once they receive their second dose, they are moved from the first dose column to the series completed column. **Because of this, the total first dose category may show a change from report to report not matching the total receiving their first dose from the previous day.** Persons receiving Johnson & Johnson vaccines will always be counted in the series completed column.

COVID-19 doses for vaccinated persons in Florida	
Doses administered	105,768
People receiving one dose of a 1-dose series (Johnson & Johnson) or receiving only one dose of a 2-dose series (Moderna, Pfizer) count once. Persons receiving both doses of a 2-dose series count twice.	

Current status of persons vaccinated for COVID-19 in Florida	
Total people vaccinated	64,956
First dose	19,425
Series completed	45,531
Completed 1-dose series	4,719
Completed 2-dose series	40,812
First dose: current number of people who have only received their first dose of the Moderna or Pfizer vaccine.	
Series complete: current number of people who have received both Moderna or Pfizer vaccine doses or one Johnson & Johnson dose and are considered fully immunized.	

Demographic summary	First dose	Series complete	Total people vaccinated
Age group	19,425	45,531	64,956
16-24 years	1,452	559	2,011
25-34 years	1,618	1,148	2,766
35-44 years	2,302	1,724	4,026
45-54 years	3,452	3,447	6,899
55-64 years	4,509	8,142	12,651
65-74 years	3,226	16,435	19,661
75-84 years	2,075	10,717	12,792
85+ years	791	3,359	4,150
Race	19,425	45,531	64,956
White	13,557	32,920	46,477
Black	600	1,147	1,747
American Indian/Alaskan	87	140	227
Other	1,477	3,153	4,630
Unknown	3,704	8,171	11,875
Other race includes Asian, native Hawaiian/Pacific Islander, or other.			
Ethnicity	19,425	45,531	64,956
Hispanic	1,586	2,056	3,642
Non-Hispanic	9,796	25,637	35,433
Unknown	8,043	17,838	25,881
Gender	19,425	45,531	64,956
Female	10,778	26,452	37,230
Male	8,632	19,045	27,677
Unknown	15	34	49



COVID-19: Highlands County vaccine summary

Vaccination data through Apr 22, 2021 as of Apr 23, 2021 at 12:05 AM

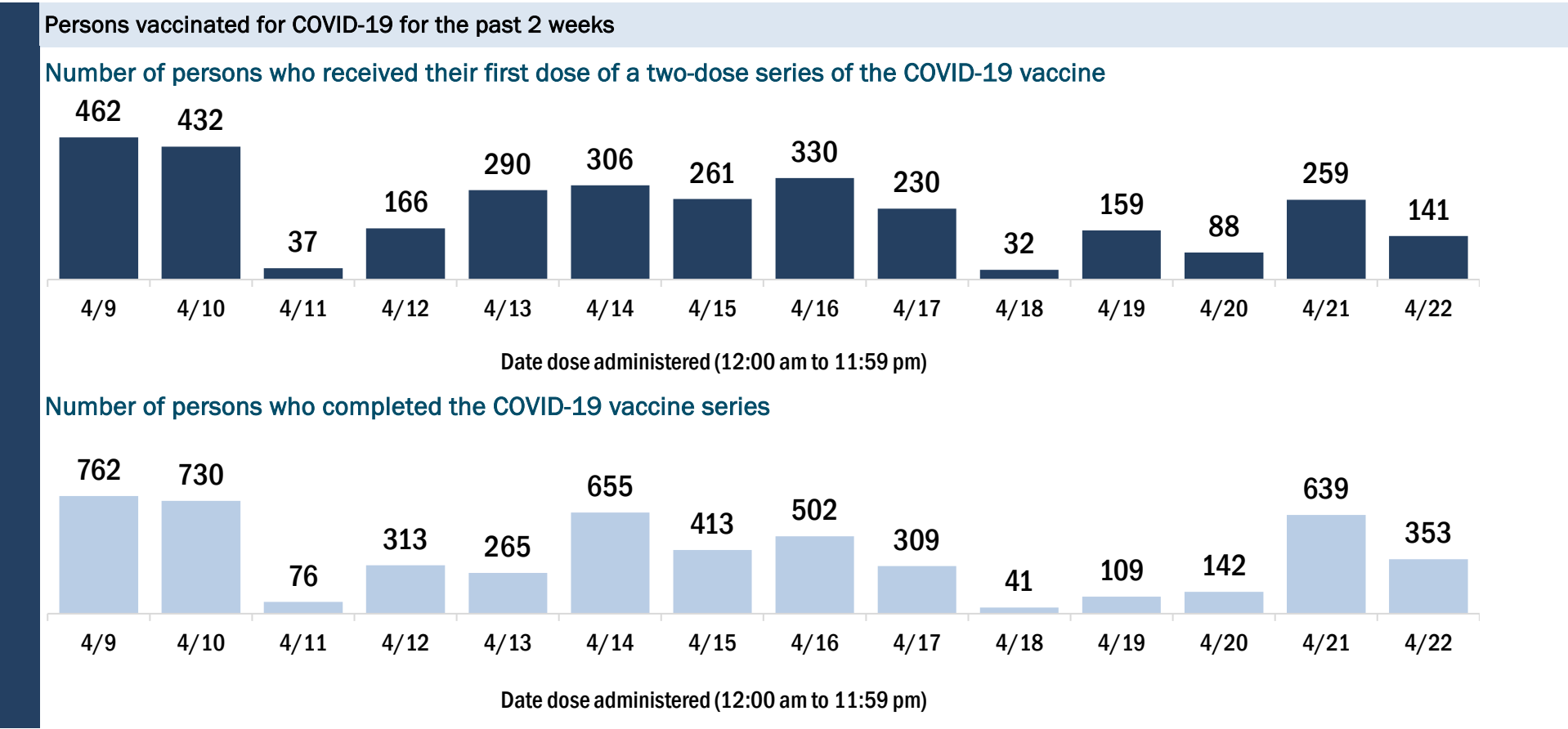
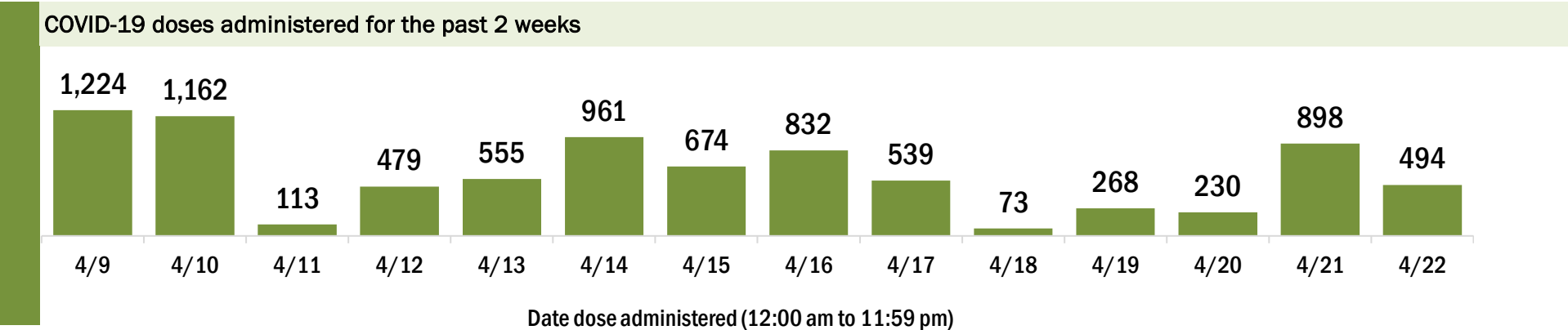
Data in this report are provisional and subject to change.

Data in this summary pertain to COVID-19 vaccines approved by the U.S. Food and Drug Administration and have been issued an Emergency Use Authorization (Janssen COVID-19 Vaccine, Moderna COVID-19 Vaccine and Pfizer-BioNTech COVID-19 Vaccine). These data summarize the number of people who have received either their first dose or have completed the series for a COVID-19 vaccine. **A person can only be counted in one category, first dose or series complete.** For persons receiving Moderna or Pfizer vaccines, once they receive their second dose, they are moved from the first dose column to the series completed column. **Because of this, the total first dose category may show a change from report to report not matching the total receiving their first dose from the previous day.** Persons receiving Johnson & Johnson vaccines will always be counted in the series completed column.

COVID-19 doses for vaccinated persons in Florida	
Doses administered	65,515
People receiving one dose of a 1-dose series (Johnson & Johnson) or receiving only one dose of a 2-dose series (Moderna, Pfizer) count once. Persons receiving both doses of a 2-dose series count twice.	

Current status of persons vaccinated for COVID-19 in Florida	
Total people vaccinated	40,164
First dose	14,250
Series completed	25,914
Completed 1-dose series	563
Completed 2-dose series	25,351
First dose: current number of people who have only received their first dose of the Moderna or Pfizer vaccine.	
Series complete: current number of people who have received both Moderna or Pfizer vaccine doses or one Johnson & Johnson dose and are considered fully immunized.	

Demographic summary	First dose	Series complete	Total people vaccinated
Age group	14,250	25,914	40,164
16-24 years	544	153	697
25-34 years	627	382	1,009
35-44 years	930	576	1,506
45-54 years	1,524	1,129	2,653
55-64 years	2,884	3,592	6,476
65-74 years	3,870	10,002	13,872
75-84 years	2,925	7,908	10,833
85+ years	946	2,172	3,118
Race	14,250	25,914	40,164
White	11,180	21,463	32,643
Black	717	825	1,542
American Indian/Alaskan	140	185	325
Other	979	1,523	2,502
Unknown	1,234	1,918	3,152
Other race includes Asian, native Hawaiian/Pacific Islander, or other.			
Ethnicity	14,250	25,914	40,164
Hispanic	1,909	1,299	3,208
Non-Hispanic	9,101	19,614	28,715
Unknown	3,240	5,001	8,241
Gender	14,250	25,914	40,164
Female	7,519	14,282	21,801
Male	6,700	11,618	18,318
Unknown	31	14	45



COVID-19: Hillsborough County vaccine summary

Vaccination data through Apr 22, 2021 as of Apr 23, 2021 at 12:05 AM

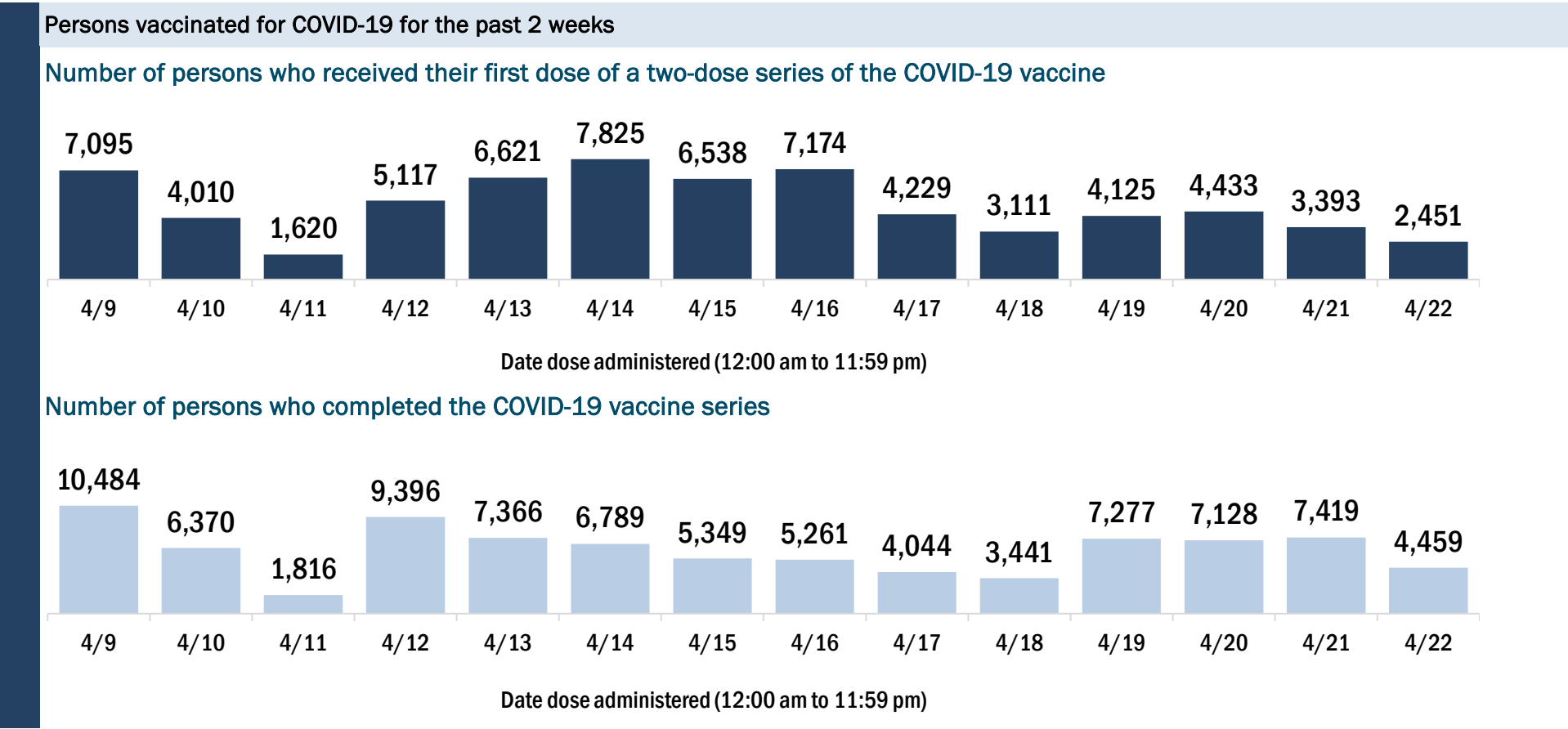
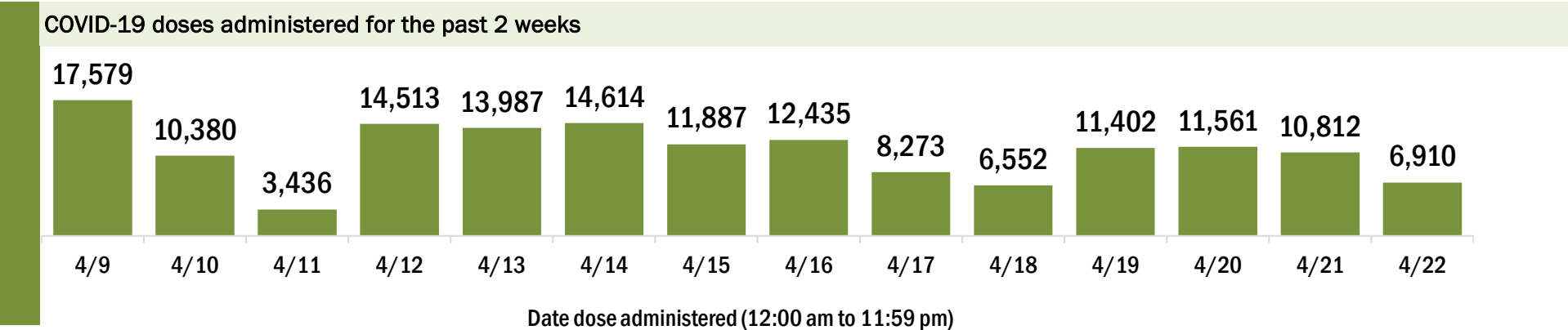
Data in this report are provisional and subject to change.

Data in this summary pertain to COVID-19 vaccines approved by the U.S. Food and Drug Administration and have been issued an Emergency Use Authorization (Janssen COVID-19 Vaccine, Moderna COVID-19 Vaccine and Pfizer-BioNTech COVID-19 Vaccine). These data summarize the number of people who have received either their first dose or have completed the series for a COVID-19 vaccine. **A person can only be counted in one category, first dose or series complete.** For persons receiving Moderna or Pfizer vaccines, once they receive their second dose, they are moved from the first dose column to the series completed column. **Because of this, the total first dose category may show a change from report to report not matching the total receiving their first dose from the previous day.** Persons receiving Johnson & Johnson vaccines will always be counted in the series completed column.

COVID-19 doses for vaccinated persons in Florida	
Doses administered	785,251
People receiving one dose of a 1-dose series (Johnson & Johnson) or receiving only one dose of a 2-dose series (Moderna, Pfizer) count once. Persons receiving both doses of a 2-dose series count twice.	

Current status of persons vaccinated for COVID-19 in Florida	
Total people vaccinated	515,134
First dose	197,092
Series completed	318,042
Completed 1-dose series	47,925
Completed 2-dose series	270,117
First dose: current number of people who have only received their first dose of the Moderna or Pfizer vaccine.	
Series complete: current number of people who have received both Moderna or Pfizer vaccine doses or one Johnson & Johnson dose and are considered fully immunized.	

Demographic summary	First dose	Series complete	Total people vaccinated
Age group	197,092	318,042	515,134
16-24 years	24,217	11,970	36,187
25-34 years	29,296	27,083	56,379
35-44 years	32,448	37,029	69,477
45-54 years	30,995	52,722	83,717
55-64 years	27,470	73,823	101,293
65-74 years	31,217	68,923	100,140
75-84 years	16,185	34,293	50,478
85+ years	5,264	12,199	17,463
Race	197,092	318,042	515,134
White	122,282	210,127	332,409
Black	12,534	21,789	34,323
American Indian/Alaskan	740	878	1,618
Other	27,217	42,408	69,625
Unknown	34,319	42,840	77,159
Other race includes Asian, native Hawaiian/Pacific Islander, or other.			
Ethnicity	197,092	318,042	515,134
Hispanic	24,954	34,611	59,565
Non-Hispanic	100,398	188,340	288,738
Unknown	71,740	95,091	166,831
Gender	197,092	318,042	515,134
Female	104,140	181,876	286,016
Male	92,617	135,945	228,562
Unknown	335	221	556



COVID-19: Holmes County vaccine summary

Vaccination data through Apr 22, 2021 as of Apr 23, 2021 at 12:05 AM

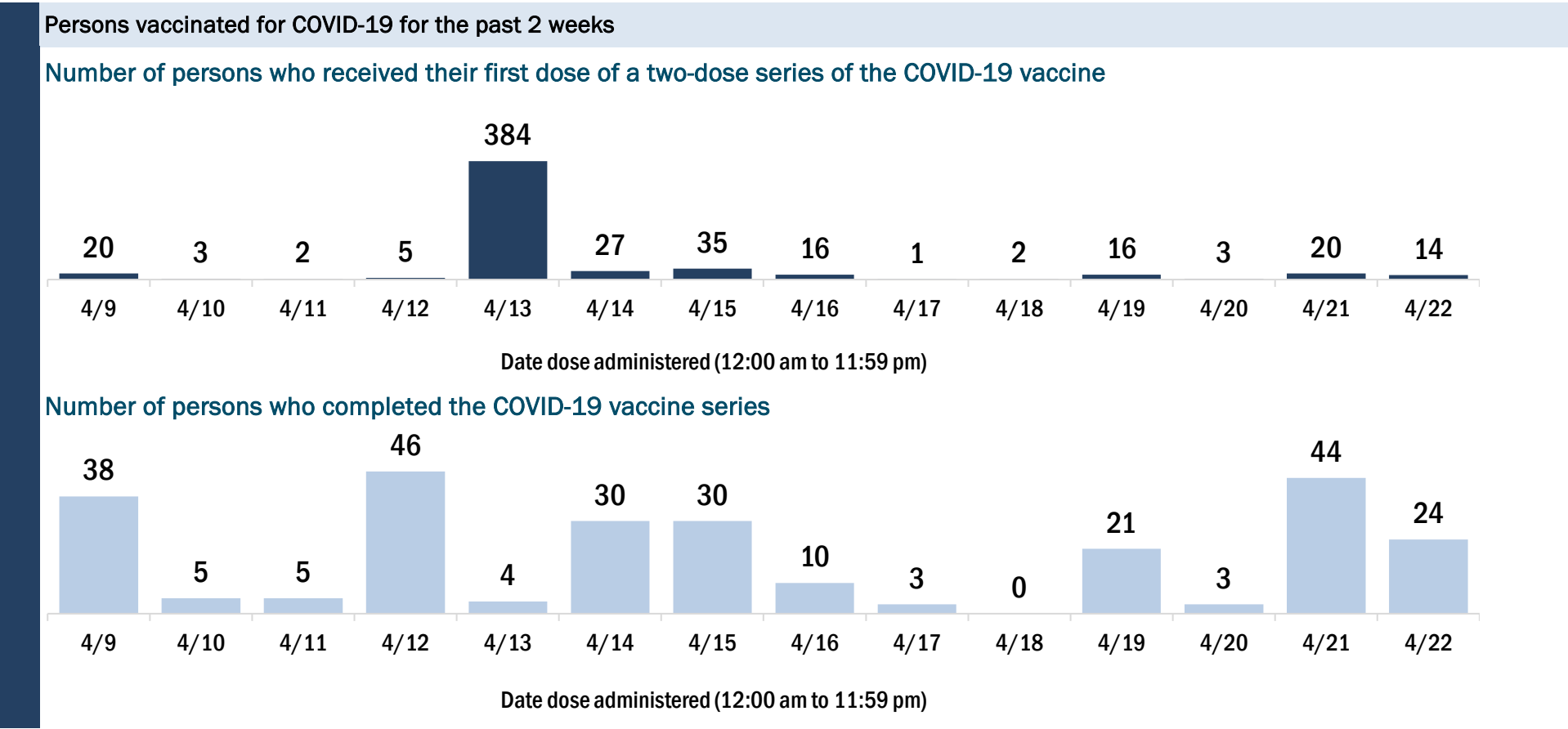
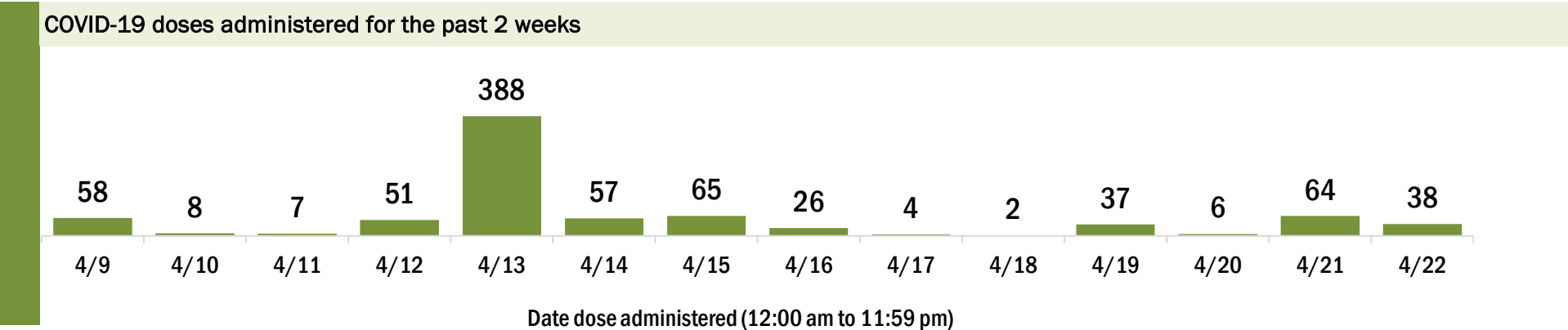
Data in this report are provisional and subject to change.

Data in this summary pertain to COVID-19 vaccines approved by the U.S. Food and Drug Administration and have been issued an Emergency Use Authorization (Janssen COVID-19 Vaccine, Moderna COVID-19 Vaccine and Pfizer-BioNTech COVID-19 Vaccine). These data summarize the number of people who have received either their first dose or have completed the series for a COVID-19 vaccine. **A person can only be counted in one category, first dose or series complete.** For persons receiving Moderna or Pfizer vaccines, once they receive their second dose, they are moved from the first dose column to the series completed column. **Because of this, the total first dose category may show a change from report to report not matching the total receiving their first dose from the previous day.** Persons receiving Johnson & Johnson vaccines will always be counted in the series completed column.

COVID-19 doses for vaccinated persons in Florida	
Doses administered	6,447
People receiving one dose of a 1-dose series (Johnson & Johnson) or receiving only one dose of a 2-dose series (Moderna, Pfizer) count once. Persons receiving both doses of a 2-dose series count twice.	

Current status of persons vaccinated for COVID-19 in Florida	
Total people vaccinated	3,989
First dose	1,232
Series completed	2,757
Completed 1-dose series	299
Completed 2-dose series	2,458
First dose: current number of people who have only received their first dose of the Moderna or Pfizer vaccine.	
Series complete: current number of people who have received both Moderna or Pfizer vaccine doses or one Johnson & Johnson dose and are considered fully immunized.	

Demographic summary	First dose	Series complete	Total people vaccinated
Age group	1,232	2,757	3,989
16-24 years	63	29	92
25-34 years	128	68	196
35-44 years	170	132	302
45-54 years	233	228	461
55-64 years	325	483	808
65-74 years	186	986	1,172
75-84 years	104	648	752
85+ years	23	183	206
Race	1,232	2,757	3,989
White	921	2,375	3,296
Black	183	87	270
American Indian/Alaskan	10	30	40
Other	78	163	241
Unknown	40	102	142
Other race includes Asian, native Hawaiian/Pacific Islander, or other.			
Ethnicity	1,232	2,757	3,989
Hispanic	59	17	76
Non-Hispanic	1,019	2,306	3,325
Unknown	154	434	588
Gender	1,232	2,757	3,989
Female	462	1,514	1,976
Male	770	1,243	2,013
Unknown	0	0	0



COVID-19: Indian River County vaccine summary

Vaccination data through Apr 22, 2021 as of Apr 23, 2021 at 12:05 AM

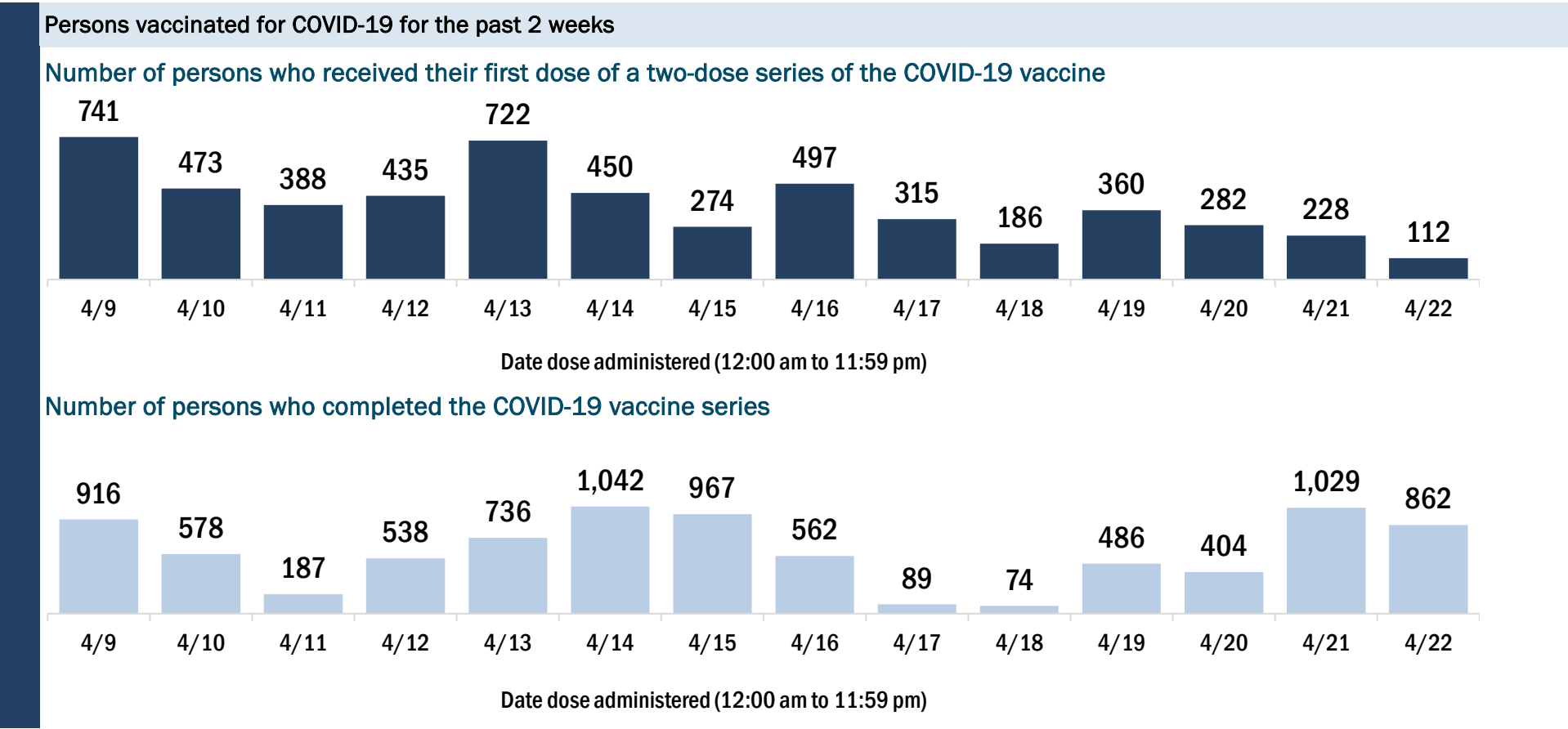
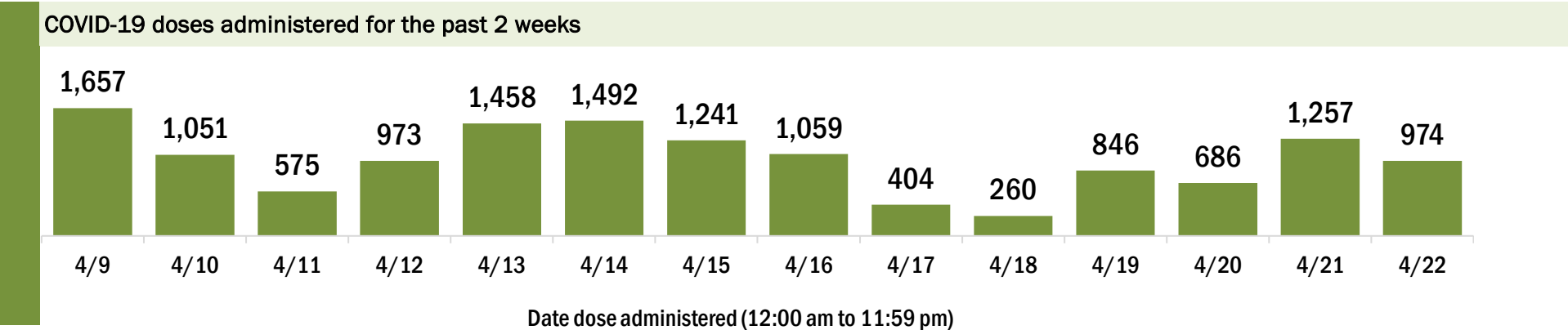
Data in this report are provisional and subject to change.

Data in this summary pertain to COVID-19 vaccines approved by the U.S. Food and Drug Administration and have been issued an Emergency Use Authorization (Janssen COVID-19 Vaccine, Moderna COVID-19 Vaccine and Pfizer-BioNTech COVID-19 Vaccine). These data summarize the number of people who have received either their first dose or have completed the series for a COVID-19 vaccine. **A person can only be counted in one category, first dose or series complete.** For persons receiving Moderna or Pfizer vaccines, once they receive their second dose, they are moved from the first dose column to the series completed column. **Because of this, the total first dose category may show a change from report to report not matching the total receiving their first dose from the previous day.** Persons receiving Johnson & Johnson vaccines will always be counted in the series completed column.

COVID-19 doses for vaccinated persons in Florida	
Doses administered	123,376
People receiving one dose of a 1-dose series (Johnson & Johnson) or receiving only one dose of a 2-dose series (Moderna, Pfizer) count once. Persons receiving both doses of a 2-dose series count twice.	

Current status of persons vaccinated for COVID-19 in Florida	
Total people vaccinated	75,554
First dose	25,830
Series completed	49,724
Completed 1-dose series	1,902
Completed 2-dose series	47,822
First dose: current number of people who have only received their first dose of the Moderna or Pfizer vaccine.	
Series complete: current number of people who have received both Moderna or Pfizer vaccine doses or one Johnson & Johnson dose and are considered fully immunized.	

Demographic summary	First dose	Series complete	Total people vaccinated
Age group	25,830	49,724	75,554
16-24 years	1,309	454	1,763
25-34 years	1,692	968	2,660
35-44 years	2,169	1,434	3,603
45-54 years	3,190	2,986	6,176
55-64 years	5,856	7,923	13,779
65-74 years	5,648	19,602	25,250
75-84 years	4,174	12,262	16,436
85+ years	1,792	4,095	5,887
Race	25,830	49,724	75,554
White	18,633	36,871	55,504
Black	1,373	1,261	2,634
American Indian/Alaskan	185	242	427
Other	1,909	3,294	5,203
Unknown	3,730	8,056	11,786
Other race includes Asian, native Hawaiian/Pacific Islander, or other.			
Ethnicity	25,830	49,724	75,554
Hispanic	2,237	1,393	3,630
Non-Hispanic	14,438	31,666	46,104
Unknown	9,155	16,665	25,820
Gender	25,830	49,724	75,554
Female	13,753	28,137	41,890
Male	12,046	21,552	33,598
Unknown	31	35	66



COVID-19: Jackson County vaccine summary

Vaccination data through Apr 22, 2021 as of Apr 23, 2021 at 12:05 AM

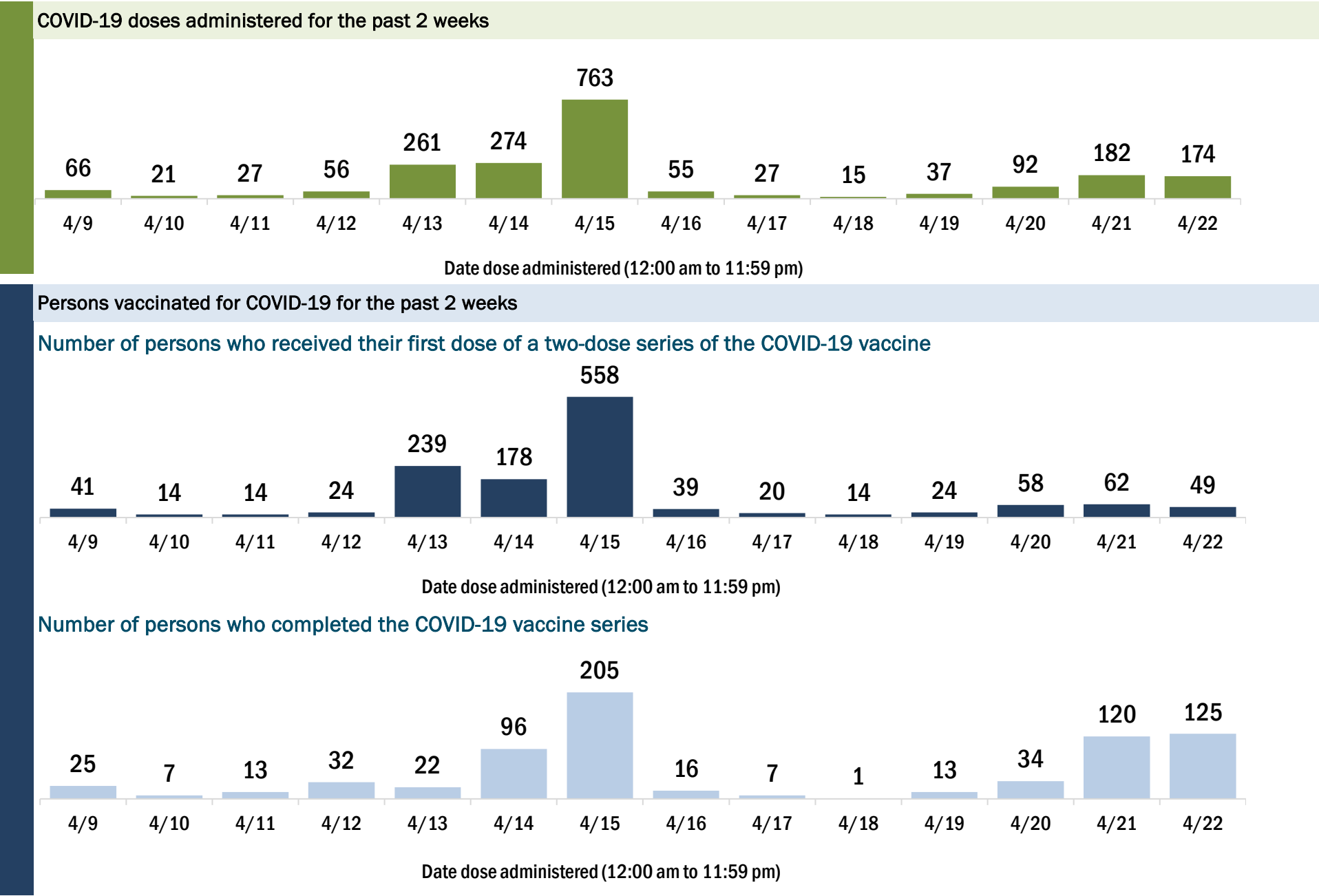
Data in this report are provisional and subject to change.

Data in this summary pertain to COVID-19 vaccines approved by the U.S. Food and Drug Administration and have been issued an Emergency Use Authorization (Janssen COVID-19 Vaccine, Moderna COVID-19 Vaccine and Pfizer-BioNTech COVID-19 Vaccine). These data summarize the number of people who have received either their first dose or have completed the series for a COVID-19 vaccine. **A person can only be counted in one category, first dose or series complete.** For persons receiving Moderna or Pfizer vaccines, once they receive their second dose, they are moved from the first dose column to the series completed column. **Because of this, the total first dose category may show a change from report to report not matching the total receiving their first dose from the previous day.** Persons receiving Johnson & Johnson vaccines will always be counted in the series completed column.

COVID-19 doses for vaccinated persons in Florida	
Doses administered	20,810
People receiving one dose of a 1-dose series (Johnson & Johnson) or receiving only one dose of a 2-dose series (Moderna, Pfizer) count once. Persons receiving both doses of a 2-dose series count twice.	

Current status of persons vaccinated for COVID-19 in Florida	
Total people vaccinated	13,004
First dose	4,381
Series completed	8,623
Completed 1-dose series	817
Completed 2-dose series	7,806
First dose: current number of people who have only received their first dose of the Moderna or Pfizer vaccine.	
Series complete: current number of people who have received both Moderna or Pfizer vaccine doses or one Johnson & Johnson dose and are considered fully immunized.	

Demographic summary	First dose	Series complete	Total people vaccinated
Age group	4,381	8,623	13,004
16-24 years	213	102	315
25-34 years	501	262	763
35-44 years	707	427	1,134
45-54 years	912	782	1,694
55-64 years	908	1,796	2,704
65-74 years	647	2,905	3,552
75-84 years	360	1,766	2,126
85+ years	133	583	716
Race	4,381	8,623	13,004
White	2,617	6,067	8,684
Black	1,221	1,663	2,884
American Indian/Alaskan	22	43	65
Other	219	368	587
Unknown	302	482	784
Other race includes Asian, native Hawaiian/Pacific Islander, or other.			
Ethnicity	4,381	8,623	13,004
Hispanic	237	116	353
Non-Hispanic	2,699	6,351	9,050
Unknown	1,445	2,156	3,601
Gender	4,381	8,623	13,004
Female	1,588	4,923	6,511
Male	2,792	3,700	6,492
Unknown	1	0	1



COVID-19: Jefferson County vaccine summary

Vaccination data through Apr 22, 2021 as of Apr 23, 2021 at 12:05 AM

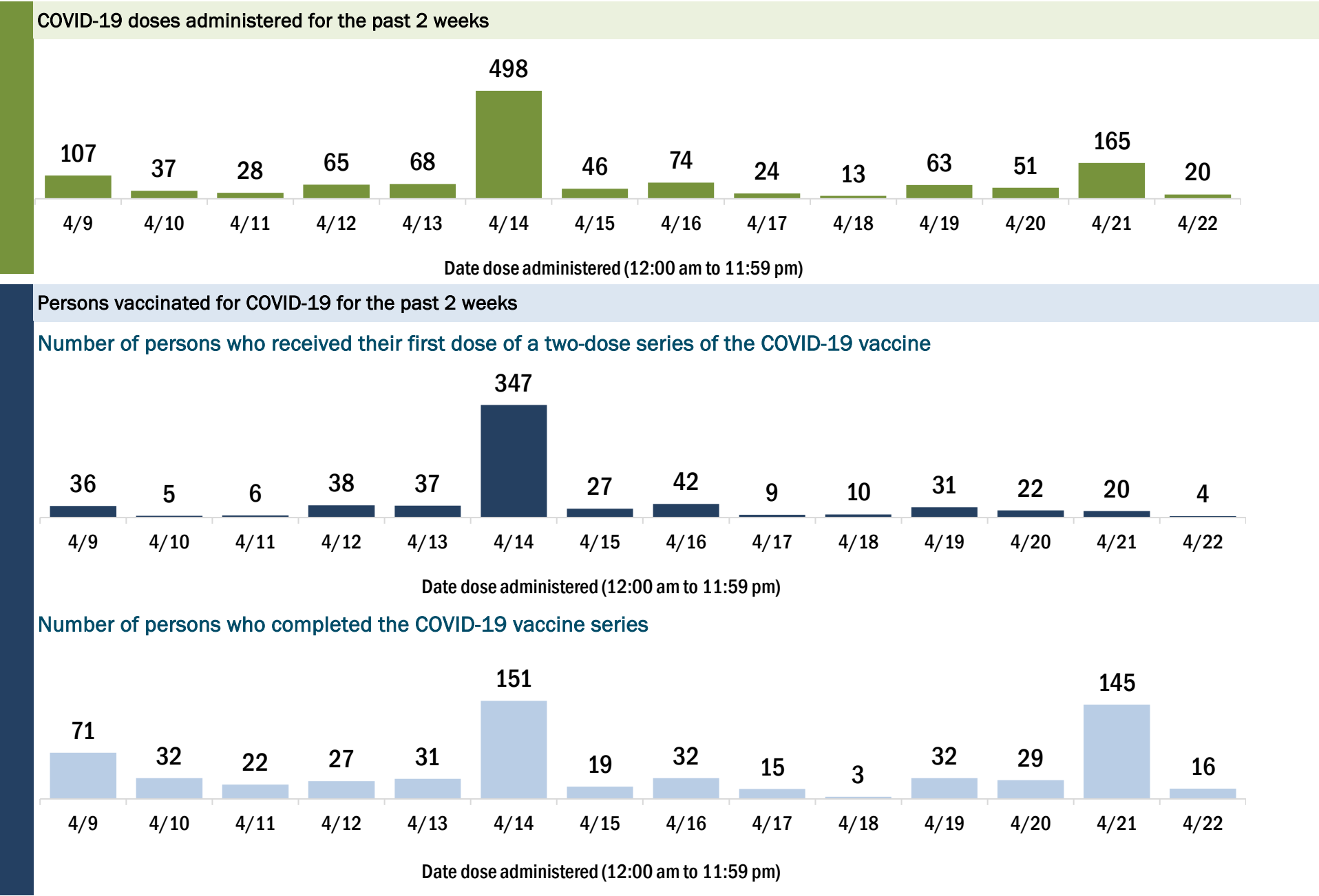
Data in this report are provisional and subject to change.

Data in this summary pertain to COVID-19 vaccines approved by the U.S. Food and Drug Administration and have been issued an Emergency Use Authorization (Janssen COVID-19 Vaccine, Moderna COVID-19 Vaccine and Pfizer-BioNTech COVID-19 Vaccine). These data summarize the number of people who have received either their first dose or have completed the series for a COVID-19 vaccine. **A person can only be counted in one category, first dose or series complete.** For persons receiving Moderna or Pfizer vaccines, once they receive their second dose, they are moved from the first dose column to the series completed column. **Because of this, the total first dose category may show a change from report to report not matching the total receiving their first dose from the previous day.** Persons receiving Johnson & Johnson vaccines will always be counted in the series completed column.

COVID-19 doses for vaccinated persons in Florida	
Doses administered	8,188
People receiving one dose of a 1-dose series (Johnson & Johnson) or receiving only one dose of a 2-dose series (Moderna, Pfizer) count once. Persons receiving both doses of a 2-dose series count twice.	

Current status of persons vaccinated for COVID-19 in Florida	
Total people vaccinated	4,849
First dose	1,241
Series completed	3,608
Completed 1-dose series	269
Completed 2-dose series	3,339
First dose: current number of people who have only received their first dose of the Moderna or Pfizer vaccine.	
Series complete: current number of people who have received both Moderna or Pfizer vaccine doses or one Johnson & Johnson dose and are considered fully immunized.	

Demographic summary	First dose	Series complete	Total people vaccinated
Age group	1,241	3,608	4,849
16-24 years	73	47	120
25-34 years	109	99	208
35-44 years	191	149	340
45-54 years	297	358	655
55-64 years	337	833	1,170
65-74 years	147	1,301	1,448
75-84 years	61	645	706
85+ years	26	176	202
Race	1,241	3,608	4,849
White	688	2,016	2,704
Black	368	799	1,167
American Indian/Alaskan	2	7	9
Other	106	529	635
Unknown	77	257	334
Other race includes Asian, native Hawaiian/Pacific Islander, or other.			
Ethnicity	1,241	3,608	4,849
Hispanic	44	62	106
Non-Hispanic	960	2,160	3,120
Unknown	237	1,386	1,623
Gender	1,241	3,608	4,849
Female	520	2,107	2,627
Male	721	1,501	2,222
Unknown	0	0	0



COVID-19: Lafayette County vaccine summary

Vaccination data through Apr 22, 2021 as of Apr 23, 2021 at 12:05 AM

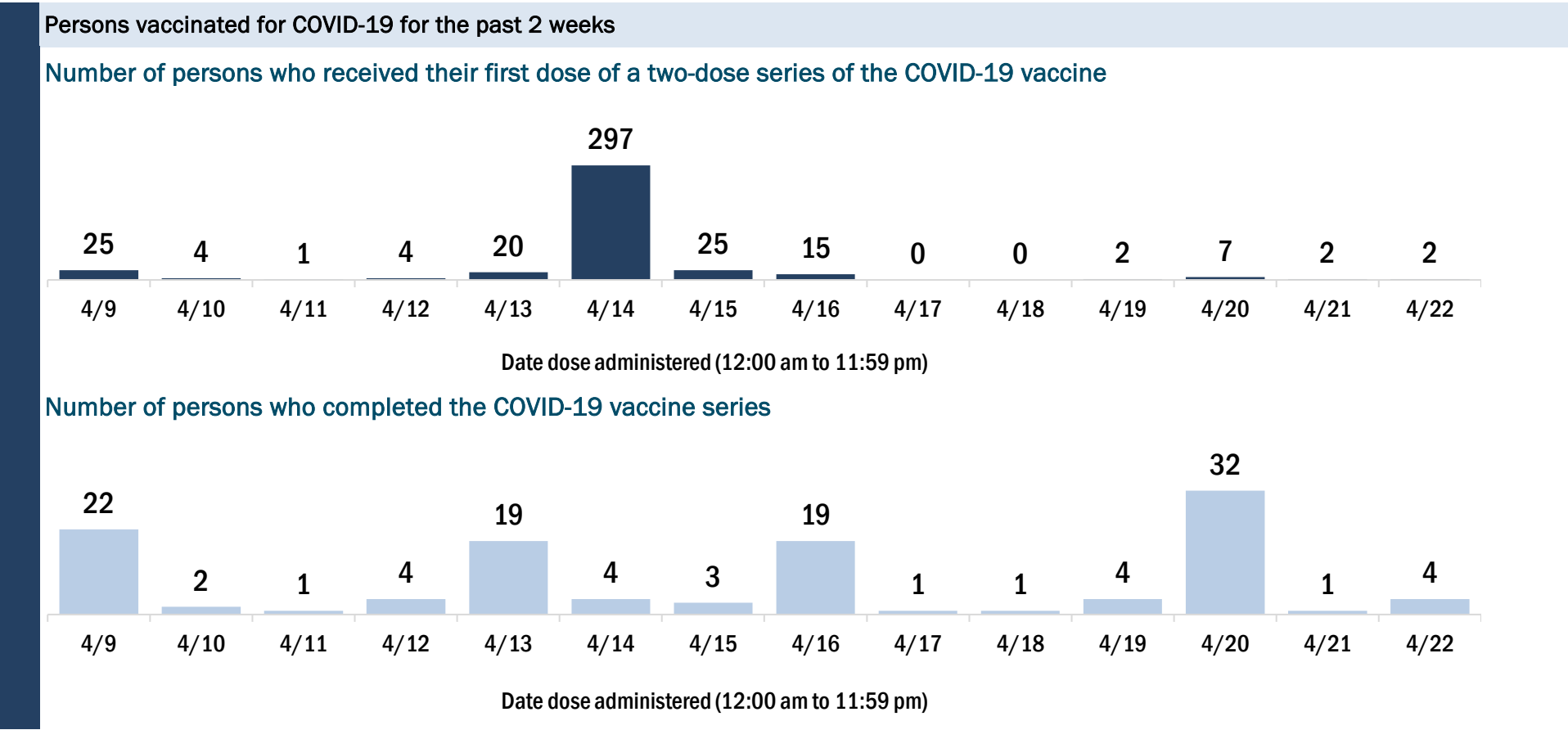
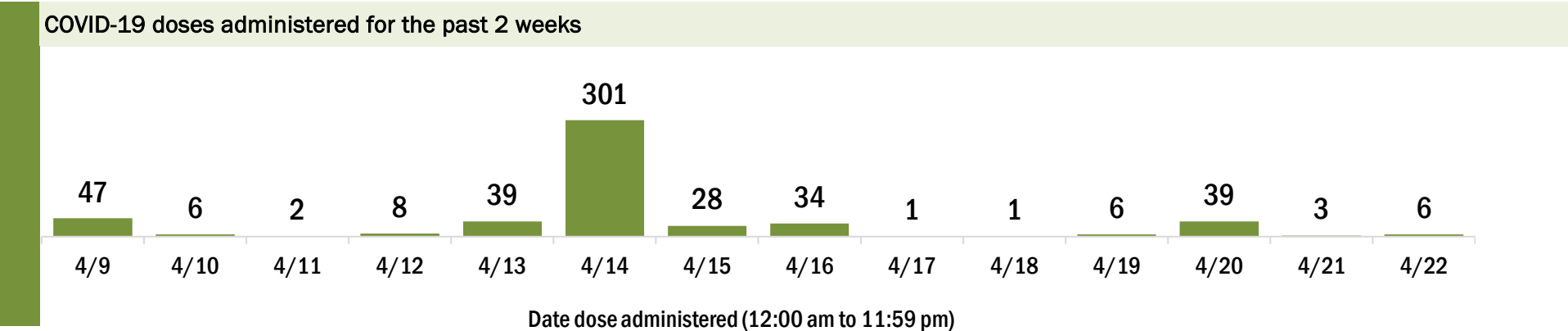
Data in this report are provisional and subject to change.

Data in this summary pertain to COVID-19 vaccines approved by the U.S. Food and Drug Administration and have been issued an Emergency Use Authorization (Janssen COVID-19 Vaccine, Moderna COVID-19 Vaccine and Pfizer-BioNTech COVID-19 Vaccine). These data summarize the number of people who have received either their first dose or have completed the series for a COVID-19 vaccine. **A person can only be counted in one category, first dose or series complete.** For persons receiving Moderna or Pfizer vaccines, once they receive their second dose, they are moved from the first dose column to the series completed column. **Because of this, the total first dose category may show a change from report to report not matching the total receiving their first dose from the previous day.** Persons receiving Johnson & Johnson vaccines will always be counted in the series completed column.

COVID-19 doses for vaccinated persons in Florida	
Doses administered	3,351
People receiving one dose of a 1-dose series (Johnson & Johnson) or receiving only one dose of a 2-dose series (Moderna, Pfizer) count once. Persons receiving both doses of a 2-dose series count twice.	

Current status of persons vaccinated for COVID-19 in Florida	
Total people vaccinated	2,056
First dose	732
Series completed	1,324
Completed 1-dose series	29
Completed 2-dose series	1,295
First dose: current number of people who have only received their first dose of the Moderna or Pfizer vaccine.	
Series complete: current number of people who have received both Moderna or Pfizer vaccine doses or one Johnson & Johnson dose and are considered fully immunized.	

Demographic summary	First dose	Series complete	Total people vaccinated
Age group	732	1,324	2,056
16-24 years	23	4	27
25-34 years	86	10	96
35-44 years	127	27	154
45-54 years	149	82	231
55-64 years	139	160	299
65-74 years	125	603	728
75-84 years	57	339	396
85+ years	26	99	125
Race	732	1,324	2,056
White	473	1,127	1,600
Black	145	43	188
American Indian/Alaskan	4	5	9
Other	53	76	129
Unknown	57	73	130
Other race includes Asian, native Hawaiian/Pacific Islander, or other.			
Ethnicity	732	1,324	2,056
Hispanic	62	40	102
Non-Hispanic	259	1,056	1,315
Unknown	411	228	639
Gender	732	1,324	2,056
Female	213	686	899
Male	518	638	1,156
Unknown	1	0	1



COVID-19: Lake County vaccine summary

Vaccination data through Apr 22, 2021 as of Apr 23, 2021 at 12:05 AM

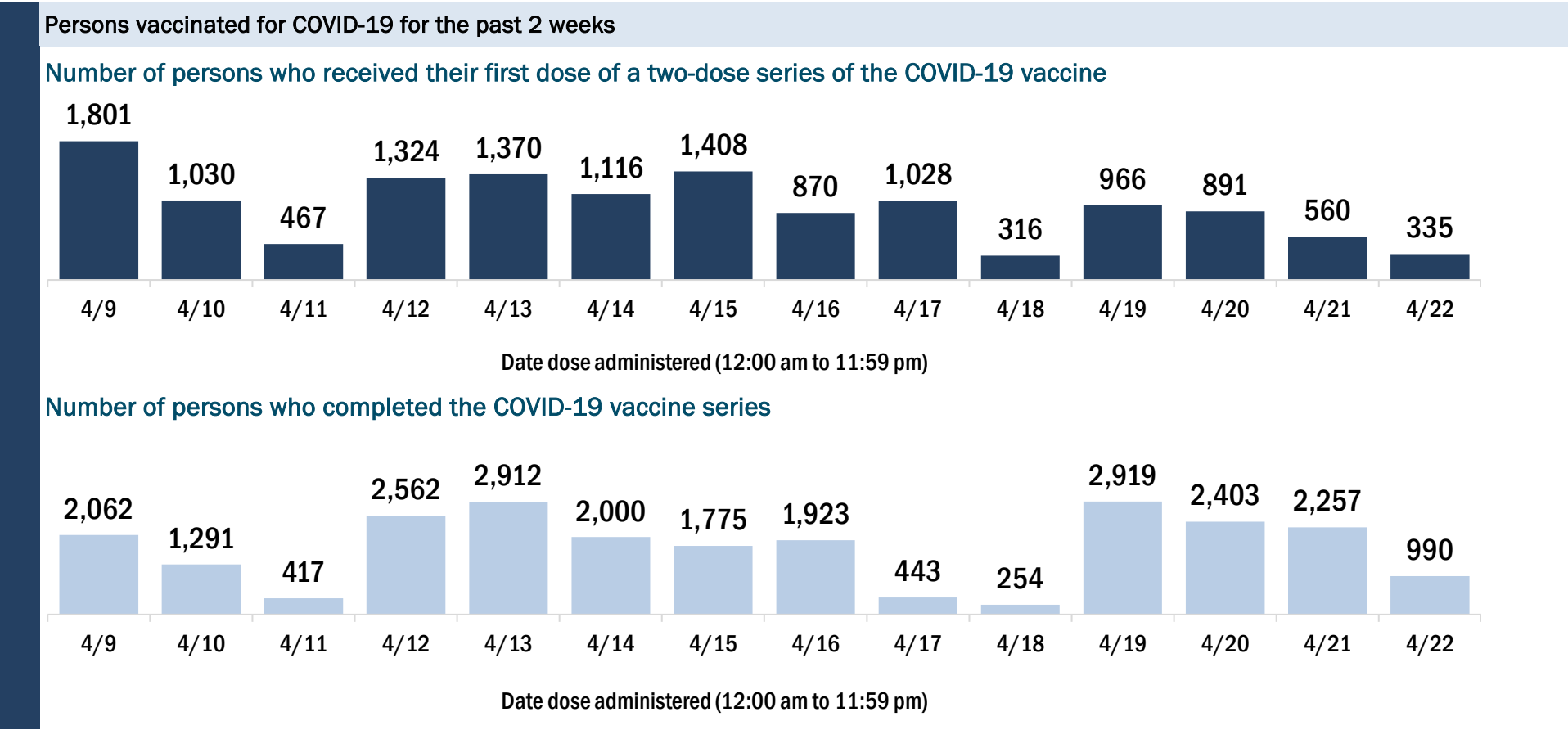
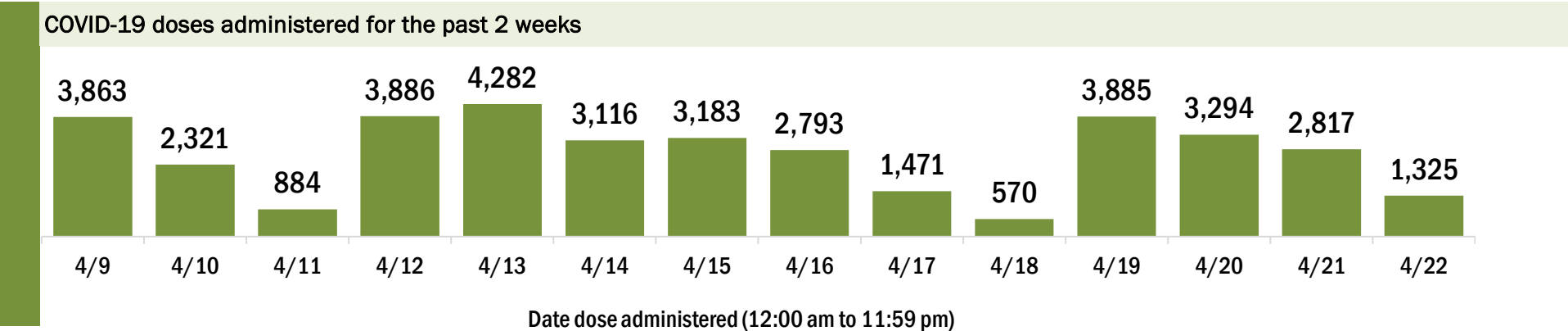
Data in this report are provisional and subject to change.

Data in this summary pertain to COVID-19 vaccines approved by the U.S. Food and Drug Administration and have been issued an Emergency Use Authorization (Janssen COVID-19 Vaccine, Moderna COVID-19 Vaccine and Pfizer-BioNTech COVID-19 Vaccine). These data summarize the number of people who have received either their first dose or have completed the series for a COVID-19 vaccine. **A person can only be counted in one category, first dose or series complete.** For persons receiving Moderna or Pfizer vaccines, once they receive their second dose, they are moved from the first dose column to the series completed column. **Because of this, the total first dose category may show a change from report to report not matching the total receiving their first dose from the previous day.** Persons receiving Johnson & Johnson vaccines will always be counted in the series completed column.

COVID-19 doses for vaccinated persons in Florida	
Doses administered	265,564
People receiving one dose of a 1-dose series (Johnson & Johnson) or receiving only one dose of a 2-dose series (Moderna, Pfizer) count once. Persons receiving both doses of a 2-dose series count twice.	

Current status of persons vaccinated for COVID-19 in Florida	
Total people vaccinated	157,608
First dose	43,756
Series completed	113,852
Completed 1-dose series	5,896
Completed 2-dose series	107,956
First dose: current number of people who have only received their first dose of the Moderna or Pfizer vaccine.	
Series complete: current number of people who have received both Moderna or Pfizer vaccine doses or one Johnson & Johnson dose and are considered fully immunized.	

Demographic summary	First dose	Series complete	Total people vaccinated
Age group	43,756	113,852	157,608
16-24 years	5,138	1,323	6,461
25-34 years	5,203	3,171	8,374
35-44 years	6,154	5,568	11,722
45-54 years	6,990	9,729	16,719
55-64 years	8,094	19,851	27,945
65-74 years	6,179	39,270	45,449
75-84 years	4,347	27,042	31,389
85+ years	1,651	7,898	9,549
Race	43,756	113,852	157,608
White	28,103	85,549	113,652
Black	3,129	5,266	8,395
American Indian/Alaskan	277	587	864
Other	4,986	9,675	14,661
Unknown	7,261	12,775	20,036
Other race includes Asian, native Hawaiian/Pacific Islander, or other.			
Ethnicity	43,756	113,852	157,608
Hispanic	5,980	6,436	12,416
Non-Hispanic	21,843	65,808	87,651
Unknown	15,933	41,608	57,541
Gender	43,756	113,852	157,608
Female	23,436	64,618	88,054
Male	20,190	49,122	69,312
Unknown	130	112	242



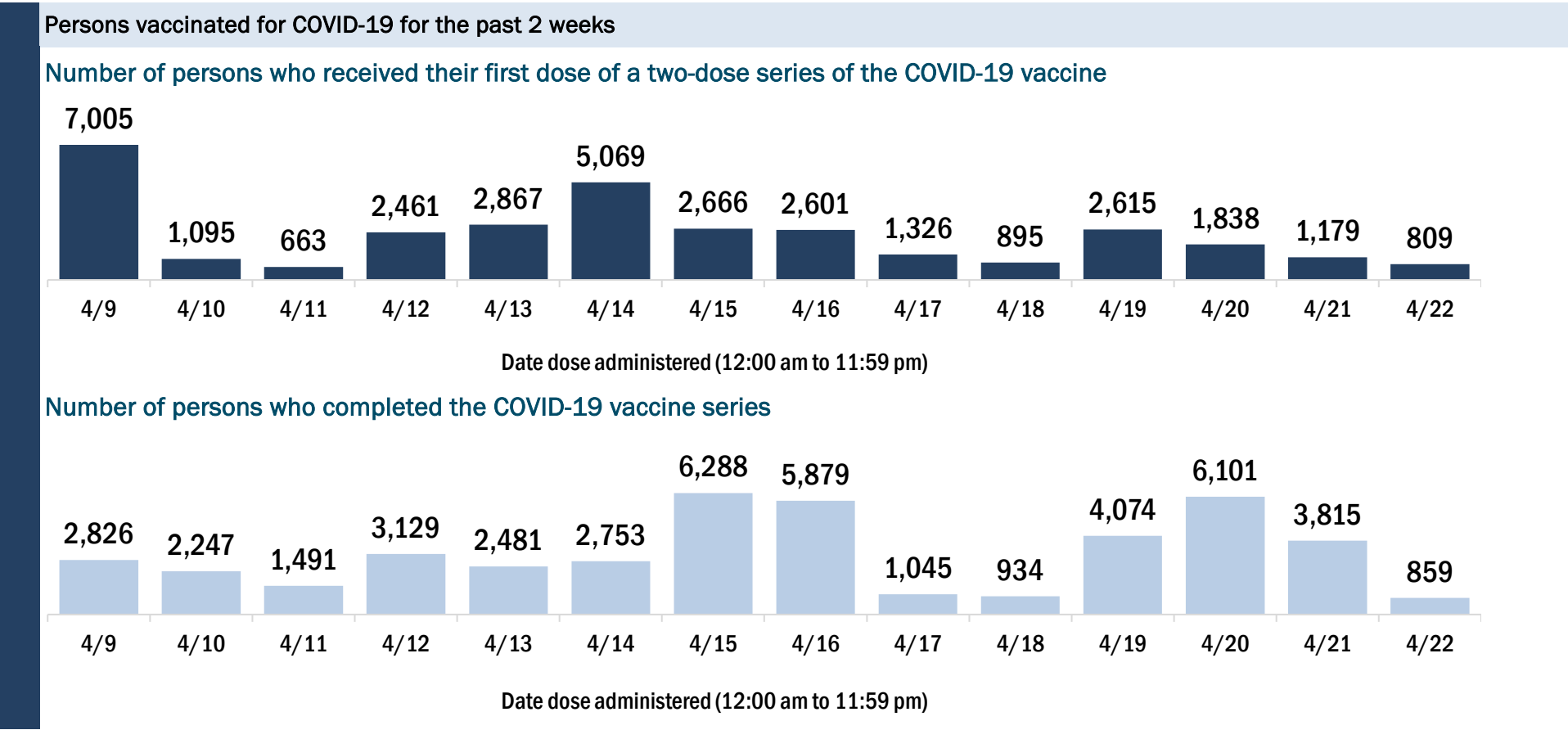
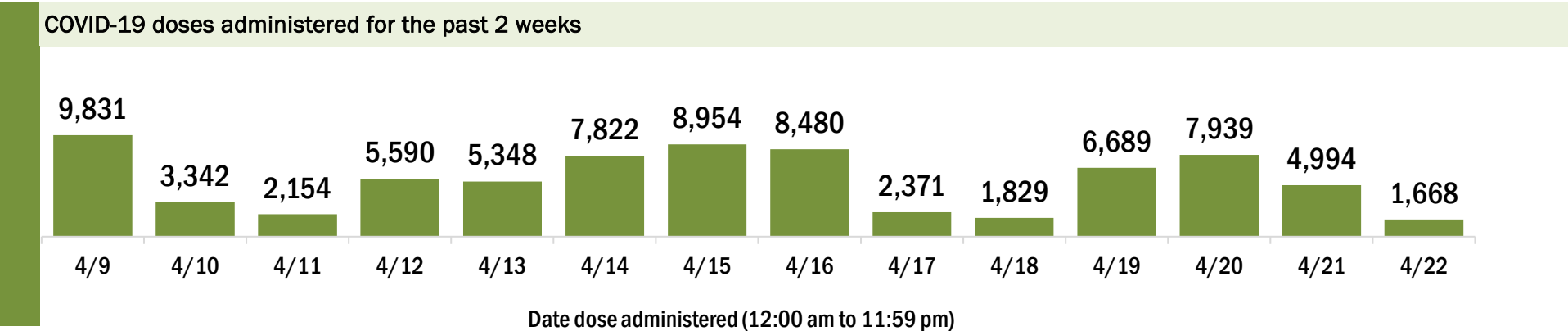
COVID-19: Lee County vaccine summary

Vaccination data through Apr 22, 2021 as of Apr 23, 2021 at 12:05 AM

Data in this report are provisional and subject to change.

Data in this summary pertain to COVID-19 vaccines approved by the U.S. Food and Drug Administration and have been issued an Emergency Use Authorization (Janssen COVID-19 Vaccine, Moderna COVID-19 Vaccine and Pfizer-BioNTech COVID-19 Vaccine). These data summarize the number of people who have received either their first dose or have completed the series for a COVID-19 vaccine. **A person can only be counted in one category, first dose or series complete.** For persons receiving Moderna or Pfizer vaccines, once they receive their second dose, they are moved from the first dose column to the series completed column. **Because of this, the total first dose category may show a change from report to report not matching the total receiving their first dose from the previous day.** Persons receiving Johnson & Johnson vaccines will always be counted in the series completed column.

COVID-19 doses for vaccinated persons in Florida		Demographic summary			
Doses administered	501,803	First dose	Series complete	Total people vaccinated	
People receiving one dose of a 1-dose series (Johnson & Johnson) or receiving only one dose of a 2-dose series (Moderna, Pfizer) count once. Persons receiving both doses of a 2-dose series count twice.		Age group	103,809	205,064	308,873
		16-24 years	6,720	1,929	8,649
		25-34 years	9,243	4,837	14,080
		35-44 years	12,693	6,896	19,589
		45-54 years	17,310	12,232	29,542
		55-64 years	25,615	32,663	58,278
		65-74 years	18,221	82,953	101,174
		75-84 years	10,527	50,212	60,739
		85+ years	3,480	13,342	16,822
		Race	103,809	205,064	308,873
		White	73,784	146,638	220,422
		Black	3,860	4,411	8,271
		American Indian/Alaskan	475	644	1,119
		Other	8,305	13,085	21,390
		Unknown	17,385	40,286	57,671
		Other race includes Asian, native Hawaiian/Pacific Islander, or other.			
		Ethnicity	103,809	205,064	308,873
		Hispanic	15,688	10,757	26,445
		Non-Hispanic	55,979	117,717	173,696
		Unknown	32,142	76,590	108,732
		Gender	103,809	205,064	308,873
		Female	55,051	115,303	170,354
		Male	48,518	89,372	137,890
		Unknown	240	389	629



COVID-19: Leon County vaccine summary

Vaccination data through Apr 22, 2021 as of Apr 23, 2021 at 12:05 AM

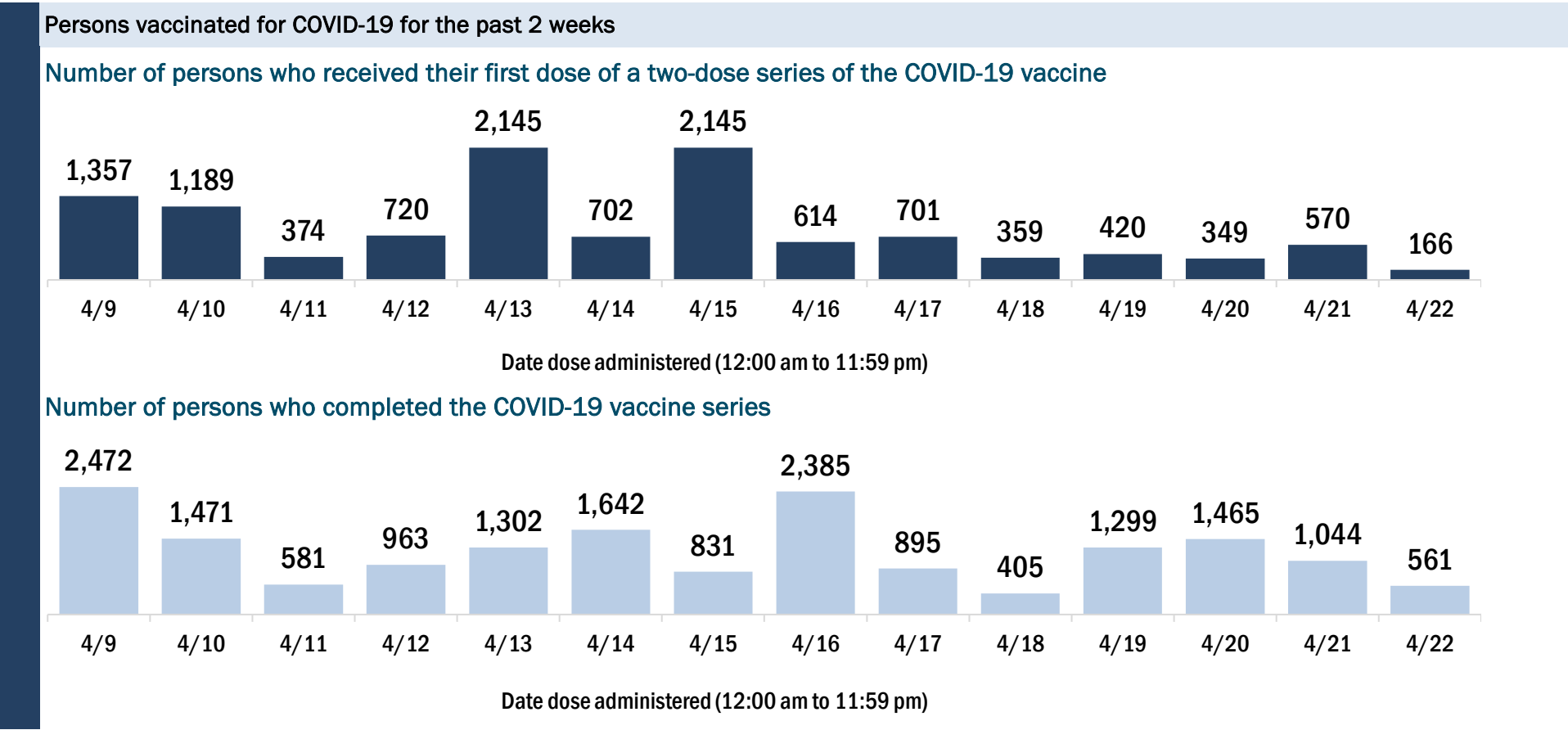
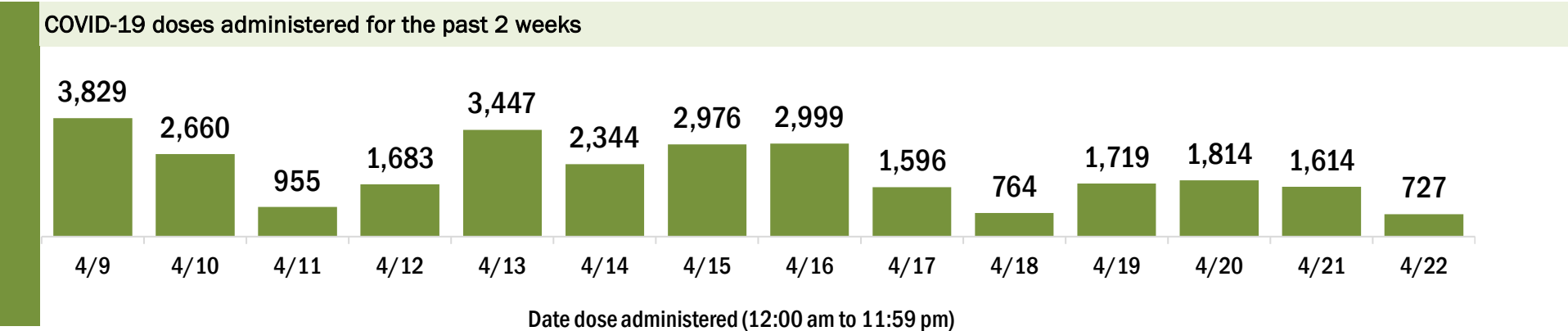
Data in this report are provisional and subject to change.

Data in this summary pertain to COVID-19 vaccines approved by the U.S. Food and Drug Administration and have been issued an Emergency Use Authorization (Janssen COVID-19 Vaccine, Moderna COVID-19 Vaccine and Pfizer-BioNTech COVID-19 Vaccine). These data summarize the number of people who have received either their first dose or have completed the series for a COVID-19 vaccine. **A person can only be counted in one category, first dose or series complete.** For persons receiving Moderna or Pfizer vaccines, once they receive their second dose, they are moved from the first dose column to the series completed column. **Because of this, the total first dose category may show a change from report to report not matching the total receiving their first dose from the previous day.** Persons receiving Johnson & Johnson vaccines will always be counted in the series completed column.

COVID-19 doses for vaccinated persons in Florida	
Doses administered	178,300
People receiving one dose of a 1-dose series (Johnson & Johnson) or receiving only one dose of a 2-dose series (Moderna, Pfizer) count once. Persons receiving both doses of a 2-dose series count twice.	

Current status of persons vaccinated for COVID-19 in Florida	
Total people vaccinated	108,356
First dose	34,021
Series completed	74,335
Completed 1-dose series	4,391
Completed 2-dose series	69,944
First dose: current number of people who have only received their first dose of the Moderna or Pfizer vaccine.	
Series complete: current number of people who have received both Moderna or Pfizer vaccine doses or one Johnson & Johnson dose and are considered fully immunized.	

Demographic summary	First dose	Series complete	Total people vaccinated
Age group	34,021	74,335	108,356
16-24 years	7,482	3,904	11,386
25-34 years	6,891	6,078	12,969
35-44 years	6,372	7,287	13,659
45-54 years	5,119	10,034	15,153
55-64 years	4,023	16,247	20,270
65-74 years	2,334	19,157	21,491
75-84 years	1,155	8,691	9,846
85+ years	645	2,937	3,582
Race	34,021	74,335	108,356
White	19,289	44,318	63,607
Black	5,019	10,399	15,418
American Indian/Alaskan	124	222	346
Other	4,937	13,032	17,969
Unknown	4,652	6,364	11,016
Other race includes Asian, native Hawaiian/Pacific Islander, or other.			
Ethnicity	34,021	74,335	108,356
Hispanic	2,173	3,186	5,359
Non-Hispanic	22,759	54,004	76,763
Unknown	9,089	17,145	26,234
Gender	34,021	74,335	108,356
Female	18,217	43,450	61,667
Male	15,757	30,849	46,606
Unknown	47	36	83



COVID-19: Levy County vaccine summary

Vaccination data through Apr 22, 2021 as of Apr 23, 2021 at 12:05 AM

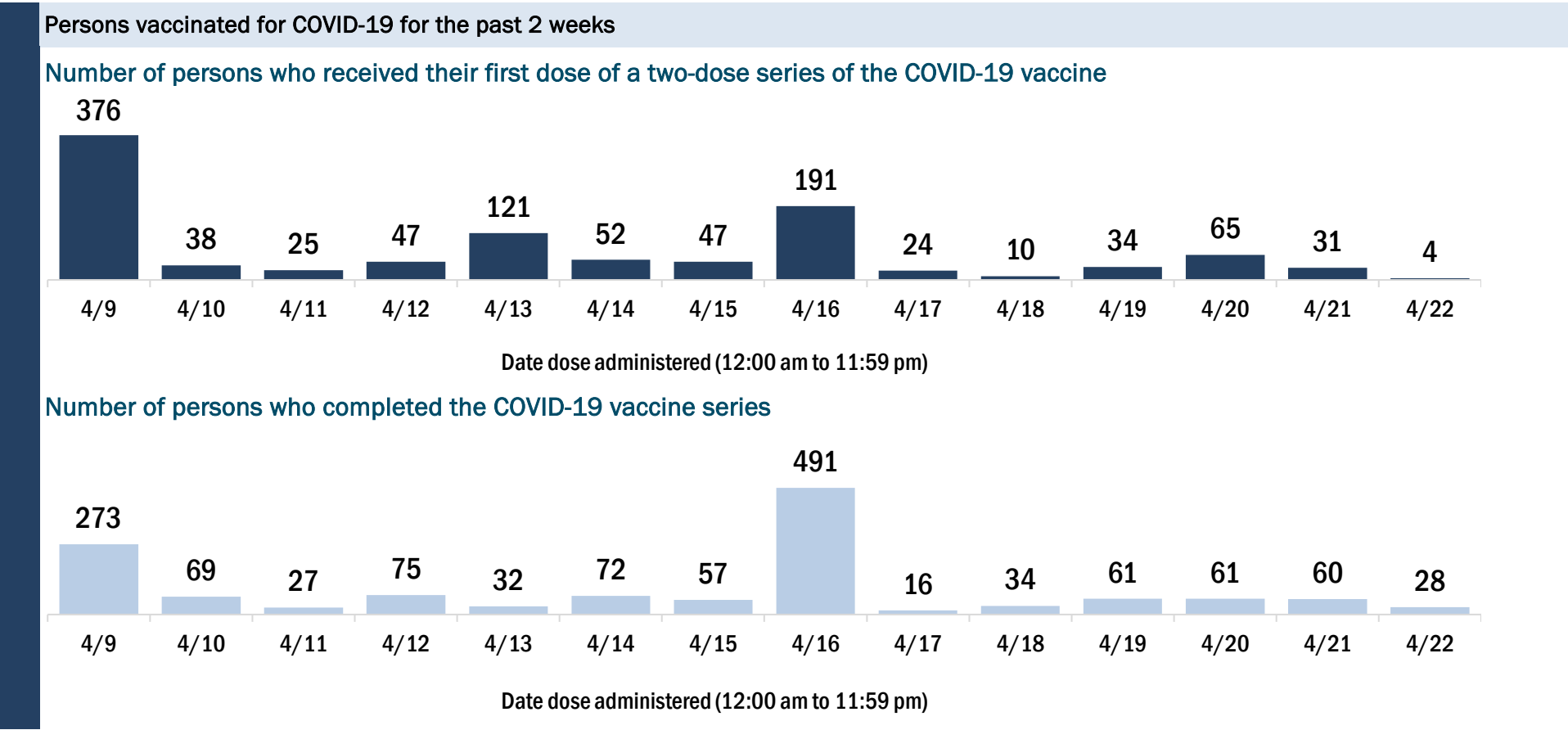
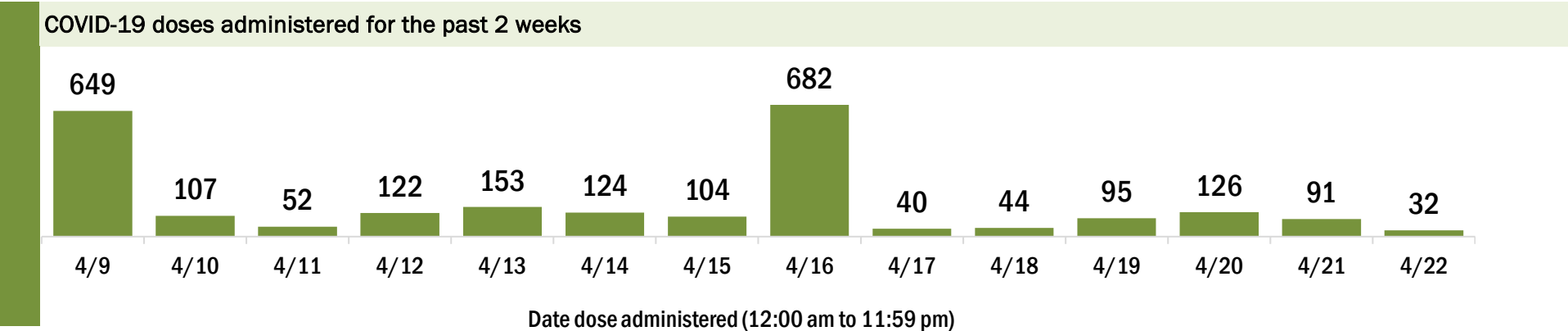
Data in this report are provisional and subject to change.

Data in this summary pertain to COVID-19 vaccines approved by the U.S. Food and Drug Administration and have been issued an Emergency Use Authorization (Janssen COVID-19 Vaccine, Moderna COVID-19 Vaccine and Pfizer-BioNTech COVID-19 Vaccine). These data summarize the number of people who have received either their first dose or have completed the series for a COVID-19 vaccine. **A person can only be counted in one category, first dose or series complete.** For persons receiving Moderna or Pfizer vaccines, once they receive their second dose, they are moved from the first dose column to the series completed column. **Because of this, the total first dose category may show a change from report to report not matching the total receiving their first dose from the previous day.** Persons receiving Johnson & Johnson vaccines will always be counted in the series completed column.

COVID-19 doses for vaccinated persons in Florida	
Doses administered	17,084
People receiving one dose of a 1-dose series (Johnson & Johnson) or receiving only one dose of a 2-dose series (Moderna, Pfizer) count once. Persons receiving both doses of a 2-dose series count twice.	

Current status of persons vaccinated for COVID-19 in Florida	
Total people vaccinated	10,497
First dose	2,915
Series completed	7,582
Completed 1-dose series	995
Completed 2-dose series	6,587
First dose: current number of people who have only received their first dose of the Moderna or Pfizer vaccine.	
Series complete: current number of people who have received both Moderna or Pfizer vaccine doses or one Johnson & Johnson dose and are considered fully immunized.	

Demographic summary	First dose	Series complete	Total people vaccinated
Age group	2,915	7,582	10,497
16-24 years	135	81	216
25-34 years	180	215	395
35-44 years	255	261	516
45-54 years	455	505	960
55-64 years	897	1,408	2,305
65-74 years	601	3,078	3,679
75-84 years	296	1,637	1,933
85+ years	96	397	493
Race	2,915	7,582	10,497
White	2,199	5,974	8,173
Black	276	452	728
American Indian/Alaskan	17	44	61
Other	186	418	604
Unknown	237	694	931
Other race includes Asian, native Hawaiian/Pacific Islander, or other.			
Ethnicity	2,915	7,582	10,497
Hispanic	254	261	515
Non-Hispanic	1,905	5,500	7,405
Unknown	756	1,821	2,577
Gender	2,915	7,582	10,497
Female	1,621	4,354	5,975
Male	1,292	3,228	4,520
Unknown	2	0	2



COVID-19: Liberty County vaccine summary

Vaccination data through Apr 22, 2021 as of Apr 23, 2021 at 12:05 AM

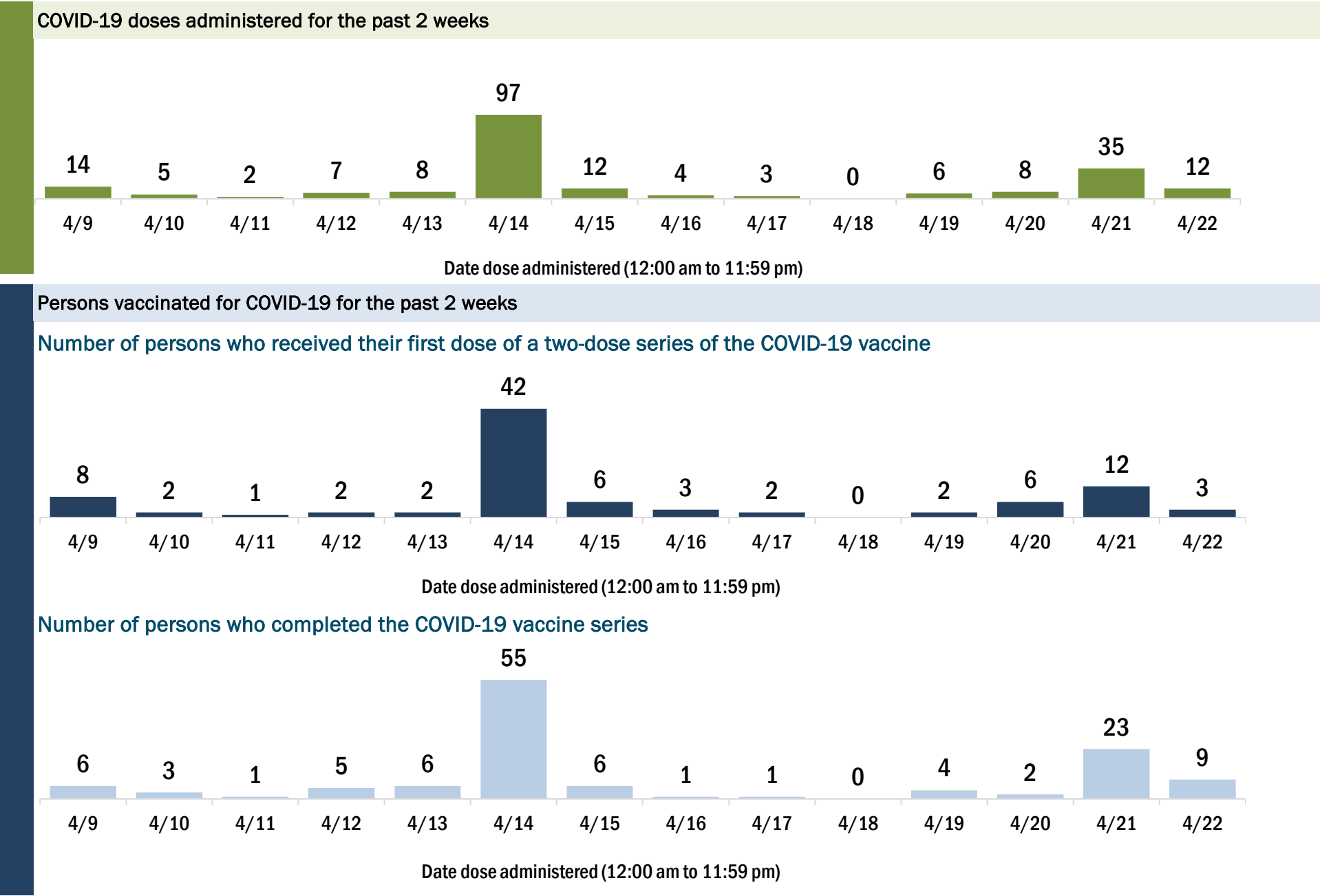
Data in this report are provisional and subject to change.

Data in this summary pertain to COVID-19 vaccines approved by the U.S. Food and Drug Administration and have been issued an Emergency Use Authorization (Janssen COVID-19 Vaccine, Moderna COVID-19 Vaccine and Pfizer-BioNTech COVID-19 Vaccine). These data summarize the number of people who have received either their first dose or have completed the series for a COVID-19 vaccine. **A person can only be counted in one category, first dose or series complete.** For persons receiving Moderna or Pfizer vaccines, once they receive their second dose, they are moved from the first dose column to the series completed column. **Because of this, the total first dose category may show a change from report to report not matching the total receiving their first dose from the previous day.** Persons receiving Johnson & Johnson vaccines will always be counted in the series completed column.

COVID-19 doses for vaccinated persons in Florida	
Doses administered	2,618
People receiving one dose of a 1-dose series (Johnson & Johnson) or receiving only one dose of a 2-dose series (Moderna, Pfizer) count once. Persons receiving both doses of a 2-dose series count twice.	

Current status of persons vaccinated for COVID-19 in Florida	
Total people vaccinated	1,495
First dose	303
Series completed	1,192
Completed 1-dose series	69
Completed 2-dose series	1,123
First dose: current number of people who have only received their first dose of the Moderna or Pfizer vaccine.	
Series complete: current number of people who have received both Moderna or Pfizer vaccine doses or one Johnson & Johnson dose and are considered fully immunized.	

Demographic summary	First dose	Series complete	Total people vaccinated
Age group	303	1,192	1,495
16-24 years	25	16	41
25-34 years	25	34	59
35-44 years	44	71	115
45-54 years	69	89	158
55-64 years	76	288	364
65-74 years	37	415	452
75-84 years	22	221	243
85+ years	5	58	63
Race	303	1,192	1,495
White	203	863	1,066
Black	49	107	156
American Indian/Alaskan	4	8	12
Other	22	98	120
Unknown	25	116	141
Other race includes Asian, native Hawaiian/Pacific Islander, or other.			
Ethnicity	303	1,192	1,495
Hispanic	5	15	20
Non-Hispanic	157	650	807
Unknown	141	527	668
Gender	303	1,192	1,495
Female	167	642	809
Male	136	550	686
Unknown	0	0	0



COVID-19: Madison County vaccine summary

Vaccination data through Apr 22, 2021 as of Apr 23, 2021 at 12:05 AM

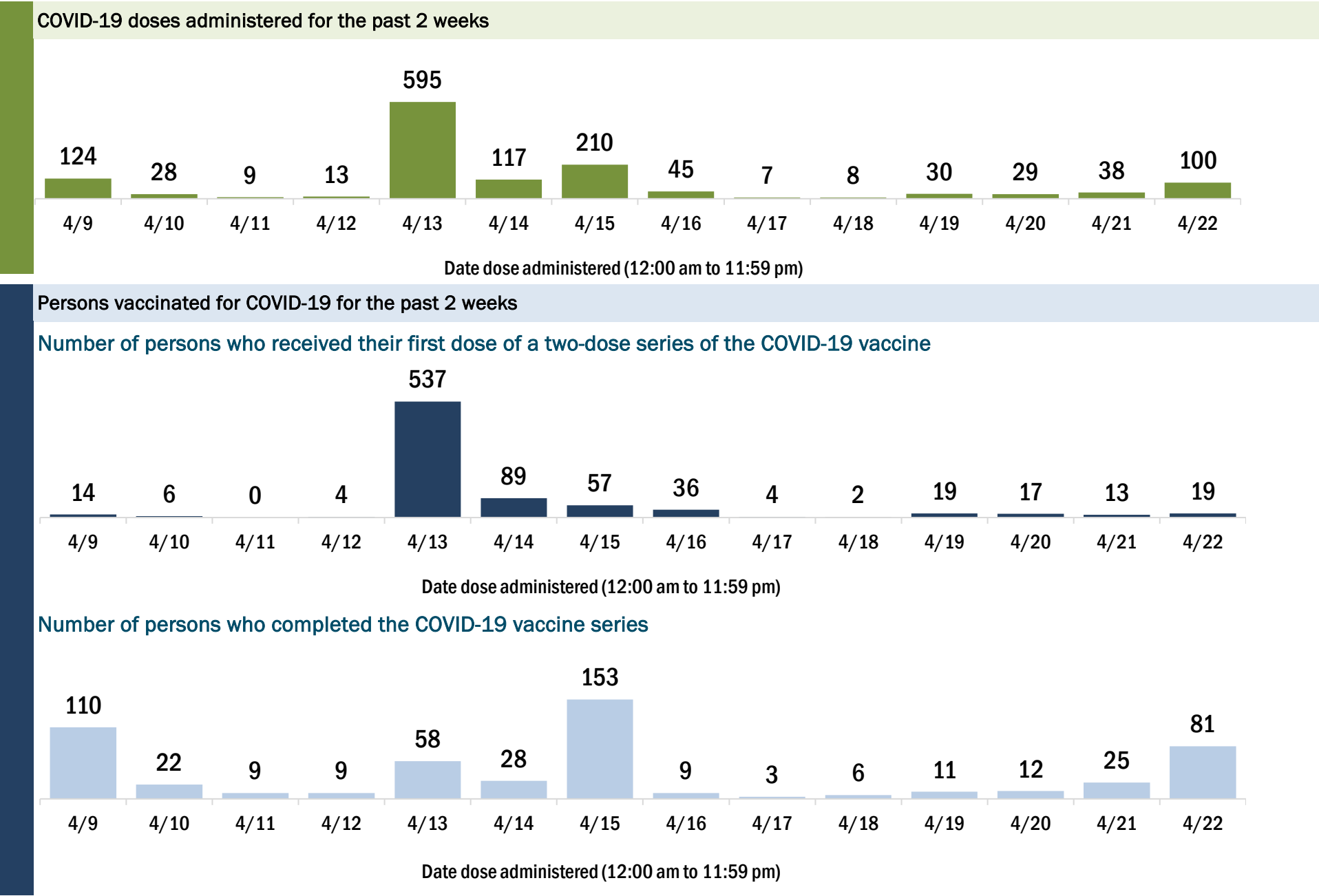
Data in this report are provisional and subject to change.

Data in this summary pertain to COVID-19 vaccines approved by the U.S. Food and Drug Administration and have been issued an Emergency Use Authorization (Janssen COVID-19 Vaccine, Moderna COVID-19 Vaccine and Pfizer-BioNTech COVID-19 Vaccine). These data summarize the number of people who have received either their first dose or have completed the series for a COVID-19 vaccine. **A person can only be counted in one category, first dose or series complete.** For persons receiving Moderna or Pfizer vaccines, once they receive their second dose, they are moved from the first dose column to the series completed column. **Because of this, the total first dose category may show a change from report to report not matching the total receiving their first dose from the previous day.** Persons receiving Johnson & Johnson vaccines will always be counted in the series completed column.

COVID-19 doses for vaccinated persons in Florida	
Doses administered	8,845
People receiving one dose of a 1-dose series (Johnson & Johnson) or receiving only one dose of a 2-dose series (Moderna, Pfizer) count once. Persons receiving both doses of a 2-dose series count twice.	

Current status of persons vaccinated for COVID-19 in Florida	
Total people vaccinated	5,417
First dose	1,576
Series completed	3,841
Completed 1-dose series	413
Completed 2-dose series	3,428
First dose: current number of people who have only received their first dose of the Moderna or Pfizer vaccine.	
Series complete: current number of people who have received both Moderna or Pfizer vaccine doses or one Johnson & Johnson dose and are considered fully immunized.	

Demographic summary	First dose	Series complete	Total people vaccinated
Age group	1,576	3,841	5,417
16-24 years	74	39	113
25-34 years	150	110	260
35-44 years	269	193	462
45-54 years	367	349	716
55-64 years	434	786	1,220
65-74 years	191	1,390	1,581
75-84 years	69	764	833
85+ years	22	210	232
Race	1,576	3,841	5,417
White	796	2,161	2,957
Black	543	1,111	1,654
American Indian/Alaskan	1	8	9
Other	125	306	431
Unknown	111	255	366
Other race includes Asian, native Hawaiian/Pacific Islander, or other.			
Ethnicity	1,576	3,841	5,417
Hispanic	97	90	187
Non-Hispanic	1,188	1,872	3,060
Unknown	291	1,879	2,170
Gender	1,576	3,841	5,417
Female	550	2,167	2,717
Male	1,026	1,674	2,700
Unknown	0	0	0



COVID-19: Manatee County vaccine summary

Vaccination data through Apr 22, 2021 as of Apr 23, 2021 at 12:05 AM

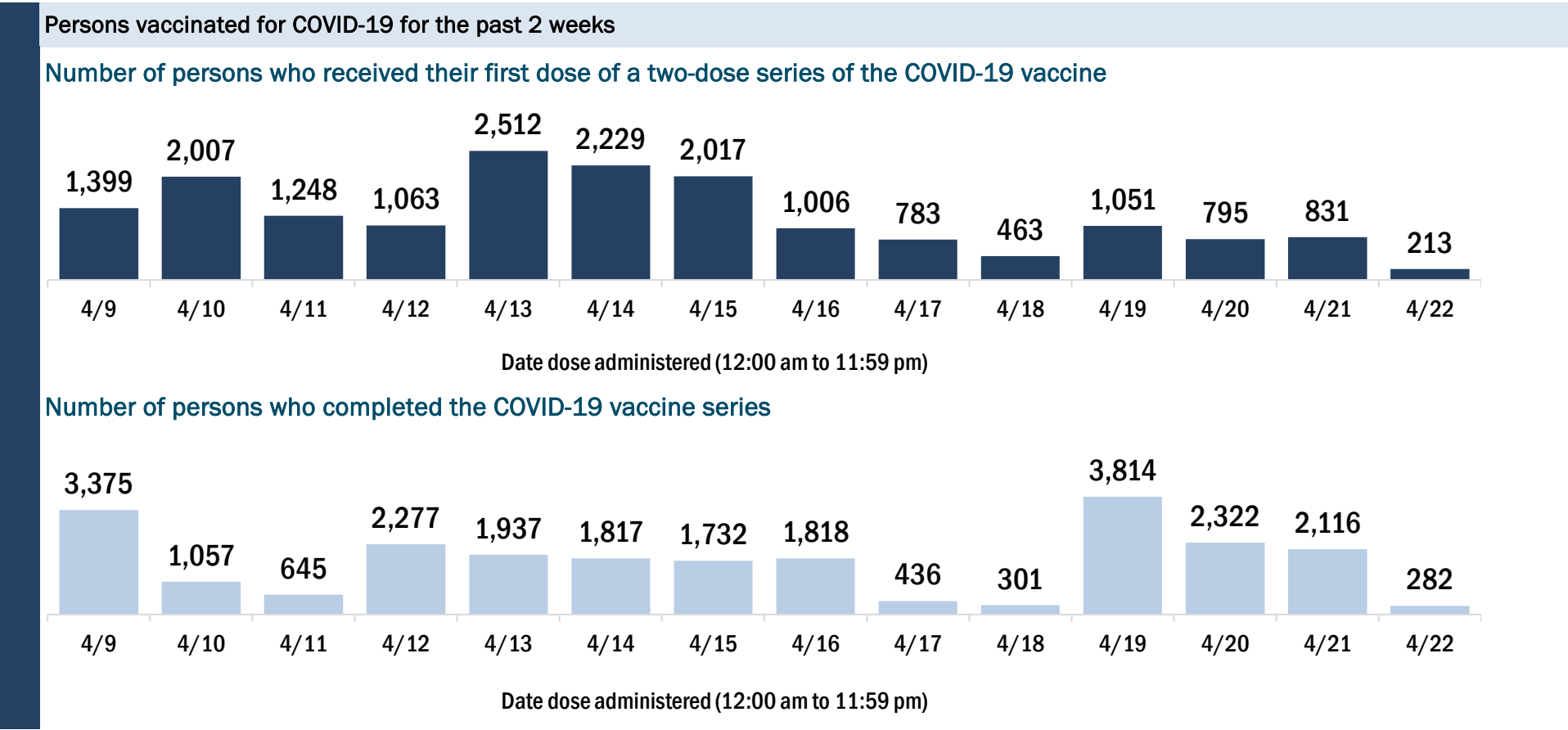
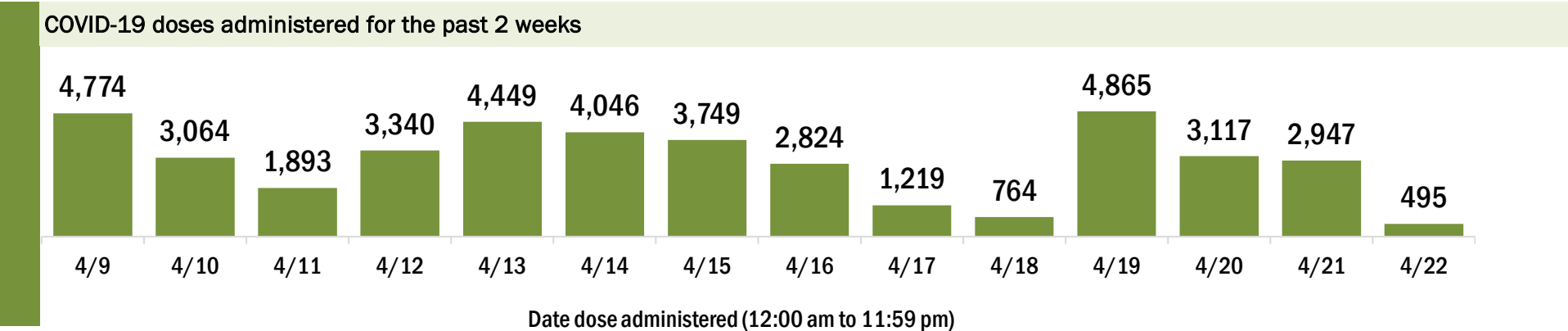
Data in this report are provisional and subject to change.

Data in this summary pertain to COVID-19 vaccines approved by the U.S. Food and Drug Administration and have been issued an Emergency Use Authorization (Janssen COVID-19 Vaccine, Moderna COVID-19 Vaccine and Pfizer-BioNTech COVID-19 Vaccine). These data summarize the number of people who have received either their first dose or have completed the series for a COVID-19 vaccine. **A person can only be counted in one category, first dose or series complete.** For persons receiving Moderna or Pfizer vaccines, once they receive their second dose, they are moved from the first dose column to the series completed column. **Because of this, the total first dose category may show a change from report to report not matching the total receiving their first dose from the previous day.** Persons receiving Johnson & Johnson vaccines will always be counted in the series completed column.

COVID-19 doses for vaccinated persons in Florida	
Doses administered	265,186
People receiving one dose of a 1-dose series (Johnson & Johnson) or receiving only one dose of a 2-dose series (Moderna, Pfizer) count once. Persons receiving both doses of a 2-dose series count twice.	

Current status of persons vaccinated for COVID-19 in Florida	
Total people vaccinated	163,236
First dose	55,788
Series completed	107,448
Completed 1-dose series	5,498
Completed 2-dose series	101,950
First dose: current number of people who have only received their first dose of the Moderna or Pfizer vaccine.	
Series complete: current number of people who have received both Moderna or Pfizer vaccine doses or one Johnson & Johnson dose and are considered fully immunized.	

Demographic summary	First dose	Series complete	Total people vaccinated
Age group	55,788	107,448	163,236
16-24 years	3,993	1,388	5,381
25-34 years	4,972	3,330	8,302
35-44 years	7,093	4,318	11,411
45-54 years	10,488	7,257	17,745
55-64 years	13,321	18,957	32,278
65-74 years	8,693	41,167	49,860
75-84 years	5,236	23,756	28,992
85+ years	1,992	7,275	9,267
Race	55,788	107,448	163,236
White	40,455	82,881	123,336
Black	2,151	3,101	5,252
American Indian/Alaskan	277	407	684
Other	4,600	7,614	12,214
Unknown	8,305	13,445	21,750
Other race includes Asian, native Hawaiian/Pacific Islander, or other.			
Ethnicity	55,788	107,448	163,236
Hispanic	5,858	3,907	9,765
Non-Hispanic	31,713	65,545	97,258
Unknown	18,217	37,996	56,213
Gender	55,788	107,448	163,236
Female	29,649	60,787	90,436
Male	25,989	46,595	72,584
Unknown	150	66	216



COVID-19: Marion County vaccine summary

Vaccination data through Apr 22, 2021 as of Apr 23, 2021 at 12:05 AM

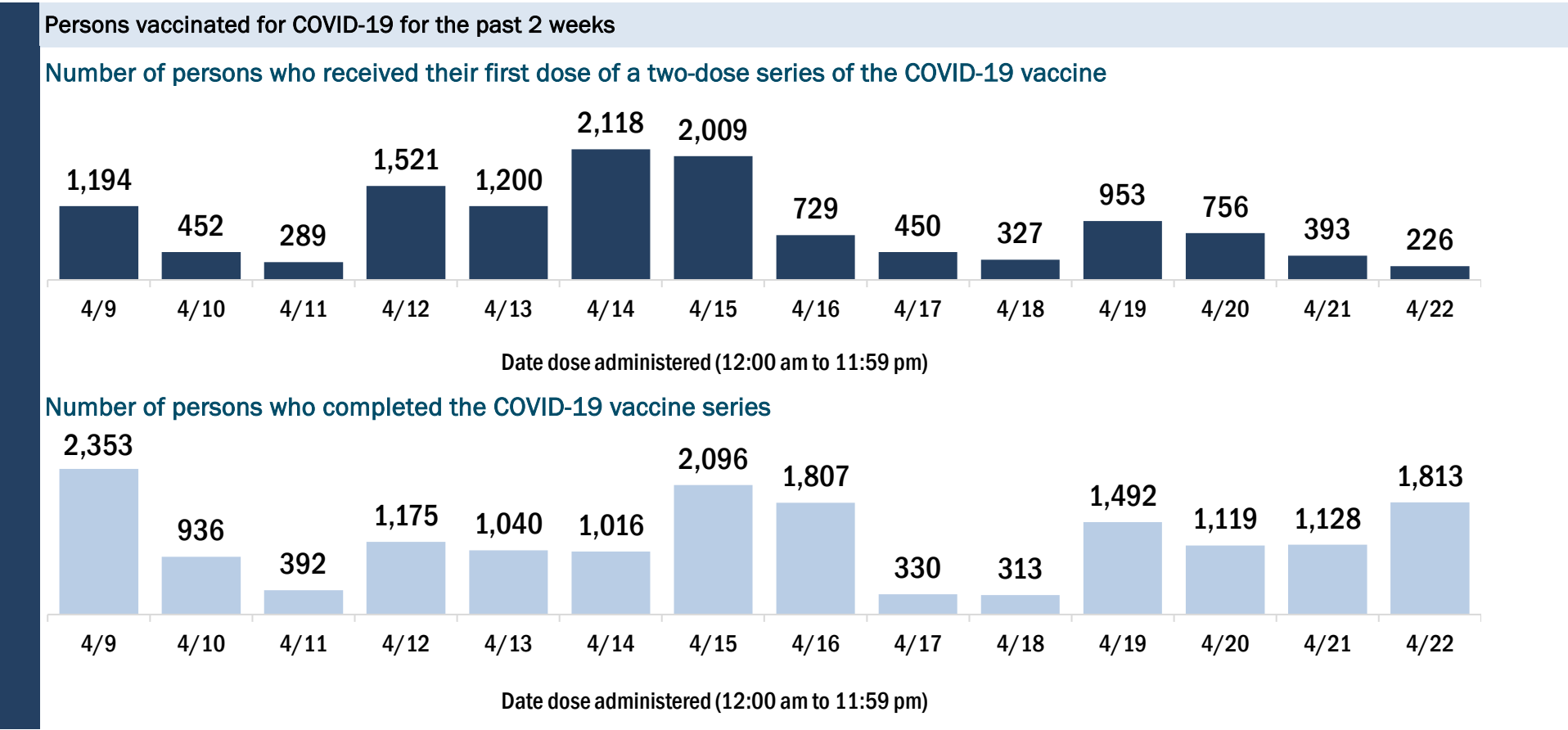
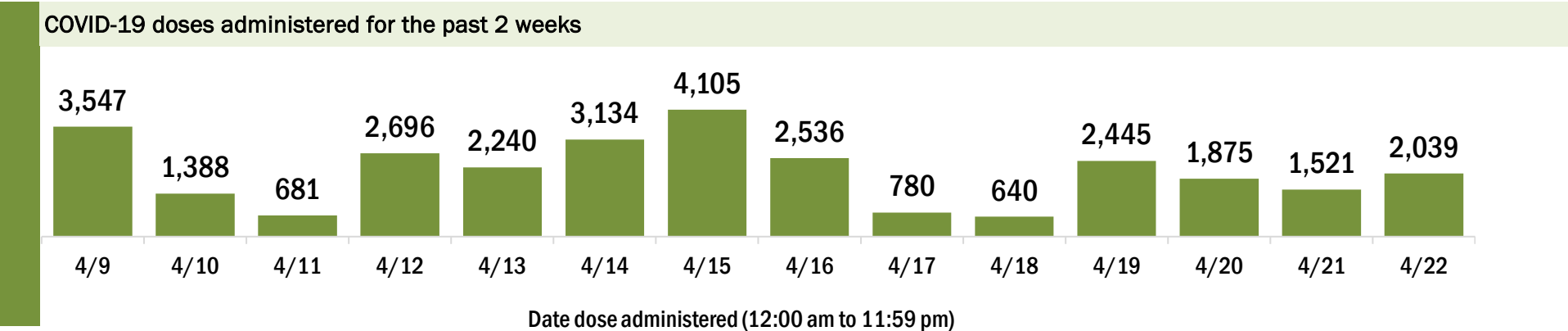
Data in this report are provisional and subject to change.

Data in this summary pertain to COVID-19 vaccines approved by the U.S. Food and Drug Administration and have been issued an Emergency Use Authorization (Janssen COVID-19 Vaccine, Moderna COVID-19 Vaccine and Pfizer-BioNTech COVID-19 Vaccine). These data summarize the number of people who have received either their first dose or have completed the series for a COVID-19 vaccine. **A person can only be counted in one category, first dose or series complete.** For persons receiving Moderna or Pfizer vaccines, once they receive their second dose, they are moved from the first dose column to the series completed column. **Because of this, the total first dose category may show a change from report to report not matching the total receiving their first dose from the previous day.** Persons receiving Johnson & Johnson vaccines will always be counted in the series completed column.

COVID-19 doses for vaccinated persons in Florida	
Doses administered	214,896
People receiving one dose of a 1-dose series (Johnson & Johnson) or receiving only one dose of a 2-dose series (Moderna, Pfizer) count once. Persons receiving both doses of a 2-dose series count twice.	

Current status of persons vaccinated for COVID-19 in Florida	
Total people vaccinated	127,732
First dose	36,229
Series completed	91,503
Completed 1-dose series	4,339
Completed 2-dose series	87,164
First dose: current number of people who have only received their first dose of the Moderna or Pfizer vaccine.	
Series complete: current number of people who have received both Moderna or Pfizer vaccine doses or one Johnson & Johnson dose and are considered fully immunized.	

Demographic summary	First dose	Series complete	Total people vaccinated
Age group	36,229	91,503	127,732
16-24 years	2,894	1,070	3,964
25-34 years	3,636	2,386	6,022
35-44 years	4,897	3,508	8,405
45-54 years	6,152	6,458	12,610
55-64 years	8,220	15,357	23,577
65-74 years	5,532	33,565	39,097
75-84 years	3,450	22,718	26,168
85+ years	1,448	6,441	7,889
Race	36,229	91,503	127,732
White	23,116	64,792	87,908
Black	3,114	5,820	8,934
American Indian/Alaskan	153	332	485
Other	4,043	8,006	12,049
Unknown	5,803	12,553	18,356
Other race includes Asian, native Hawaiian/Pacific Islander, or other.			
Ethnicity	36,229	91,503	127,732
Hispanic	4,998	5,512	10,510
Non-Hispanic	19,218	58,081	77,299
Unknown	12,013	27,910	39,923
Gender	36,229	91,503	127,732
Female	20,059	52,830	72,889
Male	16,129	38,634	54,763
Unknown	41	39	80



COVID-19: Martin County vaccine summary

Vaccination data through Apr 22, 2021 as of Apr 23, 2021 at 12:05 AM

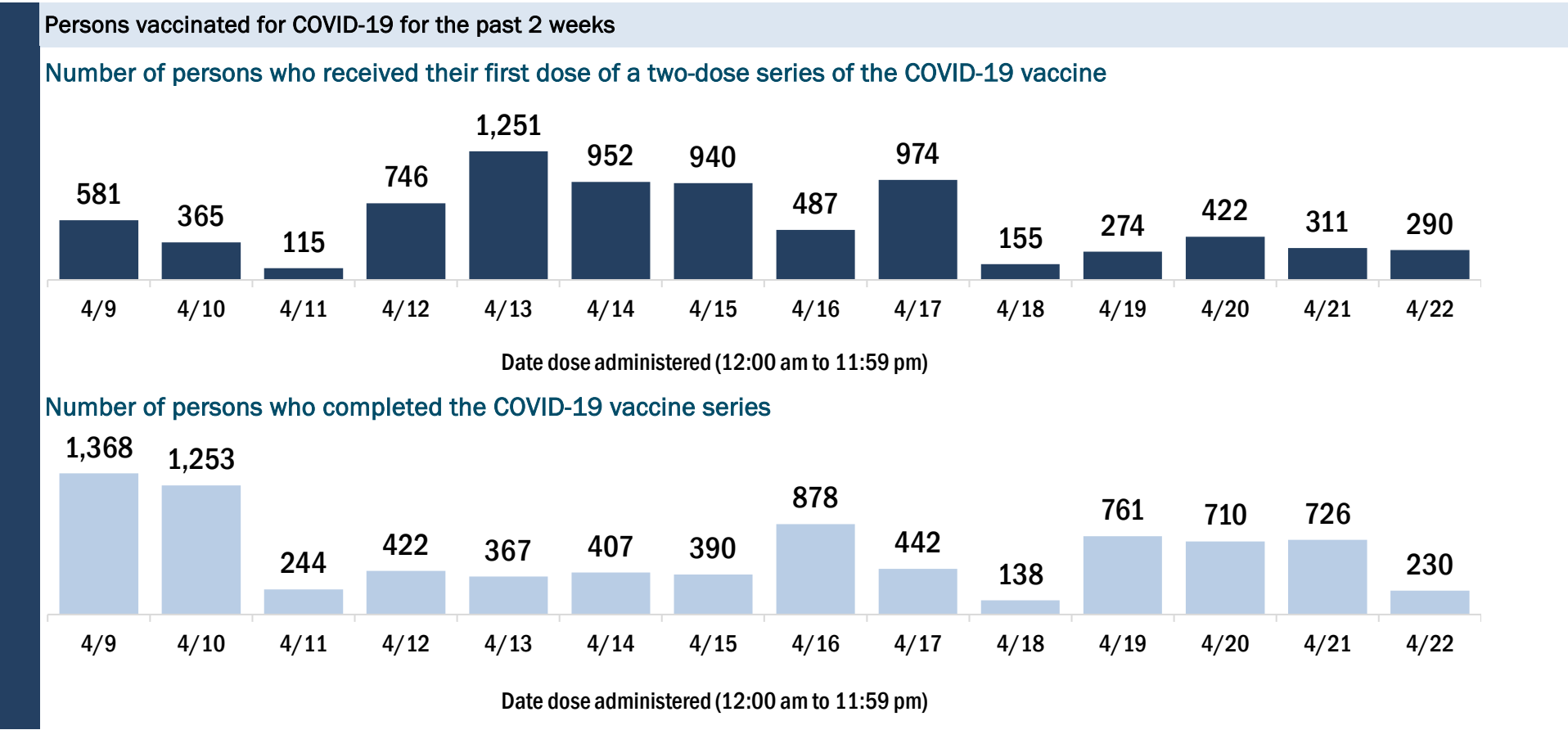
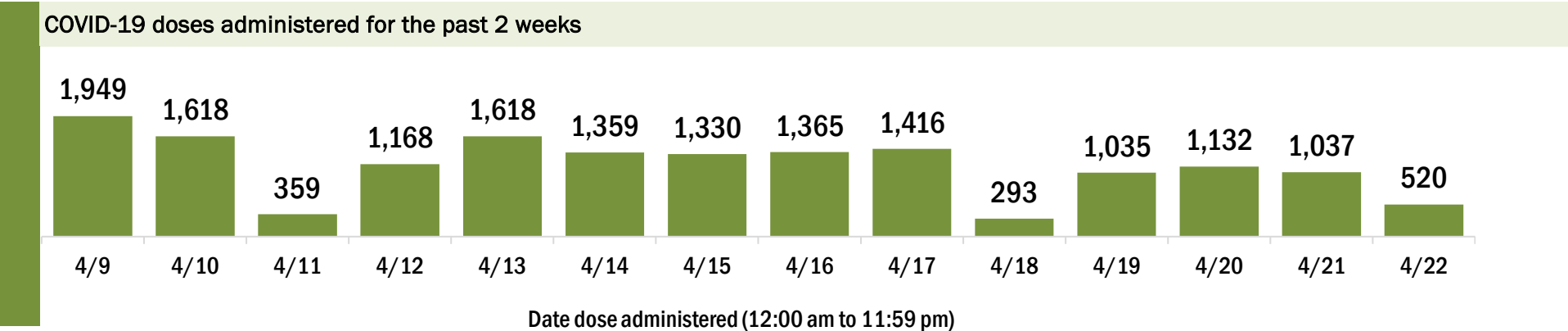
Data in this report are provisional and subject to change.

Data in this summary pertain to COVID-19 vaccines approved by the U.S. Food and Drug Administration and have been issued an Emergency Use Authorization (Janssen COVID-19 Vaccine, Moderna COVID-19 Vaccine and Pfizer-BioNTech COVID-19 Vaccine). These data summarize the number of people who have received either their first dose or have completed the series for a COVID-19 vaccine. **A person can only be counted in one category, first dose or series complete.** For persons receiving Moderna or Pfizer vaccines, once they receive their second dose, they are moved from the first dose column to the series completed column. **Because of this, the total first dose category may show a change from report to report not matching the total receiving their first dose from the previous day.** Persons receiving Johnson & Johnson vaccines will always be counted in the series completed column.

COVID-19 doses for vaccinated persons in Florida	
Doses administered	118,272
People receiving one dose of a 1-dose series (Johnson & Johnson) or receiving only one dose of a 2-dose series (Moderna, Pfizer) count once. Persons receiving both doses of a 2-dose series count twice.	

Current status of persons vaccinated for COVID-19 in Florida	
Total people vaccinated	72,082
First dose	23,071
Series completed	49,011
Completed 1-dose series	2,821
Completed 2-dose series	46,190
First dose: current number of people who have only received their first dose of the Moderna or Pfizer vaccine.	
Series complete: current number of people who have received both Moderna or Pfizer vaccine doses or one Johnson & Johnson dose and are considered fully immunized.	

Demographic summary	First dose	Series complete	Total people vaccinated
Age group	23,071	49,011	72,082
16-24 years	1,440	489	1,929
25-34 years	1,719	995	2,714
35-44 years	2,620	1,695	4,315
45-54 years	3,887	2,914	6,801
55-64 years	6,656	7,675	14,331
65-74 years	3,507	18,049	21,556
75-84 years	2,270	12,642	14,912
85+ years	972	4,552	5,524
Race	23,071	49,011	72,082
White	16,435	33,039	49,474
Black	794	986	1,780
American Indian/Alaskan	83	82	165
Other	1,608	3,489	5,097
Unknown	4,151	11,415	15,566
Other race includes Asian, native Hawaiian/Pacific Islander, or other.			
Ethnicity	23,071	49,011	72,082
Hispanic	1,714	1,450	3,164
Non-Hispanic	12,412	19,936	32,348
Unknown	8,945	27,625	36,570
Gender	23,071	49,011	72,082
Female	11,866	27,972	39,838
Male	11,185	21,021	32,206
Unknown	20	18	38



COVID-19: Monroe County vaccine summary

Vaccination data through Apr 22, 2021 as of Apr 23, 2021 at 12:05 AM

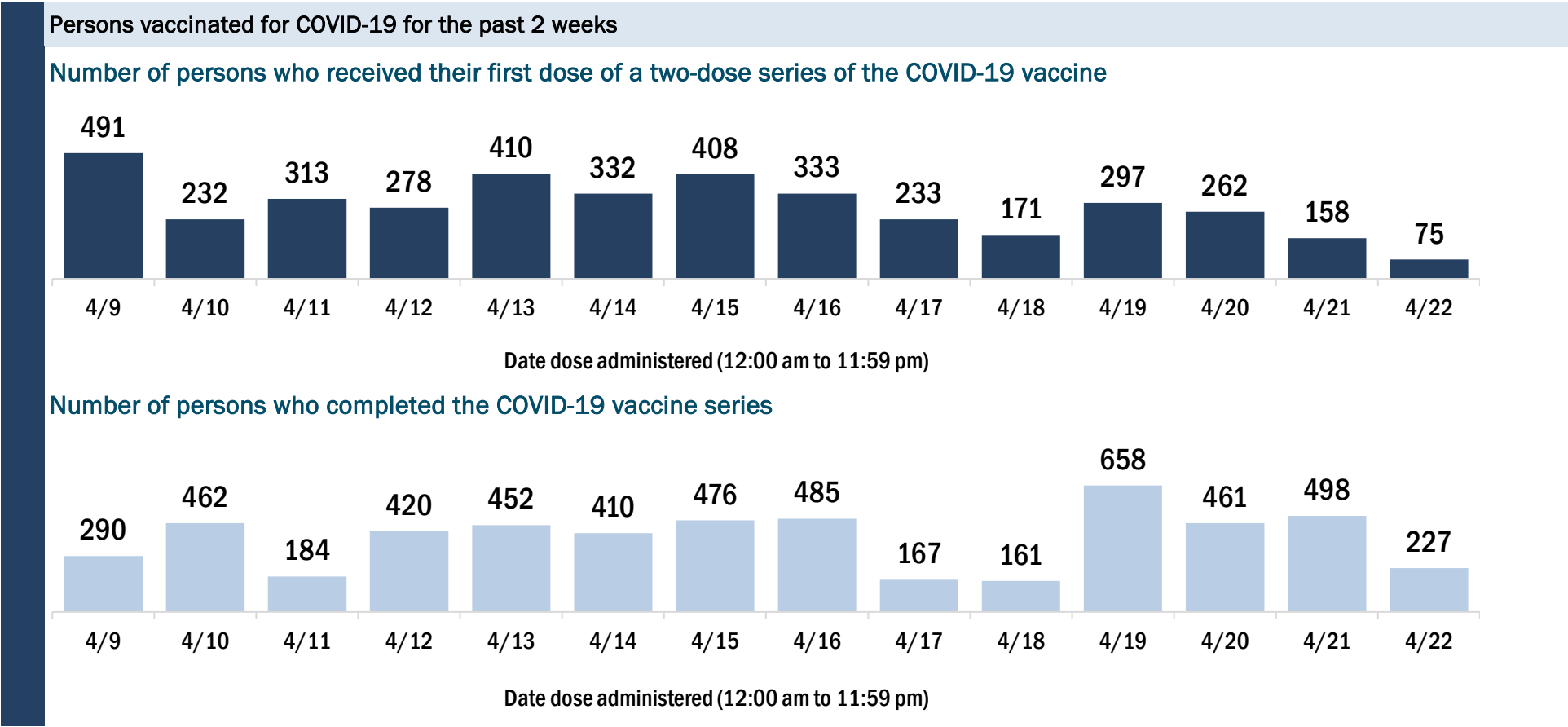
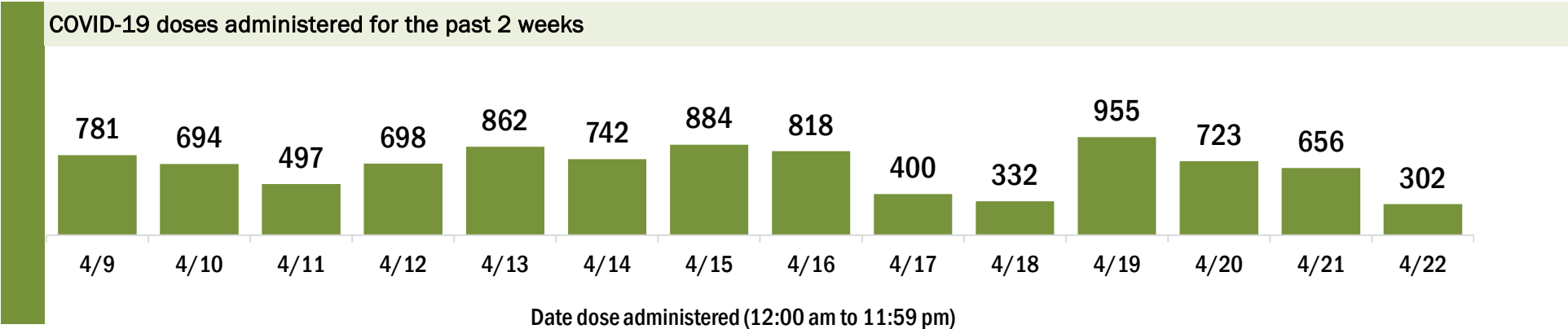
Data in this report are provisional and subject to change.

Data in this summary pertain to COVID-19 vaccines approved by the U.S. Food and Drug Administration and have been issued an Emergency Use Authorization (Janssen COVID-19 Vaccine, Moderna COVID-19 Vaccine and Pfizer-BioNTech COVID-19 Vaccine). These data summarize the number of people who have received either their first dose or have completed the series for a COVID-19 vaccine. **A person can only be counted in one category, first dose or series complete.** For persons receiving Moderna or Pfizer vaccines, once they receive their second dose, they are moved from the first dose column to the series completed column. **Because of this, the total first dose category may show a change from report to report not matching the total receiving their first dose from the previous day.** Persons receiving Johnson & Johnson vaccines will always be counted in the series completed column.

COVID-19 doses for vaccinated persons in Florida	
Doses administered	52,547
People receiving one dose of a 1-dose series (Johnson & Johnson) or receiving only one dose of a 2-dose series (Moderna, Pfizer) count once. Persons receiving both doses of a 2-dose series count twice.	

Current status of persons vaccinated for COVID-19 in Florida	
Total people vaccinated	32,569
First dose	10,713
Series completed	21,856
Completed 1-dose series	1,878
Completed 2-dose series	19,978
First dose: current number of people who have only received their first dose of the Moderna or Pfizer vaccine.	
Series complete: current number of people who have received both Moderna or Pfizer vaccine doses or one Johnson & Johnson dose and are considered fully immunized.	

Demographic summary	First dose	Series complete	Total people vaccinated
Age group	10,713	21,856	32,569
16-24 years	627	231	858
25-34 years	1,006	619	1,625
35-44 years	1,488	1,088	2,576
45-54 years	2,079	2,084	4,163
55-64 years	2,904	4,854	7,758
65-74 years	1,789	8,351	10,140
75-84 years	647	3,721	4,368
85+ years	173	908	1,081
Race	10,713	21,856	32,569
White	7,379	16,074	23,453
Black	290	394	684
American Indian/Alaskan	37	77	114
Other	596	1,124	1,720
Unknown	2,411	4,187	6,598
Other race includes Asian, native Hawaiian/Pacific Islander, or other.			
Ethnicity	10,713	21,856	32,569
Hispanic	1,434	1,893	3,327
Non-Hispanic	5,200	12,518	17,718
Unknown	4,079	7,445	11,524
Gender	10,713	21,856	32,569
Female	5,461	11,459	16,920
Male	5,242	10,395	15,637
Unknown	10	2	12



COVID-19: Nassau County vaccine summary

Vaccination data through Apr 22, 2021 as of Apr 23, 2021 at 12:05 AM

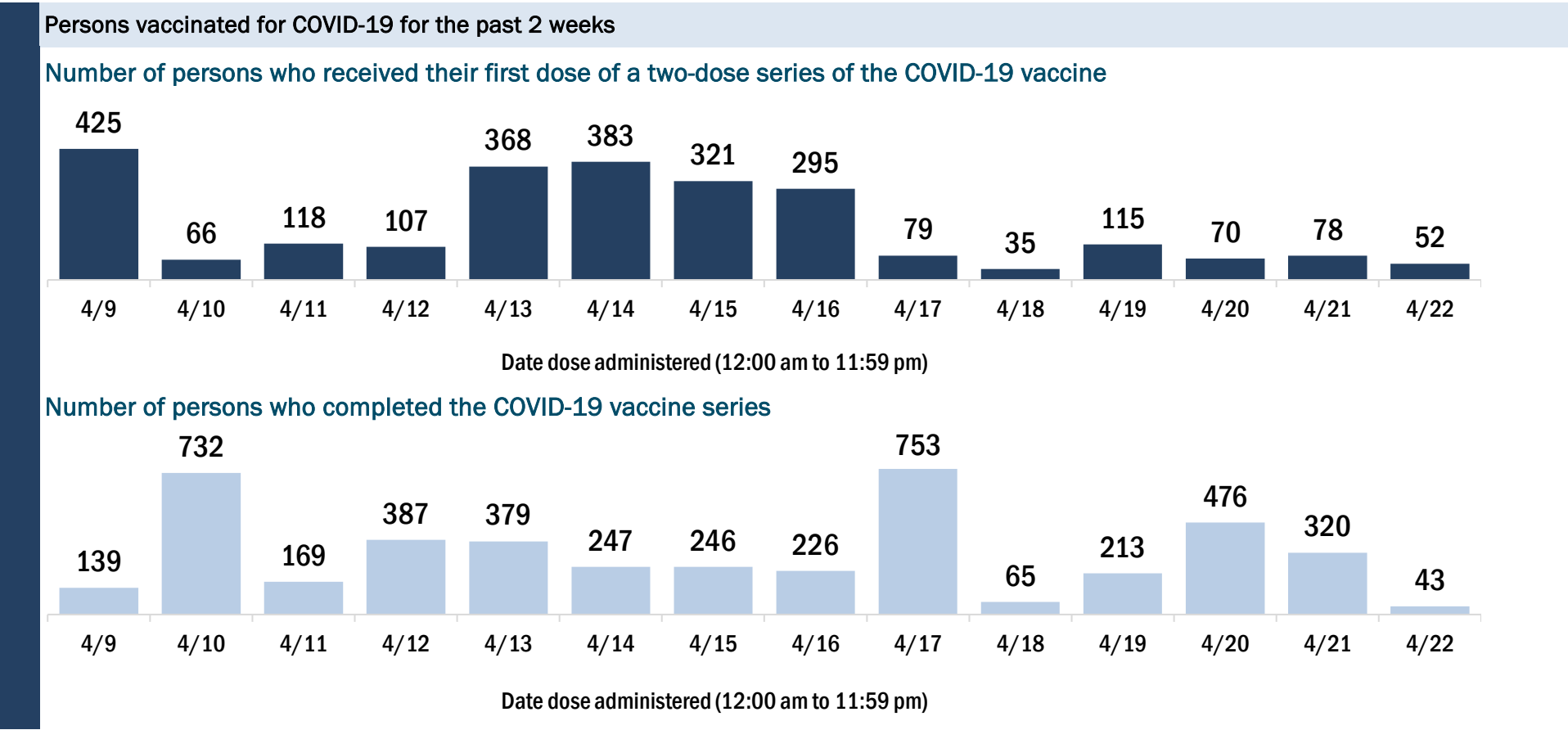
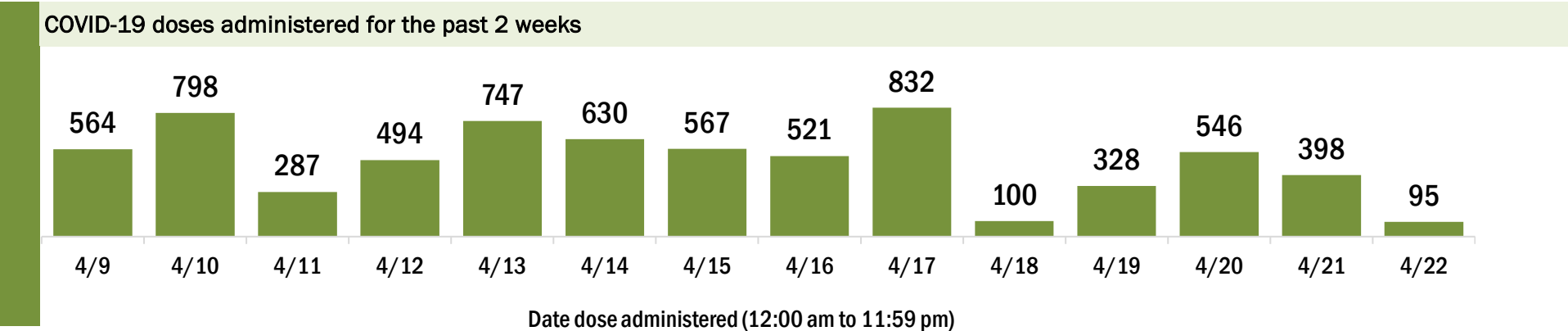
Data in this report are provisional and subject to change.

Data in this summary pertain to COVID-19 vaccines approved by the U.S. Food and Drug Administration and have been issued an Emergency Use Authorization (Janssen COVID-19 Vaccine, Moderna COVID-19 Vaccine and Pfizer-BioNTech COVID-19 Vaccine). These data summarize the number of people who have received either their first dose or have completed the series for a COVID-19 vaccine. **A person can only be counted in one category, first dose or series complete.** For persons receiving Moderna or Pfizer vaccines, once they receive their second dose, they are moved from the first dose column to the series completed column. **Because of this, the total first dose category may show a change from report to report not matching the total receiving their first dose from the previous day.** Persons receiving Johnson & Johnson vaccines will always be counted in the series completed column.

COVID-19 doses for vaccinated persons in Florida	
Doses administered	56,745
People receiving one dose of a 1-dose series (Johnson & Johnson) or receiving only one dose of a 2-dose series (Moderna, Pfizer) count once. Persons receiving both doses of a 2-dose series count twice.	

Current status of persons vaccinated for COVID-19 in Florida	
Total people vaccinated	32,884
First dose	7,062
Series completed	25,822
Completed 1-dose series	1,961
Completed 2-dose series	23,861
First dose: current number of people who have only received their first dose of the Moderna or Pfizer vaccine.	
Series complete: current number of people who have received both Moderna or Pfizer vaccine doses or one Johnson & Johnson dose and are considered fully immunized.	

Demographic summary	First dose	Series complete	Total people vaccinated
Age group	7,062	25,822	32,884
16-24 years	809	309	1,118
25-34 years	854	667	1,521
35-44 years	1,123	1,334	2,457
45-54 years	1,294	2,370	3,664
55-64 years	1,458	5,877	7,335
65-74 years	893	9,388	10,281
75-84 years	475	4,567	5,042
85+ years	156	1,310	1,466
Race	7,062	25,822	32,884
White	5,361	21,023	26,384
Black	385	1,157	1,542
American Indian/Alaskan	48	85	133
Other	454	1,255	1,709
Unknown	814	2,302	3,116
Other race includes Asian, native Hawaiian/Pacific Islander, or other.			
Ethnicity	7,062	25,822	32,884
Hispanic	384	531	915
Non-Hispanic	5,185	20,204	25,389
Unknown	1,493	5,087	6,580
Gender	7,062	25,822	32,884
Female	3,847	14,505	18,352
Male	3,209	11,316	14,525
Unknown	6	1	7



COVID-19: Okaloosa County vaccine summary

Vaccination data through Apr 22, 2021 as of Apr 23, 2021 at 12:05 AM

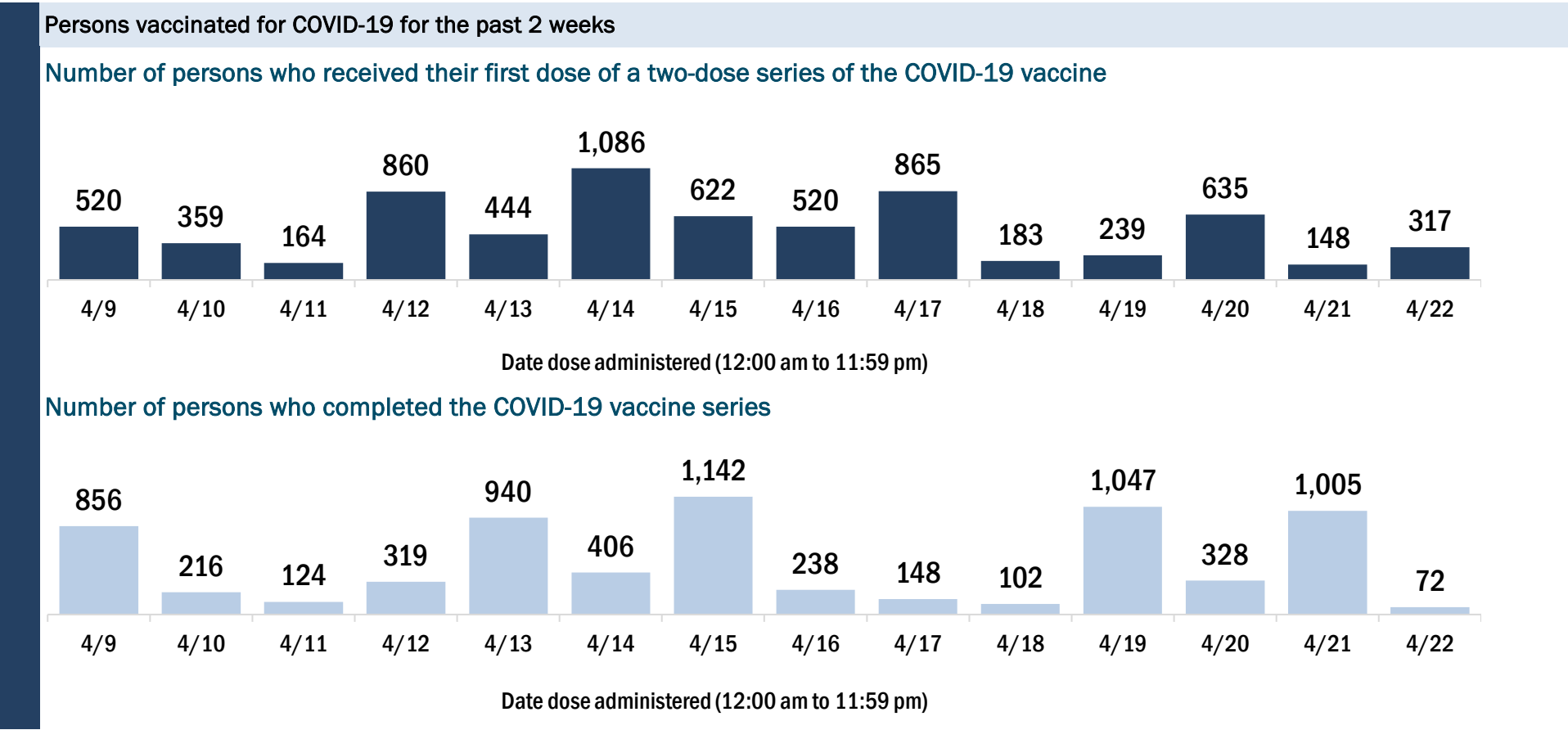
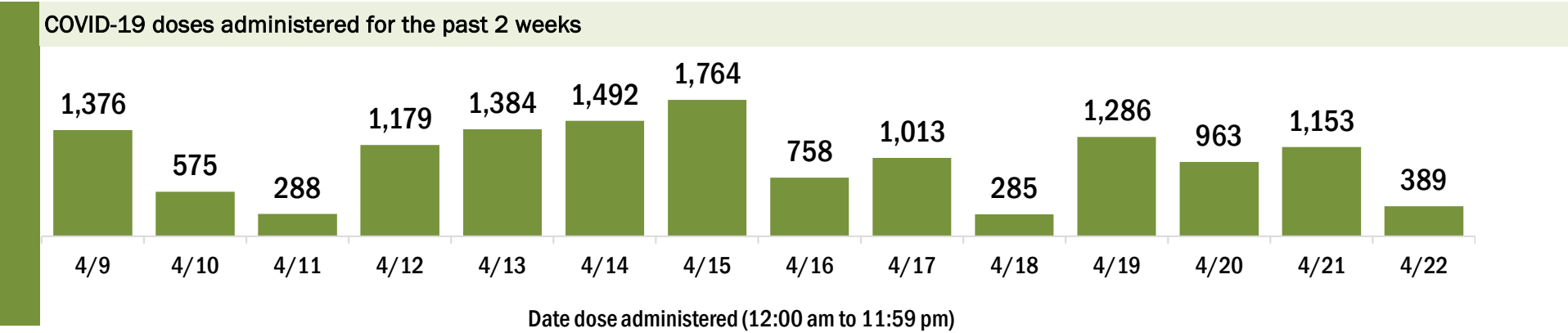
Data in this report are provisional and subject to change.

Data in this summary pertain to COVID-19 vaccines approved by the U.S. Food and Drug Administration and have been issued an Emergency Use Authorization (Janssen COVID-19 Vaccine, Moderna COVID-19 Vaccine and Pfizer-BioNTech COVID-19 Vaccine). These data summarize the number of people who have received either their first dose or have completed the series for a COVID-19 vaccine. **A person can only be counted in one category, first dose or series complete.** For persons receiving Moderna or Pfizer vaccines, once they receive their second dose, they are moved from the first dose column to the series completed column. **Because of this, the total first dose category may show a change from report to report not matching the total receiving their first dose from the previous day.** Persons receiving Johnson & Johnson vaccines will always be counted in the series completed column.

COVID-19 doses for vaccinated persons in Florida	
Doses administered	94,977
People receiving one dose of a 1-dose series (Johnson & Johnson) or receiving only one dose of a 2-dose series (Moderna, Pfizer) count once. Persons receiving both doses of a 2-dose series count twice.	

Current status of persons vaccinated for COVID-19 in Florida	
Total people vaccinated	57,797
First dose	17,105
Series completed	40,692
Completed 1-dose series	3,512
Completed 2-dose series	37,180
First dose: current number of people who have only received their first dose of the Moderna or Pfizer vaccine.	
Series complete: current number of people who have received both Moderna or Pfizer vaccine doses or one Johnson & Johnson dose and are considered fully immunized.	

Demographic summary	First dose	Series complete	Total people vaccinated
Age group	17,105	40,692	57,797
16-24 years	1,724	590	2,314
25-34 years	2,566	1,543	4,109
35-44 years	2,985	2,441	5,426
45-54 years	2,852	3,945	6,797
55-64 years	3,614	9,183	12,797
65-74 years	1,931	13,093	15,024
75-84 years	1,043	7,243	8,286
85+ years	390	2,654	3,044
Race	17,105	40,692	57,797
White	10,120	28,915	39,035
Black	1,163	2,015	3,178
American Indian/Alaskan	91	156	247
Other	1,847	3,513	5,360
Unknown	3,884	6,093	9,977
Other race includes Asian, native Hawaiian/Pacific Islander, or other.			
Ethnicity	17,105	40,692	57,797
Hispanic	1,197	1,143	2,340
Non-Hispanic	9,188	25,865	35,053
Unknown	6,720	13,684	20,404
Gender	17,105	40,692	57,797
Female	9,175	23,479	32,654
Male	7,808	17,186	24,994
Unknown	122	27	149



COVID-19: Okeechobee County vaccine summary

Vaccination data through Apr 22, 2021 as of Apr 23, 2021 at 12:05 AM

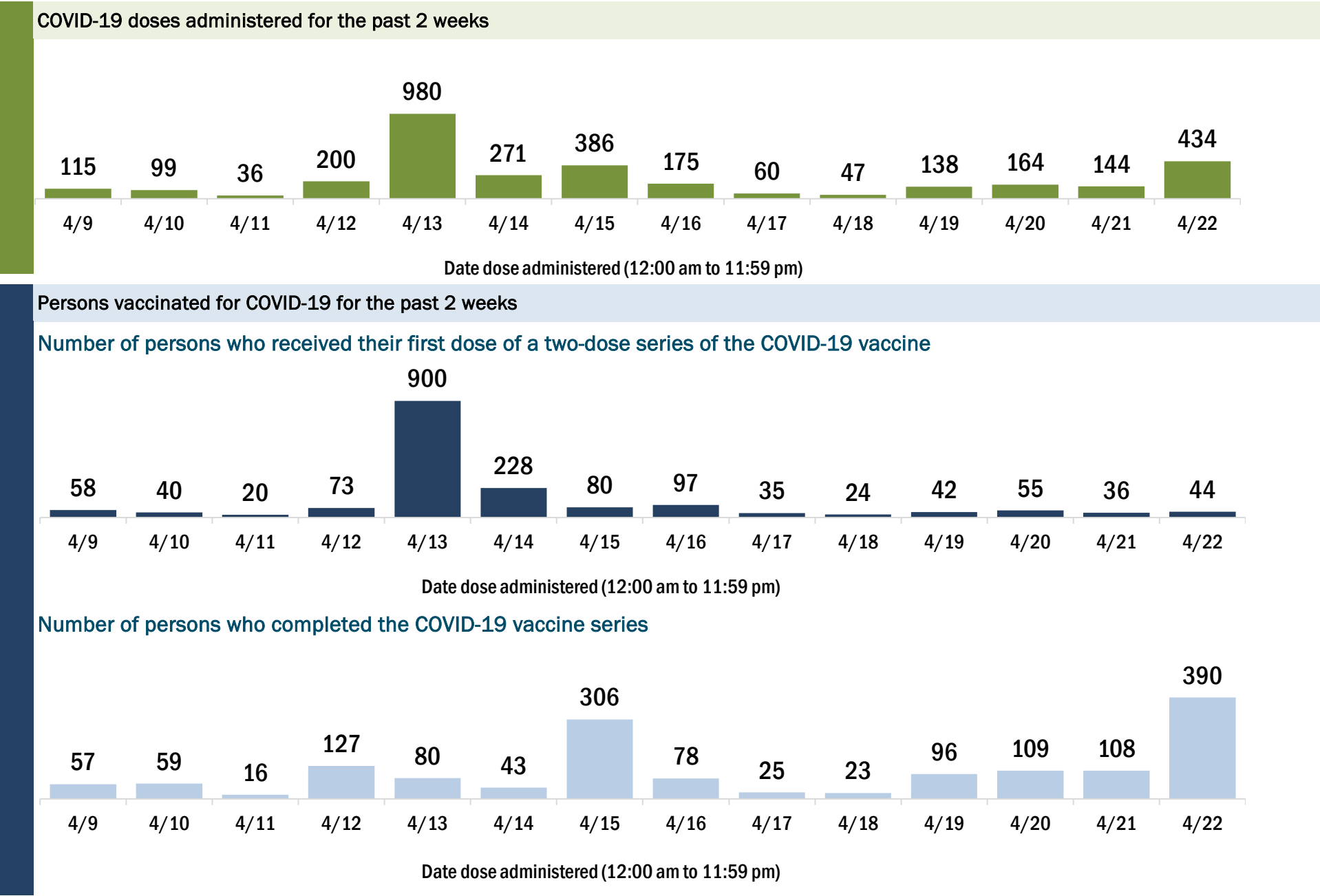
Data in this report are provisional and subject to change.

Data in this summary pertain to COVID-19 vaccines approved by the U.S. Food and Drug Administration and have been issued an Emergency Use Authorization (Janssen COVID-19 Vaccine, Moderna COVID-19 Vaccine and Pfizer-BioNTech COVID-19 Vaccine). These data summarize the number of people who have received either their first dose or have completed the series for a COVID-19 vaccine. **A person can only be counted in one category, first dose or series complete.** For persons receiving Moderna or Pfizer vaccines, once they receive their second dose, they are moved from the first dose column to the series completed column. **Because of this, the total first dose category may show a change from report to report not matching the total receiving their first dose from the previous day.** Persons receiving Johnson & Johnson vaccines will always be counted in the series completed column.

COVID-19 doses for vaccinated persons in Florida	
Doses administered	17,967
People receiving one dose of a 1-dose series (Johnson & Johnson) or receiving only one dose of a 2-dose series (Moderna, Pfizer) count once. Persons receiving both doses of a 2-dose series count twice.	

Current status of persons vaccinated for COVID-19 in Florida	
Total people vaccinated	11,031
First dose	3,601
Series completed	7,430
Completed 1-dose series	494
Completed 2-dose series	6,936
First dose: current number of people who have only received their first dose of the Moderna or Pfizer vaccine.	
Series complete: current number of people who have received both Moderna or Pfizer vaccine doses or one Johnson & Johnson dose and are considered fully immunized.	

Demographic summary	First dose	Series complete	Total people vaccinated
Age group	3,601	7,430	11,031
16-24 years	195	92	287
25-34 years	337	209	546
35-44 years	459	329	788
45-54 years	739	482	1,221
55-64 years	1,015	1,094	2,109
65-74 years	509	2,827	3,336
75-84 years	268	1,878	2,146
85+ years	79	519	598
Race	3,601	7,430	11,031
White	2,302	5,940	8,242
Black	162	169	331
American Indian/Alaskan	18	33	51
Other	249	666	915
Unknown	870	622	1,492
Other race includes Asian, native Hawaiian/Pacific Islander, or other.			
Ethnicity	3,601	7,430	11,031
Hispanic	526	684	1,210
Non-Hispanic	1,696	5,344	7,040
Unknown	1,379	1,402	2,781
Gender	3,601	7,430	11,031
Female	1,545	4,175	5,720
Male	2,051	3,255	5,306
Unknown	5	0	5



COVID-19: Orange County vaccine summary

Vaccination data through Apr 22, 2021 as of Apr 23, 2021 at 12:05 AM

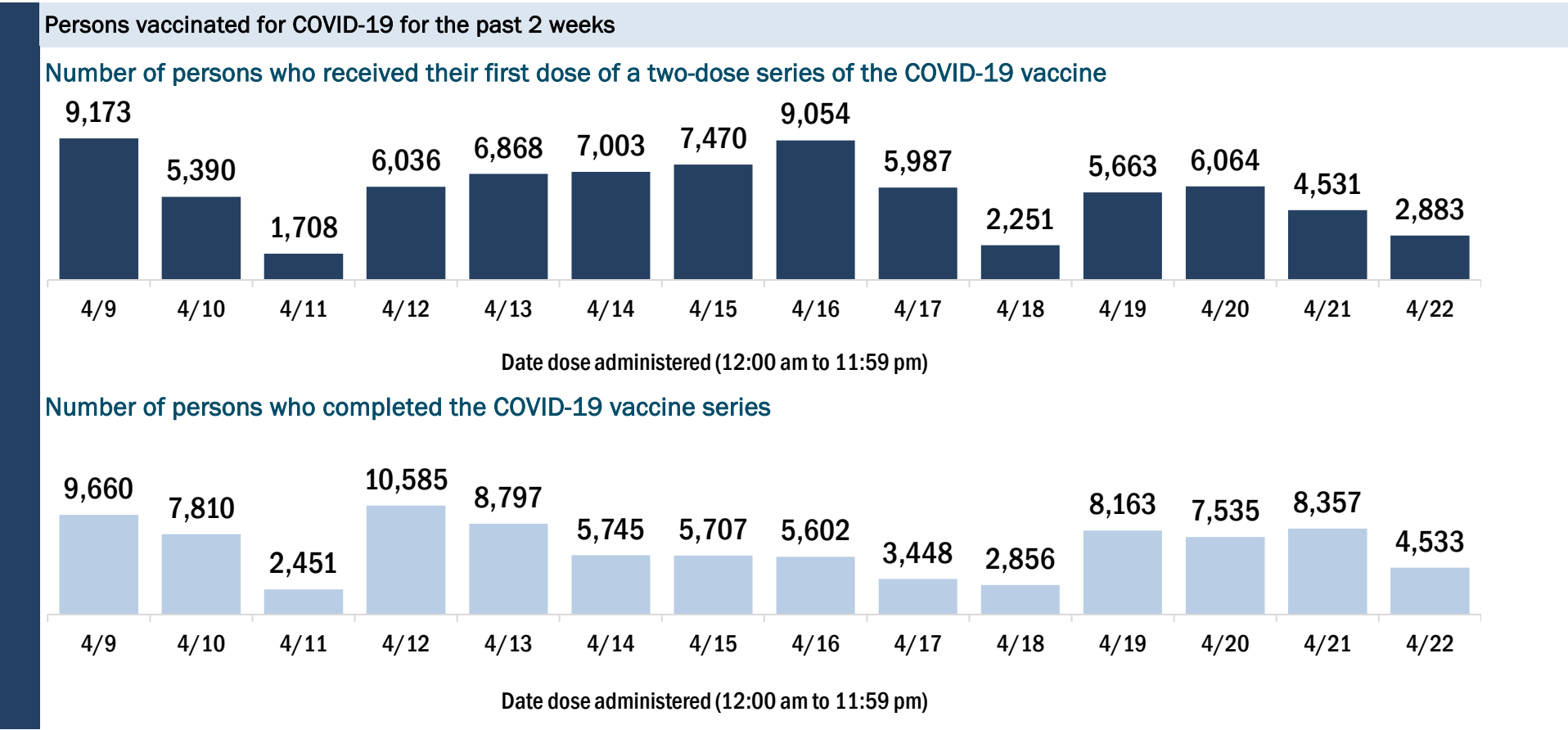
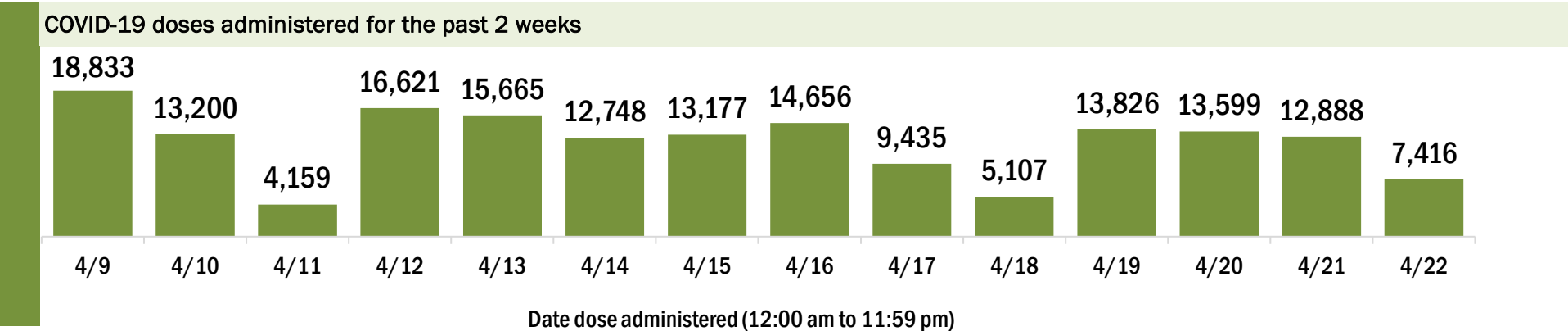
Data in this report are provisional and subject to change.

Data in this summary pertain to COVID-19 vaccines approved by the U.S. Food and Drug Administration and have been issued an Emergency Use Authorization (Janssen COVID-19 Vaccine, Moderna COVID-19 Vaccine and Pfizer-BioNTech COVID-19 Vaccine). These data summarize the number of people who have received either their first dose or have completed the series for a COVID-19 vaccine. **A person can only be counted in one category, first dose or series complete.** For persons receiving Moderna or Pfizer vaccines, once they receive their second dose, they are moved from the first dose column to the series completed column. **Because of this, the total first dose category may show a change from report to report not matching the total receiving their first dose from the previous day.** Persons receiving Johnson & Johnson vaccines will always be counted in the series completed column.

COVID-19 doses for vaccinated persons in Florida	
Doses administered	775,735
People receiving one dose of a 1-dose series (Johnson & Johnson) or receiving only one dose of a 2-dose series (Moderna, Pfizer) count once. Persons receiving both doses of a 2-dose series count twice.	

Current status of persons vaccinated for COVID-19 in Florida	
Total people vaccinated	504,358
First dose	180,692
Series completed	323,666
Completed 1-dose series	52,289
Completed 2-dose series	271,377
First dose: current number of people who have only received their first dose of the Moderna or Pfizer vaccine.	
Series complete: current number of people who have received both Moderna or Pfizer vaccine doses or one Johnson & Johnson dose and are considered fully immunized.	

Demographic summary	First dose	Series complete	Total people vaccinated
Age group	180,692	323,666	504,358
16-24 years	30,869	13,040	43,909
25-34 years	36,249	29,436	65,685
35-44 years	37,659	41,981	79,640
45-54 years	32,837	54,501	87,338
55-64 years	23,806	69,842	93,648
65-74 years	10,589	70,796	81,385
75-84 years	5,279	32,491	37,770
85+ years	3,404	11,579	14,983
Race	180,692	323,666	504,358
White	102,321	196,295	298,616
Black	14,125	26,065	40,190
American Indian/Alaskan	716	872	1,588
Other	31,360	54,153	85,513
Unknown	32,170	46,281	78,451
Other race includes Asian, native Hawaiian/Pacific Islander, or other.			
Ethnicity	180,692	323,666	504,358
Hispanic	33,058	35,748	68,806
Non-Hispanic	77,402	167,788	245,190
Unknown	70,232	120,130	190,362
Gender	180,692	323,666	504,358
Female	93,457	182,057	275,514
Male	85,154	140,687	225,841
Unknown	2,081	922	3,003



COVID-19: Osceola County vaccine summary

Vaccination data through Apr 22, 2021 as of Apr 23, 2021 at 12:05 AM

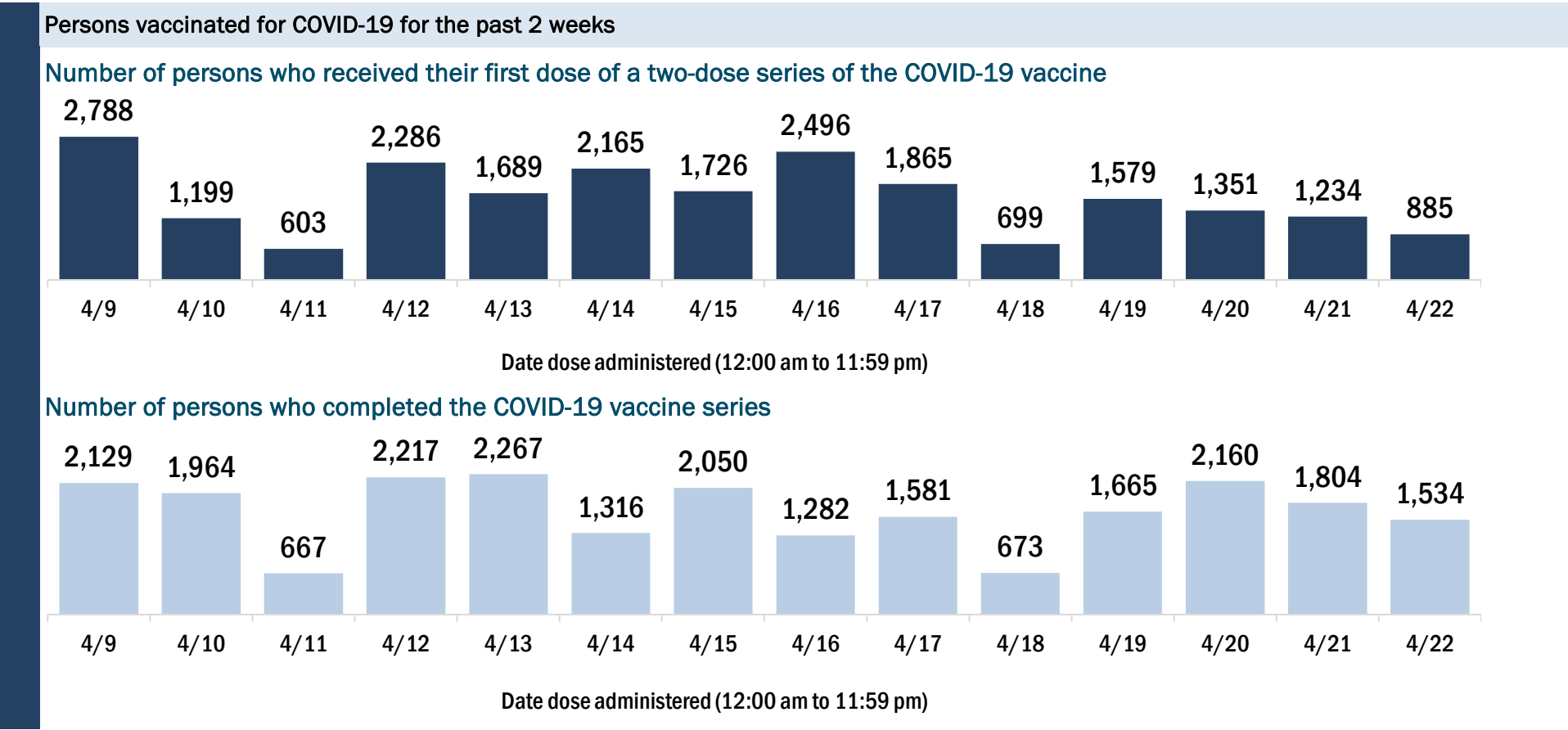
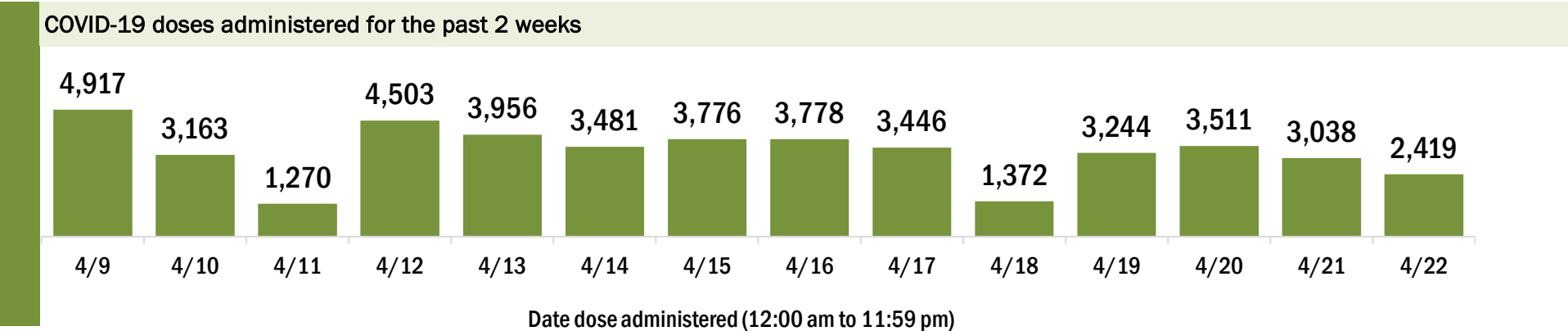
Data in this report are provisional and subject to change.

Data in this summary pertain to COVID-19 vaccines approved by the U.S. Food and Drug Administration and have been issued an Emergency Use Authorization (Janssen COVID-19 Vaccine, Moderna COVID-19 Vaccine and Pfizer-BioNTech COVID-19 Vaccine). These data summarize the number of people who have received either their first dose or have completed the series for a COVID-19 vaccine. **A person can only be counted in one category, first dose or series complete.** For persons receiving Moderna or Pfizer vaccines, once they receive their second dose, they are moved from the first dose column to the series completed column. **Because of this, the total first dose category may show a change from report to report not matching the total receiving their first dose from the previous day.** Persons receiving Johnson & Johnson vaccines will always be counted in the series completed column.

COVID-19 doses for vaccinated persons in Florida	
Doses administered	193,269
People receiving one dose of a 1-dose series (Johnson & Johnson) or receiving only one dose of a 2-dose series (Moderna, Pfizer) count once. Persons receiving both doses of a 2-dose series count twice.	

Current status of persons vaccinated for COVID-19 in Florida	
Total people vaccinated	125,257
First dose	46,952
Series completed	78,305
Completed 1-dose series	10,293
Completed 2-dose series	68,012
First dose: current number of people who have only received their first dose of the Moderna or Pfizer vaccine.	
Series complete: current number of people who have received both Moderna or Pfizer vaccine doses or one Johnson & Johnson dose and are considered fully immunized.	

Demographic summary	First dose	Series complete	Total people vaccinated
Age group	46,952	78,305	125,257
16-24 years	6,660	2,302	8,962
25-34 years	7,821	5,072	12,893
35-44 years	9,642	7,466	17,108
45-54 years	9,532	12,015	21,547
55-64 years	7,396	17,341	24,737
65-74 years	3,541	21,193	24,734
75-84 years	1,780	10,044	11,824
85+ years	580	2,872	3,452
Race	46,952	78,305	125,257
White	26,589	47,292	73,881
Black	2,383	4,349	6,732
American Indian/Alaskan	198	382	580
Other	7,977	14,236	22,213
Unknown	9,805	12,046	21,851
Other race includes Asian, native Hawaiian/Pacific Islander, or other.			
Ethnicity	46,952	78,305	125,257
Hispanic	16,426	22,477	38,903
Non-Hispanic	12,690	31,051	43,741
Unknown	17,836	24,777	42,613
Gender	46,952	78,305	125,257
Female	24,883	45,043	69,926
Male	21,921	33,205	55,126
Unknown	148	57	205



COVID-19: Palm Beach County vaccine summary

Vaccination data through Apr 22, 2021 as of Apr 23, 2021 at 12:05 AM

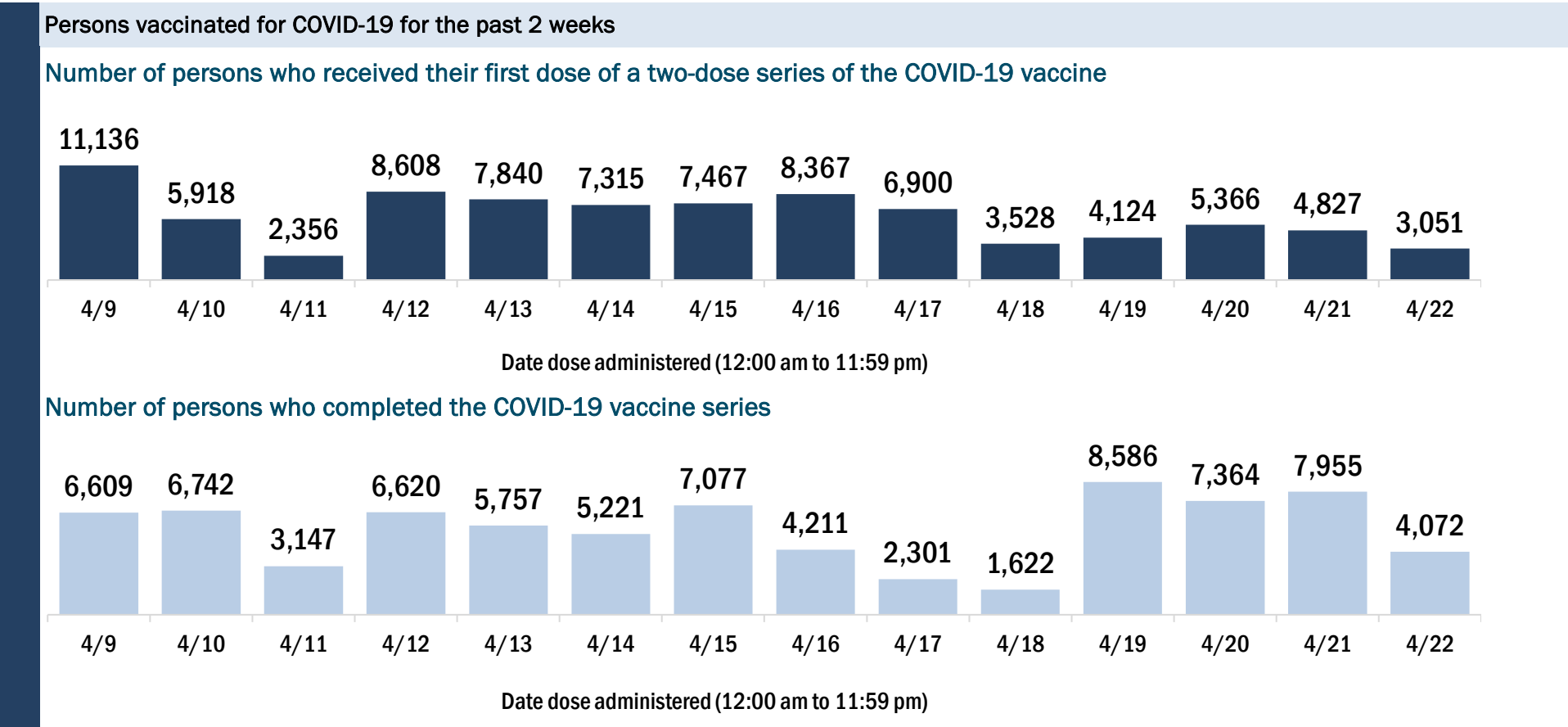
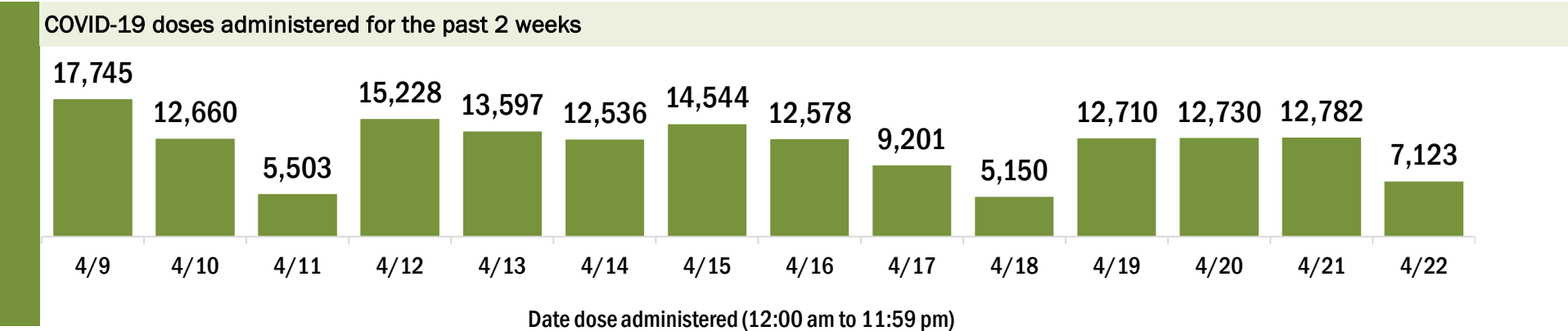
Data in this report are provisional and subject to change.

Data in this summary pertain to COVID-19 vaccines approved by the U.S. Food and Drug Administration and have been issued an Emergency Use Authorization (Janssen COVID-19 Vaccine, Moderna COVID-19 Vaccine and Pfizer-BioNTech COVID-19 Vaccine). These data summarize the number of people who have received either their first dose or have completed the series for a COVID-19 vaccine. **A person can only be counted in one category, first dose or series complete.** For persons receiving Moderna or Pfizer vaccines, once they receive their second dose, they are moved from the first dose column to the series completed column. **Because of this, the total first dose category may show a change from report to report not matching the total receiving their first dose from the previous day.** Persons receiving Johnson & Johnson vaccines will always be counted in the series completed column.

COVID-19 doses for vaccinated persons in Florida	
Doses administered	984,561
People receiving one dose of a 1-dose series (Johnson & Johnson) or receiving only one dose of a 2-dose series (Moderna, Pfizer) count once. Persons receiving both doses of a 2-dose series count twice.	

Current status of persons vaccinated for COVID-19 in Florida	
Total people vaccinated	616,290
First dose	209,985
Series completed	406,305
Completed 1-dose series	38,034
Completed 2-dose series	368,271
First dose: current number of people who have only received their first dose of the Moderna or Pfizer vaccine.	
Series complete: current number of people who have received both Moderna or Pfizer vaccine doses or one Johnson & Johnson dose and are considered fully immunized.	

Demographic summary	First dose	Series complete	Total people vaccinated
Age group	209,985	406,305	616,290
16-24 years	20,264	7,572	27,836
25-34 years	24,726	16,451	41,177
35-44 years	32,252	24,760	57,012
45-54 years	39,744	40,844	80,588
55-64 years	42,540	74,324	116,864
65-74 years	25,835	123,524	149,359
75-84 years	16,953	84,386	101,339
85+ years	7,671	34,444	42,115
Race	209,985	406,305	616,290
White	126,285	265,327	391,612
Black	15,500	21,347	36,847
American Indian/Alaskan	789	1,081	1,870
Other	23,457	35,500	58,957
Unknown	43,954	83,050	127,004
Other race includes Asian, native Hawaiian/Pacific Islander, or other.			
Ethnicity	209,985	406,305	616,290
Hispanic	35,823	31,655	67,478
Non-Hispanic	96,884	217,347	314,231
Unknown	77,278	157,303	234,581
Gender	209,985	406,305	616,290
Female	110,652	233,549	344,201
Male	98,775	172,473	271,248
Unknown	558	283	841



COVID-19: Pasco County vaccine summary

Vaccination data through Apr 22, 2021 as of Apr 23, 2021 at 12:05 AM

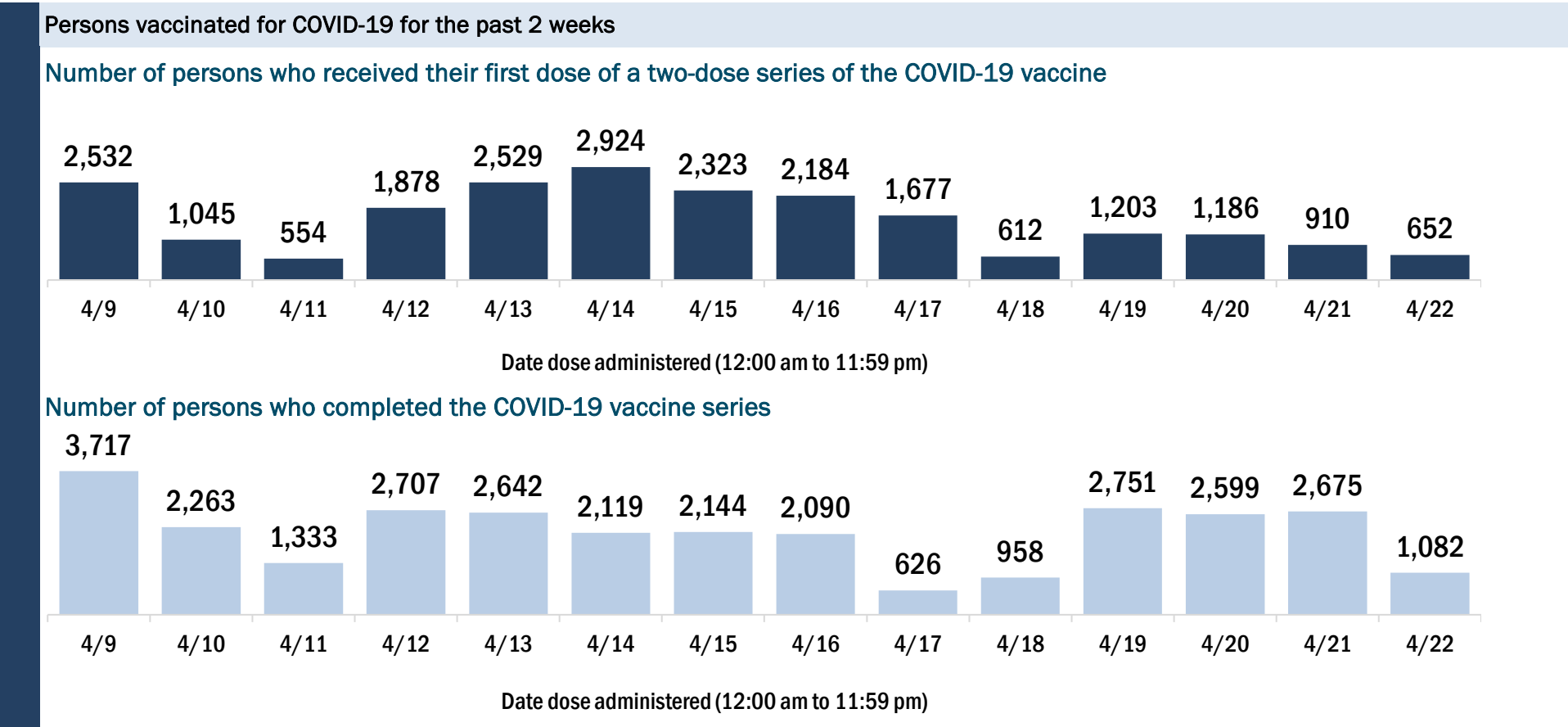
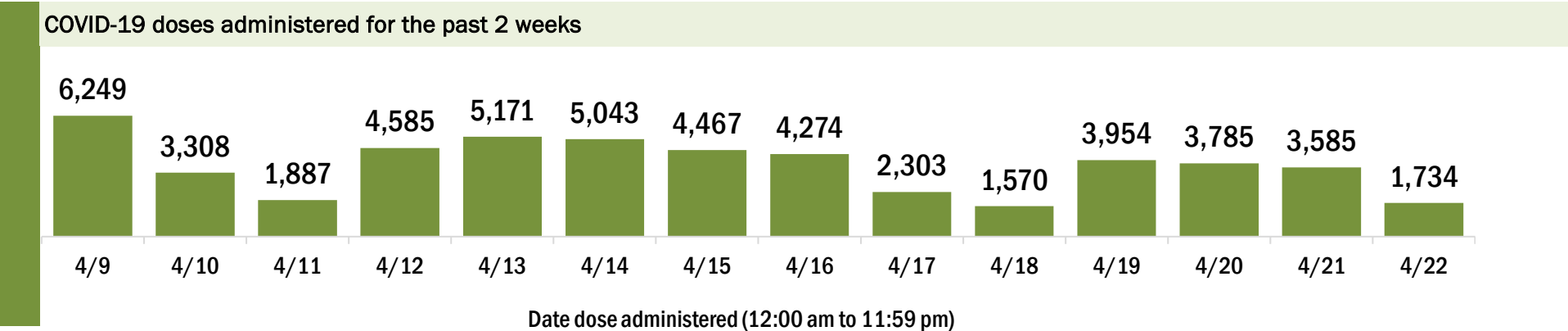
Data in this report are provisional and subject to change.

Data in this summary pertain to COVID-19 vaccines approved by the U.S. Food and Drug Administration and have been issued an Emergency Use Authorization (Janssen COVID-19 Vaccine, Moderna COVID-19 Vaccine and Pfizer-BioNTech COVID-19 Vaccine). These data summarize the number of people who have received either their first dose or have completed the series for a COVID-19 vaccine. **A person can only be counted in one category, first dose or series complete.** For persons receiving Moderna or Pfizer vaccines, once they receive their second dose, they are moved from the first dose column to the series completed column. **Because of this, the total first dose category may show a change from report to report not matching the total receiving their first dose from the previous day.** Persons receiving Johnson & Johnson vaccines will always be counted in the series completed column.

COVID-19 doses for vaccinated persons in Florida	
Doses administered	306,693
People receiving one dose of a 1-dose series (Johnson & Johnson) or receiving only one dose of a 2-dose series (Moderna, Pfizer) count once. Persons receiving both doses of a 2-dose series count twice.	

Current status of persons vaccinated for COVID-19 in Florida	
Total people vaccinated	193,203
First dose	68,372
Series completed	124,831
Completed 1-dose series	11,341
Completed 2-dose series	113,490
First dose: current number of people who have only received their first dose of the Moderna or Pfizer vaccine.	
Series complete: current number of people who have received both Moderna or Pfizer vaccine doses or one Johnson & Johnson dose and are considered fully immunized.	

Demographic summary	First dose	Series complete	Total people vaccinated
Age group	68,372	124,831	193,203
16-24 years	6,392	2,477	8,869
25-34 years	6,601	5,003	11,604
35-44 years	10,227	8,602	18,829
45-54 years	12,253	13,696	25,949
55-64 years	13,663	23,775	37,438
65-74 years	10,384	39,997	50,381
75-84 years	6,726	24,072	30,798
85+ years	2,126	7,209	9,335
Race	68,372	124,831	193,203
White	48,569	94,781	143,350
Black	2,568	3,397	5,965
American Indian/Alaskan	320	432	752
Other	7,264	11,462	18,726
Unknown	9,651	14,759	24,410
Other race includes Asian, native Hawaiian/Pacific Islander, or other.			
Ethnicity	68,372	124,831	193,203
Hispanic	5,915	6,743	12,658
Non-Hispanic	37,416	76,249	113,665
Unknown	25,041	41,839	66,880
Gender	68,372	124,831	193,203
Female	36,655	73,094	109,749
Male	31,615	51,648	83,263
Unknown	102	89	191



COVID-19: Pinellas County vaccine summary

Vaccination data through Apr 22, 2021 as of Apr 23, 2021 at 12:05 AM

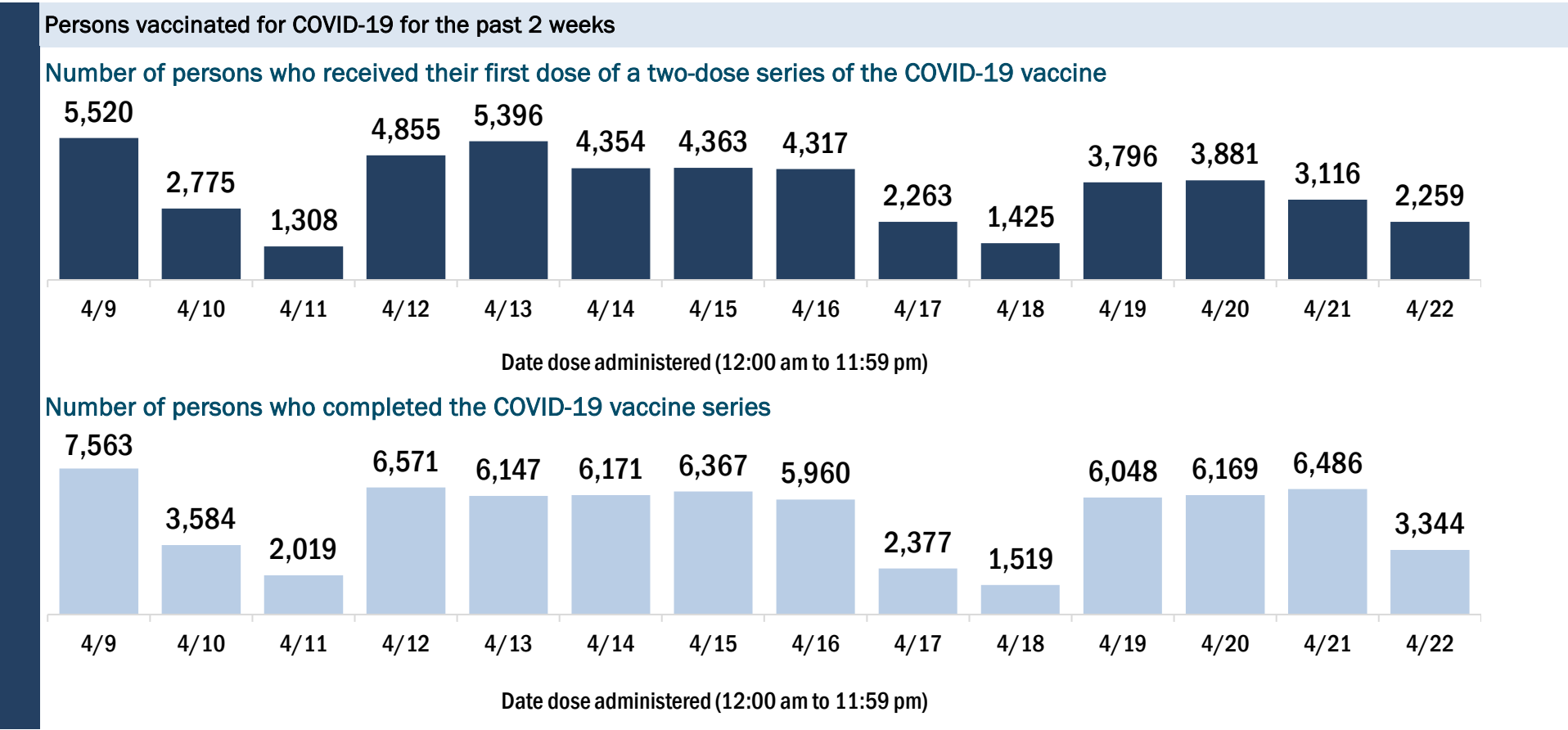
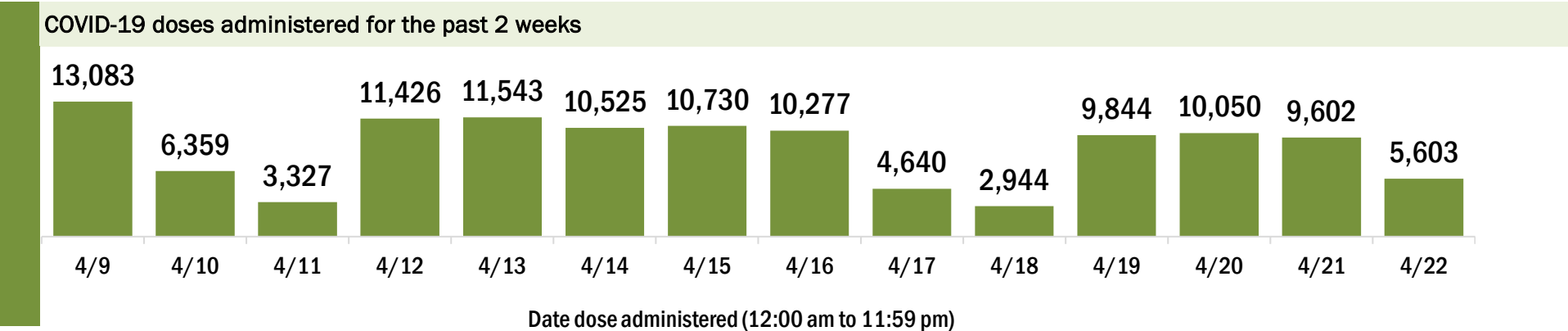
Data in this report are provisional and subject to change.

Data in this summary pertain to COVID-19 vaccines approved by the U.S. Food and Drug Administration and have been issued an Emergency Use Authorization (Janssen COVID-19 Vaccine, Moderna COVID-19 Vaccine and Pfizer-BioNTech COVID-19 Vaccine). These data summarize the number of people who have received either their first dose or have completed the series for a COVID-19 vaccine. **A person can only be counted in one category, first dose or series complete.** For persons receiving Moderna or Pfizer vaccines, once they receive their second dose, they are moved from the first dose column to the series completed column. **Because of this, the total first dose category may show a change from report to report not matching the total receiving their first dose from the previous day.** Persons receiving Johnson & Johnson vaccines will always be counted in the series completed column.

COVID-19 doses for vaccinated persons in Florida	
Doses administered	673,445
People receiving one dose of a 1-dose series (Johnson & Johnson) or receiving only one dose of a 2-dose series (Moderna, Pfizer) count once. Persons receiving both doses of a 2-dose series count twice.	

Current status of persons vaccinated for COVID-19 in Florida	
Total people vaccinated	407,354
First dose	121,590
Series completed	285,764
Completed 1-dose series	19,673
Completed 2-dose series	266,091
First dose: current number of people who have only received their first dose of the Moderna or Pfizer vaccine.	
Series complete: current number of people who have received both Moderna or Pfizer vaccine doses or one Johnson & Johnson dose and are considered fully immunized.	

Demographic summary	First dose	Series complete	Total people vaccinated
Age group	121,590	285,764	407,354
16-24 years	11,802	4,875	16,677
25-34 years	17,284	12,733	30,017
35-44 years	19,487	17,318	36,805
45-54 years	21,258	30,150	51,408
55-64 years	23,238	66,049	89,287
65-74 years	15,444	89,595	105,039
75-84 years	9,101	47,203	56,304
85+ years	3,976	17,841	21,817
Race	121,590	285,764	407,354
White	81,186	217,129	298,315
Black	6,786	11,690	18,476
American Indian/Alaskan	451	619	1,070
Other	12,003	21,907	33,910
Unknown	21,164	34,419	55,583
Other race includes Asian, native Hawaiian/Pacific Islander, or other.			
Ethnicity	121,590	285,764	407,354
Hispanic	5,969	8,749	14,718
Non-Hispanic	68,611	179,563	248,174
Unknown	47,010	97,452	144,462
Gender	121,590	285,764	407,354
Female	64,283	165,619	229,902
Male	56,935	119,723	176,658
Unknown	372	422	794



COVID-19: Polk County vaccine summary

Vaccination data through Apr 22, 2021 as of Apr 23, 2021 at 12:05 AM

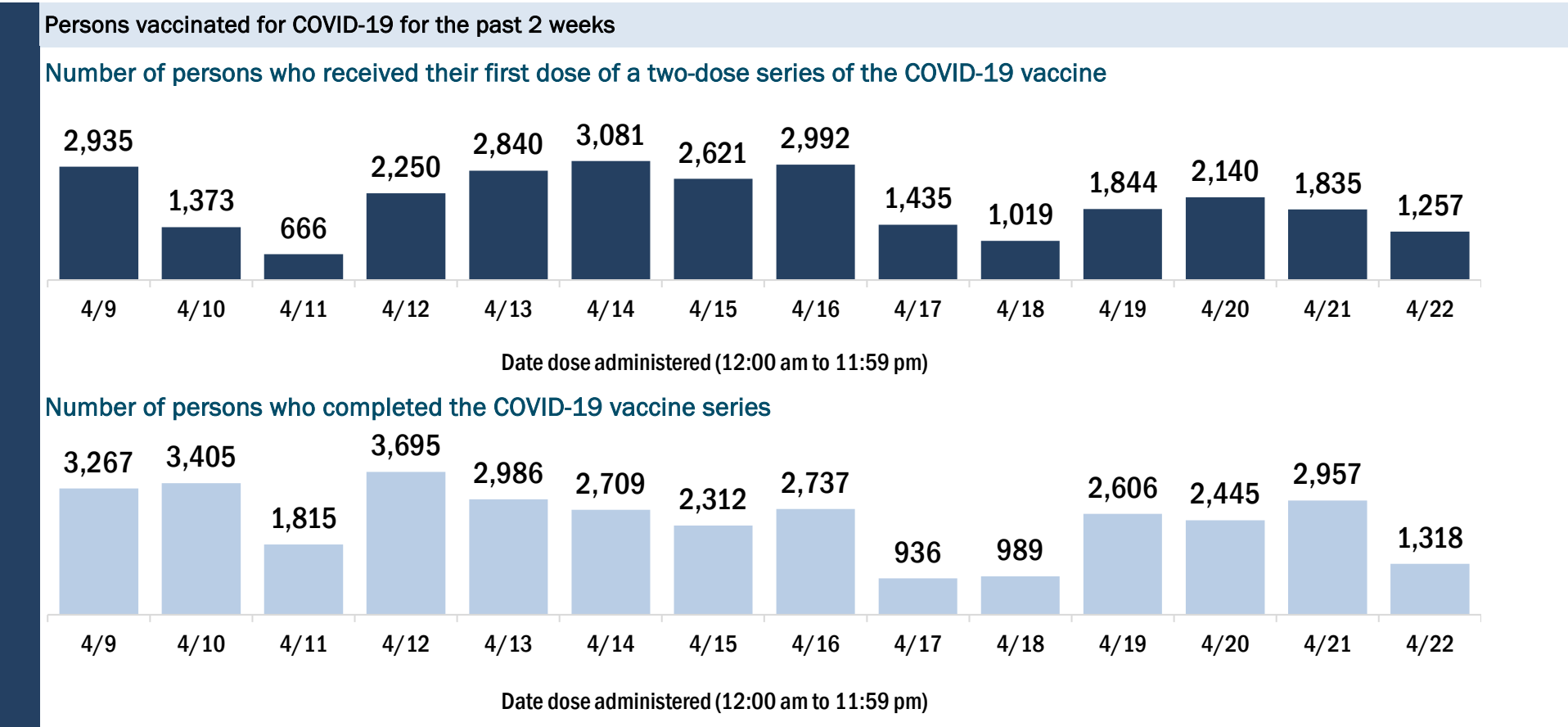
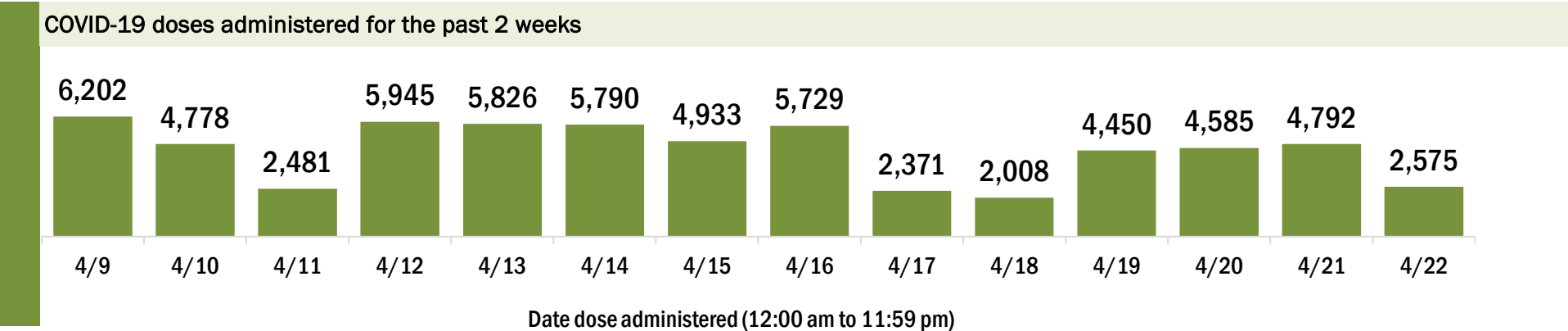
Data in this report are provisional and subject to change.

Data in this summary pertain to COVID-19 vaccines approved by the U.S. Food and Drug Administration and have been issued an Emergency Use Authorization (Janssen COVID-19 Vaccine, Moderna COVID-19 Vaccine and Pfizer-BioNTech COVID-19 Vaccine). These data summarize the number of people who have received either their first dose or have completed the series for a COVID-19 vaccine. **A person can only be counted in one category, first dose or series complete.** For persons receiving Moderna or Pfizer vaccines, once they receive their second dose, they are moved from the first dose column to the series completed column. **Because of this, the total first dose category may show a change from report to report not matching the total receiving their first dose from the previous day.** Persons receiving Johnson & Johnson vaccines will always be counted in the series completed column.

COVID-19 doses for vaccinated persons in Florida	
Doses administered	356,365
People receiving one dose of a 1-dose series (Johnson & Johnson) or receiving only one dose of a 2-dose series (Moderna, Pfizer) count once. Persons receiving both doses of a 2-dose series count twice.	

Current status of persons vaccinated for COVID-19 in Florida	
Total people vaccinated	221,162
First dose	75,679
Series completed	145,483
Completed 1-dose series	10,280
Completed 2-dose series	135,203
First dose: current number of people who have only received their first dose of the Moderna or Pfizer vaccine.	
Series complete: current number of people who have received both Moderna or Pfizer vaccine doses or one Johnson & Johnson dose and are considered fully immunized.	

Demographic summary	First dose	Series complete	Total people vaccinated
Age group	75,679	145,483	221,162
16-24 years	6,519	2,951	9,470
25-34 years	9,021	6,486	15,507
35-44 years	10,764	9,138	19,902
45-54 years	13,100	14,064	27,164
55-64 years	14,650	27,103	41,753
65-74 years	11,853	48,271	60,124
75-84 years	7,322	29,105	36,427
85+ years	2,450	8,365	10,815
Race	75,679	145,483	221,162
White	47,759	104,698	152,457
Black	6,175	9,303	15,478
American Indian/Alaskan	596	681	1,277
Other	8,017	11,451	19,468
Unknown	13,132	19,350	32,482
Other race includes Asian, native Hawaiian/Pacific Islander, or other.			
Ethnicity	75,679	145,483	221,162
Hispanic	13,750	12,947	26,697
Non-Hispanic	35,071	85,151	120,222
Unknown	26,858	47,385	74,243
Gender	75,679	145,483	221,162
Female	40,147	83,648	123,795
Male	35,298	61,736	97,034
Unknown	234	99	333



COVID-19: Putnam County vaccine summary

Vaccination data through Apr 22, 2021 as of Apr 23, 2021 at 12:05 AM

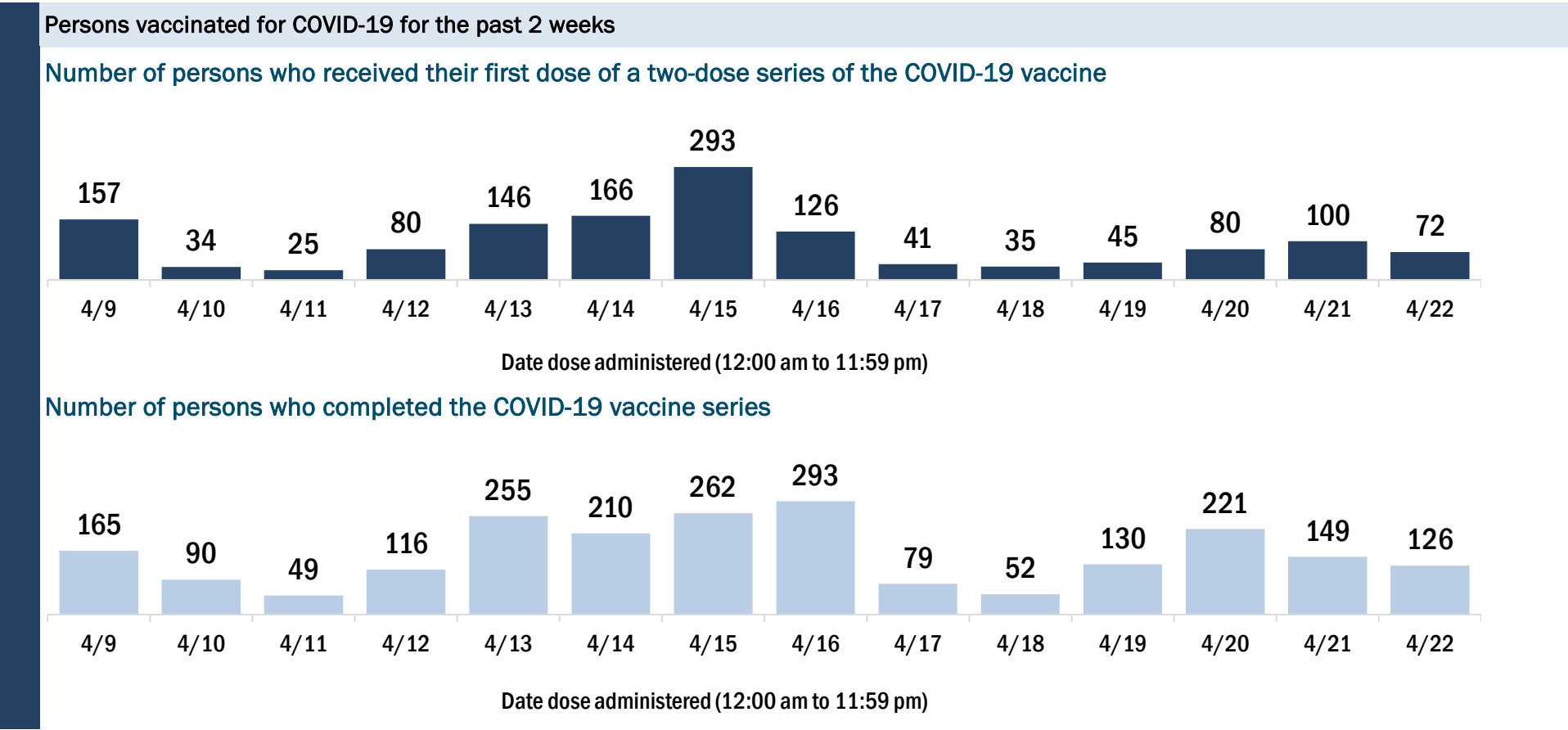
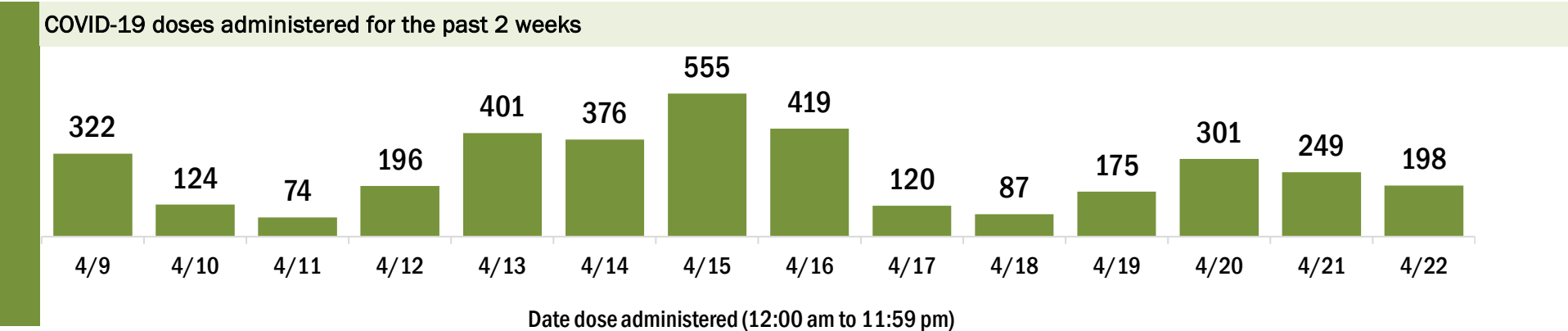
Data in this report are provisional and subject to change.

Data in this summary pertain to COVID-19 vaccines approved by the U.S. Food and Drug Administration and have been issued an Emergency Use Authorization (Janssen COVID-19 Vaccine, Moderna COVID-19 Vaccine and Pfizer-BioNTech COVID-19 Vaccine). These data summarize the number of people who have received either their first dose or have completed the series for a COVID-19 vaccine. **A person can only be counted in one category, first dose or series complete.** For persons receiving Moderna or Pfizer vaccines, once they receive their second dose, they are moved from the first dose column to the series completed column. **Because of this, the total first dose category may show a change from report to report not matching the total receiving their first dose from the previous day.** Persons receiving Johnson & Johnson vaccines will always be counted in the series completed column.

COVID-19 doses for vaccinated persons in Florida	
Doses administered	28,809
People receiving one dose of a 1-dose series (Johnson & Johnson) or receiving only one dose of a 2-dose series (Moderna, Pfizer) count once. Persons receiving both doses of a 2-dose series count twice.	

Current status of persons vaccinated for COVID-19 in Florida	
Total people vaccinated	17,770
First dose	5,897
Series completed	11,873
Completed 1-dose series	834
Completed 2-dose series	11,039
First dose: current number of people who have only received their first dose of the Moderna or Pfizer vaccine.	
Series complete: current number of people who have received both Moderna or Pfizer vaccine doses or one Johnson & Johnson dose and are considered fully immunized.	

Demographic summary	First dose	Series complete	Total people vaccinated
Age group	5,897	11,873	17,770
16-24 years	264	121	385
25-34 years	414	300	714
35-44 years	554	449	1,003
45-54 years	774	929	1,703
55-64 years	1,425	2,423	3,848
65-74 years	1,427	4,450	5,877
75-84 years	784	2,439	3,223
85+ years	255	762	1,017
Race	5,897	11,873	17,770
White	4,398	9,295	13,693
Black	648	1,212	1,860
American Indian/Alaskan	54	84	138
Other	469	674	1,143
Unknown	328	608	936
Other race includes Asian, native Hawaiian/Pacific Islander, or other.			
Ethnicity	5,897	11,873	17,770
Hispanic	323	460	783
Non-Hispanic	4,564	9,284	13,848
Unknown	1,010	2,129	3,139
Gender	5,897	11,873	17,770
Female	3,108	6,844	9,952
Male	2,778	5,025	7,803
Unknown	11	4	15



COVID-19: Santa Rosa County vaccine summary

Vaccination data through Apr 22, 2021 as of Apr 23, 2021 at 12:05 AM

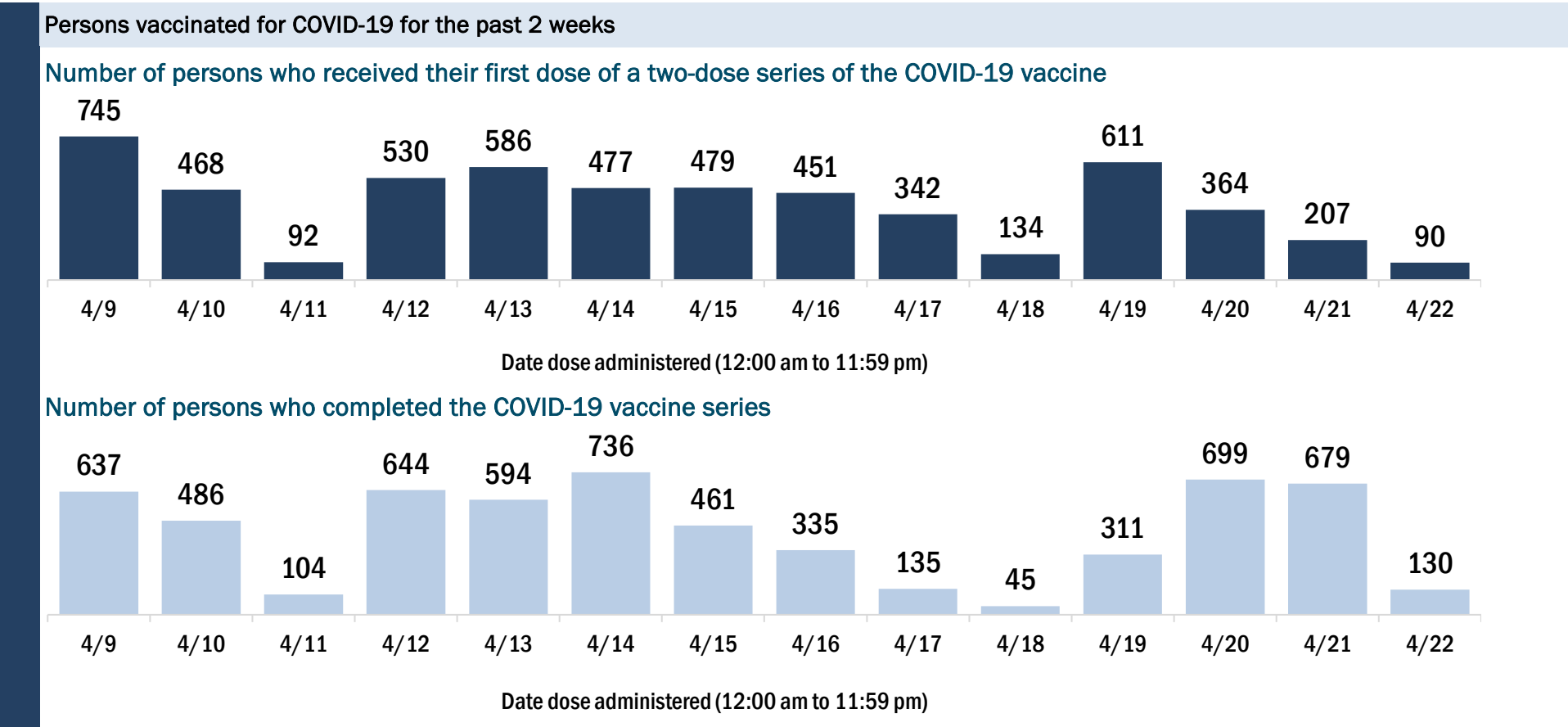
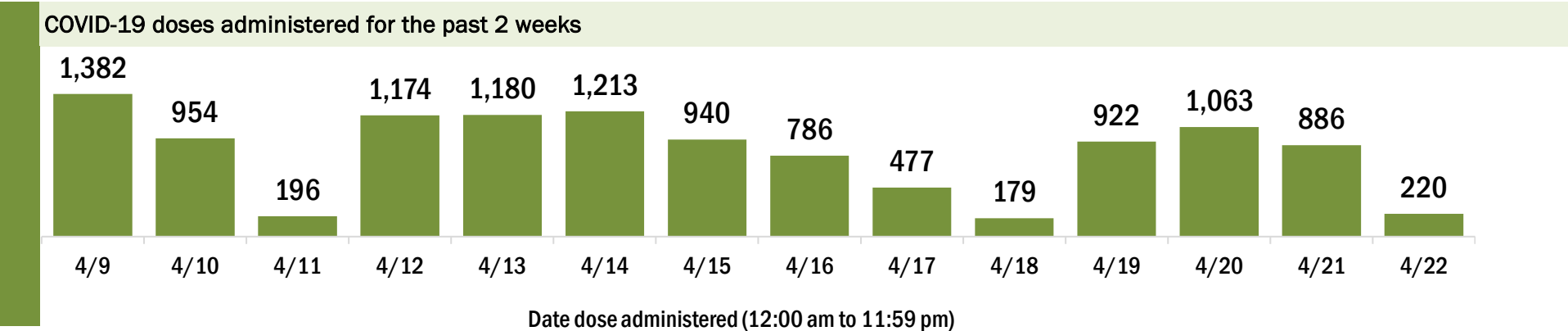
Data in this report are provisional and subject to change.

Data in this summary pertain to COVID-19 vaccines approved by the U.S. Food and Drug Administration and have been issued an Emergency Use Authorization (Janssen COVID-19 Vaccine, Moderna COVID-19 Vaccine and Pfizer-BioNTech COVID-19 Vaccine). These data summarize the number of people who have received either their first dose or have completed the series for a COVID-19 vaccine. **A person can only be counted in one category, first dose or series complete.** For persons receiving Moderna or Pfizer vaccines, once they receive their second dose, they are moved from the first dose column to the series completed column. **Because of this, the total first dose category may show a change from report to report not matching the total receiving their first dose from the previous day.** Persons receiving Johnson & Johnson vaccines will always be counted in the series completed column.

COVID-19 doses for vaccinated persons in Florida	
Doses administered	89,366
People receiving one dose of a 1-dose series (Johnson & Johnson) or receiving only one dose of a 2-dose series (Moderna, Pfizer) count once. Persons receiving both doses of a 2-dose series count twice.	

Current status of persons vaccinated for COVID-19 in Florida	
Total people vaccinated	55,353
First dose	19,043
Series completed	36,310
Completed 1-dose series	2,297
Completed 2-dose series	34,013
First dose: current number of people who have only received their first dose of the Moderna or Pfizer vaccine.	
Series complete: current number of people who have received both Moderna or Pfizer vaccine doses or one Johnson & Johnson dose and are considered fully immunized.	

Demographic summary	First dose	Series complete	Total people vaccinated
Age group	19,043	36,310	55,353
16-24 years	1,855	648	2,503
25-34 years	2,211	1,524	3,735
35-44 years	2,997	2,436	5,433
45-54 years	3,438	4,002	7,440
55-64 years	4,194	7,878	12,072
65-74 years	2,665	12,171	14,836
75-84 years	1,271	5,964	7,235
85+ years	412	1,687	2,099
Race	19,043	36,310	55,353
White	12,232	27,123	39,355
Black	1,058	1,103	2,161
American Indian/Alaskan	88	213	301
Other	1,486	2,404	3,890
Unknown	4,179	5,467	9,646
Other race includes Asian, native Hawaiian/Pacific Islander, or other.			
Ethnicity	19,043	36,310	55,353
Hispanic	949	820	1,769
Non-Hispanic	11,610	24,135	35,745
Unknown	6,484	11,355	17,839
Gender	19,043	36,310	55,353
Female	9,820	20,816	30,636
Male	9,201	15,487	24,688
Unknown	22	7	29



COVID-19: Sarasota County vaccine summary

Vaccination data through Apr 22, 2021 as of Apr 23, 2021 at 12:05 AM

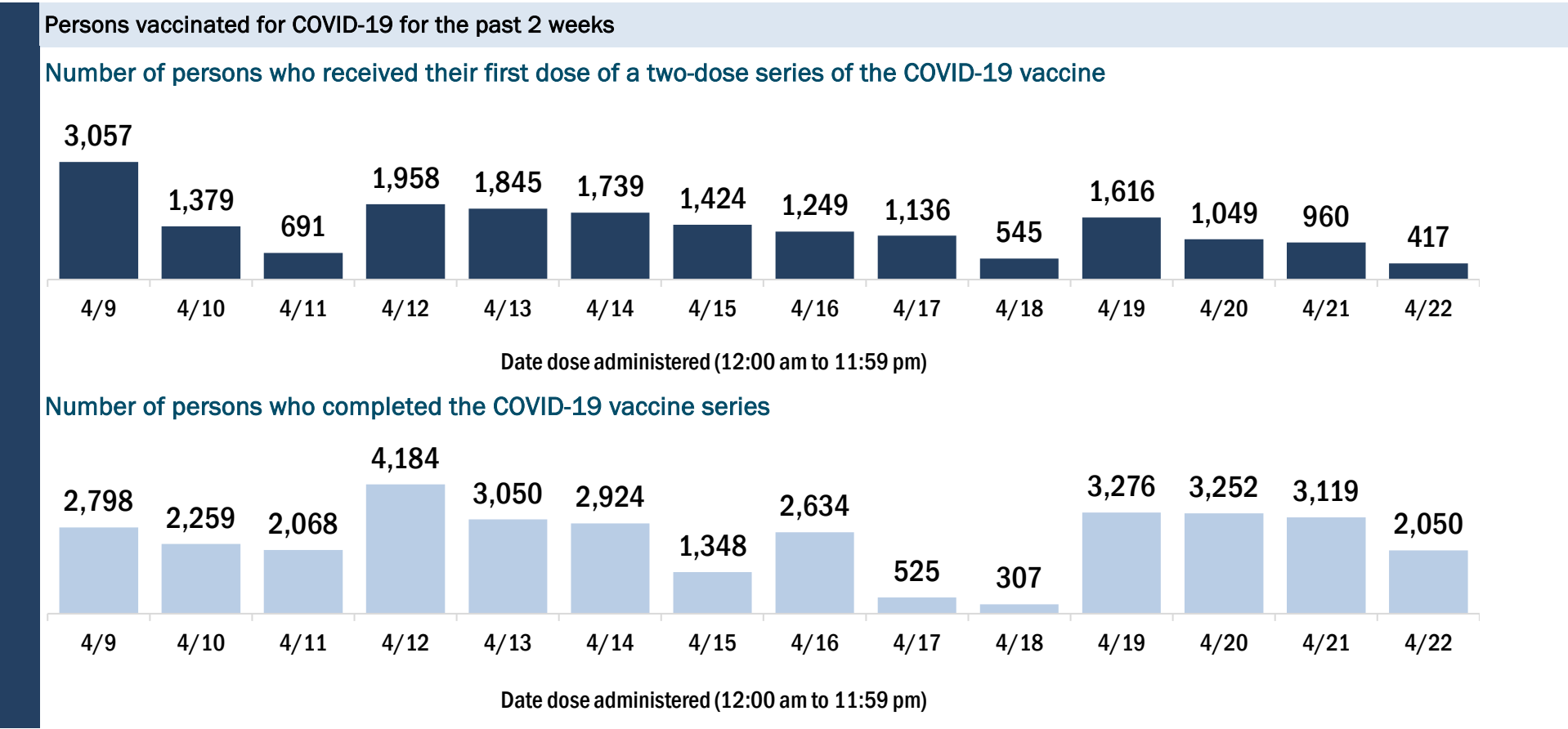
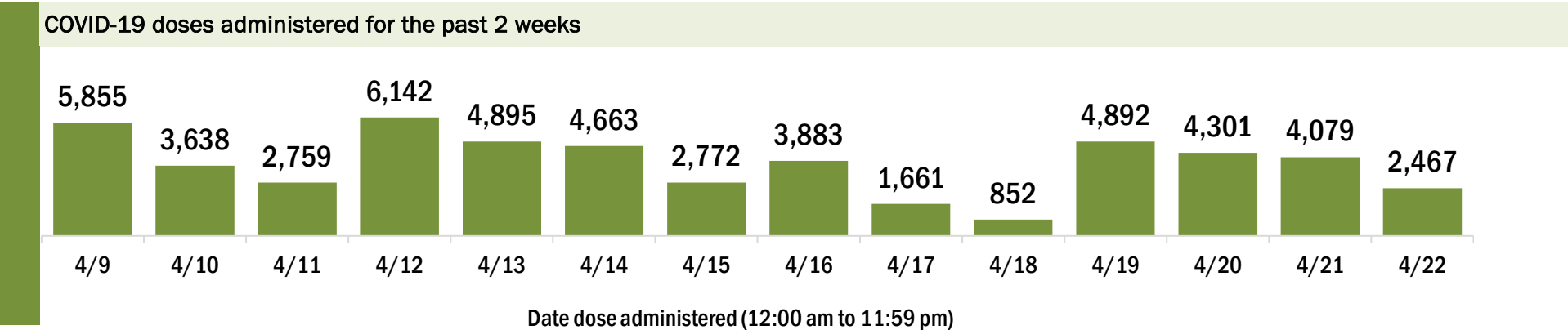
Data in this report are provisional and subject to change.

Data in this summary pertain to COVID-19 vaccines approved by the U.S. Food and Drug Administration and have been issued an Emergency Use Authorization (Janssen COVID-19 Vaccine, Moderna COVID-19 Vaccine and Pfizer-BioNTech COVID-19 Vaccine). These data summarize the number of people who have received either their first dose or have completed the series for a COVID-19 vaccine. **A person can only be counted in one category, first dose or series complete.** For persons receiving Moderna or Pfizer vaccines, once they receive their second dose, they are moved from the first dose column to the series completed column. **Because of this, the total first dose category may show a change from report to report not matching the total receiving their first dose from the previous day.** Persons receiving Johnson & Johnson vaccines will always be counted in the series completed column.

COVID-19 doses for vaccinated persons in Florida	
Doses administered	374,504
People receiving one dose of a 1-dose series (Johnson & Johnson) or receiving only one dose of a 2-dose series (Moderna, Pfizer) count once. Persons receiving both doses of a 2-dose series count twice.	

Current status of persons vaccinated for COVID-19 in Florida	
Total people vaccinated	229,027
First dose	74,832
Series completed	154,195
Completed 1-dose series	8,718
Completed 2-dose series	145,477
First dose: current number of people who have only received their first dose of the Moderna or Pfizer vaccine.	
Series complete: current number of people who have received both Moderna or Pfizer vaccine doses or one Johnson & Johnson dose and are considered fully immunized.	

Demographic summary	First dose	Series complete	Total people vaccinated
Age group	74,832	154,195	229,027
16-24 years	4,873	1,551	6,424
25-34 years	5,333	3,288	8,621
35-44 years	7,428	4,593	12,021
45-54 years	11,303	8,220	19,523
55-64 years	17,742	22,813	40,555
65-74 years	14,546	60,833	75,379
75-84 years	9,691	39,258	48,949
85+ years	3,916	13,639	17,555
Race	74,832	154,195	229,027
White	57,431	123,143	180,574
Black	1,521	2,022	3,543
American Indian/Alaskan	270	549	819
Other	5,547	9,886	15,433
Unknown	10,063	18,595	28,658
Other race includes Asian, native Hawaiian/Pacific Islander, or other.			
Ethnicity	74,832	154,195	229,027
Hispanic	5,745	3,734	9,479
Non-Hispanic	47,395	103,699	151,094
Unknown	21,692	46,762	68,454
Gender	74,832	154,195	229,027
Female	39,943	87,590	127,533
Male	34,737	66,503	101,240
Unknown	152	102	254



COVID-19: Seminole County vaccine summary

Vaccination data through Apr 22, 2021 as of Apr 23, 2021 at 12:05 AM

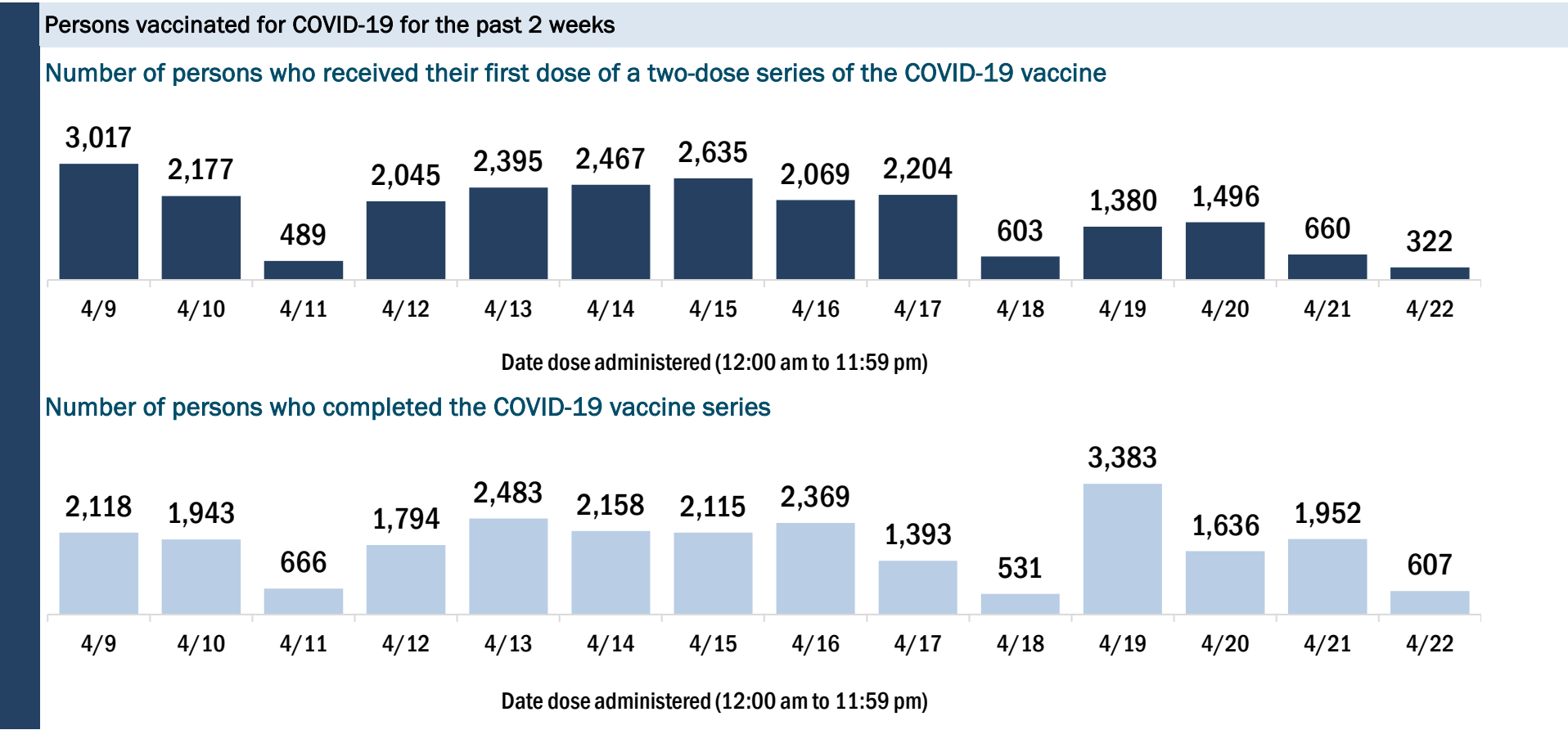
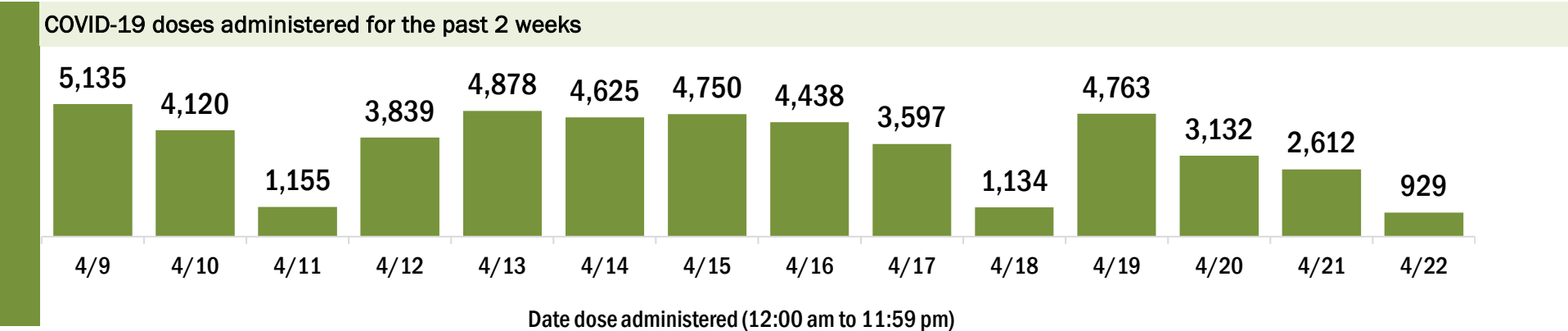
Data in this report are provisional and subject to change.

Data in this summary pertain to COVID-19 vaccines approved by the U.S. Food and Drug Administration and have been issued an Emergency Use Authorization (Janssen COVID-19 Vaccine, Moderna COVID-19 Vaccine and Pfizer-BioNTech COVID-19 Vaccine). These data summarize the number of people who have received either their first dose or have completed the series for a COVID-19 vaccine. **A person can only be counted in one category, first dose or series complete.** For persons receiving Moderna or Pfizer vaccines, once they receive their second dose, they are moved from the first dose column to the series completed column. **Because of this, the total first dose category may show a change from report to report not matching the total receiving their first dose from the previous day.** Persons receiving Johnson & Johnson vaccines will always be counted in the series completed column.

COVID-19 doses for vaccinated persons in Florida	
Doses administered	264,868
People receiving one dose of a 1-dose series (Johnson & Johnson) or receiving only one dose of a 2-dose series (Moderna, Pfizer) count once. Persons receiving both doses of a 2-dose series count twice.	

Current status of persons vaccinated for COVID-19 in Florida	
Total people vaccinated	166,855
First dose	58,967
Series completed	107,888
Completed 1-dose series	9,875
Completed 2-dose series	98,013
First dose: current number of people who have only received their first dose of the Moderna or Pfizer vaccine.	
Series complete: current number of people who have received both Moderna or Pfizer vaccine doses or one Johnson & Johnson dose and are considered fully immunized.	

Demographic summary	First dose	Series complete	Total people vaccinated
Age group	58,967	107,888	166,855
16-24 years	9,922	3,491	13,413
25-34 years	10,163	7,284	17,447
35-44 years	12,333	10,889	23,222
45-54 years	11,484	15,436	26,920
55-64 years	8,899	23,381	32,280
65-74 years	3,536	28,302	31,838
75-84 years	1,792	13,843	15,635
85+ years	838	5,262	6,100
Race	58,967	107,888	166,855
White	37,433	77,285	114,718
Black	4,244	6,772	11,016
American Indian/Alaskan	279	469	748
Other	9,619	14,982	24,601
Unknown	7,392	8,380	15,772
Other race includes Asian, native Hawaiian/Pacific Islander, or other.			
Ethnicity	58,967	107,888	166,855
Hispanic	9,842	10,884	20,726
Non-Hispanic	32,879	69,429	102,308
Unknown	16,246	27,575	43,821
Gender	58,967	107,888	166,855
Female	30,496	62,773	93,269
Male	28,231	45,018	73,249
Unknown	240	97	337



COVID-19: St. Johns County vaccine summary

Vaccination data through Apr 22, 2021 as of Apr 23, 2021 at 12:05 AM

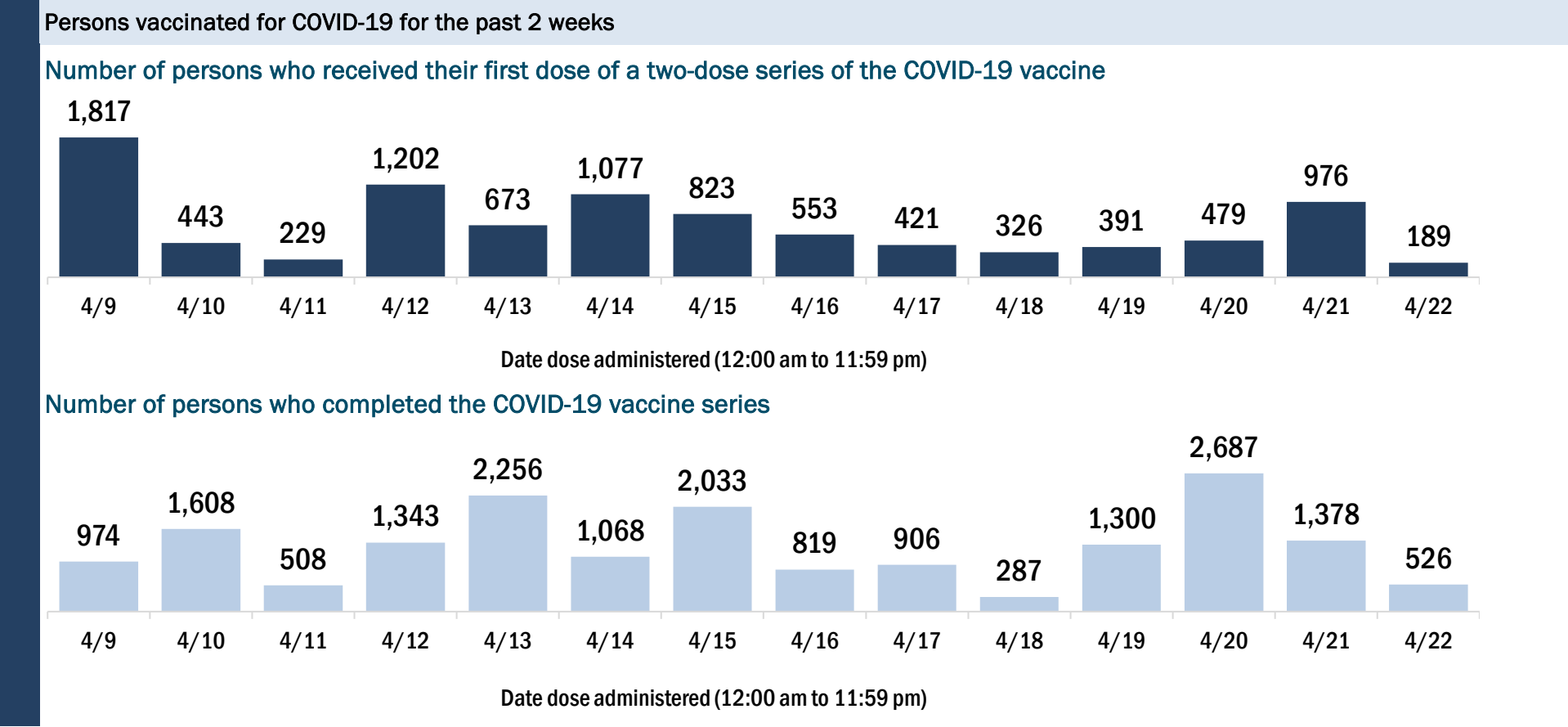
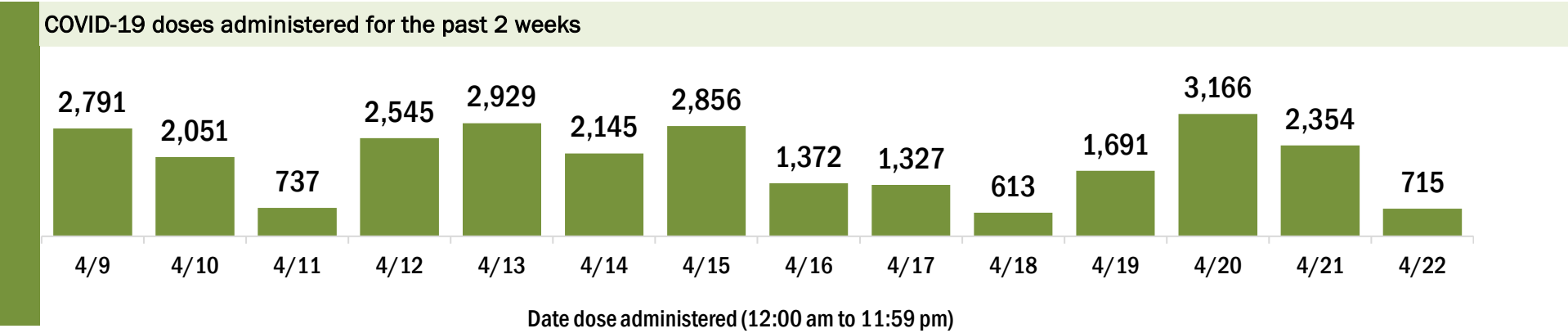
Data in this report are provisional and subject to change.

Data in this summary pertain to COVID-19 vaccines approved by the U.S. Food and Drug Administration and have been issued an Emergency Use Authorization (Janssen COVID-19 Vaccine, Moderna COVID-19 Vaccine and Pfizer-BioNTech COVID-19 Vaccine). These data summarize the number of people who have received either their first dose or have completed the series for a COVID-19 vaccine. **A person can only be counted in one category, first dose or series complete.** For persons receiving Moderna or Pfizer vaccines, once they receive their second dose, they are moved from the first dose column to the series completed column. **Because of this, the total first dose category may show a change from report to report not matching the total receiving their first dose from the previous day.** Persons receiving Johnson & Johnson vaccines will always be counted in the series completed column.

COVID-19 doses for vaccinated persons in Florida	
Doses administered	205,987
People receiving one dose of a 1-dose series (Johnson & Johnson) or receiving only one dose of a 2-dose series (Moderna, Pfizer) count once. Persons receiving both doses of a 2-dose series count twice.	

Current status of persons vaccinated for COVID-19 in Florida	
Total people vaccinated	120,913
First dose	30,604
Series completed	90,309
Completed 1-dose series	5,235
Completed 2-dose series	85,074
First dose: current number of people who have only received their first dose of the Moderna or Pfizer vaccine.	
Series complete: current number of people who have received both Moderna or Pfizer vaccine doses or one Johnson & Johnson dose and are considered fully immunized.	

Demographic summary	First dose	Series complete	Total people vaccinated
Age group	30,604	90,309	120,913
16-24 years	4,823	1,969	6,792
25-34 years	3,772	3,650	7,422
35-44 years	6,635	8,598	15,233
45-54 years	6,291	11,983	18,274
55-64 years	4,772	19,399	24,171
65-74 years	2,491	27,536	30,027
75-84 years	1,284	13,393	14,677
85+ years	536	3,781	4,317
Race	30,604	90,309	120,913
White	20,641	68,347	88,988
Black	1,152	2,576	3,728
American Indian/Alaskan	89	242	331
Other	3,626	8,320	11,946
Unknown	5,096	10,824	15,920
Other race includes Asian, native Hawaiian/Pacific Islander, or other.			
Ethnicity	30,604	90,309	120,913
Hispanic	2,184	3,088	5,272
Non-Hispanic	18,618	60,256	78,874
Unknown	9,802	26,965	36,767
Gender	30,604	90,309	120,913
Female	15,897	50,559	66,456
Male	14,683	39,737	54,420
Unknown	24	13	37



COVID-19: St. Lucie County vaccine summary

Vaccination data through Apr 22, 2021 as of Apr 23, 2021 at 12:05 AM

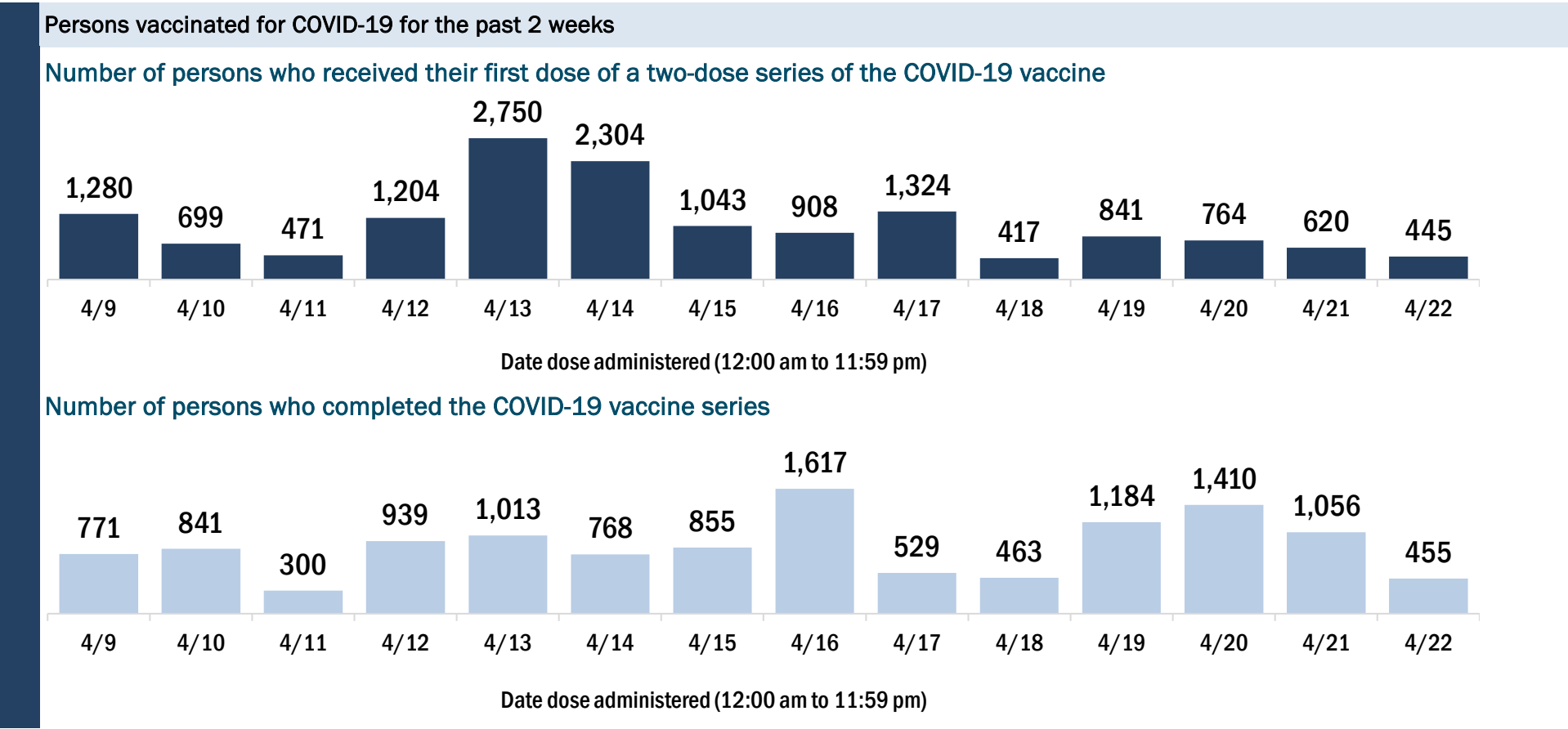
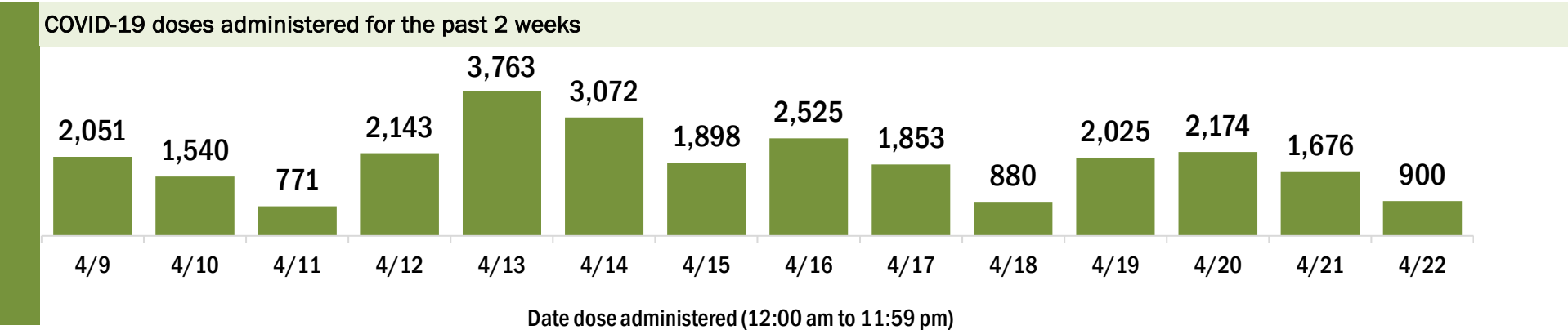
Data in this report are provisional and subject to change.

Data in this summary pertain to COVID-19 vaccines approved by the U.S. Food and Drug Administration and have been issued an Emergency Use Authorization (Janssen COVID-19 Vaccine, Moderna COVID-19 Vaccine and Pfizer-BioNTech COVID-19 Vaccine). These data summarize the number of people who have received either their first dose or have completed the series for a COVID-19 vaccine. **A person can only be counted in one category, first dose or series complete.** For persons receiving Moderna or Pfizer vaccines, once they receive their second dose, they are moved from the first dose column to the series completed column. **Because of this, the total first dose category may show a change from report to report not matching the total receiving their first dose from the previous day.** Persons receiving Johnson & Johnson vaccines will always be counted in the series completed column.

COVID-19 doses for vaccinated persons in Florida	
Doses administered	182,188
People receiving one dose of a 1-dose series (Johnson & Johnson) or receiving only one dose of a 2-dose series (Moderna, Pfizer) count once. Persons receiving both doses of a 2-dose series count twice.	

Current status of persons vaccinated for COVID-19 in Florida	
Total people vaccinated	113,796
First dose	41,902
Series completed	71,894
Completed 1-dose series	3,502
Completed 2-dose series	68,392
First dose: current number of people who have only received their first dose of the Moderna or Pfizer vaccine.	
Series complete: current number of people who have received both Moderna or Pfizer vaccine doses or one Johnson & Johnson dose and are considered fully immunized.	

Demographic summary	First dose	Series complete	Total people vaccinated
Age group	41,902	71,894	113,796
16-24 years	3,237	876	4,113
25-34 years	3,653	2,038	5,691
35-44 years	5,065	3,342	8,407
45-54 years	7,142	5,994	13,136
55-64 years	10,385	12,875	23,260
65-74 years	7,066	26,737	33,803
75-84 years	3,997	15,378	19,375
85+ years	1,357	4,654	6,011
Race	41,902	71,894	113,796
White	26,269	47,412	73,681
Black	4,229	6,639	10,868
American Indian/Alaskan	216	325	541
Other	4,126	6,431	10,557
Unknown	7,062	11,087	18,149
Other race includes Asian, native Hawaiian/Pacific Islander, or other.			
Ethnicity	41,902	71,894	113,796
Hispanic	6,565	5,552	12,117
Non-Hispanic	21,175	41,169	62,344
Unknown	14,162	25,173	39,335
Gender	41,902	71,894	113,796
Female	22,460	41,245	63,705
Male	19,342	30,581	49,923
Unknown	100	68	168



COVID-19: Sumter County vaccine summary

Vaccination data through Apr 22, 2021 as of Apr 23, 2021 at 12:05 AM

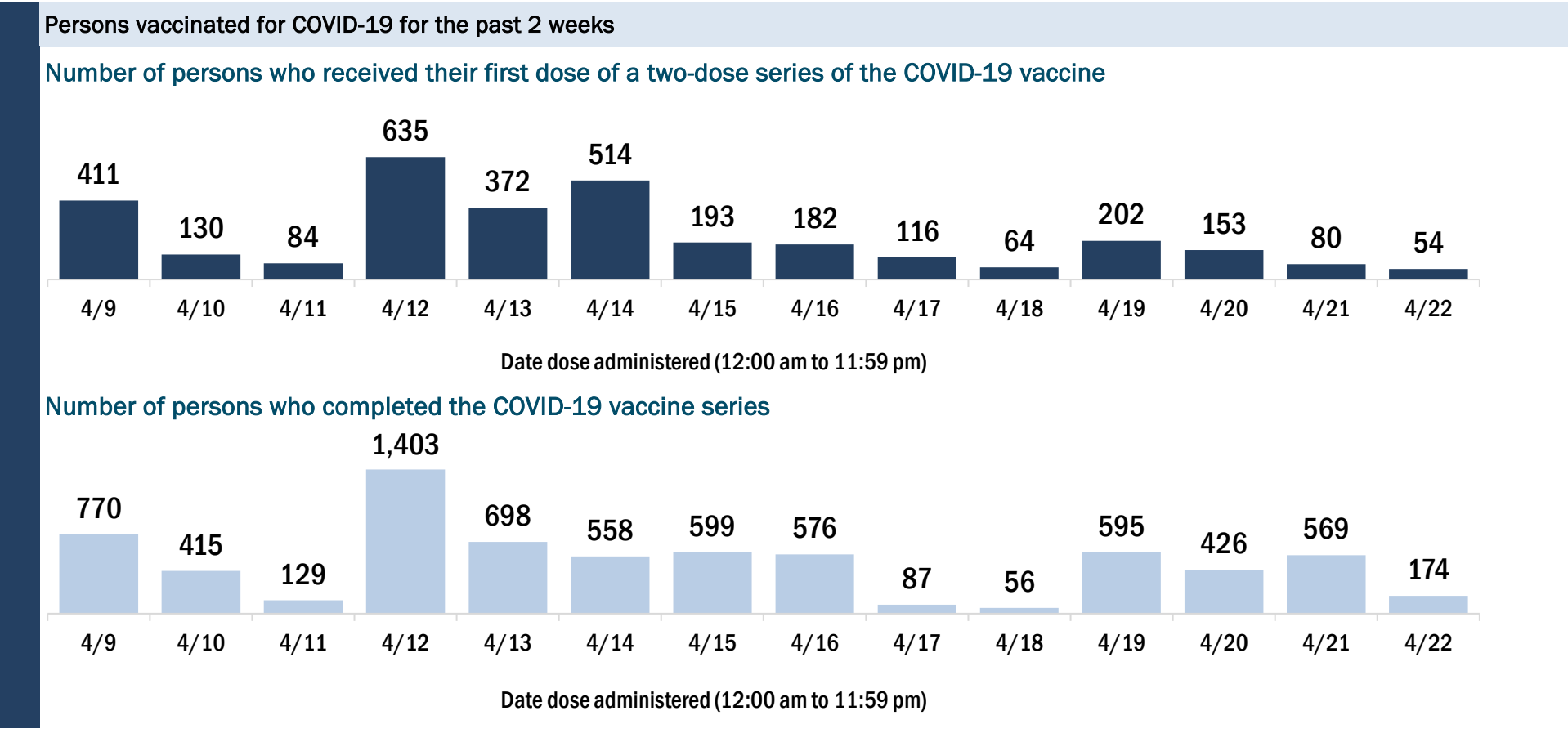
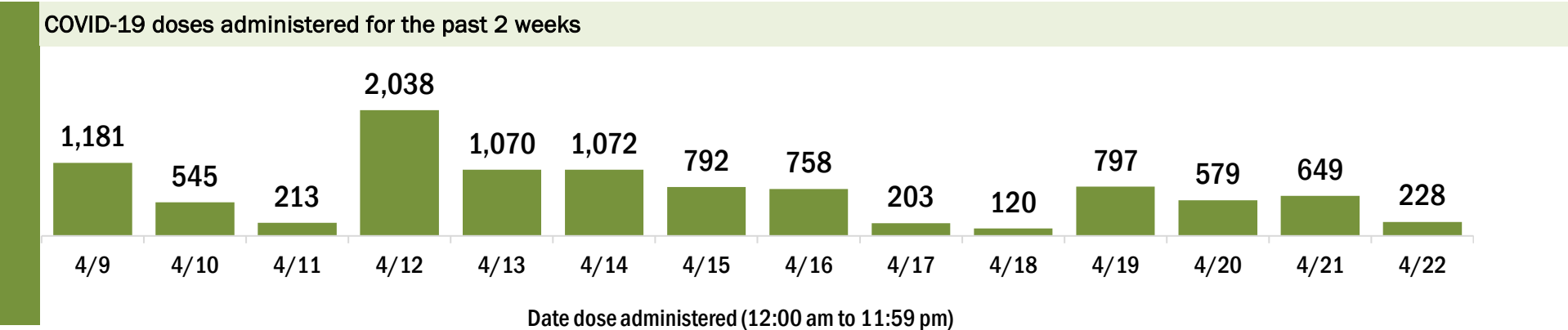
Data in this report are provisional and subject to change.

Data in this summary pertain to COVID-19 vaccines approved by the U.S. Food and Drug Administration and have been issued an Emergency Use Authorization (Janssen COVID-19 Vaccine, Moderna COVID-19 Vaccine and Pfizer-BioNTech COVID-19 Vaccine). These data summarize the number of people who have received either their first dose or have completed the series for a COVID-19 vaccine. **A person can only be counted in one category, first dose or series complete.** For persons receiving Moderna or Pfizer vaccines, once they receive their second dose, they are moved from the first dose column to the series completed column. **Because of this, the total first dose category may show a change from report to report not matching the total receiving their first dose from the previous day.** Persons receiving Johnson & Johnson vaccines will always be counted in the series completed column.

COVID-19 doses for vaccinated persons in Florida	
Doses administered	145,746
People receiving one dose of a 1-dose series (Johnson & Johnson) or receiving only one dose of a 2-dose series (Moderna, Pfizer) count once. Persons receiving both doses of a 2-dose series count twice.	

Current status of persons vaccinated for COVID-19 in Florida	
Total people vaccinated	82,139
First dose	14,541
Series completed	67,598
Completed 1-dose series	3,991
Completed 2-dose series	63,607
First dose: current number of people who have only received their first dose of the Moderna or Pfizer vaccine.	
Series complete: current number of people who have received both Moderna or Pfizer vaccine doses or one Johnson & Johnson dose and are considered fully immunized.	

Demographic summary	First dose	Series complete	Total people vaccinated
Age group	14,541	67,598	82,139
16-24 years	319	124	443
25-34 years	594	257	851
35-44 years	839	406	1,245
45-54 years	1,472	994	2,466
55-64 years	3,706	6,785	10,491
65-74 years	4,005	32,937	36,942
75-84 years	2,899	22,370	25,269
85+ years	707	3,725	4,432
Race	14,541	67,598	82,139
White	11,035	57,154	68,189
Black	592	723	1,315
American Indian/Alaskan	31	146	177
Other	988	2,489	3,477
Unknown	1,895	7,086	8,981
Other race includes Asian, native Hawaiian/Pacific Islander, or other.			
Ethnicity	14,541	67,598	82,139
Hispanic	605	1,025	1,630
Non-Hispanic	9,448	45,038	54,486
Unknown	4,488	21,535	26,023
Gender	14,541	67,598	82,139
Female	7,678	37,716	45,394
Male	6,803	29,864	36,667
Unknown	60	18	78



COVID-19: Suwannee County vaccine summary

Vaccination data through Apr 22, 2021 as of Apr 23, 2021 at 12:05 AM

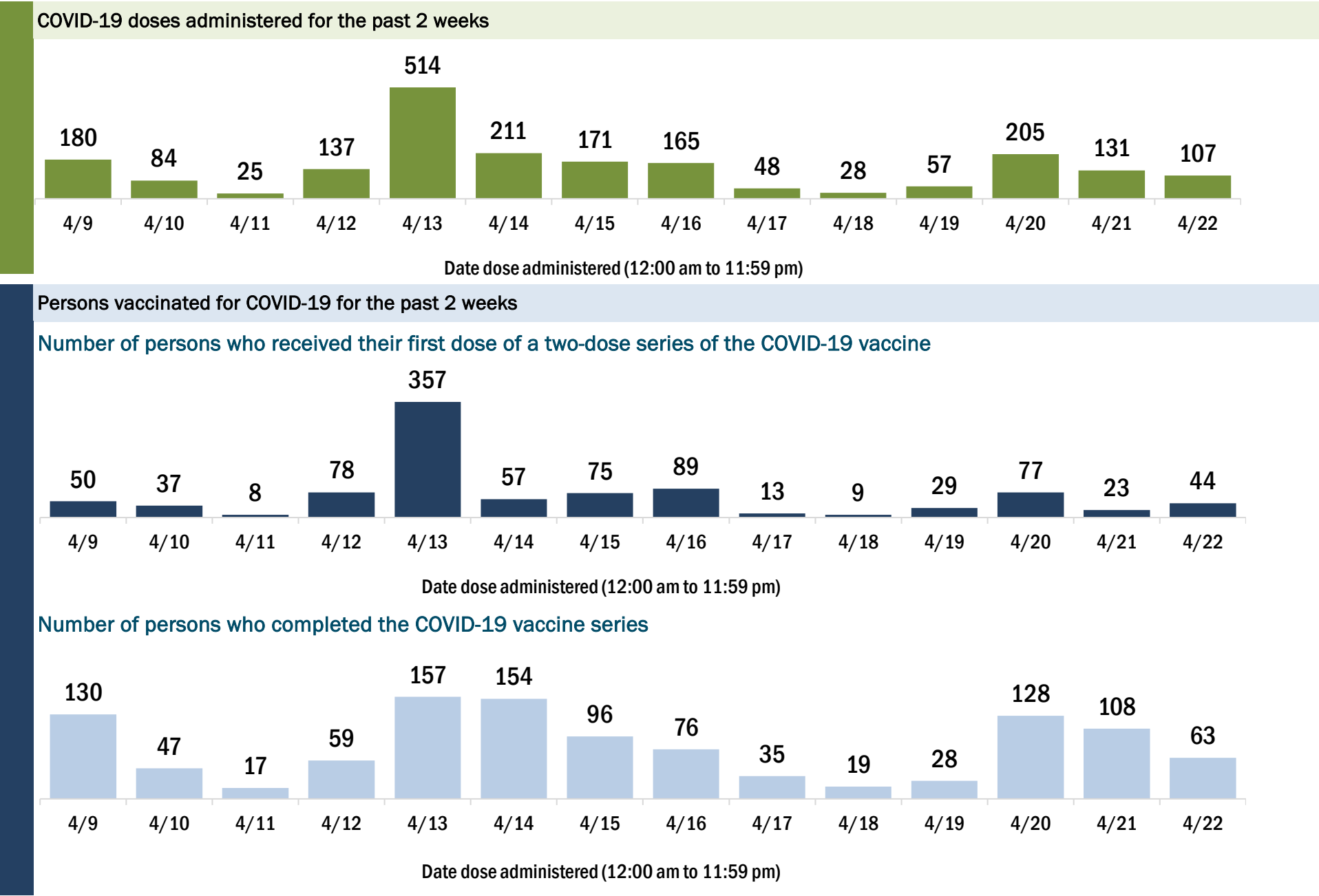
Data in this report are provisional and subject to change.

Data in this summary pertain to COVID-19 vaccines approved by the U.S. Food and Drug Administration and have been issued an Emergency Use Authorization (Janssen COVID-19 Vaccine, Moderna COVID-19 Vaccine and Pfizer-BioNTech COVID-19 Vaccine). These data summarize the number of people who have received either their first dose or have completed the series for a COVID-19 vaccine. **A person can only be counted in one category, first dose or series complete.** For persons receiving Moderna or Pfizer vaccines, once they receive their second dose, they are moved from the first dose column to the series completed column. **Because of this, the total first dose category may show a change from report to report not matching the total receiving their first dose from the previous day.** Persons receiving Johnson & Johnson vaccines will always be counted in the series completed column.

COVID-19 doses for vaccinated persons in Florida	
Doses administered	16,264
People receiving one dose of a 1-dose series (Johnson & Johnson) or receiving only one dose of a 2-dose series (Moderna, Pfizer) count once. Persons receiving both doses of a 2-dose series count twice.	

Current status of persons vaccinated for COVID-19 in Florida	
Total people vaccinated	9,612
First dose	2,351
Series completed	7,261
Completed 1-dose series	609
Completed 2-dose series	6,652
First dose: current number of people who have only received their first dose of the Moderna or Pfizer vaccine.	
Series complete: current number of people who have received both Moderna or Pfizer vaccine doses or one Johnson & Johnson dose and are considered fully immunized.	

Demographic summary	First dose	Series complete	Total people vaccinated
Age group	2,351	7,261	9,612
16-24 years	187	87	274
25-34 years	204	163	367
35-44 years	296	280	576
45-54 years	426	490	916
55-64 years	695	1,398	2,093
65-74 years	306	2,643	2,949
75-84 years	172	1,647	1,819
85+ years	65	553	618
Race	2,351	7,261	9,612
White	1,519	5,050	6,569
Black	309	572	881
American Indian/Alaskan	6	7	13
Other	226	471	697
Unknown	291	1,161	1,452
Other race includes Asian, native Hawaiian/Pacific Islander, or other.			
Ethnicity	2,351	7,261	9,612
Hispanic	215	238	453
Non-Hispanic	1,327	3,831	5,158
Unknown	809	3,192	4,001
Gender	2,351	7,261	9,612
Female	1,125	4,239	5,364
Male	1,226	3,022	4,248
Unknown	0	0	0



COVID-19: Taylor County vaccine summary

Vaccination data through Apr 22, 2021 as of Apr 23, 2021 at 12:05 AM

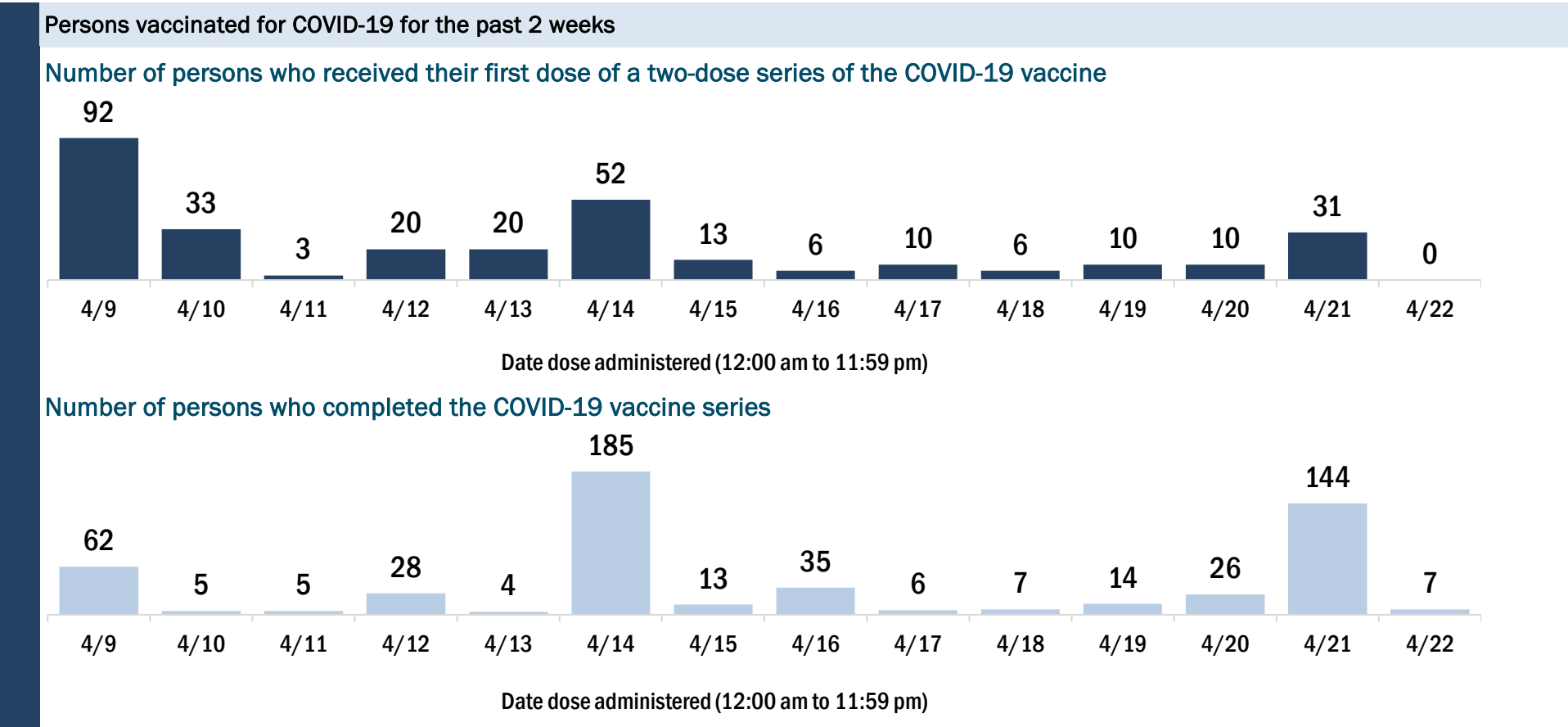
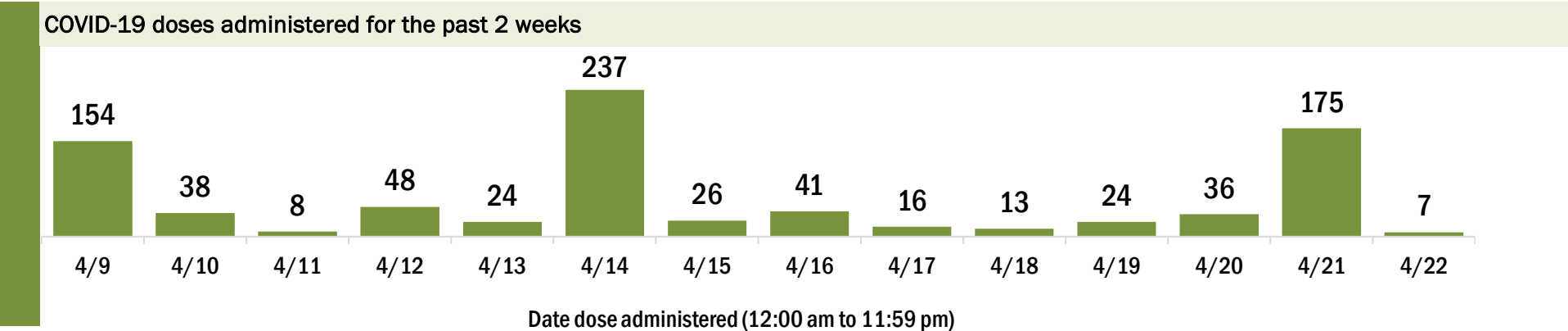
Data in this report are provisional and subject to change.

Data in this summary pertain to COVID-19 vaccines approved by the U.S. Food and Drug Administration and have been issued an Emergency Use Authorization (Janssen COVID-19 Vaccine, Moderna COVID-19 Vaccine and Pfizer-BioNTech COVID-19 Vaccine). These data summarize the number of people who have received either their first dose or have completed the series for a COVID-19 vaccine. **A person can only be counted in one category, first dose or series complete.** For persons receiving Moderna or Pfizer vaccines, once they receive their second dose, they are moved from the first dose column to the series completed column. **Because of this, the total first dose category may show a change from report to report not matching the total receiving their first dose from the previous day.** Persons receiving Johnson & Johnson vaccines will always be counted in the series completed column.

COVID-19 doses for vaccinated persons in Florida	
Doses administered	8,369
People receiving one dose of a 1-dose series (Johnson & Johnson) or receiving only one dose of a 2-dose series (Moderna, Pfizer) count once. Persons receiving both doses of a 2-dose series count twice.	

Current status of persons vaccinated for COVID-19 in Florida	
Total people vaccinated	5,133
First dose	1,629
Series completed	3,504
Completed 1-dose series	268
Completed 2-dose series	3,236
First dose: current number of people who have only received their first dose of the Moderna or Pfizer vaccine.	
Series complete: current number of people who have received both Moderna or Pfizer vaccine doses or one Johnson & Johnson dose and are considered fully immunized.	

Demographic summary	First dose	Series complete	Total people vaccinated
Age group	1,629	3,504	5,133
16-24 years	53	43	96
25-34 years	95	89	184
35-44 years	141	127	268
45-54 years	243	246	489
55-64 years	462	713	1,175
65-74 years	391	1,318	1,709
75-84 years	190	755	945
85+ years	54	213	267
Race	1,629	3,504	5,133
White	1,160	2,610	3,770
Black	207	419	626
American Indian/Alaskan	15	34	49
Other	99	212	311
Unknown	148	229	377
Other race includes Asian, native Hawaiian/Pacific Islander, or other.			
Ethnicity	1,629	3,504	5,133
Hispanic	45	52	97
Non-Hispanic	1,092	2,243	3,335
Unknown	492	1,209	1,701
Gender	1,629	3,504	5,133
Female	867	1,949	2,816
Male	759	1,555	2,314
Unknown	3	0	3



COVID-19: Union County vaccine summary

Vaccination data through Apr 22, 2021 as of Apr 23, 2021 at 12:05 AM

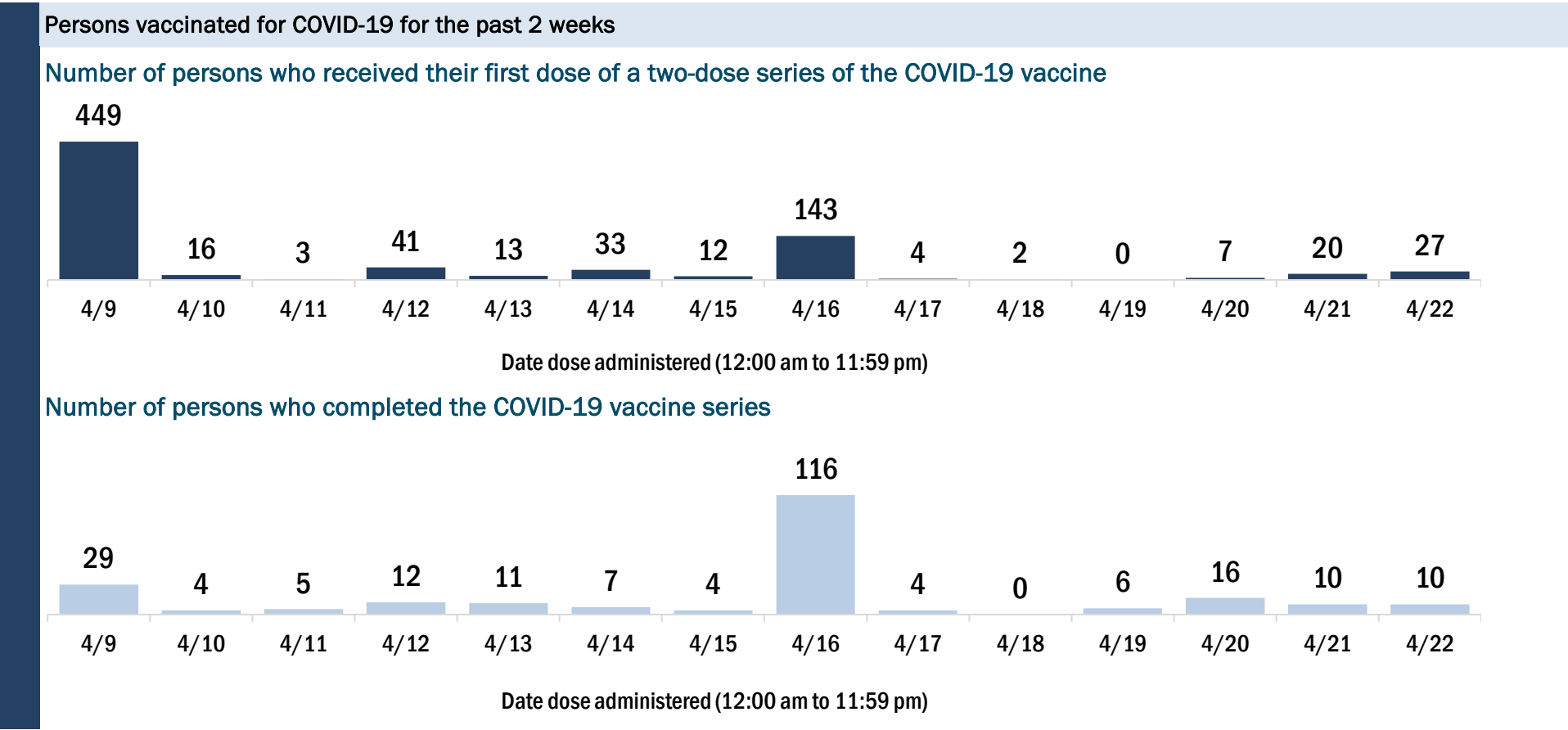
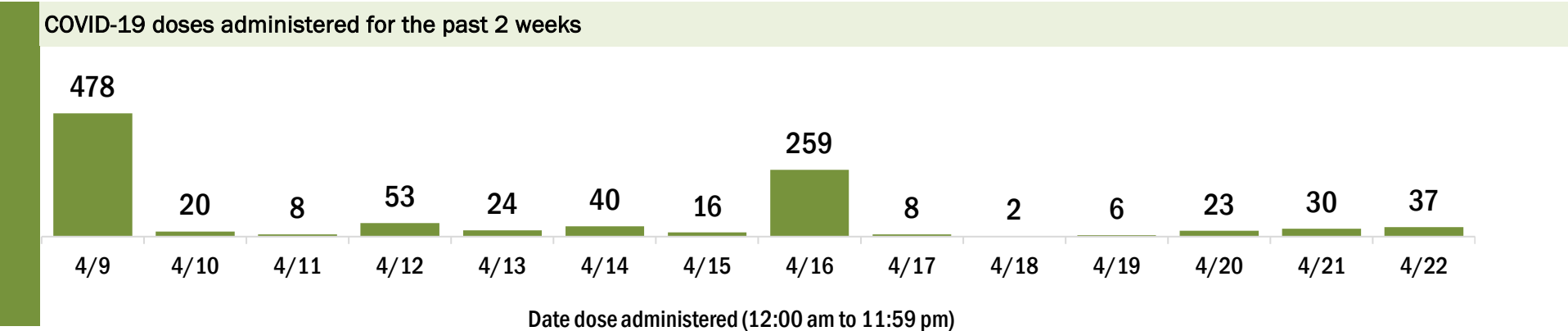
Data in this report are provisional and subject to change.

Data in this summary pertain to COVID-19 vaccines approved by the U.S. Food and Drug Administration and have been issued an Emergency Use Authorization (Janssen COVID-19 Vaccine, Moderna COVID-19 Vaccine and Pfizer-BioNTech COVID-19 Vaccine). These data summarize the number of people who have received either their first dose or have completed the series for a COVID-19 vaccine. **A person can only be counted in one category, first dose or series complete.** For persons receiving Moderna or Pfizer vaccines, once they receive their second dose, they are moved from the first dose column to the series completed column. **Because of this, the total first dose category may show a change from report to report not matching the total receiving their first dose from the previous day.** Persons receiving Johnson & Johnson vaccines will always be counted in the series completed column.

COVID-19 doses for vaccinated persons in Florida	
Doses administered	4,820
People receiving one dose of a 1-dose series (Johnson & Johnson) or receiving only one dose of a 2-dose series (Moderna, Pfizer) count once. Persons receiving both doses of a 2-dose series count twice.	

Current status of persons vaccinated for COVID-19 in Florida	
Total people vaccinated	3,274
First dose	1,614
Series completed	1,660
Completed 1-dose series	114
Completed 2-dose series	1,546
First dose: current number of people who have only received their first dose of the Moderna or Pfizer vaccine.	
Series complete: current number of people who have received both Moderna or Pfizer vaccine doses or one Johnson & Johnson dose and are considered fully immunized.	

Demographic summary	First dose	Series complete	Total people vaccinated
Age group	1,614	1,660	3,274
16-24 years	70	27	97
25-34 years	141	73	214
35-44 years	281	66	347
45-54 years	357	117	474
55-64 years	486	308	794
65-74 years	205	609	814
75-84 years	63	358	421
85+ years	11	102	113
Race	1,614	1,660	3,274
White	1,032	1,355	2,387
Black	447	138	585
American Indian/Alaskan	7	16	23
Other	102	113	215
Unknown	26	38	64
Other race includes Asian, native Hawaiian/Pacific Islander, or other.			
Ethnicity	1,614	1,660	3,274
Hispanic	89	36	125
Non-Hispanic	1,334	1,515	2,849
Unknown	191	109	300
Gender	1,614	1,660	3,274
Female	344	969	1,313
Male	1,265	691	1,956
Unknown	5	0	5



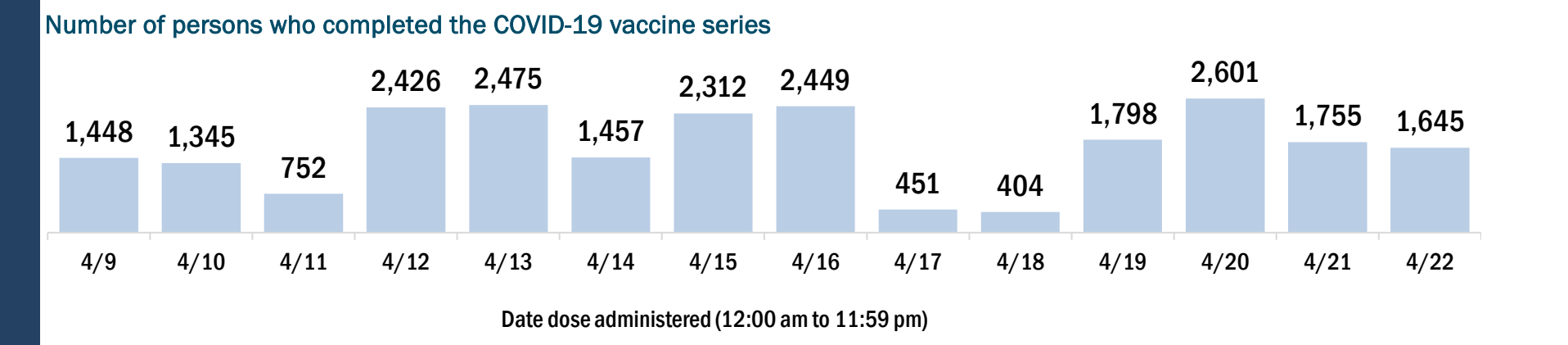
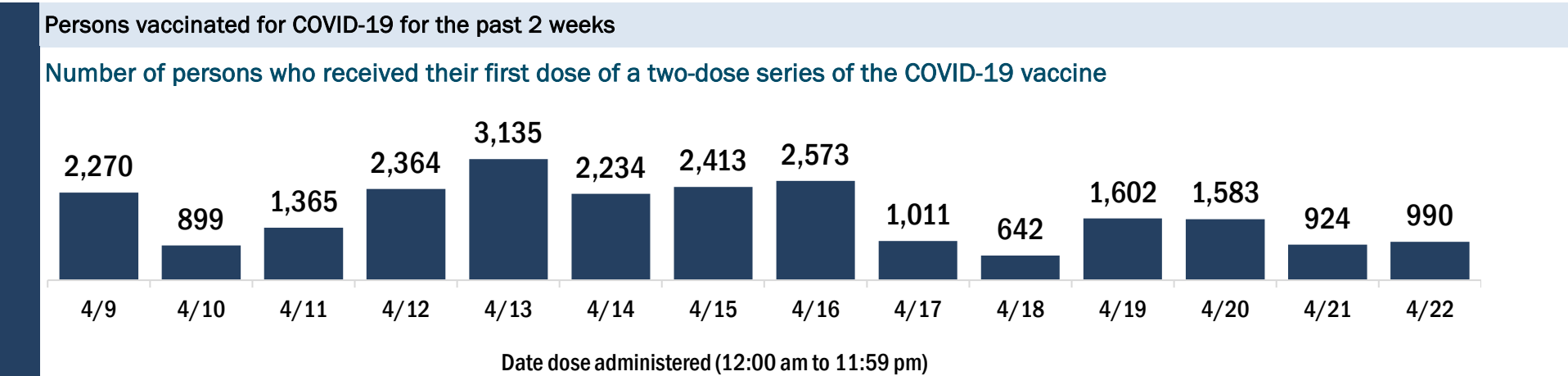
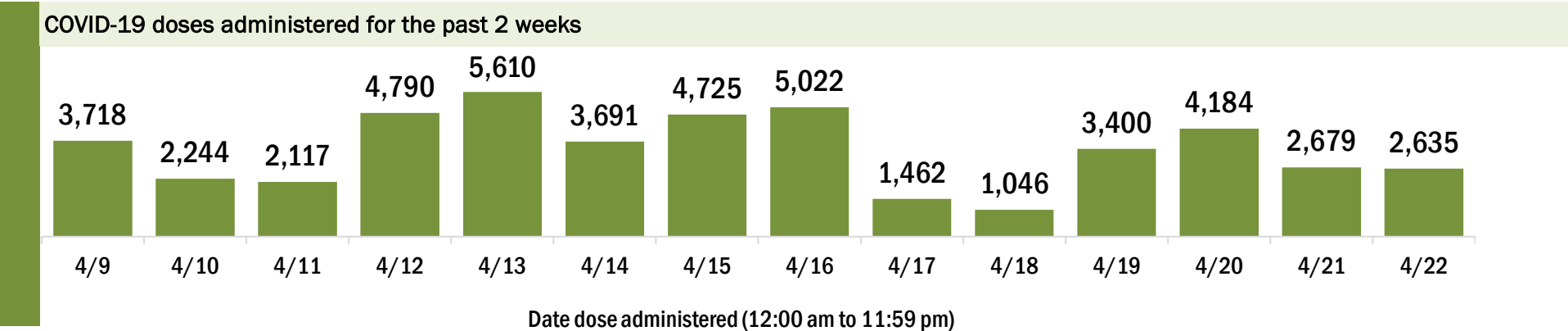
COVID-19: Volusia County vaccine summary

Vaccination data through Apr 22, 2021 as of Apr 23, 2021 at 12:05 AM

Data in this report are provisional and subject to change.

Data in this summary pertain to COVID-19 vaccines approved by the U.S. Food and Drug Administration and have been issued an Emergency Use Authorization (Janssen COVID-19 Vaccine, Moderna COVID-19 Vaccine and Pfizer-BioNTech COVID-19 Vaccine). These data summarize the number of people who have received either their first dose or have completed the series for a COVID-19 vaccine. **A person can only be counted in one category, first dose or series complete.** For persons receiving Moderna or Pfizer vaccines, once they receive their second dose, they are moved from the first dose column to the series completed column. **Because of this, the total first dose category may show a change from report to report not matching the total receiving their first dose from the previous day.** Persons receiving Johnson & Johnson vaccines will always be counted in the series completed column.

COVID-19 doses for vaccinated persons in Florida		Demographic summary			
Doses administered	319,946	First dose	Series complete	Total people vaccinated	
People receiving one dose of a 1-dose series (Johnson & Johnson) or receiving only one dose of a 2-dose series (Moderna, Pfizer) count once. Persons receiving both doses of a 2-dose series count twice.		Age group	66,201	135,484	201,685
		16-24 years	6,760	2,179	8,939
		25-34 years	6,380	4,375	10,755
		35-44 years	7,945	6,159	14,104
		45-54 years	11,105	10,640	21,745
		55-64 years	16,162	25,598	41,760
		65-74 years	10,706	49,090	59,796
		75-84 years	5,289	27,739	33,028
		85+ years	1,854	9,704	11,558
		Race	66,201	135,484	201,685
		White	43,395	89,795	133,190
		Black	3,582	5,906	9,488
		American Indian/Alaskan	213	457	670
		Other	6,972	15,333	22,305
		Unknown	12,039	23,993	36,032
		Other race includes Asian, native Hawaiian/Pacific Islander, or other.			
		Ethnicity	66,201	135,484	201,685
		Hispanic	7,558	6,468	14,026
		Non-Hispanic	35,845	69,532	105,377
		Unknown	22,798	59,484	82,282
		Gender	66,201	135,484	201,685
		Female	34,155	78,027	112,182
		Male	30,384	55,623	86,007
		Unknown	1,662	1,834	3,496



COVID-19: Wakulla County vaccine summary

Vaccination data through Apr 22, 2021 as of Apr 23, 2021 at 12:05 AM

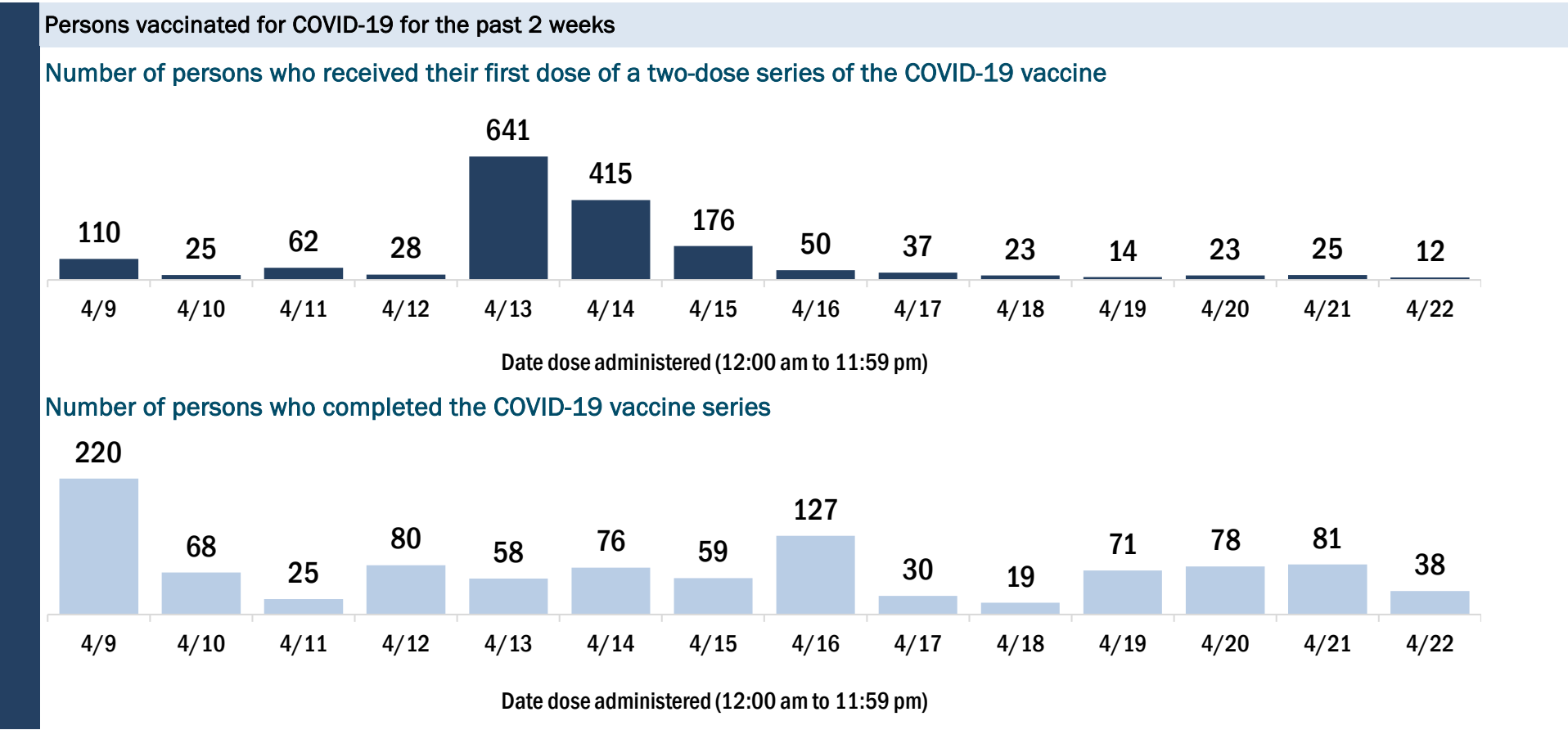
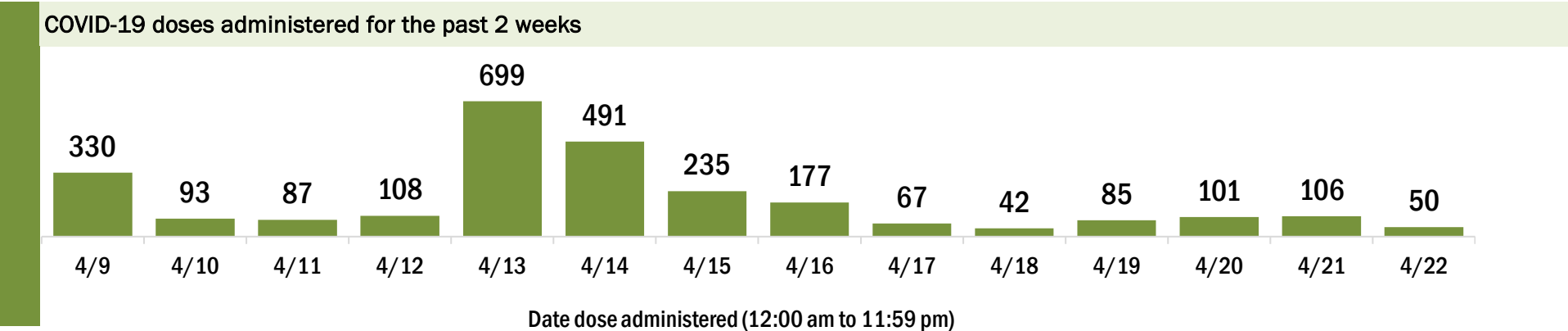
Data in this report are provisional and subject to change.

Data in this summary pertain to COVID-19 vaccines approved by the U.S. Food and Drug Administration and have been issued an Emergency Use Authorization (Janssen COVID-19 Vaccine, Moderna COVID-19 Vaccine and Pfizer-BioNTech COVID-19 Vaccine). These data summarize the number of people who have received either their first dose or have completed the series for a COVID-19 vaccine. **A person can only be counted in one category, first dose or series complete.** For persons receiving Moderna or Pfizer vaccines, once they receive their second dose, they are moved from the first dose column to the series completed column. **Because of this, the total first dose category may show a change from report to report not matching the total receiving their first dose from the previous day.** Persons receiving Johnson & Johnson vaccines will always be counted in the series completed column.

COVID-19 doses for vaccinated persons in Florida	
Doses administered	16,743
People receiving one dose of a 1-dose series (Johnson & Johnson) or receiving only one dose of a 2-dose series (Moderna, Pfizer) count once. Persons receiving both doses of a 2-dose series count twice.	

Current status of persons vaccinated for COVID-19 in Florida	
Total people vaccinated	10,463
First dose	3,720
Series completed	6,743
Completed 1-dose series	463
Completed 2-dose series	6,280
First dose: current number of people who have only received their first dose of the Moderna or Pfizer vaccine.	
Series complete: current number of people who have received both Moderna or Pfizer vaccine doses or one Johnson & Johnson dose and are considered fully immunized.	

Demographic summary	First dose	Series complete	Total people vaccinated
Age group	3,720	6,743	10,463
16-24 years	244	118	362
25-34 years	447	263	710
35-44 years	596	460	1,056
45-54 years	760	717	1,477
55-64 years	930	1,393	2,323
65-74 years	469	2,408	2,877
75-84 years	213	1,118	1,331
85+ years	61	266	327
Race	3,720	6,743	10,463
White	2,637	5,034	7,671
Black	588	476	1,064
American Indian/Alaskan	17	31	48
Other	255	851	1,106
Unknown	223	351	574
Other race includes Asian, native Hawaiian/Pacific Islander, or other.			
Ethnicity	3,720	6,743	10,463
Hispanic	96	105	201
Non-Hispanic	2,121	5,356	7,477
Unknown	1,503	1,282	2,785
Gender	3,720	6,743	10,463
Female	1,535	3,782	5,317
Male	2,184	2,960	5,144
Unknown	1	1	2



COVID-19: Walton County vaccine summary

Vaccination data through Apr 22, 2021 as of Apr 23, 2021 at 12:05 AM

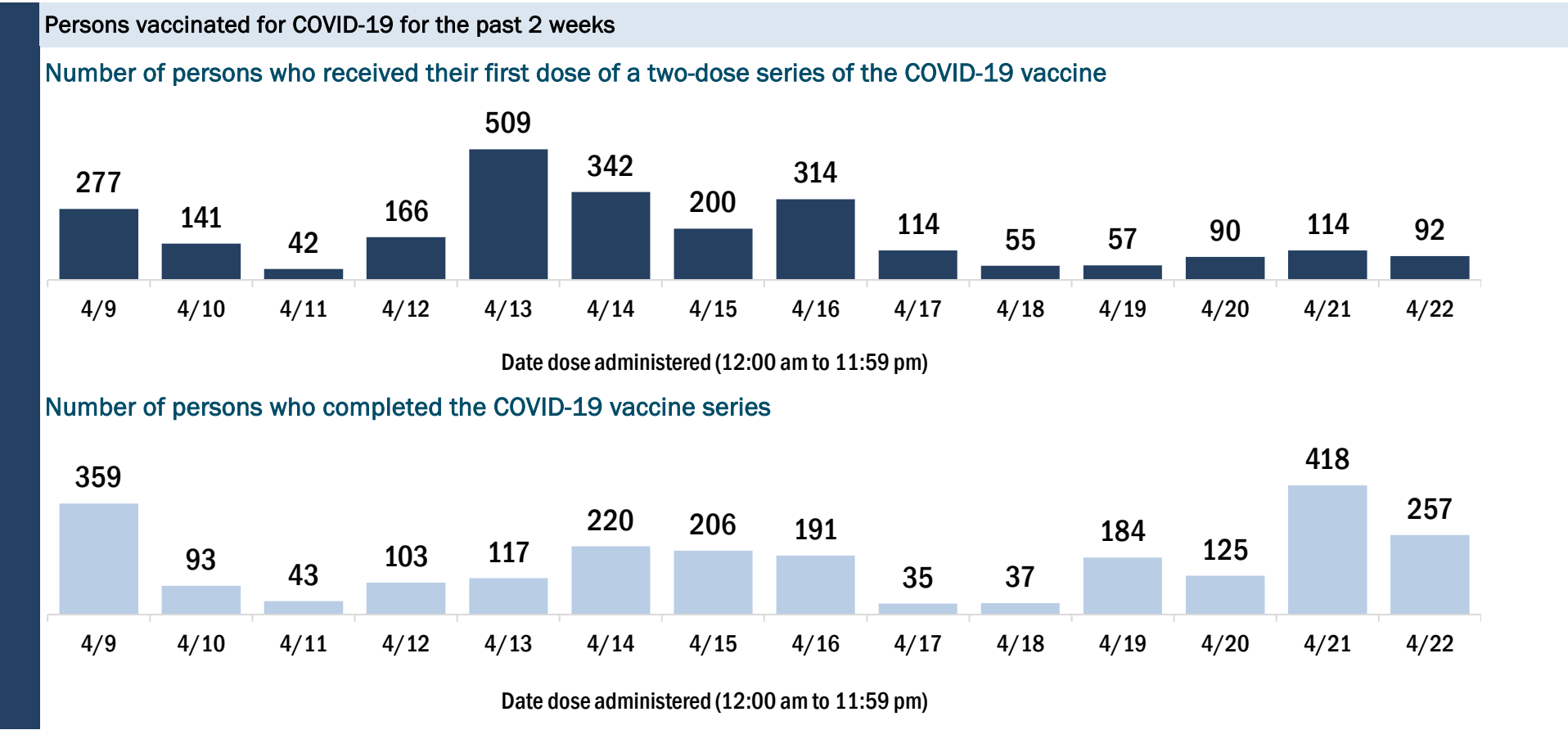
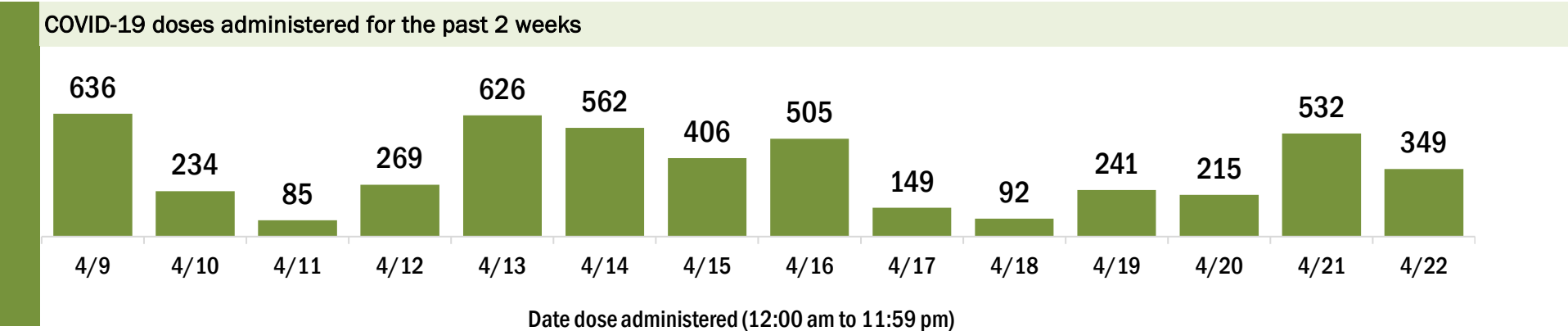
Data in this report are provisional and subject to change.

Data in this summary pertain to COVID-19 vaccines approved by the U.S. Food and Drug Administration and have been issued an Emergency Use Authorization (Janssen COVID-19 Vaccine, Moderna COVID-19 Vaccine and Pfizer-BioNTech COVID-19 Vaccine). These data summarize the number of people who have received either their first dose or have completed the series for a COVID-19 vaccine. **A person can only be counted in one category, first dose or series complete.** For persons receiving Moderna or Pfizer vaccines, once they receive their second dose, they are moved from the first dose column to the series completed column. **Because of this, the total first dose category may show a change from report to report not matching the total receiving their first dose from the previous day.** Persons receiving Johnson & Johnson vaccines will always be counted in the series completed column.

COVID-19 doses for vaccinated persons in Florida	
Doses administered	36,772
People receiving one dose of a 1-dose series (Johnson & Johnson) or receiving only one dose of a 2-dose series (Moderna, Pfizer) count once. Persons receiving both doses of a 2-dose series count twice.	

Current status of persons vaccinated for COVID-19 in Florida	
Total people vaccinated	22,560
First dose	7,285
Series completed	15,275
Completed 1-dose series	1,063
Completed 2-dose series	14,212
First dose: current number of people who have only received their first dose of the Moderna or Pfizer vaccine.	
Series complete: current number of people who have received both Moderna or Pfizer vaccine doses or one Johnson & Johnson dose and are considered fully immunized.	

Demographic summary	First dose	Series complete	Total people vaccinated
Age group	7,285	15,275	22,560
16-24 years	461	161	622
25-34 years	684	397	1,081
35-44 years	1,090	805	1,895
45-54 years	1,321	1,390	2,711
55-64 years	1,787	3,497	5,284
65-74 years	1,257	5,842	7,099
75-84 years	547	2,495	3,042
85+ years	138	688	826
Race	7,285	15,275	22,560
White	5,239	11,647	16,886
Black	310	268	578
American Indian/Alaskan	24	54	78
Other	476	675	1,151
Unknown	1,236	2,631	3,867
Other race includes Asian, native Hawaiian/Pacific Islander, or other.			
Ethnicity	7,285	15,275	22,560
Hispanic	415	304	719
Non-Hispanic	4,575	10,166	14,741
Unknown	2,295	4,805	7,100
Gender	7,285	15,275	22,560
Female	3,648	8,426	12,074
Male	3,636	6,847	10,483
Unknown	1	2	3



COVID-19: Washington County vaccine summary

Vaccination data through Apr 22, 2021 as of Apr 23, 2021 at 12:05 AM

Data in this report are provisional and subject to change.

Data in this summary pertain to COVID-19 vaccines approved by the U.S. Food and Drug Administration and have been issued an Emergency Use Authorization (Janssen COVID-19 Vaccine, Moderna COVID-19 Vaccine and Pfizer-BioNTech COVID-19 Vaccine). These data summarize the number of people who have received either their first dose or have completed the series for a COVID-19 vaccine. **A person can only be counted in one category, first dose or series complete.** For persons receiving Moderna or Pfizer vaccines, once they receive their second dose, they are moved from the first dose column to the series completed column. **Because of this, the total first dose category may show a change from report to report not matching the total receiving their first dose from the previous day.** Persons receiving Johnson & Johnson vaccines will always be counted in the series completed column.

COVID-19 doses for vaccinated persons in Florida	
Doses administered	8,615
People receiving one dose of a 1-dose series (Johnson & Johnson) or receiving only one dose of a 2-dose series (Moderna, Pfizer) count once. Persons receiving both doses of a 2-dose series count twice.	

Current status of persons vaccinated for COVID-19 in Florida	
Total people vaccinated	5,272
First dose	1,607
Series completed	3,665
Completed 1-dose series	322
Completed 2-dose series	3,343
First dose: current number of people who have only received their first dose of the Moderna or Pfizer vaccine.	
Series complete: current number of people who have received both Moderna or Pfizer vaccine doses or one Johnson & Johnson dose and are considered fully immunized.	

Demographic summary	First dose	Series complete	Total people vaccinated
Age group	1,607	3,665	5,272
16-24 years	76	31	107
25-34 years	169	94	263
35-44 years	264	158	422
45-54 years	322	323	645
55-64 years	464	804	1,268
65-74 years	190	1,282	1,472
75-84 years	86	730	816
85+ years	36	243	279
Race	1,607	3,665	5,272
White	940	2,888	3,828
Black	210	360	570
American Indian/Alaskan	22	43	65
Other	56	172	228
Unknown	379	202	581
Other race includes Asian, native Hawaiian/Pacific Islander, or other.			
Ethnicity	1,607	3,665	5,272
Hispanic	63	53	116
Non-Hispanic	1,271	2,954	4,225
Unknown	273	658	931
Gender	1,607	3,665	5,272
Female	595	2,039	2,634
Male	1,011	1,626	2,637
Unknown	1	0	1

