

COVID-19: Florida vaccine summary

Vaccination data through Apr 21, 2021 as of Apr 22, 2021 at 12:05 AM

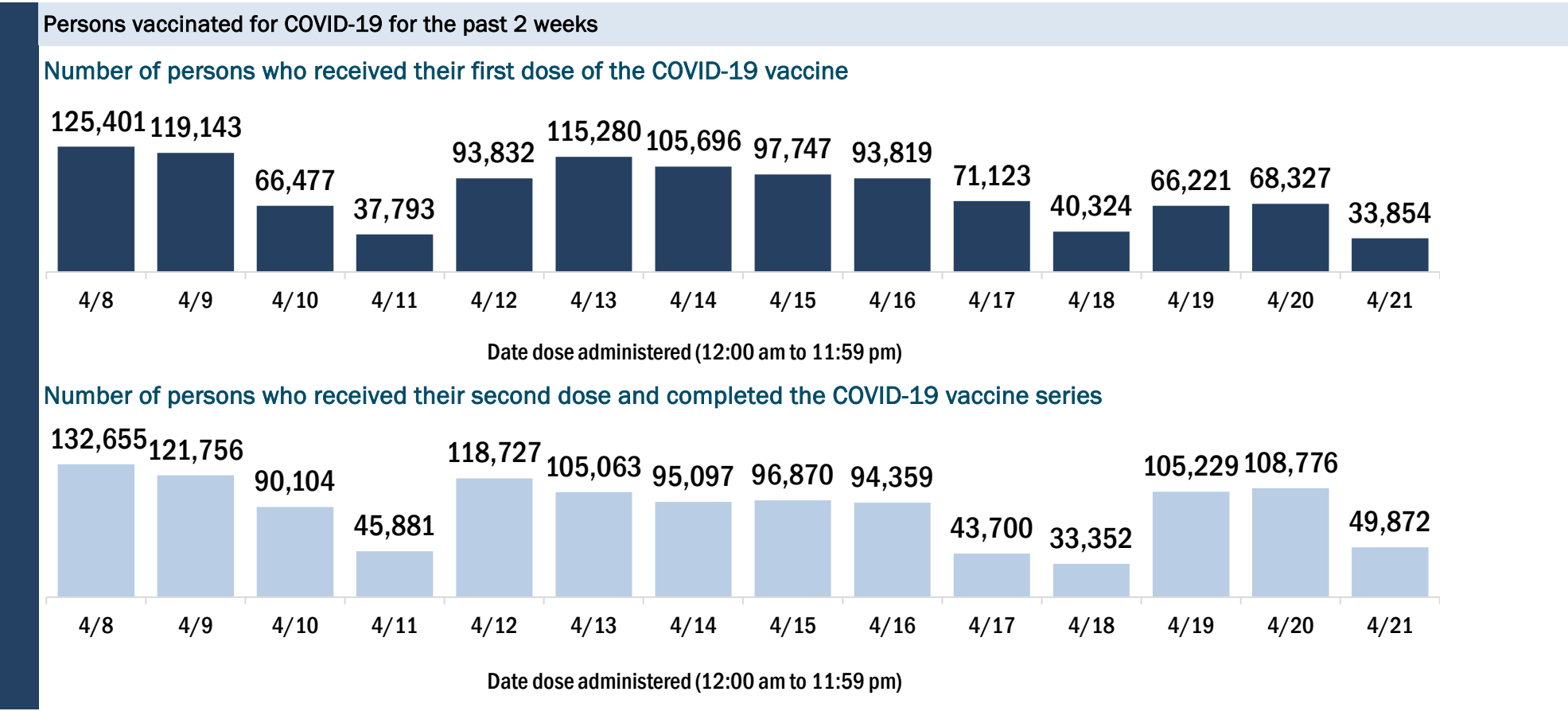
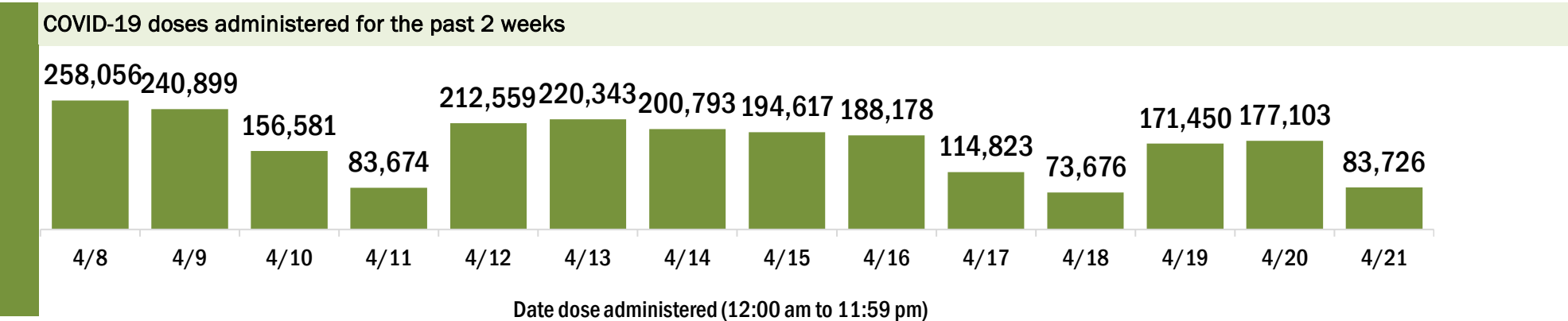
Data in this report are provisional and subject to change. Data are based on county of residence.

Data in this summary pertain to COVID-19 vaccines approved by the U.S. Food and Drug Administration and have been issued an Emergency Use Authorization (Janssen COVID-19 Vaccine, Moderna COVID-19 Vaccine and Pfizer-BioNTech COVID-19 Vaccine). These data summarize the number of people who have received either their first dose or have completed the series for a COVID-19 vaccine. **A person can only be counted in one category, first dose or series complete.** For persons receiving Moderna or Pfizer vaccines, once they receive their second dose, they are moved from the first dose column to the series completed column. **Because of this, the total first dose category may show a change from report to report not matching the total receiving their first dose from the previous day.** Persons receiving Johnson & Johnson vaccines will always be counted in the series completed column.

COVID-19 doses for vaccinated persons in Florida	
Doses administered	13,209,897
People receiving one dose of a 1-dose series (Johnson & Johnson) or receiving only one dose of a 2-dose series (Moderna, Pfizer) count once. Persons receiving both doses of a 2-dose series count twice.	

Current status of persons vaccinated for COVID-19 in Florida	
Total people vaccinated	8,307,032
First dose	2,873,433
Series completed	5,433,599
Completed 1-dose series	530,734
Completed 2-dose series	4,902,865
First dose: current number of people who have only received their first dose of the Moderna or Pfizer vaccine.	
Series complete: current number of people who have received both Moderna or Pfizer vaccine doses or one Johnson & Johnson dose and are considered fully immunized.	

Demographic summary	First dose	Series complete	Total people vaccinated
Age group	2,873,433	5,433,599	8,307,032
16-24 years	293,847	129,604	423,451
25-34 years	356,248	283,067	639,315
35-44 years	441,890	398,876	840,766
45-54 years	520,940	607,300	1,128,240
55-64 years	581,232	1,071,696	1,652,928
65-74 years	377,175	1,666,184	2,043,359
75-84 years	215,754	959,268	1,175,022
85+ years	86,347	317,604	403,951
Race	2,873,433	5,433,599	8,307,032
White	1,833,791	3,756,061	5,589,852
Black	205,591	356,766	562,357
American Indian/Alaskan	11,502	18,471	29,973
Other	328,058	547,314	875,372
Unknown	494,491	754,987	1,249,478
Other race includes Asian, native Hawaiian/Pacific Islander, or other.			
Ethnicity	2,873,433	5,433,599	8,307,032
Hispanic	553,813	720,424	1,274,237
Non-Hispanic	1,336,193	2,951,030	4,287,223
Unknown	983,427	1,762,145	2,745,572
Gender	2,873,433	5,433,599	8,307,032
Female	1,512,399	3,087,034	4,599,433
Male	1,347,560	2,338,737	3,686,297
Unknown	13,474	7,828	21,302



COVID-19: Alachua County vaccine summary

Vaccination data through Apr 21, 2021 as of Apr 22, 2021 at 12:05 AM

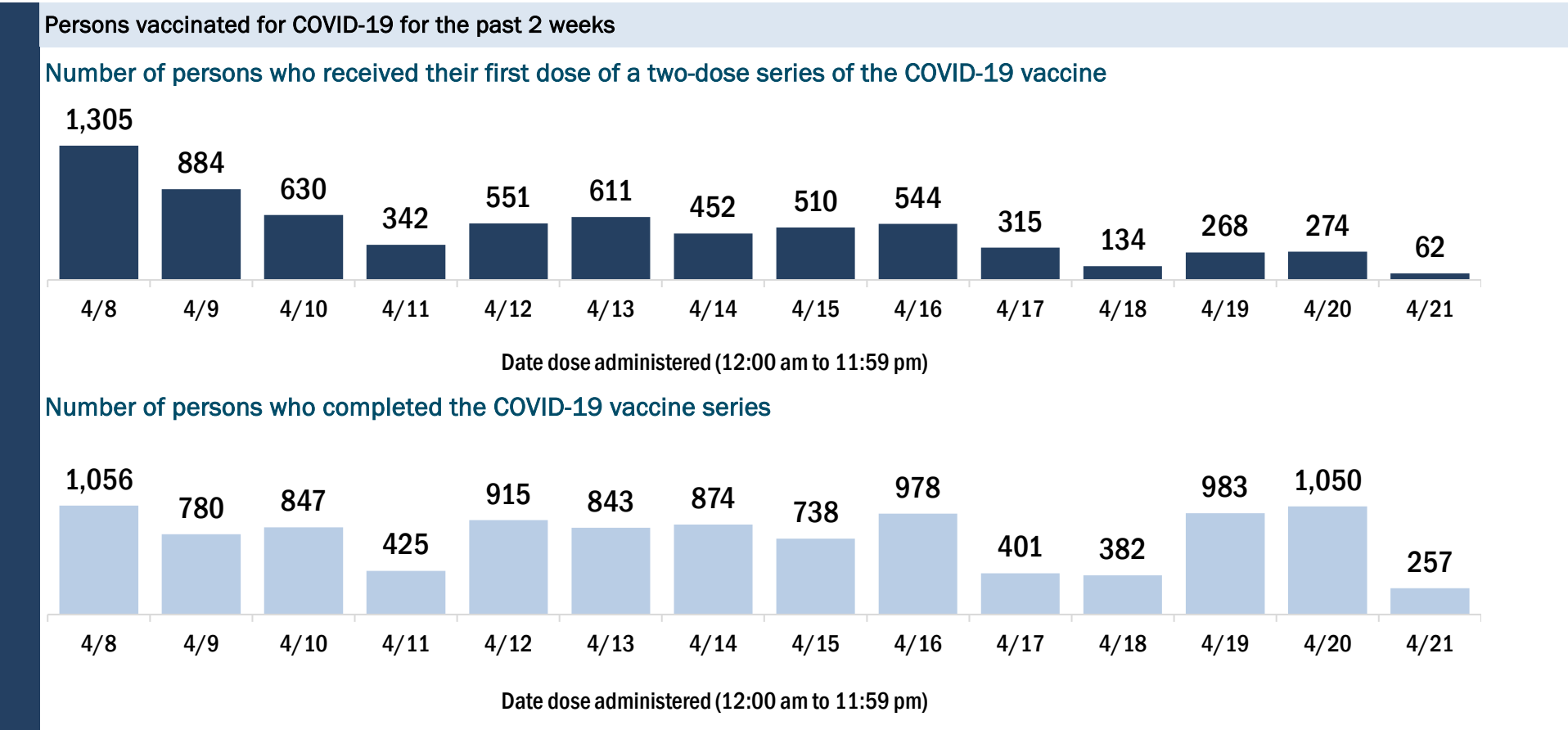
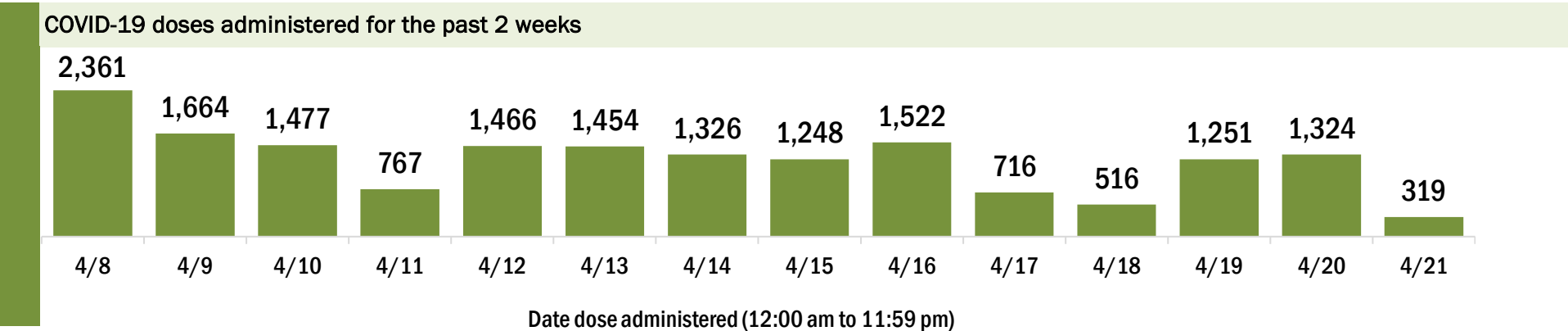
Data in this report are provisional and subject to change.

Data in this summary pertain to COVID-19 vaccines approved by the U.S. Food and Drug Administration and have been issued an Emergency Use Authorization (Janssen COVID-19 Vaccine, Moderna COVID-19 Vaccine and Pfizer-BioNTech COVID-19 Vaccine). These data summarize the number of people who have received either their first dose or have completed the series for a COVID-19 vaccine. **A person can only be counted in one category, first dose or series complete.** For persons receiving Moderna or Pfizer vaccines, once they receive their second dose, they are moved from the first dose column to the series completed column. **Because of this, the total first dose category may show a change from report to report not matching the total receiving their first dose from the previous day.** Persons receiving Johnson & Johnson vaccines will always be counted in the series completed column.

COVID-19 doses for vaccinated persons in Florida	
Doses administered	174,362
People receiving one dose of a 1-dose series (Johnson & Johnson) or receiving only one dose of a 2-dose series (Moderna, Pfizer) count once. Persons receiving both doses of a 2-dose series count twice.	

Current status of persons vaccinated for COVID-19 in Florida	
Total people vaccinated	104,817
First dose	30,991
Series completed	73,826
Completed 1-dose series	4,281
Completed 2-dose series	69,545
First dose: current number of people who have only received their first dose of the Moderna or Pfizer vaccine.	
Series complete: current number of people who have received both Moderna or Pfizer vaccine doses or one Johnson & Johnson dose and are considered fully immunized.	

Demographic summary	First dose	Series complete	Total people vaccinated
Age group	30,991	73,826	104,817
16-24 years	7,477	5,747	13,224
25-34 years	5,320	10,274	15,594
35-44 years	4,766	8,217	12,983
45-54 years	4,822	8,178	13,000
55-64 years	5,409	11,619	17,028
65-74 years	1,921	17,666	19,587
75-84 years	863	8,880	9,743
85+ years	413	3,245	3,658
Race	30,991	73,826	104,817
White	19,728	52,054	71,782
Black	3,518	7,179	10,697
American Indian/Alaskan	106	235	341
Other	4,973	10,705	15,678
Unknown	2,666	3,653	6,319
Other race includes Asian, native Hawaiian/Pacific Islander, or other.			
Ethnicity	30,991	73,826	104,817
Hispanic	3,645	4,719	8,364
Non-Hispanic	18,514	50,155	68,669
Unknown	8,832	18,952	27,784
Gender	30,991	73,826	104,817
Female	16,317	43,626	59,943
Male	14,604	30,168	44,772
Unknown	70	32	102



COVID-19: Baker County vaccine summary

Vaccination data through Apr 21, 2021 as of Apr 22, 2021 at 12:05 AM

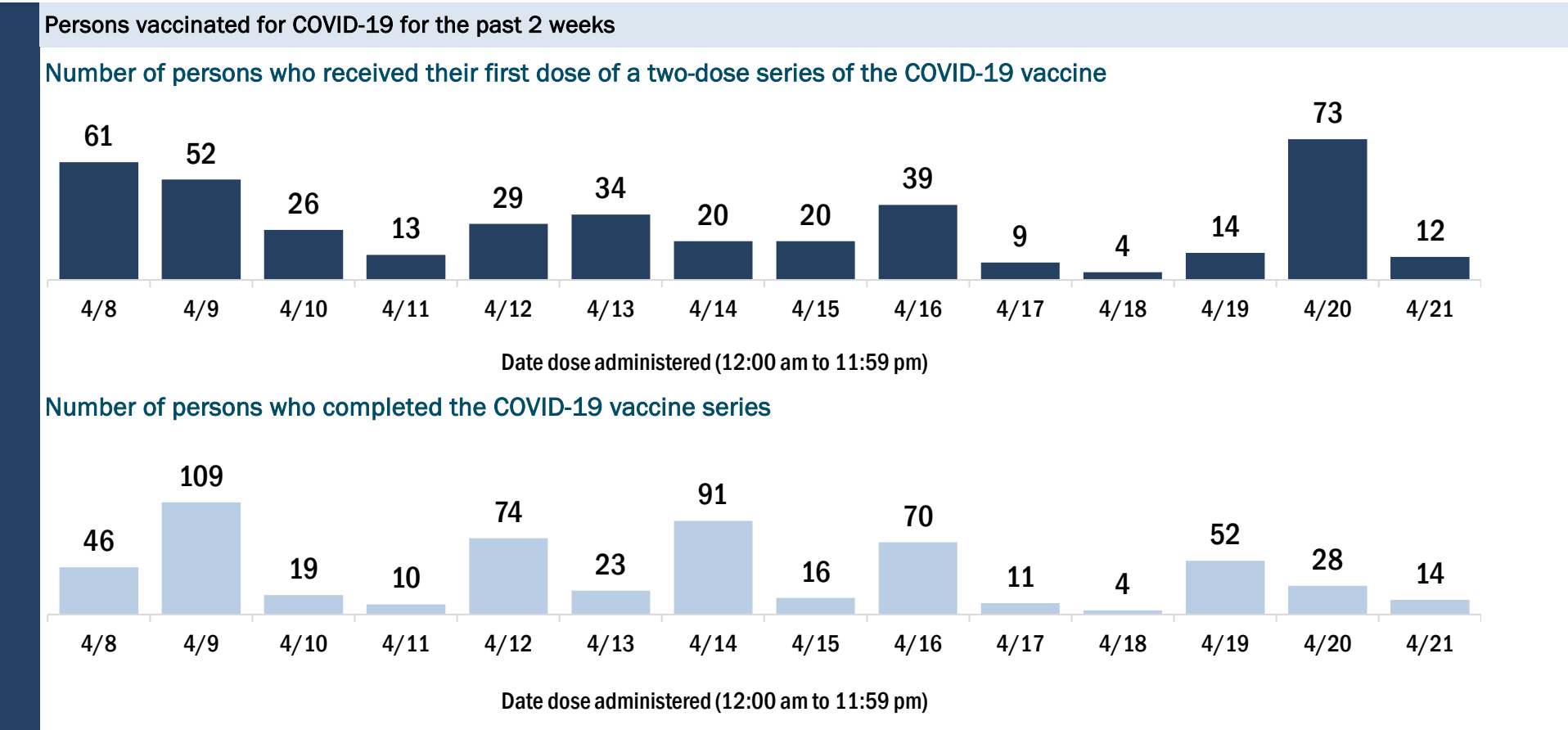
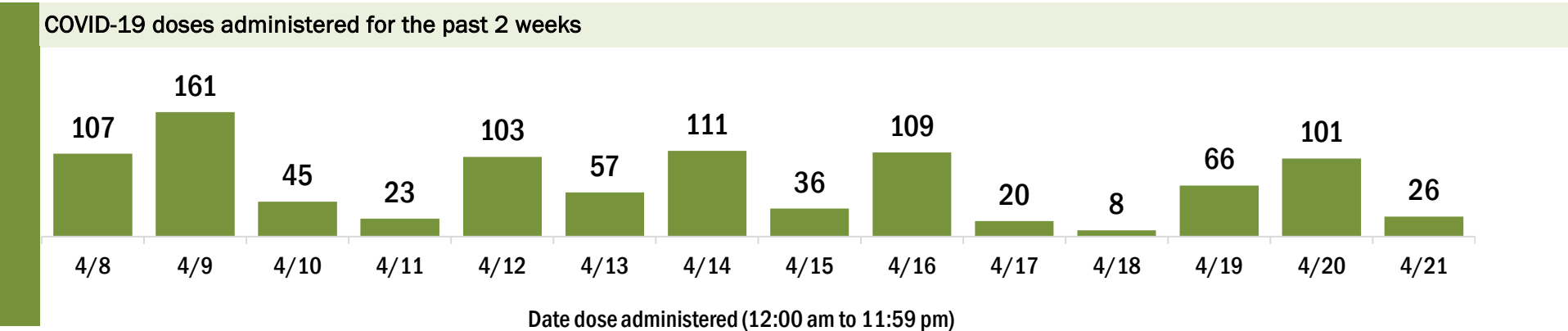
Data in this report are provisional and subject to change.

Data in this summary pertain to COVID-19 vaccines approved by the U.S. Food and Drug Administration and have been issued an Emergency Use Authorization (Janssen COVID-19 Vaccine, Moderna COVID-19 Vaccine and Pfizer-BioNTech COVID-19 Vaccine). These data summarize the number of people who have received either their first dose or have completed the series for a COVID-19 vaccine. **A person can only be counted in one category, first dose or series complete.** For persons receiving Moderna or Pfizer vaccines, once they receive their second dose, they are moved from the first dose column to the series completed column. **Because of this, the total first dose category may show a change from report to report not matching the total receiving their first dose from the previous day.** Persons receiving Johnson & Johnson vaccines will always be counted in the series completed column.

COVID-19 doses for vaccinated persons in Florida	
Doses administered	8,296
People receiving one dose of a 1-dose series (Johnson & Johnson) or receiving only one dose of a 2-dose series (Moderna, Pfizer) count once. Persons receiving both doses of a 2-dose series count twice.	

Current status of persons vaccinated for COVID-19 in Florida	
Total people vaccinated	4,933
First dose	1,429
Series completed	3,504
Completed 1-dose series	141
Completed 2-dose series	3,363
First dose: current number of people who have only received their first dose of the Moderna or Pfizer vaccine.	
Series complete: current number of people who have received both Moderna or Pfizer vaccine doses or one Johnson & Johnson dose and are considered fully immunized.	

Demographic summary	First dose	Series complete	Total people vaccinated
Age group	1,429	3,504	4,933
16-24 years	88	55	143
25-34 years	117	140	257
35-44 years	201	197	398
45-54 years	320	314	634
55-64 years	426	707	1,133
65-74 years	156	1,251	1,407
75-84 years	83	658	741
85+ years	38	182	220
Race	1,429	3,504	4,933
White	1,131	2,770	3,901
Black	135	310	445
American Indian/Alaskan	5	20	25
Other	106	206	312
Unknown	52	198	250
Other race includes Asian, native Hawaiian/Pacific Islander, or other.			
Ethnicity	1,429	3,504	4,933
Hispanic	60	61	121
Non-Hispanic	1,154	2,468	3,622
Unknown	215	975	1,190
Gender	1,429	3,504	4,933
Female	758	1,980	2,738
Male	669	1,524	2,193
Unknown	2	0	2



COVID-19: Bay County vaccine summary

Vaccination data through Apr 21, 2021 as of Apr 22, 2021 at 12:05 AM

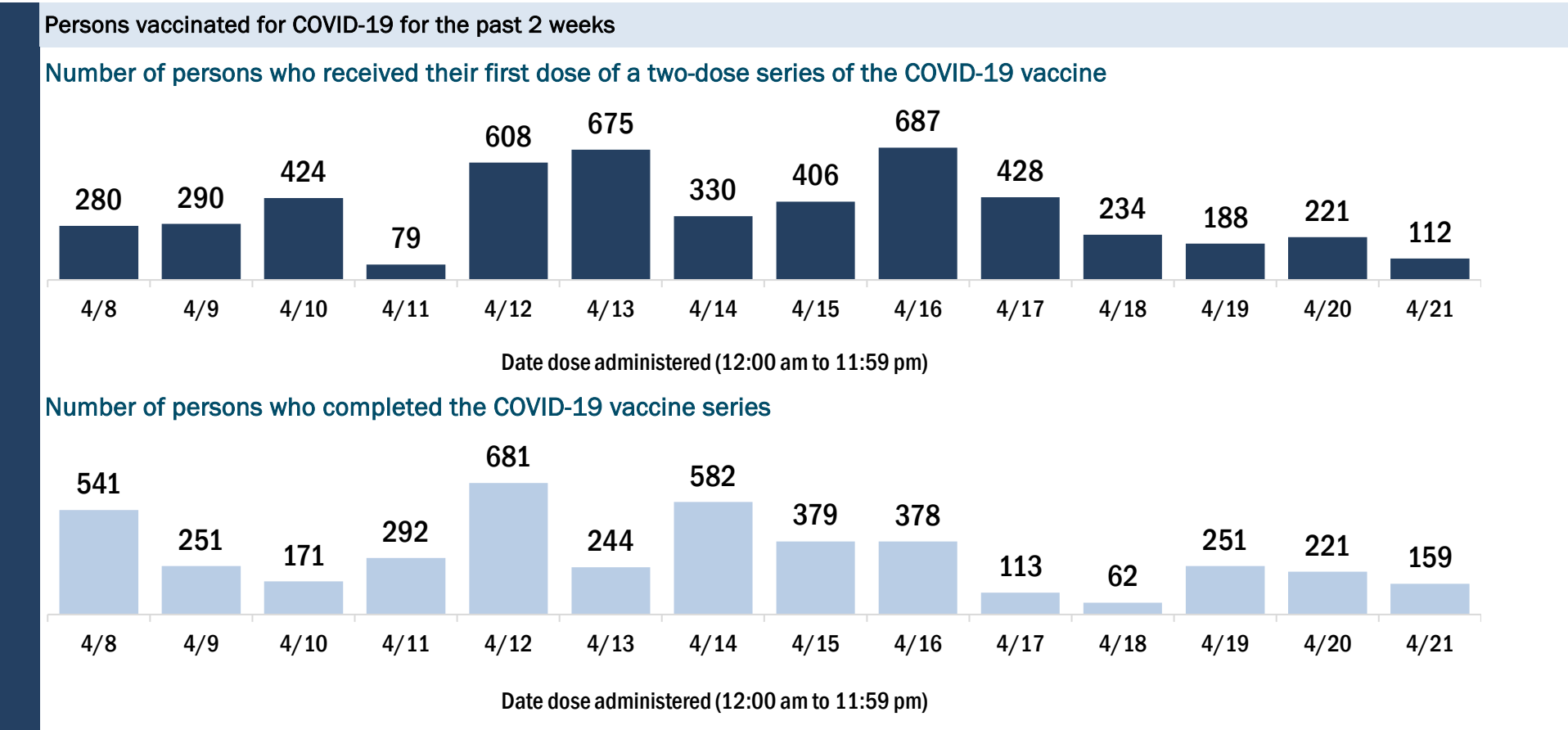
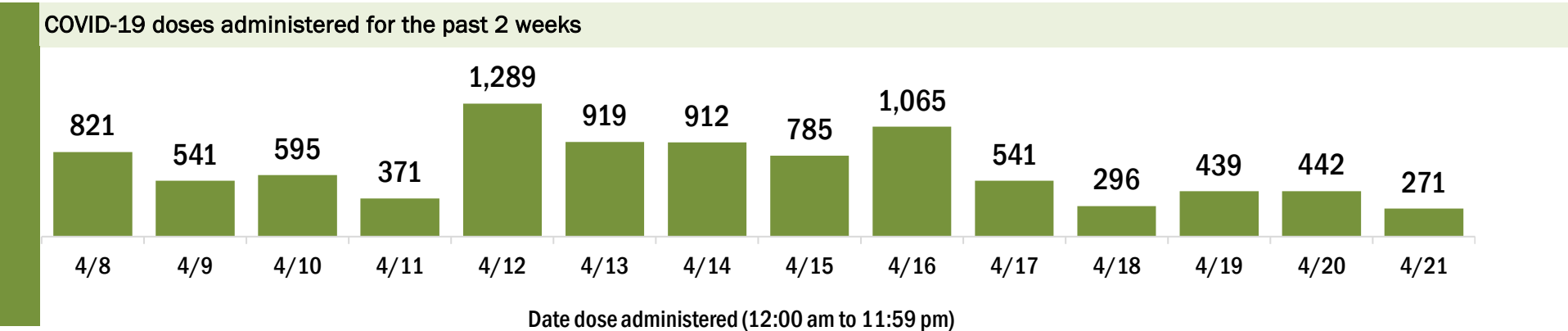
Data in this report are provisional and subject to change.

Data in this summary pertain to COVID-19 vaccines approved by the U.S. Food and Drug Administration and have been issued an Emergency Use Authorization (Janssen COVID-19 Vaccine, Moderna COVID-19 Vaccine and Pfizer-BioNTech COVID-19 Vaccine). These data summarize the number of people who have received either their first dose or have completed the series for a COVID-19 vaccine. **A person can only be counted in one category, first dose or series complete.** For persons receiving Moderna or Pfizer vaccines, once they receive their second dose, they are moved from the first dose column to the series completed column. **Because of this, the total first dose category may show a change from report to report not matching the total receiving their first dose from the previous day.** Persons receiving Johnson & Johnson vaccines will always be counted in the series completed column.

COVID-19 doses for vaccinated persons in Florida	
Doses administered	79,403
People receiving one dose of a 1-dose series (Johnson & Johnson) or receiving only one dose of a 2-dose series (Moderna, Pfizer) count once. Persons receiving both doses of a 2-dose series count twice.	

Current status of persons vaccinated for COVID-19 in Florida	
Total people vaccinated	48,938
First dose	13,477
Series completed	35,461
Completed 1-dose series	4,996
Completed 2-dose series	30,465
First dose: current number of people who have only received their first dose of the Moderna or Pfizer vaccine.	
Series complete: current number of people who have received both Moderna or Pfizer vaccine doses or one Johnson & Johnson dose and are considered fully immunized.	

Demographic summary	First dose	Series complete	Total people vaccinated
Age group	13,477	35,461	48,938
16-24 years	1,206	656	1,862
25-34 years	1,508	1,499	3,007
35-44 years	1,884	2,619	4,503
45-54 years	2,436	3,872	6,308
55-64 years	3,448	7,856	11,304
65-74 years	1,837	11,449	13,286
75-84 years	852	5,730	6,582
85+ years	306	1,780	2,086
Race	13,477	35,461	48,938
White	8,480	25,391	33,871
Black	898	2,305	3,203
American Indian/Alaskan	63	168	231
Other	1,517	2,654	4,171
Unknown	2,519	4,943	7,462
Other race includes Asian, native Hawaiian/Pacific Islander, or other.			
Ethnicity	13,477	35,461	48,938
Hispanic	994	1,205	2,199
Non-Hispanic	7,585	21,946	29,531
Unknown	4,898	12,310	17,208
Gender	13,477	35,461	48,938
Female	7,374	19,830	27,204
Male	6,100	15,625	21,725
Unknown	3	6	9



COVID-19: Bradford County vaccine summary

Vaccination data through Apr 21, 2021 as of Apr 22, 2021 at 12:05 AM

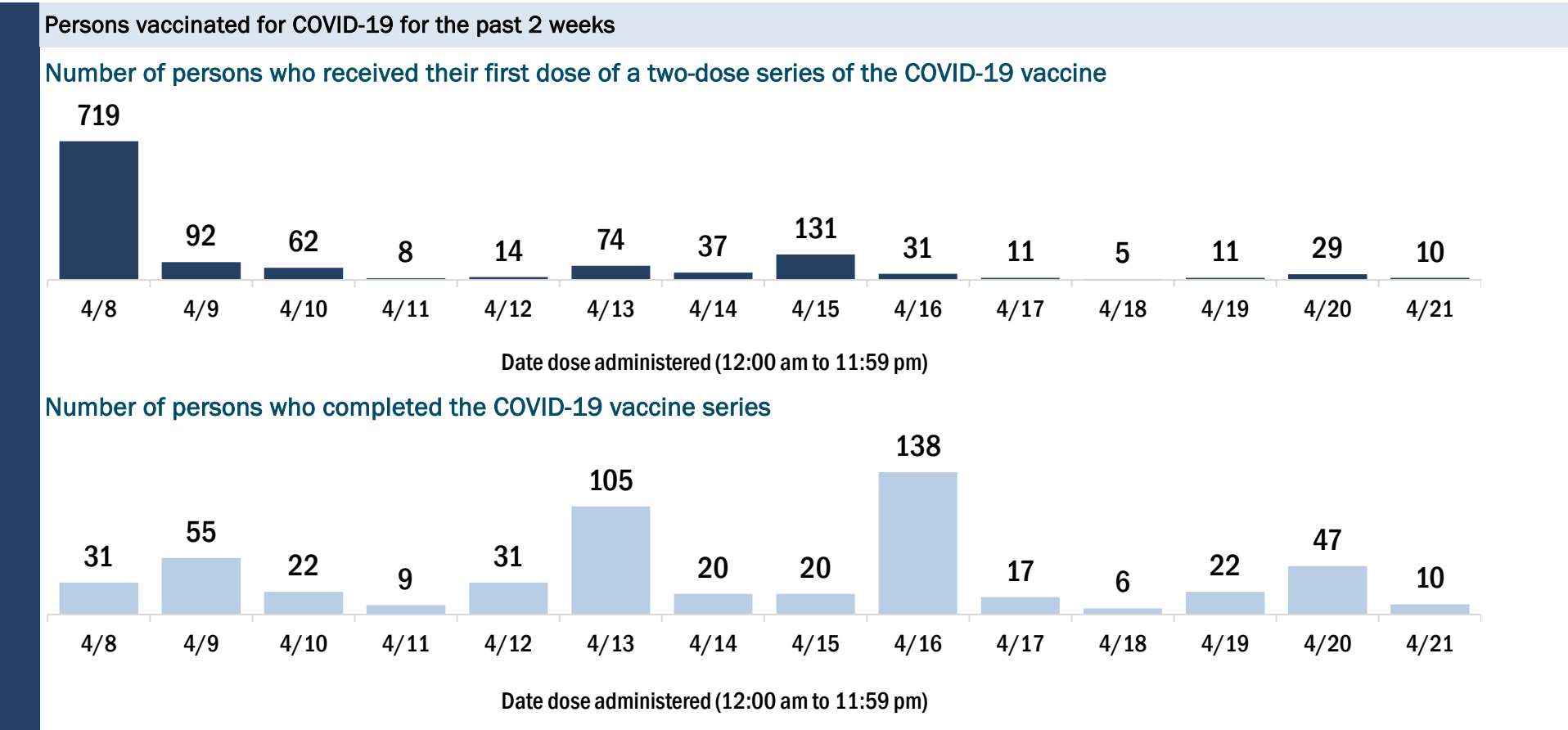
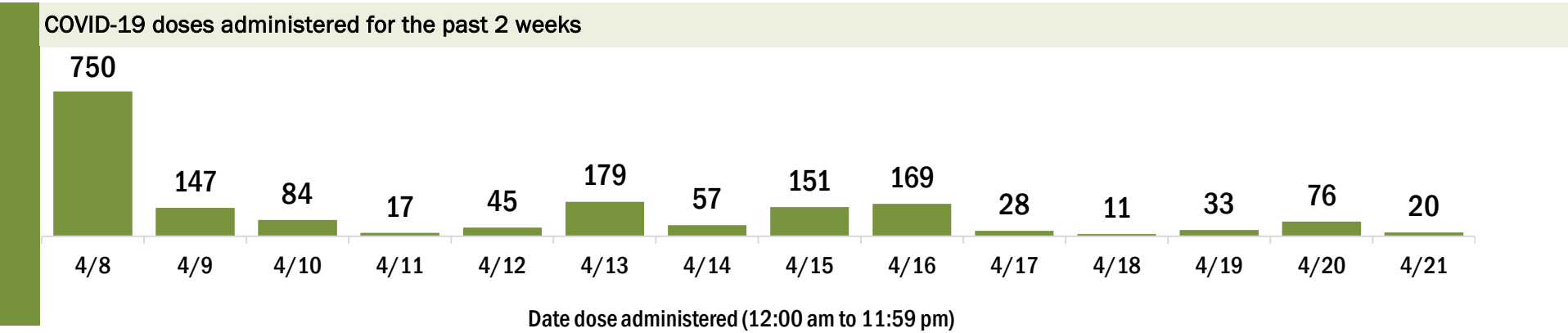
Data in this report are provisional and subject to change.

Data in this summary pertain to COVID-19 vaccines approved by the U.S. Food and Drug Administration and have been issued an Emergency Use Authorization (Janssen COVID-19 Vaccine, Moderna COVID-19 Vaccine and Pfizer-BioNTech COVID-19 Vaccine). These data summarize the number of people who have received either their first dose or have completed the series for a COVID-19 vaccine. **A person can only be counted in one category, first dose or series complete.** For persons receiving Moderna or Pfizer vaccines, once they receive their second dose, they are moved from the first dose column to the series completed column. **Because of this, the total first dose category may show a change from report to report not matching the total receiving their first dose from the previous day.** Persons receiving Johnson & Johnson vaccines will always be counted in the series completed column.

COVID-19 doses for vaccinated persons in Florida	
Doses administered	9,343
People receiving one dose of a 1-dose series (Johnson & Johnson) or receiving only one dose of a 2-dose series (Moderna, Pfizer) count once. Persons receiving both doses of a 2-dose series count twice.	

Current status of persons vaccinated for COVID-19 in Florida	
Total people vaccinated	5,895
First dose	2,110
Series completed	3,785
Completed 1-dose series	337
Completed 2-dose series	3,448
First dose: current number of people who have only received their first dose of the Moderna or Pfizer vaccine.	
Series complete: current number of people who have received both Moderna or Pfizer vaccine doses or one Johnson & Johnson dose and are considered fully immunized.	

Demographic summary	First dose	Series complete	Total people vaccinated
Age group	2,110	3,785	5,895
16-24 years	119	38	157
25-34 years	218	121	339
35-44 years	415	140	555
45-54 years	488	293	781
55-64 years	574	758	1,332
65-74 years	193	1,380	1,573
75-84 years	76	799	875
85+ years	27	256	283
Race	2,110	3,785	5,895
White	1,300	2,873	4,173
Black	587	443	1,030
American Indian/Alaskan	8	25	33
Other	151	313	464
Unknown	64	131	195
Other race includes Asian, native Hawaiian/Pacific Islander, or other.			
Ethnicity	2,110	3,785	5,895
Hispanic	127	44	171
Non-Hispanic	1,693	3,300	4,993
Unknown	290	441	731
Gender	2,110	3,785	5,895
Female	699	2,226	2,925
Male	1,410	1,559	2,969
Unknown	1	0	1



COVID-19: Brevard County vaccine summary

Vaccination data through Apr 21, 2021 as of Apr 22, 2021 at 12:05 AM

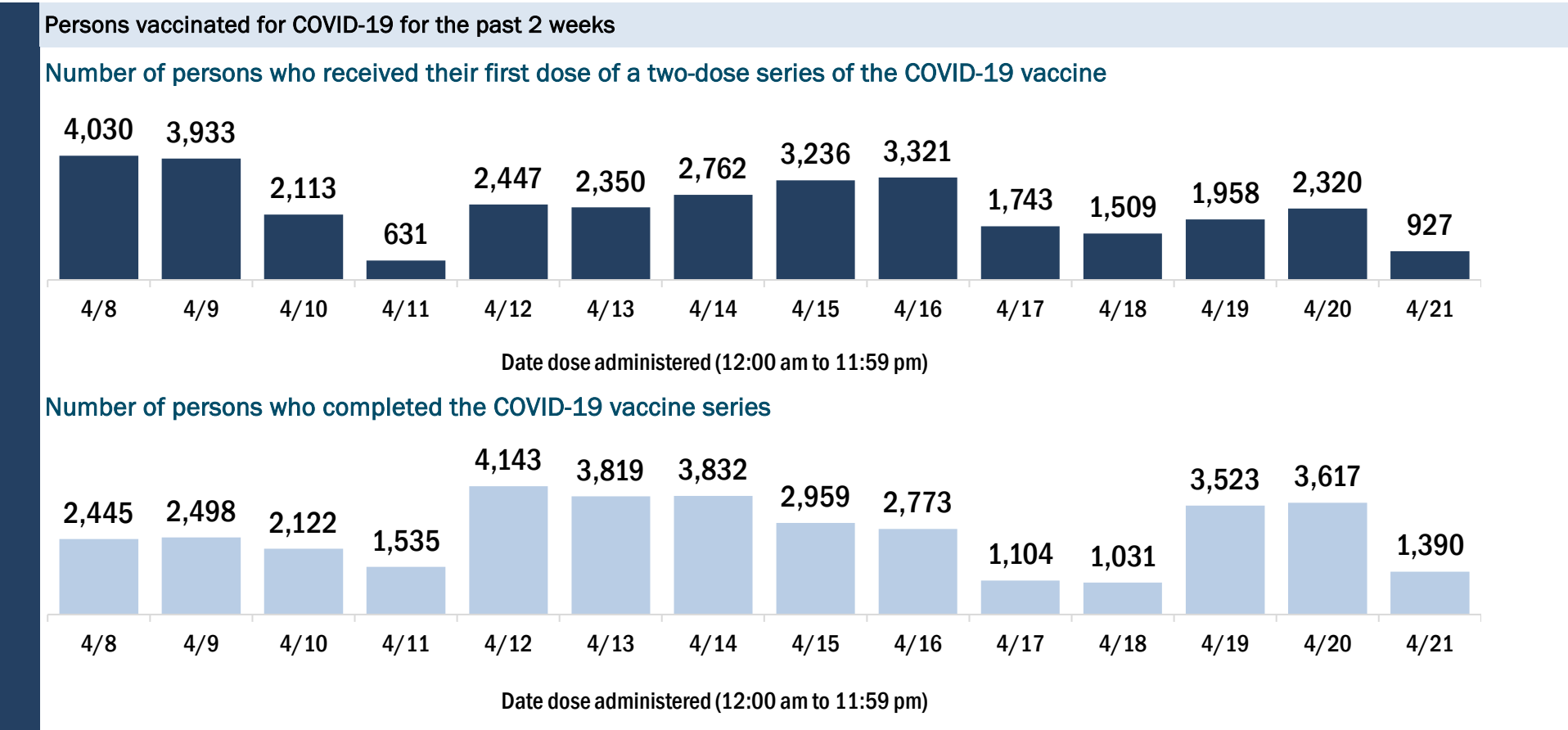
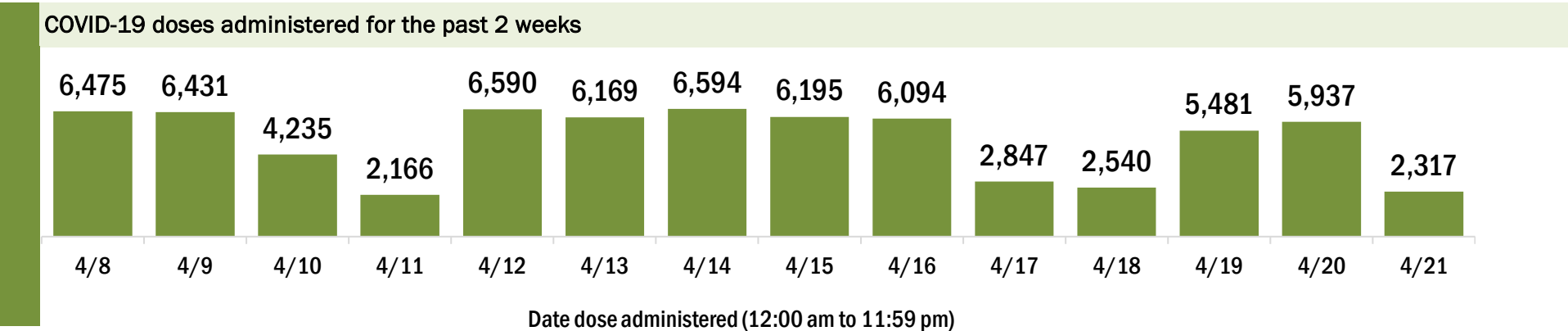
Data in this report are provisional and subject to change.

Data in this summary pertain to COVID-19 vaccines approved by the U.S. Food and Drug Administration and have been issued an Emergency Use Authorization (Janssen COVID-19 Vaccine, Moderna COVID-19 Vaccine and Pfizer-BioNTech COVID-19 Vaccine). These data summarize the number of people who have received either their first dose or have completed the series for a COVID-19 vaccine. **A person can only be counted in one category, first dose or series complete.** For persons receiving Moderna or Pfizer vaccines, once they receive their second dose, they are moved from the first dose column to the series completed column. **Because of this, the total first dose category may show a change from report to report not matching the total receiving their first dose from the previous day.** Persons receiving Johnson & Johnson vaccines will always be counted in the series completed column.

COVID-19 doses for vaccinated persons in Florida	
Doses administered	361,556
People receiving one dose of a 1-dose series (Johnson & Johnson) or receiving only one dose of a 2-dose series (Moderna, Pfizer) count once. Persons receiving both doses of a 2-dose series count twice.	

Current status of persons vaccinated for COVID-19 in Florida	
Total people vaccinated	229,710
First dose	82,220
Series completed	147,490
Completed 1-dose series	15,644
Completed 2-dose series	131,846
First dose: current number of people who have only received their first dose of the Moderna or Pfizer vaccine.	
Series complete: current number of people who have received both Moderna or Pfizer vaccine doses or one Johnson & Johnson dose and are considered fully immunized.	

Demographic summary	First dose	Series complete	Total people vaccinated
Age group	82,220	147,490	229,710
16-24 years	7,370	2,259	9,629
25-34 years	9,198	5,181	14,379
35-44 years	11,389	7,613	19,002
45-54 years	13,857	12,916	26,773
55-64 years	20,100	31,510	51,610
65-74 years	11,150	49,468	60,618
75-84 years	6,412	28,290	34,702
85+ years	2,744	10,253	12,997
Race	82,220	147,490	229,710
White	54,336	100,795	155,131
Black	5,356	7,381	12,737
American Indian/Alaskan	438	638	1,076
Other	8,118	12,730	20,848
Unknown	13,972	25,946	39,918
Other race includes Asian, native Hawaiian/Pacific Islander, or other.			
Ethnicity	82,220	147,490	229,710
Hispanic	7,179	5,883	13,062
Non-Hispanic	48,637	80,499	129,136
Unknown	26,404	61,108	87,512
Gender	82,220	147,490	229,710
Female	43,487	86,129	129,616
Male	38,582	61,154	99,736
Unknown	151	207	358



COVID-19: Broward County vaccine summary

Vaccination data through Apr 21, 2021 as of Apr 22, 2021 at 12:05 AM

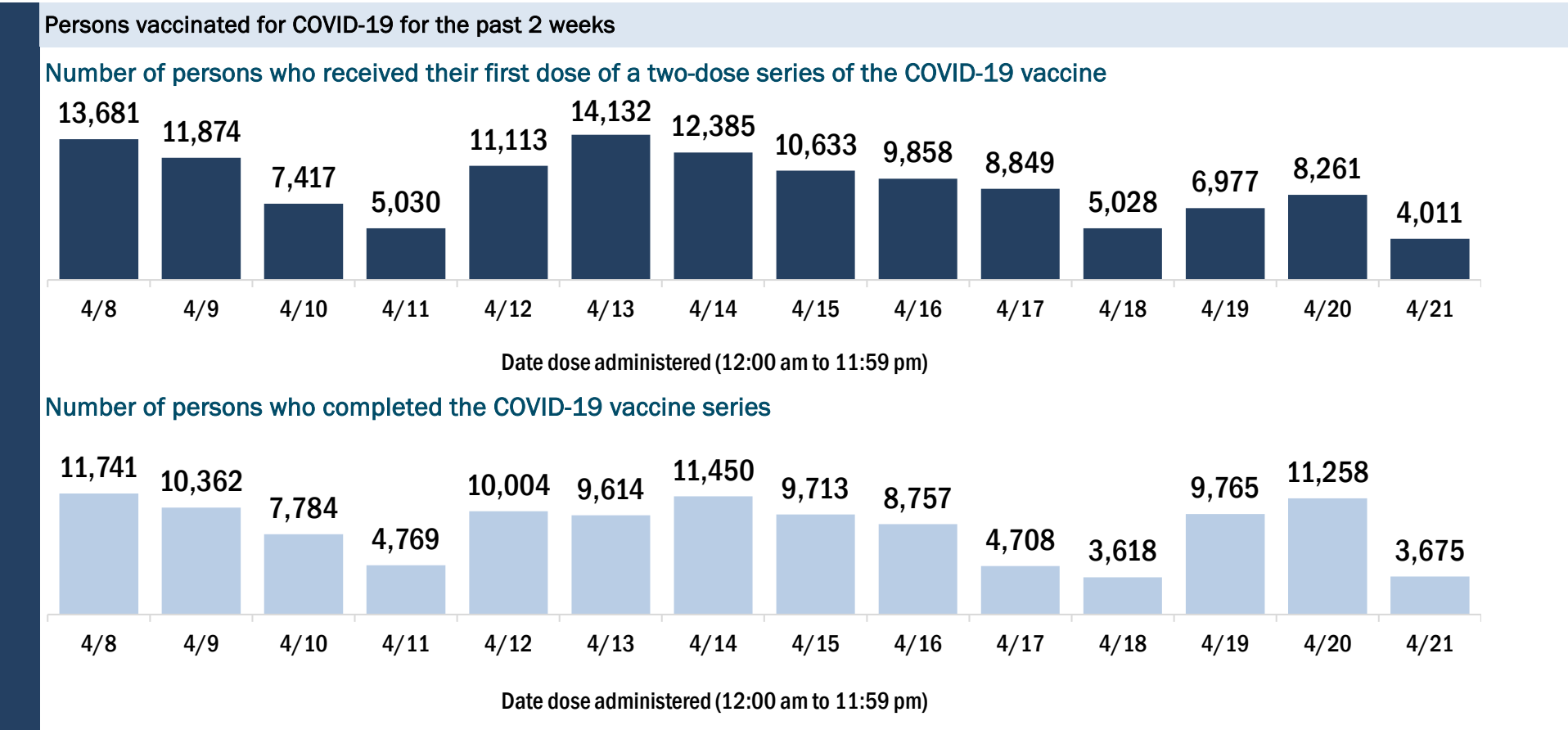
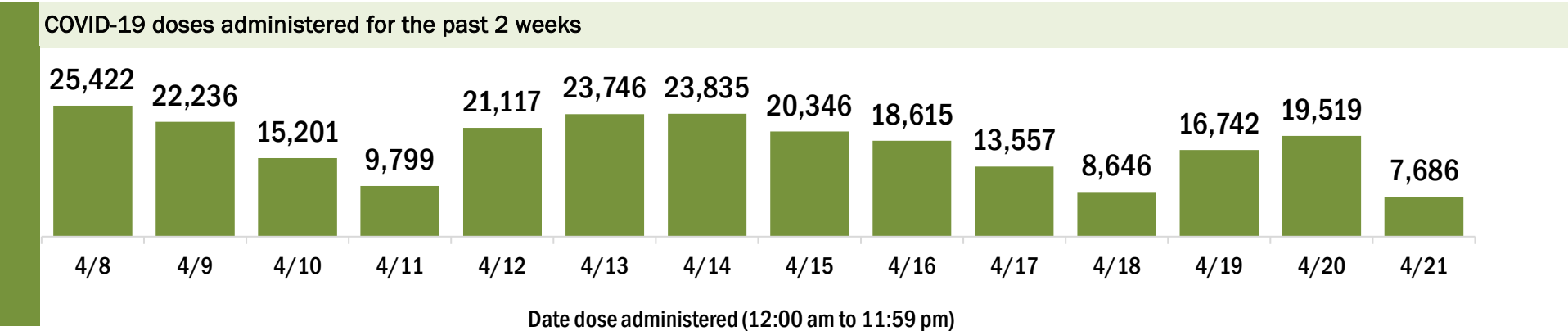
Data in this report are provisional and subject to change.

Data in this summary pertain to COVID-19 vaccines approved by the U.S. Food and Drug Administration and have been issued an Emergency Use Authorization (Janssen COVID-19 Vaccine, Moderna COVID-19 Vaccine and Pfizer-BioNTech COVID-19 Vaccine). These data summarize the number of people who have received either their first dose or have completed the series for a COVID-19 vaccine. **A person can only be counted in one category, first dose or series complete.** For persons receiving Moderna or Pfizer vaccines, once they receive their second dose, they are moved from the first dose column to the series completed column. **Because of this, the total first dose category may show a change from report to report not matching the total receiving their first dose from the previous day.** Persons receiving Johnson & Johnson vaccines will always be counted in the series completed column.

COVID-19 doses for vaccinated persons in Florida	
Doses administered	1,207,591
People receiving one dose of a 1-dose series (Johnson & Johnson) or receiving only one dose of a 2-dose series (Moderna, Pfizer) count once. Persons receiving both doses of a 2-dose series count twice.	

Current status of persons vaccinated for COVID-19 in Florida	
Total people vaccinated	765,358
First dose	280,657
Series completed	484,701
Completed 1-dose series	42,468
Completed 2-dose series	442,233
First dose: current number of people who have only received their first dose of the Moderna or Pfizer vaccine.	
Series complete: current number of people who have received both Moderna or Pfizer vaccine doses or one Johnson & Johnson dose and are considered fully immunized.	

Demographic summary	First dose	Series complete	Total people vaccinated
Age group	280,657	484,701	765,358
16-24 years	29,951	13,931	43,882
25-34 years	35,587	28,009	63,596
35-44 years	49,663	43,130	92,793
45-54 years	57,563	71,481	129,044
55-64 years	53,867	112,720	166,587
65-74 years	30,649	126,669	157,318
75-84 years	15,976	64,925	80,901
85+ years	7,401	23,836	31,237
Race	280,657	484,701	765,358
White	156,201	308,546	464,747
Black	35,348	58,491	93,839
American Indian/Alaskan	962	2,069	3,031
Other	35,874	54,114	89,988
Unknown	52,272	61,481	113,753
Other race includes Asian, native Hawaiian/Pacific Islander, or other.			
Ethnicity	280,657	484,701	765,358
Hispanic	76,102	100,224	176,326
Non-Hispanic	112,715	249,813	362,528
Unknown	91,840	134,664	226,504
Gender	280,657	484,701	765,358
Female	146,155	268,670	414,825
Male	133,622	215,273	348,895
Unknown	880	758	1,638



COVID-19: Calhoun County vaccine summary

Vaccination data through Apr 21, 2021 as of Apr 22, 2021 at 12:05 AM

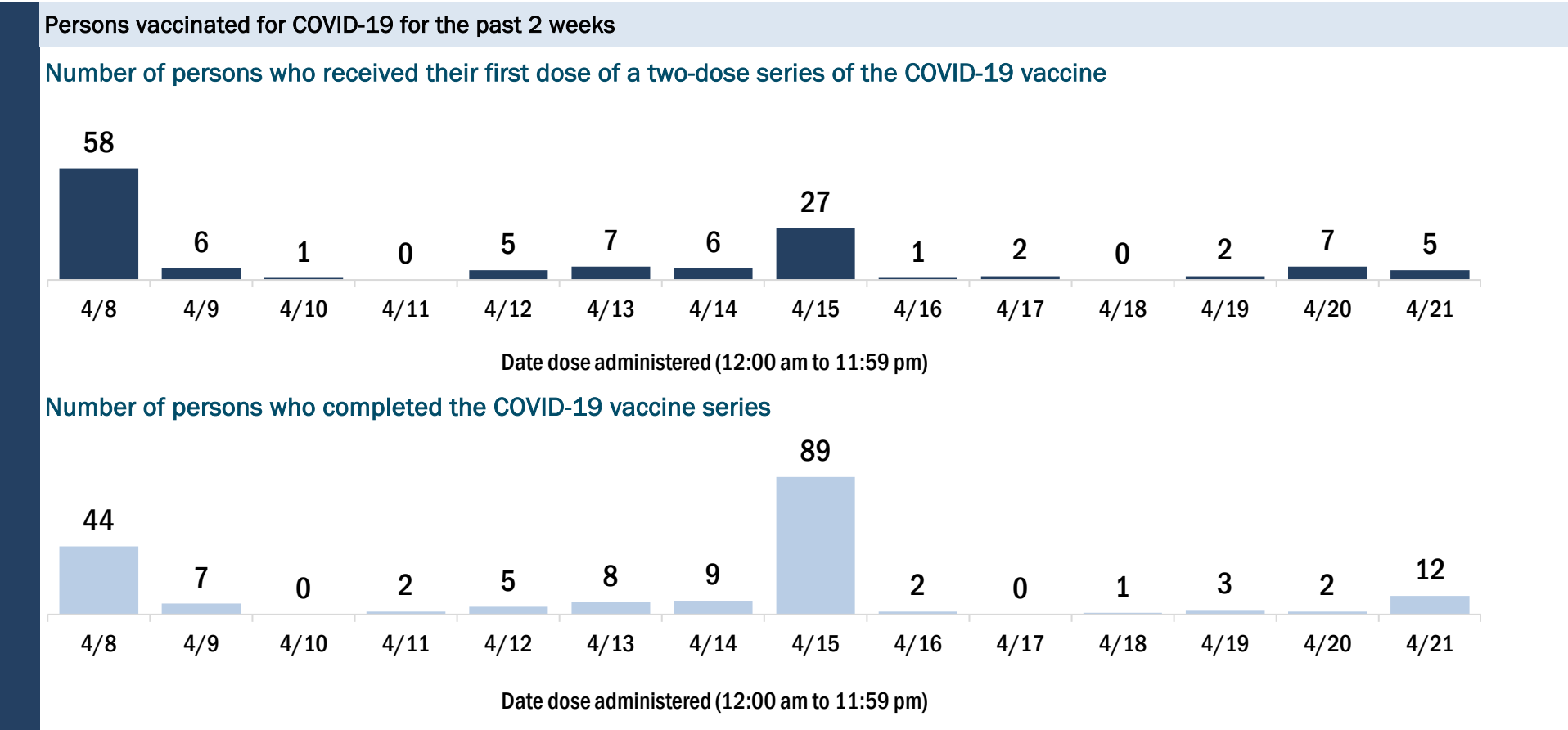
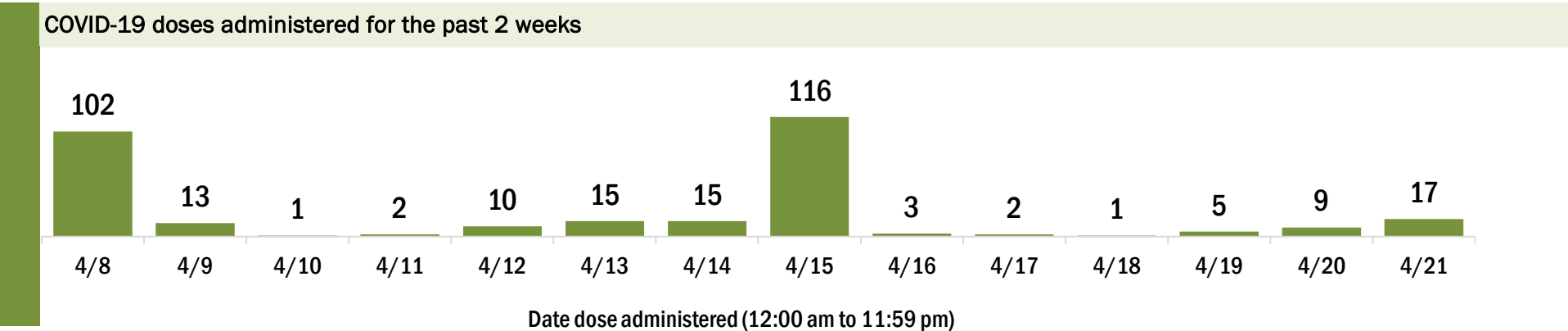
Data in this report are provisional and subject to change.

Data in this summary pertain to COVID-19 vaccines approved by the U.S. Food and Drug Administration and have been issued an Emergency Use Authorization (Janssen COVID-19 Vaccine, Moderna COVID-19 Vaccine and Pfizer-BioNTech COVID-19 Vaccine). These data summarize the number of people who have received either their first dose or have completed the series for a COVID-19 vaccine. **A person can only be counted in one category, first dose or series complete.** For persons receiving Moderna or Pfizer vaccines, once they receive their second dose, they are moved from the first dose column to the series completed column. **Because of this, the total first dose category may show a change from report to report not matching the total receiving their first dose from the previous day.** Persons receiving Johnson & Johnson vaccines will always be counted in the series completed column.

COVID-19 doses for vaccinated persons in Florida	
Doses administered	4,644
People receiving one dose of a 1-dose series (Johnson & Johnson) or receiving only one dose of a 2-dose series (Moderna, Pfizer) count once. Persons receiving both doses of a 2-dose series count twice.	

Current status of persons vaccinated for COVID-19 in Florida	
Total people vaccinated	2,663
First dose	518
Series completed	2,145
Completed 1-dose series	164
Completed 2-dose series	1,981
First dose: current number of people who have only received their first dose of the Moderna or Pfizer vaccine.	
Series complete: current number of people who have received both Moderna or Pfizer vaccine doses or one Johnson & Johnson dose and are considered fully immunized.	

Demographic summary	First dose	Series complete	Total people vaccinated
Age group	518	2,145	2,663
16-24 years	32	22	54
25-34 years	22	58	80
35-44 years	48	104	152
45-54 years	98	180	278
55-64 years	157	368	525
65-74 years	86	777	863
75-84 years	55	459	514
85+ years	20	177	197
Race	518	2,145	2,663
White	334	1,516	1,850
Black	52	137	189
American Indian/Alaskan	4	14	18
Other	52	310	362
Unknown	76	168	244
Other race includes Asian, native Hawaiian/Pacific Islander, or other.			
Ethnicity	518	2,145	2,663
Hispanic	16	40	56
Non-Hispanic	229	1,227	1,456
Unknown	273	878	1,151
Gender	518	2,145	2,663
Female	273	1,200	1,473
Male	245	944	1,189
Unknown	0	1	1



COVID-19: Charlotte County vaccine summary

Vaccination data through Apr 21, 2021 as of Apr 22, 2021 at 12:05 AM

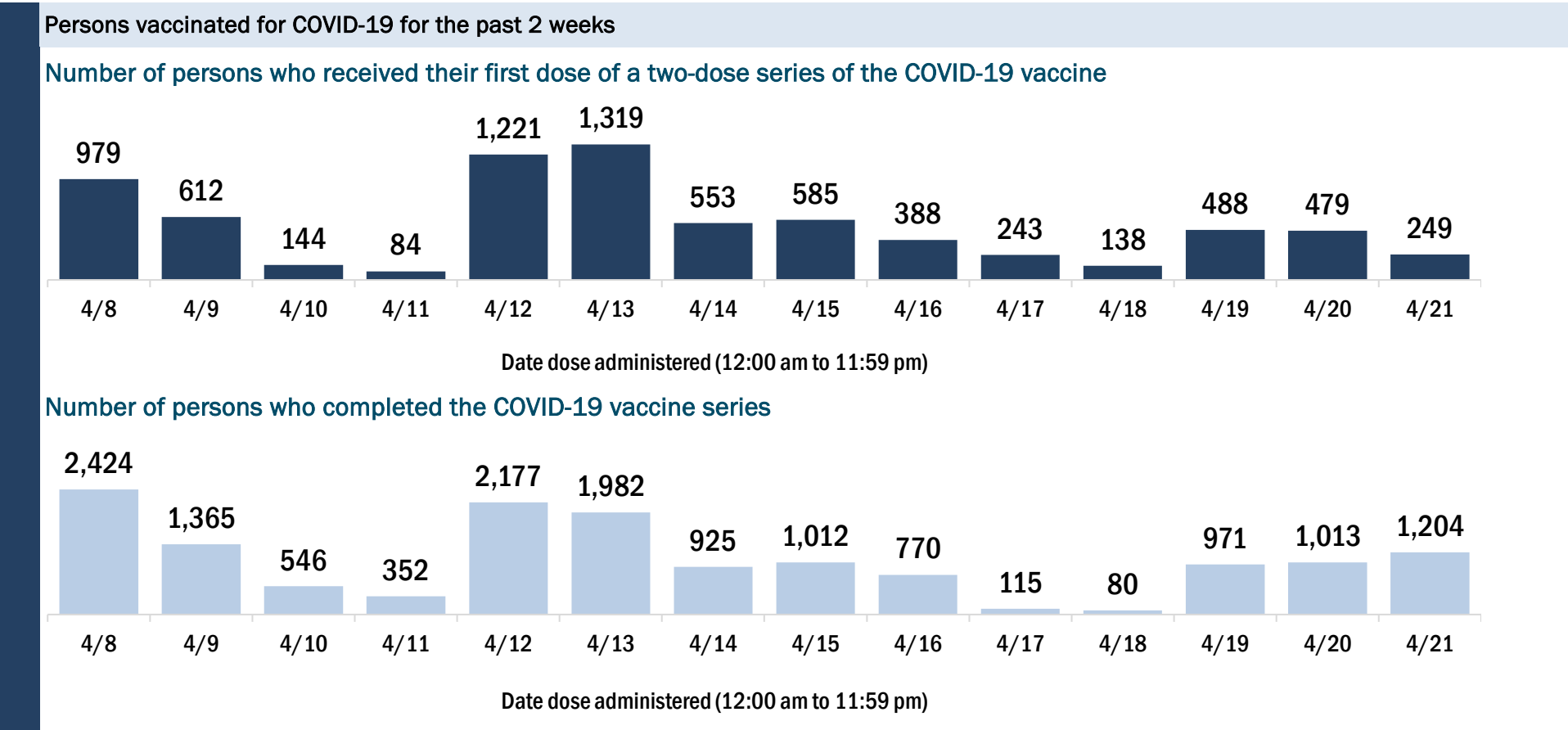
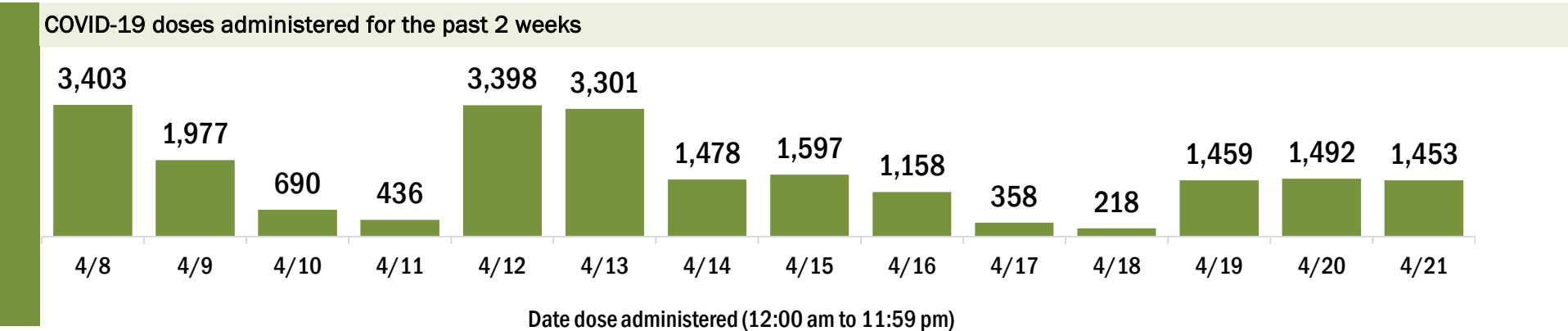
Data in this report are provisional and subject to change.

Data in this summary pertain to COVID-19 vaccines approved by the U.S. Food and Drug Administration and have been issued an Emergency Use Authorization (Janssen COVID-19 Vaccine, Moderna COVID-19 Vaccine and Pfizer-BioNTech COVID-19 Vaccine). These data summarize the number of people who have received either their first dose or have completed the series for a COVID-19 vaccine. **A person can only be counted in one category, first dose or series complete.** For persons receiving Moderna or Pfizer vaccines, once they receive their second dose, they are moved from the first dose column to the series completed column. **Because of this, the total first dose category may show a change from report to report not matching the total receiving their first dose from the previous day.** Persons receiving Johnson & Johnson vaccines will always be counted in the series completed column.

COVID-19 doses for vaccinated persons in Florida	
Doses administered	160,814
People receiving one dose of a 1-dose series (Johnson & Johnson) or receiving only one dose of a 2-dose series (Moderna, Pfizer) count once. Persons receiving both doses of a 2-dose series count twice.	

Current status of persons vaccinated for COVID-19 in Florida	
Total people vaccinated	99,763
First dose	33,368
Series completed	66,395
Completed 1-dose series	5,344
Completed 2-dose series	61,051
First dose: current number of people who have only received their first dose of the Moderna or Pfizer vaccine.	
Series complete: current number of people who have received both Moderna or Pfizer vaccine doses or one Johnson & Johnson dose and are considered fully immunized.	

Demographic summary	First dose	Series complete	Total people vaccinated
Age group	33,368	66,395	99,763
16-24 years	1,241	355	1,596
25-34 years	1,553	806	2,359
35-44 years	2,179	1,230	3,409
45-54 years	4,071	2,694	6,765
55-64 years	9,240	9,989	19,229
65-74 years	8,239	28,820	37,059
75-84 years	5,122	17,503	22,625
85+ years	1,723	4,998	6,721
Race	33,368	66,395	99,763
White	25,085	50,777	75,862
Black	1,043	1,047	2,090
American Indian/Alaskan	164	280	444
Other	2,280	4,229	6,509
Unknown	4,796	10,062	14,858
Other race includes Asian, native Hawaiian/Pacific Islander, or other.			
Ethnicity	33,368	66,395	99,763
Hispanic	1,474	1,329	2,803
Non-Hispanic	19,575	39,482	59,057
Unknown	12,319	25,584	37,903
Gender	33,368	66,395	99,763
Female	17,590	37,171	54,761
Male	15,750	29,197	44,947
Unknown	28	27	55



COVID-19: Citrus County vaccine summary

Vaccination data through Apr 21, 2021 as of Apr 22, 2021 at 12:05 AM

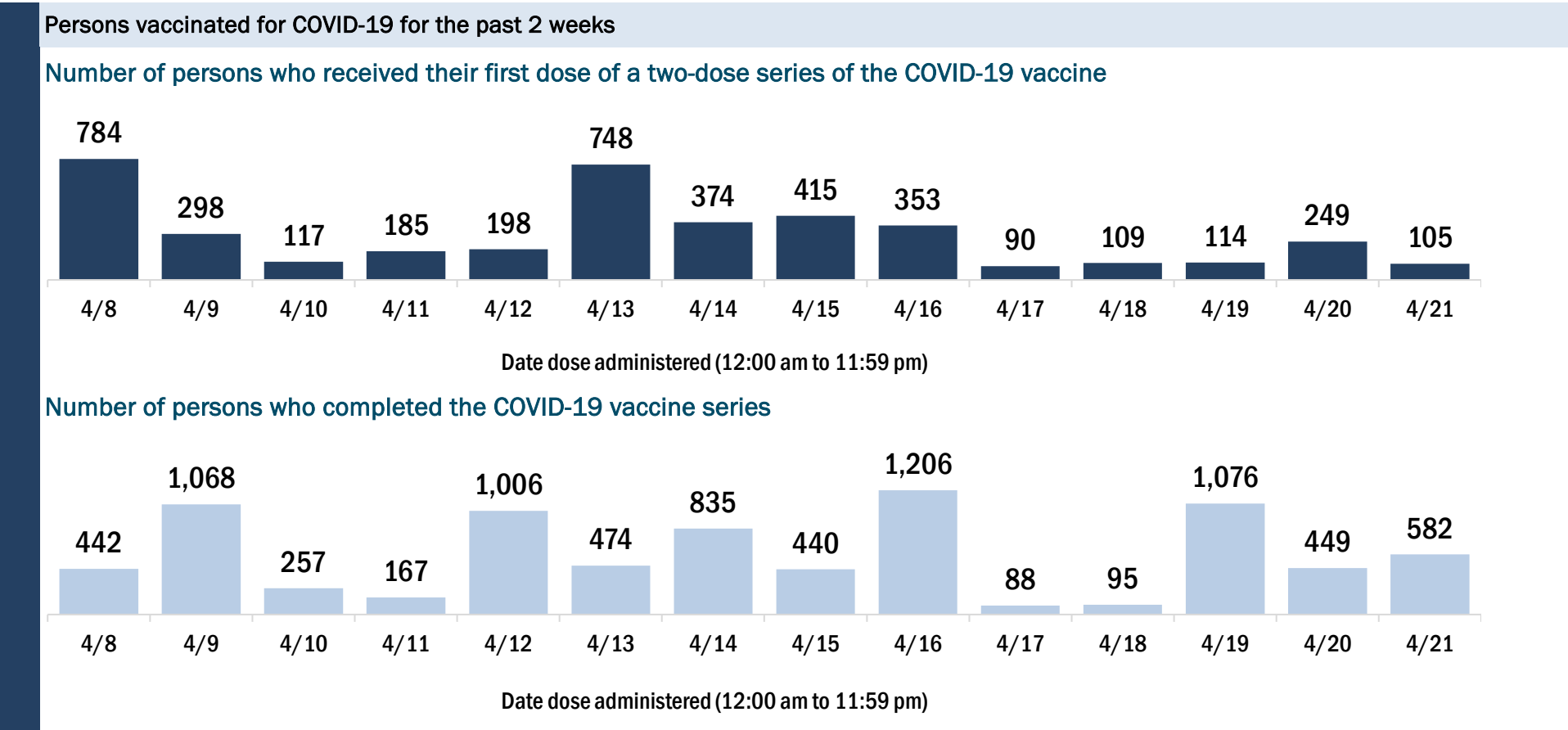
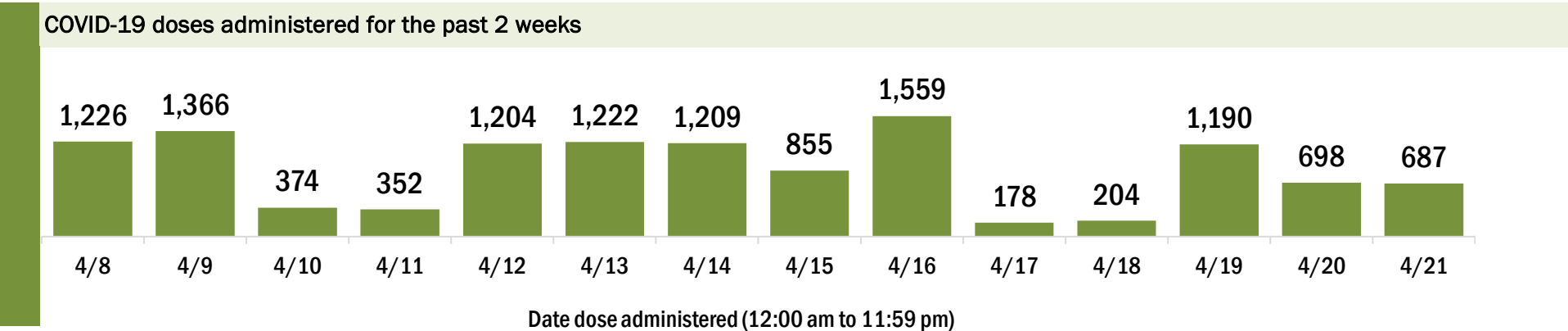
Data in this report are provisional and subject to change.

Data in this summary pertain to COVID-19 vaccines approved by the U.S. Food and Drug Administration and have been issued an Emergency Use Authorization (Janssen COVID-19 Vaccine, Moderna COVID-19 Vaccine and Pfizer-BioNTech COVID-19 Vaccine). These data summarize the number of people who have received either their first dose or have completed the series for a COVID-19 vaccine. **A person can only be counted in one category, first dose or series complete.** For persons receiving Moderna or Pfizer vaccines, once they receive their second dose, they are moved from the first dose column to the series completed column. **Because of this, the total first dose category may show a change from report to report not matching the total receiving their first dose from the previous day.** Persons receiving Johnson & Johnson vaccines will always be counted in the series completed column.

COVID-19 doses for vaccinated persons in Florida	
Doses administered	97,196
People receiving one dose of a 1-dose series (Johnson & Johnson) or receiving only one dose of a 2-dose series (Moderna, Pfizer) count once. Persons receiving both doses of a 2-dose series count twice.	

Current status of persons vaccinated for COVID-19 in Florida	
Total people vaccinated	57,617
First dose	16,588
Series completed	41,029
Completed 1-dose series	1,450
Completed 2-dose series	39,579
First dose: current number of people who have only received their first dose of the Moderna or Pfizer vaccine.	
Series complete: current number of people who have received both Moderna or Pfizer vaccine doses or one Johnson & Johnson dose and are considered fully immunized.	

Demographic summary	First dose	Series complete	Total people vaccinated
Age group	16,588	41,029	57,617
16-24 years	779	307	1,086
25-34 years	868	638	1,506
35-44 years	1,214	900	2,114
45-54 years	2,326	1,749	4,075
55-64 years	4,832	5,463	10,295
65-74 years	3,617	17,061	20,678
75-84 years	2,212	11,566	13,778
85+ years	740	3,345	4,085
Race	16,588	41,029	57,617
White	12,996	30,667	43,663
Black	360	538	898
American Indian/Alaskan	110	211	321
Other	958	2,819	3,777
Unknown	2,164	6,794	8,958
Other race includes Asian, native Hawaiian/Pacific Islander, or other.			
Ethnicity	16,588	41,029	57,617
Hispanic	904	1,025	1,929
Non-Hispanic	10,865	23,708	34,573
Unknown	4,819	16,296	21,115
Gender	16,588	41,029	57,617
Female	9,176	23,476	32,652
Male	7,388	17,541	24,929
Unknown	24	12	36



COVID-19: Clay County vaccine summary

Vaccination data through Apr 21, 2021 as of Apr 22, 2021 at 12:05 AM

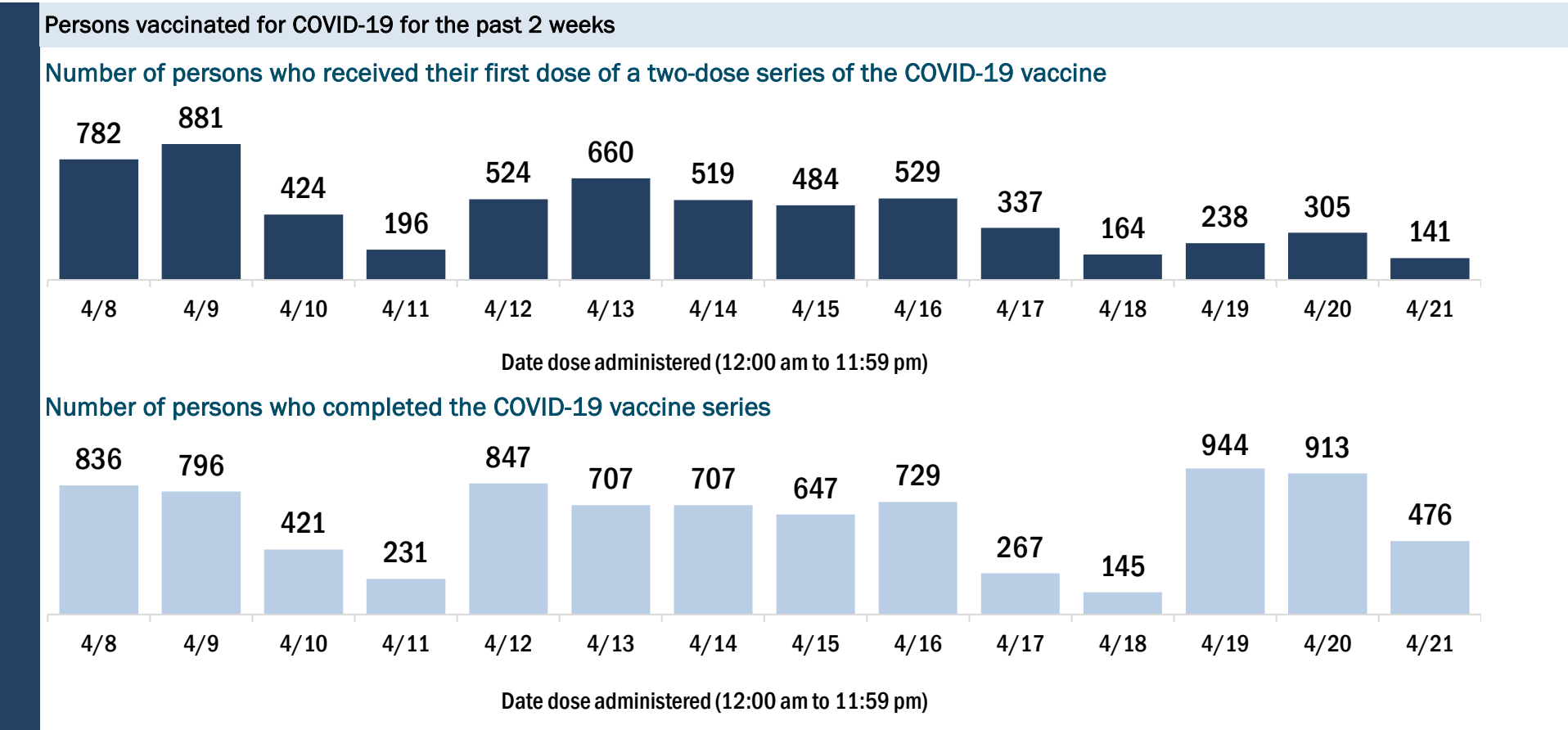
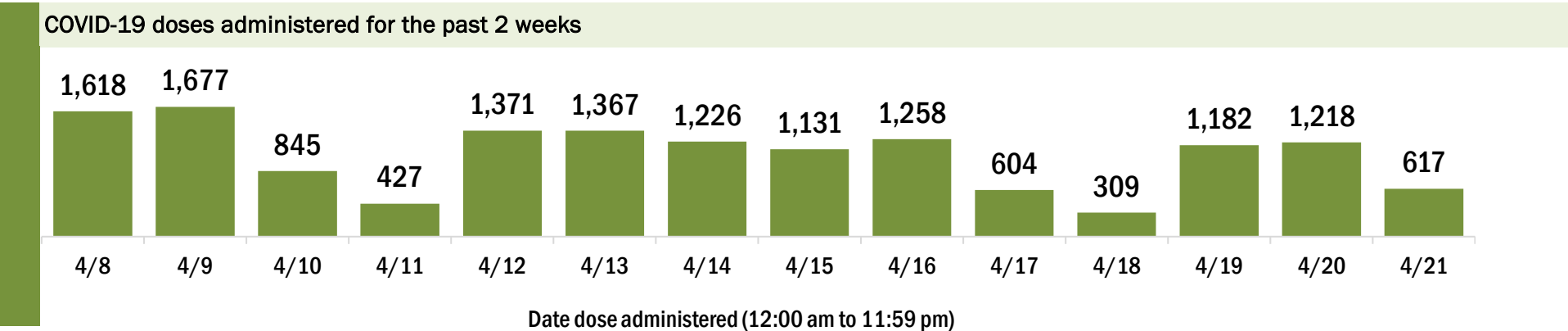
Data in this report are provisional and subject to change.

Data in this summary pertain to COVID-19 vaccines approved by the U.S. Food and Drug Administration and have been issued an Emergency Use Authorization (Janssen COVID-19 Vaccine, Moderna COVID-19 Vaccine and Pfizer-BioNTech COVID-19 Vaccine). These data summarize the number of people who have received either their first dose or have completed the series for a COVID-19 vaccine. **A person can only be counted in one category, first dose or series complete.** For persons receiving Moderna or Pfizer vaccines, once they receive their second dose, they are moved from the first dose column to the series completed column. **Because of this, the total first dose category may show a change from report to report not matching the total receiving their first dose from the previous day.** Persons receiving Johnson & Johnson vaccines will always be counted in the series completed column.

COVID-19 doses for vaccinated persons in Florida	
Doses administered	99,567
People receiving one dose of a 1-dose series (Johnson & Johnson) or receiving only one dose of a 2-dose series (Moderna, Pfizer) count once. Persons receiving both doses of a 2-dose series count twice.	

Current status of persons vaccinated for COVID-19 in Florida	
Total people vaccinated	59,915
First dose	17,307
Series completed	42,608
Completed 1-dose series	2,956
Completed 2-dose series	39,652
First dose: current number of people who have only received their first dose of the Moderna or Pfizer vaccine.	
Series complete: current number of people who have received both Moderna or Pfizer vaccine doses or one Johnson & Johnson dose and are considered fully immunized.	

Demographic summary	First dose	Series complete	Total people vaccinated
Age group	17,307	42,608	59,915
16-24 years	2,260	964	3,224
25-34 years	2,017	1,788	3,805
35-44 years	2,799	3,222	6,021
45-54 years	3,444	5,333	8,777
55-64 years	3,907	9,124	13,031
65-74 years	1,580	13,454	15,034
75-84 years	927	6,711	7,638
85+ years	373	2,012	2,385
Race	17,307	42,608	59,915
White	10,387	30,937	41,324
Black	1,581	2,798	4,379
American Indian/Alaskan	65	210	275
Other	2,289	3,911	6,200
Unknown	2,985	4,752	7,737
Other race includes Asian, native Hawaiian/Pacific Islander, or other.			
Ethnicity	17,307	42,608	59,915
Hispanic	1,613	1,865	3,478
Non-Hispanic	10,184	31,487	41,671
Unknown	5,510	9,256	14,766
Gender	17,307	42,608	59,915
Female	9,480	24,718	34,198
Male	7,660	17,885	25,545
Unknown	167	5	172



COVID-19: Collier County vaccine summary

Vaccination data through Apr 21, 2021 as of Apr 22, 2021 at 12:05 AM

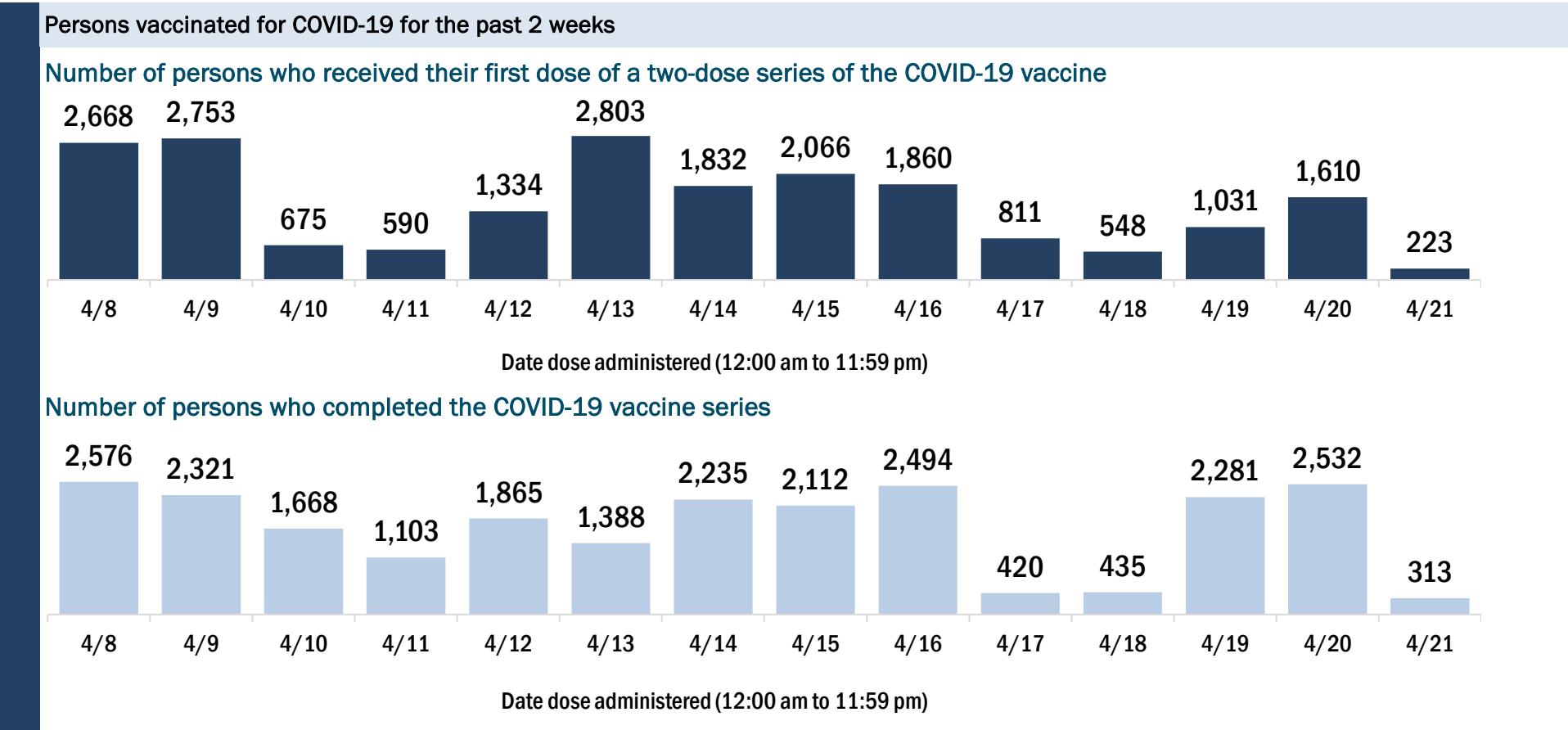
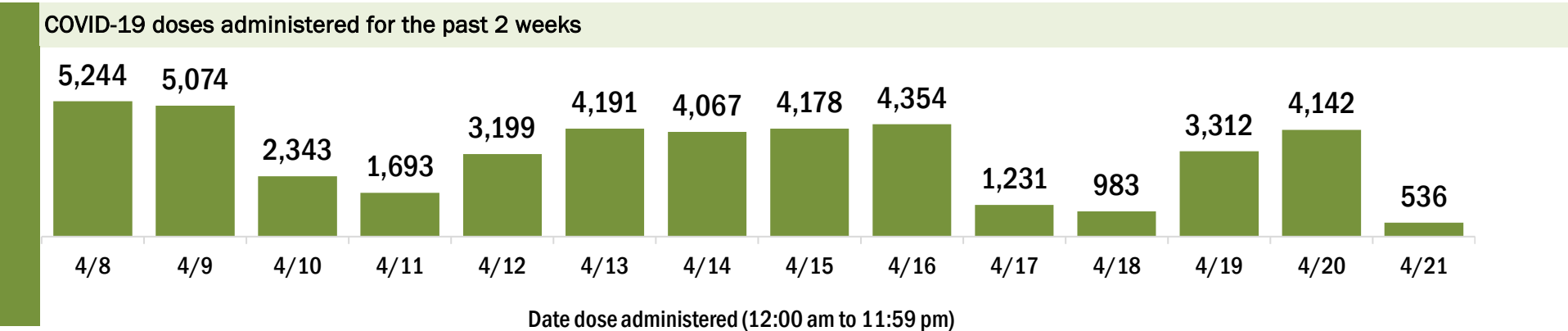
Data in this report are provisional and subject to change.

Data in this summary pertain to COVID-19 vaccines approved by the U.S. Food and Drug Administration and have been issued an Emergency Use Authorization (Janssen COVID-19 Vaccine, Moderna COVID-19 Vaccine and Pfizer-BioNTech COVID-19 Vaccine). These data summarize the number of people who have received either their first dose or have completed the series for a COVID-19 vaccine. **A person can only be counted in one category, first dose or series complete.** For persons receiving Moderna or Pfizer vaccines, once they receive their second dose, they are moved from the first dose column to the series completed column. **Because of this, the total first dose category may show a change from report to report not matching the total receiving their first dose from the previous day.** Persons receiving Johnson & Johnson vaccines will always be counted in the series completed column.

COVID-19 doses for vaccinated persons in Florida	
Doses administered	290,002
People receiving one dose of a 1-dose series (Johnson & Johnson) or receiving only one dose of a 2-dose series (Moderna, Pfizer) count once. Persons receiving both doses of a 2-dose series count twice.	

Current status of persons vaccinated for COVID-19 in Florida	
Total people vaccinated	179,600
First dose	57,490
Series completed	122,110
Completed 1-dose series	11,708
Completed 2-dose series	110,402
First dose: current number of people who have only received their first dose of the Moderna or Pfizer vaccine.	
Series complete: current number of people who have received both Moderna or Pfizer vaccine doses or one Johnson & Johnson dose and are considered fully immunized.	

Demographic summary	First dose	Series complete	Total people vaccinated
Age group	57,490	122,110	179,600
16-24 years	3,639	1,394	5,033
25-34 years	4,340	3,002	7,342
35-44 years	6,205	3,999	10,204
45-54 years	9,496	6,691	16,187
55-64 years	14,512	17,780	32,292
65-74 years	10,335	46,850	57,185
75-84 years	6,656	32,794	39,450
85+ years	2,307	9,600	11,907
Race	57,490	122,110	179,600
White	38,854	79,716	118,570
Black	1,240	1,406	2,646
American Indian/Alaskan	223	363	586
Other	5,218	9,314	14,532
Unknown	11,955	31,311	43,266
Other race includes Asian, native Hawaiian/Pacific Islander, or other.			
Ethnicity	57,490	122,110	179,600
Hispanic	9,309	6,311	15,620
Non-Hispanic	25,470	55,626	81,096
Unknown	22,711	60,173	82,884
Gender	57,490	122,110	179,600
Female	30,421	67,318	97,739
Male	26,804	54,526	81,330
Unknown	265	266	531



COVID-19: Columbia County vaccine summary

Vaccination data through Apr 21, 2021 as of Apr 22, 2021 at 12:05 AM

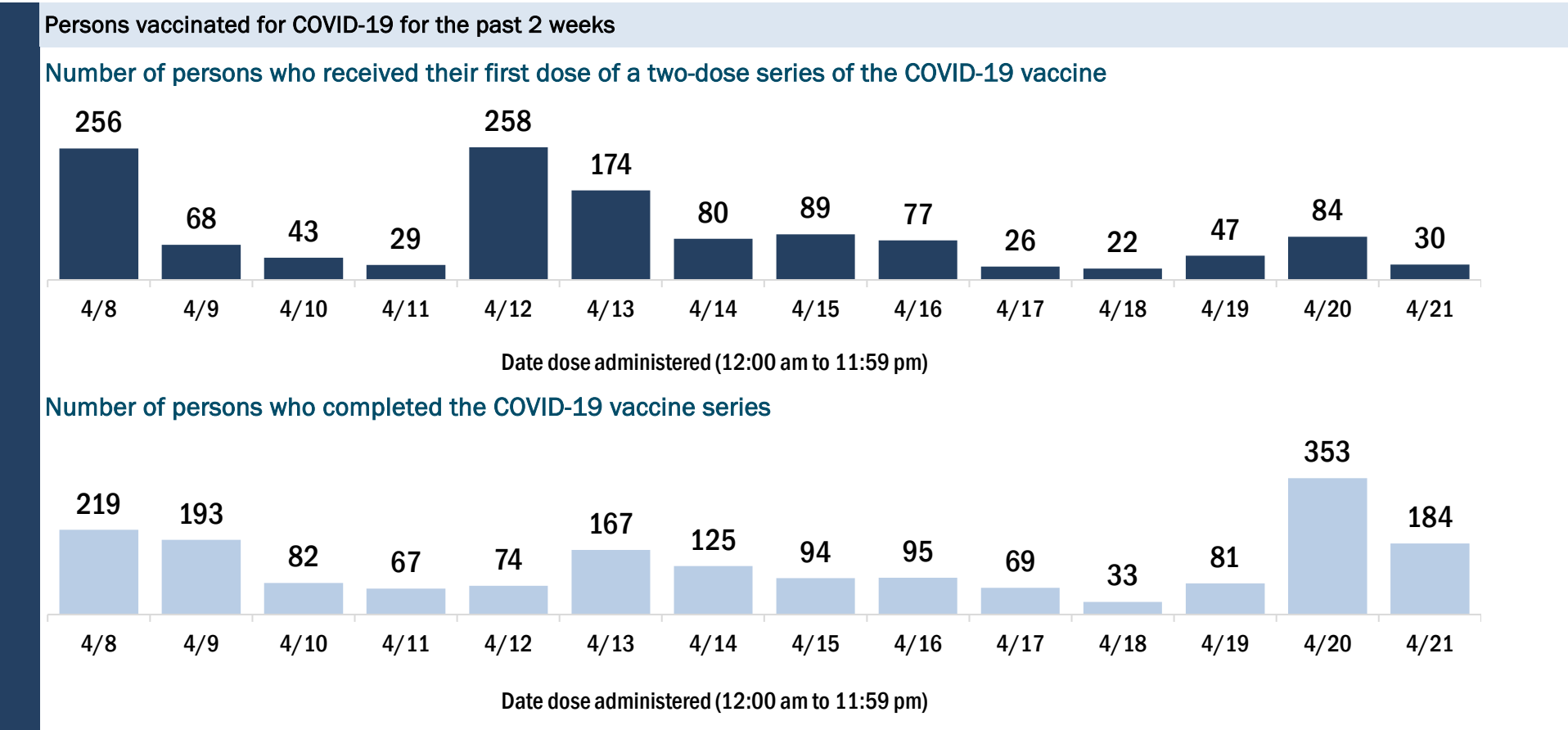
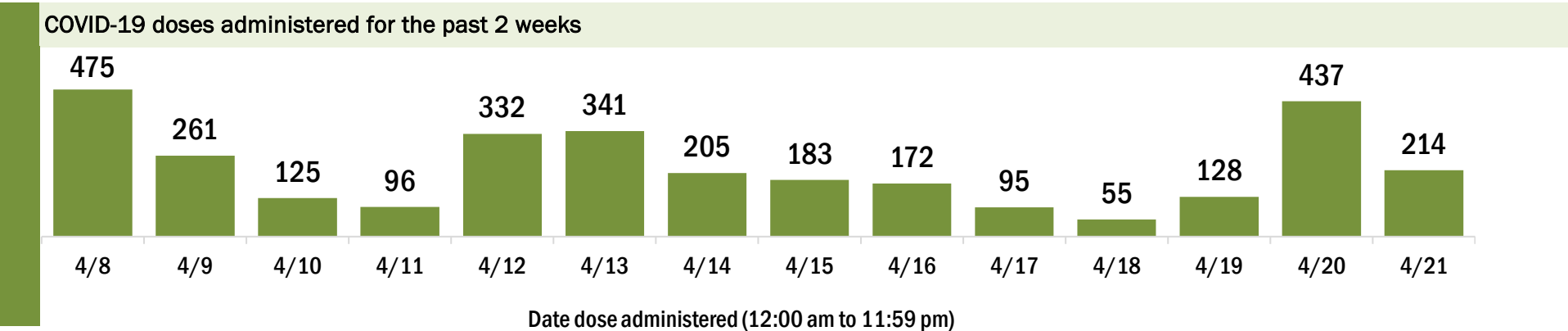
Data in this report are provisional and subject to change.

Data in this summary pertain to COVID-19 vaccines approved by the U.S. Food and Drug Administration and have been issued an Emergency Use Authorization (Janssen COVID-19 Vaccine, Moderna COVID-19 Vaccine and Pfizer-BioNTech COVID-19 Vaccine). These data summarize the number of people who have received either their first dose or have completed the series for a COVID-19 vaccine. **A person can only be counted in one category, first dose or series complete.** For persons receiving Moderna or Pfizer vaccines, once they receive their second dose, they are moved from the first dose column to the series completed column. **Because of this, the total first dose category may show a change from report to report not matching the total receiving their first dose from the previous day.** Persons receiving Johnson & Johnson vaccines will always be counted in the series completed column.

COVID-19 doses for vaccinated persons in Florida	
Doses administered	24,727
People receiving one dose of a 1-dose series (Johnson & Johnson) or receiving only one dose of a 2-dose series (Moderna, Pfizer) count once. Persons receiving both doses of a 2-dose series count twice.	

Current status of persons vaccinated for COVID-19 in Florida	
Total people vaccinated	14,804
First dose	3,284
Series completed	11,520
Completed 1-dose series	1,597
Completed 2-dose series	9,923
First dose: current number of people who have only received their first dose of the Moderna or Pfizer vaccine.	
Series complete: current number of people who have received both Moderna or Pfizer vaccine doses or one Johnson & Johnson dose and are considered fully immunized.	

Demographic summary	First dose	Series complete	Total people vaccinated
Age group	3,284	11,520	14,804
16-24 years	424	168	592
25-34 years	338	393	731
35-44 years	382	626	1,008
45-54 years	536	1,138	1,674
55-64 years	875	2,223	3,098
65-74 years	412	4,004	4,416
75-84 years	232	2,302	2,534
85+ years	85	666	751
Race	3,284	11,520	14,804
White	2,090	8,260	10,350
Black	423	1,231	1,654
American Indian/Alaskan	22	58	80
Other	330	767	1,097
Unknown	419	1,204	1,623
Other race includes Asian, native Hawaiian/Pacific Islander, or other.			
Ethnicity	3,284	11,520	14,804
Hispanic	197	338	535
Non-Hispanic	2,104	8,245	10,349
Unknown	983	2,937	3,920
Gender	3,284	11,520	14,804
Female	1,715	6,758	8,473
Male	1,558	4,762	6,320
Unknown	11	0	11



COVID-19: Dade County vaccine summary

Vaccination data through Apr 21, 2021 as of Apr 22, 2021 at 12:05 AM

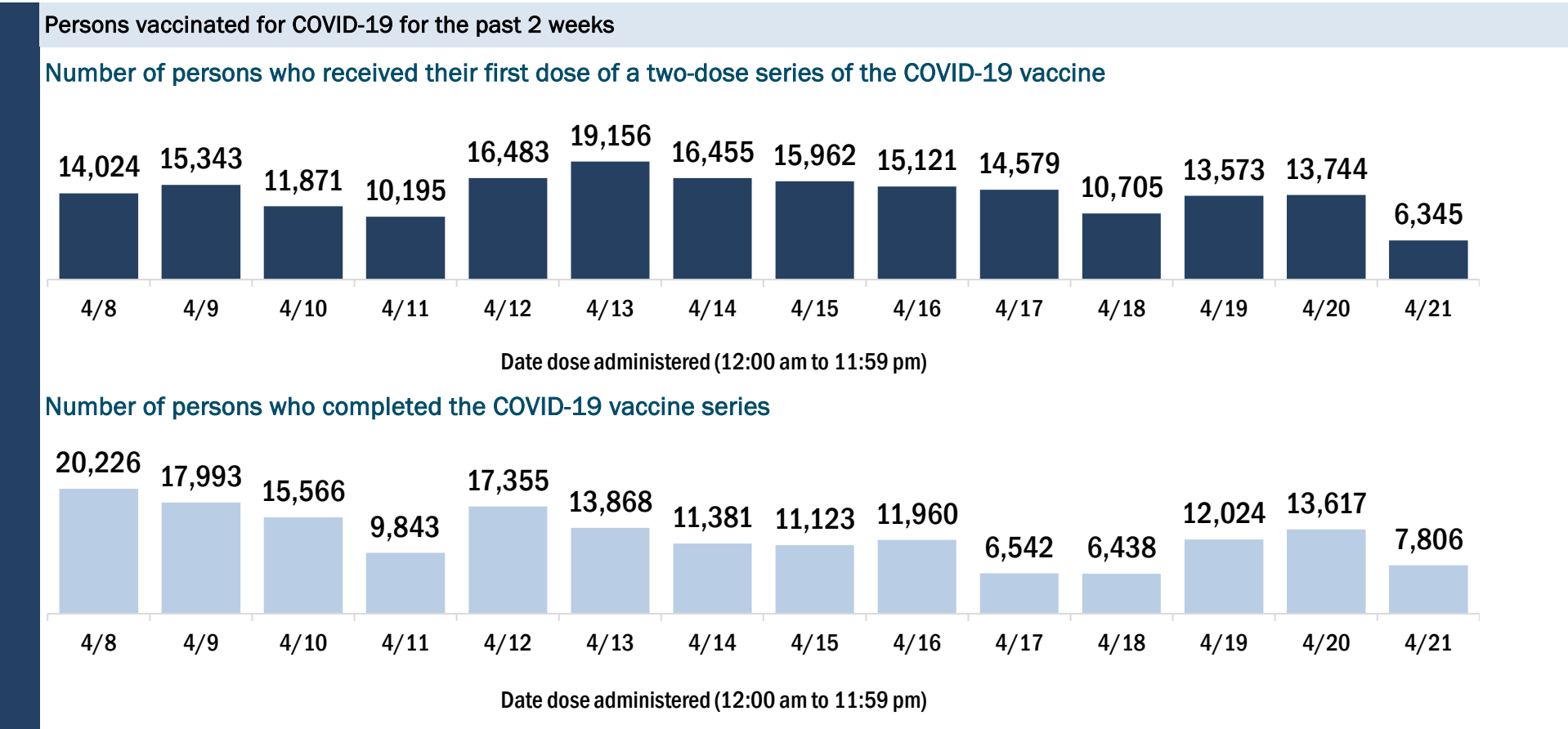
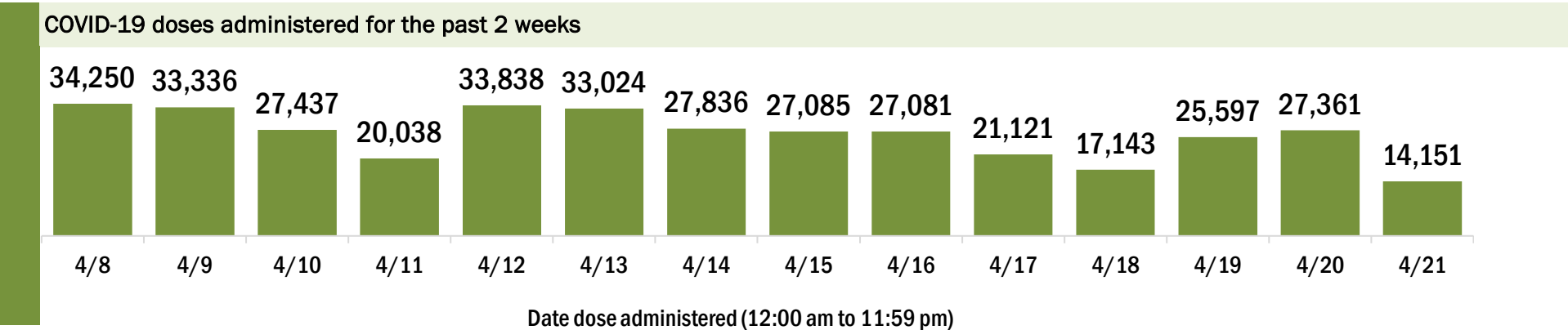
Data in this report are provisional and subject to change.

Data in this summary pertain to COVID-19 vaccines approved by the U.S. Food and Drug Administration and have been issued an Emergency Use Authorization (Janssen COVID-19 Vaccine, Moderna COVID-19 Vaccine and Pfizer-BioNTech COVID-19 Vaccine). These data summarize the number of people who have received either their first dose or have completed the series for a COVID-19 vaccine. **A person can only be counted in one category, first dose or series complete.** For persons receiving Moderna or Pfizer vaccines, once they receive their second dose, they are moved from the first dose column to the series completed column. **Because of this, the total first dose category may show a change from report to report not matching the total receiving their first dose from the previous day.** Persons receiving Johnson & Johnson vaccines will always be counted in the series completed column.

COVID-19 doses for vaccinated persons in Florida	
Doses administered	1,749,492
People receiving one dose of a 1-dose series (Johnson & Johnson) or receiving only one dose of a 2-dose series (Moderna, Pfizer) count once. Persons receiving both doses of a 2-dose series count twice.	

Current status of persons vaccinated for COVID-19 in Florida	
Total people vaccinated	1,126,113
First dose	406,022
Series completed	720,091
Completed 1-dose series	96,712
Completed 2-dose series	623,379
First dose: current number of people who have only received their first dose of the Moderna or Pfizer vaccine.	
Series complete: current number of people who have received both Moderna or Pfizer vaccine doses or one Johnson & Johnson dose and are considered fully immunized.	

Demographic summary	First dose	Series complete	Total people vaccinated
Age group	406,022	720,091	1,126,113
16-24 years	42,022	24,686	66,708
25-34 years	55,143	52,903	108,046
35-44 years	69,506	75,810	145,316
45-54 years	83,668	114,757	198,425
55-64 years	75,418	153,915	229,333
65-74 years	45,470	162,496	207,966
75-84 years	24,281	97,986	122,267
85+ years	10,514	37,538	48,052
Race	406,022	720,091	1,126,113
White	283,642	506,225	789,867
Black	23,272	50,156	73,428
American Indian/Alaskan	1,047	1,582	2,629
Other	42,107	79,254	121,361
Unknown	55,954	82,874	138,828
Other race includes Asian, native Hawaiian/Pacific Islander, or other.			
Ethnicity	406,022	720,091	1,126,113
Hispanic	209,377	355,869	565,246
Non-Hispanic	66,754	162,602	229,356
Unknown	129,891	201,620	331,511
Gender	406,022	720,091	1,126,113
Female	211,974	400,272	612,246
Male	192,124	318,729	510,853
Unknown	1,924	1,090	3,014



COVID-19: Desoto County vaccine summary

Vaccination data through Apr 21, 2021 as of Apr 22, 2021 at 12:05 AM

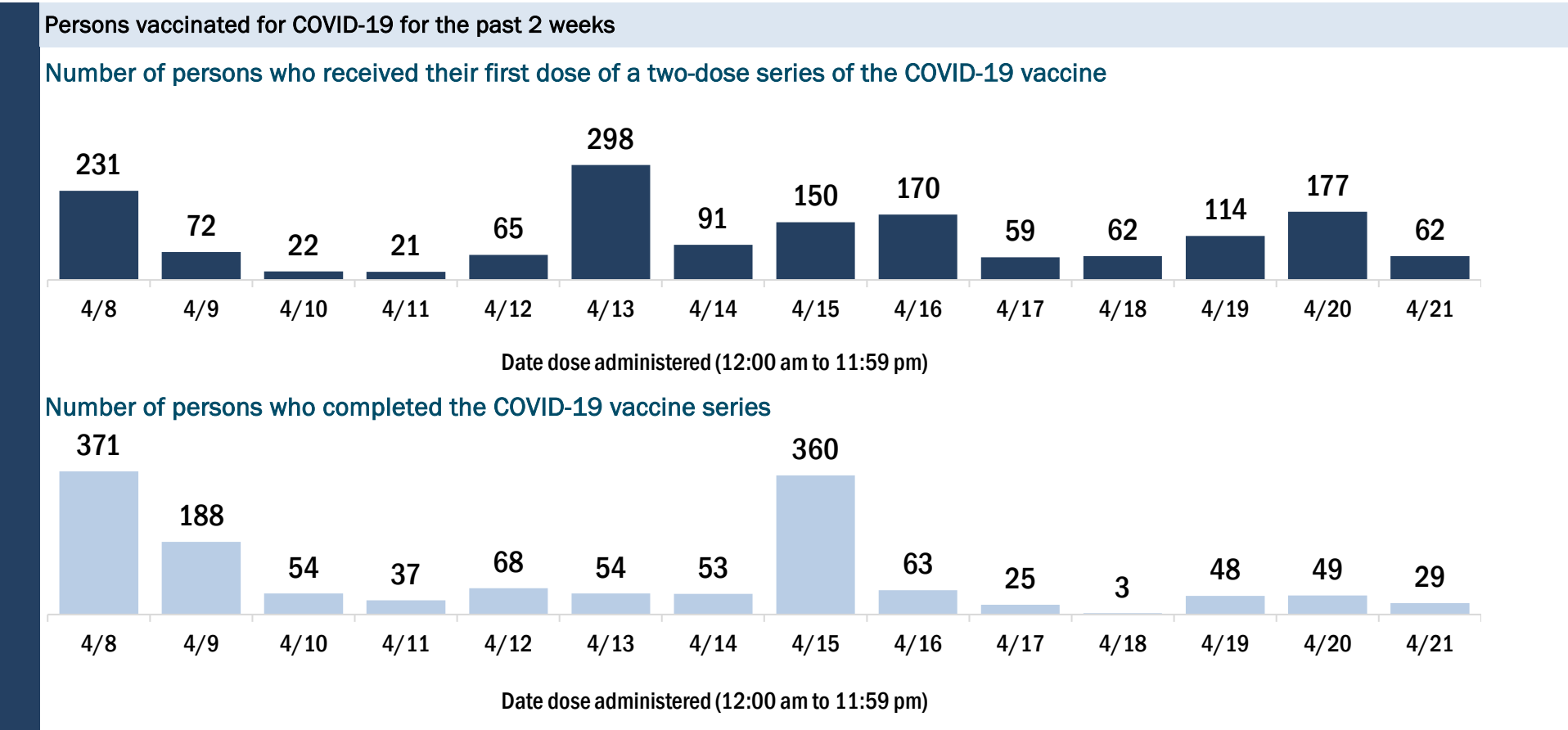
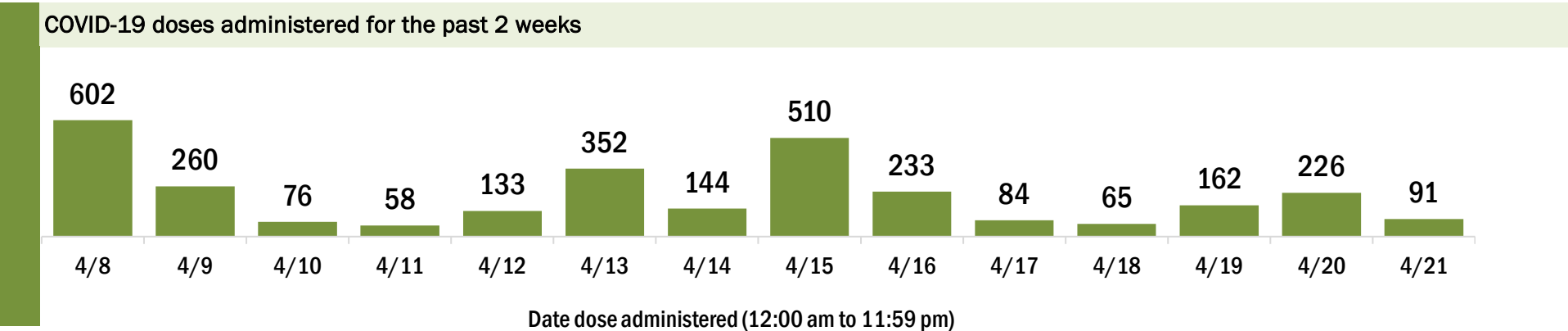
Data in this report are provisional and subject to change.

Data in this summary pertain to COVID-19 vaccines approved by the U.S. Food and Drug Administration and have been issued an Emergency Use Authorization (Janssen COVID-19 Vaccine, Moderna COVID-19 Vaccine and Pfizer-BioNTech COVID-19 Vaccine). These data summarize the number of people who have received either their first dose or have completed the series for a COVID-19 vaccine. **A person can only be counted in one category, first dose or series complete.** For persons receiving Moderna or Pfizer vaccines, once they receive their second dose, they are moved from the first dose column to the series completed column. **Because of this, the total first dose category may show a change from report to report not matching the total receiving their first dose from the previous day.** Persons receiving Johnson & Johnson vaccines will always be counted in the series completed column.

COVID-19 doses for vaccinated persons in Florida	
Doses administered	16,159
People receiving one dose of a 1-dose series (Johnson & Johnson) or receiving only one dose of a 2-dose series (Moderna, Pfizer) count once. Persons receiving both doses of a 2-dose series count twice.	

Current status of persons vaccinated for COVID-19 in Florida	
Total people vaccinated	10,520
First dose	4,381
Series completed	6,139
Completed 1-dose series	500
Completed 2-dose series	5,639
First dose: current number of people who have only received their first dose of the Moderna or Pfizer vaccine.	
Series complete: current number of people who have received both Moderna or Pfizer vaccine doses or one Johnson & Johnson dose and are considered fully immunized.	

Demographic summary	First dose	Series complete	Total people vaccinated
Age group	4,381	6,139	10,520
16-24 years	287	68	355
25-34 years	373	190	563
35-44 years	519	225	744
45-54 years	717	394	1,111
55-64 years	1,188	788	1,976
65-74 years	740	2,454	3,194
75-84 years	439	1,643	2,082
85+ years	118	377	495
Race	4,381	6,139	10,520
White	2,497	4,473	6,970
Black	258	329	587
American Indian/Alaskan	20	27	47
Other	852	467	1,319
Unknown	754	843	1,597
Other race includes Asian, native Hawaiian/Pacific Islander, or other.			
Ethnicity	4,381	6,139	10,520
Hispanic	1,152	330	1,482
Non-Hispanic	1,852	3,007	4,859
Unknown	1,377	2,802	4,179
Gender	4,381	6,139	10,520
Female	1,917	3,359	5,276
Male	2,464	2,779	5,243
Unknown	0	1	1



COVID-19: Dixie County vaccine summary

Vaccination data through Apr 21, 2021 as of Apr 22, 2021 at 12:05 AM

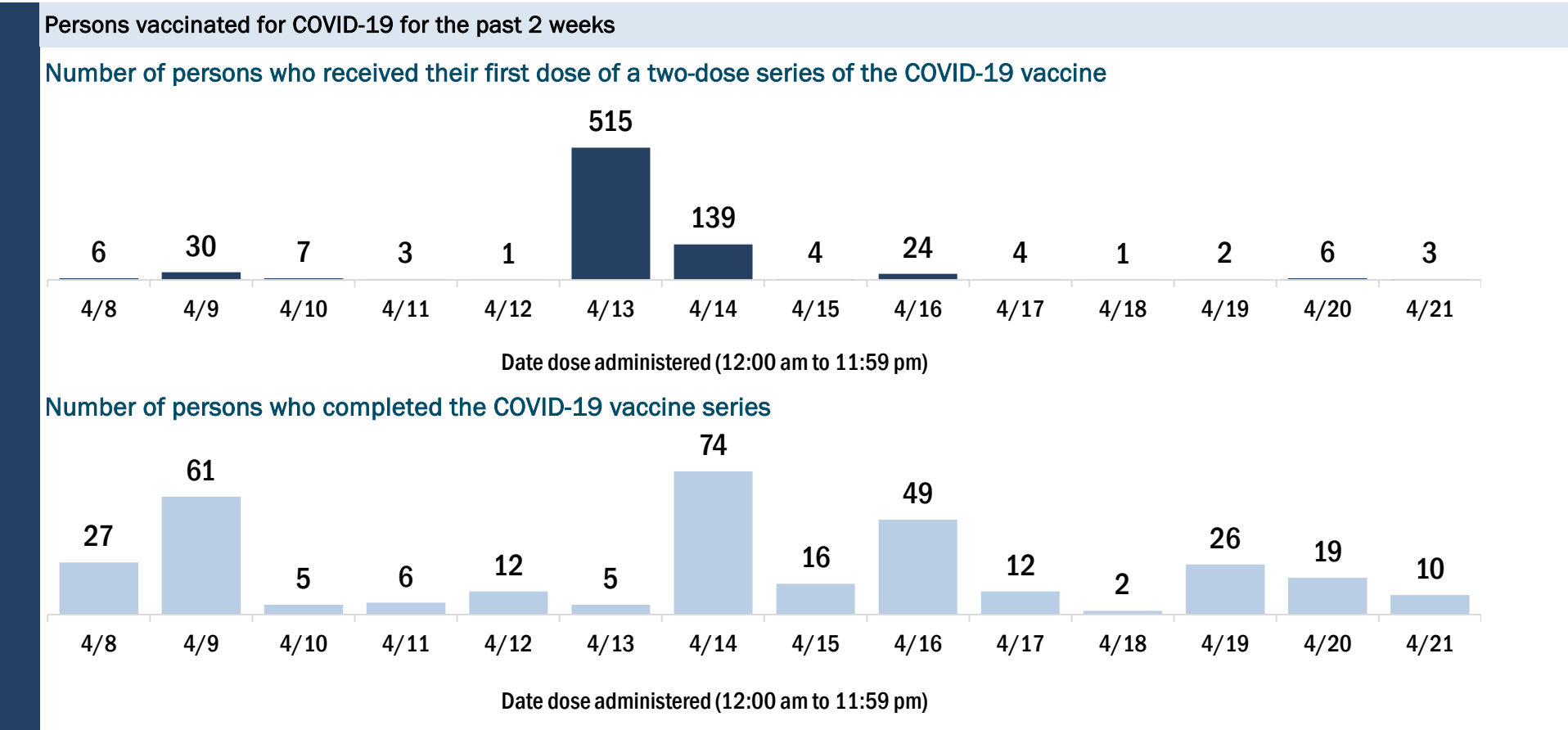
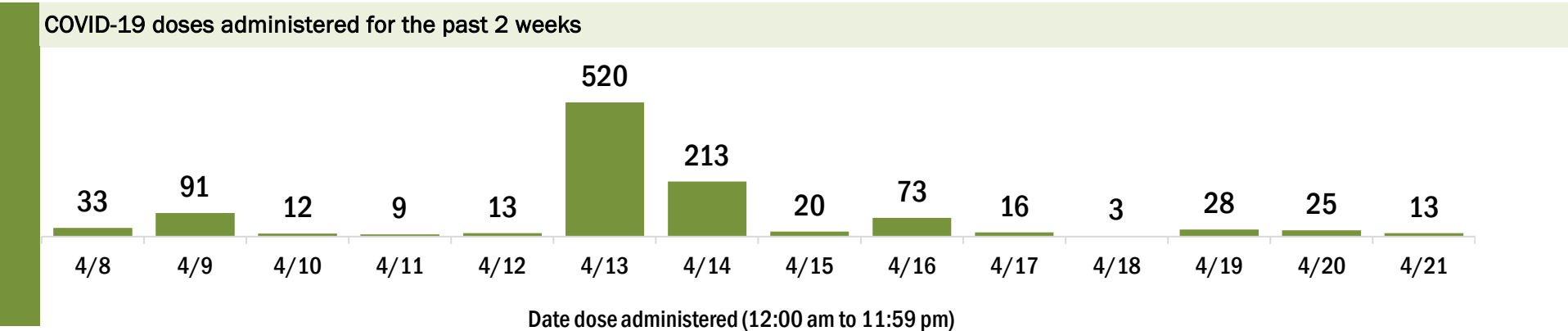
Data in this report are provisional and subject to change.

Data in this summary pertain to COVID-19 vaccines approved by the U.S. Food and Drug Administration and have been issued an Emergency Use Authorization (Janssen COVID-19 Vaccine, Moderna COVID-19 Vaccine and Pfizer-BioNTech COVID-19 Vaccine). These data summarize the number of people who have received either their first dose or have completed the series for a COVID-19 vaccine. **A person can only be counted in one category, first dose or series complete.** For persons receiving Moderna or Pfizer vaccines, once they receive their second dose, they are moved from the first dose column to the series completed column. **Because of this, the total first dose category may show a change from report to report not matching the total receiving their first dose from the previous day.** Persons receiving Johnson & Johnson vaccines will always be counted in the series completed column.

COVID-19 doses for vaccinated persons in Florida	
Doses administered	5,647
People receiving one dose of a 1-dose series (Johnson & Johnson) or receiving only one dose of a 2-dose series (Moderna, Pfizer) count once. Persons receiving both doses of a 2-dose series count twice.	

Current status of persons vaccinated for COVID-19 in Florida	
Total people vaccinated	3,750
First dose	1,548
Series completed	2,202
Completed 1-dose series	305
Completed 2-dose series	1,897
First dose: current number of people who have only received their first dose of the Moderna or Pfizer vaccine.	
Series complete: current number of people who have received both Moderna or Pfizer vaccine doses or one Johnson & Johnson dose and are considered fully immunized.	

Demographic summary	First dose	Series complete	Total people vaccinated
Age group	1,548	2,202	3,750
16-24 years	34	17	51
25-34 years	89	31	120
35-44 years	220	59	279
45-54 years	288	111	399
55-64 years	442	403	845
65-74 years	285	923	1,208
75-84 years	146	524	670
85+ years	44	134	178
Race	1,548	2,202	3,750
White	1,166	1,910	3,076
Black	277	84	361
American Indian/Alaskan	15	13	28
Other	51	67	118
Unknown	39	128	167
Other race includes Asian, native Hawaiian/Pacific Islander, or other.			
Ethnicity	1,548	2,202	3,750
Hispanic	40	42	82
Non-Hispanic	1,266	1,636	2,902
Unknown	242	524	766
Gender	1,548	2,202	3,750
Female	490	1,189	1,679
Male	1,058	1,013	2,071
Unknown	0	0	0



COVID-19: Duval County vaccine summary

Vaccination data through Apr 21, 2021 as of Apr 22, 2021 at 12:05 AM

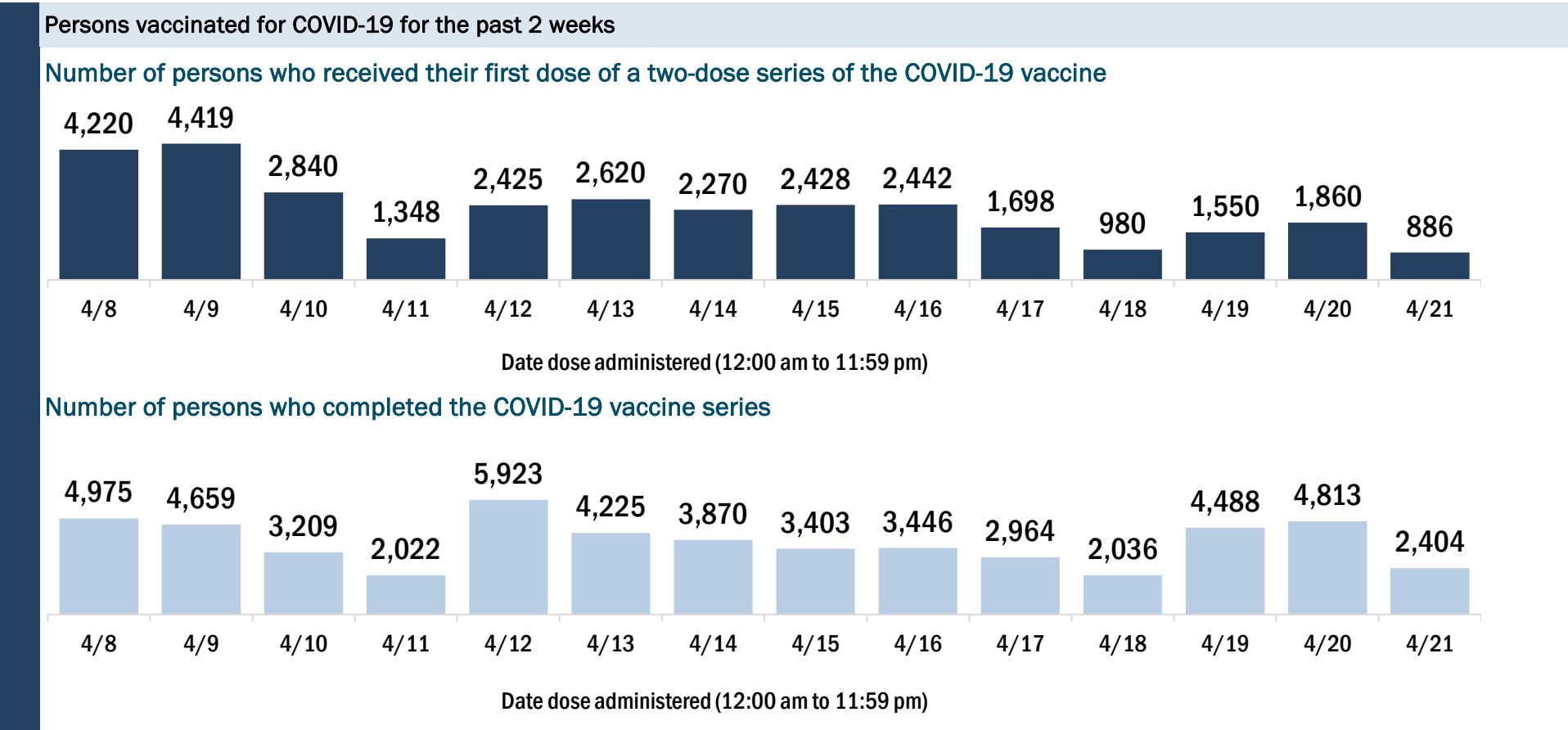
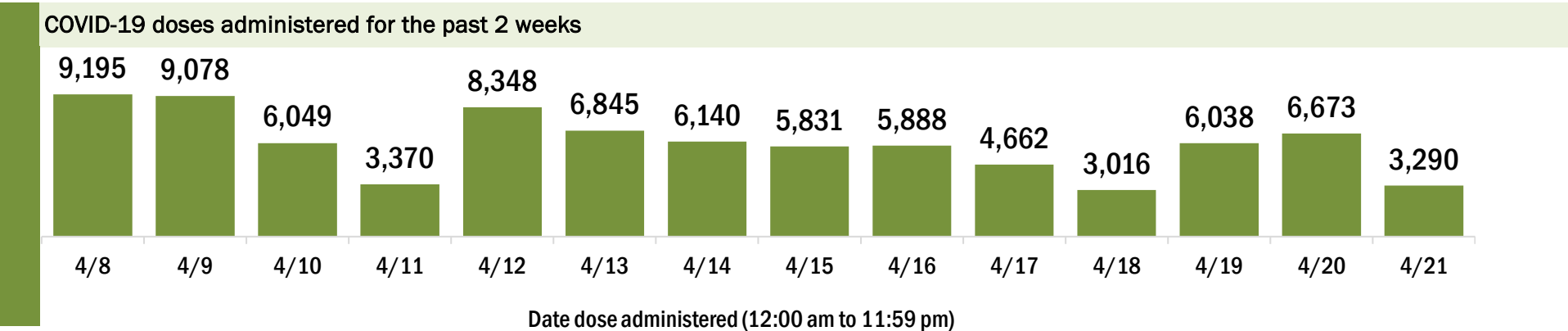
Data in this report are provisional and subject to change.

Data in this summary pertain to COVID-19 vaccines approved by the U.S. Food and Drug Administration and have been issued an Emergency Use Authorization (Janssen COVID-19 Vaccine, Moderna COVID-19 Vaccine and Pfizer-BioNTech COVID-19 Vaccine). These data summarize the number of people who have received either their first dose or have completed the series for a COVID-19 vaccine. **A person can only be counted in one category, first dose or series complete.** For persons receiving Moderna or Pfizer vaccines, once they receive their second dose, they are moved from the first dose column to the series completed column. **Because of this, the total first dose category may show a change from report to report not matching the total receiving their first dose from the previous day.** Persons receiving Johnson & Johnson vaccines will always be counted in the series completed column.

COVID-19 doses for vaccinated persons in Florida	
Doses administered	504,614
People receiving one dose of a 1-dose series (Johnson & Johnson) or receiving only one dose of a 2-dose series (Moderna, Pfizer) count once. Persons receiving both doses of a 2-dose series count twice.	

Current status of persons vaccinated for COVID-19 in Florida	
Total people vaccinated	311,181
First dose	94,398
Series completed	216,783
Completed 1-dose series	23,350
Completed 2-dose series	193,433
First dose: current number of people who have only received their first dose of the Moderna or Pfizer vaccine.	
Series complete: current number of people who have received both Moderna or Pfizer vaccine doses or one Johnson & Johnson dose and are considered fully immunized.	

Demographic summary	First dose	Series complete	Total people vaccinated
Age group	94,398	216,783	311,181
16-24 years	11,168	5,671	16,839
25-34 years	15,654	15,924	31,578
35-44 years	15,941	21,266	37,207
45-54 years	16,022	31,003	47,025
55-64 years	16,619	50,201	66,820
65-74 years	11,755	57,634	69,389
75-84 years	5,073	26,088	31,161
85+ years	2,166	8,996	11,162
Race	94,398	216,783	311,181
White	49,181	126,472	175,653
Black	14,328	37,126	51,454
American Indian/Alaskan	306	509	815
Other	15,731	25,705	41,436
Unknown	14,852	26,971	41,823
Other race includes Asian, native Hawaiian/Pacific Islander, or other.			
Ethnicity	94,398	216,783	311,181
Hispanic	9,125	9,880	19,005
Non-Hispanic	60,669	157,161	217,830
Unknown	24,604	49,742	74,346
Gender	94,398	216,783	311,181
Female	49,325	125,338	174,663
Male	42,599	91,329	133,928
Unknown	2,474	116	2,590



COVID-19: Escambia County vaccine summary

Vaccination data through Apr 21, 2021 as of Apr 22, 2021 at 12:05 AM

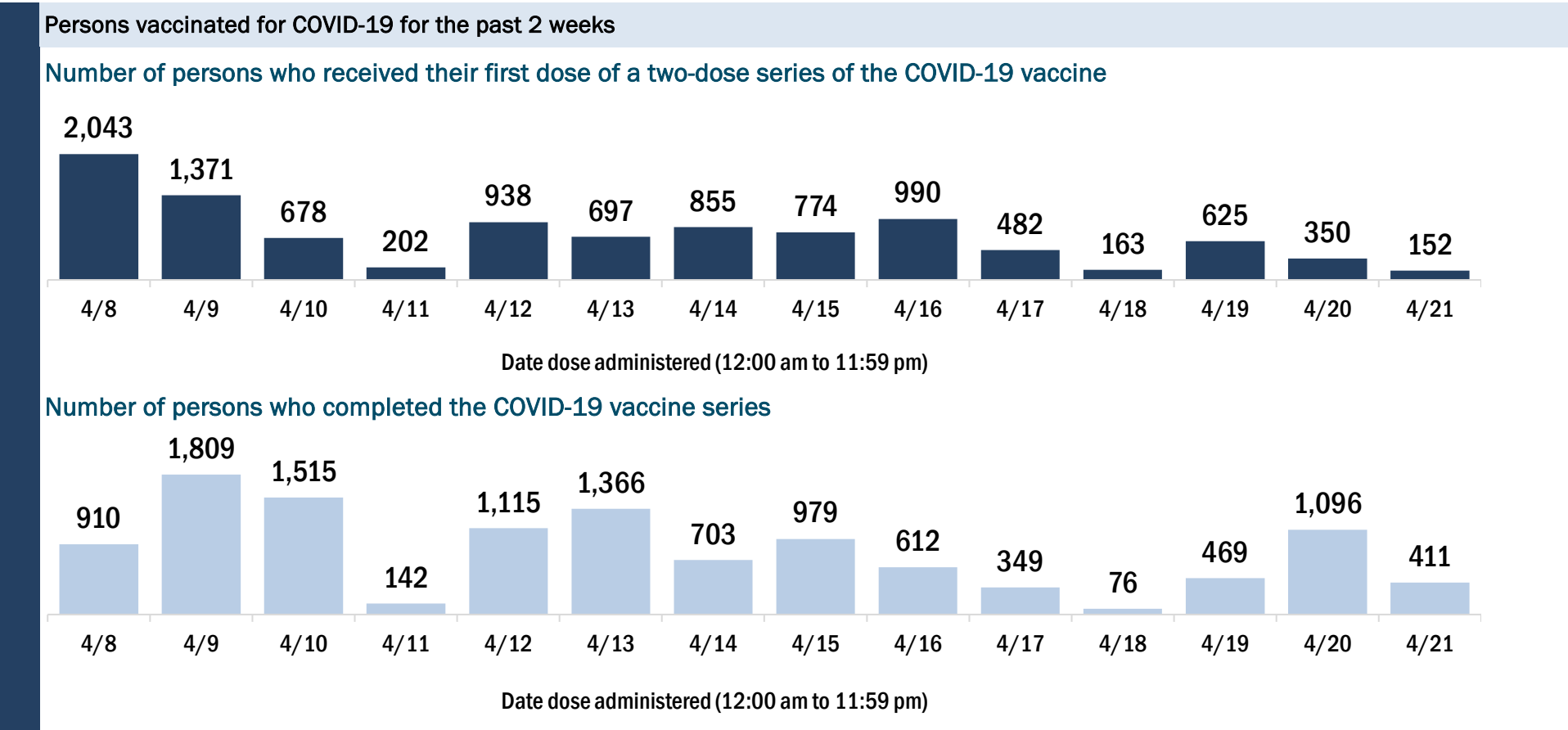
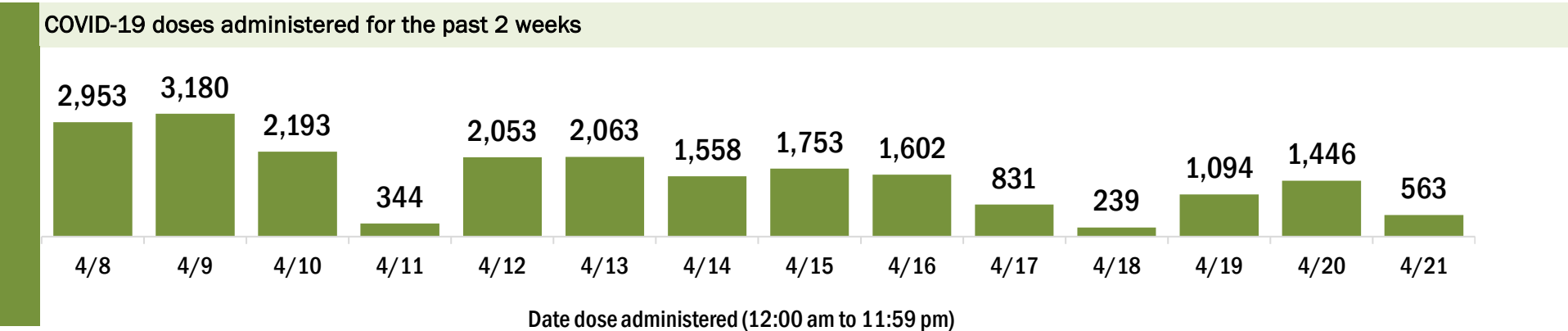
Data in this report are provisional and subject to change.

Data in this summary pertain to COVID-19 vaccines approved by the U.S. Food and Drug Administration and have been issued an Emergency Use Authorization (Janssen COVID-19 Vaccine, Moderna COVID-19 Vaccine and Pfizer-BioNTech COVID-19 Vaccine). These data summarize the number of people who have received either their first dose or have completed the series for a COVID-19 vaccine. **A person can only be counted in one category, first dose or series complete.** For persons receiving Moderna or Pfizer vaccines, once they receive their second dose, they are moved from the first dose column to the series completed column. **Because of this, the total first dose category may show a change from report to report not matching the total receiving their first dose from the previous day.** Persons receiving Johnson & Johnson vaccines will always be counted in the series completed column.

COVID-19 doses for vaccinated persons in Florida	
Doses administered	150,792
People receiving one dose of a 1-dose series (Johnson & Johnson) or receiving only one dose of a 2-dose series (Moderna, Pfizer) count once. Persons receiving both doses of a 2-dose series count twice.	

Current status of persons vaccinated for COVID-19 in Florida	
Total people vaccinated	93,306
First dose	28,853
Series completed	64,453
Completed 1-dose series	6,967
Completed 2-dose series	57,486
First dose: current number of people who have only received their first dose of the Moderna or Pfizer vaccine.	
Series complete: current number of people who have received both Moderna or Pfizer vaccine doses or one Johnson & Johnson dose and are considered fully immunized.	

Demographic summary	First dose	Series complete	Total people vaccinated
Age group	28,853	64,453	93,306
16-24 years	3,226	1,283	4,509
25-34 years	4,275	3,304	7,579
35-44 years	4,190	4,338	8,528
45-54 years	4,478	7,083	11,561
55-64 years	5,493	14,515	20,008
65-74 years	4,125	19,641	23,766
75-84 years	2,214	10,488	12,702
85+ years	852	3,801	4,653
Race	28,853	64,453	93,306
White	15,409	39,762	55,171
Black	3,667	9,774	13,441
American Indian/Alaskan	159	481	640
Other	2,918	5,904	8,822
Unknown	6,700	8,532	15,232
Other race includes Asian, native Hawaiian/Pacific Islander, or other.			
Ethnicity	28,853	64,453	93,306
Hispanic	1,204	1,455	2,659
Non-Hispanic	17,546	45,380	62,926
Unknown	10,103	17,618	27,721
Gender	28,853	64,453	93,306
Female	15,750	38,102	53,852
Male	13,012	26,305	39,317
Unknown	91	46	137



COVID-19: Flagler County vaccine summary

Vaccination data through Apr 21, 2021 as of Apr 22, 2021 at 12:05 AM

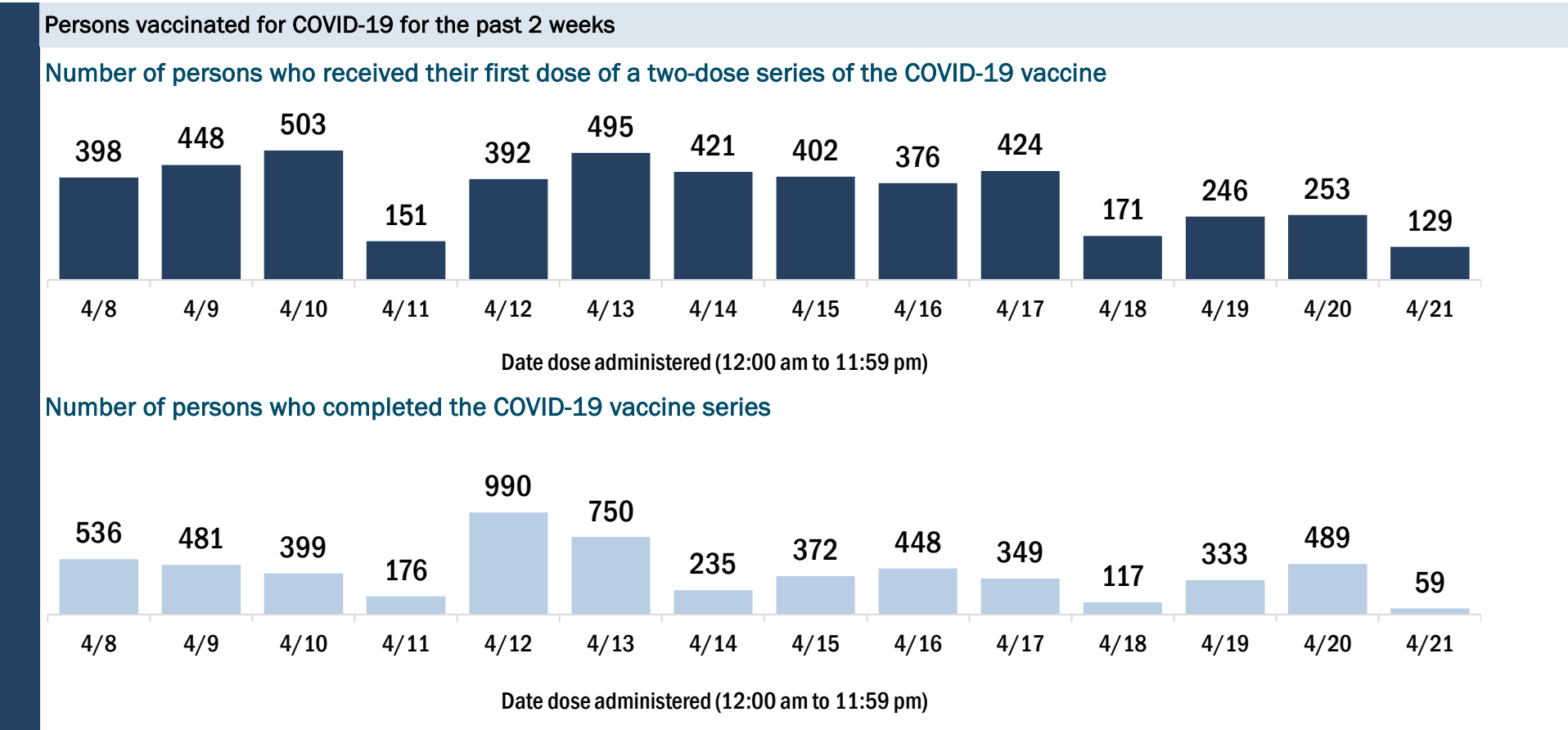
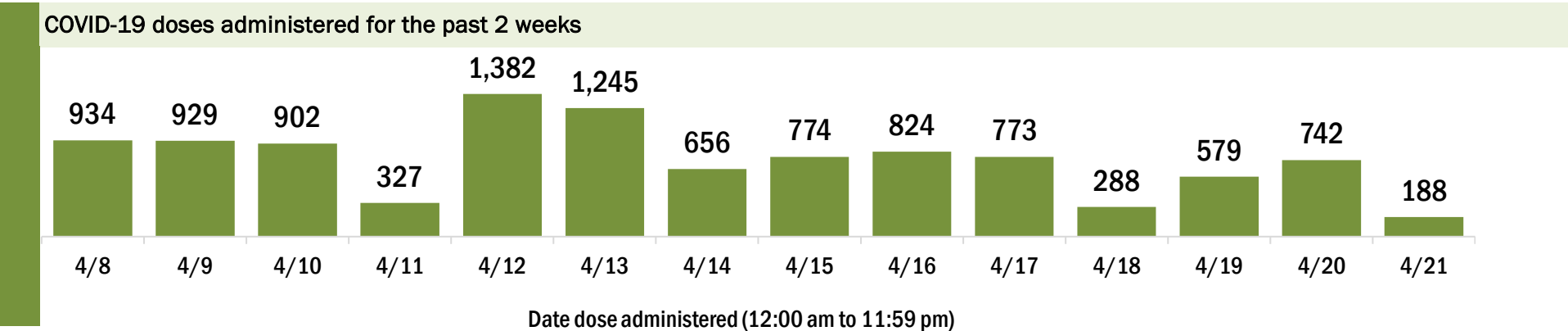
Data in this report are provisional and subject to change.

Data in this summary pertain to COVID-19 vaccines approved by the U.S. Food and Drug Administration and have been issued an Emergency Use Authorization (Janssen COVID-19 Vaccine, Moderna COVID-19 Vaccine and Pfizer-BioNTech COVID-19 Vaccine). These data summarize the number of people who have received either their first dose or have completed the series for a COVID-19 vaccine. **A person can only be counted in one category, first dose or series complete.** For persons receiving Moderna or Pfizer vaccines, once they receive their second dose, they are moved from the first dose column to the series completed column. **Because of this, the total first dose category may show a change from report to report not matching the total receiving their first dose from the previous day.** Persons receiving Johnson & Johnson vaccines will always be counted in the series completed column.

COVID-19 doses for vaccinated persons in Florida	
Doses administered	81,143
People receiving one dose of a 1-dose series (Johnson & Johnson) or receiving only one dose of a 2-dose series (Moderna, Pfizer) count once. Persons receiving both doses of a 2-dose series count twice.	

Current status of persons vaccinated for COVID-19 in Florida	
Total people vaccinated	49,314
First dose	15,361
Series completed	33,953
Completed 1-dose series	2,124
Completed 2-dose series	31,829
First dose: current number of people who have only received their first dose of the Moderna or Pfizer vaccine.	
Series complete: current number of people who have received both Moderna or Pfizer vaccine doses or one Johnson & Johnson dose and are considered fully immunized.	

Demographic summary	First dose	Series complete	Total people vaccinated
Age group	15,361	33,953	49,314
16-24 years	1,089	341	1,430
25-34 years	1,121	697	1,818
35-44 years	1,647	1,237	2,884
45-54 years	2,651	2,229	4,880
55-64 years	4,321	5,429	9,750
65-74 years	2,521	13,801	16,322
75-84 years	1,479	8,037	9,516
85+ years	532	2,182	2,714
Race	15,361	33,953	49,314
White	9,853	22,951	32,804
Black	1,020	2,210	3,230
American Indian/Alaskan	103	200	303
Other	1,348	3,112	4,460
Unknown	3,037	5,480	8,517
Other race includes Asian, native Hawaiian/Pacific Islander, or other.			
Ethnicity	15,361	33,953	49,314
Hispanic	1,521	1,715	3,236
Non-Hispanic	9,082	20,454	29,536
Unknown	4,758	11,784	16,542
Gender	15,361	33,953	49,314
Female	8,202	19,143	27,345
Male	6,964	14,656	21,620
Unknown	195	154	349



COVID-19: Franklin County vaccine summary

Vaccination data through Apr 21, 2021 as of Apr 22, 2021 at 12:05 AM

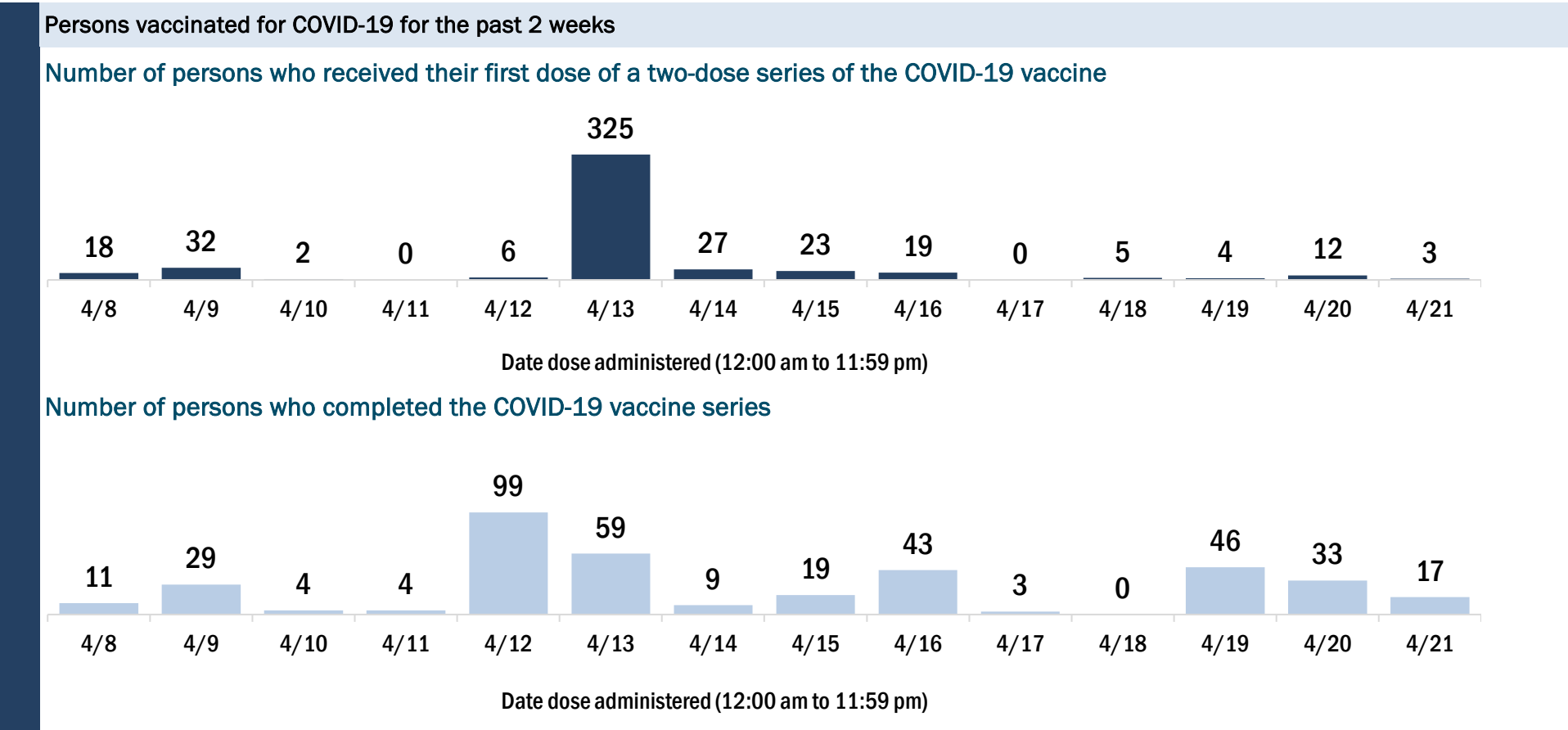
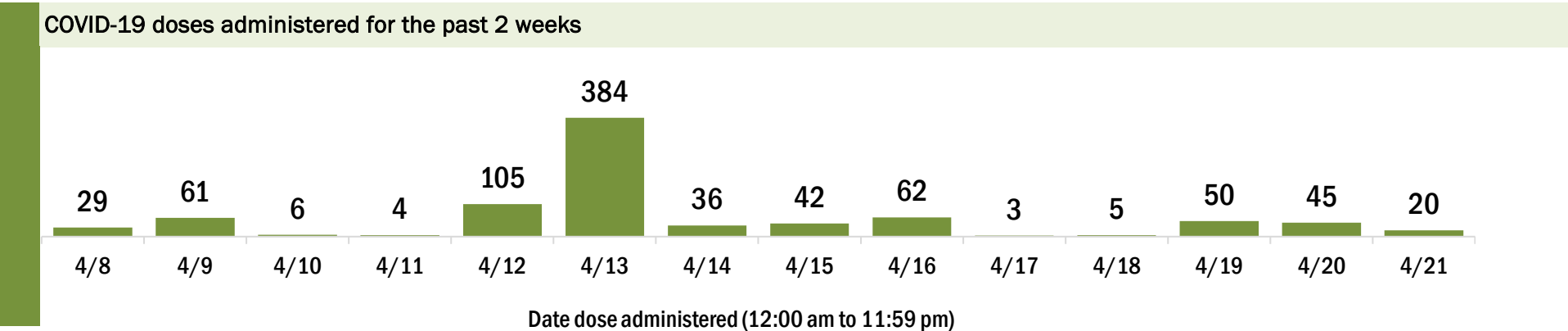
Data in this report are provisional and subject to change.

Data in this summary pertain to COVID-19 vaccines approved by the U.S. Food and Drug Administration and have been issued an Emergency Use Authorization (Janssen COVID-19 Vaccine, Moderna COVID-19 Vaccine and Pfizer-BioNTech COVID-19 Vaccine). These data summarize the number of people who have received either their first dose or have completed the series for a COVID-19 vaccine. **A person can only be counted in one category, first dose or series complete.** For persons receiving Moderna or Pfizer vaccines, once they receive their second dose, they are moved from the first dose column to the series completed column. **Because of this, the total first dose category may show a change from report to report not matching the total receiving their first dose from the previous day.** Persons receiving Johnson & Johnson vaccines will always be counted in the series completed column.

COVID-19 doses for vaccinated persons in Florida	
Doses administered	6,803
People receiving one dose of a 1-dose series (Johnson & Johnson) or receiving only one dose of a 2-dose series (Moderna, Pfizer) count once. Persons receiving both doses of a 2-dose series count twice.	

Current status of persons vaccinated for COVID-19 in Florida	
Total people vaccinated	3,926
First dose	969
Series completed	2,957
Completed 1-dose series	80
Completed 2-dose series	2,877
First dose: current number of people who have only received their first dose of the Moderna or Pfizer vaccine.	
Series complete: current number of people who have received both Moderna or Pfizer vaccine doses or one Johnson & Johnson dose and are considered fully immunized.	

Demographic summary	First dose	Series complete	Total people vaccinated
Age group	969	2,957	3,926
16-24 years	40	15	55
25-34 years	116	42	158
35-44 years	157	78	235
45-54 years	192	203	395
55-64 years	249	620	869
65-74 years	146	1,281	1,427
75-84 years	58	598	656
85+ years	11	120	131
Race	969	2,957	3,926
White	715	2,652	3,367
Black	181	133	314
American Indian/Alaskan	2	7	9
Other	37	113	150
Unknown	34	52	86
Other race includes Asian, native Hawaiian/Pacific Islander, or other.			
Ethnicity	969	2,957	3,926
Hispanic	19	40	59
Non-Hispanic	559	2,540	3,099
Unknown	391	377	768
Gender	969	2,957	3,926
Female	346	1,569	1,915
Male	623	1,388	2,011
Unknown	0	0	0



COVID-19: Gadsden County vaccine summary

Vaccination data through Apr 21, 2021 as of Apr 22, 2021 at 12:05 AM

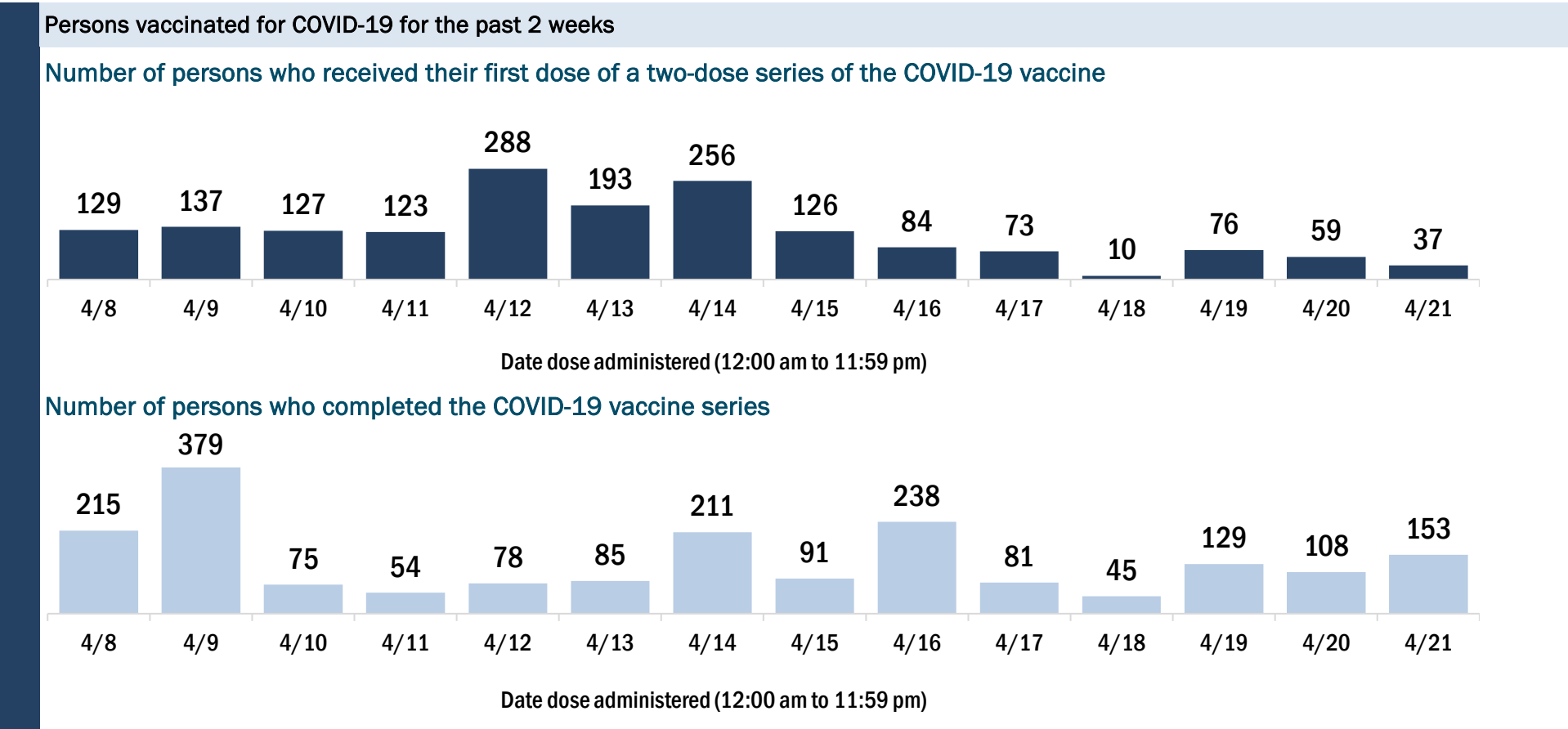
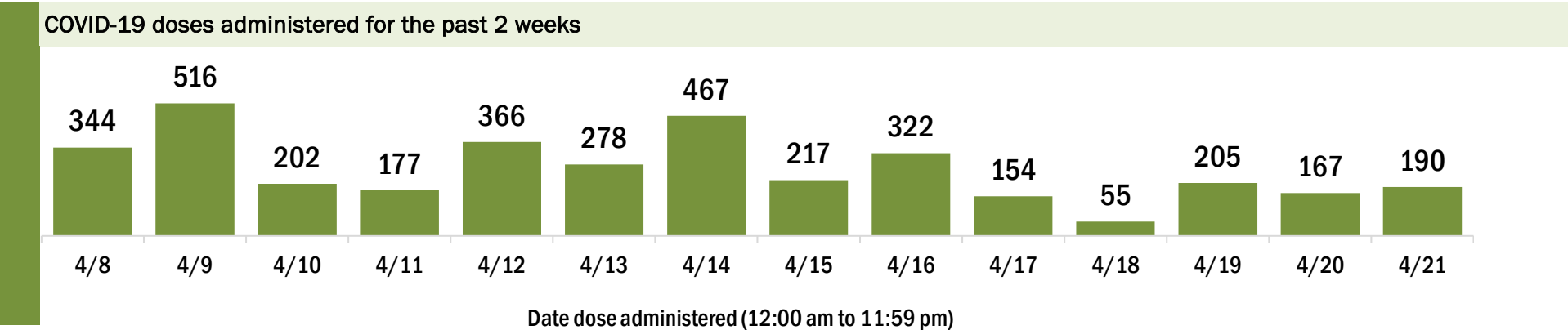
Data in this report are provisional and subject to change.

Data in this summary pertain to COVID-19 vaccines approved by the U.S. Food and Drug Administration and have been issued an Emergency Use Authorization (Janssen COVID-19 Vaccine, Moderna COVID-19 Vaccine and Pfizer-BioNTech COVID-19 Vaccine). These data summarize the number of people who have received either their first dose or have completed the series for a COVID-19 vaccine. **A person can only be counted in one category, first dose or series complete.** For persons receiving Moderna or Pfizer vaccines, once they receive their second dose, they are moved from the first dose column to the series completed column. **Because of this, the total first dose category may show a change from report to report not matching the total receiving their first dose from the previous day.** Persons receiving Johnson & Johnson vaccines will always be counted in the series completed column.

COVID-19 doses for vaccinated persons in Florida	
Doses administered	25,913
People receiving one dose of a 1-dose series (Johnson & Johnson) or receiving only one dose of a 2-dose series (Moderna, Pfizer) count once. Persons receiving both doses of a 2-dose series count twice.	

Current status of persons vaccinated for COVID-19 in Florida	
Total people vaccinated	15,936
First dose	4,247
Series completed	11,689
Completed 1-dose series	1,712
Completed 2-dose series	9,977
First dose: current number of people who have only received their first dose of the Moderna or Pfizer vaccine.	
Series complete: current number of people who have received both Moderna or Pfizer vaccine doses or one Johnson & Johnson dose and are considered fully immunized.	

Demographic summary	First dose	Series complete	Total people vaccinated
Age group	4,247	11,689	15,936
16-24 years	282	190	472
25-34 years	393	628	1,021
35-44 years	772	957	1,729
45-54 years	953	1,469	2,422
55-64 years	1,004	2,625	3,629
65-74 years	509	3,574	4,083
75-84 years	246	1,688	1,934
85+ years	88	558	646
Race	4,247	11,689	15,936
White	1,135	4,474	5,609
Black	1,866	4,897	6,763
American Indian/Alaskan	6	25	31
Other	711	1,475	2,186
Unknown	529	818	1,347
Other race includes Asian, native Hawaiian/Pacific Islander, or other.			
Ethnicity	4,247	11,689	15,936
Hispanic	530	380	910
Non-Hispanic	2,660	8,665	11,325
Unknown	1,057	2,644	3,701
Gender	4,247	11,689	15,936
Female	2,175	7,329	9,504
Male	2,072	4,360	6,432
Unknown	0	0	0



COVID-19: Gilchrist County vaccine summary

Vaccination data through Apr 21, 2021 as of Apr 22, 2021 at 12:05 AM

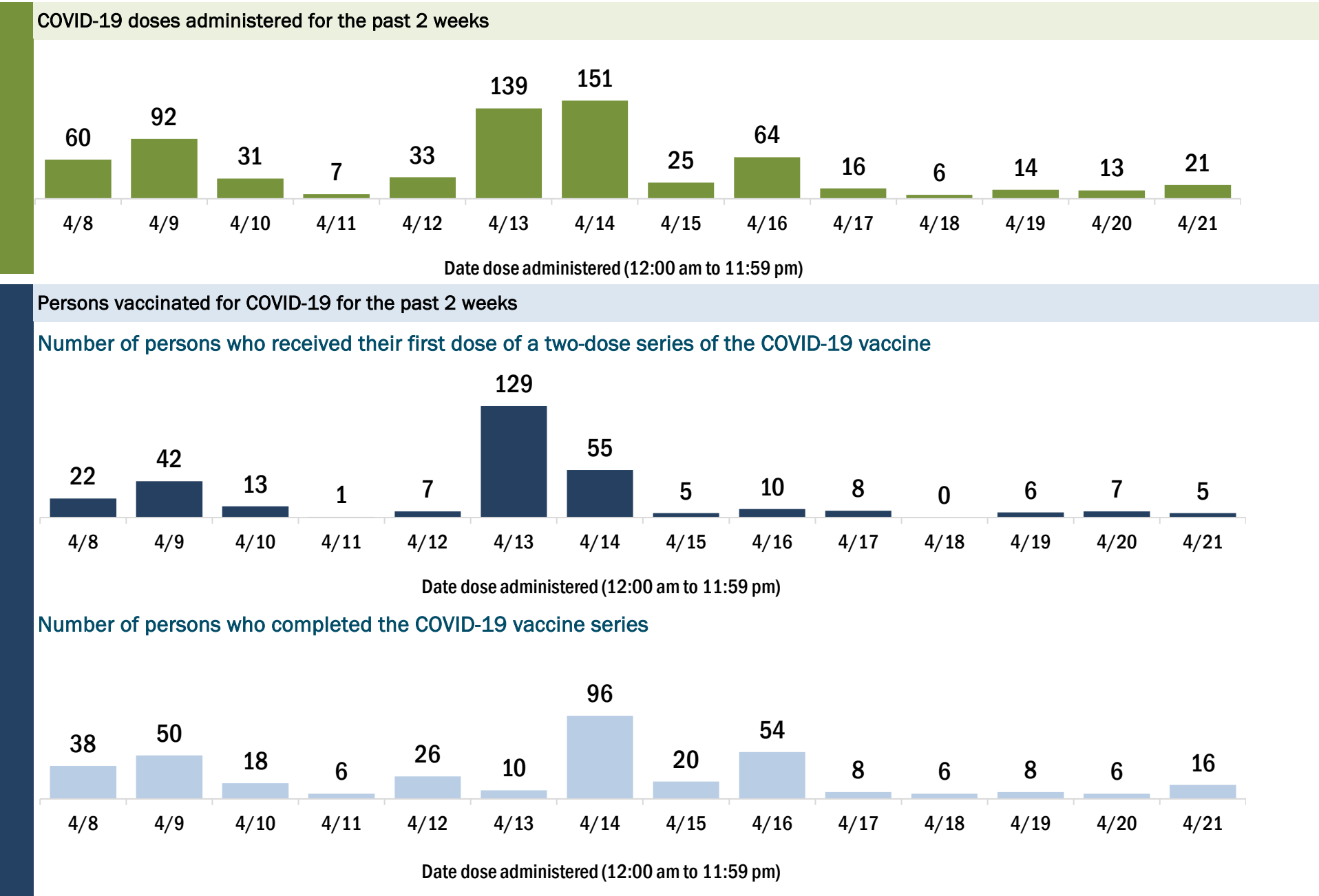
Data in this report are provisional and subject to change.

Data in this summary pertain to COVID-19 vaccines approved by the U.S. Food and Drug Administration and have been issued an Emergency Use Authorization (Janssen COVID-19 Vaccine, Moderna COVID-19 Vaccine and Pfizer-BioNTech COVID-19 Vaccine). These data summarize the number of people who have received either their first dose or have completed the series for a COVID-19 vaccine. **A person can only be counted in one category, first dose or series complete.** For persons receiving Moderna or Pfizer vaccines, once they receive their second dose, they are moved from the first dose column to the series completed column. **Because of this, the total first dose category may show a change from report to report not matching the total receiving their first dose from the previous day.** Persons receiving Johnson & Johnson vaccines will always be counted in the series completed column.

COVID-19 doses for vaccinated persons in Florida	
Doses administered	5,937
People receiving one dose of a 1-dose series (Johnson & Johnson) or receiving only one dose of a 2-dose series (Moderna, Pfizer) count once. Persons receiving both doses of a 2-dose series count twice.	

Current status of persons vaccinated for COVID-19 in Florida	
Total people vaccinated	3,679
First dose	1,011
Series completed	2,668
Completed 1-dose series	410
Completed 2-dose series	2,258
First dose: current number of people who have only received their first dose of the Moderna or Pfizer vaccine.	
Series complete: current number of people who have received both Moderna or Pfizer vaccine doses or one Johnson & Johnson dose and are considered fully immunized.	

Demographic summary	First dose	Series complete	Total people vaccinated
Age group	1,011	2,668	3,679
16-24 years	42	50	92
25-34 years	64	81	145
35-44 years	110	126	236
45-54 years	165	231	396
55-64 years	330	469	799
65-74 years	200	926	1,126
75-84 years	72	595	667
85+ years	28	190	218
Race	1,011	2,668	3,679
White	789	1,892	2,681
Black	45	42	87
American Indian/Alaskan	5	9	14
Other	75	203	278
Unknown	97	522	619
Other race includes Asian, native Hawaiian/Pacific Islander, or other.			
Ethnicity	1,011	2,668	3,679
Hispanic	71	54	125
Non-Hispanic	579	1,167	1,746
Unknown	361	1,447	1,808
Gender	1,011	2,668	3,679
Female	510	1,577	2,087
Male	500	1,091	1,591
Unknown	1	0	1



COVID-19: Glades County vaccine summary

Vaccination data through Apr 21, 2021 as of Apr 22, 2021 at 12:05 AM

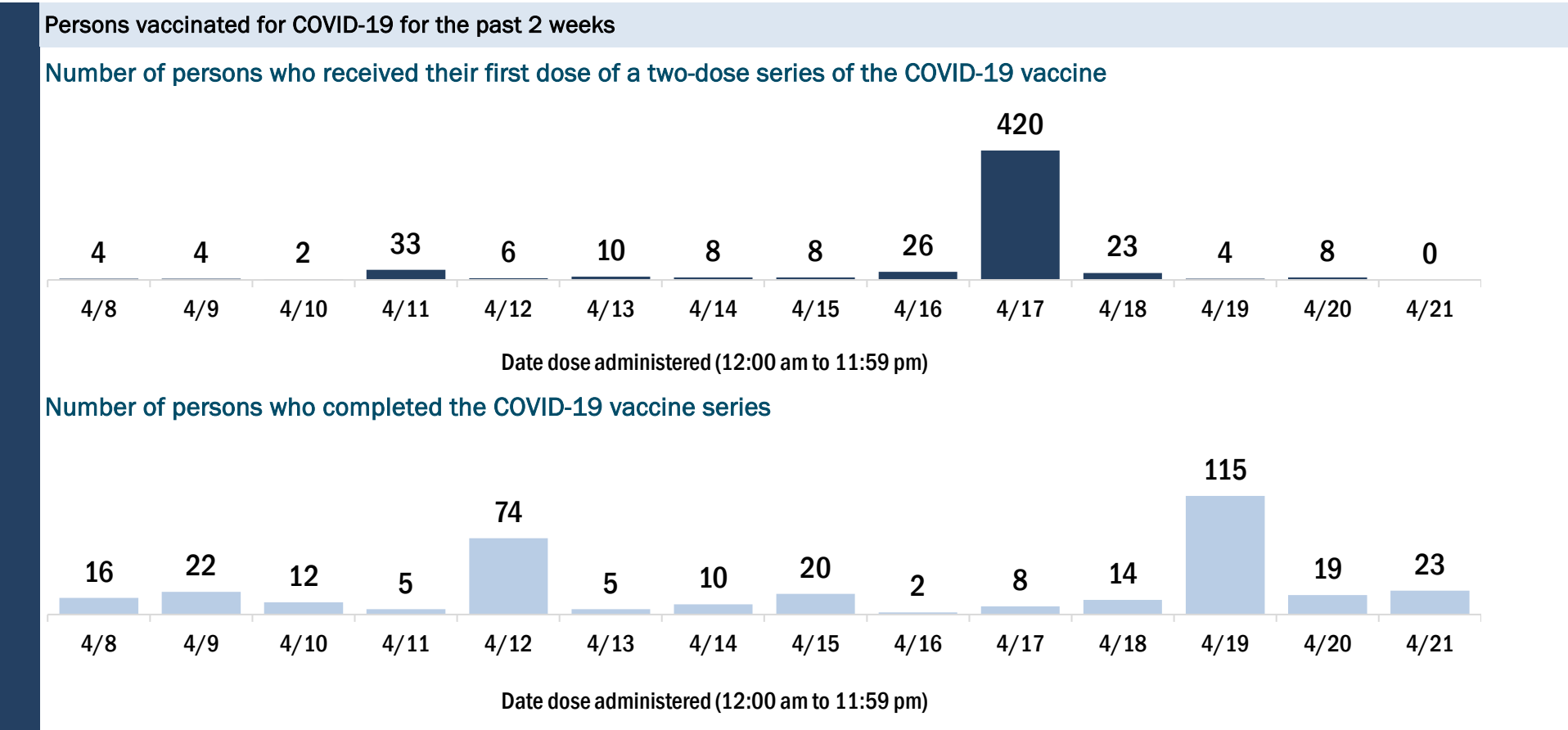
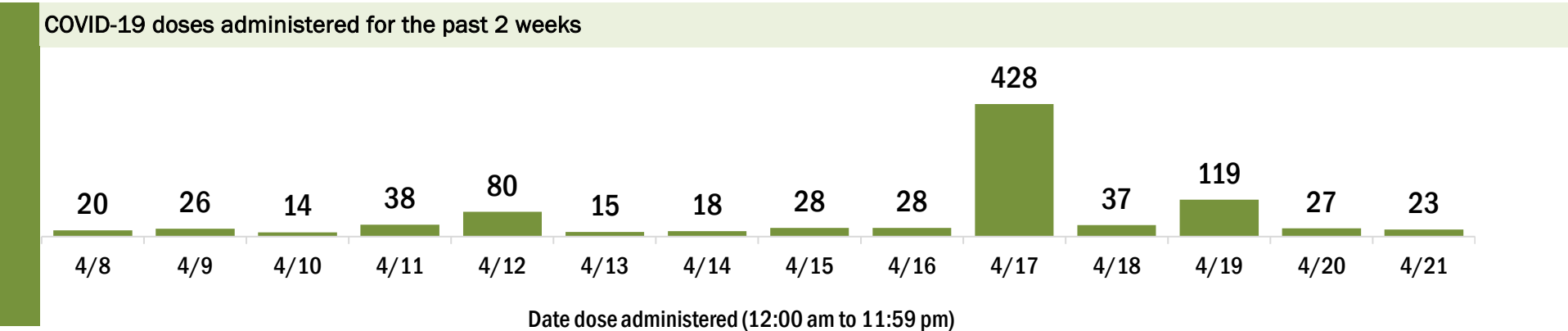
Data in this report are provisional and subject to change.

Data in this summary pertain to COVID-19 vaccines approved by the U.S. Food and Drug Administration and have been issued an Emergency Use Authorization (Janssen COVID-19 Vaccine, Moderna COVID-19 Vaccine and Pfizer-BioNTech COVID-19 Vaccine). These data summarize the number of people who have received either their first dose or have completed the series for a COVID-19 vaccine. **A person can only be counted in one category, first dose or series complete.** For persons receiving Moderna or Pfizer vaccines, once they receive their second dose, they are moved from the first dose column to the series completed column. **Because of this, the total first dose category may show a change from report to report not matching the total receiving their first dose from the previous day.** Persons receiving Johnson & Johnson vaccines will always be counted in the series completed column.

COVID-19 doses for vaccinated persons in Florida	
Doses administered	4,780
People receiving one dose of a 1-dose series (Johnson & Johnson) or receiving only one dose of a 2-dose series (Moderna, Pfizer) count once. Persons receiving both doses of a 2-dose series count twice.	

Current status of persons vaccinated for COVID-19 in Florida	
Total people vaccinated	2,919
First dose	833
Series completed	2,086
Completed 1-dose series	225
Completed 2-dose series	1,861
First dose: current number of people who have only received their first dose of the Moderna or Pfizer vaccine.	
Series complete: current number of people who have received both Moderna or Pfizer vaccine doses or one Johnson & Johnson dose and are considered fully immunized.	

Demographic summary	First dose	Series complete	Total people vaccinated
Age group	833	2,086	2,919
16-24 years	118	12	130
25-34 years	234	47	281
35-44 years	133	71	204
45-54 years	109	135	244
55-64 years	119	331	450
65-74 years	60	813	873
75-84 years	48	571	619
85+ years	12	106	118
Race	833	2,086	2,919
White	697	1,541	2,238
Black	34	103	137
American Indian/Alaskan	3	16	19
Other	30	107	137
Unknown	69	319	388
Other race includes Asian, native Hawaiian/Pacific Islander, or other.			
Ethnicity	833	2,086	2,919
Hispanic	480	100	580
Non-Hispanic	179	976	1,155
Unknown	174	1,010	1,184
Gender	833	2,086	2,919
Female	193	979	1,172
Male	640	1,107	1,747
Unknown	0	0	0



COVID-19: Gulf County vaccine summary

Vaccination data through Apr 21, 2021 as of Apr 22, 2021 at 12:05 AM

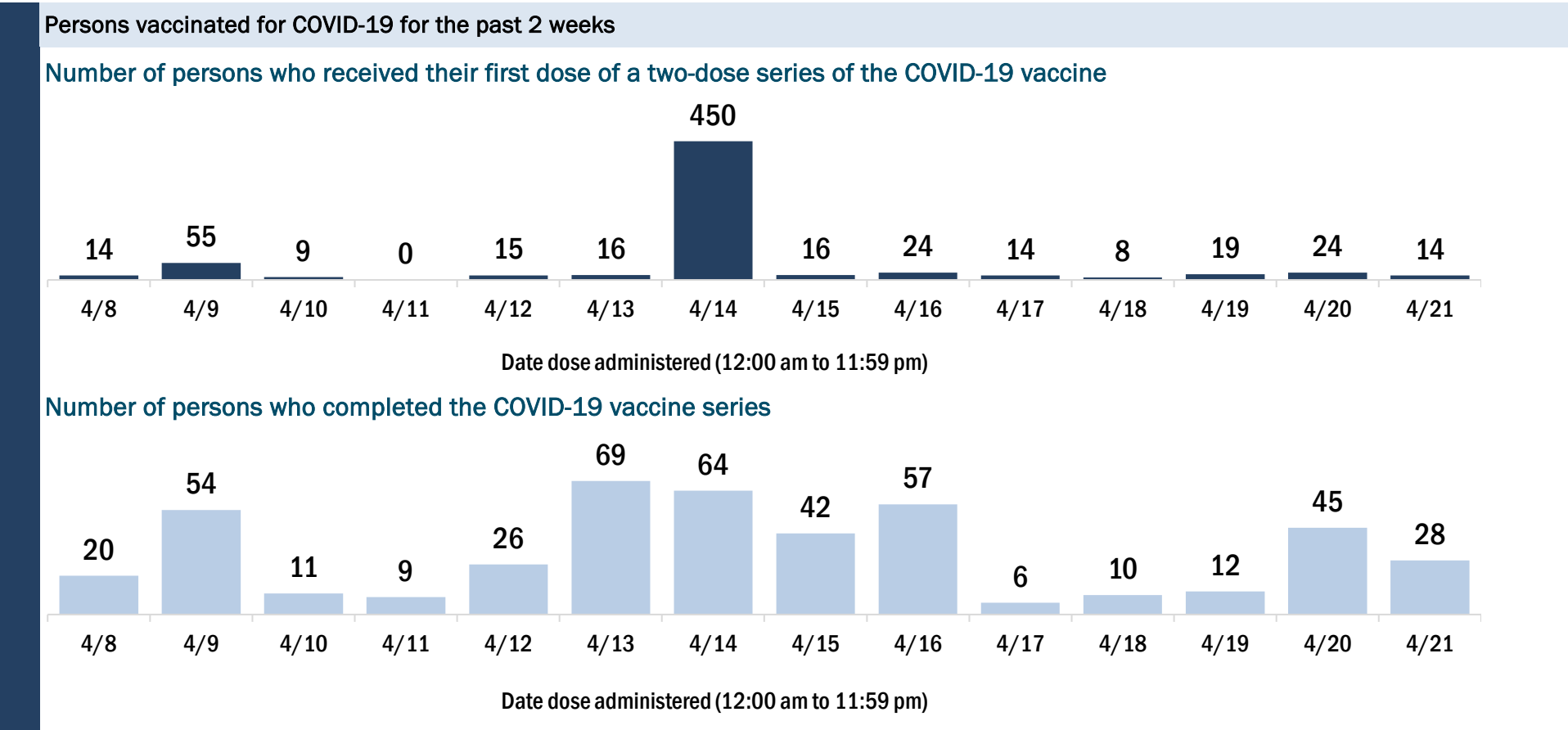
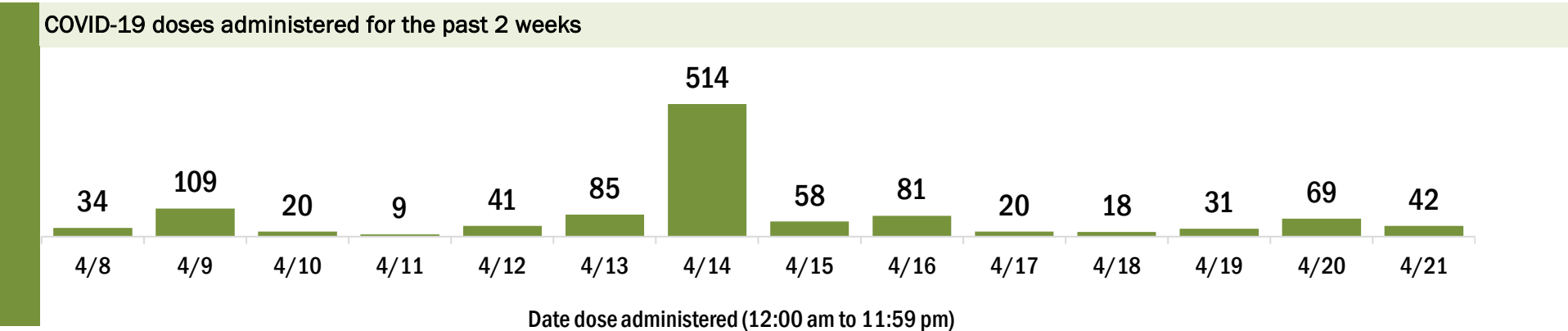
Data in this report are provisional and subject to change.

Data in this summary pertain to COVID-19 vaccines approved by the U.S. Food and Drug Administration and have been issued an Emergency Use Authorization (Janssen COVID-19 Vaccine, Moderna COVID-19 Vaccine and Pfizer-BioNTech COVID-19 Vaccine). These data summarize the number of people who have received either their first dose or have completed the series for a COVID-19 vaccine. **A person can only be counted in one category, first dose or series complete.** For persons receiving Moderna or Pfizer vaccines, once they receive their second dose, they are moved from the first dose column to the series completed column. **Because of this, the total first dose category may show a change from report to report not matching the total receiving their first dose from the previous day.** Persons receiving Johnson & Johnson vaccines will always be counted in the series completed column.

COVID-19 doses for vaccinated persons in Florida	
Doses administered	7,578
People receiving one dose of a 1-dose series (Johnson & Johnson) or receiving only one dose of a 2-dose series (Moderna, Pfizer) count once. Persons receiving both doses of a 2-dose series count twice.	

Current status of persons vaccinated for COVID-19 in Florida	
Total people vaccinated	4,513
First dose	1,208
Series completed	3,305
Completed 1-dose series	240
Completed 2-dose series	3,065
First dose: current number of people who have only received their first dose of the Moderna or Pfizer vaccine.	
Series complete: current number of people who have received both Moderna or Pfizer vaccine doses or one Johnson & Johnson dose and are considered fully immunized.	

Demographic summary	First dose	Series complete	Total people vaccinated
Age group	1,208	3,305	4,513
16-24 years	66	37	103
25-34 years	159	62	221
35-44 years	193	108	301
45-54 years	263	225	488
55-64 years	298	552	850
65-74 years	136	1,446	1,582
75-84 years	83	685	768
85+ years	10	190	200
Race	1,208	3,305	4,513
White	837	2,917	3,754
Black	272	234	506
American Indian/Alaskan	3	10	13
Other	71	85	156
Unknown	25	59	84
Other race includes Asian, native Hawaiian/Pacific Islander, or other.			
Ethnicity	1,208	3,305	4,513
Hispanic	16	33	49
Non-Hispanic	569	2,994	3,563
Unknown	623	278	901
Gender	1,208	3,305	4,513
Female	438	1,739	2,177
Male	770	1,566	2,336
Unknown	0	0	0



COVID-19: Hamilton County vaccine summary

Vaccination data through Apr 21, 2021 as of Apr 22, 2021 at 12:05 AM

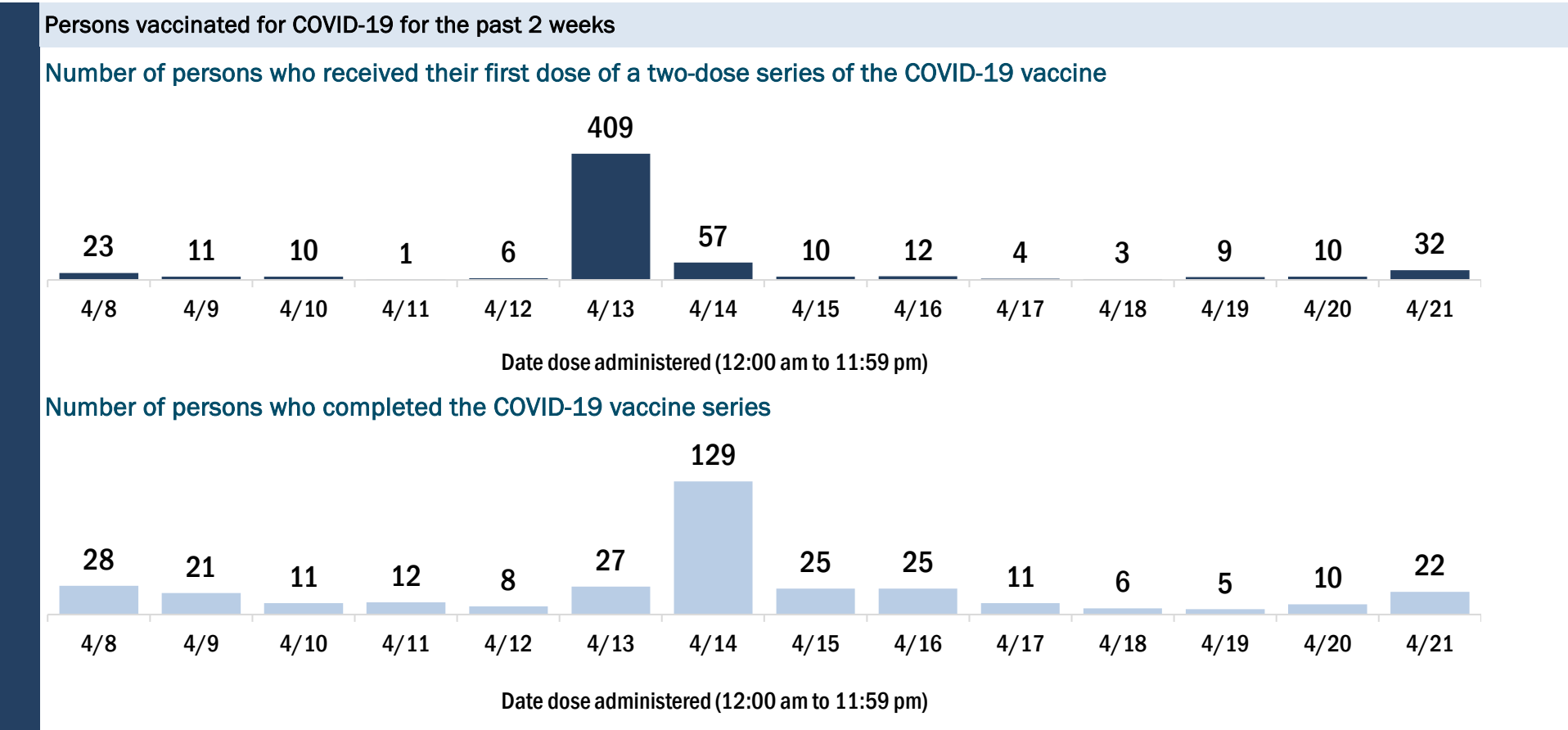
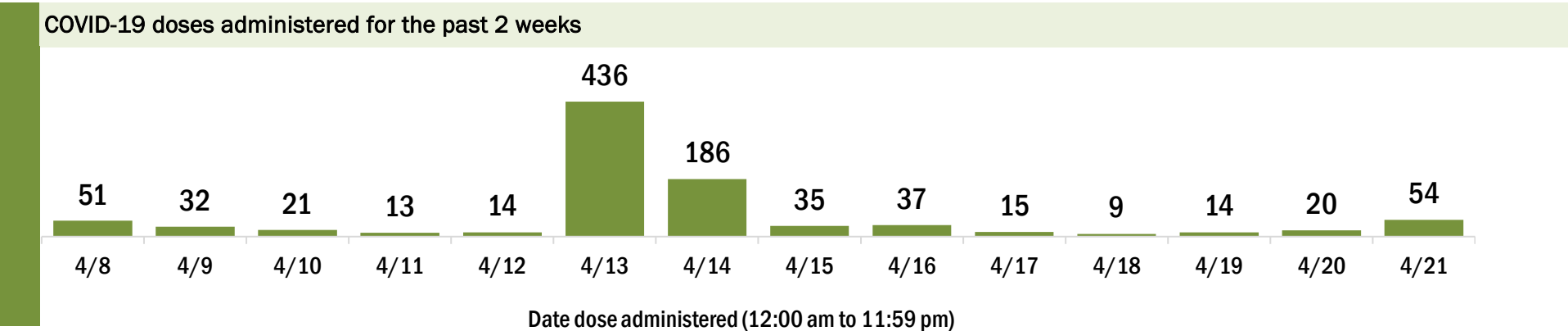
Data in this report are provisional and subject to change.

Data in this summary pertain to COVID-19 vaccines approved by the U.S. Food and Drug Administration and have been issued an Emergency Use Authorization (Janssen COVID-19 Vaccine, Moderna COVID-19 Vaccine and Pfizer-BioNTech COVID-19 Vaccine). These data summarize the number of people who have received either their first dose or have completed the series for a COVID-19 vaccine. **A person can only be counted in one category, first dose or series complete.** For persons receiving Moderna or Pfizer vaccines, once they receive their second dose, they are moved from the first dose column to the series completed column. **Because of this, the total first dose category may show a change from report to report not matching the total receiving their first dose from the previous day.** Persons receiving Johnson & Johnson vaccines will always be counted in the series completed column.

COVID-19 doses for vaccinated persons in Florida	
Doses administered	5,041
People receiving one dose of a 1-dose series (Johnson & Johnson) or receiving only one dose of a 2-dose series (Moderna, Pfizer) count once. Persons receiving both doses of a 2-dose series count twice.	

Current status of persons vaccinated for COVID-19 in Florida	
Total people vaccinated	3,111
First dose	963
Series completed	2,148
Completed 1-dose series	218
Completed 2-dose series	1,930
First dose: current number of people who have only received their first dose of the Moderna or Pfizer vaccine.	
Series complete: current number of people who have received both Moderna or Pfizer vaccine doses or one Johnson & Johnson dose and are considered fully immunized.	

Demographic summary	First dose	Series complete	Total people vaccinated
Age group	963	2,148	3,111
16-24 years	47	21	68
25-34 years	120	43	163
35-44 years	165	74	239
45-54 years	191	169	360
55-64 years	262	424	686
65-74 years	108	880	988
75-84 years	41	433	474
85+ years	29	104	133
Race	963	2,148	3,111
White	510	1,283	1,793
Black	331	505	836
American Indian/Alaskan	7	2	9
Other	88	132	220
Unknown	27	226	253
Other race includes Asian, native Hawaiian/Pacific Islander, or other.			
Ethnicity	963	2,148	3,111
Hispanic	73	40	113
Non-Hispanic	742	1,254	1,996
Unknown	148	854	1,002
Gender	963	2,148	3,111
Female	332	1,213	1,545
Male	631	935	1,566
Unknown	0	0	0



COVID-19: Hardee County vaccine summary

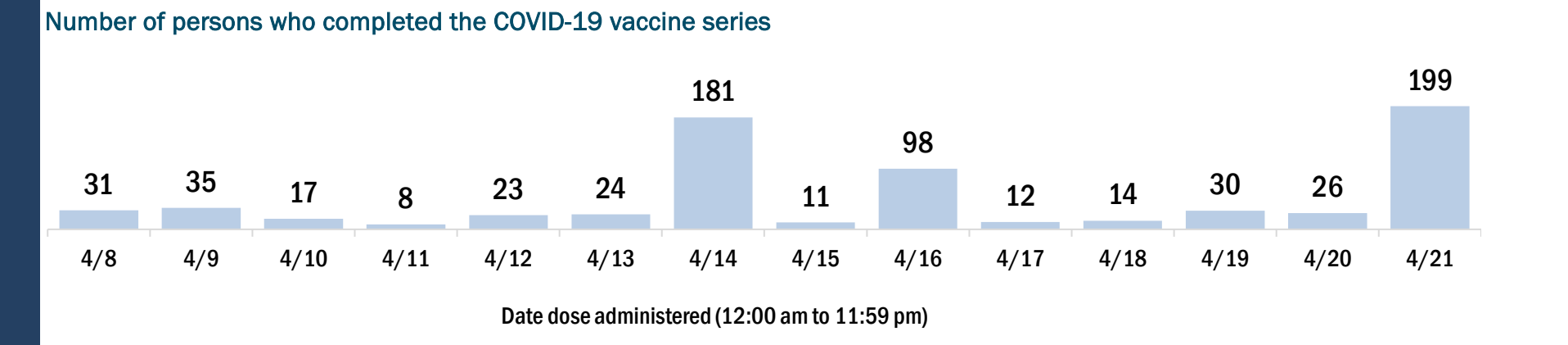
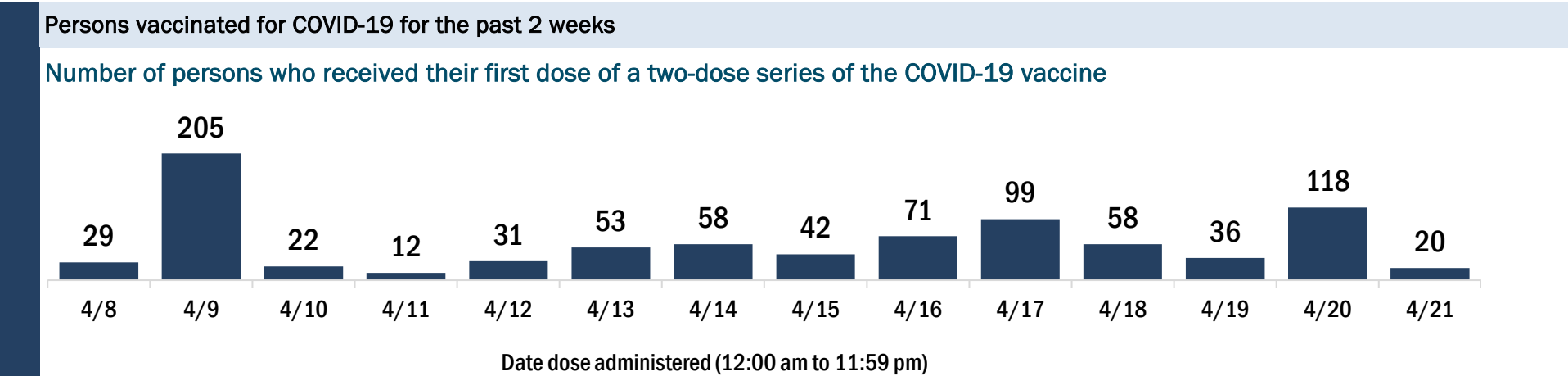
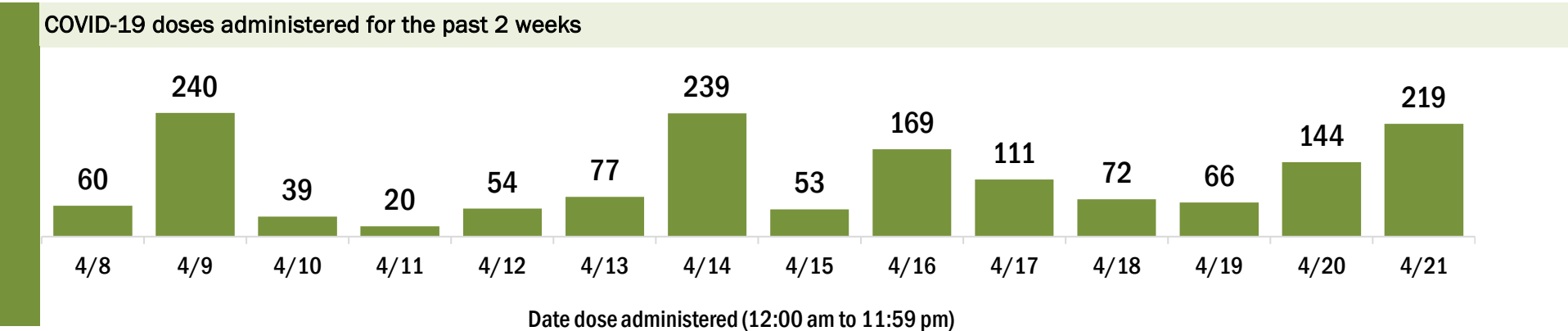
Vaccination data through Apr 21, 2021 as of Apr 22, 2021 at 12:05 AM

Data in this report are provisional and subject to change.

Data in this summary pertain to COVID-19 vaccines approved by the U.S. Food and Drug Administration and have been issued an Emergency Use Authorization (Janssen COVID-19 Vaccine, Moderna COVID-19 Vaccine and Pfizer-BioNTech COVID-19 Vaccine). These data summarize the number of people who have received either their first dose or have completed the series for a COVID-19 vaccine. **A person can only be counted in one category, first dose or series complete.** For persons receiving Moderna or Pfizer vaccines, once they receive their second dose, they are moved from the first dose column to the series completed column. **Because of this, the total first dose category may show a change from report to report not matching the total receiving their first dose from the previous day.** Persons receiving Johnson & Johnson vaccines will always be counted in the series completed column.

COVID-19 doses for vaccinated persons in Florida	
Doses administered	8,972
People receiving one dose of a 1-dose series (Johnson & Johnson) or receiving only one dose of a 2-dose series (Moderna, Pfizer) count once. Persons receiving both doses of a 2-dose series count twice.	
Current status of persons vaccinated for COVID-19 in Florida	
Total people vaccinated	5,453
First dose	1,796
Series completed	3,657
Completed 1-dose series	138
Completed 2-dose series	3,519
First dose: current number of people who have only received their first dose of the Moderna or Pfizer vaccine.	
Series complete: current number of people who have received both Moderna or Pfizer vaccine doses or one Johnson & Johnson dose and are considered fully immunized.	

Demographic summary		First dose	Series complete	Total people vaccinated
Age group		1,796	3,657	5,453
16-24 years		137	61	198
25-34 years		215	132	347
35-44 years		258	129	387
45-54 years		371	251	622
55-64 years		470	525	995
65-74 years		203	1,354	1,557
75-84 years		112	938	1,050
85+ years		30	267	297
Race		1,796	3,657	5,453
White		1,356	3,060	4,416
Black		84	143	227
American Indian/Alaskan		1	27	28
Other		257	346	603
Unknown		98	81	179
Other race includes Asian, native Hawaiian/Pacific Islander, or other.				
Ethnicity		1,796	3,657	5,453
Hispanic		756	494	1,250
Non-Hispanic		763	2,812	3,575
Unknown		277	351	628
Gender		1,796	3,657	5,453
Female		871	1,990	2,861
Male		922	1,666	2,588
Unknown		3	1	4



COVID-19: Hendry County vaccine summary

Vaccination data through Apr 21, 2021 as of Apr 22, 2021 at 12:05 AM

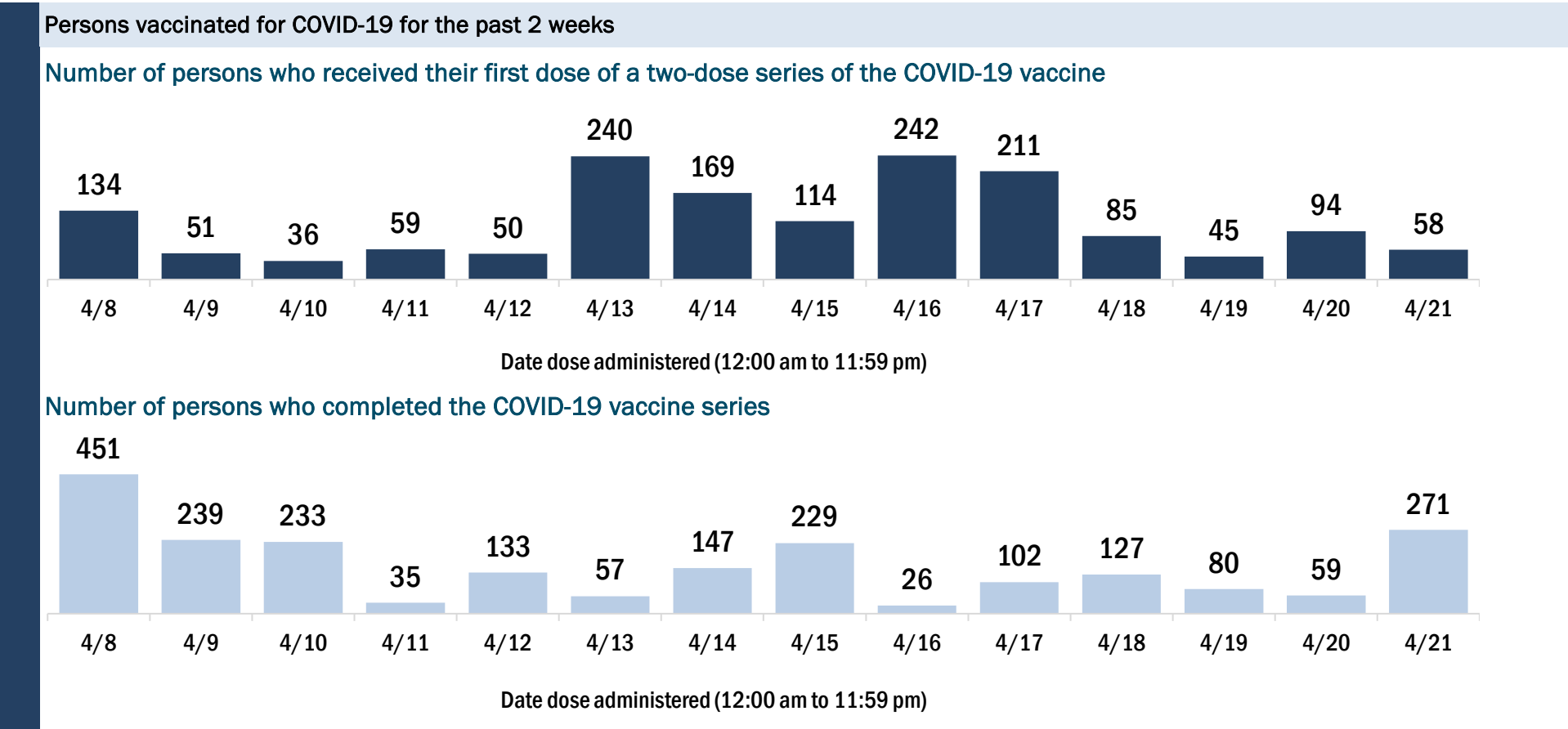
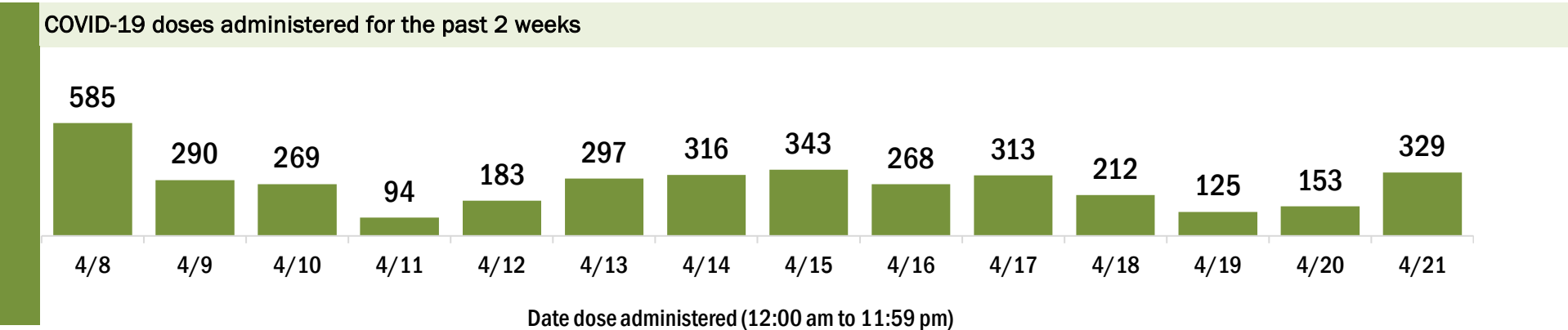
Data in this report are provisional and subject to change.

Data in this summary pertain to COVID-19 vaccines approved by the U.S. Food and Drug Administration and have been issued an Emergency Use Authorization (Janssen COVID-19 Vaccine, Moderna COVID-19 Vaccine and Pfizer-BioNTech COVID-19 Vaccine). These data summarize the number of people who have received either their first dose or have completed the series for a COVID-19 vaccine. **A person can only be counted in one category, first dose or series complete.** For persons receiving Moderna or Pfizer vaccines, once they receive their second dose, they are moved from the first dose column to the series completed column. **Because of this, the total first dose category may show a change from report to report not matching the total receiving their first dose from the previous day.** Persons receiving Johnson & Johnson vaccines will always be counted in the series completed column.

COVID-19 doses for vaccinated persons in Florida	
Doses administered	16,471
People receiving one dose of a 1-dose series (Johnson & Johnson) or receiving only one dose of a 2-dose series (Moderna, Pfizer) count once. Persons receiving both doses of a 2-dose series count twice.	

Current status of persons vaccinated for COVID-19 in Florida	
Total people vaccinated	10,714
First dose	3,834
Series completed	6,880
Completed 1-dose series	1,123
Completed 2-dose series	5,757
First dose: current number of people who have only received their first dose of the Moderna or Pfizer vaccine.	
Series complete: current number of people who have received both Moderna or Pfizer vaccine doses or one Johnson & Johnson dose and are considered fully immunized.	

Demographic summary	First dose	Series complete	Total people vaccinated
Age group	3,834	6,880	10,714
16-24 years	409	205	614
25-34 years	589	377	966
35-44 years	654	423	1,077
45-54 years	821	797	1,618
55-64 years	816	1,465	2,281
65-74 years	324	2,180	2,504
75-84 years	164	1,121	1,285
85+ years	57	312	369
Race	3,834	6,880	10,714
White	2,796	4,581	7,377
Black	240	464	704
American Indian/Alaskan	4	22	26
Other	475	1,124	1,599
Unknown	319	689	1,008
Other race includes Asian, native Hawaiian/Pacific Islander, or other.			
Ethnicity	3,834	6,880	10,714
Hispanic	1,989	1,845	3,834
Non-Hispanic	979	2,896	3,875
Unknown	866	2,139	3,005
Gender	3,834	6,880	10,714
Female	1,635	3,542	5,177
Male	2,198	3,336	5,534
Unknown	1	2	3



COVID-19: Hernando County vaccine summary

Vaccination data through Apr 21, 2021 as of Apr 22, 2021 at 12:05 AM

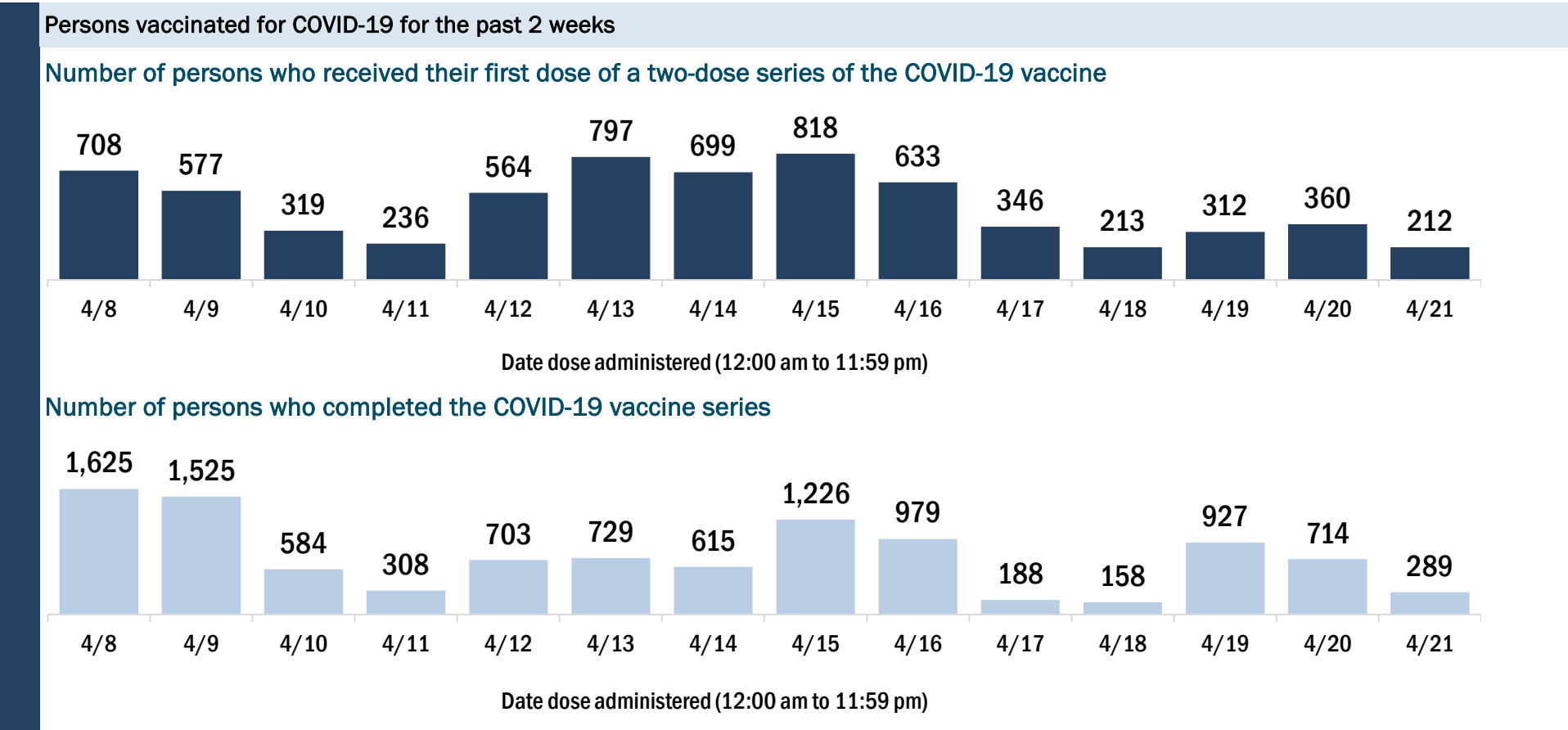
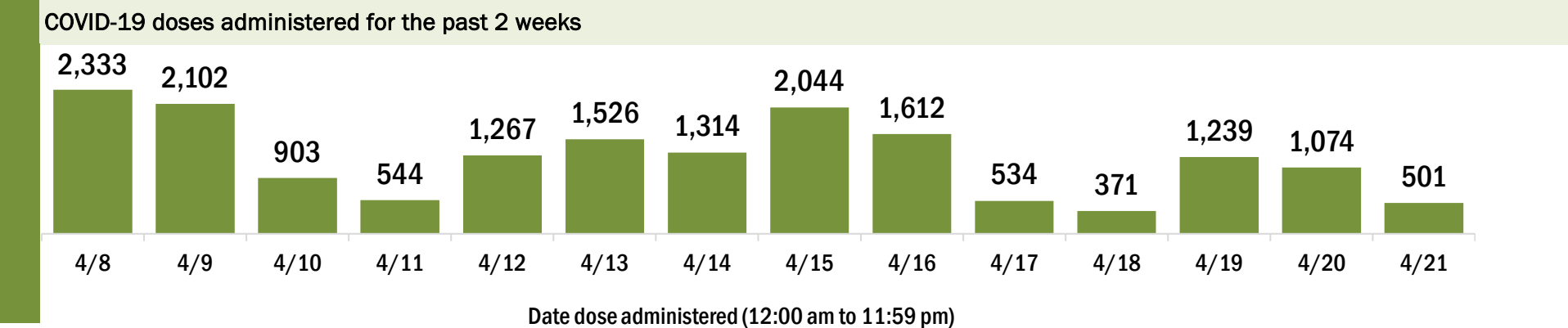
Data in this report are provisional and subject to change.

Data in this summary pertain to COVID-19 vaccines approved by the U.S. Food and Drug Administration and have been issued an Emergency Use Authorization (Janssen COVID-19 Vaccine, Moderna COVID-19 Vaccine and Pfizer-BioNTech COVID-19 Vaccine). These data summarize the number of people who have received either their first dose or have completed the series for a COVID-19 vaccine. **A person can only be counted in one category, first dose or series complete.** For persons receiving Moderna or Pfizer vaccines, once they receive their second dose, they are moved from the first dose column to the series completed column. **Because of this, the total first dose category may show a change from report to report not matching the total receiving their first dose from the previous day.** Persons receiving Johnson & Johnson vaccines will always be counted in the series completed column.

COVID-19 doses for vaccinated persons in Florida	
Doses administered	103,907
People receiving one dose of a 1-dose series (Johnson & Johnson) or receiving only one dose of a 2-dose series (Moderna, Pfizer) count once. Persons receiving both doses of a 2-dose series count twice.	

Current status of persons vaccinated for COVID-19 in Florida	
Total people vaccinated	64,580
First dose	20,537
Series completed	44,043
Completed 1-dose series	4,716
Completed 2-dose series	39,327
First dose: current number of people who have only received their first dose of the Moderna or Pfizer vaccine.	
Series complete: current number of people who have received both Moderna or Pfizer vaccine doses or one Johnson & Johnson dose and are considered fully immunized.	

Demographic summary	First dose	Series complete	Total people vaccinated
Age group	20,537	44,043	64,580
16-24 years	1,429	544	1,973
25-34 years	1,590	1,128	2,718
35-44 years	2,290	1,672	3,962
45-54 years	3,727	3,110	6,837
55-64 years	5,124	7,439	12,563
65-74 years	3,415	16,205	19,620
75-84 years	2,152	10,618	12,770
85+ years	810	3,327	4,137
Race	20,537	44,043	64,580
White	14,336	31,797	46,133
Black	599	1,118	1,717
American Indian/Alaskan	86	139	225
Other	1,509	3,067	4,576
Unknown	4,007	7,922	11,929
Other race includes Asian, native Hawaiian/Pacific Islander, or other.			
Ethnicity	20,537	44,043	64,580
Hispanic	1,606	1,976	3,582
Non-Hispanic	10,395	24,682	35,077
Unknown	8,536	17,385	25,921
Gender	20,537	44,043	64,580
Female	11,410	25,624	37,034
Male	9,112	18,385	27,497
Unknown	15	34	49



COVID-19: Highlands County vaccine summary

Vaccination data through Apr 21, 2021 as of Apr 22, 2021 at 12:05 AM

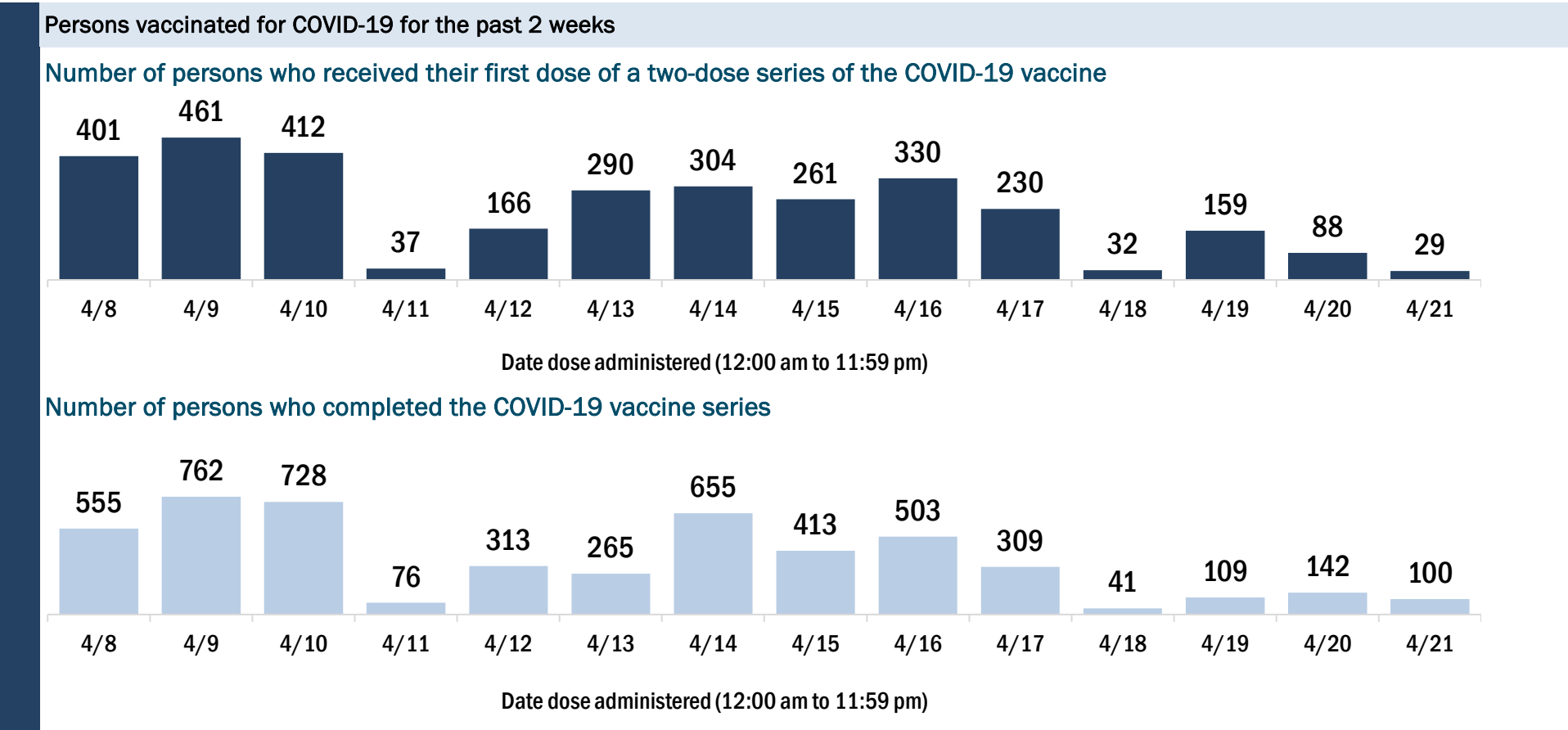
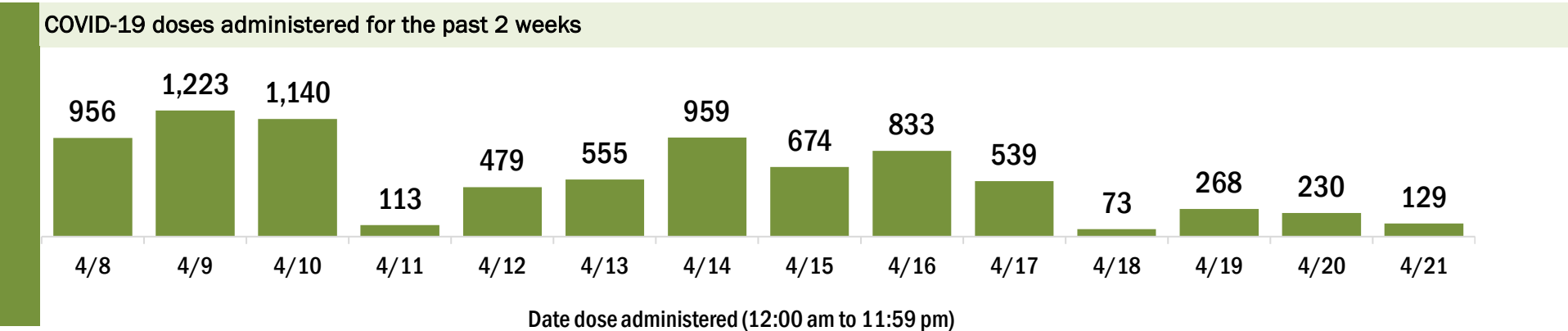
Data in this report are provisional and subject to change.

Data in this summary pertain to COVID-19 vaccines approved by the U.S. Food and Drug Administration and have been issued an Emergency Use Authorization (Janssen COVID-19 Vaccine, Moderna COVID-19 Vaccine and Pfizer-BioNTech COVID-19 Vaccine). These data summarize the number of people who have received either their first dose or have completed the series for a COVID-19 vaccine. **A person can only be counted in one category, first dose or series complete.** For persons receiving Moderna or Pfizer vaccines, once they receive their second dose, they are moved from the first dose column to the series completed column. **Because of this, the total first dose category may show a change from report to report not matching the total receiving their first dose from the previous day.** Persons receiving Johnson & Johnson vaccines will always be counted in the series completed column.

COVID-19 doses for vaccinated persons in Florida	
Doses administered	64,214
People receiving one dose of a 1-dose series (Johnson & Johnson) or receiving only one dose of a 2-dose series (Moderna, Pfizer) count once. Persons receiving both doses of a 2-dose series count twice.	

Current status of persons vaccinated for COVID-19 in Florida	
Total people vaccinated	39,768
First dose	14,759
Series completed	25,009
Completed 1-dose series	563
Completed 2-dose series	24,446
First dose: current number of people who have only received their first dose of the Moderna or Pfizer vaccine.	
Series complete: current number of people who have received both Moderna or Pfizer vaccine doses or one Johnson & Johnson dose and are considered fully immunized.	

Demographic summary	First dose	Series complete	Total people vaccinated
Age group	14,759	25,009	39,768
16-24 years	522	151	673
25-34 years	609	374	983
35-44 years	910	562	1,472
45-54 years	1,550	1,051	2,601
55-64 years	3,209	3,165	6,374
65-74 years	4,003	9,785	13,788
75-84 years	2,998	7,781	10,779
85+ years	958	2,140	3,098
Race	14,759	25,009	39,768
White	11,607	20,712	32,319
Black	710	803	1,513
American Indian/Alaskan	146	178	324
Other	993	1,468	2,461
Unknown	1,303	1,848	3,151
Other race includes Asian, native Hawaiian/Pacific Islander, or other.			
Ethnicity	14,759	25,009	39,768
Hispanic	1,938	1,202	3,140
Non-Hispanic	9,491	18,924	28,415
Unknown	3,330	4,883	8,213
Gender	14,759	25,009	39,768
Female	7,793	13,797	21,590
Male	6,936	11,198	18,134
Unknown	30	14	44



COVID-19: Hillsborough County vaccine summary

Vaccination data through Apr 21, 2021 as of Apr 22, 2021 at 12:05 AM

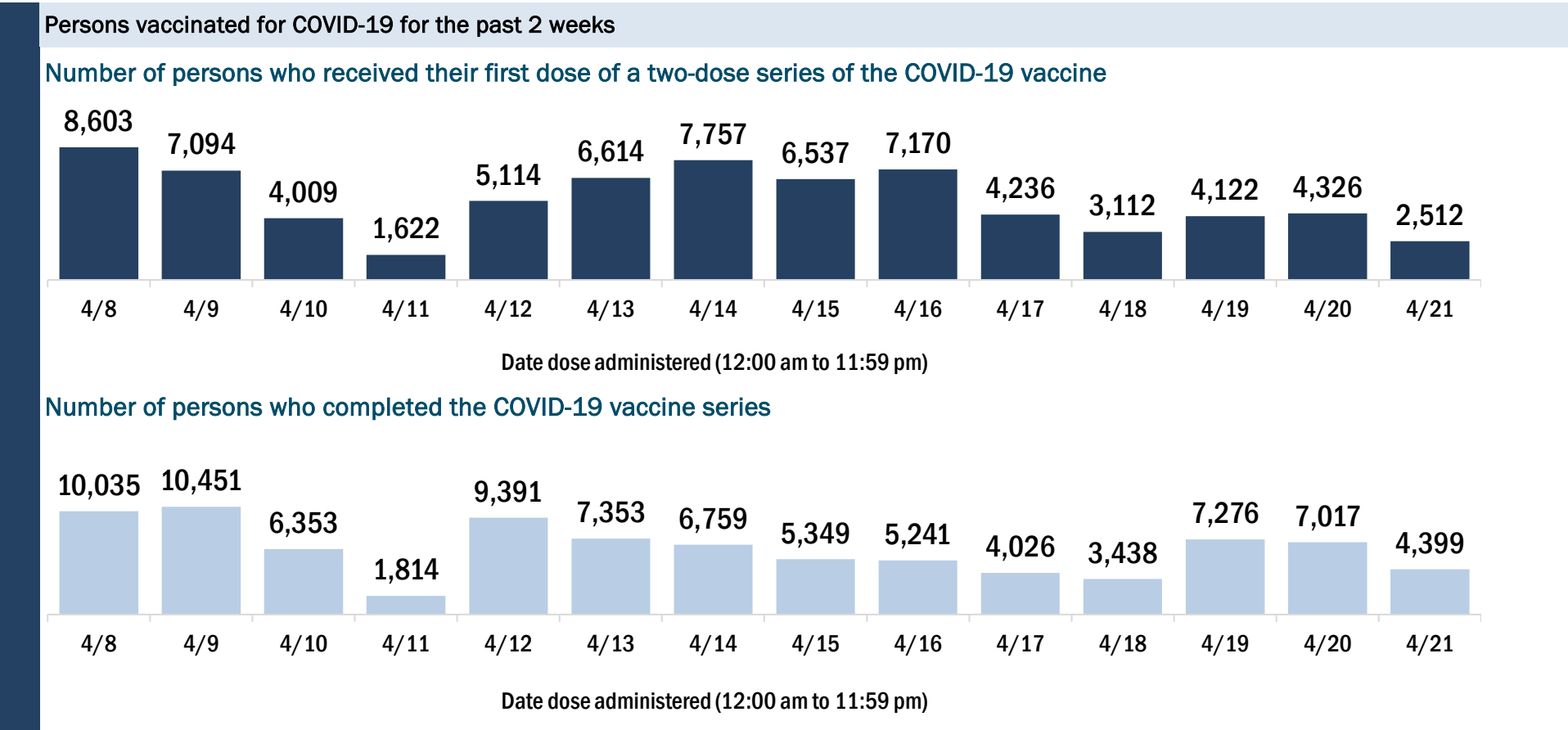
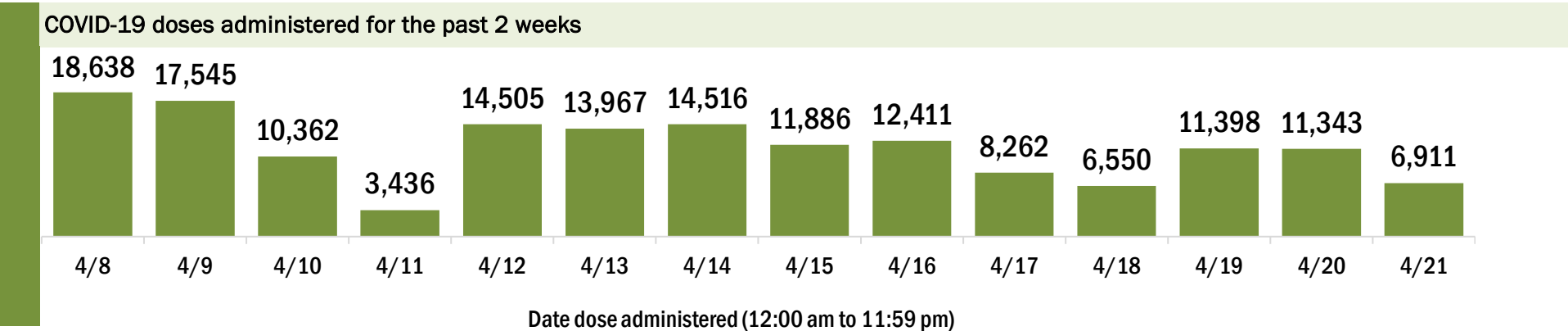
Data in this report are provisional and subject to change.

Data in this summary pertain to COVID-19 vaccines approved by the U.S. Food and Drug Administration and have been issued an Emergency Use Authorization (Janssen COVID-19 Vaccine, Moderna COVID-19 Vaccine and Pfizer-BioNTech COVID-19 Vaccine). These data summarize the number of people who have received either their first dose or have completed the series for a COVID-19 vaccine. **A person can only be counted in one category, first dose or series complete.** For persons receiving Moderna or Pfizer vaccines, once they receive their second dose, they are moved from the first dose column to the series completed column. **Because of this, the total first dose category may show a change from report to report not matching the total receiving their first dose from the previous day.** Persons receiving Johnson & Johnson vaccines will always be counted in the series completed column.

COVID-19 doses for vaccinated persons in Florida	
Doses administered	773,487
People receiving one dose of a 1-dose series (Johnson & Johnson) or receiving only one dose of a 2-dose series (Moderna, Pfizer) count once. Persons receiving both doses of a 2-dose series count twice.	

Current status of persons vaccinated for COVID-19 in Florida	
Total people vaccinated	511,242
First dose	201,149
Series completed	310,093
Completed 1-dose series	47,848
Completed 2-dose series	262,245
First dose: current number of people who have only received their first dose of the Moderna or Pfizer vaccine.	
Series complete: current number of people who have received both Moderna or Pfizer vaccine doses or one Johnson & Johnson dose and are considered fully immunized.	

Demographic summary	First dose	Series complete	Total people vaccinated
Age group	201,149	310,093	511,242
16-24 years	23,792	11,714	35,506
25-34 years	29,003	26,610	55,613
35-44 years	33,196	35,609	68,805
45-54 years	33,159	49,942	83,101
55-64 years	29,169	71,518	100,687
65-74 years	31,341	68,459	99,800
75-84 years	16,231	34,094	50,325
85+ years	5,258	12,147	17,405
Race	201,149	310,093	511,242
White	124,602	205,391	329,993
Black	12,553	21,358	33,911
American Indian/Alaskan	734	863	1,597
Other	27,656	41,473	69,129
Unknown	35,604	41,008	76,612
Other race includes Asian, native Hawaiian/Pacific Islander, or other.			
Ethnicity	201,149	310,093	511,242
Hispanic	25,035	33,942	58,977
Non-Hispanic	102,174	184,375	286,549
Unknown	73,940	91,776	165,716
Gender	201,149	310,093	511,242
Female	106,298	177,723	284,021
Male	94,514	132,153	226,667
Unknown	337	217	554



COVID-19: Holmes County vaccine summary

Vaccination data through Apr 21, 2021 as of Apr 22, 2021 at 12:05 AM

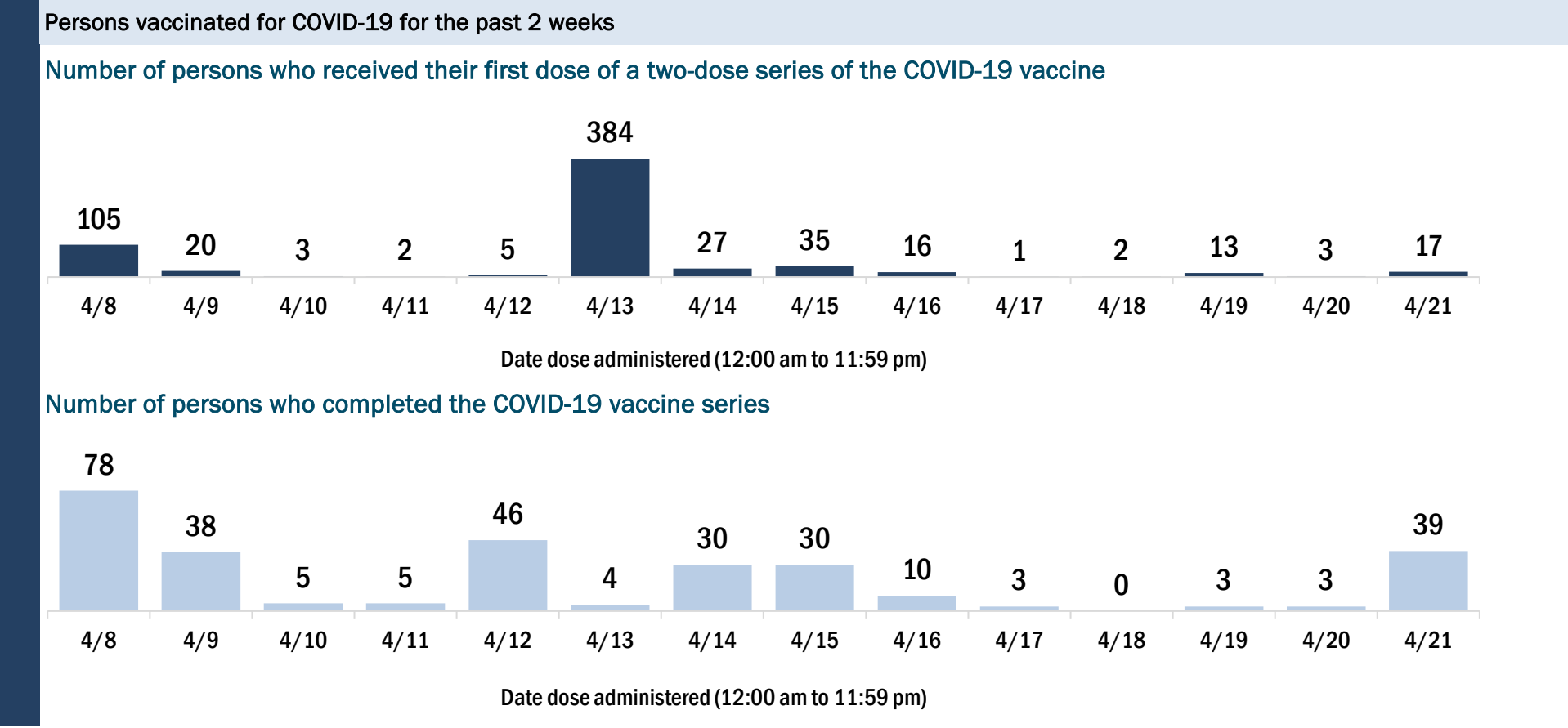
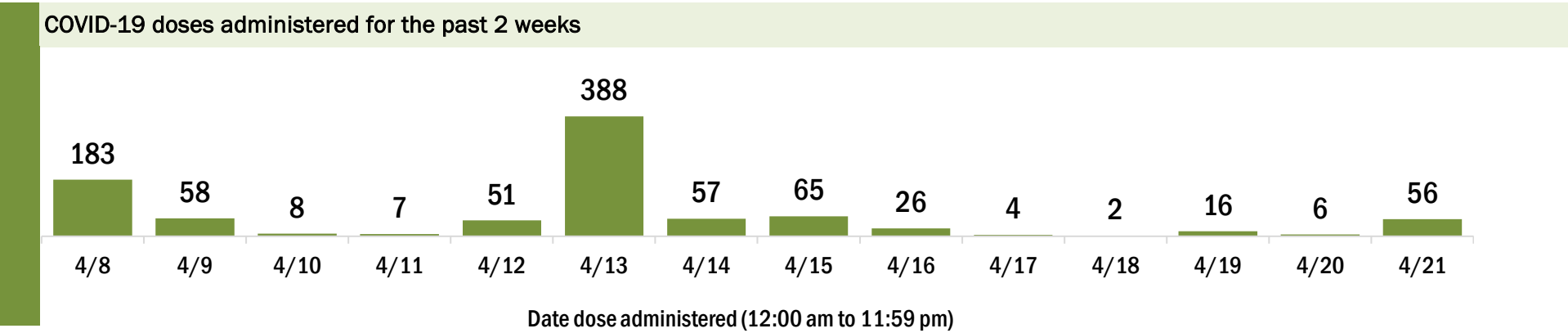
Data in this report are provisional and subject to change.

Data in this summary pertain to COVID-19 vaccines approved by the U.S. Food and Drug Administration and have been issued an Emergency Use Authorization (Janssen COVID-19 Vaccine, Moderna COVID-19 Vaccine and Pfizer-BioNTech COVID-19 Vaccine). These data summarize the number of people who have received either their first dose or have completed the series for a COVID-19 vaccine. **A person can only be counted in one category, first dose or series complete.** For persons receiving Moderna or Pfizer vaccines, once they receive their second dose, they are moved from the first dose column to the series completed column. **Because of this, the total first dose category may show a change from report to report not matching the total receiving their first dose from the previous day.** Persons receiving Johnson & Johnson vaccines will always be counted in the series completed column.

COVID-19 doses for vaccinated persons in Florida	
Doses administered	6,380
People receiving one dose of a 1-dose series (Johnson & Johnson) or receiving only one dose of a 2-dose series (Moderna, Pfizer) count once. Persons receiving both doses of a 2-dose series count twice.	

Current status of persons vaccinated for COVID-19 in Florida	
Total people vaccinated	3,969
First dose	1,259
Series completed	2,710
Completed 1-dose series	299
Completed 2-dose series	2,411
First dose: current number of people who have only received their first dose of the Moderna or Pfizer vaccine.	
Series complete: current number of people who have received both Moderna or Pfizer vaccine doses or one Johnson & Johnson dose and are considered fully immunized.	

Demographic summary	First dose	Series complete	Total people vaccinated
Age group	1,259	2,710	3,969
16-24 years	63	28	91
25-34 years	127	68	195
35-44 years	170	130	300
45-54 years	240	218	458
55-64 years	341	461	802
65-74 years	191	976	1,167
75-84 years	103	647	750
85+ years	24	182	206
Race	1,259	2,710	3,969
White	944	2,334	3,278
Black	184	85	269
American Indian/Alaskan	11	29	40
Other	79	161	240
Unknown	41	101	142
Other race includes Asian, native Hawaiian/Pacific Islander, or other.			
Ethnicity	1,259	2,710	3,969
Hispanic	59	17	76
Non-Hispanic	1,043	2,264	3,307
Unknown	157	429	586
Gender	1,259	2,710	3,969
Female	478	1,486	1,964
Male	781	1,224	2,005
Unknown	0	0	0



COVID-19: Indian River County vaccine summary

Vaccination data through Apr 21, 2021 as of Apr 22, 2021 at 12:05 AM

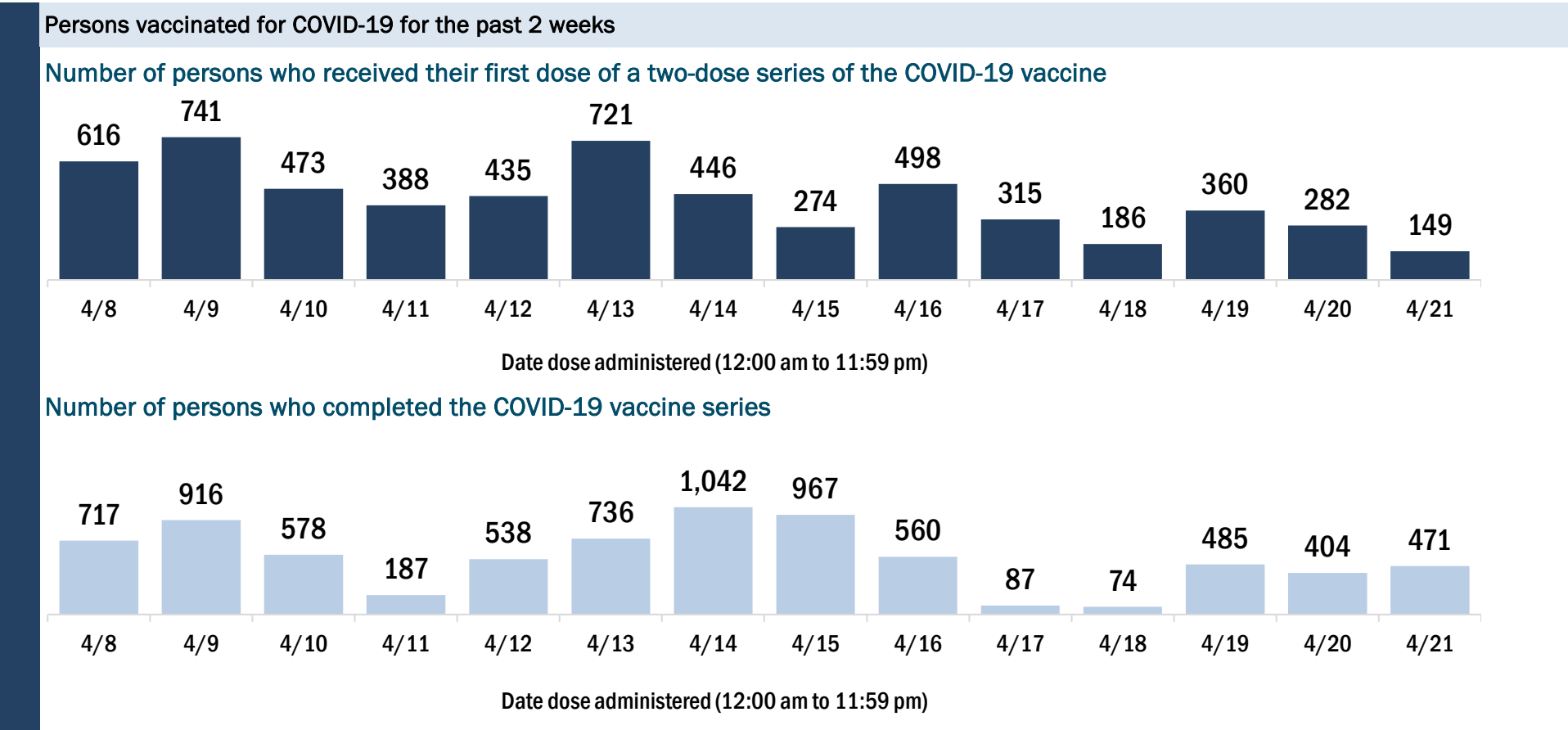
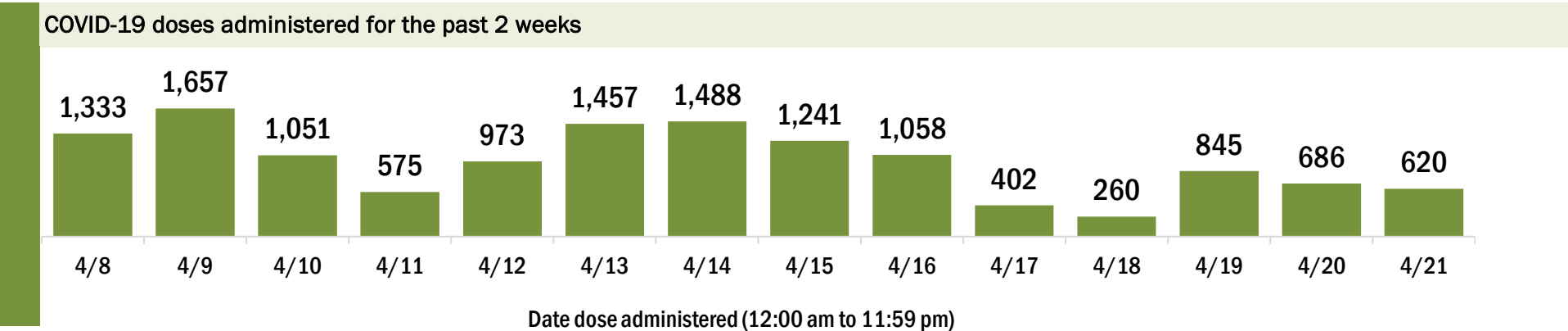
Data in this report are provisional and subject to change.

Data in this summary pertain to COVID-19 vaccines approved by the U.S. Food and Drug Administration and have been issued an Emergency Use Authorization (Janssen COVID-19 Vaccine, Moderna COVID-19 Vaccine and Pfizer-BioNTech COVID-19 Vaccine). These data summarize the number of people who have received either their first dose or have completed the series for a COVID-19 vaccine. **A person can only be counted in one category, first dose or series complete.** For persons receiving Moderna or Pfizer vaccines, once they receive their second dose, they are moved from the first dose column to the series completed column. **Because of this, the total first dose category may show a change from report to report not matching the total receiving their first dose from the previous day.** Persons receiving Johnson & Johnson vaccines will always be counted in the series completed column.

COVID-19 doses for vaccinated persons in Florida	
Doses administered	121,747
People receiving one dose of a 1-dose series (Johnson & Johnson) or receiving only one dose of a 2-dose series (Moderna, Pfizer) count once. Persons receiving both doses of a 2-dose series count twice.	

Current status of persons vaccinated for COVID-19 in Florida	
Total people vaccinated	75,358
First dose	27,067
Series completed	48,291
Completed 1-dose series	1,902
Completed 2-dose series	46,389
First dose: current number of people who have only received their first dose of the Moderna or Pfizer vaccine.	
Series complete: current number of people who have received both Moderna or Pfizer vaccine doses or one Johnson & Johnson dose and are considered fully immunized.	

Demographic summary	First dose	Series complete	Total people vaccinated
Age group	27,067	48,291	75,358
16-24 years	1,303	441	1,744
25-34 years	1,691	940	2,631
35-44 years	2,256	1,316	3,572
45-54 years	3,497	2,646	6,143
55-64 years	6,433	7,304	13,737
65-74 years	5,819	19,406	25,225
75-84 years	4,255	12,171	16,426
85+ years	1,813	4,067	5,880
Race	27,067	48,291	75,358
White	19,525	35,818	55,343
Black	1,419	1,205	2,624
American Indian/Alaskan	193	235	428
Other	1,966	3,223	5,189
Unknown	3,964	7,810	11,774
Other race includes Asian, native Hawaiian/Pacific Islander, or other.			
Ethnicity	27,067	48,291	75,358
Hispanic	2,291	1,290	3,581
Non-Hispanic	15,234	30,752	45,986
Unknown	9,542	16,249	25,791
Gender	27,067	48,291	75,358
Female	14,437	27,358	41,795
Male	12,599	20,898	33,497
Unknown	31	35	66



COVID-19: Jackson County vaccine summary

Vaccination data through Apr 21, 2021 as of Apr 22, 2021 at 12:05 AM

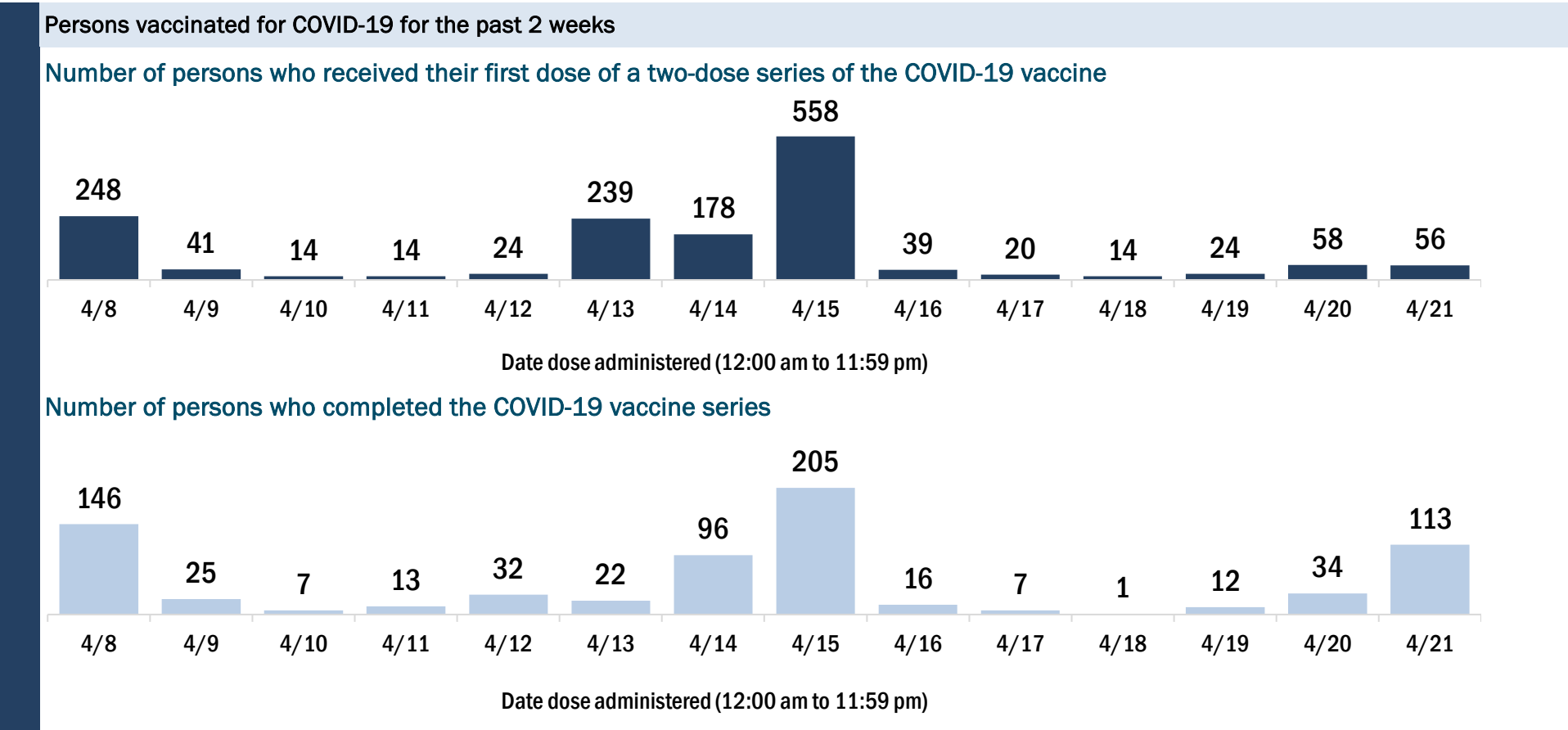
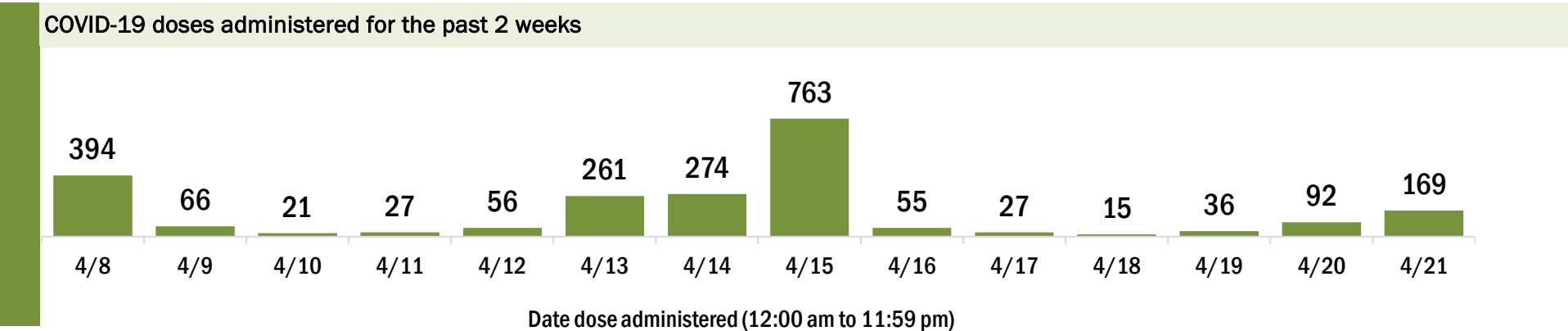
Data in this report are provisional and subject to change.

Data in this summary pertain to COVID-19 vaccines approved by the U.S. Food and Drug Administration and have been issued an Emergency Use Authorization (Janssen COVID-19 Vaccine, Moderna COVID-19 Vaccine and Pfizer-BioNTech COVID-19 Vaccine). These data summarize the number of people who have received either their first dose or have completed the series for a COVID-19 vaccine. **A person can only be counted in one category, first dose or series complete.** For persons receiving Moderna or Pfizer vaccines, once they receive their second dose, they are moved from the first dose column to the series completed column. **Because of this, the total first dose category may show a change from report to report not matching the total receiving their first dose from the previous day.** Persons receiving Johnson & Johnson vaccines will always be counted in the series completed column.

COVID-19 doses for vaccinated persons in Florida	
Doses administered	20,588
People receiving one dose of a 1-dose series (Johnson & Johnson) or receiving only one dose of a 2-dose series (Moderna, Pfizer) count once. Persons receiving both doses of a 2-dose series count twice.	

Current status of persons vaccinated for COVID-19 in Florida	
Total people vaccinated	12,919
First dose	4,463
Series completed	8,456
Completed 1-dose series	787
Completed 2-dose series	7,669
First dose: current number of people who have only received their first dose of the Moderna or Pfizer vaccine.	
Series complete: current number of people who have received both Moderna or Pfizer vaccine doses or one Johnson & Johnson dose and are considered fully immunized.	

Demographic summary	First dose	Series complete	Total people vaccinated
Age group	4,463	8,456	12,919
16-24 years	211	99	310
25-34 years	498	259	757
35-44 years	704	415	1,119
45-54 years	933	751	1,684
55-64 years	962	1,722	2,684
65-74 years	651	2,882	3,533
75-84 years	369	1,747	2,116
85+ years	135	581	716
Race	4,463	8,456	12,919
White	2,685	5,938	8,623
Black	1,225	1,637	2,862
American Indian/Alaskan	23	41	64
Other	221	363	584
Unknown	309	477	786
Other race includes Asian, native Hawaiian/Pacific Islander, or other.			
Ethnicity	4,463	8,456	12,919
Hispanic	239	108	347
Non-Hispanic	2,766	6,214	8,980
Unknown	1,458	2,134	3,592
Gender	4,463	8,456	12,919
Female	1,632	4,828	6,460
Male	2,830	3,628	6,458
Unknown	1	0	1



COVID-19: Jefferson County vaccine summary

Vaccination data through Apr 21, 2021 as of Apr 22, 2021 at 12:05 AM

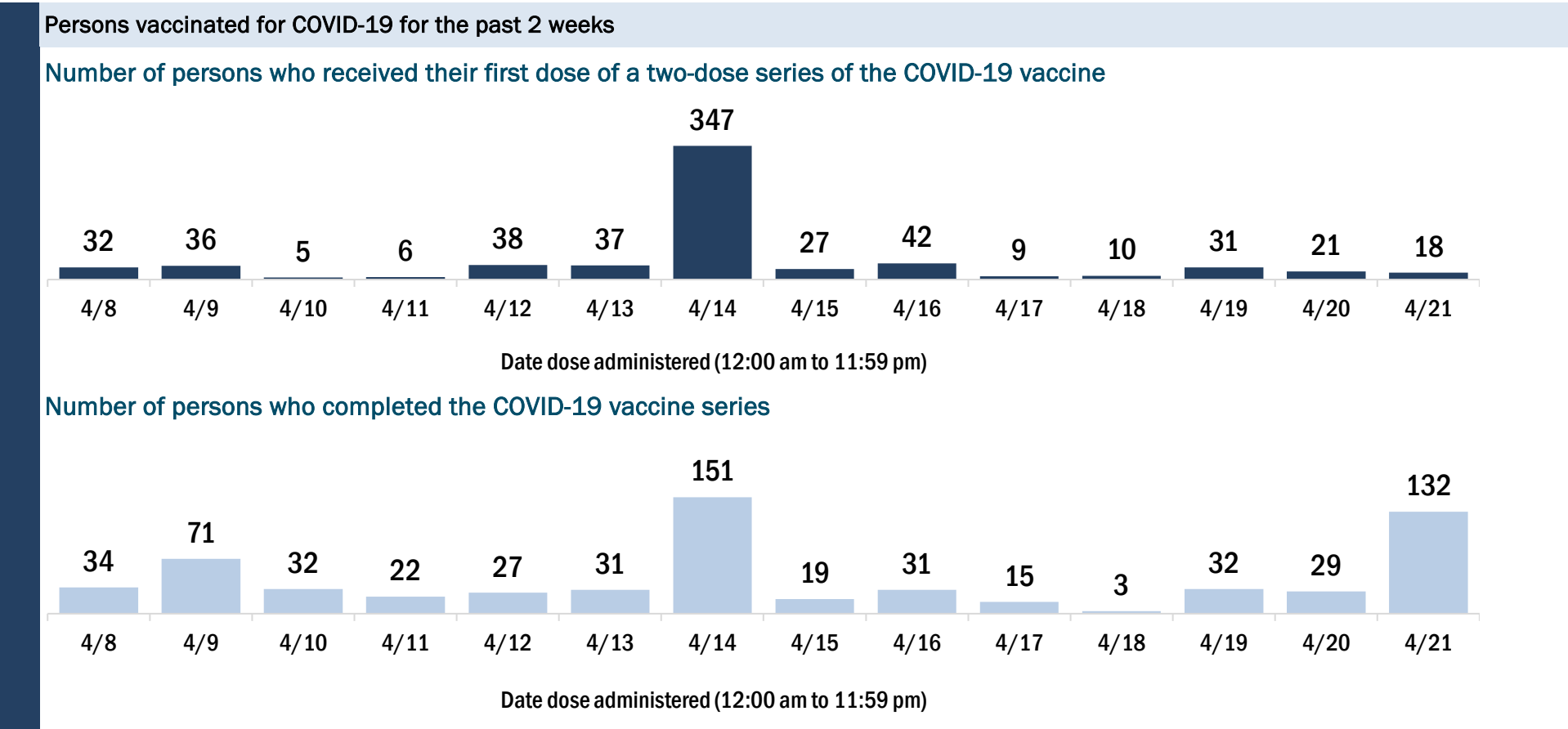
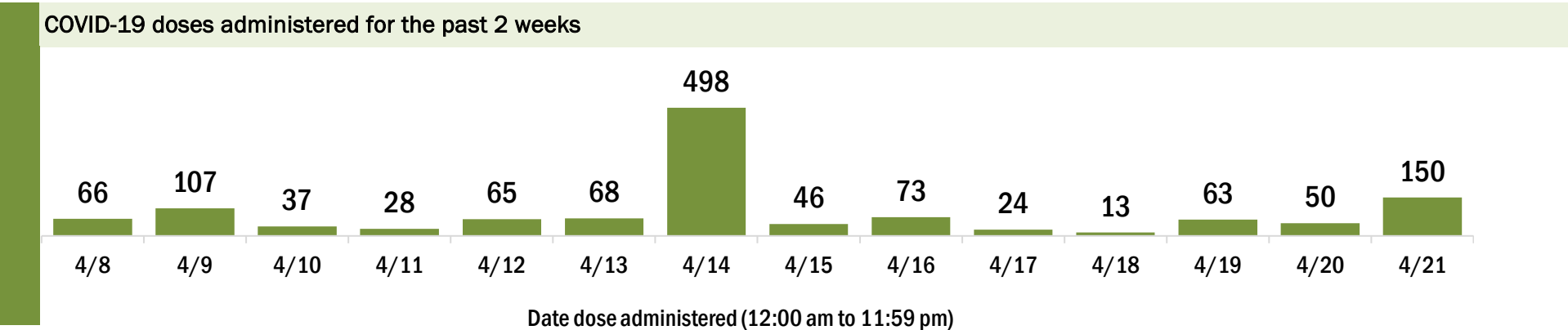
Data in this report are provisional and subject to change.

Data in this summary pertain to COVID-19 vaccines approved by the U.S. Food and Drug Administration and have been issued an Emergency Use Authorization (Janssen COVID-19 Vaccine, Moderna COVID-19 Vaccine and Pfizer-BioNTech COVID-19 Vaccine). These data summarize the number of people who have received either their first dose or have completed the series for a COVID-19 vaccine. **A person can only be counted in one category, first dose or series complete.** For persons receiving Moderna or Pfizer vaccines, once they receive their second dose, they are moved from the first dose column to the series completed column. **Because of this, the total first dose category may show a change from report to report not matching the total receiving their first dose from the previous day.** Persons receiving Johnson & Johnson vaccines will always be counted in the series completed column.

COVID-19 doses for vaccinated persons in Florida	
Doses administered	8,153
People receiving one dose of a 1-dose series (Johnson & Johnson) or receiving only one dose of a 2-dose series (Moderna, Pfizer) count once. Persons receiving both doses of a 2-dose series count twice.	

Current status of persons vaccinated for COVID-19 in Florida	
Total people vaccinated	4,843
First dose	1,263
Series completed	3,580
Completed 1-dose series	270
Completed 2-dose series	3,310
First dose: current number of people who have only received their first dose of the Moderna or Pfizer vaccine.	
Series complete: current number of people who have received both Moderna or Pfizer vaccine doses or one Johnson & Johnson dose and are considered fully immunized.	

Demographic summary	First dose	Series complete	Total people vaccinated
Age group	1,263	3,580	4,843
16-24 years	73	47	120
25-34 years	110	96	206
35-44 years	191	147	338
45-54 years	304	350	654
55-64 years	348	820	1,168
65-74 years	150	1,297	1,447
75-84 years	61	647	708
85+ years	26	176	202
Race	1,263	3,580	4,843
White	698	1,999	2,697
Black	372	793	1,165
American Indian/Alaskan	2	7	9
Other	111	526	637
Unknown	80	255	335
Other race includes Asian, native Hawaiian/Pacific Islander, or other.			
Ethnicity	1,263	3,580	4,843
Hispanic	45	61	106
Non-Hispanic	973	2,136	3,109
Unknown	245	1,383	1,628
Gender	1,263	3,580	4,843
Female	534	2,091	2,625
Male	729	1,489	2,218
Unknown	0	0	0



COVID-19: Lafayette County vaccine summary

Vaccination data through Apr 21, 2021 as of Apr 22, 2021 at 12:05 AM

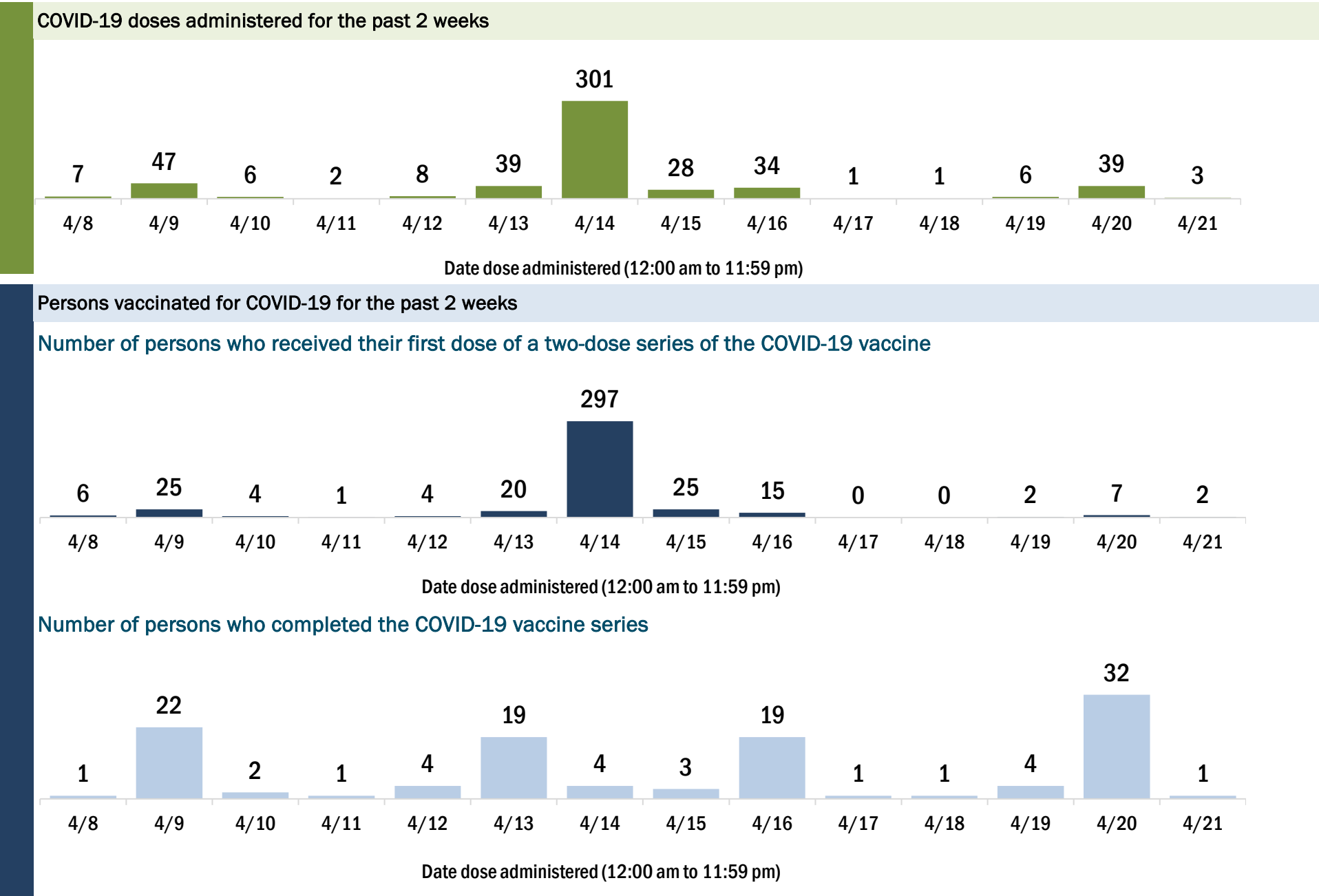
Data in this report are provisional and subject to change.

Data in this summary pertain to COVID-19 vaccines approved by the U.S. Food and Drug Administration and have been issued an Emergency Use Authorization (Janssen COVID-19 Vaccine, Moderna COVID-19 Vaccine and Pfizer-BioNTech COVID-19 Vaccine). These data summarize the number of people who have received either their first dose or have completed the series for a COVID-19 vaccine. **A person can only be counted in one category, first dose or series complete.** For persons receiving Moderna or Pfizer vaccines, once they receive their second dose, they are moved from the first dose column to the series completed column. **Because of this, the total first dose category may show a change from report to report not matching the total receiving their first dose from the previous day.** Persons receiving Johnson & Johnson vaccines will always be counted in the series completed column.

COVID-19 doses for vaccinated persons in Florida	
Doses administered	3,344
People receiving one dose of a 1-dose series (Johnson & Johnson) or receiving only one dose of a 2-dose series (Moderna, Pfizer) count once. Persons receiving both doses of a 2-dose series count twice.	

Current status of persons vaccinated for COVID-19 in Florida	
Total people vaccinated	2,054
First dose	735
Series completed	1,319
Completed 1-dose series	29
Completed 2-dose series	1,290
First dose: current number of people who have only received their first dose of the Moderna or Pfizer vaccine.	
Series complete: current number of people who have received both Moderna or Pfizer vaccine doses or one Johnson & Johnson dose and are considered fully immunized.	

Demographic summary	First dose	Series complete	Total people vaccinated
Age group	735	1,319	2,054
16-24 years	22	4	26
25-34 years	85	10	95
35-44 years	127	27	154
45-54 years	153	78	231
55-64 years	140	159	299
65-74 years	125	603	728
75-84 years	57	339	396
85+ years	26	99	125
Race	735	1,319	2,054
White	478	1,122	1,600
Black	144	43	187
American Indian/Alaskan	4	5	9
Other	52	76	128
Unknown	57	73	130
Other race includes Asian, native Hawaiian/Pacific Islander, or other.			
Ethnicity	735	1,319	2,054
Hispanic	62	40	102
Non-Hispanic	264	1,051	1,315
Unknown	409	228	637
Gender	735	1,319	2,054
Female	215	683	898
Male	519	636	1,155
Unknown	1	0	1



COVID-19: Lake County vaccine summary

Vaccination data through Apr 21, 2021 as of Apr 22, 2021 at 12:05 AM

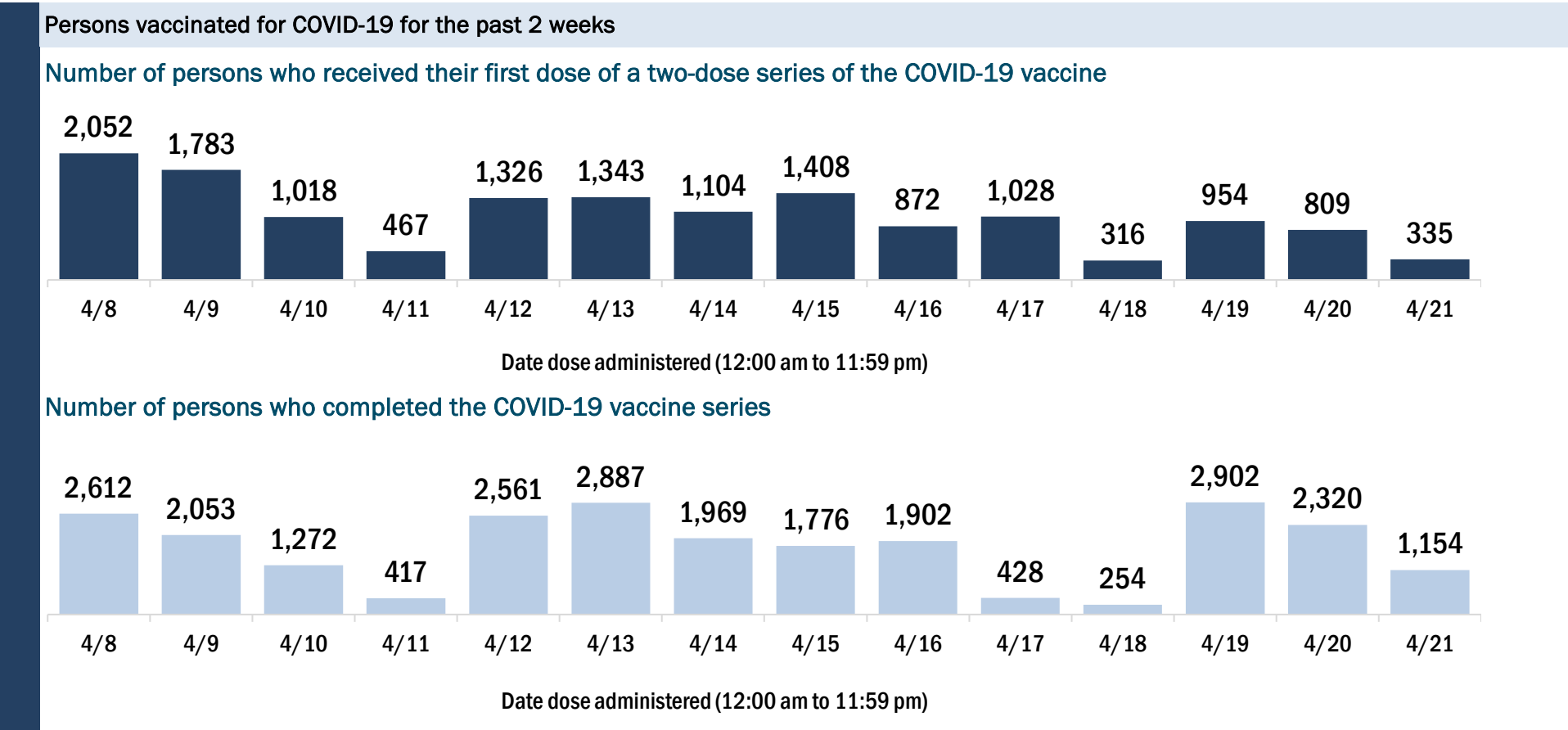
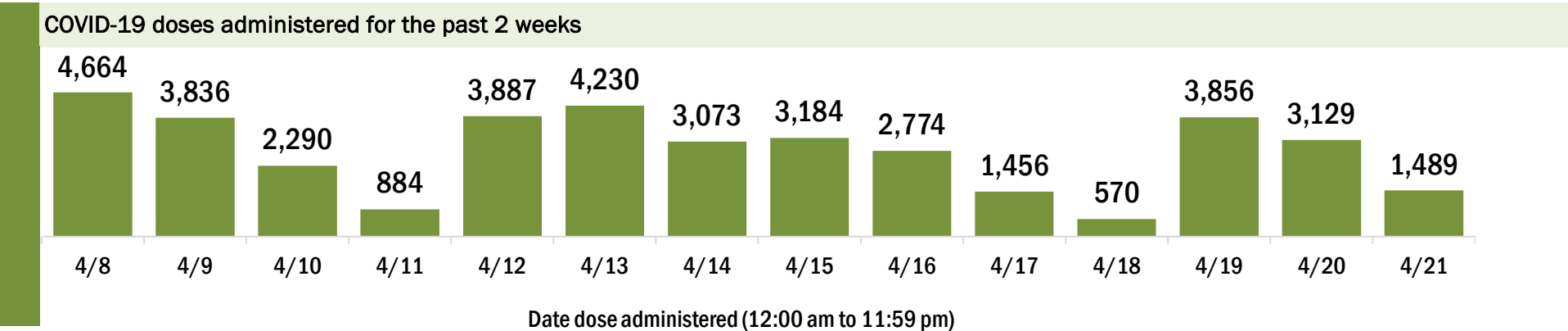
Data in this report are provisional and subject to change.

Data in this summary pertain to COVID-19 vaccines approved by the U.S. Food and Drug Administration and have been issued an Emergency Use Authorization (Janssen COVID-19 Vaccine, Moderna COVID-19 Vaccine and Pfizer-BioNTech COVID-19 Vaccine). These data summarize the number of people who have received either their first dose or have completed the series for a COVID-19 vaccine. **A person can only be counted in one category, first dose or series complete.** For persons receiving Moderna or Pfizer vaccines, once they receive their second dose, they are moved from the first dose column to the series completed column. **Because of this, the total first dose category may show a change from report to report not matching the total receiving their first dose from the previous day.** Persons receiving Johnson & Johnson vaccines will always be counted in the series completed column.

COVID-19 doses for vaccinated persons in Florida	
Doses administered	262,354
People receiving one dose of a 1-dose series (Johnson & Johnson) or receiving only one dose of a 2-dose series (Moderna, Pfizer) count once. Persons receiving both doses of a 2-dose series count twice.	

Current status of persons vaccinated for COVID-19 in Florida	
Total people vaccinated	156,838
First dose	45,425
Series completed	111,413
Completed 1-dose series	5,897
Completed 2-dose series	105,516
First dose: current number of people who have only received their first dose of the Moderna or Pfizer vaccine.	
Series complete: current number of people who have received both Moderna or Pfizer vaccine doses or one Johnson & Johnson dose and are considered fully immunized.	

Demographic summary	First dose	Series complete	Total people vaccinated
Age group	45,425	111,413	156,838
16-24 years	5,096	1,283	6,379
25-34 years	5,165	3,097	8,262
35-44 years	6,342	5,262	11,604
45-54 years	7,532	9,053	16,585
55-64 years	8,805	18,975	27,780
65-74 years	6,376	38,996	45,372
75-84 years	4,440	26,884	31,324
85+ years	1,669	7,863	9,532
Race	45,425	111,413	156,838
White	29,064	83,960	113,024
Black	3,218	5,133	8,351
American Indian/Alaskan	284	577	861
Other	5,171	9,412	14,583
Unknown	7,688	12,331	20,019
Other race includes Asian, native Hawaiian/Pacific Islander, or other.			
Ethnicity	45,425	111,413	156,838
Hispanic	6,116	6,134	12,250
Non-Hispanic	22,580	64,448	87,028
Unknown	16,729	40,831	57,560
Gender	45,425	111,413	156,838
Female	24,365	63,278	87,643
Male	20,930	48,023	68,953
Unknown	130	112	242



COVID-19: Lee County vaccine summary

Vaccination data through Apr 21, 2021 as of Apr 22, 2021 at 12:05 AM

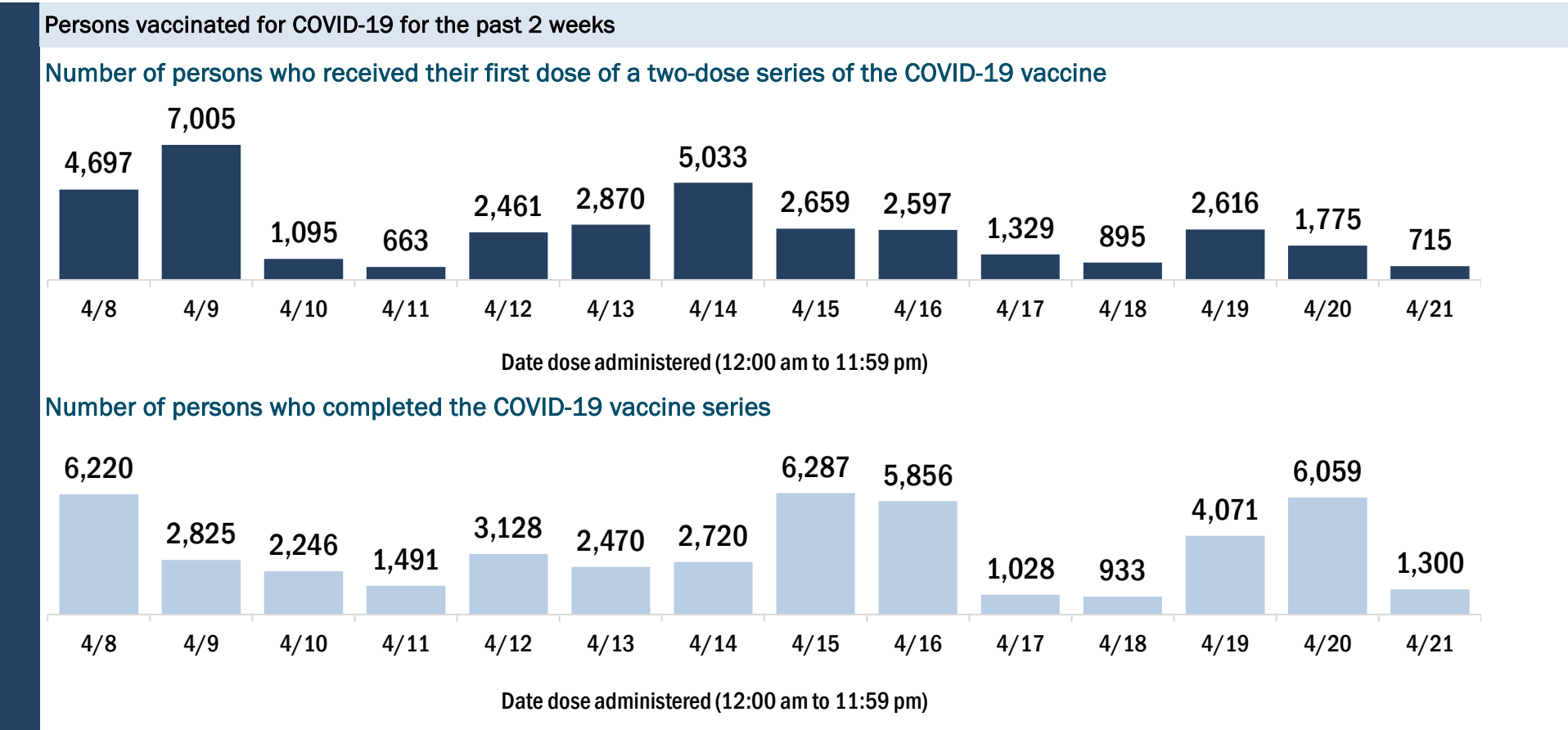
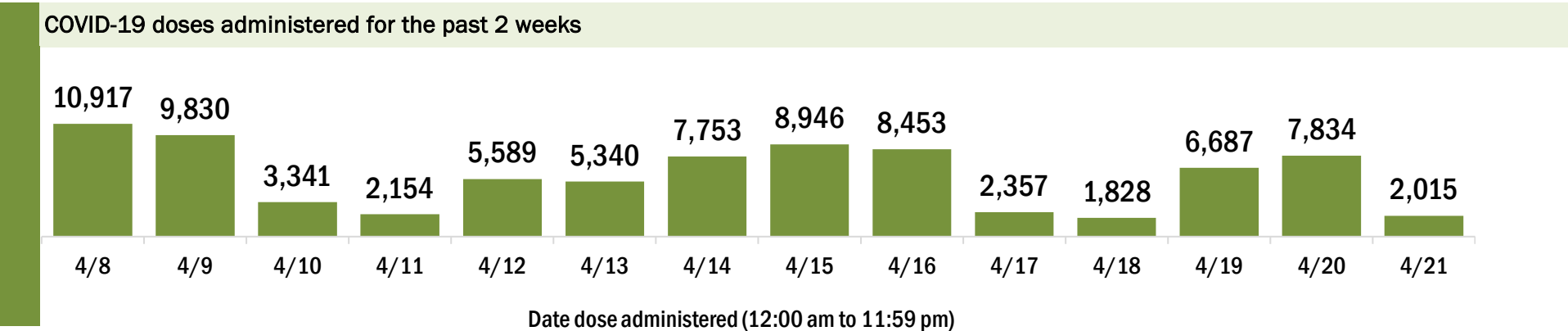
Data in this report are provisional and subject to change.

Data in this summary pertain to COVID-19 vaccines approved by the U.S. Food and Drug Administration and have been issued an Emergency Use Authorization (Janssen COVID-19 Vaccine, Moderna COVID-19 Vaccine and Pfizer-BioNTech COVID-19 Vaccine). These data summarize the number of people who have received either their first dose or have completed the series for a COVID-19 vaccine. **A person can only be counted in one category, first dose or series complete.** For persons receiving Moderna or Pfizer vaccines, once they receive their second dose, they are moved from the first dose column to the series completed column. **Because of this, the total first dose category may show a change from report to report not matching the total receiving their first dose from the previous day.** Persons receiving Johnson & Johnson vaccines will always be counted in the series completed column.

COVID-19 doses for vaccinated persons in Florida	
Doses administered	496,811
People receiving one dose of a 1-dose series (Johnson & Johnson) or receiving only one dose of a 2-dose series (Moderna, Pfizer) count once. Persons receiving both doses of a 2-dose series count twice.	

Current status of persons vaccinated for COVID-19 in Florida	
Total people vaccinated	307,494
First dose	106,053
Series completed	201,441
Completed 1-dose series	12,124
Completed 2-dose series	189,317
First dose: current number of people who have only received their first dose of the Moderna or Pfizer vaccine.	
Series complete: current number of people who have received both Moderna or Pfizer vaccine doses or one Johnson & Johnson dose and are considered fully immunized.	

Demographic summary	First dose	Series complete	Total people vaccinated
Age group	106,053	201,441	307,494
16-24 years	6,633	1,886	8,519
25-34 years	9,142	4,768	13,910
35-44 years	12,699	6,672	19,371
45-54 years	17,803	11,499	29,302
55-64 years	27,014	30,943	57,957
65-74 years	18,587	82,426	101,013
75-84 years	10,659	49,975	60,634
85+ years	3,516	13,272	16,788
Race	106,053	201,441	307,494
White	74,982	144,419	219,401
Black	3,892	4,305	8,197
American Indian/Alaskan	479	635	1,114
Other	8,428	12,809	21,237
Unknown	18,272	39,273	57,545
Other race includes Asian, native Hawaiian/Pacific Islander, or other.			
Ethnicity	106,053	201,441	307,494
Hispanic	15,610	10,430	26,040
Non-Hispanic	56,776	116,175	172,951
Unknown	33,667	74,836	108,503
Gender	106,053	201,441	307,494
Female	56,351	113,260	169,611
Male	49,462	87,792	137,254
Unknown	240	389	629



COVID-19: Leon County vaccine summary

Vaccination data through Apr 21, 2021 as of Apr 22, 2021 at 12:05 AM

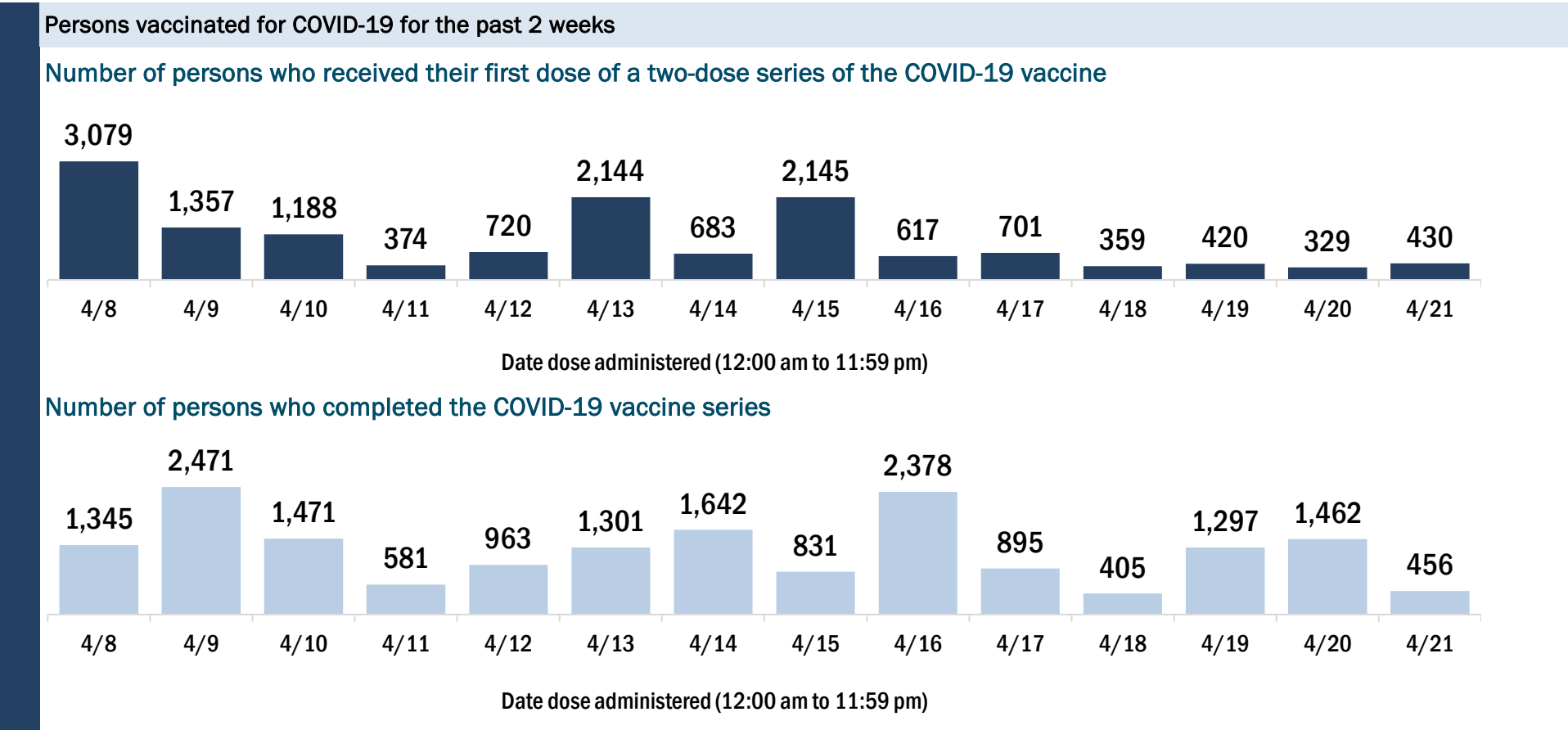
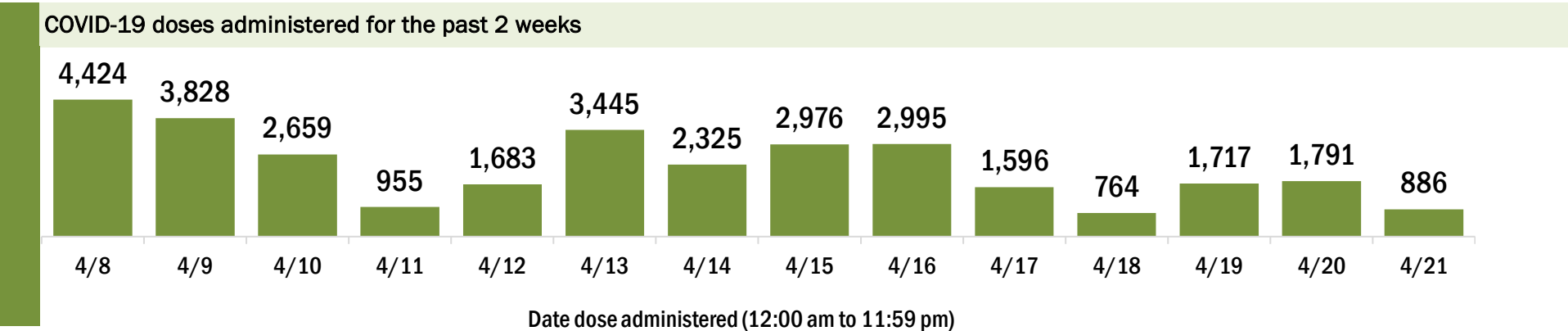
Data in this report are provisional and subject to change.

Data in this summary pertain to COVID-19 vaccines approved by the U.S. Food and Drug Administration and have been issued an Emergency Use Authorization (Janssen COVID-19 Vaccine, Moderna COVID-19 Vaccine and Pfizer-BioNTech COVID-19 Vaccine). These data summarize the number of people who have received either their first dose or have completed the series for a COVID-19 vaccine. **A person can only be counted in one category, first dose or series complete.** For persons receiving Moderna or Pfizer vaccines, once they receive their second dose, they are moved from the first dose column to the series completed column. **Because of this, the total first dose category may show a change from report to report not matching the total receiving their first dose from the previous day.** Persons receiving Johnson & Johnson vaccines will always be counted in the series completed column.

COVID-19 doses for vaccinated persons in Florida	
Doses administered	176,681
People receiving one dose of a 1-dose series (Johnson & Johnson) or receiving only one dose of a 2-dose series (Moderna, Pfizer) count once. Persons receiving both doses of a 2-dose series count twice.	

Current status of persons vaccinated for COVID-19 in Florida	
Total people vaccinated	107,913
First dose	34,812
Series completed	73,101
Completed 1-dose series	4,333
Completed 2-dose series	68,768
First dose: current number of people who have only received their first dose of the Moderna or Pfizer vaccine.	
Series complete: current number of people who have received both Moderna or Pfizer vaccine doses or one Johnson & Johnson dose and are considered fully immunized.	

Demographic summary	First dose	Series complete	Total people vaccinated
Age group	34,812	73,101	107,913
16-24 years	7,505	3,776	11,281
25-34 years	6,928	5,946	12,874
35-44 years	6,518	7,064	13,582
45-54 years	5,414	9,686	15,100
55-64 years	4,280	15,928	20,208
65-74 years	2,358	19,104	21,462
75-84 years	1,164	8,664	9,828
85+ years	645	2,933	3,578
Race	34,812	73,101	107,913
White	19,644	43,735	63,379
Black	5,067	10,255	15,322
American Indian/Alaskan	128	219	347
Other	5,107	12,758	17,865
Unknown	4,866	6,134	11,000
Other race includes Asian, native Hawaiian/Pacific Islander, or other.			
Ethnicity	34,812	73,101	107,913
Hispanic	2,202	3,121	5,323
Non-Hispanic	23,107	53,276	76,383
Unknown	9,503	16,704	26,207
Gender	34,812	73,101	107,913
Female	18,639	42,795	61,434
Male	16,126	30,270	46,396
Unknown	47	36	83



COVID-19: Levy County vaccine summary

Vaccination data through Apr 21, 2021 as of Apr 22, 2021 at 12:05 AM

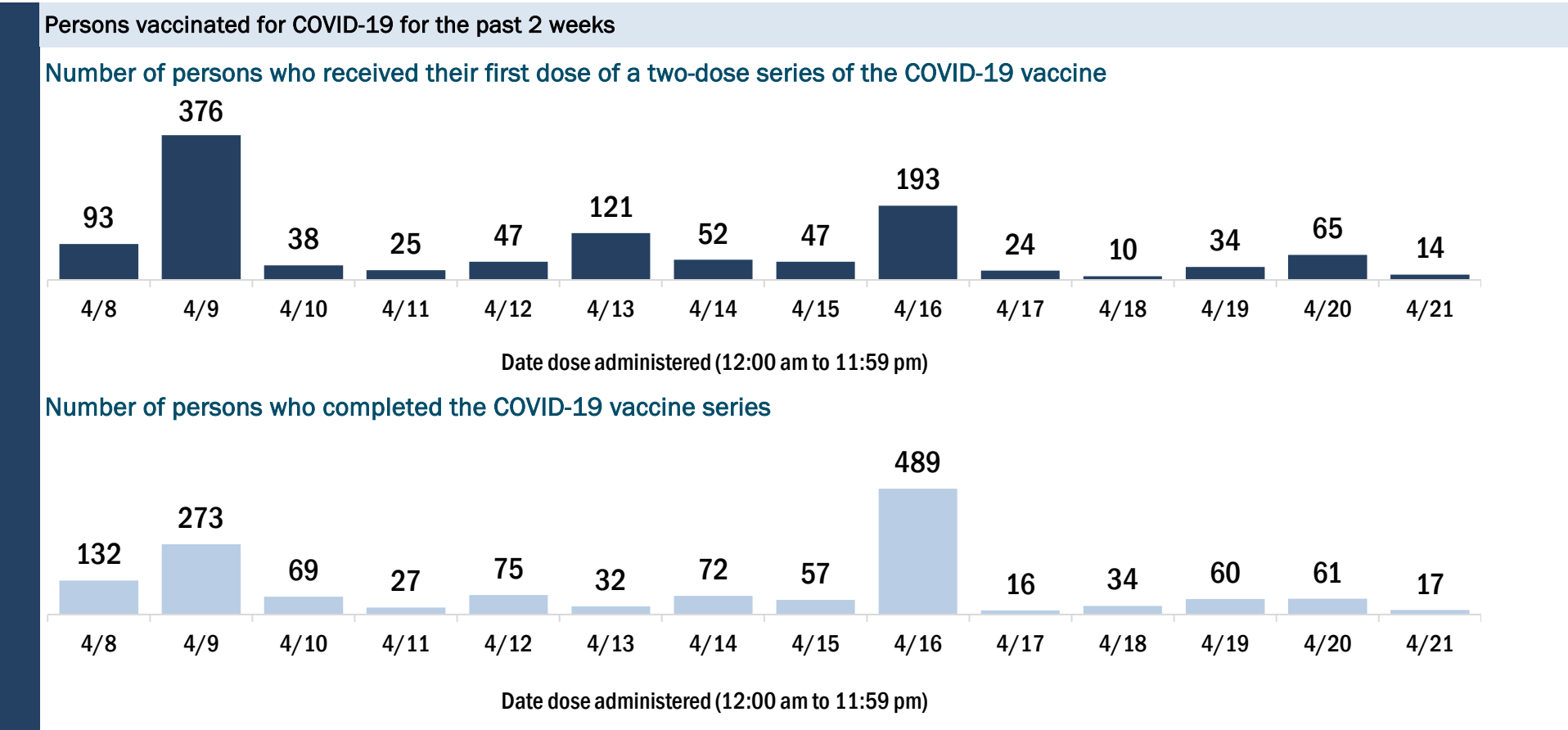
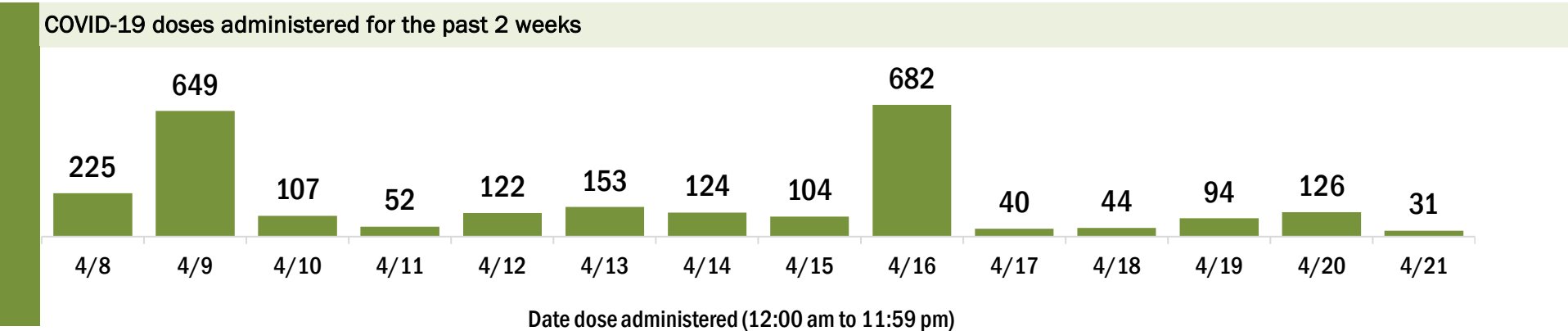
Data in this report are provisional and subject to change.

Data in this summary pertain to COVID-19 vaccines approved by the U.S. Food and Drug Administration and have been issued an Emergency Use Authorization (Janssen COVID-19 Vaccine, Moderna COVID-19 Vaccine and Pfizer-BioNTech COVID-19 Vaccine). These data summarize the number of people who have received either their first dose or have completed the series for a COVID-19 vaccine. **A person can only be counted in one category, first dose or series complete.** For persons receiving Moderna or Pfizer vaccines, once they receive their second dose, they are moved from the first dose column to the series completed column. **Because of this, the total first dose category may show a change from report to report not matching the total receiving their first dose from the previous day.** Persons receiving Johnson & Johnson vaccines will always be counted in the series completed column.

COVID-19 doses for vaccinated persons in Florida	
Doses administered	16,975
People receiving one dose of a 1-dose series (Johnson & Johnson) or receiving only one dose of a 2-dose series (Moderna, Pfizer) count once. Persons receiving both doses of a 2-dose series count twice.	

Current status of persons vaccinated for COVID-19 in Florida	
Total people vaccinated	10,505
First dose	3,042
Series completed	7,463
Completed 1-dose series	993
Completed 2-dose series	6,470
First dose: current number of people who have only received their first dose of the Moderna or Pfizer vaccine.	
Series complete: current number of people who have received both Moderna or Pfizer vaccine doses or one Johnson & Johnson dose and are considered fully immunized.	

Demographic summary	First dose	Series complete	Total people vaccinated
Age group	3,042	7,463	10,505
16-24 years	134	78	212
25-34 years	178	215	393
35-44 years	260	256	516
45-54 years	464	490	954
55-64 years	929	1,371	2,300
65-74 years	647	3,047	3,694
75-84 years	319	1,619	1,938
85+ years	111	387	498
Race	3,042	7,463	10,505
White	2,303	5,880	8,183
Black	279	450	729
American Indian/Alaskan	17	43	60
Other	194	409	603
Unknown	249	681	930
Other race includes Asian, native Hawaiian/Pacific Islander, or other.			
Ethnicity	3,042	7,463	10,505
Hispanic	266	250	516
Non-Hispanic	1,983	5,420	7,403
Unknown	793	1,793	2,586
Gender	3,042	7,463	10,505
Female	1,703	4,282	5,985
Male	1,337	3,181	4,518
Unknown	2	0	2



COVID-19: Liberty County vaccine summary

Vaccination data through Apr 21, 2021 as of Apr 22, 2021 at 12:05 AM

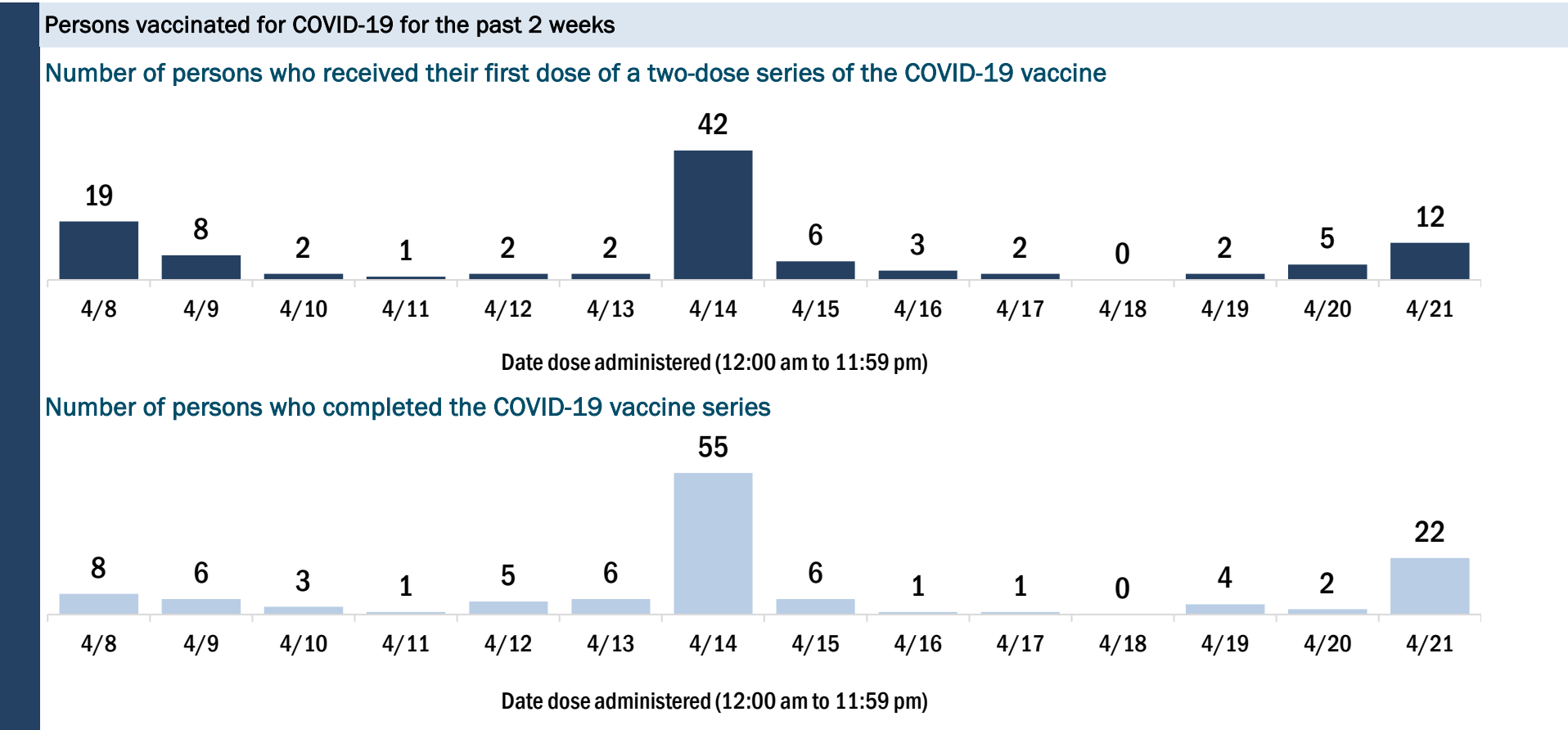
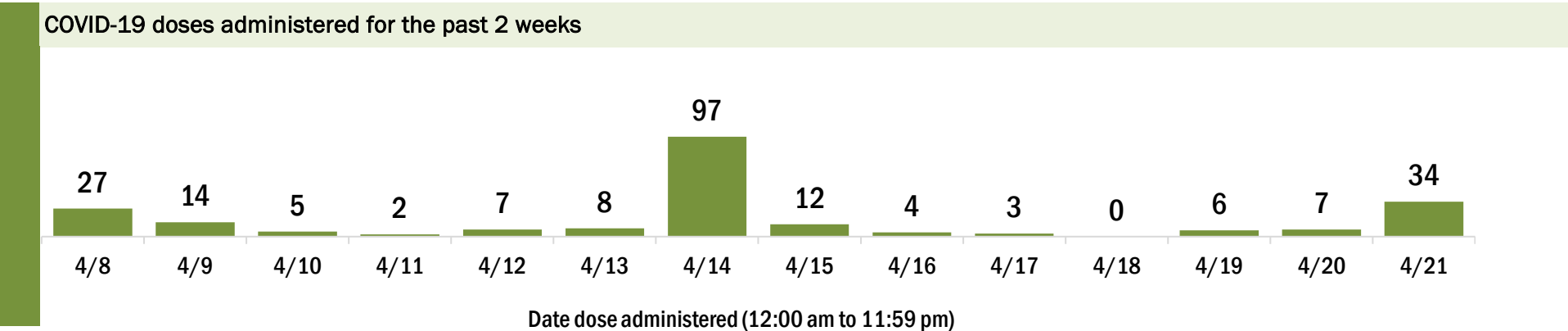
Data in this report are provisional and subject to change.

Data in this summary pertain to COVID-19 vaccines approved by the U.S. Food and Drug Administration and have been issued an Emergency Use Authorization (Janssen COVID-19 Vaccine, Moderna COVID-19 Vaccine and Pfizer-BioNTech COVID-19 Vaccine). These data summarize the number of people who have received either their first dose or have completed the series for a COVID-19 vaccine. **A person can only be counted in one category, first dose or series complete.** For persons receiving Moderna or Pfizer vaccines, once they receive their second dose, they are moved from the first dose column to the series completed column. **Because of this, the total first dose category may show a change from report to report not matching the total receiving their first dose from the previous day.** Persons receiving Johnson & Johnson vaccines will always be counted in the series completed column.

COVID-19 doses for vaccinated persons in Florida	
Doses administered	2,604
People receiving one dose of a 1-dose series (Johnson & Johnson) or receiving only one dose of a 2-dose series (Moderna, Pfizer) count once. Persons receiving both doses of a 2-dose series count twice.	

Current status of persons vaccinated for COVID-19 in Florida	
Total people vaccinated	1,491
First dose	310
Series completed	1,181
Completed 1-dose series	68
Completed 2-dose series	1,113
First dose: current number of people who have only received their first dose of the Moderna or Pfizer vaccine.	
Series complete: current number of people who have received both Moderna or Pfizer vaccine doses or one Johnson & Johnson dose and are considered fully immunized.	

Demographic summary	First dose	Series complete	Total people vaccinated
Age group	310	1,181	1,491
16-24 years	25	16	41
25-34 years	26	33	59
35-44 years	43	71	114
45-54 years	71	87	158
55-64 years	80	282	362
65-74 years	38	415	453
75-84 years	21	220	241
85+ years	6	57	63
Race	310	1,181	1,491
White	208	857	1,065
Black	50	106	156
American Indian/Alaskan	4	8	12
Other	22	98	120
Unknown	26	112	138
Other race includes Asian, native Hawaiian/Pacific Islander, or other.			
Ethnicity	310	1,181	1,491
Hispanic	5	15	20
Non-Hispanic	157	647	804
Unknown	148	519	667
Gender	310	1,181	1,491
Female	172	635	807
Male	138	546	684
Unknown	0	0	0



COVID-19: Madison County vaccine summary

Vaccination data through Apr 21, 2021 as of Apr 22, 2021 at 12:05 AM

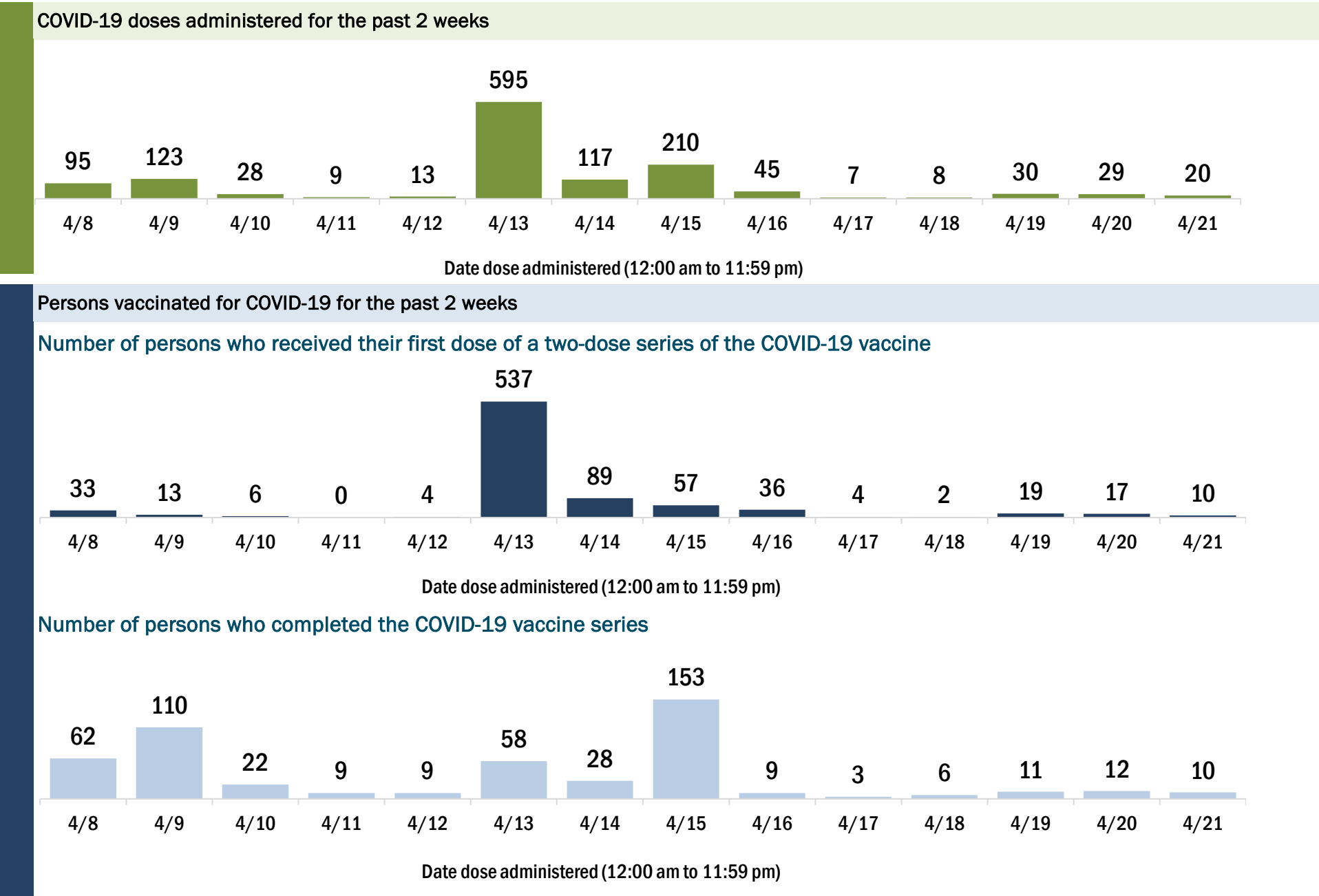
Data in this report are provisional and subject to change.

Data in this summary pertain to COVID-19 vaccines approved by the U.S. Food and Drug Administration and have been issued an Emergency Use Authorization (Janssen COVID-19 Vaccine, Moderna COVID-19 Vaccine and Pfizer-BioNTech COVID-19 Vaccine). These data summarize the number of people who have received either their first dose or have completed the series for a COVID-19 vaccine. **A person can only be counted in one category, first dose or series complete.** For persons receiving Moderna or Pfizer vaccines, once they receive their second dose, they are moved from the first dose column to the series completed column. **Because of this, the total first dose category may show a change from report to report not matching the total receiving their first dose from the previous day.** Persons receiving Johnson & Johnson vaccines will always be counted in the series completed column.

COVID-19 doses for vaccinated persons in Florida	
Doses administered	8,723
People receiving one dose of a 1-dose series (Johnson & Johnson) or receiving only one dose of a 2-dose series (Moderna, Pfizer) count once. Persons receiving both doses of a 2-dose series count twice.	

Current status of persons vaccinated for COVID-19 in Florida	
Total people vaccinated	5,392
First dose	1,648
Series completed	3,744
Completed 1-dose series	413
Completed 2-dose series	3,331
First dose: current number of people who have only received their first dose of the Moderna or Pfizer vaccine.	
Series complete: current number of people who have received both Moderna or Pfizer vaccine doses or one Johnson & Johnson dose and are considered fully immunized.	

Demographic summary	First dose	Series complete	Total people vaccinated
Age group	1,648	3,744	5,392
16-24 years	73	37	110
25-34 years	152	104	256
35-44 years	269	190	459
45-54 years	386	325	711
55-64 years	478	738	1,216
65-74 years	196	1,381	1,577
75-84 years	70	761	831
85+ years	24	208	232
Race	1,648	3,744	5,392
White	831	2,103	2,934
Black	568	1,073	1,641
American Indian/Alaskan	1	8	9
Other	132	305	437
Unknown	116	255	371
Other race includes Asian, native Hawaiian/Pacific Islander, or other.			
Ethnicity	1,648	3,744	5,392
Hispanic	99	81	180
Non-Hispanic	1,186	1,747	2,933
Unknown	363	1,916	2,279
Gender	1,648	3,744	5,392
Female	588	2,111	2,699
Male	1,060	1,633	2,693
Unknown	0	0	0



COVID-19: Manatee County vaccine summary

Vaccination data through Apr 21, 2021 as of Apr 22, 2021 at 12:05 AM

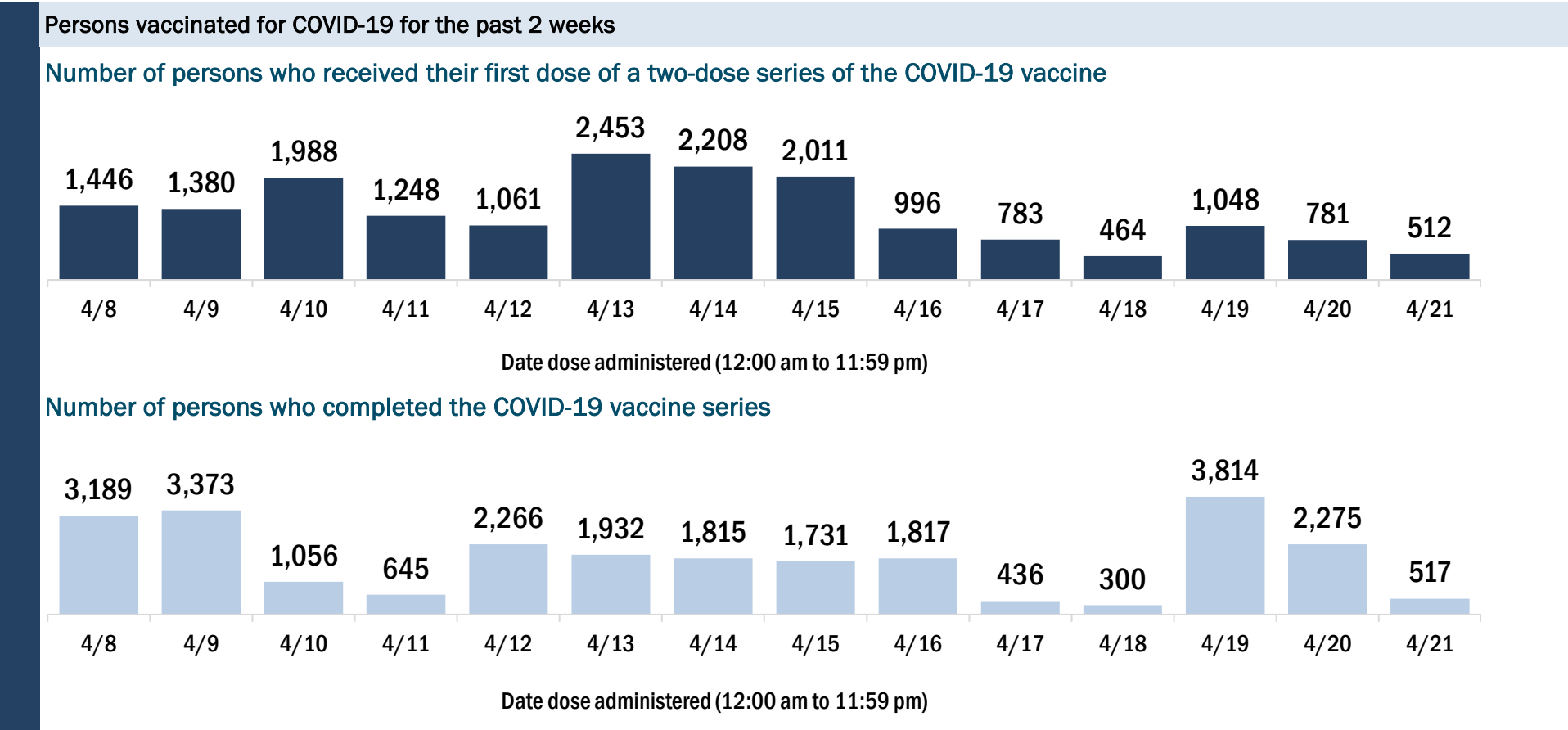
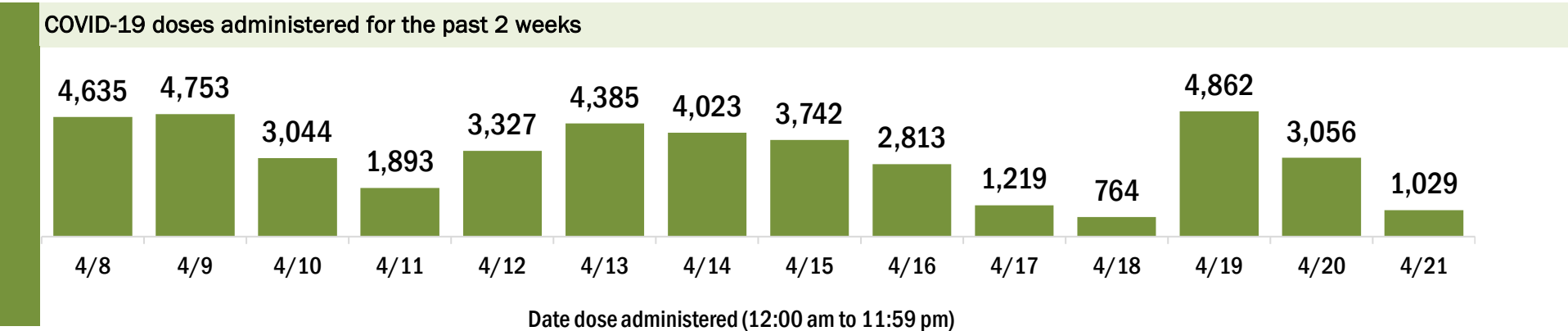
Data in this report are provisional and subject to change.

Data in this summary pertain to COVID-19 vaccines approved by the U.S. Food and Drug Administration and have been issued an Emergency Use Authorization (Janssen COVID-19 Vaccine, Moderna COVID-19 Vaccine and Pfizer-BioNTech COVID-19 Vaccine). These data summarize the number of people who have received either their first dose or have completed the series for a COVID-19 vaccine. **A person can only be counted in one category, first dose or series complete.** For persons receiving Moderna or Pfizer vaccines, once they receive their second dose, they are moved from the first dose column to the series completed column. **Because of this, the total first dose category may show a change from report to report not matching the total receiving their first dose from the previous day.** Persons receiving Johnson & Johnson vaccines will always be counted in the series completed column.

COVID-19 doses for vaccinated persons in Florida	
Doses administered	262,479
People receiving one dose of a 1-dose series (Johnson & Johnson) or receiving only one dose of a 2-dose series (Moderna, Pfizer) count once. Persons receiving both doses of a 2-dose series count twice.	

Current status of persons vaccinated for COVID-19 in Florida	
Total people vaccinated	162,493
First dose	57,024
Series completed	105,469
Completed 1-dose series	5,483
Completed 2-dose series	99,986
First dose: current number of people who have only received their first dose of the Moderna or Pfizer vaccine.	
Series complete: current number of people who have received both Moderna or Pfizer vaccine doses or one Johnson & Johnson dose and are considered fully immunized.	

Demographic summary	First dose	Series complete	Total people vaccinated
Age group	57,024	105,469	162,493
16-24 years	3,889	1,357	5,246
25-34 years	4,948	3,270	8,218
35-44 years	7,098	4,228	11,326
45-54 years	10,943	6,684	17,627
55-64 years	14,135	17,973	32,108
65-74 years	8,740	41,024	49,764
75-84 years	5,267	23,683	28,950
85+ years	2,004	7,250	9,254
Race	57,024	105,469	162,493
White	41,162	81,615	122,777
Black	2,173	3,036	5,209
American Indian/Alaskan	282	401	683
Other	4,692	7,449	12,141
Unknown	8,715	12,968	21,683
Other race includes Asian, native Hawaiian/Pacific Islander, or other.			
Ethnicity	57,024	105,469	162,493
Hispanic	5,864	3,798	9,662
Non-Hispanic	32,194	64,542	96,736
Unknown	18,966	37,129	56,095
Gender	57,024	105,469	162,493
Female	30,348	59,728	90,076
Male	26,524	45,677	72,201
Unknown	152	64	216



COVID-19: Marion County vaccine summary

Vaccination data through Apr 21, 2021 as of Apr 22, 2021 at 12:05 AM

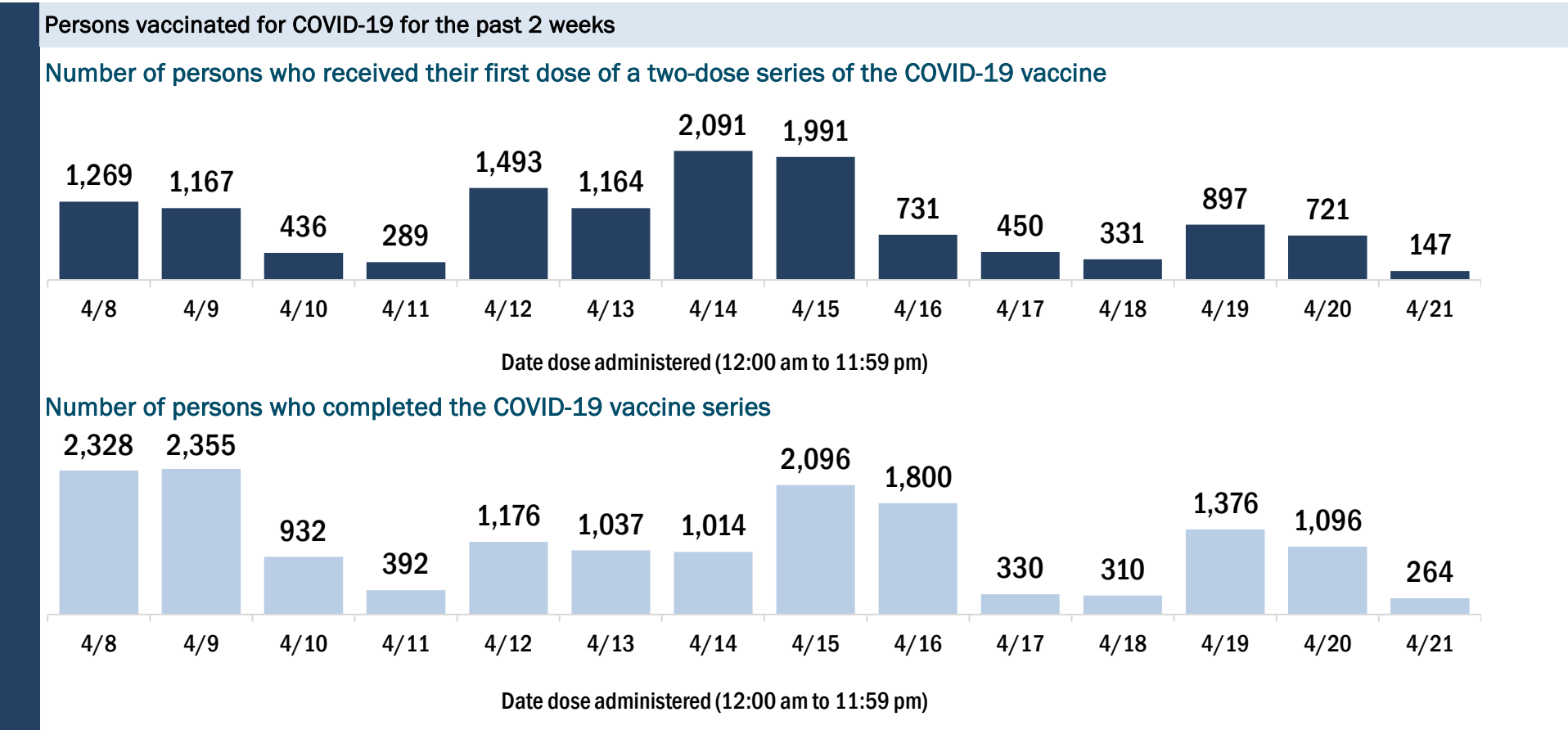
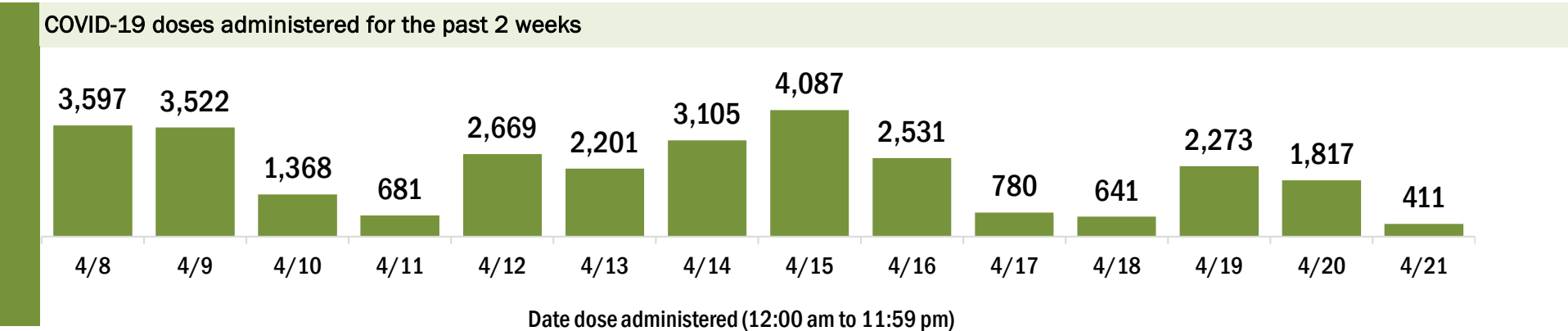
Data in this report are provisional and subject to change.

Data in this summary pertain to COVID-19 vaccines approved by the U.S. Food and Drug Administration and have been issued an Emergency Use Authorization (Janssen COVID-19 Vaccine, Moderna COVID-19 Vaccine and Pfizer-BioNTech COVID-19 Vaccine). These data summarize the number of people who have received either their first dose or have completed the series for a COVID-19 vaccine. **A person can only be counted in one category, first dose or series complete.** For persons receiving Moderna or Pfizer vaccines, once they receive their second dose, they are moved from the first dose column to the series completed column. **Because of this, the total first dose category may show a change from report to report not matching the total receiving their first dose from the previous day.** Persons receiving Johnson & Johnson vaccines will always be counted in the series completed column.

COVID-19 doses for vaccinated persons in Florida	
Doses administered	211,117
People receiving one dose of a 1-dose series (Johnson & Johnson) or receiving only one dose of a 2-dose series (Moderna, Pfizer) count once. Persons receiving both doses of a 2-dose series count twice.	

Current status of persons vaccinated for COVID-19 in Florida	
Total people vaccinated	126,888
First dose	38,353
Series completed	88,535
Completed 1-dose series	4,306
Completed 2-dose series	84,229
First dose: current number of people who have only received their first dose of the Moderna or Pfizer vaccine.	
Series complete: current number of people who have received both Moderna or Pfizer vaccine doses or one Johnson & Johnson dose and are considered fully immunized.	

Demographic summary	First dose	Series complete	Total people vaccinated
Age group	38,353	88,535	126,888
16-24 years	2,853	1,031	3,884
25-34 years	3,623	2,317	5,940
35-44 years	5,007	3,293	8,300
45-54 years	6,667	5,804	12,471
55-64 years	9,344	14,027	23,371
65-74 years	5,782	33,170	38,952
75-84 years	3,596	22,513	26,109
85+ years	1,481	6,380	7,861
Race	38,353	88,535	126,888
White	24,613	62,683	87,296
Black	3,247	5,608	8,855
American Indian/Alaskan	154	319	473
Other	4,183	7,761	11,944
Unknown	6,156	12,164	18,320
Other race includes Asian, native Hawaiian/Pacific Islander, or other.			
Ethnicity	38,353	88,535	126,888
Hispanic	5,169	5,170	10,339
Non-Hispanic	20,628	56,141	76,769
Unknown	12,556	27,224	39,780
Gender	38,353	88,535	126,888
Female	21,213	51,205	72,418
Male	17,099	37,291	54,390
Unknown	41	39	80



COVID-19: Martin County vaccine summary

Vaccination data through Apr 21, 2021 as of Apr 22, 2021 at 12:05 AM

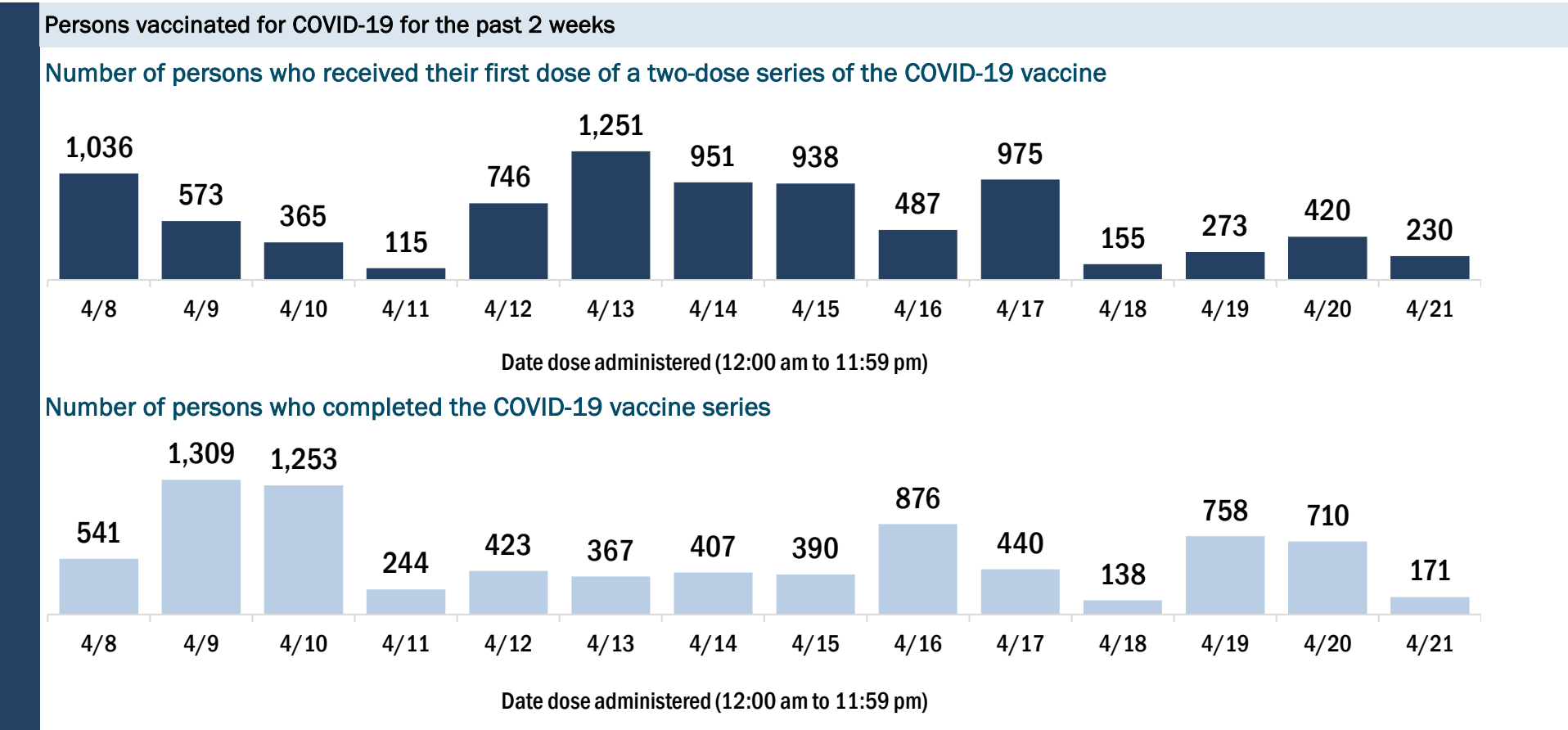
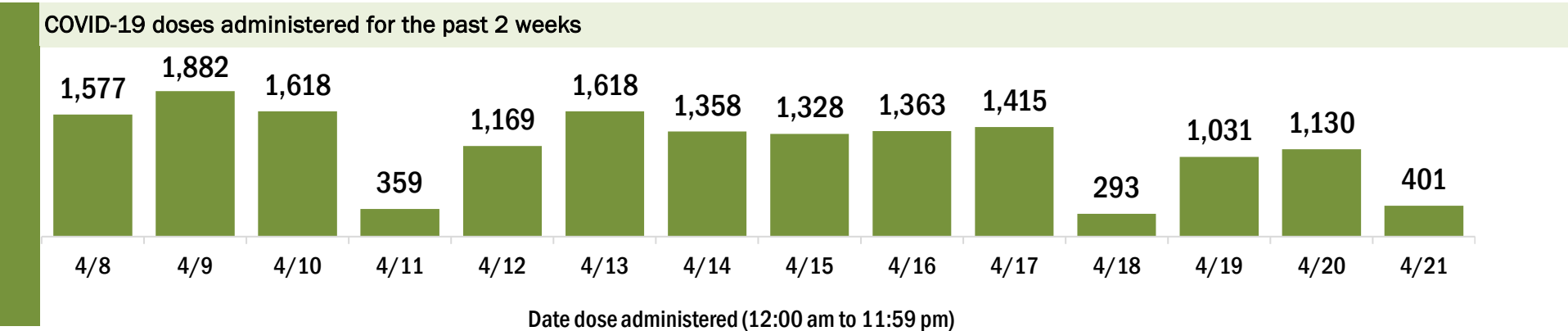
Data in this report are provisional and subject to change.

Data in this summary pertain to COVID-19 vaccines approved by the U.S. Food and Drug Administration and have been issued an Emergency Use Authorization (Janssen COVID-19 Vaccine, Moderna COVID-19 Vaccine and Pfizer-BioNTech COVID-19 Vaccine). These data summarize the number of people who have received either their first dose or have completed the series for a COVID-19 vaccine. **A person can only be counted in one category, first dose or series complete.** For persons receiving Moderna or Pfizer vaccines, once they receive their second dose, they are moved from the first dose column to the series completed column. **Because of this, the total first dose category may show a change from report to report not matching the total receiving their first dose from the previous day.** Persons receiving Johnson & Johnson vaccines will always be counted in the series completed column.

COVID-19 doses for vaccinated persons in Florida	
Doses administered	116,950
People receiving one dose of a 1-dose series (Johnson & Johnson) or receiving only one dose of a 2-dose series (Moderna, Pfizer) count once. Persons receiving both doses of a 2-dose series count twice.	

Current status of persons vaccinated for COVID-19 in Florida	
Total people vaccinated	71,642
First dose	23,513
Series completed	48,129
Completed 1-dose series	2,821
Completed 2-dose series	45,308
First dose: current number of people who have only received their first dose of the Moderna or Pfizer vaccine.	
Series complete: current number of people who have received both Moderna or Pfizer vaccine doses or one Johnson & Johnson dose and are considered fully immunized.	

Demographic summary	First dose	Series complete	Total people vaccinated
Age group	23,513	48,129	71,642
16-24 years	1,409	481	1,890
25-34 years	1,701	972	2,673
35-44 years	2,621	1,643	4,264
45-54 years	4,014	2,703	6,717
55-64 years	6,999	7,215	14,214
65-74 years	3,510	17,984	21,494
75-84 years	2,282	12,600	14,882
85+ years	977	4,531	5,508
Race	23,513	48,129	71,642
White	16,572	32,489	49,061
Black	786	978	1,764
American Indian/Alaskan	90	80	170
Other	1,627	3,422	5,049
Unknown	4,438	11,160	15,598
Other race includes Asian, native Hawaiian/Pacific Islander, or other.			
Ethnicity	23,513	48,129	71,642
Hispanic	1,697	1,402	3,099
Non-Hispanic	12,400	19,486	31,886
Unknown	9,416	27,241	36,657
Gender	23,513	48,129	71,642
Female	12,125	27,480	39,605
Male	11,369	20,631	32,000
Unknown	19	18	37



COVID-19: Monroe County vaccine summary

Vaccination data through Apr 21, 2021 as of Apr 22, 2021 at 12:05 AM

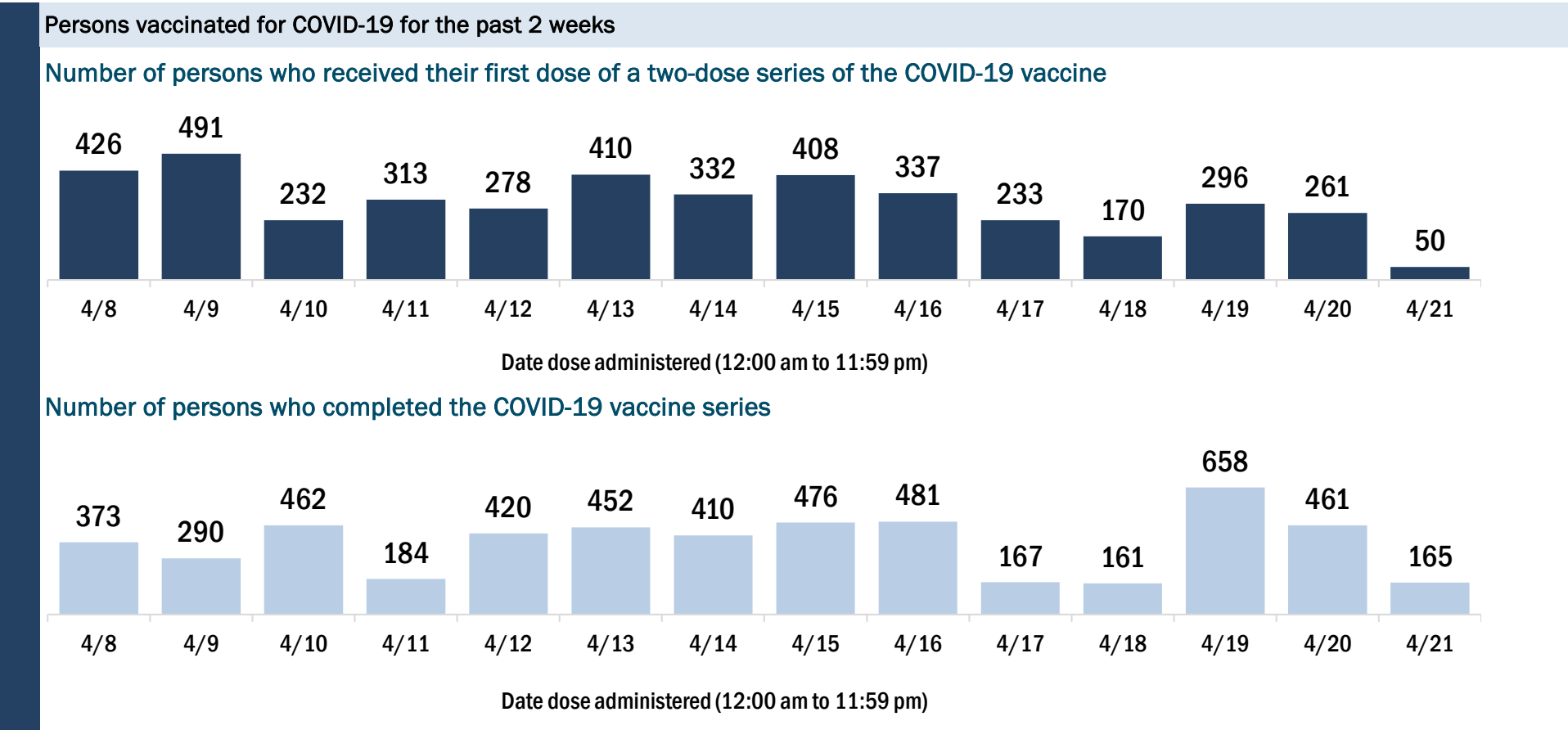
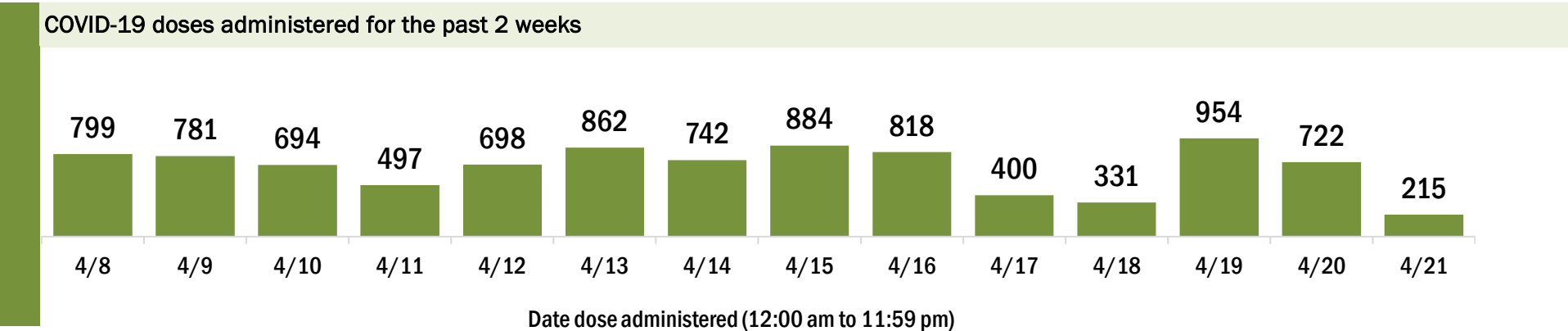
Data in this report are provisional and subject to change.

Data in this summary pertain to COVID-19 vaccines approved by the U.S. Food and Drug Administration and have been issued an Emergency Use Authorization (Janssen COVID-19 Vaccine, Moderna COVID-19 Vaccine and Pfizer-BioNTech COVID-19 Vaccine). These data summarize the number of people who have received either their first dose or have completed the series for a COVID-19 vaccine. **A person can only be counted in one category, first dose or series complete.** For persons receiving Moderna or Pfizer vaccines, once they receive their second dose, they are moved from the first dose column to the series completed column. **Because of this, the total first dose category may show a change from report to report not matching the total receiving their first dose from the previous day.** Persons receiving Johnson & Johnson vaccines will always be counted in the series completed column.

COVID-19 doses for vaccinated persons in Florida	
Doses administered	51,786
People receiving one dose of a 1-dose series (Johnson & Johnson) or receiving only one dose of a 2-dose series (Moderna, Pfizer) count once. Persons receiving both doses of a 2-dose series count twice.	

Current status of persons vaccinated for COVID-19 in Florida	
Total people vaccinated	32,373
First dose	11,082
Series completed	21,291
Completed 1-dose series	1,878
Completed 2-dose series	19,413
First dose: current number of people who have only received their first dose of the Moderna or Pfizer vaccine.	
Series complete: current number of people who have received both Moderna or Pfizer vaccine doses or one Johnson & Johnson dose and are considered fully immunized.	

Demographic summary	First dose	Series complete	Total people vaccinated
Age group	11,082	21,291	32,373
16-24 years	621	225	846
25-34 years	998	598	1,596
35-44 years	1,504	1,042	2,546
45-54 years	2,161	1,959	4,120
55-64 years	3,127	4,579	7,706
65-74 years	1,830	8,289	10,119
75-84 years	663	3,700	4,363
85+ years	178	899	1,077
Race	11,082	21,291	32,373
White	7,564	15,729	23,293
Black	287	387	674
American Indian/Alaskan	35	77	112
Other	619	1,096	1,715
Unknown	2,577	4,002	6,579
Other race includes Asian, native Hawaiian/Pacific Islander, or other.			
Ethnicity	11,082	21,291	32,373
Hispanic	1,457	1,804	3,261
Non-Hispanic	5,331	12,299	17,630
Unknown	4,294	7,188	11,482
Gender	11,082	21,291	32,373
Female	5,653	11,167	16,820
Male	5,418	10,123	15,541
Unknown	11	1	12



COVID-19: Nassau County vaccine summary

Vaccination data through Apr 21, 2021 as of Apr 22, 2021 at 12:05 AM

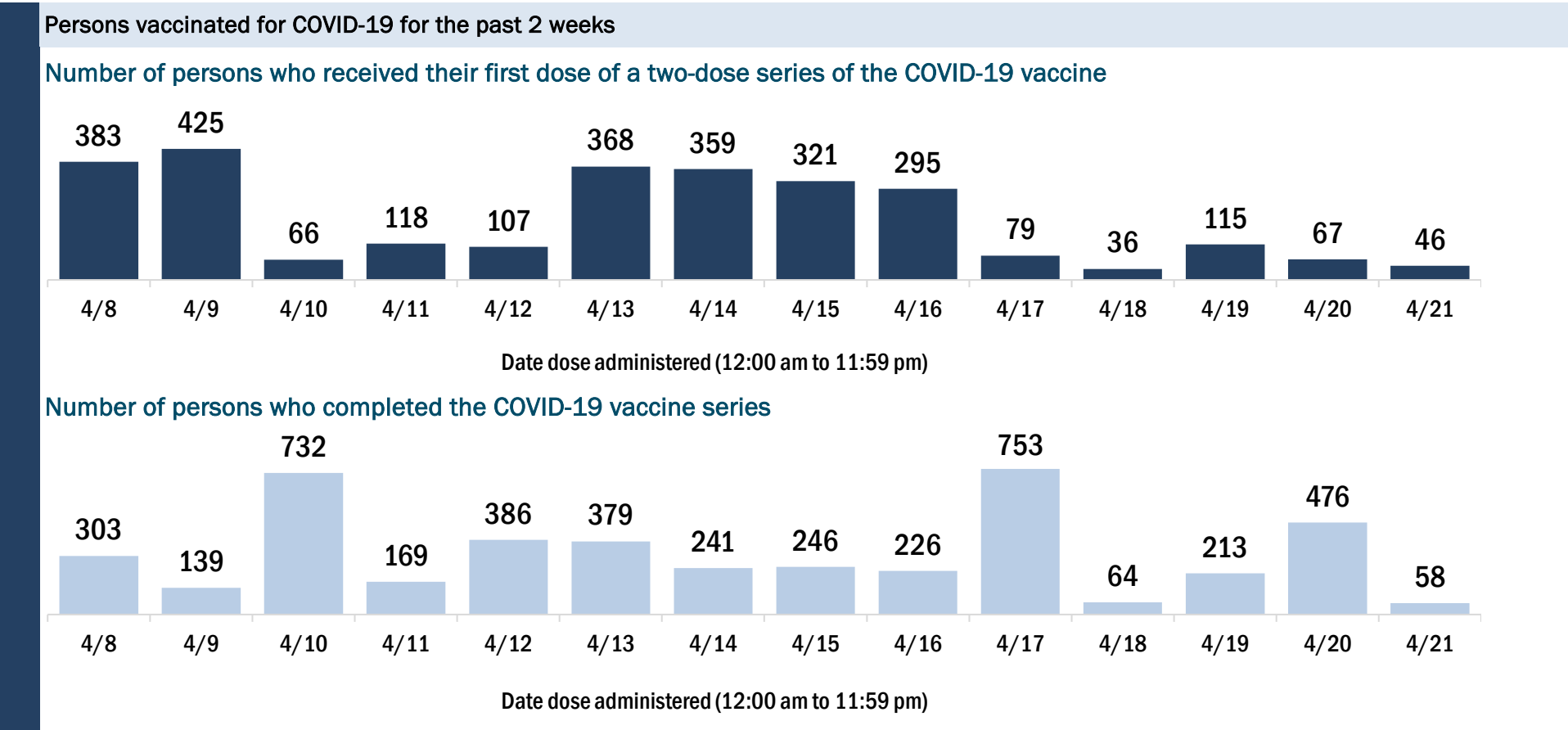
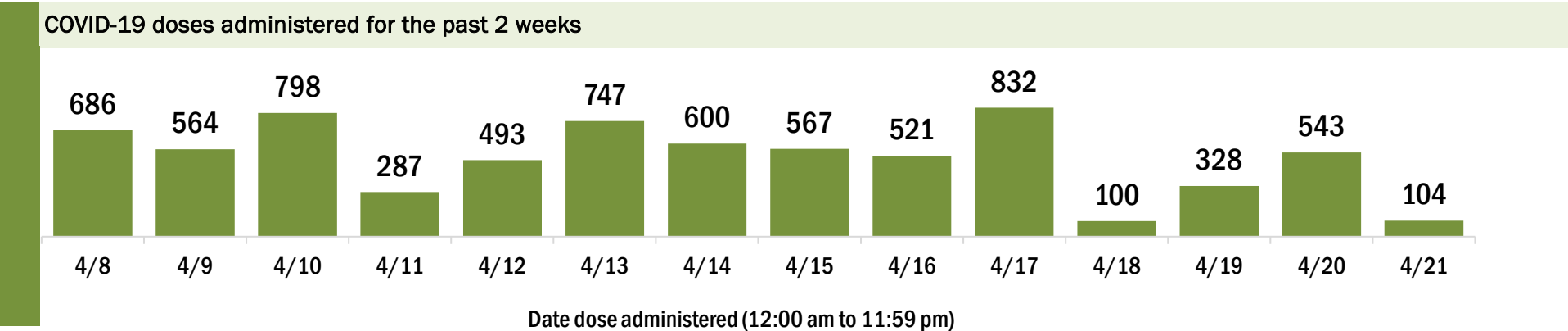
Data in this report are provisional and subject to change.

Data in this summary pertain to COVID-19 vaccines approved by the U.S. Food and Drug Administration and have been issued an Emergency Use Authorization (Janssen COVID-19 Vaccine, Moderna COVID-19 Vaccine and Pfizer-BioNTech COVID-19 Vaccine). These data summarize the number of people who have received either their first dose or have completed the series for a COVID-19 vaccine. **A person can only be counted in one category, first dose or series complete.** For persons receiving Moderna or Pfizer vaccines, once they receive their second dose, they are moved from the first dose column to the series completed column. **Because of this, the total first dose category may show a change from report to report not matching the total receiving their first dose from the previous day.** Persons receiving Johnson & Johnson vaccines will always be counted in the series completed column.

COVID-19 doses for vaccinated persons in Florida	
Doses administered	56,291
People receiving one dose of a 1-dose series (Johnson & Johnson) or receiving only one dose of a 2-dose series (Moderna, Pfizer) count once. Persons receiving both doses of a 2-dose series count twice.	

Current status of persons vaccinated for COVID-19 in Florida	
Total people vaccinated	32,763
First dose	7,277
Series completed	25,486
Completed 1-dose series	1,958
Completed 2-dose series	23,528
First dose: current number of people who have only received their first dose of the Moderna or Pfizer vaccine.	
Series complete: current number of people who have received both Moderna or Pfizer vaccine doses or one Johnson & Johnson dose and are considered fully immunized.	

Demographic summary	First dose	Series complete	Total people vaccinated
Age group	7,277	25,486	32,763
16-24 years	796	307	1,103
25-34 years	838	660	1,498
35-44 years	1,157	1,278	2,435
45-54 years	1,397	2,247	3,644
55-64 years	1,540	5,769	7,309
65-74 years	908	9,361	10,269
75-84 years	483	4,556	5,039
85+ years	158	1,308	1,466
Race	7,277	25,486	32,763
White	5,490	20,769	26,259
Black	391	1,141	1,532
American Indian/Alaskan	49	84	133
Other	469	1,237	1,706
Unknown	878	2,255	3,133
Other race includes Asian, native Hawaiian/Pacific Islander, or other.			
Ethnicity	7,277	25,486	32,763
Hispanic	393	516	909
Non-Hispanic	5,350	19,957	25,307
Unknown	1,534	5,013	6,547
Gender	7,277	25,486	32,763
Female	3,988	14,307	18,295
Male	3,283	11,178	14,461
Unknown	6	1	7



COVID-19: Okaloosa County vaccine summary

Vaccination data through Apr 21, 2021 as of Apr 22, 2021 at 12:05 AM

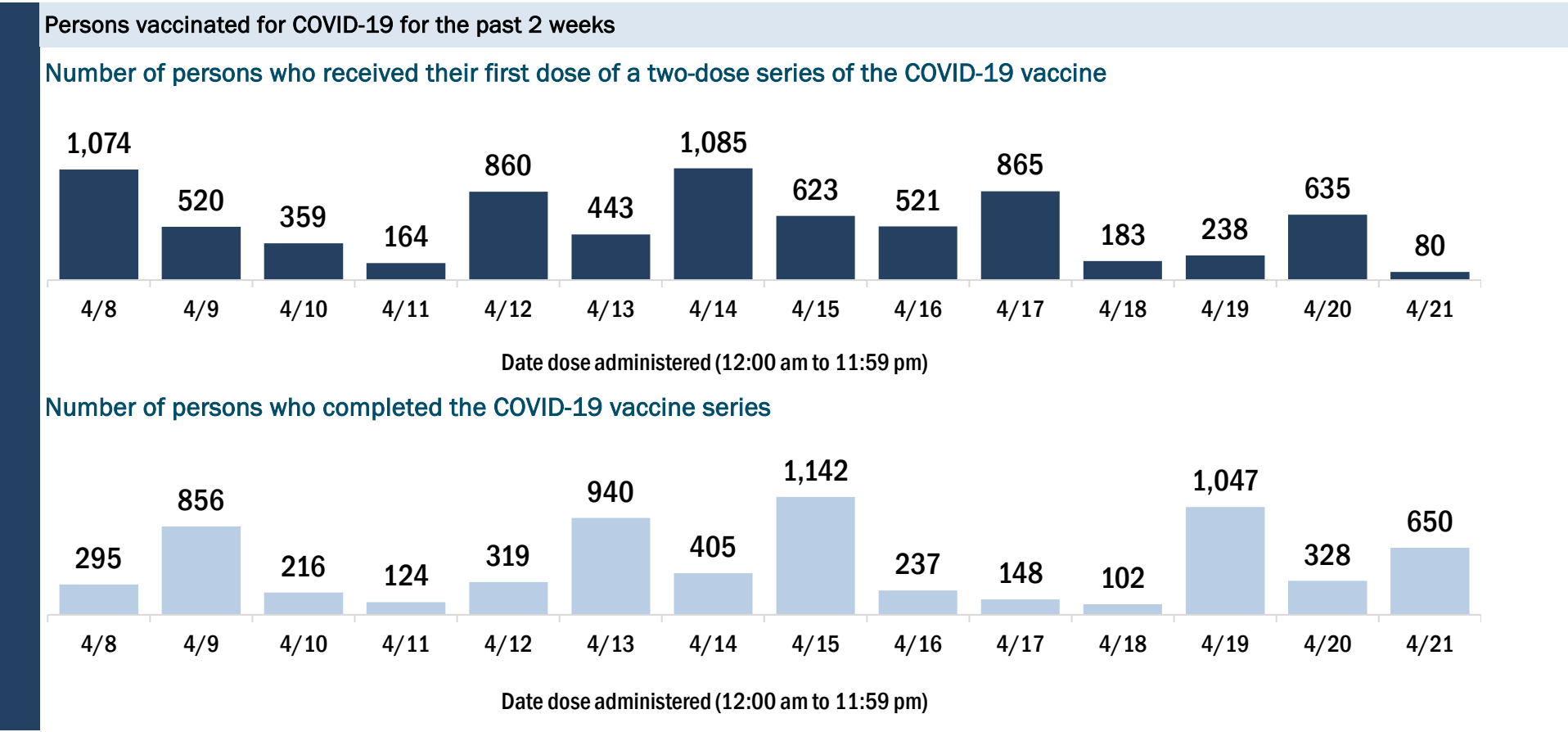
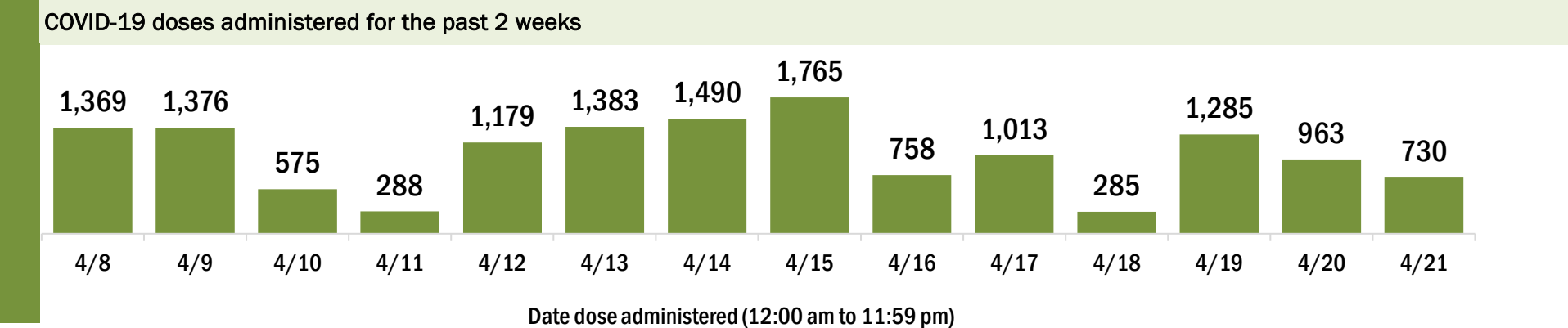
Data in this report are provisional and subject to change.

Data in this summary pertain to COVID-19 vaccines approved by the U.S. Food and Drug Administration and have been issued an Emergency Use Authorization (Janssen COVID-19 Vaccine, Moderna COVID-19 Vaccine and Pfizer-BioNTech COVID-19 Vaccine). These data summarize the number of people who have received either their first dose or have completed the series for a COVID-19 vaccine. **A person can only be counted in one category, first dose or series complete.** For persons receiving Moderna or Pfizer vaccines, once they receive their second dose, they are moved from the first dose column to the series completed column. **Because of this, the total first dose category may show a change from report to report not matching the total receiving their first dose from the previous day.** Persons receiving Johnson & Johnson vaccines will always be counted in the series completed column.

COVID-19 doses for vaccinated persons in Florida	
Doses administered	94,149
People receiving one dose of a 1-dose series (Johnson & Johnson) or receiving only one dose of a 2-dose series (Moderna, Pfizer) count once. Persons receiving both doses of a 2-dose series count twice.	

Current status of persons vaccinated for COVID-19 in Florida	
Total people vaccinated	57,405
First dose	17,149
Series completed	40,256
Completed 1-dose series	3,512
Completed 2-dose series	36,744
First dose: current number of people who have only received their first dose of the Moderna or Pfizer vaccine.	
Series complete: current number of people who have received both Moderna or Pfizer vaccine doses or one Johnson & Johnson dose and are considered fully immunized.	

Demographic summary	First dose	Series complete	Total people vaccinated
Age group	17,149	40,256	57,405
16-24 years	1,663	581	2,244
25-34 years	2,521	1,534	4,055
35-44 years	2,991	2,383	5,374
45-54 years	2,897	3,834	6,731
55-64 years	3,723	8,982	12,705
65-74 years	1,920	13,063	14,983
75-84 years	1,042	7,231	8,273
85+ years	392	2,648	3,040
Race	17,149	40,256	57,405
White	10,066	28,691	38,757
Black	1,142	2,002	3,144
American Indian/Alaskan	91	154	245
Other	1,842	3,475	5,317
Unknown	4,008	5,934	9,942
Other race includes Asian, native Hawaiian/Pacific Islander, or other.			
Ethnicity	17,149	40,256	57,405
Hispanic	1,183	1,121	2,304
Non-Hispanic	9,079	25,690	34,769
Unknown	6,887	13,445	20,332
Gender	17,149	40,256	57,405
Female	9,176	23,250	32,426
Male	7,851	16,979	24,830
Unknown	122	27	149



COVID-19: Okeechobee County vaccine summary

Vaccination data through Apr 21, 2021 as of Apr 22, 2021 at 12:05 AM

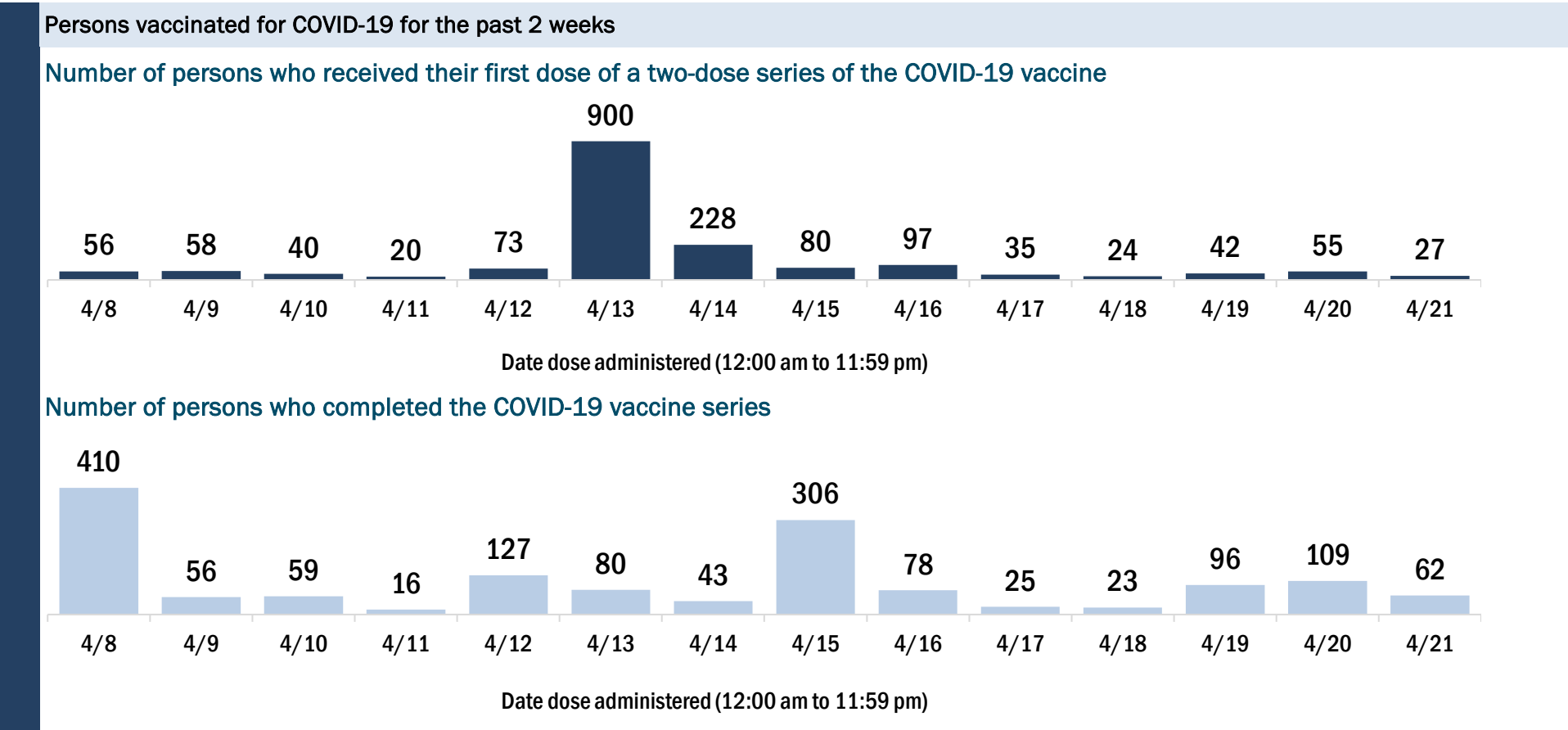
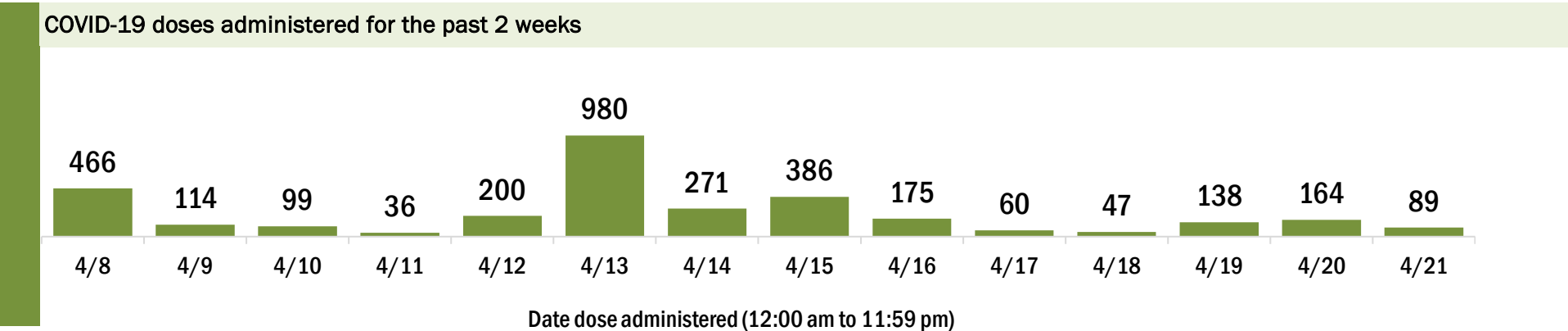
Data in this report are provisional and subject to change.

Data in this summary pertain to COVID-19 vaccines approved by the U.S. Food and Drug Administration and have been issued an Emergency Use Authorization (Janssen COVID-19 Vaccine, Moderna COVID-19 Vaccine and Pfizer-BioNTech COVID-19 Vaccine). These data summarize the number of people who have received either their first dose or have completed the series for a COVID-19 vaccine. **A person can only be counted in one category, first dose or series complete.** For persons receiving Moderna or Pfizer vaccines, once they receive their second dose, they are moved from the first dose column to the series completed column. **Because of this, the total first dose category may show a change from report to report not matching the total receiving their first dose from the previous day.** Persons receiving Johnson & Johnson vaccines will always be counted in the series completed column.

COVID-19 doses for vaccinated persons in Florida	
Doses administered	17,474
People receiving one dose of a 1-dose series (Johnson & Johnson) or receiving only one dose of a 2-dose series (Moderna, Pfizer) count once. Persons receiving both doses of a 2-dose series count twice.	

Current status of persons vaccinated for COVID-19 in Florida	
Total people vaccinated	10,975
First dose	3,982
Series completed	6,993
Completed 1-dose series	494
Completed 2-dose series	6,499
First dose: current number of people who have only received their first dose of the Moderna or Pfizer vaccine.	
Series complete: current number of people who have received both Moderna or Pfizer vaccine doses or one Johnson & Johnson dose and are considered fully immunized.	

Demographic summary	First dose	Series complete	Total people vaccinated
Age group	3,982	6,993	10,975
16-24 years	210	76	286
25-34 years	369	174	543
35-44 years	508	278	786
45-54 years	806	396	1,202
55-64 years	1,157	942	2,099
65-74 years	548	2,775	3,323
75-84 years	294	1,844	2,138
85+ years	90	508	598
Race	3,982	6,993	10,975
White	2,642	5,566	8,208
Black	166	160	326
American Indian/Alaskan	19	32	51
Other	271	637	908
Unknown	884	598	1,482
Other race includes Asian, native Hawaiian/Pacific Islander, or other.			
Ethnicity	3,982	6,993	10,975
Hispanic	638	558	1,196
Non-Hispanic	1,921	5,092	7,013
Unknown	1,423	1,343	2,766
Gender	3,982	6,993	10,975
Female	1,763	3,925	5,688
Male	2,214	3,068	5,282
Unknown	5	0	5



COVID-19: Orange County vaccine summary

Vaccination data through Apr 21, 2021 as of Apr 22, 2021 at 12:05 AM

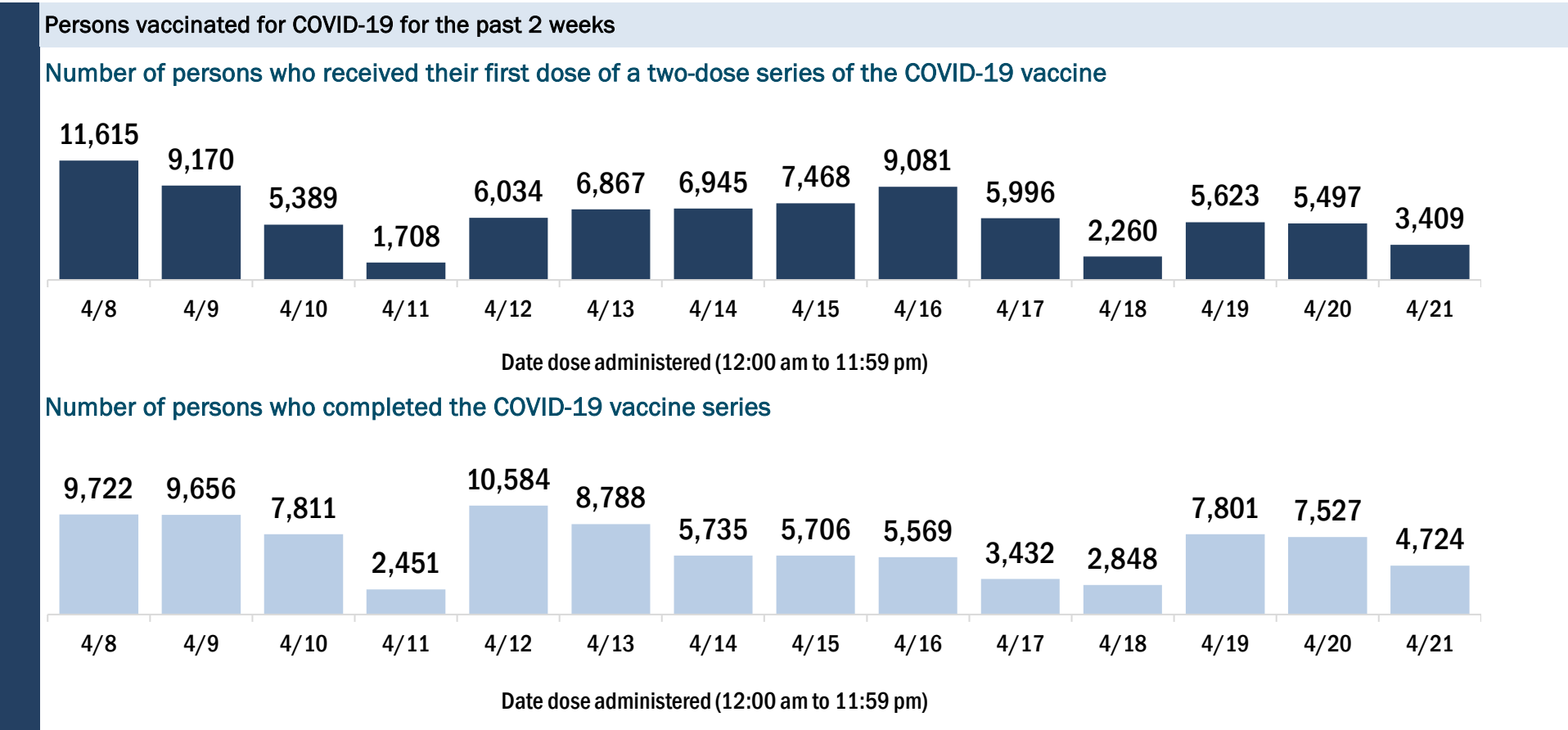
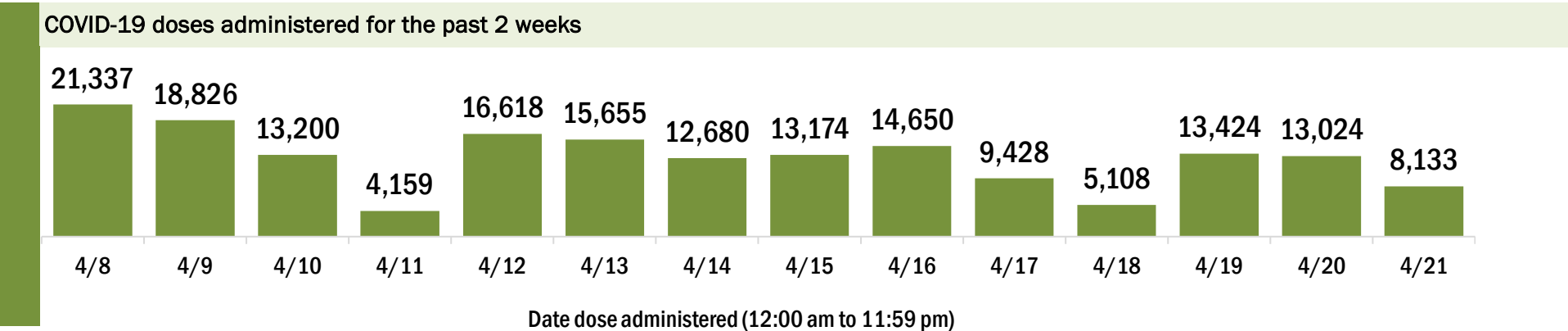
Data in this report are provisional and subject to change.

Data in this summary pertain to COVID-19 vaccines approved by the U.S. Food and Drug Administration and have been issued an Emergency Use Authorization (Janssen COVID-19 Vaccine, Moderna COVID-19 Vaccine and Pfizer-BioNTech COVID-19 Vaccine). These data summarize the number of people who have received either their first dose or have completed the series for a COVID-19 vaccine. **A person can only be counted in one category, first dose or series complete.** For persons receiving Moderna or Pfizer vaccines, once they receive their second dose, they are moved from the first dose column to the series completed column. **Because of this, the total first dose category may show a change from report to report not matching the total receiving their first dose from the previous day.** Persons receiving Johnson & Johnson vaccines will always be counted in the series completed column.

COVID-19 doses for vaccinated persons in Florida	
Doses administered	762,182
People receiving one dose of a 1-dose series (Johnson & Johnson) or receiving only one dose of a 2-dose series (Moderna, Pfizer) count once. Persons receiving both doses of a 2-dose series count twice.	

Current status of persons vaccinated for COVID-19 in Florida	
Total people vaccinated	499,536
First dose	184,605
Series completed	314,931
Completed 1-dose series	52,285
Completed 2-dose series	262,646
First dose: current number of people who have only received their first dose of the Moderna or Pfizer vaccine.	
Series complete: current number of people who have received both Moderna or Pfizer vaccine doses or one Johnson & Johnson dose and are considered fully immunized.	

Demographic summary	First dose	Series complete	Total people vaccinated
Age group	184,605	314,931	499,536
16-24 years	30,299	12,732	43,031
25-34 years	35,756	28,896	64,652
35-44 years	38,285	40,346	78,631
45-54 years	35,021	51,408	86,429
55-64 years	25,663	67,323	92,986
65-74 years	10,763	70,388	81,151
75-84 years	5,378	32,321	37,699
85+ years	3,440	11,517	14,957
Race	184,605	314,931	499,536
White	104,378	191,471	295,849
Black	14,256	25,573	39,829
American Indian/Alaskan	708	855	1,563
Other	31,850	52,694	84,544
Unknown	33,413	44,338	77,751
Other race includes Asian, native Hawaiian/Pacific Islander, or other.			
Ethnicity	184,605	314,931	499,536
Hispanic	32,894	34,670	67,564
Non-Hispanic	79,031	164,024	243,055
Unknown	72,680	116,237	188,917
Gender	184,605	314,931	499,536
Female	95,532	177,468	273,000
Male	86,995	136,545	223,540
Unknown	2,078	918	2,996



COVID-19: Osceola County vaccine summary

Vaccination data through Apr 21, 2021 as of Apr 22, 2021 at 12:05 AM

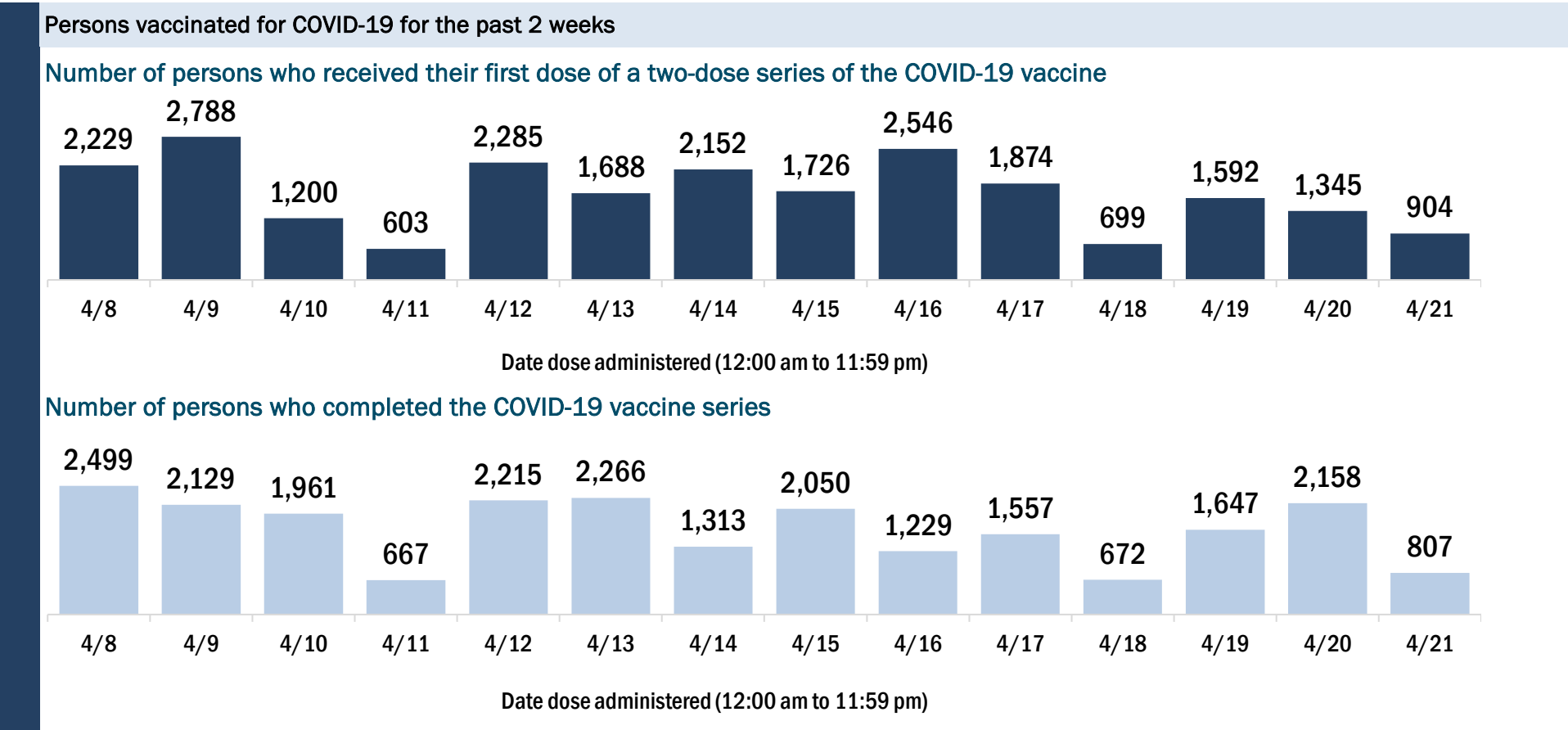
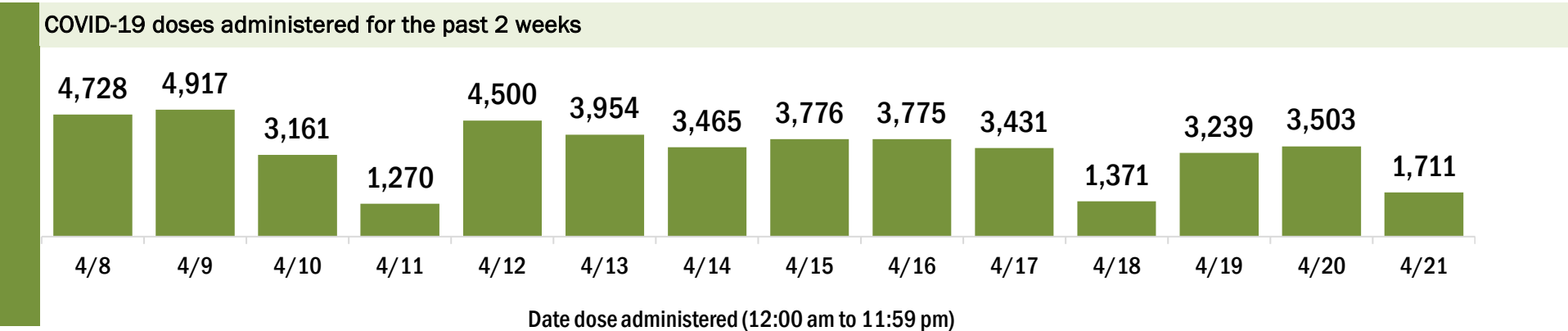
Data in this report are provisional and subject to change.

Data in this summary pertain to COVID-19 vaccines approved by the U.S. Food and Drug Administration and have been issued an Emergency Use Authorization (Janssen COVID-19 Vaccine, Moderna COVID-19 Vaccine and Pfizer-BioNTech COVID-19 Vaccine). These data summarize the number of people who have received either their first dose or have completed the series for a COVID-19 vaccine. **A person can only be counted in one category, first dose or series complete.** For persons receiving Moderna or Pfizer vaccines, once they receive their second dose, they are moved from the first dose column to the series completed column. **Because of this, the total first dose category may show a change from report to report not matching the total receiving their first dose from the previous day.** Persons receiving Johnson & Johnson vaccines will always be counted in the series completed column.

COVID-19 doses for vaccinated persons in Florida	
Doses administered	189,282
People receiving one dose of a 1-dose series (Johnson & Johnson) or receiving only one dose of a 2-dose series (Moderna, Pfizer) count once. Persons receiving both doses of a 2-dose series count twice.	

Current status of persons vaccinated for COVID-19 in Florida	
Total people vaccinated	123,977
First dose	48,391
Series completed	75,586
Completed 1-dose series	10,281
Completed 2-dose series	65,305
First dose: current number of people who have only received their first dose of the Moderna or Pfizer vaccine.	
Series complete: current number of people who have received both Moderna or Pfizer vaccine doses or one Johnson & Johnson dose and are considered fully immunized.	

Demographic summary	First dose	Series complete	Total people vaccinated
Age group	48,391	75,586	123,977
16-24 years	6,529	2,240	8,769
25-34 years	7,716	4,960	12,676
35-44 years	9,837	6,974	16,811
45-54 years	10,268	11,037	21,305
55-64 years	7,951	16,573	24,524
65-74 years	3,648	21,003	24,651
75-84 years	1,846	9,951	11,797
85+ years	596	2,848	3,444
Race	48,391	75,586	123,977
White	27,317	45,759	73,076
Black	2,428	4,228	6,656
American Indian/Alaskan	198	375	573
Other	8,193	13,824	22,017
Unknown	10,255	11,400	21,655
Other race includes Asian, native Hawaiian/Pacific Islander, or other.			
Ethnicity	48,391	75,586	123,977
Hispanic	16,975	21,522	38,497
Non-Hispanic	13,067	30,323	43,390
Unknown	18,349	23,741	42,090
Gender	48,391	75,586	123,977
Female	25,632	43,614	69,246
Male	22,611	31,915	54,526
Unknown	148	57	205



COVID-19: Palm Beach County vaccine summary

Vaccination data through Apr 21, 2021 as of Apr 22, 2021 at 12:05 AM

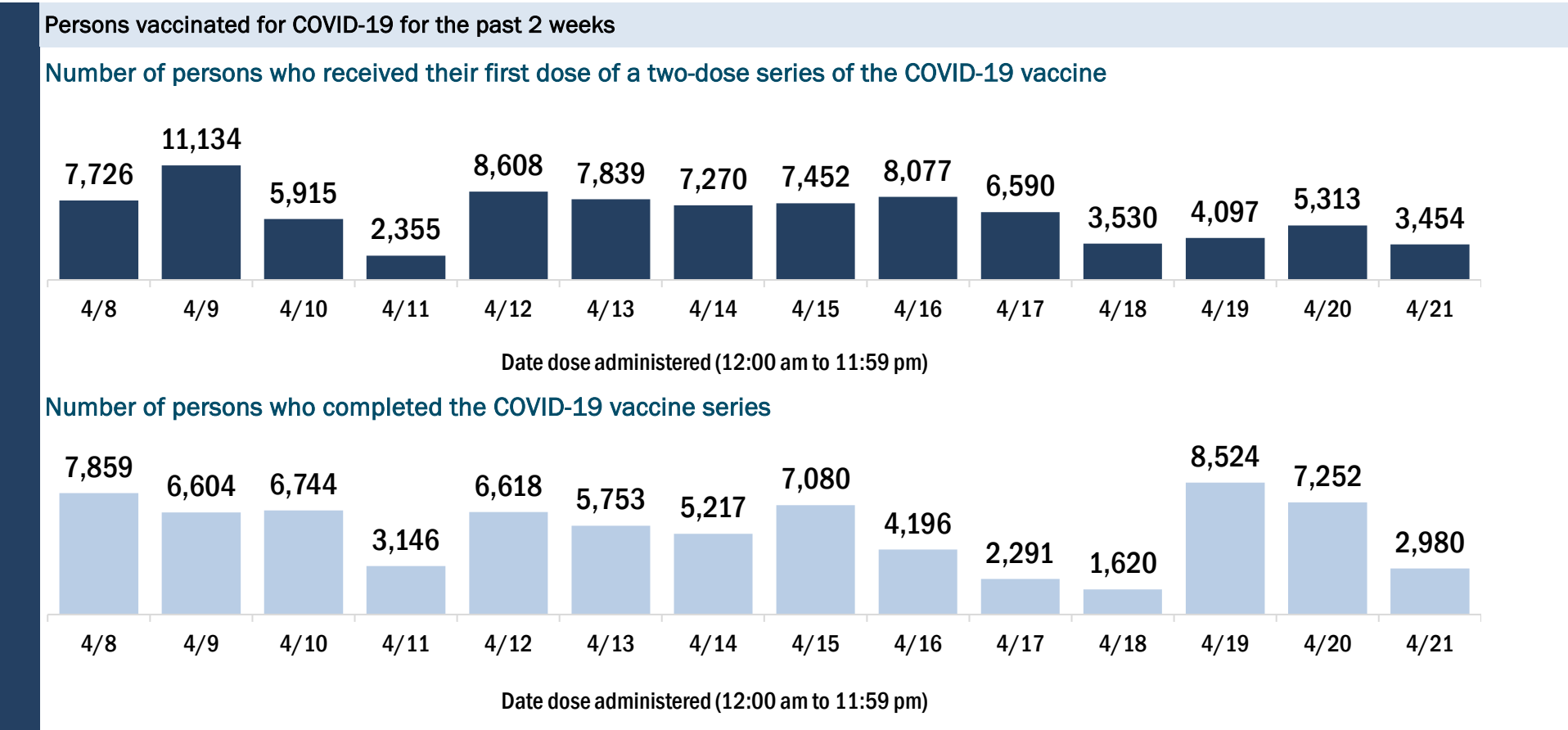
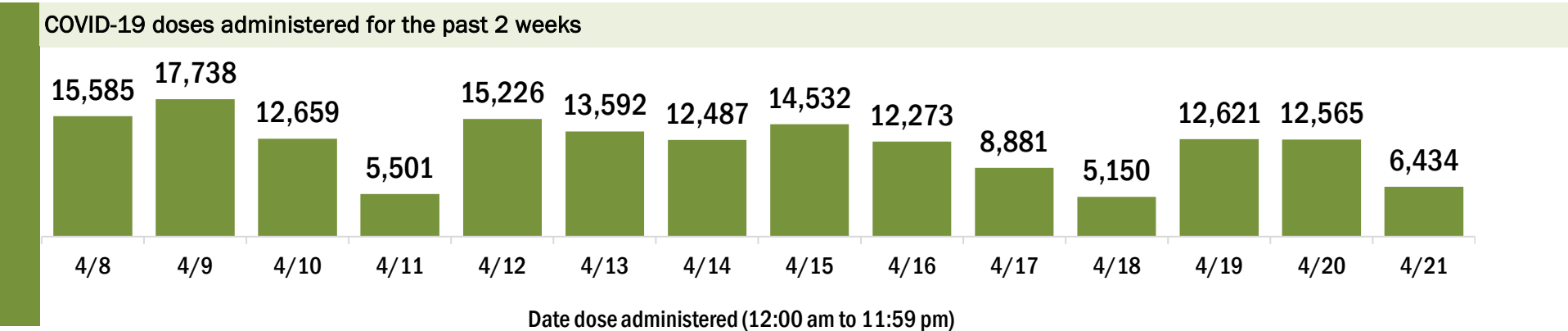
Data in this report are provisional and subject to change.

Data in this summary pertain to COVID-19 vaccines approved by the U.S. Food and Drug Administration and have been issued an Emergency Use Authorization (Janssen COVID-19 Vaccine, Moderna COVID-19 Vaccine and Pfizer-BioNTech COVID-19 Vaccine). These data summarize the number of people who have received either their first dose or have completed the series for a COVID-19 vaccine. **A person can only be counted in one category, first dose or series complete.** For persons receiving Moderna or Pfizer vaccines, once they receive their second dose, they are moved from the first dose column to the series completed column. **Because of this, the total first dose category may show a change from report to report not matching the total receiving their first dose from the previous day.** Persons receiving Johnson & Johnson vaccines will always be counted in the series completed column.

COVID-19 doses for vaccinated persons in Florida	
Doses administered	969,979
People receiving one dose of a 1-dose series (Johnson & Johnson) or receiving only one dose of a 2-dose series (Moderna, Pfizer) count once. Persons receiving both doses of a 2-dose series count twice.	

Current status of persons vaccinated for COVID-19 in Florida	
Total people vaccinated	611,013
First dose	214,019
Series completed	396,994
Completed 1-dose series	38,028
Completed 2-dose series	358,966
First dose: current number of people who have only received their first dose of the Moderna or Pfizer vaccine.	
Series complete: current number of people who have received both Moderna or Pfizer vaccine doses or one Johnson & Johnson dose and are considered fully immunized.	

Demographic summary	First dose	Series complete	Total people vaccinated
Age group	214,019	396,994	611,013
16-24 years	19,791	7,323	27,114
25-34 years	24,304	16,076	40,380
35-44 years	32,330	23,781	56,111
45-54 years	41,335	38,193	79,528
55-64 years	45,148	70,570	115,718
65-74 years	26,211	122,741	148,952
75-84 years	17,147	84,005	101,152
85+ years	7,753	34,305	42,058
Race	214,019	396,994	611,013
White	127,839	260,402	388,241
Black	15,348	20,745	36,093
American Indian/Alaskan	791	1,059	1,850
Other	23,637	34,582	58,219
Unknown	46,404	80,206	126,610
Other race includes Asian, native Hawaiian/Pacific Islander, or other.			
Ethnicity	214,019	396,994	611,013
Hispanic	35,641	30,501	66,142
Non-Hispanic	97,530	213,610	311,140
Unknown	80,848	152,883	233,731
Gender	214,019	396,994	611,013
Female	112,962	228,517	341,479
Male	100,502	168,199	268,701
Unknown	555	278	833



COVID-19: Pasco County vaccine summary

Vaccination data through Apr 21, 2021 as of Apr 22, 2021 at 12:05 AM

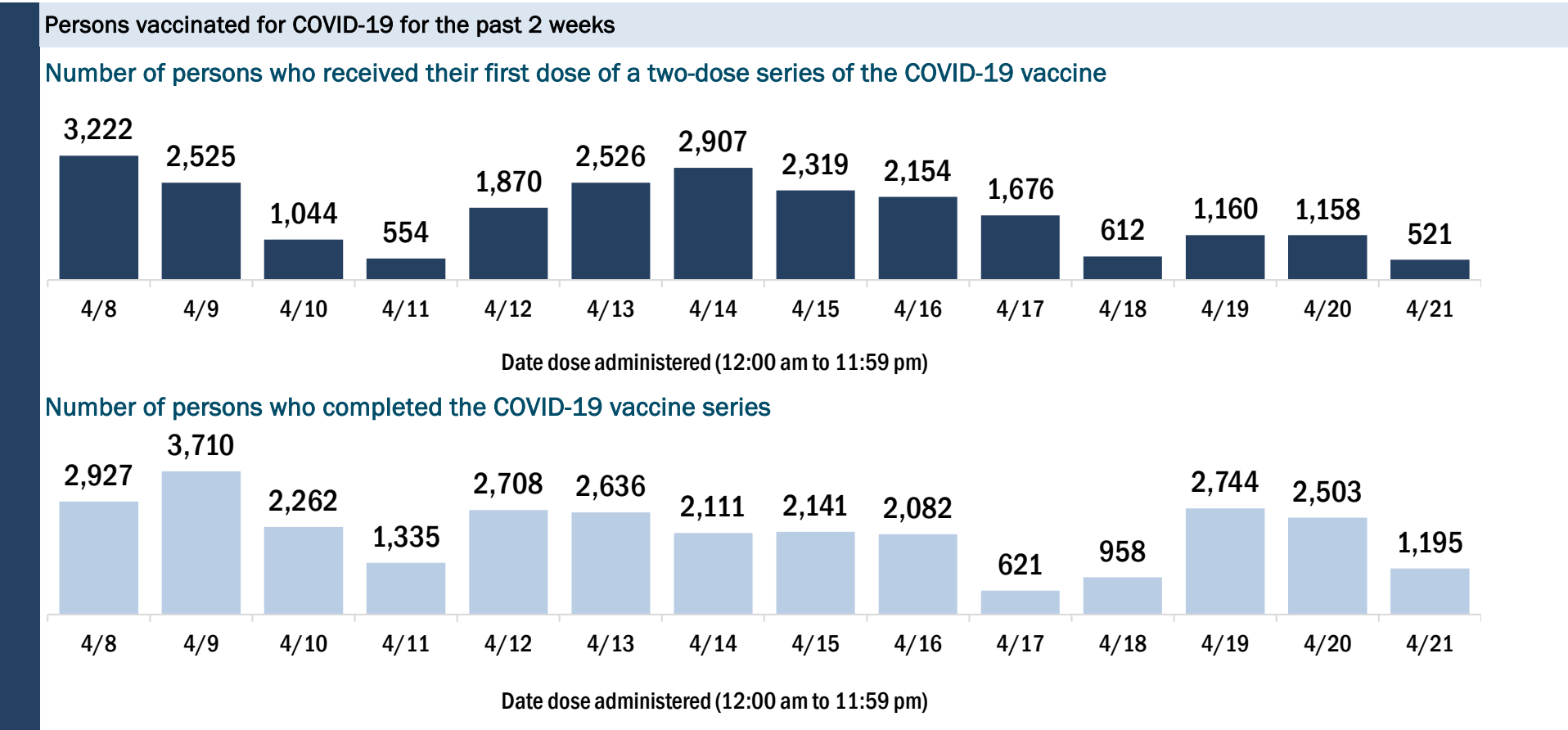
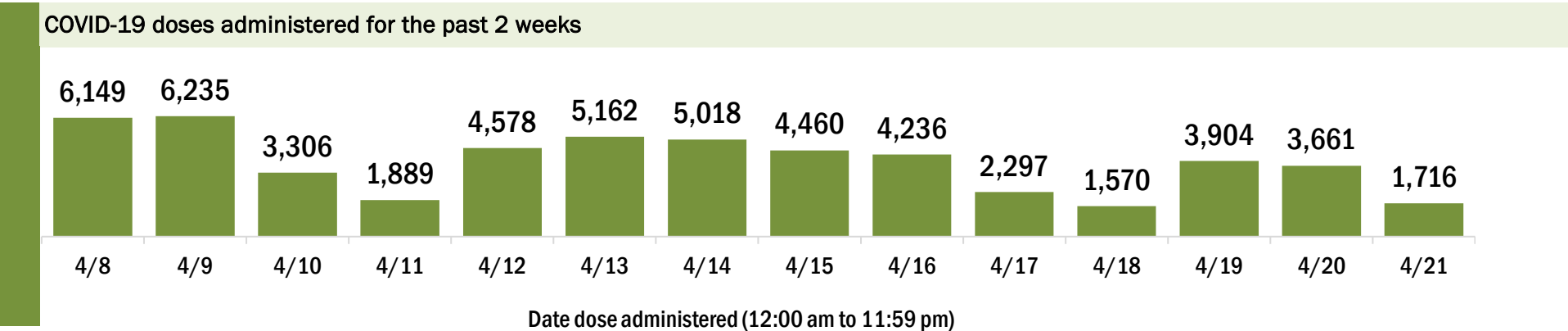
Data in this report are provisional and subject to change.

Data in this summary pertain to COVID-19 vaccines approved by the U.S. Food and Drug Administration and have been issued an Emergency Use Authorization (Janssen COVID-19 Vaccine, Moderna COVID-19 Vaccine and Pfizer-BioNTech COVID-19 Vaccine). These data summarize the number of people who have received either their first dose or have completed the series for a COVID-19 vaccine. **A person can only be counted in one category, first dose or series complete.** For persons receiving Moderna or Pfizer vaccines, once they receive their second dose, they are moved from the first dose column to the series completed column. **Because of this, the total first dose category may show a change from report to report not matching the total receiving their first dose from the previous day.** Persons receiving Johnson & Johnson vaccines will always be counted in the series completed column.

COVID-19 doses for vaccinated persons in Florida	
Doses administered	302,686
People receiving one dose of a 1-dose series (Johnson & Johnson) or receiving only one dose of a 2-dose series (Moderna, Pfizer) count once. Persons receiving both doses of a 2-dose series count twice.	

Current status of persons vaccinated for COVID-19 in Florida	
Total people vaccinated	191,941
First dose	69,860
Series completed	122,081
Completed 1-dose series	11,336
Completed 2-dose series	110,745
First dose: current number of people who have only received their first dose of the Moderna or Pfizer vaccine.	
Series complete: current number of people who have received both Moderna or Pfizer vaccine doses or one Johnson & Johnson dose and are considered fully immunized.	

Demographic summary	First dose	Series complete	Total people vaccinated
Age group	69,860	122,081	191,941
16-24 years	6,292	2,400	8,692
25-34 years	6,556	4,902	11,458
35-44 years	10,295	8,332	18,627
45-54 years	12,789	12,943	25,732
55-64 years	14,494	22,665	37,159
65-74 years	10,486	39,730	50,216
75-84 years	6,808	23,935	30,743
85+ years	2,140	7,174	9,314
Race	69,860	122,081	191,941
White	49,441	93,016	142,457
Black	2,602	3,306	5,908
American Indian/Alaskan	317	427	744
Other	7,324	11,217	18,541
Unknown	10,176	14,115	24,291
Other race includes Asian, native Hawaiian/Pacific Islander, or other.			
Ethnicity	69,860	122,081	191,941
Hispanic	5,962	6,539	12,501
Non-Hispanic	37,991	74,913	112,904
Unknown	25,907	40,629	66,536
Gender	69,860	122,081	191,941
Female	37,523	71,572	109,095
Male	32,232	50,424	82,656
Unknown	105	85	190



COVID-19: Pinellas County vaccine summary

Vaccination data through Apr 21, 2021 as of Apr 22, 2021 at 12:05 AM

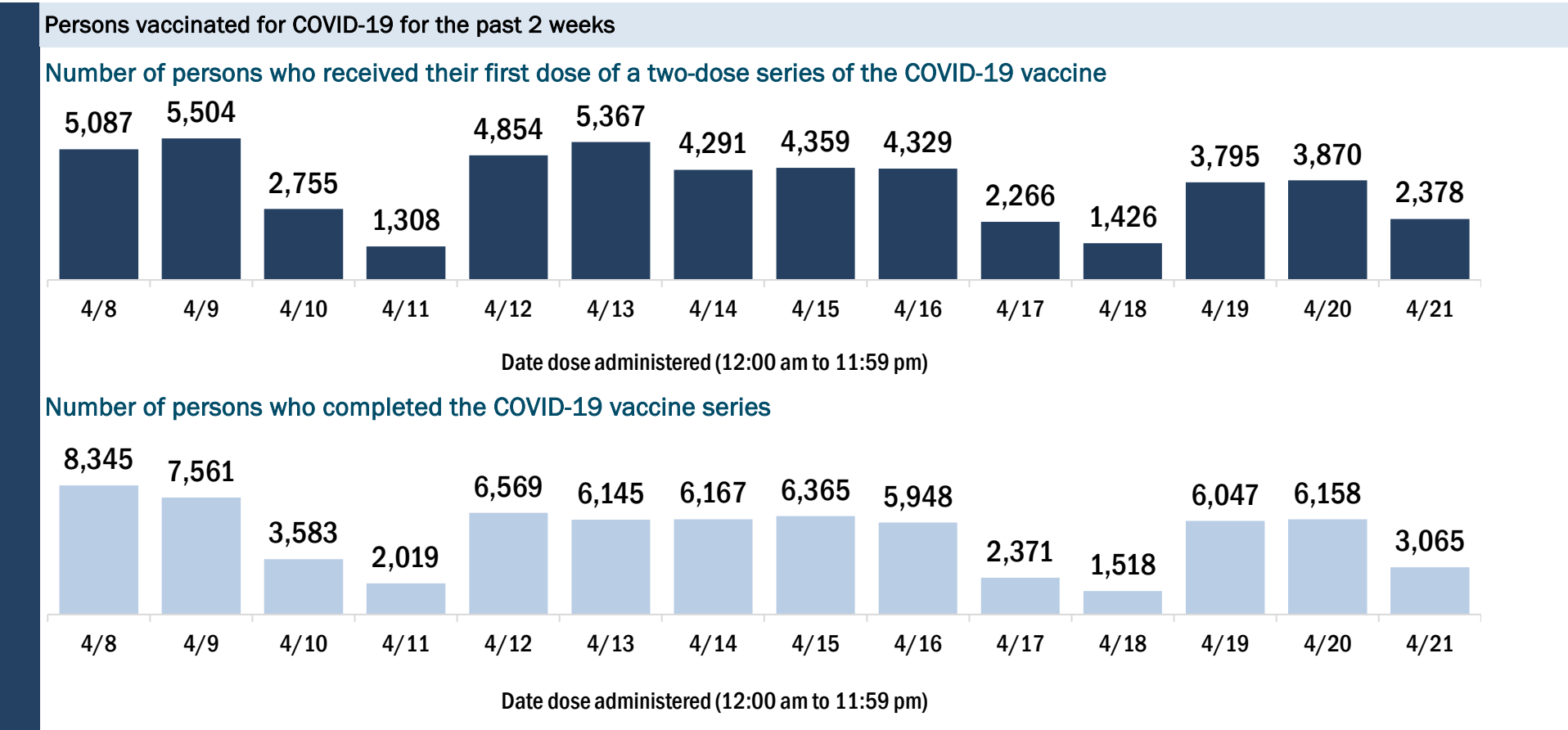
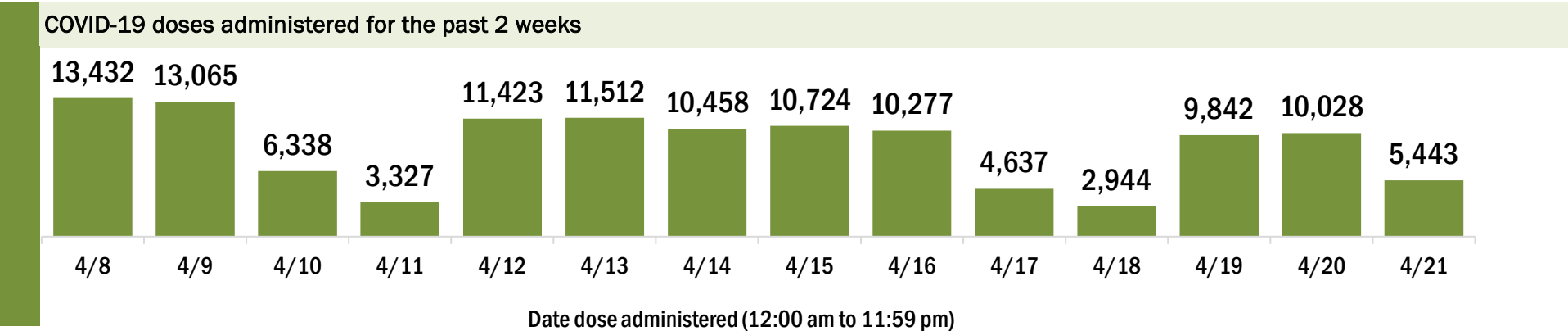
Data in this report are provisional and subject to change.

Data in this summary pertain to COVID-19 vaccines approved by the U.S. Food and Drug Administration and have been issued an Emergency Use Authorization (Janssen COVID-19 Vaccine, Moderna COVID-19 Vaccine and Pfizer-BioNTech COVID-19 Vaccine). These data summarize the number of people who have received either their first dose or have completed the series for a COVID-19 vaccine. **A person can only be counted in one category, first dose or series complete.** For persons receiving Moderna or Pfizer vaccines, once they receive their second dose, they are moved from the first dose column to the series completed column. **Because of this, the total first dose category may show a change from report to report not matching the total receiving their first dose from the previous day.** Persons receiving Johnson & Johnson vaccines will always be counted in the series completed column.

COVID-19 doses for vaccinated persons in Florida	
Doses administered	663,312
People receiving one dose of a 1-dose series (Johnson & Johnson) or receiving only one dose of a 2-dose series (Moderna, Pfizer) count once. Persons receiving both doses of a 2-dose series count twice.	

Current status of persons vaccinated for COVID-19 in Florida	
Total people vaccinated	404,109
First dose	125,244
Series completed	278,865
Completed 1-dose series	19,662
Completed 2-dose series	259,203
First dose: current number of people who have only received their first dose of the Moderna or Pfizer vaccine.	
Series complete: current number of people who have received both Moderna or Pfizer vaccine doses or one Johnson & Johnson dose and are considered fully immunized.	

Demographic summary	First dose	Series complete	Total people vaccinated
Age group	125,244	278,865	404,109
16-24 years	11,424	4,755	16,179
25-34 years	16,936	12,464	29,400
35-44 years	19,688	16,541	36,229
45-54 years	22,769	28,099	50,868
55-64 years	25,436	63,244	88,680
65-74 years	15,748	89,035	104,783
75-84 years	9,216	46,975	56,191
85+ years	4,027	17,752	21,779
Race	125,244	278,865	404,109
White	83,358	212,519	295,877
Black	6,830	11,474	18,304
American Indian/Alaskan	453	603	1,056
Other	12,253	21,322	33,575
Unknown	22,350	32,947	55,297
Other race includes Asian, native Hawaiian/Pacific Islander, or other.			
Ethnicity	125,244	278,865	404,109
Hispanic	6,014	8,474	14,488
Non-Hispanic	70,115	175,703	245,818
Unknown	49,115	94,688	143,803
Gender	125,244	278,865	404,109
Female	66,261	161,984	228,245
Male	58,610	116,465	175,075
Unknown	373	416	789



COVID-19: Polk County vaccine summary

Vaccination data through Apr 21, 2021 as of Apr 22, 2021 at 12:05 AM

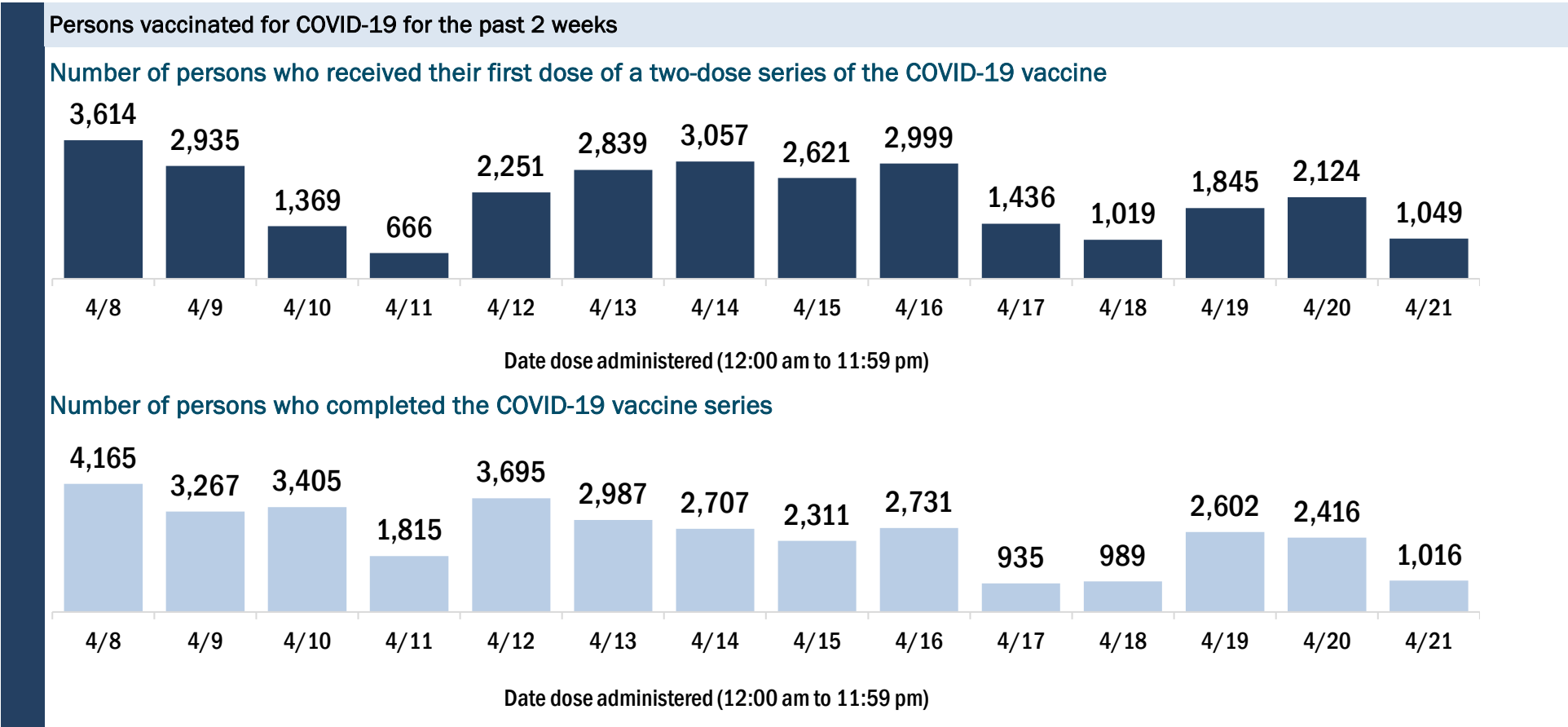
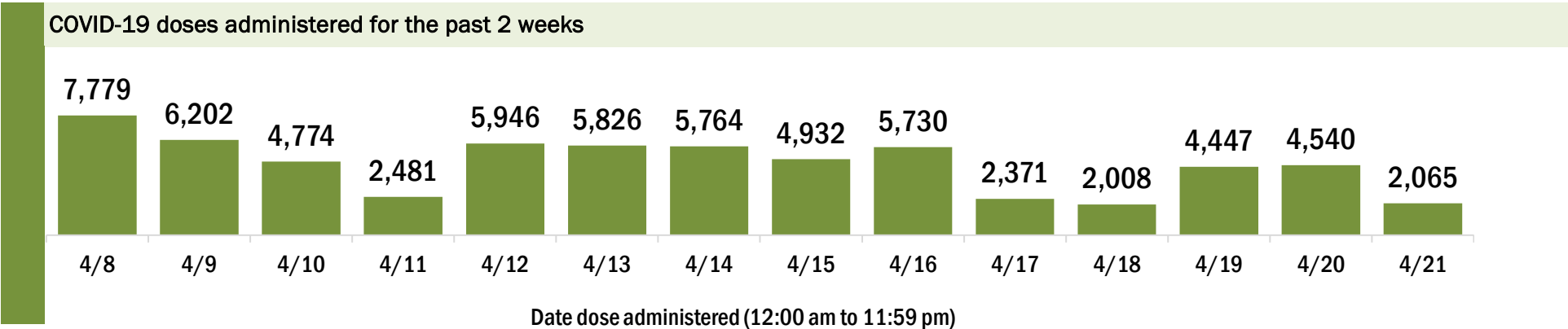
Data in this report are provisional and subject to change.

Data in this summary pertain to COVID-19 vaccines approved by the U.S. Food and Drug Administration and have been issued an Emergency Use Authorization (Janssen COVID-19 Vaccine, Moderna COVID-19 Vaccine and Pfizer-BioNTech COVID-19 Vaccine). These data summarize the number of people who have received either their first dose or have completed the series for a COVID-19 vaccine. **A person can only be counted in one category, first dose or series complete.** For persons receiving Moderna or Pfizer vaccines, once they receive their second dose, they are moved from the first dose column to the series completed column. **Because of this, the total first dose category may show a change from report to report not matching the total receiving their first dose from the previous day.** Persons receiving Johnson & Johnson vaccines will always be counted in the series completed column.

COVID-19 doses for vaccinated persons in Florida	
Doses administered	350,766
People receiving one dose of a 1-dose series (Johnson & Johnson) or receiving only one dose of a 2-dose series (Moderna, Pfizer) count once. Persons receiving both doses of a 2-dose series count twice.	

Current status of persons vaccinated for COVID-19 in Florida	
Total people vaccinated	218,913
First dose	76,793
Series completed	142,120
Completed 1-dose series	10,267
Completed 2-dose series	131,853
First dose: current number of people who have only received their first dose of the Moderna or Pfizer vaccine.	
Series complete: current number of people who have received both Moderna or Pfizer vaccine doses or one Johnson & Johnson dose and are considered fully immunized.	

Demographic summary	First dose	Series complete	Total people vaccinated
Age group	76,793	142,120	218,913
16-24 years	6,313	2,869	9,182
25-34 years	8,708	6,354	15,062
35-44 years	10,643	8,855	19,498
45-54 years	13,495	13,248	26,743
55-64 years	15,558	25,790	41,348
65-74 years	12,090	47,870	59,960
75-84 years	7,506	28,833	36,339
85+ years	2,480	8,301	10,781
Race	76,793	142,120	218,913
White	48,461	102,791	151,252
Black	6,247	9,088	15,335
American Indian/Alaskan	598	667	1,265
Other	7,973	11,120	19,093
Unknown	13,514	18,454	31,968
Other race includes Asian, native Hawaiian/Pacific Islander, or other.			
Ethnicity	76,793	142,120	218,913
Hispanic	13,496	12,444	25,940
Non-Hispanic	35,631	83,683	119,314
Unknown	27,666	45,993	73,659
Gender	76,793	142,120	218,913
Female	40,939	81,799	122,738
Male	35,627	60,222	95,849
Unknown	227	99	326



COVID-19: Putnam County vaccine summary

Vaccination data through Apr 21, 2021 as of Apr 22, 2021 at 12:05 AM

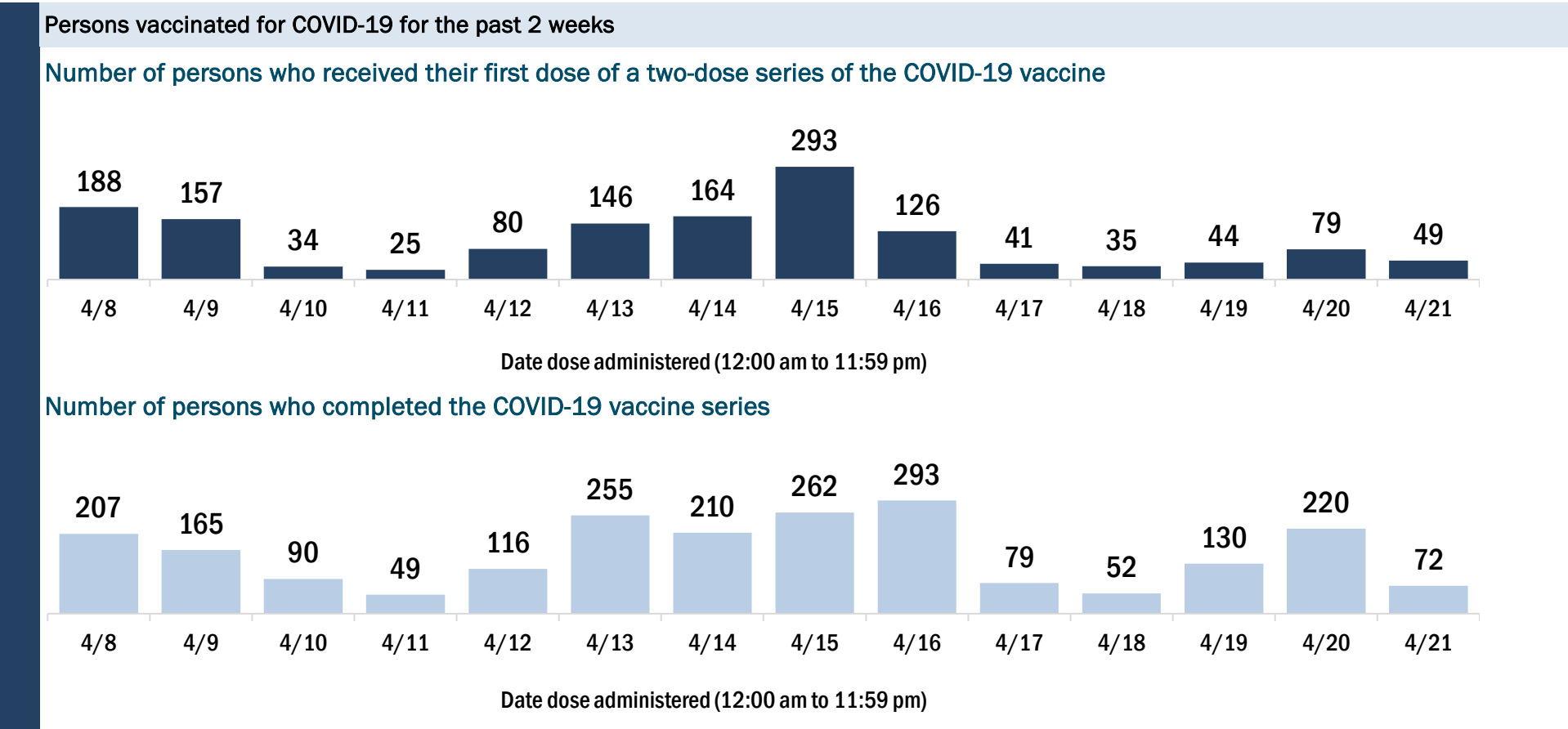
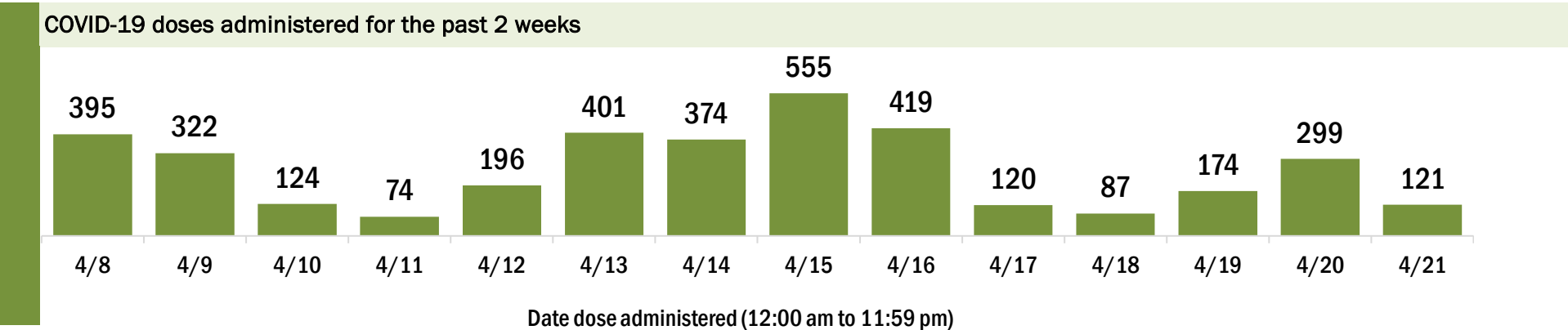
Data in this report are provisional and subject to change.

Data in this summary pertain to COVID-19 vaccines approved by the U.S. Food and Drug Administration and have been issued an Emergency Use Authorization (Janssen COVID-19 Vaccine, Moderna COVID-19 Vaccine and Pfizer-BioNTech COVID-19 Vaccine). These data summarize the number of people who have received either their first dose or have completed the series for a COVID-19 vaccine. **A person can only be counted in one category, first dose or series complete.** For persons receiving Moderna or Pfizer vaccines, once they receive their second dose, they are moved from the first dose column to the series completed column. **Because of this, the total first dose category may show a change from report to report not matching the total receiving their first dose from the previous day.** Persons receiving Johnson & Johnson vaccines will always be counted in the series completed column.

COVID-19 doses for vaccinated persons in Florida	
Doses administered	28,473
People receiving one dose of a 1-dose series (Johnson & Johnson) or receiving only one dose of a 2-dose series (Moderna, Pfizer) count once. Persons receiving both doses of a 2-dose series count twice.	

Current status of persons vaccinated for COVID-19 in Florida	
Total people vaccinated	17,640
First dose	5,973
Series completed	11,667
Completed 1-dose series	834
Completed 2-dose series	10,833
First dose: current number of people who have only received their first dose of the Moderna or Pfizer vaccine.	
Series complete: current number of people who have received both Moderna or Pfizer vaccine doses or one Johnson & Johnson dose and are considered fully immunized.	

Demographic summary	First dose	Series complete	Total people vaccinated
Age group	5,973	11,667	17,640
16-24 years	263	116	379
25-34 years	408	294	702
35-44 years	551	427	978
45-54 years	793	892	1,685
55-64 years	1,483	2,329	3,812
65-74 years	1,431	4,424	5,855
75-84 years	789	2,426	3,215
85+ years	255	759	1,014
Race	5,973	11,667	17,640
White	4,466	9,139	13,605
Black	657	1,178	1,835
American Indian/Alaskan	55	82	137
Other	468	669	1,137
Unknown	327	599	926
Other race includes Asian, native Hawaiian/Pacific Islander, or other.			
Ethnicity	5,973	11,667	17,640
Hispanic	325	446	771
Non-Hispanic	4,630	9,109	13,739
Unknown	1,018	2,112	3,130
Gender	5,973	11,667	17,640
Female	3,158	6,729	9,887
Male	2,804	4,934	7,738
Unknown	11	4	15



COVID-19: Santa Rosa County vaccine summary

Vaccination data through Apr 21, 2021 as of Apr 22, 2021 at 12:05 AM

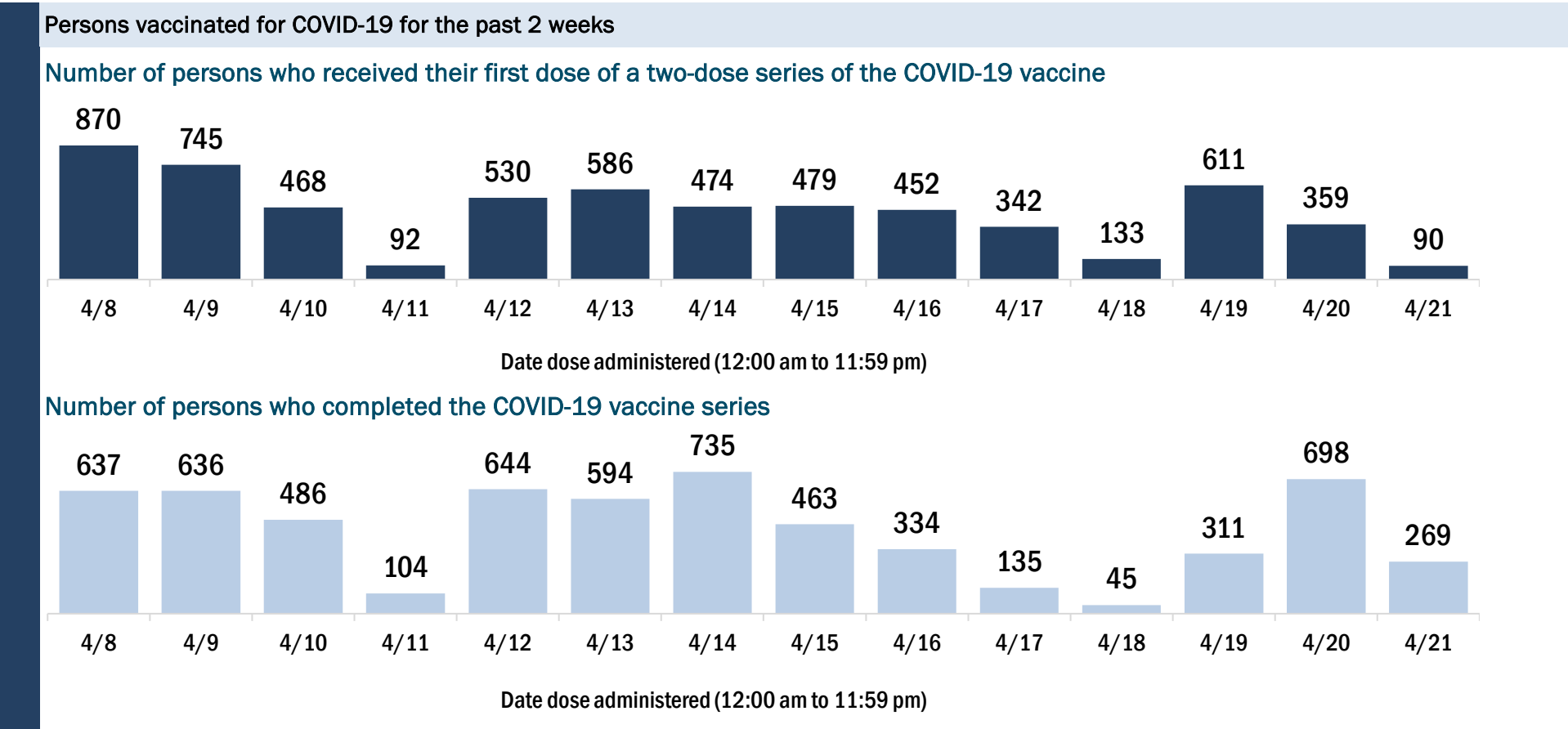
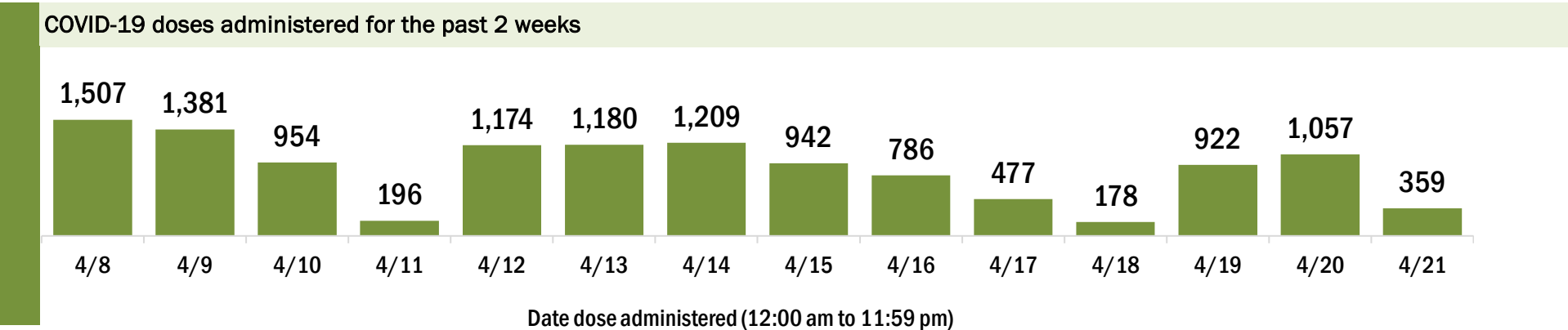
Data in this report are provisional and subject to change.

Data in this summary pertain to COVID-19 vaccines approved by the U.S. Food and Drug Administration and have been issued an Emergency Use Authorization (Janssen COVID-19 Vaccine, Moderna COVID-19 Vaccine and Pfizer-BioNTech COVID-19 Vaccine). These data summarize the number of people who have received either their first dose or have completed the series for a COVID-19 vaccine. **A person can only be counted in one category, first dose or series complete.** For persons receiving Moderna or Pfizer vaccines, once they receive their second dose, they are moved from the first dose column to the series completed column. **Because of this, the total first dose category may show a change from report to report not matching the total receiving their first dose from the previous day.** Persons receiving Johnson & Johnson vaccines will always be counted in the series completed column.

COVID-19 doses for vaccinated persons in Florida	
Doses administered	88,567
People receiving one dose of a 1-dose series (Johnson & Johnson) or receiving only one dose of a 2-dose series (Moderna, Pfizer) count once. Persons receiving both doses of a 2-dose series count twice.	

Current status of persons vaccinated for COVID-19 in Florida	
Total people vaccinated	55,126
First dose	19,392
Series completed	35,734
Completed 1-dose series	2,293
Completed 2-dose series	33,441
First dose: current number of people who have only received their first dose of the Moderna or Pfizer vaccine.	
Series complete: current number of people who have received both Moderna or Pfizer vaccine doses or one Johnson & Johnson dose and are considered fully immunized.	

Demographic summary	First dose	Series complete	Total people vaccinated
Age group	19,392	35,734	55,126
16-24 years	1,826	643	2,469
25-34 years	2,204	1,503	3,707
35-44 years	2,992	2,404	5,396
45-54 years	3,534	3,875	7,409
55-64 years	4,404	7,604	12,008
65-74 years	2,716	12,101	14,817
75-84 years	1,296	5,926	7,222
85+ years	420	1,678	2,098
Race	19,392	35,734	55,126
White	12,417	26,761	39,178
Black	1,063	1,090	2,153
American Indian/Alaskan	90	210	300
Other	1,509	2,360	3,869
Unknown	4,313	5,313	9,626
Other race includes Asian, native Hawaiian/Pacific Islander, or other.			
Ethnicity	19,392	35,734	55,126
Hispanic	959	793	1,752
Non-Hispanic	11,750	23,813	35,563
Unknown	6,683	11,128	17,811
Gender	19,392	35,734	55,126
Female	10,018	20,494	30,512
Male	9,352	15,233	24,585
Unknown	22	7	29



COVID-19: Sarasota County vaccine summary

Vaccination data through Apr 21, 2021 as of Apr 22, 2021 at 12:05 AM

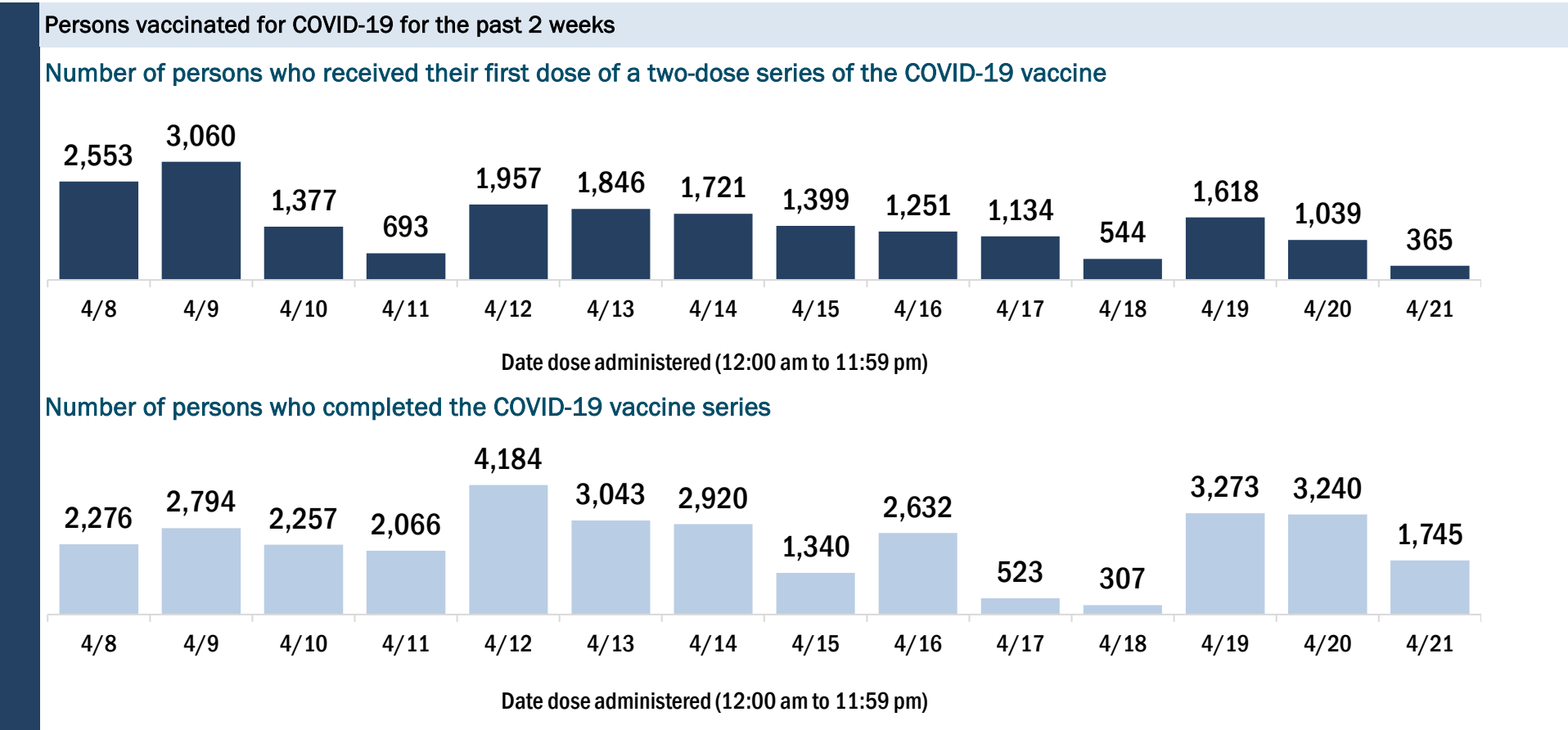
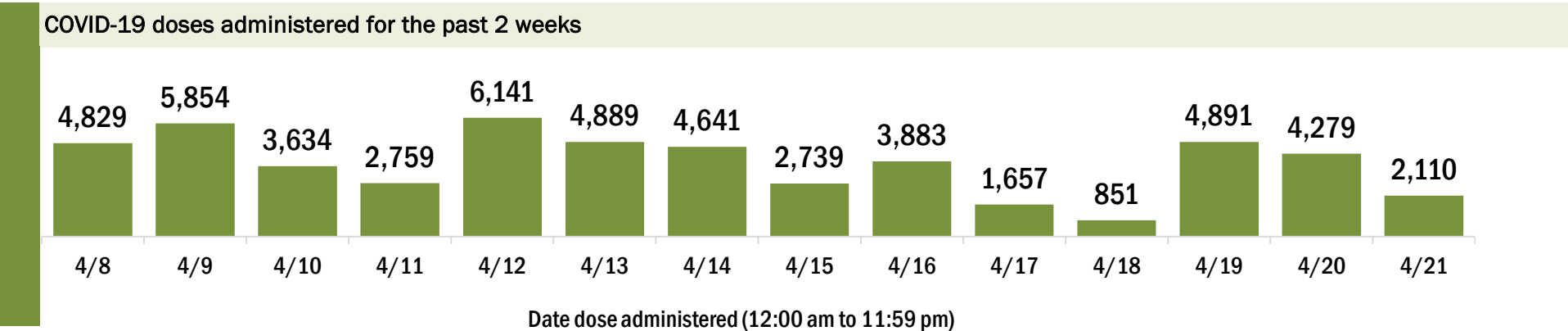
Data in this report are provisional and subject to change.

Data in this summary pertain to COVID-19 vaccines approved by the U.S. Food and Drug Administration and have been issued an Emergency Use Authorization (Janssen COVID-19 Vaccine, Moderna COVID-19 Vaccine and Pfizer-BioNTech COVID-19 Vaccine). These data summarize the number of people who have received either their first dose or have completed the series for a COVID-19 vaccine. **A person can only be counted in one category, first dose or series complete.** For persons receiving Moderna or Pfizer vaccines, once they receive their second dose, they are moved from the first dose column to the series completed column. **Because of this, the total first dose category may show a change from report to report not matching the total receiving their first dose from the previous day.** Persons receiving Johnson & Johnson vaccines will always be counted in the series completed column.

COVID-19 doses for vaccinated persons in Florida	
Doses administered	369,888
People receiving one dose of a 1-dose series (Johnson & Johnson) or receiving only one dose of a 2-dose series (Moderna, Pfizer) count once. Persons receiving both doses of a 2-dose series count twice.	

Current status of persons vaccinated for COVID-19 in Florida	
Total people vaccinated	227,948
First dose	77,289
Series completed	150,659
Completed 1-dose series	8,719
Completed 2-dose series	141,940
First dose: current number of people who have only received their first dose of the Moderna or Pfizer vaccine.	
Series complete: current number of people who have received both Moderna or Pfizer vaccine doses or one Johnson & Johnson dose and are considered fully immunized.	

Demographic summary	First dose	Series complete	Total people vaccinated
Age group	77,289	150,659	227,948
16-24 years	4,605	1,510	6,115
25-34 years	5,294	3,224	8,518
35-44 years	7,416	4,495	11,911
45-54 years	11,732	7,653	19,385
55-64 years	19,599	20,721	40,320
65-74 years	14,814	60,452	75,266
75-84 years	9,865	39,032	48,897
85+ years	3,964	13,572	17,536
Race	77,289	150,659	227,948
White	59,259	120,534	179,793
Black	1,528	1,969	3,497
American Indian/Alaskan	278	539	817
Other	5,604	9,700	15,304
Unknown	10,620	17,917	28,537
Other race includes Asian, native Hawaiian/Pacific Islander, or other.			
Ethnicity	77,289	150,659	227,948
Hispanic	5,763	3,576	9,339
Non-Hispanic	48,915	101,543	150,458
Unknown	22,611	45,540	68,151
Gender	77,289	150,659	227,948
Female	41,309	85,626	126,935
Male	35,832	64,931	100,763
Unknown	148	102	250



COVID-19: Seminole County vaccine summary

Vaccination data through Apr 21, 2021 as of Apr 22, 2021 at 12:05 AM

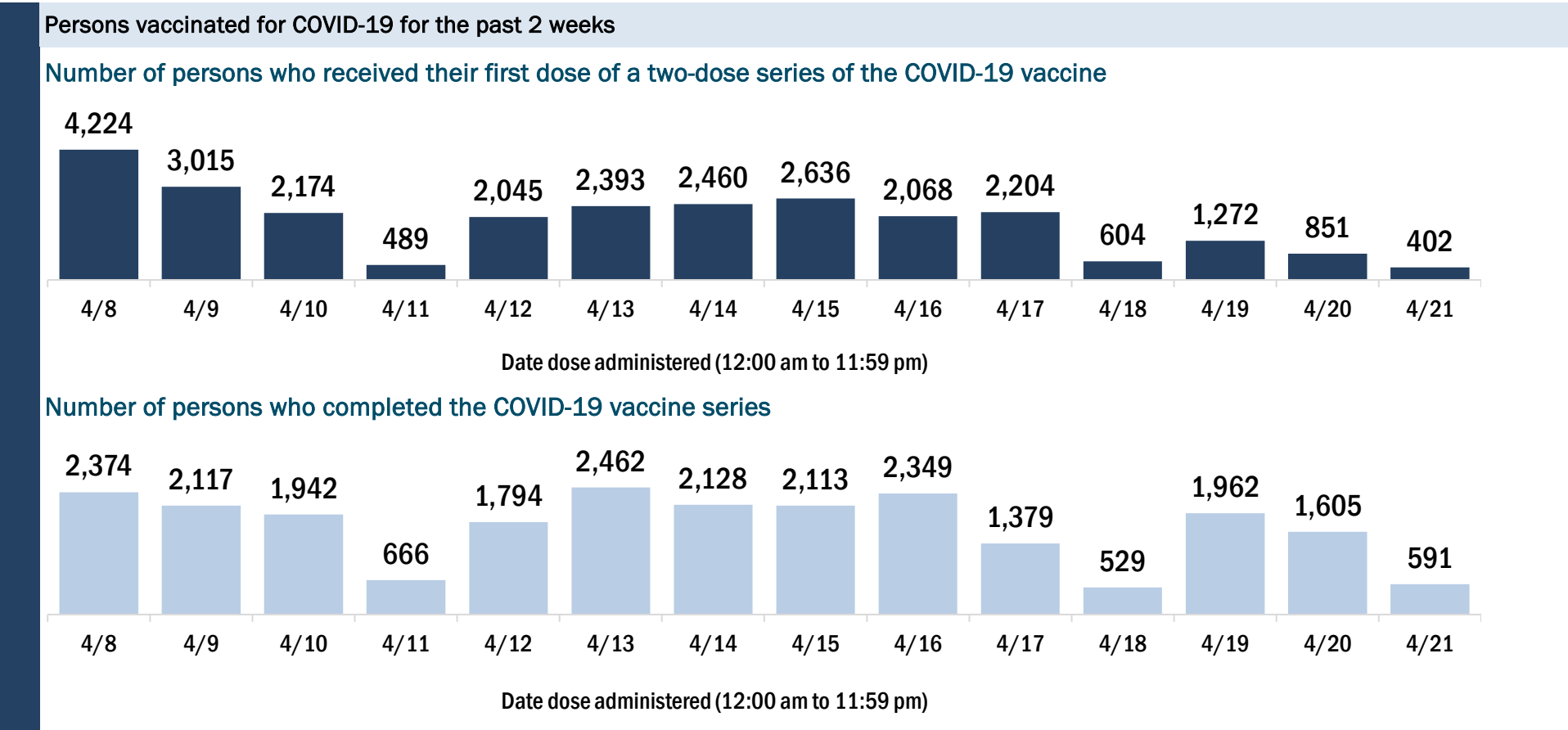
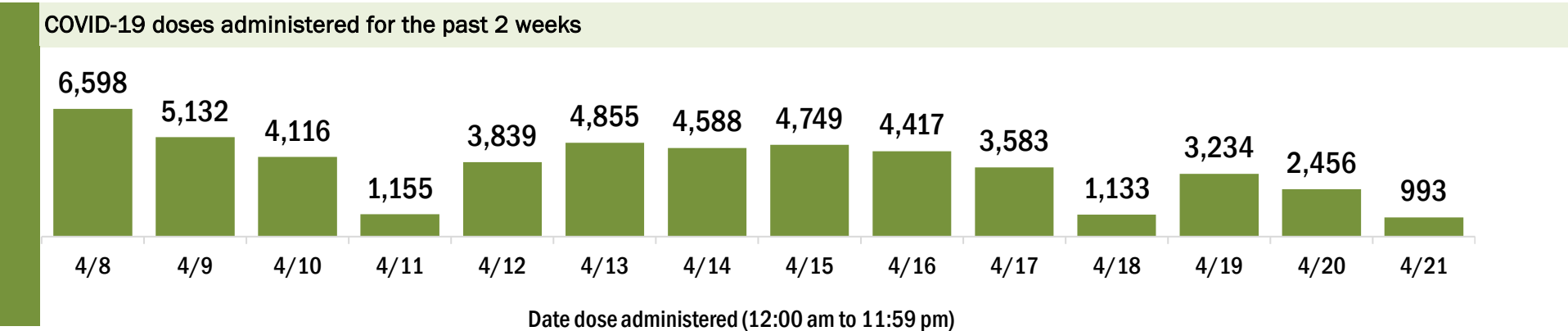
Data in this report are provisional and subject to change.

Data in this summary pertain to COVID-19 vaccines approved by the U.S. Food and Drug Administration and have been issued an Emergency Use Authorization (Janssen COVID-19 Vaccine, Moderna COVID-19 Vaccine and Pfizer-BioNTech COVID-19 Vaccine). These data summarize the number of people who have received either their first dose or have completed the series for a COVID-19 vaccine. **A person can only be counted in one category, first dose or series complete.** For persons receiving Moderna or Pfizer vaccines, once they receive their second dose, they are moved from the first dose column to the series completed column. **Because of this, the total first dose category may show a change from report to report not matching the total receiving their first dose from the previous day.** Persons receiving Johnson & Johnson vaccines will always be counted in the series completed column.

COVID-19 doses for vaccinated persons in Florida	
Doses administered	259,983
People receiving one dose of a 1-dose series (Johnson & Johnson) or receiving only one dose of a 2-dose series (Moderna, Pfizer) count once. Persons receiving both doses of a 2-dose series count twice.	

Current status of persons vaccinated for COVID-19 in Florida	
Total people vaccinated	165,498
First dose	61,141
Series completed	104,357
Completed 1-dose series	9,872
Completed 2-dose series	94,485
First dose: current number of people who have only received their first dose of the Moderna or Pfizer vaccine.	
Series complete: current number of people who have received both Moderna or Pfizer vaccine doses or one Johnson & Johnson dose and are considered fully immunized.	

Demographic summary	First dose	Series complete	Total people vaccinated
Age group	61,141	104,357	165,498
16-24 years	9,768	3,372	13,140
25-34 years	10,052	7,119	17,171
35-44 years	12,507	10,463	22,970
45-54 years	12,455	14,223	26,678
55-64 years	10,060	22,014	32,074
65-74 years	3,622	28,141	31,763
75-84 years	1,830	13,781	15,611
85+ years	847	5,244	6,091
Race	61,141	104,357	165,498
White	38,826	74,955	113,781
Black	4,286	6,584	10,870
American Indian/Alaskan	279	462	741
Other	9,905	14,498	24,403
Unknown	7,845	7,858	15,703
Other race includes Asian, native Hawaiian/Pacific Islander, or other.			
Ethnicity	61,141	104,357	165,498
Hispanic	9,958	10,446	20,404
Non-Hispanic	33,982	67,409	101,391
Unknown	17,201	26,502	43,703
Gender	61,141	104,357	165,498
Female	31,647	60,944	92,591
Male	29,252	43,318	72,570
Unknown	242	95	337



COVID-19: St. Johns County vaccine summary

Vaccination data through Apr 21, 2021 as of Apr 22, 2021 at 12:05 AM

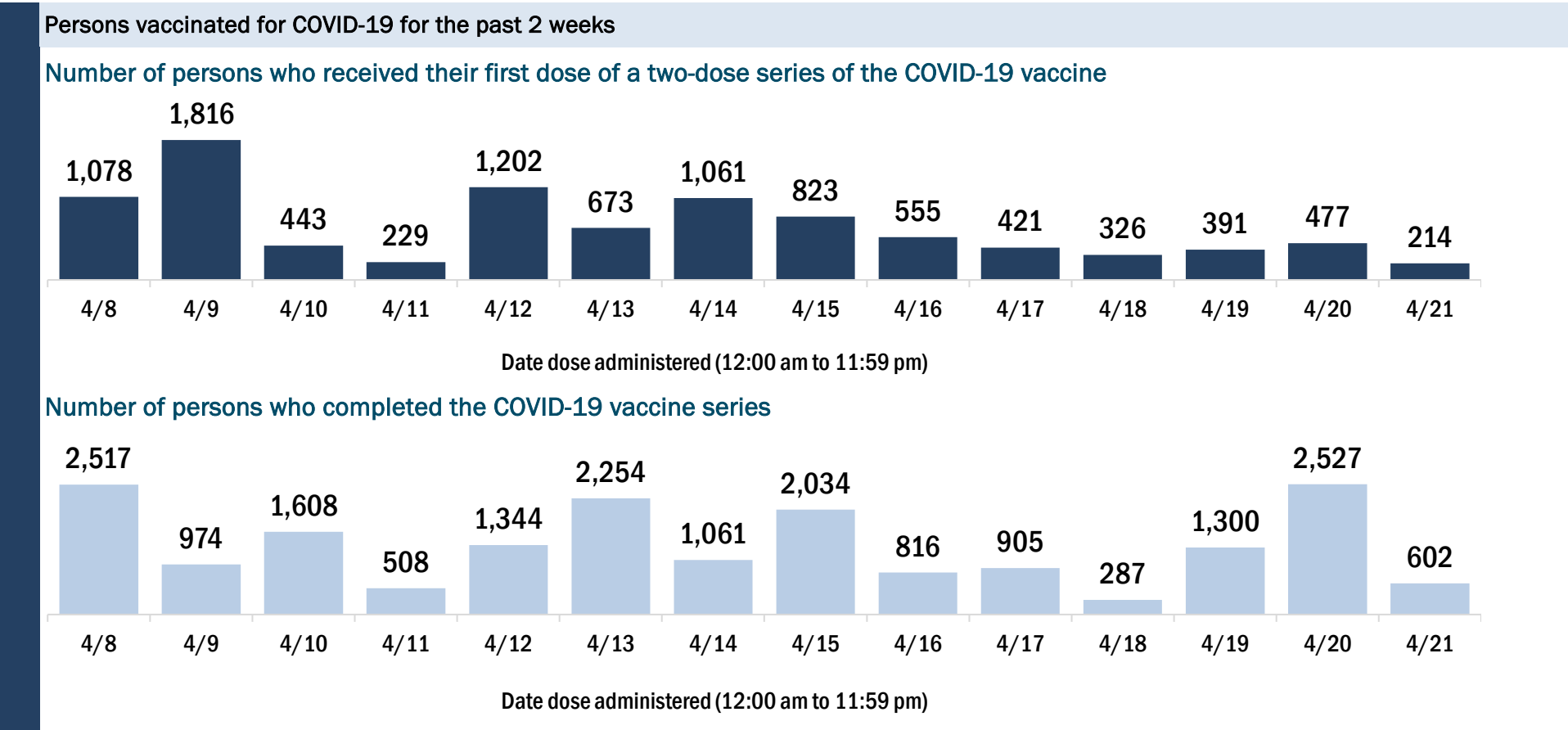
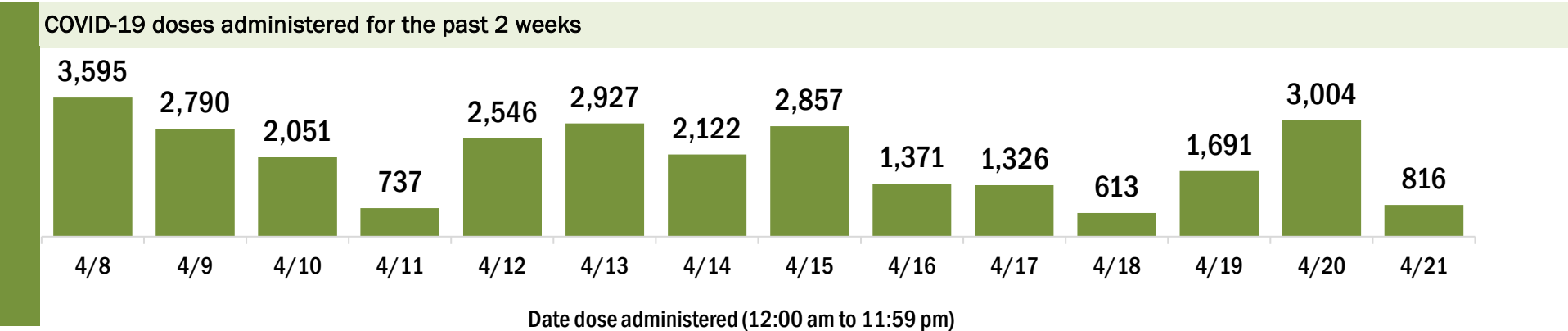
Data in this report are provisional and subject to change.

Data in this summary pertain to COVID-19 vaccines approved by the U.S. Food and Drug Administration and have been issued an Emergency Use Authorization (Janssen COVID-19 Vaccine, Moderna COVID-19 Vaccine and Pfizer-BioNTech COVID-19 Vaccine). These data summarize the number of people who have received either their first dose or have completed the series for a COVID-19 vaccine. **A person can only be counted in one category, first dose or series complete.** For persons receiving Moderna or Pfizer vaccines, once they receive their second dose, they are moved from the first dose column to the series completed column. **Because of this, the total first dose category may show a change from report to report not matching the total receiving their first dose from the previous day.** Persons receiving Johnson & Johnson vaccines will always be counted in the series completed column.

COVID-19 doses for vaccinated persons in Florida	
Doses administered	203,538
People receiving one dose of a 1-dose series (Johnson & Johnson) or receiving only one dose of a 2-dose series (Moderna, Pfizer) count once. Persons receiving both doses of a 2-dose series count twice.	

Current status of persons vaccinated for COVID-19 in Florida	
Total people vaccinated	119,945
First dose	31,116
Series completed	88,829
Completed 1-dose series	5,236
Completed 2-dose series	83,593
First dose: current number of people who have only received their first dose of the Moderna or Pfizer vaccine.	
Series complete: current number of people who have received both Moderna or Pfizer vaccine doses or one Johnson & Johnson dose and are considered fully immunized.	

Demographic summary	First dose	Series complete	Total people vaccinated
Age group	31,116	88,829	119,945
16-24 years	4,680	1,908	6,588
25-34 years	3,657	3,597	7,254
35-44 years	6,723	8,314	15,037
45-54 years	6,656	11,461	18,117
55-64 years	5,101	18,912	24,013
65-74 years	2,482	27,490	29,972
75-84 years	1,278	13,375	14,653
85+ years	539	3,772	4,311
Race	31,116	88,829	119,945
White	20,827	67,427	88,254
Black	1,136	2,543	3,679
American Indian/Alaskan	89	240	329
Other	3,668	8,166	11,834
Unknown	5,396	10,453	15,849
Other race includes Asian, native Hawaiian/Pacific Islander, or other.			
Ethnicity	31,116	88,829	119,945
Hispanic	2,113	3,030	5,143
Non-Hispanic	18,696	59,455	78,151
Unknown	10,307	26,344	36,651
Gender	31,116	88,829	119,945
Female	16,187	49,779	65,966
Male	14,906	39,037	53,943
Unknown	23	13	36



COVID-19: St. Lucie County vaccine summary

Vaccination data through Apr 21, 2021 as of Apr 22, 2021 at 12:05 AM

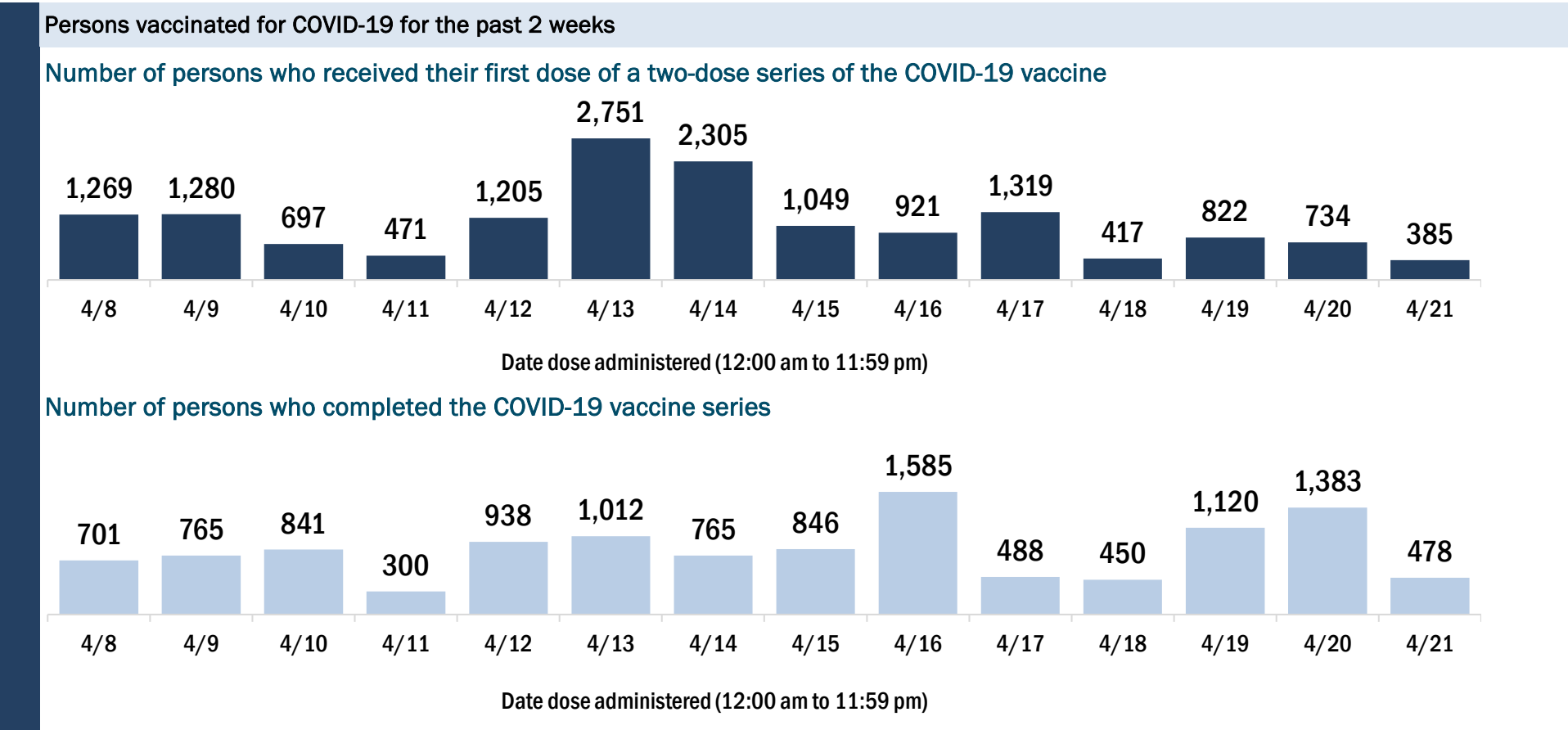
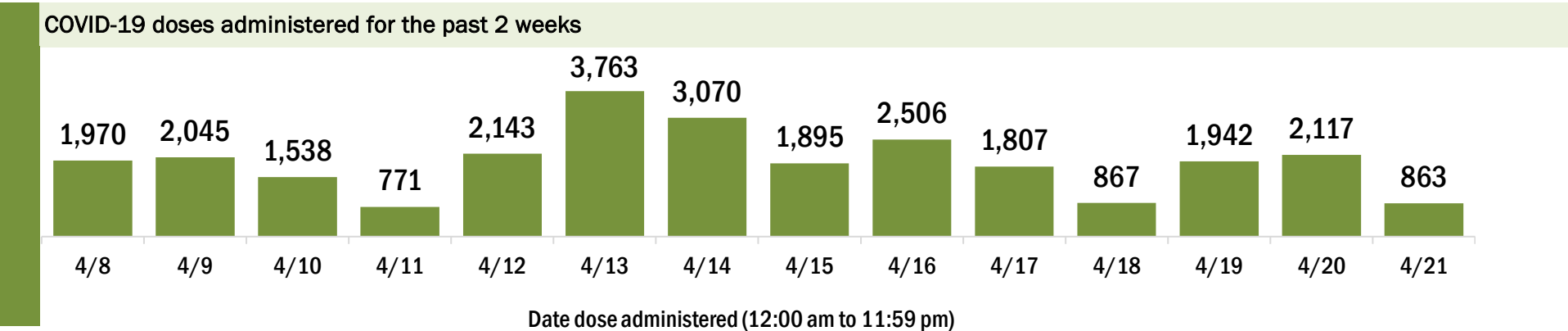
Data in this report are provisional and subject to change.

Data in this summary pertain to COVID-19 vaccines approved by the U.S. Food and Drug Administration and have been issued an Emergency Use Authorization (Janssen COVID-19 Vaccine, Moderna COVID-19 Vaccine and Pfizer-BioNTech COVID-19 Vaccine). These data summarize the number of people who have received either their first dose or have completed the series for a COVID-19 vaccine. **A person can only be counted in one category, first dose or series complete.** For persons receiving Moderna or Pfizer vaccines, once they receive their second dose, they are moved from the first dose column to the series completed column. **Because of this, the total first dose category may show a change from report to report not matching the total receiving their first dose from the previous day.** Persons receiving Johnson & Johnson vaccines will always be counted in the series completed column.

COVID-19 doses for vaccinated persons in Florida	
Doses administered	179,842
People receiving one dose of a 1-dose series (Johnson & Johnson) or receiving only one dose of a 2-dose series (Moderna, Pfizer) count once. Persons receiving both doses of a 2-dose series count twice.	

Current status of persons vaccinated for COVID-19 in Florida	
Total people vaccinated	112,704
First dose	42,062
Series completed	70,642
Completed 1-dose series	3,504
Completed 2-dose series	67,138
First dose: current number of people who have only received their first dose of the Moderna or Pfizer vaccine.	
Series complete: current number of people who have received both Moderna or Pfizer vaccine doses or one Johnson & Johnson dose and are considered fully immunized.	

Demographic summary	First dose	Series complete	Total people vaccinated
Age group	42,062	70,642	112,704
16-24 years	3,154	849	4,003
25-34 years	3,590	1,988	5,578
35-44 years	5,009	3,240	8,249
45-54 years	7,235	5,703	12,938
55-64 years	10,629	12,354	22,983
65-74 years	7,097	26,571	33,668
75-84 years	3,994	15,307	19,301
85+ years	1,354	4,630	5,984
Race	42,062	70,642	112,704
White	26,144	46,798	72,942
Black	4,239	6,492	10,731
American Indian/Alaskan	211	320	531
Other	4,120	6,316	10,436
Unknown	7,348	10,716	18,064
Other race includes Asian, native Hawaiian/Pacific Islander, or other.			
Ethnicity	42,062	70,642	112,704
Hispanic	6,461	5,419	11,880
Non-Hispanic	21,051	40,622	61,673
Unknown	14,550	24,601	39,151
Gender	42,062	70,642	112,704
Female	22,538	40,591	63,129
Male	19,424	29,983	49,407
Unknown	100	68	168



COVID-19: Sumter County vaccine summary

Vaccination data through Apr 21, 2021 as of Apr 22, 2021 at 12:05 AM

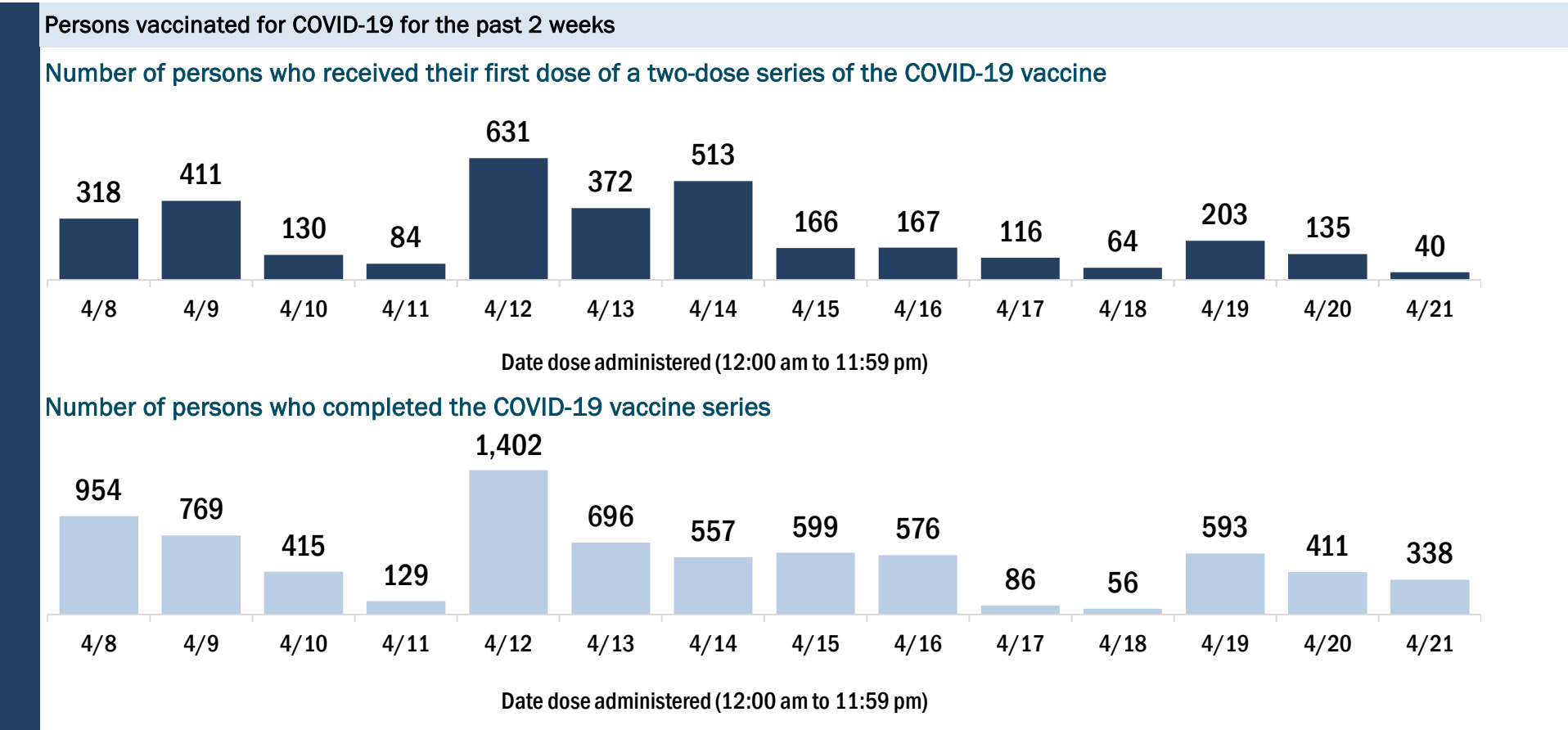
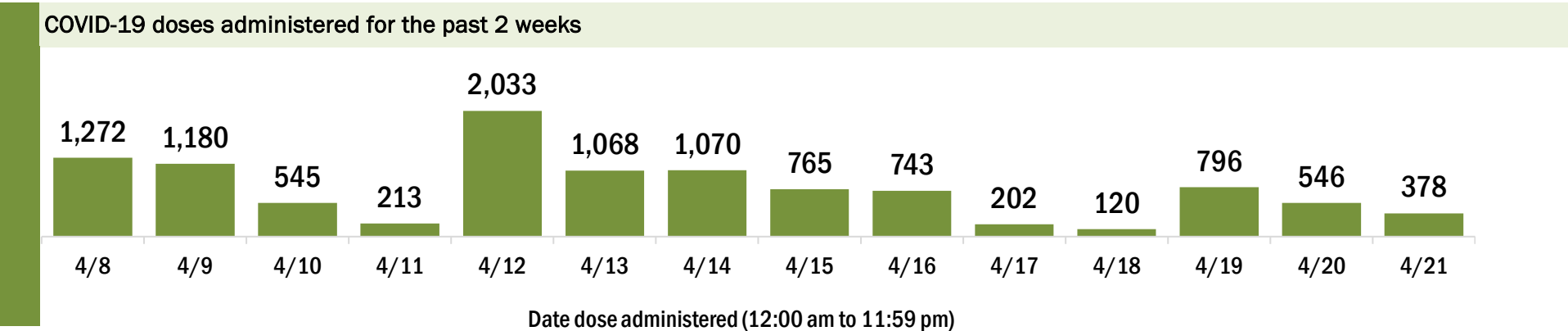
Data in this report are provisional and subject to change.

Data in this summary pertain to COVID-19 vaccines approved by the U.S. Food and Drug Administration and have been issued an Emergency Use Authorization (Janssen COVID-19 Vaccine, Moderna COVID-19 Vaccine and Pfizer-BioNTech COVID-19 Vaccine). These data summarize the number of people who have received either their first dose or have completed the series for a COVID-19 vaccine. **A person can only be counted in one category, first dose or series complete.** For persons receiving Moderna or Pfizer vaccines, once they receive their second dose, they are moved from the first dose column to the series completed column. **Because of this, the total first dose category may show a change from report to report not matching the total receiving their first dose from the previous day.** Persons receiving Johnson & Johnson vaccines will always be counted in the series completed column.

COVID-19 doses for vaccinated persons in Florida	
Doses administered	145,087
People receiving one dose of a 1-dose series (Johnson & Johnson) or receiving only one dose of a 2-dose series (Moderna, Pfizer) count once. Persons receiving both doses of a 2-dose series count twice.	

Current status of persons vaccinated for COVID-19 in Florida	
Total people vaccinated	81,957
First dose	14,836
Series completed	67,121
Completed 1-dose series	3,991
Completed 2-dose series	63,130
First dose: current number of people who have only received their first dose of the Moderna or Pfizer vaccine.	
Series complete: current number of people who have received both Moderna or Pfizer vaccine doses or one Johnson & Johnson dose and are considered fully immunized.	

Demographic summary	First dose	Series complete	Total people vaccinated
Age group	14,836	67,121	81,957
16-24 years	313	121	434
25-34 years	575	251	826
35-44 years	832	391	1,223
45-54 years	1,508	934	2,442
55-64 years	3,919	6,528	10,447
65-74 years	4,044	32,862	36,906
75-84 years	2,928	22,322	25,250
85+ years	717	3,712	4,429
Race	14,836	67,121	81,957
White	11,220	56,822	68,042
Black	580	718	1,298
American Indian/Alaskan	31	144	175
Other	1,001	2,467	3,468
Unknown	2,004	6,970	8,974
Other race includes Asian, native Hawaiian/Pacific Islander, or other.			
Ethnicity	14,836	67,121	81,957
Hispanic	601	1,011	1,612
Non-Hispanic	9,549	44,766	54,315
Unknown	4,686	21,344	26,030
Gender	14,836	67,121	81,957
Female	7,872	37,436	45,308
Male	6,904	29,667	36,571
Unknown	60	18	78



COVID-19: Suwannee County vaccine summary

Vaccination data through Apr 21, 2021 as of Apr 22, 2021 at 12:05 AM

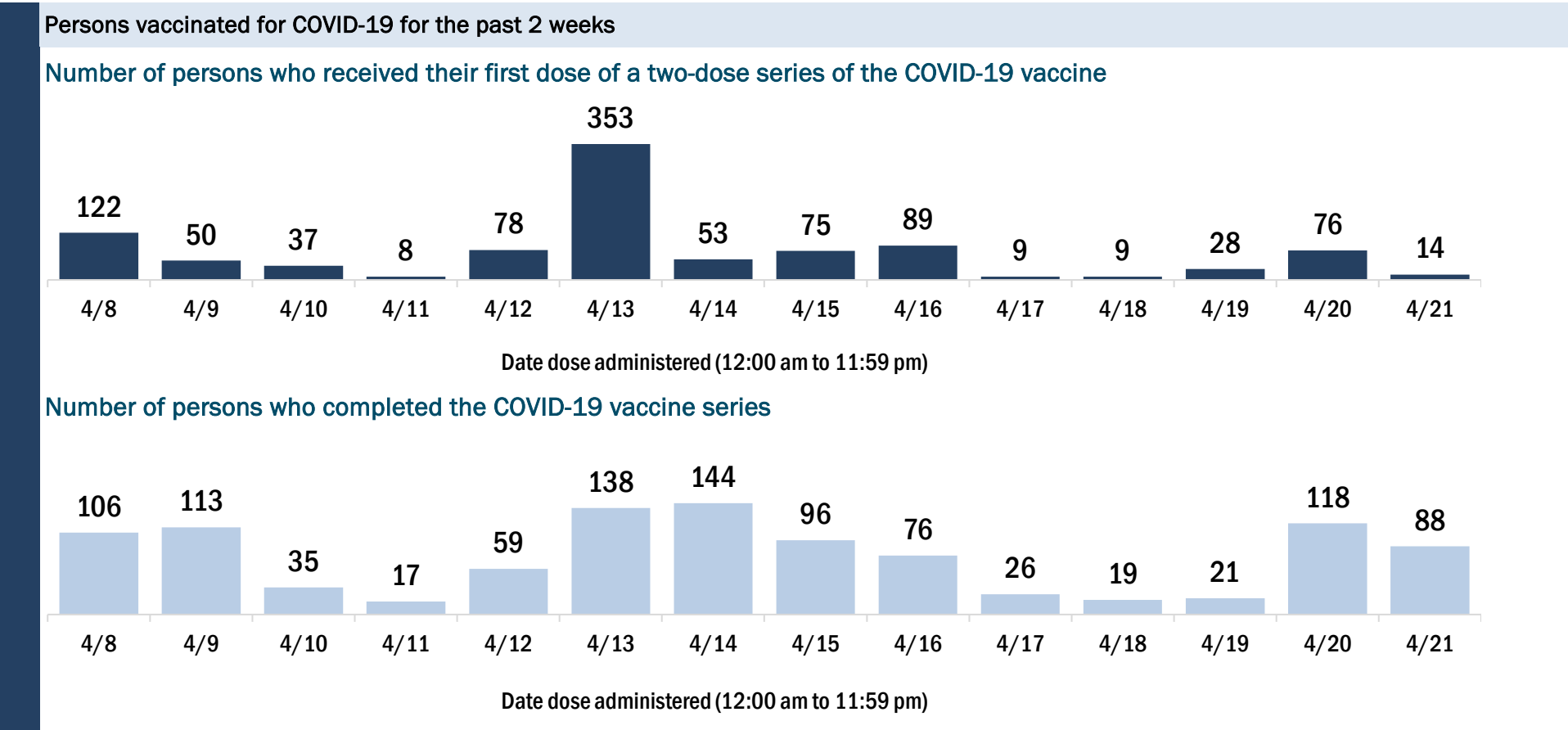
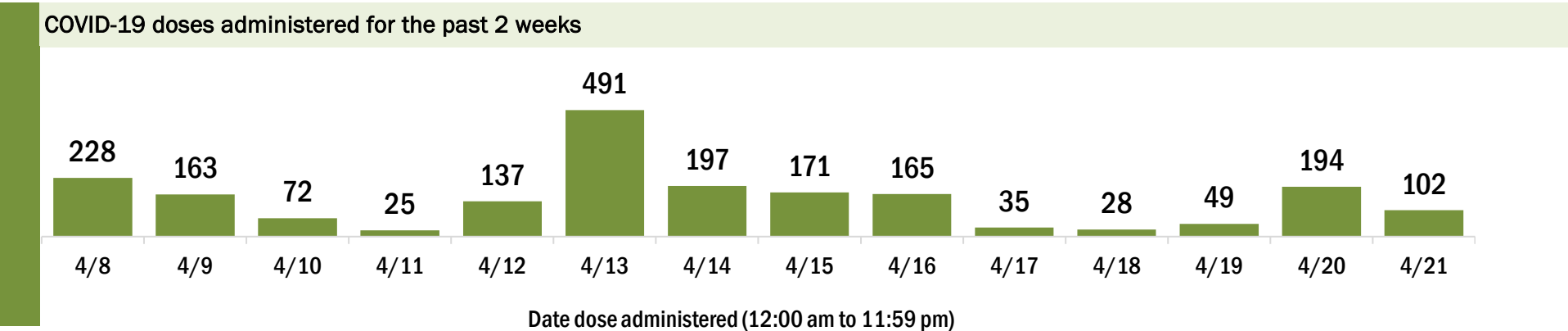
Data in this report are provisional and subject to change.

Data in this summary pertain to COVID-19 vaccines approved by the U.S. Food and Drug Administration and have been issued an Emergency Use Authorization (Janssen COVID-19 Vaccine, Moderna COVID-19 Vaccine and Pfizer-BioNTech COVID-19 Vaccine). These data summarize the number of people who have received either their first dose or have completed the series for a COVID-19 vaccine. **A person can only be counted in one category, first dose or series complete.** For persons receiving Moderna or Pfizer vaccines, once they receive their second dose, they are moved from the first dose column to the series completed column. **Because of this, the total first dose category may show a change from report to report not matching the total receiving their first dose from the previous day.** Persons receiving Johnson & Johnson vaccines will always be counted in the series completed column.

COVID-19 doses for vaccinated persons in Florida	
Doses administered	15,994
People receiving one dose of a 1-dose series (Johnson & Johnson) or receiving only one dose of a 2-dose series (Moderna, Pfizer) count once. Persons receiving both doses of a 2-dose series count twice.	

Current status of persons vaccinated for COVID-19 in Florida	
Total people vaccinated	9,540
First dose	2,477
Series completed	7,063
Completed 1-dose series	609
Completed 2-dose series	6,454
First dose: current number of people who have only received their first dose of the Moderna or Pfizer vaccine.	
Series complete: current number of people who have received both Moderna or Pfizer vaccine doses or one Johnson & Johnson dose and are considered fully immunized.	

Demographic summary	First dose	Series complete	Total people vaccinated
Age group	2,477	7,063	9,540
16-24 years	184	83	267
25-34 years	208	152	360
35-44 years	305	264	569
45-54 years	445	461	906
55-64 years	770	1,295	2,065
65-74 years	321	2,622	2,943
75-84 years	177	1,635	1,812
85+ years	67	551	618
Race	2,477	7,063	9,540
White	1,635	4,894	6,529
Black	318	549	867
American Indian/Alaskan	6	7	13
Other	230	458	688
Unknown	288	1,155	1,443
Other race includes Asian, native Hawaiian/Pacific Islander, or other.			
Ethnicity	2,477	7,063	9,540
Hispanic	210	235	445
Non-Hispanic	1,449	3,662	5,111
Unknown	818	3,166	3,984
Gender	2,477	7,063	9,540
Female	1,186	4,133	5,319
Male	1,291	2,930	4,221
Unknown	0	0	0



COVID-19: Taylor County vaccine summary

Vaccination data through Apr 21, 2021 as of Apr 22, 2021 at 12:05 AM

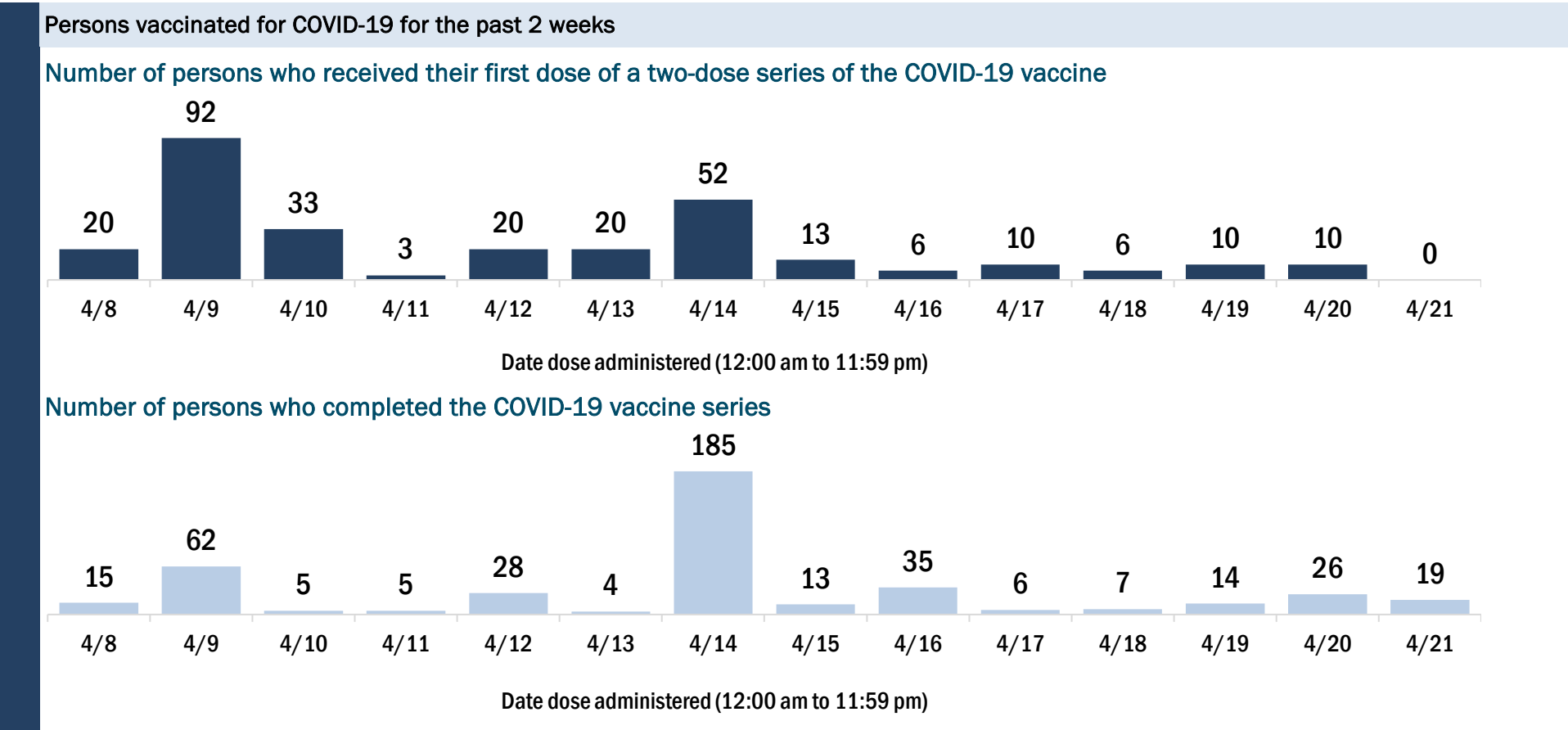
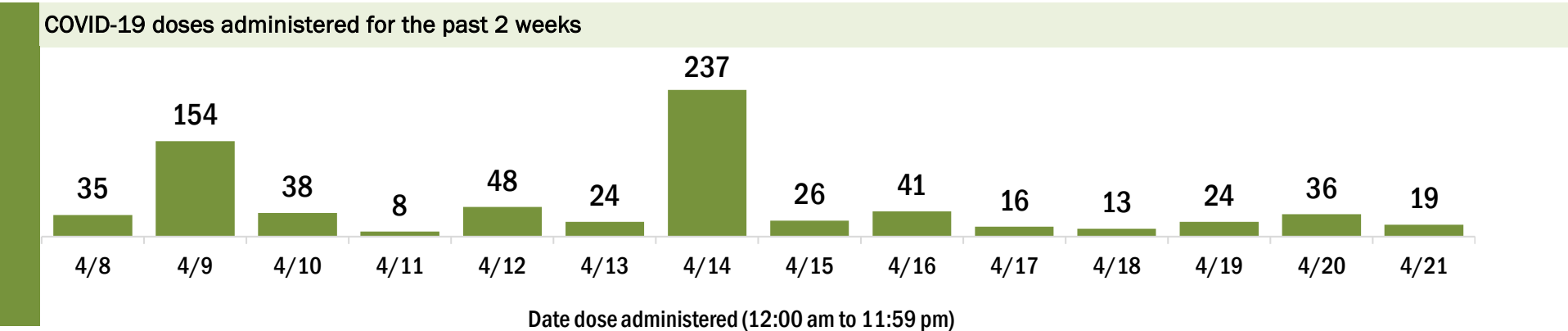
Data in this report are provisional and subject to change.

Data in this summary pertain to COVID-19 vaccines approved by the U.S. Food and Drug Administration and have been issued an Emergency Use Authorization (Janssen COVID-19 Vaccine, Moderna COVID-19 Vaccine and Pfizer-BioNTech COVID-19 Vaccine). These data summarize the number of people who have received either their first dose or have completed the series for a COVID-19 vaccine. **A person can only be counted in one category, first dose or series complete.** For persons receiving Moderna or Pfizer vaccines, once they receive their second dose, they are moved from the first dose column to the series completed column. **Because of this, the total first dose category may show a change from report to report not matching the total receiving their first dose from the previous day.** Persons receiving Johnson & Johnson vaccines will always be counted in the series completed column.

COVID-19 doses for vaccinated persons in Florida	
Doses administered	8,205
People receiving one dose of a 1-dose series (Johnson & Johnson) or receiving only one dose of a 2-dose series (Moderna, Pfizer) count once. Persons receiving both doses of a 2-dose series count twice.	

Current status of persons vaccinated for COVID-19 in Florida	
Total people vaccinated	5,102
First dose	1,732
Series completed	3,370
Completed 1-dose series	267
Completed 2-dose series	3,103
First dose: current number of people who have only received their first dose of the Moderna or Pfizer vaccine.	
Series complete: current number of people who have received both Moderna or Pfizer vaccine doses or one Johnson & Johnson dose and are considered fully immunized.	

Demographic summary	First dose	Series complete	Total people vaccinated
Age group	1,732	3,370	5,102
16-24 years	53	42	95
25-34 years	99	84	183
35-44 years	143	119	262
45-54 years	248	235	483
55-64 years	531	638	1,169
65-74 years	405	1,297	1,702
75-84 years	193	747	940
85+ years	60	208	268
Race	1,732	3,370	5,102
White	1,230	2,518	3,748
Black	233	386	619
American Indian/Alaskan	14	30	44
Other	105	207	312
Unknown	150	229	379
Other race includes Asian, native Hawaiian/Pacific Islander, or other.			
Ethnicity	1,732	3,370	5,102
Hispanic	44	51	95
Non-Hispanic	1,159	2,119	3,278
Unknown	529	1,200	1,729
Gender	1,732	3,370	5,102
Female	925	1,878	2,803
Male	804	1,492	2,296
Unknown	3	0	3



COVID-19: Union County vaccine summary

Vaccination data through Apr 21, 2021 as of Apr 22, 2021 at 12:05 AM

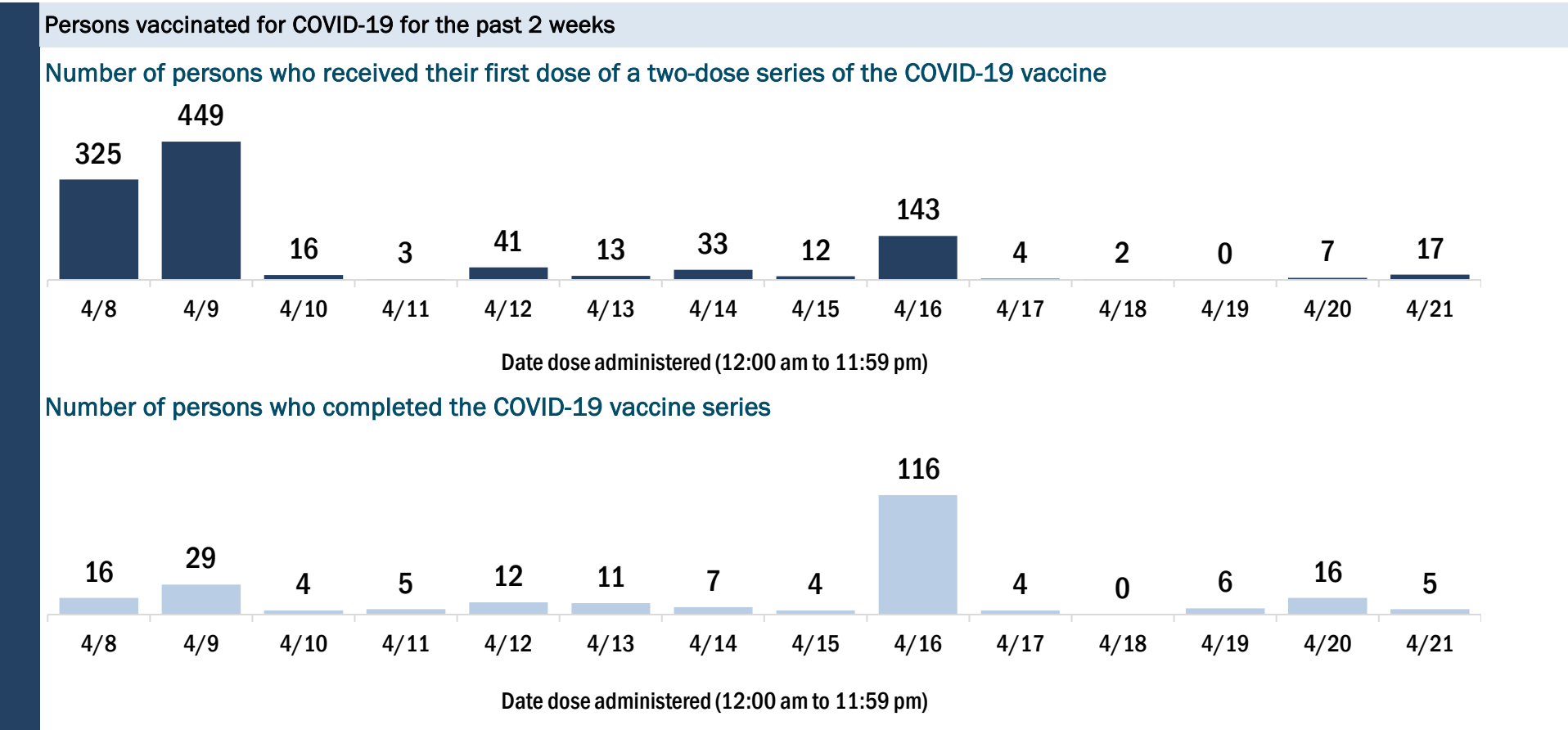
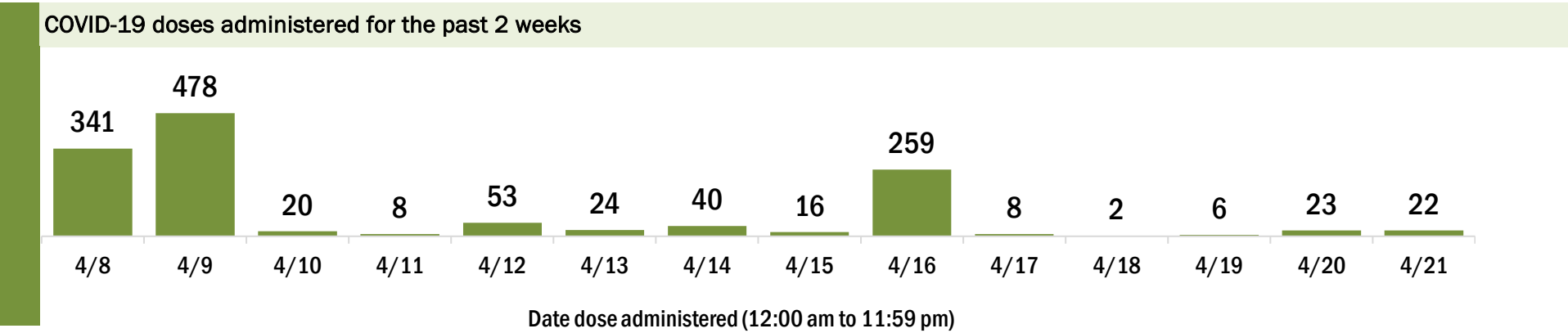
Data in this report are provisional and subject to change.

Data in this summary pertain to COVID-19 vaccines approved by the U.S. Food and Drug Administration and have been issued an Emergency Use Authorization (Janssen COVID-19 Vaccine, Moderna COVID-19 Vaccine and Pfizer-BioNTech COVID-19 Vaccine). These data summarize the number of people who have received either their first dose or have completed the series for a COVID-19 vaccine. **A person can only be counted in one category, first dose or series complete.** For persons receiving Moderna or Pfizer vaccines, once they receive their second dose, they are moved from the first dose column to the series completed column. **Because of this, the total first dose category may show a change from report to report not matching the total receiving their first dose from the previous day.** Persons receiving Johnson & Johnson vaccines will always be counted in the series completed column.

COVID-19 doses for vaccinated persons in Florida	
Doses administered	4,774
People receiving one dose of a 1-dose series (Johnson & Johnson) or receiving only one dose of a 2-dose series (Moderna, Pfizer) count once. Persons receiving both doses of a 2-dose series count twice.	

Current status of persons vaccinated for COVID-19 in Florida	
Total people vaccinated	3,243
First dose	1,598
Series completed	1,645
Completed 1-dose series	114
Completed 2-dose series	1,531
First dose: current number of people who have only received their first dose of the Moderna or Pfizer vaccine.	
Series complete: current number of people who have received both Moderna or Pfizer vaccine doses or one Johnson & Johnson dose and are considered fully immunized.	

Demographic summary	First dose	Series complete	Total people vaccinated
Age group	1,598	1,645	3,243
16-24 years	67	26	93
25-34 years	139	71	210
35-44 years	278	64	342
45-54 years	359	112	471
55-64 years	480	305	785
65-74 years	202	609	811
75-84 years	62	356	418
85+ years	11	102	113
Race	1,598	1,645	3,243
White	1,025	1,341	2,366
Black	439	137	576
American Indian/Alaskan	7	16	23
Other	101	113	214
Unknown	26	38	64
Other race includes Asian, native Hawaiian/Pacific Islander, or other.			
Ethnicity	1,598	1,645	3,243
Hispanic	89	36	125
Non-Hispanic	1,321	1,500	2,821
Unknown	188	109	297
Gender	1,598	1,645	3,243
Female	349	956	1,305
Male	1,244	689	1,933
Unknown	5	0	5



COVID-19: Volusia County vaccine summary

Vaccination data through Apr 21, 2021 as of Apr 22, 2021 at 12:05 AM

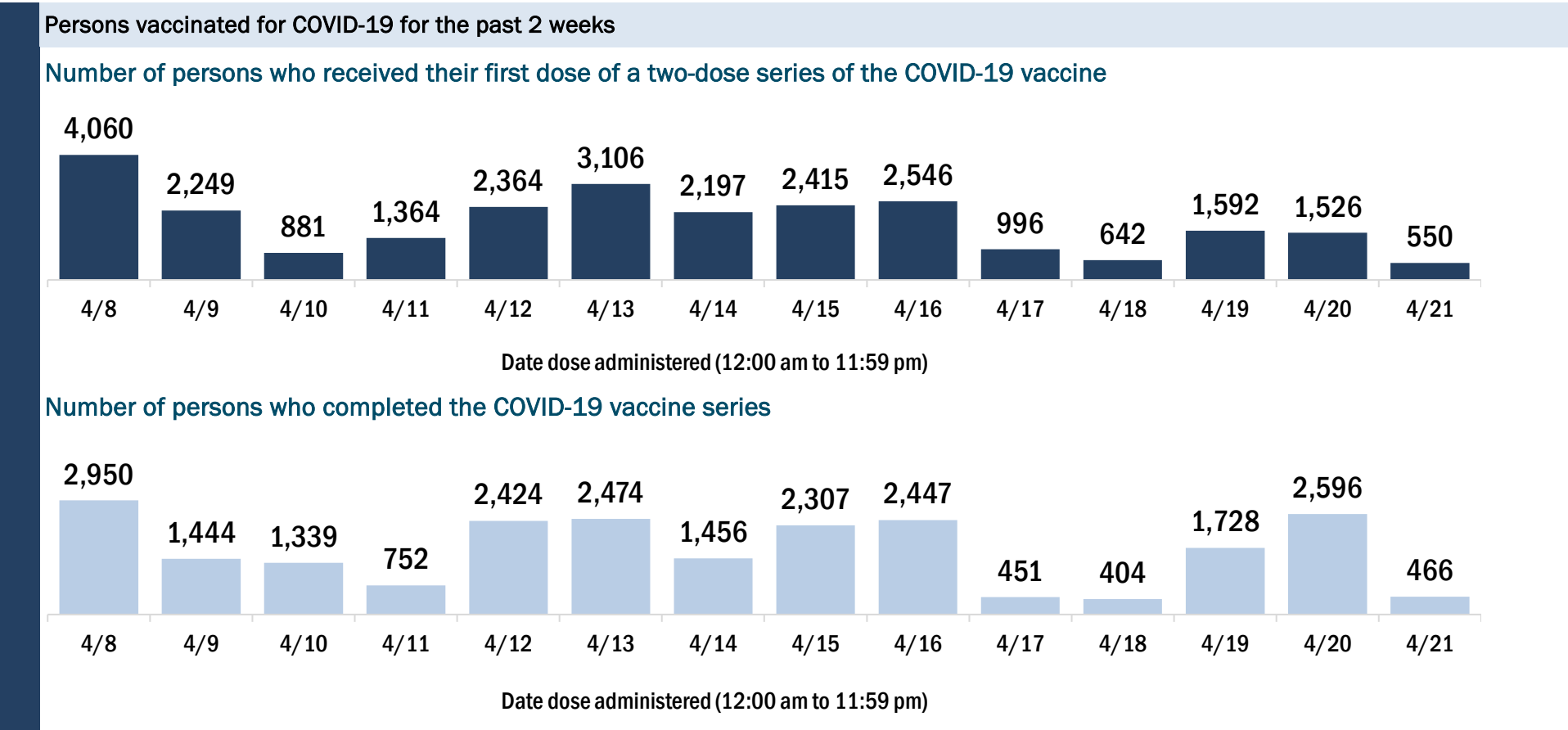
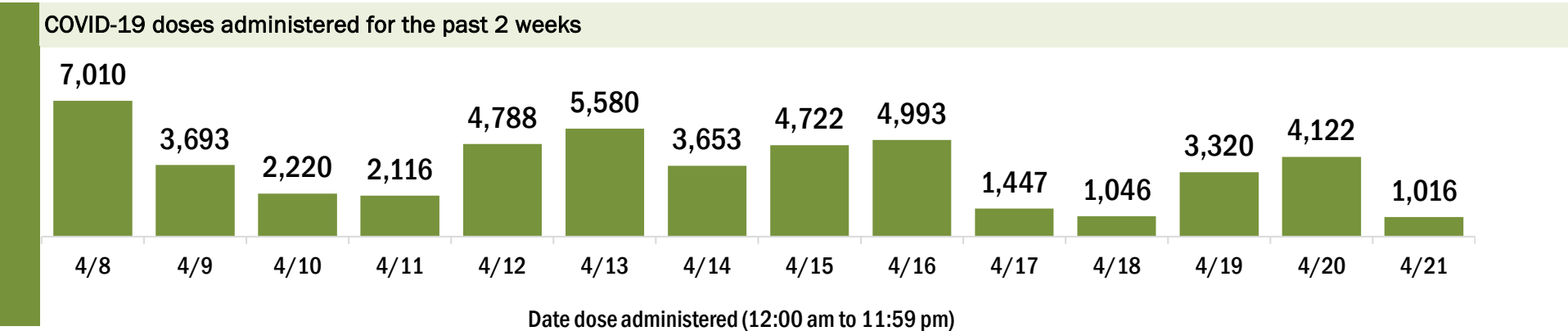
Data in this report are provisional and subject to change.

Data in this summary pertain to COVID-19 vaccines approved by the U.S. Food and Drug Administration and have been issued an Emergency Use Authorization (Janssen COVID-19 Vaccine, Moderna COVID-19 Vaccine and Pfizer-BioNTech COVID-19 Vaccine). These data summarize the number of people who have received either their first dose or have completed the series for a COVID-19 vaccine. **A person can only be counted in one category, first dose or series complete.** For persons receiving Moderna or Pfizer vaccines, once they receive their second dose, they are moved from the first dose column to the series completed column. **Because of this, the total first dose category may show a change from report to report not matching the total receiving their first dose from the previous day.** Persons receiving Johnson & Johnson vaccines will always be counted in the series completed column.

COVID-19 doses for vaccinated persons in Florida	
Doses administered	315,148
People receiving one dose of a 1-dose series (Johnson & Johnson) or receiving only one dose of a 2-dose series (Moderna, Pfizer) count once. Persons receiving both doses of a 2-dose series count twice.	

Current status of persons vaccinated for COVID-19 in Florida	
Total people vaccinated	200,040
First dose	67,715
Series completed	132,325
Completed 1-dose series	17,217
Completed 2-dose series	115,108
First dose: current number of people who have only received their first dose of the Moderna or Pfizer vaccine.	
Series complete: current number of people who have received both Moderna or Pfizer vaccine doses or one Johnson & Johnson dose and are considered fully immunized.	

Demographic summary	First dose	Series complete	Total people vaccinated
Age group	67,715	132,325	200,040
16-24 years	6,662	2,123	8,785
25-34 years	6,287	4,309	10,596
35-44 years	7,890	6,002	13,892
45-54 years	11,374	10,098	21,472
55-64 years	17,282	24,012	41,294
65-74 years	10,941	48,608	59,549
75-84 years	5,395	27,527	32,922
85+ years	1,884	9,646	11,530
Race	67,715	132,325	200,040
White	44,274	87,623	131,897
Black	3,612	5,762	9,374
American Indian/Alaskan	228	448	676
Other	7,013	15,115	22,128
Unknown	12,588	23,377	35,965
Other race includes Asian, native Hawaiian/Pacific Islander, or other.			
Ethnicity	67,715	132,325	200,040
Hispanic	7,592	6,251	13,843
Non-Hispanic	36,446	67,676	104,122
Unknown	23,677	58,398	82,075
Gender	67,715	132,325	200,040
Female	34,999	76,324	111,323
Male	30,997	54,242	85,239
Unknown	1,719	1,759	3,478



COVID-19: Wakulla County vaccine summary

Vaccination data through Apr 21, 2021 as of Apr 22, 2021 at 12:05 AM

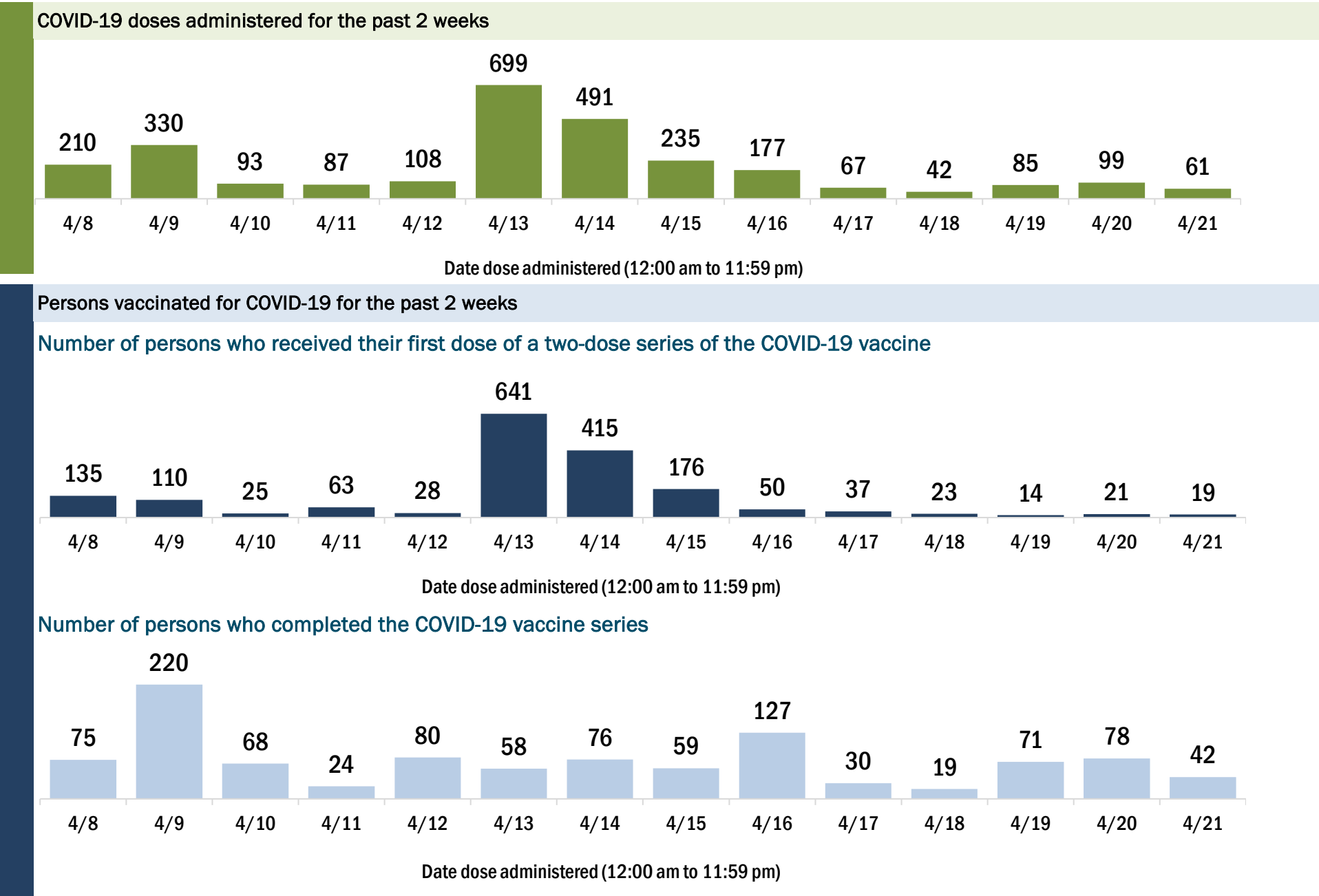
Data in this report are provisional and subject to change.

Data in this summary pertain to COVID-19 vaccines approved by the U.S. Food and Drug Administration and have been issued an Emergency Use Authorization (Janssen COVID-19 Vaccine, Moderna COVID-19 Vaccine and Pfizer-BioNTech COVID-19 Vaccine). These data summarize the number of people who have received either their first dose or have completed the series for a COVID-19 vaccine. **A person can only be counted in one category, first dose or series complete.** For persons receiving Moderna or Pfizer vaccines, once they receive their second dose, they are moved from the first dose column to the series completed column. **Because of this, the total first dose category may show a change from report to report not matching the total receiving their first dose from the previous day.** Persons receiving Johnson & Johnson vaccines will always be counted in the series completed column.

COVID-19 doses for vaccinated persons in Florida	
Doses administered	16,647
People receiving one dose of a 1-dose series (Johnson & Johnson) or receiving only one dose of a 2-dose series (Moderna, Pfizer) count once. Persons receiving both doses of a 2-dose series count twice.	

Current status of persons vaccinated for COVID-19 in Florida	
Total people vaccinated	10,443
First dose	3,777
Series completed	6,666
Completed 1-dose series	462
Completed 2-dose series	6,204
First dose: current number of people who have only received their first dose of the Moderna or Pfizer vaccine.	
Series complete: current number of people who have received both Moderna or Pfizer vaccine doses or one Johnson & Johnson dose and are considered fully immunized.	

Demographic summary	First dose	Series complete	Total people vaccinated
Age group	3,777	6,666	10,443
16-24 years	245	114	359
25-34 years	445	262	707
35-44 years	609	443	1,052
45-54 years	775	698	1,473
55-64 years	954	1,365	2,319
65-74 years	473	2,403	2,876
75-84 years	217	1,115	1,332
85+ years	59	266	325
Race	3,777	6,666	10,443
White	2,671	4,990	7,661
Black	587	473	1,060
American Indian/Alaskan	19	29	48
Other	268	835	1,103
Unknown	232	339	571
Other race includes Asian, native Hawaiian/Pacific Islander, or other.			
Ethnicity	3,777	6,666	10,443
Hispanic	97	104	201
Non-Hispanic	2,160	5,305	7,465
Unknown	1,520	1,257	2,777
Gender	3,777	6,666	10,443
Female	1,567	3,739	5,306
Male	2,209	2,926	5,135
Unknown	1	1	2



COVID-19: Walton County vaccine summary

Vaccination data through Apr 21, 2021 as of Apr 22, 2021 at 12:05 AM

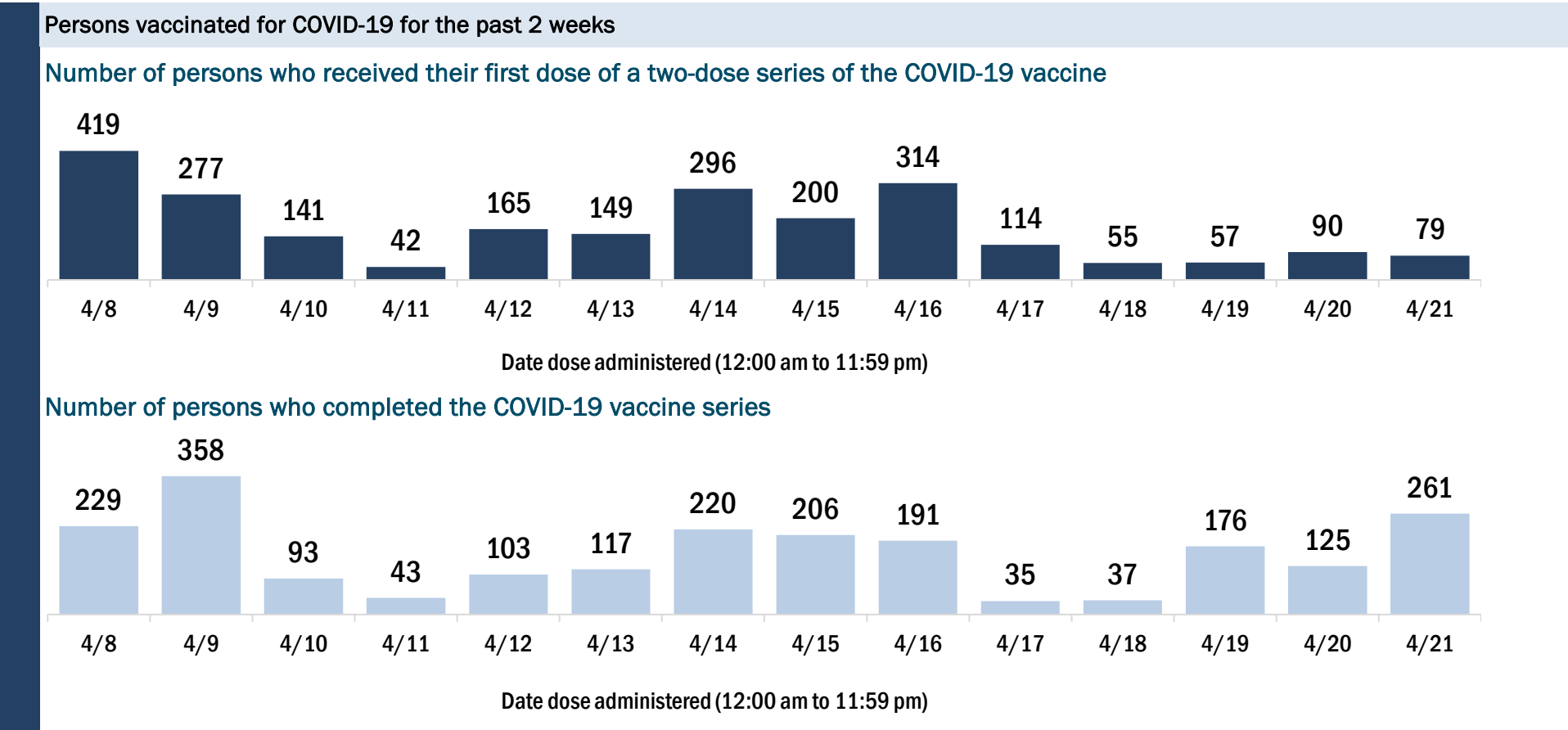
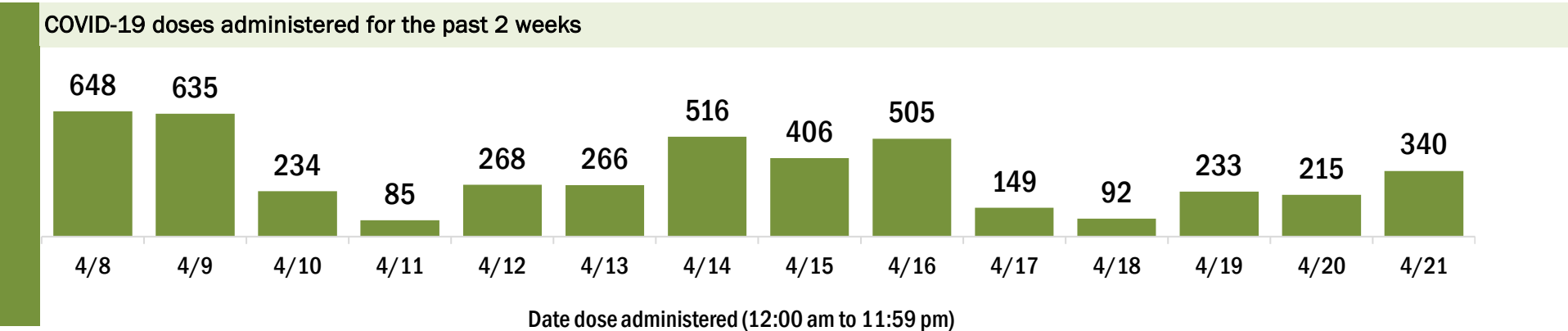
Data in this report are provisional and subject to change.

Data in this summary pertain to COVID-19 vaccines approved by the U.S. Food and Drug Administration and have been issued an Emergency Use Authorization (Janssen COVID-19 Vaccine, Moderna COVID-19 Vaccine and Pfizer-BioNTech COVID-19 Vaccine). These data summarize the number of people who have received either their first dose or have completed the series for a COVID-19 vaccine. **A person can only be counted in one category, first dose or series complete.** For persons receiving Moderna or Pfizer vaccines, once they receive their second dose, they are moved from the first dose column to the series completed column. **Because of this, the total first dose category may show a change from report to report not matching the total receiving their first dose from the previous day.** Persons receiving Johnson & Johnson vaccines will always be counted in the series completed column.

COVID-19 doses for vaccinated persons in Florida	
Doses administered	35,807
People receiving one dose of a 1-dose series (Johnson & Johnson) or receiving only one dose of a 2-dose series (Moderna, Pfizer) count once. Persons receiving both doses of a 2-dose series count twice.	

Current status of persons vaccinated for COVID-19 in Florida	
Total people vaccinated	22,024
First dose	7,178
Series completed	14,846
Completed 1-dose series	1,063
Completed 2-dose series	13,783
First dose: current number of people who have only received their first dose of the Moderna or Pfizer vaccine.	
Series complete: current number of people who have received both Moderna or Pfizer vaccine doses or one Johnson & Johnson dose and are considered fully immunized.	

Demographic summary	First dose	Series complete	Total people vaccinated
Age group	7,178	14,846	22,024
16-24 years	448	155	603
25-34 years	603	393	996
35-44 years	964	798	1,762
45-54 years	1,301	1,275	2,576
55-64 years	1,909	3,259	5,168
65-74 years	1,259	5,804	7,063
75-84 years	552	2,482	3,034
85+ years	142	680	822
Race	7,178	14,846	22,024
White	5,165	11,353	16,518
Black	181	260	441
American Indian/Alaskan	29	50	79
Other	473	654	1,127
Unknown	1,330	2,529	3,859
Other race includes Asian, native Hawaiian/Pacific Islander, or other.			
Ethnicity	7,178	14,846	22,024
Hispanic	395	291	686
Non-Hispanic	4,352	9,905	14,257
Unknown	2,431	4,650	7,081
Gender	7,178	14,846	22,024
Female	3,812	8,193	12,005
Male	3,365	6,651	10,016
Unknown	1	2	3



COVID-19: Washington County vaccine summary

Vaccination data through Apr 21, 2021 as of Apr 22, 2021 at 12:05 AM

Data in this report are provisional and subject to change.

Data in this summary pertain to COVID-19 vaccines approved by the U.S. Food and Drug Administration and have been issued an Emergency Use Authorization (Janssen COVID-19 Vaccine, Moderna COVID-19 Vaccine and Pfizer-BioNTech COVID-19 Vaccine). These data summarize the number of people who have received either their first dose or have completed the series for a COVID-19 vaccine. **A person can only be counted in one category, first dose or series complete.** For persons receiving Moderna or Pfizer vaccines, once they receive their second dose, they are moved from the first dose column to the series completed column. **Because of this, the total first dose category may show a change from report to report not matching the total receiving their first dose from the previous day.** Persons receiving Johnson & Johnson vaccines will always be counted in the series completed column.

COVID-19 doses for vaccinated persons in Florida	
Doses administered	8,564
People receiving one dose of a 1-dose series (Johnson & Johnson) or receiving only one dose of a 2-dose series (Moderna, Pfizer) count once. Persons receiving both doses of a 2-dose series count twice.	

Current status of persons vaccinated for COVID-19 in Florida	
Total people vaccinated	5,245
First dose	1,607
Series completed	3,638
Completed 1-dose series	319
Completed 2-dose series	3,319
First dose: current number of people who have only received their first dose of the Moderna or Pfizer vaccine.	
Series complete: current number of people who have received both Moderna or Pfizer vaccine doses or one Johnson & Johnson dose and are considered fully immunized.	

Demographic summary	First dose	Series complete	Total people vaccinated
Age group	1,607	3,638	5,245
16-24 years	77	30	107
25-34 years	163	94	257
35-44 years	263	156	419
45-54 years	324	318	642
55-64 years	466	793	1,259
65-74 years	194	1,274	1,468
75-84 years	84	730	814
85+ years	36	243	279
Race	1,607	3,638	5,245
White	939	2,870	3,809
Black	211	356	567
American Indian/Alaskan	22	43	65
Other	52	172	224
Unknown	383	197	580
Other race includes Asian, native Hawaiian/Pacific Islander, or other.			
Ethnicity	1,607	3,638	5,245
Hispanic	62	51	113
Non-Hispanic	1,267	2,937	4,204
Unknown	278	650	928
Gender	1,607	3,638	5,245
Female	599	2,026	2,625
Male	1,007	1,612	2,619
Unknown	1	0	1

