

COVID-19: Florida vaccine summary

Vaccination data through Apr 20, 2021 as of Apr 21, 2021 at 12:05 AM

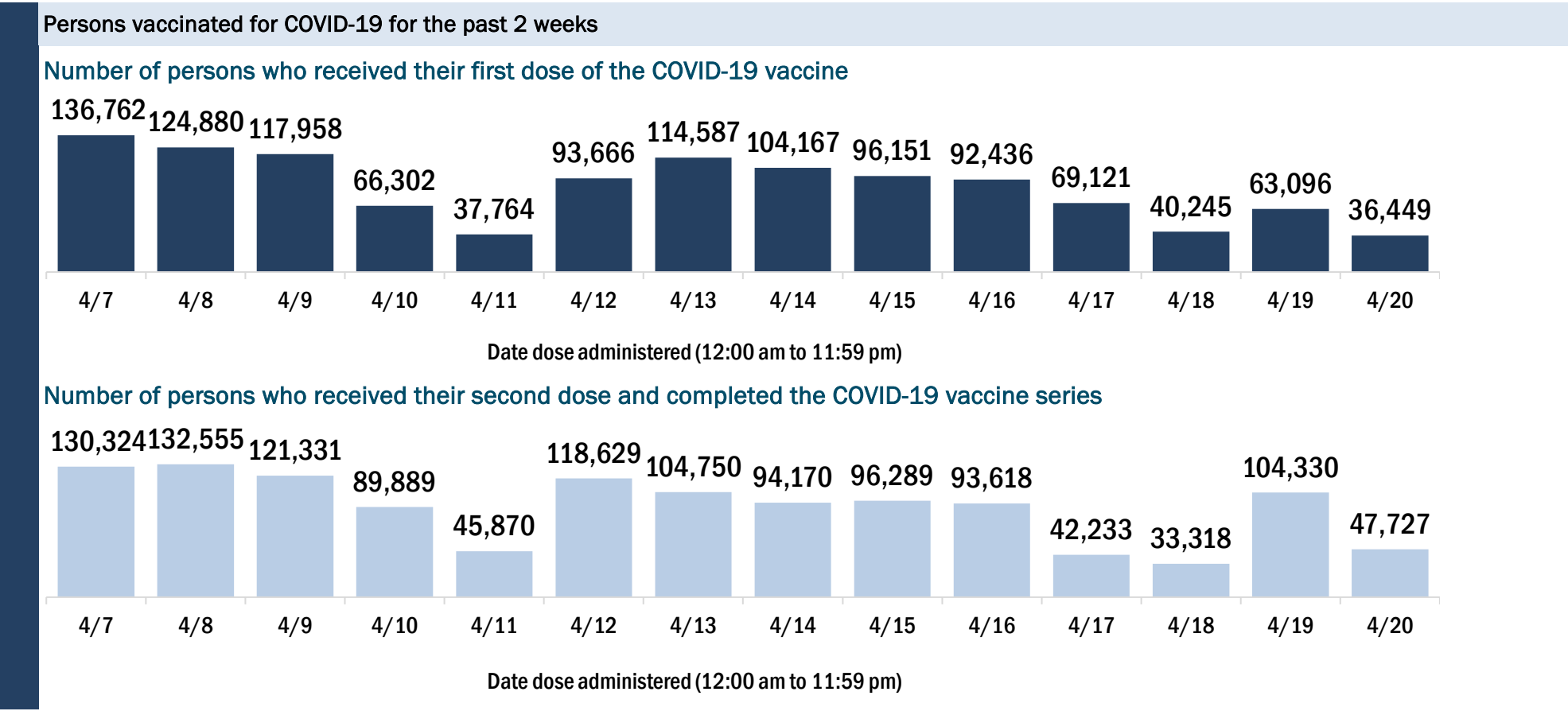
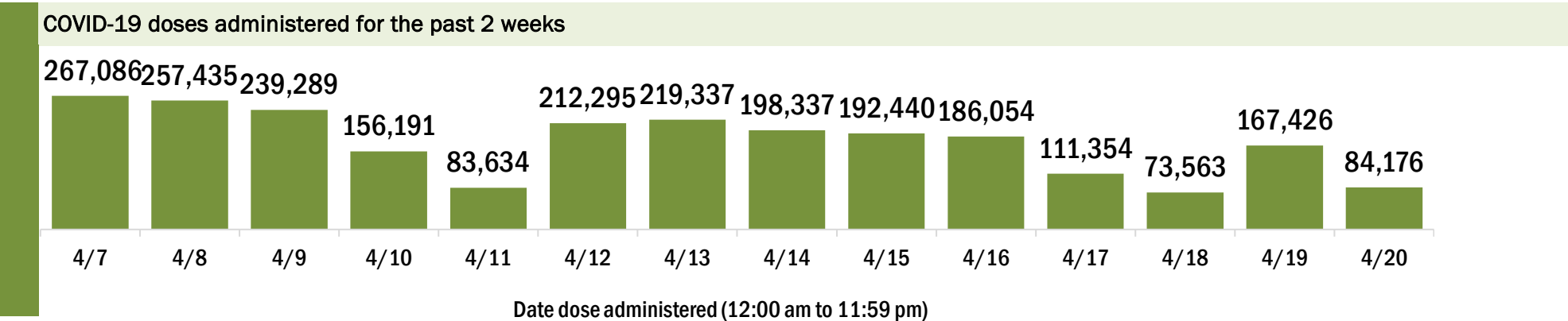
Data in this report are provisional and subject to change. Data are based on county of residence.

Data in this summary pertain to COVID-19 vaccines approved by the U.S. Food and Drug Administration and have been issued an Emergency Use Authorization (Janssen COVID-19 Vaccine, Moderna COVID-19 Vaccine and Pfizer-BioNTech COVID-19 Vaccine). These data summarize the number of people who have received either their first dose or have completed the series for a COVID-19 vaccine. **A person can only be counted in one category, first dose or series complete.** For persons receiving Moderna or Pfizer vaccines, once they receive their second dose, they are moved from the first dose column to the series completed column. **Because of this, the total first dose category may show a change from report to report not matching the total receiving their first dose from the previous day.** Persons receiving Johnson & Johnson vaccines will always be counted in the series completed column.

COVID-19 doses for vaccinated persons in Florida	
Doses administered	13,012,036
People receiving one dose of a 1-dose series (Johnson & Johnson) or receiving only one dose of a 2-dose series (Moderna, Pfizer) count once. Persons receiving both doses of a 2-dose series count twice.	

Current status of persons vaccinated for COVID-19 in Florida	
Total people vaccinated	8,228,278
First dose	2,914,093
Series completed	5,314,185
Completed 1-dose series	530,427
Completed 2-dose series	4,783,758
First dose: current number of people who have only received their first dose of the Moderna or Pfizer vaccine.	
Series complete: current number of people who have received both Moderna or Pfizer vaccine doses or one Johnson & Johnson dose and are considered fully immunized.	

Demographic summary	First dose	Series complete	Total people vaccinated
Age group	2,914,093	5,314,185	8,228,278
16-24 years	285,675	125,918	411,593
25-34 years	348,724	276,980	625,704
35-44 years	442,568	383,695	826,263
45-54 years	535,895	577,709	1,113,604
55-64 years	610,373	1,027,770	1,638,143
65-74 years	383,889	1,653,416	2,037,305
75-84 years	219,582	952,925	1,172,507
85+ years	87,387	315,772	403,159
Race	2,914,093	5,314,185	8,228,278
White	1,858,042	3,679,317	5,537,359
Black	204,762	350,261	555,023
American Indian/Alaskan	11,569	18,088	29,657
Other	330,125	535,020	865,145
Unknown	509,595	731,499	1,241,094
Other race includes Asian, native Hawaiian/Pacific Islander, or other.			
Ethnicity	2,914,093	5,314,185	8,228,278
Hispanic	547,318	704,474	1,251,792
Non-Hispanic	1,357,701	2,891,133	4,248,834
Unknown	1,009,074	1,718,578	2,727,652
Gender	2,914,093	5,314,185	8,228,278
Female	1,536,789	3,023,566	4,560,355
Male	1,363,717	2,282,988	3,646,705
Unknown	13,587	7,631	21,218



COVID-19: Alachua County vaccine summary

Vaccination data through Apr 20, 2021 as of Apr 21, 2021 at 12:05 AM

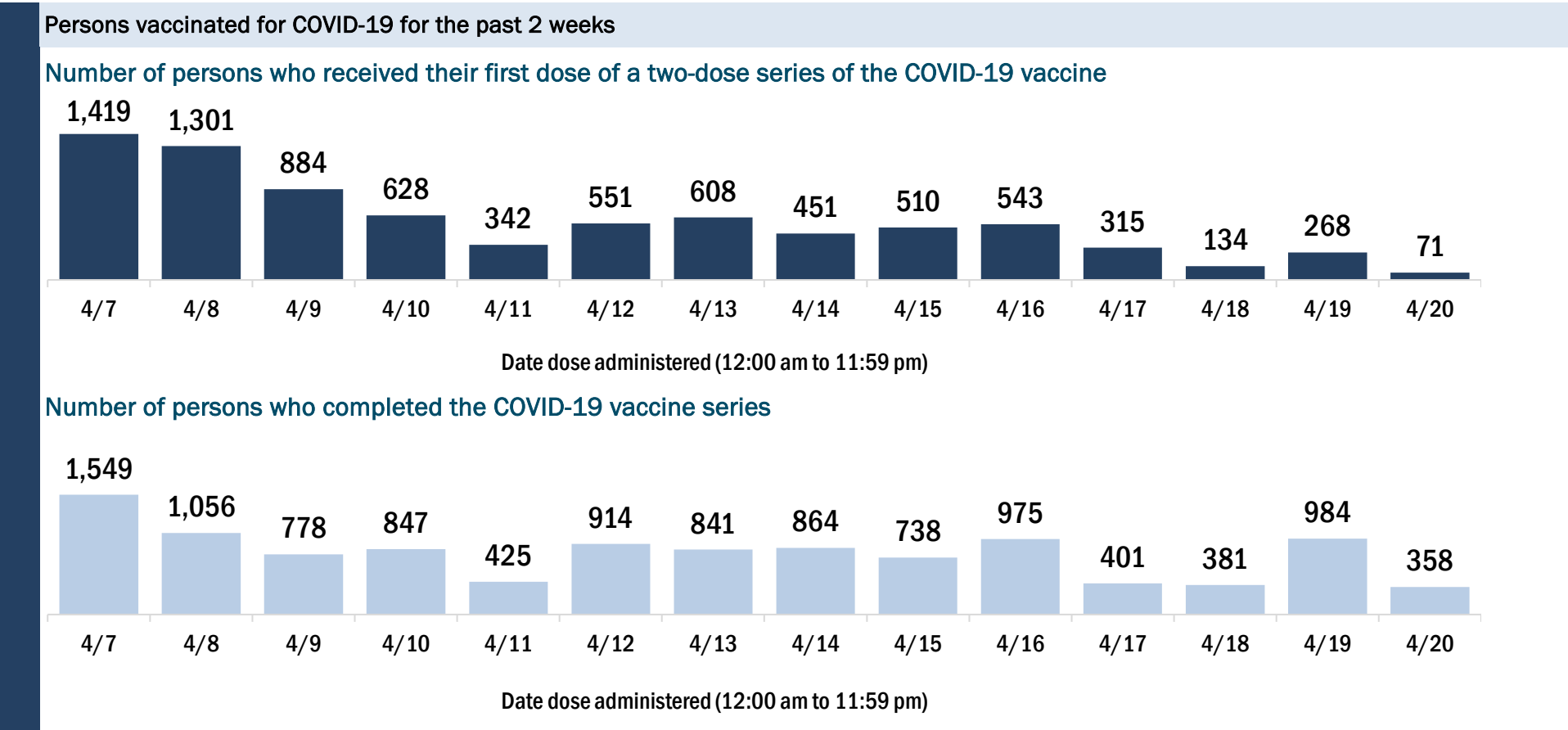
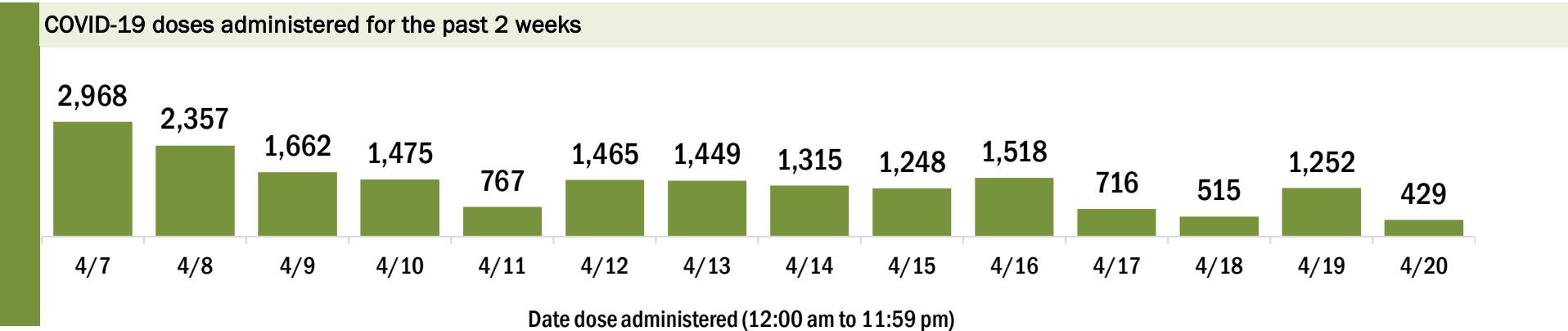
Data in this report are provisional and subject to change.

Data in this summary pertain to COVID-19 vaccines approved by the U.S. Food and Drug Administration and have been issued an Emergency Use Authorization (Janssen COVID-19 Vaccine, Moderna COVID-19 Vaccine and Pfizer-BioNTech COVID-19 Vaccine). These data summarize the number of people who have received either their first dose or have completed the series for a COVID-19 vaccine. **A person can only be counted in one category, first dose or series complete.** For persons receiving Moderna or Pfizer vaccines, once they receive their second dose, they are moved from the first dose column to the series completed column. **Because of this, the total first dose category may show a change from report to report not matching the total receiving their first dose from the previous day.** Persons receiving Johnson & Johnson vaccines will always be counted in the series completed column.

COVID-19 doses for vaccinated persons in Florida	
Doses administered	172,950
People receiving one dose of a 1-dose series (Johnson & Johnson) or receiving only one dose of a 2-dose series (Moderna, Pfizer) count once. Persons receiving both doses of a 2-dose series count twice.	

Current status of persons vaccinated for COVID-19 in Florida	
Total people vaccinated	104,389
First dose	31,546
Series completed	72,843
Completed 1-dose series	4,282
Completed 2-dose series	68,561
First dose: current number of people who have only received their first dose of the Moderna or Pfizer vaccine.	
Series complete: current number of people who have received both Moderna or Pfizer vaccine doses or one Johnson & Johnson dose and are considered fully immunized.	

Demographic summary	First dose	Series complete	Total people vaccinated
Age group	31,546	72,843	104,389
16-24 years	7,584	5,576	13,160
25-34 years	5,351	10,157	15,508
35-44 years	4,848	8,046	12,894
45-54 years	4,995	7,933	12,928
55-64 years	5,541	11,410	16,951
65-74 years	1,942	17,620	19,562
75-84 years	870	8,861	9,731
85+ years	415	3,240	3,655
Race	31,546	72,843	104,389
White	20,042	51,438	71,480
Black	3,553	7,072	10,625
American Indian/Alaskan	104	227	331
Other	5,085	10,545	15,630
Unknown	2,762	3,561	6,323
Other race includes Asian, native Hawaiian/Pacific Islander, or other.			
Ethnicity	31,546	72,843	104,389
Hispanic	3,702	4,617	8,319
Non-Hispanic	18,778	49,597	68,375
Unknown	9,066	18,629	27,695
Gender	31,546	72,843	104,389
Female	16,629	43,097	59,726
Male	14,847	29,714	44,561
Unknown	70	32	102



COVID-19: Baker County vaccine summary

Vaccination data through Apr 20, 2021 as of Apr 21, 2021 at 12:05 AM

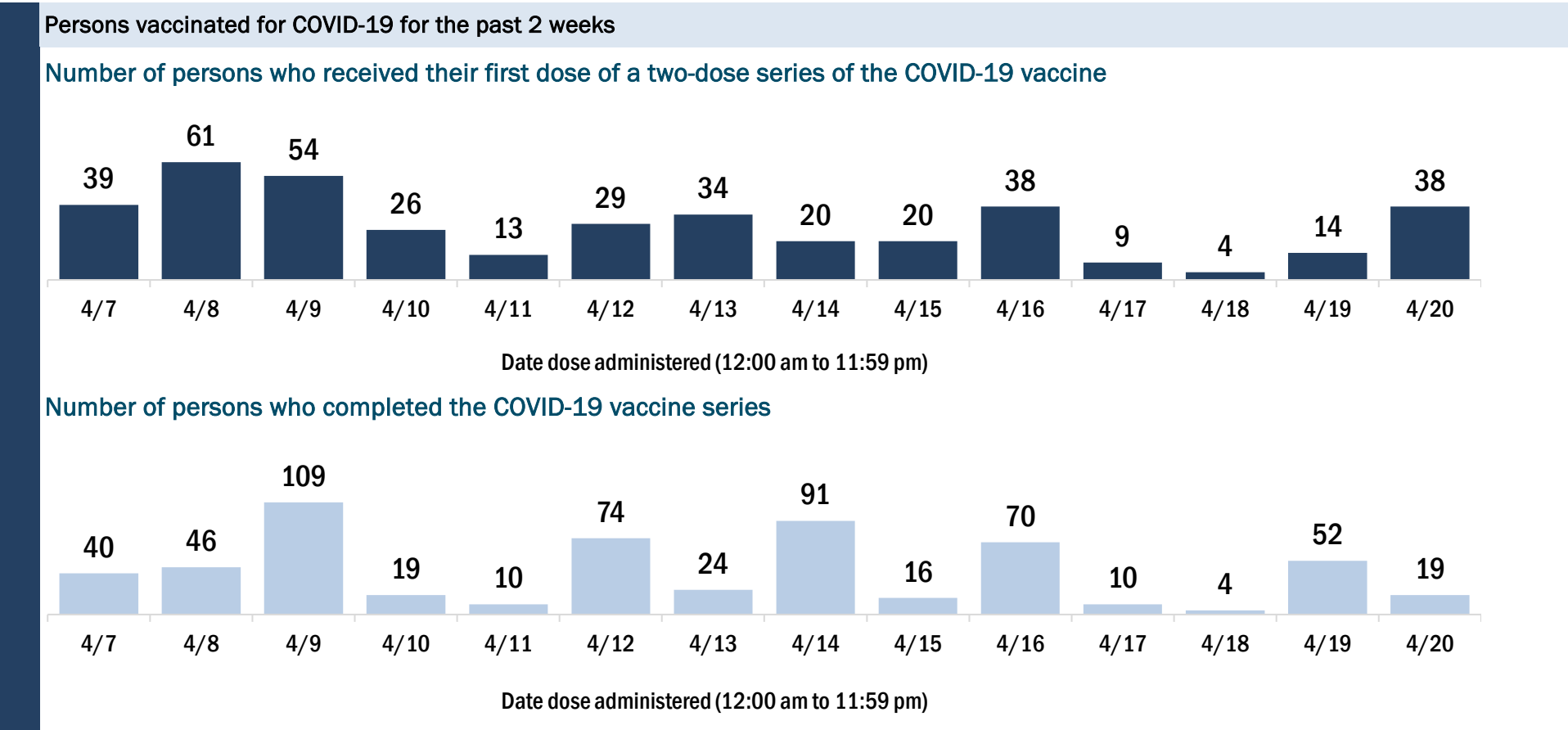
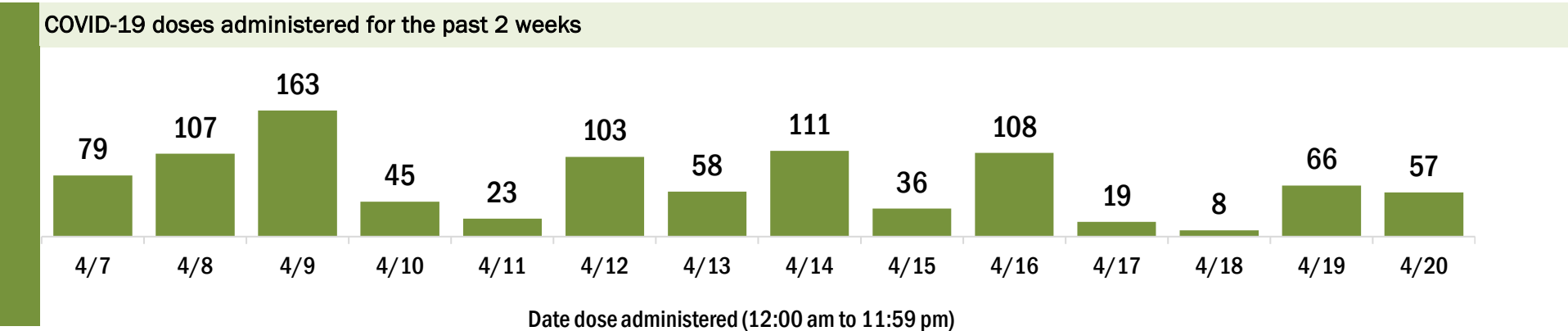
Data in this report are provisional and subject to change.

Data in this summary pertain to COVID-19 vaccines approved by the U.S. Food and Drug Administration and have been issued an Emergency Use Authorization (Janssen COVID-19 Vaccine, Moderna COVID-19 Vaccine and Pfizer-BioNTech COVID-19 Vaccine). These data summarize the number of people who have received either their first dose or have completed the series for a COVID-19 vaccine. **A person can only be counted in one category, first dose or series complete.** For persons receiving Moderna or Pfizer vaccines, once they receive their second dose, they are moved from the first dose column to the series completed column. **Because of this, the total first dose category may show a change from report to report not matching the total receiving their first dose from the previous day.** Persons receiving Johnson & Johnson vaccines will always be counted in the series completed column.

COVID-19 doses for vaccinated persons in Florida	
Doses administered	8,227
People receiving one dose of a 1-dose series (Johnson & Johnson) or receiving only one dose of a 2-dose series (Moderna, Pfizer) count once. Persons receiving both doses of a 2-dose series count twice.	

Current status of persons vaccinated for COVID-19 in Florida	
Total people vaccinated	4,887
First dose	1,406
Series completed	3,481
Completed 1-dose series	141
Completed 2-dose series	3,340
First dose: current number of people who have only received their first dose of the Moderna or Pfizer vaccine.	
Series complete: current number of people who have received both Moderna or Pfizer vaccine doses or one Johnson & Johnson dose and are considered fully immunized.	

Demographic summary	First dose	Series complete	Total people vaccinated
Age group	1,406	3,481	4,887
16-24 years	86	54	140
25-34 years	116	136	252
35-44 years	198	195	393
45-54 years	313	312	625
55-64 years	424	696	1,120
65-74 years	152	1,248	1,400
75-84 years	79	658	737
85+ years	38	182	220
Race	1,406	3,481	4,887
White	1,106	2,752	3,858
Black	133	309	442
American Indian/Alaskan	5	20	25
Other	106	204	310
Unknown	56	196	252
Other race includes Asian, native Hawaiian/Pacific Islander, or other.			
Ethnicity	1,406	3,481	4,887
Hispanic	60	60	120
Non-Hispanic	1,135	2,450	3,585
Unknown	211	971	1,182
Gender	1,406	3,481	4,887
Female	740	1,968	2,708
Male	664	1,513	2,177
Unknown	2	0	2



COVID-19: Bay County vaccine summary

Vaccination data through Apr 20, 2021 as of Apr 21, 2021 at 12:05 AM

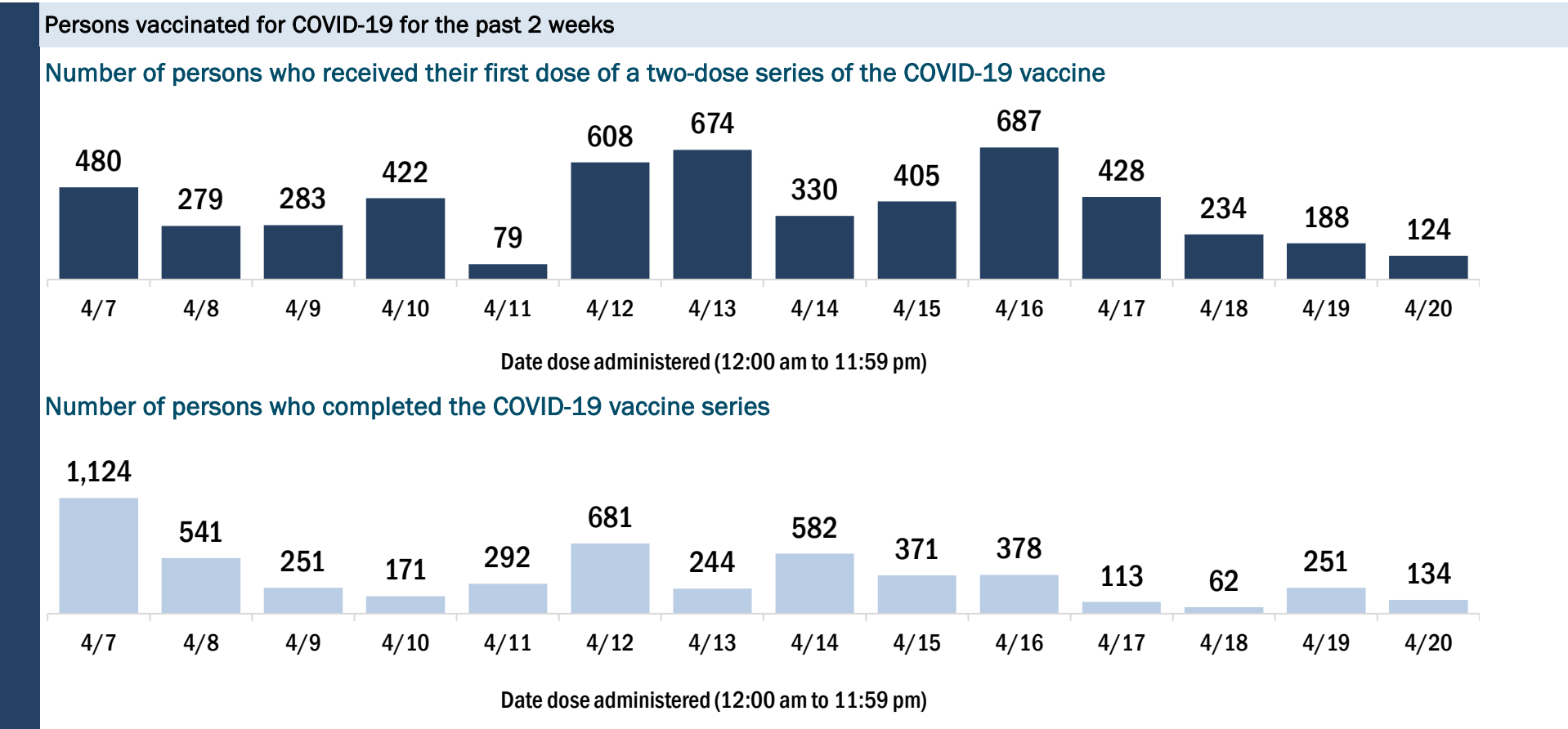
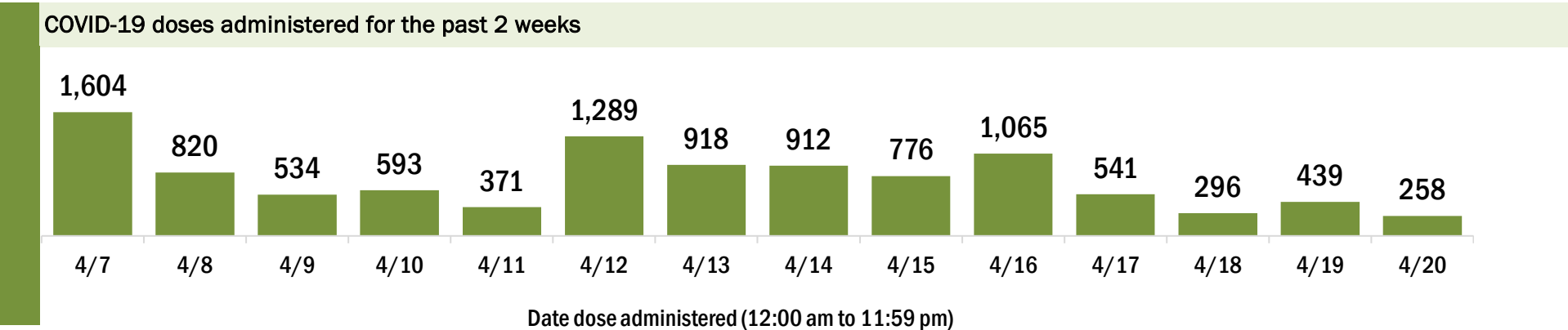
Data in this report are provisional and subject to change.

Data in this summary pertain to COVID-19 vaccines approved by the U.S. Food and Drug Administration and have been issued an Emergency Use Authorization (Janssen COVID-19 Vaccine, Moderna COVID-19 Vaccine and Pfizer-BioNTech COVID-19 Vaccine). These data summarize the number of people who have received either their first dose or have completed the series for a COVID-19 vaccine. **A person can only be counted in one category, first dose or series complete.** For persons receiving Moderna or Pfizer vaccines, once they receive their second dose, they are moved from the first dose column to the series completed column. **Because of this, the total first dose category may show a change from report to report not matching the total receiving their first dose from the previous day.** Persons receiving Johnson & Johnson vaccines will always be counted in the series completed column.

COVID-19 doses for vaccinated persons in Florida	
Doses administered	78,906
People receiving one dose of a 1-dose series (Johnson & Johnson) or receiving only one dose of a 2-dose series (Moderna, Pfizer) count once. Persons receiving both doses of a 2-dose series count twice.	

Current status of persons vaccinated for COVID-19 in Florida	
Total people vaccinated	48,721
First dose	13,540
Series completed	35,181
Completed 1-dose series	4,996
Completed 2-dose series	30,185
First dose: current number of people who have only received their first dose of the Moderna or Pfizer vaccine.	
Series complete: current number of people who have received both Moderna or Pfizer vaccine doses or one Johnson & Johnson dose and are considered fully immunized.	

Demographic summary	First dose	Series complete	Total people vaccinated
Age group	13,540	35,181	48,721
16-24 years	1,186	644	1,830
25-34 years	1,485	1,487	2,972
35-44 years	1,887	2,592	4,479
45-54 years	2,451	3,819	6,270
55-64 years	3,502	7,746	11,248
65-74 years	1,850	11,415	13,265
75-84 years	868	5,705	6,573
85+ years	311	1,773	2,084
Race	13,540	35,181	48,721
White	8,537	25,132	33,669
Black	897	2,287	3,184
American Indian/Alaskan	62	168	230
Other	1,523	2,672	4,195
Unknown	2,521	4,922	7,443
Other race includes Asian, native Hawaiian/Pacific Islander, or other.			
Ethnicity	13,540	35,181	48,721
Hispanic	987	1,182	2,169
Non-Hispanic	7,660	21,702	29,362
Unknown	4,893	12,297	17,190
Gender	13,540	35,181	48,721
Female	7,392	19,691	27,083
Male	6,145	15,484	21,629
Unknown	3	6	9



COVID-19: Bradford County vaccine summary

Vaccination data through Apr 20, 2021 as of Apr 21, 2021 at 12:05 AM

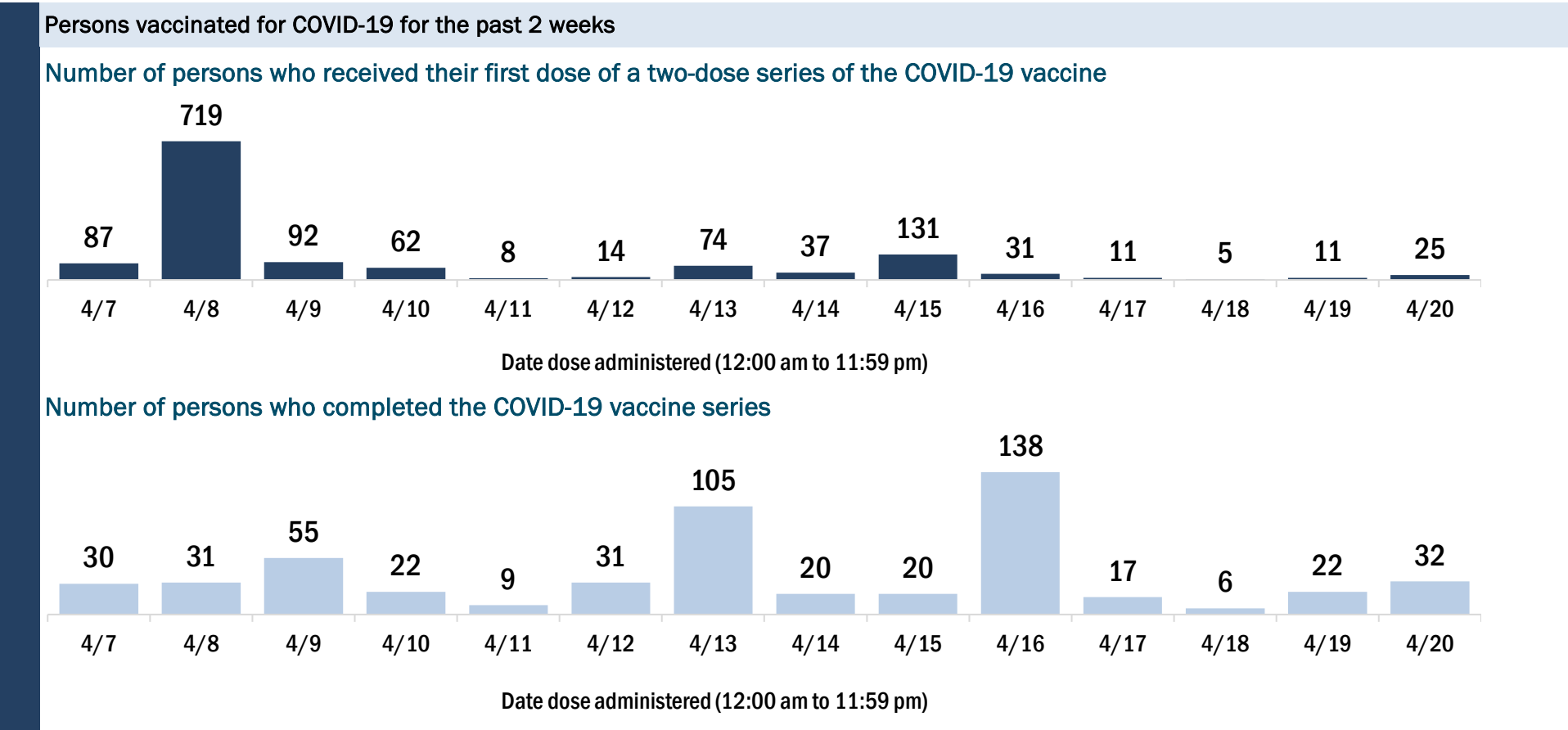
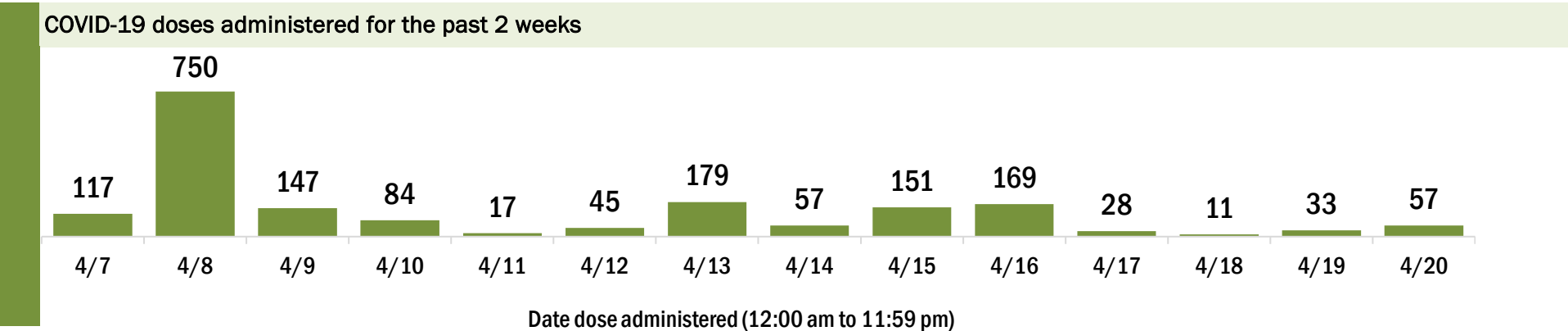
Data in this report are provisional and subject to change.

Data in this summary pertain to COVID-19 vaccines approved by the U.S. Food and Drug Administration and have been issued an Emergency Use Authorization (Janssen COVID-19 Vaccine, Moderna COVID-19 Vaccine and Pfizer-BioNTech COVID-19 Vaccine). These data summarize the number of people who have received either their first dose or have completed the series for a COVID-19 vaccine. **A person can only be counted in one category, first dose or series complete.** For persons receiving Moderna or Pfizer vaccines, once they receive their second dose, they are moved from the first dose column to the series completed column. **Because of this, the total first dose category may show a change from report to report not matching the total receiving their first dose from the previous day.** Persons receiving Johnson & Johnson vaccines will always be counted in the series completed column.

COVID-19 doses for vaccinated persons in Florida	
Doses administered	9,302
People receiving one dose of a 1-dose series (Johnson & Johnson) or receiving only one dose of a 2-dose series (Moderna, Pfizer) count once. Persons receiving both doses of a 2-dose series count twice.	

Current status of persons vaccinated for COVID-19 in Florida	
Total people vaccinated	5,879
First dose	2,119
Series completed	3,760
Completed 1-dose series	337
Completed 2-dose series	3,423
First dose: current number of people who have only received their first dose of the Moderna or Pfizer vaccine.	
Series complete: current number of people who have received both Moderna or Pfizer vaccine doses or one Johnson & Johnson dose and are considered fully immunized.	

Demographic summary	First dose	Series complete	Total people vaccinated
Age group	2,119	3,760	5,879
16-24 years	118	38	156
25-34 years	221	118	339
35-44 years	411	139	550
45-54 years	496	284	780
55-64 years	578	749	1,327
65-74 years	191	1,378	1,569
75-84 years	77	798	875
85+ years	27	256	283
Race	2,119	3,760	5,879
White	1,306	2,854	4,160
Black	588	441	1,029
American Indian/Alaskan	9	24	33
Other	152	311	463
Unknown	64	130	194
Other race includes Asian, native Hawaiian/Pacific Islander, or other.			
Ethnicity	2,119	3,760	5,879
Hispanic	127	44	171
Non-Hispanic	1,699	3,278	4,977
Unknown	293	438	731
Gender	2,119	3,760	5,879
Female	702	2,213	2,915
Male	1,416	1,547	2,963
Unknown	1	0	1



COVID-19: Brevard County vaccine summary

Vaccination data through Apr 20, 2021 as of Apr 21, 2021 at 12:05 AM

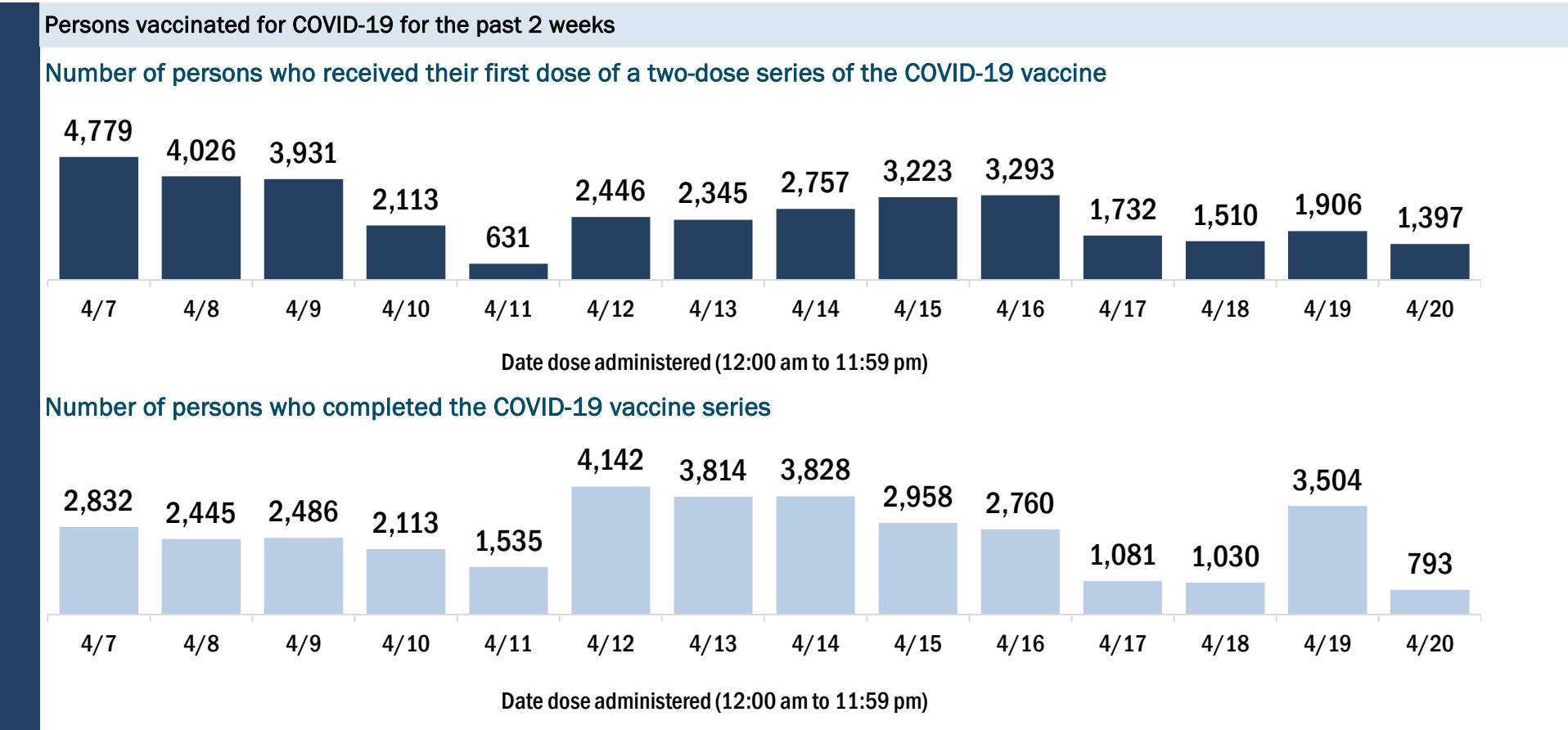
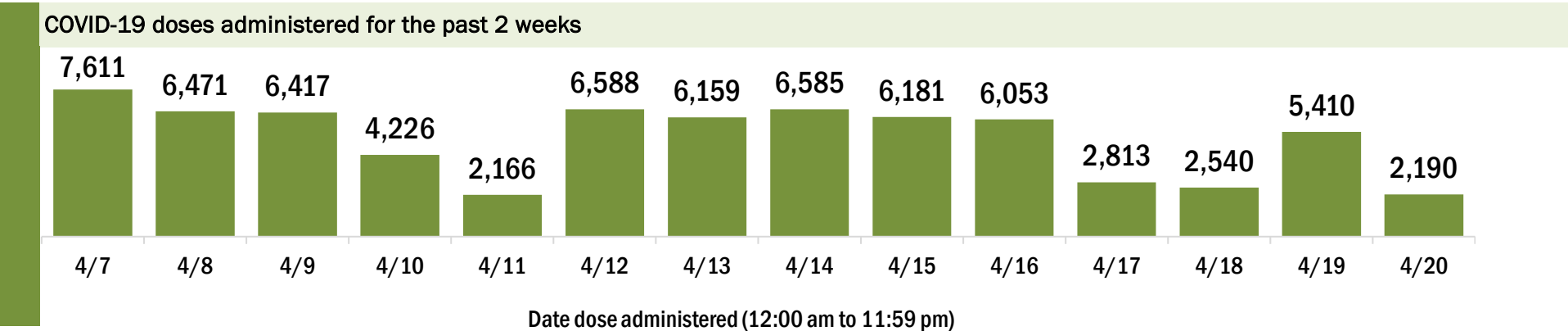
Data in this report are provisional and subject to change.

Data in this summary pertain to COVID-19 vaccines approved by the U.S. Food and Drug Administration and have been issued an Emergency Use Authorization (Janssen COVID-19 Vaccine, Moderna COVID-19 Vaccine and Pfizer-BioNTech COVID-19 Vaccine). These data summarize the number of people who have received either their first dose or have completed the series for a COVID-19 vaccine. **A person can only be counted in one category, first dose or series complete.** For persons receiving Moderna or Pfizer vaccines, once they receive their second dose, they are moved from the first dose column to the series completed column. **Because of this, the total first dose category may show a change from report to report not matching the total receiving their first dose from the previous day.** Persons receiving Johnson & Johnson vaccines will always be counted in the series completed column.

COVID-19 doses for vaccinated persons in Florida	
Doses administered	355,225
People receiving one dose of a 1-dose series (Johnson & Johnson) or receiving only one dose of a 2-dose series (Moderna, Pfizer) count once. Persons receiving both doses of a 2-dose series count twice.	

Current status of persons vaccinated for COVID-19 in Florida	
Total people vaccinated	227,730
First dose	84,595
Series completed	143,135
Completed 1-dose series	15,640
Completed 2-dose series	127,495
First dose: current number of people who have only received their first dose of the Moderna or Pfizer vaccine.	
Series complete: current number of people who have received both Moderna or Pfizer vaccine doses or one Johnson & Johnson dose and are considered fully immunized.	

Demographic summary	First dose	Series complete	Total people vaccinated
Age group	84,595	143,135	227,730
16-24 years	7,147	2,186	9,333
25-34 years	9,085	5,009	14,094
35-44 years	11,426	7,314	18,740
45-54 years	14,247	12,236	26,483
55-64 years	21,646	29,522	51,168
65-74 years	11,588	48,789	60,377
75-84 years	6,644	27,935	34,579
85+ years	2,812	10,144	12,956
Race	84,595	143,135	227,730
White	55,883	97,792	153,675
Black	5,404	7,192	12,596
American Indian/Alaskan	450	618	1,068
Other	8,240	12,409	20,649
Unknown	14,618	25,124	39,742
Other race includes Asian, native Hawaiian/Pacific Islander, or other.			
Ethnicity	84,595	143,135	227,730
Hispanic	7,183	5,628	12,811
Non-Hispanic	49,863	77,840	127,703
Unknown	27,549	59,667	87,216
Gender	84,595	143,135	227,730
Female	44,873	83,736	128,609
Male	39,572	59,192	98,764
Unknown	150	207	357



COVID-19: Broward County vaccine summary

Vaccination data through Apr 20, 2021 as of Apr 21, 2021 at 12:05 AM

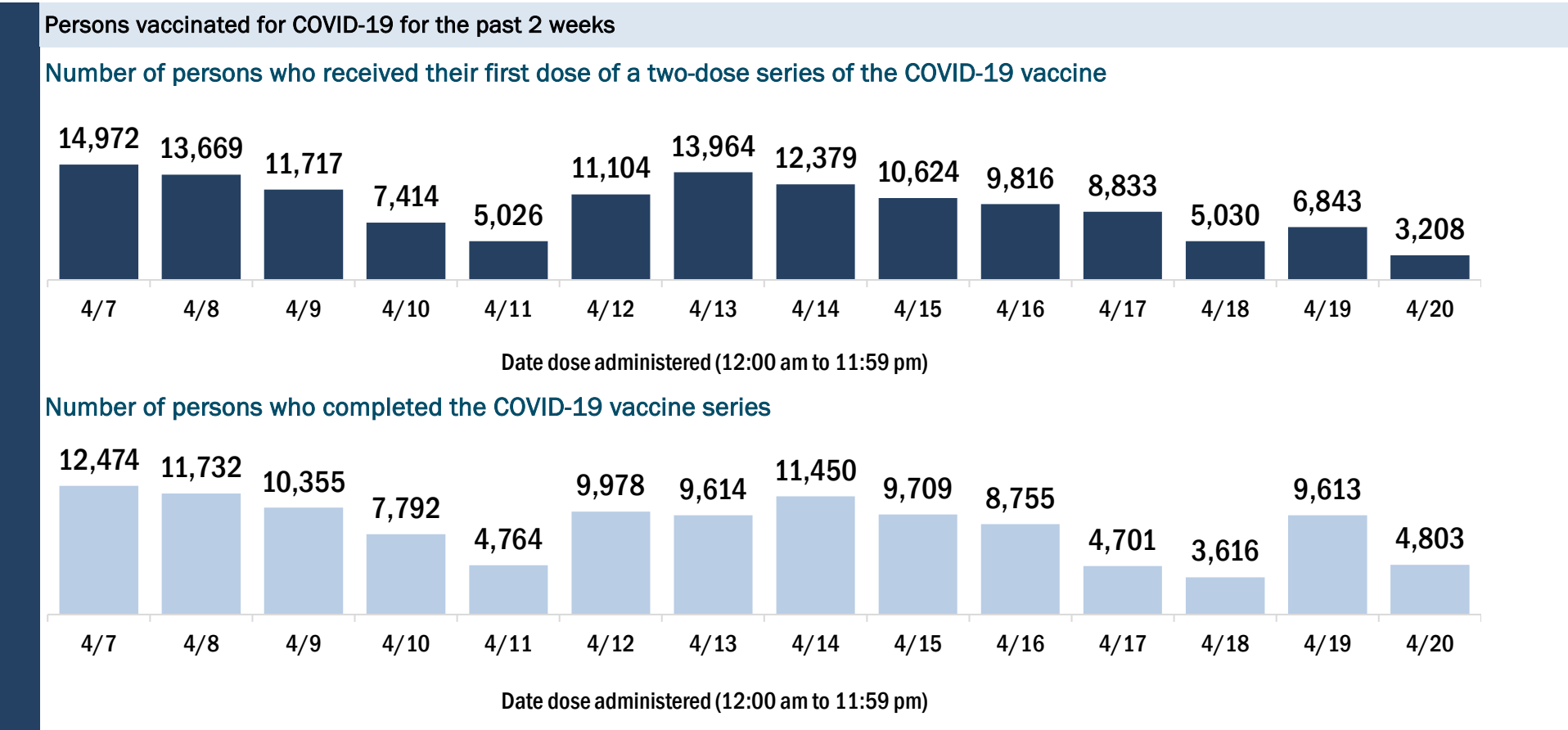
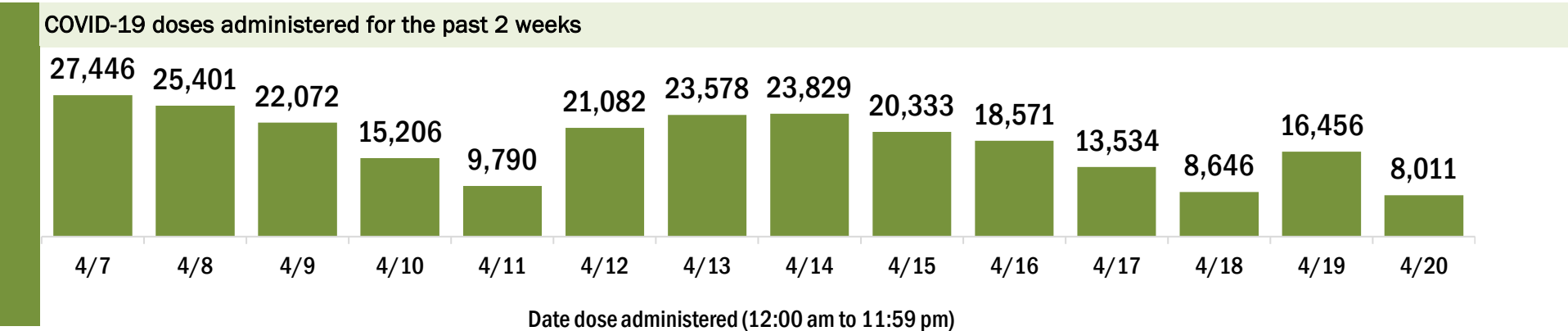
Data in this report are provisional and subject to change.

Data in this summary pertain to COVID-19 vaccines approved by the U.S. Food and Drug Administration and have been issued an Emergency Use Authorization (Janssen COVID-19 Vaccine, Moderna COVID-19 Vaccine and Pfizer-BioNTech COVID-19 Vaccine). These data summarize the number of people who have received either their first dose or have completed the series for a COVID-19 vaccine. **A person can only be counted in one category, first dose or series complete.** For persons receiving Moderna or Pfizer vaccines, once they receive their second dose, they are moved from the first dose column to the series completed column. **Because of this, the total first dose category may show a change from report to report not matching the total receiving their first dose from the previous day.** Persons receiving Johnson & Johnson vaccines will always be counted in the series completed column.

COVID-19 doses for vaccinated persons in Florida	
Doses administered	1,187,963
People receiving one dose of a 1-dose series (Johnson & Johnson) or receiving only one dose of a 2-dose series (Moderna, Pfizer) count once. Persons receiving both doses of a 2-dose series count twice.	

Current status of persons vaccinated for COVID-19 in Florida	
Total people vaccinated	756,055
First dose	281,713
Series completed	474,342
Completed 1-dose series	42,434
Completed 2-dose series	431,908
First dose: current number of people who have only received their first dose of the Moderna or Pfizer vaccine.	
Series complete: current number of people who have received both Moderna or Pfizer vaccine doses or one Johnson & Johnson dose and are considered fully immunized.	

Demographic summary	First dose	Series complete	Total people vaccinated
Age group	281,713	474,342	756,055
16-24 years	28,942	13,562	42,504
25-34 years	34,889	27,326	62,215
35-44 years	49,369	41,689	91,058
45-54 years	58,698	68,465	127,163
55-64 years	55,766	108,942	164,708
65-74 years	30,591	125,992	156,583
75-84 years	16,034	64,628	80,662
85+ years	7,424	23,738	31,162
Race	281,713	474,342	756,055
White	156,559	302,782	459,341
Black	35,130	57,375	92,505
American Indian/Alaskan	947	2,038	2,985
Other	35,653	52,985	88,638
Unknown	53,424	59,162	112,586
Other race includes Asian, native Hawaiian/Pacific Islander, or other.			
Ethnicity	281,713	474,342	756,055
Hispanic	75,258	97,774	173,032
Non-Hispanic	113,012	245,683	358,695
Unknown	93,443	130,885	224,328
Gender	281,713	474,342	756,055
Female	146,849	263,350	410,199
Male	133,954	210,264	344,218
Unknown	910	728	1,638



COVID-19: Calhoun County vaccine summary

Vaccination data through Apr 20, 2021 as of Apr 21, 2021 at 12:05 AM

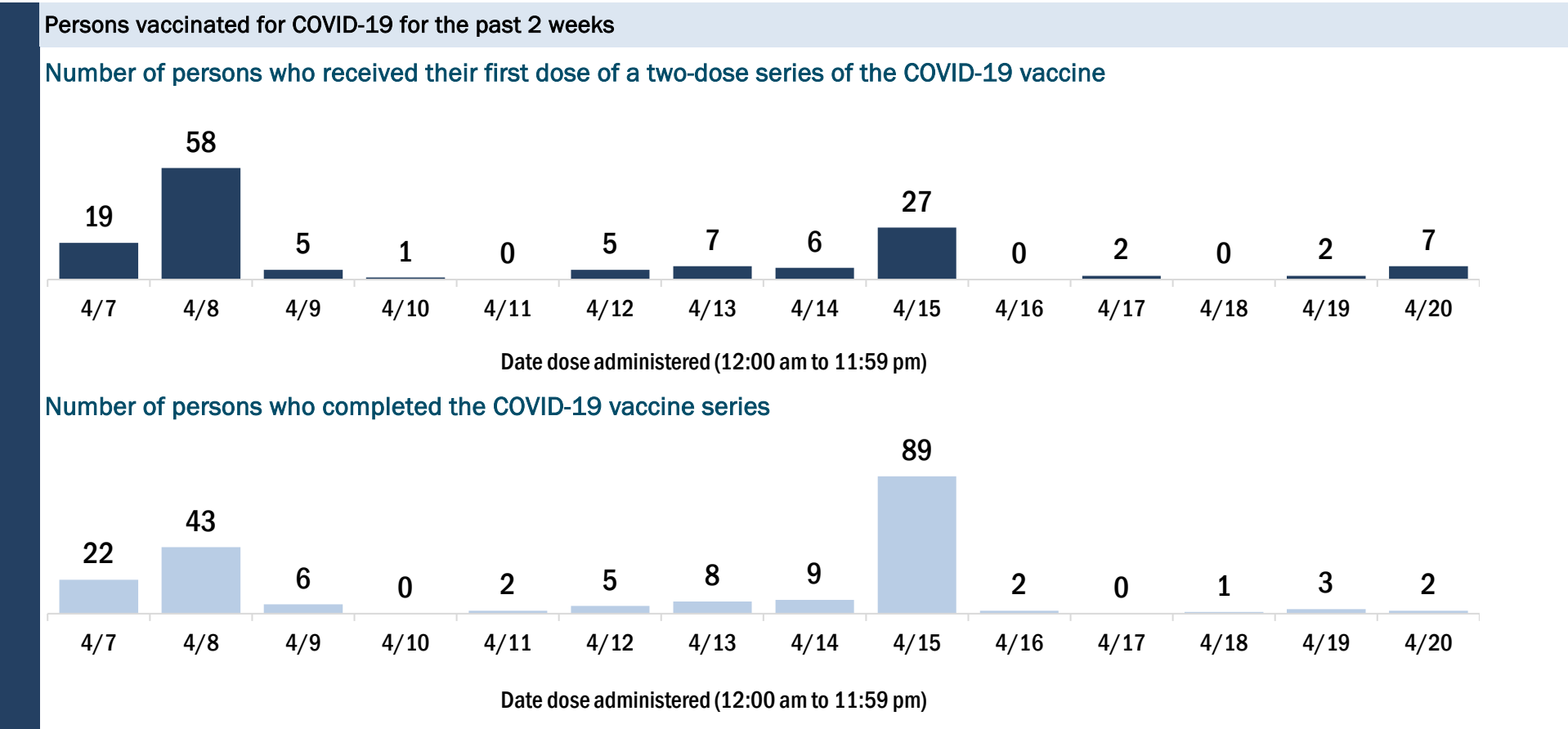
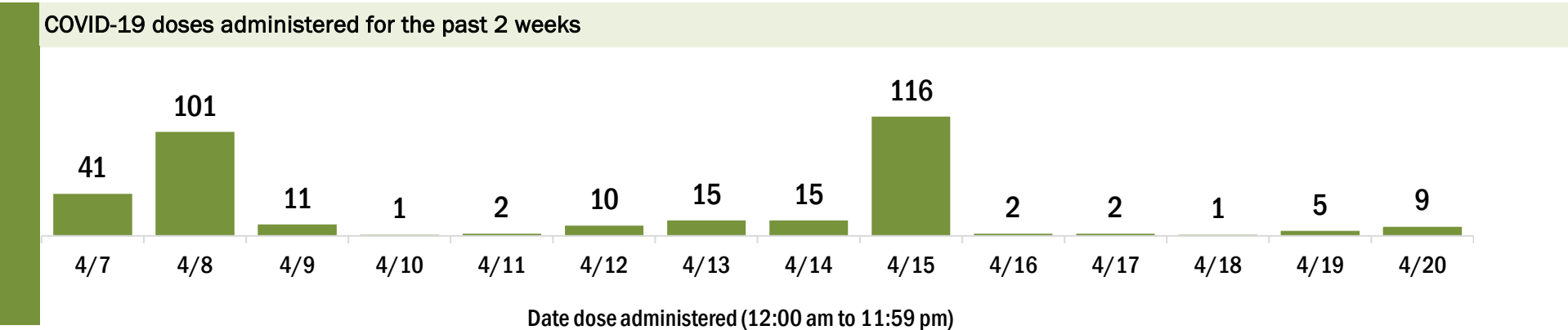
Data in this report are provisional and subject to change.

Data in this summary pertain to COVID-19 vaccines approved by the U.S. Food and Drug Administration and have been issued an Emergency Use Authorization (Janssen COVID-19 Vaccine, Moderna COVID-19 Vaccine and Pfizer-BioNTech COVID-19 Vaccine). These data summarize the number of people who have received either their first dose or have completed the series for a COVID-19 vaccine. **A person can only be counted in one category, first dose or series complete.** For persons receiving Moderna or Pfizer vaccines, once they receive their second dose, they are moved from the first dose column to the series completed column. **Because of this, the total first dose category may show a change from report to report not matching the total receiving their first dose from the previous day.** Persons receiving Johnson & Johnson vaccines will always be counted in the series completed column.

COVID-19 doses for vaccinated persons in Florida	
Doses administered	4,623
People receiving one dose of a 1-dose series (Johnson & Johnson) or receiving only one dose of a 2-dose series (Moderna, Pfizer) count once. Persons receiving both doses of a 2-dose series count twice.	

Current status of persons vaccinated for COVID-19 in Florida	
Total people vaccinated	2,656
First dose	525
Series completed	2,131
Completed 1-dose series	164
Completed 2-dose series	1,967
First dose: current number of people who have only received their first dose of the Moderna or Pfizer vaccine.	
Series complete: current number of people who have received both Moderna or Pfizer vaccine doses or one Johnson & Johnson dose and are considered fully immunized.	

Demographic summary	First dose	Series complete	Total people vaccinated
Age group	525	2,131	2,656
16-24 years	32	22	54
25-34 years	22	58	80
35-44 years	50	101	151
45-54 years	97	179	276
55-64 years	162	360	522
65-74 years	87	775	862
75-84 years	55	459	514
85+ years	20	177	197
Race	525	2,131	2,656
White	342	1,505	1,847
Black	52	137	189
American Indian/Alaskan	4	14	18
Other	53	309	362
Unknown	74	166	240
Other race includes Asian, native Hawaiian/Pacific Islander, or other.			
Ethnicity	525	2,131	2,656
Hispanic	16	40	56
Non-Hispanic	230	1,220	1,450
Unknown	279	871	1,150
Gender	525	2,131	2,656
Female	278	1,189	1,467
Male	247	941	1,188
Unknown	0	1	1



COVID-19: Charlotte County vaccine summary

Vaccination data through Apr 20, 2021 as of Apr 21, 2021 at 12:05 AM

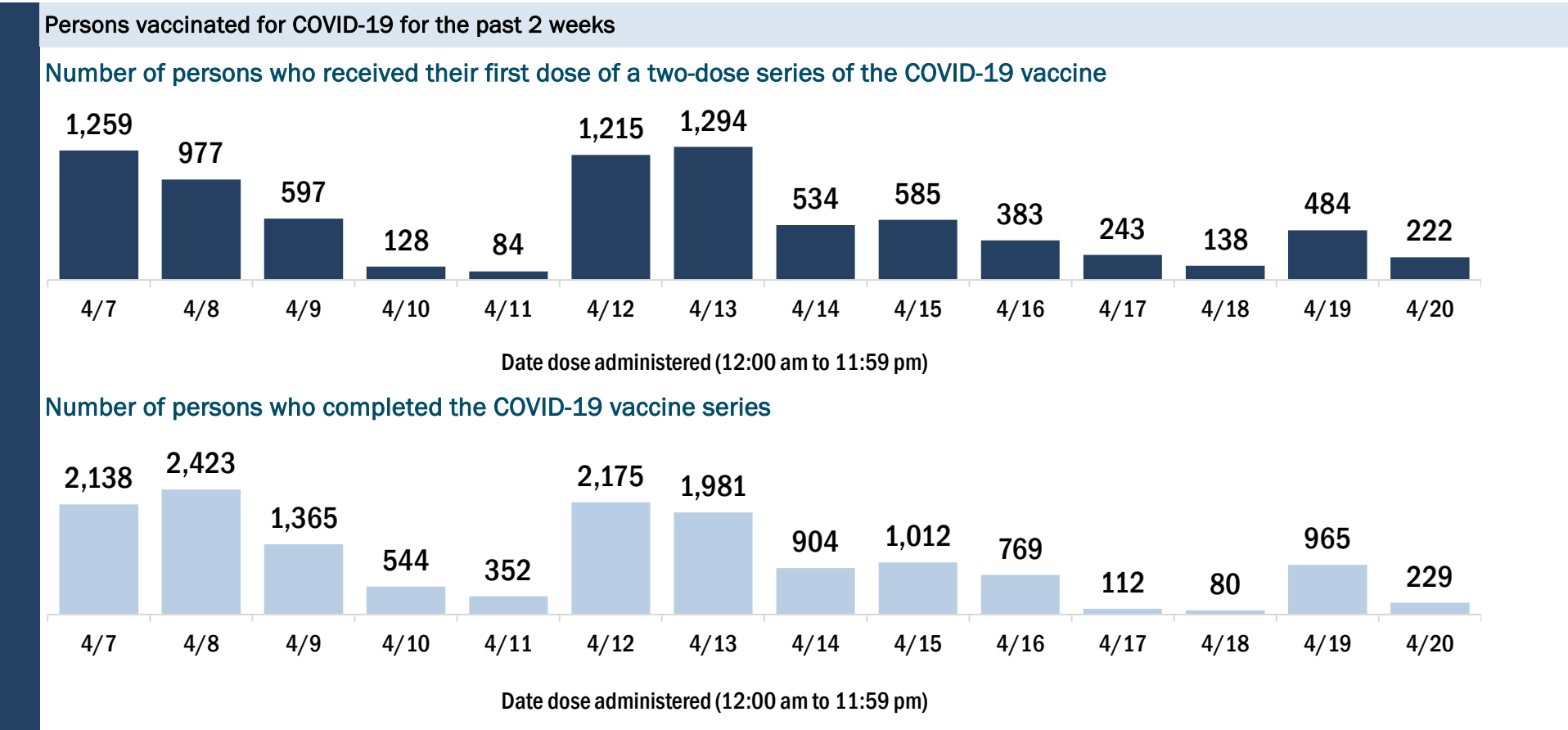
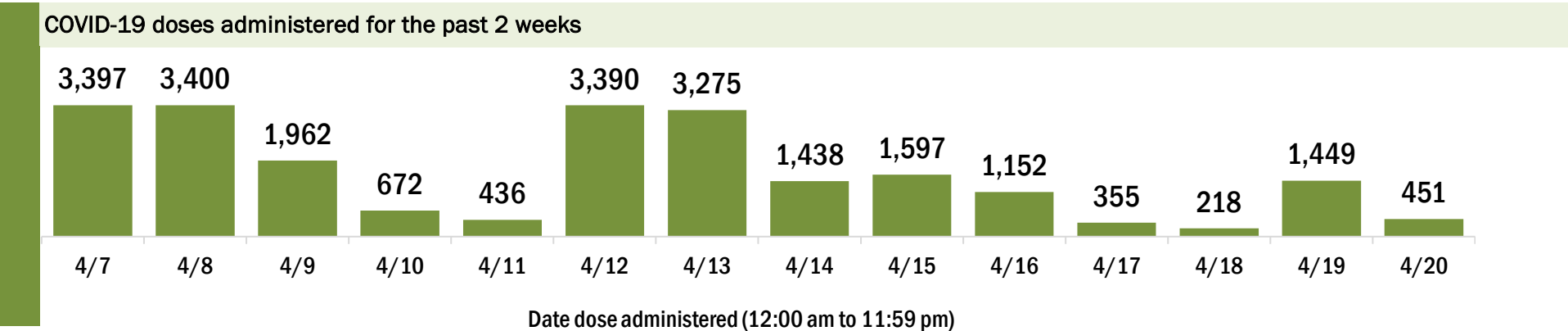
Data in this report are provisional and subject to change.

Data in this summary pertain to COVID-19 vaccines approved by the U.S. Food and Drug Administration and have been issued an Emergency Use Authorization (Janssen COVID-19 Vaccine, Moderna COVID-19 Vaccine and Pfizer-BioNTech COVID-19 Vaccine). These data summarize the number of people who have received either their first dose or have completed the series for a COVID-19 vaccine. **A person can only be counted in one category, first dose or series complete.** For persons receiving Moderna or Pfizer vaccines, once they receive their second dose, they are moved from the first dose column to the series completed column. **Because of this, the total first dose category may show a change from report to report not matching the total receiving their first dose from the previous day.** Persons receiving Johnson & Johnson vaccines will always be counted in the series completed column.

COVID-19 doses for vaccinated persons in Florida	
Doses administered	158,142
People receiving one dose of a 1-dose series (Johnson & Johnson) or receiving only one dose of a 2-dose series (Moderna, Pfizer) count once. Persons receiving both doses of a 2-dose series count twice.	

Current status of persons vaccinated for COVID-19 in Florida	
Total people vaccinated	99,128
First dose	34,768
Series completed	64,360
Completed 1-dose series	5,346
Completed 2-dose series	59,014
First dose: current number of people who have only received their first dose of the Moderna or Pfizer vaccine.	
Series complete: current number of people who have received both Moderna or Pfizer vaccine doses or one Johnson & Johnson dose and are considered fully immunized.	

Demographic summary	First dose	Series complete	Total people vaccinated
Age group	34,768	64,360	99,128
16-24 years	1,214	346	1,560
25-34 years	1,522	789	2,311
35-44 years	2,164	1,199	3,363
45-54 years	4,167	2,506	6,673
55-64 years	10,036	8,976	19,012
65-74 years	8,569	28,380	36,949
75-84 years	5,322	17,230	22,552
85+ years	1,774	4,934	6,708
Race	34,768	64,360	99,128
White	26,321	49,084	75,405
Black	1,071	999	2,070
American Indian/Alaskan	178	265	443
Other	2,328	4,150	6,478
Unknown	4,870	9,862	14,732
Other race includes Asian, native Hawaiian/Pacific Islander, or other.			
Ethnicity	34,768	64,360	99,128
Hispanic	1,509	1,251	2,760
Non-Hispanic	20,448	38,110	58,558
Unknown	12,811	24,999	37,810
Gender	34,768	64,360	99,128
Female	18,362	36,081	54,443
Male	16,378	28,252	44,630
Unknown	28	27	55



COVID-19: Citrus County vaccine summary

Vaccination data through Apr 20, 2021 as of Apr 21, 2021 at 12:05 AM

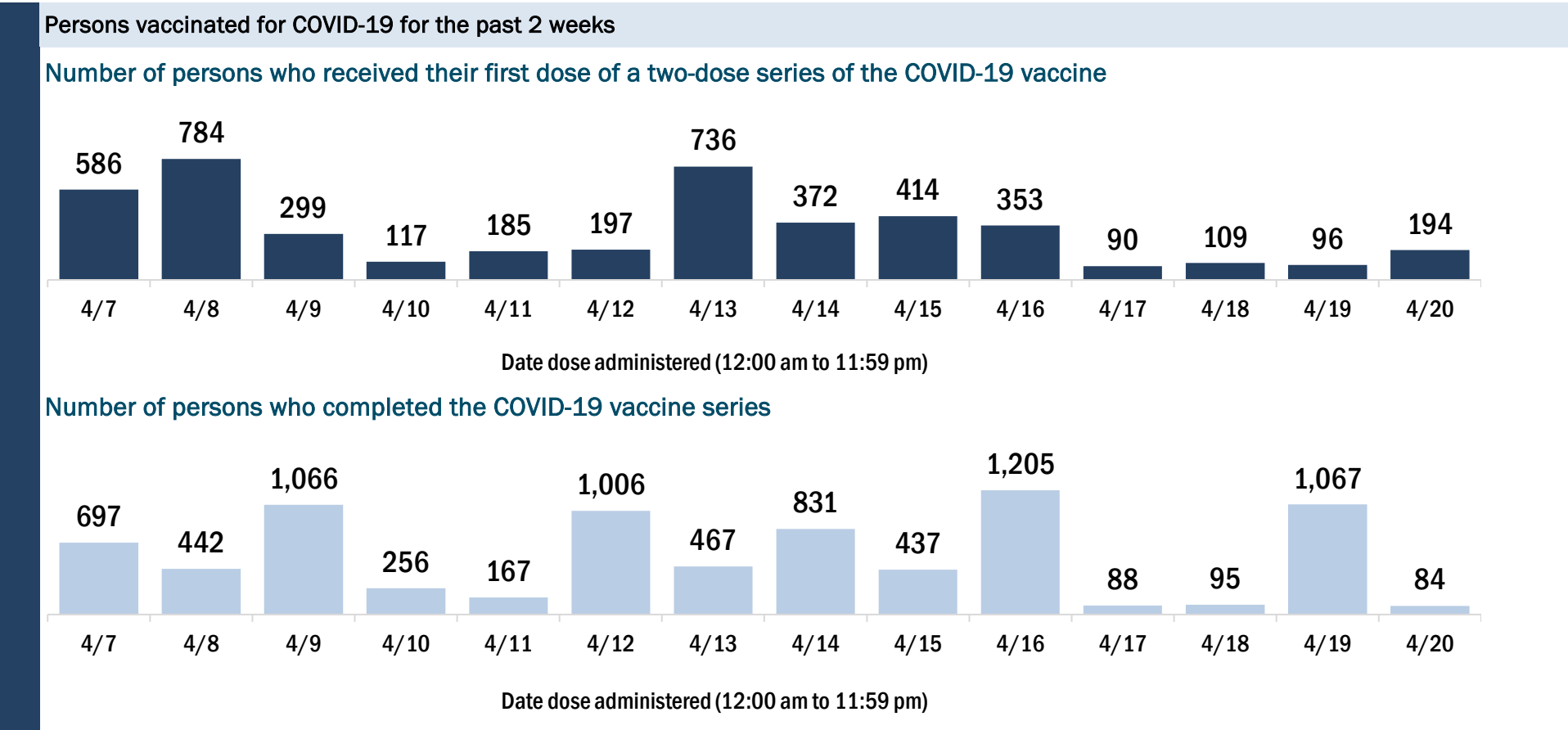
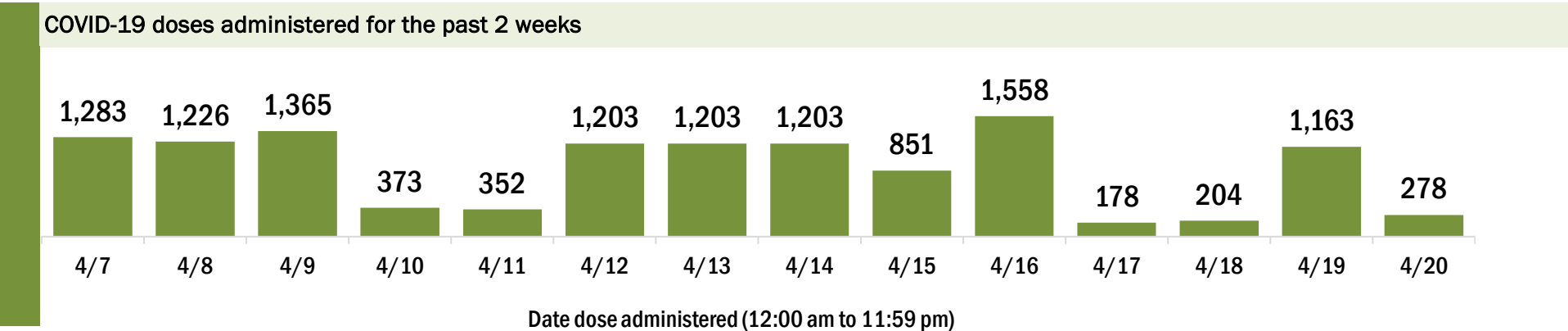
Data in this report are provisional and subject to change.

Data in this summary pertain to COVID-19 vaccines approved by the U.S. Food and Drug Administration and have been issued an Emergency Use Authorization (Janssen COVID-19 Vaccine, Moderna COVID-19 Vaccine and Pfizer-BioNTech COVID-19 Vaccine). These data summarize the number of people who have received either their first dose or have completed the series for a COVID-19 vaccine. **A person can only be counted in one category, first dose or series complete.** For persons receiving Moderna or Pfizer vaccines, once they receive their second dose, they are moved from the first dose column to the series completed column. **Because of this, the total first dose category may show a change from report to report not matching the total receiving their first dose from the previous day.** Persons receiving Johnson & Johnson vaccines will always be counted in the series completed column.

COVID-19 doses for vaccinated persons in Florida	
Doses administered	96,009
People receiving one dose of a 1-dose series (Johnson & Johnson) or receiving only one dose of a 2-dose series (Moderna, Pfizer) count once. Persons receiving both doses of a 2-dose series count twice.	

Current status of persons vaccinated for COVID-19 in Florida	
Total people vaccinated	57,425
First dose	17,391
Series completed	40,034
Completed 1-dose series	1,450
Completed 2-dose series	38,584
First dose: current number of people who have only received their first dose of the Moderna or Pfizer vaccine.	
Series complete: current number of people who have received both Moderna or Pfizer vaccine doses or one Johnson & Johnson dose and are considered fully immunized.	

Demographic summary	First dose	Series complete	Total people vaccinated
Age group	17,391	40,034	57,425
16-24 years	774	300	1,074
25-34 years	870	626	1,496
35-44 years	1,233	876	2,109
45-54 years	2,395	1,644	4,039
55-64 years	5,225	5,021	10,246
65-74 years	3,803	16,837	20,640
75-84 years	2,329	11,416	13,745
85+ years	762	3,314	4,076
Race	17,391	40,034	57,425
White	13,611	29,901	43,512
Black	370	526	896
American Indian/Alaskan	114	204	318
Other	982	2,787	3,769
Unknown	2,314	6,616	8,930
Other race includes Asian, native Hawaiian/Pacific Islander, or other.			
Ethnicity	17,391	40,034	57,425
Hispanic	938	974	1,912
Non-Hispanic	11,351	23,089	34,440
Unknown	5,102	15,971	21,073
Gender	17,391	40,034	57,425
Female	9,629	22,918	32,547
Male	7,738	17,104	24,842
Unknown	24	12	36



COVID-19: Clay County vaccine summary

Vaccination data through Apr 20, 2021 as of Apr 21, 2021 at 12:05 AM

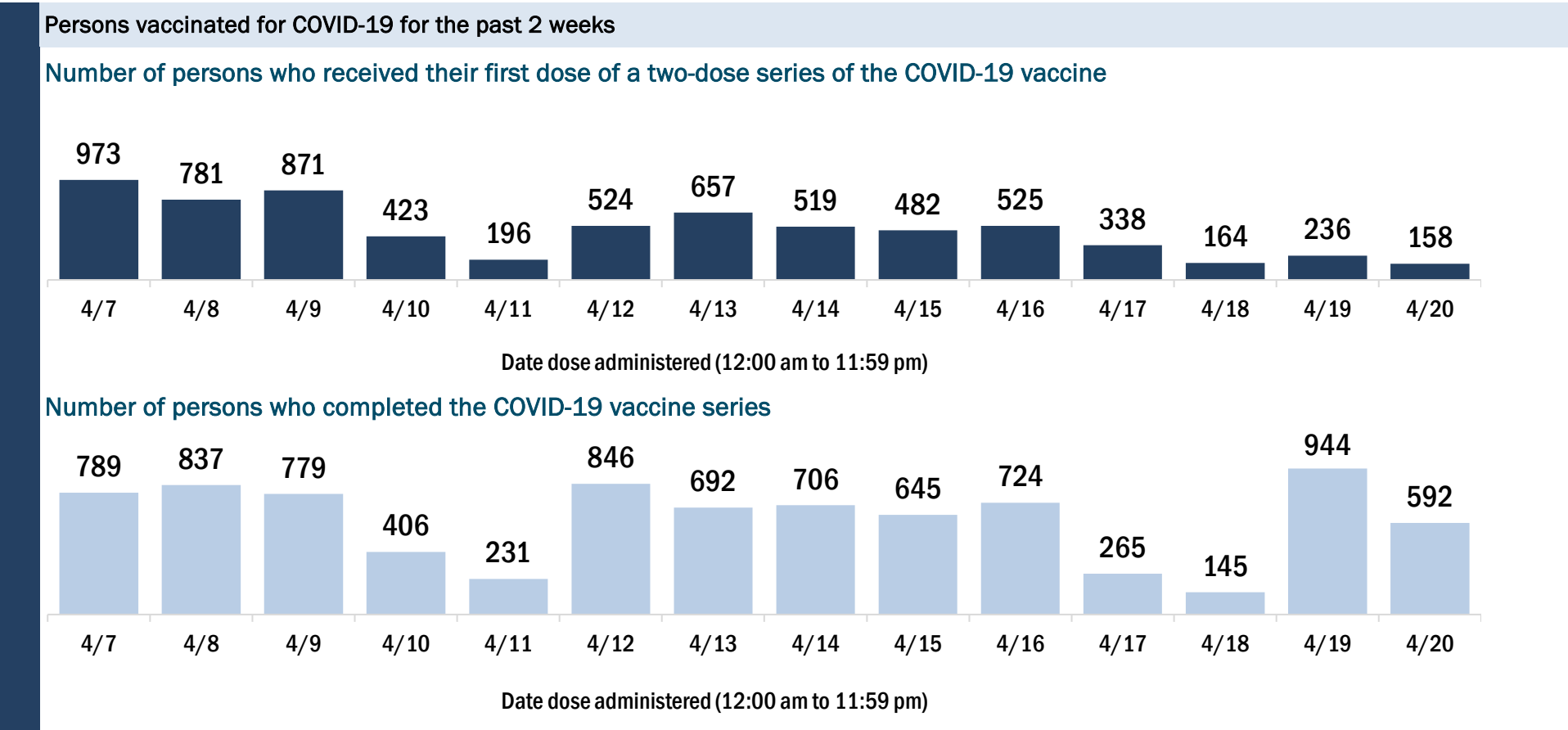
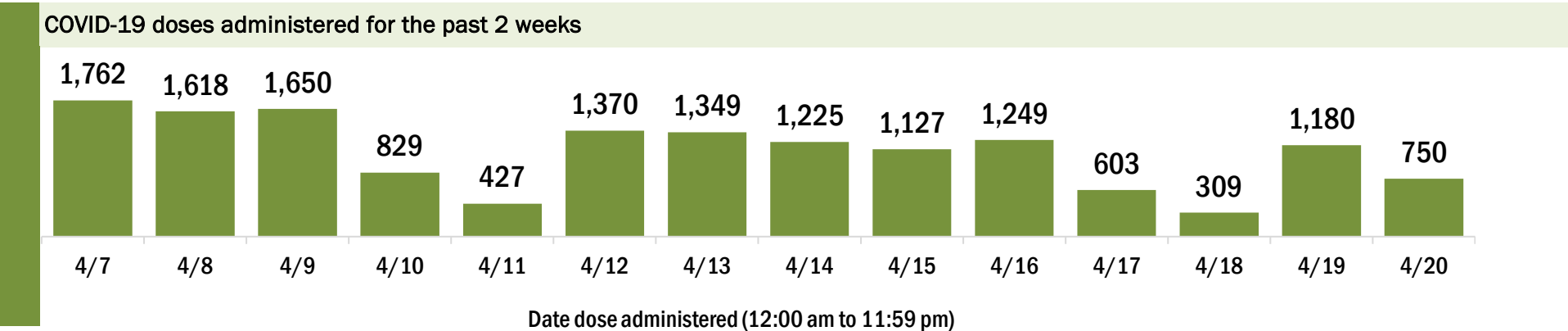
Data in this report are provisional and subject to change.

Data in this summary pertain to COVID-19 vaccines approved by the U.S. Food and Drug Administration and have been issued an Emergency Use Authorization (Janssen COVID-19 Vaccine, Moderna COVID-19 Vaccine and Pfizer-BioNTech COVID-19 Vaccine). These data summarize the number of people who have received either their first dose or have completed the series for a COVID-19 vaccine. **A person can only be counted in one category, first dose or series complete.** For persons receiving Moderna or Pfizer vaccines, once they receive their second dose, they are moved from the first dose column to the series completed column. **Because of this, the total first dose category may show a change from report to report not matching the total receiving their first dose from the previous day.** Persons receiving Johnson & Johnson vaccines will always be counted in the series completed column.

COVID-19 doses for vaccinated persons in Florida	
Doses administered	98,321
People receiving one dose of a 1-dose series (Johnson & Johnson) or receiving only one dose of a 2-dose series (Moderna, Pfizer) count once. Persons receiving both doses of a 2-dose series count twice.	

Current status of persons vaccinated for COVID-19 in Florida	
Total people vaccinated	59,565
First dose	17,854
Series completed	41,711
Completed 1-dose series	2,955
Completed 2-dose series	38,756
First dose: current number of people who have only received their first dose of the Moderna or Pfizer vaccine.	
Series complete: current number of people who have received both Moderna or Pfizer vaccine doses or one Johnson & Johnson dose and are considered fully immunized.	

Demographic summary	First dose	Series complete	Total people vaccinated
Age group	17,854	41,711	59,565
16-24 years	2,243	934	3,177
25-34 years	2,027	1,751	3,778
35-44 years	2,867	3,093	5,960
45-54 years	3,655	5,047	8,702
55-64 years	4,141	8,805	12,946
65-74 years	1,605	13,392	14,997
75-84 years	937	6,686	7,623
85+ years	379	2,003	2,382
Race	17,854	41,711	59,565
White	10,739	30,362	41,101
Black	1,619	2,735	4,354
American Indian/Alaskan	68	206	274
Other	2,377	3,790	6,167
Unknown	3,051	4,618	7,669
Other race includes Asian, native Hawaiian/Pacific Islander, or other.			
Ethnicity	17,854	41,711	59,565
Hispanic	1,661	1,790	3,451
Non-Hispanic	10,536	30,914	41,450
Unknown	5,657	9,007	14,664
Gender	17,854	41,711	59,565
Female	9,774	24,229	34,003
Male	7,913	17,477	25,390
Unknown	167	5	172



COVID-19: Collier County vaccine summary

Vaccination data through Apr 20, 2021 as of Apr 21, 2021 at 12:05 AM

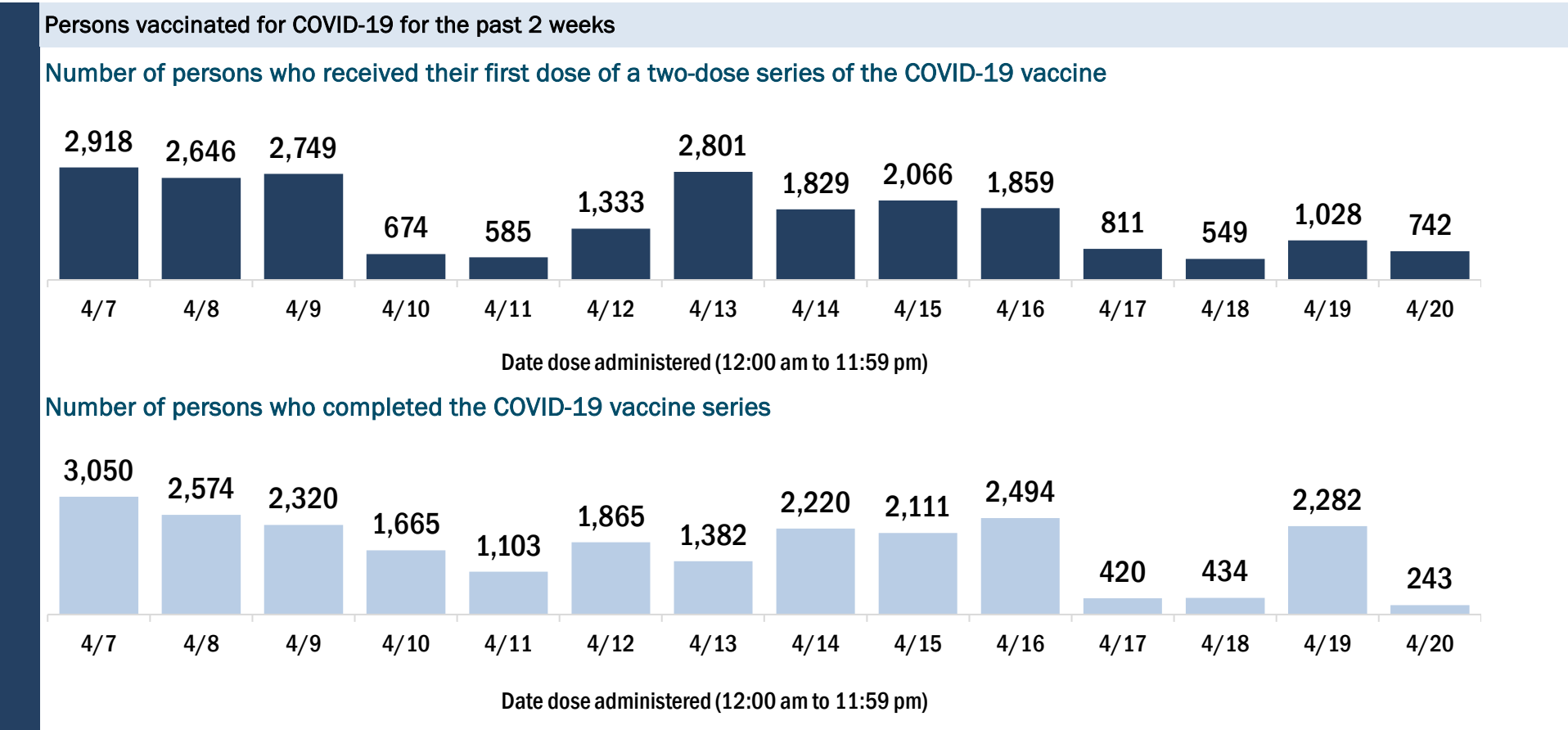
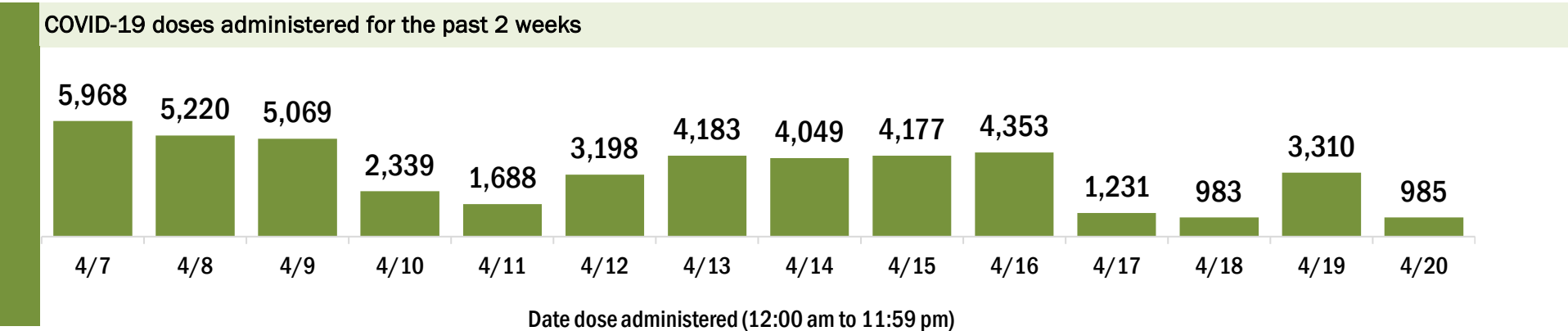
Data in this report are provisional and subject to change.

Data in this summary pertain to COVID-19 vaccines approved by the U.S. Food and Drug Administration and have been issued an Emergency Use Authorization (Janssen COVID-19 Vaccine, Moderna COVID-19 Vaccine and Pfizer-BioNTech COVID-19 Vaccine). These data summarize the number of people who have received either their first dose or have completed the series for a COVID-19 vaccine. **A person can only be counted in one category, first dose or series complete.** For persons receiving Moderna or Pfizer vaccines, once they receive their second dose, they are moved from the first dose column to the series completed column. **Because of this, the total first dose category may show a change from report to report not matching the total receiving their first dose from the previous day.** Persons receiving Johnson & Johnson vaccines will always be counted in the series completed column.

COVID-19 doses for vaccinated persons in Florida	
Doses administered	286,207
People receiving one dose of a 1-dose series (Johnson & Johnson) or receiving only one dose of a 2-dose series (Moderna, Pfizer) count once. Persons receiving both doses of a 2-dose series count twice.	

Current status of persons vaccinated for COVID-19 in Florida	
Total people vaccinated	178,482
First dose	59,054
Series completed	119,428
Completed 1-dose series	11,703
Completed 2-dose series	107,725
First dose: current number of people who have only received their first dose of the Moderna or Pfizer vaccine.	
Series complete: current number of people who have received both Moderna or Pfizer vaccine doses or one Johnson & Johnson dose and are considered fully immunized.	

Demographic summary	First dose	Series complete	Total people vaccinated
Age group	59,054	119,428	178,482
16-24 years	3,508	1,376	4,884
25-34 years	4,243	2,948	7,191
35-44 years	6,096	3,915	10,011
45-54 years	9,613	6,364	15,977
55-64 years	15,545	16,517	32,062
65-74 years	10,794	46,276	57,070
75-84 years	6,906	32,490	39,396
85+ years	2,349	9,542	11,891
Race	59,054	119,428	178,482
White	39,825	77,916	117,741
Black	1,220	1,380	2,600
American Indian/Alaskan	227	357	584
Other	5,237	9,136	14,373
Unknown	12,545	30,639	43,184
Other race includes Asian, native Hawaiian/Pacific Islander, or other.			
Ethnicity	59,054	119,428	178,482
Hispanic	9,212	6,116	15,328
Non-Hispanic	26,128	54,347	80,475
Unknown	23,714	58,965	82,679
Gender	59,054	119,428	178,482
Female	31,283	65,887	97,170
Male	27,505	53,277	80,782
Unknown	266	264	530



COVID-19: Columbia County vaccine summary

Vaccination data through Apr 20, 2021 as of Apr 21, 2021 at 12:05 AM

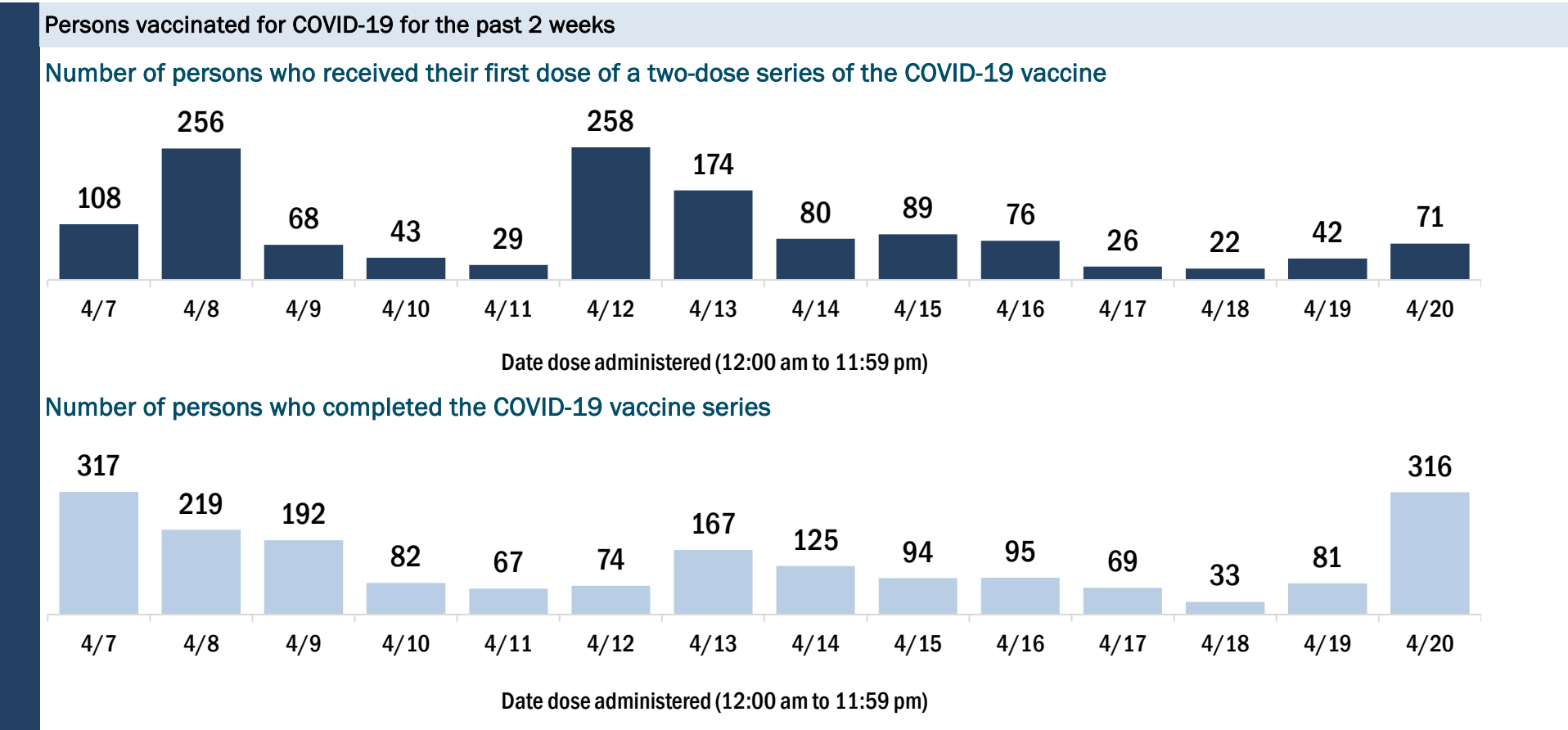
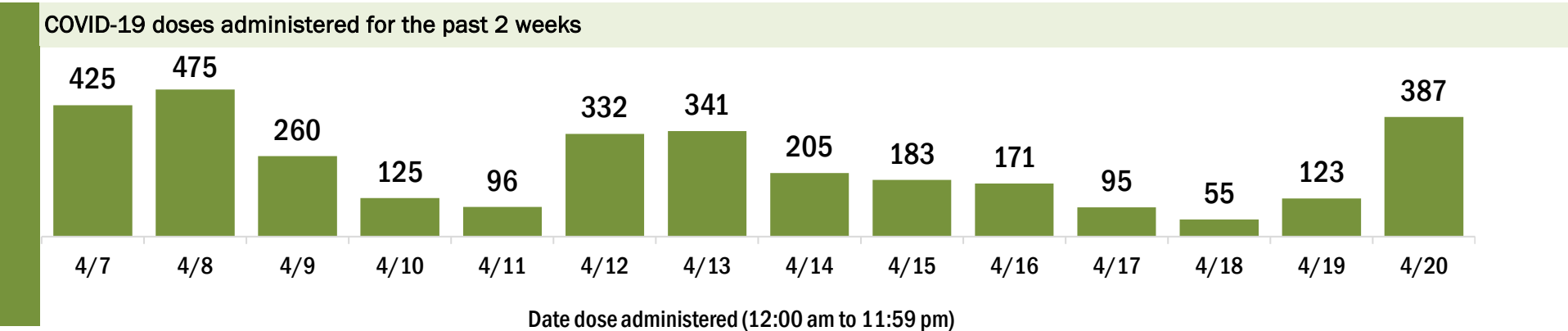
Data in this report are provisional and subject to change.

Data in this summary pertain to COVID-19 vaccines approved by the U.S. Food and Drug Administration and have been issued an Emergency Use Authorization (Janssen COVID-19 Vaccine, Moderna COVID-19 Vaccine and Pfizer-BioNTech COVID-19 Vaccine). These data summarize the number of people who have received either their first dose or have completed the series for a COVID-19 vaccine. **A person can only be counted in one category, first dose or series complete.** For persons receiving Moderna or Pfizer vaccines, once they receive their second dose, they are moved from the first dose column to the series completed column. **Because of this, the total first dose category may show a change from report to report not matching the total receiving their first dose from the previous day.** Persons receiving Johnson & Johnson vaccines will always be counted in the series completed column.

COVID-19 doses for vaccinated persons in Florida	
Doses administered	24,450
People receiving one dose of a 1-dose series (Johnson & Johnson) or receiving only one dose of a 2-dose series (Moderna, Pfizer) count once. Persons receiving both doses of a 2-dose series count twice.	

Current status of persons vaccinated for COVID-19 in Florida	
Total people vaccinated	14,747
First dose	3,448
Series completed	11,299
Completed 1-dose series	1,596
Completed 2-dose series	9,703
First dose: current number of people who have only received their first dose of the Moderna or Pfizer vaccine.	
Series complete: current number of people who have received both Moderna or Pfizer vaccine doses or one Johnson & Johnson dose and are considered fully immunized.	

Demographic summary	First dose	Series complete	Total people vaccinated
Age group	3,448	11,299	14,747
16-24 years	423	165	588
25-34 years	341	385	726
35-44 years	389	611	1,000
45-54 years	557	1,103	1,660
55-64 years	957	2,129	3,086
65-74 years	445	3,961	4,406
75-84 years	248	2,283	2,531
85+ years	88	662	750
Race	3,448	11,299	14,747
White	2,217	8,095	10,312
Black	453	1,196	1,649
American Indian/Alaskan	26	55	81
Other	335	752	1,087
Unknown	417	1,201	1,618
Other race includes Asian, native Hawaiian/Pacific Islander, or other.			
Ethnicity	3,448	11,299	14,747
Hispanic	196	333	529
Non-Hispanic	2,253	8,047	10,300
Unknown	999	2,919	3,918
Gender	3,448	11,299	14,747
Female	1,815	6,633	8,448
Male	1,622	4,666	6,288
Unknown	11	0	11



COVID-19: Dade County vaccine summary

Vaccination data through Apr 20, 2021 as of Apr 21, 2021 at 12:05 AM

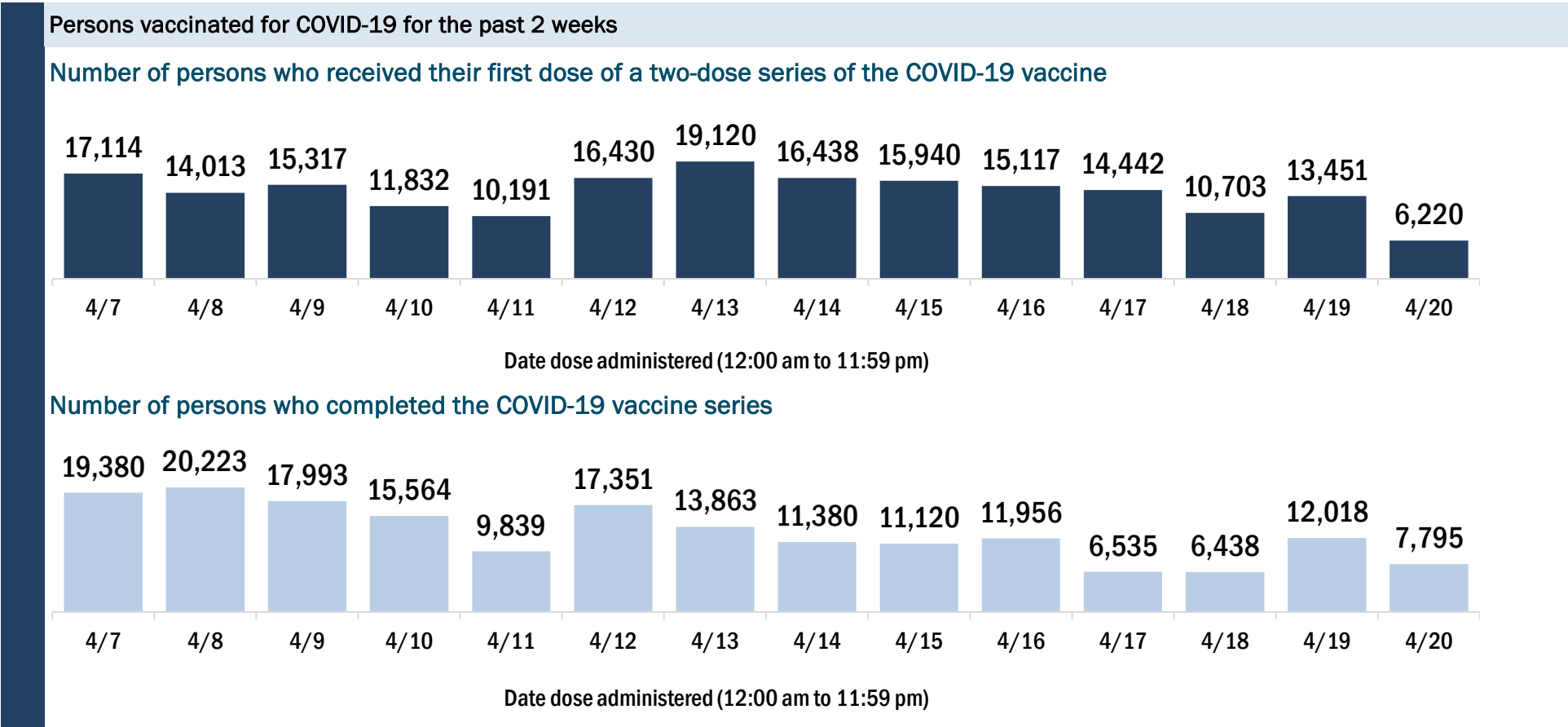
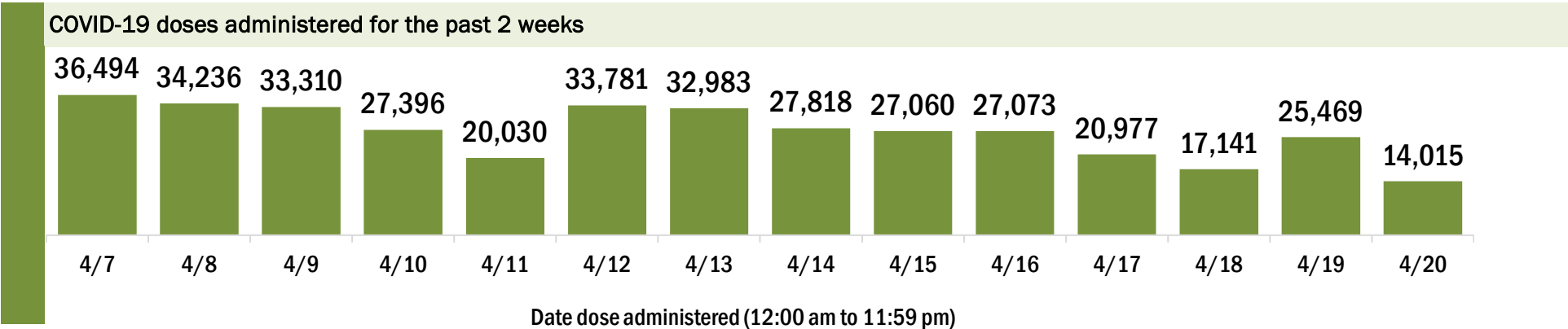
Data in this report are provisional and subject to change.

Data in this summary pertain to COVID-19 vaccines approved by the U.S. Food and Drug Administration and have been issued an Emergency Use Authorization (Janssen COVID-19 Vaccine, Moderna COVID-19 Vaccine and Pfizer-BioNTech COVID-19 Vaccine). These data summarize the number of people who have received either their first dose or have completed the series for a COVID-19 vaccine. **A person can only be counted in one category, first dose or series complete.** For persons receiving Moderna or Pfizer vaccines, once they receive their second dose, they are moved from the first dose column to the series completed column. **Because of this, the total first dose category may show a change from report to report not matching the total receiving their first dose from the previous day.** Persons receiving Johnson & Johnson vaccines will always be counted in the series completed column.

COVID-19 doses for vaccinated persons in Florida	
Doses administered	1,721,366
People receiving one dose of a 1-dose series (Johnson & Johnson) or receiving only one dose of a 2-dose series (Moderna, Pfizer) count once. Persons receiving both doses of a 2-dose series count twice.	

Current status of persons vaccinated for COVID-19 in Florida	
Total people vaccinated	1,111,757
First dose	405,467
Series completed	706,290
Completed 1-dose series	96,681
Completed 2-dose series	609,609
First dose: current number of people who have only received their first dose of the Moderna or Pfizer vaccine.	
Series complete: current number of people who have received both Moderna or Pfizer vaccine doses or one Johnson & Johnson dose and are considered fully immunized.	

Demographic summary	First dose	Series complete	Total people vaccinated
Age group	405,467	706,290	1,111,757
16-24 years	40,567	24,024	64,591
25-34 years	53,639	51,794	105,433
35-44 years	69,212	73,175	142,387
45-54 years	84,912	110,470	195,382
55-64 years	76,769	150,262	227,031
65-74 years	45,499	161,579	207,078
75-84 years	24,351	97,574	121,925
85+ years	10,518	37,412	47,930
Race	405,467	706,290	1,111,757
White	282,236	497,052	779,288
Black	22,928	49,610	72,538
American Indian/Alaskan	1,044	1,554	2,598
Other	41,598	77,903	119,501
Unknown	57,661	80,171	137,832
Other race includes Asian, native Hawaiian/Pacific Islander, or other.			
Ethnicity	405,467	706,290	1,111,757
Hispanic	206,042	350,291	556,333
Non-Hispanic	66,678	160,372	227,050
Unknown	132,747	195,627	328,374
Gender	405,467	706,290	1,111,757
Female	211,739	393,266	605,005
Male	191,779	311,983	503,762
Unknown	1,949	1,041	2,990



COVID-19: Desoto County vaccine summary

Vaccination data through Apr 20, 2021 as of Apr 21, 2021 at 12:05 AM

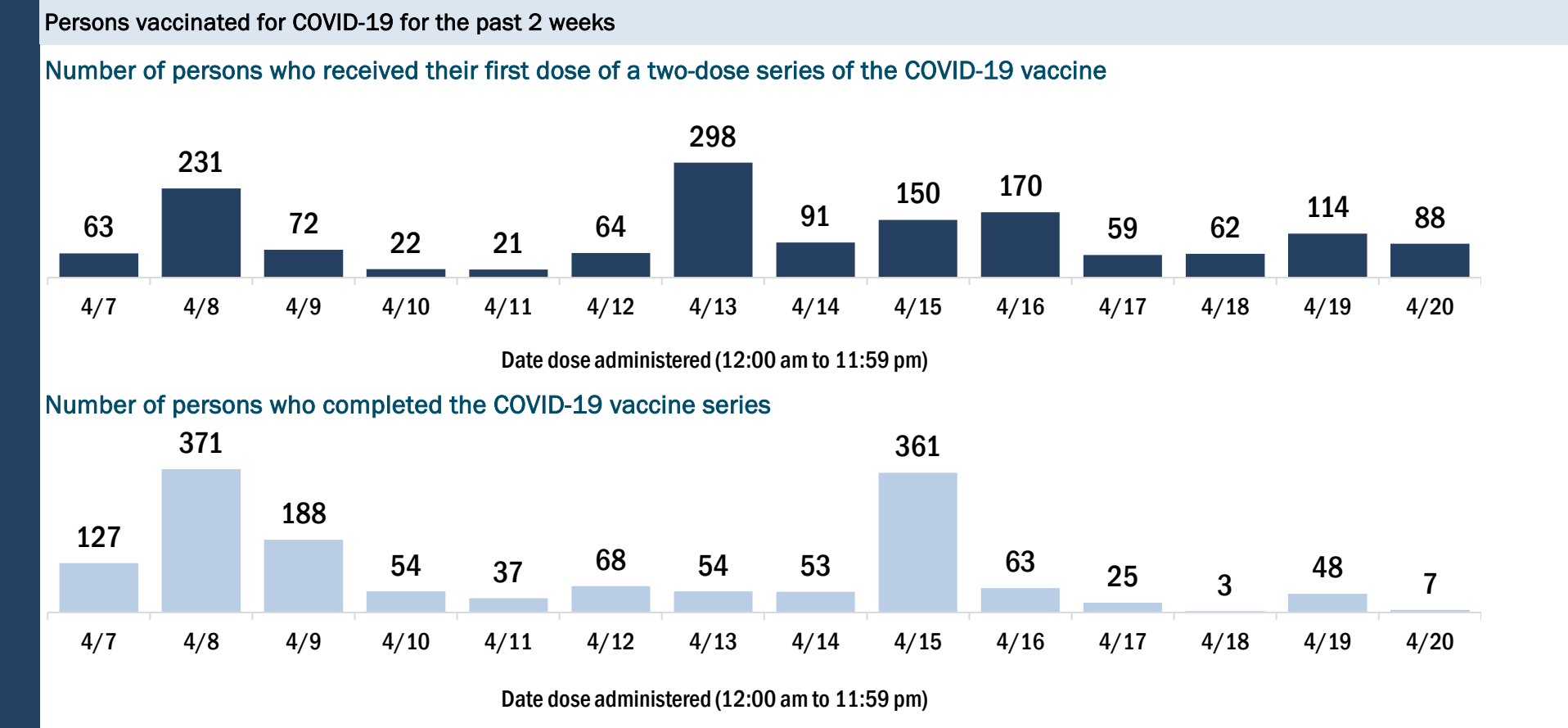
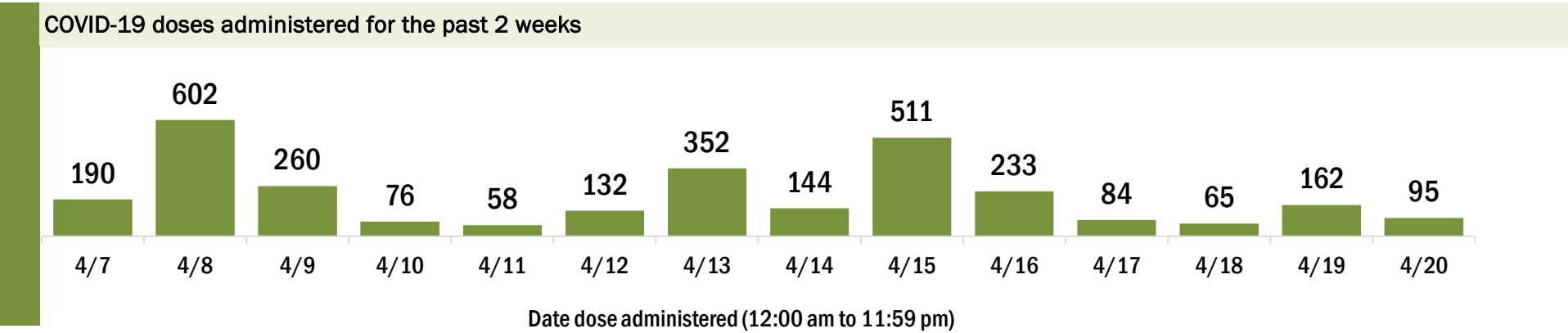
Data in this report are provisional and subject to change.

Data in this summary pertain to COVID-19 vaccines approved by the U.S. Food and Drug Administration and have been issued an Emergency Use Authorization (Janssen COVID-19 Vaccine, Moderna COVID-19 Vaccine and Pfizer-BioNTech COVID-19 Vaccine). These data summarize the number of people who have received either their first dose or have completed the series for a COVID-19 vaccine. **A person can only be counted in one category, first dose or series complete.** For persons receiving Moderna or Pfizer vaccines, once they receive their second dose, they are moved from the first dose column to the series completed column. **Because of this, the total first dose category may show a change from report to report not matching the total receiving their first dose from the previous day.** Persons receiving Johnson & Johnson vaccines will always be counted in the series completed column.

COVID-19 doses for vaccinated persons in Florida	
Doses administered	15,944
People receiving one dose of a 1-dose series (Johnson & Johnson) or receiving only one dose of a 2-dose series (Moderna, Pfizer) count once. Persons receiving both doses of a 2-dose series count twice.	

Current status of persons vaccinated for COVID-19 in Florida	
Total people vaccinated	10,373
First dose	4,302
Series completed	6,071
Completed 1-dose series	500
Completed 2-dose series	5,571
First dose: current number of people who have only received their first dose of the Moderna or Pfizer vaccine.	
Series complete: current number of people who have received both Moderna or Pfizer vaccine doses or one Johnson & Johnson dose and are considered fully immunized.	

Demographic summary	First dose	Series complete	Total people vaccinated
Age group	4,302	6,071	10,373
16-24 years	260	67	327
25-34 years	337	189	526
35-44 years	495	222	717
45-54 years	701	388	1,089
55-64 years	1,202	753	1,955
65-74 years	742	2,442	3,184
75-84 years	447	1,634	2,081
85+ years	118	376	494
Race	4,302	6,071	10,373
White	2,487	4,422	6,909
Black	257	328	585
American Indian/Alaskan	20	27	47
Other	778	463	1,241
Unknown	760	831	1,591
Other race includes Asian, native Hawaiian/Pacific Islander, or other.			
Ethnicity	4,302	6,071	10,373
Hispanic	1,063	322	1,385
Non-Hispanic	1,855	2,963	4,818
Unknown	1,384	2,786	4,170
Gender	4,302	6,071	10,373
Female	1,902	3,326	5,228
Male	2,400	2,744	5,144
Unknown	0	1	1



COVID-19: Dixie County vaccine summary

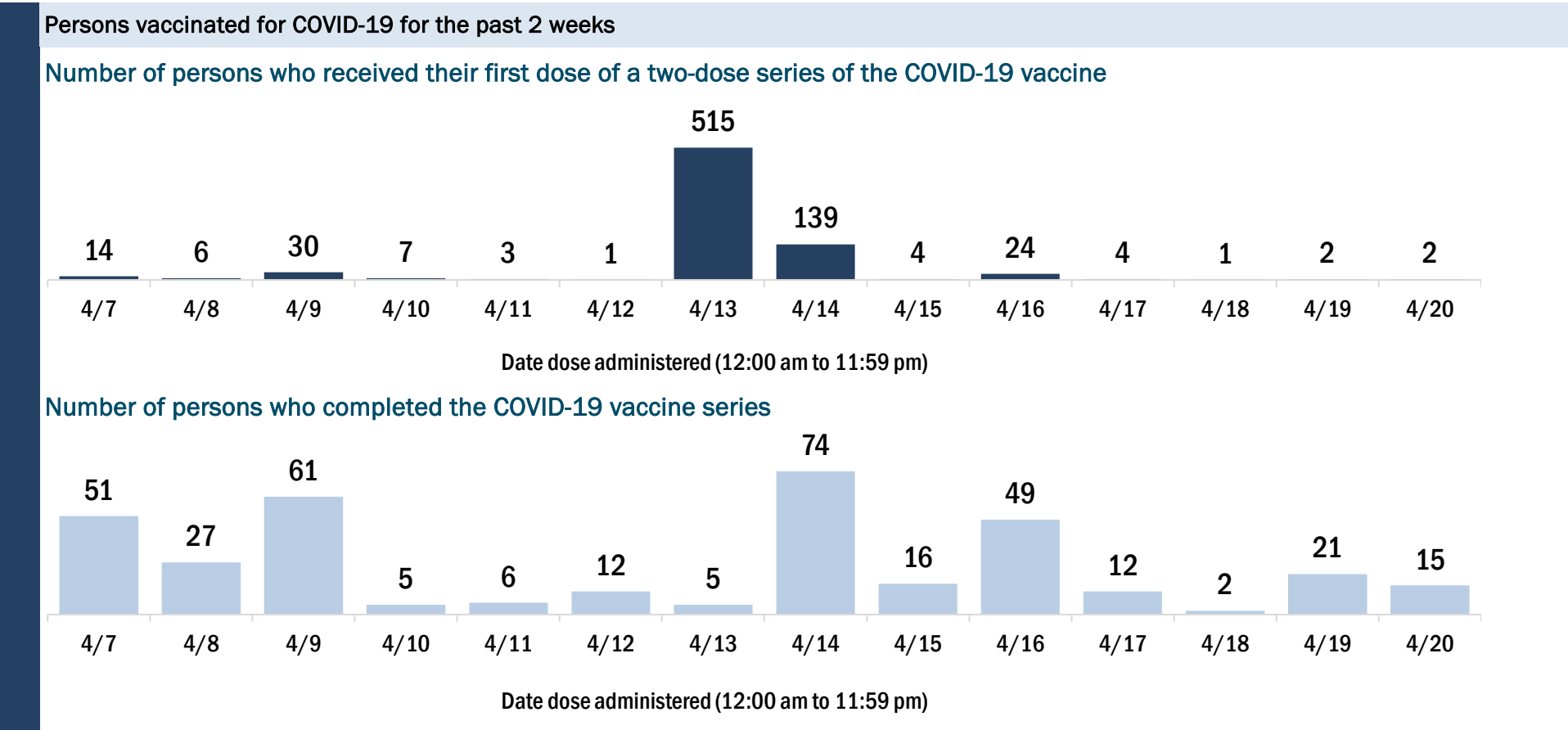
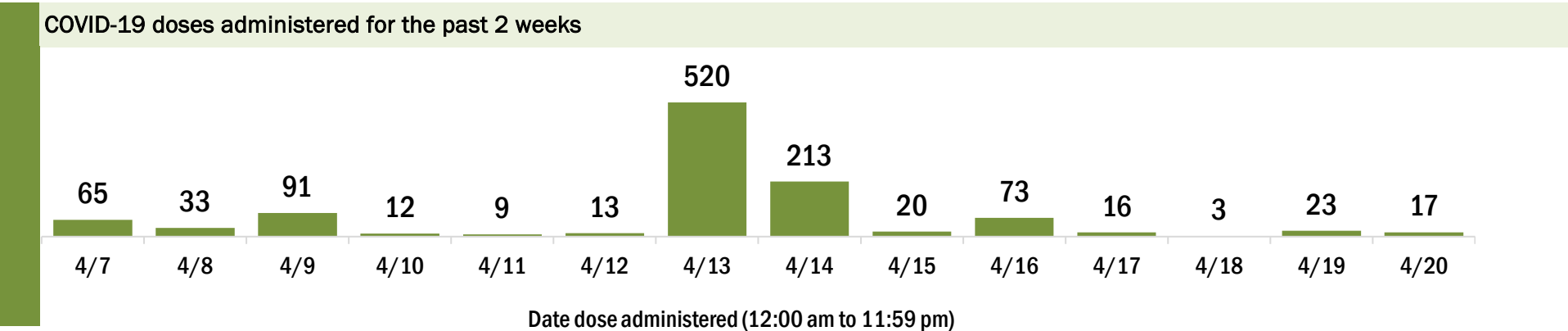
Vaccination data through Apr 20, 2021 as of Apr 21, 2021 at 12:05 AM

Data in this report are provisional and subject to change.

Data in this summary pertain to COVID-19 vaccines approved by the U.S. Food and Drug Administration and have been issued an Emergency Use Authorization (Janssen COVID-19 Vaccine, Moderna COVID-19 Vaccine and Pfizer-BioNTech COVID-19 Vaccine). These data summarize the number of people who have received either their first dose or have completed the series for a COVID-19 vaccine. **A person can only be counted in one category, first dose or series complete.** For persons receiving Moderna or Pfizer vaccines, once they receive their second dose, they are moved from the first dose column to the series completed column. **Because of this, the total first dose category may show a change from report to report not matching the total receiving their first dose from the previous day.** Persons receiving Johnson & Johnson vaccines will always be counted in the series completed column.

COVID-19 doses for vaccinated persons in Florida		Demographic summary			
Doses administered	5,636	First dose	Series complete	Total people vaccinated	
People receiving one dose of a 1-dose series (Johnson & Johnson) or receiving only one dose of a 2-dose series (Moderna, Pfizer) count once. Persons receiving both doses of a 2-dose series count twice.		Age group	1,581	2,180	3,761
		16-24 years	34	17	51
		25-34 years	89	31	120
		35-44 years	222	58	280
		45-54 years	294	107	401
		55-64 years	450	393	843
		65-74 years	294	918	1,212
		75-84 years	152	521	673
		85+ years	46	135	181
		Race	1,581	2,180	3,761
		White	1,191	1,894	3,085
		Black	280	81	361
		American Indian/Alaskan	17	12	29
		Other	53	65	118
		Unknown	40	128	168
		Other race includes Asian, native Hawaiian/Pacific Islander, or other.			
		Ethnicity	1,581	2,180	3,761
		Hispanic	41	41	82
		Non-Hispanic	1,293	1,618	2,911
		Unknown	247	521	768
		Gender	1,581	2,180	3,761
		Female	508	1,179	1,687
		Male	1,073	1,001	2,074
		Unknown	0	0	0

Current status of persons vaccinated for COVID-19 in Florida	
Total people vaccinated	3,761
First dose	1,581
Series completed	2,180
Completed 1-dose series	305
Completed 2-dose series	1,875
First dose: current number of people who have only received their first dose of the Moderna or Pfizer vaccine.	
Series complete: current number of people who have received both Moderna or Pfizer vaccine doses or one Johnson & Johnson dose and are considered fully immunized.	



COVID-19: Duval County vaccine summary

Vaccination data through Apr 20, 2021 as of Apr 21, 2021 at 12:05 AM

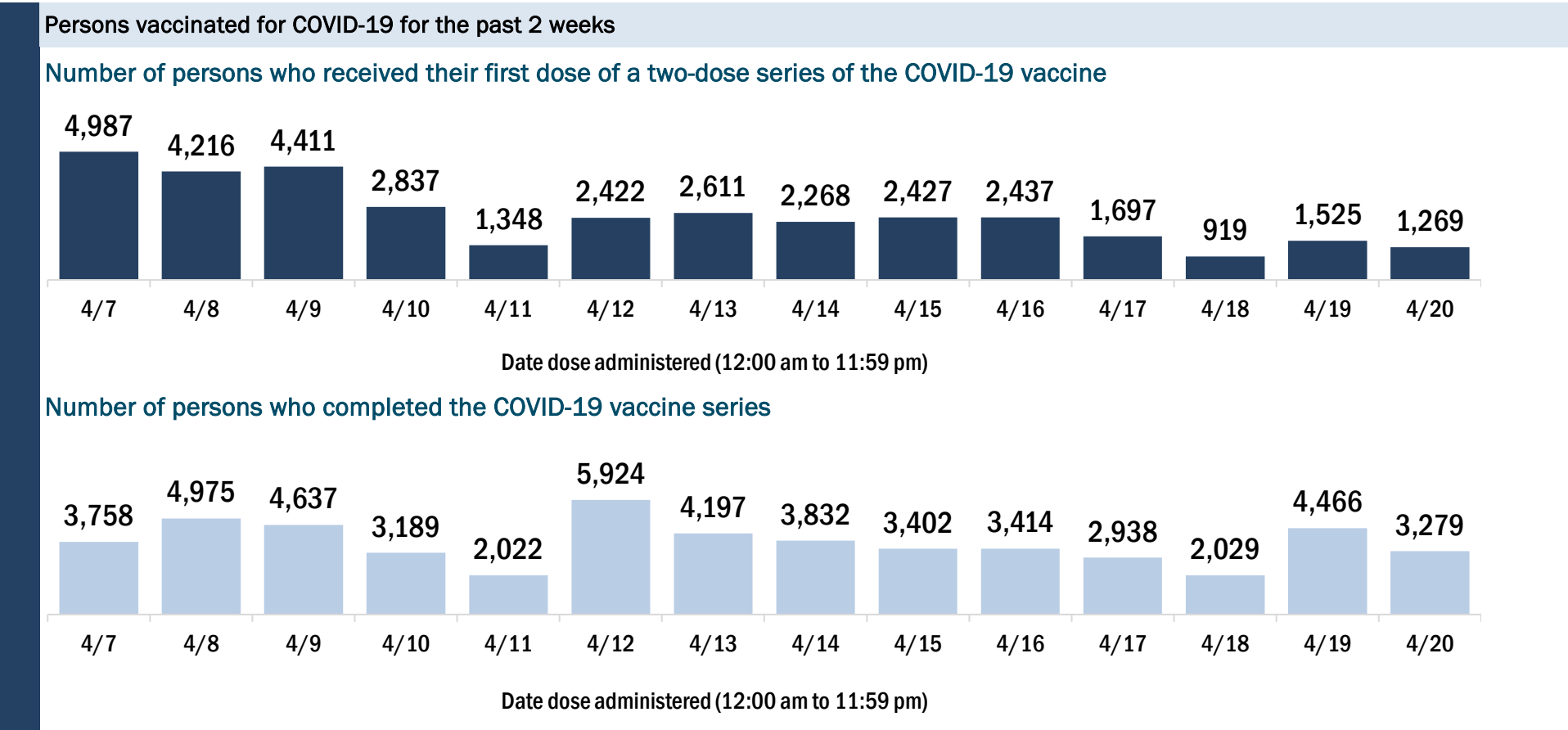
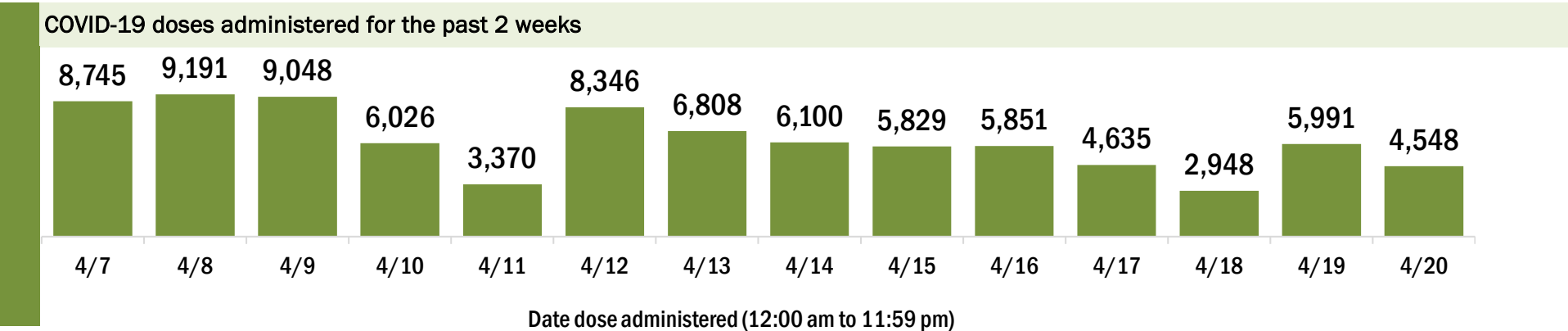
Data in this report are provisional and subject to change.

Data in this summary pertain to COVID-19 vaccines approved by the U.S. Food and Drug Administration and have been issued an Emergency Use Authorization (Janssen COVID-19 Vaccine, Moderna COVID-19 Vaccine and Pfizer-BioNTech COVID-19 Vaccine). These data summarize the number of people who have received either their first dose or have completed the series for a COVID-19 vaccine. **A person can only be counted in one category, first dose or series complete.** For persons receiving Moderna or Pfizer vaccines, once they receive their second dose, they are moved from the first dose column to the series completed column. **Because of this, the total first dose category may show a change from report to report not matching the total receiving their first dose from the previous day.** Persons receiving Johnson & Johnson vaccines will always be counted in the series completed column.

COVID-19 doses for vaccinated persons in Florida	
Doses administered	498,772
People receiving one dose of a 1-dose series (Johnson & Johnson) or receiving only one dose of a 2-dose series (Moderna, Pfizer) count once. Persons receiving both doses of a 2-dose series count twice.	

Current status of persons vaccinated for COVID-19 in Florida	
Total people vaccinated	309,555
First dose	96,991
Series completed	212,564
Completed 1-dose series	23,347
Completed 2-dose series	189,217
First dose: current number of people who have only received their first dose of the Moderna or Pfizer vaccine.	
Series complete: current number of people who have received both Moderna or Pfizer vaccine doses or one Johnson & Johnson dose and are considered fully immunized.	

Demographic summary	First dose	Series complete	Total people vaccinated
Age group	96,991	212,564	309,555
16-24 years	11,080	5,492	16,572
25-34 years	15,644	15,594	31,238
35-44 years	16,349	20,574	36,923
45-54 years	16,946	29,771	46,717
55-64 years	17,711	48,834	66,545
65-74 years	11,945	57,342	69,287
75-84 years	5,143	25,983	31,126
85+ years	2,173	8,974	11,147
Race	96,991	212,564	309,555
White	50,718	124,135	174,853
Black	14,640	36,552	51,192
American Indian/Alaskan	310	493	803
Other	16,040	25,045	41,085
Unknown	15,283	26,339	41,622
Other race includes Asian, native Hawaiian/Pacific Islander, or other.			
Ethnicity	96,991	212,564	309,555
Hispanic	9,282	9,526	18,808
Non-Hispanic	62,330	154,320	216,650
Unknown	25,379	48,718	74,097
Gender	96,991	212,564	309,555
Female	50,775	123,071	173,846
Male	43,740	89,380	133,120
Unknown	2,476	113	2,589



COVID-19: Escambia County vaccine summary

Vaccination data through Apr 20, 2021 as of Apr 21, 2021 at 12:05 AM

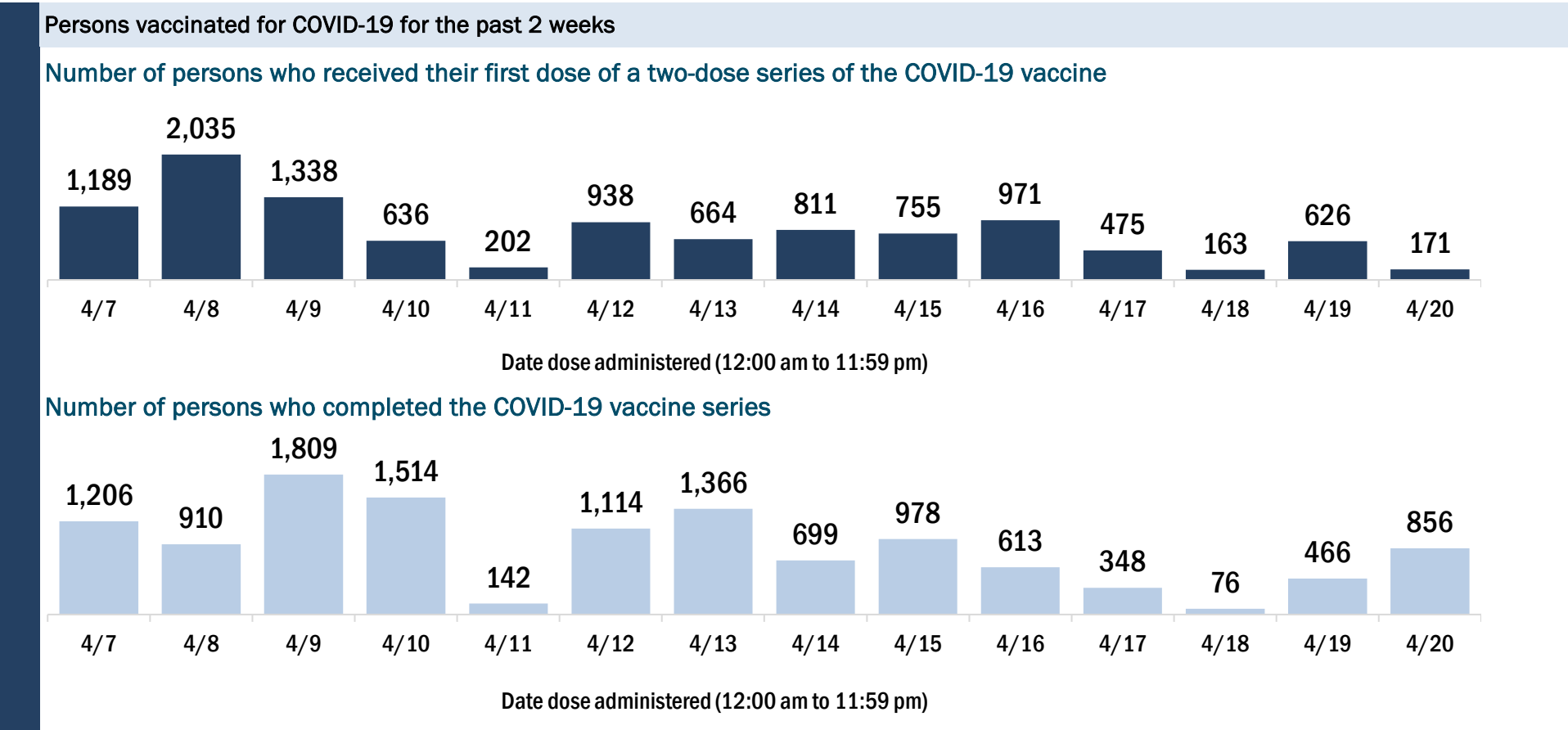
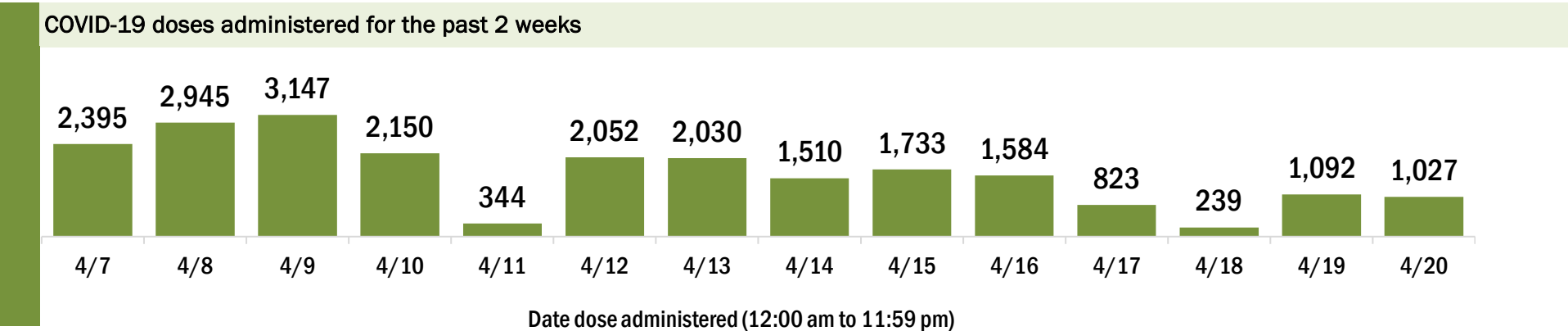
Data in this report are provisional and subject to change.

Data in this summary pertain to COVID-19 vaccines approved by the U.S. Food and Drug Administration and have been issued an Emergency Use Authorization (Janssen COVID-19 Vaccine, Moderna COVID-19 Vaccine and Pfizer-BioNTech COVID-19 Vaccine). These data summarize the number of people who have received either their first dose or have completed the series for a COVID-19 vaccine. **A person can only be counted in one category, first dose or series complete.** For persons receiving Moderna or Pfizer vaccines, once they receive their second dose, they are moved from the first dose column to the series completed column. **Because of this, the total first dose category may show a change from report to report not matching the total receiving their first dose from the previous day.** Persons receiving Johnson & Johnson vaccines will always be counted in the series completed column.

COVID-19 doses for vaccinated persons in Florida	
Doses administered	149,421
People receiving one dose of a 1-dose series (Johnson & Johnson) or receiving only one dose of a 2-dose series (Moderna, Pfizer) count once. Persons receiving both doses of a 2-dose series count twice.	

Current status of persons vaccinated for COVID-19 in Florida	
Total people vaccinated	92,696
First dose	29,003
Series completed	63,693
Completed 1-dose series	6,968
Completed 2-dose series	56,725
First dose: current number of people who have only received their first dose of the Moderna or Pfizer vaccine.	
Series complete: current number of people who have received both Moderna or Pfizer vaccine doses or one Johnson & Johnson dose and are considered fully immunized.	

Demographic summary	First dose	Series complete	Total people vaccinated
Age group	29,003	63,693	92,696
16-24 years	3,151	1,245	4,396
25-34 years	4,239	3,249	7,488
35-44 years	4,174	4,247	8,421
45-54 years	4,575	6,893	11,468
55-64 years	5,632	14,254	19,886
65-74 years	4,151	19,561	23,712
75-84 years	2,228	10,453	12,681
85+ years	853	3,791	4,644
Race	29,003	63,693	92,696
White	15,513	39,316	54,829
Black	3,675	9,690	13,365
American Indian/Alaskan	163	475	638
Other	2,871	5,835	8,706
Unknown	6,781	8,377	15,158
Other race includes Asian, native Hawaiian/Pacific Islander, or other.			
Ethnicity	29,003	63,693	92,696
Hispanic	1,214	1,432	2,646
Non-Hispanic	17,641	44,796	62,437
Unknown	10,148	17,465	27,613
Gender	29,003	63,693	92,696
Female	15,832	37,670	53,502
Male	13,074	25,983	39,057
Unknown	97	40	137



COVID-19: Flagler County vaccine summary

Vaccination data through Apr 20, 2021 as of Apr 21, 2021 at 12:05 AM

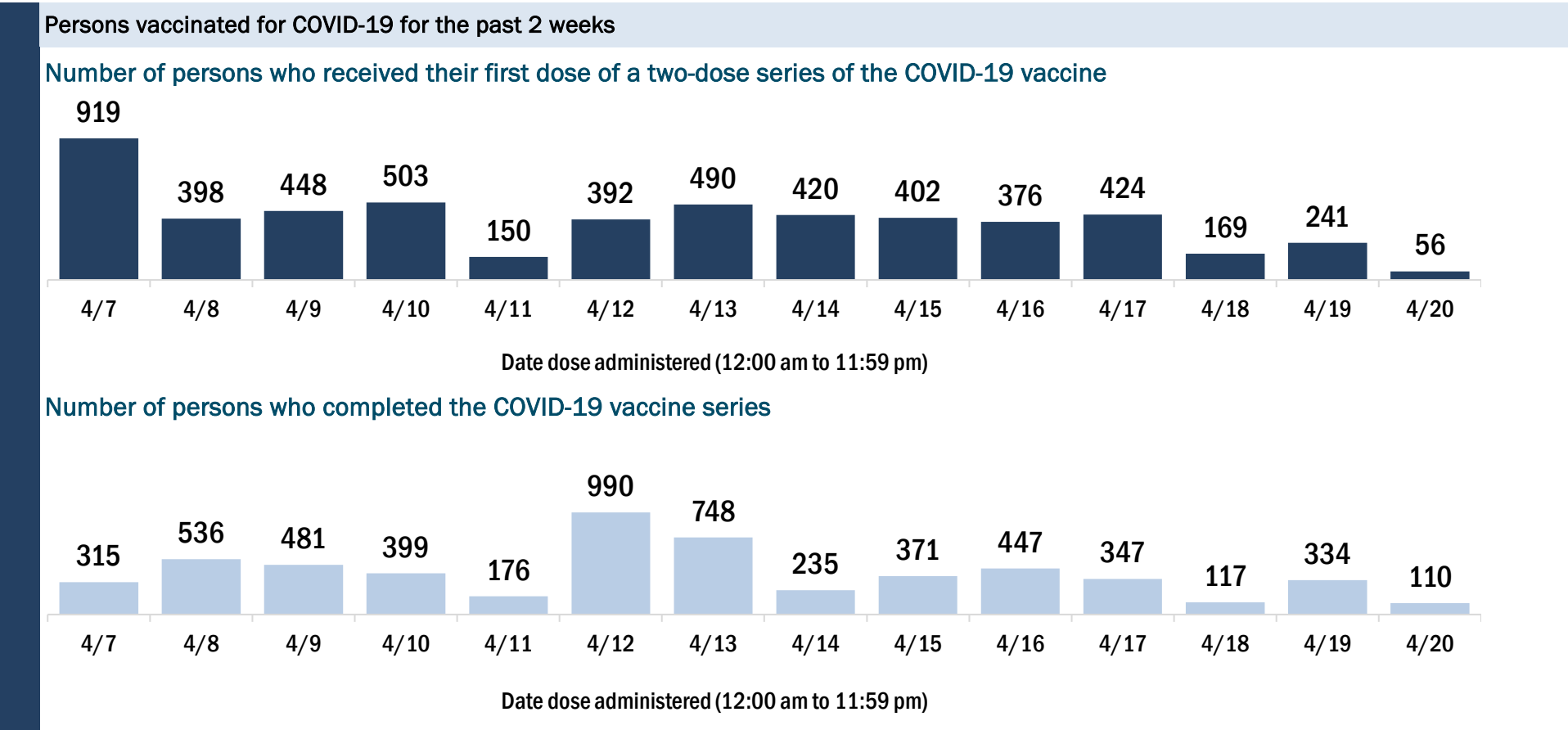
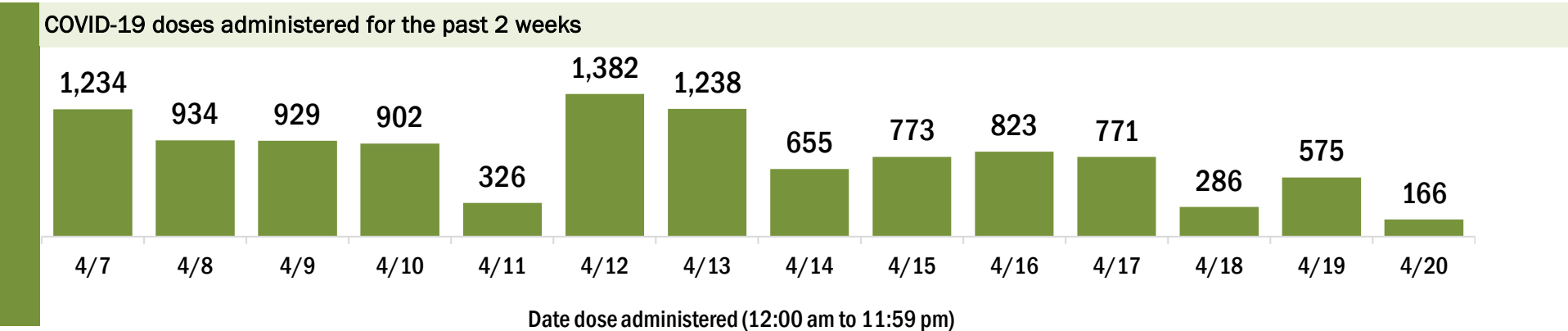
Data in this report are provisional and subject to change.

Data in this summary pertain to COVID-19 vaccines approved by the U.S. Food and Drug Administration and have been issued an Emergency Use Authorization (Janssen COVID-19 Vaccine, Moderna COVID-19 Vaccine and Pfizer-BioNTech COVID-19 Vaccine). These data summarize the number of people who have received either their first dose or have completed the series for a COVID-19 vaccine. **A person can only be counted in one category, first dose or series complete.** For persons receiving Moderna or Pfizer vaccines, once they receive their second dose, they are moved from the first dose column to the series completed column. **Because of this, the total first dose category may show a change from report to report not matching the total receiving their first dose from the previous day.** Persons receiving Johnson & Johnson vaccines will always be counted in the series completed column.

COVID-19 doses for vaccinated persons in Florida	
Doses administered	80,312
People receiving one dose of a 1-dose series (Johnson & Johnson) or receiving only one dose of a 2-dose series (Moderna, Pfizer) count once. Persons receiving both doses of a 2-dose series count twice.	

Current status of persons vaccinated for COVID-19 in Florida	
Total people vaccinated	48,933
First dose	15,430
Series completed	33,503
Completed 1-dose series	2,124
Completed 2-dose series	31,379
First dose: current number of people who have only received their first dose of the Moderna or Pfizer vaccine.	
Series complete: current number of people who have received both Moderna or Pfizer vaccine doses or one Johnson & Johnson dose and are considered fully immunized.	

Demographic summary	First dose	Series complete	Total people vaccinated
Age group	15,430	33,503	48,933
16-24 years	1,056	331	1,387
25-34 years	1,083	689	1,772
35-44 years	1,620	1,203	2,823
45-54 years	2,680	2,121	4,801
55-64 years	4,433	5,226	9,659
65-74 years	2,551	13,743	16,294
75-84 years	1,477	8,014	9,491
85+ years	530	2,176	2,706
Race	15,430	33,503	48,933
White	9,862	22,678	32,540
Black	1,001	2,189	3,190
American Indian/Alaskan	104	193	297
Other	1,338	3,081	4,419
Unknown	3,125	5,362	8,487
Other race includes Asian, native Hawaiian/Pacific Islander, or other.			
Ethnicity	15,430	33,503	48,933
Hispanic	1,513	1,688	3,201
Non-Hispanic	9,035	20,216	29,251
Unknown	4,882	11,599	16,481
Gender	15,430	33,503	48,933
Female	8,238	18,894	27,132
Male	6,994	14,459	21,453
Unknown	198	150	348



COVID-19: Franklin County vaccine summary

Vaccination data through Apr 20, 2021 as of Apr 21, 2021 at 12:05 AM

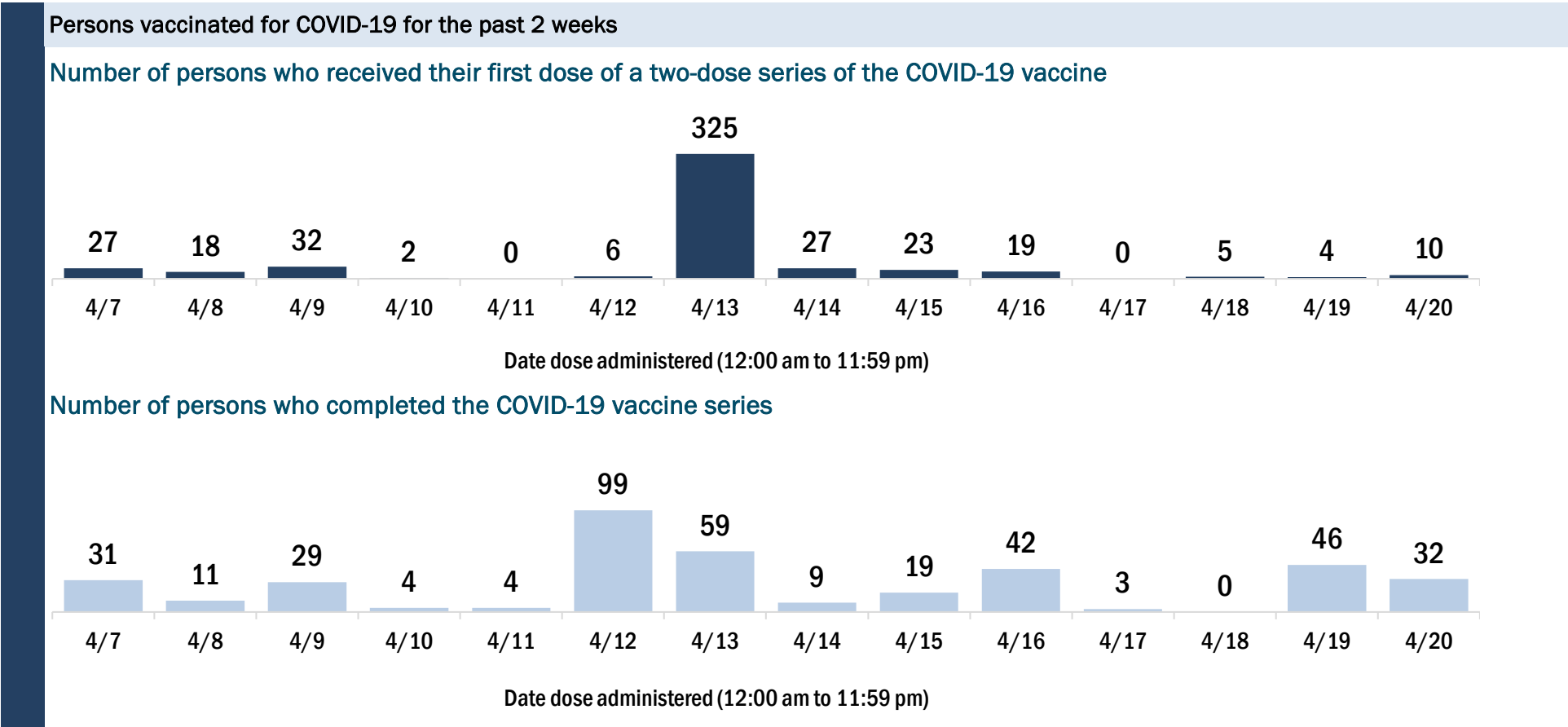
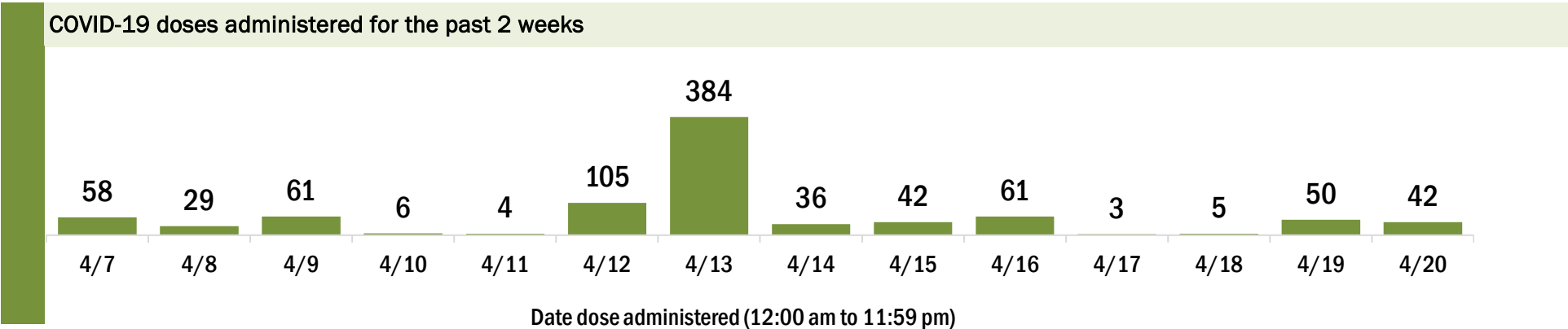
Data in this report are provisional and subject to change.

Data in this summary pertain to COVID-19 vaccines approved by the U.S. Food and Drug Administration and have been issued an Emergency Use Authorization (Janssen COVID-19 Vaccine, Moderna COVID-19 Vaccine and Pfizer-BioNTech COVID-19 Vaccine). These data summarize the number of people who have received either their first dose or have completed the series for a COVID-19 vaccine. **A person can only be counted in one category, first dose or series complete.** For persons receiving Moderna or Pfizer vaccines, once they receive their second dose, they are moved from the first dose column to the series completed column. **Because of this, the total first dose category may show a change from report to report not matching the total receiving their first dose from the previous day.** Persons receiving Johnson & Johnson vaccines will always be counted in the series completed column.

COVID-19 doses for vaccinated persons in Florida	
Doses administered	6,777
People receiving one dose of a 1-dose series (Johnson & Johnson) or receiving only one dose of a 2-dose series (Moderna, Pfizer) count once. Persons receiving both doses of a 2-dose series count twice.	

Current status of persons vaccinated for COVID-19 in Florida	
Total people vaccinated	3,920
First dose	983
Series completed	2,937
Completed 1-dose series	80
Completed 2-dose series	2,857
First dose: current number of people who have only received their first dose of the Moderna or Pfizer vaccine.	
Series complete: current number of people who have received both Moderna or Pfizer vaccine doses or one Johnson & Johnson dose and are considered fully immunized.	

Demographic summary	First dose	Series complete	Total people vaccinated
Age group	983	2,937	3,920
16-24 years	38	15	53
25-34 years	115	42	157
35-44 years	157	78	235
45-54 years	197	198	395
55-64 years	261	607	868
65-74 years	147	1,280	1,427
75-84 years	57	598	655
85+ years	11	119	130
Race	983	2,937	3,920
White	727	2,634	3,361
Black	181	133	314
American Indian/Alaskan	3	6	9
Other	38	112	150
Unknown	34	52	86
Other race includes Asian, native Hawaiian/Pacific Islander, or other.			
Ethnicity	983	2,937	3,920
Hispanic	20	39	59
Non-Hispanic	568	2,527	3,095
Unknown	395	371	766
Gender	983	2,937	3,920
Female	356	1,555	1,911
Male	627	1,382	2,009
Unknown	0	0	0



COVID-19: Gadsden County vaccine summary

Vaccination data through Apr 20, 2021 as of Apr 21, 2021 at 12:05 AM

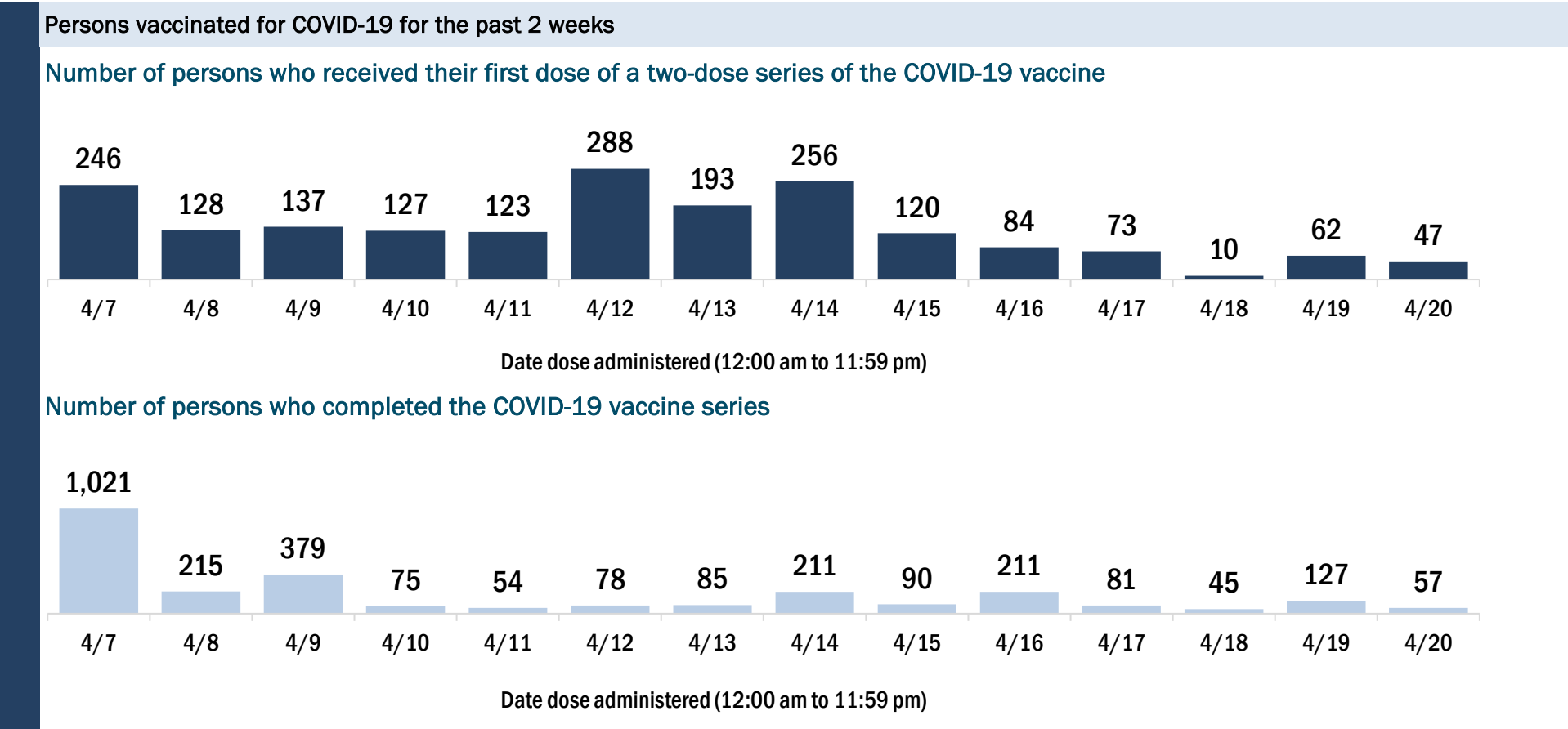
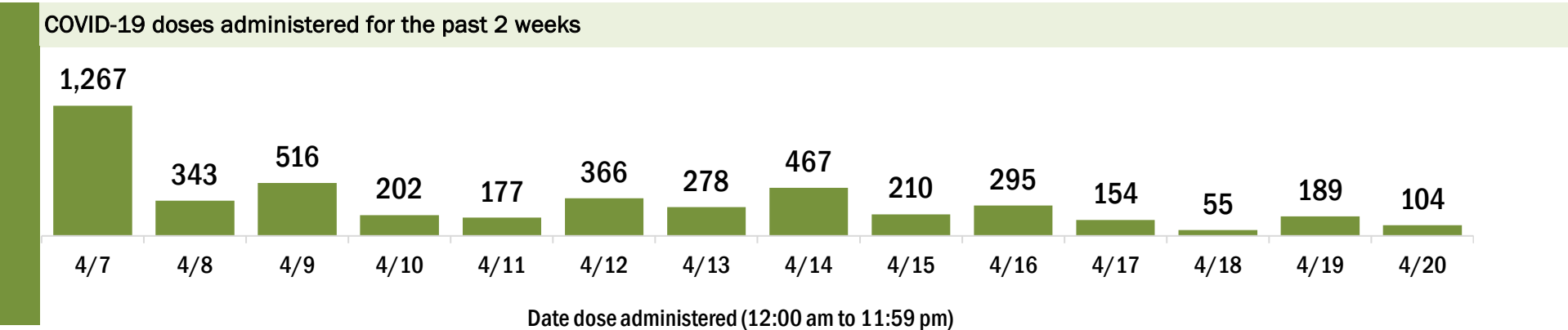
Data in this report are provisional and subject to change.

Data in this summary pertain to COVID-19 vaccines approved by the U.S. Food and Drug Administration and have been issued an Emergency Use Authorization (Janssen COVID-19 Vaccine, Moderna COVID-19 Vaccine and Pfizer-BioNTech COVID-19 Vaccine). These data summarize the number of people who have received either their first dose or have completed the series for a COVID-19 vaccine. **A person can only be counted in one category, first dose or series complete.** For persons receiving Moderna or Pfizer vaccines, once they receive their second dose, they are moved from the first dose column to the series completed column. **Because of this, the total first dose category may show a change from report to report not matching the total receiving their first dose from the previous day.** Persons receiving Johnson & Johnson vaccines will always be counted in the series completed column.

COVID-19 doses for vaccinated persons in Florida	
Doses administered	25,600
People receiving one dose of a 1-dose series (Johnson & Johnson) or receiving only one dose of a 2-dose series (Moderna, Pfizer) count once. Persons receiving both doses of a 2-dose series count twice.	

Current status of persons vaccinated for COVID-19 in Florida	
Total people vaccinated	15,868
First dose	4,424
Series completed	11,444
Completed 1-dose series	1,712
Completed 2-dose series	9,732
First dose: current number of people who have only received their first dose of the Moderna or Pfizer vaccine.	
Series complete: current number of people who have received both Moderna or Pfizer vaccine doses or one Johnson & Johnson dose and are considered fully immunized.	

Demographic summary	First dose	Series complete	Total people vaccinated
Age group	4,424	11,444	15,868
16-24 years	278	186	464
25-34 years	391	625	1,016
35-44 years	783	940	1,723
45-54 years	1,005	1,397	2,402
55-64 years	1,089	2,519	3,608
65-74 years	536	3,544	4,080
75-84 years	252	1,678	1,930
85+ years	90	555	645
Race	4,424	11,444	15,868
White	1,195	4,388	5,583
Black	1,963	4,753	6,716
American Indian/Alaskan	5	25	30
Other	727	1,455	2,182
Unknown	534	823	1,357
Other race includes Asian, native Hawaiian/Pacific Islander, or other.			
Ethnicity	4,424	11,444	15,868
Hispanic	535	368	903
Non-Hispanic	2,824	8,403	11,227
Unknown	1,065	2,673	3,738
Gender	4,424	11,444	15,868
Female	2,268	7,191	9,459
Male	2,156	4,253	6,409
Unknown	0	0	0



COVID-19: Gilchrist County vaccine summary

Vaccination data through Apr 20, 2021 as of Apr 21, 2021 at 12:05 AM

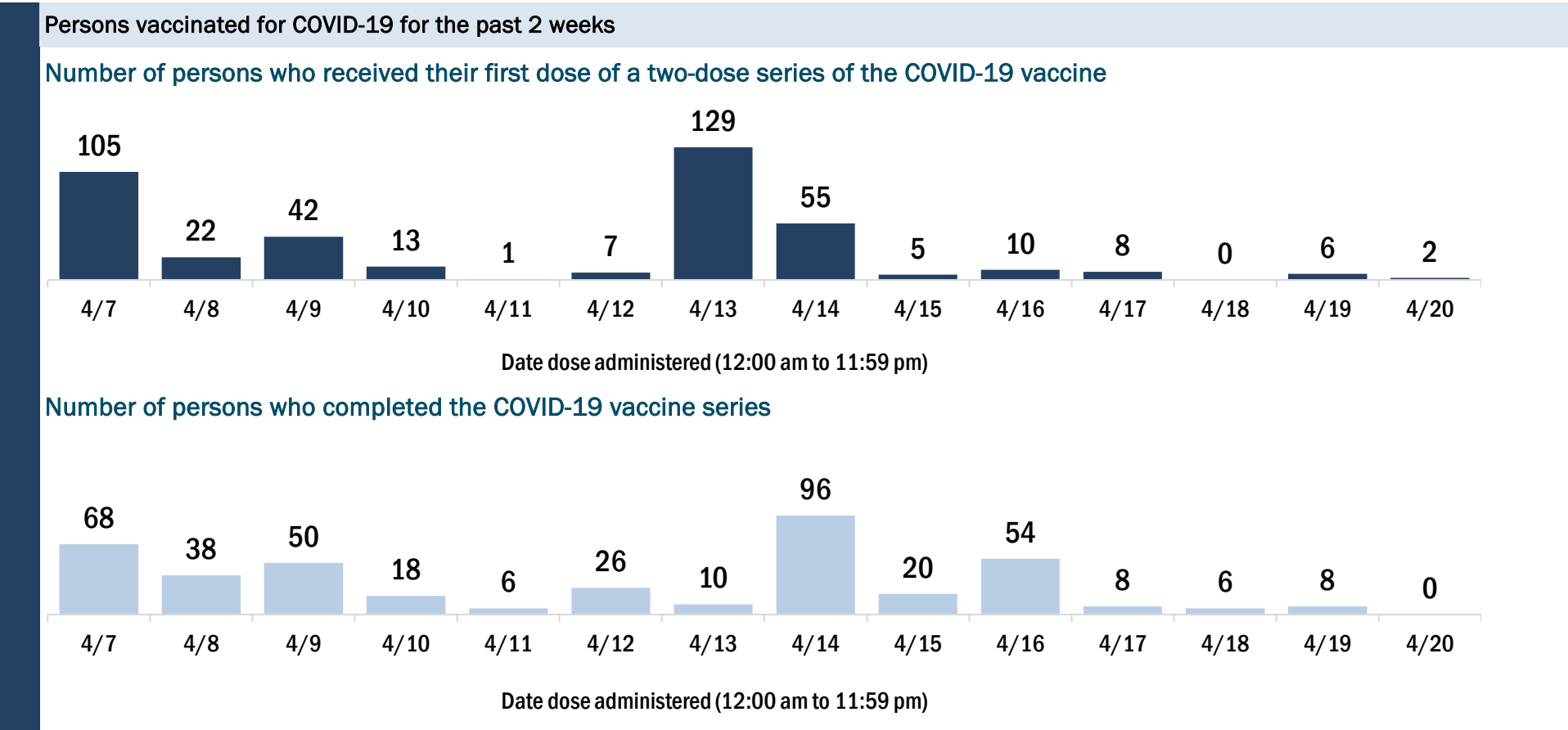
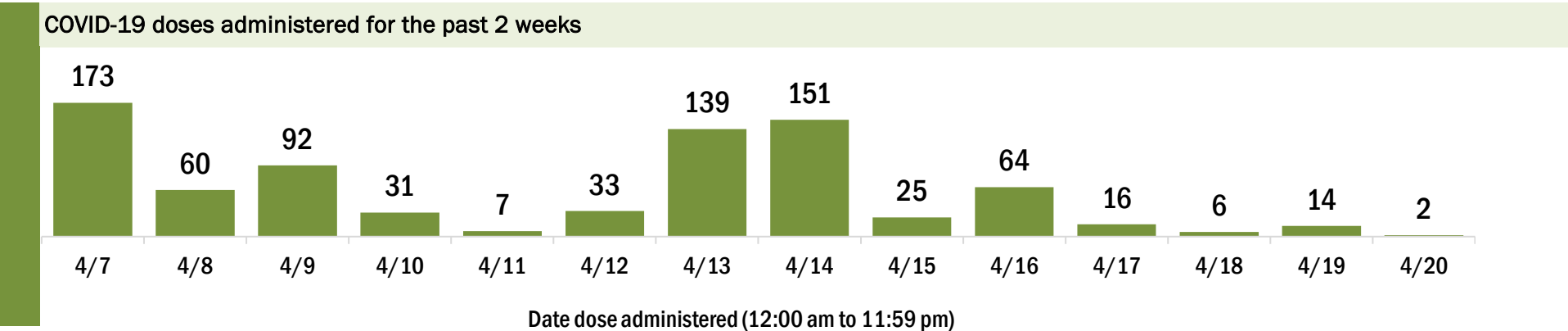
Data in this report are provisional and subject to change.

Data in this summary pertain to COVID-19 vaccines approved by the U.S. Food and Drug Administration and have been issued an Emergency Use Authorization (Janssen COVID-19 Vaccine, Moderna COVID-19 Vaccine and Pfizer-BioNTech COVID-19 Vaccine). These data summarize the number of people who have received either their first dose or have completed the series for a COVID-19 vaccine. **A person can only be counted in one category, first dose or series complete.** For persons receiving Moderna or Pfizer vaccines, once they receive their second dose, they are moved from the first dose column to the series completed column. **Because of this, the total first dose category may show a change from report to report not matching the total receiving their first dose from the previous day.** Persons receiving Johnson & Johnson vaccines will always be counted in the series completed column.

COVID-19 doses for vaccinated persons in Florida	
Doses administered	5,903
People receiving one dose of a 1-dose series (Johnson & Johnson) or receiving only one dose of a 2-dose series (Moderna, Pfizer) count once. Persons receiving both doses of a 2-dose series count twice.	

Current status of persons vaccinated for COVID-19 in Florida	
Total people vaccinated	3,667
First dose	1,021
Series completed	2,646
Completed 1-dose series	410
Completed 2-dose series	2,236
First dose: current number of people who have only received their first dose of the Moderna or Pfizer vaccine.	
Series complete: current number of people who have received both Moderna or Pfizer vaccine doses or one Johnson & Johnson dose and are considered fully immunized.	

Demographic summary	First dose	Series complete	Total people vaccinated
Age group	1,021	2,646	3,667
16-24 years	42	49	91
25-34 years	64	80	144
35-44 years	110	125	235
45-54 years	171	225	396
55-64 years	330	463	793
65-74 years	203	921	1,124
75-84 years	73	593	666
85+ years	28	190	218
Race	1,021	2,646	3,667
White	797	1,875	2,672
Black	47	40	87
American Indian/Alaskan	5	9	14
Other	74	203	277
Unknown	98	519	617
Other race includes Asian, native Hawaiian/Pacific Islander, or other.			
Ethnicity	1,021	2,646	3,667
Hispanic	70	54	124
Non-Hispanic	589	1,151	1,740
Unknown	362	1,441	1,803
Gender	1,021	2,646	3,667
Female	517	1,562	2,079
Male	503	1,084	1,587
Unknown	1	0	1



COVID-19: Glades County vaccine summary

Vaccination data through Apr 20, 2021 as of Apr 21, 2021 at 12:05 AM

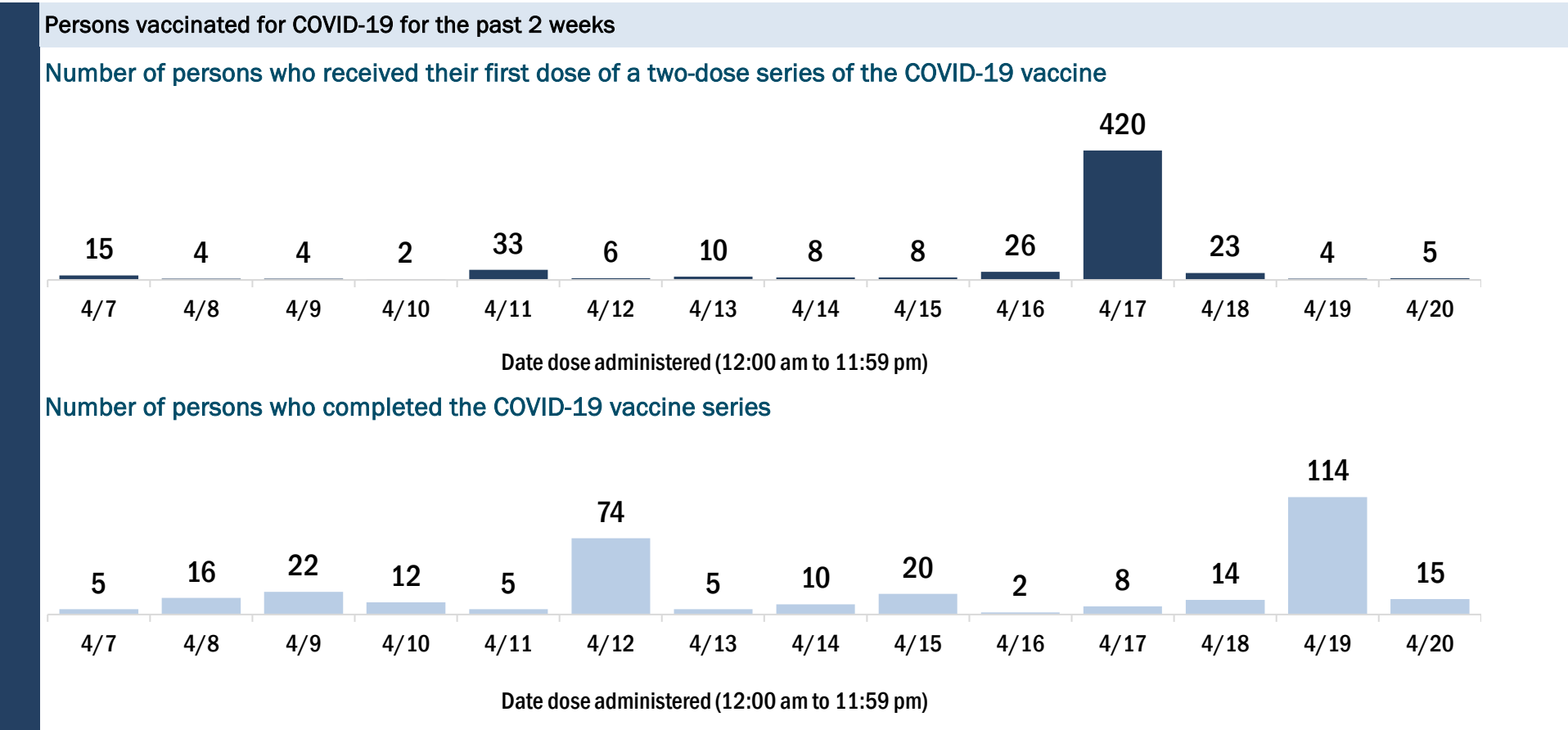
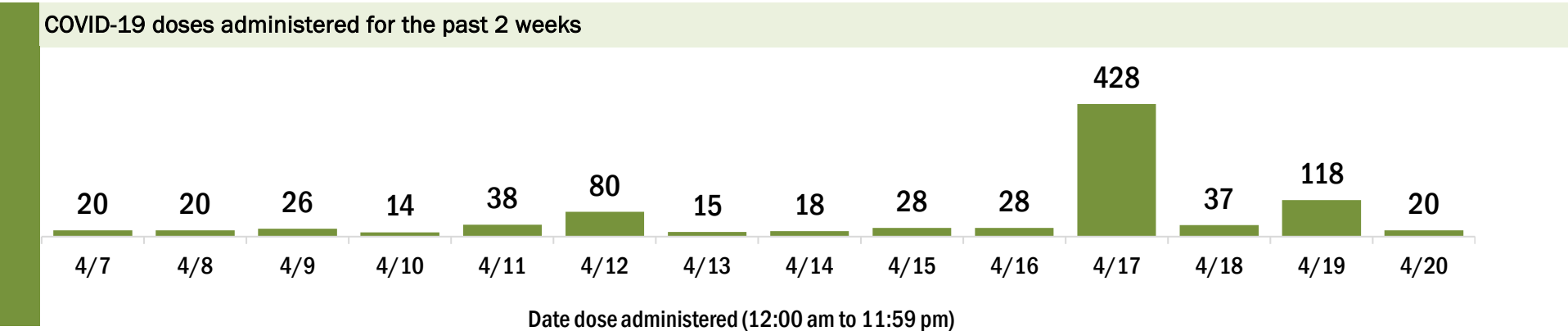
Data in this report are provisional and subject to change.

Data in this summary pertain to COVID-19 vaccines approved by the U.S. Food and Drug Administration and have been issued an Emergency Use Authorization (Janssen COVID-19 Vaccine, Moderna COVID-19 Vaccine and Pfizer-BioNTech COVID-19 Vaccine). These data summarize the number of people who have received either their first dose or have completed the series for a COVID-19 vaccine. **A person can only be counted in one category, first dose or series complete.** For persons receiving Moderna or Pfizer vaccines, once they receive their second dose, they are moved from the first dose column to the series completed column. **Because of this, the total first dose category may show a change from report to report not matching the total receiving their first dose from the previous day.** Persons receiving Johnson & Johnson vaccines will always be counted in the series completed column.

COVID-19 doses for vaccinated persons in Florida	
Doses administered	4,748
People receiving one dose of a 1-dose series (Johnson & Johnson) or receiving only one dose of a 2-dose series (Moderna, Pfizer) count once. Persons receiving both doses of a 2-dose series count twice.	

Current status of persons vaccinated for COVID-19 in Florida	
Total people vaccinated	2,915
First dose	857
Series completed	2,058
Completed 1-dose series	225
Completed 2-dose series	1,833
First dose: current number of people who have only received their first dose of the Moderna or Pfizer vaccine.	
Series complete: current number of people who have received both Moderna or Pfizer vaccine doses or one Johnson & Johnson dose and are considered fully immunized.	

Demographic summary	First dose	Series complete	Total people vaccinated
Age group	857	2,058	2,915
16-24 years	118	12	130
25-34 years	235	46	281
35-44 years	133	70	203
45-54 years	114	130	244
55-64 years	131	317	448
65-74 years	62	810	872
75-84 years	52	567	619
85+ years	12	106	118
Race	857	2,058	2,915
White	713	1,523	2,236
Black	34	103	137
American Indian/Alaskan	3	16	19
Other	39	97	136
Unknown	68	319	387
Other race includes Asian, native Hawaiian/Pacific Islander, or other.			
Ethnicity	857	2,058	2,915
Hispanic	488	90	578
Non-Hispanic	194	960	1,154
Unknown	175	1,008	1,183
Gender	857	2,058	2,915
Female	207	964	1,171
Male	650	1,094	1,744
Unknown	0	0	0



COVID-19: Gulf County vaccine summary

Vaccination data through Apr 20, 2021 as of Apr 21, 2021 at 12:05 AM

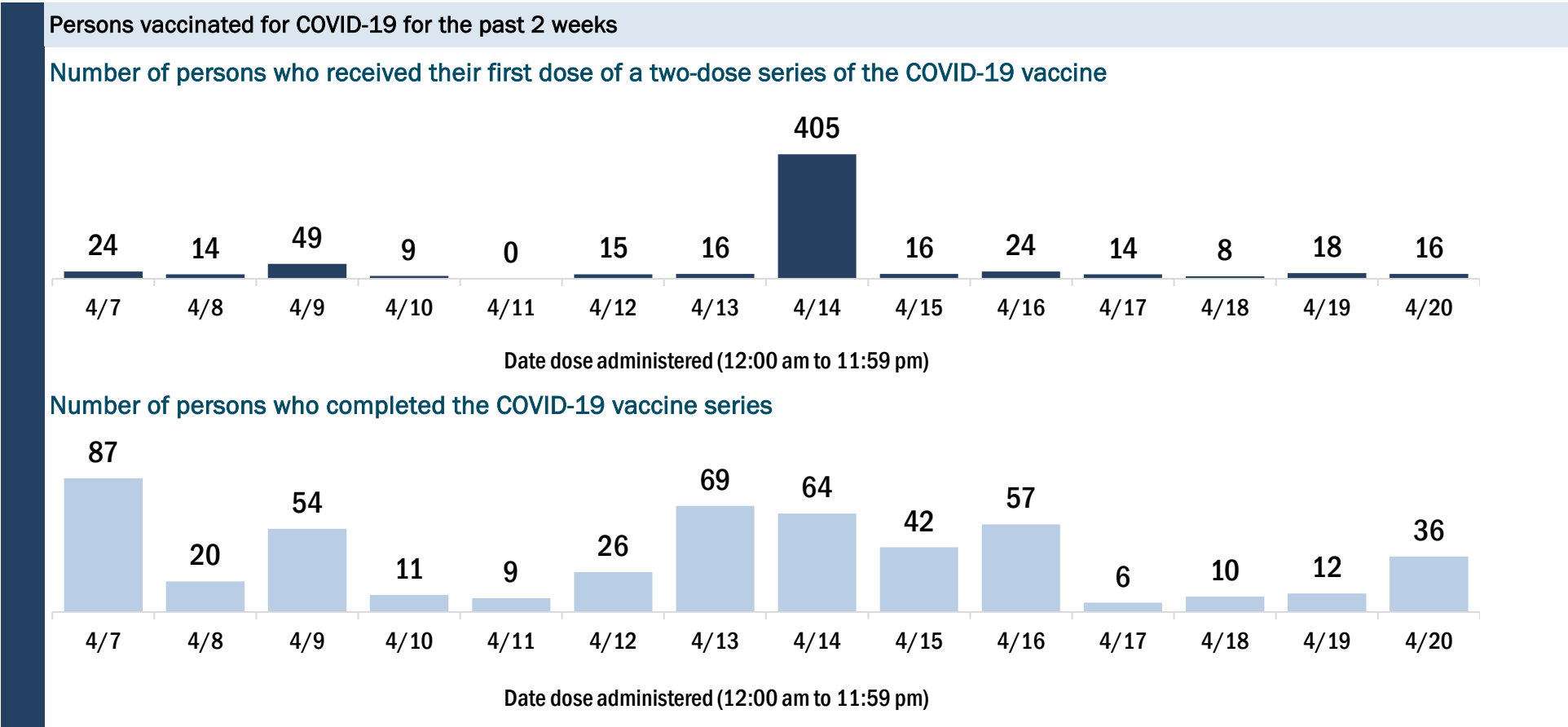
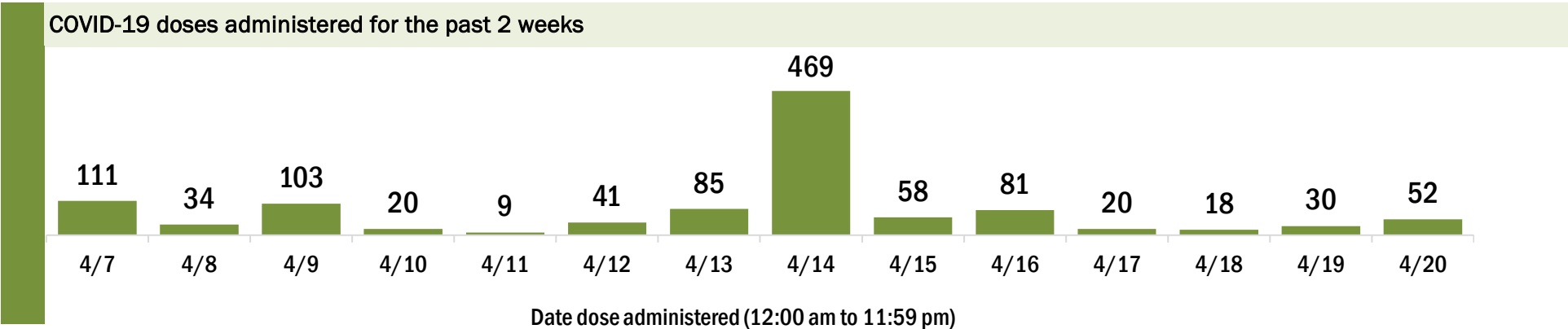
Data in this report are provisional and subject to change.

Data in this summary pertain to COVID-19 vaccines approved by the U.S. Food and Drug Administration and have been issued an Emergency Use Authorization (Janssen COVID-19 Vaccine, Moderna COVID-19 Vaccine and Pfizer-BioNTech COVID-19 Vaccine). These data summarize the number of people who have received either their first dose or have completed the series for a COVID-19 vaccine. **A person can only be counted in one category, first dose or series complete.** For persons receiving Moderna or Pfizer vaccines, once they receive their second dose, they are moved from the first dose column to the series completed column. **Because of this, the total first dose category may show a change from report to report not matching the total receiving their first dose from the previous day.** Persons receiving Johnson & Johnson vaccines will always be counted in the series completed column.

COVID-19 doses for vaccinated persons in Florida	
Doses administered	7,499
People receiving one dose of a 1-dose series (Johnson & Johnson) or receiving only one dose of a 2-dose series (Moderna, Pfizer) count once. Persons receiving both doses of a 2-dose series count twice.	

Current status of persons vaccinated for COVID-19 in Florida	
Total people vaccinated	4,478
First dose	1,217
Series completed	3,261
Completed 1-dose series	240
Completed 2-dose series	3,021
First dose: current number of people who have only received their first dose of the Moderna or Pfizer vaccine.	
Series complete: current number of people who have received both Moderna or Pfizer vaccine doses or one Johnson & Johnson dose and are considered fully immunized.	

Demographic summary	First dose	Series complete	Total people vaccinated
Age group	1,217	3,261	4,478
16-24 years	64	37	101
25-34 years	156	62	218
35-44 years	197	101	298
45-54 years	266	213	479
55-64 years	304	536	840
65-74 years	136	1,442	1,578
75-84 years	84	681	765
85+ years	10	189	199
Race	1,217	3,261	4,478
White	847	2,879	3,726
Black	268	233	501
American Indian/Alaskan	3	10	13
Other	71	84	155
Unknown	28	55	83
Other race includes Asian, native Hawaiian/Pacific Islander, or other.			
Ethnicity	1,217	3,261	4,478
Hispanic	17	32	49
Non-Hispanic	572	2,963	3,535
Unknown	628	266	894
Gender	1,217	3,261	4,478
Female	449	1,714	2,163
Male	768	1,547	2,315
Unknown	0	0	0



COVID-19: Hamilton County vaccine summary

Vaccination data through Apr 20, 2021 as of Apr 21, 2021 at 12:05 AM

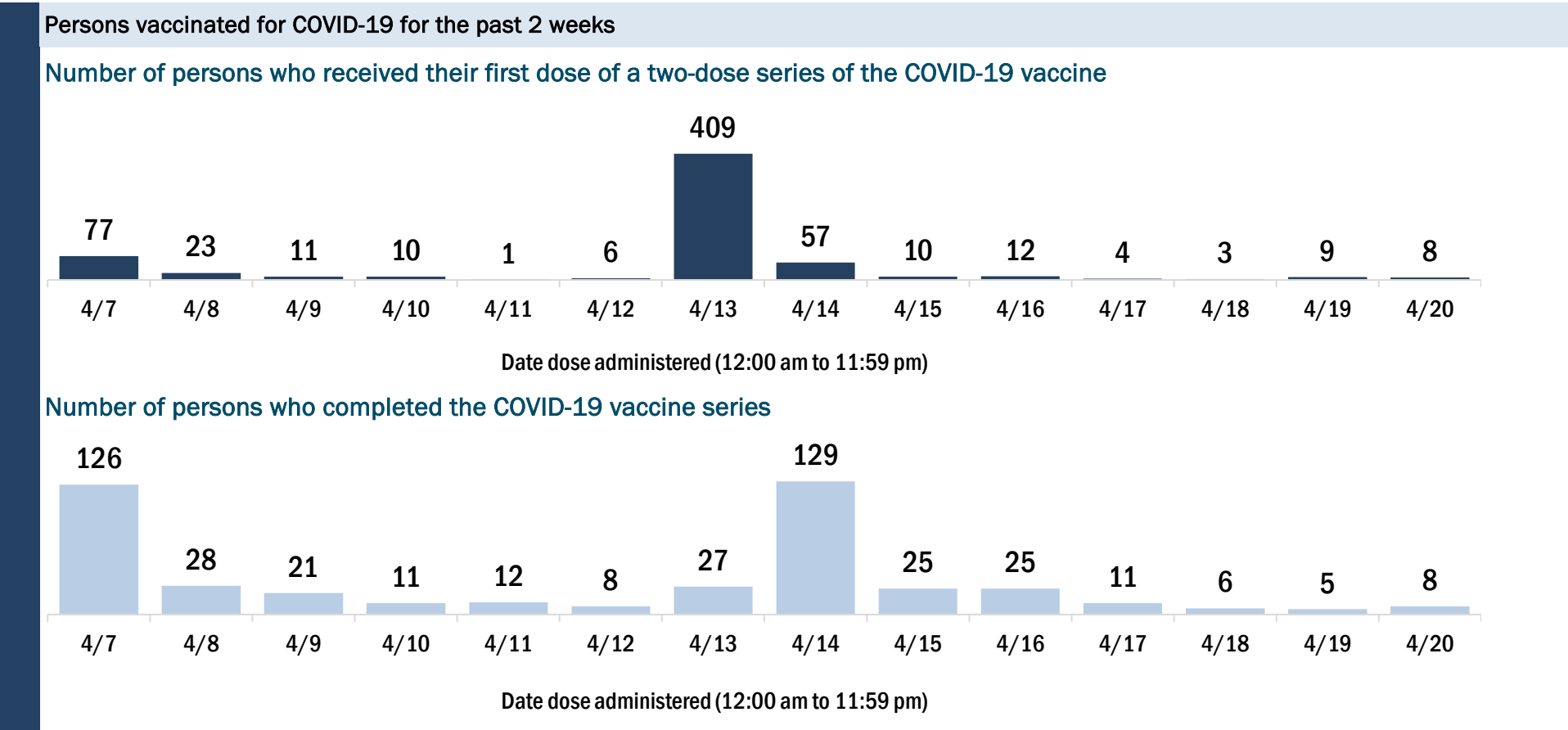
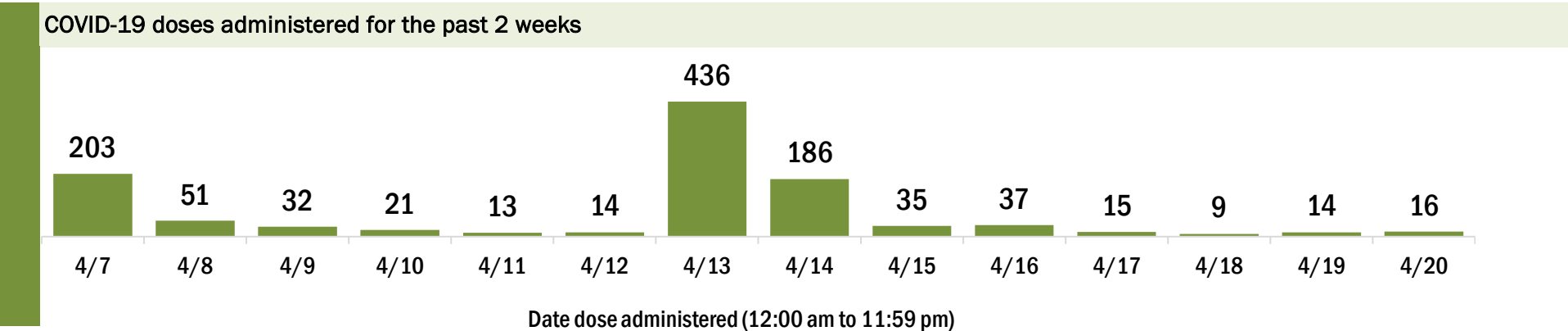
Data in this report are provisional and subject to change.

Data in this summary pertain to COVID-19 vaccines approved by the U.S. Food and Drug Administration and have been issued an Emergency Use Authorization (Janssen COVID-19 Vaccine, Moderna COVID-19 Vaccine and Pfizer-BioNTech COVID-19 Vaccine). These data summarize the number of people who have received either their first dose or have completed the series for a COVID-19 vaccine. **A person can only be counted in one category, first dose or series complete.** For persons receiving Moderna or Pfizer vaccines, once they receive their second dose, they are moved from the first dose column to the series completed column. **Because of this, the total first dose category may show a change from report to report not matching the total receiving their first dose from the previous day.** Persons receiving Johnson & Johnson vaccines will always be counted in the series completed column.

COVID-19 doses for vaccinated persons in Florida	
Doses administered	4,982
People receiving one dose of a 1-dose series (Johnson & Johnson) or receiving only one dose of a 2-dose series (Moderna, Pfizer) count once. Persons receiving both doses of a 2-dose series count twice.	

Current status of persons vaccinated for COVID-19 in Florida	
Total people vaccinated	3,076
First dose	952
Series completed	2,124
Completed 1-dose series	218
Completed 2-dose series	1,906
First dose: current number of people who have only received their first dose of the Moderna or Pfizer vaccine.	
Series complete: current number of people who have received both Moderna or Pfizer vaccine doses or one Johnson & Johnson dose and are considered fully immunized.	

Demographic summary	First dose	Series complete	Total people vaccinated
Age group	952	2,124	3,076
16-24 years	47	19	66
25-34 years	115	43	158
35-44 years	161	73	234
45-54 years	189	164	353
55-64 years	261	412	673
65-74 years	108	877	985
75-84 years	42	432	474
85+ years	29	104	133
Race	952	2,124	3,076
White	505	1,267	1,772
Black	327	498	825
American Indian/Alaskan	6	2	8
Other	89	131	220
Unknown	25	226	251
Other race includes Asian, native Hawaiian/Pacific Islander, or other.			
Ethnicity	952	2,124	3,076
Hispanic	71	37	108
Non-Hispanic	730	1,235	1,965
Unknown	151	852	1,003
Gender	952	2,124	3,076
Female	330	1,197	1,527
Male	622	927	1,549
Unknown	0	0	0



COVID-19: Hardee County vaccine summary

Vaccination data through Apr 20, 2021 as of Apr 21, 2021 at 12:05 AM

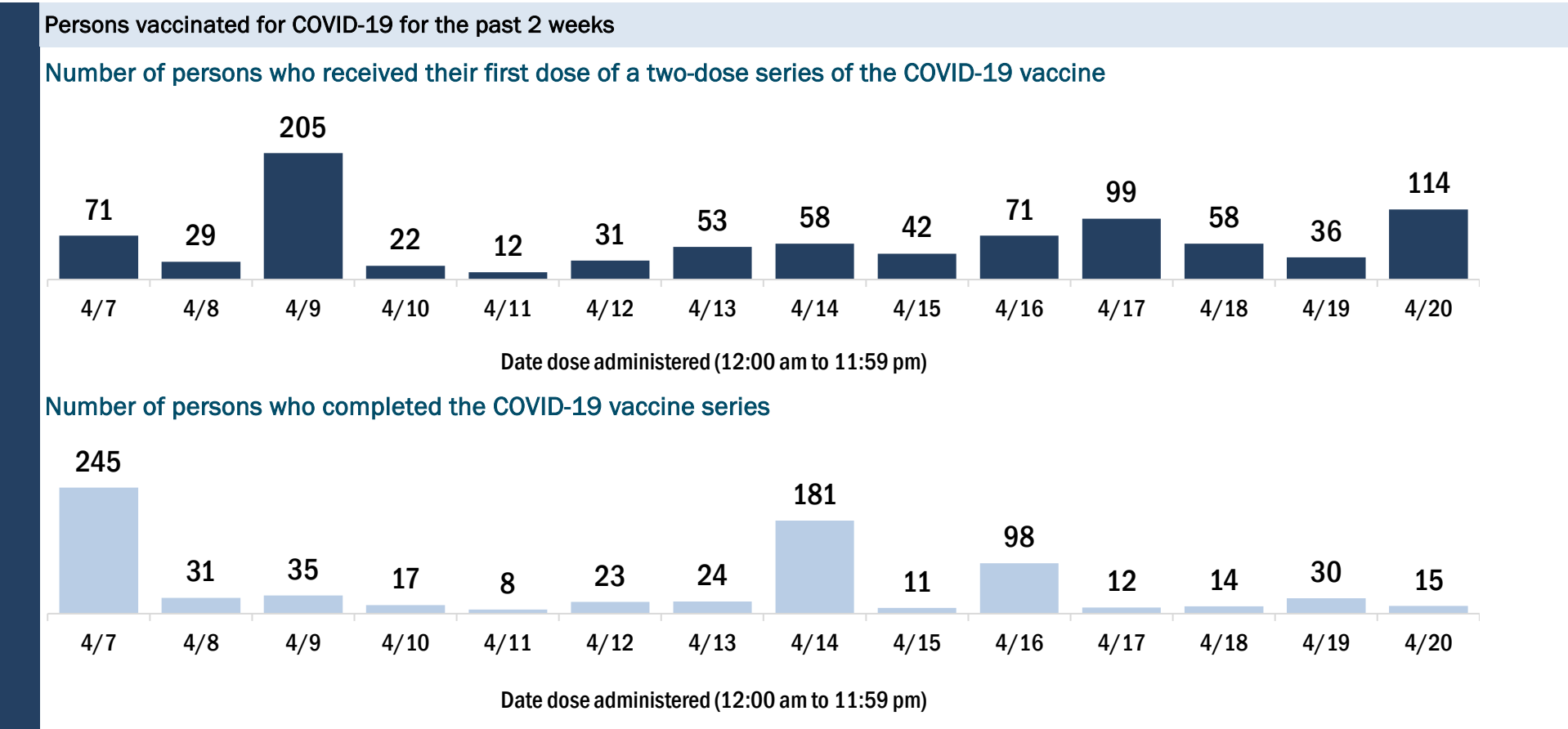
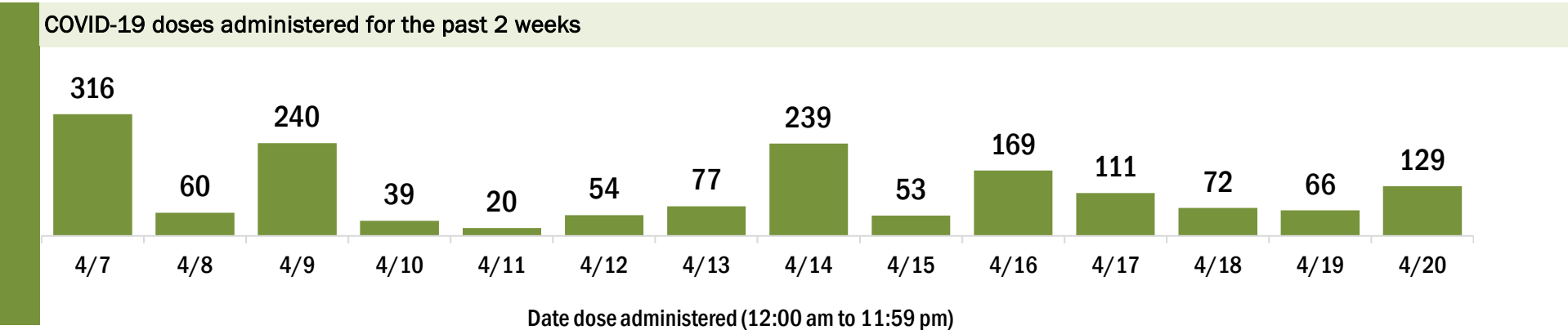
Data in this report are provisional and subject to change.

Data in this summary pertain to COVID-19 vaccines approved by the U.S. Food and Drug Administration and have been issued an Emergency Use Authorization (Janssen COVID-19 Vaccine, Moderna COVID-19 Vaccine and Pfizer-BioNTech COVID-19 Vaccine). These data summarize the number of people who have received either their first dose or have completed the series for a COVID-19 vaccine. **A person can only be counted in one category, first dose or series complete.** For persons receiving Moderna or Pfizer vaccines, once they receive their second dose, they are moved from the first dose column to the series completed column. **Because of this, the total first dose category may show a change from report to report not matching the total receiving their first dose from the previous day.** Persons receiving Johnson & Johnson vaccines will always be counted in the series completed column.

COVID-19 doses for vaccinated persons in Florida	
Doses administered	8,775
People receiving one dose of a 1-dose series (Johnson & Johnson) or receiving only one dose of a 2-dose series (Moderna, Pfizer) count once. Persons receiving both doses of a 2-dose series count twice.	

Current status of persons vaccinated for COVID-19 in Florida	
Total people vaccinated	5,466
First dose	2,019
Series completed	3,447
Completed 1-dose series	138
Completed 2-dose series	3,309
First dose: current number of people who have only received their first dose of the Moderna or Pfizer vaccine.	
Series complete: current number of people who have received both Moderna or Pfizer vaccine doses or one Johnson & Johnson dose and are considered fully immunized.	

Demographic summary	First dose	Series complete	Total people vaccinated
Age group	2,019	3,447	5,466
16-24 years	146	52	198
25-34 years	220	123	343
35-44 years	270	114	384
45-54 years	415	201	616
55-64 years	545	447	992
65-74 years	248	1,323	1,571
75-84 years	140	923	1,063
85+ years	35	264	299
Race	2,019	3,447	5,466
White	1,523	2,879	4,402
Black	98	127	225
American Indian/Alaskan	1	26	27
Other	289	337	626
Unknown	108	78	186
Other race includes Asian, native Hawaiian/Pacific Islander, or other.			
Ethnicity	2,019	3,447	5,466
Hispanic	783	431	1,214
Non-Hispanic	855	2,673	3,528
Unknown	381	343	724
Gender	2,019	3,447	5,466
Female	989	1,877	2,866
Male	1,027	1,569	2,596
Unknown	3	1	4



COVID-19: Hendry County vaccine summary

Vaccination data through Apr 20, 2021 as of Apr 21, 2021 at 12:05 AM

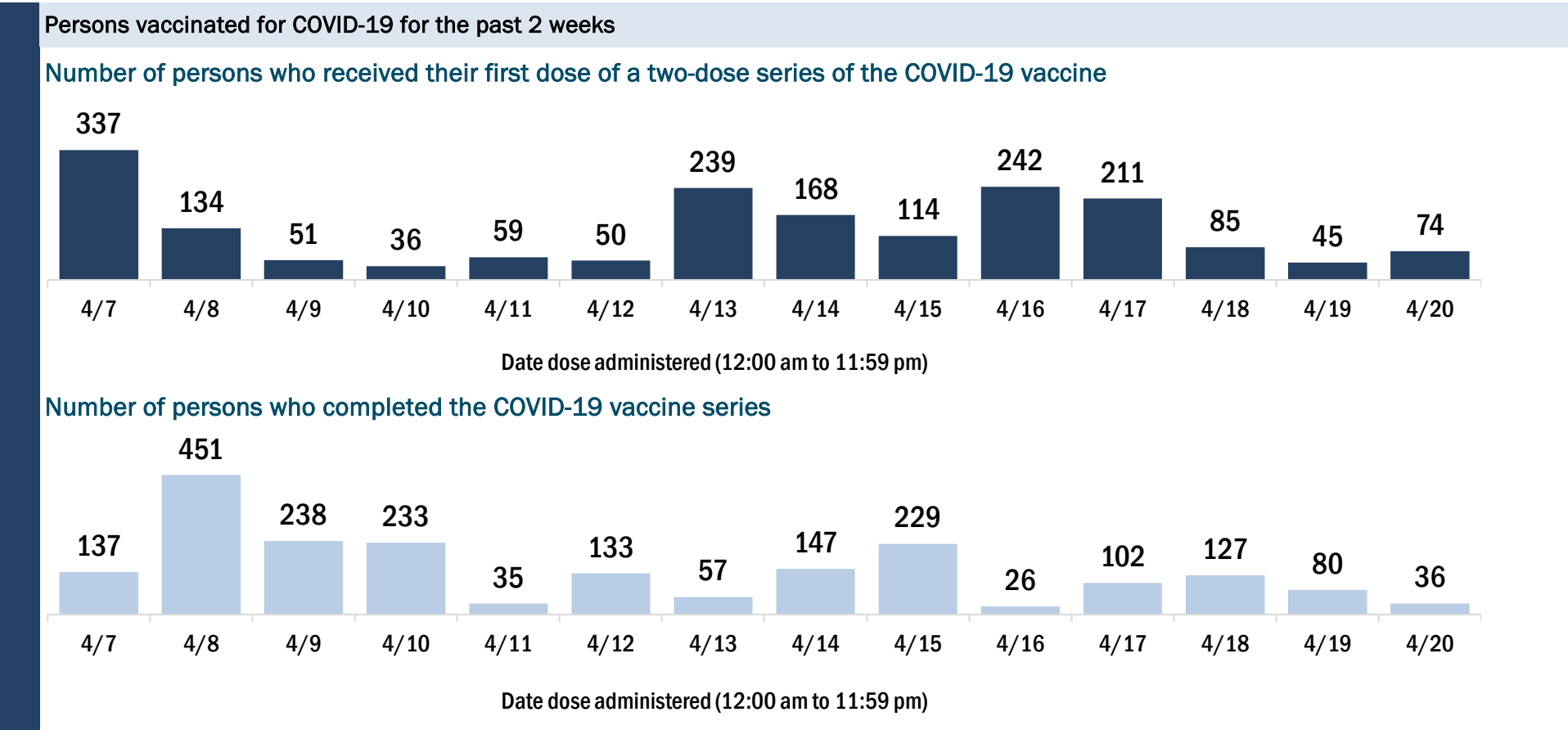
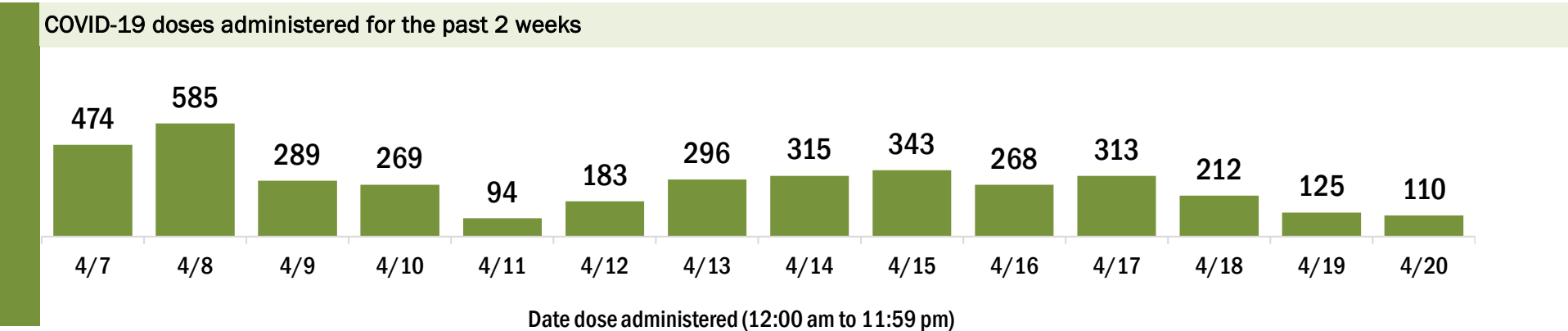
Data in this report are provisional and subject to change.

Data in this summary pertain to COVID-19 vaccines approved by the U.S. Food and Drug Administration and have been issued an Emergency Use Authorization (Janssen COVID-19 Vaccine, Moderna COVID-19 Vaccine and Pfizer-BioNTech COVID-19 Vaccine). These data summarize the number of people who have received either their first dose or have completed the series for a COVID-19 vaccine. **A person can only be counted in one category, first dose or series complete.** For persons receiving Moderna or Pfizer vaccines, once they receive their second dose, they are moved from the first dose column to the series completed column. **Because of this, the total first dose category may show a change from report to report not matching the total receiving their first dose from the previous day.** Persons receiving Johnson & Johnson vaccines will always be counted in the series completed column.

COVID-19 doses for vaccinated persons in Florida	
Doses administered	16,091
People receiving one dose of a 1-dose series (Johnson & Johnson) or receiving only one dose of a 2-dose series (Moderna, Pfizer) count once. Persons receiving both doses of a 2-dose series count twice.	

Current status of persons vaccinated for COVID-19 in Florida	
Total people vaccinated	10,631
First dose	4,048
Series completed	6,583
Completed 1-dose series	1,123
Completed 2-dose series	5,460
First dose: current number of people who have only received their first dose of the Moderna or Pfizer vaccine.	
Series complete: current number of people who have received both Moderna or Pfizer vaccine doses or one Johnson & Johnson dose and are considered fully immunized.	

Demographic summary	First dose	Series complete	Total people vaccinated
Age group	4,048	6,583	10,631
16-24 years	412	198	610
25-34 years	578	363	941
35-44 years	664	396	1,060
45-54 years	878	723	1,601
55-64 years	934	1,330	2,264
65-74 years	351	2,152	2,503
75-84 years	173	1,110	1,283
85+ years	58	311	369
Race	4,048	6,583	10,631
White	2,904	4,404	7,308
Black	255	445	700
American Indian/Alaskan	3	22	25
Other	554	1,037	1,591
Unknown	332	675	1,007
Other race includes Asian, native Hawaiian/Pacific Islander, or other.			
Ethnicity	4,048	6,583	10,631
Hispanic	2,037	1,731	3,768
Non-Hispanic	1,085	2,777	3,862
Unknown	926	2,075	3,001
Gender	4,048	6,583	10,631
Female	1,779	3,381	5,160
Male	2,267	3,201	5,468
Unknown	2	1	3



COVID-19: Hernando County vaccine summary

Vaccination data through Apr 20, 2021 as of Apr 21, 2021 at 12:05 AM

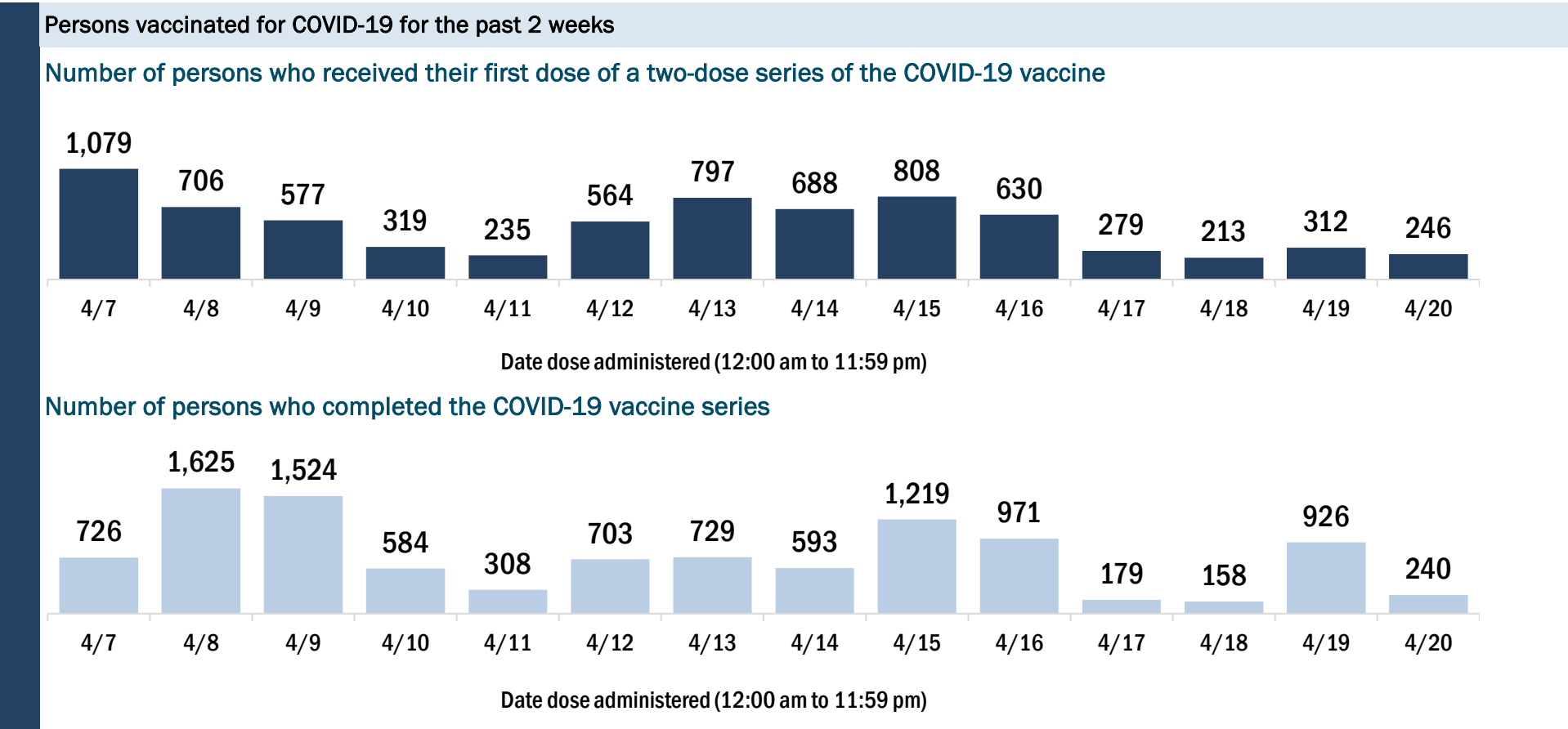
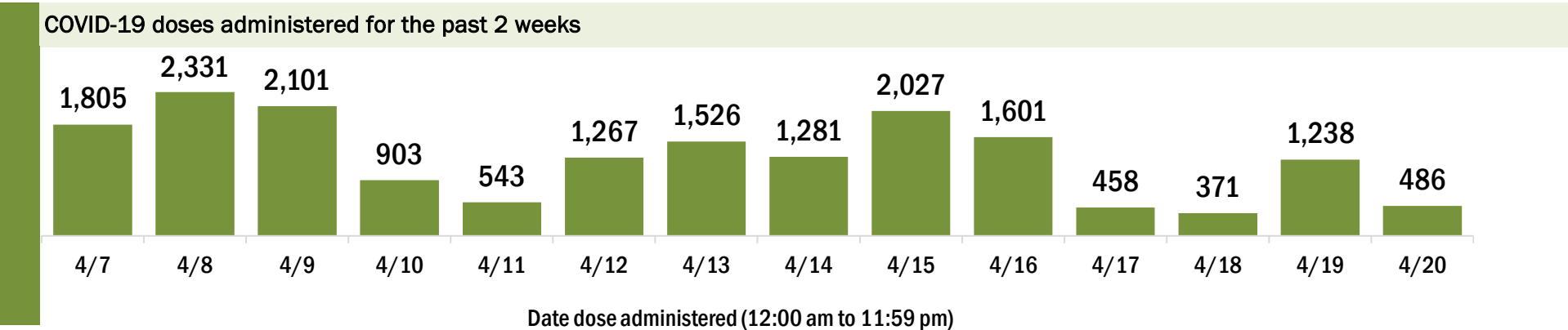
Data in this report are provisional and subject to change.

Data in this summary pertain to COVID-19 vaccines approved by the U.S. Food and Drug Administration and have been issued an Emergency Use Authorization (Janssen COVID-19 Vaccine, Moderna COVID-19 Vaccine and Pfizer-BioNTech COVID-19 Vaccine). These data summarize the number of people who have received either their first dose or have completed the series for a COVID-19 vaccine. **A person can only be counted in one category, first dose or series complete.** For persons receiving Moderna or Pfizer vaccines, once they receive their second dose, they are moved from the first dose column to the series completed column. **Because of this, the total first dose category may show a change from report to report not matching the total receiving their first dose from the previous day.** Persons receiving Johnson & Johnson vaccines will always be counted in the series completed column.

COVID-19 doses for vaccinated persons in Florida	
Doses administered	102,664
People receiving one dose of a 1-dose series (Johnson & Johnson) or receiving only one dose of a 2-dose series (Moderna, Pfizer) count once. Persons receiving both doses of a 2-dose series count twice.	

Current status of persons vaccinated for COVID-19 in Florida	
Total people vaccinated	64,154
First dose	20,930
Series completed	43,224
Completed 1-dose series	4,714
Completed 2-dose series	38,510
First dose: current number of people who have only received their first dose of the Moderna or Pfizer vaccine.	
Series complete: current number of people who have received both Moderna or Pfizer vaccine doses or one Johnson & Johnson dose and are considered fully immunized.	

Demographic summary	First dose	Series complete	Total people vaccinated
Age group	20,930	43,224	64,154
16-24 years	1,404	524	1,928
25-34 years	1,550	1,108	2,658
35-44 years	2,269	1,632	3,901
45-54 years	3,786	2,958	6,744
55-64 years	5,385	7,091	12,476
65-74 years	3,505	16,069	19,574
75-84 years	2,204	10,538	12,742
85+ years	827	3,304	4,131
Race	20,930	43,224	64,154
White	14,434	31,310	45,744
Black	596	1,098	1,694
American Indian/Alaskan	88	138	226
Other	1,550	2,983	4,533
Unknown	4,262	7,695	11,957
Other race includes Asian, native Hawaiian/Pacific Islander, or other.			
Ethnicity	20,930	43,224	64,154
Hispanic	1,594	1,924	3,518
Non-Hispanic	10,400	24,303	34,703
Unknown	8,936	16,997	25,933
Gender	20,930	43,224	64,154
Female	11,625	25,171	36,796
Male	9,290	18,019	27,309
Unknown	15	34	49



COVID-19: Highlands County vaccine summary

Vaccination data through Apr 20, 2021 as of Apr 21, 2021 at 12:05 AM

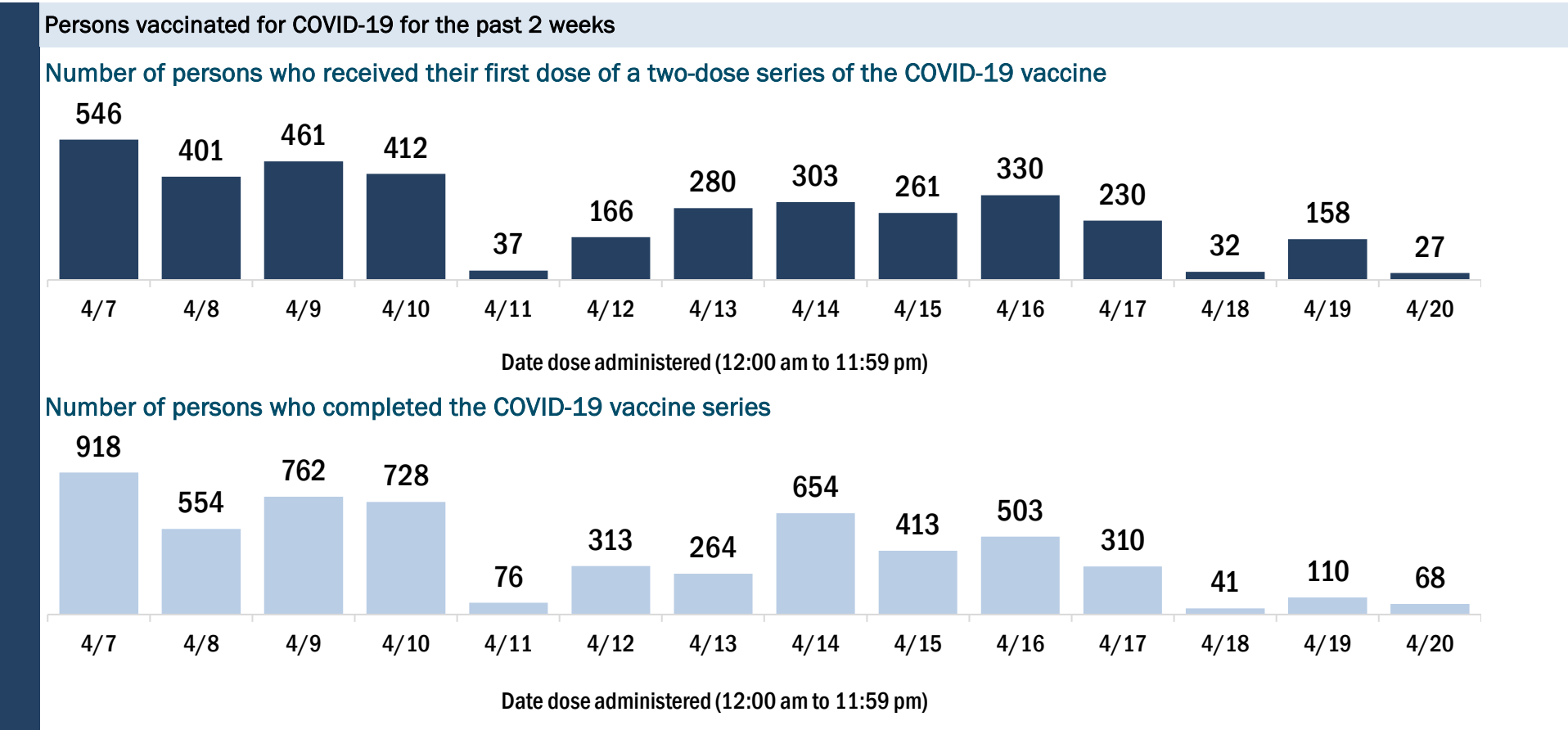
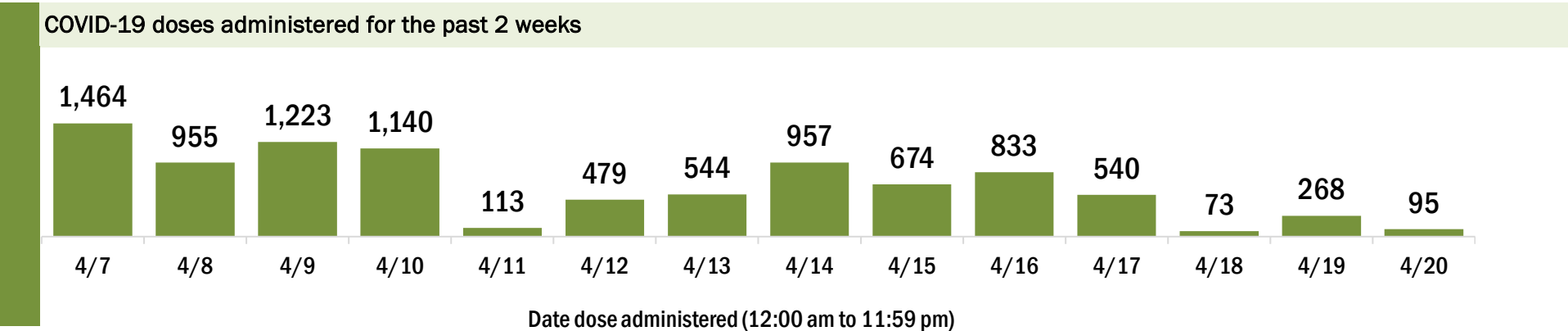
Data in this report are provisional and subject to change.

Data in this summary pertain to COVID-19 vaccines approved by the U.S. Food and Drug Administration and have been issued an Emergency Use Authorization (Janssen COVID-19 Vaccine, Moderna COVID-19 Vaccine and Pfizer-BioNTech COVID-19 Vaccine). These data summarize the number of people who have received either their first dose or have completed the series for a COVID-19 vaccine. **A person can only be counted in one category, first dose or series complete.** For persons receiving Moderna or Pfizer vaccines, once they receive their second dose, they are moved from the first dose column to the series completed column. **Because of this, the total first dose category may show a change from report to report not matching the total receiving their first dose from the previous day.** Persons receiving Johnson & Johnson vaccines will always be counted in the series completed column.

COVID-19 doses for vaccinated persons in Florida	
Doses administered	64,183
People receiving one dose of a 1-dose series (Johnson & Johnson) or receiving only one dose of a 2-dose series (Moderna, Pfizer) count once. Persons receiving both doses of a 2-dose series count twice.	

Current status of persons vaccinated for COVID-19 in Florida	
Total people vaccinated	39,912
First dose	15,080
Series completed	24,832
Completed 1-dose series	561
Completed 2-dose series	24,271
First dose: current number of people who have only received their first dose of the Moderna or Pfizer vaccine.	
Series complete: current number of people who have received both Moderna or Pfizer vaccine doses or one Johnson & Johnson dose and are considered fully immunized.	

Demographic summary	First dose	Series complete	Total people vaccinated
Age group	15,080	24,832	39,912
16-24 years	515	143	658
25-34 years	626	360	986
35-44 years	929	551	1,480
45-54 years	1,578	1,029	2,607
55-64 years	3,277	3,099	6,376
65-74 years	4,099	9,754	13,853
75-84 years	3,071	7,759	10,830
85+ years	985	2,137	3,122
Race	15,080	24,832	39,912
White	11,839	20,574	32,413
Black	719	800	1,519
American Indian/Alaskan	147	176	323
Other	1,056	1,439	2,495
Unknown	1,319	1,843	3,162
Other race includes Asian, native Hawaiian/Pacific Islander, or other.			
Ethnicity	15,080	24,832	39,912
Hispanic	1,984	1,176	3,160
Non-Hispanic	9,718	18,811	28,529
Unknown	3,378	4,845	8,223
Gender	15,080	24,832	39,912
Female	7,984	13,696	21,680
Male	7,066	11,122	18,188
Unknown	30	14	44



COVID-19: Hillsborough County vaccine summary

Vaccination data through Apr 20, 2021 as of Apr 21, 2021 at 12:05 AM

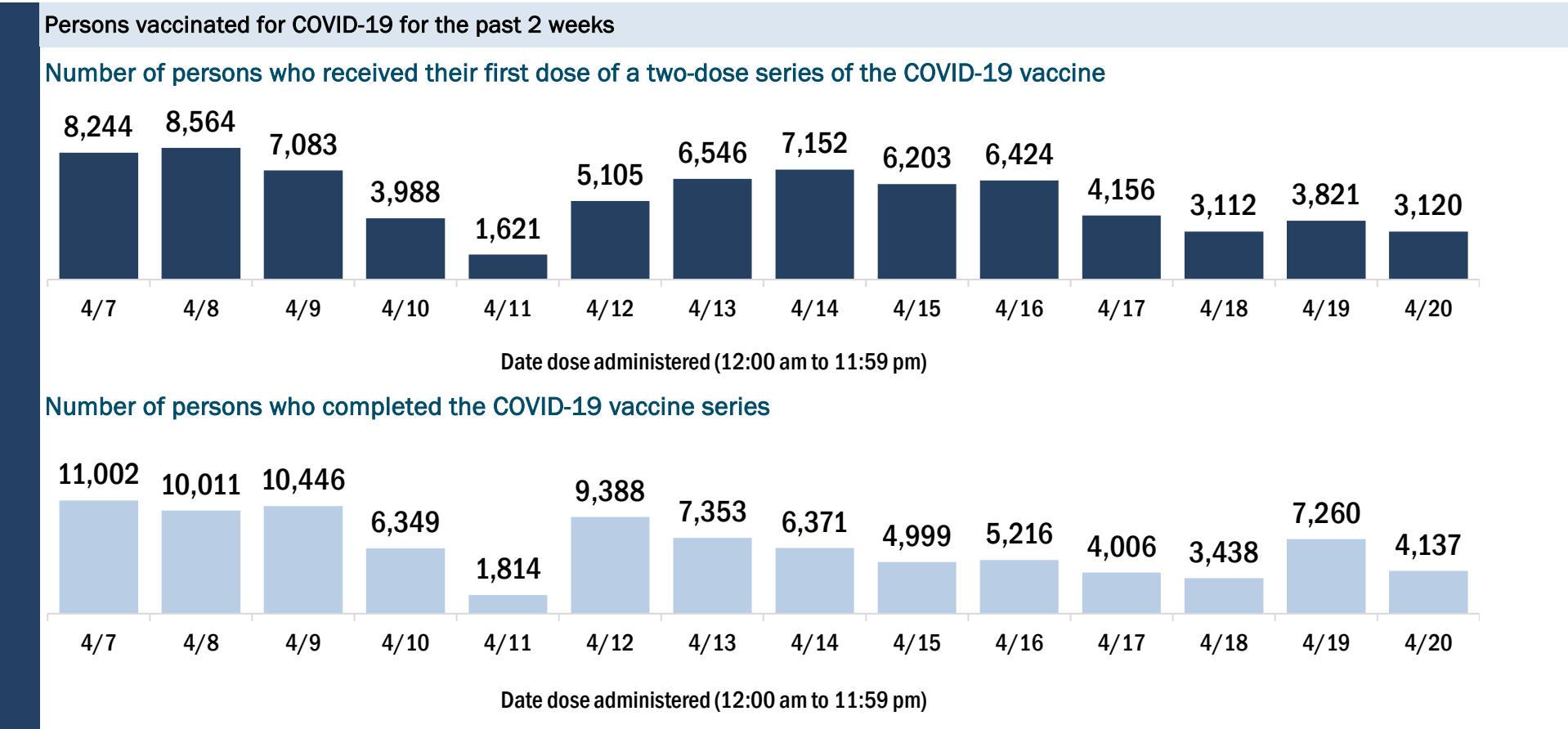
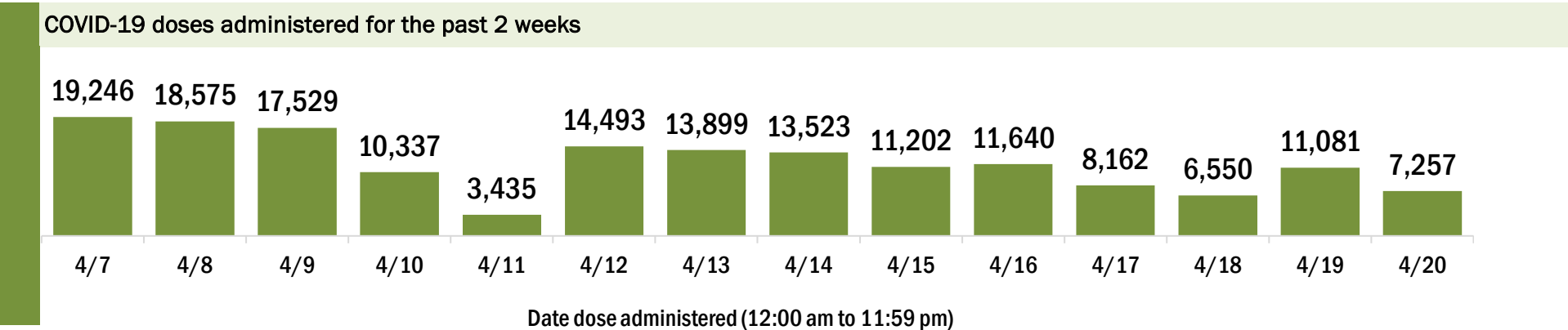
Data in this report are provisional and subject to change.

Data in this summary pertain to COVID-19 vaccines approved by the U.S. Food and Drug Administration and have been issued an Emergency Use Authorization (Janssen COVID-19 Vaccine, Moderna COVID-19 Vaccine and Pfizer-BioNTech COVID-19 Vaccine). These data summarize the number of people who have received either their first dose or have completed the series for a COVID-19 vaccine. **A person can only be counted in one category, first dose or series complete.** For persons receiving Moderna or Pfizer vaccines, once they receive their second dose, they are moved from the first dose column to the series completed column. **Because of this, the total first dose category may show a change from report to report not matching the total receiving their first dose from the previous day.** Persons receiving Johnson & Johnson vaccines will always be counted in the series completed column.

COVID-19 doses for vaccinated persons in Florida	
Doses administered	759,389
People receiving one dose of a 1-dose series (Johnson & Johnson) or receiving only one dose of a 2-dose series (Moderna, Pfizer) count once. Persons receiving both doses of a 2-dose series count twice.	

Current status of persons vaccinated for COVID-19 in Florida	
Total people vaccinated	505,307
First dose	203,430
Series completed	301,877
Completed 1-dose series	47,795
Completed 2-dose series	254,082
First dose: current number of people who have only received their first dose of the Moderna or Pfizer vaccine.	
Series complete: current number of people who have received both Moderna or Pfizer vaccine doses or one Johnson & Johnson dose and are considered fully immunized.	

Demographic summary	First dose	Series complete	Total people vaccinated
Age group	203,430	301,877	505,307
16-24 years	22,859	11,393	34,252
25-34 years	28,042	26,111	54,153
35-44 years	33,755	33,882	67,637
45-54 years	34,978	47,201	82,179
55-64 years	30,702	69,248	99,950
65-74 years	31,541	68,006	99,547
75-84 years	16,274	33,943	50,217
85+ years	5,279	12,093	17,372
Race	203,430	301,877	505,307
White	125,669	200,695	326,364
Black	12,601	20,892	33,493
American Indian/Alaskan	722	850	1,572
Other	27,877	40,188	68,065
Unknown	36,561	39,252	75,813
Other race includes Asian, native Hawaiian/Pacific Islander, or other.			
Ethnicity	203,430	301,877	505,307
Hispanic	24,434	33,311	57,745
Non-Hispanic	103,697	179,889	283,586
Unknown	75,299	88,677	163,976
Gender	203,430	301,877	505,307
Female	107,654	173,519	281,173
Male	95,449	128,144	223,593
Unknown	327	214	541



COVID-19: Holmes County vaccine summary

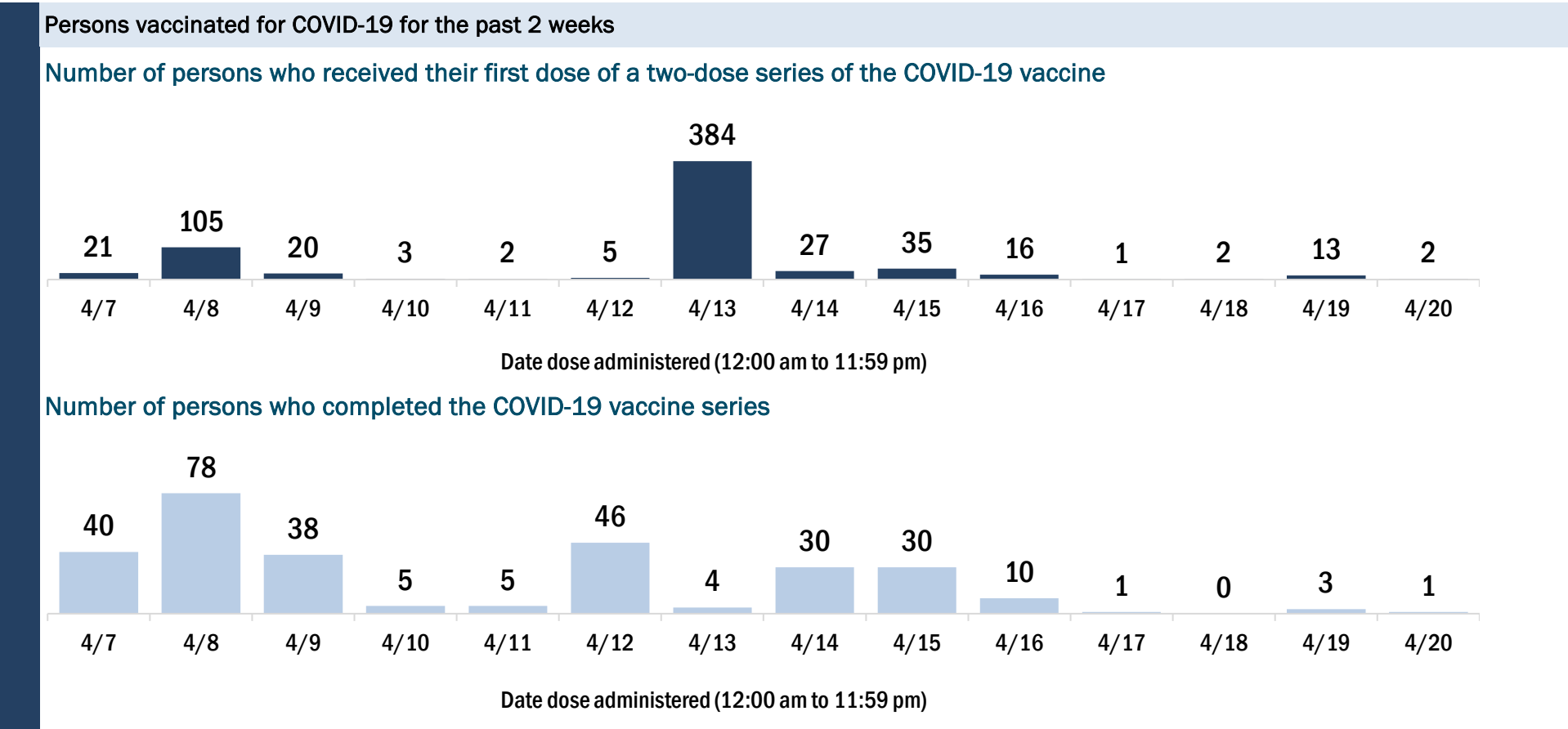
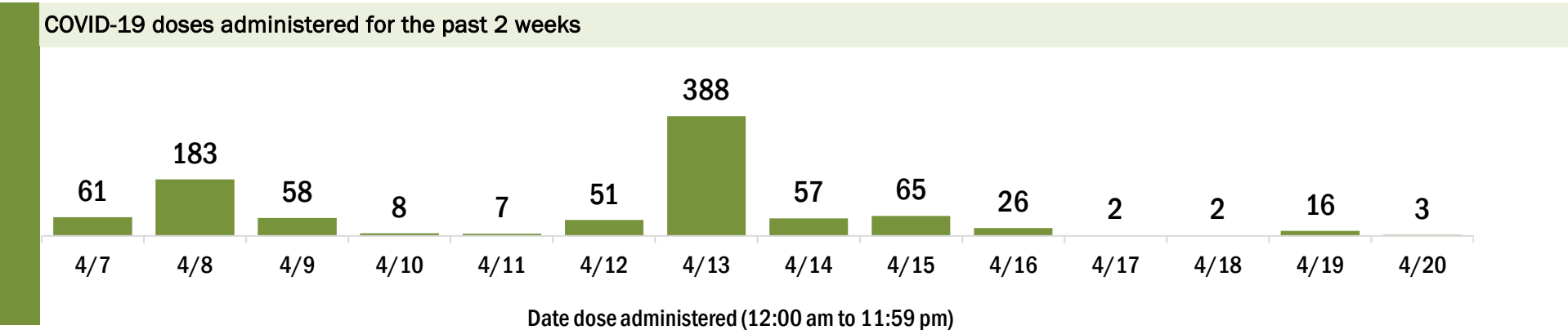
Vaccination data through Apr 20, 2021 as of Apr 21, 2021 at 12:05 AM

Data in this report are provisional and subject to change.

Data in this summary pertain to COVID-19 vaccines approved by the U.S. Food and Drug Administration and have been issued an Emergency Use Authorization (Janssen COVID-19 Vaccine, Moderna COVID-19 Vaccine and Pfizer-BioNTech COVID-19 Vaccine). These data summarize the number of people who have received either their first dose or have completed the series for a COVID-19 vaccine. **A person can only be counted in one category, first dose or series complete.** For persons receiving Moderna or Pfizer vaccines, once they receive their second dose, they are moved from the first dose column to the series completed column. **Because of this, the total first dose category may show a change from report to report not matching the total receiving their first dose from the previous day.** Persons receiving Johnson & Johnson vaccines will always be counted in the series completed column.

COVID-19 doses for vaccinated persons in Florida	
Doses administered	6,324
People receiving one dose of a 1-dose series (Johnson & Johnson) or receiving only one dose of a 2-dose series (Moderna, Pfizer) count once. Persons receiving both doses of a 2-dose series count twice.	
Current status of persons vaccinated for COVID-19 in Florida	
Total people vaccinated	3,954
First dose	1,286
Series completed	2,668
Completed 1-dose series	298
Completed 2-dose series	2,370
First dose: current number of people who have only received their first dose of the Moderna or Pfizer vaccine.	
Series complete: current number of people who have received both Moderna or Pfizer vaccine doses or one Johnson & Johnson dose and are considered fully immunized.	

Demographic summary		First dose	Series complete	Total people vaccinated
Age group		1,286	2,668	3,954
16-24 years		63	29	92
25-34 years		127	68	195
35-44 years		168	127	295
45-54 years		242	213	455
55-64 years		364	434	798
65-74 years		191	974	1,165
75-84 years		105	642	747
85+ years		26	181	207
Race		1,286	2,668	3,954
White		970	2,294	3,264
Black		184	85	269
American Indian/Alaskan		11	28	39
Other		79	161	240
Unknown		42	100	142
Other race includes Asian, native Hawaiian/Pacific Islander, or other.				
Ethnicity		1,286	2,668	3,954
Hispanic		60	16	76
Non-Hispanic		1,059	2,226	3,285
Unknown		167	426	593
Gender		1,286	2,668	3,954
Female		501	1,457	1,958
Male		785	1,211	1,996
Unknown		0	0	0



COVID-19: Indian River County vaccine summary

Vaccination data through Apr 20, 2021 as of Apr 21, 2021 at 12:05 AM

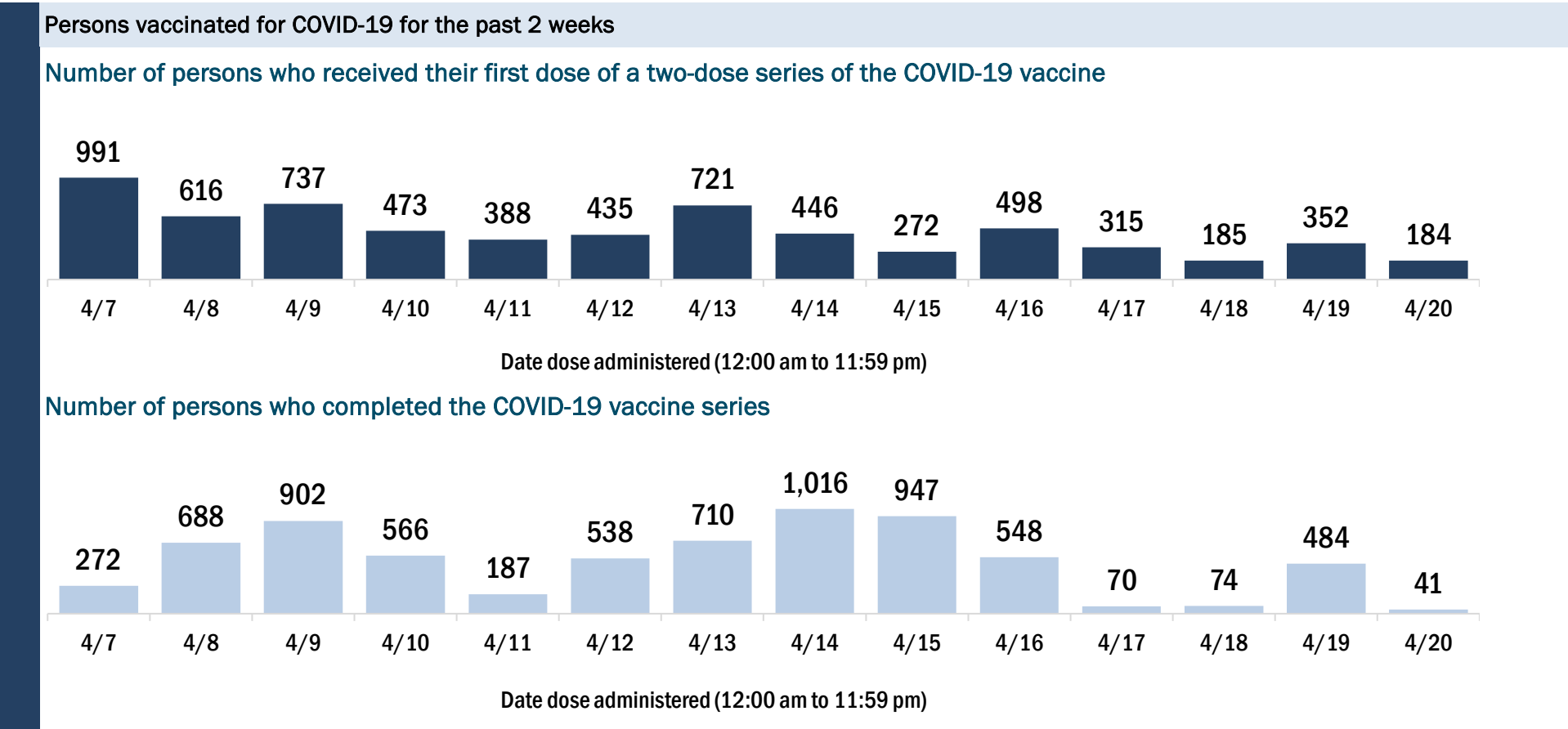
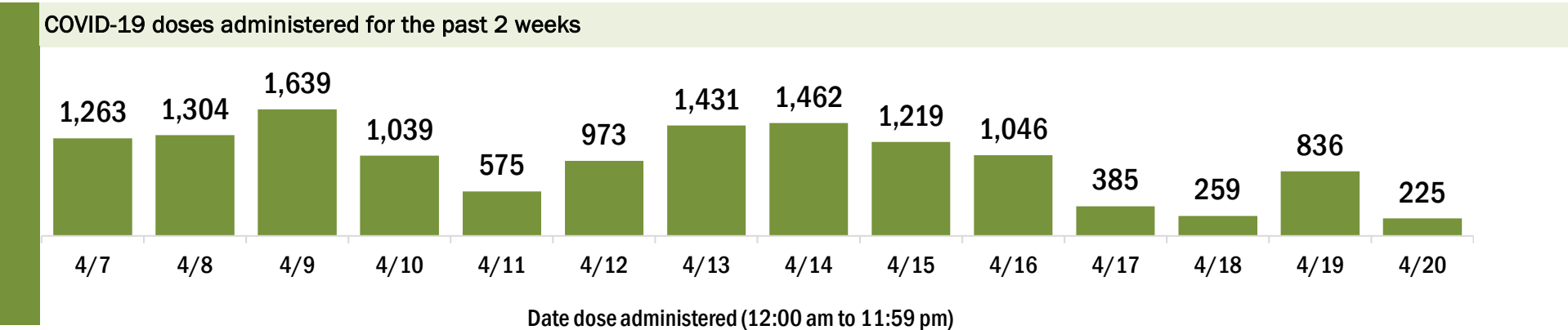
Data in this report are provisional and subject to change.

Data in this summary pertain to COVID-19 vaccines approved by the U.S. Food and Drug Administration and have been issued an Emergency Use Authorization (Janssen COVID-19 Vaccine, Moderna COVID-19 Vaccine and Pfizer-BioNTech COVID-19 Vaccine). These data summarize the number of people who have received either their first dose or have completed the series for a COVID-19 vaccine. **A person can only be counted in one category, first dose or series complete.** For persons receiving Moderna or Pfizer vaccines, once they receive their second dose, they are moved from the first dose column to the series completed column. **Because of this, the total first dose category may show a change from report to report not matching the total receiving their first dose from the previous day.** Persons receiving Johnson & Johnson vaccines will always be counted in the series completed column.

COVID-19 doses for vaccinated persons in Florida	
Doses administered	120,376
People receiving one dose of a 1-dose series (Johnson & Johnson) or receiving only one dose of a 2-dose series (Moderna, Pfizer) count once. Persons receiving both doses of a 2-dose series count twice.	

Current status of persons vaccinated for COVID-19 in Florida	
Total people vaccinated	74,992
First dose	27,707
Series completed	47,285
Completed 1-dose series	1,901
Completed 2-dose series	45,384
First dose: current number of people who have only received their first dose of the Moderna or Pfizer vaccine.	
Series complete: current number of people who have received both Moderna or Pfizer vaccine doses or one Johnson & Johnson dose and are considered fully immunized.	

Demographic summary	First dose	Series complete	Total people vaccinated
Age group	27,707	47,285	74,992
16-24 years	1,292	424	1,716
25-34 years	1,689	912	2,601
35-44 years	2,282	1,232	3,514
45-54 years	3,633	2,434	6,067
55-64 years	6,805	6,820	13,625
65-74 years	5,902	19,288	25,190
75-84 years	4,286	12,125	16,411
85+ years	1,818	4,050	5,868
Race	27,707	47,285	74,992
White	19,995	35,042	55,037
Black	1,428	1,183	2,611
American Indian/Alaskan	194	234	428
Other	1,992	3,178	5,170
Unknown	4,098	7,648	11,746
Other race includes Asian, native Hawaiian/Pacific Islander, or other.			
Ethnicity	27,707	47,285	74,992
Hispanic	2,293	1,244	3,537
Non-Hispanic	15,641	30,077	45,718
Unknown	9,773	15,964	25,737
Gender	27,707	47,285	74,992
Female	14,801	26,806	41,607
Male	12,875	20,444	33,319
Unknown	31	35	66



COVID-19: Jackson County vaccine summary

Vaccination data through Apr 20, 2021 as of Apr 21, 2021 at 12:05 AM

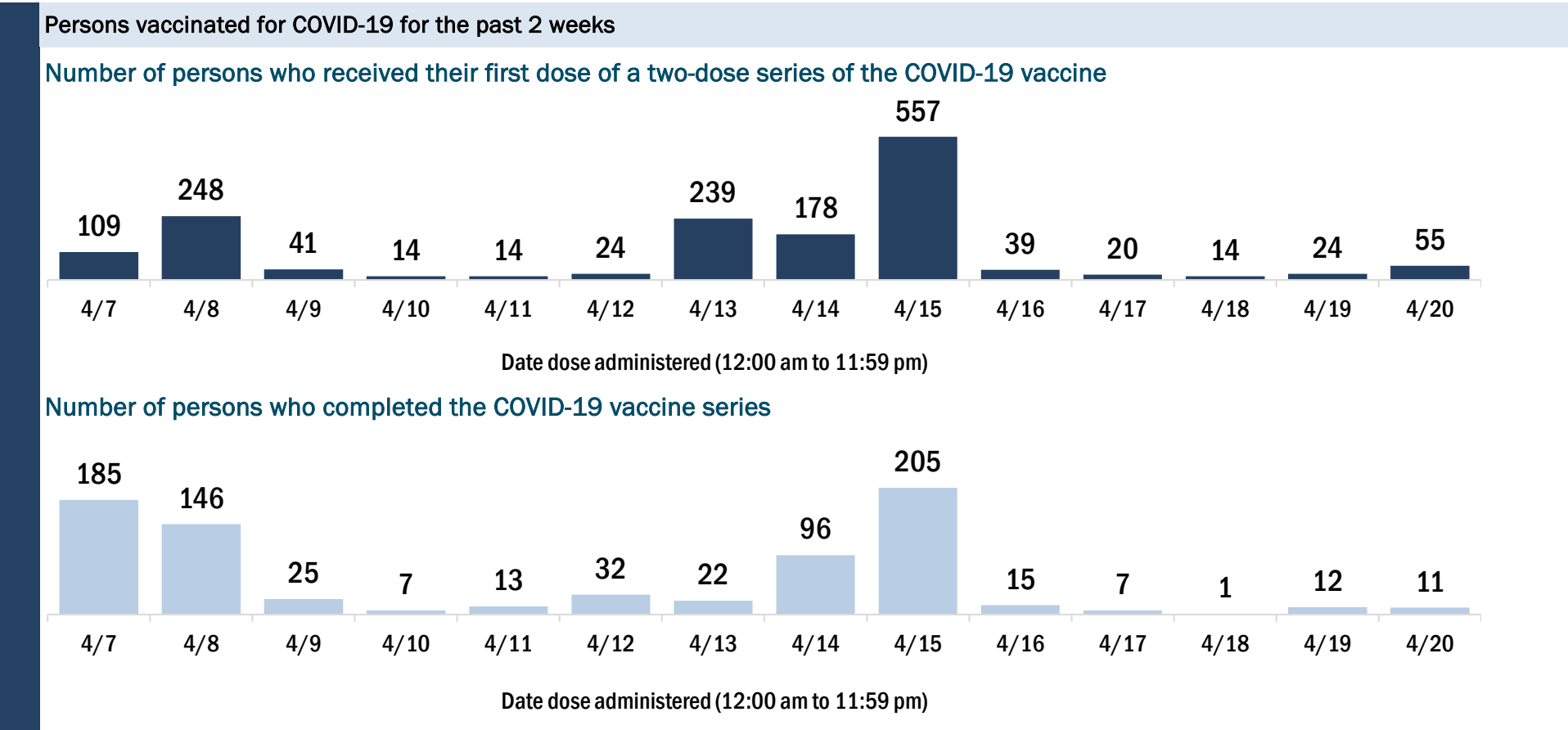
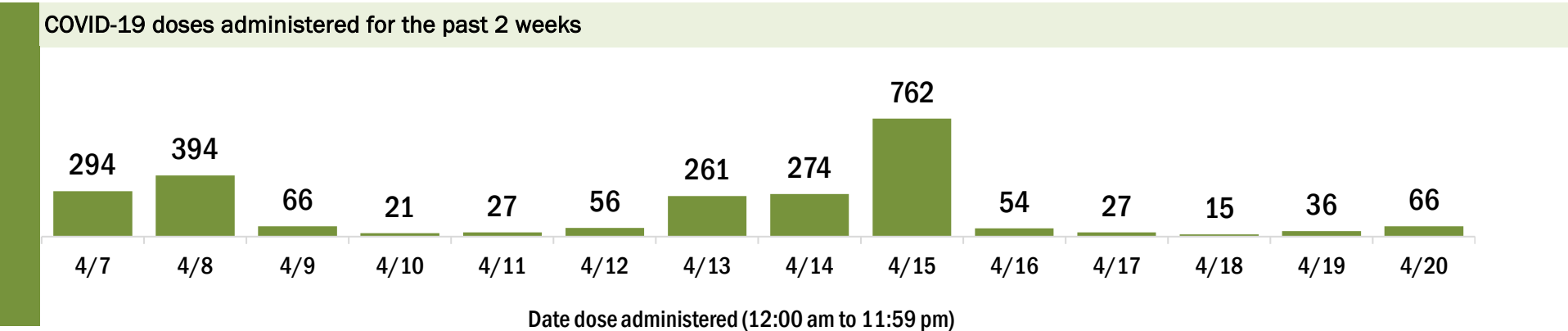
Data in this report are provisional and subject to change.

Data in this summary pertain to COVID-19 vaccines approved by the U.S. Food and Drug Administration and have been issued an Emergency Use Authorization (Janssen COVID-19 Vaccine, Moderna COVID-19 Vaccine and Pfizer-BioNTech COVID-19 Vaccine). These data summarize the number of people who have received either their first dose or have completed the series for a COVID-19 vaccine. **A person can only be counted in one category, first dose or series complete.** For persons receiving Moderna or Pfizer vaccines, once they receive their second dose, they are moved from the first dose column to the series completed column. **Because of this, the total first dose category may show a change from report to report not matching the total receiving their first dose from the previous day.** Persons receiving Johnson & Johnson vaccines will always be counted in the series completed column.

COVID-19 doses for vaccinated persons in Florida	
Doses administered	20,382
People receiving one dose of a 1-dose series (Johnson & Johnson) or receiving only one dose of a 2-dose series (Moderna, Pfizer) count once. Persons receiving both doses of a 2-dose series count twice.	

Current status of persons vaccinated for COVID-19 in Florida	
Total people vaccinated	12,853
First dose	4,539
Series completed	8,314
Completed 1-dose series	785
Completed 2-dose series	7,529
First dose: current number of people who have only received their first dose of the Moderna or Pfizer vaccine.	
Series complete: current number of people who have received both Moderna or Pfizer vaccine doses or one Johnson & Johnson dose and are considered fully immunized.	

Demographic summary	First dose	Series complete	Total people vaccinated
Age group	4,539	8,314	12,853
16-24 years	210	98	308
25-34 years	498	252	750
35-44 years	712	403	1,115
45-54 years	939	732	1,671
55-64 years	1,014	1,649	2,663
65-74 years	655	2,865	3,520
75-84 years	378	1,736	2,114
85+ years	133	579	712
Race	4,539	8,314	12,853
White	2,739	5,841	8,580
Black	1,247	1,602	2,849
American Indian/Alaskan	23	41	64
Other	216	357	573
Unknown	314	473	787
Other race includes Asian, native Hawaiian/Pacific Islander, or other.			
Ethnicity	4,539	8,314	12,853
Hispanic	243	104	347
Non-Hispanic	2,837	6,088	8,925
Unknown	1,459	2,122	3,581
Gender	4,539	8,314	12,853
Female	1,687	4,740	6,427
Male	2,851	3,574	6,425
Unknown	1	0	1



COVID-19: Jefferson County vaccine summary

Vaccination data through Apr 20, 2021 as of Apr 21, 2021 at 12:05 AM

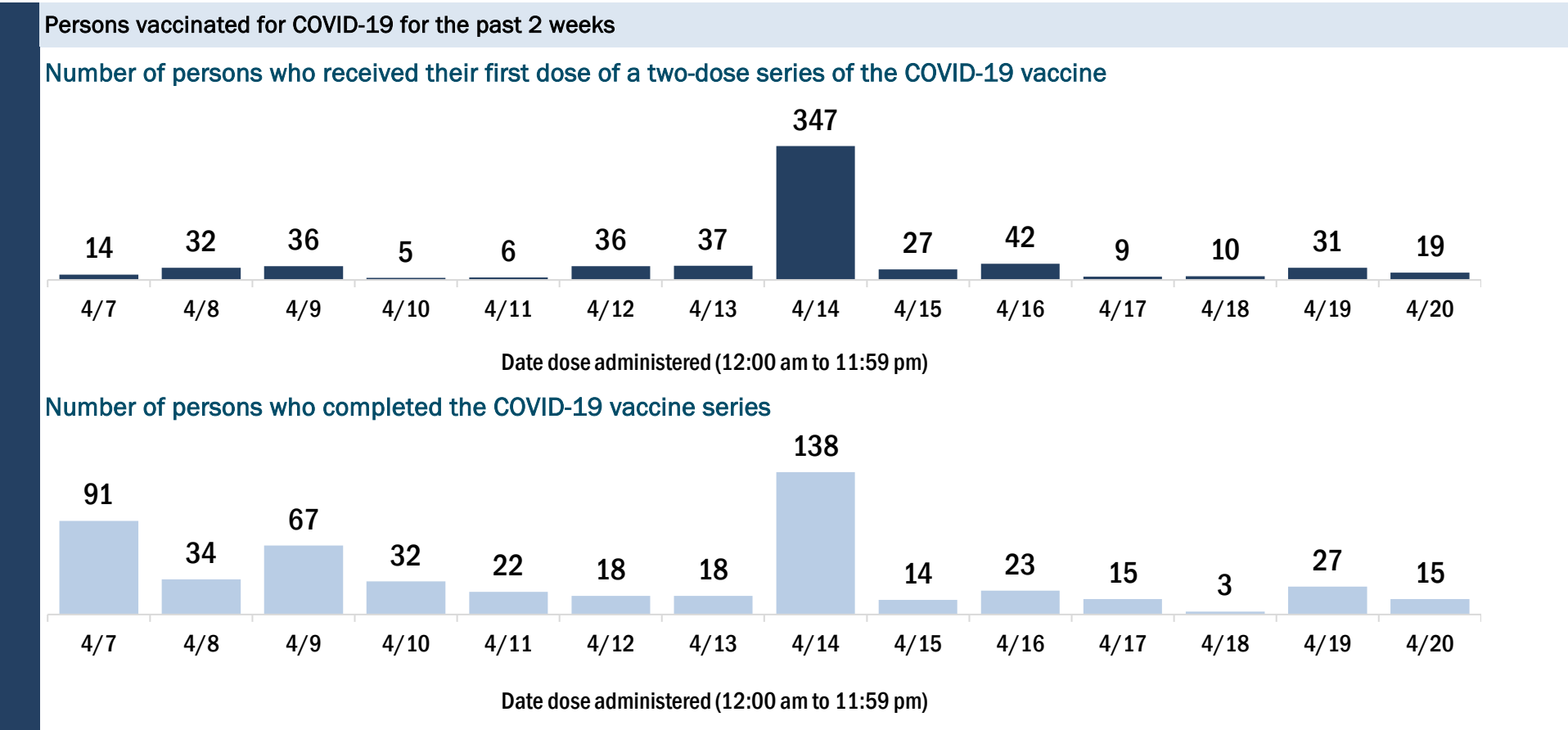
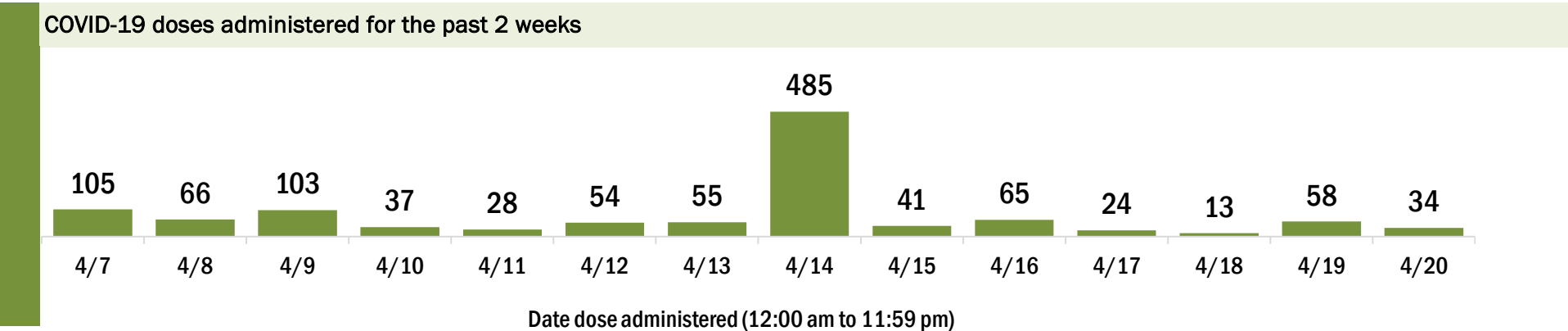
Data in this report are provisional and subject to change.

Data in this summary pertain to COVID-19 vaccines approved by the U.S. Food and Drug Administration and have been issued an Emergency Use Authorization (Janssen COVID-19 Vaccine, Moderna COVID-19 Vaccine and Pfizer-BioNTech COVID-19 Vaccine). These data summarize the number of people who have received either their first dose or have completed the series for a COVID-19 vaccine. **A person can only be counted in one category, first dose or series complete.** For persons receiving Moderna or Pfizer vaccines, once they receive their second dose, they are moved from the first dose column to the series completed column. **Because of this, the total first dose category may show a change from report to report not matching the total receiving their first dose from the previous day.** Persons receiving Johnson & Johnson vaccines will always be counted in the series completed column.

COVID-19 doses for vaccinated persons in Florida	
Doses administered	7,875
People receiving one dose of a 1-dose series (Johnson & Johnson) or receiving only one dose of a 2-dose series (Moderna, Pfizer) count once. Persons receiving both doses of a 2-dose series count twice.	

Current status of persons vaccinated for COVID-19 in Florida	
Total people vaccinated	4,816
First dose	1,487
Series completed	3,329
Completed 1-dose series	270
Completed 2-dose series	3,059
First dose: current number of people who have only received their first dose of the Moderna or Pfizer vaccine.	
Series complete: current number of people who have received both Moderna or Pfizer vaccine doses or one Johnson & Johnson dose and are considered fully immunized.	

Demographic summary	First dose	Series complete	Total people vaccinated
Age group	1,487	3,329	4,816
16-24 years	82	37	119
25-34 years	114	91	205
35-44 years	195	140	335
45-54 years	338	305	643
55-64 years	495	669	1,164
65-74 years	164	1,279	1,443
75-84 years	72	635	707
85+ years	27	173	200
Race	1,487	3,329	4,816
White	838	1,830	2,668
Black	431	724	1,155
American Indian/Alaskan	3	6	9
Other	130	516	646
Unknown	85	253	338
Other race includes Asian, native Hawaiian/Pacific Islander, or other.			
Ethnicity	1,487	3,329	4,816
Hispanic	46	57	103
Non-Hispanic	1,171	1,894	3,065
Unknown	270	1,378	1,648
Gender	1,487	3,329	4,816
Female	662	1,947	2,609
Male	825	1,382	2,207
Unknown	0	0	0



COVID-19: Lafayette County vaccine summary

Vaccination data through Apr 20, 2021 as of Apr 21, 2021 at 12:05 AM

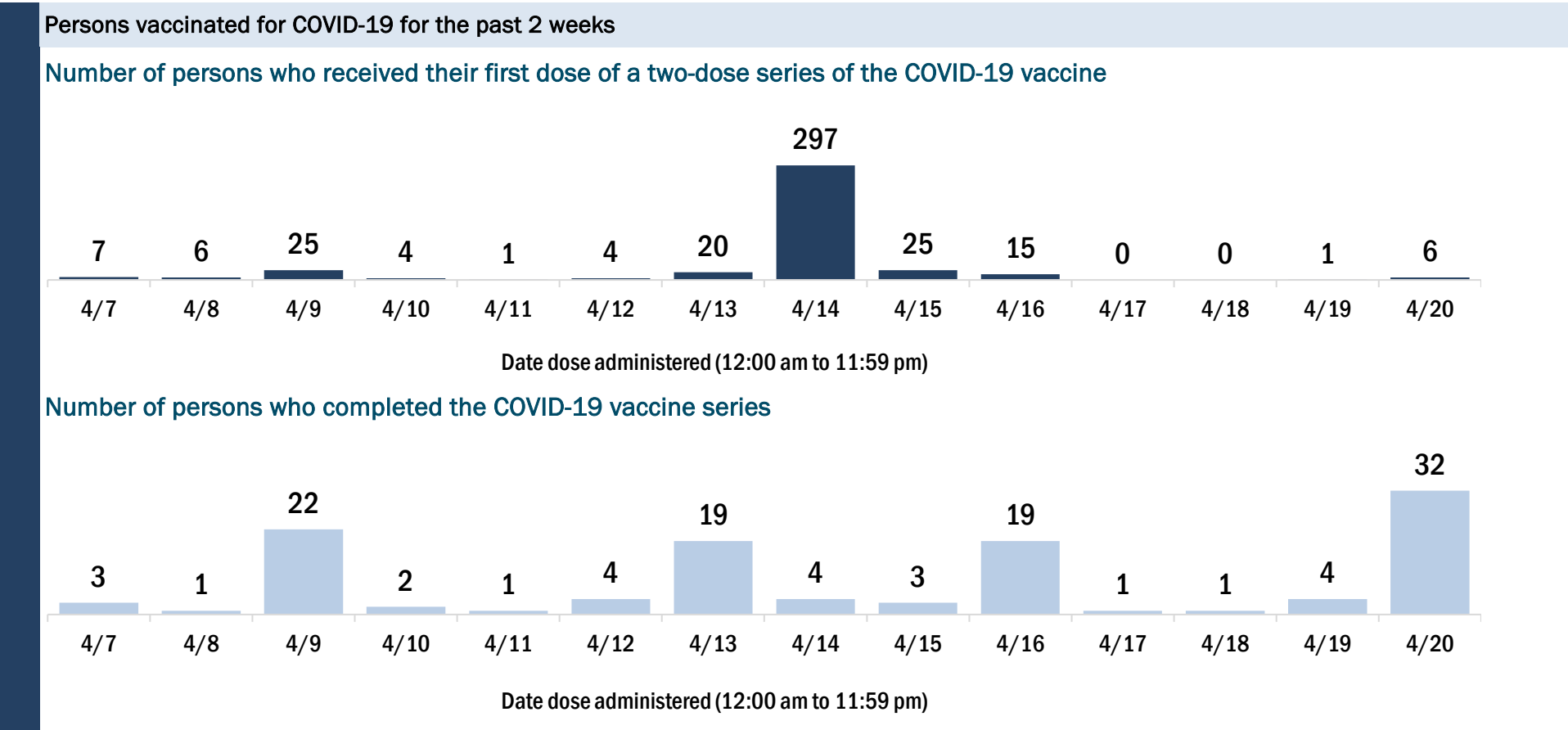
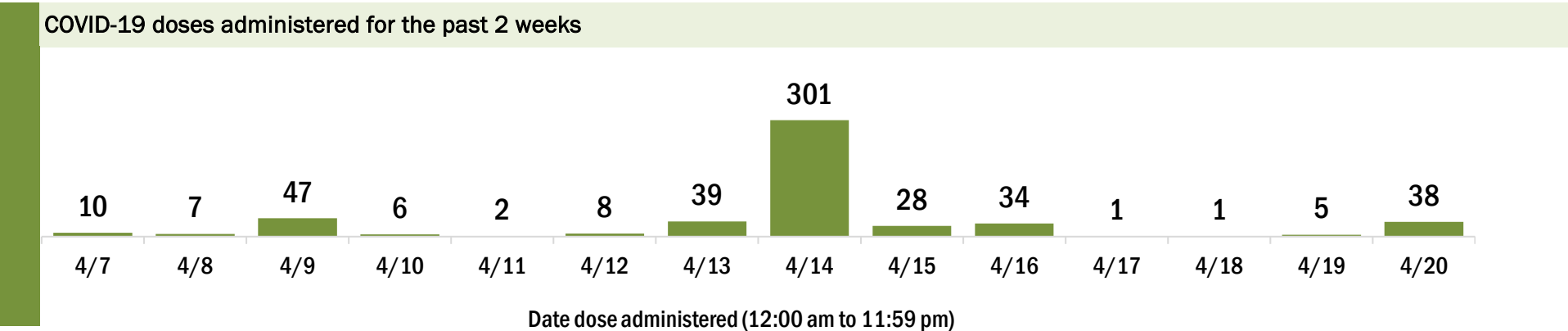
Data in this report are provisional and subject to change.

Data in this summary pertain to COVID-19 vaccines approved by the U.S. Food and Drug Administration and have been issued an Emergency Use Authorization (Janssen COVID-19 Vaccine, Moderna COVID-19 Vaccine and Pfizer-BioNTech COVID-19 Vaccine). These data summarize the number of people who have received either their first dose or have completed the series for a COVID-19 vaccine. **A person can only be counted in one category, first dose or series complete.** For persons receiving Moderna or Pfizer vaccines, once they receive their second dose, they are moved from the first dose column to the series completed column. **Because of this, the total first dose category may show a change from report to report not matching the total receiving their first dose from the previous day.** Persons receiving Johnson & Johnson vaccines will always be counted in the series completed column.

COVID-19 doses for vaccinated persons in Florida	
Doses administered	3,340
People receiving one dose of a 1-dose series (Johnson & Johnson) or receiving only one dose of a 2-dose series (Moderna, Pfizer) count once. Persons receiving both doses of a 2-dose series count twice.	

Current status of persons vaccinated for COVID-19 in Florida	
Total people vaccinated	2,051
First dose	733
Series completed	1,318
Completed 1-dose series	29
Completed 2-dose series	1,289
First dose: current number of people who have only received their first dose of the Moderna or Pfizer vaccine.	
Series complete: current number of people who have received both Moderna or Pfizer vaccine doses or one Johnson & Johnson dose and are considered fully immunized.	

Demographic summary	First dose	Series complete	Total people vaccinated
Age group	733	1,318	2,051
16-24 years	22	4	26
25-34 years	83	10	93
35-44 years	127	27	154
45-54 years	153	77	230
55-64 years	139	159	298
65-74 years	125	603	728
75-84 years	58	339	397
85+ years	26	99	125
Race	733	1,318	2,051
White	478	1,122	1,600
Black	144	43	187
American Indian/Alaskan	4	5	9
Other	52	75	127
Unknown	55	73	128
Other race includes Asian, native Hawaiian/Pacific Islander, or other.			
Ethnicity	733	1,318	2,051
Hispanic	62	39	101
Non-Hispanic	265	1,051	1,316
Unknown	406	228	634
Gender	733	1,318	2,051
Female	215	682	897
Male	517	636	1,153
Unknown	1	0	1



COVID-19: Lake County vaccine summary

Vaccination data through Apr 20, 2021 as of Apr 21, 2021 at 12:05 AM

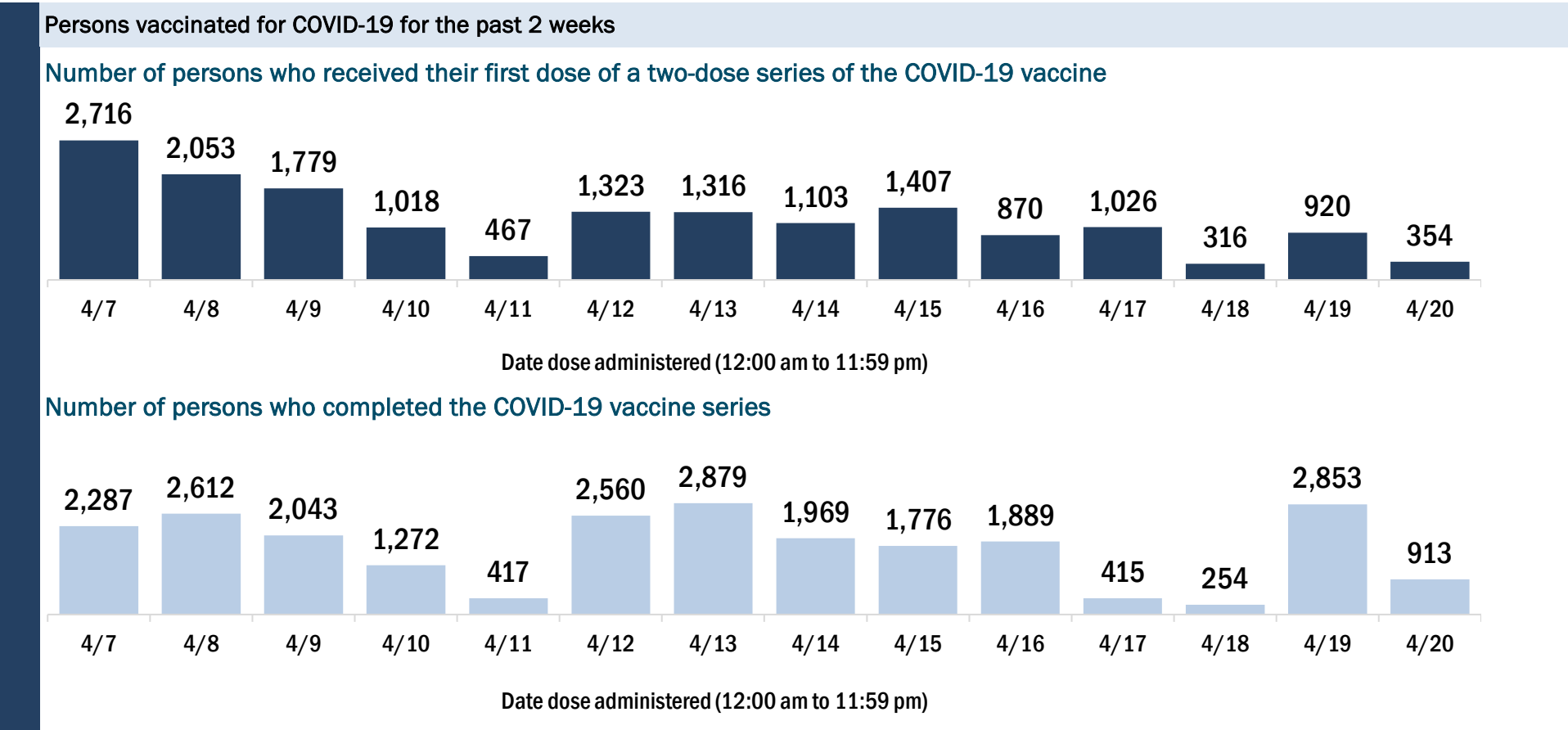
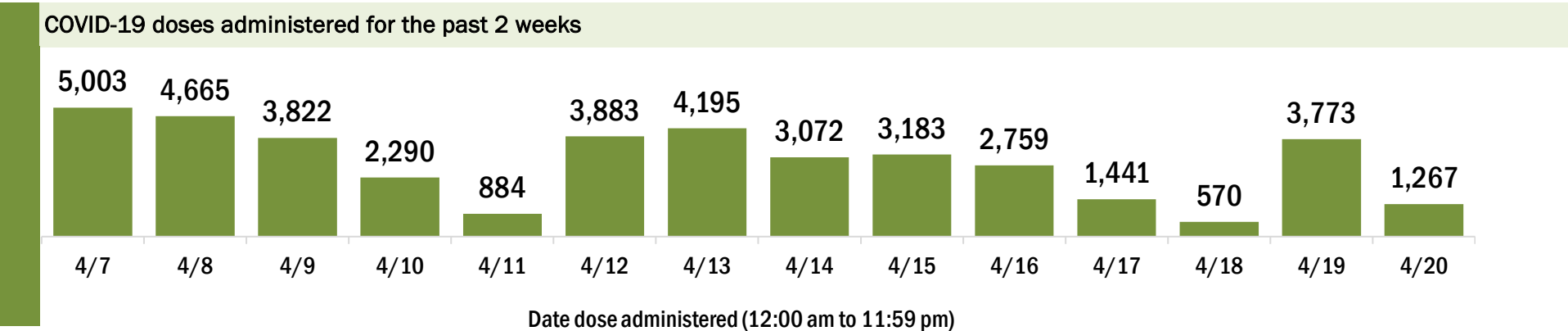
Data in this report are provisional and subject to change.

Data in this summary pertain to COVID-19 vaccines approved by the U.S. Food and Drug Administration and have been issued an Emergency Use Authorization (Janssen COVID-19 Vaccine, Moderna COVID-19 Vaccine and Pfizer-BioNTech COVID-19 Vaccine). These data summarize the number of people who have received either their first dose or have completed the series for a COVID-19 vaccine. **A person can only be counted in one category, first dose or series complete.** For persons receiving Moderna or Pfizer vaccines, once they receive their second dose, they are moved from the first dose column to the series completed column. **Because of this, the total first dose category may show a change from report to report not matching the total receiving their first dose from the previous day.** Persons receiving Johnson & Johnson vaccines will always be counted in the series completed column.

COVID-19 doses for vaccinated persons in Florida	
Doses administered	258,565
People receiving one dose of a 1-dose series (Johnson & Johnson) or receiving only one dose of a 2-dose series (Moderna, Pfizer) count once. Persons receiving both doses of a 2-dose series count twice.	

Current status of persons vaccinated for COVID-19 in Florida	
Total people vaccinated	155,942
First dose	47,421
Series completed	108,521
Completed 1-dose series	5,898
Completed 2-dose series	102,623
First dose: current number of people who have only received their first dose of the Moderna or Pfizer vaccine.	
Series complete: current number of people who have received both Moderna or Pfizer vaccine doses or one Johnson & Johnson dose and are considered fully immunized.	

Demographic summary	First dose	Series complete	Total people vaccinated
Age group	47,421	108,521	155,942
16-24 years	5,035	1,241	6,276
25-34 years	5,132	3,010	8,142
35-44 years	6,562	4,864	11,426
45-54 years	8,161	8,260	16,421
55-64 years	9,529	18,063	27,592
65-74 years	6,672	38,626	45,298
75-84 years	4,611	26,661	31,272
85+ years	1,719	7,796	9,515
Race	47,421	108,521	155,942
White	30,391	81,934	112,325
Black	3,300	4,971	8,271
American Indian/Alaskan	296	558	854
Other	5,350	9,144	14,494
Unknown	8,084	11,914	19,998
Other race includes Asian, native Hawaiian/Pacific Islander, or other.			
Ethnicity	47,421	108,521	155,942
Hispanic	6,339	5,713	12,052
Non-Hispanic	23,587	62,675	86,262
Unknown	17,495	40,133	57,628
Gender	47,421	108,521	155,942
Female	25,429	61,762	87,191
Male	21,862	46,647	68,509
Unknown	130	112	242



COVID-19: Lee County vaccine summary

Vaccination data through Apr 20, 2021 as of Apr 21, 2021 at 12:05 AM

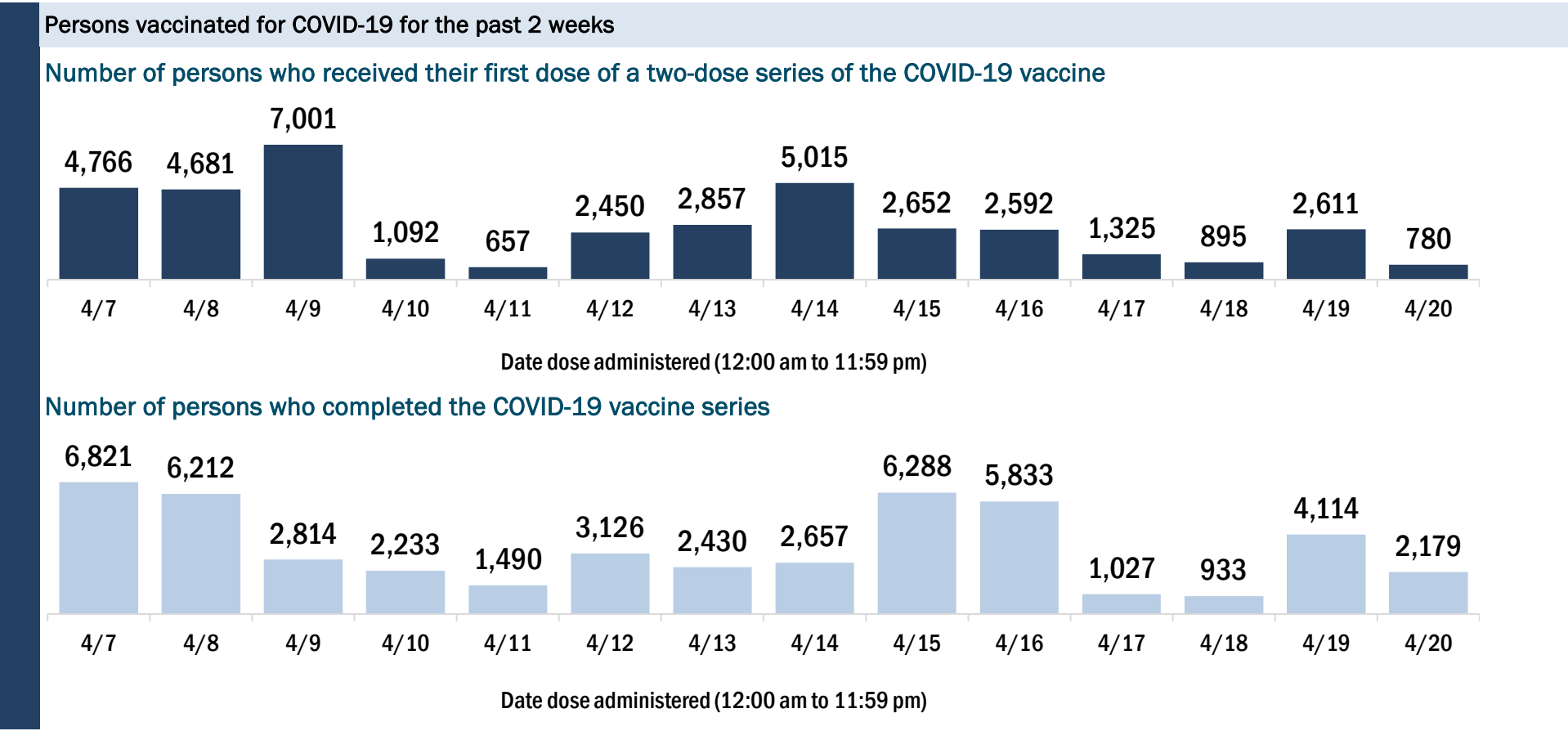
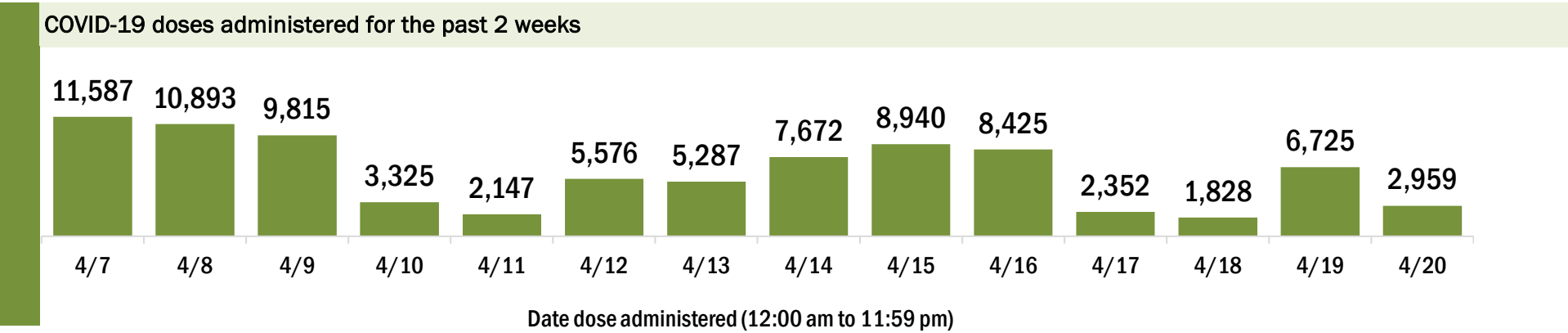
Data in this report are provisional and subject to change.

Data in this summary pertain to COVID-19 vaccines approved by the U.S. Food and Drug Administration and have been issued an Emergency Use Authorization (Janssen COVID-19 Vaccine, Moderna COVID-19 Vaccine and Pfizer-BioNTech COVID-19 Vaccine). These data summarize the number of people who have received either their first dose or have completed the series for a COVID-19 vaccine. **A person can only be counted in one category, first dose or series complete.** For persons receiving Moderna or Pfizer vaccines, once they receive their second dose, they are moved from the first dose column to the series completed column. **Because of this, the total first dose category may show a change from report to report not matching the total receiving their first dose from the previous day.** Persons receiving Johnson & Johnson vaccines will always be counted in the series completed column.

COVID-19 doses for vaccinated persons in Florida	
Doses administered	489,571
People receiving one dose of a 1-dose series (Johnson & Johnson) or receiving only one dose of a 2-dose series (Moderna, Pfizer) count once. Persons receiving both doses of a 2-dose series count twice.	

Current status of persons vaccinated for COVID-19 in Florida	
Total people vaccinated	305,700
First dose	109,720
Series completed	195,980
Completed 1-dose series	12,109
Completed 2-dose series	183,871
First dose: current number of people who have only received their first dose of the Moderna or Pfizer vaccine.	
Series complete: current number of people who have received both Moderna or Pfizer vaccine doses or one Johnson & Johnson dose and are considered fully immunized.	

Demographic summary	First dose	Series complete	Total people vaccinated
Age group	109,720	195,980	305,700
16-24 years	6,522	1,829	8,351
25-34 years	8,976	4,652	13,628
35-44 years	12,658	6,416	19,074
45-54 years	18,244	10,761	29,005
55-64 years	28,921	28,660	57,581
65-74 years	19,523	81,269	100,792
75-84 years	11,226	49,292	60,518
85+ years	3,650	13,101	16,751
Race	109,720	195,980	305,700
White	77,518	140,572	218,090
Black	3,947	4,158	8,105
American Indian/Alaskan	498	613	1,111
Other	8,662	12,416	21,078
Unknown	19,095	38,221	57,316
Other race includes Asian, native Hawaiian/Pacific Islander, or other.			
Ethnicity	109,720	195,980	305,700
Hispanic	15,530	10,002	25,532
Non-Hispanic	58,876	113,081	171,957
Unknown	35,314	72,897	108,211
Gender	109,720	195,980	305,700
Female	58,521	110,225	168,746
Male	50,957	85,368	136,325
Unknown	242	387	629



COVID-19: Leon County vaccine summary

Vaccination data through Apr 20, 2021 as of Apr 21, 2021 at 12:05 AM

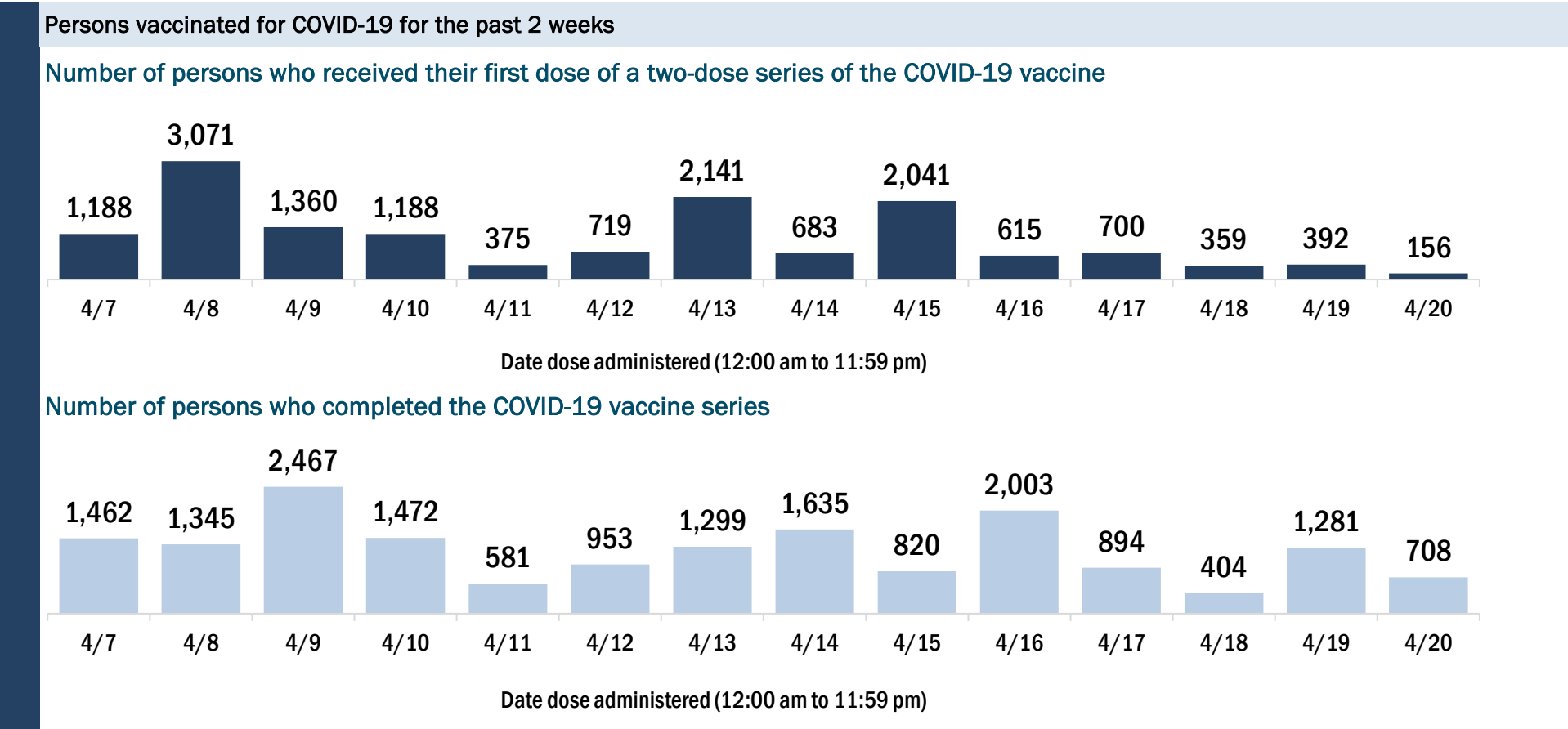
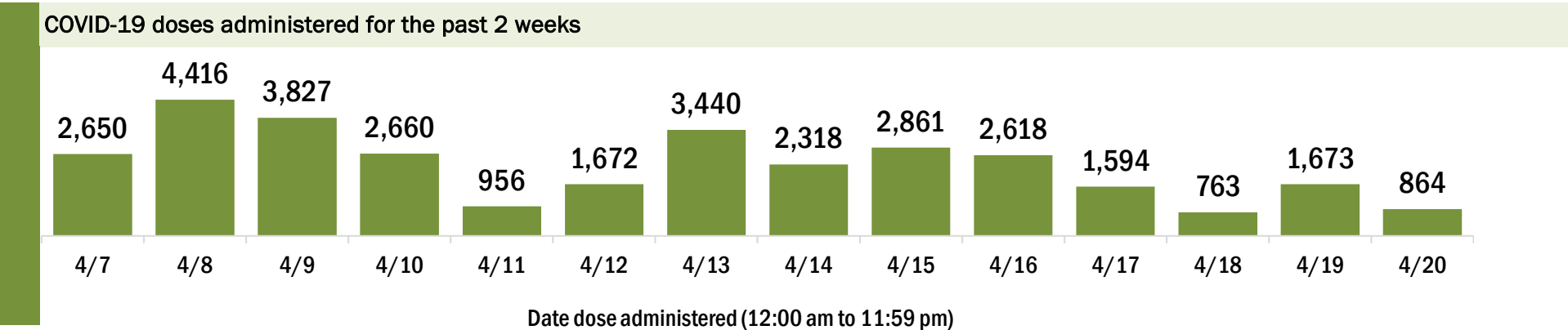
Data in this report are provisional and subject to change.

Data in this summary pertain to COVID-19 vaccines approved by the U.S. Food and Drug Administration and have been issued an Emergency Use Authorization (Janssen COVID-19 Vaccine, Moderna COVID-19 Vaccine and Pfizer-BioNTech COVID-19 Vaccine). These data summarize the number of people who have received either their first dose or have completed the series for a COVID-19 vaccine. **A person can only be counted in one category, first dose or series complete.** For persons receiving Moderna or Pfizer vaccines, once they receive their second dose, they are moved from the first dose column to the series completed column. **Because of this, the total first dose category may show a change from report to report not matching the total receiving their first dose from the previous day.** Persons receiving Johnson & Johnson vaccines will always be counted in the series completed column.

COVID-19 doses for vaccinated persons in Florida	
Doses administered	174,243
People receiving one dose of a 1-dose series (Johnson & Johnson) or receiving only one dose of a 2-dose series (Moderna, Pfizer) count once. Persons receiving both doses of a 2-dose series count twice.	

Current status of persons vaccinated for COVID-19 in Florida	
Total people vaccinated	107,179
First dose	35,782
Series completed	71,397
Completed 1-dose series	4,333
Completed 2-dose series	67,064
First dose: current number of people who have only received their first dose of the Moderna or Pfizer vaccine.	
Series complete: current number of people who have received both Moderna or Pfizer vaccine doses or one Johnson & Johnson dose and are considered fully immunized.	

Demographic summary	First dose	Series complete	Total people vaccinated
Age group	35,782	71,397	107,179
16-24 years	7,372	3,643	11,015
25-34 years	6,916	5,797	12,713
35-44 years	6,673	6,804	13,477
45-54 years	5,874	9,137	15,011
55-64 years	4,756	15,381	20,137
65-74 years	2,385	19,051	21,436
75-84 years	1,160	8,655	9,815
85+ years	646	2,929	3,575
Race	35,782	71,397	107,179
White	20,172	42,799	62,971
Black	5,158	10,041	15,199
American Indian/Alaskan	134	211	345
Other	5,244	12,502	17,746
Unknown	5,074	5,844	10,918
Other race includes Asian, native Hawaiian/Pacific Islander, or other.			
Ethnicity	35,782	71,397	107,179
Hispanic	2,254	3,027	5,281
Non-Hispanic	23,650	52,163	75,813
Unknown	9,878	16,207	26,085
Gender	35,782	71,397	107,179
Female	19,176	41,868	61,044
Male	16,560	29,493	46,053
Unknown	46	36	82



COVID-19: Levy County vaccine summary

Vaccination data through Apr 20, 2021 as of Apr 21, 2021 at 12:05 AM

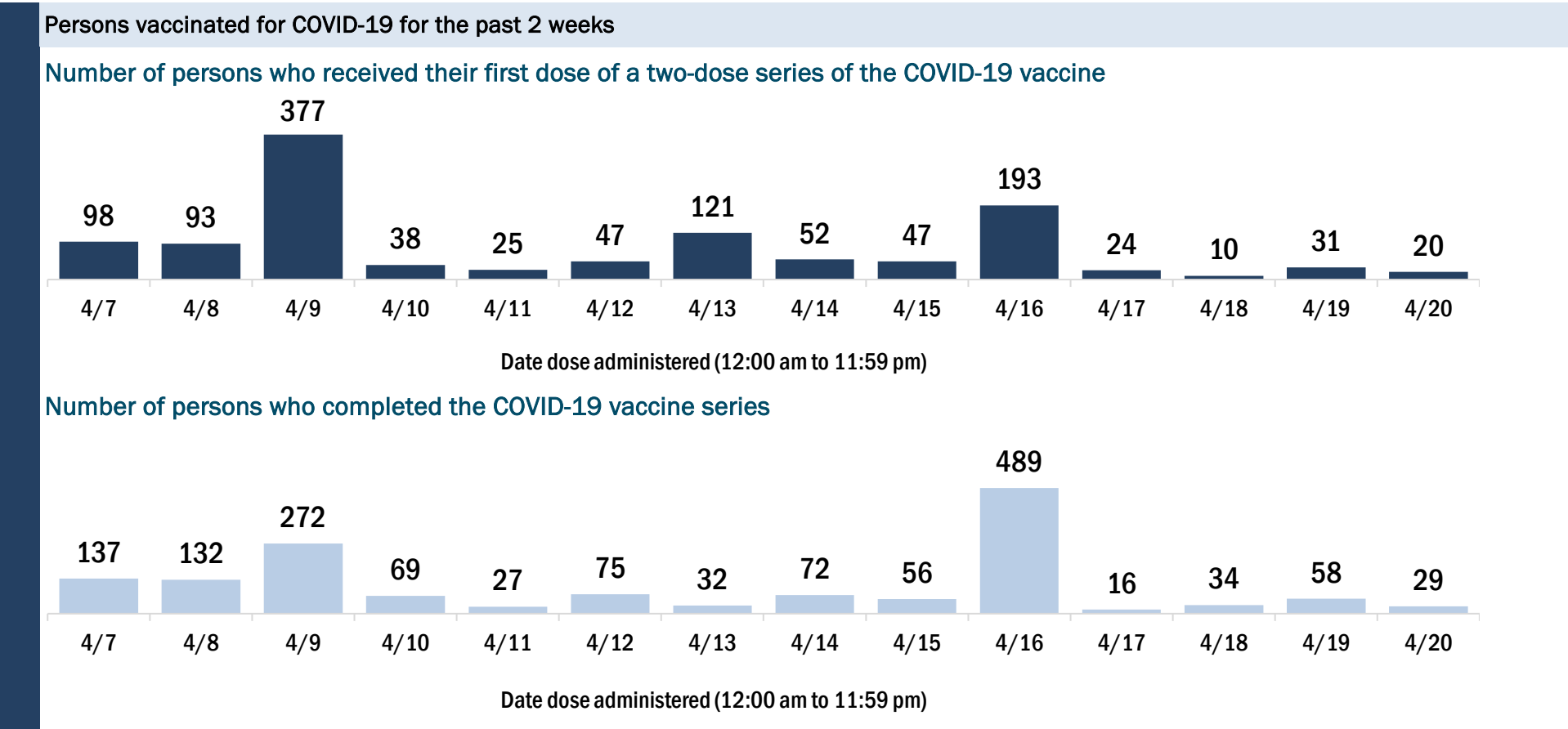
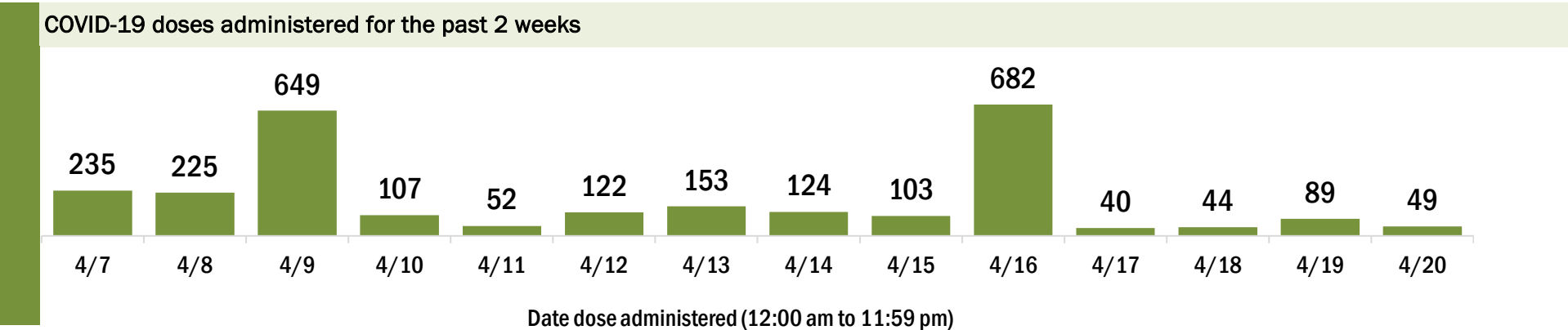
Data in this report are provisional and subject to change.

Data in this summary pertain to COVID-19 vaccines approved by the U.S. Food and Drug Administration and have been issued an Emergency Use Authorization (Janssen COVID-19 Vaccine, Moderna COVID-19 Vaccine and Pfizer-BioNTech COVID-19 Vaccine). These data summarize the number of people who have received either their first dose or have completed the series for a COVID-19 vaccine. **A person can only be counted in one category, first dose or series complete.** For persons receiving Moderna or Pfizer vaccines, once they receive their second dose, they are moved from the first dose column to the series completed column. **Because of this, the total first dose category may show a change from report to report not matching the total receiving their first dose from the previous day.** Persons receiving Johnson & Johnson vaccines will always be counted in the series completed column.

COVID-19 doses for vaccinated persons in Florida	
Doses administered	16,850
People receiving one dose of a 1-dose series (Johnson & Johnson) or receiving only one dose of a 2-dose series (Moderna, Pfizer) count once. Persons receiving both doses of a 2-dose series count twice.	

Current status of persons vaccinated for COVID-19 in Florida	
Total people vaccinated	10,446
First dose	3,050
Series completed	7,396
Completed 1-dose series	992
Completed 2-dose series	6,404
First dose: current number of people who have only received their first dose of the Moderna or Pfizer vaccine.	
Series complete: current number of people who have received both Moderna or Pfizer vaccine doses or one Johnson & Johnson dose and are considered fully immunized.	

Demographic summary	First dose	Series complete	Total people vaccinated
Age group	3,050	7,396	10,446
16-24 years	133	77	210
25-34 years	173	213	386
35-44 years	262	252	514
45-54 years	467	481	948
55-64 years	937	1,350	2,287
65-74 years	656	3,028	3,684
75-84 years	317	1,612	1,929
85+ years	105	383	488
Race	3,050	7,396	10,446
White	2,307	5,831	8,138
Black	272	448	720
American Indian/Alaskan	19	42	61
Other	196	406	602
Unknown	256	669	925
Other race includes Asian, native Hawaiian/Pacific Islander, or other.			
Ethnicity	3,050	7,396	10,446
Hispanic	265	248	513
Non-Hispanic	1,980	5,375	7,355
Unknown	805	1,773	2,578
Gender	3,050	7,396	10,446
Female	1,700	4,245	5,945
Male	1,348	3,151	4,499
Unknown	2	0	2



COVID-19: Liberty County vaccine summary

Vaccination data through Apr 20, 2021 as of Apr 21, 2021 at 12:05 AM

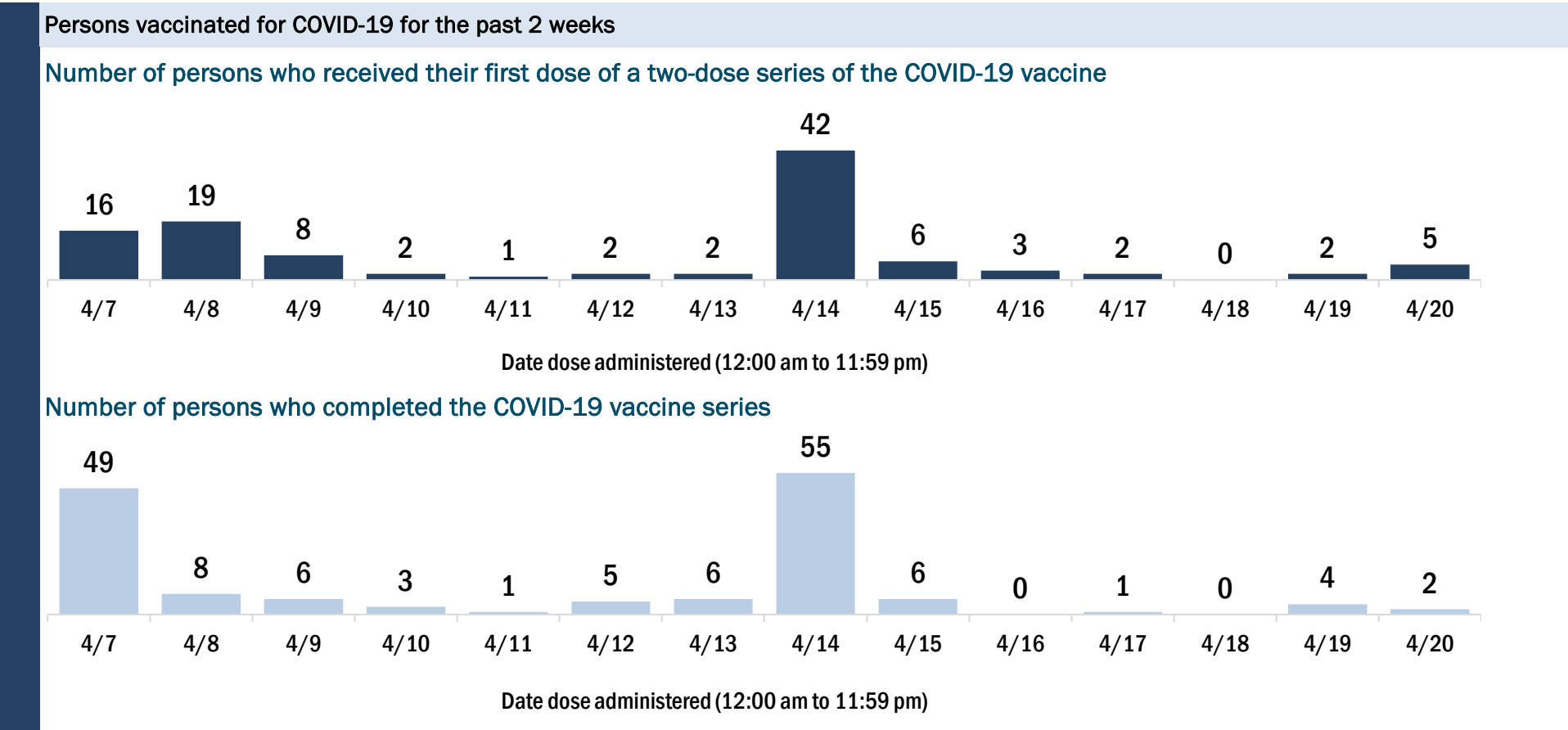
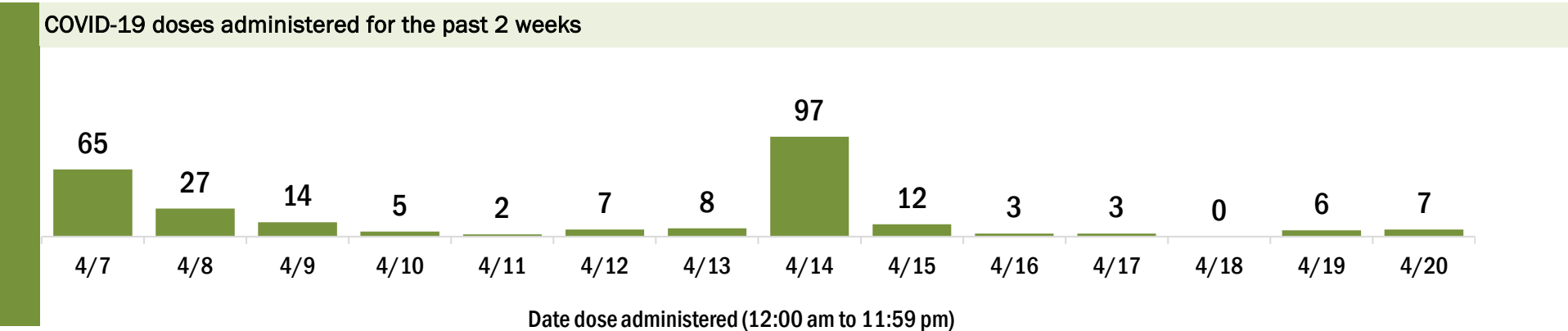
Data in this report are provisional and subject to change.

Data in this summary pertain to COVID-19 vaccines approved by the U.S. Food and Drug Administration and have been issued an Emergency Use Authorization (Janssen COVID-19 Vaccine, Moderna COVID-19 Vaccine and Pfizer-BioNTech COVID-19 Vaccine). These data summarize the number of people who have received either their first dose or have completed the series for a COVID-19 vaccine. **A person can only be counted in one category, first dose or series complete.** For persons receiving Moderna or Pfizer vaccines, once they receive their second dose, they are moved from the first dose column to the series completed column. **Because of this, the total first dose category may show a change from report to report not matching the total receiving their first dose from the previous day.** Persons receiving Johnson & Johnson vaccines will always be counted in the series completed column.

COVID-19 doses for vaccinated persons in Florida	
Doses administered	2,567
People receiving one dose of a 1-dose series (Johnson & Johnson) or receiving only one dose of a 2-dose series (Moderna, Pfizer) count once. Persons receiving both doses of a 2-dose series count twice.	

Current status of persons vaccinated for COVID-19 in Florida	
Total people vaccinated	1,478
First dose	321
Series completed	1,157
Completed 1-dose series	68
Completed 2-dose series	1,089
First dose: current number of people who have only received their first dose of the Moderna or Pfizer vaccine.	
Series complete: current number of people who have received both Moderna or Pfizer vaccine doses or one Johnson & Johnson dose and are considered fully immunized.	

Demographic summary	First dose	Series complete	Total people vaccinated
Age group	321	1,157	1,478
16-24 years	25	16	41
25-34 years	23	33	56
35-44 years	42	68	110
45-54 years	75	81	156
55-64 years	88	273	361
65-74 years	40	411	451
75-84 years	22	218	240
85+ years	6	57	63
Race	321	1,157	1,478
White	213	841	1,054
Black	54	101	155
American Indian/Alaskan	4	8	12
Other	21	98	119
Unknown	29	109	138
Other race includes Asian, native Hawaiian/Pacific Islander, or other.			
Ethnicity	321	1,157	1,478
Hispanic	4	15	19
Non-Hispanic	162	638	800
Unknown	155	504	659
Gender	321	1,157	1,478
Female	180	621	801
Male	141	536	677
Unknown	0	0	0



COVID-19: Madison County vaccine summary

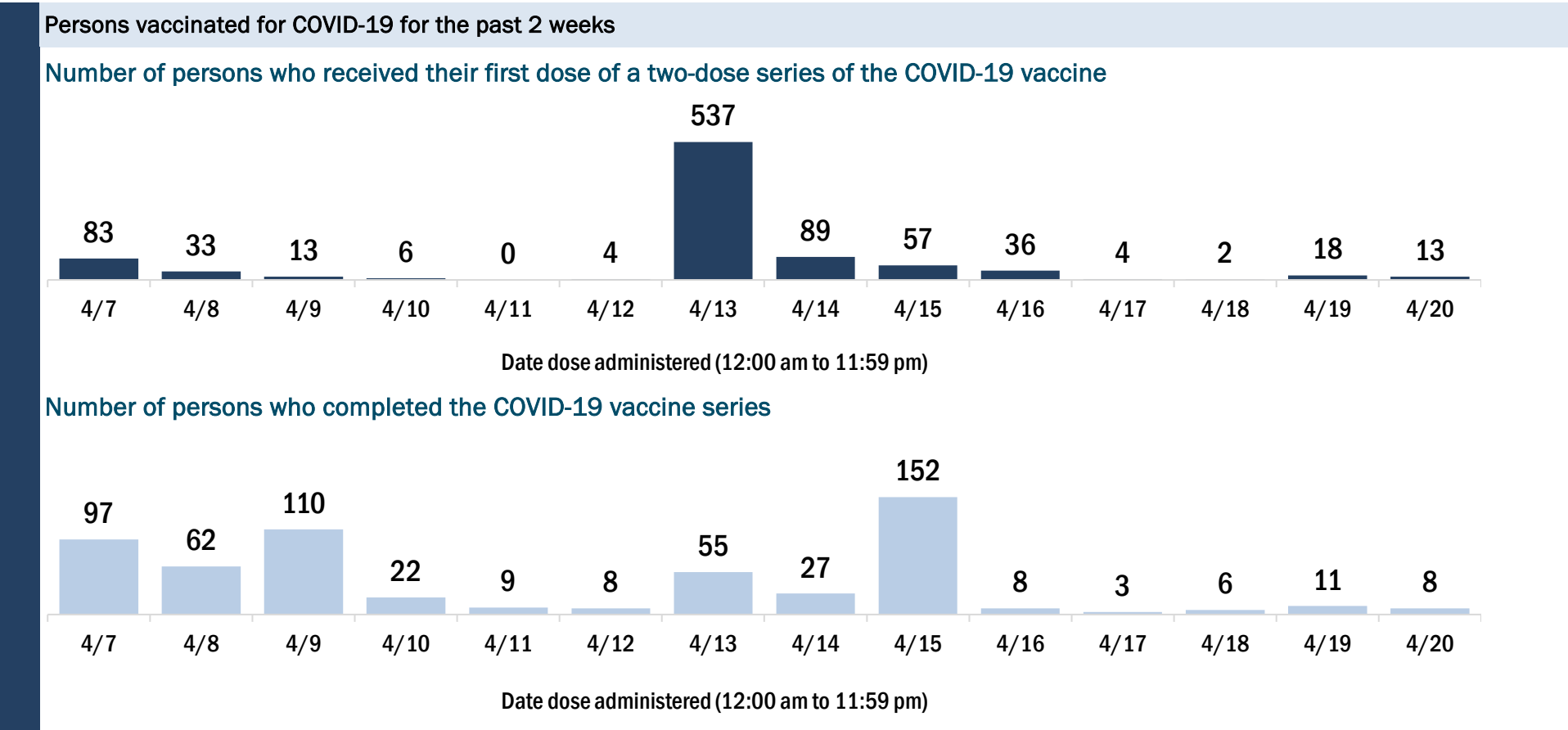
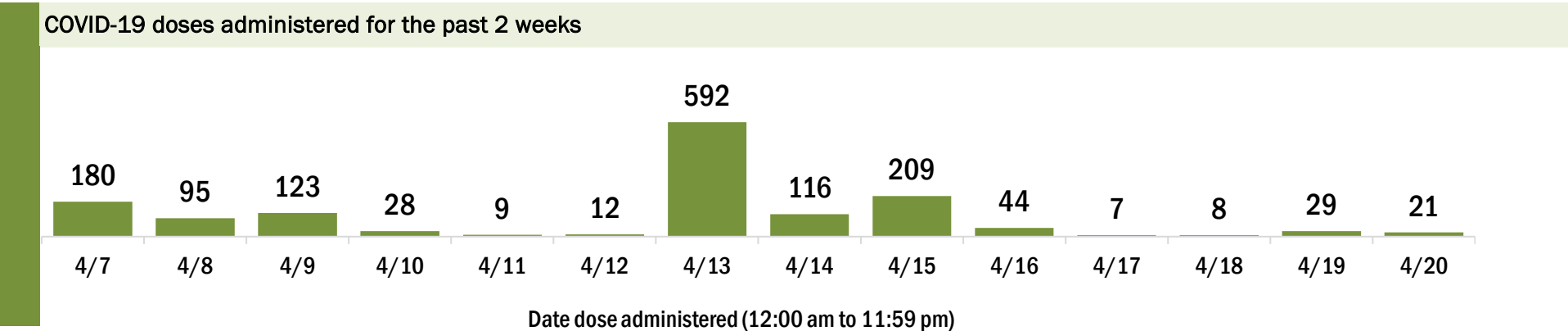
Vaccination data through Apr 20, 2021 as of Apr 21, 2021 at 12:05 AM

Data in this report are provisional and subject to change.

Data in this summary pertain to COVID-19 vaccines approved by the U.S. Food and Drug Administration and have been issued an Emergency Use Authorization (Janssen COVID-19 Vaccine, Moderna COVID-19 Vaccine and Pfizer-BioNTech COVID-19 Vaccine). These data summarize the number of people who have received either their first dose or have completed the series for a COVID-19 vaccine. **A person can only be counted in one category, first dose or series complete.** For persons receiving Moderna or Pfizer vaccines, once they receive their second dose, they are moved from the first dose column to the series completed column. **Because of this, the total first dose category may show a change from report to report not matching the total receiving their first dose from the previous day.** Persons receiving Johnson & Johnson vaccines will always be counted in the series completed column.

COVID-19 doses for vaccinated persons in Florida	
Doses administered	8,684
People receiving one dose of a 1-dose series (Johnson & Johnson) or receiving only one dose of a 2-dose series (Moderna, Pfizer) count once. Persons receiving both doses of a 2-dose series count twice.	
Current status of persons vaccinated for COVID-19 in Florida	
Total people vaccinated	5,378
First dose	1,659
Series completed	3,719
Completed 1-dose series	413
Completed 2-dose series	3,306
First dose: current number of people who have only received their first dose of the Moderna or Pfizer vaccine.	
Series complete: current number of people who have received both Moderna or Pfizer vaccine doses or one Johnson & Johnson dose and are considered fully immunized.	

Demographic summary		First dose	Series complete	Total people vaccinated
Age group		1,659	3,719	5,378
16-24 years		72	37	109
25-34 years		150	103	253
35-44 years		271	187	458
45-54 years		386	322	708
55-64 years		485	726	1,211
65-74 years		198	1,379	1,577
75-84 years		71	760	831
85+ years		26	205	231
Race		1,659	3,719	5,378
White		835	2,077	2,912
Black		571	1,071	1,642
American Indian/Alaskan		1	8	9
Other		135	308	443
Unknown		117	255	372
Other race includes Asian, native Hawaiian/Pacific Islander, or other.				
Ethnicity		1,659	3,719	5,378
Hispanic		99	79	178
Non-Hispanic		1,196	1,724	2,920
Unknown		364	1,916	2,280
Gender		1,659	3,719	5,378
Female		596	2,096	2,692
Male		1,063	1,623	2,686
Unknown		0	0	0



COVID-19: Manatee County vaccine summary

Vaccination data through Apr 20, 2021 as of Apr 21, 2021 at 12:05 AM

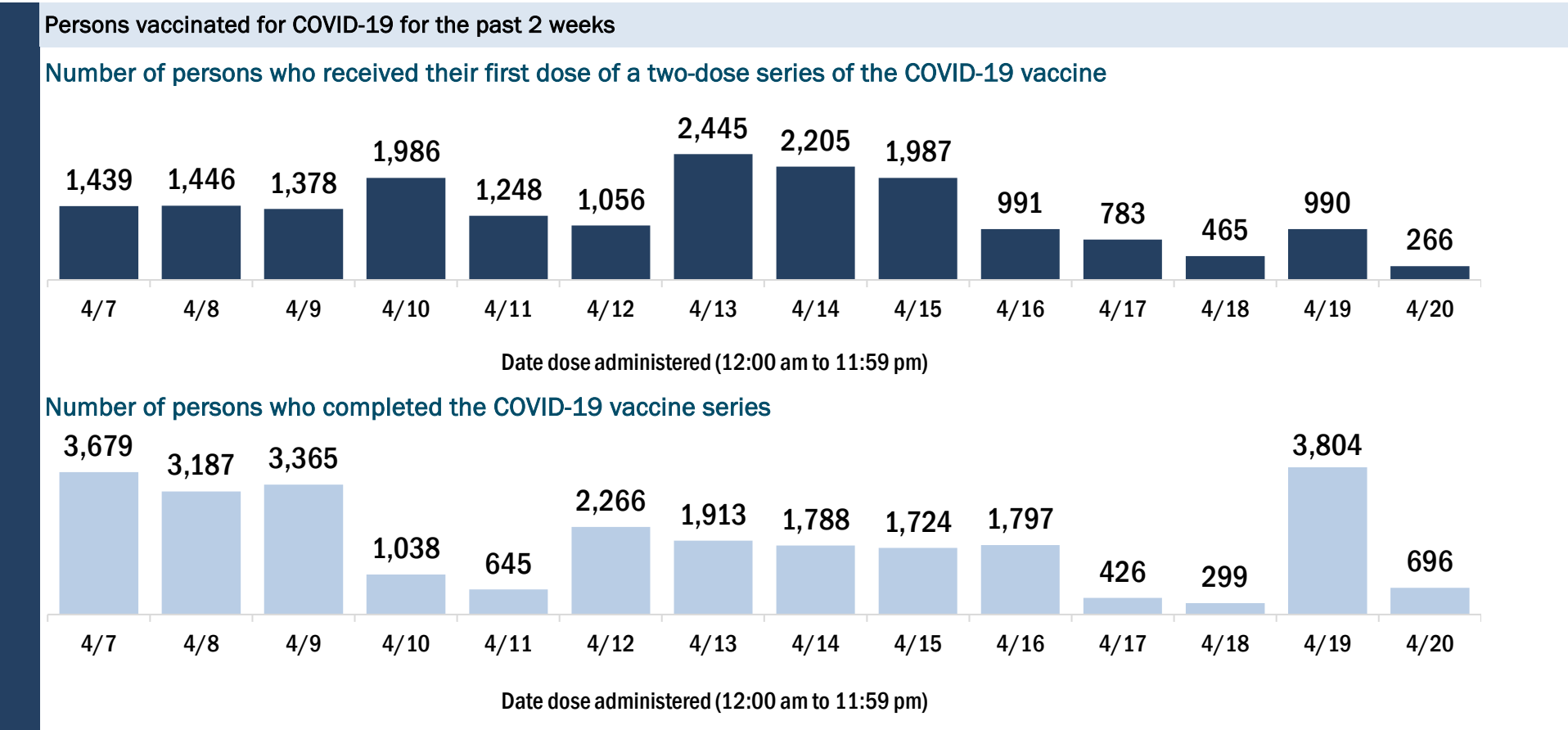
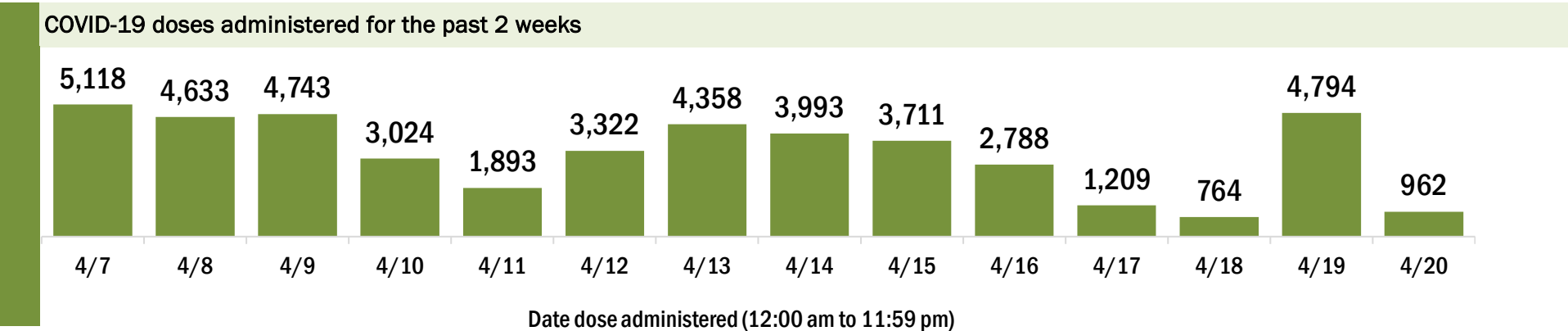
Data in this report are provisional and subject to change.

Data in this summary pertain to COVID-19 vaccines approved by the U.S. Food and Drug Administration and have been issued an Emergency Use Authorization (Janssen COVID-19 Vaccine, Moderna COVID-19 Vaccine and Pfizer-BioNTech COVID-19 Vaccine). These data summarize the number of people who have received either their first dose or have completed the series for a COVID-19 vaccine. **A person can only be counted in one category, first dose or series complete.** For persons receiving Moderna or Pfizer vaccines, once they receive their second dose, they are moved from the first dose column to the series completed column. **Because of this, the total first dose category may show a change from report to report not matching the total receiving their first dose from the previous day.** Persons receiving Johnson & Johnson vaccines will always be counted in the series completed column.

COVID-19 doses for vaccinated persons in Florida	
Doses administered	259,002
People receiving one dose of a 1-dose series (Johnson & Johnson) or receiving only one dose of a 2-dose series (Moderna, Pfizer) count once. Persons receiving both doses of a 2-dose series count twice.	

Current status of persons vaccinated for COVID-19 in Florida	
Total people vaccinated	161,326
First dose	58,172
Series completed	103,154
Completed 1-dose series	5,478
Completed 2-dose series	97,676
First dose: current number of people who have only received their first dose of the Moderna or Pfizer vaccine.	
Series complete: current number of people who have received both Moderna or Pfizer vaccine doses or one Johnson & Johnson dose and are considered fully immunized.	

Demographic summary	First dose	Series complete	Total people vaccinated
Age group	58,172	103,154	161,326
16-24 years	3,793	1,310	5,103
25-34 years	4,851	3,193	8,044
35-44 years	7,055	4,120	11,175
45-54 years	11,189	6,240	17,429
55-64 years	15,059	16,749	31,808
65-74 years	8,869	40,777	49,646
75-84 years	5,334	23,555	28,889
85+ years	2,022	7,210	9,232
Race	58,172	103,154	161,326
White	42,029	79,942	121,971
Black	2,176	2,947	5,123
American Indian/Alaskan	283	397	680
Other	4,738	7,280	12,018
Unknown	8,946	12,588	21,534
Other race includes Asian, native Hawaiian/Pacific Islander, or other.			
Ethnicity	58,172	103,154	161,326
Hispanic	5,771	3,676	9,447
Non-Hispanic	32,949	63,164	96,113
Unknown	19,452	36,314	55,766
Gender	58,172	103,154	161,326
Female	31,004	58,472	89,476
Male	27,015	44,619	71,634
Unknown	153	63	216



COVID-19: Marion County vaccine summary

Vaccination data through Apr 20, 2021 as of Apr 21, 2021 at 12:05 AM

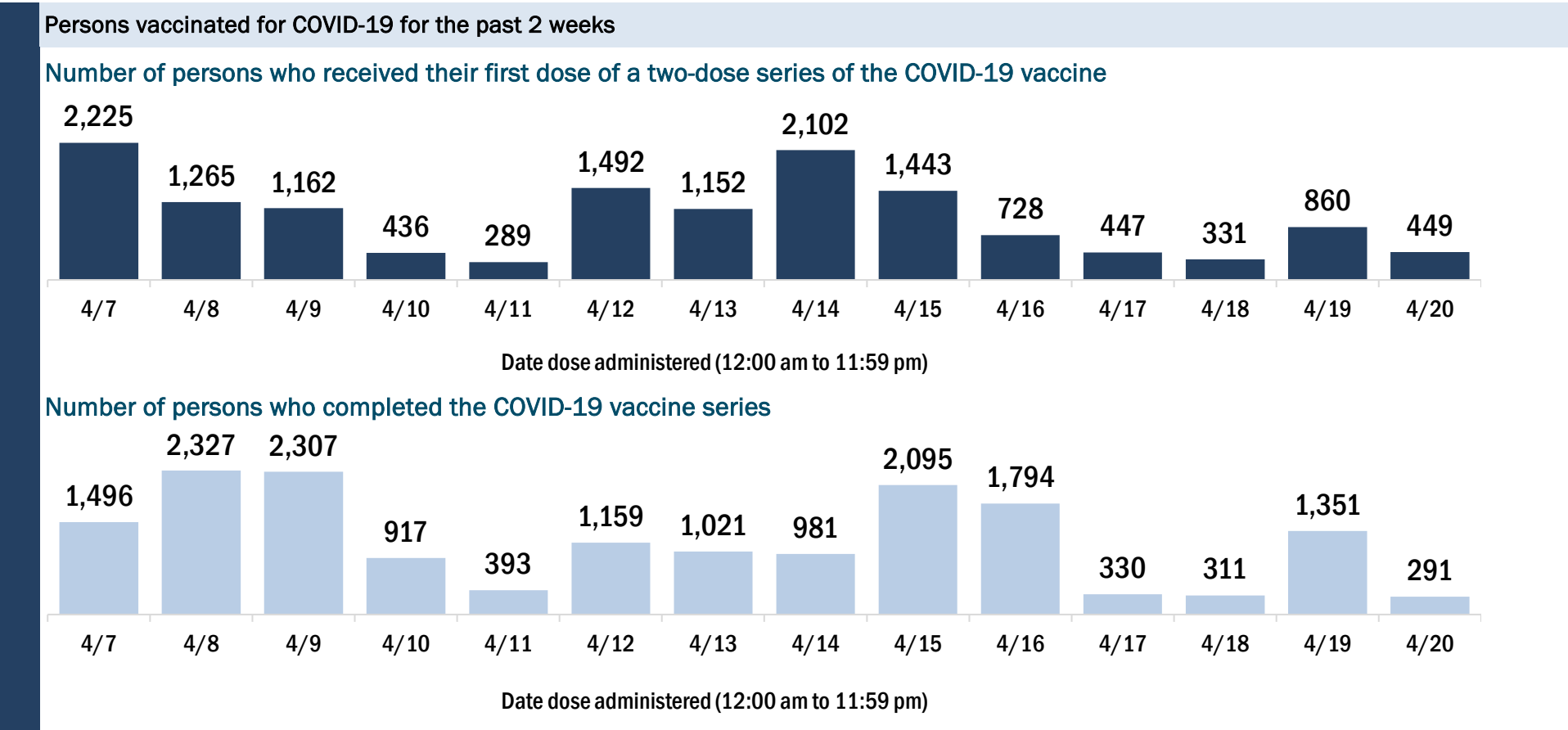
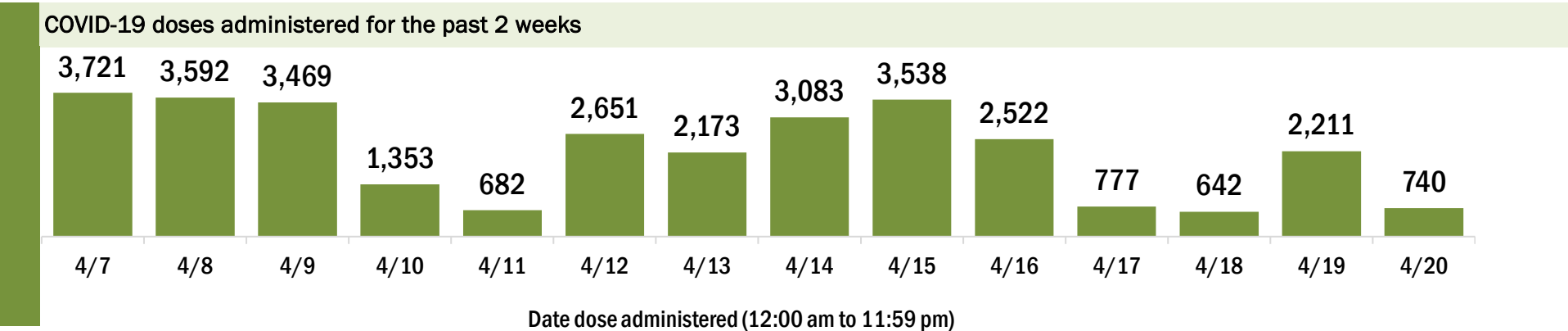
Data in this report are provisional and subject to change.

Data in this summary pertain to COVID-19 vaccines approved by the U.S. Food and Drug Administration and have been issued an Emergency Use Authorization (Janssen COVID-19 Vaccine, Moderna COVID-19 Vaccine and Pfizer-BioNTech COVID-19 Vaccine). These data summarize the number of people who have received either their first dose or have completed the series for a COVID-19 vaccine. **A person can only be counted in one category, first dose or series complete.** For persons receiving Moderna or Pfizer vaccines, once they receive their second dose, they are moved from the first dose column to the series completed column. **Because of this, the total first dose category may show a change from report to report not matching the total receiving their first dose from the previous day.** Persons receiving Johnson & Johnson vaccines will always be counted in the series completed column.

COVID-19 doses for vaccinated persons in Florida	
Doses administered	208,520
People receiving one dose of a 1-dose series (Johnson & Johnson) or receiving only one dose of a 2-dose series (Moderna, Pfizer) count once. Persons receiving both doses of a 2-dose series count twice.	

Current status of persons vaccinated for COVID-19 in Florida	
Total people vaccinated	125,738
First dose	38,711
Series completed	87,027
Completed 1-dose series	4,245
Completed 2-dose series	82,782
First dose: current number of people who have only received their first dose of the Moderna or Pfizer vaccine.	
Series complete: current number of people who have received both Moderna or Pfizer vaccine doses or one Johnson & Johnson dose and are considered fully immunized.	

Demographic summary	First dose	Series complete	Total people vaccinated
Age group	38,711	87,027	125,738
16-24 years	2,796	1,003	3,799
25-34 years	3,438	2,272	5,710
35-44 years	4,794	3,222	8,016
45-54 years	6,744	5,549	12,293
55-64 years	9,725	13,413	23,138
65-74 years	5,975	32,900	38,875
75-84 years	3,734	22,335	26,069
85+ years	1,505	6,333	7,838
Race	38,711	87,027	125,738
White	25,010	61,676	86,686
Black	3,232	5,535	8,767
American Indian/Alaskan	156	313	469
Other	4,230	7,643	11,873
Unknown	6,083	11,860	17,943
Other race includes Asian, native Hawaiian/Pacific Islander, or other.			
Ethnicity	38,711	87,027	125,738
Hispanic	5,210	5,031	10,241
Non-Hispanic	21,166	55,302	76,468
Unknown	12,335	26,694	39,029
Gender	38,711	87,027	125,738
Female	21,207	50,349	71,556
Male	17,463	36,639	54,102
Unknown	41	39	80



COVID-19: Martin County vaccine summary

Vaccination data through Apr 20, 2021 as of Apr 21, 2021 at 12:05 AM

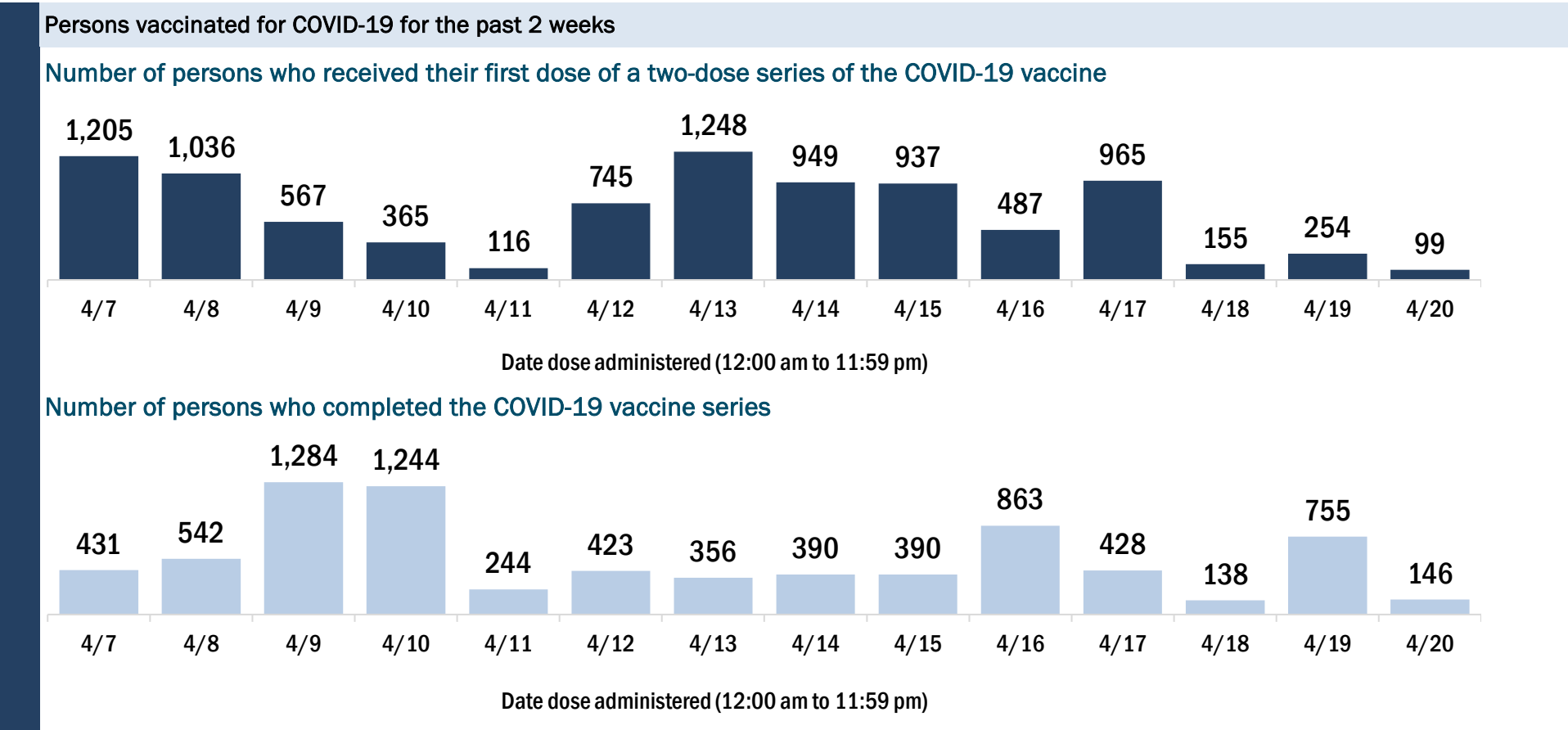
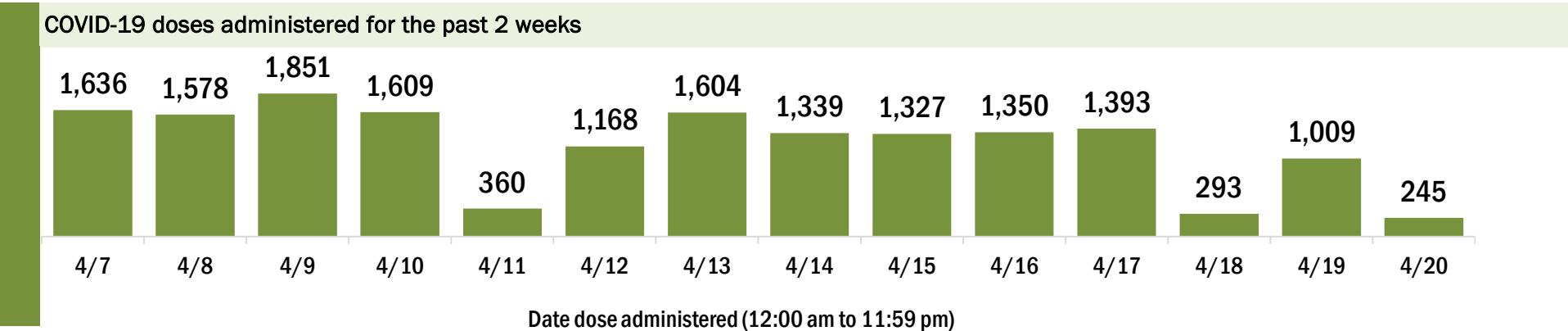
Data in this report are provisional and subject to change.

Data in this summary pertain to COVID-19 vaccines approved by the U.S. Food and Drug Administration and have been issued an Emergency Use Authorization (Janssen COVID-19 Vaccine, Moderna COVID-19 Vaccine and Pfizer-BioNTech COVID-19 Vaccine). These data summarize the number of people who have received either their first dose or have completed the series for a COVID-19 vaccine. **A person can only be counted in one category, first dose or series complete.** For persons receiving Moderna or Pfizer vaccines, once they receive their second dose, they are moved from the first dose column to the series completed column. **Because of this, the total first dose category may show a change from report to report not matching the total receiving their first dose from the previous day.** Persons receiving Johnson & Johnson vaccines will always be counted in the series completed column.

COVID-19 doses for vaccinated persons in Florida	
Doses administered	115,511
People receiving one dose of a 1-dose series (Johnson & Johnson) or receiving only one dose of a 2-dose series (Moderna, Pfizer) count once. Persons receiving both doses of a 2-dose series count twice.	

Current status of persons vaccinated for COVID-19 in Florida	
Total people vaccinated	71,060
First dose	23,788
Series completed	47,272
Completed 1-dose series	2,821
Completed 2-dose series	44,451
First dose: current number of people who have only received their first dose of the Moderna or Pfizer vaccine.	
Series complete: current number of people who have received both Moderna or Pfizer vaccine doses or one Johnson & Johnson dose and are considered fully immunized.	

Demographic summary	First dose	Series complete	Total people vaccinated
Age group	23,788	47,272	71,060
16-24 years	1,348	463	1,811
25-34 years	1,663	948	2,611
35-44 years	2,571	1,601	4,172
45-54 years	4,035	2,580	6,615
55-64 years	7,331	6,757	14,088
65-74 years	3,562	17,862	21,424
75-84 years	2,289	12,550	14,839
85+ years	989	4,511	5,500
Race	23,788	47,272	71,060
White	16,602	31,874	48,476
Black	769	970	1,739
American Indian/Alaskan	90	75	165
Other	1,623	3,386	5,009
Unknown	4,704	10,967	15,671
Other race includes Asian, native Hawaiian/Pacific Islander, or other.			
Ethnicity	23,788	47,272	71,060
Hispanic	1,648	1,374	3,022
Non-Hispanic	12,343	18,994	31,337
Unknown	9,797	26,904	36,701
Gender	23,788	47,272	71,060
Female	12,295	27,017	39,312
Male	11,474	20,237	31,711
Unknown	19	18	37



COVID-19: Monroe County vaccine summary

Vaccination data through Apr 20, 2021 as of Apr 21, 2021 at 12:05 AM

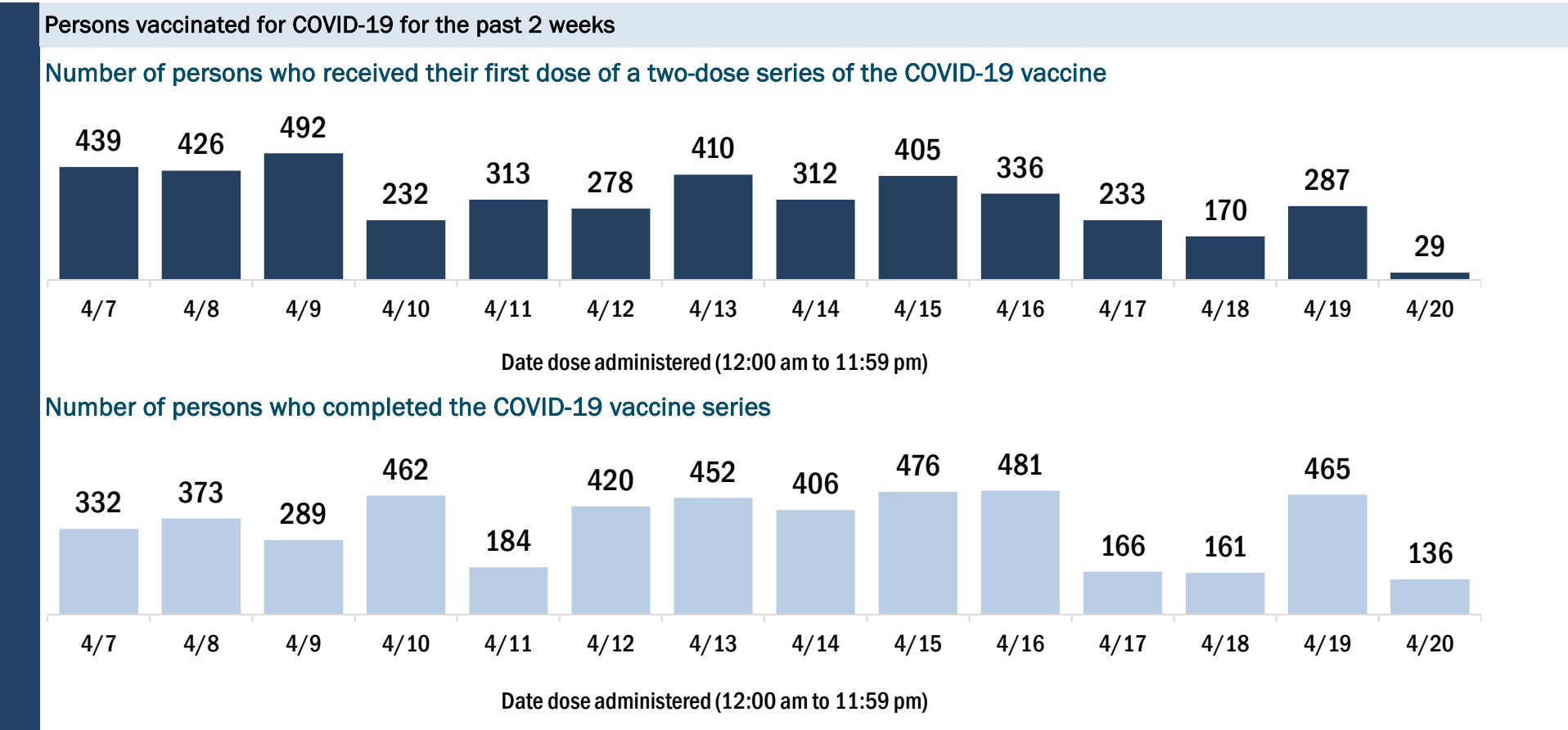
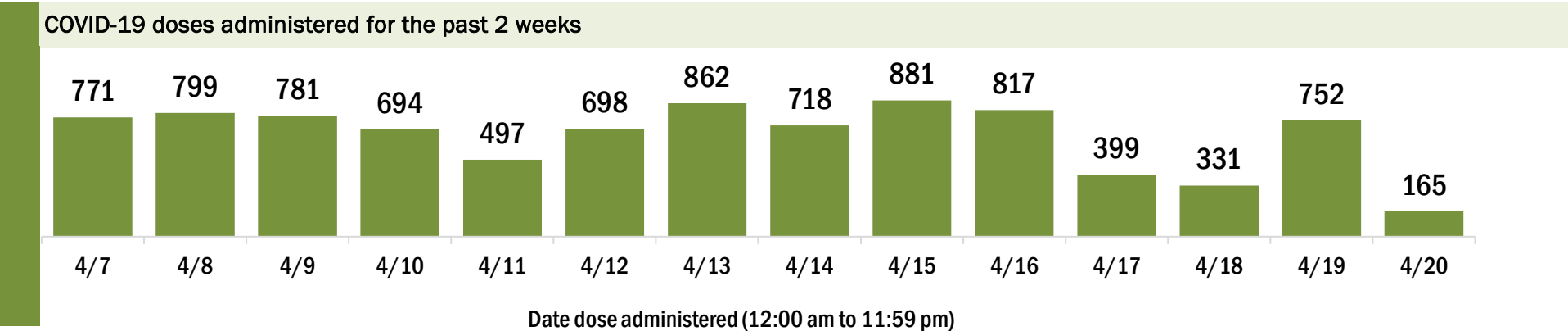
Data in this report are provisional and subject to change.

Data in this summary pertain to COVID-19 vaccines approved by the U.S. Food and Drug Administration and have been issued an Emergency Use Authorization (Janssen COVID-19 Vaccine, Moderna COVID-19 Vaccine and Pfizer-BioNTech COVID-19 Vaccine). These data summarize the number of people who have received either their first dose or have completed the series for a COVID-19 vaccine. **A person can only be counted in one category, first dose or series complete.** For persons receiving Moderna or Pfizer vaccines, once they receive their second dose, they are moved from the first dose column to the series completed column. **Because of this, the total first dose category may show a change from report to report not matching the total receiving their first dose from the previous day.** Persons receiving Johnson & Johnson vaccines will always be counted in the series completed column.

COVID-19 doses for vaccinated persons in Florida	
Doses administered	50,789
People receiving one dose of a 1-dose series (Johnson & Johnson) or receiving only one dose of a 2-dose series (Moderna, Pfizer) count once. Persons receiving both doses of a 2-dose series count twice.	

Current status of persons vaccinated for COVID-19 in Florida	
Total people vaccinated	32,064
First dose	11,461
Series completed	20,603
Completed 1-dose series	1,878
Completed 2-dose series	18,725
First dose: current number of people who have only received their first dose of the Moderna or Pfizer vaccine.	
Series complete: current number of people who have received both Moderna or Pfizer vaccine doses or one Johnson & Johnson dose and are considered fully immunized.	

Demographic summary	First dose	Series complete	Total people vaccinated
Age group	11,461	20,603	32,064
16-24 years	586	220	806
25-34 years	967	582	1,549
35-44 years	1,493	1,006	2,499
45-54 years	2,197	1,857	4,054
55-64 years	3,312	4,313	7,625
65-74 years	1,981	8,114	10,095
75-84 years	736	3,626	4,362
85+ years	189	885	1,074
Race	11,461	20,603	32,064
White	7,813	15,250	23,063
Black	281	382	663
American Indian/Alaskan	36	74	110
Other	612	1,070	1,682
Unknown	2,719	3,827	6,546
Other race includes Asian, native Hawaiian/Pacific Islander, or other.			
Ethnicity	11,461	20,603	32,064
Hispanic	1,473	1,735	3,208
Non-Hispanic	5,501	11,949	17,450
Unknown	4,487	6,919	11,406
Gender	11,461	20,603	32,064
Female	5,858	10,818	16,676
Male	5,592	9,784	15,376
Unknown	11	1	12



COVID-19: Nassau County vaccine summary

Vaccination data through Apr 20, 2021 as of Apr 21, 2021 at 12:05 AM

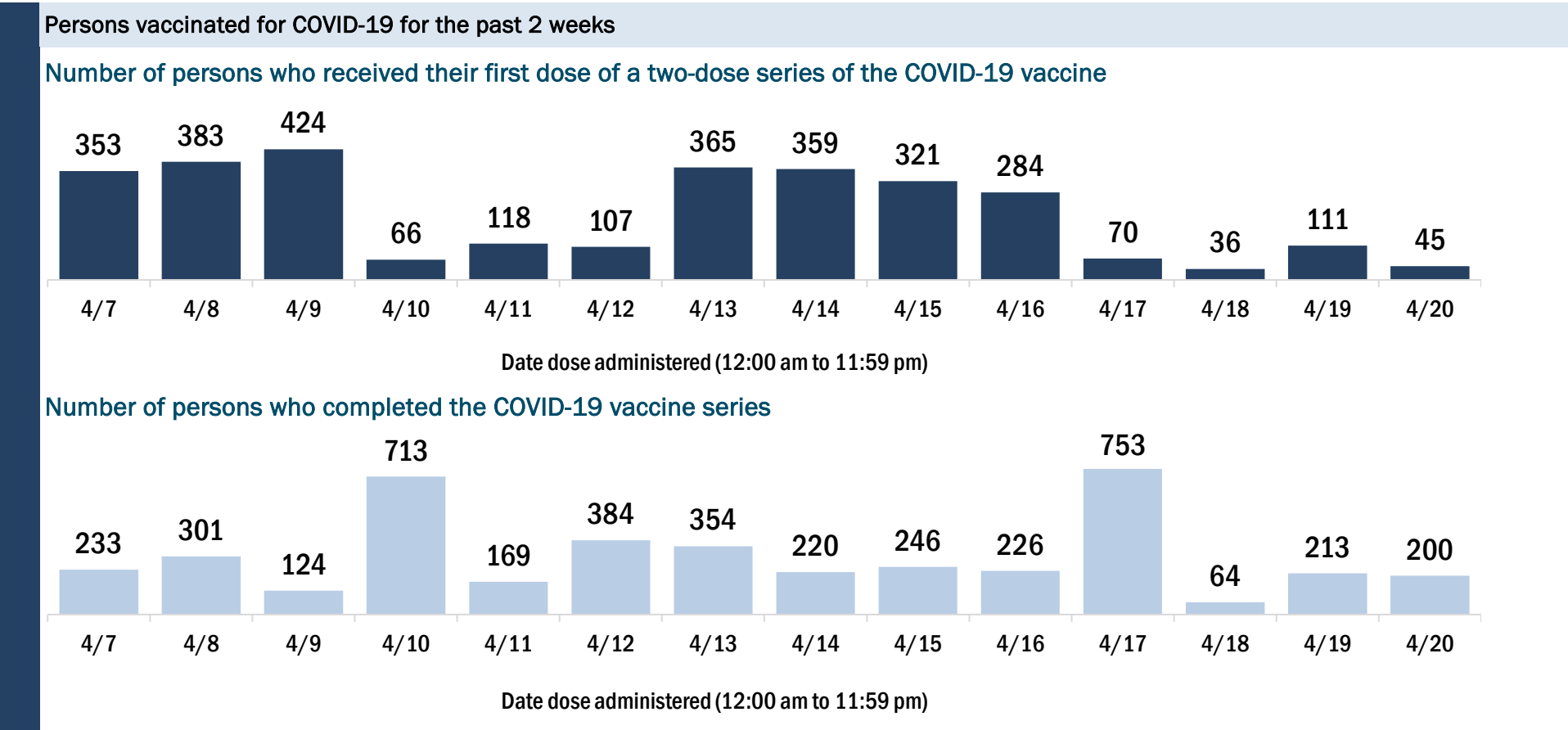
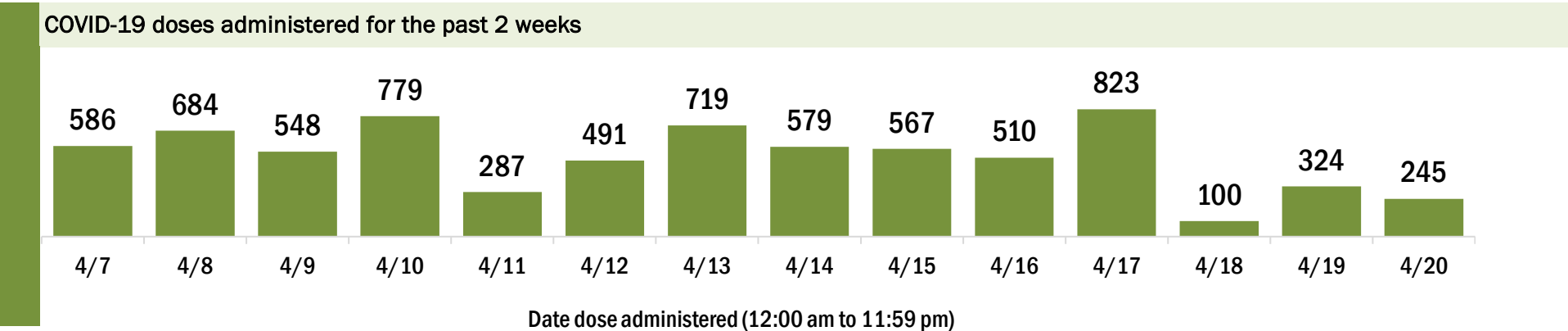
Data in this report are provisional and subject to change.

Data in this summary pertain to COVID-19 vaccines approved by the U.S. Food and Drug Administration and have been issued an Emergency Use Authorization (Janssen COVID-19 Vaccine, Moderna COVID-19 Vaccine and Pfizer-BioNTech COVID-19 Vaccine). These data summarize the number of people who have received either their first dose or have completed the series for a COVID-19 vaccine. **A person can only be counted in one category, first dose or series complete.** For persons receiving Moderna or Pfizer vaccines, once they receive their second dose, they are moved from the first dose column to the series completed column. **Because of this, the total first dose category may show a change from report to report not matching the total receiving their first dose from the previous day.** Persons receiving Johnson & Johnson vaccines will always be counted in the series completed column.

COVID-19 doses for vaccinated persons in Florida	
Doses administered	55,752
People receiving one dose of a 1-dose series (Johnson & Johnson) or receiving only one dose of a 2-dose series (Moderna, Pfizer) count once. Persons receiving both doses of a 2-dose series count twice.	

Current status of persons vaccinated for COVID-19 in Florida	
Total people vaccinated	32,660
First dose	7,613
Series completed	25,047
Completed 1-dose series	1,955
Completed 2-dose series	23,092
First dose: current number of people who have only received their first dose of the Moderna or Pfizer vaccine.	
Series complete: current number of people who have received both Moderna or Pfizer vaccine doses or one Johnson & Johnson dose and are considered fully immunized.	

Demographic summary	First dose	Series complete	Total people vaccinated
Age group	7,613	25,047	32,660
16-24 years	787	303	1,090
25-34 years	841	647	1,488
35-44 years	1,185	1,231	2,416
45-54 years	1,486	2,138	3,624
55-64 years	1,744	5,538	7,282
65-74 years	919	9,339	10,258
75-84 years	491	4,545	5,036
85+ years	160	1,306	1,466
Race	7,613	25,047	32,660
White	5,742	20,422	26,164
Black	404	1,116	1,520
American Indian/Alaskan	49	83	132
Other	491	1,210	1,701
Unknown	927	2,216	3,143
Other race includes Asian, native Hawaiian/Pacific Islander, or other.			
Ethnicity	7,613	25,047	32,660
Hispanic	401	492	893
Non-Hispanic	5,598	19,613	25,211
Unknown	1,614	4,942	6,556
Gender	7,613	25,047	32,660
Female	4,170	14,070	18,240
Male	3,437	10,976	14,413
Unknown	6	1	7



COVID-19: Okaloosa County vaccine summary

Vaccination data through Apr 20, 2021 as of Apr 21, 2021 at 12:05 AM

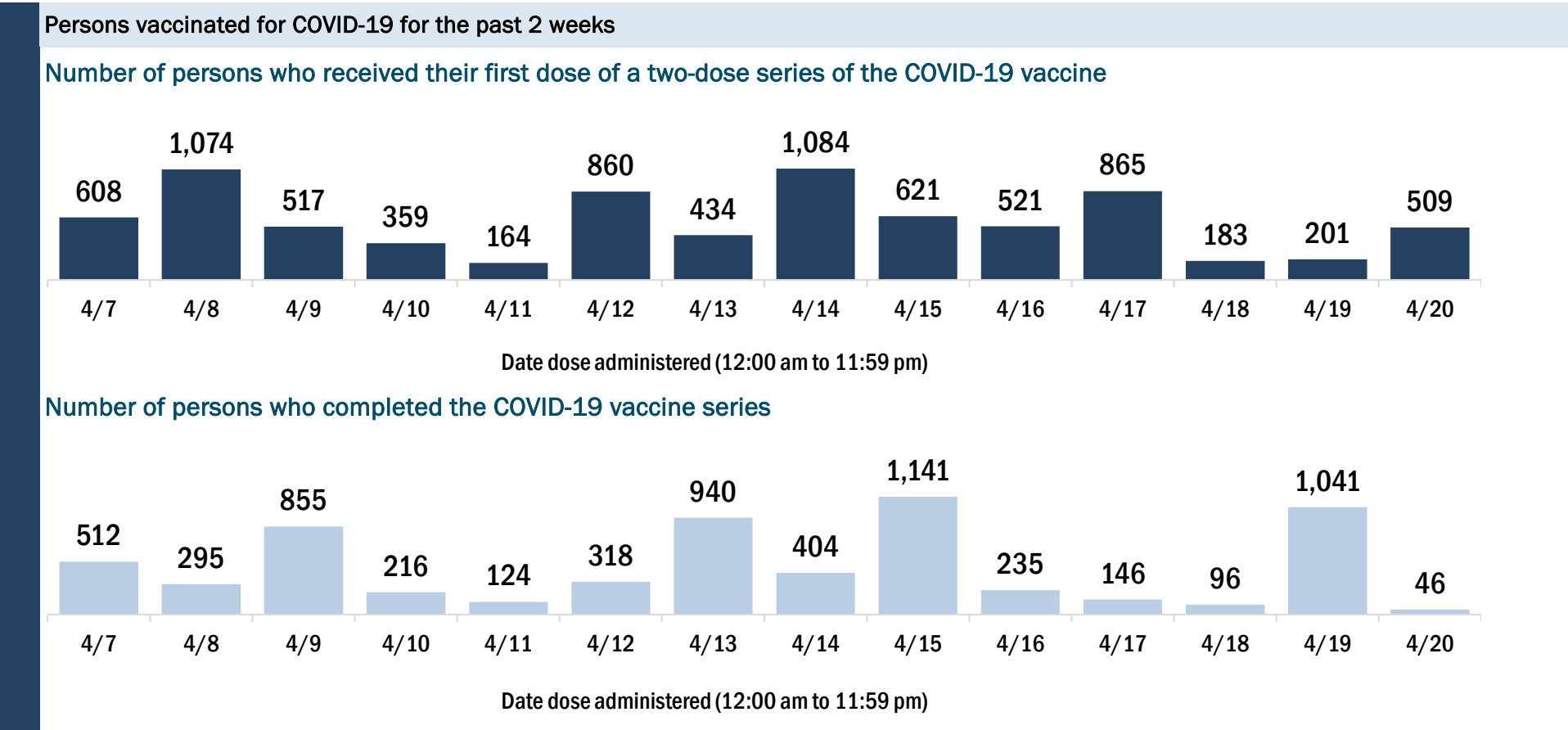
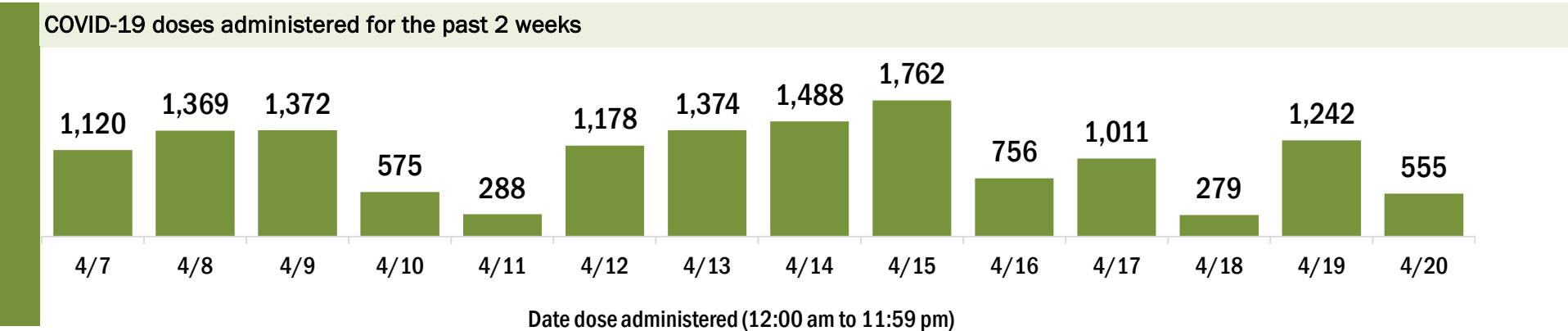
Data in this report are provisional and subject to change.

Data in this summary pertain to COVID-19 vaccines approved by the U.S. Food and Drug Administration and have been issued an Emergency Use Authorization (Janssen COVID-19 Vaccine, Moderna COVID-19 Vaccine and Pfizer-BioNTech COVID-19 Vaccine). These data summarize the number of people who have received either their first dose or have completed the series for a COVID-19 vaccine. **A person can only be counted in one category, first dose or series complete.** For persons receiving Moderna or Pfizer vaccines, once they receive their second dose, they are moved from the first dose column to the series completed column. **Because of this, the total first dose category may show a change from report to report not matching the total receiving their first dose from the previous day.** Persons receiving Johnson & Johnson vaccines will always be counted in the series completed column.

COVID-19 doses for vaccinated persons in Florida	
Doses administered	92,912
People receiving one dose of a 1-dose series (Johnson & Johnson) or receiving only one dose of a 2-dose series (Moderna, Pfizer) count once. Persons receiving both doses of a 2-dose series count twice.	

Current status of persons vaccinated for COVID-19 in Florida	
Total people vaccinated	57,130
First dose	17,842
Series completed	39,288
Completed 1-dose series	3,506
Completed 2-dose series	35,782
First dose: current number of people who have only received their first dose of the Moderna or Pfizer vaccine.	
Series complete: current number of people who have received both Moderna or Pfizer vaccine doses or one Johnson & Johnson dose and are considered fully immunized.	

Demographic summary	First dose	Series complete	Total people vaccinated
Age group	17,842	39,288	57,130
16-24 years	1,644	564	2,208
25-34 years	2,516	1,487	4,003
35-44 years	3,088	2,241	5,329
45-54 years	3,107	3,589	6,696
55-64 years	4,026	8,609	12,635
65-74 years	2,001	12,953	14,954
75-84 years	1,067	7,200	8,267
85+ years	393	2,645	3,038
Race	17,842	39,288	57,130
White	10,567	28,031	38,598
Black	1,195	1,938	3,133
American Indian/Alaskan	98	148	246
Other	1,898	3,375	5,273
Unknown	4,084	5,796	9,880
Other race includes Asian, native Hawaiian/Pacific Islander, or other.			
Ethnicity	17,842	39,288	57,130
Hispanic	1,193	1,084	2,277
Non-Hispanic	9,632	24,985	34,617
Unknown	7,017	13,219	20,236
Gender	17,842	39,288	57,130
Female	9,545	22,723	32,268
Male	8,175	16,538	24,713
Unknown	122	27	149



COVID-19: Okeechobee County vaccine summary

Vaccination data through Apr 20, 2021 as of Apr 21, 2021 at 12:05 AM

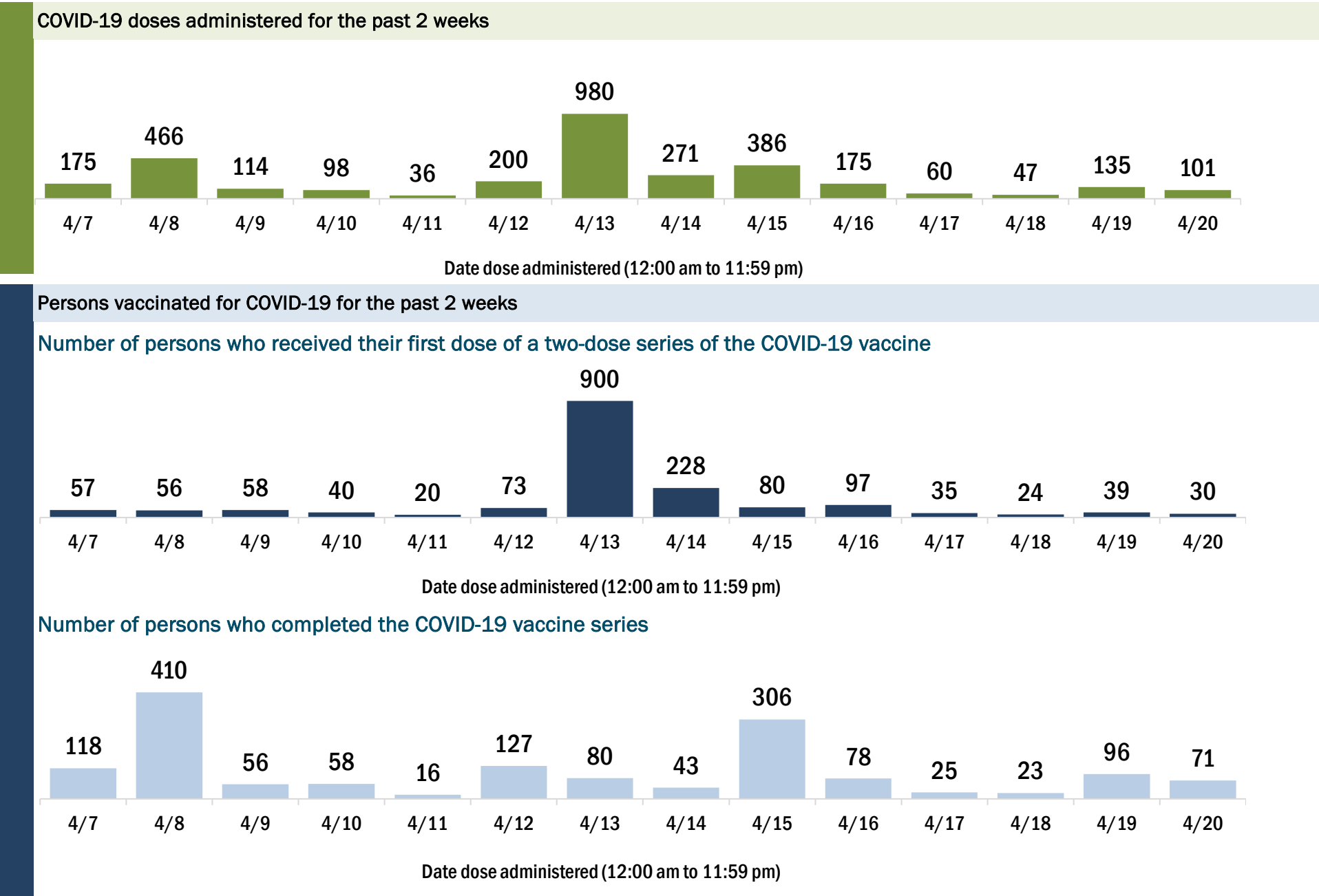
Data in this report are provisional and subject to change.

Data in this summary pertain to COVID-19 vaccines approved by the U.S. Food and Drug Administration and have been issued an Emergency Use Authorization (Janssen COVID-19 Vaccine, Moderna COVID-19 Vaccine and Pfizer-BioNTech COVID-19 Vaccine). These data summarize the number of people who have received either their first dose or have completed the series for a COVID-19 vaccine. **A person can only be counted in one category, first dose or series complete.** For persons receiving Moderna or Pfizer vaccines, once they receive their second dose, they are moved from the first dose column to the series completed column. **Because of this, the total first dose category may show a change from report to report not matching the total receiving their first dose from the previous day.** Persons receiving Johnson & Johnson vaccines will always be counted in the series completed column.

COVID-19 doses for vaccinated persons in Florida	
Doses administered	17,321
People receiving one dose of a 1-dose series (Johnson & Johnson) or receiving only one dose of a 2-dose series (Moderna, Pfizer) count once. Persons receiving both doses of a 2-dose series count twice.	

Current status of persons vaccinated for COVID-19 in Florida	
Total people vaccinated	10,922
First dose	4,029
Series completed	6,893
Completed 1-dose series	494
Completed 2-dose series	6,399
First dose: current number of people who have only received their first dose of the Moderna or Pfizer vaccine.	
Series complete: current number of people who have received both Moderna or Pfizer vaccine doses or one Johnson & Johnson dose and are considered fully immunized.	

Demographic summary	First dose	Series complete	Total people vaccinated
Age group	4,029	6,893	10,922
16-24 years	211	72	283
25-34 years	358	172	530
35-44 years	509	272	781
45-54 years	808	385	1,193
55-64 years	1,197	890	2,087
65-74 years	558	2,756	3,314
75-84 years	298	1,839	2,137
85+ years	90	507	597
Race	4,029	6,893	10,922
White	2,671	5,496	8,167
Black	168	155	323
American Indian/Alaskan	20	31	51
Other	274	629	903
Unknown	896	582	1,478
Other race includes Asian, native Hawaiian/Pacific Islander, or other.			
Ethnicity	4,029	6,893	10,922
Hispanic	647	540	1,187
Non-Hispanic	1,952	5,034	6,986
Unknown	1,430	1,319	2,749
Gender	4,029	6,893	10,922
Female	1,785	3,877	5,662
Male	2,239	3,016	5,255
Unknown	5	0	5



COVID-19: Orange County vaccine summary

Vaccination data through Apr 20, 2021 as of Apr 21, 2021 at 12:05 AM

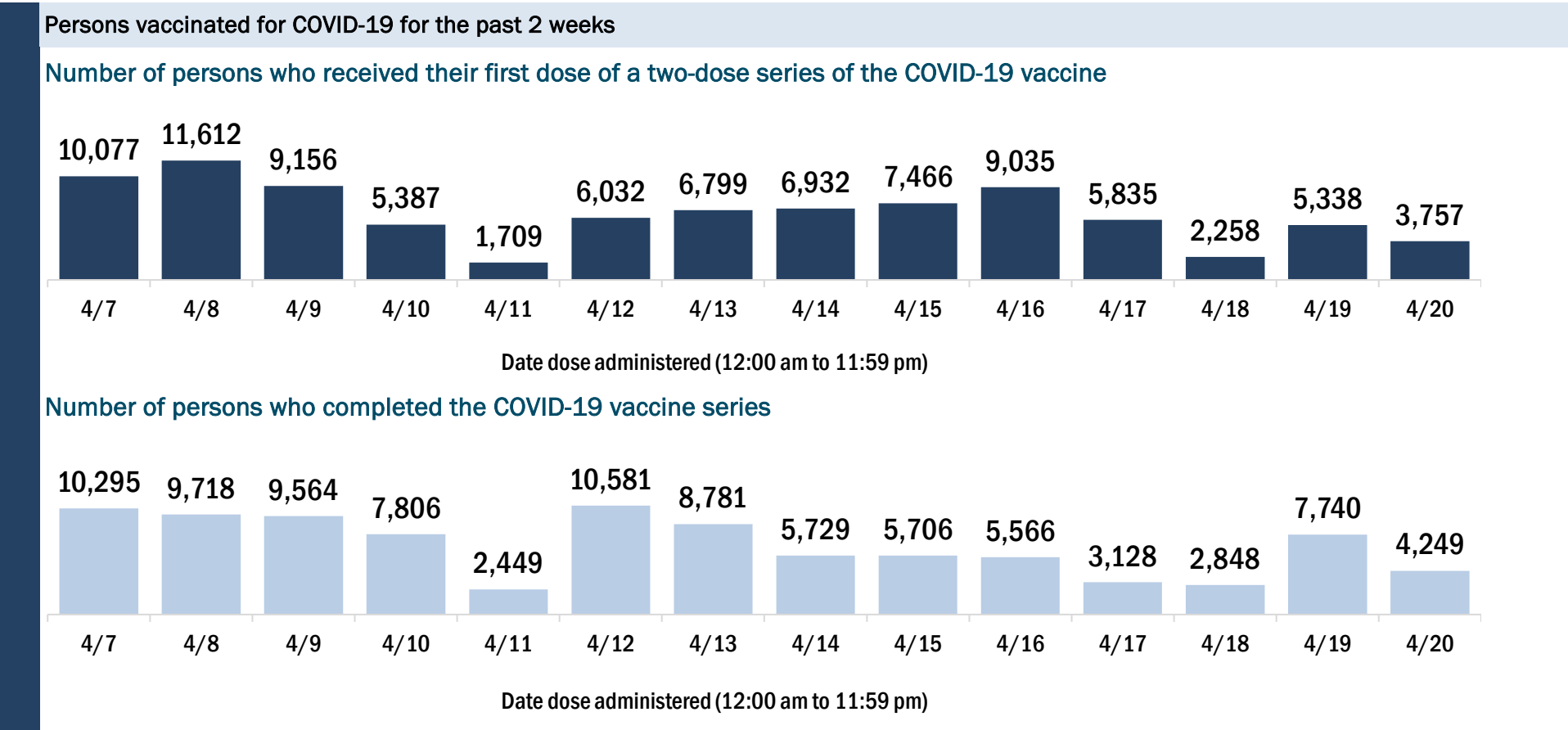
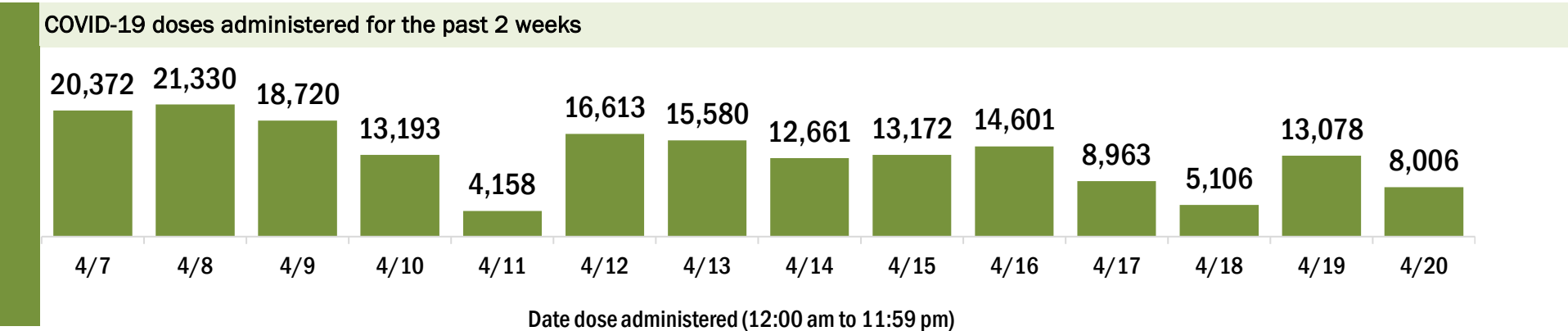
Data in this report are provisional and subject to change.

Data in this summary pertain to COVID-19 vaccines approved by the U.S. Food and Drug Administration and have been issued an Emergency Use Authorization (Janssen COVID-19 Vaccine, Moderna COVID-19 Vaccine and Pfizer-BioNTech COVID-19 Vaccine). These data summarize the number of people who have received either their first dose or have completed the series for a COVID-19 vaccine. **A person can only be counted in one category, first dose or series complete.** For persons receiving Moderna or Pfizer vaccines, once they receive their second dose, they are moved from the first dose column to the series completed column. **Because of this, the total first dose category may show a change from report to report not matching the total receiving their first dose from the previous day.** Persons receiving Johnson & Johnson vaccines will always be counted in the series completed column.

COVID-19 doses for vaccinated persons in Florida	
Doses administered	747,844
People receiving one dose of a 1-dose series (Johnson & Johnson) or receiving only one dose of a 2-dose series (Moderna, Pfizer) count once. Persons receiving both doses of a 2-dose series count twice.	

Current status of persons vaccinated for COVID-19 in Florida	
Total people vaccinated	493,751
First dose	187,384
Series completed	306,367
Completed 1-dose series	52,274
Completed 2-dose series	254,093
First dose: current number of people who have only received their first dose of the Moderna or Pfizer vaccine.	
Series complete: current number of people who have received both Moderna or Pfizer vaccine doses or one Johnson & Johnson dose and are considered fully immunized.	

Demographic summary	First dose	Series complete	Total people vaccinated
Age group	187,384	306,367	493,751
16-24 years	29,566	12,413	41,979
25-34 years	35,084	28,317	63,401
35-44 years	38,911	38,517	77,428
45-54 years	36,808	48,572	85,380
55-64 years	27,189	64,993	92,182
65-74 years	10,926	69,937	80,863
75-84 years	5,441	32,158	37,599
85+ years	3,459	11,460	14,919
Race	187,384	306,367	493,751
White	106,165	186,413	292,578
Black	14,184	25,130	39,314
American Indian/Alaskan	711	829	1,540
Other	32,126	51,404	83,530
Unknown	34,198	42,591	76,789
Other race includes Asian, native Hawaiian/Pacific Islander, or other.			
Ethnicity	187,384	306,367	493,751
Hispanic	32,594	33,732	66,326
Non-Hispanic	80,639	159,983	240,622
Unknown	74,151	112,652	186,803
Gender	187,384	306,367	493,751
Female	97,054	173,108	270,162
Male	88,251	132,343	220,594
Unknown	2,079	916	2,995



COVID-19: Osceola County vaccine summary

Vaccination data through Apr 20, 2021 as of Apr 21, 2021 at 12:05 AM

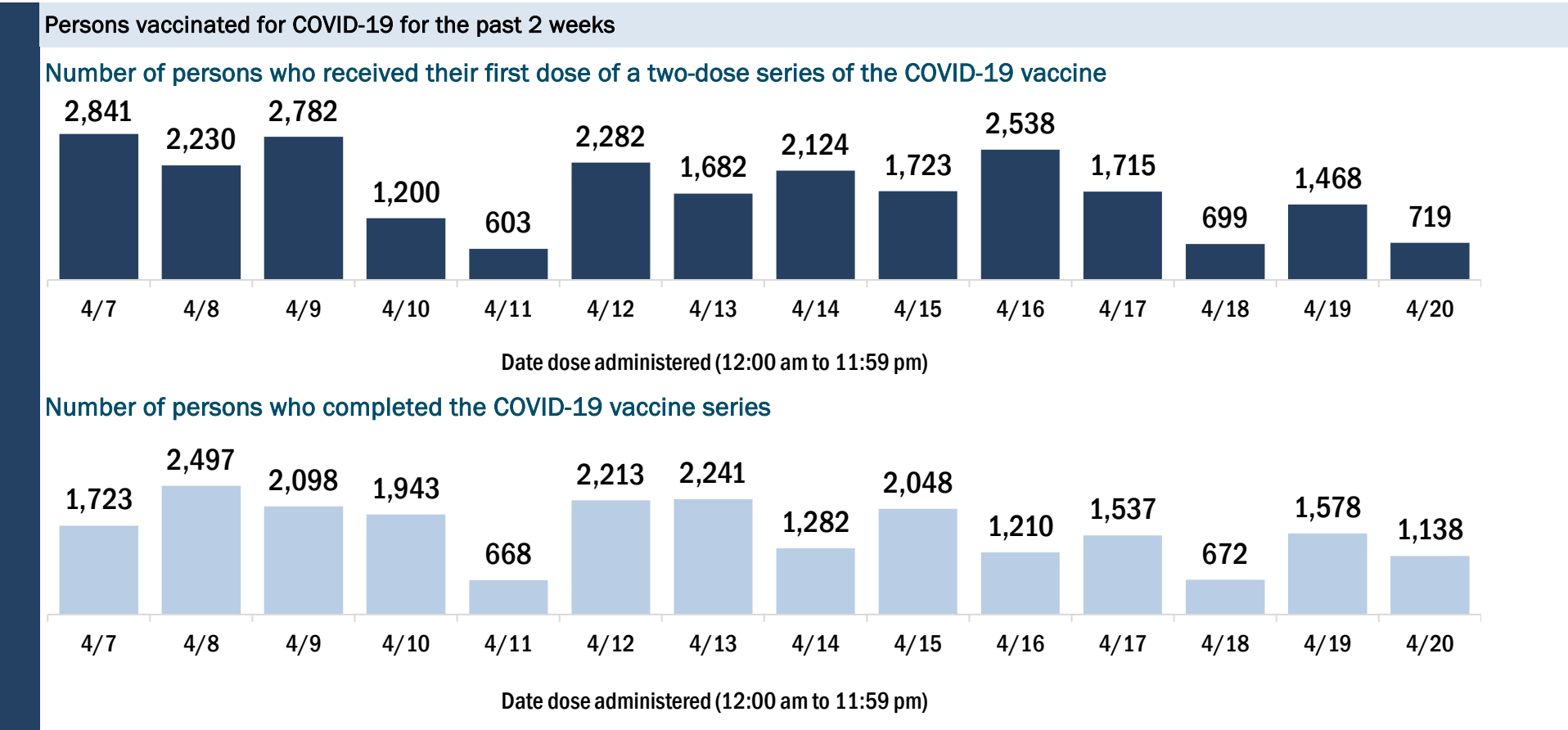
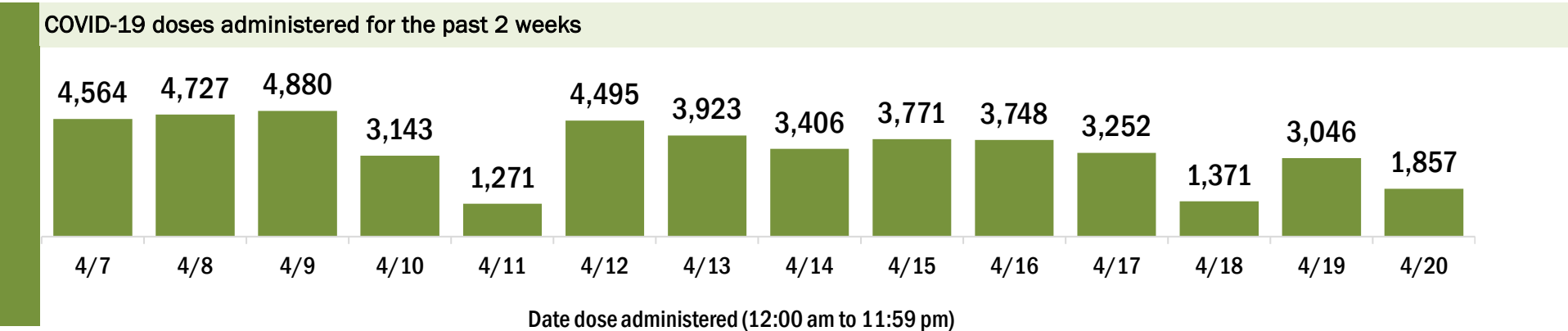
Data in this report are provisional and subject to change.

Data in this summary pertain to COVID-19 vaccines approved by the U.S. Food and Drug Administration and have been issued an Emergency Use Authorization (Janssen COVID-19 Vaccine, Moderna COVID-19 Vaccine and Pfizer-BioNTech COVID-19 Vaccine). These data summarize the number of people who have received either their first dose or have completed the series for a COVID-19 vaccine. **A person can only be counted in one category, first dose or series complete.** For persons receiving Moderna or Pfizer vaccines, once they receive their second dose, they are moved from the first dose column to the series completed column. **Because of this, the total first dose category may show a change from report to report not matching the total receiving their first dose from the previous day.** Persons receiving Johnson & Johnson vaccines will always be counted in the series completed column.

COVID-19 doses for vaccinated persons in Florida	
Doses administered	185,290
People receiving one dose of a 1-dose series (Johnson & Johnson) or receiving only one dose of a 2-dose series (Moderna, Pfizer) count once. Persons receiving both doses of a 2-dose series count twice.	

Current status of persons vaccinated for COVID-19 in Florida	
Total people vaccinated	122,128
First dose	48,696
Series completed	73,432
Completed 1-dose series	10,270
Completed 2-dose series	63,162
First dose: current number of people who have only received their first dose of the Moderna or Pfizer vaccine.	
Series complete: current number of people who have received both Moderna or Pfizer vaccine doses or one Johnson & Johnson dose and are considered fully immunized.	

Demographic summary	First dose	Series complete	Total people vaccinated
Age group	48,696	73,432	122,128
16-24 years	6,151	2,176	8,327
25-34 years	7,548	4,828	12,376
35-44 years	9,794	6,628	16,422
45-54 years	10,618	10,353	20,971
55-64 years	8,368	15,891	24,259
65-74 years	3,718	20,844	24,562
75-84 years	1,892	9,880	11,772
85+ years	607	2,832	3,439
Race	48,696	73,432	122,128
White	27,446	44,491	71,937
Black	2,397	4,148	6,545
American Indian/Alaskan	202	366	568
Other	8,254	13,493	21,747
Unknown	10,397	10,934	21,331
Other race includes Asian, native Hawaiian/Pacific Islander, or other.			
Ethnicity	48,696	73,432	122,128
Hispanic	16,875	20,924	37,799
Non-Hispanic	13,269	29,571	42,840
Unknown	18,552	22,937	41,489
Gender	48,696	73,432	122,128
Female	25,853	42,458	68,311
Male	22,695	30,917	53,612
Unknown	148	57	205



COVID-19: Palm Beach County vaccine summary

Vaccination data through Apr 20, 2021 as of Apr 21, 2021 at 12:05 AM

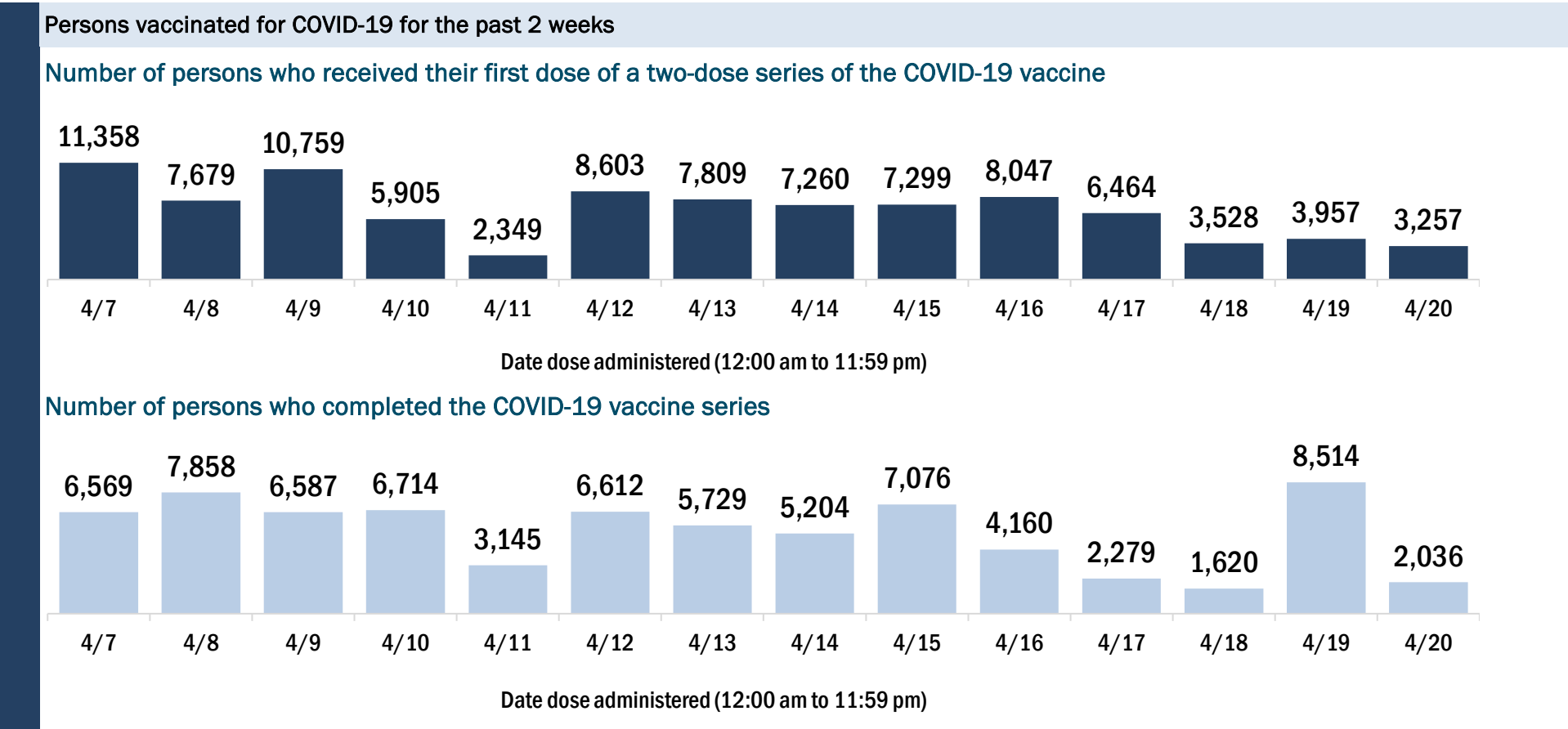
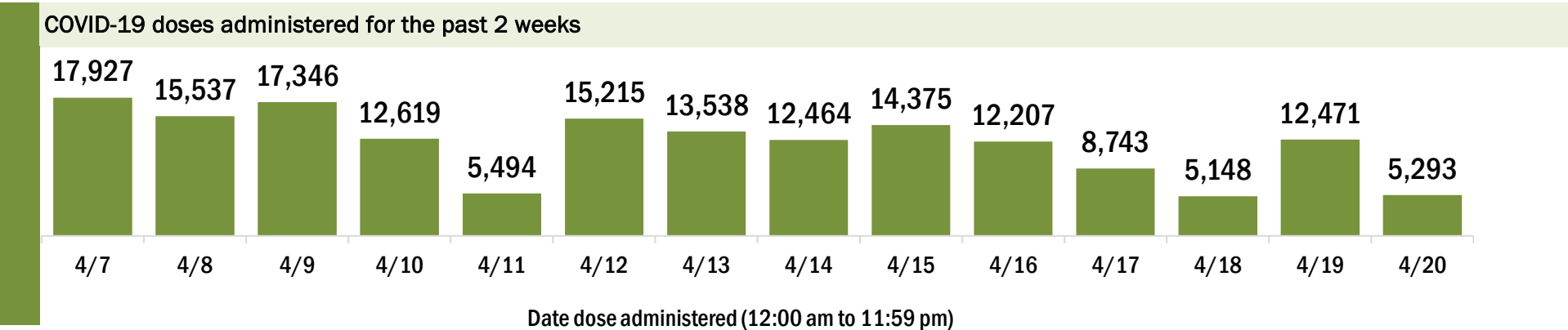
Data in this report are provisional and subject to change.

Data in this summary pertain to COVID-19 vaccines approved by the U.S. Food and Drug Administration and have been issued an Emergency Use Authorization (Janssen COVID-19 Vaccine, Moderna COVID-19 Vaccine and Pfizer-BioNTech COVID-19 Vaccine). These data summarize the number of people who have received either their first dose or have completed the series for a COVID-19 vaccine. **A person can only be counted in one category, first dose or series complete.** For persons receiving Moderna or Pfizer vaccines, once they receive their second dose, they are moved from the first dose column to the series completed column. **Because of this, the total first dose category may show a change from report to report not matching the total receiving their first dose from the previous day.** Persons receiving Johnson & Johnson vaccines will always be counted in the series completed column.

COVID-19 doses for vaccinated persons in Florida	
Doses administered	955,130
People receiving one dose of a 1-dose series (Johnson & Johnson) or receiving only one dose of a 2-dose series (Moderna, Pfizer) count once. Persons receiving both doses of a 2-dose series count twice.	

Current status of persons vaccinated for COVID-19 in Florida	
Total people vaccinated	604,605
First dose	216,055
Series completed	388,550
Completed 1-dose series	38,025
Completed 2-dose series	350,525
First dose: current number of people who have only received their first dose of the Moderna or Pfizer vaccine.	
Series complete: current number of people who have received both Moderna or Pfizer vaccine doses or one Johnson & Johnson dose and are considered fully immunized.	

Demographic summary	First dose	Series complete	Total people vaccinated
Age group	216,055	388,550	604,605
16-24 years	19,102	7,094	26,196
25-34 years	23,654	15,695	39,349
35-44 years	31,938	22,967	54,905
45-54 years	41,858	36,440	78,298
55-64 years	47,619	66,860	114,479
65-74 years	26,650	121,794	148,444
75-84 years	17,359	83,578	100,937
85+ years	7,875	34,122	41,997
Race	216,055	388,550	604,605
White	128,189	255,809	383,998
Black	15,020	20,386	35,406
American Indian/Alaskan	766	1,040	1,806
Other	23,668	33,756	57,424
Unknown	48,412	77,559	125,971
Other race includes Asian, native Hawaiian/Pacific Islander, or other.			
Ethnicity	216,055	388,550	604,605
Hispanic	34,439	29,691	64,130
Non-Hispanic	97,692	210,165	307,857
Unknown	83,924	148,694	232,618
Gender	216,055	388,550	604,605
Female	114,357	223,929	338,286
Male	101,125	164,361	265,486
Unknown	573	260	833



COVID-19: Pasco County vaccine summary

Vaccination data through Apr 20, 2021 as of Apr 21, 2021 at 12:05 AM

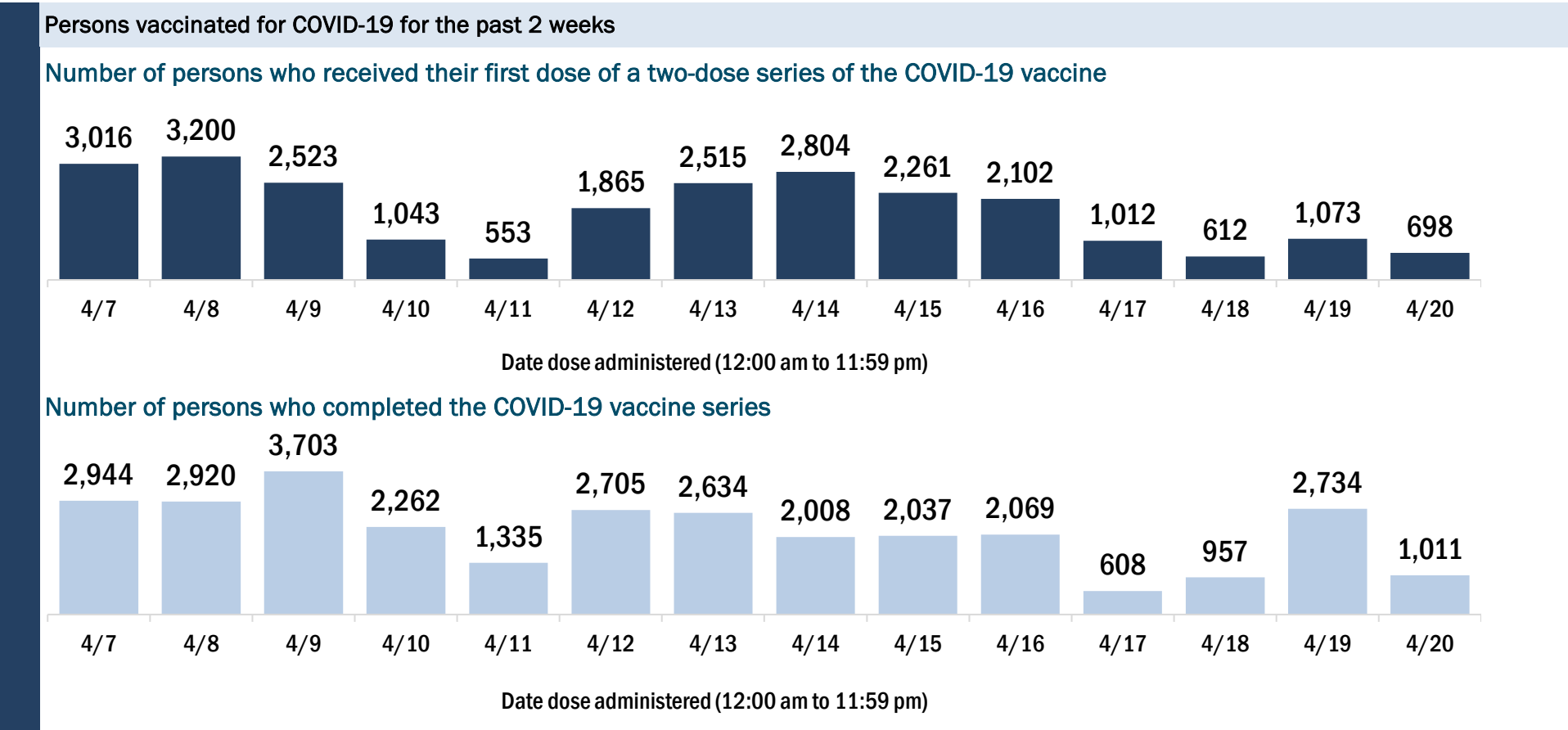
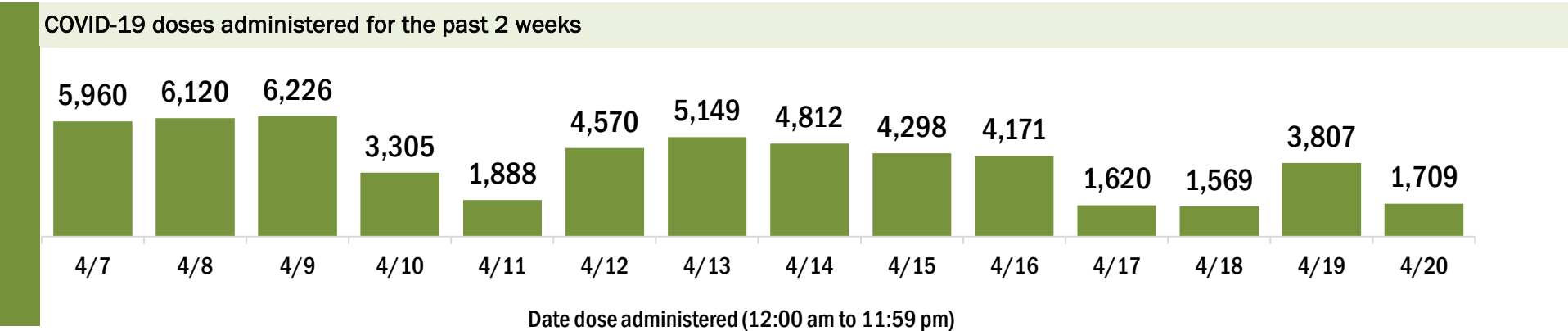
Data in this report are provisional and subject to change.

Data in this summary pertain to COVID-19 vaccines approved by the U.S. Food and Drug Administration and have been issued an Emergency Use Authorization (Janssen COVID-19 Vaccine, Moderna COVID-19 Vaccine and Pfizer-BioNTech COVID-19 Vaccine). These data summarize the number of people who have received either their first dose or have completed the series for a COVID-19 vaccine. **A person can only be counted in one category, first dose or series complete.** For persons receiving Moderna or Pfizer vaccines, once they receive their second dose, they are moved from the first dose column to the series completed column. **Because of this, the total first dose category may show a change from report to report not matching the total receiving their first dose from the previous day.** Persons receiving Johnson & Johnson vaccines will always be counted in the series completed column.

COVID-19 doses for vaccinated persons in Florida	
Doses administered	297,693
People receiving one dose of a 1-dose series (Johnson & Johnson) or receiving only one dose of a 2-dose series (Moderna, Pfizer) count once. Persons receiving both doses of a 2-dose series count twice.	

Current status of persons vaccinated for COVID-19 in Florida	
Total people vaccinated	189,928
First dose	70,851
Series completed	119,077
Completed 1-dose series	11,312
Completed 2-dose series	107,765
First dose: current number of people who have only received their first dose of the Moderna or Pfizer vaccine.	
Series complete: current number of people who have received both Moderna or Pfizer vaccine doses or one Johnson & Johnson dose and are considered fully immunized.	

Demographic summary	First dose	Series complete	Total people vaccinated
Age group	70,851	119,077	189,928
16-24 years	6,086	2,319	8,405
25-34 years	6,334	4,812	11,146
35-44 years	10,276	7,989	18,265
45-54 years	13,154	12,143	25,297
55-64 years	15,302	21,523	36,825
65-74 years	10,627	39,419	50,046
75-84 years	6,906	23,755	30,661
85+ years	2,166	7,117	9,283
Race	70,851	119,077	189,928
White	49,983	91,042	141,025
Black	2,577	3,215	5,792
American Indian/Alaskan	313	416	729
Other	7,396	10,892	18,288
Unknown	10,582	13,512	24,094
Other race includes Asian, native Hawaiian/Pacific Islander, or other.			
Ethnicity	70,851	119,077	189,928
Hispanic	5,877	6,369	12,246
Non-Hispanic	38,361	73,300	111,661
Unknown	26,613	39,408	66,021
Gender	70,851	119,077	189,928
Female	37,960	70,017	107,977
Male	32,786	48,975	81,761
Unknown	105	85	190



COVID-19: Pinellas County vaccine summary

Vaccination data through Apr 20, 2021 as of Apr 21, 2021 at 12:05 AM

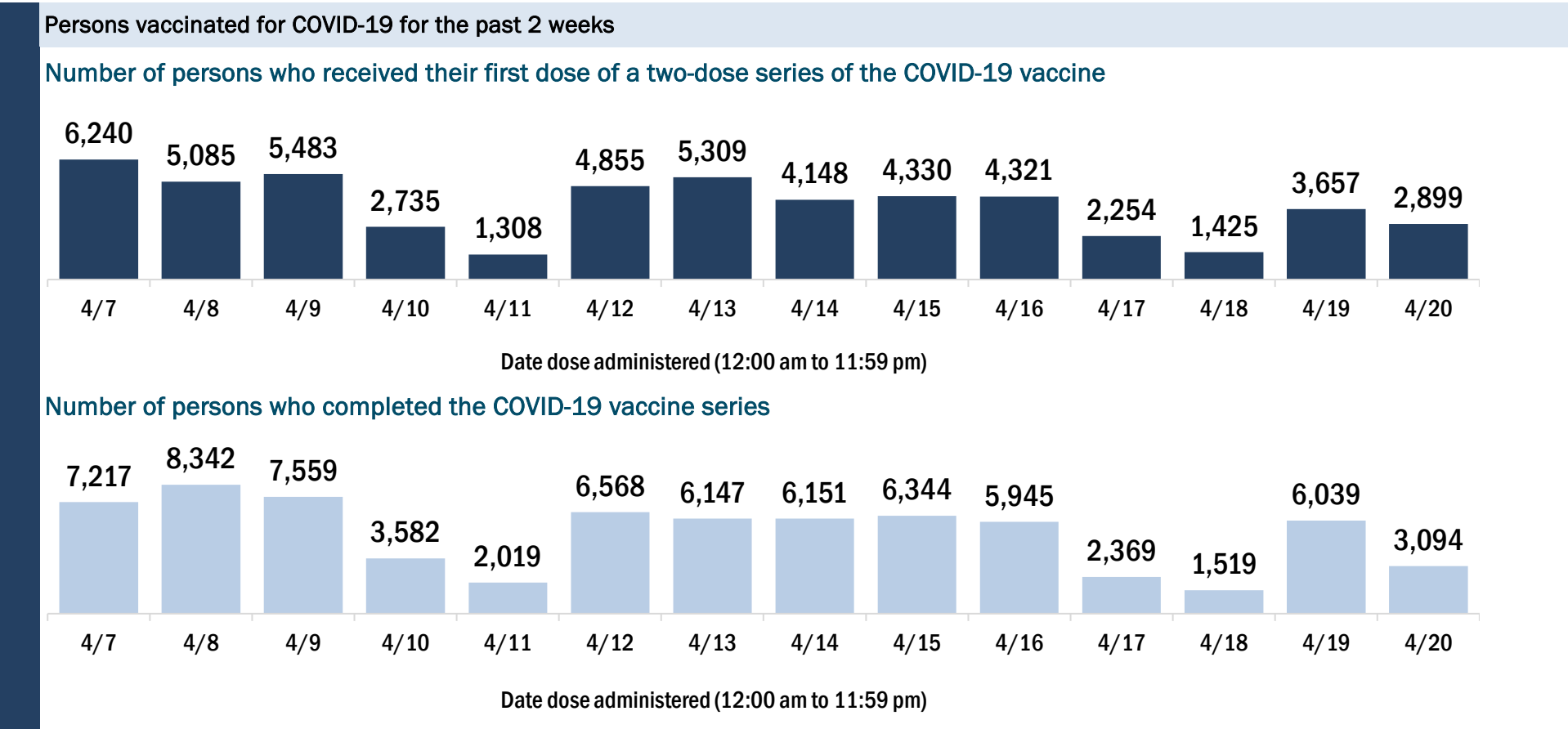
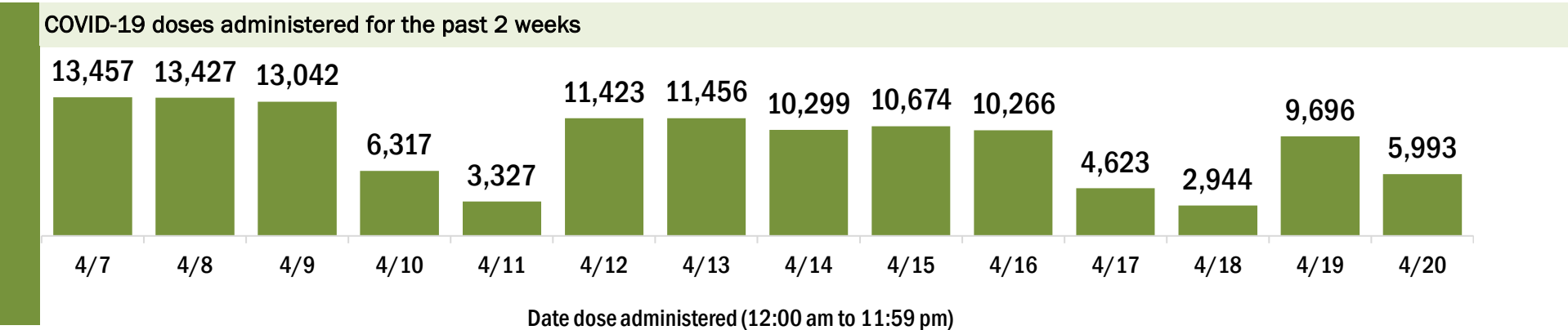
Data in this report are provisional and subject to change.

Data in this summary pertain to COVID-19 vaccines approved by the U.S. Food and Drug Administration and have been issued an Emergency Use Authorization (Janssen COVID-19 Vaccine, Moderna COVID-19 Vaccine and Pfizer-BioNTech COVID-19 Vaccine). These data summarize the number of people who have received either their first dose or have completed the series for a COVID-19 vaccine. **A person can only be counted in one category, first dose or series complete.** For persons receiving Moderna or Pfizer vaccines, once they receive their second dose, they are moved from the first dose column to the series completed column. **Because of this, the total first dose category may show a change from report to report not matching the total receiving their first dose from the previous day.** Persons receiving Johnson & Johnson vaccines will always be counted in the series completed column.

COVID-19 doses for vaccinated persons in Florida	
Doses administered	653,250
People receiving one dose of a 1-dose series (Johnson & Johnson) or receiving only one dose of a 2-dose series (Moderna, Pfizer) count once. Persons receiving both doses of a 2-dose series count twice.	

Current status of persons vaccinated for COVID-19 in Florida	
Total people vaccinated	400,267
First dose	127,627
Series completed	272,640
Completed 1-dose series	19,657
Completed 2-dose series	252,983
First dose: current number of people who have only received their first dose of the Moderna or Pfizer vaccine.	
Series complete: current number of people who have received both Moderna or Pfizer vaccine doses or one Johnson & Johnson dose and are considered fully immunized.	

Demographic summary	First dose	Series complete	Total people vaccinated
Age group	127,627	272,640	400,267
16-24 years	10,956	4,628	15,584
25-34 years	16,405	12,233	28,638
35-44 years	19,706	15,824	35,530
45-54 years	23,972	26,261	50,233
55-64 years	27,229	60,735	87,964
65-74 years	15,940	88,551	104,491
75-84 years	9,321	46,757	56,078
85+ years	4,098	17,651	21,749
Race	127,627	272,640	400,267
White	84,957	208,095	293,052
Black	6,795	11,289	18,084
American Indian/Alaskan	455	591	1,046
Other	12,360	20,803	33,163
Unknown	23,060	31,862	54,922
Other race includes Asian, native Hawaiian/Pacific Islander, or other.			
Ethnicity	127,627	272,640	400,267
Hispanic	6,028	8,226	14,254
Non-Hispanic	71,002	172,010	243,012
Unknown	50,597	92,404	143,001
Gender	127,627	272,640	400,267
Female	67,587	158,706	226,293
Male	59,679	113,518	173,197
Unknown	361	416	777



COVID-19: Polk County vaccine summary

Vaccination data through Apr 20, 2021 as of Apr 21, 2021 at 12:05 AM

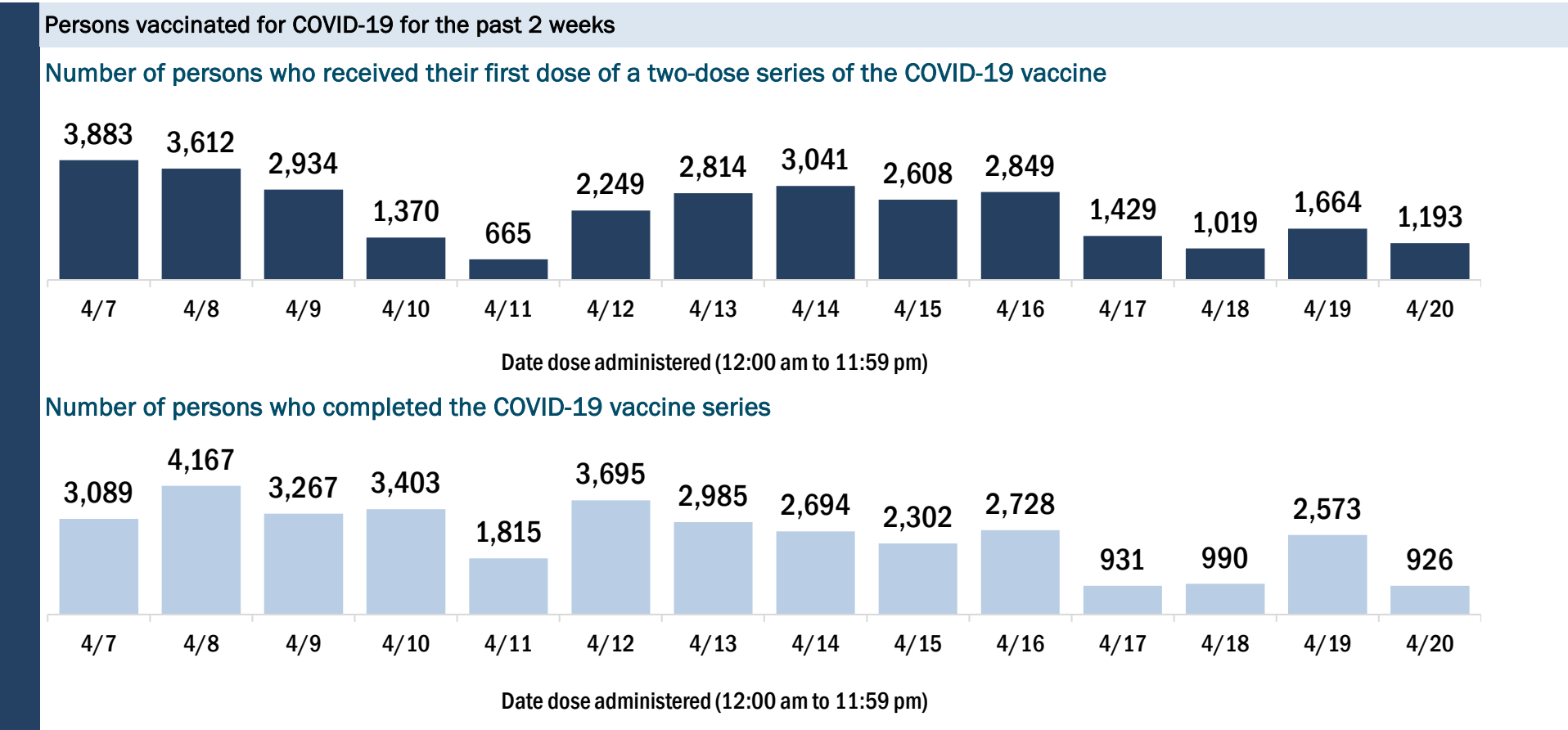
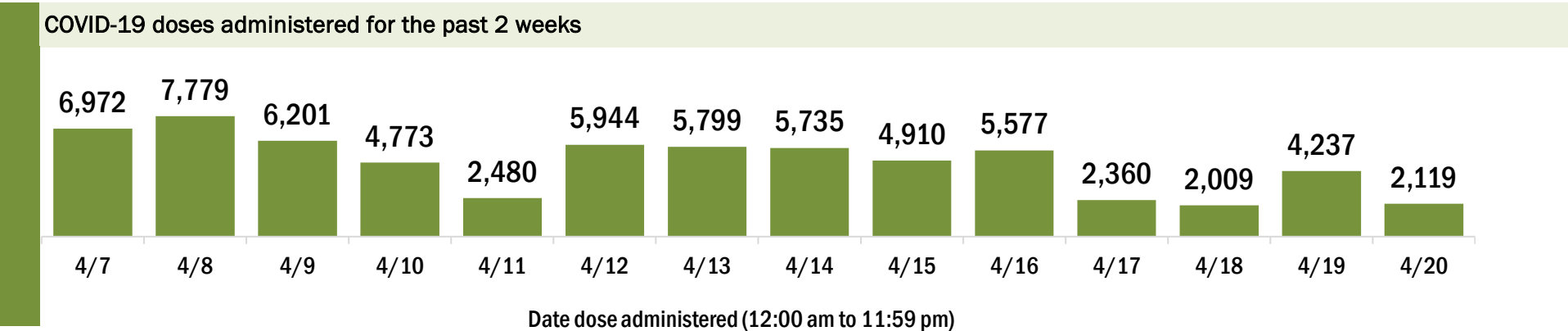
Data in this report are provisional and subject to change.

Data in this summary pertain to COVID-19 vaccines approved by the U.S. Food and Drug Administration and have been issued an Emergency Use Authorization (Janssen COVID-19 Vaccine, Moderna COVID-19 Vaccine and Pfizer-BioNTech COVID-19 Vaccine). These data summarize the number of people who have received either their first dose or have completed the series for a COVID-19 vaccine. **A person can only be counted in one category, first dose or series complete.** For persons receiving Moderna or Pfizer vaccines, once they receive their second dose, they are moved from the first dose column to the series completed column. **Because of this, the total first dose category may show a change from report to report not matching the total receiving their first dose from the previous day.** Persons receiving Johnson & Johnson vaccines will always be counted in the series completed column.

COVID-19 doses for vaccinated persons in Florida	
Doses administered	345,728
People receiving one dose of a 1-dose series (Johnson & Johnson) or receiving only one dose of a 2-dose series (Moderna, Pfizer) count once. Persons receiving both doses of a 2-dose series count twice.	

Current status of persons vaccinated for COVID-19 in Florida	
Total people vaccinated	216,484
First dose	76,975
Series completed	139,509
Completed 1-dose series	10,265
Completed 2-dose series	129,244
First dose: current number of people who have only received their first dose of the Moderna or Pfizer vaccine.	
Series complete: current number of people who have received both Moderna or Pfizer vaccine doses or one Johnson & Johnson dose and are considered fully immunized.	

Demographic summary	First dose	Series complete	Total people vaccinated
Age group	76,975	139,509	216,484
16-24 years	6,046	2,811	8,857
25-34 years	8,498	6,215	14,713
35-44 years	10,519	8,623	19,142
45-54 years	13,672	12,651	26,323
55-64 years	16,034	24,758	40,792
65-74 years	12,175	47,514	59,689
75-84 years	7,550	28,667	36,217
85+ years	2,481	8,270	10,751
Race	76,975	139,509	216,484
White	48,583	101,225	149,808
Black	6,175	8,858	15,033
American Indian/Alaskan	598	661	1,259
Other	7,952	10,850	18,802
Unknown	13,667	17,915	31,582
Other race includes Asian, native Hawaiian/Pacific Islander, or other.			
Ethnicity	76,975	139,509	216,484
Hispanic	13,328	12,069	25,397
Non-Hispanic	35,750	82,471	118,221
Unknown	27,897	44,969	72,866
Gender	76,975	139,509	216,484
Female	41,041	80,394	121,435
Male	35,702	59,021	94,723
Unknown	232	94	326



COVID-19: Putnam County vaccine summary

Vaccination data through Apr 20, 2021 as of Apr 21, 2021 at 12:05 AM

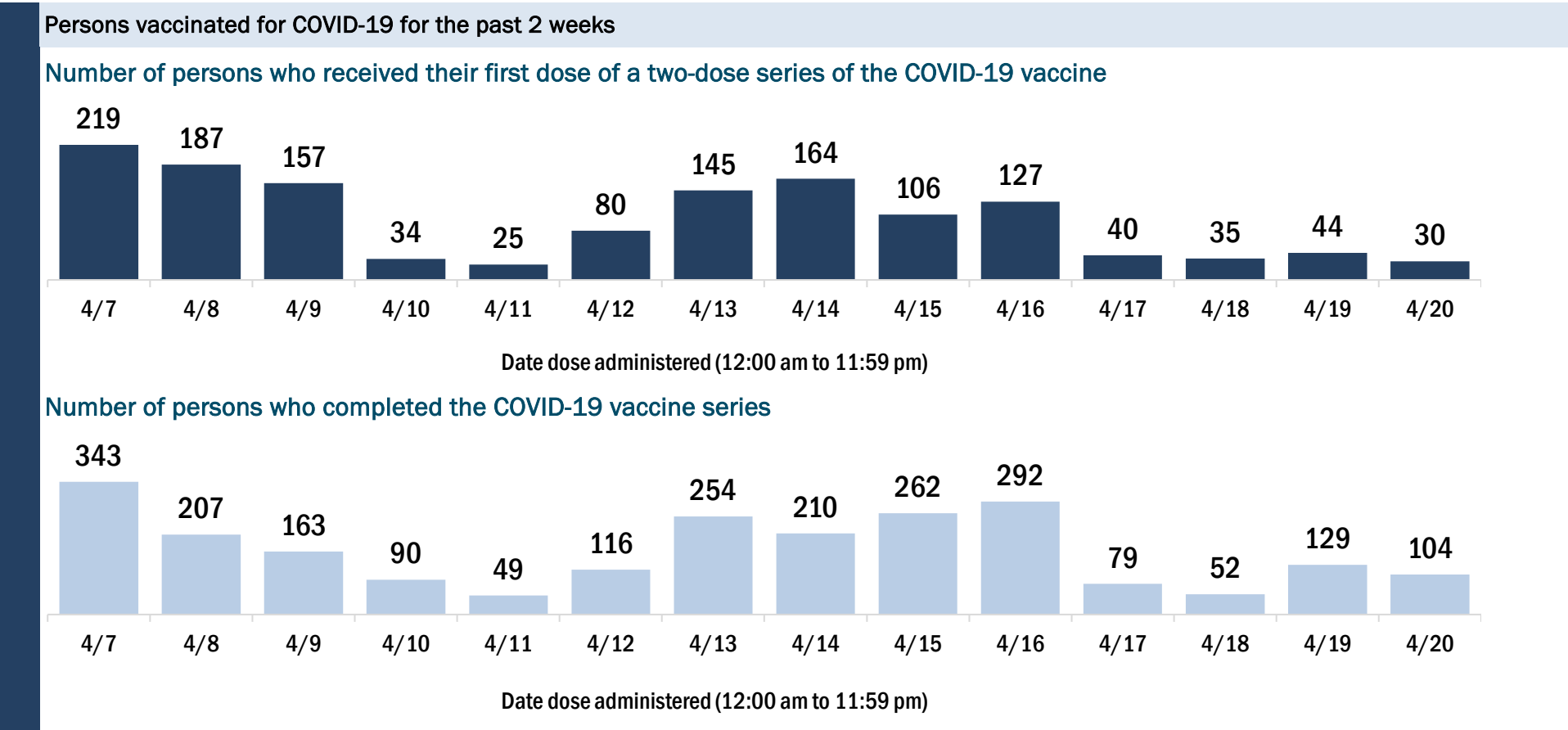
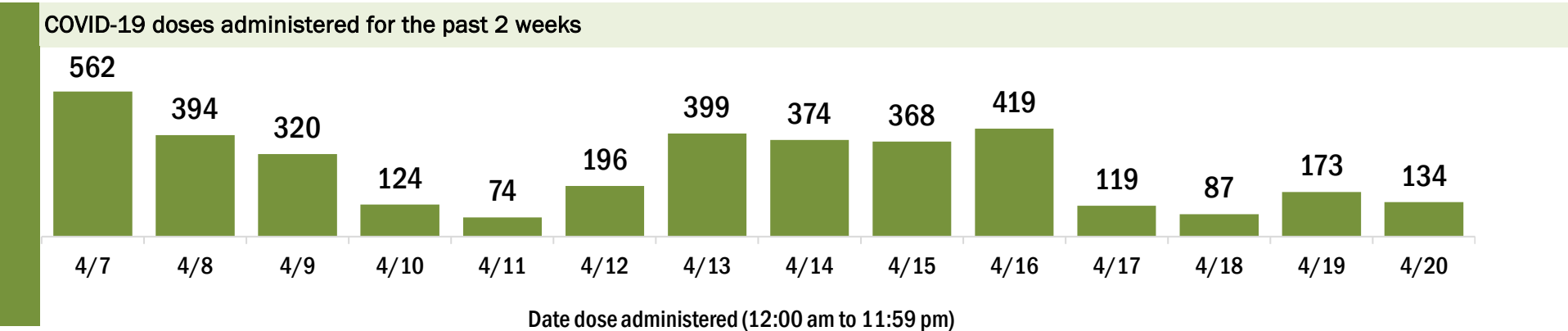
Data in this report are provisional and subject to change.

Data in this summary pertain to COVID-19 vaccines approved by the U.S. Food and Drug Administration and have been issued an Emergency Use Authorization (Janssen COVID-19 Vaccine, Moderna COVID-19 Vaccine and Pfizer-BioNTech COVID-19 Vaccine). These data summarize the number of people who have received either their first dose or have completed the series for a COVID-19 vaccine. **A person can only be counted in one category, first dose or series complete.** For persons receiving Moderna or Pfizer vaccines, once they receive their second dose, they are moved from the first dose column to the series completed column. **Because of this, the total first dose category may show a change from report to report not matching the total receiving their first dose from the previous day.** Persons receiving Johnson & Johnson vaccines will always be counted in the series completed column.

COVID-19 doses for vaccinated persons in Florida	
Doses administered	27,985
People receiving one dose of a 1-dose series (Johnson & Johnson) or receiving only one dose of a 2-dose series (Moderna, Pfizer) count once. Persons receiving both doses of a 2-dose series count twice.	

Current status of persons vaccinated for COVID-19 in Florida	
Total people vaccinated	17,345
First dose	5,871
Series completed	11,474
Completed 1-dose series	834
Completed 2-dose series	10,640
First dose: current number of people who have only received their first dose of the Moderna or Pfizer vaccine.	
Series complete: current number of people who have received both Moderna or Pfizer vaccine doses or one Johnson & Johnson dose and are considered fully immunized.	

Demographic summary	First dose	Series complete	Total people vaccinated
Age group	5,871	11,474	17,345
16-24 years	250	113	363
25-34 years	359	286	645
35-44 years	494	409	903
45-54 years	769	850	1,619
55-64 years	1,512	2,247	3,759
65-74 years	1,440	4,395	5,835
75-84 years	793	2,417	3,210
85+ years	254	757	1,011
Race	5,871	11,474	17,345
White	4,413	8,993	13,406
Black	615	1,145	1,760
American Indian/Alaskan	55	82	137
Other	463	659	1,122
Unknown	325	595	920
Other race includes Asian, native Hawaiian/Pacific Islander, or other.			
Ethnicity	5,871	11,474	17,345
Hispanic	324	425	749
Non-Hispanic	4,533	8,954	13,487
Unknown	1,014	2,095	3,109
Gender	5,871	11,474	17,345
Female	3,200	6,632	9,832
Male	2,660	4,838	7,498
Unknown	11	4	15



COVID-19: Santa Rosa County vaccine summary

Vaccination data through Apr 20, 2021 as of Apr 21, 2021 at 12:05 AM

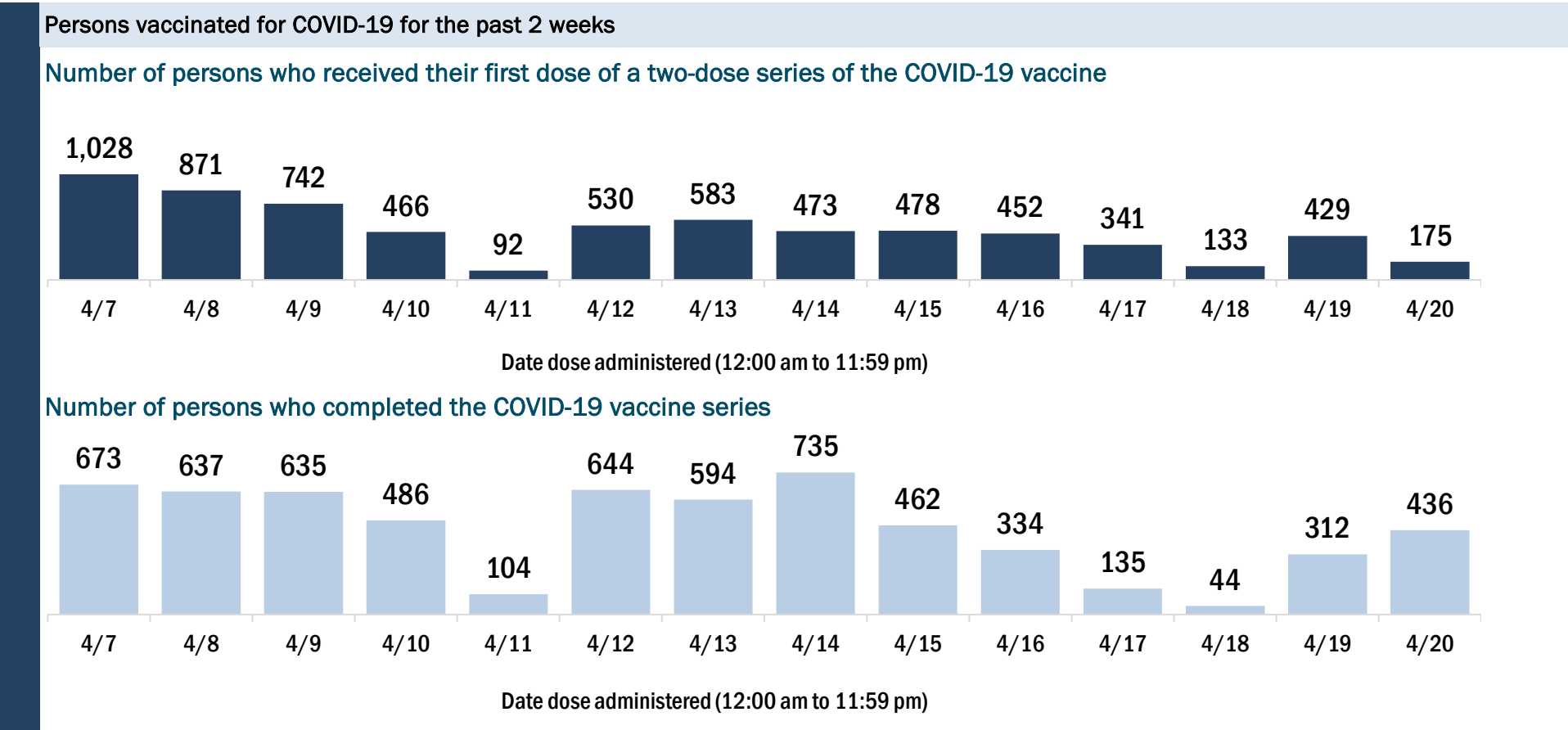
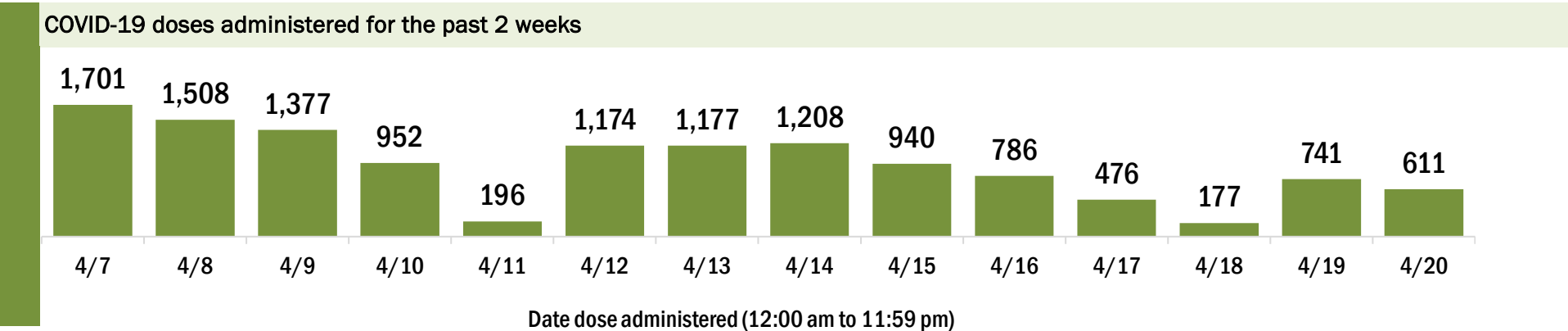
Data in this report are provisional and subject to change.

Data in this summary pertain to COVID-19 vaccines approved by the U.S. Food and Drug Administration and have been issued an Emergency Use Authorization (Janssen COVID-19 Vaccine, Moderna COVID-19 Vaccine and Pfizer-BioNTech COVID-19 Vaccine). These data summarize the number of people who have received either their first dose or have completed the series for a COVID-19 vaccine. **A person can only be counted in one category, first dose or series complete.** For persons receiving Moderna or Pfizer vaccines, once they receive their second dose, they are moved from the first dose column to the series completed column. **Because of this, the total first dose category may show a change from report to report not matching the total receiving their first dose from the previous day.** Persons receiving Johnson & Johnson vaccines will always be counted in the series completed column.

COVID-19 doses for vaccinated persons in Florida	
Doses administered	87,551
People receiving one dose of a 1-dose series (Johnson & Johnson) or receiving only one dose of a 2-dose series (Moderna, Pfizer) count once. Persons receiving both doses of a 2-dose series count twice.	

Current status of persons vaccinated for COVID-19 in Florida	
Total people vaccinated	54,721
First dose	19,599
Series completed	35,122
Completed 1-dose series	2,292
Completed 2-dose series	32,830
First dose: current number of people who have only received their first dose of the Moderna or Pfizer vaccine.	
Series complete: current number of people who have received both Moderna or Pfizer vaccine doses or one Johnson & Johnson dose and are considered fully immunized.	

Demographic summary	First dose	Series complete	Total people vaccinated
Age group	19,599	35,122	54,721
16-24 years	1,812	621	2,433
25-34 years	2,157	1,482	3,639
35-44 years	2,952	2,330	5,282
45-54 years	3,564	3,743	7,307
55-64 years	4,539	7,384	11,923
65-74 years	2,796	12,012	14,808
75-84 years	1,335	5,887	7,222
85+ years	444	1,663	2,107
Race	19,599	35,122	54,721
White	12,569	26,373	38,942
Black	975	1,068	2,043
American Indian/Alaskan	93	208	301
Other	1,510	2,320	3,830
Unknown	4,452	5,153	9,605
Other race includes Asian, native Hawaiian/Pacific Islander, or other.			
Ethnicity	19,599	35,122	54,721
Hispanic	937	773	1,710
Non-Hispanic	11,781	23,421	35,202
Unknown	6,881	10,928	17,809
Gender	19,599	35,122	54,721
Female	10,303	20,156	30,459
Male	9,274	14,959	24,233
Unknown	22	7	29



COVID-19: Sarasota County vaccine summary

Vaccination data through Apr 20, 2021 as of Apr 21, 2021 at 12:05 AM

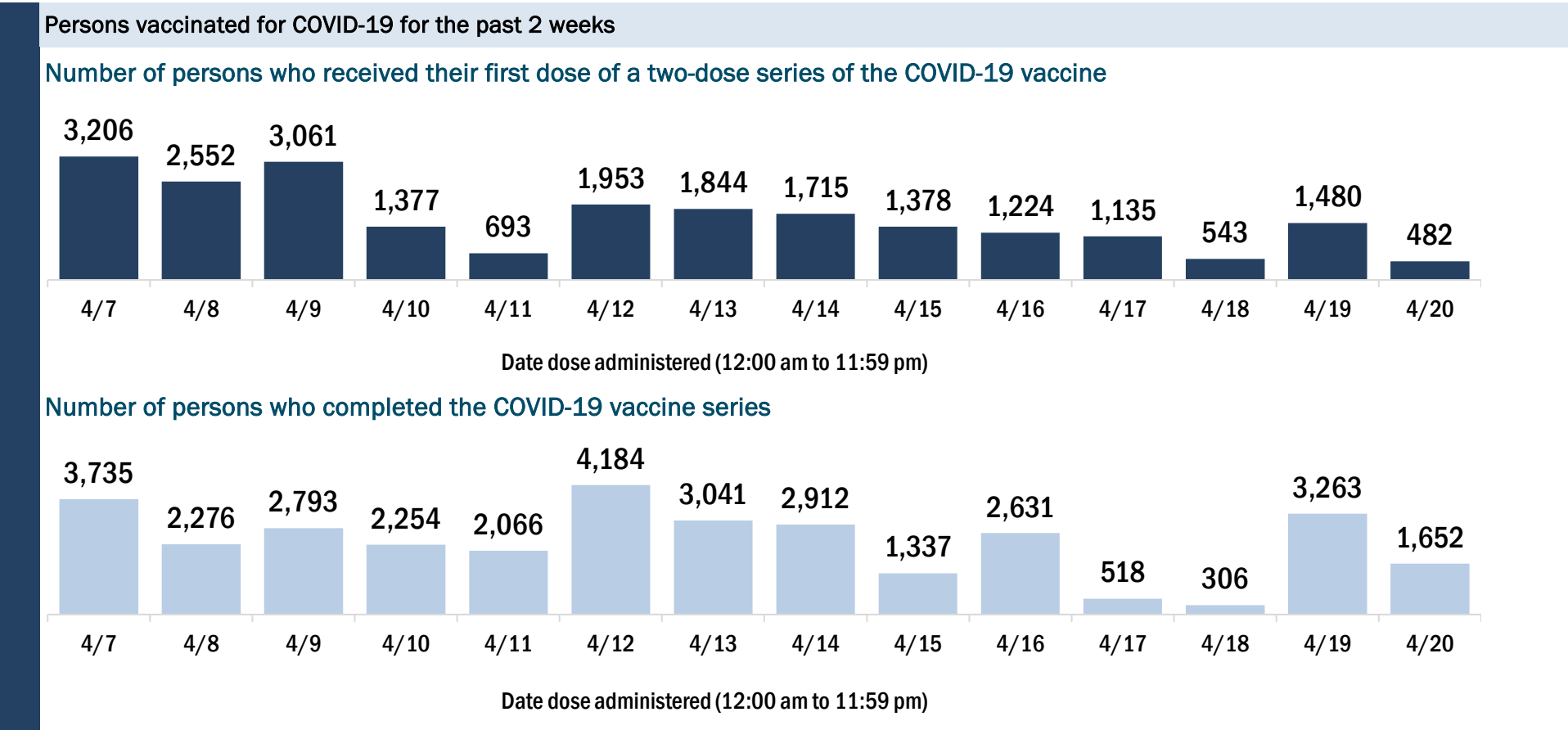
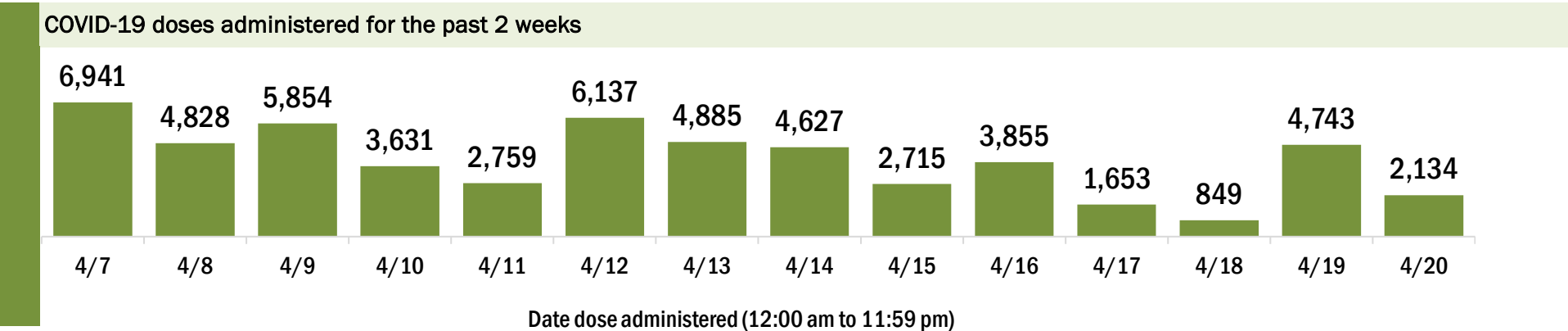
Data in this report are provisional and subject to change.

Data in this summary pertain to COVID-19 vaccines approved by the U.S. Food and Drug Administration and have been issued an Emergency Use Authorization (Janssen COVID-19 Vaccine, Moderna COVID-19 Vaccine and Pfizer-BioNTech COVID-19 Vaccine). These data summarize the number of people who have received either their first dose or have completed the series for a COVID-19 vaccine. **A person can only be counted in one category, first dose or series complete.** For persons receiving Moderna or Pfizer vaccines, once they receive their second dose, they are moved from the first dose column to the series completed column. **Because of this, the total first dose category may show a change from report to report not matching the total receiving their first dose from the previous day.** Persons receiving Johnson & Johnson vaccines will always be counted in the series completed column.

COVID-19 doses for vaccinated persons in Florida	
Doses administered	365,355
People receiving one dose of a 1-dose series (Johnson & Johnson) or receiving only one dose of a 2-dose series (Moderna, Pfizer) count once. Persons receiving both doses of a 2-dose series count twice.	

Current status of persons vaccinated for COVID-19 in Florida	
Total people vaccinated	226,813
First dose	79,555
Series completed	147,258
Completed 1-dose series	8,716
Completed 2-dose series	138,542
First dose: current number of people who have only received their first dose of the Moderna or Pfizer vaccine.	
Series complete: current number of people who have received both Moderna or Pfizer vaccine doses or one Johnson & Johnson dose and are considered fully immunized.	

Demographic summary	First dose	Series complete	Total people vaccinated
Age group	79,555	147,258	226,813
16-24 years	4,559	1,461	6,020
25-34 years	5,241	3,141	8,382
35-44 years	7,408	4,370	11,778
45-54 years	11,879	7,319	19,198
55-64 years	20,627	19,374	40,001
65-74 years	15,491	59,623	75,114
75-84 years	10,257	38,553	48,810
85+ years	4,093	13,417	17,510
Race	79,555	147,258	226,813
White	60,913	118,024	178,937
Black	1,546	1,927	3,473
American Indian/Alaskan	285	530	815
Other	5,729	9,516	15,245
Unknown	11,082	17,261	28,343
Other race includes Asian, native Hawaiian/Pacific Islander, or other.			
Ethnicity	79,555	147,258	226,813
Hispanic	5,773	3,424	9,197
Non-Hispanic	50,260	99,550	149,810
Unknown	23,522	44,284	67,806
Gender	79,555	147,258	226,813
Female	42,683	83,692	126,375
Male	36,724	63,464	100,188
Unknown	148	102	250



COVID-19: Seminole County vaccine summary

Vaccination data through Apr 20, 2021 as of Apr 21, 2021 at 12:05 AM

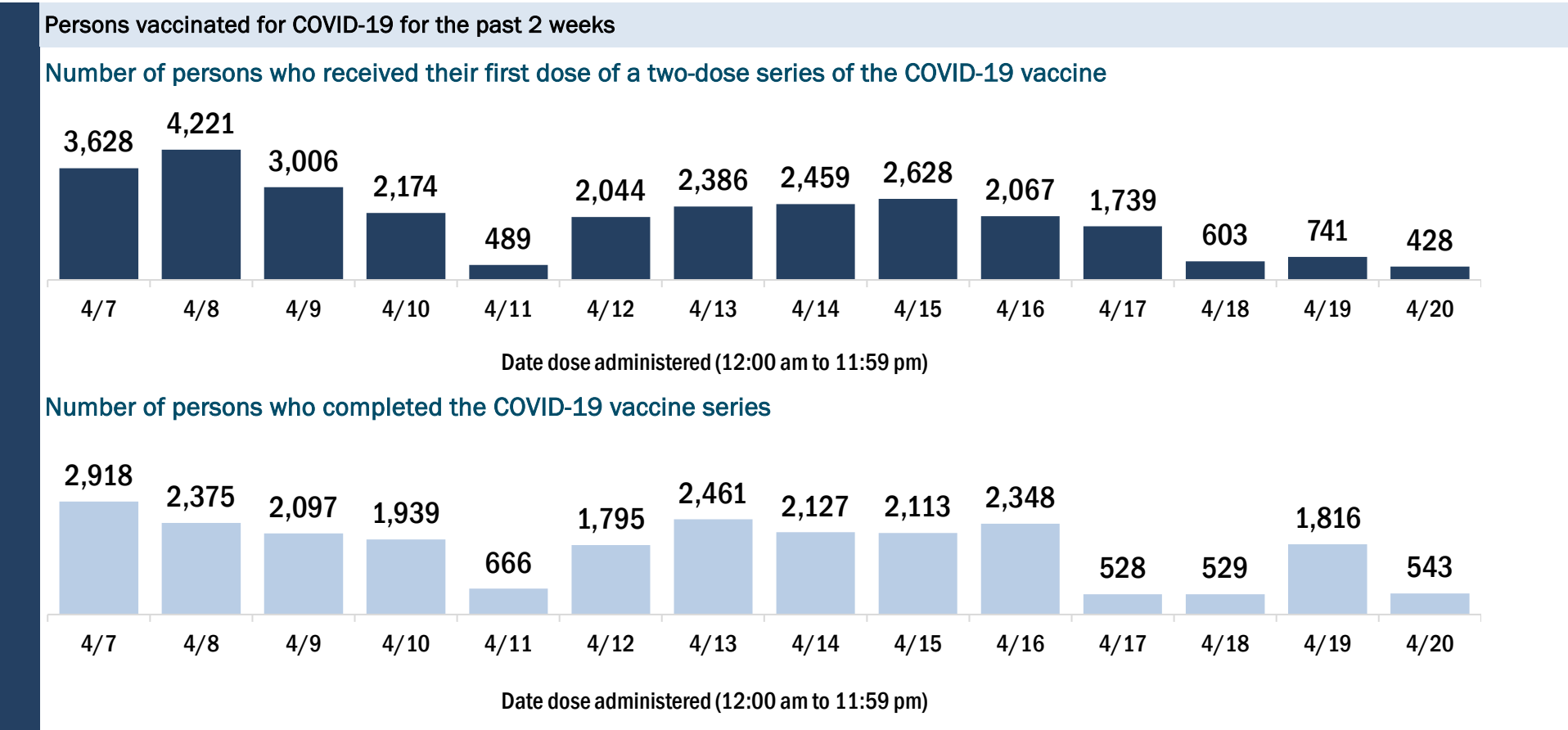
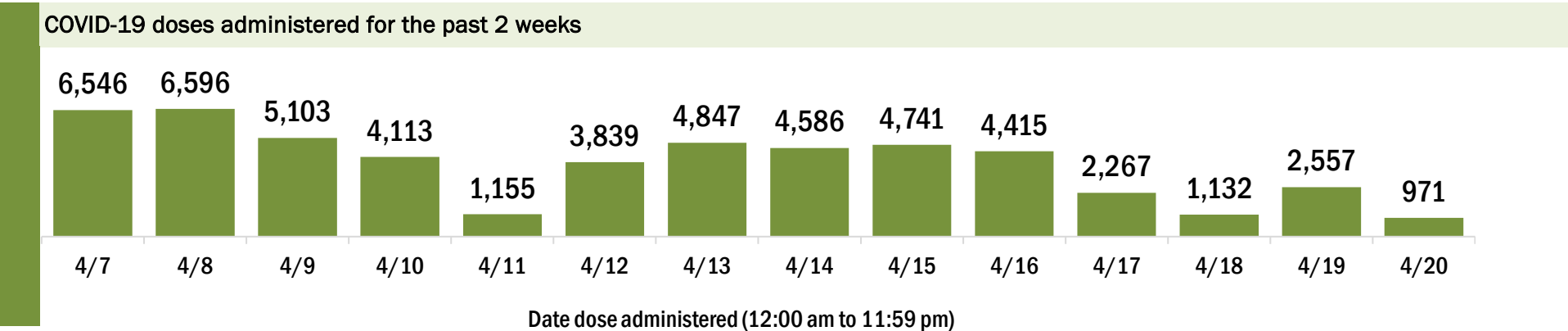
Data in this report are provisional and subject to change.

Data in this summary pertain to COVID-19 vaccines approved by the U.S. Food and Drug Administration and have been issued an Emergency Use Authorization (Janssen COVID-19 Vaccine, Moderna COVID-19 Vaccine and Pfizer-BioNTech COVID-19 Vaccine). These data summarize the number of people who have received either their first dose or have completed the series for a COVID-19 vaccine. **A person can only be counted in one category, first dose or series complete.** For persons receiving Moderna or Pfizer vaccines, once they receive their second dose, they are moved from the first dose column to the series completed column. **Because of this, the total first dose category may show a change from report to report not matching the total receiving their first dose from the previous day.** Persons receiving Johnson & Johnson vaccines will always be counted in the series completed column.

COVID-19 doses for vaccinated persons in Florida	
Doses administered	255,451
People receiving one dose of a 1-dose series (Johnson & Johnson) or receiving only one dose of a 2-dose series (Moderna, Pfizer) count once. Persons receiving both doses of a 2-dose series count twice.	

Current status of persons vaccinated for COVID-19 in Florida	
Total people vaccinated	163,652
First dose	61,983
Series completed	101,669
Completed 1-dose series	9,870
Completed 2-dose series	91,799
First dose: current number of people who have only received their first dose of the Moderna or Pfizer vaccine.	
Series complete: current number of people who have received both Moderna or Pfizer vaccine doses or one Johnson & Johnson dose and are considered fully immunized.	

Demographic summary	First dose	Series complete	Total people vaccinated
Age group	61,983	101,669	163,652
16-24 years	9,514	3,249	12,763
25-34 years	9,839	6,941	16,780
35-44 years	12,509	10,078	22,587
45-54 years	12,951	13,428	26,379
55-64 years	10,763	21,045	31,808
65-74 years	3,687	27,987	31,674
75-84 years	1,869	13,713	15,582
85+ years	851	5,228	6,079
Race	61,983	101,669	163,652
White	39,306	73,277	112,583
Black	4,228	6,466	10,694
American Indian/Alaskan	277	450	727
Other	10,066	14,038	24,104
Unknown	8,106	7,438	15,544
Other race includes Asian, native Hawaiian/Pacific Islander, or other.			
Ethnicity	61,983	101,669	163,652
Hispanic	9,886	10,126	20,012
Non-Hispanic	34,377	65,888	100,265
Unknown	17,720	25,655	43,375
Gender	61,983	101,669	163,652
Female	32,127	59,538	91,665
Male	29,609	42,041	71,650
Unknown	247	90	337



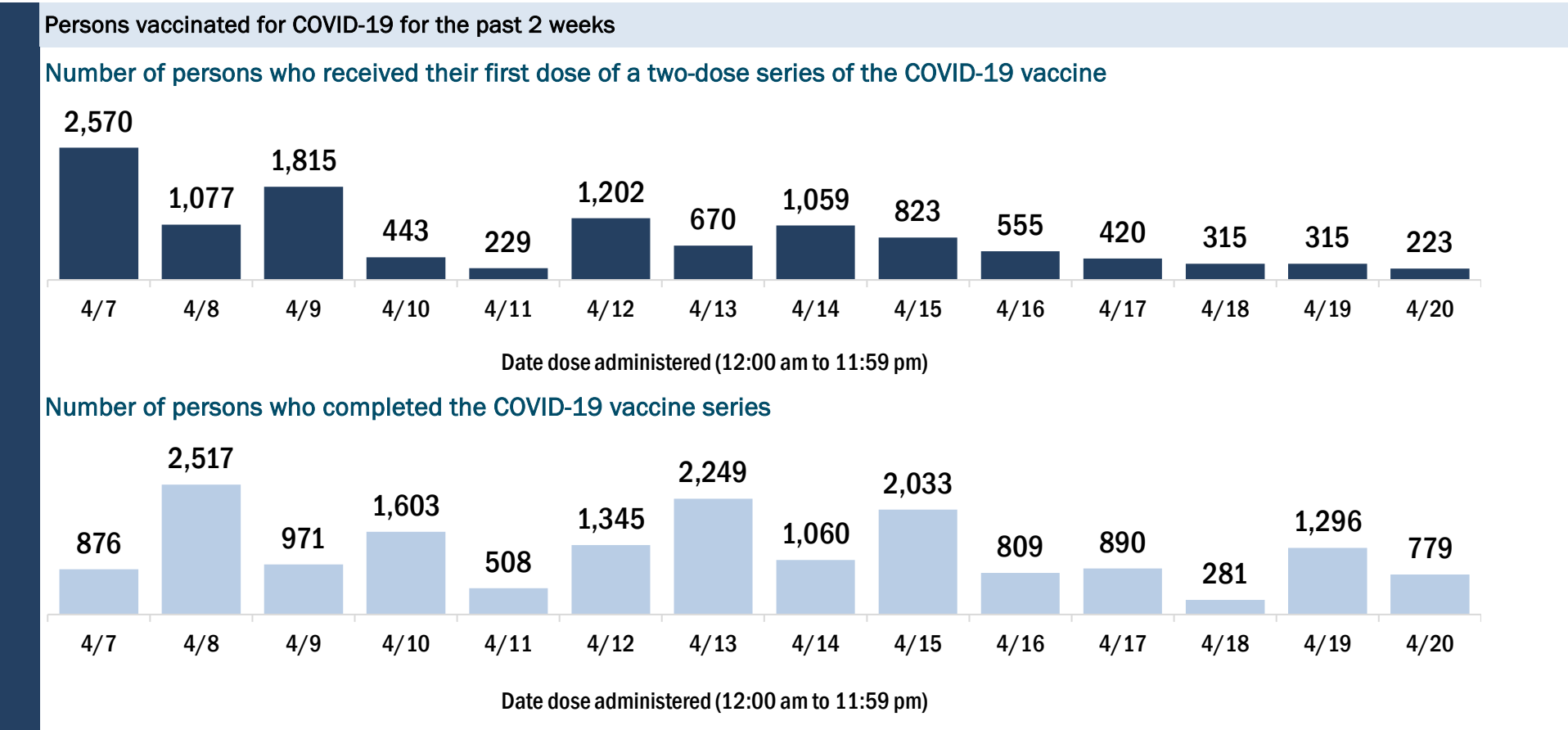
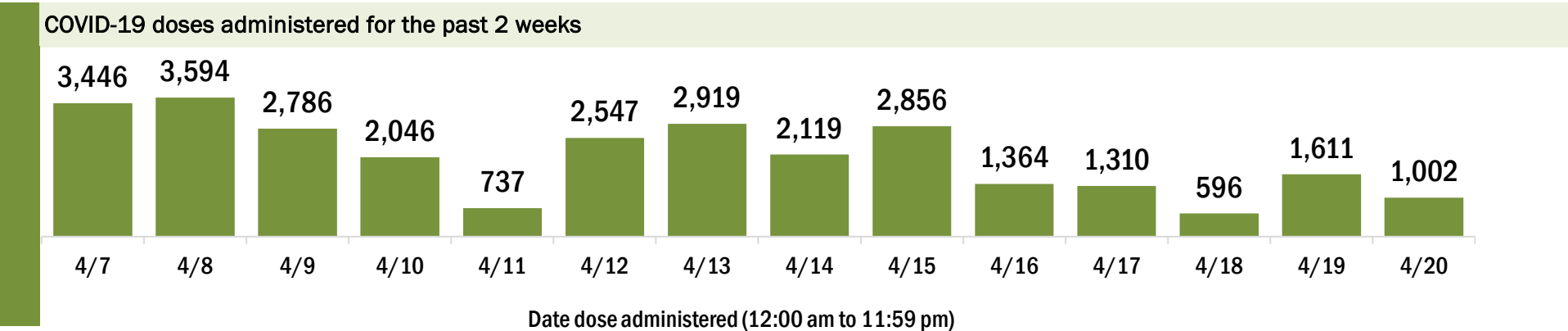
COVID-19: St. Johns County vaccine summary

Vaccination data through Apr 20, 2021 as of Apr 21, 2021 at 12:05 AM

Data in this report are provisional and subject to change.

Data in this summary pertain to COVID-19 vaccines approved by the U.S. Food and Drug Administration and have been issued an Emergency Use Authorization (Janssen COVID-19 Vaccine, Moderna COVID-19 Vaccine and Pfizer-BioNTech COVID-19 Vaccine). These data summarize the number of people who have received either their first dose or have completed the series for a COVID-19 vaccine. **A person can only be counted in one category, first dose or series complete.** For persons receiving Moderna or Pfizer vaccines, once they receive their second dose, they are moved from the first dose column to the series completed column. **Because of this, the total first dose category may show a change from report to report not matching the total receiving their first dose from the previous day.** Persons receiving Johnson & Johnson vaccines will always be counted in the series completed column.

COVID-19 doses for vaccinated persons in Florida		Demographic summary			
Doses administered	200,374	First dose	Series complete	Total people vaccinated	
People receiving one dose of a 1-dose series (Johnson & Johnson) or receiving only one dose of a 2-dose series (Moderna, Pfizer) count once. Persons receiving both doses of a 2-dose series count twice.		Age group	32,780	86,414	119,194
		16-24 years	4,603	1,842	6,445
		25-34 years	3,643	3,505	7,148
		35-44 years	7,182	7,708	14,890
		45-54 years	7,412	10,561	17,973
		55-64 years	5,585	18,275	23,860
		65-74 years	2,522	27,412	29,934
		75-84 years	1,292	13,347	14,639
		85+ years	541	3,764	4,305
		Race	32,780	86,414	119,194
		White	22,127	65,631	87,758
		Black	1,107	2,477	3,584
		American Indian/Alaskan	92	234	326
		Other	3,851	7,922	11,773
		Unknown	5,603	10,150	15,753
		Other race includes Asian, native Hawaiian/Pacific Islander, or other.			
		Ethnicity	32,780	86,414	119,194
		Hispanic	2,211	2,876	5,087
		Non-Hispanic	19,768	57,849	77,617
		Unknown	10,801	25,689	36,490
		Gender	32,780	86,414	119,194
		Female	17,065	48,532	65,597
		Male	15,691	37,870	53,561
		Unknown	24	12	36



COVID-19: St. Lucie County vaccine summary

Vaccination data through Apr 20, 2021 as of Apr 21, 2021 at 12:05 AM

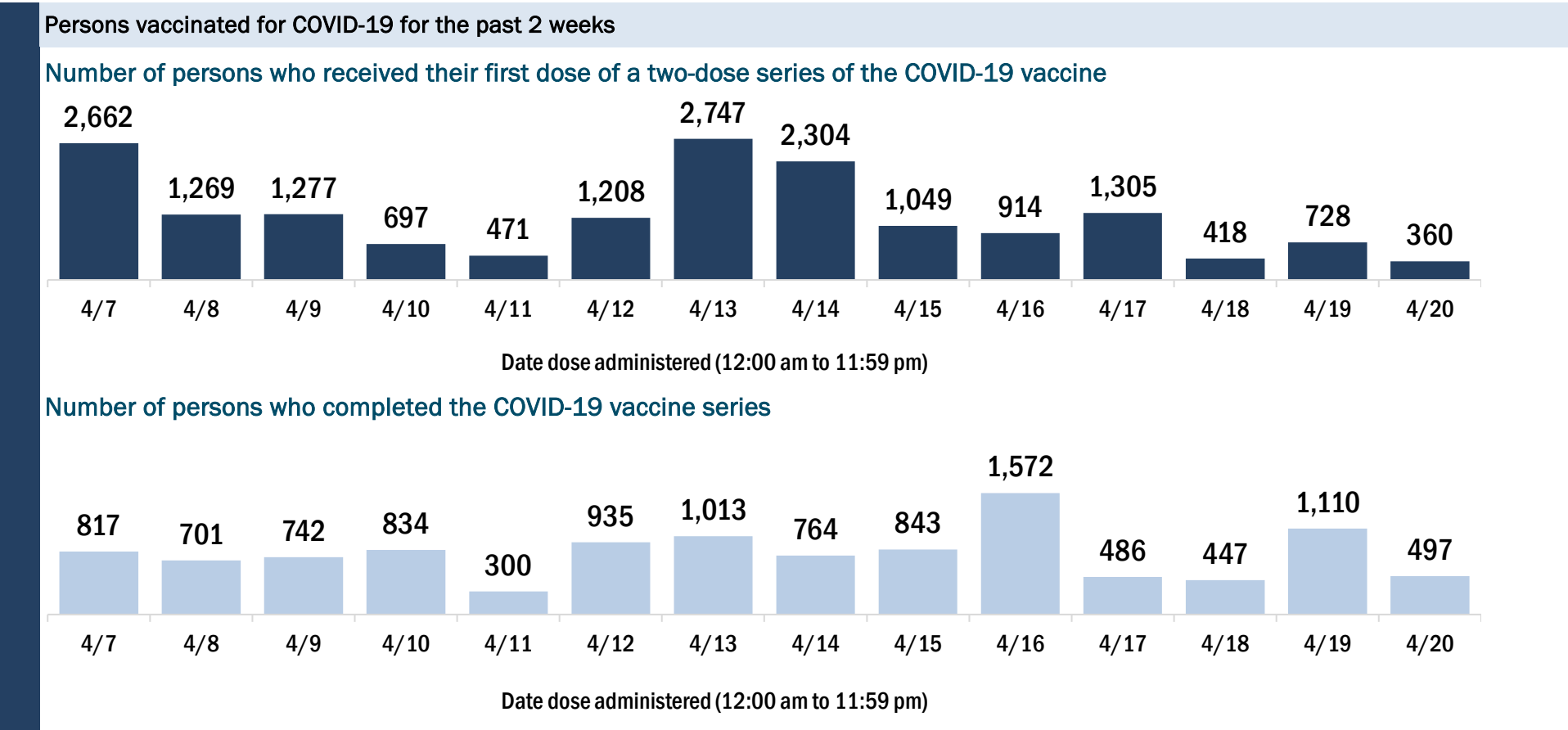
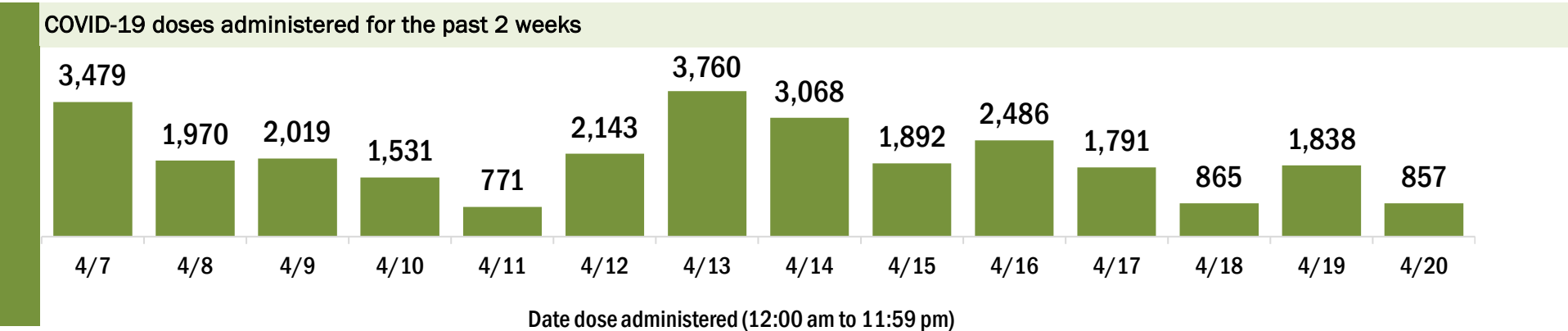
Data in this report are provisional and subject to change.

Data in this summary pertain to COVID-19 vaccines approved by the U.S. Food and Drug Administration and have been issued an Emergency Use Authorization (Janssen COVID-19 Vaccine, Moderna COVID-19 Vaccine and Pfizer-BioNTech COVID-19 Vaccine). These data summarize the number of people who have received either their first dose or have completed the series for a COVID-19 vaccine. **A person can only be counted in one category, first dose or series complete.** For persons receiving Moderna or Pfizer vaccines, once they receive their second dose, they are moved from the first dose column to the series completed column. **Because of this, the total first dose category may show a change from report to report not matching the total receiving their first dose from the previous day.** Persons receiving Johnson & Johnson vaccines will always be counted in the series completed column.

COVID-19 doses for vaccinated persons in Florida	
Doses administered	177,498
People receiving one dose of a 1-dose series (Johnson & Johnson) or receiving only one dose of a 2-dose series (Moderna, Pfizer) count once. Persons receiving both doses of a 2-dose series count twice.	

Current status of persons vaccinated for COVID-19 in Florida	
Total people vaccinated	111,799
First dose	42,596
Series completed	69,203
Completed 1-dose series	3,504
Completed 2-dose series	65,699
First dose: current number of people who have only received their first dose of the Moderna or Pfizer vaccine.	
Series complete: current number of people who have received both Moderna or Pfizer vaccine doses or one Johnson & Johnson dose and are considered fully immunized.	

Demographic summary	First dose	Series complete	Total people vaccinated
Age group	42,596	69,203	111,799
16-24 years	3,074	823	3,897
25-34 years	3,521	1,925	5,446
35-44 years	4,982	3,119	8,101
45-54 years	7,314	5,473	12,787
55-64 years	11,099	11,656	22,755
65-74 years	7,207	26,375	33,582
75-84 years	4,043	15,223	19,266
85+ years	1,356	4,609	5,965
Race	42,596	69,203	111,799
White	26,291	46,087	72,378
Black	4,237	6,388	10,625
American Indian/Alaskan	211	317	528
Other	4,115	6,192	10,307
Unknown	7,742	10,219	17,961
Other race includes Asian, native Hawaiian/Pacific Islander, or other.			
Ethnicity	42,596	69,203	111,799
Hispanic	6,397	5,288	11,685
Non-Hispanic	21,078	40,135	61,213
Unknown	15,121	23,780	38,901
Gender	42,596	69,203	111,799
Female	22,876	39,796	62,672
Male	19,620	29,339	48,959
Unknown	100	68	168



COVID-19: Sumter County vaccine summary

Vaccination data through Apr 20, 2021 as of Apr 21, 2021 at 12:05 AM

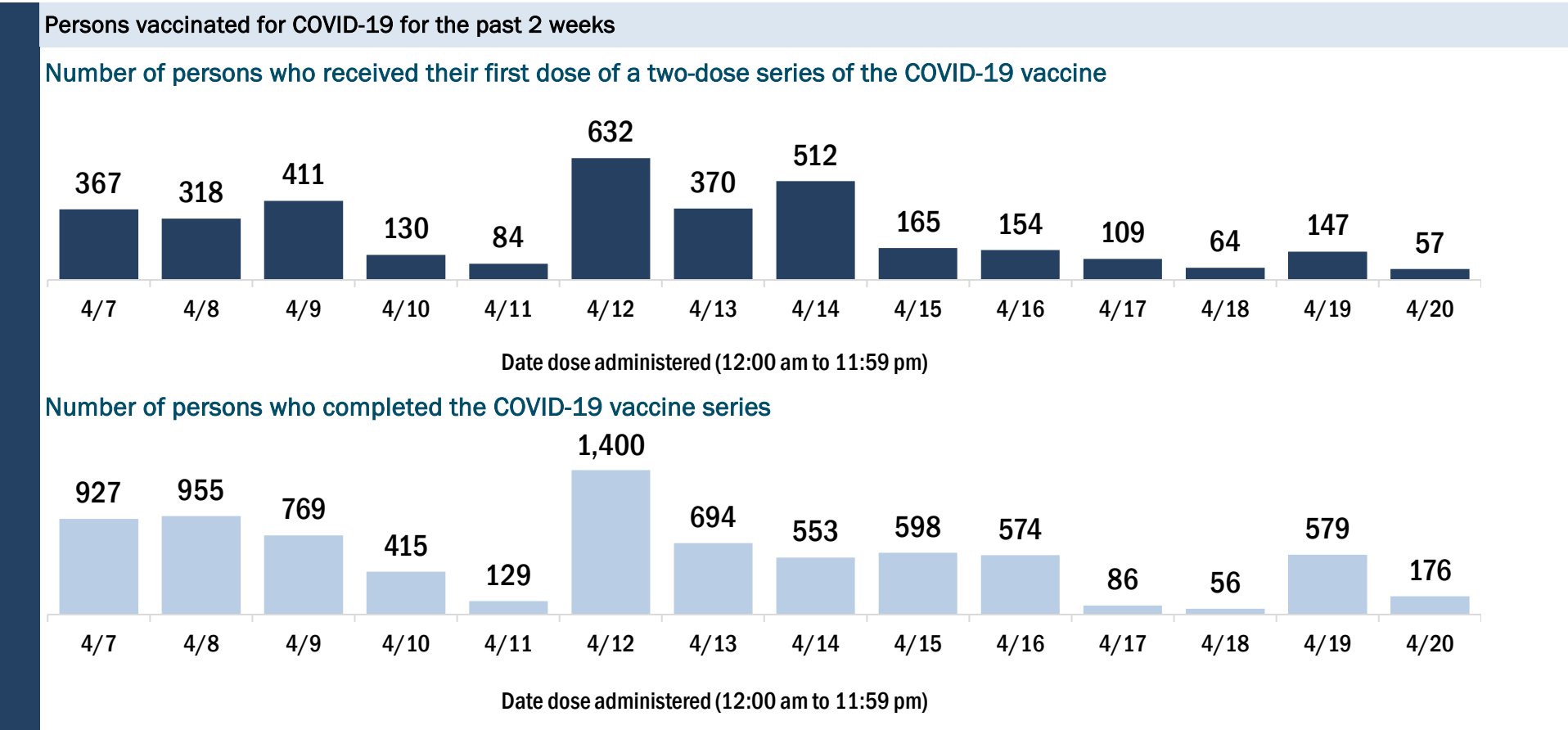
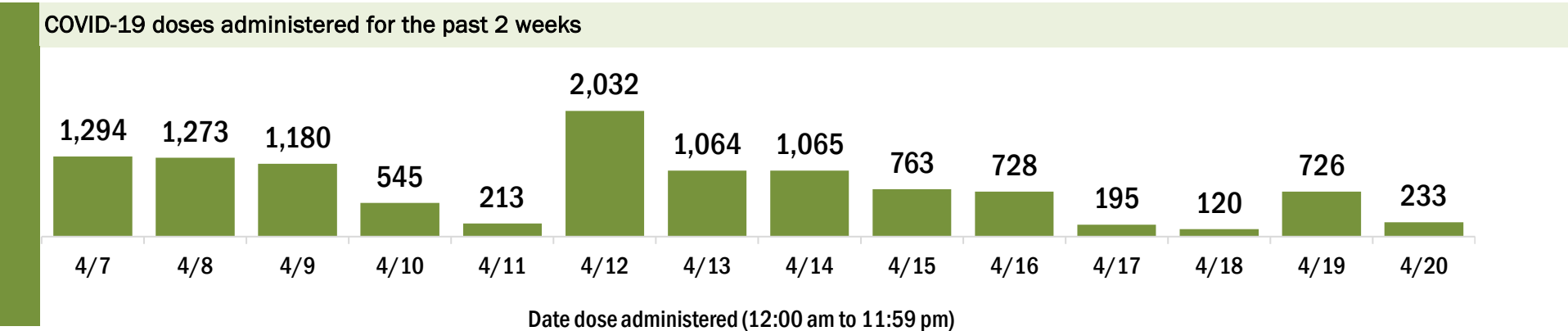
Data in this report are provisional and subject to change.

Data in this summary pertain to COVID-19 vaccines approved by the U.S. Food and Drug Administration and have been issued an Emergency Use Authorization (Janssen COVID-19 Vaccine, Moderna COVID-19 Vaccine and Pfizer-BioNTech COVID-19 Vaccine). These data summarize the number of people who have received either their first dose or have completed the series for a COVID-19 vaccine. **A person can only be counted in one category, first dose or series complete.** For persons receiving Moderna or Pfizer vaccines, once they receive their second dose, they are moved from the first dose column to the series completed column. **Because of this, the total first dose category may show a change from report to report not matching the total receiving their first dose from the previous day.** Persons receiving Johnson & Johnson vaccines will always be counted in the series completed column.

COVID-19 doses for vaccinated persons in Florida	
Doses administered	144,179
People receiving one dose of a 1-dose series (Johnson & Johnson) or receiving only one dose of a 2-dose series (Moderna, Pfizer) count once. Persons receiving both doses of a 2-dose series count twice.	

Current status of persons vaccinated for COVID-19 in Florida	
Total people vaccinated	81,748
First dose	15,327
Series completed	66,421
Completed 1-dose series	3,990
Completed 2-dose series	62,431
First dose: current number of people who have only received their first dose of the Moderna or Pfizer vaccine.	
Series complete: current number of people who have received both Moderna or Pfizer vaccine doses or one Johnson & Johnson dose and are considered fully immunized.	

Demographic summary	First dose	Series complete	Total people vaccinated
Age group	15,327	66,421	81,748
16-24 years	313	115	428
25-34 years	567	242	809
35-44 years	834	374	1,208
45-54 years	1,574	844	2,418
55-64 years	4,208	6,165	10,373
65-74 years	4,115	32,757	36,872
75-84 years	2,991	22,233	25,224
85+ years	725	3,691	4,416
Race	15,327	66,421	81,748
White	11,581	56,267	67,848
Black	584	704	1,288
American Indian/Alaskan	32	144	176
Other	1,017	2,437	3,454
Unknown	2,113	6,869	8,982
Other race includes Asian, native Hawaiian/Pacific Islander, or other.			
Ethnicity	15,327	66,421	81,748
Hispanic	602	993	1,595
Non-Hispanic	9,841	44,258	54,099
Unknown	4,884	21,170	26,054
Gender	15,327	66,421	81,748
Female	8,181	37,005	45,186
Male	7,086	29,398	36,484
Unknown	60	18	78



COVID-19: Suwannee County vaccine summary

Vaccination data through Apr 20, 2021 as of Apr 21, 2021 at 12:05 AM

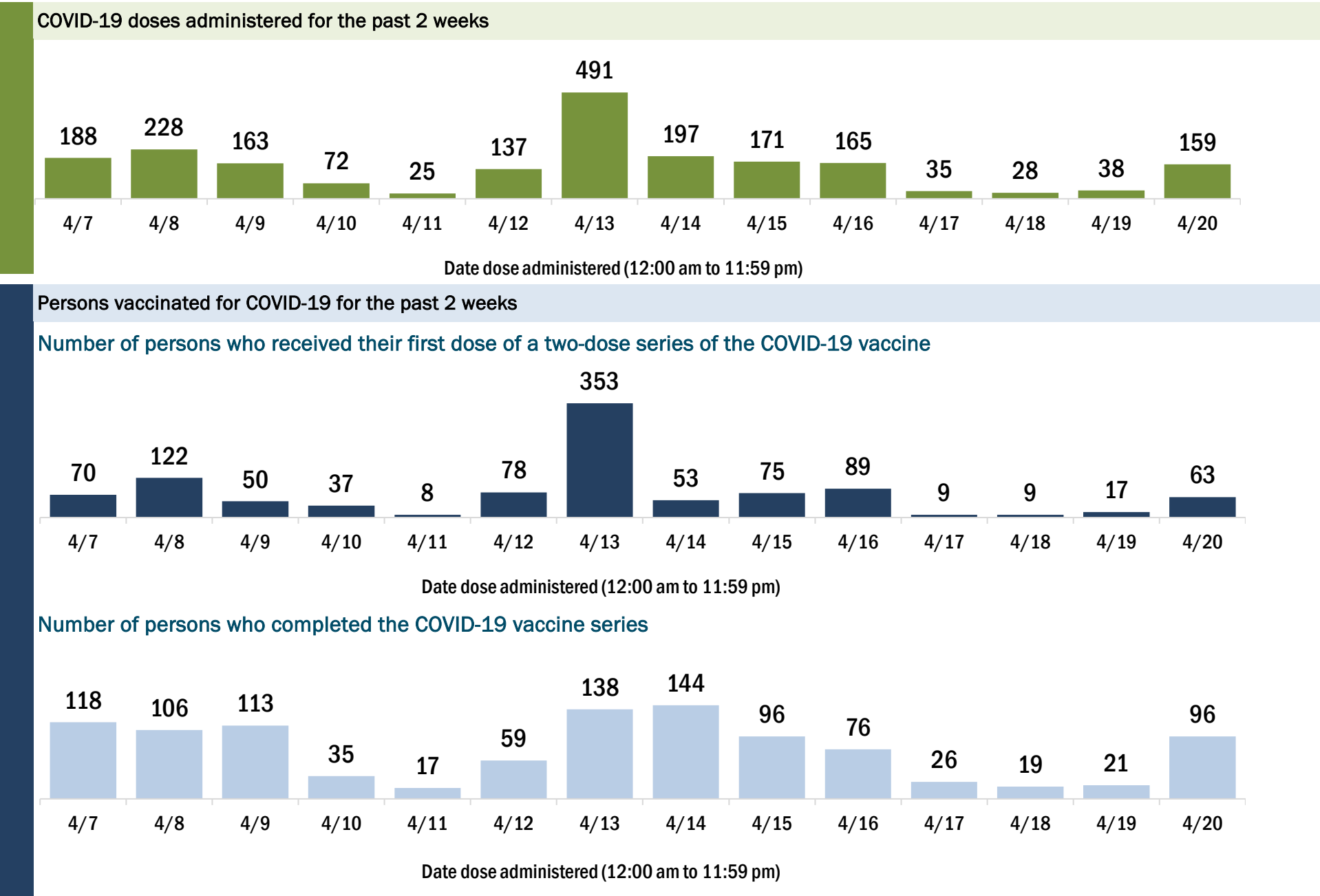
Data in this report are provisional and subject to change.

Data in this summary pertain to COVID-19 vaccines approved by the U.S. Food and Drug Administration and have been issued an Emergency Use Authorization (Janssen COVID-19 Vaccine, Moderna COVID-19 Vaccine and Pfizer-BioNTech COVID-19 Vaccine). These data summarize the number of people who have received either their first dose or have completed the series for a COVID-19 vaccine. **A person can only be counted in one category, first dose or series complete.** For persons receiving Moderna or Pfizer vaccines, once they receive their second dose, they are moved from the first dose column to the series completed column. **Because of this, the total first dose category may show a change from report to report not matching the total receiving their first dose from the previous day.** Persons receiving Johnson & Johnson vaccines will always be counted in the series completed column.

COVID-19 doses for vaccinated persons in Florida	
Doses administered	15,844
People receiving one dose of a 1-dose series (Johnson & Johnson) or receiving only one dose of a 2-dose series (Moderna, Pfizer) count once. Persons receiving both doses of a 2-dose series count twice.	

Current status of persons vaccinated for COVID-19 in Florida	
Total people vaccinated	9,500
First dose	2,547
Series completed	6,953
Completed 1-dose series	609
Completed 2-dose series	6,344
First dose: current number of people who have only received their first dose of the Moderna or Pfizer vaccine.	
Series complete: current number of people who have received both Moderna or Pfizer vaccine doses or one Johnson & Johnson dose and are considered fully immunized.	

Demographic summary	First dose	Series complete	Total people vaccinated
Age group	2,547	6,953	9,500
16-24 years	182	83	265
25-34 years	205	149	354
35-44 years	314	253	567
45-54 years	459	440	899
55-64 years	809	1,241	2,050
65-74 years	329	2,608	2,937
75-84 years	182	1,628	1,810
85+ years	67	551	618
Race	2,547	6,953	9,500
White	1,696	4,806	6,502
Black	328	535	863
American Indian/Alaskan	6	7	13
Other	230	454	684
Unknown	287	1,151	1,438
Other race includes Asian, native Hawaiian/Pacific Islander, or other.			
Ethnicity	2,547	6,953	9,500
Hispanic	209	231	440
Non-Hispanic	1,524	3,569	5,093
Unknown	814	3,153	3,967
Gender	2,547	6,953	9,500
Female	1,226	4,073	5,299
Male	1,321	2,880	4,201
Unknown	0	0	0



COVID-19: Taylor County vaccine summary

Vaccination data through Apr 20, 2021 as of Apr 21, 2021 at 12:05 AM

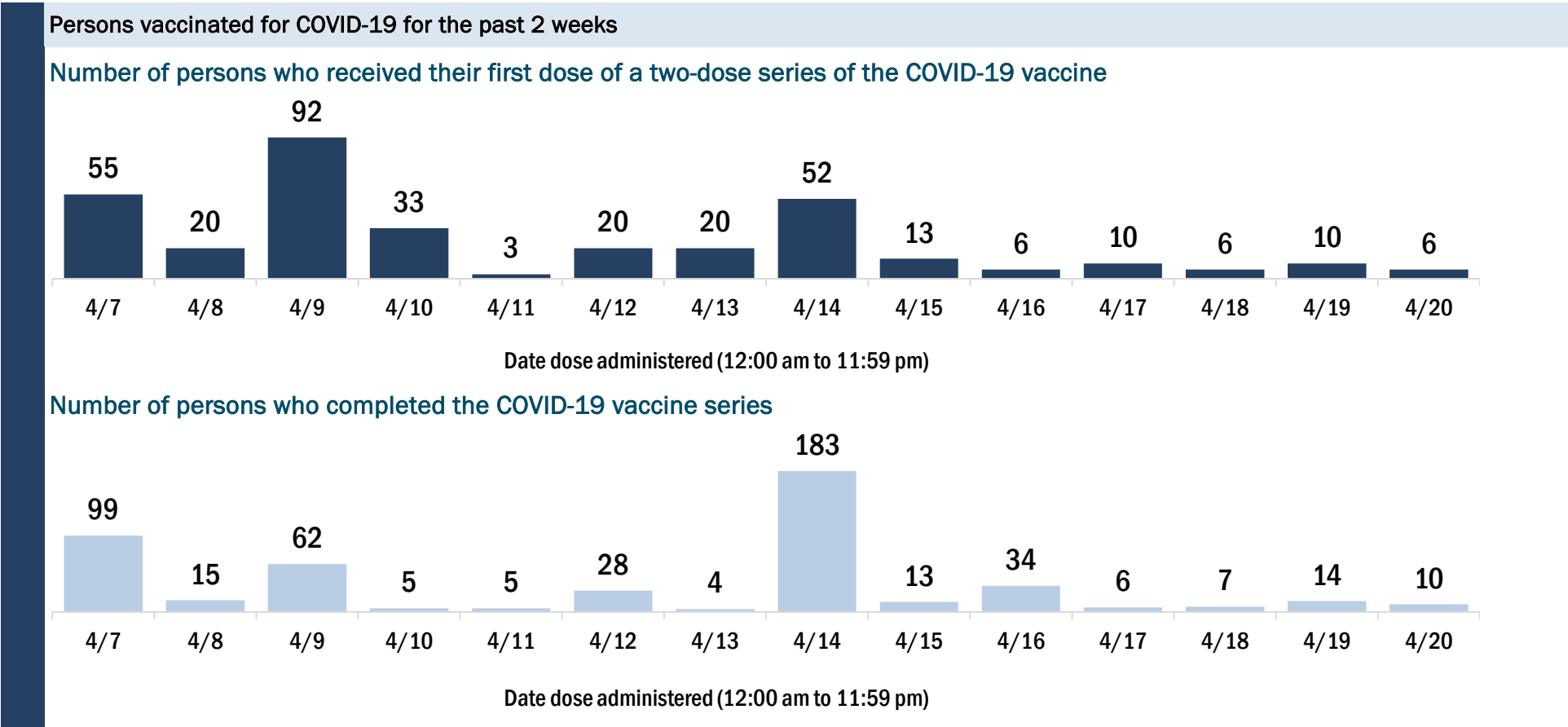
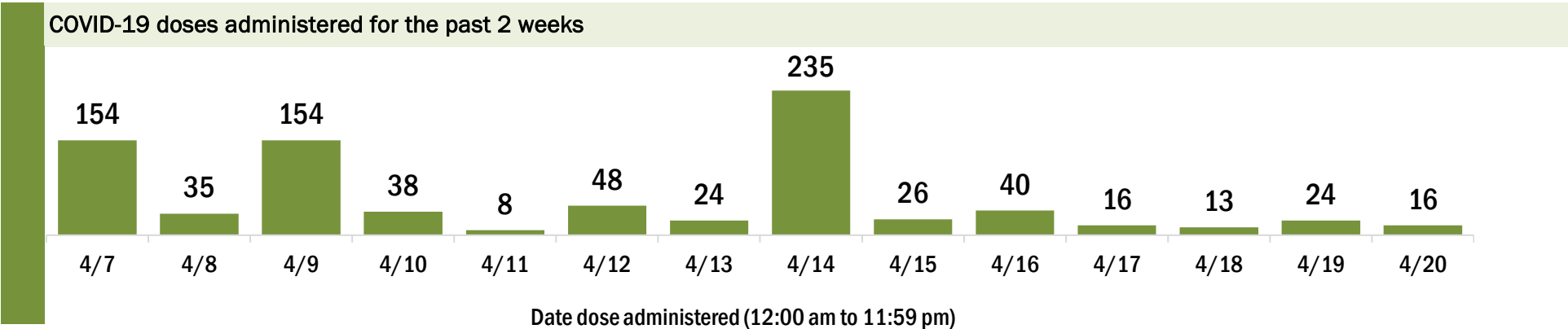
Data in this report are provisional and subject to change.

Data in this summary pertain to COVID-19 vaccines approved by the U.S. Food and Drug Administration and have been issued an Emergency Use Authorization (Janssen COVID-19 Vaccine, Moderna COVID-19 Vaccine and Pfizer-BioNTech COVID-19 Vaccine). These data summarize the number of people who have received either their first dose or have completed the series for a COVID-19 vaccine. **A person can only be counted in one category, first dose or series complete.** For persons receiving Moderna or Pfizer vaccines, once they receive their second dose, they are moved from the first dose column to the series completed column. **Because of this, the total first dose category may show a change from report to report not matching the total receiving their first dose from the previous day.** Persons receiving Johnson & Johnson vaccines will always be counted in the series completed column.

COVID-19 doses for vaccinated persons in Florida	
Doses administered	8,162
People receiving one dose of a 1-dose series (Johnson & Johnson) or receiving only one dose of a 2-dose series (Moderna, Pfizer) count once. Persons receiving both doses of a 2-dose series count twice.	

Current status of persons vaccinated for COVID-19 in Florida	
Total people vaccinated	5,098
First dose	1,767
Series completed	3,331
Completed 1-dose series	267
Completed 2-dose series	3,064
First dose: current number of people who have only received their first dose of the Moderna or Pfizer vaccine.	
Series complete: current number of people who have received both Moderna or Pfizer vaccine doses or one Johnson & Johnson dose and are considered fully immunized.	

Demographic summary	First dose	Series complete	Total people vaccinated
Age group	1,767	3,331	5,098
16-24 years	53	42	95
25-34 years	99	83	182
35-44 years	144	117	261
45-54 years	258	224	482
55-64 years	541	627	1,168
65-74 years	415	1,287	1,702
75-84 years	197	743	940
85+ years	60	208	268
Race	1,767	3,331	5,098
White	1,254	2,488	3,742
Black	241	380	621
American Indian/Alaskan	14	30	44
Other	108	204	312
Unknown	150	229	379
Other race includes Asian, native Hawaiian/Pacific Islander, or other.			
Ethnicity	1,767	3,331	5,098
Hispanic	45	50	95
Non-Hispanic	1,187	2,083	3,270
Unknown	535	1,198	1,733
Gender	1,767	3,331	5,098
Female	940	1,859	2,799
Male	824	1,472	2,296
Unknown	3	0	3



COVID-19: Union County vaccine summary

Vaccination data through Apr 20, 2021 as of Apr 21, 2021 at 12:05 AM

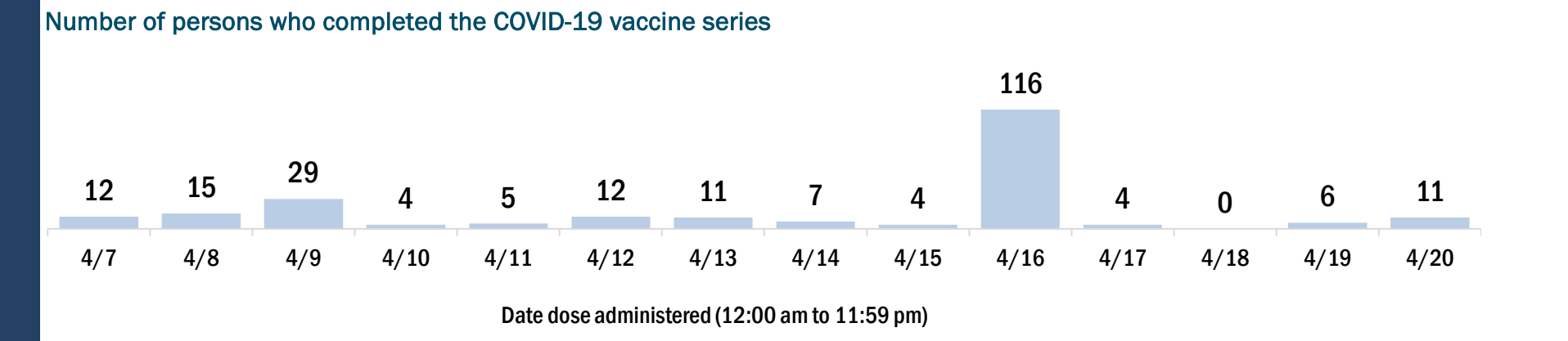
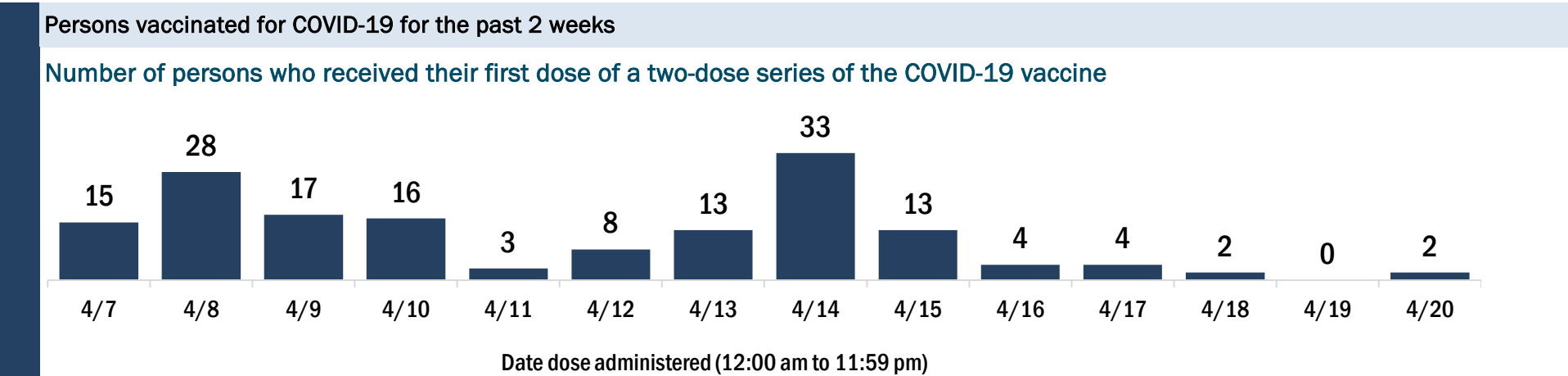
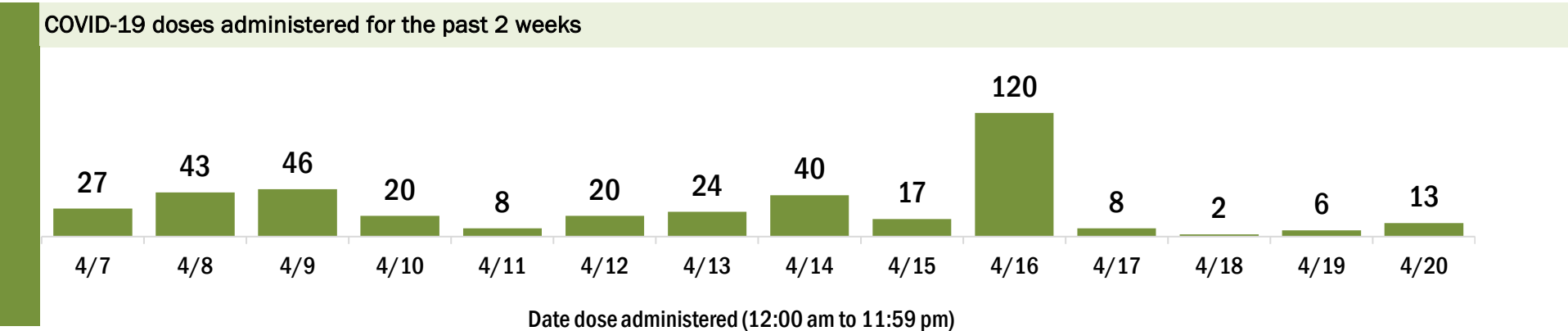
Data in this report are provisional and subject to change.

Data in this summary pertain to COVID-19 vaccines approved by the U.S. Food and Drug Administration and have been issued an Emergency Use Authorization (Janssen COVID-19 Vaccine, Moderna COVID-19 Vaccine and Pfizer-BioNTech COVID-19 Vaccine). These data summarize the number of people who have received either their first dose or have completed the series for a COVID-19 vaccine. **A person can only be counted in one category, first dose or series complete.** For persons receiving Moderna or Pfizer vaccines, once they receive their second dose, they are moved from the first dose column to the series completed column. **Because of this, the total first dose category may show a change from report to report not matching the total receiving their first dose from the previous day.** Persons receiving Johnson & Johnson vaccines will always be counted in the series completed column.

COVID-19 doses for vaccinated persons in Florida	
Doses administered	3,772
People receiving one dose of a 1-dose series (Johnson & Johnson) or receiving only one dose of a 2-dose series (Moderna, Pfizer) count once. Persons receiving both doses of a 2-dose series count twice.	

Current status of persons vaccinated for COVID-19 in Florida	
Total people vaccinated	2,254
First dose	622
Series completed	1,632
Completed 1-dose series	114
Completed 2-dose series	1,518
First dose: current number of people who have only received their first dose of the Moderna or Pfizer vaccine.	
Series complete: current number of people who have received both Moderna or Pfizer vaccine doses or one Johnson & Johnson dose and are considered fully immunized.	

Demographic summary	First dose	Series complete	Total people vaccinated
Age group	622	1,632	2,254
16-24 years	52	24	76
25-34 years	57	71	128
35-44 years	76	63	139
45-54 years	132	109	241
55-64 years	191	301	492
65-74 years	69	607	676
75-84 years	33	355	388
85+ years	12	102	114
Race	622	1,632	2,254
White	450	1,333	1,783
Black	92	135	227
American Indian/Alaskan	8	15	23
Other	45	113	158
Unknown	27	36	63
Other race includes Asian, native Hawaiian/Pacific Islander, or other.			
Ethnicity	622	1,632	2,254
Hispanic	20	36	56
Non-Hispanic	502	1,492	1,994
Unknown	100	104	204
Gender	622	1,632	2,254
Female	338	948	1,286
Male	279	684	963
Unknown	5	0	5



COVID-19: Volusia County vaccine summary

Vaccination data through Apr 20, 2021 as of Apr 21, 2021 at 12:05 AM

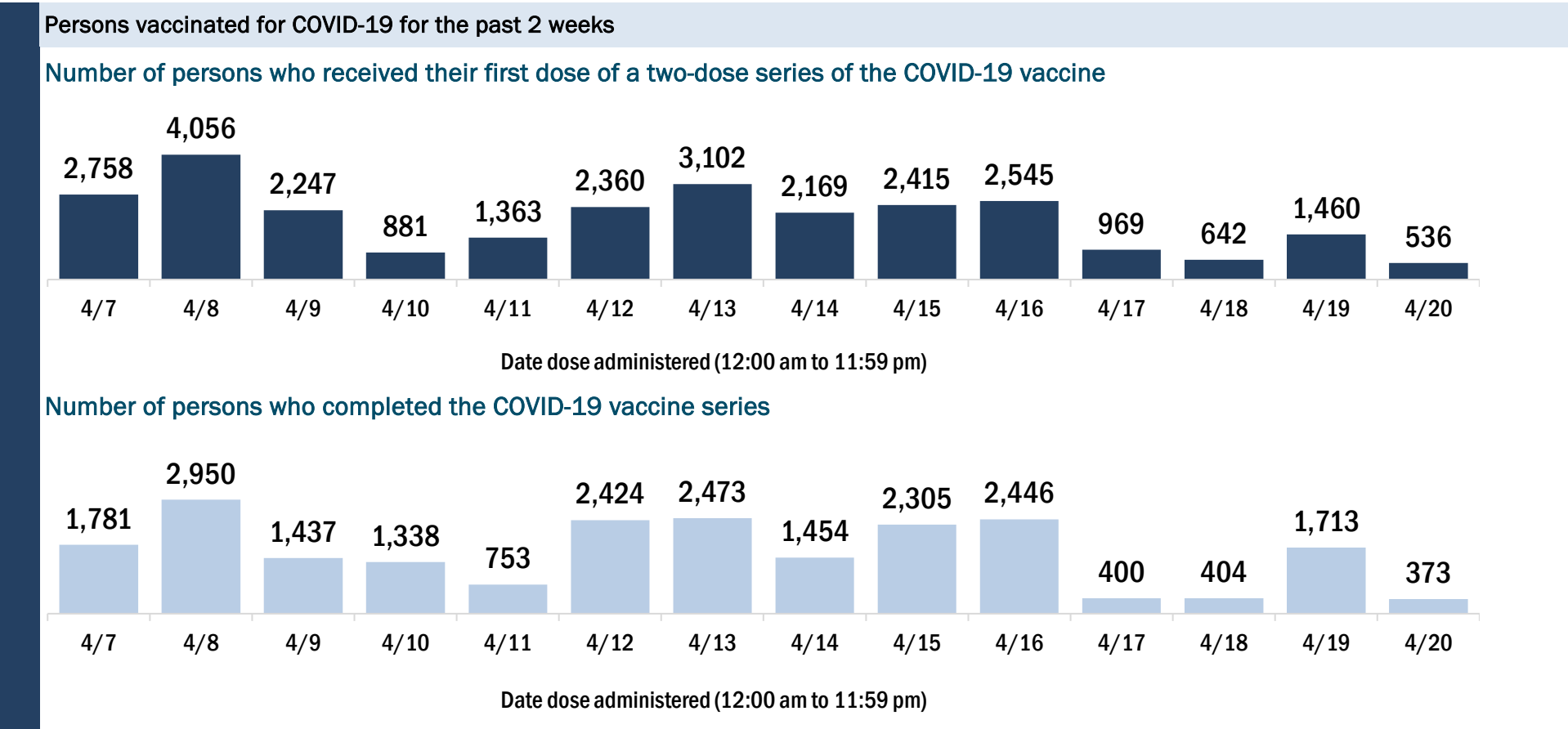
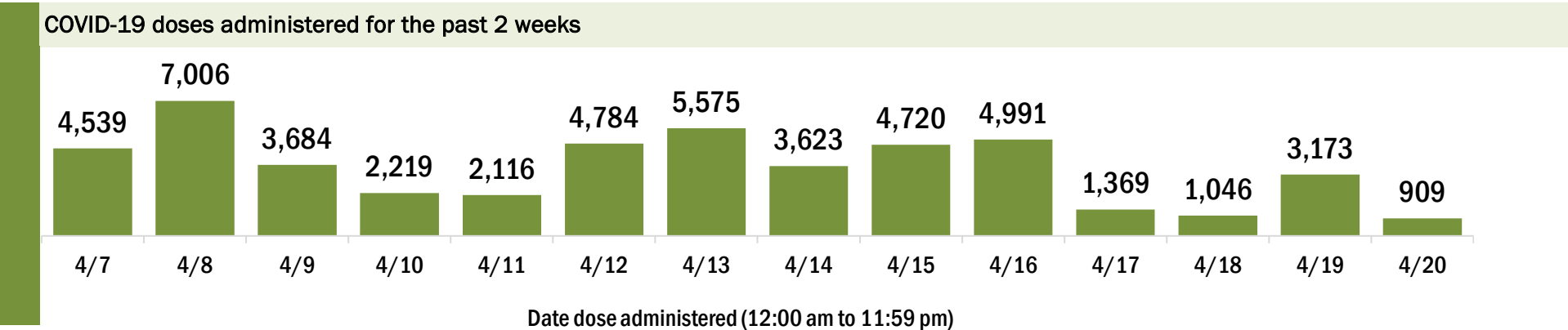
Data in this report are provisional and subject to change.

Data in this summary pertain to COVID-19 vaccines approved by the U.S. Food and Drug Administration and have been issued an Emergency Use Authorization (Janssen COVID-19 Vaccine, Moderna COVID-19 Vaccine and Pfizer-BioNTech COVID-19 Vaccine). These data summarize the number of people who have received either their first dose or have completed the series for a COVID-19 vaccine. **A person can only be counted in one category, first dose or series complete.** For persons receiving Moderna or Pfizer vaccines, once they receive their second dose, they are moved from the first dose column to the series completed column. **Because of this, the total first dose category may show a change from report to report not matching the total receiving their first dose from the previous day.** Persons receiving Johnson & Johnson vaccines will always be counted in the series completed column.

COVID-19 doses for vaccinated persons in Florida	
Doses administered	310,456
People receiving one dose of a 1-dose series (Johnson & Johnson) or receiving only one dose of a 2-dose series (Moderna, Pfizer) count once. Persons receiving both doses of a 2-dose series count twice.	

Current status of persons vaccinated for COVID-19 in Florida	
Total people vaccinated	198,242
First dose	68,813
Series completed	129,429
Completed 1-dose series	17,215
Completed 2-dose series	112,214
First dose: current number of people who have only received their first dose of the Moderna or Pfizer vaccine.	
Series complete: current number of people who have received both Moderna or Pfizer vaccine doses or one Johnson & Johnson dose and are considered fully immunized.	

Demographic summary	First dose	Series complete	Total people vaccinated
Age group	68,813	129,429	198,242
16-24 years	6,526	2,066	8,592
25-34 years	6,172	4,239	10,411
35-44 years	7,844	5,816	13,660
45-54 years	11,464	9,741	21,205
55-64 years	18,096	22,709	40,805
65-74 years	11,202	48,050	59,252
75-84 years	5,588	27,237	32,825
85+ years	1,921	9,571	11,492
Race	68,813	129,429	198,242
White	44,917	85,674	130,591
Black	3,601	5,655	9,256
American Indian/Alaskan	233	443	676
Other	7,036	14,911	21,947
Unknown	13,026	22,746	35,772
Other race includes Asian, native Hawaiian/Pacific Islander, or other.			
Ethnicity	68,813	129,429	198,242
Hispanic	7,507	6,075	13,582
Non-Hispanic	36,845	66,142	102,987
Unknown	24,461	57,212	81,673
Gender	68,813	129,429	198,242
Female	35,690	74,732	110,422
Male	31,373	53,001	84,374
Unknown	1,750	1,696	3,446



COVID-19: Wakulla County vaccine summary

Vaccination data through Apr 20, 2021 as of Apr 21, 2021 at 12:05 AM

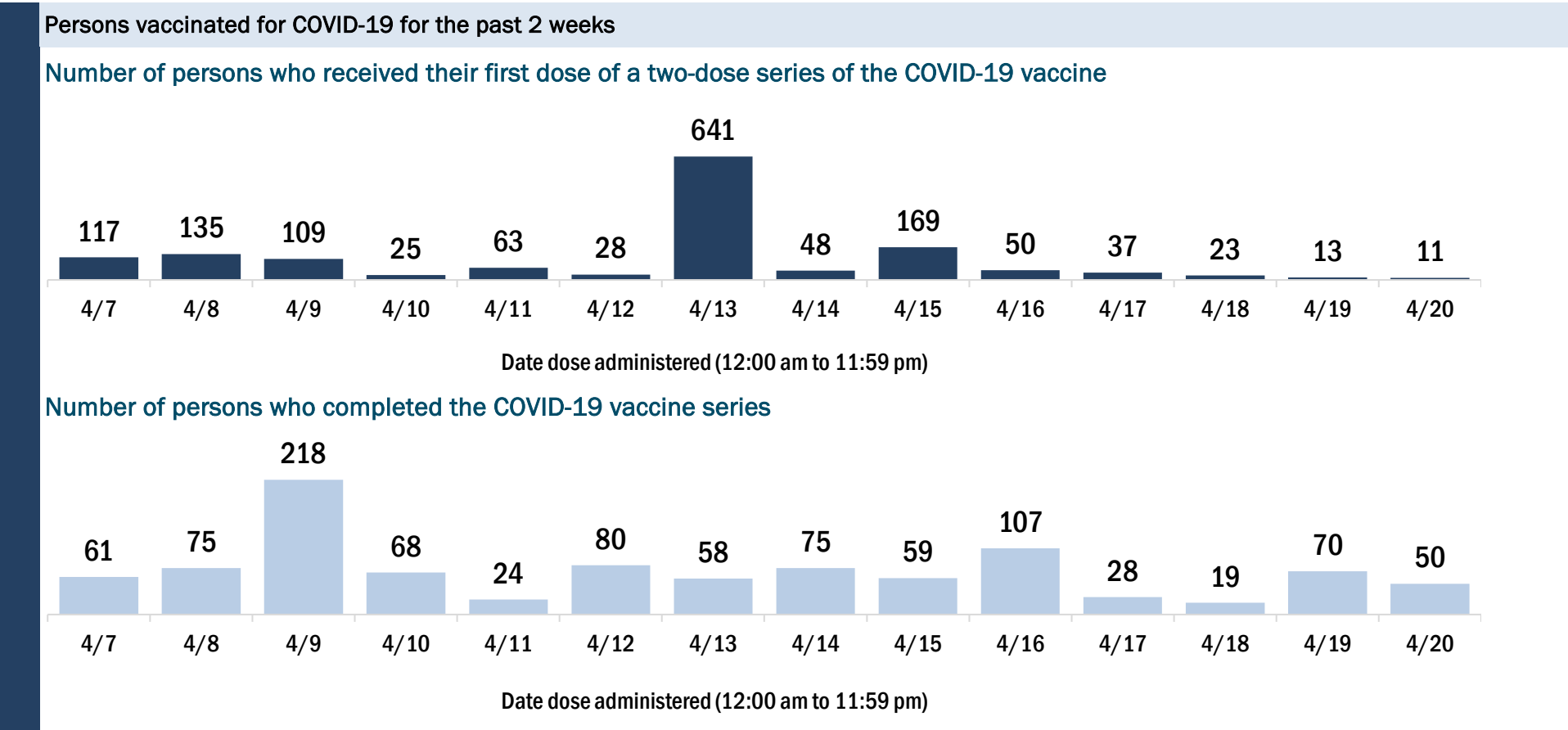
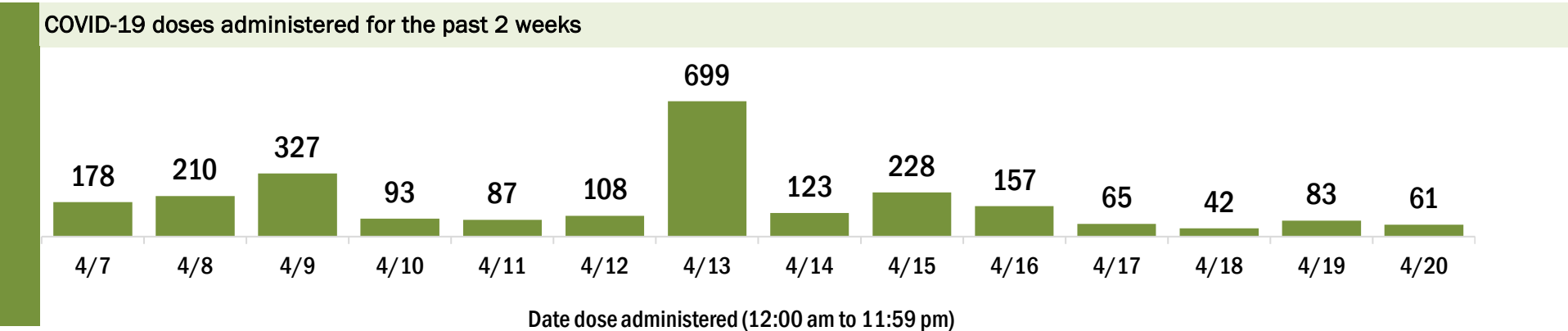
Data in this report are provisional and subject to change.

Data in this summary pertain to COVID-19 vaccines approved by the U.S. Food and Drug Administration and have been issued an Emergency Use Authorization (Janssen COVID-19 Vaccine, Moderna COVID-19 Vaccine and Pfizer-BioNTech COVID-19 Vaccine). These data summarize the number of people who have received either their first dose or have completed the series for a COVID-19 vaccine. **A person can only be counted in one category, first dose or series complete.** For persons receiving Moderna or Pfizer vaccines, once they receive their second dose, they are moved from the first dose column to the series completed column. **Because of this, the total first dose category may show a change from report to report not matching the total receiving their first dose from the previous day.** Persons receiving Johnson & Johnson vaccines will always be counted in the series completed column.

COVID-19 doses for vaccinated persons in Florida	
Doses administered	16,117
People receiving one dose of a 1-dose series (Johnson & Johnson) or receiving only one dose of a 2-dose series (Moderna, Pfizer) count once. Persons receiving both doses of a 2-dose series count twice.	

Current status of persons vaccinated for COVID-19 in Florida	
Total people vaccinated	10,038
First dose	3,497
Series completed	6,541
Completed 1-dose series	462
Completed 2-dose series	6,079
First dose: current number of people who have only received their first dose of the Moderna or Pfizer vaccine.	
Series complete: current number of people who have received both Moderna or Pfizer vaccine doses or one Johnson & Johnson dose and are considered fully immunized.	

Demographic summary	First dose	Series complete	Total people vaccinated
Age group	3,497	6,541	10,038
16-24 years	234	111	345
25-34 years	377	256	633
35-44 years	522	428	950
45-54 years	700	669	1,369
55-64 years	935	1,310	2,245
65-74 years	455	2,393	2,848
75-84 years	216	1,109	1,325
85+ years	58	265	323
Race	3,497	6,541	10,038
White	2,483	4,905	7,388
Black	480	459	939
American Indian/Alaskan	19	29	48
Other	270	820	1,090
Unknown	245	328	573
Other race includes Asian, native Hawaiian/Pacific Islander, or other.			
Ethnicity	3,497	6,541	10,038
Hispanic	98	102	200
Non-Hispanic	2,232	5,199	7,431
Unknown	1,167	1,240	2,407
Gender	3,497	6,541	10,038
Female	1,611	3,669	5,280
Male	1,885	2,871	4,756
Unknown	1	1	2



COVID-19: Walton County vaccine summary

Vaccination data through Apr 20, 2021 as of Apr 21, 2021 at 12:05 AM

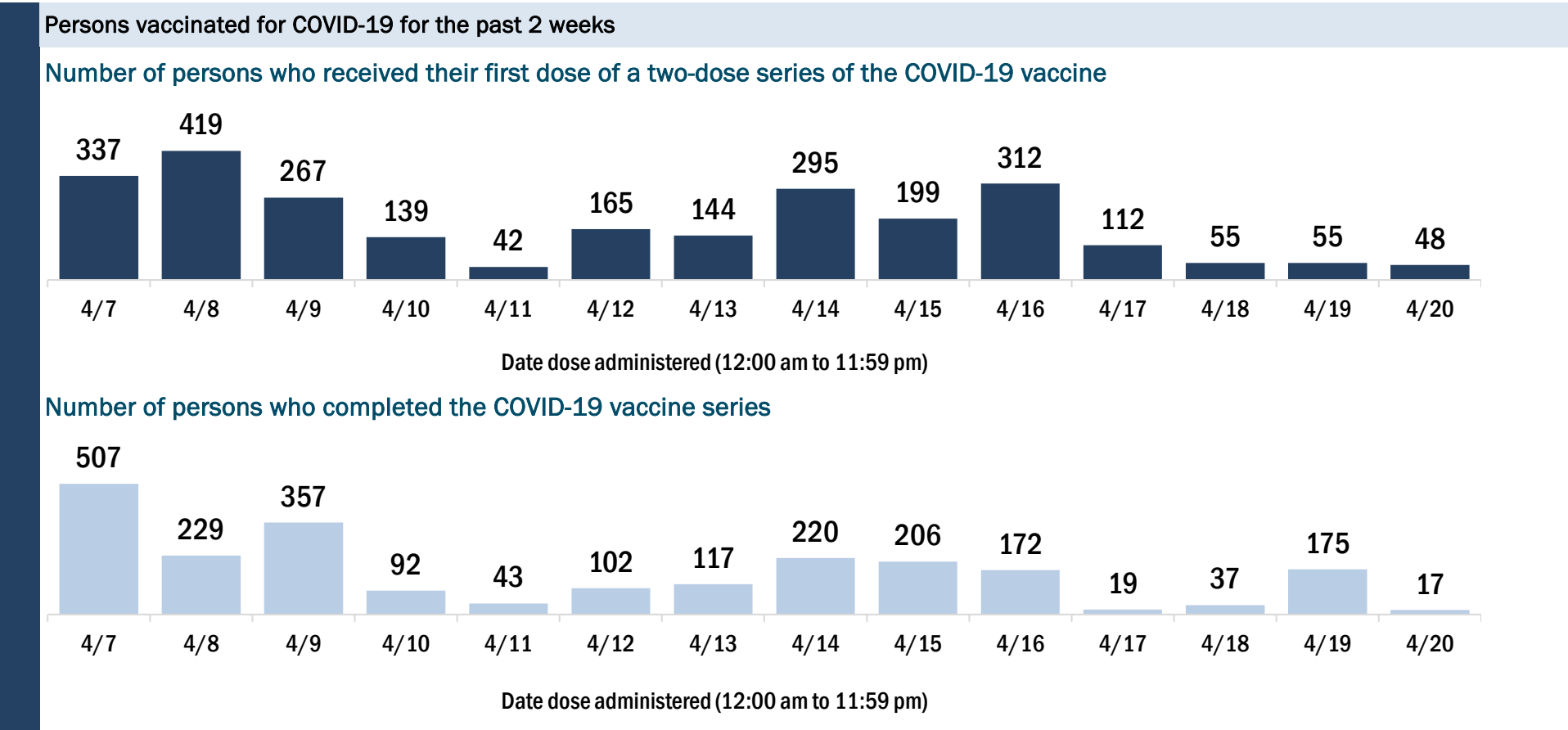
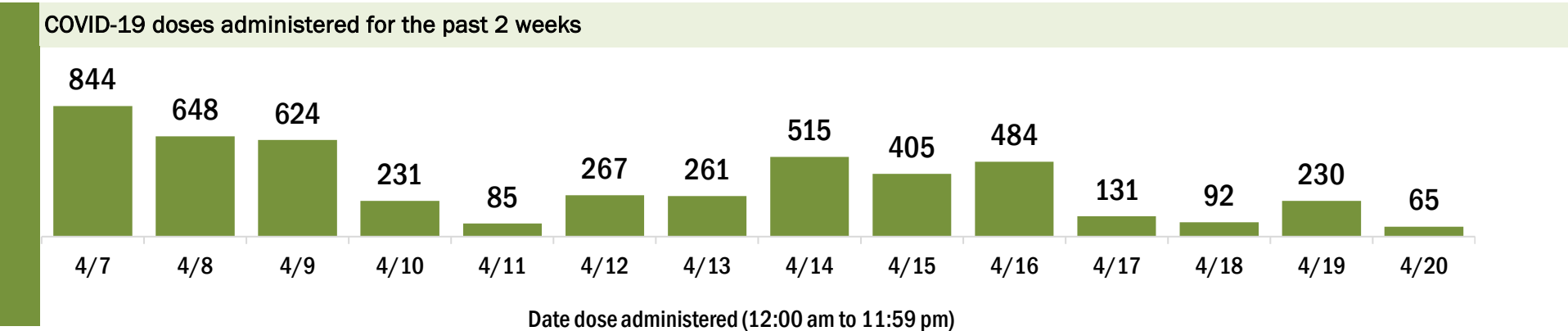
Data in this report are provisional and subject to change.

Data in this summary pertain to COVID-19 vaccines approved by the U.S. Food and Drug Administration and have been issued an Emergency Use Authorization (Janssen COVID-19 Vaccine, Moderna COVID-19 Vaccine and Pfizer-BioNTech COVID-19 Vaccine). These data summarize the number of people who have received either their first dose or have completed the series for a COVID-19 vaccine. **A person can only be counted in one category, first dose or series complete.** For persons receiving Moderna or Pfizer vaccines, once they receive their second dose, they are moved from the first dose column to the series completed column. **Because of this, the total first dose category may show a change from report to report not matching the total receiving their first dose from the previous day.** Persons receiving Johnson & Johnson vaccines will always be counted in the series completed column.

COVID-19 doses for vaccinated persons in Florida	
Doses administered	35,242
People receiving one dose of a 1-dose series (Johnson & Johnson) or receiving only one dose of a 2-dose series (Moderna, Pfizer) count once. Persons receiving both doses of a 2-dose series count twice.	

Current status of persons vaccinated for COVID-19 in Florida	
Total people vaccinated	21,874
First dose	7,447
Series completed	14,427
Completed 1-dose series	1,059
Completed 2-dose series	13,368
First dose: current number of people who have only received their first dose of the Moderna or Pfizer vaccine.	
Series complete: current number of people who have received both Moderna or Pfizer vaccine doses or one Johnson & Johnson dose and are considered fully immunized.	

Demographic summary	First dose	Series complete	Total people vaccinated
Age group	7,447	14,427	21,874
16-24 years	452	144	596
25-34 years	607	372	979
35-44 years	976	760	1,736
45-54 years	1,344	1,197	2,541
55-64 years	2,060	3,065	5,125
65-74 years	1,288	5,760	7,048
75-84 years	574	2,454	3,028
85+ years	146	675	821
Race	7,447	14,427	21,874
White	5,366	11,031	16,397
Black	181	252	433
American Indian/Alaskan	30	50	80
Other	481	630	1,111
Unknown	1,389	2,464	3,853
Other race includes Asian, native Hawaiian/Pacific Islander, or other.			
Ethnicity	7,447	14,427	21,874
Hispanic	393	279	672
Non-Hispanic	4,536	9,606	14,142
Unknown	2,518	4,542	7,060
Gender	7,447	14,427	21,874
Female	3,961	7,964	11,925
Male	3,485	6,461	9,946
Unknown	1	2	3



COVID-19: Washington County vaccine summary

Vaccination data through Apr 20, 2021 as of Apr 21, 2021 at 12:05 AM

Data in this report are provisional and subject to change.

Data in this summary pertain to COVID-19 vaccines approved by the U.S. Food and Drug Administration and have been issued an Emergency Use Authorization (Janssen COVID-19 Vaccine, Moderna COVID-19 Vaccine and Pfizer-BioNTech COVID-19 Vaccine). These data summarize the number of people who have received either their first dose or have completed the series for a COVID-19 vaccine. **A person can only be counted in one category, first dose or series complete.** For persons receiving Moderna or Pfizer vaccines, once they receive their second dose, they are moved from the first dose column to the series completed column. **Because of this, the total first dose category may show a change from report to report not matching the total receiving their first dose from the previous day.** Persons receiving Johnson & Johnson vaccines will always be counted in the series completed column.

COVID-19 doses for vaccinated persons in Florida	
Doses administered	8,358
People receiving one dose of a 1-dose series (Johnson & Johnson) or receiving only one dose of a 2-dose series (Moderna, Pfizer) count once. Persons receiving both doses of a 2-dose series count twice.	

Current status of persons vaccinated for COVID-19 in Florida	
Total people vaccinated	5,228
First dose	1,779
Series completed	3,449
Completed 1-dose series	319
Completed 2-dose series	3,130
First dose: current number of people who have only received their first dose of the Moderna or Pfizer vaccine.	
Series complete: current number of people who have received both Moderna or Pfizer vaccine doses or one Johnson & Johnson dose and are considered fully immunized.	

Demographic summary	First dose	Series complete	Total people vaccinated
Age group	1,779	3,449	5,228
16-24 years	77	30	107
25-34 years	163	93	256
35-44 years	265	153	418
45-54 years	347	291	638
55-64 years	573	679	1,252
65-74 years	219	1,246	1,465
75-84 years	95	718	813
85+ years	40	239	279
Race	1,779	3,449	5,228
White	1,075	2,720	3,795
Black	231	330	561
American Indian/Alaskan	25	40	65
Other	59	164	223
Unknown	389	195	584
Other race includes Asian, native Hawaiian/Pacific Islander, or other.			
Ethnicity	1,779	3,449	5,228
Hispanic	68	43	111
Non-Hispanic	1,379	2,768	4,147
Unknown	332	638	970
Gender	1,779	3,449	5,228
Female	694	1,921	2,615
Male	1,084	1,528	2,612
Unknown	1	0	1

