

COVID-19: Florida vaccine summary

Vaccination data through Apr 19, 2021 as of Apr 20, 2021 at 12:05 AM

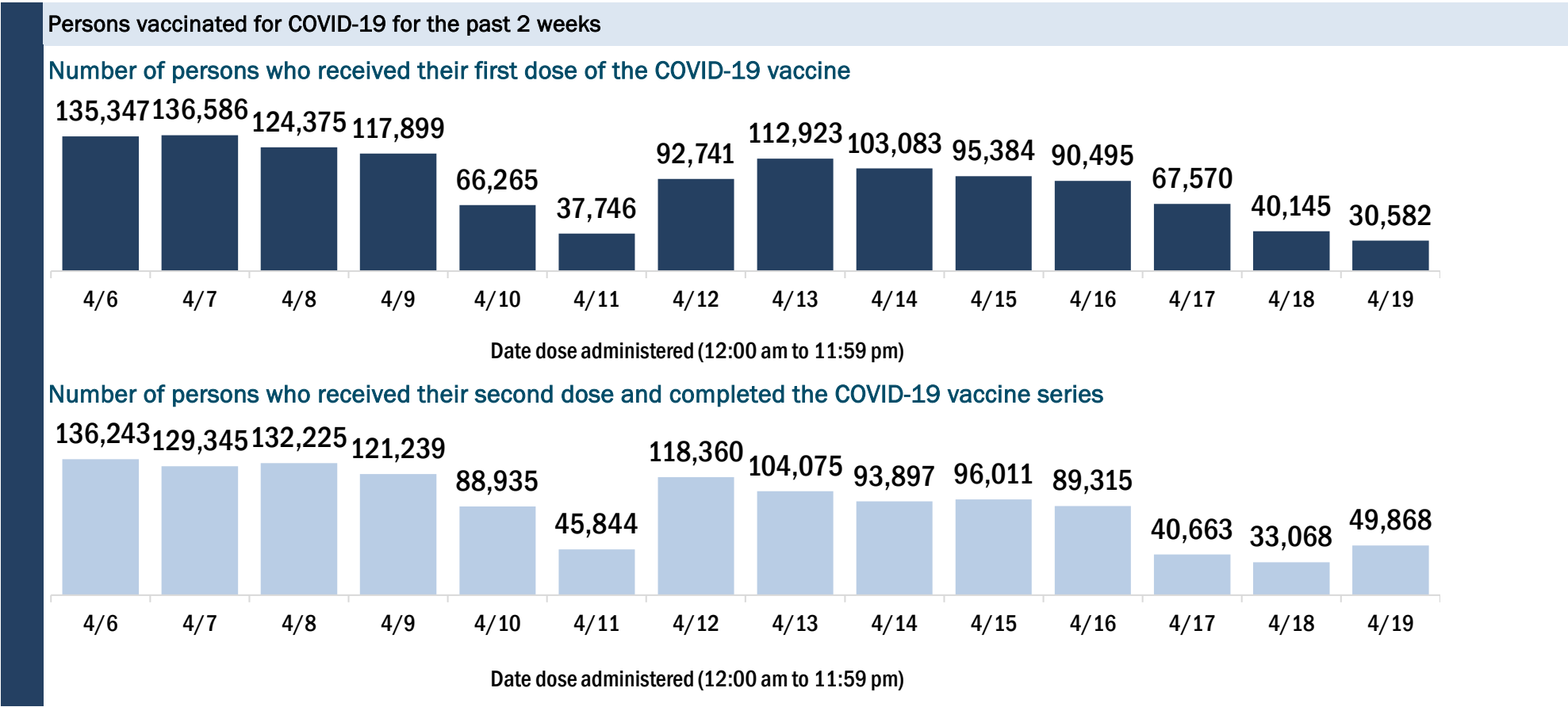
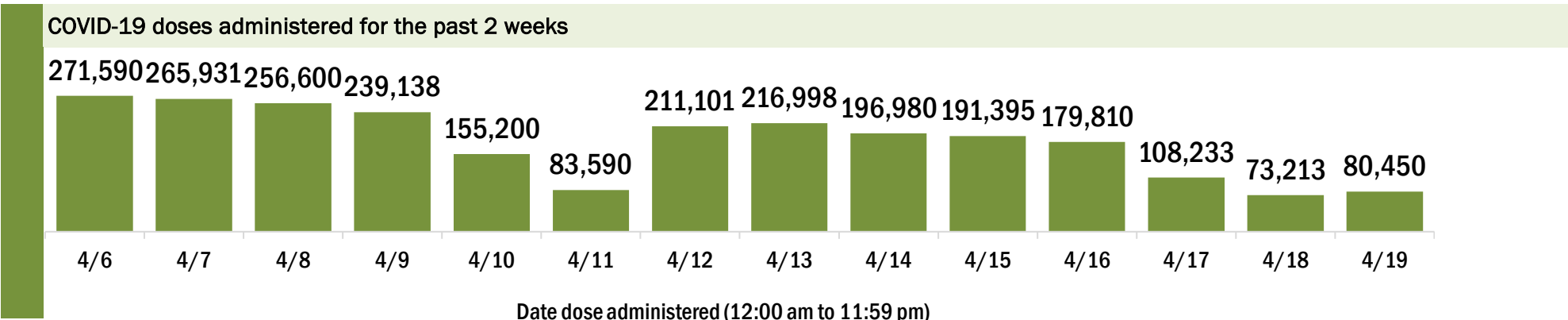
Data in this report are provisional and subject to change. Data are based on county of residence.

Data in this summary pertain to COVID-19 vaccines approved by the U.S. Food and Drug Administration and have been issued an Emergency Use Authorization (Janssen COVID-19 Vaccine, Moderna COVID-19 Vaccine and Pfizer-BioNTech COVID-19 Vaccine). These data summarize the number of people who have received either their first dose or have completed the series for a COVID-19 vaccine. **A person can only be counted in one category, first dose or series complete.** For persons receiving Moderna or Pfizer vaccines, once they receive their second dose, they are moved from the first dose column to the series completed column. **Because of this, the total first dose category may show a change from report to report not matching the total receiving their first dose from the previous day.** Persons receiving Johnson & Johnson vaccines will always be counted in the series completed column.

COVID-19 doses for vaccinated persons in Florida	
Doses administered	12,814,856
People receiving one dose of a 1-dose series (Johnson & Johnson) or receiving only one dose of a 2-dose series (Moderna, Pfizer) count once. Persons receiving both doses of a 2-dose series count twice.	

Current status of persons vaccinated for COVID-19 in Florida	
Total people vaccinated	8,143,599
First dose	2,943,621
Series completed	5,199,978
Completed 1-dose series	528,721
Completed 2-dose series	4,671,257
First dose: current number of people who have only received their first dose of the Moderna or Pfizer vaccine.	
Series complete: current number of people who have received both Moderna or Pfizer vaccine doses or one Johnson & Johnson dose and are considered fully immunized.	

Demographic summary	First dose	Series complete	Total people vaccinated
Age group	2,943,621	5,199,978	8,143,599
16-24 years	273,165	122,284	395,449
25-34 years	341,433	270,805	612,238
35-44 years	441,634	370,181	811,815
45-54 years	547,410	551,075	1,098,485
55-64 years	637,935	984,590	1,622,525
65-74 years	390,216	1,640,882	2,031,098
75-84 years	223,225	946,478	1,169,703
85+ years	88,603	313,683	402,286
Race	2,943,621	5,199,978	8,143,599
White	1,874,576	3,606,598	5,481,174
Black	204,142	342,925	547,067
American Indian/Alaskan	11,484	17,740	29,224
Other	329,224	523,873	853,097
Unknown	524,195	708,842	1,233,037
Other race includes Asian, native Hawaiian/Pacific Islander, or other.			
Ethnicity	2,943,621	5,199,978	8,143,599
Hispanic	539,916	689,499	1,229,415
Non-Hispanic	1,369,757	2,834,335	4,204,092
Unknown	1,033,948	1,676,144	2,710,092
Gender	2,943,621	5,199,978	8,143,599
Female	1,556,118	2,961,904	4,518,022
Male	1,373,819	2,230,674	3,604,493
Unknown	13,684	7,400	21,084



COVID-19: Alachua County vaccine summary

Vaccination data through Apr 19, 2021 as of Apr 20, 2021 at 12:05 AM

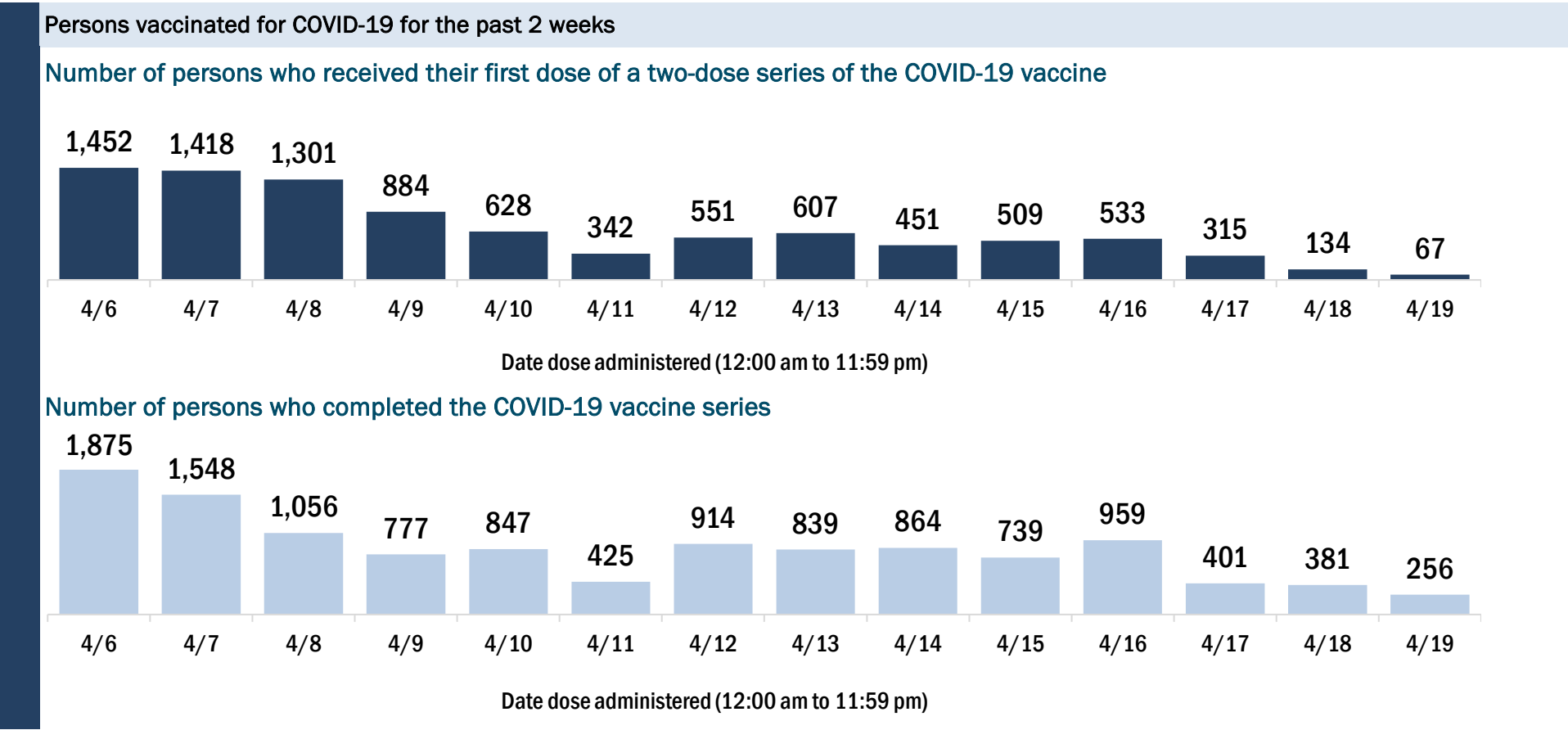
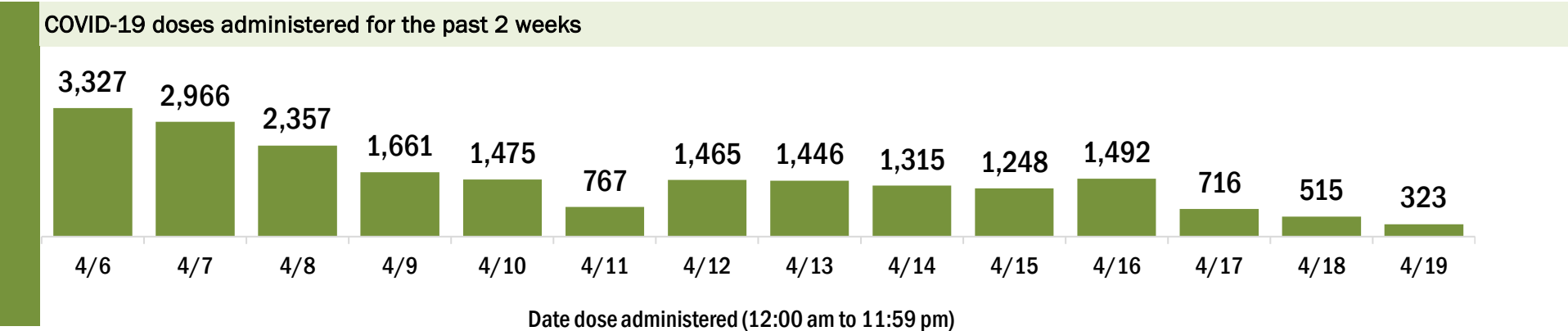
Data in this report are provisional and subject to change.

Data in this summary pertain to COVID-19 vaccines approved by the U.S. Food and Drug Administration and have been issued an Emergency Use Authorization (Janssen COVID-19 Vaccine, Moderna COVID-19 Vaccine and Pfizer-BioNTech COVID-19 Vaccine). These data summarize the number of people who have received either their first dose or have completed the series for a COVID-19 vaccine. **A person can only be counted in one category, first dose or series complete.** For persons receiving Moderna or Pfizer vaccines, once they receive their second dose, they are moved from the first dose column to the series completed column. **Because of this, the total first dose category may show a change from report to report not matching the total receiving their first dose from the previous day.** Persons receiving Johnson & Johnson vaccines will always be counted in the series completed column.

COVID-19 doses for vaccinated persons in Florida	
Doses administered	168,362
People receiving one dose of a 1-dose series (Johnson & Johnson) or receiving only one dose of a 2-dose series (Moderna, Pfizer) count once. Persons receiving both doses of a 2-dose series count twice.	

Current status of persons vaccinated for COVID-19 in Florida	
Total people vaccinated	101,012
First dose	29,380
Series completed	71,632
Completed 1-dose series	4,282
Completed 2-dose series	67,350
First dose: current number of people who have only received their first dose of the Moderna or Pfizer vaccine.	
Series complete: current number of people who have received both Moderna or Pfizer vaccine doses or one Johnson & Johnson dose and are considered fully immunized.	

Demographic summary	First dose	Series complete	Total people vaccinated
Age group	29,380	71,632	101,012
16-24 years	5,279	5,321	10,600
25-34 years	5,058	10,004	15,062
35-44 years	4,875	7,869	12,744
45-54 years	5,132	7,707	12,839
55-64 years	5,759	11,110	16,869
65-74 years	1,978	17,546	19,524
75-84 years	877	8,843	9,720
85+ years	422	3,232	3,654
Race	29,380	71,632	101,012
White	18,502	50,633	69,135
Black	3,447	6,979	10,426
American Indian/Alaskan	96	222	318
Other	4,496	10,365	14,861
Unknown	2,839	3,433	6,272
Other race includes Asian, native Hawaiian/Pacific Islander, or other.			
Ethnicity	29,380	71,632	101,012
Hispanic	3,173	4,485	7,658
Non-Hispanic	16,860	48,939	65,799
Unknown	9,347	18,208	27,555
Gender	29,380	71,632	101,012
Female	15,466	42,440	57,906
Male	13,844	29,160	43,004
Unknown	70	32	102



COVID-19: Baker County vaccine summary

Vaccination data through Apr 19, 2021 as of Apr 20, 2021 at 12:05 AM

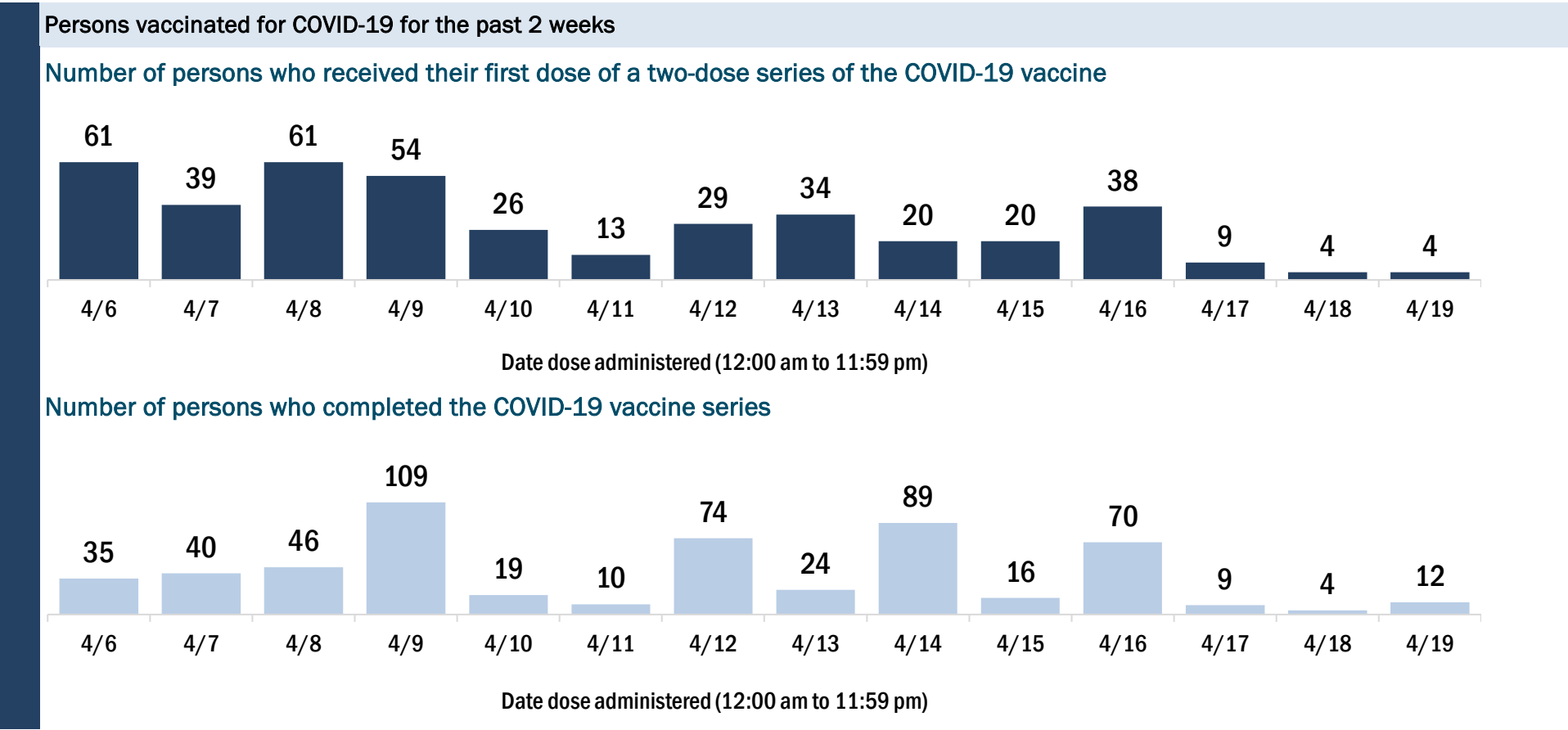
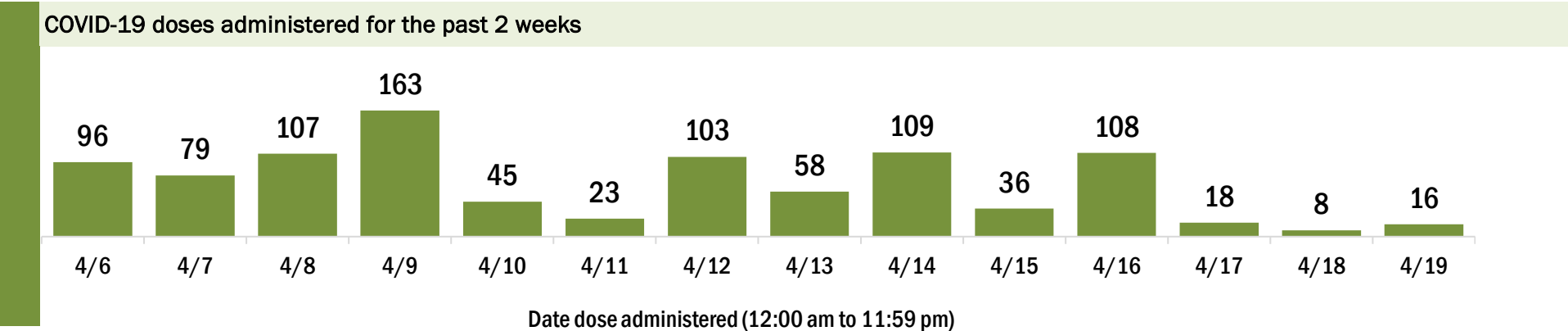
Data in this report are provisional and subject to change.

Data in this summary pertain to COVID-19 vaccines approved by the U.S. Food and Drug Administration and have been issued an Emergency Use Authorization (Janssen COVID-19 Vaccine, Moderna COVID-19 Vaccine and Pfizer-BioNTech COVID-19 Vaccine). These data summarize the number of people who have received either their first dose or have completed the series for a COVID-19 vaccine. **A person can only be counted in one category, first dose or series complete.** For persons receiving Moderna or Pfizer vaccines, once they receive their second dose, they are moved from the first dose column to the series completed column. **Because of this, the total first dose category may show a change from report to report not matching the total receiving their first dose from the previous day.** Persons receiving Johnson & Johnson vaccines will always be counted in the series completed column.

COVID-19 doses for vaccinated persons in Florida	
Doses administered	8,111
People receiving one dose of a 1-dose series (Johnson & Johnson) or receiving only one dose of a 2-dose series (Moderna, Pfizer) count once. Persons receiving both doses of a 2-dose series count twice.	

Current status of persons vaccinated for COVID-19 in Florida	
Total people vaccinated	4,835
First dose	1,418
Series completed	3,417
Completed 1-dose series	141
Completed 2-dose series	3,276
First dose: current number of people who have only received their first dose of the Moderna or Pfizer vaccine.	
Series complete: current number of people who have received both Moderna or Pfizer vaccine doses or one Johnson & Johnson dose and are considered fully immunized.	

Demographic summary	First dose	Series complete	Total people vaccinated
Age group	1,418	3,417	4,835
16-24 years	81	54	135
25-34 years	112	134	246
35-44 years	190	191	381
45-54 years	309	302	611
55-64 years	458	652	1,110
65-74 years	149	1,246	1,395
75-84 years	80	657	737
85+ years	39	181	220
Race	1,418	3,417	4,835
White	1,121	2,697	3,818
Black	132	306	438
American Indian/Alaskan	5	20	25
Other	101	200	301
Unknown	59	194	253
Other race includes Asian, native Hawaiian/Pacific Islander, or other.			
Ethnicity	1,418	3,417	4,835
Hispanic	51	57	108
Non-Hispanic	1,150	2,396	3,546
Unknown	217	964	1,181
Gender	1,418	3,417	4,835
Female	768	1,924	2,692
Male	648	1,493	2,141
Unknown	2	0	2



COVID-19: Bay County vaccine summary

Vaccination data through Apr 19, 2021 as of Apr 20, 2021 at 12:05 AM

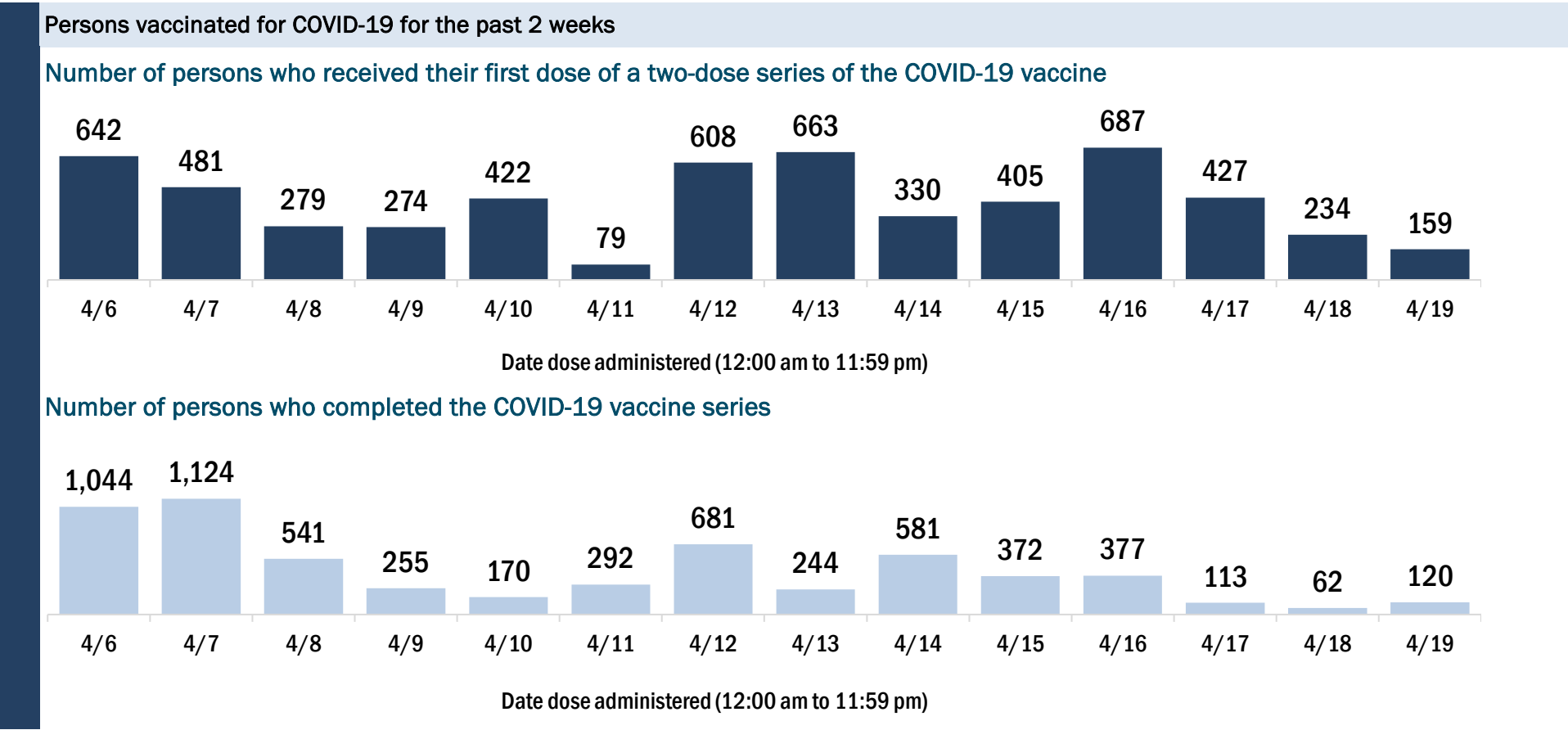
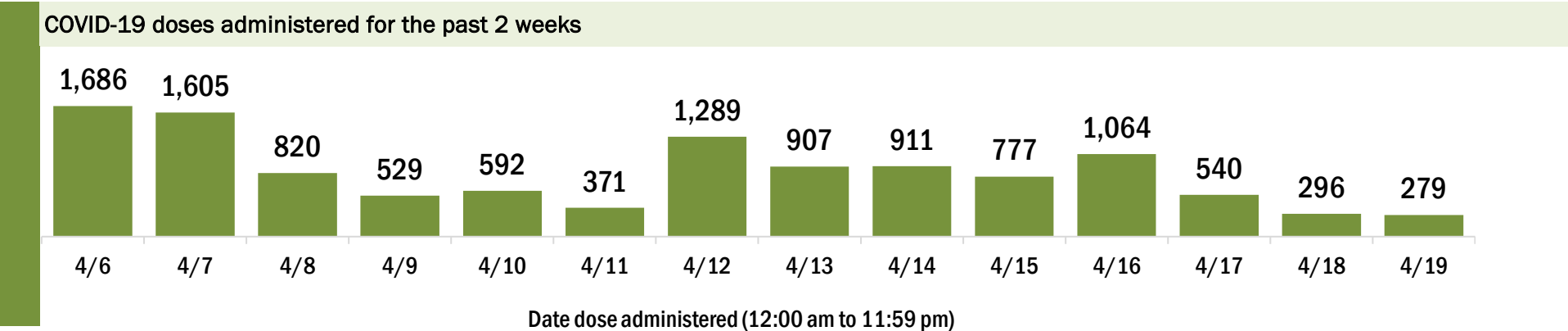
Data in this report are provisional and subject to change.

Data in this summary pertain to COVID-19 vaccines approved by the U.S. Food and Drug Administration and have been issued an Emergency Use Authorization (Janssen COVID-19 Vaccine, Moderna COVID-19 Vaccine and Pfizer-BioNTech COVID-19 Vaccine). These data summarize the number of people who have received either their first dose or have completed the series for a COVID-19 vaccine. **A person can only be counted in one category, first dose or series complete.** For persons receiving Moderna or Pfizer vaccines, once they receive their second dose, they are moved from the first dose column to the series completed column. **Because of this, the total first dose category may show a change from report to report not matching the total receiving their first dose from the previous day.** Persons receiving Johnson & Johnson vaccines will always be counted in the series completed column.

COVID-19 doses for vaccinated persons in Florida	
Doses administered	78,440
People receiving one dose of a 1-dose series (Johnson & Johnson) or receiving only one dose of a 2-dose series (Moderna, Pfizer) count once. Persons receiving both doses of a 2-dose series count twice.	

Current status of persons vaccinated for COVID-19 in Florida	
Total people vaccinated	48,536
First dose	13,638
Series completed	34,898
Completed 1-dose series	4,994
Completed 2-dose series	29,904
First dose: current number of people who have only received their first dose of the Moderna or Pfizer vaccine.	
Series complete: current number of people who have received both Moderna or Pfizer vaccine doses or one Johnson & Johnson dose and are considered fully immunized.	

Demographic summary	First dose	Series complete	Total people vaccinated
Age group	13,638	34,898	48,536
16-24 years	1,149	635	1,784
25-34 years	1,466	1,480	2,946
35-44 years	1,867	2,574	4,441
45-54 years	2,477	3,762	6,239
55-64 years	3,595	7,621	11,216
65-74 years	1,879	11,372	13,251
75-84 years	887	5,687	6,574
85+ years	318	1,767	2,085
Race	13,638	34,898	48,536
White	8,568	24,807	33,375
Black	893	2,262	3,155
American Indian/Alaskan	62	167	229
Other	1,513	2,779	4,292
Unknown	2,602	4,883	7,485
Other race includes Asian, native Hawaiian/Pacific Islander, or other.			
Ethnicity	13,638	34,898	48,536
Hispanic	979	1,151	2,130
Non-Hispanic	7,655	21,438	29,093
Unknown	5,004	12,309	17,313
Gender	13,638	34,898	48,536
Female	7,447	19,540	26,987
Male	6,189	15,352	21,541
Unknown	2	6	8



COVID-19: Bradford County vaccine summary

Vaccination data through Apr 19, 2021 as of Apr 20, 2021 at 12:05 AM

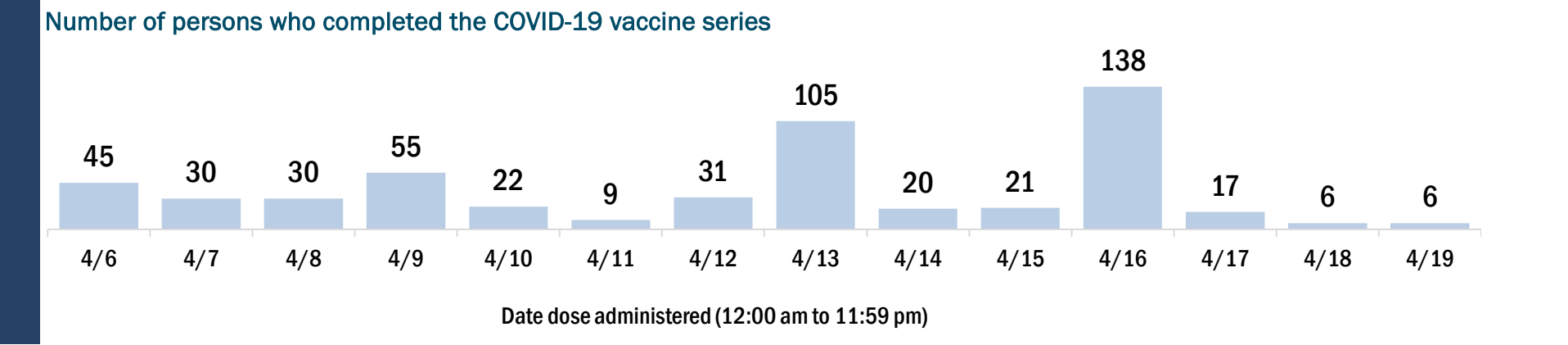
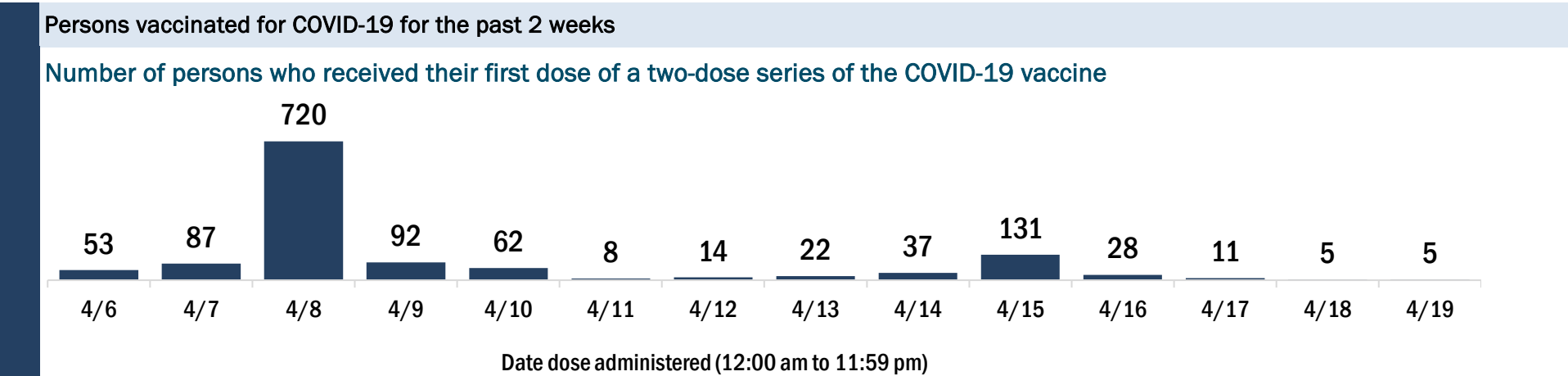
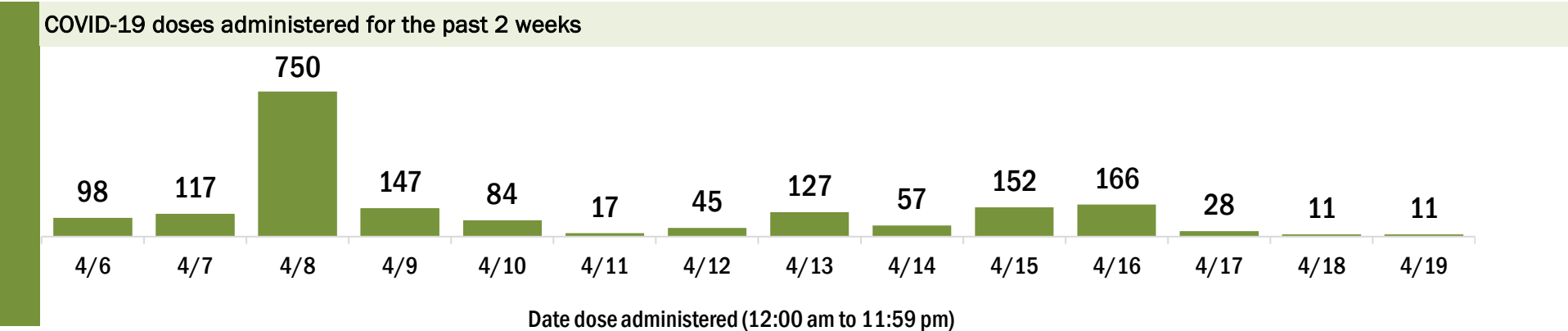
Data in this report are provisional and subject to change.

Data in this summary pertain to COVID-19 vaccines approved by the U.S. Food and Drug Administration and have been issued an Emergency Use Authorization (Janssen COVID-19 Vaccine, Moderna COVID-19 Vaccine and Pfizer-BioNTech COVID-19 Vaccine). These data summarize the number of people who have received either their first dose or have completed the series for a COVID-19 vaccine. **A person can only be counted in one category, first dose or series complete.** For persons receiving Moderna or Pfizer vaccines, once they receive their second dose, they are moved from the first dose column to the series completed column. **Because of this, the total first dose category may show a change from report to report not matching the total receiving their first dose from the previous day.** Persons receiving Johnson & Johnson vaccines will always be counted in the series completed column.

COVID-19 doses for vaccinated persons in Florida	
Doses administered	9,166
People receiving one dose of a 1-dose series (Johnson & Johnson) or receiving only one dose of a 2-dose series (Moderna, Pfizer) count once. Persons receiving both doses of a 2-dose series count twice.	

Current status of persons vaccinated for COVID-19 in Florida	
Total people vaccinated	5,792
First dose	2,081
Series completed	3,711
Completed 1-dose series	337
Completed 2-dose series	3,374
First dose: current number of people who have only received their first dose of the Moderna or Pfizer vaccine.	
Series complete: current number of people who have received both Moderna or Pfizer vaccine doses or one Johnson & Johnson dose and are considered fully immunized.	

Demographic summary	First dose	Series complete	Total people vaccinated
Age group	2,081	3,711	5,792
16-24 years	120	34	154
25-34 years	213	116	329
35-44 years	387	137	524
45-54 years	480	279	759
55-64 years	588	718	1,306
65-74 years	189	1,375	1,564
75-84 years	77	796	873
85+ years	27	256	283
Race	2,081	3,711	5,792
White	1,286	2,818	4,104
Black	567	434	1,001
American Indian/Alaskan	9	24	33
Other	152	309	461
Unknown	67	126	193
Other race includes Asian, native Hawaiian/Pacific Islander, or other.			
Ethnicity	2,081	3,711	5,792
Hispanic	124	44	168
Non-Hispanic	1,661	3,236	4,897
Unknown	296	431	727
Gender	2,081	3,711	5,792
Female	713	2,185	2,898
Male	1,367	1,526	2,893
Unknown	1	0	1



COVID-19: Brevard County vaccine summary

Vaccination data through Apr 19, 2021 as of Apr 20, 2021 at 12:05 AM

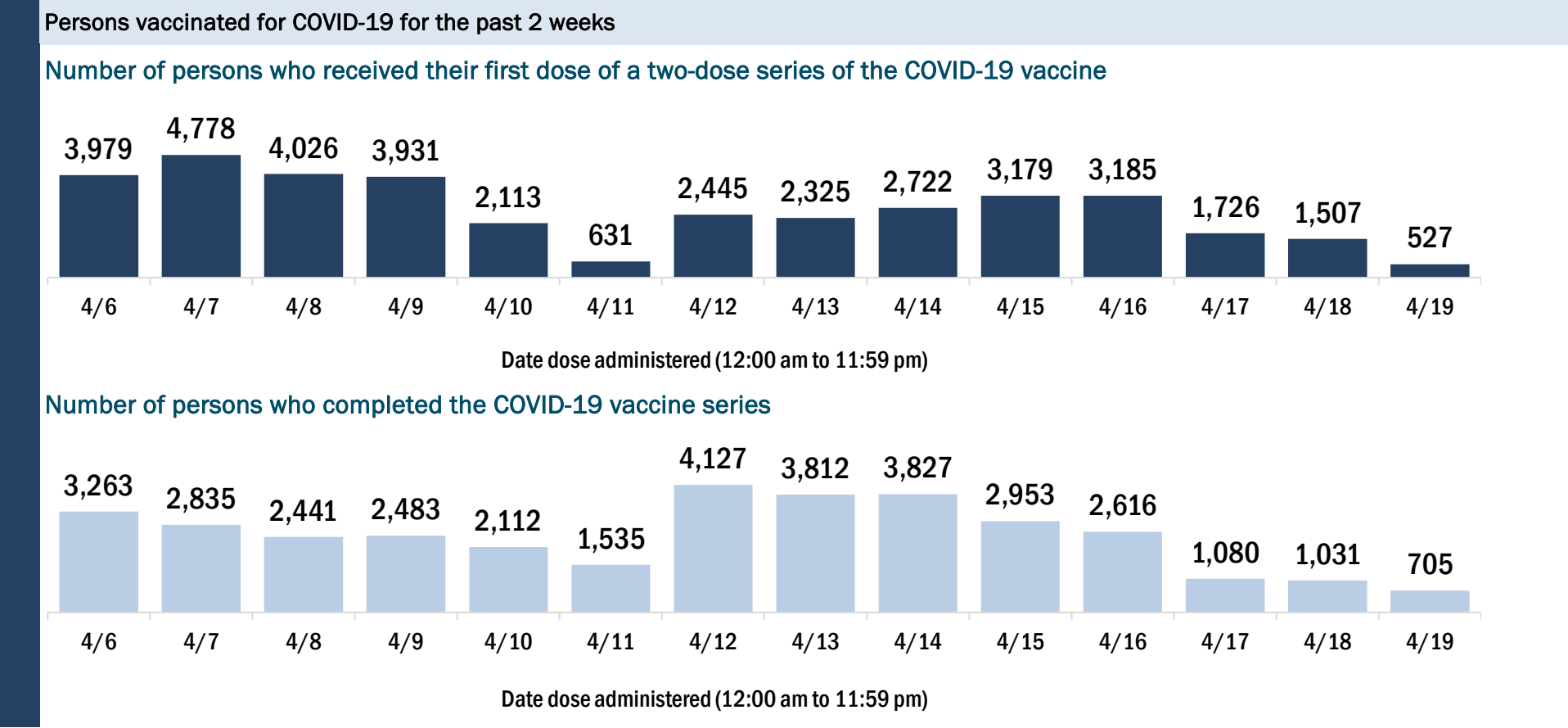
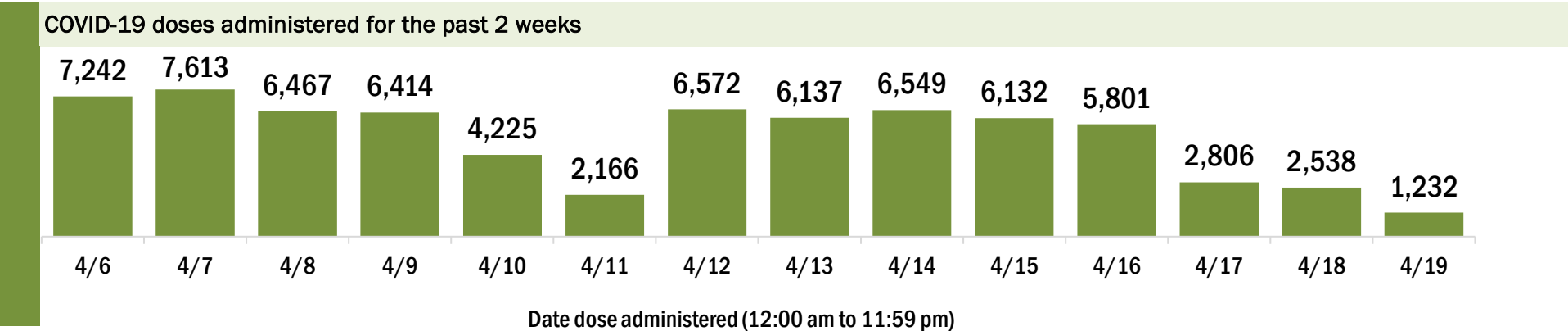
Data in this report are provisional and subject to change.

Data in this summary pertain to COVID-19 vaccines approved by the U.S. Food and Drug Administration and have been issued an Emergency Use Authorization (Janssen COVID-19 Vaccine, Moderna COVID-19 Vaccine and Pfizer-BioNTech COVID-19 Vaccine). These data summarize the number of people who have received either their first dose or have completed the series for a COVID-19 vaccine. **A person can only be counted in one category, first dose or series complete.** For persons receiving Moderna or Pfizer vaccines, once they receive their second dose, they are moved from the first dose column to the series completed column. **Because of this, the total first dose category may show a change from report to report not matching the total receiving their first dose from the previous day.** Persons receiving Johnson & Johnson vaccines will always be counted in the series completed column.

COVID-19 doses for vaccinated persons in Florida	
Doses administered	348,363
People receiving one dose of a 1-dose series (Johnson & Johnson) or receiving only one dose of a 2-dose series (Moderna, Pfizer) count once. Persons receiving both doses of a 2-dose series count twice.	

Current status of persons vaccinated for COVID-19 in Florida	
Total people vaccinated	224,639
First dose	85,296
Series completed	139,343
Completed 1-dose series	15,619
Completed 2-dose series	123,724
First dose: current number of people who have only received their first dose of the Moderna or Pfizer vaccine.	
Series complete: current number of people who have received both Moderna or Pfizer vaccine doses or one Johnson & Johnson dose and are considered fully immunized.	

Demographic summary	First dose	Series complete	Total people vaccinated
Age group	85,296	139,343	224,639
16-24 years	6,638	2,136	8,774
25-34 years	8,739	4,895	13,634
35-44 years	11,220	7,077	18,297
45-54 years	14,302	11,745	26,047
55-64 years	22,745	27,743	50,488
65-74 years	11,963	48,116	60,079
75-84 years	6,821	27,593	34,414
85+ years	2,868	10,038	12,906
Race	85,296	139,343	224,639
White	56,154	95,183	151,337
Black	5,279	7,054	12,333
American Indian/Alaskan	449	609	1,058
Other	8,244	12,139	20,383
Unknown	15,170	24,358	39,528
Other race includes Asian, native Hawaiian/Pacific Islander, or other.			
Ethnicity	85,296	139,343	224,639
Hispanic	6,984	5,406	12,390
Non-Hispanic	49,709	75,586	125,295
Unknown	28,603	58,351	86,954
Gender	85,296	139,343	224,639
Female	45,392	81,640	127,032
Male	39,755	57,496	97,251
Unknown	149	207	356



COVID-19: Broward County vaccine summary

Vaccination data through Apr 19, 2021 as of Apr 20, 2021 at 12:05 AM

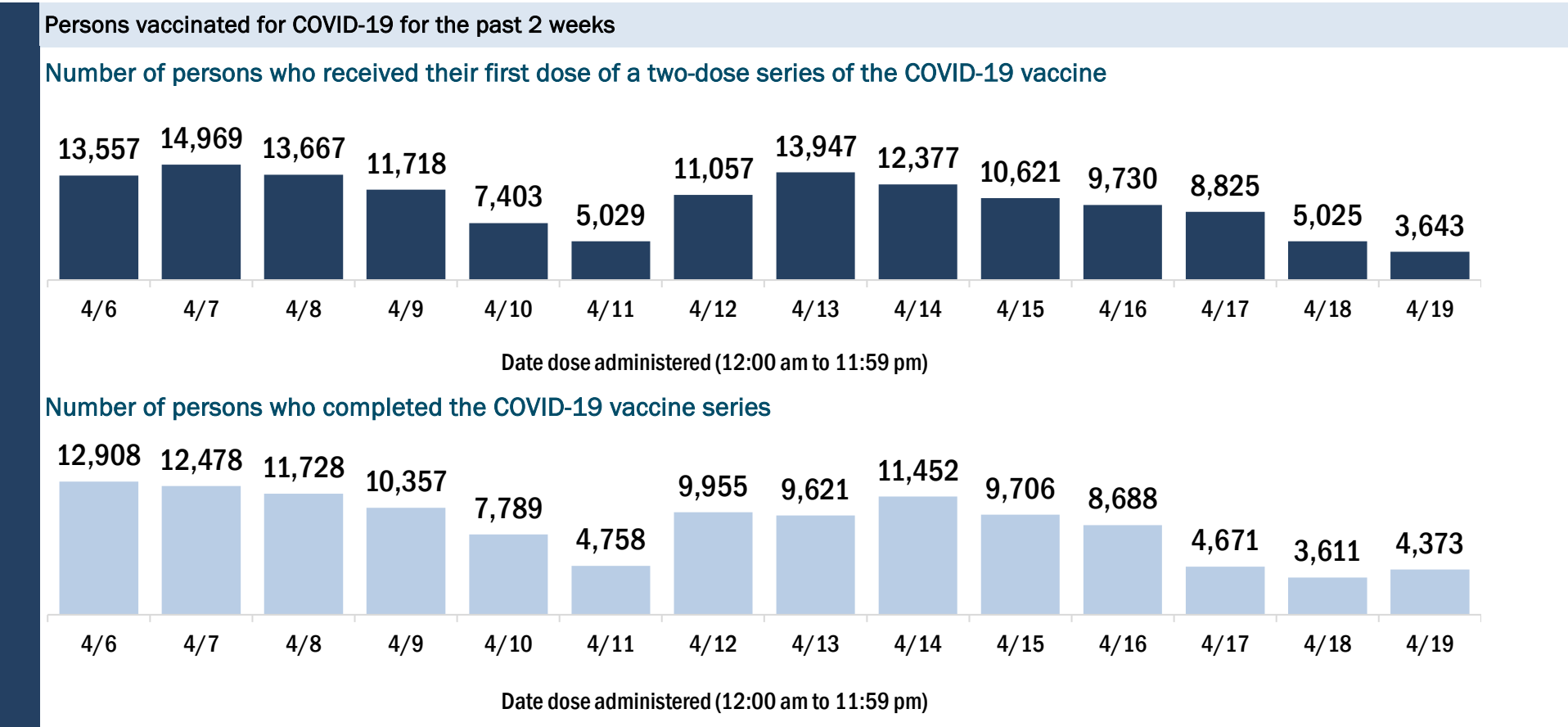
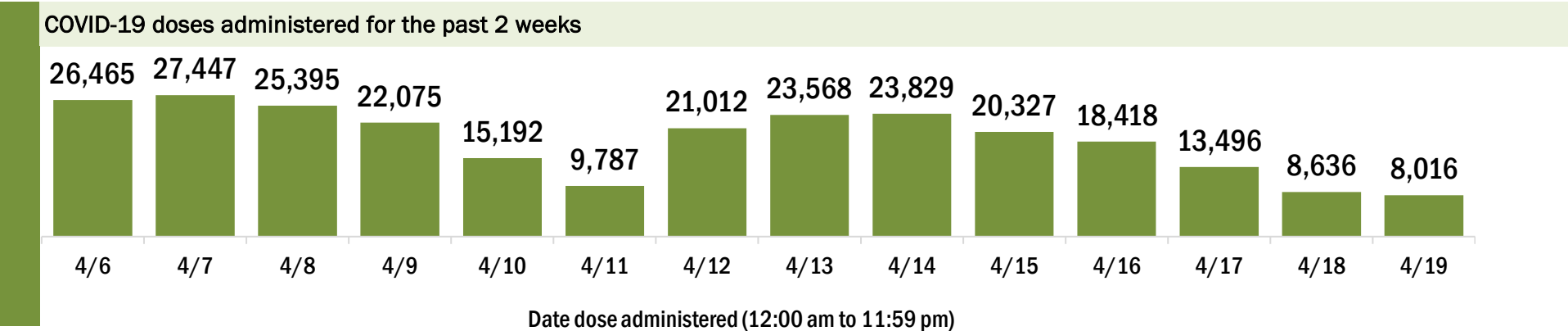
Data in this report are provisional and subject to change.

Data in this summary pertain to COVID-19 vaccines approved by the U.S. Food and Drug Administration and have been issued an Emergency Use Authorization (Janssen COVID-19 Vaccine, Moderna COVID-19 Vaccine and Pfizer-BioNTech COVID-19 Vaccine). These data summarize the number of people who have received either their first dose or have completed the series for a COVID-19 vaccine. **A person can only be counted in one category, first dose or series complete.** For persons receiving Moderna or Pfizer vaccines, once they receive their second dose, they are moved from the first dose column to the series completed column. **Because of this, the total first dose category may show a change from report to report not matching the total receiving their first dose from the previous day.** Persons receiving Johnson & Johnson vaccines will always be counted in the series completed column.

COVID-19 doses for vaccinated persons in Florida	
Doses administered	1,171,158
People receiving one dose of a 1-dose series (Johnson & Johnson) or receiving only one dose of a 2-dose series (Moderna, Pfizer) count once. Persons receiving both doses of a 2-dose series count twice.	

Current status of persons vaccinated for COVID-19 in Florida	
Total people vaccinated	749,410
First dose	285,261
Series completed	464,149
Completed 1-dose series	42,401
Completed 2-dose series	421,748
First dose: current number of people who have only received their first dose of the Moderna or Pfizer vaccine.	
Series complete: current number of people who have received both Moderna or Pfizer vaccine doses or one Johnson & Johnson dose and are considered fully immunized.	

Demographic summary	First dose	Series complete	Total people vaccinated
Age group	285,261	464,149	749,410
16-24 years	28,334	13,123	41,457
25-34 years	34,653	26,644	61,297
35-44 years	49,490	40,374	89,864
45-54 years	60,187	65,633	125,820
55-64 years	58,129	105,182	163,311
65-74 years	30,824	125,286	156,110
75-84 years	16,161	64,291	80,452
85+ years	7,483	23,616	31,099
Race	285,261	464,149	749,410
White	158,089	297,379	455,468
Black	35,187	56,272	91,459
American Indian/Alaskan	935	2,010	2,945
Other	35,800	51,838	87,638
Unknown	55,250	56,650	111,900
Other race includes Asian, native Hawaiian/Pacific Islander, or other.			
Ethnicity	285,261	464,149	749,410
Hispanic	75,163	95,689	170,852
Non-Hispanic	114,001	241,801	355,802
Unknown	96,097	126,659	222,756
Gender	285,261	464,149	749,410
Female	148,619	258,107	406,726
Male	135,720	205,347	341,067
Unknown	922	695	1,617



COVID-19: Calhoun County vaccine summary

Vaccination data through Apr 19, 2021 as of Apr 20, 2021 at 12:05 AM

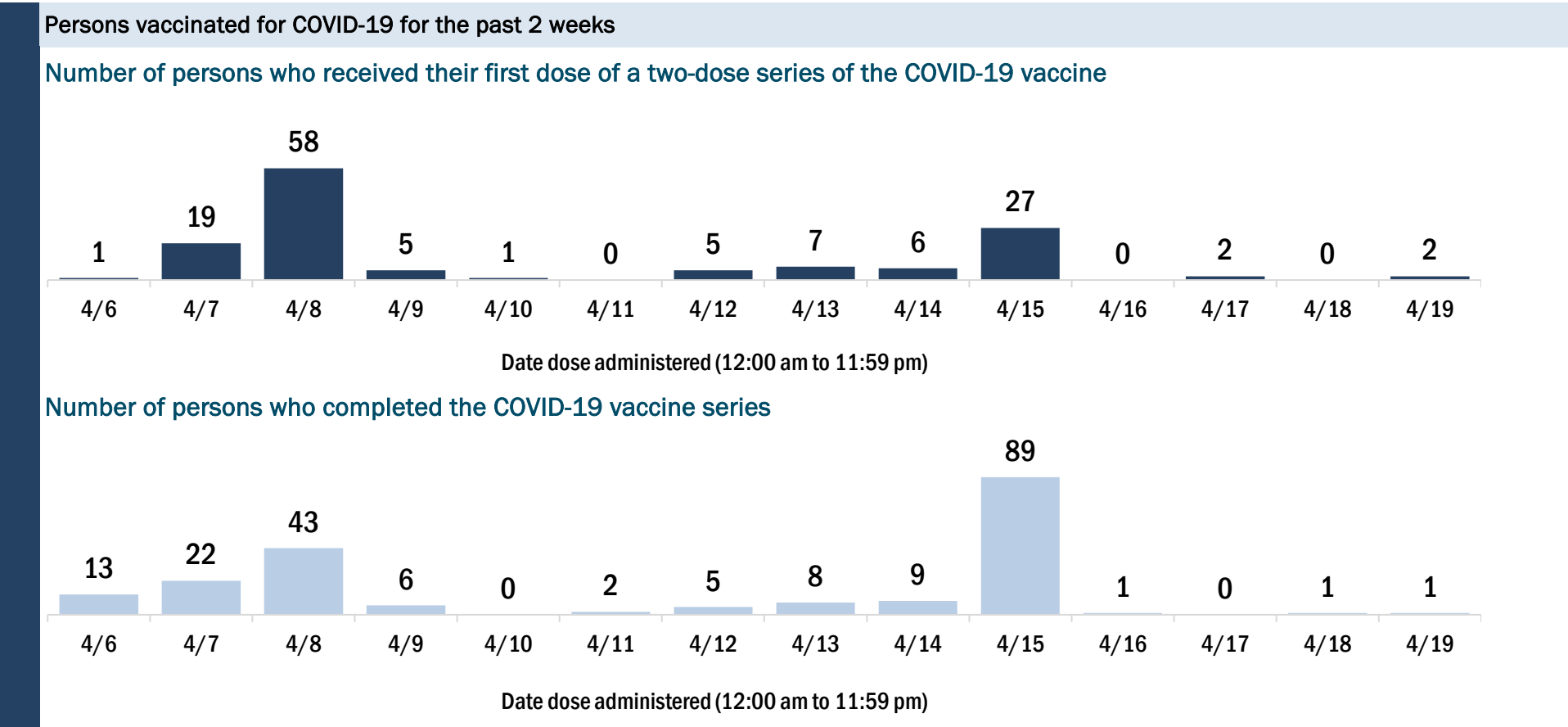
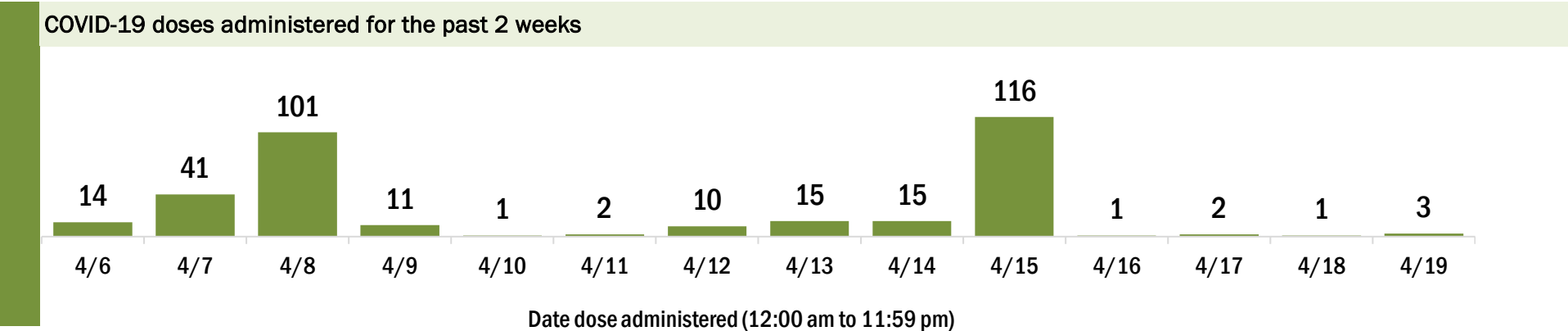
Data in this report are provisional and subject to change.

Data in this summary pertain to COVID-19 vaccines approved by the U.S. Food and Drug Administration and have been issued an Emergency Use Authorization (Janssen COVID-19 Vaccine, Moderna COVID-19 Vaccine and Pfizer-BioNTech COVID-19 Vaccine). These data summarize the number of people who have received either their first dose or have completed the series for a COVID-19 vaccine. **A person can only be counted in one category, first dose or series complete.** For persons receiving Moderna or Pfizer vaccines, once they receive their second dose, they are moved from the first dose column to the series completed column. **Because of this, the total first dose category may show a change from report to report not matching the total receiving their first dose from the previous day.** Persons receiving Johnson & Johnson vaccines will always be counted in the series completed column.

COVID-19 doses for vaccinated persons in Florida	
Doses administered	4,611
People receiving one dose of a 1-dose series (Johnson & Johnson) or receiving only one dose of a 2-dose series (Moderna, Pfizer) count once. Persons receiving both doses of a 2-dose series count twice.	

Current status of persons vaccinated for COVID-19 in Florida	
Total people vaccinated	2,649
First dose	523
Series completed	2,126
Completed 1-dose series	164
Completed 2-dose series	1,962
First dose: current number of people who have only received their first dose of the Moderna or Pfizer vaccine.	
Series complete: current number of people who have received both Moderna or Pfizer vaccine doses or one Johnson & Johnson dose and are considered fully immunized.	

Demographic summary		First dose	Series complete	Total people vaccinated
Age group		523	2,126	2,649
16-24 years		31	22	53
25-34 years		22	58	80
35-44 years		49	100	149
45-54 years		94	179	273
55-64 years		164	357	521
65-74 years		87	775	862
75-84 years		56	458	514
85+ years		20	177	197
Race		523	2,126	2,649
White		342	1,501	1,843
Black		51	137	188
American Indian/Alaskan		5	13	18
Other		53	309	362
Unknown		72	166	238
Other race includes Asian, native Hawaiian/Pacific Islander, or other.				
Ethnicity		523	2,126	2,649
Hispanic		16	40	56
Non-Hispanic		229	1,216	1,445
Unknown		278	870	1,148
Gender		523	2,126	2,649
Female		277	1,188	1,465
Male		246	937	1,183
Unknown		0	1	1



COVID-19: Charlotte County vaccine summary

Vaccination data through Apr 19, 2021 as of Apr 20, 2021 at 12:05 AM

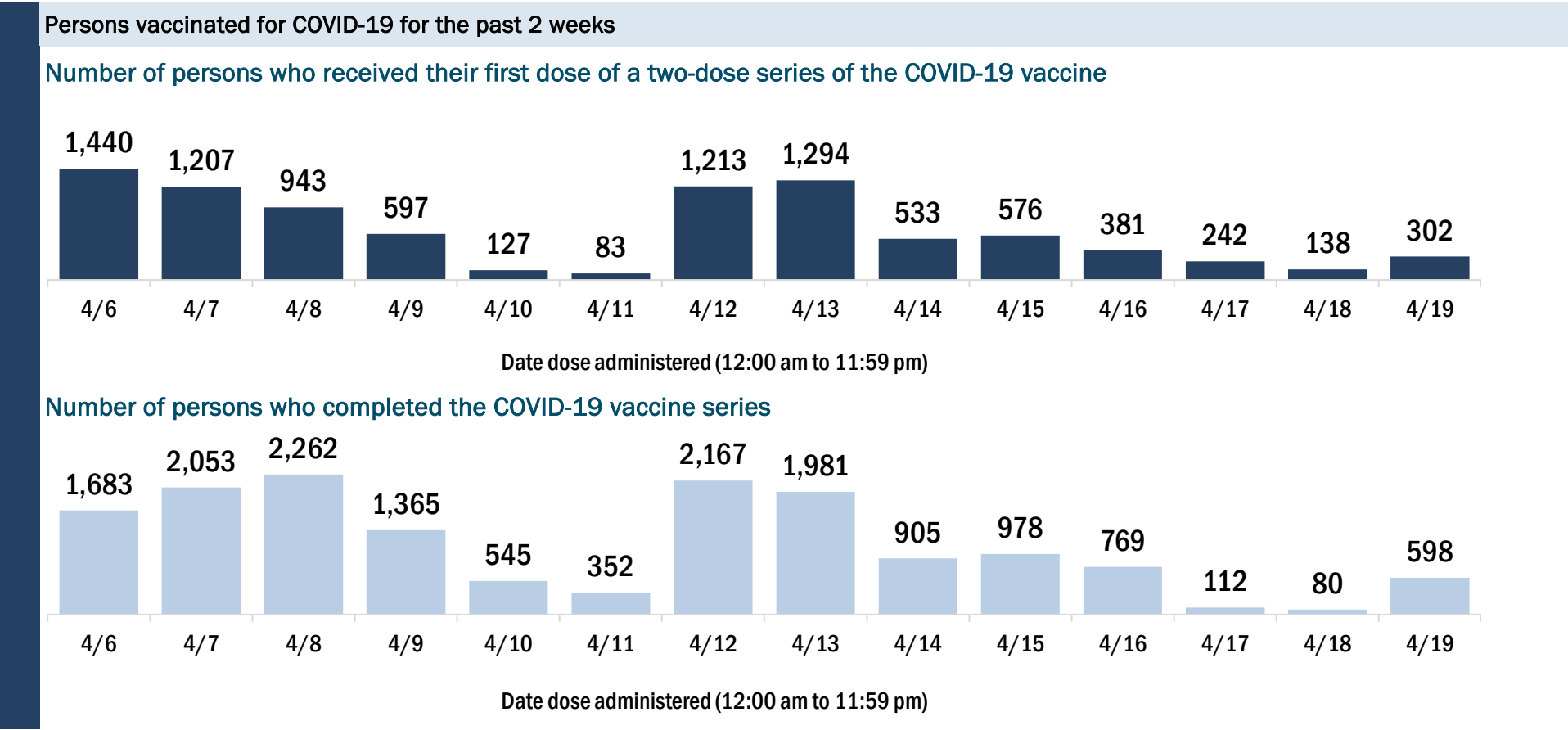
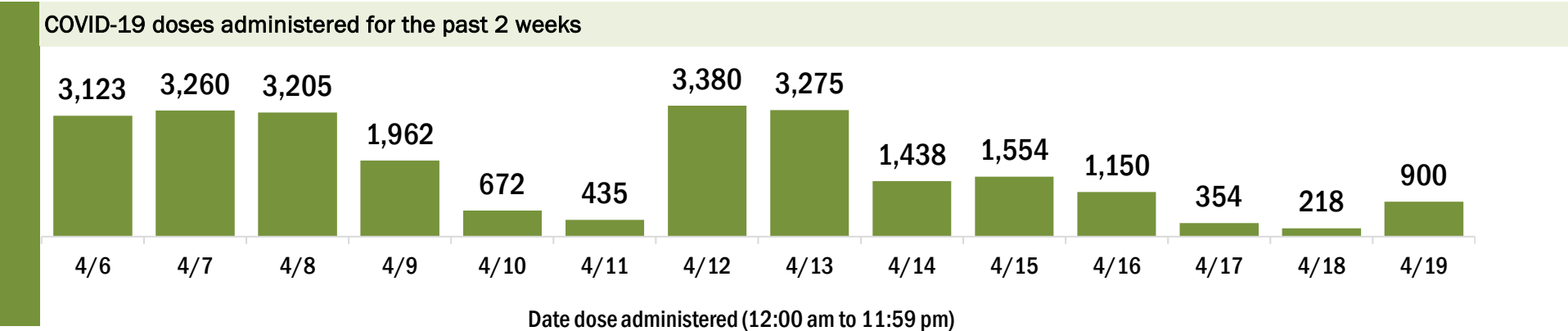
Data in this report are provisional and subject to change.

Data in this summary pertain to COVID-19 vaccines approved by the U.S. Food and Drug Administration and have been issued an Emergency Use Authorization (Janssen COVID-19 Vaccine, Moderna COVID-19 Vaccine and Pfizer-BioNTech COVID-19 Vaccine). These data summarize the number of people who have received either their first dose or have completed the series for a COVID-19 vaccine. **A person can only be counted in one category, first dose or series complete.** For persons receiving Moderna or Pfizer vaccines, once they receive their second dose, they are moved from the first dose column to the series completed column. **Because of this, the total first dose category may show a change from report to report not matching the total receiving their first dose from the previous day.** Persons receiving Johnson & Johnson vaccines will always be counted in the series completed column.

COVID-19 doses for vaccinated persons in Florida	
Doses administered	156,675
People receiving one dose of a 1-dose series (Johnson & Johnson) or receiving only one dose of a 2-dose series (Moderna, Pfizer) count once. Persons receiving both doses of a 2-dose series count twice.	

Current status of persons vaccinated for COVID-19 in Florida	
Total people vaccinated	98,599
First dose	35,180
Series completed	63,419
Completed 1-dose series	5,343
Completed 2-dose series	58,076
First dose: current number of people who have only received their first dose of the Moderna or Pfizer vaccine.	
Series complete: current number of people who have received both Moderna or Pfizer vaccine doses or one Johnson & Johnson dose and are considered fully immunized.	

Demographic summary	First dose	Series complete	Total people vaccinated
Age group	35,180	63,419	98,599
16-24 years	1,174	344	1,518
25-34 years	1,506	777	2,283
35-44 years	2,109	1,188	3,297
45-54 years	4,191	2,424	6,615
55-64 years	10,234	8,635	18,869
65-74 years	8,756	28,090	36,846
75-84 years	5,399	17,081	22,480
85+ years	1,811	4,880	6,691
Race	35,180	63,419	98,599
White	26,637	48,377	75,014
Black	1,066	984	2,050
American Indian/Alaskan	175	263	438
Other	2,317	4,102	6,419
Unknown	4,985	9,693	14,678
Other race includes Asian, native Hawaiian/Pacific Islander, or other.			
Ethnicity	35,180	63,419	98,599
Hispanic	1,489	1,219	2,708
Non-Hispanic	20,633	37,555	58,188
Unknown	13,058	24,645	37,703
Gender	35,180	63,419	98,599
Female	18,624	35,544	54,168
Male	16,528	27,847	44,375
Unknown	28	28	56



COVID-19: Citrus County vaccine summary

Vaccination data through Apr 19, 2021 as of Apr 20, 2021 at 12:05 AM

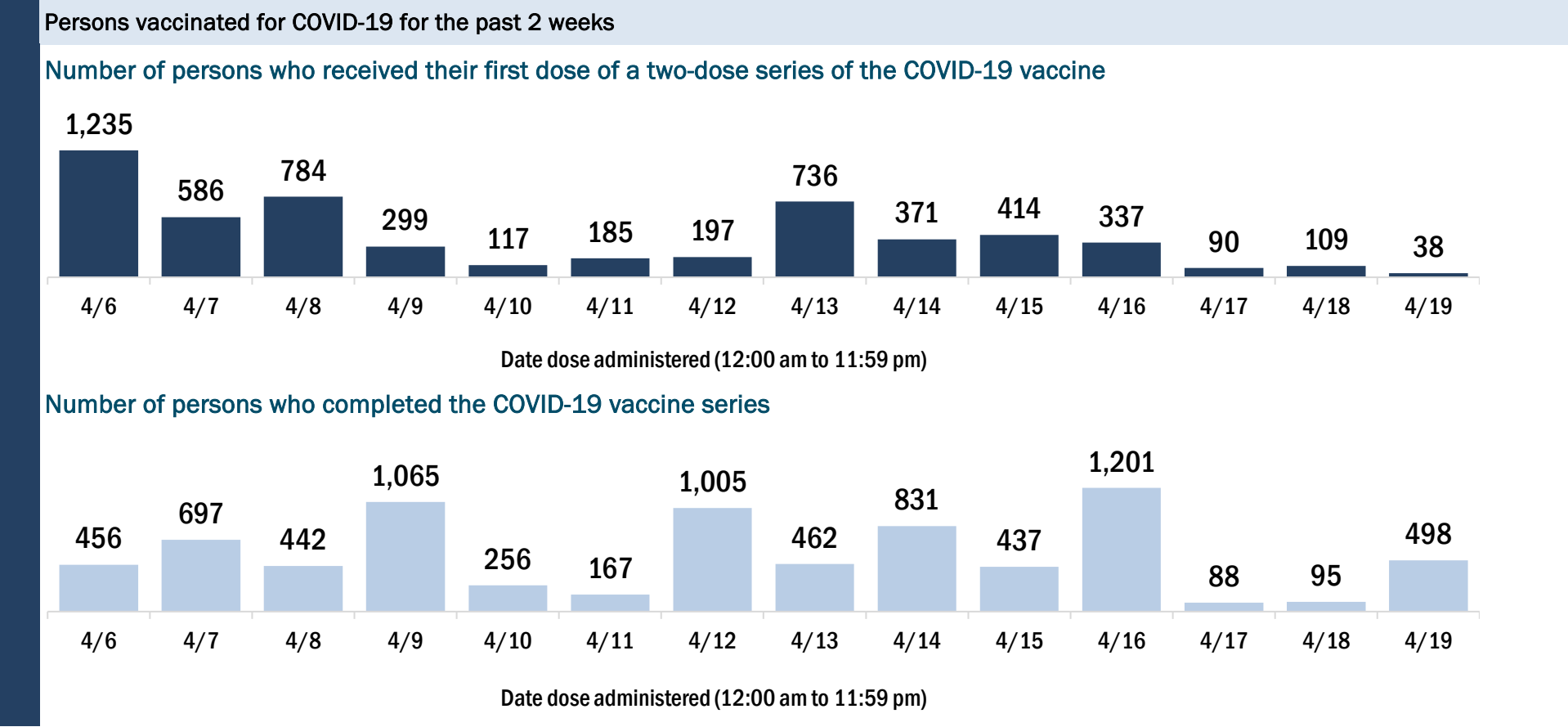
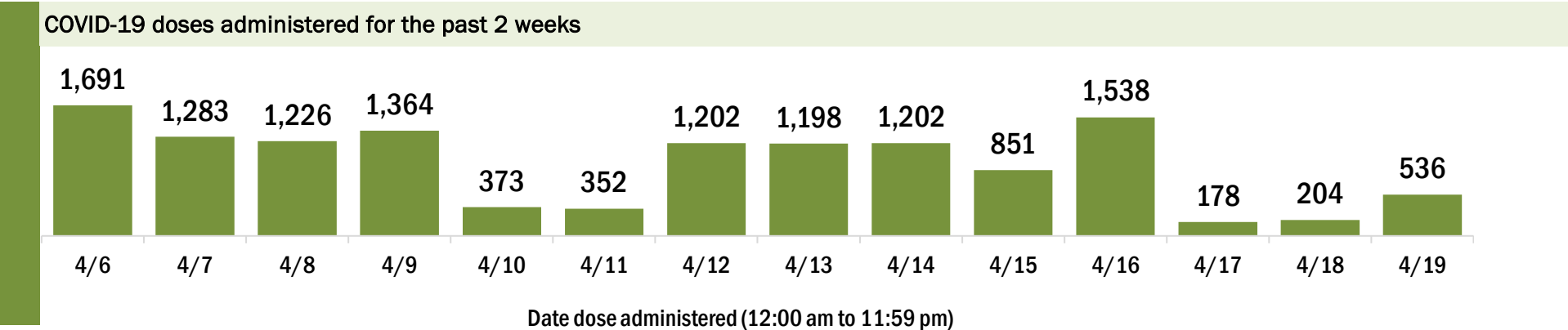
Data in this report are provisional and subject to change.

Data in this summary pertain to COVID-19 vaccines approved by the U.S. Food and Drug Administration and have been issued an Emergency Use Authorization (Janssen COVID-19 Vaccine, Moderna COVID-19 Vaccine and Pfizer-BioNTech COVID-19 Vaccine). These data summarize the number of people who have received either their first dose or have completed the series for a COVID-19 vaccine. **A person can only be counted in one category, first dose or series complete.** For persons receiving Moderna or Pfizer vaccines, once they receive their second dose, they are moved from the first dose column to the series completed column. **Because of this, the total first dose category may show a change from report to report not matching the total receiving their first dose from the previous day.** Persons receiving Johnson & Johnson vaccines will always be counted in the series completed column.

COVID-19 doses for vaccinated persons in Florida	
Doses administered	95,049
People receiving one dose of a 1-dose series (Johnson & Johnson) or receiving only one dose of a 2-dose series (Moderna, Pfizer) count once. Persons receiving both doses of a 2-dose series count twice.	

Current status of persons vaccinated for COVID-19 in Florida	
Total people vaccinated	57,138
First dose	17,777
Series completed	39,361
Completed 1-dose series	1,450
Completed 2-dose series	37,911
First dose: current number of people who have only received their first dose of the Moderna or Pfizer vaccine.	
Series complete: current number of people who have received both Moderna or Pfizer vaccine doses or one Johnson & Johnson dose and are considered fully immunized.	

Demographic summary	First dose	Series complete	Total people vaccinated
Age group	17,777	39,361	57,138
16-24 years	750	294	1,044
25-34 years	855	620	1,475
35-44 years	1,212	866	2,078
45-54 years	2,422	1,581	4,003
55-64 years	5,495	4,675	10,170
65-74 years	3,884	16,707	20,591
75-84 years	2,389	11,325	13,714
85+ years	770	3,293	4,063
Race	17,777	39,361	57,138
White	13,917	29,372	43,289
Black	359	521	880
American Indian/Alaskan	114	202	316
Other	983	2,765	3,748
Unknown	2,404	6,501	8,905
Other race includes Asian, native Hawaiian/Pacific Islander, or other.			
Ethnicity	17,777	39,361	57,138
Hispanic	929	951	1,880
Non-Hispanic	11,553	22,673	34,226
Unknown	5,295	15,737	21,032
Gender	17,777	39,361	57,138
Female	9,872	22,518	32,390
Male	7,881	16,831	24,712
Unknown	24	12	36



COVID-19: Clay County vaccine summary

Vaccination data through Apr 19, 2021 as of Apr 20, 2021 at 12:05 AM

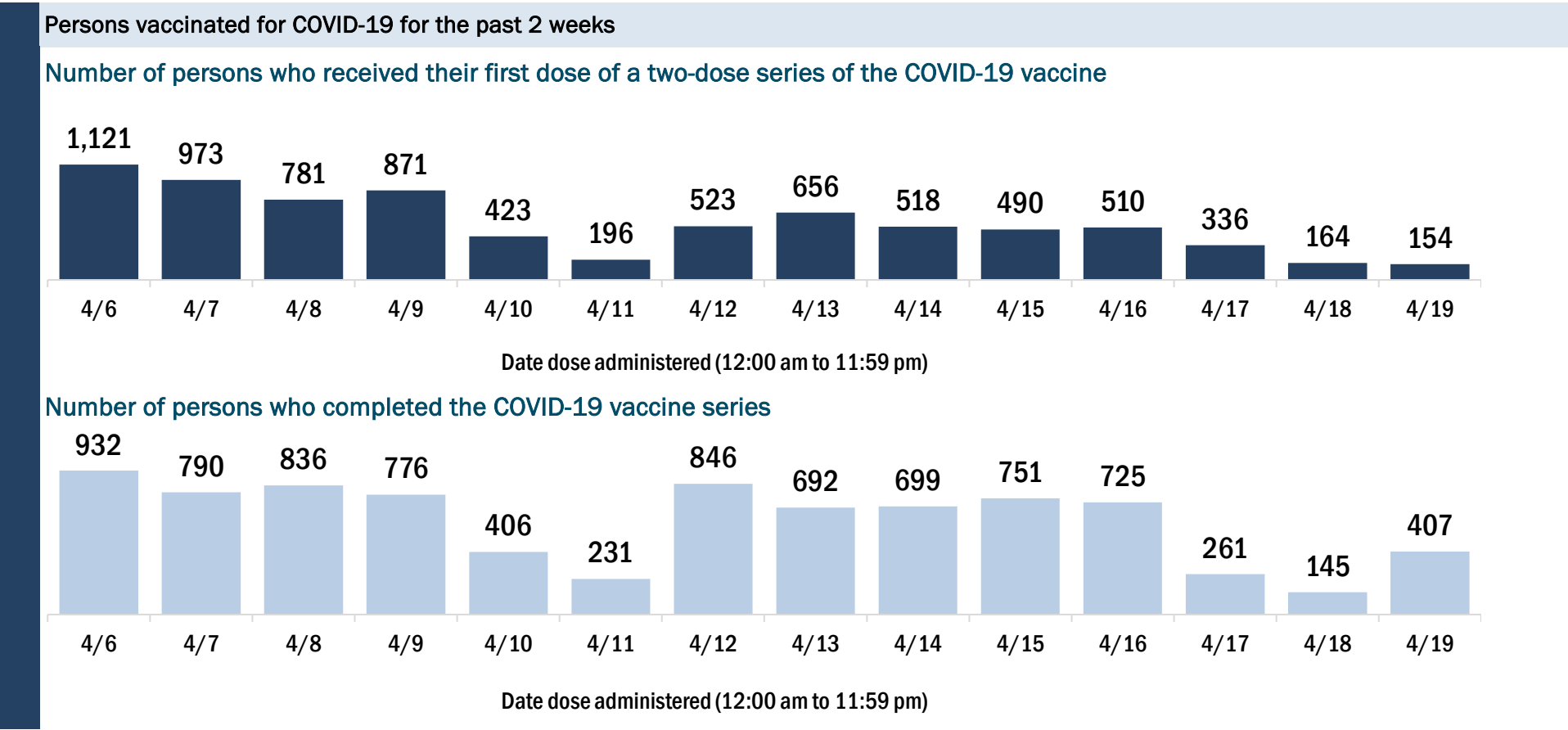
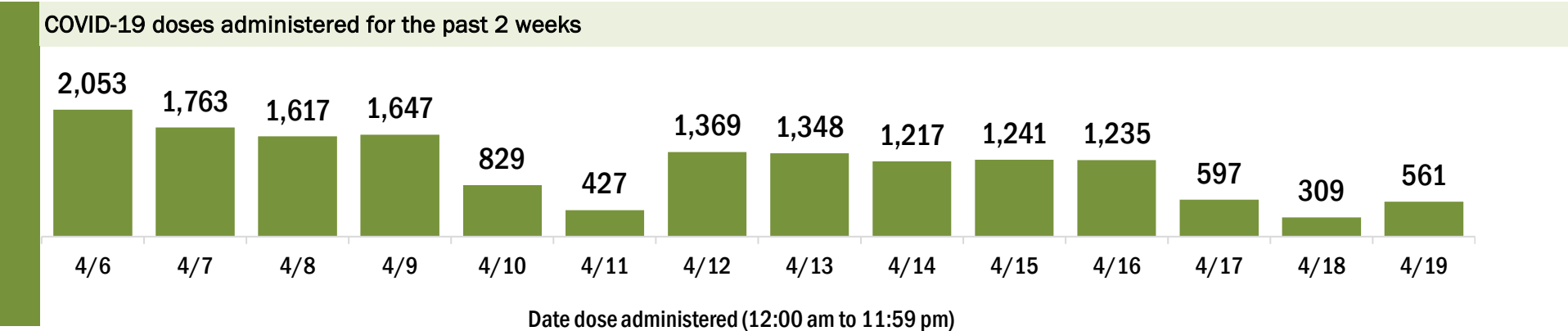
Data in this report are provisional and subject to change.

Data in this summary pertain to COVID-19 vaccines approved by the U.S. Food and Drug Administration and have been issued an Emergency Use Authorization (Janssen COVID-19 Vaccine, Moderna COVID-19 Vaccine and Pfizer-BioNTech COVID-19 Vaccine). These data summarize the number of people who have received either their first dose or have completed the series for a COVID-19 vaccine. **A person can only be counted in one category, first dose or series complete.** For persons receiving Moderna or Pfizer vaccines, once they receive their second dose, they are moved from the first dose column to the series completed column. **Because of this, the total first dose category may show a change from report to report not matching the total receiving their first dose from the previous day.** Persons receiving Johnson & Johnson vaccines will always be counted in the series completed column.

COVID-19 doses for vaccinated persons in Florida	
Doses administered	96,991
People receiving one dose of a 1-dose series (Johnson & Johnson) or receiving only one dose of a 2-dose series (Moderna, Pfizer) count once. Persons receiving both doses of a 2-dose series count twice.	

Current status of persons vaccinated for COVID-19 in Florida	
Total people vaccinated	59,279
First dose	18,612
Series completed	40,667
Completed 1-dose series	2,955
Completed 2-dose series	37,712
First dose: current number of people who have only received their first dose of the Moderna or Pfizer vaccine.	
Series complete: current number of people who have received both Moderna or Pfizer vaccine doses or one Johnson & Johnson dose and are considered fully immunized.	

Demographic summary	First dose	Series complete	Total people vaccinated
Age group	18,612	40,667	59,279
16-24 years	2,213	901	3,114
25-34 years	2,033	1,711	3,744
35-44 years	2,947	2,954	5,901
45-54 years	3,931	4,719	8,650
55-64 years	4,471	8,429	12,900
65-74 years	1,662	13,314	14,976
75-84 years	961	6,653	7,614
85+ years	394	1,986	2,380
Race	18,612	40,667	59,279
White	11,217	29,714	40,931
Black	1,650	2,668	4,318
American Indian/Alaskan	66	202	268
Other	2,427	3,690	6,117
Unknown	3,252	4,393	7,645
Other race includes Asian, native Hawaiian/Pacific Islander, or other.			
Ethnicity	18,612	40,667	59,279
Hispanic	1,682	1,718	3,400
Non-Hispanic	10,959	30,303	41,262
Unknown	5,971	8,646	14,617
Gender	18,612	40,667	59,279
Female	10,225	23,651	33,876
Male	8,220	17,011	25,231
Unknown	167	5	172



COVID-19: Collier County vaccine summary

Vaccination data through Apr 19, 2021 as of Apr 20, 2021 at 12:05 AM

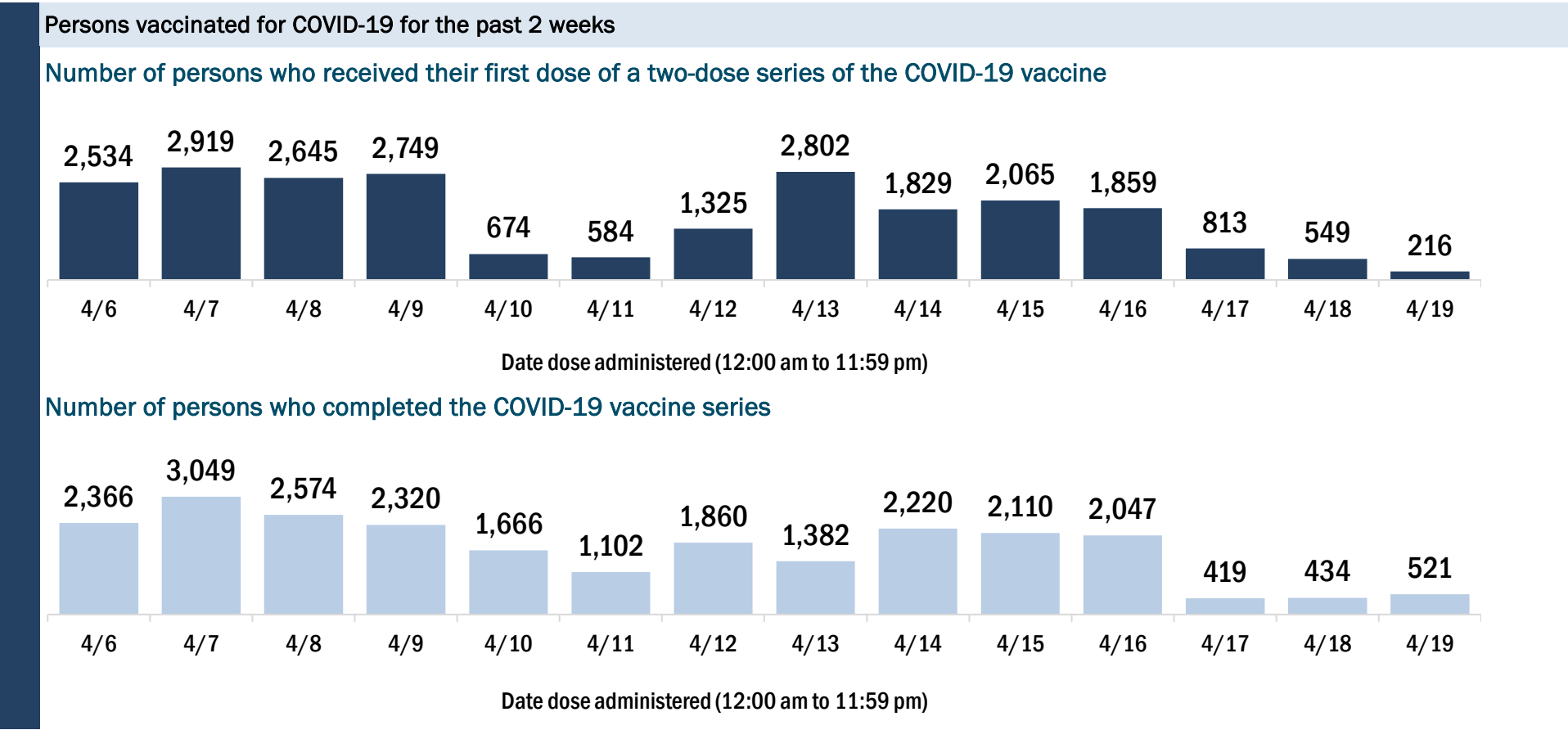
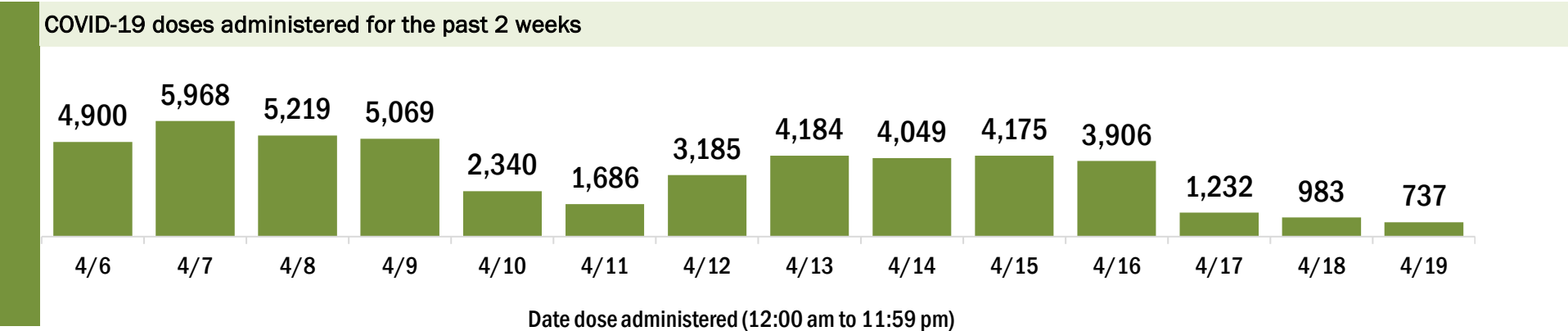
Data in this report are provisional and subject to change.

Data in this summary pertain to COVID-19 vaccines approved by the U.S. Food and Drug Administration and have been issued an Emergency Use Authorization (Janssen COVID-19 Vaccine, Moderna COVID-19 Vaccine and Pfizer-BioNTech COVID-19 Vaccine). These data summarize the number of people who have received either their first dose or have completed the series for a COVID-19 vaccine. **A person can only be counted in one category, first dose or series complete.** For persons receiving Moderna or Pfizer vaccines, once they receive their second dose, they are moved from the first dose column to the series completed column. **Because of this, the total first dose category may show a change from report to report not matching the total receiving their first dose from the previous day.** Persons receiving Johnson & Johnson vaccines will always be counted in the series completed column.

COVID-19 doses for vaccinated persons in Florida	
Doses administered	282,142
People receiving one dose of a 1-dose series (Johnson & Johnson) or receiving only one dose of a 2-dose series (Moderna, Pfizer) count once. Persons receiving both doses of a 2-dose series count twice.	

Current status of persons vaccinated for COVID-19 in Florida	
Total people vaccinated	176,889
First dose	59,941
Series completed	116,948
Completed 1-dose series	11,695
Completed 2-dose series	105,253
First dose: current number of people who have only received their first dose of the Moderna or Pfizer vaccine.	
Series complete: current number of people who have received both Moderna or Pfizer vaccine doses or one Johnson & Johnson dose and are considered fully immunized.	

Demographic summary	First dose	Series complete	Total people vaccinated
Age group	59,941	116,948	176,889
16-24 years	3,333	1,347	4,680
25-34 years	4,113	2,892	7,005
35-44 years	5,933	3,854	9,787
45-54 years	9,568	6,117	15,685
55-64 years	16,350	15,312	31,662
65-74 years	11,115	45,781	56,896
75-84 years	7,132	32,176	39,308
85+ years	2,397	9,469	11,866
Race	59,941	116,948	176,889
White	40,411	76,150	116,561
Black	1,192	1,347	2,539
American Indian/Alaskan	225	352	577
Other	5,164	8,988	14,152
Unknown	12,949	30,111	43,060
Other race includes Asian, native Hawaiian/Pacific Islander, or other.			
Ethnicity	59,941	116,948	176,889
Hispanic	8,848	5,951	14,799
Non-Hispanic	26,631	53,026	79,657
Unknown	24,462	57,971	82,433
Gender	59,941	116,948	176,889
Female	31,830	64,490	96,320
Male	27,842	52,195	80,037
Unknown	269	263	532



COVID-19: Columbia County vaccine summary

Vaccination data through Apr 19, 2021 as of Apr 20, 2021 at 12:05 AM

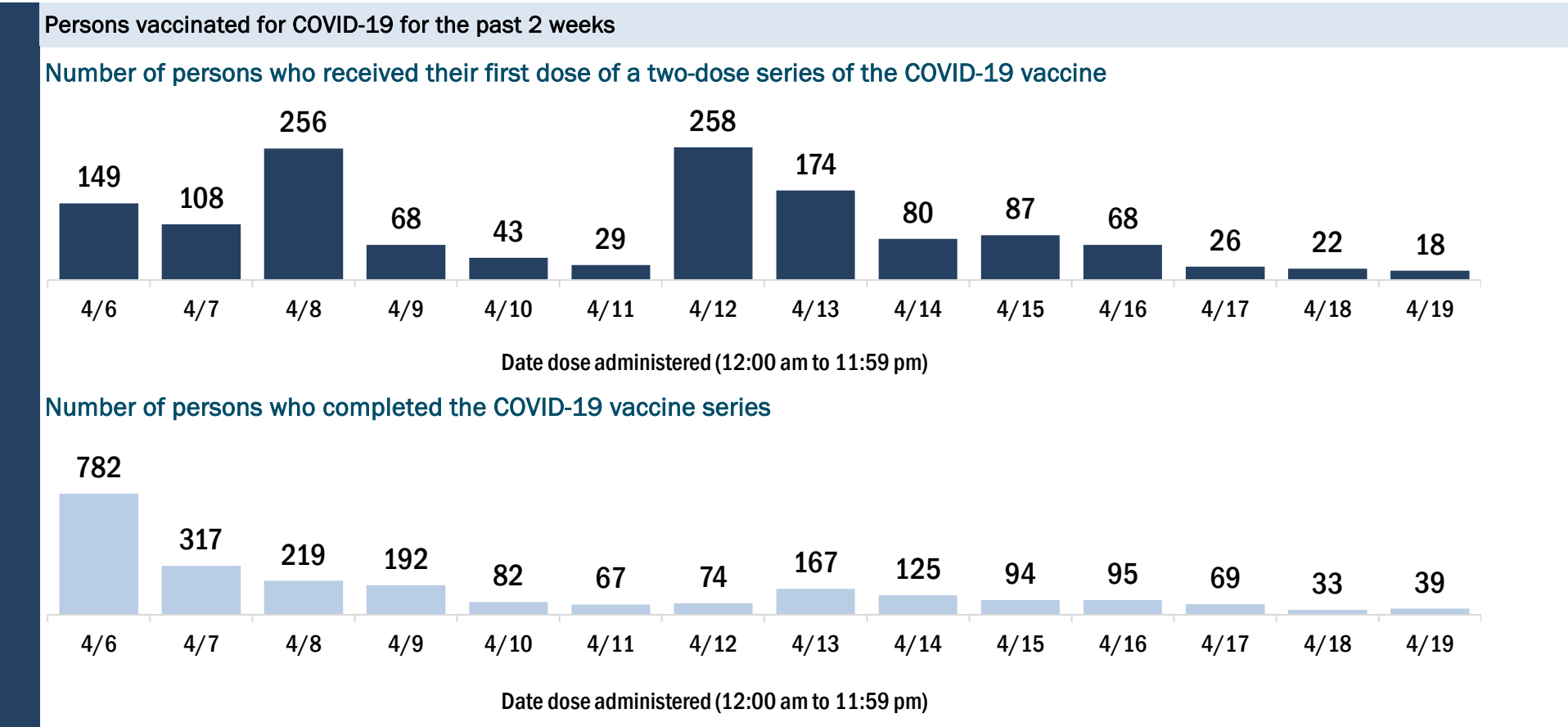
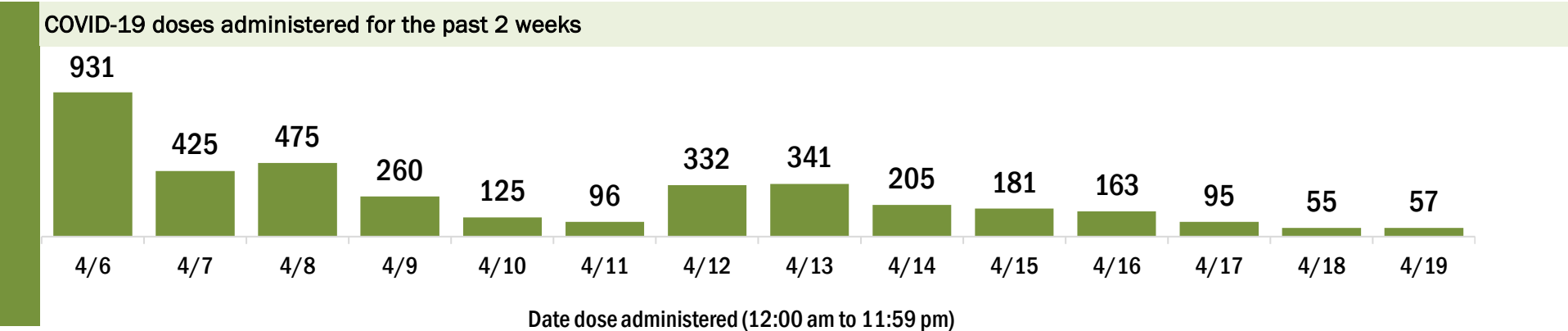
Data in this report are provisional and subject to change.

Data in this summary pertain to COVID-19 vaccines approved by the U.S. Food and Drug Administration and have been issued an Emergency Use Authorization (Janssen COVID-19 Vaccine, Moderna COVID-19 Vaccine and Pfizer-BioNTech COVID-19 Vaccine). These data summarize the number of people who have received either their first dose or have completed the series for a COVID-19 vaccine. **A person can only be counted in one category, first dose or series complete.** For persons receiving Moderna or Pfizer vaccines, once they receive their second dose, they are moved from the first dose column to the series completed column. **Because of this, the total first dose category may show a change from report to report not matching the total receiving their first dose from the previous day.** Persons receiving Johnson & Johnson vaccines will always be counted in the series completed column.

COVID-19 doses for vaccinated persons in Florida	
Doses administered	23,980
People receiving one dose of a 1-dose series (Johnson & Johnson) or receiving only one dose of a 2-dose series (Moderna, Pfizer) count once. Persons receiving both doses of a 2-dose series count twice.	

Current status of persons vaccinated for COVID-19 in Florida	
Total people vaccinated	14,637
First dose	3,698
Series completed	10,939
Completed 1-dose series	1,596
Completed 2-dose series	9,343
First dose: current number of people who have only received their first dose of the Moderna or Pfizer vaccine.	
Series complete: current number of people who have received both Moderna or Pfizer vaccine doses or one Johnson & Johnson dose and are considered fully immunized.	

Demographic summary	First dose	Series complete	Total people vaccinated
Age group	3,698	10,939	14,637
16-24 years	417	161	578
25-34 years	333	377	710
35-44 years	395	596	991
45-54 years	633	1,003	1,636
55-64 years	1,094	1,960	3,054
65-74 years	472	3,919	4,391
75-84 years	262	2,266	2,528
85+ years	92	657	749
Race	3,698	10,939	14,637
White	2,414	7,821	10,235
Black	481	1,146	1,627
American Indian/Alaskan	30	53	83
Other	349	733	1,082
Unknown	424	1,186	1,610
Other race includes Asian, native Hawaiian/Pacific Islander, or other.			
Ethnicity	3,698	10,939	14,637
Hispanic	200	317	517
Non-Hispanic	2,463	7,741	10,204
Unknown	1,035	2,881	3,916
Gender	3,698	10,939	14,637
Female	1,980	6,413	8,393
Male	1,707	4,526	6,233
Unknown	11	0	11



COVID-19: Dade County vaccine summary

Vaccination data through Apr 19, 2021 as of Apr 20, 2021 at 12:05 AM

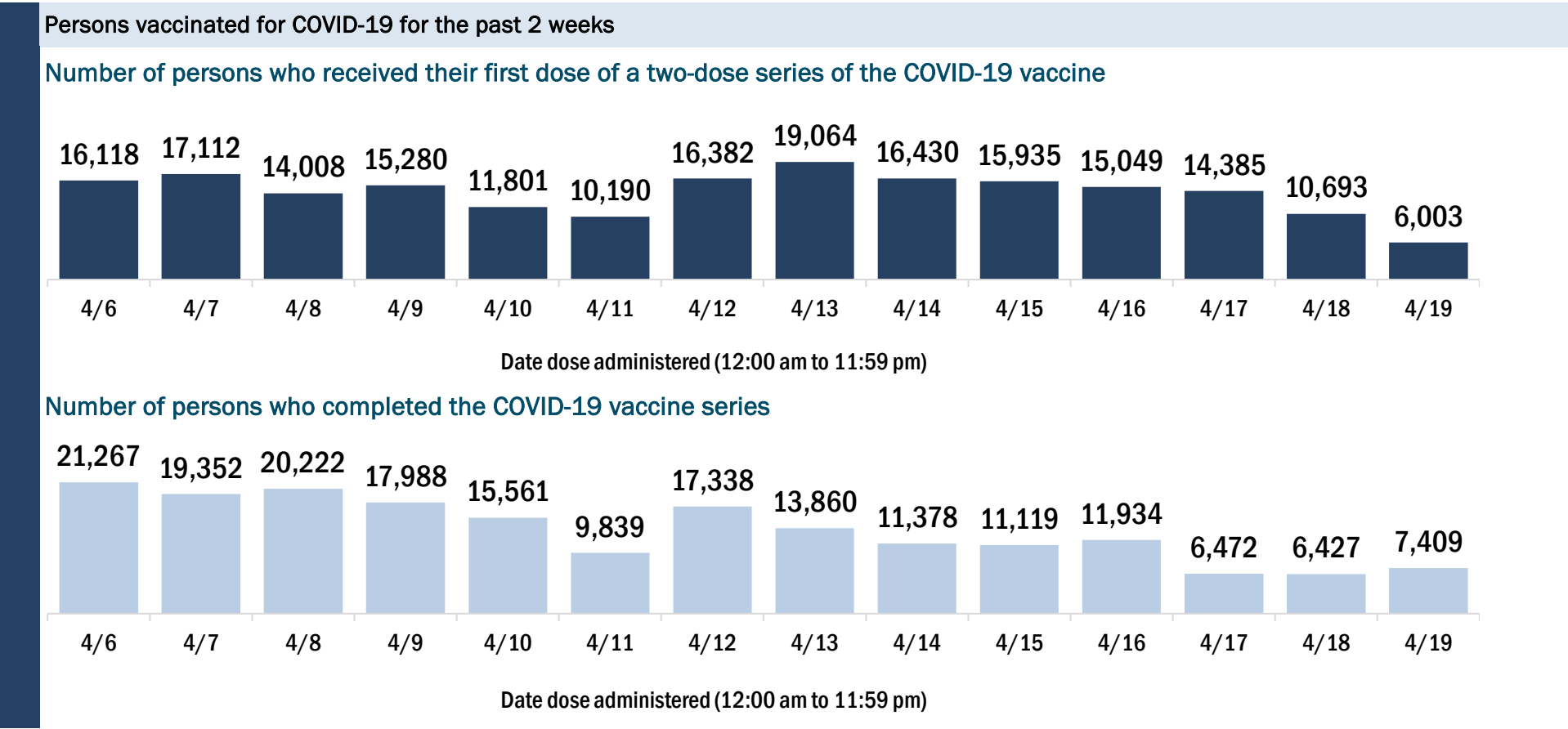
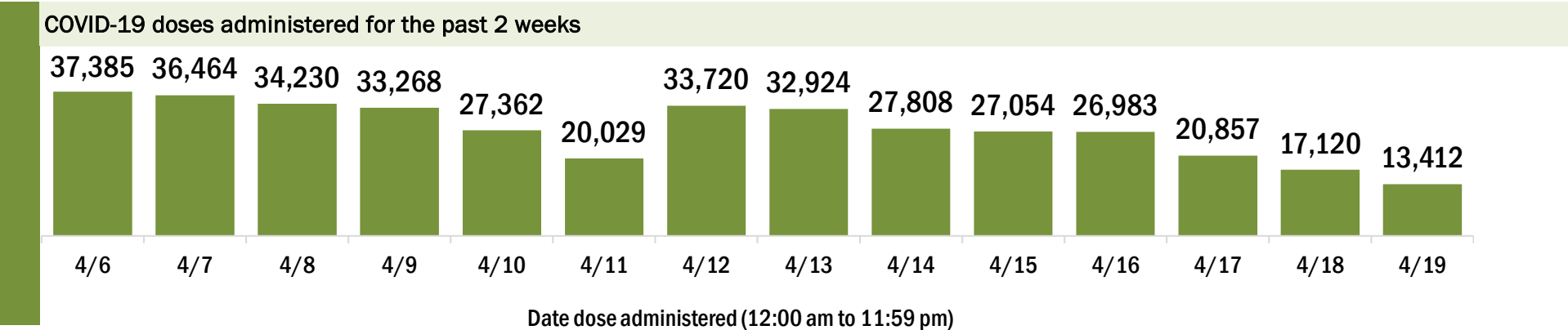
Data in this report are provisional and subject to change.

Data in this summary pertain to COVID-19 vaccines approved by the U.S. Food and Drug Administration and have been issued an Emergency Use Authorization (Janssen COVID-19 Vaccine, Moderna COVID-19 Vaccine and Pfizer-BioNTech COVID-19 Vaccine). These data summarize the number of people who have received either their first dose or have completed the series for a COVID-19 vaccine. **A person can only be counted in one category, first dose or series complete.** For persons receiving Moderna or Pfizer vaccines, once they receive their second dose, they are moved from the first dose column to the series completed column. **Because of this, the total first dose category may show a change from report to report not matching the total receiving their first dose from the previous day.** Persons receiving Johnson & Johnson vaccines will always be counted in the series completed column.

COVID-19 doses for vaccinated persons in Florida	
Doses administered	1,694,678
People receiving one dose of a 1-dose series (Johnson & Johnson) or receiving only one dose of a 2-dose series (Moderna, Pfizer) count once. Persons receiving both doses of a 2-dose series count twice.	

Current status of persons vaccinated for COVID-19 in Florida	
Total people vaccinated	1,097,580
First dose	403,926
Series completed	693,654
Completed 1-dose series	96,556
Completed 2-dose series	597,098
First dose: current number of people who have only received their first dose of the Moderna or Pfizer vaccine.	
Series complete: current number of people who have received both Moderna or Pfizer vaccine doses or one Johnson & Johnson dose and are considered fully immunized.	

Demographic summary	First dose	Series complete	Total people vaccinated
Age group	403,926	693,654	1,097,580
16-24 years	38,956	23,418	62,374
25-34 years	52,182	50,755	102,937
35-44 years	68,545	70,972	139,517
45-54 years	85,714	106,690	192,404
55-64 years	77,800	146,887	224,687
65-74 years	45,682	160,585	206,267
75-84 years	24,471	97,087	121,558
85+ years	10,576	37,260	47,836
Race	403,926	693,654	1,097,580
White	280,331	488,696	769,027
Black	22,756	48,994	71,750
American Indian/Alaskan	1,008	1,525	2,533
Other	40,815	76,781	117,596
Unknown	59,016	77,658	136,674
Other race includes Asian, native Hawaiian/Pacific Islander, or other.			
Ethnicity	403,926	693,654	1,097,580
Hispanic	202,433	345,414	547,847
Non-Hispanic	66,412	158,286	224,698
Unknown	135,081	189,954	325,035
Gender	403,926	693,654	1,097,580
Female	211,139	386,766	597,905
Male	190,828	305,899	496,727
Unknown	1,959	989	2,948



COVID-19: Desoto County vaccine summary

Vaccination data through Apr 19, 2021 as of Apr 20, 2021 at 12:05 AM

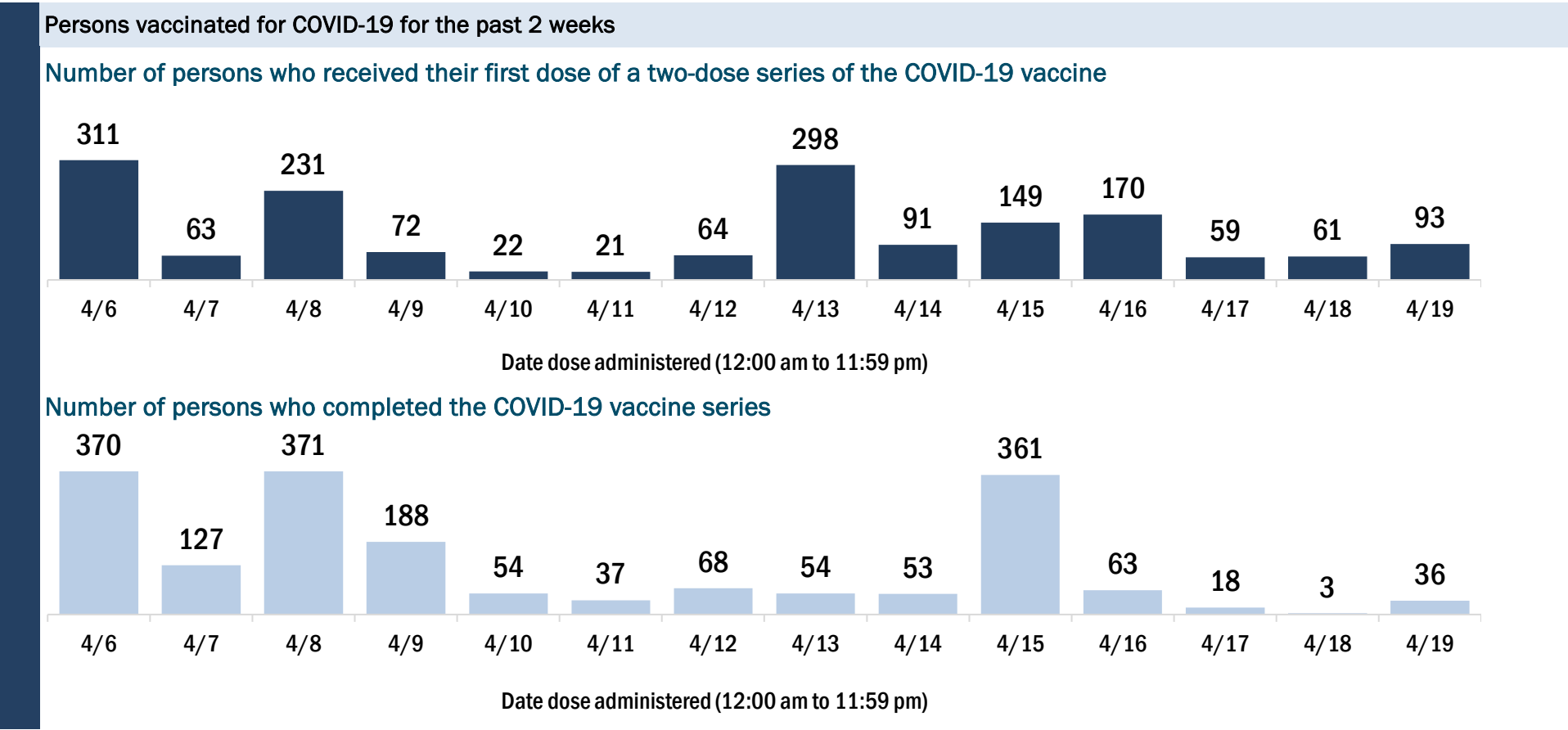
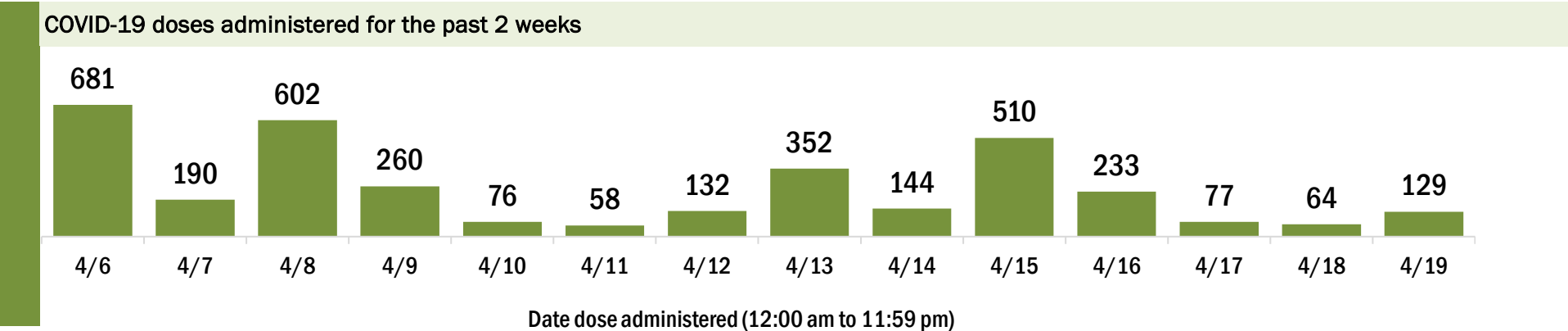
Data in this report are provisional and subject to change.

Data in this summary pertain to COVID-19 vaccines approved by the U.S. Food and Drug Administration and have been issued an Emergency Use Authorization (Janssen COVID-19 Vaccine, Moderna COVID-19 Vaccine and Pfizer-BioNTech COVID-19 Vaccine). These data summarize the number of people who have received either their first dose or have completed the series for a COVID-19 vaccine. **A person can only be counted in one category, first dose or series complete.** For persons receiving Moderna or Pfizer vaccines, once they receive their second dose, they are moved from the first dose column to the series completed column. **Because of this, the total first dose category may show a change from report to report not matching the total receiving their first dose from the previous day.** Persons receiving Johnson & Johnson vaccines will always be counted in the series completed column.

COVID-19 doses for vaccinated persons in Florida	
Doses administered	15,806
People receiving one dose of a 1-dose series (Johnson & Johnson) or receiving only one dose of a 2-dose series (Moderna, Pfizer) count once. Persons receiving both doses of a 2-dose series count twice.	

Current status of persons vaccinated for COVID-19 in Florida	
Total people vaccinated	10,262
First dose	4,219
Series completed	6,043
Completed 1-dose series	499
Completed 2-dose series	5,544
First dose: current number of people who have only received their first dose of the Moderna or Pfizer vaccine.	
Series complete: current number of people who have received both Moderna or Pfizer vaccine doses or one Johnson & Johnson dose and are considered fully immunized.	

Demographic summary	First dose	Series complete	Total people vaccinated
Age group	4,219	6,043	10,262
16-24 years	249	65	314
25-34 years	325	187	512
35-44 years	485	221	706
45-54 years	684	379	1,063
55-64 years	1,176	747	1,923
65-74 years	741	2,438	3,179
75-84 years	440	1,631	2,071
85+ years	119	375	494
Race	4,219	6,043	10,262
White	2,456	4,406	6,862
Black	251	326	577
American Indian/Alaskan	21	27	48
Other	741	458	1,199
Unknown	750	826	1,576
Other race includes Asian, native Hawaiian/Pacific Islander, or other.			
Ethnicity	4,219	6,043	10,262
Hispanic	1,033	312	1,345
Non-Hispanic	1,829	2,948	4,777
Unknown	1,357	2,783	4,140
Gender	4,219	6,043	10,262
Female	1,860	3,312	5,172
Male	2,359	2,730	5,089
Unknown	0	1	1



COVID-19: Dixie County vaccine summary

Vaccination data through Apr 19, 2021 as of Apr 20, 2021 at 12:05 AM

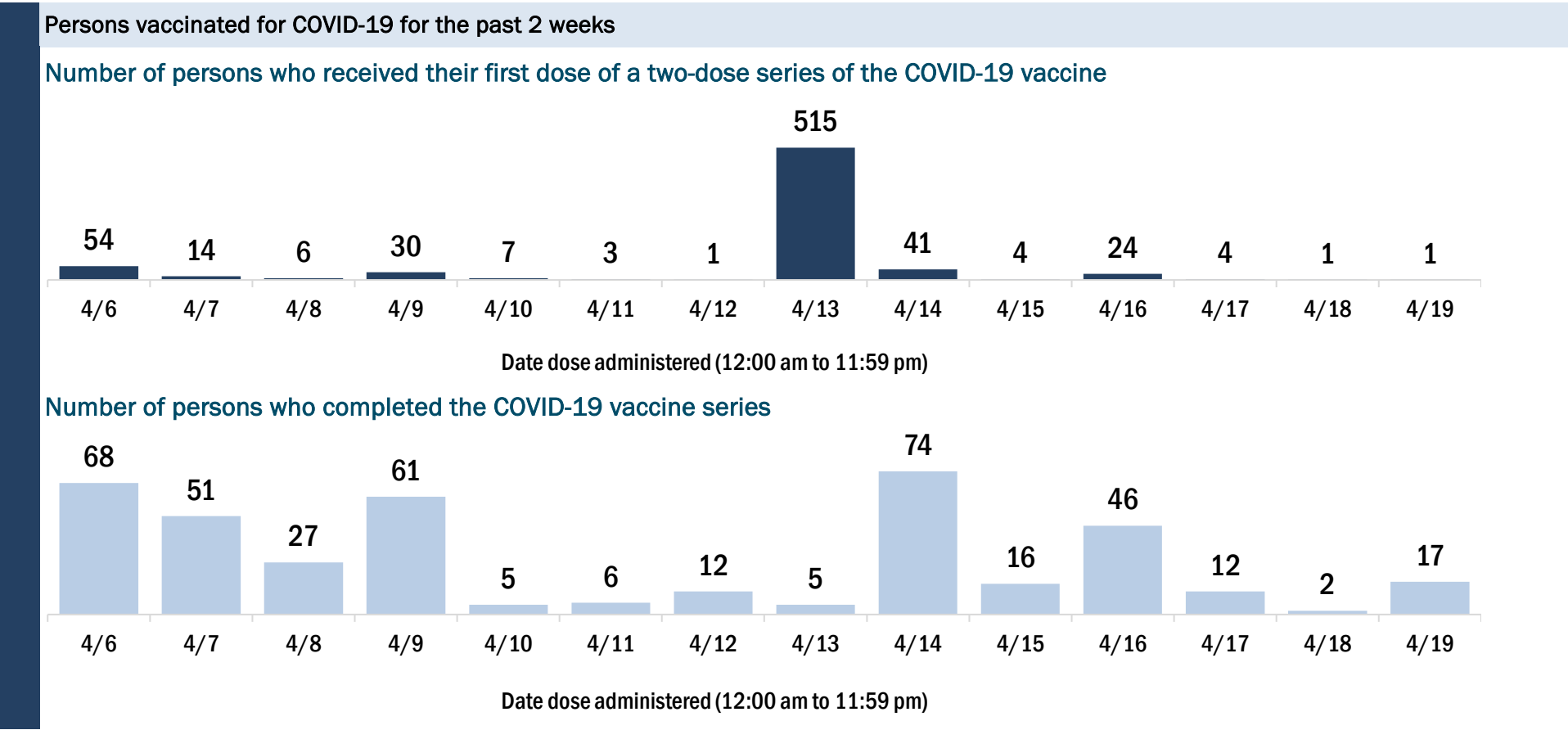
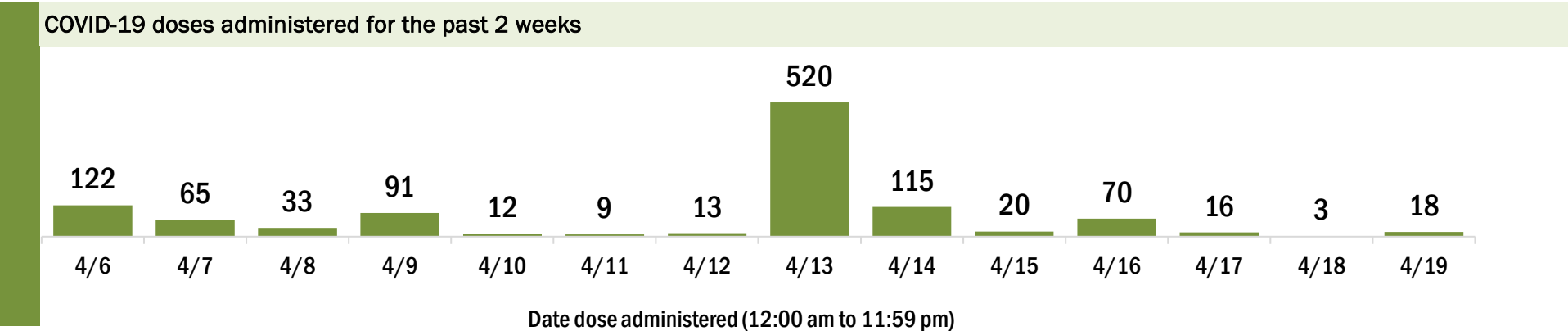
Data in this report are provisional and subject to change.

Data in this summary pertain to COVID-19 vaccines approved by the U.S. Food and Drug Administration and have been issued an Emergency Use Authorization (Janssen COVID-19 Vaccine, Moderna COVID-19 Vaccine and Pfizer-BioNTech COVID-19 Vaccine). These data summarize the number of people who have received either their first dose or have completed the series for a COVID-19 vaccine. **A person can only be counted in one category, first dose or series complete.** For persons receiving Moderna or Pfizer vaccines, once they receive their second dose, they are moved from the first dose column to the series completed column. **Because of this, the total first dose category may show a change from report to report not matching the total receiving their first dose from the previous day.** Persons receiving Johnson & Johnson vaccines will always be counted in the series completed column.

COVID-19 doses for vaccinated persons in Florida	
Doses administered	5,513
People receiving one dose of a 1-dose series (Johnson & Johnson) or receiving only one dose of a 2-dose series (Moderna, Pfizer) count once. Persons receiving both doses of a 2-dose series count twice.	

Current status of persons vaccinated for COVID-19 in Florida	
Total people vaccinated	3,661
First dose	1,504
Series completed	2,157
Completed 1-dose series	305
Completed 2-dose series	1,852
First dose: current number of people who have only received their first dose of the Moderna or Pfizer vaccine.	
Series complete: current number of people who have received both Moderna or Pfizer vaccine doses or one Johnson & Johnson dose and are considered fully immunized.	

Demographic summary	First dose	Series complete	Total people vaccinated
Age group	1,504	2,157	3,661
16-24 years	31	17	48
25-34 years	84	30	114
35-44 years	188	57	245
45-54 years	271	104	375
55-64 years	433	384	817
65-74 years	297	912	1,209
75-84 years	154	518	672
85+ years	46	135	181
Race	1,504	2,157	3,661
White	1,151	1,873	3,024
Black	243	79	322
American Indian/Alaskan	17	12	29
Other	53	65	118
Unknown	40	128	168
Other race includes Asian, native Hawaiian/Pacific Islander, or other.			
Ethnicity	1,504	2,157	3,661
Hispanic	39	41	80
Non-Hispanic	1,221	1,599	2,820
Unknown	244	517	761
Gender	1,504	2,157	3,661
Female	519	1,167	1,686
Male	985	990	1,975
Unknown	0	0	0



COVID-19: Duval County vaccine summary

Vaccination data through Apr 19, 2021 as of Apr 20, 2021 at 12:05 AM

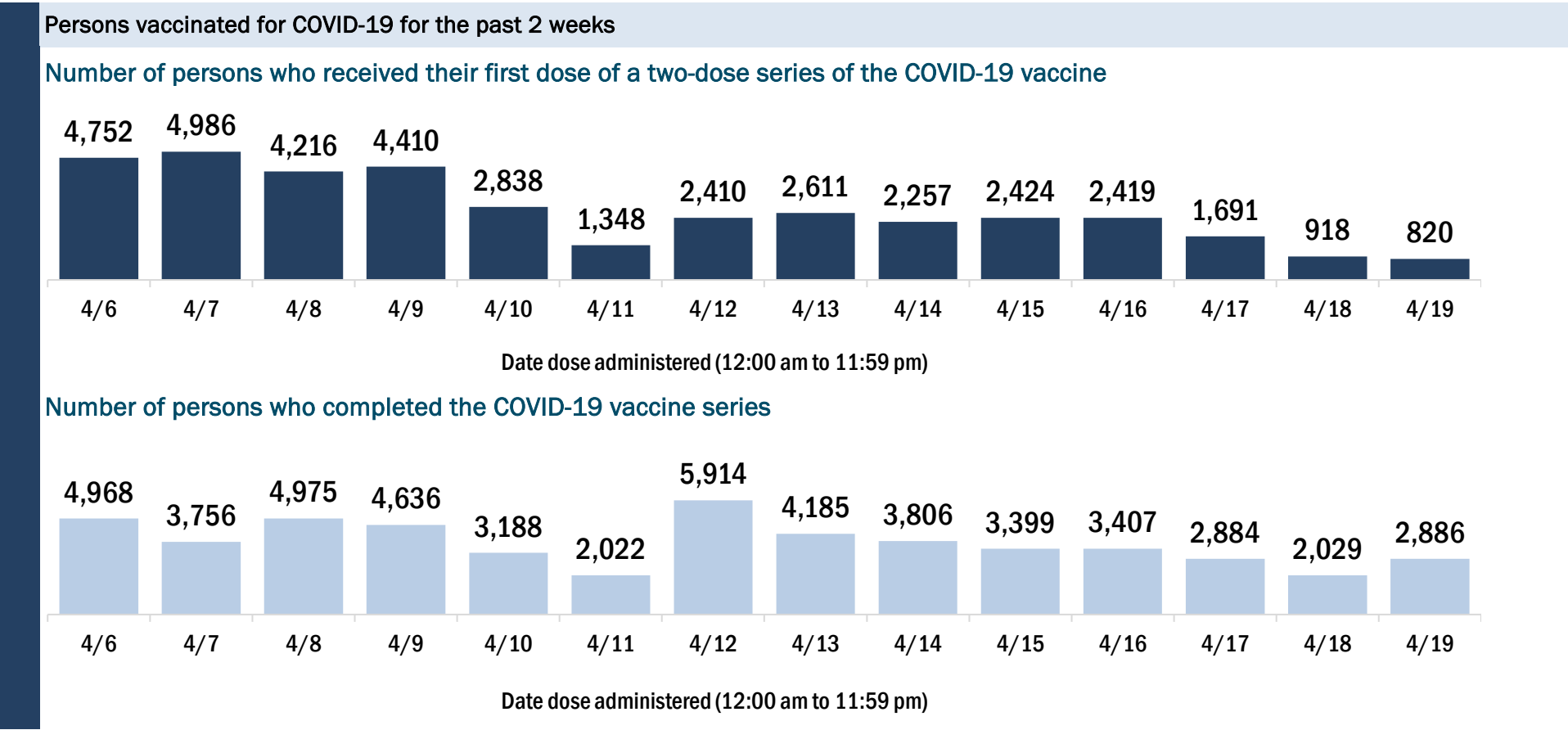
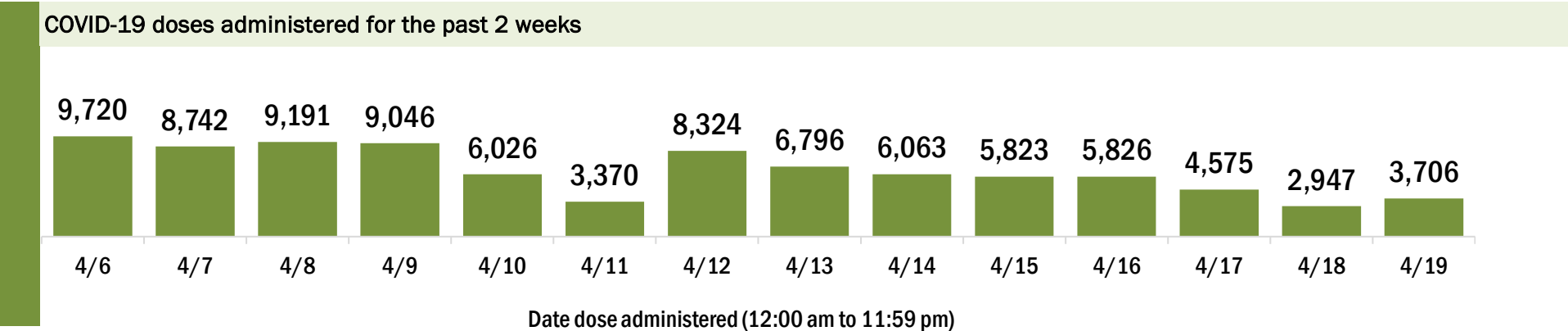
Data in this report are provisional and subject to change.

Data in this summary pertain to COVID-19 vaccines approved by the U.S. Food and Drug Administration and have been issued an Emergency Use Authorization (Janssen COVID-19 Vaccine, Moderna COVID-19 Vaccine and Pfizer-BioNTech COVID-19 Vaccine). These data summarize the number of people who have received either their first dose or have completed the series for a COVID-19 vaccine. **A person can only be counted in one category, first dose or series complete.** For persons receiving Moderna or Pfizer vaccines, once they receive their second dose, they are moved from the first dose column to the series completed column. **Because of this, the total first dose category may show a change from report to report not matching the total receiving their first dose from the previous day.** Persons receiving Johnson & Johnson vaccines will always be counted in the series completed column.

COVID-19 doses for vaccinated persons in Florida	
Doses administered	491,646
People receiving one dose of a 1-dose series (Johnson & Johnson) or receiving only one dose of a 2-dose series (Moderna, Pfizer) count once. Persons receiving both doses of a 2-dose series count twice.	

Current status of persons vaccinated for COVID-19 in Florida	
Total people vaccinated	307,459
First dose	99,931
Series completed	207,528
Completed 1-dose series	23,341
Completed 2-dose series	184,187
First dose: current number of people who have only received their first dose of the Moderna or Pfizer vaccine.	
Series complete: current number of people who have received both Moderna or Pfizer vaccine doses or one Johnson & Johnson dose and are considered fully immunized.	

Demographic summary	First dose	Series complete	Total people vaccinated
Age group	99,931	207,528	307,459
16-24 years	10,900	5,322	16,222
25-34 years	15,628	15,237	30,865
35-44 years	16,862	19,696	36,558
45-54 years	18,079	28,236	46,315
55-64 years	18,909	47,247	66,156
65-74 years	12,116	57,018	69,134
75-84 years	5,242	25,838	31,080
85+ years	2,195	8,934	11,129
Race	99,931	207,528	307,459
White	52,505	121,270	173,775
Black	14,942	35,819	50,761
American Indian/Alaskan	317	478	795
Other	16,363	24,352	40,715
Unknown	15,804	25,609	41,413
Other race includes Asian, native Hawaiian/Pacific Islander, or other.			
Ethnicity	99,931	207,528	307,459
Hispanic	9,446	9,134	18,580
Non-Hispanic	64,212	150,884	215,096
Unknown	26,273	47,510	73,783
Gender	99,931	207,528	307,459
Female	52,415	120,356	172,771
Male	45,040	87,059	132,099
Unknown	2,476	113	2,589



COVID-19: Escambia County vaccine summary

Vaccination data through Apr 19, 2021 as of Apr 20, 2021 at 12:05 AM

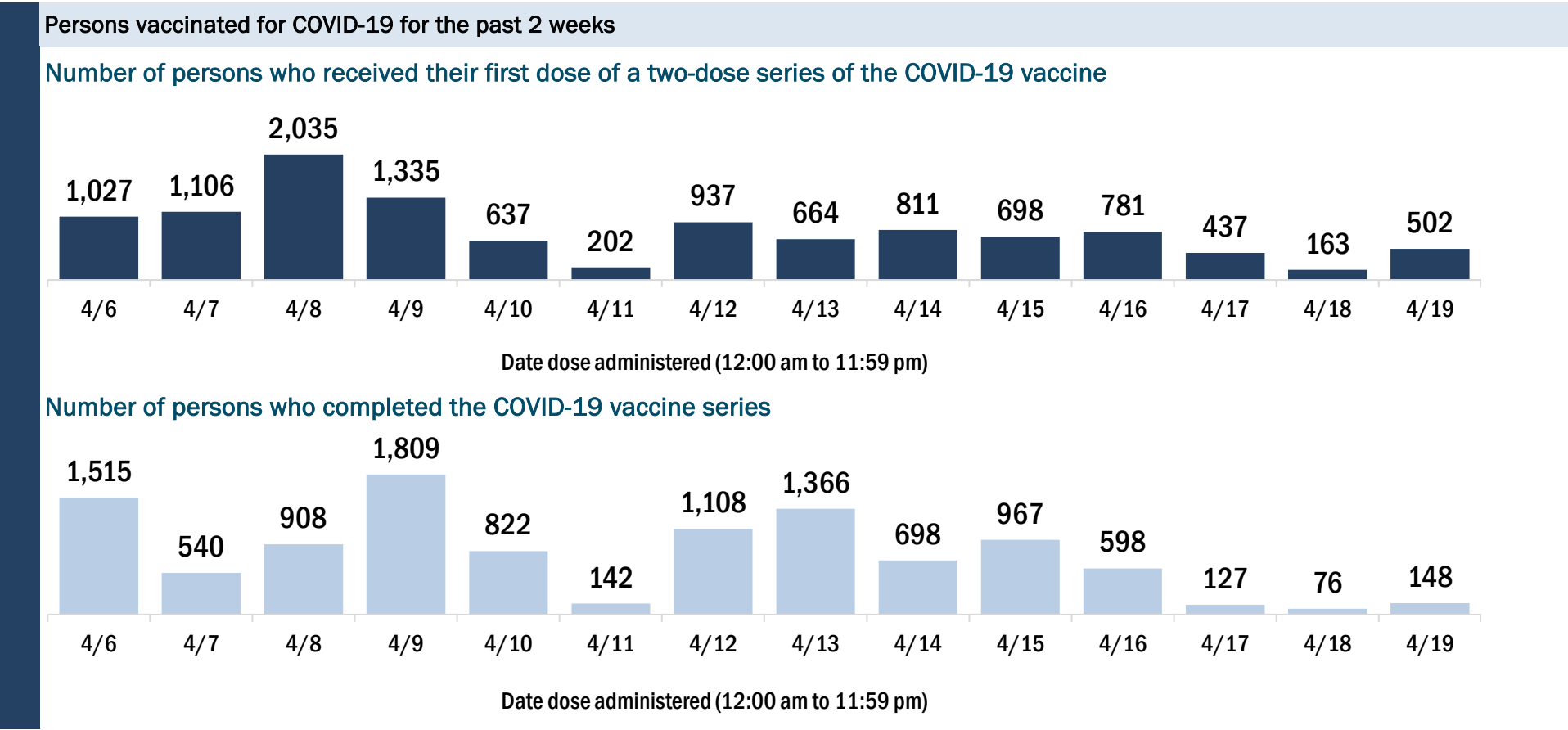
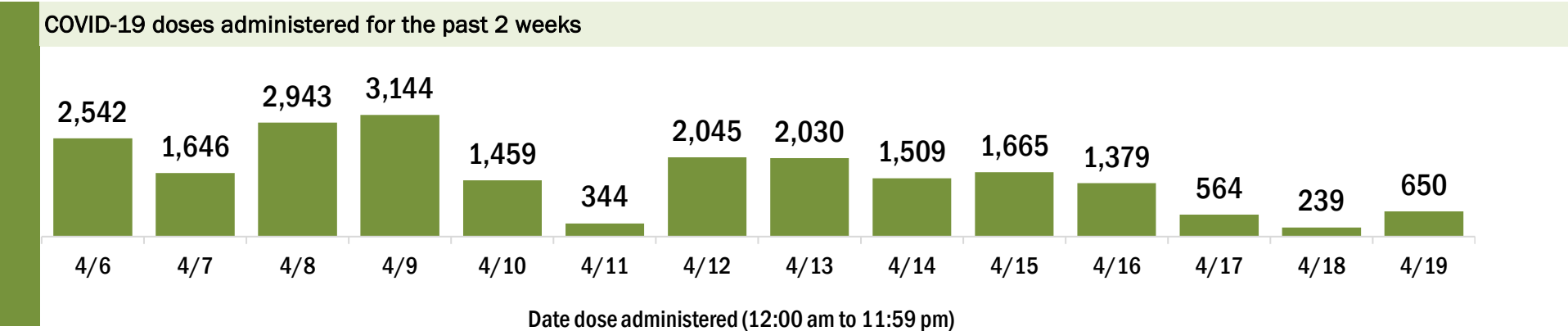
Data in this report are provisional and subject to change.

Data in this summary pertain to COVID-19 vaccines approved by the U.S. Food and Drug Administration and have been issued an Emergency Use Authorization (Janssen COVID-19 Vaccine, Moderna COVID-19 Vaccine and Pfizer-BioNTech COVID-19 Vaccine). These data summarize the number of people who have received either their first dose or have completed the series for a COVID-19 vaccine. **A person can only be counted in one category, first dose or series complete.** For persons receiving Moderna or Pfizer vaccines, once they receive their second dose, they are moved from the first dose column to the series completed column. **Because of this, the total first dose category may show a change from report to report not matching the total receiving their first dose from the previous day.** Persons receiving Johnson & Johnson vaccines will always be counted in the series completed column.

COVID-19 doses for vaccinated persons in Florida	
Doses administered	145,878
People receiving one dose of a 1-dose series (Johnson & Johnson) or receiving only one dose of a 2-dose series (Moderna, Pfizer) count once. Persons receiving both doses of a 2-dose series count twice.	

Current status of persons vaccinated for COVID-19 in Florida	
Total people vaccinated	91,291
First dose	30,432
Series completed	60,859
Completed 1-dose series	6,272
Completed 2-dose series	54,587
First dose: current number of people who have only received their first dose of the Moderna or Pfizer vaccine.	
Series complete: current number of people who have received both Moderna or Pfizer vaccine doses or one Johnson & Johnson dose and are considered fully immunized.	

Demographic summary	First dose	Series complete	Total people vaccinated
Age group	30,432	60,859	91,291
16-24 years	3,110	1,136	4,246
25-34 years	4,268	3,063	7,331
35-44 years	4,258	3,966	8,224
45-54 years	4,901	6,307	11,208
55-64 years	6,373	13,134	19,507
65-74 years	4,344	19,205	23,549
75-84 years	2,296	10,322	12,618
85+ years	882	3,726	4,608
Race	30,432	60,859	91,291
White	16,244	37,892	54,136
Black	4,030	8,872	12,902
American Indian/Alaskan	172	441	613
Other	2,938	5,598	8,536
Unknown	7,048	8,056	15,104
Other race includes Asian, native Hawaiian/Pacific Islander, or other.			
Ethnicity	30,432	60,859	91,291
Hispanic	1,241	1,331	2,572
Non-Hispanic	18,728	42,420	61,148
Unknown	10,463	17,108	27,571
Gender	30,432	60,859	91,291
Female	16,705	36,050	52,755
Male	13,627	24,777	38,404
Unknown	100	32	132



COVID-19: Flagler County vaccine summary

Vaccination data through Apr 19, 2021 as of Apr 20, 2021 at 12:05 AM

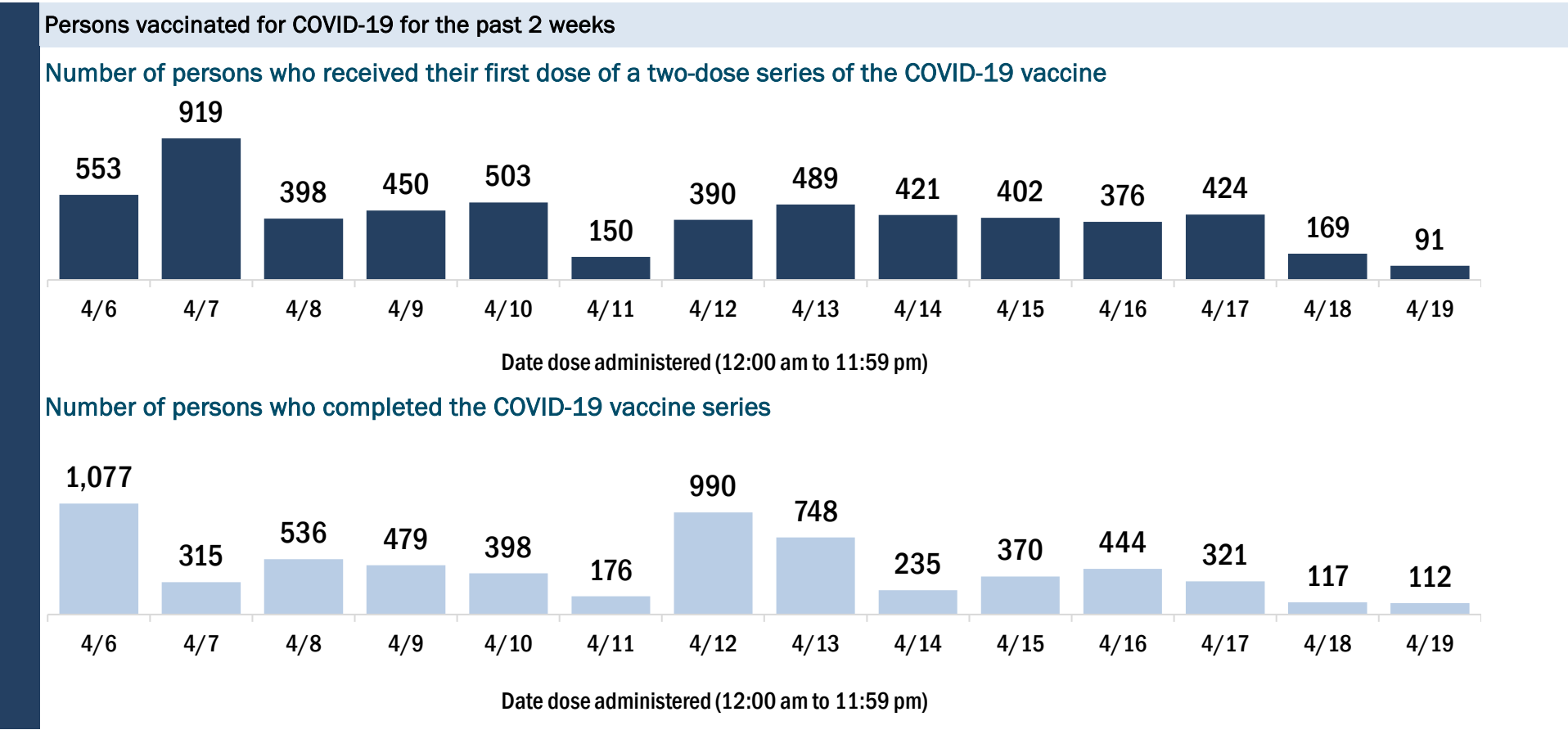
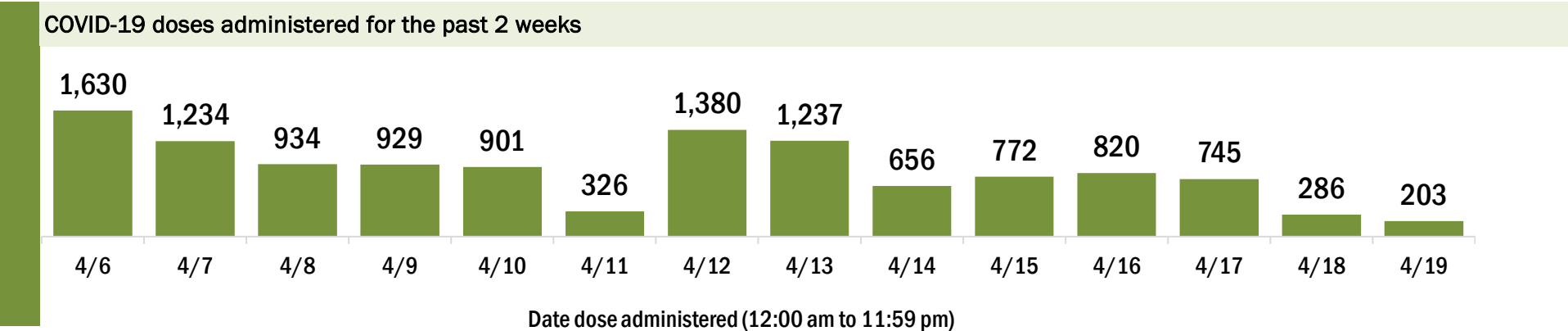
Data in this report are provisional and subject to change.

Data in this summary pertain to COVID-19 vaccines approved by the U.S. Food and Drug Administration and have been issued an Emergency Use Authorization (Janssen COVID-19 Vaccine, Moderna COVID-19 Vaccine and Pfizer-BioNTech COVID-19 Vaccine). These data summarize the number of people who have received either their first dose or have completed the series for a COVID-19 vaccine. **A person can only be counted in one category, first dose or series complete.** For persons receiving Moderna or Pfizer vaccines, once they receive their second dose, they are moved from the first dose column to the series completed column. **Because of this, the total first dose category may show a change from report to report not matching the total receiving their first dose from the previous day.** Persons receiving Johnson & Johnson vaccines will always be counted in the series completed column.

COVID-19 doses for vaccinated persons in Florida	
Doses administered	79,720
People receiving one dose of a 1-dose series (Johnson & Johnson) or receiving only one dose of a 2-dose series (Moderna, Pfizer) count once. Persons receiving both doses of a 2-dose series count twice.	

Current status of persons vaccinated for COVID-19 in Florida	
Total people vaccinated	48,711
First dose	15,583
Series completed	33,128
Completed 1-dose series	2,119
Completed 2-dose series	31,009
First dose: current number of people who have only received their first dose of the Moderna or Pfizer vaccine.	
Series complete: current number of people who have received both Moderna or Pfizer vaccine doses or one Johnson & Johnson dose and are considered fully immunized.	

Demographic summary	First dose	Series complete	Total people vaccinated
Age group	15,583	33,128	48,711
16-24 years	1,035	323	1,358
25-34 years	1,073	678	1,751
35-44 years	1,626	1,176	2,802
45-54 years	2,718	2,054	4,772
55-64 years	4,549	5,045	9,594
65-74 years	2,566	13,696	16,262
75-84 years	1,484	7,984	9,468
85+ years	532	2,172	2,704
Race	15,583	33,128	48,711
White	9,939	22,478	32,417
Black	1,037	2,144	3,181
American Indian/Alaskan	105	192	297
Other	1,331	3,052	4,383
Unknown	3,171	5,262	8,433
Other race includes Asian, native Hawaiian/Pacific Islander, or other.			
Ethnicity	15,583	33,128	48,711
Hispanic	1,515	1,660	3,175
Non-Hispanic	9,117	20,012	29,129
Unknown	4,951	11,456	16,407
Gender	15,583	33,128	48,711
Female	8,351	18,675	27,026
Male	7,031	14,310	21,341
Unknown	201	143	344



COVID-19: Franklin County vaccine summary

Vaccination data through Apr 19, 2021 as of Apr 20, 2021 at 12:05 AM

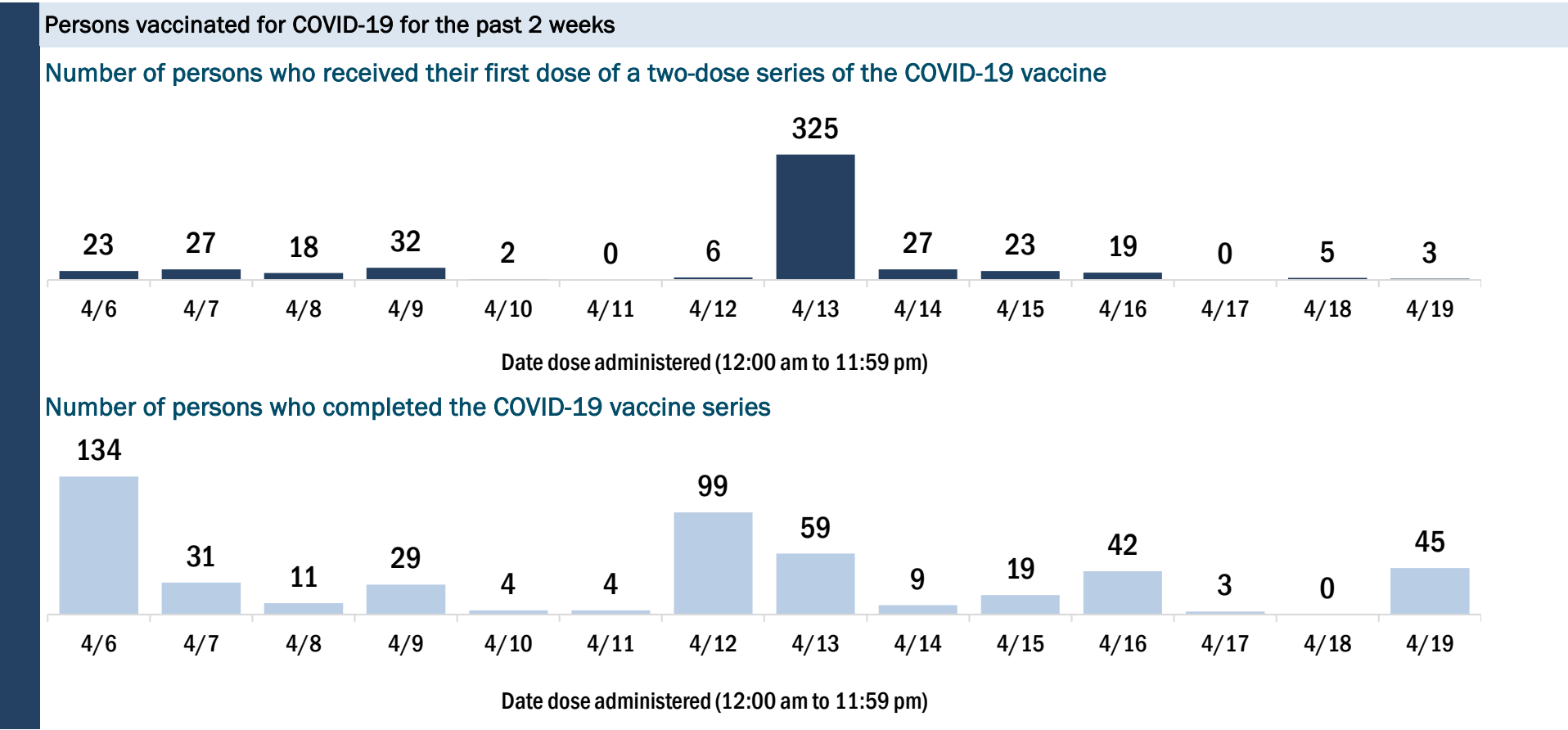
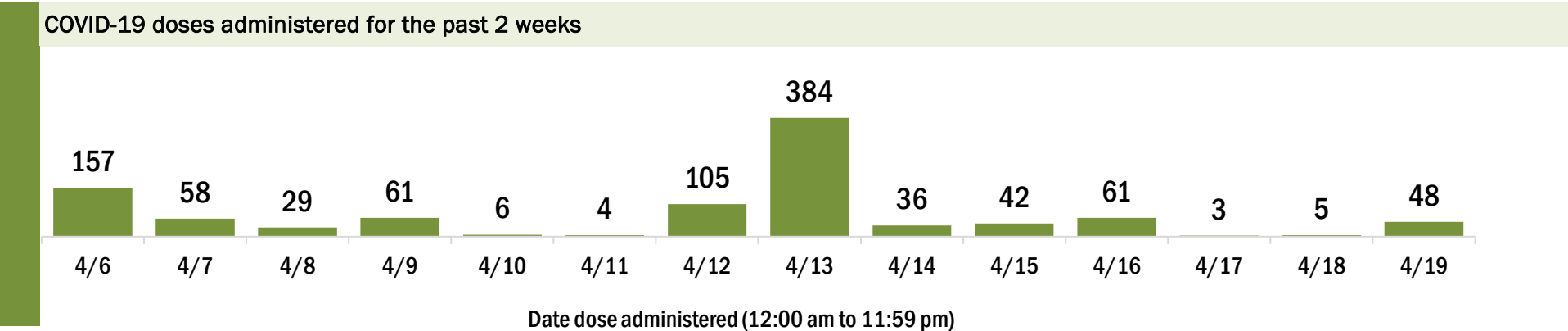
Data in this report are provisional and subject to change.

Data in this summary pertain to COVID-19 vaccines approved by the U.S. Food and Drug Administration and have been issued an Emergency Use Authorization (Janssen COVID-19 Vaccine, Moderna COVID-19 Vaccine and Pfizer-BioNTech COVID-19 Vaccine). These data summarize the number of people who have received either their first dose or have completed the series for a COVID-19 vaccine. **A person can only be counted in one category, first dose or series complete.** For persons receiving Moderna or Pfizer vaccines, once they receive their second dose, they are moved from the first dose column to the series completed column. **Because of this, the total first dose category may show a change from report to report not matching the total receiving their first dose from the previous day.** Persons receiving Johnson & Johnson vaccines will always be counted in the series completed column.

COVID-19 doses for vaccinated persons in Florida	
Doses administered	6,732
People receiving one dose of a 1-dose series (Johnson & Johnson) or receiving only one dose of a 2-dose series (Moderna, Pfizer) count once. Persons receiving both doses of a 2-dose series count twice.	

Current status of persons vaccinated for COVID-19 in Florida	
Total people vaccinated	3,908
First dose	1,004
Series completed	2,904
Completed 1-dose series	80
Completed 2-dose series	2,824
First dose: current number of people who have only received their first dose of the Moderna or Pfizer vaccine.	
Series complete: current number of people who have received both Moderna or Pfizer vaccine doses or one Johnson & Johnson dose and are considered fully immunized.	

Demographic summary	First dose	Series complete	Total people vaccinated
Age group	1,004	2,904	3,908
16-24 years	34	15	49
25-34 years	114	42	156
35-44 years	156	77	233
45-54 years	204	190	394
55-64 years	280	585	865
65-74 years	149	1,278	1,427
75-84 years	56	598	654
85+ years	11	119	130
Race	1,004	2,904	3,908
White	747	2,605	3,352
Black	181	131	312
American Indian/Alaskan	3	6	9
Other	39	110	149
Unknown	34	52	86
Other race includes Asian, native Hawaiian/Pacific Islander, or other.			
Ethnicity	1,004	2,904	3,908
Hispanic	20	38	58
Non-Hispanic	586	2,497	3,083
Unknown	398	369	767
Gender	1,004	2,904	3,908
Female	367	1,540	1,907
Male	637	1,364	2,001
Unknown	0	0	0



COVID-19: Gadsden County vaccine summary

Vaccination data through Apr 19, 2021 as of Apr 20, 2021 at 12:05 AM

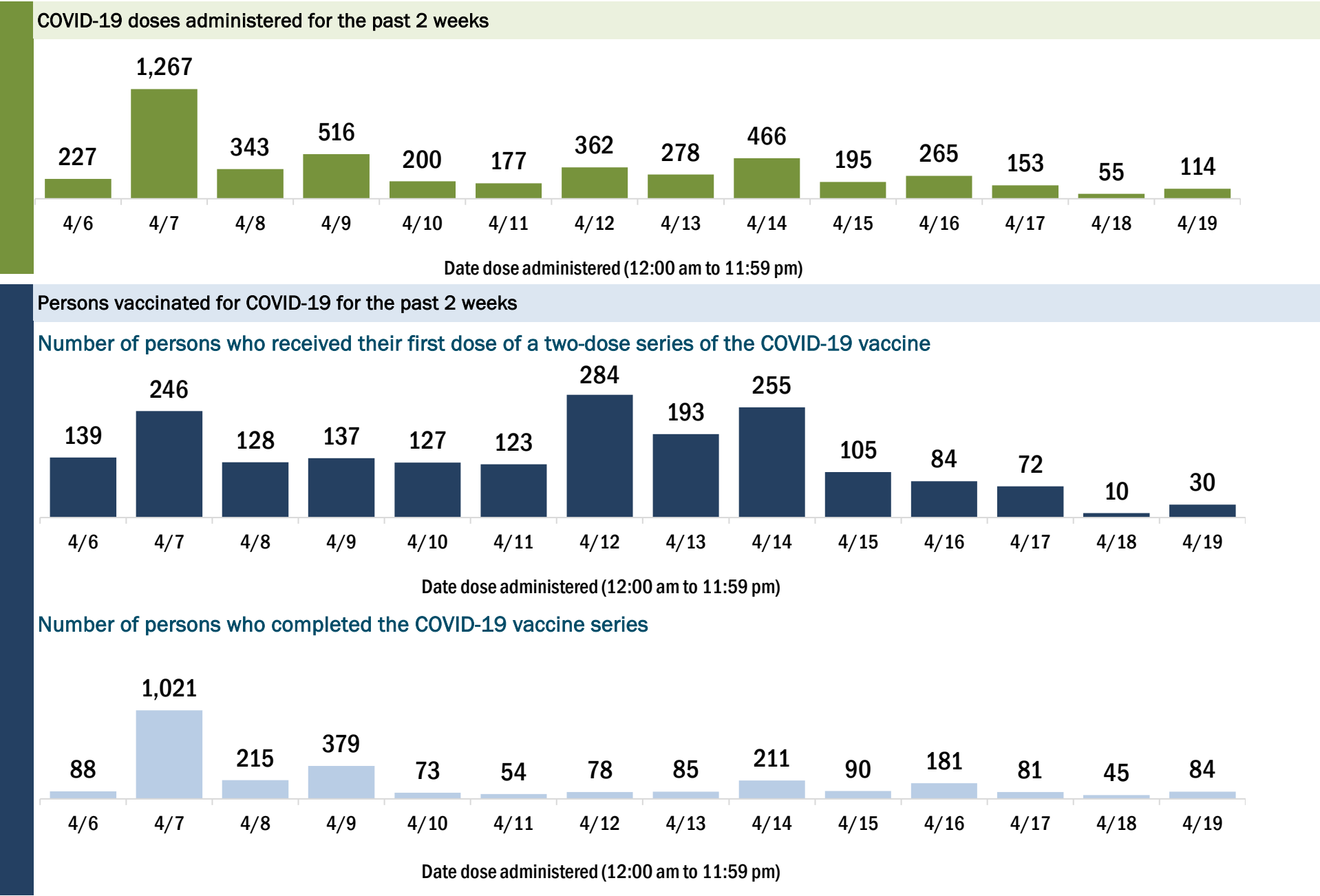
Data in this report are provisional and subject to change.

Data in this summary pertain to COVID-19 vaccines approved by the U.S. Food and Drug Administration and have been issued an Emergency Use Authorization (Janssen COVID-19 Vaccine, Moderna COVID-19 Vaccine and Pfizer-BioNTech COVID-19 Vaccine). These data summarize the number of people who have received either their first dose or have completed the series for a COVID-19 vaccine. **A person can only be counted in one category, first dose or series complete.** For persons receiving Moderna or Pfizer vaccines, once they receive their second dose, they are moved from the first dose column to the series completed column. **Because of this, the total first dose category may show a change from report to report not matching the total receiving their first dose from the previous day.** Persons receiving Johnson & Johnson vaccines will always be counted in the series completed column.

COVID-19 doses for vaccinated persons in Florida	
Doses administered	25,364
People receiving one dose of a 1-dose series (Johnson & Johnson) or receiving only one dose of a 2-dose series (Moderna, Pfizer) count once. Persons receiving both doses of a 2-dose series count twice.	

Current status of persons vaccinated for COVID-19 in Florida	
Total people vaccinated	15,768
First dose	4,463
Series completed	11,305
Completed 1-dose series	1,709
Completed 2-dose series	9,596
First dose: current number of people who have only received their first dose of the Moderna or Pfizer vaccine.	
Series complete: current number of people who have received both Moderna or Pfizer vaccine doses or one Johnson & Johnson dose and are considered fully immunized.	

Demographic summary	First dose	Series complete	Total people vaccinated
Age group	4,463	11,305	15,768
16-24 years	273	184	457
25-34 years	380	621	1,001
35-44 years	776	931	1,707
45-54 years	1,027	1,350	2,377
55-64 years	1,115	2,466	3,581
65-74 years	543	3,529	4,072
75-84 years	256	1,673	1,929
85+ years	93	551	644
Race	4,463	11,305	15,768
White	1,216	4,336	5,552
Black	1,985	4,693	6,678
American Indian/Alaskan	6	24	30
Other	714	1,446	2,160
Unknown	542	806	1,348
Other race includes Asian, native Hawaiian/Pacific Islander, or other.			
Ethnicity	4,463	11,305	15,768
Hispanic	518	362	880
Non-Hispanic	2,871	8,293	11,164
Unknown	1,074	2,650	3,724
Gender	4,463	11,305	15,768
Female	2,287	7,121	9,408
Male	2,176	4,184	6,360
Unknown	0	0	0



COVID-19: Gilchrist County vaccine summary

Vaccination data through Apr 19, 2021 as of Apr 20, 2021 at 12:05 AM

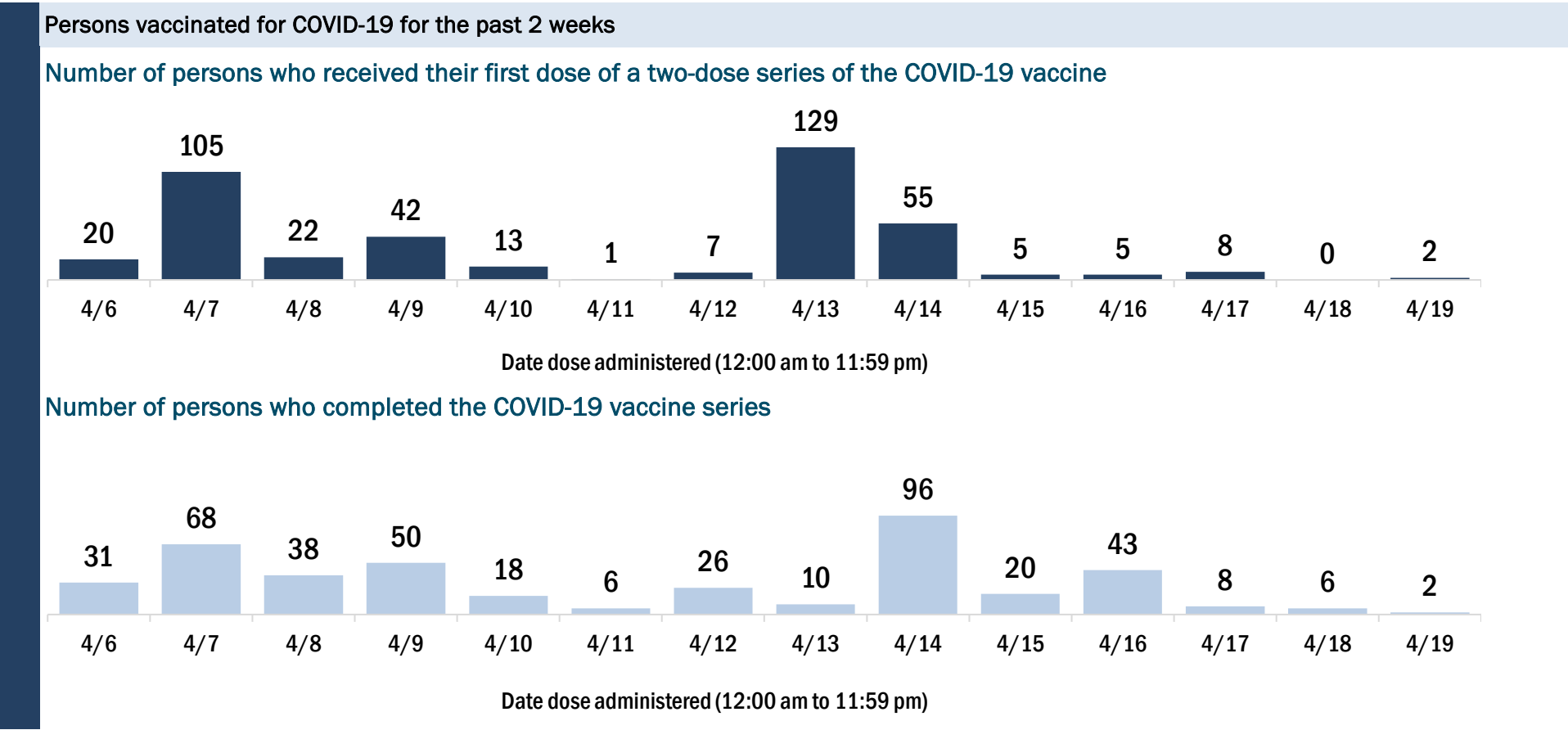
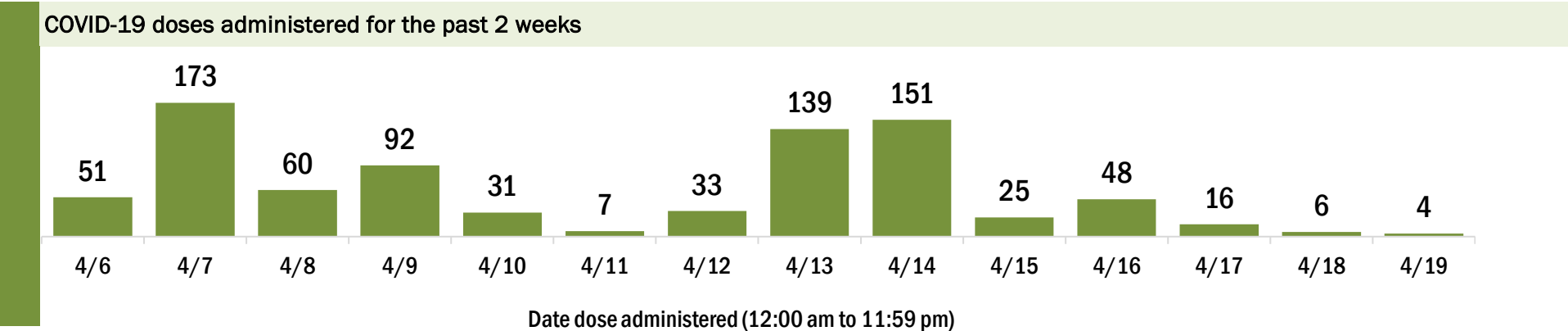
Data in this report are provisional and subject to change.

Data in this summary pertain to COVID-19 vaccines approved by the U.S. Food and Drug Administration and have been issued an Emergency Use Authorization (Janssen COVID-19 Vaccine, Moderna COVID-19 Vaccine and Pfizer-BioNTech COVID-19 Vaccine). These data summarize the number of people who have received either their first dose or have completed the series for a COVID-19 vaccine. **A person can only be counted in one category, first dose or series complete.** For persons receiving Moderna or Pfizer vaccines, once they receive their second dose, they are moved from the first dose column to the series completed column. **Because of this, the total first dose category may show a change from report to report not matching the total receiving their first dose from the previous day.** Persons receiving Johnson & Johnson vaccines will always be counted in the series completed column.

COVID-19 doses for vaccinated persons in Florida	
Doses administered	5,868
People receiving one dose of a 1-dose series (Johnson & Johnson) or receiving only one dose of a 2-dose series (Moderna, Pfizer) count once. Persons receiving both doses of a 2-dose series count twice.	

Current status of persons vaccinated for COVID-19 in Florida	
Total people vaccinated	3,651
First dose	1,024
Series completed	2,627
Completed 1-dose series	410
Completed 2-dose series	2,217
First dose: current number of people who have only received their first dose of the Moderna or Pfizer vaccine.	
Series complete: current number of people who have received both Moderna or Pfizer vaccine doses or one Johnson & Johnson dose and are considered fully immunized.	

Demographic summary	First dose	Series complete	Total people vaccinated
Age group	1,024	2,627	3,651
16-24 years	41	48	89
25-34 years	64	78	142
35-44 years	107	125	232
45-54 years	174	222	396
55-64 years	332	454	786
65-74 years	205	919	1,124
75-84 years	73	591	664
85+ years	28	190	218
Race	1,024	2,627	3,651
White	801	1,857	2,658
Black	46	40	86
American Indian/Alaskan	5	9	14
Other	73	203	276
Unknown	99	518	617
Other race includes Asian, native Hawaiian/Pacific Islander, or other.			
Ethnicity	1,024	2,627	3,651
Hispanic	69	54	123
Non-Hispanic	585	1,137	1,722
Unknown	370	1,436	1,806
Gender	1,024	2,627	3,651
Female	518	1,553	2,071
Male	505	1,074	1,579
Unknown	1	0	1



COVID-19: Glades County vaccine summary

Vaccination data through Apr 19, 2021 as of Apr 20, 2021 at 12:05 AM

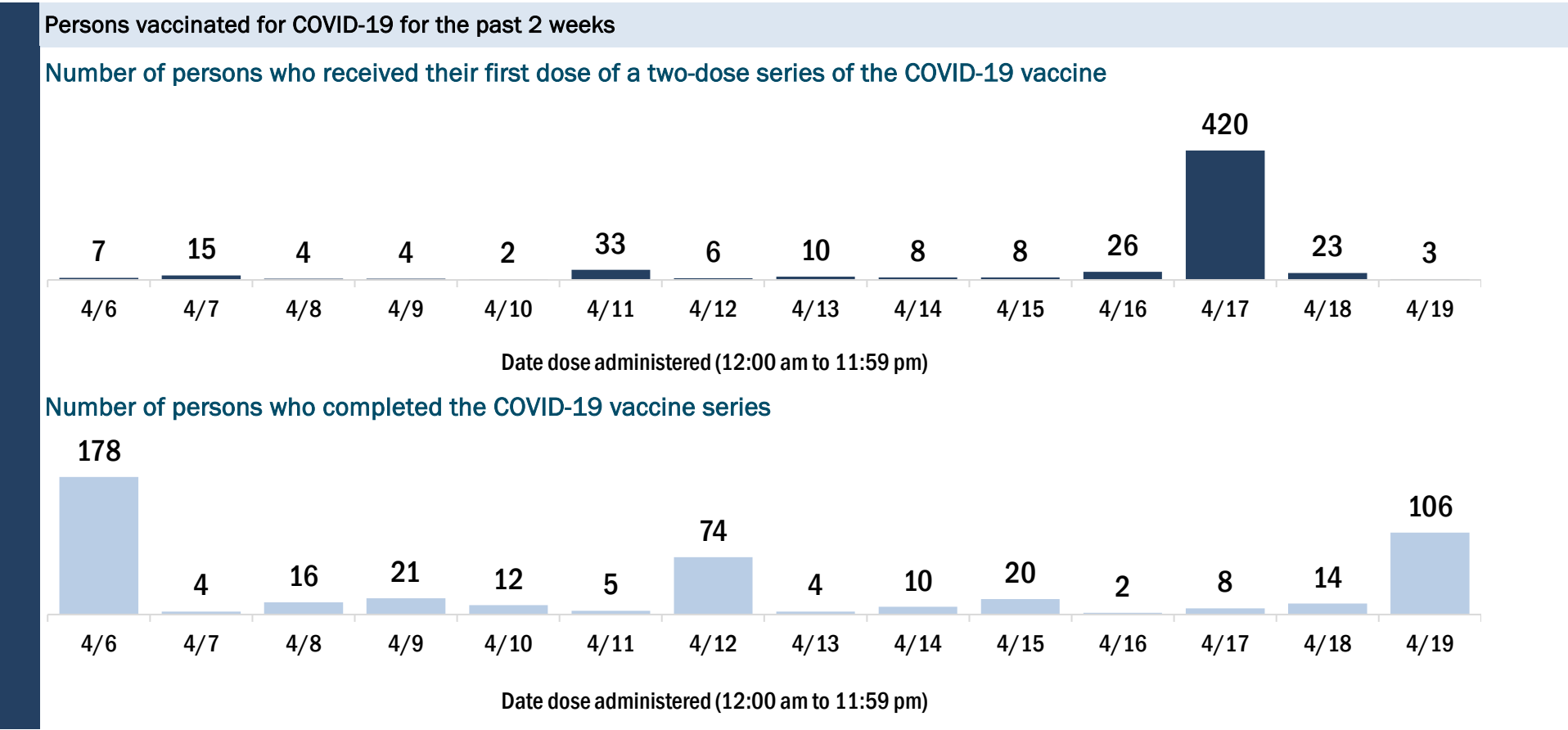
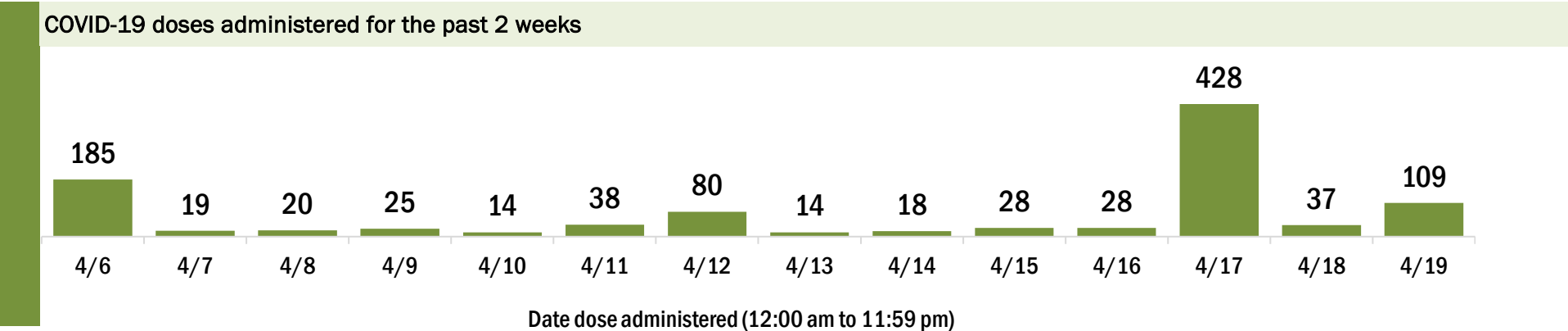
Data in this report are provisional and subject to change.

Data in this summary pertain to COVID-19 vaccines approved by the U.S. Food and Drug Administration and have been issued an Emergency Use Authorization (Janssen COVID-19 Vaccine, Moderna COVID-19 Vaccine and Pfizer-BioNTech COVID-19 Vaccine). These data summarize the number of people who have received either their first dose or have completed the series for a COVID-19 vaccine. **A person can only be counted in one category, first dose or series complete.** For persons receiving Moderna or Pfizer vaccines, once they receive their second dose, they are moved from the first dose column to the series completed column. **Because of this, the total first dose category may show a change from report to report not matching the total receiving their first dose from the previous day.** Persons receiving Johnson & Johnson vaccines will always be counted in the series completed column.

COVID-19 doses for vaccinated persons in Florida	
Doses administered	4,715
People receiving one dose of a 1-dose series (Johnson & Johnson) or receiving only one dose of a 2-dose series (Moderna, Pfizer) count once. Persons receiving both doses of a 2-dose series count twice.	

Current status of persons vaccinated for COVID-19 in Florida	
Total people vaccinated	2,905
First dose	874
Series completed	2,031
Completed 1-dose series	221
Completed 2-dose series	1,810
First dose: current number of people who have only received their first dose of the Moderna or Pfizer vaccine.	
Series complete: current number of people who have received both Moderna or Pfizer vaccine doses or one Johnson & Johnson dose and are considered fully immunized.	

Demographic summary	First dose	Series complete	Total people vaccinated
Age group	874	2,031	2,905
16-24 years	118	12	130
25-34 years	233	46	279
35-44 years	136	66	202
45-54 years	120	123	243
55-64 years	139	305	444
65-74 years	63	807	870
75-84 years	53	566	619
85+ years	12	106	118
Race	874	2,031	2,905
White	719	1,512	2,231
Black	36	101	137
American Indian/Alaskan	3	16	19
Other	47	88	135
Unknown	69	314	383
Other race includes Asian, native Hawaiian/Pacific Islander, or other.			
Ethnicity	874	2,031	2,905
Hispanic	495	81	576
Non-Hispanic	202	942	1,144
Unknown	177	1,008	1,185
Gender	874	2,031	2,905
Female	214	950	1,164
Male	660	1,081	1,741
Unknown	0	0	0



COVID-19: Gulf County vaccine summary

Vaccination data through Apr 19, 2021 as of Apr 20, 2021 at 12:05 AM

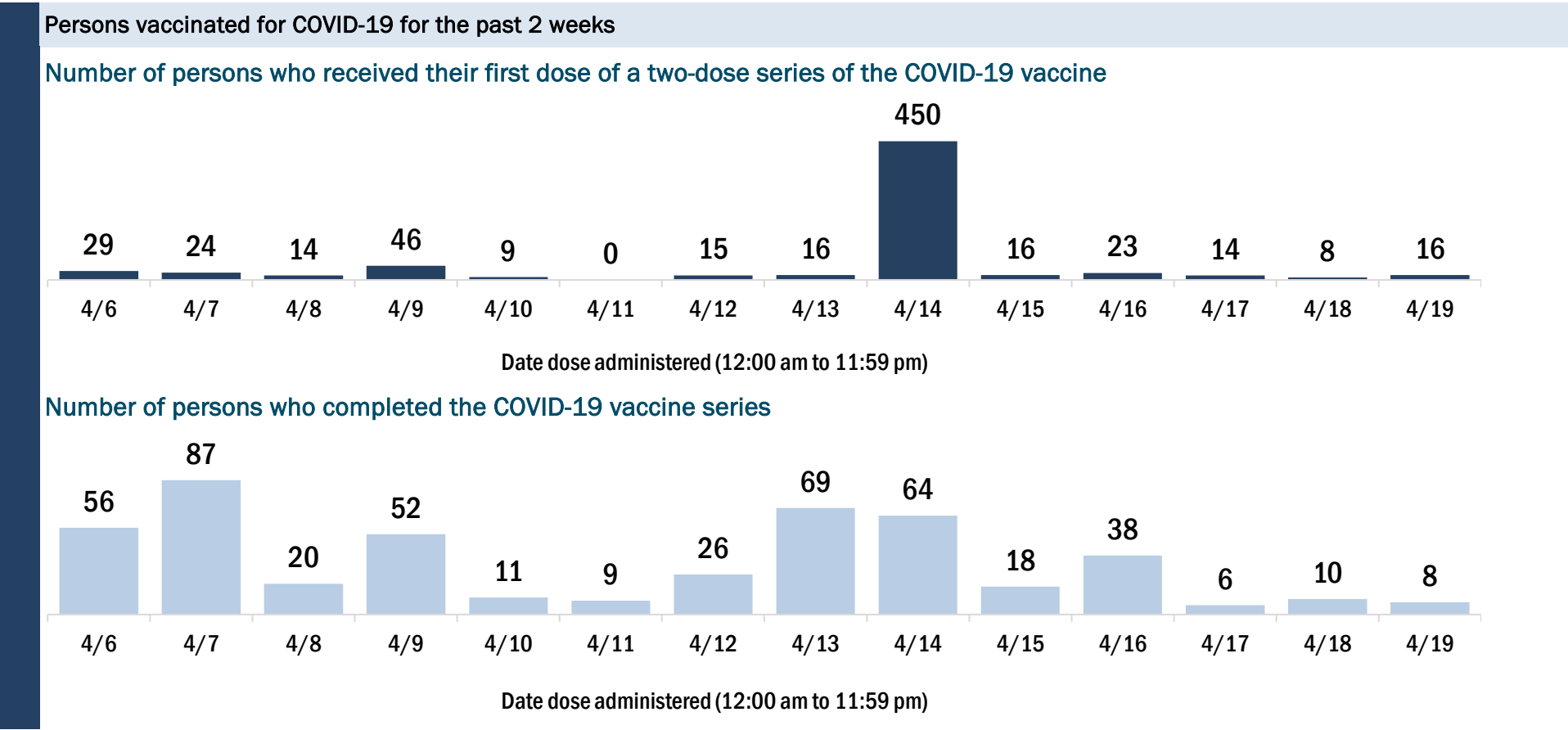
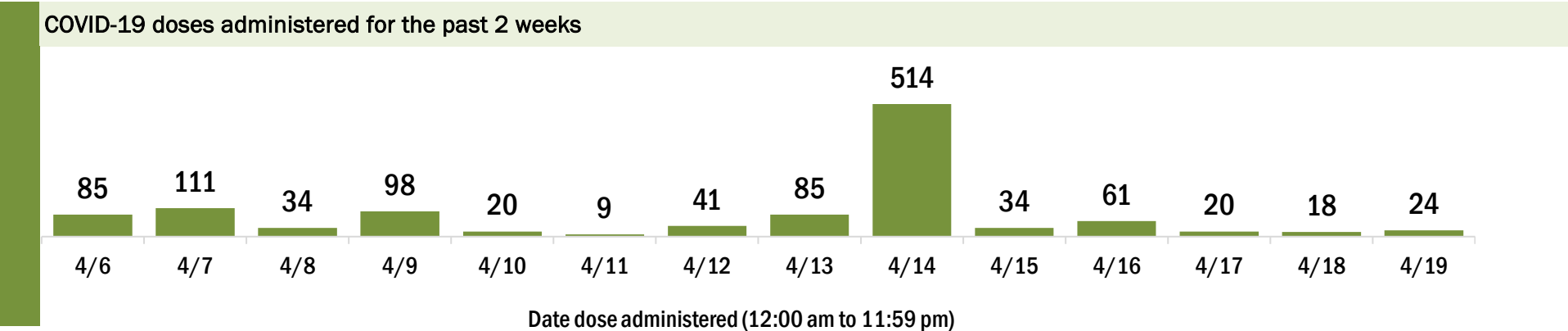
Data in this report are provisional and subject to change.

Data in this summary pertain to COVID-19 vaccines approved by the U.S. Food and Drug Administration and have been issued an Emergency Use Authorization (Janssen COVID-19 Vaccine, Moderna COVID-19 Vaccine and Pfizer-BioNTech COVID-19 Vaccine). These data summarize the number of people who have received either their first dose or have completed the series for a COVID-19 vaccine. **A person can only be counted in one category, first dose or series complete.** For persons receiving Moderna or Pfizer vaccines, once they receive their second dose, they are moved from the first dose column to the series completed column. **Because of this, the total first dose category may show a change from report to report not matching the total receiving their first dose from the previous day.** Persons receiving Johnson & Johnson vaccines will always be counted in the series completed column.

COVID-19 doses for vaccinated persons in Florida	
Doses administered	7,383
People receiving one dose of a 1-dose series (Johnson & Johnson) or receiving only one dose of a 2-dose series (Moderna, Pfizer) count once. Persons receiving both doses of a 2-dose series count twice.	

Current status of persons vaccinated for COVID-19 in Florida	
Total people vaccinated	4,451
First dose	1,279
Series completed	3,172
Completed 1-dose series	240
Completed 2-dose series	2,932
First dose: current number of people who have only received their first dose of the Moderna or Pfizer vaccine.	
Series complete: current number of people who have received both Moderna or Pfizer vaccine doses or one Johnson & Johnson dose and are considered fully immunized.	

Demographic summary	First dose	Series complete	Total people vaccinated
Age group	1,279	3,172	4,451
16-24 years	63	35	98
25-34 years	162	54	216
35-44 years	210	87	297
45-54 years	273	196	469
55-64 years	334	497	831
65-74 years	143	1,434	1,577
75-84 years	84	680	764
85+ years	10	189	199
Race	1,279	3,172	4,451
White	896	2,811	3,707
Black	274	216	490
American Indian/Alaskan	3	10	13
Other	75	80	155
Unknown	31	55	86
Other race includes Asian, native Hawaiian/Pacific Islander, or other.			
Ethnicity	1,279	3,172	4,451
Hispanic	17	32	49
Non-Hispanic	597	2,924	3,521
Unknown	665	216	881
Gender	1,279	3,172	4,451
Female	462	1,689	2,151
Male	817	1,483	2,300
Unknown	0	0	0



COVID-19: Hamilton County vaccine summary

Vaccination data through Apr 19, 2021 as of Apr 20, 2021 at 12:05 AM

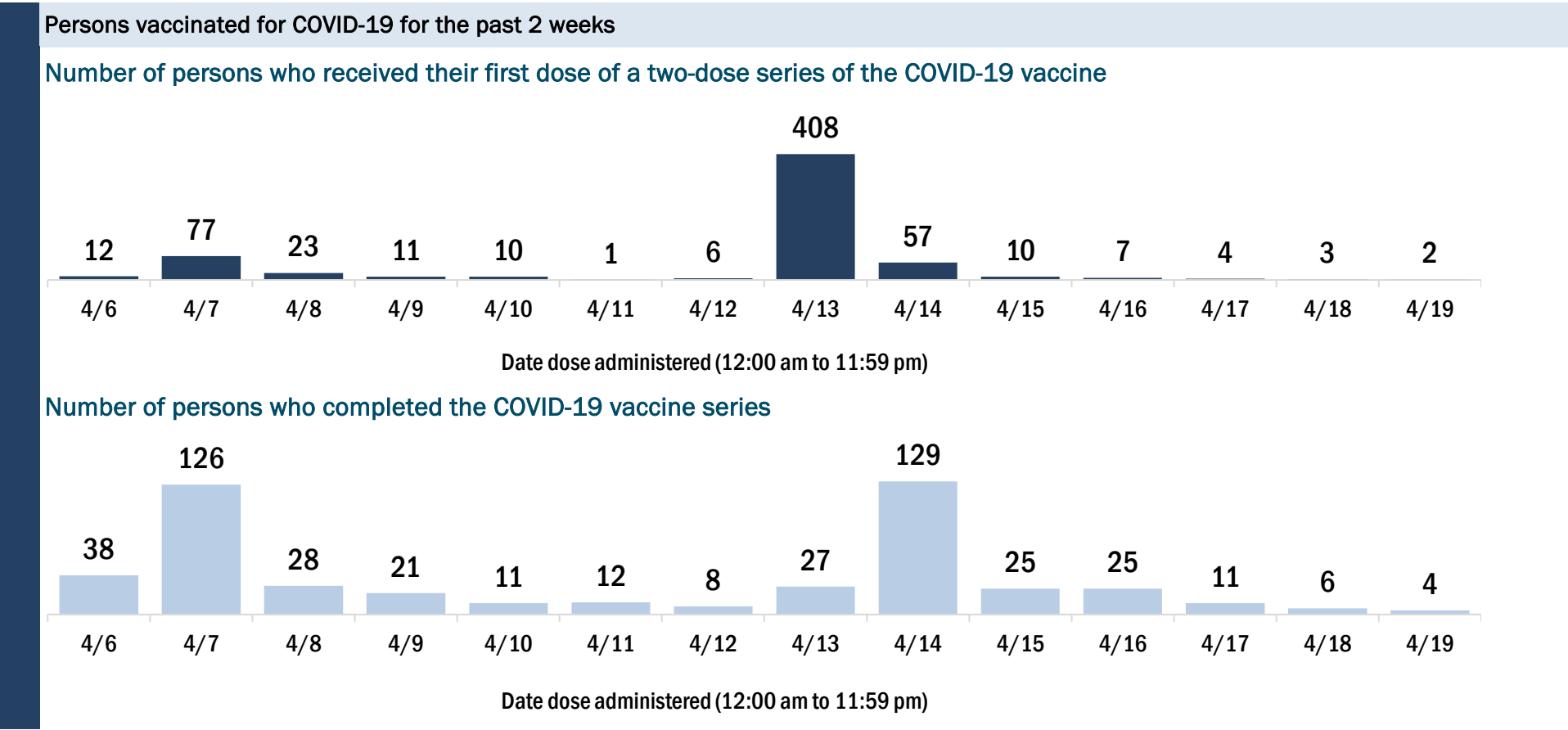
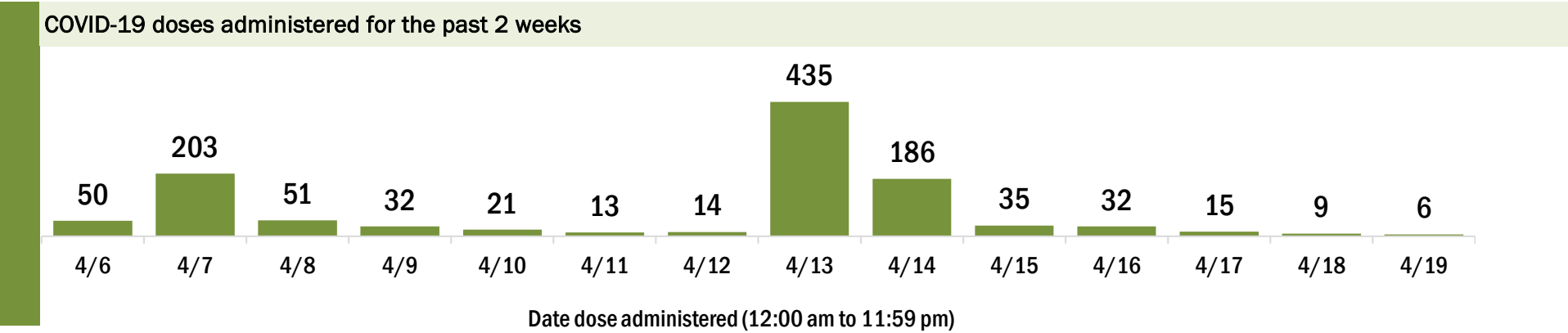
Data in this report are provisional and subject to change.

Data in this summary pertain to COVID-19 vaccines approved by the U.S. Food and Drug Administration and have been issued an Emergency Use Authorization (Janssen COVID-19 Vaccine, Moderna COVID-19 Vaccine and Pfizer-BioNTech COVID-19 Vaccine). These data summarize the number of people who have received either their first dose or have completed the series for a COVID-19 vaccine. **A person can only be counted in one category, first dose or series complete.** For persons receiving Moderna or Pfizer vaccines, once they receive their second dose, they are moved from the first dose column to the series completed column. **Because of this, the total first dose category may show a change from report to report not matching the total receiving their first dose from the previous day.** Persons receiving Johnson & Johnson vaccines will always be counted in the series completed column.

COVID-19 doses for vaccinated persons in Florida	
Doses administered	4,954
People receiving one dose of a 1-dose series (Johnson & Johnson) or receiving only one dose of a 2-dose series (Moderna, Pfizer) count once. Persons receiving both doses of a 2-dose series count twice.	

Current status of persons vaccinated for COVID-19 in Florida	
Total people vaccinated	3,056
First dose	940
Series completed	2,116
Completed 1-dose series	218
Completed 2-dose series	1,898
First dose: current number of people who have only received their first dose of the Moderna or Pfizer vaccine.	
Series complete: current number of people who have received both Moderna or Pfizer vaccine doses or one Johnson & Johnson dose and are considered fully immunized.	

Demographic summary	First dose	Series complete	Total people vaccinated
Age group	940	2,116	3,056
16-24 years	43	19	62
25-34 years	113	43	156
35-44 years	158	73	231
45-54 years	190	160	350
55-64 years	259	410	669
65-74 years	104	877	981
75-84 years	43	431	474
85+ years	30	103	133
Race	940	2,116	3,056
White	497	1,262	1,759
Black	327	496	823
American Indian/Alaskan	6	2	8
Other	86	130	216
Unknown	24	226	250
Other race includes Asian, native Hawaiian/Pacific Islander, or other.			
Ethnicity	940	2,116	3,056
Hispanic	70	37	107
Non-Hispanic	720	1,229	1,949
Unknown	150	850	1,000
Gender	940	2,116	3,056
Female	322	1,194	1,516
Male	618	922	1,540
Unknown	0	0	0



COVID-19: Hardee County vaccine summary

Vaccination data through Apr 19, 2021 as of Apr 20, 2021 at 12:05 AM

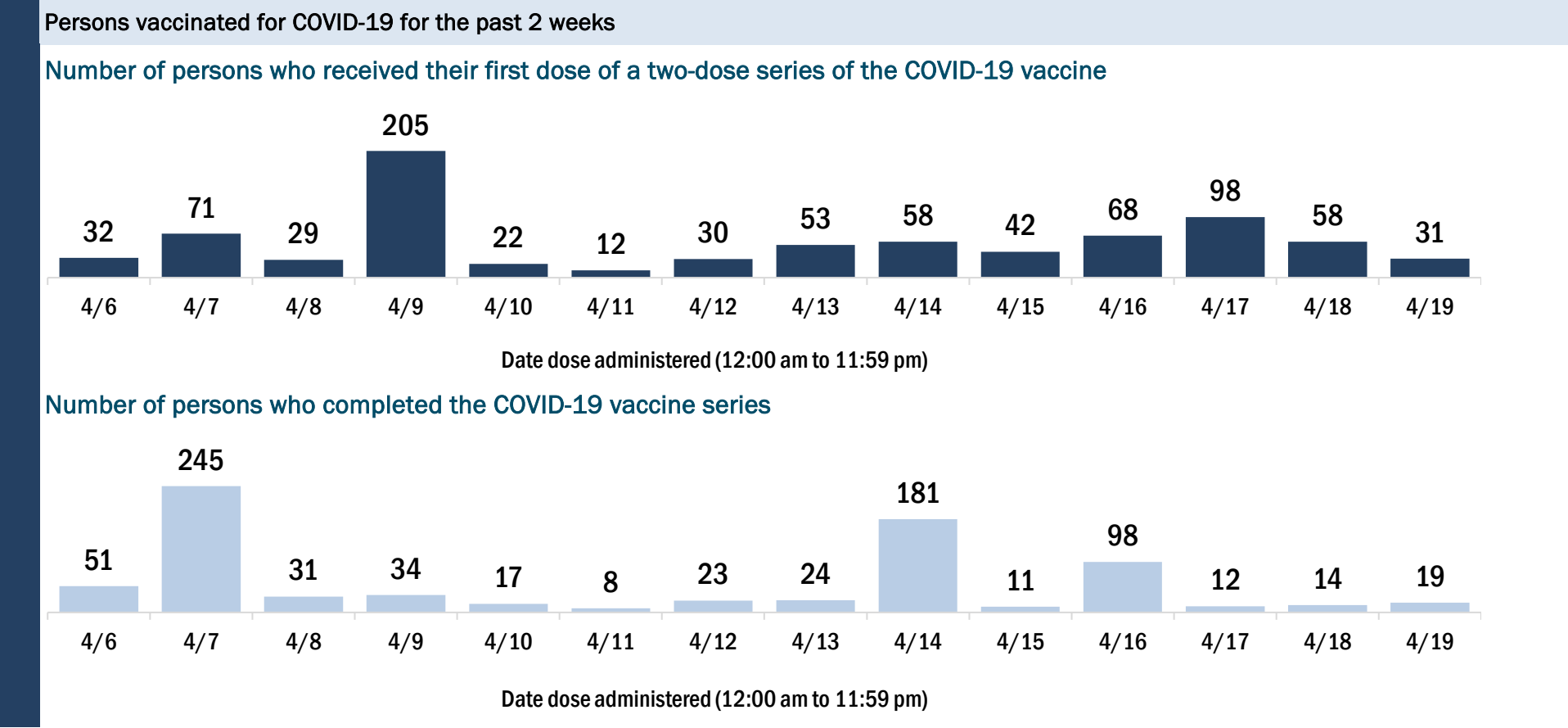
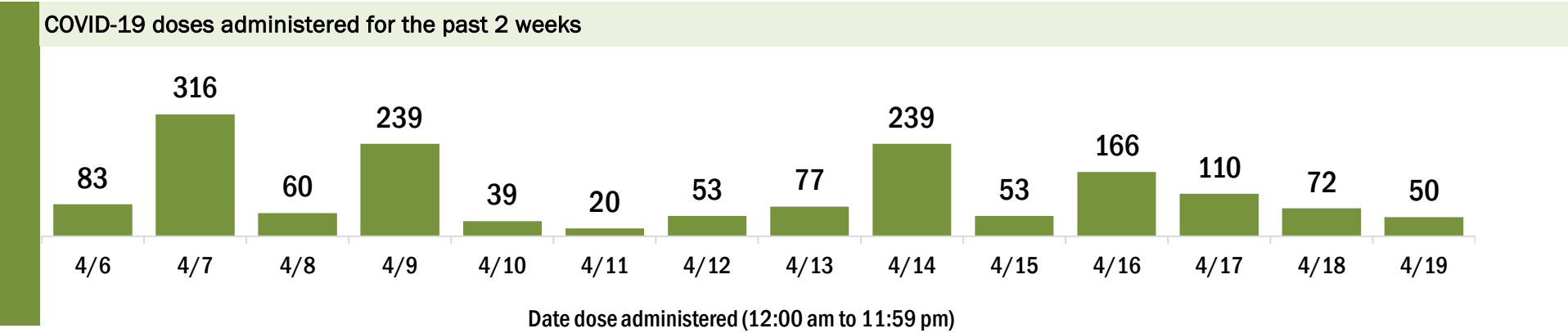
Data in this report are provisional and subject to change.

Data in this summary pertain to COVID-19 vaccines approved by the U.S. Food and Drug Administration and have been issued an Emergency Use Authorization (Janssen COVID-19 Vaccine, Moderna COVID-19 Vaccine and Pfizer-BioNTech COVID-19 Vaccine). These data summarize the number of people who have received either their first dose or have completed the series for a COVID-19 vaccine. **A person can only be counted in one category, first dose or series complete.** For persons receiving Moderna or Pfizer vaccines, once they receive their second dose, they are moved from the first dose column to the series completed column. **Because of this, the total first dose category may show a change from report to report not matching the total receiving their first dose from the previous day.** Persons receiving Johnson & Johnson vaccines will always be counted in the series completed column.

COVID-19 doses for vaccinated persons in Florida	
Doses administered	8,586
People receiving one dose of a 1-dose series (Johnson & Johnson) or receiving only one dose of a 2-dose series (Moderna, Pfizer) count once. Persons receiving both doses of a 2-dose series count twice.	

Current status of persons vaccinated for COVID-19 in Florida	
Total people vaccinated	5,322
First dose	1,921
Series completed	3,401
Completed 1-dose series	137
Completed 2-dose series	3,264
First dose: current number of people who have only received their first dose of the Moderna or Pfizer vaccine.	
Series complete: current number of people who have received both Moderna or Pfizer vaccine doses or one Johnson & Johnson dose and are considered fully immunized.	

Demographic summary	First dose	Series complete	Total people vaccinated
Age group	1,921	3,401	5,322
16-24 years	140	51	191
25-34 years	173	122	295
35-44 years	245	110	355
45-54 years	393	199	592
55-64 years	545	433	978
65-74 years	252	1,308	1,560
75-84 years	140	915	1,055
85+ years	33	263	296
Race	1,921	3,401	5,322
White	1,442	2,830	4,272
Black	97	127	224
American Indian/Alaskan	1	27	28
Other	284	338	622
Unknown	97	79	176
Other race includes Asian, native Hawaiian/Pacific Islander, or other.			
Ethnicity	1,921	3,401	5,322
Hispanic	693	423	1,116
Non-Hispanic	859	2,591	3,450
Unknown	369	387	756
Gender	1,921	3,401	5,322
Female	980	1,854	2,834
Male	938	1,546	2,484
Unknown	3	1	4



COVID-19: Hendry County vaccine summary

Vaccination data through Apr 19, 2021 as of Apr 20, 2021 at 12:05 AM

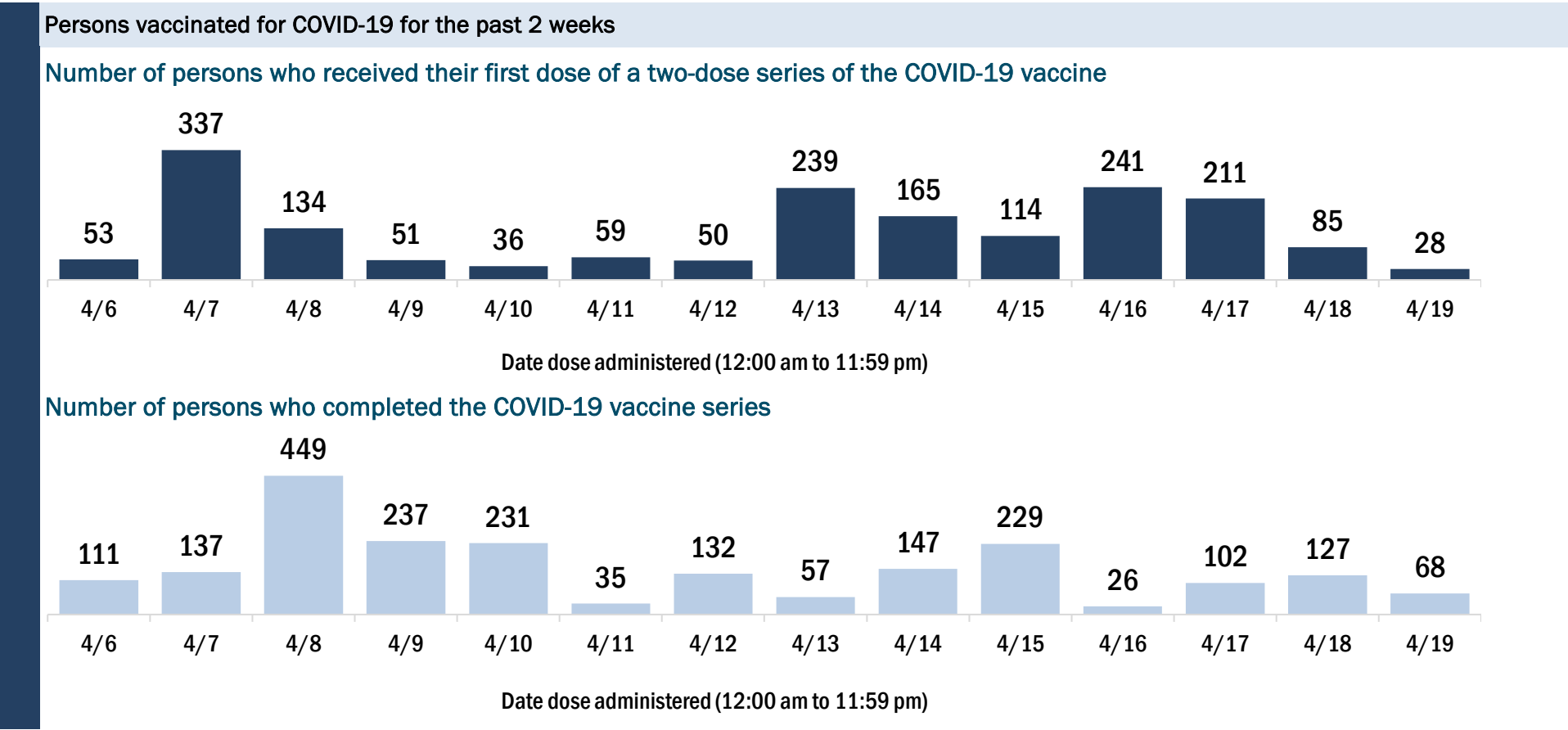
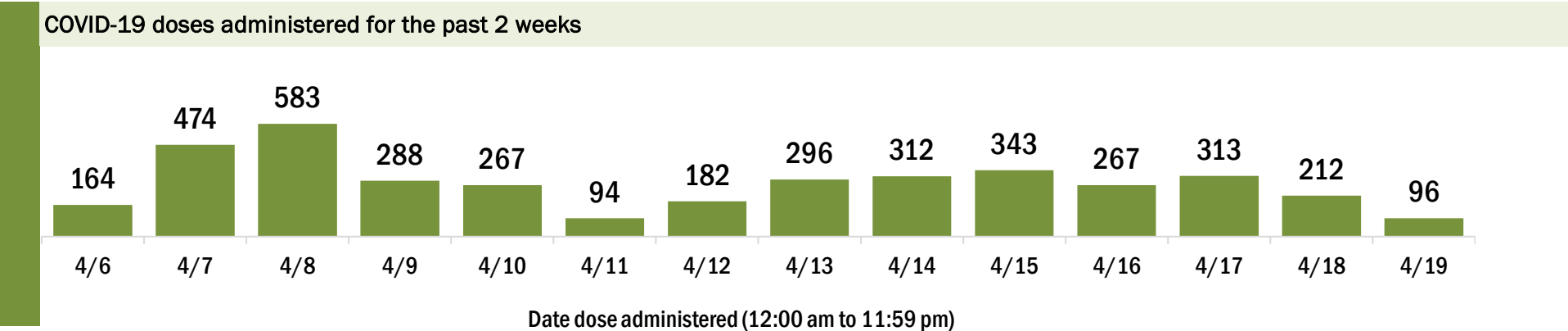
Data in this report are provisional and subject to change.

Data in this summary pertain to COVID-19 vaccines approved by the U.S. Food and Drug Administration and have been issued an Emergency Use Authorization (Janssen COVID-19 Vaccine, Moderna COVID-19 Vaccine and Pfizer-BioNTech COVID-19 Vaccine). These data summarize the number of people who have received either their first dose or have completed the series for a COVID-19 vaccine. **A person can only be counted in one category, first dose or series complete.** For persons receiving Moderna or Pfizer vaccines, once they receive their second dose, they are moved from the first dose column to the series completed column. **Because of this, the total first dose category may show a change from report to report not matching the total receiving their first dose from the previous day.** Persons receiving Johnson & Johnson vaccines will always be counted in the series completed column.

COVID-19 doses for vaccinated persons in Florida	
Doses administered	15,936
People receiving one dose of a 1-dose series (Johnson & Johnson) or receiving only one dose of a 2-dose series (Moderna, Pfizer) count once. Persons receiving both doses of a 2-dose series count twice.	

Current status of persons vaccinated for COVID-19 in Florida	
Total people vaccinated	10,525
First dose	3,996
Series completed	6,529
Completed 1-dose series	1,118
Completed 2-dose series	5,411
First dose: current number of people who have only received their first dose of the Moderna or Pfizer vaccine.	
Series complete: current number of people who have received both Moderna or Pfizer vaccine doses or one Johnson & Johnson dose and are considered fully immunized.	

Demographic summary	First dose	Series complete	Total people vaccinated
Age group	3,996	6,529	10,525
16-24 years	400	195	595
25-34 years	571	362	933
35-44 years	656	393	1,049
45-54 years	862	710	1,572
55-64 years	935	1,305	2,240
65-74 years	342	2,146	2,488
75-84 years	171	1,108	1,279
85+ years	59	310	369
Race	3,996	6,529	10,525
White	2,850	4,374	7,224
Black	255	440	695
American Indian/Alaskan	3	22	25
Other	550	1,021	1,571
Unknown	338	672	1,010
Other race includes Asian, native Hawaiian/Pacific Islander, or other.			
Ethnicity	3,996	6,529	10,525
Hispanic	1,992	1,707	3,699
Non-Hispanic	1,066	2,758	3,824
Unknown	938	2,064	3,002
Gender	3,996	6,529	10,525
Female	1,755	3,349	5,104
Male	2,239	3,179	5,418
Unknown	2	1	3



COVID-19: Hernando County vaccine summary

Vaccination data through Apr 19, 2021 as of Apr 20, 2021 at 12:05 AM

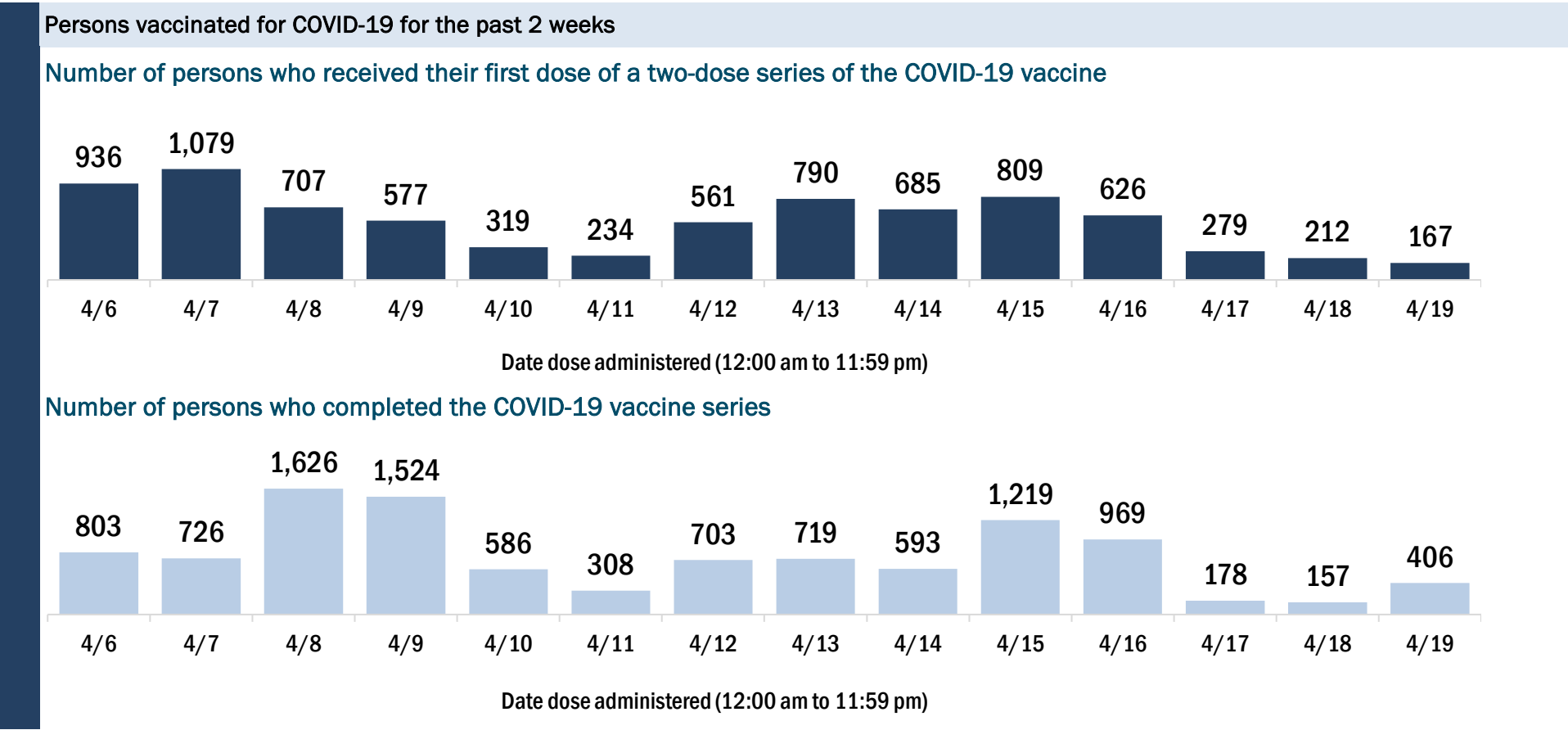
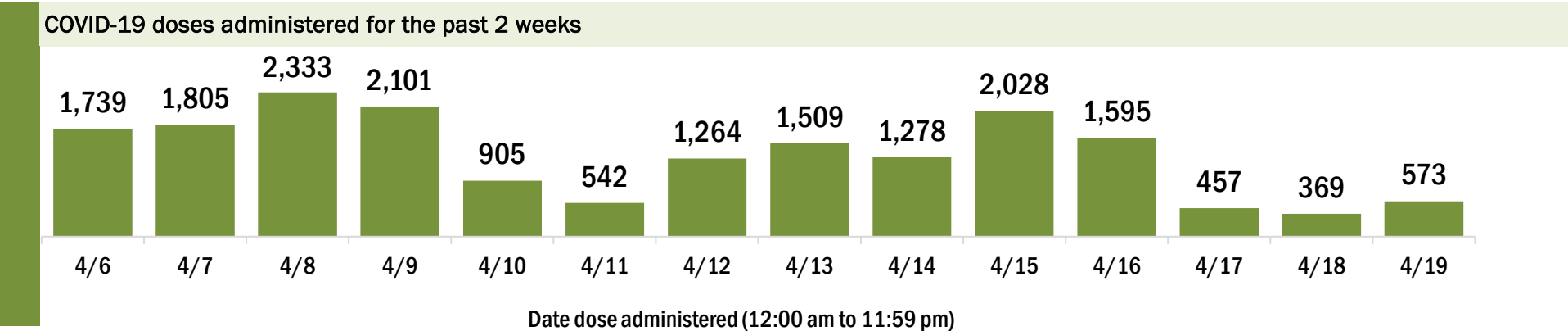
Data in this report are provisional and subject to change.

Data in this summary pertain to COVID-19 vaccines approved by the U.S. Food and Drug Administration and have been issued an Emergency Use Authorization (Janssen COVID-19 Vaccine, Moderna COVID-19 Vaccine and Pfizer-BioNTech COVID-19 Vaccine). These data summarize the number of people who have received either their first dose or have completed the series for a COVID-19 vaccine. **A person can only be counted in one category, first dose or series complete.** For persons receiving Moderna or Pfizer vaccines, once they receive their second dose, they are moved from the first dose column to the series completed column. **Because of this, the total first dose category may show a change from report to report not matching the total receiving their first dose from the previous day.** Persons receiving Johnson & Johnson vaccines will always be counted in the series completed column.

COVID-19 doses for vaccinated persons in Florida	
Doses administered	101,471
People receiving one dose of a 1-dose series (Johnson & Johnson) or receiving only one dose of a 2-dose series (Moderna, Pfizer) count once. Persons receiving both doses of a 2-dose series count twice.	

Current status of persons vaccinated for COVID-19 in Florida	
Total people vaccinated	63,735
First dose	21,283
Series completed	42,452
Completed 1-dose series	4,716
Completed 2-dose series	37,736
First dose: current number of people who have only received their first dose of the Moderna or Pfizer vaccine.	
Series complete: current number of people who have received both Moderna or Pfizer vaccine doses or one Johnson & Johnson dose and are considered fully immunized.	

Demographic summary	First dose	Series complete	Total people vaccinated
Age group	21,283	42,452	63,735
16-24 years	1,367	513	1,880
25-34 years	1,511	1,097	2,608
35-44 years	2,242	1,593	3,835
45-54 years	3,842	2,831	6,673
55-64 years	5,613	6,770	12,383
65-74 years	3,625	15,903	19,528
75-84 years	2,240	10,465	12,705
85+ years	843	3,280	4,123
Race	21,283	42,452	63,735
White	14,552	30,839	45,391
Black	595	1,080	1,675
American Indian/Alaskan	88	135	223
Other	1,553	2,928	4,481
Unknown	4,495	7,470	11,965
Other race includes Asian, native Hawaiian/Pacific Islander, or other.			
Ethnicity	21,283	42,452	63,735
Hispanic	1,568	1,873	3,441
Non-Hispanic	10,417	23,974	34,391
Unknown	9,298	16,605	25,903
Gender	21,283	42,452	63,735
Female	11,864	24,720	36,584
Male	9,404	17,698	27,102
Unknown	15	34	49



COVID-19: Highlands County vaccine summary

Vaccination data through Apr 19, 2021 as of Apr 20, 2021 at 12:05 AM

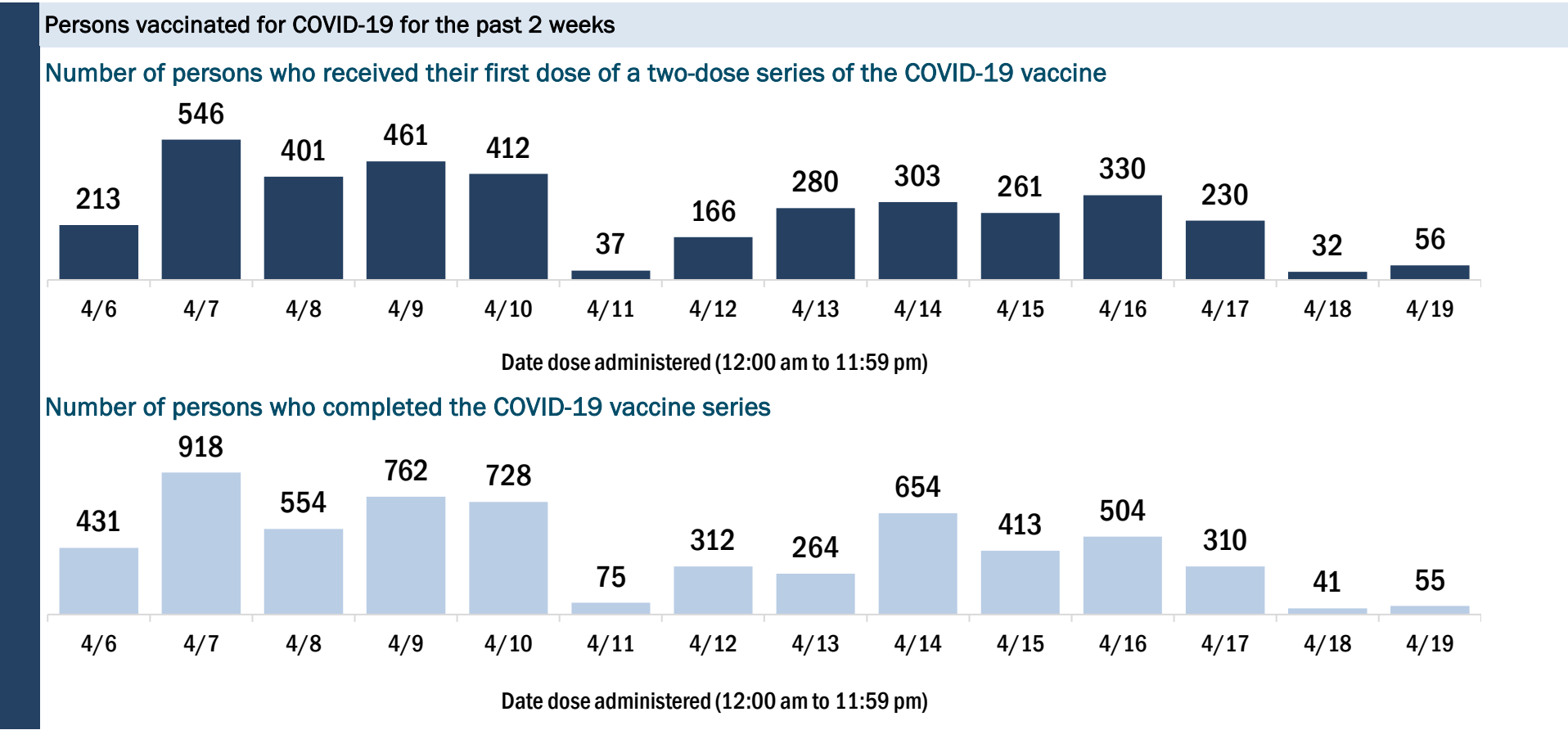
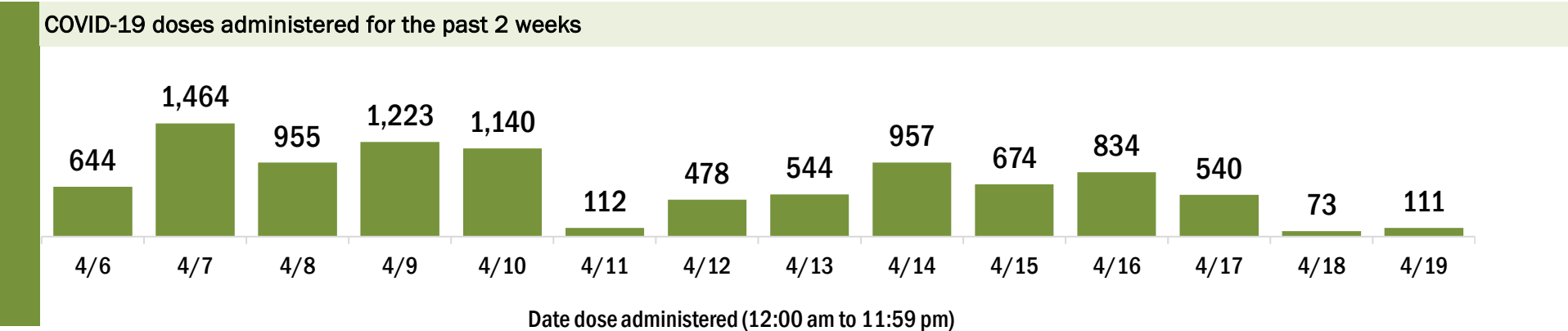
Data in this report are provisional and subject to change.

Data in this summary pertain to COVID-19 vaccines approved by the U.S. Food and Drug Administration and have been issued an Emergency Use Authorization (Janssen COVID-19 Vaccine, Moderna COVID-19 Vaccine and Pfizer-BioNTech COVID-19 Vaccine). These data summarize the number of people who have received either their first dose or have completed the series for a COVID-19 vaccine. **A person can only be counted in one category, first dose or series complete.** For persons receiving Moderna or Pfizer vaccines, once they receive their second dose, they are moved from the first dose column to the series completed column. **Because of this, the total first dose category may show a change from report to report not matching the total receiving their first dose from the previous day.** Persons receiving Johnson & Johnson vaccines will always be counted in the series completed column.

COVID-19 doses for vaccinated persons in Florida	
Doses administered	63,904
People receiving one dose of a 1-dose series (Johnson & Johnson) or receiving only one dose of a 2-dose series (Moderna, Pfizer) count once. Persons receiving both doses of a 2-dose series count twice.	

Current status of persons vaccinated for COVID-19 in Florida	
Total people vaccinated	39,768
First dose	15,077
Series completed	24,691
Completed 1-dose series	555
Completed 2-dose series	24,136
First dose: current number of people who have only received their first dose of the Moderna or Pfizer vaccine.	
Series complete: current number of people who have received both Moderna or Pfizer vaccine doses or one Johnson & Johnson dose and are considered fully immunized.	

Demographic summary	First dose	Series complete	Total people vaccinated
Age group	15,077	24,691	39,768
16-24 years	505	139	644
25-34 years	621	355	976
35-44 years	921	544	1,465
45-54 years	1,590	1,007	2,597
55-64 years	3,278	3,041	6,319
65-74 years	4,108	9,729	13,837
75-84 years	3,071	7,743	10,814
85+ years	983	2,133	3,116
Race	15,077	24,691	39,768
White	11,871	20,470	32,341
Black	722	793	1,515
American Indian/Alaskan	147	175	322
Other	1,050	1,426	2,476
Unknown	1,287	1,827	3,114
Other race includes Asian, native Hawaiian/Pacific Islander, or other.			
Ethnicity	15,077	24,691	39,768
Hispanic	1,959	1,160	3,119
Non-Hispanic	9,773	18,718	28,491
Unknown	3,345	4,813	8,158
Gender	15,077	24,691	39,768
Female	7,989	13,614	21,603
Male	7,058	11,063	18,121
Unknown	30	14	44



COVID-19: Hillsborough County vaccine summary

Vaccination data through Apr 19, 2021 as of Apr 20, 2021 at 12:05 AM

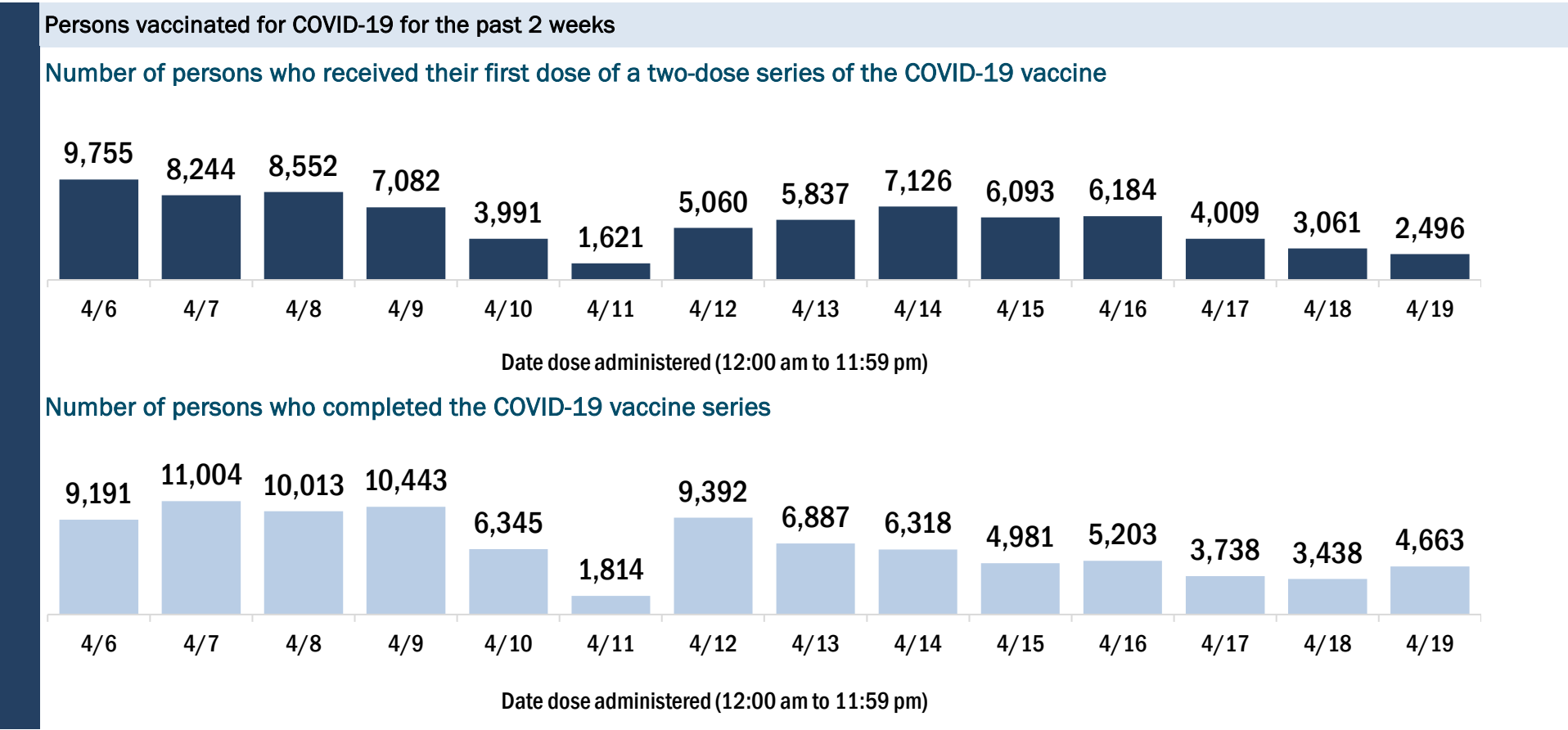
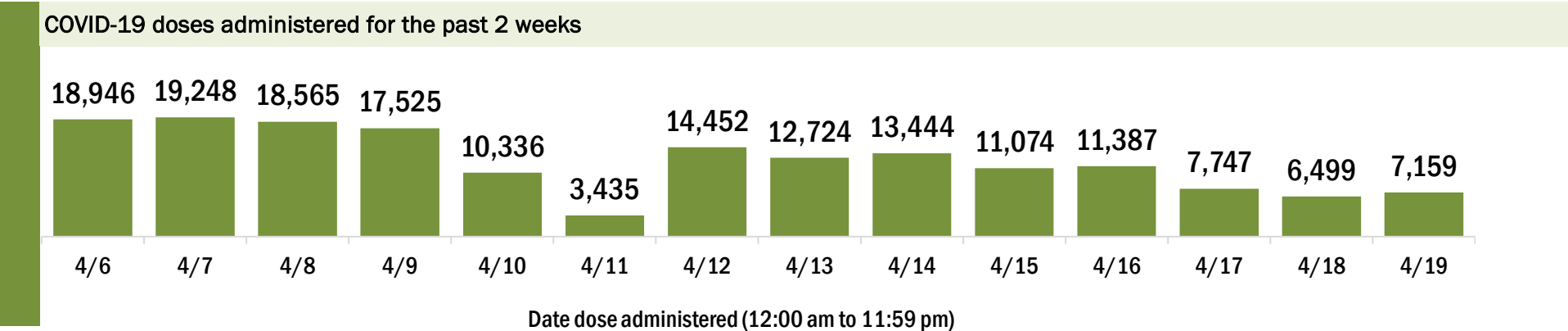
Data in this report are provisional and subject to change.

Data in this summary pertain to COVID-19 vaccines approved by the U.S. Food and Drug Administration and have been issued an Emergency Use Authorization (Janssen COVID-19 Vaccine, Moderna COVID-19 Vaccine and Pfizer-BioNTech COVID-19 Vaccine). These data summarize the number of people who have received either their first dose or have completed the series for a COVID-19 vaccine. **A person can only be counted in one category, first dose or series complete.** For persons receiving Moderna or Pfizer vaccines, once they receive their second dose, they are moved from the first dose column to the series completed column. **Because of this, the total first dose category may show a change from report to report not matching the total receiving their first dose from the previous day.** Persons receiving Johnson & Johnson vaccines will always be counted in the series completed column.

COVID-19 doses for vaccinated persons in Florida	
Doses administered	745,917
People receiving one dose of a 1-dose series (Johnson & Johnson) or receiving only one dose of a 2-dose series (Moderna, Pfizer) count once. Persons receiving both doses of a 2-dose series count twice.	

Current status of persons vaccinated for COVID-19 in Florida	
Total people vaccinated	499,464
First dose	205,226
Series completed	294,238
Completed 1-dose series	47,785
Completed 2-dose series	246,453
First dose: current number of people who have only received their first dose of the Moderna or Pfizer vaccine.	
Series complete: current number of people who have received both Moderna or Pfizer vaccine doses or one Johnson & Johnson dose and are considered fully immunized.	

Demographic summary	First dose	Series complete	Total people vaccinated
Age group	205,226	294,238	499,464
16-24 years	21,846	11,111	32,957
25-34 years	27,520	25,610	53,130
35-44 years	34,052	32,407	66,459
45-54 years	36,200	44,836	81,036
55-64 years	32,165	66,957	99,122
65-74 years	31,748	67,546	99,294
75-84 years	16,393	33,733	50,126
85+ years	5,302	12,038	17,340
Race	205,226	294,238	499,464
White	126,799	196,076	322,875
Black	12,593	20,505	33,098
American Indian/Alaskan	717	837	1,554
Other	27,879	39,051	66,930
Unknown	37,238	37,769	75,007
Other race includes Asian, native Hawaiian/Pacific Islander, or other.			
Ethnicity	205,226	294,238	499,464
Hispanic	24,506	32,306	56,812
Non-Hispanic	104,428	176,021	280,449
Unknown	76,292	85,911	162,203
Gender	205,226	294,238	499,464
Female	108,768	169,535	278,303
Male	96,132	124,490	220,622
Unknown	326	213	539



COVID-19: Holmes County vaccine summary

Vaccination data through Apr 19, 2021 as of Apr 20, 2021 at 12:05 AM

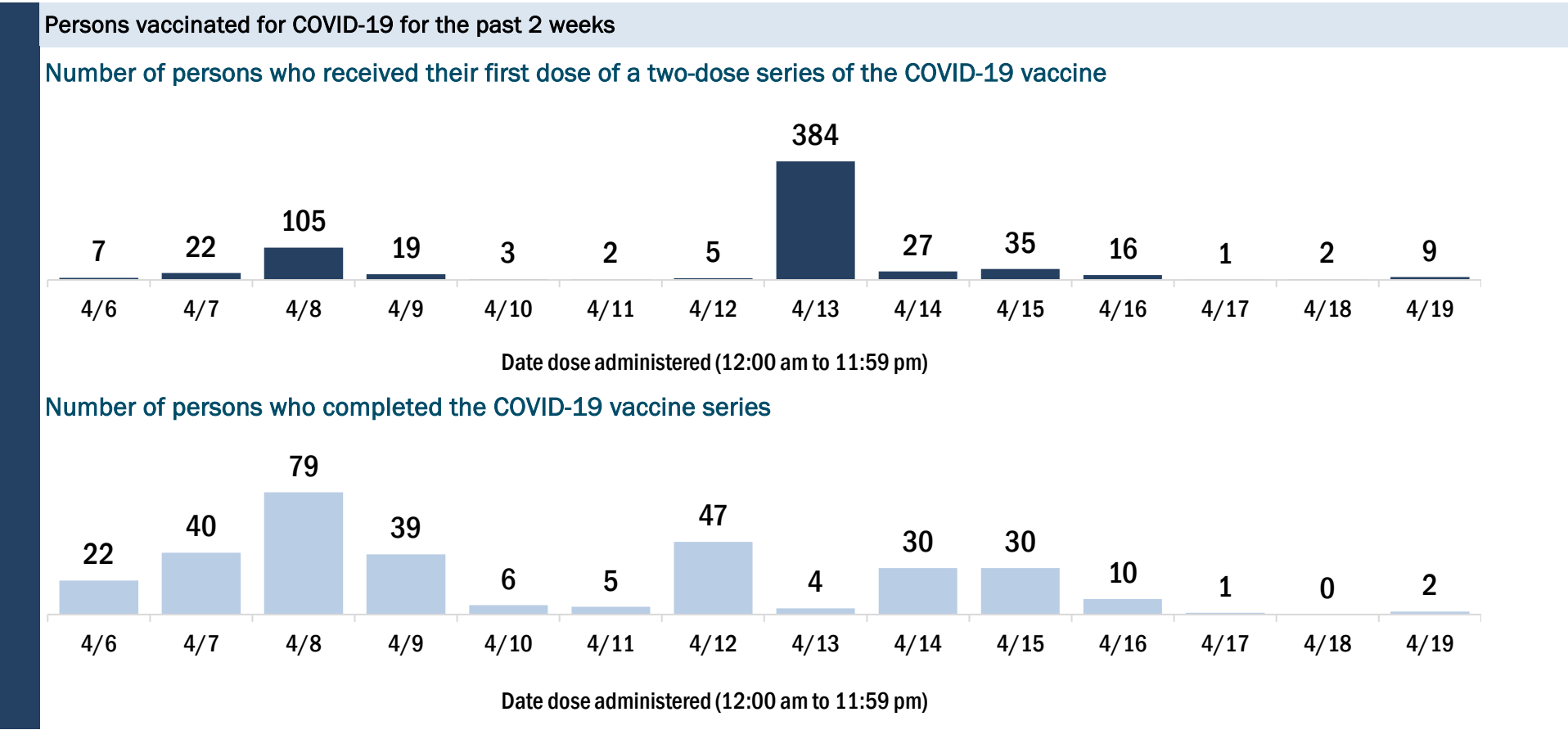
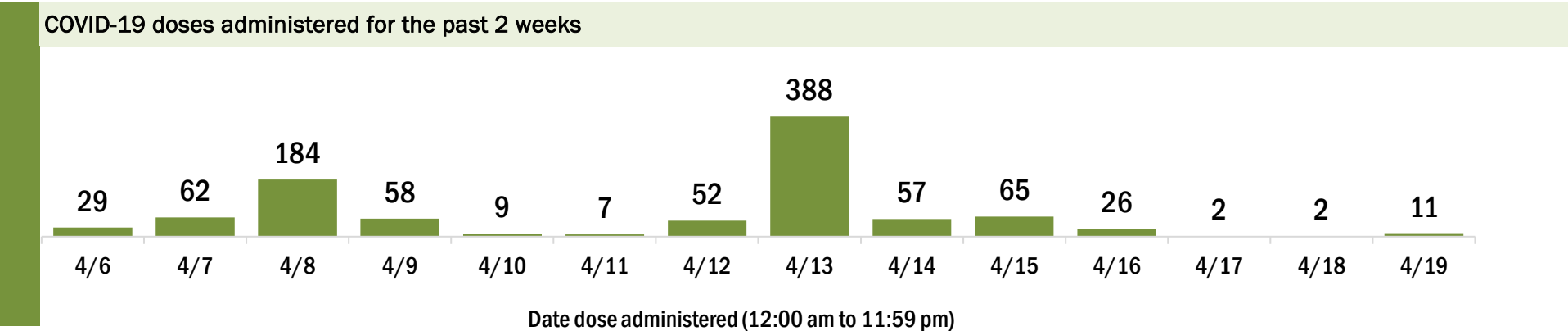
Data in this report are provisional and subject to change.

Data in this summary pertain to COVID-19 vaccines approved by the U.S. Food and Drug Administration and have been issued an Emergency Use Authorization (Janssen COVID-19 Vaccine, Moderna COVID-19 Vaccine and Pfizer-BioNTech COVID-19 Vaccine). These data summarize the number of people who have received either their first dose or have completed the series for a COVID-19 vaccine. **A person can only be counted in one category, first dose or series complete.** For persons receiving Moderna or Pfizer vaccines, once they receive their second dose, they are moved from the first dose column to the series completed column. **Because of this, the total first dose category may show a change from report to report not matching the total receiving their first dose from the previous day.** Persons receiving Johnson & Johnson vaccines will always be counted in the series completed column.

COVID-19 doses for vaccinated persons in Florida	
Doses administered	6,313
People receiving one dose of a 1-dose series (Johnson & Johnson) or receiving only one dose of a 2-dose series (Moderna, Pfizer) count once. Persons receiving both doses of a 2-dose series count twice.	

Current status of persons vaccinated for COVID-19 in Florida	
Total people vaccinated	3,946
First dose	1,282
Series completed	2,664
Completed 1-dose series	297
Completed 2-dose series	2,367
First dose: current number of people who have only received their first dose of the Moderna or Pfizer vaccine.	
Series complete: current number of people who have received both Moderna or Pfizer vaccine doses or one Johnson & Johnson dose and are considered fully immunized.	

Demographic summary	First dose	Series complete	Total people vaccinated
Age group	1,282	2,664	3,946
16-24 years	63	29	92
25-34 years	126	68	194
35-44 years	168	127	295
45-54 years	241	213	454
55-64 years	362	431	793
65-74 years	190	974	1,164
75-84 years	106	641	747
85+ years	26	181	207
Race	1,282	2,664	3,946
White	966	2,291	3,257
Black	183	85	268
American Indian/Alaskan	11	28	39
Other	79	161	240
Unknown	43	99	142
Other race includes Asian, native Hawaiian/Pacific Islander, or other.			
Ethnicity	1,282	2,664	3,946
Hispanic	60	16	76
Non-Hispanic	1,055	2,224	3,279
Unknown	167	424	591
Gender	1,282	2,664	3,946
Female	500	1,455	1,955
Male	782	1,209	1,991
Unknown	0	0	0



COVID-19: Indian River County vaccine summary

Vaccination data through Apr 19, 2021 as of Apr 20, 2021 at 12:05 AM

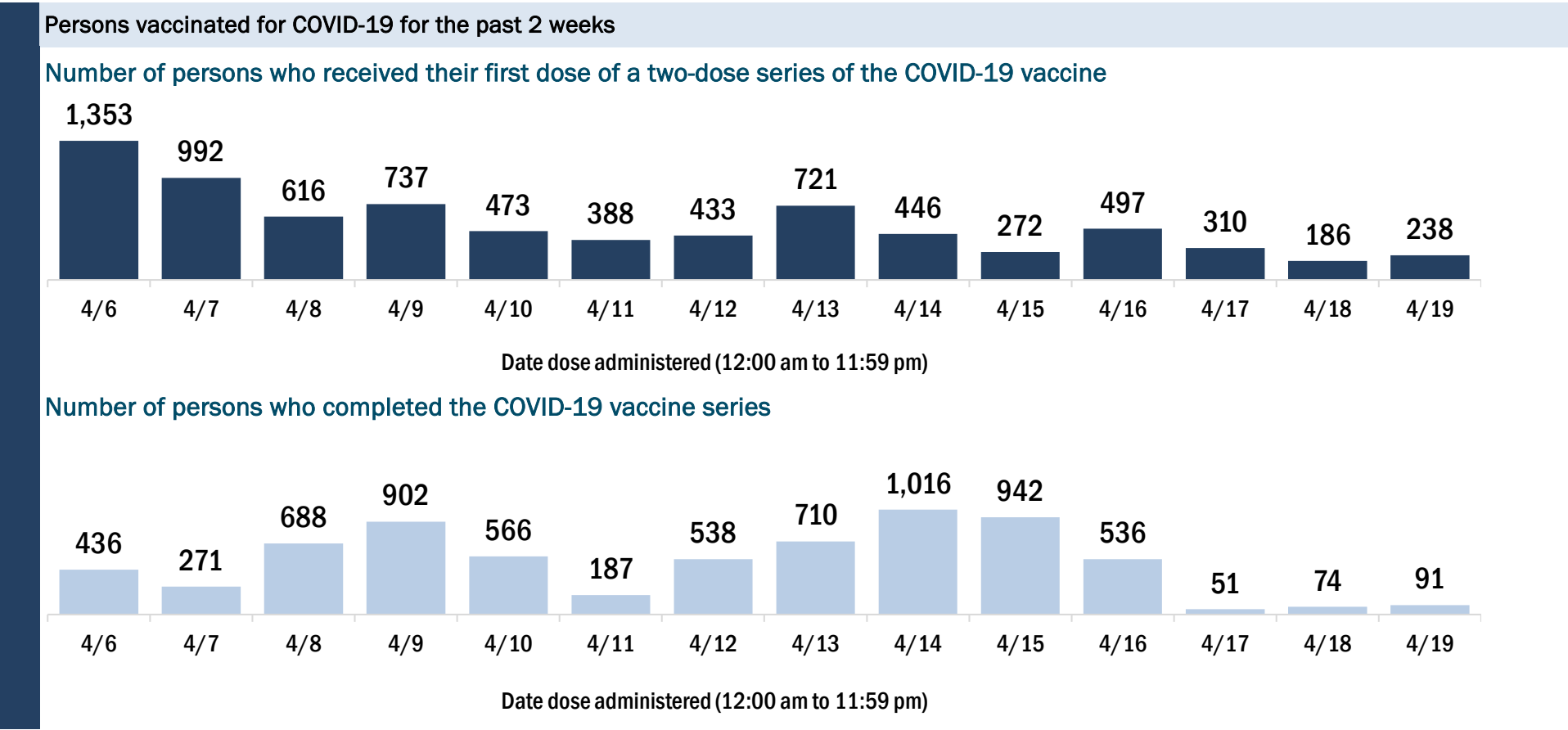
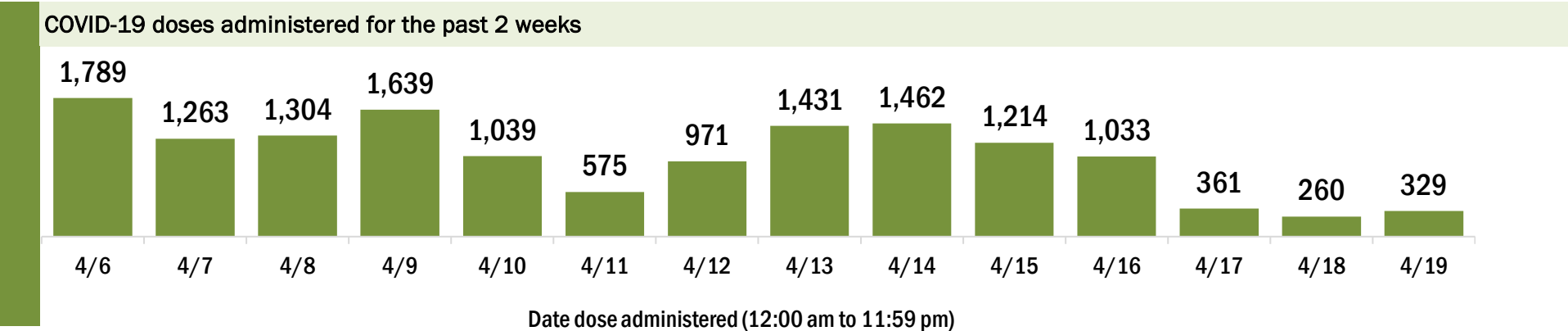
Data in this report are provisional and subject to change.

Data in this summary pertain to COVID-19 vaccines approved by the U.S. Food and Drug Administration and have been issued an Emergency Use Authorization (Janssen COVID-19 Vaccine, Moderna COVID-19 Vaccine and Pfizer-BioNTech COVID-19 Vaccine). These data summarize the number of people who have received either their first dose or have completed the series for a COVID-19 vaccine. **A person can only be counted in one category, first dose or series complete.** For persons receiving Moderna or Pfizer vaccines, once they receive their second dose, they are moved from the first dose column to the series completed column. **Because of this, the total first dose category may show a change from report to report not matching the total receiving their first dose from the previous day.** Persons receiving Johnson & Johnson vaccines will always be counted in the series completed column.

COVID-19 doses for vaccinated persons in Florida	
Doses administered	119,562
People receiving one dose of a 1-dose series (Johnson & Johnson) or receiving only one dose of a 2-dose series (Moderna, Pfizer) count once. Persons receiving both doses of a 2-dose series count twice.	

Current status of persons vaccinated for COVID-19 in Florida	
Total people vaccinated	74,668
First dose	27,872
Series completed	46,796
Completed 1-dose series	1,902
Completed 2-dose series	44,894
First dose: current number of people who have only received their first dose of the Moderna or Pfizer vaccine.	
Series complete: current number of people who have received both Moderna or Pfizer vaccine doses or one Johnson & Johnson dose and are considered fully immunized.	

Demographic summary	First dose	Series complete	Total people vaccinated
Age group	27,872	46,796	74,668
16-24 years	1,251	419	1,670
25-34 years	1,674	887	2,561
35-44 years	2,305	1,180	3,485
45-54 years	3,638	2,376	6,014
55-64 years	6,979	6,564	13,543
65-74 years	5,918	19,226	25,144
75-84 years	4,288	12,103	16,391
85+ years	1,819	4,041	5,860
Race	27,872	46,796	74,668
White	19,967	34,820	54,787
Black	1,420	1,169	2,589
American Indian/Alaskan	191	234	425
Other	2,009	3,131	5,140
Unknown	4,285	7,442	11,727
Other race includes Asian, native Hawaiian/Pacific Islander, or other.			
Ethnicity	27,872	46,796	74,668
Hispanic	2,269	1,235	3,504
Non-Hispanic	15,540	29,929	45,469
Unknown	10,063	15,632	25,695
Gender	27,872	46,796	74,668
Female	14,900	26,536	41,436
Male	12,941	20,225	33,166
Unknown	31	35	66



COVID-19: Jackson County vaccine summary

Vaccination data through Apr 19, 2021 as of Apr 20, 2021 at 12:05 AM

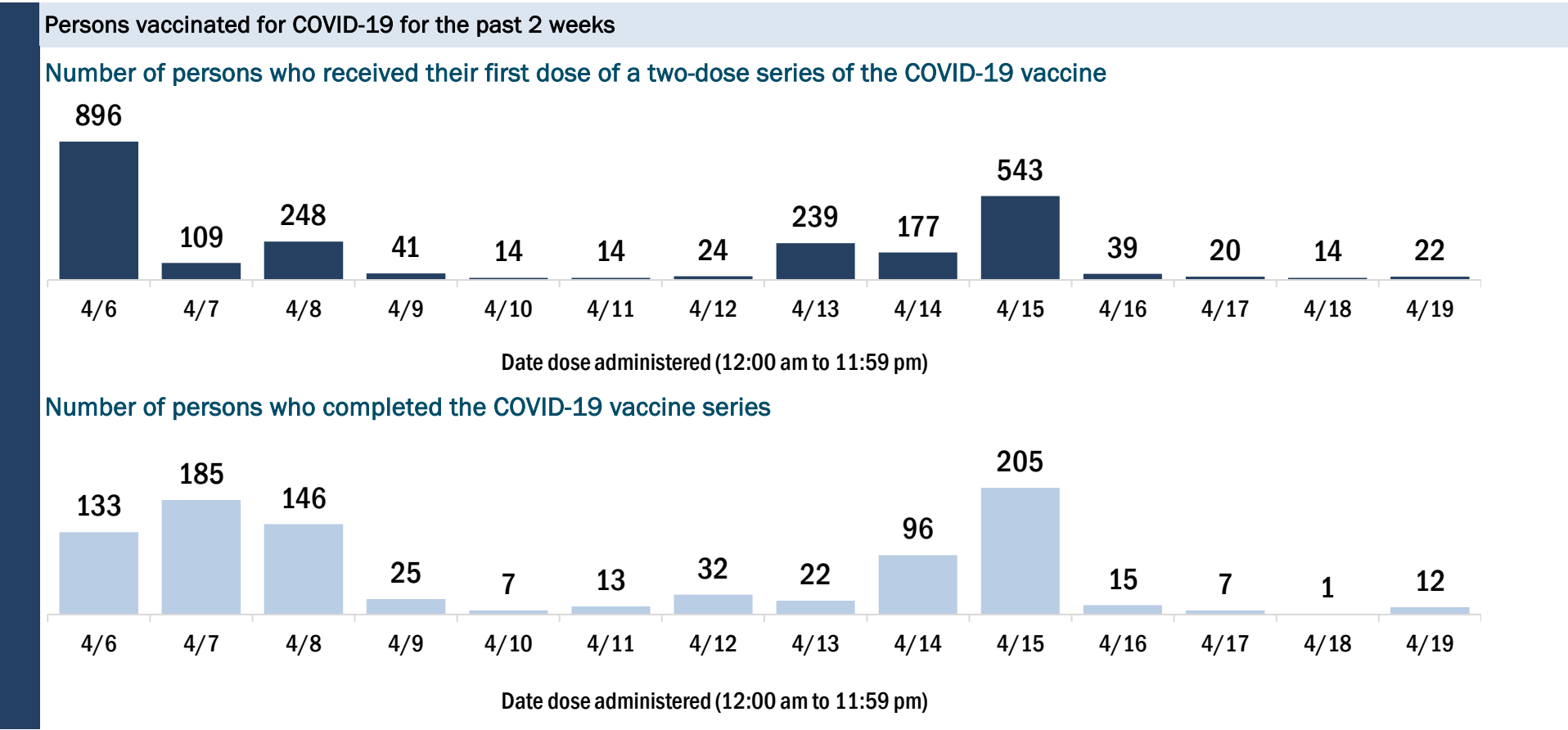
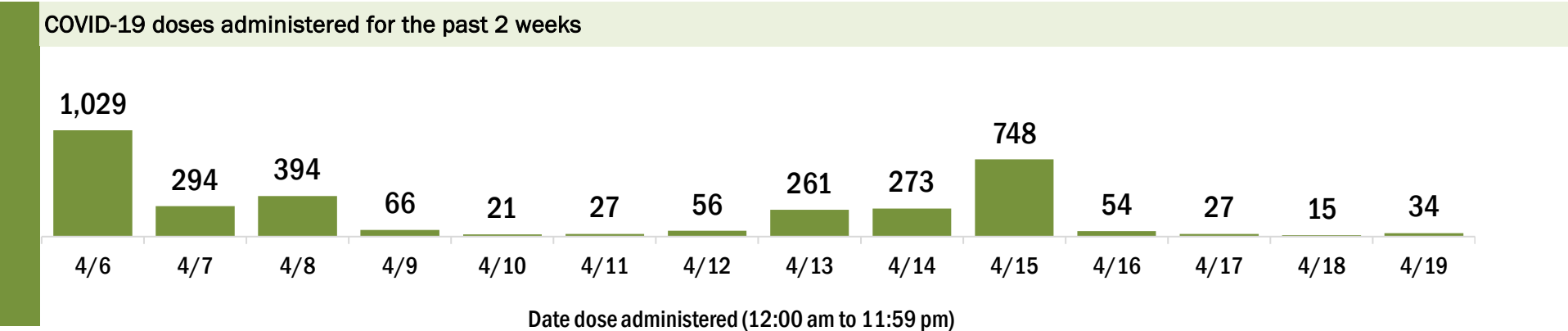
Data in this report are provisional and subject to change.

Data in this summary pertain to COVID-19 vaccines approved by the U.S. Food and Drug Administration and have been issued an Emergency Use Authorization (Janssen COVID-19 Vaccine, Moderna COVID-19 Vaccine and Pfizer-BioNTech COVID-19 Vaccine). These data summarize the number of people who have received either their first dose or have completed the series for a COVID-19 vaccine. **A person can only be counted in one category, first dose or series complete.** For persons receiving Moderna or Pfizer vaccines, once they receive their second dose, they are moved from the first dose column to the series completed column. **Because of this, the total first dose category may show a change from report to report not matching the total receiving their first dose from the previous day.** Persons receiving Johnson & Johnson vaccines will always be counted in the series completed column.

COVID-19 doses for vaccinated persons in Florida	
Doses administered	20,297
People receiving one dose of a 1-dose series (Johnson & Johnson) or receiving only one dose of a 2-dose series (Moderna, Pfizer) count once. Persons receiving both doses of a 2-dose series count twice.	

Current status of persons vaccinated for COVID-19 in Florida	
Total people vaccinated	12,784
First dose	4,486
Series completed	8,298
Completed 1-dose series	785
Completed 2-dose series	7,513
First dose: current number of people who have only received their first dose of the Moderna or Pfizer vaccine.	
Series complete: current number of people who have received both Moderna or Pfizer vaccine doses or one Johnson & Johnson dose and are considered fully immunized.	

Demographic summary	First dose	Series complete	Total people vaccinated
Age group	4,486	8,298	12,784
16-24 years	205	98	303
25-34 years	482	251	733
35-44 years	705	402	1,107
45-54 years	931	731	1,662
55-64 years	1,008	1,638	2,646
65-74 years	648	2,864	3,512
75-84 years	373	1,736	2,109
85+ years	134	578	712
Race	4,486	8,298	12,784
White	2,706	5,828	8,534
Black	1,237	1,597	2,834
American Indian/Alaskan	23	41	64
Other	212	358	570
Unknown	308	474	782
Other race includes Asian, native Hawaiian/Pacific Islander, or other.			
Ethnicity	4,486	8,298	12,784
Hispanic	241	103	344
Non-Hispanic	2,810	6,073	8,883
Unknown	1,435	2,122	3,557
Gender	4,486	8,298	12,784
Female	1,649	4,735	6,384
Male	2,836	3,563	6,399
Unknown	1	0	1



COVID-19: Jefferson County vaccine summary

Vaccination data through Apr 19, 2021 as of Apr 20, 2021 at 12:05 AM

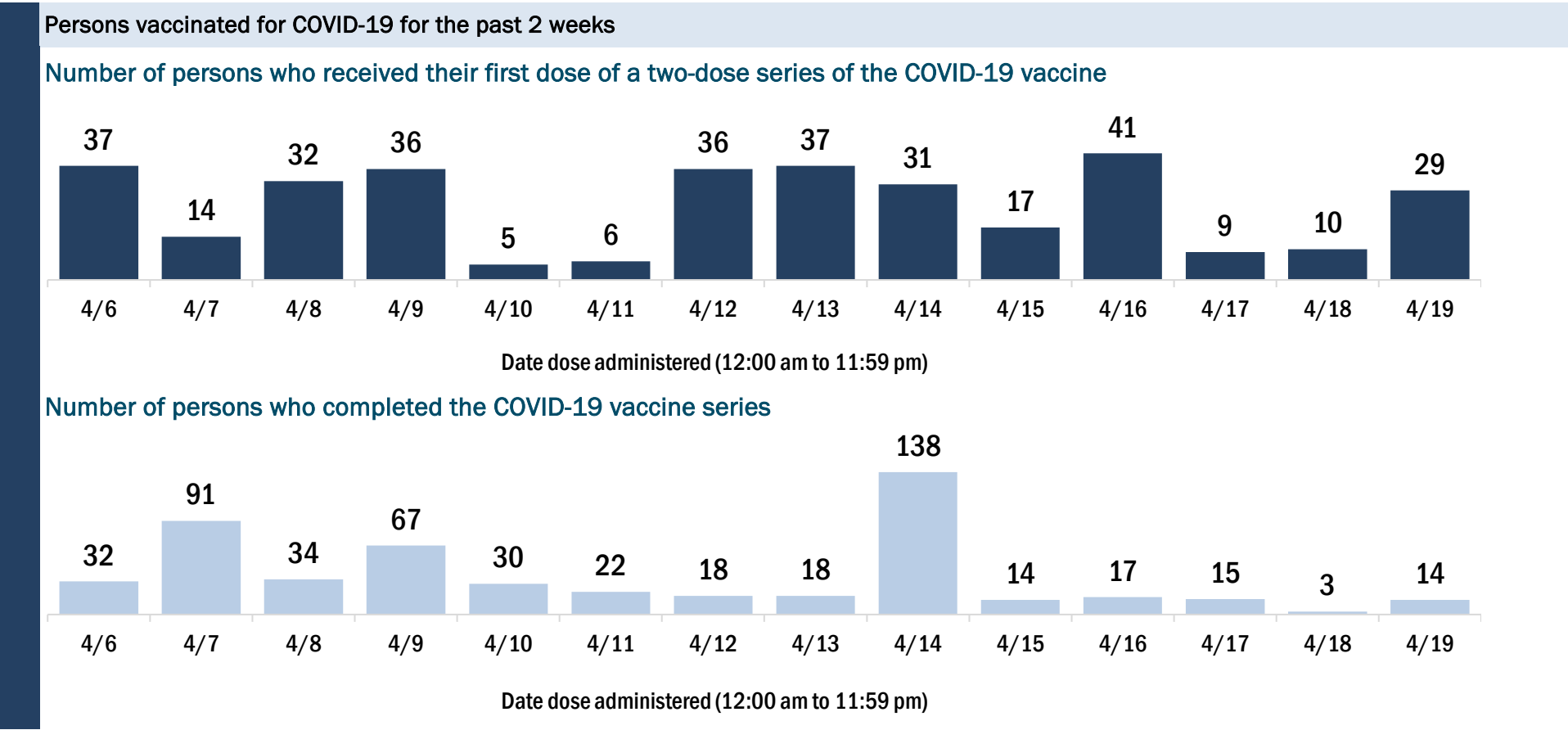
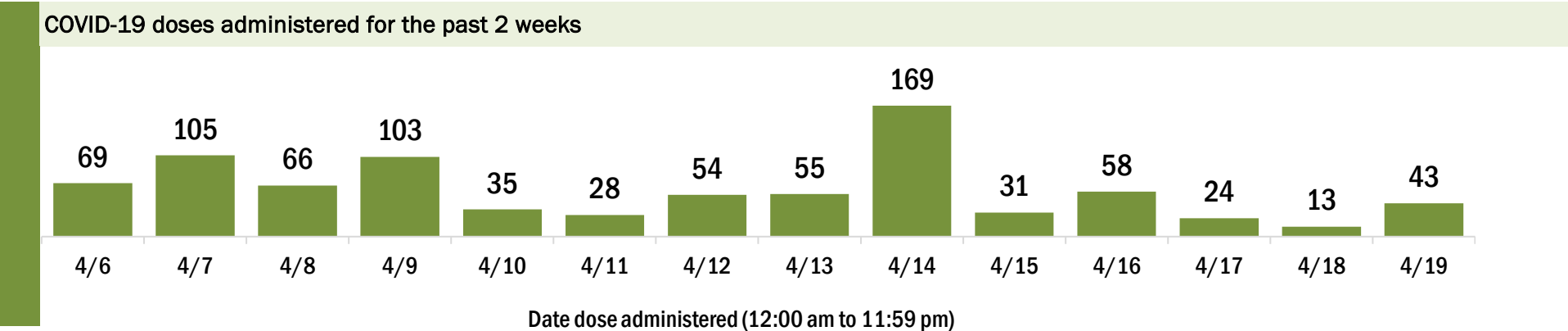
Data in this report are provisional and subject to change.

Data in this summary pertain to COVID-19 vaccines approved by the U.S. Food and Drug Administration and have been issued an Emergency Use Authorization (Janssen COVID-19 Vaccine, Moderna COVID-19 Vaccine and Pfizer-BioNTech COVID-19 Vaccine). These data summarize the number of people who have received either their first dose or have completed the series for a COVID-19 vaccine. **A person can only be counted in one category, first dose or series complete.** For persons receiving Moderna or Pfizer vaccines, once they receive their second dose, they are moved from the first dose column to the series completed column. **Because of this, the total first dose category may show a change from report to report not matching the total receiving their first dose from the previous day.** Persons receiving Johnson & Johnson vaccines will always be counted in the series completed column.

COVID-19 doses for vaccinated persons in Florida	
Doses administered	7,491
People receiving one dose of a 1-dose series (Johnson & Johnson) or receiving only one dose of a 2-dose series (Moderna, Pfizer) count once. Persons receiving both doses of a 2-dose series count twice.	

Current status of persons vaccinated for COVID-19 in Florida	
Total people vaccinated	4,466
First dose	1,173
Series completed	3,293
Completed 1-dose series	268
Completed 2-dose series	3,025
First dose: current number of people who have only received their first dose of the Moderna or Pfizer vaccine.	
Series complete: current number of people who have received both Moderna or Pfizer vaccine doses or one Johnson & Johnson dose and are considered fully immunized.	

Demographic summary	First dose	Series complete	Total people vaccinated
Age group	1,173	3,293	4,466
16-24 years	77	33	110
25-34 years	86	91	177
35-44 years	127	136	263
45-54 years	248	293	541
55-64 years	409	655	1,064
65-74 years	132	1,277	1,409
75-84 years	68	635	703
85+ years	26	173	199
Race	1,173	3,293	4,466
White	634	1,807	2,441
Black	333	719	1,052
American Indian/Alaskan	3	6	9
Other	113	511	624
Unknown	90	250	340
Other race includes Asian, native Hawaiian/Pacific Islander, or other.			
Ethnicity	1,173	3,293	4,466
Hispanic	41	56	97
Non-Hispanic	879	1,872	2,751
Unknown	253	1,365	1,618
Gender	1,173	3,293	4,466
Female	667	1,925	2,592
Male	506	1,368	1,874
Unknown	0	0	0



COVID-19: Lafayette County vaccine summary

Vaccination data through Apr 19, 2021 as of Apr 20, 2021 at 12:05 AM

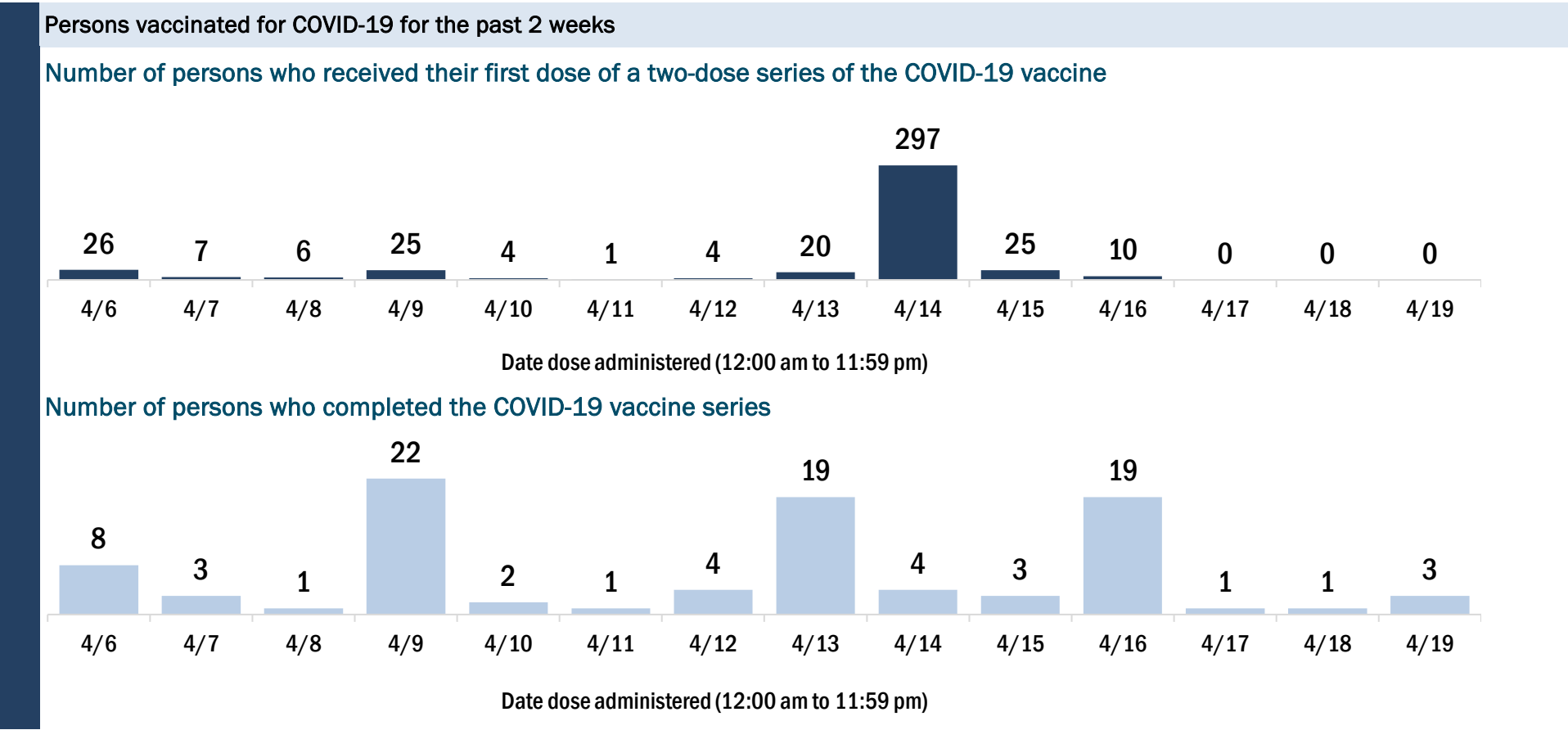
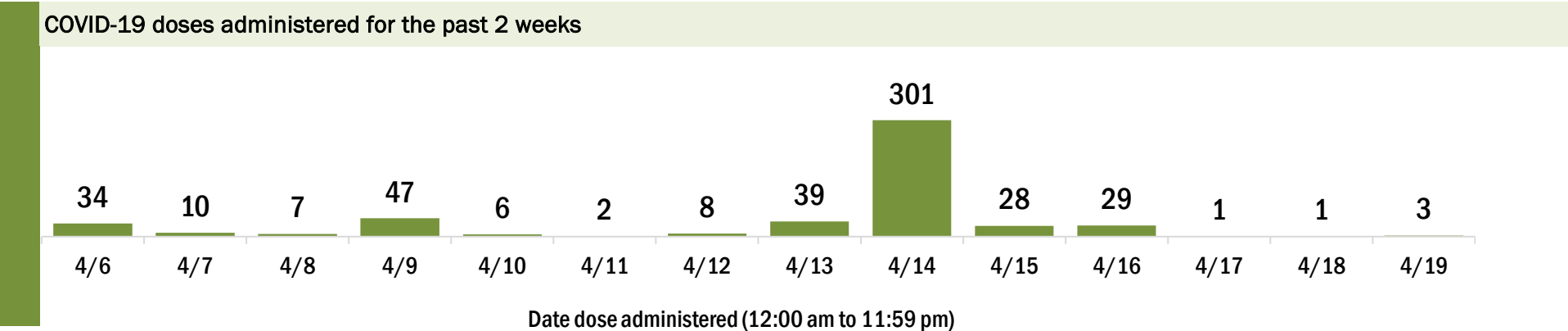
Data in this report are provisional and subject to change.

Data in this summary pertain to COVID-19 vaccines approved by the U.S. Food and Drug Administration and have been issued an Emergency Use Authorization (Janssen COVID-19 Vaccine, Moderna COVID-19 Vaccine and Pfizer-BioNTech COVID-19 Vaccine). These data summarize the number of people who have received either their first dose or have completed the series for a COVID-19 vaccine. **A person can only be counted in one category, first dose or series complete.** For persons receiving Moderna or Pfizer vaccines, once they receive their second dose, they are moved from the first dose column to the series completed column. **Because of this, the total first dose category may show a change from report to report not matching the total receiving their first dose from the previous day.** Persons receiving Johnson & Johnson vaccines will always be counted in the series completed column.

COVID-19 doses for vaccinated persons in Florida	
Doses administered	3,297
People receiving one dose of a 1-dose series (Johnson & Johnson) or receiving only one dose of a 2-dose series (Moderna, Pfizer) count once. Persons receiving both doses of a 2-dose series count twice.	

Current status of persons vaccinated for COVID-19 in Florida	
Total people vaccinated	2,040
First dose	754
Series completed	1,286
Completed 1-dose series	29
Completed 2-dose series	1,257
First dose: current number of people who have only received their first dose of the Moderna or Pfizer vaccine.	
Series complete: current number of people who have received both Moderna or Pfizer vaccine doses or one Johnson & Johnson dose and are considered fully immunized.	

Demographic summary	First dose	Series complete	Total people vaccinated
Age group	754	1,286	2,040
16-24 years	22	4	26
25-34 years	80	10	90
35-44 years	129	24	153
45-54 years	157	68	225
55-64 years	157	141	298
65-74 years	126	601	727
75-84 years	57	339	396
85+ years	26	99	125
Race	754	1,286	2,040
White	499	1,094	1,593
Black	143	42	185
American Indian/Alaskan	4	5	9
Other	50	75	125
Unknown	58	70	128
Other race includes Asian, native Hawaiian/Pacific Islander, or other.			
Ethnicity	754	1,286	2,040
Hispanic	62	36	98
Non-Hispanic	269	1,040	1,309
Unknown	423	210	633
Gender	754	1,286	2,040
Female	227	664	891
Male	526	622	1,148
Unknown	1	0	1



COVID-19: Lake County vaccine summary

Vaccination data through Apr 19, 2021 as of Apr 20, 2021 at 12:05 AM

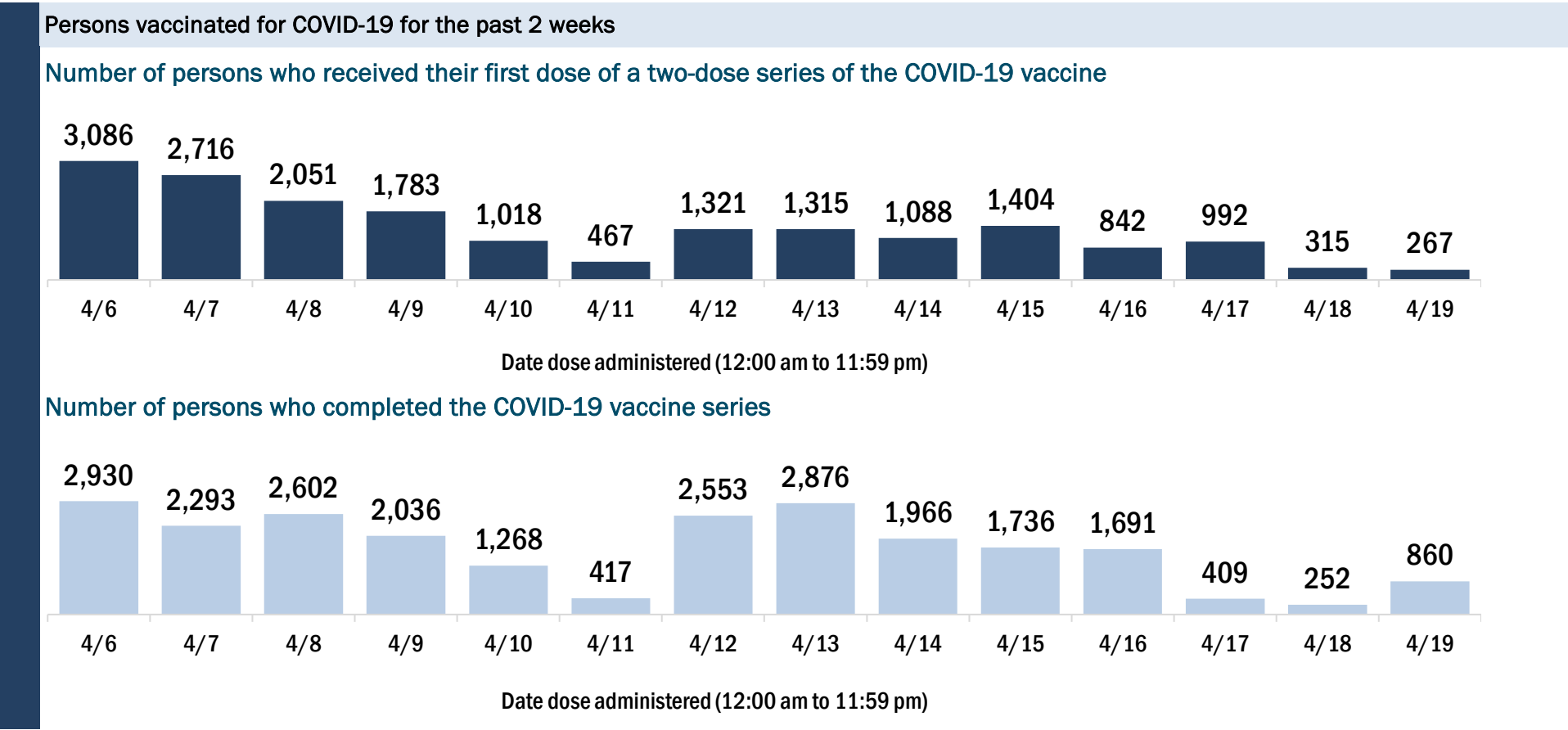
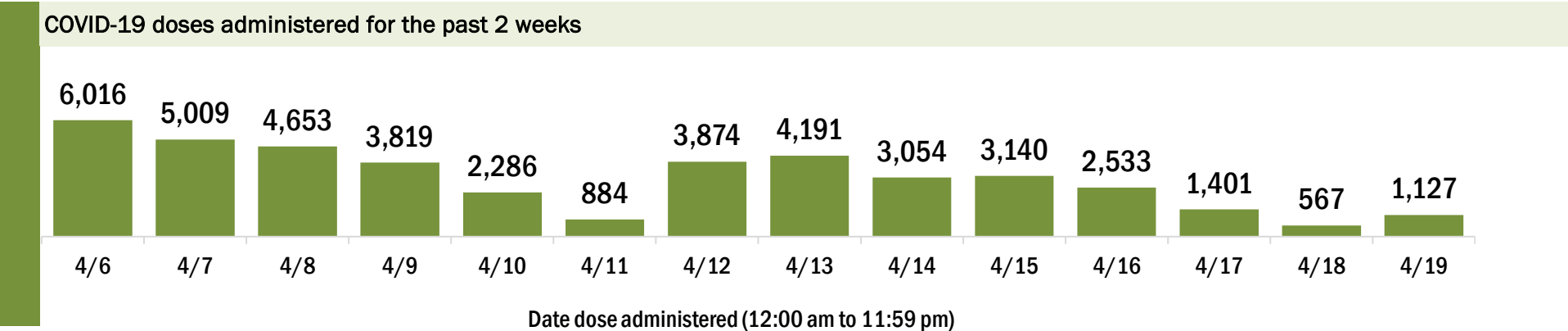
Data in this report are provisional and subject to change.

Data in this summary pertain to COVID-19 vaccines approved by the U.S. Food and Drug Administration and have been issued an Emergency Use Authorization (Janssen COVID-19 Vaccine, Moderna COVID-19 Vaccine and Pfizer-BioNTech COVID-19 Vaccine). These data summarize the number of people who have received either their first dose or have completed the series for a COVID-19 vaccine. **A person can only be counted in one category, first dose or series complete.** For persons receiving Moderna or Pfizer vaccines, once they receive their second dose, they are moved from the first dose column to the series completed column. **Because of this, the total first dose category may show a change from report to report not matching the total receiving their first dose from the previous day.** Persons receiving Johnson & Johnson vaccines will always be counted in the series completed column.

COVID-19 doses for vaccinated persons in Florida	
Doses administered	254,105
People receiving one dose of a 1-dose series (Johnson & Johnson) or receiving only one dose of a 2-dose series (Moderna, Pfizer) count once. Persons receiving both doses of a 2-dose series count twice.	

Current status of persons vaccinated for COVID-19 in Florida	
Total people vaccinated	154,730
First dose	49,499
Series completed	105,231
Completed 1-dose series	5,856
Completed 2-dose series	99,375
First dose: current number of people who have only received their first dose of the Moderna or Pfizer vaccine.	
Series complete: current number of people who have received both Moderna or Pfizer vaccine doses or one Johnson & Johnson dose and are considered fully immunized.	

Demographic summary	First dose	Series complete	Total people vaccinated
Age group	49,499	105,231	154,730
16-24 years	4,900	1,193	6,093
25-34 years	5,065	2,905	7,970
35-44 years	6,854	4,417	11,271
45-54 years	8,880	7,339	16,219
55-64 years	10,375	16,938	27,313
65-74 years	6,910	38,263	45,173
75-84 years	4,754	26,445	31,199
85+ years	1,761	7,731	9,492
Race	49,499	105,231	154,730
White	31,805	79,657	111,462
Black	3,437	4,734	8,171
American Indian/Alaskan	306	540	846
Other	5,491	8,824	14,315
Unknown	8,460	11,476	19,936
Other race includes Asian, native Hawaiian/Pacific Islander, or other.			
Ethnicity	49,499	105,231	154,730
Hispanic	6,552	5,275	11,827
Non-Hispanic	24,705	60,655	85,360
Unknown	18,242	39,301	57,543
Gender	49,499	105,231	154,730
Female	26,584	59,954	86,538
Male	22,782	45,168	67,950
Unknown	133	109	242



COVID-19: Lee County vaccine summary

Vaccination data through Apr 19, 2021 as of Apr 20, 2021 at 12:05 AM

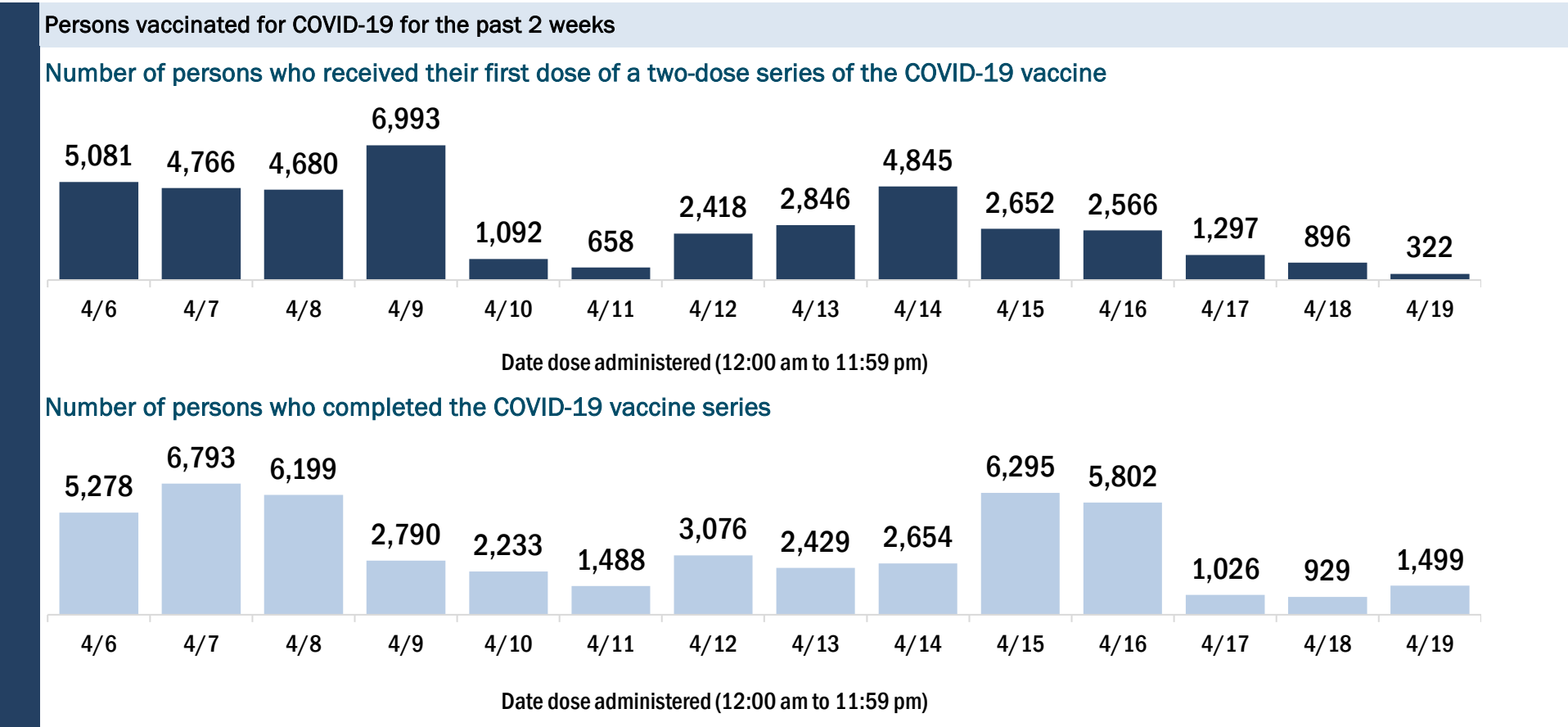
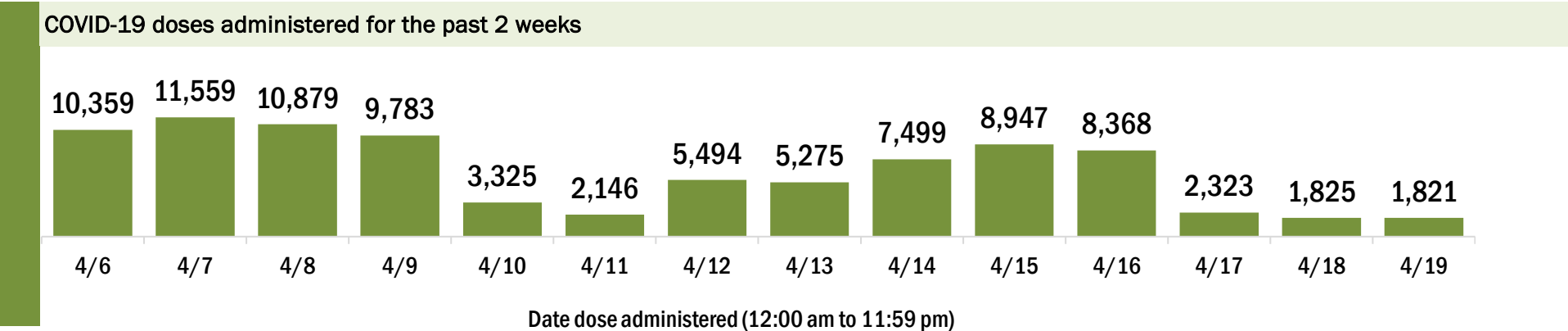
Data in this report are provisional and subject to change.

Data in this summary pertain to COVID-19 vaccines approved by the U.S. Food and Drug Administration and have been issued an Emergency Use Authorization (Janssen COVID-19 Vaccine, Moderna COVID-19 Vaccine and Pfizer-BioNTech COVID-19 Vaccine). These data summarize the number of people who have received either their first dose or have completed the series for a COVID-19 vaccine. **A person can only be counted in one category, first dose or series complete.** For persons receiving Moderna or Pfizer vaccines, once they receive their second dose, they are moved from the first dose column to the series completed column. **Because of this, the total first dose category may show a change from report to report not matching the total receiving their first dose from the previous day.** Persons receiving Johnson & Johnson vaccines will always be counted in the series completed column.

COVID-19 doses for vaccinated persons in Florida	
Doses administered	481,116
People receiving one dose of a 1-dose series (Johnson & Johnson) or receiving only one dose of a 2-dose series (Moderna, Pfizer) count once. Persons receiving both doses of a 2-dose series count twice.	

Current status of persons vaccinated for COVID-19 in Florida	
Total people vaccinated	302,145
First dose	111,183
Series completed	190,962
Completed 1-dose series	11,991
Completed 2-dose series	178,971
First dose: current number of people who have only received their first dose of the Moderna or Pfizer vaccine.	
Series complete: current number of people who have received both Moderna or Pfizer vaccine doses or one Johnson & Johnson dose and are considered fully immunized.	

Demographic summary	First dose	Series complete	Total people vaccinated
Age group	111,183	190,962	302,145
16-24 years	6,201	1,778	7,979
25-34 years	8,632	4,543	13,175
35-44 years	12,299	6,232	18,531
45-54 years	18,170	10,199	28,369
55-64 years	30,119	26,595	56,714
65-74 years	20,264	80,106	100,370
75-84 years	11,701	48,614	60,315
85+ years	3,797	12,895	16,692
Race	111,183	190,962	302,145
White	78,585	137,035	215,620
Black	3,736	4,046	7,782
American Indian/Alaskan	496	600	1,096
Other	8,525	12,077	20,602
Unknown	19,841	37,204	57,045
Other race includes Asian, native Hawaiian/Pacific Islander, or other.			
Ethnicity	111,183	190,962	302,145
Hispanic	15,018	9,614	24,632
Non-Hispanic	59,505	110,301	169,806
Unknown	36,660	71,047	107,707
Gender	111,183	190,962	302,145
Female	59,478	107,415	166,893
Male	51,426	83,198	134,624
Unknown	279	349	628



COVID-19: Leon County vaccine summary

Vaccination data through Apr 19, 2021 as of Apr 20, 2021 at 12:05 AM

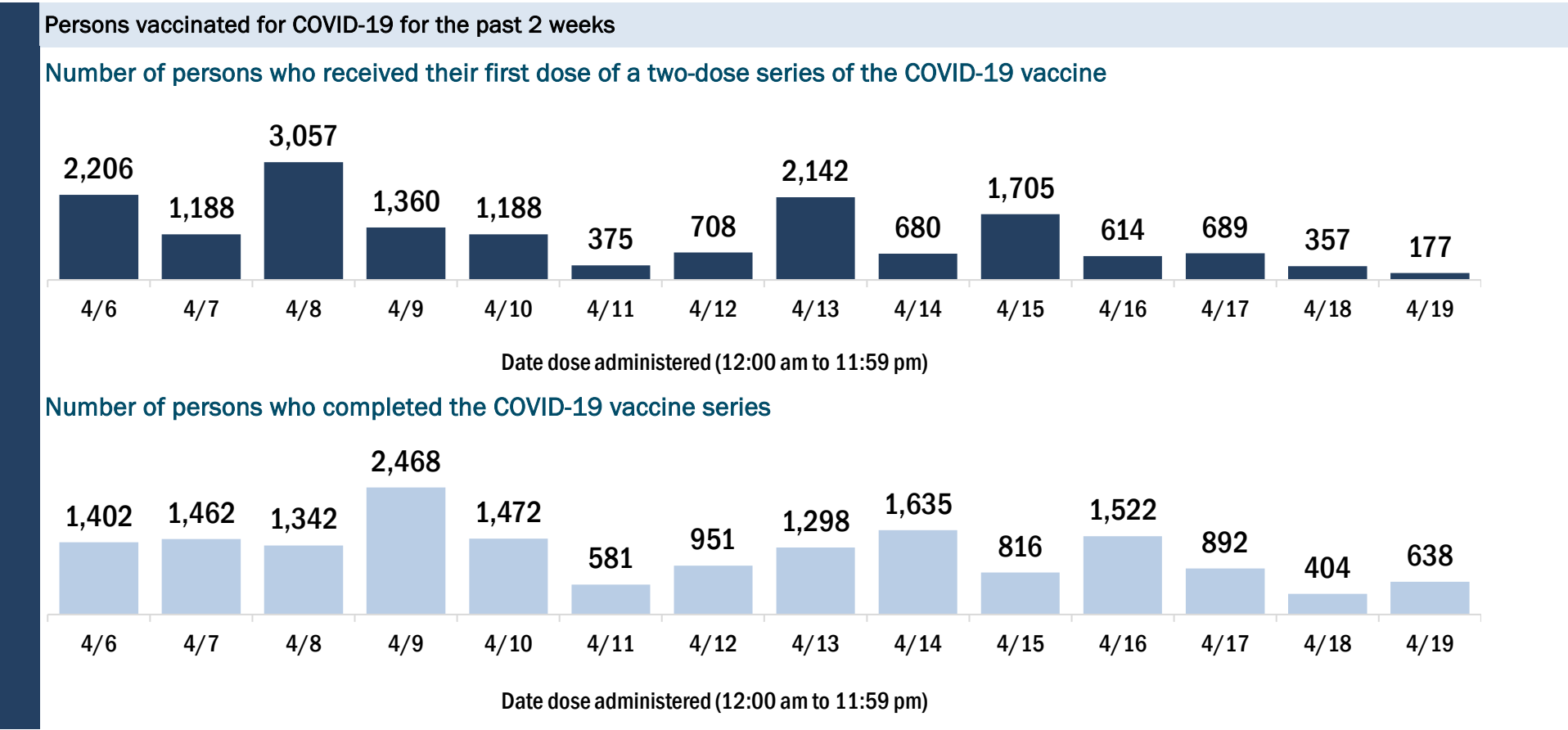
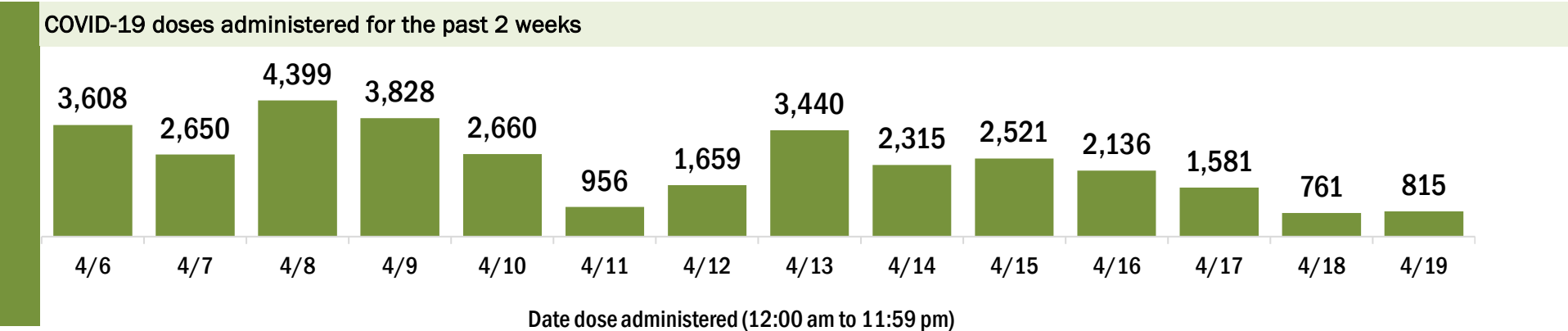
Data in this report are provisional and subject to change.

Data in this summary pertain to COVID-19 vaccines approved by the U.S. Food and Drug Administration and have been issued an Emergency Use Authorization (Janssen COVID-19 Vaccine, Moderna COVID-19 Vaccine and Pfizer-BioNTech COVID-19 Vaccine). These data summarize the number of people who have received either their first dose or have completed the series for a COVID-19 vaccine. **A person can only be counted in one category, first dose or series complete.** For persons receiving Moderna or Pfizer vaccines, once they receive their second dose, they are moved from the first dose column to the series completed column. **Because of this, the total first dose category may show a change from report to report not matching the total receiving their first dose from the previous day.** Persons receiving Johnson & Johnson vaccines will always be counted in the series completed column.

COVID-19 doses for vaccinated persons in Florida	
Doses administered	171,588
People receiving one dose of a 1-dose series (Johnson & Johnson) or receiving only one dose of a 2-dose series (Moderna, Pfizer) count once. Persons receiving both doses of a 2-dose series count twice.	

Current status of persons vaccinated for COVID-19 in Florida	
Total people vaccinated	106,394
First dose	36,868
Series completed	69,526
Completed 1-dose series	4,332
Completed 2-dose series	65,194
First dose: current number of people who have only received their first dose of the Moderna or Pfizer vaccine.	
Series complete: current number of people who have received both Moderna or Pfizer vaccine doses or one Johnson & Johnson dose and are considered fully immunized.	

Demographic summary	First dose	Series complete	Total people vaccinated
Age group	36,868	69,526	106,394
16-24 years	7,261	3,507	10,768
25-34 years	6,916	5,620	12,536
35-44 years	6,862	6,470	13,332
45-54 years	6,344	8,567	14,911
55-64 years	5,248	14,807	20,055
65-74 years	2,412	19,005	21,417
75-84 years	1,180	8,625	9,805
85+ years	645	2,925	3,570
Race	36,868	69,526	106,394
White	20,866	41,628	62,494
Black	5,232	9,820	15,052
American Indian/Alaskan	135	206	341
Other	5,370	12,250	17,620
Unknown	5,265	5,622	10,887
Other race includes Asian, native Hawaiian/Pacific Islander, or other.			
Ethnicity	36,868	69,526	106,394
Hispanic	2,266	2,914	5,180
Non-Hispanic	24,333	50,820	75,153
Unknown	10,269	15,792	26,061
Gender	36,868	69,526	106,394
Female	19,772	40,856	60,628
Male	17,051	28,634	45,685
Unknown	45	36	81



COVID-19: Levy County vaccine summary

Vaccination data through Apr 19, 2021 as of Apr 20, 2021 at 12:05 AM

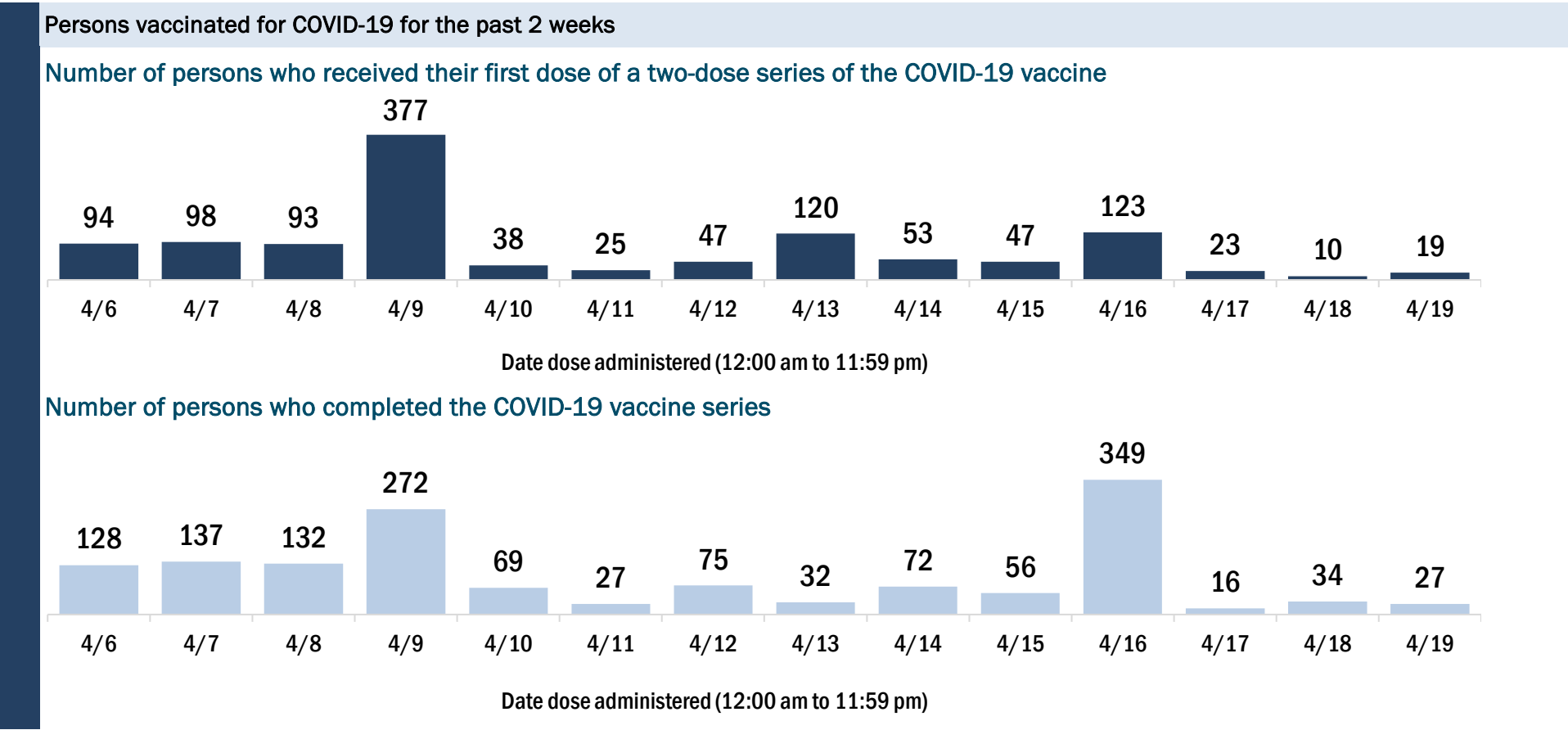
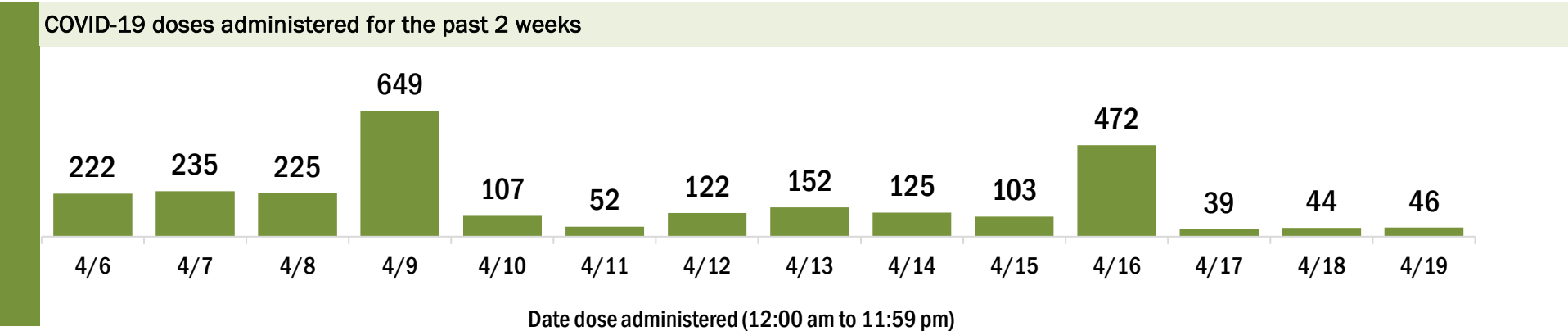
Data in this report are provisional and subject to change.

Data in this summary pertain to COVID-19 vaccines approved by the U.S. Food and Drug Administration and have been issued an Emergency Use Authorization (Janssen COVID-19 Vaccine, Moderna COVID-19 Vaccine and Pfizer-BioNTech COVID-19 Vaccine). These data summarize the number of people who have received either their first dose or have completed the series for a COVID-19 vaccine. **A person can only be counted in one category, first dose or series complete.** For persons receiving Moderna or Pfizer vaccines, once they receive their second dose, they are moved from the first dose column to the series completed column. **Because of this, the total first dose category may show a change from report to report not matching the total receiving their first dose from the previous day.** Persons receiving Johnson & Johnson vaccines will always be counted in the series completed column.

COVID-19 doses for vaccinated persons in Florida	
Doses administered	16,529
People receiving one dose of a 1-dose series (Johnson & Johnson) or receiving only one dose of a 2-dose series (Moderna, Pfizer) count once. Persons receiving both doses of a 2-dose series count twice.	

Current status of persons vaccinated for COVID-19 in Florida	
Total people vaccinated	10,331
First dose	3,141
Series completed	7,190
Completed 1-dose series	992
Completed 2-dose series	6,198
First dose: current number of people who have only received their first dose of the Moderna or Pfizer vaccine.	
Series complete: current number of people who have received both Moderna or Pfizer vaccine doses or one Johnson & Johnson dose and are considered fully immunized.	

Demographic summary	First dose	Series complete	Total people vaccinated
Age group	3,141	7,190	10,331
16-24 years	126	77	203
25-34 years	165	209	374
35-44 years	252	249	501
45-54 years	461	460	921
55-64 years	1,013	1,235	2,248
65-74 years	687	2,989	3,676
75-84 years	330	1,592	1,922
85+ years	107	379	486
Race	3,141	7,190	10,331
White	2,357	5,662	8,019
Black	271	429	700
American Indian/Alaskan	19	42	61
Other	208	393	601
Unknown	286	664	950
Other race includes Asian, native Hawaiian/Pacific Islander, or other.			
Ethnicity	3,141	7,190	10,331
Hispanic	261	234	495
Non-Hispanic	1,992	5,200	7,192
Unknown	888	1,756	2,644
Gender	3,141	7,190	10,331
Female	1,764	4,120	5,884
Male	1,375	3,070	4,445
Unknown	2	0	2



COVID-19: Liberty County vaccine summary

Vaccination data through Apr 19, 2021 as of Apr 20, 2021 at 12:05 AM

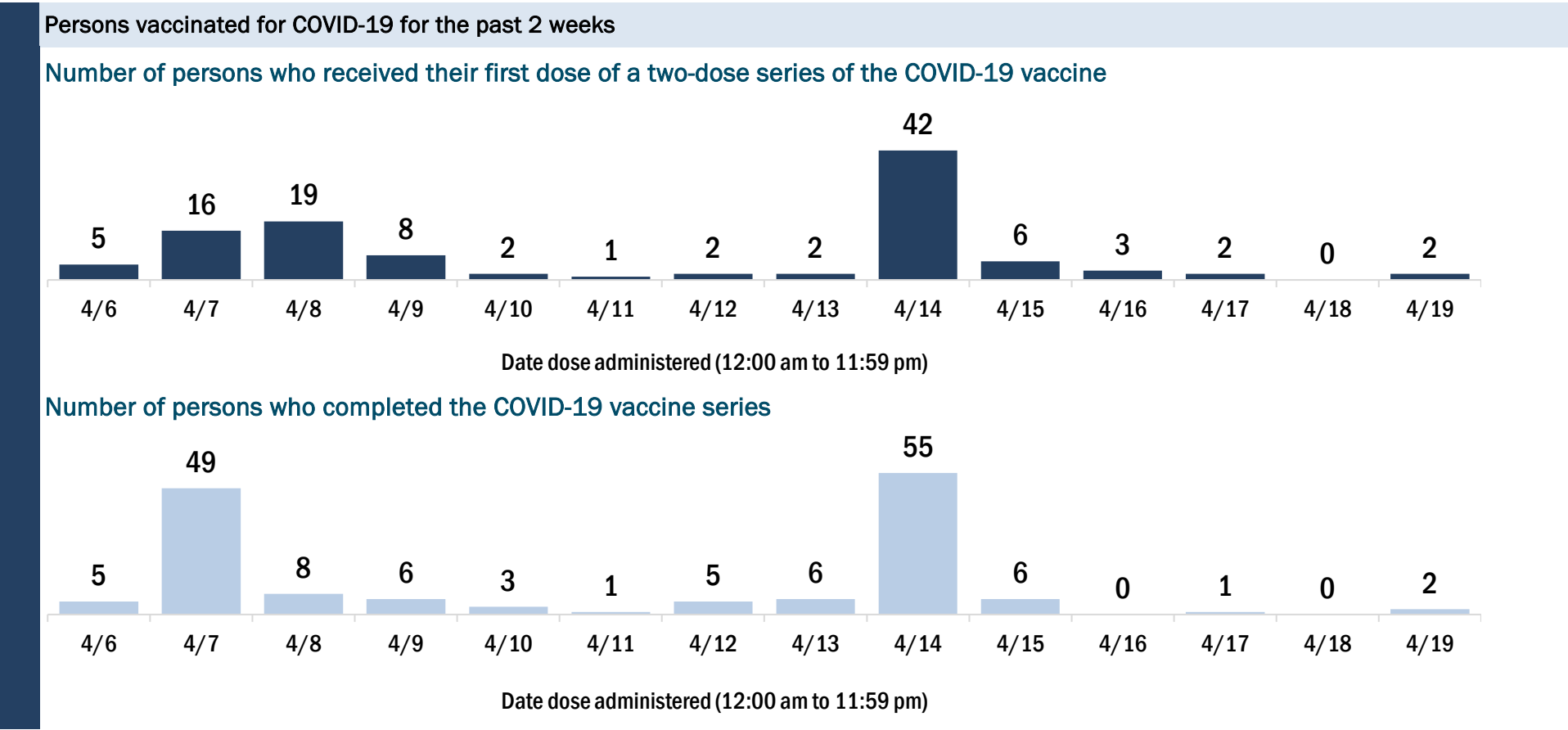
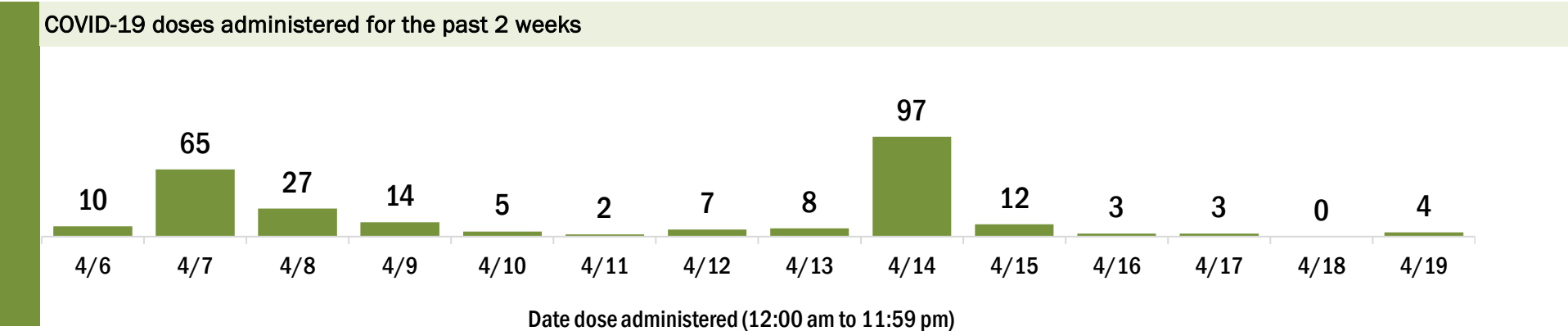
Data in this report are provisional and subject to change.

Data in this summary pertain to COVID-19 vaccines approved by the U.S. Food and Drug Administration and have been issued an Emergency Use Authorization (Janssen COVID-19 Vaccine, Moderna COVID-19 Vaccine and Pfizer-BioNTech COVID-19 Vaccine). These data summarize the number of people who have received either their first dose or have completed the series for a COVID-19 vaccine. **A person can only be counted in one category, first dose or series complete.** For persons receiving Moderna or Pfizer vaccines, once they receive their second dose, they are moved from the first dose column to the series completed column. **Because of this, the total first dose category may show a change from report to report not matching the total receiving their first dose from the previous day.** Persons receiving Johnson & Johnson vaccines will always be counted in the series completed column.

COVID-19 doses for vaccinated persons in Florida	
Doses administered	2,558
People receiving one dose of a 1-dose series (Johnson & Johnson) or receiving only one dose of a 2-dose series (Moderna, Pfizer) count once. Persons receiving both doses of a 2-dose series count twice.	

Current status of persons vaccinated for COVID-19 in Florida	
Total people vaccinated	1,473
First dose	320
Series completed	1,153
Completed 1-dose series	68
Completed 2-dose series	1,085
First dose: current number of people who have only received their first dose of the Moderna or Pfizer vaccine.	
Series complete: current number of people who have received both Moderna or Pfizer vaccine doses or one Johnson & Johnson dose and are considered fully immunized.	

Demographic summary	First dose	Series complete	Total people vaccinated
Age group	320	1,153	1,473
16-24 years	24	16	40
25-34 years	22	33	55
35-44 years	43	67	110
45-54 years	74	81	155
55-64 years	89	270	359
65-74 years	40	411	451
75-84 years	22	218	240
85+ years	6	57	63
Race	320	1,153	1,473
White	214	838	1,052
Black	51	101	152
American Indian/Alaskan	4	8	12
Other	21	98	119
Unknown	30	108	138
Other race includes Asian, native Hawaiian/Pacific Islander, or other.			
Ethnicity	320	1,153	1,473
Hispanic	4	15	19
Non-Hispanic	161	635	796
Unknown	155	503	658
Gender	320	1,153	1,473
Female	180	619	799
Male	140	534	674
Unknown	0	0	0



COVID-19: Madison County vaccine summary

Vaccination data through Apr 19, 2021 as of Apr 20, 2021 at 12:05 AM

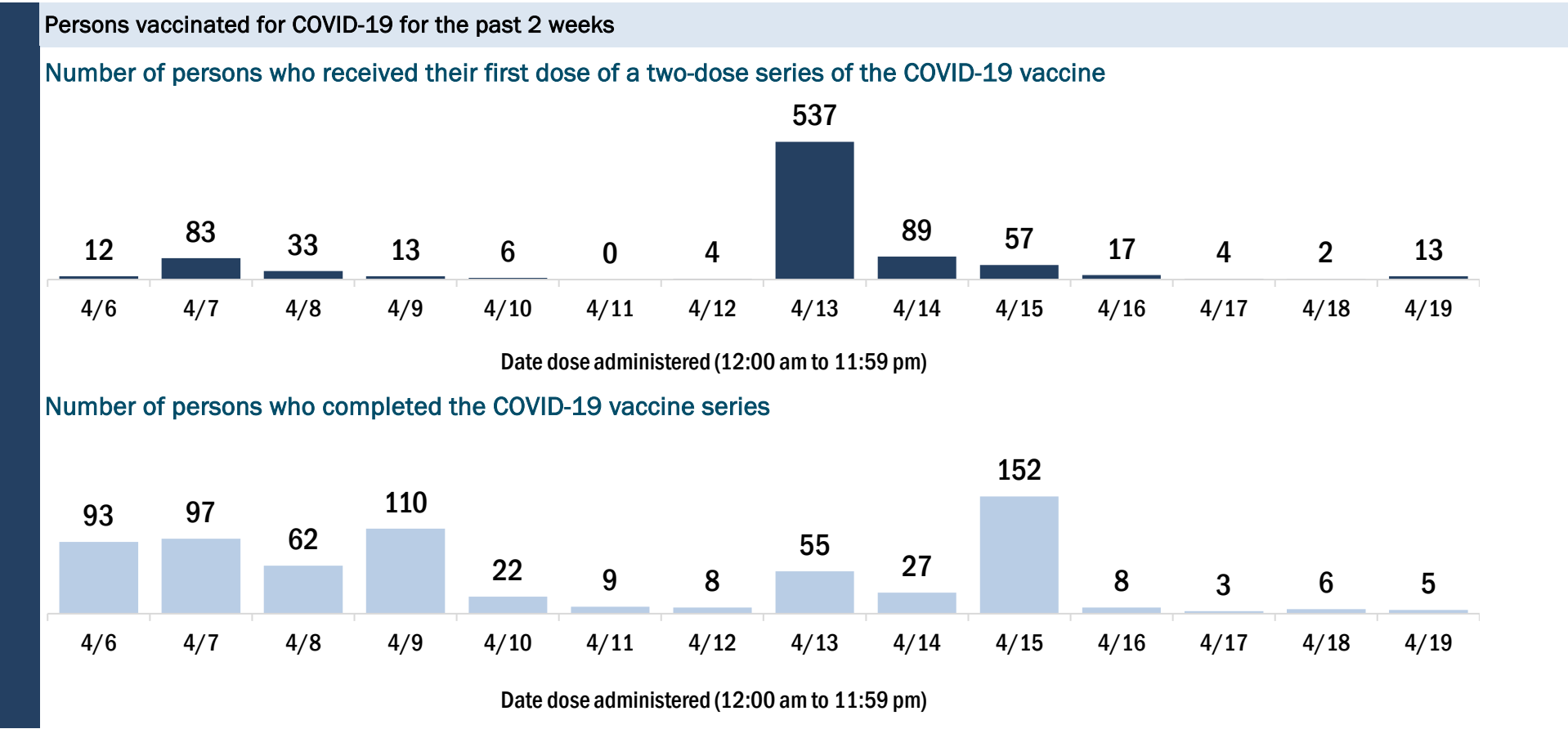
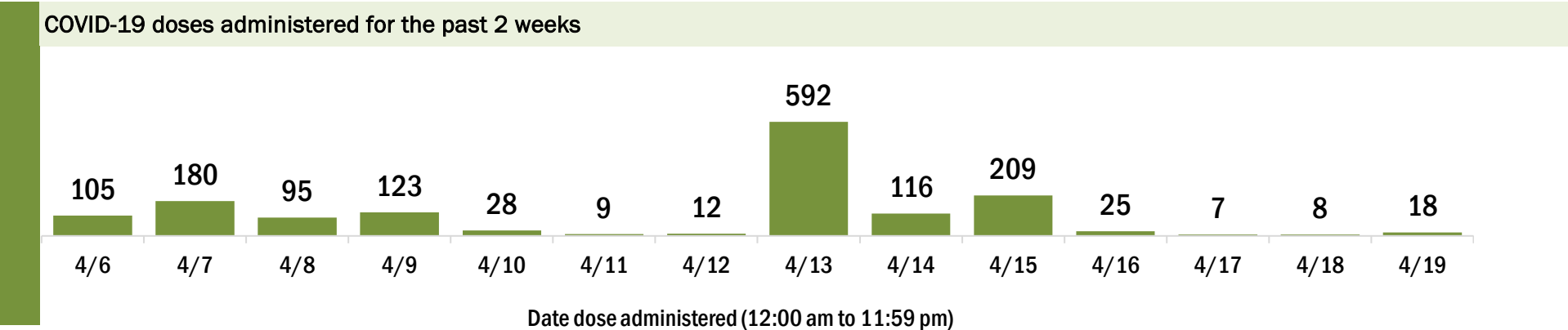
Data in this report are provisional and subject to change.

Data in this summary pertain to COVID-19 vaccines approved by the U.S. Food and Drug Administration and have been issued an Emergency Use Authorization (Janssen COVID-19 Vaccine, Moderna COVID-19 Vaccine and Pfizer-BioNTech COVID-19 Vaccine). These data summarize the number of people who have received either their first dose or have completed the series for a COVID-19 vaccine. **A person can only be counted in one category, first dose or series complete.** For persons receiving Moderna or Pfizer vaccines, once they receive their second dose, they are moved from the first dose column to the series completed column. **Because of this, the total first dose category may show a change from report to report not matching the total receiving their first dose from the previous day.** Persons receiving Johnson & Johnson vaccines will always be counted in the series completed column.

COVID-19 doses for vaccinated persons in Florida	
Doses administered	8,633
People receiving one dose of a 1-dose series (Johnson & Johnson) or receiving only one dose of a 2-dose series (Moderna, Pfizer) count once. Persons receiving both doses of a 2-dose series count twice.	

Current status of persons vaccinated for COVID-19 in Florida	
Total people vaccinated	5,341
First dose	1,636
Series completed	3,705
Completed 1-dose series	413
Completed 2-dose series	3,292
First dose: current number of people who have only received their first dose of the Moderna or Pfizer vaccine.	
Series complete: current number of people who have received both Moderna or Pfizer vaccine doses or one Johnson & Johnson dose and are considered fully immunized.	

Demographic summary	First dose	Series complete	Total people vaccinated
Age group	1,636	3,705	5,341
16-24 years	69	37	106
25-34 years	144	101	245
35-44 years	260	187	447
45-54 years	374	321	695
55-64 years	489	721	1,210
65-74 years	201	1,376	1,577
75-84 years	73	757	830
85+ years	26	205	231
Race	1,636	3,705	5,341
White	836	2,067	2,903
Black	551	1,066	1,617
American Indian/Alaskan	0	8	8
Other	132	306	438
Unknown	117	258	375
Other race includes Asian, native Hawaiian/Pacific Islander, or other.			
Ethnicity	1,636	3,705	5,341
Hispanic	99	77	176
Non-Hispanic	1,174	1,693	2,867
Unknown	363	1,935	2,298
Gender	1,636	3,705	5,341
Female	589	2,091	2,680
Male	1,047	1,614	2,661
Unknown	0	0	0



COVID-19: Manatee County vaccine summary

Vaccination data through Apr 19, 2021 as of Apr 20, 2021 at 12:05 AM

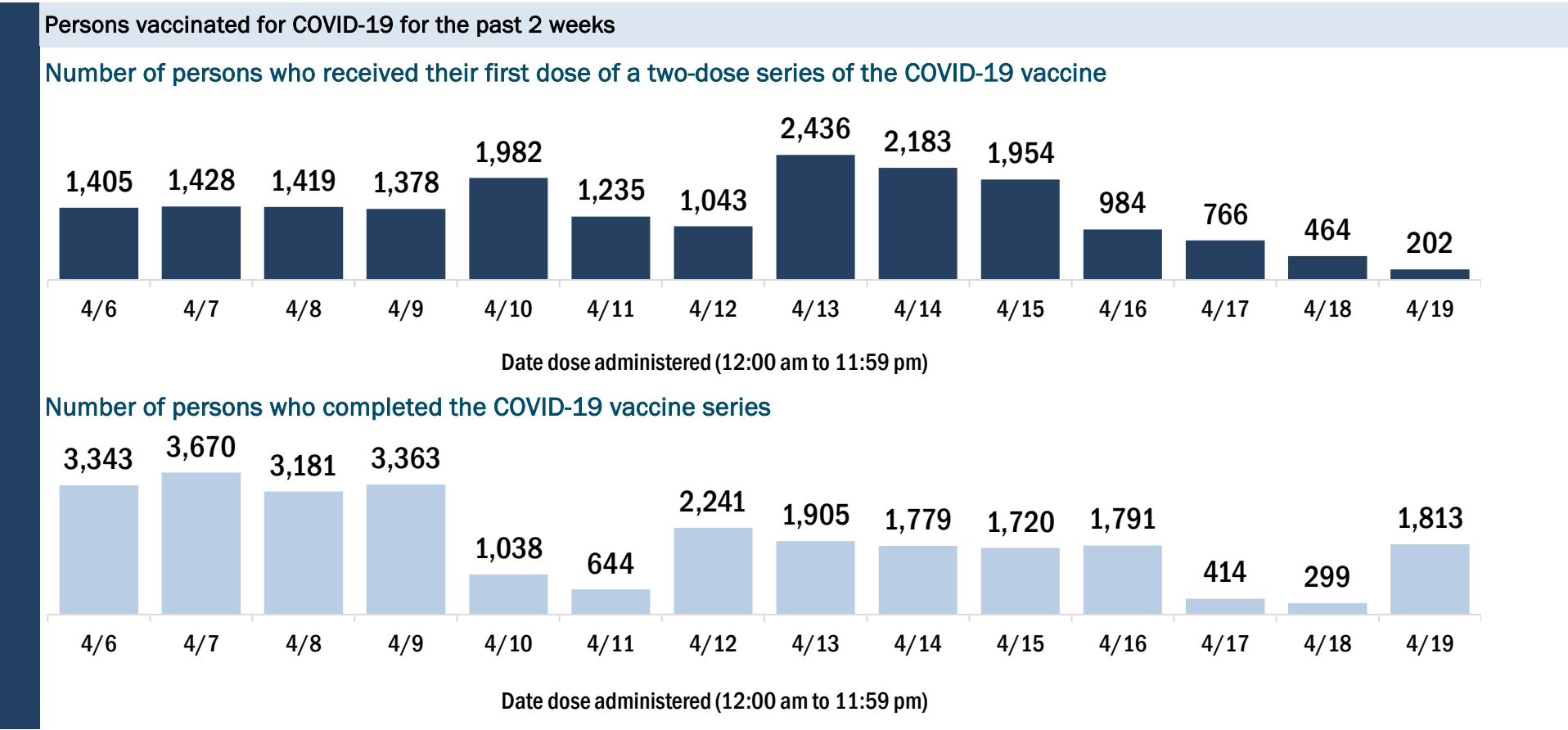
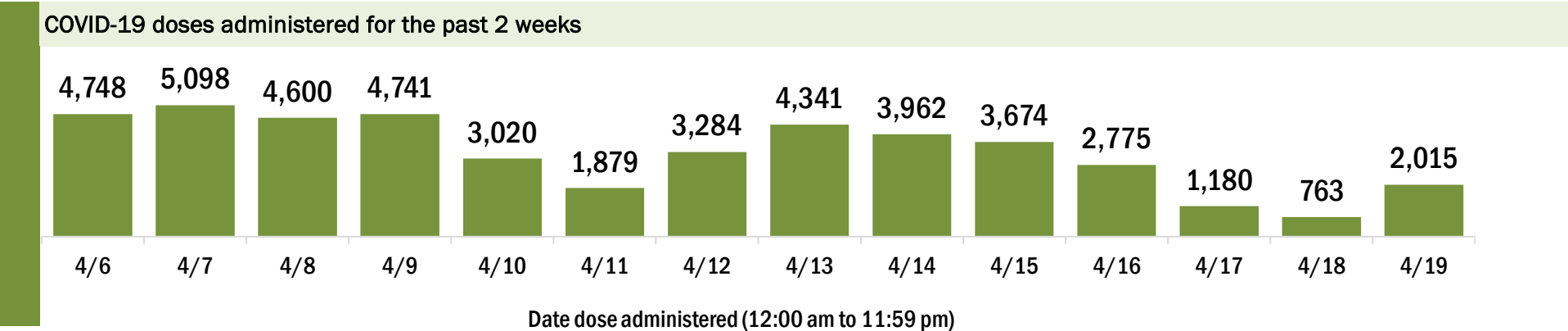
Data in this report are provisional and subject to change.

Data in this summary pertain to COVID-19 vaccines approved by the U.S. Food and Drug Administration and have been issued an Emergency Use Authorization (Janssen COVID-19 Vaccine, Moderna COVID-19 Vaccine and Pfizer-BioNTech COVID-19 Vaccine). These data summarize the number of people who have received either their first dose or have completed the series for a COVID-19 vaccine. **A person can only be counted in one category, first dose or series complete.** For persons receiving Moderna or Pfizer vaccines, once they receive their second dose, they are moved from the first dose column to the series completed column. **Because of this, the total first dose category may show a change from report to report not matching the total receiving their first dose from the previous day.** Persons receiving Johnson & Johnson vaccines will always be counted in the series completed column.

COVID-19 doses for vaccinated persons in Florida	
Doses administered	254,890
People receiving one dose of a 1-dose series (Johnson & Johnson) or receiving only one dose of a 2-dose series (Moderna, Pfizer) count once. Persons receiving both doses of a 2-dose series count twice.	

Current status of persons vaccinated for COVID-19 in Florida	
Total people vaccinated	160,010
First dose	59,676
Series completed	100,334
Completed 1-dose series	5,454
Completed 2-dose series	94,880
First dose: current number of people who have only received their first dose of the Moderna or Pfizer vaccine.	
Series complete: current number of people who have received both Moderna or Pfizer vaccine doses or one Johnson & Johnson dose and are considered fully immunized.	

Demographic summary	First dose	Series complete	Total people vaccinated
Age group	59,676	100,334	160,010
16-24 years	3,630	1,265	4,895
25-34 years	4,730	3,120	7,850
35-44 years	7,001	3,993	10,994
45-54 years	11,285	5,894	17,179
55-64 years	16,412	15,111	31,523
65-74 years	9,097	40,437	49,534
75-84 years	5,447	23,374	28,821
85+ years	2,074	7,140	9,214
Race	59,676	100,334	160,010
White	43,259	77,784	121,043
Black	2,199	2,850	5,049
American Indian/Alaskan	282	389	671
Other	4,751	7,132	11,883
Unknown	9,185	12,179	21,364
Other race includes Asian, native Hawaiian/Pacific Islander, or other.			
Ethnicity	59,676	100,334	160,010
Hispanic	5,713	3,493	9,206
Non-Hispanic	33,778	61,474	95,252
Unknown	20,185	35,367	55,552
Gender	59,676	100,334	160,010
Female	31,894	56,909	88,803
Male	27,628	43,361	70,989
Unknown	154	64	218



COVID-19: Marion County vaccine summary

Vaccination data through Apr 19, 2021 as of Apr 20, 2021 at 12:05 AM

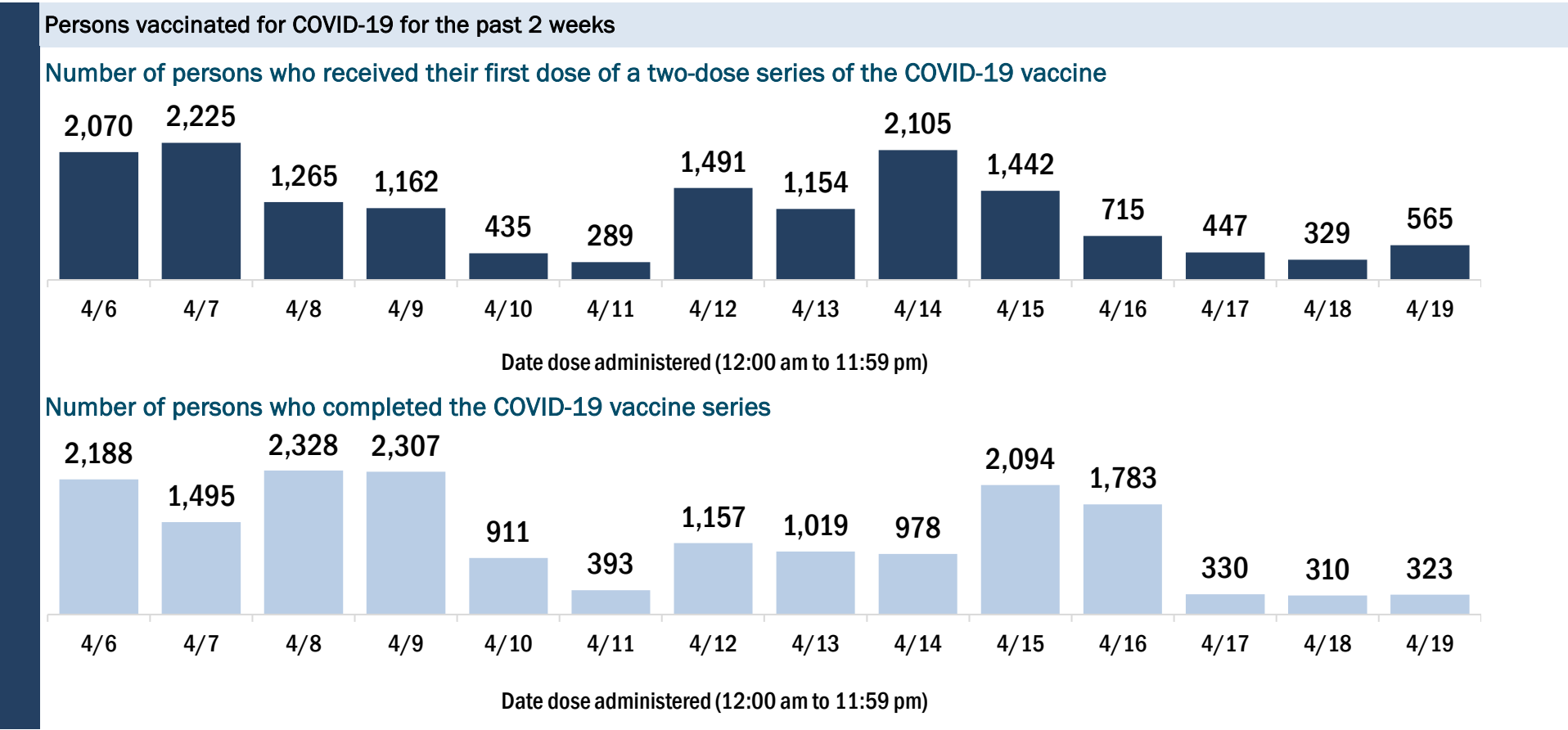
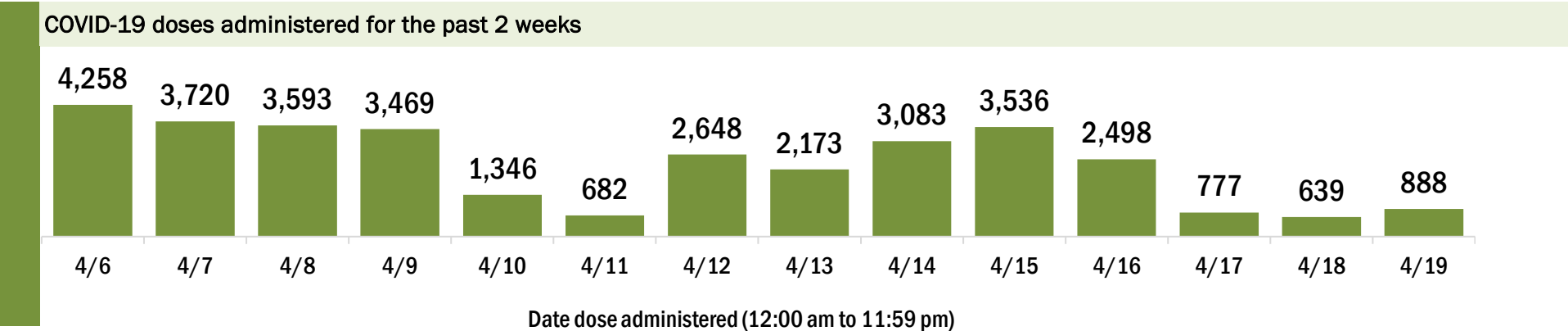
Data in this report are provisional and subject to change.

Data in this summary pertain to COVID-19 vaccines approved by the U.S. Food and Drug Administration and have been issued an Emergency Use Authorization (Janssen COVID-19 Vaccine, Moderna COVID-19 Vaccine and Pfizer-BioNTech COVID-19 Vaccine). These data summarize the number of people who have received either their first dose or have completed the series for a COVID-19 vaccine. **A person can only be counted in one category, first dose or series complete.** For persons receiving Moderna or Pfizer vaccines, once they receive their second dose, they are moved from the first dose column to the series completed column. **Because of this, the total first dose category may show a change from report to report not matching the total receiving their first dose from the previous day.** Persons receiving Johnson & Johnson vaccines will always be counted in the series completed column.

COVID-19 doses for vaccinated persons in Florida	
Doses administered	206,303
People receiving one dose of a 1-dose series (Johnson & Johnson) or receiving only one dose of a 2-dose series (Moderna, Pfizer) count once. Persons receiving both doses of a 2-dose series count twice.	

Current status of persons vaccinated for COVID-19 in Florida	
Total people vaccinated	124,884
First dose	39,232
Series completed	85,652
Completed 1-dose series	4,233
Completed 2-dose series	81,419
First dose: current number of people who have only received their first dose of the Moderna or Pfizer vaccine.	
Series complete: current number of people who have received both Moderna or Pfizer vaccine doses or one Johnson & Johnson dose and are considered fully immunized.	

Demographic summary	First dose	Series complete	Total people vaccinated
Age group	39,232	85,652	124,884
16-24 years	2,712	976	3,688
25-34 years	3,379	2,235	5,614
35-44 years	4,776	3,126	7,902
45-54 years	6,822	5,299	12,121
55-64 years	10,164	12,784	22,948
65-74 years	6,072	32,704	38,776
75-84 years	3,782	22,230	26,012
85+ years	1,525	6,298	7,823
Race	39,232	85,652	124,884
White	25,383	60,779	86,162
Black	3,221	5,448	8,669
American Indian/Alaskan	156	310	466
Other	4,199	7,539	11,738
Unknown	6,273	11,576	17,849
Other race includes Asian, native Hawaiian/Pacific Islander, or other.			
Ethnicity	39,232	85,652	124,884
Hispanic	5,175	4,872	10,047
Non-Hispanic	21,337	54,591	75,928
Unknown	12,720	26,189	38,909
Gender	39,232	85,652	124,884
Female	21,555	49,571	71,126
Male	17,638	36,042	53,680
Unknown	39	39	78



COVID-19: Martin County vaccine summary

Vaccination data through Apr 19, 2021 as of Apr 20, 2021 at 12:05 AM

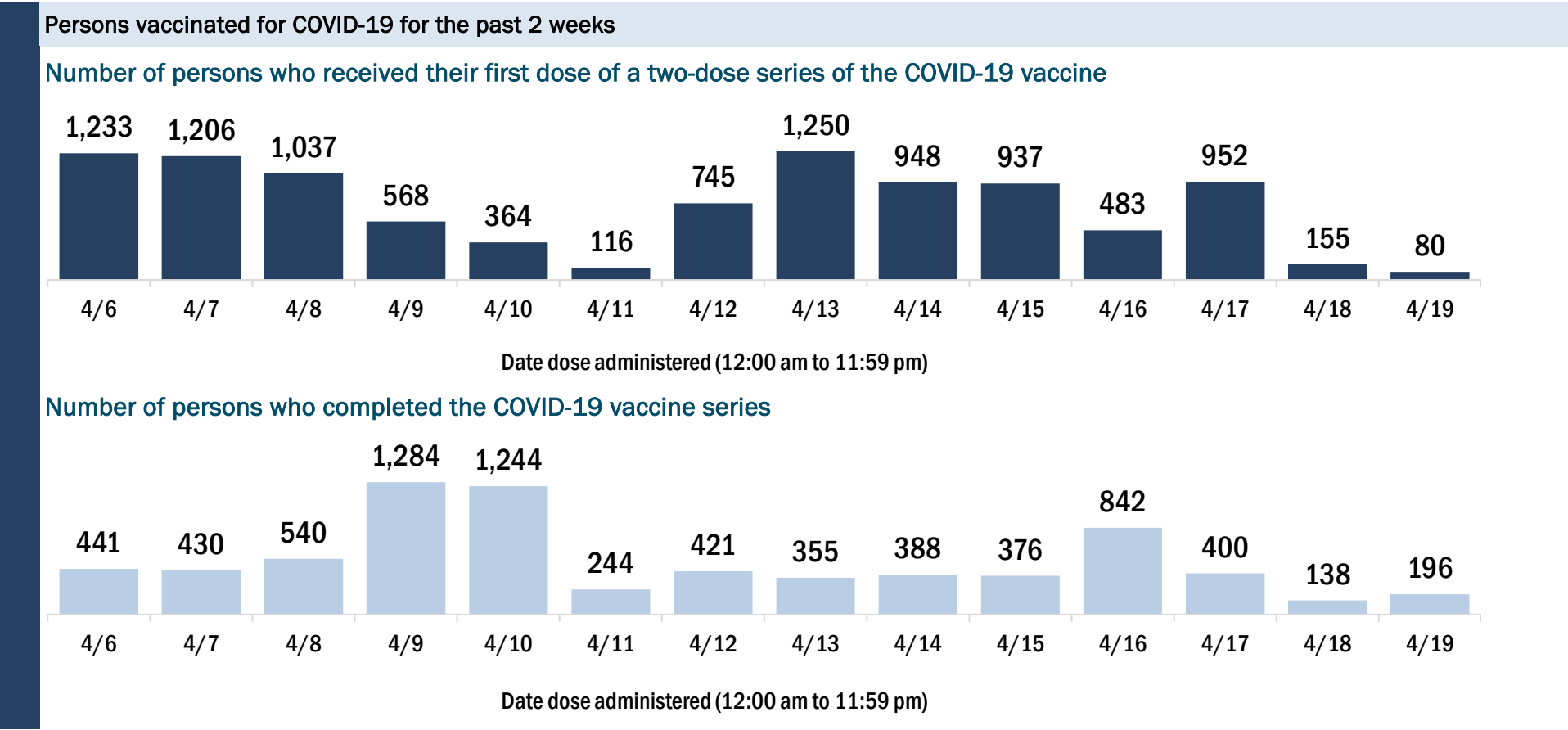
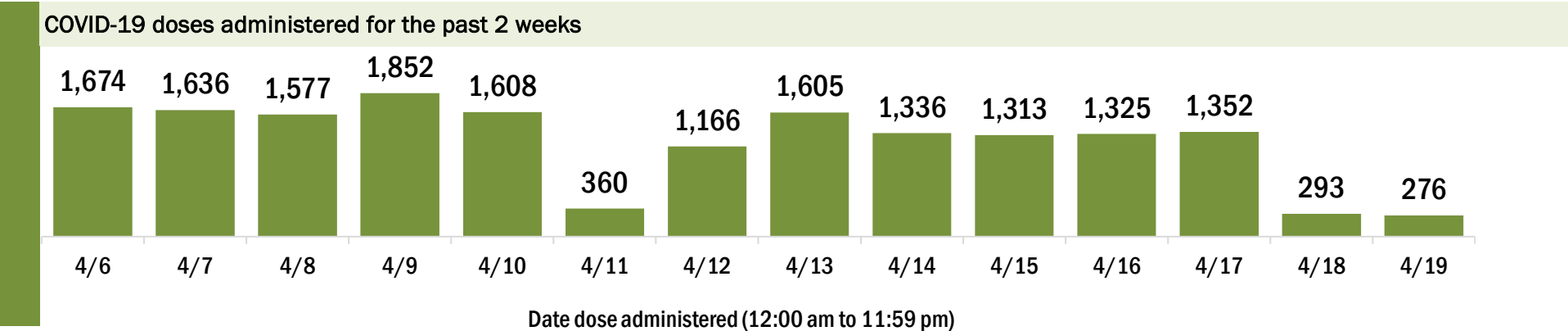
Data in this report are provisional and subject to change.

Data in this summary pertain to COVID-19 vaccines approved by the U.S. Food and Drug Administration and have been issued an Emergency Use Authorization (Janssen COVID-19 Vaccine, Moderna COVID-19 Vaccine and Pfizer-BioNTech COVID-19 Vaccine). These data summarize the number of people who have received either their first dose or have completed the series for a COVID-19 vaccine. **A person can only be counted in one category, first dose or series complete.** For persons receiving Moderna or Pfizer vaccines, once they receive their second dose, they are moved from the first dose column to the series completed column. **Because of this, the total first dose category may show a change from report to report not matching the total receiving their first dose from the previous day.** Persons receiving Johnson & Johnson vaccines will always be counted in the series completed column.

COVID-19 doses for vaccinated persons in Florida	
Doses administered	114,419
People receiving one dose of a 1-dose series (Johnson & Johnson) or receiving only one dose of a 2-dose series (Moderna, Pfizer) count once. Persons receiving both doses of a 2-dose series count twice.	

Current status of persons vaccinated for COVID-19 in Florida	
Total people vaccinated	70,743
First dose	24,250
Series completed	46,493
Completed 1-dose series	2,817
Completed 2-dose series	43,676
First dose: current number of people who have only received their first dose of the Moderna or Pfizer vaccine.	
Series complete: current number of people who have received both Moderna or Pfizer vaccine doses or one Johnson & Johnson dose and are considered fully immunized.	

Demographic summary	First dose	Series complete	Total people vaccinated
Age group	24,250	46,493	70,743
16-24 years	1,312	445	1,757
25-34 years	1,662	926	2,588
35-44 years	2,571	1,558	4,129
45-54 years	4,084	2,467	6,551
55-64 years	7,696	6,308	14,004
65-74 years	3,608	17,791	21,399
75-84 years	2,317	12,503	14,820
85+ years	1,000	4,495	5,495
Race	24,250	46,493	70,743
White	16,792	31,446	48,238
Black	762	961	1,723
American Indian/Alaskan	90	73	163
Other	1,644	3,340	4,984
Unknown	4,962	10,673	15,635
Other race includes Asian, native Hawaiian/Pacific Islander, or other.			
Ethnicity	24,250	46,493	70,743
Hispanic	1,624	1,349	2,973
Non-Hispanic	12,397	18,752	31,149
Unknown	10,229	26,392	36,621
Gender	24,250	46,493	70,743
Female	12,584	26,570	39,154
Male	11,647	19,905	31,552
Unknown	19	18	37



COVID-19: Monroe County vaccine summary

Vaccination data through Apr 19, 2021 as of Apr 20, 2021 at 12:05 AM

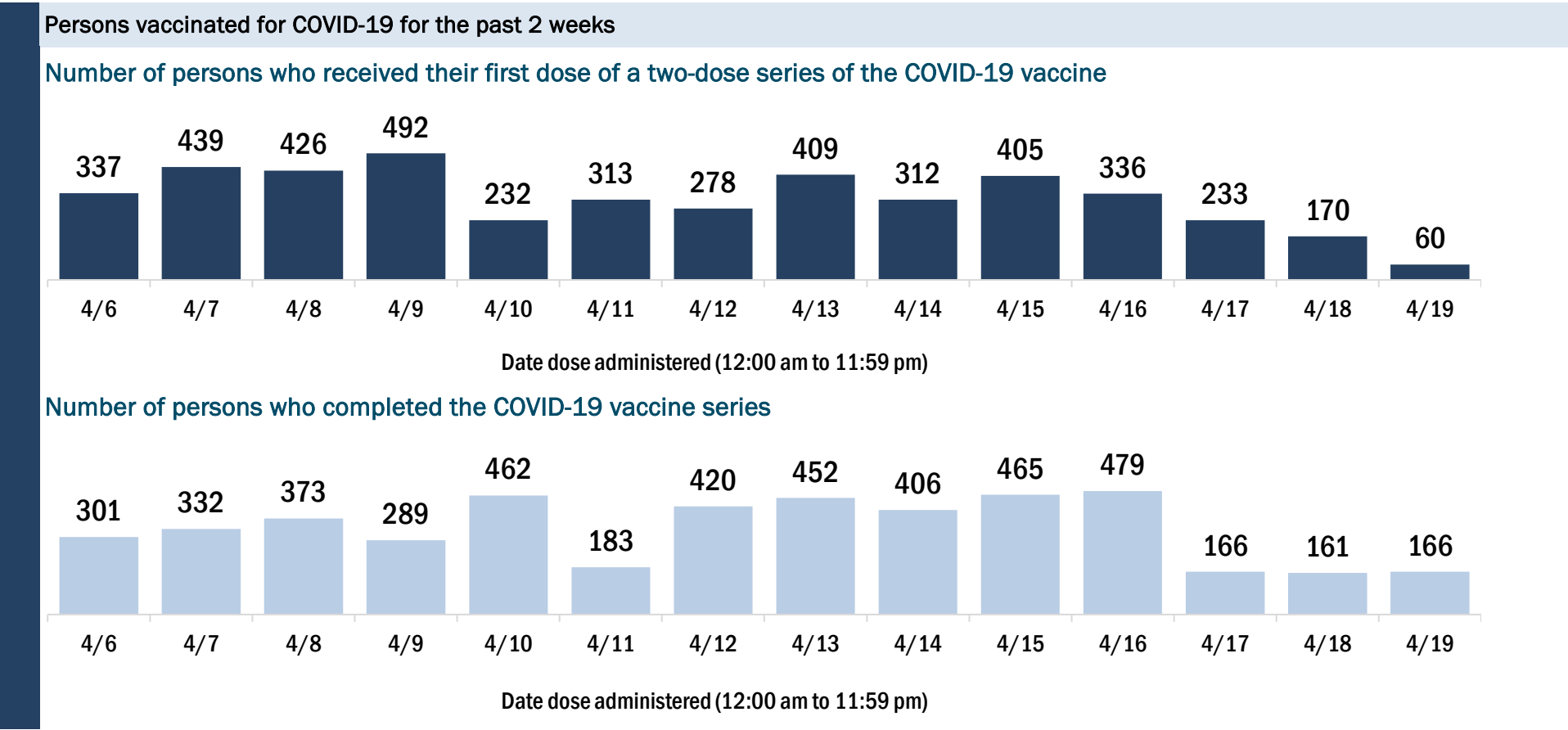
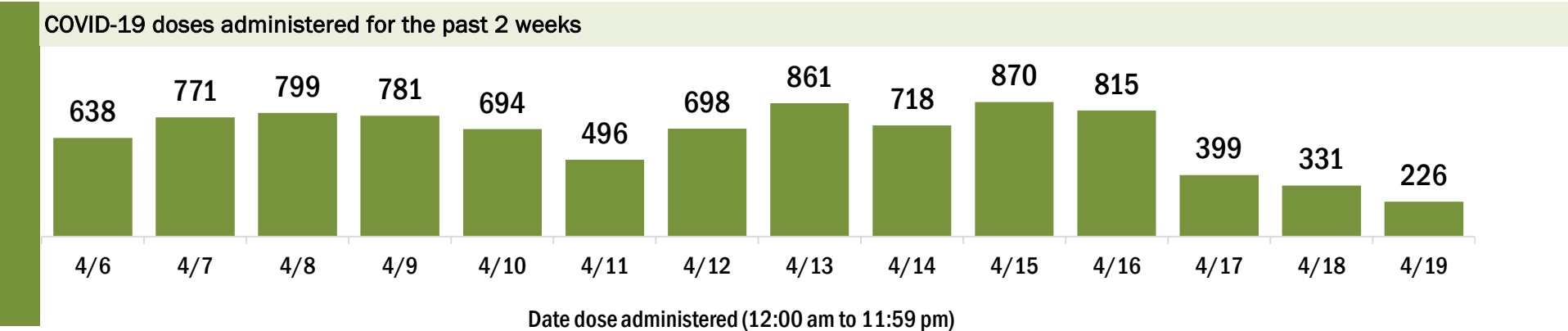
Data in this report are provisional and subject to change.

Data in this summary pertain to COVID-19 vaccines approved by the U.S. Food and Drug Administration and have been issued an Emergency Use Authorization (Janssen COVID-19 Vaccine, Moderna COVID-19 Vaccine and Pfizer-BioNTech COVID-19 Vaccine). These data summarize the number of people who have received either their first dose or have completed the series for a COVID-19 vaccine. **A person can only be counted in one category, first dose or series complete.** For persons receiving Moderna or Pfizer vaccines, once they receive their second dose, they are moved from the first dose column to the series completed column. **Because of this, the total first dose category may show a change from report to report not matching the total receiving their first dose from the previous day.** Persons receiving Johnson & Johnson vaccines will always be counted in the series completed column.

COVID-19 doses for vaccinated persons in Florida	
Doses administered	50,071
People receiving one dose of a 1-dose series (Johnson & Johnson) or receiving only one dose of a 2-dose series (Moderna, Pfizer) count once. Persons receiving both doses of a 2-dose series count twice.	

Current status of persons vaccinated for COVID-19 in Florida	
Total people vaccinated	31,799
First dose	11,651
Series completed	20,148
Completed 1-dose series	1,876
Completed 2-dose series	18,272
First dose: current number of people who have only received their first dose of the Moderna or Pfizer vaccine.	
Series complete: current number of people who have received both Moderna or Pfizer vaccine doses or one Johnson & Johnson dose and are considered fully immunized.	

Demographic summary	First dose	Series complete	Total people vaccinated
Age group	11,651	20,148	31,799
16-24 years	567	216	783
25-34 years	957	561	1,518
35-44 years	1,487	968	2,455
45-54 years	2,235	1,771	4,006
55-64 years	3,455	4,100	7,555
65-74 years	2,002	8,057	10,059
75-84 years	753	3,601	4,354
85+ years	195	874	1,069
Race	11,651	20,148	31,799
White	7,894	14,970	22,864
Black	281	375	656
American Indian/Alaskan	35	74	109
Other	630	1,041	1,671
Unknown	2,811	3,688	6,499
Other race includes Asian, native Hawaiian/Pacific Islander, or other.			
Ethnicity	11,651	20,148	31,799
Hispanic	1,471	1,694	3,165
Non-Hispanic	5,534	11,760	17,294
Unknown	4,646	6,694	11,340
Gender	11,651	20,148	31,799
Female	5,962	10,579	16,541
Male	5,678	9,568	15,246
Unknown	11	1	12



COVID-19: Nassau County vaccine summary

Vaccination data through Apr 19, 2021 as of Apr 20, 2021 at 12:05 AM

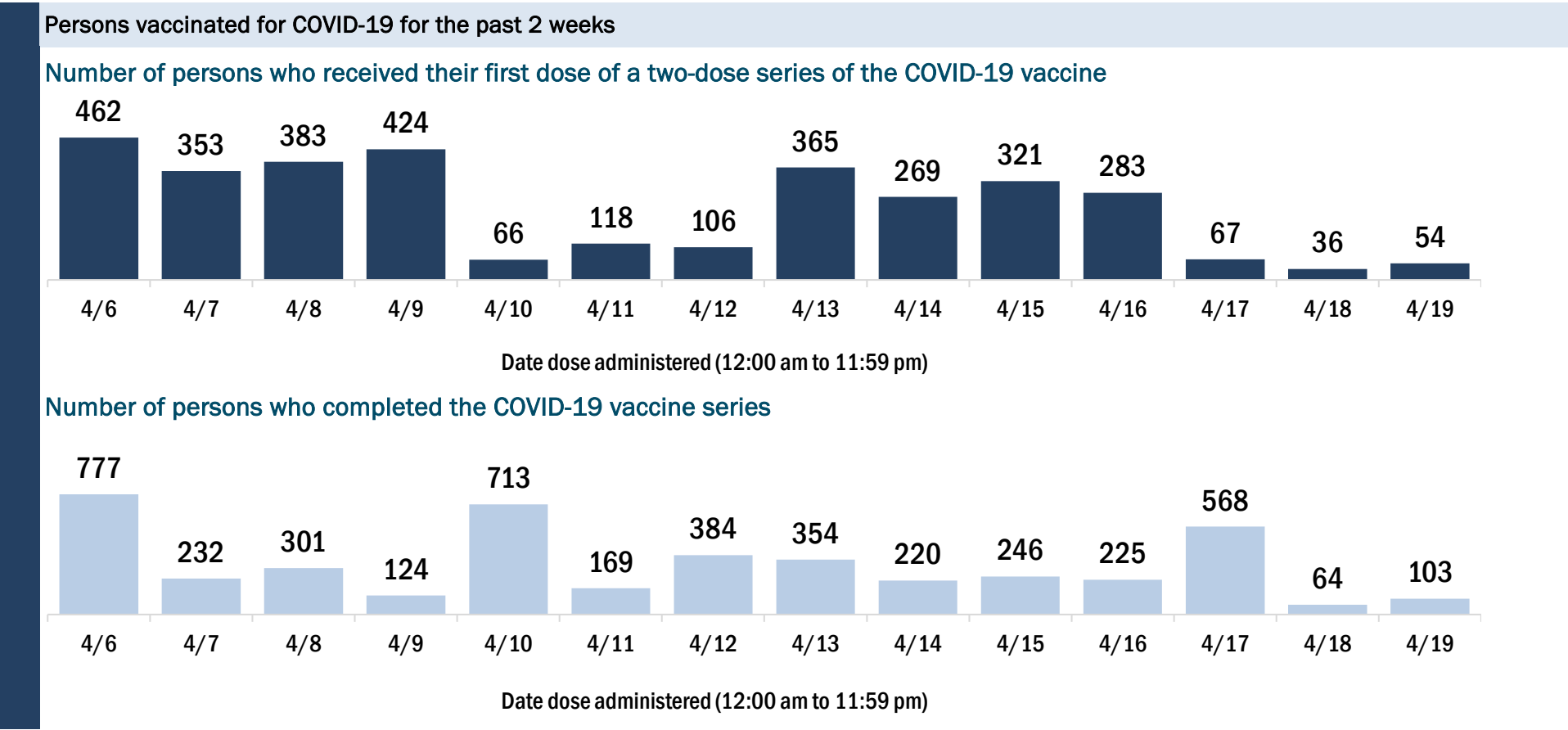
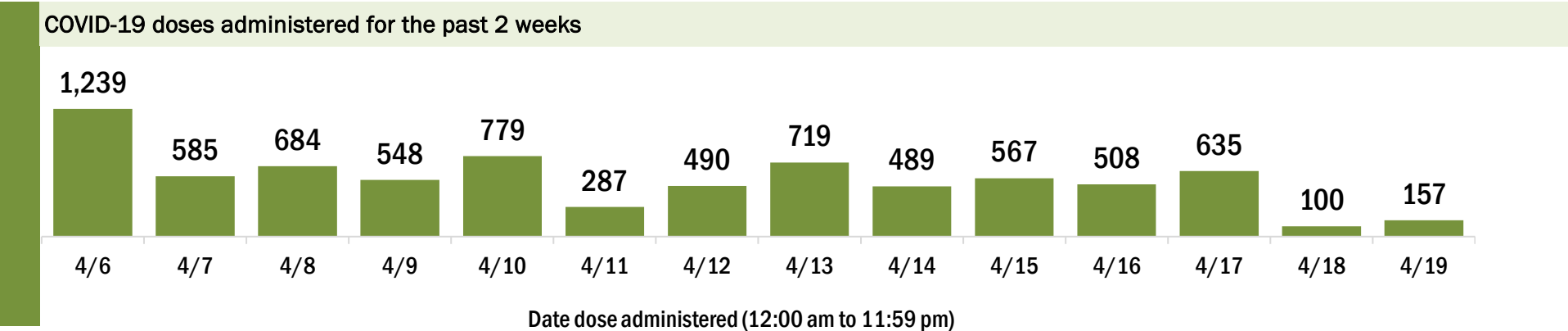
Data in this report are provisional and subject to change.

Data in this summary pertain to COVID-19 vaccines approved by the U.S. Food and Drug Administration and have been issued an Emergency Use Authorization (Janssen COVID-19 Vaccine, Moderna COVID-19 Vaccine and Pfizer-BioNTech COVID-19 Vaccine). These data summarize the number of people who have received either their first dose or have completed the series for a COVID-19 vaccine. **A person can only be counted in one category, first dose or series complete.** For persons receiving Moderna or Pfizer vaccines, once they receive their second dose, they are moved from the first dose column to the series completed column. **Because of this, the total first dose category may show a change from report to report not matching the total receiving their first dose from the previous day.** Persons receiving Johnson & Johnson vaccines will always be counted in the series completed column.

COVID-19 doses for vaccinated persons in Florida	
Doses administered	55,045
People receiving one dose of a 1-dose series (Johnson & Johnson) or receiving only one dose of a 2-dose series (Moderna, Pfizer) count once. Persons receiving both doses of a 2-dose series count twice.	

Current status of persons vaccinated for COVID-19 in Florida	
Total people vaccinated	32,451
First dose	7,901
Series completed	24,550
Completed 1-dose series	1,956
Completed 2-dose series	22,594
First dose: current number of people who have only received their first dose of the Moderna or Pfizer vaccine.	
Series complete: current number of people who have received both Moderna or Pfizer vaccine doses or one Johnson & Johnson dose and are considered fully immunized.	

Demographic summary	First dose	Series complete	Total people vaccinated
Age group	7,901	24,550	32,451
16-24 years	747	296	1,043
25-34 years	809	636	1,445
35-44 years	1,186	1,195	2,381
45-54 years	1,590	2,000	3,590
55-64 years	1,960	5,290	7,250
65-74 years	950	9,298	10,248
75-84 years	496	4,533	5,029
85+ years	163	1,302	1,465
Race	7,901	24,550	32,451
White	5,965	20,025	25,990
Black	413	1,097	1,510
American Indian/Alaskan	51	81	132
Other	494	1,193	1,687
Unknown	978	2,154	3,132
Other race includes Asian, native Hawaiian/Pacific Islander, or other.			
Ethnicity	7,901	24,550	32,451
Hispanic	403	471	874
Non-Hispanic	5,780	19,226	25,006
Unknown	1,718	4,853	6,571
Gender	7,901	24,550	32,451
Female	4,314	13,804	18,118
Male	3,581	10,745	14,326
Unknown	6	1	7



COVID-19: Okaloosa County vaccine summary

Vaccination data through Apr 19, 2021 as of Apr 20, 2021 at 12:05 AM

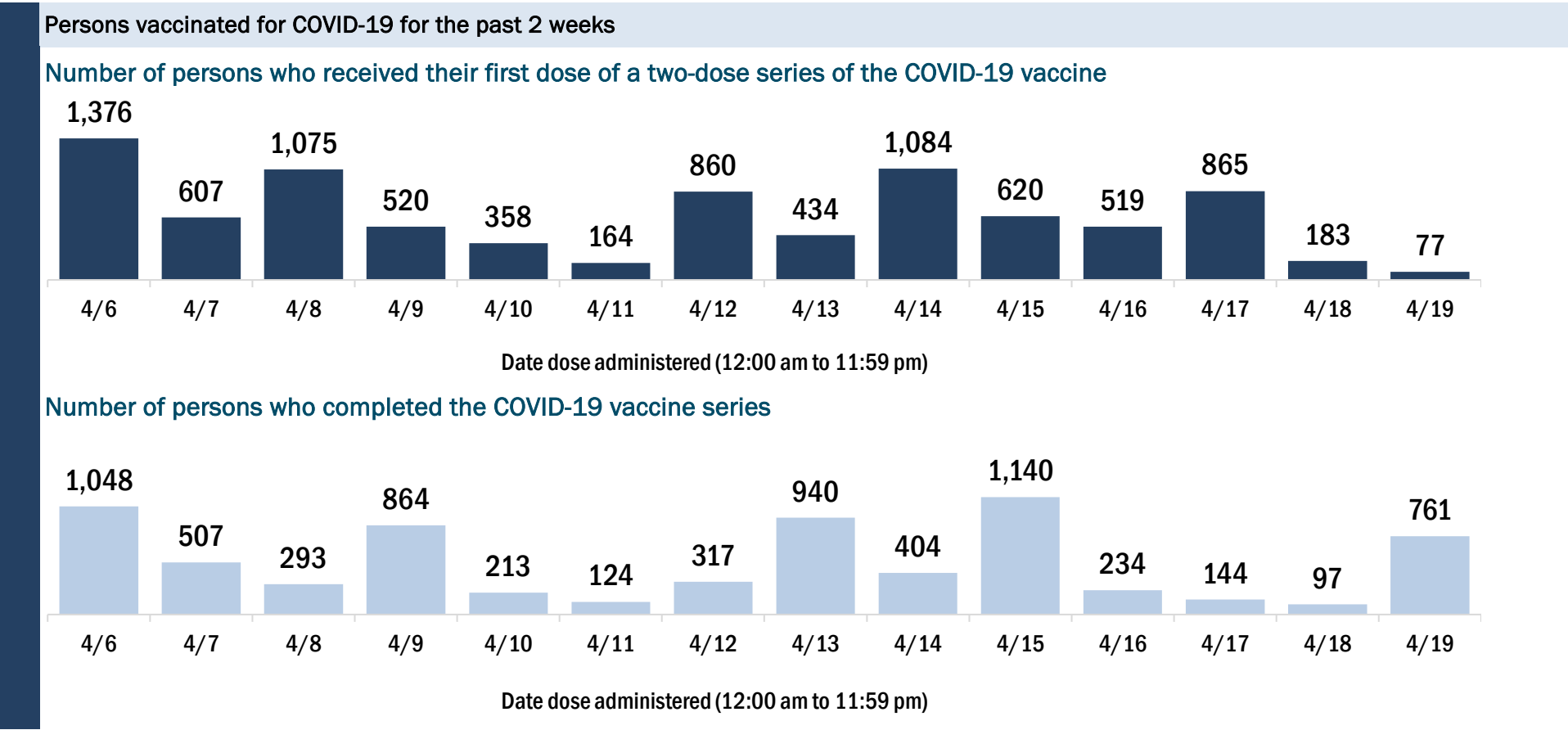
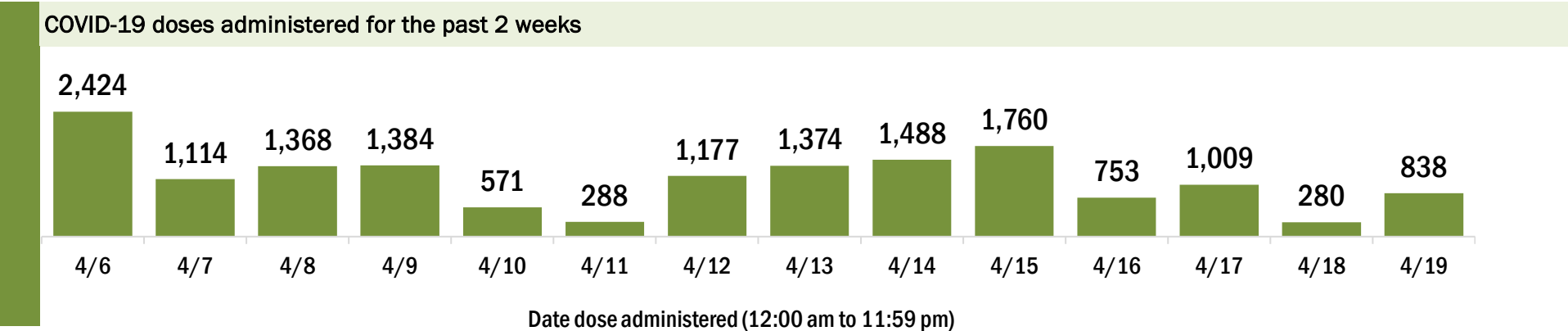
Data in this report are provisional and subject to change.

Data in this summary pertain to COVID-19 vaccines approved by the U.S. Food and Drug Administration and have been issued an Emergency Use Authorization (Janssen COVID-19 Vaccine, Moderna COVID-19 Vaccine and Pfizer-BioNTech COVID-19 Vaccine). These data summarize the number of people who have received either their first dose or have completed the series for a COVID-19 vaccine. **A person can only be counted in one category, first dose or series complete.** For persons receiving Moderna or Pfizer vaccines, once they receive their second dose, they are moved from the first dose column to the series completed column. **Because of this, the total first dose category may show a change from report to report not matching the total receiving their first dose from the previous day.** Persons receiving Johnson & Johnson vaccines will always be counted in the series completed column.

COVID-19 doses for vaccinated persons in Florida	
Doses administered	91,901
People receiving one dose of a 1-dose series (Johnson & Johnson) or receiving only one dose of a 2-dose series (Moderna, Pfizer) count once. Persons receiving both doses of a 2-dose series count twice.	

Current status of persons vaccinated for COVID-19 in Florida	
Total people vaccinated	56,463
First dose	17,525
Series completed	38,938
Completed 1-dose series	3,500
Completed 2-dose series	35,438
First dose: current number of people who have only received their first dose of the Moderna or Pfizer vaccine.	
Series complete: current number of people who have received both Moderna or Pfizer vaccine doses or one Johnson & Johnson dose and are considered fully immunized.	

Demographic summary	First dose	Series complete	Total people vaccinated
Age group	17,525	38,938	56,463
16-24 years	1,538	549	2,087
25-34 years	2,407	1,468	3,875
35-44 years	3,035	2,204	5,239
45-54 years	3,078	3,516	6,594
55-64 years	4,015	8,453	12,468
65-74 years	1,994	12,925	14,919
75-84 years	1,070	7,186	8,256
85+ years	388	2,637	3,025
Race	17,525	38,938	56,463
White	10,301	27,826	38,127
Black	1,155	1,921	3,076
American Indian/Alaskan	95	147	242
Other	1,839	3,348	5,187
Unknown	4,135	5,696	9,831
Other race includes Asian, native Hawaiian/Pacific Islander, or other.			
Ethnicity	17,525	38,938	56,463
Hispanic	1,145	1,067	2,212
Non-Hispanic	9,279	24,821	34,100
Unknown	7,101	13,050	20,151
Gender	17,525	38,938	56,463
Female	9,400	22,527	31,927
Male	8,003	16,384	24,387
Unknown	122	27	149



COVID-19: Okeechobee County vaccine summary

Vaccination data through Apr 19, 2021 as of Apr 20, 2021 at 12:05 AM

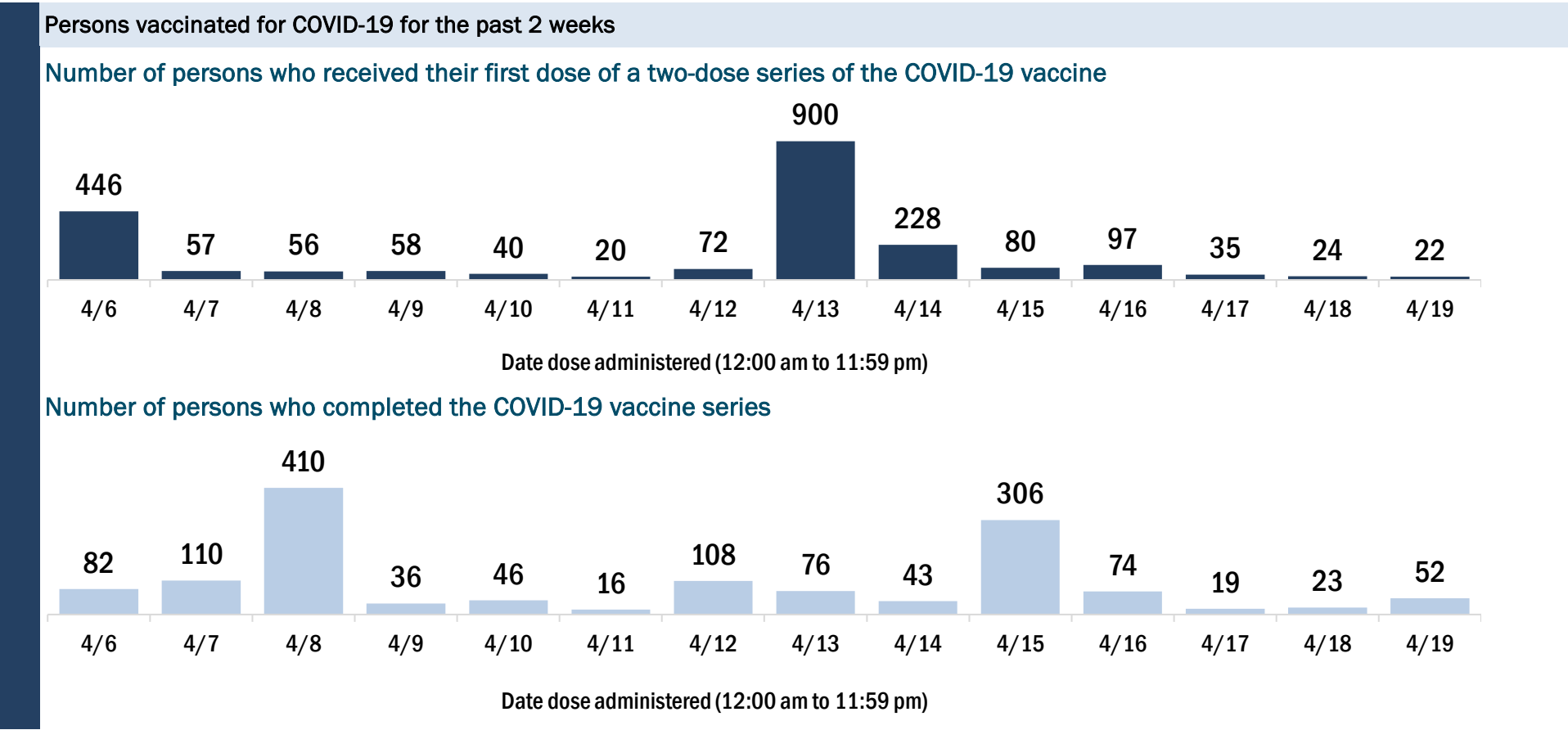
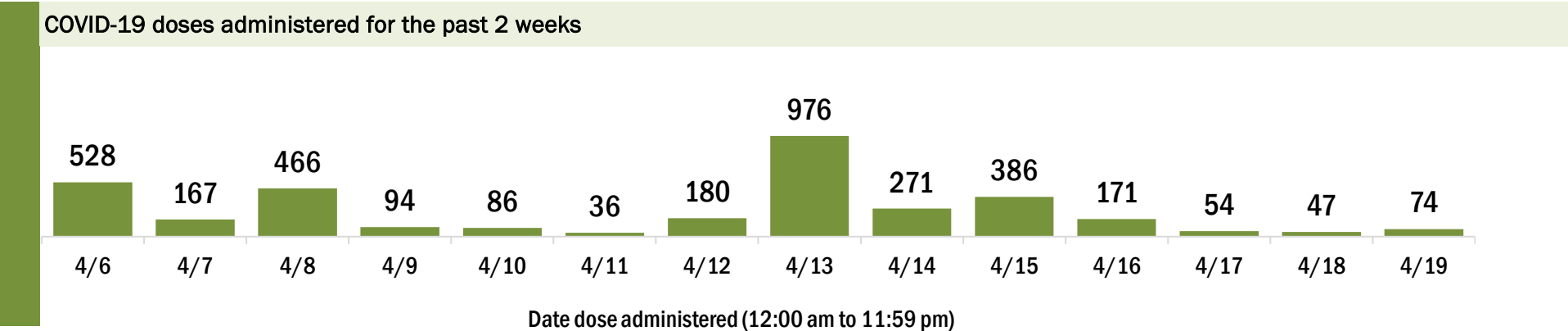
Data in this report are provisional and subject to change.

Data in this summary pertain to COVID-19 vaccines approved by the U.S. Food and Drug Administration and have been issued an Emergency Use Authorization (Janssen COVID-19 Vaccine, Moderna COVID-19 Vaccine and Pfizer-BioNTech COVID-19 Vaccine). These data summarize the number of people who have received either their first dose or have completed the series for a COVID-19 vaccine. **A person can only be counted in one category, first dose or series complete.** For persons receiving Moderna or Pfizer vaccines, once they receive their second dose, they are moved from the first dose column to the series completed column. **Because of this, the total first dose category may show a change from report to report not matching the total receiving their first dose from the previous day.** Persons receiving Johnson & Johnson vaccines will always be counted in the series completed column.

COVID-19 doses for vaccinated persons in Florida	
Doses administered	17,026
People receiving one dose of a 1-dose series (Johnson & Johnson) or receiving only one dose of a 2-dose series (Moderna, Pfizer) count once. Persons receiving both doses of a 2-dose series count twice.	

Current status of persons vaccinated for COVID-19 in Florida	
Total people vaccinated	10,752
First dose	4,101
Series completed	6,651
Completed 1-dose series	377
Completed 2-dose series	6,274
First dose: current number of people who have only received their first dose of the Moderna or Pfizer vaccine.	
Series complete: current number of people who have received both Moderna or Pfizer vaccine doses or one Johnson & Johnson dose and are considered fully immunized.	

Demographic summary	First dose	Series complete	Total people vaccinated
Age group	4,101	6,651	10,752
16-24 years	201	65	266
25-34 years	353	166	519
35-44 years	515	245	760
45-54 years	828	344	1,172
55-64 years	1,242	806	2,048
65-74 years	572	2,698	3,270
75-84 years	300	1,824	2,124
85+ years	90	503	593
Race	4,101	6,651	10,752
White	2,714	5,377	8,091
Black	171	151	322
American Indian/Alaskan	19	31	50
Other	279	608	887
Unknown	918	484	1,402
Other race includes Asian, native Hawaiian/Pacific Islander, or other.			
Ethnicity	4,101	6,651	10,752
Hispanic	656	502	1,158
Non-Hispanic	1,983	4,875	6,858
Unknown	1,462	1,274	2,736
Gender	4,101	6,651	10,752
Female	1,831	3,733	5,564
Male	2,265	2,918	5,183
Unknown	5	0	5



COVID-19: Orange County vaccine summary

Vaccination data through Apr 19, 2021 as of Apr 20, 2021 at 12:05 AM

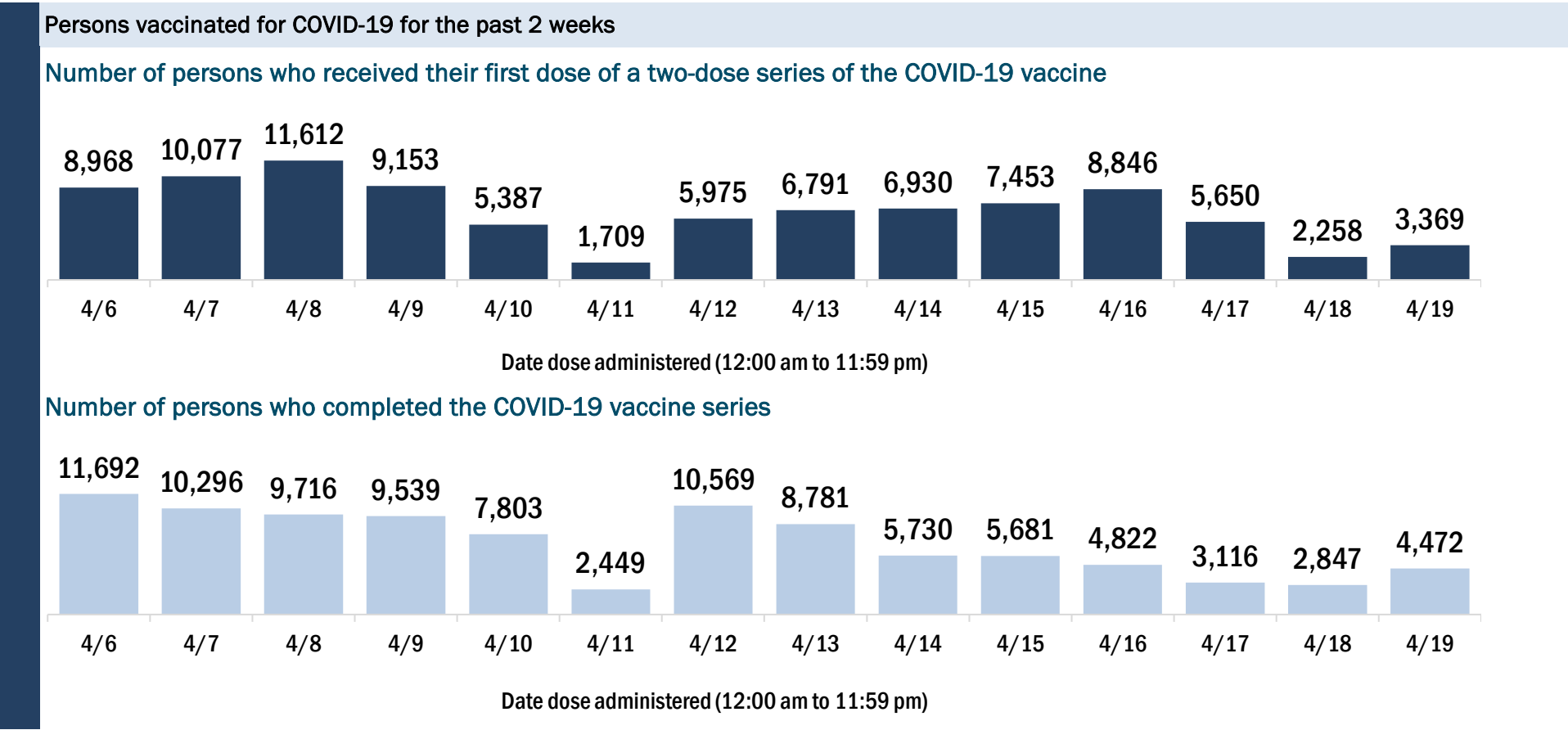
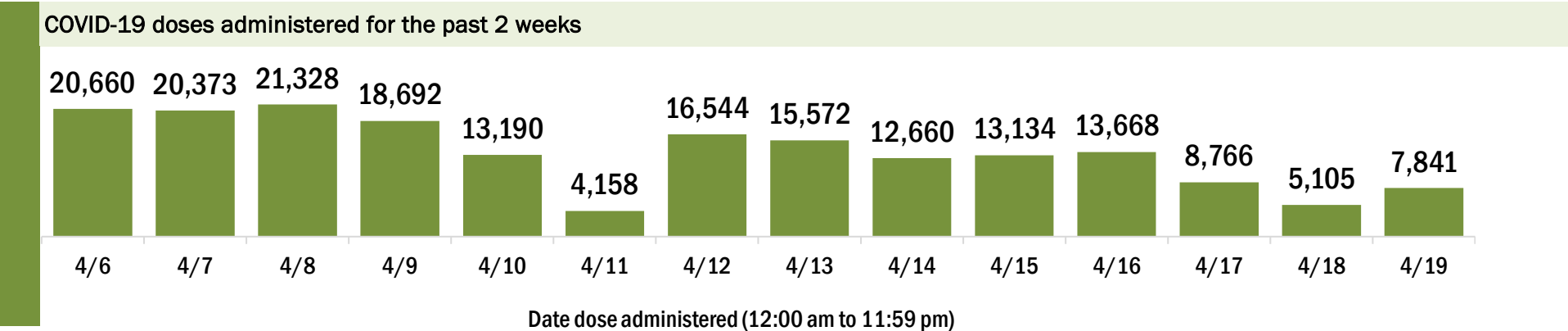
Data in this report are provisional and subject to change.

Data in this summary pertain to COVID-19 vaccines approved by the U.S. Food and Drug Administration and have been issued an Emergency Use Authorization (Janssen COVID-19 Vaccine, Moderna COVID-19 Vaccine and Pfizer-BioNTech COVID-19 Vaccine). These data summarize the number of people who have received either their first dose or have completed the series for a COVID-19 vaccine. **A person can only be counted in one category, first dose or series complete.** For persons receiving Moderna or Pfizer vaccines, once they receive their second dose, they are moved from the first dose column to the series completed column. **Because of this, the total first dose category may show a change from report to report not matching the total receiving their first dose from the previous day.** Persons receiving Johnson & Johnson vaccines will always be counted in the series completed column.

COVID-19 doses for vaccinated persons in Florida	
Doses administered	733,069
People receiving one dose of a 1-dose series (Johnson & Johnson) or receiving only one dose of a 2-dose series (Moderna, Pfizer) count once. Persons receiving both doses of a 2-dose series count twice.	

Current status of persons vaccinated for COVID-19 in Florida	
Total people vaccinated	487,358
First dose	189,385
Series completed	297,973
Completed 1-dose series	52,262
Completed 2-dose series	245,711
First dose: current number of people who have only received their first dose of the Moderna or Pfizer vaccine.	
Series complete: current number of people who have received both Moderna or Pfizer vaccine doses or one Johnson & Johnson dose and are considered fully immunized.	

Demographic summary	First dose	Series complete	Total people vaccinated
Age group	189,385	297,973	487,358
16-24 years	28,481	12,146	40,627
25-34 years	34,276	27,721	61,997
35-44 years	39,389	36,772	76,161
45-54 years	38,424	45,866	84,290
55-64 years	28,676	62,681	91,357
65-74 years	11,131	69,435	80,566
75-84 years	5,530	31,956	37,486
85+ years	3,478	11,396	14,874
Race	189,385	297,973	487,358
White	107,576	181,407	288,983
Black	14,255	24,514	38,769
American Indian/Alaskan	680	807	1,487
Other	32,083	50,181	82,264
Unknown	34,791	41,064	75,855
Other race includes Asian, native Hawaiian/Pacific Islander, or other.			
Ethnicity	189,385	297,973	487,358
Hispanic	32,049	32,799	64,848
Non-Hispanic	81,890	156,003	237,893
Unknown	75,446	109,171	184,617
Gender	189,385	297,973	487,358
Female	98,234	168,714	266,948
Male	89,075	128,344	217,419
Unknown	2,076	915	2,991



COVID-19: Osceola County vaccine summary

Vaccination data through Apr 19, 2021 as of Apr 20, 2021 at 12:05 AM

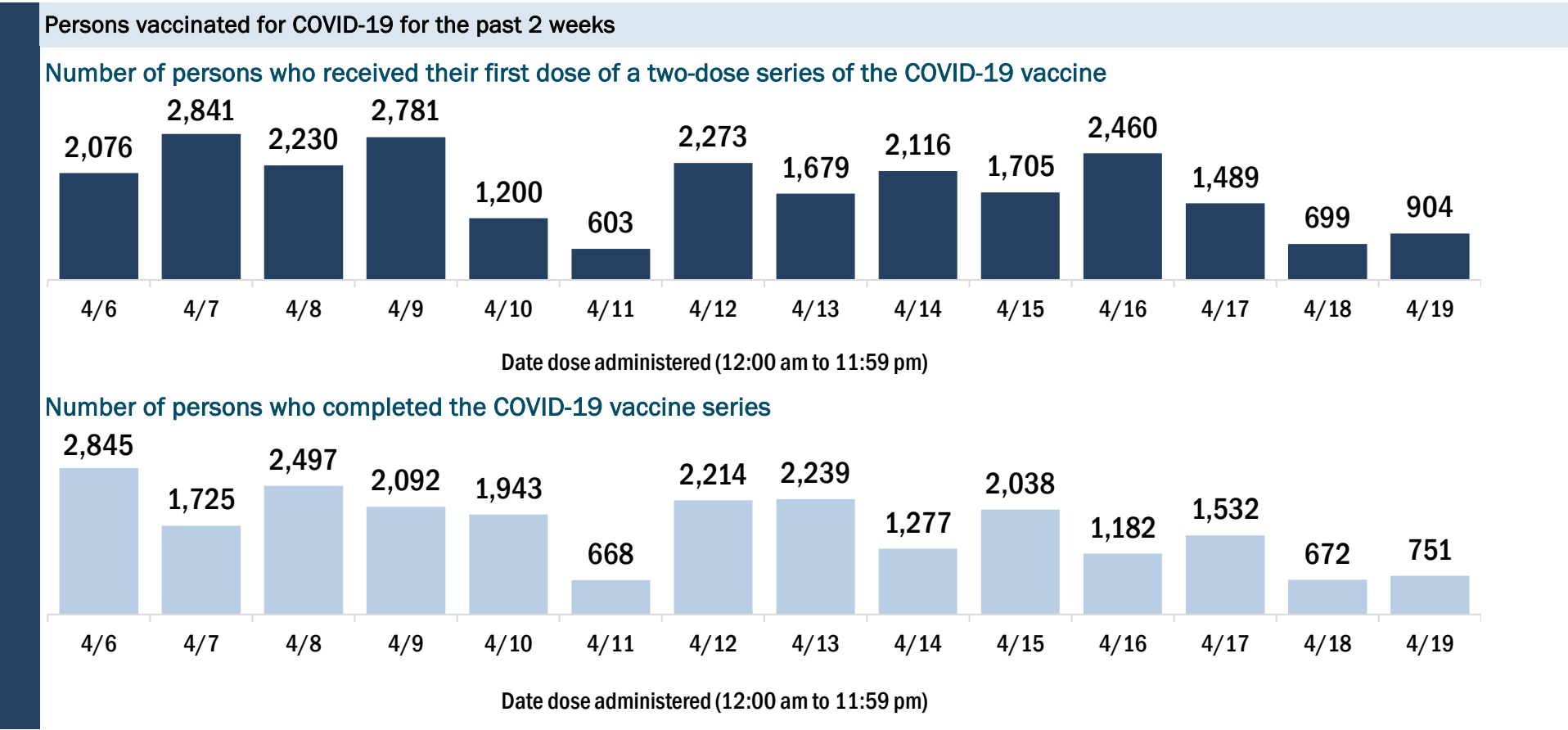
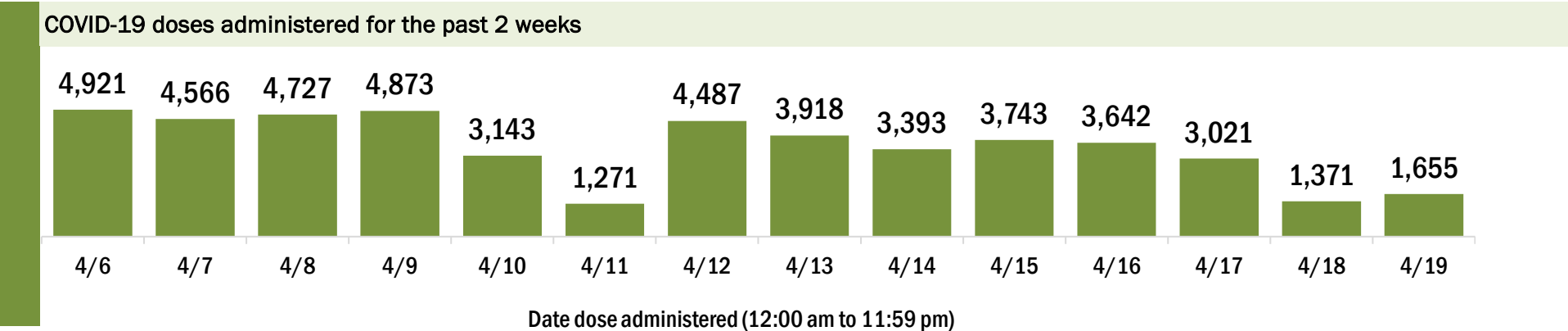
Data in this report are provisional and subject to change.

Data in this summary pertain to COVID-19 vaccines approved by the U.S. Food and Drug Administration and have been issued an Emergency Use Authorization (Janssen COVID-19 Vaccine, Moderna COVID-19 Vaccine and Pfizer-BioNTech COVID-19 Vaccine). These data summarize the number of people who have received either their first dose or have completed the series for a COVID-19 vaccine. **A person can only be counted in one category, first dose or series complete.** For persons receiving Moderna or Pfizer vaccines, once they receive their second dose, they are moved from the first dose column to the series completed column. **Because of this, the total first dose category may show a change from report to report not matching the total receiving their first dose from the previous day.** Persons receiving Johnson & Johnson vaccines will always be counted in the series completed column.

COVID-19 doses for vaccinated persons in Florida	
Doses administered	181,582
People receiving one dose of a 1-dose series (Johnson & Johnson) or receiving only one dose of a 2-dose series (Moderna, Pfizer) count once. Persons receiving both doses of a 2-dose series count twice.	

Current status of persons vaccinated for COVID-19 in Florida	
Total people vaccinated	120,470
First dose	49,091
Series completed	71,379
Completed 1-dose series	10,267
Completed 2-dose series	61,112
First dose: current number of people who have only received their first dose of the Moderna or Pfizer vaccine.	
Series complete: current number of people who have received both Moderna or Pfizer vaccine doses or one Johnson & Johnson dose and are considered fully immunized.	

Demographic summary	First dose	Series complete	Total people vaccinated
Age group	49,091	71,379	120,470
16-24 years	5,761	2,127	7,888
25-34 years	7,424	4,686	12,110
35-44 years	9,757	6,375	16,132
45-54 years	10,947	9,730	20,677
55-64 years	8,852	15,171	24,023
65-74 years	3,815	20,670	24,485
75-84 years	1,929	9,798	11,727
85+ years	606	2,822	3,428
Race	49,091	71,379	120,470
White	27,635	43,328	70,963
Black	2,385	4,035	6,420
American Indian/Alaskan	195	361	556
Other	8,322	13,151	21,473
Unknown	10,554	10,504	21,058
Other race includes Asian, native Hawaiian/Pacific Islander, or other.			
Ethnicity	49,091	71,379	120,470
Hispanic	16,886	20,221	37,107
Non-Hispanic	13,393	28,986	42,379
Unknown	18,812	22,172	40,984
Gender	49,091	71,379	120,470
Female	26,053	41,362	67,415
Male	22,889	29,961	52,850
Unknown	149	56	205



COVID-19: Palm Beach County vaccine summary

Vaccination data through Apr 19, 2021 as of Apr 20, 2021 at 12:05 AM

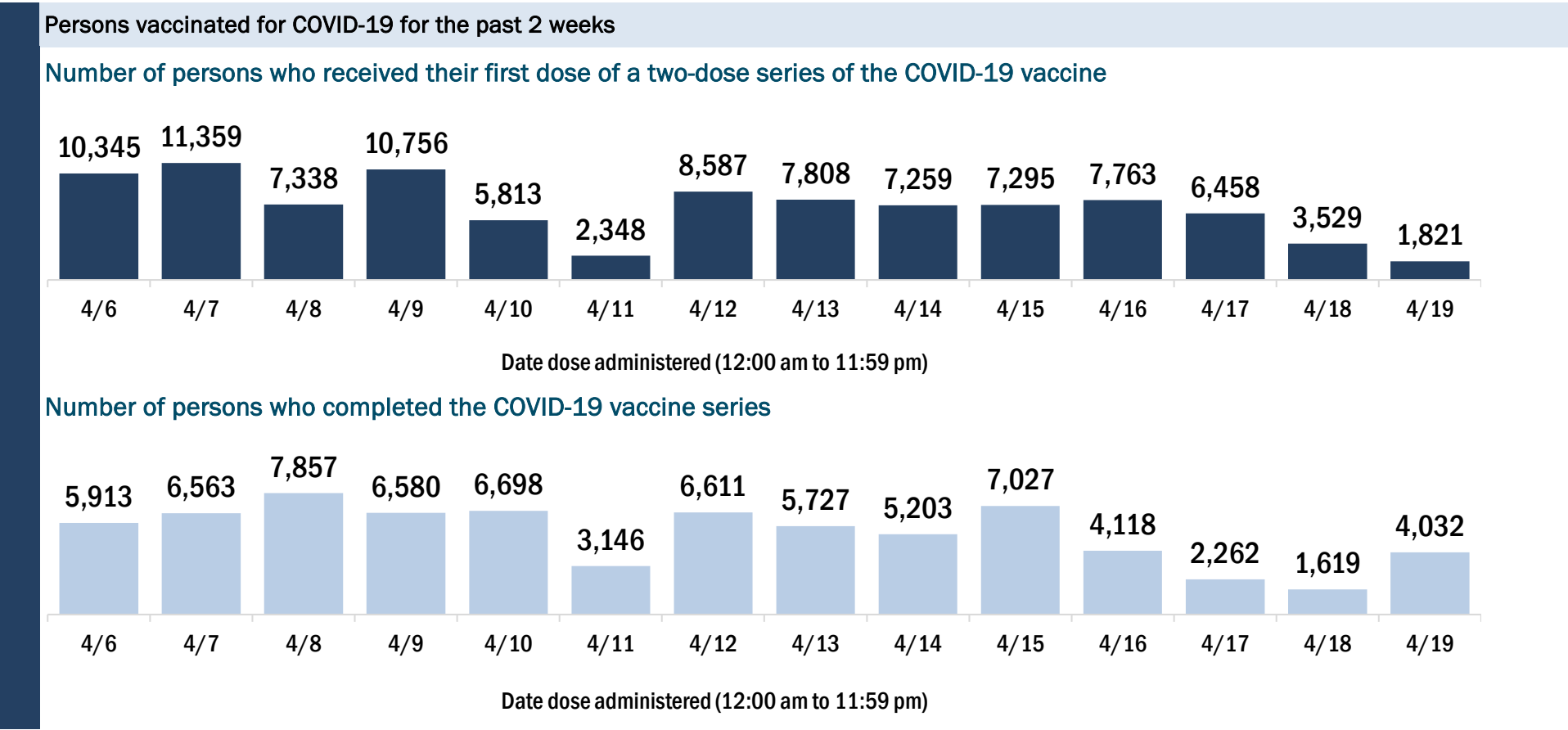
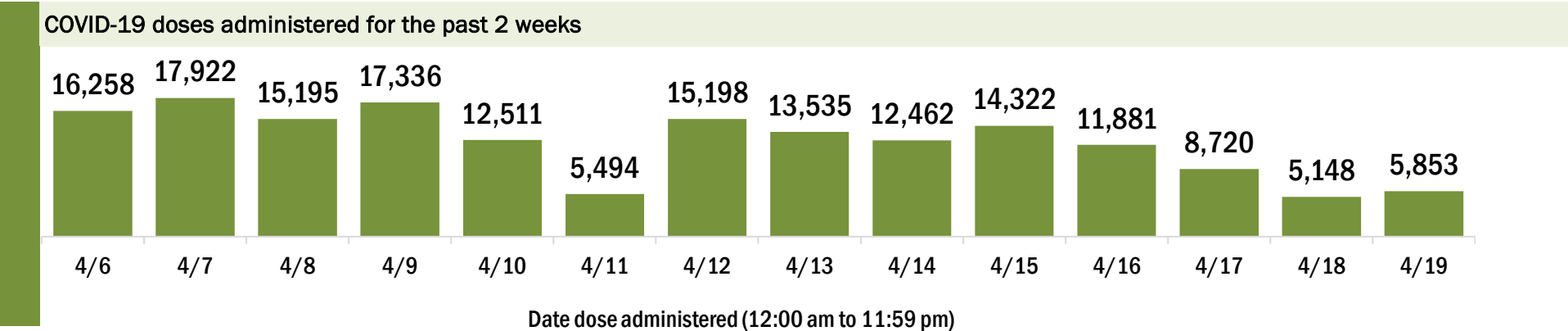
Data in this report are provisional and subject to change.

Data in this summary pertain to COVID-19 vaccines approved by the U.S. Food and Drug Administration and have been issued an Emergency Use Authorization (Janssen COVID-19 Vaccine, Moderna COVID-19 Vaccine and Pfizer-BioNTech COVID-19 Vaccine). These data summarize the number of people who have received either their first dose or have completed the series for a COVID-19 vaccine. **A person can only be counted in one category, first dose or series complete.** For persons receiving Moderna or Pfizer vaccines, once they receive their second dose, they are moved from the first dose column to the series completed column. **Because of this, the total first dose category may show a change from report to report not matching the total receiving their first dose from the previous day.** Persons receiving Johnson & Johnson vaccines will always be counted in the series completed column.

COVID-19 doses for vaccinated persons in Florida	
Doses administered	941,992
People receiving one dose of a 1-dose series (Johnson & Johnson) or receiving only one dose of a 2-dose series (Moderna, Pfizer) count once. Persons receiving both doses of a 2-dose series count twice.	

Current status of persons vaccinated for COVID-19 in Florida	
Total people vaccinated	598,241
First dose	216,494
Series completed	381,747
Completed 1-dose series	37,996
Completed 2-dose series	343,751
First dose: current number of people who have only received their first dose of the Moderna or Pfizer vaccine.	
Series complete: current number of people who have received both Moderna or Pfizer vaccine doses or one Johnson & Johnson dose and are considered fully immunized.	

Demographic summary	First dose	Series complete	Total people vaccinated
Age group	216,494	381,747	598,241
16-24 years	18,398	6,860	25,258
25-34 years	23,030	15,296	38,326
35-44 years	31,523	22,229	53,752
45-54 years	42,001	35,061	77,062
55-64 years	49,227	64,045	113,272
65-74 years	26,849	121,083	147,932
75-84 years	17,515	83,206	100,721
85+ years	7,951	33,967	41,918
Race	216,494	381,747	598,241
White	127,581	252,353	379,934
Black	14,635	20,087	34,722
American Indian/Alaskan	752	1,026	1,778
Other	23,492	33,081	56,573
Unknown	50,034	75,200	125,234
Other race includes Asian, native Hawaiian/Pacific Islander, or other.			
Ethnicity	216,494	381,747	598,241
Hispanic	33,581	29,073	62,654
Non-Hispanic	96,632	207,759	304,391
Unknown	86,281	144,915	231,196
Gender	216,494	381,747	598,241
Female	114,894	220,146	335,040
Male	101,024	161,346	262,370
Unknown	576	255	831



COVID-19: Pasco County vaccine summary

Vaccination data through Apr 19, 2021 as of Apr 20, 2021 at 12:05 AM

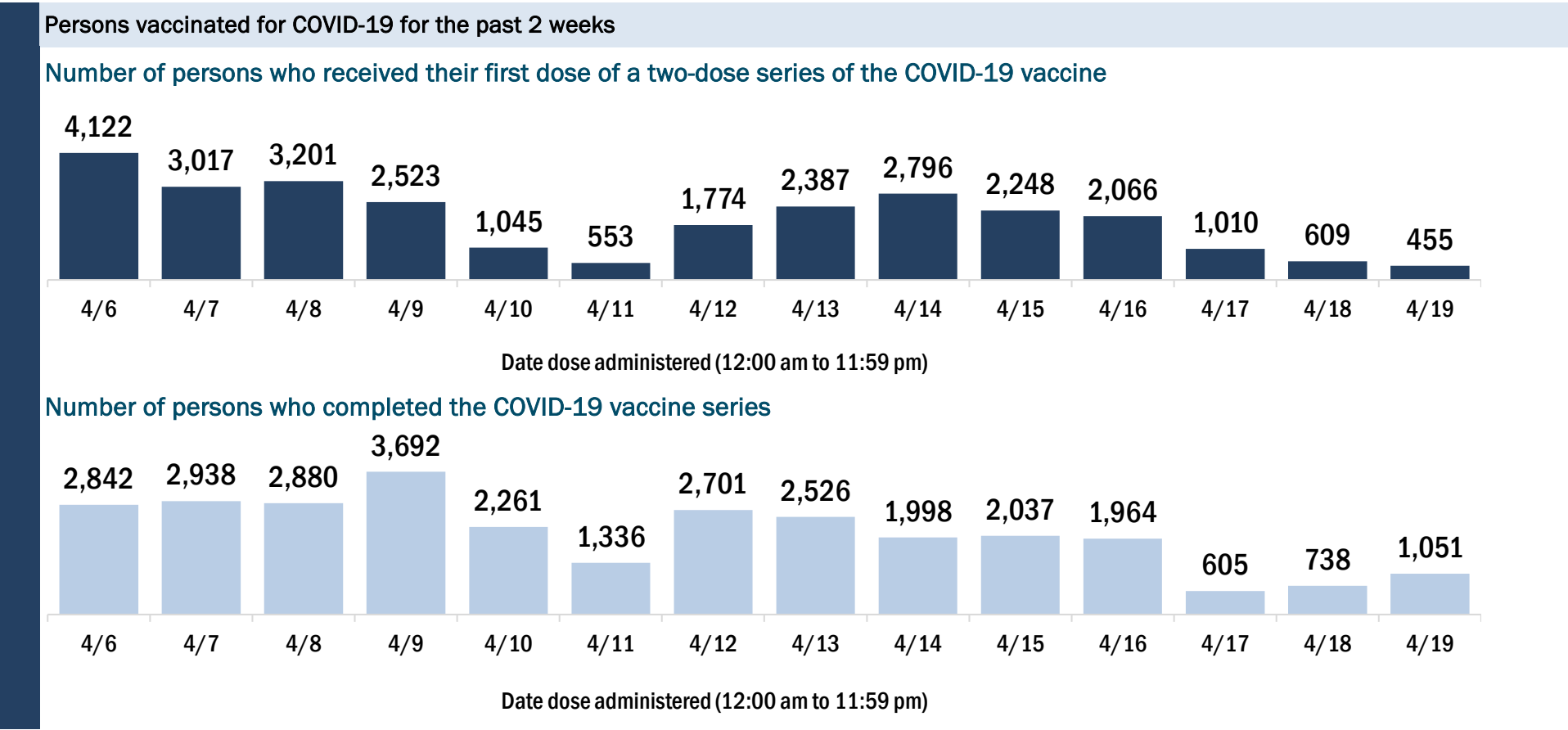
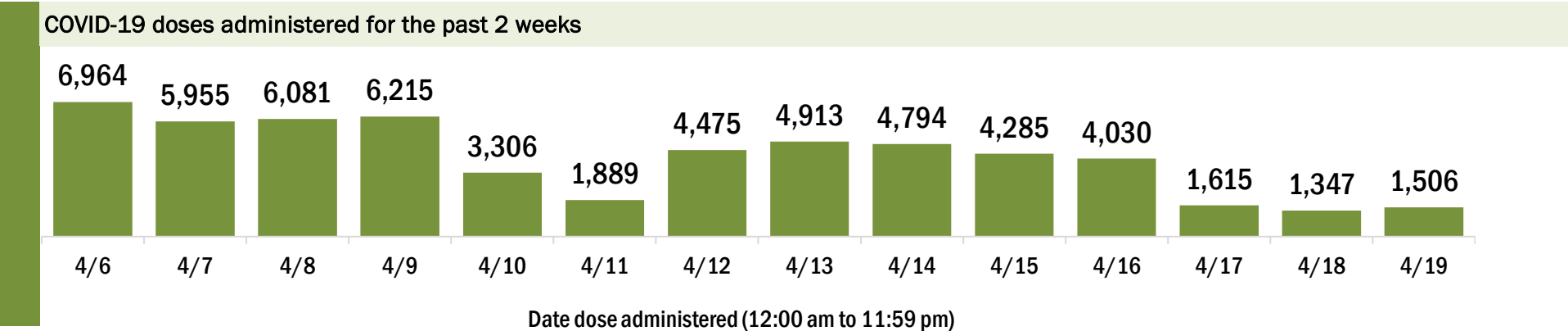
Data in this report are provisional and subject to change.

Data in this summary pertain to COVID-19 vaccines approved by the U.S. Food and Drug Administration and have been issued an Emergency Use Authorization (Janssen COVID-19 Vaccine, Moderna COVID-19 Vaccine and Pfizer-BioNTech COVID-19 Vaccine). These data summarize the number of people who have received either their first dose or have completed the series for a COVID-19 vaccine. **A person can only be counted in one category, first dose or series complete.** For persons receiving Moderna or Pfizer vaccines, once they receive their second dose, they are moved from the first dose column to the series completed column. **Because of this, the total first dose category may show a change from report to report not matching the total receiving their first dose from the previous day.** Persons receiving Johnson & Johnson vaccines will always be counted in the series completed column.

COVID-19 doses for vaccinated persons in Florida	
Doses administered	292,765
People receiving one dose of a 1-dose series (Johnson & Johnson) or receiving only one dose of a 2-dose series (Moderna, Pfizer) count once. Persons receiving both doses of a 2-dose series count twice.	

Current status of persons vaccinated for COVID-19 in Florida	
Total people vaccinated	188,203
First dose	72,392
Series completed	115,811
Completed 1-dose series	11,249
Completed 2-dose series	104,562
First dose: current number of people who have only received their first dose of the Moderna or Pfizer vaccine.	
Series complete: current number of people who have received both Moderna or Pfizer vaccine doses or one Johnson & Johnson dose and are considered fully immunized.	

Demographic summary	First dose	Series complete	Total people vaccinated
Age group	72,392	115,811	188,203
16-24 years	5,879	2,253	8,132
25-34 years	6,238	4,708	10,946
35-44 years	10,248	7,739	17,987
45-54 years	13,434	11,581	25,015
55-64 years	16,203	20,231	36,434
65-74 years	10,988	38,866	49,854
75-84 years	7,168	23,413	30,581
85+ years	2,234	7,020	9,254
Race	72,392	115,811	188,203
White	51,062	88,706	139,768
Black	2,580	3,135	5,715
American Indian/Alaskan	316	400	716
Other	7,444	10,614	18,058
Unknown	10,990	12,956	23,946
Other race includes Asian, native Hawaiian/Pacific Islander, or other.			
Ethnicity	72,392	115,811	188,203
Hispanic	5,881	6,164	12,045
Non-Hispanic	39,247	71,331	110,578
Unknown	27,264	38,316	65,580
Gender	72,392	115,811	188,203
Female	38,885	68,201	107,086
Male	33,403	47,525	80,928
Unknown	104	85	189



COVID-19: Pinellas County vaccine summary

Vaccination data through Apr 19, 2021 as of Apr 20, 2021 at 12:05 AM

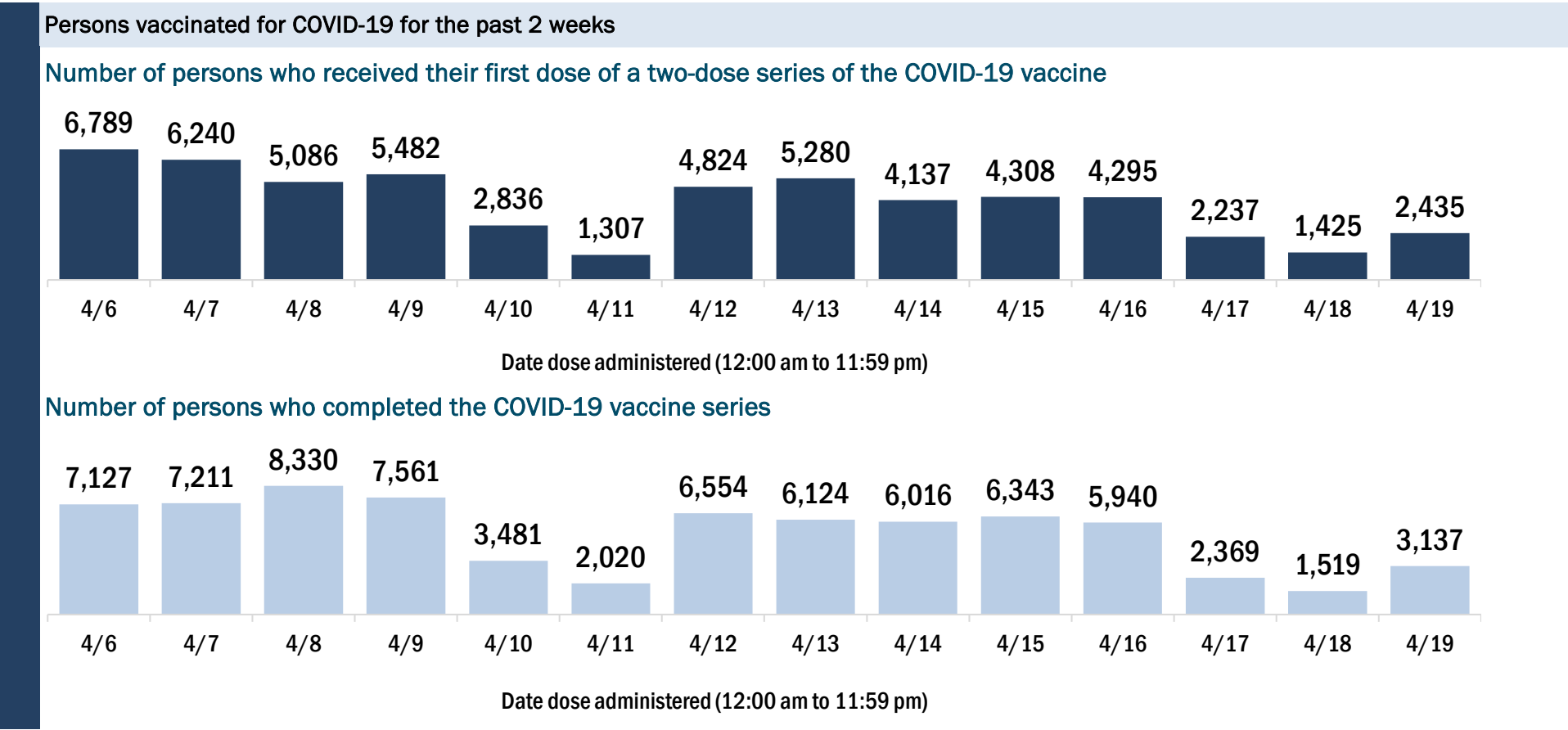
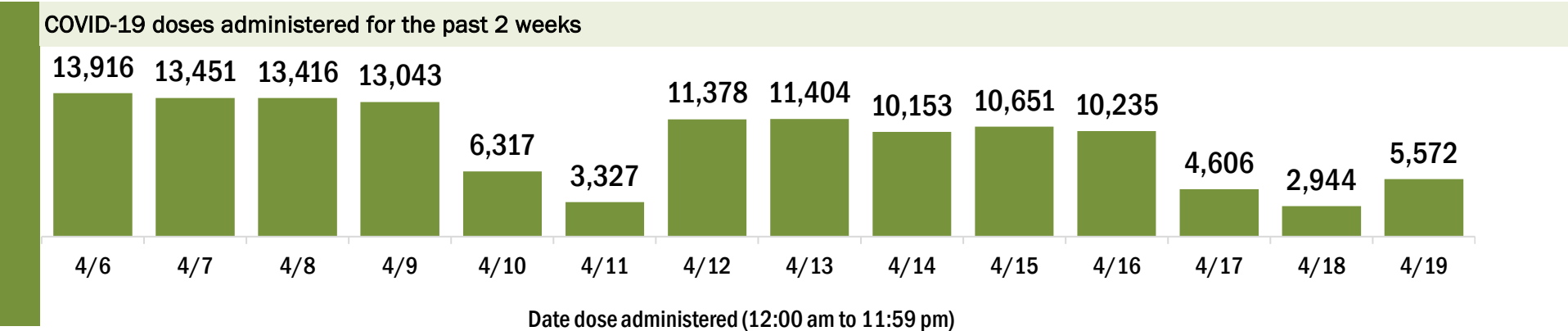
Data in this report are provisional and subject to change.

Data in this summary pertain to COVID-19 vaccines approved by the U.S. Food and Drug Administration and have been issued an Emergency Use Authorization (Janssen COVID-19 Vaccine, Moderna COVID-19 Vaccine and Pfizer-BioNTech COVID-19 Vaccine). These data summarize the number of people who have received either their first dose or have completed the series for a COVID-19 vaccine. **A person can only be counted in one category, first dose or series complete.** For persons receiving Moderna or Pfizer vaccines, once they receive their second dose, they are moved from the first dose column to the series completed column. **Because of this, the total first dose category may show a change from report to report not matching the total receiving their first dose from the previous day.** Persons receiving Johnson & Johnson vaccines will always be counted in the series completed column.

COVID-19 doses for vaccinated persons in Florida	
Doses administered	642,419
People receiving one dose of a 1-dose series (Johnson & Johnson) or receiving only one dose of a 2-dose series (Moderna, Pfizer) count once. Persons receiving both doses of a 2-dose series count twice.	

Current status of persons vaccinated for COVID-19 in Florida	
Total people vaccinated	395,844
First dose	129,650
Series completed	266,194
Completed 1-dose series	19,619
Completed 2-dose series	246,575
First dose: current number of people who have only received their first dose of the Moderna or Pfizer vaccine.	
Series complete: current number of people who have received both Moderna or Pfizer vaccine doses or one Johnson & Johnson dose and are considered fully immunized.	

Demographic summary	First dose	Series complete	Total people vaccinated
Age group	129,650	266,194	395,844
16-24 years	10,239	4,519	14,758
25-34 years	15,801	11,959	27,760
35-44 years	19,535	15,232	34,767
45-54 years	24,816	24,747	49,563
55-64 years	29,222	57,975	87,197
65-74 years	16,303	87,874	104,177
75-84 years	9,545	46,382	55,927
85+ years	4,189	17,506	21,695
Race	129,650	266,194	395,844
White	86,278	203,477	289,755
Black	6,825	11,018	17,843
American Indian/Alaskan	450	575	1,025
Other	12,506	20,260	32,766
Unknown	23,591	30,864	54,455
Other race includes Asian, native Hawaiian/Pacific Islander, or other.			
Ethnicity	129,650	266,194	395,844
Hispanic	6,048	7,951	13,999
Non-Hispanic	71,989	167,898	239,887
Unknown	51,613	90,345	141,958
Gender	129,650	266,194	395,844
Female	68,782	155,297	224,079
Male	60,512	110,482	170,994
Unknown	356	415	771



COVID-19: Polk County vaccine summary

Vaccination data through Apr 19, 2021 as of Apr 20, 2021 at 12:05 AM

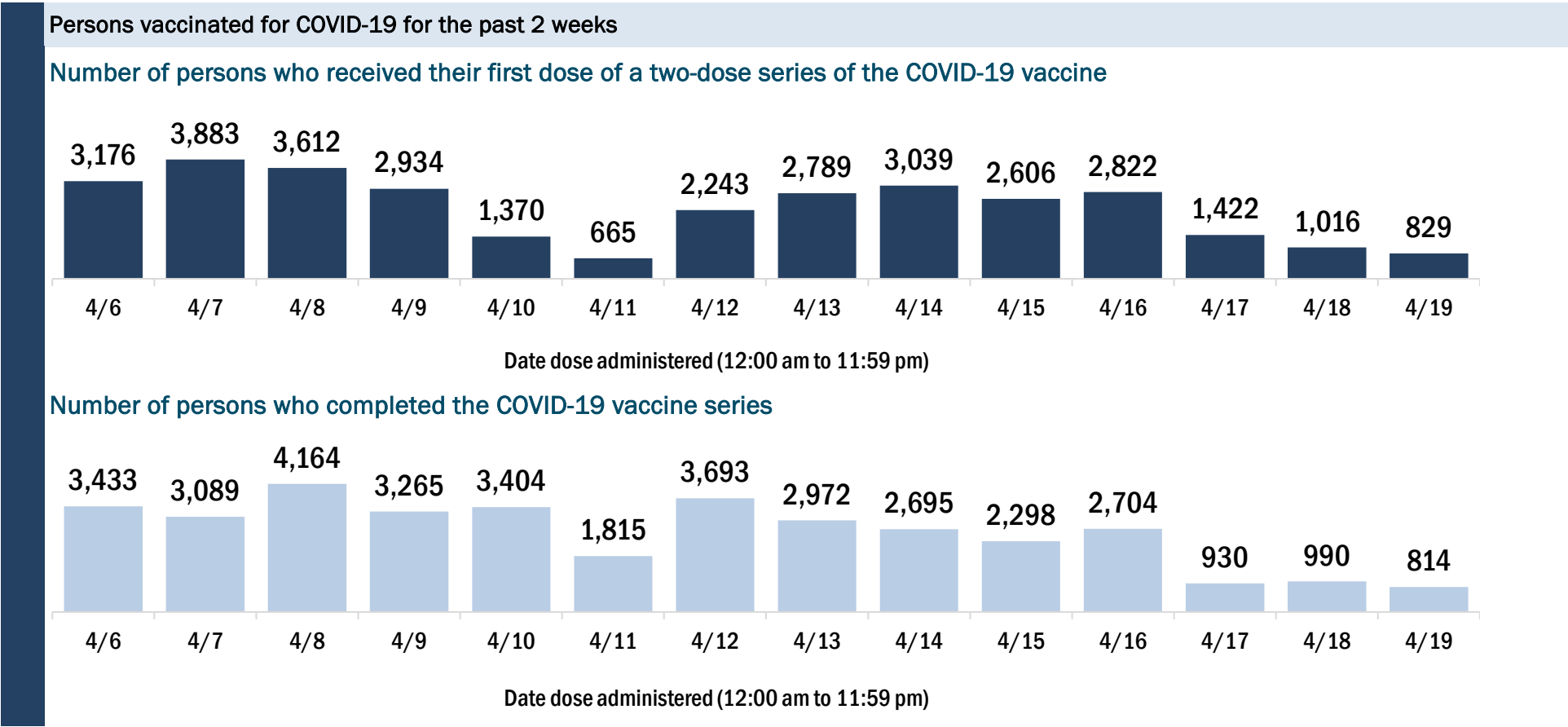
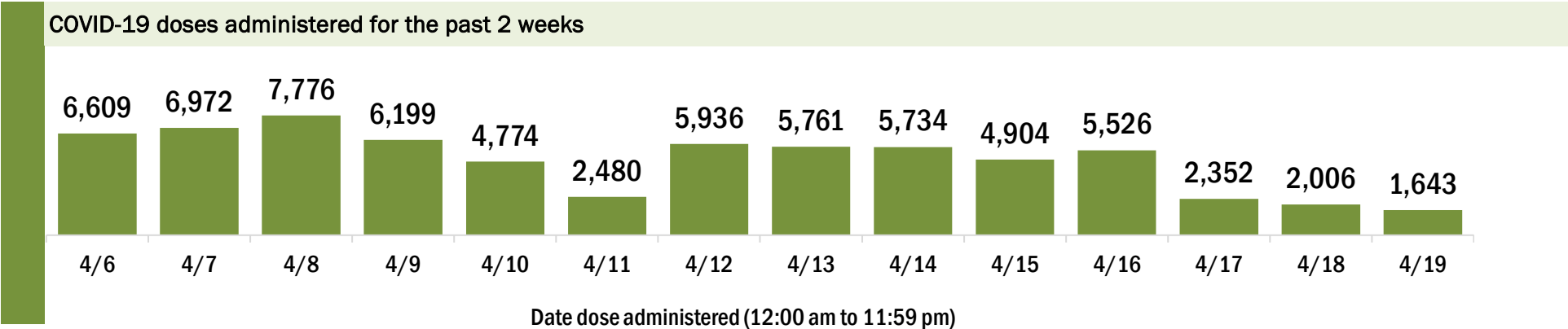
Data in this report are provisional and subject to change.

Data in this summary pertain to COVID-19 vaccines approved by the U.S. Food and Drug Administration and have been issued an Emergency Use Authorization (Janssen COVID-19 Vaccine, Moderna COVID-19 Vaccine and Pfizer-BioNTech COVID-19 Vaccine). These data summarize the number of people who have received either their first dose or have completed the series for a COVID-19 vaccine. **A person can only be counted in one category, first dose or series complete.** For persons receiving Moderna or Pfizer vaccines, once they receive their second dose, they are moved from the first dose column to the series completed column. **Because of this, the total first dose category may show a change from report to report not matching the total receiving their first dose from the previous day.** Persons receiving Johnson & Johnson vaccines will always be counted in the series completed column.

COVID-19 doses for vaccinated persons in Florida	
Doses administered	340,847
People receiving one dose of a 1-dose series (Johnson & Johnson) or receiving only one dose of a 2-dose series (Moderna, Pfizer) count once. Persons receiving both doses of a 2-dose series count twice.	

Current status of persons vaccinated for COVID-19 in Florida	
Total people vaccinated	214,357
First dose	77,608
Series completed	136,749
Completed 1-dose series	10,259
Completed 2-dose series	126,490
First dose: current number of people who have only received their first dose of the Moderna or Pfizer vaccine.	
Series complete: current number of people who have received both Moderna or Pfizer vaccine doses or one Johnson & Johnson dose and are considered fully immunized.	

Demographic summary	First dose	Series complete	Total people vaccinated
Age group	77,608	136,749	214,357
16-24 years	5,799	2,739	8,538
25-34 years	8,282	6,074	14,356
35-44 years	10,375	8,426	18,801
45-54 years	13,812	12,116	25,928
55-64 years	16,730	23,681	40,411
65-74 years	12,393	47,061	59,454
75-84 years	7,695	28,445	36,140
85+ years	2,522	8,207	10,729
Race	77,608	136,749	214,357
White	48,944	99,526	148,470
Black	6,161	8,712	14,873
American Indian/Alaskan	599	650	1,249
Other	7,892	10,587	18,479
Unknown	14,012	17,274	31,286
Other race includes Asian, native Hawaiian/Pacific Islander, or other.			
Ethnicity	77,608	136,749	214,357
Hispanic	13,086	11,724	24,810
Non-Hispanic	36,019	81,278	117,297
Unknown	28,503	43,747	72,250
Gender	77,608	136,749	214,357
Female	41,457	78,875	120,332
Male	35,919	57,780	93,699
Unknown	232	94	326



COVID-19: Putnam County vaccine summary

Vaccination data through Apr 19, 2021 as of Apr 20, 2021 at 12:05 AM

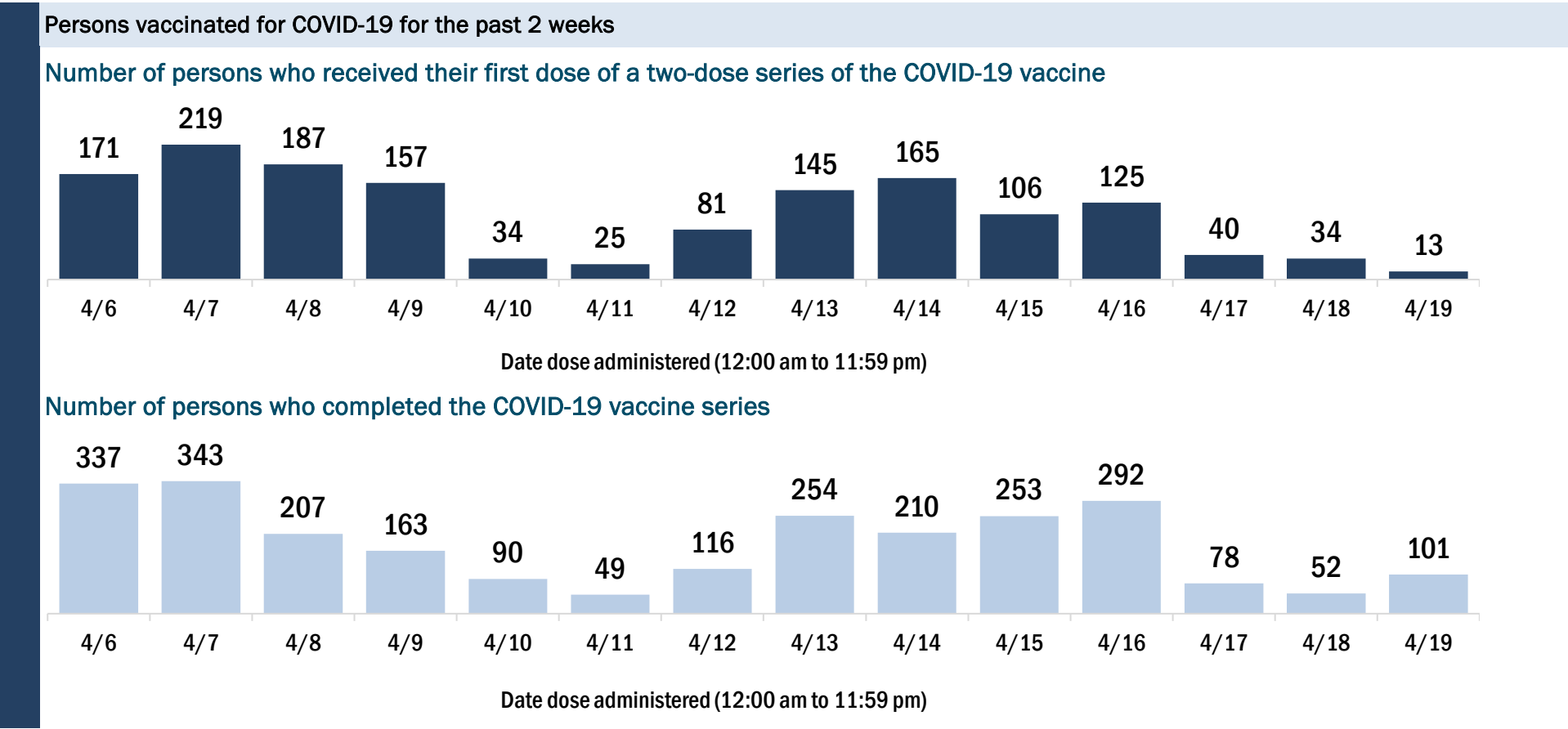
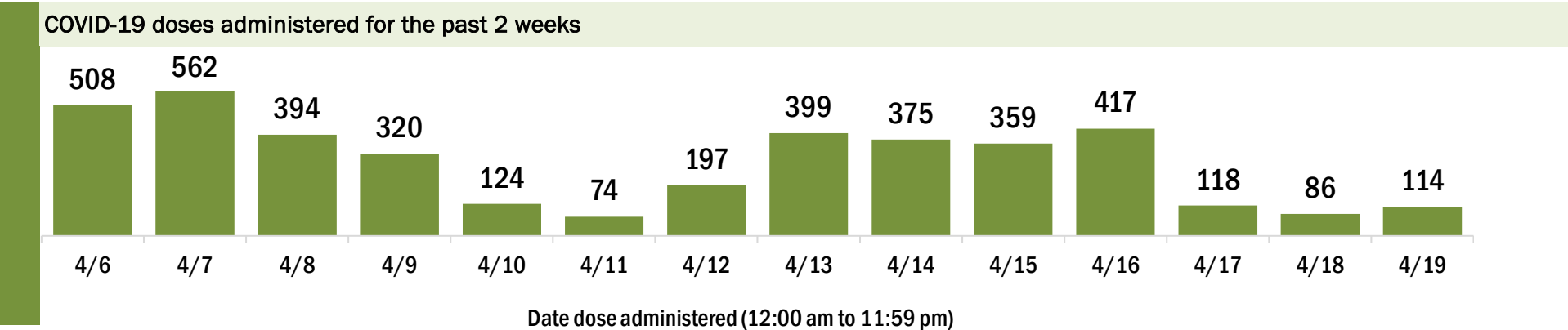
Data in this report are provisional and subject to change.

Data in this summary pertain to COVID-19 vaccines approved by the U.S. Food and Drug Administration and have been issued an Emergency Use Authorization (Janssen COVID-19 Vaccine, Moderna COVID-19 Vaccine and Pfizer-BioNTech COVID-19 Vaccine). These data summarize the number of people who have received either their first dose or have completed the series for a COVID-19 vaccine. **A person can only be counted in one category, first dose or series complete.** For persons receiving Moderna or Pfizer vaccines, once they receive their second dose, they are moved from the first dose column to the series completed column. **Because of this, the total first dose category may show a change from report to report not matching the total receiving their first dose from the previous day.** Persons receiving Johnson & Johnson vaccines will always be counted in the series completed column.

COVID-19 doses for vaccinated persons in Florida	
Doses administered	27,780
People receiving one dose of a 1-dose series (Johnson & Johnson) or receiving only one dose of a 2-dose series (Moderna, Pfizer) count once. Persons receiving both doses of a 2-dose series count twice.	

Current status of persons vaccinated for COVID-19 in Florida	
Total people vaccinated	17,281
First dose	5,949
Series completed	11,332
Completed 1-dose series	833
Completed 2-dose series	10,499
First dose: current number of people who have only received their first dose of the Moderna or Pfizer vaccine.	
Series complete: current number of people who have received both Moderna or Pfizer vaccine doses or one Johnson & Johnson dose and are considered fully immunized.	

Demographic summary	First dose	Series complete	Total people vaccinated
Age group	5,949	11,332	17,281
16-24 years	243	110	353
25-34 years	351	284	635
35-44 years	497	400	897
45-54 years	783	824	1,607
55-64 years	1,571	2,171	3,742
65-74 years	1,449	4,380	5,829
75-84 years	800	2,408	3,208
85+ years	255	755	1,010
Race	5,949	11,332	17,281
White	4,478	8,884	13,362
Black	617	1,128	1,745
American Indian/Alaskan	56	81	137
Other	469	651	1,120
Unknown	329	588	917
Other race includes Asian, native Hawaiian/Pacific Islander, or other.			
Ethnicity	5,949	11,332	17,281
Hispanic	334	413	747
Non-Hispanic	4,599	8,837	13,436
Unknown	1,016	2,082	3,098
Gender	5,949	11,332	17,281
Female	3,257	6,545	9,802
Male	2,681	4,783	7,464
Unknown	11	4	15



COVID-19: Santa Rosa County vaccine summary

Vaccination data through Apr 19, 2021 as of Apr 20, 2021 at 12:05 AM

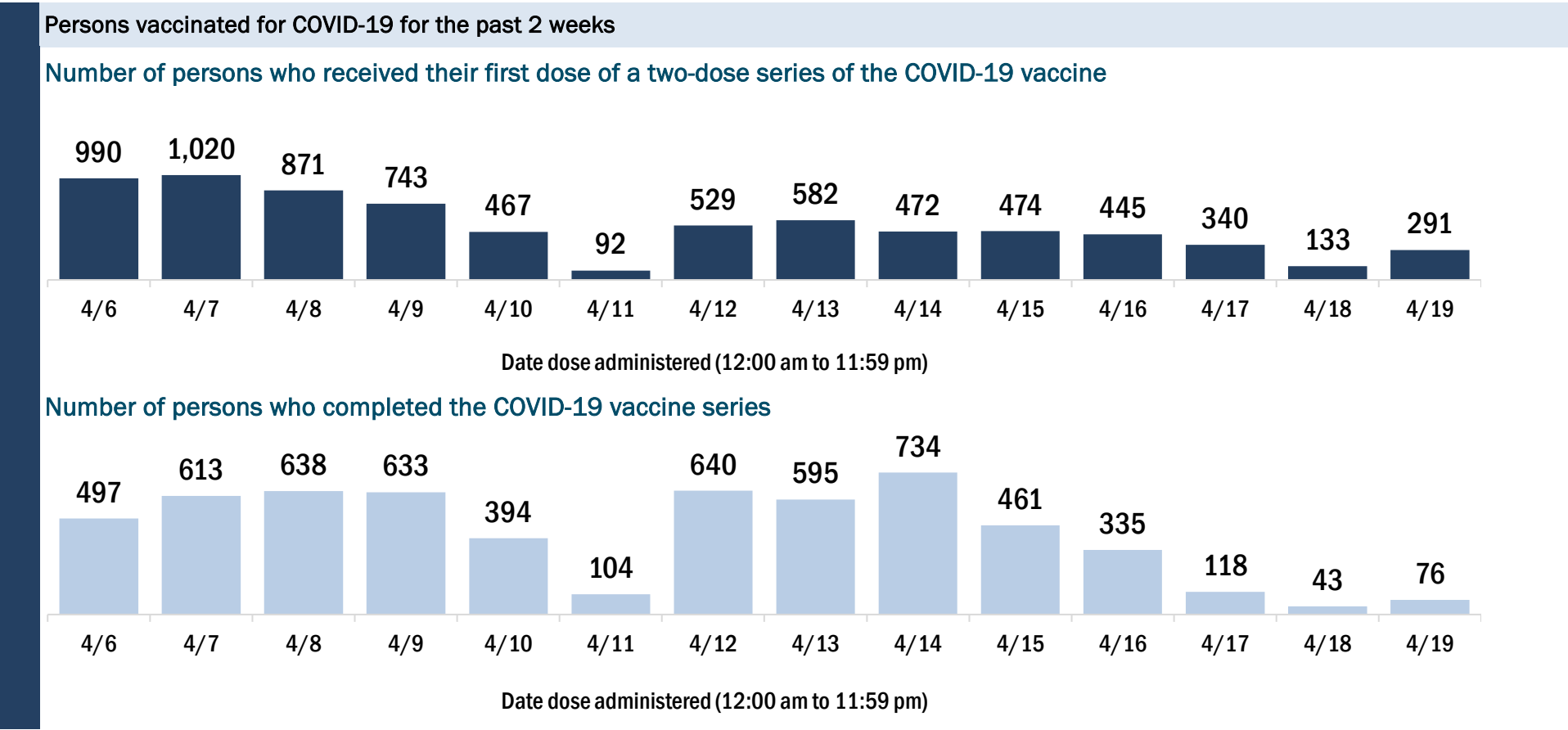
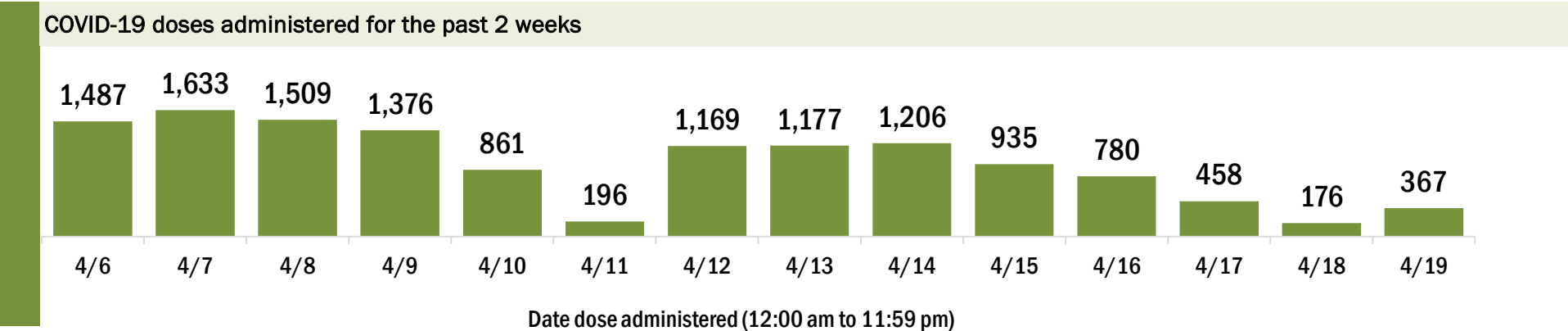
Data in this report are provisional and subject to change.

Data in this summary pertain to COVID-19 vaccines approved by the U.S. Food and Drug Administration and have been issued an Emergency Use Authorization (Janssen COVID-19 Vaccine, Moderna COVID-19 Vaccine and Pfizer-BioNTech COVID-19 Vaccine). These data summarize the number of people who have received either their first dose or have completed the series for a COVID-19 vaccine. **A person can only be counted in one category, first dose or series complete.** For persons receiving Moderna or Pfizer vaccines, once they receive their second dose, they are moved from the first dose column to the series completed column. **Because of this, the total first dose category may show a change from report to report not matching the total receiving their first dose from the previous day.** Persons receiving Johnson & Johnson vaccines will always be counted in the series completed column.

COVID-19 doses for vaccinated persons in Florida	
Doses administered	86,327
People receiving one dose of a 1-dose series (Johnson & Johnson) or receiving only one dose of a 2-dose series (Moderna, Pfizer) count once. Persons receiving both doses of a 2-dose series count twice.	

Current status of persons vaccinated for COVID-19 in Florida	
Total people vaccinated	54,288
First dose	20,054
Series completed	34,234
Completed 1-dose series	2,195
Completed 2-dose series	32,039
First dose: current number of people who have only received their first dose of the Moderna or Pfizer vaccine.	
Series complete: current number of people who have received both Moderna or Pfizer vaccine doses or one Johnson & Johnson dose and are considered fully immunized.	

Demographic summary	First dose	Series complete	Total people vaccinated
Age group	20,054	34,234	54,288
16-24 years	1,771	594	2,365
25-34 years	2,134	1,449	3,583
35-44 years	2,962	2,259	5,221
45-54 years	3,667	3,558	7,225
55-64 years	4,825	6,982	11,807
65-74 years	2,870	11,906	14,776
75-84 years	1,369	5,839	7,208
85+ years	456	1,647	2,103
Race	20,054	34,234	54,288
White	12,873	25,775	38,648
Black	987	1,026	2,013
American Indian/Alaskan	97	192	289
Other	1,534	2,250	3,784
Unknown	4,563	4,991	9,554
Other race includes Asian, native Hawaiian/Pacific Islander, or other.			
Ethnicity	20,054	34,234	54,288
Hispanic	950	731	1,681
Non-Hispanic	12,078	22,783	34,861
Unknown	7,026	10,720	17,746
Gender	20,054	34,234	54,288
Female	10,577	19,651	30,228
Male	9,455	14,577	24,032
Unknown	22	6	28



COVID-19: Sarasota County vaccine summary

Vaccination data through Apr 19, 2021 as of Apr 20, 2021 at 12:05 AM

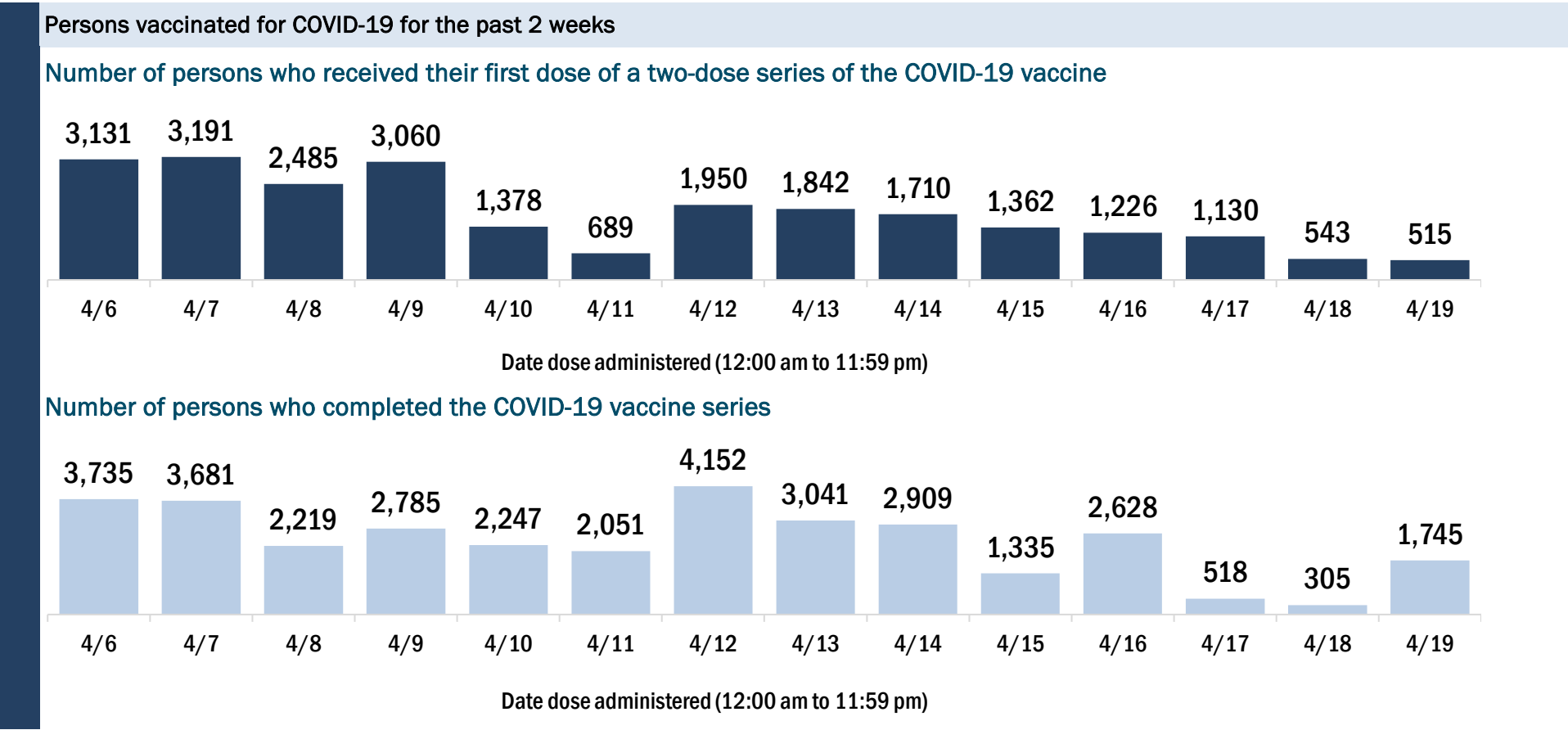
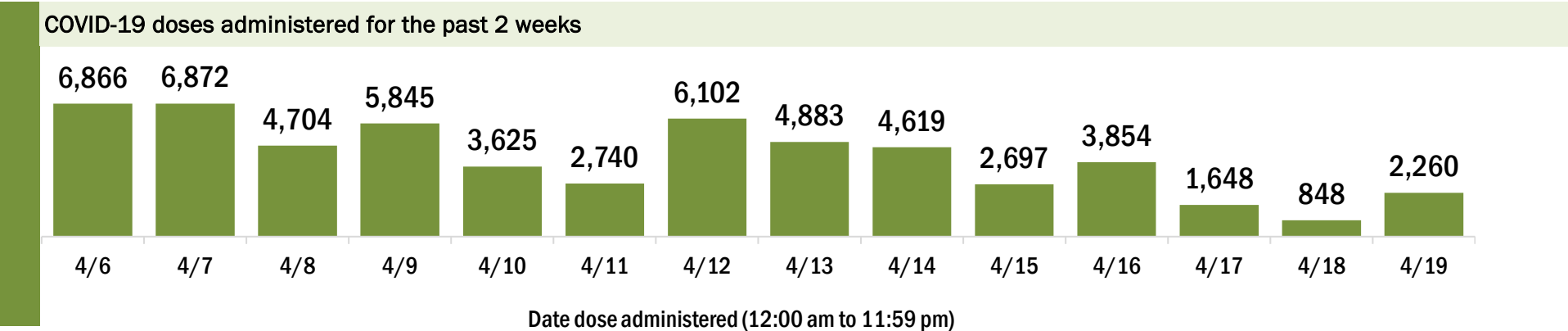
Data in this report are provisional and subject to change.

Data in this summary pertain to COVID-19 vaccines approved by the U.S. Food and Drug Administration and have been issued an Emergency Use Authorization (Janssen COVID-19 Vaccine, Moderna COVID-19 Vaccine and Pfizer-BioNTech COVID-19 Vaccine). These data summarize the number of people who have received either their first dose or have completed the series for a COVID-19 vaccine. **A person can only be counted in one category, first dose or series complete.** For persons receiving Moderna or Pfizer vaccines, once they receive their second dose, they are moved from the first dose column to the series completed column. **Because of this, the total first dose category may show a change from report to report not matching the total receiving their first dose from the previous day.** Persons receiving Johnson & Johnson vaccines will always be counted in the series completed column.

COVID-19 doses for vaccinated persons in Florida	
Doses administered	360,322
People receiving one dose of a 1-dose series (Johnson & Johnson) or receiving only one dose of a 2-dose series (Moderna, Pfizer) count once. Persons receiving both doses of a 2-dose series count twice.	

Current status of persons vaccinated for COVID-19 in Florida	
Total people vaccinated	225,185
First dose	81,404
Series completed	143,781
Completed 1-dose series	8,644
Completed 2-dose series	135,137
First dose: current number of people who have only received their first dose of the Moderna or Pfizer vaccine.	
Series complete: current number of people who have received both Moderna or Pfizer vaccine doses or one Johnson & Johnson dose and are considered fully immunized.	

Demographic summary	First dose	Series complete	Total people vaccinated
Age group	81,404	143,781	225,185
16-24 years	4,348	1,434	5,782
25-34 years	5,105	3,077	8,182
35-44 years	7,309	4,245	11,554
45-54 years	11,876	7,030	18,906
55-64 years	21,850	17,737	39,587
65-74 years	16,037	58,914	74,951
75-84 years	10,652	38,095	48,747
85+ years	4,227	13,249	17,476
Race	81,404	143,781	225,185
White	62,198	115,462	177,660
Black	1,532	1,900	3,432
American Indian/Alaskan	287	521	808
Other	5,762	9,347	15,109
Unknown	11,625	16,551	28,176
Other race includes Asian, native Hawaiian/Pacific Islander, or other.			
Ethnicity	81,404	143,781	225,185
Hispanic	5,671	3,290	8,961
Non-Hispanic	51,167	97,537	148,704
Unknown	24,566	42,954	67,520
Gender	81,404	143,781	225,185
Female	43,831	81,727	125,558
Male	37,407	61,969	99,376
Unknown	166	85	251



COVID-19: Seminole County vaccine summary

Vaccination data through Apr 19, 2021 as of Apr 20, 2021 at 12:05 AM

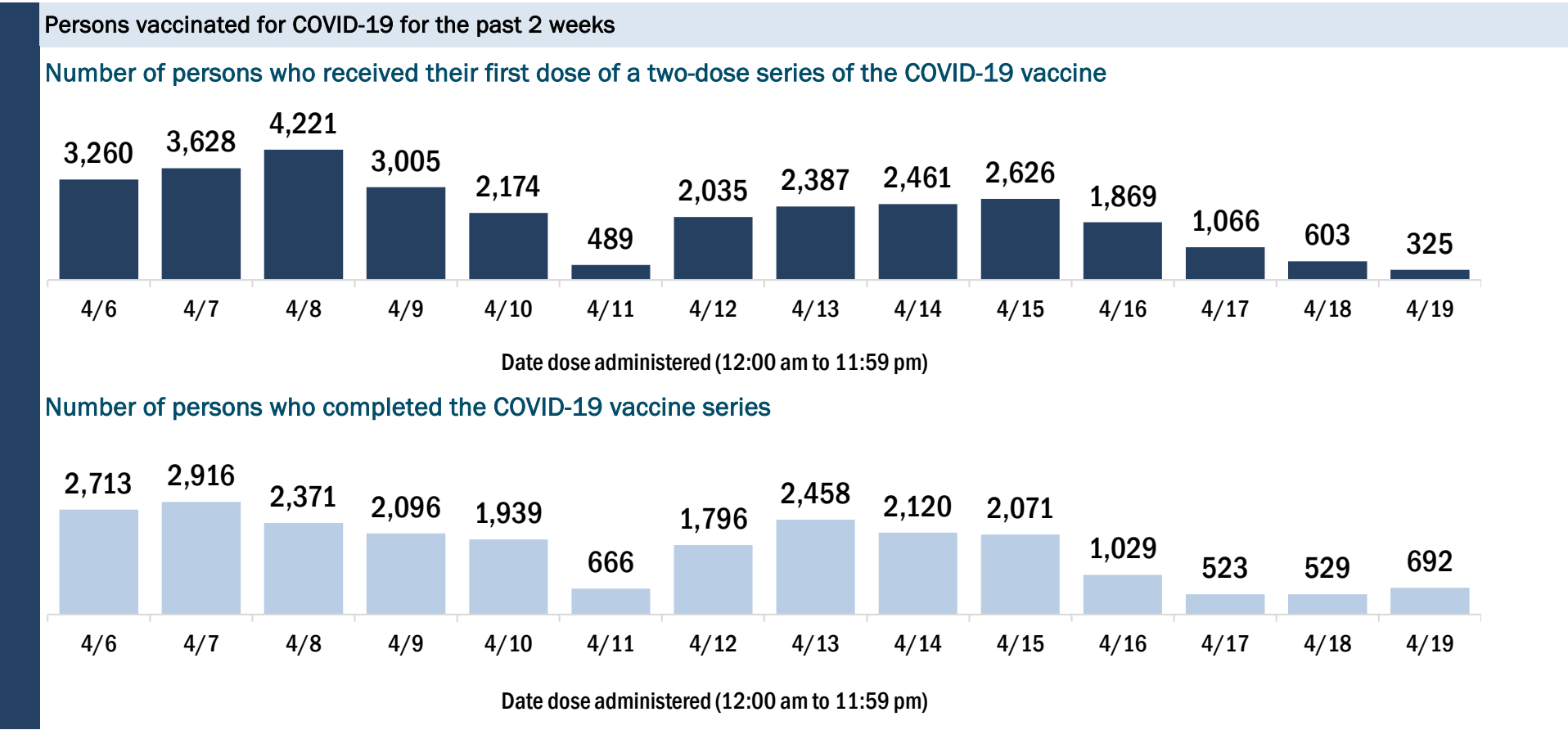
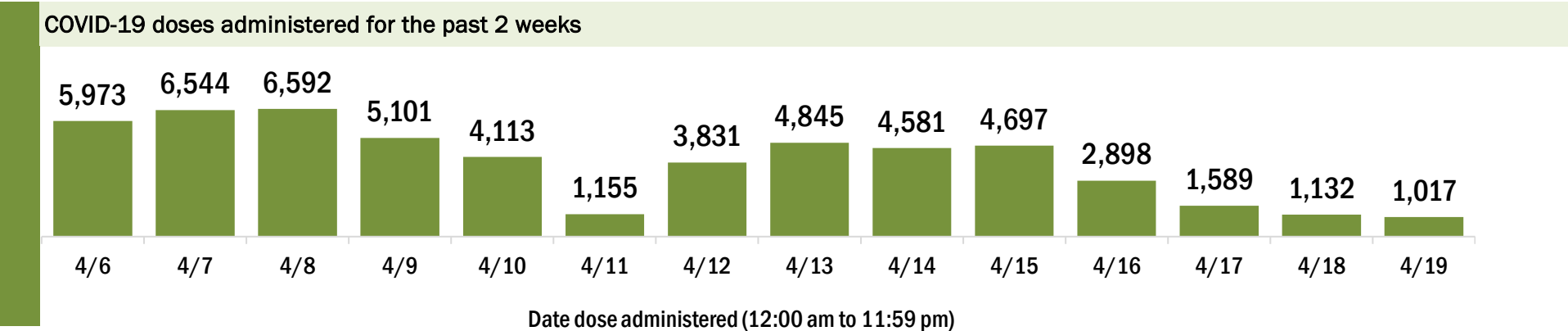
Data in this report are provisional and subject to change.

Data in this summary pertain to COVID-19 vaccines approved by the U.S. Food and Drug Administration and have been issued an Emergency Use Authorization (Janssen COVID-19 Vaccine, Moderna COVID-19 Vaccine and Pfizer-BioNTech COVID-19 Vaccine). These data summarize the number of people who have received either their first dose or have completed the series for a COVID-19 vaccine. **A person can only be counted in one category, first dose or series complete.** For persons receiving Moderna or Pfizer vaccines, once they receive their second dose, they are moved from the first dose column to the series completed column. **Because of this, the total first dose category may show a change from report to report not matching the total receiving their first dose from the previous day.** Persons receiving Johnson & Johnson vaccines will always be counted in the series completed column.

COVID-19 doses for vaccinated persons in Florida	
Doses administered	250,580
People receiving one dose of a 1-dose series (Johnson & Johnson) or receiving only one dose of a 2-dose series (Moderna, Pfizer) count once. Persons receiving both doses of a 2-dose series count twice.	

Current status of persons vaccinated for COVID-19 in Florida	
Total people vaccinated	161,846
First dose	63,243
Series completed	98,603
Completed 1-dose series	9,869
Completed 2-dose series	88,734
First dose: current number of people who have only received their first dose of the Moderna or Pfizer vaccine.	
Series complete: current number of people who have received both Moderna or Pfizer vaccine doses or one Johnson & Johnson dose and are considered fully immunized.	

Demographic summary	First dose	Series complete	Total people vaccinated
Age group	63,243	98,603	161,846
16-24 years	9,037	3,145	12,182
25-34 years	9,720	6,764	16,484
35-44 years	12,566	9,691	22,257
45-54 years	13,518	12,565	26,083
55-64 years	11,776	19,829	31,605
65-74 years	3,841	27,777	31,618
75-84 years	1,911	13,639	15,550
85+ years	874	5,193	6,067
Race	63,243	98,603	161,846
White	40,191	71,205	111,396
Black	4,279	6,257	10,536
American Indian/Alaskan	279	443	722
Other	10,087	13,673	23,760
Unknown	8,407	7,025	15,432
Other race includes Asian, native Hawaiian/Pacific Islander, or other.			
Ethnicity	63,243	98,603	161,846
Hispanic	9,811	9,758	19,569
Non-Hispanic	35,009	64,119	99,128
Unknown	18,423	24,726	43,149
Gender	63,243	98,603	161,846
Female	32,844	57,919	90,763
Male	30,151	40,594	70,745
Unknown	248	90	338



COVID-19: St. Johns County vaccine summary

Vaccination data through Apr 19, 2021 as of Apr 20, 2021 at 12:05 AM

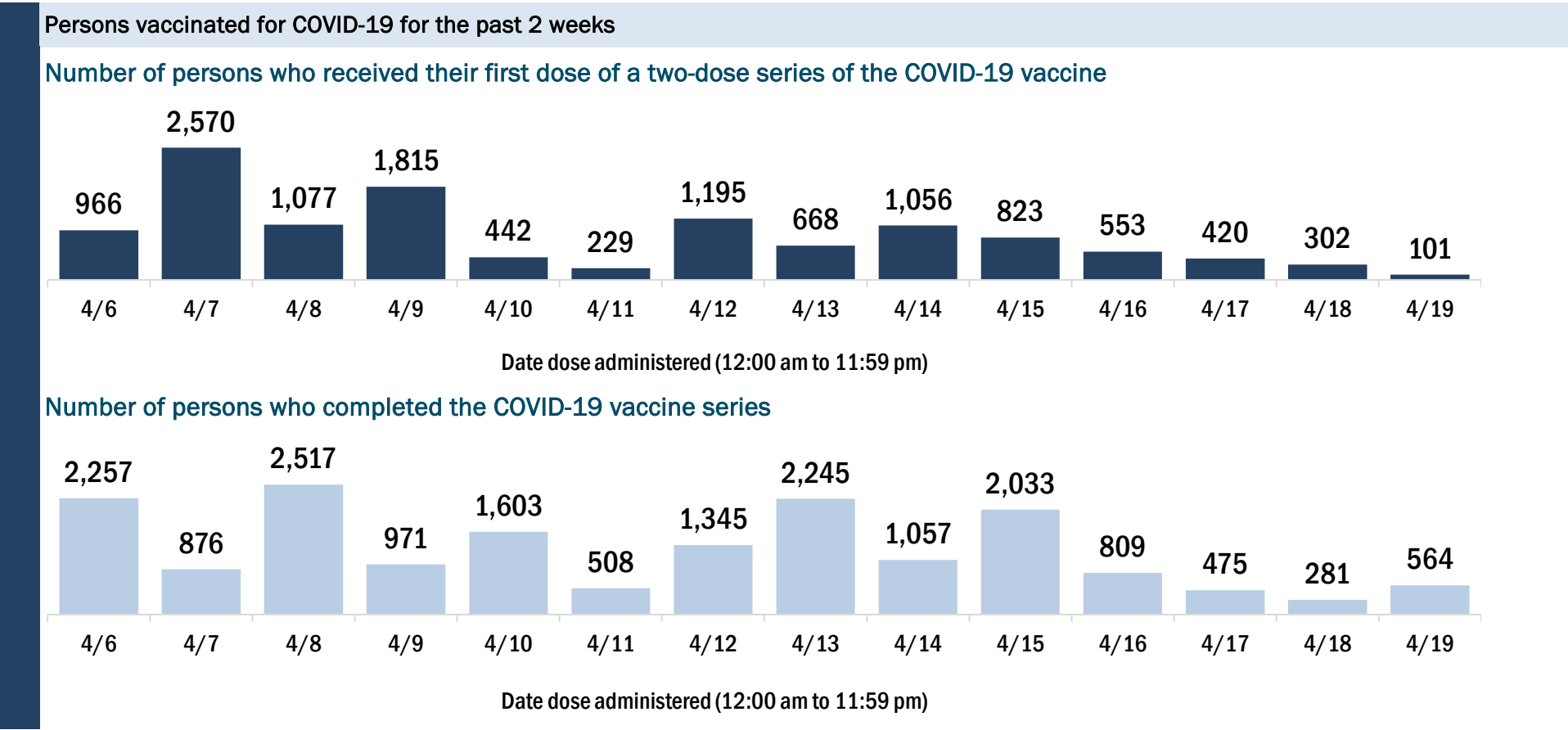
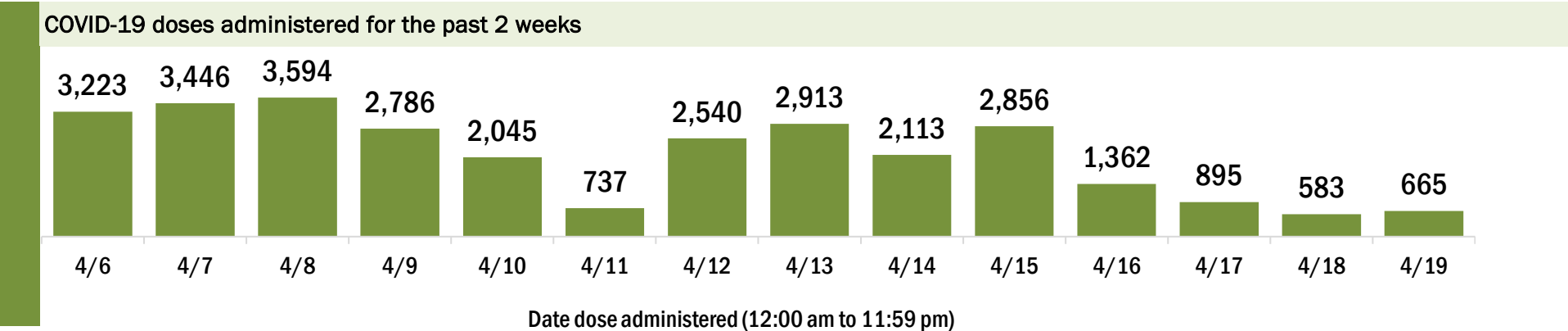
Data in this report are provisional and subject to change.

Data in this summary pertain to COVID-19 vaccines approved by the U.S. Food and Drug Administration and have been issued an Emergency Use Authorization (Janssen COVID-19 Vaccine, Moderna COVID-19 Vaccine and Pfizer-BioNTech COVID-19 Vaccine). These data summarize the number of people who have received either their first dose or have completed the series for a COVID-19 vaccine. **A person can only be counted in one category, first dose or series complete.** For persons receiving Moderna or Pfizer vaccines, once they receive their second dose, they are moved from the first dose column to the series completed column. **Because of this, the total first dose category may show a change from report to report not matching the total receiving their first dose from the previous day.** Persons receiving Johnson & Johnson vaccines will always be counted in the series completed column.

COVID-19 doses for vaccinated persons in Florida	
Doses administered	197,927
People receiving one dose of a 1-dose series (Johnson & Johnson) or receiving only one dose of a 2-dose series (Moderna, Pfizer) count once. Persons receiving both doses of a 2-dose series count twice.	

Current status of persons vaccinated for COVID-19 in Florida	
Total people vaccinated	118,681
First dose	34,200
Series completed	84,481
Completed 1-dose series	5,235
Completed 2-dose series	79,246
First dose: current number of people who have only received their first dose of the Moderna or Pfizer vaccine.	
Series complete: current number of people who have received both Moderna or Pfizer vaccine doses or one Johnson & Johnson dose and are considered fully immunized.	

Demographic summary	First dose	Series complete	Total people vaccinated
Age group	34,200	84,481	118,681
16-24 years	4,549	1,774	6,323
25-34 years	3,653	3,423	7,076
35-44 years	7,321	7,465	14,786
45-54 years	7,896	9,981	17,877
55-64 years	6,282	17,496	23,778
65-74 years	2,617	27,292	29,909
75-84 years	1,330	13,300	14,630
85+ years	552	3,750	4,302
Race	34,200	84,481	118,681
White	23,212	64,215	87,427
Black	1,132	2,432	3,564
American Indian/Alaskan	96	229	325
Other	3,932	7,760	11,692
Unknown	5,828	9,845	15,673
Other race includes Asian, native Hawaiian/Pacific Islander, or other.			
Ethnicity	34,200	84,481	118,681
Hispanic	2,253	2,769	5,022
Non-Hispanic	20,664	56,627	77,291
Unknown	11,283	25,085	36,368
Gender	34,200	84,481	118,681
Female	17,792	47,549	65,341
Male	16,384	36,920	53,304
Unknown	24	12	36



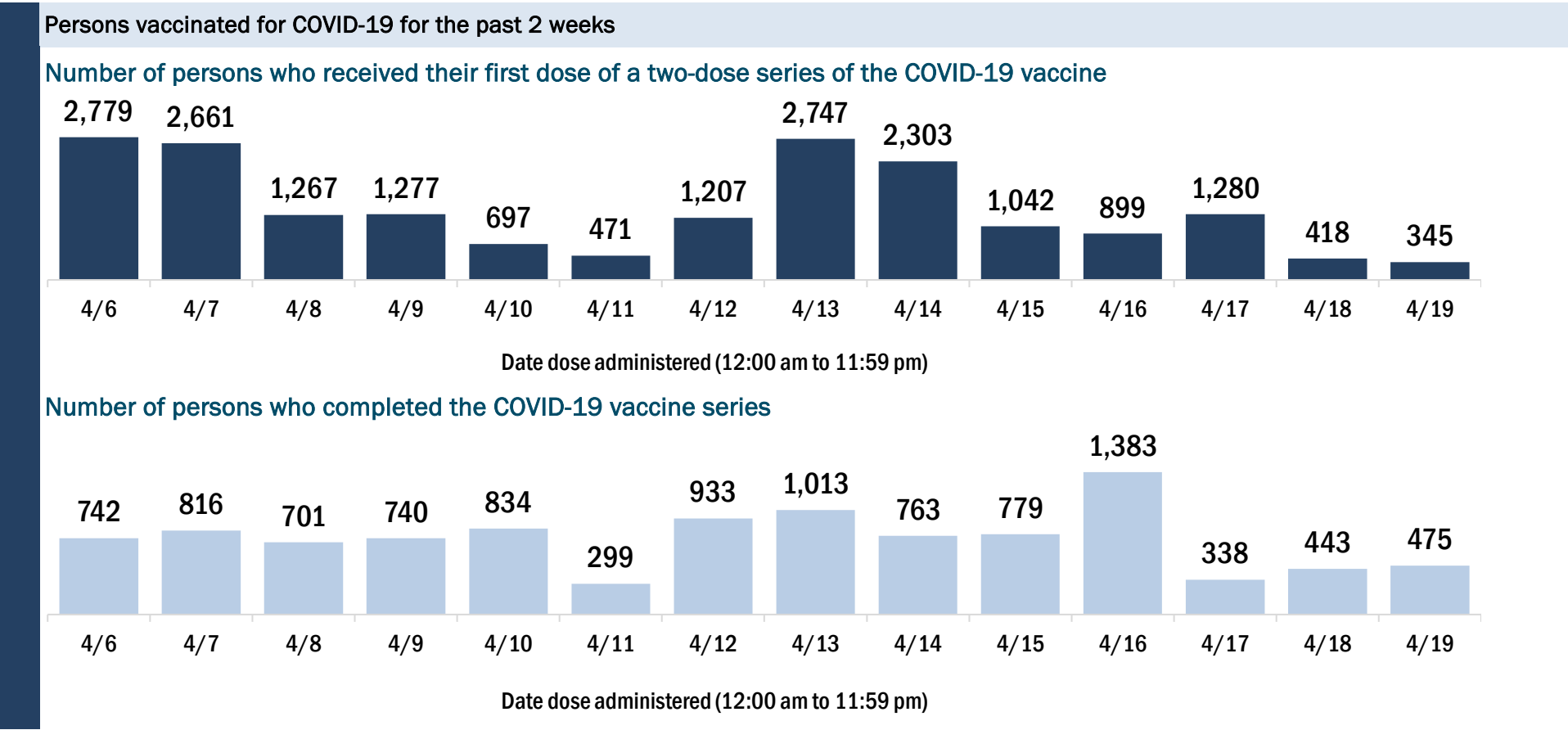
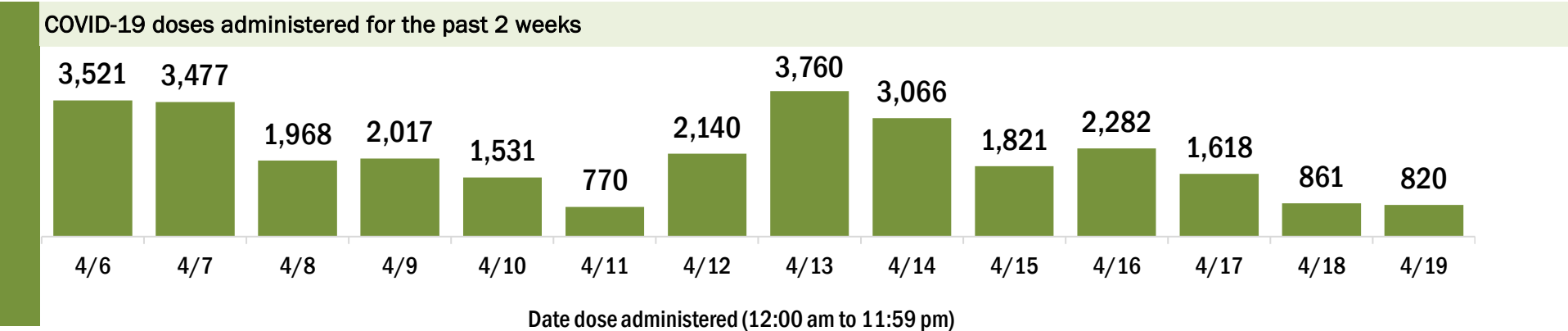
COVID-19: St. Lucie County vaccine summary

Vaccination data through Apr 19, 2021 as of Apr 20, 2021 at 12:05 AM

Data in this report are provisional and subject to change.

Data in this summary pertain to COVID-19 vaccines approved by the U.S. Food and Drug Administration and have been issued an Emergency Use Authorization (Janssen COVID-19 Vaccine, Moderna COVID-19 Vaccine and Pfizer-BioNTech COVID-19 Vaccine). These data summarize the number of people who have received either their first dose or have completed the series for a COVID-19 vaccine. **A person can only be counted in one category, first dose or series complete.** For persons receiving Moderna or Pfizer vaccines, once they receive their second dose, they are moved from the first dose column to the series completed column. **Because of this, the total first dose category may show a change from report to report not matching the total receiving their first dose from the previous day.** Persons receiving Johnson & Johnson vaccines will always be counted in the series completed column.

COVID-19 doses for vaccinated persons in Florida		Demographic summary			
Doses administered	175,110	First dose	Series complete	Total people vaccinated	
People receiving one dose of a 1-dose series (Johnson & Johnson) or receiving only one dose of a 2-dose series (Moderna, Pfizer) count once. Persons receiving both doses of a 2-dose series count twice.		Age group	43,359	67,621	110,980
		16-24 years	2,998	792	3,790
		25-34 years	3,505	1,857	5,362
		35-44 years	4,993	2,966	7,959
		45-54 years	7,468	5,180	12,648
		55-64 years	11,635	10,903	22,538
		65-74 years	7,311	26,193	33,504
		75-84 years	4,074	15,154	19,228
		85+ years	1,375	4,576	5,951
		Race	43,359	67,621	110,980
		White	26,678	45,200	71,878
		Black	4,267	6,249	10,516
		American Indian/Alaskan	216	311	527
		Other	4,145	6,063	10,208
		Unknown	8,053	9,798	17,851
		Other race includes Asian, native Hawaiian/Pacific Islander, or other.			
		Ethnicity	43,359	67,621	110,980
		Hispanic	6,383	5,124	11,507
		Non-Hispanic	21,383	39,416	60,799
		Unknown	15,593	23,081	38,674
		Gender	43,359	67,621	110,980
		Female	23,368	38,887	62,255
		Male	19,891	28,666	48,557
		Unknown	100	68	168



COVID-19: Sumter County vaccine summary

Vaccination data through Apr 19, 2021 as of Apr 20, 2021 at 12:05 AM

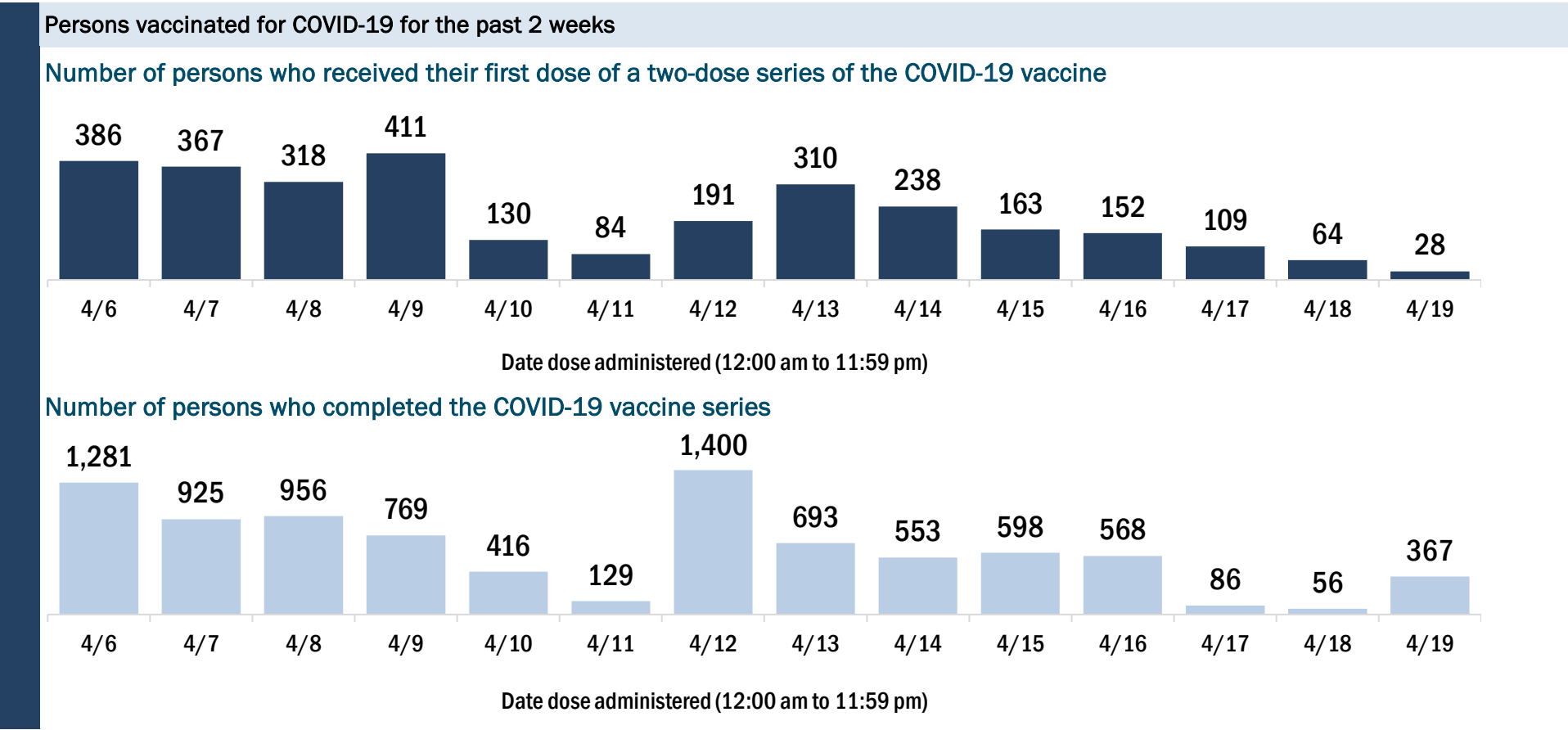
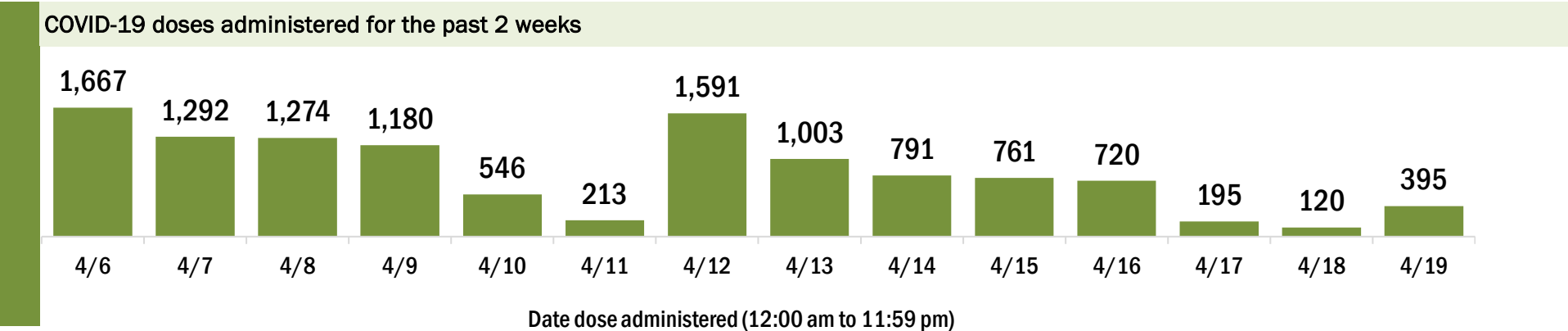
Data in this report are provisional and subject to change.

Data in this summary pertain to COVID-19 vaccines approved by the U.S. Food and Drug Administration and have been issued an Emergency Use Authorization (Janssen COVID-19 Vaccine, Moderna COVID-19 Vaccine and Pfizer-BioNTech COVID-19 Vaccine). These data summarize the number of people who have received either their first dose or have completed the series for a COVID-19 vaccine. **A person can only be counted in one category, first dose or series complete.** For persons receiving Moderna or Pfizer vaccines, once they receive their second dose, they are moved from the first dose column to the series completed column. **Because of this, the total first dose category may show a change from report to report not matching the total receiving their first dose from the previous day.** Persons receiving Johnson & Johnson vaccines will always be counted in the series completed column.

COVID-19 doses for vaccinated persons in Florida	
Doses administered	142,779
People receiving one dose of a 1-dose series (Johnson & Johnson) or receiving only one dose of a 2-dose series (Moderna, Pfizer) count once. Persons receiving both doses of a 2-dose series count twice.	

Current status of persons vaccinated for COVID-19 in Florida	
Total people vaccinated	80,775
First dose	14,782
Series completed	65,993
Completed 1-dose series	3,989
Completed 2-dose series	62,004
First dose: current number of people who have only received their first dose of the Moderna or Pfizer vaccine.	
Series complete: current number of people who have received both Moderna or Pfizer vaccine doses or one Johnson & Johnson dose and are considered fully immunized.	

Demographic summary	First dose	Series complete	Total people vaccinated
Age group	14,782	65,993	80,775
16-24 years	284	111	395
25-34 years	446	239	685
35-44 years	656	363	1,019
45-54 years	1,388	798	2,186
55-64 years	4,160	5,951	10,111
65-74 years	4,097	32,678	36,775
75-84 years	3,022	22,172	25,194
85+ years	729	3,681	4,410
Race	14,782	65,993	80,775
White	11,290	55,944	67,234
Black	341	693	1,034
American Indian/Alaskan	32	145	177
Other	969	2,408	3,377
Unknown	2,150	6,803	8,953
Other race includes Asian, native Hawaiian/Pacific Islander, or other.			
Ethnicity	14,782	65,993	80,775
Hispanic	534	968	1,502
Non-Hispanic	9,293	43,996	53,289
Unknown	4,955	21,029	25,984
Gender	14,782	65,993	80,775
Female	8,319	36,769	45,088
Male	6,402	29,207	35,609
Unknown	61	17	78



COVID-19: Suwannee County vaccine summary

Vaccination data through Apr 19, 2021 as of Apr 20, 2021 at 12:05 AM

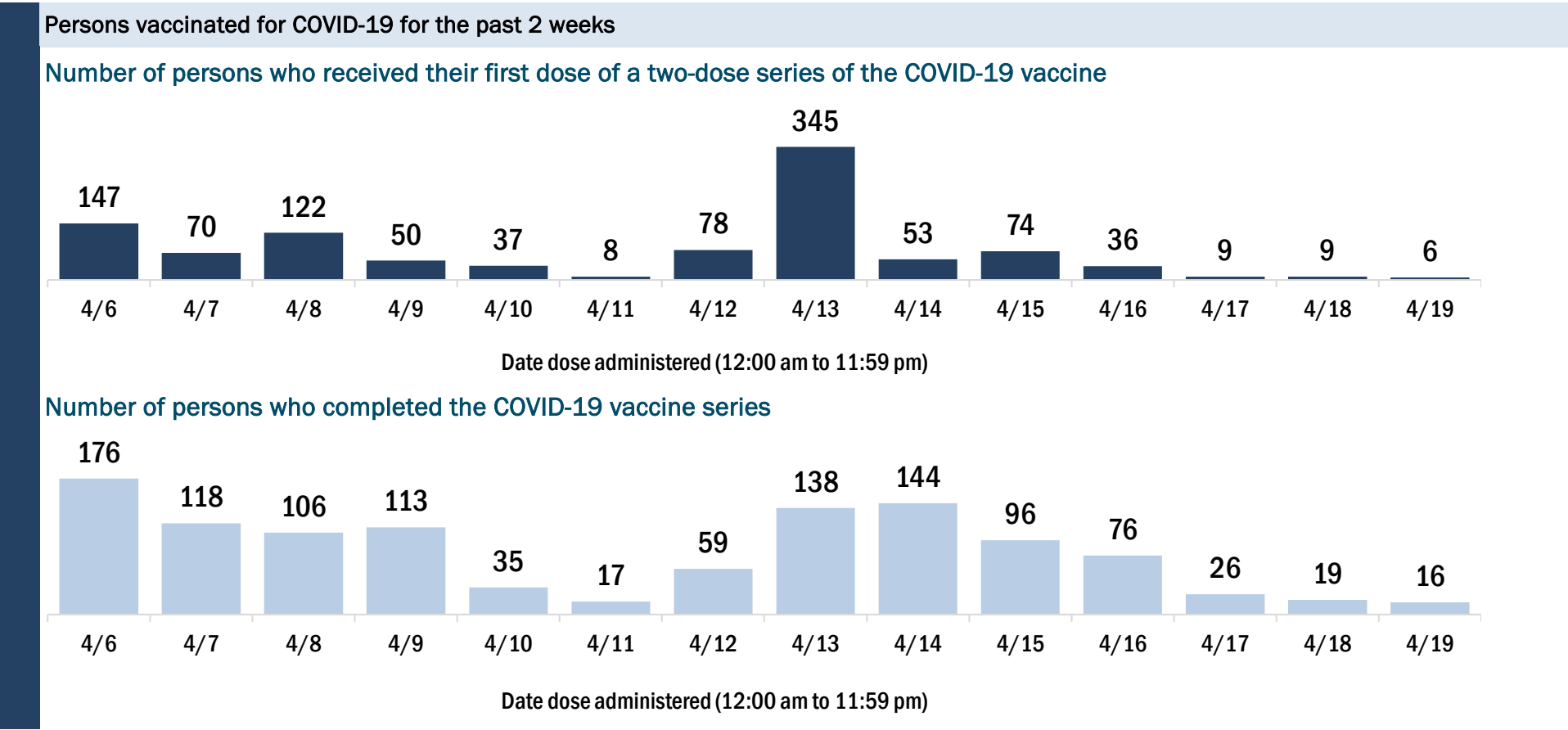
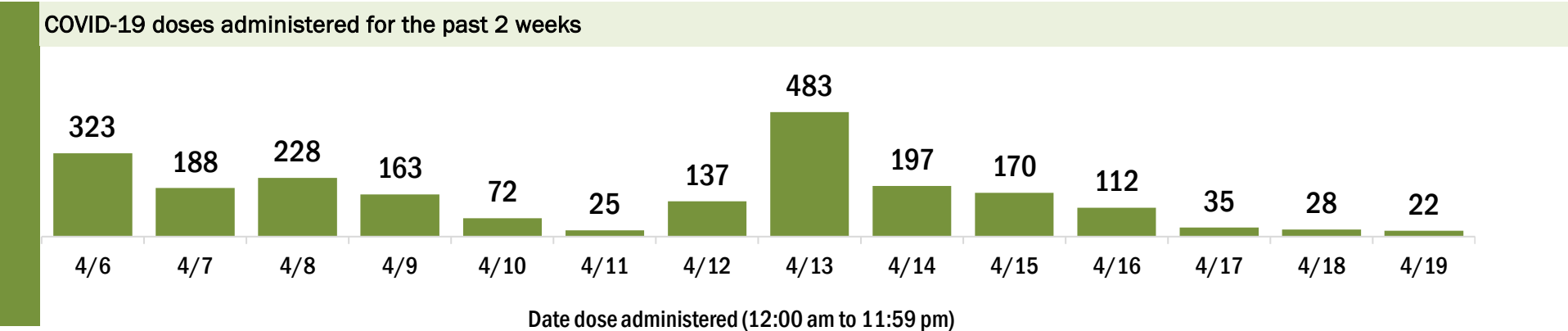
Data in this report are provisional and subject to change.

Data in this summary pertain to COVID-19 vaccines approved by the U.S. Food and Drug Administration and have been issued an Emergency Use Authorization (Janssen COVID-19 Vaccine, Moderna COVID-19 Vaccine and Pfizer-BioNTech COVID-19 Vaccine). These data summarize the number of people who have received either their first dose or have completed the series for a COVID-19 vaccine. **A person can only be counted in one category, first dose or series complete.** For persons receiving Moderna or Pfizer vaccines, once they receive their second dose, they are moved from the first dose column to the series completed column. **Because of this, the total first dose category may show a change from report to report not matching the total receiving their first dose from the previous day.** Persons receiving Johnson & Johnson vaccines will always be counted in the series completed column.

COVID-19 doses for vaccinated persons in Florida	
Doses administered	15,603
People receiving one dose of a 1-dose series (Johnson & Johnson) or receiving only one dose of a 2-dose series (Moderna, Pfizer) count once. Persons receiving both doses of a 2-dose series count twice.	

Current status of persons vaccinated for COVID-19 in Florida	
Total people vaccinated	9,361
First dose	2,510
Series completed	6,851
Completed 1-dose series	609
Completed 2-dose series	6,242
First dose: current number of people who have only received their first dose of the Moderna or Pfizer vaccine.	
Series complete: current number of people who have received both Moderna or Pfizer vaccine doses or one Johnson & Johnson dose and are considered fully immunized.	

Demographic summary	First dose	Series complete	Total people vaccinated
Age group	2,510	6,851	9,361
16-24 years	163	82	245
25-34 years	185	148	333
35-44 years	297	246	543
45-54 years	447	425	872
55-64 years	843	1,180	2,023
65-74 years	330	2,593	2,923
75-84 years	181	1,626	1,807
85+ years	64	551	615
Race	2,510	6,851	9,361
White	1,696	4,727	6,423
Black	313	520	833
American Indian/Alaskan	5	7	12
Other	214	450	664
Unknown	282	1,147	1,429
Other race includes Asian, native Hawaiian/Pacific Islander, or other.			
Ethnicity	2,510	6,851	9,361
Hispanic	188	223	411
Non-Hispanic	1,497	3,508	5,005
Unknown	825	3,120	3,945
Gender	2,510	6,851	9,361
Female	1,212	4,020	5,232
Male	1,298	2,831	4,129
Unknown	0	0	0



COVID-19: Taylor County vaccine summary

Vaccination data through Apr 19, 2021 as of Apr 20, 2021 at 12:05 AM

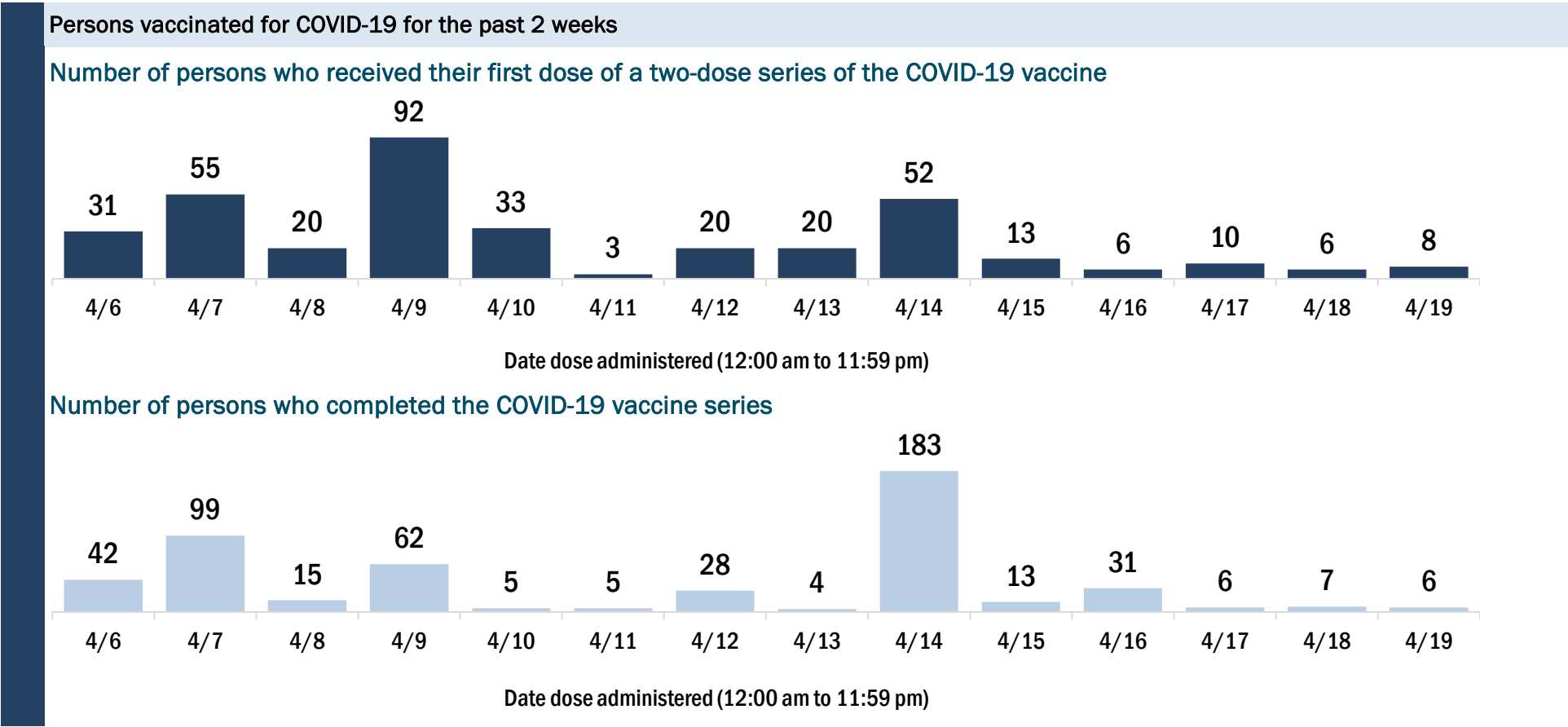
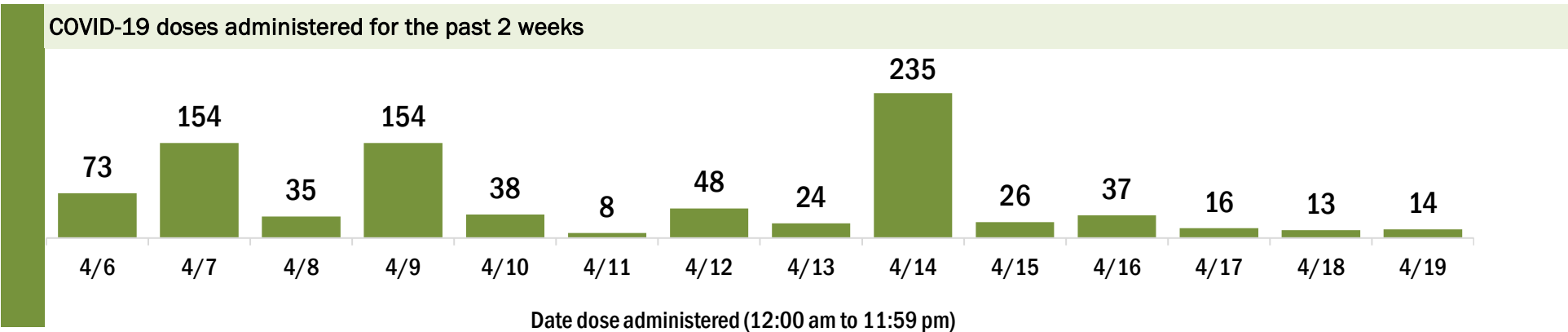
Data in this report are provisional and subject to change.

Data in this summary pertain to COVID-19 vaccines approved by the U.S. Food and Drug Administration and have been issued an Emergency Use Authorization (Janssen COVID-19 Vaccine, Moderna COVID-19 Vaccine and Pfizer-BioNTech COVID-19 Vaccine). These data summarize the number of people who have received either their first dose or have completed the series for a COVID-19 vaccine. **A person can only be counted in one category, first dose or series complete.** For persons receiving Moderna or Pfizer vaccines, once they receive their second dose, they are moved from the first dose column to the series completed column. **Because of this, the total first dose category may show a change from report to report not matching the total receiving their first dose from the previous day.** Persons receiving Johnson & Johnson vaccines will always be counted in the series completed column.

COVID-19 doses for vaccinated persons in Florida	
Doses administered	8,133
People receiving one dose of a 1-dose series (Johnson & Johnson) or receiving only one dose of a 2-dose series (Moderna, Pfizer) count once. Persons receiving both doses of a 2-dose series count twice.	

Current status of persons vaccinated for COVID-19 in Florida	
Total people vaccinated	5,090
First dose	1,780
Series completed	3,310
Completed 1-dose series	267
Completed 2-dose series	3,043
First dose: current number of people who have only received their first dose of the Moderna or Pfizer vaccine.	
Series complete: current number of people who have received both Moderna or Pfizer vaccine doses or one Johnson & Johnson dose and are considered fully immunized.	

Demographic summary	First dose	Series complete	Total people vaccinated
Age group	1,780	3,310	5,090
16-24 years	53	42	95
25-34 years	97	83	180
35-44 years	144	114	258
45-54 years	261	219	480
55-64 years	549	619	1,168
65-74 years	420	1,281	1,701
75-84 years	196	744	940
85+ years	60	208	268
Race	1,780	3,310	5,090
White	1,266	2,473	3,739
Black	241	378	619
American Indian/Alaskan	14	30	44
Other	108	201	309
Unknown	151	228	379
Other race includes Asian, native Hawaiian/Pacific Islander, or other.			
Ethnicity	1,780	3,310	5,090
Hispanic	46	49	95
Non-Hispanic	1,194	2,067	3,261
Unknown	540	1,194	1,734
Gender	1,780	3,310	5,090
Female	944	1,851	2,795
Male	833	1,459	2,292
Unknown	3	0	3



COVID-19: Union County vaccine summary

Vaccination data through Apr 19, 2021 as of Apr 20, 2021 at 12:05 AM

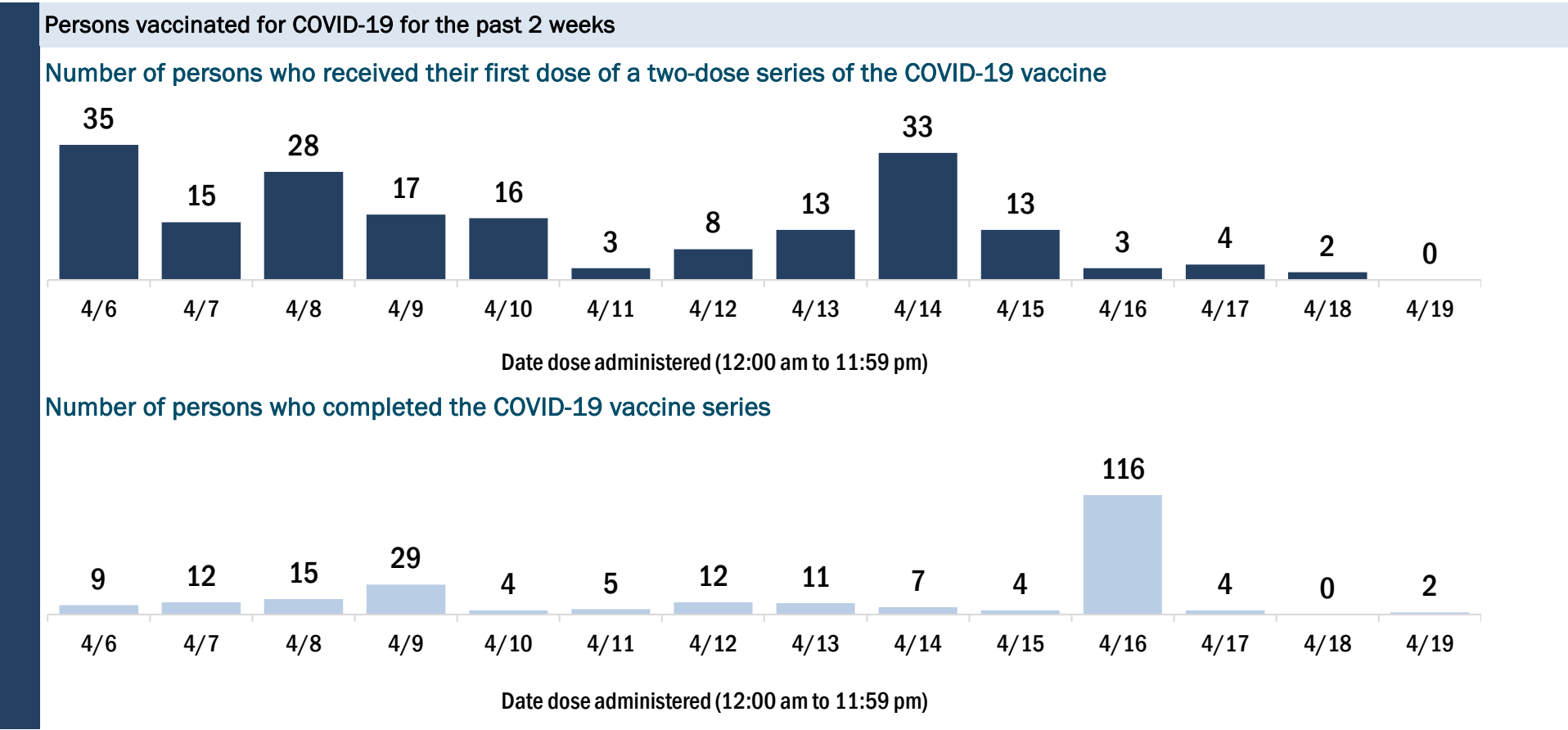
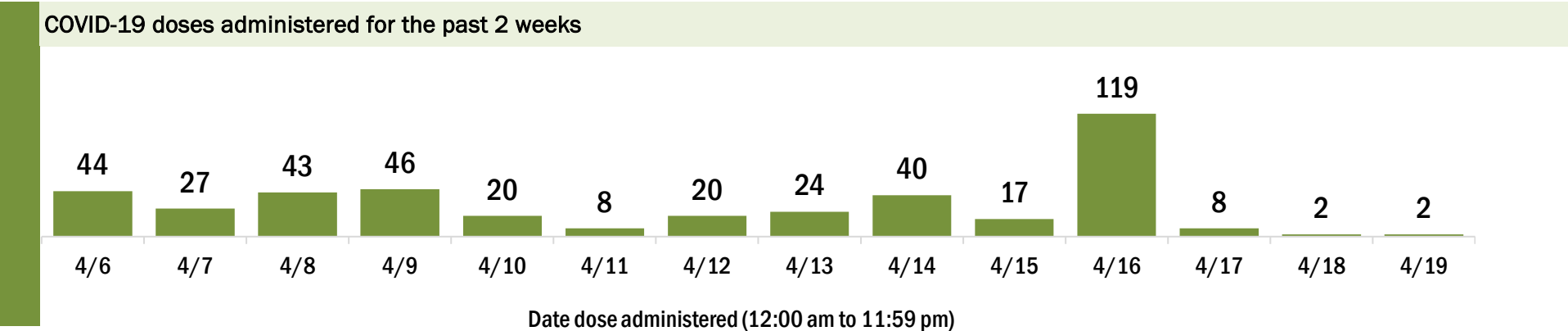
Data in this report are provisional and subject to change.

Data in this summary pertain to COVID-19 vaccines approved by the U.S. Food and Drug Administration and have been issued an Emergency Use Authorization (Janssen COVID-19 Vaccine, Moderna COVID-19 Vaccine and Pfizer-BioNTech COVID-19 Vaccine). These data summarize the number of people who have received either their first dose or have completed the series for a COVID-19 vaccine. **A person can only be counted in one category, first dose or series complete.** For persons receiving Moderna or Pfizer vaccines, once they receive their second dose, they are moved from the first dose column to the series completed column. **Because of this, the total first dose category may show a change from report to report not matching the total receiving their first dose from the previous day.** Persons receiving Johnson & Johnson vaccines will always be counted in the series completed column.

COVID-19 doses for vaccinated persons in Florida	
Doses administered	3,753
People receiving one dose of a 1-dose series (Johnson & Johnson) or receiving only one dose of a 2-dose series (Moderna, Pfizer) count once. Persons receiving both doses of a 2-dose series count twice.	

Current status of persons vaccinated for COVID-19 in Florida	
Total people vaccinated	2,250
First dose	633
Series completed	1,617
Completed 1-dose series	114
Completed 2-dose series	1,503
First dose: current number of people who have only received their first dose of the Moderna or Pfizer vaccine.	
Series complete: current number of people who have received both Moderna or Pfizer vaccine doses or one Johnson & Johnson dose and are considered fully immunized.	

Demographic summary	First dose	Series complete	Total people vaccinated
Age group	633	1,617	2,250
16-24 years	52	23	75
25-34 years	60	68	128
35-44 years	77	61	138
45-54 years	136	105	241
55-64 years	194	297	491
65-74 years	68	607	675
75-84 years	34	354	388
85+ years	12	102	114
Race	633	1,617	2,250
White	459	1,321	1,780
Black	93	134	227
American Indian/Alaskan	7	15	22
Other	46	112	158
Unknown	28	35	63
Other race includes Asian, native Hawaiian/Pacific Islander, or other.			
Ethnicity	633	1,617	2,250
Hispanic	22	34	56
Non-Hispanic	511	1,480	1,991
Unknown	100	103	203
Gender	633	1,617	2,250
Female	342	940	1,282
Male	286	677	963
Unknown	5	0	5



COVID-19: Volusia County vaccine summary

Vaccination data through Apr 19, 2021 as of Apr 20, 2021 at 12:05 AM

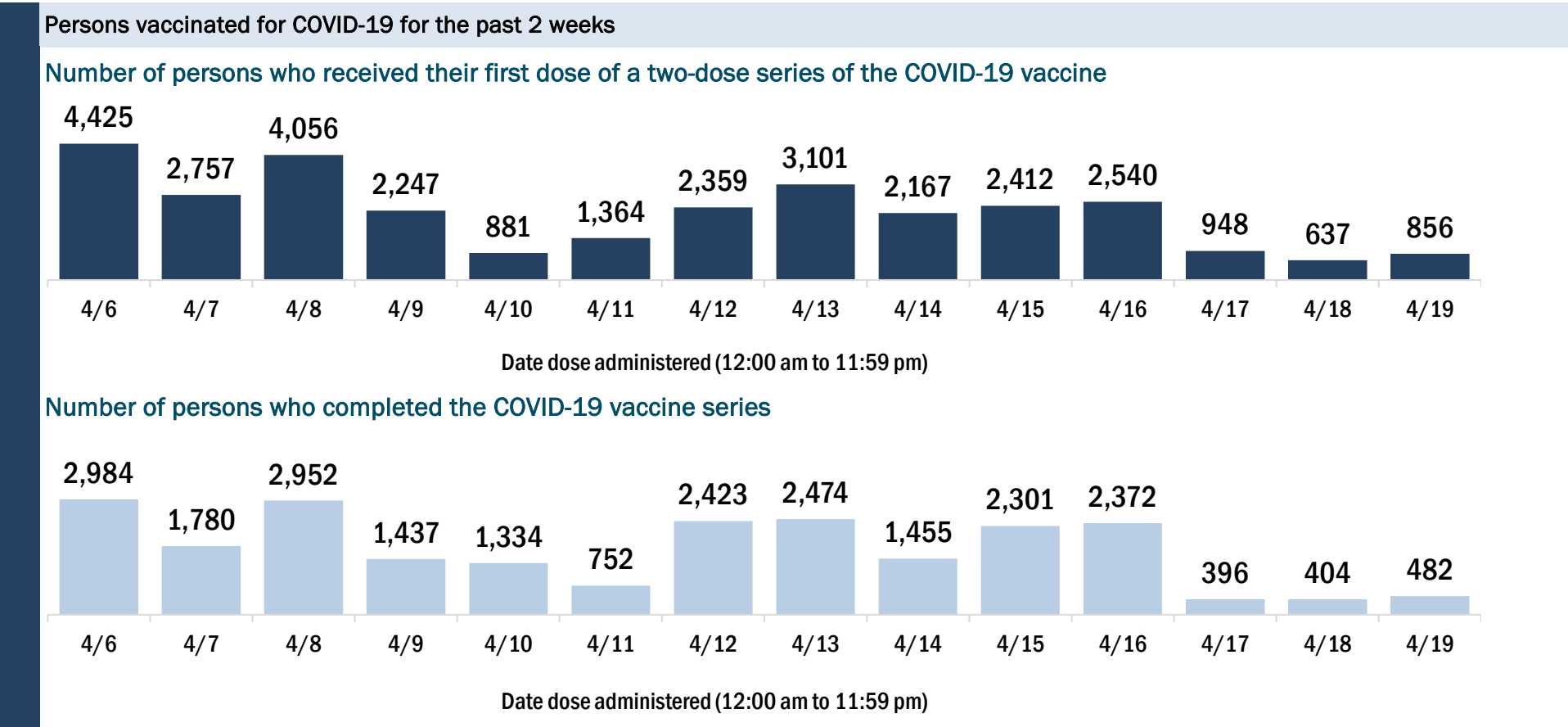
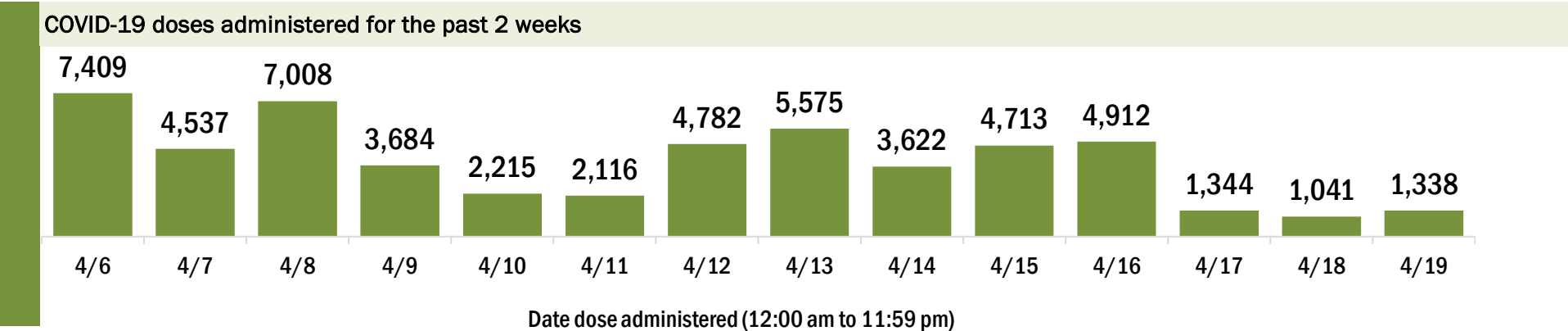
Data in this report are provisional and subject to change.

Data in this summary pertain to COVID-19 vaccines approved by the U.S. Food and Drug Administration and have been issued an Emergency Use Authorization (Janssen COVID-19 Vaccine, Moderna COVID-19 Vaccine and Pfizer-BioNTech COVID-19 Vaccine). These data summarize the number of people who have received either their first dose or have completed the series for a COVID-19 vaccine. **A person can only be counted in one category, first dose or series complete.** For persons receiving Moderna or Pfizer vaccines, once they receive their second dose, they are moved from the first dose column to the series completed column. **Because of this, the total first dose category may show a change from report to report not matching the total receiving their first dose from the previous day.** Persons receiving Johnson & Johnson vaccines will always be counted in the series completed column.

COVID-19 doses for vaccinated persons in Florida	
Doses administered	307,511
People receiving one dose of a 1-dose series (Johnson & Johnson) or receiving only one dose of a 2-dose series (Moderna, Pfizer) count once. Persons receiving both doses of a 2-dose series count twice.	

Current status of persons vaccinated for COVID-19 in Florida	
Total people vaccinated	197,015
First dose	69,342
Series completed	127,673
Completed 1-dose series	17,177
Completed 2-dose series	110,496
First dose: current number of people who have only received their first dose of the Moderna or Pfizer vaccine.	
Series complete: current number of people who have received both Moderna or Pfizer vaccine doses or one Johnson & Johnson dose and are considered fully immunized.	

Demographic summary	First dose	Series complete	Total people vaccinated
Age group	69,342	127,673	197,015
16-24 years	6,405	2,014	8,419
25-34 years	6,118	4,177	10,295
35-44 years	7,781	5,695	13,476
45-54 years	11,557	9,431	20,988
55-64 years	18,525	21,936	40,461
65-74 years	11,347	47,782	59,129
75-84 years	5,656	27,109	32,765
85+ years	1,953	9,529	11,482
Race	69,342	127,673	197,015
White	45,181	84,662	129,843
Black	3,584	5,559	9,143
American Indian/Alaskan	231	439	670
Other	6,997	14,772	21,769
Unknown	13,349	22,241	35,590
Other race includes Asian, native Hawaiian/Pacific Islander, or other.			
Ethnicity	69,342	127,673	197,015
Hispanic	7,429	5,975	13,404
Non-Hispanic	36,884	65,449	102,333
Unknown	25,029	56,249	81,278
Gender	69,342	127,673	197,015
Female	36,012	73,798	109,810
Male	31,564	52,240	83,804
Unknown	1,766	1,635	3,401



COVID-19: Wakulla County vaccine summary

Vaccination data through Apr 19, 2021 as of Apr 20, 2021 at 12:05 AM

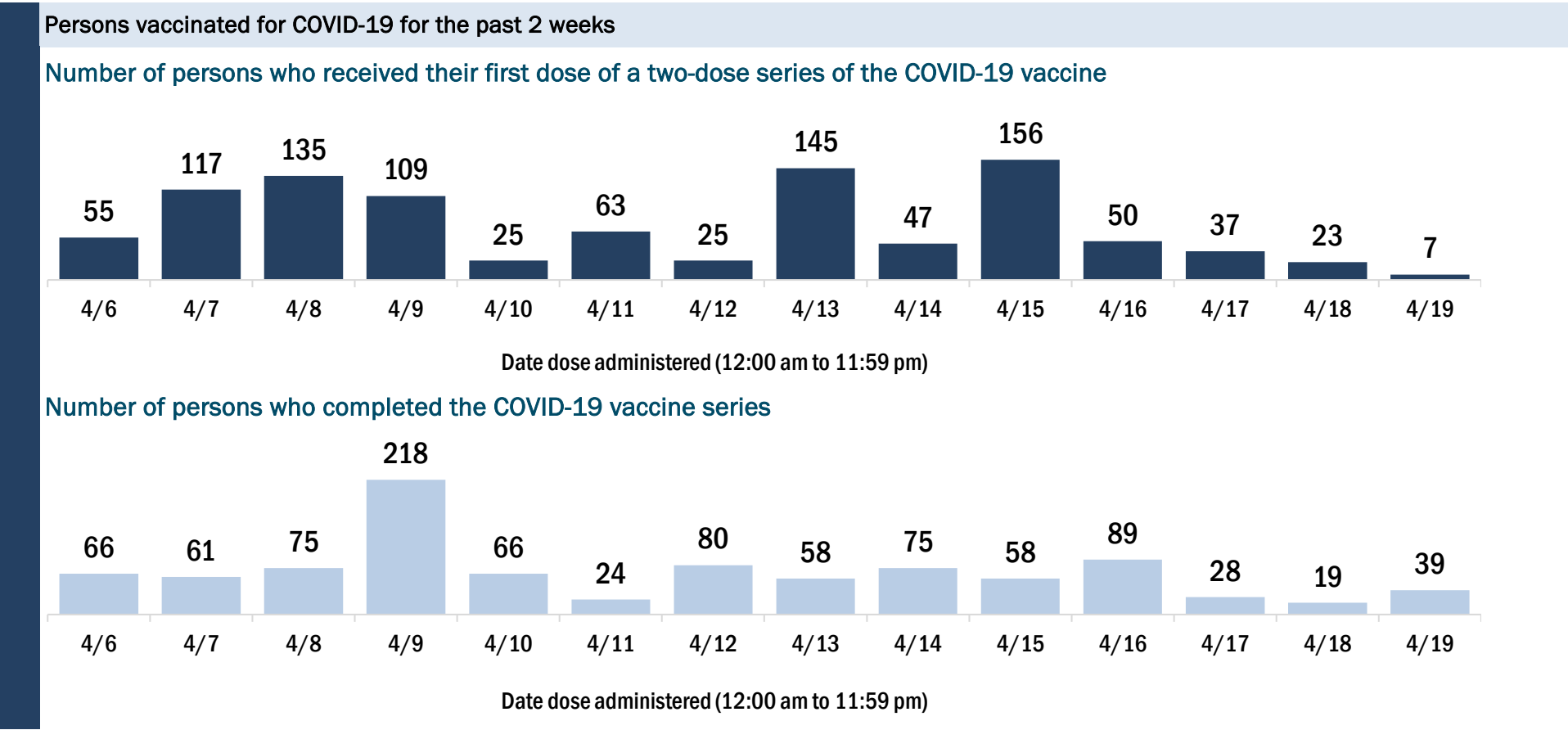
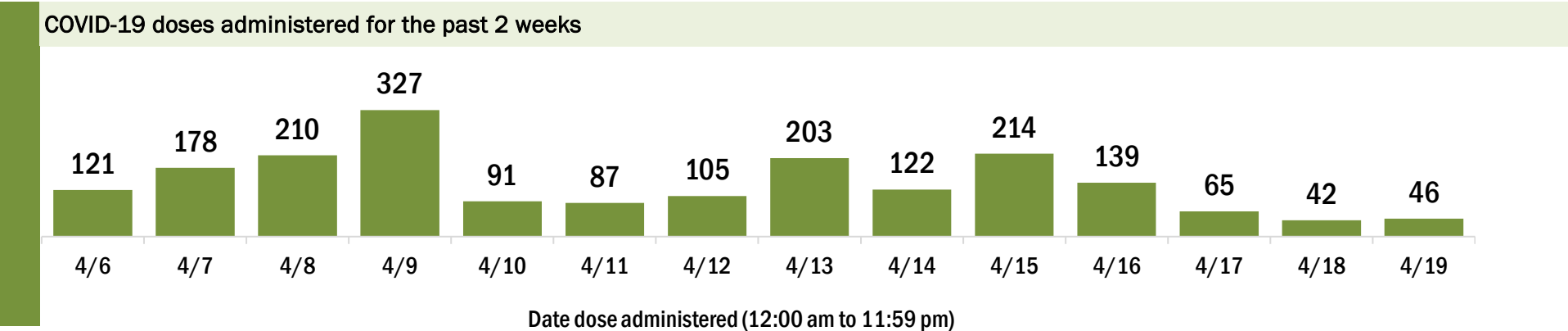
Data in this report are provisional and subject to change.

Data in this summary pertain to COVID-19 vaccines approved by the U.S. Food and Drug Administration and have been issued an Emergency Use Authorization (Janssen COVID-19 Vaccine, Moderna COVID-19 Vaccine and Pfizer-BioNTech COVID-19 Vaccine). These data summarize the number of people who have received either their first dose or have completed the series for a COVID-19 vaccine. **A person can only be counted in one category, first dose or series complete.** For persons receiving Moderna or Pfizer vaccines, once they receive their second dose, they are moved from the first dose column to the series completed column. **Because of this, the total first dose category may show a change from report to report not matching the total receiving their first dose from the previous day.** Persons receiving Johnson & Johnson vaccines will always be counted in the series completed column.

COVID-19 doses for vaccinated persons in Florida	
Doses administered	15,479
People receiving one dose of a 1-dose series (Johnson & Johnson) or receiving only one dose of a 2-dose series (Moderna, Pfizer) count once. Persons receiving both doses of a 2-dose series count twice.	

Current status of persons vaccinated for COVID-19 in Florida	
Total people vaccinated	9,501
First dose	3,063
Series completed	6,438
Completed 1-dose series	460
Completed 2-dose series	5,978
First dose: current number of people who have only received their first dose of the Moderna or Pfizer vaccine.	
Series complete: current number of people who have received both Moderna or Pfizer vaccine doses or one Johnson & Johnson dose and are considered fully immunized.	

Demographic summary	First dose	Series complete	Total people vaccinated
Age group	3,063	6,438	9,501
16-24 years	227	110	337
25-34 years	298	251	549
35-44 years	414	407	821
45-54 years	599	639	1,238
55-64 years	834	1,272	2,106
65-74 years	422	2,391	2,813
75-84 years	210	1,104	1,314
85+ years	59	264	323
Race	3,063	6,438	9,501
White	2,235	4,824	7,059
Black	274	453	727
American Indian/Alaskan	19	29	48
Other	280	813	1,093
Unknown	255	319	574
Other race includes Asian, native Hawaiian/Pacific Islander, or other.			
Ethnicity	3,063	6,438	9,501
Hispanic	97	101	198
Non-Hispanic	2,270	5,121	7,391
Unknown	696	1,216	1,912
Gender	3,063	6,438	9,501
Female	1,647	3,612	5,259
Male	1,415	2,825	4,240
Unknown	1	1	2



COVID-19: Walton County vaccine summary

Vaccination data through Apr 19, 2021 as of Apr 20, 2021 at 12:05 AM

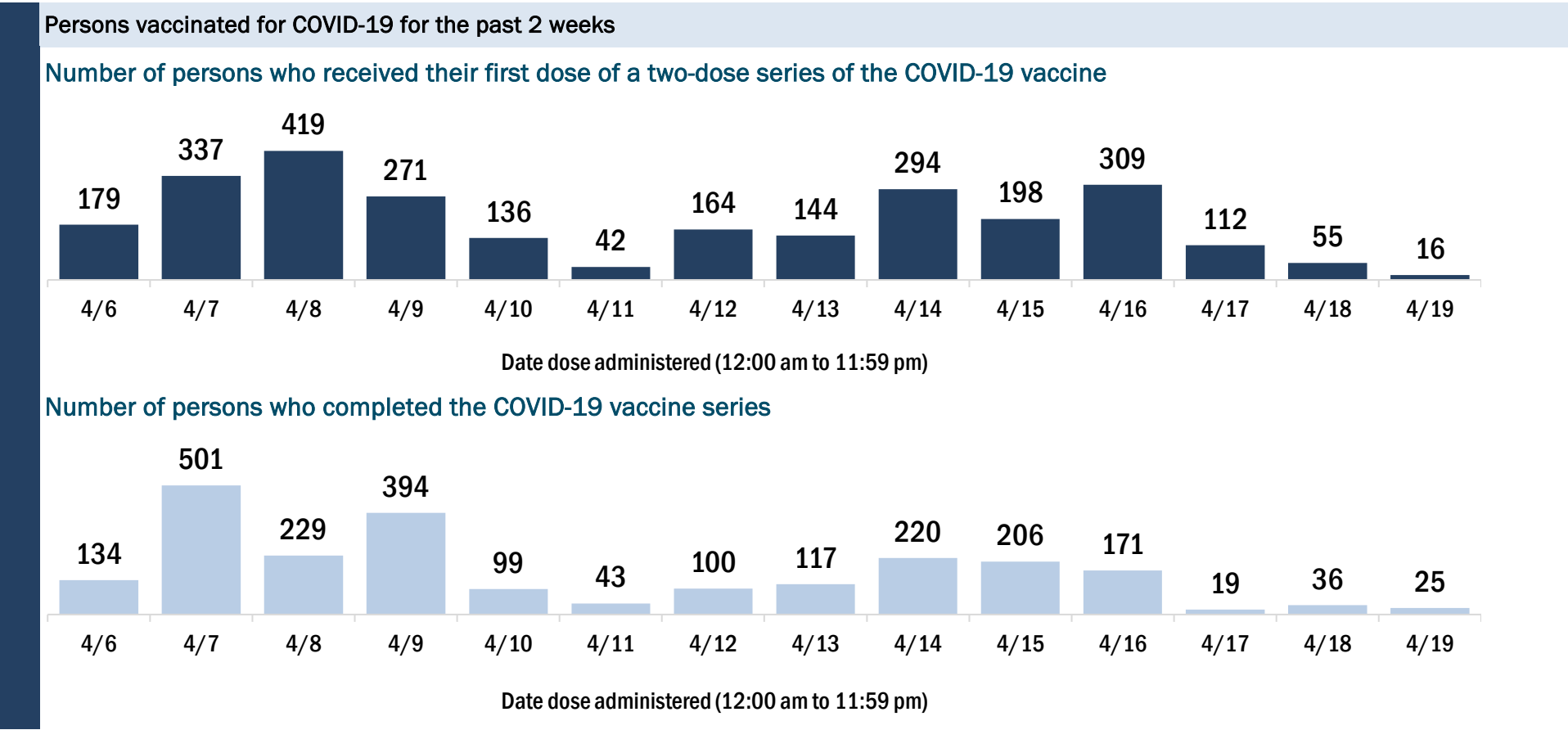
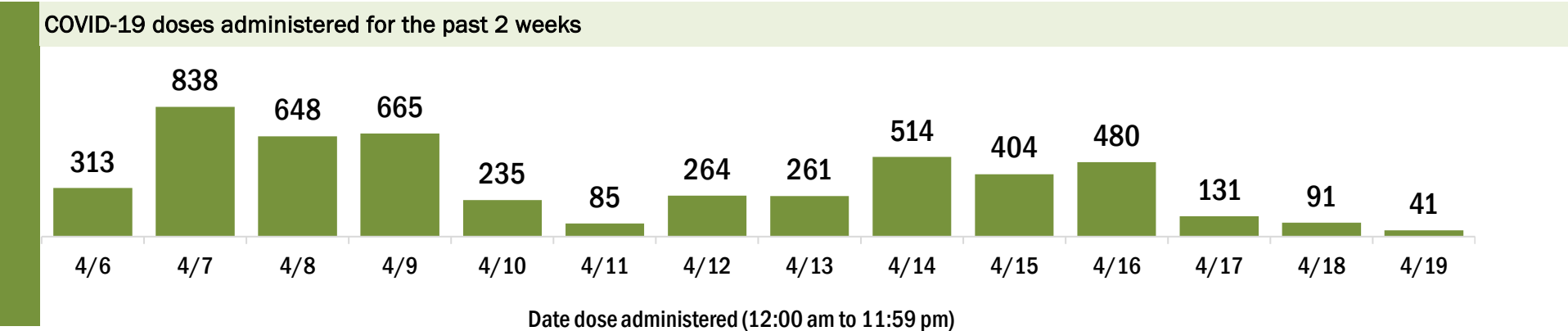
Data in this report are provisional and subject to change.

Data in this summary pertain to COVID-19 vaccines approved by the U.S. Food and Drug Administration and have been issued an Emergency Use Authorization (Janssen COVID-19 Vaccine, Moderna COVID-19 Vaccine and Pfizer-BioNTech COVID-19 Vaccine). These data summarize the number of people who have received either their first dose or have completed the series for a COVID-19 vaccine. **A person can only be counted in one category, first dose or series complete.** For persons receiving Moderna or Pfizer vaccines, once they receive their second dose, they are moved from the first dose column to the series completed column. **Because of this, the total first dose category may show a change from report to report not matching the total receiving their first dose from the previous day.** Persons receiving Johnson & Johnson vaccines will always be counted in the series completed column.

COVID-19 doses for vaccinated persons in Florida	
Doses administered	34,868
People receiving one dose of a 1-dose series (Johnson & Johnson) or receiving only one dose of a 2-dose series (Moderna, Pfizer) count once. Persons receiving both doses of a 2-dose series count twice.	

Current status of persons vaccinated for COVID-19 in Florida	
Total people vaccinated	21,719
First dose	7,525
Series completed	14,194
Completed 1-dose series	1,045
Completed 2-dose series	13,149
First dose: current number of people who have only received their first dose of the Moderna or Pfizer vaccine.	
Series complete: current number of people who have received both Moderna or Pfizer vaccine doses or one Johnson & Johnson dose and are considered fully immunized.	

Demographic summary	First dose	Series complete	Total people vaccinated
Age group	7,525	14,194	21,719
16-24 years	438	141	579
25-34 years	606	360	966
35-44 years	974	741	1,715
45-54 years	1,355	1,153	2,508
55-64 years	2,139	2,949	5,088
65-74 years	1,295	5,737	7,032
75-84 years	573	2,443	3,016
85+ years	145	670	815
Race	7,525	14,194	21,719
White	5,380	10,888	16,268
Black	177	249	426
American Indian/Alaskan	35	52	87
Other	480	619	1,099
Unknown	1,453	2,386	3,839
Other race includes Asian, native Hawaiian/Pacific Islander, or other.			
Ethnicity	7,525	14,194	21,719
Hispanic	377	270	647
Non-Hispanic	4,522	9,515	14,037
Unknown	2,626	4,409	7,035
Gender	7,525	14,194	21,719
Female	4,023	7,809	11,832
Male	3,501	6,383	9,884
Unknown	1	2	3



COVID-19: Washington County vaccine summary

Vaccination data through Apr 19, 2021 as of Apr 20, 2021 at 12:05 AM

Data in this report are provisional and subject to change.

Data in this summary pertain to COVID-19 vaccines approved by the U.S. Food and Drug Administration and have been issued an Emergency Use Authorization (Janssen COVID-19 Vaccine, Moderna COVID-19 Vaccine and Pfizer-BioNTech COVID-19 Vaccine). These data summarize the number of people who have received either their first dose or have completed the series for a COVID-19 vaccine. **A person can only be counted in one category, first dose or series complete.** For persons receiving Moderna or Pfizer vaccines, once they receive their second dose, they are moved from the first dose column to the series completed column. **Because of this, the total first dose category may show a change from report to report not matching the total receiving their first dose from the previous day.** Persons receiving Johnson & Johnson vaccines will always be counted in the series completed column.

COVID-19 doses for vaccinated persons in Florida	
Doses administered	8,342
People receiving one dose of a 1-dose series (Johnson & Johnson) or receiving only one dose of a 2-dose series (Moderna, Pfizer) count once. Persons receiving both doses of a 2-dose series count twice.	

Current status of persons vaccinated for COVID-19 in Florida	
Total people vaccinated	5,219
First dose	1,777
Series completed	3,442
Completed 1-dose series	319
Completed 2-dose series	3,123
First dose: current number of people who have only received their first dose of the Moderna or Pfizer vaccine.	
Series complete: current number of people who have received both Moderna or Pfizer vaccine doses or one Johnson & Johnson dose and are considered fully immunized.	

Demographic summary	First dose	Series complete	Total people vaccinated
Age group	1,777	3,442	5,219
16-24 years	76	30	106
25-34 years	162	93	255
35-44 years	264	153	417
45-54 years	347	289	636
55-64 years	571	678	1,249
65-74 years	222	1,243	1,465
75-84 years	96	717	813
85+ years	39	239	278
Race	1,777	3,442	5,219
White	1,073	2,716	3,789
Black	231	329	560
American Indian/Alaskan	25	40	65
Other	58	164	222
Unknown	390	193	583
Other race includes Asian, native Hawaiian/Pacific Islander, or other.			
Ethnicity	1,777	3,442	5,219
Hispanic	69	42	111
Non-Hispanic	1,377	2,765	4,142
Unknown	331	635	966
Gender	1,777	3,442	5,219
Female	695	1,917	2,612
Male	1,081	1,525	2,606
Unknown	1	0	1

