

COVID-19: Florida vaccine summary

Vaccination data through Apr 18, 2021 as of Apr 19, 2021 at 12:05 AM

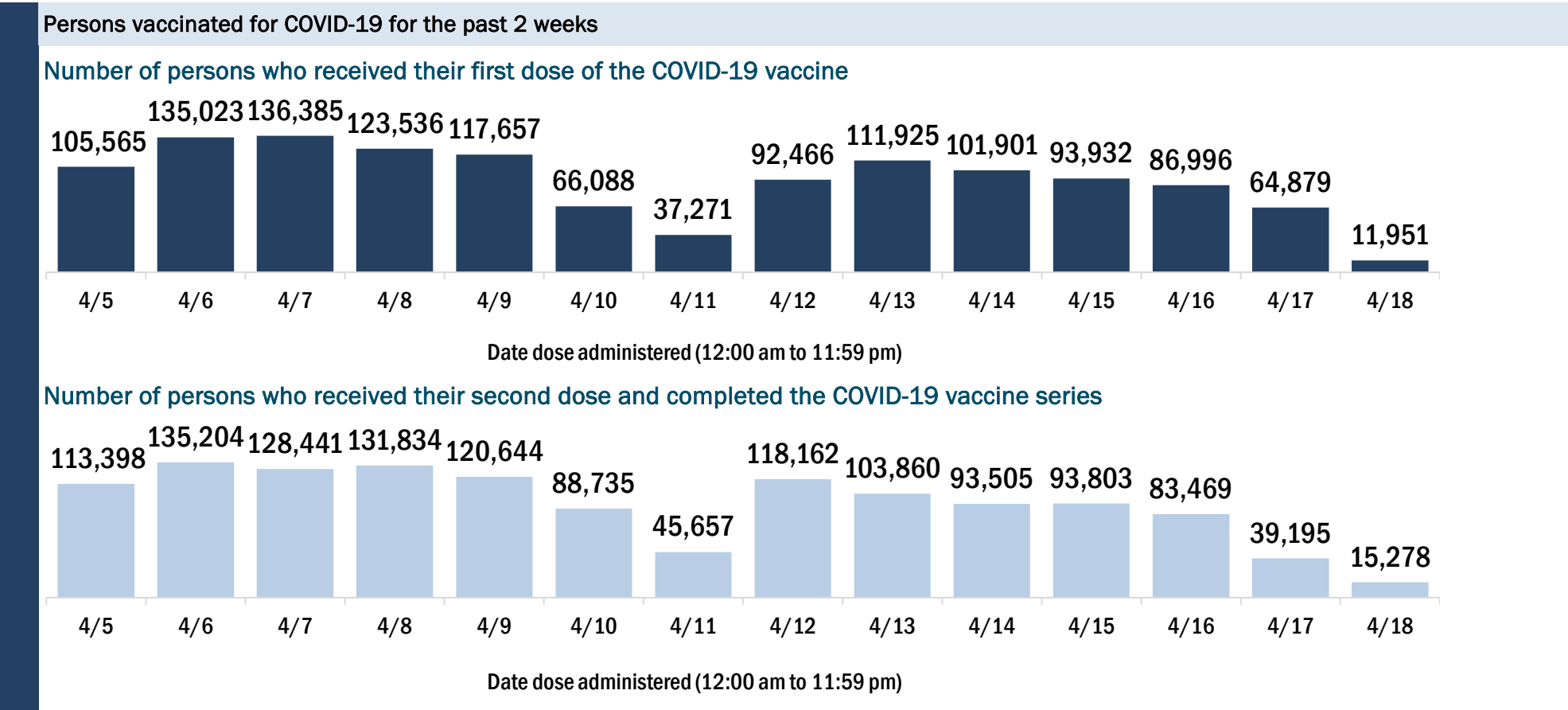
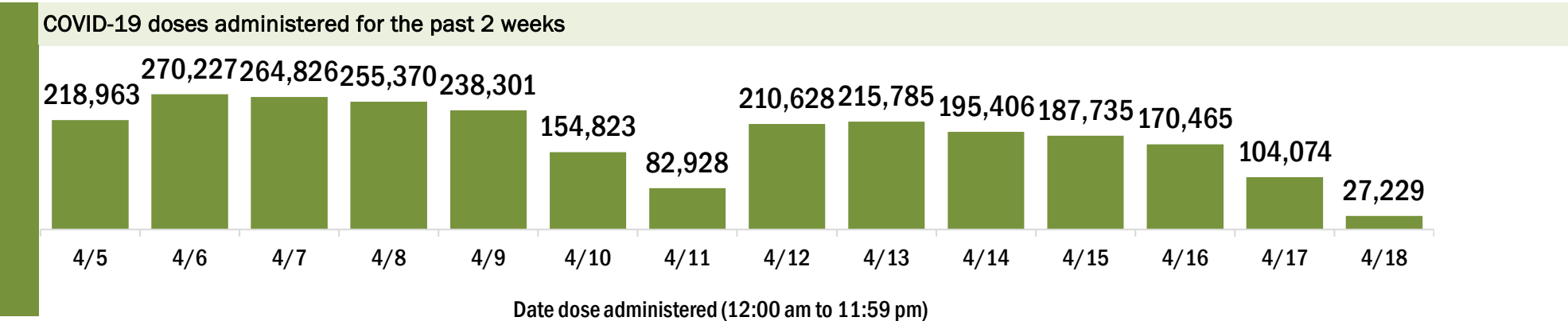
Data in this report are provisional and subject to change. Data are based on county of residence.

Data in this summary pertain to COVID-19 vaccines approved by the U.S. Food and Drug Administration and have been issued an Emergency Use Authorization (Janssen COVID-19 Vaccine, Moderna COVID-19 Vaccine and Pfizer-BioNTech COVID-19 Vaccine). These data summarize the number of people who have received either their first dose or have completed the series for a COVID-19 vaccine. **A person can only be counted in one category, first dose or series complete.** For persons receiving Moderna or Pfizer vaccines, once they receive their second dose, they are moved from the first dose column to the series completed column. **Because of this, the total first dose category may show a change from report to report not matching the total receiving their first dose from the previous day.** Persons receiving Johnson & Johnson vaccines will always be counted in the series completed column.

COVID-19 doses for vaccinated persons in Florida	
Doses administered	12,655,690
People receiving one dose of a 1-dose series (Johnson & Johnson) or receiving only one dose of a 2-dose series (Moderna, Pfizer) count once. Persons receiving both doses of a 2-dose series count twice.	

Current status of persons vaccinated for COVID-19 in Florida	
Total people vaccinated	8,069,752
First dose	2,956,696
Series completed	5,113,056
Completed 1-dose series	527,118
Completed 2-dose series	4,585,938
First dose: current number of people who have only received their first dose of the Moderna or Pfizer vaccine.	
Series complete: current number of people who have received both Moderna or Pfizer vaccine doses or one Johnson & Johnson dose and are considered fully immunized.	

Demographic summary	First dose	Series complete	Total people vaccinated
Age group	2,956,696	5,113,056	8,069,752
16-24 years	264,769	119,687	384,456
25-34 years	332,318	266,606	598,924
35-44 years	437,409	360,357	797,766
45-54 years	554,633	529,869	1,084,502
55-64 years	656,431	952,841	1,609,272
65-74 years	395,341	1,630,613	2,025,954
75-84 years	226,324	941,073	1,167,397
85+ years	89,471	312,010	401,481
Race	2,956,696	5,113,056	8,069,752
White	1,892,964	3,541,314	5,434,278
Black	203,556	336,887	540,443
American Indian/Alaskan	11,544	17,444	28,988
Other	329,012	514,652	843,664
Unknown	519,620	702,759	1,222,379
Other race includes Asian, native Hawaiian/Pacific Islander, or other.			
Ethnicity	2,956,696	5,113,056	8,069,752
Hispanic	535,352	674,286	1,209,638
Non-Hispanic	1,391,649	2,778,516	4,170,165
Unknown	1,029,695	1,660,254	2,689,949
Gender	2,956,696	5,113,056	8,069,752
Female	1,566,765	2,915,645	4,482,410
Male	1,375,919	2,190,470	3,566,389
Unknown	14,012	6,941	20,953



COVID-19: Alachua County vaccine summary

Vaccination data through Apr 18, 2021 as of Apr 19, 2021 at 12:05 AM

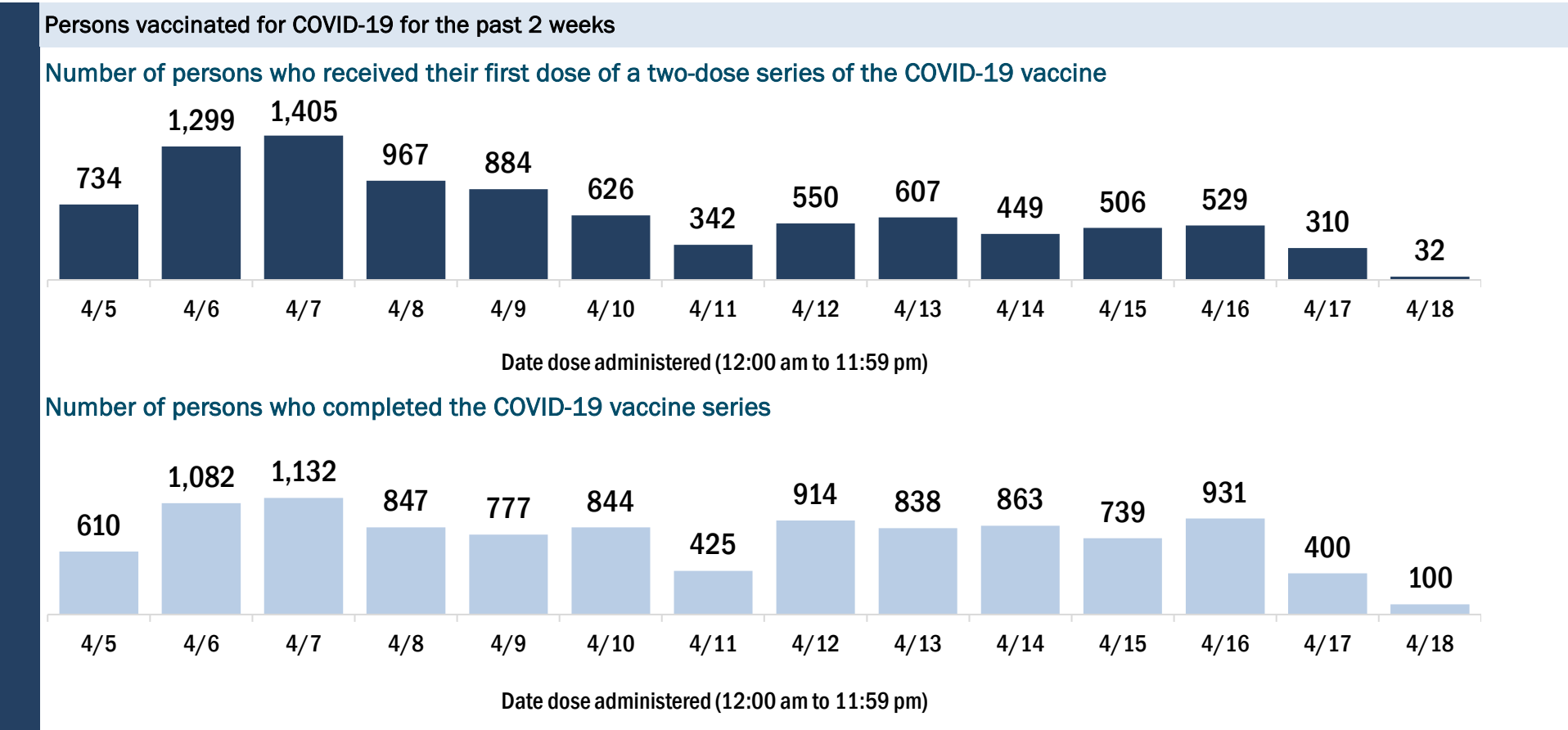
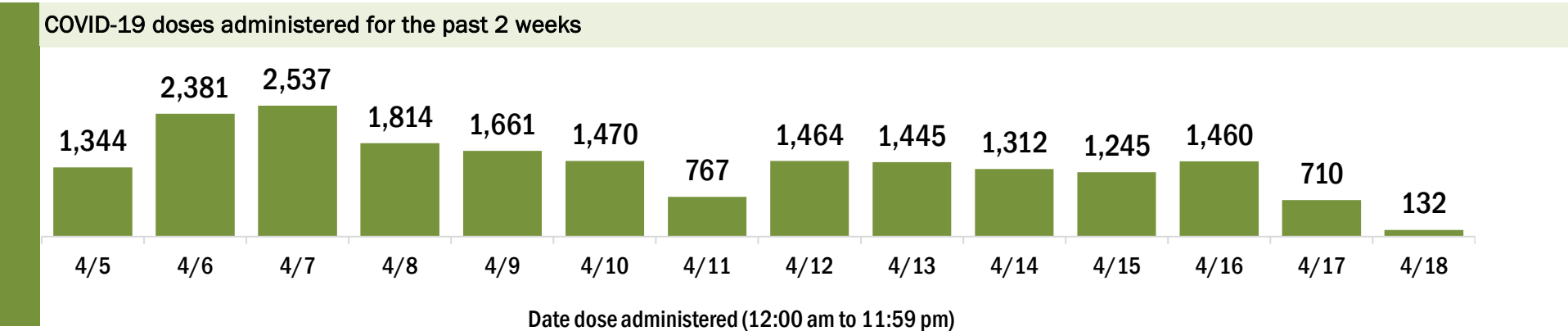
Data in this report are provisional and subject to change.

Data in this summary pertain to COVID-19 vaccines approved by the U.S. Food and Drug Administration and have been issued an Emergency Use Authorization (Janssen COVID-19 Vaccine, Moderna COVID-19 Vaccine and Pfizer-BioNTech COVID-19 Vaccine). These data summarize the number of people who have received either their first dose or have completed the series for a COVID-19 vaccine. **A person can only be counted in one category, first dose or series complete.** For persons receiving Moderna or Pfizer vaccines, once they receive their second dose, they are moved from the first dose column to the series completed column. **Because of this, the total first dose category may show a change from report to report not matching the total receiving their first dose from the previous day.** Persons receiving Johnson & Johnson vaccines will always be counted in the series completed column.

COVID-19 doses for vaccinated persons in Florida	
Doses administered	164,488
People receiving one dose of a 1-dose series (Johnson & Johnson) or receiving only one dose of a 2-dose series (Moderna, Pfizer) count once. Persons receiving both doses of a 2-dose series count twice.	

Current status of persons vaccinated for COVID-19 in Florida	
Total people vaccinated	99,695
First dose	30,621
Series completed	69,074
Completed 1-dose series	4,281
Completed 2-dose series	64,793
First dose: current number of people who have only received their first dose of the Moderna or Pfizer vaccine.	
Series complete: current number of people who have received both Moderna or Pfizer vaccine doses or one Johnson & Johnson dose and are considered fully immunized.	

Demographic summary	First dose	Series complete	Total people vaccinated
Age group	30,621	69,074	99,695
16-24 years	5,055	5,134	10,189
25-34 years	4,956	9,830	14,786
35-44 years	4,861	7,669	12,530
45-54 years	5,234	7,428	12,662
55-64 years	6,975	9,757	16,732
65-74 years	2,156	17,292	19,448
75-84 years	944	8,752	9,696
85+ years	440	3,212	3,652
Race	30,621	69,074	99,695
White	19,466	48,665	68,131
Black	3,642	6,632	10,274
American Indian/Alaskan	97	213	310
Other	4,537	10,165	14,702
Unknown	2,879	3,399	6,278
Other race includes Asian, native Hawaiian/Pacific Islander, or other.			
Ethnicity	30,621	69,074	99,695
Hispanic	3,135	4,224	7,359
Non-Hispanic	17,085	47,257	64,342
Unknown	10,401	17,593	27,994
Gender	30,621	69,074	99,695
Female	16,241	40,972	57,213
Male	14,301	28,075	42,376
Unknown	79	27	106



COVID-19: Baker County vaccine summary

Vaccination data through Apr 18, 2021 as of Apr 19, 2021 at 12:05 AM

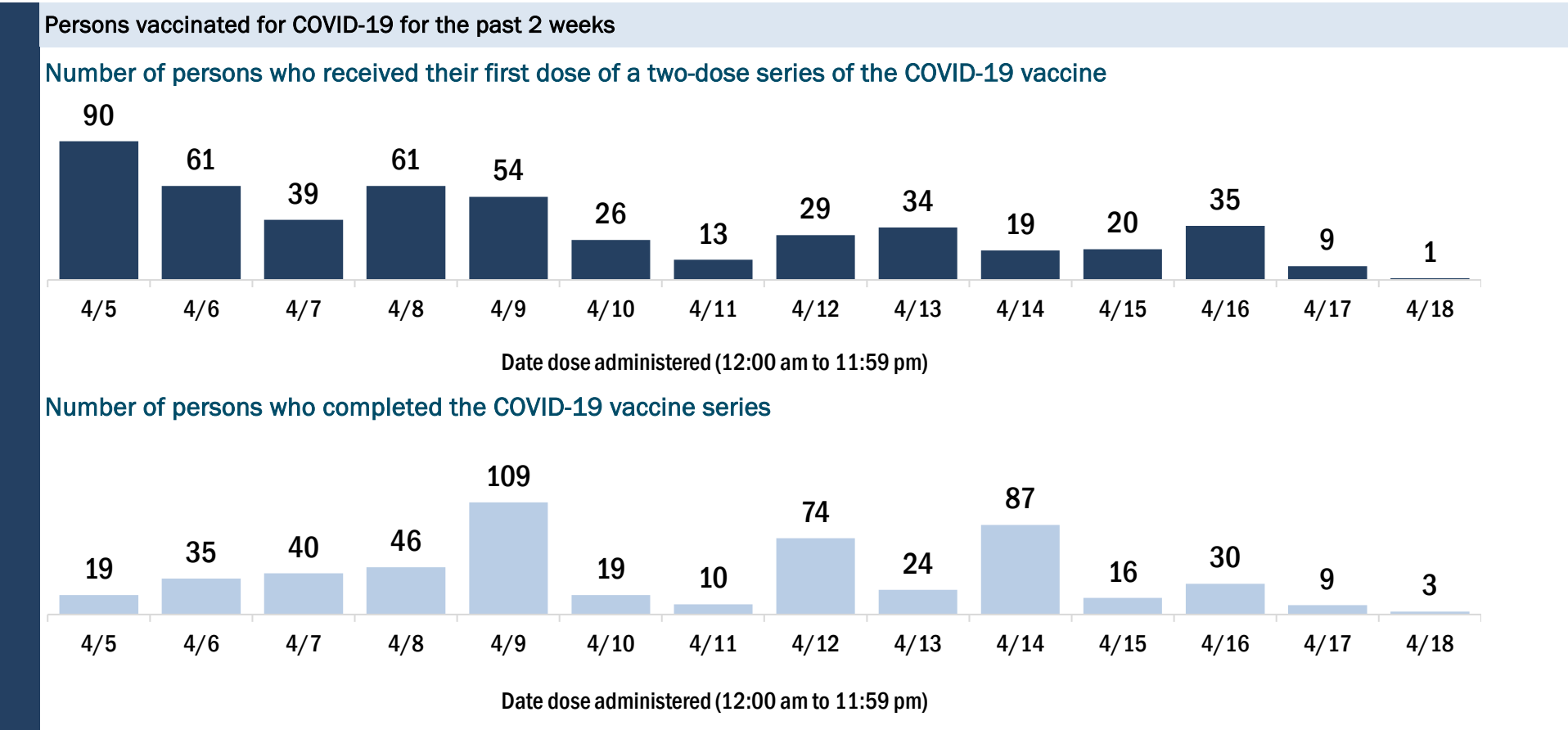
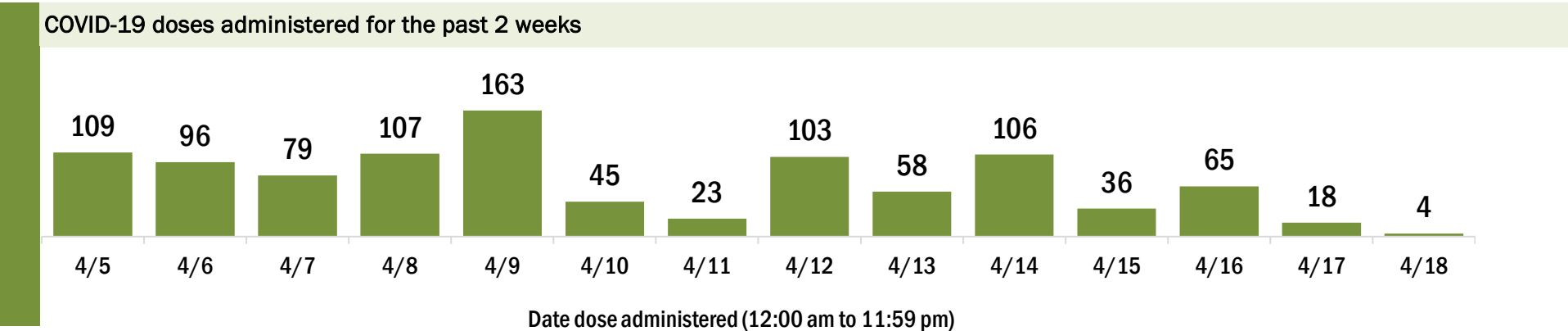
Data in this report are provisional and subject to change.

Data in this summary pertain to COVID-19 vaccines approved by the U.S. Food and Drug Administration and have been issued an Emergency Use Authorization (Janssen COVID-19 Vaccine, Moderna COVID-19 Vaccine and Pfizer-BioNTech COVID-19 Vaccine). These data summarize the number of people who have received either their first dose or have completed the series for a COVID-19 vaccine. **A person can only be counted in one category, first dose or series complete.** For persons receiving Moderna or Pfizer vaccines, once they receive their second dose, they are moved from the first dose column to the series completed column. **Because of this, the total first dose category may show a change from report to report not matching the total receiving their first dose from the previous day.** Persons receiving Johnson & Johnson vaccines will always be counted in the series completed column.

COVID-19 doses for vaccinated persons in Florida	
Doses administered	8,047
People receiving one dose of a 1-dose series (Johnson & Johnson) or receiving only one dose of a 2-dose series (Moderna, Pfizer) count once. Persons receiving both doses of a 2-dose series count twice.	

Current status of persons vaccinated for COVID-19 in Florida	
Total people vaccinated	4,825
First dose	1,462
Series completed	3,363
Completed 1-dose series	141
Completed 2-dose series	3,222
First dose: current number of people who have only received their first dose of the Moderna or Pfizer vaccine.	
Series complete: current number of people who have received both Moderna or Pfizer vaccine doses or one Johnson & Johnson dose and are considered fully immunized.	

Demographic summary	First dose	Series complete	Total people vaccinated
Age group	1,462	3,363	4,825
16-24 years	80	54	134
25-34 years	113	132	245
35-44 years	190	190	380
45-54 years	314	293	607
55-64 years	487	620	1,107
65-74 years	155	1,240	1,395
75-84 years	83	654	737
85+ years	40	180	220
Race	1,462	3,363	4,825
White	1,164	2,646	3,810
Black	134	302	436
American Indian/Alaskan	5	20	25
Other	101	201	302
Unknown	58	194	252
Other race includes Asian, native Hawaiian/Pacific Islander, or other.			
Ethnicity	1,462	3,363	4,825
Hispanic	51	55	106
Non-Hispanic	1,194	2,345	3,539
Unknown	217	963	1,180
Gender	1,462	3,363	4,825
Female	791	1,897	2,688
Male	670	1,466	2,136
Unknown	1	0	1



COVID-19: Bay County vaccine summary

Vaccination data through Apr 18, 2021 as of Apr 19, 2021 at 12:05 AM

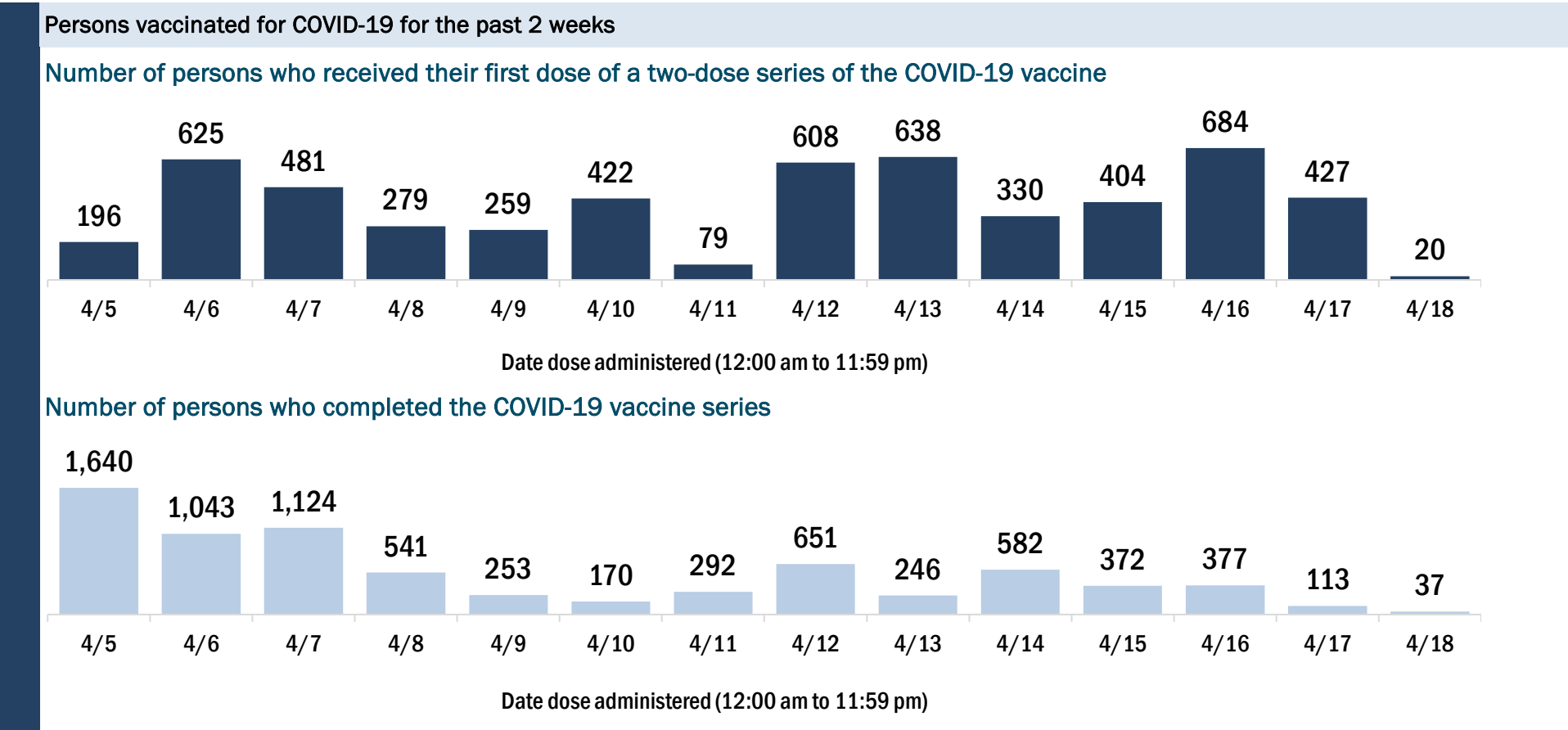
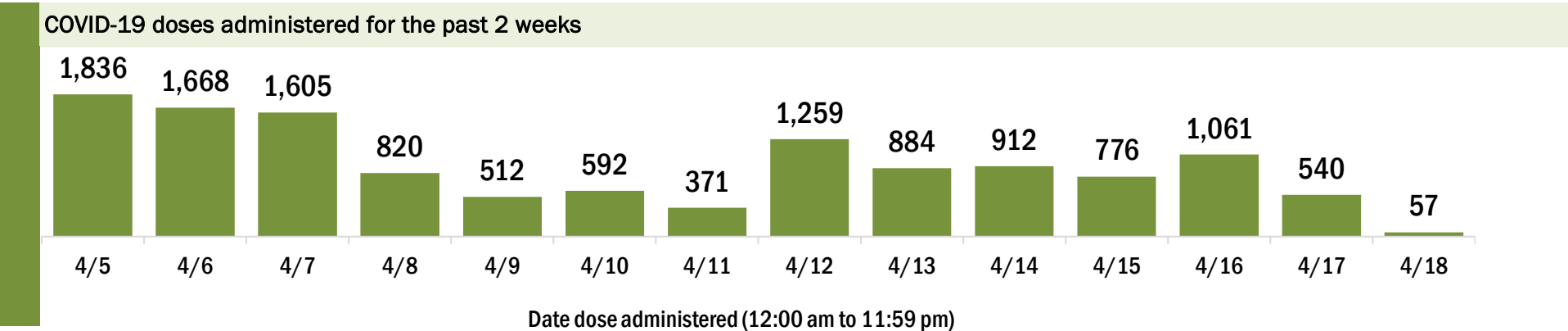
Data in this report are provisional and subject to change.

Data in this summary pertain to COVID-19 vaccines approved by the U.S. Food and Drug Administration and have been issued an Emergency Use Authorization (Janssen COVID-19 Vaccine, Moderna COVID-19 Vaccine and Pfizer-BioNTech COVID-19 Vaccine). These data summarize the number of people who have received either their first dose or have completed the series for a COVID-19 vaccine. **A person can only be counted in one category, first dose or series complete.** For persons receiving Moderna or Pfizer vaccines, once they receive their second dose, they are moved from the first dose column to the series completed column. **Because of this, the total first dose category may show a change from report to report not matching the total receiving their first dose from the previous day.** Persons receiving Johnson & Johnson vaccines will always be counted in the series completed column.

COVID-19 doses for vaccinated persons in Florida	
Doses administered	77,810
People receiving one dose of a 1-dose series (Johnson & Johnson) or receiving only one dose of a 2-dose series (Moderna, Pfizer) count once. Persons receiving both doses of a 2-dose series count twice.	

Current status of persons vaccinated for COVID-19 in Florida	
Total people vaccinated	48,053
First dose	13,352
Series completed	34,701
Completed 1-dose series	4,944
Completed 2-dose series	29,757
First dose: current number of people who have only received their first dose of the Moderna or Pfizer vaccine.	
Series complete: current number of people who have received both Moderna or Pfizer vaccine doses or one Johnson & Johnson dose and are considered fully immunized.	

Demographic summary	First dose	Series complete	Total people vaccinated
Age group	13,352	34,701	48,053
16-24 years	1,105	628	1,733
25-34 years	1,402	1,468	2,870
35-44 years	1,788	2,557	4,345
45-54 years	2,418	3,727	6,145
55-64 years	3,576	7,538	11,114
65-74 years	1,868	11,341	13,209
75-84 years	879	5,679	6,558
85+ years	316	1,763	2,079
Race	13,352	34,701	48,053
White	8,393	24,644	33,037
Black	852	2,248	3,100
American Indian/Alaskan	61	165	226
Other	1,489	2,768	4,257
Unknown	2,557	4,876	7,433
Other race includes Asian, native Hawaiian/Pacific Islander, or other.			
Ethnicity	13,352	34,701	48,053
Hispanic	958	1,117	2,075
Non-Hispanic	7,467	21,292	28,759
Unknown	4,927	12,292	17,219
Gender	13,352	34,701	48,053
Female	7,289	19,439	26,728
Male	6,061	15,256	21,317
Unknown	2	6	8



COVID-19: Bradford County vaccine summary

Vaccination data through Apr 18, 2021 as of Apr 19, 2021 at 12:05 AM

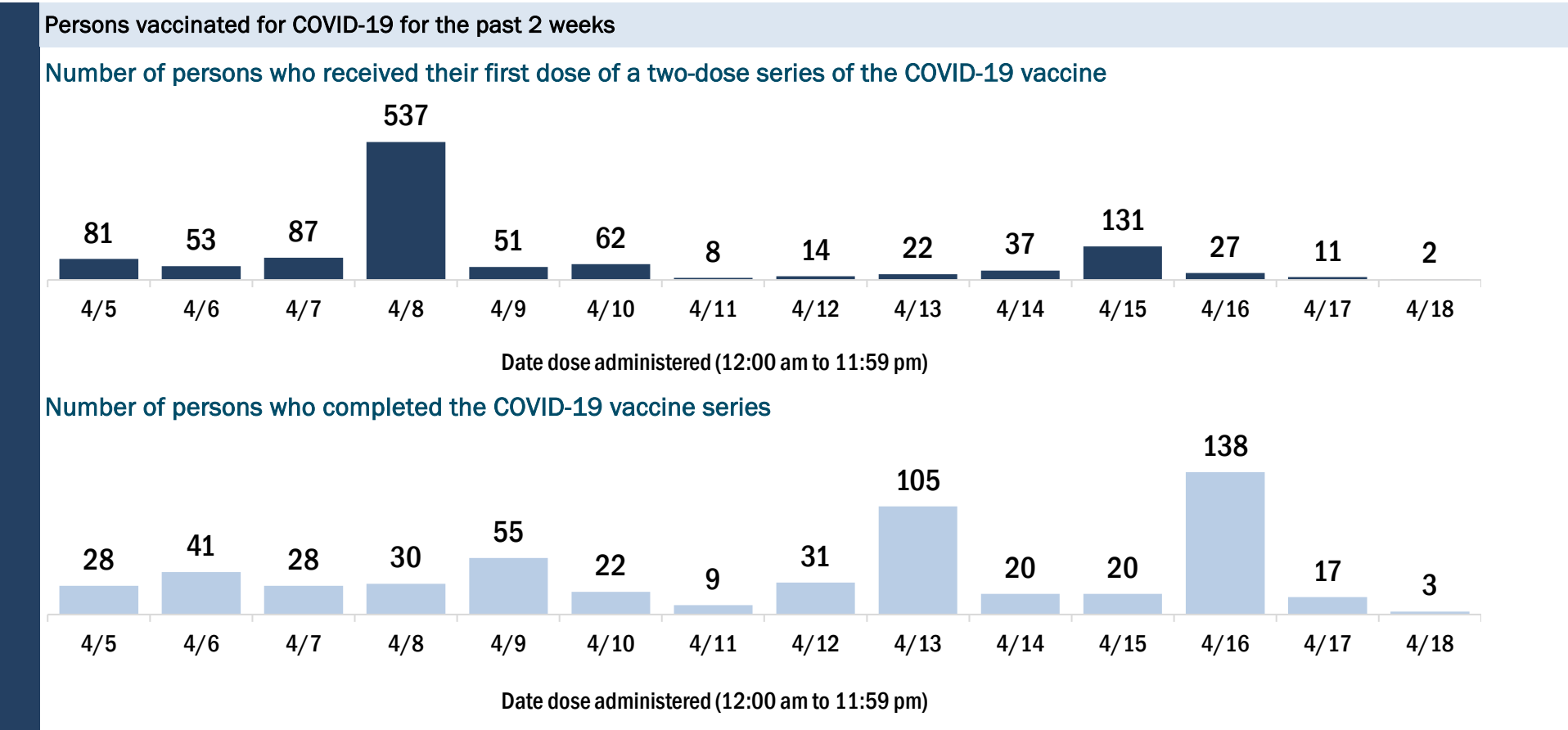
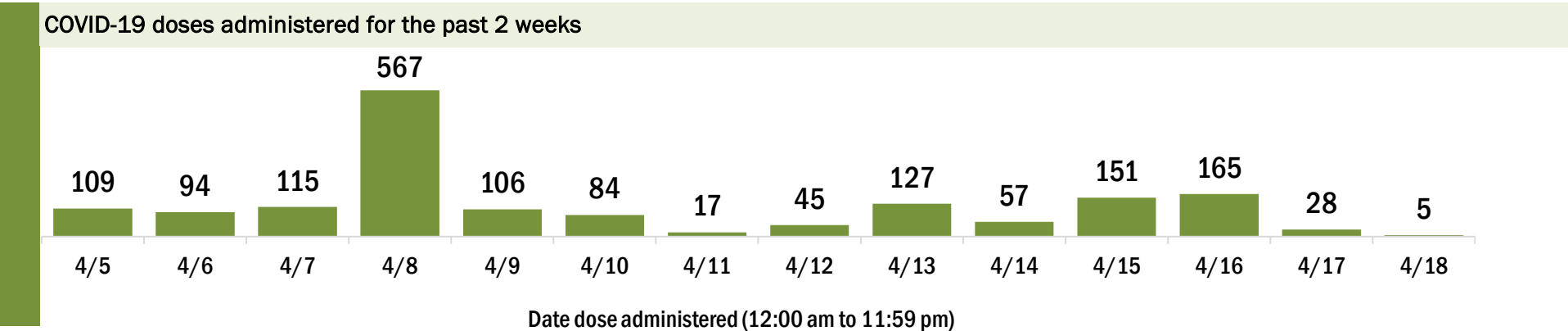
Data in this report are provisional and subject to change.

Data in this summary pertain to COVID-19 vaccines approved by the U.S. Food and Drug Administration and have been issued an Emergency Use Authorization (Janssen COVID-19 Vaccine, Moderna COVID-19 Vaccine and Pfizer-BioNTech COVID-19 Vaccine). These data summarize the number of people who have received either their first dose or have completed the series for a COVID-19 vaccine. **A person can only be counted in one category, first dose or series complete.** For persons receiving Moderna or Pfizer vaccines, once they receive their second dose, they are moved from the first dose column to the series completed column. **Because of this, the total first dose category may show a change from report to report not matching the total receiving their first dose from the previous day.** Persons receiving Johnson & Johnson vaccines will always be counted in the series completed column.

COVID-19 doses for vaccinated persons in Florida	
Doses administered	8,914
People receiving one dose of a 1-dose series (Johnson & Johnson) or receiving only one dose of a 2-dose series (Moderna, Pfizer) count once. Persons receiving both doses of a 2-dose series count twice.	

Current status of persons vaccinated for COVID-19 in Florida	
Total people vaccinated	5,556
First dose	1,862
Series completed	3,694
Completed 1-dose series	336
Completed 2-dose series	3,358
First dose: current number of people who have only received their first dose of the Moderna or Pfizer vaccine.	
Series complete: current number of people who have received both Moderna or Pfizer vaccine doses or one Johnson & Johnson dose and are considered fully immunized.	

Demographic summary	First dose	Series complete	Total people vaccinated
Age group	1,862	3,694	5,556
16-24 years	111	34	145
25-34 years	172	115	287
35-44 years	320	135	455
45-54 years	416	277	693
55-64 years	557	709	1,266
65-74 years	182	1,374	1,556
75-84 years	76	795	871
85+ years	28	255	283
Race	1,862	3,694	5,556
White	1,162	2,810	3,972
Black	480	427	907
American Indian/Alaskan	9	24	33
Other	142	309	451
Unknown	69	124	193
Other race includes Asian, native Hawaiian/Pacific Islander, or other.			
Ethnicity	1,862	3,694	5,556
Hispanic	116	43	159
Non-Hispanic	1,452	3,220	4,672
Unknown	294	431	725
Gender	1,862	3,694	5,556
Female	715	2,177	2,892
Male	1,146	1,517	2,663
Unknown	1	0	1



COVID-19: Brevard County vaccine summary

Vaccination data through Apr 18, 2021 as of Apr 19, 2021 at 12:05 AM

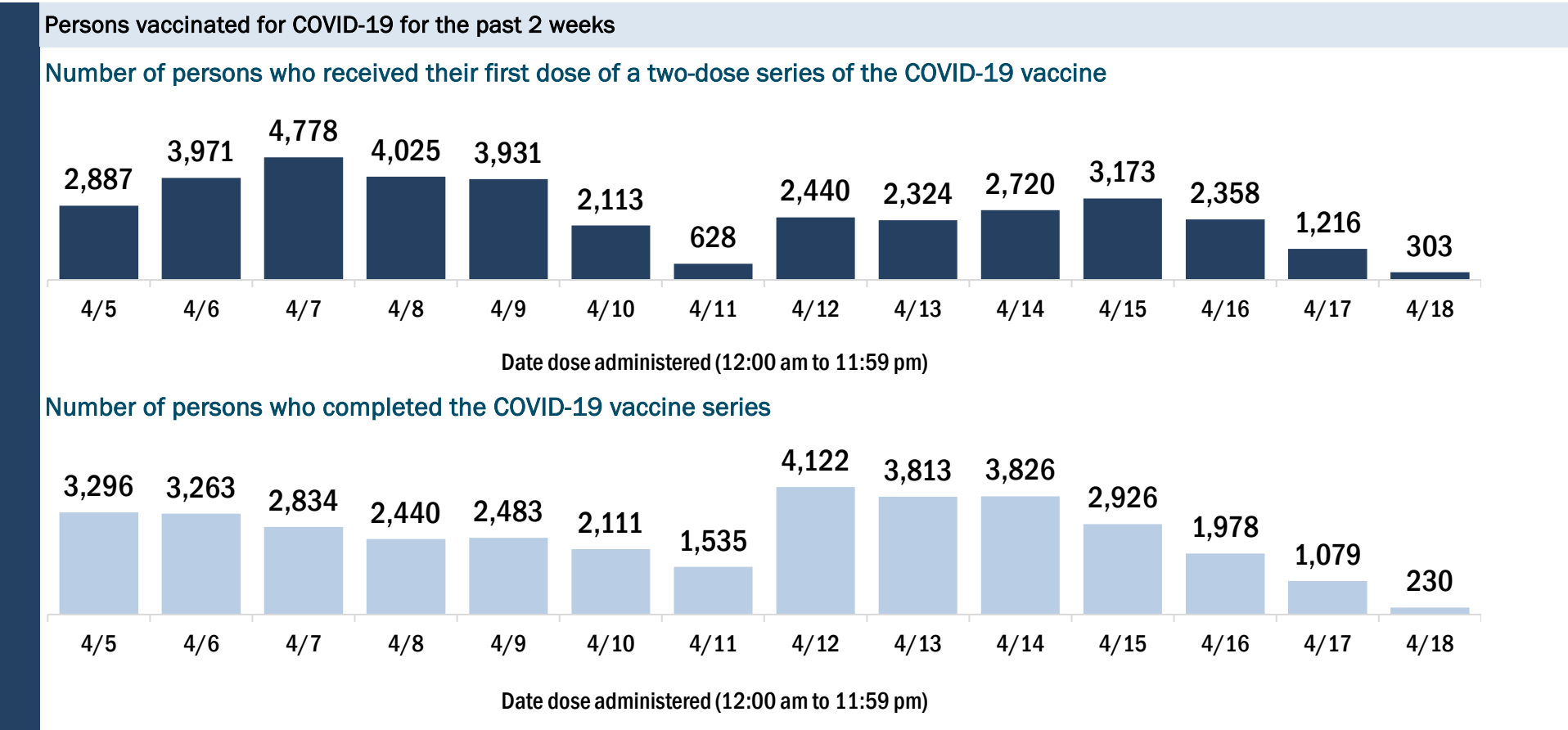
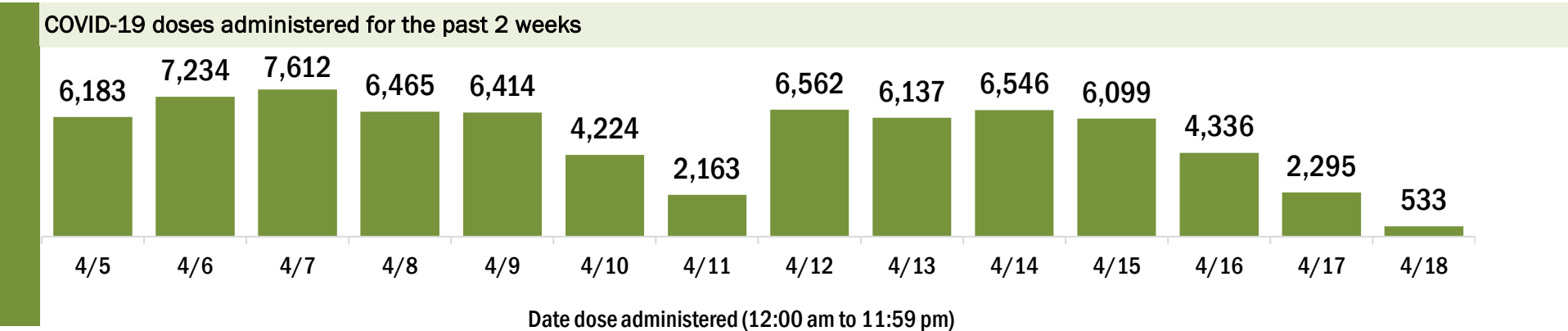
Data in this report are provisional and subject to change.

Data in this summary pertain to COVID-19 vaccines approved by the U.S. Food and Drug Administration and have been issued an Emergency Use Authorization (Janssen COVID-19 Vaccine, Moderna COVID-19 Vaccine and Pfizer-BioNTech COVID-19 Vaccine). These data summarize the number of people who have received either their first dose or have completed the series for a COVID-19 vaccine. **A person can only be counted in one category, first dose or series complete.** For persons receiving Moderna or Pfizer vaccines, once they receive their second dose, they are moved from the first dose column to the series completed column. **Because of this, the total first dose category may show a change from report to report not matching the total receiving their first dose from the previous day.** Persons receiving Johnson & Johnson vaccines will always be counted in the series completed column.

COVID-19 doses for vaccinated persons in Florida	
Doses administered	342,904
People receiving one dose of a 1-dose series (Johnson & Johnson) or receiving only one dose of a 2-dose series (Moderna, Pfizer) count once. Persons receiving both doses of a 2-dose series count twice.	

Current status of persons vaccinated for COVID-19 in Florida	
Total people vaccinated	221,522
First dose	84,523
Series completed	136,999
Completed 1-dose series	15,617
Completed 2-dose series	121,382
First dose: current number of people who have only received their first dose of the Moderna or Pfizer vaccine.	
Series complete: current number of people who have received both Moderna or Pfizer vaccine doses or one Johnson & Johnson dose and are considered fully immunized.	

Demographic summary	First dose	Series complete	Total people vaccinated
Age group	84,523	136,999	221,522
16-24 years	6,286	2,107	8,393
25-34 years	8,312	4,827	13,139
35-44 years	10,839	6,971	17,810
45-54 years	14,104	11,395	25,499
55-64 years	23,045	26,737	49,782
65-74 years	12,094	47,662	59,756
75-84 years	6,931	27,351	34,282
85+ years	2,912	9,949	12,861
Race	84,523	136,999	221,522
White	55,815	93,233	149,048
Black	5,151	6,941	12,092
American Indian/Alaskan	433	603	1,036
Other	8,128	11,976	20,104
Unknown	14,996	24,246	39,242
Other race includes Asian, native Hawaiian/Pacific Islander, or other.			
Ethnicity	84,523	136,999	221,522
Hispanic	6,765	5,222	11,987
Non-Hispanic	49,452	73,639	123,091
Unknown	28,306	58,138	86,444
Gender	84,523	136,999	221,522
Female	45,068	80,354	125,422
Male	39,289	56,457	95,746
Unknown	166	188	354



COVID-19: Broward County vaccine summary

Vaccination data through Apr 18, 2021 as of Apr 19, 2021 at 12:05 AM

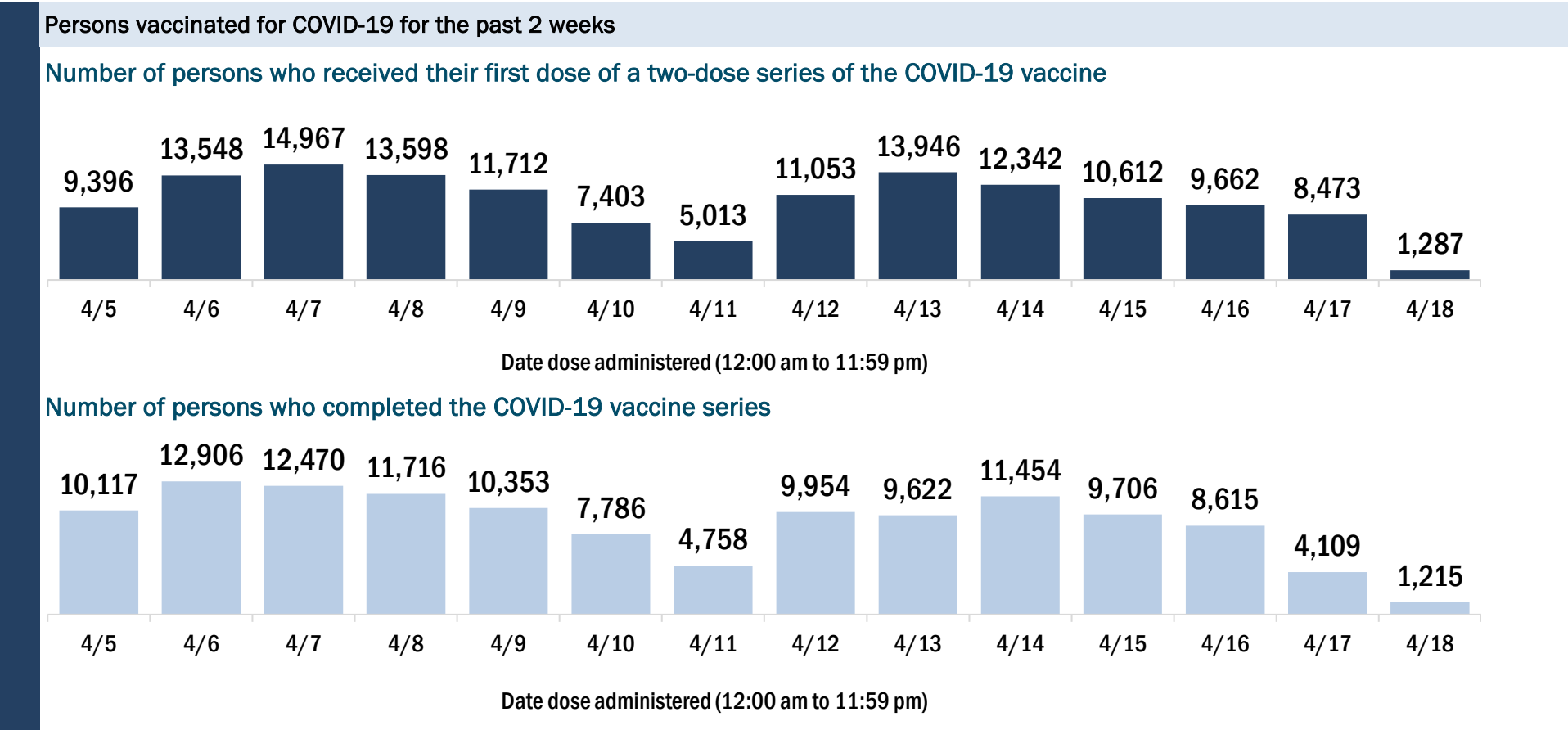
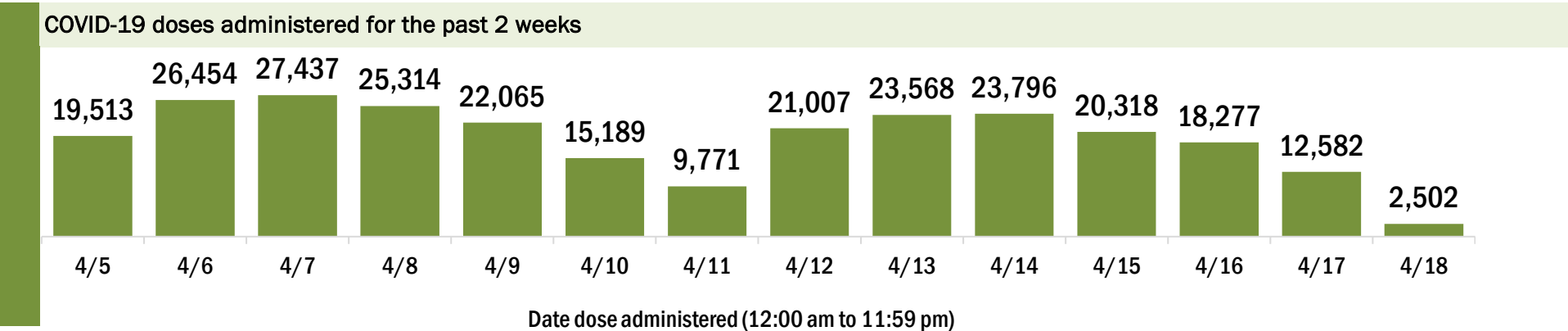
Data in this report are provisional and subject to change.

Data in this summary pertain to COVID-19 vaccines approved by the U.S. Food and Drug Administration and have been issued an Emergency Use Authorization (Janssen COVID-19 Vaccine, Moderna COVID-19 Vaccine and Pfizer-BioNTech COVID-19 Vaccine). These data summarize the number of people who have received either their first dose or have completed the series for a COVID-19 vaccine. **A person can only be counted in one category, first dose or series complete.** For persons receiving Moderna or Pfizer vaccines, once they receive their second dose, they are moved from the first dose column to the series completed column. **Because of this, the total first dose category may show a change from report to report not matching the total receiving their first dose from the previous day.** Persons receiving Johnson & Johnson vaccines will always be counted in the series completed column.

COVID-19 doses for vaccinated persons in Florida	
Doses administered	1,155,936
People receiving one dose of a 1-dose series (Johnson & Johnson) or receiving only one dose of a 2-dose series (Moderna, Pfizer) count once. Persons receiving both doses of a 2-dose series count twice.	

Current status of persons vaccinated for COVID-19 in Florida	
Total people vaccinated	741,622
First dose	284,947
Series completed	456,675
Completed 1-dose series	42,361
Completed 2-dose series	414,314
First dose: current number of people who have only received their first dose of the Moderna or Pfizer vaccine.	
Series complete: current number of people who have received both Moderna or Pfizer vaccine doses or one Johnson & Johnson dose and are considered fully immunized.	

Demographic summary	First dose	Series complete	Total people vaccinated
Age group	284,947	456,675	741,622
16-24 years	27,373	12,829	40,202
25-34 years	33,716	26,223	59,939
35-44 years	48,927	39,494	88,421
45-54 years	60,864	63,337	124,201
55-64 years	59,576	102,327	161,903
65-74 years	30,857	124,793	155,650
75-84 years	16,156	64,109	80,265
85+ years	7,478	23,563	31,041
Race	284,947	456,675	741,622
White	158,618	292,590	451,208
Black	35,119	55,276	90,395
American Indian/Alaskan	926	1,984	2,910
Other	35,777	50,779	86,556
Unknown	54,507	56,046	110,553
Other race includes Asian, native Hawaiian/Pacific Islander, or other.			
Ethnicity	284,947	456,675	741,622
Hispanic	74,939	93,407	168,346
Non-Hispanic	114,836	238,055	352,891
Unknown	95,172	125,213	220,385
Gender	284,947	456,675	741,622
Female	148,509	254,317	402,826
Male	135,514	201,666	337,180
Unknown	924	692	1,616



COVID-19: Calhoun County vaccine summary

Vaccination data through Apr 18, 2021 as of Apr 19, 2021 at 12:05 AM

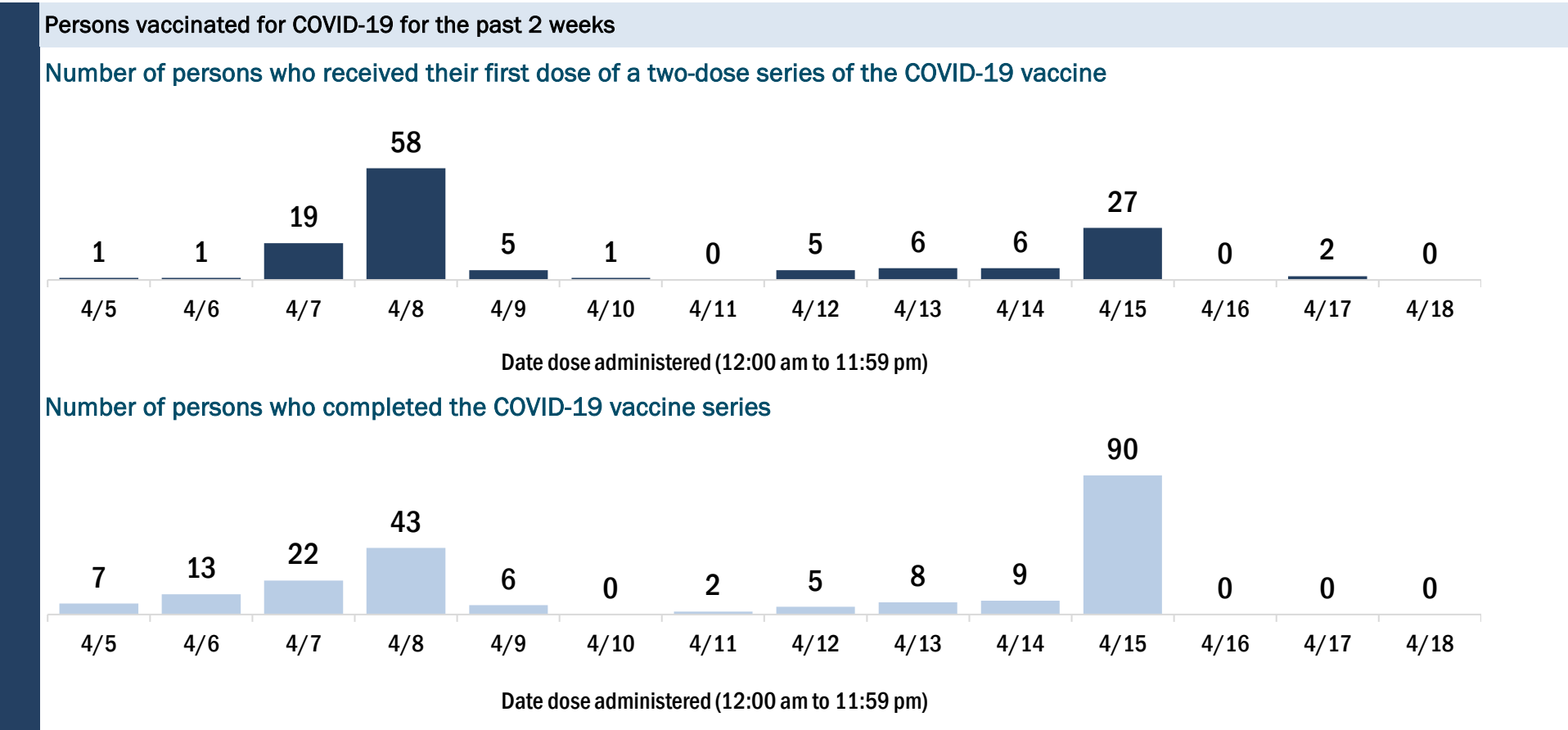
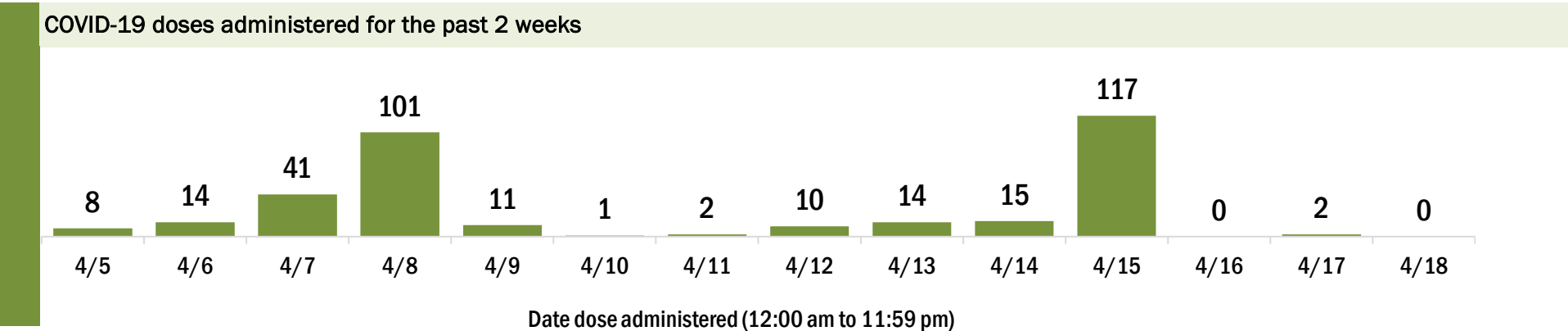
Data in this report are provisional and subject to change.

Data in this summary pertain to COVID-19 vaccines approved by the U.S. Food and Drug Administration and have been issued an Emergency Use Authorization (Janssen COVID-19 Vaccine, Moderna COVID-19 Vaccine and Pfizer-BioNTech COVID-19 Vaccine). These data summarize the number of people who have received either their first dose or have completed the series for a COVID-19 vaccine. **A person can only be counted in one category, first dose or series complete.** For persons receiving Moderna or Pfizer vaccines, once they receive their second dose, they are moved from the first dose column to the series completed column. **Because of this, the total first dose category may show a change from report to report not matching the total receiving their first dose from the previous day.** Persons receiving Johnson & Johnson vaccines will always be counted in the series completed column.

COVID-19 doses for vaccinated persons in Florida	
Doses administered	4,603
People receiving one dose of a 1-dose series (Johnson & Johnson) or receiving only one dose of a 2-dose series (Moderna, Pfizer) count once. Persons receiving both doses of a 2-dose series count twice.	

Current status of persons vaccinated for COVID-19 in Florida	
Total people vaccinated	2,645
First dose	523
Series completed	2,122
Completed 1-dose series	164
Completed 2-dose series	1,958
First dose: current number of people who have only received their first dose of the Moderna or Pfizer vaccine.	
Series complete: current number of people who have received both Moderna or Pfizer vaccine doses or one Johnson & Johnson dose and are considered fully immunized.	

Demographic summary	First dose	Series complete	Total people vaccinated
Age group	523	2,122	2,645
16-24 years	31	22	53
25-34 years	21	58	79
35-44 years	49	98	147
45-54 years	95	177	272
55-64 years	164	357	521
65-74 years	87	775	862
75-84 years	56	458	514
85+ years	20	177	197
Race	523	2,122	2,645
White	341	1,499	1,840
Black	52	136	188
American Indian/Alaskan	5	13	18
Other	54	308	362
Unknown	71	166	237
Other race includes Asian, native Hawaiian/Pacific Islander, or other.			
Ethnicity	523	2,122	2,645
Hispanic	16	40	56
Non-Hispanic	230	1,212	1,442
Unknown	277	870	1,147
Gender	523	2,122	2,645
Female	277	1,185	1,462
Male	246	936	1,182
Unknown	0	1	1



COVID-19: Charlotte County vaccine summary

Vaccination data through Apr 18, 2021 as of Apr 19, 2021 at 12:05 AM

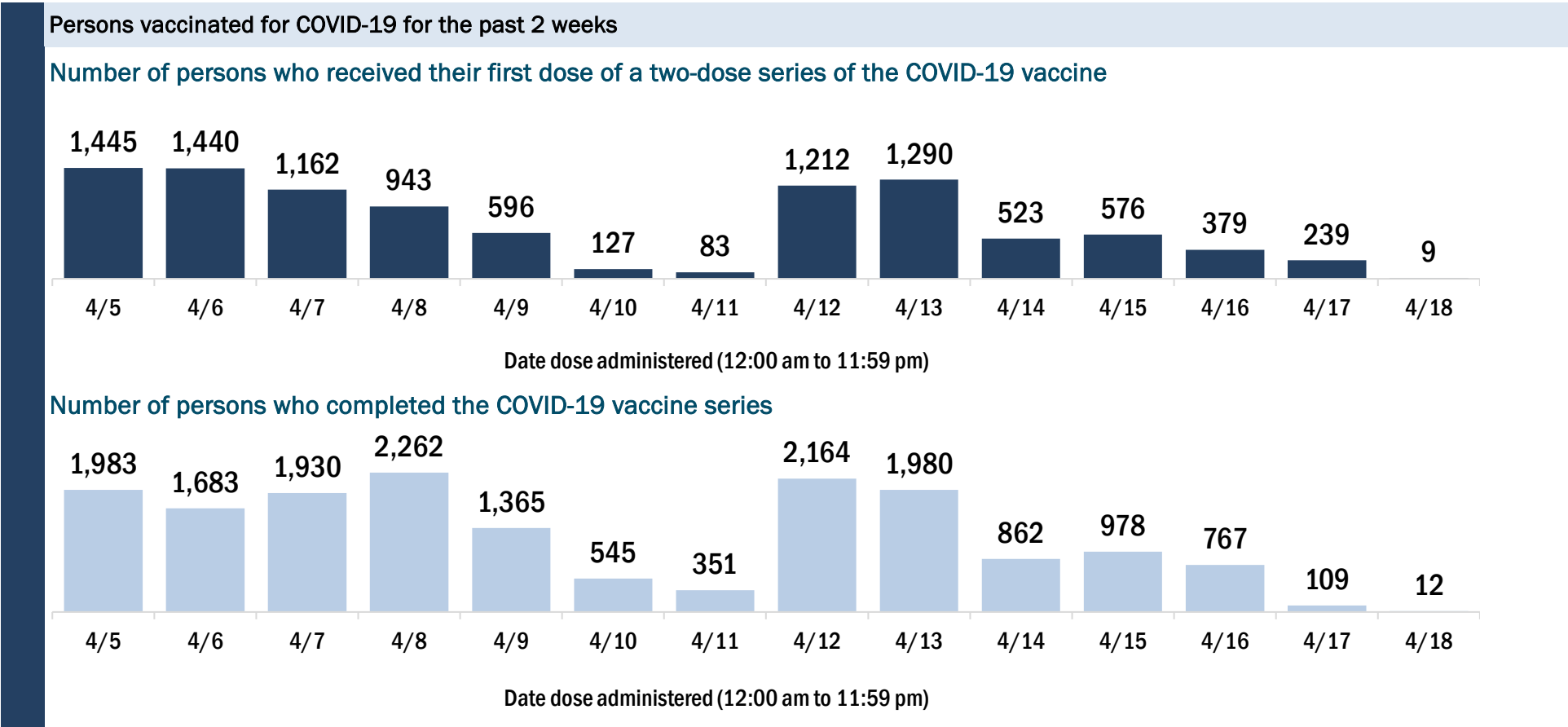
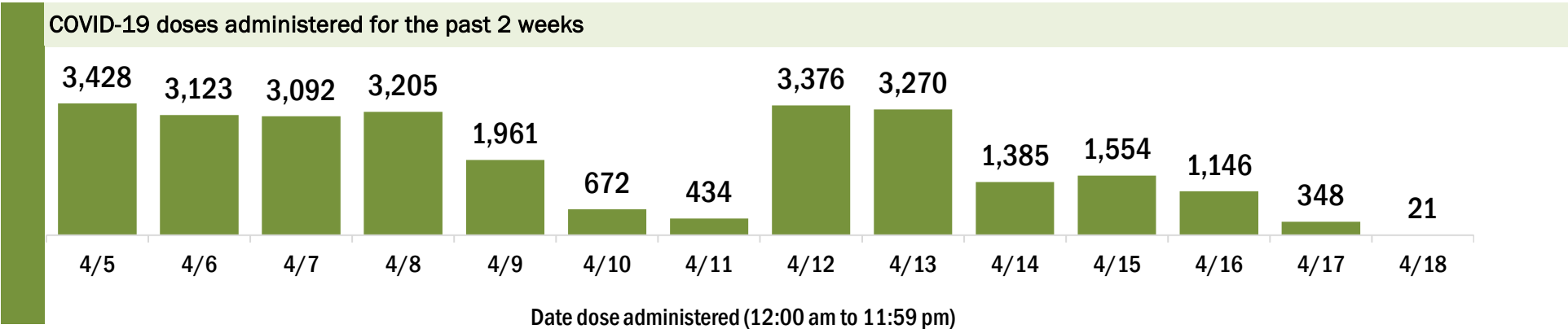
Data in this report are provisional and subject to change.

Data in this summary pertain to COVID-19 vaccines approved by the U.S. Food and Drug Administration and have been issued an Emergency Use Authorization (Janssen COVID-19 Vaccine, Moderna COVID-19 Vaccine and Pfizer-BioNTech COVID-19 Vaccine). These data summarize the number of people who have received either their first dose or have completed the series for a COVID-19 vaccine. **A person can only be counted in one category, first dose or series complete.** For persons receiving Moderna or Pfizer vaccines, once they receive their second dose, they are moved from the first dose column to the series completed column. **Because of this, the total first dose category may show a change from report to report not matching the total receiving their first dose from the previous day.** Persons receiving Johnson & Johnson vaccines will always be counted in the series completed column.

COVID-19 doses for vaccinated persons in Florida	
Doses administered	155,220
People receiving one dose of a 1-dose series (Johnson & Johnson) or receiving only one dose of a 2-dose series (Moderna, Pfizer) count once. Persons receiving both doses of a 2-dose series count twice.	

Current status of persons vaccinated for COVID-19 in Florida	
Total people vaccinated	98,026
First dose	35,607
Series completed	62,419
Completed 1-dose series	5,225
Completed 2-dose series	57,194
First dose: current number of people who have only received their first dose of the Moderna or Pfizer vaccine.	
Series complete: current number of people who have received both Moderna or Pfizer vaccine doses or one Johnson & Johnson dose and are considered fully immunized.	

Demographic summary	First dose	Series complete	Total people vaccinated
Age group	35,607	62,419	98,026
16-24 years	1,144	336	1,480
25-34 years	1,486	770	2,256
35-44 years	2,096	1,171	3,267
45-54 years	4,188	2,348	6,536
55-64 years	10,459	8,286	18,745
65-74 years	8,896	27,790	36,686
75-84 years	5,513	16,884	22,397
85+ years	1,825	4,834	6,659
Race	35,607	62,419	98,026
White	27,115	47,471	74,586
Black	1,072	967	2,039
American Indian/Alaskan	181	253	434
Other	2,318	4,074	6,392
Unknown	4,921	9,654	14,575
Other race includes Asian, native Hawaiian/Pacific Islander, or other.			
Ethnicity	35,607	62,419	98,026
Hispanic	1,490	1,193	2,683
Non-Hispanic	20,998	36,765	57,763
Unknown	13,119	24,461	37,580
Gender	35,607	62,419	98,026
Female	18,894	34,984	53,878
Male	16,682	27,409	44,091
Unknown	31	26	57



COVID-19: Citrus County vaccine summary

Vaccination data through Apr 18, 2021 as of Apr 19, 2021 at 12:05 AM

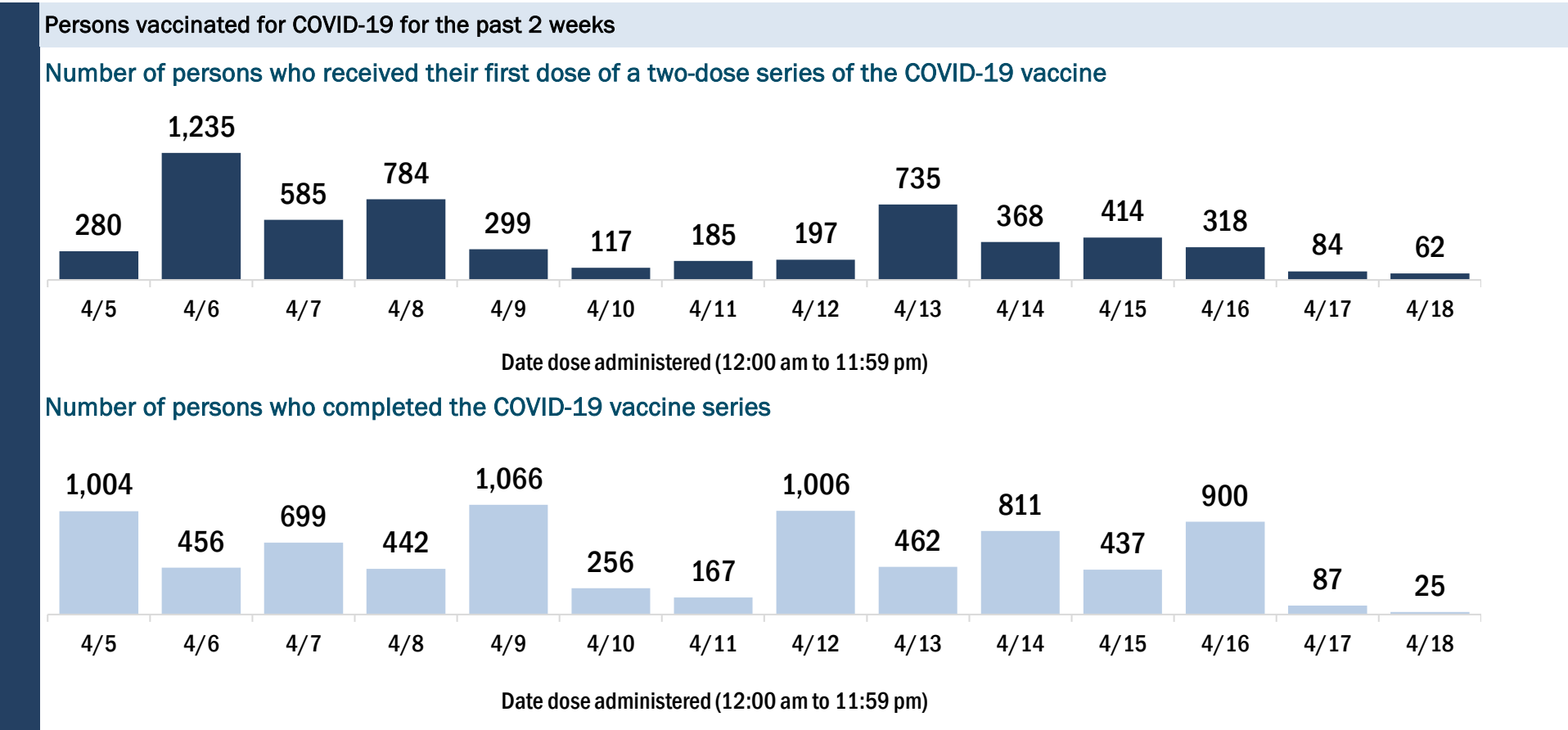
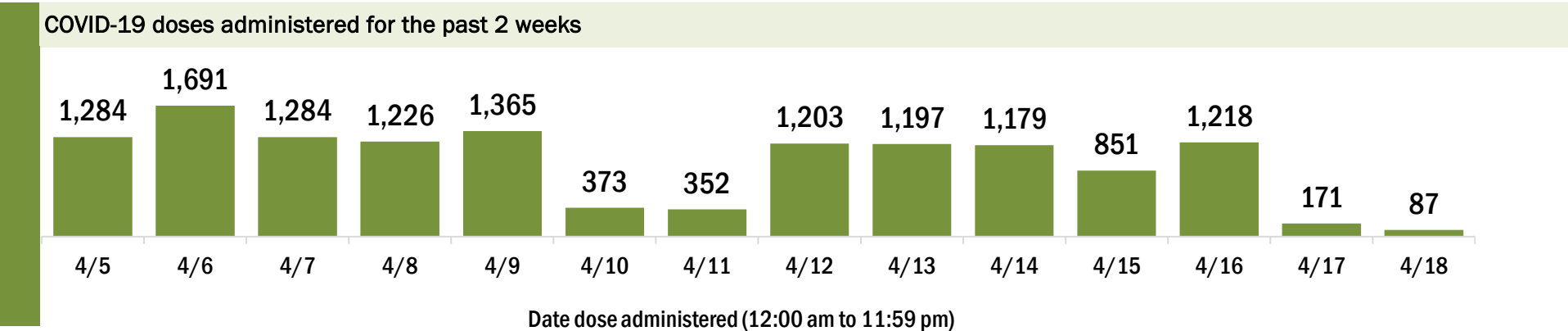
Data in this report are provisional and subject to change.

Data in this summary pertain to COVID-19 vaccines approved by the U.S. Food and Drug Administration and have been issued an Emergency Use Authorization (Janssen COVID-19 Vaccine, Moderna COVID-19 Vaccine and Pfizer-BioNTech COVID-19 Vaccine). These data summarize the number of people who have received either their first dose or have completed the series for a COVID-19 vaccine. **A person can only be counted in one category, first dose or series complete.** For persons receiving Moderna or Pfizer vaccines, once they receive their second dose, they are moved from the first dose column to the series completed column. **Because of this, the total first dose category may show a change from report to report not matching the total receiving their first dose from the previous day.** Persons receiving Johnson & Johnson vaccines will always be counted in the series completed column.

COVID-19 doses for vaccinated persons in Florida	
Doses administered	94,030
People receiving one dose of a 1-dose series (Johnson & Johnson) or receiving only one dose of a 2-dose series (Moderna, Pfizer) count once. Persons receiving both doses of a 2-dose series count twice.	

Current status of persons vaccinated for COVID-19 in Florida	
Total people vaccinated	57,018
First dose	18,556
Series completed	38,462
Completed 1-dose series	1,450
Completed 2-dose series	37,012
First dose: current number of people who have only received their first dose of the Moderna or Pfizer vaccine.	
Series complete: current number of people who have received both Moderna or Pfizer vaccine doses or one Johnson & Johnson dose and are considered fully immunized.	

Demographic summary	First dose	Series complete	Total people vaccinated
Age group	18,556	38,462	57,018
16-24 years	746	289	1,035
25-34 years	850	616	1,466
35-44 years	1,200	854	2,054
45-54 years	2,454	1,534	3,988
55-64 years	5,921	4,235	10,156
65-74 years	4,067	16,492	20,559
75-84 years	2,514	11,189	13,703
85+ years	804	3,253	4,057
Race	18,556	38,462	57,018
White	14,653	28,543	43,196
Black	373	506	879
American Indian/Alaskan	125	192	317
Other	1,001	2,741	3,742
Unknown	2,404	6,480	8,884
Other race includes Asian, native Hawaiian/Pacific Islander, or other.			
Ethnicity	18,556	38,462	57,018
Hispanic	968	903	1,871
Non-Hispanic	12,198	21,965	34,163
Unknown	5,390	15,594	20,984
Gender	18,556	38,462	57,018
Female	10,335	21,989	32,324
Male	8,196	16,462	24,658
Unknown	25	11	36



COVID-19: Clay County vaccine summary

Vaccination data through Apr 18, 2021 as of Apr 19, 2021 at 12:05 AM

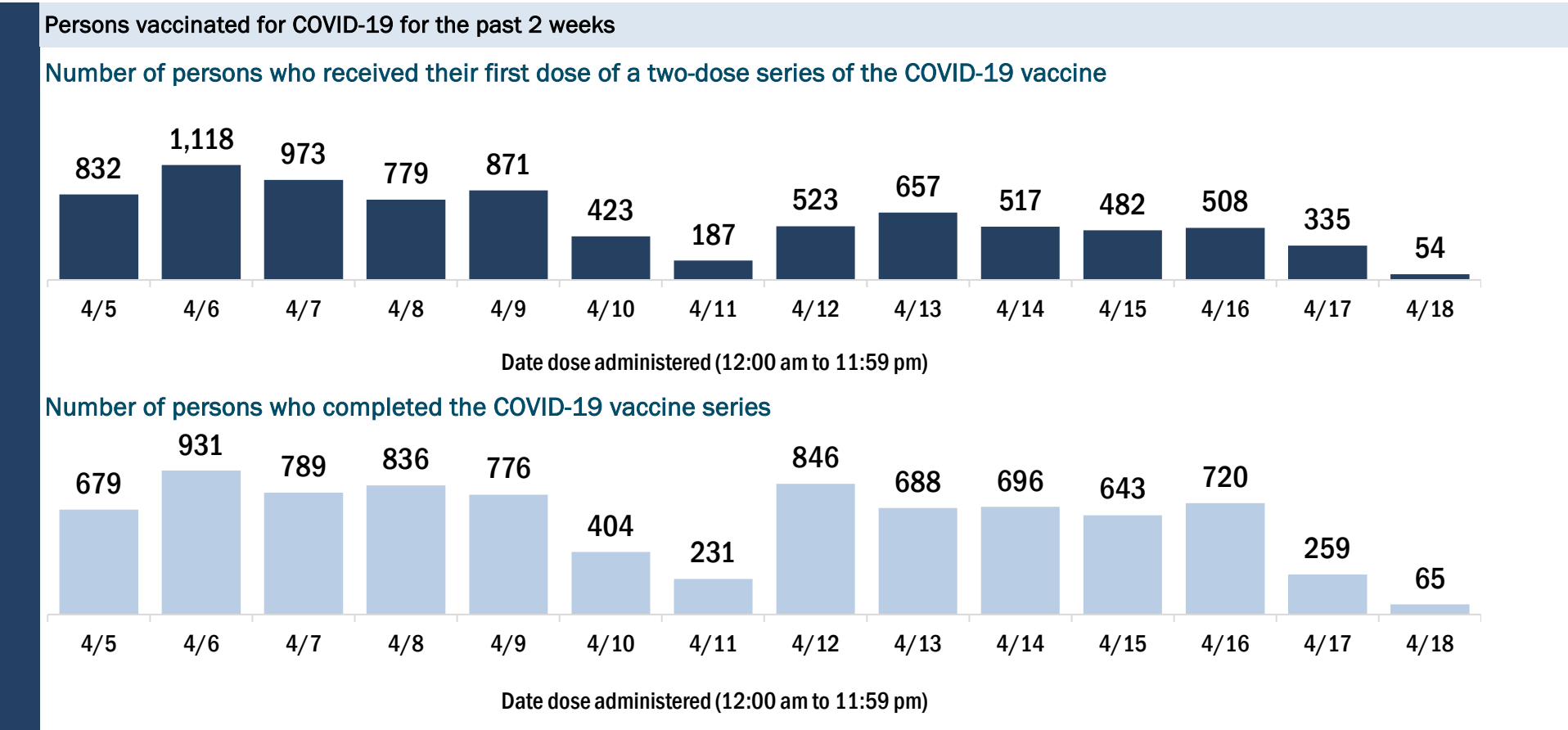
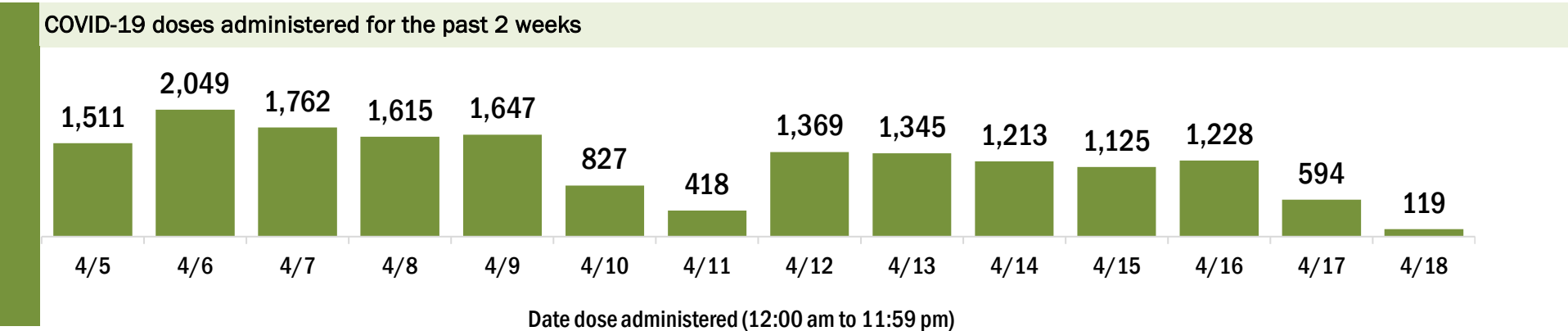
Data in this report are provisional and subject to change.

Data in this summary pertain to COVID-19 vaccines approved by the U.S. Food and Drug Administration and have been issued an Emergency Use Authorization (Janssen COVID-19 Vaccine, Moderna COVID-19 Vaccine and Pfizer-BioNTech COVID-19 Vaccine). These data summarize the number of people who have received either their first dose or have completed the series for a COVID-19 vaccine. **A person can only be counted in one category, first dose or series complete.** For persons receiving Moderna or Pfizer vaccines, once they receive their second dose, they are moved from the first dose column to the series completed column. **Because of this, the total first dose category may show a change from report to report not matching the total receiving their first dose from the previous day.** Persons receiving Johnson & Johnson vaccines will always be counted in the series completed column.

COVID-19 doses for vaccinated persons in Florida	
Doses administered	96,082
People receiving one dose of a 1-dose series (Johnson & Johnson) or receiving only one dose of a 2-dose series (Moderna, Pfizer) count once. Persons receiving both doses of a 2-dose series count twice.	

Current status of persons vaccinated for COVID-19 in Florida	
Total people vaccinated	58,988
First dose	18,939
Series completed	40,049
Completed 1-dose series	2,955
Completed 2-dose series	37,094
First dose: current number of people who have only received their first dose of the Moderna or Pfizer vaccine.	
Series complete: current number of people who have received both Moderna or Pfizer vaccine doses or one Johnson & Johnson dose and are considered fully immunized.	

Demographic summary	First dose	Series complete	Total people vaccinated
Age group	18,939	40,049	58,988
16-24 years	2,193	888	3,081
25-34 years	2,014	1,693	3,707
35-44 years	3,013	2,832	5,845
45-54 years	4,064	4,517	8,581
55-64 years	4,607	8,230	12,837
65-74 years	1,682	13,275	14,957
75-84 years	965	6,638	7,603
85+ years	401	1,976	2,377
Race	18,939	40,049	58,988
White	11,509	29,227	40,736
Black	1,668	2,623	4,291
American Indian/Alaskan	70	200	270
Other	2,448	3,630	6,078
Unknown	3,244	4,369	7,613
Other race includes Asian, native Hawaiian/Pacific Islander, or other.			
Ethnicity	18,939	40,049	58,988
Hispanic	1,700	1,660	3,360
Non-Hispanic	11,276	29,788	41,064
Unknown	5,963	8,601	14,564
Gender	18,939	40,049	58,988
Female	10,408	23,297	33,705
Male	8,365	16,747	25,112
Unknown	166	5	171



COVID-19: Collier County vaccine summary

Vaccination data through Apr 18, 2021 as of Apr 19, 2021 at 12:05 AM

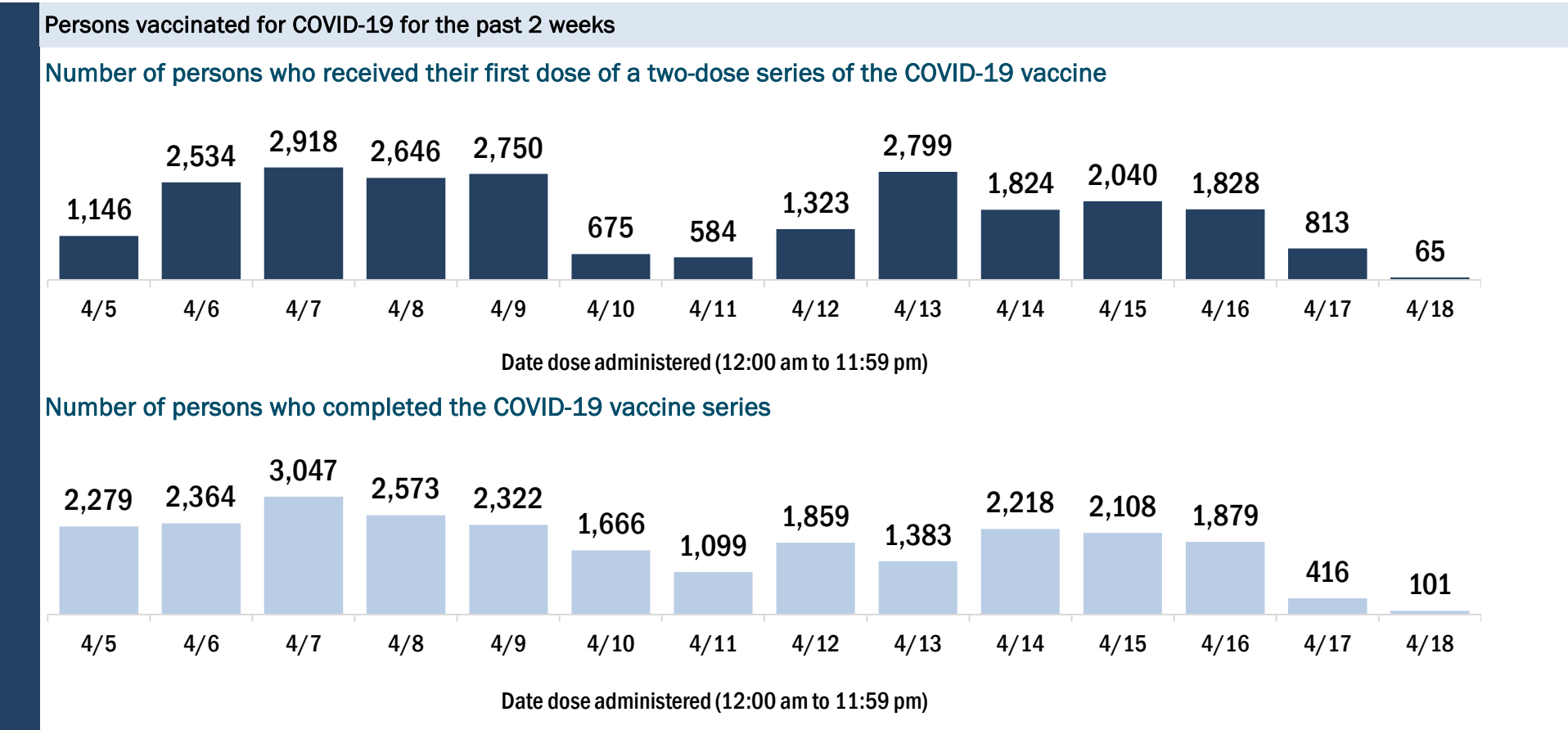
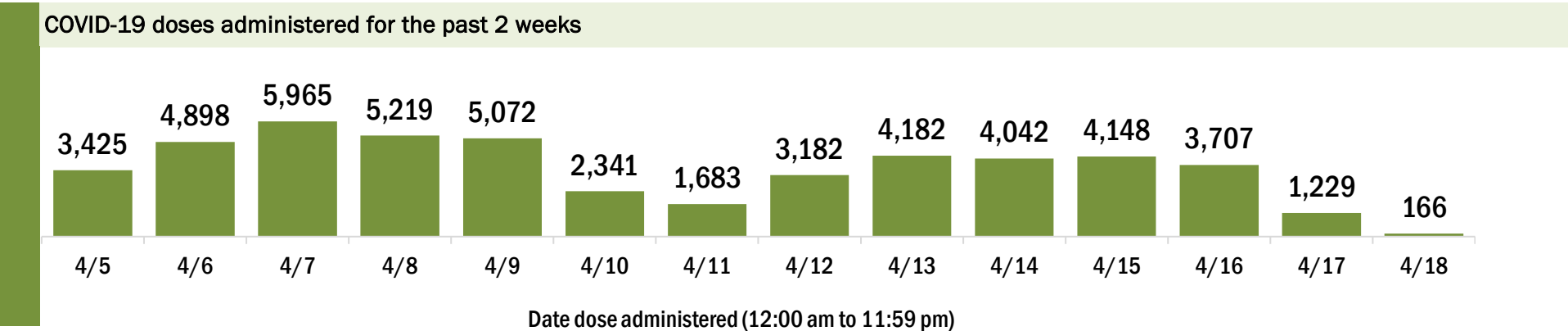
Data in this report are provisional and subject to change.

Data in this summary pertain to COVID-19 vaccines approved by the U.S. Food and Drug Administration and have been issued an Emergency Use Authorization (Janssen COVID-19 Vaccine, Moderna COVID-19 Vaccine and Pfizer-BioNTech COVID-19 Vaccine). These data summarize the number of people who have received either their first dose or have completed the series for a COVID-19 vaccine. **A person can only be counted in one category, first dose or series complete.** For persons receiving Moderna or Pfizer vaccines, once they receive their second dose, they are moved from the first dose column to the series completed column. **Because of this, the total first dose category may show a change from report to report not matching the total receiving their first dose from the previous day.** Persons receiving Johnson & Johnson vaccines will always be counted in the series completed column.

COVID-19 doses for vaccinated persons in Florida	
Doses administered	280,307
People receiving one dose of a 1-dose series (Johnson & Johnson) or receiving only one dose of a 2-dose series (Moderna, Pfizer) count once. Persons receiving both doses of a 2-dose series count twice.	

Current status of persons vaccinated for COVID-19 in Florida	
Total people vaccinated	176,126
First dose	60,258
Series completed	115,868
Completed 1-dose series	11,687
Completed 2-dose series	104,181
First dose: current number of people who have only received their first dose of the Moderna or Pfizer vaccine.	
Series complete: current number of people who have received both Moderna or Pfizer vaccine doses or one Johnson & Johnson dose and are considered fully immunized.	

Demographic summary	First dose	Series complete	Total people vaccinated
Age group	60,258	115,868	176,126
16-24 years	3,253	1,326	4,579
25-34 years	4,063	2,866	6,929
35-44 years	5,854	3,805	9,659
45-54 years	9,596	5,933	15,529
55-64 years	16,650	14,815	31,465
65-74 years	11,240	45,592	56,832
75-84 years	7,194	32,077	39,271
85+ years	2,408	9,454	11,862
Race	60,258	115,868	176,126
White	40,836	75,257	116,093
Black	1,198	1,326	2,524
American Indian/Alaskan	222	349	571
Other	5,129	8,900	14,029
Unknown	12,873	30,036	42,909
Other race includes Asian, native Hawaiian/Pacific Islander, or other.			
Ethnicity	60,258	115,868	176,126
Hispanic	8,759	5,806	14,565
Non-Hispanic	27,112	52,235	79,347
Unknown	24,387	57,827	82,214
Gender	60,258	115,868	176,126
Female	31,996	63,948	95,944
Male	27,991	51,659	79,650
Unknown	271	261	532



COVID-19: Columbia County vaccine summary

Vaccination data through Apr 18, 2021 as of Apr 19, 2021 at 12:05 AM

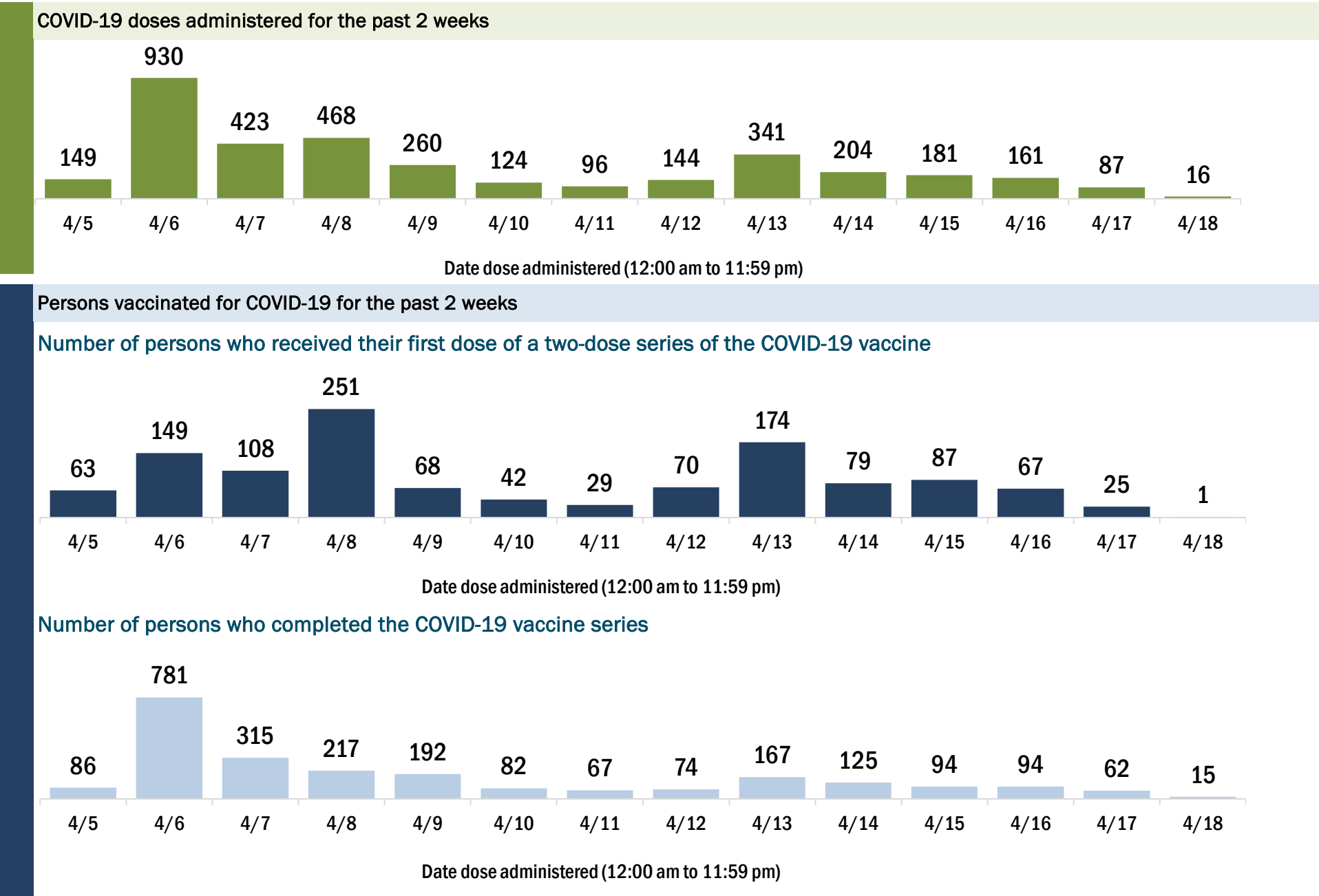
Data in this report are provisional and subject to change.

Data in this summary pertain to COVID-19 vaccines approved by the U.S. Food and Drug Administration and have been issued an Emergency Use Authorization (Janssen COVID-19 Vaccine, Moderna COVID-19 Vaccine and Pfizer-BioNTech COVID-19 Vaccine). These data summarize the number of people who have received either their first dose or have completed the series for a COVID-19 vaccine. **A person can only be counted in one category, first dose or series complete.** For persons receiving Moderna or Pfizer vaccines, once they receive their second dose, they are moved from the first dose column to the series completed column. **Because of this, the total first dose category may show a change from report to report not matching the total receiving their first dose from the previous day.** Persons receiving Johnson & Johnson vaccines will always be counted in the series completed column.

COVID-19 doses for vaccinated persons in Florida	
Doses administered	23,653
People receiving one dose of a 1-dose series (Johnson & Johnson) or receiving only one dose of a 2-dose series (Moderna, Pfizer) count once. Persons receiving both doses of a 2-dose series count twice.	

Current status of persons vaccinated for COVID-19 in Florida	
Total people vaccinated	14,390
First dose	3,539
Series completed	10,851
Completed 1-dose series	1,588
Completed 2-dose series	9,263
First dose: current number of people who have only received their first dose of the Moderna or Pfizer vaccine.	
Series complete: current number of people who have received both Moderna or Pfizer vaccine doses or one Johnson & Johnson dose and are considered fully immunized.	

Demographic summary	First dose	Series complete	Total people vaccinated
Age group	3,539	10,851	14,390
16-24 years	238	159	397
25-34 years	320	374	694
35-44 years	391	590	981
45-54 years	637	987	1,624
55-64 years	1,119	1,920	3,039
65-74 years	476	3,906	4,382
75-84 years	265	2,261	2,526
85+ years	93	654	747
Race	3,539	10,851	14,390
White	2,367	7,759	10,126
Black	439	1,132	1,571
American Indian/Alaskan	30	53	83
Other	344	726	1,070
Unknown	359	1,181	1,540
Other race includes Asian, native Hawaiian/Pacific Islander, or other.			
Ethnicity	3,539	10,851	14,390
Hispanic	202	303	505
Non-Hispanic	2,370	7,683	10,053
Unknown	967	2,865	3,832
Gender	3,539	10,851	14,390
Female	1,998	6,361	8,359
Male	1,538	4,490	6,028
Unknown	3	0	3



COVID-19: Dade County vaccine summary

Vaccination data through Apr 18, 2021 as of Apr 19, 2021 at 12:05 AM

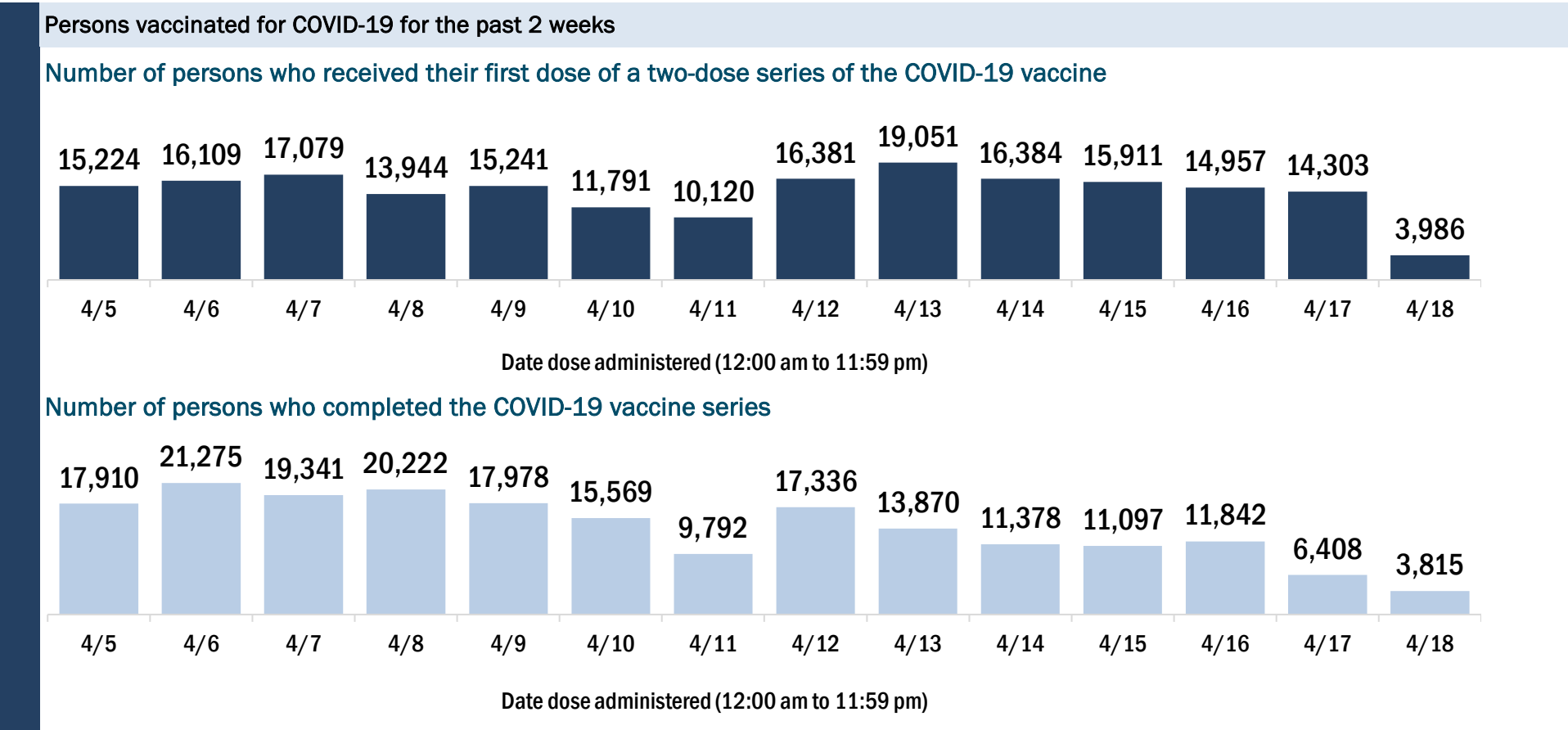
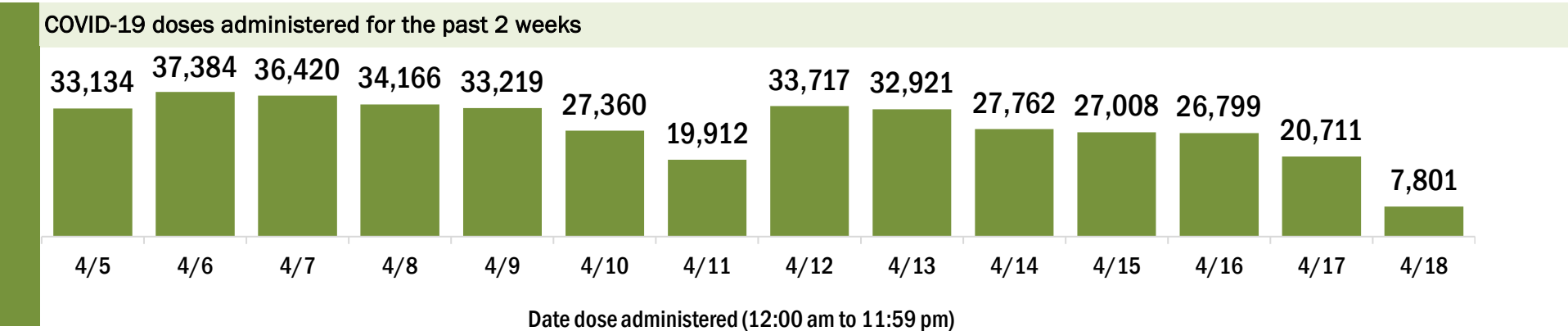
Data in this report are provisional and subject to change.

Data in this summary pertain to COVID-19 vaccines approved by the U.S. Food and Drug Administration and have been issued an Emergency Use Authorization (Janssen COVID-19 Vaccine, Moderna COVID-19 Vaccine and Pfizer-BioNTech COVID-19 Vaccine). These data summarize the number of people who have received either their first dose or have completed the series for a COVID-19 vaccine. **A person can only be counted in one category, first dose or series complete.** For persons receiving Moderna or Pfizer vaccines, once they receive their second dose, they are moved from the first dose column to the series completed column. **Because of this, the total first dose category may show a change from report to report not matching the total receiving their first dose from the previous day.** Persons receiving Johnson & Johnson vaccines will always be counted in the series completed column.

COVID-19 doses for vaccinated persons in Florida	
Doses administered	1,671,308
People receiving one dose of a 1-dose series (Johnson & Johnson) or receiving only one dose of a 2-dose series (Moderna, Pfizer) count once. Persons receiving both doses of a 2-dose series count twice.	

Current status of persons vaccinated for COVID-19 in Florida	
Total people vaccinated	1,084,386
First dose	401,026
Series completed	683,360
Completed 1-dose series	96,438
Completed 2-dose series	586,922
First dose: current number of people who have only received their first dose of the Moderna or Pfizer vaccine.	
Series complete: current number of people who have received both Moderna or Pfizer vaccine doses or one Johnson & Johnson dose and are considered fully immunized.	

Demographic summary	First dose	Series complete	Total people vaccinated
Age group	401,026	683,360	1,084,386
16-24 years	37,625	22,924	60,549
25-34 years	50,421	50,054	100,475
35-44 years	67,409	69,397	136,806
45-54 years	86,151	103,409	189,560
55-64 years	78,839	143,631	222,470
65-74 years	45,607	159,950	205,557
75-84 years	24,425	96,823	121,248
85+ years	10,549	37,172	47,721
Race	401,026	683,360	1,084,386
White	278,718	480,930	759,648
Black	22,695	48,408	71,103
American Indian/Alaskan	985	1,513	2,498
Other	39,953	75,790	115,743
Unknown	58,675	76,719	135,394
Other race includes Asian, native Hawaiian/Pacific Islander, or other.			
Ethnicity	401,026	683,360	1,084,386
Hispanic	199,525	340,503	540,028
Non-Hispanic	66,523	156,093	222,616
Unknown	134,978	186,764	321,742
Gender	401,026	683,360	1,084,386
Female	209,757	381,558	591,315
Male	189,316	300,825	490,141
Unknown	1,953	977	2,930



COVID-19: Desoto County vaccine summary

Vaccination data through Apr 18, 2021 as of Apr 19, 2021 at 12:05 AM

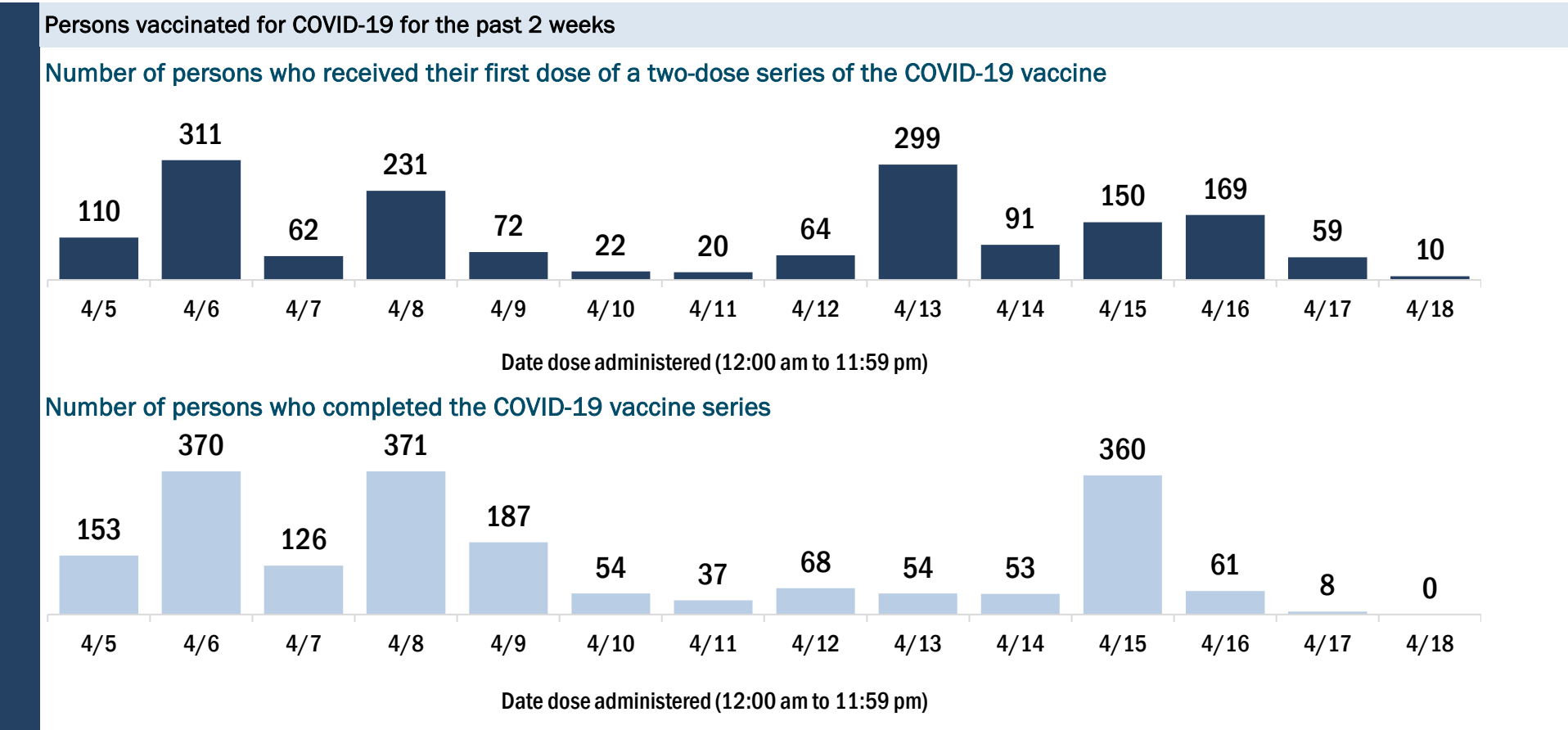
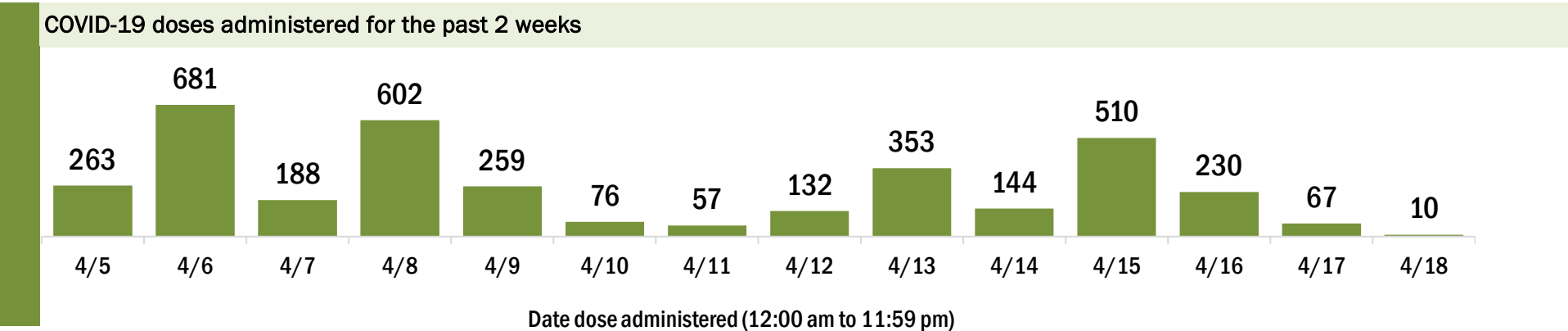
Data in this report are provisional and subject to change.

Data in this summary pertain to COVID-19 vaccines approved by the U.S. Food and Drug Administration and have been issued an Emergency Use Authorization (Janssen COVID-19 Vaccine, Moderna COVID-19 Vaccine and Pfizer-BioNTech COVID-19 Vaccine). These data summarize the number of people who have received either their first dose or have completed the series for a COVID-19 vaccine. **A person can only be counted in one category, first dose or series complete.** For persons receiving Moderna or Pfizer vaccines, once they receive their second dose, they are moved from the first dose column to the series completed column. **Because of this, the total first dose category may show a change from report to report not matching the total receiving their first dose from the previous day.** Persons receiving Johnson & Johnson vaccines will always be counted in the series completed column.

COVID-19 doses for vaccinated persons in Florida	
Doses administered	15,605
People receiving one dose of a 1-dose series (Johnson & Johnson) or receiving only one dose of a 2-dose series (Moderna, Pfizer) count once. Persons receiving both doses of a 2-dose series count twice.	

Current status of persons vaccinated for COVID-19 in Florida	
Total people vaccinated	10,114
First dose	4,127
Series completed	5,987
Completed 1-dose series	496
Completed 2-dose series	5,491
First dose: current number of people who have only received their first dose of the Moderna or Pfizer vaccine.	
Series complete: current number of people who have received both Moderna or Pfizer vaccine doses or one Johnson & Johnson dose and are considered fully immunized.	

Demographic summary	First dose	Series complete	Total people vaccinated
Age group	4,127	5,987	10,114
16-24 years	238	61	299
25-34 years	284	183	467
35-44 years	466	215	681
45-54 years	672	368	1,040
55-64 years	1,165	733	1,898
65-74 years	747	2,424	3,171
75-84 years	438	1,628	2,066
85+ years	117	375	492
Race	4,127	5,987	10,114
White	2,452	4,373	6,825
Black	253	323	576
American Indian/Alaskan	22	25	47
Other	675	441	1,116
Unknown	725	825	1,550
Other race includes Asian, native Hawaiian/Pacific Islander, or other.			
Ethnicity	4,127	5,987	10,114
Hispanic	965	295	1,260
Non-Hispanic	1,836	2,914	4,750
Unknown	1,326	2,778	4,104
Gender	4,127	5,987	10,114
Female	1,867	3,279	5,146
Male	2,260	2,707	4,967
Unknown	0	1	1



COVID-19: Dixie County vaccine summary

Vaccination data through Apr 18, 2021 as of Apr 19, 2021 at 12:05 AM

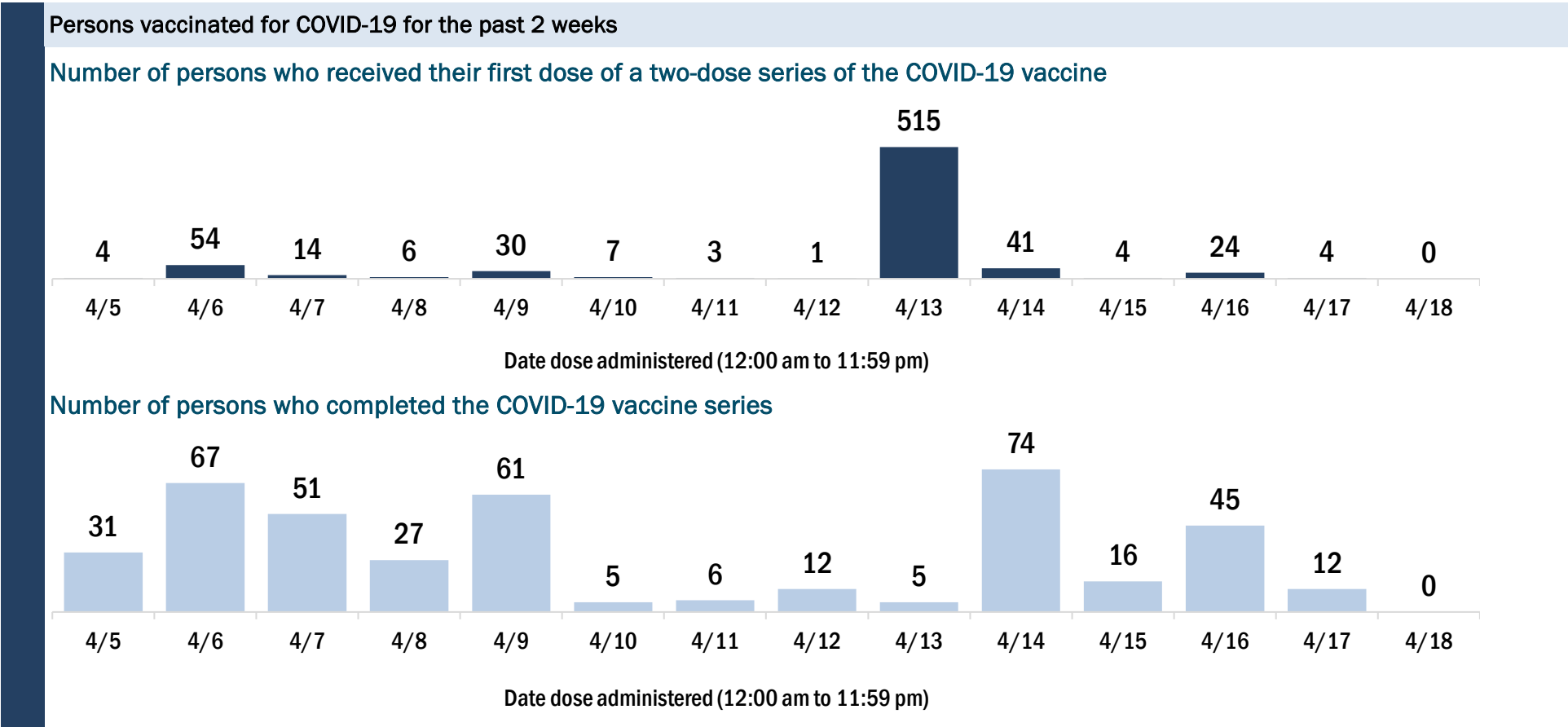
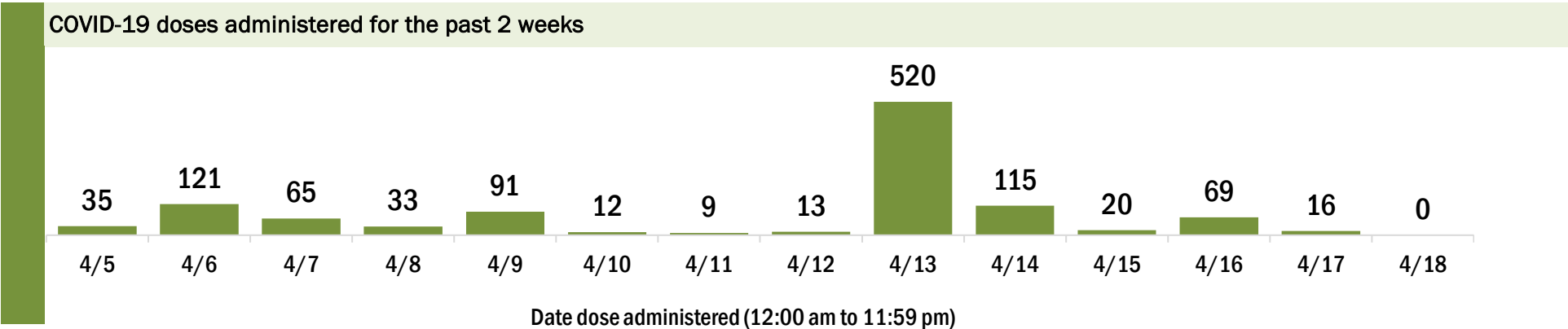
Data in this report are provisional and subject to change.

Data in this summary pertain to COVID-19 vaccines approved by the U.S. Food and Drug Administration and have been issued an Emergency Use Authorization (Janssen COVID-19 Vaccine, Moderna COVID-19 Vaccine and Pfizer-BioNTech COVID-19 Vaccine). These data summarize the number of people who have received either their first dose or have completed the series for a COVID-19 vaccine. **A person can only be counted in one category, first dose or series complete.** For persons receiving Moderna or Pfizer vaccines, once they receive their second dose, they are moved from the first dose column to the series completed column. **Because of this, the total first dose category may show a change from report to report not matching the total receiving their first dose from the previous day.** Persons receiving Johnson & Johnson vaccines will always be counted in the series completed column.

COVID-19 doses for vaccinated persons in Florida	
Doses administered	5,486
People receiving one dose of a 1-dose series (Johnson & Johnson) or receiving only one dose of a 2-dose series (Moderna, Pfizer) count once. Persons receiving both doses of a 2-dose series count twice.	

Current status of persons vaccinated for COVID-19 in Florida	
Total people vaccinated	3,656
First dose	1,521
Series completed	2,135
Completed 1-dose series	305
Completed 2-dose series	1,830
First dose: current number of people who have only received their first dose of the Moderna or Pfizer vaccine.	
Series complete: current number of people who have received both Moderna or Pfizer vaccine doses or one Johnson & Johnson dose and are considered fully immunized.	

Demographic summary	First dose	Series complete	Total people vaccinated
Age group	1,521	2,135	3,656
16-24 years	31	17	48
25-34 years	85	29	114
35-44 years	188	56	244
45-54 years	272	101	373
55-64 years	443	374	817
65-74 years	299	909	1,208
75-84 years	157	514	671
85+ years	46	135	181
Race	1,521	2,135	3,656
White	1,166	1,853	3,019
Black	245	77	322
American Indian/Alaskan	17	12	29
Other	53	65	118
Unknown	40	128	168
Other race includes Asian, native Hawaiian/Pacific Islander, or other.			
Ethnicity	1,521	2,135	3,656
Hispanic	39	41	80
Non-Hispanic	1,237	1,578	2,815
Unknown	245	516	761
Gender	1,521	2,135	3,656
Female	531	1,152	1,683
Male	990	983	1,973
Unknown	0	0	0



COVID-19: Duval County vaccine summary

Vaccination data through Apr 18, 2021 as of Apr 19, 2021 at 12:05 AM

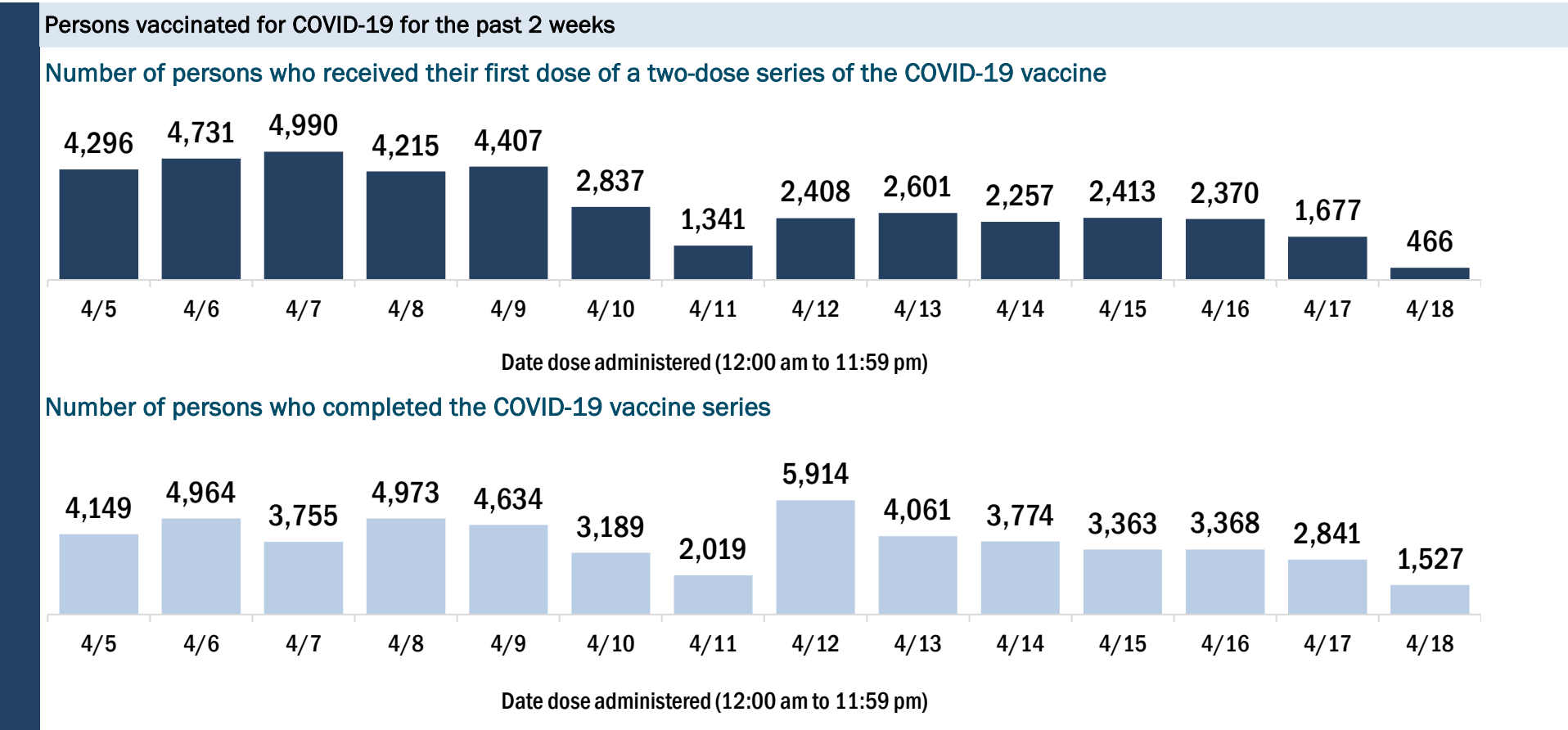
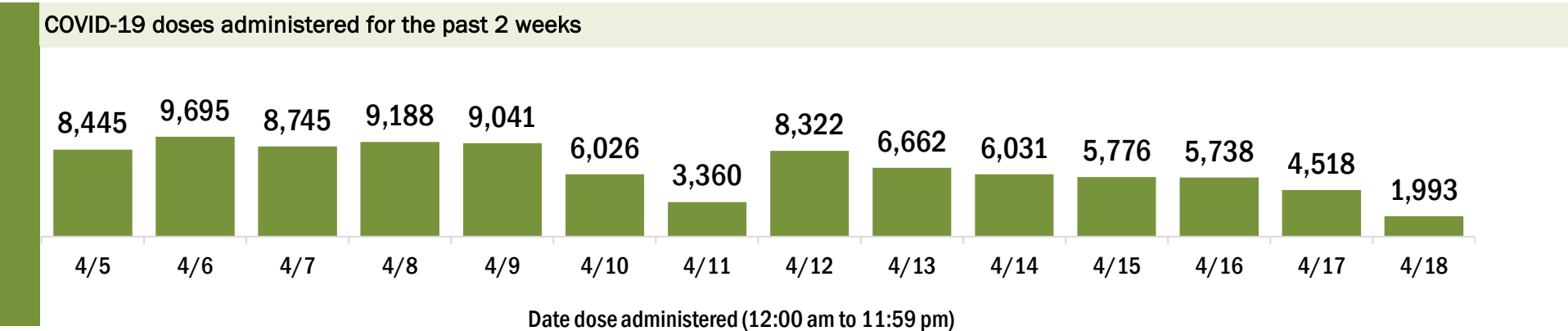
Data in this report are provisional and subject to change.

Data in this summary pertain to COVID-19 vaccines approved by the U.S. Food and Drug Administration and have been issued an Emergency Use Authorization (Janssen COVID-19 Vaccine, Moderna COVID-19 Vaccine and Pfizer-BioNTech COVID-19 Vaccine). These data summarize the number of people who have received either their first dose or have completed the series for a COVID-19 vaccine. **A person can only be counted in one category, first dose or series complete.** For persons receiving Moderna or Pfizer vaccines, once they receive their second dose, they are moved from the first dose column to the series completed column. **Because of this, the total first dose category may show a change from report to report not matching the total receiving their first dose from the previous day.** Persons receiving Johnson & Johnson vaccines will always be counted in the series completed column.

COVID-19 doses for vaccinated persons in Florida	
Doses administered	486,473
People receiving one dose of a 1-dose series (Johnson & Johnson) or receiving only one dose of a 2-dose series (Moderna, Pfizer) count once. Persons receiving both doses of a 2-dose series count twice.	

Current status of persons vaccinated for COVID-19 in Florida	
Total people vaccinated	305,990
First dose	102,171
Series completed	203,819
Completed 1-dose series	23,336
Completed 2-dose series	180,483
First dose: current number of people who have only received their first dose of the Moderna or Pfizer vaccine.	
Series complete: current number of people who have received both Moderna or Pfizer vaccine doses or one Johnson & Johnson dose and are considered fully immunized.	

Demographic summary	First dose	Series complete	Total people vaccinated
Age group	102,171	203,819	305,990
16-24 years	10,797	5,227	16,024
25-34 years	15,552	15,026	30,578
35-44 years	17,217	19,029	36,246
45-54 years	19,017	27,006	46,023
55-64 years	19,793	46,106	65,899
65-74 years	12,278	56,783	69,061
75-84 years	5,310	25,737	31,047
85+ years	2,207	8,905	11,112
Race	102,171	203,819	305,990
White	54,027	118,997	173,024
Black	15,367	35,159	50,526
American Indian/Alaskan	315	467	782
Other	16,543	23,878	40,421
Unknown	15,919	25,318	41,237
Other race includes Asian, native Hawaiian/Pacific Islander, or other.			
Ethnicity	102,171	203,819	305,990
Hispanic	9,570	8,798	18,368
Non-Hispanic	66,399	147,700	214,099
Unknown	26,202	47,321	73,523
Gender	102,171	203,819	305,990
Female	53,669	118,379	172,048
Male	46,027	85,328	131,355
Unknown	2,475	112	2,587



COVID-19: Escambia County vaccine summary

Vaccination data through Apr 18, 2021 as of Apr 19, 2021 at 12:05 AM

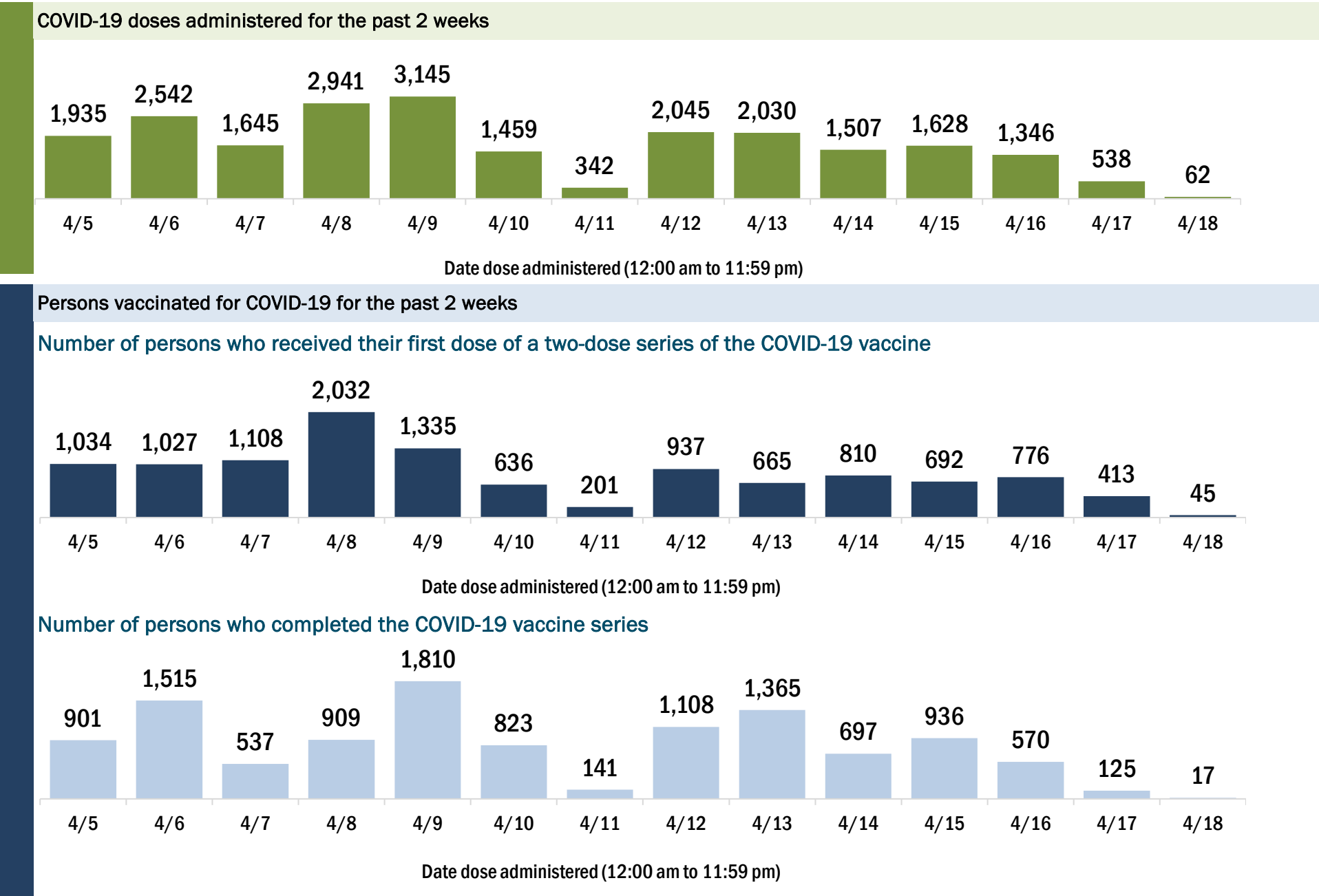
Data in this report are provisional and subject to change.

Data in this summary pertain to COVID-19 vaccines approved by the U.S. Food and Drug Administration and have been issued an Emergency Use Authorization (Janssen COVID-19 Vaccine, Moderna COVID-19 Vaccine and Pfizer-BioNTech COVID-19 Vaccine). These data summarize the number of people who have received either their first dose or have completed the series for a COVID-19 vaccine. **A person can only be counted in one category, first dose or series complete.** For persons receiving Moderna or Pfizer vaccines, once they receive their second dose, they are moved from the first dose column to the series completed column. **Because of this, the total first dose category may show a change from report to report not matching the total receiving their first dose from the previous day.** Persons receiving Johnson & Johnson vaccines will always be counted in the series completed column.

COVID-19 doses for vaccinated persons in Florida	
Doses administered	144,938
People receiving one dose of a 1-dose series (Johnson & Johnson) or receiving only one dose of a 2-dose series (Moderna, Pfizer) count once. Persons receiving both doses of a 2-dose series count twice.	

Current status of persons vaccinated for COVID-19 in Florida	
Total people vaccinated	90,618
First dose	30,026
Series completed	60,592
Completed 1-dose series	6,272
Completed 2-dose series	54,320
First dose: current number of people who have only received their first dose of the Moderna or Pfizer vaccine.	
Series complete: current number of people who have received both Moderna or Pfizer vaccine doses or one Johnson & Johnson dose and are considered fully immunized.	

Demographic summary	First dose	Series complete	Total people vaccinated
Age group	30,026	60,592	90,618
16-24 years	2,922	1,115	4,037
25-34 years	4,151	3,042	7,193
35-44 years	4,189	3,943	8,132
45-54 years	4,849	6,253	11,102
55-64 years	6,406	13,033	19,439
65-74 years	4,328	19,182	23,510
75-84 years	2,304	10,302	12,606
85+ years	877	3,722	4,599
Race	30,026	60,592	90,618
White	16,034	37,715	53,749
Black	4,006	8,829	12,835
American Indian/Alaskan	173	440	613
Other	2,883	5,568	8,451
Unknown	6,930	8,040	14,970
Other race includes Asian, native Hawaiian/Pacific Islander, or other.			
Ethnicity	30,026	60,592	90,618
Hispanic	1,217	1,314	2,531
Non-Hispanic	18,508	42,196	60,704
Unknown	10,301	17,082	27,383
Gender	30,026	60,592	90,618
Female	16,506	35,905	52,411
Male	13,420	24,655	38,075
Unknown	100	32	132



COVID-19: Flagler County vaccine summary

Vaccination data through Apr 18, 2021 as of Apr 19, 2021 at 12:05 AM

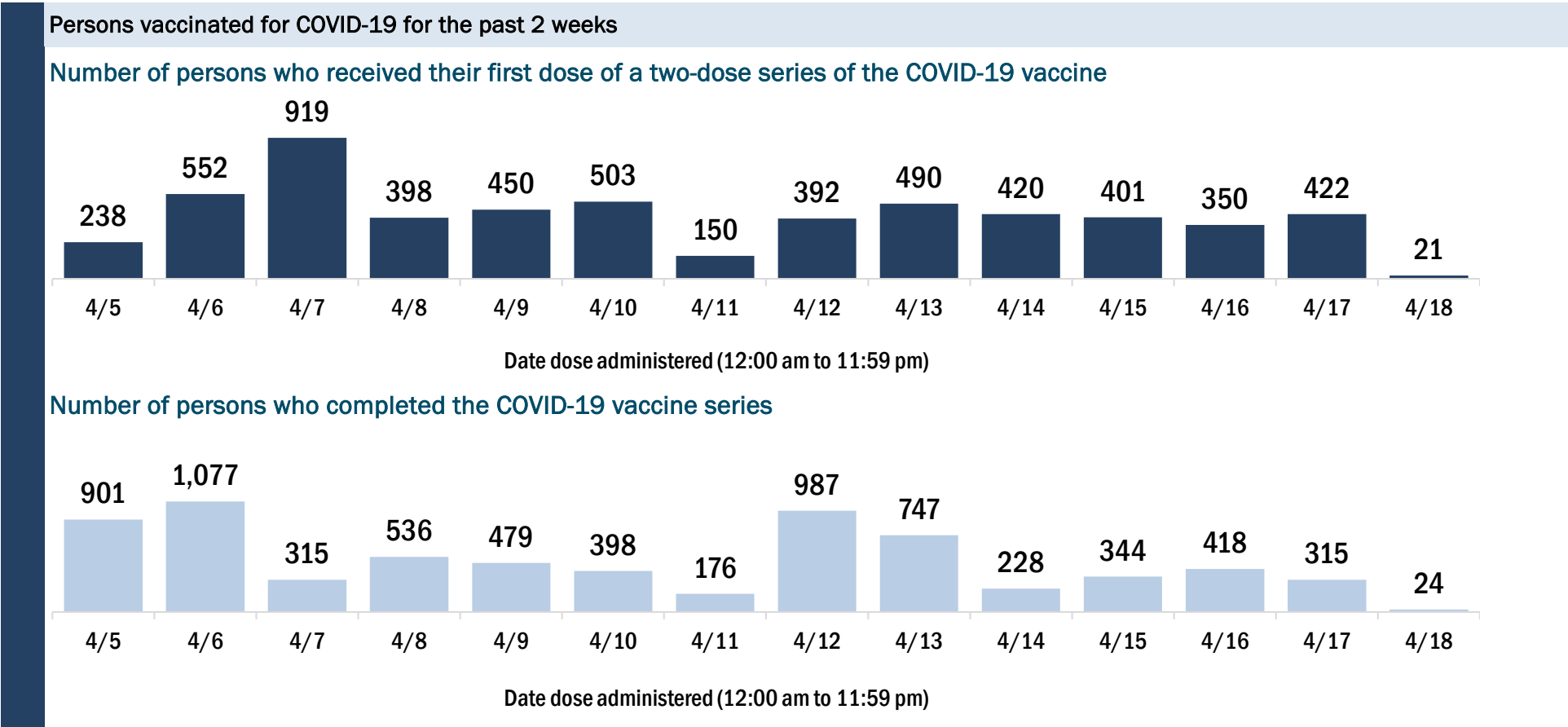
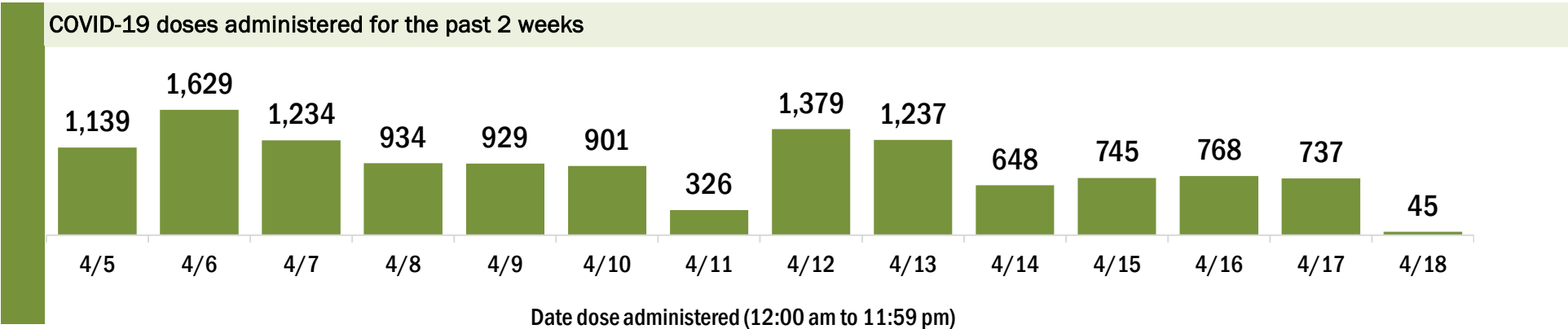
Data in this report are provisional and subject to change.

Data in this summary pertain to COVID-19 vaccines approved by the U.S. Food and Drug Administration and have been issued an Emergency Use Authorization (Janssen COVID-19 Vaccine, Moderna COVID-19 Vaccine and Pfizer-BioNTech COVID-19 Vaccine). These data summarize the number of people who have received either their first dose or have completed the series for a COVID-19 vaccine. **A person can only be counted in one category, first dose or series complete.** For persons receiving Moderna or Pfizer vaccines, once they receive their second dose, they are moved from the first dose column to the series completed column. **Because of this, the total first dose category may show a change from report to report not matching the total receiving their first dose from the previous day.** Persons receiving Johnson & Johnson vaccines will always be counted in the series completed column.

COVID-19 doses for vaccinated persons in Florida	
Doses administered	78,975
People receiving one dose of a 1-dose series (Johnson & Johnson) or receiving only one dose of a 2-dose series (Moderna, Pfizer) count once. Persons receiving both doses of a 2-dose series count twice.	

Current status of persons vaccinated for COVID-19 in Florida	
Total people vaccinated	48,429
First dose	15,766
Series completed	32,663
Completed 1-dose series	2,117
Completed 2-dose series	30,546
First dose: current number of people who have only received their first dose of the Moderna or Pfizer vaccine.	
Series complete: current number of people who have received both Moderna or Pfizer vaccine doses or one Johnson & Johnson dose and are considered fully immunized.	

Demographic summary	First dose	Series complete	Total people vaccinated
Age group	15,766	32,663	48,429
16-24 years	1,008	318	1,326
25-34 years	1,045	668	1,713
35-44 years	1,604	1,155	2,759
45-54 years	2,742	1,986	4,728
55-64 years	4,612	4,912	9,524
65-74 years	2,673	13,557	16,230
75-84 years	1,539	7,911	9,450
85+ years	543	2,156	2,699
Race	15,766	32,663	48,429
White	10,137	22,156	32,293
Black	1,031	2,123	3,154
American Indian/Alaskan	105	190	295
Other	1,345	3,011	4,356
Unknown	3,148	5,183	8,331
Other race includes Asian, native Hawaiian/Pacific Islander, or other.			
Ethnicity	15,766	32,663	48,429
Hispanic	1,494	1,634	3,128
Non-Hispanic	9,337	19,633	28,970
Unknown	4,935	11,396	16,331
Gender	15,766	32,663	48,429
Female	8,479	18,425	26,904
Male	7,073	14,111	21,184
Unknown	214	127	341



COVID-19: Franklin County vaccine summary

Vaccination data through Apr 18, 2021 as of Apr 19, 2021 at 12:05 AM

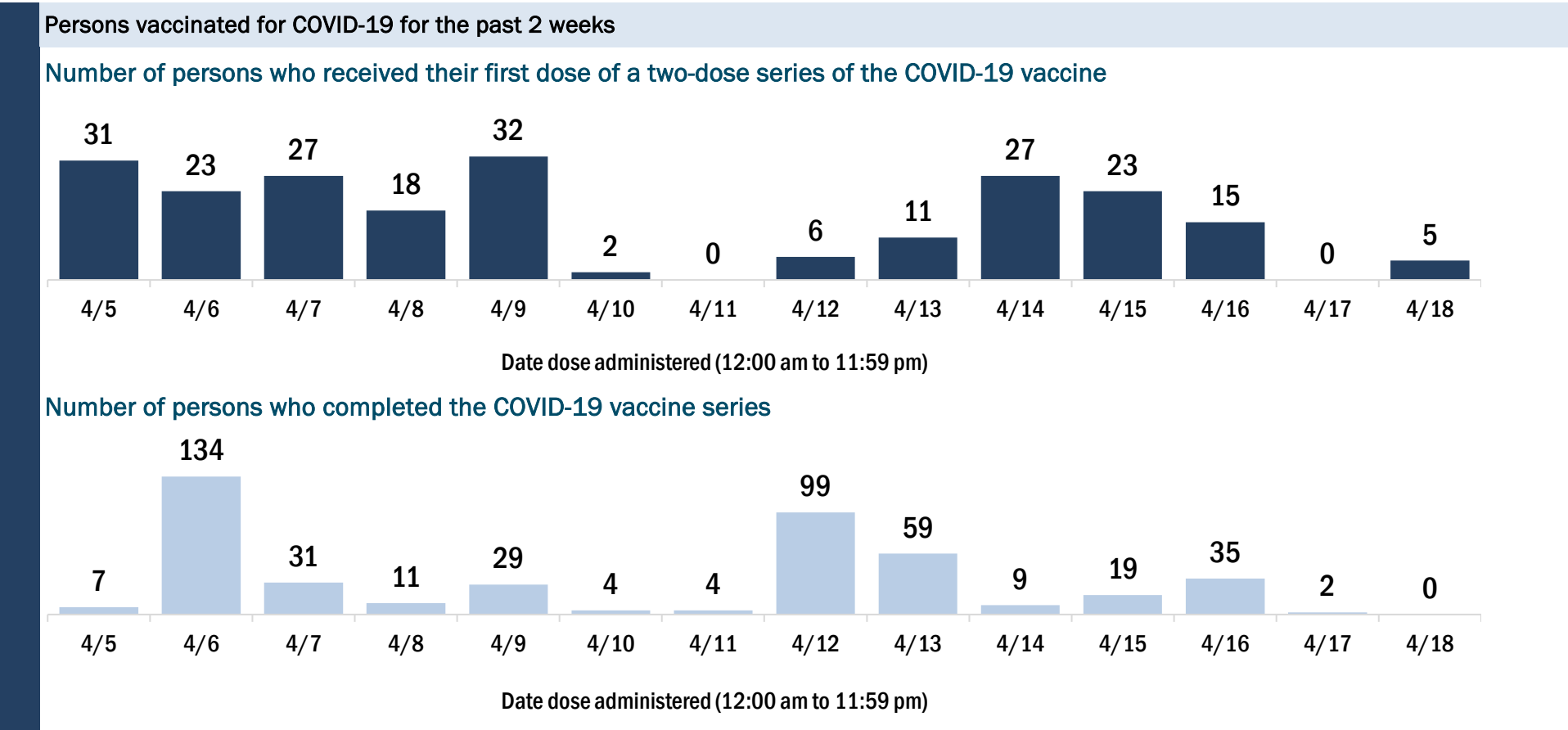
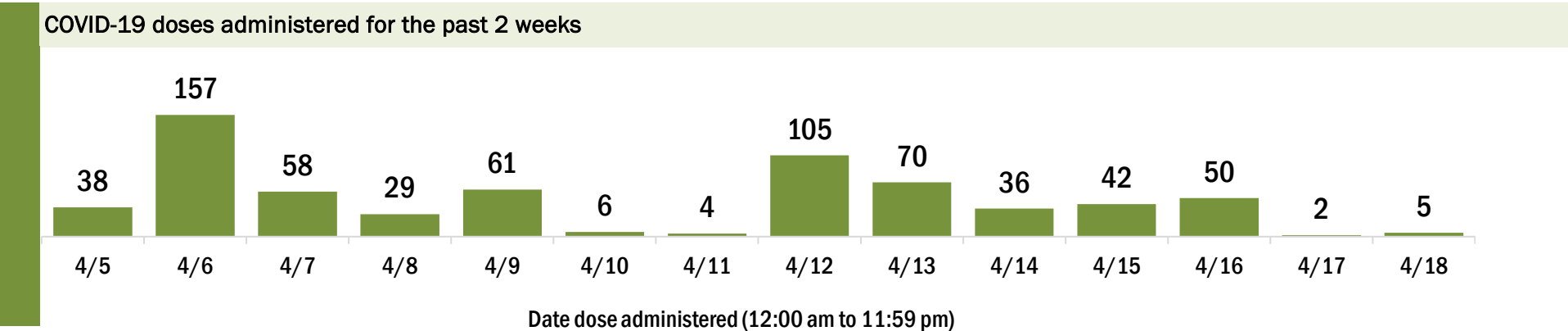
Data in this report are provisional and subject to change.

Data in this summary pertain to COVID-19 vaccines approved by the U.S. Food and Drug Administration and have been issued an Emergency Use Authorization (Janssen COVID-19 Vaccine, Moderna COVID-19 Vaccine and Pfizer-BioNTech COVID-19 Vaccine). These data summarize the number of people who have received either their first dose or have completed the series for a COVID-19 vaccine. **A person can only be counted in one category, first dose or series complete.** For persons receiving Moderna or Pfizer vaccines, once they receive their second dose, they are moved from the first dose column to the series completed column. **Because of this, the total first dose category may show a change from report to report not matching the total receiving their first dose from the previous day.** Persons receiving Johnson & Johnson vaccines will always be counted in the series completed column.

COVID-19 doses for vaccinated persons in Florida	
Doses administered	6,352
People receiving one dose of a 1-dose series (Johnson & Johnson) or receiving only one dose of a 2-dose series (Moderna, Pfizer) count once. Persons receiving both doses of a 2-dose series count twice.	

Current status of persons vaccinated for COVID-19 in Florida	
Total people vaccinated	3,584
First dose	736
Series completed	2,848
Completed 1-dose series	80
Completed 2-dose series	2,768
First dose: current number of people who have only received their first dose of the Moderna or Pfizer vaccine.	
Series complete: current number of people who have received both Moderna or Pfizer vaccine doses or one Johnson & Johnson dose and are considered fully immunized.	

Demographic summary	First dose	Series complete	Total people vaccinated
Age group	736	2,848	3,584
16-24 years	27	15	42
25-34 years	50	40	90
35-44 years	66	75	141
45-54 years	123	180	303
55-64 years	261	550	811
65-74 years	142	1,274	1,416
75-84 years	55	596	651
85+ years	12	118	130
Race	736	2,848	3,584
White	634	2,555	3,189
Black	46	130	176
American Indian/Alaskan	3	6	9
Other	36	107	143
Unknown	17	50	67
Other race includes Asian, native Hawaiian/Pacific Islander, or other.			
Ethnicity	736	2,848	3,584
Hispanic	20	38	58
Non-Hispanic	629	2,445	3,074
Unknown	87	365	452
Gender	736	2,848	3,584
Female	390	1,512	1,902
Male	346	1,336	1,682
Unknown	0	0	0



COVID-19: Gadsden County vaccine summary

Vaccination data through Apr 18, 2021 as of Apr 19, 2021 at 12:05 AM

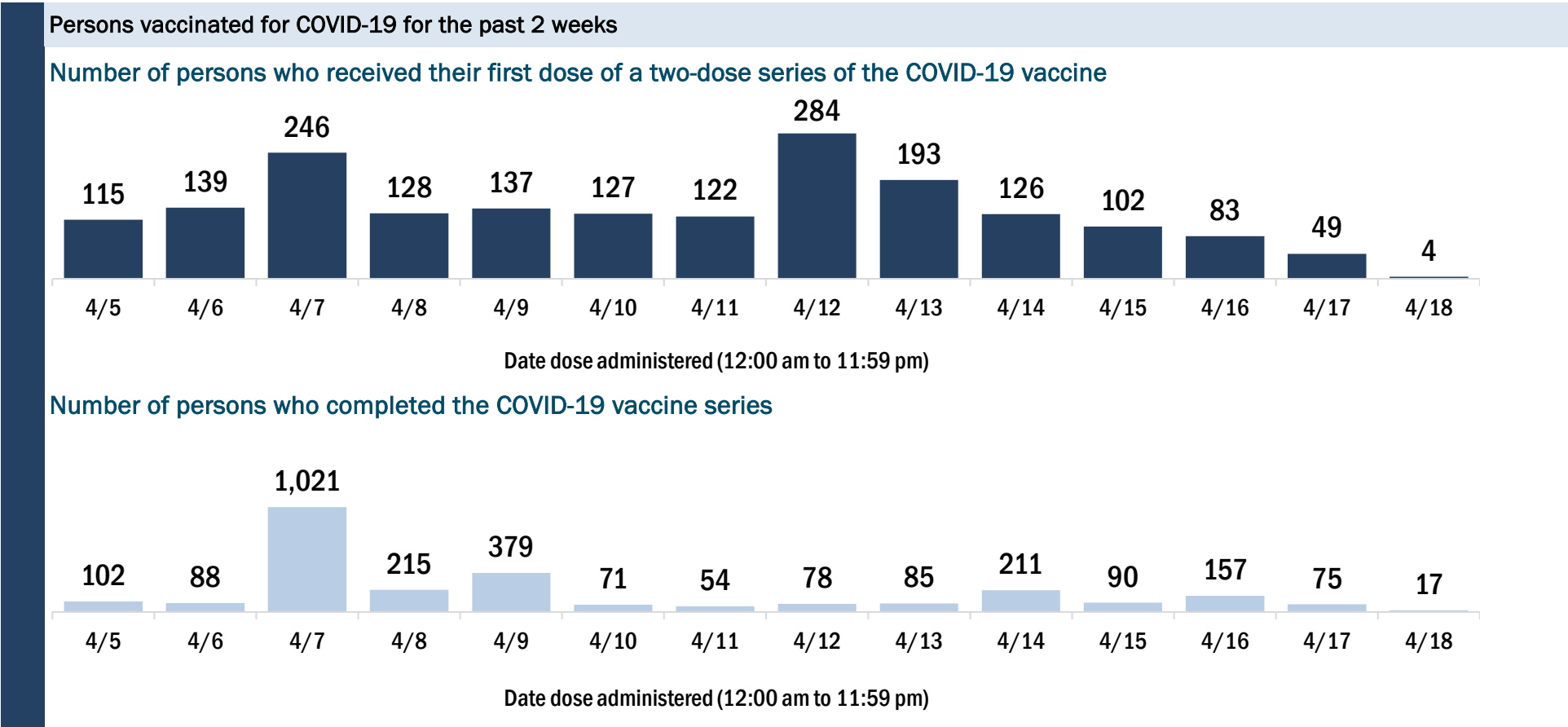
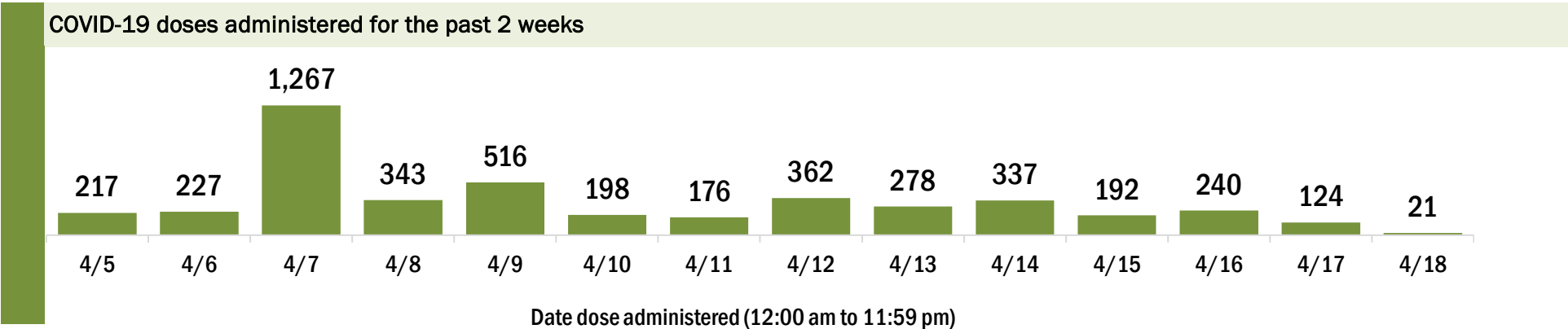
Data in this report are provisional and subject to change.

Data in this summary pertain to COVID-19 vaccines approved by the U.S. Food and Drug Administration and have been issued an Emergency Use Authorization (Janssen COVID-19 Vaccine, Moderna COVID-19 Vaccine and Pfizer-BioNTech COVID-19 Vaccine). These data summarize the number of people who have received either their first dose or have completed the series for a COVID-19 vaccine. **A person can only be counted in one category, first dose or series complete.** For persons receiving Moderna or Pfizer vaccines, once they receive their second dose, they are moved from the first dose column to the series completed column. **Because of this, the total first dose category may show a change from report to report not matching the total receiving their first dose from the previous day.** Persons receiving Johnson & Johnson vaccines will always be counted in the series completed column.

COVID-19 doses for vaccinated persons in Florida	
Doses administered	25,027
People receiving one dose of a 1-dose series (Johnson & Johnson) or receiving only one dose of a 2-dose series (Moderna, Pfizer) count once. Persons receiving both doses of a 2-dose series count twice.	

Current status of persons vaccinated for COVID-19 in Florida	
Total people vaccinated	15,591
First dose	4,449
Series completed	11,142
Completed 1-dose series	1,706
Completed 2-dose series	9,436
First dose: current number of people who have only received their first dose of the Moderna or Pfizer vaccine.	
Series complete: current number of people who have received both Moderna or Pfizer vaccine doses or one Johnson & Johnson dose and are considered fully immunized.	

Demographic summary	First dose	Series complete	Total people vaccinated
Age group	4,449	11,142	15,591
16-24 years	264	179	443
25-34 years	348	617	965
35-44 years	737	913	1,650
45-54 years	1,026	1,310	2,336
55-64 years	1,141	2,401	3,542
65-74 years	568	3,509	4,077
75-84 years	265	1,666	1,931
85+ years	100	547	647
Race	4,449	11,142	15,591
White	1,242	4,283	5,525
Black	2,004	4,620	6,624
American Indian/Alaskan	6	23	29
Other	746	1,406	2,152
Unknown	451	810	1,261
Other race includes Asian, native Hawaiian/Pacific Islander, or other.			
Ethnicity	4,449	11,142	15,591
Hispanic	511	346	857
Non-Hispanic	2,844	8,114	10,958
Unknown	1,094	2,682	3,776
Gender	4,449	11,142	15,591
Female	2,361	7,025	9,386
Male	2,088	4,117	6,205
Unknown	0	0	0



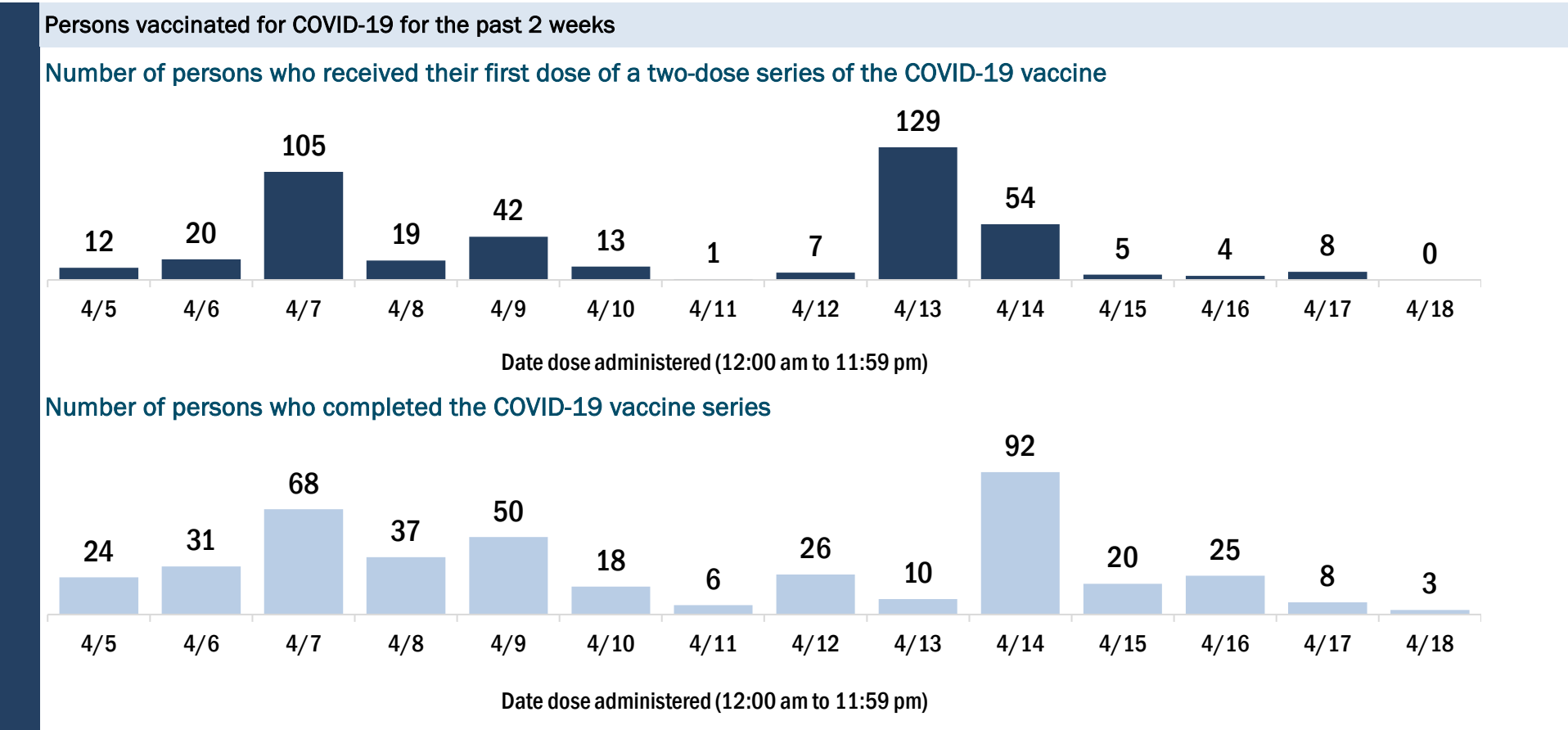
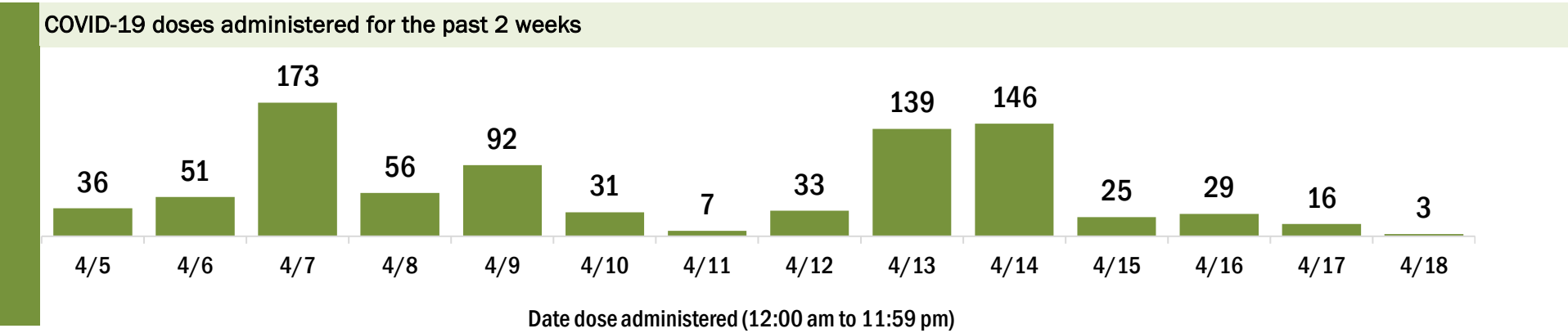
COVID-19: Gilchrist County vaccine summary

Vaccination data through Apr 18, 2021 as of Apr 19, 2021 at 12:05 AM

Data in this report are provisional and subject to change.

Data in this summary pertain to COVID-19 vaccines approved by the U.S. Food and Drug Administration and have been issued an Emergency Use Authorization (Janssen COVID-19 Vaccine, Moderna COVID-19 Vaccine and Pfizer-BioNTech COVID-19 Vaccine). These data summarize the number of people who have received either their first dose or have completed the series for a COVID-19 vaccine. **A person can only be counted in one category, first dose or series complete.** For persons receiving Moderna or Pfizer vaccines, once they receive their second dose, they are moved from the first dose column to the series completed column. **Because of this, the total first dose category may show a change from report to report not matching the total receiving their first dose from the previous day.** Persons receiving Johnson & Johnson vaccines will always be counted in the series completed column.

COVID-19 doses for vaccinated persons in Florida		Demographic summary			
Doses administered	5,829	First dose	Series complete	Total people vaccinated	
People receiving one dose of a 1-dose series (Johnson & Johnson) or receiving only one dose of a 2-dose series (Moderna, Pfizer) count once. Persons receiving both doses of a 2-dose series count twice.		Age group	1,043	2,598	3,641
		16-24 years	41	48	89
		25-34 years	63	77	140
		35-44 years	108	124	232
		45-54 years	175	219	394
		55-64 years	346	440	786
		65-74 years	206	915	1,121
		75-84 years	74	588	662
		85+ years	30	187	217
		Race	1,043	2,598	3,641
		White	818	1,829	2,647
		Black	45	40	85
		American Indian/Alaskan	5	9	14
		Other	74	202	276
		Unknown	101	518	619
		Other race includes Asian, native Hawaiian/Pacific Islander, or other.			
		Ethnicity	1,043	2,598	3,641
		Hispanic	69	54	123
		Non-Hispanic	593	1,109	1,702
		Unknown	381	1,435	1,816
		Gender	1,043	2,598	3,641
		Female	533	1,531	2,064
		Male	509	1,067	1,576
		Unknown	1	0	1



COVID-19: Glades County vaccine summary

Vaccination data through Apr 18, 2021 as of Apr 19, 2021 at 12:05 AM

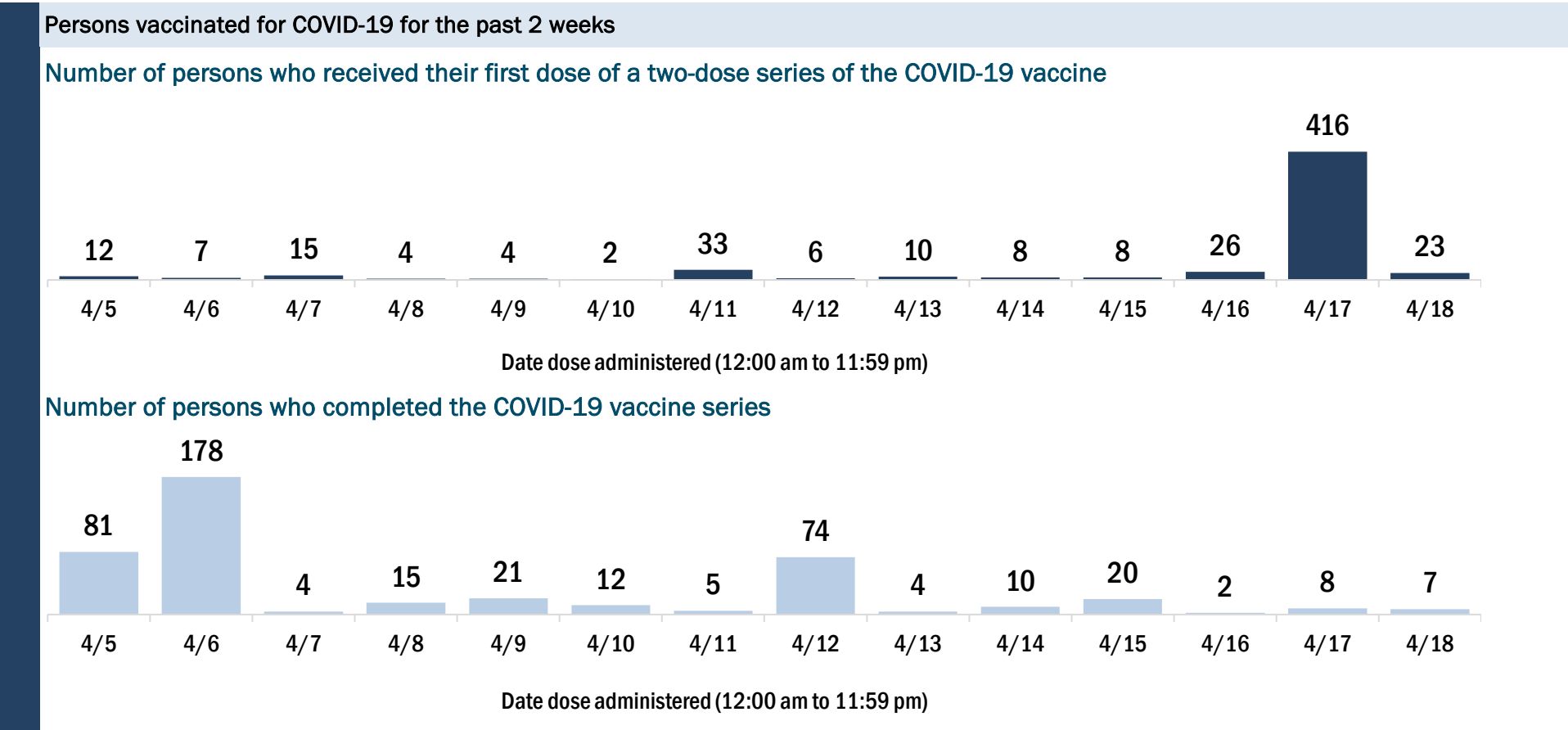
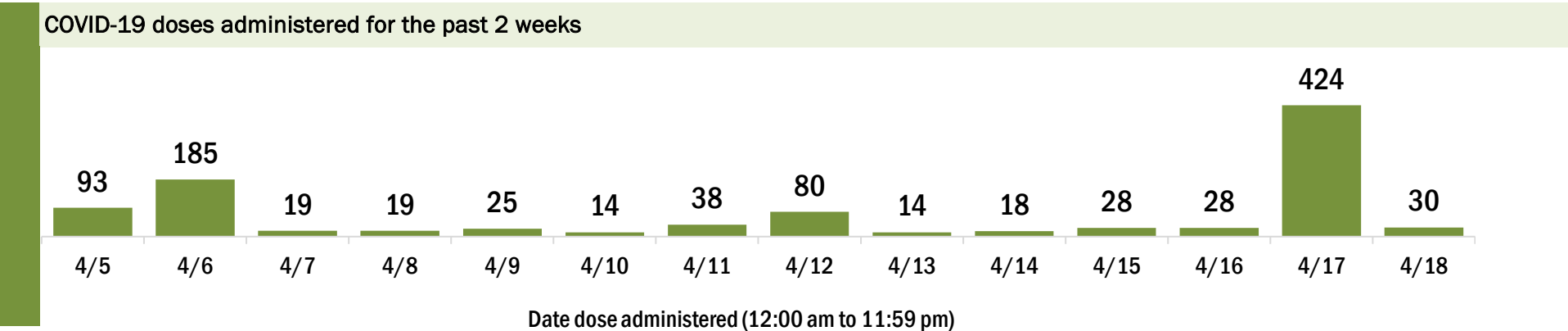
Data in this report are provisional and subject to change.

Data in this summary pertain to COVID-19 vaccines approved by the U.S. Food and Drug Administration and have been issued an Emergency Use Authorization (Janssen COVID-19 Vaccine, Moderna COVID-19 Vaccine and Pfizer-BioNTech COVID-19 Vaccine). These data summarize the number of people who have received either their first dose or have completed the series for a COVID-19 vaccine. **A person can only be counted in one category, first dose or series complete.** For persons receiving Moderna or Pfizer vaccines, once they receive their second dose, they are moved from the first dose column to the series completed column. **Because of this, the total first dose category may show a change from report to report not matching the total receiving their first dose from the previous day.** Persons receiving Johnson & Johnson vaccines will always be counted in the series completed column.

COVID-19 doses for vaccinated persons in Florida	
Doses administered	4,593
People receiving one dose of a 1-dose series (Johnson & Johnson) or receiving only one dose of a 2-dose series (Moderna, Pfizer) count once. Persons receiving both doses of a 2-dose series count twice.	

Current status of persons vaccinated for COVID-19 in Florida	
Total people vaccinated	2,898
First dose	982
Series completed	1,916
Completed 1-dose series	221
Completed 2-dose series	1,695
First dose: current number of people who have only received their first dose of the Moderna or Pfizer vaccine.	
Series complete: current number of people who have received both Moderna or Pfizer vaccine doses or one Johnson & Johnson dose and are considered fully immunized.	

Demographic summary	First dose	Series complete	Total people vaccinated
Age group	982	1,916	2,898
16-24 years	122	8	130
25-34 years	234	45	279
35-44 years	137	63	200
45-54 years	137	106	243
55-64 years	198	241	439
65-74 years	80	791	871
75-84 years	59	559	618
85+ years	15	103	118
Race	982	1,916	2,898
White	795	1,430	2,225
Black	46	90	136
American Indian/Alaskan	4	15	19
Other	51	83	134
Unknown	86	298	384
Other race includes Asian, native Hawaiian/Pacific Islander, or other.			
Ethnicity	982	1,916	2,898
Hispanic	503	72	575
Non-Hispanic	259	876	1,135
Unknown	220	968	1,188
Gender	982	1,916	2,898
Female	266	896	1,162
Male	716	1,020	1,736
Unknown	0	0	0



COVID-19: Gulf County vaccine summary

Vaccination data through Apr 18, 2021 as of Apr 19, 2021 at 12:05 AM

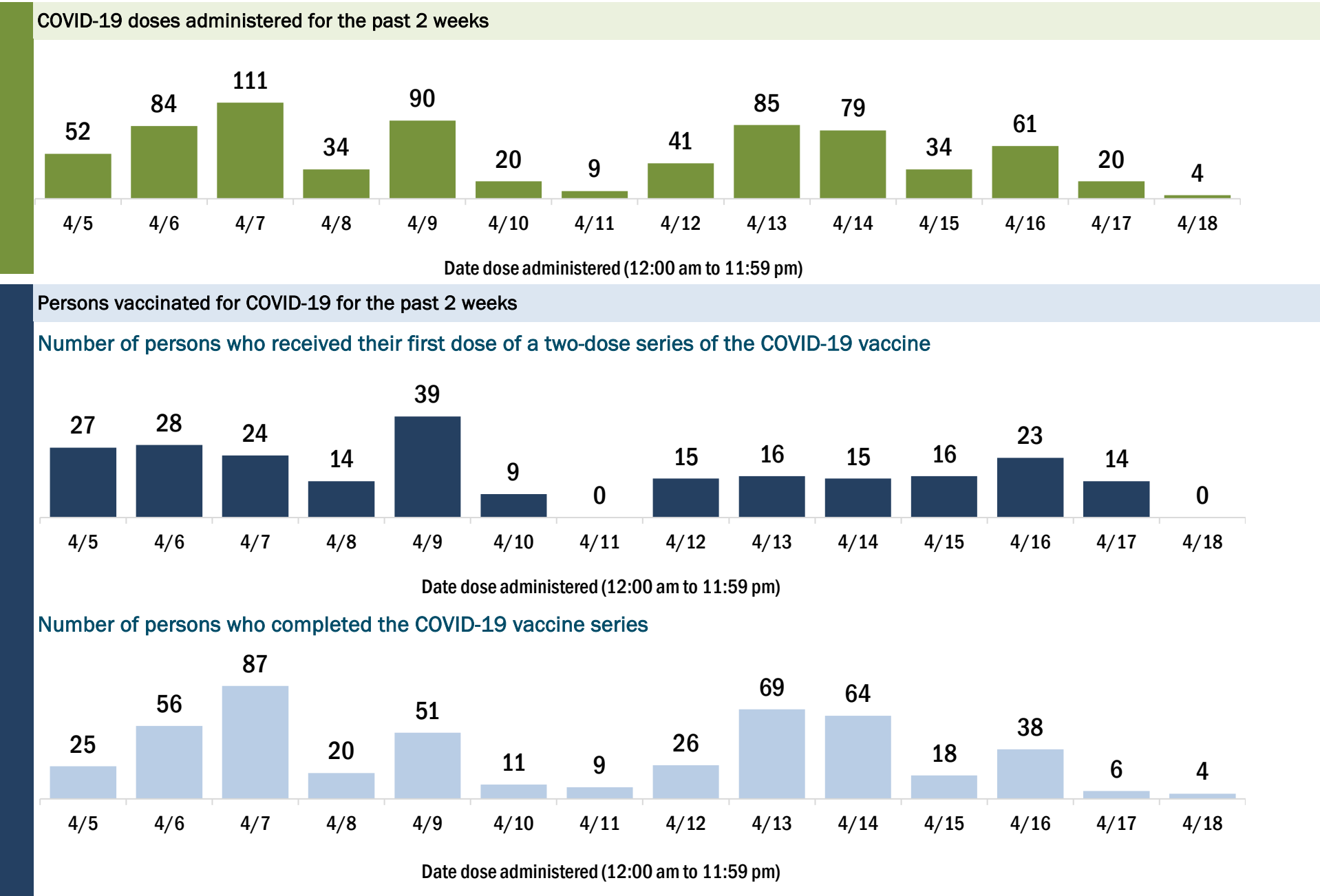
Data in this report are provisional and subject to change.

Data in this summary pertain to COVID-19 vaccines approved by the U.S. Food and Drug Administration and have been issued an Emergency Use Authorization (Janssen COVID-19 Vaccine, Moderna COVID-19 Vaccine and Pfizer-BioNTech COVID-19 Vaccine). These data summarize the number of people who have received either their first dose or have completed the series for a COVID-19 vaccine. **A person can only be counted in one category, first dose or series complete.** For persons receiving Moderna or Pfizer vaccines, once they receive their second dose, they are moved from the first dose column to the series completed column. **Because of this, the total first dose category may show a change from report to report not matching the total receiving their first dose from the previous day.** Persons receiving Johnson & Johnson vaccines will always be counted in the series completed column.

COVID-19 doses for vaccinated persons in Florida	
Doses administered	6,891
People receiving one dose of a 1-dose series (Johnson & Johnson) or receiving only one dose of a 2-dose series (Moderna, Pfizer) count once. Persons receiving both doses of a 2-dose series count twice.	

Current status of persons vaccinated for COVID-19 in Florida	
Total people vaccinated	3,981
First dose	831
Series completed	3,150
Completed 1-dose series	240
Completed 2-dose series	2,910
First dose: current number of people who have only received their first dose of the Moderna or Pfizer vaccine.	
Series complete: current number of people who have received both Moderna or Pfizer vaccine doses or one Johnson & Johnson dose and are considered fully immunized.	

Demographic summary	First dose	Series complete	Total people vaccinated
Age group	831	3,150	3,981
16-24 years	47	33	80
25-34 years	54	54	108
35-44 years	87	85	172
45-54 years	177	190	367
55-64 years	246	493	739
65-74 years	128	1,429	1,557
75-84 years	83	677	760
85+ years	9	189	198
Race	831	3,150	3,981
White	677	2,791	3,468
Black	84	216	300
American Indian/Alaskan	1	10	11
Other	38	79	117
Unknown	31	54	85
Other race includes Asian, native Hawaiian/Pacific Islander, or other.			
Ethnicity	831	3,150	3,981
Hispanic	17	32	49
Non-Hispanic	583	2,907	3,490
Unknown	231	211	442
Gender	831	3,150	3,981
Female	453	1,675	2,128
Male	378	1,475	1,853
Unknown	0	0	0



COVID-19: Hamilton County vaccine summary

Vaccination data through Apr 18, 2021 as of Apr 19, 2021 at 12:05 AM

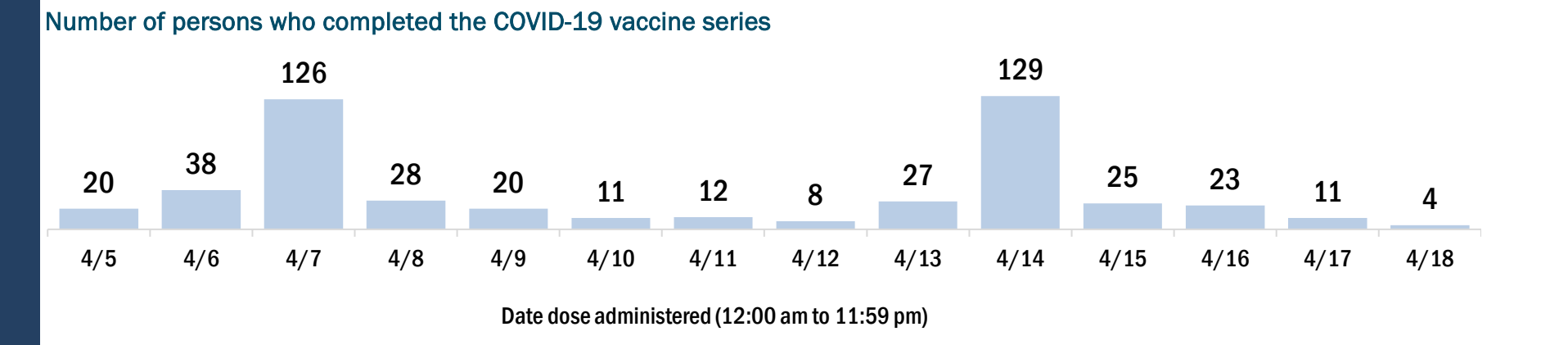
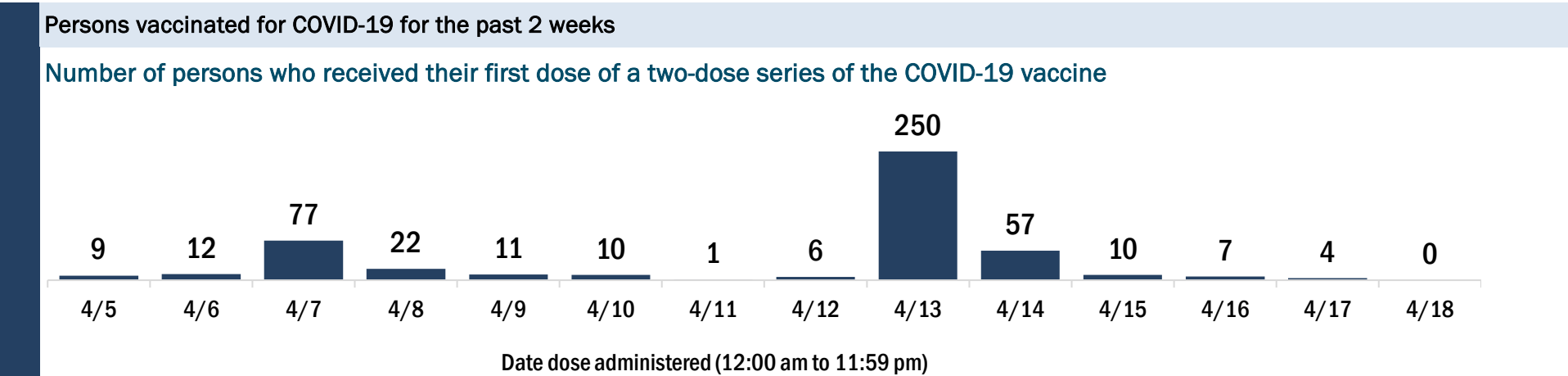
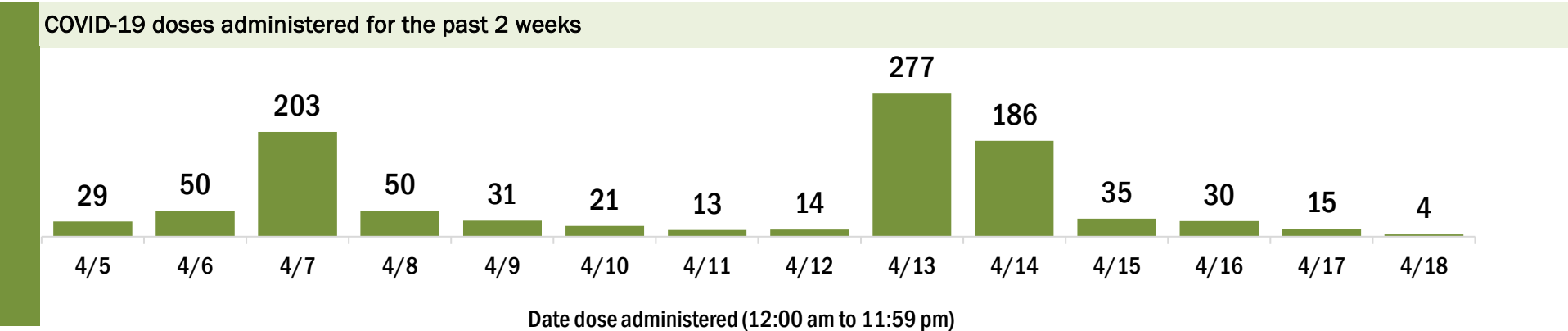
Data in this report are provisional and subject to change.

Data in this summary pertain to COVID-19 vaccines approved by the U.S. Food and Drug Administration and have been issued an Emergency Use Authorization (Janssen COVID-19 Vaccine, Moderna COVID-19 Vaccine and Pfizer-BioNTech COVID-19 Vaccine). These data summarize the number of people who have received either their first dose or have completed the series for a COVID-19 vaccine. **A person can only be counted in one category, first dose or series complete.** For persons receiving Moderna or Pfizer vaccines, once they receive their second dose, they are moved from the first dose column to the series completed column. **Because of this, the total first dose category may show a change from report to report not matching the total receiving their first dose from the previous day.** Persons receiving Johnson & Johnson vaccines will always be counted in the series completed column.

COVID-19 doses for vaccinated persons in Florida	
Doses administered	4,768
People receiving one dose of a 1-dose series (Johnson & Johnson) or receiving only one dose of a 2-dose series (Moderna, Pfizer) count once. Persons receiving both doses of a 2-dose series count twice.	

Current status of persons vaccinated for COVID-19 in Florida	
Total people vaccinated	2,878
First dose	784
Series completed	2,094
Completed 1-dose series	204
Completed 2-dose series	1,890
First dose: current number of people who have only received their first dose of the Moderna or Pfizer vaccine.	
Series complete: current number of people who have received both Moderna or Pfizer vaccine doses or one Johnson & Johnson dose and are considered fully immunized.	

Demographic summary	First dose	Series complete	Total people vaccinated
Age group	784	2,094	2,878
16-24 years	40	19	59
25-34 years	73	43	116
35-44 years	116	72	188
45-54 years	152	152	304
55-64 years	234	400	634
65-74 years	96	876	972
75-84 years	42	430	472
85+ years	31	102	133
Race	784	2,094	2,878
White	431	1,252	1,683
Black	244	485	729
American Indian/Alaskan	5	2	7
Other	80	129	209
Unknown	24	226	250
Other race includes Asian, native Hawaiian/Pacific Islander, or other.			
Ethnicity	784	2,094	2,878
Hispanic	55	37	92
Non-Hispanic	578	1,214	1,792
Unknown	151	843	994
Gender	784	2,094	2,878
Female	326	1,182	1,508
Male	458	912	1,370
Unknown	0	0	0



COVID-19: Hardee County vaccine summary

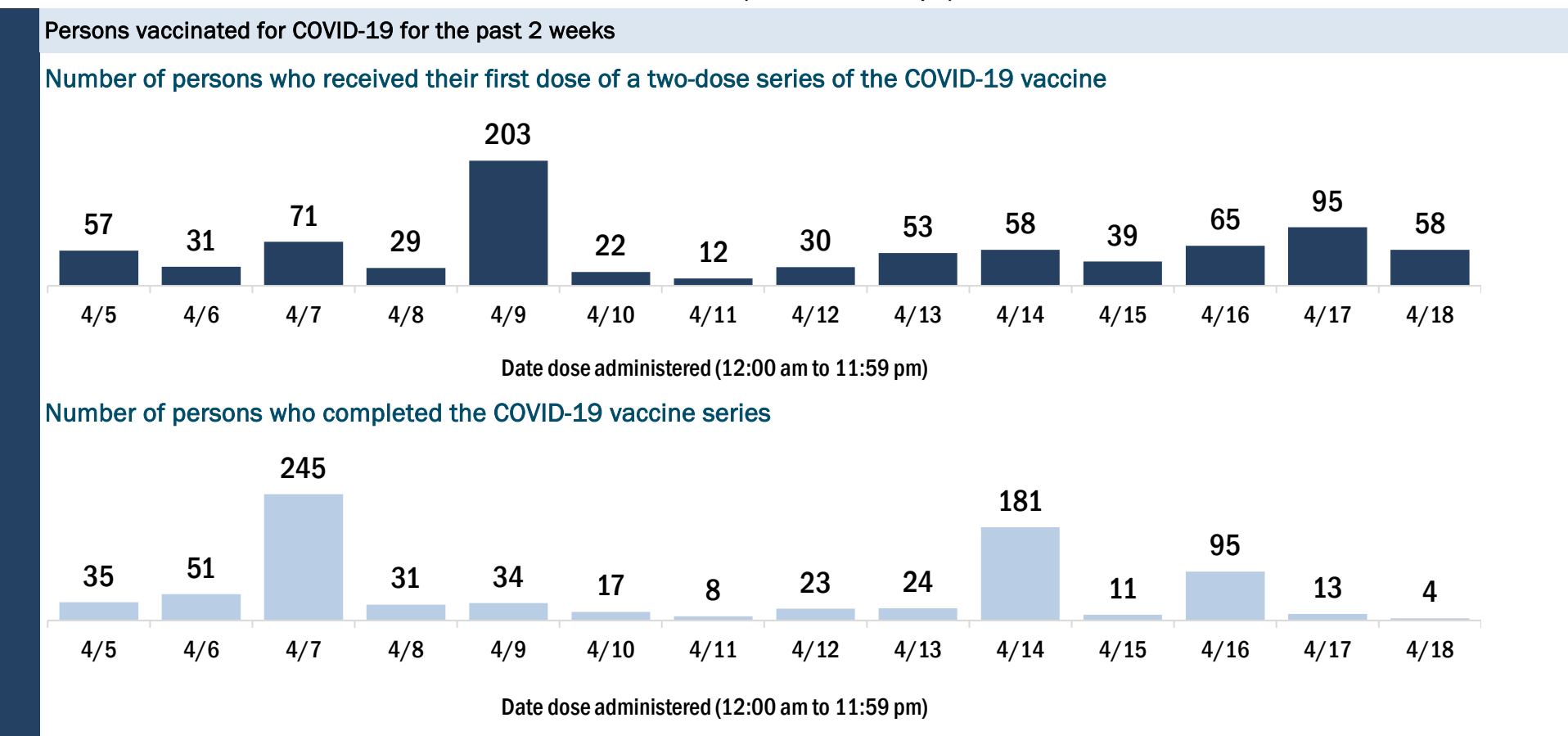
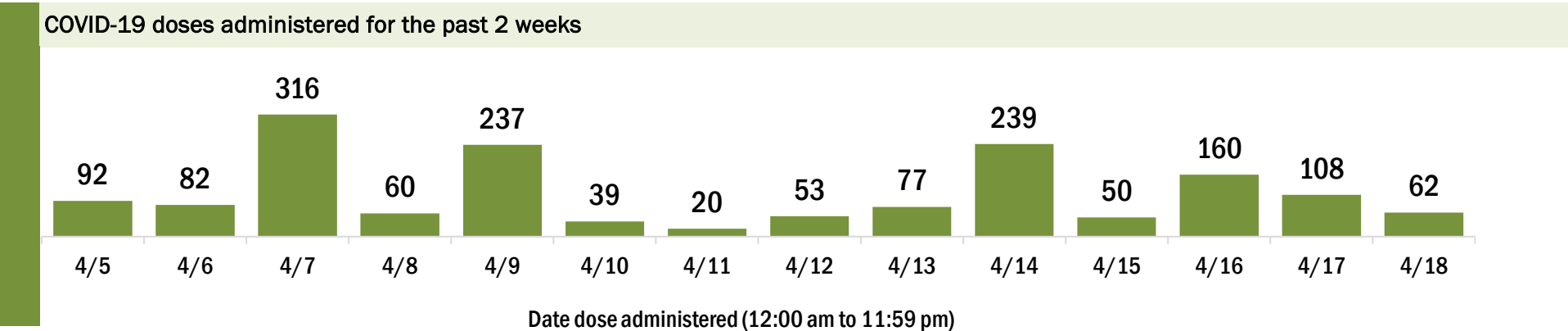
Vaccination data through Apr 18, 2021 as of Apr 19, 2021 at 12:05 AM

Data in this report are provisional and subject to change.

Data in this summary pertain to COVID-19 vaccines approved by the U.S. Food and Drug Administration and have been issued an Emergency Use Authorization (Janssen COVID-19 Vaccine, Moderna COVID-19 Vaccine and Pfizer-BioNTech COVID-19 Vaccine). These data summarize the number of people who have received either their first dose or have completed the series for a COVID-19 vaccine. **A person can only be counted in one category, first dose or series complete.** For persons receiving Moderna or Pfizer vaccines, once they receive their second dose, they are moved from the first dose column to the series completed column. **Because of this, the total first dose category may show a change from report to report not matching the total receiving their first dose from the previous day.** Persons receiving Johnson & Johnson vaccines will always be counted in the series completed column.

COVID-19 doses for vaccinated persons in Florida	
Doses administered	8,506
People receiving one dose of a 1-dose series (Johnson & Johnson) or receiving only one dose of a 2-dose series (Moderna, Pfizer) count once. Persons receiving both doses of a 2-dose series count twice.	
Current status of persons vaccinated for COVID-19 in Florida	
Total people vaccinated	5,276
First dose	1,909
Series completed	3,367
Completed 1-dose series	137
Completed 2-dose series	3,230
First dose: current number of people who have only received their first dose of the Moderna or Pfizer vaccine.	
Series complete: current number of people who have received both Moderna or Pfizer vaccine doses or one Johnson & Johnson dose and are considered fully immunized.	

Demographic summary		First dose	Series complete	Total people vaccinated
Age group		1,909	3,367	5,276
16-24 years		140	48	188
25-34 years		170	120	290
35-44 years		240	108	348
45-54 years		387	195	582
55-64 years		543	425	968
65-74 years		256	1,299	1,555
75-84 years		140	909	1,049
85+ years		33	263	296
Race		1,909	3,367	5,276
White		1,429	2,794	4,223
Black		97	125	222
American Indian/Alaskan		1	27	28
Other		283	340	623
Unknown		99	81	180
Other race includes Asian, native Hawaiian/Pacific Islander, or other.				
Ethnicity		1,909	3,367	5,276
Hispanic		670	414	1,084
Non-Hispanic		863	2,546	3,409
Unknown		376	407	783
Gender		1,909	3,367	5,276
Female		983	1,833	2,816
Male		923	1,533	2,456
Unknown		3	1	4



COVID-19: Hendry County vaccine summary

Vaccination data through Apr 18, 2021 as of Apr 19, 2021 at 12:05 AM

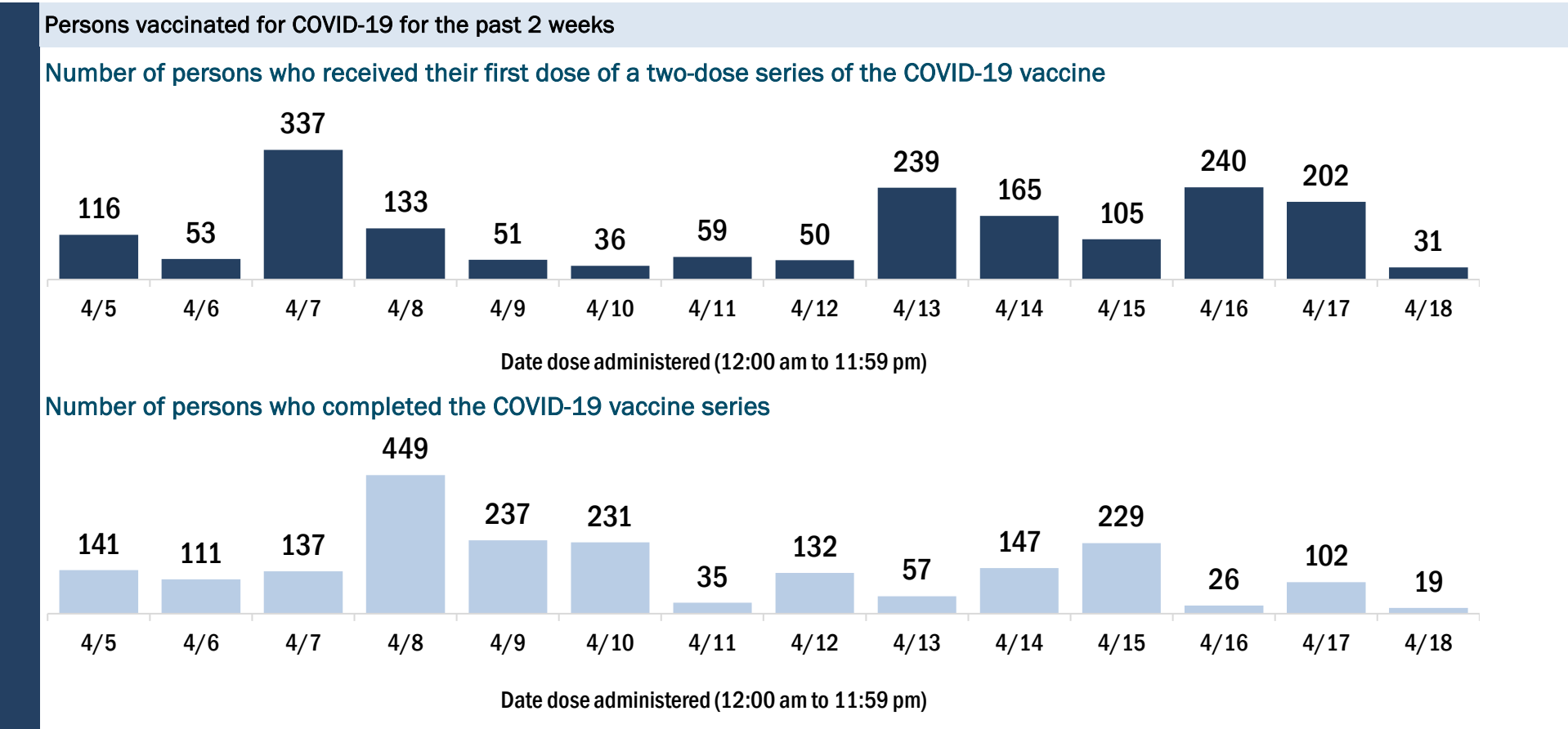
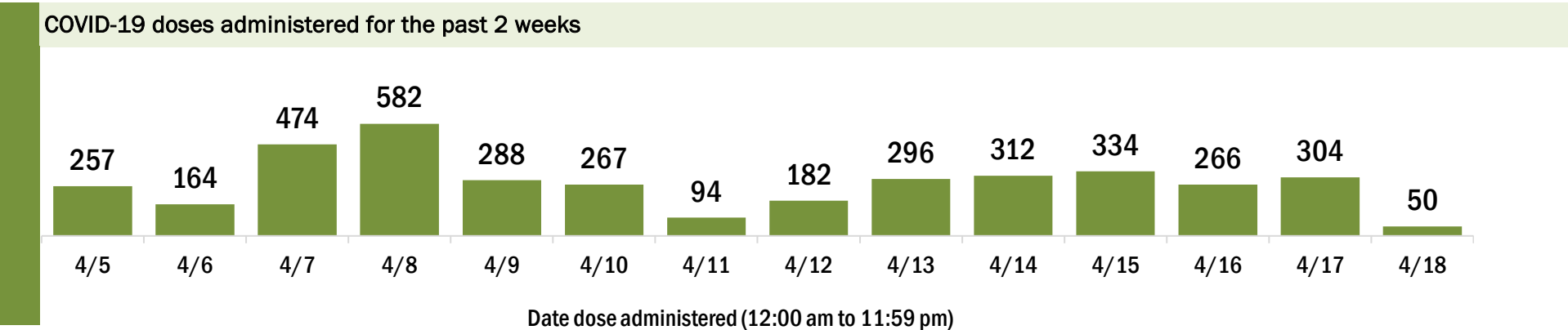
Data in this report are provisional and subject to change.

Data in this summary pertain to COVID-19 vaccines approved by the U.S. Food and Drug Administration and have been issued an Emergency Use Authorization (Janssen COVID-19 Vaccine, Moderna COVID-19 Vaccine and Pfizer-BioNTech COVID-19 Vaccine). These data summarize the number of people who have received either their first dose or have completed the series for a COVID-19 vaccine. **A person can only be counted in one category, first dose or series complete.** For persons receiving Moderna or Pfizer vaccines, once they receive their second dose, they are moved from the first dose column to the series completed column. **Because of this, the total first dose category may show a change from report to report not matching the total receiving their first dose from the previous day.** Persons receiving Johnson & Johnson vaccines will always be counted in the series completed column.

COVID-19 doses for vaccinated persons in Florida	
Doses administered	15,650
People receiving one dose of a 1-dose series (Johnson & Johnson) or receiving only one dose of a 2-dose series (Moderna, Pfizer) count once. Persons receiving both doses of a 2-dose series count twice.	

Current status of persons vaccinated for COVID-19 in Florida	
Total people vaccinated	10,414
First dose	4,061
Series completed	6,353
Completed 1-dose series	1,117
Completed 2-dose series	5,236
First dose: current number of people who have only received their first dose of the Moderna or Pfizer vaccine.	
Series complete: current number of people who have received both Moderna or Pfizer vaccine doses or one Johnson & Johnson dose and are considered fully immunized.	

Demographic summary	First dose	Series complete	Total people vaccinated
Age group	4,061	6,353	10,414
16-24 years	394	192	586
25-34 years	567	355	922
35-44 years	659	377	1,036
45-54 years	871	676	1,547
55-64 years	986	1,214	2,200
65-74 years	357	2,125	2,482
75-84 years	169	1,104	1,273
85+ years	58	310	368
Race	4,061	6,353	10,414
White	2,892	4,261	7,153
Black	275	407	682
American Indian/Alaskan	5	20	25
Other	544	1,002	1,546
Unknown	345	663	1,008
Other race includes Asian, native Hawaiian/Pacific Islander, or other.			
Ethnicity	4,061	6,353	10,414
Hispanic	1,989	1,663	3,652
Non-Hispanic	1,125	2,654	3,779
Unknown	947	2,036	2,983
Gender	4,061	6,353	10,414
Female	1,798	3,255	5,053
Male	2,261	3,097	5,358
Unknown	2	1	3



COVID-19: Hernando County vaccine summary

Vaccination data through Apr 18, 2021 as of Apr 19, 2021 at 12:05 AM

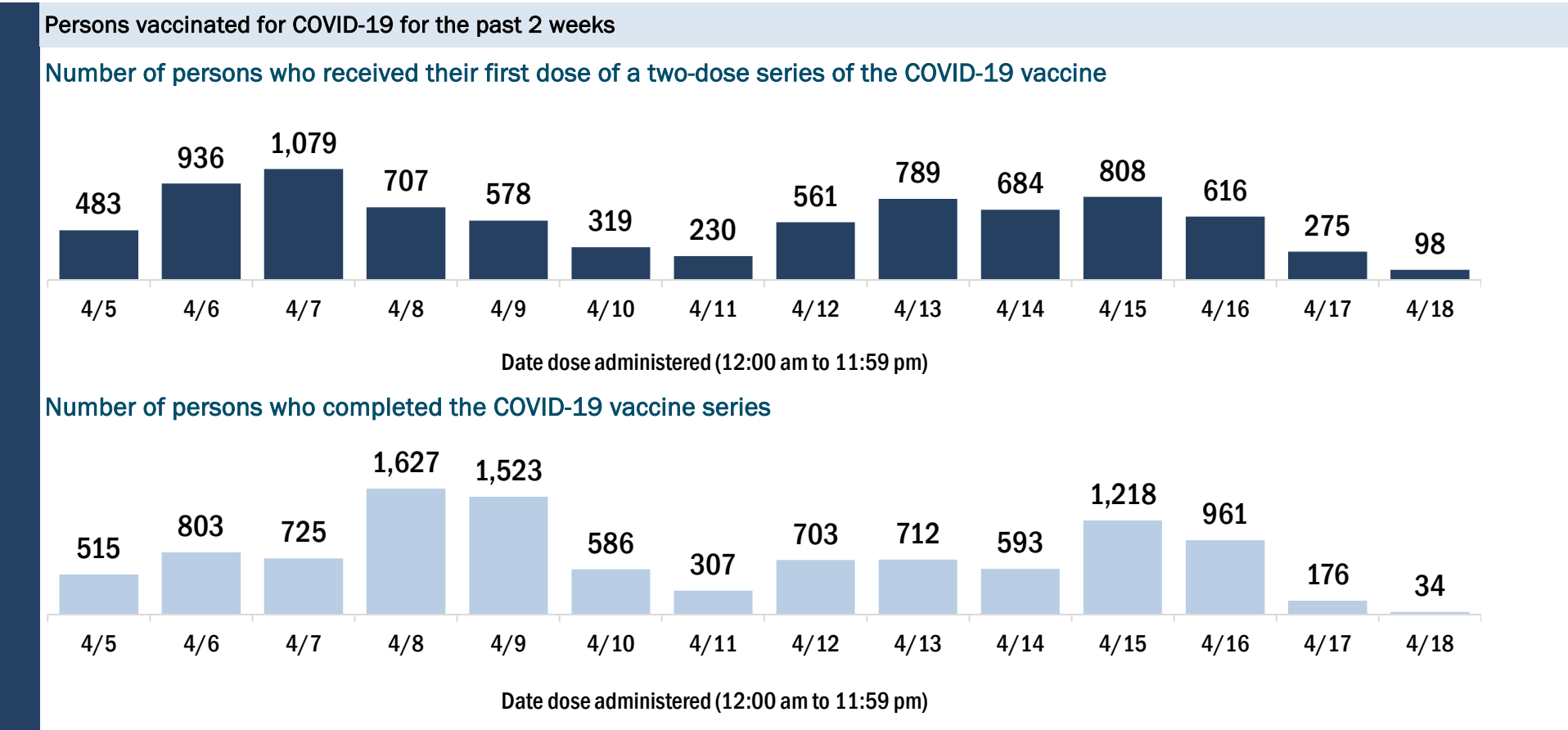
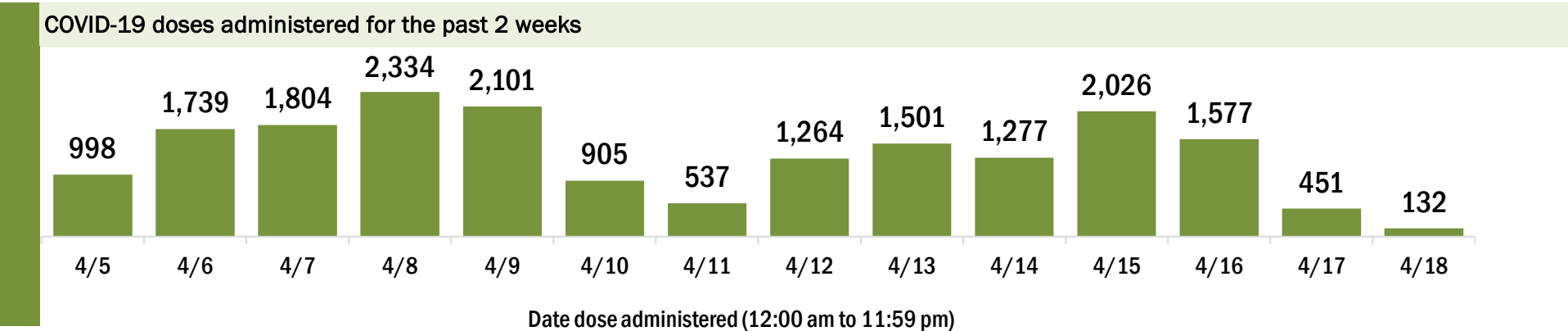
Data in this report are provisional and subject to change.

Data in this summary pertain to COVID-19 vaccines approved by the U.S. Food and Drug Administration and have been issued an Emergency Use Authorization (Janssen COVID-19 Vaccine, Moderna COVID-19 Vaccine and Pfizer-BioNTech COVID-19 Vaccine). These data summarize the number of people who have received either their first dose or have completed the series for a COVID-19 vaccine. **A person can only be counted in one category, first dose or series complete.** For persons receiving Moderna or Pfizer vaccines, once they receive their second dose, they are moved from the first dose column to the series completed column. **Because of this, the total first dose category may show a change from report to report not matching the total receiving their first dose from the previous day.** Persons receiving Johnson & Johnson vaccines will always be counted in the series completed column.

COVID-19 doses for vaccinated persons in Florida	
Doses administered	100,609
People receiving one dose of a 1-dose series (Johnson & Johnson) or receiving only one dose of a 2-dose series (Moderna, Pfizer) count once. Persons receiving both doses of a 2-dose series count twice.	

Current status of persons vaccinated for COVID-19 in Florida	
Total people vaccinated	63,428
First dose	21,531
Series completed	41,897
Completed 1-dose series	4,716
Completed 2-dose series	37,181
First dose: current number of people who have only received their first dose of the Moderna or Pfizer vaccine.	
Series complete: current number of people who have received both Moderna or Pfizer vaccine doses or one Johnson & Johnson dose and are considered fully immunized.	

Demographic summary	First dose	Series complete	Total people vaccinated
Age group	21,531	41,897	63,428
16-24 years	1,342	505	1,847
25-34 years	1,493	1,084	2,577
35-44 years	2,233	1,571	3,804
45-54 years	3,909	2,707	6,616
55-64 years	5,767	6,537	12,304
65-74 years	3,674	15,815	19,489
75-84 years	2,270	10,408	12,678
85+ years	843	3,270	4,113
Race	21,531	41,897	63,428
White	14,701	30,427	45,128
Black	611	1,050	1,661
American Indian/Alaskan	90	128	218
Other	1,568	2,872	4,440
Unknown	4,561	7,420	11,981
Other race includes Asian, native Hawaiian/Pacific Islander, or other.			
Ethnicity	21,531	41,897	63,428
Hispanic	1,583	1,796	3,379
Non-Hispanic	10,481	23,600	34,081
Unknown	9,467	16,501	25,968
Gender	21,531	41,897	63,428
Female	12,022	24,414	36,436
Male	9,491	17,452	26,943
Unknown	18	31	49



COVID-19: Highlands County vaccine summary

Vaccination data through Apr 18, 2021 as of Apr 19, 2021 at 12:05 AM

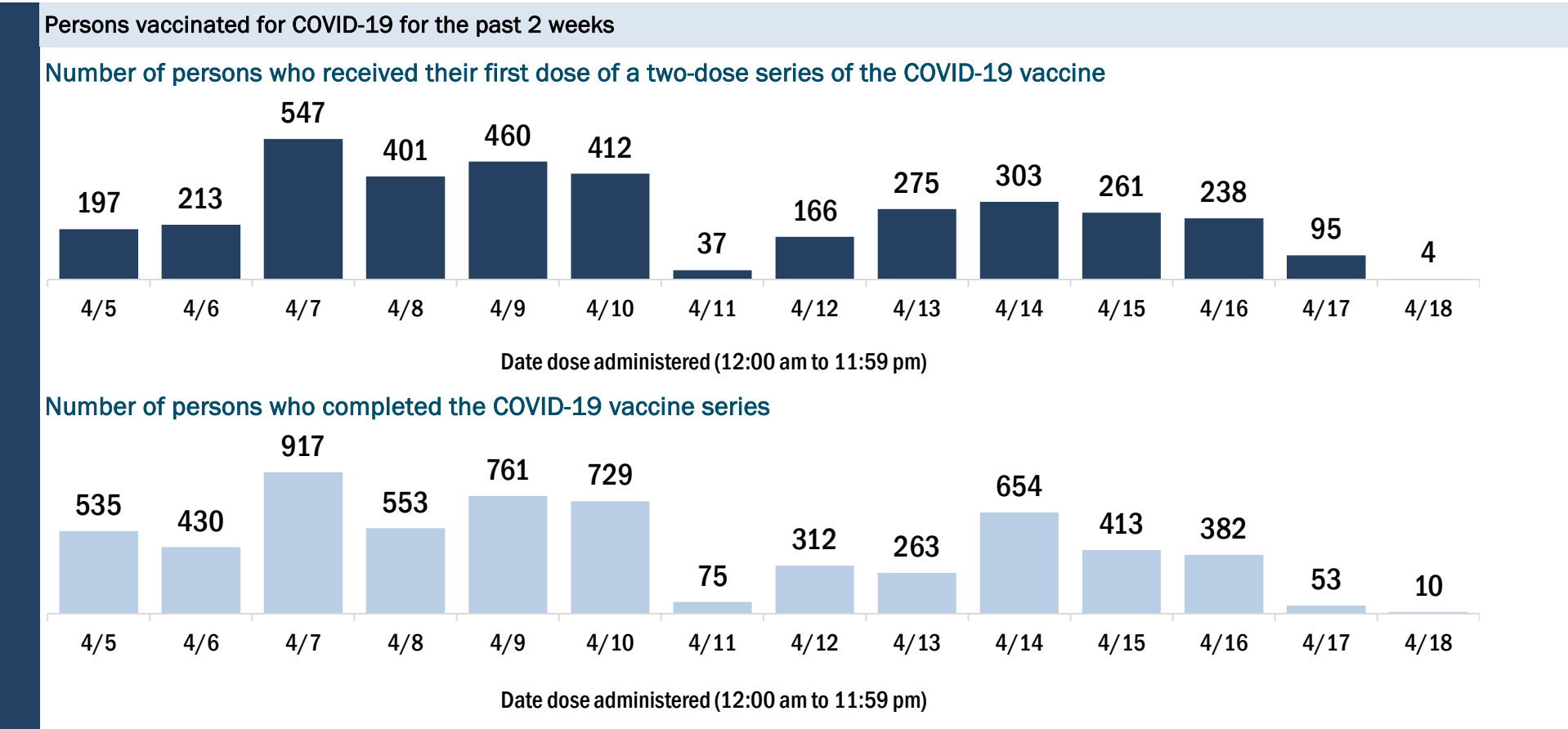
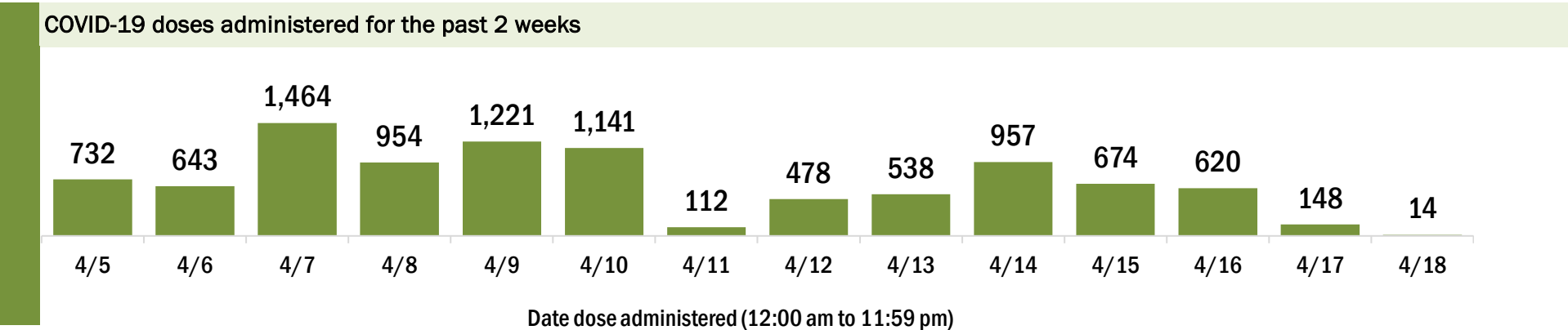
Data in this report are provisional and subject to change.

Data in this summary pertain to COVID-19 vaccines approved by the U.S. Food and Drug Administration and have been issued an Emergency Use Authorization (Janssen COVID-19 Vaccine, Moderna COVID-19 Vaccine and Pfizer-BioNTech COVID-19 Vaccine). These data summarize the number of people who have received either their first dose or have completed the series for a COVID-19 vaccine. **A person can only be counted in one category, first dose or series complete.** For persons receiving Moderna or Pfizer vaccines, once they receive their second dose, they are moved from the first dose column to the series completed column. **Because of this, the total first dose category may show a change from report to report not matching the total receiving their first dose from the previous day.** Persons receiving Johnson & Johnson vaccines will always be counted in the series completed column.

COVID-19 doses for vaccinated persons in Florida	
Doses administered	63,091
People receiving one dose of a 1-dose series (Johnson & Johnson) or receiving only one dose of a 2-dose series (Moderna, Pfizer) count once. Persons receiving both doses of a 2-dose series count twice.	

Current status of persons vaccinated for COVID-19 in Florida	
Total people vaccinated	39,443
First dose	15,242
Series completed	24,201
Completed 1-dose series	553
Completed 2-dose series	23,648
First dose: current number of people who have only received their first dose of the Moderna or Pfizer vaccine.	
Series complete: current number of people who have received both Moderna or Pfizer vaccine doses or one Johnson & Johnson dose and are considered fully immunized.	

Demographic summary	First dose	Series complete	Total people vaccinated
Age group	15,242	24,201	39,443
16-24 years	480	137	617
25-34 years	588	351	939
35-44 years	890	535	1,425
45-54 years	1,558	982	2,540
55-64 years	3,391	2,843	6,234
65-74 years	4,180	9,613	13,793
75-84 years	3,146	7,642	10,788
85+ years	1,009	2,098	3,107
Race	15,242	24,201	39,443
White	12,047	20,046	32,093
Black	702	780	1,482
American Indian/Alaskan	150	170	320
Other	1,054	1,390	2,444
Unknown	1,289	1,815	3,104
Other race includes Asian, native Hawaiian/Pacific Islander, or other.			
Ethnicity	15,242	24,201	39,443
Hispanic	1,924	1,094	3,018
Non-Hispanic	9,955	18,315	28,270
Unknown	3,363	4,792	8,155
Gender	15,242	24,201	39,443
Female	8,095	13,321	21,416
Male	7,115	10,869	17,984
Unknown	32	11	43



COVID-19: Hillsborough County vaccine summary

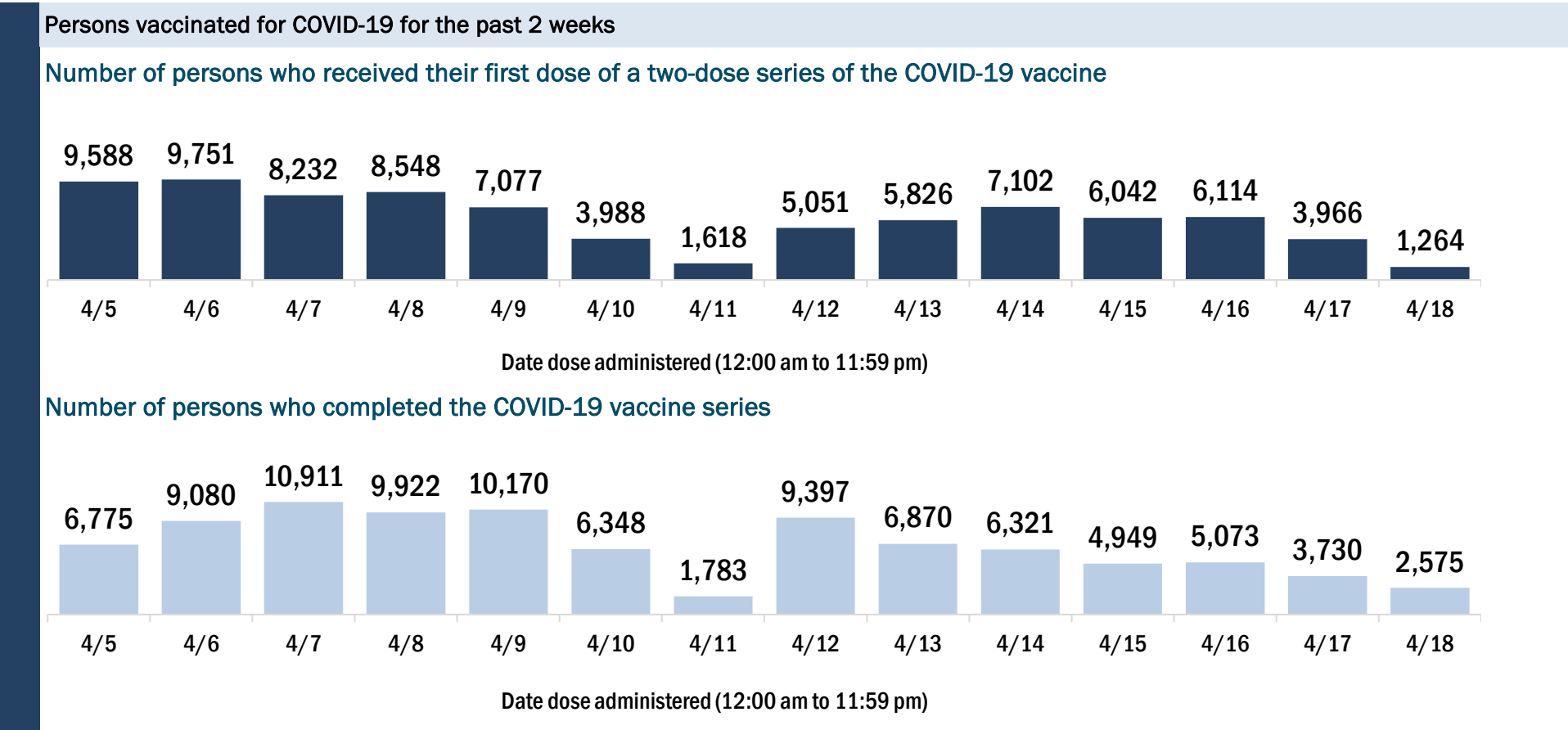
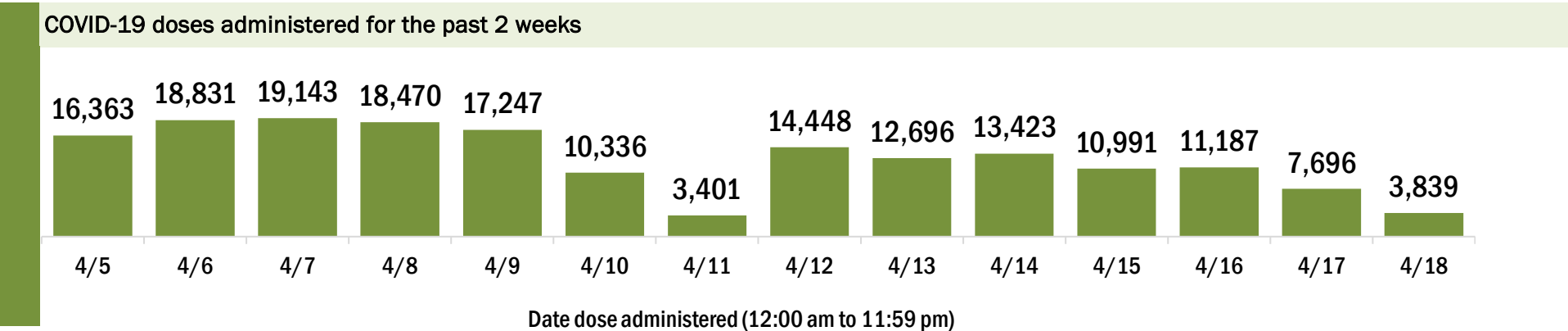
Vaccination data through Apr 18, 2021 as of Apr 19, 2021 at 12:05 AM

Data in this report are provisional and subject to change.

Data in this summary pertain to COVID-19 vaccines approved by the U.S. Food and Drug Administration and have been issued an Emergency Use Authorization (Janssen COVID-19 Vaccine, Moderna COVID-19 Vaccine and Pfizer-BioNTech COVID-19 Vaccine). These data summarize the number of people who have received either their first dose or have completed the series for a COVID-19 vaccine. **A person can only be counted in one category, first dose or series complete.** For persons receiving Moderna or Pfizer vaccines, once they receive their second dose, they are moved from the first dose column to the series completed column. **Because of this, the total first dose category may show a change from report to report not matching the total receiving their first dose from the previous day.** Persons receiving Johnson & Johnson vaccines will always be counted in the series completed column.

COVID-19 doses for vaccinated persons in Florida	
Doses administered	735,023
People receiving one dose of a 1-dose series (Johnson & Johnson) or receiving only one dose of a 2-dose series (Moderna, Pfizer) count once. Persons receiving both doses of a 2-dose series count twice.	
Current status of persons vaccinated for COVID-19 in Florida	
Total people vaccinated	494,428
First dose	206,692
Series completed	287,736
Completed 1-dose series	47,141
Completed 2-dose series	240,595
First dose: current number of people who have only received their first dose of the Moderna or Pfizer vaccine.	
Series complete: current number of people who have received both Moderna or Pfizer vaccine doses or one Johnson & Johnson dose and are considered fully immunized.	

Demographic summary		First dose	Series complete	Total people vaccinated
Age group		206,692	287,736	494,428
16-24 years		21,274	10,901	32,175
25-34 years		26,711	25,193	51,904
35-44 years		34,317	31,005	65,322
45-54 years		37,454	42,602	80,056
55-64 years		33,094	65,388	98,482
65-74 years		32,023	67,128	99,151
75-84 years		16,489	33,546	50,035
85+ years		5,330	11,973	17,303
Race		206,692	287,736	494,428
White		128,186	191,168	319,354
Black		12,678	20,180	32,858
American Indian/Alaskan		708	830	1,538
Other		28,086	38,304	66,390
Unknown		37,034	37,254	74,288
Other race includes Asian, native Hawaiian/Pacific Islander, or other.				
Ethnicity		206,692	287,736	494,428
Hispanic		24,217	31,155	55,372
Non-Hispanic		106,314	171,985	278,299
Unknown		76,161	84,596	160,757
Gender		206,692	287,736	494,428
Female		109,862	166,265	276,127
Male		96,498	121,265	217,763
Unknown		332	206	538



COVID-19: Holmes County vaccine summary

Vaccination data through Apr 18, 2021 as of Apr 19, 2021 at 12:05 AM

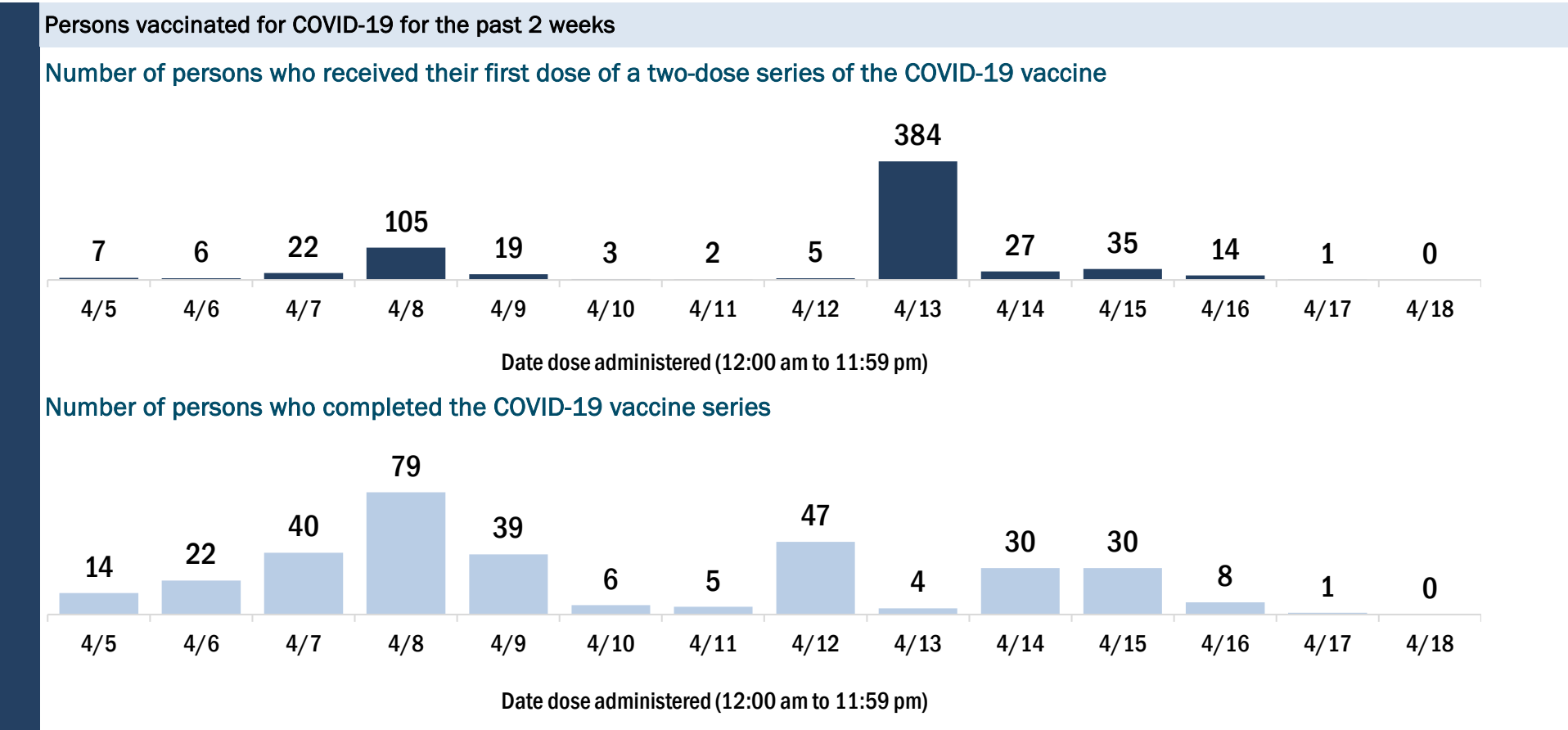
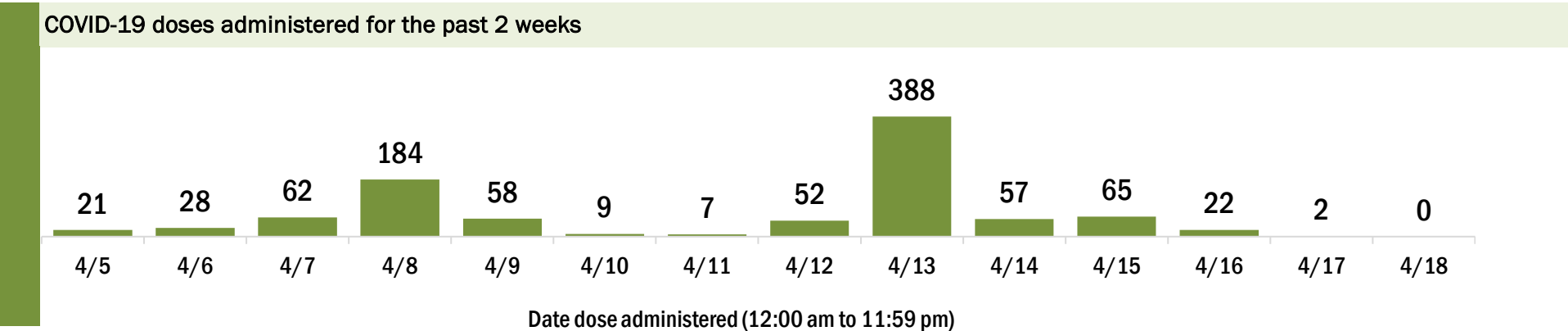
Data in this report are provisional and subject to change.

Data in this summary pertain to COVID-19 vaccines approved by the U.S. Food and Drug Administration and have been issued an Emergency Use Authorization (Janssen COVID-19 Vaccine, Moderna COVID-19 Vaccine and Pfizer-BioNTech COVID-19 Vaccine). These data summarize the number of people who have received either their first dose or have completed the series for a COVID-19 vaccine. **A person can only be counted in one category, first dose or series complete.** For persons receiving Moderna or Pfizer vaccines, once they receive their second dose, they are moved from the first dose column to the series completed column. **Because of this, the total first dose category may show a change from report to report not matching the total receiving their first dose from the previous day.** Persons receiving Johnson & Johnson vaccines will always be counted in the series completed column.

COVID-19 doses for vaccinated persons in Florida	
Doses administered	6,295
People receiving one dose of a 1-dose series (Johnson & Johnson) or receiving only one dose of a 2-dose series (Moderna, Pfizer) count once. Persons receiving both doses of a 2-dose series count twice.	

Current status of persons vaccinated for COVID-19 in Florida	
Total people vaccinated	3,932
First dose	1,272
Series completed	2,660
Completed 1-dose series	297
Completed 2-dose series	2,363
First dose: current number of people who have only received their first dose of the Moderna or Pfizer vaccine.	
Series complete: current number of people who have received both Moderna or Pfizer vaccine doses or one Johnson & Johnson dose and are considered fully immunized.	

Demographic summary	First dose	Series complete	Total people vaccinated
Age group	1,272	2,660	3,932
16-24 years	63	29	92
25-34 years	122	68	190
35-44 years	168	127	295
45-54 years	238	213	451
55-64 years	362	428	790
65-74 years	189	973	1,162
75-84 years	105	641	746
85+ years	25	181	206
Race	1,272	2,660	3,932
White	958	2,287	3,245
Black	183	85	268
American Indian/Alaskan	10	28	38
Other	80	161	241
Unknown	41	99	140
Other race includes Asian, native Hawaiian/Pacific Islander, or other.			
Ethnicity	1,272	2,660	3,932
Hispanic	60	16	76
Non-Hispanic	1,052	2,221	3,273
Unknown	160	423	583
Gender	1,272	2,660	3,932
Female	492	1,455	1,947
Male	780	1,205	1,985
Unknown	0	0	0



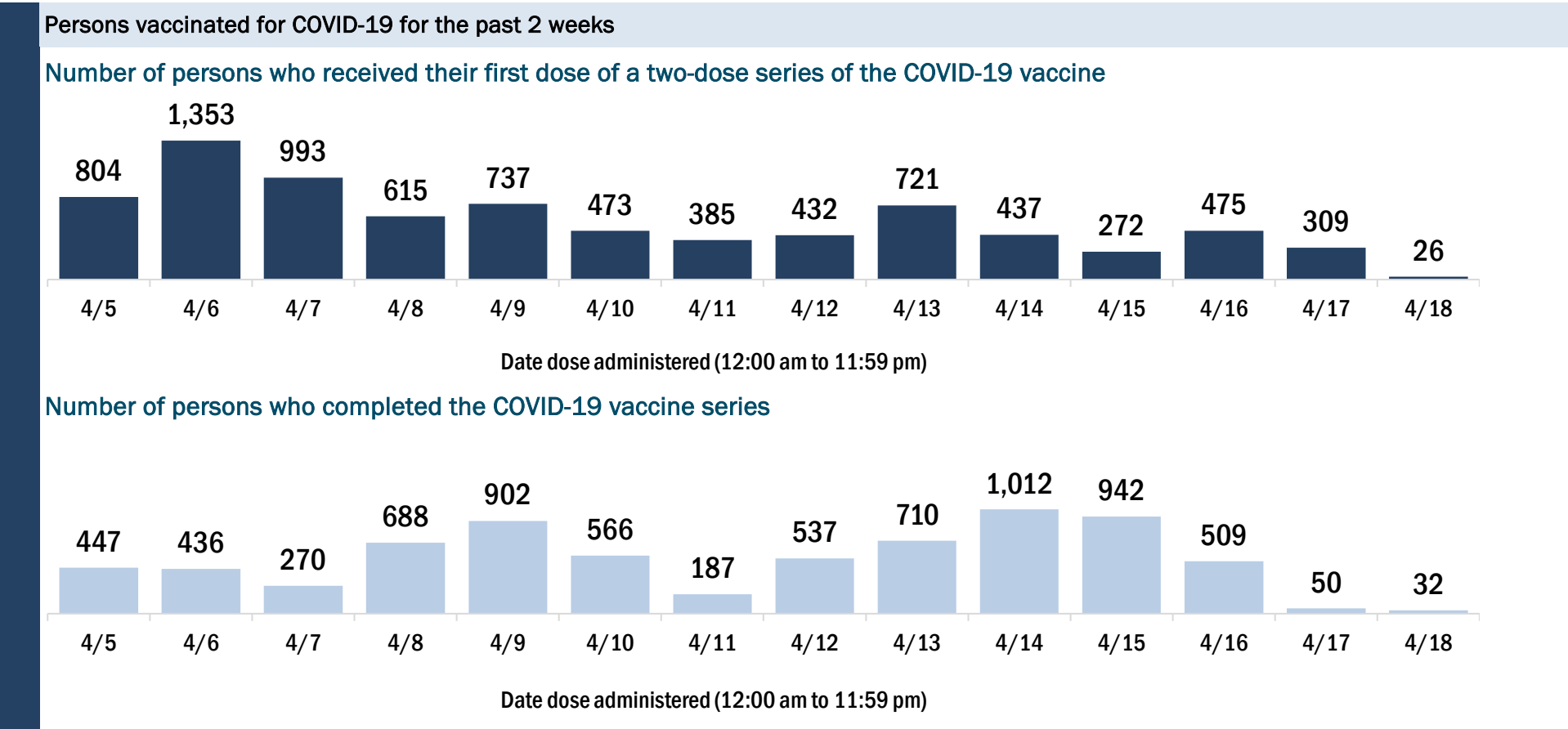
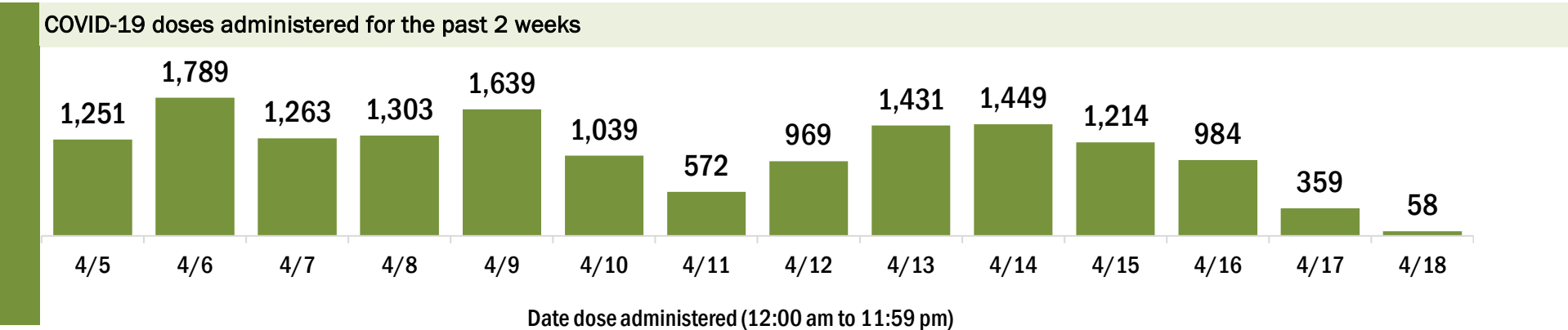
COVID-19: Indian River County vaccine summary

Vaccination data through Apr 18, 2021 as of Apr 19, 2021 at 12:05 AM

Data in this report are provisional and subject to change.

Data in this summary pertain to COVID-19 vaccines approved by the U.S. Food and Drug Administration and have been issued an Emergency Use Authorization (Janssen COVID-19 Vaccine, Moderna COVID-19 Vaccine and Pfizer-BioNTech COVID-19 Vaccine). These data summarize the number of people who have received either their first dose or have completed the series for a COVID-19 vaccine. **A person can only be counted in one category, first dose or series complete.** For persons receiving Moderna or Pfizer vaccines, once they receive their second dose, they are moved from the first dose column to the series completed column. **Because of this, the total first dose category may show a change from report to report not matching the total receiving their first dose from the previous day.** Persons receiving Johnson & Johnson vaccines will always be counted in the series completed column.

COVID-19 doses for vaccinated persons in Florida		Demographic summary			
Doses administered	118,944	First dose	Series complete	Total people vaccinated	
People receiving one dose of a 1-dose series (Johnson & Johnson) or receiving only one dose of a 2-dose series (Moderna, Pfizer) count once. Persons receiving both doses of a 2-dose series count twice.		Age group	27,614	46,616	74,230
		16-24 years	1,220	414	1,634
		25-34 years	1,642	879	2,521
		35-44 years	2,241	1,163	3,404
		45-54 years	3,594	2,338	5,932
		55-64 years	6,928	6,509	13,437
		65-74 years	5,885	19,199	25,084
		75-84 years	4,288	12,079	16,367
		85+ years	1,816	4,035	5,851
		Race	27,614	46,616	74,230
		White	19,826	34,674	54,500
		Black	1,400	1,160	2,560
		American Indian/Alaskan	191	234	425
		Other	1,981	3,117	5,098
		Unknown	4,216	7,431	11,647
		Other race includes Asian, native Hawaiian/Pacific Islander, or other.			
		Ethnicity	27,614	46,616	74,230
		Hispanic	2,239	1,227	3,466
		Non-Hispanic	15,428	29,784	45,212
		Unknown	9,947	15,605	25,552
		Gender	27,614	46,616	74,230
		Female	14,782	26,428	41,210
		Male	12,801	20,153	32,954
		Unknown	31	35	66



COVID-19: Jackson County vaccine summary

Vaccination data through Apr 18, 2021 as of Apr 19, 2021 at 12:05 AM

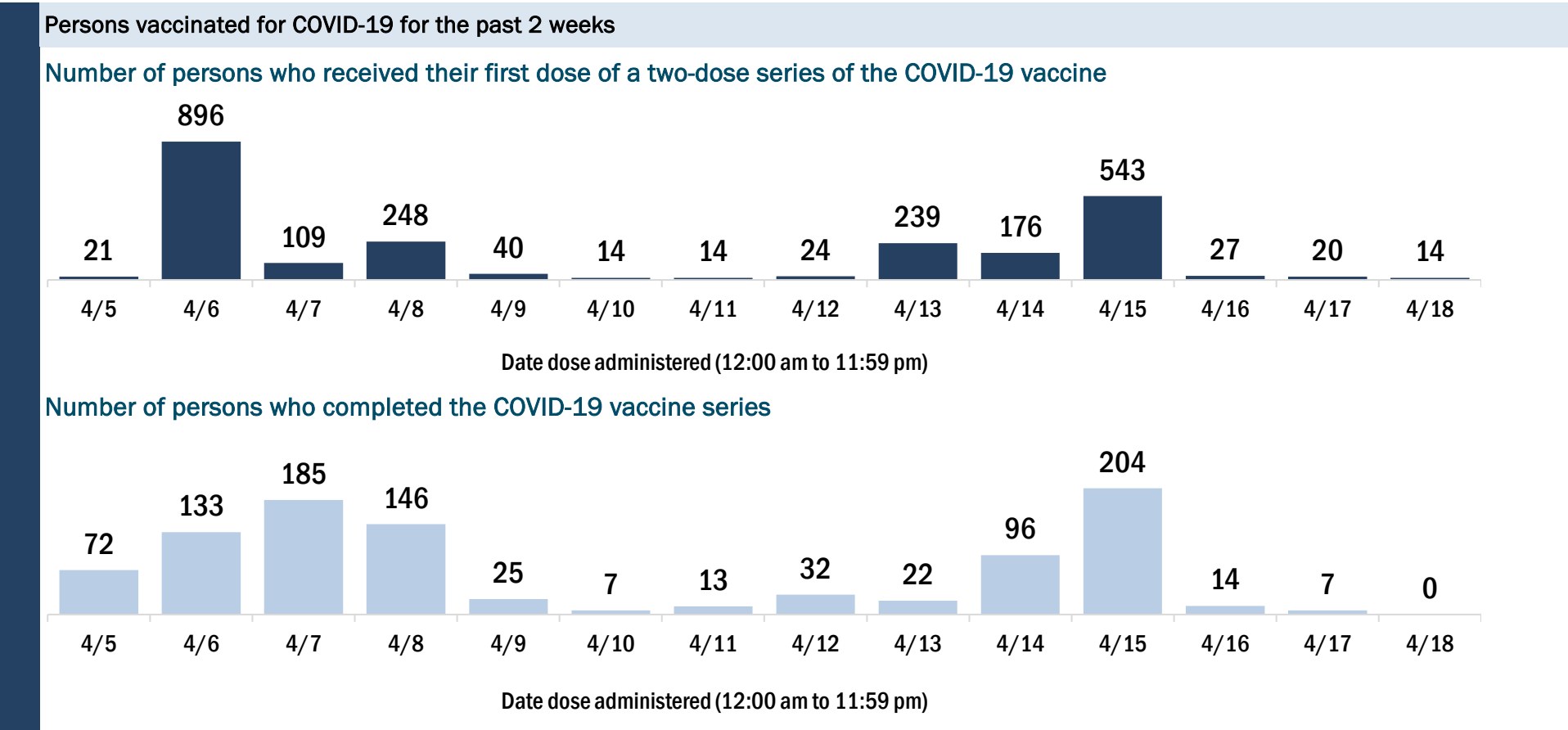
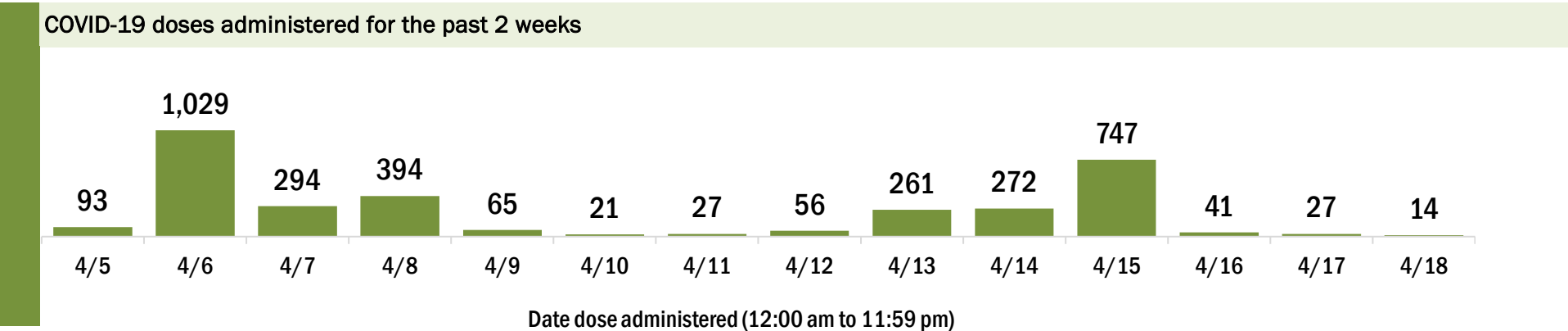
Data in this report are provisional and subject to change.

Data in this summary pertain to COVID-19 vaccines approved by the U.S. Food and Drug Administration and have been issued an Emergency Use Authorization (Janssen COVID-19 Vaccine, Moderna COVID-19 Vaccine and Pfizer-BioNTech COVID-19 Vaccine). These data summarize the number of people who have received either their first dose or have completed the series for a COVID-19 vaccine. **A person can only be counted in one category, first dose or series complete.** For persons receiving Moderna or Pfizer vaccines, once they receive their second dose, they are moved from the first dose column to the series completed column. **Because of this, the total first dose category may show a change from report to report not matching the total receiving their first dose from the previous day.** Persons receiving Johnson & Johnson vaccines will always be counted in the series completed column.

COVID-19 doses for vaccinated persons in Florida	
Doses administered	20,246
People receiving one dose of a 1-dose series (Johnson & Johnson) or receiving only one dose of a 2-dose series (Moderna, Pfizer) count once. Persons receiving both doses of a 2-dose series count twice.	

Current status of persons vaccinated for COVID-19 in Florida	
Total people vaccinated	12,749
First dose	4,467
Series completed	8,282
Completed 1-dose series	785
Completed 2-dose series	7,497
First dose: current number of people who have only received their first dose of the Moderna or Pfizer vaccine.	
Series complete: current number of people who have received both Moderna or Pfizer vaccine doses or one Johnson & Johnson dose and are considered fully immunized.	

Demographic summary	First dose	Series complete	Total people vaccinated
Age group	4,467	8,282	12,749
16-24 years	202	97	299
25-34 years	473	249	722
35-44 years	701	401	1,102
45-54 years	927	730	1,657
55-64 years	1,004	1,635	2,639
65-74 years	647	2,861	3,508
75-84 years	377	1,733	2,110
85+ years	136	576	712
Race	4,467	8,282	12,749
White	2,703	5,814	8,517
Black	1,227	1,595	2,822
American Indian/Alaskan	23	41	64
Other	211	357	568
Unknown	303	475	778
Other race includes Asian, native Hawaiian/Pacific Islander, or other.			
Ethnicity	4,467	8,282	12,749
Hispanic	242	101	343
Non-Hispanic	2,798	6,059	8,857
Unknown	1,427	2,122	3,549
Gender	4,467	8,282	12,749
Female	1,645	4,728	6,373
Male	2,821	3,554	6,375
Unknown	1	0	1



COVID-19: Jefferson County vaccine summary

Vaccination data through Apr 18, 2021 as of Apr 19, 2021 at 12:05 AM

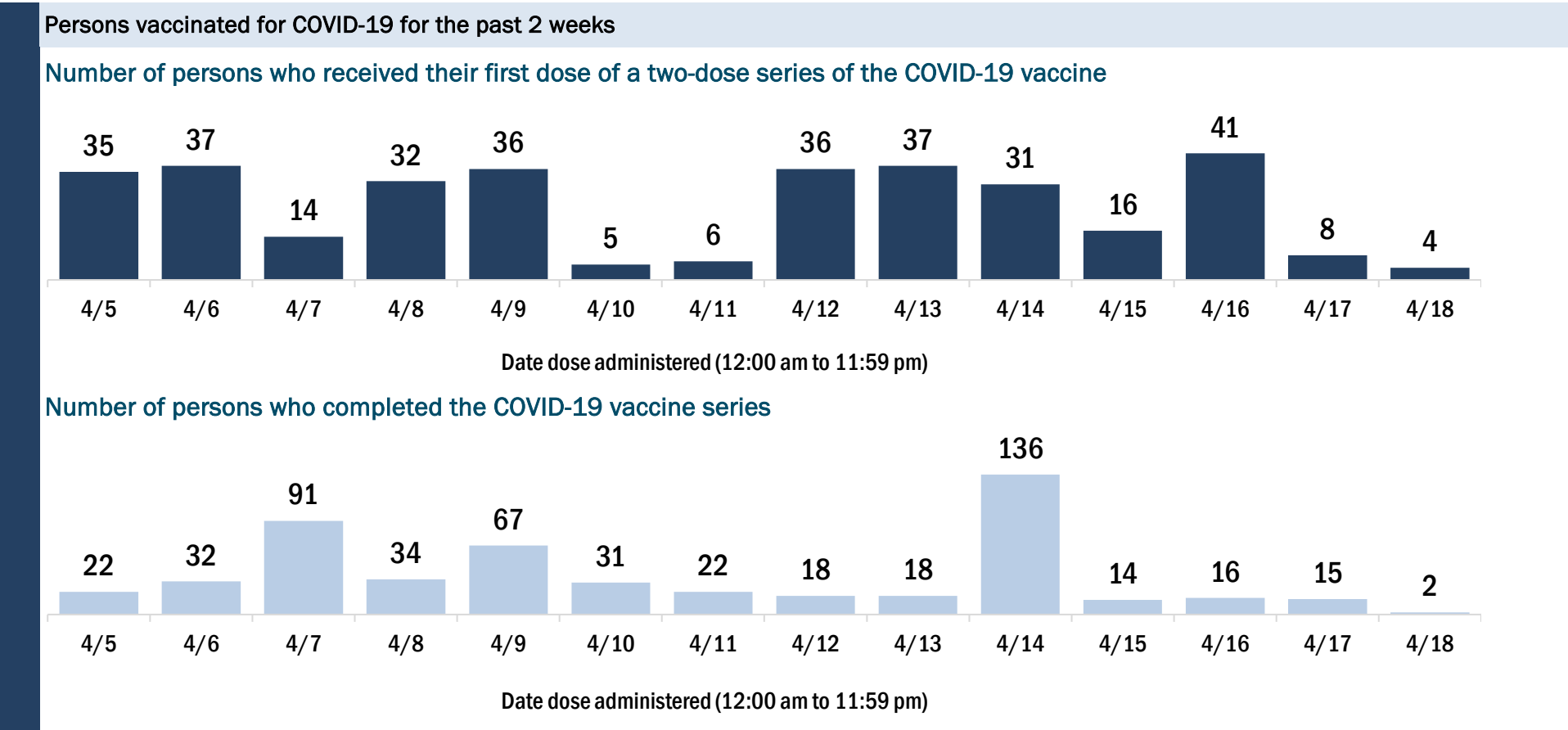
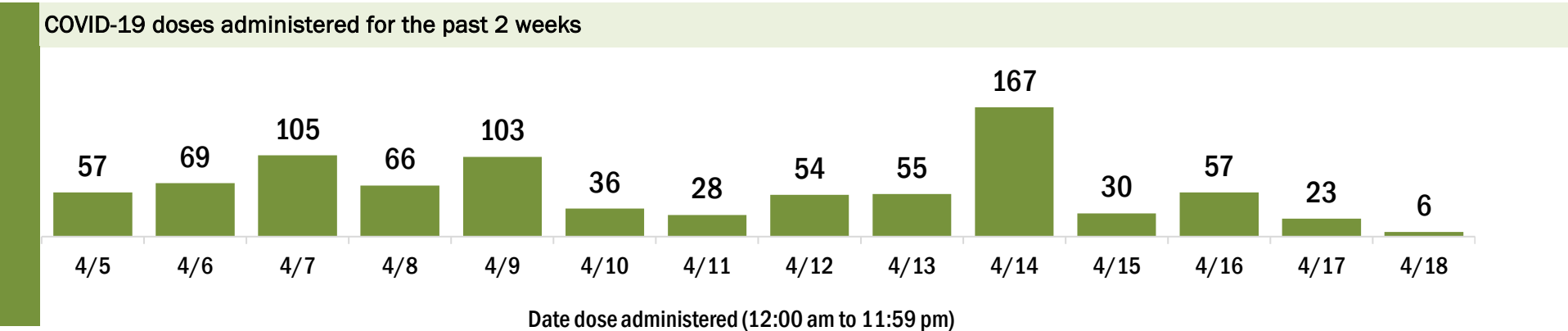
Data in this report are provisional and subject to change.

Data in this summary pertain to COVID-19 vaccines approved by the U.S. Food and Drug Administration and have been issued an Emergency Use Authorization (Janssen COVID-19 Vaccine, Moderna COVID-19 Vaccine and Pfizer-BioNTech COVID-19 Vaccine). These data summarize the number of people who have received either their first dose or have completed the series for a COVID-19 vaccine. **A person can only be counted in one category, first dose or series complete.** For persons receiving Moderna or Pfizer vaccines, once they receive their second dose, they are moved from the first dose column to the series completed column. **Because of this, the total first dose category may show a change from report to report not matching the total receiving their first dose from the previous day.** Persons receiving Johnson & Johnson vaccines will always be counted in the series completed column.

COVID-19 doses for vaccinated persons in Florida	
Doses administered	7,438
People receiving one dose of a 1-dose series (Johnson & Johnson) or receiving only one dose of a 2-dose series (Moderna, Pfizer) count once. Persons receiving both doses of a 2-dose series count twice.	

Current status of persons vaccinated for COVID-19 in Florida	
Total people vaccinated	4,430
First dose	1,153
Series completed	3,277
Completed 1-dose series	269
Completed 2-dose series	3,008
First dose: current number of people who have only received their first dose of the Moderna or Pfizer vaccine.	
Series complete: current number of people who have received both Moderna or Pfizer vaccine doses or one Johnson & Johnson dose and are considered fully immunized.	

Demographic summary	First dose	Series complete	Total people vaccinated
Age group	1,153	3,277	4,430
16-24 years	75	31	106
25-34 years	83	91	174
35-44 years	124	133	257
45-54 years	243	291	534
55-64 years	408	646	1,054
65-74 years	129	1,276	1,405
75-84 years	65	636	701
85+ years	26	173	199
Race	1,153	3,277	4,430
White	623	1,797	2,420
Black	322	716	1,038
American Indian/Alaskan	3	6	9
Other	117	508	625
Unknown	88	250	338
Other race includes Asian, native Hawaiian/Pacific Islander, or other.			
Ethnicity	1,153	3,277	4,430
Hispanic	40	55	95
Non-Hispanic	863	1,857	2,720
Unknown	250	1,365	1,615
Gender	1,153	3,277	4,430
Female	660	1,915	2,575
Male	493	1,362	1,855
Unknown	0	0	0



COVID-19: Lafayette County vaccine summary

Vaccination data through Apr 18, 2021 as of Apr 19, 2021 at 12:05 AM

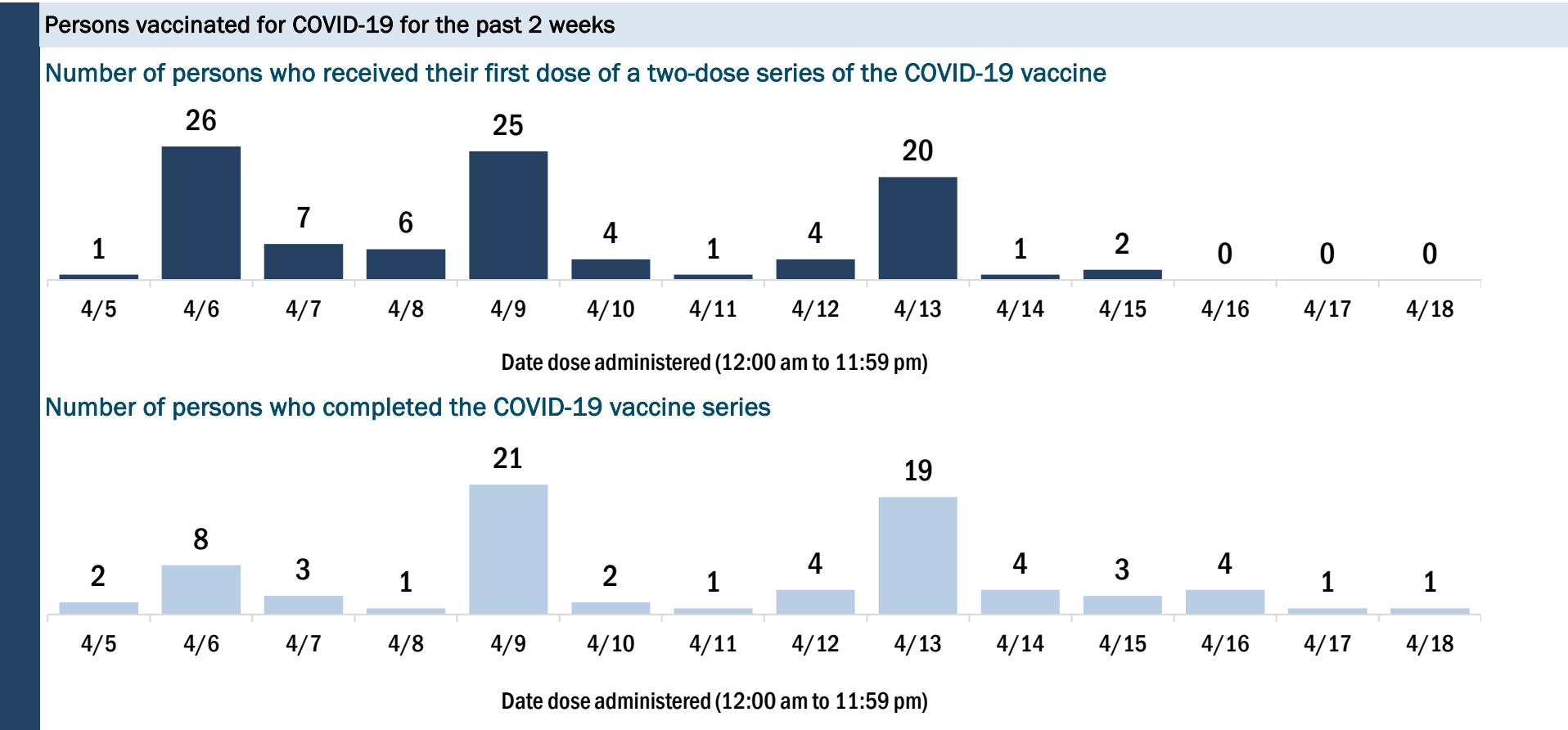
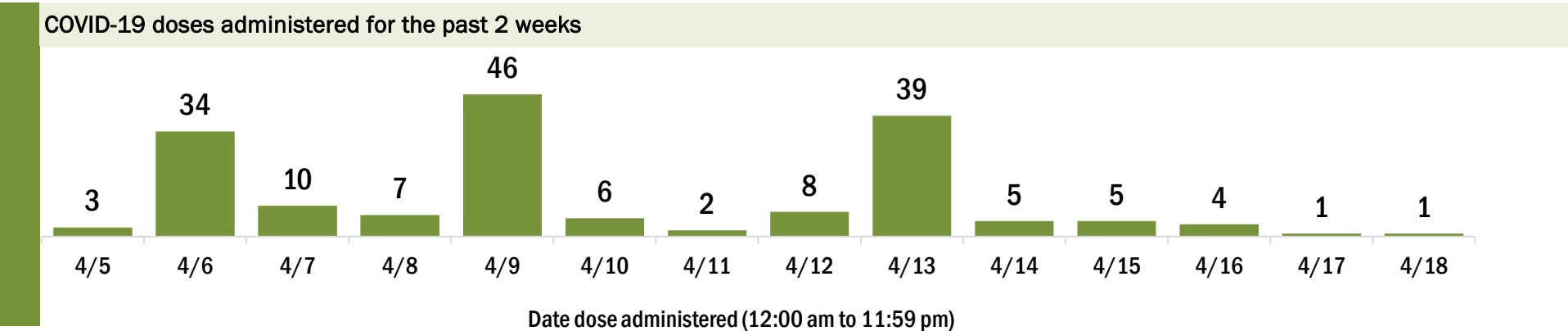
Data in this report are provisional and subject to change.

Data in this summary pertain to COVID-19 vaccines approved by the U.S. Food and Drug Administration and have been issued an Emergency Use Authorization (Janssen COVID-19 Vaccine, Moderna COVID-19 Vaccine and Pfizer-BioNTech COVID-19 Vaccine). These data summarize the number of people who have received either their first dose or have completed the series for a COVID-19 vaccine. **A person can only be counted in one category, first dose or series complete.** For persons receiving Moderna or Pfizer vaccines, once they receive their second dose, they are moved from the first dose column to the series completed column. **Because of this, the total first dose category may show a change from report to report not matching the total receiving their first dose from the previous day.** Persons receiving Johnson & Johnson vaccines will always be counted in the series completed column.

COVID-19 doses for vaccinated persons in Florida	
Doses administered	2,941
People receiving one dose of a 1-dose series (Johnson & Johnson) or receiving only one dose of a 2-dose series (Moderna, Pfizer) count once. Persons receiving both doses of a 2-dose series count twice.	

Current status of persons vaccinated for COVID-19 in Florida	
Total people vaccinated	1,702
First dose	439
Series completed	1,263
Completed 1-dose series	24
Completed 2-dose series	1,239
First dose: current number of people who have only received their first dose of the Moderna or Pfizer vaccine.	
Series complete: current number of people who have received both Moderna or Pfizer vaccine doses or one Johnson & Johnson dose and are considered fully immunized.	

Demographic summary	First dose	Series complete	Total people vaccinated
Age group	439	1,263	1,702
16-24 years	15	4	19
25-34 years	12	10	22
35-44 years	43	24	67
45-54 years	73	65	138
55-64 years	113	125	238
65-74 years	106	597	703
75-84 years	52	339	391
85+ years	25	99	124
Race	439	1,263	1,702
White	333	1,074	1,407
Black	18	42	60
American Indian/Alaskan	4	5	9
Other	26	72	98
Unknown	58	70	128
Other race includes Asian, native Hawaiian/Pacific Islander, or other.			
Ethnicity	439	1,263	1,702
Hispanic	38	34	72
Non-Hispanic	272	1,020	1,292
Unknown	129	209	338
Gender	439	1,263	1,702
Female	231	654	885
Male	207	609	816
Unknown	1	0	1



COVID-19: Lake County vaccine summary

Vaccination data through Apr 18, 2021 as of Apr 19, 2021 at 12:05 AM

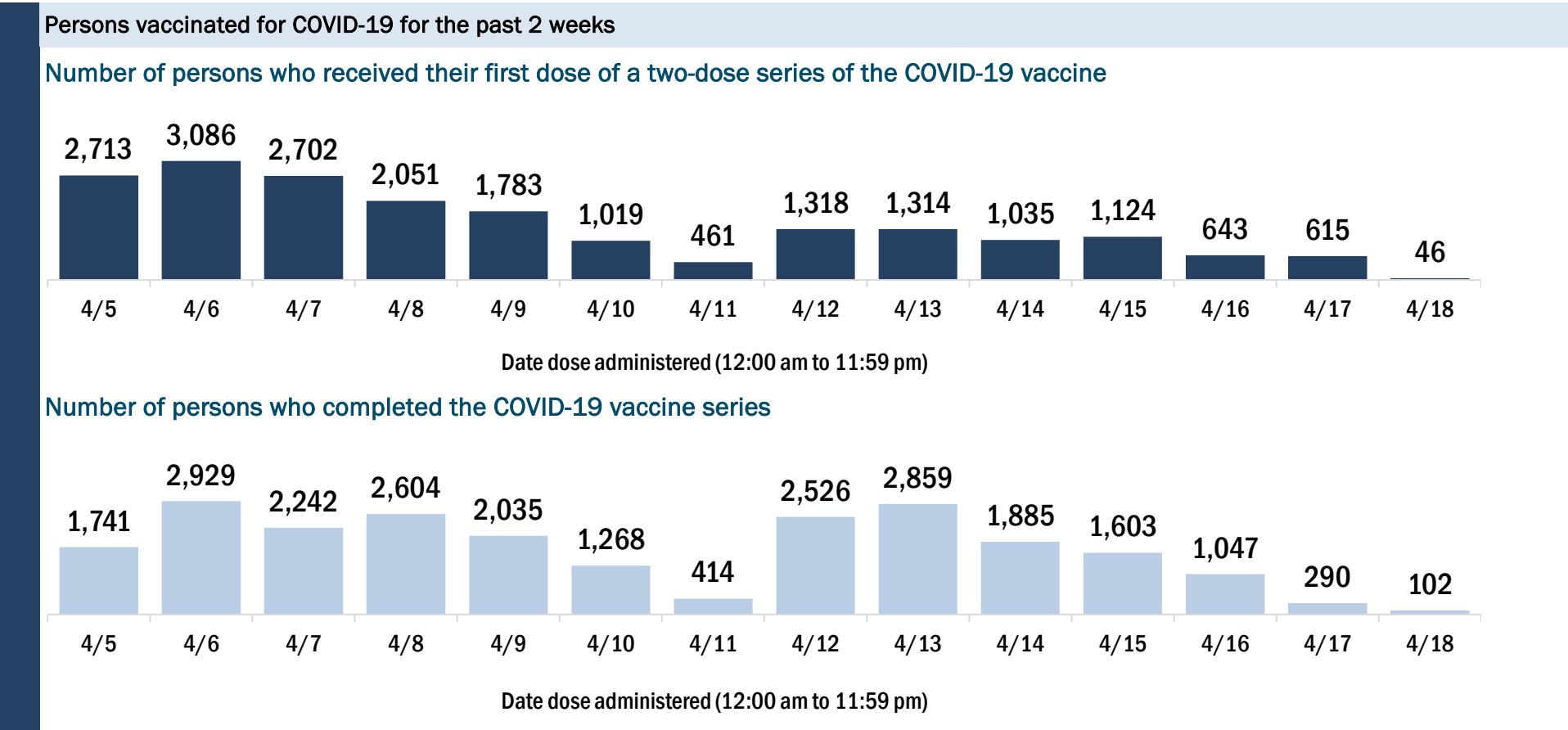
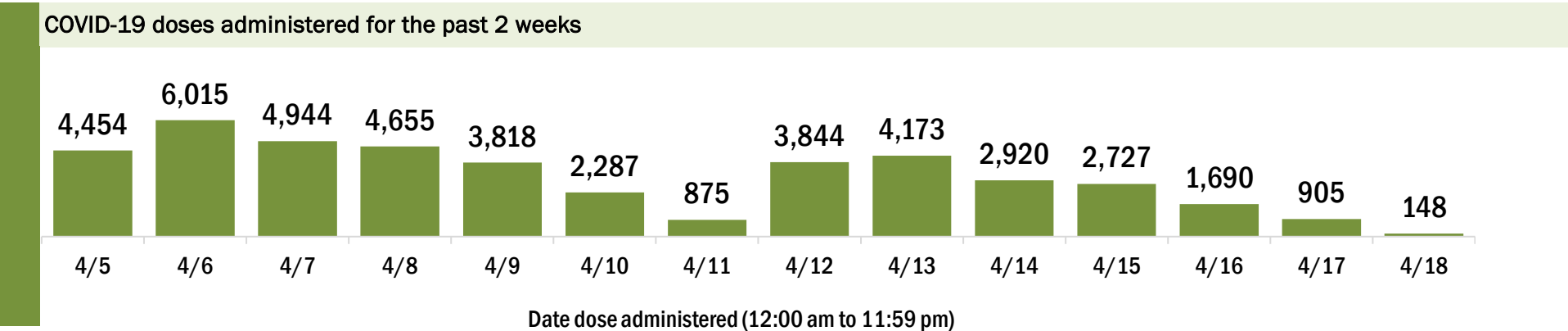
Data in this report are provisional and subject to change.

Data in this summary pertain to COVID-19 vaccines approved by the U.S. Food and Drug Administration and have been issued an Emergency Use Authorization (Janssen COVID-19 Vaccine, Moderna COVID-19 Vaccine and Pfizer-BioNTech COVID-19 Vaccine). These data summarize the number of people who have received either their first dose or have completed the series for a COVID-19 vaccine. **A person can only be counted in one category, first dose or series complete.** For persons receiving Moderna or Pfizer vaccines, once they receive their second dose, they are moved from the first dose column to the series completed column. **Because of this, the total first dose category may show a change from report to report not matching the total receiving their first dose from the previous day.** Persons receiving Johnson & Johnson vaccines will always be counted in the series completed column.

COVID-19 doses for vaccinated persons in Florida	
Doses administered	250,261
People receiving one dose of a 1-dose series (Johnson & Johnson) or receiving only one dose of a 2-dose series (Moderna, Pfizer) count once. Persons receiving both doses of a 2-dose series count twice.	

Current status of persons vaccinated for COVID-19 in Florida	
Total people vaccinated	153,220
First dose	50,331
Series completed	102,889
Completed 1-dose series	5,848
Completed 2-dose series	97,041
First dose: current number of people who have only received their first dose of the Moderna or Pfizer vaccine.	
Series complete: current number of people who have received both Moderna or Pfizer vaccine doses or one Johnson & Johnson dose and are considered fully immunized.	

Demographic summary	First dose	Series complete	Total people vaccinated
Age group	50,331	102,889	153,220
16-24 years	4,527	1,164	5,691
25-34 years	4,921	2,823	7,744
35-44 years	6,795	4,266	11,061
45-54 years	9,182	6,818	16,000
55-64 years	10,992	16,076	27,068
65-74 years	7,156	37,892	45,048
75-84 years	4,941	26,200	31,141
85+ years	1,817	7,650	9,467
Race	50,331	102,889	153,220
White	32,535	77,875	110,410
Black	3,413	4,598	8,011
American Indian/Alaskan	320	523	843
Other	5,532	8,584	14,116
Unknown	8,531	11,309	19,840
Other race includes Asian, native Hawaiian/Pacific Islander, or other.			
Ethnicity	50,331	102,889	153,220
Hispanic	6,477	5,004	11,481
Non-Hispanic	25,284	58,971	84,255
Unknown	18,570	38,914	57,484
Gender	50,331	102,889	153,220
Female	27,124	58,655	85,779
Male	23,065	44,136	67,201
Unknown	142	98	240



COVID-19: Lee County vaccine summary

Vaccination data through Apr 18, 2021 as of Apr 19, 2021 at 12:05 AM

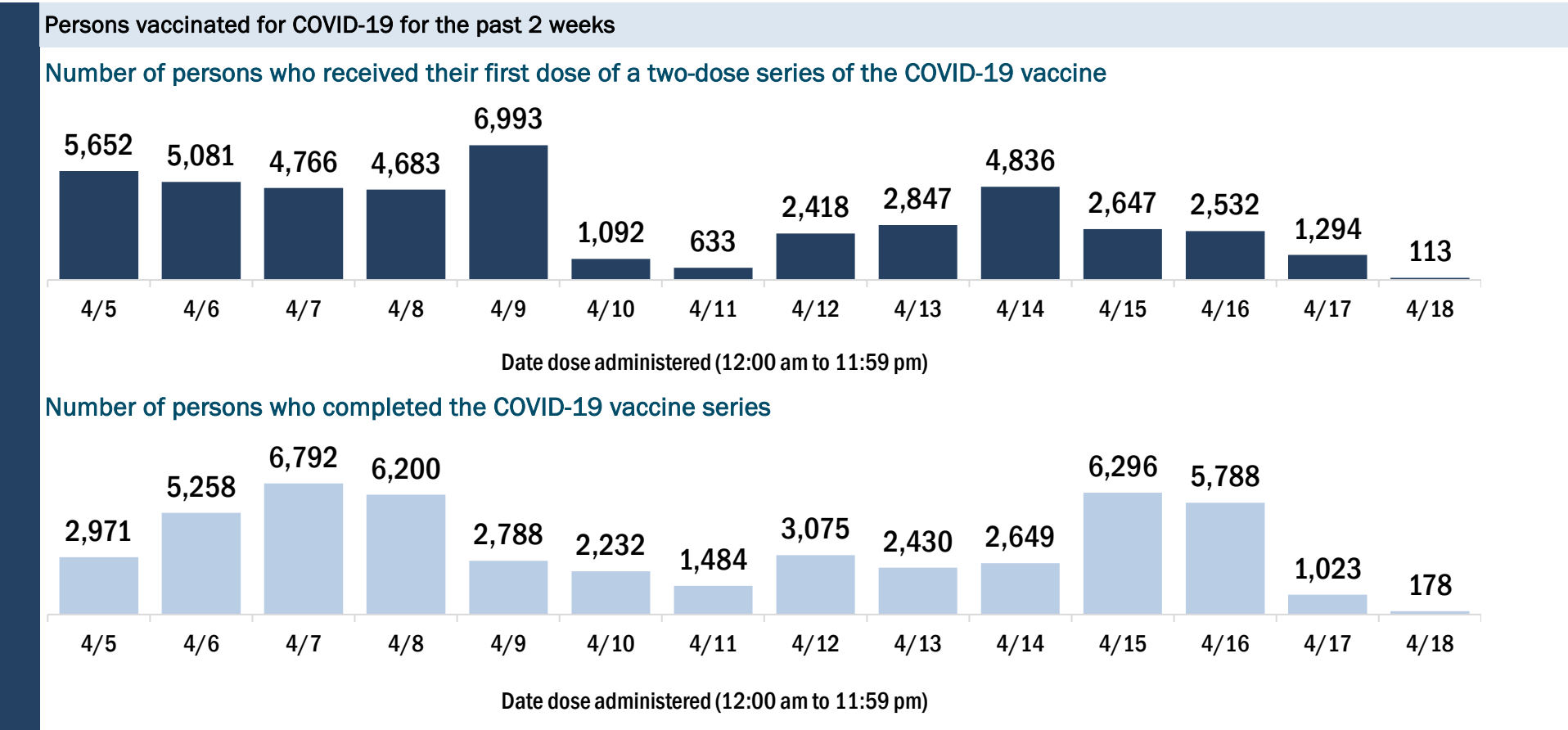
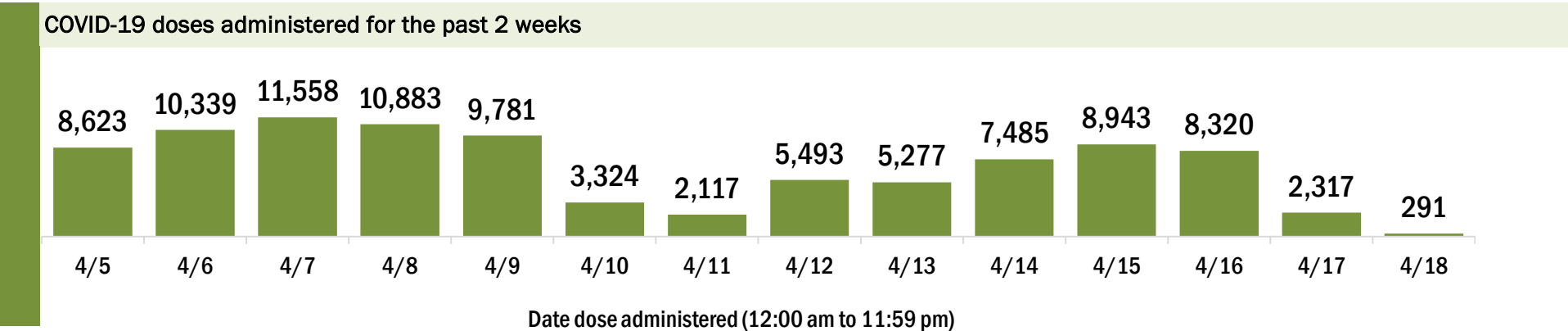
Data in this report are provisional and subject to change.

Data in this summary pertain to COVID-19 vaccines approved by the U.S. Food and Drug Administration and have been issued an Emergency Use Authorization (Janssen COVID-19 Vaccine, Moderna COVID-19 Vaccine and Pfizer-BioNTech COVID-19 Vaccine). These data summarize the number of people who have received either their first dose or have completed the series for a COVID-19 vaccine. **A person can only be counted in one category, first dose or series complete.** For persons receiving Moderna or Pfizer vaccines, once they receive their second dose, they are moved from the first dose column to the series completed column. **Because of this, the total first dose category may show a change from report to report not matching the total receiving their first dose from the previous day.** Persons receiving Johnson & Johnson vaccines will always be counted in the series completed column.

COVID-19 doses for vaccinated persons in Florida	
Doses administered	477,555
People receiving one dose of a 1-dose series (Johnson & Johnson) or receiving only one dose of a 2-dose series (Moderna, Pfizer) count once. Persons receiving both doses of a 2-dose series count twice.	

Current status of persons vaccinated for COVID-19 in Florida	
Total people vaccinated	300,934
First dose	112,345
Series completed	188,589
Completed 1-dose series	11,968
Completed 2-dose series	176,621
First dose: current number of people who have only received their first dose of the Moderna or Pfizer vaccine.	
Series complete: current number of people who have received both Moderna or Pfizer vaccine doses or one Johnson & Johnson dose and are considered fully immunized.	

Demographic summary	First dose	Series complete	Total people vaccinated
Age group	112,345	188,589	300,934
16-24 years	6,090	1,742	7,832
25-34 years	8,534	4,482	13,016
35-44 years	12,236	6,130	18,366
45-54 years	18,314	9,832	28,146
55-64 years	30,780	25,643	56,423
65-74 years	20,575	79,657	100,232
75-84 years	11,936	48,320	60,256
85+ years	3,880	12,783	16,663
Race	112,345	188,589	300,934
White	79,846	135,028	214,874
Black	3,754	4,001	7,755
American Indian/Alaskan	504	592	1,096
Other	8,586	11,907	20,493
Unknown	19,655	37,061	56,716
Other race includes Asian, native Hawaiian/Pacific Islander, or other.			
Ethnicity	112,345	188,589	300,934
Hispanic	15,022	9,371	24,393
Non-Hispanic	60,837	108,552	169,389
Unknown	36,486	70,666	107,152
Gender	112,345	188,589	300,934
Female	60,225	106,084	166,309
Male	51,840	82,157	133,997
Unknown	280	348	628



COVID-19: Leon County vaccine summary

Vaccination data through Apr 18, 2021 as of Apr 19, 2021 at 12:05 AM

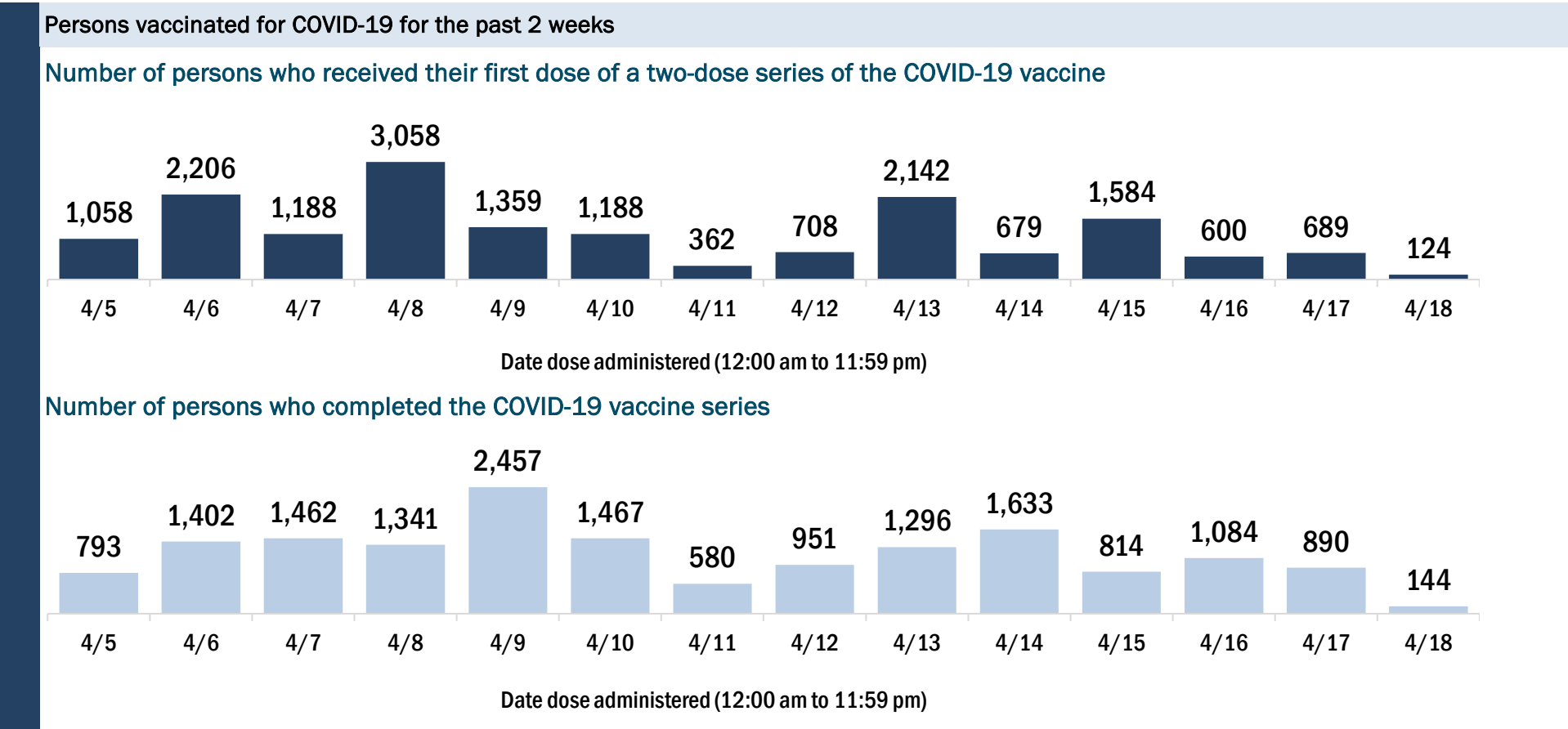
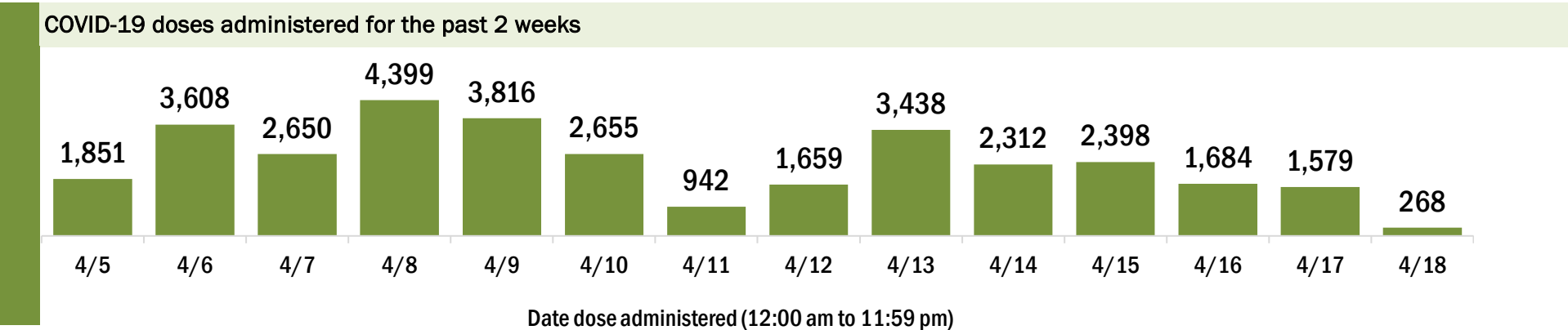
Data in this report are provisional and subject to change.

Data in this summary pertain to COVID-19 vaccines approved by the U.S. Food and Drug Administration and have been issued an Emergency Use Authorization (Janssen COVID-19 Vaccine, Moderna COVID-19 Vaccine and Pfizer-BioNTech COVID-19 Vaccine). These data summarize the number of people who have received either their first dose or have completed the series for a COVID-19 vaccine. **A person can only be counted in one category, first dose or series complete.** For persons receiving Moderna or Pfizer vaccines, once they receive their second dose, they are moved from the first dose column to the series completed column. **Because of this, the total first dose category may show a change from report to report not matching the total receiving their first dose from the previous day.** Persons receiving Johnson & Johnson vaccines will always be counted in the series completed column.

COVID-19 doses for vaccinated persons in Florida	
Doses administered	169,626
People receiving one dose of a 1-dose series (Johnson & Johnson) or receiving only one dose of a 2-dose series (Moderna, Pfizer) count once. Persons receiving both doses of a 2-dose series count twice.	

Current status of persons vaccinated for COVID-19 in Florida	
Total people vaccinated	105,798
First dose	37,650
Series completed	68,148
Completed 1-dose series	4,320
Completed 2-dose series	63,828
First dose: current number of people who have only received their first dose of the Moderna or Pfizer vaccine.	
Series complete: current number of people who have received both Moderna or Pfizer vaccine doses or one Johnson & Johnson dose and are considered fully immunized.	

Demographic summary	First dose	Series complete	Total people vaccinated
Age group	37,650	68,148	105,798
16-24 years	7,213	3,385	10,598
25-34 years	6,917	5,481	12,398
35-44 years	6,928	6,288	13,216
45-54 years	6,669	8,171	14,840
55-64 years	5,646	14,344	19,990
65-74 years	2,436	18,958	21,394
75-84 years	1,191	8,604	9,795
85+ years	650	2,917	3,567
Race	37,650	68,148	105,798
White	21,350	40,819	62,169
Black	5,260	9,670	14,930
American Indian/Alaskan	137	204	341
Other	5,635	11,894	17,529
Unknown	5,268	5,561	10,829
Other race includes Asian, native Hawaiian/Pacific Islander, or other.			
Ethnicity	37,650	68,148	105,798
Hispanic	2,299	2,836	5,135
Non-Hispanic	25,003	49,639	74,642
Unknown	10,348	15,673	26,021
Gender	37,650	68,148	105,798
Female	20,257	40,059	60,316
Male	17,348	28,053	45,401
Unknown	45	36	81



COVID-19: Levy County vaccine summary

Vaccination data through Apr 18, 2021 as of Apr 19, 2021 at 12:05 AM

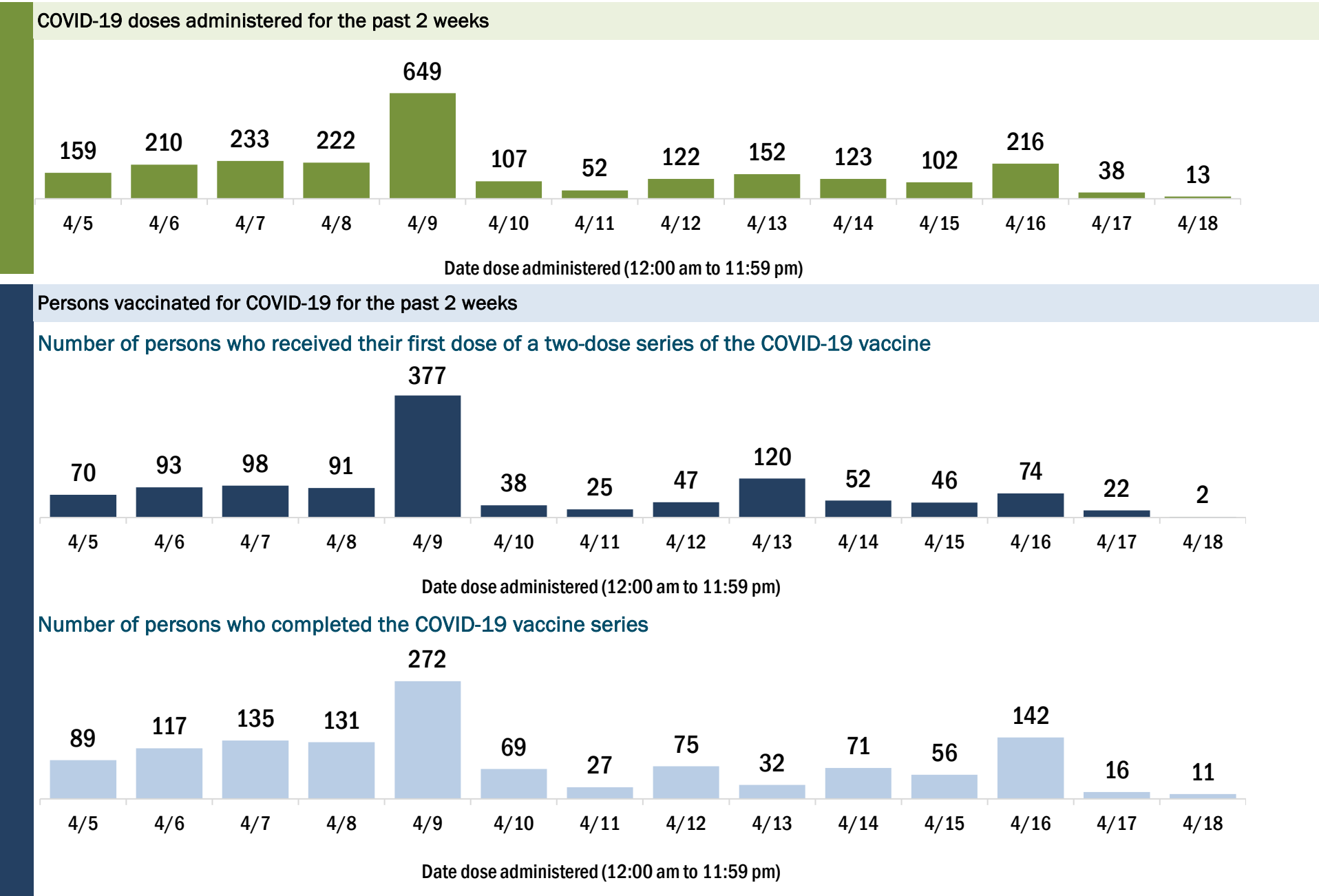
Data in this report are provisional and subject to change.

Data in this summary pertain to COVID-19 vaccines approved by the U.S. Food and Drug Administration and have been issued an Emergency Use Authorization (Janssen COVID-19 Vaccine, Moderna COVID-19 Vaccine and Pfizer-BioNTech COVID-19 Vaccine). These data summarize the number of people who have received either their first dose or have completed the series for a COVID-19 vaccine. **A person can only be counted in one category, first dose or series complete.** For persons receiving Moderna or Pfizer vaccines, once they receive their second dose, they are moved from the first dose column to the series completed column. **Because of this, the total first dose category may show a change from report to report not matching the total receiving their first dose from the previous day.** Persons receiving Johnson & Johnson vaccines will always be counted in the series completed column.

COVID-19 doses for vaccinated persons in Florida	
Doses administered	16,166
People receiving one dose of a 1-dose series (Johnson & Johnson) or receiving only one dose of a 2-dose series (Moderna, Pfizer) count once. Persons receiving both doses of a 2-dose series count twice.	

Current status of persons vaccinated for COVID-19 in Florida	
Total people vaccinated	10,249
First dose	3,340
Series completed	6,909
Completed 1-dose series	992
Completed 2-dose series	5,917
First dose: current number of people who have only received their first dose of the Moderna or Pfizer vaccine.	
Series complete: current number of people who have received both Moderna or Pfizer vaccine doses or one Johnson & Johnson dose and are considered fully immunized.	

Demographic summary	First dose	Series complete	Total people vaccinated
Age group	3,340	6,909	10,249
16-24 years	123	76	199
25-34 years	162	204	366
35-44 years	248	243	491
45-54 years	466	445	911
55-64 years	1,142	1,081	2,223
65-74 years	731	2,925	3,656
75-84 years	355	1,563	1,918
85+ years	113	372	485
Race	3,340	6,909	10,249
White	2,501	5,419	7,920
Black	289	404	693
American Indian/Alaskan	20	42	62
Other	223	384	607
Unknown	307	660	967
Other race includes Asian, native Hawaiian/Pacific Islander, or other.			
Ethnicity	3,340	6,909	10,249
Hispanic	269	214	483
Non-Hispanic	2,071	4,972	7,043
Unknown	1,000	1,723	2,723
Gender	3,340	6,909	10,249
Female	1,885	3,967	5,852
Male	1,453	2,942	4,395
Unknown	2	0	2



COVID-19: Liberty County vaccine summary

Vaccination data through Apr 18, 2021 as of Apr 19, 2021 at 12:05 AM

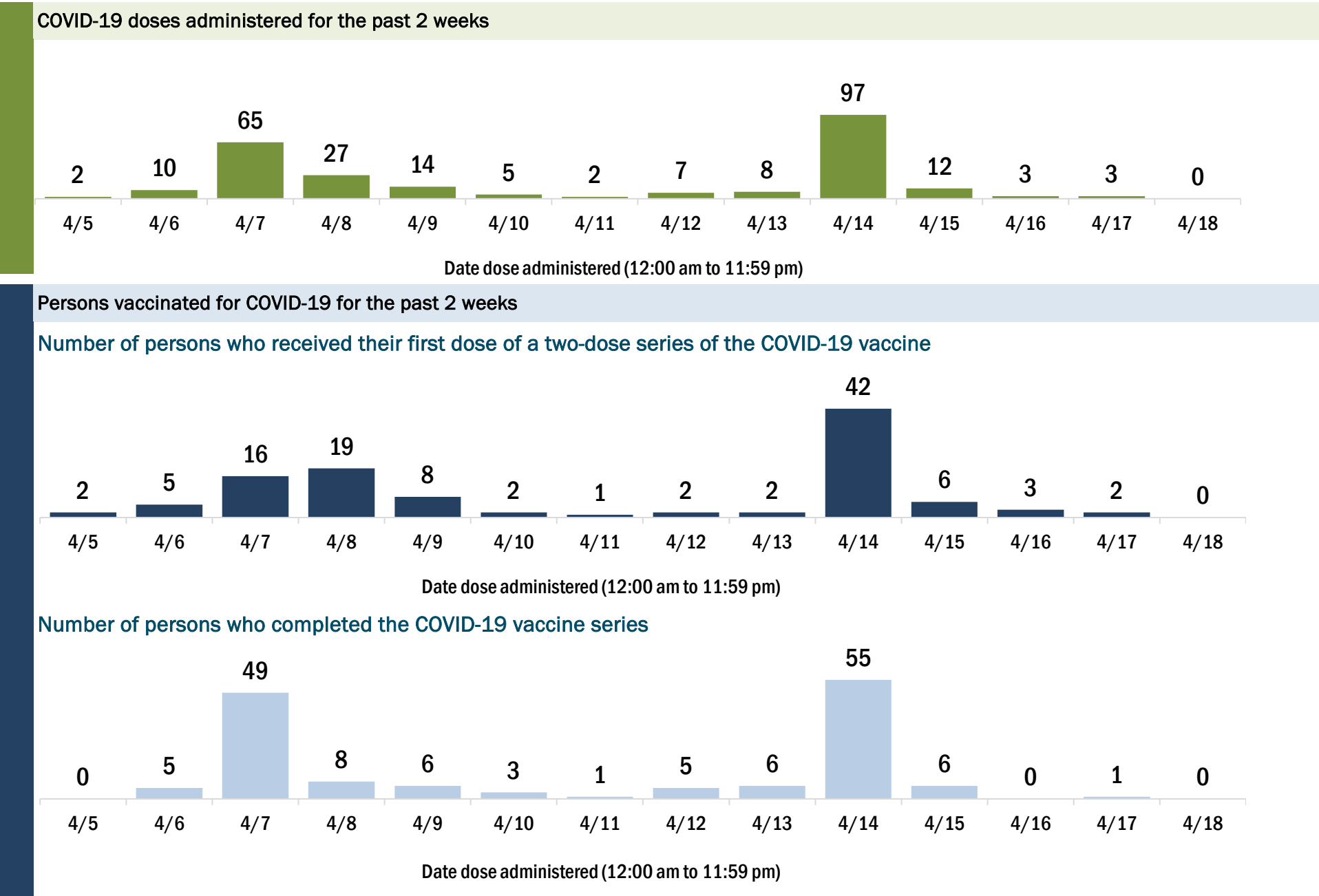
Data in this report are provisional and subject to change.

Data in this summary pertain to COVID-19 vaccines approved by the U.S. Food and Drug Administration and have been issued an Emergency Use Authorization (Janssen COVID-19 Vaccine, Moderna COVID-19 Vaccine and Pfizer-BioNTech COVID-19 Vaccine). These data summarize the number of people who have received either their first dose or have completed the series for a COVID-19 vaccine. **A person can only be counted in one category, first dose or series complete.** For persons receiving Moderna or Pfizer vaccines, once they receive their second dose, they are moved from the first dose column to the series completed column. **Because of this, the total first dose category may show a change from report to report not matching the total receiving their first dose from the previous day.** Persons receiving Johnson & Johnson vaccines will always be counted in the series completed column.

COVID-19 doses for vaccinated persons in Florida	
Doses administered	2,554
People receiving one dose of a 1-dose series (Johnson & Johnson) or receiving only one dose of a 2-dose series (Moderna, Pfizer) count once. Persons receiving both doses of a 2-dose series count twice.	

Current status of persons vaccinated for COVID-19 in Florida	
Total people vaccinated	1,471
First dose	320
Series completed	1,151
Completed 1-dose series	68
Completed 2-dose series	1,083
First dose: current number of people who have only received their first dose of the Moderna or Pfizer vaccine.	
Series complete: current number of people who have received both Moderna or Pfizer vaccine doses or one Johnson & Johnson dose and are considered fully immunized.	

Demographic summary	First dose	Series complete	Total people vaccinated
Age group	320	1,151	1,471
16-24 years	25	15	40
25-34 years	22	33	55
35-44 years	43	67	110
45-54 years	73	81	154
55-64 years	88	270	358
65-74 years	41	410	451
75-84 years	22	218	240
85+ years	6	57	63
Race	320	1,151	1,471
White	213	837	1,050
Black	51	101	152
American Indian/Alaskan	4	8	12
Other	22	97	119
Unknown	30	108	138
Other race includes Asian, native Hawaiian/Pacific Islander, or other.			
Ethnicity	320	1,151	1,471
Hispanic	4	15	19
Non-Hispanic	160	634	794
Unknown	156	502	658
Gender	320	1,151	1,471
Female	180	618	798
Male	140	533	673
Unknown	0	0	0



COVID-19: Madison County vaccine summary

Vaccination data through Apr 18, 2021 as of Apr 19, 2021 at 12:05 AM

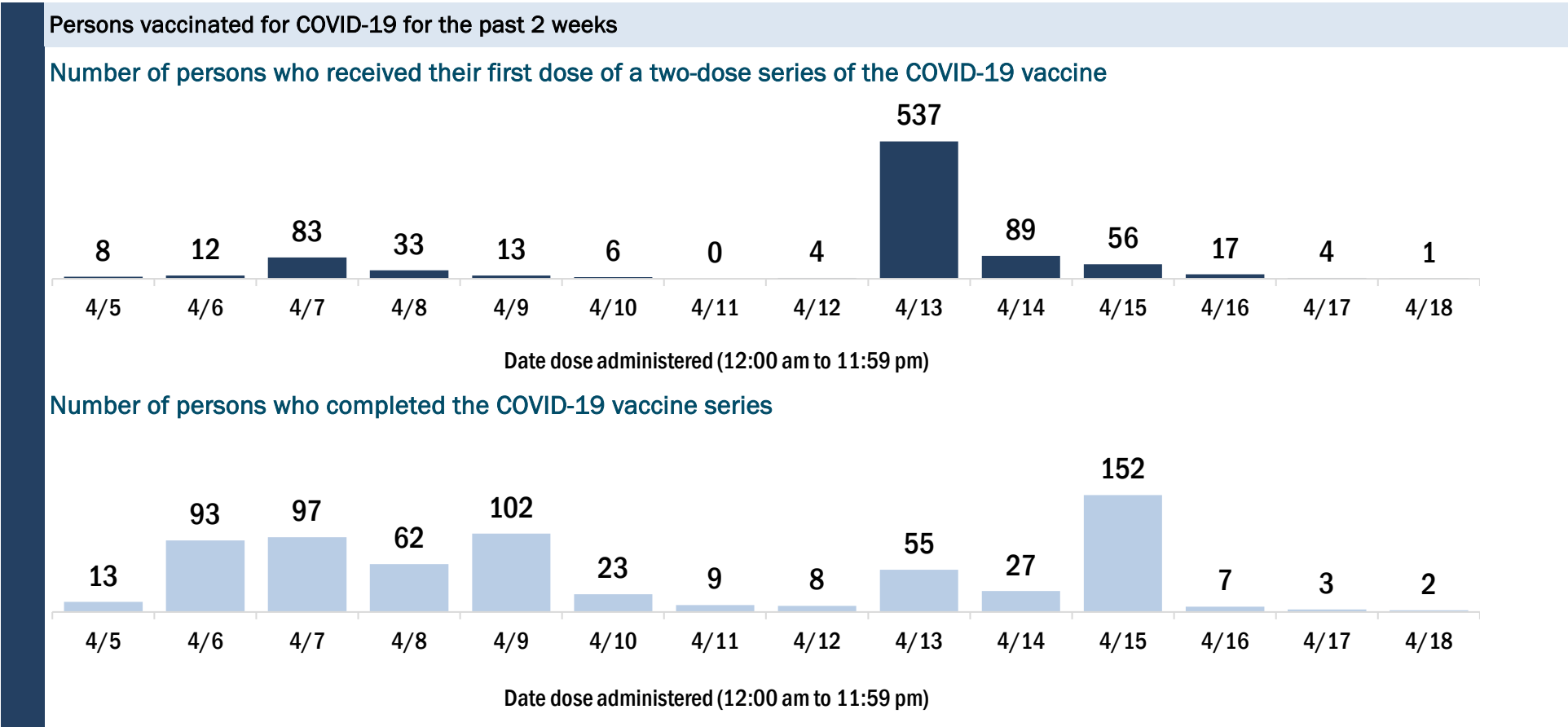
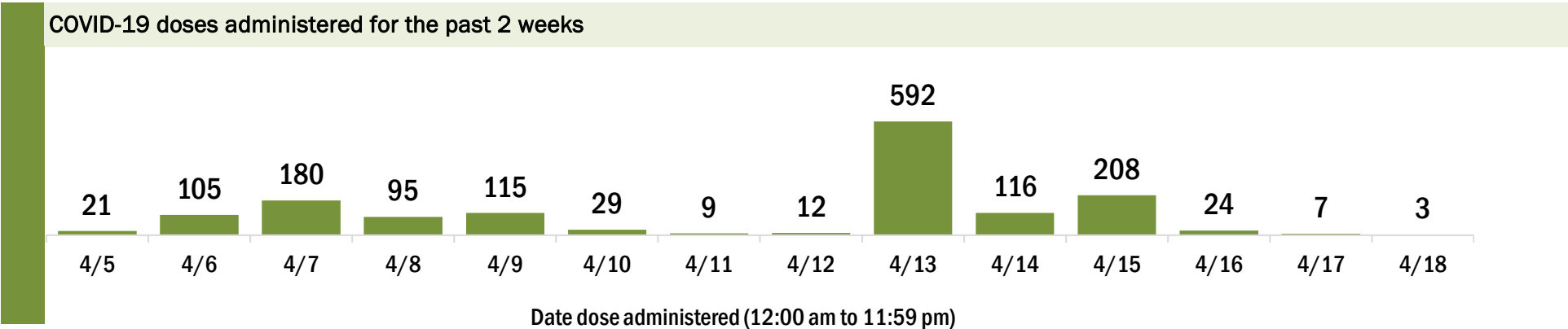
Data in this report are provisional and subject to change.

Data in this summary pertain to COVID-19 vaccines approved by the U.S. Food and Drug Administration and have been issued an Emergency Use Authorization (Janssen COVID-19 Vaccine, Moderna COVID-19 Vaccine and Pfizer-BioNTech COVID-19 Vaccine). These data summarize the number of people who have received either their first dose or have completed the series for a COVID-19 vaccine. **A person can only be counted in one category, first dose or series complete.** For persons receiving Moderna or Pfizer vaccines, once they receive their second dose, they are moved from the first dose column to the series completed column. **Because of this, the total first dose category may show a change from report to report not matching the total receiving their first dose from the previous day.** Persons receiving Johnson & Johnson vaccines will always be counted in the series completed column.

COVID-19 doses for vaccinated persons in Florida	
Doses administered	8,569
People receiving one dose of a 1-dose series (Johnson & Johnson) or receiving only one dose of a 2-dose series (Moderna, Pfizer) count once. Persons receiving both doses of a 2-dose series count twice.	

Current status of persons vaccinated for COVID-19 in Florida	
Total people vaccinated	5,287
First dose	1,631
Series completed	3,656
Completed 1-dose series	374
Completed 2-dose series	3,282
First dose: current number of people who have only received their first dose of the Moderna or Pfizer vaccine.	
Series complete: current number of people who have received both Moderna or Pfizer vaccine doses or one Johnson & Johnson dose and are considered fully immunized.	

Demographic summary	First dose	Series complete	Total people vaccinated
Age group	1,631	3,656	5,287
16-24 years	69	37	106
25-34 years	142	98	240
35-44 years	261	182	443
45-54 years	368	310	678
55-64 years	491	693	1,184
65-74 years	202	1,374	1,576
75-84 years	72	757	829
85+ years	26	205	231
Race	1,631	3,656	5,287
White	829	2,040	2,869
Black	544	1,018	1,562
American Indian/Alaskan	0	8	8
Other	129	303	432
Unknown	129	287	416
Other race includes Asian, native Hawaiian/Pacific Islander, or other.			
Ethnicity	1,631	3,656	5,287
Hispanic	96	72	168
Non-Hispanic	1,157	1,627	2,784
Unknown	378	1,957	2,335
Gender	1,631	3,656	5,287
Female	589	2,067	2,656
Male	1,042	1,589	2,631
Unknown	0	0	0



COVID-19: Manatee County vaccine summary

Vaccination data through Apr 18, 2021 as of Apr 19, 2021 at 12:05 AM

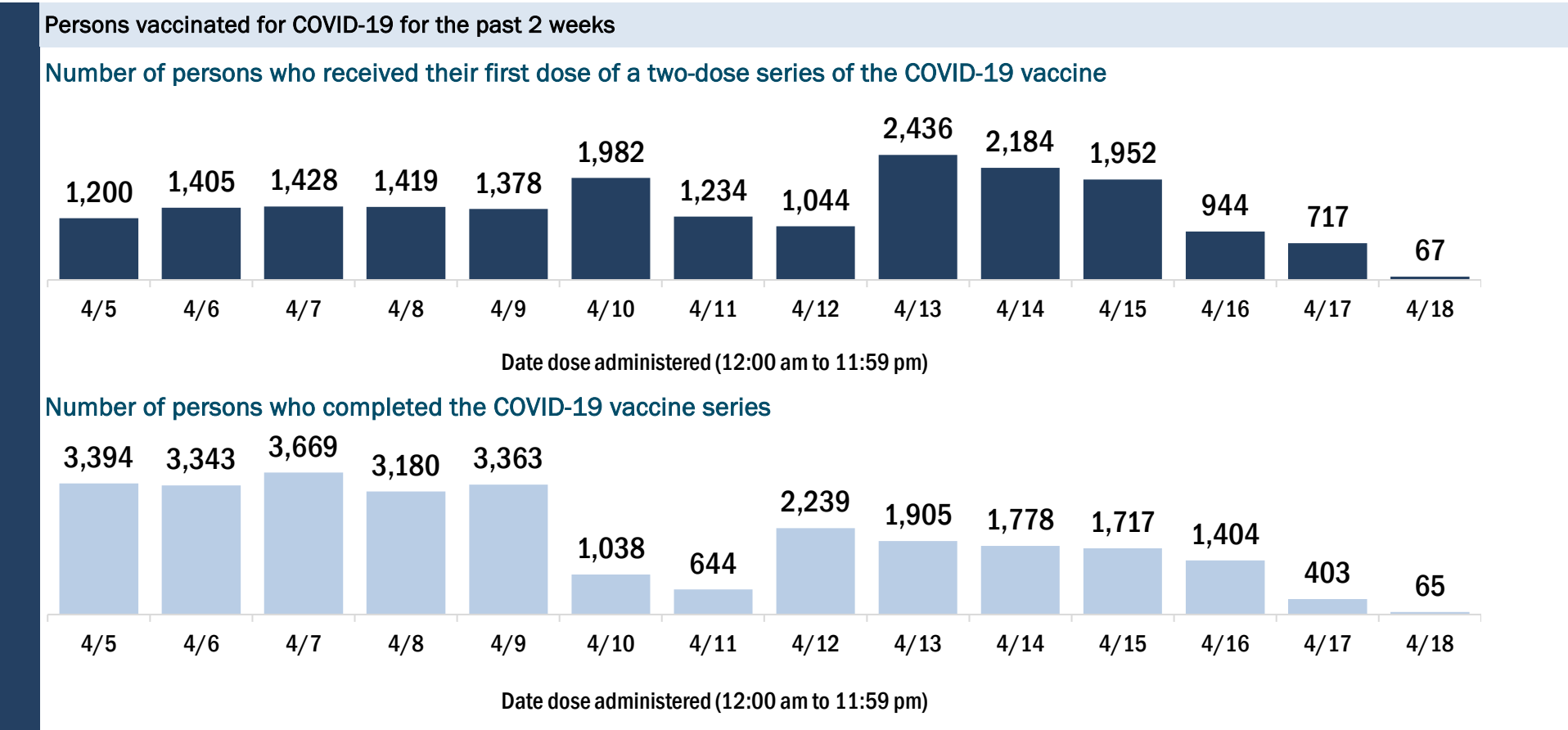
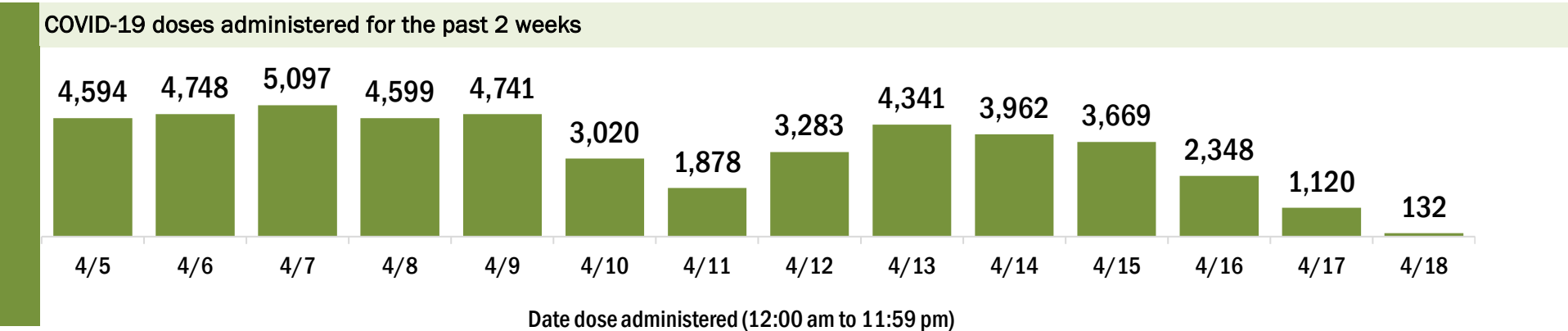
Data in this report are provisional and subject to change.

Data in this summary pertain to COVID-19 vaccines approved by the U.S. Food and Drug Administration and have been issued an Emergency Use Authorization (Janssen COVID-19 Vaccine, Moderna COVID-19 Vaccine and Pfizer-BioNTech COVID-19 Vaccine). These data summarize the number of people who have received either their first dose or have completed the series for a COVID-19 vaccine. **A person can only be counted in one category, first dose or series complete.** For persons receiving Moderna or Pfizer vaccines, once they receive their second dose, they are moved from the first dose column to the series completed column. **Because of this, the total first dose category may show a change from report to report not matching the total receiving their first dose from the previous day.** Persons receiving Johnson & Johnson vaccines will always be counted in the series completed column.

COVID-19 doses for vaccinated persons in Florida	
Doses administered	251,310
People receiving one dose of a 1-dose series (Johnson & Johnson) or receiving only one dose of a 2-dose series (Moderna, Pfizer) count once. Persons receiving both doses of a 2-dose series count twice.	

Current status of persons vaccinated for COVID-19 in Florida	
Total people vaccinated	159,213
First dose	61,663
Series completed	97,550
Completed 1-dose series	5,453
Completed 2-dose series	92,097
First dose: current number of people who have only received their first dose of the Moderna or Pfizer vaccine.	
Series complete: current number of people who have received both Moderna or Pfizer vaccine doses or one Johnson & Johnson dose and are considered fully immunized.	

Demographic summary	First dose	Series complete	Total people vaccinated
Age group	61,663	97,550	159,213
16-24 years	3,557	1,244	4,801
25-34 years	4,672	3,084	7,756
35-44 years	6,949	3,944	10,893
45-54 years	11,282	5,758	17,040
55-64 years	17,759	13,595	31,354
65-74 years	9,605	39,810	49,415
75-84 years	5,684	23,064	28,748
85+ years	2,155	7,051	9,206
Race	61,663	97,550	159,213
White	45,173	75,282	120,455
Black	2,232	2,774	5,006
American Indian/Alaskan	290	375	665
Other	4,792	7,008	11,800
Unknown	9,176	12,111	21,287
Other race includes Asian, native Hawaiian/Pacific Islander, or other.			
Ethnicity	61,663	97,550	159,213
Hispanic	5,695	3,332	9,027
Non-Hispanic	35,392	59,332	94,724
Unknown	20,576	34,886	55,462
Gender	61,663	97,550	159,213
Female	33,016	55,367	88,383
Male	28,486	42,126	70,612
Unknown	161	57	218



COVID-19: Marion County vaccine summary

Vaccination data through Apr 18, 2021 as of Apr 19, 2021 at 12:05 AM

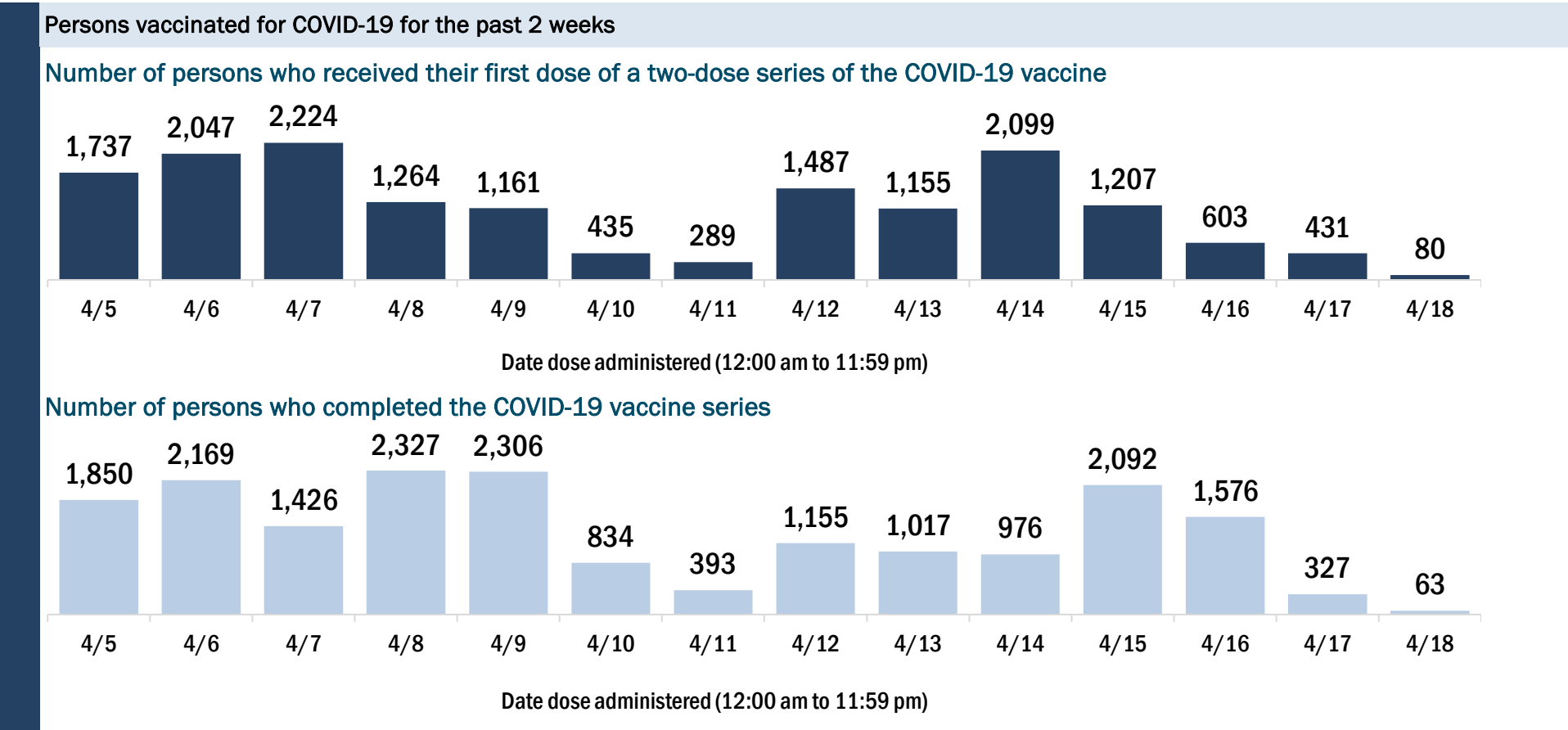
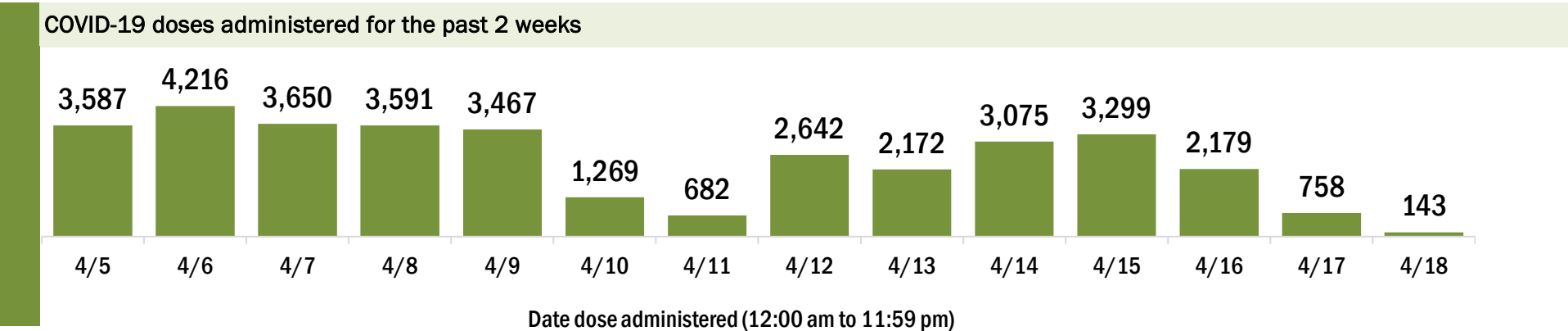
Data in this report are provisional and subject to change.

Data in this summary pertain to COVID-19 vaccines approved by the U.S. Food and Drug Administration and have been issued an Emergency Use Authorization (Janssen COVID-19 Vaccine, Moderna COVID-19 Vaccine and Pfizer-BioNTech COVID-19 Vaccine). These data summarize the number of people who have received either their first dose or have completed the series for a COVID-19 vaccine. **A person can only be counted in one category, first dose or series complete.** For persons receiving Moderna or Pfizer vaccines, once they receive their second dose, they are moved from the first dose column to the series completed column. **Because of this, the total first dose category may show a change from report to report not matching the total receiving their first dose from the previous day.** Persons receiving Johnson & Johnson vaccines will always be counted in the series completed column.

COVID-19 doses for vaccinated persons in Florida	
Doses administered	204,010
People receiving one dose of a 1-dose series (Johnson & Johnson) or receiving only one dose of a 2-dose series (Moderna, Pfizer) count once. Persons receiving both doses of a 2-dose series count twice.	

Current status of persons vaccinated for COVID-19 in Florida	
Total people vaccinated	123,540
First dose	38,906
Series completed	84,634
Completed 1-dose series	4,164
Completed 2-dose series	80,470
First dose: current number of people who have only received their first dose of the Moderna or Pfizer vaccine.	
Series complete: current number of people who have received both Moderna or Pfizer vaccine doses or one Johnson & Johnson dose and are considered fully immunized.	

Demographic summary	First dose	Series complete	Total people vaccinated
Age group	38,906	84,634	123,540
16-24 years	2,579	954	3,533
25-34 years	3,221	2,190	5,411
35-44 years	4,638	3,021	7,659
45-54 years	6,761	5,126	11,887
55-64 years	10,293	12,388	22,681
65-74 years	6,075	32,545	38,620
75-84 years	3,798	22,144	25,942
85+ years	1,541	6,266	7,807
Race	38,906	84,634	123,540
White	25,236	60,033	85,269
Black	3,158	5,319	8,477
American Indian/Alaskan	155	306	461
Other	4,154	7,441	11,595
Unknown	6,203	11,535	17,738
Other race includes Asian, native Hawaiian/Pacific Islander, or other.			
Ethnicity	38,906	84,634	123,540
Hispanic	5,123	4,727	9,850
Non-Hispanic	21,367	53,878	75,245
Unknown	12,416	26,029	38,445
Gender	38,906	84,634	123,540
Female	21,298	49,020	70,318
Male	17,569	35,574	53,143
Unknown	39	40	79



COVID-19: Martin County vaccine summary

Vaccination data through Apr 18, 2021 as of Apr 19, 2021 at 12:05 AM

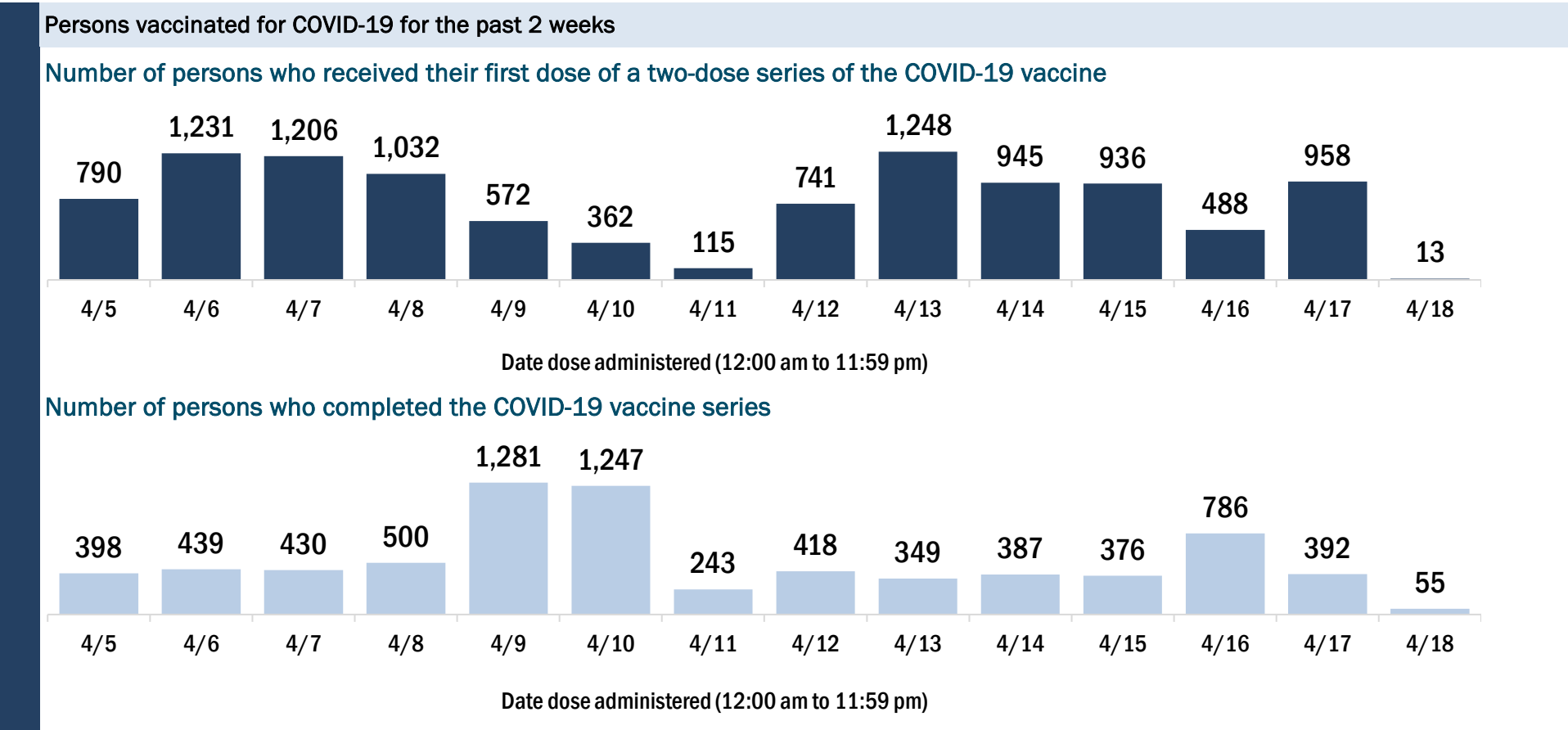
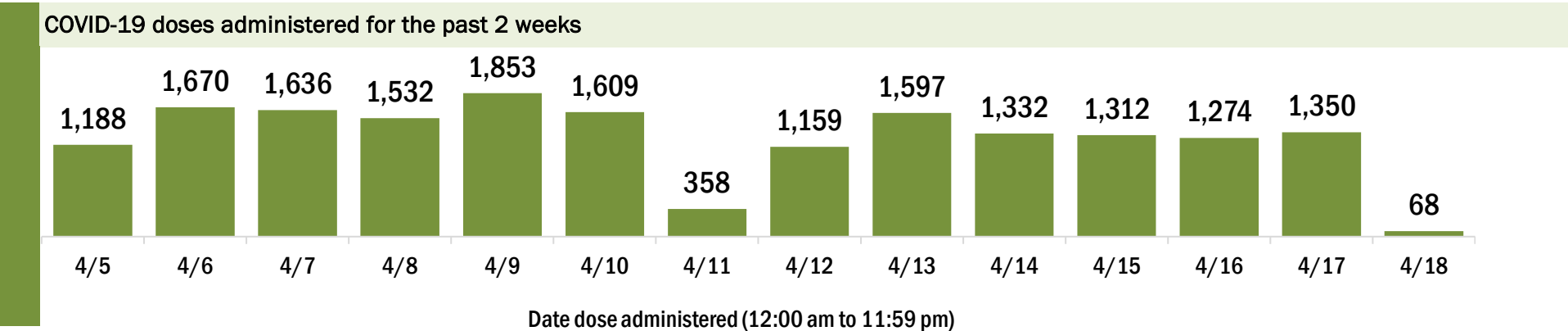
Data in this report are provisional and subject to change.

Data in this summary pertain to COVID-19 vaccines approved by the U.S. Food and Drug Administration and have been issued an Emergency Use Authorization (Janssen COVID-19 Vaccine, Moderna COVID-19 Vaccine and Pfizer-BioNTech COVID-19 Vaccine). These data summarize the number of people who have received either their first dose or have completed the series for a COVID-19 vaccine. **A person can only be counted in one category, first dose or series complete.** For persons receiving Moderna or Pfizer vaccines, once they receive their second dose, they are moved from the first dose column to the series completed column. **Because of this, the total first dose category may show a change from report to report not matching the total receiving their first dose from the previous day.** Persons receiving Johnson & Johnson vaccines will always be counted in the series completed column.

COVID-19 doses for vaccinated persons in Florida	
Doses administered	113,803
People receiving one dose of a 1-dose series (Johnson & Johnson) or receiving only one dose of a 2-dose series (Moderna, Pfizer) count once. Persons receiving both doses of a 2-dose series count twice.	

Current status of persons vaccinated for COVID-19 in Florida	
Total people vaccinated	70,524
First dose	24,431
Series completed	46,093
Completed 1-dose series	2,814
Completed 2-dose series	43,279
First dose: current number of people who have only received their first dose of the Moderna or Pfizer vaccine.	
Series complete: current number of people who have received both Moderna or Pfizer vaccine doses or one Johnson & Johnson dose and are considered fully immunized.	

Demographic summary	First dose	Series complete	Total people vaccinated
Age group	24,431	46,093	70,524
16-24 years	1,288	437	1,725
25-34 years	1,638	914	2,552
35-44 years	2,544	1,530	4,074
45-54 years	4,108	2,408	6,516
55-64 years	7,810	6,142	13,952
65-74 years	3,671	17,726	21,397
75-84 years	2,362	12,454	14,816
85+ years	1,010	4,482	5,492
Race	24,431	46,093	70,524
White	16,997	31,105	48,102
Black	774	938	1,712
American Indian/Alaskan	92	73	165
Other	1,644	3,317	4,961
Unknown	4,924	10,660	15,584
Other race includes Asian, native Hawaiian/Pacific Islander, or other.			
Ethnicity	24,431	46,093	70,524
Hispanic	1,620	1,325	2,945
Non-Hispanic	12,629	18,408	31,037
Unknown	10,182	26,360	36,542
Gender	24,431	46,093	70,524
Female	12,694	26,342	39,036
Male	11,718	19,733	31,451
Unknown	19	18	37



COVID-19: Monroe County vaccine summary

Vaccination data through Apr 18, 2021 as of Apr 19, 2021 at 12:05 AM

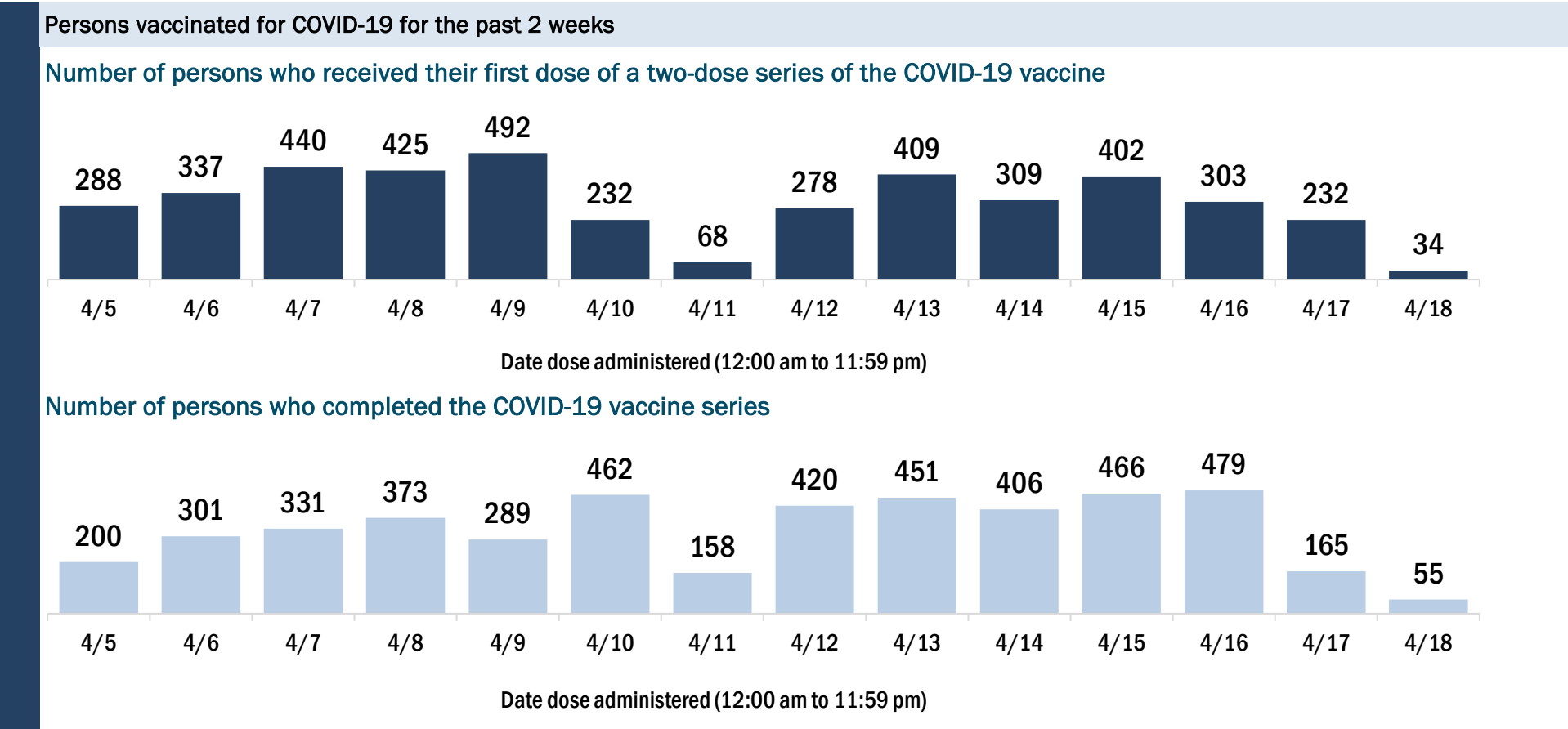
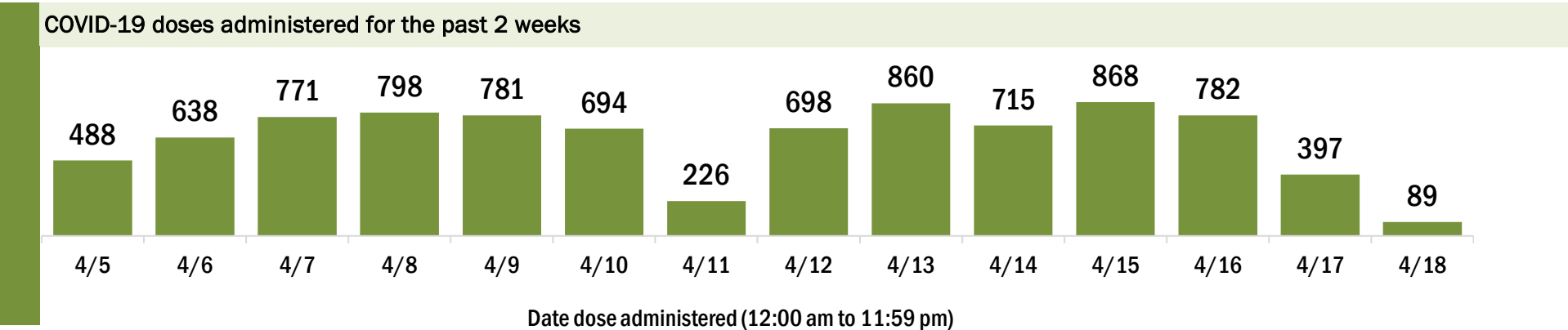
Data in this report are provisional and subject to change.

Data in this summary pertain to COVID-19 vaccines approved by the U.S. Food and Drug Administration and have been issued an Emergency Use Authorization (Janssen COVID-19 Vaccine, Moderna COVID-19 Vaccine and Pfizer-BioNTech COVID-19 Vaccine). These data summarize the number of people who have received either their first dose or have completed the series for a COVID-19 vaccine. **A person can only be counted in one category, first dose or series complete.** For persons receiving Moderna or Pfizer vaccines, once they receive their second dose, they are moved from the first dose column to the series completed column. **Because of this, the total first dose category may show a change from report to report not matching the total receiving their first dose from the previous day.** Persons receiving Johnson & Johnson vaccines will always be counted in the series completed column.

COVID-19 doses for vaccinated persons in Florida	
Doses administered	49,286
People receiving one dose of a 1-dose series (Johnson & Johnson) or receiving only one dose of a 2-dose series (Moderna, Pfizer) count once. Persons receiving both doses of a 2-dose series count twice.	

Current status of persons vaccinated for COVID-19 in Florida	
Total people vaccinated	31,316
First dose	11,470
Series completed	19,846
Completed 1-dose series	1,876
Completed 2-dose series	17,970
First dose: current number of people who have only received their first dose of the Moderna or Pfizer vaccine.	
Series complete: current number of people who have received both Moderna or Pfizer vaccine doses or one Johnson & Johnson dose and are considered fully immunized.	

Demographic summary	First dose	Series complete	Total people vaccinated
Age group	11,470	19,846	31,316
16-24 years	494	209	703
25-34 years	884	550	1,434
35-44 years	1,412	941	2,353
45-54 years	2,251	1,674	3,925
55-64 years	3,493	3,971	7,464
65-74 years	1,988	8,034	10,022
75-84 years	753	3,595	4,348
85+ years	195	872	1,067
Race	11,470	19,846	31,316
White	7,797	14,699	22,496
Black	273	367	640
American Indian/Alaskan	31	73	104
Other	594	1,033	1,627
Unknown	2,775	3,674	6,449
Other race includes Asian, native Hawaiian/Pacific Islander, or other.			
Ethnicity	11,470	19,846	31,316
Hispanic	1,409	1,642	3,051
Non-Hispanic	5,474	11,536	17,010
Unknown	4,587	6,668	11,255
Gender	11,470	19,846	31,316
Female	5,866	10,426	16,292
Male	5,593	9,419	15,012
Unknown	11	1	12



COVID-19: Nassau County vaccine summary

Vaccination data through Apr 18, 2021 as of Apr 19, 2021 at 12:05 AM

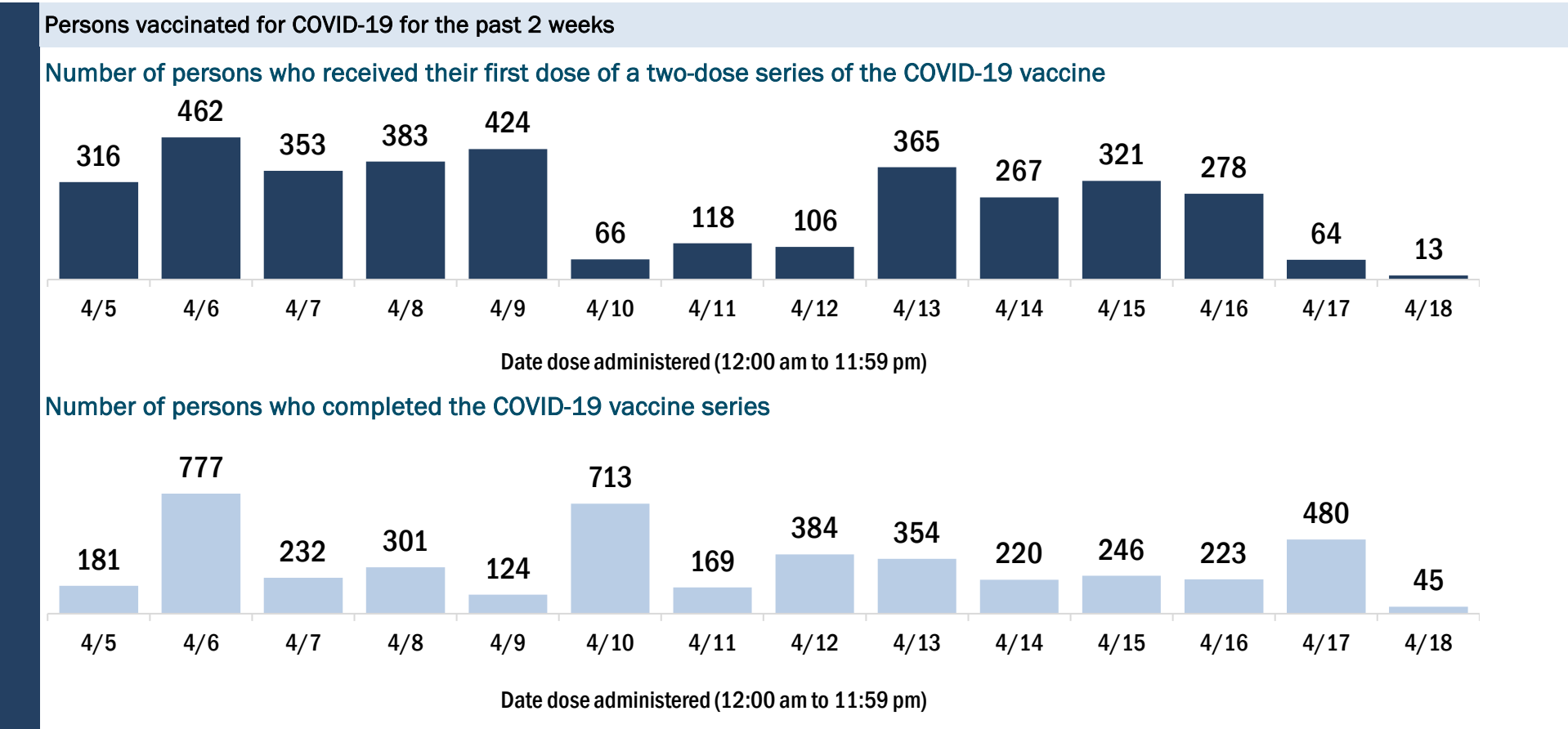
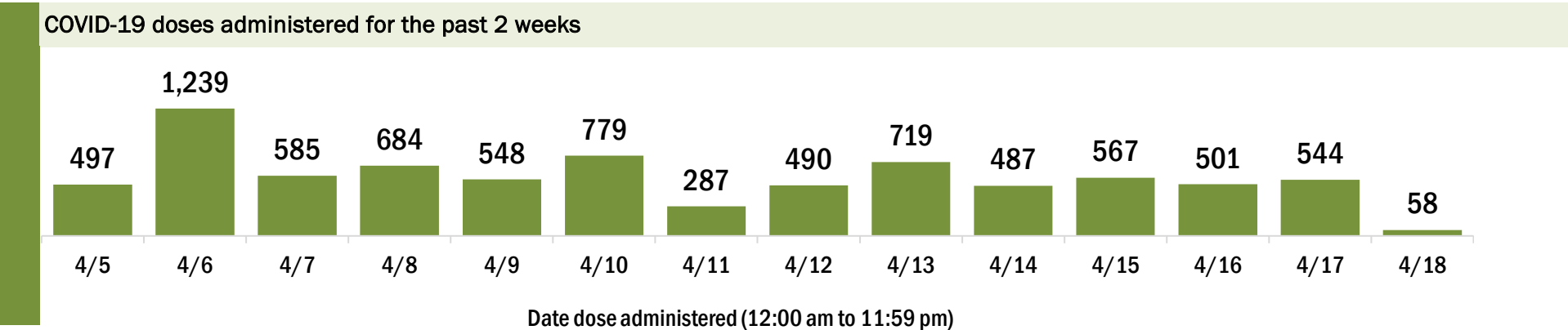
Data in this report are provisional and subject to change.

Data in this summary pertain to COVID-19 vaccines approved by the U.S. Food and Drug Administration and have been issued an Emergency Use Authorization (Janssen COVID-19 Vaccine, Moderna COVID-19 Vaccine and Pfizer-BioNTech COVID-19 Vaccine). These data summarize the number of people who have received either their first dose or have completed the series for a COVID-19 vaccine. **A person can only be counted in one category, first dose or series complete.** For persons receiving Moderna or Pfizer vaccines, once they receive their second dose, they are moved from the first dose column to the series completed column. **Because of this, the total first dose category may show a change from report to report not matching the total receiving their first dose from the previous day.** Persons receiving Johnson & Johnson vaccines will always be counted in the series completed column.

COVID-19 doses for vaccinated persons in Florida	
Doses administered	54,742
People receiving one dose of a 1-dose series (Johnson & Johnson) or receiving only one dose of a 2-dose series (Moderna, Pfizer) count once. Persons receiving both doses of a 2-dose series count twice.	

Current status of persons vaccinated for COVID-19 in Florida	
Total people vaccinated	32,363
First dose	8,027
Series completed	24,336
Completed 1-dose series	1,957
Completed 2-dose series	22,379
First dose: current number of people who have only received their first dose of the Moderna or Pfizer vaccine.	
Series complete: current number of people who have received both Moderna or Pfizer vaccine doses or one Johnson & Johnson dose and are considered fully immunized.	

Demographic summary	First dose	Series complete	Total people vaccinated
Age group	8,027	24,336	32,363
16-24 years	739	288	1,027
25-34 years	804	628	1,432
35-44 years	1,193	1,177	2,370
45-54 years	1,633	1,942	3,575
55-64 years	2,047	5,185	7,232
65-74 years	954	9,285	10,239
75-84 years	497	4,529	5,026
85+ years	160	1,302	1,462
Race	8,027	24,336	32,363
White	6,092	19,845	25,937
Black	409	1,085	1,494
American Indian/Alaskan	51	81	132
Other	502	1,180	1,682
Unknown	973	2,145	3,118
Other race includes Asian, native Hawaiian/Pacific Islander, or other.			
Ethnicity	8,027	24,336	32,363
Hispanic	414	451	865
Non-Hispanic	5,903	19,040	24,943
Unknown	1,710	4,845	6,555
Gender	8,027	24,336	32,363
Female	4,388	13,689	18,077
Male	3,633	10,646	14,279
Unknown	6	1	7



COVID-19: Okaloosa County vaccine summary

Vaccination data through Apr 18, 2021 as of Apr 19, 2021 at 12:05 AM

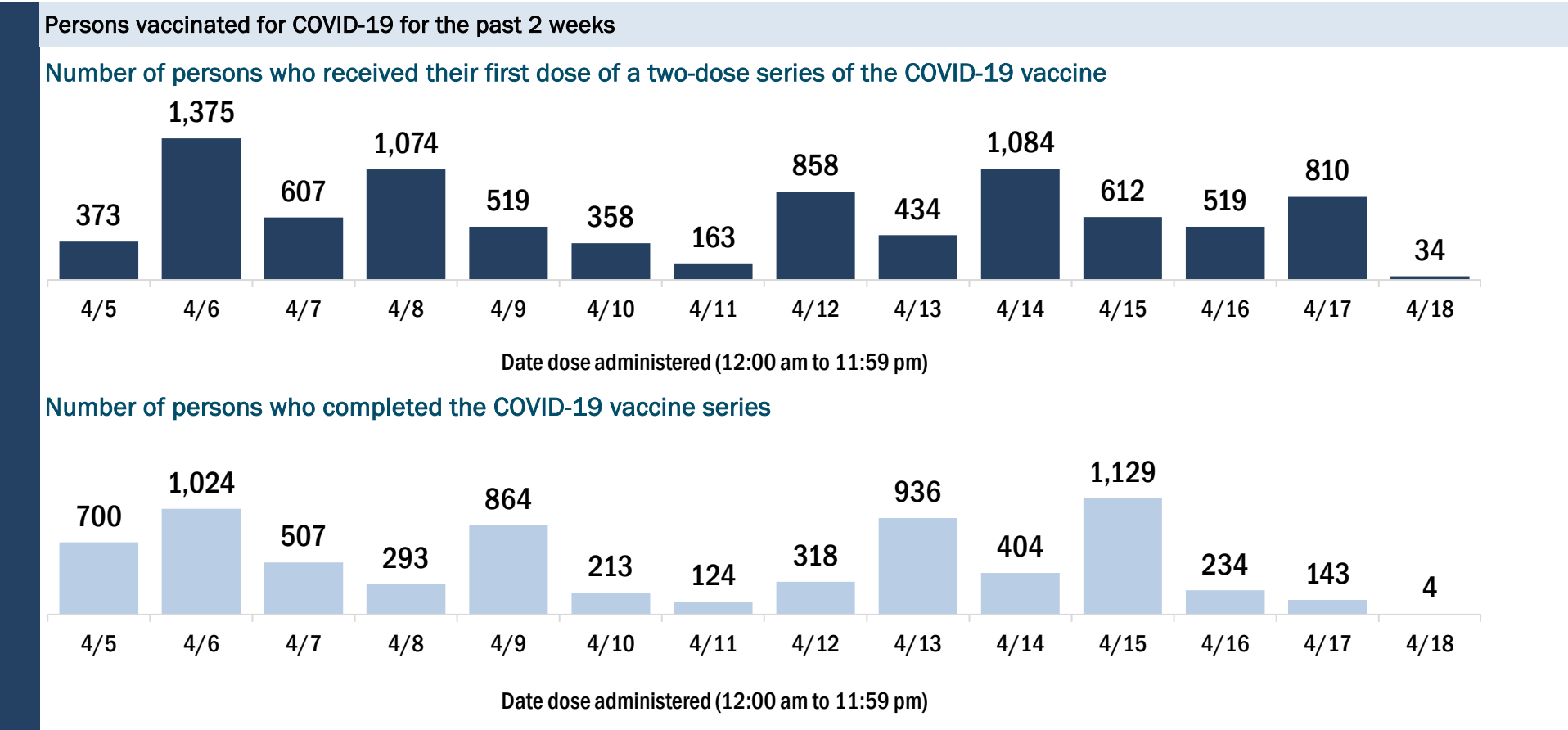
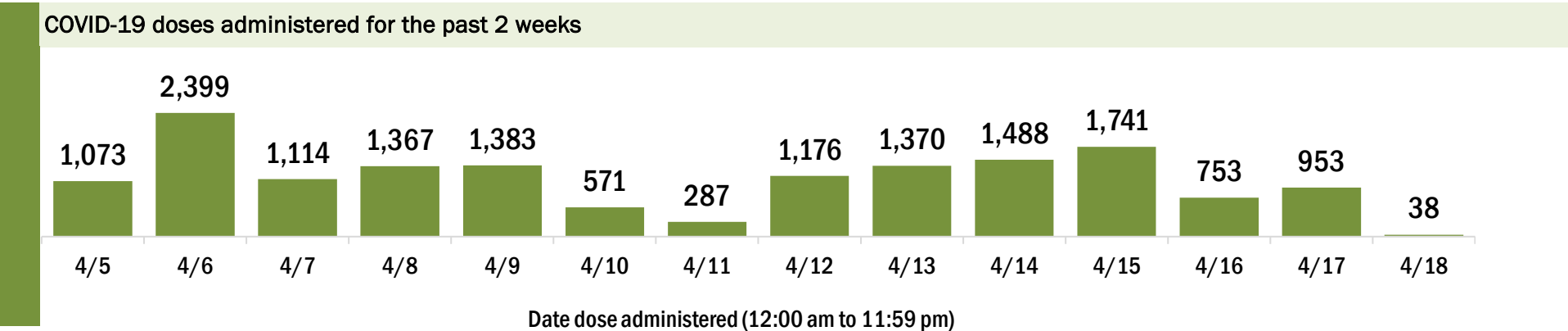
Data in this report are provisional and subject to change.

Data in this summary pertain to COVID-19 vaccines approved by the U.S. Food and Drug Administration and have been issued an Emergency Use Authorization (Janssen COVID-19 Vaccine, Moderna COVID-19 Vaccine and Pfizer-BioNTech COVID-19 Vaccine). These data summarize the number of people who have received either their first dose or have completed the series for a COVID-19 vaccine. **A person can only be counted in one category, first dose or series complete.** For persons receiving Moderna or Pfizer vaccines, once they receive their second dose, they are moved from the first dose column to the series completed column. **Because of this, the total first dose category may show a change from report to report not matching the total receiving their first dose from the previous day.** Persons receiving Johnson & Johnson vaccines will always be counted in the series completed column.

COVID-19 doses for vaccinated persons in Florida	
Doses administered	90,689
People receiving one dose of a 1-dose series (Johnson & Johnson) or receiving only one dose of a 2-dose series (Moderna, Pfizer) count once. Persons receiving both doses of a 2-dose series count twice.	

Current status of persons vaccinated for COVID-19 in Florida	
Total people vaccinated	56,149
First dose	18,112
Series completed	38,037
Completed 1-dose series	3,497
Completed 2-dose series	34,540
First dose: current number of people who have only received their first dose of the Moderna or Pfizer vaccine.	
Series complete: current number of people who have received both Moderna or Pfizer vaccine doses or one Johnson & Johnson dose and are considered fully immunized.	

Demographic summary	First dose	Series complete	Total people vaccinated
Age group	18,112	38,037	56,149
16-24 years	1,499	536	2,035
25-34 years	2,374	1,452	3,826
35-44 years	3,082	2,106	5,188
45-54 years	3,261	3,279	6,540
55-64 years	4,375	8,031	12,406
65-74 years	2,047	12,843	14,890
75-84 years	1,083	7,161	8,244
85+ years	391	2,629	3,020
Race	18,112	38,037	56,149
White	10,911	27,084	37,995
Black	1,186	1,873	3,059
American Indian/Alaskan	98	143	241
Other	1,856	3,255	5,111
Unknown	4,061	5,682	9,743
Other race includes Asian, native Hawaiian/Pacific Islander, or other.			
Ethnicity	18,112	38,037	56,149
Hispanic	1,173	1,005	2,178
Non-Hispanic	9,953	24,010	33,963
Unknown	6,986	13,022	20,008
Gender	18,112	38,037	56,149
Female	9,701	22,036	31,737
Male	8,289	15,974	24,263
Unknown	122	27	149



COVID-19: Okeechobee County vaccine summary

Vaccination data through Apr 18, 2021 as of Apr 19, 2021 at 12:05 AM

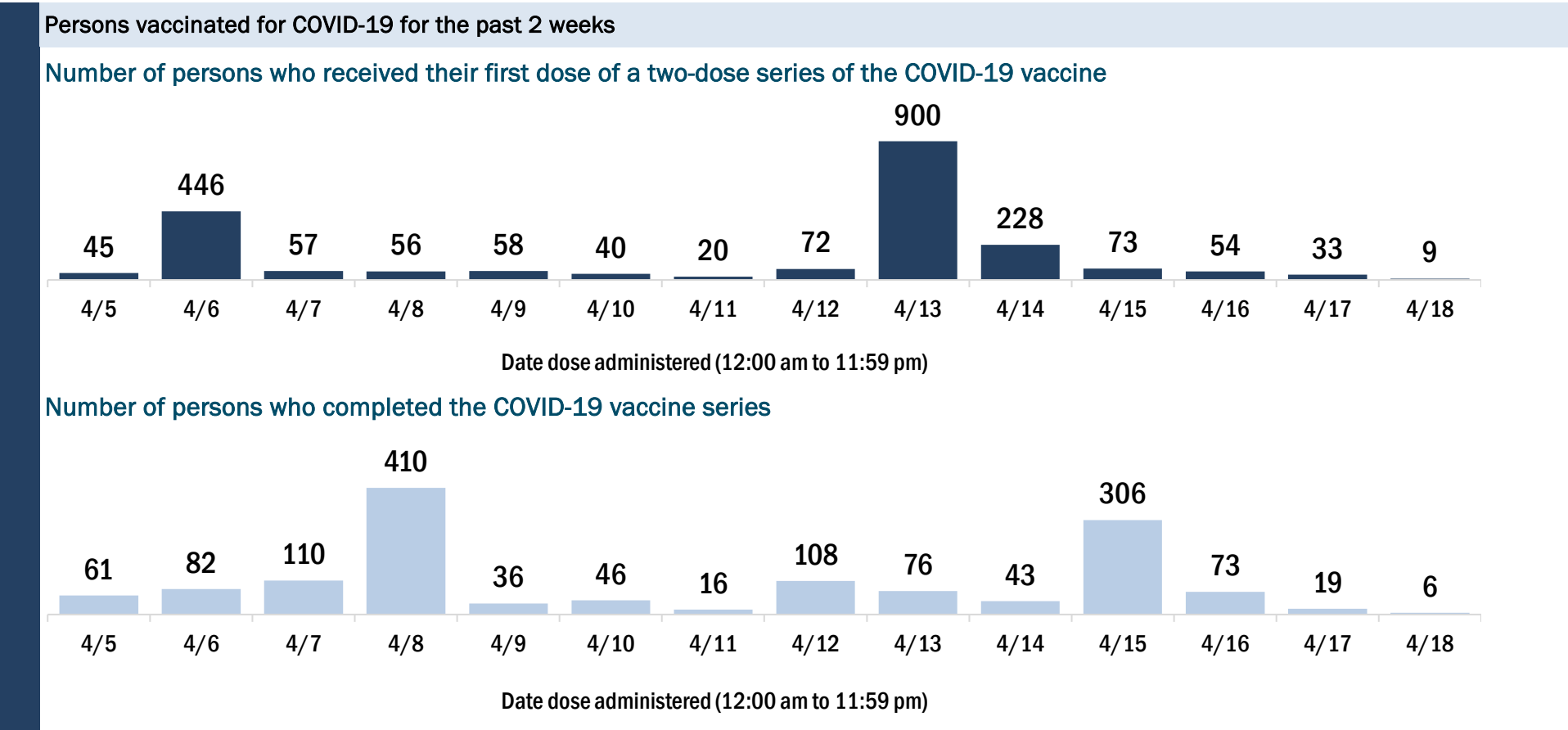
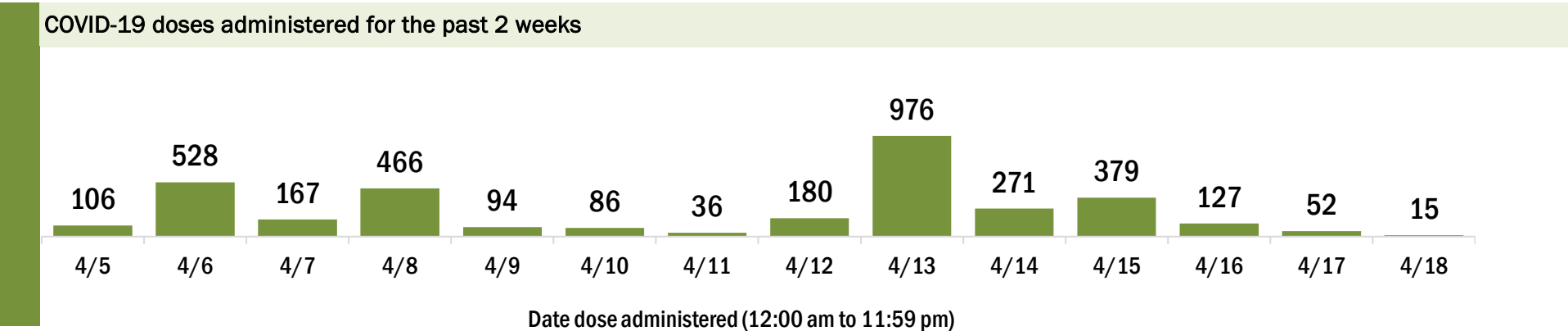
Data in this report are provisional and subject to change.

Data in this summary pertain to COVID-19 vaccines approved by the U.S. Food and Drug Administration and have been issued an Emergency Use Authorization (Janssen COVID-19 Vaccine, Moderna COVID-19 Vaccine and Pfizer-BioNTech COVID-19 Vaccine). These data summarize the number of people who have received either their first dose or have completed the series for a COVID-19 vaccine. **A person can only be counted in one category, first dose or series complete.** For persons receiving Moderna or Pfizer vaccines, once they receive their second dose, they are moved from the first dose column to the series completed column. **Because of this, the total first dose category may show a change from report to report not matching the total receiving their first dose from the previous day.** Persons receiving Johnson & Johnson vaccines will always be counted in the series completed column.

COVID-19 doses for vaccinated persons in Florida	
Doses administered	16,869
People receiving one dose of a 1-dose series (Johnson & Johnson) or receiving only one dose of a 2-dose series (Moderna, Pfizer) count once. Persons receiving both doses of a 2-dose series count twice.	

Current status of persons vaccinated for COVID-19 in Florida	
Total people vaccinated	10,664
First dose	4,082
Series completed	6,582
Completed 1-dose series	377
Completed 2-dose series	6,205
First dose: current number of people who have only received their first dose of the Moderna or Pfizer vaccine.	
Series complete: current number of people who have received both Moderna or Pfizer vaccine doses or one Johnson & Johnson dose and are considered fully immunized.	

Demographic summary	First dose	Series complete	Total people vaccinated
Age group	4,082	6,582	10,664
16-24 years	194	65	259
25-34 years	340	165	505
35-44 years	500	243	743
45-54 years	818	331	1,149
55-64 years	1,260	770	2,030
65-74 years	574	2,690	3,264
75-84 years	304	1,817	2,121
85+ years	92	501	593
Race	4,082	6,582	10,664
White	2,745	5,319	8,064
Black	169	150	319
American Indian/Alaskan	19	31	50
Other	281	599	880
Unknown	868	483	1,351
Other race includes Asian, native Hawaiian/Pacific Islander, or other.			
Ethnicity	4,082	6,582	10,664
Hispanic	666	485	1,151
Non-Hispanic	2,013	4,830	6,843
Unknown	1,403	1,267	2,670
Gender	4,082	6,582	10,664
Female	1,846	3,697	5,543
Male	2,231	2,885	5,116
Unknown	5	0	5



COVID-19: Orange County vaccine summary

Vaccination data through Apr 18, 2021 as of Apr 19, 2021 at 12:05 AM

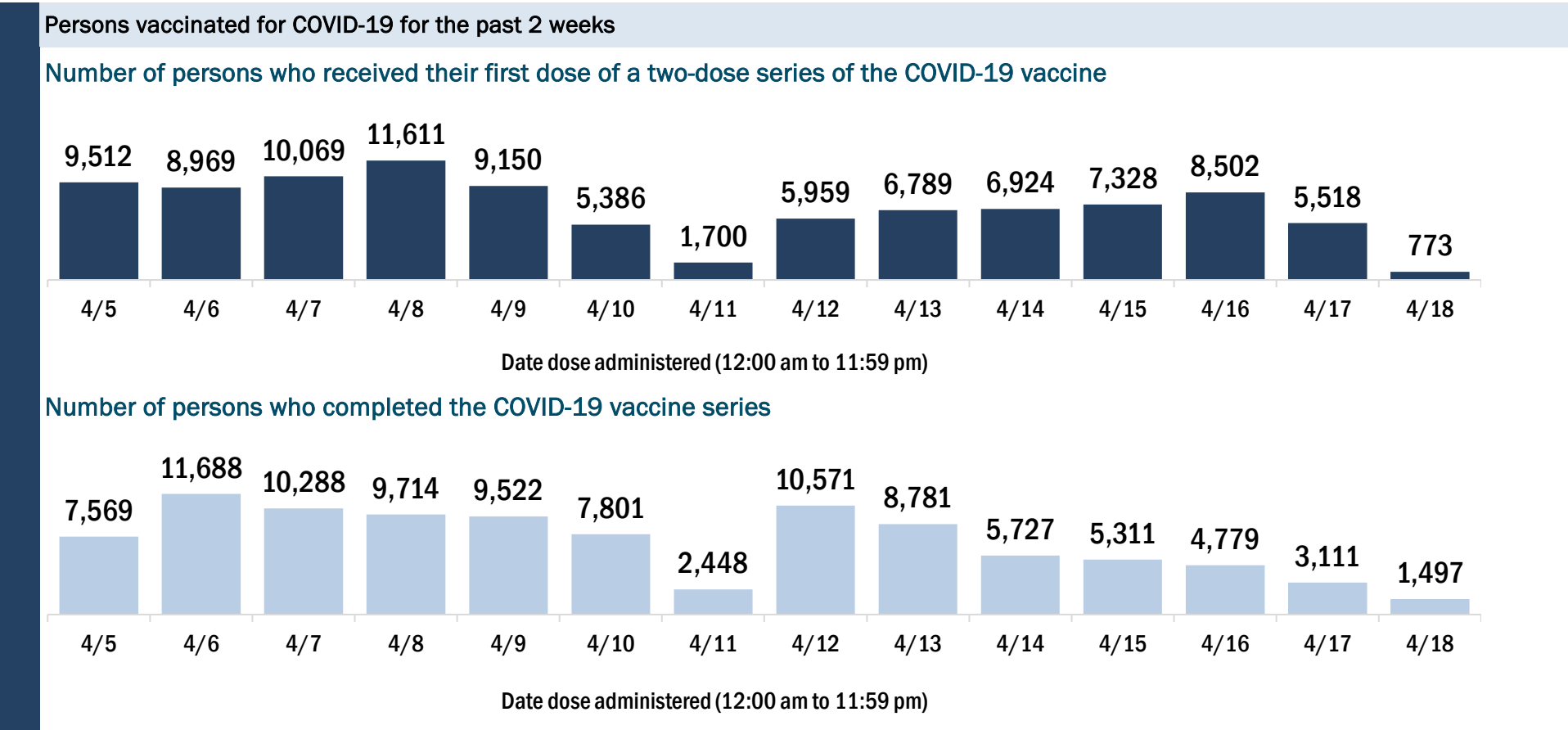
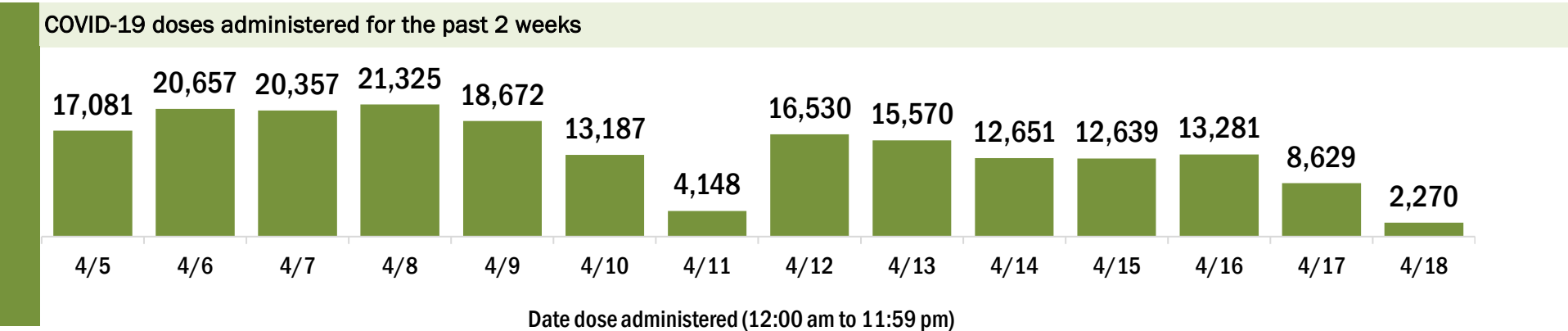
Data in this report are provisional and subject to change.

Data in this summary pertain to COVID-19 vaccines approved by the U.S. Food and Drug Administration and have been issued an Emergency Use Authorization (Janssen COVID-19 Vaccine, Moderna COVID-19 Vaccine and Pfizer-BioNTech COVID-19 Vaccine). These data summarize the number of people who have received either their first dose or have completed the series for a COVID-19 vaccine. **A person can only be counted in one category, first dose or series complete.** For persons receiving Moderna or Pfizer vaccines, once they receive their second dose, they are moved from the first dose column to the series completed column. **Because of this, the total first dose category may show a change from report to report not matching the total receiving their first dose from the previous day.** Persons receiving Johnson & Johnson vaccines will always be counted in the series completed column.

COVID-19 doses for vaccinated persons in Florida	
Doses administered	720,284
People receiving one dose of a 1-dose series (Johnson & Johnson) or receiving only one dose of a 2-dose series (Moderna, Pfizer) count once. Persons receiving both doses of a 2-dose series count twice.	

Current status of persons vaccinated for COVID-19 in Florida	
Total people vaccinated	481,656
First dose	190,796
Series completed	290,860
Completed 1-dose series	52,232
Completed 2-dose series	238,628
First dose: current number of people who have only received their first dose of the Moderna or Pfizer vaccine.	
Series complete: current number of people who have received both Moderna or Pfizer vaccine doses or one Johnson & Johnson dose and are considered fully immunized.	

Demographic summary	First dose	Series complete	Total people vaccinated
Age group	190,796	290,860	481,656
16-24 years	27,645	11,911	39,556
25-34 years	33,493	27,217	60,710
35-44 years	39,654	35,262	74,916
45-54 years	39,731	43,567	83,298
55-64 years	29,571	61,088	90,659
65-74 years	11,487	68,832	80,319
75-84 years	5,684	31,689	37,373
85+ years	3,531	11,294	14,825
Race	190,796	290,860	481,656
White	108,819	176,930	285,749
Black	14,236	24,060	38,296
American Indian/Alaskan	681	787	1,468
Other	32,495	48,920	81,415
Unknown	34,565	40,163	74,728
Other race includes Asian, native Hawaiian/Pacific Islander, or other.			
Ethnicity	190,796	290,860	481,656
Hispanic	32,036	31,773	63,809
Non-Hispanic	83,548	152,047	235,595
Unknown	75,212	107,040	182,252
Gender	190,796	290,860	481,656
Female	99,052	165,087	264,139
Male	89,567	124,973	214,540
Unknown	2,177	800	2,977



COVID-19: Osceola County vaccine summary

Vaccination data through Apr 18, 2021 as of Apr 19, 2021 at 12:05 AM

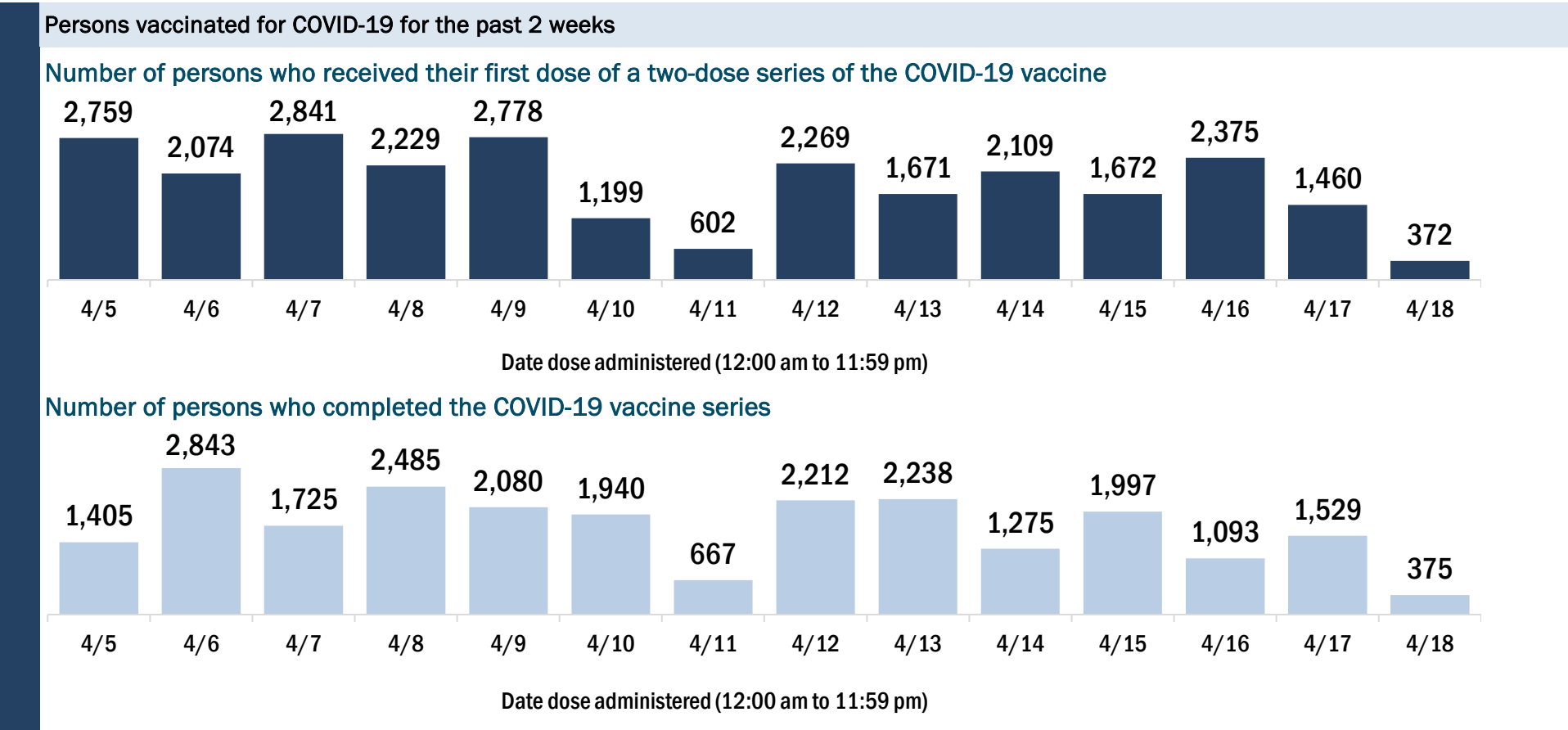
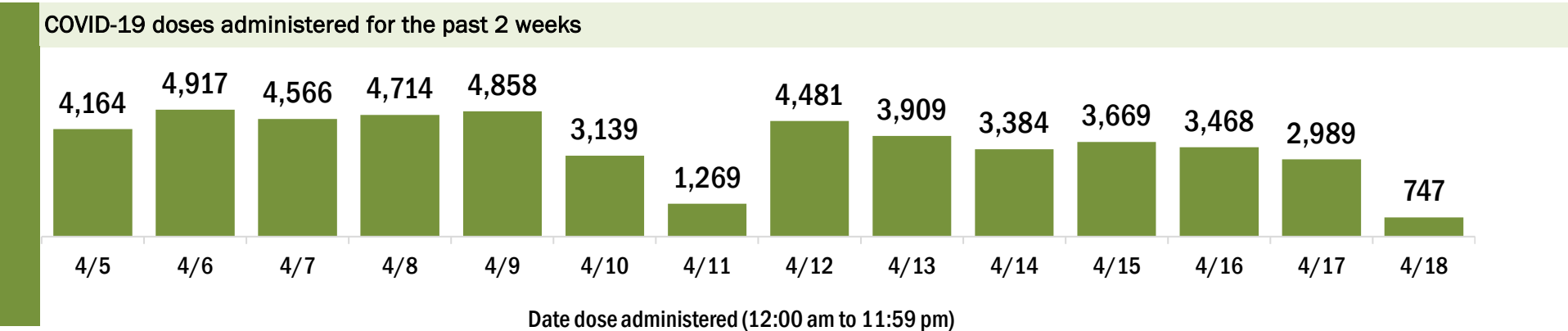
Data in this report are provisional and subject to change.

Data in this summary pertain to COVID-19 vaccines approved by the U.S. Food and Drug Administration and have been issued an Emergency Use Authorization (Janssen COVID-19 Vaccine, Moderna COVID-19 Vaccine and Pfizer-BioNTech COVID-19 Vaccine). These data summarize the number of people who have received either their first dose or have completed the series for a COVID-19 vaccine. **A person can only be counted in one category, first dose or series complete.** For persons receiving Moderna or Pfizer vaccines, once they receive their second dose, they are moved from the first dose column to the series completed column. **Because of this, the total first dose category may show a change from report to report not matching the total receiving their first dose from the previous day.** Persons receiving Johnson & Johnson vaccines will always be counted in the series completed column.

COVID-19 doses for vaccinated persons in Florida	
Doses administered	178,728
People receiving one dose of a 1-dose series (Johnson & Johnson) or receiving only one dose of a 2-dose series (Moderna, Pfizer) count once. Persons receiving both doses of a 2-dose series count twice.	

Current status of persons vaccinated for COVID-19 in Florida	
Total people vaccinated	119,016
First dose	49,052
Series completed	69,964
Completed 1-dose series	10,252
Completed 2-dose series	59,712
First dose: current number of people who have only received their first dose of the Moderna or Pfizer vaccine.	
Series complete: current number of people who have received both Moderna or Pfizer vaccine doses or one Johnson & Johnson dose and are considered fully immunized.	

Demographic summary	First dose	Series complete	Total people vaccinated
Age group	49,052	69,964	119,016
16-24 years	5,562	2,083	7,645
25-34 years	7,241	4,588	11,829
35-44 years	9,653	6,169	15,822
45-54 years	11,092	9,343	20,435
55-64 years	8,976	14,784	23,760
65-74 years	3,928	20,481	24,409
75-84 years	1,985	9,714	11,699
85+ years	615	2,802	3,417
Race	49,052	69,964	119,016
White	27,679	42,465	70,144
Black	2,394	3,953	6,347
American Indian/Alaskan	194	354	548
Other	8,318	12,902	21,220
Unknown	10,467	10,290	20,757
Other race includes Asian, native Hawaiian/Pacific Islander, or other.			
Ethnicity	49,052	69,964	119,016
Hispanic	16,794	19,796	36,590
Non-Hispanic	13,542	28,439	41,981
Unknown	18,716	21,729	40,445
Gender	49,052	69,964	119,016
Female	26,093	40,598	66,691
Male	22,790	29,332	52,122
Unknown	169	34	203



COVID-19: Palm Beach County vaccine summary

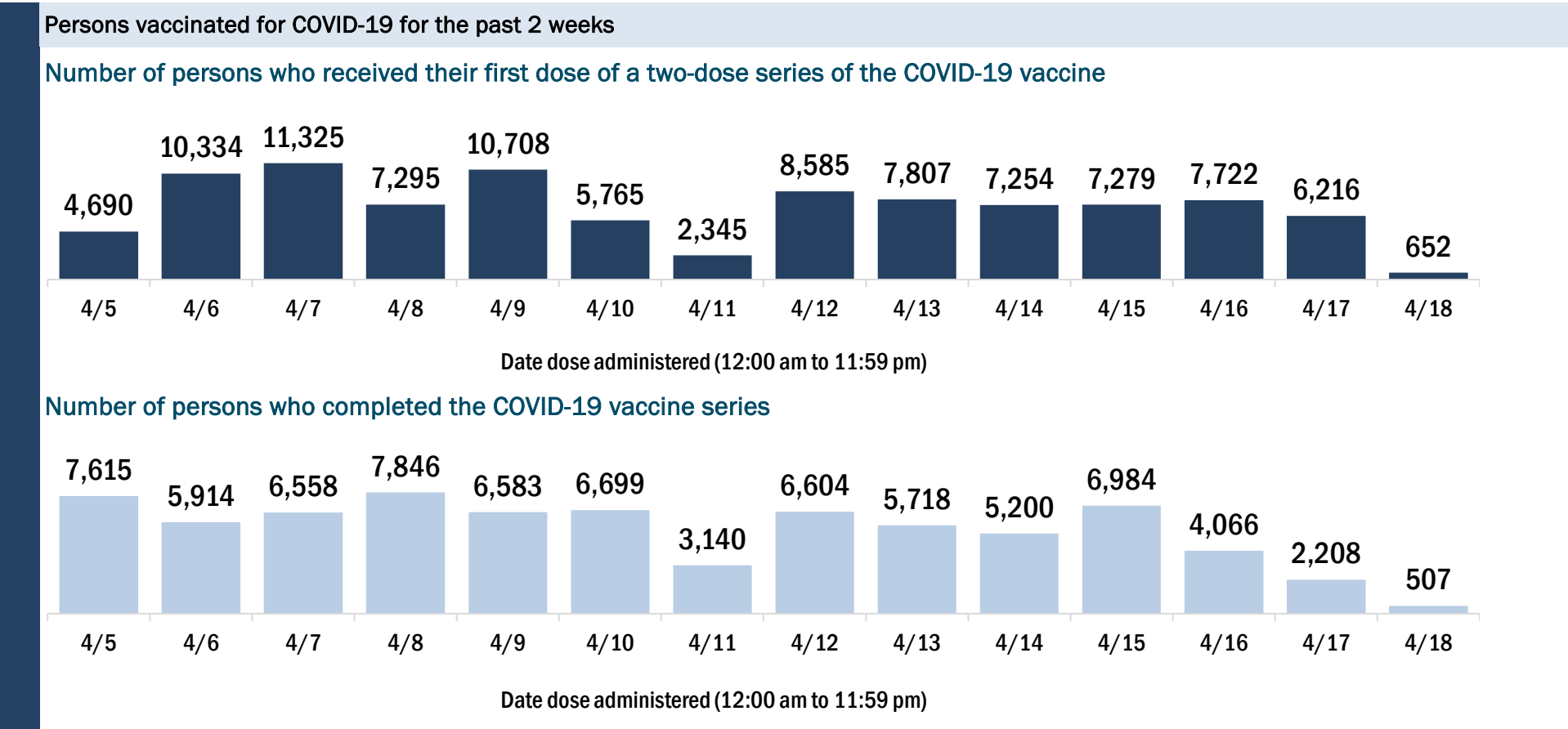
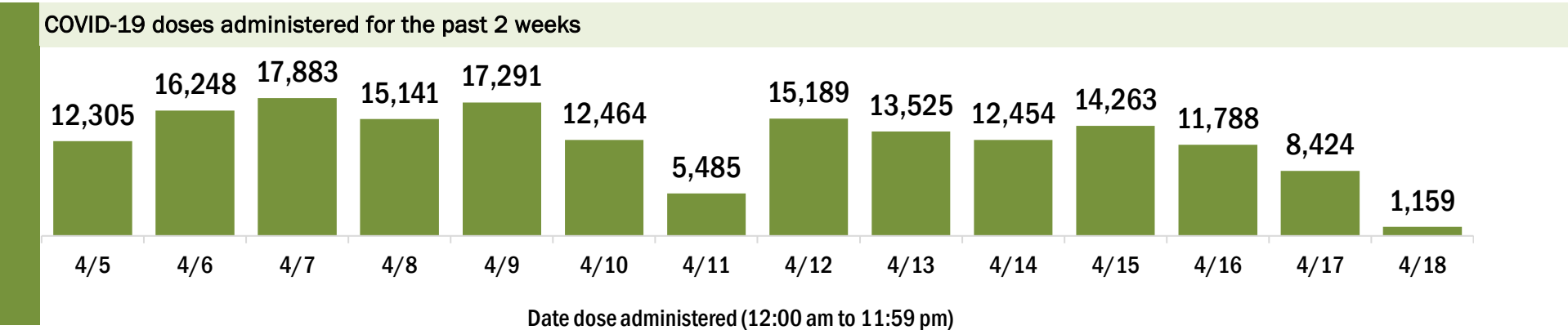
Vaccination data through Apr 18, 2021 as of Apr 19, 2021 at 12:05 AM

Data in this report are provisional and subject to change.

Data in this summary pertain to COVID-19 vaccines approved by the U.S. Food and Drug Administration and have been issued an Emergency Use Authorization (Janssen COVID-19 Vaccine, Moderna COVID-19 Vaccine and Pfizer-BioNTech COVID-19 Vaccine). These data summarize the number of people who have received either their first dose or have completed the series for a COVID-19 vaccine. **A person can only be counted in one category, first dose or series complete.** For persons receiving Moderna or Pfizer vaccines, once they receive their second dose, they are moved from the first dose column to the series completed column. **Because of this, the total first dose category may show a change from report to report not matching the total receiving their first dose from the previous day.** Persons receiving Johnson & Johnson vaccines will always be counted in the series completed column.

COVID-19 doses for vaccinated persons in Florida	
Doses administered	931,282
People receiving one dose of a 1-dose series (Johnson & Johnson) or receiving only one dose of a 2-dose series (Moderna, Pfizer) count once. Persons receiving both doses of a 2-dose series count twice.	
Current status of persons vaccinated for COVID-19 in Florida	
Total people vaccinated	592,917
First dose	216,590
Series completed	376,327
Completed 1-dose series	37,962
Completed 2-dose series	338,365
First dose: current number of people who have only received their first dose of the Moderna or Pfizer vaccine.	
Series complete: current number of people who have received both Moderna or Pfizer vaccine doses or one Johnson & Johnson dose and are considered fully immunized.	

Demographic summary		First dose	Series complete	Total people vaccinated
Age group		216,590	376,327	592,917
16-24 years		17,856	6,708	24,564
25-34 years		22,342	15,080	37,422
35-44 years		30,970	21,735	52,705
45-54 years		42,488	33,490	75,978
55-64 years		50,470	61,754	112,224
65-74 years		26,900	120,680	147,580
75-84 years		17,586	83,002	100,588
85+ years		7,978	33,878	41,856
Race		216,590	376,327	592,917
White		128,999	248,111	377,110
Black		14,446	19,754	34,200
American Indian/Alaskan		750	1,011	1,761
Other		23,202	32,602	55,804
Unknown		49,193	74,849	124,042
Other race includes Asian, native Hawaiian/Pacific Islander, or other.				
Ethnicity		216,590	376,327	592,917
Hispanic		33,359	28,098	61,457
Non-Hispanic		98,067	204,009	302,076
Unknown		85,164	144,220	229,384
Gender		216,590	376,327	592,917
Female		115,171	217,183	332,354
Male		100,843	158,893	259,736
Unknown		576	251	827



COVID-19: Pasco County vaccine summary

Vaccination data through Apr 18, 2021 as of Apr 19, 2021 at 12:05 AM

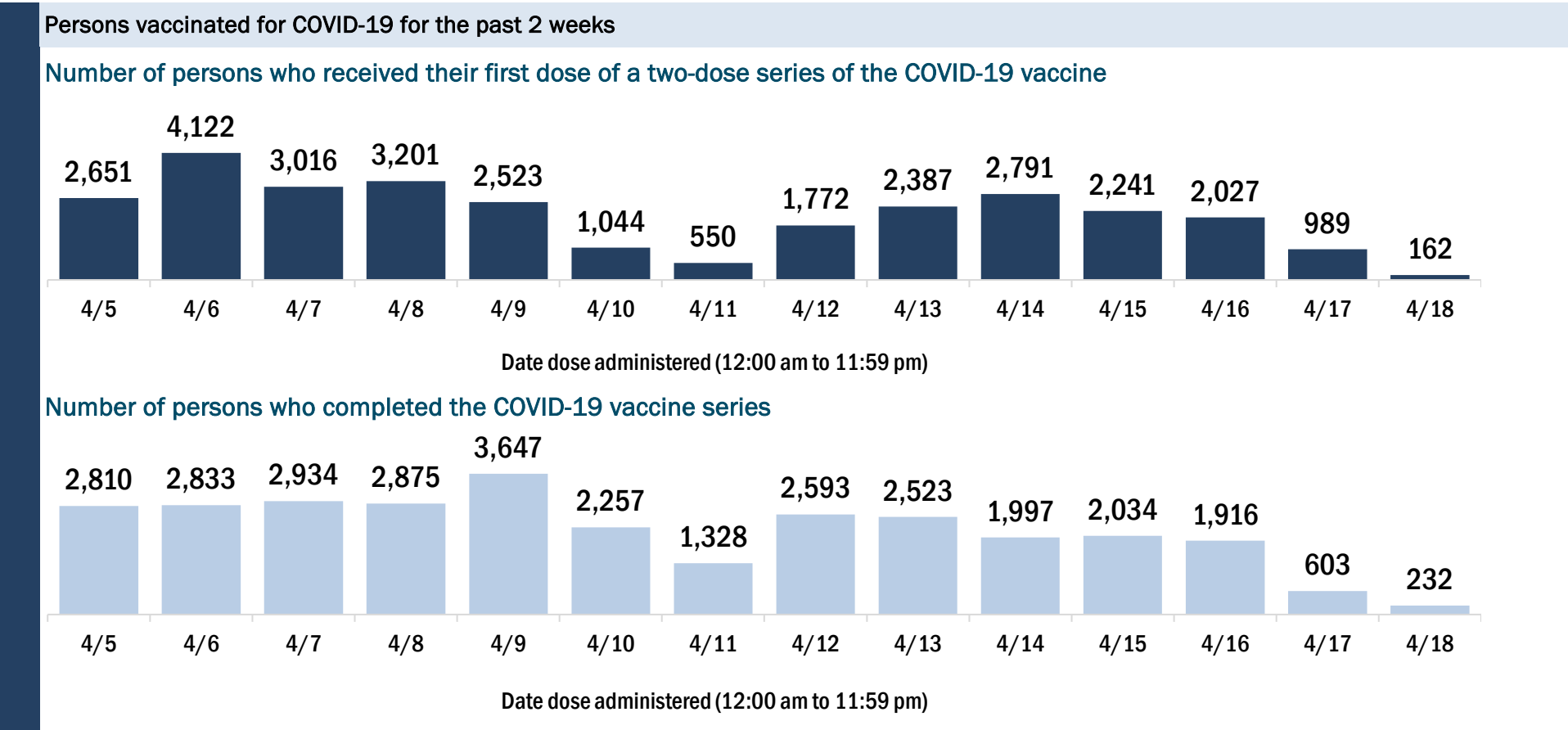
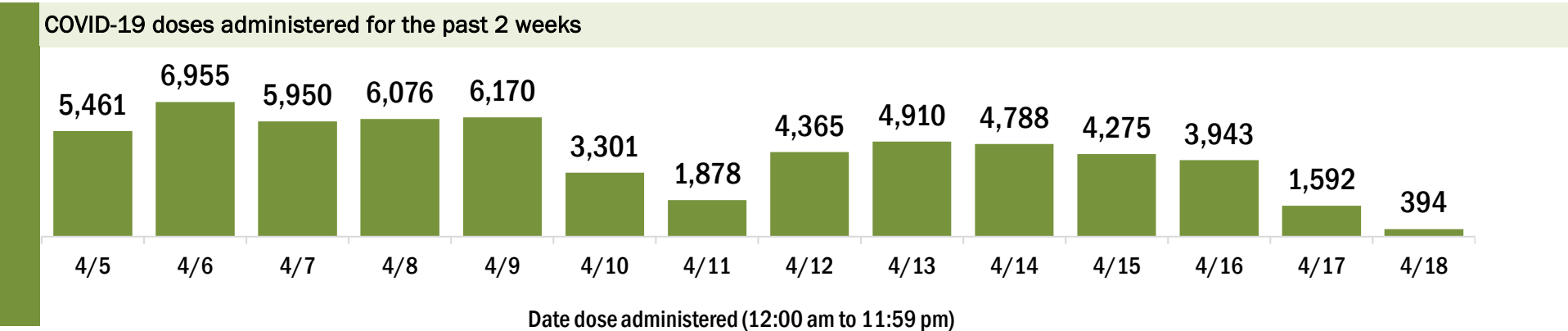
Data in this report are provisional and subject to change.

Data in this summary pertain to COVID-19 vaccines approved by the U.S. Food and Drug Administration and have been issued an Emergency Use Authorization (Janssen COVID-19 Vaccine, Moderna COVID-19 Vaccine and Pfizer-BioNTech COVID-19 Vaccine). These data summarize the number of people who have received either their first dose or have completed the series for a COVID-19 vaccine. **A person can only be counted in one category, first dose or series complete.** For persons receiving Moderna or Pfizer vaccines, once they receive their second dose, they are moved from the first dose column to the series completed column. **Because of this, the total first dose category may show a change from report to report not matching the total receiving their first dose from the previous day.** Persons receiving Johnson & Johnson vaccines will always be counted in the series completed column.

COVID-19 doses for vaccinated persons in Florida	
Doses administered	289,805
People receiving one dose of a 1-dose series (Johnson & Johnson) or receiving only one dose of a 2-dose series (Moderna, Pfizer) count once. Persons receiving both doses of a 2-dose series count twice.	

Current status of persons vaccinated for COVID-19 in Florida	
Total people vaccinated	187,102
First dose	73,218
Series completed	113,884
Completed 1-dose series	11,181
Completed 2-dose series	102,703
First dose: current number of people who have only received their first dose of the Moderna or Pfizer vaccine.	
Series complete: current number of people who have received both Moderna or Pfizer vaccine doses or one Johnson & Johnson dose and are considered fully immunized.	

Demographic summary	First dose	Series complete	Total people vaccinated
Age group	73,218	113,884	187,102
16-24 years	5,778	2,221	7,999
25-34 years	6,171	4,644	10,815
35-44 years	10,253	7,567	17,820
45-54 years	13,687	11,118	24,805
55-64 years	16,694	19,507	36,201
65-74 years	11,128	38,616	49,744
75-84 years	7,254	23,239	30,493
85+ years	2,253	6,972	9,225
Race	73,218	113,884	187,102
White	51,876	87,149	139,025
Black	2,599	3,059	5,658
American Indian/Alaskan	316	391	707
Other	7,502	10,451	17,953
Unknown	10,925	12,834	23,759
Other race includes Asian, native Hawaiian/Pacific Islander, or other.			
Ethnicity	73,218	113,884	187,102
Hispanic	5,905	6,003	11,908
Non-Hispanic	40,097	69,980	110,077
Unknown	27,216	37,901	65,117
Gender	73,218	113,884	187,102
Female	39,368	67,175	106,543
Male	33,744	46,631	80,375
Unknown	106	78	184



COVID-19: Pinellas County vaccine summary

Vaccination data through Apr 18, 2021 as of Apr 19, 2021 at 12:05 AM

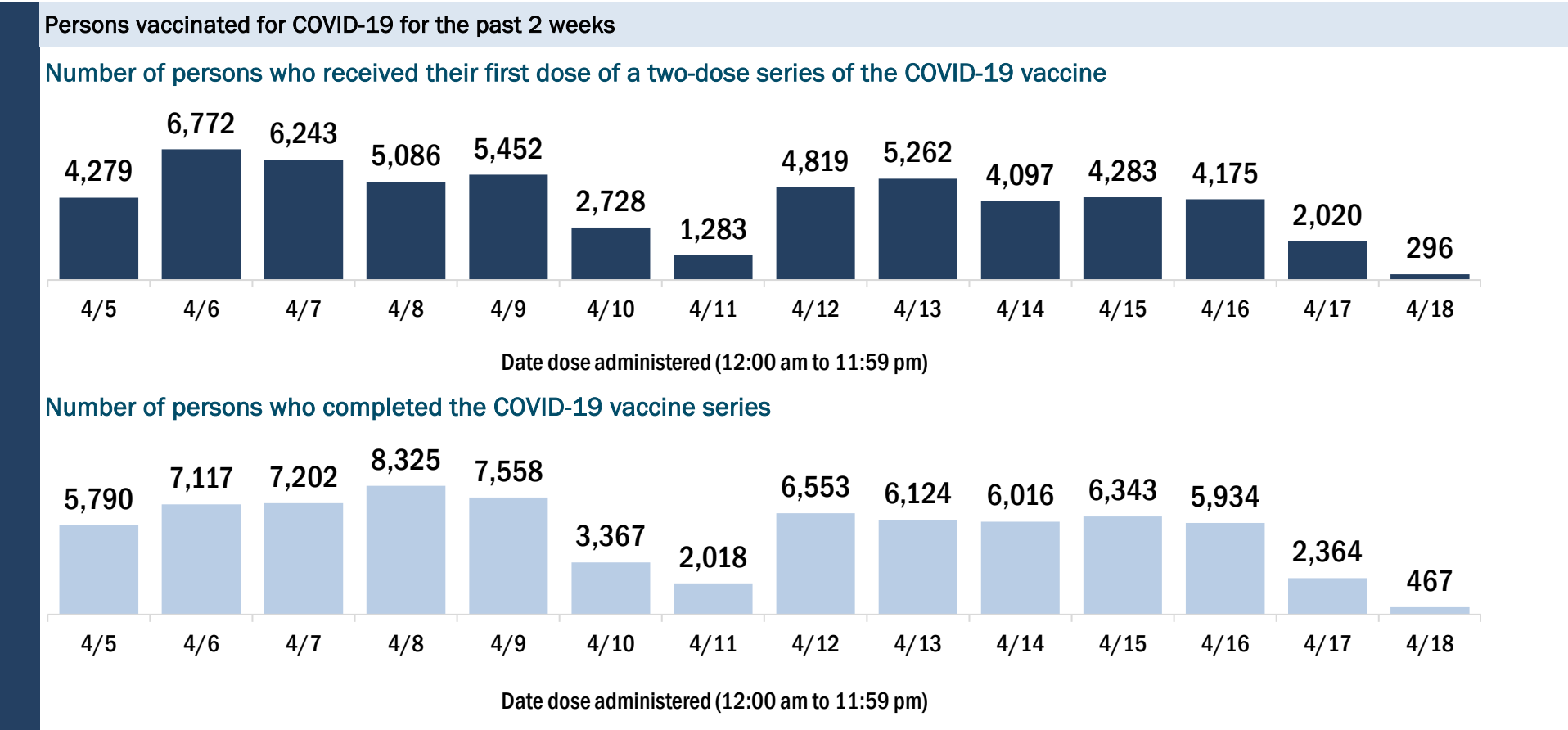
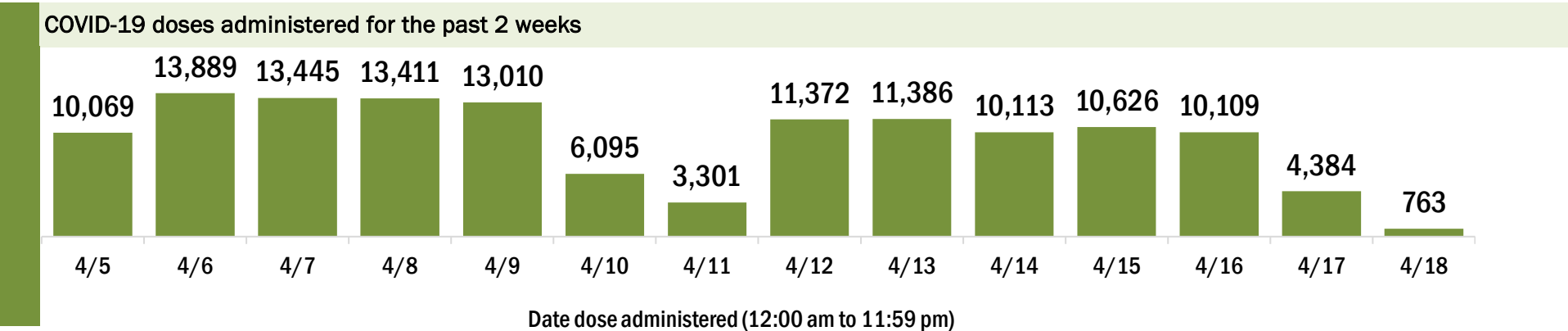
Data in this report are provisional and subject to change.

Data in this summary pertain to COVID-19 vaccines approved by the U.S. Food and Drug Administration and have been issued an Emergency Use Authorization (Janssen COVID-19 Vaccine, Moderna COVID-19 Vaccine and Pfizer-BioNTech COVID-19 Vaccine). These data summarize the number of people who have received either their first dose or have completed the series for a COVID-19 vaccine. **A person can only be counted in one category, first dose or series complete.** For persons receiving Moderna or Pfizer vaccines, once they receive their second dose, they are moved from the first dose column to the series completed column. **Because of this, the total first dose category may show a change from report to report not matching the total receiving their first dose from the previous day.** Persons receiving Johnson & Johnson vaccines will always be counted in the series completed column.

COVID-19 doses for vaccinated persons in Florida	
Doses administered	633,796
People receiving one dose of a 1-dose series (Johnson & Johnson) or receiving only one dose of a 2-dose series (Moderna, Pfizer) count once. Persons receiving both doses of a 2-dose series count twice.	

Current status of persons vaccinated for COVID-19 in Florida	
Total people vaccinated	391,692
First dose	129,983
Series completed	261,709
Completed 1-dose series	19,605
Completed 2-dose series	242,104
First dose: current number of people who have only received their first dose of the Moderna or Pfizer vaccine.	
Series complete: current number of people who have received both Moderna or Pfizer vaccine doses or one Johnson & Johnson dose and are considered fully immunized.	

Demographic summary	First dose	Series complete	Total people vaccinated
Age group	129,983	261,709	391,692
16-24 years	9,730	4,440	14,170
25-34 years	15,096	11,839	26,935
35-44 years	19,026	14,957	33,983
45-54 years	25,275	23,576	48,851
55-64 years	30,593	55,790	86,383
65-74 years	16,384	87,496	103,880
75-84 years	9,660	46,168	55,828
85+ years	4,219	17,443	21,662
Race	129,983	261,709	391,692
White	87,128	199,744	286,872
Black	6,708	10,886	17,594
American Indian/Alaskan	438	572	1,010
Other	12,407	19,899	32,306
Unknown	23,302	30,608	53,910
Other race includes Asian, native Hawaiian/Pacific Islander, or other.			
Ethnicity	129,983	261,709	391,692
Hispanic	6,009	7,769	13,778
Non-Hispanic	72,761	164,394	237,155
Unknown	51,213	89,546	140,759
Gender	129,983	261,709	391,692
Female	69,078	152,941	222,019
Male	60,528	108,379	168,907
Unknown	377	389	766



COVID-19: Polk County vaccine summary

Vaccination data through Apr 18, 2021 as of Apr 19, 2021 at 12:05 AM

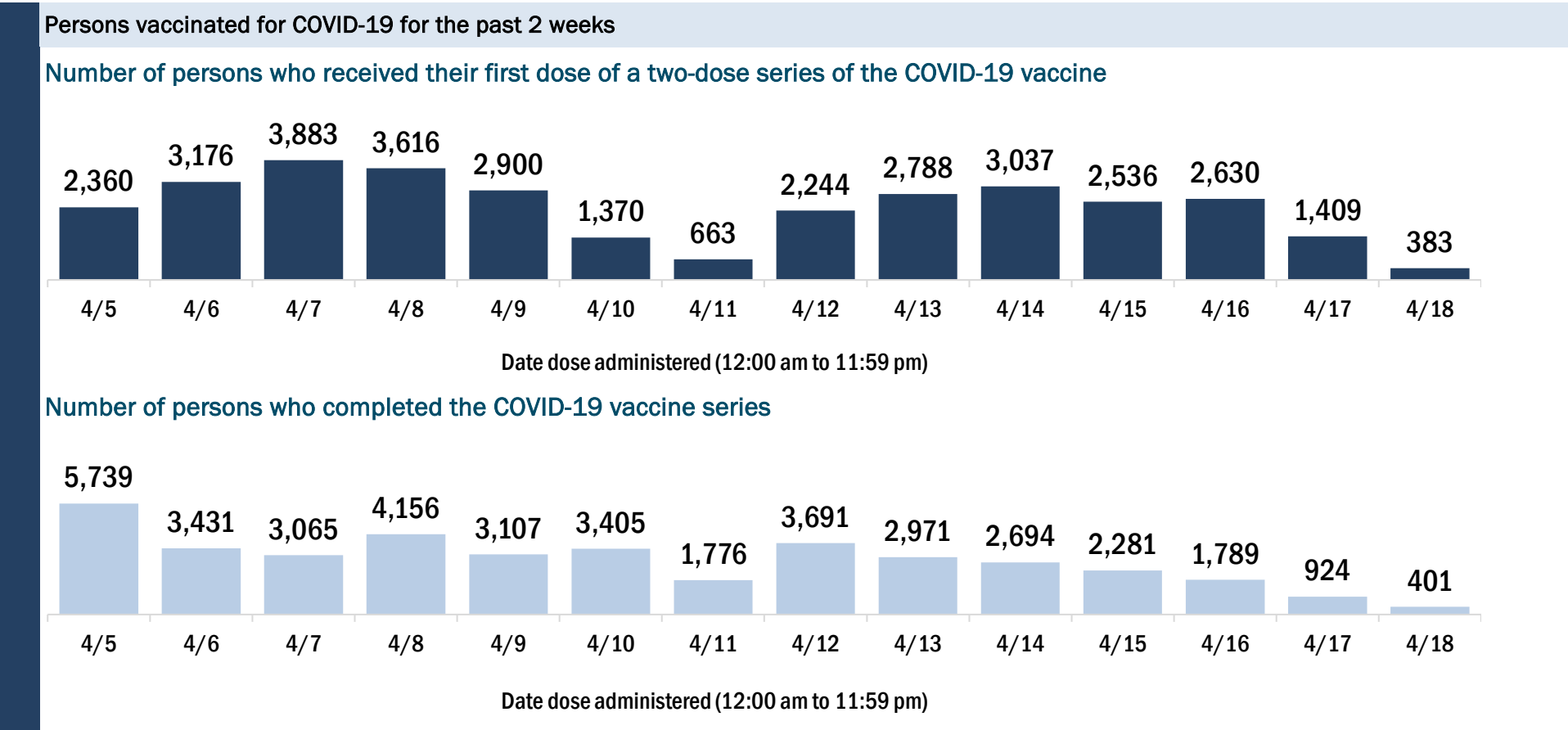
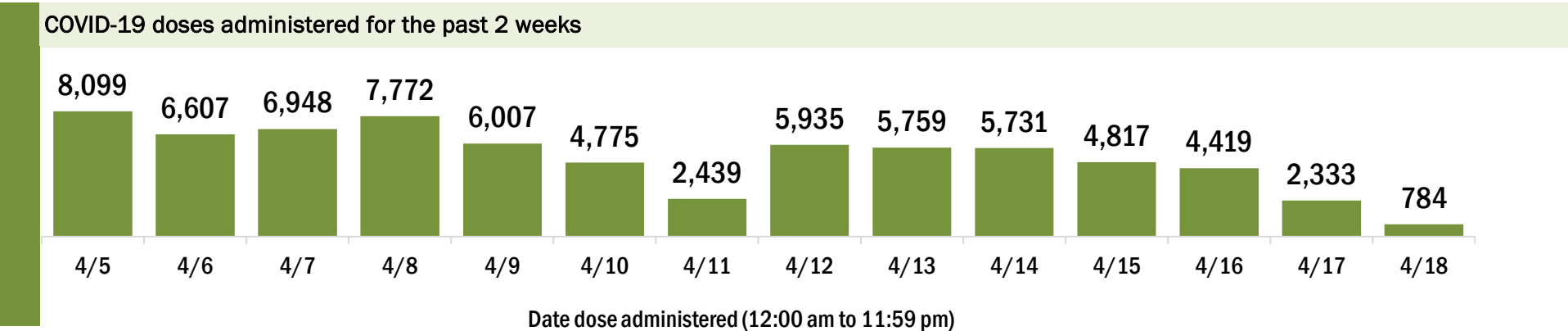
Data in this report are provisional and subject to change.

Data in this summary pertain to COVID-19 vaccines approved by the U.S. Food and Drug Administration and have been issued an Emergency Use Authorization (Janssen COVID-19 Vaccine, Moderna COVID-19 Vaccine and Pfizer-BioNTech COVID-19 Vaccine). These data summarize the number of people who have received either their first dose or have completed the series for a COVID-19 vaccine. **A person can only be counted in one category, first dose or series complete.** For persons receiving Moderna or Pfizer vaccines, once they receive their second dose, they are moved from the first dose column to the series completed column. **Because of this, the total first dose category may show a change from report to report not matching the total receiving their first dose from the previous day.** Persons receiving Johnson & Johnson vaccines will always be counted in the series completed column.

COVID-19 doses for vaccinated persons in Florida	
Doses administered	336,061
People receiving one dose of a 1-dose series (Johnson & Johnson) or receiving only one dose of a 2-dose series (Moderna, Pfizer) count once. Persons receiving both doses of a 2-dose series count twice.	

Current status of persons vaccinated for COVID-19 in Florida	
Total people vaccinated	212,467
First dose	78,659
Series completed	133,808
Completed 1-dose series	10,214
Completed 2-dose series	123,594
First dose: current number of people who have only received their first dose of the Moderna or Pfizer vaccine.	
Series complete: current number of people who have received both Moderna or Pfizer vaccine doses or one Johnson & Johnson dose and are considered fully immunized.	

Demographic summary	First dose	Series complete	Total people vaccinated
Age group	78,659	133,808	212,467
16-24 years	5,635	2,688	8,323
25-34 years	8,086	5,984	14,070
35-44 years	10,191	8,255	18,446
45-54 years	13,800	11,779	25,579
55-64 years	17,603	22,424	40,027
65-74 years	12,798	46,470	59,268
75-84 years	7,953	28,093	36,046
85+ years	2,593	8,115	10,708
Race	78,659	133,808	212,467
White	50,016	97,320	147,336
Black	6,236	8,505	14,741
American Indian/Alaskan	653	631	1,284
Other	7,931	10,313	18,244
Unknown	13,823	17,039	30,862
Other race includes Asian, native Hawaiian/Pacific Islander, or other.			
Ethnicity	78,659	133,808	212,467
Hispanic	13,104	11,273	24,377
Non-Hispanic	37,313	79,154	116,467
Unknown	28,242	43,381	71,623
Gender	78,659	133,808	212,467
Female	42,081	77,266	119,347
Male	36,310	56,485	92,795
Unknown	268	57	325



COVID-19: Putnam County vaccine summary

Vaccination data through Apr 18, 2021 as of Apr 19, 2021 at 12:05 AM

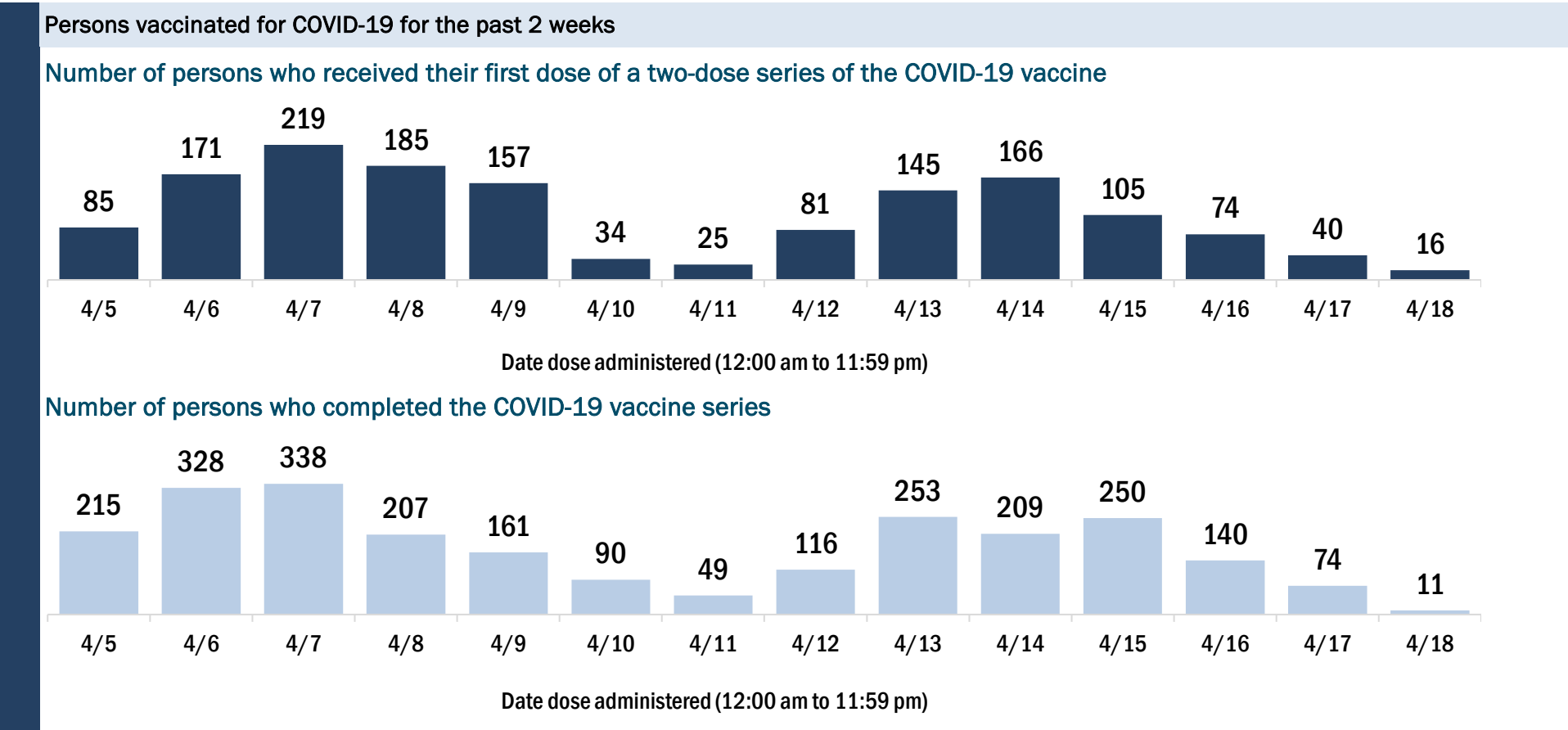
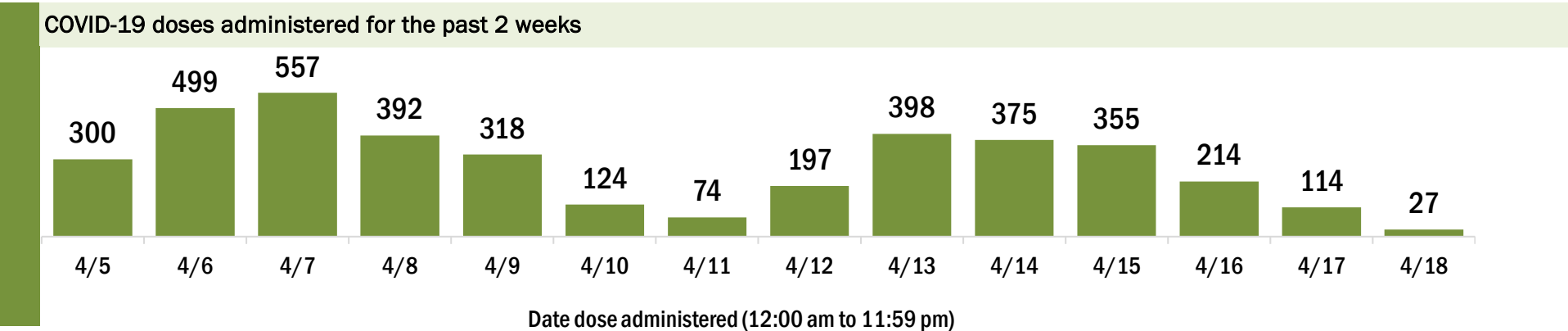
Data in this report are provisional and subject to change.

Data in this summary pertain to COVID-19 vaccines approved by the U.S. Food and Drug Administration and have been issued an Emergency Use Authorization (Janssen COVID-19 Vaccine, Moderna COVID-19 Vaccine and Pfizer-BioNTech COVID-19 Vaccine). These data summarize the number of people who have received either their first dose or have completed the series for a COVID-19 vaccine. **A person can only be counted in one category, first dose or series complete.** For persons receiving Moderna or Pfizer vaccines, once they receive their second dose, they are moved from the first dose column to the series completed column. **Because of this, the total first dose category may show a change from report to report not matching the total receiving their first dose from the previous day.** Persons receiving Johnson & Johnson vaccines will always be counted in the series completed column.

COVID-19 doses for vaccinated persons in Florida	
Doses administered	27,359
People receiving one dose of a 1-dose series (Johnson & Johnson) or receiving only one dose of a 2-dose series (Moderna, Pfizer) count once. Persons receiving both doses of a 2-dose series count twice.	

Current status of persons vaccinated for COVID-19 in Florida	
Total people vaccinated	17,188
First dose	6,186
Series completed	11,002
Completed 1-dose series	831
Completed 2-dose series	10,171
First dose: current number of people who have only received their first dose of the Moderna or Pfizer vaccine.	
Series complete: current number of people who have received both Moderna or Pfizer vaccine doses or one Johnson & Johnson dose and are considered fully immunized.	

Demographic summary	First dose	Series complete	Total people vaccinated
Age group	6,186	11,002	17,188
16-24 years	239	105	344
25-34 years	354	273	627
35-44 years	502	382	884
45-54 years	828	762	1,590
55-64 years	1,696	2,019	3,715
65-74 years	1,497	4,320	5,817
75-84 years	815	2,388	3,203
85+ years	255	753	1,008
Race	6,186	11,002	17,188
White	4,680	8,613	13,293
Black	646	1,085	1,731
American Indian/Alaskan	59	77	136
Other	472	641	1,113
Unknown	329	586	915
Other race includes Asian, native Hawaiian/Pacific Islander, or other.			
Ethnicity	6,186	11,002	17,188
Hispanic	338	400	738
Non-Hispanic	4,805	8,538	13,343
Unknown	1,043	2,064	3,107
Gender	6,186	11,002	17,188
Female	3,380	6,362	9,742
Male	2,795	4,636	7,431
Unknown	11	4	15



COVID-19: Santa Rosa County vaccine summary

Vaccination data through Apr 18, 2021 as of Apr 19, 2021 at 12:05 AM

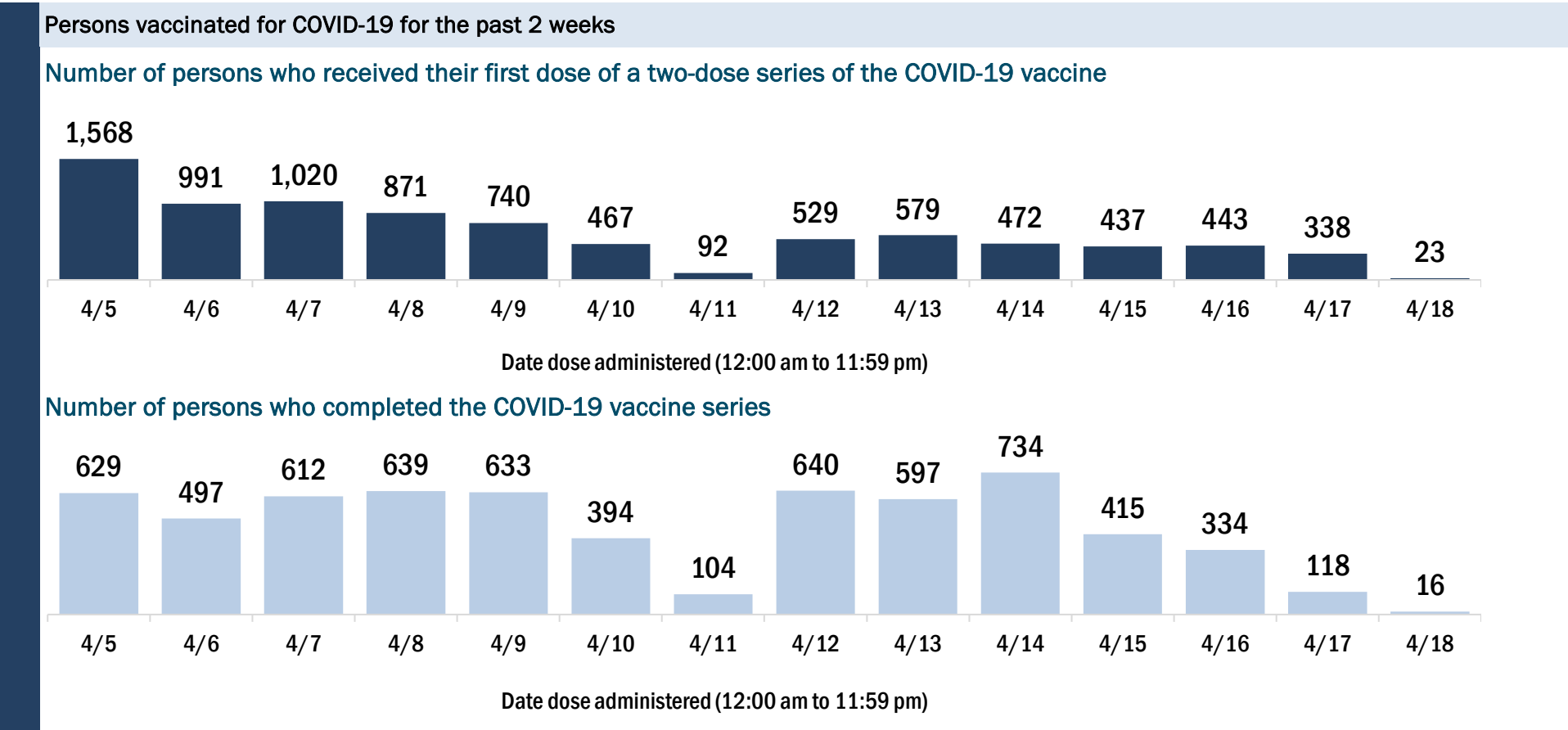
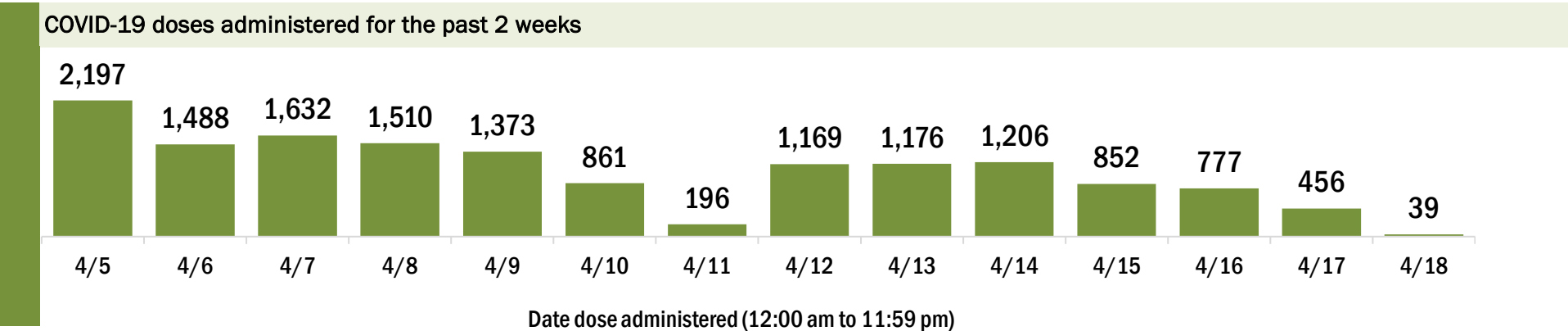
Data in this report are provisional and subject to change.

Data in this summary pertain to COVID-19 vaccines approved by the U.S. Food and Drug Administration and have been issued an Emergency Use Authorization (Janssen COVID-19 Vaccine, Moderna COVID-19 Vaccine and Pfizer-BioNTech COVID-19 Vaccine). These data summarize the number of people who have received either their first dose or have completed the series for a COVID-19 vaccine. **A person can only be counted in one category, first dose or series complete.** For persons receiving Moderna or Pfizer vaccines, once they receive their second dose, they are moved from the first dose column to the series completed column. **Because of this, the total first dose category may show a change from report to report not matching the total receiving their first dose from the previous day.** Persons receiving Johnson & Johnson vaccines will always be counted in the series completed column.

COVID-19 doses for vaccinated persons in Florida	
Doses administered	85,739
People receiving one dose of a 1-dose series (Johnson & Johnson) or receiving only one dose of a 2-dose series (Moderna, Pfizer) count once. Persons receiving both doses of a 2-dose series count twice.	

Current status of persons vaccinated for COVID-19 in Florida	
Total people vaccinated	53,861
First dose	19,788
Series completed	34,073
Completed 1-dose series	2,195
Completed 2-dose series	31,878
First dose: current number of people who have only received their first dose of the Moderna or Pfizer vaccine.	
Series complete: current number of people who have received both Moderna or Pfizer vaccine doses or one Johnson & Johnson dose and are considered fully immunized.	

Demographic summary	First dose	Series complete	Total people vaccinated
Age group	19,788	34,073	53,861
16-24 years	1,696	589	2,285
25-34 years	2,040	1,437	3,477
35-44 years	2,887	2,249	5,136
45-54 years	3,624	3,521	7,145
55-64 years	4,814	6,919	11,733
65-74 years	2,891	11,886	14,777
75-84 years	1,379	5,827	7,206
85+ years	457	1,645	2,102
Race	19,788	34,073	53,861
White	12,782	25,644	38,426
Black	910	1,018	1,928
American Indian/Alaskan	95	190	285
Other	1,516	2,242	3,758
Unknown	4,485	4,979	9,464
Other race includes Asian, native Hawaiian/Pacific Islander, or other.			
Ethnicity	19,788	34,073	53,861
Hispanic	930	723	1,653
Non-Hispanic	11,916	22,639	34,555
Unknown	6,942	10,711	17,653
Gender	19,788	34,073	53,861
Female	10,513	19,554	30,067
Male	9,254	14,513	23,767
Unknown	21	6	27



COVID-19: Sarasota County vaccine summary

Vaccination data through Apr 18, 2021 as of Apr 19, 2021 at 12:05 AM

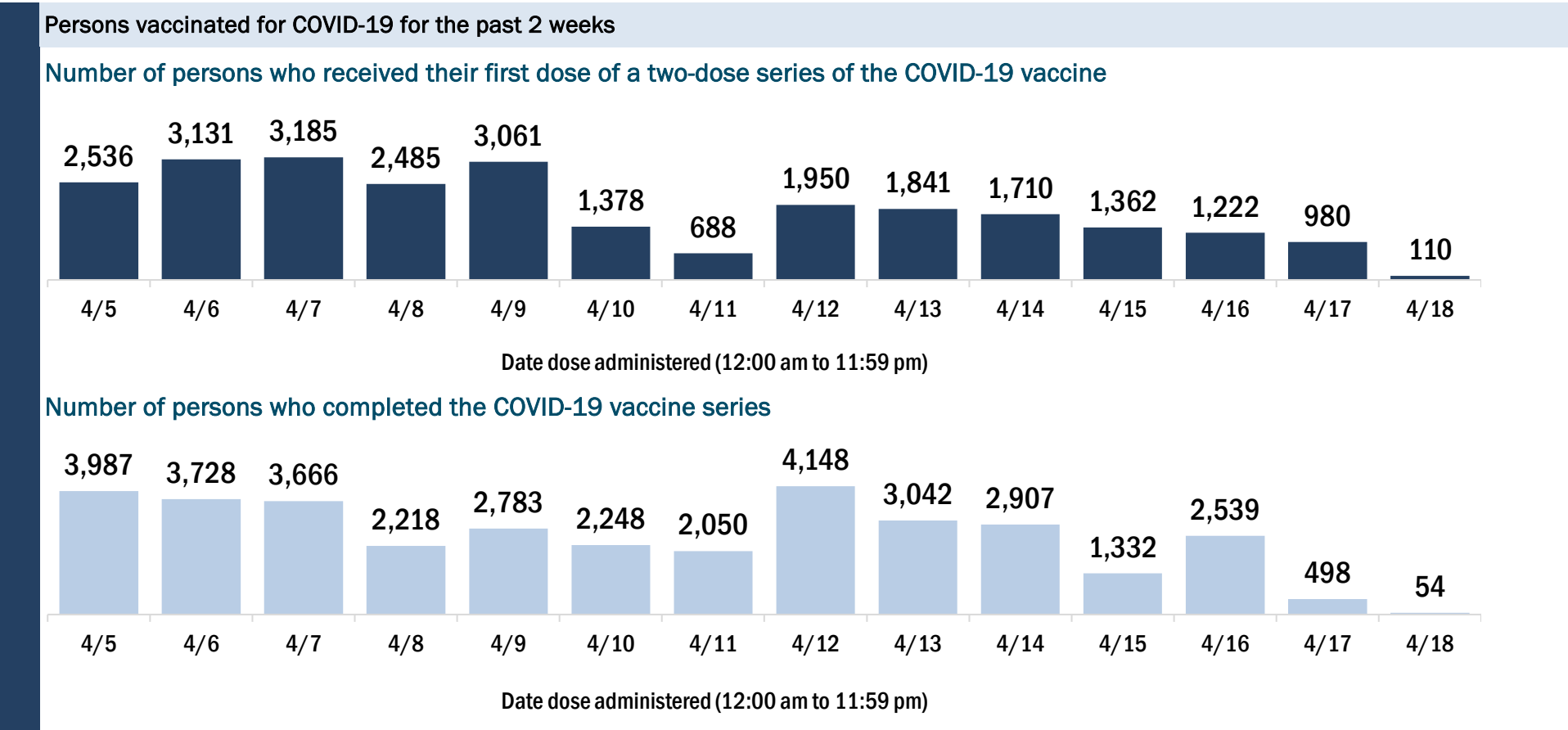
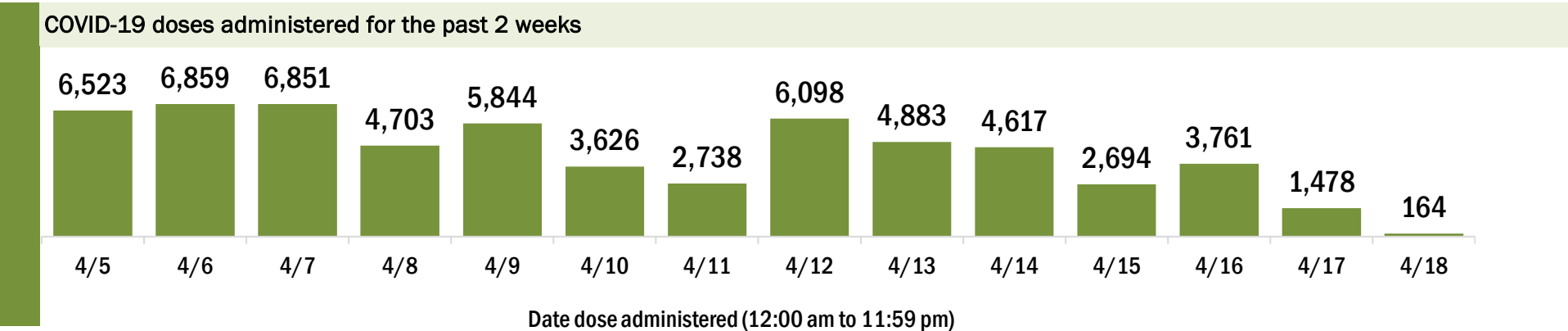
Data in this report are provisional and subject to change.

Data in this summary pertain to COVID-19 vaccines approved by the U.S. Food and Drug Administration and have been issued an Emergency Use Authorization (Janssen COVID-19 Vaccine, Moderna COVID-19 Vaccine and Pfizer-BioNTech COVID-19 Vaccine). These data summarize the number of people who have received either their first dose or have completed the series for a COVID-19 vaccine. **A person can only be counted in one category, first dose or series complete.** For persons receiving Moderna or Pfizer vaccines, once they receive their second dose, they are moved from the first dose column to the series completed column. **Because of this, the total first dose category may show a change from report to report not matching the total receiving their first dose from the previous day.** Persons receiving Johnson & Johnson vaccines will always be counted in the series completed column.

COVID-19 doses for vaccinated persons in Florida	
Doses administered	356,998
People receiving one dose of a 1-dose series (Johnson & Johnson) or receiving only one dose of a 2-dose series (Moderna, Pfizer) count once. Persons receiving both doses of a 2-dose series count twice.	

Current status of persons vaccinated for COVID-19 in Florida	
Total people vaccinated	224,070
First dose	82,524
Series completed	141,546
Completed 1-dose series	8,618
Completed 2-dose series	132,928
First dose: current number of people who have only received their first dose of the Moderna or Pfizer vaccine.	
Series complete: current number of people who have received both Moderna or Pfizer vaccine doses or one Johnson & Johnson dose and are considered fully immunized.	

Demographic summary	First dose	Series complete	Total people vaccinated
Age group	82,524	141,546	224,070
16-24 years	4,255	1,410	5,665
25-34 years	5,036	3,034	8,070
35-44 years	7,208	4,180	11,388
45-54 years	11,792	6,891	18,683
55-64 years	22,240	17,103	39,343
65-74 years	16,609	58,195	74,804
75-84 years	11,041	37,630	48,671
85+ years	4,343	13,103	17,446
Race	82,524	141,546	224,070
White	63,462	113,393	176,855
Black	1,542	1,869	3,411
American Indian/Alaskan	292	511	803
Other	5,756	9,268	15,024
Unknown	11,472	16,505	27,977
Other race includes Asian, native Hawaiian/Pacific Islander, or other.			
Ethnicity	82,524	141,546	224,070
Hispanic	5,521	3,173	8,694
Non-Hispanic	52,518	95,658	148,176
Unknown	24,485	42,715	67,200
Gender	82,524	141,546	224,070
Female	44,519	80,487	125,006
Male	37,835	60,976	98,811
Unknown	170	83	253



COVID-19: Seminole County vaccine summary

Vaccination data through Apr 18, 2021 as of Apr 19, 2021 at 12:05 AM

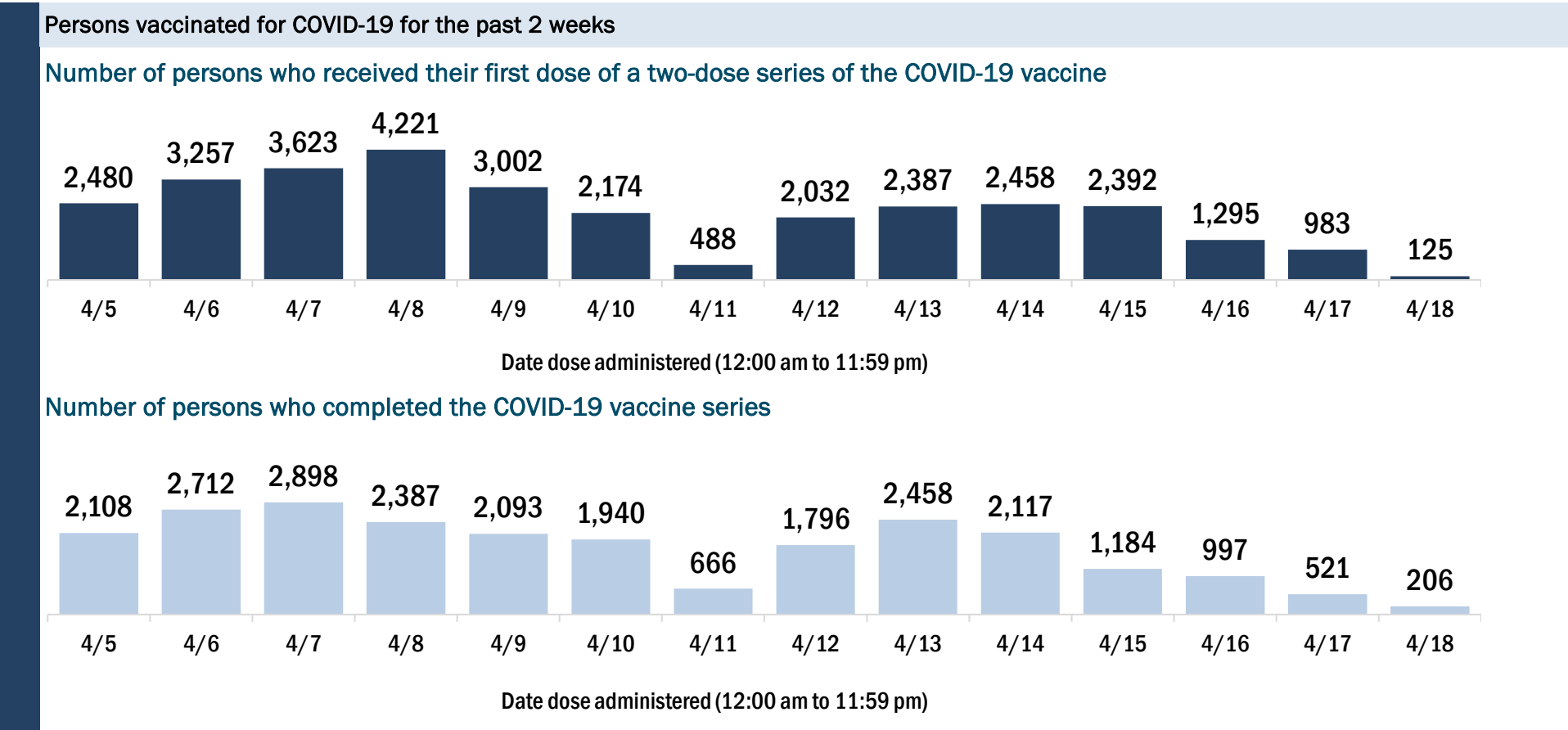
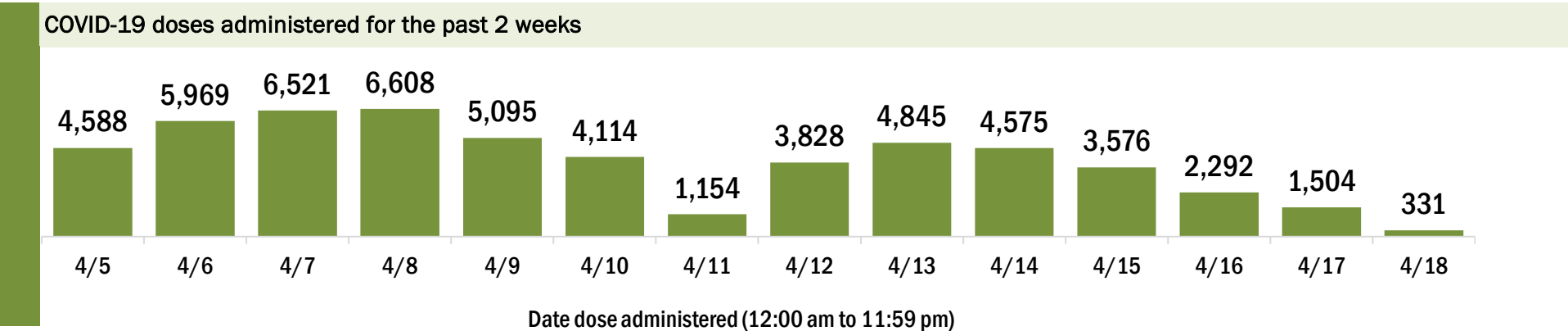
Data in this report are provisional and subject to change.

Data in this summary pertain to COVID-19 vaccines approved by the U.S. Food and Drug Administration and have been issued an Emergency Use Authorization (Janssen COVID-19 Vaccine, Moderna COVID-19 Vaccine and Pfizer-BioNTech COVID-19 Vaccine). These data summarize the number of people who have received either their first dose or have completed the series for a COVID-19 vaccine. **A person can only be counted in one category, first dose or series complete.** For persons receiving Moderna or Pfizer vaccines, once they receive their second dose, they are moved from the first dose column to the series completed column. **Because of this, the total first dose category may show a change from report to report not matching the total receiving their first dose from the previous day.** Persons receiving Johnson & Johnson vaccines will always be counted in the series completed column.

COVID-19 doses for vaccinated persons in Florida	
Doses administered	246,523
People receiving one dose of a 1-dose series (Johnson & Johnson) or receiving only one dose of a 2-dose series (Moderna, Pfizer) count once. Persons receiving both doses of a 2-dose series count twice.	

Current status of persons vaccinated for COVID-19 in Florida	
Total people vaccinated	160,069
First dose	63,754
Series completed	96,315
Completed 1-dose series	9,861
Completed 2-dose series	86,454
First dose: current number of people who have only received their first dose of the Moderna or Pfizer vaccine.	
Series complete: current number of people who have received both Moderna or Pfizer vaccine doses or one Johnson & Johnson dose and are considered fully immunized.	

Demographic summary	First dose	Series complete	Total people vaccinated
Age group	63,754	96,315	160,069
16-24 years	8,747	3,072	11,819
25-34 years	9,502	6,637	16,139
35-44 years	12,511	9,368	21,879
45-54 years	13,792	12,012	25,804
55-64 years	12,288	19,082	31,370
65-74 years	4,004	27,511	31,515
75-84 years	2,002	13,494	15,496
85+ years	908	5,139	6,047
Race	63,754	96,315	160,069
White	40,726	69,534	110,260
Black	4,292	6,118	10,410
American Indian/Alaskan	283	436	719
Other	10,187	13,308	23,495
Unknown	8,266	6,919	15,185
Other race includes Asian, native Hawaiian/Pacific Islander, or other.			
Ethnicity	63,754	96,315	160,069
Hispanic	9,834	9,379	19,213
Non-Hispanic	35,568	62,586	98,154
Unknown	18,352	24,350	42,702
Gender	63,754	96,315	160,069
Female	33,180	56,698	89,878
Male	30,305	39,557	69,862
Unknown	269	60	329



COVID-19: St. Johns County vaccine summary

Vaccination data through Apr 18, 2021 as of Apr 19, 2021 at 12:05 AM

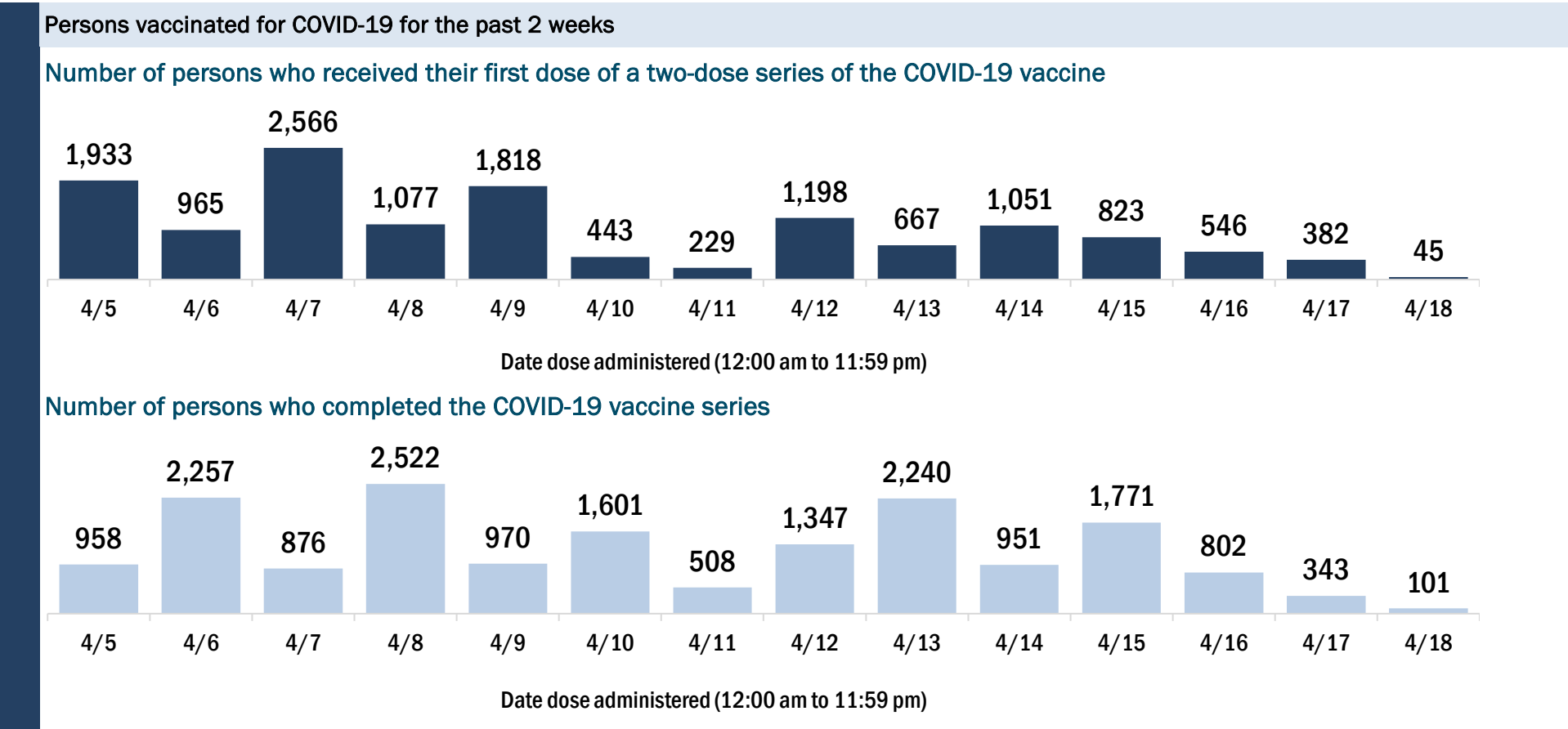
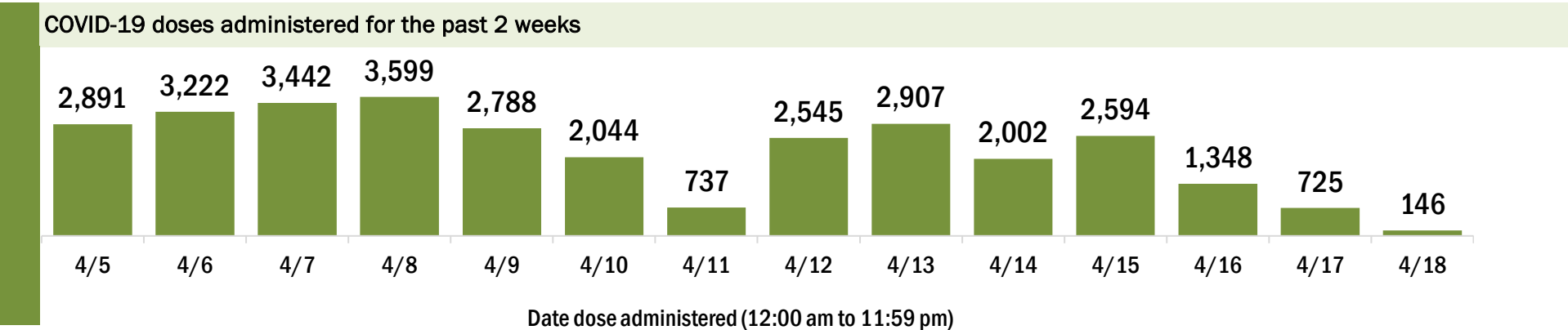
Data in this report are provisional and subject to change.

Data in this summary pertain to COVID-19 vaccines approved by the U.S. Food and Drug Administration and have been issued an Emergency Use Authorization (Janssen COVID-19 Vaccine, Moderna COVID-19 Vaccine and Pfizer-BioNTech COVID-19 Vaccine). These data summarize the number of people who have received either their first dose or have completed the series for a COVID-19 vaccine. **A person can only be counted in one category, first dose or series complete.** For persons receiving Moderna or Pfizer vaccines, once they receive their second dose, they are moved from the first dose column to the series completed column. **Because of this, the total first dose category may show a change from report to report not matching the total receiving their first dose from the previous day.** Persons receiving Johnson & Johnson vaccines will always be counted in the series completed column.

COVID-19 doses for vaccinated persons in Florida	
Doses administered	196,232
People receiving one dose of a 1-dose series (Johnson & Johnson) or receiving only one dose of a 2-dose series (Moderna, Pfizer) count once. Persons receiving both doses of a 2-dose series count twice.	

Current status of persons vaccinated for COVID-19 in Florida	
Total people vaccinated	118,254
First dose	35,041
Series completed	83,213
Completed 1-dose series	5,235
Completed 2-dose series	77,978
First dose: current number of people who have only received their first dose of the Moderna or Pfizer vaccine.	
Series complete: current number of people who have received both Moderna or Pfizer vaccine doses or one Johnson & Johnson dose and are considered fully immunized.	

Demographic summary	First dose	Series complete	Total people vaccinated
Age group	35,041	83,213	118,254
16-24 years	4,505	1,724	6,229
25-34 years	3,630	3,362	6,992
35-44 years	7,436	7,276	14,712
45-54 years	8,246	9,551	17,797
55-64 years	6,675	17,040	23,715
65-74 years	2,651	27,235	29,886
75-84 years	1,349	13,275	14,624
85+ years	549	3,750	4,299
Race	35,041	83,213	118,254
White	24,015	63,157	87,172
Black	1,184	2,370	3,554
American Indian/Alaskan	96	226	322
Other	4,000	7,651	11,651
Unknown	5,746	9,809	15,555
Other race includes Asian, native Hawaiian/Pacific Islander, or other.			
Ethnicity	35,041	83,213	118,254
Hispanic	2,214	2,699	4,913
Non-Hispanic	21,565	55,525	77,090
Unknown	11,262	24,989	36,251
Gender	35,041	83,213	118,254
Female	18,293	46,876	65,169
Male	16,724	36,325	53,049
Unknown	24	12	36



COVID-19: St. Lucie County vaccine summary

Vaccination data through Apr 18, 2021 as of Apr 19, 2021 at 12:05 AM

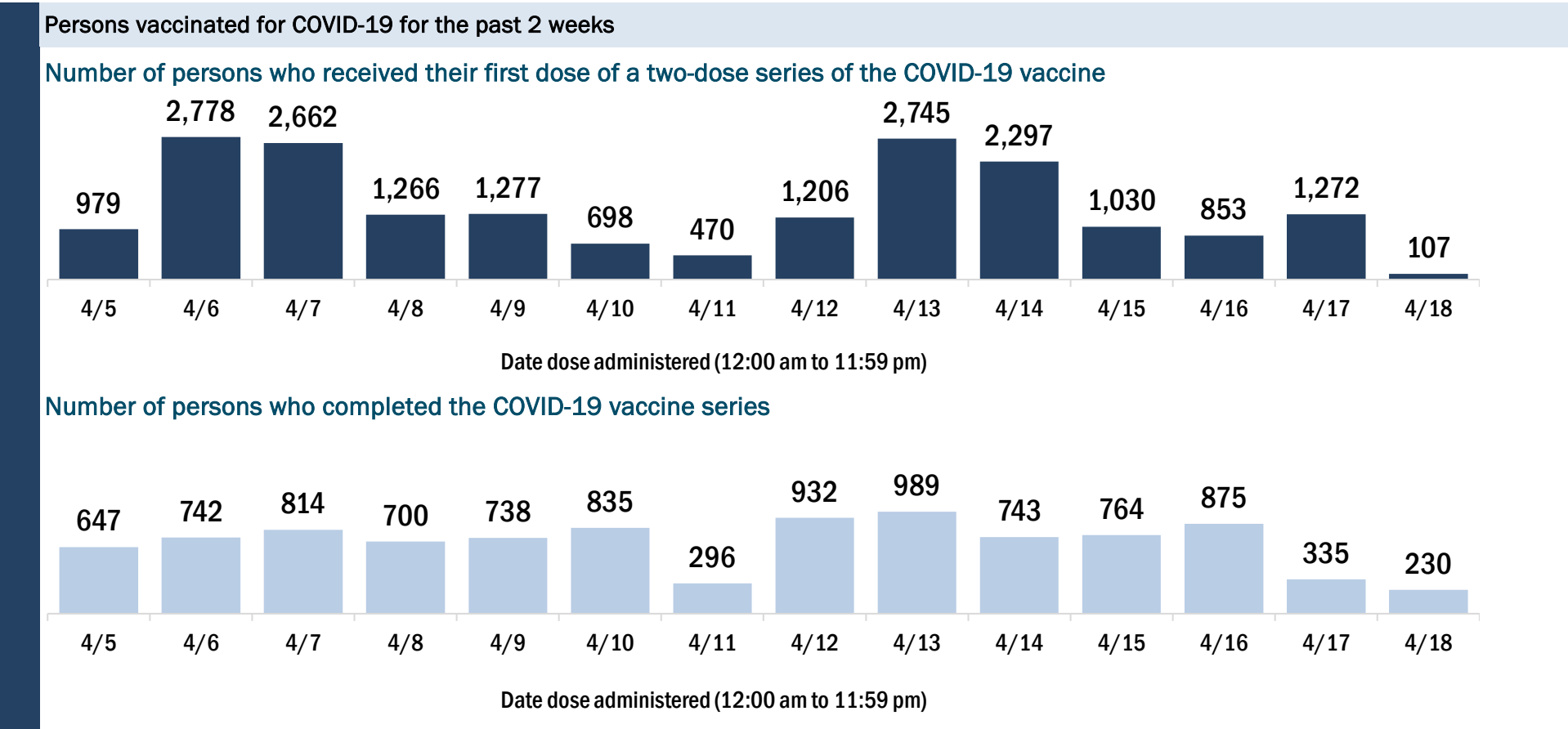
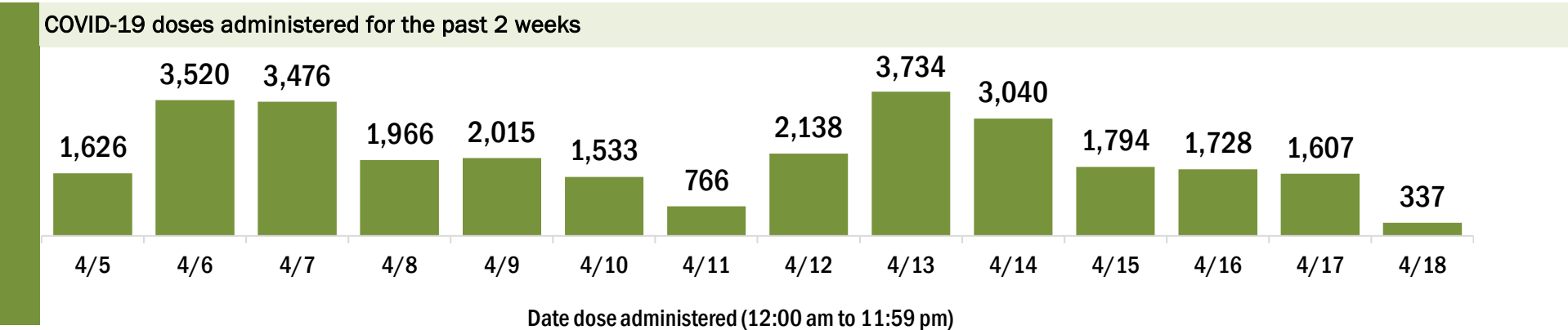
Data in this report are provisional and subject to change.

Data in this summary pertain to COVID-19 vaccines approved by the U.S. Food and Drug Administration and have been issued an Emergency Use Authorization (Janssen COVID-19 Vaccine, Moderna COVID-19 Vaccine and Pfizer-BioNTech COVID-19 Vaccine). These data summarize the number of people who have received either their first dose or have completed the series for a COVID-19 vaccine. **A person can only be counted in one category, first dose or series complete.** For persons receiving Moderna or Pfizer vaccines, once they receive their second dose, they are moved from the first dose column to the series completed column. **Because of this, the total first dose category may show a change from report to report not matching the total receiving their first dose from the previous day.** Persons receiving Johnson & Johnson vaccines will always be counted in the series completed column.

COVID-19 doses for vaccinated persons in Florida	
Doses administered	173,062
People receiving one dose of a 1-dose series (Johnson & Johnson) or receiving only one dose of a 2-dose series (Moderna, Pfizer) count once. Persons receiving both doses of a 2-dose series count twice.	

Current status of persons vaccinated for COVID-19 in Florida	
Total people vaccinated	110,233
First dose	43,918
Series completed	66,315
Completed 1-dose series	3,486
Completed 2-dose series	62,829
First dose: current number of people who have only received their first dose of the Moderna or Pfizer vaccine.	
Series complete: current number of people who have received both Moderna or Pfizer vaccine doses or one Johnson & Johnson dose and are considered fully immunized.	

Demographic summary	First dose	Series complete	Total people vaccinated
Age group	43,918	66,315	110,233
16-24 years	2,942	779	3,721
25-34 years	3,477	1,797	5,274
35-44 years	4,964	2,874	7,838
45-54 years	7,585	4,927	12,512
55-64 years	11,975	10,357	22,332
65-74 years	7,422	26,004	33,426
75-84 years	4,140	15,048	19,188
85+ years	1,413	4,529	5,942
Race	43,918	66,315	110,233
White	27,216	44,265	71,481
Black	4,296	6,132	10,428
American Indian/Alaskan	228	299	527
Other	4,159	5,956	10,115
Unknown	8,019	9,663	17,682
Other race includes Asian, native Hawaiian/Pacific Islander, or other.			
Ethnicity	43,918	66,315	110,233
Hispanic	6,400	4,961	11,361
Non-Hispanic	21,890	38,605	60,495
Unknown	15,628	22,749	38,377
Gender	43,918	66,315	110,233
Female	23,735	38,144	61,879
Male	20,081	28,104	48,185
Unknown	102	67	169



COVID-19: Sumter County vaccine summary

Vaccination data through Apr 18, 2021 as of Apr 19, 2021 at 12:05 AM

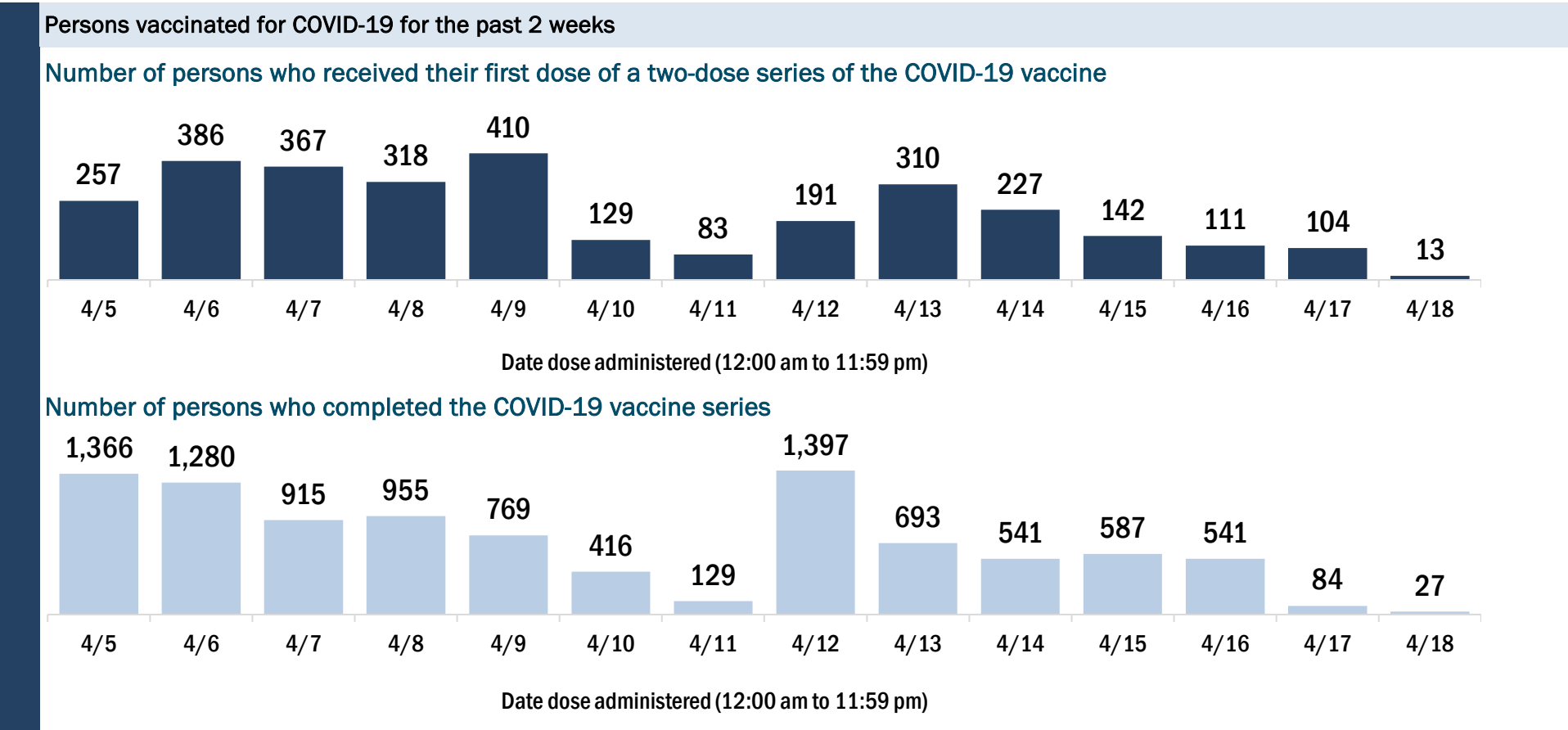
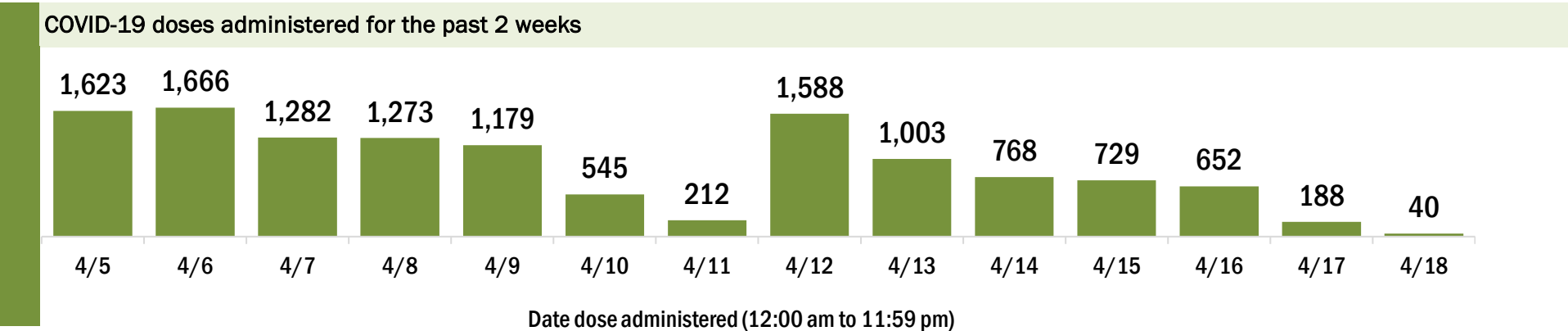
Data in this report are provisional and subject to change.

Data in this summary pertain to COVID-19 vaccines approved by the U.S. Food and Drug Administration and have been issued an Emergency Use Authorization (Janssen COVID-19 Vaccine, Moderna COVID-19 Vaccine and Pfizer-BioNTech COVID-19 Vaccine). These data summarize the number of people who have received either their first dose or have completed the series for a COVID-19 vaccine. **A person can only be counted in one category, first dose or series complete.** For persons receiving Moderna or Pfizer vaccines, once they receive their second dose, they are moved from the first dose column to the series completed column. **Because of this, the total first dose category may show a change from report to report not matching the total receiving their first dose from the previous day.** Persons receiving Johnson & Johnson vaccines will always be counted in the series completed column.

COVID-19 doses for vaccinated persons in Florida	
Doses administered	142,029
People receiving one dose of a 1-dose series (Johnson & Johnson) or receiving only one dose of a 2-dose series (Moderna, Pfizer) count once. Persons receiving both doses of a 2-dose series count twice.	

Current status of persons vaccinated for COVID-19 in Florida	
Total people vaccinated	80,604
First dose	15,193
Series completed	65,411
Completed 1-dose series	3,986
Completed 2-dose series	61,425
First dose: current number of people who have only received their first dose of the Moderna or Pfizer vaccine.	
Series complete: current number of people who have received both Moderna or Pfizer vaccine doses or one Johnson & Johnson dose and are considered fully immunized.	

Demographic summary	First dose	Series complete	Total people vaccinated
Age group	15,193	65,411	80,604
16-24 years	274	111	385
25-34 years	430	236	666
35-44 years	643	356	999
45-54 years	1,415	753	2,168
55-64 years	4,398	5,673	10,071
65-74 years	4,211	32,531	36,742
75-84 years	3,075	22,094	25,169
85+ years	747	3,657	4,404
Race	15,193	65,411	80,604
White	11,625	55,452	67,077
Black	349	674	1,023
American Indian/Alaskan	35	141	176
Other	995	2,382	3,377
Unknown	2,189	6,762	8,951
Other race includes Asian, native Hawaiian/Pacific Islander, or other.			
Ethnicity	15,193	65,411	80,604
Hispanic	539	953	1,492
Non-Hispanic	9,611	43,508	53,119
Unknown	5,043	20,950	25,993
Gender	15,193	65,411	80,604
Female	8,555	36,444	44,999
Male	6,571	28,957	35,528
Unknown	67	10	77



COVID-19: Suwannee County vaccine summary

Vaccination data through Apr 18, 2021 as of Apr 19, 2021 at 12:05 AM

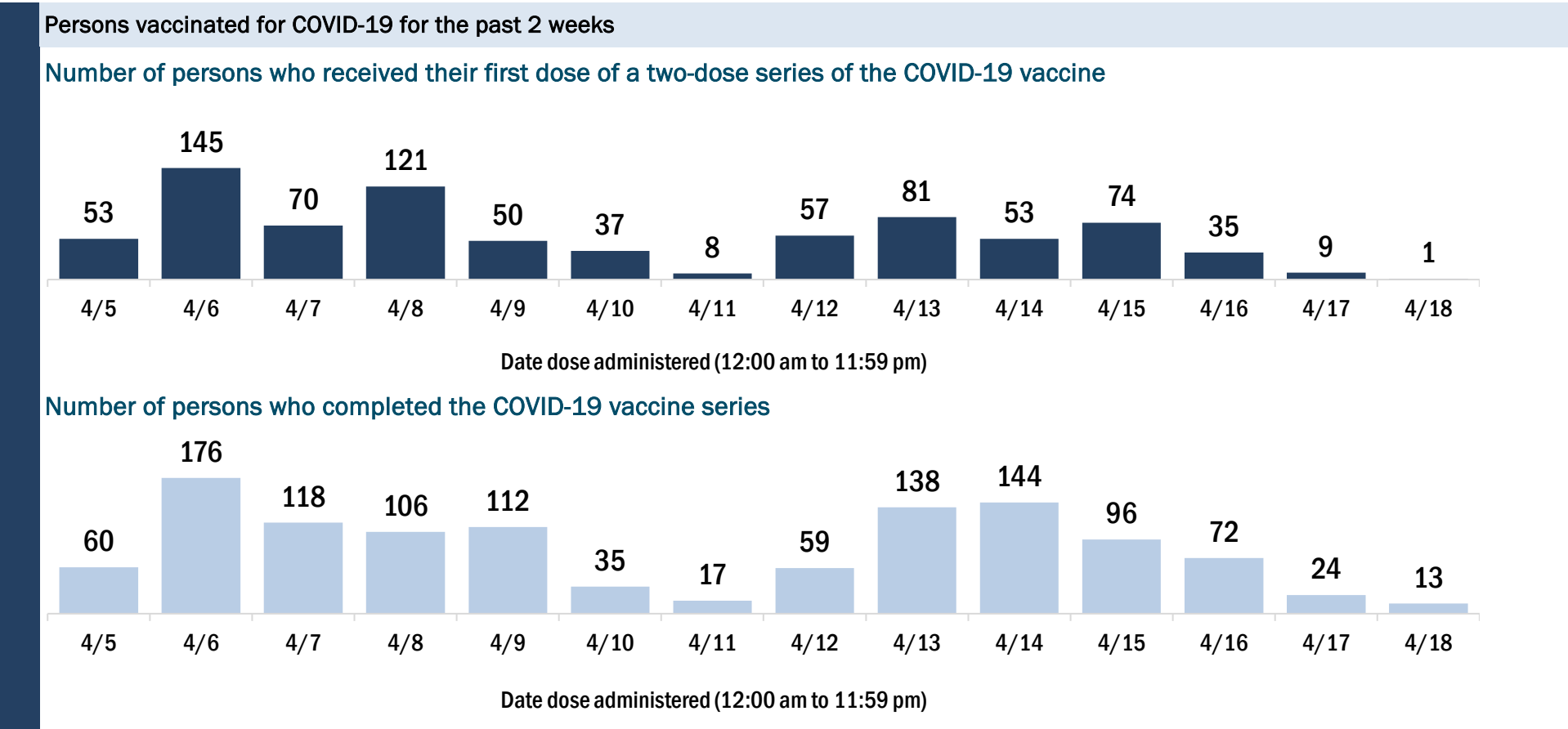
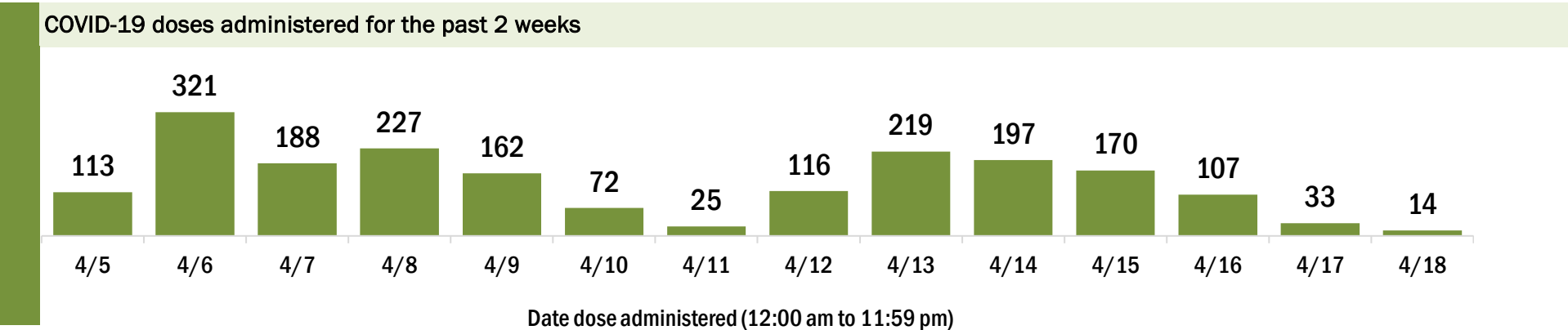
Data in this report are provisional and subject to change.

Data in this summary pertain to COVID-19 vaccines approved by the U.S. Food and Drug Administration and have been issued an Emergency Use Authorization (Janssen COVID-19 Vaccine, Moderna COVID-19 Vaccine and Pfizer-BioNTech COVID-19 Vaccine). These data summarize the number of people who have received either their first dose or have completed the series for a COVID-19 vaccine. **A person can only be counted in one category, first dose or series complete.** For persons receiving Moderna or Pfizer vaccines, once they receive their second dose, they are moved from the first dose column to the series completed column. **Because of this, the total first dose category may show a change from report to report not matching the total receiving their first dose from the previous day.** Persons receiving Johnson & Johnson vaccines will always be counted in the series completed column.

COVID-19 doses for vaccinated persons in Florida	
Doses administered	15,229
People receiving one dose of a 1-dose series (Johnson & Johnson) or receiving only one dose of a 2-dose series (Moderna, Pfizer) count once. Persons receiving both doses of a 2-dose series count twice.	

Current status of persons vaccinated for COVID-19 in Florida	
Total people vaccinated	9,015
First dose	2,243
Series completed	6,772
Completed 1-dose series	558
Completed 2-dose series	6,214
First dose: current number of people who have only received their first dose of the Moderna or Pfizer vaccine.	
Series complete: current number of people who have received both Moderna or Pfizer vaccine doses or one Johnson & Johnson dose and are considered fully immunized.	

Demographic summary	First dose	Series complete	Total people vaccinated
Age group	2,243	6,772	9,015
16-24 years	155	80	235
25-34 years	154	147	301
35-44 years	248	244	492
45-54 years	381	404	785
55-64 years	781	1,133	1,914
65-74 years	299	2,588	2,887
75-84 years	163	1,625	1,788
85+ years	62	551	613
Race	2,243	6,772	9,015
White	1,526	4,681	6,207
Black	217	504	721
American Indian/Alaskan	5	5	10
Other	212	440	652
Unknown	283	1,142	1,425
Other race includes Asian, native Hawaiian/Pacific Islander, or other.			
Ethnicity	2,243	6,772	9,015
Hispanic	166	201	367
Non-Hispanic	1,254	3,465	4,719
Unknown	823	3,106	3,929
Gender	2,243	6,772	9,015
Female	1,222	3,990	5,212
Male	1,021	2,782	3,803
Unknown	0	0	0



COVID-19: Taylor County vaccine summary

Vaccination data through Apr 18, 2021 as of Apr 19, 2021 at 12:05 AM

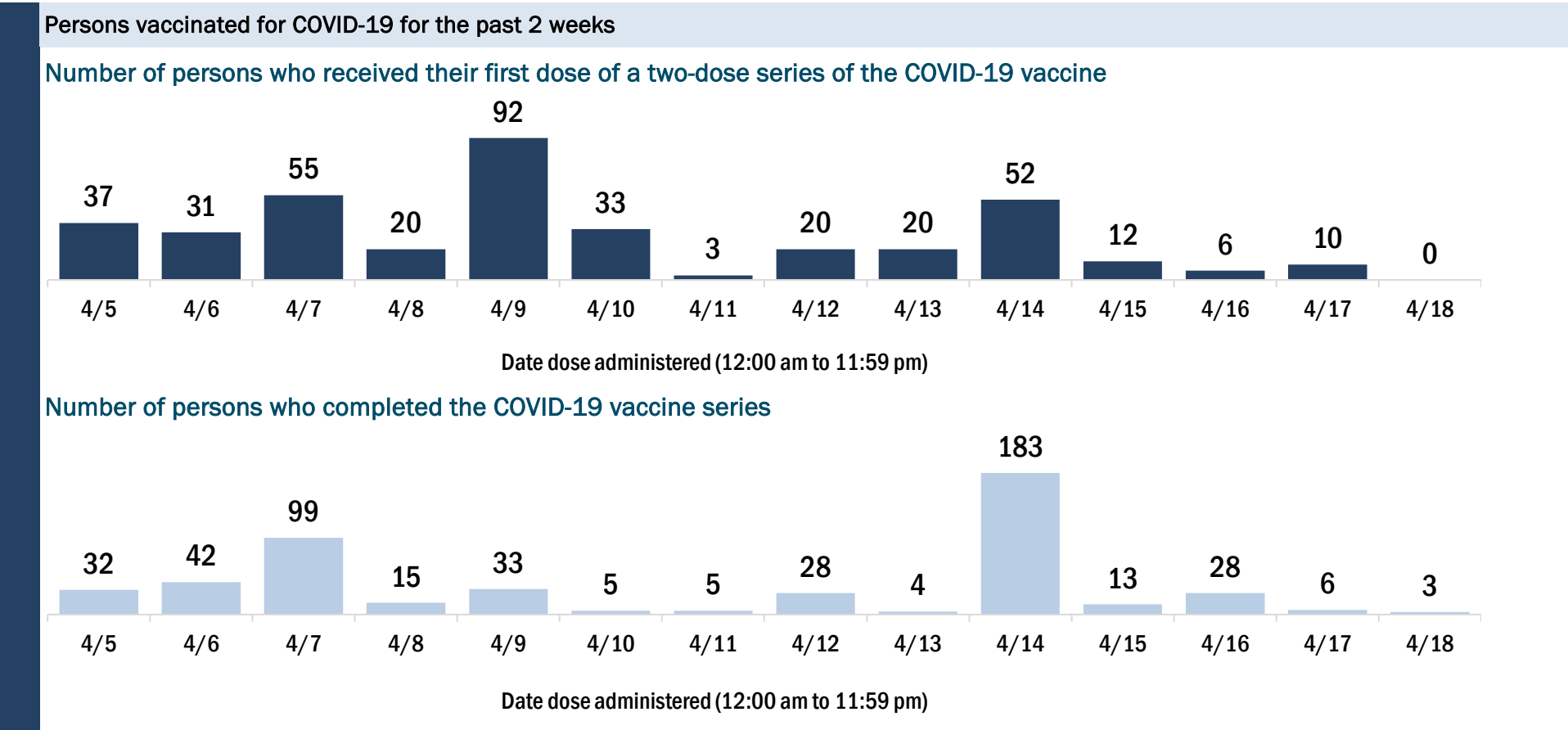
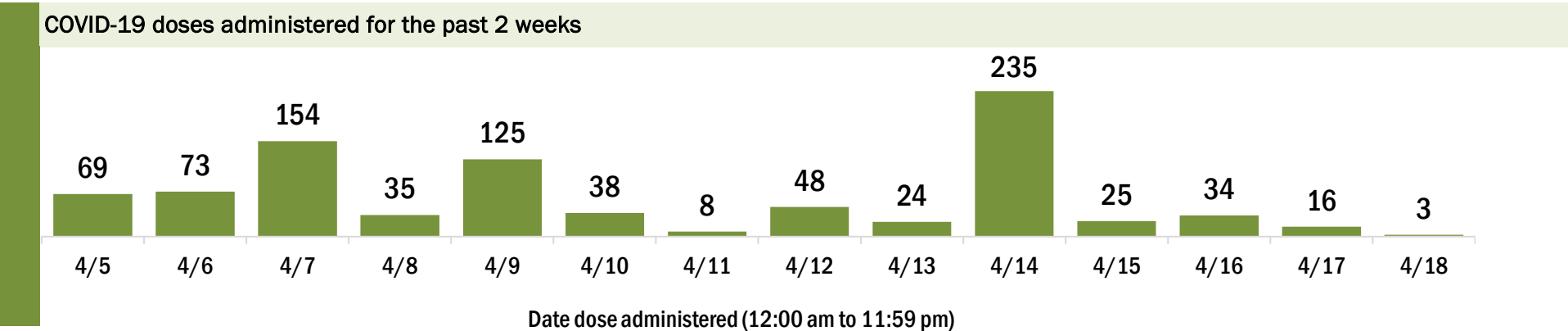
Data in this report are provisional and subject to change.

Data in this summary pertain to COVID-19 vaccines approved by the U.S. Food and Drug Administration and have been issued an Emergency Use Authorization (Janssen COVID-19 Vaccine, Moderna COVID-19 Vaccine and Pfizer-BioNTech COVID-19 Vaccine). These data summarize the number of people who have received either their first dose or have completed the series for a COVID-19 vaccine. **A person can only be counted in one category, first dose or series complete.** For persons receiving Moderna or Pfizer vaccines, once they receive their second dose, they are moved from the first dose column to the series completed column. **Because of this, the total first dose category may show a change from report to report not matching the total receiving their first dose from the previous day.** Persons receiving Johnson & Johnson vaccines will always be counted in the series completed column.

COVID-19 doses for vaccinated persons in Florida	
Doses administered	8,072
People receiving one dose of a 1-dose series (Johnson & Johnson) or receiving only one dose of a 2-dose series (Moderna, Pfizer) count once. Persons receiving both doses of a 2-dose series count twice.	

Current status of persons vaccinated for COVID-19 in Florida	
Total people vaccinated	5,043
First dose	1,778
Series completed	3,265
Completed 1-dose series	236
Completed 2-dose series	3,029
First dose: current number of people who have only received their first dose of the Moderna or Pfizer vaccine.	
Series complete: current number of people who have received both Moderna or Pfizer vaccine doses or one Johnson & Johnson dose and are considered fully immunized.	

Demographic summary	First dose	Series complete	Total people vaccinated
Age group	1,778	3,265	5,043
16-24 years	52	41	93
25-34 years	95	82	177
35-44 years	142	106	248
45-54 years	264	205	469
55-64 years	548	604	1,152
65-74 years	420	1,276	1,696
75-84 years	197	743	940
85+ years	60	208	268
Race	1,778	3,265	5,043
White	1,265	2,440	3,705
Black	237	368	605
American Indian/Alaskan	14	29	43
Other	111	199	310
Unknown	151	229	380
Other race includes Asian, native Hawaiian/Pacific Islander, or other.			
Ethnicity	1,778	3,265	5,043
Hispanic	46	49	95
Non-Hispanic	1,193	2,023	3,216
Unknown	539	1,193	1,732
Gender	1,778	3,265	5,043
Female	943	1,837	2,780
Male	832	1,428	2,260
Unknown	3	0	3



COVID-19: Union County vaccine summary

Vaccination data through Apr 18, 2021 as of Apr 19, 2021 at 12:05 AM

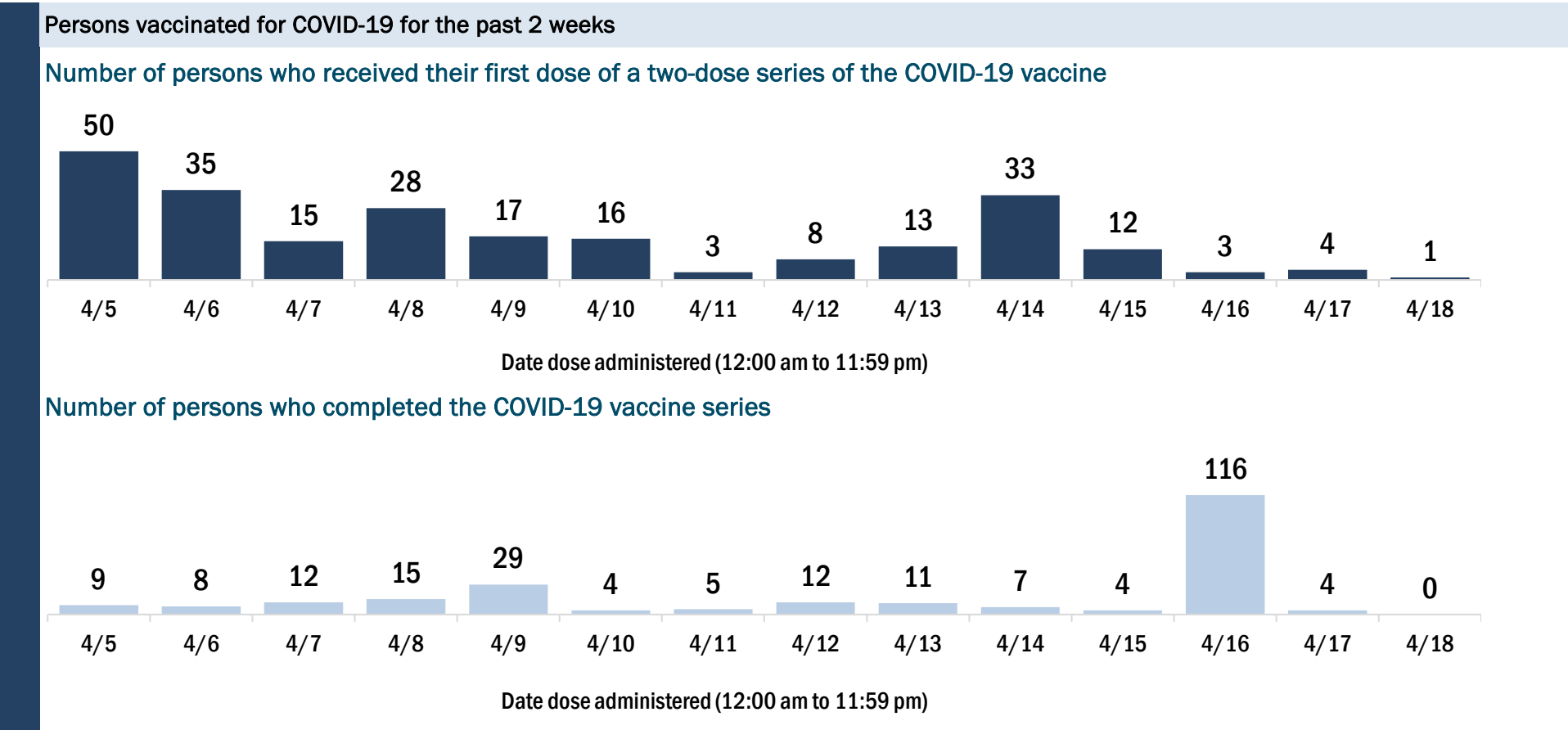
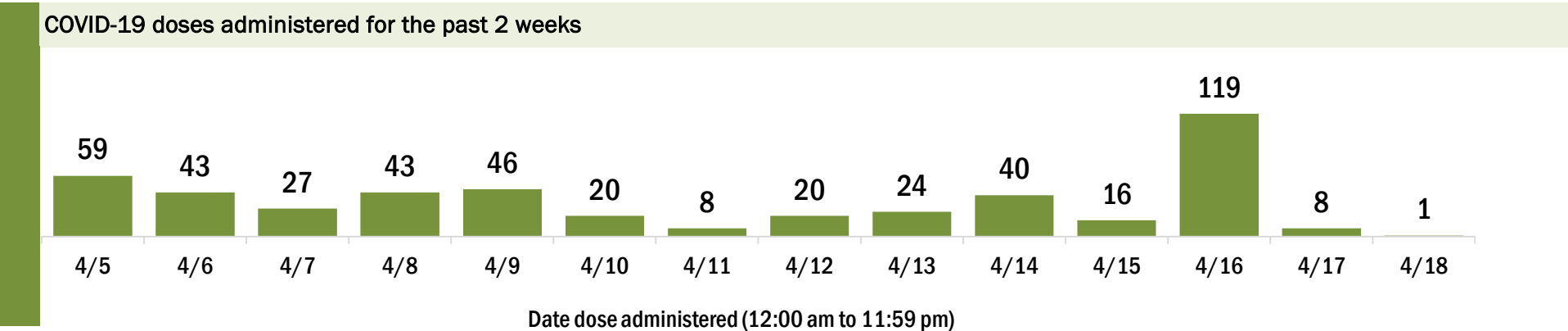
Data in this report are provisional and subject to change.

Data in this summary pertain to COVID-19 vaccines approved by the U.S. Food and Drug Administration and have been issued an Emergency Use Authorization (Janssen COVID-19 Vaccine, Moderna COVID-19 Vaccine and Pfizer-BioNTech COVID-19 Vaccine). These data summarize the number of people who have received either their first dose or have completed the series for a COVID-19 vaccine. **A person can only be counted in one category, first dose or series complete.** For persons receiving Moderna or Pfizer vaccines, once they receive their second dose, they are moved from the first dose column to the series completed column. **Because of this, the total first dose category may show a change from report to report not matching the total receiving their first dose from the previous day.** Persons receiving Johnson & Johnson vaccines will always be counted in the series completed column.

COVID-19 doses for vaccinated persons in Florida	
Doses administered	3,743
People receiving one dose of a 1-dose series (Johnson & Johnson) or receiving only one dose of a 2-dose series (Moderna, Pfizer) count once. Persons receiving both doses of a 2-dose series count twice.	

Current status of persons vaccinated for COVID-19 in Florida	
Total people vaccinated	2,246
First dose	635
Series completed	1,611
Completed 1-dose series	114
Completed 2-dose series	1,497
First dose: current number of people who have only received their first dose of the Moderna or Pfizer vaccine.	
Series complete: current number of people who have received both Moderna or Pfizer vaccine doses or one Johnson & Johnson dose and are considered fully immunized.	

Demographic summary	First dose	Series complete	Total people vaccinated
Age group	635	1,611	2,246
16-24 years	52	23	75
25-34 years	60	68	128
35-44 years	75	61	136
45-54 years	139	101	240
55-64 years	195	296	491
65-74 years	68	606	674
75-84 years	34	354	388
85+ years	12	102	114
Race	635	1,611	2,246
White	464	1,316	1,780
Black	90	134	224
American Indian/Alaskan	7	15	22
Other	46	111	157
Unknown	28	35	63
Other race includes Asian, native Hawaiian/Pacific Islander, or other.			
Ethnicity	635	1,611	2,246
Hispanic	22	34	56
Non-Hispanic	514	1,475	1,989
Unknown	99	102	201
Gender	635	1,611	2,246
Female	342	937	1,279
Male	288	674	962
Unknown	5	0	5



COVID-19: Volusia County vaccine summary

Vaccination data through Apr 18, 2021 as of Apr 19, 2021 at 12:05 AM

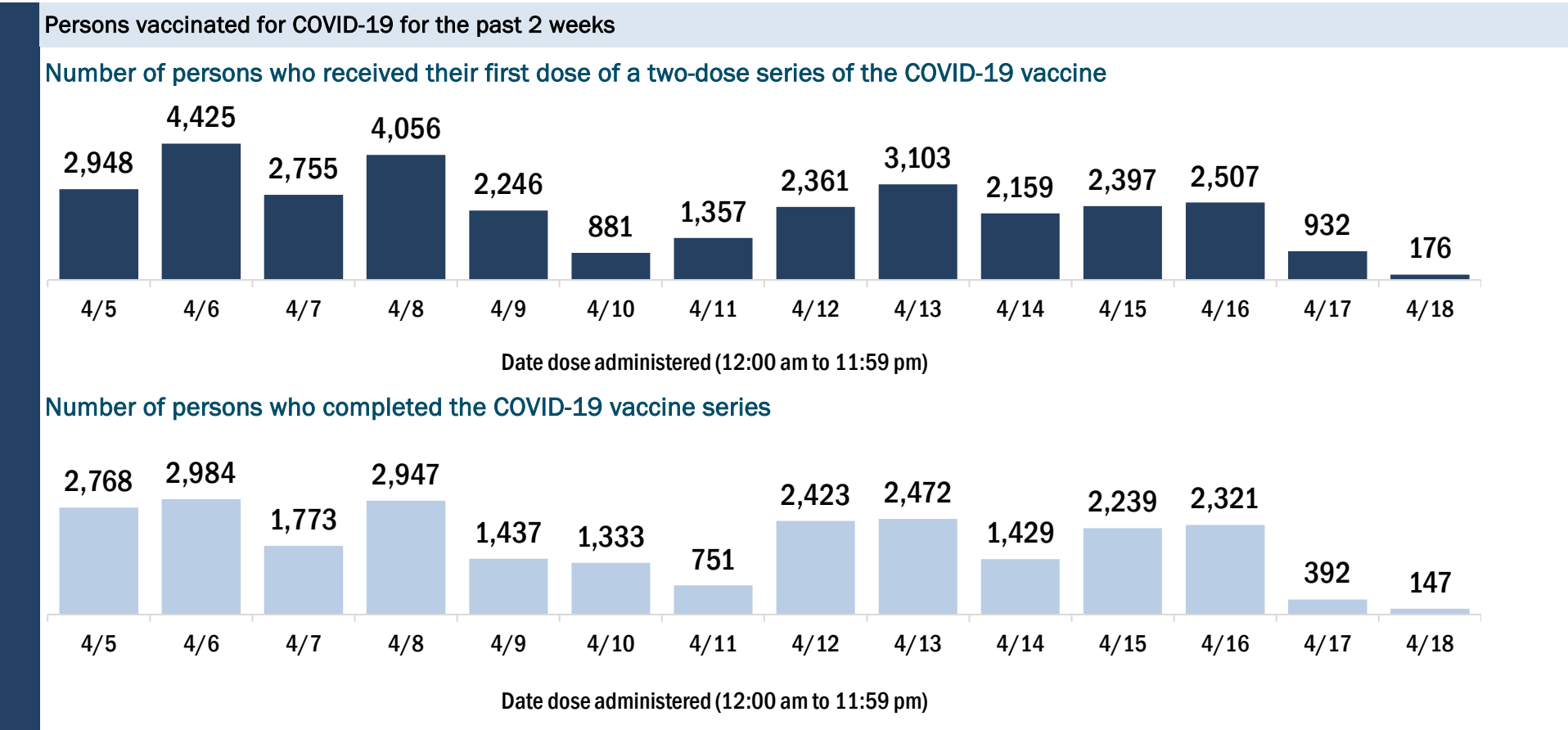
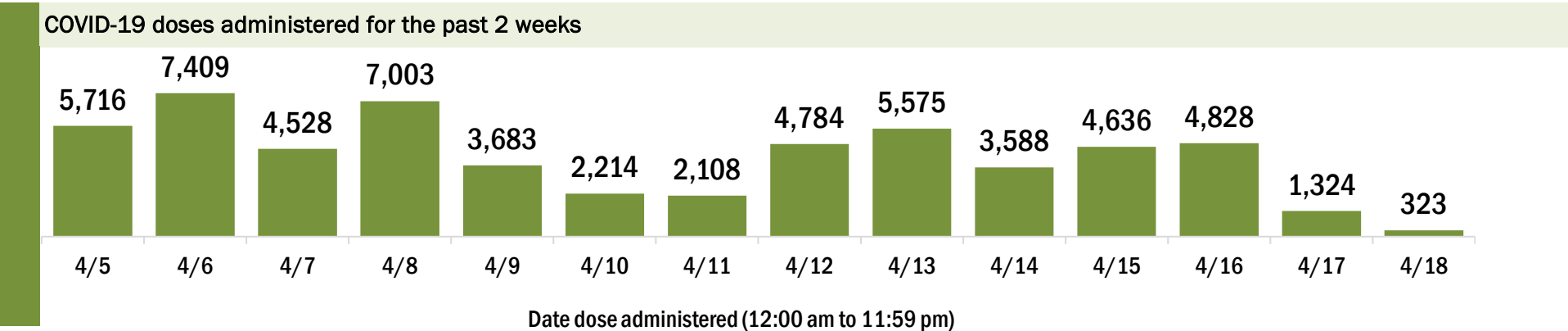
Data in this report are provisional and subject to change.

Data in this summary pertain to COVID-19 vaccines approved by the U.S. Food and Drug Administration and have been issued an Emergency Use Authorization (Janssen COVID-19 Vaccine, Moderna COVID-19 Vaccine and Pfizer-BioNTech COVID-19 Vaccine). These data summarize the number of people who have received either their first dose or have completed the series for a COVID-19 vaccine. **A person can only be counted in one category, first dose or series complete.** For persons receiving Moderna or Pfizer vaccines, once they receive their second dose, they are moved from the first dose column to the series completed column. **Because of this, the total first dose category may show a change from report to report not matching the total receiving their first dose from the previous day.** Persons receiving Johnson & Johnson vaccines will always be counted in the series completed column.

COVID-19 doses for vaccinated persons in Florida	
Doses administered	304,638
People receiving one dose of a 1-dose series (Johnson & Johnson) or receiving only one dose of a 2-dose series (Moderna, Pfizer) count once. Persons receiving both doses of a 2-dose series count twice.	

Current status of persons vaccinated for COVID-19 in Florida	
Total people vaccinated	195,572
First dose	69,386
Series completed	126,186
Completed 1-dose series	17,120
Completed 2-dose series	109,066
First dose: current number of people who have only received their first dose of the Moderna or Pfizer vaccine.	
Series complete: current number of people who have received both Moderna or Pfizer vaccine doses or one Johnson & Johnson dose and are considered fully immunized.	

Demographic summary	First dose	Series complete	Total people vaccinated
Age group	69,386	126,186	195,572
16-24 years	6,259	1,990	8,249
25-34 years	5,952	4,113	10,065
35-44 years	7,662	5,574	13,236
45-54 years	11,553	9,189	20,742
55-64 years	18,582	21,574	40,156
65-74 years	11,633	47,342	58,975
75-84 years	5,785	26,918	32,703
85+ years	1,960	9,486	11,446
Race	69,386	126,186	195,572
White	45,326	83,623	128,949
Black	3,570	5,464	9,034
American Indian/Alaskan	232	437	669
Other	7,029	14,580	21,609
Unknown	13,229	22,082	35,311
Other race includes Asian, native Hawaiian/Pacific Islander, or other.			
Ethnicity	69,386	126,186	195,572
Hispanic	7,402	5,825	13,227
Non-Hispanic	37,197	64,323	101,520
Unknown	24,787	56,038	80,825
Gender	69,386	126,186	195,572
Female	36,059	73,052	109,111
Male	31,521	51,592	83,113
Unknown	1,806	1,542	3,348



COVID-19: Wakulla County vaccine summary

Vaccination data through Apr 18, 2021 as of Apr 19, 2021 at 12:05 AM

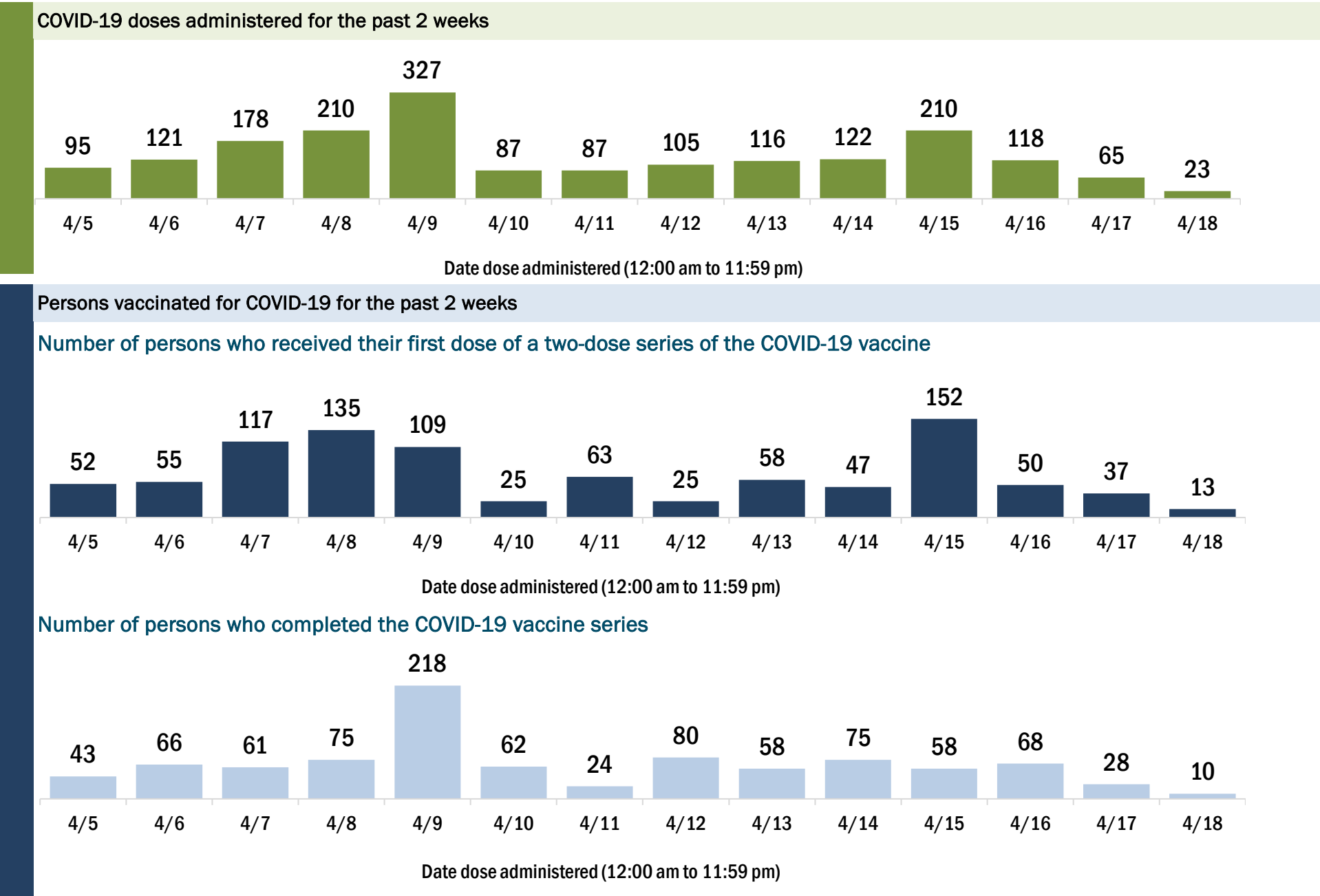
Data in this report are provisional and subject to change.

Data in this summary pertain to COVID-19 vaccines approved by the U.S. Food and Drug Administration and have been issued an Emergency Use Authorization (Janssen COVID-19 Vaccine, Moderna COVID-19 Vaccine and Pfizer-BioNTech COVID-19 Vaccine). These data summarize the number of people who have received either their first dose or have completed the series for a COVID-19 vaccine. **A person can only be counted in one category, first dose or series complete.** For persons receiving Moderna or Pfizer vaccines, once they receive their second dose, they are moved from the first dose column to the series completed column. **Because of this, the total first dose category may show a change from report to report not matching the total receiving their first dose from the previous day.** Persons receiving Johnson & Johnson vaccines will always be counted in the series completed column.

COVID-19 doses for vaccinated persons in Florida	
Doses administered	15,292
People receiving one dose of a 1-dose series (Johnson & Johnson) or receiving only one dose of a 2-dose series (Moderna, Pfizer) count once. Persons receiving both doses of a 2-dose series count twice.	

Current status of persons vaccinated for COVID-19 in Florida	
Total people vaccinated	9,386
First dose	3,024
Series completed	6,362
Completed 1-dose series	456
Completed 2-dose series	5,906
First dose: current number of people who have only received their first dose of the Moderna or Pfizer vaccine.	
Series complete: current number of people who have received both Moderna or Pfizer vaccine doses or one Johnson & Johnson dose and are considered fully immunized.	

Demographic summary	First dose	Series complete	Total people vaccinated
Age group	3,024	6,362	9,386
16-24 years	224	106	330
25-34 years	275	250	525
35-44 years	404	396	800
45-54 years	596	619	1,215
55-64 years	841	1,235	2,076
65-74 years	416	2,389	2,805
75-84 years	209	1,103	1,312
85+ years	59	264	323
Race	3,024	6,362	9,386
White	2,217	4,771	6,988
Black	240	451	691
American Indian/Alaskan	19	29	48
Other	293	792	1,085
Unknown	255	319	574
Other race includes Asian, native Hawaiian/Pacific Islander, or other.			
Ethnicity	3,024	6,362	9,386
Hispanic	93	100	193
Non-Hispanic	2,309	5,049	7,358
Unknown	622	1,213	1,835
Gender	3,024	6,362	9,386
Female	1,681	3,566	5,247
Male	1,342	2,795	4,137
Unknown	1	1	2



COVID-19: Walton County vaccine summary

Vaccination data through Apr 18, 2021 as of Apr 19, 2021 at 12:05 AM

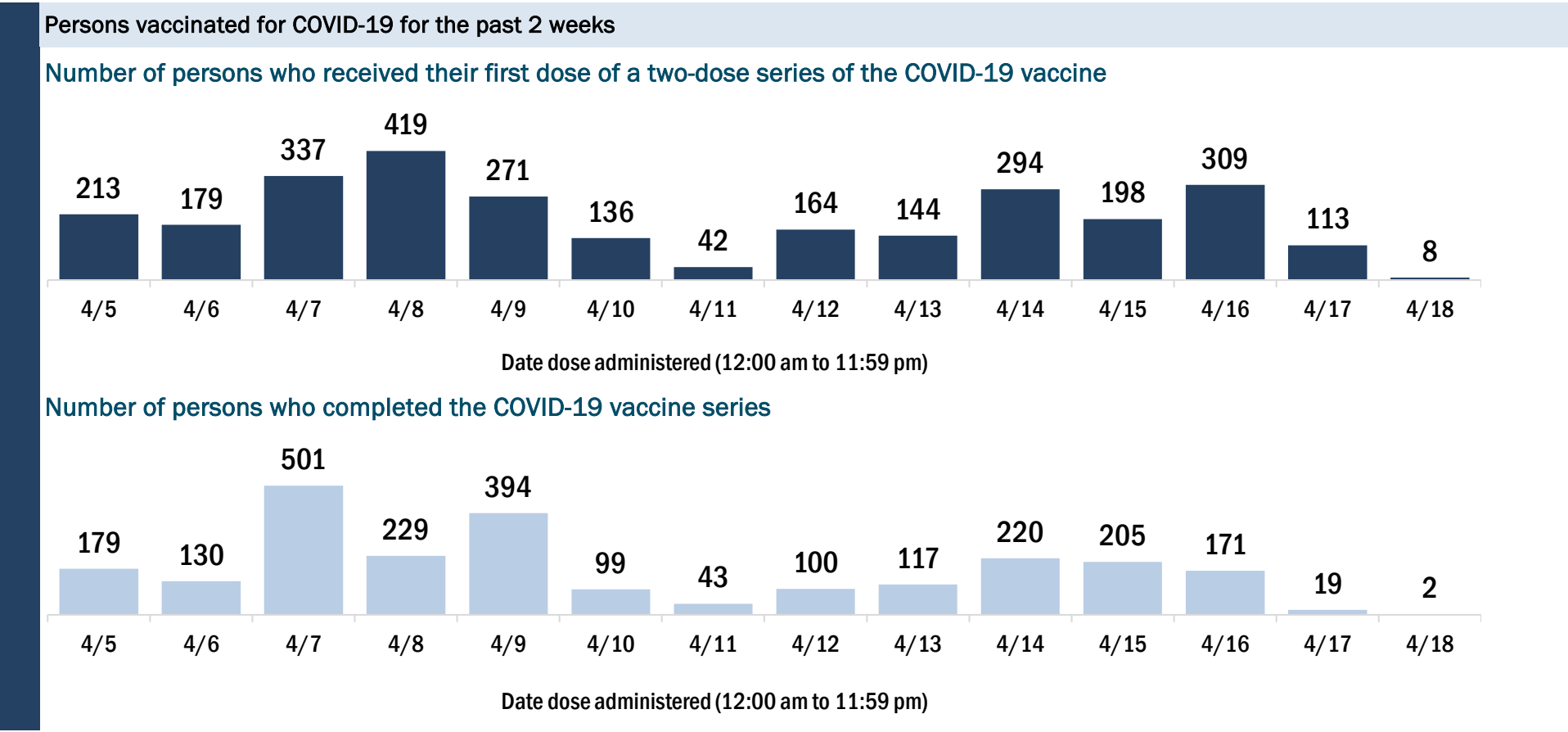
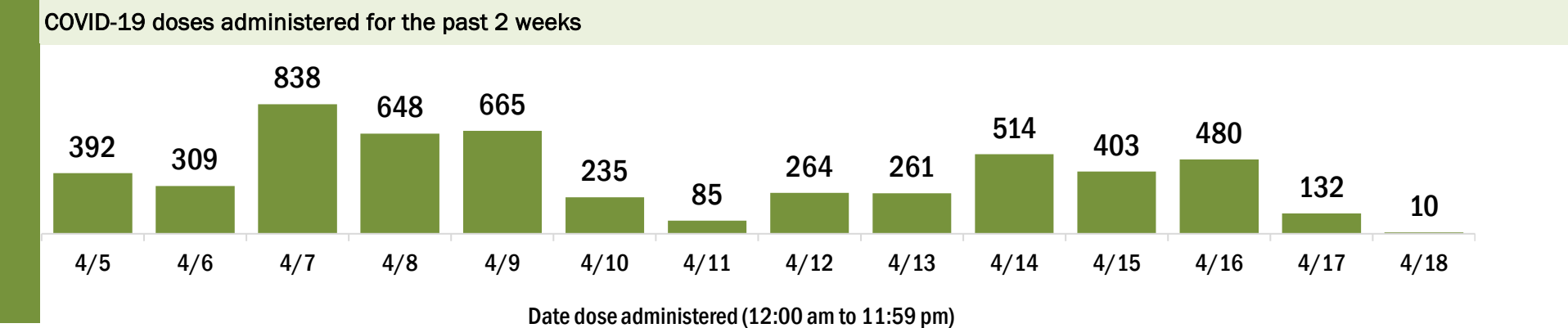
Data in this report are provisional and subject to change.

Data in this summary pertain to COVID-19 vaccines approved by the U.S. Food and Drug Administration and have been issued an Emergency Use Authorization (Janssen COVID-19 Vaccine, Moderna COVID-19 Vaccine and Pfizer-BioNTech COVID-19 Vaccine). These data summarize the number of people who have received either their first dose or have completed the series for a COVID-19 vaccine. **A person can only be counted in one category, first dose or series complete.** For persons receiving Moderna or Pfizer vaccines, once they receive their second dose, they are moved from the first dose column to the series completed column. **Because of this, the total first dose category may show a change from report to report not matching the total receiving their first dose from the previous day.** Persons receiving Johnson & Johnson vaccines will always be counted in the series completed column.

COVID-19 doses for vaccinated persons in Florida	
Doses administered	34,744
People receiving one dose of a 1-dose series (Johnson & Johnson) or receiving only one dose of a 2-dose series (Moderna, Pfizer) count once. Persons receiving both doses of a 2-dose series count twice.	

Current status of persons vaccinated for COVID-19 in Florida	
Total people vaccinated	21,661
First dose	7,534
Series completed	14,127
Completed 1-dose series	1,044
Completed 2-dose series	13,083
First dose: current number of people who have only received their first dose of the Moderna or Pfizer vaccine.	
Series complete: current number of people who have received both Moderna or Pfizer vaccine doses or one Johnson & Johnson dose and are considered fully immunized.	

Demographic summary	First dose	Series complete	Total people vaccinated
Age group	7,534	14,127	21,661
16-24 years	436	139	575
25-34 years	593	357	950
35-44 years	968	734	1,702
45-54 years	1,356	1,140	2,496
55-64 years	2,159	2,920	5,079
65-74 years	1,301	5,730	7,031
75-84 years	574	2,439	3,013
85+ years	147	668	815
Race	7,534	14,127	21,661
White	5,396	10,836	16,232
Black	177	248	425
American Indian/Alaskan	35	52	87
Other	478	615	1,093
Unknown	1,448	2,376	3,824
Other race includes Asian, native Hawaiian/Pacific Islander, or other.			
Ethnicity	7,534	14,127	21,661
Hispanic	373	267	640
Non-Hispanic	4,551	9,463	14,014
Unknown	2,610	4,397	7,007
Gender	7,534	14,127	21,661
Female	4,032	7,772	11,804
Male	3,501	6,353	9,854
Unknown	1	2	3



COVID-19: Washington County vaccine summary

Vaccination data through Apr 18, 2021 as of Apr 19, 2021 at 12:05 AM

Data in this report are provisional and subject to change.

Data in this summary pertain to COVID-19 vaccines approved by the U.S. Food and Drug Administration and have been issued an Emergency Use Authorization (Janssen COVID-19 Vaccine, Moderna COVID-19 Vaccine and Pfizer-BioNTech COVID-19 Vaccine). These data summarize the number of people who have received either their first dose or have completed the series for a COVID-19 vaccine. **A person can only be counted in one category, first dose or series complete.** For persons receiving Moderna or Pfizer vaccines, once they receive their second dose, they are moved from the first dose column to the series completed column. **Because of this, the total first dose category may show a change from report to report not matching the total receiving their first dose from the previous day.** Persons receiving Johnson & Johnson vaccines will always be counted in the series completed column.

COVID-19 doses for vaccinated persons in Florida	
Doses administered	8,318
People receiving one dose of a 1-dose series (Johnson & Johnson) or receiving only one dose of a 2-dose series (Moderna, Pfizer) count once. Persons receiving both doses of a 2-dose series count twice.	

Current status of persons vaccinated for COVID-19 in Florida	
Total people vaccinated	5,203
First dose	1,771
Series completed	3,432
Completed 1-dose series	317
Completed 2-dose series	3,115
First dose: current number of people who have only received their first dose of the Moderna or Pfizer vaccine.	
Series complete: current number of people who have received both Moderna or Pfizer vaccine doses or one Johnson & Johnson dose and are considered fully immunized.	

Demographic summary	First dose	Series complete	Total people vaccinated
Age group	1,771	3,432	5,203
16-24 years	76	30	106
25-34 years	161	93	254
35-44 years	262	153	415
45-54 years	347	287	634
55-64 years	574	670	1,244
65-74 years	218	1,243	1,461
75-84 years	94	717	811
85+ years	39	239	278
Race	1,771	3,432	5,203
White	1,064	2,710	3,774
Black	233	325	558
American Indian/Alaskan	25	40	65
Other	59	164	223
Unknown	390	193	583
Other race includes Asian, native Hawaiian/Pacific Islander, or other.			
Ethnicity	1,771	3,432	5,203
Hispanic	67	41	108
Non-Hispanic	1,373	2,757	4,130
Unknown	331	634	965
Gender	1,771	3,432	5,203
Female	696	1,910	2,606
Male	1,074	1,522	2,596
Unknown	1	0	1

