

# COVID-19: Florida vaccine summary

Vaccination data through Apr 17, 2021 as of Apr 18, 2021 at 12:05 AM

Data in this report are provisional and subject to change. Data are based on county of residence.

Data in this summary pertain to COVID-19 vaccines approved by the U.S. Food and Drug Administration and have been issued an Emergency Use Authorization (Janssen COVID-19 Vaccine, Moderna COVID-19 Vaccine and Pfizer-BioNTech COVID-19 Vaccine). These data summarize the number of people who have received either their first dose or have completed the series for a COVID-19 vaccine. **A person can only be counted in one category, first dose or series complete.** For persons receiving Moderna or Pfizer vaccines, once they receive their second dose, they are moved from the first dose column to the series completed column. **Because of this, the total first dose category may show a change from report to report not matching the total receiving their first dose from the previous day.** Persons receiving Johnson & Johnson vaccines will always be counted in the series completed column.

## COVID-19 doses for vaccinated persons in Florida

**Doses administered** 12,569,859

People receiving one dose of a 1-dose series (Johnson & Johnson) or receiving only one dose of a 2-dose series (Moderna, Pfizer) count once. Persons receiving both doses of a 2-dose series count twice.

## Current status of persons vaccinated for COVID-19 in Florida

**Total people vaccinated** 8,016,441

First dose 2,936,168

Series completed 5,080,273

Completed 1-dose series 526,855

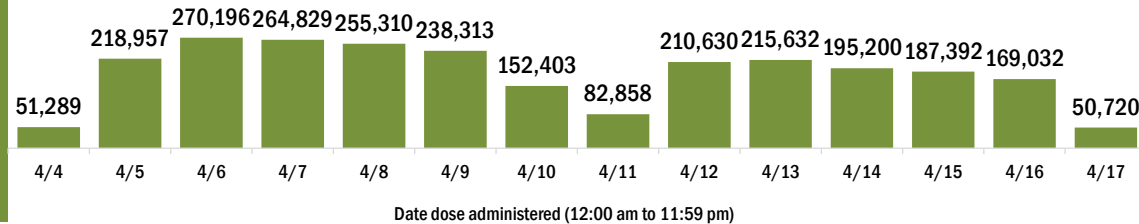
Completed 2-dose series 4,553,418

**First dose:** current number of people who have only received their first dose of the Moderna or Pfizer vaccine.

**Series complete:** current number of people who have received both Moderna or Pfizer vaccine doses or one Johnson & Johnson dose and are considered fully immunized.

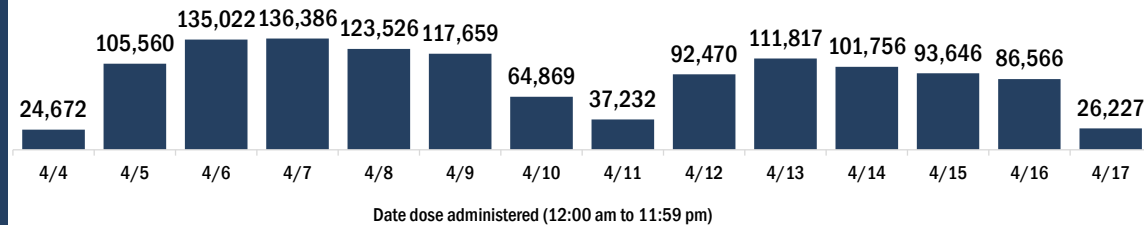
Demographic summary	First dose	Series complete	Total people vaccinated
<b>Age group</b>	2,936,168	5,080,273	8,016,441
16-24 years	257,955	118,272	376,227
25-34 years	324,502	264,555	589,057
35-44 years	430,393	357,152	787,545
45-54 years	553,498	520,830	1,074,328
55-64 years	659,735	940,229	1,599,964
65-74 years	394,593	1,627,883	2,022,476
75-84 years	226,169	939,739	1,165,908
85+ years	89,323	311,613	400,936
<b>Race</b>	2,936,168	5,080,273	8,016,441
White	1,886,491	3,517,482	5,403,973
Black	202,474	334,536	537,010
American Indian/Alaskan	11,481	17,320	28,801
Other	326,534	510,276	836,810
Unknown	509,188	700,659	1,209,847
<b>Other race</b> includes Asian, native Hawaiian/Pacific Islander, or other.			
<b>Ethnicity</b>	2,936,168	5,080,273	8,016,441
Hispanic	528,316	666,224	1,194,540
Non-Hispanic	1,394,379	2,759,750	4,154,129
Unknown	1,013,473	1,654,299	2,667,772
<b>Gender</b>	2,936,168	5,080,273	8,016,441
Female	1,557,554	2,898,092	4,455,646
Male	1,364,604	2,175,244	3,539,848
Unknown	14,010	6,937	20,947

## COVID-19 doses administered for the past 2 weeks

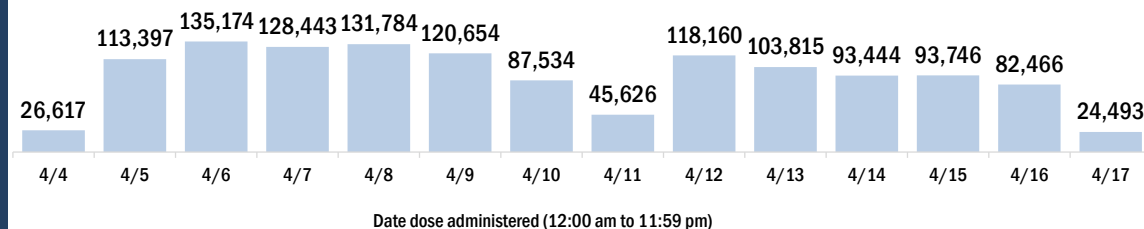


## Persons vaccinated for COVID-19 for the past 2 weeks

### Number of persons who received their first dose of the COVID-19 vaccine



### Number of persons who received their second dose and completed the COVID-19 vaccine series



# COVID-19: Alachua County vaccine summary

Vaccination data through Apr 17, 2021 as of Apr 18, 2021 at 12:05 AM

Data in this report are provisional and subject to change.

Data in this summary pertain to COVID-19 vaccines approved by the U.S. Food and Drug Administration and have been issued an Emergency Use Authorization (Janssen COVID-19 Vaccine, Moderna COVID-19 Vaccine and Pfizer-BioNTech COVID-19 Vaccine). These data summarize the number of people who have received either their first dose or have completed the series for a COVID-19 vaccine. **A person can only be counted in one category, first dose or series complete.** For persons receiving Moderna or Pfizer vaccines, once they receive their second dose, they are moved from the first dose column to the series completed column. **Because of this, the total first dose category may show a change from report to report not matching the total receiving their first dose from the previous day.** Persons receiving Johnson & Johnson vaccines will always be counted in the series completed column.

## COVID-19 doses for vaccinated persons in Florida

**Doses administered** 163,888

People receiving one dose of a 1-dose series (Johnson & Johnson) or receiving only one dose of a 2-dose series (Moderna, Pfizer) count once. Persons receiving both doses of a 2-dose series count twice.

## Current status of persons vaccinated for COVID-19 in Florida

**Total people vaccinated** 99,457

First dose 30,745

Series completed 68,712

Completed 1-dose series 4,281

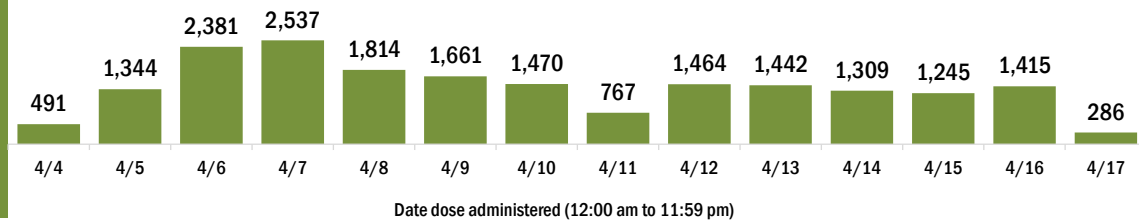
Completed 2-dose series 64,431

**First dose:** current number of people who have only received their first dose of the Moderna or Pfizer vaccine.

**Series complete:** current number of people who have received both Moderna or Pfizer vaccine doses or one Johnson & Johnson dose and are considered fully immunized.

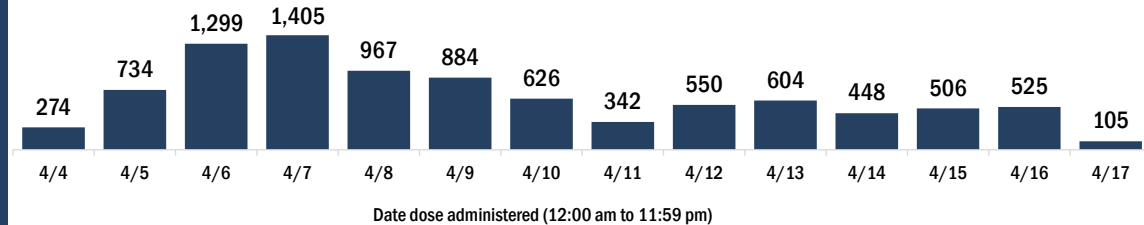
Demographic summary	First dose	Series complete	Total people vaccinated
<b>Age group</b>	30,745	68,712	99,457
16-24 years	5,102	5,053	10,155
25-34 years	4,959	9,778	14,737
35-44 years	4,863	7,620	12,483
45-54 years	5,252	7,359	12,611
55-64 years	7,024	9,666	16,690
65-74 years	2,162	17,275	19,437
75-84 years	942	8,751	9,693
85+ years	441	3,210	3,651
<b>Race</b>	30,745	68,712	99,457
White	19,593	48,416	68,009
Black	3,662	6,591	10,253
American Indian/Alaskan	96	212	308
Other	4,578	10,099	14,677
Unknown	2,816	3,394	6,210
<b>Other race</b> includes Asian, native Hawaiian/Pacific Islander, or other.			
<b>Ethnicity</b>	30,745	68,712	99,457
Hispanic	3,172	4,164	7,336
Non-Hispanic	17,273	46,993	64,266
Unknown	10,300	17,555	27,855
<b>Gender</b>	30,745	68,712	99,457
Female	16,316	40,783	57,099
Male	14,350	27,902	42,252
Unknown	79	27	106

## COVID-19 doses administered for the past 2 weeks

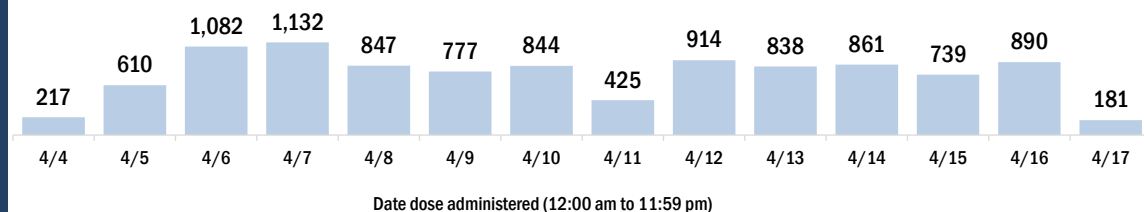


## Persons vaccinated for COVID-19 for the past 2 weeks

### Number of persons who received their first dose of a two-dose series of the COVID-19 vaccine



### Number of persons who completed the COVID-19 vaccine series



# COVID-19: Baker County vaccine summary

Vaccination data through Apr 17, 2021 as of Apr 18, 2021 at 12:05 AM

Data in this report are provisional and subject to change.

Data in this summary pertain to COVID-19 vaccines approved by the U.S. Food and Drug Administration and have been issued an Emergency Use Authorization (Janssen COVID-19 Vaccine, Moderna COVID-19 Vaccine and Pfizer-BioNTech COVID-19 Vaccine). These data summarize the number of people who have received either their first dose or have completed the series for a COVID-19 vaccine. **A person can only be counted in one category, first dose or series complete.** For persons receiving Moderna or Pfizer vaccines, once they receive their second dose, they are moved from the first dose column to the series completed column. **Because of this, the total first dose category may show a change from report to report not matching the total receiving their first dose from the previous day.** Persons receiving Johnson & Johnson vaccines will always be counted in the series completed column.

## COVID-19 doses for vaccinated persons in Florida

**Doses administered** 8,036

People receiving one dose of a 1-dose series (Johnson & Johnson) or receiving only one dose of a 2-dose series (Moderna, Pfizer) count once. Persons receiving both doses of a 2-dose series count twice.

## Current status of persons vaccinated for COVID-19 in Florida

**Total people vaccinated** 4,819

First dose 1,461

Series completed 3,358

Completed 1-dose series 141

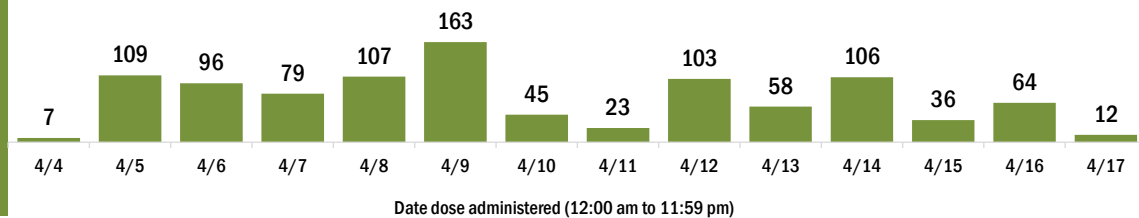
Completed 2-dose series 3,217

**First dose:** current number of people who have only received their first dose of the Moderna or Pfizer vaccine.

**Series complete:** current number of people who have received both Moderna or Pfizer vaccine doses or one Johnson & Johnson dose and are considered fully immunized.

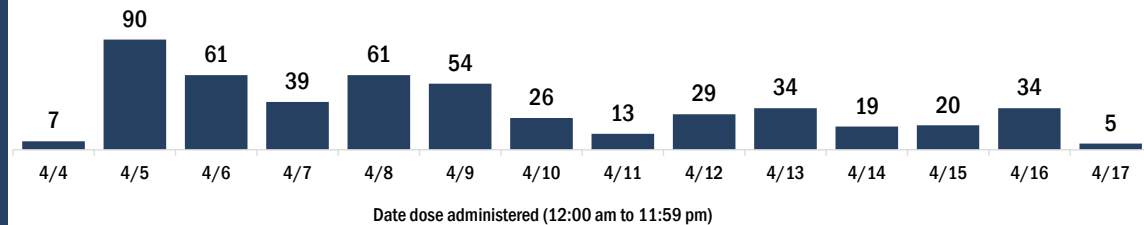
Demographic summary	First dose	Series complete	Total people vaccinated
<b>Age group</b>	<b>1,461</b>	<b>3,358</b>	<b>4,819</b>
16-24 years	79	53	132
25-34 years	112	132	244
35-44 years	190	190	380
45-54 years	314	292	606
55-64 years	488	617	1,105
65-74 years	155	1,240	1,395
75-84 years	83	654	737
85+ years	40	180	220
<b>Race</b>	<b>1,461</b>	<b>3,358</b>	<b>4,819</b>
White	1,162	2,642	3,804
Black	135	301	436
American Indian/Alaskan	5	20	25
Other	101	201	302
Unknown	58	194	252
<b>Other race</b> includes Asian, native Hawaiian/Pacific Islander, or other.			
<b>Ethnicity</b>	<b>1,461</b>	<b>3,358</b>	<b>4,819</b>
Hispanic	51	55	106
Non-Hispanic	1,194	2,340	3,534
Unknown	216	963	1,179
<b>Gender</b>	<b>1,461</b>	<b>3,358</b>	<b>4,819</b>
Female	790	1,894	2,684
Male	670	1,464	2,134
Unknown	1	0	1

## COVID-19 doses administered for the past 2 weeks

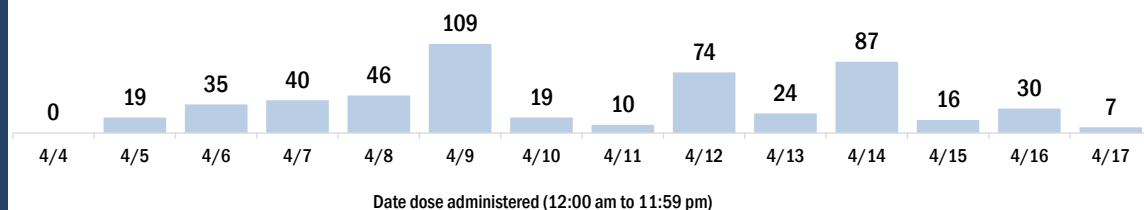


## Persons vaccinated for COVID-19 for the past 2 weeks

### Number of persons who received their first dose of a two-dose series of the COVID-19 vaccine



### Number of persons who completed the COVID-19 vaccine series



# COVID-19: Bay County vaccine summary

Vaccination data through Apr 17, 2021 as of Apr 18, 2021 at 12:05 AM

Data in this report are provisional and subject to change.

Data in this summary pertain to COVID-19 vaccines approved by the U.S. Food and Drug Administration and have been issued an Emergency Use Authorization (Janssen COVID-19 Vaccine, Moderna COVID-19 Vaccine and Pfizer-BioNTech COVID-19 Vaccine). These data summarize the number of people who have received either their first dose or have completed the series for a COVID-19 vaccine. **A person can only be counted in one category, first dose or series complete.** For persons receiving Moderna or Pfizer vaccines, once they receive their second dose, they are moved from the first dose column to the series completed column. **Because of this, the total first dose category may show a change from report to report not matching the total receiving their first dose from the previous day.** Persons receiving Johnson & Johnson vaccines will always be counted in the series completed column.

## COVID-19 doses for vaccinated persons in Florida

**Doses administered** 77,509

People receiving one dose of a 1-dose series (Johnson & Johnson) or receiving only one dose of a 2-dose series (Moderna, Pfizer) count once. Persons receiving both doses of a 2-dose series count twice.

## Current status of persons vaccinated for COVID-19 in Florida

**Total people vaccinated** 47,823

First dose 13,192

Series completed 34,631

Completed 1-dose series 4,945

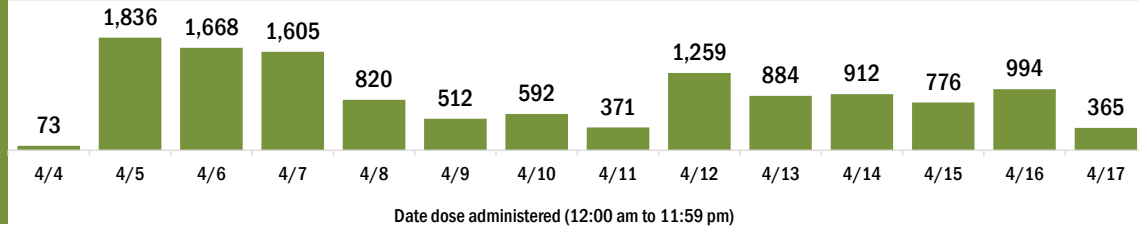
Completed 2-dose series 29,686

**First dose:** current number of people who have only received their first dose of the Moderna or Pfizer vaccine.

**Series complete:** current number of people who have received both Moderna or Pfizer vaccine doses or one Johnson & Johnson dose and are considered fully immunized.

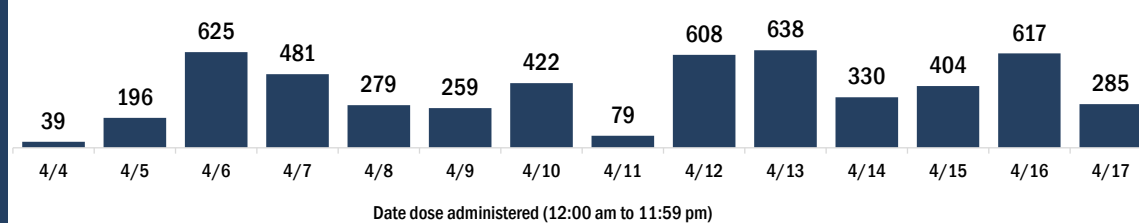
Demographic summary	First dose	Series complete	Total people vaccinated
<b>Age group</b>	<b>13,192</b>	<b>34,631</b>	<b>47,823</b>
16-24 years	1,084	625	1,709
25-34 years	1,368	1,464	2,832
35-44 years	1,750	2,551	4,301
45-54 years	2,396	3,709	6,105
55-64 years	3,541	7,512	11,053
65-74 years	1,860	11,333	13,193
75-84 years	877	5,675	6,552
85+ years	316	1,762	2,078
<b>Race</b>	<b>13,192</b>	<b>34,631</b>	<b>47,823</b>
White	8,303	24,590	32,893
Black	847	2,246	3,093
American Indian/Alaskan	56	165	221
Other	1,474	2,760	4,234
Unknown	2,512	4,870	7,382
<b>Other race</b> includes Asian, native Hawaiian/Pacific Islander, or other.			
<b>Ethnicity</b>	<b>13,192</b>	<b>34,631</b>	<b>47,823</b>
Hispanic	946	1,103	2,049
Non-Hispanic	7,401	21,254	28,655
Unknown	4,845	12,274	17,119
<b>Gender</b>	<b>13,192</b>	<b>34,631</b>	<b>47,823</b>
Female	7,210	19,403	26,613
Male	5,980	15,222	21,202
Unknown	2	6	8

## COVID-19 doses administered for the past 2 weeks

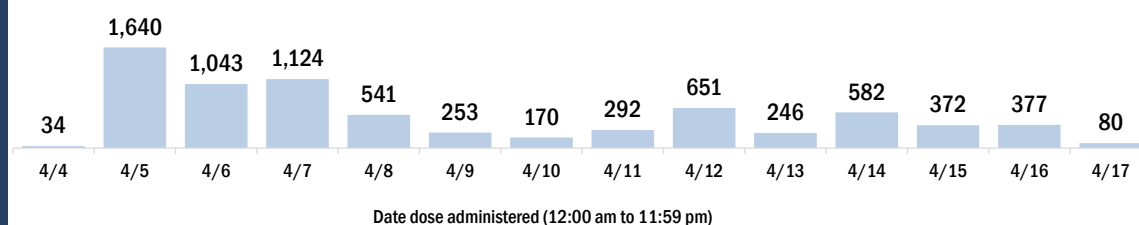


## Persons vaccinated for COVID-19 for the past 2 weeks

### Number of persons who received their first dose of a two-dose series of the COVID-19 vaccine



### Number of persons who completed the COVID-19 vaccine series



# COVID-19: Bradford County vaccine summary

Vaccination data through Apr 17, 2021 as of Apr 18, 2021 at 12:05 AM

Data in this report are provisional and subject to change.

Data in this summary pertain to COVID-19 vaccines approved by the U.S. Food and Drug Administration and have been issued an Emergency Use Authorization (Janssen COVID-19 Vaccine, Moderna COVID-19 Vaccine and Pfizer-BioNTech COVID-19 Vaccine). These data summarize the number of people who have received either their first dose or have completed the series for a COVID-19 vaccine. **A person can only be counted in one category, first dose or series complete.** For persons receiving Moderna or Pfizer vaccines, once they receive their second dose, they are moved from the first dose column to the series completed column. **Because of this, the total first dose category may show a change from report to report not matching the total receiving their first dose from the previous day.** Persons receiving Johnson & Johnson vaccines will always be counted in the series completed column.

## COVID-19 doses for vaccinated persons in Florida

**Doses administered** 8,900

People receiving one dose of a 1-dose series (Johnson & Johnson) or receiving only one dose of a 2-dose series (Moderna, Pfizer) count once. Persons receiving both doses of a 2-dose series count twice.

## Current status of persons vaccinated for COVID-19 in Florida

**Total people vaccinated** 5,551

First dose 1,866

Series completed 3,685

Completed 1-dose series 336

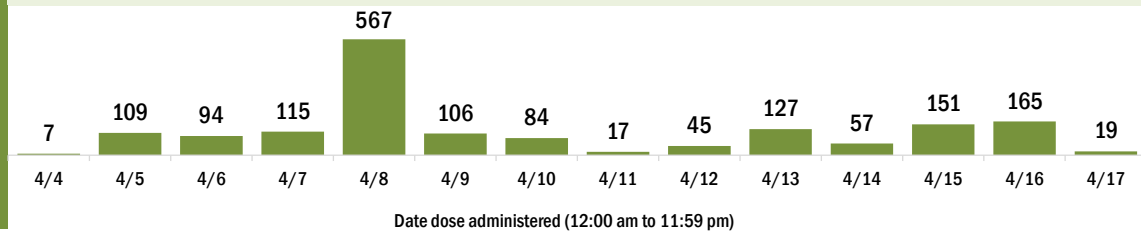
Completed 2-dose series 3,349

**First dose:** current number of people who have only received their first dose of the Moderna or Pfizer vaccine.

**Series complete:** current number of people who have received both Moderna or Pfizer vaccine doses or one Johnson & Johnson dose and are considered fully immunized.

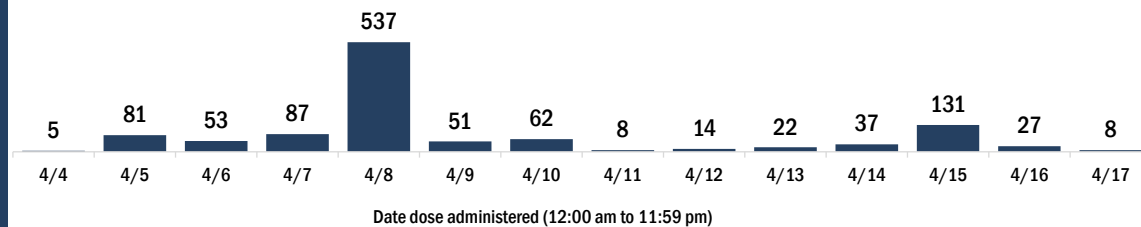
Demographic summary	First dose	Series complete	Total people vaccinated
<b>Age group</b>	<b>1,866</b>	<b>3,685</b>	<b>5,551</b>
16-24 years	111	32	143
25-34 years	173	114	287
35-44 years	320	135	455
45-54 years	417	275	692
55-64 years	559	705	1,264
65-74 years	182	1,374	1,556
75-84 years	76	795	871
85+ years	28	255	283
<b>Race</b>	<b>1,866</b>	<b>3,685</b>	<b>5,551</b>
White	1,161	2,808	3,969
Black	483	424	907
American Indian/Alaskan	10	23	33
Other	144	306	450
Unknown	68	124	192
<b>Other race</b> includes Asian, native Hawaiian/Pacific Islander, or other.			
<b>Ethnicity</b>	<b>1,866</b>	<b>3,685</b>	<b>5,551</b>
Hispanic	115	43	158
Non-Hispanic	1,455	3,213	4,668
Unknown	296	429	725
<b>Gender</b>	<b>1,866</b>	<b>3,685</b>	<b>5,551</b>
Female	717	2,172	2,889
Male	1,148	1,513	2,661
Unknown	1	0	1

## COVID-19 doses administered for the past 2 weeks

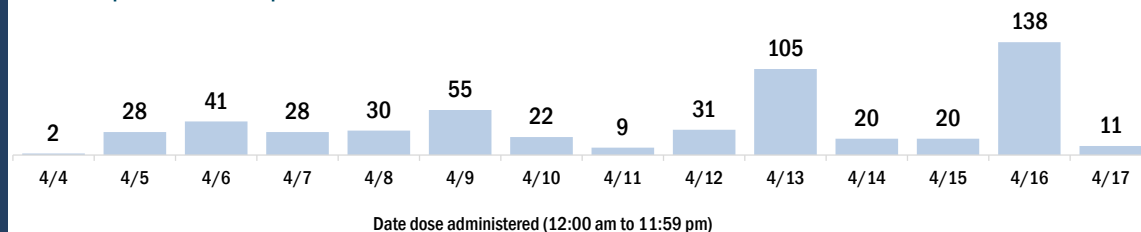


## Persons vaccinated for COVID-19 for the past 2 weeks

### Number of persons who received their first dose of a two-dose series of the COVID-19 vaccine



### Number of persons who completed the COVID-19 vaccine series



# COVID-19: Brevard County vaccine summary

Vaccination data through Apr 17, 2021 as of Apr 18, 2021 at 12:05 AM

Data in this report are provisional and subject to change.

Data in this summary pertain to COVID-19 vaccines approved by the U.S. Food and Drug Administration and have been issued an Emergency Use Authorization (Janssen COVID-19 Vaccine, Moderna COVID-19 Vaccine and Pfizer-BioNTech COVID-19 Vaccine). These data summarize the number of people who have received either their first dose or have completed the series for a COVID-19 vaccine. **A person can only be counted in one category, first dose or series complete.** For persons receiving Moderna or Pfizer vaccines, once they receive their second dose, they are moved from the first dose column to the series completed column. **Because of this, the total first dose category may show a change from report to report not matching the total receiving their first dose from the previous day.** Persons receiving Johnson & Johnson vaccines will always be counted in the series completed column.

## COVID-19 doses for vaccinated persons in Florida

**Doses administered** 340,761

People receiving one dose of a 1-dose series (Johnson & Johnson) or receiving only one dose of a 2-dose series (Moderna, Pfizer) count once. Persons receiving both doses of a 2-dose series count twice.

## Current status of persons vaccinated for COVID-19 in Florida

**Total people vaccinated** 220,324

First dose 84,271

Series completed 136,053

Completed 1-dose series 15,616

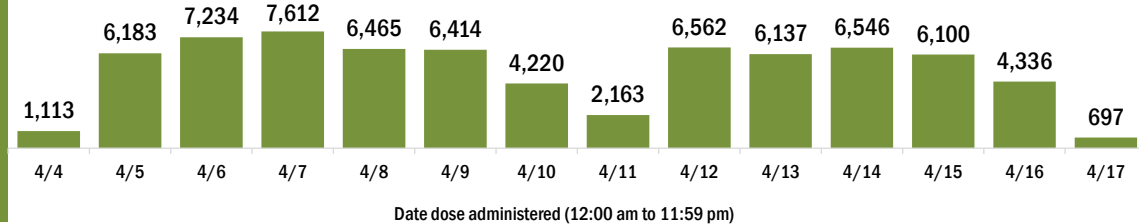
Completed 2-dose series 120,437

**First dose:** current number of people who have only received their first dose of the Moderna or Pfizer vaccine.

**Series complete:** current number of people who have received both Moderna or Pfizer vaccine doses or one Johnson & Johnson dose and are considered fully immunized.

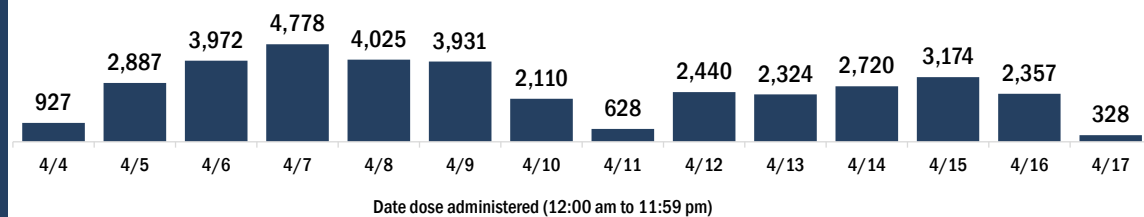
Demographic summary	First dose	Series complete	Total people vaccinated
<b>Age group</b>	<b>84,271</b>	<b>136,053</b>	<b>220,324</b>
16-24 years	6,158	2,087	8,245
25-34 years	8,176	4,789	12,965
35-44 years	10,698	6,920	17,618
45-54 years	14,150	11,140	25,290
55-64 years	23,212	26,281	49,493
65-74 years	12,036	47,593	59,629
75-84 years	6,935	27,311	34,246
85+ years	2,906	9,932	12,838
<b>Race</b>	<b>84,271</b>	<b>136,053</b>	<b>220,324</b>
White	55,912	92,458	148,370
Black	5,151	6,887	12,038
American Indian/Alaskan	431	602	1,033
Other	8,110	11,897	20,007
Unknown	14,667	24,209	38,876
<b>Other race</b> includes Asian, native Hawaiian/Pacific Islander, or other.			
<b>Ethnicity</b>	<b>84,271</b>	<b>136,053</b>	<b>220,324</b>
Hispanic	6,761	5,128	11,889
Non-Hispanic	49,677	72,895	122,572
Unknown	27,833	58,030	85,863
<b>Gender</b>	<b>84,271</b>	<b>136,053</b>	<b>220,324</b>
Female	44,967	79,821	124,788
Male	39,138	56,044	95,182
Unknown	166	188	354

## COVID-19 doses administered for the past 2 weeks

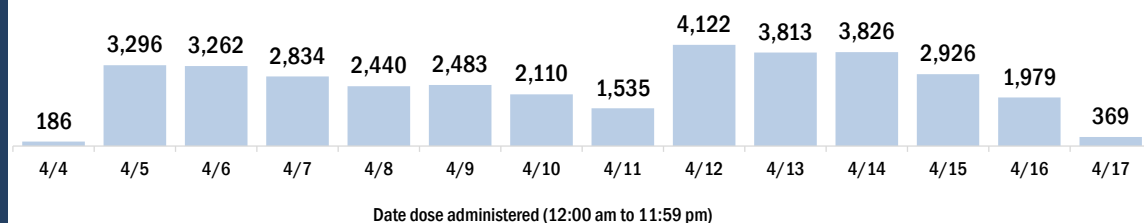


## Persons vaccinated for COVID-19 for the past 2 weeks

### Number of persons who received their first dose of a two-dose series of the COVID-19 vaccine



### Number of persons who completed the COVID-19 vaccine series





# COVID-19: Broward County vaccine summary

Vaccination data through Apr 17, 2021 as of Apr 18, 2021 at 12:05 AM

Data in this report are provisional and subject to change.

Data in this summary pertain to COVID-19 vaccines approved by the U.S. Food and Drug Administration and have been issued an Emergency Use Authorization (Janssen COVID-19 Vaccine, Moderna COVID-19 Vaccine and Pfizer-BioNTech COVID-19 Vaccine). These data summarize the number of people who have received either their first dose or have completed the series for a COVID-19 vaccine. **A person can only be counted in one category, first dose or series complete.** For persons receiving Moderna or Pfizer vaccines, once they receive their second dose, they are moved from the first dose column to the series completed column. **Because of this, the total first dose category may show a change from report to report not matching the total receiving their first dose from the previous day.** Persons receiving Johnson & Johnson vaccines will always be counted in the series completed column.

## COVID-19 doses for vaccinated persons in Florida

**Doses administered** 1,144,837

People receiving one dose of a 1-dose series (Johnson & Johnson) or receiving only one dose of a 2-dose series (Moderna, Pfizer) count once. Persons receiving both doses of a 2-dose series count twice.

## Current status of persons vaccinated for COVID-19 in Florida

**Total people vaccinated** 733,926

First dose 280,657

Series completed 453,269

Completed 1-dose series 42,358

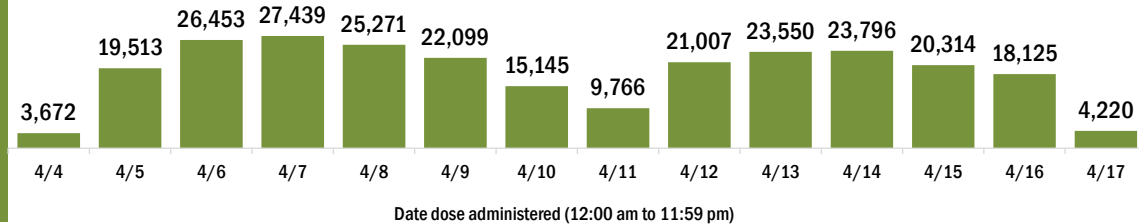
Completed 2-dose series 410,911

**First dose:** current number of people who have only received their first dose of the Moderna or Pfizer vaccine.

**Series complete:** current number of people who have received both Moderna or Pfizer vaccine doses or one Johnson & Johnson dose and are considered fully immunized.

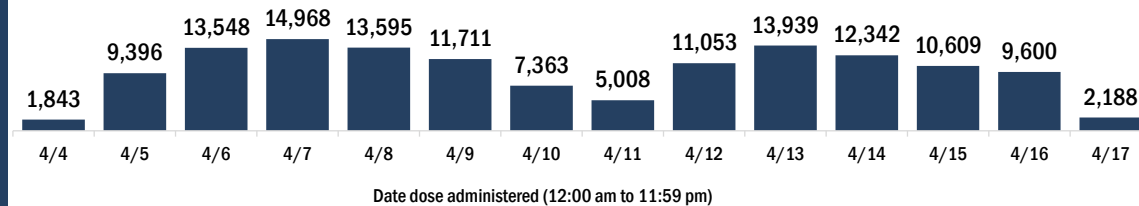
Demographic summary	First dose	Series complete	Total people vaccinated
<b>Age group</b>	280,657	453,269	733,926
16-24 years	26,183	12,686	38,869
25-34 years	32,523	26,048	58,571
35-44 years	47,644	39,213	86,857
45-54 years	60,450	62,279	122,729
55-64 years	59,708	100,931	160,639
65-74 years	30,631	124,557	155,188
75-84 years	16,072	64,021	80,093
85+ years	7,446	23,534	30,980
<b>Race</b>	280,657	453,269	733,926
White	156,804	290,293	447,097
Black	34,609	54,895	89,504
American Indian/Alaskan	909	1,976	2,885
Other	35,151	50,367	85,518
Unknown	53,184	55,738	108,922
<b>Other race</b> includes Asian, native Hawaiian/Pacific Islander, or other.			
<b>Ethnicity</b>	280,657	453,269	733,926
Hispanic	73,544	92,232	165,776
Non-Hispanic	113,922	236,471	350,393
Unknown	93,191	124,566	217,757
<b>Gender</b>	280,657	453,269	733,926
Female	146,383	252,517	398,900
Male	133,346	200,061	333,407
Unknown	928	691	1,619

## COVID-19 doses administered for the past 2 weeks

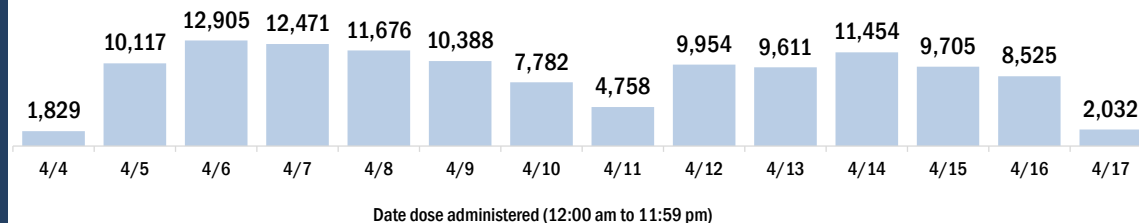


## Persons vaccinated for COVID-19 for the past 2 weeks

### Number of persons who received their first dose of a two-dose series of the COVID-19 vaccine



### Number of persons who completed the COVID-19 vaccine series



# COVID-19: Calhoun County vaccine summary

Vaccination data through Apr 17, 2021 as of Apr 18, 2021 at 12:05 AM

Data in this report are provisional and subject to change.

Data in this summary pertain to COVID-19 vaccines approved by the U.S. Food and Drug Administration and have been issued an Emergency Use Authorization (Janssen COVID-19 Vaccine, Moderna COVID-19 Vaccine and Pfizer-BioNTech COVID-19 Vaccine). These data summarize the number of people who have received either their first dose or have completed the series for a COVID-19 vaccine. **A person can only be counted in one category, first dose or series complete.** For persons receiving Moderna or Pfizer vaccines, once they receive their second dose, they are moved from the first dose column to the series completed column. **Because of this, the total first dose category may show a change from report to report not matching the total receiving their first dose from the previous day.** Persons receiving Johnson & Johnson vaccines will always be counted in the series completed column.

## COVID-19 doses for vaccinated persons in Florida

**Doses administered** 4,603

People receiving one dose of a 1-dose series (Johnson & Johnson) or receiving only one dose of a 2-dose series (Moderna, Pfizer) count once. Persons receiving both doses of a 2-dose series count twice.

## Current status of persons vaccinated for COVID-19 in Florida

**Total people vaccinated** 2,645

First dose 523

Series completed 2,122

Completed 1-dose series 164

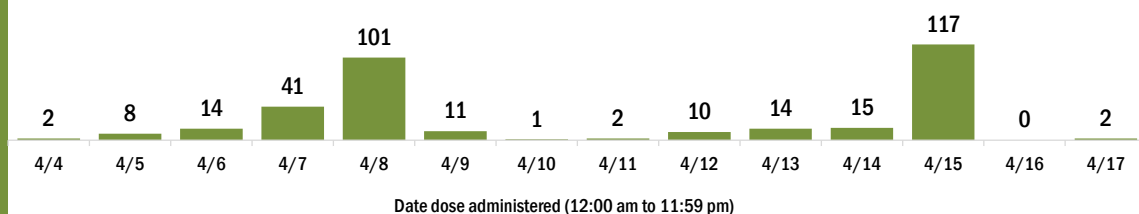
Completed 2-dose series 1,958

**First dose:** current number of people who have only received their first dose of the Moderna or Pfizer vaccine.

**Series complete:** current number of people who have received both Moderna or Pfizer vaccine doses or one Johnson & Johnson dose and are considered fully immunized.

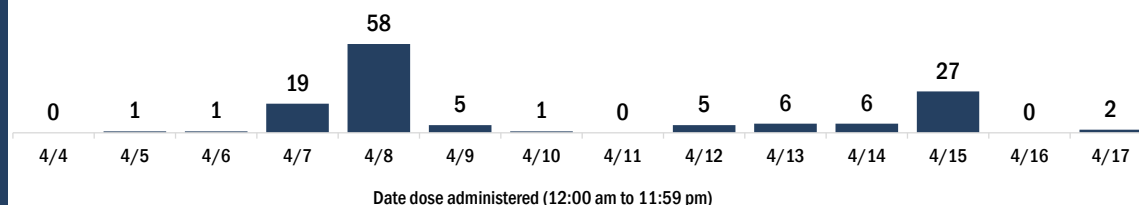
Demographic summary	First dose	Series complete	Total people vaccinated
<b>Age group</b>	523	2,122	2,645
16-24 years	31	22	53
25-34 years	21	58	79
35-44 years	49	98	147
45-54 years	95	177	272
55-64 years	164	357	521
65-74 years	87	775	862
75-84 years	56	458	514
85+ years	20	177	197
<b>Race</b>	523	2,122	2,645
White	341	1,499	1,840
Black	52	136	188
American Indian/Alaskan	5	13	18
Other	54	308	362
Unknown	71	166	237
<b>Other race</b> includes Asian, native Hawaiian/Pacific Islander, or other.			
<b>Ethnicity</b>	523	2,122	2,645
Hispanic	16	40	56
Non-Hispanic	230	1,212	1,442
Unknown	277	870	1,147
<b>Gender</b>	523	2,122	2,645
Female	277	1,185	1,462
Male	246	936	1,182
Unknown	0	1	1

## COVID-19 doses administered for the past 2 weeks

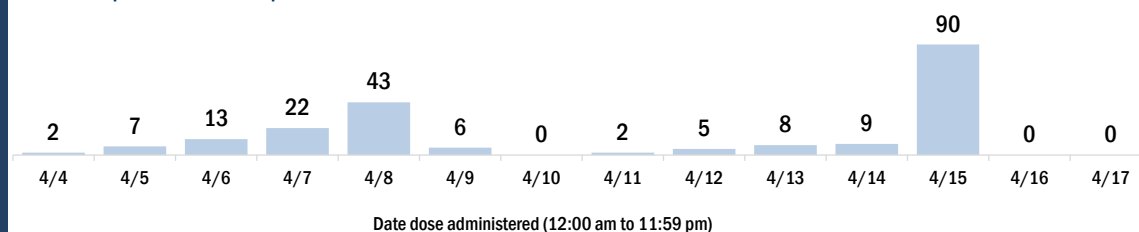


## Persons vaccinated for COVID-19 for the past 2 weeks

### Number of persons who received their first dose of a two-dose series of the COVID-19 vaccine



### Number of persons who completed the COVID-19 vaccine series





# COVID-19: Charlotte County vaccine summary

Vaccination data through Apr 17, 2021 as of Apr 18, 2021 at 12:05 AM

Data in this report are provisional and subject to change.

Data in this summary pertain to COVID-19 vaccines approved by the U.S. Food and Drug Administration and have been issued an Emergency Use Authorization (Janssen COVID-19 Vaccine, Moderna COVID-19 Vaccine and Pfizer-BioNTech COVID-19 Vaccine). These data summarize the number of people who have received either their first dose or have completed the series for a COVID-19 vaccine. **A person can only be counted in one category, first dose or series complete.** For persons receiving Moderna or Pfizer vaccines, once they receive their second dose, they are moved from the first dose column to the series completed column. **Because of this, the total first dose category may show a change from report to report not matching the total receiving their first dose from the previous day.** Persons receiving Johnson & Johnson vaccines will always be counted in the series completed column.

## COVID-19 doses for vaccinated persons in Florida

**Doses administered** 154,857

People receiving one dose of a 1-dose series (Johnson & Johnson) or receiving only one dose of a 2-dose series (Moderna, Pfizer) count once. Persons receiving both doses of a 2-dose series count twice.

## Current status of persons vaccinated for COVID-19 in Florida

**Total people vaccinated** 97,780

First dose 35,494

Series completed 62,286

Completed 1-dose series 5,209

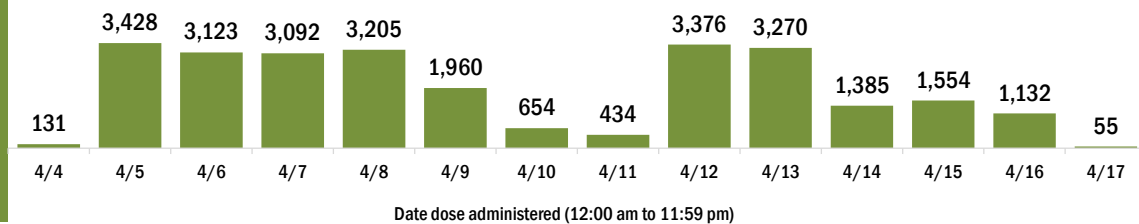
Completed 2-dose series 57,077

**First dose:** current number of people who have only received their first dose of the Moderna or Pfizer vaccine.

**Series complete:** current number of people who have received both Moderna or Pfizer vaccine doses or one Johnson & Johnson dose and are considered fully immunized.

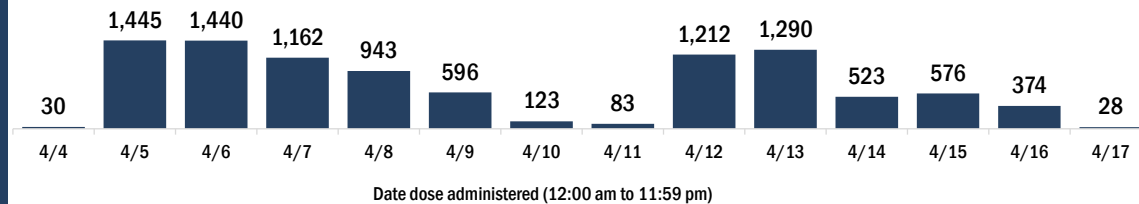
Demographic summary	First dose	Series complete	Total people vaccinated
<b>Age group</b>	<b>35,494</b>	<b>62,286</b>	<b>97,780</b>
16-24 years	1,115	334	1,449
25-34 years	1,473	765	2,238
35-44 years	2,068	1,167	3,235
45-54 years	4,164	2,329	6,493
55-64 years	10,445	8,241	18,686
65-74 years	8,896	27,755	36,651
75-84 years	5,510	16,868	22,378
85+ years	1,823	4,827	6,650
<b>Race</b>	<b>35,494</b>	<b>62,286</b>	<b>97,780</b>
White	27,110	47,350	74,460
Black	1,073	963	2,036
American Indian/Alaskan	181	251	432
Other	2,305	4,067	6,372
Unknown	4,825	9,655	14,480
<b>Other race</b> includes Asian, native Hawaiian/Pacific Islander, or other.			
<b>Ethnicity</b>	<b>35,494</b>	<b>62,286</b>	<b>97,780</b>
Hispanic	1,487	1,183	2,670
Non-Hispanic	21,031	36,656	57,687
Unknown	12,976	24,447	37,423
<b>Gender</b>	<b>35,494</b>	<b>62,286</b>	<b>97,780</b>
Female	18,844	34,909	53,753
Male	16,619	27,351	43,970
Unknown	31	26	57

## COVID-19 doses administered for the past 2 weeks

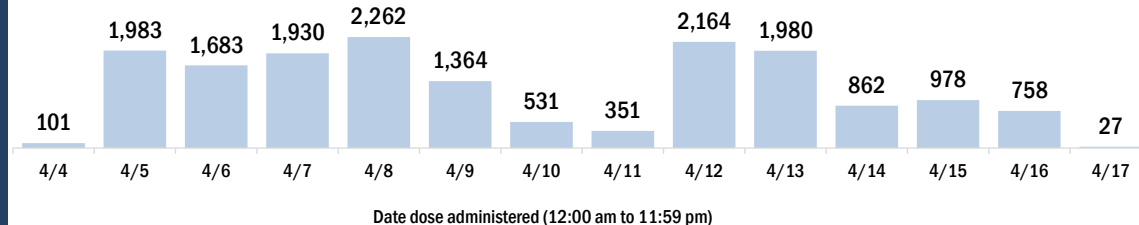


## Persons vaccinated for COVID-19 for the past 2 weeks

### Number of persons who received their first dose of a two-dose series of the COVID-19 vaccine



### Number of persons who completed the COVID-19 vaccine series



# COVID-19: Citrus County vaccine summary

Vaccination data through Apr 17, 2021 as of Apr 18, 2021 at 12:05 AM

Data in this report are provisional and subject to change.

Data in this summary pertain to COVID-19 vaccines approved by the U.S. Food and Drug Administration and have been issued an Emergency Use Authorization (Janssen COVID-19 Vaccine, Moderna COVID-19 Vaccine and Pfizer-BioNTech COVID-19 Vaccine). These data summarize the number of people who have received either their first dose or have completed the series for a COVID-19 vaccine. **A person can only be counted in one category, first dose or series complete.** For persons receiving Moderna or Pfizer vaccines, once they receive their second dose, they are moved from the first dose column to the series completed column. **Because of this, the total first dose category may show a change from report to report not matching the total receiving their first dose from the previous day.** Persons receiving Johnson & Johnson vaccines will always be counted in the series completed column.

## COVID-19 doses for vaccinated persons in Florida

**Doses administered** 93,846

People receiving one dose of a 1-dose series (Johnson & Johnson) or receiving only one dose of a 2-dose series (Moderna, Pfizer) count once. Persons receiving both doses of a 2-dose series count twice.

## Current status of persons vaccinated for COVID-19 in Florida

**Total people vaccinated** 56,894

First dose 18,492

Series completed 38,402

Completed 1-dose series 1,450

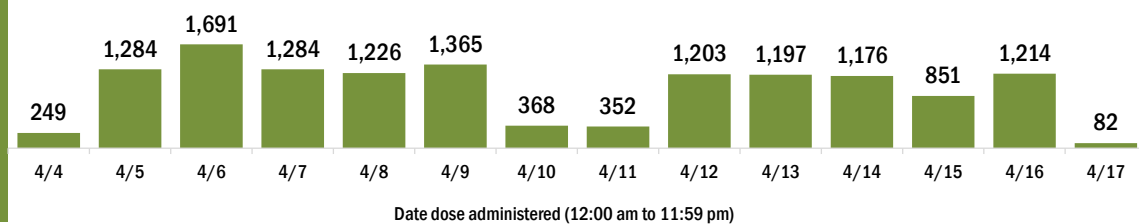
Completed 2-dose series 36,952

**First dose:** current number of people who have only received their first dose of the Moderna or Pfizer vaccine.

**Series complete:** current number of people who have received both Moderna or Pfizer vaccine doses or one Johnson & Johnson dose and are considered fully immunized.

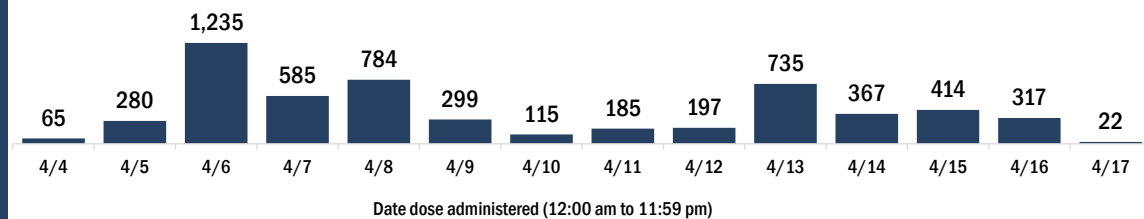
Demographic summary	First dose	Series complete	Total people vaccinated
<b>Age group</b>	<b>18,492</b>	<b>38,402</b>	<b>56,894</b>
16-24 years	735	288	1,023
25-34 years	829	616	1,445
35-44 years	1,192	851	2,043
45-54 years	2,447	1,524	3,971
55-64 years	5,933	4,200	10,133
65-74 years	4,047	16,488	20,535
75-84 years	2,510	11,182	13,692
85+ years	799	3,253	4,052
<b>Race</b>	<b>18,492</b>	<b>38,402</b>	<b>56,894</b>
White	14,613	28,488	43,101
Black	370	504	874
American Indian/Alaskan	126	192	318
Other	998	2,740	3,738
Unknown	2,385	6,478	8,863
<b>Other race</b> includes Asian, native Hawaiian/Pacific Islander, or other.			
<b>Ethnicity</b>	<b>18,492</b>	<b>38,402</b>	<b>56,894</b>
Hispanic	964	890	1,854
Non-Hispanic	12,171	21,922	34,093
Unknown	5,357	15,590	20,947
<b>Gender</b>	<b>18,492</b>	<b>38,402</b>	<b>56,894</b>
Female	10,305	21,957	32,262
Male	8,162	16,434	24,596
Unknown	25	11	36

## COVID-19 doses administered for the past 2 weeks

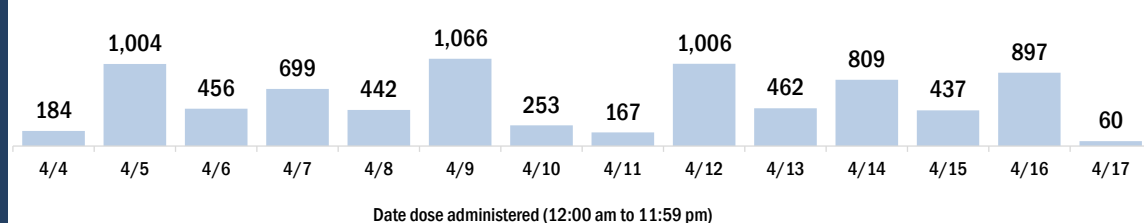


## Persons vaccinated for COVID-19 for the past 2 weeks

### Number of persons who received their first dose of a two-dose series of the COVID-19 vaccine



### Number of persons who completed the COVID-19 vaccine series



# COVID-19: Clay County vaccine summary

Vaccination data through Apr 17, 2021 as of Apr 18, 2021 at 12:05 AM

Data in this report are provisional and subject to change.

Data in this summary pertain to COVID-19 vaccines approved by the U.S. Food and Drug Administration and have been issued an Emergency Use Authorization (Janssen COVID-19 Vaccine, Moderna COVID-19 Vaccine and Pfizer-BioNTech COVID-19 Vaccine). These data summarize the number of people who have received either their first dose or have completed the series for a COVID-19 vaccine. **A person can only be counted in one category, first dose or series complete.** For persons receiving Moderna or Pfizer vaccines, once they receive their second dose, they are moved from the first dose column to the series completed column. **Because of this, the total first dose category may show a change from report to report not matching the total receiving their first dose from the previous day.** Persons receiving Johnson & Johnson vaccines will always be counted in the series completed column.

## COVID-19 doses for vaccinated persons in Florida

**Doses administered** 95,697

People receiving one dose of a 1-dose series (Johnson & Johnson) or receiving only one dose of a 2-dose series (Moderna, Pfizer) count once. Persons receiving both doses of a 2-dose series count twice.

## Current status of persons vaccinated for COVID-19 in Florida

**Total people vaccinated** 58,733

First dose 18,814

Series completed 39,919

Completed 1-dose series 2,955

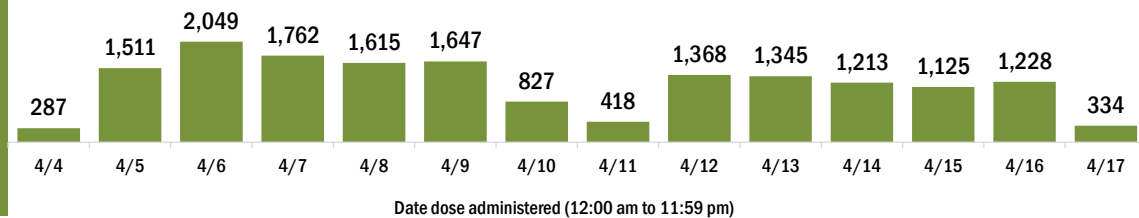
Completed 2-dose series 36,964

**First dose:** current number of people who have only received their first dose of the Moderna or Pfizer vaccine.

**Series complete:** current number of people who have received both Moderna or Pfizer vaccine doses or one Johnson & Johnson dose and are considered fully immunized.

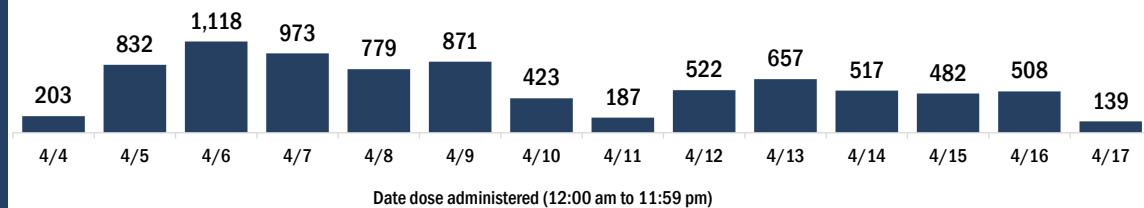
Demographic summary	First dose	Series complete	Total people vaccinated
<b>Age group</b>	<b>18,814</b>	<b>39,919</b>	<b>58,733</b>
16-24 years	2,149	883	3,032
25-34 years	1,984	1,682	3,666
35-44 years	2,989	2,812	5,801
45-54 years	4,054	4,479	8,533
55-64 years	4,603	8,186	12,789
65-74 years	1,678	13,263	14,941
75-84 years	957	6,638	7,595
85+ years	400	1,976	2,376
<b>Race</b>	<b>18,814</b>	<b>39,919</b>	<b>58,733</b>
White	11,476	29,145	40,621
Black	1,650	2,615	4,265
American Indian/Alaskan	70	198	268
Other	2,449	3,610	6,059
Unknown	3,169	4,351	7,520
<b>Other race</b> includes Asian, native Hawaiian/Pacific Islander, or other.			
<b>Ethnicity</b>	<b>18,814</b>	<b>39,919</b>	<b>58,733</b>
Hispanic	1,696	1,643	3,339
Non-Hispanic	11,266	29,703	40,969
Unknown	5,852	8,573	14,425
<b>Gender</b>	<b>18,814</b>	<b>39,919</b>	<b>58,733</b>
Female	10,326	23,233	33,559
Male	8,322	16,681	25,003
Unknown	166	5	171

## COVID-19 doses administered for the past 2 weeks

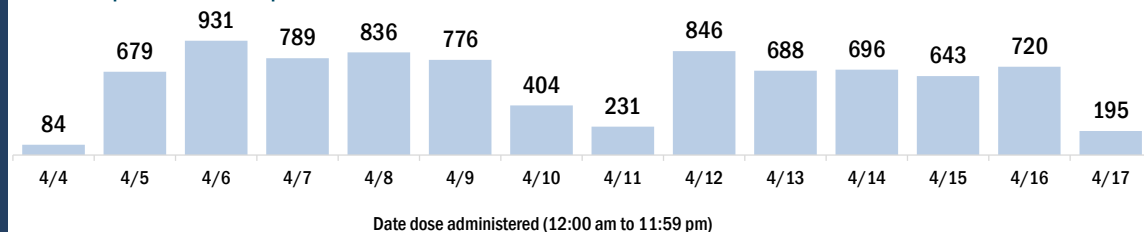


## Persons vaccinated for COVID-19 for the past 2 weeks

### Number of persons who received their first dose of a two-dose series of the COVID-19 vaccine



### Number of persons who completed the COVID-19 vaccine series



# COVID-19: Collier County vaccine summary

Vaccination data through Apr 17, 2021 as of Apr 18, 2021 at 12:05 AM

Data in this report are provisional and subject to change.

Data in this summary pertain to COVID-19 vaccines approved by the U.S. Food and Drug Administration and have been issued an Emergency Use Authorization (Janssen COVID-19 Vaccine, Moderna COVID-19 Vaccine and Pfizer-BioNTech COVID-19 Vaccine). These data summarize the number of people who have received either their first dose or have completed the series for a COVID-19 vaccine. **A person can only be counted in one category, first dose or series complete.** For persons receiving Moderna or Pfizer vaccines, once they receive their second dose, they are moved from the first dose column to the series completed column. **Because of this, the total first dose category may show a change from report to report not matching the total receiving their first dose from the previous day.** Persons receiving Johnson & Johnson vaccines will always be counted in the series completed column.

## COVID-19 doses for vaccinated persons in Florida

**Doses administered** 279,138

People receiving one dose of a 1-dose series (Johnson & Johnson) or receiving only one dose of a 2-dose series (Moderna, Pfizer) count once. Persons receiving both doses of a 2-dose series count twice.

## Current status of persons vaccinated for COVID-19 in Florida

**Total people vaccinated** 175,362

First dose 59,899

Series completed 115,463

Completed 1-dose series 11,687

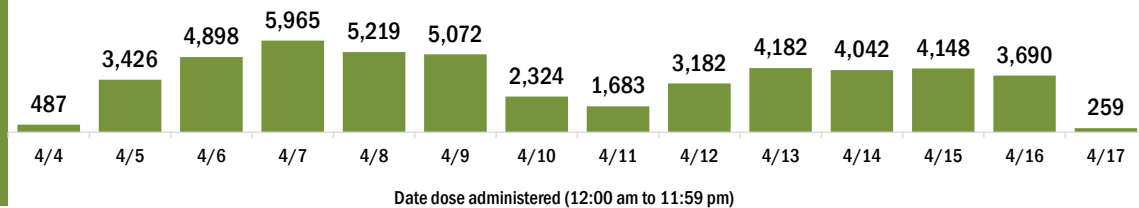
Completed 2-dose series 103,776

**First dose:** current number of people who have only received their first dose of the Moderna or Pfizer vaccine.

**Series complete:** current number of people who have received both Moderna or Pfizer vaccine doses or one Johnson & Johnson dose and are considered fully immunized.

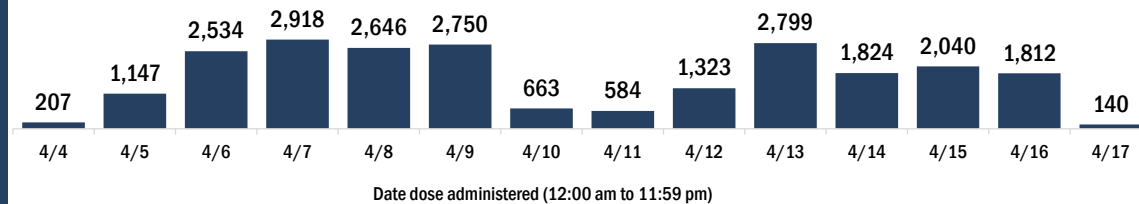
Demographic summary	First dose	Series complete	Total people vaccinated
<b>Age group</b>	59,899	115,463	175,362
16-24 years	3,165	1,318	4,483
25-34 years	3,979	2,848	6,827
35-44 years	5,725	3,796	9,521
45-54 years	9,540	5,857	15,397
55-64 years	16,702	14,588	31,290
65-74 years	11,211	45,545	56,756
75-84 years	7,177	32,061	39,238
85+ years	2,400	9,450	11,850
<b>Race</b>	59,899	115,463	175,362
White	40,747	74,936	115,683
Black	1,181	1,324	2,505
American Indian/Alaskan	221	346	567
Other	5,102	8,848	13,950
Unknown	12,648	30,009	42,657
<b>Other race</b> includes Asian, native Hawaiian/Pacific Islander, or other.			
<b>Ethnicity</b>	59,899	115,463	175,362
Hispanic	8,673	5,751	14,424
Non-Hispanic	27,186	51,952	79,138
Unknown	24,040	57,760	81,800
<b>Gender</b>	59,899	115,463	175,362
Female	31,852	63,723	95,575
Male	27,776	51,479	79,255
Unknown	271	261	532

## COVID-19 doses administered for the past 2 weeks

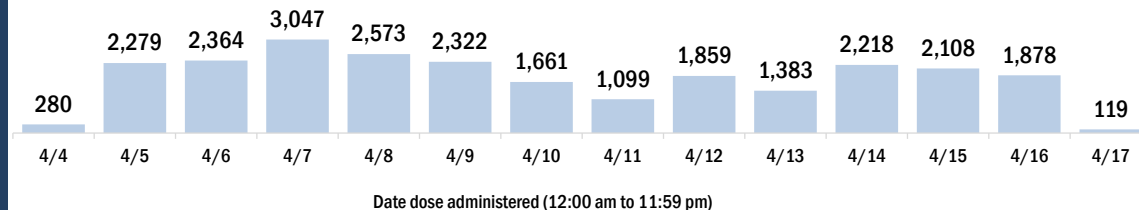


## Persons vaccinated for COVID-19 for the past 2 weeks

### Number of persons who received their first dose of a two-dose series of the COVID-19 vaccine



### Number of persons who completed the COVID-19 vaccine series



# COVID-19: Columbia County vaccine summary

Vaccination data through Apr 17, 2021 as of Apr 18, 2021 at 12:05 AM

Data in this report are provisional and subject to change.

Data in this summary pertain to COVID-19 vaccines approved by the U.S. Food and Drug Administration and have been issued an Emergency Use Authorization (Janssen COVID-19 Vaccine, Moderna COVID-19 Vaccine and Pfizer-BioNTech COVID-19 Vaccine). These data summarize the number of people who have received either their first dose or have completed the series for a COVID-19 vaccine. **A person can only be counted in one category, first dose or series complete.** For persons receiving Moderna or Pfizer vaccines, once they receive their second dose, they are moved from the first dose column to the series completed column. **Because of this, the total first dose category may show a change from report to report not matching the total receiving their first dose from the previous day.** Persons receiving Johnson & Johnson vaccines will always be counted in the series completed column.

## COVID-19 doses for vaccinated persons in Florida

**Doses administered** 23,589

People receiving one dose of a 1-dose series (Johnson & Johnson) or receiving only one dose of a 2-dose series (Moderna, Pfizer) count once. Persons receiving both doses of a 2-dose series count twice.

## Current status of persons vaccinated for COVID-19 in Florida

**Total people vaccinated** 14,374

First dose 3,571

Series completed 10,803

Completed 1-dose series 1,588

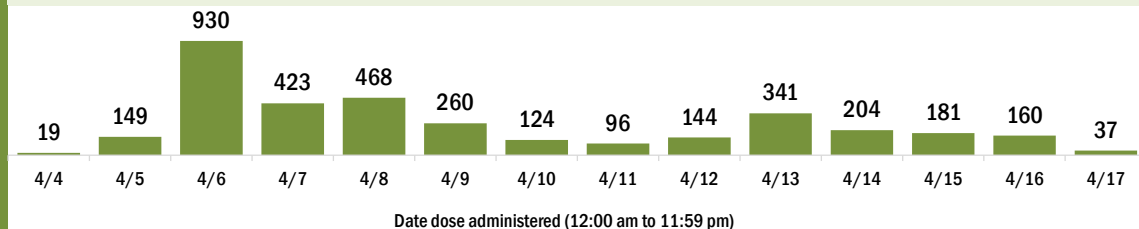
Completed 2-dose series 9,215

**First dose:** current number of people who have only received their first dose of the Moderna or Pfizer vaccine.

**Series complete:** current number of people who have received both Moderna or Pfizer vaccine doses or one Johnson & Johnson dose and are considered fully immunized.

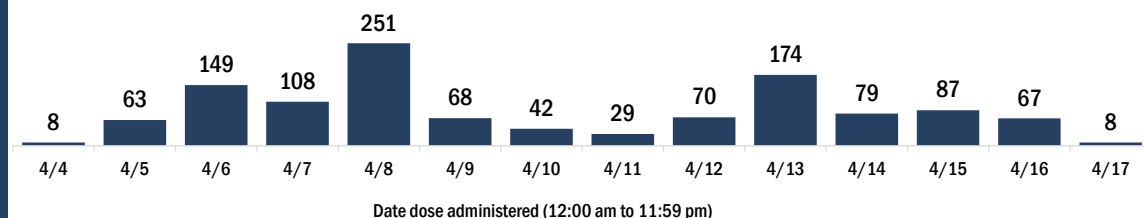
Demographic summary	First dose	Series complete	Total people vaccinated
<b>Age group</b>	<b>3,571</b>	<b>10,803</b>	<b>14,374</b>
16-24 years	240	157	397
25-34 years	317	371	688
35-44 years	394	584	978
45-54 years	645	977	1,622
55-64 years	1,134	1,903	3,037
65-74 years	479	3,900	4,379
75-84 years	268	2,258	2,526
85+ years	94	653	747
<b>Race</b>	<b>3,571</b>	<b>10,803</b>	<b>14,374</b>
White	2,401	7,714	10,115
Black	440	1,131	1,571
American Indian/Alaskan	30	53	83
Other	346	724	1,070
Unknown	354	1,181	1,535
<b>Other race</b> includes Asian, native Hawaiian/Pacific Islander, or other.			
<b>Ethnicity</b>	<b>3,571</b>	<b>10,803</b>	<b>14,374</b>
Hispanic	205	300	505
Non-Hispanic	2,406	7,640	10,046
Unknown	960	2,863	3,823
<b>Gender</b>	<b>3,571</b>	<b>10,803</b>	<b>14,374</b>
Female	2,011	6,339	8,350
Male	1,557	4,464	6,021
Unknown	3	0	3

## COVID-19 doses administered for the past 2 weeks

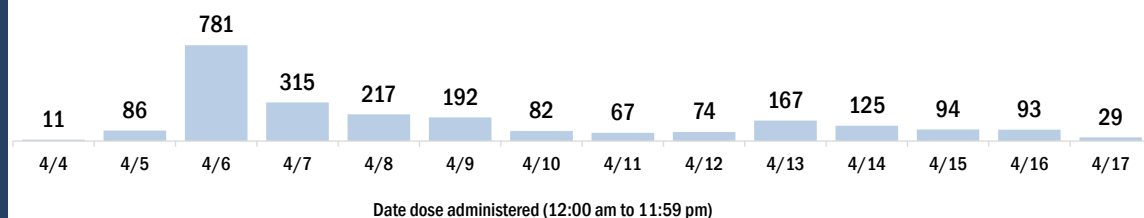


## Persons vaccinated for COVID-19 for the past 2 weeks

### Number of persons who received their first dose of a two-dose series of the COVID-19 vaccine



### Number of persons who completed the COVID-19 vaccine series



# COVID-19: Dade County vaccine summary

Vaccination data through Apr 17, 2021 as of Apr 18, 2021 at 12:05 AM

Data in this report are provisional and subject to change.

Data in this summary pertain to COVID-19 vaccines approved by the U.S. Food and Drug Administration and have been issued an Emergency Use Authorization (Janssen COVID-19 Vaccine, Moderna COVID-19 Vaccine and Pfizer-BioNTech COVID-19 Vaccine). These data summarize the number of people who have received either their first dose or have completed the series for a COVID-19 vaccine. **A person can only be counted in one category, first dose or series complete.** For persons receiving Moderna or Pfizer vaccines, once they receive their second dose, they are moved from the first dose column to the series completed column. **Because of this, the total first dose category may show a change from report to report not matching the total receiving their first dose from the previous day.** Persons receiving Johnson & Johnson vaccines will always be counted in the series completed column.

## COVID-19 doses for vaccinated persons in Florida

**Doses administered** 1,652,587

People receiving one dose of a 1-dose series (Johnson & Johnson) or receiving only one dose of a 2-dose series (Moderna, Pfizer) count once. Persons receiving both doses of a 2-dose series count twice.

## Current status of persons vaccinated for COVID-19 in Florida

**Total people vaccinated** 1,071,907

First dose 394,881

Series completed 677,026

Completed 1-dose series 96,346

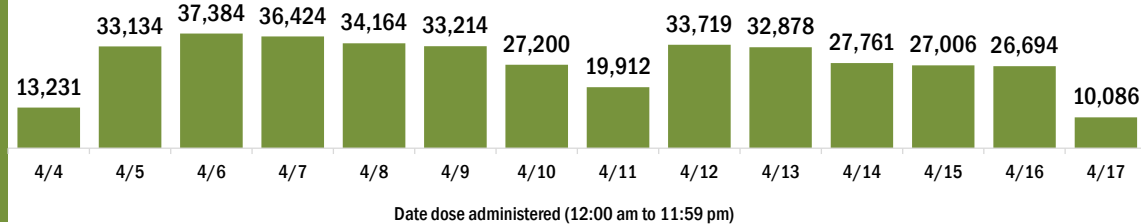
Completed 2-dose series 580,680

**First dose:** current number of people who have only received their first dose of the Moderna or Pfizer vaccine.

**Series complete:** current number of people who have received both Moderna or Pfizer vaccine doses or one Johnson & Johnson dose and are considered fully immunized.

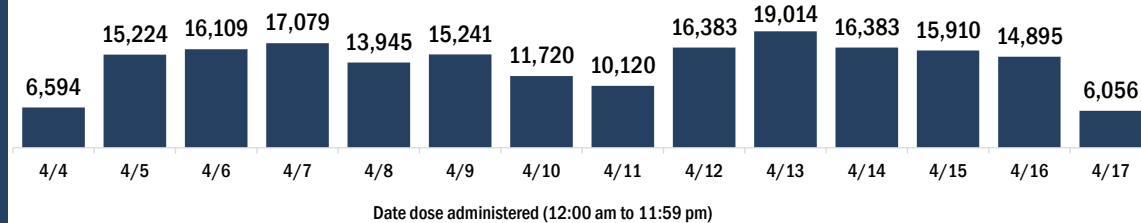
Demographic summary	First dose	Series complete	Total people vaccinated
<b>Age group</b>	<b>394,881</b>	<b>677,026</b>	<b>1,071,907</b>
16-24 years	35,957	22,667	58,624
25-34 years	48,367	49,691	98,058
35-44 years	65,389	68,861	134,250
45-54 years	85,388	101,482	186,870
55-64 years	79,382	141,097	220,479
65-74 years	45,445	159,514	204,959
75-84 years	24,411	96,614	121,025
85+ years	10,542	37,100	47,642
<b>Race</b>	<b>394,881</b>	<b>677,026</b>	<b>1,071,907</b>
White	274,762	476,016	750,778
Black	22,405	48,091	70,496
American Indian/Alaskan	966	1,500	2,466
Other	39,045	75,174	114,219
Unknown	57,703	76,245	133,948
<b>Other race</b> includes Asian, native Hawaiian/Pacific Islander, or other.			
<b>Ethnicity</b>	<b>394,881</b>	<b>677,026</b>	<b>1,071,907</b>
Hispanic	195,788	337,155	532,943
Non-Hispanic	65,851	155,042	220,893
Unknown	133,242	184,829	318,071
<b>Gender</b>	<b>394,881</b>	<b>677,026</b>	<b>1,071,907</b>
Female	206,746	378,217	584,963
Male	186,178	297,835	484,013
Unknown	1,957	974	2,931

## COVID-19 doses administered for the past 2 weeks

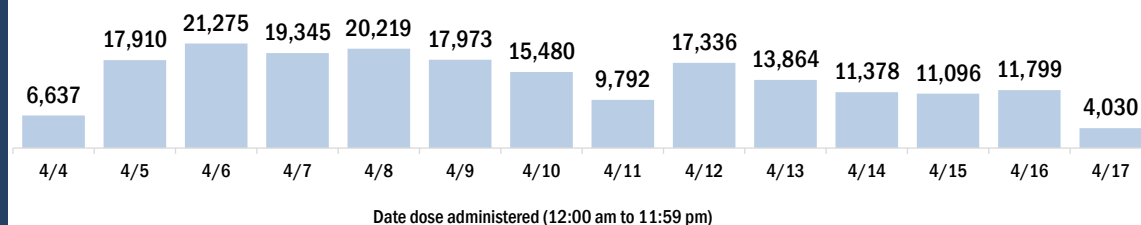


## Persons vaccinated for COVID-19 for the past 2 weeks

### Number of persons who received their first dose of a two-dose series of the COVID-19 vaccine



### Number of persons who completed the COVID-19 vaccine series





# COVID-19: Desoto County vaccine summary

Vaccination data through Apr 17, 2021 as of Apr 18, 2021 at 12:05 AM

Data in this report are provisional and subject to change.

Data in this summary pertain to COVID-19 vaccines approved by the U.S. Food and Drug Administration and have been issued an Emergency Use Authorization (Janssen COVID-19 Vaccine, Moderna COVID-19 Vaccine and Pfizer-BioNTech COVID-19 Vaccine). These data summarize the number of people who have received either their first dose or have completed the series for a COVID-19 vaccine. **A person can only be counted in one category, first dose or series complete.** For persons receiving Moderna or Pfizer vaccines, once they receive their second dose, they are moved from the first dose column to the series completed column. **Because of this, the total first dose category may show a change from report to report not matching the total receiving their first dose from the previous day.** Persons receiving Johnson & Johnson vaccines will always be counted in the series completed column.

## COVID-19 doses for vaccinated persons in Florida

**Doses administered** 15,558

People receiving one dose of a 1-dose series (Johnson & Johnson) or receiving only one dose of a 2-dose series (Moderna, Pfizer) count once. Persons receiving both doses of a 2-dose series count twice.

## Current status of persons vaccinated for COVID-19 in Florida

**Total people vaccinated** 10,070

First dose 4,086

Series completed 5,984

Completed 1-dose series 496

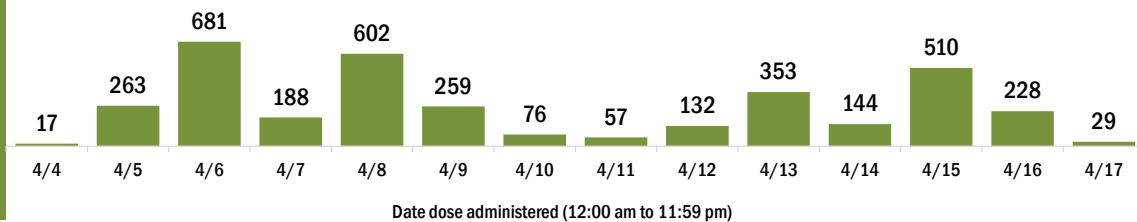
Completed 2-dose series 5,488

**First dose:** current number of people who have only received their first dose of the Moderna or Pfizer vaccine.

**Series complete:** current number of people who have received both Moderna or Pfizer vaccine doses or one Johnson & Johnson dose and are considered fully immunized.

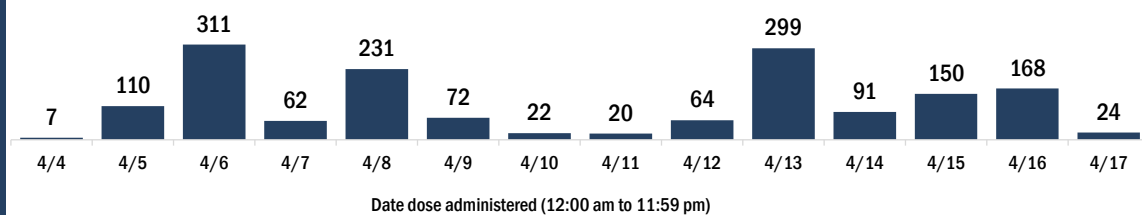
Demographic summary	First dose	Series complete	Total people vaccinated
<b>Age group</b>	<b>4,086</b>	<b>5,984</b>	<b>10,070</b>
16-24 years	228	61	289
25-34 years	280	182	462
35-44 years	457	215	672
45-54 years	663	368	1,031
55-64 years	1,160	730	1,890
65-74 years	746	2,424	3,170
75-84 years	436	1,629	2,065
85+ years	116	375	491
<b>Race</b>	<b>4,086</b>	<b>5,984</b>	<b>10,070</b>
White	2,436	4,369	6,805
Black	248	323	571
American Indian/Alaskan	21	25	46
Other	660	441	1,101
Unknown	721	826	1,547
<b>Other race</b> includes Asian, native Hawaiian/Pacific Islander, or other.			
<b>Ethnicity</b>	<b>4,086</b>	<b>5,984</b>	<b>10,070</b>
Hispanic	950	292	1,242
Non-Hispanic	1,830	2,913	4,743
Unknown	1,306	2,779	4,085
<b>Gender</b>	<b>4,086</b>	<b>5,984</b>	<b>10,070</b>
Female	1,849	3,276	5,125
Male	2,237	2,707	4,944
Unknown	0	1	1

## COVID-19 doses administered for the past 2 weeks

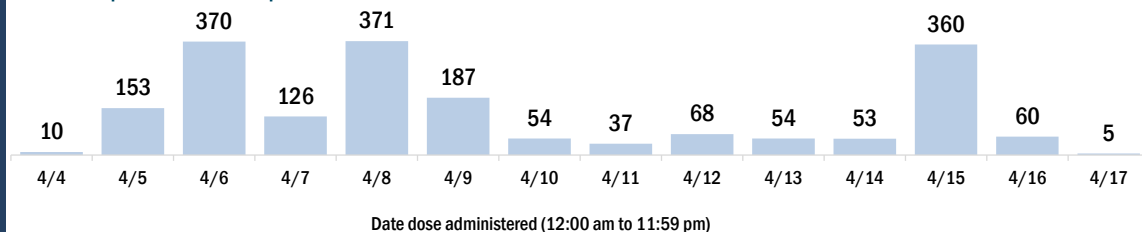


## Persons vaccinated for COVID-19 for the past 2 weeks

### Number of persons who received their first dose of a two-dose series of the COVID-19 vaccine



### Number of persons who completed the COVID-19 vaccine series



# COVID-19: Dixie County vaccine summary

Vaccination data through Apr 17, 2021 as of Apr 18, 2021 at 12:05 AM

Data in this report are provisional and subject to change.

Data in this summary pertain to COVID-19 vaccines approved by the U.S. Food and Drug Administration and have been issued an Emergency Use Authorization (Janssen COVID-19 Vaccine, Moderna COVID-19 Vaccine and Pfizer-BioNTech COVID-19 Vaccine). These data summarize the number of people who have received either their first dose or have completed the series for a COVID-19 vaccine. **A person can only be counted in one category, first dose or series complete.** For persons receiving Moderna or Pfizer vaccines, once they receive their second dose, they are moved from the first dose column to the series completed column. **Because of this, the total first dose category may show a change from report to report not matching the total receiving their first dose from the previous day.** Persons receiving Johnson & Johnson vaccines will always be counted in the series completed column.

## COVID-19 doses for vaccinated persons in Florida

**Doses administered** 5,378

People receiving one dose of a 1-dose series (Johnson & Johnson) or receiving only one dose of a 2-dose series (Moderna, Pfizer) count once. Persons receiving both doses of a 2-dose series count twice.

## Current status of persons vaccinated for COVID-19 in Florida

**Total people vaccinated** 3,612

First dose 1,541

Series completed 2,071

Completed 1-dose series 305

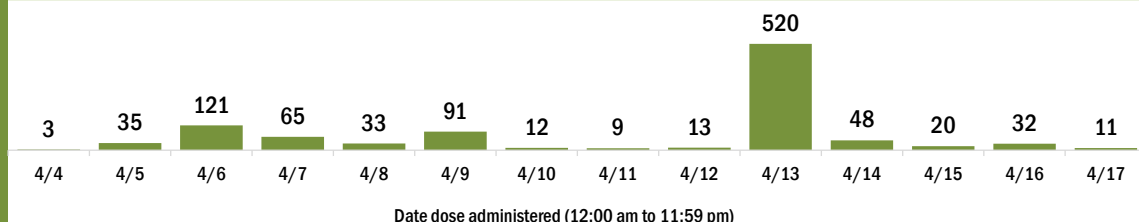
Completed 2-dose series 1,766

**First dose:** current number of people who have only received their first dose of the Moderna or Pfizer vaccine.

**Series complete:** current number of people who have received both Moderna or Pfizer vaccine doses or one Johnson & Johnson dose and are considered fully immunized.

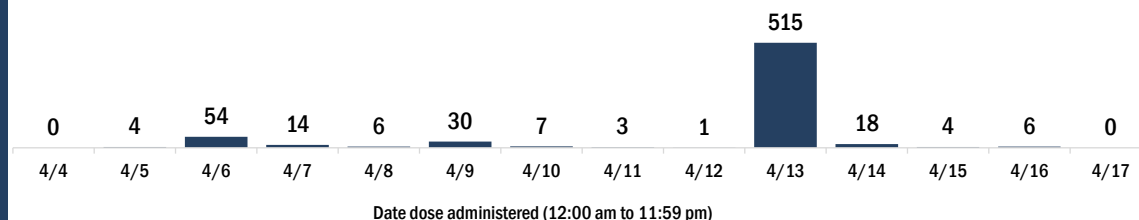
Demographic summary	First dose	Series complete	Total people vaccinated
<b>Age group</b>	1,541	2,071	3,612
16-24 years	27	17	44
25-34 years	85	28	113
35-44 years	183	56	239
45-54 years	267	100	367
55-64 years	469	332	801
65-74 years	307	896	1,203
75-84 years	156	509	665
85+ years	47	133	180
<b>Race</b>	1,541	2,071	3,612
White	1,186	1,798	2,984
Black	246	71	317
American Indian/Alaskan	18	10	28
Other	54	64	118
Unknown	37	128	165
<b>Other race</b> includes Asian, native Hawaiian/Pacific Islander, or other.			
<b>Ethnicity</b>	1,541	2,071	3,612
Hispanic	38	37	75
Non-Hispanic	1,268	1,518	2,786
Unknown	235	516	751
<b>Gender</b>	1,541	2,071	3,612
Female	548	1,114	1,662
Male	993	957	1,950
Unknown	0	0	0

## COVID-19 doses administered for the past 2 weeks

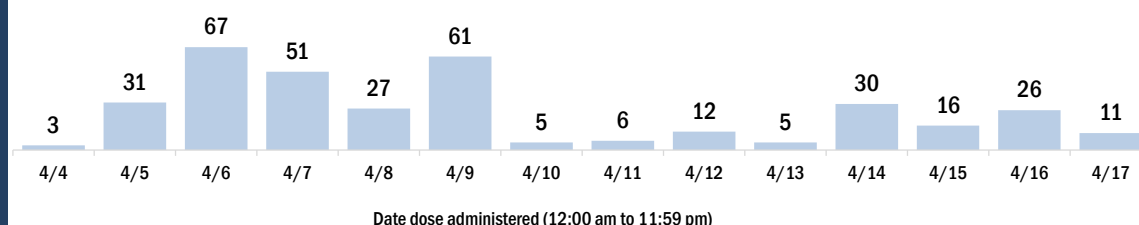


## Persons vaccinated for COVID-19 for the past 2 weeks

### Number of persons who received their first dose of a two-dose series of the COVID-19 vaccine



### Number of persons who completed the COVID-19 vaccine series



# COVID-19: Duval County vaccine summary

Vaccination data through Apr 17, 2021 as of Apr 18, 2021 at 12:05 AM

Data in this report are provisional and subject to change.

Data in this summary pertain to COVID-19 vaccines approved by the U.S. Food and Drug Administration and have been issued an Emergency Use Authorization (Janssen COVID-19 Vaccine, Moderna COVID-19 Vaccine and Pfizer-BioNTech COVID-19 Vaccine). These data summarize the number of people who have received either their first dose or have completed the series for a COVID-19 vaccine. **A person can only be counted in one category, first dose or series complete.** For persons receiving Moderna or Pfizer vaccines, once they receive their second dose, they are moved from the first dose column to the series completed column. **Because of this, the total first dose category may show a change from report to report not matching the total receiving their first dose from the previous day.** Persons receiving Johnson & Johnson vaccines will always be counted in the series completed column.

## COVID-19 doses for vaccinated persons in Florida

**Doses administered** 483,404

People receiving one dose of a 1-dose series (Johnson & Johnson) or receiving only one dose of a 2-dose series (Moderna, Pfizer) count once. Persons receiving both doses of a 2-dose series count twice.

## Current status of persons vaccinated for COVID-19 in Florida

**Total people vaccinated** 304,834

First dose 102,928

Series completed 201,906

Completed 1-dose series 23,336

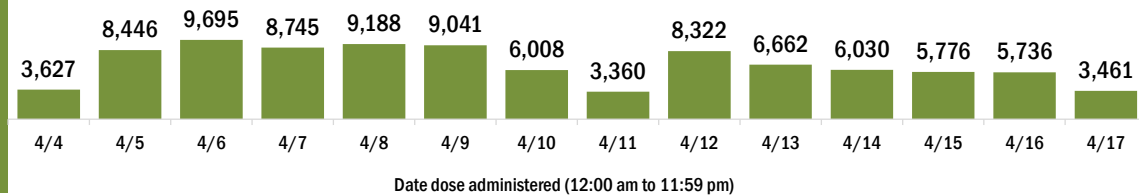
Completed 2-dose series 178,570

**First dose:** current number of people who have only received their first dose of the Moderna or Pfizer vaccine.

**Series complete:** current number of people who have received both Moderna or Pfizer vaccine doses or one Johnson & Johnson dose and are considered fully immunized.

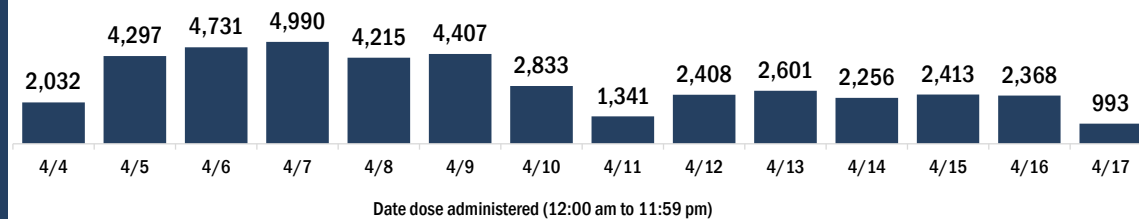
Demographic summary	First dose	Series complete	Total people vaccinated
<b>Age group</b>	102,928	201,906	304,834
16-24 years	10,661	5,173	15,834
25-34 years	15,409	14,919	30,328
35-44 years	17,436	18,599	36,035
45-54 years	19,479	26,322	45,801
55-64 years	20,136	45,575	65,711
65-74 years	12,287	56,712	68,999
75-84 years	5,312	25,706	31,018
85+ years	2,208	8,900	11,108
<b>Race</b>	102,928	201,906	304,834
White	54,649	117,877	172,526
Black	15,513	34,864	50,377
American Indian/Alaskan	312	459	771
Other	16,618	23,527	40,145
Unknown	15,836	25,179	41,015
<b>Other race</b> includes Asian, native Hawaiian/Pacific Islander, or other.			
<b>Ethnicity</b>	102,928	201,906	304,834
Hispanic	9,605	8,576	18,181
Non-Hispanic	67,394	146,147	213,541
Unknown	25,929	47,183	73,112
<b>Gender</b>	102,928	201,906	304,834
Female	54,051	117,427	171,478
Male	46,402	84,367	130,769
Unknown	2,475	112	2,587

## COVID-19 doses administered for the past 2 weeks

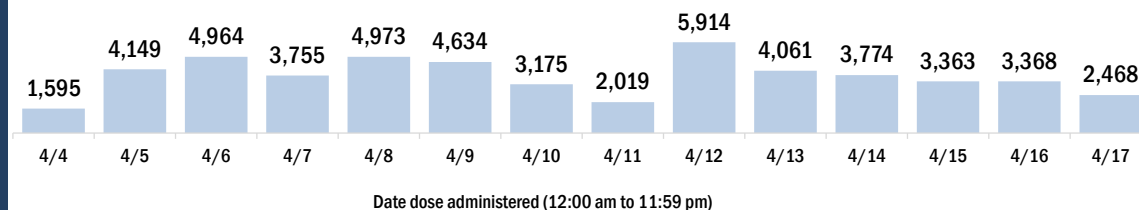


## Persons vaccinated for COVID-19 for the past 2 weeks

### Number of persons who received their first dose of a two-dose series of the COVID-19 vaccine



### Number of persons who completed the COVID-19 vaccine series



# COVID-19: Escambia County vaccine summary

Vaccination data through Apr 17, 2021 as of Apr 18, 2021 at 12:05 AM

Data in this report are provisional and subject to change.

Data in this summary pertain to COVID-19 vaccines approved by the U.S. Food and Drug Administration and have been issued an Emergency Use Authorization (Janssen COVID-19 Vaccine, Moderna COVID-19 Vaccine and Pfizer-BioNTech COVID-19 Vaccine). These data summarize the number of people who have received either their first dose or have completed the series for a COVID-19 vaccine. **A person can only be counted in one category, first dose or series complete.** For persons receiving Moderna or Pfizer vaccines, once they receive their second dose, they are moved from the first dose column to the series completed column. **Because of this, the total first dose category may show a change from report to report not matching the total receiving their first dose from the previous day.** Persons receiving Johnson & Johnson vaccines will always be counted in the series completed column.

## COVID-19 doses for vaccinated persons in Florida

**Doses administered** 144,632

People receiving one dose of a 1-dose series (Johnson & Johnson) or receiving only one dose of a 2-dose series (Moderna, Pfizer) count once. Persons receiving both doses of a 2-dose series count twice.

## Current status of persons vaccinated for COVID-19 in Florida

**Total people vaccinated** 90,422

First dose 29,937

Series completed 60,485

Completed 1-dose series 6,275

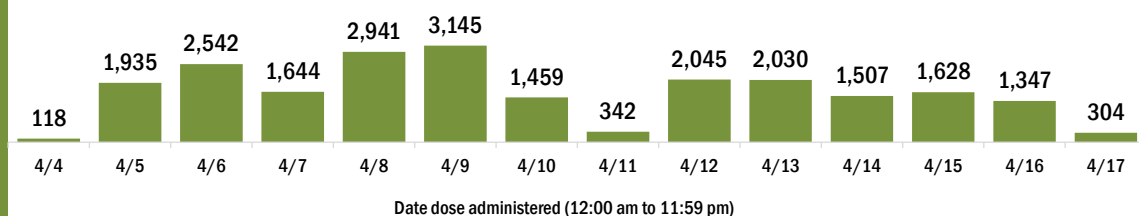
Completed 2-dose series 54,210

**First dose:** current number of people who have only received their first dose of the Moderna or Pfizer vaccine.

**Series complete:** current number of people who have received both Moderna or Pfizer vaccine doses or one Johnson & Johnson dose and are considered fully immunized.

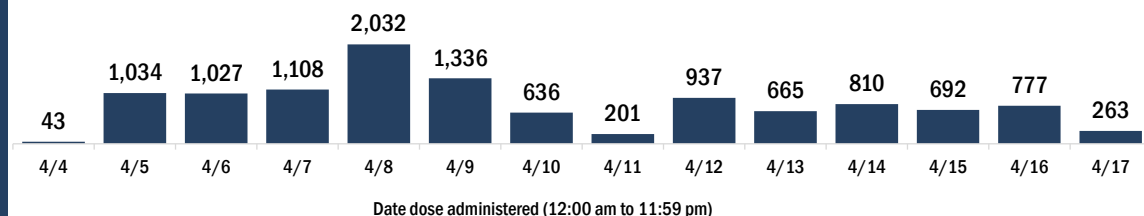
Demographic summary	First dose	Series complete	Total people vaccinated
<b>Age group</b>	29,937	60,485	90,422
16-24 years	2,895	1,107	4,002
25-34 years	4,112	3,033	7,145
35-44 years	4,165	3,933	8,098
45-54 years	4,838	6,229	11,067
55-64 years	6,425	12,992	19,417
65-74 years	4,322	19,172	23,494
75-84 years	2,304	10,297	12,601
85+ years	876	3,722	4,598
<b>Race</b>	29,937	60,485	90,422
White	16,014	37,625	53,639
Black	3,987	8,821	12,808
American Indian/Alaskan	172	441	613
Other	2,868	5,559	8,427
Unknown	6,896	8,039	14,935
<b>Other race</b> includes Asian, native Hawaiian/Pacific Islander, or other.			
<b>Ethnicity</b>	29,937	60,485	90,422
Hispanic	1,204	1,308	2,512
Non-Hispanic	18,492	42,106	60,598
Unknown	10,241	17,071	27,312
<b>Gender</b>	29,937	60,485	90,422
Female	16,466	35,843	52,309
Male	13,371	24,610	37,981
Unknown	100	32	132

## COVID-19 doses administered for the past 2 weeks

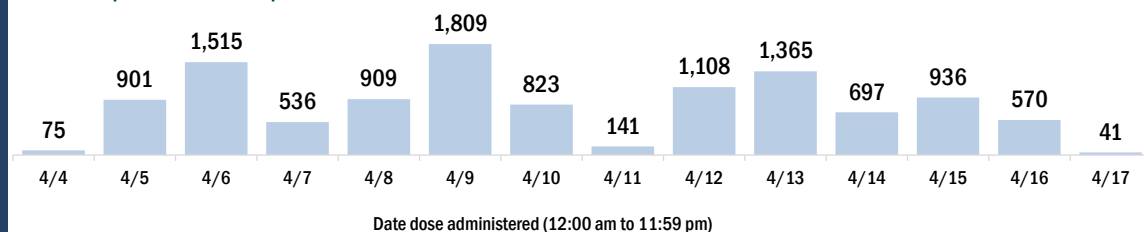


## Persons vaccinated for COVID-19 for the past 2 weeks

### Number of persons who received their first dose of a two-dose series of the COVID-19 vaccine



### Number of persons who completed the COVID-19 vaccine series



# COVID-19: Flagler County vaccine summary

Vaccination data through Apr 17, 2021 as of Apr 18, 2021 at 12:05 AM

Data in this report are provisional and subject to change.

Data in this summary pertain to COVID-19 vaccines approved by the U.S. Food and Drug Administration and have been issued an Emergency Use Authorization (Janssen COVID-19 Vaccine, Moderna COVID-19 Vaccine and Pfizer-BioNTech COVID-19 Vaccine). These data summarize the number of people who have received either their first dose or have completed the series for a COVID-19 vaccine. **A person can only be counted in one category, first dose or series complete.** For persons receiving Moderna or Pfizer vaccines, once they receive their second dose, they are moved from the first dose column to the series completed column. **Because of this, the total first dose category may show a change from report to report not matching the total receiving their first dose from the previous day.** Persons receiving Johnson & Johnson vaccines will always be counted in the series completed column.

## COVID-19 doses for vaccinated persons in Florida

**Doses administered** 78,681

People receiving one dose of a 1-dose series (Johnson & Johnson) or receiving only one dose of a 2-dose series (Moderna, Pfizer) count once. Persons receiving both doses of a 2-dose series count twice.

## Current status of persons vaccinated for COVID-19 in Florida

**Total people vaccinated** 48,237

First dose 15,676

Series completed 32,561

Completed 1-dose series 2,117

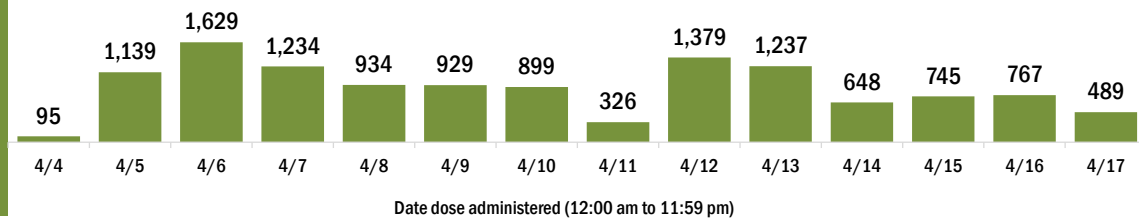
Completed 2-dose series 30,444

**First dose:** current number of people who have only received their first dose of the Moderna or Pfizer vaccine.

**Series complete:** current number of people who have received both Moderna or Pfizer vaccine doses or one Johnson & Johnson dose and are considered fully immunized.

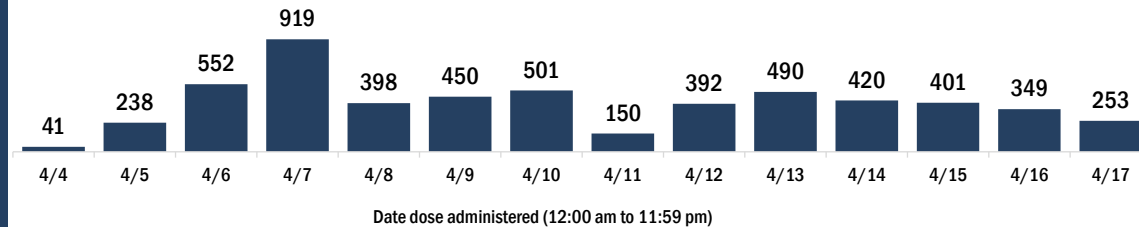
Demographic summary	First dose	Series complete	Total people vaccinated
<b>Age group</b>	<b>15,676</b>	<b>32,561</b>	<b>48,237</b>
16-24 years	985	314	1,299
25-34 years	1,028	663	1,691
35-44 years	1,575	1,151	2,726
45-54 years	2,722	1,964	4,686
55-64 years	4,630	4,859	9,489
65-74 years	2,658	13,552	16,210
75-84 years	1,536	7,904	9,440
85+ years	542	2,154	2,696
<b>Race</b>	<b>15,676</b>	<b>32,561</b>	<b>48,237</b>
White	10,124	22,080	32,204
Black	1,030	2,114	3,144
American Indian/Alaskan	104	190	294
Other	1,331	2,995	4,326
Unknown	3,087	5,182	8,269
<b>Other race</b> includes Asian, native Hawaiian/Pacific Islander, or other.			
<b>Ethnicity</b>	<b>15,676</b>	<b>32,561</b>	<b>48,237</b>
Hispanic	1,486	1,625	3,111
Non-Hispanic	9,342	19,552	28,894
Unknown	4,848	11,384	16,232
<b>Gender</b>	<b>15,676</b>	<b>32,561</b>	<b>48,237</b>
Female	8,441	18,365	26,806
Male	7,021	14,069	21,090
Unknown	214	127	341

## COVID-19 doses administered for the past 2 weeks

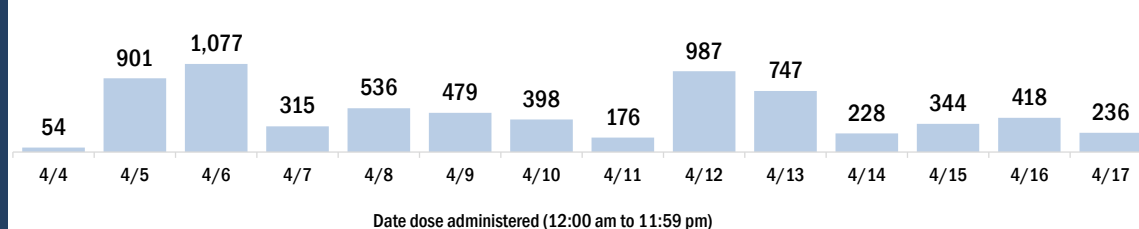


## Persons vaccinated for COVID-19 for the past 2 weeks

### Number of persons who received their first dose of a two-dose series of the COVID-19 vaccine



### Number of persons who completed the COVID-19 vaccine series



# COVID-19: Franklin County vaccine summary

Vaccination data through Apr 17, 2021 as of Apr 18, 2021 at 12:05 AM

Data in this report are provisional and subject to change.

Data in this summary pertain to COVID-19 vaccines approved by the U.S. Food and Drug Administration and have been issued an Emergency Use Authorization (Janssen COVID-19 Vaccine, Moderna COVID-19 Vaccine and Pfizer-BioNTech COVID-19 Vaccine). These data summarize the number of people who have received either their first dose or have completed the series for a COVID-19 vaccine. **A person can only be counted in one category, first dose or series complete.** For persons receiving Moderna or Pfizer vaccines, once they receive their second dose, they are moved from the first dose column to the series completed column. **Because of this, the total first dose category may show a change from report to report not matching the total receiving their first dose from the previous day.** Persons receiving Johnson & Johnson vaccines will always be counted in the series completed column.

## COVID-19 doses for vaccinated persons in Florida

**Doses administered** 6,347

People receiving one dose of a 1-dose series (Johnson & Johnson) or receiving only one dose of a 2-dose series (Moderna, Pfizer) count once. Persons receiving both doses of a 2-dose series count twice.

## Current status of persons vaccinated for COVID-19 in Florida

**Total people vaccinated** 3,579

First dose 731

Series completed 2,848

Completed 1-dose series 80

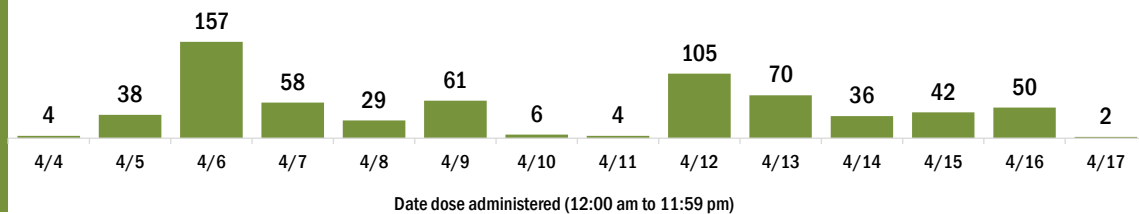
Completed 2-dose series 2,768

**First dose:** current number of people who have only received their first dose of the Moderna or Pfizer vaccine.

**Series complete:** current number of people who have received both Moderna or Pfizer vaccine doses or one Johnson & Johnson dose and are considered fully immunized.

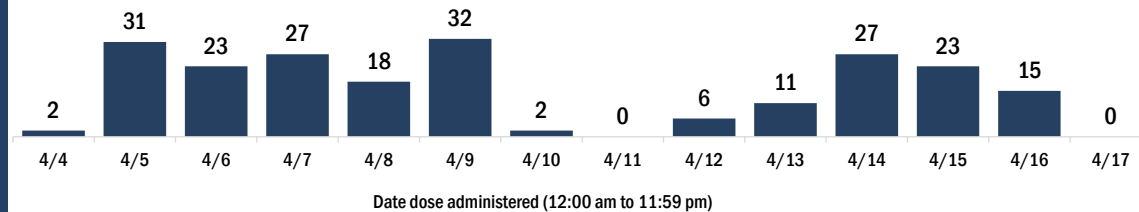
Demographic summary	First dose	Series complete	Total people vaccinated
<b>Age group</b>	<b>731</b>	<b>2,848</b>	<b>3,579</b>
16-24 years	26	15	41
25-34 years	48	40	88
35-44 years	66	75	141
45-54 years	122	180	302
55-64 years	260	550	810
65-74 years	142	1,274	1,416
75-84 years	55	596	651
85+ years	12	118	130
<b>Race</b>	<b>731</b>	<b>2,848</b>	<b>3,579</b>
White	629	2,555	3,184
Black	46	130	176
American Indian/Alaskan	3	6	9
Other	36	107	143
Unknown	17	50	67
<b>Other race</b> includes Asian, native Hawaiian/Pacific Islander, or other.			
<b>Ethnicity</b>	<b>731</b>	<b>2,848</b>	<b>3,579</b>
Hispanic	20	38	58
Non-Hispanic	624	2,445	3,069
Unknown	87	365	452
<b>Gender</b>	<b>731</b>	<b>2,848</b>	<b>3,579</b>
Female	388	1,512	1,900
Male	343	1,336	1,679
Unknown	0	0	0

## COVID-19 doses administered for the past 2 weeks

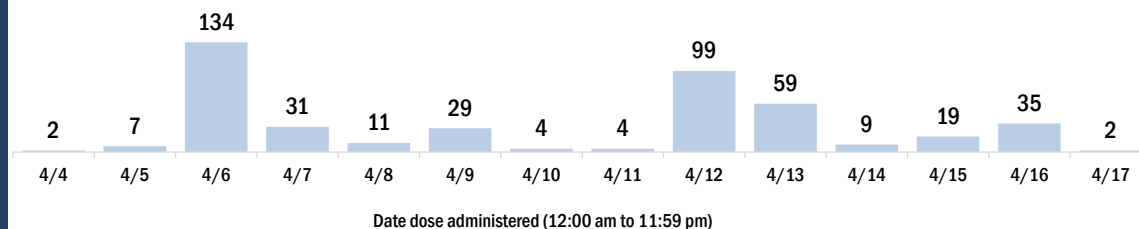


## Persons vaccinated for COVID-19 for the past 2 weeks

### Number of persons who received their first dose of a two-dose series of the COVID-19 vaccine



### Number of persons who completed the COVID-19 vaccine series





# COVID-19: Gadsden County vaccine summary

Vaccination data through Apr 17, 2021 as of Apr 18, 2021 at 12:05 AM

Data in this report are provisional and subject to change.

Data in this summary pertain to COVID-19 vaccines approved by the U.S. Food and Drug Administration and have been issued an Emergency Use Authorization (Janssen COVID-19 Vaccine, Moderna COVID-19 Vaccine and Pfizer-BioNTech COVID-19 Vaccine). These data summarize the number of people who have received either their first dose or have completed the series for a COVID-19 vaccine. **A person can only be counted in one category, first dose or series complete.** For persons receiving Moderna or Pfizer vaccines, once they receive their second dose, they are moved from the first dose column to the series completed column. **Because of this, the total first dose category may show a change from report to report not matching the total receiving their first dose from the previous day.** Persons receiving Johnson & Johnson vaccines will always be counted in the series completed column.

## COVID-19 doses for vaccinated persons in Florida

**Doses administered** 24,949

People receiving one dose of a 1-dose series (Johnson & Johnson) or receiving only one dose of a 2-dose series (Moderna, Pfizer) count once. Persons receiving both doses of a 2-dose series count twice.

## Current status of persons vaccinated for COVID-19 in Florida

**Total people vaccinated** 15,559

First dose 4,463

Series completed 11,096

Completed 1-dose series 1,706

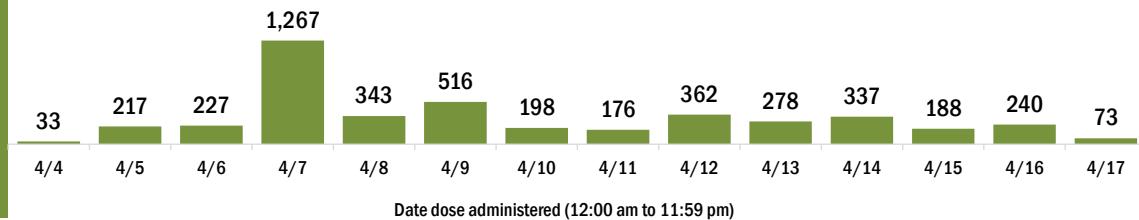
Completed 2-dose series 9,390

**First dose:** current number of people who have only received their first dose of the Moderna or Pfizer vaccine.

**Series complete:** current number of people who have received both Moderna or Pfizer vaccine doses or one Johnson & Johnson dose and are considered fully immunized.

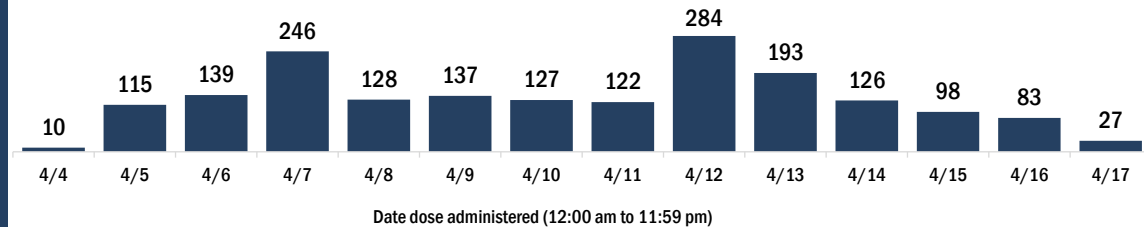
Demographic summary	First dose	Series complete	Total people vaccinated
<b>Age group</b>	<b>4,463</b>	<b>11,096</b>	<b>15,559</b>
16-24 years	260	177	437
25-34 years	346	615	961
35-44 years	732	911	1,643
45-54 years	1,027	1,301	2,328
55-64 years	1,162	2,376	3,538
65-74 years	568	3,506	4,074
75-84 years	267	1,664	1,931
85+ years	101	546	647
<b>Race</b>	<b>4,463</b>	<b>11,096</b>	<b>15,559</b>
White	1,249	4,265	5,514
Black	2,013	4,599	6,612
American Indian/Alaskan	6	23	29
Other	744	1,401	2,145
Unknown	451	808	1,259
<b>Other race</b> includes Asian, native Hawaiian/Pacific Islander, or other.			
<b>Ethnicity</b>	<b>4,463</b>	<b>11,096</b>	<b>15,559</b>
Hispanic	512	336	848
Non-Hispanic	2,857	8,082	10,939
Unknown	1,094	2,678	3,772
<b>Gender</b>	<b>4,463</b>	<b>11,096</b>	<b>15,559</b>
Female	2,374	6,997	9,371
Male	2,089	4,099	6,188
Unknown	0	0	0

## COVID-19 doses administered for the past 2 weeks

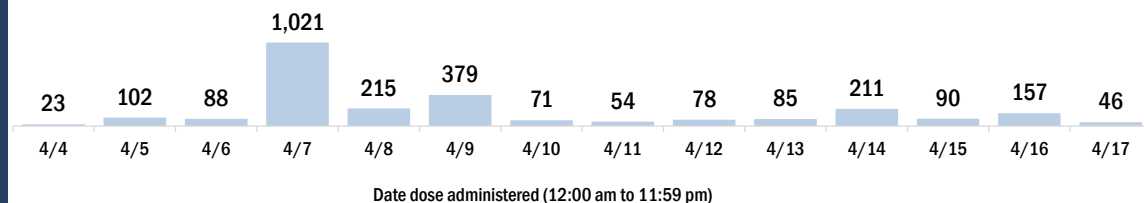


## Persons vaccinated for COVID-19 for the past 2 weeks

### Number of persons who received their first dose of a two-dose series of the COVID-19 vaccine



### Number of persons who completed the COVID-19 vaccine series



# COVID-19: Gilchrist County vaccine summary

Vaccination data through Apr 17, 2021 as of Apr 18, 2021 at 12:05 AM

Data in this report are provisional and subject to change.

Data in this summary pertain to COVID-19 vaccines approved by the U.S. Food and Drug Administration and have been issued an Emergency Use Authorization (Janssen COVID-19 Vaccine, Moderna COVID-19 Vaccine and Pfizer-BioNTech COVID-19 Vaccine). These data summarize the number of people who have received either their first dose or have completed the series for a COVID-19 vaccine. **A person can only be counted in one category, first dose or series complete.** For persons receiving Moderna or Pfizer vaccines, once they receive their second dose, they are moved from the first dose column to the series completed column. **Because of this, the total first dose category may show a change from report to report not matching the total receiving their first dose from the previous day.** Persons receiving Johnson & Johnson vaccines will always be counted in the series completed column.

## COVID-19 doses for vaccinated persons in Florida

**Doses administered** 5,796

People receiving one dose of a 1-dose series (Johnson & Johnson) or receiving only one dose of a 2-dose series (Moderna, Pfizer) count once. Persons receiving both doses of a 2-dose series count twice.

## Current status of persons vaccinated for COVID-19 in Florida

**Total people vaccinated** 3,620

First dose 1,034

Series completed 2,586

Completed 1-dose series 410

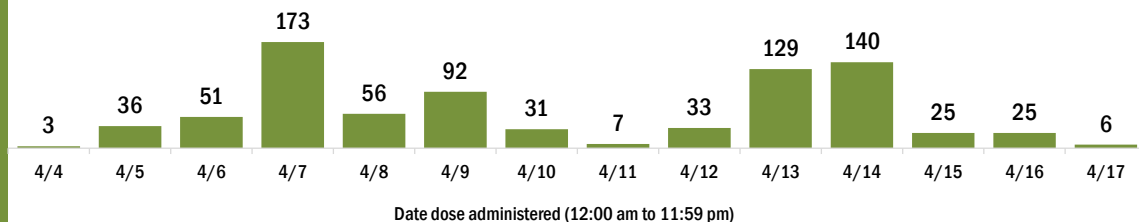
Completed 2-dose series 2,176

**First dose:** current number of people who have only received their first dose of the Moderna or Pfizer vaccine.

**Series complete:** current number of people who have received both Moderna or Pfizer vaccine doses or one Johnson & Johnson dose and are considered fully immunized.

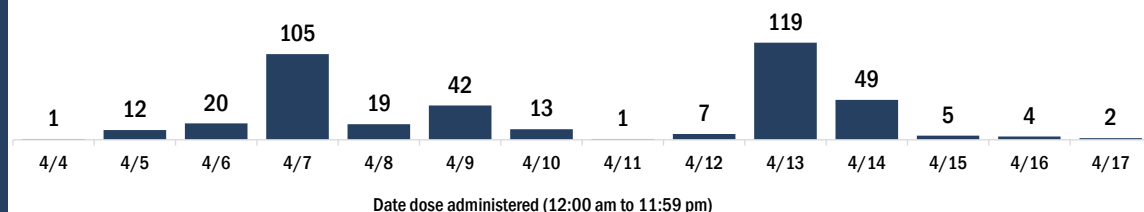
Demographic summary	First dose	Series complete	Total people vaccinated
<b>Age group</b>	<b>1,034</b>	<b>2,586</b>	<b>3,620</b>
16-24 years	41	48	89
25-34 years	63	77	140
35-44 years	104	123	227
45-54 years	171	217	388
55-64 years	346	435	781
65-74 years	205	913	1,118
75-84 years	75	586	661
85+ years	29	187	216
<b>Race</b>	<b>1,034</b>	<b>2,586</b>	<b>3,620</b>
White	812	1,820	2,632
Black	46	39	85
American Indian/Alaskan	6	8	14
Other	75	201	276
Unknown	95	518	613
<b>Other race</b> includes Asian, native Hawaiian/Pacific Islander, or other.			
<b>Ethnicity</b>	<b>1,034</b>	<b>2,586</b>	<b>3,620</b>
Hispanic	60	53	113
Non-Hispanic	597	1,099	1,696
Unknown	377	1,434	1,811
<b>Gender</b>	<b>1,034</b>	<b>2,586</b>	<b>3,620</b>
Female	526	1,524	2,050
Male	507	1,062	1,569
Unknown	1	0	1

## COVID-19 doses administered for the past 2 weeks

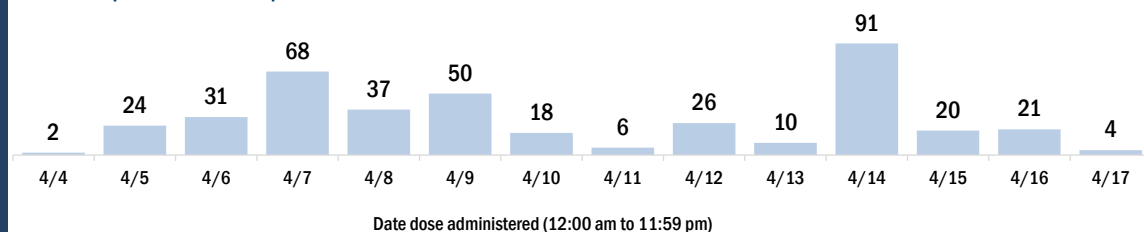


## Persons vaccinated for COVID-19 for the past 2 weeks

### Number of persons who received their first dose of a two-dose series of the COVID-19 vaccine



### Number of persons who completed the COVID-19 vaccine series



# COVID-19: Glades County vaccine summary

Vaccination data through Apr 17, 2021 as of Apr 18, 2021 at 12:05 AM

Data in this report are provisional and subject to change.

Data in this summary pertain to COVID-19 vaccines approved by the U.S. Food and Drug Administration and have been issued an Emergency Use Authorization (Janssen COVID-19 Vaccine, Moderna COVID-19 Vaccine and Pfizer-BioNTech COVID-19 Vaccine). These data summarize the number of people who have received either their first dose or have completed the series for a COVID-19 vaccine. **A person can only be counted in one category, first dose or series complete.** For persons receiving Moderna or Pfizer vaccines, once they receive their second dose, they are moved from the first dose column to the series completed column. **Because of this, the total first dose category may show a change from report to report not matching the total receiving their first dose from the previous day.** Persons receiving Johnson & Johnson vaccines will always be counted in the series completed column.

## COVID-19 doses for vaccinated persons in Florida

**Doses administered** 4,278

People receiving one dose of a 1-dose series (Johnson & Johnson) or receiving only one dose of a 2-dose series (Moderna, Pfizer) count once. Persons receiving both doses of a 2-dose series count twice.

## Current status of persons vaccinated for COVID-19 in Florida

**Total people vaccinated** 2,590

First dose 681

Series completed 1,909

Completed 1-dose series 221

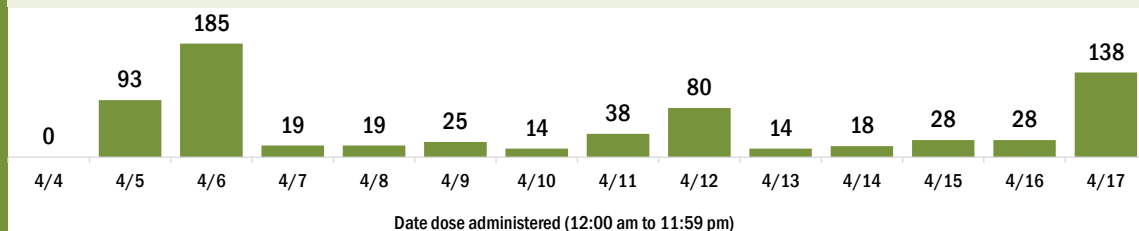
Completed 2-dose series 1,688

**First dose:** current number of people who have only received their first dose of the Moderna or Pfizer vaccine.

**Series complete:** current number of people who have received both Moderna or Pfizer vaccine doses or one Johnson & Johnson dose and are considered fully immunized.

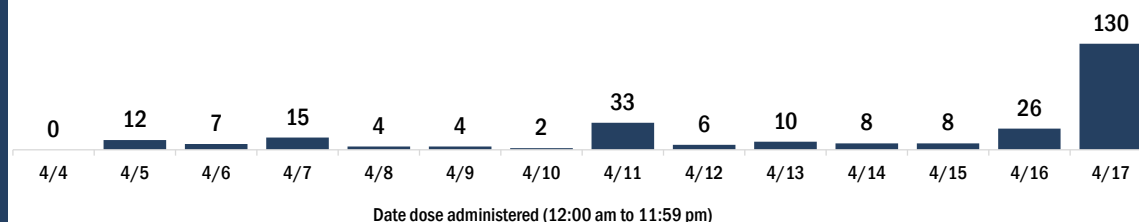
Demographic summary	First dose	Series complete	Total people vaccinated
<b>Age group</b>	681	1,909	2,590
16-24 years	48	8	56
25-34 years	95	45	140
35-44 years	80	63	143
45-54 years	113	105	218
55-64 years	194	237	431
65-74 years	78	789	867
75-84 years	58	559	617
85+ years	15	103	118
<b>Race</b>	681	1,909	2,590
White	506	1,426	1,932
Black	42	90	132
American Indian/Alaskan	4	15	19
Other	49	81	130
Unknown	80	297	377
<b>Other race</b> includes Asian, native Hawaiian/Pacific Islander, or other.			
<b>Ethnicity</b>	681	1,909	2,590
Hispanic	221	70	291
Non-Hispanic	256	874	1,130
Unknown	204	965	1,169
<b>Gender</b>	681	1,909	2,590
Female	258	891	1,149
Male	423	1,018	1,441
Unknown	0	0	0

## COVID-19 doses administered for the past 2 weeks

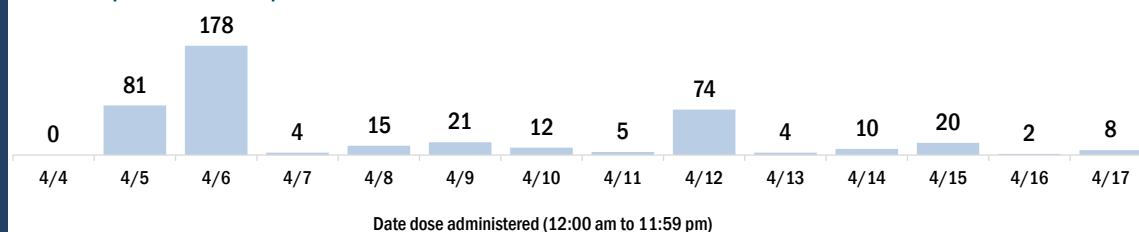


## Persons vaccinated for COVID-19 for the past 2 weeks

### Number of persons who received their first dose of a two-dose series of the COVID-19 vaccine



### Number of persons who completed the COVID-19 vaccine series



# COVID-19: Gulf County vaccine summary

Vaccination data through Apr 17, 2021 as of Apr 18, 2021 at 12:05 AM

Data in this report are provisional and subject to change.

Data in this summary pertain to COVID-19 vaccines approved by the U.S. Food and Drug Administration and have been issued an Emergency Use Authorization (Janssen COVID-19 Vaccine, Moderna COVID-19 Vaccine and Pfizer-BioNTech COVID-19 Vaccine). These data summarize the number of people who have received either their first dose or have completed the series for a COVID-19 vaccine. **A person can only be counted in one category, first dose or series complete.** For persons receiving Moderna or Pfizer vaccines, once they receive their second dose, they are moved from the first dose column to the series completed column. **Because of this, the total first dose category may show a change from report to report not matching the total receiving their first dose from the previous day.** Persons receiving Johnson & Johnson vaccines will always be counted in the series completed column.

## COVID-19 doses for vaccinated persons in Florida

**Doses administered** 6,878

People receiving one dose of a 1-dose series (Johnson & Johnson) or receiving only one dose of a 2-dose series (Moderna, Pfizer) count once. Persons receiving both doses of a 2-dose series count twice.

## Current status of persons vaccinated for COVID-19 in Florida

**Total people vaccinated** 3,974

First dose 830

Series completed 3,144

Completed 1-dose series 240

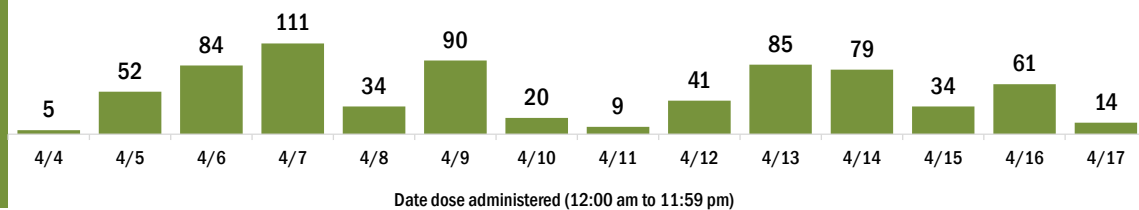
Completed 2-dose series 2,904

**First dose:** current number of people who have only received their first dose of the Moderna or Pfizer vaccine.

**Series complete:** current number of people who have received both Moderna or Pfizer vaccine doses or one Johnson & Johnson dose and are considered fully immunized.

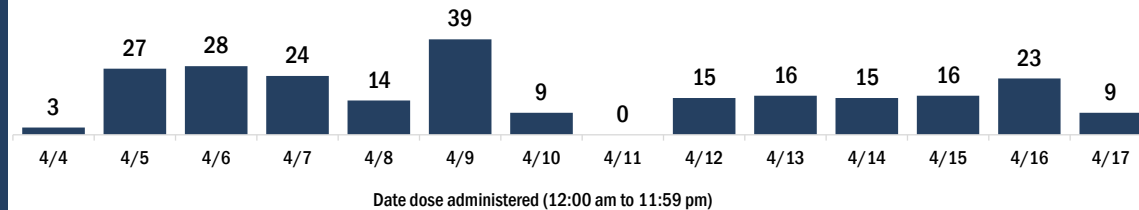
Demographic summary	First dose	Series complete	Total people vaccinated
<b>Age group</b>	<b>830</b>	<b>3,144</b>	<b>3,974</b>
16-24 years	46	33	79
25-34 years	53	54	107
35-44 years	87	84	171
45-54 years	178	187	365
55-64 years	246	491	737
65-74 years	128	1,429	1,557
75-84 years	83	677	760
85+ years	9	189	198
<b>Race</b>	<b>830</b>	<b>3,144</b>	<b>3,974</b>
White	675	2,787	3,462
Black	84	216	300
American Indian/Alaskan	1	10	11
Other	40	77	117
Unknown	30	54	84
<b>Other race</b> includes Asian, native Hawaiian/Pacific Islander, or other.			
<b>Ethnicity</b>	<b>830</b>	<b>3,144</b>	<b>3,974</b>
Hispanic	19	30	49
Non-Hispanic	581	2,904	3,485
Unknown	230	210	440
<b>Gender</b>	<b>830</b>	<b>3,144</b>	<b>3,974</b>
Female	451	1,672	2,123
Male	379	1,472	1,851
Unknown	0	0	0

## COVID-19 doses administered for the past 2 weeks

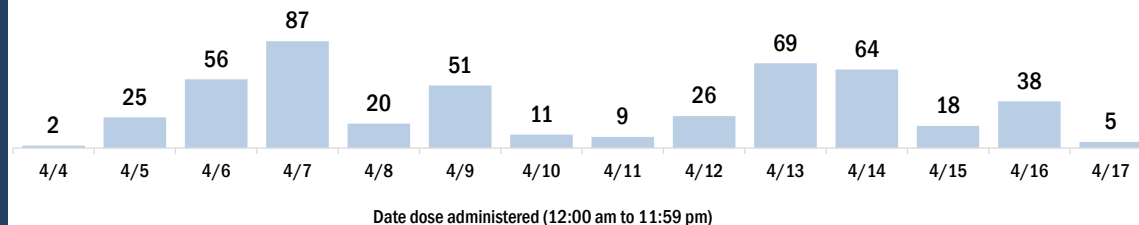


## Persons vaccinated for COVID-19 for the past 2 weeks

### Number of persons who received their first dose of a two-dose series of the COVID-19 vaccine



### Number of persons who completed the COVID-19 vaccine series



# COVID-19: Hamilton County vaccine summary

Vaccination data through Apr 17, 2021 as of Apr 18, 2021 at 12:05 AM

Data in this report are provisional and subject to change.

Data in this summary pertain to COVID-19 vaccines approved by the U.S. Food and Drug Administration and have been issued an Emergency Use Authorization (Janssen COVID-19 Vaccine, Moderna COVID-19 Vaccine and Pfizer-BioNTech COVID-19 Vaccine). These data summarize the number of people who have received either their first dose or have completed the series for a COVID-19 vaccine. **A person can only be counted in one category, first dose or series complete.** For persons receiving Moderna or Pfizer vaccines, once they receive their second dose, they are moved from the first dose column to the series completed column. **Because of this, the total first dose category may show a change from report to report not matching the total receiving their first dose from the previous day.** Persons receiving Johnson & Johnson vaccines will always be counted in the series completed column.

## COVID-19 doses for vaccinated persons in Florida

**Doses administered** 4,761

People receiving one dose of a 1-dose series (Johnson & Johnson) or receiving only one dose of a 2-dose series (Moderna, Pfizer) count once. Persons receiving both doses of a 2-dose series count twice.

## Current status of persons vaccinated for COVID-19 in Florida

**Total people vaccinated** 2,876

First dose 787

Series completed 2,089

Completed 1-dose series 204

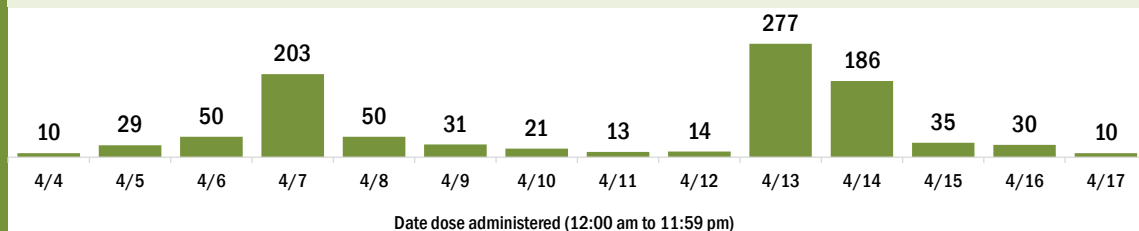
Completed 2-dose series 1,885

**First dose:** current number of people who have only received their first dose of the Moderna or Pfizer vaccine.

**Series complete:** current number of people who have received both Moderna or Pfizer vaccine doses or one Johnson & Johnson dose and are considered fully immunized.

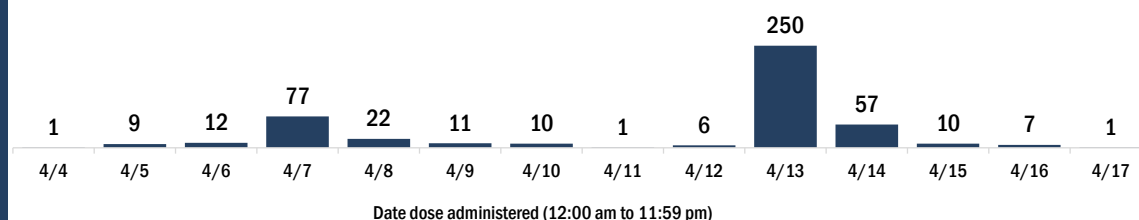
Demographic summary	First dose	Series complete	Total people vaccinated
<b>Age group</b>	787	2,089	2,876
16-24 years	38	19	57
25-34 years	74	42	116
35-44 years	117	71	188
45-54 years	152	152	304
55-64 years	238	396	634
65-74 years	96	877	973
75-84 years	41	430	471
85+ years	31	102	133
<b>Race</b>	787	2,089	2,876
White	433	1,249	1,682
Black	246	484	730
American Indian/Alaskan	5	2	7
Other	80	128	208
Unknown	23	226	249
<b>Other race</b> includes Asian, native Hawaiian/Pacific Islander, or other.			
<b>Ethnicity</b>	787	2,089	2,876
Hispanic	55	36	91
Non-Hispanic	582	1,210	1,792
Unknown	150	843	993
<b>Gender</b>	787	2,089	2,876
Female	328	1,179	1,507
Male	459	910	1,369
Unknown	0	0	0

## COVID-19 doses administered for the past 2 weeks

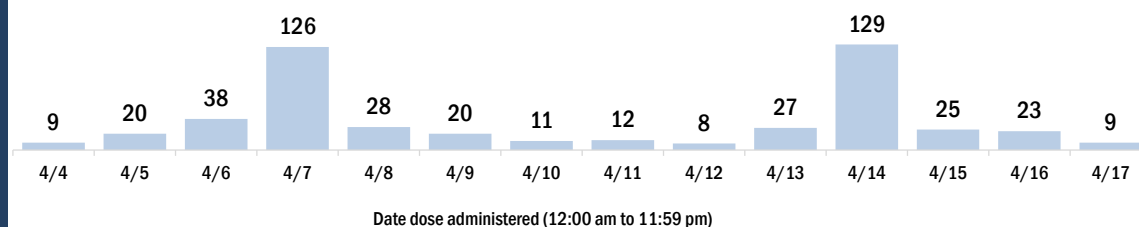


## Persons vaccinated for COVID-19 for the past 2 weeks

### Number of persons who received their first dose of a two-dose series of the COVID-19 vaccine



### Number of persons who completed the COVID-19 vaccine series



# COVID-19: Hardee County vaccine summary

Vaccination data through Apr 17, 2021 as of Apr 18, 2021 at 12:05 AM

Data in this report are provisional and subject to change.

Data in this summary pertain to COVID-19 vaccines approved by the U.S. Food and Drug Administration and have been issued an Emergency Use Authorization (Janssen COVID-19 Vaccine, Moderna COVID-19 Vaccine and Pfizer-BioNTech COVID-19 Vaccine). These data summarize the number of people who have received either their first dose or have completed the series for a COVID-19 vaccine. **A person can only be counted in one category, first dose or series complete.** For persons receiving Moderna or Pfizer vaccines, once they receive their second dose, they are moved from the first dose column to the series completed column. **Because of this, the total first dose category may show a change from report to report not matching the total receiving their first dose from the previous day.** Persons receiving Johnson & Johnson vaccines will always be counted in the series completed column.

## COVID-19 doses for vaccinated persons in Florida

**Doses administered** 8,416

People receiving one dose of a 1-dose series (Johnson & Johnson) or receiving only one dose of a 2-dose series (Moderna, Pfizer) count once. Persons receiving both doses of a 2-dose series count twice.

## Current status of persons vaccinated for COVID-19 in Florida

**Total people vaccinated** 5,206

First dose 1,859

Series completed 3,347

Completed 1-dose series 137

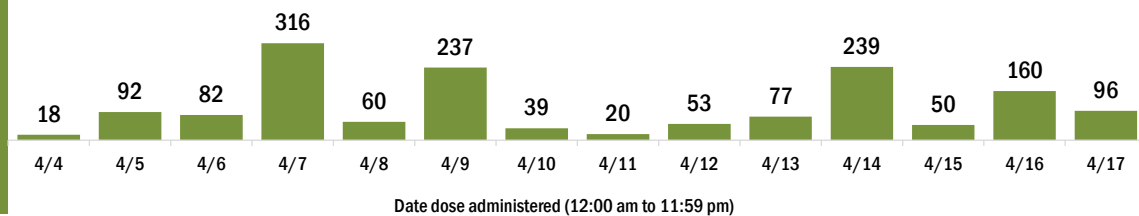
Completed 2-dose series 3,210

**First dose:** current number of people who have only received their first dose of the Moderna or Pfizer vaccine.

**Series complete:** current number of people who have received both Moderna or Pfizer vaccine doses or one Johnson & Johnson dose and are considered fully immunized.

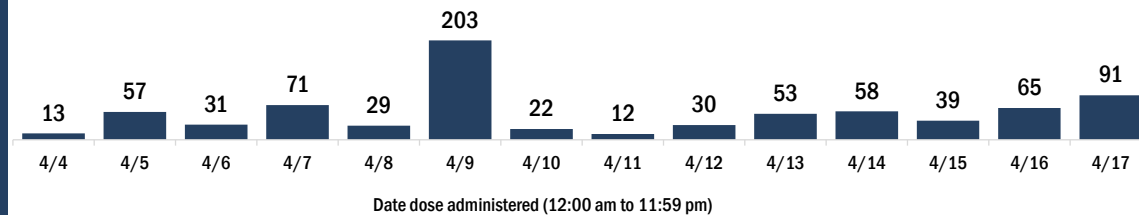
Demographic summary	First dose	Series complete	Total people vaccinated
<b>Age group</b>	1,859	3,347	5,206
16-24 years	132	48	180
25-34 years	142	120	262
35-44 years	223	108	331
45-54 years	384	192	576
55-64 years	550	418	968
65-74 years	254	1,294	1,548
75-84 years	141	904	1,045
85+ years	33	263	296
<b>Race</b>	1,859	3,347	5,206
White	1,377	2,770	4,147
Black	97	125	222
American Indian/Alaskan	1	27	28
Other	285	340	625
Unknown	99	85	184
<b>Other race</b> includes Asian, native Hawaiian/Pacific Islander, or other.			
<b>Ethnicity</b>	1,859	3,347	5,206
Hispanic	620	408	1,028
Non-Hispanic	863	2,513	3,376
Unknown	376	426	802
<b>Gender</b>	1,859	3,347	5,206
Female	986	1,823	2,809
Male	870	1,523	2,393
Unknown	3	1	4

## COVID-19 doses administered for the past 2 weeks

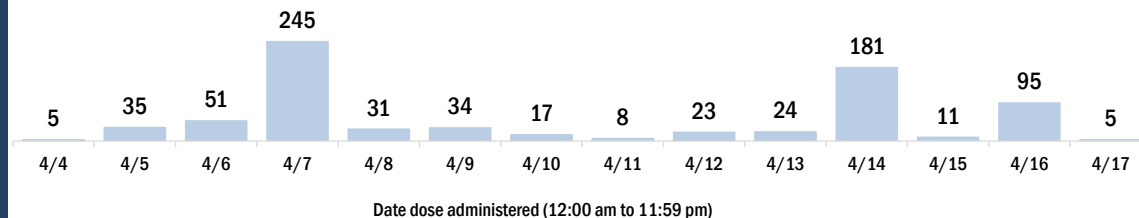


## Persons vaccinated for COVID-19 for the past 2 weeks

### Number of persons who received their first dose of a two-dose series of the COVID-19 vaccine



### Number of persons who completed the COVID-19 vaccine series





# COVID-19: Hendry County vaccine summary

Vaccination data through Apr 17, 2021 as of Apr 18, 2021 at 12:05 AM

Data in this report are provisional and subject to change.

Data in this summary pertain to COVID-19 vaccines approved by the U.S. Food and Drug Administration and have been issued an Emergency Use Authorization (Janssen COVID-19 Vaccine, Moderna COVID-19 Vaccine and Pfizer-BioNTech COVID-19 Vaccine). These data summarize the number of people who have received either their first dose or have completed the series for a COVID-19 vaccine. **A person can only be counted in one category, first dose or series complete.** For persons receiving Moderna or Pfizer vaccines, once they receive their second dose, they are moved from the first dose column to the series completed column. **Because of this, the total first dose category may show a change from report to report not matching the total receiving their first dose from the previous day.** Persons receiving Johnson & Johnson vaccines will always be counted in the series completed column.

## COVID-19 doses for vaccinated persons in Florida

**Doses administered** 15,413

People receiving one dose of a 1-dose series (Johnson & Johnson) or receiving only one dose of a 2-dose series (Moderna, Pfizer) count once. Persons receiving both doses of a 2-dose series count twice.

## Current status of persons vaccinated for COVID-19 in Florida

**Total people vaccinated** 10,202

First dose 3,874

Series completed 6,328

Completed 1-dose series 1,117

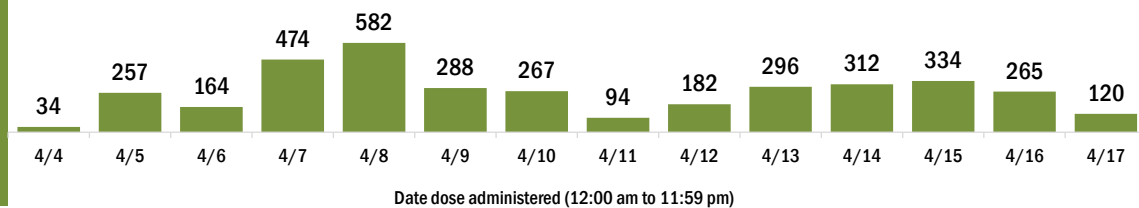
Completed 2-dose series 5,211

**First dose:** current number of people who have only received their first dose of the Moderna or Pfizer vaccine.

**Series complete:** current number of people who have received both Moderna or Pfizer vaccine doses or one Johnson & Johnson dose and are considered fully immunized.

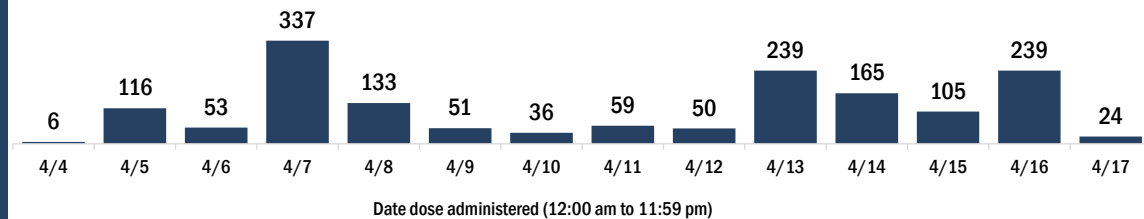
Demographic summary	First dose	Series complete	Total people vaccinated
<b>Age group</b>	3,874	6,328	10,202
16-24 years	348	192	540
25-34 years	480	354	834
35-44 years	624	375	999
45-54 years	853	670	1,523
55-64 years	985	1,200	2,185
65-74 years	357	2,123	2,480
75-84 years	169	1,104	1,273
85+ years	58	310	368
<b>Race</b>	3,874	6,328	10,202
White	2,708	4,245	6,953
Black	276	406	682
American Indian/Alaskan	5	20	25
Other	544	995	1,539
Unknown	341	662	1,003
<b>Other race</b> includes Asian, native Hawaiian/Pacific Islander, or other.			
<b>Ethnicity</b>	3,874	6,328	10,202
Hispanic	1,806	1,658	3,464
Non-Hispanic	1,127	2,644	3,771
Unknown	941	2,026	2,967
<b>Gender</b>	3,874	6,328	10,202
Female	1,799	3,241	5,040
Male	2,073	3,086	5,159
Unknown	2	1	3

## COVID-19 doses administered for the past 2 weeks

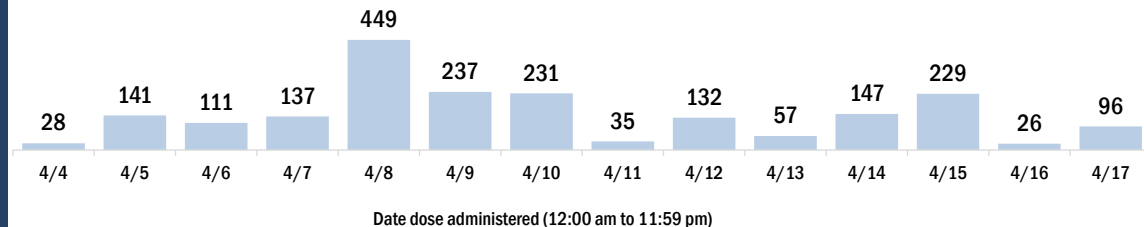


## Persons vaccinated for COVID-19 for the past 2 weeks

### Number of persons who received their first dose of a two-dose series of the COVID-19 vaccine



### Number of persons who completed the COVID-19 vaccine series



# COVID-19: Hernando County vaccine summary

Vaccination data through Apr 17, 2021 as of Apr 18, 2021 at 12:05 AM

Data in this report are provisional and subject to change.

Data in this summary pertain to COVID-19 vaccines approved by the U.S. Food and Drug Administration and have been issued an Emergency Use Authorization (Janssen COVID-19 Vaccine, Moderna COVID-19 Vaccine and Pfizer-BioNTech COVID-19 Vaccine). These data summarize the number of people who have received either their first dose or have completed the series for a COVID-19 vaccine. **A person can only be counted in one category, first dose or series complete.** For persons receiving Moderna or Pfizer vaccines, once they receive their second dose, they are moved from the first dose column to the series completed column. **Because of this, the total first dose category may show a change from report to report not matching the total receiving their first dose from the previous day.** Persons receiving Johnson & Johnson vaccines will always be counted in the series completed column.

## COVID-19 doses for vaccinated persons in Florida

**Doses administered** 100,148

People receiving one dose of a 1-dose series (Johnson & Johnson) or receiving only one dose of a 2-dose series (Moderna, Pfizer) count once. Persons receiving both doses of a 2-dose series count twice.

## Current status of persons vaccinated for COVID-19 in Florida

**Total people vaccinated** 63,122

First dose 21,380

Series completed 41,742

Completed 1-dose series 4,716

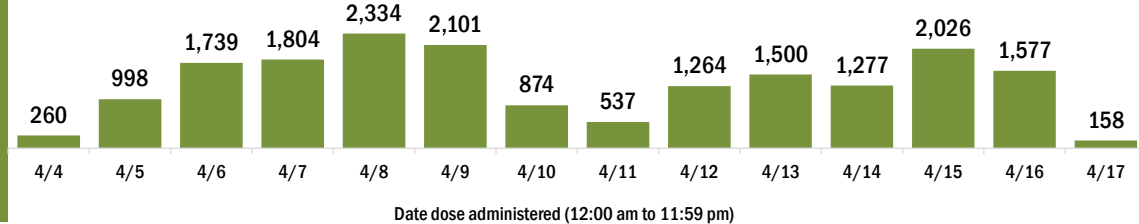
Completed 2-dose series 37,026

**First dose:** current number of people who have only received their first dose of the Moderna or Pfizer vaccine.

**Series complete:** current number of people who have received both Moderna or Pfizer vaccine doses or one Johnson & Johnson dose and are considered fully immunized.

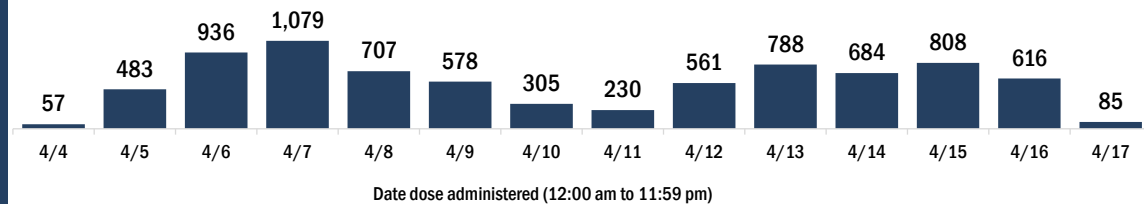
Demographic summary	First dose	Series complete	Total people vaccinated
<b>Age group</b>	<b>21,380</b>	<b>41,742</b>	<b>63,122</b>
16-24 years	1,317	498	1,815
25-34 years	1,466	1,075	2,541
35-44 years	2,196	1,561	3,757
45-54 years	3,888	2,667	6,555
55-64 years	5,773	6,473	12,246
65-74 years	3,639	15,803	19,442
75-84 years	2,265	10,397	12,662
85+ years	836	3,268	4,104
<b>Race</b>	<b>21,380</b>	<b>41,742</b>	<b>63,122</b>
White	14,655	30,303	44,958
Black	609	1,039	1,648
American Indian/Alaskan	90	127	217
Other	1,560	2,855	4,415
Unknown	4,466	7,418	11,884
<b>Other race</b> includes Asian, native Hawaiian/Pacific Islander, or other.			
<b>Ethnicity</b>	<b>21,380</b>	<b>41,742</b>	<b>63,122</b>
Hispanic	1,565	1,769	3,334
Non-Hispanic	10,484	23,490	33,974
Unknown	9,331	16,483	25,814
<b>Gender</b>	<b>21,380</b>	<b>41,742</b>	<b>63,122</b>
Female	11,965	24,320	36,285
Male	9,397	17,391	26,788
Unknown	18	31	49

## COVID-19 doses administered for the past 2 weeks

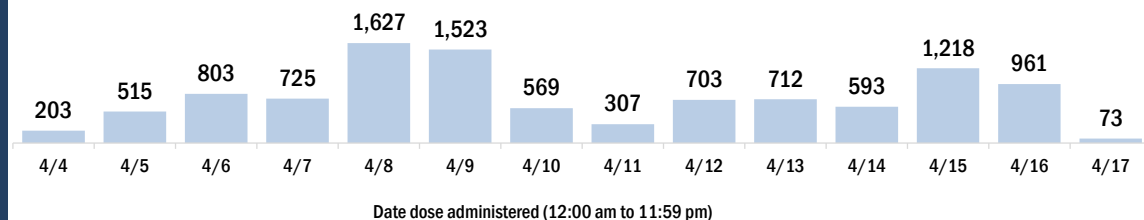


## Persons vaccinated for COVID-19 for the past 2 weeks

### Number of persons who received their first dose of a two-dose series of the COVID-19 vaccine



### Number of persons who completed the COVID-19 vaccine series



# COVID-19: Highlands County vaccine summary

Vaccination data through Apr 17, 2021 as of Apr 18, 2021 at 12:05 AM

Data in this report are provisional and subject to change.

Data in this summary pertain to COVID-19 vaccines approved by the U.S. Food and Drug Administration and have been issued an Emergency Use Authorization (Janssen COVID-19 Vaccine, Moderna COVID-19 Vaccine and Pfizer-BioNTech COVID-19 Vaccine). These data summarize the number of people who have received either their first dose or have completed the series for a COVID-19 vaccine. **A person can only be counted in one category, first dose or series complete.** For persons receiving Moderna or Pfizer vaccines, once they receive their second dose, they are moved from the first dose column to the series completed column. **Because of this, the total first dose category may show a change from report to report not matching the total receiving their first dose from the previous day.** Persons receiving Johnson & Johnson vaccines will always be counted in the series completed column.

## COVID-19 doses for vaccinated persons in Florida

**Doses administered** 62,958

People receiving one dose of a 1-dose series (Johnson & Johnson) or receiving only one dose of a 2-dose series (Moderna, Pfizer) count once. Persons receiving both doses of a 2-dose series count twice.

## Current status of persons vaccinated for COVID-19 in Florida

**Total people vaccinated** 39,359

First dose 15,209

Series completed 24,150

Completed 1-dose series 551

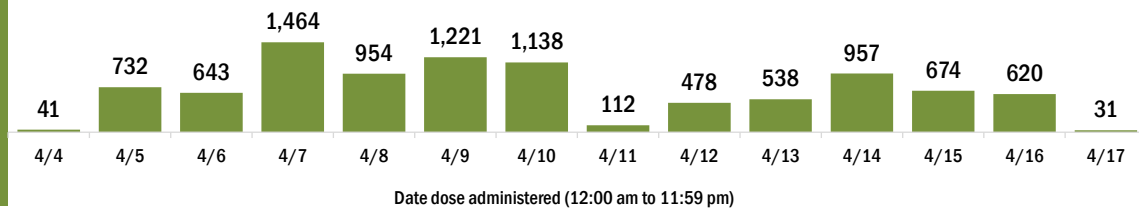
Completed 2-dose series 23,599

**First dose:** current number of people who have only received their first dose of the Moderna or Pfizer vaccine.

**Series complete:** current number of people who have received both Moderna or Pfizer vaccine doses or one Johnson & Johnson dose and are considered fully immunized.

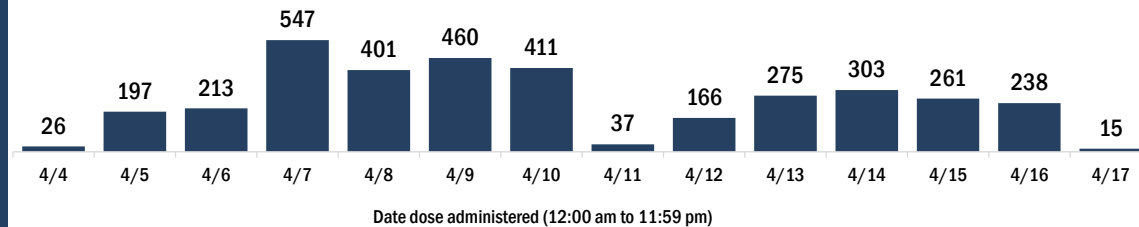
Demographic summary	First dose	Series complete	Total people vaccinated
<b>Age group</b>	<b>15,209</b>	<b>24,150</b>	<b>39,359</b>
16-24 years	470	136	606
25-34 years	582	348	930
35-44 years	881	533	1,414
45-54 years	1,556	970	2,526
55-64 years	3,389	2,827	6,216
65-74 years	4,178	9,605	13,783
75-84 years	3,144	7,637	10,781
85+ years	1,009	2,094	3,103
<b>Race</b>	<b>15,209</b>	<b>24,150</b>	<b>39,359</b>
White	12,041	20,006	32,047
Black	699	778	1,477
American Indian/Alaskan	150	170	320
Other	1,054	1,381	2,435
Unknown	1,265	1,815	3,080
<b>Other race</b> includes Asian, native Hawaiian/Pacific Islander, or other.			
<b>Ethnicity</b>	<b>15,209</b>	<b>24,150</b>	<b>39,359</b>
Hispanic	1,921	1,073	2,994
Non-Hispanic	9,961	18,295	28,256
Unknown	3,327	4,782	8,109
<b>Gender</b>	<b>15,209</b>	<b>24,150</b>	<b>39,359</b>
Female	8,077	13,292	21,369
Male	7,100	10,847	17,947
Unknown	32	11	43

## COVID-19 doses administered for the past 2 weeks

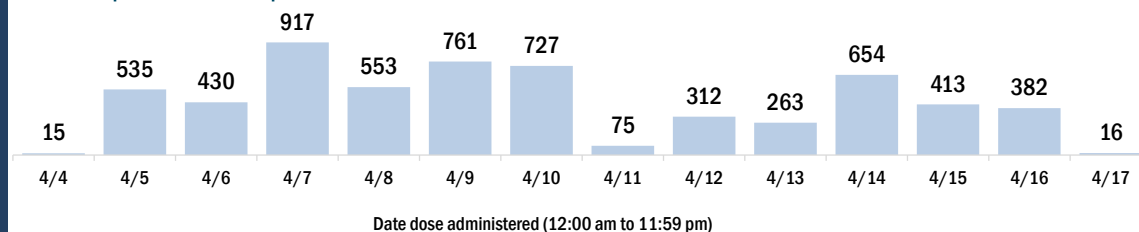


## Persons vaccinated for COVID-19 for the past 2 weeks

### Number of persons who received their first dose of a two-dose series of the COVID-19 vaccine



### Number of persons who completed the COVID-19 vaccine series



# COVID-19: Hillsborough County vaccine summary

Vaccination data through Apr 17, 2021 as of Apr 18, 2021 at 12:05 AM

Data in this report are provisional and subject to change.

Data in this summary pertain to COVID-19 vaccines approved by the U.S. Food and Drug Administration and have been issued an Emergency Use Authorization (Janssen COVID-19 Vaccine, Moderna COVID-19 Vaccine and Pfizer-BioNTech COVID-19 Vaccine). These data summarize the number of people who have received either their first dose or have completed the series for a COVID-19 vaccine. **A person can only be counted in one category, first dose or series complete.** For persons receiving Moderna or Pfizer vaccines, once they receive their second dose, they are moved from the first dose column to the series completed column. **Because of this, the total first dose category may show a change from report to report not matching the total receiving their first dose from the previous day.** Persons receiving Johnson & Johnson vaccines will always be counted in the series completed column.

## COVID-19 doses for vaccinated persons in Florida

**Doses administered** 727,384

People receiving one dose of a 1-dose series (Johnson & Johnson) or receiving only one dose of a 2-dose series (Moderna, Pfizer) count once. Persons receiving both doses of a 2-dose series count twice.

## Current status of persons vaccinated for COVID-19 in Florida

**Total people vaccinated** 490,836

First dose 207,147

Series completed 283,689

Completed 1-dose series 47,141

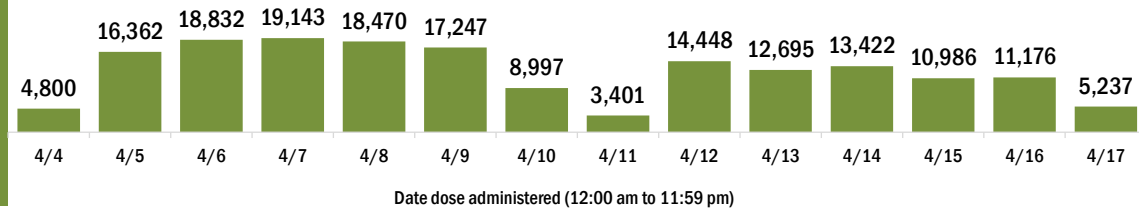
Completed 2-dose series 236,548

**First dose:** current number of people who have only received their first dose of the Moderna or Pfizer vaccine.

**Series complete:** current number of people who have received both Moderna or Pfizer vaccine doses or one Johnson & Johnson dose and are considered fully immunized.

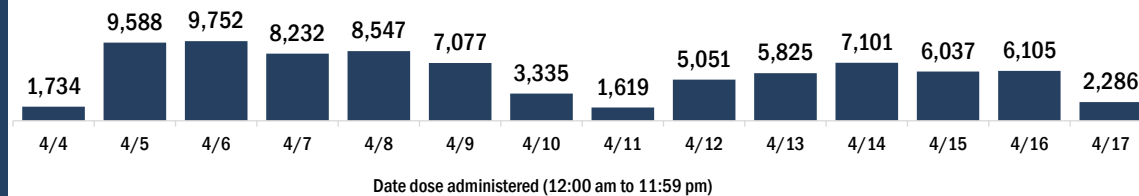
Demographic summary	First dose	Series complete	Total people vaccinated
<b>Age group</b>	207,147	283,689	490,836
16-24 years	20,709	10,735	31,444
25-34 years	26,178	24,965	51,143
35-44 years	34,242	30,348	64,590
45-54 years	38,145	41,256	79,401
55-64 years	33,986	64,024	98,010
65-74 years	32,064	66,931	98,995
75-84 years	16,500	33,473	49,973
85+ years	5,323	11,957	17,280
<b>Race</b>	207,147	283,689	490,836
White	129,037	188,455	317,492
Black	12,806	19,835	32,641
American Indian/Alaskan	716	820	1,536
Other	28,174	37,556	65,730
Unknown	36,414	37,023	73,437
<b>Other race</b> includes Asian, native Hawaiian/Pacific Islander, or other.			
<b>Ethnicity</b>	207,147	283,689	490,836
Hispanic	24,568	30,442	55,010
Non-Hispanic	107,412	169,217	276,629
Unknown	75,167	84,030	159,197
<b>Gender</b>	207,147	283,689	490,836
Female	110,235	164,139	274,374
Male	96,583	119,344	215,927
Unknown	329	206	535

## COVID-19 doses administered for the past 2 weeks

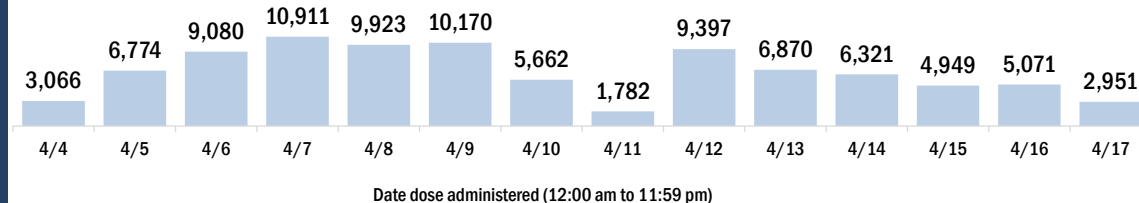


## Persons vaccinated for COVID-19 for the past 2 weeks

### Number of persons who received their first dose of a two-dose series of the COVID-19 vaccine



### Number of persons who completed the COVID-19 vaccine series



# COVID-19: Holmes County vaccine summary

Vaccination data through Apr 17, 2021 as of Apr 18, 2021 at 12:05 AM

Data in this report are provisional and subject to change.

Data in this summary pertain to COVID-19 vaccines approved by the U.S. Food and Drug Administration and have been issued an Emergency Use Authorization (Janssen COVID-19 Vaccine, Moderna COVID-19 Vaccine and Pfizer-BioNTech COVID-19 Vaccine). These data summarize the number of people who have received either their first dose or have completed the series for a COVID-19 vaccine. **A person can only be counted in one category, first dose or series complete.** For persons receiving Moderna or Pfizer vaccines, once they receive their second dose, they are moved from the first dose column to the series completed column. **Because of this, the total first dose category may show a change from report to report not matching the total receiving their first dose from the previous day.** Persons receiving Johnson & Johnson vaccines will always be counted in the series completed column.

## COVID-19 doses for vaccinated persons in Florida

**Doses administered** 6,294

People receiving one dose of a 1-dose series (Johnson & Johnson) or receiving only one dose of a 2-dose series (Moderna, Pfizer) count once. Persons receiving both doses of a 2-dose series count twice.

## Current status of persons vaccinated for COVID-19 in Florida

**Total people vaccinated** 3,931

First dose 1,271

Series completed 2,660

Completed 1-dose series 297

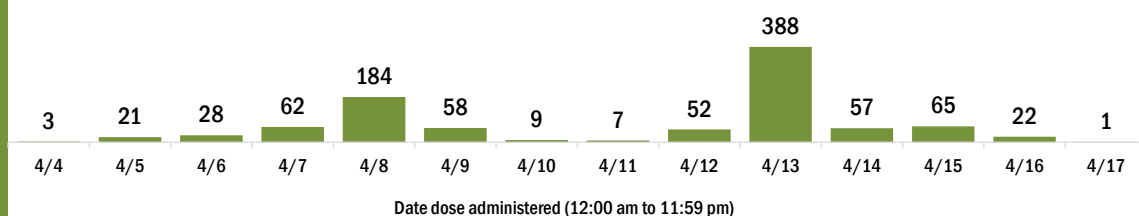
Completed 2-dose series 2,363

**First dose:** current number of people who have only received their first dose of the Moderna or Pfizer vaccine.

**Series complete:** current number of people who have received both Moderna or Pfizer vaccine doses or one Johnson & Johnson dose and are considered fully immunized.

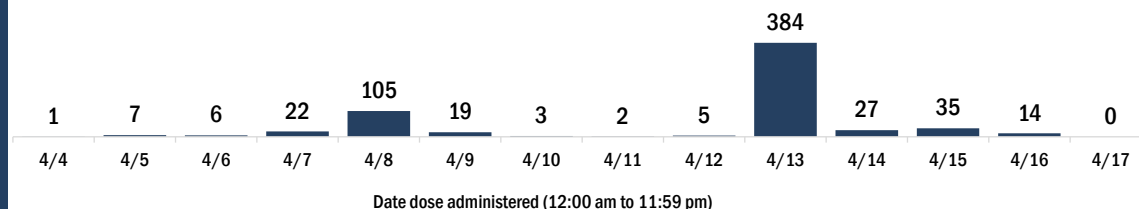
Demographic summary	First dose	Series complete	Total people vaccinated
<b>Age group</b>	1,271	2,660	3,931
16-24 years	63	29	92
25-34 years	122	68	190
35-44 years	167	127	294
45-54 years	238	213	451
55-64 years	362	428	790
65-74 years	189	973	1,162
75-84 years	105	641	746
85+ years	25	181	206
<b>Race</b>	1,271	2,660	3,931
White	958	2,287	3,245
Black	183	85	268
American Indian/Alaskan	10	28	38
Other	80	161	241
Unknown	40	99	139
<b>Other race</b> includes Asian, native Hawaiian/Pacific Islander, or other.			
<b>Ethnicity</b>	1,271	2,660	3,931
Hispanic	60	16	76
Non-Hispanic	1,052	2,221	3,273
Unknown	159	423	582
<b>Gender</b>	1,271	2,660	3,931
Female	491	1,455	1,946
Male	780	1,205	1,985
Unknown	0	0	0

## COVID-19 doses administered for the past 2 weeks

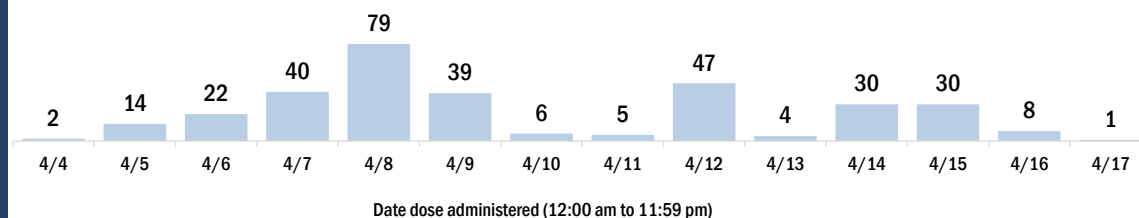


## Persons vaccinated for COVID-19 for the past 2 weeks

### Number of persons who received their first dose of a two-dose series of the COVID-19 vaccine



### Number of persons who completed the COVID-19 vaccine series



# COVID-19: Indian River County vaccine summary

Vaccination data through Apr 17, 2021 as of Apr 18, 2021 at 12:05 AM

Data in this report are provisional and subject to change.

Data in this summary pertain to COVID-19 vaccines approved by the U.S. Food and Drug Administration and have been issued an Emergency Use Authorization (Janssen COVID-19 Vaccine, Moderna COVID-19 Vaccine and Pfizer-BioNTech COVID-19 Vaccine). These data summarize the number of people who have received either their first dose or have completed the series for a COVID-19 vaccine. **A person can only be counted in one category, first dose or series complete.** For persons receiving Moderna or Pfizer vaccines, once they receive their second dose, they are moved from the first dose column to the series completed column. **Because of this, the total first dose category may show a change from report to report not matching the total receiving their first dose from the previous day.** Persons receiving Johnson & Johnson vaccines will always be counted in the series completed column.

## COVID-19 doses for vaccinated persons in Florida

**Doses administered** 118,641

People receiving one dose of a 1-dose series (Johnson & Johnson) or receiving only one dose of a 2-dose series (Moderna, Pfizer) count once. Persons receiving both doses of a 2-dose series count twice.

## Current status of persons vaccinated for COVID-19 in Florida

**Total people vaccinated** 73,988

First dose 27,433

Series completed 46,555

Completed 1-dose series 1,902

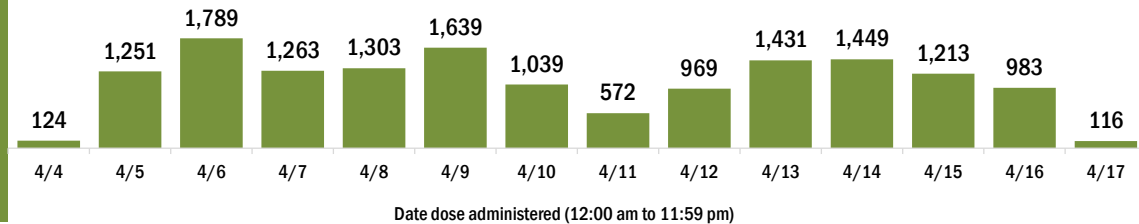
Completed 2-dose series 44,653

**First dose:** current number of people who have only received their first dose of the Moderna or Pfizer vaccine.

**Series complete:** current number of people who have received both Moderna or Pfizer vaccine doses or one Johnson & Johnson dose and are considered fully immunized.

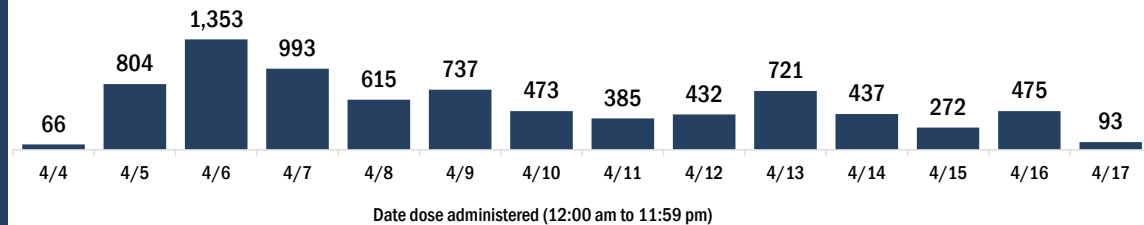
Demographic summary	First dose	Series complete	Total people vaccinated
<b>Age group</b>	27,433	46,555	73,988
16-24 years	1,187	411	1,598
25-34 years	1,605	875	2,480
35-44 years	2,204	1,160	3,364
45-54 years	3,579	2,321	5,900
55-64 years	6,904	6,483	13,387
65-74 years	5,863	19,193	25,056
75-84 years	4,278	12,077	16,355
85+ years	1,813	4,035	5,848
<b>Race</b>	27,433	46,555	73,988
White	19,748	34,629	54,377
Black	1,396	1,159	2,555
American Indian/Alaskan	191	233	424
Other	1,970	3,112	5,082
Unknown	4,128	7,422	11,550
<b>Other race</b> includes Asian, native Hawaiian/Pacific Islander, or other.			
<b>Ethnicity</b>	27,433	46,555	73,988
Hispanic	2,232	1,218	3,450
Non-Hispanic	15,410	29,743	45,153
Unknown	9,791	15,594	25,385
<b>Gender</b>	27,433	46,555	73,988
Female	14,695	26,394	41,089
Male	12,707	20,126	32,833
Unknown	31	35	66

## COVID-19 doses administered for the past 2 weeks

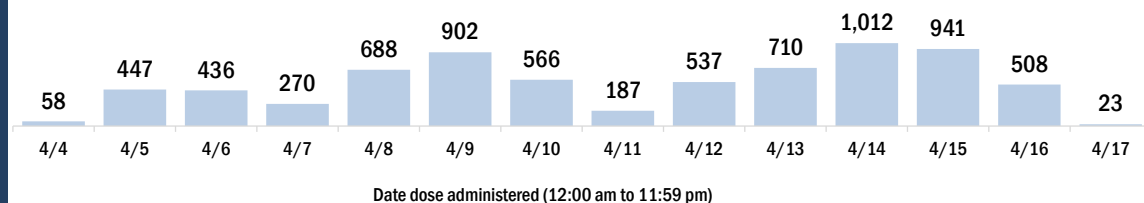


## Persons vaccinated for COVID-19 for the past 2 weeks

### Number of persons who received their first dose of a two-dose series of the COVID-19 vaccine



### Number of persons who completed the COVID-19 vaccine series





# COVID-19: Jackson County vaccine summary

Vaccination data through Apr 17, 2021 as of Apr 18, 2021 at 12:05 AM

Data in this report are provisional and subject to change.

Data in this summary pertain to COVID-19 vaccines approved by the U.S. Food and Drug Administration and have been issued an Emergency Use Authorization (Janssen COVID-19 Vaccine, Moderna COVID-19 Vaccine and Pfizer-BioNTech COVID-19 Vaccine). These data summarize the number of people who have received either their first dose or have completed the series for a COVID-19 vaccine. **A person can only be counted in one category, first dose or series complete.** For persons receiving Moderna or Pfizer vaccines, once they receive their second dose, they are moved from the first dose column to the series completed column. **Because of this, the total first dose category may show a change from report to report not matching the total receiving their first dose from the previous day.** Persons receiving Johnson & Johnson vaccines will always be counted in the series completed column.

## COVID-19 doses for vaccinated persons in Florida

**Doses administered** 20,222

People receiving one dose of a 1-dose series (Johnson & Johnson) or receiving only one dose of a 2-dose series (Moderna, Pfizer) count once. Persons receiving both doses of a 2-dose series count twice.

## Current status of persons vaccinated for COVID-19 in Florida

**Total people vaccinated** 12,729

First dose 4,452

Series completed 8,277

Completed 1-dose series 784

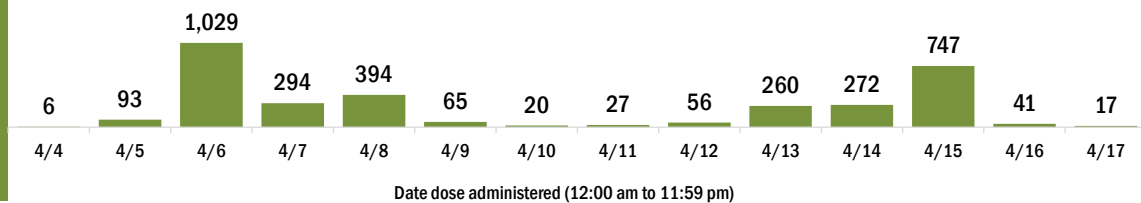
Completed 2-dose series 7,493

**First dose:** current number of people who have only received their first dose of the Moderna or Pfizer vaccine.

**Series complete:** current number of people who have received both Moderna or Pfizer vaccine doses or one Johnson & Johnson dose and are considered fully immunized.

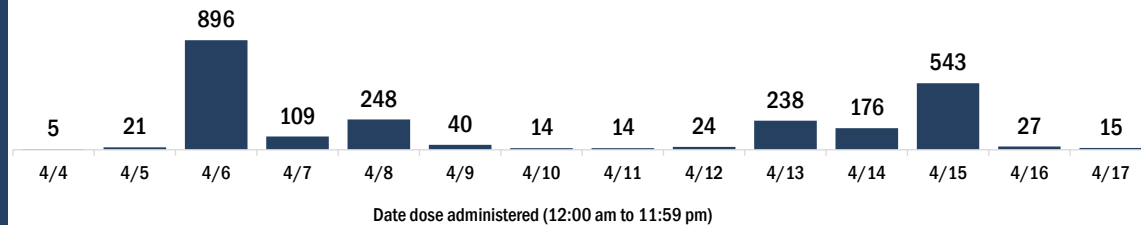
Demographic summary	First dose	Series complete	Total people vaccinated
<b>Age group</b>	<b>4,452</b>	<b>8,277</b>	<b>12,729</b>
16-24 years	199	96	295
25-34 years	471	248	719
35-44 years	699	399	1,098
45-54 years	921	729	1,650
55-64 years	1,005	1,634	2,639
65-74 years	644	2,861	3,505
75-84 years	377	1,734	2,111
85+ years	136	576	712
<b>Race</b>	<b>4,452</b>	<b>8,277</b>	<b>12,729</b>
White	2,697	5,809	8,506
Black	1,222	1,595	2,817
American Indian/Alaskan	23	41	64
Other	209	357	566
Unknown	301	475	776
<b>Other race</b> includes Asian, native Hawaiian/Pacific Islander, or other.			
<b>Ethnicity</b>	<b>4,452</b>	<b>8,277</b>	<b>12,729</b>
Hispanic	240	101	341
Non-Hispanic	2,786	6,057	8,843
Unknown	1,426	2,119	3,545
<b>Gender</b>	<b>4,452</b>	<b>8,277</b>	<b>12,729</b>
Female	1,638	4,725	6,363
Male	2,813	3,552	6,365
Unknown	1	0	1

## COVID-19 doses administered for the past 2 weeks

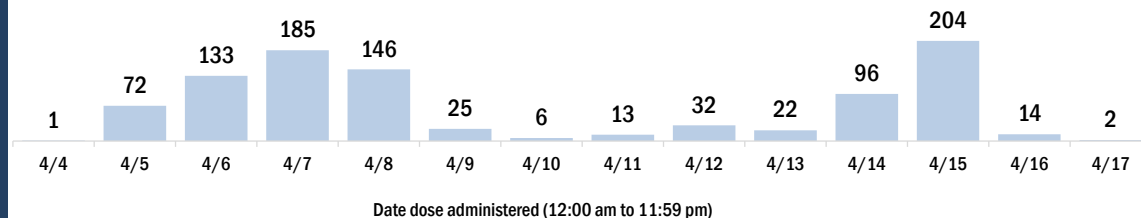


## Persons vaccinated for COVID-19 for the past 2 weeks

### Number of persons who received their first dose of a two-dose series of the COVID-19 vaccine



### Number of persons who completed the COVID-19 vaccine series



# COVID-19: Jefferson County vaccine summary

Vaccination data through Apr 17, 2021 as of Apr 18, 2021 at 12:05 AM

Data in this report are provisional and subject to change.

Data in this summary pertain to COVID-19 vaccines approved by the U.S. Food and Drug Administration and have been issued an Emergency Use Authorization (Janssen COVID-19 Vaccine, Moderna COVID-19 Vaccine and Pfizer-BioNTech COVID-19 Vaccine). These data summarize the number of people who have received either their first dose or have completed the series for a COVID-19 vaccine. **A person can only be counted in one category, first dose or series complete.** For persons receiving Moderna or Pfizer vaccines, once they receive their second dose, they are moved from the first dose column to the series completed column. **Because of this, the total first dose category may show a change from report to report not matching the total receiving their first dose from the previous day.** Persons receiving Johnson & Johnson vaccines will always be counted in the series completed column.

## COVID-19 doses for vaccinated persons in Florida

**Doses administered** 7,423

People receiving one dose of a 1-dose series (Johnson & Johnson) or receiving only one dose of a 2-dose series (Moderna, Pfizer) count once. Persons receiving both doses of a 2-dose series count twice.

## Current status of persons vaccinated for COVID-19 in Florida

**Total people vaccinated** 4,418

First dose 1,144

Series completed 3,274

Completed 1-dose series 269

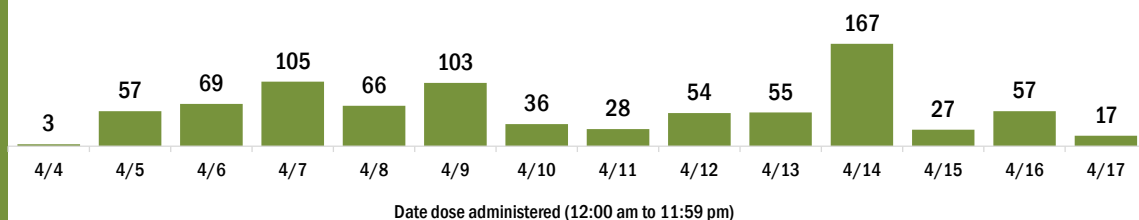
Completed 2-dose series 3,005

**First dose:** current number of people who have only received their first dose of the Moderna or Pfizer vaccine.

**Series complete:** current number of people who have received both Moderna or Pfizer vaccine doses or one Johnson & Johnson dose and are considered fully immunized.

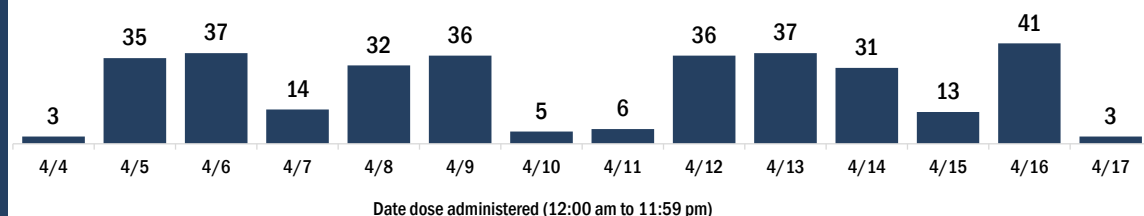
Demographic summary	First dose	Series complete	Total people vaccinated
<b>Age group</b>	<b>1,144</b>	<b>3,274</b>	<b>4,418</b>
16-24 years	72	30	102
25-34 years	82	91	173
35-44 years	120	133	253
45-54 years	240	291	531
55-64 years	409	645	1,054
65-74 years	130	1,275	1,405
75-84 years	65	636	701
85+ years	26	173	199
<b>Race</b>	<b>1,144</b>	<b>3,274</b>	<b>4,418</b>
White	617	1,797	2,414
Black	321	716	1,037
American Indian/Alaskan	3	6	9
Other	115	507	622
Unknown	88	248	336
<b>Other race</b> includes Asian, native Hawaiian/Pacific Islander, or other.			
<b>Ethnicity</b>	<b>1,144</b>	<b>3,274</b>	<b>4,418</b>
Hispanic	38	54	92
Non-Hispanic	857	1,856	2,713
Unknown	249	1,364	1,613
<b>Gender</b>	<b>1,144</b>	<b>3,274</b>	<b>4,418</b>
Female	658	1,914	2,572
Male	486	1,360	1,846
Unknown	0	0	0

## COVID-19 doses administered for the past 2 weeks

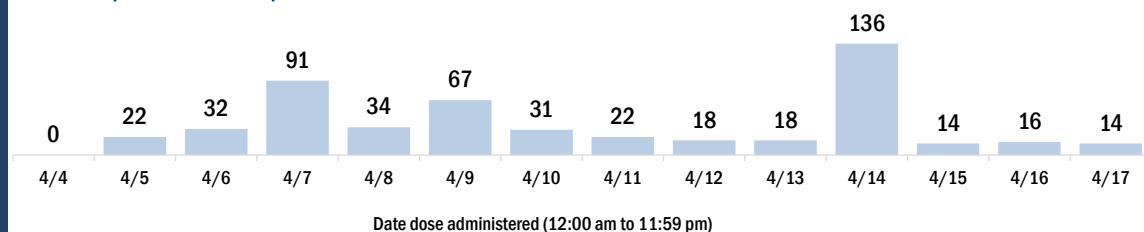


## Persons vaccinated for COVID-19 for the past 2 weeks

### Number of persons who received their first dose of a two-dose series of the COVID-19 vaccine



### Number of persons who completed the COVID-19 vaccine series



# COVID-19: Lafayette County vaccine summary

Vaccination data through Apr 17, 2021 as of Apr 18, 2021 at 12:05 AM

Data in this report are provisional and subject to change.

Data in this summary pertain to COVID-19 vaccines approved by the U.S. Food and Drug Administration and have been issued an Emergency Use Authorization (Janssen COVID-19 Vaccine, Moderna COVID-19 Vaccine and Pfizer-BioNTech COVID-19 Vaccine). These data summarize the number of people who have received either their first dose or have completed the series for a COVID-19 vaccine. **A person can only be counted in one category, first dose or series complete.** For persons receiving Moderna or Pfizer vaccines, once they receive their second dose, they are moved from the first dose column to the series completed column. **Because of this, the total first dose category may show a change from report to report not matching the total receiving their first dose from the previous day.** Persons receiving Johnson & Johnson vaccines will always be counted in the series completed column.

## COVID-19 doses for vaccinated persons in Florida

**Doses administered** 2,940

People receiving one dose of a 1-dose series (Johnson & Johnson) or receiving only one dose of a 2-dose series (Moderna, Pfizer) count once. Persons receiving both doses of a 2-dose series count twice.

## Current status of persons vaccinated for COVID-19 in Florida

**Total people vaccinated** 1,702

First dose 440

Series completed 1,262

Completed 1-dose series 24

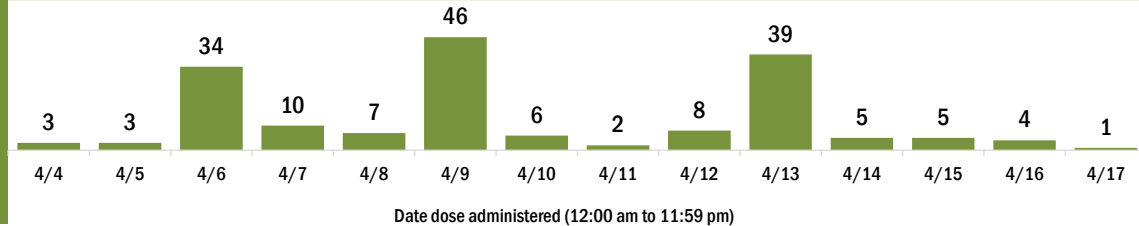
Completed 2-dose series 1,238

**First dose:** current number of people who have only received their first dose of the Moderna or Pfizer vaccine.

**Series complete:** current number of people who have received both Moderna or Pfizer vaccine doses or one Johnson & Johnson dose and are considered fully immunized.

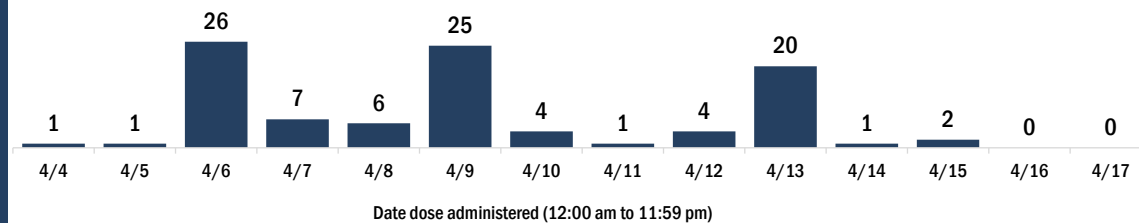
Demographic summary	First dose	Series complete	Total people vaccinated
<b>Age group</b>	440	1,262	1,702
16-24 years	15	4	19
25-34 years	12	10	22
35-44 years	43	24	67
45-54 years	73	65	138
55-64 years	114	124	238
65-74 years	106	597	703
75-84 years	52	339	391
85+ years	25	99	124
<b>Race</b>	440	1,262	1,702
White	334	1,073	1,407
Black	18	42	60
American Indian/Alaskan	4	5	9
Other	26	72	98
Unknown	58	70	128
<b>Other race</b> includes Asian, native Hawaiian/Pacific Islander, or other.			
<b>Ethnicity</b>	440	1,262	1,702
Hispanic	38	34	72
Non-Hispanic	273	1,019	1,292
Unknown	129	209	338
<b>Gender</b>	440	1,262	1,702
Female	231	654	885
Male	208	608	816
Unknown	1	0	1

## COVID-19 doses administered for the past 2 weeks

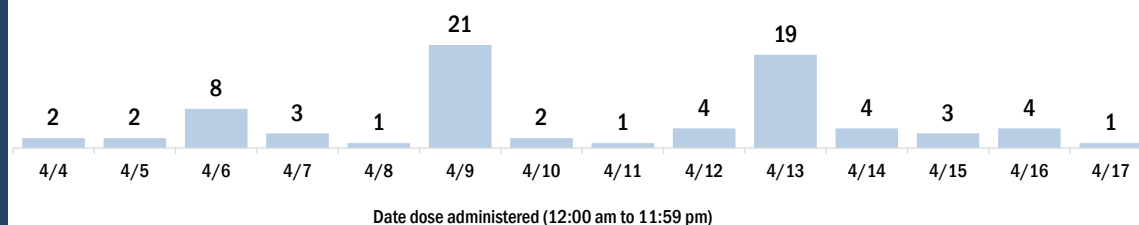


## Persons vaccinated for COVID-19 for the past 2 weeks

### Number of persons who received their first dose of a two-dose series of the COVID-19 vaccine



### Number of persons who completed the COVID-19 vaccine series



# COVID-19: Lake County vaccine summary

Vaccination data through Apr 17, 2021 as of Apr 18, 2021 at 12:05 AM

Data in this report are provisional and subject to change.

Data in this summary pertain to COVID-19 vaccines approved by the U.S. Food and Drug Administration and have been issued an Emergency Use Authorization (Janssen COVID-19 Vaccine, Moderna COVID-19 Vaccine and Pfizer-BioNTech COVID-19 Vaccine). These data summarize the number of people who have received either their first dose or have completed the series for a COVID-19 vaccine. **A person can only be counted in one category, first dose or series complete.** For persons receiving Moderna or Pfizer vaccines, once they receive their second dose, they are moved from the first dose column to the series completed column. **Because of this, the total first dose category may show a change from report to report not matching the total receiving their first dose from the previous day.** Persons receiving Johnson & Johnson vaccines will always be counted in the series completed column.

## COVID-19 doses for vaccinated persons in Florida

**Doses administered** 249,462

People receiving one dose of a 1-dose series (Johnson & Johnson) or receiving only one dose of a 2-dose series (Moderna, Pfizer) count once. Persons receiving both doses of a 2-dose series count twice.

## Current status of persons vaccinated for COVID-19 in Florida

**Total people vaccinated** 152,703

First dose 50,097

Series completed 102,606

Completed 1-dose series 5,847

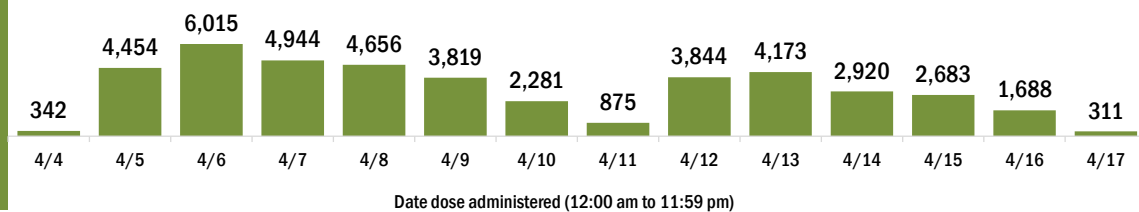
Completed 2-dose series 96,759

**First dose:** current number of people who have only received their first dose of the Moderna or Pfizer vaccine.

**Series complete:** current number of people who have received both Moderna or Pfizer vaccine doses or one Johnson & Johnson dose and are considered fully immunized.

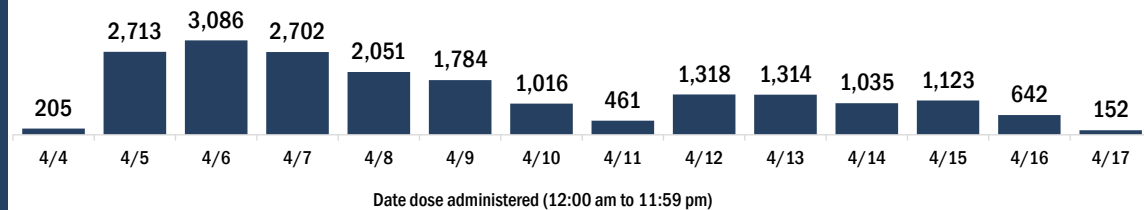
Demographic summary	First dose	Series complete	Total people vaccinated
<b>Age group</b>	50,097	102,606	152,703
16-24 years	4,457	1,156	5,613
25-34 years	4,852	2,803	7,655
35-44 years	6,729	4,242	10,971
45-54 years	9,168	6,740	15,908
55-64 years	10,994	15,968	26,962
65-74 years	7,139	37,874	45,013
75-84 years	4,943	26,182	31,125
85+ years	1,815	7,641	9,456
<b>Race</b>	50,097	102,606	152,703
White	32,481	77,658	110,139
Black	3,404	4,587	7,991
American Indian/Alaskan	323	521	844
Other	5,507	8,551	14,058
Unknown	8,382	11,289	19,671
<b>Other race</b> includes Asian, native Hawaiian/Pacific Islander, or other.			
<b>Ethnicity</b>	50,097	102,606	152,703
Hispanic	6,471	4,959	11,430
Non-Hispanic	25,286	58,776	84,062
Unknown	18,340	38,871	57,211
<b>Gender</b>	50,097	102,606	152,703
Female	26,996	58,511	85,507
Male	22,959	43,997	66,956
Unknown	142	98	240

## COVID-19 doses administered for the past 2 weeks

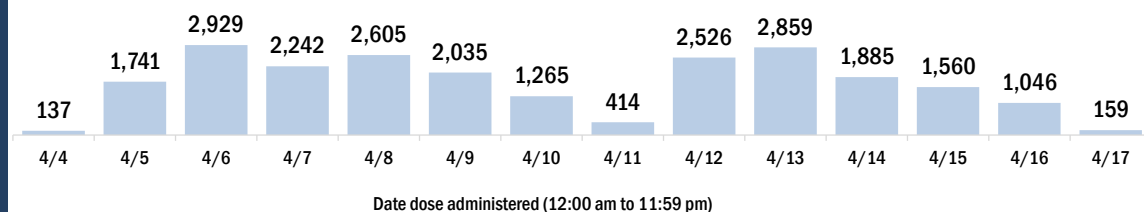


## Persons vaccinated for COVID-19 for the past 2 weeks

### Number of persons who received their first dose of a two-dose series of the COVID-19 vaccine



### Number of persons who completed the COVID-19 vaccine series



# COVID-19: Lee County vaccine summary

Vaccination data through Apr 17, 2021 as of Apr 18, 2021 at 12:05 AM

Data in this report are provisional and subject to change.

Data in this summary pertain to COVID-19 vaccines approved by the U.S. Food and Drug Administration and have been issued an Emergency Use Authorization (Janssen COVID-19 Vaccine, Moderna COVID-19 Vaccine and Pfizer-BioNTech COVID-19 Vaccine). These data summarize the number of people who have received either their first dose or have completed the series for a COVID-19 vaccine. **A person can only be counted in one category, first dose or series complete.** For persons receiving Moderna or Pfizer vaccines, once they receive their second dose, they are moved from the first dose column to the series completed column. **Because of this, the total first dose category may show a change from report to report not matching the total receiving their first dose from the previous day.** Persons receiving Johnson & Johnson vaccines will always be counted in the series completed column.

## COVID-19 doses for vaccinated persons in Florida

**Doses administered** 475,530

People receiving one dose of a 1-dose series (Johnson & Johnson) or receiving only one dose of a 2-dose series (Moderna, Pfizer) count once. Persons receiving both doses of a 2-dose series count twice.

## Current status of persons vaccinated for COVID-19 in Florida

**Total people vaccinated** 299,705

First dose 111,912

Series completed 187,793

Completed 1-dose series 11,968

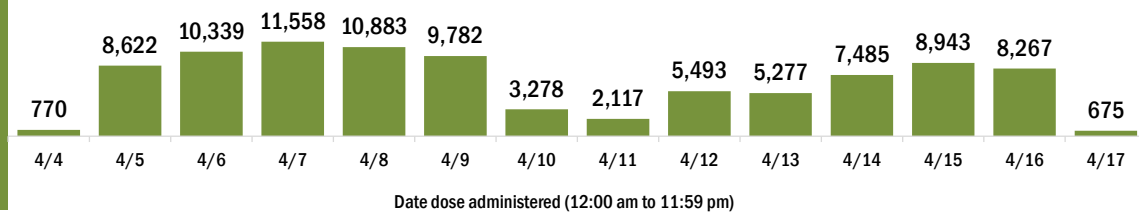
Completed 2-dose series 175,825

**First dose:** current number of people who have only received their first dose of the Moderna or Pfizer vaccine.

**Series complete:** current number of people who have received both Moderna or Pfizer vaccine doses or one Johnson & Johnson dose and are considered fully immunized.

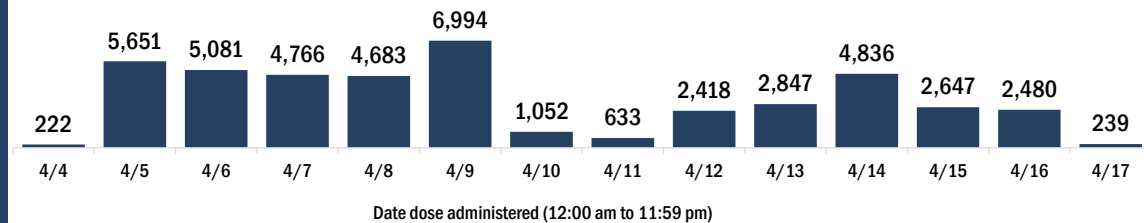
Demographic summary	First dose	Series complete	Total people vaccinated
<b>Age group</b>	<b>111,912</b>	<b>187,793</b>	<b>299,705</b>
16-24 years	5,941	1,730	7,671
25-34 years	8,385	4,453	12,838
35-44 years	12,076	6,098	18,174
45-54 years	18,242	9,687	27,929
55-64 years	30,899	25,251	56,150
65-74 years	20,571	79,547	100,118
75-84 years	11,925	48,259	60,184
85+ years	3,873	12,768	16,641
<b>Race</b>	<b>111,912</b>	<b>187,793</b>	<b>299,705</b>
White	79,822	134,413	214,235
Black	3,787	3,956	7,743
American Indian/Alaskan	505	587	1,092
Other	8,544	11,825	20,369
Unknown	19,254	37,012	56,266
<b>Other race</b> includes Asian, native Hawaiian/Pacific Islander, or other.			
<b>Ethnicity</b>	<b>111,912</b>	<b>187,793</b>	<b>299,705</b>
Hispanic	14,988	9,252	24,240
Non-Hispanic	61,076	108,002	169,078
Unknown	35,848	70,539	106,387
<b>Gender</b>	<b>111,912</b>	<b>187,793</b>	<b>299,705</b>
Female	60,018	105,660	165,678
Male	51,613	81,785	133,398
Unknown	281	348	629

## COVID-19 doses administered for the past 2 weeks

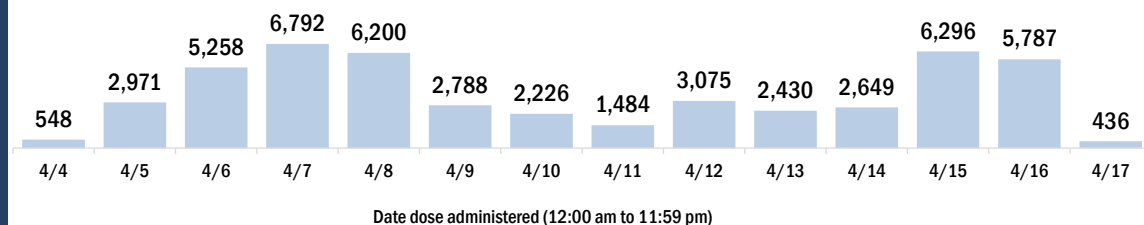


## Persons vaccinated for COVID-19 for the past 2 weeks

### Number of persons who received their first dose of a two-dose series of the COVID-19 vaccine



### Number of persons who completed the COVID-19 vaccine series



# COVID-19: Leon County vaccine summary

Vaccination data through Apr 17, 2021 as of Apr 18, 2021 at 12:05 AM

Data in this report are provisional and subject to change.

Data in this summary pertain to COVID-19 vaccines approved by the U.S. Food and Drug Administration and have been issued an Emergency Use Authorization (Janssen COVID-19 Vaccine, Moderna COVID-19 Vaccine and Pfizer-BioNTech COVID-19 Vaccine). These data summarize the number of people who have received either their first dose or have completed the series for a COVID-19 vaccine. **A person can only be counted in one category, first dose or series complete.** For persons receiving Moderna or Pfizer vaccines, once they receive their second dose, they are moved from the first dose column to the series completed column. **Because of this, the total first dose category may show a change from report to report not matching the total receiving their first dose from the previous day.** Persons receiving Johnson & Johnson vaccines will always be counted in the series completed column.

## COVID-19 doses for vaccinated persons in Florida

**Doses administered** 168,640

People receiving one dose of a 1-dose series (Johnson & Johnson) or receiving only one dose of a 2-dose series (Moderna, Pfizer) count once. Persons receiving both doses of a 2-dose series count twice.

## Current status of persons vaccinated for COVID-19 in Florida

**Total people vaccinated** 105,267

First dose 37,574

Series completed 67,693

Completed 1-dose series 4,320

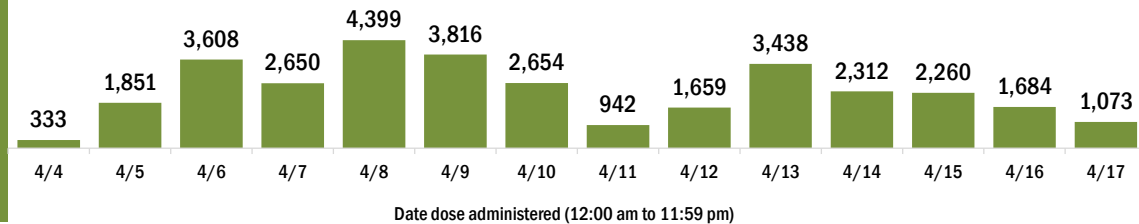
Completed 2-dose series 63,373

**First dose:** current number of people who have only received their first dose of the Moderna or Pfizer vaccine.

**Series complete:** current number of people who have received both Moderna or Pfizer vaccine doses or one Johnson & Johnson dose and are considered fully immunized.

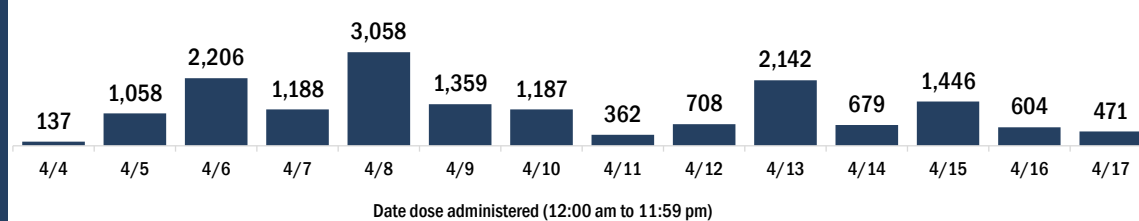
Demographic summary	First dose	Series complete	Total people vaccinated
<b>Age group</b>	37,574	67,693	105,267
16-24 years	7,151	3,306	10,457
25-34 years	6,847	5,413	12,260
35-44 years	6,888	6,229	13,117
45-54 years	6,702	8,074	14,776
55-64 years	5,734	14,215	19,949
65-74 years	2,418	18,937	21,355
75-84 years	1,184	8,602	9,786
85+ years	650	2,917	3,567
<b>Race</b>	37,574	67,693	105,267
White	21,365	40,544	61,909
Black	5,219	9,600	14,819
American Indian/Alaskan	136	203	339
Other	5,639	11,814	17,453
Unknown	5,215	5,532	10,747
<b>Other race</b> includes Asian, native Hawaiian/Pacific Islander, or other.			
<b>Ethnicity</b>	37,574	67,693	105,267
Hispanic	2,293	2,784	5,077
Non-Hispanic	25,025	49,272	74,297
Unknown	10,256	15,637	25,893
<b>Gender</b>	37,574	67,693	105,267
Female	20,231	39,810	60,041
Male	17,298	27,847	45,145
Unknown	45	36	81

## COVID-19 doses administered for the past 2 weeks

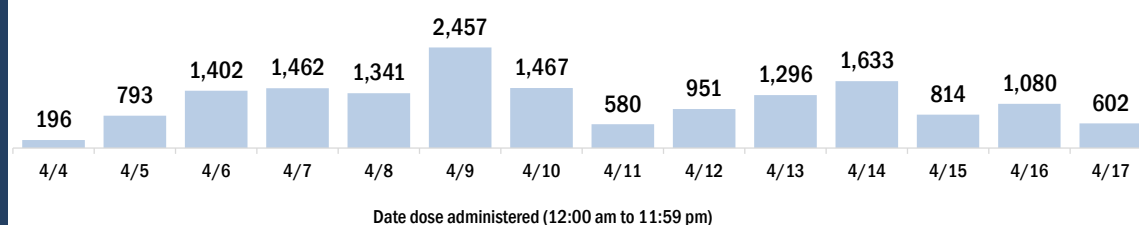


## Persons vaccinated for COVID-19 for the past 2 weeks

### Number of persons who received their first dose of a two-dose series of the COVID-19 vaccine



### Number of persons who completed the COVID-19 vaccine series



# COVID-19: Levy County vaccine summary

Vaccination data through Apr 17, 2021 as of Apr 18, 2021 at 12:05 AM

Data in this report are provisional and subject to change.

Data in this summary pertain to COVID-19 vaccines approved by the U.S. Food and Drug Administration and have been issued an Emergency Use Authorization (Janssen COVID-19 Vaccine, Moderna COVID-19 Vaccine and Pfizer-BioNTech COVID-19 Vaccine). These data summarize the number of people who have received either their first dose or have completed the series for a COVID-19 vaccine. **A person can only be counted in one category, first dose or series complete.** For persons receiving Moderna or Pfizer vaccines, once they receive their second dose, they are moved from the first dose column to the series completed column. **Because of this, the total first dose category may show a change from report to report not matching the total receiving their first dose from the previous day.** Persons receiving Johnson & Johnson vaccines will always be counted in the series completed column.

## COVID-19 doses for vaccinated persons in Florida

**Doses administered** 15,992

People receiving one dose of a 1-dose series (Johnson & Johnson) or receiving only one dose of a 2-dose series (Moderna, Pfizer) count once. Persons receiving both doses of a 2-dose series count twice.

## Current status of persons vaccinated for COVID-19 in Florida

**Total people vaccinated** 10,194

First dose 3,404

Series completed 6,790

Completed 1-dose series 992

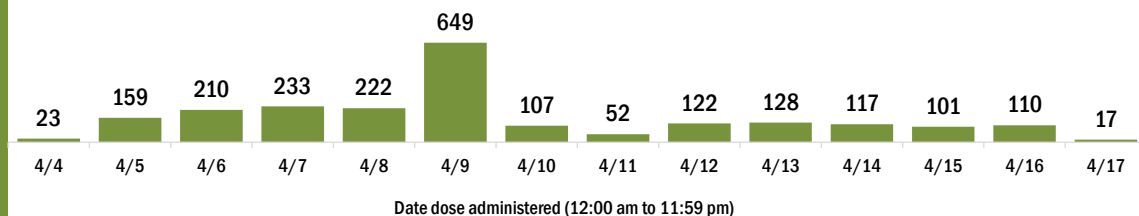
Completed 2-dose series 5,798

**First dose:** current number of people who have only received their first dose of the Moderna or Pfizer vaccine.

**Series complete:** current number of people who have received both Moderna or Pfizer vaccine doses or one Johnson & Johnson dose and are considered fully immunized.

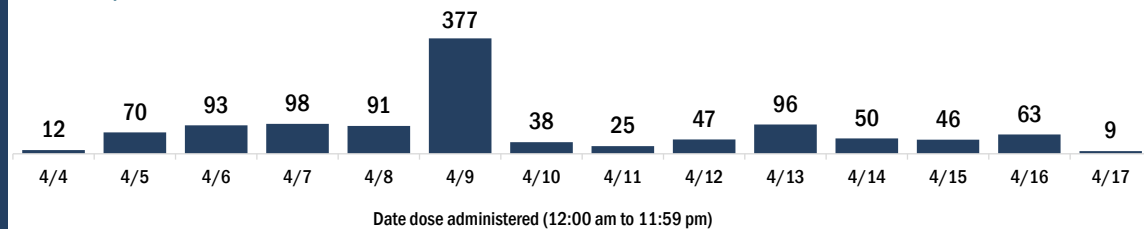
Demographic summary	First dose	Series complete	Total people vaccinated
<b>Age group</b>	<b>3,404</b>	<b>6,790</b>	<b>10,194</b>
16-24 years	119	74	193
25-34 years	163	199	362
35-44 years	246	236	482
45-54 years	468	434	902
55-64 years	1,193	1,017	2,210
65-74 years	736	2,911	3,647
75-84 years	363	1,552	1,915
85+ years	116	367	483
<b>Race</b>	<b>3,404</b>	<b>6,790</b>	<b>10,194</b>
White	2,560	5,306	7,866
Black	288	400	688
American Indian/Alaskan	20	42	62
Other	221	383	604
Unknown	315	659	974
<b>Other race</b> includes Asian, native Hawaiian/Pacific Islander, or other.			
<b>Ethnicity</b>	<b>3,404</b>	<b>6,790</b>	<b>10,194</b>
Hispanic	242	209	451
Non-Hispanic	2,113	4,863	6,976
Unknown	1,049	1,718	2,767
<b>Gender</b>	<b>3,404</b>	<b>6,790</b>	<b>10,194</b>
Female	1,931	3,888	5,819
Male	1,471	2,902	4,373
Unknown	2	0	2

## COVID-19 doses administered for the past 2 weeks

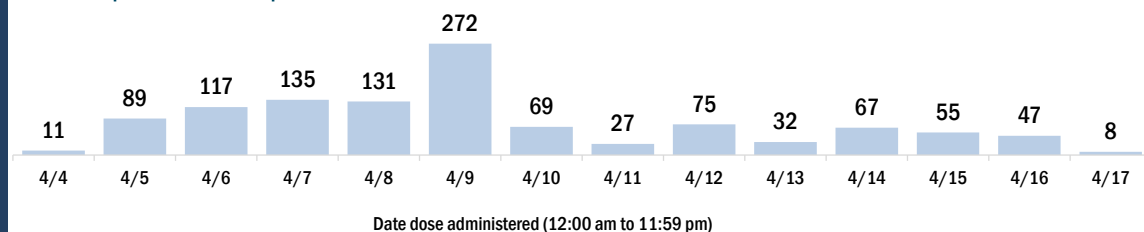


## Persons vaccinated for COVID-19 for the past 2 weeks

### Number of persons who received their first dose of a two-dose series of the COVID-19 vaccine



### Number of persons who completed the COVID-19 vaccine series





# COVID-19: Liberty County vaccine summary

Vaccination data through Apr 17, 2021 as of Apr 18, 2021 at 12:05 AM

Data in this report are provisional and subject to change.

Data in this summary pertain to COVID-19 vaccines approved by the U.S. Food and Drug Administration and have been issued an Emergency Use Authorization (Janssen COVID-19 Vaccine, Moderna COVID-19 Vaccine and Pfizer-BioNTech COVID-19 Vaccine). These data summarize the number of people who have received either their first dose or have completed the series for a COVID-19 vaccine. **A person can only be counted in one category, first dose or series complete.** For persons receiving Moderna or Pfizer vaccines, once they receive their second dose, they are moved from the first dose column to the series completed column. **Because of this, the total first dose category may show a change from report to report not matching the total receiving their first dose from the previous day.** Persons receiving Johnson & Johnson vaccines will always be counted in the series completed column.

## COVID-19 doses for vaccinated persons in Florida

**Doses administered** 2,552

People receiving one dose of a 1-dose series (Johnson & Johnson) or receiving only one dose of a 2-dose series (Moderna, Pfizer) count once. Persons receiving both doses of a 2-dose series count twice.

## Current status of persons vaccinated for COVID-19 in Florida

**Total people vaccinated** 1,469

First dose 318

Series completed 1,151

Completed 1-dose series 68

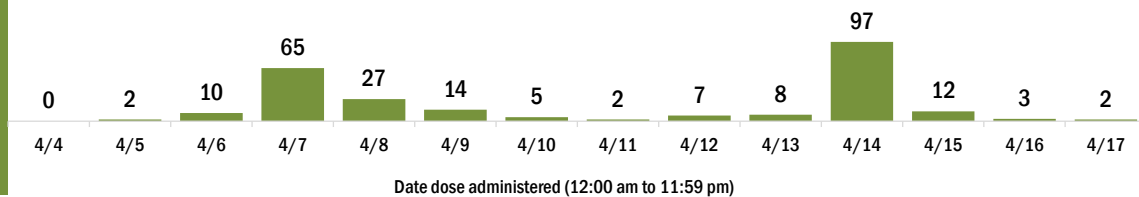
Completed 2-dose series 1,083

**First dose:** current number of people who have only received their first dose of the Moderna or Pfizer vaccine.

**Series complete:** current number of people who have received both Moderna or Pfizer vaccine doses or one Johnson & Johnson dose and are considered fully immunized.

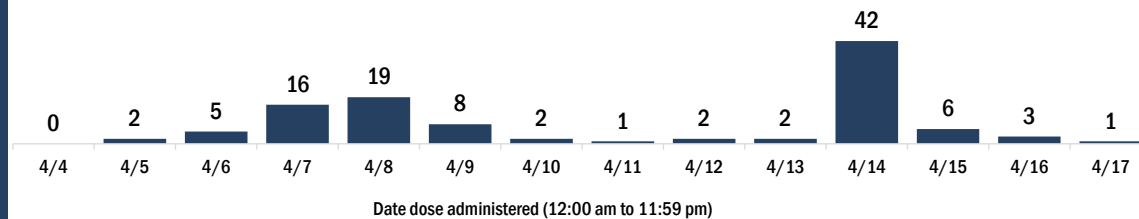
Demographic summary	First dose	Series complete	Total people vaccinated
<b>Age group</b>	<b>318</b>	<b>1,151</b>	<b>1,469</b>
16-24 years	23	15	38
25-34 years	22	33	55
35-44 years	43	67	110
45-54 years	73	81	154
55-64 years	88	270	358
65-74 years	41	410	451
75-84 years	22	218	240
85+ years	6	57	63
<b>Race</b>	<b>318</b>	<b>1,151</b>	<b>1,469</b>
White	211	837	1,048
Black	51	101	152
American Indian/Alaskan	4	8	12
Other	22	97	119
Unknown	30	108	138
<b>Other race</b> includes Asian, native Hawaiian/Pacific Islander, or other.			
<b>Ethnicity</b>	<b>318</b>	<b>1,151</b>	<b>1,469</b>
Hispanic	4	15	19
Non-Hispanic	159	634	793
Unknown	155	502	657
<b>Gender</b>	<b>318</b>	<b>1,151</b>	<b>1,469</b>
Female	179	618	797
Male	139	533	672
Unknown	0	0	0

## COVID-19 doses administered for the past 2 weeks

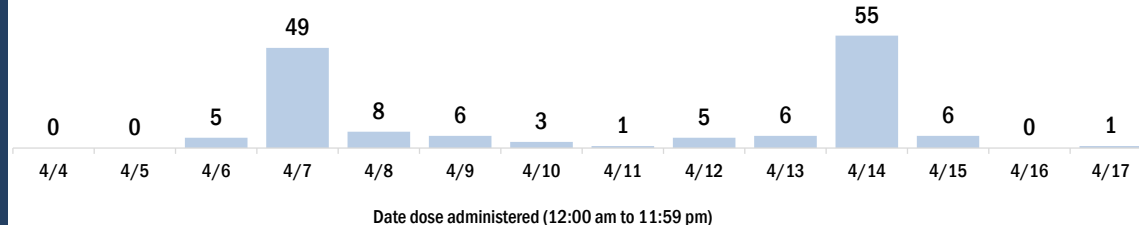


## Persons vaccinated for COVID-19 for the past 2 weeks

### Number of persons who received their first dose of a two-dose series of the COVID-19 vaccine



### Number of persons who completed the COVID-19 vaccine series



# COVID-19: Madison County vaccine summary

Vaccination data through Apr 17, 2021 as of Apr 18, 2021 at 12:05 AM

Data in this report are provisional and subject to change.

Data in this summary pertain to COVID-19 vaccines approved by the U.S. Food and Drug Administration and have been issued an Emergency Use Authorization (Janssen COVID-19 Vaccine, Moderna COVID-19 Vaccine and Pfizer-BioNTech COVID-19 Vaccine). These data summarize the number of people who have received either their first dose or have completed the series for a COVID-19 vaccine. **A person can only be counted in one category, first dose or series complete.** For persons receiving Moderna or Pfizer vaccines, once they receive their second dose, they are moved from the first dose column to the series completed column. **Because of this, the total first dose category may show a change from report to report not matching the total receiving their first dose from the previous day.** Persons receiving Johnson & Johnson vaccines will always be counted in the series completed column.

## COVID-19 doses for vaccinated persons in Florida

**Doses administered** 8,561

People receiving one dose of a 1-dose series (Johnson & Johnson) or receiving only one dose of a 2-dose series (Moderna, Pfizer) count once. Persons receiving both doses of a 2-dose series count twice.

## Current status of persons vaccinated for COVID-19 in Florida

**Total people vaccinated** 5,283

First dose 1,631

Series completed 3,652

Completed 1-dose series 374

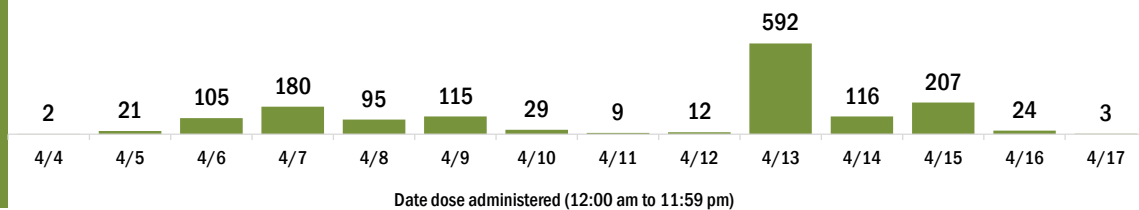
Completed 2-dose series 3,278

**First dose:** current number of people who have only received their first dose of the Moderna or Pfizer vaccine.

**Series complete:** current number of people who have received both Moderna or Pfizer vaccine doses or one Johnson & Johnson dose and are considered fully immunized.

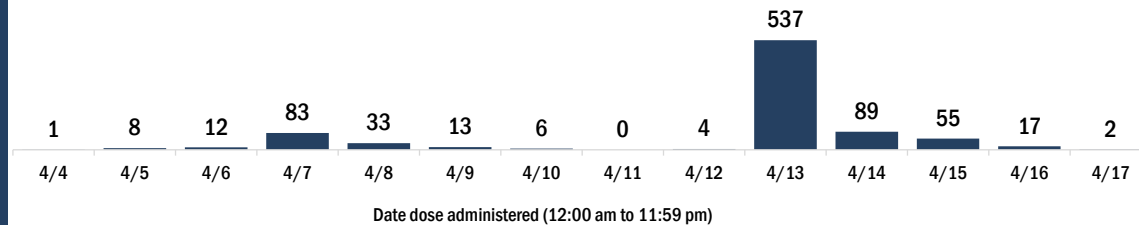
Demographic summary	First dose	Series complete	Total people vaccinated
<b>Age group</b>	<b>1,631</b>	<b>3,652</b>	<b>5,283</b>
16-24 years	65	37	102
25-34 years	142	98	240
35-44 years	261	182	443
45-54 years	369	309	678
55-64 years	494	690	1,184
65-74 years	202	1,374	1,576
75-84 years	72	757	829
85+ years	26	205	231
<b>Race</b>	<b>1,631</b>	<b>3,652</b>	<b>5,283</b>
White	828	2,038	2,866
Black	544	1,017	1,561
American Indian/Alaskan	0	8	8
Other	129	303	432
Unknown	130	286	416
<b>Other race</b> includes Asian, native Hawaiian/Pacific Islander, or other.			
<b>Ethnicity</b>	<b>1,631</b>	<b>3,652</b>	<b>5,283</b>
Hispanic	95	72	167
Non-Hispanic	1,159	1,623	2,782
Unknown	377	1,957	2,334
<b>Gender</b>	<b>1,631</b>	<b>3,652</b>	<b>5,283</b>
Female	589	2,065	2,654
Male	1,042	1,587	2,629
Unknown	0	0	0

## COVID-19 doses administered for the past 2 weeks

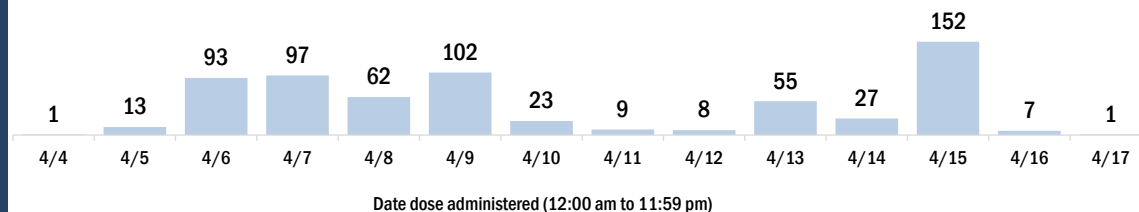


## Persons vaccinated for COVID-19 for the past 2 weeks

### Number of persons who received their first dose of a two-dose series of the COVID-19 vaccine



### Number of persons who completed the COVID-19 vaccine series



# COVID-19: Manatee County vaccine summary

Vaccination data through Apr 17, 2021 as of Apr 18, 2021 at 12:05 AM

Data in this report are provisional and subject to change.

Data in this summary pertain to COVID-19 vaccines approved by the U.S. Food and Drug Administration and have been issued an Emergency Use Authorization (Janssen COVID-19 Vaccine, Moderna COVID-19 Vaccine and Pfizer-BioNTech COVID-19 Vaccine). These data summarize the number of people who have received either their first dose or have completed the series for a COVID-19 vaccine. **A person can only be counted in one category, first dose or series complete.** For persons receiving Moderna or Pfizer vaccines, once they receive their second dose, they are moved from the first dose column to the series completed column. **Because of this, the total first dose category may show a change from report to report not matching the total receiving their first dose from the previous day.** Persons receiving Johnson & Johnson vaccines will always be counted in the series completed column.

## COVID-19 doses for vaccinated persons in Florida

**Doses administered** 250,307

People receiving one dose of a 1-dose series (Johnson & Johnson) or receiving only one dose of a 2-dose series (Moderna, Pfizer) count once. Persons receiving both doses of a 2-dose series count twice.

## Current status of persons vaccinated for COVID-19 in Florida

**Total people vaccinated** 158,501

First dose 61,263

Series completed 97,238

Completed 1-dose series 5,432

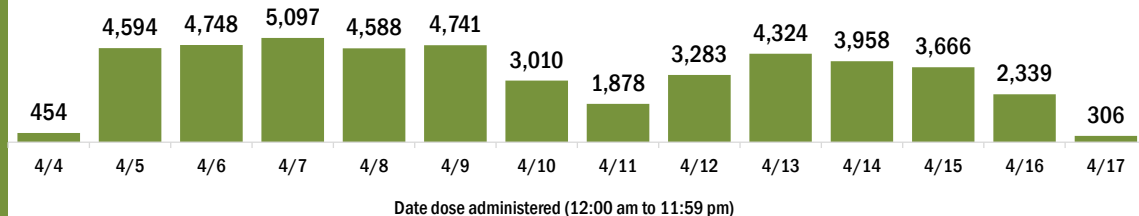
Completed 2-dose series 91,806

**First dose:** current number of people who have only received their first dose of the Moderna or Pfizer vaccine.

**Series complete:** current number of people who have received both Moderna or Pfizer vaccine doses or one Johnson & Johnson dose and are considered fully immunized.

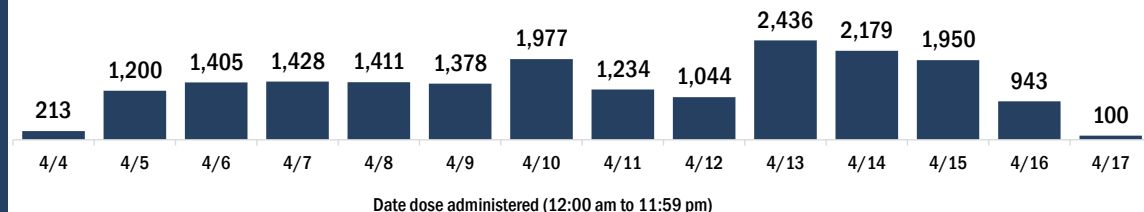
Demographic summary	First dose	Series complete	Total people vaccinated
<b>Age group</b>	<b>61,263</b>	<b>97,238</b>	<b>158,501</b>
16-24 years	3,460	1,229	4,689
25-34 years	4,576	3,063	7,639
35-44 years	6,855	3,924	10,779
45-54 years	11,215	5,701	16,916
55-64 years	17,747	13,464	31,211
65-74 years	9,583	39,774	49,357
75-84 years	5,683	23,035	28,718
85+ years	2,144	7,048	9,192
<b>Race</b>	<b>61,263</b>	<b>97,238</b>	<b>158,501</b>
White	45,024	75,048	120,072
Black	2,217	2,764	4,981
American Indian/Alaskan	292	374	666
Other	4,760	6,975	11,735
Unknown	8,970	12,077	21,047
<b>Other race</b> includes Asian, native Hawaiian/Pacific Islander, or other.			
<b>Ethnicity</b>	<b>61,263</b>	<b>97,238</b>	<b>158,501</b>
Hispanic	5,634	3,298	8,932
Non-Hispanic	35,363	59,127	94,490
Unknown	20,266	34,813	55,079
<b>Gender</b>	<b>61,263</b>	<b>97,238</b>	<b>158,501</b>
Female	32,813	55,196	88,009
Male	28,289	41,985	70,274
Unknown	161	57	218

## COVID-19 doses administered for the past 2 weeks

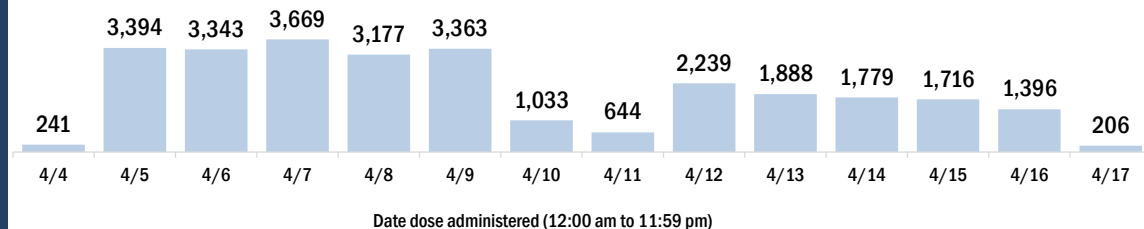


## Persons vaccinated for COVID-19 for the past 2 weeks

### Number of persons who received their first dose of a two-dose series of the COVID-19 vaccine



### Number of persons who completed the COVID-19 vaccine series



# COVID-19: Marion County vaccine summary

Vaccination data through Apr 17, 2021 as of Apr 18, 2021 at 12:05 AM

Data in this report are provisional and subject to change.

Data in this summary pertain to COVID-19 vaccines approved by the U.S. Food and Drug Administration and have been issued an Emergency Use Authorization (Janssen COVID-19 Vaccine, Moderna COVID-19 Vaccine and Pfizer-BioNTech COVID-19 Vaccine). These data summarize the number of people who have received either their first dose or have completed the series for a COVID-19 vaccine. **A person can only be counted in one category, first dose or series complete.** For persons receiving Moderna or Pfizer vaccines, once they receive their second dose, they are moved from the first dose column to the series completed column. **Because of this, the total first dose category may show a change from report to report not matching the total receiving their first dose from the previous day.** Persons receiving Johnson & Johnson vaccines will always be counted in the series completed column.

## COVID-19 doses for vaccinated persons in Florida

**Doses administered** 203,374

People receiving one dose of a 1-dose series (Johnson & Johnson) or receiving only one dose of a 2-dose series (Moderna, Pfizer) count once. Persons receiving both doses of a 2-dose series count twice.

## Current status of persons vaccinated for COVID-19 in Florida

**Total people vaccinated** 123,187

First dose 38,836

Series completed 84,351

Completed 1-dose series 4,164

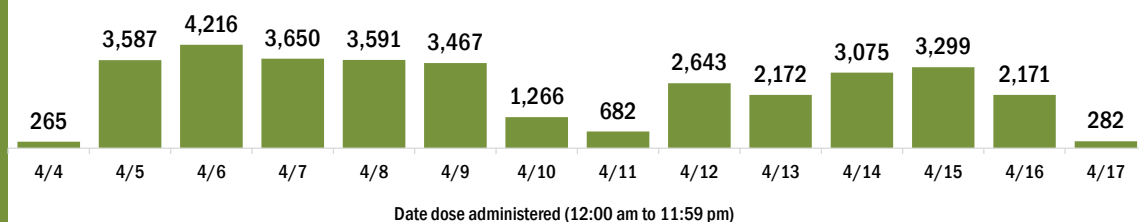
Completed 2-dose series 80,187

**First dose:** current number of people who have only received their first dose of the Moderna or Pfizer vaccine.

**Series complete:** current number of people who have received both Moderna or Pfizer vaccine doses or one Johnson & Johnson dose and are considered fully immunized.

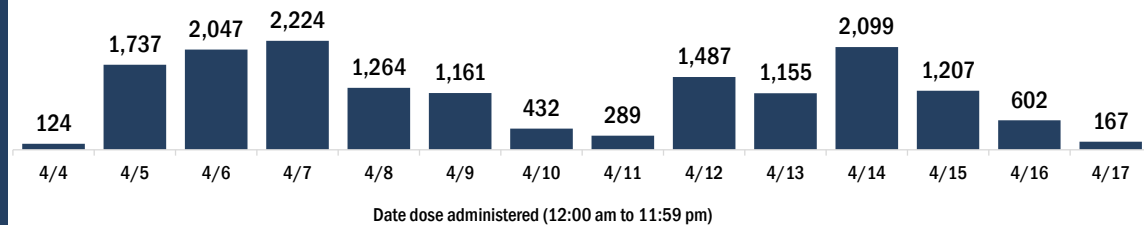
Demographic summary	First dose	Series complete	Total people vaccinated
<b>Age group</b>	<b>38,836</b>	<b>84,351</b>	<b>123,187</b>
16-24 years	2,548	944	3,492
25-34 years	3,190	2,175	5,365
35-44 years	4,604	3,003	7,607
45-54 years	6,756	5,070	11,826
55-64 years	10,343	12,260	22,603
65-74 years	6,069	32,512	38,581
75-84 years	3,796	22,129	25,925
85+ years	1,530	6,258	7,788
<b>Race</b>	<b>38,836</b>	<b>84,351</b>	<b>123,187</b>
White	25,278	59,825	85,103
Black	3,168	5,286	8,454
American Indian/Alaskan	155	306	461
Other	4,143	7,415	11,558
Unknown	6,092	11,519	17,611
<b>Other race</b> includes Asian, native Hawaiian/Pacific Islander, or other.			
<b>Ethnicity</b>	<b>38,836</b>	<b>84,351</b>	<b>123,187</b>
Hispanic	5,133	4,676	9,809
Non-Hispanic	21,434	53,692	75,126
Unknown	12,269	25,983	38,252
<b>Gender</b>	<b>38,836</b>	<b>84,351</b>	<b>123,187</b>
Female	21,276	48,862	70,138
Male	17,521	35,449	52,970
Unknown	39	40	79

## COVID-19 doses administered for the past 2 weeks

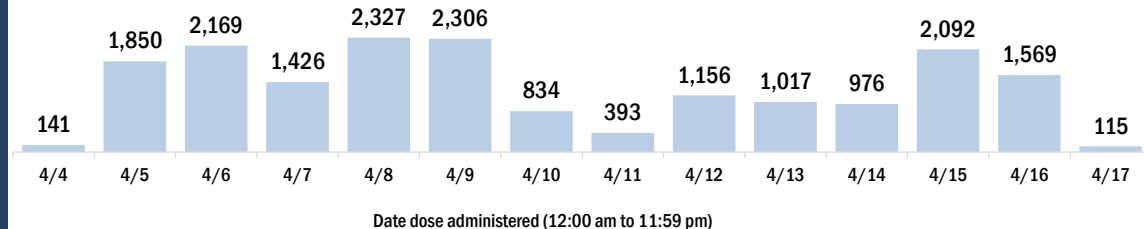


## Persons vaccinated for COVID-19 for the past 2 weeks

### Number of persons who received their first dose of a two-dose series of the COVID-19 vaccine



### Number of persons who completed the COVID-19 vaccine series



# COVID-19: Martin County vaccine summary

Vaccination data through Apr 17, 2021 as of Apr 18, 2021 at 12:05 AM

Data in this report are provisional and subject to change.

Data in this summary pertain to COVID-19 vaccines approved by the U.S. Food and Drug Administration and have been issued an Emergency Use Authorization (Janssen COVID-19 Vaccine, Moderna COVID-19 Vaccine and Pfizer-BioNTech COVID-19 Vaccine). These data summarize the number of people who have received either their first dose or have completed the series for a COVID-19 vaccine. **A person can only be counted in one category, first dose or series complete.** For persons receiving Moderna or Pfizer vaccines, once they receive their second dose, they are moved from the first dose column to the series completed column. **Because of this, the total first dose category may show a change from report to report not matching the total receiving their first dose from the previous day.** Persons receiving Johnson & Johnson vaccines will always be counted in the series completed column.

## COVID-19 doses for vaccinated persons in Florida

**Doses administered** 113,130

People receiving one dose of a 1-dose series (Johnson & Johnson) or receiving only one dose of a 2-dose series (Moderna, Pfizer) count once. Persons receiving both doses of a 2-dose series count twice.

## Current status of persons vaccinated for COVID-19 in Florida

**Total people vaccinated** 70,186

First dose 24,419

Series completed 45,767

Completed 1-dose series 2,823

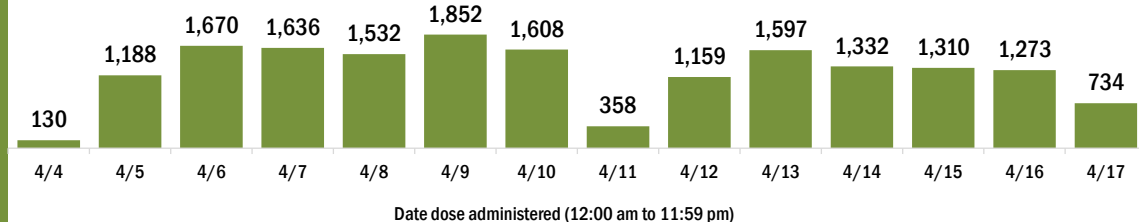
Completed 2-dose series 42,944

**First dose:** current number of people who have only received their first dose of the Moderna or Pfizer vaccine.

**Series complete:** current number of people who have received both Moderna or Pfizer vaccine doses or one Johnson & Johnson dose and are considered fully immunized.

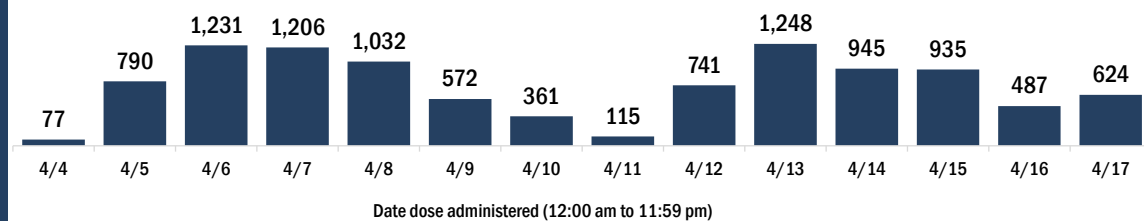
Demographic summary	First dose	Series complete	Total people vaccinated
<b>Age group</b>	<b>24,419</b>	<b>45,767</b>	<b>70,186</b>
16-24 years	1,264	432	1,696
25-34 years	1,601	907	2,508
35-44 years	2,504	1,522	4,026
45-54 years	4,083	2,383	6,466
55-64 years	7,877	5,979	13,856
65-74 years	3,705	17,652	21,357
75-84 years	2,377	12,417	14,794
85+ years	1,008	4,475	5,483
<b>Race</b>	<b>24,419</b>	<b>45,767</b>	<b>70,186</b>
White	17,074	30,810	47,884
Black	773	935	1,708
American Indian/Alaskan	92	72	164
Other	1,632	3,303	4,935
Unknown	4,848	10,647	15,495
<b>Other race</b> includes Asian, native Hawaiian/Pacific Islander, or other.			
<b>Ethnicity</b>	<b>24,419</b>	<b>45,767</b>	<b>70,186</b>
Hispanic	1,603	1,301	2,904
Non-Hispanic	12,772	18,124	30,896
Unknown	10,044	26,342	36,386
<b>Gender</b>	<b>24,419</b>	<b>45,767</b>	<b>70,186</b>
Female	12,706	26,155	38,861
Male	11,694	19,594	31,288
Unknown	19	18	37

## COVID-19 doses administered for the past 2 weeks

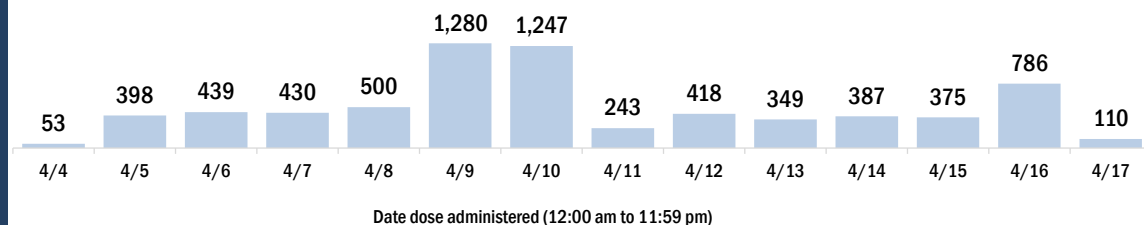


## Persons vaccinated for COVID-19 for the past 2 weeks

### Number of persons who received their first dose of a two-dose series of the COVID-19 vaccine



### Number of persons who completed the COVID-19 vaccine series



# COVID-19: Monroe County vaccine summary

Vaccination data through Apr 17, 2021 as of Apr 18, 2021 at 12:05 AM

Data in this report are provisional and subject to change.

Data in this summary pertain to COVID-19 vaccines approved by the U.S. Food and Drug Administration and have been issued an Emergency Use Authorization (Janssen COVID-19 Vaccine, Moderna COVID-19 Vaccine and Pfizer-BioNTech COVID-19 Vaccine). These data summarize the number of people who have received either their first dose or have completed the series for a COVID-19 vaccine. **A person can only be counted in one category, first dose or series complete.** For persons receiving Moderna or Pfizer vaccines, once they receive their second dose, they are moved from the first dose column to the series completed column. **Because of this, the total first dose category may show a change from report to report not matching the total receiving their first dose from the previous day.** Persons receiving Johnson & Johnson vaccines will always be counted in the series completed column.

## COVID-19 doses for vaccinated persons in Florida

**Doses administered** 48,784

People receiving one dose of a 1-dose series (Johnson & Johnson) or receiving only one dose of a 2-dose series (Moderna, Pfizer) count once. Persons receiving both doses of a 2-dose series count twice.

## Current status of persons vaccinated for COVID-19 in Florida

**Total people vaccinated** 31,079

First dose 11,498

Series completed 19,581

Completed 1-dose series 1,876

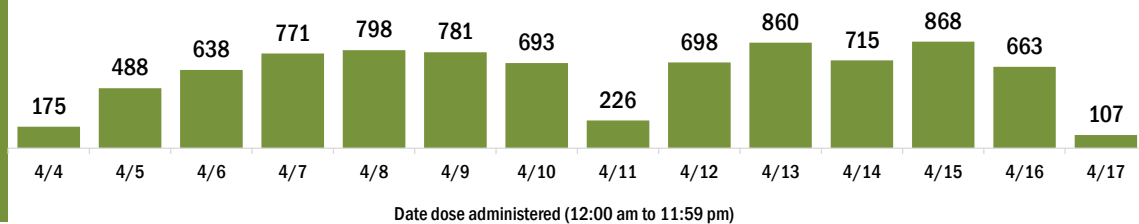
Completed 2-dose series 17,705

**First dose:** current number of people who have only received their first dose of the Moderna or Pfizer vaccine.

**Series complete:** current number of people who have received both Moderna or Pfizer vaccine doses or one Johnson & Johnson dose and are considered fully immunized.

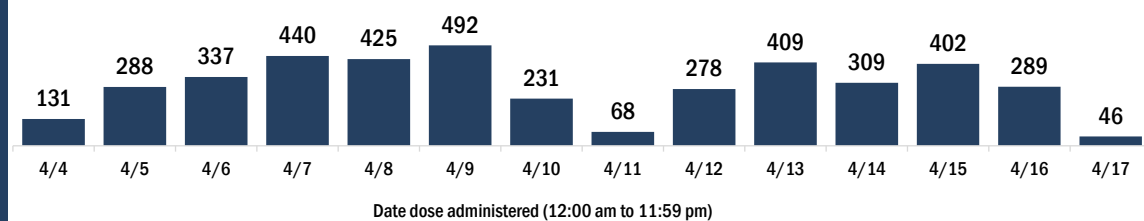
Demographic summary	First dose	Series complete	Total people vaccinated
<b>Age group</b>	<b>11,498</b>	<b>19,581</b>	<b>31,079</b>
16-24 years	479	208	687
25-34 years	858	546	1,404
35-44 years	1,374	934	2,308
45-54 years	2,247	1,623	3,870
55-64 years	3,530	3,879	7,409
65-74 years	2,051	7,947	9,998
75-84 years	764	3,575	4,339
85+ years	195	869	1,064
<b>Race</b>	<b>11,498</b>	<b>19,581</b>	<b>31,079</b>
White	7,903	14,460	22,363
Black	275	361	636
American Indian/Alaskan	31	72	103
Other	593	1,018	1,611
Unknown	2,696	3,670	6,366
<b>Other race</b> includes Asian, native Hawaiian/Pacific Islander, or other.			
<b>Ethnicity</b>	<b>11,498</b>	<b>19,581</b>	<b>31,079</b>
Hispanic	1,401	1,608	3,009
Non-Hispanic	5,607	11,328	16,935
Unknown	4,490	6,645	11,135
<b>Gender</b>	<b>11,498</b>	<b>19,581</b>	<b>31,079</b>
Female	5,893	10,287	16,180
Male	5,594	9,293	14,887
Unknown	11	1	12

## COVID-19 doses administered for the past 2 weeks

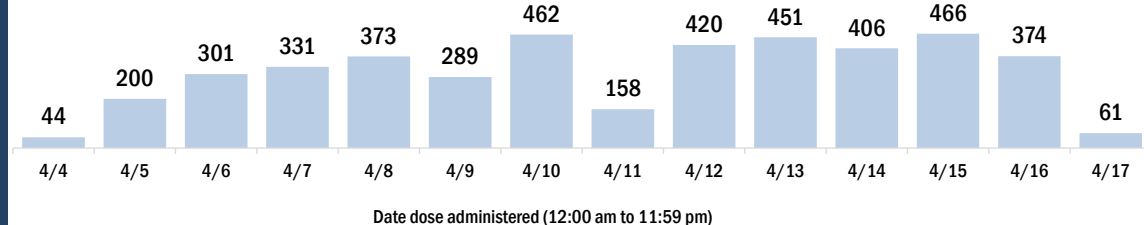


## Persons vaccinated for COVID-19 for the past 2 weeks

### Number of persons who received their first dose of a two-dose series of the COVID-19 vaccine



### Number of persons who completed the COVID-19 vaccine series



# COVID-19: Nassau County vaccine summary

Vaccination data through Apr 17, 2021 as of Apr 18, 2021 at 12:05 AM

Data in this report are provisional and subject to change.

Data in this summary pertain to COVID-19 vaccines approved by the U.S. Food and Drug Administration and have been issued an Emergency Use Authorization (Janssen COVID-19 Vaccine, Moderna COVID-19 Vaccine and Pfizer-BioNTech COVID-19 Vaccine). These data summarize the number of people who have received either their first dose or have completed the series for a COVID-19 vaccine. **A person can only be counted in one category, first dose or series complete.** For persons receiving Moderna or Pfizer vaccines, once they receive their second dose, they are moved from the first dose column to the series completed column. **Because of this, the total first dose category may show a change from report to report not matching the total receiving their first dose from the previous day.** Persons receiving Johnson & Johnson vaccines will always be counted in the series completed column.

## COVID-19 doses for vaccinated persons in Florida

**Doses administered** 54,547

People receiving one dose of a 1-dose series (Johnson & Johnson) or receiving only one dose of a 2-dose series (Moderna, Pfizer) count once. Persons receiving both doses of a 2-dose series count twice.

## Current status of persons vaccinated for COVID-19 in Florida

**Total people vaccinated** 32,231

First dose 7,958

Series completed 24,273

Completed 1-dose series 1,957

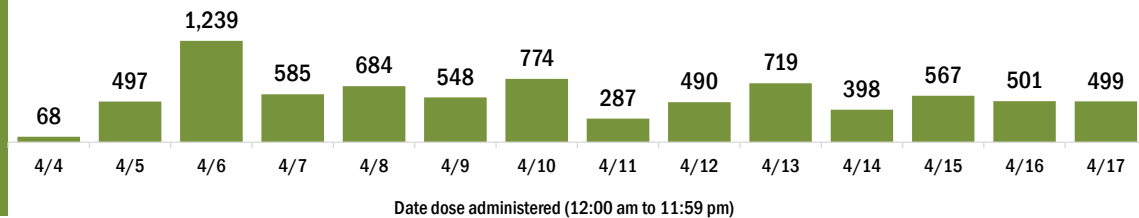
Completed 2-dose series 22,316

**First dose:** current number of people who have only received their first dose of the Moderna or Pfizer vaccine.

**Series complete:** current number of people who have received both Moderna or Pfizer vaccine doses or one Johnson & Johnson dose and are considered fully immunized.

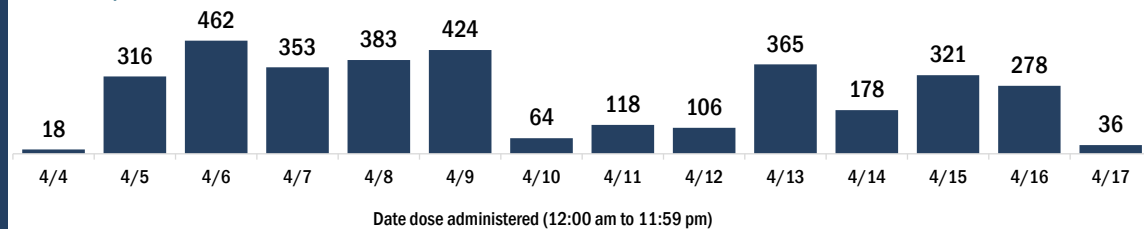
Demographic summary	First dose	Series complete	Total people vaccinated
<b>Age group</b>	<b>7,958</b>	<b>24,273</b>	<b>32,231</b>
16-24 years	708	285	993
25-34 years	787	622	1,409
35-44 years	1,178	1,171	2,349
45-54 years	1,625	1,926	3,551
55-64 years	2,057	5,156	7,213
65-74 years	948	9,284	10,232
75-84 years	496	4,527	5,023
85+ years	159	1,302	1,461
<b>Race</b>	<b>7,958</b>	<b>24,273</b>	<b>32,231</b>
White	6,059	19,790	25,849
Black	398	1,085	1,483
American Indian/Alaskan	51	80	131
Other	494	1,177	1,671
Unknown	956	2,141	3,097
<b>Other race</b> includes Asian, native Hawaiian/Pacific Islander, or other.			
<b>Ethnicity</b>	<b>7,958</b>	<b>24,273</b>	<b>32,231</b>
Hispanic	406	446	852
Non-Hispanic	5,871	18,994	24,865
Unknown	1,681	4,833	6,514
<b>Gender</b>	<b>7,958</b>	<b>24,273</b>	<b>32,231</b>
Female	4,360	13,656	18,016
Male	3,592	10,616	14,208
Unknown	6	1	7

## COVID-19 doses administered for the past 2 weeks

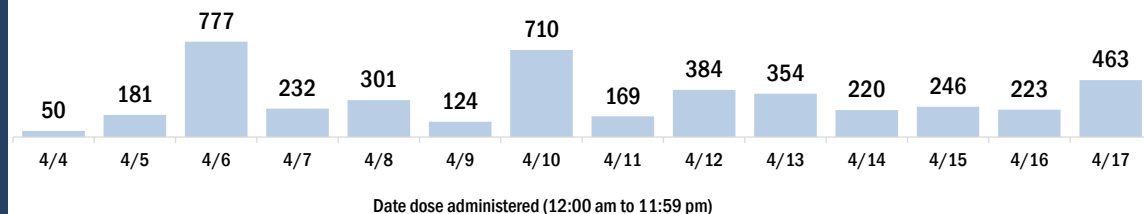


## Persons vaccinated for COVID-19 for the past 2 weeks

### Number of persons who received their first dose of a two-dose series of the COVID-19 vaccine



### Number of persons who completed the COVID-19 vaccine series





# COVID-19: Okaloosa County vaccine summary

Vaccination data through Apr 17, 2021 as of Apr 18, 2021 at 12:05 AM

Data in this report are provisional and subject to change.

Data in this summary pertain to COVID-19 vaccines approved by the U.S. Food and Drug Administration and have been issued an Emergency Use Authorization (Janssen COVID-19 Vaccine, Moderna COVID-19 Vaccine and Pfizer-BioNTech COVID-19 Vaccine). These data summarize the number of people who have received either their first dose or have completed the series for a COVID-19 vaccine. **A person can only be counted in one category, first dose or series complete.** For persons receiving Moderna or Pfizer vaccines, once they receive their second dose, they are moved from the first dose column to the series completed column. **Because of this, the total first dose category may show a change from report to report not matching the total receiving their first dose from the previous day.** Persons receiving Johnson & Johnson vaccines will always be counted in the series completed column.

## COVID-19 doses for vaccinated persons in Florida

**Doses administered** 90,305

People receiving one dose of a 1-dose series (Johnson & Johnson) or receiving only one dose of a 2-dose series (Moderna, Pfizer) count once. Persons receiving both doses of a 2-dose series count twice.

## Current status of persons vaccinated for COVID-19 in Florida

**Total people vaccinated** 55,880

First dose 17,958

Series completed 37,922

Completed 1-dose series 3,497

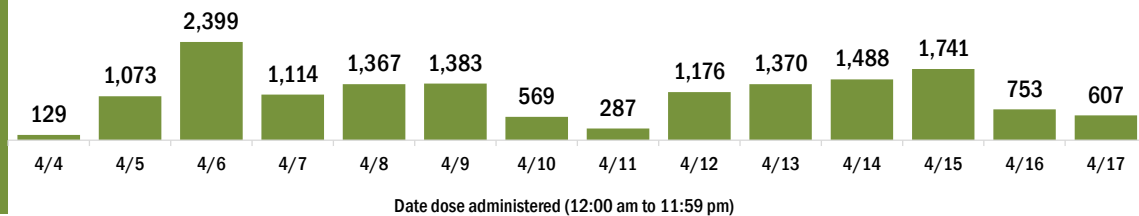
Completed 2-dose series 34,425

**First dose:** current number of people who have only received their first dose of the Moderna or Pfizer vaccine.

**Series complete:** current number of people who have received both Moderna or Pfizer vaccine doses or one Johnson & Johnson dose and are considered fully immunized.

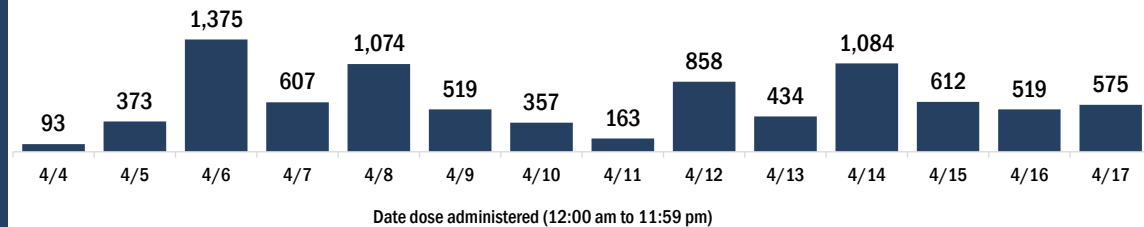
Demographic summary	First dose	Series complete	Total people vaccinated
<b>Age group</b>	17,958	37,922	55,880
16-24 years	1,472	529	2,001
25-34 years	2,319	1,447	3,766
35-44 years	3,038	2,094	5,132
45-54 years	3,252	3,257	6,509
55-64 years	4,367	7,973	12,340
65-74 years	2,038	12,836	14,874
75-84 years	1,085	7,157	8,242
85+ years	387	2,629	3,016
<b>Race</b>	17,958	37,922	55,880
White	10,880	27,000	37,880
Black	1,178	1,867	3,045
American Indian/Alaskan	100	141	241
Other	1,837	3,240	5,077
Unknown	3,963	5,674	9,637
<b>Other race</b> includes Asian, native Hawaiian/Pacific Islander, or other.			
<b>Ethnicity</b>	17,958	37,922	55,880
Hispanic	1,156	1,002	2,158
Non-Hispanic	9,971	23,912	33,883
Unknown	6,831	13,008	19,839
<b>Gender</b>	17,958	37,922	55,880
Female	9,624	21,970	31,594
Male	8,212	15,925	24,137
Unknown	122	27	149

## COVID-19 doses administered for the past 2 weeks

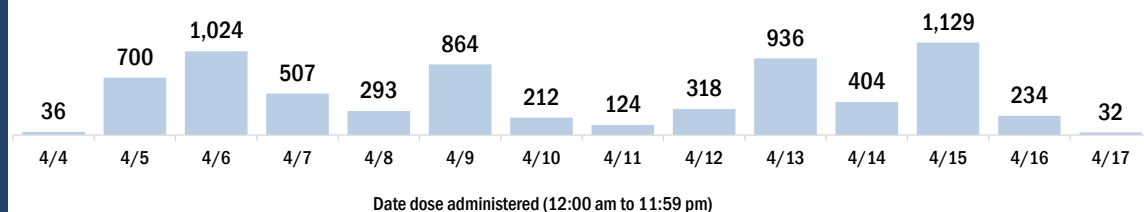


## Persons vaccinated for COVID-19 for the past 2 weeks

### Number of persons who received their first dose of a two-dose series of the COVID-19 vaccine



### Number of persons who completed the COVID-19 vaccine series



# COVID-19: Okeechobee County vaccine summary

Vaccination data through Apr 17, 2021 as of Apr 18, 2021 at 12:05 AM

Data in this report are provisional and subject to change.

Data in this summary pertain to COVID-19 vaccines approved by the U.S. Food and Drug Administration and have been issued an Emergency Use Authorization (Janssen COVID-19 Vaccine, Moderna COVID-19 Vaccine and Pfizer-BioNTech COVID-19 Vaccine). These data summarize the number of people who have received either their first dose or have completed the series for a COVID-19 vaccine. **A person can only be counted in one category, first dose or series complete.** For persons receiving Moderna or Pfizer vaccines, once they receive their second dose, they are moved from the first dose column to the series completed column. **Because of this, the total first dose category may show a change from report to report not matching the total receiving their first dose from the previous day.** Persons receiving Johnson & Johnson vaccines will always be counted in the series completed column.

## COVID-19 doses for vaccinated persons in Florida

**Doses administered** 16,821

People receiving one dose of a 1-dose series (Johnson & Johnson) or receiving only one dose of a 2-dose series (Moderna, Pfizer) count once. Persons receiving both doses of a 2-dose series count twice.

## Current status of persons vaccinated for COVID-19 in Florida

**Total people vaccinated** 10,631

First dose 4,064

Series completed 6,567

Completed 1-dose series 377

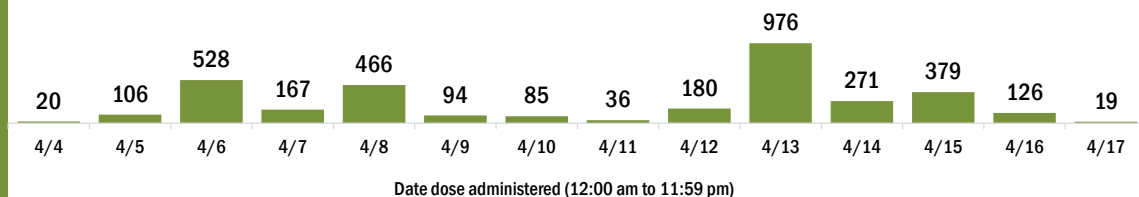
Completed 2-dose series 6,190

**First dose:** current number of people who have only received their first dose of the Moderna or Pfizer vaccine.

**Series complete:** current number of people who have received both Moderna or Pfizer vaccine doses or one Johnson & Johnson dose and are considered fully immunized.

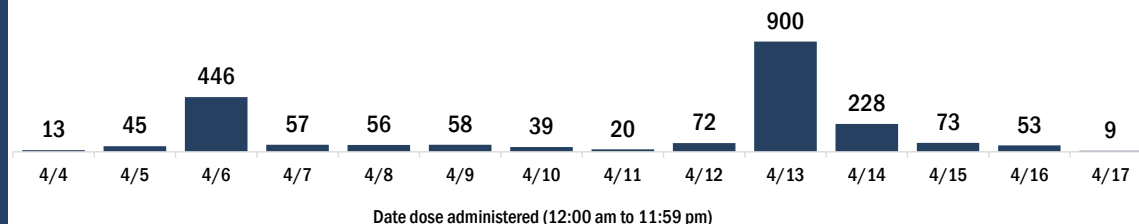
Demographic summary	First dose	Series complete	Total people vaccinated
<b>Age group</b>	4,064	6,567	10,631
16-24 years	191	65	256
25-34 years	341	165	506
35-44 years	498	242	740
45-54 years	811	326	1,137
55-64 years	1,260	763	2,023
65-74 years	569	2,690	3,259
75-84 years	302	1,817	2,119
85+ years	92	499	591
<b>Race</b>	4,064	6,567	10,631
White	2,740	5,311	8,051
Black	170	149	319
American Indian/Alaskan	19	31	50
Other	281	595	876
Unknown	854	481	1,335
<b>Other race</b> includes Asian, native Hawaiian/Pacific Islander, or other.			
<b>Ethnicity</b>	4,064	6,567	10,631
Hispanic	669	481	1,150
Non-Hispanic	2,008	4,824	6,832
Unknown	1,387	1,262	2,649
<b>Gender</b>	4,064	6,567	10,631
Female	1,838	3,688	5,526
Male	2,221	2,879	5,100
Unknown	5	0	5

## COVID-19 doses administered for the past 2 weeks

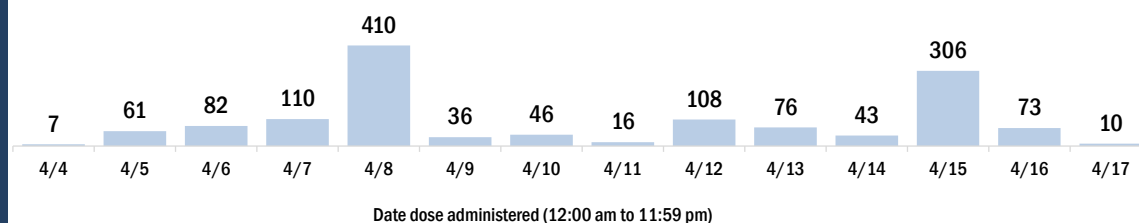


## Persons vaccinated for COVID-19 for the past 2 weeks

### Number of persons who received their first dose of a two-dose series of the COVID-19 vaccine



### Number of persons who completed the COVID-19 vaccine series



# COVID-19: Orange County vaccine summary

Vaccination data through Apr 17, 2021 as of Apr 18, 2021 at 12:05 AM

Data in this report are provisional and subject to change.

Data in this summary pertain to COVID-19 vaccines approved by the U.S. Food and Drug Administration and have been issued an Emergency Use Authorization (Janssen COVID-19 Vaccine, Moderna COVID-19 Vaccine and Pfizer-BioNTech COVID-19 Vaccine). These data summarize the number of people who have received either their first dose or have completed the series for a COVID-19 vaccine. **A person can only be counted in one category, first dose or series complete.** For persons receiving Moderna or Pfizer vaccines, once they receive their second dose, they are moved from the first dose column to the series completed column. **Because of this, the total first dose category may show a change from report to report not matching the total receiving their first dose from the previous day.** Persons receiving Johnson & Johnson vaccines will always be counted in the series completed column.

## COVID-19 doses for vaccinated persons in Florida

**Doses administered** 714,748

People receiving one dose of a 1-dose series (Johnson & Johnson) or receiving only one dose of a 2-dose series (Moderna, Pfizer) count once. Persons receiving both doses of a 2-dose series count twice.

## Current status of persons vaccinated for COVID-19 in Florida

**Total people vaccinated** 478,530

First dose 190,082

Series completed 288,448

Completed 1-dose series 52,230

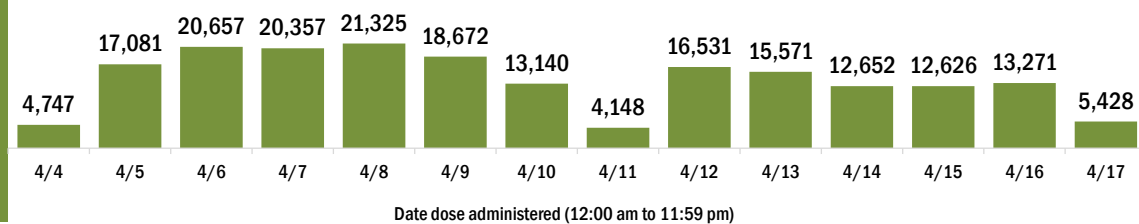
Completed 2-dose series 236,218

**First dose:** current number of people who have only received their first dose of the Moderna or Pfizer vaccine.

**Series complete:** current number of people who have received both Moderna or Pfizer vaccine doses or one Johnson & Johnson dose and are considered fully immunized.

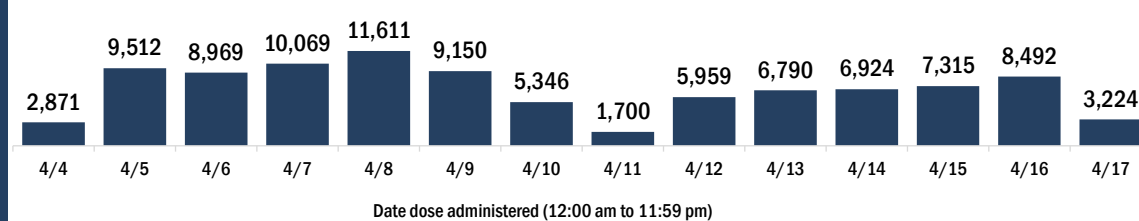
Demographic summary	First dose	Series complete	Total people vaccinated
<b>Age group</b>	<b>190,082</b>	<b>288,448</b>	<b>478,530</b>
16-24 years	27,210	11,796	39,006
25-34 years	33,017	26,980	59,997
35-44 years	39,228	34,990	74,218
45-54 years	39,888	42,844	82,732
55-64 years	30,034	60,216	90,250
65-74 years	11,502	68,701	80,203
75-84 years	5,677	31,643	37,320
85+ years	3,526	11,278	14,804
<b>Race</b>	<b>190,082</b>	<b>288,448</b>	<b>478,530</b>
White	108,959	175,364	284,323
Black	14,169	23,918	38,087
American Indian/Alaskan	678	778	1,456
Other	32,487	48,449	80,936
Unknown	33,789	39,939	73,728
<b>Other race</b> includes Asian, native Hawaiian/Pacific Islander, or other.			
<b>Ethnicity</b>	<b>190,082</b>	<b>288,448</b>	<b>478,530</b>
Hispanic	31,875	31,319	63,194
Non-Hispanic	84,052	150,659	234,711
Unknown	74,155	106,470	180,625
<b>Gender</b>	<b>190,082</b>	<b>288,448</b>	<b>478,530</b>
Female	98,731	163,828	262,559
Male	89,175	123,820	212,995
Unknown	2,176	800	2,976

## COVID-19 doses administered for the past 2 weeks

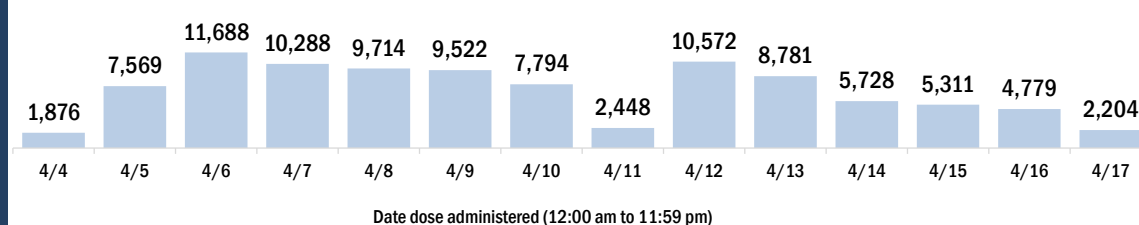


## Persons vaccinated for COVID-19 for the past 2 weeks

### Number of persons who received their first dose of a two-dose series of the COVID-19 vaccine



### Number of persons who completed the COVID-19 vaccine series



# COVID-19: Osceola County vaccine summary

Vaccination data through Apr 17, 2021 as of Apr 18, 2021 at 12:05 AM

Data in this report are provisional and subject to change.

Data in this summary pertain to COVID-19 vaccines approved by the U.S. Food and Drug Administration and have been issued an Emergency Use Authorization (Janssen COVID-19 Vaccine, Moderna COVID-19 Vaccine and Pfizer-BioNTech COVID-19 Vaccine). These data summarize the number of people who have received either their first dose or have completed the series for a COVID-19 vaccine. **A person can only be counted in one category, first dose or series complete.** For persons receiving Moderna or Pfizer vaccines, once they receive their second dose, they are moved from the first dose column to the series completed column. **Because of this, the total first dose category may show a change from report to report not matching the total receiving their first dose from the previous day.** Persons receiving Johnson & Johnson vaccines will always be counted in the series completed column.

## COVID-19 doses for vaccinated persons in Florida

**Doses administered** 177,054

People receiving one dose of a 1-dose series (Johnson & Johnson) or receiving only one dose of a 2-dose series (Moderna, Pfizer) count once. Persons receiving both doses of a 2-dose series count twice.

## Current status of persons vaccinated for COVID-19 in Florida

**Total people vaccinated** 118,020

First dose 48,737

Series completed 69,283

Completed 1-dose series 10,249

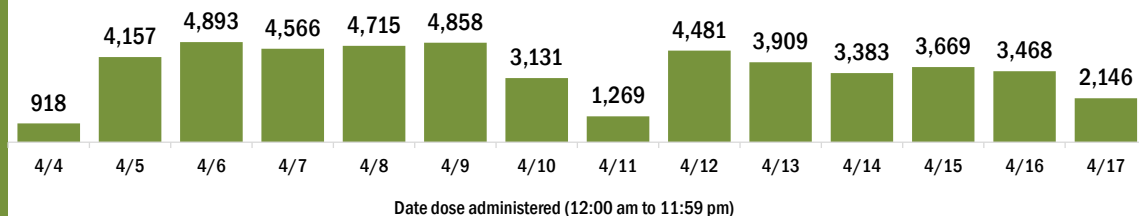
Completed 2-dose series 59,034

**First dose:** current number of people who have only received their first dose of the Moderna or Pfizer vaccine.

**Series complete:** current number of people who have received both Moderna or Pfizer vaccine doses or one Johnson & Johnson dose and are considered fully immunized.

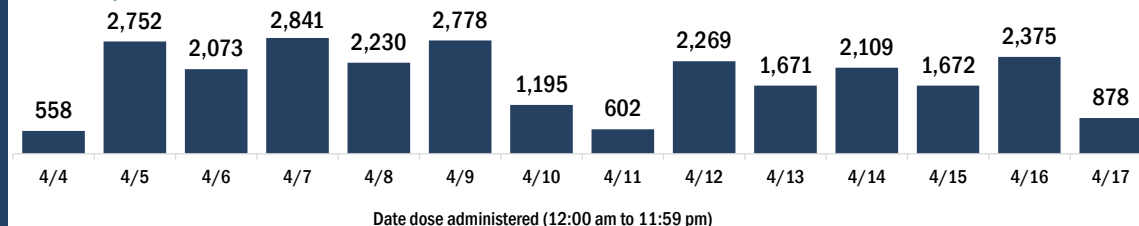
Demographic summary	First dose	Series complete	Total people vaccinated
<b>Age group</b>	<b>48,737</b>	<b>69,283</b>	<b>118,020</b>
16-24 years	5,424	2,062	7,486
25-34 years	7,081	4,533	11,614
35-44 years	9,521	6,097	15,618
45-54 years	11,086	9,144	20,230
55-64 years	9,092	14,537	23,629
65-74 years	3,925	20,422	24,347
75-84 years	1,992	9,689	11,681
85+ years	616	2,799	3,415
<b>Race</b>	<b>48,737</b>	<b>69,283</b>	<b>118,020</b>
White	27,601	42,026	69,627
Black	2,397	3,915	6,312
American Indian/Alaskan	192	351	543
Other	8,308	12,766	21,074
Unknown	10,239	10,225	20,464
<b>Other race</b> includes Asian, native Hawaiian/Pacific Islander, or other.			
<b>Ethnicity</b>	<b>48,737</b>	<b>69,283</b>	<b>118,020</b>
Hispanic	16,790	19,541	36,331
Non-Hispanic	13,542	28,219	41,761
Unknown	18,405	21,523	39,928
<b>Gender</b>	<b>48,737</b>	<b>69,283</b>	<b>118,020</b>
Female	25,933	40,238	66,171
Male	22,635	29,011	51,646
Unknown	169	34	203

## COVID-19 doses administered for the past 2 weeks

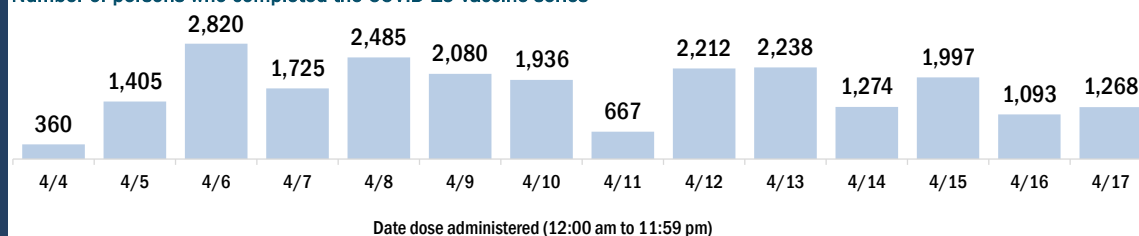


## Persons vaccinated for COVID-19 for the past 2 weeks

### Number of persons who received their first dose of a two-dose series of the COVID-19 vaccine



### Number of persons who completed the COVID-19 vaccine series



# COVID-19: Palm Beach County vaccine summary

Vaccination data through Apr 17, 2021 as of Apr 18, 2021 at 12:05 AM

Data in this report are provisional and subject to change.

Data in this summary pertain to COVID-19 vaccines approved by the U.S. Food and Drug Administration and have been issued an Emergency Use Authorization (Janssen COVID-19 Vaccine, Moderna COVID-19 Vaccine and Pfizer-BioNTech COVID-19 Vaccine). These data summarize the number of people who have received either their first dose or have completed the series for a COVID-19 vaccine. **A person can only be counted in one category, first dose or series complete.** For persons receiving Moderna or Pfizer vaccines, once they receive their second dose, they are moved from the first dose column to the series completed column. **Because of this, the total first dose category may show a change from report to report not matching the total receiving their first dose from the previous day.** Persons receiving Johnson & Johnson vaccines will always be counted in the series completed column.

## COVID-19 doses for vaccinated persons in Florida

**Doses administered** 925,498

People receiving one dose of a 1-dose series (Johnson & Johnson) or receiving only one dose of a 2-dose series (Moderna, Pfizer) count once. Persons receiving both doses of a 2-dose series count twice.

## Current status of persons vaccinated for COVID-19 in Florida

**Total people vaccinated** 588,335

First dose 213,211

Series completed 375,124

Completed 1-dose series 37,961

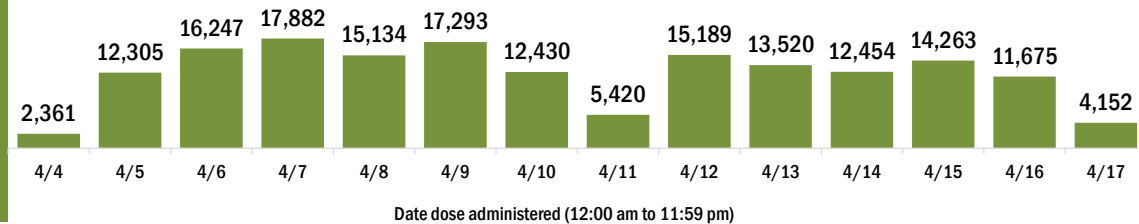
Completed 2-dose series 337,163

**First dose:** current number of people who have only received their first dose of the Moderna or Pfizer vaccine.

**Series complete:** current number of people who have received both Moderna or Pfizer vaccine doses or one Johnson & Johnson dose and are considered fully immunized.

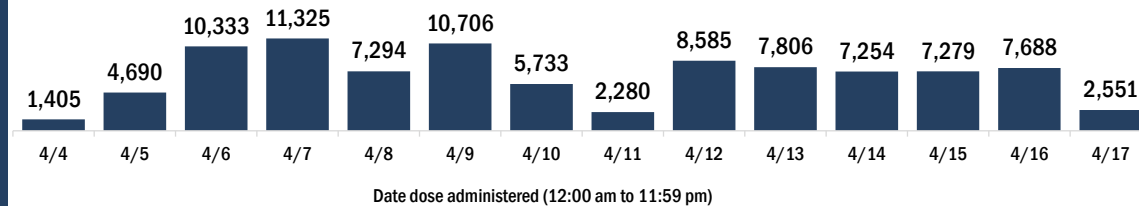
Demographic summary	First dose	Series complete	Total people vaccinated
<b>Age group</b>	<b>213,211</b>	<b>375,124</b>	<b>588,335</b>
16-24 years	17,316	6,634	23,950
25-34 years	21,670	14,990	36,660
35-44 years	30,246	21,641	51,887
45-54 years	41,897	33,201	75,098
55-64 years	50,041	61,277	111,318
65-74 years	26,646	120,570	147,216
75-84 years	17,472	82,953	100,425
85+ years	7,923	33,858	41,781
<b>Race</b>	<b>213,211</b>	<b>375,124</b>	<b>588,335</b>
White	127,675	247,280	374,955
Black	14,265	19,650	33,915
American Indian/Alaskan	730	1,005	1,735
Other	22,779	32,436	55,215
Unknown	47,762	74,753	122,515
<b>Other race</b> includes Asian, native Hawaiian/Pacific Islander, or other.			
<b>Ethnicity</b>	<b>213,211</b>	<b>375,124</b>	<b>588,335</b>
Hispanic	32,486	27,829	60,315
Non-Hispanic	97,594	203,311	300,905
Unknown	83,131	143,984	227,115
<b>Gender</b>	<b>213,211</b>	<b>375,124</b>	<b>588,335</b>
Female	113,553	216,535	330,088
Male	99,088	158,338	257,426
Unknown	570	251	821

## COVID-19 doses administered for the past 2 weeks

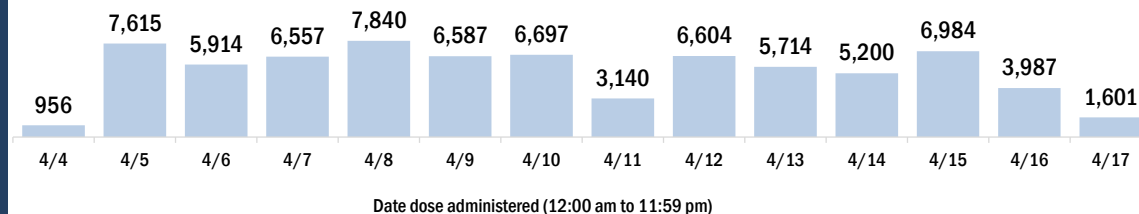


## Persons vaccinated for COVID-19 for the past 2 weeks

### Number of persons who received their first dose of a two-dose series of the COVID-19 vaccine



### Number of persons who completed the COVID-19 vaccine series



# COVID-19: Pasco County vaccine summary

Vaccination data through Apr 17, 2021 as of Apr 18, 2021 at 12:05 AM

Data in this report are provisional and subject to change.

Data in this summary pertain to COVID-19 vaccines approved by the U.S. Food and Drug Administration and have been issued an Emergency Use Authorization (Janssen COVID-19 Vaccine, Moderna COVID-19 Vaccine and Pfizer-BioNTech COVID-19 Vaccine). These data summarize the number of people who have received either their first dose or have completed the series for a COVID-19 vaccine. **A person can only be counted in one category, first dose or series complete.** For persons receiving Moderna or Pfizer vaccines, once they receive their second dose, they are moved from the first dose column to the series completed column. **Because of this, the total first dose category may show a change from report to report not matching the total receiving their first dose from the previous day.** Persons receiving Johnson & Johnson vaccines will always be counted in the series completed column.

## COVID-19 doses for vaccinated persons in Florida

**Doses administered** 287,966

People receiving one dose of a 1-dose series (Johnson & Johnson) or receiving only one dose of a 2-dose series (Moderna, Pfizer) count once. Persons receiving both doses of a 2-dose series count twice.

## Current status of persons vaccinated for COVID-19 in Florida

**Total people vaccinated** 186,039

First dose 72,948

Series completed 113,091

Completed 1-dose series 11,164

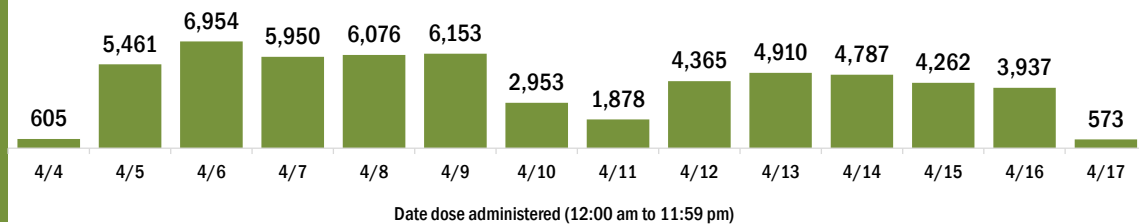
Completed 2-dose series 101,927

**First dose:** current number of people who have only received their first dose of the Moderna or Pfizer vaccine.

**Series complete:** current number of people who have received both Moderna or Pfizer vaccine doses or one Johnson & Johnson dose and are considered fully immunized.

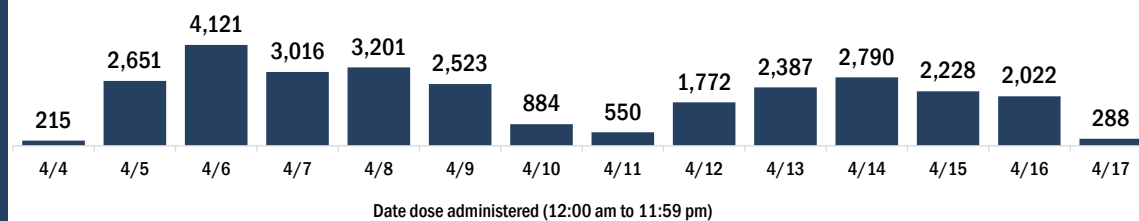
Demographic summary	First dose	Series complete	Total people vaccinated
<b>Age group</b>	<b>72,948</b>	<b>113,091</b>	<b>186,039</b>
16-24 years	5,627	2,180	7,807
25-34 years	6,041	4,608	10,649
35-44 years	10,151	7,497	17,648
45-54 years	13,709	10,904	24,613
55-64 years	16,796	19,203	35,999
65-74 years	11,122	38,549	49,671
75-84 years	7,261	23,186	30,447
85+ years	2,241	6,964	9,205
<b>Race</b>	<b>72,948</b>	<b>113,091</b>	<b>186,039</b>
White	51,888	86,560	138,448
Black	2,612	3,009	5,621
American Indian/Alaskan	316	385	701
Other	7,472	10,338	17,810
Unknown	10,660	12,799	23,459
<b>Other race</b> includes Asian, native Hawaiian/Pacific Islander, or other.			
<b>Ethnicity</b>	<b>72,948</b>	<b>113,091</b>	<b>186,039</b>
Hispanic	5,900	5,893	11,793
Non-Hispanic	40,292	69,418	109,710
Unknown	26,756	37,780	64,536
<b>Gender</b>	<b>72,948</b>	<b>113,091</b>	<b>186,039</b>
Female	39,286	66,731	106,017
Male	33,556	46,282	79,838
Unknown	106	78	184

## COVID-19 doses administered for the past 2 weeks

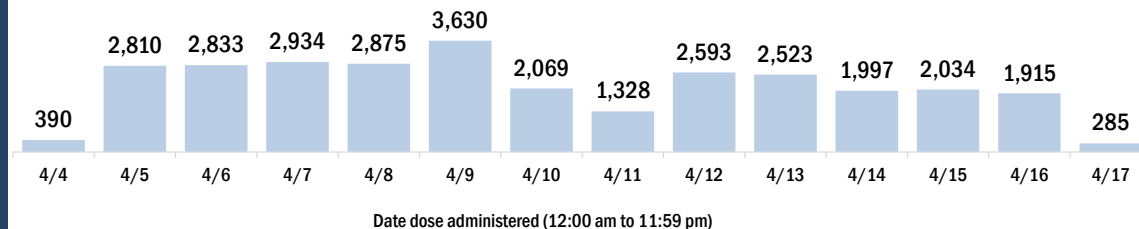


## Persons vaccinated for COVID-19 for the past 2 weeks

### Number of persons who received their first dose of a two-dose series of the COVID-19 vaccine



### Number of persons who completed the COVID-19 vaccine series





# COVID-19: Pinellas County vaccine summary

Vaccination data through Apr 17, 2021 as of Apr 18, 2021 at 12:05 AM

Data in this report are provisional and subject to change.

Data in this summary pertain to COVID-19 vaccines approved by the U.S. Food and Drug Administration and have been issued an Emergency Use Authorization (Janssen COVID-19 Vaccine, Moderna COVID-19 Vaccine and Pfizer-BioNTech COVID-19 Vaccine). These data summarize the number of people who have received either their first dose or have completed the series for a COVID-19 vaccine. **A person can only be counted in one category, first dose or series complete.** For persons receiving Moderna or Pfizer vaccines, once they receive their second dose, they are moved from the first dose column to the series completed column. **Because of this, the total first dose category may show a change from report to report not matching the total receiving their first dose from the previous day.** Persons receiving Johnson & Johnson vaccines will always be counted in the series completed column.

## COVID-19 doses for vaccinated persons in Florida

**Doses administered** 630,188

People receiving one dose of a 1-dose series (Johnson & Johnson) or receiving only one dose of a 2-dose series (Moderna, Pfizer) count once. Persons receiving both doses of a 2-dose series count twice.

## Current status of persons vaccinated for COVID-19 in Florida

**Total people vaccinated** 389,733

First dose 129,674

Series completed 260,059

Completed 1-dose series 19,604

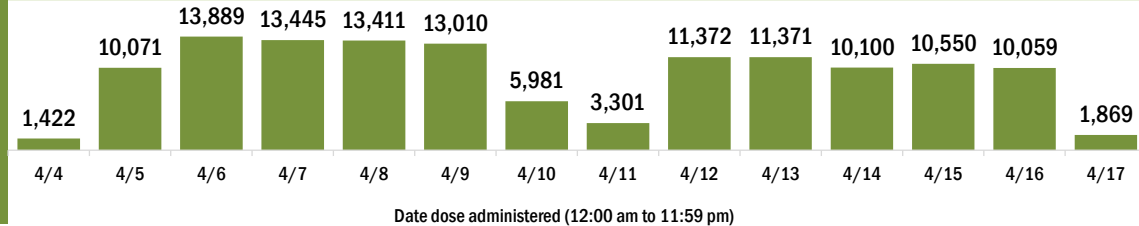
Completed 2-dose series 240,455

**First dose:** current number of people who have only received their first dose of the Moderna or Pfizer vaccine.

**Series complete:** current number of people who have received both Moderna or Pfizer vaccine doses or one Johnson & Johnson dose and are considered fully immunized.

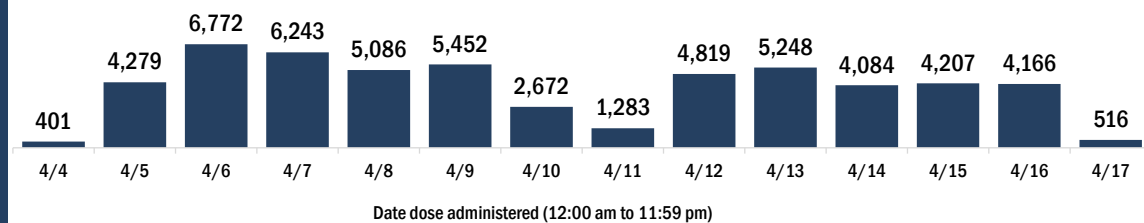
Demographic summary	First dose	Series complete	Total people vaccinated
<b>Age group</b>	129,674	260,059	389,733
16-24 years	9,562	4,391	13,953
25-34 years	14,868	11,733	26,601
35-44 years	18,740	14,874	33,614
45-54 years	25,367	23,127	48,494
55-64 years	30,900	55,072	85,972
65-74 years	16,334	87,374	103,708
75-84 years	9,669	46,079	55,748
85+ years	4,234	17,409	21,643
<b>Race</b>	129,674	260,059	389,733
White	87,390	198,449	285,839
Black	6,709	10,787	17,496
American Indian/Alaskan	433	564	997
Other	12,383	19,691	32,074
Unknown	22,759	30,568	53,327
<b>Other race</b> includes Asian, native Hawaiian/Pacific Islander, or other.			
<b>Ethnicity</b>	129,674	260,059	389,733
Hispanic	6,032	7,615	13,647
Non-Hispanic	73,430	163,052	236,482
Unknown	50,212	89,392	139,604
<b>Gender</b>	129,674	260,059	389,733
Female	69,043	152,043	221,086
Male	60,254	107,627	167,881
Unknown	377	389	766

## COVID-19 doses administered for the past 2 weeks

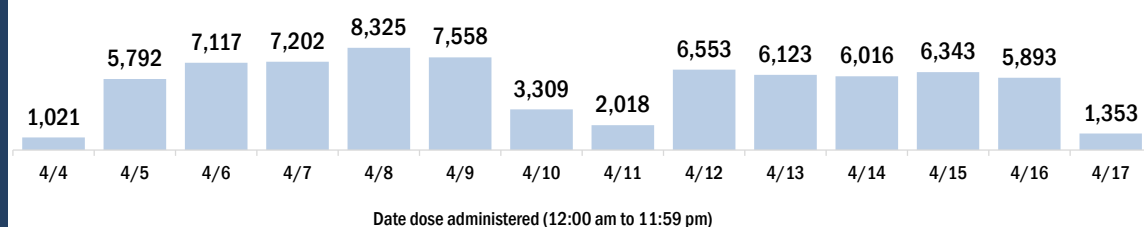


## Persons vaccinated for COVID-19 for the past 2 weeks

### Number of persons who received their first dose of a two-dose series of the COVID-19 vaccine



### Number of persons who completed the COVID-19 vaccine series





# COVID-19: Polk County vaccine summary

Vaccination data through Apr 17, 2021 as of Apr 18, 2021 at 12:05 AM

Data in this report are provisional and subject to change.

Data in this summary pertain to COVID-19 vaccines approved by the U.S. Food and Drug Administration and have been issued an Emergency Use Authorization (Janssen COVID-19 Vaccine, Moderna COVID-19 Vaccine and Pfizer-BioNTech COVID-19 Vaccine). These data summarize the number of people who have received either their first dose or have completed the series for a COVID-19 vaccine. **A person can only be counted in one category, first dose or series complete.** For persons receiving Moderna or Pfizer vaccines, once they receive their second dose, they are moved from the first dose column to the series completed column. **Because of this, the total first dose category may show a change from report to report not matching the total receiving their first dose from the previous day.** Persons receiving Johnson & Johnson vaccines will always be counted in the series completed column.

## COVID-19 doses for vaccinated persons in Florida

**Doses administered** 333,701

People receiving one dose of a 1-dose series (Johnson & Johnson) or receiving only one dose of a 2-dose series (Moderna, Pfizer) count once. Persons receiving both doses of a 2-dose series count twice.

## Current status of persons vaccinated for COVID-19 in Florida

**Total people vaccinated** 211,041

First dose 78,205

Series completed 132,836

Completed 1-dose series 10,176

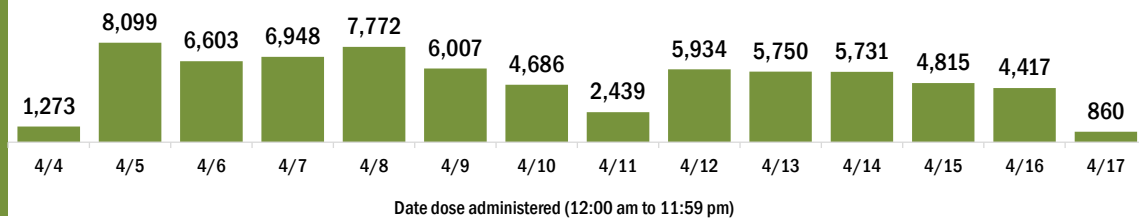
Completed 2-dose series 122,660

**First dose:** current number of people who have only received their first dose of the Moderna or Pfizer vaccine.

**Series complete:** current number of people who have received both Moderna or Pfizer vaccine doses or one Johnson & Johnson dose and are considered fully immunized.

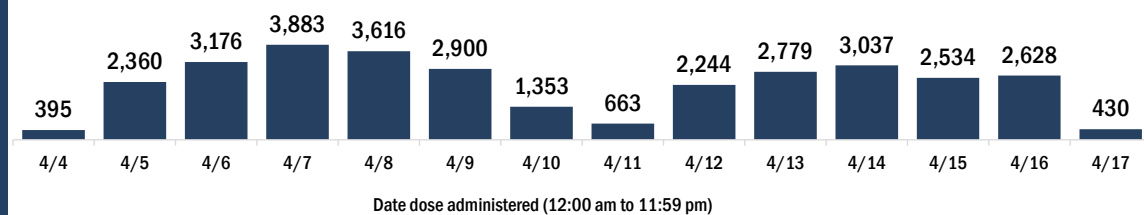
Demographic summary	First dose	Series complete	Total people vaccinated
<b>Age group</b>	<b>78,205</b>	<b>132,836</b>	<b>211,041</b>
16-24 years	5,486	2,661	8,147
25-34 years	7,887	5,922	13,809
35-44 years	9,949	8,187	18,136
45-54 years	13,752	11,560	25,312
55-64 years	17,688	22,077	39,765
65-74 years	12,854	46,327	59,181
75-84 years	7,987	28,006	35,993
85+ years	2,602	8,096	10,698
<b>Race</b>	<b>78,205</b>	<b>132,836</b>	<b>211,041</b>
White	50,080	96,596	146,676
Black	6,207	8,443	14,650
American Indian/Alaskan	650	629	1,279
Other	7,880	10,186	18,066
Unknown	13,388	16,982	30,370
<b>Other race</b> includes Asian, native Hawaiian/Pacific Islander, or other.			
<b>Ethnicity</b>	<b>78,205</b>	<b>132,836</b>	<b>211,041</b>
Hispanic	13,051	11,061	24,112
Non-Hispanic	37,492	78,573	116,065
Unknown	27,662	43,202	70,864
<b>Gender</b>	<b>78,205</b>	<b>132,836</b>	<b>211,041</b>
Female	41,903	76,707	118,610
Male	36,034	56,072	92,106
Unknown	268	57	325

## COVID-19 doses administered for the past 2 weeks

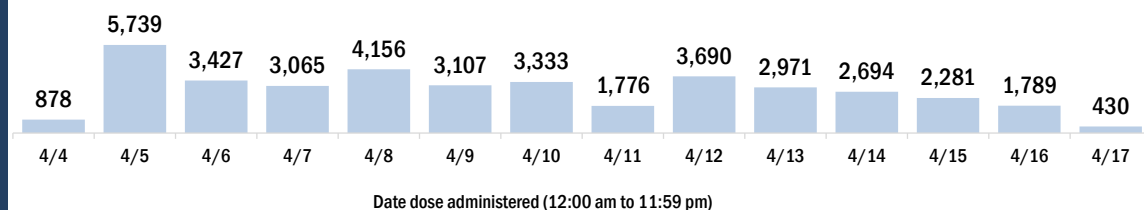


## Persons vaccinated for COVID-19 for the past 2 weeks

### Number of persons who received their first dose of a two-dose series of the COVID-19 vaccine



### Number of persons who completed the COVID-19 vaccine series



# COVID-19: Putnam County vaccine summary

Vaccination data through Apr 17, 2021 as of Apr 18, 2021 at 12:05 AM

Data in this report are provisional and subject to change.

Data in this summary pertain to COVID-19 vaccines approved by the U.S. Food and Drug Administration and have been issued an Emergency Use Authorization (Janssen COVID-19 Vaccine, Moderna COVID-19 Vaccine and Pfizer-BioNTech COVID-19 Vaccine). These data summarize the number of people who have received either their first dose or have completed the series for a COVID-19 vaccine. **A person can only be counted in one category, first dose or series complete.** For persons receiving Moderna or Pfizer vaccines, once they receive their second dose, they are moved from the first dose column to the series completed column. **Because of this, the total first dose category may show a change from report to report not matching the total receiving their first dose from the previous day.** Persons receiving Johnson & Johnson vaccines will always be counted in the series completed column.

## COVID-19 doses for vaccinated persons in Florida

**Doses administered** 27,276

People receiving one dose of a 1-dose series (Johnson & Johnson) or receiving only one dose of a 2-dose series (Moderna, Pfizer) count once. Persons receiving both doses of a 2-dose series count twice.

## Current status of persons vaccinated for COVID-19 in Florida

**Total people vaccinated** 17,147

First dose 6,187

Series completed 10,960

Completed 1-dose series 831

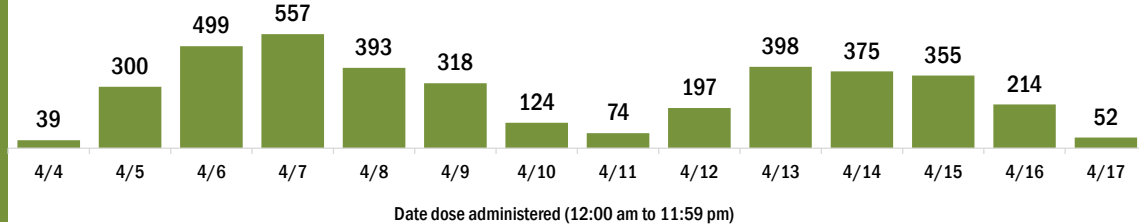
Completed 2-dose series 10,129

**First dose:** current number of people who have only received their first dose of the Moderna or Pfizer vaccine.

**Series complete:** current number of people who have received both Moderna or Pfizer vaccine doses or one Johnson & Johnson dose and are considered fully immunized.

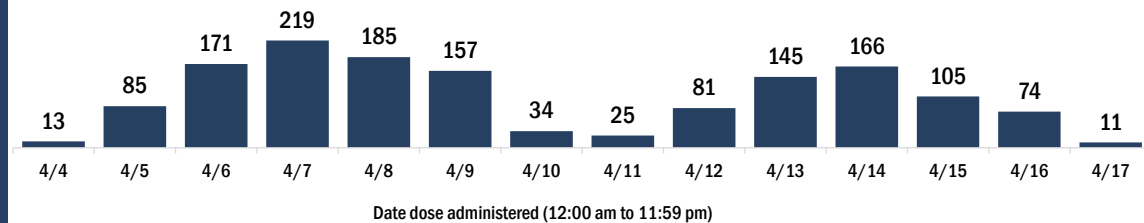
Demographic summary	First dose	Series complete	Total people vaccinated
<b>Age group</b>	<b>6,187</b>	<b>10,960</b>	<b>17,147</b>
16-24 years	236	104	340
25-34 years	349	270	619
35-44 years	502	380	882
45-54 years	833	750	1,583
55-64 years	1,711	1,996	3,707
65-74 years	1,490	4,320	5,810
75-84 years	812	2,387	3,199
85+ years	254	753	1,007
<b>Race</b>	<b>6,187</b>	<b>10,960</b>	<b>17,147</b>
White	4,683	8,583	13,266
Black	637	1,084	1,721
American Indian/Alaskan	60	76	136
Other	481	631	1,112
Unknown	326	586	912
<b>Other race</b> includes Asian, native Hawaiian/Pacific Islander, or other.			
<b>Ethnicity</b>	<b>6,187</b>	<b>10,960</b>	<b>17,147</b>
Hispanic	341	394	735
Non-Hispanic	4,805	8,506	13,311
Unknown	1,041	2,060	3,101
<b>Gender</b>	<b>6,187</b>	<b>10,960</b>	<b>17,147</b>
Female	3,381	6,342	9,723
Male	2,795	4,614	7,409
Unknown	11	4	15

## COVID-19 doses administered for the past 2 weeks

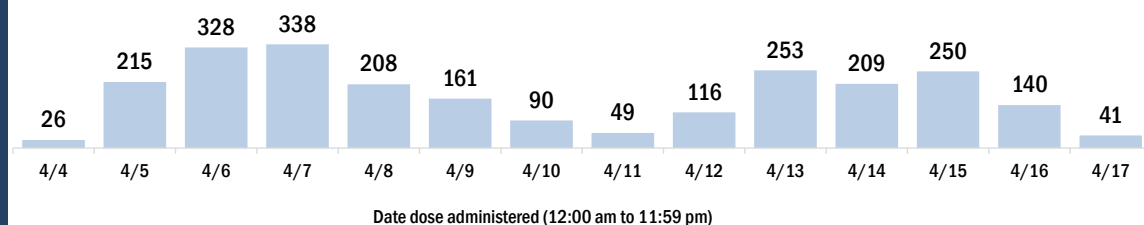


## Persons vaccinated for COVID-19 for the past 2 weeks

### Number of persons who received their first dose of a two-dose series of the COVID-19 vaccine



### Number of persons who completed the COVID-19 vaccine series



# COVID-19: Santa Rosa County vaccine summary

Vaccination data through Apr 17, 2021 as of Apr 18, 2021 at 12:05 AM

Data in this report are provisional and subject to change.

Data in this summary pertain to COVID-19 vaccines approved by the U.S. Food and Drug Administration and have been issued an Emergency Use Authorization (Janssen COVID-19 Vaccine, Moderna COVID-19 Vaccine and Pfizer-BioNTech COVID-19 Vaccine). These data summarize the number of people who have received either their first dose or have completed the series for a COVID-19 vaccine. **A person can only be counted in one category, first dose or series complete.** For persons receiving Moderna or Pfizer vaccines, once they receive their second dose, they are moved from the first dose column to the series completed column. **Because of this, the total first dose category may show a change from report to report not matching the total receiving their first dose from the previous day.** Persons receiving Johnson & Johnson vaccines will always be counted in the series completed column.

## COVID-19 doses for vaccinated persons in Florida

**Doses administered** 85,527

People receiving one dose of a 1-dose series (Johnson & Johnson) or receiving only one dose of a 2-dose series (Moderna, Pfizer) count once. Persons receiving both doses of a 2-dose series count twice.

## Current status of persons vaccinated for COVID-19 in Florida

**Total people vaccinated** 53,693

First dose 19,664

Series completed 34,029

Completed 1-dose series 2,195

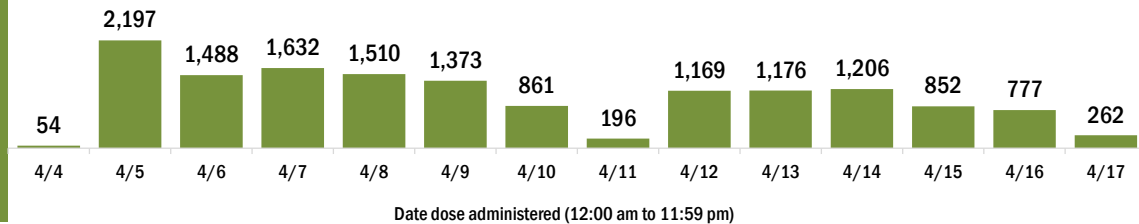
Completed 2-dose series 31,834

**First dose:** current number of people who have only received their first dose of the Moderna or Pfizer vaccine.

**Series complete:** current number of people who have received both Moderna or Pfizer vaccine doses or one Johnson & Johnson dose and are considered fully immunized.

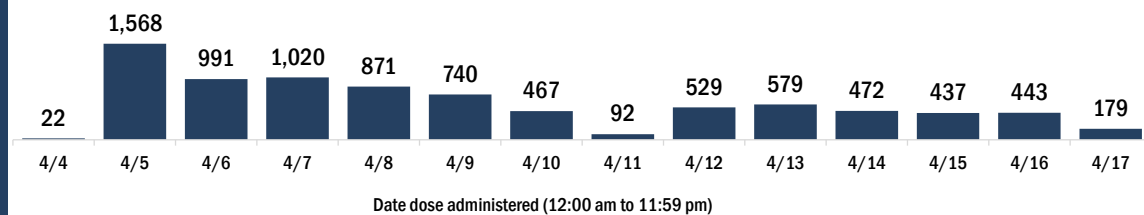
Demographic summary	First dose	Series complete	Total people vaccinated
<b>Age group</b>	<b>19,664</b>	<b>34,029</b>	<b>53,693</b>
16-24 years	1,663	587	2,250
25-34 years	2,004	1,436	3,440
35-44 years	2,869	2,242	5,111
45-54 years	3,606	3,506	7,112
55-64 years	4,805	6,894	11,699
65-74 years	2,887	11,887	14,774
75-84 years	1,374	5,831	7,205
85+ years	456	1,646	2,102
<b>Race</b>	<b>19,664</b>	<b>34,029</b>	<b>53,693</b>
White	12,728	25,602	38,330
Black	906	1,018	1,924
American Indian/Alaskan	94	189	283
Other	1,510	2,237	3,747
Unknown	4,426	4,983	9,409
<b>Other race</b> includes Asian, native Hawaiian/Pacific Islander, or other.			
<b>Ethnicity</b>	<b>19,664</b>	<b>34,029</b>	<b>53,693</b>
Hispanic	924	721	1,645
Non-Hispanic	11,889	22,600	34,489
Unknown	6,851	10,708	17,559
<b>Gender</b>	<b>19,664</b>	<b>34,029</b>	<b>53,693</b>
Female	10,464	19,528	29,992
Male	9,179	14,495	23,674
Unknown	21	6	27

## COVID-19 doses administered for the past 2 weeks

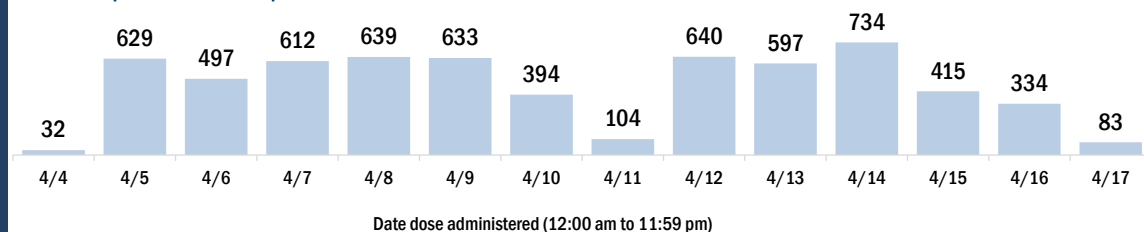


## Persons vaccinated for COVID-19 for the past 2 weeks

### Number of persons who received their first dose of a two-dose series of the COVID-19 vaccine



### Number of persons who completed the COVID-19 vaccine series



# COVID-19: Sarasota County vaccine summary

Vaccination data through Apr 17, 2021 as of Apr 18, 2021 at 12:05 AM

Data in this report are provisional and subject to change.

Data in this summary pertain to COVID-19 vaccines approved by the U.S. Food and Drug Administration and have been issued an Emergency Use Authorization (Janssen COVID-19 Vaccine, Moderna COVID-19 Vaccine and Pfizer-BioNTech COVID-19 Vaccine). These data summarize the number of people who have received either their first dose or have completed the series for a COVID-19 vaccine. **A person can only be counted in one category, first dose or series complete.** For persons receiving Moderna or Pfizer vaccines, once they receive their second dose, they are moved from the first dose column to the series completed column. **Because of this, the total first dose category may show a change from report to report not matching the total receiving their first dose from the previous day.** Persons receiving Johnson & Johnson vaccines will always be counted in the series completed column.

## COVID-19 doses for vaccinated persons in Florida

**Doses administered** 355,288

People receiving one dose of a 1-dose series (Johnson & Johnson) or receiving only one dose of a 2-dose series (Moderna, Pfizer) count once. Persons receiving both doses of a 2-dose series count twice.

## Current status of persons vaccinated for COVID-19 in Florida

**Total people vaccinated** 223,056

First dose 82,256

Series completed 140,800

Completed 1-dose series 8,568

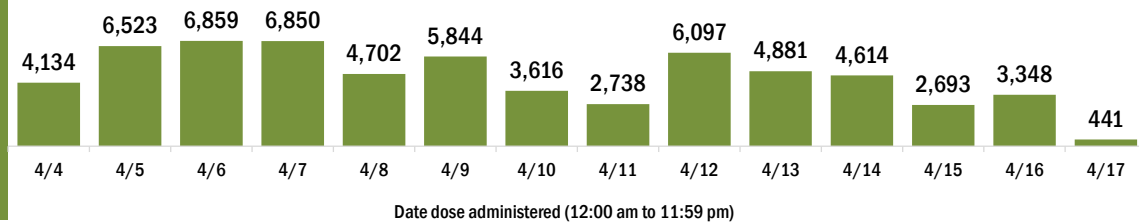
Completed 2-dose series 132,232

**First dose:** current number of people who have only received their first dose of the Moderna or Pfizer vaccine.

**Series complete:** current number of people who have received both Moderna or Pfizer vaccine doses or one Johnson & Johnson dose and are considered fully immunized.

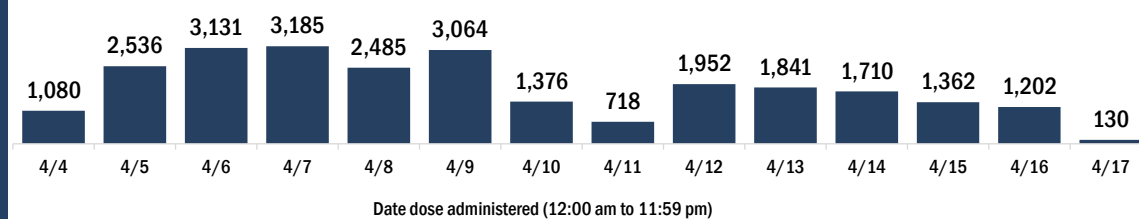
Demographic summary	First dose	Series complete	Total people vaccinated
<b>Age group</b>	82,256	140,800	223,056
16-24 years	4,146	1,398	5,544
25-34 years	4,950	3,013	7,963
35-44 years	7,063	4,150	11,213
45-54 years	11,676	6,819	18,495
55-64 years	22,150	16,964	39,114
65-74 years	16,761	57,935	74,696
75-84 years	11,136	37,476	48,612
85+ years	4,374	13,045	17,419
<b>Race</b>	82,256	140,800	223,056
White	63,551	112,725	176,276
Black	1,535	1,862	3,397
American Indian/Alaskan	294	506	800
Other	5,704	9,225	14,929
Unknown	11,172	16,482	27,654
<b>Other race</b> includes Asian, native Hawaiian/Pacific Islander, or other.			
<b>Ethnicity</b>	82,256	140,800	223,056
Hispanic	5,430	3,127	8,557
Non-Hispanic	52,826	95,041	147,867
Unknown	24,000	42,632	66,632
<b>Gender</b>	82,256	140,800	223,056
Female	44,397	80,069	124,466
Male	37,688	60,648	98,336
Unknown	171	83	254

## COVID-19 doses administered for the past 2 weeks

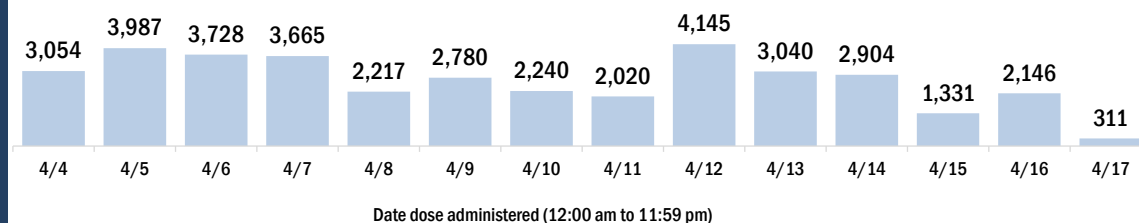


## Persons vaccinated for COVID-19 for the past 2 weeks

### Number of persons who received their first dose of a two-dose series of the COVID-19 vaccine



### Number of persons who completed the COVID-19 vaccine series



# COVID-19: Seminole County vaccine summary

Vaccination data through Apr 17, 2021 as of Apr 18, 2021 at 12:05 AM

Data in this report are provisional and subject to change.

Data in this summary pertain to COVID-19 vaccines approved by the U.S. Food and Drug Administration and have been issued an Emergency Use Authorization (Janssen COVID-19 Vaccine, Moderna COVID-19 Vaccine and Pfizer-BioNTech COVID-19 Vaccine). These data summarize the number of people who have received either their first dose or have completed the series for a COVID-19 vaccine. **A person can only be counted in one category, first dose or series complete.** For persons receiving Moderna or Pfizer vaccines, once they receive their second dose, they are moved from the first dose column to the series completed column. **Because of this, the total first dose category may show a change from report to report not matching the total receiving their first dose from the previous day.** Persons receiving Johnson & Johnson vaccines will always be counted in the series completed column.

## COVID-19 doses for vaccinated persons in Florida

**Doses administered** 245,248

People receiving one dose of a 1-dose series (Johnson & Johnson) or receiving only one dose of a 2-dose series (Moderna, Pfizer) count once. Persons receiving both doses of a 2-dose series count twice.

## Current status of persons vaccinated for COVID-19 in Florida

**Total people vaccinated** 159,232

First dose 63,355

Series completed 95,877

Completed 1-dose series 9,861

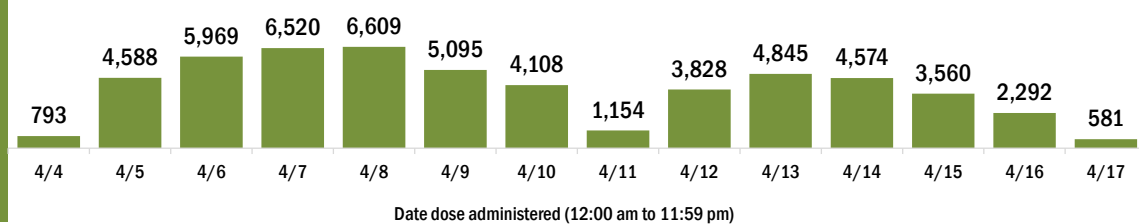
Completed 2-dose series 86,016

**First dose:** current number of people who have only received their first dose of the Moderna or Pfizer vaccine.

**Series complete:** current number of people who have received both Moderna or Pfizer vaccine doses or one Johnson & Johnson dose and are considered fully immunized.

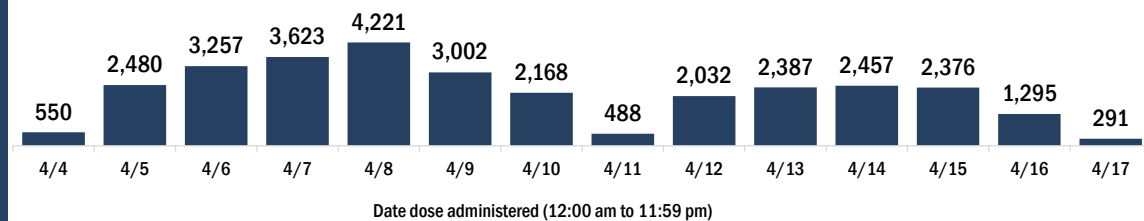
Demographic summary	First dose	Series complete	Total people vaccinated
<b>Age group</b>	63,355	95,877	159,232
16-24 years	8,657	3,047	11,704
25-34 years	9,338	6,608	15,946
35-44 years	12,351	9,330	21,681
45-54 years	13,814	11,865	25,679
55-64 years	12,337	18,895	31,232
65-74 years	3,970	27,504	31,474
75-84 years	1,983	13,490	15,473
85+ years	905	5,138	6,043
<b>Race</b>	63,355	95,877	159,232
White	40,645	69,221	109,866
Black	4,274	6,094	10,368
American Indian/Alaskan	281	436	717
Other	10,144	13,223	23,367
Unknown	8,011	6,903	14,914
<b>Other race</b> includes Asian, native Hawaiian/Pacific Islander, or other.			
<b>Ethnicity</b>	63,355	95,877	159,232
Hispanic	9,796	9,311	19,107
Non-Hispanic	35,604	62,284	97,888
Unknown	17,955	24,282	42,237
<b>Gender</b>	63,355	95,877	159,232
Female	32,977	56,467	89,444
Male	30,111	39,350	69,461
Unknown	267	60	327

## COVID-19 doses administered for the past 2 weeks

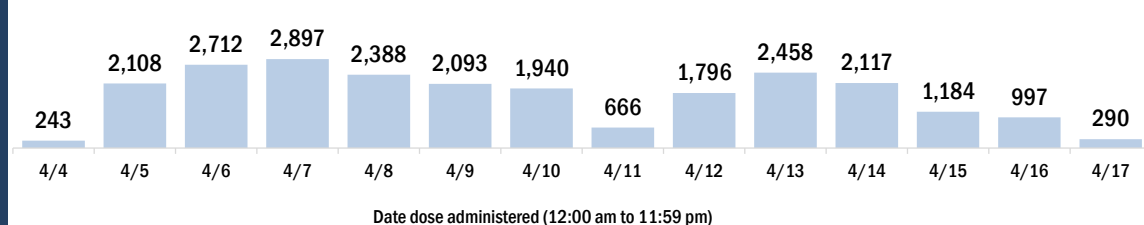


## Persons vaccinated for COVID-19 for the past 2 weeks

### Number of persons who received their first dose of a two-dose series of the COVID-19 vaccine



### Number of persons who completed the COVID-19 vaccine series



# COVID-19: St. Johns County vaccine summary

Vaccination data through Apr 17, 2021 as of Apr 18, 2021 at 12:05 AM

Data in this report are provisional and subject to change.

Data in this summary pertain to COVID-19 vaccines approved by the U.S. Food and Drug Administration and have been issued an Emergency Use Authorization (Janssen COVID-19 Vaccine, Moderna COVID-19 Vaccine and Pfizer-BioNTech COVID-19 Vaccine). These data summarize the number of people who have received either their first dose or have completed the series for a COVID-19 vaccine. **A person can only be counted in one category, first dose or series complete.** For persons receiving Moderna or Pfizer vaccines, once they receive their second dose, they are moved from the first dose column to the series completed column. **Because of this, the total first dose category may show a change from report to report not matching the total receiving their first dose from the previous day.** Persons receiving Johnson & Johnson vaccines will always be counted in the series completed column.

## COVID-19 doses for vaccinated persons in Florida

**Doses administered** 195,696

People receiving one dose of a 1-dose series (Johnson & Johnson) or receiving only one dose of a 2-dose series (Moderna, Pfizer) count once. Persons receiving both doses of a 2-dose series count twice.

## Current status of persons vaccinated for COVID-19 in Florida

**Total people vaccinated** 117,944

First dose 34,957

Series completed 82,987

Completed 1-dose series 5,235

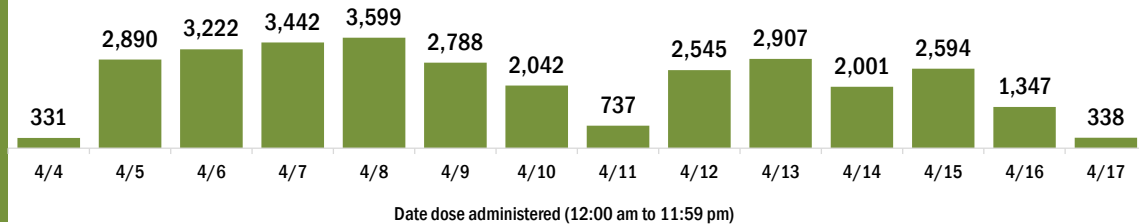
Completed 2-dose series 77,752

**First dose:** current number of people who have only received their first dose of the Moderna or Pfizer vaccine.

**Series complete:** current number of people who have received both Moderna or Pfizer vaccine doses or one Johnson & Johnson dose and are considered fully immunized.

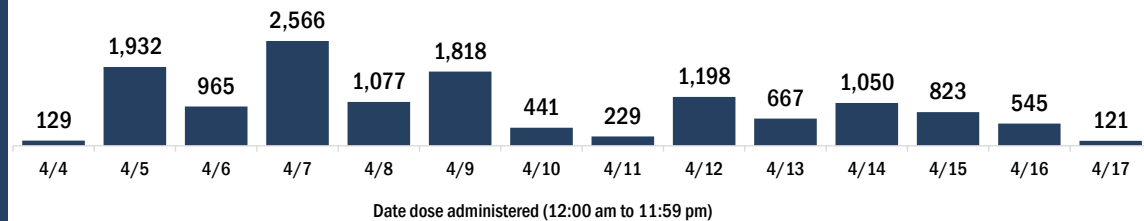
Demographic summary	First dose	Series complete	Total people vaccinated
<b>Age group</b>	<b>34,957</b>	<b>82,987</b>	<b>117,944</b>
16-24 years	4,454	1,710	6,164
25-34 years	3,606	3,342	6,948
35-44 years	7,410	7,238	14,648
45-54 years	8,244	9,481	17,725
55-64 years	6,696	16,972	23,668
65-74 years	2,646	27,228	29,874
75-84 years	1,350	13,269	14,619
85+ years	551	3,747	4,298
<b>Race</b>	<b>34,957</b>	<b>82,987</b>	<b>117,944</b>
White	24,004	62,980	86,984
Black	1,187	2,361	3,548
American Indian/Alaskan	97	225	322
Other	4,008	7,623	11,631
Unknown	5,661	9,798	15,459
<b>Other race</b> includes Asian, native Hawaiian/Pacific Islander, or other.			
<b>Ethnicity</b>	<b>34,957</b>	<b>82,987</b>	<b>117,944</b>
Hispanic	2,216	2,677	4,893
Non-Hispanic	21,625	55,355	76,980
Unknown	11,116	24,955	36,071
<b>Gender</b>	<b>34,957</b>	<b>82,987</b>	<b>117,944</b>
Female	18,259	46,753	65,012
Male	16,674	36,222	52,896
Unknown	24	12	36

## COVID-19 doses administered for the past 2 weeks

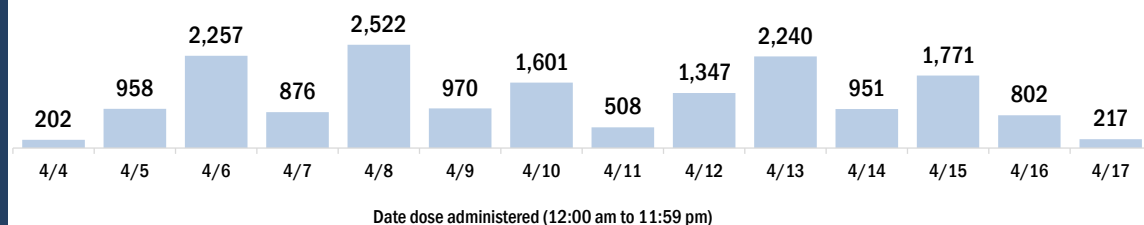


## Persons vaccinated for COVID-19 for the past 2 weeks

### Number of persons who received their first dose of a two-dose series of the COVID-19 vaccine



### Number of persons who completed the COVID-19 vaccine series





# COVID-19: St. Lucie County vaccine summary

Vaccination data through Apr 17, 2021 as of Apr 18, 2021 at 12:05 AM

Data in this report are provisional and subject to change.

Data in this summary pertain to COVID-19 vaccines approved by the U.S. Food and Drug Administration and have been issued an Emergency Use Authorization (Janssen COVID-19 Vaccine, Moderna COVID-19 Vaccine and Pfizer-BioNTech COVID-19 Vaccine). These data summarize the number of people who have received either their first dose or have completed the series for a COVID-19 vaccine. **A person can only be counted in one category, first dose or series complete.** For persons receiving Moderna or Pfizer vaccines, once they receive their second dose, they are moved from the first dose column to the series completed column. **Because of this, the total first dose category may show a change from report to report not matching the total receiving their first dose from the previous day.** Persons receiving Johnson & Johnson vaccines will always be counted in the series completed column.

## COVID-19 doses for vaccinated persons in Florida

**Doses administered** 172,133

People receiving one dose of a 1-dose series (Johnson & Johnson) or receiving only one dose of a 2-dose series (Moderna, Pfizer) count once. Persons receiving both doses of a 2-dose series count twice.

## Current status of persons vaccinated for COVID-19 in Florida

**Total people vaccinated** 109,640

First dose 43,677

Series completed 65,963

Completed 1-dose series 3,470

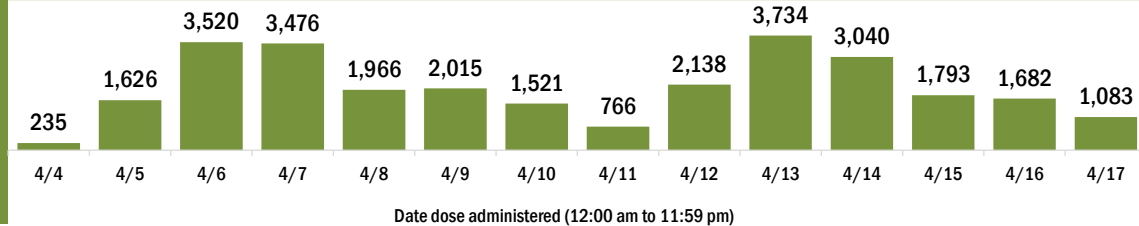
Completed 2-dose series 62,493

**First dose:** current number of people who have only received their first dose of the Moderna or Pfizer vaccine.

**Series complete:** current number of people who have received both Moderna or Pfizer vaccine doses or one Johnson & Johnson dose and are considered fully immunized.

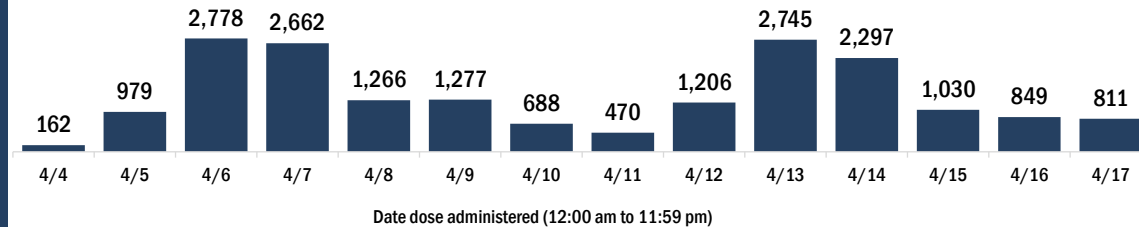
Demographic summary	First dose	Series complete	Total people vaccinated
<b>Age group</b>	<b>43,677</b>	<b>65,963</b>	<b>109,640</b>
16-24 years	2,875	770	3,645
25-34 years	3,403	1,783	5,186
35-44 years	4,898	2,856	7,754
45-54 years	7,514	4,870	12,384
55-64 years	12,024	10,175	22,199
65-74 years	7,408	25,959	33,367
75-84 years	4,139	15,026	19,165
85+ years	1,416	4,524	5,940
<b>Race</b>	<b>43,677</b>	<b>65,963</b>	<b>109,640</b>
White	27,185	44,001	71,186
Black	4,279	6,100	10,379
American Indian/Alaskan	227	299	526
Other	4,122	5,930	10,052
Unknown	7,864	9,633	17,497
<b>Other race</b> includes Asian, native Hawaiian/Pacific Islander, or other.			
<b>Ethnicity</b>	<b>43,677</b>	<b>65,963</b>	<b>109,640</b>
Hispanic	6,372	4,900	11,272
Non-Hispanic	21,913	38,386	60,299
Unknown	15,392	22,677	38,069
<b>Gender</b>	<b>43,677</b>	<b>65,963</b>	<b>109,640</b>
Female	23,618	37,957	61,575
Male	19,957	27,939	47,896
Unknown	102	67	169

## COVID-19 doses administered for the past 2 weeks

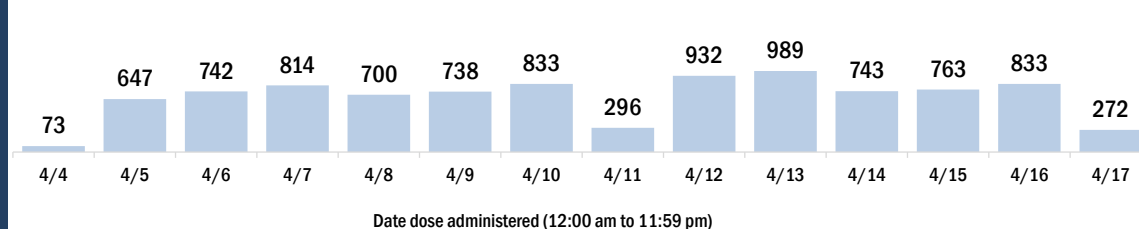


## Persons vaccinated for COVID-19 for the past 2 weeks

### Number of persons who received their first dose of a two-dose series of the COVID-19 vaccine



### Number of persons who completed the COVID-19 vaccine series





# COVID-19: Sumter County vaccine summary

Vaccination data through Apr 17, 2021 as of Apr 18, 2021 at 12:05 AM

Data in this report are provisional and subject to change.

Data in this summary pertain to COVID-19 vaccines approved by the U.S. Food and Drug Administration and have been issued an Emergency Use Authorization (Janssen COVID-19 Vaccine, Moderna COVID-19 Vaccine and Pfizer-BioNTech COVID-19 Vaccine). These data summarize the number of people who have received either their first dose or have completed the series for a COVID-19 vaccine. **A person can only be counted in one category, first dose or series complete.** For persons receiving Moderna or Pfizer vaccines, once they receive their second dose, they are moved from the first dose column to the series completed column. **Because of this, the total first dose category may show a change from report to report not matching the total receiving their first dose from the previous day.** Persons receiving Johnson & Johnson vaccines will always be counted in the series completed column.

## COVID-19 doses for vaccinated persons in Florida

**Doses administered** 141,894

People receiving one dose of a 1-dose series (Johnson & Johnson) or receiving only one dose of a 2-dose series (Moderna, Pfizer) count once. Persons receiving both doses of a 2-dose series count twice.

## Current status of persons vaccinated for COVID-19 in Florida

**Total people vaccinated** 80,527

First dose 15,176

Series completed 65,351

Completed 1-dose series 3,984

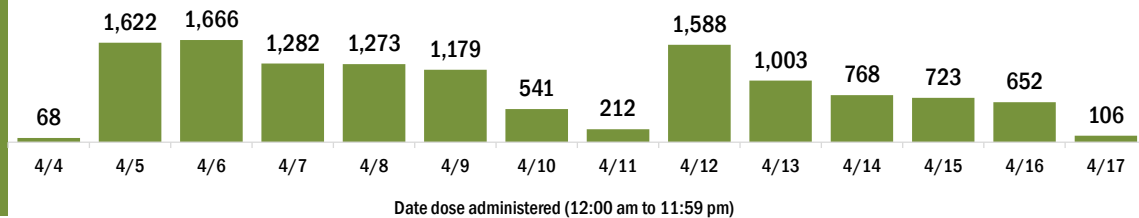
Completed 2-dose series 61,367

**First dose:** current number of people who have only received their first dose of the Moderna or Pfizer vaccine.

**Series complete:** current number of people who have received both Moderna or Pfizer vaccine doses or one Johnson & Johnson dose and are considered fully immunized.

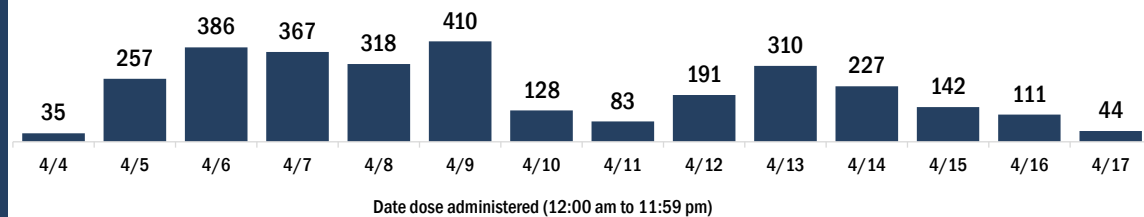
Demographic summary	First dose	Series complete	Total people vaccinated
<b>Age group</b>	15,176	65,351	80,527
16-24 years	271	109	380
25-34 years	428	236	664
35-44 years	639	356	995
45-54 years	1,404	752	2,156
55-64 years	4,396	5,653	10,049
65-74 years	4,211	32,517	36,728
75-84 years	3,083	22,074	25,157
85+ years	744	3,654	4,398
<b>Race</b>	15,176	65,351	80,527
White	11,629	55,400	67,029
Black	348	673	1,021
American Indian/Alaskan	35	141	176
Other	997	2,380	3,377
Unknown	2,167	6,757	8,924
<b>Other race</b> includes Asian, native Hawaiian/Pacific Islander, or other.			
<b>Ethnicity</b>	15,176	65,351	80,527
Hispanic	533	953	1,486
Non-Hispanic	9,616	43,460	53,076
Unknown	5,027	20,938	25,965
<b>Gender</b>	15,176	65,351	80,527
Female	8,548	36,406	44,954
Male	6,561	28,935	35,496
Unknown	67	10	77

## COVID-19 doses administered for the past 2 weeks

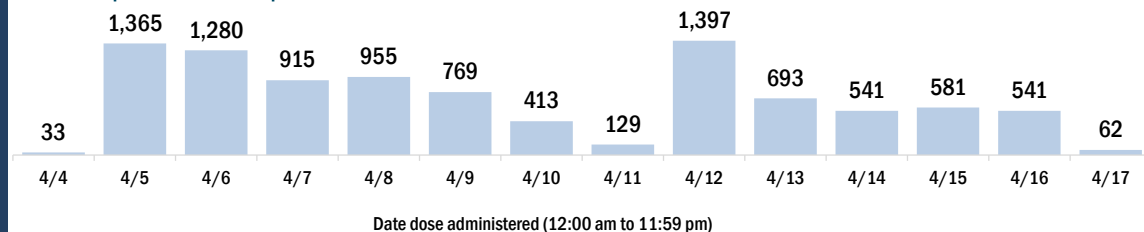


## Persons vaccinated for COVID-19 for the past 2 weeks

### Number of persons who received their first dose of a two-dose series of the COVID-19 vaccine



### Number of persons who completed the COVID-19 vaccine series



# COVID-19: Suwannee County vaccine summary

Vaccination data through Apr 17, 2021 as of Apr 18, 2021 at 12:05 AM

Data in this report are provisional and subject to change.

Data in this summary pertain to COVID-19 vaccines approved by the U.S. Food and Drug Administration and have been issued an Emergency Use Authorization (Janssen COVID-19 Vaccine, Moderna COVID-19 Vaccine and Pfizer-BioNTech COVID-19 Vaccine). These data summarize the number of people who have received either their first dose or have completed the series for a COVID-19 vaccine. **A person can only be counted in one category, first dose or series complete.** For persons receiving Moderna or Pfizer vaccines, once they receive their second dose, they are moved from the first dose column to the series completed column. **Because of this, the total first dose category may show a change from report to report not matching the total receiving their first dose from the previous day.** Persons receiving Johnson & Johnson vaccines will always be counted in the series completed column.

## COVID-19 doses for vaccinated persons in Florida

**Doses administered** 15,197

People receiving one dose of a 1-dose series (Johnson & Johnson) or receiving only one dose of a 2-dose series (Moderna, Pfizer) count once. Persons receiving both doses of a 2-dose series count twice.

## Current status of persons vaccinated for COVID-19 in Florida

**Total people vaccinated** 9,005

First dose 2,255

Series completed 6,750

Completed 1-dose series 558

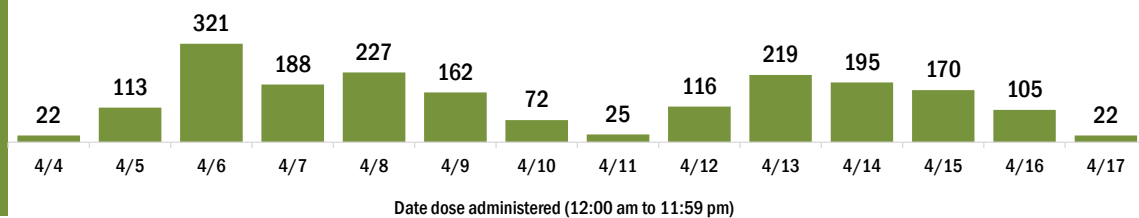
Completed 2-dose series 6,192

**First dose:** current number of people who have only received their first dose of the Moderna or Pfizer vaccine.

**Series complete:** current number of people who have received both Moderna or Pfizer vaccine doses or one Johnson & Johnson dose and are considered fully immunized.

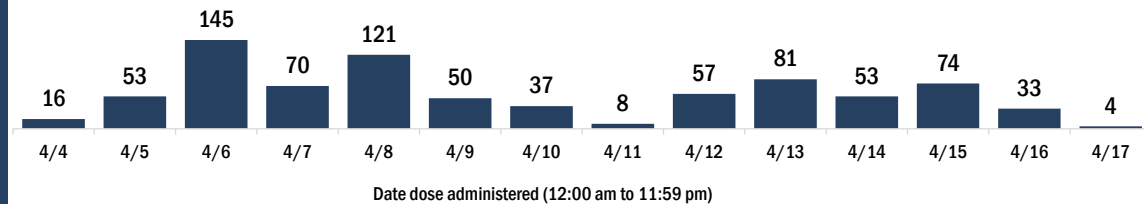
Demographic summary	First dose	Series complete	Total people vaccinated
<b>Age group</b>	2,255	6,750	9,005
16-24 years	156	79	235
25-34 years	153	147	300
35-44 years	245	244	489
45-54 years	384	401	785
55-64 years	791	1,119	1,910
65-74 years	300	2,585	2,885
75-84 years	164	1,624	1,788
85+ years	62	551	613
<b>Race</b>	2,255	6,750	9,005
White	1,537	4,664	6,201
Black	215	504	719
American Indian/Alaskan	5	5	10
Other	214	438	652
Unknown	284	1,139	1,423
<b>Other race</b> includes Asian, native Hawaiian/Pacific Islander, or other.			
<b>Ethnicity</b>	2,255	6,750	9,005
Hispanic	167	200	367
Non-Hispanic	1,265	3,447	4,712
Unknown	823	3,103	3,926
<b>Gender</b>	2,255	6,750	9,005
Female	1,227	3,981	5,208
Male	1,028	2,769	3,797
Unknown	0	0	0

## COVID-19 doses administered for the past 2 weeks

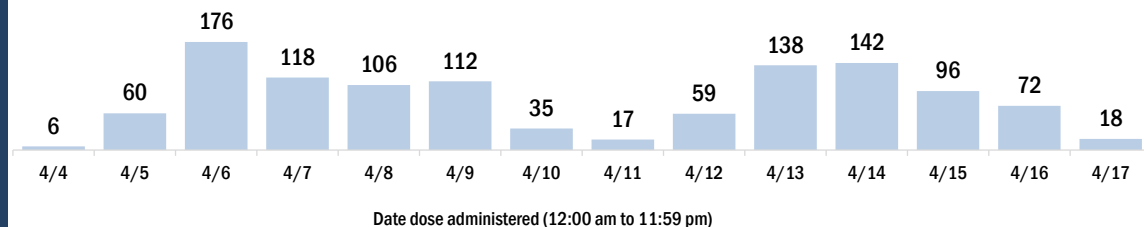


## Persons vaccinated for COVID-19 for the past 2 weeks

### Number of persons who received their first dose of a two-dose series of the COVID-19 vaccine



### Number of persons who completed the COVID-19 vaccine series



# COVID-19: Taylor County vaccine summary

Vaccination data through Apr 17, 2021 as of Apr 18, 2021 at 12:05 AM

Data in this report are provisional and subject to change.

Data in this summary pertain to COVID-19 vaccines approved by the U.S. Food and Drug Administration and have been issued an Emergency Use Authorization (Janssen COVID-19 Vaccine, Moderna COVID-19 Vaccine and Pfizer-BioNTech COVID-19 Vaccine). These data summarize the number of people who have received either their first dose or have completed the series for a COVID-19 vaccine. **A person can only be counted in one category, first dose or series complete.** For persons receiving Moderna or Pfizer vaccines, once they receive their second dose, they are moved from the first dose column to the series completed column. **Because of this, the total first dose category may show a change from report to report not matching the total receiving their first dose from the previous day.** Persons receiving Johnson & Johnson vaccines will always be counted in the series completed column.

## COVID-19 doses for vaccinated persons in Florida

**Doses administered** 8,054

People receiving one dose of a 1-dose series (Johnson & Johnson) or receiving only one dose of a 2-dose series (Moderna, Pfizer) count once. Persons receiving both doses of a 2-dose series count twice.

## Current status of persons vaccinated for COVID-19 in Florida

**Total people vaccinated** 5,039

First dose 1,788

Series completed 3,251

Completed 1-dose series 236

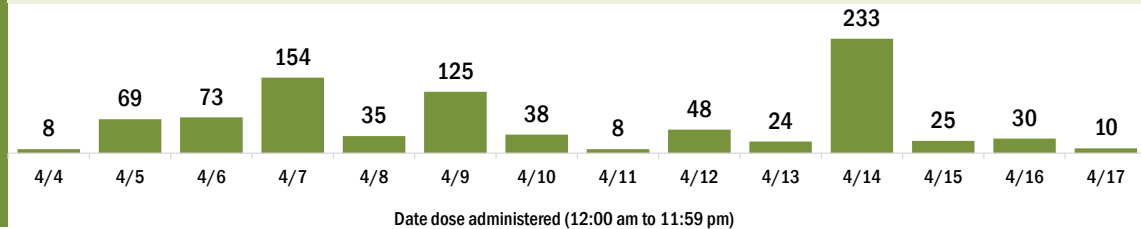
Completed 2-dose series 3,015

**First dose:** current number of people who have only received their first dose of the Moderna or Pfizer vaccine.

**Series complete:** current number of people who have received both Moderna or Pfizer vaccine doses or one Johnson & Johnson dose and are considered fully immunized.

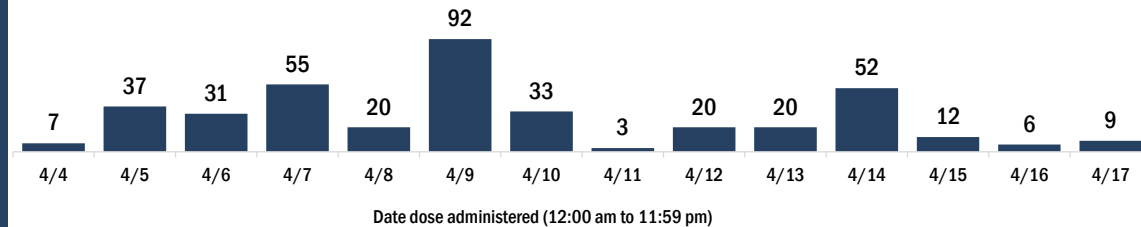
Demographic summary	First dose	Series complete	Total people vaccinated
<b>Age group</b>	1,788	3,251	5,039
16-24 years	52	40	92
25-34 years	95	82	177
35-44 years	144	104	248
45-54 years	267	201	468
55-64 years	550	600	1,150
65-74 years	422	1,274	1,696
75-84 years	198	742	940
85+ years	60	208	268
<b>Race</b>	1,788	3,251	5,039
White	1,274	2,428	3,702
Black	238	367	605
American Indian/Alaskan	14	28	42
Other	111	199	310
Unknown	151	229	380
<b>Other race</b> includes Asian, native Hawaiian/Pacific Islander, or other.			
<b>Ethnicity</b>	1,788	3,251	5,039
Hispanic	46	49	95
Non-Hispanic	1,202	2,009	3,211
Unknown	540	1,193	1,733
<b>Gender</b>	1,788	3,251	5,039
Female	949	1,827	2,776
Male	836	1,424	2,260
Unknown	3	0	3

## COVID-19 doses administered for the past 2 weeks

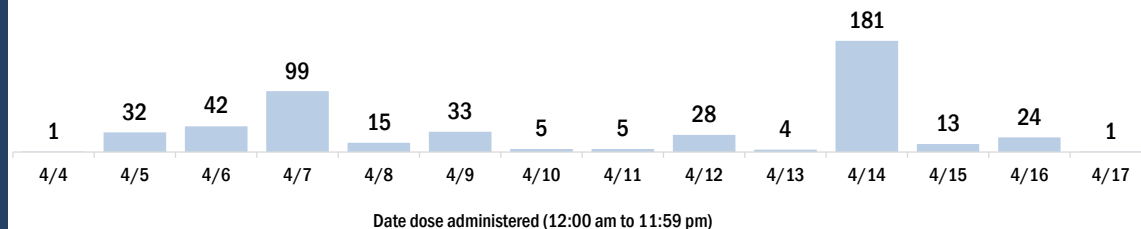


## Persons vaccinated for COVID-19 for the past 2 weeks

### Number of persons who received their first dose of a two-dose series of the COVID-19 vaccine



### Number of persons who completed the COVID-19 vaccine series



# COVID-19: Union County vaccine summary

Vaccination data through Apr 17, 2021 as of Apr 18, 2021 at 12:05 AM

Data in this report are provisional and subject to change.

Data in this summary pertain to COVID-19 vaccines approved by the U.S. Food and Drug Administration and have been issued an Emergency Use Authorization (Janssen COVID-19 Vaccine, Moderna COVID-19 Vaccine and Pfizer-BioNTech COVID-19 Vaccine). These data summarize the number of people who have received either their first dose or have completed the series for a COVID-19 vaccine. **A person can only be counted in one category, first dose or series complete.** For persons receiving Moderna or Pfizer vaccines, once they receive their second dose, they are moved from the first dose column to the series completed column. **Because of this, the total first dose category may show a change from report to report not matching the total receiving their first dose from the previous day.** Persons receiving Johnson & Johnson vaccines will always be counted in the series completed column.

## COVID-19 doses for vaccinated persons in Florida

**Doses administered** 3,741

People receiving one dose of a 1-dose series (Johnson & Johnson) or receiving only one dose of a 2-dose series (Moderna, Pfizer) count once. Persons receiving both doses of a 2-dose series count twice.

## Current status of persons vaccinated for COVID-19 in Florida

**Total people vaccinated** 2,245

First dose 635

Series completed 1,610

Completed 1-dose series 114

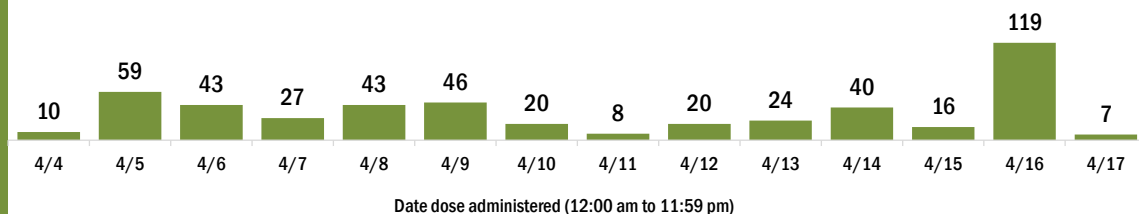
Completed 2-dose series 1,496

**First dose:** current number of people who have only received their first dose of the Moderna or Pfizer vaccine.

**Series complete:** current number of people who have received both Moderna or Pfizer vaccine doses or one Johnson & Johnson dose and are considered fully immunized.

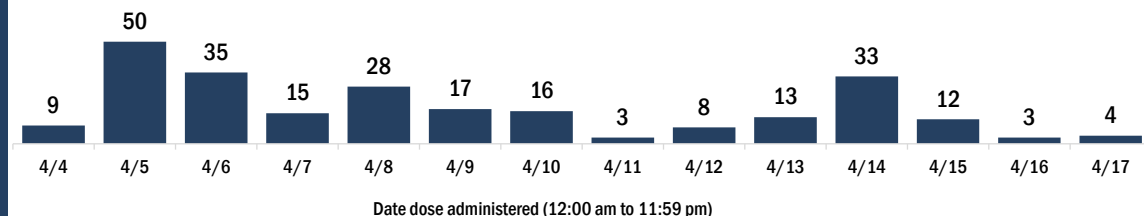
Demographic summary	First dose	Series complete	Total people vaccinated
<b>Age group</b>	635	1,610	2,245
16-24 years	53	22	75
25-34 years	60	68	128
35-44 years	74	61	135
45-54 years	139	101	240
55-64 years	195	296	491
65-74 years	68	606	674
75-84 years	34	354	388
85+ years	12	102	114
<b>Race</b>	635	1,610	2,245
White	463	1,316	1,779
Black	90	134	224
American Indian/Alaskan	7	15	22
Other	47	110	157
Unknown	28	35	63
<b>Other race</b> includes Asian, native Hawaiian/Pacific Islander, or other.			
<b>Ethnicity</b>	635	1,610	2,245
Hispanic	22	34	56
Non-Hispanic	514	1,474	1,988
Unknown	99	102	201
<b>Gender</b>	635	1,610	2,245
Female	343	936	1,279
Male	287	674	961
Unknown	5	0	5

## COVID-19 doses administered for the past 2 weeks

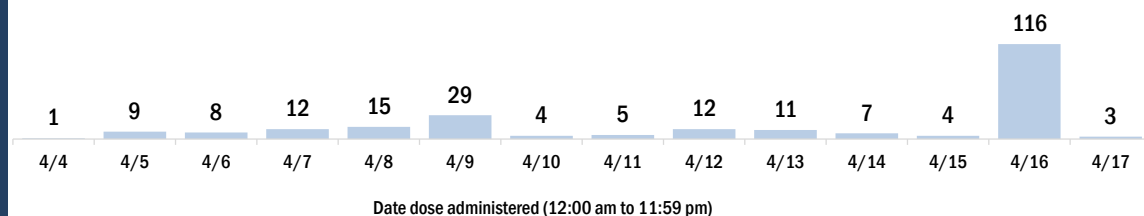


## Persons vaccinated for COVID-19 for the past 2 weeks

### Number of persons who received their first dose of a two-dose series of the COVID-19 vaccine



### Number of persons who completed the COVID-19 vaccine series



# COVID-19: Volusia County vaccine summary

Vaccination data through Apr 17, 2021 as of Apr 18, 2021 at 12:05 AM

Data in this report are provisional and subject to change.

Data in this summary pertain to COVID-19 vaccines approved by the U.S. Food and Drug Administration and have been issued an Emergency Use Authorization (Janssen COVID-19 Vaccine, Moderna COVID-19 Vaccine and Pfizer-BioNTech COVID-19 Vaccine). These data summarize the number of people who have received either their first dose or have completed the series for a COVID-19 vaccine. **A person can only be counted in one category, first dose or series complete.** For persons receiving Moderna or Pfizer vaccines, once they receive their second dose, they are moved from the first dose column to the series completed column. **Because of this, the total first dose category may show a change from report to report not matching the total receiving their first dose from the previous day.** Persons receiving Johnson & Johnson vaccines will always be counted in the series completed column.

## COVID-19 doses for vaccinated persons in Florida

**Doses administered** 303,407

People receiving one dose of a 1-dose series (Johnson & Johnson) or receiving only one dose of a 2-dose series (Moderna, Pfizer) count once. Persons receiving both doses of a 2-dose series count twice.

## Current status of persons vaccinated for COVID-19 in Florida

**Total people vaccinated** 194,693

First dose 68,860

Series completed 125,833

Completed 1-dose series 17,119

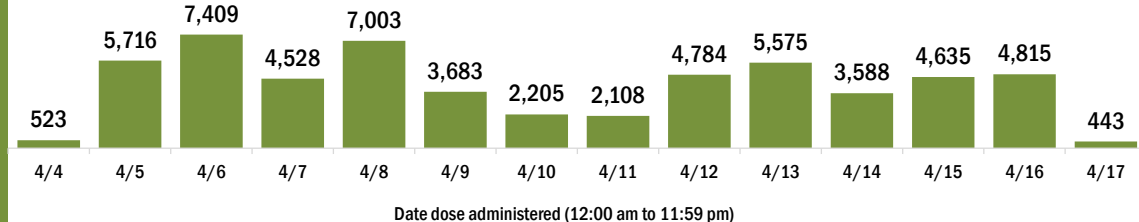
Completed 2-dose series 108,714

**First dose:** current number of people who have only received their first dose of the Moderna or Pfizer vaccine.

**Series complete:** current number of people who have received both Moderna or Pfizer vaccine doses or one Johnson & Johnson dose and are considered fully immunized.

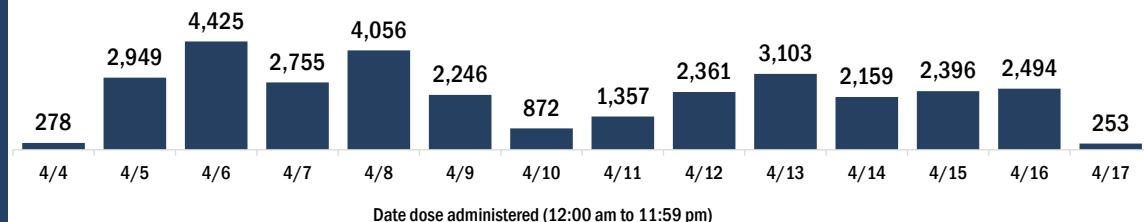
Demographic summary	First dose	Series complete	Total people vaccinated
<b>Age group</b>	<b>68,860</b>	<b>125,833</b>	<b>194,693</b>
16-24 years	6,190	1,961	8,151
25-34 years	5,856	4,090	9,946
35-44 years	7,555	5,546	13,101
45-54 years	11,499	9,100	20,599
55-64 years	18,478	21,449	39,927
65-74 years	11,581	47,300	58,881
75-84 years	5,750	26,906	32,656
85+ years	1,951	9,481	11,432
<b>Race</b>	<b>68,860</b>	<b>125,833</b>	<b>194,693</b>
White	45,171	83,360	128,531
Black	3,547	5,446	8,993
American Indian/Alaskan	230	436	666
Other	6,986	14,526	21,512
Unknown	12,926	22,065	34,991
<b>Other race</b> includes Asian, native Hawaiian/Pacific Islander, or other.			
<b>Ethnicity</b>	<b>68,860</b>	<b>125,833</b>	<b>194,693</b>
Hispanic	7,349	5,775	13,124
Non-Hispanic	37,219	64,062	101,281
Unknown	24,292	55,996	80,288
<b>Gender</b>	<b>68,860</b>	<b>125,833</b>	<b>194,693</b>
Female	35,808	72,850	108,658
Male	31,246	51,441	82,687
Unknown	1,806	1,542	3,348

## COVID-19 doses administered for the past 2 weeks

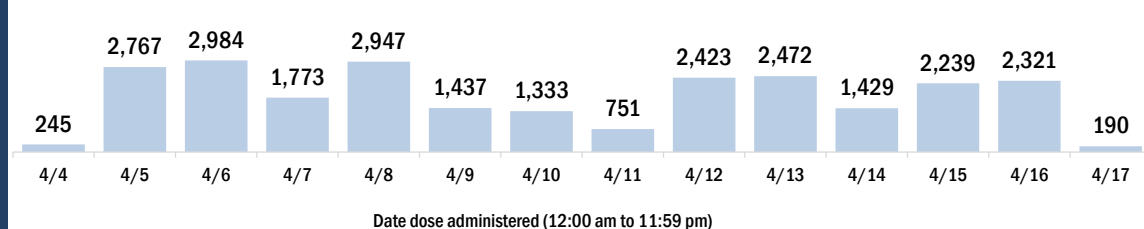


## Persons vaccinated for COVID-19 for the past 2 weeks

### Number of persons who received their first dose of a two-dose series of the COVID-19 vaccine



### Number of persons who completed the COVID-19 vaccine series



# COVID-19: Wakulla County vaccine summary

Vaccination data through Apr 17, 2021 as of Apr 18, 2021 at 12:05 AM

Data in this report are provisional and subject to change.

Data in this summary pertain to COVID-19 vaccines approved by the U.S. Food and Drug Administration and have been issued an Emergency Use Authorization (Janssen COVID-19 Vaccine, Moderna COVID-19 Vaccine and Pfizer-BioNTech COVID-19 Vaccine). These data summarize the number of people who have received either their first dose or have completed the series for a COVID-19 vaccine. **A person can only be counted in one category, first dose or series complete.** For persons receiving Moderna or Pfizer vaccines, once they receive their second dose, they are moved from the first dose column to the series completed column. **Because of this, the total first dose category may show a change from report to report not matching the total receiving their first dose from the previous day.** Persons receiving Johnson & Johnson vaccines will always be counted in the series completed column.

## COVID-19 doses for vaccinated persons in Florida

**Doses administered** 15,236

People receiving one dose of a 1-dose series (Johnson & Johnson) or receiving only one dose of a 2-dose series (Moderna, Pfizer) count once. Persons receiving both doses of a 2-dose series count twice.

## Current status of persons vaccinated for COVID-19 in Florida

**Total people vaccinated** 9,350

First dose 3,008

Series completed 6,342

Completed 1-dose series 456

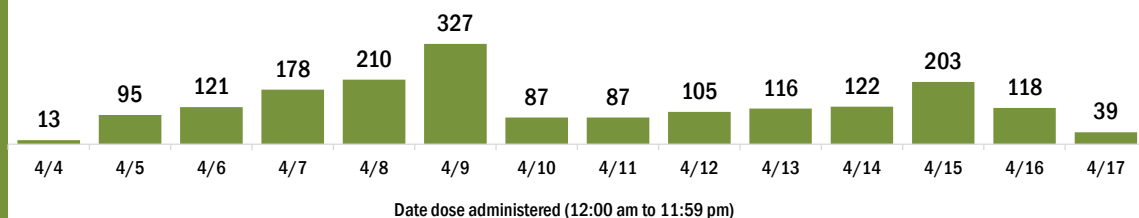
Completed 2-dose series 5,886

**First dose:** current number of people who have only received their first dose of the Moderna or Pfizer vaccine.

**Series complete:** current number of people who have received both Moderna or Pfizer vaccine doses or one Johnson & Johnson dose and are considered fully immunized.

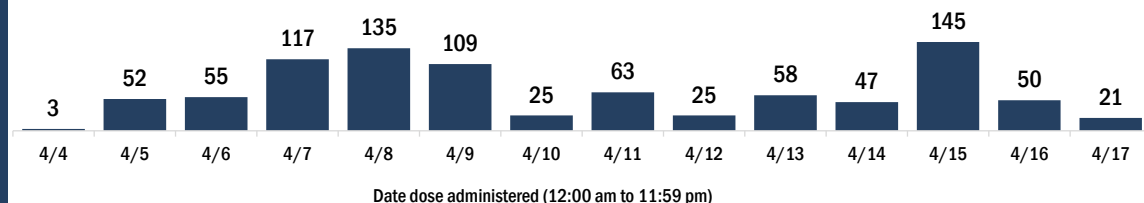
Demographic summary	First dose	Series complete	Total people vaccinated
<b>Age group</b>	<b>3,008</b>	<b>6,342</b>	<b>9,350</b>
16-24 years	215	104	319
25-34 years	273	248	521
35-44 years	400	394	794
45-54 years	597	612	1,209
55-64 years	839	1,230	2,069
65-74 years	416	2,388	2,804
75-84 years	209	1,102	1,311
85+ years	59	264	323
<b>Race</b>	<b>3,008</b>	<b>6,342</b>	<b>9,350</b>
White	2,205	4,754	6,959
Black	238	449	687
American Indian/Alaskan	19	29	48
Other	292	792	1,084
Unknown	254	318	572
<b>Other race</b> includes Asian, native Hawaiian/Pacific Islander, or other.			
<b>Ethnicity</b>	<b>3,008</b>	<b>6,342</b>	<b>9,350</b>
Hispanic	89	100	189
Non-Hispanic	2,301	5,030	7,331
Unknown	618	1,212	1,830
<b>Gender</b>	<b>3,008</b>	<b>6,342</b>	<b>9,350</b>
Female	1,681	3,552	5,233
Male	1,326	2,789	4,115
Unknown	1	1	2

## COVID-19 doses administered for the past 2 weeks

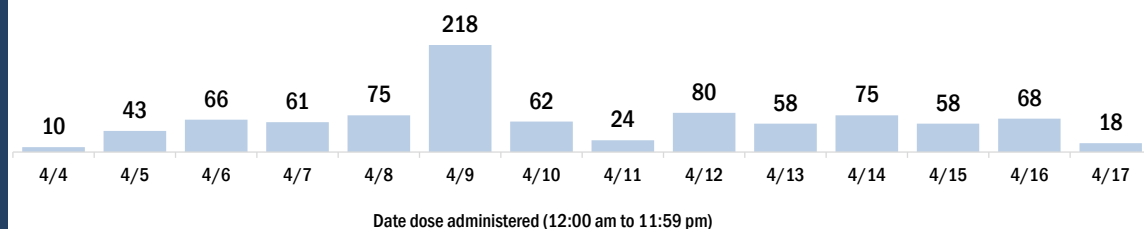


## Persons vaccinated for COVID-19 for the past 2 weeks

### Number of persons who received their first dose of a two-dose series of the COVID-19 vaccine



### Number of persons who completed the COVID-19 vaccine series



# COVID-19: Walton County vaccine summary

Vaccination data through Apr 17, 2021 as of Apr 18, 2021 at 12:05 AM

Data in this report are provisional and subject to change.

Data in this summary pertain to COVID-19 vaccines approved by the U.S. Food and Drug Administration and have been issued an Emergency Use Authorization (Janssen COVID-19 Vaccine, Moderna COVID-19 Vaccine and Pfizer-BioNTech COVID-19 Vaccine). These data summarize the number of people who have received either their first dose or have completed the series for a COVID-19 vaccine. **A person can only be counted in one category, first dose or series complete.** For persons receiving Moderna or Pfizer vaccines, once they receive their second dose, they are moved from the first dose column to the series completed column. **Because of this, the total first dose category may show a change from report to report not matching the total receiving their first dose from the previous day.** Persons receiving Johnson & Johnson vaccines will always be counted in the series completed column.

## COVID-19 doses for vaccinated persons in Florida

**Doses administered** 34,645

People receiving one dose of a 1-dose series (Johnson & Johnson) or receiving only one dose of a 2-dose series (Moderna, Pfizer) count once. Persons receiving both doses of a 2-dose series count twice.

## Current status of persons vaccinated for COVID-19 in Florida

**Total people vaccinated** 21,576

First dose 7,463

Series completed 14,113

Completed 1-dose series 1,044

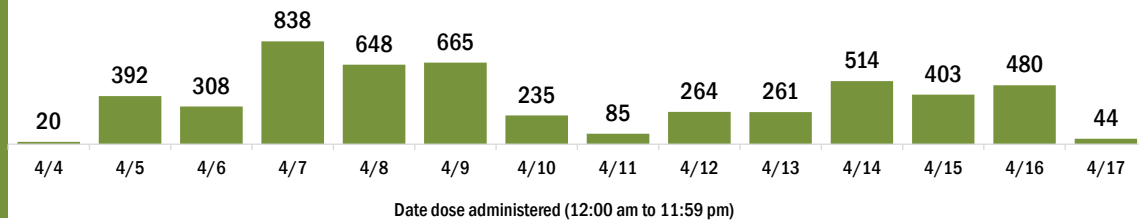
Completed 2-dose series 13,069

**First dose:** current number of people who have only received their first dose of the Moderna or Pfizer vaccine.

**Series complete:** current number of people who have received both Moderna or Pfizer vaccine doses or one Johnson & Johnson dose and are considered fully immunized.

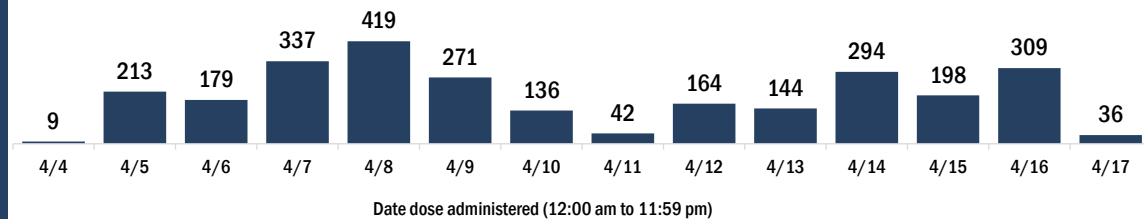
Demographic summary	First dose	Series complete	Total people vaccinated
<b>Age group</b>	<b>7,463</b>	<b>14,113</b>	<b>21,576</b>
16-24 years	430	137	567
25-34 years	583	355	938
35-44 years	954	734	1,688
45-54 years	1,338	1,136	2,474
55-64 years	2,147	2,914	5,061
65-74 years	1,291	5,730	7,021
75-84 years	573	2,439	3,012
85+ years	147	668	815
<b>Race</b>	<b>7,463</b>	<b>14,113</b>	<b>21,576</b>
White	5,364	10,828	16,192
Black	177	248	425
American Indian/Alaskan	36	51	87
Other	472	614	1,086
Unknown	1,414	2,372	3,786
<b>Other race</b> includes Asian, native Hawaiian/Pacific Islander, or other.			
<b>Ethnicity</b>	<b>7,463</b>	<b>14,113</b>	<b>21,576</b>
Hispanic	366	266	632
Non-Hispanic	4,540	9,454	13,994
Unknown	2,557	4,393	6,950
<b>Gender</b>	<b>7,463</b>	<b>14,113</b>	<b>21,576</b>
Female	3,998	7,763	11,761
Male	3,464	6,348	9,812
Unknown	1	2	3

## COVID-19 doses administered for the past 2 weeks

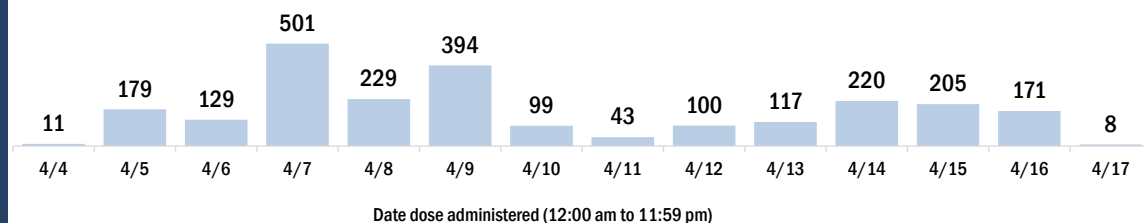


## Persons vaccinated for COVID-19 for the past 2 weeks

### Number of persons who received their first dose of a two-dose series of the COVID-19 vaccine



### Number of persons who completed the COVID-19 vaccine series





# COVID-19: Washington County vaccine summary

Vaccination data through Apr 17, 2021 as of Apr 18, 2021 at 12:05 AM

Data in this report are provisional and subject to change.

Data in this summary pertain to COVID-19 vaccines approved by the U.S. Food and Drug Administration and have been issued an Emergency Use Authorization (Janssen COVID-19 Vaccine, Moderna COVID-19 Vaccine and Pfizer-BioNTech COVID-19 Vaccine). These data summarize the number of people who have received either their first dose or have completed the series for a COVID-19 vaccine. **A person can only be counted in one category, first dose or series complete.** For persons receiving Moderna or Pfizer vaccines, once they receive their second dose, they are moved from the first dose column to the series completed column. **Because of this, the total first dose category may show a change from report to report not matching the total receiving their first dose from the previous day.** Persons receiving Johnson & Johnson vaccines will always be counted in the series completed column.

## COVID-19 doses for vaccinated persons in Florida

**Doses administered** 8,313

People receiving one dose of a 1-dose series (Johnson & Johnson) or receiving only one dose of a 2-dose series (Moderna, Pfizer) count once. Persons receiving both doses of a 2-dose series count twice.

## Current status of persons vaccinated for COVID-19 in Florida

**Total people vaccinated** 5,200

First dose 1,770

Series completed 3,430

Completed 1-dose series 317

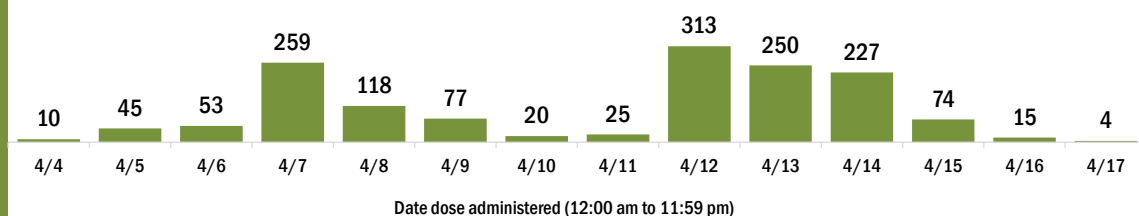
Completed 2-dose series 3,113

**First dose:** current number of people who have only received their first dose of the Moderna or Pfizer vaccine.

**Series complete:** current number of people who have received both Moderna or Pfizer vaccine doses or one Johnson & Johnson dose and are considered fully immunized.

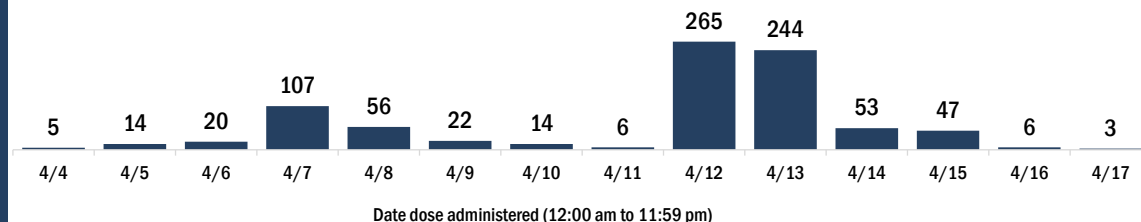
Demographic summary	First dose	Series complete	Total people vaccinated
<b>Age group</b>	1,770	3,430	5,200
16-24 years	76	30	106
25-34 years	162	92	254
35-44 years	262	153	415
45-54 years	345	287	632
55-64 years	575	669	1,244
65-74 years	217	1,243	1,460
75-84 years	94	717	811
85+ years	39	239	278
<b>Race</b>	1,770	3,430	5,200
White	1,065	2,708	3,773
Black	232	325	557
American Indian/Alaskan	25	40	65
Other	59	164	223
Unknown	389	193	582
<b>Other race</b> includes Asian, native Hawaiian/Pacific Islander, or other.			
<b>Ethnicity</b>	1,770	3,430	5,200
Hispanic	67	41	108
Non-Hispanic	1,371	2,757	4,128
Unknown	332	632	964
<b>Gender</b>	1,770	3,430	5,200
Female	696	1,908	2,604
Male	1,073	1,522	2,595
Unknown	1	0	1

## COVID-19 doses administered for the past 2 weeks



## Persons vaccinated for COVID-19 for the past 2 weeks

### Number of persons who received their first dose of a two-dose series of the COVID-19 vaccine



### Number of persons who completed the COVID-19 vaccine series

