

# COVID-19: Florida vaccine summary

Vaccination data through Apr 16, 2021 as of Apr 17, 2021 at 12:05 AM

Data in this report are provisional and subject to change. Data are based on county of residence.

Data in this summary pertain to COVID-19 vaccines approved by the U.S. Food and Drug Administration and have been issued an Emergency Use Authorization (Janssen COVID-19 Vaccine, Moderna COVID-19 Vaccine and Pfizer-BioNTech COVID-19 Vaccine). These data summarize the number of people who have received either their first dose or have completed the series for a COVID-19 vaccine. **A person can only be counted in one category, first dose or series complete.** For persons receiving Moderna or Pfizer vaccines, once they receive their second dose, they are moved from the first dose column to the series completed column. **Because of this, the total first dose category may show a change from report to report not matching the total receiving their first dose from the previous day.** Persons receiving Johnson & Johnson vaccines will always be counted in the series completed column.

## COVID-19 doses for vaccinated persons in Florida

**Doses administered** 12,420,182

People receiving one dose of a 1-dose series (Johnson & Johnson) or receiving only one dose of a 2-dose series (Moderna, Pfizer) count once. Persons receiving both doses of a 2-dose series count twice.

## Current status of persons vaccinated for COVID-19 in Florida

**Total people vaccinated** 7,934,016

First dose 2,921,684

Series completed 5,012,332

Completed 1-dose series 526,166

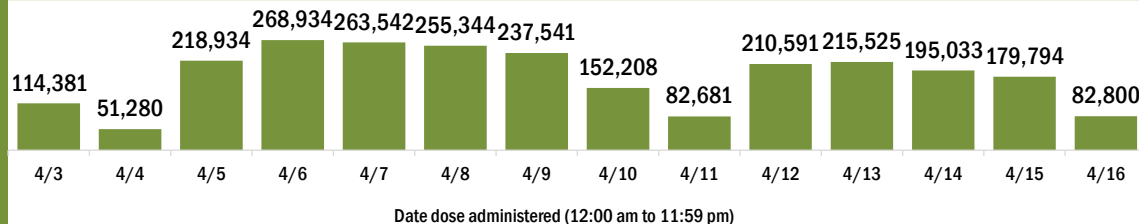
Completed 2-dose series 4,486,166

**First dose:** current number of people who have only received their first dose of the Moderna or Pfizer vaccine.

**Series complete:** current number of people who have received both Moderna or Pfizer vaccine doses or one Johnson & Johnson dose and are considered fully immunized.

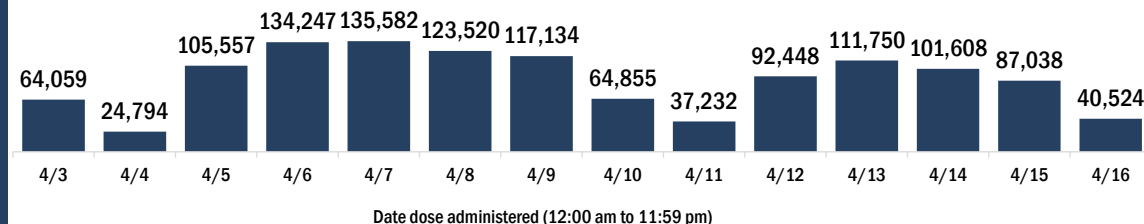
Demographic summary	First dose	Series complete	Total people vaccinated
<b>Age group</b>	2,921,684	5,012,332	7,934,016
16-24 years	245,939	115,786	361,725
25-34 years	312,240	260,597	572,837
35-44 years	420,196	351,622	771,818
45-54 years	552,707	507,002	1,059,709
55-64 years	675,734	910,412	1,586,146
65-74 years	397,308	1,620,336	2,017,644
75-84 years	227,810	936,054	1,163,864
85+ years	89,750	310,523	400,273
<b>Race</b>	2,921,684	5,012,332	7,934,016
White	1,877,549	3,474,352	5,351,901
Black	200,363	330,227	530,590
American Indian/Alaskan	11,339	17,115	28,454
Other	322,796	503,575	826,371
Unknown	509,637	687,063	1,196,700
<b>Other race</b> includes Asian, native Hawaiian/Pacific Islander, or other.			
<b>Ethnicity</b>	2,921,684	5,012,332	7,934,016
Hispanic	518,955	655,395	1,174,350
Non-Hispanic	1,391,682	2,727,994	4,119,676
Unknown	1,011,047	1,628,943	2,639,990
<b>Gender</b>	2,921,684	5,012,332	7,934,016
Female	1,552,873	2,860,609	4,413,482
Male	1,354,751	2,144,893	3,499,644
Unknown	14,060	6,830	20,890

## COVID-19 doses administered for the past 2 weeks

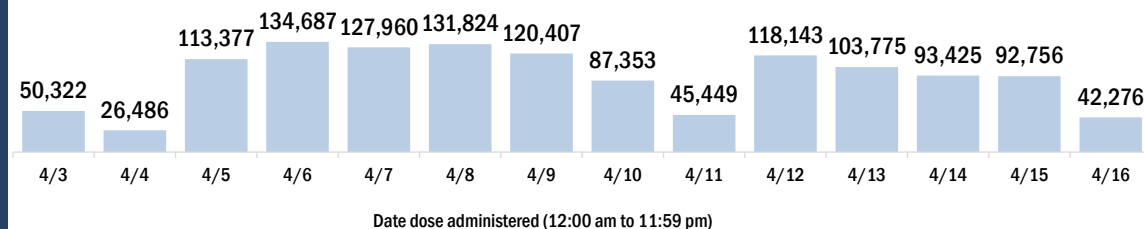


## Persons vaccinated for COVID-19 for the past 2 weeks

### Number of persons who received their first dose of the COVID-19 vaccine



### Number of persons who received their second dose and completed the COVID-19 vaccine series



# COVID-19: Alachua County vaccine summary

Vaccination data through Apr 16, 2021 as of Apr 17, 2021 at 12:05 AM

Data in this report are provisional and subject to change.

Data in this summary pertain to COVID-19 vaccines approved by the U.S. Food and Drug Administration and have been issued an Emergency Use Authorization (Janssen COVID-19 Vaccine, Moderna COVID-19 Vaccine and Pfizer-BioNTech COVID-19 Vaccine). These data summarize the number of people who have received either their first dose or have completed the series for a COVID-19 vaccine. **A person can only be counted in one category, first dose or series complete.** For persons receiving Moderna or Pfizer vaccines, once they receive their second dose, they are moved from the first dose column to the series completed column. **Because of this, the total first dose category may show a change from report to report not matching the total receiving their first dose from the previous day.** Persons receiving Johnson & Johnson vaccines will always be counted in the series completed column.

## COVID-19 doses for vaccinated persons in Florida

**Doses administered** 162,564

People receiving one dose of a 1-dose series (Johnson & Johnson) or receiving only one dose of a 2-dose series (Moderna, Pfizer) count once. Persons receiving both doses of a 2-dose series count twice.

## Current status of persons vaccinated for COVID-19 in Florida

**Total people vaccinated** 98,839

First dose 30,833

Series completed 68,006

Completed 1-dose series 4,281

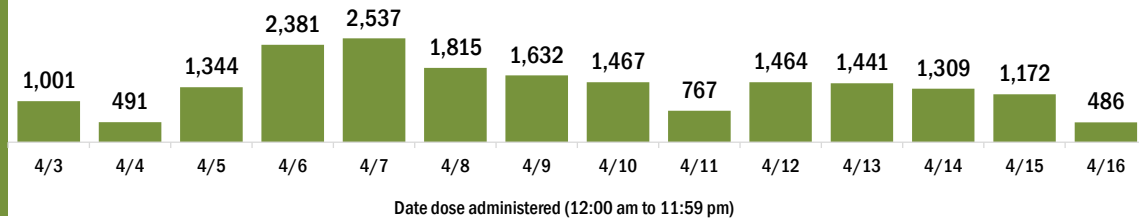
Completed 2-dose series 63,725

**First dose:** current number of people who have only received their first dose of the Moderna or Pfizer vaccine.

**Series complete:** current number of people who have received both Moderna or Pfizer vaccine doses or one Johnson & Johnson dose and are considered fully immunized.

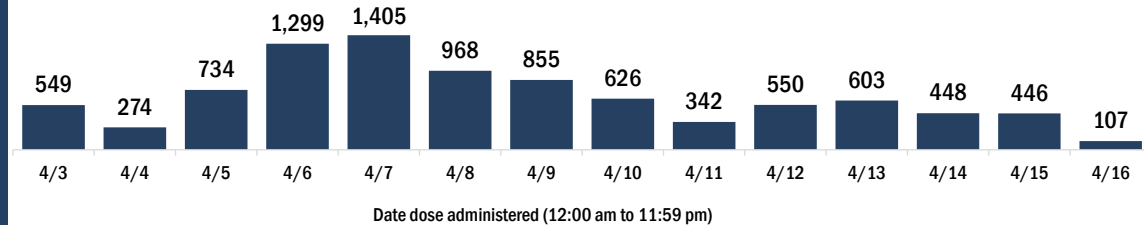
Demographic summary	First dose	Series complete	Total people vaccinated
<b>Age group</b>	30,833	68,006	98,839
16-24 years	5,123	4,896	10,019
25-34 years	4,911	9,660	14,571
35-44 years	4,848	7,518	12,366
45-54 years	5,297	7,227	12,524
55-64 years	7,112	9,501	16,613
65-74 years	2,156	17,252	19,408
75-84 years	945	8,745	9,690
85+ years	441	3,207	3,648
<b>Race</b>	30,833	68,006	98,839
White	19,679	47,971	67,650
Black	3,646	6,535	10,181
American Indian/Alaskan	92	212	304
Other	4,596	9,983	14,579
Unknown	2,820	3,305	6,125
<b>Other race</b> includes Asian, native Hawaiian/Pacific Islander, or other.			
<b>Ethnicity</b>	30,833	68,006	98,839
Hispanic	3,163	4,083	7,246
Non-Hispanic	17,347	46,605	63,952
Unknown	10,323	17,318	27,641
<b>Gender</b>	30,833	68,006	98,839
Female	16,398	40,381	56,779
Male	14,356	27,598	41,954
Unknown	79	27	106

## COVID-19 doses administered for the past 2 weeks

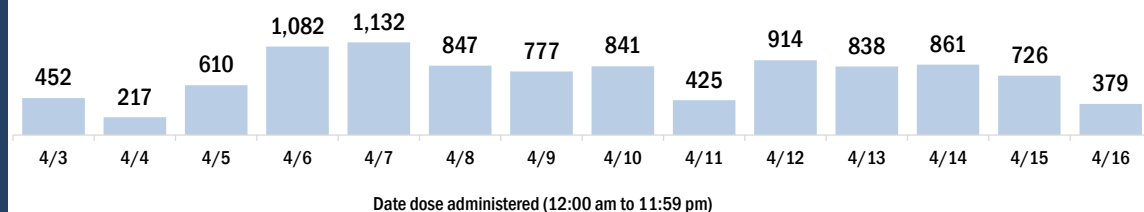


## Persons vaccinated for COVID-19 for the past 2 weeks

### Number of persons who received their first dose of a two-dose series of the COVID-19 vaccine



### Number of persons who completed the COVID-19 vaccine series



# COVID-19: Baker County vaccine summary

Vaccination data through Apr 16, 2021 as of Apr 17, 2021 at 12:05 AM

Data in this report are provisional and subject to change.

Data in this summary pertain to COVID-19 vaccines approved by the U.S. Food and Drug Administration and have been issued an Emergency Use Authorization (Janssen COVID-19 Vaccine, Moderna COVID-19 Vaccine and Pfizer-BioNTech COVID-19 Vaccine). These data summarize the number of people who have received either their first dose or have completed the series for a COVID-19 vaccine. **A person can only be counted in one category, first dose or series complete.** For persons receiving Moderna or Pfizer vaccines, once they receive their second dose, they are moved from the first dose column to the series completed column. **Because of this, the total first dose category may show a change from report to report not matching the total receiving their first dose from the previous day.** Persons receiving Johnson & Johnson vaccines will always be counted in the series completed column.

## COVID-19 doses for vaccinated persons in Florida

**Doses administered** 8,008

People receiving one dose of a 1-dose series (Johnson & Johnson) or receiving only one dose of a 2-dose series (Moderna, Pfizer) count once. Persons receiving both doses of a 2-dose series count twice.

## Current status of persons vaccinated for COVID-19 in Florida

**Total people vaccinated** 4,802

First dose 1,455

Series completed 3,347

Completed 1-dose series 141

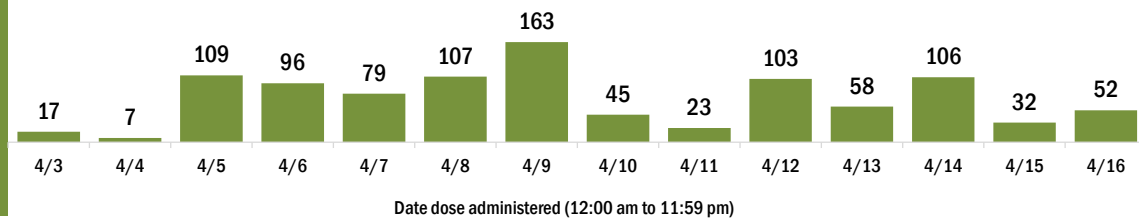
Completed 2-dose series 3,206

**First dose:** current number of people who have only received their first dose of the Moderna or Pfizer vaccine.

**Series complete:** current number of people who have received both Moderna or Pfizer vaccine doses or one Johnson & Johnson dose and are considered fully immunized.

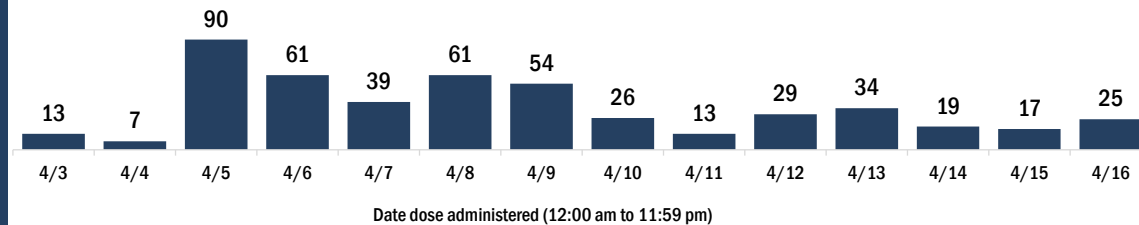
Demographic summary	First dose	Series complete	Total people vaccinated
<b>Age group</b>	<b>1,455</b>	<b>3,347</b>	<b>4,802</b>
16-24 years	76	53	129
25-34 years	112	130	242
35-44 years	188	189	377
45-54 years	313	290	603
55-64 years	488	613	1,101
65-74 years	155	1,239	1,394
75-84 years	84	653	737
85+ years	39	180	219
<b>Race</b>	<b>1,455</b>	<b>3,347</b>	<b>4,802</b>
White	1,159	2,632	3,791
Black	134	301	435
American Indian/Alaskan	5	20	25
Other	101	200	301
Unknown	56	194	250
<b>Other race</b> includes Asian, native Hawaiian/Pacific Islander, or other.			
<b>Ethnicity</b>	<b>1,455</b>	<b>3,347</b>	<b>4,802</b>
Hispanic	51	54	105
Non-Hispanic	1,192	2,331	3,523
Unknown	212	962	1,174
<b>Gender</b>	<b>1,455</b>	<b>3,347</b>	<b>4,802</b>
Female	785	1,889	2,674
Male	669	1,458	2,127
Unknown	1	0	1

## COVID-19 doses administered for the past 2 weeks

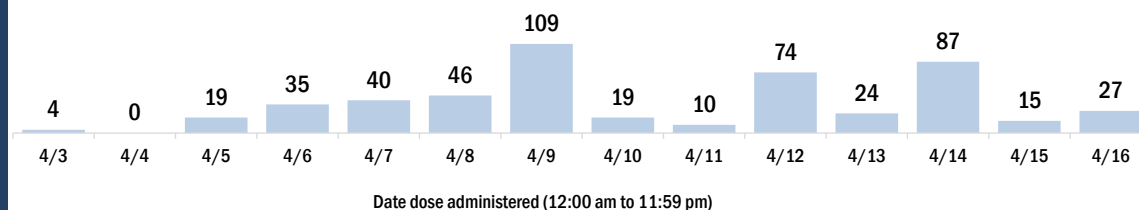


## Persons vaccinated for COVID-19 for the past 2 weeks

### Number of persons who received their first dose of a two-dose series of the COVID-19 vaccine



### Number of persons who completed the COVID-19 vaccine series



# COVID-19: Bay County vaccine summary

Vaccination data through Apr 16, 2021 as of Apr 17, 2021 at 12:05 AM

Data in this report are provisional and subject to change.

Data in this summary pertain to COVID-19 vaccines approved by the U.S. Food and Drug Administration and have been issued an Emergency Use Authorization (Janssen COVID-19 Vaccine, Moderna COVID-19 Vaccine and Pfizer-BioNTech COVID-19 Vaccine). These data summarize the number of people who have received either their first dose or have completed the series for a COVID-19 vaccine. **A person can only be counted in one category, first dose or series complete.** For persons receiving Moderna or Pfizer vaccines, once they receive their second dose, they are moved from the first dose column to the series completed column. **Because of this, the total first dose category may show a change from report to report not matching the total receiving their first dose from the previous day.** Persons receiving Johnson & Johnson vaccines will always be counted in the series completed column.

## COVID-19 doses for vaccinated persons in Florida

**Doses administered** 76,839

People receiving one dose of a 1-dose series (Johnson & Johnson) or receiving only one dose of a 2-dose series (Moderna, Pfizer) count once. Persons receiving both doses of a 2-dose series count twice.

## Current status of persons vaccinated for COVID-19 in Florida

**Total people vaccinated** 47,322

First dose 12,860

Series completed 34,462

Completed 1-dose series 4,945

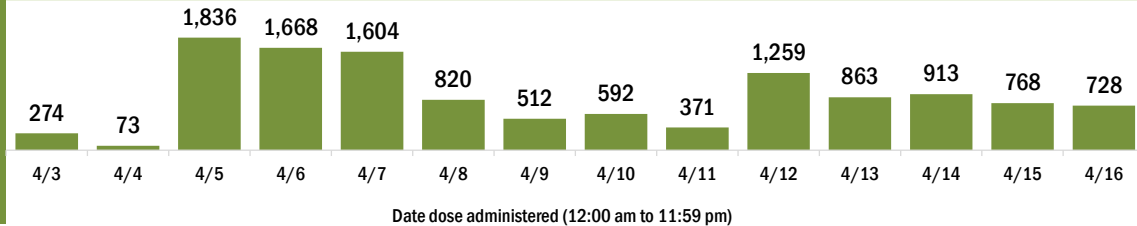
Completed 2-dose series 29,517

**First dose:** current number of people who have only received their first dose of the Moderna or Pfizer vaccine.

**Series complete:** current number of people who have received both Moderna or Pfizer vaccine doses or one Johnson & Johnson dose and are considered fully immunized.

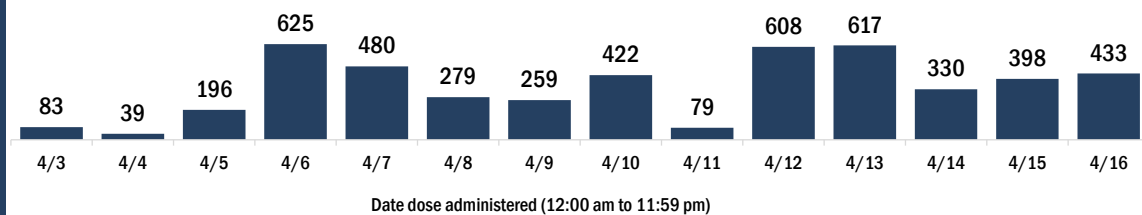
Demographic summary	First dose	Series complete	Total people vaccinated
<b>Age group</b>	<b>12,860</b>	<b>34,462</b>	<b>47,322</b>
16-24 years	980	615	1,595
25-34 years	1,284	1,452	2,736
35-44 years	1,687	2,528	4,215
45-54 years	2,341	3,678	6,019
55-64 years	3,522	7,447	10,969
65-74 years	1,846	11,317	13,163
75-84 years	885	5,663	6,548
85+ years	315	1,762	2,077
<b>Race</b>	<b>12,860</b>	<b>34,462</b>	<b>47,322</b>
White	8,111	24,509	32,620
Black	831	2,234	3,065
American Indian/Alaskan	54	164	218
Other	1,428	2,749	4,177
Unknown	2,436	4,806	7,242
<b>Other race</b> includes Asian, native Hawaiian/Pacific Islander, or other.			
<b>Ethnicity</b>	<b>12,860</b>	<b>34,462</b>	<b>47,322</b>
Hispanic	919	1,093	2,012
Non-Hispanic	7,225	21,196	28,421
Unknown	4,716	12,173	16,889
<b>Gender</b>	<b>12,860</b>	<b>34,462</b>	<b>47,322</b>
Female	7,055	19,299	26,354
Male	5,803	15,157	20,960
Unknown	2	6	8

## COVID-19 doses administered for the past 2 weeks

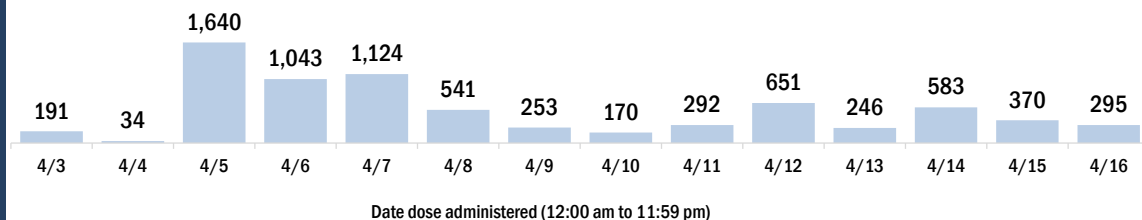


## Persons vaccinated for COVID-19 for the past 2 weeks

### Number of persons who received their first dose of a two-dose series of the COVID-19 vaccine



### Number of persons who completed the COVID-19 vaccine series



# COVID-19: Bradford County vaccine summary

Vaccination data through Apr 16, 2021 as of Apr 17, 2021 at 12:05 AM

Data in this report are provisional and subject to change.

Data in this summary pertain to COVID-19 vaccines approved by the U.S. Food and Drug Administration and have been issued an Emergency Use Authorization (Janssen COVID-19 Vaccine, Moderna COVID-19 Vaccine and Pfizer-BioNTech COVID-19 Vaccine). These data summarize the number of people who have received either their first dose or have completed the series for a COVID-19 vaccine. **A person can only be counted in one category, first dose or series complete.** For persons receiving Moderna or Pfizer vaccines, once they receive their second dose, they are moved from the first dose column to the series completed column. **Because of this, the total first dose category may show a change from report to report not matching the total receiving their first dose from the previous day.** Persons receiving Johnson & Johnson vaccines will always be counted in the series completed column.

## COVID-19 doses for vaccinated persons in Florida

**Doses administered** 8,828

People receiving one dose of a 1-dose series (Johnson & Johnson) or receiving only one dose of a 2-dose series (Moderna, Pfizer) count once. Persons receiving both doses of a 2-dose series count twice.

## Current status of persons vaccinated for COVID-19 in Florida

**Total people vaccinated** 5,500

First dose 1,836

Series completed 3,664

Completed 1-dose series 336

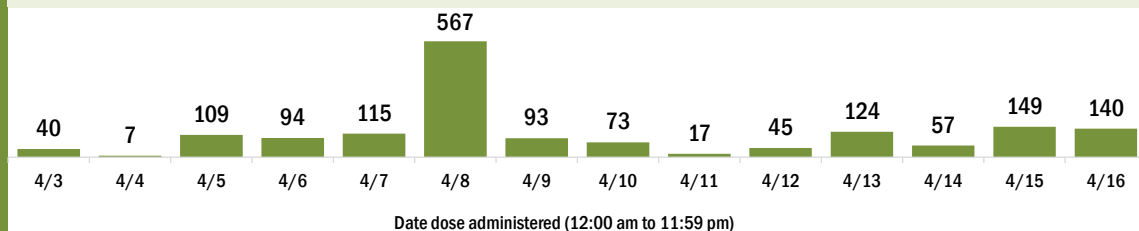
Completed 2-dose series 3,328

**First dose:** current number of people who have only received their first dose of the Moderna or Pfizer vaccine.

**Series complete:** current number of people who have received both Moderna or Pfizer vaccine doses or one Johnson & Johnson dose and are considered fully immunized.

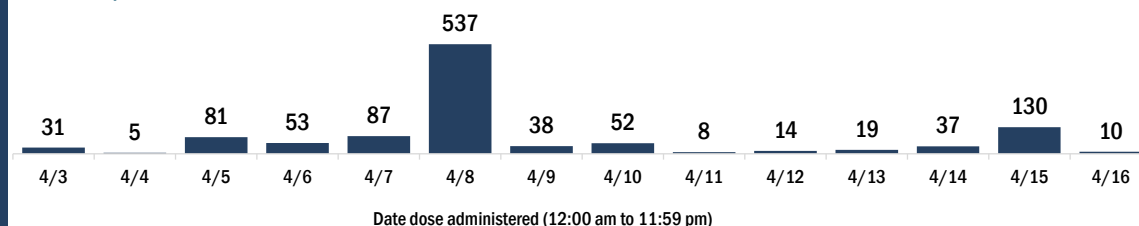
Demographic summary	First dose	Series complete	Total people vaccinated
<b>Age group</b>	1,836	3,664	5,500
16-24 years	104	31	135
25-34 years	167	111	278
35-44 years	316	134	450
45-54 years	410	272	682
55-64 years	557	695	1,252
65-74 years	179	1,371	1,550
75-84 years	76	795	871
85+ years	27	255	282
<b>Race</b>	1,836	3,664	5,500
White	1,139	2,796	3,935
Black	476	421	897
American Indian/Alaskan	10	23	33
Other	145	304	449
Unknown	66	120	186
<b>Other race</b> includes Asian, native Hawaiian/Pacific Islander, or other.			
<b>Ethnicity</b>	1,836	3,664	5,500
Hispanic	113	42	155
Non-Hispanic	1,447	3,201	4,648
Unknown	276	421	697
<b>Gender</b>	1,836	3,664	5,500
Female	708	2,160	2,868
Male	1,127	1,504	2,631
Unknown	1	0	1

## COVID-19 doses administered for the past 2 weeks

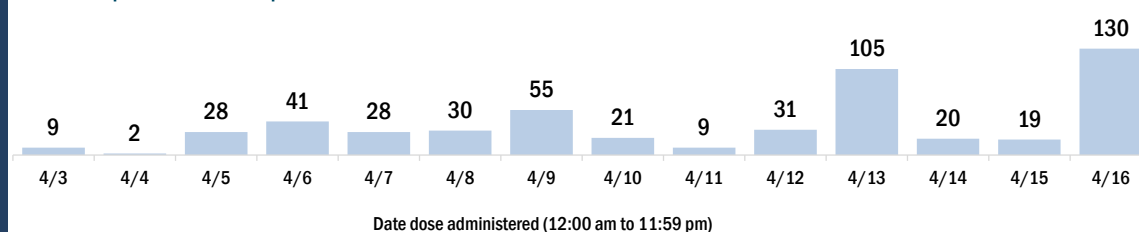


## Persons vaccinated for COVID-19 for the past 2 weeks

### Number of persons who received their first dose of a two-dose series of the COVID-19 vaccine



### Number of persons who completed the COVID-19 vaccine series



# COVID-19: Brevard County vaccine summary

Vaccination data through Apr 16, 2021 as of Apr 17, 2021 at 12:05 AM

Data in this report are provisional and subject to change.

Data in this summary pertain to COVID-19 vaccines approved by the U.S. Food and Drug Administration and have been issued an Emergency Use Authorization (Janssen COVID-19 Vaccine, Moderna COVID-19 Vaccine and Pfizer-BioNTech COVID-19 Vaccine). These data summarize the number of people who have received either their first dose or have completed the series for a COVID-19 vaccine. **A person can only be counted in one category, first dose or series complete.** For persons receiving Moderna or Pfizer vaccines, once they receive their second dose, they are moved from the first dose column to the series completed column. **Because of this, the total first dose category may show a change from report to report not matching the total receiving their first dose from the previous day.** Persons receiving Johnson & Johnson vaccines will always be counted in the series completed column.

## COVID-19 doses for vaccinated persons in Florida

**Doses administered** 336,783

People receiving one dose of a 1-dose series (Johnson & Johnson) or receiving only one dose of a 2-dose series (Moderna, Pfizer) count once. Persons receiving both doses of a 2-dose series count twice.

## Current status of persons vaccinated for COVID-19 in Florida

**Total people vaccinated** 218,154

First dose 84,064

Series completed 134,090

Completed 1-dose series 15,461

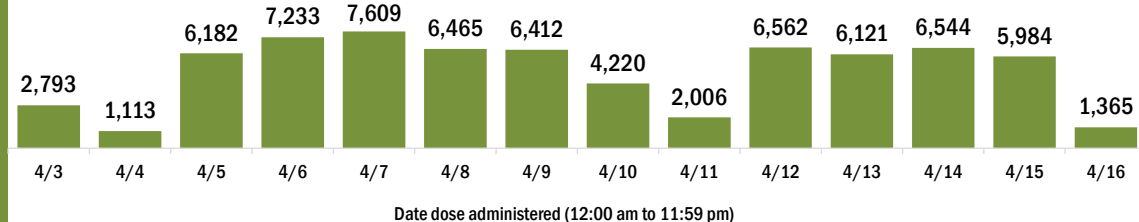
Completed 2-dose series 118,629

**First dose:** current number of people who have only received their first dose of the Moderna or Pfizer vaccine.

**Series complete:** current number of people who have received both Moderna or Pfizer vaccine doses or one Johnson & Johnson dose and are considered fully immunized.

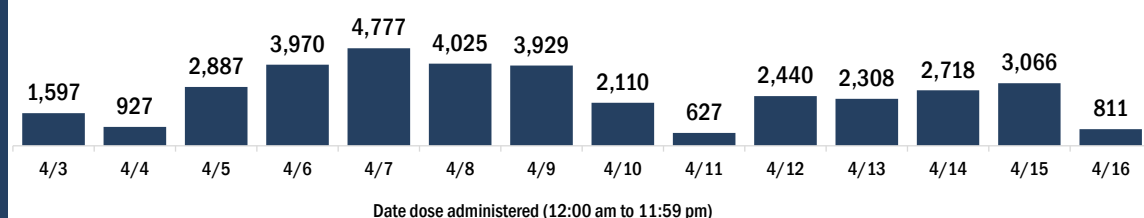
Demographic summary	First dose	Series complete	Total people vaccinated
<b>Age group</b>	<b>84,064</b>	<b>134,090</b>	<b>218,154</b>
16-24 years	5,824	2,039	7,863
25-34 years	7,857	4,694	12,551
35-44 years	10,463	6,784	17,247
45-54 years	14,149	10,779	24,928
55-64 years	23,881	25,223	49,104
65-74 years	12,039	47,437	59,476
75-84 years	6,943	27,229	34,172
85+ years	2,908	9,905	12,813
<b>Race</b>	<b>84,064</b>	<b>134,090</b>	<b>218,154</b>
White	55,874	91,132	147,006
Black	5,099	6,796	11,895
American Indian/Alaskan	433	596	1,029
Other	7,994	11,753	19,747
Unknown	14,664	23,813	38,477
<b>Other race</b> includes Asian, native Hawaiian/Pacific Islander, or other.			
<b>Ethnicity</b>	<b>84,064</b>	<b>134,090</b>	<b>218,154</b>
Hispanic	6,655	4,993	11,648
Non-Hispanic	49,449	71,821	121,270
Unknown	27,960	57,276	85,236
<b>Gender</b>	<b>84,064</b>	<b>134,090</b>	<b>218,154</b>
Female	44,955	78,742	123,697
Male	38,943	55,160	94,103
Unknown	166	188	354

## COVID-19 doses administered for the past 2 weeks

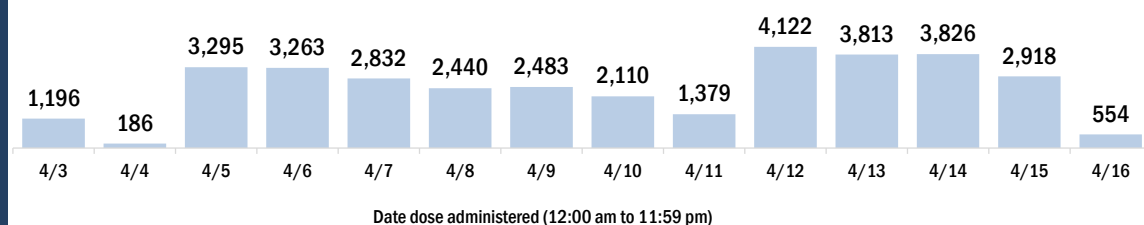


## Persons vaccinated for COVID-19 for the past 2 weeks

### Number of persons who received their first dose of a two-dose series of the COVID-19 vaccine



### Number of persons who completed the COVID-19 vaccine series





# COVID-19: Broward County vaccine summary

Vaccination data through Apr 16, 2021 as of Apr 17, 2021 at 12:05 AM

Data in this report are provisional and subject to change.

Data in this summary pertain to COVID-19 vaccines approved by the U.S. Food and Drug Administration and have been issued an Emergency Use Authorization (Janssen COVID-19 Vaccine, Moderna COVID-19 Vaccine and Pfizer-BioNTech COVID-19 Vaccine). These data summarize the number of people who have received either their first dose or have completed the series for a COVID-19 vaccine. **A person can only be counted in one category, first dose or series complete.** For persons receiving Moderna or Pfizer vaccines, once they receive their second dose, they are moved from the first dose column to the series completed column. **Because of this, the total first dose category may show a change from report to report not matching the total receiving their first dose from the previous day.** Persons receiving Johnson & Johnson vaccines will always be counted in the series completed column.

## COVID-19 doses for vaccinated persons in Florida

**Doses administered** 1,129,581

People receiving one dose of a 1-dose series (Johnson & Johnson) or receiving only one dose of a 2-dose series (Moderna, Pfizer) count once. Persons receiving both doses of a 2-dose series count twice.

## Current status of persons vaccinated for COVID-19 in Florida

**Total people vaccinated** 724,968

First dose 278,004

Series completed 446,964

Completed 1-dose series 42,351

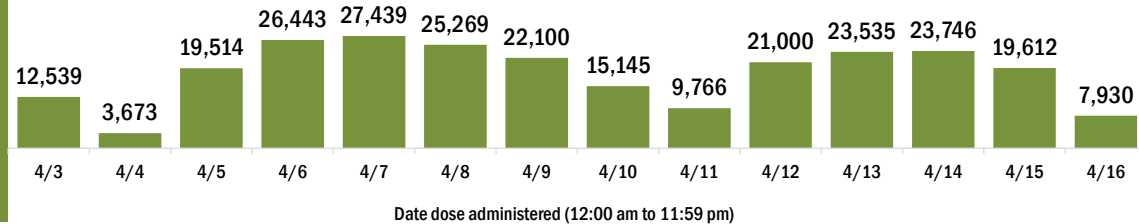
Completed 2-dose series 404,613

**First dose:** current number of people who have only received their first dose of the Moderna or Pfizer vaccine.

**Series complete:** current number of people who have received both Moderna or Pfizer vaccine doses or one Johnson & Johnson dose and are considered fully immunized.

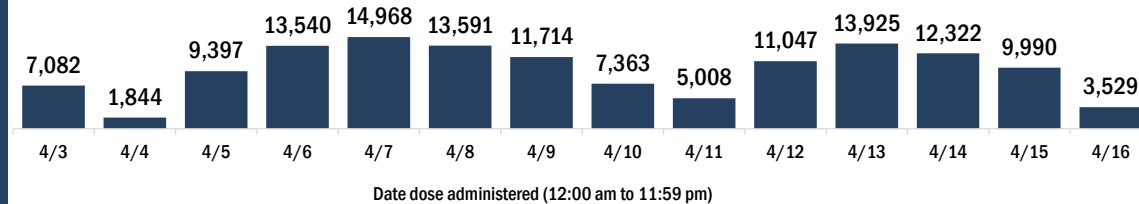
Demographic summary	First dose	Series complete	Total people vaccinated
<b>Age group</b>	278,004	446,964	724,968
16-24 years	24,931	12,411	37,342
25-34 years	31,254	25,693	56,947
35-44 years	46,349	38,637	84,986
45-54 years	60,441	60,602	121,043
55-64 years	60,995	98,160	159,155
65-74 years	30,491	124,155	154,646
75-84 years	16,079	63,846	79,925
85+ years	7,464	23,460	30,924
<b>Race</b>	278,004	446,964	724,968
White	155,118	286,773	441,891
Black	34,040	54,266	88,306
American Indian/Alaskan	906	1,953	2,859
Other	34,706	49,725	84,431
Unknown	53,234	54,247	107,481
<b>Other race</b> includes Asian, native Hawaiian/Pacific Islander, or other.			
<b>Ethnicity</b>	278,004	446,964	724,968
Hispanic	72,132	90,711	162,843
Non-Hispanic	112,768	234,039	346,807
Unknown	93,104	122,214	215,318
<b>Gender</b>	278,004	446,964	724,968
Female	145,073	249,324	394,397
Male	131,985	196,980	328,965
Unknown	946	660	1,606

## COVID-19 doses administered for the past 2 weeks

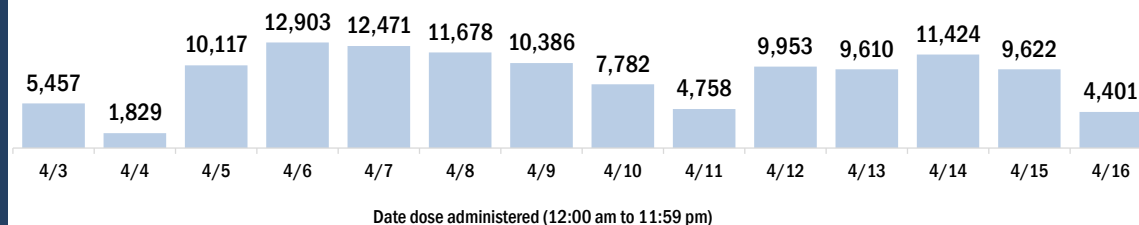


## Persons vaccinated for COVID-19 for the past 2 weeks

### Number of persons who received their first dose of a two-dose series of the COVID-19 vaccine



### Number of persons who completed the COVID-19 vaccine series



# COVID-19: Calhoun County vaccine summary

Vaccination data through Apr 16, 2021 as of Apr 17, 2021 at 12:05 AM

Data in this report are provisional and subject to change.

Data in this summary pertain to COVID-19 vaccines approved by the U.S. Food and Drug Administration and have been issued an Emergency Use Authorization (Janssen COVID-19 Vaccine, Moderna COVID-19 Vaccine and Pfizer-BioNTech COVID-19 Vaccine). These data summarize the number of people who have received either their first dose or have completed the series for a COVID-19 vaccine. **A person can only be counted in one category, first dose or series complete.** For persons receiving Moderna or Pfizer vaccines, once they receive their second dose, they are moved from the first dose column to the series completed column. **Because of this, the total first dose category may show a change from report to report not matching the total receiving their first dose from the previous day.** Persons receiving Johnson & Johnson vaccines will always be counted in the series completed column.

## COVID-19 doses for vaccinated persons in Florida

**Doses administered** 4,599

People receiving one dose of a 1-dose series (Johnson & Johnson) or receiving only one dose of a 2-dose series (Moderna, Pfizer) count once. Persons receiving both doses of a 2-dose series count twice.

## Current status of persons vaccinated for COVID-19 in Florida

**Total people vaccinated** 2,641

First dose 521

Series completed 2,120

Completed 1-dose series 162

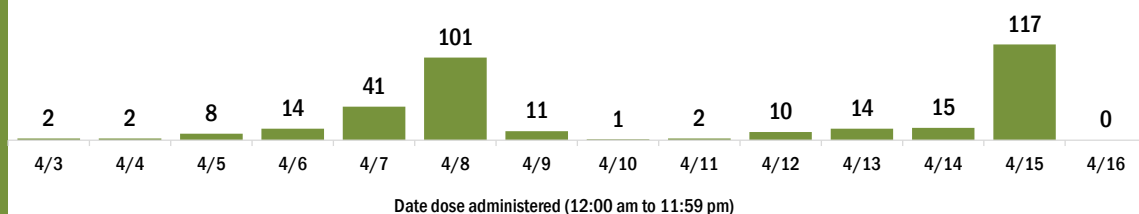
Completed 2-dose series 1,958

**First dose:** current number of people who have only received their first dose of the Moderna or Pfizer vaccine.

**Series complete:** current number of people who have received both Moderna or Pfizer vaccine doses or one Johnson & Johnson dose and are considered fully immunized.

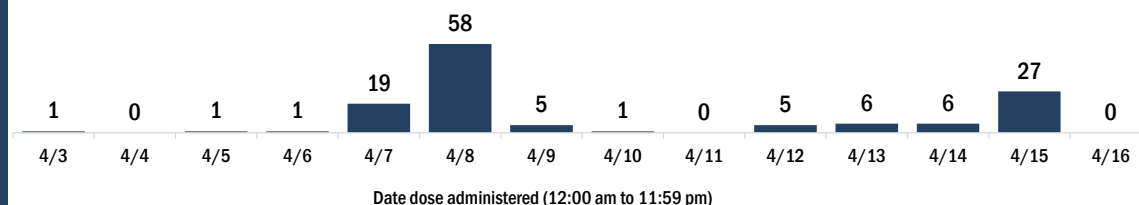
Demographic summary	First dose	Series complete	Total people vaccinated
<b>Age group</b>	521	2,120	2,641
16-24 years	31	22	53
25-34 years	21	58	79
35-44 years	49	98	147
45-54 years	93	176	269
55-64 years	164	357	521
65-74 years	87	775	862
75-84 years	56	457	513
85+ years	20	177	197
<b>Race</b>	521	2,120	2,641
White	340	1,497	1,837
Black	52	136	188
American Indian/Alaskan	5	13	18
Other	53	308	361
Unknown	71	166	237
<b>Other race</b> includes Asian, native Hawaiian/Pacific Islander, or other.			
<b>Ethnicity</b>	521	2,120	2,641
Hispanic	16	40	56
Non-Hispanic	230	1,210	1,440
Unknown	275	870	1,145
<b>Gender</b>	521	2,120	2,641
Female	275	1,184	1,459
Male	246	935	1,181
Unknown	0	1	1

## COVID-19 doses administered for the past 2 weeks

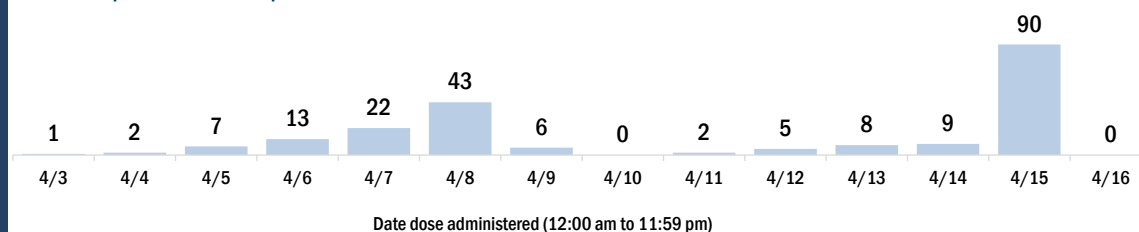


## Persons vaccinated for COVID-19 for the past 2 weeks

### Number of persons who received their first dose of a two-dose series of the COVID-19 vaccine



### Number of persons who completed the COVID-19 vaccine series





# COVID-19: Charlotte County vaccine summary

Vaccination data through Apr 16, 2021 as of Apr 17, 2021 at 12:05 AM

Data in this report are provisional and subject to change.

Data in this summary pertain to COVID-19 vaccines approved by the U.S. Food and Drug Administration and have been issued an Emergency Use Authorization (Janssen COVID-19 Vaccine, Moderna COVID-19 Vaccine and Pfizer-BioNTech COVID-19 Vaccine). These data summarize the number of people who have received either their first dose or have completed the series for a COVID-19 vaccine. **A person can only be counted in one category, first dose or series complete.** For persons receiving Moderna or Pfizer vaccines, once they receive their second dose, they are moved from the first dose column to the series completed column. **Because of this, the total first dose category may show a change from report to report not matching the total receiving their first dose from the previous day.** Persons receiving Johnson & Johnson vaccines will always be counted in the series completed column.

## COVID-19 doses for vaccinated persons in Florida

**Doses administered** 153,970

People receiving one dose of a 1-dose series (Johnson & Johnson) or receiving only one dose of a 2-dose series (Moderna, Pfizer) count once. Persons receiving both doses of a 2-dose series count twice.

## Current status of persons vaccinated for COVID-19 in Florida

**Total people vaccinated** 97,490

First dose 35,809

Series completed 61,681

Completed 1-dose series 5,201

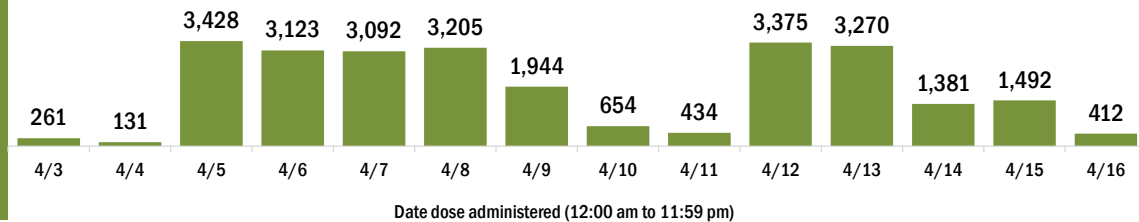
Completed 2-dose series 56,480

**First dose:** current number of people who have only received their first dose of the Moderna or Pfizer vaccine.

**Series complete:** current number of people who have received both Moderna or Pfizer vaccine doses or one Johnson & Johnson dose and are considered fully immunized.

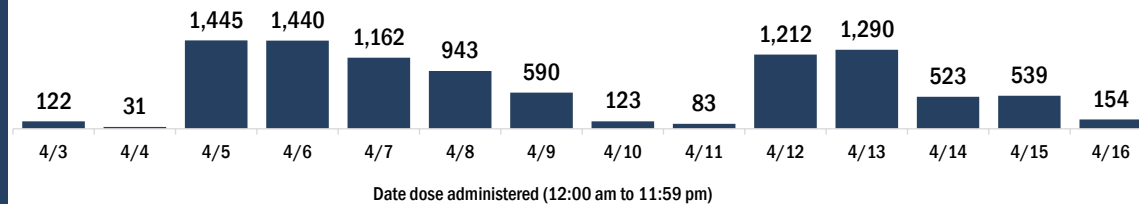
Demographic summary	First dose	Series complete	Total people vaccinated
<b>Age group</b>	<b>35,809</b>	<b>61,681</b>	<b>97,490</b>
16-24 years	1,090	326	1,416
25-34 years	1,460	756	2,216
35-44 years	2,049	1,158	3,207
45-54 years	4,136	2,305	6,441
55-64 years	10,663	7,939	18,602
65-74 years	8,994	27,611	36,605
75-84 years	5,574	16,781	22,355
85+ years	1,843	4,805	6,648
<b>Race</b>	<b>35,809</b>	<b>61,681</b>	<b>97,490</b>
White	27,365	46,905	74,270
Black	1,070	949	2,019
American Indian/Alaskan	187	248	435
Other	2,324	4,042	6,366
Unknown	4,863	9,537	14,400
<b>Other race</b> includes Asian, native Hawaiian/Pacific Islander, or other.			
<b>Ethnicity</b>	<b>35,809</b>	<b>61,681</b>	<b>97,490</b>
Hispanic	1,486	1,165	2,651
Non-Hispanic	21,229	36,300	57,529
Unknown	13,094	24,216	37,310
<b>Gender</b>	<b>35,809</b>	<b>61,681</b>	<b>97,490</b>
Female	19,039	34,560	53,599
Male	16,739	27,094	43,833
Unknown	31	27	58

## COVID-19 doses administered for the past 2 weeks

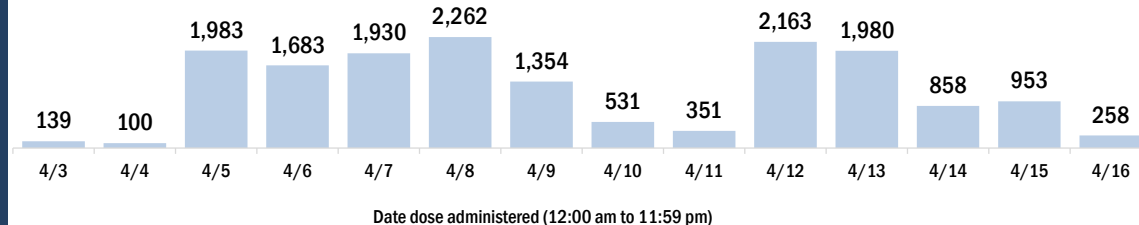


## Persons vaccinated for COVID-19 for the past 2 weeks

### Number of persons who received their first dose of a two-dose series of the COVID-19 vaccine



### Number of persons who completed the COVID-19 vaccine series



# COVID-19: Citrus County vaccine summary

Vaccination data through Apr 16, 2021 as of Apr 17, 2021 at 12:05 AM

Data in this report are provisional and subject to change.

Data in this summary pertain to COVID-19 vaccines approved by the U.S. Food and Drug Administration and have been issued an Emergency Use Authorization (Janssen COVID-19 Vaccine, Moderna COVID-19 Vaccine and Pfizer-BioNTech COVID-19 Vaccine). These data summarize the number of people who have received either their first dose or have completed the series for a COVID-19 vaccine. **A person can only be counted in one category, first dose or series complete.** For persons receiving Moderna or Pfizer vaccines, once they receive their second dose, they are moved from the first dose column to the series completed column. **Because of this, the total first dose category may show a change from report to report not matching the total receiving their first dose from the previous day.** Persons receiving Johnson & Johnson vaccines will always be counted in the series completed column.

## COVID-19 doses for vaccinated persons in Florida

**Doses administered** 93,313

People receiving one dose of a 1-dose series (Johnson & Johnson) or receiving only one dose of a 2-dose series (Moderna, Pfizer) count once. Persons receiving both doses of a 2-dose series count twice.

## Current status of persons vaccinated for COVID-19 in Florida

**Total people vaccinated** 56,639

First dose 18,515

Series completed 38,124

Completed 1-dose series 1,450

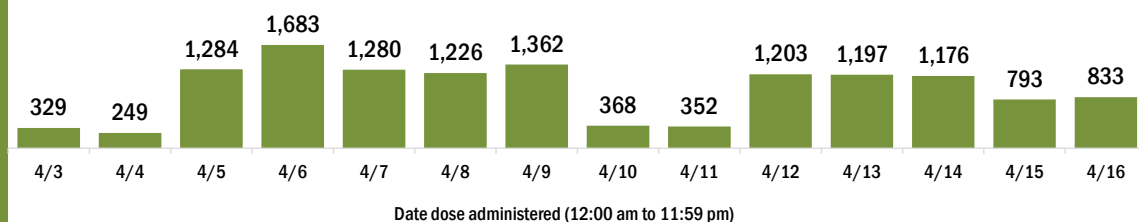
Completed 2-dose series 36,674

**First dose:** current number of people who have only received their first dose of the Moderna or Pfizer vaccine.

**Series complete:** current number of people who have received both Moderna or Pfizer vaccine doses or one Johnson & Johnson dose and are considered fully immunized.

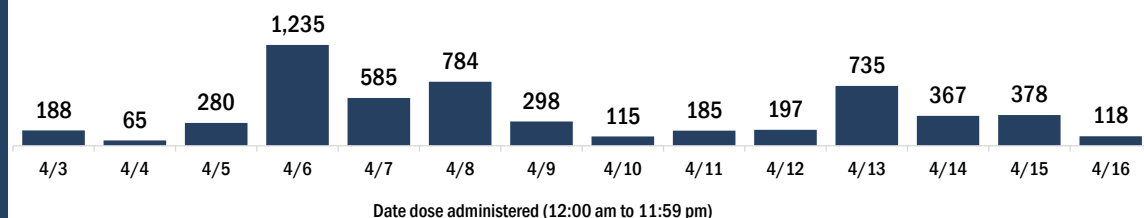
Demographic summary	First dose	Series complete	Total people vaccinated
<b>Age group</b>	<b>18,515</b>	<b>38,124</b>	<b>56,639</b>
16-24 years	708	281	989
25-34 years	801	612	1,413
35-44 years	1,184	842	2,026
45-54 years	2,437	1,496	3,933
55-64 years	6,020	4,053	10,073
65-74 years	4,058	16,431	20,489
75-84 years	2,507	11,161	13,668
85+ years	800	3,248	4,048
<b>Race</b>	<b>18,515</b>	<b>38,124</b>	<b>56,639</b>
White	14,614	28,297	42,911
Black	371	499	870
American Indian/Alaskan	127	190	317
Other	995	2,732	3,727
Unknown	2,408	6,406	8,814
<b>Other race</b> includes Asian, native Hawaiian/Pacific Islander, or other.			
<b>Ethnicity</b>	<b>18,515</b>	<b>38,124</b>	<b>56,639</b>
Hispanic	967	873	1,840
Non-Hispanic	12,164	21,778	33,942
Unknown	5,384	15,473	20,857
<b>Gender</b>	<b>18,515</b>	<b>38,124</b>	<b>56,639</b>
Female	10,348	21,785	32,133
Male	8,142	16,328	24,470
Unknown	25	11	36

## COVID-19 doses administered for the past 2 weeks

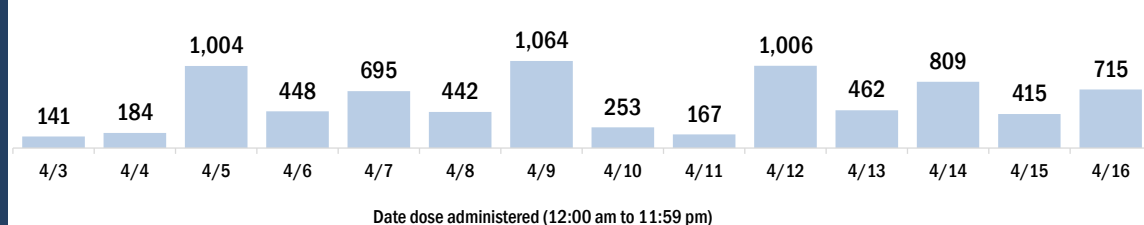


## Persons vaccinated for COVID-19 for the past 2 weeks

### Number of persons who received their first dose of a two-dose series of the COVID-19 vaccine



### Number of persons who completed the COVID-19 vaccine series



# COVID-19: Clay County vaccine summary

Vaccination data through Apr 16, 2021 as of Apr 17, 2021 at 12:05 AM

Data in this report are provisional and subject to change.

Data in this summary pertain to COVID-19 vaccines approved by the U.S. Food and Drug Administration and have been issued an Emergency Use Authorization (Janssen COVID-19 Vaccine, Moderna COVID-19 Vaccine and Pfizer-BioNTech COVID-19 Vaccine). These data summarize the number of people who have received either their first dose or have completed the series for a COVID-19 vaccine. **A person can only be counted in one category, first dose or series complete.** For persons receiving Moderna or Pfizer vaccines, once they receive their second dose, they are moved from the first dose column to the series completed column. **Because of this, the total first dose category may show a change from report to report not matching the total receiving their first dose from the previous day.** Persons receiving Johnson & Johnson vaccines will always be counted in the series completed column.

## COVID-19 doses for vaccinated persons in Florida

**Doses administered** 94,878

People receiving one dose of a 1-dose series (Johnson & Johnson) or receiving only one dose of a 2-dose series (Moderna, Pfizer) count once. Persons receiving both doses of a 2-dose series count twice.

## Current status of persons vaccinated for COVID-19 in Florida

**Total people vaccinated** 58,306

First dose 18,780

Series completed 39,526

Completed 1-dose series 2,954

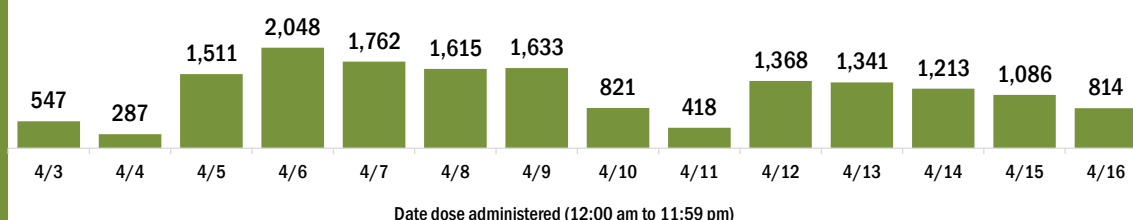
Completed 2-dose series 36,572

**First dose:** current number of people who have only received their first dose of the Moderna or Pfizer vaccine.

**Series complete:** current number of people who have received both Moderna or Pfizer vaccine doses or one Johnson & Johnson dose and are considered fully immunized.

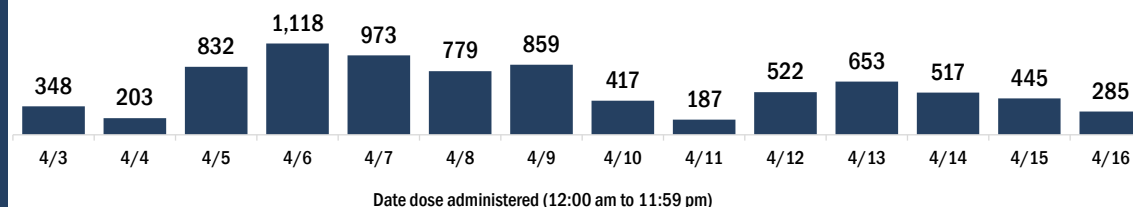
Demographic summary	First dose	Series complete	Total people vaccinated
<b>Age group</b>	<b>18,780</b>	<b>39,526</b>	<b>58,306</b>
16-24 years	2,104	854	2,958
25-34 years	1,912	1,659	3,571
35-44 years	2,979	2,761	5,740
45-54 years	4,074	4,385	8,459
55-64 years	4,666	8,043	12,709
65-74 years	1,683	13,228	14,911
75-84 years	959	6,625	7,584
85+ years	403	1,971	2,374
<b>Race</b>	<b>18,780</b>	<b>39,526</b>	<b>58,306</b>
White	11,419	28,937	40,356
Black	1,649	2,579	4,228
American Indian/Alaskan	70	196	266
Other	2,453	3,567	6,020
Unknown	3,189	4,247	7,436
<b>Other race</b> includes Asian, native Hawaiian/Pacific Islander, or other.			
<b>Ethnicity</b>	<b>18,780</b>	<b>39,526</b>	<b>58,306</b>
Hispanic	1,689	1,614	3,303
Non-Hispanic	11,262	29,518	40,780
Unknown	5,829	8,394	14,223
<b>Gender</b>	<b>18,780</b>	<b>39,526</b>	<b>58,306</b>
Female	10,338	23,004	33,342
Male	8,276	16,517	24,793
Unknown	166	5	171

## COVID-19 doses administered for the past 2 weeks

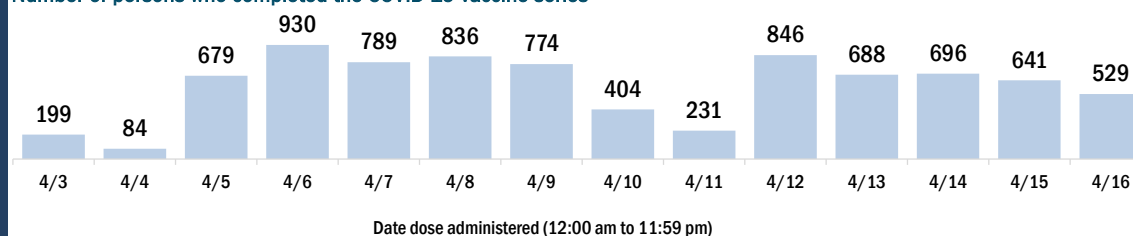


## Persons vaccinated for COVID-19 for the past 2 weeks

### Number of persons who received their first dose of a two-dose series of the COVID-19 vaccine



### Number of persons who completed the COVID-19 vaccine series



# COVID-19: Collier County vaccine summary

Vaccination data through Apr 16, 2021 as of Apr 17, 2021 at 12:05 AM

Data in this report are provisional and subject to change.

Data in this summary pertain to COVID-19 vaccines approved by the U.S. Food and Drug Administration and have been issued an Emergency Use Authorization (Janssen COVID-19 Vaccine, Moderna COVID-19 Vaccine and Pfizer-BioNTech COVID-19 Vaccine). These data summarize the number of people who have received either their first dose or have completed the series for a COVID-19 vaccine. **A person can only be counted in one category, first dose or series complete.** For persons receiving Moderna or Pfizer vaccines, once they receive their second dose, they are moved from the first dose column to the series completed column. **Because of this, the total first dose category may show a change from report to report not matching the total receiving their first dose from the previous day.** Persons receiving Johnson & Johnson vaccines will always be counted in the series completed column.

## COVID-19 doses for vaccinated persons in Florida

**Doses administered** 275,117

People receiving one dose of a 1-dose series (Johnson & Johnson) or receiving only one dose of a 2-dose series (Moderna, Pfizer) count once. Persons receiving both doses of a 2-dose series count twice.

## Current status of persons vaccinated for COVID-19 in Florida

**Total people vaccinated** 173,141

First dose 59,493

Series completed 113,648

Completed 1-dose series 11,672

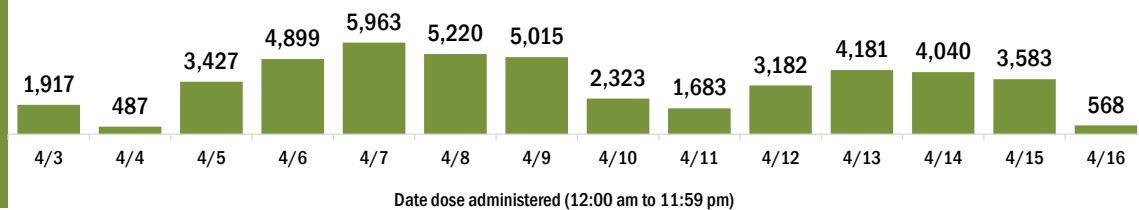
Completed 2-dose series 101,976

**First dose:** current number of people who have only received their first dose of the Moderna or Pfizer vaccine.

**Series complete:** current number of people who have received both Moderna or Pfizer vaccine doses or one Johnson & Johnson dose and are considered fully immunized.

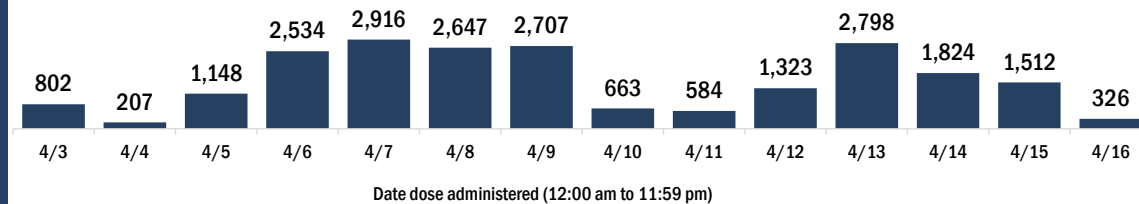
Demographic summary	First dose	Series complete	Total people vaccinated
<b>Age group</b>	<b>59,493</b>	<b>113,648</b>	<b>173,141</b>
16-24 years	2,832	1,282	4,114
25-34 years	3,741	2,788	6,529
35-44 years	5,422	3,750	9,172
45-54 years	9,237	5,730	14,967
55-64 years	17,081	13,783	30,864
65-74 years	11,401	45,148	56,549
75-84 years	7,371	31,760	39,131
85+ years	2,408	9,407	11,815
<b>Race</b>	<b>59,493</b>	<b>113,648</b>	<b>173,141</b>
White	40,451	73,732	114,183
Black	1,133	1,299	2,432
American Indian/Alaskan	211	341	552
Other	4,948	8,729	13,677
Unknown	12,750	29,547	42,297
<b>Other race</b> includes Asian, native Hawaiian/Pacific Islander, or other.			
<b>Ethnicity</b>	<b>59,493</b>	<b>113,648</b>	<b>173,141</b>
Hispanic	8,162	5,633	13,795
Non-Hispanic	27,050	51,156	78,206
Unknown	24,281	56,859	81,140
<b>Gender</b>	<b>59,493</b>	<b>113,648</b>	<b>173,141</b>
Female	31,754	62,704	94,458
Male	27,471	50,685	78,156
Unknown	268	259	527

## COVID-19 doses administered for the past 2 weeks

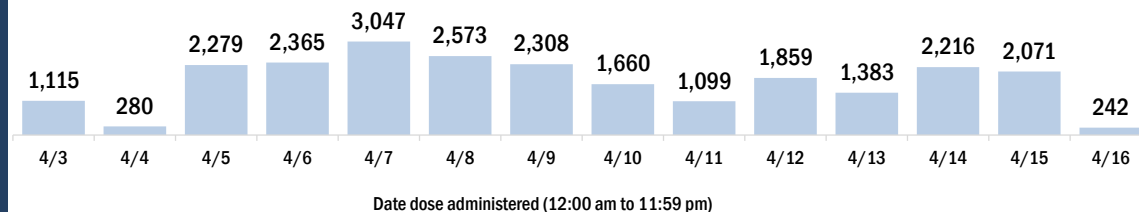


## Persons vaccinated for COVID-19 for the past 2 weeks

### Number of persons who received their first dose of a two-dose series of the COVID-19 vaccine



### Number of persons who completed the COVID-19 vaccine series



# COVID-19: Columbia County vaccine summary

Vaccination data through Apr 16, 2021 as of Apr 17, 2021 at 12:05 AM

Data in this report are provisional and subject to change.

Data in this summary pertain to COVID-19 vaccines approved by the U.S. Food and Drug Administration and have been issued an Emergency Use Authorization (Janssen COVID-19 Vaccine, Moderna COVID-19 Vaccine and Pfizer-BioNTech COVID-19 Vaccine). These data summarize the number of people who have received either their first dose or have completed the series for a COVID-19 vaccine. **A person can only be counted in one category, first dose or series complete.** For persons receiving Moderna or Pfizer vaccines, once they receive their second dose, they are moved from the first dose column to the series completed column. **Because of this, the total first dose category may show a change from report to report not matching the total receiving their first dose from the previous day.** Persons receiving Johnson & Johnson vaccines will always be counted in the series completed column.

## COVID-19 doses for vaccinated persons in Florida

**Doses administered** 23,466

People receiving one dose of a 1-dose series (Johnson & Johnson) or receiving only one dose of a 2-dose series (Moderna, Pfizer) count once. Persons receiving both doses of a 2-dose series count twice.

## Current status of persons vaccinated for COVID-19 in Florida

**Total people vaccinated** 14,324

First dose 3,594

Series completed 10,730

Completed 1-dose series 1,588

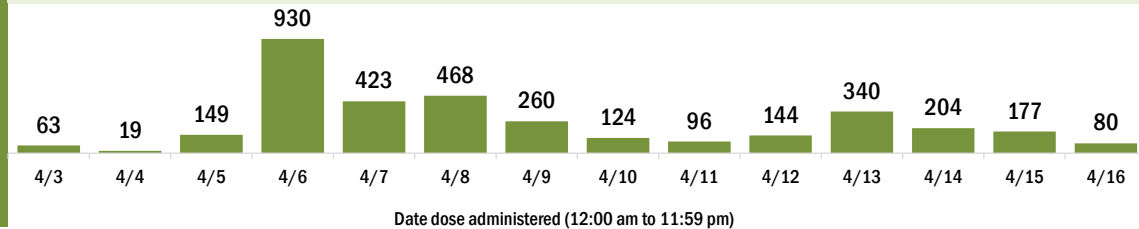
Completed 2-dose series 9,142

**First dose:** current number of people who have only received their first dose of the Moderna or Pfizer vaccine.

**Series complete:** current number of people who have received both Moderna or Pfizer vaccine doses or one Johnson & Johnson dose and are considered fully immunized.

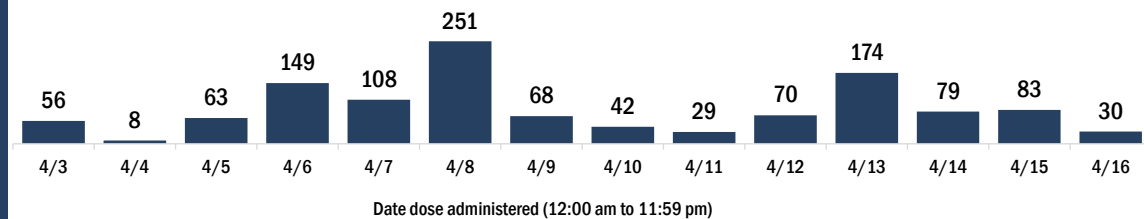
Demographic summary	First dose	Series complete	Total people vaccinated
<b>Age group</b>	<b>3,594</b>	<b>10,730</b>	<b>14,324</b>
16-24 years	237	156	393
25-34 years	313	367	680
35-44 years	392	577	969
45-54 years	647	963	1,610
55-64 years	1,154	1,871	3,025
65-74 years	487	3,889	4,376
75-84 years	270	2,254	2,524
85+ years	94	653	747
<b>Race</b>	<b>3,594</b>	<b>10,730</b>	<b>14,324</b>
White	2,421	7,666	10,087
Black	445	1,118	1,563
American Indian/Alaskan	30	53	83
Other	342	720	1,062
Unknown	356	1,173	1,529
<b>Other race</b> includes Asian, native Hawaiian/Pacific Islander, or other.			
<b>Ethnicity</b>	<b>3,594</b>	<b>10,730</b>	<b>14,324</b>
Hispanic	203	298	501
Non-Hispanic	2,431	7,585	10,016
Unknown	960	2,847	3,807
<b>Gender</b>	<b>3,594</b>	<b>10,730</b>	<b>14,324</b>
Female	2,020	6,299	8,319
Male	1,571	4,431	6,002
Unknown	3	0	3

## COVID-19 doses administered for the past 2 weeks

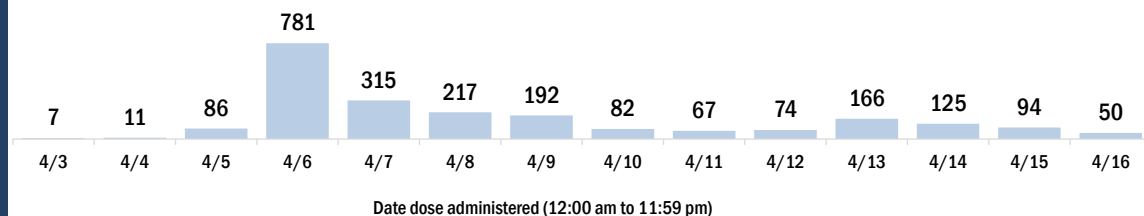


## Persons vaccinated for COVID-19 for the past 2 weeks

### Number of persons who received their first dose of a two-dose series of the COVID-19 vaccine



### Number of persons who completed the COVID-19 vaccine series



# COVID-19: Dade County vaccine summary

Vaccination data through Apr 16, 2021 as of Apr 17, 2021 at 12:05 AM

Data in this report are provisional and subject to change.

Data in this summary pertain to COVID-19 vaccines approved by the U.S. Food and Drug Administration and have been issued an Emergency Use Authorization (Janssen COVID-19 Vaccine, Moderna COVID-19 Vaccine and Pfizer-BioNTech COVID-19 Vaccine). These data summarize the number of people who have received either their first dose or have completed the series for a COVID-19 vaccine. **A person can only be counted in one category, first dose or series complete.** For persons receiving Moderna or Pfizer vaccines, once they receive their second dose, they are moved from the first dose column to the series completed column. **Because of this, the total first dose category may show a change from report to report not matching the total receiving their first dose from the previous day.** Persons receiving Johnson & Johnson vaccines will always be counted in the series completed column.

## COVID-19 doses for vaccinated persons in Florida

**Doses administered** 1,629,655

People receiving one dose of a 1-dose series (Johnson & Johnson) or receiving only one dose of a 2-dose series (Moderna, Pfizer) count once. Persons receiving both doses of a 2-dose series count twice.

## Current status of persons vaccinated for COVID-19 in Florida

**Total people vaccinated** 1,057,469

First dose 388,967

Series completed 668,502

Completed 1-dose series 96,316

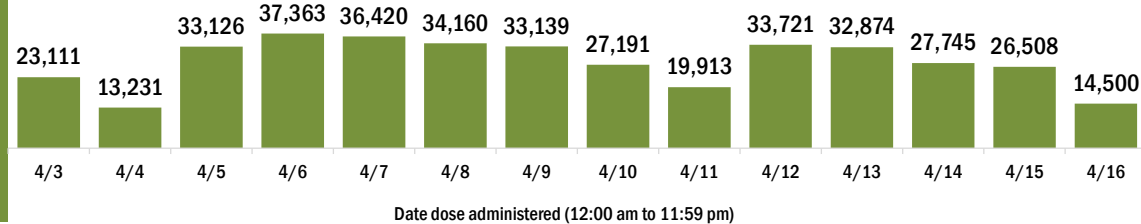
Completed 2-dose series 572,186

**First dose:** current number of people who have only received their first dose of the Moderna or Pfizer vaccine.

**Series complete:** current number of people who have received both Moderna or Pfizer vaccine doses or one Johnson & Johnson dose and are considered fully immunized.

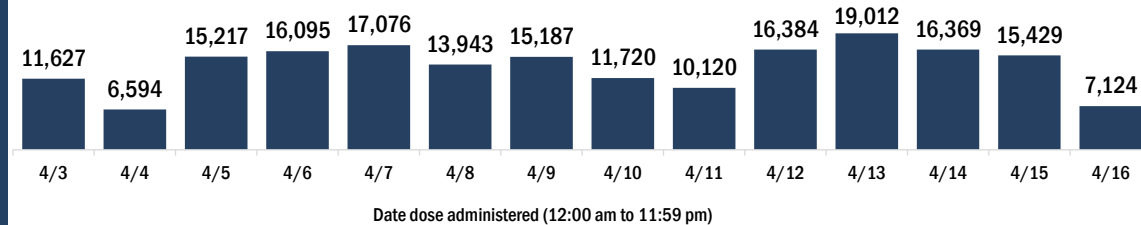
Demographic summary	First dose	Series complete	Total people vaccinated
<b>Age group</b>	388,967	668,502	1,057,469
16-24 years	34,034	22,304	56,338
25-34 years	46,212	49,018	95,230
35-44 years	63,335	68,009	131,344
45-54 years	84,666	99,247	183,913
55-64 years	80,125	137,811	217,936
65-74 years	45,575	158,794	204,369
75-84 years	24,478	96,316	120,794
85+ years	10,542	37,003	47,545
<b>Race</b>	388,967	668,502	1,057,469
White	269,795	470,164	739,959
Black	22,066	47,735	69,801
American Indian/Alaskan	950	1,485	2,435
Other	38,201	74,371	112,572
Unknown	57,955	74,747	132,702
<b>Other race</b> includes Asian, native Hawaiian/Pacific Islander, or other.			
<b>Ethnicity</b>	388,967	668,502	1,057,469
Hispanic	191,648	333,121	524,769
Non-Hispanic	64,771	153,903	218,674
Unknown	132,548	181,478	314,026
<b>Gender</b>	388,967	668,502	1,057,469
Female	203,939	373,753	577,692
Male	183,032	293,824	476,856
Unknown	1,996	925	2,921

## COVID-19 doses administered for the past 2 weeks

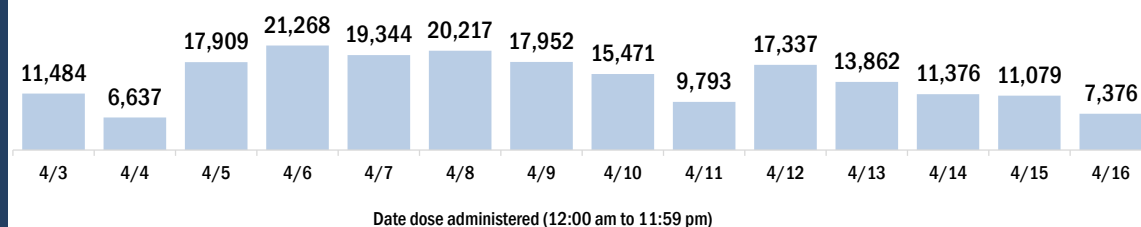


## Persons vaccinated for COVID-19 for the past 2 weeks

### Number of persons who received their first dose of a two-dose series of the COVID-19 vaccine



### Number of persons who completed the COVID-19 vaccine series





# COVID-19: Desoto County vaccine summary

Vaccination data through Apr 16, 2021 as of Apr 17, 2021 at 12:05 AM

Data in this report are provisional and subject to change.

Data in this summary pertain to COVID-19 vaccines approved by the U.S. Food and Drug Administration and have been issued an Emergency Use Authorization (Janssen COVID-19 Vaccine, Moderna COVID-19 Vaccine and Pfizer-BioNTech COVID-19 Vaccine). These data summarize the number of people who have received either their first dose or have completed the series for a COVID-19 vaccine. **A person can only be counted in one category, first dose or series complete.** For persons receiving Moderna or Pfizer vaccines, once they receive their second dose, they are moved from the first dose column to the series completed column. **Because of this, the total first dose category may show a change from report to report not matching the total receiving their first dose from the previous day.** Persons receiving Johnson & Johnson vaccines will always be counted in the series completed column.

## COVID-19 doses for vaccinated persons in Florida

**Doses administered** 15,120

People receiving one dose of a 1-dose series (Johnson & Johnson) or receiving only one dose of a 2-dose series (Moderna, Pfizer) count once. Persons receiving both doses of a 2-dose series count twice.

## Current status of persons vaccinated for COVID-19 in Florida

**Total people vaccinated** 9,828

First dose 4,109

Series completed 5,719

Completed 1-dose series 427

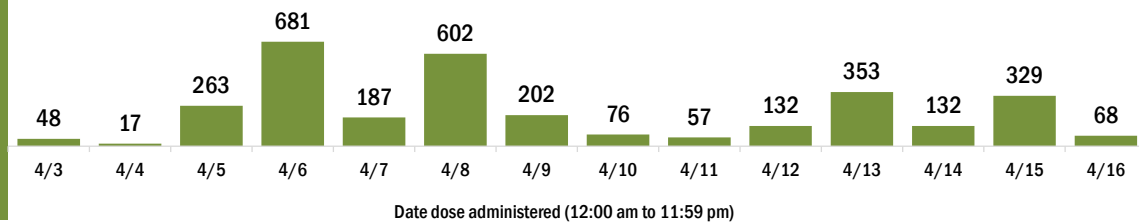
Completed 2-dose series 5,292

**First dose:** current number of people who have only received their first dose of the Moderna or Pfizer vaccine.

**Series complete:** current number of people who have received both Moderna or Pfizer vaccine doses or one Johnson & Johnson dose and are considered fully immunized.

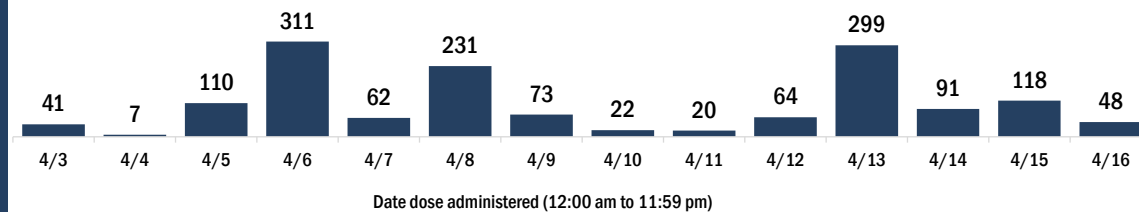
Demographic summary	First dose	Series complete	Total people vaccinated
<b>Age group</b>	<b>4,109</b>	<b>5,719</b>	<b>9,828</b>
16-24 years	196	56	252
25-34 years	250	174	424
35-44 years	419	198	617
45-54 years	663	339	1,002
55-64 years	1,217	625	1,842
65-74 years	774	2,372	3,146
75-84 years	467	1,591	2,058
85+ years	123	364	487
<b>Race</b>	<b>4,109</b>	<b>5,719</b>	<b>9,828</b>
White	2,507	4,184	6,691
Black	249	317	566
American Indian/Alaskan	21	22	43
Other	605	424	1,029
Unknown	727	772	1,499
<b>Other race</b> includes Asian, native Hawaiian/Pacific Islander, or other.			
<b>Ethnicity</b>	<b>4,109</b>	<b>5,719</b>	<b>9,828</b>
Hispanic	852	282	1,134
Non-Hispanic	1,899	2,763	4,662
Unknown	1,358	2,674	4,032
<b>Gender</b>	<b>4,109</b>	<b>5,719</b>	<b>9,828</b>
Female	1,921	3,115	5,036
Male	2,188	2,603	4,791
Unknown	0	1	1

## COVID-19 doses administered for the past 2 weeks

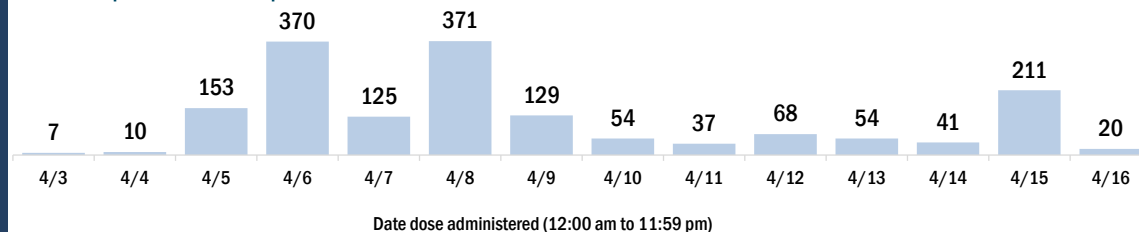


## Persons vaccinated for COVID-19 for the past 2 weeks

### Number of persons who received their first dose of a two-dose series of the COVID-19 vaccine



### Number of persons who completed the COVID-19 vaccine series



# COVID-19: Dixie County vaccine summary

Vaccination data through Apr 16, 2021 as of Apr 17, 2021 at 12:05 AM

Data in this report are provisional and subject to change.

Data in this summary pertain to COVID-19 vaccines approved by the U.S. Food and Drug Administration and have been issued an Emergency Use Authorization (Janssen COVID-19 Vaccine, Moderna COVID-19 Vaccine and Pfizer-BioNTech COVID-19 Vaccine). These data summarize the number of people who have received either their first dose or have completed the series for a COVID-19 vaccine. **A person can only be counted in one category, first dose or series complete.** For persons receiving Moderna or Pfizer vaccines, once they receive their second dose, they are moved from the first dose column to the series completed column. **Because of this, the total first dose category may show a change from report to report not matching the total receiving their first dose from the previous day.** Persons receiving Johnson & Johnson vaccines will always be counted in the series completed column.

## COVID-19 doses for vaccinated persons in Florida

**Doses administered** 5,365

People receiving one dose of a 1-dose series (Johnson & Johnson) or receiving only one dose of a 2-dose series (Moderna, Pfizer) count once. Persons receiving both doses of a 2-dose series count twice.

## Current status of persons vaccinated for COVID-19 in Florida

**Total people vaccinated** 3,610

First dose 1,550

Series completed 2,060

Completed 1-dose series 305

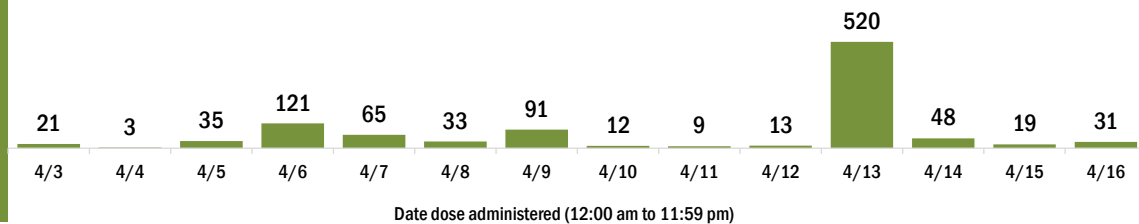
Completed 2-dose series 1,755

**First dose:** current number of people who have only received their first dose of the Moderna or Pfizer vaccine.

**Series complete:** current number of people who have received both Moderna or Pfizer vaccine doses or one Johnson & Johnson dose and are considered fully immunized.

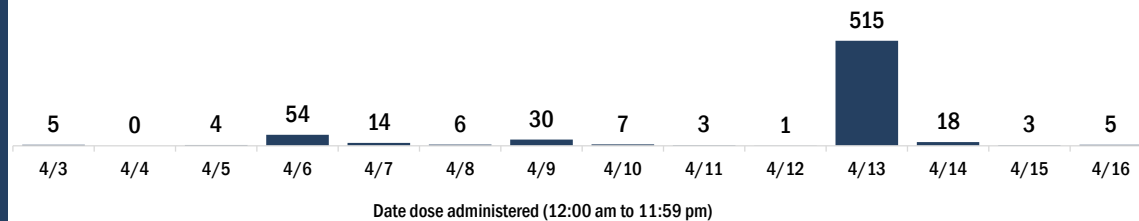
Demographic summary	First dose	Series complete	Total people vaccinated
<b>Age group</b>	1,550	2,060	3,610
16-24 years	27	17	44
25-34 years	85	28	113
35-44 years	183	56	239
45-54 years	266	100	366
55-64 years	472	328	800
65-74 years	313	890	1,203
75-84 years	157	508	665
85+ years	47	133	180
<b>Race</b>	1,550	2,060	3,610
White	1,195	1,787	2,982
Black	246	71	317
American Indian/Alaskan	18	10	28
Other	54	64	118
Unknown	37	128	165
<b>Other race</b> includes Asian, native Hawaiian/Pacific Islander, or other.			
<b>Ethnicity</b>	1,550	2,060	3,610
Hispanic	38	37	75
Non-Hispanic	1,277	1,507	2,784
Unknown	235	516	751
<b>Gender</b>	1,550	2,060	3,610
Female	551	1,110	1,661
Male	999	950	1,949
Unknown	0	0	0

## COVID-19 doses administered for the past 2 weeks

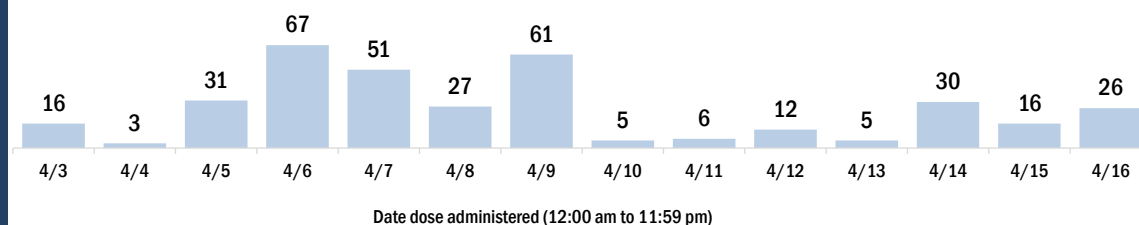


## Persons vaccinated for COVID-19 for the past 2 weeks

### Number of persons who received their first dose of a two-dose series of the COVID-19 vaccine



### Number of persons who completed the COVID-19 vaccine series



# COVID-19: Duval County vaccine summary

Vaccination data through Apr 16, 2021 as of Apr 17, 2021 at 12:05 AM

Data in this report are provisional and subject to change.

Data in this summary pertain to COVID-19 vaccines approved by the U.S. Food and Drug Administration and have been issued an Emergency Use Authorization (Janssen COVID-19 Vaccine, Moderna COVID-19 Vaccine and Pfizer-BioNTech COVID-19 Vaccine). These data summarize the number of people who have received either their first dose or have completed the series for a COVID-19 vaccine. **A person can only be counted in one category, first dose or series complete.** For persons receiving Moderna or Pfizer vaccines, once they receive their second dose, they are moved from the first dose column to the series completed column. **Because of this, the total first dose category may show a change from report to report not matching the total receiving their first dose from the previous day.** Persons receiving Johnson & Johnson vaccines will always be counted in the series completed column.

## COVID-19 doses for vaccinated persons in Florida

**Doses administered** 477,698

People receiving one dose of a 1-dose series (Johnson & Johnson) or receiving only one dose of a 2-dose series (Moderna, Pfizer) count once. Persons receiving both doses of a 2-dose series count twice.

## Current status of persons vaccinated for COVID-19 in Florida

**Total people vaccinated** 302,677

First dose 104,319

Series completed 198,358

Completed 1-dose series 23,337

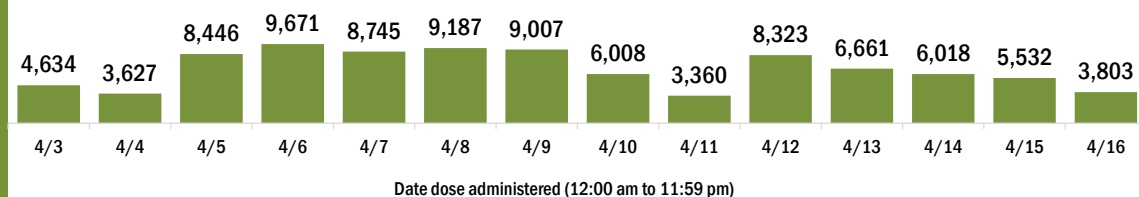
Completed 2-dose series 175,021

**First dose:** current number of people who have only received their first dose of the Moderna or Pfizer vaccine.

**Series complete:** current number of people who have received both Moderna or Pfizer vaccine doses or one Johnson & Johnson dose and are considered fully immunized.

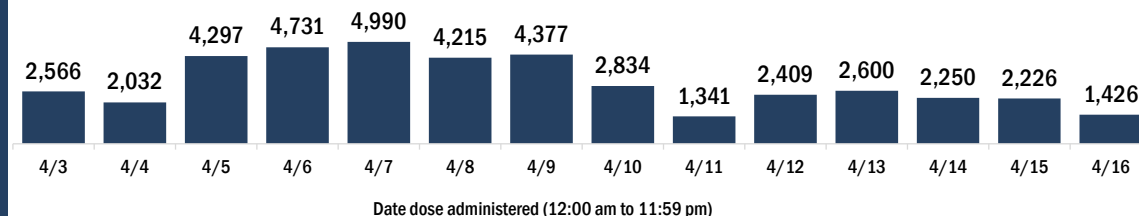
Demographic summary	First dose	Series complete	Total people vaccinated
<b>Age group</b>	<b>104,319</b>	<b>198,358</b>	<b>302,677</b>
16-24 years	10,466	4,995	15,461
25-34 years	15,239	14,616	29,855
35-44 years	17,462	18,132	35,594
45-54 years	20,037	25,418	45,455
55-64 years	21,121	44,227	65,348
65-74 years	12,416	56,465	68,881
75-84 years	5,364	25,622	30,986
85+ years	2,214	8,883	11,097
<b>Race</b>	<b>104,319</b>	<b>198,358</b>	<b>302,677</b>
White	55,324	116,189	171,513
Black	15,868	34,152	50,020
American Indian/Alaskan	304	452	756
Other	16,762	22,985	39,747
Unknown	16,061	24,580	40,641
<b>Other race</b> includes Asian, native Hawaiian/Pacific Islander, or other.			
<b>Ethnicity</b>	<b>104,319</b>	<b>198,358</b>	<b>302,677</b>
Hispanic	9,618	8,292	17,910
Non-Hispanic	68,573	143,781	212,354
Unknown	26,128	46,285	72,413
<b>Gender</b>	<b>104,319</b>	<b>198,358</b>	<b>302,677</b>
Female	54,891	115,449	170,340
Male	46,953	82,798	129,751
Unknown	2,475	111	2,586

## COVID-19 doses administered for the past 2 weeks

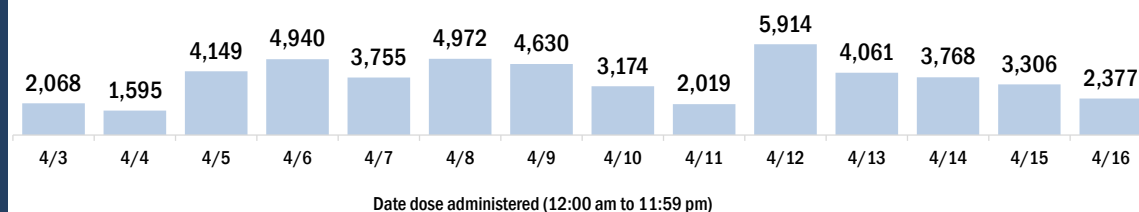


## Persons vaccinated for COVID-19 for the past 2 weeks

### Number of persons who received their first dose of a two-dose series of the COVID-19 vaccine



### Number of persons who completed the COVID-19 vaccine series



# COVID-19: Escambia County vaccine summary

Vaccination data through Apr 16, 2021 as of Apr 17, 2021 at 12:05 AM

Data in this report are provisional and subject to change.

Data in this summary pertain to COVID-19 vaccines approved by the U.S. Food and Drug Administration and have been issued an Emergency Use Authorization (Janssen COVID-19 Vaccine, Moderna COVID-19 Vaccine and Pfizer-BioNTech COVID-19 Vaccine). These data summarize the number of people who have received either their first dose or have completed the series for a COVID-19 vaccine. **A person can only be counted in one category, first dose or series complete.** For persons receiving Moderna or Pfizer vaccines, once they receive their second dose, they are moved from the first dose column to the series completed column. **Because of this, the total first dose category may show a change from report to report not matching the total receiving their first dose from the previous day.** Persons receiving Johnson & Johnson vaccines will always be counted in the series completed column.

## COVID-19 doses for vaccinated persons in Florida

**Doses administered** 143,600

People receiving one dose of a 1-dose series (Johnson & Johnson) or receiving only one dose of a 2-dose series (Moderna, Pfizer) count once. Persons receiving both doses of a 2-dose series count twice.

## Current status of persons vaccinated for COVID-19 in Florida

**Total people vaccinated** 89,674

First dose 29,473

Series completed 60,201

Completed 1-dose series 6,275

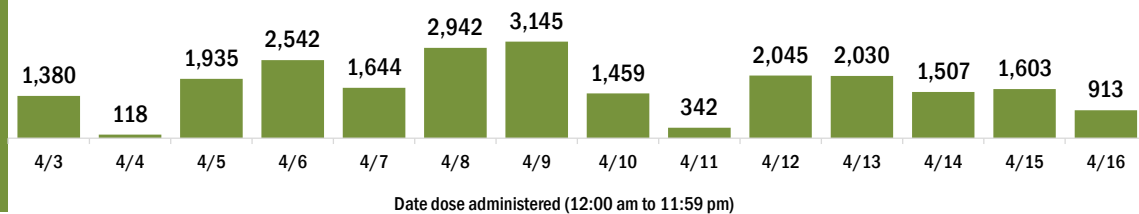
Completed 2-dose series 53,926

**First dose:** current number of people who have only received their first dose of the Moderna or Pfizer vaccine.

**Series complete:** current number of people who have received both Moderna or Pfizer vaccine doses or one Johnson & Johnson dose and are considered fully immunized.

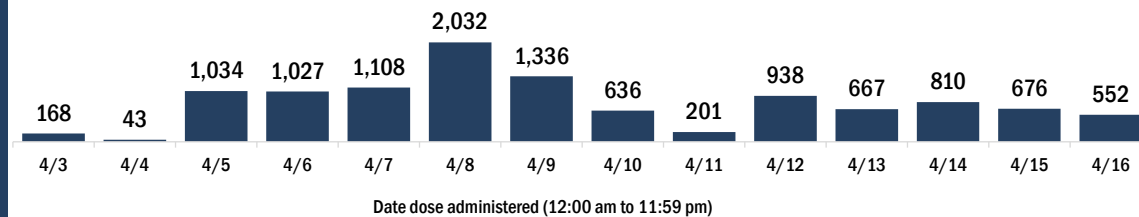
Demographic summary	First dose	Series complete	Total people vaccinated
<b>Age group</b>	29,473	60,201	89,674
16-24 years	2,801	1,091	3,892
25-34 years	4,025	3,011	7,036
35-44 years	4,086	3,901	7,987
45-54 years	4,795	6,163	10,958
55-64 years	6,331	12,878	19,209
65-74 years	4,277	19,152	23,429
75-84 years	2,286	10,286	12,572
85+ years	872	3,719	4,591
<b>Race</b>	29,473	60,201	89,674
White	15,790	37,469	53,259
Black	3,852	8,781	12,633
American Indian/Alaskan	168	437	605
Other	2,819	5,533	8,352
Unknown	6,844	7,981	14,825
<b>Other race</b> includes Asian, native Hawaiian/Pacific Islander, or other.			
<b>Ethnicity</b>	29,473	60,201	89,674
Hispanic	1,172	1,297	2,469
Non-Hispanic	18,148	41,927	60,075
Unknown	10,153	16,977	27,130
<b>Gender</b>	29,473	60,201	89,674
Female	16,206	35,684	51,890
Male	13,168	24,485	37,653
Unknown	99	32	131

## COVID-19 doses administered for the past 2 weeks

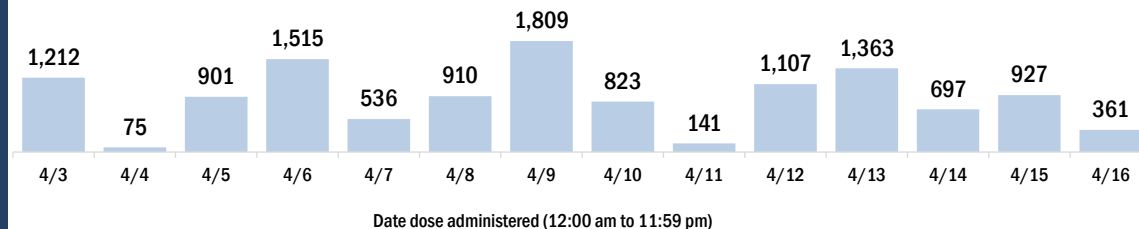


## Persons vaccinated for COVID-19 for the past 2 weeks

### Number of persons who received their first dose of a two-dose series of the COVID-19 vaccine



### Number of persons who completed the COVID-19 vaccine series



# COVID-19: Flagler County vaccine summary

Vaccination data through Apr 16, 2021 as of Apr 17, 2021 at 12:05 AM

Data in this report are provisional and subject to change.

Data in this summary pertain to COVID-19 vaccines approved by the U.S. Food and Drug Administration and have been issued an Emergency Use Authorization (Janssen COVID-19 Vaccine, Moderna COVID-19 Vaccine and Pfizer-BioNTech COVID-19 Vaccine). These data summarize the number of people who have received either their first dose or have completed the series for a COVID-19 vaccine. **A person can only be counted in one category, first dose or series complete.** For persons receiving Moderna or Pfizer vaccines, once they receive their second dose, they are moved from the first dose column to the series completed column. **Because of this, the total first dose category may show a change from report to report not matching the total receiving their first dose from the previous day.** Persons receiving Johnson & Johnson vaccines will always be counted in the series completed column.

## COVID-19 doses for vaccinated persons in Florida

**Doses administered** 77,526

People receiving one dose of a 1-dose series (Johnson & Johnson) or receiving only one dose of a 2-dose series (Moderna, Pfizer) count once. Persons receiving both doses of a 2-dose series count twice.

## Current status of persons vaccinated for COVID-19 in Florida

**Total people vaccinated** 47,681

First dose 15,719

Series completed 31,962

Completed 1-dose series 2,117

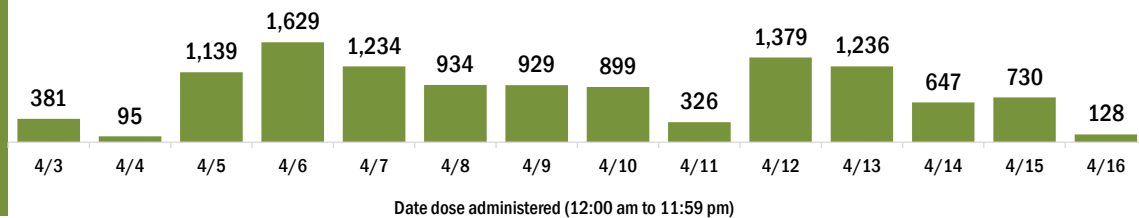
Completed 2-dose series 29,845

**First dose:** current number of people who have only received their first dose of the Moderna or Pfizer vaccine.

**Series complete:** current number of people who have received both Moderna or Pfizer vaccine doses or one Johnson & Johnson dose and are considered fully immunized.

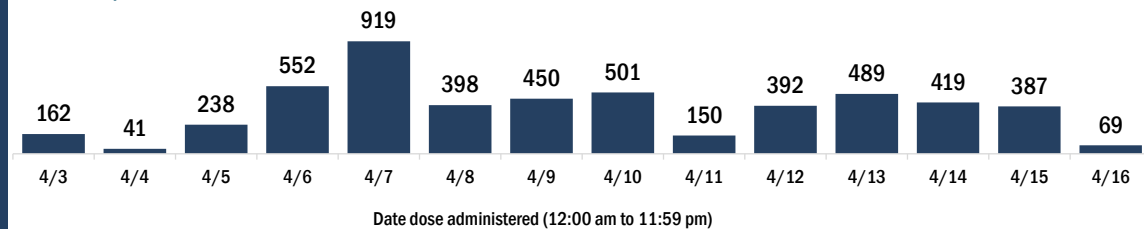
Demographic summary	First dose	Series complete	Total people vaccinated
<b>Age group</b>	<b>15,719</b>	<b>31,962</b>	<b>47,681</b>
16-24 years	918	308	1,226
25-34 years	952	650	1,602
35-44 years	1,517	1,139	2,656
45-54 years	2,686	1,913	4,599
55-64 years	4,820	4,541	9,361
65-74 years	2,702	13,453	16,155
75-84 years	1,567	7,827	9,394
85+ years	557	2,131	2,688
<b>Race</b>	<b>15,719</b>	<b>31,962</b>	<b>47,681</b>
White	10,228	21,616	31,844
Black	1,005	2,081	3,086
American Indian/Alaskan	105	185	290
Other	1,319	2,949	4,268
Unknown	3,062	5,131	8,193
<b>Other race</b> includes Asian, native Hawaiian/Pacific Islander, or other.			
<b>Ethnicity</b>	<b>15,719</b>	<b>31,962</b>	<b>47,681</b>
Hispanic	1,454	1,578	3,032
Non-Hispanic	9,431	19,099	28,530
Unknown	4,834	11,285	16,119
<b>Gender</b>	<b>15,719</b>	<b>31,962</b>	<b>47,681</b>
Female	8,463	18,019	26,482
Male	7,042	13,816	20,858
Unknown	214	127	341

## COVID-19 doses administered for the past 2 weeks

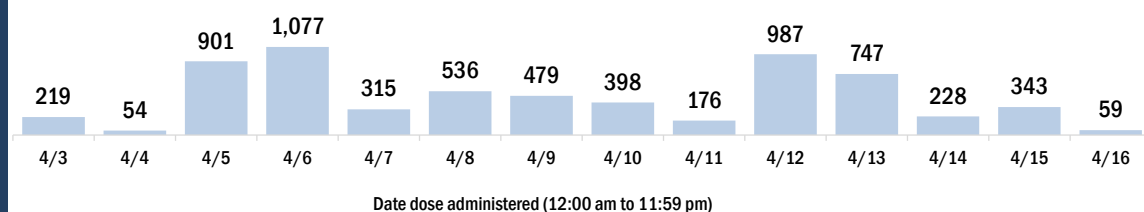


## Persons vaccinated for COVID-19 for the past 2 weeks

### Number of persons who received their first dose of a two-dose series of the COVID-19 vaccine



### Number of persons who completed the COVID-19 vaccine series



# COVID-19: Franklin County vaccine summary

Vaccination data through Apr 16, 2021 as of Apr 17, 2021 at 12:05 AM

Data in this report are provisional and subject to change.

Data in this summary pertain to COVID-19 vaccines approved by the U.S. Food and Drug Administration and have been issued an Emergency Use Authorization (Janssen COVID-19 Vaccine, Moderna COVID-19 Vaccine and Pfizer-BioNTech COVID-19 Vaccine). These data summarize the number of people who have received either their first dose or have completed the series for a COVID-19 vaccine. **A person can only be counted in one category, first dose or series complete.** For persons receiving Moderna or Pfizer vaccines, once they receive their second dose, they are moved from the first dose column to the series completed column. **Because of this, the total first dose category may show a change from report to report not matching the total receiving their first dose from the previous day.** Persons receiving Johnson & Johnson vaccines will always be counted in the series completed column.

## COVID-19 doses for vaccinated persons in Florida

**Doses administered** 6,342

People receiving one dose of a 1-dose series (Johnson & Johnson) or receiving only one dose of a 2-dose series (Moderna, Pfizer) count once. Persons receiving both doses of a 2-dose series count twice.

## Current status of persons vaccinated for COVID-19 in Florida

**Total people vaccinated** 3,579

First dose 736

Series completed 2,843

Completed 1-dose series 80

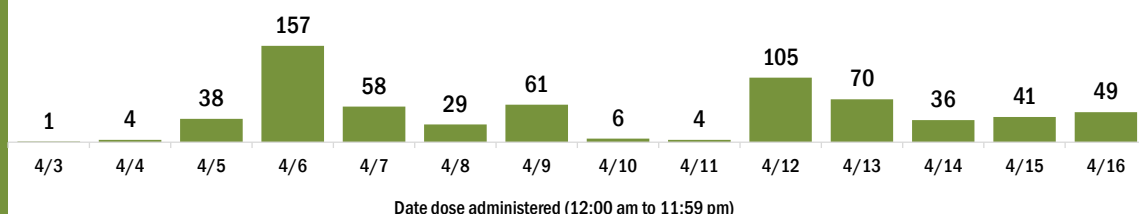
Completed 2-dose series 2,763

**First dose:** current number of people who have only received their first dose of the Moderna or Pfizer vaccine.

**Series complete:** current number of people who have received both Moderna or Pfizer vaccine doses or one Johnson & Johnson dose and are considered fully immunized.

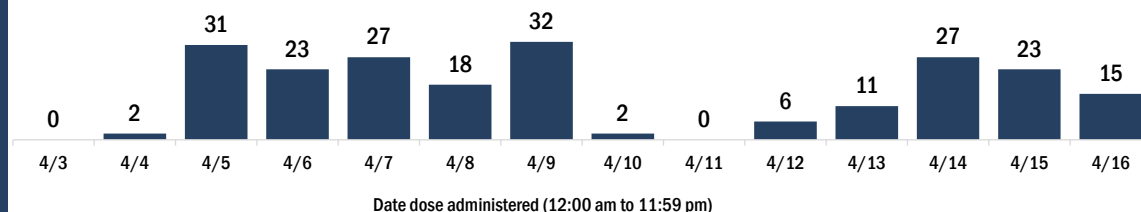
Demographic summary	First dose	Series complete	Total people vaccinated
<b>Age group</b>	736	2,843	3,579
16-24 years	26	15	41
25-34 years	48	40	88
35-44 years	66	75	141
45-54 years	123	179	302
55-64 years	262	548	810
65-74 years	143	1,273	1,416
75-84 years	56	595	651
85+ years	12	118	130
<b>Race</b>	736	2,843	3,579
White	633	2,551	3,184
Black	46	130	176
American Indian/Alaskan	3	6	9
Other	36	107	143
Unknown	18	49	67
<b>Other race</b> includes Asian, native Hawaiian/Pacific Islander, or other.			
<b>Ethnicity</b>	736	2,843	3,579
Hispanic	20	38	58
Non-Hispanic	628	2,441	3,069
Unknown	88	364	452
<b>Gender</b>	736	2,843	3,579
Female	391	1,509	1,900
Male	345	1,334	1,679
Unknown	0	0	0

## COVID-19 doses administered for the past 2 weeks

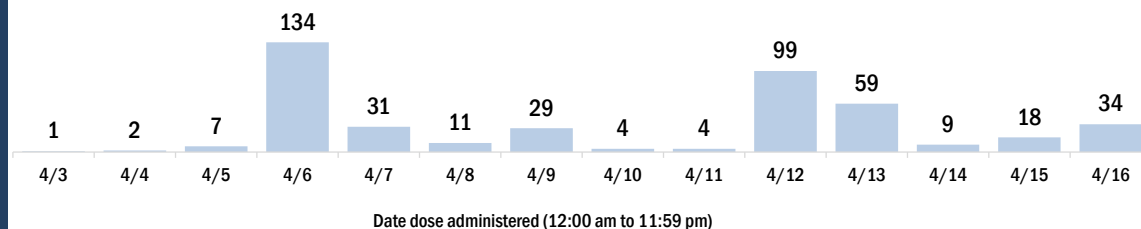


## Persons vaccinated for COVID-19 for the past 2 weeks

### Number of persons who received their first dose of a two-dose series of the COVID-19 vaccine



### Number of persons who completed the COVID-19 vaccine series





# COVID-19: Gadsden County vaccine summary

Vaccination data through Apr 16, 2021 as of Apr 17, 2021 at 12:05 AM

Data in this report are provisional and subject to change.

Data in this summary pertain to COVID-19 vaccines approved by the U.S. Food and Drug Administration and have been issued an Emergency Use Authorization (Janssen COVID-19 Vaccine, Moderna COVID-19 Vaccine and Pfizer-BioNTech COVID-19 Vaccine). These data summarize the number of people who have received either their first dose or have completed the series for a COVID-19 vaccine. **A person can only be counted in one category, first dose or series complete.** For persons receiving Moderna or Pfizer vaccines, once they receive their second dose, they are moved from the first dose column to the series completed column. **Because of this, the total first dose category may show a change from report to report not matching the total receiving their first dose from the previous day.** Persons receiving Johnson & Johnson vaccines will always be counted in the series completed column.

## COVID-19 doses for vaccinated persons in Florida

**Doses administered** 24,828

People receiving one dose of a 1-dose series (Johnson & Johnson) or receiving only one dose of a 2-dose series (Moderna, Pfizer) count once. Persons receiving both doses of a 2-dose series count twice.

## Current status of persons vaccinated for COVID-19 in Florida

**Total people vaccinated** 15,503

First dose 4,472

Series completed 11,031

Completed 1-dose series 1,706

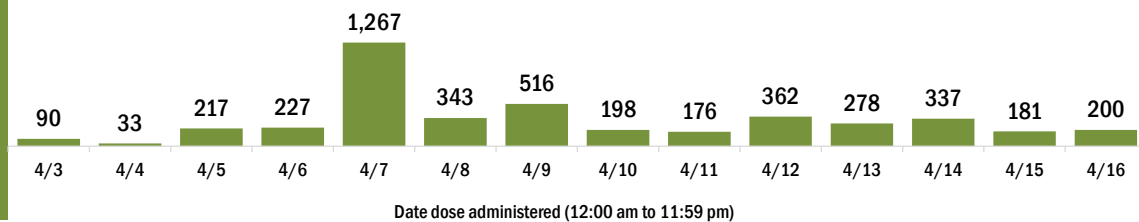
Completed 2-dose series 9,325

**First dose:** current number of people who have only received their first dose of the Moderna or Pfizer vaccine.

**Series complete:** current number of people who have received both Moderna or Pfizer vaccine doses or one Johnson & Johnson dose and are considered fully immunized.

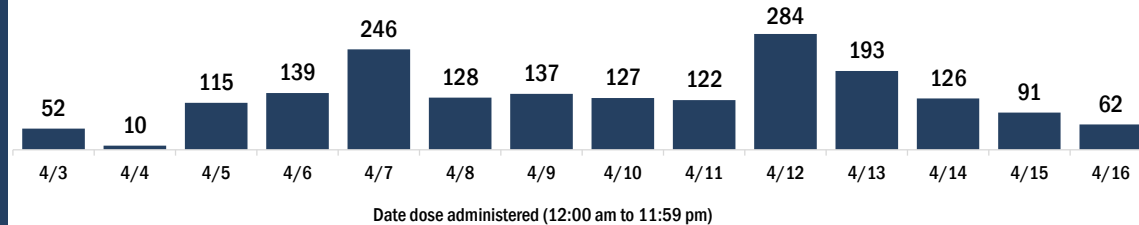
Demographic summary	First dose	Series complete	Total people vaccinated
<b>Age group</b>	<b>4,472</b>	<b>11,031</b>	<b>15,503</b>
16-24 years	254	174	428
25-34 years	340	612	952
35-44 years	729	902	1,631
45-54 years	1,040	1,280	2,320
55-64 years	1,171	2,354	3,525
65-74 years	570	3,500	4,070
75-84 years	268	1,663	1,931
85+ years	100	546	646
<b>Race</b>	<b>4,472</b>	<b>11,031</b>	<b>15,503</b>
White	1,245	4,244	5,489
Black	2,023	4,564	6,587
American Indian/Alaskan	6	23	29
Other	748	1,397	2,145
Unknown	450	803	1,253
<b>Other race</b> includes Asian, native Hawaiian/Pacific Islander, or other.			
<b>Ethnicity</b>	<b>4,472</b>	<b>11,031</b>	<b>15,503</b>
Hispanic	514	330	844
Non-Hispanic	2,872	8,031	10,903
Unknown	1,086	2,670	3,756
<b>Gender</b>	<b>4,472</b>	<b>11,031</b>	<b>15,503</b>
Female	2,382	6,966	9,348
Male	2,090	4,065	6,155
Unknown	0	0	0

## COVID-19 doses administered for the past 2 weeks

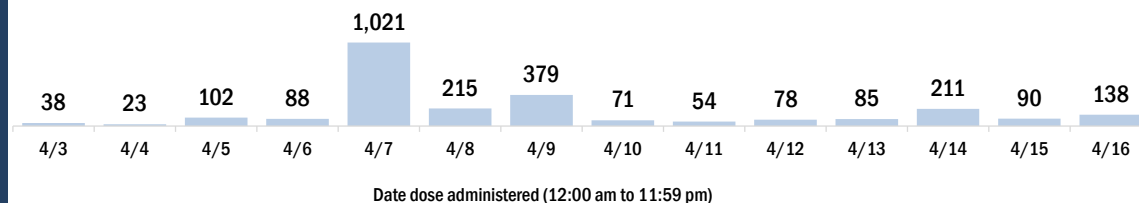


## Persons vaccinated for COVID-19 for the past 2 weeks

### Number of persons who received their first dose of a two-dose series of the COVID-19 vaccine



### Number of persons who completed the COVID-19 vaccine series



# COVID-19: Gilchrist County vaccine summary

Vaccination data through Apr 16, 2021 as of Apr 17, 2021 at 12:05 AM

Data in this report are provisional and subject to change.

Data in this summary pertain to COVID-19 vaccines approved by the U.S. Food and Drug Administration and have been issued an Emergency Use Authorization (Janssen COVID-19 Vaccine, Moderna COVID-19 Vaccine and Pfizer-BioNTech COVID-19 Vaccine). These data summarize the number of people who have received either their first dose or have completed the series for a COVID-19 vaccine. **A person can only be counted in one category, first dose or series complete.** For persons receiving Moderna or Pfizer vaccines, once they receive their second dose, they are moved from the first dose column to the series completed column. **Because of this, the total first dose category may show a change from report to report not matching the total receiving their first dose from the previous day.** Persons receiving Johnson & Johnson vaccines will always be counted in the series completed column.

## COVID-19 doses for vaccinated persons in Florida

**Doses administered** 5,777

People receiving one dose of a 1-dose series (Johnson & Johnson) or receiving only one dose of a 2-dose series (Moderna, Pfizer) count once. Persons receiving both doses of a 2-dose series count twice.

## Current status of persons vaccinated for COVID-19 in Florida

**Total people vaccinated** 3,612

First dose 1,037

Series completed 2,575

Completed 1-dose series 410

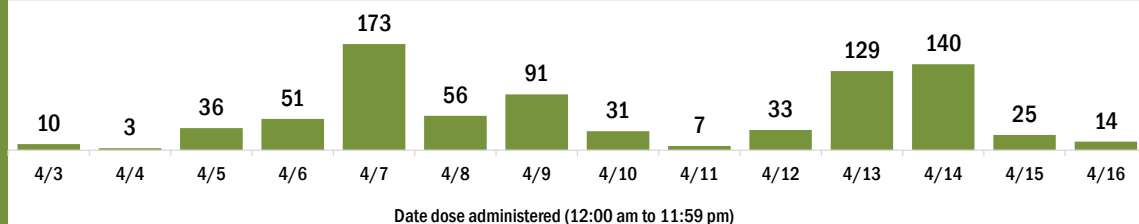
Completed 2-dose series 2,165

**First dose:** current number of people who have only received their first dose of the Moderna or Pfizer vaccine.

**Series complete:** current number of people who have received both Moderna or Pfizer vaccine doses or one Johnson & Johnson dose and are considered fully immunized.

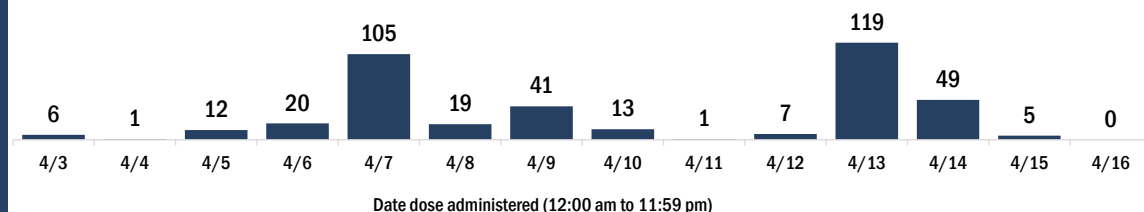
Demographic summary	First dose	Series complete	Total people vaccinated
<b>Age group</b>	1,037	2,575	3,612
16-24 years	39	48	87
25-34 years	62	76	138
35-44 years	104	123	227
45-54 years	172	214	386
55-64 years	351	428	779
65-74 years	205	913	1,118
75-84 years	75	586	661
85+ years	29	187	216
<b>Race</b>	1,037	2,575	3,612
White	814	1,810	2,624
Black	46	39	85
American Indian/Alaskan	6	8	14
Other	75	201	276
Unknown	96	517	613
<b>Other race</b> includes Asian, native Hawaiian/Pacific Islander, or other.			
<b>Ethnicity</b>	1,037	2,575	3,612
Hispanic	58	52	110
Non-Hispanic	599	1,094	1,693
Unknown	380	1,429	1,809
<b>Gender</b>	1,037	2,575	3,612
Female	531	1,514	2,045
Male	505	1,061	1,566
Unknown	1	0	1

## COVID-19 doses administered for the past 2 weeks

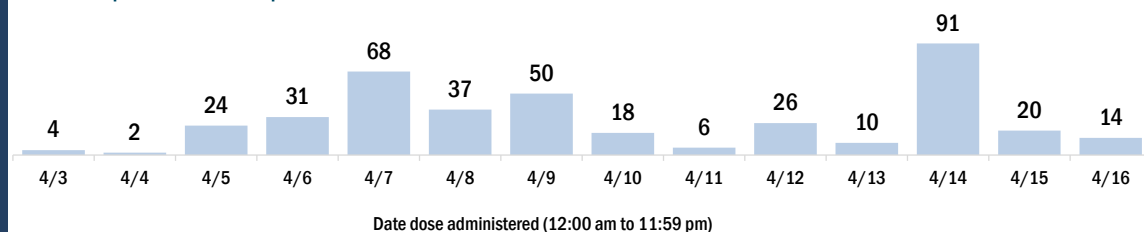


## Persons vaccinated for COVID-19 for the past 2 weeks

### Number of persons who received their first dose of a two-dose series of the COVID-19 vaccine



### Number of persons who completed the COVID-19 vaccine series



# COVID-19: Glades County vaccine summary

Vaccination data through Apr 16, 2021 as of Apr 17, 2021 at 12:05 AM

Data in this report are provisional and subject to change.

Data in this summary pertain to COVID-19 vaccines approved by the U.S. Food and Drug Administration and have been issued an Emergency Use Authorization (Janssen COVID-19 Vaccine, Moderna COVID-19 Vaccine and Pfizer-BioNTech COVID-19 Vaccine). These data summarize the number of people who have received either their first dose or have completed the series for a COVID-19 vaccine. **A person can only be counted in one category, first dose or series complete.** For persons receiving Moderna or Pfizer vaccines, once they receive their second dose, they are moved from the first dose column to the series completed column. **Because of this, the total first dose category may show a change from report to report not matching the total receiving their first dose from the previous day.** Persons receiving Johnson & Johnson vaccines will always be counted in the series completed column.

## COVID-19 doses for vaccinated persons in Florida

**Doses administered** 4,138

People receiving one dose of a 1-dose series (Johnson & Johnson) or receiving only one dose of a 2-dose series (Moderna, Pfizer) count once. Persons receiving both doses of a 2-dose series count twice.

## Current status of persons vaccinated for COVID-19 in Florida

**Total people vaccinated** 2,458

First dose 557

Series completed 1,901

Completed 1-dose series 221

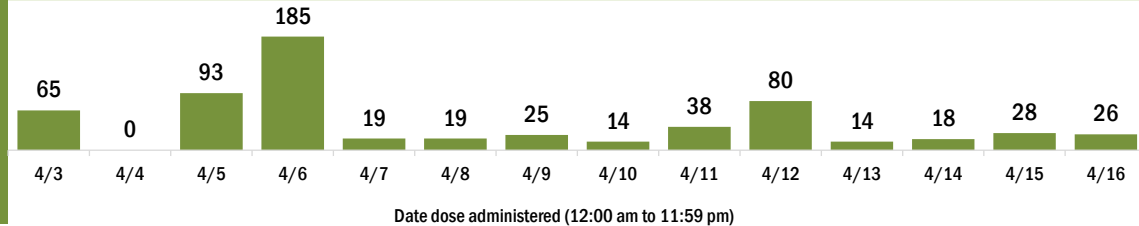
Completed 2-dose series 1,680

**First dose:** current number of people who have only received their first dose of the Moderna or Pfizer vaccine.

**Series complete:** current number of people who have received both Moderna or Pfizer vaccine doses or one Johnson & Johnson dose and are considered fully immunized.

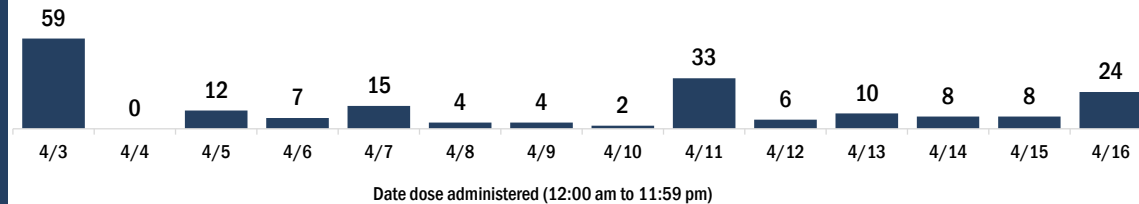
Demographic summary	First dose	Series complete	Total people vaccinated
<b>Age group</b>	557	1,901	2,458
16-24 years	21	8	29
25-34 years	31	45	76
35-44 years	53	61	114
45-54 years	103	105	208
55-64 years	194	235	429
65-74 years	82	785	867
75-84 years	58	559	617
85+ years	15	103	118
<b>Race</b>	557	1,901	2,458
White	382	1,418	1,800
Black	42	90	132
American Indian/Alaskan	4	15	19
Other	49	81	130
Unknown	80	297	377
<b>Other race</b> includes Asian, native Hawaiian/Pacific Islander, or other.			
<b>Ethnicity</b>	557	1,901	2,458
Hispanic	91	70	161
Non-Hispanic	264	866	1,130
Unknown	202	965	1,167
<b>Gender</b>	557	1,901	2,458
Female	262	887	1,149
Male	295	1,014	1,309
Unknown	0	0	0

## COVID-19 doses administered for the past 2 weeks

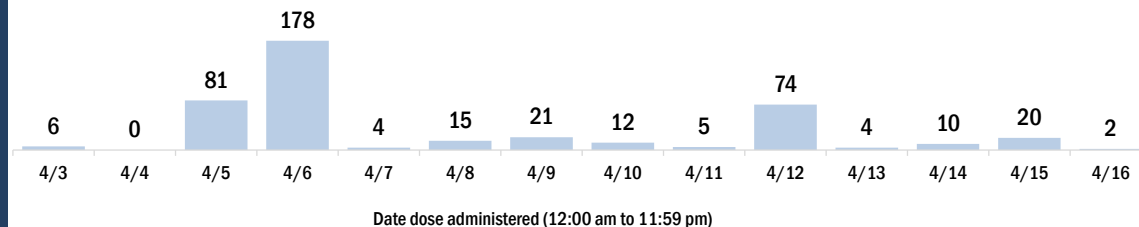


## Persons vaccinated for COVID-19 for the past 2 weeks

### Number of persons who received their first dose of a two-dose series of the COVID-19 vaccine



### Number of persons who completed the COVID-19 vaccine series



# COVID-19: Gulf County vaccine summary

Vaccination data through Apr 16, 2021 as of Apr 17, 2021 at 12:05 AM

Data in this report are provisional and subject to change.

Data in this summary pertain to COVID-19 vaccines approved by the U.S. Food and Drug Administration and have been issued an Emergency Use Authorization (Janssen COVID-19 Vaccine, Moderna COVID-19 Vaccine and Pfizer-BioNTech COVID-19 Vaccine). These data summarize the number of people who have received either their first dose or have completed the series for a COVID-19 vaccine. **A person can only be counted in one category, first dose or series complete.** For persons receiving Moderna or Pfizer vaccines, once they receive their second dose, they are moved from the first dose column to the series completed column. **Because of this, the total first dose category may show a change from report to report not matching the total receiving their first dose from the previous day.** Persons receiving Johnson & Johnson vaccines will always be counted in the series completed column.

## COVID-19 doses for vaccinated persons in Florida

**Doses administered** 6,852

People receiving one dose of a 1-dose series (Johnson & Johnson) or receiving only one dose of a 2-dose series (Moderna, Pfizer) count once. Persons receiving both doses of a 2-dose series count twice.

## Current status of persons vaccinated for COVID-19 in Florida

**Total people vaccinated** 3,958

First dose 824

Series completed 3,134

Completed 1-dose series 240

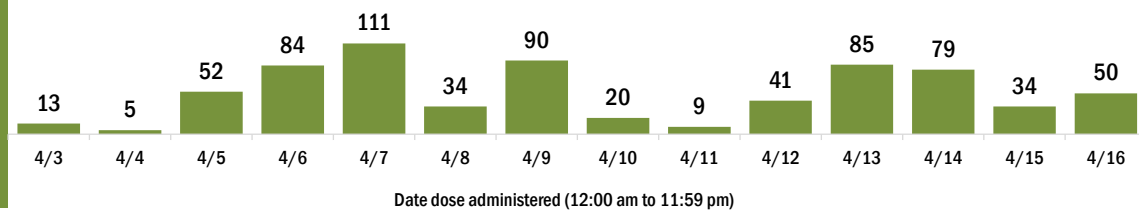
Completed 2-dose series 2,894

**First dose:** current number of people who have only received their first dose of the Moderna or Pfizer vaccine.

**Series complete:** current number of people who have received both Moderna or Pfizer vaccine doses or one Johnson & Johnson dose and are considered fully immunized.

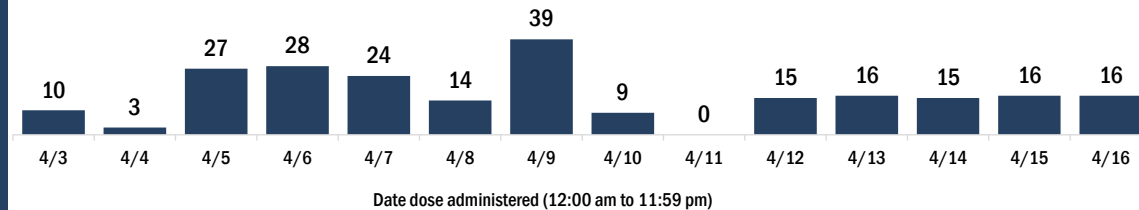
Demographic summary	First dose	Series complete	Total people vaccinated
<b>Age group</b>	<b>824</b>	<b>3,134</b>	<b>3,958</b>
16-24 years	43	33	76
25-34 years	51	54	105
35-44 years	82	84	166
45-54 years	177	184	361
55-64 years	250	485	735
65-74 years	129	1,428	1,557
75-84 years	83	677	760
85+ years	9	189	198
<b>Race</b>	<b>824</b>	<b>3,134</b>	<b>3,958</b>
White	673	2,778	3,451
Black	83	216	299
American Indian/Alaskan	0	10	10
Other	40	76	116
Unknown	28	54	82
<b>Other race</b> includes Asian, native Hawaiian/Pacific Islander, or other.			
<b>Ethnicity</b>	<b>824</b>	<b>3,134</b>	<b>3,958</b>
Hispanic	19	29	48
Non-Hispanic	575	2,898	3,473
Unknown	230	207	437
<b>Gender</b>	<b>824</b>	<b>3,134</b>	<b>3,958</b>
Female	447	1,668	2,115
Male	377	1,466	1,843
Unknown	0	0	0

## COVID-19 doses administered for the past 2 weeks

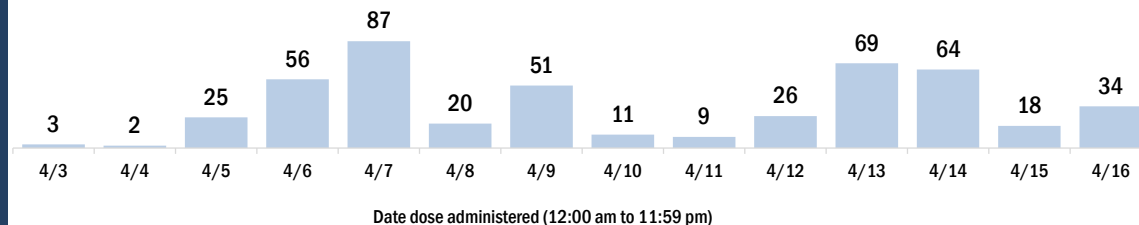


## Persons vaccinated for COVID-19 for the past 2 weeks

### Number of persons who received their first dose of a two-dose series of the COVID-19 vaccine



### Number of persons who completed the COVID-19 vaccine series



# COVID-19: Hamilton County vaccine summary

Vaccination data through Apr 16, 2021 as of Apr 17, 2021 at 12:05 AM

Data in this report are provisional and subject to change.

Data in this summary pertain to COVID-19 vaccines approved by the U.S. Food and Drug Administration and have been issued an Emergency Use Authorization (Janssen COVID-19 Vaccine, Moderna COVID-19 Vaccine and Pfizer-BioNTech COVID-19 Vaccine). These data summarize the number of people who have received either their first dose or have completed the series for a COVID-19 vaccine. **A person can only be counted in one category, first dose or series complete.** For persons receiving Moderna or Pfizer vaccines, once they receive their second dose, they are moved from the first dose column to the series completed column. **Because of this, the total first dose category may show a change from report to report not matching the total receiving their first dose from the previous day.** Persons receiving Johnson & Johnson vaccines will always be counted in the series completed column.

## COVID-19 doses for vaccinated persons in Florida

**Doses administered** 4,742

People receiving one dose of a 1-dose series (Johnson & Johnson) or receiving only one dose of a 2-dose series (Moderna, Pfizer) count once. Persons receiving both doses of a 2-dose series count twice.

## Current status of persons vaccinated for COVID-19 in Florida

**Total people vaccinated** 2,869

First dose 792

Series completed 2,077

Completed 1-dose series 204

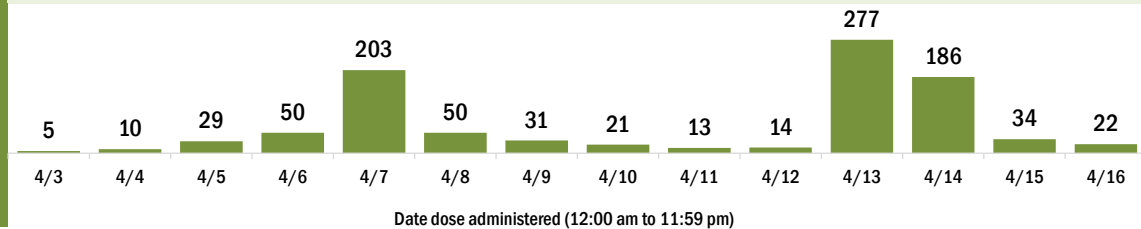
Completed 2-dose series 1,873

**First dose:** current number of people who have only received their first dose of the Moderna or Pfizer vaccine.

**Series complete:** current number of people who have received both Moderna or Pfizer vaccine doses or one Johnson & Johnson dose and are considered fully immunized.

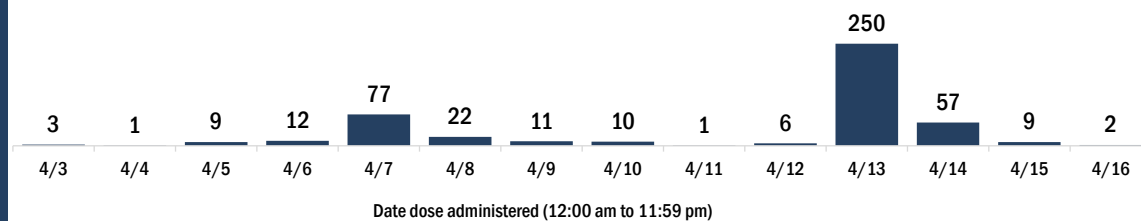
Demographic summary	First dose	Series complete	Total people vaccinated
<b>Age group</b>	792	2,077	2,869
16-24 years	39	18	57
25-34 years	75	41	116
35-44 years	117	71	188
45-54 years	155	148	303
55-64 years	241	390	631
65-74 years	94	877	971
75-84 years	41	430	471
85+ years	30	102	132
<b>Race</b>	792	2,077	2,869
White	437	1,242	1,679
Black	248	480	728
American Indian/Alaskan	3	2	5
Other	80	128	208
Unknown	24	225	249
<b>Other race</b> includes Asian, native Hawaiian/Pacific Islander, or other.			
<b>Ethnicity</b>	792	2,077	2,869
Hispanic	55	36	91
Non-Hispanic	588	1,201	1,789
Unknown	149	840	989
<b>Gender</b>	792	2,077	2,869
Female	328	1,174	1,502
Male	464	903	1,367
Unknown	0	0	0

## COVID-19 doses administered for the past 2 weeks

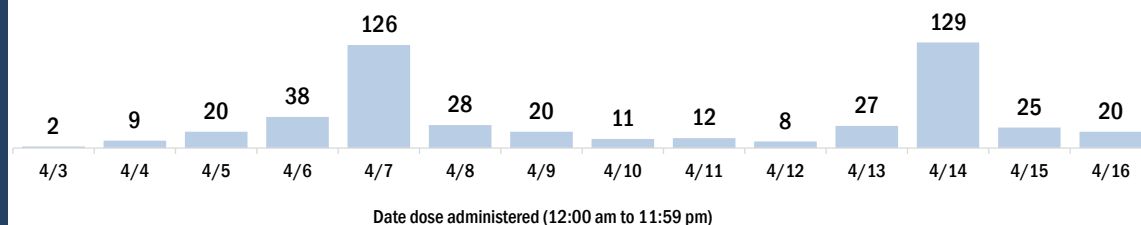


## Persons vaccinated for COVID-19 for the past 2 weeks

### Number of persons who received their first dose of a two-dose series of the COVID-19 vaccine



### Number of persons who completed the COVID-19 vaccine series



# COVID-19: Hardee County vaccine summary

Vaccination data through Apr 16, 2021 as of Apr 17, 2021 at 12:05 AM

Data in this report are provisional and subject to change.

Data in this summary pertain to COVID-19 vaccines approved by the U.S. Food and Drug Administration and have been issued an Emergency Use Authorization (Janssen COVID-19 Vaccine, Moderna COVID-19 Vaccine and Pfizer-BioNTech COVID-19 Vaccine). These data summarize the number of people who have received either their first dose or have completed the series for a COVID-19 vaccine. **A person can only be counted in one category, first dose or series complete.** For persons receiving Moderna or Pfizer vaccines, once they receive their second dose, they are moved from the first dose column to the series completed column. **Because of this, the total first dose category may show a change from report to report not matching the total receiving their first dose from the previous day.** Persons receiving Johnson & Johnson vaccines will always be counted in the series completed column.

## COVID-19 doses for vaccinated persons in Florida

**Doses administered** 8,301

People receiving one dose of a 1-dose series (Johnson & Johnson) or receiving only one dose of a 2-dose series (Moderna, Pfizer) count once. Persons receiving both doses of a 2-dose series count twice.

## Current status of persons vaccinated for COVID-19 in Florida

**Total people vaccinated** 5,107

First dose 1,777

Series completed 3,330

Completed 1-dose series 136

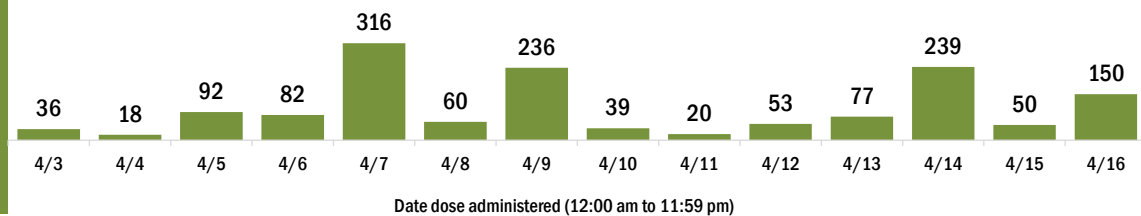
Completed 2-dose series 3,194

**First dose:** current number of people who have only received their first dose of the Moderna or Pfizer vaccine.

**Series complete:** current number of people who have received both Moderna or Pfizer vaccine doses or one Johnson & Johnson dose and are considered fully immunized.

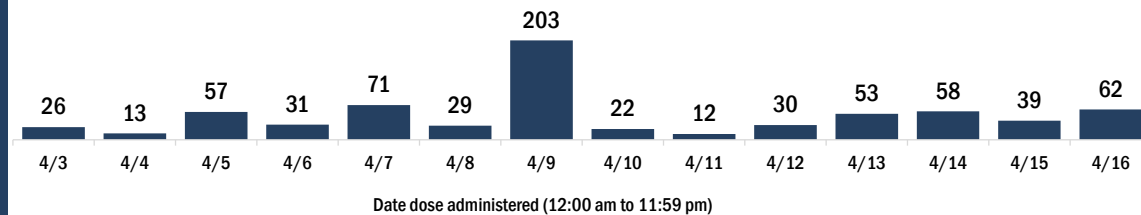
Demographic summary	First dose	Series complete	Total people vaccinated
<b>Age group</b>	1,777	3,330	5,107
16-24 years	117	48	165
25-34 years	130	117	247
35-44 years	211	106	317
45-54 years	369	189	558
55-64 years	532	415	947
65-74 years	250	1,291	1,541
75-84 years	135	901	1,036
85+ years	33	263	296
<b>Race</b>	1,777	3,330	5,107
White	1,307	2,756	4,063
Black	91	124	215
American Indian/Alaskan	1	27	28
Other	280	338	618
Unknown	98	85	183
<b>Other race</b> includes Asian, native Hawaiian/Pacific Islander, or other.			
<b>Ethnicity</b>	1,777	3,330	5,107
Hispanic	577	401	978
Non-Hispanic	832	2,498	3,330
Unknown	368	431	799
<b>Gender</b>	1,777	3,330	5,107
Female	949	1,816	2,765
Male	825	1,513	2,338
Unknown	3	1	4

## COVID-19 doses administered for the past 2 weeks

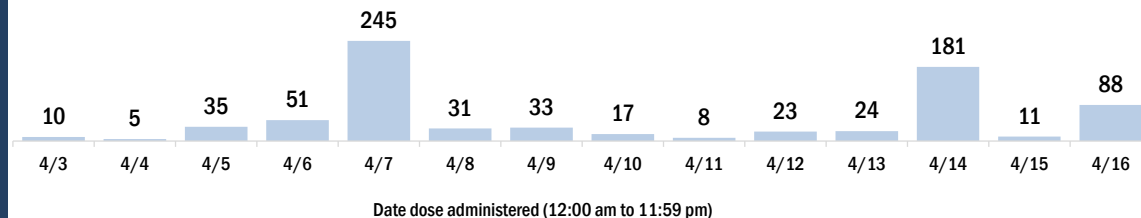


## Persons vaccinated for COVID-19 for the past 2 weeks

### Number of persons who received their first dose of a two-dose series of the COVID-19 vaccine



### Number of persons who completed the COVID-19 vaccine series





# COVID-19: Hendry County vaccine summary

Vaccination data through Apr 16, 2021 as of Apr 17, 2021 at 12:05 AM

Data in this report are provisional and subject to change.

Data in this summary pertain to COVID-19 vaccines approved by the U.S. Food and Drug Administration and have been issued an Emergency Use Authorization (Janssen COVID-19 Vaccine, Moderna COVID-19 Vaccine and Pfizer-BioNTech COVID-19 Vaccine). These data summarize the number of people who have received either their first dose or have completed the series for a COVID-19 vaccine. **A person can only be counted in one category, first dose or series complete.** For persons receiving Moderna or Pfizer vaccines, once they receive their second dose, they are moved from the first dose column to the series completed column. **Because of this, the total first dose category may show a change from report to report not matching the total receiving their first dose from the previous day.** Persons receiving Johnson & Johnson vaccines will always be counted in the series completed column.

## COVID-19 doses for vaccinated persons in Florida

**Doses administered** 15,262

People receiving one dose of a 1-dose series (Johnson & Johnson) or receiving only one dose of a 2-dose series (Moderna, Pfizer) count once. Persons receiving both doses of a 2-dose series count twice.

## Current status of persons vaccinated for COVID-19 in Florida

**Total people vaccinated** 10,161

First dose 3,943

Series completed 6,218

Completed 1-dose series 1,117

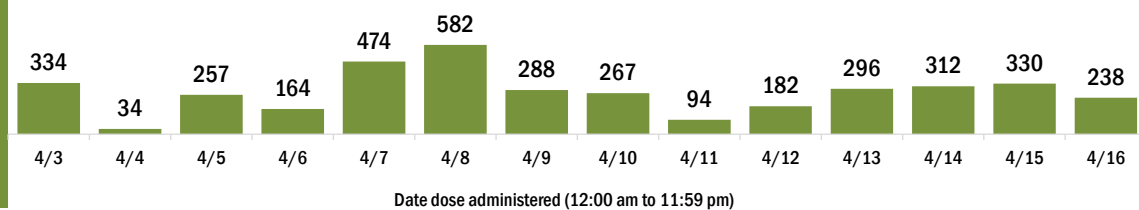
Completed 2-dose series 5,101

**First dose:** current number of people who have only received their first dose of the Moderna or Pfizer vaccine.

**Series complete:** current number of people who have received both Moderna or Pfizer vaccine doses or one Johnson & Johnson dose and are considered fully immunized.

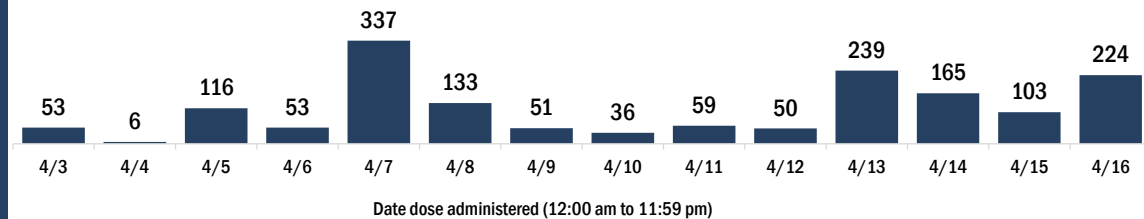
Demographic summary	First dose	Series complete	Total people vaccinated
<b>Age group</b>	<b>3,943</b>	<b>6,218</b>	<b>10,161</b>
16-24 years	340	187	527
25-34 years	476	352	828
35-44 years	623	370	993
45-54 years	876	641	1,517
55-64 years	1,023	1,155	2,178
65-74 years	374	2,105	2,479
75-84 years	169	1,103	1,272
85+ years	62	305	367
<b>Race</b>	<b>3,943</b>	<b>6,218</b>	<b>10,161</b>
White	2,738	4,150	6,888
Black	280	399	679
American Indian/Alaskan	6	20	26
Other	584	987	1,571
Unknown	335	662	997
<b>Other race</b> includes Asian, native Hawaiian/Pacific Islander, or other.			
<b>Ethnicity</b>	<b>3,943</b>	<b>6,218</b>	<b>10,161</b>
Hispanic	1,836	1,611	3,447
Non-Hispanic	1,164	2,590	3,754
Unknown	943	2,017	2,960
<b>Gender</b>	<b>3,943</b>	<b>6,218</b>	<b>10,161</b>
Female	1,841	3,178	5,019
Male	2,100	3,039	5,139
Unknown	2	1	3

## COVID-19 doses administered for the past 2 weeks

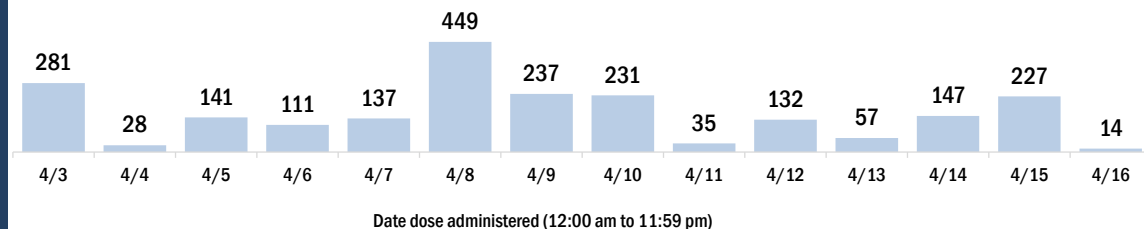


## Persons vaccinated for COVID-19 for the past 2 weeks

### Number of persons who received their first dose of a two-dose series of the COVID-19 vaccine



### Number of persons who completed the COVID-19 vaccine series



# COVID-19: Hernando County vaccine summary

Vaccination data through Apr 16, 2021 as of Apr 17, 2021 at 12:05 AM

Data in this report are provisional and subject to change.

Data in this summary pertain to COVID-19 vaccines approved by the U.S. Food and Drug Administration and have been issued an Emergency Use Authorization (Janssen COVID-19 Vaccine, Moderna COVID-19 Vaccine and Pfizer-BioNTech COVID-19 Vaccine). These data summarize the number of people who have received either their first dose or have completed the series for a COVID-19 vaccine. **A person can only be counted in one category, first dose or series complete.** For persons receiving Moderna or Pfizer vaccines, once they receive their second dose, they are moved from the first dose column to the series completed column. **Because of this, the total first dose category may show a change from report to report not matching the total receiving their first dose from the previous day.** Persons receiving Johnson & Johnson vaccines will always be counted in the series completed column.

## COVID-19 doses for vaccinated persons in Florida

**Doses administered** 99,272

People receiving one dose of a 1-dose series (Johnson & Johnson) or receiving only one dose of a 2-dose series (Moderna, Pfizer) count once. Persons receiving both doses of a 2-dose series count twice.

## Current status of persons vaccinated for COVID-19 in Florida

**Total people vaccinated** 62,650

First dose 21,312

Series completed 41,338

Completed 1-dose series 4,716

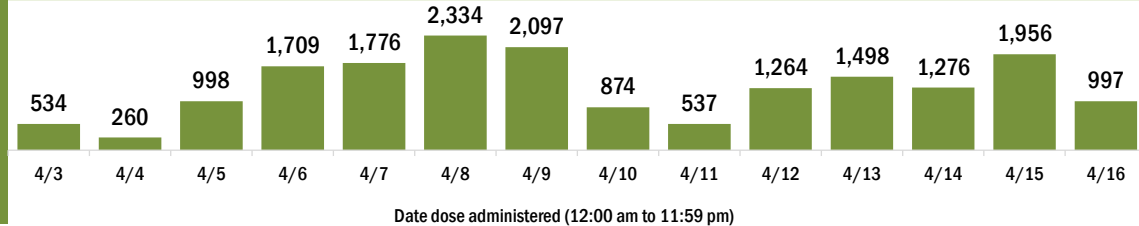
Completed 2-dose series 36,622

**First dose:** current number of people who have only received their first dose of the Moderna or Pfizer vaccine.

**Series complete:** current number of people who have received both Moderna or Pfizer vaccine doses or one Johnson & Johnson dose and are considered fully immunized.

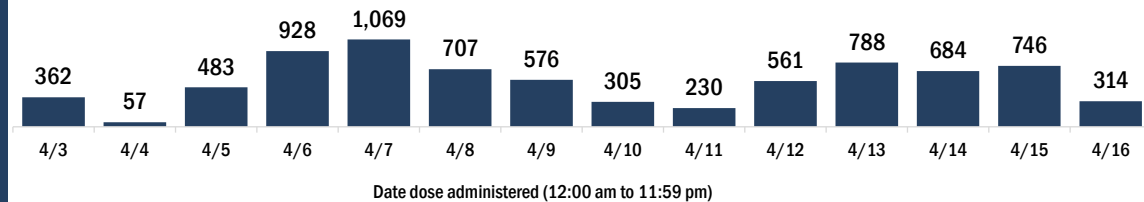
Demographic summary	First dose	Series complete	Total people vaccinated
<b>Age group</b>	<b>21,312</b>	<b>41,338</b>	<b>62,650</b>
16-24 years	1,261	491	1,752
25-34 years	1,406	1,064	2,470
35-44 years	2,149	1,538	3,687
45-54 years	3,869	2,605	6,474
55-64 years	5,871	6,272	12,143
65-74 years	3,644	15,746	19,390
75-84 years	2,277	10,364	12,641
85+ years	835	3,258	4,093
<b>Race</b>	<b>21,312</b>	<b>41,338</b>	<b>62,650</b>
White	14,613	30,052	44,665
Black	602	1,029	1,631
American Indian/Alaskan	90	125	215
Other	1,561	2,814	4,375
Unknown	4,446	7,318	11,764
<b>Other race</b> includes Asian, native Hawaiian/Pacific Islander, or other.			
<b>Ethnicity</b>	<b>21,312</b>	<b>41,338</b>	<b>62,650</b>
Hispanic	1,529	1,732	3,261
Non-Hispanic	10,480	23,303	33,783
Unknown	9,303	16,303	25,606
<b>Gender</b>	<b>21,312</b>	<b>41,338</b>	<b>62,650</b>
Female	11,940	24,086	36,026
Male	9,354	17,221	26,575
Unknown	18	31	49

## COVID-19 doses administered for the past 2 weeks

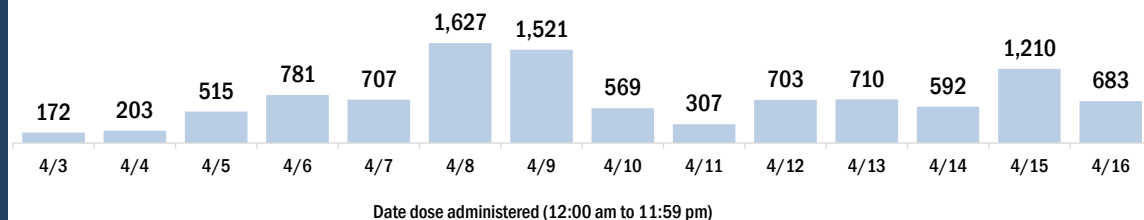


## Persons vaccinated for COVID-19 for the past 2 weeks

### Number of persons who received their first dose of a two-dose series of the COVID-19 vaccine



### Number of persons who completed the COVID-19 vaccine series



# COVID-19: Highlands County vaccine summary

Vaccination data through Apr 16, 2021 as of Apr 17, 2021 at 12:05 AM

Data in this report are provisional and subject to change.

Data in this summary pertain to COVID-19 vaccines approved by the U.S. Food and Drug Administration and have been issued an Emergency Use Authorization (Janssen COVID-19 Vaccine, Moderna COVID-19 Vaccine and Pfizer-BioNTech COVID-19 Vaccine). These data summarize the number of people who have received either their first dose or have completed the series for a COVID-19 vaccine. **A person can only be counted in one category, first dose or series complete.** For persons receiving Moderna or Pfizer vaccines, once they receive their second dose, they are moved from the first dose column to the series completed column. **Because of this, the total first dose category may show a change from report to report not matching the total receiving their first dose from the previous day.** Persons receiving Johnson & Johnson vaccines will always be counted in the series completed column.

## COVID-19 doses for vaccinated persons in Florida

**Doses administered** 62,756

People receiving one dose of a 1-dose series (Johnson & Johnson) or receiving only one dose of a 2-dose series (Moderna, Pfizer) count once. Persons receiving both doses of a 2-dose series count twice.

## Current status of persons vaccinated for COVID-19 in Florida

**Total people vaccinated** 39,227

First dose 15,153

Series completed 24,074

Completed 1-dose series 545

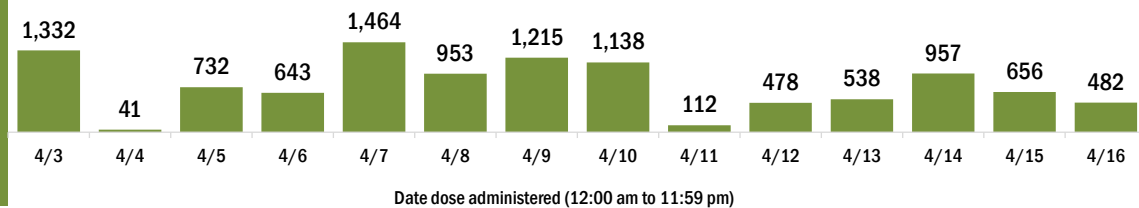
Completed 2-dose series 23,529

**First dose:** current number of people who have only received their first dose of the Moderna or Pfizer vaccine.

**Series complete:** current number of people who have received both Moderna or Pfizer vaccine doses or one Johnson & Johnson dose and are considered fully immunized.

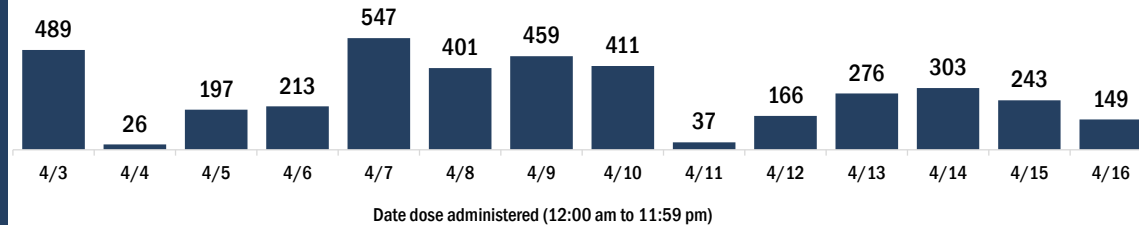
Demographic summary	First dose	Series complete	Total people vaccinated
<b>Age group</b>	<b>15,153</b>	<b>24,074</b>	<b>39,227</b>
16-24 years	457	135	592
25-34 years	572	342	914
35-44 years	861	531	1,392
45-54 years	1,556	956	2,512
55-64 years	3,381	2,806	6,187
65-74 years	4,168	9,590	13,758
75-84 years	3,148	7,627	10,775
85+ years	1,010	2,087	3,097
<b>Race</b>	<b>15,153</b>	<b>24,074</b>	<b>39,227</b>
White	12,019	19,953	31,972
Black	699	773	1,472
American Indian/Alaskan	147	170	317
Other	1,048	1,375	2,423
Unknown	1,240	1,803	3,043
<b>Other race</b> includes Asian, native Hawaiian/Pacific Islander, or other.			
<b>Ethnicity</b>	<b>15,153</b>	<b>24,074</b>	<b>39,227</b>
Hispanic	1,914	1,057	2,971
Non-Hispanic	9,951	18,262	28,213
Unknown	3,288	4,755	8,043
<b>Gender</b>	<b>15,153</b>	<b>24,074</b>	<b>39,227</b>
Female	8,043	13,249	21,292
Male	7,078	10,814	17,892
Unknown	32	11	43

## COVID-19 doses administered for the past 2 weeks

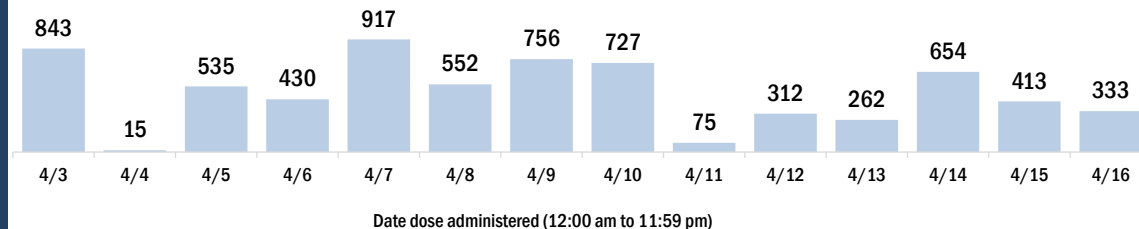


## Persons vaccinated for COVID-19 for the past 2 weeks

### Number of persons who received their first dose of a two-dose series of the COVID-19 vaccine



### Number of persons who completed the COVID-19 vaccine series



# COVID-19: Hillsborough County vaccine summary

Vaccination data through Apr 16, 2021 as of Apr 17, 2021 at 12:05 AM

Data in this report are provisional and subject to change.

Data in this summary pertain to COVID-19 vaccines approved by the U.S. Food and Drug Administration and have been issued an Emergency Use Authorization (Janssen COVID-19 Vaccine, Moderna COVID-19 Vaccine and Pfizer-BioNTech COVID-19 Vaccine). These data summarize the number of people who have received either their first dose or have completed the series for a COVID-19 vaccine. **A person can only be counted in one category, first dose or series complete.** For persons receiving Moderna or Pfizer vaccines, once they receive their second dose, they are moved from the first dose column to the series completed column. **Because of this, the total first dose category may show a change from report to report not matching the total receiving their first dose from the previous day.** Persons receiving Johnson & Johnson vaccines will always be counted in the series completed column.

## COVID-19 doses for vaccinated persons in Florida

**Doses administered** 716,611

People receiving one dose of a 1-dose series (Johnson & Johnson) or receiving only one dose of a 2-dose series (Moderna, Pfizer) count once. Persons receiving both doses of a 2-dose series count twice.

## Current status of persons vaccinated for COVID-19 in Florida

**Total people vaccinated** 485,069

First dose 206,391

Series completed 278,678

Completed 1-dose series 47,136

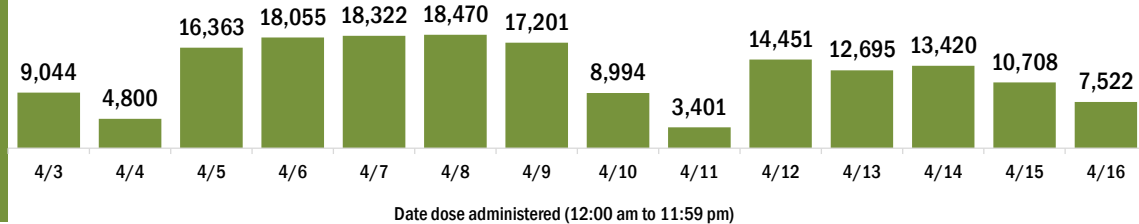
Completed 2-dose series 231,542

**First dose:** current number of people who have only received their first dose of the Moderna or Pfizer vaccine.

**Series complete:** current number of people who have received both Moderna or Pfizer vaccine doses or one Johnson & Johnson dose and are considered fully immunized.

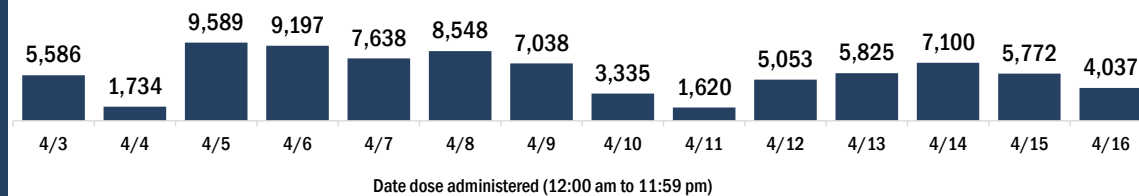
Demographic summary	First dose	Series complete	Total people vaccinated
<b>Age group</b>	206,391	278,678	485,069
16-24 years	19,636	10,565	30,201
25-34 years	25,076	24,697	49,773
35-44 years	33,476	29,956	63,432
45-54 years	38,719	39,748	78,467
55-64 years	35,417	61,851	97,268
65-74 years	32,205	66,590	98,795
75-84 years	16,520	33,361	49,881
85+ years	5,342	11,910	17,252
<b>Race</b>	206,391	278,678	485,069
White	129,220	185,034	314,254
Black	12,771	19,463	32,234
American Indian/Alaskan	701	802	1,503
Other	27,677	37,006	64,683
Unknown	36,022	36,373	72,395
<b>Other race</b> includes Asian, native Hawaiian/Pacific Islander, or other.			
<b>Ethnicity</b>	206,391	278,678	485,069
Hispanic	24,573	29,665	54,238
Non-Hispanic	107,224	166,365	273,589
Unknown	74,594	82,648	157,242
<b>Gender</b>	206,391	278,678	485,069
Female	110,051	161,407	271,458
Male	96,016	117,065	213,081
Unknown	324	206	530

## COVID-19 doses administered for the past 2 weeks

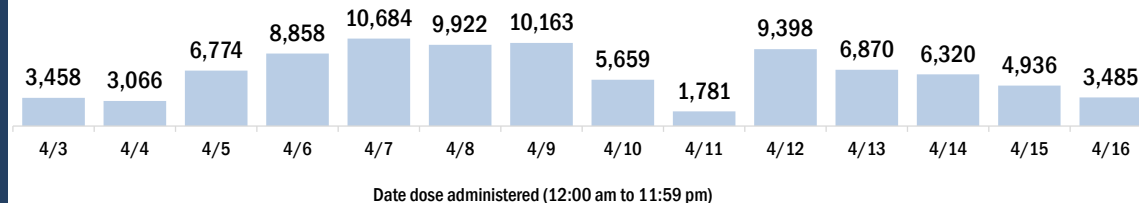


## Persons vaccinated for COVID-19 for the past 2 weeks

### Number of persons who received their first dose of a two-dose series of the COVID-19 vaccine



### Number of persons who completed the COVID-19 vaccine series



# COVID-19: Holmes County vaccine summary

Vaccination data through Apr 16, 2021 as of Apr 17, 2021 at 12:05 AM

Data in this report are provisional and subject to change.

Data in this summary pertain to COVID-19 vaccines approved by the U.S. Food and Drug Administration and have been issued an Emergency Use Authorization (Janssen COVID-19 Vaccine, Moderna COVID-19 Vaccine and Pfizer-BioNTech COVID-19 Vaccine). These data summarize the number of people who have received either their first dose or have completed the series for a COVID-19 vaccine. **A person can only be counted in one category, first dose or series complete.** For persons receiving Moderna or Pfizer vaccines, once they receive their second dose, they are moved from the first dose column to the series completed column. **Because of this, the total first dose category may show a change from report to report not matching the total receiving their first dose from the previous day.** Persons receiving Johnson & Johnson vaccines will always be counted in the series completed column.

## COVID-19 doses for vaccinated persons in Florida

**Doses administered** 6,288

People receiving one dose of a 1-dose series (Johnson & Johnson) or receiving only one dose of a 2-dose series (Moderna, Pfizer) count once. Persons receiving both doses of a 2-dose series count twice.

## Current status of persons vaccinated for COVID-19 in Florida

**Total people vaccinated** 3,927

First dose 1,269

Series completed 2,658

Completed 1-dose series 297

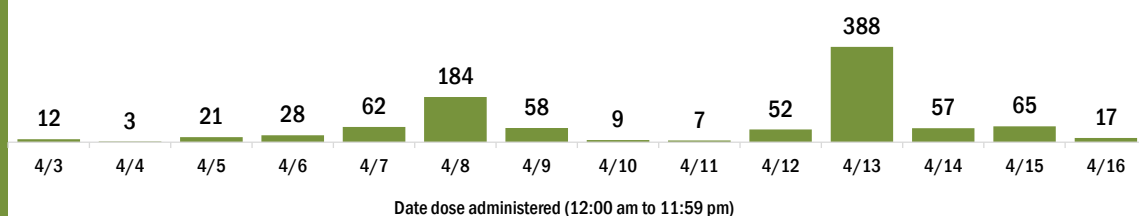
Completed 2-dose series 2,361

**First dose:** current number of people who have only received their first dose of the Moderna or Pfizer vaccine.

**Series complete:** current number of people who have received both Moderna or Pfizer vaccine doses or one Johnson & Johnson dose and are considered fully immunized.

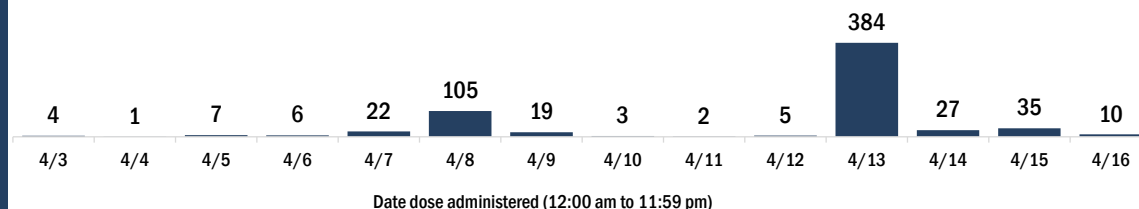
Demographic summary	First dose	Series complete	Total people vaccinated
<b>Age group</b>	1,269	2,658	3,927
16-24 years	63	29	92
25-34 years	123	67	190
35-44 years	167	127	294
45-54 years	237	213	450
55-64 years	361	428	789
65-74 years	189	972	1,161
75-84 years	105	641	746
85+ years	24	181	205
<b>Race</b>	1,269	2,658	3,927
White	956	2,285	3,241
Black	183	85	268
American Indian/Alaskan	10	28	38
Other	80	161	241
Unknown	40	99	139
<b>Other race</b> includes Asian, native Hawaiian/Pacific Islander, or other.			
<b>Ethnicity</b>	1,269	2,658	3,927
Hispanic	60	16	76
Non-Hispanic	1,049	2,221	3,270
Unknown	160	421	581
<b>Gender</b>	1,269	2,658	3,927
Female	489	1,454	1,943
Male	780	1,204	1,984
Unknown	0	0	0

## COVID-19 doses administered for the past 2 weeks

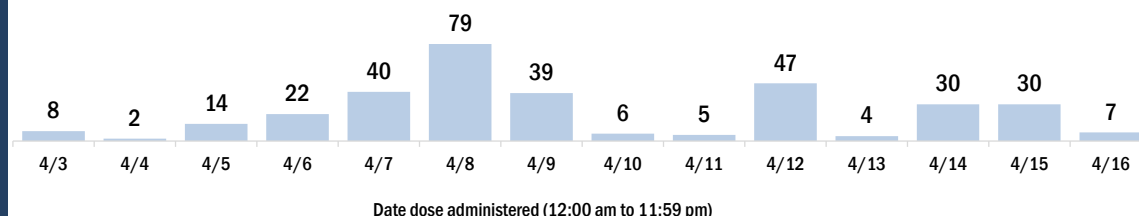


## Persons vaccinated for COVID-19 for the past 2 weeks

### Number of persons who received their first dose of a two-dose series of the COVID-19 vaccine



### Number of persons who completed the COVID-19 vaccine series



# COVID-19: Indian River County vaccine summary

Vaccination data through Apr 16, 2021 as of Apr 17, 2021 at 12:05 AM

Data in this report are provisional and subject to change.

Data in this summary pertain to COVID-19 vaccines approved by the U.S. Food and Drug Administration and have been issued an Emergency Use Authorization (Janssen COVID-19 Vaccine, Moderna COVID-19 Vaccine and Pfizer-BioNTech COVID-19 Vaccine). These data summarize the number of people who have received either their first dose or have completed the series for a COVID-19 vaccine. **A person can only be counted in one category, first dose or series complete.** For persons receiving Moderna or Pfizer vaccines, once they receive their second dose, they are moved from the first dose column to the series completed column. **Because of this, the total first dose category may show a change from report to report not matching the total receiving their first dose from the previous day.** Persons receiving Johnson & Johnson vaccines will always be counted in the series completed column.

## COVID-19 doses for vaccinated persons in Florida

**Doses administered** 118,140

People receiving one dose of a 1-dose series (Johnson & Johnson) or receiving only one dose of a 2-dose series (Moderna, Pfizer) count once. Persons receiving both doses of a 2-dose series count twice.

## Current status of persons vaccinated for COVID-19 in Florida

**Total people vaccinated** 73,697

First dose 27,354

Series completed 46,343

Completed 1-dose series 1,900

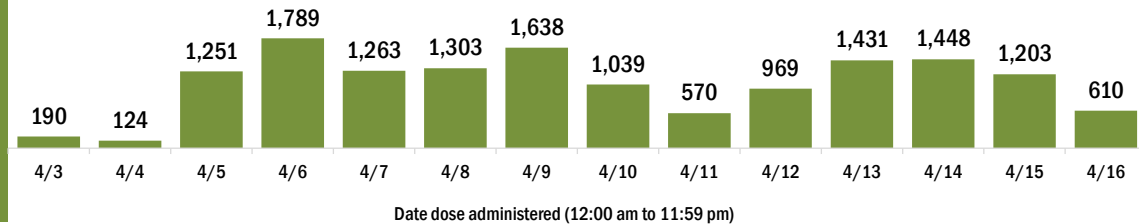
Completed 2-dose series 44,443

**First dose:** current number of people who have only received their first dose of the Moderna or Pfizer vaccine.

**Series complete:** current number of people who have received both Moderna or Pfizer vaccine doses or one Johnson & Johnson dose and are considered fully immunized.

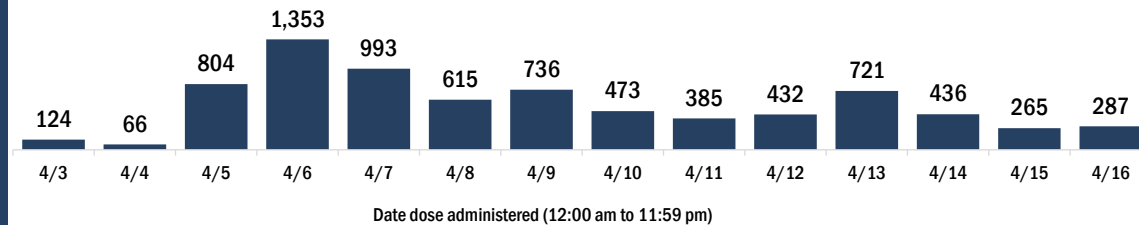
Demographic summary	First dose	Series complete	Total people vaccinated
<b>Age group</b>	27,354	46,343	73,697
16-24 years	1,156	405	1,561
25-34 years	1,556	871	2,427
35-44 years	2,163	1,146	3,309
45-54 years	3,543	2,294	5,837
55-64 years	6,985	6,350	13,335
65-74 years	5,865	19,171	25,036
75-84 years	4,276	12,071	16,347
85+ years	1,810	4,035	5,845
<b>Race</b>	27,354	46,343	73,697
White	19,701	34,535	54,236
Black	1,371	1,157	2,528
American Indian/Alaskan	188	233	421
Other	1,953	3,100	5,053
Unknown	4,141	7,318	11,459
<b>Other race</b> includes Asian, native Hawaiian/Pacific Islander, or other.			
<b>Ethnicity</b>	27,354	46,343	73,697
Hispanic	2,193	1,212	3,405
Non-Hispanic	15,362	29,700	45,062
Unknown	9,799	15,431	25,230
<b>Gender</b>	27,354	46,343	73,697
Female	14,658	26,279	40,937
Male	12,665	20,029	32,694
Unknown	31	35	66

## COVID-19 doses administered for the past 2 weeks

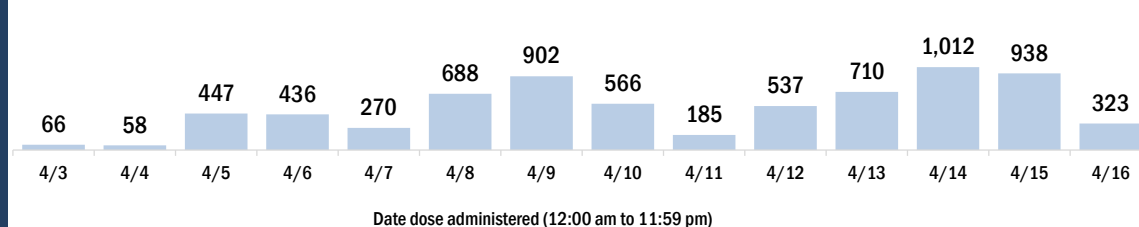


## Persons vaccinated for COVID-19 for the past 2 weeks

### Number of persons who received their first dose of a two-dose series of the COVID-19 vaccine



### Number of persons who completed the COVID-19 vaccine series





# COVID-19: Jackson County vaccine summary

Vaccination data through Apr 16, 2021 as of Apr 17, 2021 at 12:05 AM

Data in this report are provisional and subject to change.

Data in this summary pertain to COVID-19 vaccines approved by the U.S. Food and Drug Administration and have been issued an Emergency Use Authorization (Janssen COVID-19 Vaccine, Moderna COVID-19 Vaccine and Pfizer-BioNTech COVID-19 Vaccine). These data summarize the number of people who have received either their first dose or have completed the series for a COVID-19 vaccine. **A person can only be counted in one category, first dose or series complete.** For persons receiving Moderna or Pfizer vaccines, once they receive their second dose, they are moved from the first dose column to the series completed column. **Because of this, the total first dose category may show a change from report to report not matching the total receiving their first dose from the previous day.** Persons receiving Johnson & Johnson vaccines will always be counted in the series completed column.

## COVID-19 doses for vaccinated persons in Florida

**Doses administered** 20,192

People receiving one dose of a 1-dose series (Johnson & Johnson) or receiving only one dose of a 2-dose series (Moderna, Pfizer) count once. Persons receiving both doses of a 2-dose series count twice.

## Current status of persons vaccinated for COVID-19 in Florida

**Total people vaccinated** 12,705

First dose 4,441

Series completed 8,264

Completed 1-dose series 777

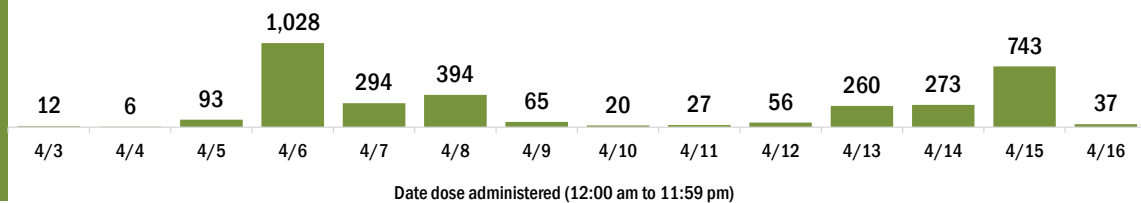
Completed 2-dose series 7,487

**First dose:** current number of people who have only received their first dose of the Moderna or Pfizer vaccine.

**Series complete:** current number of people who have received both Moderna or Pfizer vaccine doses or one Johnson & Johnson dose and are considered fully immunized.

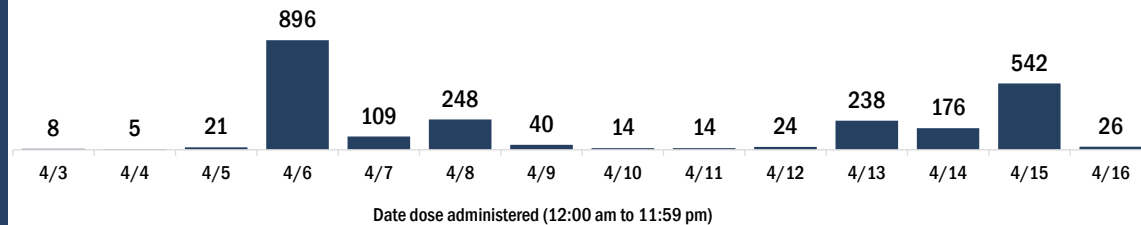
Demographic summary	First dose	Series complete	Total people vaccinated
<b>Age group</b>	<b>4,441</b>	<b>8,264</b>	<b>12,705</b>
16-24 years	197	96	293
25-34 years	469	248	717
35-44 years	698	398	1,096
45-54 years	917	727	1,644
55-64 years	1,005	1,626	2,631
65-74 years	643	2,859	3,502
75-84 years	376	1,734	2,110
85+ years	136	576	712
<b>Race</b>	<b>4,441</b>	<b>8,264</b>	<b>12,705</b>
White	2,689	5,802	8,491
Black	1,222	1,591	2,813
American Indian/Alaskan	23	41	64
Other	208	356	564
Unknown	299	474	773
<b>Other race</b> includes Asian, native Hawaiian/Pacific Islander, or other.			
<b>Ethnicity</b>	<b>4,441</b>	<b>8,264</b>	<b>12,705</b>
Hispanic	237	101	338
Non-Hispanic	2,783	6,045	8,828
Unknown	1,421	2,118	3,539
<b>Gender</b>	<b>4,441</b>	<b>8,264</b>	<b>12,705</b>
Female	1,630	4,718	6,348
Male	2,810	3,546	6,356
Unknown	1	0	1

## COVID-19 doses administered for the past 2 weeks

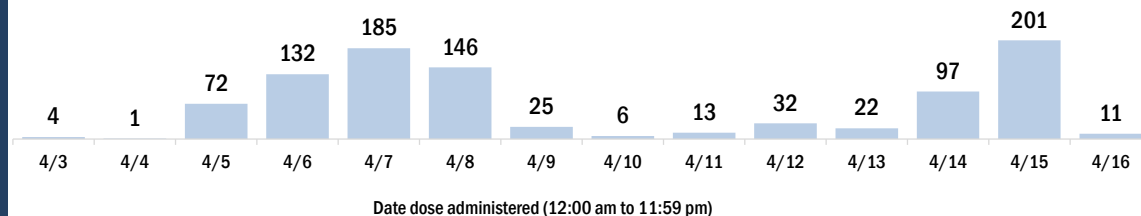


## Persons vaccinated for COVID-19 for the past 2 weeks

### Number of persons who received their first dose of a two-dose series of the COVID-19 vaccine



### Number of persons who completed the COVID-19 vaccine series



# COVID-19: Jefferson County vaccine summary

Vaccination data through Apr 16, 2021 as of Apr 17, 2021 at 12:05 AM

Data in this report are provisional and subject to change.

Data in this summary pertain to COVID-19 vaccines approved by the U.S. Food and Drug Administration and have been issued an Emergency Use Authorization (Janssen COVID-19 Vaccine, Moderna COVID-19 Vaccine and Pfizer-BioNTech COVID-19 Vaccine). These data summarize the number of people who have received either their first dose or have completed the series for a COVID-19 vaccine. **A person can only be counted in one category, first dose or series complete.** For persons receiving Moderna or Pfizer vaccines, once they receive their second dose, they are moved from the first dose column to the series completed column. **Because of this, the total first dose category may show a change from report to report not matching the total receiving their first dose from the previous day.** Persons receiving Johnson & Johnson vaccines will always be counted in the series completed column.

## COVID-19 doses for vaccinated persons in Florida

**Doses administered** 7,392

People receiving one dose of a 1-dose series (Johnson & Johnson) or receiving only one dose of a 2-dose series (Moderna, Pfizer) count once. Persons receiving both doses of a 2-dose series count twice.

## Current status of persons vaccinated for COVID-19 in Florida

**Total people vaccinated** 4,405

First dose 1,149

Series completed 3,256

Completed 1-dose series 269

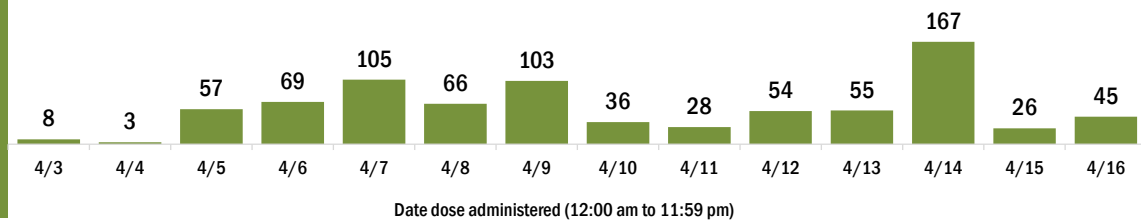
Completed 2-dose series 2,987

**First dose:** current number of people who have only received their first dose of the Moderna or Pfizer vaccine.

**Series complete:** current number of people who have received both Moderna or Pfizer vaccine doses or one Johnson & Johnson dose and are considered fully immunized.

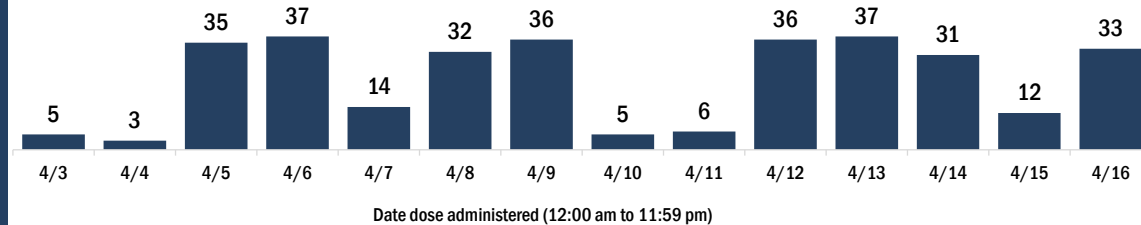
Demographic summary	First dose	Series complete	Total people vaccinated
<b>Age group</b>	<b>1,149</b>	<b>3,256</b>	<b>4,405</b>
16-24 years	69	30	99
25-34 years	81	91	172
35-44 years	120	131	251
45-54 years	242	287	529
55-64 years	415	634	1,049
65-74 years	131	1,274	1,405
75-84 years	65	636	701
85+ years	26	173	199
<b>Race</b>	<b>1,149</b>	<b>3,256</b>	<b>4,405</b>
White	617	1,792	2,409
Black	323	708	1,031
American Indian/Alaskan	3	6	9
Other	115	507	622
Unknown	91	243	334
<b>Other race</b> includes Asian, native Hawaiian/Pacific Islander, or other.			
<b>Ethnicity</b>	<b>1,149</b>	<b>3,256</b>	<b>4,405</b>
Hispanic	38	54	92
Non-Hispanic	863	1,841	2,704
Unknown	248	1,361	1,609
<b>Gender</b>	<b>1,149</b>	<b>3,256</b>	<b>4,405</b>
Female	660	1,906	2,566
Male	489	1,350	1,839
Unknown	0	0	0

## COVID-19 doses administered for the past 2 weeks

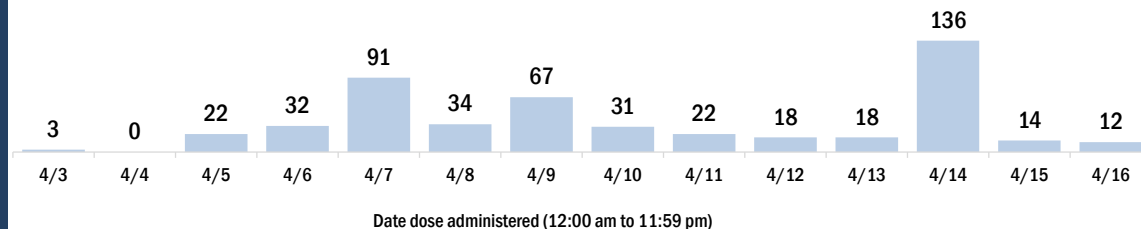


## Persons vaccinated for COVID-19 for the past 2 weeks

### Number of persons who received their first dose of a two-dose series of the COVID-19 vaccine



### Number of persons who completed the COVID-19 vaccine series



# COVID-19: Lafayette County vaccine summary

Vaccination data through Apr 16, 2021 as of Apr 17, 2021 at 12:05 AM

Data in this report are provisional and subject to change.

Data in this summary pertain to COVID-19 vaccines approved by the U.S. Food and Drug Administration and have been issued an Emergency Use Authorization (Janssen COVID-19 Vaccine, Moderna COVID-19 Vaccine and Pfizer-BioNTech COVID-19 Vaccine). These data summarize the number of people who have received either their first dose or have completed the series for a COVID-19 vaccine. **A person can only be counted in one category, first dose or series complete.** For persons receiving Moderna or Pfizer vaccines, once they receive their second dose, they are moved from the first dose column to the series completed column. **Because of this, the total first dose category may show a change from report to report not matching the total receiving their first dose from the previous day.** Persons receiving Johnson & Johnson vaccines will always be counted in the series completed column.

## COVID-19 doses for vaccinated persons in Florida

**Doses administered** 2,939

People receiving one dose of a 1-dose series (Johnson & Johnson) or receiving only one dose of a 2-dose series (Moderna, Pfizer) count once. Persons receiving both doses of a 2-dose series count twice.

## Current status of persons vaccinated for COVID-19 in Florida

**Total people vaccinated** 1,702

First dose 441

Series completed 1,261

Completed 1-dose series 24

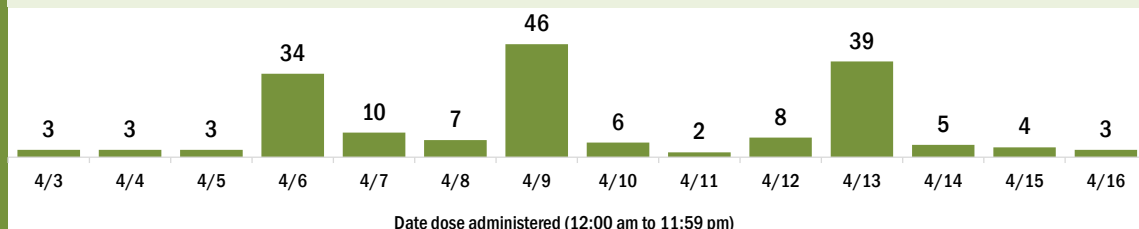
Completed 2-dose series 1,237

**First dose:** current number of people who have only received their first dose of the Moderna or Pfizer vaccine.

**Series complete:** current number of people who have received both Moderna or Pfizer vaccine doses or one Johnson & Johnson dose and are considered fully immunized.

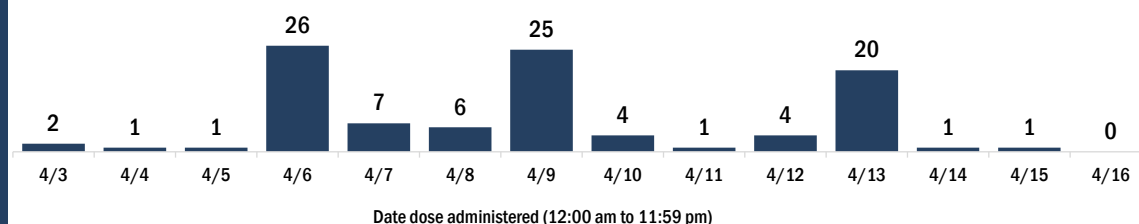
Demographic summary	First dose	Series complete	Total people vaccinated
<b>Age group</b>	441	1,261	1,702
16-24 years	15	4	19
25-34 years	12	10	22
35-44 years	43	24	67
45-54 years	73	65	138
55-64 years	115	122	237
65-74 years	106	598	704
75-84 years	52	339	391
85+ years	25	99	124
<b>Race</b>	441	1,261	1,702
White	334	1,073	1,407
Black	19	41	60
American Indian/Alaskan	4	5	9
Other	26	72	98
Unknown	58	70	128
<b>Other race</b> includes Asian, native Hawaiian/Pacific Islander, or other.			
<b>Ethnicity</b>	441	1,261	1,702
Hispanic	38	34	72
Non-Hispanic	274	1,018	1,292
Unknown	129	209	338
<b>Gender</b>	441	1,261	1,702
Female	232	653	885
Male	208	608	816
Unknown	1	0	1

## COVID-19 doses administered for the past 2 weeks

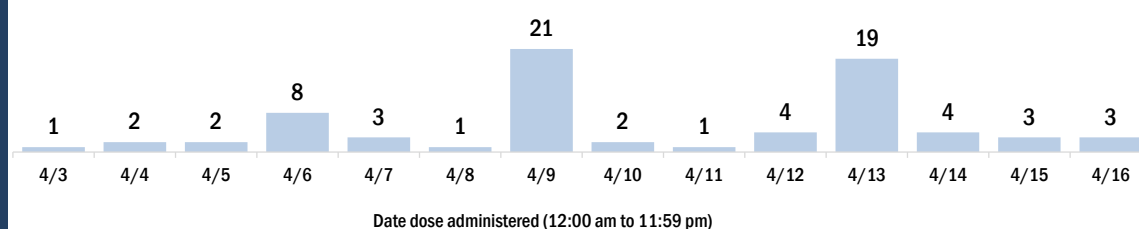


## Persons vaccinated for COVID-19 for the past 2 weeks

### Number of persons who received their first dose of a two-dose series of the COVID-19 vaccine



### Number of persons who completed the COVID-19 vaccine series



# COVID-19: Lake County vaccine summary

Vaccination data through Apr 16, 2021 as of Apr 17, 2021 at 12:05 AM

Data in this report are provisional and subject to change.

Data in this summary pertain to COVID-19 vaccines approved by the U.S. Food and Drug Administration and have been issued an Emergency Use Authorization (Janssen COVID-19 Vaccine, Moderna COVID-19 Vaccine and Pfizer-BioNTech COVID-19 Vaccine). These data summarize the number of people who have received either their first dose or have completed the series for a COVID-19 vaccine. **A person can only be counted in one category, first dose or series complete.** For persons receiving Moderna or Pfizer vaccines, once they receive their second dose, they are moved from the first dose column to the series completed column. **Because of this, the total first dose category may show a change from report to report not matching the total receiving their first dose from the previous day.** Persons receiving Johnson & Johnson vaccines will always be counted in the series completed column.

## COVID-19 doses for vaccinated persons in Florida

**Doses administered** 247,700

People receiving one dose of a 1-dose series (Johnson & Johnson) or receiving only one dose of a 2-dose series (Moderna, Pfizer) count once. Persons receiving both doses of a 2-dose series count twice.

## Current status of persons vaccinated for COVID-19 in Florida

**Total people vaccinated** 151,851

First dose 50,156

Series completed 101,695

Completed 1-dose series 5,846

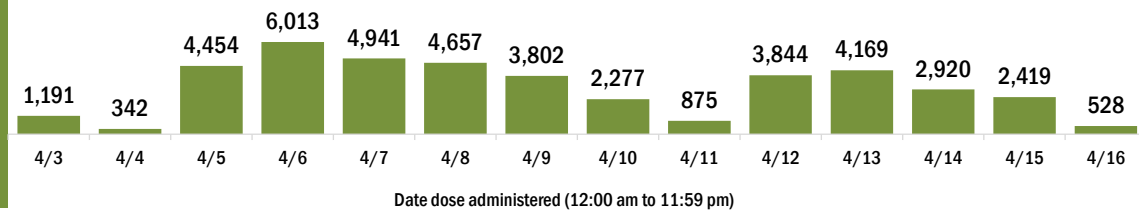
Completed 2-dose series 95,849

**First dose:** current number of people who have only received their first dose of the Moderna or Pfizer vaccine.

**Series complete:** current number of people who have received both Moderna or Pfizer vaccine doses or one Johnson & Johnson dose and are considered fully immunized.

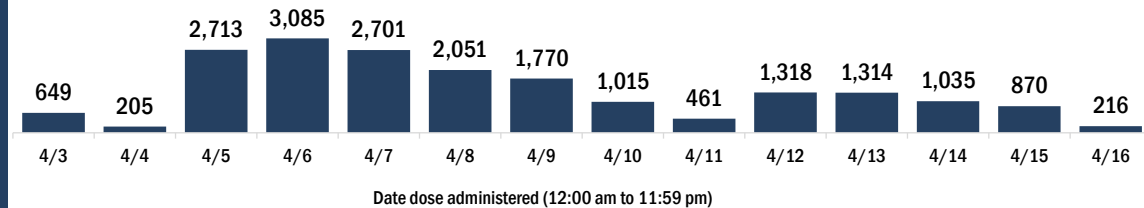
Demographic summary	First dose	Series complete	Total people vaccinated
<b>Age group</b>	50,156	101,695	151,851
16-24 years	4,390	1,134	5,524
25-34 years	4,724	2,765	7,489
35-44 years	6,633	4,169	10,802
45-54 years	9,120	6,629	15,749
55-64 years	11,283	15,502	26,785
65-74 years	7,194	37,767	44,961
75-84 years	4,985	26,109	31,094
85+ years	1,827	7,620	9,447
<b>Race</b>	50,156	101,695	151,851
White	32,574	77,129	109,703
Black	3,306	4,553	7,859
American Indian/Alaskan	324	517	841
Other	5,488	8,486	13,974
Unknown	8,464	11,010	19,474
<b>Other race</b> includes Asian, native Hawaiian/Pacific Islander, or other.			
<b>Ethnicity</b>	50,156	101,695	151,851
Hispanic	6,401	4,914	11,315
Non-Hispanic	25,212	58,426	83,638
Unknown	18,543	38,355	56,898
<b>Gender</b>	50,156	101,695	151,851
Female	27,163	58,010	85,173
Male	22,851	43,587	66,438
Unknown	142	98	240

## COVID-19 doses administered for the past 2 weeks

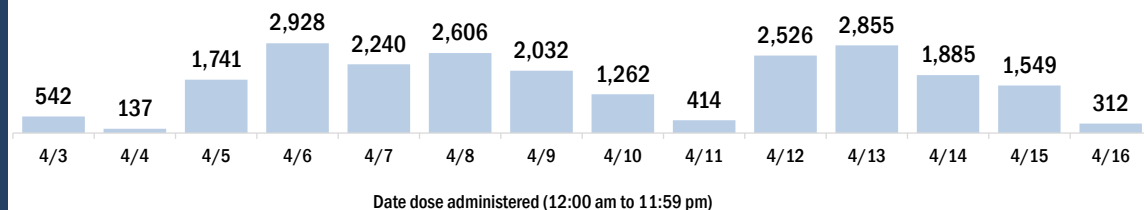


## Persons vaccinated for COVID-19 for the past 2 weeks

### Number of persons who received their first dose of a two-dose series of the COVID-19 vaccine



### Number of persons who completed the COVID-19 vaccine series



# COVID-19: Lee County vaccine summary

Vaccination data through Apr 16, 2021 as of Apr 17, 2021 at 12:05 AM

Data in this report are provisional and subject to change.

Data in this summary pertain to COVID-19 vaccines approved by the U.S. Food and Drug Administration and have been issued an Emergency Use Authorization (Janssen COVID-19 Vaccine, Moderna COVID-19 Vaccine and Pfizer-BioNTech COVID-19 Vaccine). These data summarize the number of people who have received either their first dose or have completed the series for a COVID-19 vaccine. **A person can only be counted in one category, first dose or series complete.** For persons receiving Moderna or Pfizer vaccines, once they receive their second dose, they are moved from the first dose column to the series completed column. **Because of this, the total first dose category may show a change from report to report not matching the total receiving their first dose from the previous day.** Persons receiving Johnson & Johnson vaccines will always be counted in the series completed column.

## COVID-19 doses for vaccinated persons in Florida

**Doses administered** 468,958

People receiving one dose of a 1-dose series (Johnson & Johnson) or receiving only one dose of a 2-dose series (Moderna, Pfizer) count once. Persons receiving both doses of a 2-dose series count twice.

## Current status of persons vaccinated for COVID-19 in Florida

**Total people vaccinated** 297,311

First dose 113,700

Series completed 183,611

Completed 1-dose series 11,964

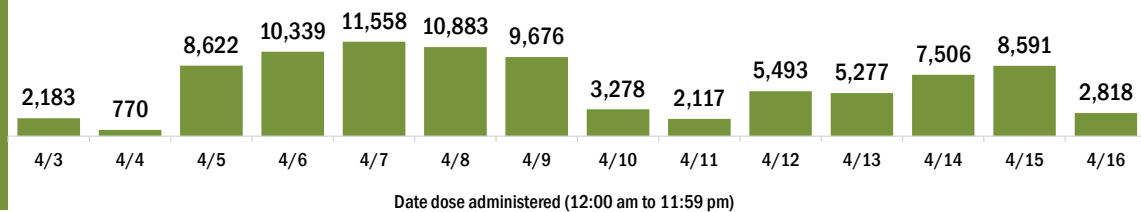
Completed 2-dose series 171,647

**First dose:** current number of people who have only received their first dose of the Moderna or Pfizer vaccine.

**Series complete:** current number of people who have received both Moderna or Pfizer vaccine doses or one Johnson & Johnson dose and are considered fully immunized.

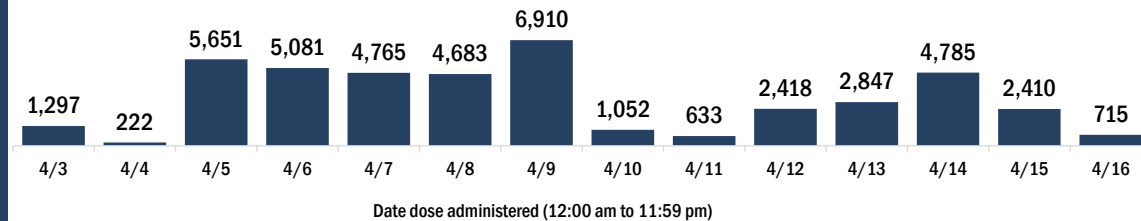
Demographic summary	First dose	Series complete	Total people vaccinated
<b>Age group</b>	<b>113,700</b>	<b>183,611</b>	<b>297,311</b>
16-24 years	5,486	1,678	7,164
25-34 years	8,077	4,347	12,424
35-44 years	11,835	5,976	17,811
45-54 years	18,150	9,392	27,542
55-64 years	31,957	23,793	55,750
65-74 years	21,657	78,259	99,916
75-84 years	12,506	47,579	60,085
85+ years	4,032	12,587	16,619
<b>Race</b>	<b>113,700</b>	<b>183,611</b>	<b>297,311</b>
White	81,447	131,273	212,720
Black	3,772	3,882	7,654
American Indian/Alaskan	514	568	1,082
Other	8,519	11,605	20,124
Unknown	19,448	36,283	55,731
<b>Other race</b> includes Asian, native Hawaiian/Pacific Islander, or other.			
<b>Ethnicity</b>	<b>113,700</b>	<b>183,611</b>	<b>297,311</b>
Hispanic	14,887	8,919	23,806
Non-Hispanic	62,597	105,433	168,030
Unknown	36,216	69,259	105,475
<b>Gender</b>	<b>113,700</b>	<b>183,611</b>	<b>297,311</b>
Female	61,171	103,264	164,435
Male	52,250	80,001	132,251
Unknown	279	346	625

## COVID-19 doses administered for the past 2 weeks

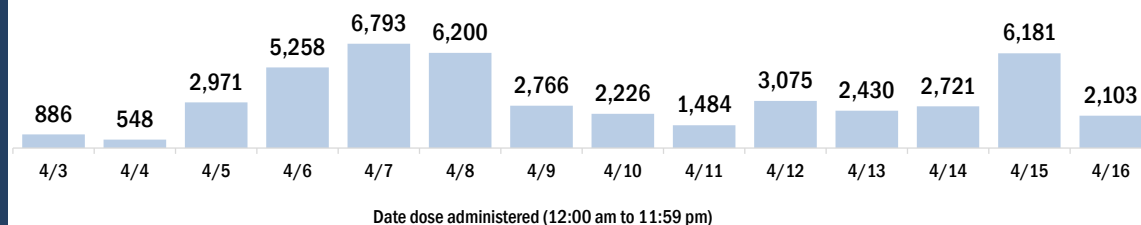


## Persons vaccinated for COVID-19 for the past 2 weeks

### Number of persons who received their first dose of a two-dose series of the COVID-19 vaccine



### Number of persons who completed the COVID-19 vaccine series



# COVID-19: Leon County vaccine summary

Vaccination data through Apr 16, 2021 as of Apr 17, 2021 at 12:05 AM

Data in this report are provisional and subject to change.

Data in this summary pertain to COVID-19 vaccines approved by the U.S. Food and Drug Administration and have been issued an Emergency Use Authorization (Janssen COVID-19 Vaccine, Moderna COVID-19 Vaccine and Pfizer-BioNTech COVID-19 Vaccine). These data summarize the number of people who have received either their first dose or have completed the series for a COVID-19 vaccine. **A person can only be counted in one category, first dose or series complete.** For persons receiving Moderna or Pfizer vaccines, once they receive their second dose, they are moved from the first dose column to the series completed column. **Because of this, the total first dose category may show a change from report to report not matching the total receiving their first dose from the previous day.** Persons receiving Johnson & Johnson vaccines will always be counted in the series completed column.

## COVID-19 doses for vaccinated persons in Florida

**Doses administered** 166,535

People receiving one dose of a 1-dose series (Johnson & Johnson) or receiving only one dose of a 2-dose series (Moderna, Pfizer) count once. Persons receiving both doses of a 2-dose series count twice.

## Current status of persons vaccinated for COVID-19 in Florida

**Total people vaccinated** 104,247

First dose 37,639

Series completed 66,608

Completed 1-dose series 4,320

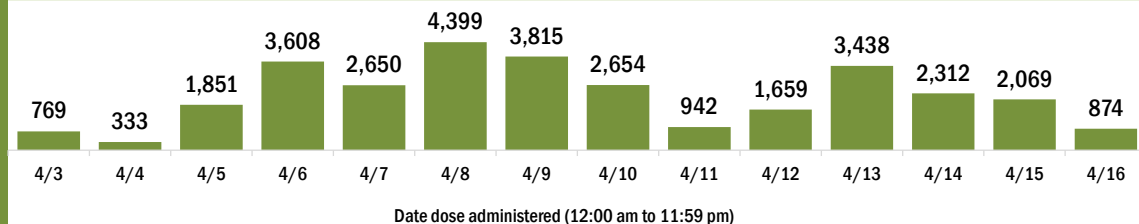
Completed 2-dose series 62,288

**First dose:** current number of people who have only received their first dose of the Moderna or Pfizer vaccine.

**Series complete:** current number of people who have received both Moderna or Pfizer vaccine doses or one Johnson & Johnson dose and are considered fully immunized.

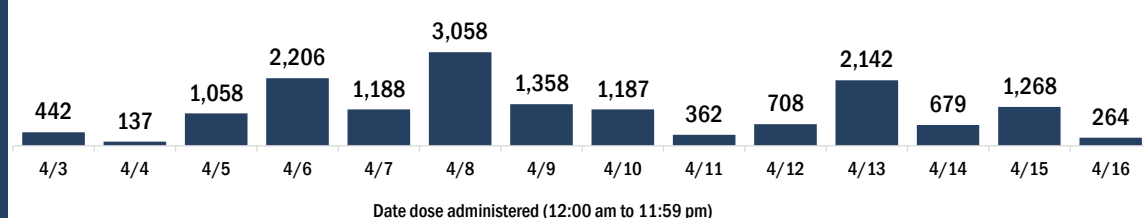
Demographic summary	First dose	Series complete	Total people vaccinated
<b>Age group</b>	<b>37,639</b>	<b>66,608</b>	<b>104,247</b>
16-24 years	7,002	3,168	10,170
25-34 years	6,744	5,264	12,008
35-44 years	6,851	6,063	12,914
45-54 years	6,850	7,803	14,653
55-64 years	5,953	13,895	19,848
65-74 years	2,410	18,909	21,319
75-84 years	1,179	8,591	9,770
85+ years	650	2,915	3,565
<b>Race</b>	<b>37,639</b>	<b>66,608</b>	<b>104,247</b>
White	21,477	39,893	61,370
Black	5,170	9,425	14,595
American Indian/Alaskan	135	195	330
Other	5,665	11,667	17,332
Unknown	5,192	5,428	10,620
<b>Other race</b> includes Asian, native Hawaiian/Pacific Islander, or other.			
<b>Ethnicity</b>	<b>37,639</b>	<b>66,608</b>	<b>104,247</b>
Hispanic	2,284	2,686	4,970
Non-Hispanic	25,162	48,467	73,629
Unknown	10,193	15,455	25,648
<b>Gender</b>	<b>37,639</b>	<b>66,608</b>	<b>104,247</b>
Female	20,285	39,198	59,483
Male	17,309	27,374	44,683
Unknown	45	36	81

## COVID-19 doses administered for the past 2 weeks

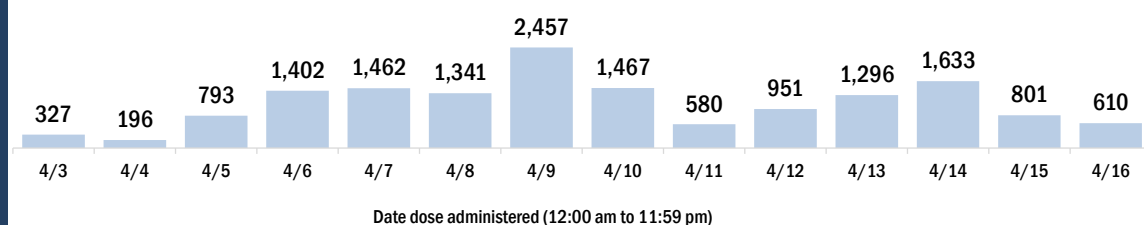


## Persons vaccinated for COVID-19 for the past 2 weeks

### Number of persons who received their first dose of a two-dose series of the COVID-19 vaccine



### Number of persons who completed the COVID-19 vaccine series



# COVID-19: Levy County vaccine summary

Vaccination data through Apr 16, 2021 as of Apr 17, 2021 at 12:05 AM

Data in this report are provisional and subject to change.

Data in this summary pertain to COVID-19 vaccines approved by the U.S. Food and Drug Administration and have been issued an Emergency Use Authorization (Janssen COVID-19 Vaccine, Moderna COVID-19 Vaccine and Pfizer-BioNTech COVID-19 Vaccine). These data summarize the number of people who have received either their first dose or have completed the series for a COVID-19 vaccine. **A person can only be counted in one category, first dose or series complete.** For persons receiving Moderna or Pfizer vaccines, once they receive their second dose, they are moved from the first dose column to the series completed column. **Because of this, the total first dose category may show a change from report to report not matching the total receiving their first dose from the previous day.** Persons receiving Johnson & Johnson vaccines will always be counted in the series completed column.

## COVID-19 doses for vaccinated persons in Florida

**Doses administered** 15,906

People receiving one dose of a 1-dose series (Johnson & Johnson) or receiving only one dose of a 2-dose series (Moderna, Pfizer) count once. Persons receiving both doses of a 2-dose series count twice.

## Current status of persons vaccinated for COVID-19 in Florida

**Total people vaccinated** 10,133

First dose 3,368

Series completed 6,765

Completed 1-dose series 992

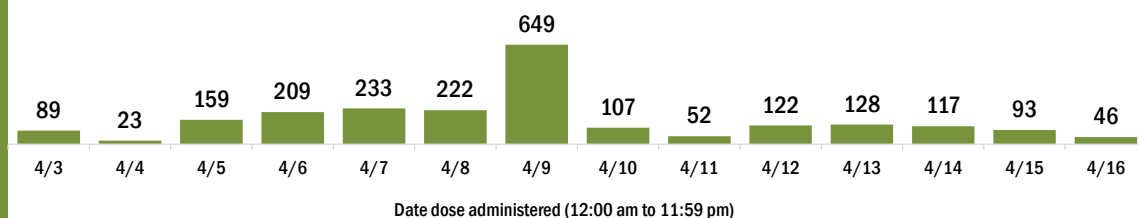
Completed 2-dose series 5,773

**First dose:** current number of people who have only received their first dose of the Moderna or Pfizer vaccine.

**Series complete:** current number of people who have received both Moderna or Pfizer vaccine doses or one Johnson & Johnson dose and are considered fully immunized.

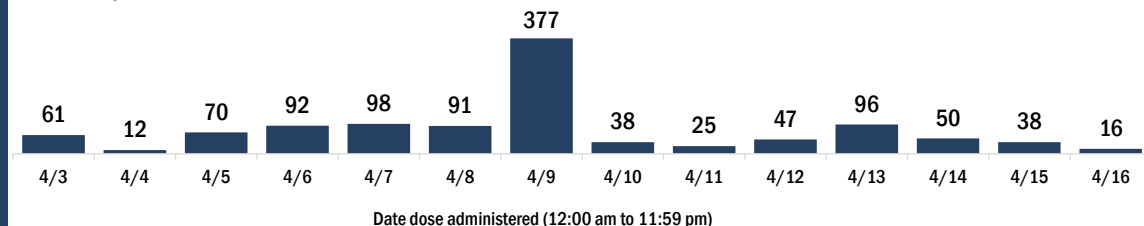
Demographic summary	First dose	Series complete	Total people vaccinated
<b>Age group</b>	<b>3,368</b>	<b>6,765</b>	<b>10,133</b>
16-24 years	113	73	186
25-34 years	157	198	355
35-44 years	239	236	475
45-54 years	459	432	891
55-64 years	1,194	1,001	2,195
65-74 years	728	2,910	3,638
75-84 years	361	1,550	1,911
85+ years	117	365	482
<b>Race</b>	<b>3,368</b>	<b>6,765</b>	<b>10,133</b>
White	2,530	5,289	7,819
Black	283	400	683
American Indian/Alaskan	22	42	64
Other	219	380	599
Unknown	314	654	968
<b>Other race</b> includes Asian, native Hawaiian/Pacific Islander, or other.			
<b>Ethnicity</b>	<b>3,368</b>	<b>6,765</b>	<b>10,133</b>
Hispanic	239	205	444
Non-Hispanic	2,083	4,852	6,935
Unknown	1,046	1,708	2,754
<b>Gender</b>	<b>3,368</b>	<b>6,765</b>	<b>10,133</b>
Female	1,912	3,870	5,782
Male	1,454	2,895	4,349
Unknown	2	0	2

## COVID-19 doses administered for the past 2 weeks

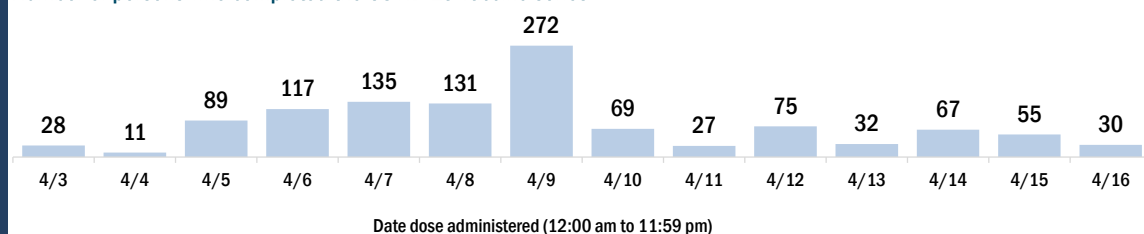


## Persons vaccinated for COVID-19 for the past 2 weeks

### Number of persons who received their first dose of a two-dose series of the COVID-19 vaccine



### Number of persons who completed the COVID-19 vaccine series





# COVID-19: Liberty County vaccine summary

Vaccination data through Apr 16, 2021 as of Apr 17, 2021 at 12:05 AM

Data in this report are provisional and subject to change.

Data in this summary pertain to COVID-19 vaccines approved by the U.S. Food and Drug Administration and have been issued an Emergency Use Authorization (Janssen COVID-19 Vaccine, Moderna COVID-19 Vaccine and Pfizer-BioNTech COVID-19 Vaccine). These data summarize the number of people who have received either their first dose or have completed the series for a COVID-19 vaccine. **A person can only be counted in one category, first dose or series complete.** For persons receiving Moderna or Pfizer vaccines, once they receive their second dose, they are moved from the first dose column to the series completed column. **Because of this, the total first dose category may show a change from report to report not matching the total receiving their first dose from the previous day.** Persons receiving Johnson & Johnson vaccines will always be counted in the series completed column.

## COVID-19 doses for vaccinated persons in Florida

**Doses administered** 2,549

People receiving one dose of a 1-dose series (Johnson & Johnson) or receiving only one dose of a 2-dose series (Moderna, Pfizer) count once. Persons receiving both doses of a 2-dose series count twice.

## Current status of persons vaccinated for COVID-19 in Florida

**Total people vaccinated** 1,467

First dose 317

Series completed 1,150

Completed 1-dose series 68

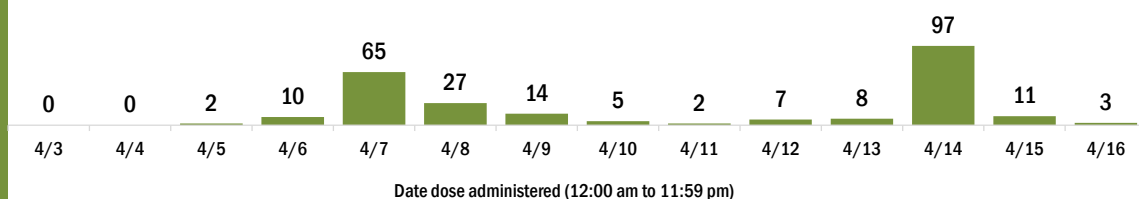
Completed 2-dose series 1,082

**First dose:** current number of people who have only received their first dose of the Moderna or Pfizer vaccine.

**Series complete:** current number of people who have received both Moderna or Pfizer vaccine doses or one Johnson & Johnson dose and are considered fully immunized.

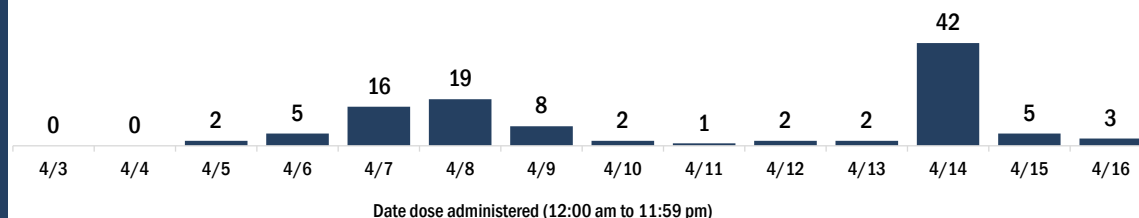
Demographic summary	First dose	Series complete	Total people vaccinated
<b>Age group</b>	317	1,150	1,467
16-24 years	22	15	37
25-34 years	22	33	55
35-44 years	43	67	110
45-54 years	73	80	153
55-64 years	88	270	358
65-74 years	41	410	451
75-84 years	22	218	240
85+ years	6	57	63
<b>Race</b>	317	1,150	1,467
White	210	836	1,046
Black	51	101	152
American Indian/Alaskan	4	8	12
Other	22	97	119
Unknown	30	108	138
<b>Other race</b> includes Asian, native Hawaiian/Pacific Islander, or other.			
<b>Ethnicity</b>	317	1,150	1,467
Hispanic	4	15	19
Non-Hispanic	158	633	791
Unknown	155	502	657
<b>Gender</b>	317	1,150	1,467
Female	178	618	796
Male	139	532	671
Unknown	0	0	0

## COVID-19 doses administered for the past 2 weeks

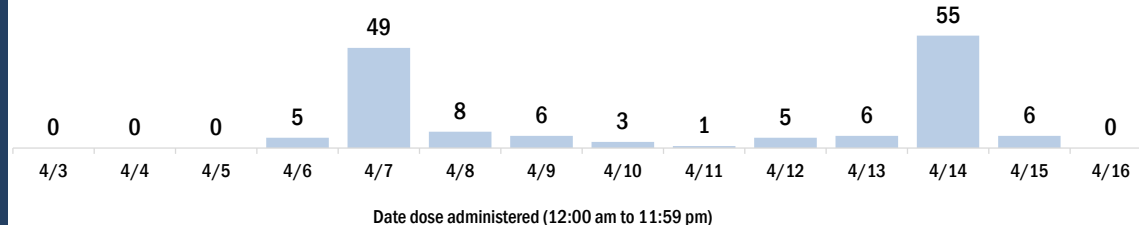


## Persons vaccinated for COVID-19 for the past 2 weeks

### Number of persons who received their first dose of a two-dose series of the COVID-19 vaccine



### Number of persons who completed the COVID-19 vaccine series



# COVID-19: Madison County vaccine summary

Vaccination data through Apr 16, 2021 as of Apr 17, 2021 at 12:05 AM

Data in this report are provisional and subject to change.

Data in this summary pertain to COVID-19 vaccines approved by the U.S. Food and Drug Administration and have been issued an Emergency Use Authorization (Janssen COVID-19 Vaccine, Moderna COVID-19 Vaccine and Pfizer-BioNTech COVID-19 Vaccine). These data summarize the number of people who have received either their first dose or have completed the series for a COVID-19 vaccine. **A person can only be counted in one category, first dose or series complete.** For persons receiving Moderna or Pfizer vaccines, once they receive their second dose, they are moved from the first dose column to the series completed column. **Because of this, the total first dose category may show a change from report to report not matching the total receiving their first dose from the previous day.** Persons receiving Johnson & Johnson vaccines will always be counted in the series completed column.

## COVID-19 doses for vaccinated persons in Florida

**Doses administered** 8,548

People receiving one dose of a 1-dose series (Johnson & Johnson) or receiving only one dose of a 2-dose series (Moderna, Pfizer) count once. Persons receiving both doses of a 2-dose series count twice.

## Current status of persons vaccinated for COVID-19 in Florida

**Total people vaccinated** 5,273

First dose 1,624

Series completed 3,649

Completed 1-dose series 374

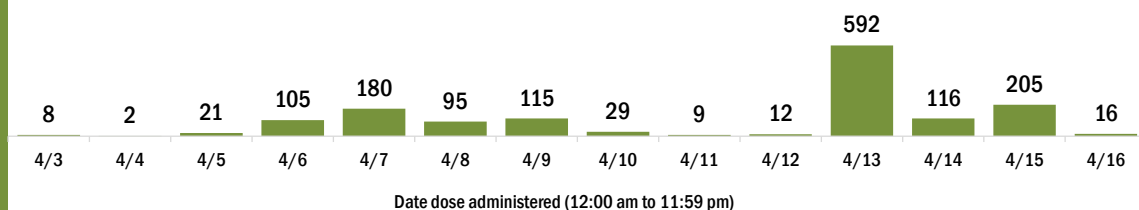
Completed 2-dose series 3,275

**First dose:** current number of people who have only received their first dose of the Moderna or Pfizer vaccine.

**Series complete:** current number of people who have received both Moderna or Pfizer vaccine doses or one Johnson & Johnson dose and are considered fully immunized.

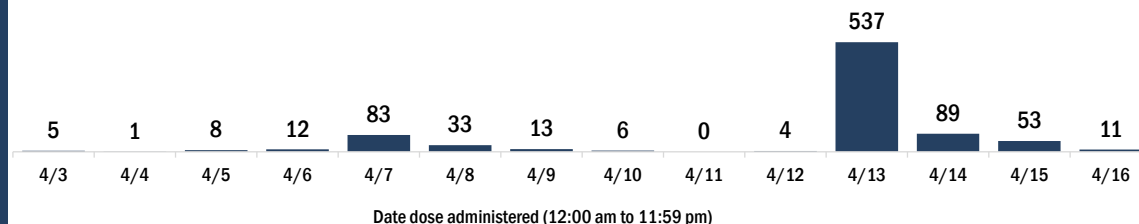
Demographic summary	First dose	Series complete	Total people vaccinated
<b>Age group</b>	1,624	3,649	5,273
16-24 years	64	36	100
25-34 years	142	98	240
35-44 years	260	182	442
45-54 years	367	308	675
55-64 years	491	689	1,180
65-74 years	202	1,374	1,576
75-84 years	72	757	829
85+ years	26	205	231
<b>Race</b>	1,624	3,649	5,273
White	828	2,035	2,863
Black	542	1,017	1,559
American Indian/Alaskan	0	8	8
Other	127	303	430
Unknown	127	286	413
<b>Other race</b> includes Asian, native Hawaiian/Pacific Islander, or other.			
<b>Ethnicity</b>	1,624	3,649	5,273
Hispanic	92	72	164
Non-Hispanic	1,158	1,620	2,778
Unknown	374	1,957	2,331
<b>Gender</b>	1,624	3,649	5,273
Female	589	2,062	2,651
Male	1,035	1,587	2,622
Unknown	0	0	0

## COVID-19 doses administered for the past 2 weeks

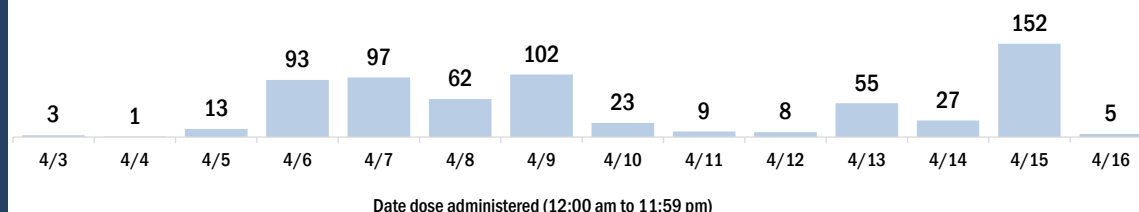


## Persons vaccinated for COVID-19 for the past 2 weeks

### Number of persons who received their first dose of a two-dose series of the COVID-19 vaccine



### Number of persons who completed the COVID-19 vaccine series



# COVID-19: Manatee County vaccine summary

Vaccination data through Apr 16, 2021 as of Apr 17, 2021 at 12:05 AM

Data in this report are provisional and subject to change.

Data in this summary pertain to COVID-19 vaccines approved by the U.S. Food and Drug Administration and have been issued an Emergency Use Authorization (Janssen COVID-19 Vaccine, Moderna COVID-19 Vaccine and Pfizer-BioNTech COVID-19 Vaccine). These data summarize the number of people who have received either their first dose or have completed the series for a COVID-19 vaccine. **A person can only be counted in one category, first dose or series complete.** For persons receiving Moderna or Pfizer vaccines, once they receive their second dose, they are moved from the first dose column to the series completed column. **Because of this, the total first dose category may show a change from report to report not matching the total receiving their first dose from the previous day.** Persons receiving Johnson & Johnson vaccines will always be counted in the series completed column.

## COVID-19 doses for vaccinated persons in Florida

**Doses administered** 248,511

People receiving one dose of a 1-dose series (Johnson & Johnson) or receiving only one dose of a 2-dose series (Moderna, Pfizer) count once. Persons receiving both doses of a 2-dose series count twice.

## Current status of persons vaccinated for COVID-19 in Florida

**Total people vaccinated** 157,638

First dose 61,354

Series completed 96,284

Completed 1-dose series 5,411

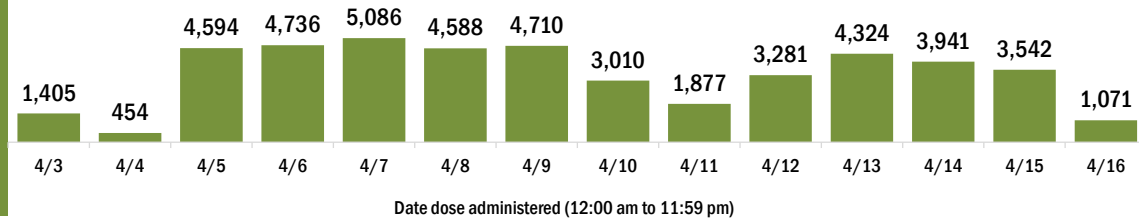
Completed 2-dose series 90,873

**First dose:** current number of people who have only received their first dose of the Moderna or Pfizer vaccine.

**Series complete:** current number of people who have received both Moderna or Pfizer vaccine doses or one Johnson & Johnson dose and are considered fully immunized.

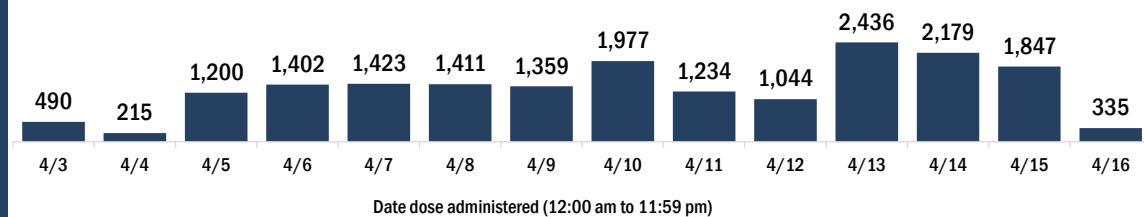
Demographic summary	First dose	Series complete	Total people vaccinated
<b>Age group</b>	<b>61,354</b>	<b>96,284</b>	<b>157,638</b>
16-24 years	3,351	1,204	4,555
25-34 years	4,496	3,022	7,518
35-44 years	6,748	3,883	10,631
45-54 years	11,160	5,575	16,735
55-64 years	18,100	12,938	31,038
65-74 years	9,626	39,666	49,292
75-84 years	5,716	22,973	28,689
85+ years	2,157	7,023	9,180
<b>Race</b>	<b>61,354</b>	<b>96,284</b>	<b>157,638</b>
White	45,023	74,540	119,563
Black	2,233	2,705	4,938
American Indian/Alaskan	287	373	660
Other	4,746	6,876	11,622
Unknown	9,065	11,790	20,855
<b>Other race</b> includes Asian, native Hawaiian/Pacific Islander, or other.			
<b>Ethnicity</b>	<b>61,354</b>	<b>96,284</b>	<b>157,638</b>
Hispanic	5,548	3,257	8,805
Non-Hispanic	35,304	58,792	94,096
Unknown	20,502	34,235	54,737
<b>Gender</b>	<b>61,354</b>	<b>96,284</b>	<b>157,638</b>
Female	32,914	54,624	87,538
Male	28,279	41,603	69,882
Unknown	161	57	218

## COVID-19 doses administered for the past 2 weeks

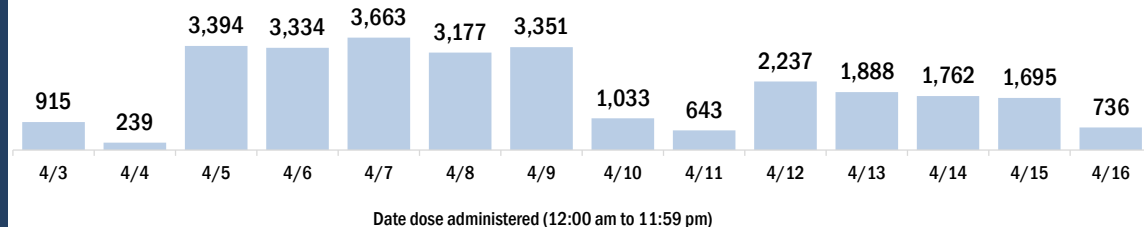


## Persons vaccinated for COVID-19 for the past 2 weeks

### Number of persons who received their first dose of a two-dose series of the COVID-19 vaccine



### Number of persons who completed the COVID-19 vaccine series



# COVID-19: Marion County vaccine summary

Vaccination data through Apr 16, 2021 as of Apr 17, 2021 at 12:05 AM

Data in this report are provisional and subject to change.

Data in this summary pertain to COVID-19 vaccines approved by the U.S. Food and Drug Administration and have been issued an Emergency Use Authorization (Janssen COVID-19 Vaccine, Moderna COVID-19 Vaccine and Pfizer-BioNTech COVID-19 Vaccine). These data summarize the number of people who have received either their first dose or have completed the series for a COVID-19 vaccine. **A person can only be counted in one category, first dose or series complete.** For persons receiving Moderna or Pfizer vaccines, once they receive their second dose, they are moved from the first dose column to the series completed column. **Because of this, the total first dose category may show a change from report to report not matching the total receiving their first dose from the previous day.** Persons receiving Johnson & Johnson vaccines will always be counted in the series completed column.

## COVID-19 doses for vaccinated persons in Florida

**Doses administered** 202,077

People receiving one dose of a 1-dose series (Johnson & Johnson) or receiving only one dose of a 2-dose series (Moderna, Pfizer) count once. Persons receiving both doses of a 2-dose series count twice.

## Current status of persons vaccinated for COVID-19 in Florida

**Total people vaccinated** 122,527

First dose 38,815

Series completed 83,712

Completed 1-dose series 4,162

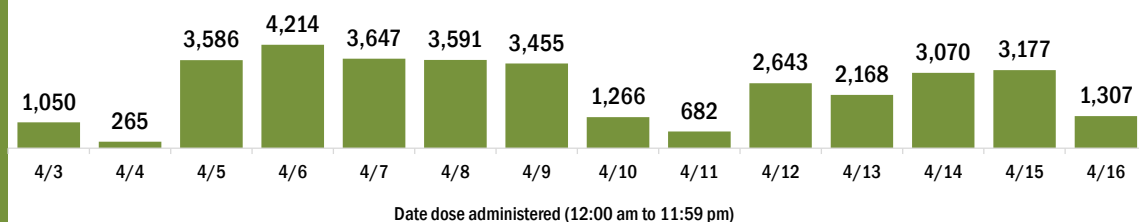
Completed 2-dose series 79,550

**First dose:** current number of people who have only received their first dose of the Moderna or Pfizer vaccine.

**Series complete:** current number of people who have received both Moderna or Pfizer vaccine doses or one Johnson & Johnson dose and are considered fully immunized.

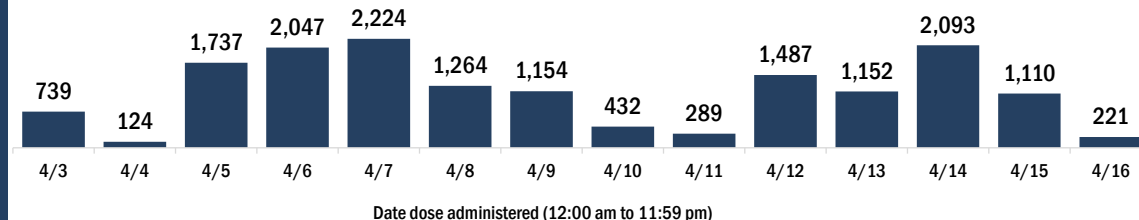
Demographic summary	First dose	Series complete	Total people vaccinated
<b>Age group</b>	<b>38,815</b>	<b>83,712</b>	<b>122,527</b>
16-24 years	2,477	929	3,406
25-34 years	3,123	2,155	5,278
35-44 years	4,534	2,966	7,500
45-54 years	6,721	4,988	11,709
55-64 years	10,533	11,926	22,459
65-74 years	6,081	32,427	38,508
75-84 years	3,811	22,078	25,889
85+ years	1,535	6,243	7,778
<b>Race</b>	<b>38,815</b>	<b>83,712</b>	<b>122,527</b>
White	25,277	59,453	84,730
Black	3,158	5,244	8,402
American Indian/Alaskan	153	305	458
Other	4,110	7,367	11,477
Unknown	6,117	11,343	17,460
<b>Other race</b> includes Asian, native Hawaiian/Pacific Islander, or other.			
<b>Ethnicity</b>	<b>38,815</b>	<b>83,712</b>	<b>122,527</b>
Hispanic	5,077	4,617	9,694
Non-Hispanic	21,412	53,417	74,829
Unknown	12,326	25,678	38,004
<b>Gender</b>	<b>38,815</b>	<b>83,712</b>	<b>122,527</b>
Female	21,318	48,481	69,799
Male	17,458	35,191	52,649
Unknown	39	40	79

## COVID-19 doses administered for the past 2 weeks

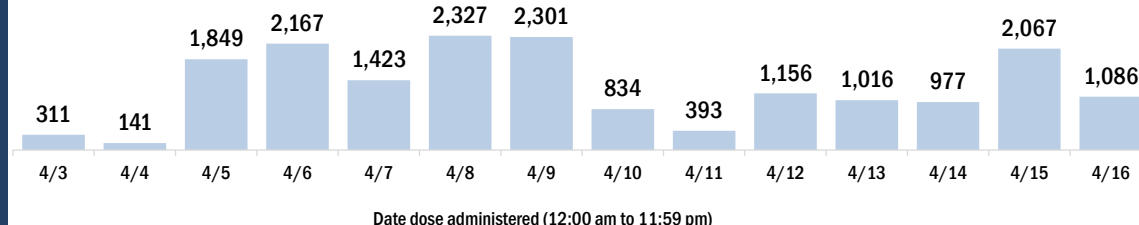


## Persons vaccinated for COVID-19 for the past 2 weeks

### Number of persons who received their first dose of a two-dose series of the COVID-19 vaccine



### Number of persons who completed the COVID-19 vaccine series



# COVID-19: Martin County vaccine summary

Vaccination data through Apr 16, 2021 as of Apr 17, 2021 at 12:05 AM

Data in this report are provisional and subject to change.

Data in this summary pertain to COVID-19 vaccines approved by the U.S. Food and Drug Administration and have been issued an Emergency Use Authorization (Janssen COVID-19 Vaccine, Moderna COVID-19 Vaccine and Pfizer-BioNTech COVID-19 Vaccine). These data summarize the number of people who have received either their first dose or have completed the series for a COVID-19 vaccine. **A person can only be counted in one category, first dose or series complete.** For persons receiving Moderna or Pfizer vaccines, once they receive their second dose, they are moved from the first dose column to the series completed column. **Because of this, the total first dose category may show a change from report to report not matching the total receiving their first dose from the previous day.** Persons receiving Johnson & Johnson vaccines will always be counted in the series completed column.

## COVID-19 doses for vaccinated persons in Florida

**Doses administered** 111,362

People receiving one dose of a 1-dose series (Johnson & Johnson) or receiving only one dose of a 2-dose series (Moderna, Pfizer) count once. Persons receiving both doses of a 2-dose series count twice.

## Current status of persons vaccinated for COVID-19 in Florida

**Total people vaccinated** 69,196

First dose 24,206

Series completed 44,990

Completed 1-dose series 2,824

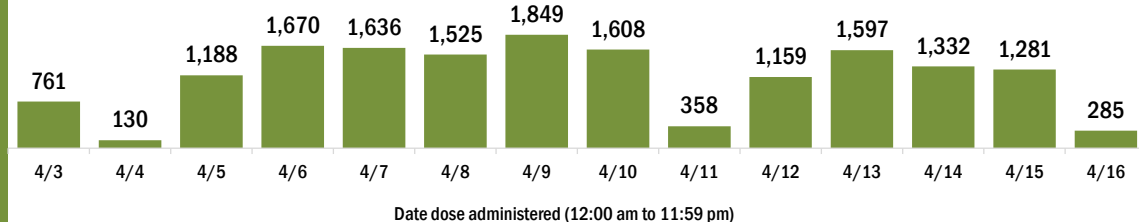
Completed 2-dose series 42,166

**First dose:** current number of people who have only received their first dose of the Moderna or Pfizer vaccine.

**Series complete:** current number of people who have received both Moderna or Pfizer vaccine doses or one Johnson & Johnson dose and are considered fully immunized.

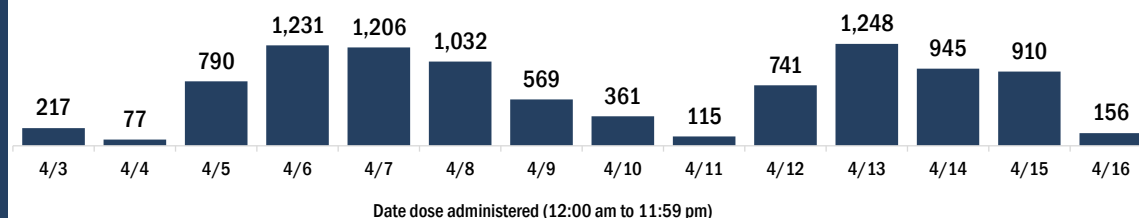
Demographic summary	First dose	Series complete	Total people vaccinated
<b>Age group</b>	24,206	44,990	69,196
16-24 years	1,211	425	1,636
25-34 years	1,545	893	2,438
35-44 years	2,430	1,507	3,937
45-54 years	3,972	2,345	6,317
55-64 years	7,962	5,557	13,519
65-74 years	3,742	17,472	21,214
75-84 years	2,350	12,335	14,685
85+ years	994	4,456	5,450
<b>Race</b>	24,206	44,990	69,196
White	16,882	30,209	47,091
Black	762	927	1,689
American Indian/Alaskan	95	72	167
Other	1,590	3,274	4,864
Unknown	4,877	10,508	15,385
<b>Other race</b> includes Asian, native Hawaiian/Pacific Islander, or other.			
<b>Ethnicity</b>	24,206	44,990	69,196
Hispanic	1,576	1,272	2,848
Non-Hispanic	13,023	17,637	30,660
Unknown	9,607	26,081	35,688
<b>Gender</b>	24,206	44,990	69,196
Female	12,603	25,715	38,318
Male	11,584	19,257	30,841
Unknown	19	18	37

## COVID-19 doses administered for the past 2 weeks

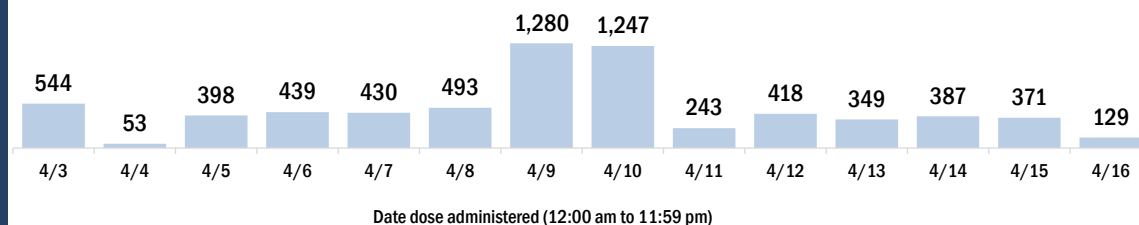


## Persons vaccinated for COVID-19 for the past 2 weeks

### Number of persons who received their first dose of a two-dose series of the COVID-19 vaccine



### Number of persons who completed the COVID-19 vaccine series



# COVID-19: Monroe County vaccine summary

Vaccination data through Apr 16, 2021 as of Apr 17, 2021 at 12:05 AM

Data in this report are provisional and subject to change.

Data in this summary pertain to COVID-19 vaccines approved by the U.S. Food and Drug Administration and have been issued an Emergency Use Authorization (Janssen COVID-19 Vaccine, Moderna COVID-19 Vaccine and Pfizer-BioNTech COVID-19 Vaccine). These data summarize the number of people who have received either their first dose or have completed the series for a COVID-19 vaccine. **A person can only be counted in one category, first dose or series complete.** For persons receiving Moderna or Pfizer vaccines, once they receive their second dose, they are moved from the first dose column to the series completed column. **Because of this, the total first dose category may show a change from report to report not matching the total receiving their first dose from the previous day.** Persons receiving Johnson & Johnson vaccines will always be counted in the series completed column.

## COVID-19 doses for vaccinated persons in Florida

**Doses administered** 48,274

People receiving one dose of a 1-dose series (Johnson & Johnson) or receiving only one dose of a 2-dose series (Moderna, Pfizer) count once. Persons receiving both doses of a 2-dose series count twice.

## Current status of persons vaccinated for COVID-19 in Florida

**Total people vaccinated** 30,890

First dose 11,630

Series completed 19,260

Completed 1-dose series 1,876

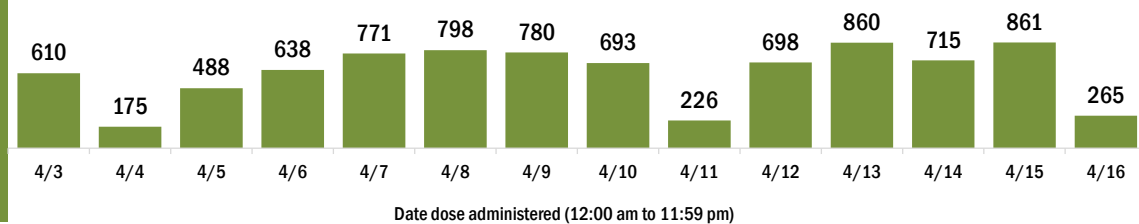
Completed 2-dose series 17,384

**First dose:** current number of people who have only received their first dose of the Moderna or Pfizer vaccine.

**Series complete:** current number of people who have received both Moderna or Pfizer vaccine doses or one Johnson & Johnson dose and are considered fully immunized.

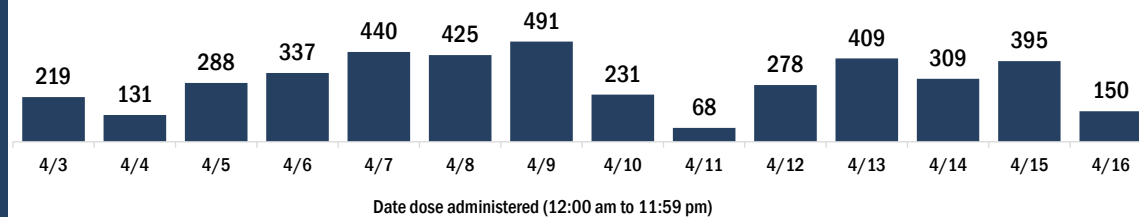
Demographic summary	First dose	Series complete	Total people vaccinated
<b>Age group</b>	<b>11,630</b>	<b>19,260</b>	<b>30,890</b>
16-24 years	465	203	668
25-34 years	838	536	1,374
35-44 years	1,357	918	2,275
45-54 years	2,269	1,567	3,836
55-64 years	3,664	3,704	7,368
65-74 years	2,073	7,905	9,978
75-84 years	769	3,560	4,329
85+ years	195	867	1,062
<b>Race</b>	<b>11,630</b>	<b>19,260</b>	<b>30,890</b>
White	7,975	14,283	22,258
Black	278	357	635
American Indian/Alaskan	32	71	103
Other	594	1,000	1,594
Unknown	2,751	3,549	6,300
<b>Other race</b> includes Asian, native Hawaiian/Pacific Islander, or other.			
<b>Ethnicity</b>	<b>11,630</b>	<b>19,260</b>	<b>30,890</b>
Hispanic	1,399	1,585	2,984
Non-Hispanic	5,665	11,210	16,875
Unknown	4,566	6,465	11,031
<b>Gender</b>	<b>11,630</b>	<b>19,260</b>	<b>30,890</b>
Female	5,963	10,111	16,074
Male	5,657	9,148	14,805
Unknown	10	1	11

## COVID-19 doses administered for the past 2 weeks

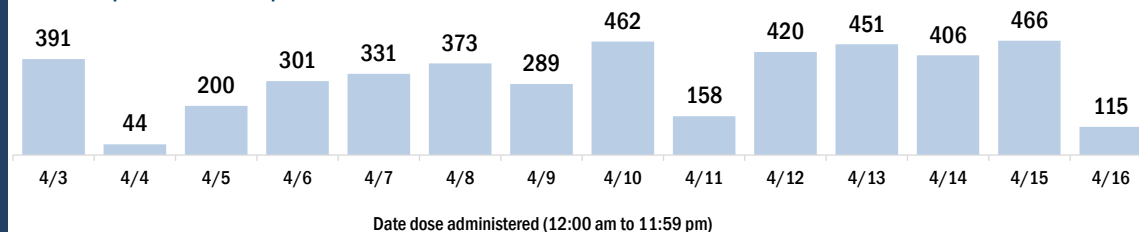


## Persons vaccinated for COVID-19 for the past 2 weeks

### Number of persons who received their first dose of a two-dose series of the COVID-19 vaccine



### Number of persons who completed the COVID-19 vaccine series



# COVID-19: Nassau County vaccine summary

Vaccination data through Apr 16, 2021 as of Apr 17, 2021 at 12:05 AM

Data in this report are provisional and subject to change.

Data in this summary pertain to COVID-19 vaccines approved by the U.S. Food and Drug Administration and have been issued an Emergency Use Authorization (Janssen COVID-19 Vaccine, Moderna COVID-19 Vaccine and Pfizer-BioNTech COVID-19 Vaccine). These data summarize the number of people who have received either their first dose or have completed the series for a COVID-19 vaccine. **A person can only be counted in one category, first dose or series complete.** For persons receiving Moderna or Pfizer vaccines, once they receive their second dose, they are moved from the first dose column to the series completed column. **Because of this, the total first dose category may show a change from report to report not matching the total receiving their first dose from the previous day.** Persons receiving Johnson & Johnson vaccines will always be counted in the series completed column.

## COVID-19 doses for vaccinated persons in Florida

**Doses administered** 53,626

People receiving one dose of a 1-dose series (Johnson & Johnson) or receiving only one dose of a 2-dose series (Moderna, Pfizer) count once. Persons receiving both doses of a 2-dose series count twice.

## Current status of persons vaccinated for COVID-19 in Florida

**Total people vaccinated** 31,863

First dose 8,143

Series completed 23,720

Completed 1-dose series 1,957

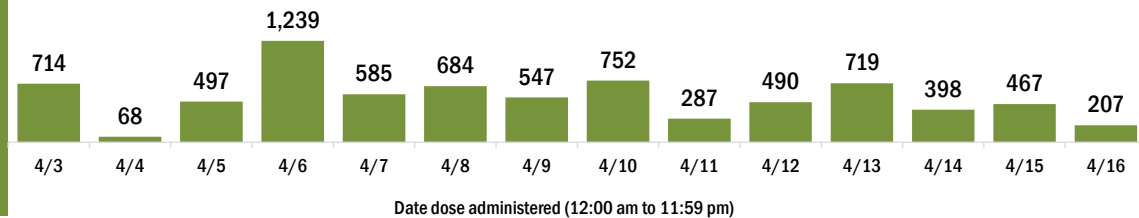
Completed 2-dose series 21,763

**First dose:** current number of people who have only received their first dose of the Moderna or Pfizer vaccine.

**Series complete:** current number of people who have received both Moderna or Pfizer vaccine doses or one Johnson & Johnson dose and are considered fully immunized.

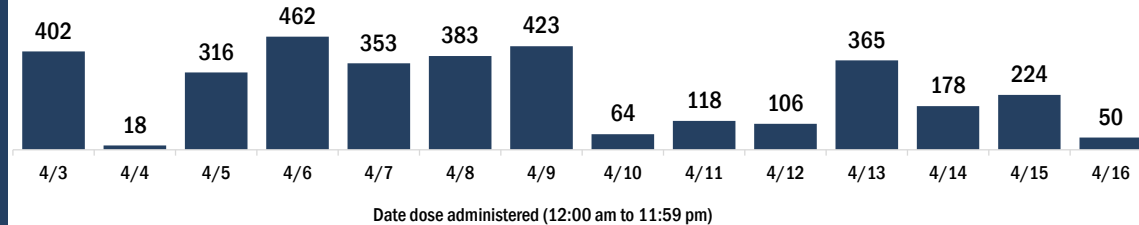
Demographic summary	First dose	Series complete	Total people vaccinated
<b>Age group</b>	<b>8,143</b>	<b>23,720</b>	<b>31,863</b>
16-24 years	644	276	920
25-34 years	744	610	1,354
35-44 years	1,133	1,151	2,284
45-54 years	1,672	1,814	3,486
55-64 years	2,327	4,806	7,133
65-74 years	959	9,252	10,211
75-84 years	502	4,514	5,016
85+ years	162	1,297	1,459
<b>Race</b>	<b>8,143</b>	<b>23,720</b>	<b>31,863</b>
White	6,184	19,336	25,520
Black	403	1,053	1,456
American Indian/Alaskan	47	77	124
Other	514	1,152	1,666
Unknown	995	2,102	3,097
<b>Other race</b> includes Asian, native Hawaiian/Pacific Islander, or other.			
<b>Ethnicity</b>	<b>8,143</b>	<b>23,720</b>	<b>31,863</b>
Hispanic	402	428	830
Non-Hispanic	6,003	18,514	24,517
Unknown	1,738	4,778	6,516
<b>Gender</b>	<b>8,143</b>	<b>23,720</b>	<b>31,863</b>
Female	4,468	13,343	17,811
Male	3,669	10,376	14,045
Unknown	6	1	7

## COVID-19 doses administered for the past 2 weeks

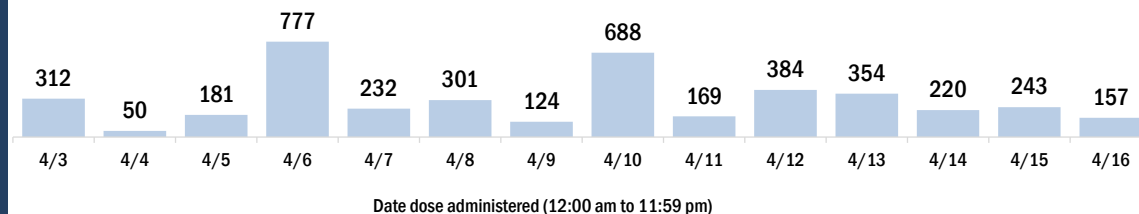


## Persons vaccinated for COVID-19 for the past 2 weeks

### Number of persons who received their first dose of a two-dose series of the COVID-19 vaccine



### Number of persons who completed the COVID-19 vaccine series





# COVID-19: Okaloosa County vaccine summary

Vaccination data through Apr 16, 2021 as of Apr 17, 2021 at 12:05 AM

Data in this report are provisional and subject to change.

Data in this summary pertain to COVID-19 vaccines approved by the U.S. Food and Drug Administration and have been issued an Emergency Use Authorization (Janssen COVID-19 Vaccine, Moderna COVID-19 Vaccine and Pfizer-BioNTech COVID-19 Vaccine). These data summarize the number of people who have received either their first dose or have completed the series for a COVID-19 vaccine. **A person can only be counted in one category, first dose or series complete.** For persons receiving Moderna or Pfizer vaccines, once they receive their second dose, they are moved from the first dose column to the series completed column. **Because of this, the total first dose category may show a change from report to report not matching the total receiving their first dose from the previous day.** Persons receiving Johnson & Johnson vaccines will always be counted in the series completed column.

## COVID-19 doses for vaccinated persons in Florida

**Doses administered** 89,153

People receiving one dose of a 1-dose series (Johnson & Johnson) or receiving only one dose of a 2-dose series (Moderna, Pfizer) count once. Persons receiving both doses of a 2-dose series count twice.

## Current status of persons vaccinated for COVID-19 in Florida

**Total people vaccinated** 54,989

First dose 17,328

Series completed 37,661

Completed 1-dose series 3,497

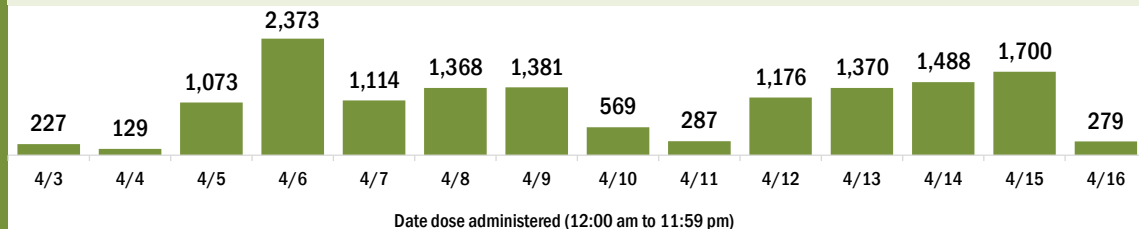
Completed 2-dose series 34,164

**First dose:** current number of people who have only received their first dose of the Moderna or Pfizer vaccine.

**Series complete:** current number of people who have received both Moderna or Pfizer vaccine doses or one Johnson & Johnson dose and are considered fully immunized.

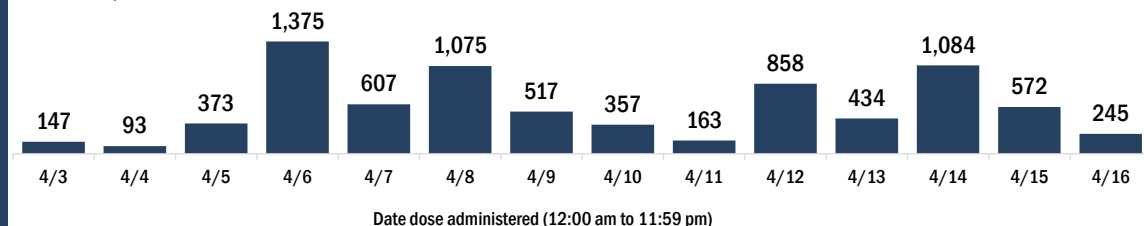
Demographic summary	First dose	Series complete	Total people vaccinated
<b>Age group</b>	<b>17,328</b>	<b>37,661</b>	<b>54,989</b>
16-24 years	1,336	523	1,859
25-34 years	2,193	1,423	3,616
35-44 years	2,900	2,071	4,971
45-54 years	3,126	3,208	6,334
55-64 years	4,301	7,849	12,150
65-74 years	2,012	12,816	14,828
75-84 years	1,074	7,143	8,217
85+ years	386	2,628	3,014
<b>Race</b>	<b>17,328</b>	<b>37,661</b>	<b>54,989</b>
White	10,458	26,844	37,302
Black	1,106	1,849	2,955
American Indian/Alaskan	96	137	233
Other	1,760	3,218	4,978
Unknown	3,908	5,613	9,521
<b>Other race</b> includes Asian, native Hawaiian/Pacific Islander, or other.			
<b>Ethnicity</b>	<b>17,328</b>	<b>37,661</b>	<b>54,989</b>
Hispanic	1,094	984	2,078
Non-Hispanic	9,501	23,783	33,284
Unknown	6,733	12,894	19,627
<b>Gender</b>	<b>17,328</b>	<b>37,661</b>	<b>54,989</b>
Female	9,316	21,816	31,132
Male	7,890	15,818	23,708
Unknown	122	27	149

## COVID-19 doses administered for the past 2 weeks

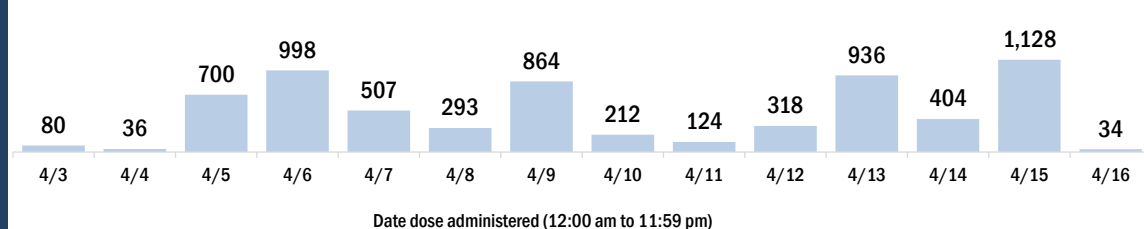


## Persons vaccinated for COVID-19 for the past 2 weeks

### Number of persons who received their first dose of a two-dose series of the COVID-19 vaccine



### Number of persons who completed the COVID-19 vaccine series



# COVID-19: Okeechobee County vaccine summary

Vaccination data through Apr 16, 2021 as of Apr 17, 2021 at 12:05 AM

Data in this report are provisional and subject to change.

Data in this summary pertain to COVID-19 vaccines approved by the U.S. Food and Drug Administration and have been issued an Emergency Use Authorization (Janssen COVID-19 Vaccine, Moderna COVID-19 Vaccine and Pfizer-BioNTech COVID-19 Vaccine). These data summarize the number of people who have received either their first dose or have completed the series for a COVID-19 vaccine. **A person can only be counted in one category, first dose or series complete.** For persons receiving Moderna or Pfizer vaccines, once they receive their second dose, they are moved from the first dose column to the series completed column. **Because of this, the total first dose category may show a change from report to report not matching the total receiving their first dose from the previous day.** Persons receiving Johnson & Johnson vaccines will always be counted in the series completed column.

## COVID-19 doses for vaccinated persons in Florida

**Doses administered** 16,755

People receiving one dose of a 1-dose series (Johnson & Johnson) or receiving only one dose of a 2-dose series (Moderna, Pfizer) count once. Persons receiving both doses of a 2-dose series count twice.

## Current status of persons vaccinated for COVID-19 in Florida

**Total people vaccinated** 10,593

First dose 4,054

Series completed 6,539

Completed 1-dose series 377

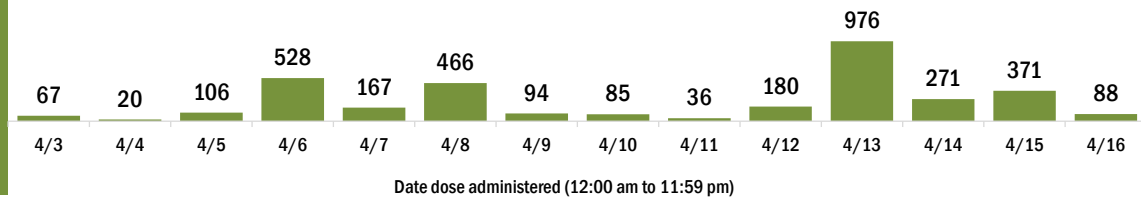
Completed 2-dose series 6,162

**First dose:** current number of people who have only received their first dose of the Moderna or Pfizer vaccine.

**Series complete:** current number of people who have received both Moderna or Pfizer vaccine doses or one Johnson & Johnson dose and are considered fully immunized.

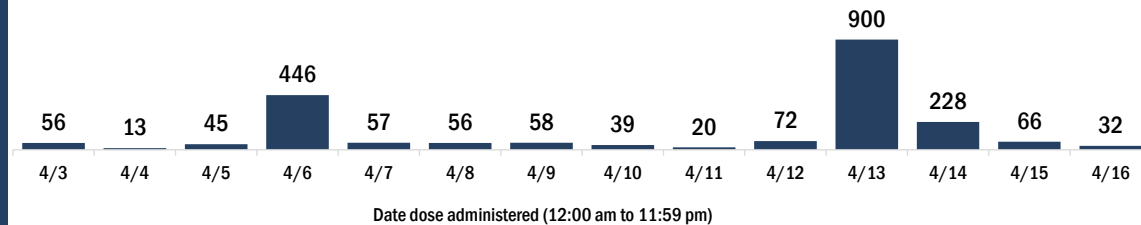
Demographic summary	First dose	Series complete	Total people vaccinated
<b>Age group</b>	<b>4,054</b>	<b>6,539</b>	<b>10,593</b>
16-24 years	190	65	255
25-34 years	336	164	500
35-44 years	495	239	734
45-54 years	811	319	1,130
55-64 years	1,261	749	2,010
65-74 years	570	2,687	3,257
75-84 years	299	1,817	2,116
85+ years	92	499	591
<b>Race</b>	<b>4,054</b>	<b>6,539</b>	<b>10,593</b>
White	2,741	5,289	8,030
Black	169	149	318
American Indian/Alaskan	19	29	48
Other	279	593	872
Unknown	846	479	1,325
<b>Other race</b> includes Asian, native Hawaiian/Pacific Islander, or other.			
<b>Ethnicity</b>	<b>4,054</b>	<b>6,539</b>	<b>10,593</b>
Hispanic	667	478	1,145
Non-Hispanic	2,010	4,805	6,815
Unknown	1,377	1,256	2,633
<b>Gender</b>	<b>4,054</b>	<b>6,539</b>	<b>10,593</b>
Female	1,834	3,673	5,507
Male	2,215	2,866	5,081
Unknown	5	0	5

## COVID-19 doses administered for the past 2 weeks

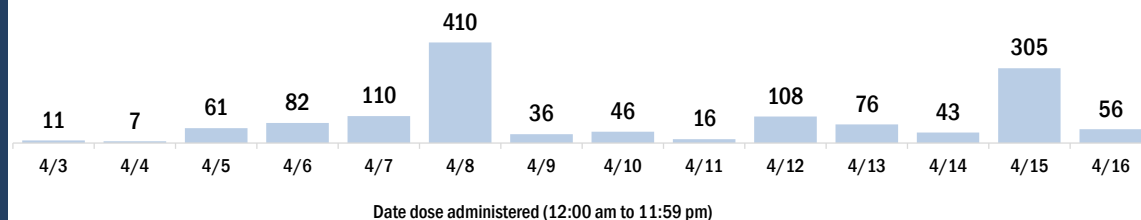


## Persons vaccinated for COVID-19 for the past 2 weeks

### Number of persons who received their first dose of a two-dose series of the COVID-19 vaccine



### Number of persons who completed the COVID-19 vaccine series



# COVID-19: Orange County vaccine summary

Vaccination data through Apr 16, 2021 as of Apr 17, 2021 at 12:05 AM

Data in this report are provisional and subject to change.

Data in this summary pertain to COVID-19 vaccines approved by the U.S. Food and Drug Administration and have been issued an Emergency Use Authorization (Janssen COVID-19 Vaccine, Moderna COVID-19 Vaccine and Pfizer-BioNTech COVID-19 Vaccine). These data summarize the number of people who have received either their first dose or have completed the series for a COVID-19 vaccine. **A person can only be counted in one category, first dose or series complete.** For persons receiving Moderna or Pfizer vaccines, once they receive their second dose, they are moved from the first dose column to the series completed column. **Because of this, the total first dose category may show a change from report to report not matching the total receiving their first dose from the previous day.** Persons receiving Johnson & Johnson vaccines will always be counted in the series completed column.

## COVID-19 doses for vaccinated persons in Florida

**Doses administered** 701,158

People receiving one dose of a 1-dose series (Johnson & Johnson) or receiving only one dose of a 2-dose series (Moderna, Pfizer) count once. Persons receiving both doses of a 2-dose series count twice.

## Current status of persons vaccinated for COVID-19 in Florida

**Total people vaccinated** 469,913

First dose 186,536

Series completed 283,377

Completed 1-dose series 52,132

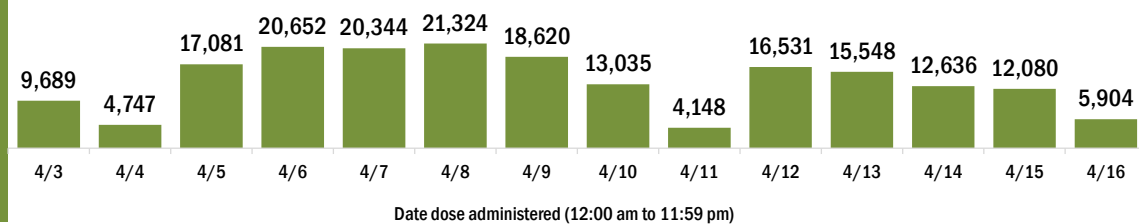
Completed 2-dose series 231,245

**First dose:** current number of people who have only received their first dose of the Moderna or Pfizer vaccine.

**Series complete:** current number of people who have received both Moderna or Pfizer vaccine doses or one Johnson & Johnson dose and are considered fully immunized.

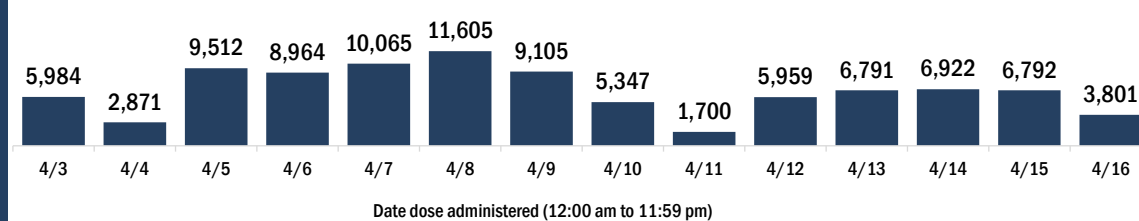
Demographic summary	First dose	Series complete	Total people vaccinated
<b>Age group</b>	<b>186,536</b>	<b>283,377</b>	<b>469,913</b>
16-24 years	25,379	11,598	36,977
25-34 years	31,233	26,538	57,771
35-44 years	38,055	34,235	72,290
45-54 years	40,049	41,416	81,465
55-64 years	30,958	58,455	89,413
65-74 years	11,602	68,370	79,972
75-84 years	5,724	31,527	37,251
85+ years	3,536	11,238	14,774
<b>Race</b>	<b>186,536</b>	<b>283,377</b>	<b>469,913</b>
White	106,610	172,379	278,989
Black	13,768	23,610	37,378
American Indian/Alaskan	659	769	1,428
Other	31,939	47,667	79,606
Unknown	33,560	38,952	72,512
<b>Other race</b> includes Asian, native Hawaiian/Pacific Islander, or other.			
<b>Ethnicity</b>	<b>186,536</b>	<b>283,377</b>	<b>469,913</b>
Hispanic	31,381	30,687	62,068
Non-Hispanic	82,555	148,219	230,774
Unknown	72,600	104,471	177,071
<b>Gender</b>	<b>186,536</b>	<b>283,377</b>	<b>469,913</b>
Female	96,991	161,135	258,126
Male	87,367	121,448	208,815
Unknown	2,178	794	2,972

## COVID-19 doses administered for the past 2 weeks

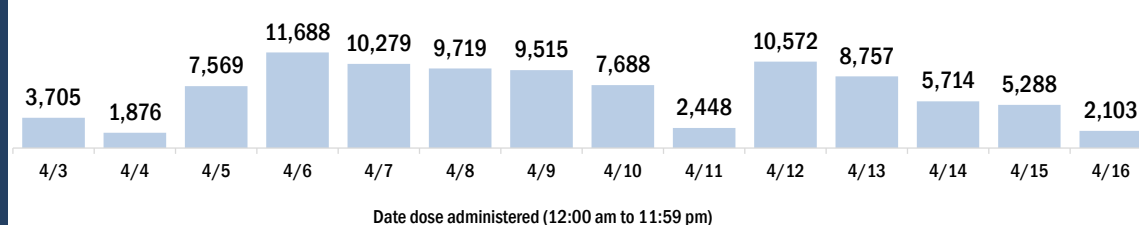


## Persons vaccinated for COVID-19 for the past 2 weeks

### Number of persons who received their first dose of a two-dose series of the COVID-19 vaccine



### Number of persons who completed the COVID-19 vaccine series



# COVID-19: Osceola County vaccine summary

Vaccination data through Apr 16, 2021 as of Apr 17, 2021 at 12:05 AM

Data in this report are provisional and subject to change.

Data in this summary pertain to COVID-19 vaccines approved by the U.S. Food and Drug Administration and have been issued an Emergency Use Authorization (Janssen COVID-19 Vaccine, Moderna COVID-19 Vaccine and Pfizer-BioNTech COVID-19 Vaccine). These data summarize the number of people who have received either their first dose or have completed the series for a COVID-19 vaccine. **A person can only be counted in one category, first dose or series complete.** For persons receiving Moderna or Pfizer vaccines, once they receive their second dose, they are moved from the first dose column to the series completed column. **Because of this, the total first dose category may show a change from report to report not matching the total receiving their first dose from the previous day.** Persons receiving Johnson & Johnson vaccines will always be counted in the series completed column.

## COVID-19 doses for vaccinated persons in Florida

**Doses administered** 173,375

People receiving one dose of a 1-dose series (Johnson & Johnson) or receiving only one dose of a 2-dose series (Moderna, Pfizer) count once. Persons receiving both doses of a 2-dose series count twice.

## Current status of persons vaccinated for COVID-19 in Florida

**Total people vaccinated** 116,176

First dose 48,734

Series completed 67,442

Completed 1-dose series 10,243

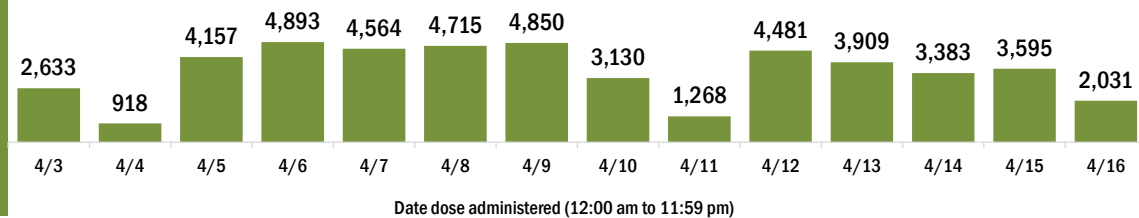
Completed 2-dose series 57,199

**First dose:** current number of people who have only received their first dose of the Moderna or Pfizer vaccine.

**Series complete:** current number of people who have received both Moderna or Pfizer vaccine doses or one Johnson & Johnson dose and are considered fully immunized.

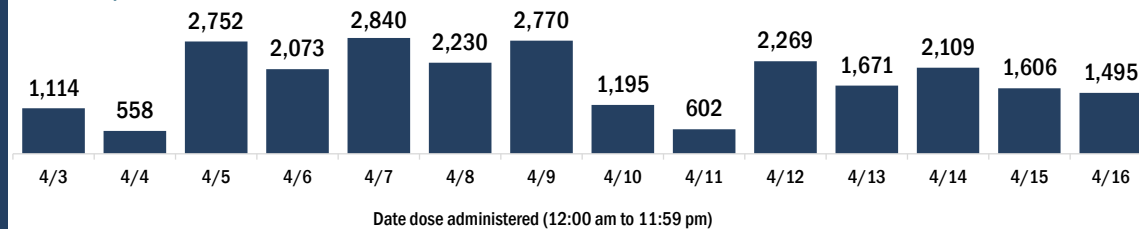
Demographic summary	First dose	Series complete	Total people vaccinated
<b>Age group</b>	<b>48,734</b>	<b>67,442</b>	<b>116,176</b>
16-24 years	5,138	1,998	7,136
25-34 years	6,742	4,458	11,200
35-44 years	9,231	5,945	15,176
45-54 years	11,298	8,595	19,893
55-64 years	9,707	13,702	23,409
65-74 years	3,988	20,305	24,293
75-84 years	2,001	9,655	11,656
85+ years	629	2,784	3,413
<b>Race</b>	<b>48,734</b>	<b>67,442</b>	<b>116,176</b>
White	27,633	40,887	68,520
Black	2,400	3,806	6,206
American Indian/Alaskan	197	345	542
Other	8,304	12,464	20,768
Unknown	10,200	9,940	20,140
<b>Other race</b> includes Asian, native Hawaiian/Pacific Islander, or other.			
<b>Ethnicity</b>	<b>48,734</b>	<b>67,442</b>	<b>116,176</b>
Hispanic	16,994	18,819	35,813
Non-Hispanic	13,654	27,621	41,275
Unknown	18,086	21,002	39,088
<b>Gender</b>	<b>48,734</b>	<b>67,442</b>	<b>116,176</b>
Female	26,001	39,249	65,250
Male	22,563	28,160	50,723
Unknown	170	33	203

## COVID-19 doses administered for the past 2 weeks

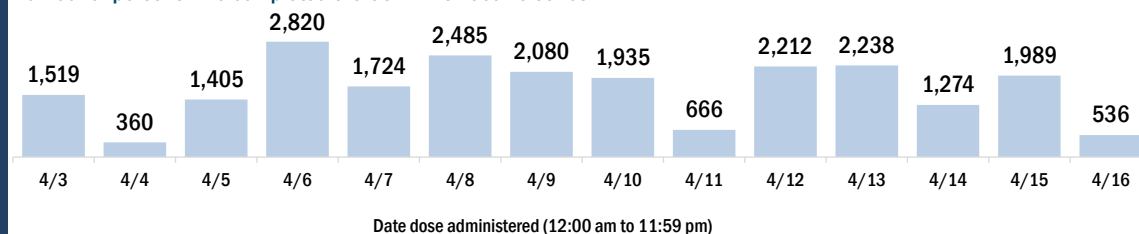


## Persons vaccinated for COVID-19 for the past 2 weeks

### Number of persons who received their first dose of a two-dose series of the COVID-19 vaccine



### Number of persons who completed the COVID-19 vaccine series



# COVID-19: Palm Beach County vaccine summary

Vaccination data through Apr 16, 2021 as of Apr 17, 2021 at 12:05 AM

Data in this report are provisional and subject to change.

Data in this summary pertain to COVID-19 vaccines approved by the U.S. Food and Drug Administration and have been issued an Emergency Use Authorization (Janssen COVID-19 Vaccine, Moderna COVID-19 Vaccine and Pfizer-BioNTech COVID-19 Vaccine). These data summarize the number of people who have received either their first dose or have completed the series for a COVID-19 vaccine. **A person can only be counted in one category, first dose or series complete.** For persons receiving Moderna or Pfizer vaccines, once they receive their second dose, they are moved from the first dose column to the series completed column. **Because of this, the total first dose category may show a change from report to report not matching the total receiving their first dose from the previous day.** Persons receiving Johnson & Johnson vaccines will always be counted in the series completed column.

## COVID-19 doses for vaccinated persons in Florida

**Doses administered** 914,934

People receiving one dose of a 1-dose series (Johnson & Johnson) or receiving only one dose of a 2-dose series (Moderna, Pfizer) count once. Persons receiving both doses of a 2-dose series count twice.

## Current status of persons vaccinated for COVID-19 in Florida

**Total people vaccinated** 582,144

First dose 211,400

Series completed 370,744

Completed 1-dose series 37,954

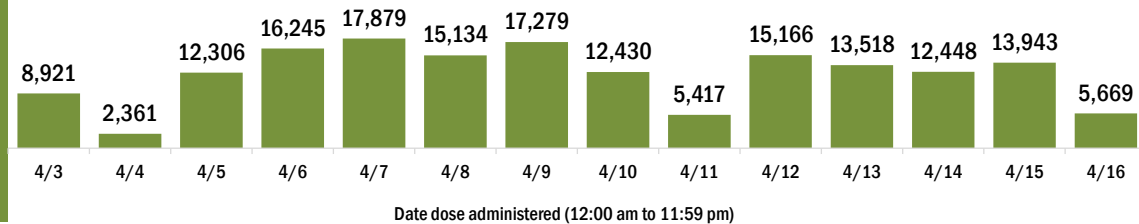
Completed 2-dose series 332,790

**First dose:** current number of people who have only received their first dose of the Moderna or Pfizer vaccine.

**Series complete:** current number of people who have received both Moderna or Pfizer vaccine doses or one Johnson & Johnson dose and are considered fully immunized.

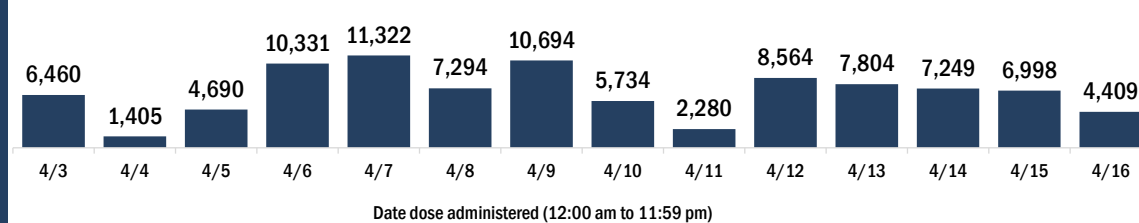
Demographic summary	First dose	Series complete	Total people vaccinated
<b>Age group</b>	<b>211,400</b>	<b>370,744</b>	<b>582,144</b>
16-24 years	16,361	6,501	22,862
25-34 years	20,728	14,792	35,520
35-44 years	29,295	21,381	50,676
45-54 years	41,411	32,523	73,934
55-64 years	51,363	58,924	110,287
65-74 years	26,765	120,105	146,870
75-84 years	17,518	82,748	100,266
85+ years	7,959	33,770	41,729
<b>Race</b>	<b>211,400</b>	<b>370,744</b>	<b>582,144</b>
White	126,403	244,975	371,378
Black	14,005	19,457	33,462
American Indian/Alaskan	724	995	1,719
Other	22,416	32,053	54,469
Unknown	47,852	73,264	121,116
<b>Other race</b> includes Asian, native Hawaiian/Pacific Islander, or other.			
<b>Ethnicity</b>	<b>211,400</b>	<b>370,744</b>	<b>582,144</b>
Hispanic	31,604	27,319	58,923
Non-Hispanic	96,642	201,740	298,382
Unknown	83,154	141,685	224,839
<b>Gender</b>	<b>211,400</b>	<b>370,744</b>	<b>582,144</b>
Female	112,856	214,032	326,888
Male	97,963	156,474	254,437
Unknown	581	238	819

## COVID-19 doses administered for the past 2 weeks

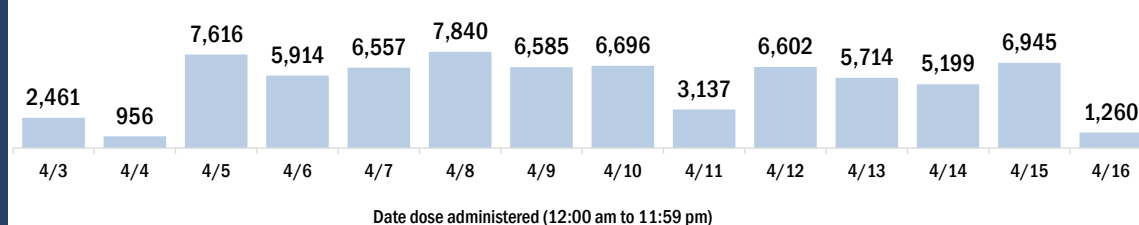


## Persons vaccinated for COVID-19 for the past 2 weeks

### Number of persons who received their first dose of a two-dose series of the COVID-19 vaccine



### Number of persons who completed the COVID-19 vaccine series



# COVID-19: Pasco County vaccine summary

Vaccination data through Apr 16, 2021 as of Apr 17, 2021 at 12:05 AM

Data in this report are provisional and subject to change.

Data in this summary pertain to COVID-19 vaccines approved by the U.S. Food and Drug Administration and have been issued an Emergency Use Authorization (Janssen COVID-19 Vaccine, Moderna COVID-19 Vaccine and Pfizer-BioNTech COVID-19 Vaccine). These data summarize the number of people who have received either their first dose or have completed the series for a COVID-19 vaccine. **A person can only be counted in one category, first dose or series complete.** For persons receiving Moderna or Pfizer vaccines, once they receive their second dose, they are moved from the first dose column to the series completed column. **Because of this, the total first dose category may show a change from report to report not matching the total receiving their first dose from the previous day.** Persons receiving Johnson & Johnson vaccines will always be counted in the series completed column.

## COVID-19 doses for vaccinated persons in Florida

**Doses administered** 284,778

People receiving one dose of a 1-dose series (Johnson & Johnson) or receiving only one dose of a 2-dose series (Moderna, Pfizer) count once. Persons receiving both doses of a 2-dose series count twice.

## Current status of persons vaccinated for COVID-19 in Florida

**Total people vaccinated** 184,132

First dose 72,323

Series completed 111,809

Completed 1-dose series 11,163

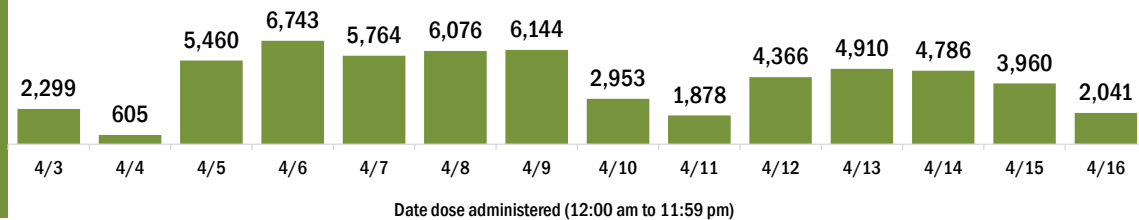
Completed 2-dose series 100,646

**First dose:** current number of people who have only received their first dose of the Moderna or Pfizer vaccine.

**Series complete:** current number of people who have received both Moderna or Pfizer vaccine doses or one Johnson & Johnson dose and are considered fully immunized.

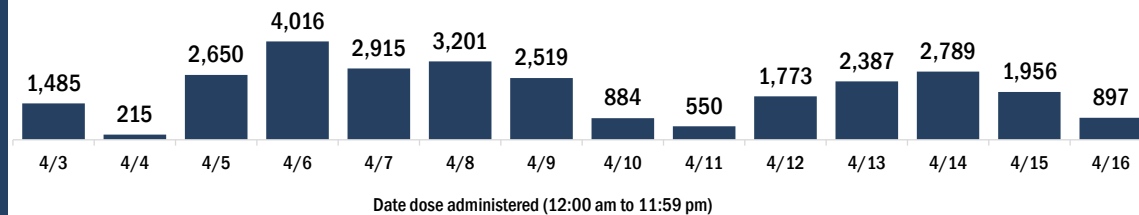
Demographic summary	First dose	Series complete	Total people vaccinated
<b>Age group</b>	72,323	111,809	184,132
16-24 years	5,338	2,141	7,479
25-34 years	5,761	4,555	10,316
35-44 years	9,857	7,407	17,264
45-54 years	13,585	10,663	24,248
55-64 years	17,063	18,620	35,683
65-74 years	11,191	38,373	49,564
75-84 years	7,279	23,109	30,388
85+ years	2,249	6,941	9,190
<b>Race</b>	72,323	111,809	184,132
White	51,480	85,711	137,191
Black	2,549	2,968	5,517
American Indian/Alaskan	296	379	675
Other	7,407	10,208	17,615
Unknown	10,591	12,543	23,134
<b>Other race</b> includes Asian, native Hawaiian/Pacific Islander, or other.			
<b>Ethnicity</b>	72,323	111,809	184,132
Hispanic	5,768	5,796	11,564
Non-Hispanic	39,880	68,782	108,662
Unknown	26,675	37,231	63,906
<b>Gender</b>	72,323	111,809	184,132
Female	39,004	65,992	104,996
Male	33,213	45,739	78,952
Unknown	106	78	184

## COVID-19 doses administered for the past 2 weeks

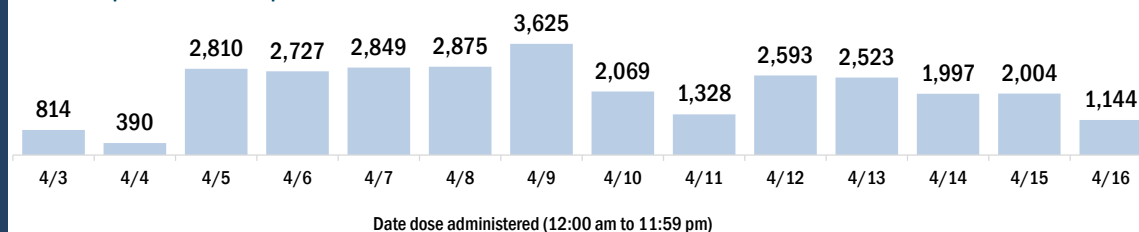


## Persons vaccinated for COVID-19 for the past 2 weeks

### Number of persons who received their first dose of a two-dose series of the COVID-19 vaccine



### Number of persons who completed the COVID-19 vaccine series





# COVID-19: Pinellas County vaccine summary

Vaccination data through Apr 16, 2021 as of Apr 17, 2021 at 12:05 AM

Data in this report are provisional and subject to change.

Data in this summary pertain to COVID-19 vaccines approved by the U.S. Food and Drug Administration and have been issued an Emergency Use Authorization (Janssen COVID-19 Vaccine, Moderna COVID-19 Vaccine and Pfizer-BioNTech COVID-19 Vaccine). These data summarize the number of people who have received either their first dose or have completed the series for a COVID-19 vaccine. **A person can only be counted in one category, first dose or series complete.** For persons receiving Moderna or Pfizer vaccines, once they receive their second dose, they are moved from the first dose column to the series completed column. **Because of this, the total first dose category may show a change from report to report not matching the total receiving their first dose from the previous day.** Persons receiving Johnson & Johnson vaccines will always be counted in the series completed column.

## COVID-19 doses for vaccinated persons in Florida

**Doses administered** 623,779

People receiving one dose of a 1-dose series (Johnson & Johnson) or receiving only one dose of a 2-dose series (Moderna, Pfizer) count once. Persons receiving both doses of a 2-dose series count twice.

## Current status of persons vaccinated for COVID-19 in Florida

**Total people vaccinated** 387,123

First dose 130,864

Series completed 256,259

Completed 1-dose series 19,603

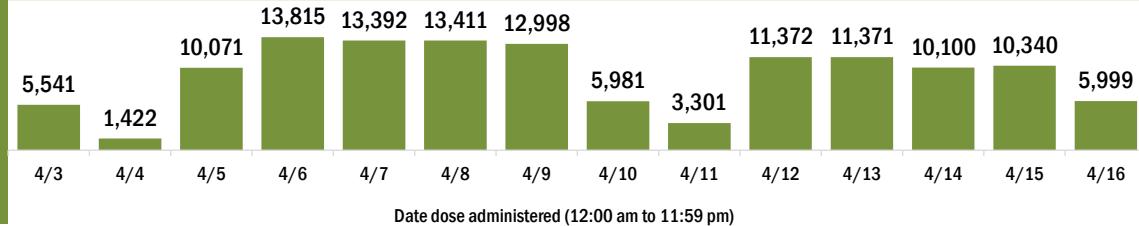
Completed 2-dose series 236,656

**First dose:** current number of people who have only received their first dose of the Moderna or Pfizer vaccine.

**Series complete:** current number of people who have received both Moderna or Pfizer vaccine doses or one Johnson & Johnson dose and are considered fully immunized.

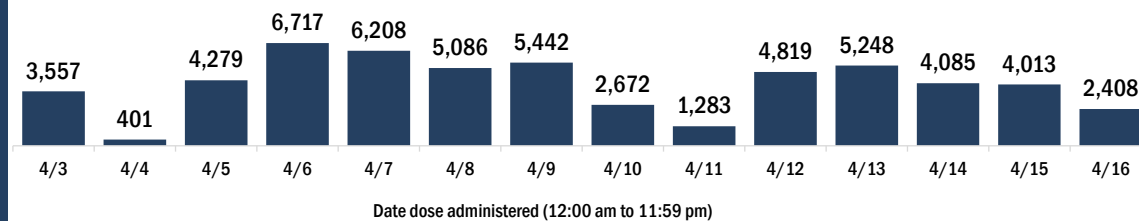
Demographic summary	First dose	Series complete	Total people vaccinated
<b>Age group</b>	<b>130,864</b>	<b>256,259</b>	<b>387,123</b>
16-24 years	9,250	4,295	13,545
25-34 years	14,506	11,553	26,059
35-44 years	18,526	14,655	33,181
45-54 years	25,658	22,403	48,061
55-64 years	32,329	53,140	85,469
65-74 years	16,529	86,988	103,517
75-84 years	9,793	45,877	55,670
85+ years	4,273	17,348	21,621
<b>Race</b>	<b>130,864</b>	<b>256,259</b>	<b>387,123</b>
White	88,454	195,889	284,343
Black	6,872	10,463	17,335
American Indian/Alaskan	428	554	982
Other	12,430	19,366	31,796
Unknown	22,680	29,987	52,667
<b>Other race</b> includes Asian, native Hawaiian/Pacific Islander, or other.			
<b>Ethnicity</b>	<b>130,864</b>	<b>256,259</b>	<b>387,123</b>
Hispanic	6,057	7,407	13,464
Non-Hispanic	74,561	160,721	235,282
Unknown	50,246	88,131	138,377
<b>Gender</b>	<b>130,864</b>	<b>256,259</b>	<b>387,123</b>
Female	69,812	149,929	219,741
Male	60,680	105,941	166,621
Unknown	372	389	761

## COVID-19 doses administered for the past 2 weeks

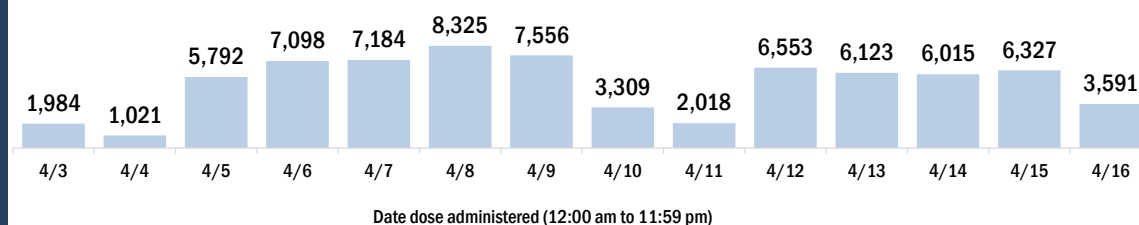


## Persons vaccinated for COVID-19 for the past 2 weeks

### Number of persons who received their first dose of a two-dose series of the COVID-19 vaccine



### Number of persons who completed the COVID-19 vaccine series





# COVID-19: Polk County vaccine summary

Vaccination data through Apr 16, 2021 as of Apr 17, 2021 at 12:05 AM

Data in this report are provisional and subject to change.

Data in this summary pertain to COVID-19 vaccines approved by the U.S. Food and Drug Administration and have been issued an Emergency Use Authorization (Janssen COVID-19 Vaccine, Moderna COVID-19 Vaccine and Pfizer-BioNTech COVID-19 Vaccine). These data summarize the number of people who have received either their first dose or have completed the series for a COVID-19 vaccine. **A person can only be counted in one category, first dose or series complete.** For persons receiving Moderna or Pfizer vaccines, once they receive their second dose, they are moved from the first dose column to the series completed column. **Because of this, the total first dose category may show a change from report to report not matching the total receiving their first dose from the previous day.** Persons receiving Johnson & Johnson vaccines will always be counted in the series completed column.

## COVID-19 doses for vaccinated persons in Florida

**Doses administered** 330,120

People receiving one dose of a 1-dose series (Johnson & Johnson) or receiving only one dose of a 2-dose series (Moderna, Pfizer) count once. Persons receiving both doses of a 2-dose series count twice.

## Current status of persons vaccinated for COVID-19 in Florida

**Total people vaccinated** 208,973

First dose 77,816

Series completed 131,157

Completed 1-dose series 10,010

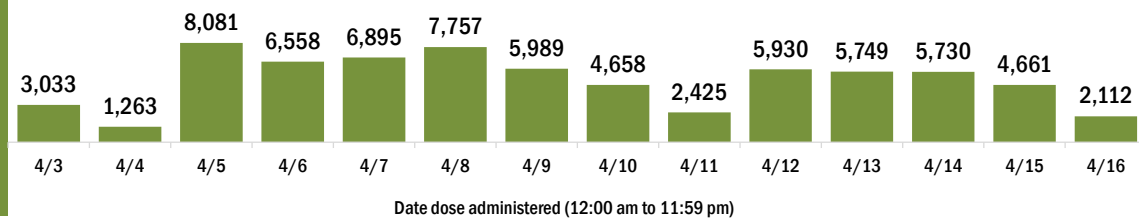
Completed 2-dose series 121,147

**First dose:** current number of people who have only received their first dose of the Moderna or Pfizer vaccine.

**Series complete:** current number of people who have received both Moderna or Pfizer vaccine doses or one Johnson & Johnson dose and are considered fully immunized.

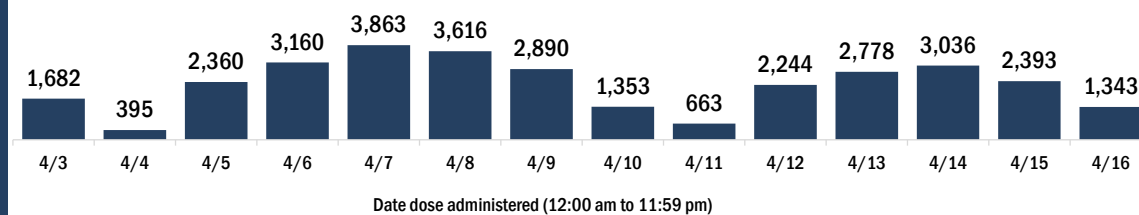
Demographic summary	First dose	Series complete	Total people vaccinated
<b>Age group</b>	<b>77,816</b>	<b>131,157</b>	<b>208,973</b>
16-24 years	5,195	2,605	7,800
25-34 years	7,555	5,819	13,374
35-44 years	9,751	8,029	17,780
45-54 years	13,696	11,205	24,901
55-64 years	18,095	21,346	39,441
65-74 years	12,907	46,140	59,047
75-84 years	8,018	27,931	35,949
85+ years	2,599	8,082	10,681
<b>Race</b>	<b>77,816</b>	<b>131,157</b>	<b>208,973</b>
White	49,904	95,572	145,476
Black	6,141	8,356	14,497
American Indian/Alaskan	640	623	1,263
Other	7,815	9,990	17,805
Unknown	13,316	16,616	29,932
<b>Other race</b> includes Asian, native Hawaiian/Pacific Islander, or other.			
<b>Ethnicity</b>	<b>77,816</b>	<b>131,157</b>	<b>208,973</b>
Hispanic	12,913	10,794	23,707
Non-Hispanic	37,475	77,938	115,413
Unknown	27,428	42,425	69,853
<b>Gender</b>	<b>77,816</b>	<b>131,157</b>	<b>208,973</b>
Female	41,748	75,799	117,547
Male	35,800	55,301	91,101
Unknown	268	57	325

## COVID-19 doses administered for the past 2 weeks

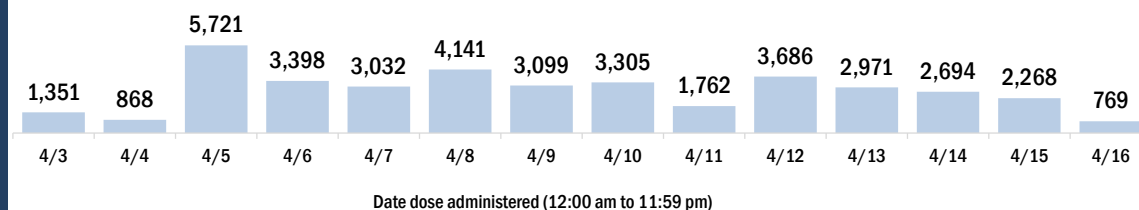


## Persons vaccinated for COVID-19 for the past 2 weeks

### Number of persons who received their first dose of a two-dose series of the COVID-19 vaccine



### Number of persons who completed the COVID-19 vaccine series



# COVID-19: Putnam County vaccine summary

Vaccination data through Apr 16, 2021 as of Apr 17, 2021 at 12:05 AM

Data in this report are provisional and subject to change.

Data in this summary pertain to COVID-19 vaccines approved by the U.S. Food and Drug Administration and have been issued an Emergency Use Authorization (Janssen COVID-19 Vaccine, Moderna COVID-19 Vaccine and Pfizer-BioNTech COVID-19 Vaccine). These data summarize the number of people who have received either their first dose or have completed the series for a COVID-19 vaccine. **A person can only be counted in one category, first dose or series complete.** For persons receiving Moderna or Pfizer vaccines, once they receive their second dose, they are moved from the first dose column to the series completed column. **Because of this, the total first dose category may show a change from report to report not matching the total receiving their first dose from the previous day.** Persons receiving Johnson & Johnson vaccines will always be counted in the series completed column.

## COVID-19 doses for vaccinated persons in Florida

**Doses administered** 27,124

People receiving one dose of a 1-dose series (Johnson & Johnson) or receiving only one dose of a 2-dose series (Moderna, Pfizer) count once. Persons receiving both doses of a 2-dose series count twice.

## Current status of persons vaccinated for COVID-19 in Florida

**Total people vaccinated** 17,094

First dose 6,234

Series completed 10,860

Completed 1-dose series 830

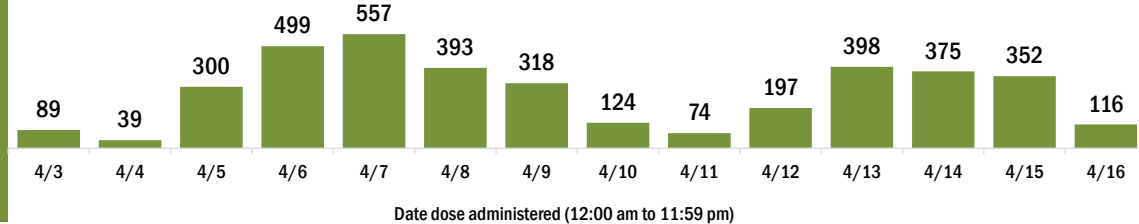
Completed 2-dose series 10,030

**First dose:** current number of people who have only received their first dose of the Moderna or Pfizer vaccine.

**Series complete:** current number of people who have received both Moderna or Pfizer vaccine doses or one Johnson & Johnson dose and are considered fully immunized.

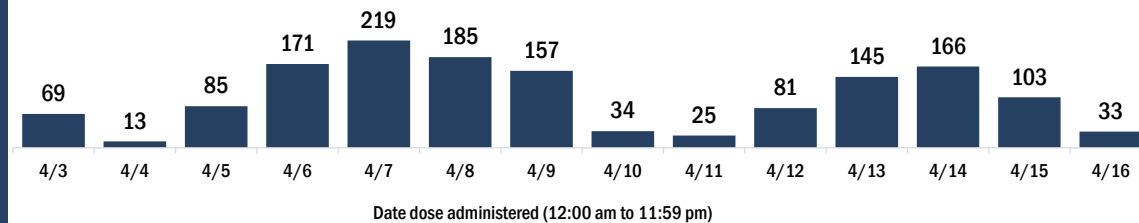
Demographic summary	First dose	Series complete	Total people vaccinated
<b>Age group</b>	6,234	10,860	17,094
16-24 years	233	101	334
25-34 years	348	265	613
35-44 years	496	375	871
45-54 years	849	727	1,576
55-64 years	1,743	1,949	3,692
65-74 years	1,496	4,306	5,802
75-84 years	815	2,384	3,199
85+ years	254	753	1,007
<b>Race</b>	6,234	10,860	17,094
White	4,731	8,501	13,232
Black	634	1,078	1,712
American Indian/Alaskan	61	75	136
Other	483	621	1,104
Unknown	325	585	910
<b>Other race</b> includes Asian, native Hawaiian/Pacific Islander, or other.			
<b>Ethnicity</b>	6,234	10,860	17,094
Hispanic	342	388	730
Non-Hispanic	4,844	8,431	13,275
Unknown	1,048	2,041	3,089
<b>Gender</b>	6,234	10,860	17,094
Female	3,406	6,286	9,692
Male	2,817	4,570	7,387
Unknown	11	4	15

## COVID-19 doses administered for the past 2 weeks

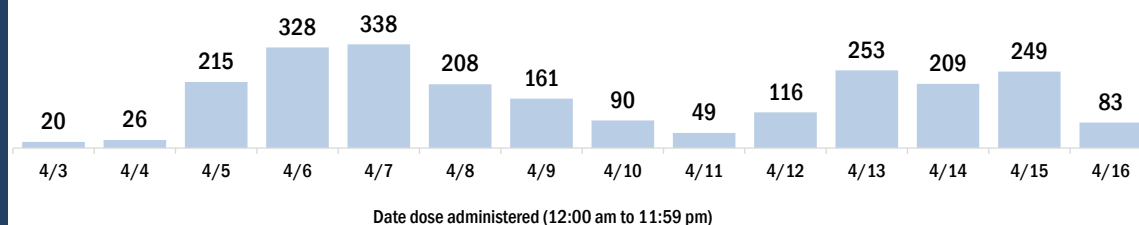


## Persons vaccinated for COVID-19 for the past 2 weeks

### Number of persons who received their first dose of a two-dose series of the COVID-19 vaccine



### Number of persons who completed the COVID-19 vaccine series



# COVID-19: Santa Rosa County vaccine summary

Vaccination data through Apr 16, 2021 as of Apr 17, 2021 at 12:05 AM

Data in this report are provisional and subject to change.

Data in this summary pertain to COVID-19 vaccines approved by the U.S. Food and Drug Administration and have been issued an Emergency Use Authorization (Janssen COVID-19 Vaccine, Moderna COVID-19 Vaccine and Pfizer-BioNTech COVID-19 Vaccine). These data summarize the number of people who have received either their first dose or have completed the series for a COVID-19 vaccine. **A person can only be counted in one category, first dose or series complete.** For persons receiving Moderna or Pfizer vaccines, once they receive their second dose, they are moved from the first dose column to the series completed column. **Because of this, the total first dose category may show a change from report to report not matching the total receiving their first dose from the previous day.** Persons receiving Johnson & Johnson vaccines will always be counted in the series completed column.

## COVID-19 doses for vaccinated persons in Florida

**Doses administered** 84,914

People receiving one dose of a 1-dose series (Johnson & Johnson) or receiving only one dose of a 2-dose series (Moderna, Pfizer) count once. Persons receiving both doses of a 2-dose series count twice.

## Current status of persons vaccinated for COVID-19 in Florida

**Total people vaccinated** 53,304

First dose 19,499

Series completed 33,805

Completed 1-dose series 2,195

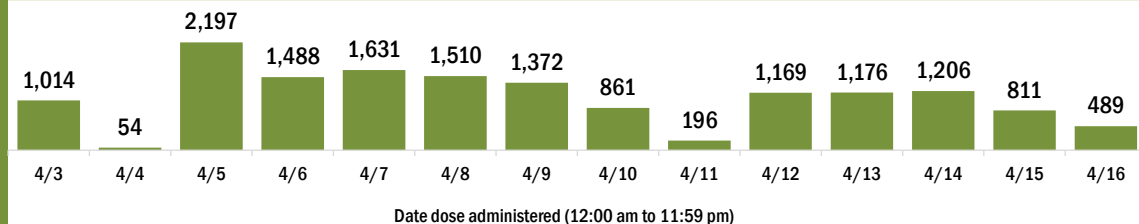
Completed 2-dose series 31,610

**First dose:** current number of people who have only received their first dose of the Moderna or Pfizer vaccine.

**Series complete:** current number of people who have received both Moderna or Pfizer vaccine doses or one Johnson & Johnson dose and are considered fully immunized.

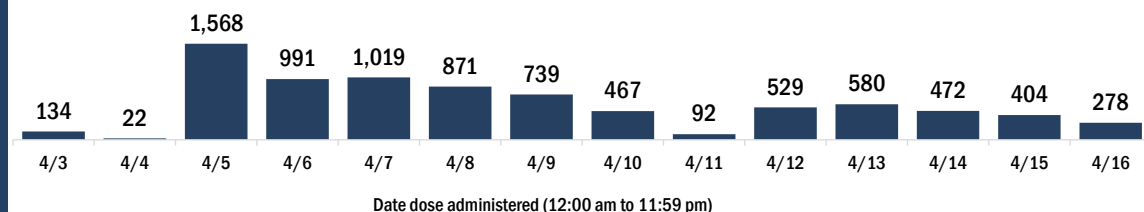
Demographic summary	First dose	Series complete	Total people vaccinated
<b>Age group</b>	<b>19,499</b>	<b>33,805</b>	<b>53,304</b>
16-24 years	1,593	580	2,173
25-34 years	1,945	1,420	3,365
35-44 years	2,816	2,230	5,046
45-54 years	3,573	3,472	7,045
55-64 years	4,839	6,780	11,619
65-74 years	2,894	11,863	14,757
75-84 years	1,382	5,819	7,201
85+ years	457	1,641	2,098
<b>Race</b>	<b>19,499</b>	<b>33,805</b>	<b>53,304</b>
White	12,597	25,454	38,051
Black	907	1,009	1,916
American Indian/Alaskan	93	187	280
Other	1,487	2,220	3,707
Unknown	4,415	4,935	9,350
<b>Other race</b> includes Asian, native Hawaiian/Pacific Islander, or other.			
<b>Ethnicity</b>	<b>19,499</b>	<b>33,805</b>	<b>53,304</b>
Hispanic	904	715	1,619
Non-Hispanic	11,764	22,471	34,235
Unknown	6,831	10,619	17,450
<b>Gender</b>	<b>19,499</b>	<b>33,805</b>	<b>53,304</b>
Female	10,382	19,392	29,774
Male	9,096	14,407	23,503
Unknown	21	6	27

## COVID-19 doses administered for the past 2 weeks

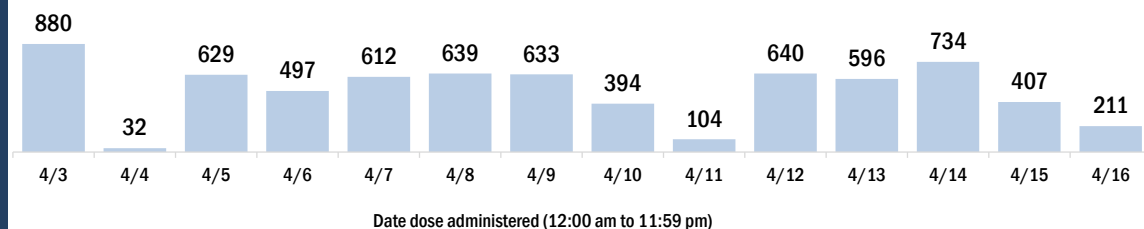


## Persons vaccinated for COVID-19 for the past 2 weeks

### Number of persons who received their first dose of a two-dose series of the COVID-19 vaccine



### Number of persons who completed the COVID-19 vaccine series



# COVID-19: Sarasota County vaccine summary

Vaccination data through Apr 16, 2021 as of Apr 17, 2021 at 12:05 AM

Data in this report are provisional and subject to change.

Data in this summary pertain to COVID-19 vaccines approved by the U.S. Food and Drug Administration and have been issued an Emergency Use Authorization (Janssen COVID-19 Vaccine, Moderna COVID-19 Vaccine and Pfizer-BioNTech COVID-19 Vaccine). These data summarize the number of people who have received either their first dose or have completed the series for a COVID-19 vaccine. **A person can only be counted in one category, first dose or series complete.** For persons receiving Moderna or Pfizer vaccines, once they receive their second dose, they are moved from the first dose column to the series completed column. **Because of this, the total first dose category may show a change from report to report not matching the total receiving their first dose from the previous day.** Persons receiving Johnson & Johnson vaccines will always be counted in the series completed column.

## COVID-19 doses for vaccinated persons in Florida

**Doses administered** 352,956

People receiving one dose of a 1-dose series (Johnson & Johnson) or receiving only one dose of a 2-dose series (Moderna, Pfizer) count once. Persons receiving both doses of a 2-dose series count twice.

## Current status of persons vaccinated for COVID-19 in Florida

**Total people vaccinated** 222,127

First dose 82,784

Series completed 139,343

Completed 1-dose series 8,514

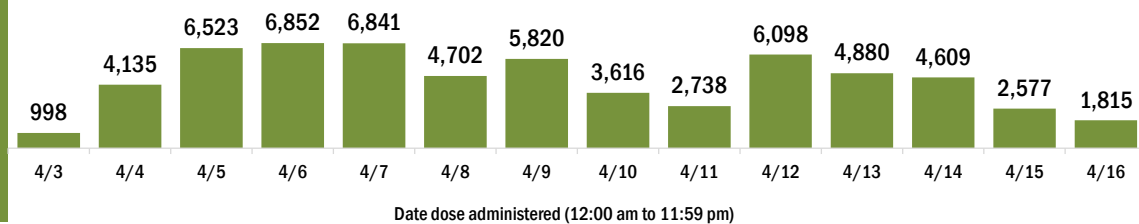
Completed 2-dose series 130,829

**First dose:** current number of people who have only received their first dose of the Moderna or Pfizer vaccine.

**Series complete:** current number of people who have received both Moderna or Pfizer vaccine doses or one Johnson & Johnson dose and are considered fully immunized.

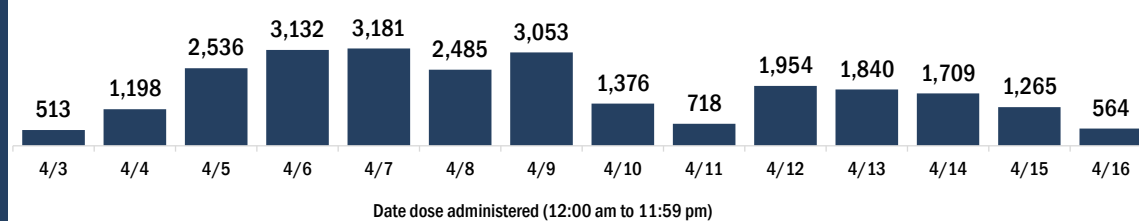
Demographic summary	First dose	Series complete	Total people vaccinated
<b>Age group</b>	82,784	139,343	222,127
16-24 years	4,048	1,375	5,423
25-34 years	4,862	2,970	7,832
35-44 years	6,953	4,108	11,061
45-54 years	11,657	6,662	18,319
55-64 years	22,647	16,292	38,939
65-74 years	16,931	57,666	74,597
75-84 years	11,269	37,292	48,561
85+ years	4,417	12,978	17,395
<b>Race</b>	82,784	139,343	222,127
White	63,911	111,763	175,674
Black	1,521	1,828	3,349
American Indian/Alaskan	296	504	800
Other	5,738	9,141	14,879
Unknown	11,318	16,107	27,425
<b>Other race</b> includes Asian, native Hawaiian/Pacific Islander, or other.			
<b>Ethnicity</b>	82,784	139,343	222,127
Hispanic	5,395	3,071	8,466
Non-Hispanic	53,010	94,321	147,331
Unknown	24,379	41,951	66,330
<b>Gender</b>	82,784	139,343	222,127
Female	44,795	79,195	123,990
Male	37,821	60,065	97,886
Unknown	168	83	251

## COVID-19 doses administered for the past 2 weeks

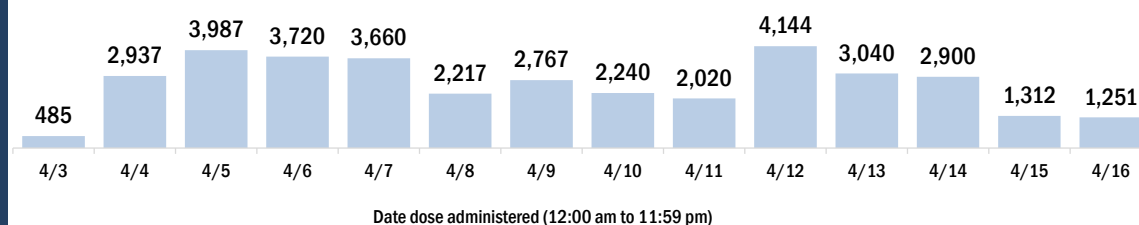


## Persons vaccinated for COVID-19 for the past 2 weeks

### Number of persons who received their first dose of a two-dose series of the COVID-19 vaccine



### Number of persons who completed the COVID-19 vaccine series



# COVID-19: Seminole County vaccine summary

Vaccination data through Apr 16, 2021 as of Apr 17, 2021 at 12:05 AM

Data in this report are provisional and subject to change.

Data in this summary pertain to COVID-19 vaccines approved by the U.S. Food and Drug Administration and have been issued an Emergency Use Authorization (Janssen COVID-19 Vaccine, Moderna COVID-19 Vaccine and Pfizer-BioNTech COVID-19 Vaccine). These data summarize the number of people who have received either their first dose or have completed the series for a COVID-19 vaccine. **A person can only be counted in one category, first dose or series complete.** For persons receiving Moderna or Pfizer vaccines, once they receive their second dose, they are moved from the first dose column to the series completed column. **Because of this, the total first dose category may show a change from report to report not matching the total receiving their first dose from the previous day.** Persons receiving Johnson & Johnson vaccines will always be counted in the series completed column.

## COVID-19 doses for vaccinated persons in Florida

**Doses administered** 242,138

People receiving one dose of a 1-dose series (Johnson & Johnson) or receiving only one dose of a 2-dose series (Moderna, Pfizer) count once. Persons receiving both doses of a 2-dose series count twice.

## Current status of persons vaccinated for COVID-19 in Florida

**Total people vaccinated** 157,221

First dose 62,450

Series completed 94,771

Completed 1-dose series 9,854

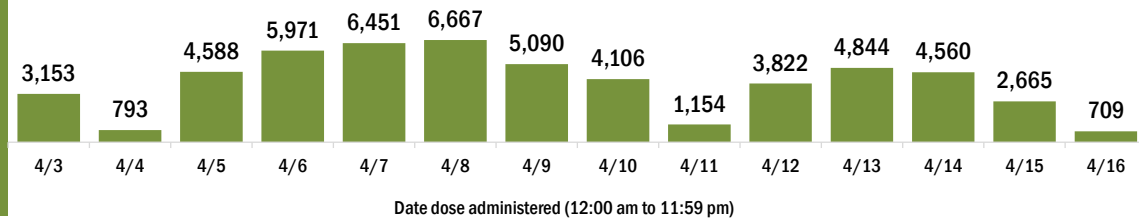
Completed 2-dose series 84,917

**First dose:** current number of people who have only received their first dose of the Moderna or Pfizer vaccine.

**Series complete:** current number of people who have received both Moderna or Pfizer vaccine doses or one Johnson & Johnson dose and are considered fully immunized.

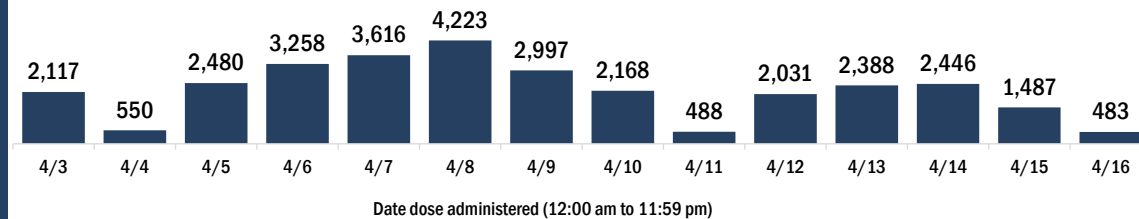
Demographic summary	First dose	Series complete	Total people vaccinated
<b>Age group</b>	<b>62,450</b>	<b>94,771</b>	<b>157,221</b>
16-24 years	8,280	2,996	11,276
25-34 years	8,965	6,511	15,476
35-44 years	12,097	9,150	21,247
45-54 years	13,740	11,612	25,352
55-64 years	12,506	18,485	30,991
65-74 years	3,971	27,431	31,402
75-84 years	1,988	13,462	15,450
85+ years	903	5,124	6,027
<b>Race</b>	<b>62,450</b>	<b>94,771</b>	<b>157,221</b>
White	40,049	68,553	108,602
Black	4,162	6,048	10,210
American Indian/Alaskan	266	436	702
Other	9,966	13,068	23,034
Unknown	8,007	6,666	14,673
<b>Other race</b> includes Asian, native Hawaiian/Pacific Islander, or other.			
<b>Ethnicity</b>	<b>62,450</b>	<b>94,771</b>	<b>157,221</b>
Hispanic	9,520	9,216	18,736
Non-Hispanic	34,976	61,784	96,760
Unknown	17,954	23,771	41,725
<b>Gender</b>	<b>62,450</b>	<b>94,771</b>	<b>157,221</b>
Female	32,590	55,858	88,448
Male	29,595	38,853	68,448
Unknown	265	60	325

## COVID-19 doses administered for the past 2 weeks

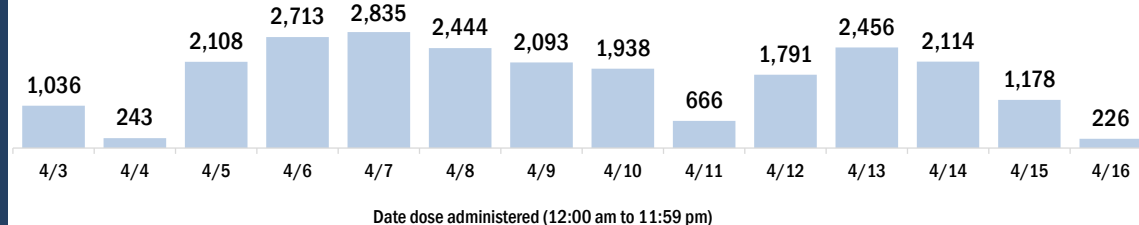


## Persons vaccinated for COVID-19 for the past 2 weeks

### Number of persons who received their first dose of a two-dose series of the COVID-19 vaccine



### Number of persons who completed the COVID-19 vaccine series



# COVID-19: St. Johns County vaccine summary

Vaccination data through Apr 16, 2021 as of Apr 17, 2021 at 12:05 AM

Data in this report are provisional and subject to change.

Data in this summary pertain to COVID-19 vaccines approved by the U.S. Food and Drug Administration and have been issued an Emergency Use Authorization (Janssen COVID-19 Vaccine, Moderna COVID-19 Vaccine and Pfizer-BioNTech COVID-19 Vaccine). These data summarize the number of people who have received either their first dose or have completed the series for a COVID-19 vaccine. **A person can only be counted in one category, first dose or series complete.** For persons receiving Moderna or Pfizer vaccines, once they receive their second dose, they are moved from the first dose column to the series completed column. **Because of this, the total first dose category may show a change from report to report not matching the total receiving their first dose from the previous day.** Persons receiving Johnson & Johnson vaccines will always be counted in the series completed column.

## COVID-19 doses for vaccinated persons in Florida

**Doses administered** 194,609

People receiving one dose of a 1-dose series (Johnson & Johnson) or receiving only one dose of a 2-dose series (Moderna, Pfizer) count once. Persons receiving both doses of a 2-dose series count twice.

## Current status of persons vaccinated for COVID-19 in Florida

**Total people vaccinated** 117,431

First dose 35,018

Series completed 82,413

Completed 1-dose series 5,235

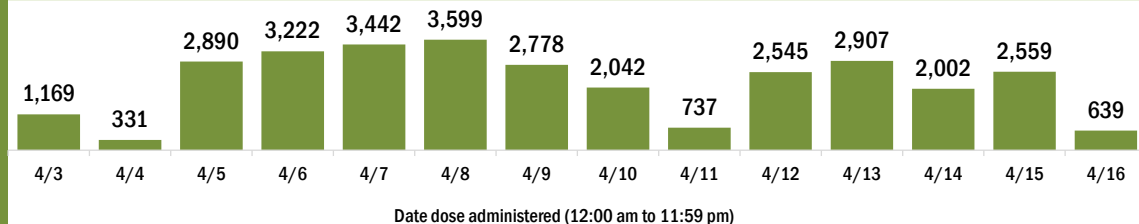
Completed 2-dose series 77,178

**First dose:** current number of people who have only received their first dose of the Moderna or Pfizer vaccine.

**Series complete:** current number of people who have received both Moderna or Pfizer vaccine doses or one Johnson & Johnson dose and are considered fully immunized.

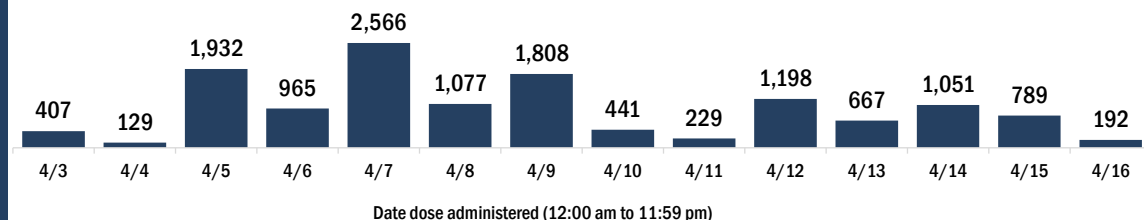
Demographic summary	First dose	Series complete	Total people vaccinated
<b>Age group</b>	<b>35,018</b>	<b>82,413</b>	<b>117,431</b>
16-24 years	4,388	1,665	6,053
25-34 years	3,569	3,303	6,872
35-44 years	7,376	7,160	14,536
45-54 years	8,271	9,344	17,615
55-64 years	6,873	16,724	23,597
65-74 years	2,644	27,211	29,855
75-84 years	1,348	13,261	14,609
85+ years	549	3,745	4,294
<b>Race</b>	<b>35,018</b>	<b>82,413</b>	<b>117,431</b>
White	24,039	62,649	86,688
Black	1,189	2,344	3,533
American Indian/Alaskan	96	223	319
Other	4,025	7,546	11,571
Unknown	5,669	9,651	15,320
<b>Other race</b> includes Asian, native Hawaiian/Pacific Islander, or other.			
<b>Ethnicity</b>	<b>35,018</b>	<b>82,413</b>	<b>117,431</b>
Hispanic	2,195	2,662	4,857
Non-Hispanic	21,677	55,079	76,756
Unknown	11,146	24,672	35,818
<b>Gender</b>	<b>35,018</b>	<b>82,413</b>	<b>117,431</b>
Female	18,308	46,451	64,759
Male	16,686	35,950	52,636
Unknown	24	12	36

## COVID-19 doses administered for the past 2 weeks

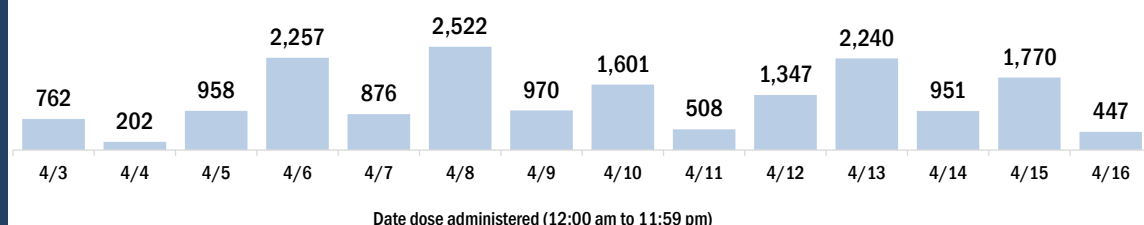


## Persons vaccinated for COVID-19 for the past 2 weeks

### Number of persons who received their first dose of a two-dose series of the COVID-19 vaccine



### Number of persons who completed the COVID-19 vaccine series





# COVID-19: St. Lucie County vaccine summary

Vaccination data through Apr 16, 2021 as of Apr 17, 2021 at 12:05 AM

Data in this report are provisional and subject to change.

Data in this summary pertain to COVID-19 vaccines approved by the U.S. Food and Drug Administration and have been issued an Emergency Use Authorization (Janssen COVID-19 Vaccine, Moderna COVID-19 Vaccine and Pfizer-BioNTech COVID-19 Vaccine). These data summarize the number of people who have received either their first dose or have completed the series for a COVID-19 vaccine. **A person can only be counted in one category, first dose or series complete.** For persons receiving Moderna or Pfizer vaccines, once they receive their second dose, they are moved from the first dose column to the series completed column. **Because of this, the total first dose category may show a change from report to report not matching the total receiving their first dose from the previous day.** Persons receiving Johnson & Johnson vaccines will always be counted in the series completed column.

## COVID-19 doses for vaccinated persons in Florida

**Doses administered** 170,092

People receiving one dose of a 1-dose series (Johnson & Johnson) or receiving only one dose of a 2-dose series (Moderna, Pfizer) count once. Persons receiving both doses of a 2-dose series count twice.

## Current status of persons vaccinated for COVID-19 in Florida

**Total people vaccinated** 108,270

First dose 42,979

Series completed 65,291

Completed 1-dose series 3,469

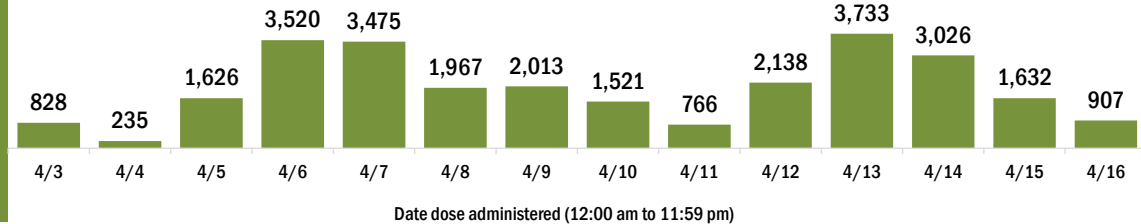
Completed 2-dose series 61,822

**First dose:** current number of people who have only received their first dose of the Moderna or Pfizer vaccine.

**Series complete:** current number of people who have received both Moderna or Pfizer vaccine doses or one Johnson & Johnson dose and are considered fully immunized.

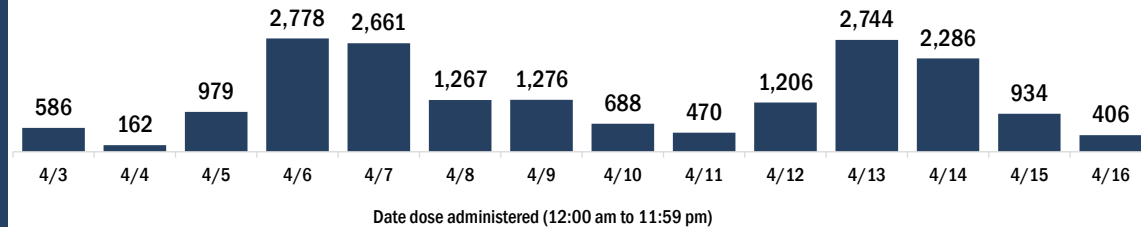
Demographic summary	First dose	Series complete	Total people vaccinated
<b>Age group</b>	42,979	65,291	108,270
16-24 years	2,751	756	3,507
25-34 years	3,267	1,760	5,027
35-44 years	4,757	2,820	7,577
45-54 years	7,338	4,774	12,112
55-64 years	11,997	9,821	21,818
65-74 years	7,359	25,876	33,235
75-84 years	4,096	14,974	19,070
85+ years	1,414	4,510	5,924
<b>Race</b>	42,979	65,291	108,270
White	26,711	43,633	70,344
Black	4,178	6,062	10,240
American Indian/Alaskan	222	299	521
Other	4,020	5,876	9,896
Unknown	7,848	9,421	17,269
<b>Other race</b> includes Asian, native Hawaiian/Pacific Islander, or other.			
<b>Ethnicity</b>	42,979	65,291	108,270
Hispanic	6,206	4,849	11,055
Non-Hispanic	21,773	38,138	59,911
Unknown	15,000	22,304	37,304
<b>Gender</b>	42,979	65,291	108,270
Female	23,239	37,589	60,828
Male	19,639	27,635	47,274
Unknown	101	67	168

## COVID-19 doses administered for the past 2 weeks

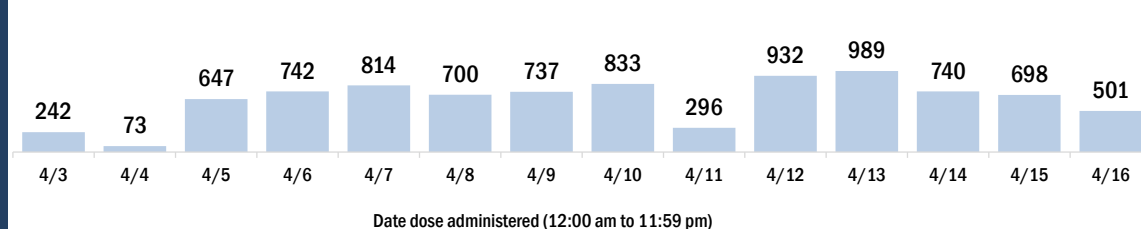


## Persons vaccinated for COVID-19 for the past 2 weeks

### Number of persons who received their first dose of a two-dose series of the COVID-19 vaccine



### Number of persons who completed the COVID-19 vaccine series





# COVID-19: Sumter County vaccine summary

Vaccination data through Apr 16, 2021 as of Apr 17, 2021 at 12:05 AM

Data in this report are provisional and subject to change.

Data in this summary pertain to COVID-19 vaccines approved by the U.S. Food and Drug Administration and have been issued an Emergency Use Authorization (Janssen COVID-19 Vaccine, Moderna COVID-19 Vaccine and Pfizer-BioNTech COVID-19 Vaccine). These data summarize the number of people who have received either their first dose or have completed the series for a COVID-19 vaccine. **A person can only be counted in one category, first dose or series complete.** For persons receiving Moderna or Pfizer vaccines, once they receive their second dose, they are moved from the first dose column to the series completed column. **Because of this, the total first dose category may show a change from report to report not matching the total receiving their first dose from the previous day.** Persons receiving Johnson & Johnson vaccines will always be counted in the series completed column.

## COVID-19 doses for vaccinated persons in Florida

**Doses administered** 141,407

People receiving one dose of a 1-dose series (Johnson & Johnson) or receiving only one dose of a 2-dose series (Moderna, Pfizer) count once. Persons receiving both doses of a 2-dose series count twice.

## Current status of persons vaccinated for COVID-19 in Florida

**Total people vaccinated** 80,393

First dose 15,395

Series completed 64,998

Completed 1-dose series 3,984

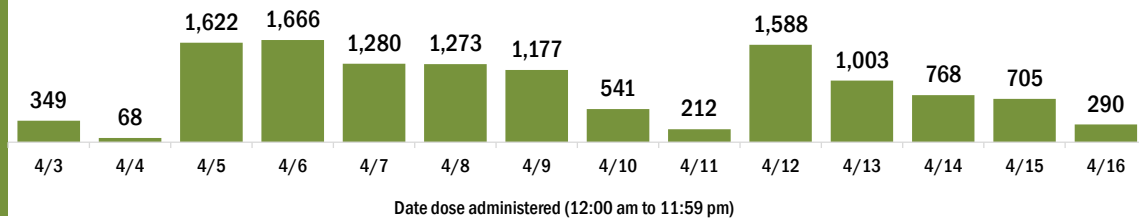
Completed 2-dose series 61,014

**First dose:** current number of people who have only received their first dose of the Moderna or Pfizer vaccine.

**Series complete:** current number of people who have received both Moderna or Pfizer vaccine doses or one Johnson & Johnson dose and are considered fully immunized.

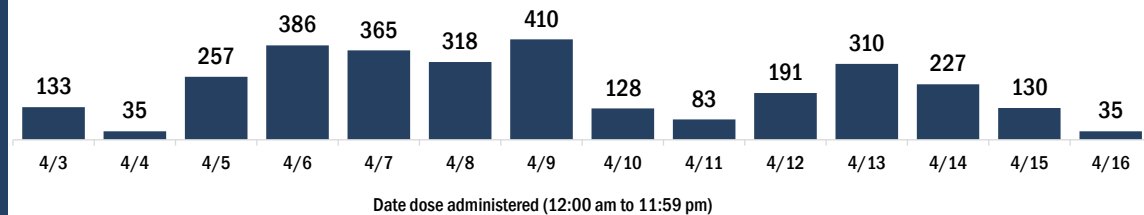
Demographic summary	First dose	Series complete	Total people vaccinated
<b>Age group</b>	<b>15,395</b>	<b>64,998</b>	<b>80,393</b>
16-24 years	258	106	364
25-34 years	421	233	654
35-44 years	628	355	983
45-54 years	1,402	737	2,139
55-64 years	4,601	5,414	10,015
65-74 years	4,225	32,478	36,703
75-84 years	3,116	22,025	25,141
85+ years	744	3,650	4,394
<b>Race</b>	<b>15,395</b>	<b>64,998</b>	<b>80,393</b>
White	11,746	55,179	66,925
Black	347	667	1,014
American Indian/Alaskan	35	141	176
Other	1,013	2,357	3,370
Unknown	2,254	6,654	8,908
<b>Other race</b> includes Asian, native Hawaiian/Pacific Islander, or other.			
<b>Ethnicity</b>	<b>15,395</b>	<b>64,998</b>	<b>80,393</b>
Hispanic	533	949	1,482
Non-Hispanic	9,594	43,299	52,893
Unknown	5,268	20,750	26,018
<b>Gender</b>	<b>15,395</b>	<b>64,998</b>	<b>80,393</b>
Female	8,690	36,202	44,892
Male	6,638	28,786	35,424
Unknown	67	10	77

## COVID-19 doses administered for the past 2 weeks

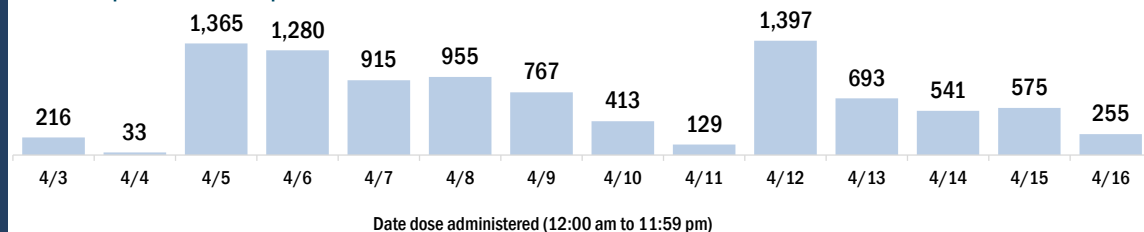


## Persons vaccinated for COVID-19 for the past 2 weeks

### Number of persons who received their first dose of a two-dose series of the COVID-19 vaccine



### Number of persons who completed the COVID-19 vaccine series



# COVID-19: Suwannee County vaccine summary

Vaccination data through Apr 16, 2021 as of Apr 17, 2021 at 12:05 AM

Data in this report are provisional and subject to change.

Data in this summary pertain to COVID-19 vaccines approved by the U.S. Food and Drug Administration and have been issued an Emergency Use Authorization (Janssen COVID-19 Vaccine, Moderna COVID-19 Vaccine and Pfizer-BioNTech COVID-19 Vaccine). These data summarize the number of people who have received either their first dose or have completed the series for a COVID-19 vaccine. **A person can only be counted in one category, first dose or series complete.** For persons receiving Moderna or Pfizer vaccines, once they receive their second dose, they are moved from the first dose column to the series completed column. **Because of this, the total first dose category may show a change from report to report not matching the total receiving their first dose from the previous day.** Persons receiving Johnson & Johnson vaccines will always be counted in the series completed column.

## COVID-19 doses for vaccinated persons in Florida

**Doses administered** 15,138

People receiving one dose of a 1-dose series (Johnson & Johnson) or receiving only one dose of a 2-dose series (Moderna, Pfizer) count once. Persons receiving both doses of a 2-dose series count twice.

## Current status of persons vaccinated for COVID-19 in Florida

**Total people vaccinated** 8,980

First dose 2,264

Series completed 6,716

Completed 1-dose series 558

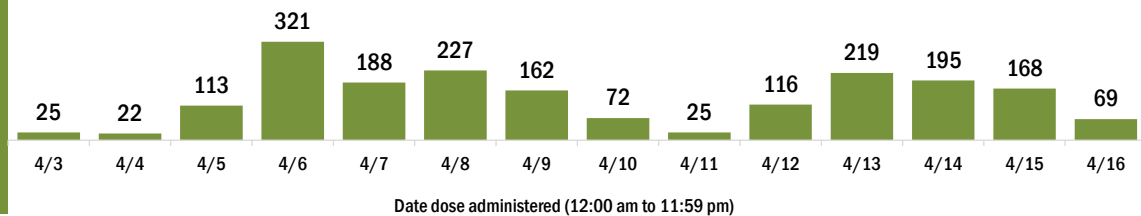
Completed 2-dose series 6,158

**First dose:** current number of people who have only received their first dose of the Moderna or Pfizer vaccine.

**Series complete:** current number of people who have received both Moderna or Pfizer vaccine doses or one Johnson & Johnson dose and are considered fully immunized.

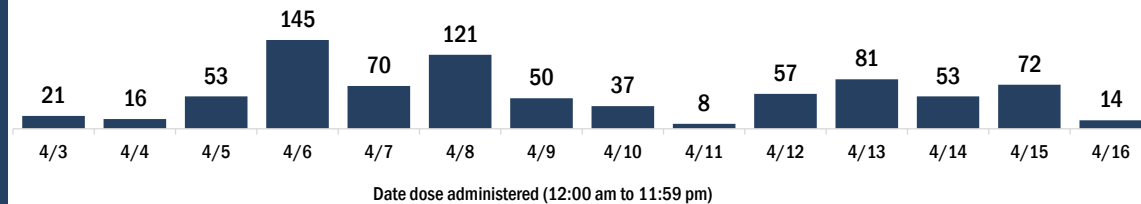
Demographic summary	First dose	Series complete	Total people vaccinated
<b>Age group</b>	2,264	6,716	8,980
16-24 years	156	76	232
25-34 years	155	143	298
35-44 years	240	244	484
45-54 years	390	392	782
55-64 years	797	1,104	1,901
65-74 years	301	2,582	2,883
75-84 years	163	1,624	1,787
85+ years	62	551	613
<b>Race</b>	2,264	6,716	8,980
White	1,550	4,638	6,188
Black	216	501	717
American Indian/Alaskan	6	4	10
Other	214	437	651
Unknown	278	1,136	1,414
<b>Other race</b> includes Asian, native Hawaiian/Pacific Islander, or other.			
<b>Ethnicity</b>	2,264	6,716	8,980
Hispanic	165	199	364
Non-Hispanic	1,278	3,423	4,701
Unknown	821	3,094	3,915
<b>Gender</b>	2,264	6,716	8,980
Female	1,234	3,962	5,196
Male	1,030	2,754	3,784
Unknown	0	0	0

## COVID-19 doses administered for the past 2 weeks

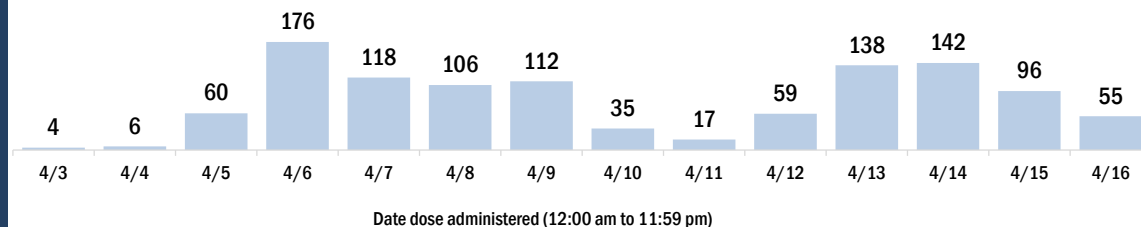


## Persons vaccinated for COVID-19 for the past 2 weeks

### Number of persons who received their first dose of a two-dose series of the COVID-19 vaccine



### Number of persons who completed the COVID-19 vaccine series



# COVID-19: Taylor County vaccine summary

Vaccination data through Apr 16, 2021 as of Apr 17, 2021 at 12:05 AM

Data in this report are provisional and subject to change.

Data in this summary pertain to COVID-19 vaccines approved by the U.S. Food and Drug Administration and have been issued an Emergency Use Authorization (Janssen COVID-19 Vaccine, Moderna COVID-19 Vaccine and Pfizer-BioNTech COVID-19 Vaccine). These data summarize the number of people who have received either their first dose or have completed the series for a COVID-19 vaccine. **A person can only be counted in one category, first dose or series complete.** For persons receiving Moderna or Pfizer vaccines, once they receive their second dose, they are moved from the first dose column to the series completed column. **Because of this, the total first dose category may show a change from report to report not matching the total receiving their first dose from the previous day.** Persons receiving Johnson & Johnson vaccines will always be counted in the series completed column.

## COVID-19 doses for vaccinated persons in Florida

**Doses administered** 8,025

People receiving one dose of a 1-dose series (Johnson & Johnson) or receiving only one dose of a 2-dose series (Moderna, Pfizer) count once. Persons receiving both doses of a 2-dose series count twice.

## Current status of persons vaccinated for COVID-19 in Florida

**Total people vaccinated** 5,024

First dose 1,787

Series completed 3,237

Completed 1-dose series 236

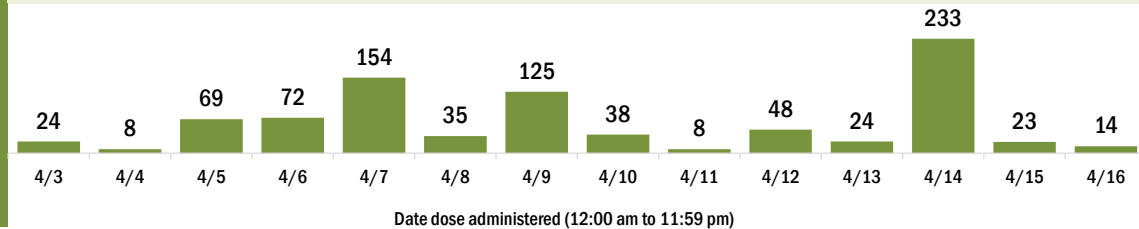
Completed 2-dose series 3,001

**First dose:** current number of people who have only received their first dose of the Moderna or Pfizer vaccine.

**Series complete:** current number of people who have received both Moderna or Pfizer vaccine doses or one Johnson & Johnson dose and are considered fully immunized.

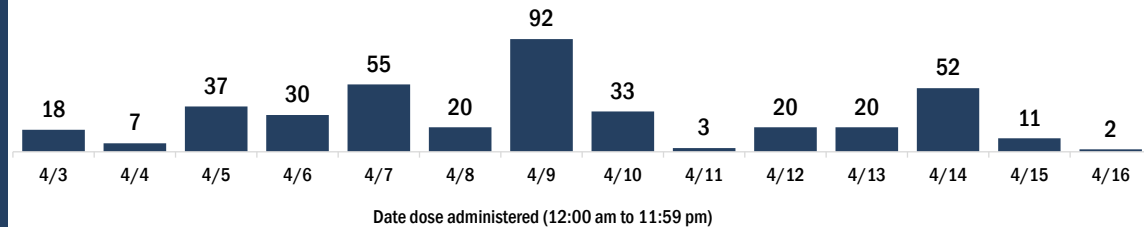
Demographic summary	First dose	Series complete	Total people vaccinated
<b>Age group</b>	<b>1,787</b>	<b>3,237</b>	<b>5,024</b>
16-24 years	53	38	91
25-34 years	95	80	175
35-44 years	141	102	243
45-54 years	265	199	464
55-64 years	551	596	1,147
65-74 years	424	1,272	1,696
75-84 years	198	742	940
85+ years	60	208	268
<b>Race</b>	<b>1,787</b>	<b>3,237</b>	<b>5,024</b>
White	1,276	2,415	3,691
Black	239	366	605
American Indian/Alaskan	13	28	41
Other	109	199	308
Unknown	150	229	379
<b>Other race</b> includes Asian, native Hawaiian/Pacific Islander, or other.			
<b>Ethnicity</b>	<b>1,787</b>	<b>3,237</b>	<b>5,024</b>
Hispanic	44	49	93
Non-Hispanic	1,206	1,995	3,201
Unknown	537	1,193	1,730
<b>Gender</b>	<b>1,787</b>	<b>3,237</b>	<b>5,024</b>
Female	949	1,820	2,769
Male	835	1,417	2,252
Unknown	3	0	3

## COVID-19 doses administered for the past 2 weeks

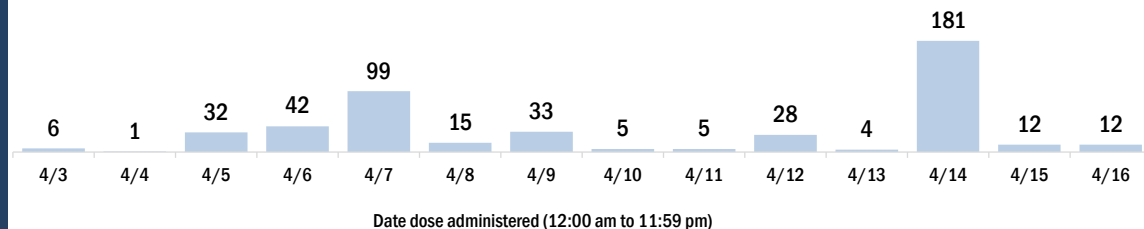


## Persons vaccinated for COVID-19 for the past 2 weeks

### Number of persons who received their first dose of a two-dose series of the COVID-19 vaccine



### Number of persons who completed the COVID-19 vaccine series



# COVID-19: Union County vaccine summary

Vaccination data through Apr 16, 2021 as of Apr 17, 2021 at 12:05 AM

Data in this report are provisional and subject to change.

Data in this summary pertain to COVID-19 vaccines approved by the U.S. Food and Drug Administration and have been issued an Emergency Use Authorization (Janssen COVID-19 Vaccine, Moderna COVID-19 Vaccine and Pfizer-BioNTech COVID-19 Vaccine). These data summarize the number of people who have received either their first dose or have completed the series for a COVID-19 vaccine. **A person can only be counted in one category, first dose or series complete.** For persons receiving Moderna or Pfizer vaccines, once they receive their second dose, they are moved from the first dose column to the series completed column. **Because of this, the total first dose category may show a change from report to report not matching the total receiving their first dose from the previous day.** Persons receiving Johnson & Johnson vaccines will always be counted in the series completed column.

## COVID-19 doses for vaccinated persons in Florida

**Doses administered** 3,726

People receiving one dose of a 1-dose series (Johnson & Johnson) or receiving only one dose of a 2-dose series (Moderna, Pfizer) count once. Persons receiving both doses of a 2-dose series count twice.

## Current status of persons vaccinated for COVID-19 in Florida

**Total people vaccinated** 2,239

First dose 638

Series completed 1,601

Completed 1-dose series 114

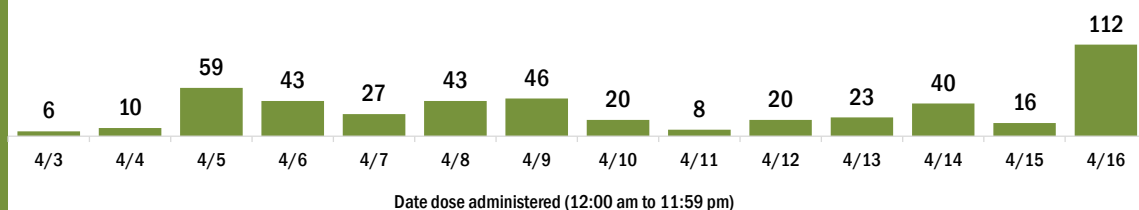
Completed 2-dose series 1,487

**First dose:** current number of people who have only received their first dose of the Moderna or Pfizer vaccine.

**Series complete:** current number of people who have received both Moderna or Pfizer vaccine doses or one Johnson & Johnson dose and are considered fully immunized.

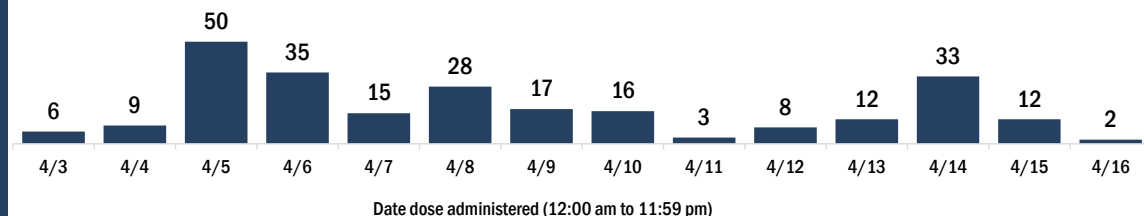
Demographic summary	First dose	Series complete	Total people vaccinated
<b>Age group</b>	638	1,601	2,239
16-24 years	53	21	74
25-34 years	60	68	128
35-44 years	76	59	135
45-54 years	139	99	238
55-64 years	194	294	488
65-74 years	70	604	674
75-84 years	34	354	388
85+ years	12	102	114
<b>Race</b>	638	1,601	2,239
White	461	1,313	1,774
Black	93	131	224
American Indian/Alaskan	7	15	22
Other	49	108	157
Unknown	28	34	62
<b>Other race</b> includes Asian, native Hawaiian/Pacific Islander, or other.			
<b>Ethnicity</b>	638	1,601	2,239
Hispanic	22	34	56
Non-Hispanic	515	1,469	1,984
Unknown	101	98	199
<b>Gender</b>	638	1,601	2,239
Female	349	928	1,277
Male	284	673	957
Unknown	5	0	5

## COVID-19 doses administered for the past 2 weeks

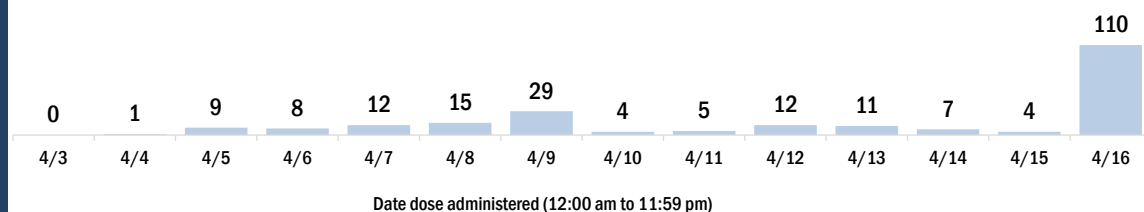


## Persons vaccinated for COVID-19 for the past 2 weeks

### Number of persons who received their first dose of a two-dose series of the COVID-19 vaccine



### Number of persons who completed the COVID-19 vaccine series



# COVID-19: Volusia County vaccine summary

Vaccination data through Apr 16, 2021 as of Apr 17, 2021 at 12:05 AM

Data in this report are provisional and subject to change.

Data in this summary pertain to COVID-19 vaccines approved by the U.S. Food and Drug Administration and have been issued an Emergency Use Authorization (Janssen COVID-19 Vaccine, Moderna COVID-19 Vaccine and Pfizer-BioNTech COVID-19 Vaccine). These data summarize the number of people who have received either their first dose or have completed the series for a COVID-19 vaccine. **A person can only be counted in one category, first dose or series complete.** For persons receiving Moderna or Pfizer vaccines, once they receive their second dose, they are moved from the first dose column to the series completed column. **Because of this, the total first dose category may show a change from report to report not matching the total receiving their first dose from the previous day.** Persons receiving Johnson & Johnson vaccines will always be counted in the series completed column.

## COVID-19 doses for vaccinated persons in Florida

**Doses administered** 299,128

People receiving one dose of a 1-dose series (Johnson & Johnson) or receiving only one dose of a 2-dose series (Moderna, Pfizer) count once. Persons receiving both doses of a 2-dose series count twice.

## Current status of persons vaccinated for COVID-19 in Florida

**Total people vaccinated** 192,413

First dose 68,580

Series completed 123,833

Completed 1-dose series 17,118

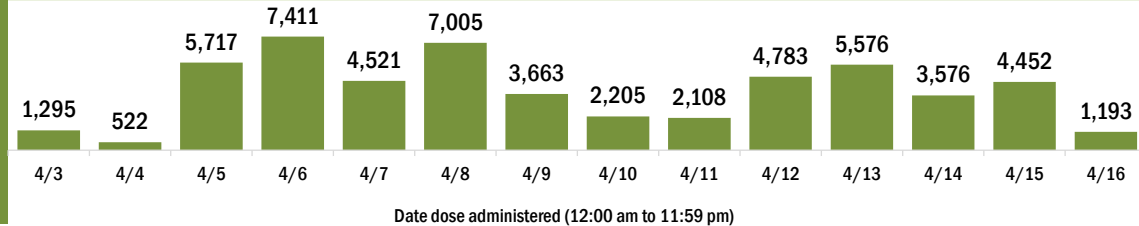
Completed 2-dose series 106,715

**First dose:** current number of people who have only received their first dose of the Moderna or Pfizer vaccine.

**Series complete:** current number of people who have received both Moderna or Pfizer vaccine doses or one Johnson & Johnson dose and are considered fully immunized.

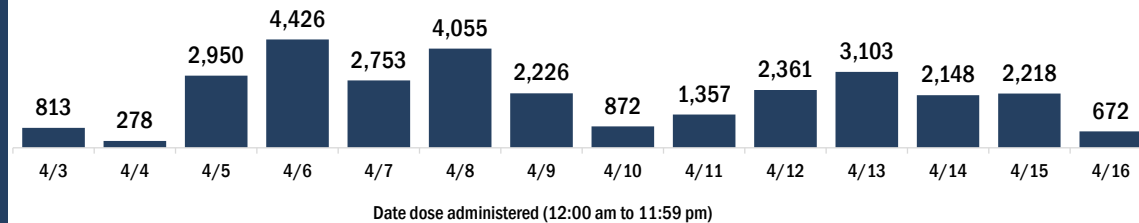
Demographic summary	First dose	Series complete	Total people vaccinated
<b>Age group</b>	<b>68,580</b>	<b>123,833</b>	<b>192,413</b>
16-24 years	5,935	1,917	7,852
25-34 years	5,554	4,011	9,565
35-44 years	7,304	5,460	12,764
45-54 years	11,307	8,931	20,238
55-64 years	19,071	20,352	39,423
65-74 years	11,626	46,972	58,598
75-84 years	5,819	26,757	32,576
85+ years	1,964	9,433	11,397
<b>Race</b>	<b>68,580</b>	<b>123,833</b>	<b>192,413</b>
White	45,052	81,922	126,974
Black	3,503	5,360	8,863
American Indian/Alaskan	234	434	668
Other	6,863	14,406	21,269
Unknown	12,928	21,711	34,639
<b>Other race</b> includes Asian, native Hawaiian/Pacific Islander, or other.			
<b>Ethnicity</b>	<b>68,580</b>	<b>123,833</b>	<b>192,413</b>
Hispanic	7,153	5,632	12,785
Non-Hispanic	37,089	62,861	99,950
Unknown	24,338	55,340	79,678
<b>Gender</b>	<b>68,580</b>	<b>123,833</b>	<b>192,413</b>
Female	35,805	71,680	107,485
Male	30,969	50,612	81,581
Unknown	1,806	1,541	3,347

## COVID-19 doses administered for the past 2 weeks

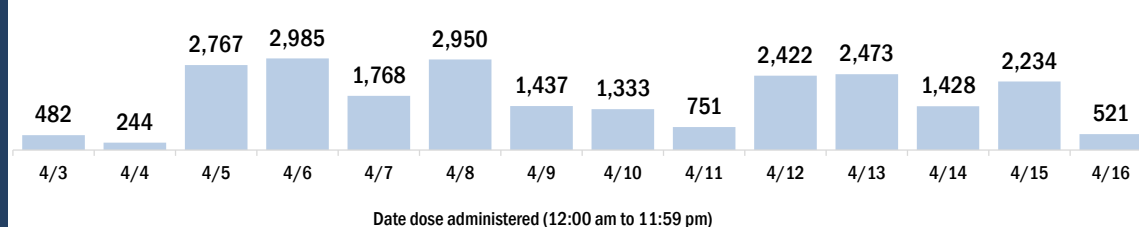


## Persons vaccinated for COVID-19 for the past 2 weeks

### Number of persons who received their first dose of a two-dose series of the COVID-19 vaccine



### Number of persons who completed the COVID-19 vaccine series



# COVID-19: Wakulla County vaccine summary

Vaccination data through Apr 16, 2021 as of Apr 17, 2021 at 12:05 AM

Data in this report are provisional and subject to change.

Data in this summary pertain to COVID-19 vaccines approved by the U.S. Food and Drug Administration and have been issued an Emergency Use Authorization (Janssen COVID-19 Vaccine, Moderna COVID-19 Vaccine and Pfizer-BioNTech COVID-19 Vaccine). These data summarize the number of people who have received either their first dose or have completed the series for a COVID-19 vaccine. **A person can only be counted in one category, first dose or series complete.** For persons receiving Moderna or Pfizer vaccines, once they receive their second dose, they are moved from the first dose column to the series completed column. **Because of this, the total first dose category may show a change from report to report not matching the total receiving their first dose from the previous day.** Persons receiving Johnson & Johnson vaccines will always be counted in the series completed column.

## COVID-19 doses for vaccinated persons in Florida

**Doses administered** 15,141

People receiving one dose of a 1-dose series (Johnson & Johnson) or receiving only one dose of a 2-dose series (Moderna, Pfizer) count once. Persons receiving both doses of a 2-dose series count twice.

## Current status of persons vaccinated for COVID-19 in Florida

**Total people vaccinated** 9,298

First dose 3,000

Series completed 6,298

Completed 1-dose series 455

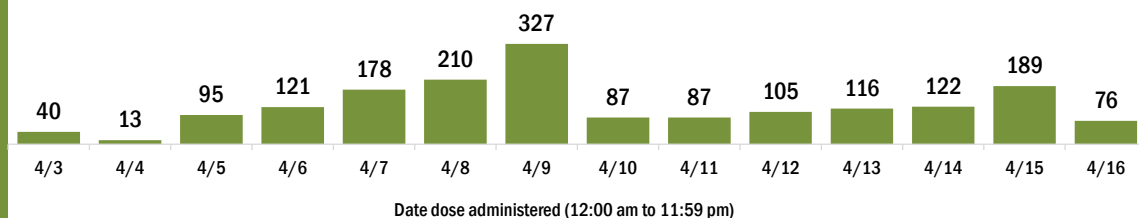
Completed 2-dose series 5,843

**First dose:** current number of people who have only received their first dose of the Moderna or Pfizer vaccine.

**Series complete:** current number of people who have received both Moderna or Pfizer vaccine doses or one Johnson & Johnson dose and are considered fully immunized.

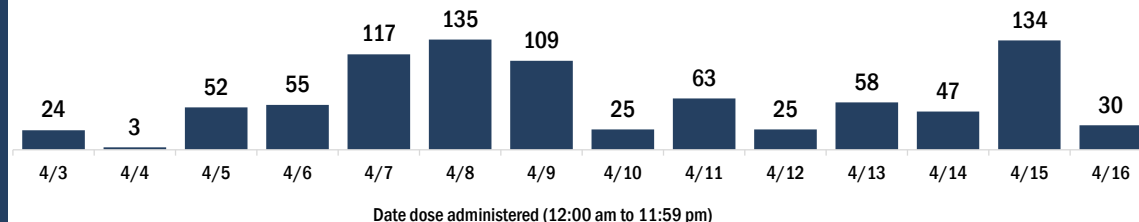
Demographic summary	First dose	Series complete	Total people vaccinated
<b>Age group</b>	3,000	6,298	9,298
16-24 years	207	103	310
25-34 years	260	245	505
35-44 years	397	390	787
45-54 years	600	600	1,200
55-64 years	852	1,208	2,060
65-74 years	416	2,386	2,802
75-84 years	209	1,102	1,311
85+ years	59	264	323
<b>Race</b>	3,000	6,298	9,298
White	2,199	4,723	6,922
Black	241	443	684
American Indian/Alaskan	19	29	48
Other	290	790	1,080
Unknown	251	313	564
<b>Other race</b> includes Asian, native Hawaiian/Pacific Islander, or other.			
<b>Ethnicity</b>	3,000	6,298	9,298
Hispanic	90	98	188
Non-Hispanic	2,293	4,999	7,292
Unknown	617	1,201	1,818
<b>Gender</b>	3,000	6,298	9,298
Female	1,682	3,527	5,209
Male	1,317	2,770	4,087
Unknown	1	1	2

## COVID-19 doses administered for the past 2 weeks

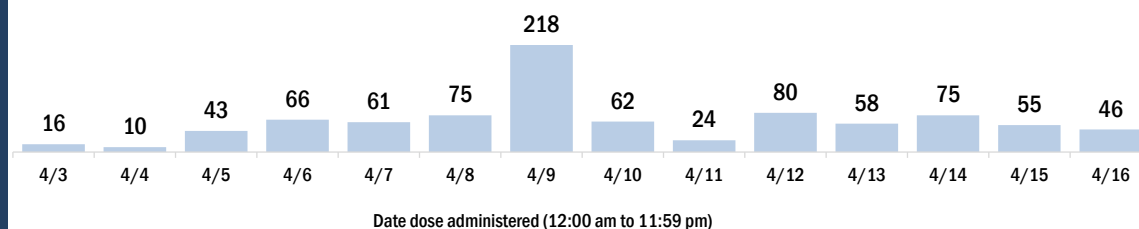


## Persons vaccinated for COVID-19 for the past 2 weeks

### Number of persons who received their first dose of a two-dose series of the COVID-19 vaccine



### Number of persons who completed the COVID-19 vaccine series



# COVID-19: Walton County vaccine summary

Vaccination data through Apr 16, 2021 as of Apr 17, 2021 at 12:05 AM

Data in this report are provisional and subject to change.

Data in this summary pertain to COVID-19 vaccines approved by the U.S. Food and Drug Administration and have been issued an Emergency Use Authorization (Janssen COVID-19 Vaccine, Moderna COVID-19 Vaccine and Pfizer-BioNTech COVID-19 Vaccine). These data summarize the number of people who have received either their first dose or have completed the series for a COVID-19 vaccine. **A person can only be counted in one category, first dose or series complete.** For persons receiving Moderna or Pfizer vaccines, once they receive their second dose, they are moved from the first dose column to the series completed column. **Because of this, the total first dose category may show a change from report to report not matching the total receiving their first dose from the previous day.** Persons receiving Johnson & Johnson vaccines will always be counted in the series completed column.

## COVID-19 doses for vaccinated persons in Florida

**Doses administered** 34,275

People receiving one dose of a 1-dose series (Johnson & Johnson) or receiving only one dose of a 2-dose series (Moderna, Pfizer) count once. Persons receiving both doses of a 2-dose series count twice.

## Current status of persons vaccinated for COVID-19 in Florida

**Total people vaccinated** 21,365

First dose 7,410

Series completed 13,955

Completed 1-dose series 1,045

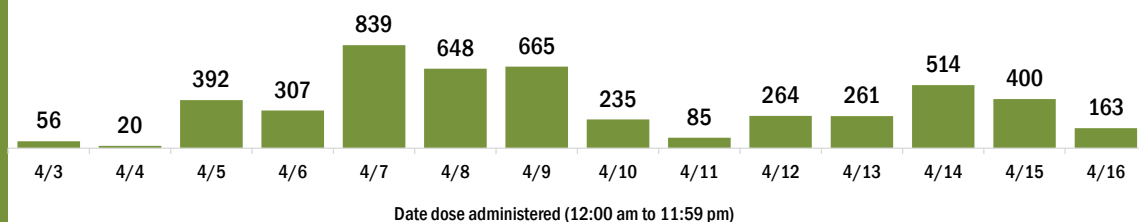
Completed 2-dose series 12,910

**First dose:** current number of people who have only received their first dose of the Moderna or Pfizer vaccine.

**Series complete:** current number of people who have received both Moderna or Pfizer vaccine doses or one Johnson & Johnson dose and are considered fully immunized.

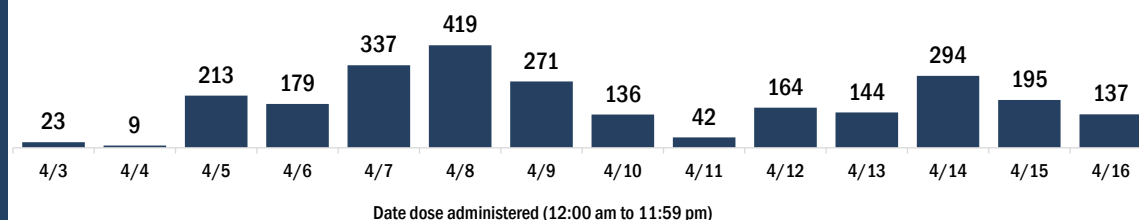
Demographic summary	First dose	Series complete	Total people vaccinated
<b>Age group</b>	<b>7,410</b>	<b>13,955</b>	<b>21,365</b>
16-24 years	409	135	544
25-34 years	553	349	902
35-44 years	930	719	1,649
45-54 years	1,315	1,120	2,435
55-64 years	2,182	2,827	5,009
65-74 years	1,304	5,703	7,007
75-84 years	572	2,434	3,006
85+ years	145	668	813
<b>Race</b>	<b>7,410</b>	<b>13,955</b>	<b>21,365</b>
White	5,304	10,718	16,022
Black	176	247	423
American Indian/Alaskan	36	51	87
Other	462	612	1,074
Unknown	1,432	2,327	3,759
<b>Other race</b> includes Asian, native Hawaiian/Pacific Islander, or other.			
<b>Ethnicity</b>	<b>7,410</b>	<b>13,955</b>	<b>21,365</b>
Hispanic	350	263	613
Non-Hispanic	4,488	9,357	13,845
Unknown	2,572	4,335	6,907
<b>Gender</b>	<b>7,410</b>	<b>13,955</b>	<b>21,365</b>
Female	3,968	7,671	11,639
Male	3,441	6,282	9,723
Unknown	1	2	3

## COVID-19 doses administered for the past 2 weeks

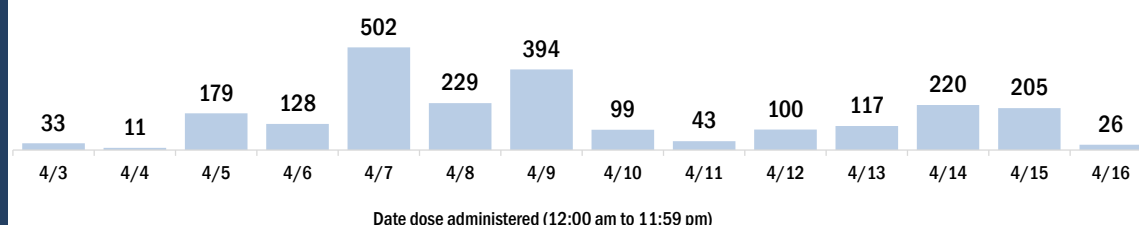


## Persons vaccinated for COVID-19 for the past 2 weeks

### Number of persons who received their first dose of a two-dose series of the COVID-19 vaccine



### Number of persons who completed the COVID-19 vaccine series





# COVID-19: Washington County vaccine summary

Vaccination data through Apr 16, 2021 as of Apr 17, 2021 at 12:05 AM

Data in this report are provisional and subject to change.

Data in this summary pertain to COVID-19 vaccines approved by the U.S. Food and Drug Administration and have been issued an Emergency Use Authorization (Janssen COVID-19 Vaccine, Moderna COVID-19 Vaccine and Pfizer-BioNTech COVID-19 Vaccine). These data summarize the number of people who have received either their first dose or have completed the series for a COVID-19 vaccine. **A person can only be counted in one category, first dose or series complete.** For persons receiving Moderna or Pfizer vaccines, once they receive their second dose, they are moved from the first dose column to the series completed column. **Because of this, the total first dose category may show a change from report to report not matching the total receiving their first dose from the previous day.** Persons receiving Johnson & Johnson vaccines will always be counted in the series completed column.

## COVID-19 doses for vaccinated persons in Florida

**Doses administered** 8,305

People receiving one dose of a 1-dose series (Johnson & Johnson) or receiving only one dose of a 2-dose series (Moderna, Pfizer) count once. Persons receiving both doses of a 2-dose series count twice.

## Current status of persons vaccinated for COVID-19 in Florida

**Total people vaccinated** 5,195

First dose 1,768

Series completed 3,427

Completed 1-dose series 317

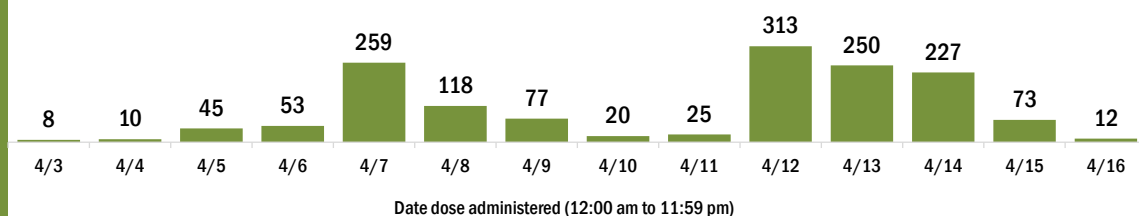
Completed 2-dose series 3,110

**First dose:** current number of people who have only received their first dose of the Moderna or Pfizer vaccine.

**Series complete:** current number of people who have received both Moderna or Pfizer vaccine doses or one Johnson & Johnson dose and are considered fully immunized.

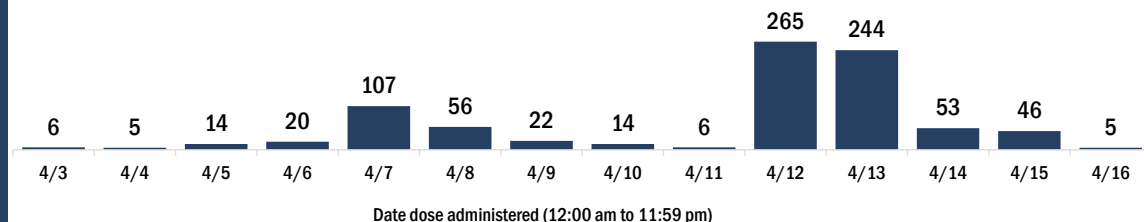
Demographic summary	First dose	Series complete	Total people vaccinated
<b>Age group</b>	1,768	3,427	5,195
16-24 years	75	30	105
25-34 years	161	92	253
35-44 years	262	153	415
45-54 years	346	285	631
55-64 years	575	668	1,243
65-74 years	216	1,243	1,459
75-84 years	94	717	811
85+ years	39	239	278
<b>Race</b>	1,768	3,427	5,195
White	1,066	2,705	3,771
Black	232	325	557
American Indian/Alaskan	24	40	64
Other	57	164	221
Unknown	389	193	582
<b>Other race</b> includes Asian, native Hawaiian/Pacific Islander, or other.			
<b>Ethnicity</b>	1,768	3,427	5,195
Hispanic	67	41	108
Non-Hispanic	1,368	2,756	4,124
Unknown	333	630	963
<b>Gender</b>	1,768	3,427	5,195
Female	697	1,905	2,602
Male	1,070	1,522	2,592
Unknown	1	0	1

## COVID-19 doses administered for the past 2 weeks



## Persons vaccinated for COVID-19 for the past 2 weeks

### Number of persons who received their first dose of a two-dose series of the COVID-19 vaccine



### Number of persons who completed the COVID-19 vaccine series

