

COVID-19: Florida vaccine summary

Vaccination data through Apr 15, 2021 as of Apr 16, 2021 at 12:05 AM

Data in this report are provisional and subject to change. Data are based on county of residence.

Data in this summary pertain to COVID-19 vaccines approved by the U.S. Food and Drug Administration and have been issued an Emergency Use Authorization (Janssen COVID-19 Vaccine, Moderna COVID-19 Vaccine and Pfizer-BioNTech COVID-19 Vaccine). These data summarize the number of people who have received either their first dose or have completed the series for a COVID-19 vaccine. **A person can only be counted in one category, first dose or series complete.** For persons receiving Moderna or Pfizer vaccines, once they receive their second dose, they are moved from the first dose column to the series completed column. **Because of this, the total first dose category may show a change from report to report not matching the total receiving their first dose from the previous day.** Persons receiving Johnson & Johnson vaccines will always be counted in the series completed column.

COVID-19 doses for vaccinated persons in Florida

Doses administered 12,210,832

People receiving one dose of a 1-dose series (Johnson & Johnson) or receiving only one dose of a 2-dose series (Moderna, Pfizer) count once. Persons receiving both doses of a 2-dose series count twice.

Current status of persons vaccinated for COVID-19 in Florida

Total people vaccinated 7,823,859

First dose 2,912,888

Series completed 4,910,971

Completed 1-dose series 523,998

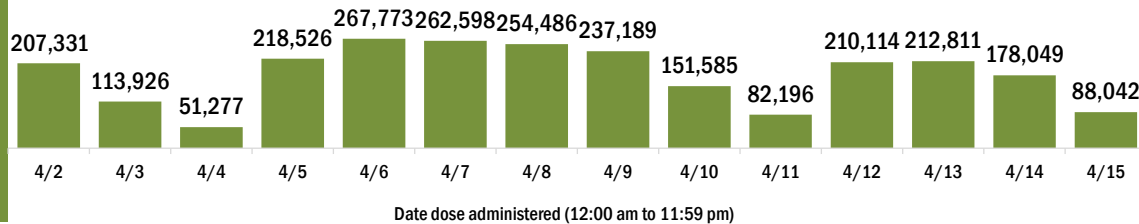
Completed 2-dose series 4,386,973

First dose: current number of people who have only received their first dose of the Moderna or Pfizer vaccine.

Series complete: current number of people who have received both Moderna or Pfizer vaccine doses or one Johnson & Johnson dose and are considered fully immunized.

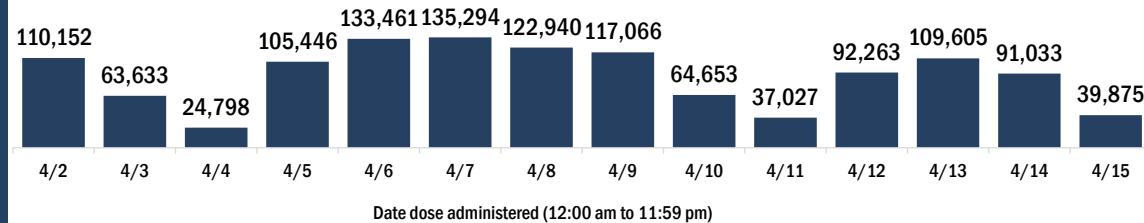
Demographic summary	First dose	Series complete	Total people vaccinated
Age group	2,912,888	4,910,971	7,823,859
16-24 years	232,935	112,403	345,338
25-34 years	298,622	255,197	553,819
35-44 years	407,152	344,300	751,452
45-54 years	550,172	489,643	1,039,815
55-64 years	697,951	868,098	1,566,049
65-74 years	403,303	1,605,151	2,008,454
75-84 years	231,936	928,007	1,159,943
85+ years	90,817	308,172	398,989
Race	2,912,888	4,910,971	7,823,859
White	1,876,070	3,404,853	5,280,923
Black	197,241	323,219	520,460
American Indian/Alaskan	11,251	16,763	28,014
Other	318,910	494,500	813,410
Unknown	509,416	671,636	1,181,052
Other race includes Asian, native Hawaiian/Pacific Islander, or other.			
Ethnicity	2,912,888	4,910,971	7,823,859
Hispanic	507,896	639,556	1,147,452
Non-Hispanic	1,393,795	2,672,326	4,066,121
Unknown	1,011,197	1,599,089	2,610,286
Gender	2,912,888	4,910,971	7,823,859
Female	1,553,521	2,804,456	4,357,977
Male	1,345,356	2,099,864	3,445,220
Unknown	14,011	6,651	20,662

COVID-19 doses administered for the past 2 weeks

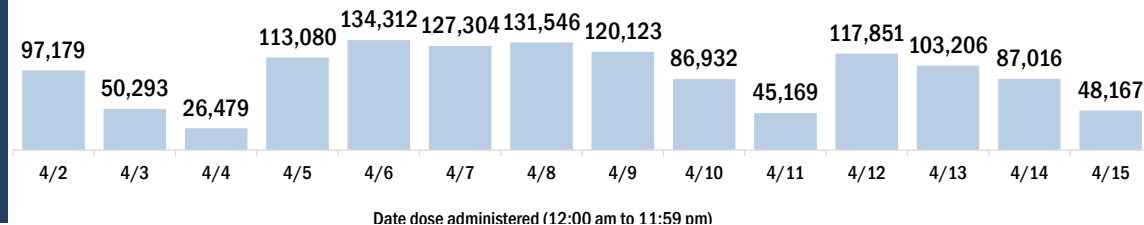


Persons vaccinated for COVID-19 for the past 2 weeks

Number of persons who received their first dose of the COVID-19 vaccine



Number of persons who received their second dose and completed the COVID-19 vaccine series



COVID-19: Alachua County vaccine summary

Vaccination data through Apr 15, 2021 as of Apr 16, 2021 at 12:05 AM

Data in this report are provisional and subject to change.

Data in this summary pertain to COVID-19 vaccines approved by the U.S. Food and Drug Administration and have been issued an Emergency Use Authorization (Janssen COVID-19 Vaccine, Moderna COVID-19 Vaccine and Pfizer-BioNTech COVID-19 Vaccine). These data summarize the number of people who have received either their first dose or have completed the series for a COVID-19 vaccine. **A person can only be counted in one category, first dose or series complete.** For persons receiving Moderna or Pfizer vaccines, once they receive their second dose, they are moved from the first dose column to the series completed column. **Because of this, the total first dose category may show a change from report to report not matching the total receiving their first dose from the previous day.** Persons receiving Johnson & Johnson vaccines will always be counted in the series completed column.

COVID-19 doses for vaccinated persons in Florida

Doses administered 159,603

People receiving one dose of a 1-dose series (Johnson & Johnson) or receiving only one dose of a 2-dose series (Moderna, Pfizer) count once. Persons receiving both doses of a 2-dose series count twice.

Current status of persons vaccinated for COVID-19 in Florida

Total people vaccinated 98,078

First dose 32,282

Series completed 65,796

Completed 1-dose series 4,271

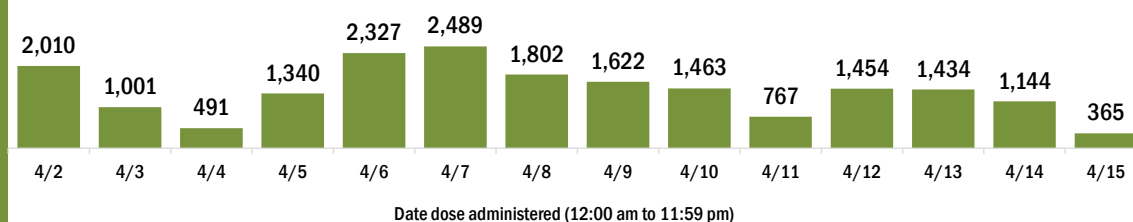
Completed 2-dose series 61,525

First dose: current number of people who have only received their first dose of the Moderna or Pfizer vaccine.

Series complete: current number of people who have received both Moderna or Pfizer vaccine doses or one Johnson & Johnson dose and are considered fully immunized.

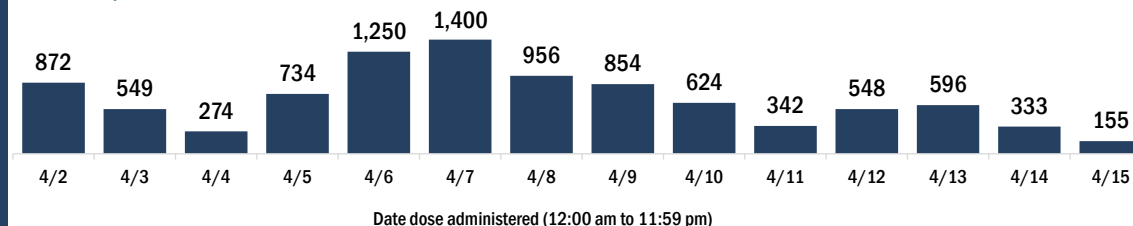
Demographic summary	First dose	Series complete	Total people vaccinated
Age group	32,282	65,796	98,078
16-24 years	5,350	4,541	9,891
25-34 years	5,112	9,327	14,439
35-44 years	4,897	7,310	12,207
45-54 years	5,486	6,889	12,375
55-64 years	7,620	8,878	16,498
65-74 years	2,354	16,996	19,350
75-84 years	1,009	8,667	9,676
85+ years	454	3,188	3,642
Race	32,282	65,796	98,078
White	20,696	46,407	67,103
Black	3,846	6,241	10,087
American Indian/Alaskan	96	206	302
Other	4,776	9,724	14,500
Unknown	2,868	3,218	6,086
Other race includes Asian, native Hawaiian/Pacific Islander, or other.			
Ethnicity	32,282	65,796	98,078
Hispanic	3,207	3,810	7,017
Non-Hispanic	17,586	45,058	62,644
Unknown	11,489	16,928	28,417
Gender	32,282	65,796	98,078
Female	17,373	39,017	56,390
Male	14,824	26,752	41,576
Unknown	85	27	112

COVID-19 doses administered for the past 2 weeks

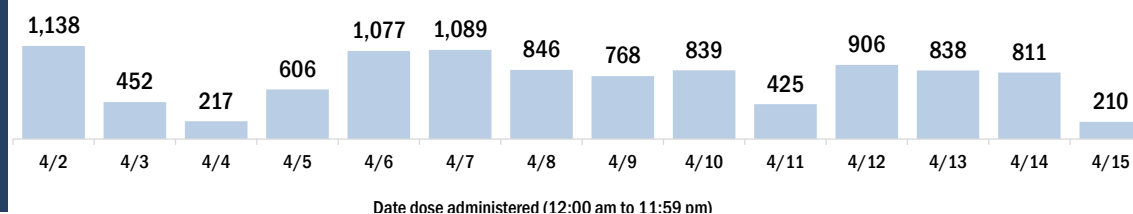


Persons vaccinated for COVID-19 for the past 2 weeks

Number of persons who received their first dose of a two-dose series of the COVID-19 vaccine



Number of persons who completed the COVID-19 vaccine series



COVID-19: Baker County vaccine summary

Vaccination data through Apr 15, 2021 as of Apr 16, 2021 at 12:05 AM

Data in this report are provisional and subject to change.

Data in this summary pertain to COVID-19 vaccines approved by the U.S. Food and Drug Administration and have been issued an Emergency Use Authorization (Janssen COVID-19 Vaccine, Moderna COVID-19 Vaccine and Pfizer-BioNTech COVID-19 Vaccine). These data summarize the number of people who have received either their first dose or have completed the series for a COVID-19 vaccine. **A person can only be counted in one category, first dose or series complete.** For persons receiving Moderna or Pfizer vaccines, once they receive their second dose, they are moved from the first dose column to the series completed column. **Because of this, the total first dose category may show a change from report to report not matching the total receiving their first dose from the previous day.** Persons receiving Johnson & Johnson vaccines will always be counted in the series completed column.

COVID-19 doses for vaccinated persons in Florida

Doses administered 7,928

People receiving one dose of a 1-dose series (Johnson & Johnson) or receiving only one dose of a 2-dose series (Moderna, Pfizer) count once. Persons receiving both doses of a 2-dose series count twice.

Current status of persons vaccinated for COVID-19 in Florida

Total people vaccinated 4,759

First dose 1,449

Series completed 3,310

Completed 1-dose series 141

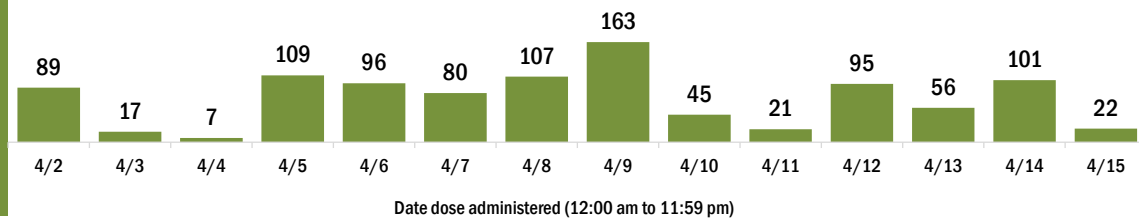
Completed 2-dose series 3,169

First dose: current number of people who have only received their first dose of the Moderna or Pfizer vaccine.

Series complete: current number of people who have received both Moderna or Pfizer vaccine doses or one Johnson & Johnson dose and are considered fully immunized.

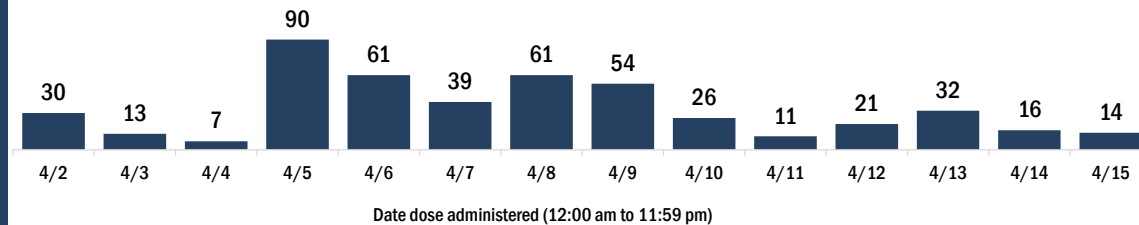
Demographic summary	First dose	Series complete	Total people vaccinated
Age group	1,449	3,310	4,759
16-24 years	77	50	127
25-34 years	111	128	239
35-44 years	179	186	365
45-54 years	306	287	593
55-64 years	500	591	1,091
65-74 years	155	1,236	1,391
75-84 years	82	652	734
85+ years	39	180	219
Race	1,449	3,310	4,759
White	1,149	2,609	3,758
Black	141	290	431
American Indian/Alaskan	5	20	25
Other	99	199	298
Unknown	55	192	247
Other race includes Asian, native Hawaiian/Pacific Islander, or other.			
Ethnicity	1,449	3,310	4,759
Hispanic	50	53	103
Non-Hispanic	1,191	2,299	3,490
Unknown	208	958	1,166
Gender	1,449	3,310	4,759
Female	776	1,873	2,649
Male	672	1,437	2,109
Unknown	1	0	1

COVID-19 doses administered for the past 2 weeks

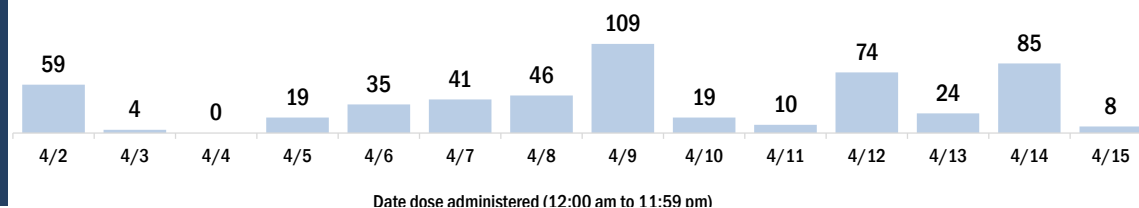


Persons vaccinated for COVID-19 for the past 2 weeks

Number of persons who received their first dose of a two-dose series of the COVID-19 vaccine



Number of persons who completed the COVID-19 vaccine series



COVID-19: Bay County vaccine summary

Vaccination data through Apr 15, 2021 as of Apr 16, 2021 at 12:05 AM

Data in this report are provisional and subject to change.

Data in this summary pertain to COVID-19 vaccines approved by the U.S. Food and Drug Administration and have been issued an Emergency Use Authorization (Janssen COVID-19 Vaccine, Moderna COVID-19 Vaccine and Pfizer-BioNTech COVID-19 Vaccine). These data summarize the number of people who have received either their first dose or have completed the series for a COVID-19 vaccine. **A person can only be counted in one category, first dose or series complete.** For persons receiving Moderna or Pfizer vaccines, once they receive their second dose, they are moved from the first dose column to the series completed column. **Because of this, the total first dose category may show a change from report to report not matching the total receiving their first dose from the previous day.** Persons receiving Johnson & Johnson vaccines will always be counted in the series completed column.

COVID-19 doses for vaccinated persons in Florida

Doses administered 75,457

People receiving one dose of a 1-dose series (Johnson & Johnson) or receiving only one dose of a 2-dose series (Moderna, Pfizer) count once. Persons receiving both doses of a 2-dose series count twice.

Current status of persons vaccinated for COVID-19 in Florida

Total people vaccinated 46,528

First dose 12,729

Series completed 33,799

Completed 1-dose series 4,870

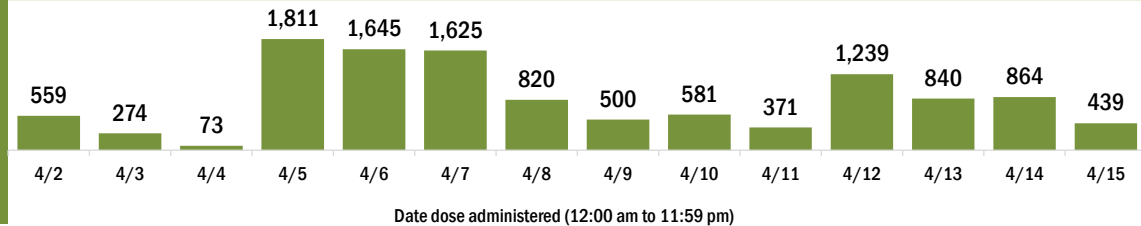
Completed 2-dose series 28,929

First dose: current number of people who have only received their first dose of the Moderna or Pfizer vaccine.

Series complete: current number of people who have received both Moderna or Pfizer vaccine doses or one Johnson & Johnson dose and are considered fully immunized.

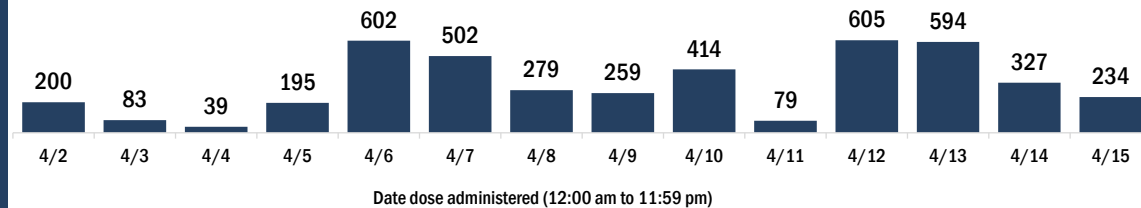
Demographic summary	First dose	Series complete	Total people vaccinated
Age group	12,729	33,799	46,528
16-24 years	917	589	1,506
25-34 years	1,197	1,409	2,606
35-44 years	1,647	2,445	4,092
45-54 years	2,307	3,555	5,862
55-64 years	3,562	7,206	10,768
65-74 years	1,872	11,228	13,100
75-84 years	903	5,619	6,522
85+ years	324	1,748	2,072
Race	12,729	33,799	46,528
White	7,965	24,078	32,043
Black	819	2,179	2,998
American Indian/Alaskan	56	157	213
Other	1,396	2,719	4,115
Unknown	2,493	4,666	7,159
Other race includes Asian, native Hawaiian/Pacific Islander, or other.			
Ethnicity	12,729	33,799	46,528
Hispanic	875	1,058	1,933
Non-Hispanic	7,071	20,803	27,874
Unknown	4,783	11,938	16,721
Gender	12,729	33,799	46,528
Female	7,037	18,911	25,948
Male	5,690	14,882	20,572
Unknown	2	6	8

COVID-19 doses administered for the past 2 weeks

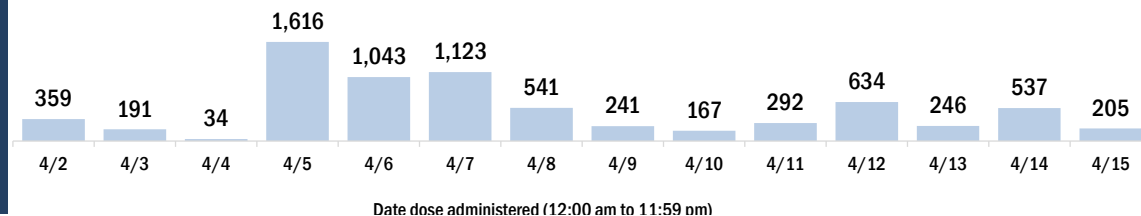


Persons vaccinated for COVID-19 for the past 2 weeks

Number of persons who received their first dose of a two-dose series of the COVID-19 vaccine



Number of persons who completed the COVID-19 vaccine series



COVID-19: Bradford County vaccine summary

Vaccination data through Apr 15, 2021 as of Apr 16, 2021 at 12:05 AM

Data in this report are provisional and subject to change.

Data in this summary pertain to COVID-19 vaccines approved by the U.S. Food and Drug Administration and have been issued an Emergency Use Authorization (Janssen COVID-19 Vaccine, Moderna COVID-19 Vaccine and Pfizer-BioNTech COVID-19 Vaccine). These data summarize the number of people who have received either their first dose or have completed the series for a COVID-19 vaccine. **A person can only be counted in one category, first dose or series complete.** For persons receiving Moderna or Pfizer vaccines, once they receive their second dose, they are moved from the first dose column to the series completed column. **Because of this, the total first dose category may show a change from report to report not matching the total receiving their first dose from the previous day.** Persons receiving Johnson & Johnson vaccines will always be counted in the series completed column.

COVID-19 doses for vaccinated persons in Florida

Doses administered 8,563

People receiving one dose of a 1-dose series (Johnson & Johnson) or receiving only one dose of a 2-dose series (Moderna, Pfizer) count once. Persons receiving both doses of a 2-dose series count twice.

Current status of persons vaccinated for COVID-19 in Florida

Total people vaccinated 5,382

First dose 1,865

Series completed 3,517

Completed 1-dose series 336

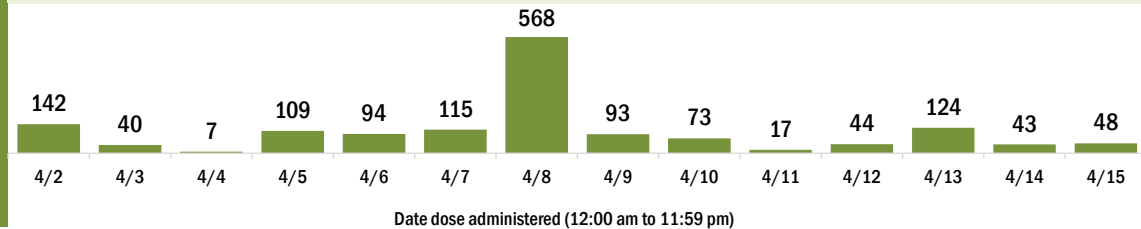
Completed 2-dose series 3,181

First dose: current number of people who have only received their first dose of the Moderna or Pfizer vaccine.

Series complete: current number of people who have received both Moderna or Pfizer vaccine doses or one Johnson & Johnson dose and are considered fully immunized.

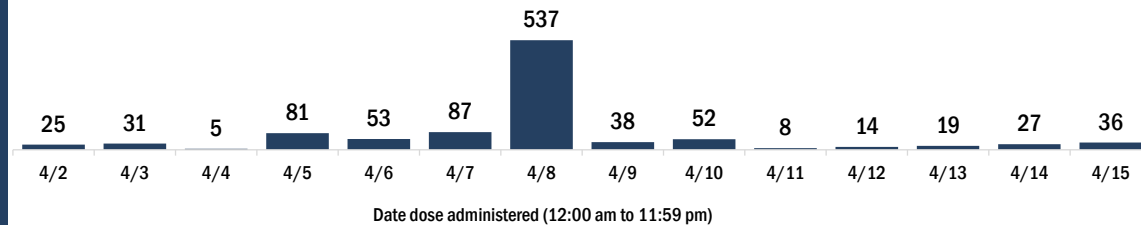
Demographic summary	First dose	Series complete	Total people vaccinated
Age group	1,865	3,517	5,382
16-24 years	94	31	125
25-34 years	162	106	268
35-44 years	290	129	419
45-54 years	396	257	653
55-64 years	619	604	1,223
65-74 years	196	1,349	1,545
75-84 years	79	788	867
85+ years	29	253	282
Race	1,865	3,517	5,382
White	1,204	2,680	3,884
Black	439	401	840
American Indian/Alaskan	11	22	33
Other	143	299	442
Unknown	68	115	183
Other race includes Asian, native Hawaiian/Pacific Islander, or other.			
Ethnicity	1,865	3,517	5,382
Hispanic	101	41	142
Non-Hispanic	1,471	3,070	4,541
Unknown	293	406	699
Gender	1,865	3,517	5,382
Female	776	2,075	2,851
Male	1,088	1,442	2,530
Unknown	1	0	1

COVID-19 doses administered for the past 2 weeks

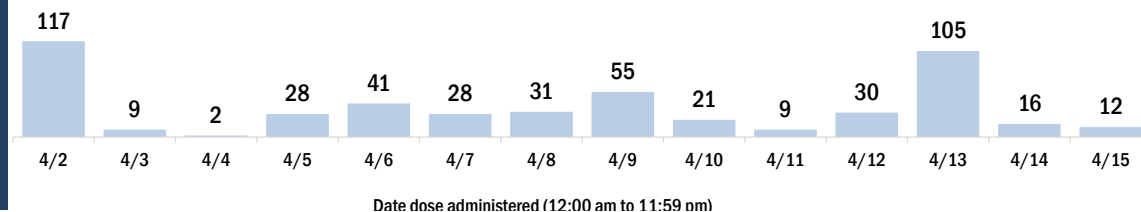


Persons vaccinated for COVID-19 for the past 2 weeks

Number of persons who received their first dose of a two-dose series of the COVID-19 vaccine



Number of persons who completed the COVID-19 vaccine series



COVID-19: Brevard County vaccine summary

Vaccination data through Apr 15, 2021 as of Apr 16, 2021 at 12:05 AM

Data in this report are provisional and subject to change.

Data in this summary pertain to COVID-19 vaccines approved by the U.S. Food and Drug Administration and have been issued an Emergency Use Authorization (Janssen COVID-19 Vaccine, Moderna COVID-19 Vaccine and Pfizer-BioNTech COVID-19 Vaccine). These data summarize the number of people who have received either their first dose or have completed the series for a COVID-19 vaccine. **A person can only be counted in one category, first dose or series complete.** For persons receiving Moderna or Pfizer vaccines, once they receive their second dose, they are moved from the first dose column to the series completed column. **Because of this, the total first dose category may show a change from report to report not matching the total receiving their first dose from the previous day.** Persons receiving Johnson & Johnson vaccines will always be counted in the series completed column.

COVID-19 doses for vaccinated persons in Florida

Doses administered 329,149

People receiving one dose of a 1-dose series (Johnson & Johnson) or receiving only one dose of a 2-dose series (Moderna, Pfizer) count once. Persons receiving both doses of a 2-dose series count twice.

Current status of persons vaccinated for COVID-19 in Florida

Total people vaccinated 214,267

First dose 84,152

Series completed 130,115

Completed 1-dose series 15,233

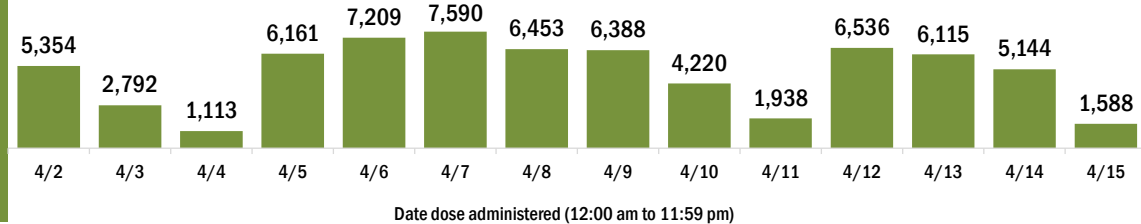
Completed 2-dose series 114,882

First dose: current number of people who have only received their first dose of the Moderna or Pfizer vaccine.

Series complete: current number of people who have received both Moderna or Pfizer vaccine doses or one Johnson & Johnson dose and are considered fully immunized.

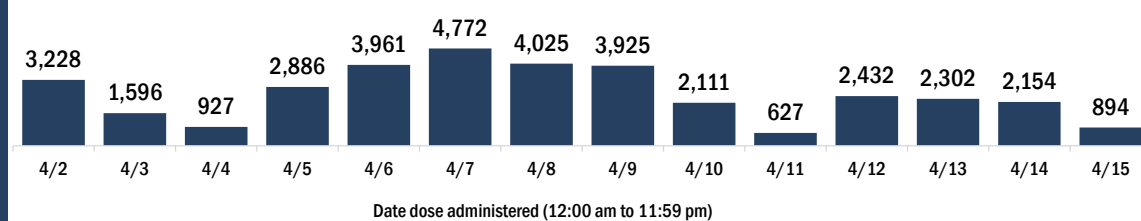
Demographic summary	First dose	Series complete	Total people vaccinated
Age group	84,152	130,115	214,267
16-24 years	5,394	1,989	7,383
25-34 years	7,343	4,625	11,968
35-44 years	10,052	6,637	16,689
45-54 years	13,886	10,395	24,281
55-64 years	24,853	23,344	48,197
65-74 years	12,462	46,584	59,046
75-84 years	7,186	26,785	33,971
85+ years	2,976	9,756	12,732
Race	84,152	130,115	214,267
White	56,201	88,105	144,306
Black	5,020	6,549	11,569
American Indian/Alaskan	422	581	1,003
Other	7,927	11,493	19,420
Unknown	14,582	23,387	37,969
Other race includes Asian, native Hawaiian/Pacific Islander, or other.			
Ethnicity	84,152	130,115	214,267
Hispanic	6,461	4,762	11,223
Non-Hispanic	49,525	69,067	118,592
Unknown	28,166	56,286	84,452
Gender	84,152	130,115	214,267
Female	45,180	76,492	121,672
Male	38,806	53,435	92,241
Unknown	166	188	354

COVID-19 doses administered for the past 2 weeks

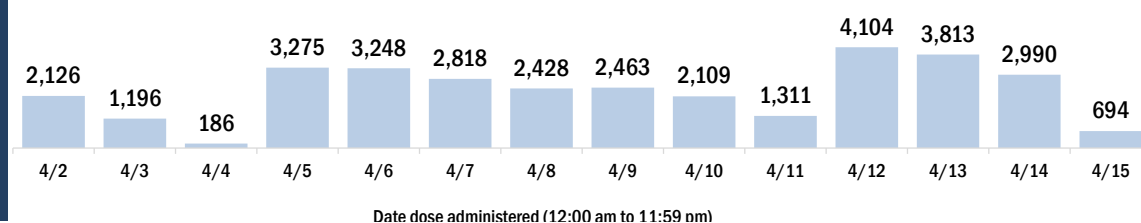


Persons vaccinated for COVID-19 for the past 2 weeks

Number of persons who received their first dose of a two-dose series of the COVID-19 vaccine



Number of persons who completed the COVID-19 vaccine series



COVID-19: Broward County vaccine summary

Vaccination data through Apr 15, 2021 as of Apr 16, 2021 at 12:05 AM

Data in this report are provisional and subject to change.

Data in this summary pertain to COVID-19 vaccines approved by the U.S. Food and Drug Administration and have been issued an Emergency Use Authorization (Janssen COVID-19 Vaccine, Moderna COVID-19 Vaccine and Pfizer-BioNTech COVID-19 Vaccine). These data summarize the number of people who have received either their first dose or have completed the series for a COVID-19 vaccine. **A person can only be counted in one category, first dose or series complete.** For persons receiving Moderna or Pfizer vaccines, once they receive their second dose, they are moved from the first dose column to the series completed column. **Because of this, the total first dose category may show a change from report to report not matching the total receiving their first dose from the previous day.** Persons receiving Johnson & Johnson vaccines will always be counted in the series completed column.

COVID-19 doses for vaccinated persons in Florida

Doses administered 1,107,881

People receiving one dose of a 1-dose series (Johnson & Johnson) or receiving only one dose of a 2-dose series (Moderna, Pfizer) count once. Persons receiving both doses of a 2-dose series count twice.

Current status of persons vaccinated for COVID-19 in Florida

Total people vaccinated 713,850

First dose 277,495

Series completed 436,355

Completed 1-dose series 42,324

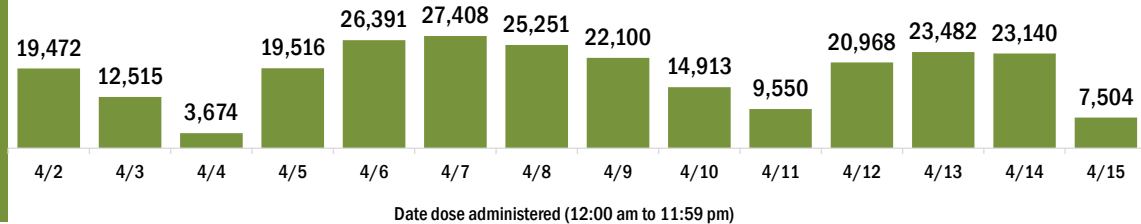
Completed 2-dose series 394,031

First dose: current number of people who have only received their first dose of the Moderna or Pfizer vaccine.

Series complete: current number of people who have received both Moderna or Pfizer vaccine doses or one Johnson & Johnson dose and are considered fully immunized.

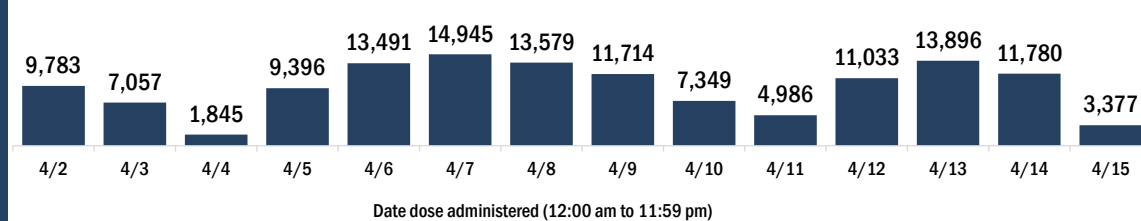
Demographic summary	First dose	Series complete	Total people vaccinated
Age group	277,495	436,355	713,850
16-24 years	23,372	12,037	35,409
25-34 years	29,752	25,105	54,857
35-44 years	45,000	37,721	82,721
45-54 years	61,194	57,777	118,971
55-64 years	63,823	93,529	157,352
65-74 years	30,660	123,345	154,005
75-84 years	16,193	63,502	79,695
85+ years	7,501	23,339	30,840
Race	277,495	436,355	713,850
White	154,920	280,685	435,605
Black	33,770	52,826	86,596
American Indian/Alaskan	910	1,911	2,821
Other	34,278	48,644	82,922
Unknown	53,617	52,289	105,906
Other race includes Asian, native Hawaiian/Pacific Islander, or other.			
Ethnicity	277,495	436,355	713,850
Hispanic	71,235	87,953	159,188
Non-Hispanic	112,697	229,386	342,083
Unknown	93,563	119,016	212,579
Gender	277,495	436,355	713,850
Female	144,967	243,821	388,788
Male	131,588	191,903	323,491
Unknown	940	631	1,571

COVID-19 doses administered for the past 2 weeks

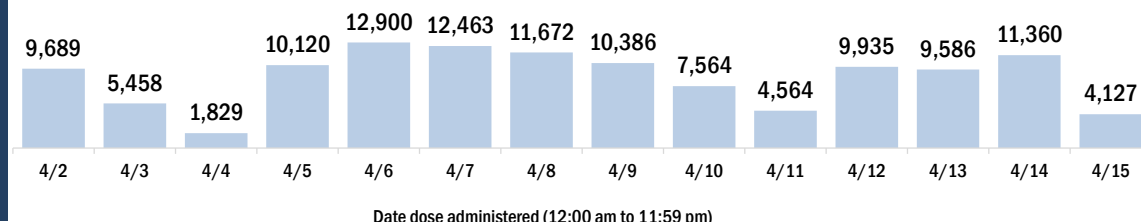


Persons vaccinated for COVID-19 for the past 2 weeks

Number of persons who received their first dose of a two-dose series of the COVID-19 vaccine



Number of persons who completed the COVID-19 vaccine series



COVID-19: Calhoun County vaccine summary

Vaccination data through Apr 15, 2021 as of Apr 16, 2021 at 12:05 AM

Data in this report are provisional and subject to change.

Data in this summary pertain to COVID-19 vaccines approved by the U.S. Food and Drug Administration and have been issued an Emergency Use Authorization (Janssen COVID-19 Vaccine, Moderna COVID-19 Vaccine and Pfizer-BioNTech COVID-19 Vaccine). These data summarize the number of people who have received either their first dose or have completed the series for a COVID-19 vaccine. **A person can only be counted in one category, first dose or series complete.** For persons receiving Moderna or Pfizer vaccines, once they receive their second dose, they are moved from the first dose column to the series completed column. **Because of this, the total first dose category may show a change from report to report not matching the total receiving their first dose from the previous day.** Persons receiving Johnson & Johnson vaccines will always be counted in the series completed column.

COVID-19 doses for vaccinated persons in Florida

Doses administered 4,593

People receiving one dose of a 1-dose series (Johnson & Johnson) or receiving only one dose of a 2-dose series (Moderna, Pfizer) count once. Persons receiving both doses of a 2-dose series count twice.

Current status of persons vaccinated for COVID-19 in Florida

Total people vaccinated 2,637

First dose 523

Series completed 2,114

Completed 1-dose series 158

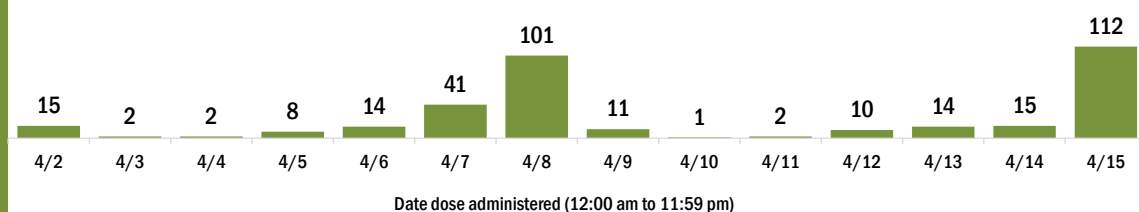
Completed 2-dose series 1,956

First dose: current number of people who have only received their first dose of the Moderna or Pfizer vaccine.

Series complete: current number of people who have received both Moderna or Pfizer vaccine doses or one Johnson & Johnson dose and are considered fully immunized.

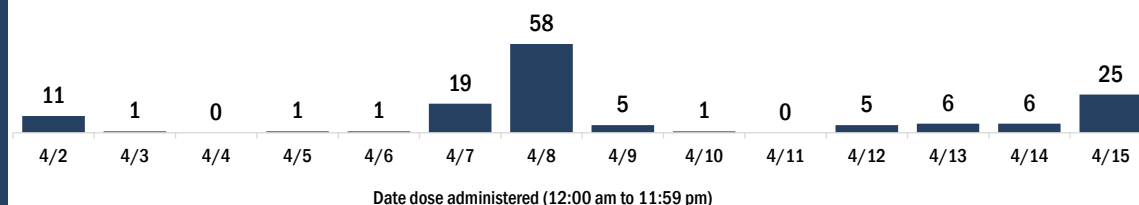
Demographic summary	First dose	Series complete	Total people vaccinated
Age group	523	2,114	2,637
16-24 years	30	22	52
25-34 years	21	57	78
35-44 years	49	98	147
45-54 years	94	174	268
55-64 years	165	355	520
65-74 years	88	774	862
75-84 years	56	457	513
85+ years	20	177	197
Race	523	2,114	2,637
White	343	1,490	1,833
Black	51	136	187
American Indian/Alaskan	5	13	18
Other	53	309	362
Unknown	71	166	237
Other race includes Asian, native Hawaiian/Pacific Islander, or other.			
Ethnicity	523	2,114	2,637
Hispanic	16	39	55
Non-Hispanic	230	1,204	1,434
Unknown	277	871	1,148
Gender	523	2,114	2,637
Female	276	1,183	1,459
Male	247	930	1,177
Unknown	0	1	1

COVID-19 doses administered for the past 2 weeks

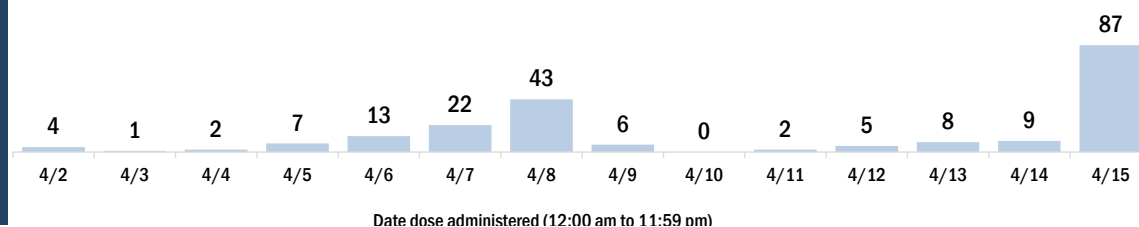


Persons vaccinated for COVID-19 for the past 2 weeks

Number of persons who received their first dose of a two-dose series of the COVID-19 vaccine



Number of persons who completed the COVID-19 vaccine series



COVID-19: Charlotte County vaccine summary

Vaccination data through Apr 15, 2021 as of Apr 16, 2021 at 12:05 AM

Data in this report are provisional and subject to change.

Data in this summary pertain to COVID-19 vaccines approved by the U.S. Food and Drug Administration and have been issued an Emergency Use Authorization (Janssen COVID-19 Vaccine, Moderna COVID-19 Vaccine and Pfizer-BioNTech COVID-19 Vaccine). These data summarize the number of people who have received either their first dose or have completed the series for a COVID-19 vaccine. **A person can only be counted in one category, first dose or series complete.** For persons receiving Moderna or Pfizer vaccines, once they receive their second dose, they are moved from the first dose column to the series completed column. **Because of this, the total first dose category may show a change from report to report not matching the total receiving their first dose from the previous day.** Persons receiving Johnson & Johnson vaccines will always be counted in the series completed column.

COVID-19 doses for vaccinated persons in Florida

Doses administered 152,135

People receiving one dose of a 1-dose series (Johnson & Johnson) or receiving only one dose of a 2-dose series (Moderna, Pfizer) count once. Persons receiving both doses of a 2-dose series count twice.

Current status of persons vaccinated for COVID-19 in Florida

Total people vaccinated 96,548

First dose 35,962

Series completed 60,586

Completed 1-dose series 4,999

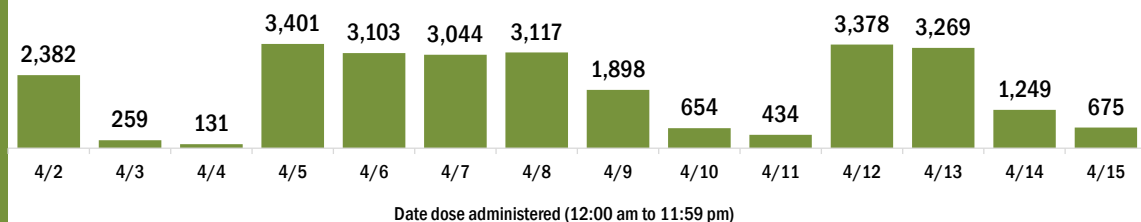
Completed 2-dose series 55,587

First dose: current number of people who have only received their first dose of the Moderna or Pfizer vaccine.

Series complete: current number of people who have received both Moderna or Pfizer vaccine doses or one Johnson & Johnson dose and are considered fully immunized.

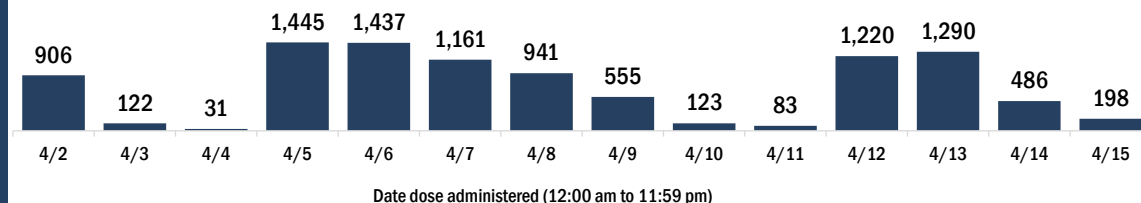
Demographic summary	First dose	Series complete	Total people vaccinated
Age group	35,962	60,586	96,548
16-24 years	1,029	322	1,351
25-34 years	1,424	738	2,162
35-44 years	2,014	1,130	3,144
45-54 years	4,077	2,273	6,350
55-64 years	10,847	7,511	18,358
65-74 years	9,023	27,287	36,310
75-84 years	5,682	16,574	22,256
85+ years	1,866	4,751	6,617
Race	35,962	60,586	96,548
White	27,500	46,030	73,530
Black	1,056	923	1,979
American Indian/Alaskan	193	240	433
Other	2,312	4,005	6,317
Unknown	4,901	9,388	14,289
Other race includes Asian, native Hawaiian/Pacific Islander, or other.			
Ethnicity	35,962	60,586	96,548
Hispanic	1,471	1,132	2,603
Non-Hispanic	21,333	35,555	56,888
Unknown	13,158	23,899	37,057
Gender	35,962	60,586	96,548
Female	19,171	33,911	53,082
Male	16,760	26,648	43,408
Unknown	31	27	58

COVID-19 doses administered for the past 2 weeks

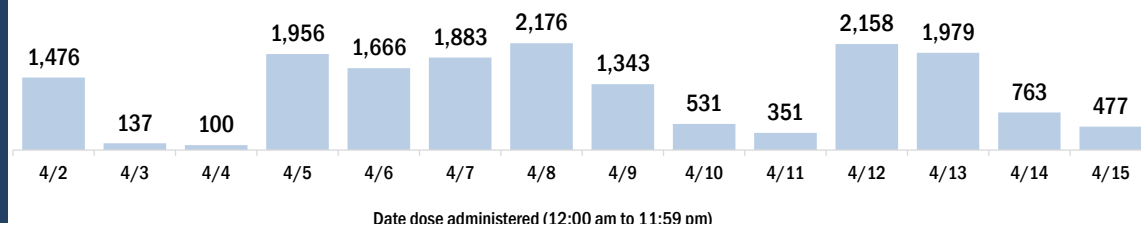


Persons vaccinated for COVID-19 for the past 2 weeks

Number of persons who received their first dose of a two-dose series of the COVID-19 vaccine



Number of persons who completed the COVID-19 vaccine series



COVID-19: Citrus County vaccine summary

Vaccination data through Apr 15, 2021 as of Apr 16, 2021 at 12:05 AM

Data in this report are provisional and subject to change.

Data in this summary pertain to COVID-19 vaccines approved by the U.S. Food and Drug Administration and have been issued an Emergency Use Authorization (Janssen COVID-19 Vaccine, Moderna COVID-19 Vaccine and Pfizer-BioNTech COVID-19 Vaccine). These data summarize the number of people who have received either their first dose or have completed the series for a COVID-19 vaccine. **A person can only be counted in one category, first dose or series complete.** For persons receiving Moderna or Pfizer vaccines, once they receive their second dose, they are moved from the first dose column to the series completed column. **Because of this, the total first dose category may show a change from report to report not matching the total receiving their first dose from the previous day.** Persons receiving Johnson & Johnson vaccines will always be counted in the series completed column.

COVID-19 doses for vaccinated persons in Florida

Doses administered 91,892

People receiving one dose of a 1-dose series (Johnson & Johnson) or receiving only one dose of a 2-dose series (Moderna, Pfizer) count once. Persons receiving both doses of a 2-dose series count twice.

Current status of persons vaccinated for COVID-19 in Florida

Total people vaccinated 56,189

First dose 19,037

Series completed 37,152

Completed 1-dose series 1,449

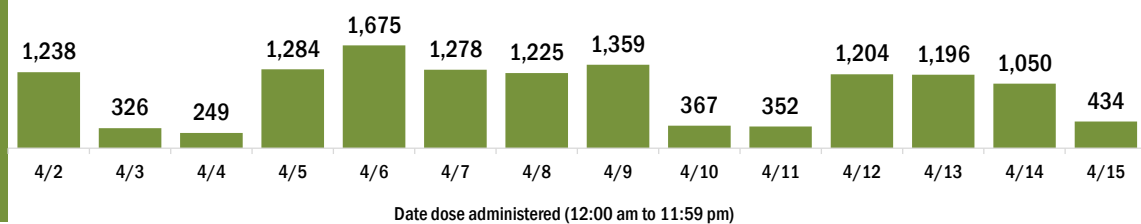
Completed 2-dose series 35,703

First dose: current number of people who have only received their first dose of the Moderna or Pfizer vaccine.

Series complete: current number of people who have received both Moderna or Pfizer vaccine doses or one Johnson & Johnson dose and are considered fully immunized.

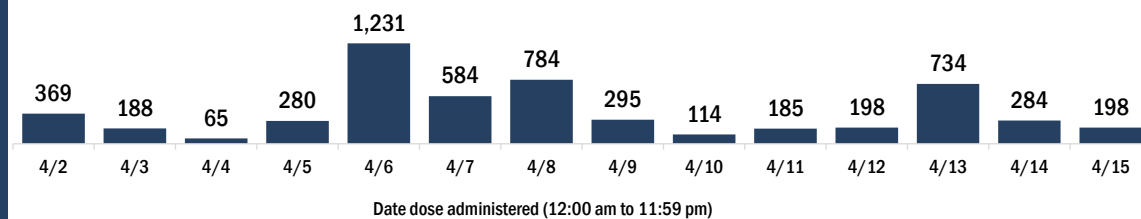
Demographic summary	First dose	Series complete	Total people vaccinated
Age group	19,037	37,152	56,189
16-24 years	671	276	947
25-34 years	780	598	1,378
35-44 years	1,170	825	1,995
45-54 years	2,429	1,439	3,868
55-64 years	6,335	3,629	9,964
65-74 years	4,228	16,168	20,396
75-84 years	2,602	11,012	13,614
85+ years	822	3,205	4,027
Race	19,037	37,152	56,189
White	15,070	27,471	42,541
Black	369	491	860
American Indian/Alaskan	129	189	318
Other	1,011	2,692	3,703
Unknown	2,458	6,309	8,767
Other race includes Asian, native Hawaiian/Pacific Islander, or other.			
Ethnicity	19,037	37,152	56,189
Hispanic	958	847	1,805
Non-Hispanic	12,426	21,088	33,514
Unknown	5,653	15,217	20,870
Gender	19,037	37,152	56,189
Female	10,636	21,235	31,871
Male	8,375	15,906	24,281
Unknown	26	11	37

COVID-19 doses administered for the past 2 weeks

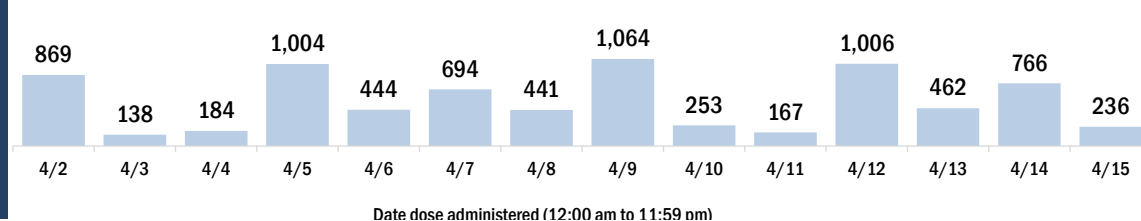


Persons vaccinated for COVID-19 for the past 2 weeks

Number of persons who received their first dose of a two-dose series of the COVID-19 vaccine



Number of persons who completed the COVID-19 vaccine series



COVID-19: Clay County vaccine summary

Vaccination data through Apr 15, 2021 as of Apr 16, 2021 at 12:05 AM

Data in this report are provisional and subject to change.

Data in this summary pertain to COVID-19 vaccines approved by the U.S. Food and Drug Administration and have been issued an Emergency Use Authorization (Janssen COVID-19 Vaccine, Moderna COVID-19 Vaccine and Pfizer-BioNTech COVID-19 Vaccine). These data summarize the number of people who have received either their first dose or have completed the series for a COVID-19 vaccine. **A person can only be counted in one category, first dose or series complete.** For persons receiving Moderna or Pfizer vaccines, once they receive their second dose, they are moved from the first dose column to the series completed column. **Because of this, the total first dose category may show a change from report to report not matching the total receiving their first dose from the previous day.** Persons receiving Johnson & Johnson vaccines will always be counted in the series completed column.

COVID-19 doses for vaccinated persons in Florida

Doses administered 93,479

People receiving one dose of a 1-dose series (Johnson & Johnson) or receiving only one dose of a 2-dose series (Moderna, Pfizer) count once. Persons receiving both doses of a 2-dose series count twice.

Current status of persons vaccinated for COVID-19 in Florida

Total people vaccinated 57,671

First dose 18,909

Series completed 38,762

Completed 1-dose series 2,954

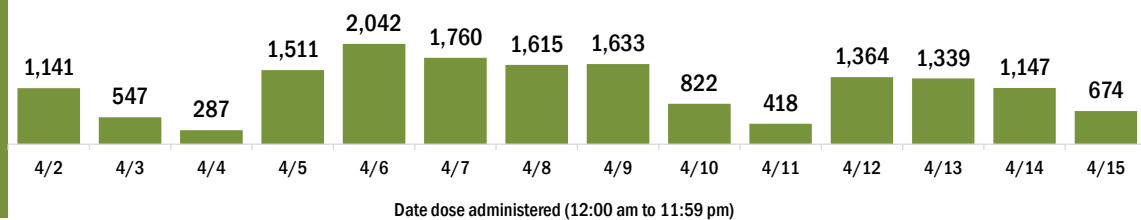
Completed 2-dose series 35,808

First dose: current number of people who have only received their first dose of the Moderna or Pfizer vaccine.

Series complete: current number of people who have received both Moderna or Pfizer vaccine doses or one Johnson & Johnson dose and are considered fully immunized.

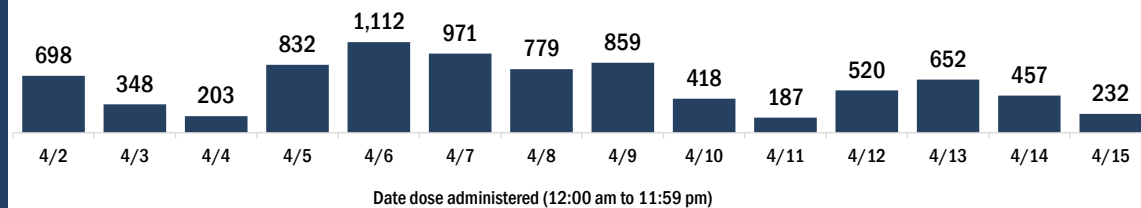
Demographic summary	First dose	Series complete	Total people vaccinated
Age group	18,909	38,762	57,671
16-24 years	2,030	830	2,860
25-34 years	1,863	1,630	3,493
35-44 years	2,925	2,696	5,621
45-54 years	4,148	4,194	8,342
55-64 years	4,881	7,686	12,567
65-74 years	1,704	13,160	14,864
75-84 years	950	6,603	7,553
85+ years	408	1,963	2,371
Race	18,909	38,762	57,671
White	11,562	28,403	39,965
Black	1,631	2,531	4,162
American Indian/Alaskan	75	191	266
Other	2,441	3,504	5,945
Unknown	3,200	4,133	7,333
Other race includes Asian, native Hawaiian/Pacific Islander, or other.			
Ethnicity	18,909	38,762	57,671
Hispanic	1,656	1,563	3,219
Non-Hispanic	11,430	28,990	40,420
Unknown	5,823	8,209	14,032
Gender	18,909	38,762	57,671
Female	10,397	22,599	32,996
Male	8,344	16,160	24,504
Unknown	168	3	171

COVID-19 doses administered for the past 2 weeks

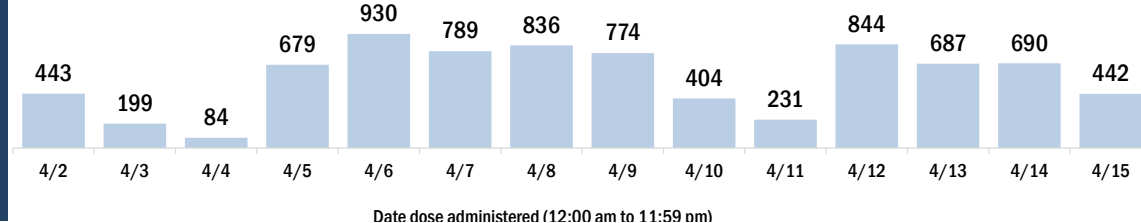


Persons vaccinated for COVID-19 for the past 2 weeks

Number of persons who received their first dose of a two-dose series of the COVID-19 vaccine



Number of persons who completed the COVID-19 vaccine series



COVID-19: Collier County vaccine summary

Vaccination data through Apr 15, 2021 as of Apr 16, 2021 at 12:05 AM

Data in this report are provisional and subject to change.

Data in this summary pertain to COVID-19 vaccines approved by the U.S. Food and Drug Administration and have been issued an Emergency Use Authorization (Janssen COVID-19 Vaccine, Moderna COVID-19 Vaccine and Pfizer-BioNTech COVID-19 Vaccine). These data summarize the number of people who have received either their first dose or have completed the series for a COVID-19 vaccine. **A person can only be counted in one category, first dose or series complete.** For persons receiving Moderna or Pfizer vaccines, once they receive their second dose, they are moved from the first dose column to the series completed column. **Because of this, the total first dose category may show a change from report to report not matching the total receiving their first dose from the previous day.** Persons receiving Johnson & Johnson vaccines will always be counted in the series completed column.

COVID-19 doses for vaccinated persons in Florida

Doses administered 270,536

People receiving one dose of a 1-dose series (Johnson & Johnson) or receiving only one dose of a 2-dose series (Moderna, Pfizer) count once. Persons receiving both doses of a 2-dose series count twice.

Current status of persons vaccinated for COVID-19 in Florida

Total people vaccinated 170,918

First dose 59,689

Series completed 111,229

Completed 1-dose series 11,611

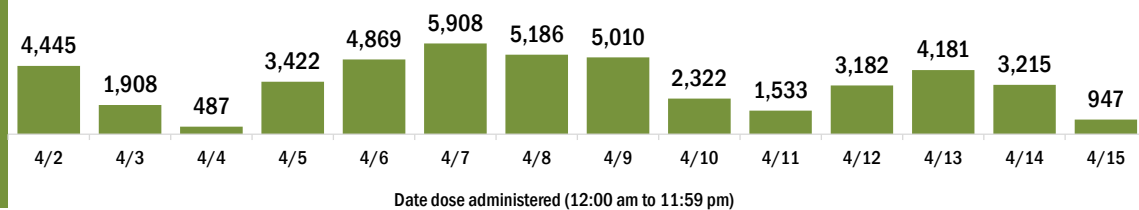
Completed 2-dose series 99,618

First dose: current number of people who have only received their first dose of the Moderna or Pfizer vaccine.

Series complete: current number of people who have received both Moderna or Pfizer vaccine doses or one Johnson & Johnson dose and are considered fully immunized.

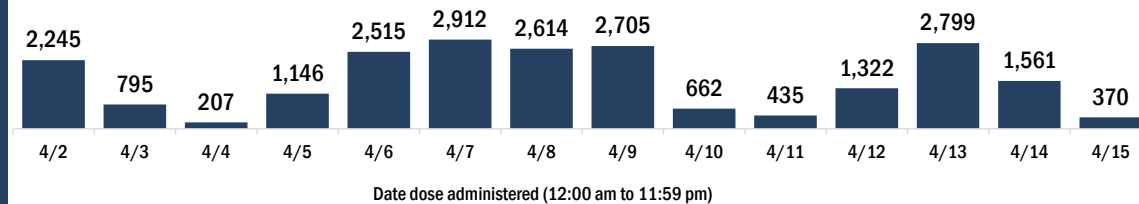
Demographic summary	First dose	Series complete	Total people vaccinated
Age group	59,689	111,229	170,918
16-24 years	2,618	1,261	3,879
25-34 years	3,535	2,762	6,297
35-44 years	5,122	3,716	8,838
45-54 years	8,971	5,598	14,569
55-64 years	17,706	12,694	30,400
65-74 years	11,523	44,653	56,176
75-84 years	7,737	31,229	38,966
85+ years	2,477	9,316	11,793
Race	59,689	111,229	170,918
White	40,718	71,918	112,636
Black	1,087	1,274	2,361
American Indian/Alaskan	215	329	544
Other	4,819	8,603	13,422
Unknown	12,850	29,105	41,955
Other race includes Asian, native Hawaiian/Pacific Islander, or other.			
Ethnicity	59,689	111,229	170,918
Hispanic	7,804	5,495	13,299
Non-Hispanic	27,387	49,719	77,106
Unknown	24,498	56,015	80,513
Gender	59,689	111,229	170,918
Female	31,954	61,333	93,287
Male	27,467	49,639	77,106
Unknown	268	257	525

COVID-19 doses administered for the past 2 weeks

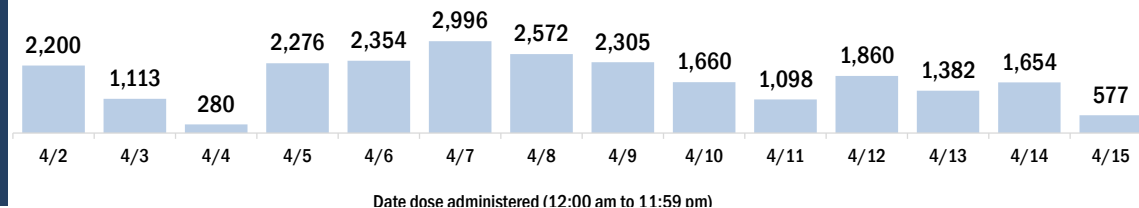


Persons vaccinated for COVID-19 for the past 2 weeks

Number of persons who received their first dose of a two-dose series of the COVID-19 vaccine



Number of persons who completed the COVID-19 vaccine series



COVID-19: Columbia County vaccine summary

Vaccination data through Apr 15, 2021 as of Apr 16, 2021 at 12:05 AM

Data in this report are provisional and subject to change.

Data in this summary pertain to COVID-19 vaccines approved by the U.S. Food and Drug Administration and have been issued an Emergency Use Authorization (Janssen COVID-19 Vaccine, Moderna COVID-19 Vaccine and Pfizer-BioNTech COVID-19 Vaccine). These data summarize the number of people who have received either their first dose or have completed the series for a COVID-19 vaccine. **A person can only be counted in one category, first dose or series complete.** For persons receiving Moderna or Pfizer vaccines, once they receive their second dose, they are moved from the first dose column to the series completed column. **Because of this, the total first dose category may show a change from report to report not matching the total receiving their first dose from the previous day.** Persons receiving Johnson & Johnson vaccines will always be counted in the series completed column.

COVID-19 doses for vaccinated persons in Florida

Doses administered 23,274

People receiving one dose of a 1-dose series (Johnson & Johnson) or receiving only one dose of a 2-dose series (Moderna, Pfizer) count once. Persons receiving both doses of a 2-dose series count twice.

Current status of persons vaccinated for COVID-19 in Florida

Total people vaccinated 14,251

First dose 3,640

Series completed 10,611

Completed 1-dose series 1,588

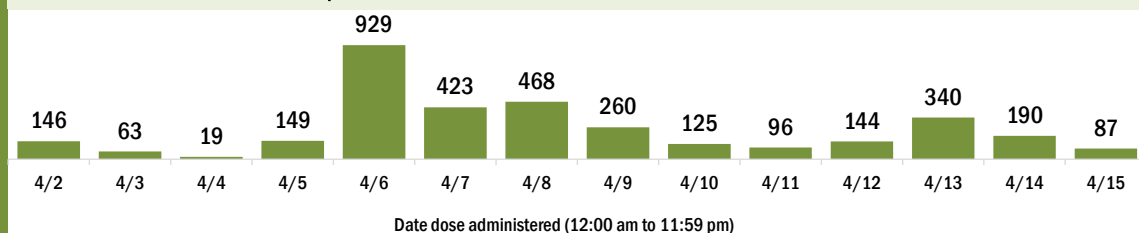
Completed 2-dose series 9,023

First dose: current number of people who have only received their first dose of the Moderna or Pfizer vaccine.

Series complete: current number of people who have received both Moderna or Pfizer vaccine doses or one Johnson & Johnson dose and are considered fully immunized.

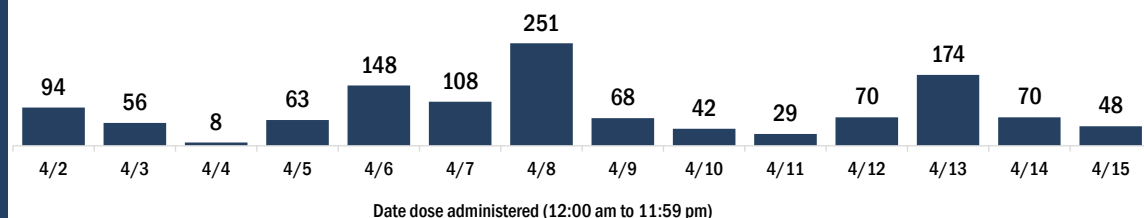
Demographic summary	First dose	Series complete	Total people vaccinated
Age group	3,640	10,611	14,251
16-24 years	231	152	383
25-34 years	316	361	677
35-44 years	389	570	959
45-54 years	653	942	1,595
55-64 years	1,192	1,818	3,010
65-74 years	498	3,870	4,368
75-84 years	271	2,246	2,517
85+ years	90	652	742
Race	3,640	10,611	14,251
White	2,457	7,584	10,041
Black	449	1,105	1,554
American Indian/Alaskan	31	53	84
Other	340	714	1,054
Unknown	363	1,155	1,518
Other race includes Asian, native Hawaiian/Pacific Islander, or other.			
Ethnicity	3,640	10,611	14,251
Hispanic	199	294	493
Non-Hispanic	2,465	7,502	9,967
Unknown	976	2,815	3,791
Gender	3,640	10,611	14,251
Female	2,063	6,222	8,285
Male	1,574	4,389	5,963
Unknown	3	0	3

COVID-19 doses administered for the past 2 weeks

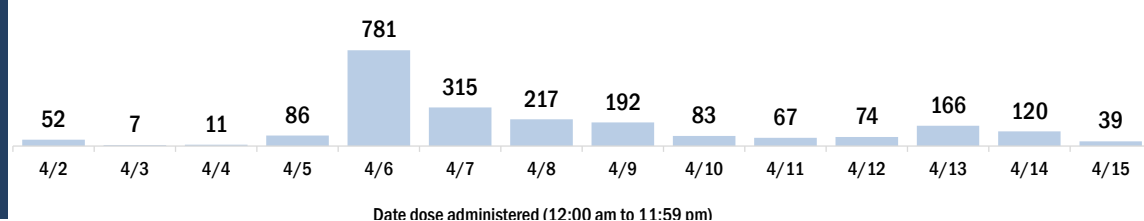


Persons vaccinated for COVID-19 for the past 2 weeks

Number of persons who received their first dose of a two-dose series of the COVID-19 vaccine



Number of persons who completed the COVID-19 vaccine series



COVID-19: Dade County vaccine summary

Vaccination data through Apr 15, 2021 as of Apr 16, 2021 at 12:05 AM

Data in this report are provisional and subject to change.

Data in this summary pertain to COVID-19 vaccines approved by the U.S. Food and Drug Administration and have been issued an Emergency Use Authorization (Janssen COVID-19 Vaccine, Moderna COVID-19 Vaccine and Pfizer-BioNTech COVID-19 Vaccine). These data summarize the number of people who have received either their first dose or have completed the series for a COVID-19 vaccine. **A person can only be counted in one category, first dose or series complete.** For persons receiving Moderna or Pfizer vaccines, once they receive their second dose, they are moved from the first dose column to the series completed column. **Because of this, the total first dose category may show a change from report to report not matching the total receiving their first dose from the previous day.** Persons receiving Johnson & Johnson vaccines will always be counted in the series completed column.

COVID-19 doses for vaccinated persons in Florida

Doses administered 1,601,476

People receiving one dose of a 1-dose series (Johnson & Johnson) or receiving only one dose of a 2-dose series (Moderna, Pfizer) count once. Persons receiving both doses of a 2-dose series count twice.

Current status of persons vaccinated for COVID-19 in Florida

Total people vaccinated 1,041,004

First dose 384,332

Series completed 656,672

Completed 1-dose series 96,200

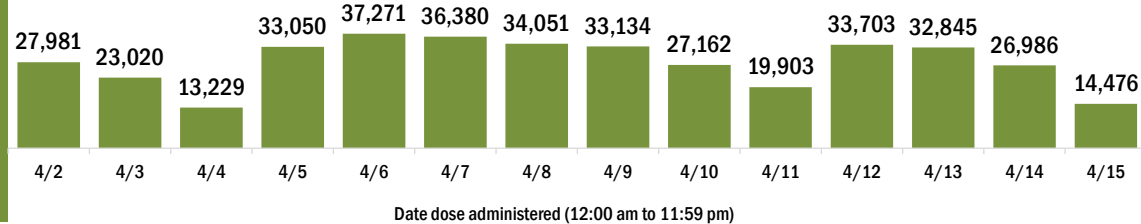
Completed 2-dose series 560,472

First dose: current number of people who have only received their first dose of the Moderna or Pfizer vaccine.

Series complete: current number of people who have received both Moderna or Pfizer vaccine doses or one Johnson & Johnson dose and are considered fully immunized.

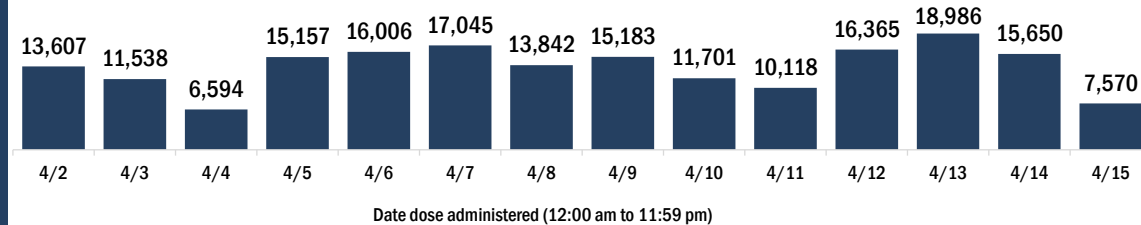
Demographic summary	First dose	Series complete	Total people vaccinated
Age group	384,332	656,672	1,041,004
16-24 years	32,051	21,792	53,843
25-34 years	43,961	48,060	92,021
35-44 years	61,328	66,570	127,898
45-54 years	84,102	96,500	180,602
55-64 years	81,663	133,634	215,297
65-74 years	45,893	157,634	203,527
75-84 years	24,681	95,717	120,398
85+ years	10,653	36,765	47,418
Race	384,332	656,672	1,041,004
White	266,137	461,892	728,029
Black	21,894	46,916	68,810
American Indian/Alaskan	929	1,468	2,397
Other	37,318	73,316	110,634
Unknown	58,054	73,080	131,134
Other race includes Asian, native Hawaiian/Pacific Islander, or other.			
Ethnicity	384,332	656,672	1,041,004
Hispanic	188,358	326,871	515,229
Non-Hispanic	64,221	151,671	215,892
Unknown	131,753	178,130	309,883
Gender	384,332	656,672	1,041,004
Female	201,727	367,497	569,224
Male	180,620	288,278	468,898
Unknown	1,985	897	2,882

COVID-19 doses administered for the past 2 weeks

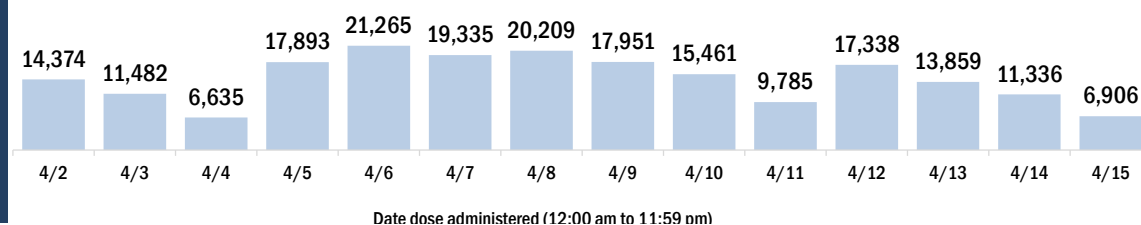


Persons vaccinated for COVID-19 for the past 2 weeks

Number of persons who received their first dose of a two-dose series of the COVID-19 vaccine



Number of persons who completed the COVID-19 vaccine series



COVID-19: Desoto County vaccine summary

Vaccination data through Apr 15, 2021 as of Apr 16, 2021 at 12:05 AM

Data in this report are provisional and subject to change.

Data in this summary pertain to COVID-19 vaccines approved by the U.S. Food and Drug Administration and have been issued an Emergency Use Authorization (Janssen COVID-19 Vaccine, Moderna COVID-19 Vaccine and Pfizer-BioNTech COVID-19 Vaccine). These data summarize the number of people who have received either their first dose or have completed the series for a COVID-19 vaccine. **A person can only be counted in one category, first dose or series complete.** For persons receiving Moderna or Pfizer vaccines, once they receive their second dose, they are moved from the first dose column to the series completed column. **Because of this, the total first dose category may show a change from report to report not matching the total receiving their first dose from the previous day.** Persons receiving Johnson & Johnson vaccines will always be counted in the series completed column.

COVID-19 doses for vaccinated persons in Florida

Doses administered 14,956

People receiving one dose of a 1-dose series (Johnson & Johnson) or receiving only one dose of a 2-dose series (Moderna, Pfizer) count once. Persons receiving both doses of a 2-dose series count twice.

Current status of persons vaccinated for COVID-19 in Florida

Total people vaccinated 9,715

First dose 4,050

Series completed 5,665

Completed 1-dose series 424

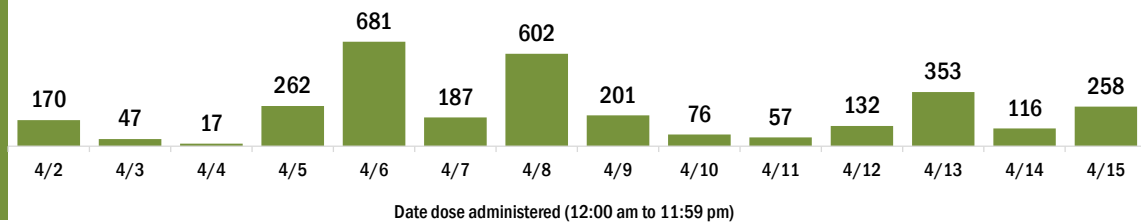
Completed 2-dose series 5,241

First dose: current number of people who have only received their first dose of the Moderna or Pfizer vaccine.

Series complete: current number of people who have received both Moderna or Pfizer vaccine doses or one Johnson & Johnson dose and are considered fully immunized.

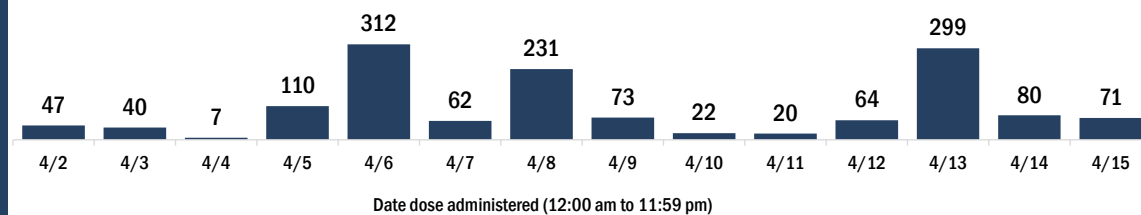
Demographic summary	First dose	Series complete	Total people vaccinated
Age group	4,050	5,665	9,715
16-24 years	183	53	236
25-34 years	241	170	411
35-44 years	405	197	602
45-54 years	653	336	989
55-64 years	1,211	608	1,819
65-74 years	767	2,355	3,122
75-84 years	466	1,583	2,049
85+ years	124	363	487
Race	4,050	5,665	9,715
White	2,476	4,149	6,625
Black	252	314	566
American Indian/Alaskan	21	22	43
Other	570	418	988
Unknown	731	762	1,493
Other race includes Asian, native Hawaiian/Pacific Islander, or other.			
Ethnicity	4,050	5,665	9,715
Hispanic	813	277	1,090
Non-Hispanic	1,881	2,737	4,618
Unknown	1,356	2,651	4,007
Gender	4,050	5,665	9,715
Female	1,903	3,083	4,986
Male	2,147	2,581	4,728
Unknown	0	1	1

COVID-19 doses administered for the past 2 weeks

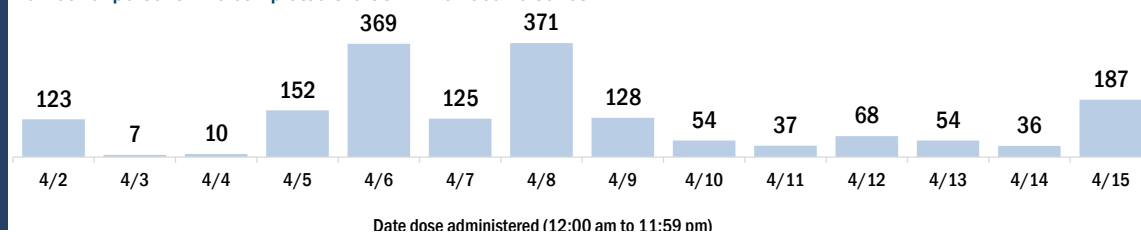


Persons vaccinated for COVID-19 for the past 2 weeks

Number of persons who received their first dose of a two-dose series of the COVID-19 vaccine



Number of persons who completed the COVID-19 vaccine series



COVID-19: Dixie County vaccine summary

Vaccination data through Apr 15, 2021 as of Apr 16, 2021 at 12:05 AM

Data in this report are provisional and subject to change.

Data in this summary pertain to COVID-19 vaccines approved by the U.S. Food and Drug Administration and have been issued an Emergency Use Authorization (Janssen COVID-19 Vaccine, Moderna COVID-19 Vaccine and Pfizer-BioNTech COVID-19 Vaccine). These data summarize the number of people who have received either their first dose or have completed the series for a COVID-19 vaccine. **A person can only be counted in one category, first dose or series complete.** For persons receiving Moderna or Pfizer vaccines, once they receive their second dose, they are moved from the first dose column to the series completed column. **Because of this, the total first dose category may show a change from report to report not matching the total receiving their first dose from the previous day.** Persons receiving Johnson & Johnson vaccines will always be counted in the series completed column.

COVID-19 doses for vaccinated persons in Florida

Doses administered 4,819

People receiving one dose of a 1-dose series (Johnson & Johnson) or receiving only one dose of a 2-dose series (Moderna, Pfizer) count once. Persons receiving both doses of a 2-dose series count twice.

Current status of persons vaccinated for COVID-19 in Florida

Total people vaccinated 3,096

First dose 1,070

Series completed 2,026

Completed 1-dose series 303

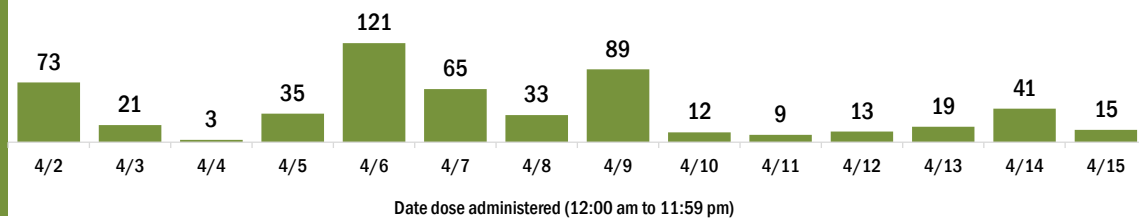
Completed 2-dose series 1,723

First dose: current number of people who have only received their first dose of the Moderna or Pfizer vaccine.

Series complete: current number of people who have received both Moderna or Pfizer vaccine doses or one Johnson & Johnson dose and are considered fully immunized.

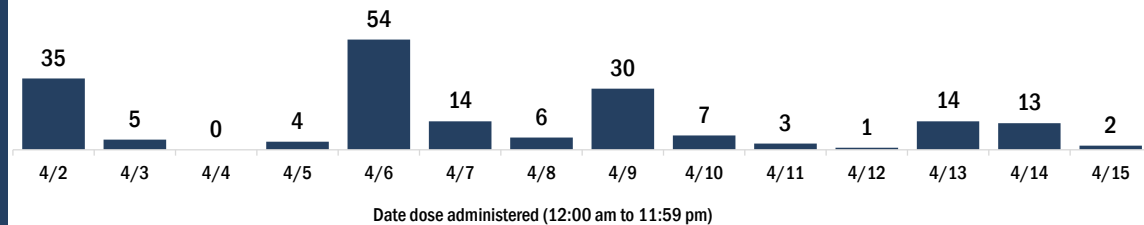
Demographic summary	First dose	Series complete	Total people vaccinated
Age group	1,070	2,026	3,096
16-24 years	22	16	38
25-34 years	28	28	56
35-44 years	59	55	114
45-54 years	120	97	217
55-64 years	357	310	667
65-74 years	280	882	1,162
75-84 years	156	506	662
85+ years	48	132	180
Race	1,070	2,026	3,096
White	916	1,754	2,670
Black	66	70	136
American Indian/Alaskan	16	10	26
Other	36	64	100
Unknown	36	128	164
Other race includes Asian, native Hawaiian/Pacific Islander, or other.			
Ethnicity	1,070	2,026	3,096
Hispanic	22	36	58
Non-Hispanic	851	1,476	2,327
Unknown	197	514	711
Gender	1,070	2,026	3,096
Female	569	1,088	1,657
Male	501	938	1,439
Unknown	0	0	0

COVID-19 doses administered for the past 2 weeks

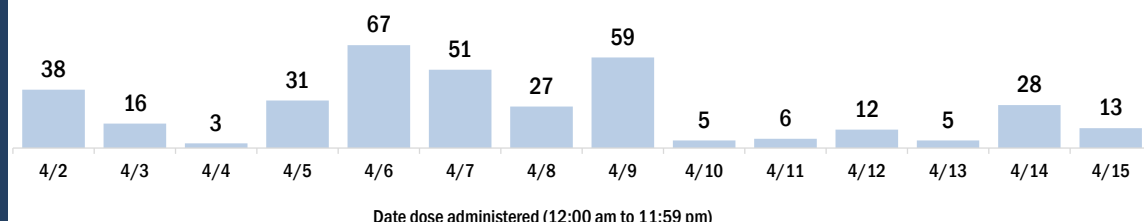


Persons vaccinated for COVID-19 for the past 2 weeks

Number of persons who received their first dose of a two-dose series of the COVID-19 vaccine



Number of persons who completed the COVID-19 vaccine series



COVID-19: Duval County vaccine summary

Vaccination data through Apr 15, 2021 as of Apr 16, 2021 at 12:05 AM

Data in this report are provisional and subject to change.

Data in this summary pertain to COVID-19 vaccines approved by the U.S. Food and Drug Administration and have been issued an Emergency Use Authorization (Janssen COVID-19 Vaccine, Moderna COVID-19 Vaccine and Pfizer-BioNTech COVID-19 Vaccine). These data summarize the number of people who have received either their first dose or have completed the series for a COVID-19 vaccine. **A person can only be counted in one category, first dose or series complete.** For persons receiving Moderna or Pfizer vaccines, once they receive their second dose, they are moved from the first dose column to the series completed column. **Because of this, the total first dose category may show a change from report to report not matching the total receiving their first dose from the previous day.** Persons receiving Johnson & Johnson vaccines will always be counted in the series completed column.

COVID-19 doses for vaccinated persons in Florida

Doses administered 470,823

People receiving one dose of a 1-dose series (Johnson & Johnson) or receiving only one dose of a 2-dose series (Moderna, Pfizer) count once. Persons receiving both doses of a 2-dose series count twice.

Current status of persons vaccinated for COVID-19 in Florida

Total people vaccinated 299,764

First dose 105,372

Series completed 194,392

Completed 1-dose series 23,333

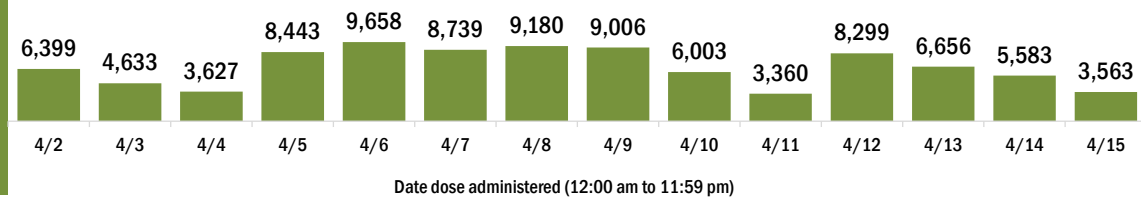
Completed 2-dose series 171,059

First dose: current number of people who have only received their first dose of the Moderna or Pfizer vaccine.

Series complete: current number of people who have received both Moderna or Pfizer vaccine doses or one Johnson & Johnson dose and are considered fully immunized.

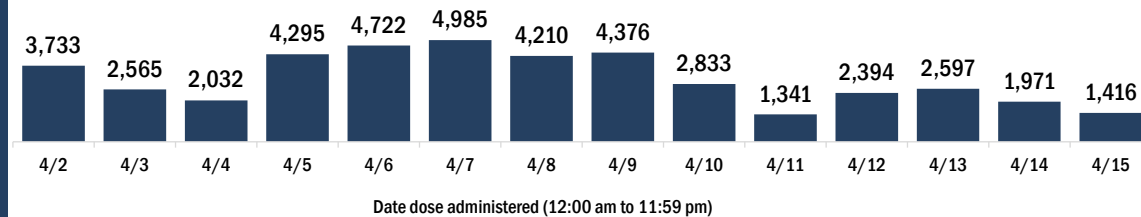
Demographic summary	First dose	Series complete	Total people vaccinated
Age group	105,372	194,392	299,764
16-24 years	10,185	4,844	15,029
25-34 years	15,040	14,268	29,308
35-44 years	17,418	17,669	35,087
45-54 years	20,454	24,462	44,916
55-64 years	22,042	42,733	64,775
65-74 years	12,591	56,081	68,672
75-84 years	5,411	25,494	30,905
85+ years	2,231	8,841	11,072
Race	105,372	194,392	299,764
White	56,106	113,987	170,093
Black	16,023	33,444	49,467
American Indian/Alaskan	306	439	745
Other	16,789	22,471	39,260
Unknown	16,148	24,051	40,199
Other race includes Asian, native Hawaiian/Pacific Islander, or other.			
Ethnicity	105,372	194,392	299,764
Hispanic	9,613	7,911	17,524
Non-Hispanic	69,476	141,014	210,490
Unknown	26,283	45,467	71,750
Gender	105,372	194,392	299,764
Female	55,593	113,182	168,775
Male	47,304	81,103	128,407
Unknown	2,475	107	2,582

COVID-19 doses administered for the past 2 weeks

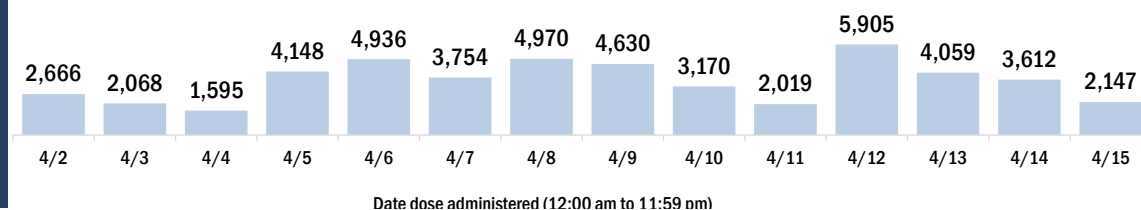


Persons vaccinated for COVID-19 for the past 2 weeks

Number of persons who received their first dose of a two-dose series of the COVID-19 vaccine



Number of persons who completed the COVID-19 vaccine series



COVID-19: Escambia County vaccine summary

Vaccination data through Apr 15, 2021 as of Apr 16, 2021 at 12:05 AM

Data in this report are provisional and subject to change.

Data in this summary pertain to COVID-19 vaccines approved by the U.S. Food and Drug Administration and have been issued an Emergency Use Authorization (Janssen COVID-19 Vaccine, Moderna COVID-19 Vaccine and Pfizer-BioNTech COVID-19 Vaccine). These data summarize the number of people who have received either their first dose or have completed the series for a COVID-19 vaccine. **A person can only be counted in one category, first dose or series complete.** For persons receiving Moderna or Pfizer vaccines, once they receive their second dose, they are moved from the first dose column to the series completed column. **Because of this, the total first dose category may show a change from report to report not matching the total receiving their first dose from the previous day.** Persons receiving Johnson & Johnson vaccines will always be counted in the series completed column.

COVID-19 doses for vaccinated persons in Florida

Doses administered 141,735

People receiving one dose of a 1-dose series (Johnson & Johnson) or receiving only one dose of a 2-dose series (Moderna, Pfizer) count once. Persons receiving both doses of a 2-dose series count twice.

Current status of persons vaccinated for COVID-19 in Florida

Total people vaccinated 88,621

First dose 29,232

Series completed 59,389

Completed 1-dose series 6,275

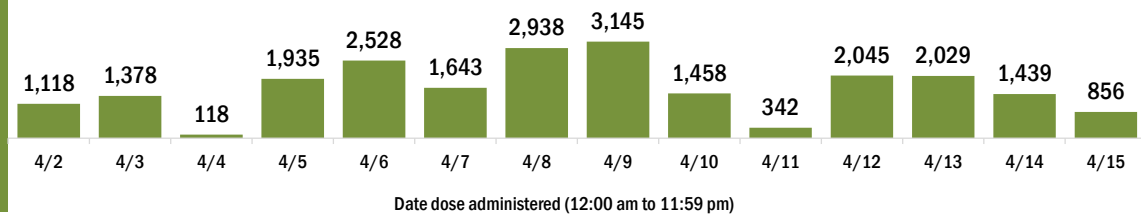
Completed 2-dose series 53,114

First dose: current number of people who have only received their first dose of the Moderna or Pfizer vaccine.

Series complete: current number of people who have received both Moderna or Pfizer vaccine doses or one Johnson & Johnson dose and are considered fully immunized.

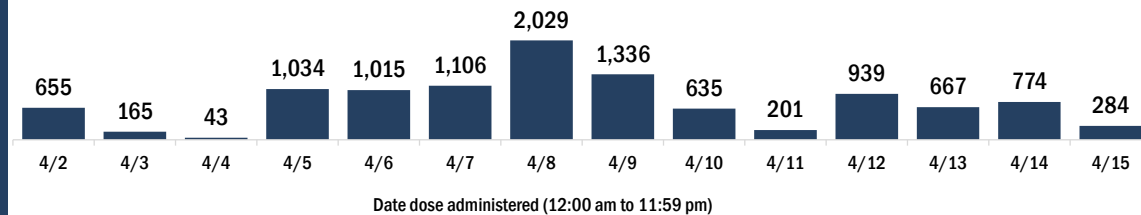
Demographic summary	First dose	Series complete	Total people vaccinated
Age group	29,232	59,389	88,621
16-24 years	2,665	1,068	3,733
25-34 years	3,874	2,951	6,825
35-44 years	3,906	3,854	7,760
45-54 years	4,731	6,069	10,800
55-64 years	6,534	12,477	19,011
65-74 years	4,327	19,040	23,367
75-84 years	2,310	10,233	12,543
85+ years	885	3,697	4,582
Race	29,232	59,389	88,621
White	15,683	36,958	52,641
Black	3,785	8,689	12,474
American Indian/Alaskan	170	427	597
Other	2,810	5,458	8,268
Unknown	6,784	7,857	14,641
Other race includes Asian, native Hawaiian/Pacific Islander, or other.			
Ethnicity	29,232	59,389	88,621
Hispanic	1,156	1,258	2,414
Non-Hispanic	17,994	41,322	59,316
Unknown	10,082	16,809	26,891
Gender	29,232	59,389	88,621
Female	16,186	35,200	51,386
Male	12,945	24,161	37,106
Unknown	101	28	129

COVID-19 doses administered for the past 2 weeks

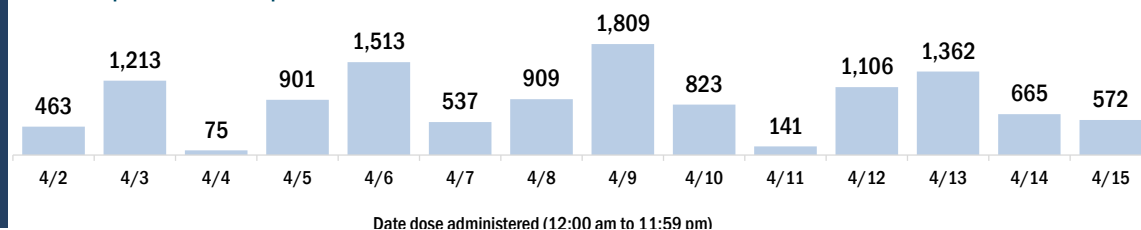


Persons vaccinated for COVID-19 for the past 2 weeks

Number of persons who received their first dose of a two-dose series of the COVID-19 vaccine



Number of persons who completed the COVID-19 vaccine series



COVID-19: Flagler County vaccine summary

Vaccination data through Apr 15, 2021 as of Apr 16, 2021 at 12:05 AM

Data in this report are provisional and subject to change.

Data in this summary pertain to COVID-19 vaccines approved by the U.S. Food and Drug Administration and have been issued an Emergency Use Authorization (Janssen COVID-19 Vaccine, Moderna COVID-19 Vaccine and Pfizer-BioNTech COVID-19 Vaccine). These data summarize the number of people who have received either their first dose or have completed the series for a COVID-19 vaccine. **A person can only be counted in one category, first dose or series complete.** For persons receiving Moderna or Pfizer vaccines, once they receive their second dose, they are moved from the first dose column to the series completed column. **Because of this, the total first dose category may show a change from report to report not matching the total receiving their first dose from the previous day.** Persons receiving Johnson & Johnson vaccines will always be counted in the series completed column.

COVID-19 doses for vaccinated persons in Florida

Doses administered 76,901

People receiving one dose of a 1-dose series (Johnson & Johnson) or receiving only one dose of a 2-dose series (Moderna, Pfizer) count once. Persons receiving both doses of a 2-dose series count twice.

Current status of persons vaccinated for COVID-19 in Florida

Total people vaccinated 47,357

First dose 15,734

Series completed 31,623

Completed 1-dose series 2,079

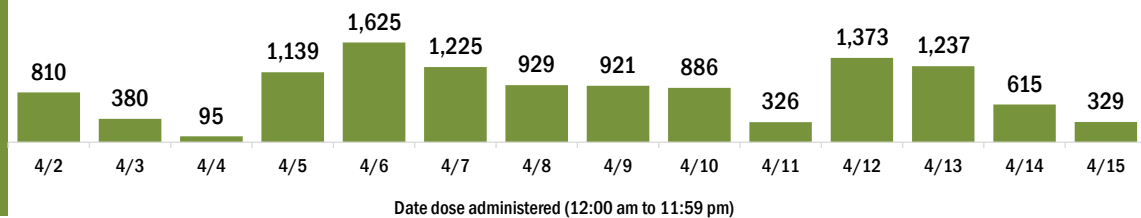
Completed 2-dose series 29,544

First dose: current number of people who have only received their first dose of the Moderna or Pfizer vaccine.

Series complete: current number of people who have received both Moderna or Pfizer vaccine doses or one Johnson & Johnson dose and are considered fully immunized.

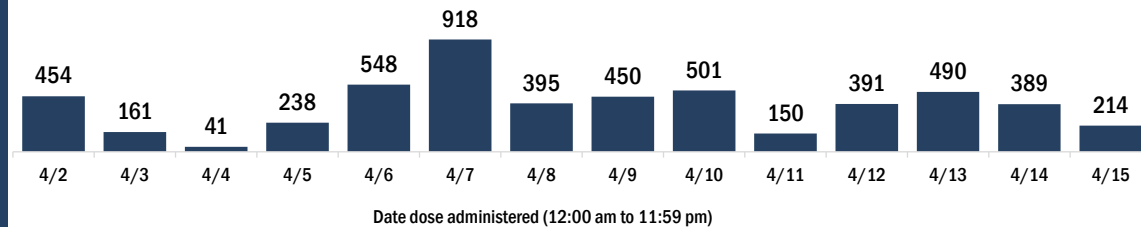
Demographic summary	First dose	Series complete	Total people vaccinated
Age group	15,734	31,623	47,357
16-24 years	877	294	1,171
25-34 years	918	641	1,559
35-44 years	1,499	1,120	2,619
45-54 years	2,706	1,835	4,541
55-64 years	4,917	4,369	9,286
65-74 years	2,693	13,424	16,117
75-84 years	1,566	7,813	9,379
85+ years	558	2,127	2,685
Race	15,734	31,623	47,357
White	10,257	21,377	31,634
Black	1,000	2,064	3,064
American Indian/Alaskan	105	185	290
Other	1,319	2,921	4,240
Unknown	3,053	5,076	8,129
Other race includes Asian, native Hawaiian/Pacific Islander, or other.			
Ethnicity	15,734	31,623	47,357
Hispanic	1,453	1,541	2,994
Non-Hispanic	9,467	18,915	28,382
Unknown	4,814	11,167	15,981
Gender	15,734	31,623	47,357
Female	8,498	17,821	26,319
Male	7,026	13,678	20,704
Unknown	210	124	334

COVID-19 doses administered for the past 2 weeks

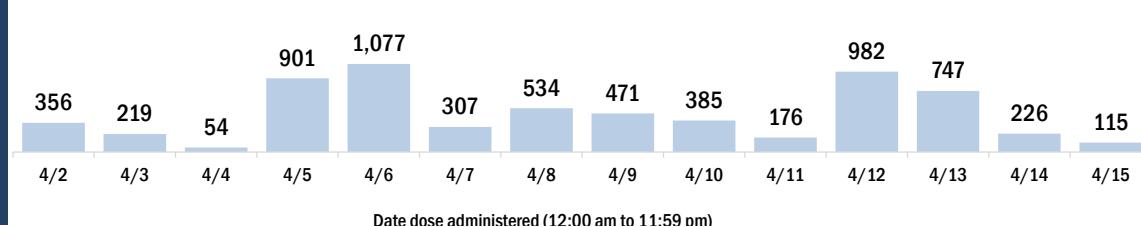


Persons vaccinated for COVID-19 for the past 2 weeks

Number of persons who received their first dose of a two-dose series of the COVID-19 vaccine



Number of persons who completed the COVID-19 vaccine series



COVID-19: Franklin County vaccine summary

Vaccination data through Apr 15, 2021 as of Apr 16, 2021 at 12:05 AM

Data in this report are provisional and subject to change.

Data in this summary pertain to COVID-19 vaccines approved by the U.S. Food and Drug Administration and have been issued an Emergency Use Authorization (Janssen COVID-19 Vaccine, Moderna COVID-19 Vaccine and Pfizer-BioNTech COVID-19 Vaccine). These data summarize the number of people who have received either their first dose or have completed the series for a COVID-19 vaccine. **A person can only be counted in one category, first dose or series complete.** For persons receiving Moderna or Pfizer vaccines, once they receive their second dose, they are moved from the first dose column to the series completed column. **Because of this, the total first dose category may show a change from report to report not matching the total receiving their first dose from the previous day.** Persons receiving Johnson & Johnson vaccines will always be counted in the series completed column.

COVID-19 doses for vaccinated persons in Florida

Doses administered 6,271

People receiving one dose of a 1-dose series (Johnson & Johnson) or receiving only one dose of a 2-dose series (Moderna, Pfizer) count once. Persons receiving both doses of a 2-dose series count twice.

Current status of persons vaccinated for COVID-19 in Florida

Total people vaccinated 3,547

First dose 743

Series completed 2,804

Completed 1-dose series 80

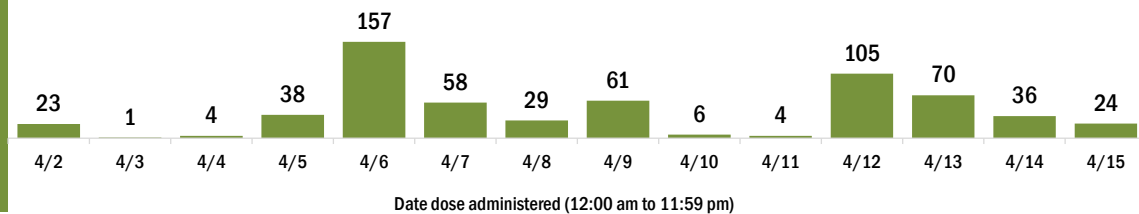
Completed 2-dose series 2,724

First dose: current number of people who have only received their first dose of the Moderna or Pfizer vaccine.

Series complete: current number of people who have received both Moderna or Pfizer vaccine doses or one Johnson & Johnson dose and are considered fully immunized.

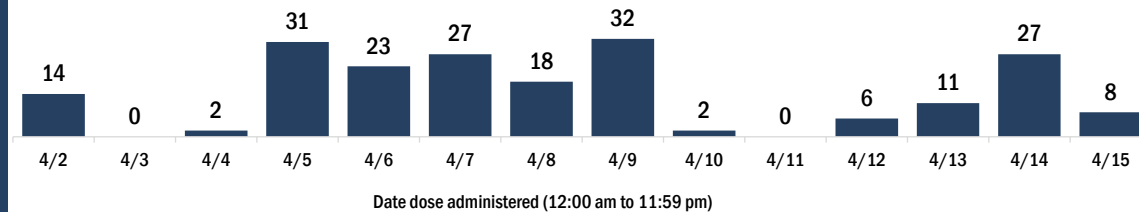
Demographic summary	First dose	Series complete	Total people vaccinated
Age group	743	2,804	3,547
16-24 years	25	15	40
25-34 years	45	39	84
35-44 years	59	75	134
45-54 years	125	173	298
55-64 years	271	528	799
65-74 years	146	1,266	1,412
75-84 years	60	590	650
85+ years	12	118	130
Race	743	2,804	3,547
White	633	2,517	3,150
Black	51	125	176
American Indian/Alaskan	3	6	9
Other	36	106	142
Unknown	20	50	70
Other race includes Asian, native Hawaiian/Pacific Islander, or other.			
Ethnicity	743	2,804	3,547
Hispanic	19	38	57
Non-Hispanic	639	2,404	3,043
Unknown	85	362	447
Gender	743	2,804	3,547
Female	396	1,487	1,883
Male	347	1,317	1,664
Unknown	0	0	0

COVID-19 doses administered for the past 2 weeks

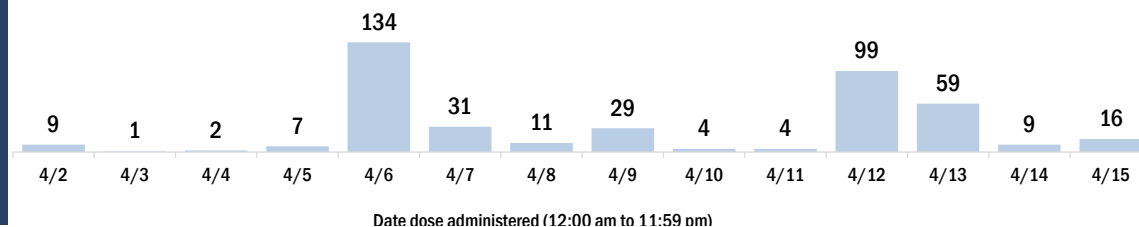


Persons vaccinated for COVID-19 for the past 2 weeks

Number of persons who received their first dose of a two-dose series of the COVID-19 vaccine



Number of persons who completed the COVID-19 vaccine series



COVID-19: Gadsden County vaccine summary

Vaccination data through Apr 15, 2021 as of Apr 16, 2021 at 12:05 AM

Data in this report are provisional and subject to change.

Data in this summary pertain to COVID-19 vaccines approved by the U.S. Food and Drug Administration and have been issued an Emergency Use Authorization (Janssen COVID-19 Vaccine, Moderna COVID-19 Vaccine and Pfizer-BioNTech COVID-19 Vaccine). These data summarize the number of people who have received either their first dose or have completed the series for a COVID-19 vaccine. **A person can only be counted in one category, first dose or series complete.** For persons receiving Moderna or Pfizer vaccines, once they receive their second dose, they are moved from the first dose column to the series completed column. **Because of this, the total first dose category may show a change from report to report not matching the total receiving their first dose from the previous day.** Persons receiving Johnson & Johnson vaccines will always be counted in the series completed column.

COVID-19 doses for vaccinated persons in Florida

Doses administered 24,524

People receiving one dose of a 1-dose series (Johnson & Johnson) or receiving only one dose of a 2-dose series (Moderna, Pfizer) count once. Persons receiving both doses of a 2-dose series count twice.

Current status of persons vaccinated for COVID-19 in Florida

Total people vaccinated 15,411

First dose 4,592

Series completed 10,819

Completed 1-dose series 1,706

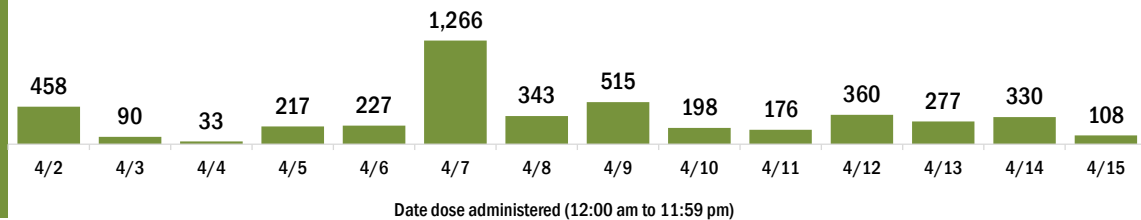
Completed 2-dose series 9,113

First dose: current number of people who have only received their first dose of the Moderna or Pfizer vaccine.

Series complete: current number of people who have received both Moderna or Pfizer vaccine doses or one Johnson & Johnson dose and are considered fully immunized.

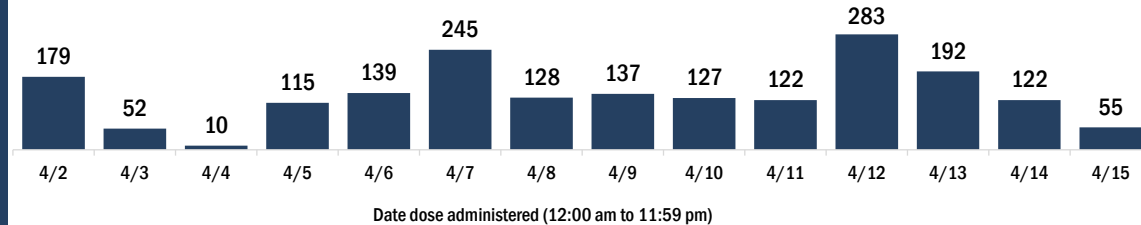
Demographic summary	First dose	Series complete	Total people vaccinated
Age group	4,592	10,819	15,411
16-24 years	240	171	411
25-34 years	323	605	928
35-44 years	729	888	1,617
45-54 years	1,057	1,245	2,302
55-64 years	1,238	2,258	3,496
65-74 years	603	3,466	4,069
75-84 years	294	1,645	1,939
85+ years	108	541	649
Race	4,592	10,819	15,411
White	1,280	4,173	5,453
Black	2,086	4,464	6,550
American Indian/Alaskan	6	22	28
Other	772	1,367	2,139
Unknown	448	793	1,241
Other race includes Asian, native Hawaiian/Pacific Islander, or other.			
Ethnicity	4,592	10,819	15,411
Hispanic	505	321	826
Non-Hispanic	2,982	7,854	10,836
Unknown	1,105	2,644	3,749
Gender	4,592	10,819	15,411
Female	2,465	6,837	9,302
Male	2,127	3,982	6,109
Unknown	0	0	0

COVID-19 doses administered for the past 2 weeks

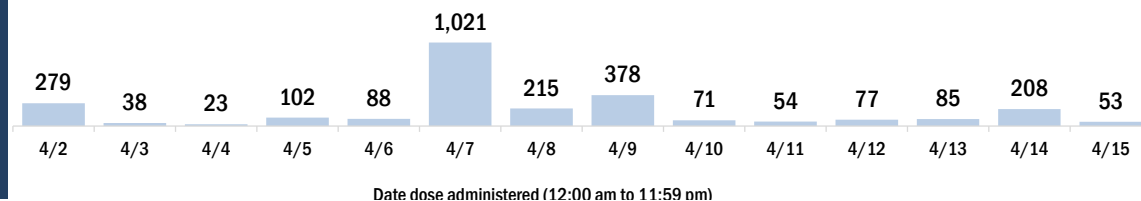


Persons vaccinated for COVID-19 for the past 2 weeks

Number of persons who received their first dose of a two-dose series of the COVID-19 vaccine



Number of persons who completed the COVID-19 vaccine series



COVID-19: Gilchrist County vaccine summary

Vaccination data through Apr 15, 2021 as of Apr 16, 2021 at 12:05 AM

Data in this report are provisional and subject to change.

Data in this summary pertain to COVID-19 vaccines approved by the U.S. Food and Drug Administration and have been issued an Emergency Use Authorization (Janssen COVID-19 Vaccine, Moderna COVID-19 Vaccine and Pfizer-BioNTech COVID-19 Vaccine). These data summarize the number of people who have received either their first dose or have completed the series for a COVID-19 vaccine. **A person can only be counted in one category, first dose or series complete.** For persons receiving Moderna or Pfizer vaccines, once they receive their second dose, they are moved from the first dose column to the series completed column. **Because of this, the total first dose category may show a change from report to report not matching the total receiving their first dose from the previous day.** Persons receiving Johnson & Johnson vaccines will always be counted in the series completed column.

COVID-19 doses for vaccinated persons in Florida

Doses administered 5,704

People receiving one dose of a 1-dose series (Johnson & Johnson) or receiving only one dose of a 2-dose series (Moderna, Pfizer) count once. Persons receiving both doses of a 2-dose series count twice.

Current status of persons vaccinated for COVID-19 in Florida

Total people vaccinated 3,606

First dose 1,098

Series completed 2,508

Completed 1-dose series 410

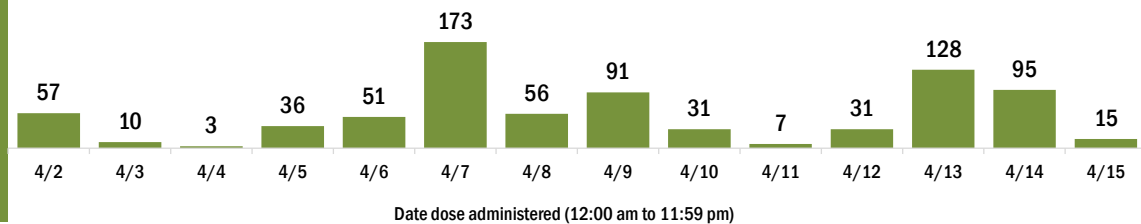
Completed 2-dose series 2,098

First dose: current number of people who have only received their first dose of the Moderna or Pfizer vaccine.

Series complete: current number of people who have received both Moderna or Pfizer vaccine doses or one Johnson & Johnson dose and are considered fully immunized.

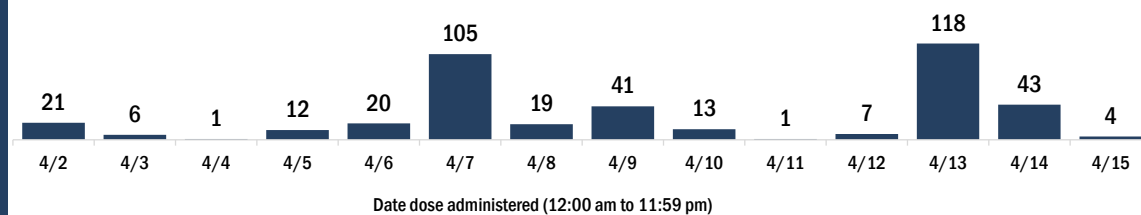
Demographic summary	First dose	Series complete	Total people vaccinated
Age group	1,098	2,508	3,606
16-24 years	38	47	85
25-34 years	66	72	138
35-44 years	105	122	227
45-54 years	175	209	384
55-64 years	391	388	779
65-74 years	215	902	1,117
75-84 years	79	582	661
85+ years	29	186	215
Race	1,098	2,508	3,606
White	863	1,752	2,615
Black	50	35	85
American Indian/Alaskan	6	8	14
Other	77	199	276
Unknown	102	514	616
Other race includes Asian, native Hawaiian/Pacific Islander, or other.			
Ethnicity	1,098	2,508	3,606
Hispanic	60	50	110
Non-Hispanic	632	1,051	1,683
Unknown	406	1,407	1,813
Gender	1,098	2,508	3,606
Female	563	1,477	2,040
Male	534	1,031	1,565
Unknown	1	0	1

COVID-19 doses administered for the past 2 weeks

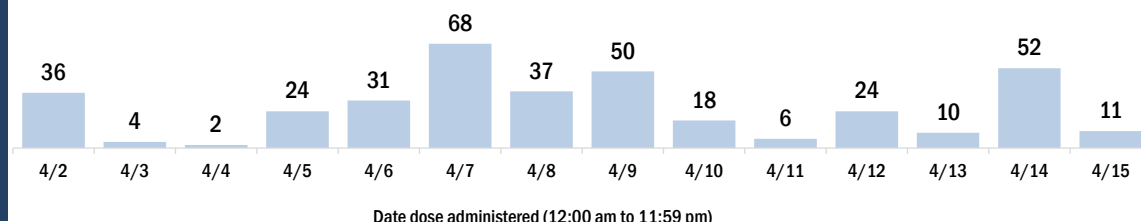


Persons vaccinated for COVID-19 for the past 2 weeks

Number of persons who received their first dose of a two-dose series of the COVID-19 vaccine



Number of persons who completed the COVID-19 vaccine series



COVID-19: Glades County vaccine summary

Vaccination data through Apr 15, 2021 as of Apr 16, 2021 at 12:05 AM

Data in this report are provisional and subject to change.

Data in this summary pertain to COVID-19 vaccines approved by the U.S. Food and Drug Administration and have been issued an Emergency Use Authorization (Janssen COVID-19 Vaccine, Moderna COVID-19 Vaccine and Pfizer-BioNTech COVID-19 Vaccine). These data summarize the number of people who have received either their first dose or have completed the series for a COVID-19 vaccine. **A person can only be counted in one category, first dose or series complete.** For persons receiving Moderna or Pfizer vaccines, once they receive their second dose, they are moved from the first dose column to the series completed column. **Because of this, the total first dose category may show a change from report to report not matching the total receiving their first dose from the previous day.** Persons receiving Johnson & Johnson vaccines will always be counted in the series completed column.

COVID-19 doses for vaccinated persons in Florida

Doses administered 4,109

People receiving one dose of a 1-dose series (Johnson & Johnson) or receiving only one dose of a 2-dose series (Moderna, Pfizer) count once. Persons receiving both doses of a 2-dose series count twice.

Current status of persons vaccinated for COVID-19 in Florida

Total people vaccinated 2,431

First dose 532

Series completed 1,899

Completed 1-dose series 221

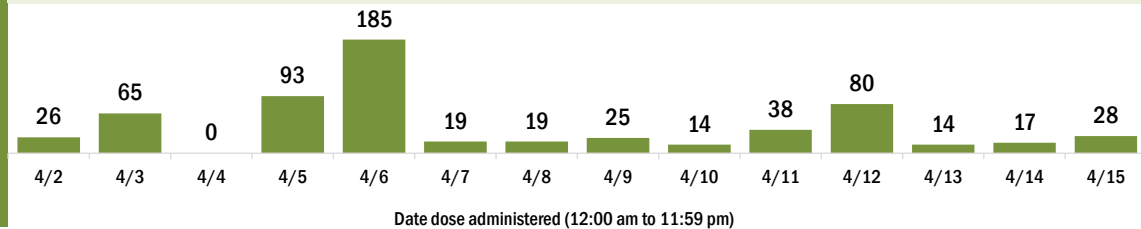
Completed 2-dose series 1,678

First dose: current number of people who have only received their first dose of the Moderna or Pfizer vaccine.

Series complete: current number of people who have received both Moderna or Pfizer vaccine doses or one Johnson & Johnson dose and are considered fully immunized.

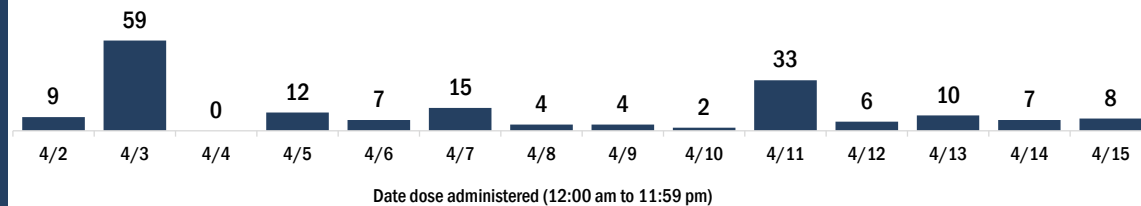
Demographic summary	First dose	Series complete	Total people vaccinated
Age group	532	1,899	2,431
16-24 years	18	8	26
25-34 years	25	45	70
35-44 years	42	61	103
45-54 years	97	105	202
55-64 years	195	234	429
65-74 years	81	785	866
75-84 years	59	558	617
85+ years	15	103	118
Race	532	1,899	2,431
White	376	1,416	1,792
Black	41	90	131
American Indian/Alaskan	3	15	18
Other	44	81	125
Unknown	68	297	365
Other race includes Asian, native Hawaiian/Pacific Islander, or other.			
Ethnicity	532	1,899	2,431
Hispanic	80	69	149
Non-Hispanic	261	865	1,126
Unknown	191	965	1,156
Gender	532	1,899	2,431
Female	257	886	1,143
Male	275	1,013	1,288
Unknown	0	0	0

COVID-19 doses administered for the past 2 weeks

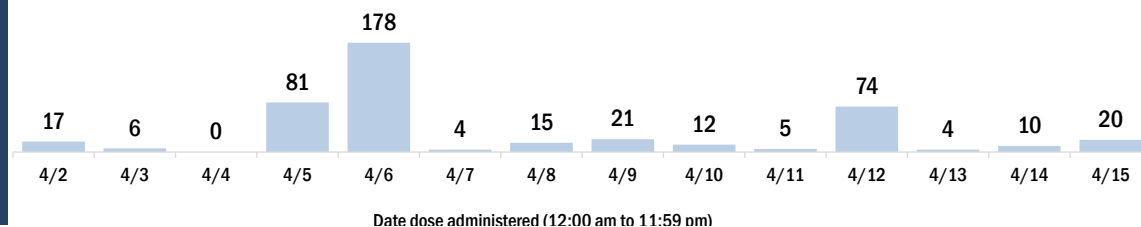


Persons vaccinated for COVID-19 for the past 2 weeks

Number of persons who received their first dose of a two-dose series of the COVID-19 vaccine



Number of persons who completed the COVID-19 vaccine series



COVID-19: Gulf County vaccine summary

Vaccination data through Apr 15, 2021 as of Apr 16, 2021 at 12:05 AM

Data in this report are provisional and subject to change.

Data in this summary pertain to COVID-19 vaccines approved by the U.S. Food and Drug Administration and have been issued an Emergency Use Authorization (Janssen COVID-19 Vaccine, Moderna COVID-19 Vaccine and Pfizer-BioNTech COVID-19 Vaccine). These data summarize the number of people who have received either their first dose or have completed the series for a COVID-19 vaccine. **A person can only be counted in one category, first dose or series complete.** For persons receiving Moderna or Pfizer vaccines, once they receive their second dose, they are moved from the first dose column to the series completed column. **Because of this, the total first dose category may show a change from report to report not matching the total receiving their first dose from the previous day.** Persons receiving Johnson & Johnson vaccines will always be counted in the series completed column.

COVID-19 doses for vaccinated persons in Florida

Doses administered 6,765

People receiving one dose of a 1-dose series (Johnson & Johnson) or receiving only one dose of a 2-dose series (Moderna, Pfizer) count once. Persons receiving both doses of a 2-dose series count twice.

Current status of persons vaccinated for COVID-19 in Florida

Total people vaccinated 3,924

First dose 849

Series completed 3,075

Completed 1-dose series 234

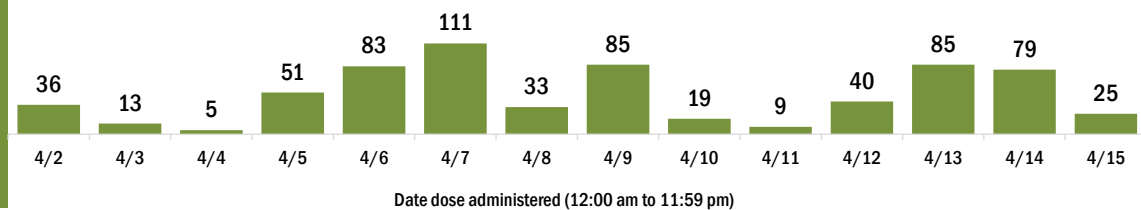
Completed 2-dose series 2,841

First dose: current number of people who have only received their first dose of the Moderna or Pfizer vaccine.

Series complete: current number of people who have received both Moderna or Pfizer vaccine doses or one Johnson & Johnson dose and are considered fully immunized.

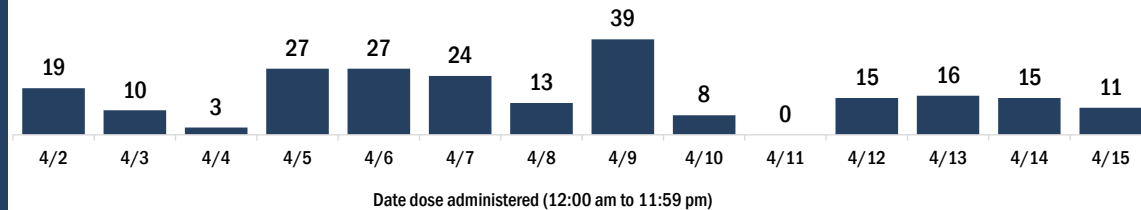
Demographic summary	First dose	Series complete	Total people vaccinated
Age group	849	3,075	3,924
16-24 years	39	32	71
25-34 years	51	52	103
35-44 years	83	80	163
45-54 years	179	176	355
55-64 years	259	466	725
65-74 years	132	1,421	1,553
75-84 years	93	663	756
85+ years	13	185	198
Race	849	3,075	3,924
White	694	2,724	3,418
Black	87	213	300
American Indian/Alaskan	1	9	10
Other	39	76	115
Unknown	28	53	81
Other race includes Asian, native Hawaiian/Pacific Islander, or other.			
Ethnicity	849	3,075	3,924
Hispanic	18	29	47
Non-Hispanic	604	2,841	3,445
Unknown	227	205	432
Gender	849	3,075	3,924
Female	460	1,638	2,098
Male	389	1,437	1,826
Unknown	0	0	0

COVID-19 doses administered for the past 2 weeks

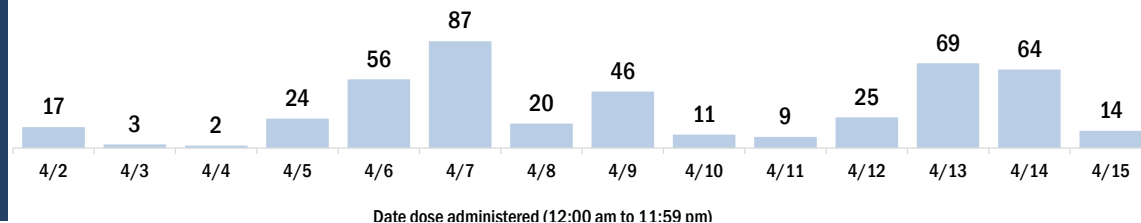


Persons vaccinated for COVID-19 for the past 2 weeks

Number of persons who received their first dose of a two-dose series of the COVID-19 vaccine



Number of persons who completed the COVID-19 vaccine series



COVID-19: Hamilton County vaccine summary

Vaccination data through Apr 15, 2021 as of Apr 16, 2021 at 12:05 AM

Data in this report are provisional and subject to change.

Data in this summary pertain to COVID-19 vaccines approved by the U.S. Food and Drug Administration and have been issued an Emergency Use Authorization (Janssen COVID-19 Vaccine, Moderna COVID-19 Vaccine and Pfizer-BioNTech COVID-19 Vaccine). These data summarize the number of people who have received either their first dose or have completed the series for a COVID-19 vaccine. **A person can only be counted in one category, first dose or series complete.** For persons receiving Moderna or Pfizer vaccines, once they receive their second dose, they are moved from the first dose column to the series completed column. **Because of this, the total first dose category may show a change from report to report not matching the total receiving their first dose from the previous day.** Persons receiving Johnson & Johnson vaccines will always be counted in the series completed column.

COVID-19 doses for vaccinated persons in Florida

Doses administered 4,559

People receiving one dose of a 1-dose series (Johnson & Johnson) or receiving only one dose of a 2-dose series (Moderna, Pfizer) count once. Persons receiving both doses of a 2-dose series count twice.

Current status of persons vaccinated for COVID-19 in Florida

Total people vaccinated 2,718

First dose 673

Series completed 2,045

Completed 1-dose series 204

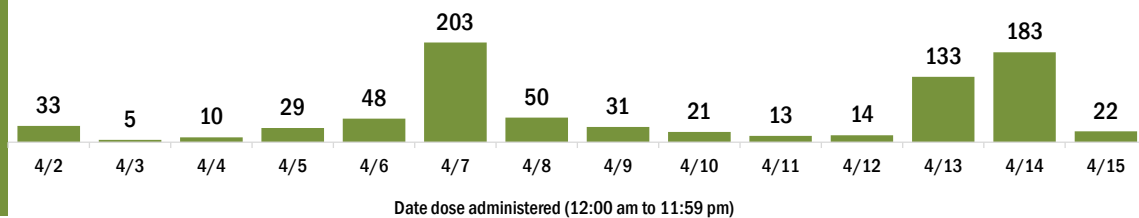
Completed 2-dose series 1,841

First dose: current number of people who have only received their first dose of the Moderna or Pfizer vaccine.

Series complete: current number of people who have received both Moderna or Pfizer vaccine doses or one Johnson & Johnson dose and are considered fully immunized.

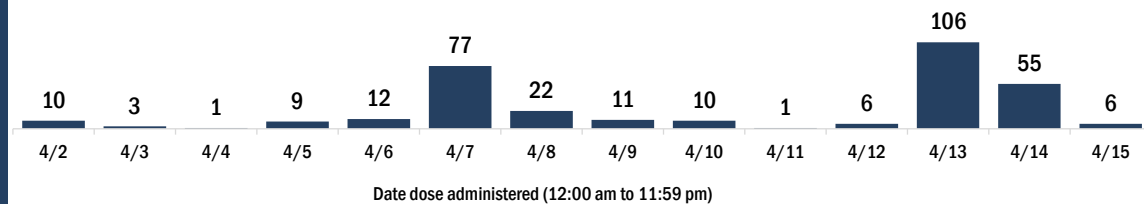
Demographic summary	First dose	Series complete	Total people vaccinated
Age group	673	2,045	2,718
16-24 years	39	17	56
25-34 years	60	39	99
35-44 years	85	67	152
45-54 years	124	140	264
55-64 years	215	375	590
65-74 years	82	875	957
75-84 years	39	430	469
85+ years	29	102	131
Race	673	2,045	2,718
White	374	1,223	1,597
Black	195	470	665
American Indian/Alaskan	3	2	5
Other	74	127	201
Unknown	27	223	250
Other race includes Asian, native Hawaiian/Pacific Islander, or other.			
Ethnicity	673	2,045	2,718
Hispanic	38	34	72
Non-Hispanic	470	1,187	1,657
Unknown	165	824	989
Gender	673	2,045	2,718
Female	347	1,151	1,498
Male	326	894	1,220
Unknown	0	0	0

COVID-19 doses administered for the past 2 weeks

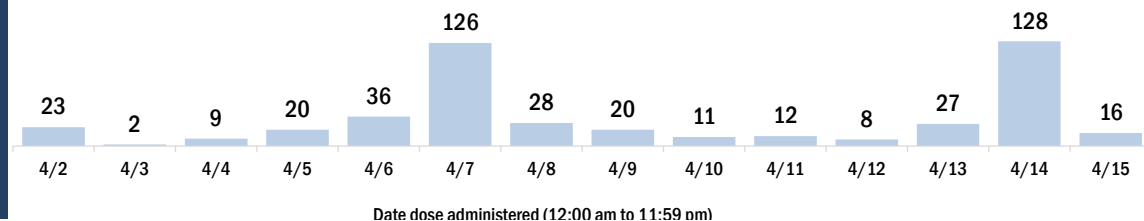


Persons vaccinated for COVID-19 for the past 2 weeks

Number of persons who received their first dose of a two-dose series of the COVID-19 vaccine



Number of persons who completed the COVID-19 vaccine series



COVID-19: Hardee County vaccine summary

Vaccination data through Apr 15, 2021 as of Apr 16, 2021 at 12:05 AM

Data in this report are provisional and subject to change.

Data in this summary pertain to COVID-19 vaccines approved by the U.S. Food and Drug Administration and have been issued an Emergency Use Authorization (Janssen COVID-19 Vaccine, Moderna COVID-19 Vaccine and Pfizer-BioNTech COVID-19 Vaccine). These data summarize the number of people who have received either their first dose or have completed the series for a COVID-19 vaccine. **A person can only be counted in one category, first dose or series complete.** For persons receiving Moderna or Pfizer vaccines, once they receive their second dose, they are moved from the first dose column to the series completed column. **Because of this, the total first dose category may show a change from report to report not matching the total receiving their first dose from the previous day.** Persons receiving Johnson & Johnson vaccines will always be counted in the series completed column.

COVID-19 doses for vaccinated persons in Florida

Doses administered 8,132

People receiving one dose of a 1-dose series (Johnson & Johnson) or receiving only one dose of a 2-dose series (Moderna, Pfizer) count once. Persons receiving both doses of a 2-dose series count twice.

Current status of persons vaccinated for COVID-19 in Florida

Total people vaccinated 5,028

First dose 1,788

Series completed 3,240

Completed 1-dose series 136

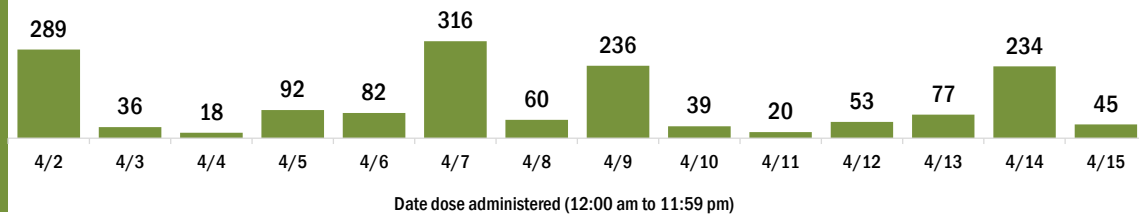
Completed 2-dose series 3,104

First dose: current number of people who have only received their first dose of the Moderna or Pfizer vaccine.

Series complete: current number of people who have received both Moderna or Pfizer vaccine doses or one Johnson & Johnson dose and are considered fully immunized.

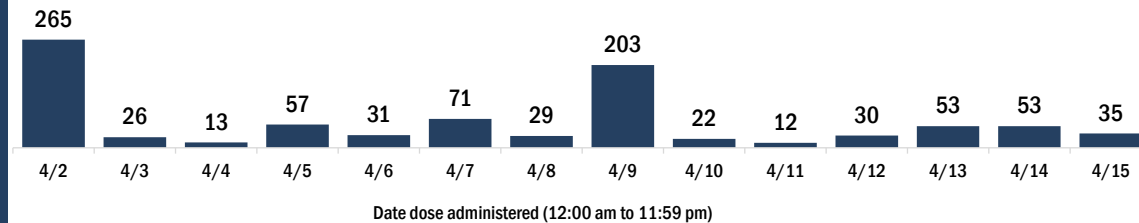
Demographic summary	First dose	Series complete	Total people vaccinated
Age group	1,788	3,240	5,028
16-24 years	105	46	151
25-34 years	122	114	236
35-44 years	202	101	303
45-54 years	366	177	543
55-64 years	551	377	928
65-74 years	261	1,276	1,537
75-84 years	147	888	1,035
85+ years	34	261	295
Race	1,788	3,240	5,028
White	1,312	2,685	3,997
Black	93	120	213
American Indian/Alaskan	6	23	29
Other	278	327	605
Unknown	99	85	184
Other race includes Asian, native Hawaiian/Pacific Islander, or other.			
Ethnicity	1,788	3,240	5,028
Hispanic	562	378	940
Non-Hispanic	851	2,434	3,285
Unknown	375	428	803
Gender	1,788	3,240	5,028
Female	947	1,769	2,716
Male	839	1,470	2,309
Unknown	2	1	3

COVID-19 doses administered for the past 2 weeks

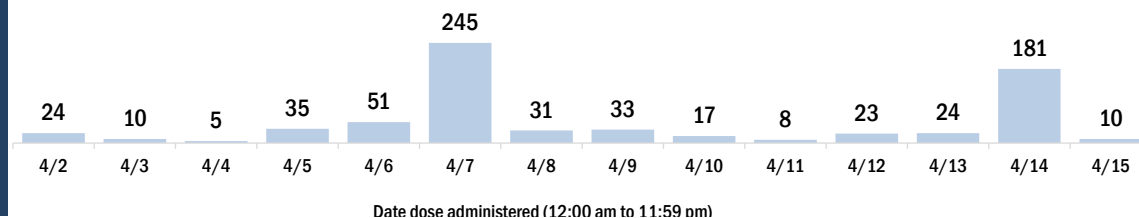


Persons vaccinated for COVID-19 for the past 2 weeks

Number of persons who received their first dose of a two-dose series of the COVID-19 vaccine



Number of persons who completed the COVID-19 vaccine series



COVID-19: Hendry County vaccine summary

Vaccination data through Apr 15, 2021 as of Apr 16, 2021 at 12:05 AM

Data in this report are provisional and subject to change.

Data in this summary pertain to COVID-19 vaccines approved by the U.S. Food and Drug Administration and have been issued an Emergency Use Authorization (Janssen COVID-19 Vaccine, Moderna COVID-19 Vaccine and Pfizer-BioNTech COVID-19 Vaccine). These data summarize the number of people who have received either their first dose or have completed the series for a COVID-19 vaccine. **A person can only be counted in one category, first dose or series complete.** For persons receiving Moderna or Pfizer vaccines, once they receive their second dose, they are moved from the first dose column to the series completed column. **Because of this, the total first dose category may show a change from report to report not matching the total receiving their first dose from the previous day.** Persons receiving Johnson & Johnson vaccines will always be counted in the series completed column.

COVID-19 doses for vaccinated persons in Florida

Doses administered 14,947

People receiving one dose of a 1-dose series (Johnson & Johnson) or receiving only one dose of a 2-dose series (Moderna, Pfizer) count once. Persons receiving both doses of a 2-dose series count twice.

Current status of persons vaccinated for COVID-19 in Florida

Total people vaccinated 9,889

First dose 3,714

Series completed 6,175

Completed 1-dose series 1,117

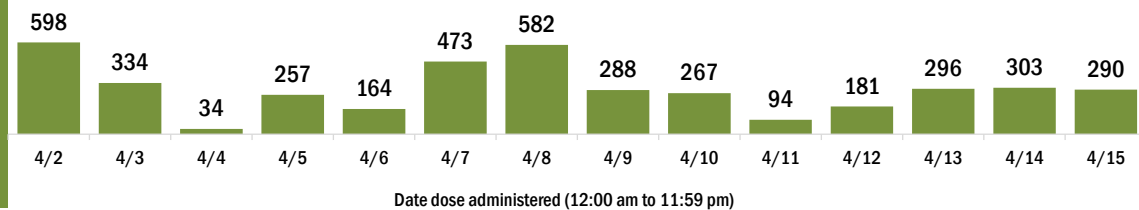
Completed 2-dose series 5,058

First dose: current number of people who have only received their first dose of the Moderna or Pfizer vaccine.

Series complete: current number of people who have received both Moderna or Pfizer vaccine doses or one Johnson & Johnson dose and are considered fully immunized.

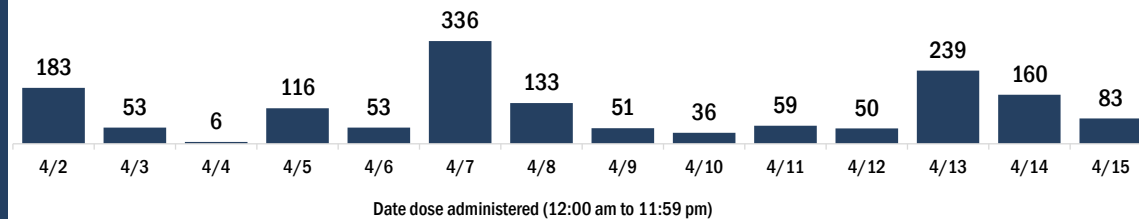
Demographic summary	First dose	Series complete	Total people vaccinated
Age group	3,714	6,175	9,889
16-24 years	284	184	468
25-34 years	391	352	743
35-44 years	579	369	948
45-54 years	852	633	1,485
55-64 years	1,014	1,134	2,148
65-74 years	367	2,100	2,467
75-84 years	167	1,099	1,266
85+ years	60	304	364
Race	3,714	6,175	9,889
White	2,523	4,124	6,647
Black	276	393	669
American Indian/Alaskan	6	20	26
Other	581	979	1,560
Unknown	328	659	987
Other race includes Asian, native Hawaiian/Pacific Islander, or other.			
Ethnicity	3,714	6,175	9,889
Hispanic	1,635	1,598	3,233
Non-Hispanic	1,154	2,571	3,725
Unknown	925	2,006	2,931
Gender	3,714	6,175	9,889
Female	1,818	3,153	4,971
Male	1,894	3,021	4,915
Unknown	2	1	3

COVID-19 doses administered for the past 2 weeks

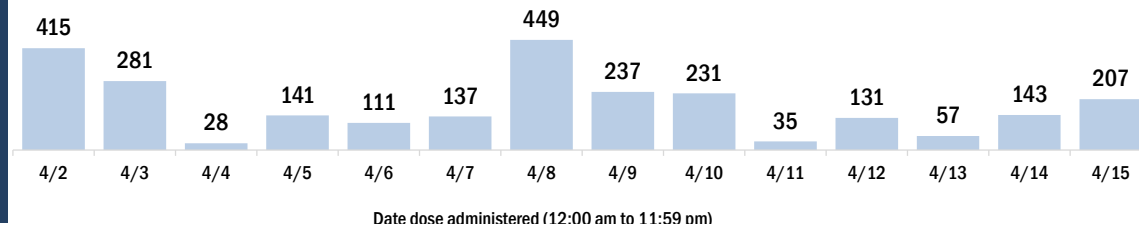


Persons vaccinated for COVID-19 for the past 2 weeks

Number of persons who received their first dose of a two-dose series of the COVID-19 vaccine



Number of persons who completed the COVID-19 vaccine series



COVID-19: Hernando County vaccine summary

Vaccination data through Apr 15, 2021 as of Apr 16, 2021 at 12:05 AM

Data in this report are provisional and subject to change.

Data in this summary pertain to COVID-19 vaccines approved by the U.S. Food and Drug Administration and have been issued an Emergency Use Authorization (Janssen COVID-19 Vaccine, Moderna COVID-19 Vaccine and Pfizer-BioNTech COVID-19 Vaccine). These data summarize the number of people who have received either their first dose or have completed the series for a COVID-19 vaccine. **A person can only be counted in one category, first dose or series complete.** For persons receiving Moderna or Pfizer vaccines, once they receive their second dose, they are moved from the first dose column to the series completed column. **Because of this, the total first dose category may show a change from report to report not matching the total receiving their first dose from the previous day.** Persons receiving Johnson & Johnson vaccines will always be counted in the series completed column.

COVID-19 doses for vaccinated persons in Florida

Doses administered 97,304

People receiving one dose of a 1-dose series (Johnson & Johnson) or receiving only one dose of a 2-dose series (Moderna, Pfizer) count once. Persons receiving both doses of a 2-dose series count twice.

Current status of persons vaccinated for COVID-19 in Florida

Total people vaccinated 61,716

First dose 21,416

Series completed 40,300

Completed 1-dose series 4,712

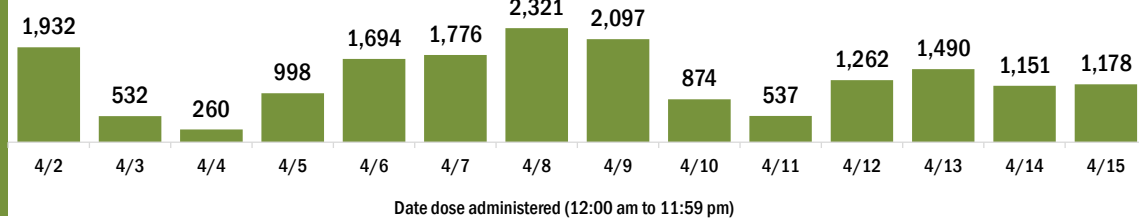
Completed 2-dose series 35,588

First dose: current number of people who have only received their first dose of the Moderna or Pfizer vaccine.

Series complete: current number of people who have received both Moderna or Pfizer vaccine doses or one Johnson & Johnson dose and are considered fully immunized.

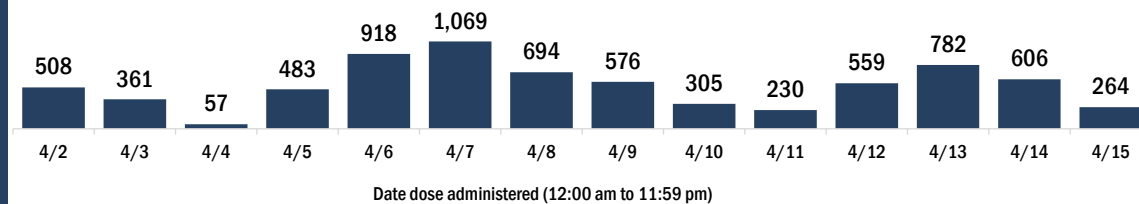
Demographic summary	First dose	Series complete	Total people vaccinated
Age group	21,416	40,300	61,716
16-24 years	1,179	483	1,662
25-34 years	1,321	1,046	2,367
35-44 years	2,024	1,506	3,530
45-54 years	3,794	2,521	6,315
55-64 years	6,159	5,763	11,922
65-74 years	3,735	15,528	19,263
75-84 years	2,357	10,225	12,582
85+ years	847	3,228	4,075
Race	21,416	40,300	61,716
White	14,673	29,258	43,931
Black	549	1,011	1,560
American Indian/Alaskan	88	124	212
Other	1,530	2,743	4,273
Unknown	4,576	7,164	11,740
Other race includes Asian, native Hawaiian/Pacific Islander, or other.			
Ethnicity	21,416	40,300	61,716
Hispanic	1,457	1,687	3,144
Non-Hispanic	10,475	22,633	33,108
Unknown	9,484	15,980	25,464
Gender	21,416	40,300	61,716
Female	11,936	23,472	35,408
Male	9,462	16,797	26,259
Unknown	18	31	49

COVID-19 doses administered for the past 2 weeks

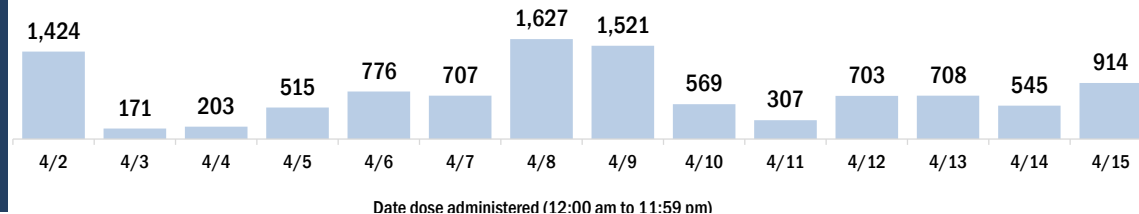


Persons vaccinated for COVID-19 for the past 2 weeks

Number of persons who received their first dose of a two-dose series of the COVID-19 vaccine



Number of persons who completed the COVID-19 vaccine series



COVID-19: Highlands County vaccine summary

Vaccination data through Apr 15, 2021 as of Apr 16, 2021 at 12:05 AM

Data in this report are provisional and subject to change.

Data in this summary pertain to COVID-19 vaccines approved by the U.S. Food and Drug Administration and have been issued an Emergency Use Authorization (Janssen COVID-19 Vaccine, Moderna COVID-19 Vaccine and Pfizer-BioNTech COVID-19 Vaccine). These data summarize the number of people who have received either their first dose or have completed the series for a COVID-19 vaccine. **A person can only be counted in one category, first dose or series complete.** For persons receiving Moderna or Pfizer vaccines, once they receive their second dose, they are moved from the first dose column to the series completed column. **Because of this, the total first dose category may show a change from report to report not matching the total receiving their first dose from the previous day.** Persons receiving Johnson & Johnson vaccines will always be counted in the series completed column.

COVID-19 doses for vaccinated persons in Florida

Doses administered 61,202

People receiving one dose of a 1-dose series (Johnson & Johnson) or receiving only one dose of a 2-dose series (Moderna, Pfizer) count once. Persons receiving both doses of a 2-dose series count twice.

Current status of persons vaccinated for COVID-19 in Florida

Total people vaccinated 38,737

First dose 15,727

Series completed 23,010

Completed 1-dose series 545

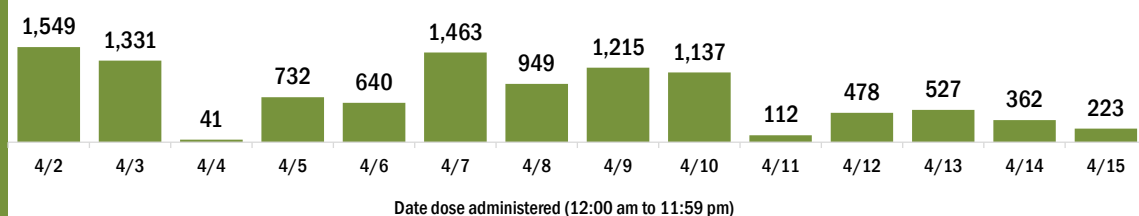
Completed 2-dose series 22,465

First dose: current number of people who have only received their first dose of the Moderna or Pfizer vaccine.

Series complete: current number of people who have received both Moderna or Pfizer vaccine doses or one Johnson & Johnson dose and are considered fully immunized.

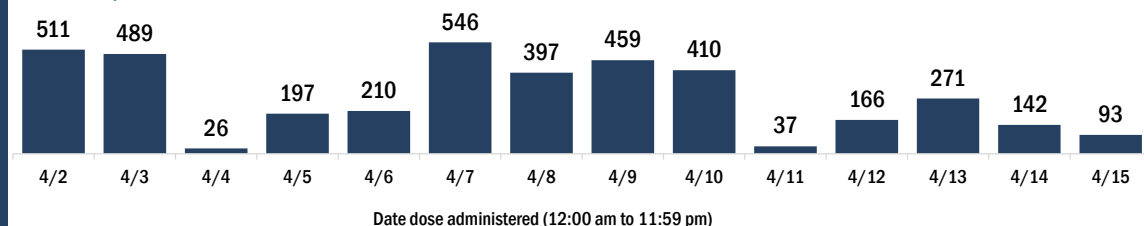
Demographic summary	First dose	Series complete	Total people vaccinated
Age group	15,727	23,010	38,737
16-24 years	429	128	557
25-34 years	545	331	876
35-44 years	835	510	1,345
45-54 years	1,536	924	2,460
55-64 years	3,632	2,441	6,073
65-74 years	4,384	9,248	13,632
75-84 years	3,302	7,413	10,715
85+ years	1,064	2,015	3,079
Race	15,727	23,010	38,737
White	12,586	18,998	31,584
Black	704	741	1,445
American Indian/Alaskan	154	155	309
Other	1,035	1,345	2,380
Unknown	1,248	1,771	3,019
Other race includes Asian, native Hawaiian/Pacific Islander, or other.			
Ethnicity	15,727	23,010	38,737
Hispanic	1,923	979	2,902
Non-Hispanic	10,433	17,335	27,768
Unknown	3,371	4,696	8,067
Gender	15,727	23,010	38,737
Female	8,389	12,653	21,042
Male	7,307	10,346	17,653
Unknown	31	11	42

COVID-19 doses administered for the past 2 weeks

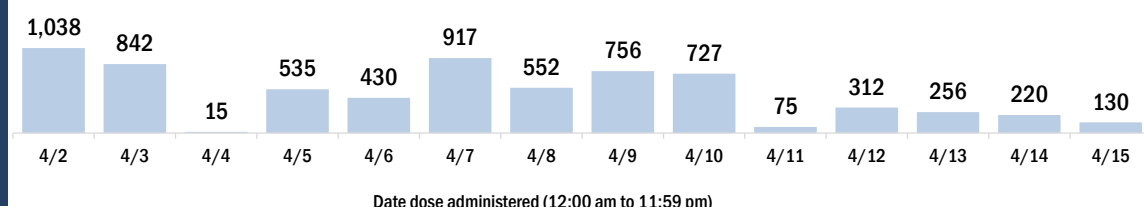


Persons vaccinated for COVID-19 for the past 2 weeks

Number of persons who received their first dose of a two-dose series of the COVID-19 vaccine



Number of persons who completed the COVID-19 vaccine series



COVID-19: Hillsborough County vaccine summary

Vaccination data through Apr 15, 2021 as of Apr 16, 2021 at 12:05 AM

Data in this report are provisional and subject to change.

Data in this summary pertain to COVID-19 vaccines approved by the U.S. Food and Drug Administration and have been issued an Emergency Use Authorization (Janssen COVID-19 Vaccine, Moderna COVID-19 Vaccine and Pfizer-BioNTech COVID-19 Vaccine). These data summarize the number of people who have received either their first dose or have completed the series for a COVID-19 vaccine. **A person can only be counted in one category, first dose or series complete.** For persons receiving Moderna or Pfizer vaccines, once they receive their second dose, they are moved from the first dose column to the series completed column. **Because of this, the total first dose category may show a change from report to report not matching the total receiving their first dose from the previous day.** Persons receiving Johnson & Johnson vaccines will always be counted in the series completed column.

COVID-19 doses for vaccinated persons in Florida

Doses administered 703,829

People receiving one dose of a 1-dose series (Johnson & Johnson) or receiving only one dose of a 2-dose series (Moderna, Pfizer) count once. Persons receiving both doses of a 2-dose series count twice.

Current status of persons vaccinated for COVID-19 in Florida

Total people vaccinated 477,959

First dose 205,102

Series completed 272,857

Completed 1-dose series 46,987

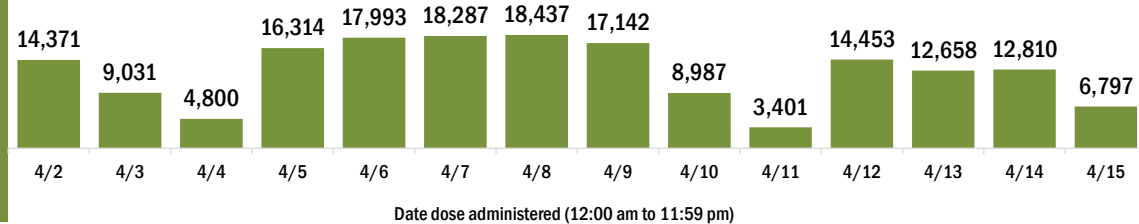
Completed 2-dose series 225,870

First dose: current number of people who have only received their first dose of the Moderna or Pfizer vaccine.

Series complete: current number of people who have received both Moderna or Pfizer vaccine doses or one Johnson & Johnson dose and are considered fully immunized.

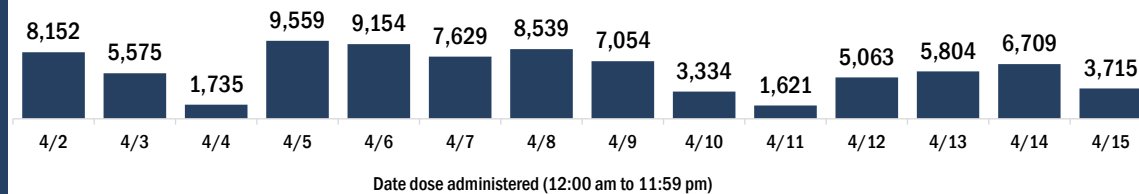
Demographic summary	First dose	Series complete	Total people vaccinated
Age group	205,102	272,857	477,959
16-24 years	18,649	10,335	28,984
25-34 years	23,921	24,307	48,228
35-44 years	32,612	29,357	61,969
45-54 years	38,978	38,250	77,228
55-64 years	36,640	59,574	96,214
65-74 years	32,335	66,080	98,415
75-84 years	16,606	33,123	49,729
85+ years	5,361	11,831	17,192
Race	205,102	272,857	477,959
White	128,812	181,163	309,975
Black	12,678	19,122	31,800
American Indian/Alaskan	695	793	1,488
Other	27,505	36,318	63,823
Unknown	35,412	35,461	70,873
Other race includes Asian, native Hawaiian/Pacific Islander, or other.			
Ethnicity	205,102	272,857	477,959
Hispanic	24,743	28,756	53,499
Non-Hispanic	106,842	163,248	270,090
Unknown	73,517	80,853	154,370
Gender	205,102	272,857	477,959
Female	109,681	158,187	267,868
Male	95,109	114,466	209,575
Unknown	312	204	516

COVID-19 doses administered for the past 2 weeks

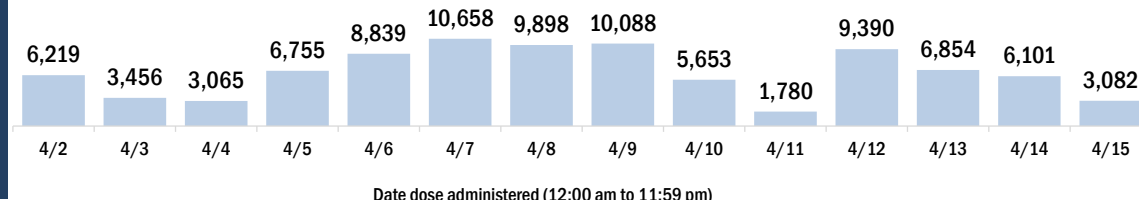


Persons vaccinated for COVID-19 for the past 2 weeks

Number of persons who received their first dose of a two-dose series of the COVID-19 vaccine



Number of persons who completed the COVID-19 vaccine series



COVID-19: Holmes County vaccine summary

Vaccination data through Apr 15, 2021 as of Apr 16, 2021 at 12:05 AM

Data in this report are provisional and subject to change.

Data in this summary pertain to COVID-19 vaccines approved by the U.S. Food and Drug Administration and have been issued an Emergency Use Authorization (Janssen COVID-19 Vaccine, Moderna COVID-19 Vaccine and Pfizer-BioNTech COVID-19 Vaccine). These data summarize the number of people who have received either their first dose or have completed the series for a COVID-19 vaccine. **A person can only be counted in one category, first dose or series complete.** For persons receiving Moderna or Pfizer vaccines, once they receive their second dose, they are moved from the first dose column to the series completed column. **Because of this, the total first dose category may show a change from report to report not matching the total receiving their first dose from the previous day.** Persons receiving Johnson & Johnson vaccines will always be counted in the series completed column.

COVID-19 doses for vaccinated persons in Florida

Doses administered 5,858

People receiving one dose of a 1-dose series (Johnson & Johnson) or receiving only one dose of a 2-dose series (Moderna, Pfizer) count once. Persons receiving both doses of a 2-dose series count twice.

Current status of persons vaccinated for COVID-19 in Florida

Total people vaccinated 3,520

First dose 887

Series completed 2,633

Completed 1-dose series 295

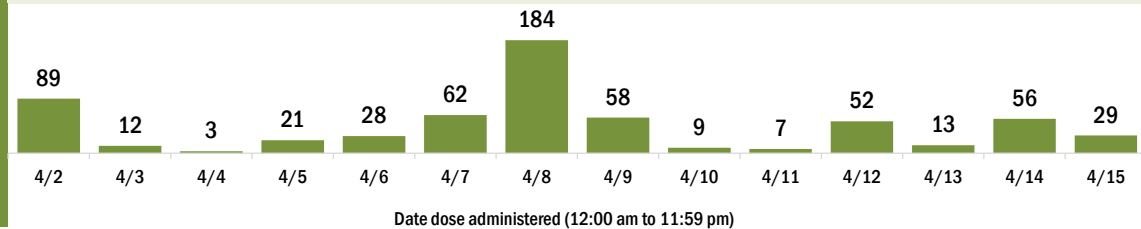
Completed 2-dose series 2,338

First dose: current number of people who have only received their first dose of the Moderna or Pfizer vaccine.

Series complete: current number of people who have received both Moderna or Pfizer vaccine doses or one Johnson & Johnson dose and are considered fully immunized.

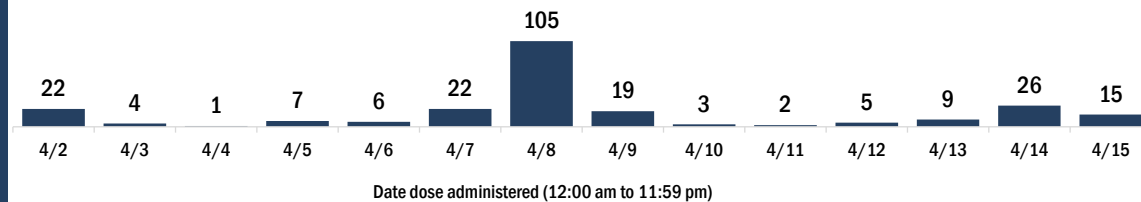
Demographic summary	First dose	Series complete	Total people vaccinated
Age group	887	2,633	3,520
16-24 years	29	29	58
25-34 years	49	65	114
35-44 years	72	126	198
45-54 years	132	213	345
55-64 years	304	415	719
65-74 years	174	966	1,140
75-84 years	103	638	741
85+ years	24	181	205
Race	887	2,633	3,520
White	747	2,262	3,009
Black	41	85	126
American Indian/Alaskan	9	28	37
Other	48	161	209
Unknown	42	97	139
Other race includes Asian, native Hawaiian/Pacific Islander, or other.			
Ethnicity	887	2,633	3,520
Hispanic	22	16	38
Non-Hispanic	702	2,198	2,900
Unknown	163	419	582
Gender	887	2,633	3,520
Female	492	1,442	1,934
Male	395	1,191	1,586
Unknown	0	0	0

COVID-19 doses administered for the past 2 weeks

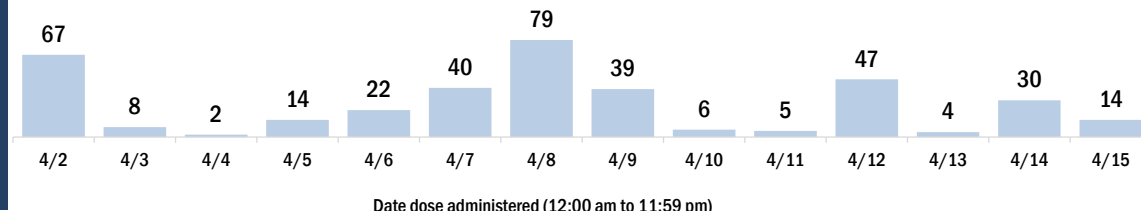


Persons vaccinated for COVID-19 for the past 2 weeks

Number of persons who received their first dose of a two-dose series of the COVID-19 vaccine



Number of persons who completed the COVID-19 vaccine series



COVID-19: Indian River County vaccine summary

Vaccination data through Apr 15, 2021 as of Apr 16, 2021 at 12:05 AM

Data in this report are provisional and subject to change.

Data in this summary pertain to COVID-19 vaccines approved by the U.S. Food and Drug Administration and have been issued an Emergency Use Authorization (Janssen COVID-19 Vaccine, Moderna COVID-19 Vaccine and Pfizer-BioNTech COVID-19 Vaccine). These data summarize the number of people who have received either their first dose or have completed the series for a COVID-19 vaccine. **A person can only be counted in one category, first dose or series complete.** For persons receiving Moderna or Pfizer vaccines, once they receive their second dose, they are moved from the first dose column to the series completed column. **Because of this, the total first dose category may show a change from report to report not matching the total receiving their first dose from the previous day.** Persons receiving Johnson & Johnson vaccines will always be counted in the series completed column.

COVID-19 doses for vaccinated persons in Florida

Doses administered 116,604

People receiving one dose of a 1-dose series (Johnson & Johnson) or receiving only one dose of a 2-dose series (Moderna, Pfizer) count once. Persons receiving both doses of a 2-dose series count twice.

Current status of persons vaccinated for COVID-19 in Florida

Total people vaccinated 72,907

First dose 27,313

Series completed 45,594

Completed 1-dose series 1,897

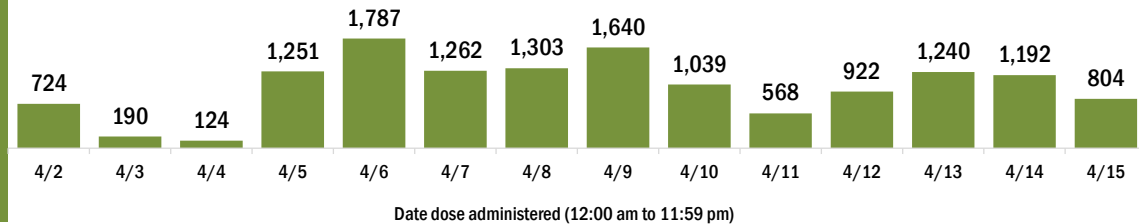
Completed 2-dose series 43,697

First dose: current number of people who have only received their first dose of the Moderna or Pfizer vaccine.

Series complete: current number of people who have received both Moderna or Pfizer vaccine doses or one Johnson & Johnson dose and are considered fully immunized.

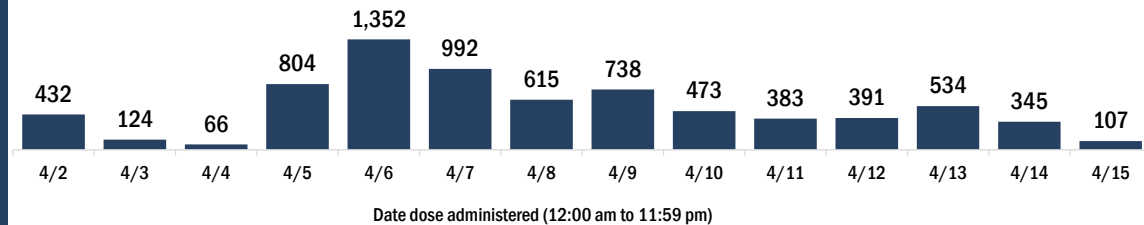
Demographic summary	First dose	Series complete	Total people vaccinated
Age group	27,313	45,594	72,907
16-24 years	1,064	395	1,459
25-34 years	1,497	847	2,344
35-44 years	2,074	1,118	3,192
45-54 years	3,471	2,212	5,683
55-64 years	7,171	5,965	13,136
65-74 years	5,924	19,031	24,955
75-84 years	4,299	12,005	16,304
85+ years	1,813	4,021	5,834
Race	27,313	45,594	72,907
White	19,656	33,993	53,649
Black	1,345	1,138	2,483
American Indian/Alaskan	189	230	419
Other	1,911	3,053	4,964
Unknown	4,212	7,180	11,392
Other race includes Asian, native Hawaiian/Pacific Islander, or other.			
Ethnicity	27,313	45,594	72,907
Hispanic	2,072	1,167	3,239
Non-Hispanic	15,327	29,227	44,554
Unknown	9,914	15,200	25,114
Gender	27,313	45,594	72,907
Female	14,670	25,854	40,524
Male	12,613	19,705	32,318
Unknown	30	35	65

COVID-19 doses administered for the past 2 weeks

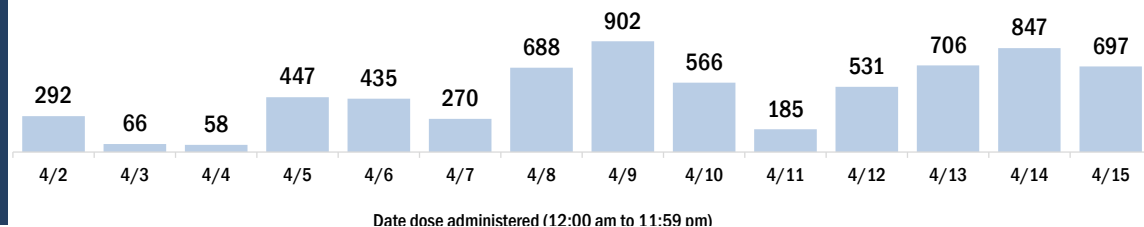


Persons vaccinated for COVID-19 for the past 2 weeks

Number of persons who received their first dose of a two-dose series of the COVID-19 vaccine



Number of persons who completed the COVID-19 vaccine series



COVID-19: Jackson County vaccine summary

Vaccination data through Apr 15, 2021 as of Apr 16, 2021 at 12:05 AM

Data in this report are provisional and subject to change.

Data in this summary pertain to COVID-19 vaccines approved by the U.S. Food and Drug Administration and have been issued an Emergency Use Authorization (Janssen COVID-19 Vaccine, Moderna COVID-19 Vaccine and Pfizer-BioNTech COVID-19 Vaccine). These data summarize the number of people who have received either their first dose or have completed the series for a COVID-19 vaccine. **A person can only be counted in one category, first dose or series complete.** For persons receiving Moderna or Pfizer vaccines, once they receive their second dose, they are moved from the first dose column to the series completed column. **Because of this, the total first dose category may show a change from report to report not matching the total receiving their first dose from the previous day.** Persons receiving Johnson & Johnson vaccines will always be counted in the series completed column.

COVID-19 doses for vaccinated persons in Florida

Doses administered 19,435

People receiving one dose of a 1-dose series (Johnson & Johnson) or receiving only one dose of a 2-dose series (Moderna, Pfizer) count once. Persons receiving both doses of a 2-dose series count twice.

Current status of persons vaccinated for COVID-19 in Florida

Total people vaccinated 12,052

First dose 3,913

Series completed 8,139

Completed 1-dose series 756

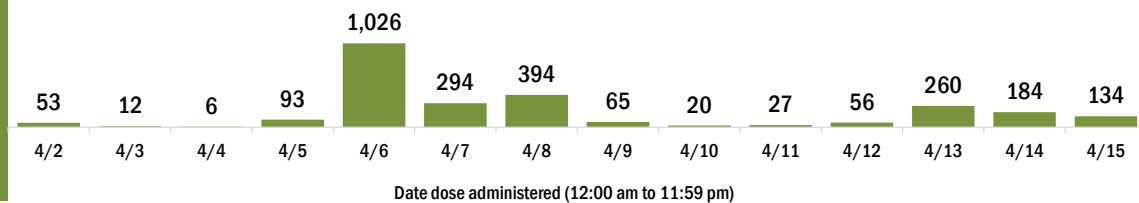
Completed 2-dose series 7,383

First dose: current number of people who have only received their first dose of the Moderna or Pfizer vaccine.

Series complete: current number of people who have received both Moderna or Pfizer vaccine doses or one Johnson & Johnson dose and are considered fully immunized.

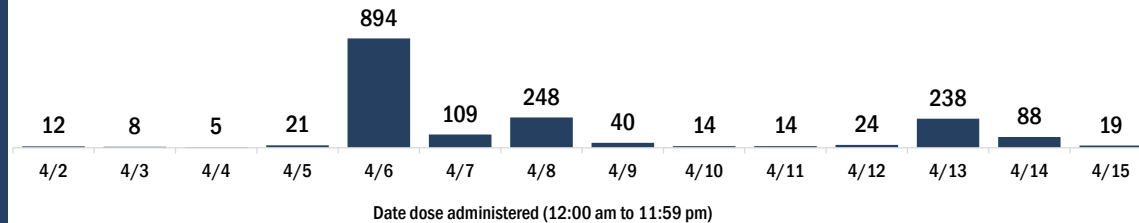
Demographic summary	First dose	Series complete	Total people vaccinated
Age group	3,913	8,139	12,052
16-24 years	177	95	272
25-34 years	363	242	605
35-44 years	523	395	918
45-54 years	753	716	1,469
55-64 years	938	1,563	2,501
65-74 years	639	2,831	3,470
75-84 years	383	1,724	2,107
85+ years	137	573	710
Race	3,913	8,139	12,052
White	2,444	5,724	8,168
Black	974	1,553	2,527
American Indian/Alaskan	23	40	63
Other	170	353	523
Unknown	302	469	771
Other race includes Asian, native Hawaiian/Pacific Islander, or other.			
Ethnicity	3,913	8,139	12,052
Hispanic	207	99	306
Non-Hispanic	2,828	5,931	8,759
Unknown	878	2,109	2,987
Gender	3,913	8,139	12,052
Female	1,655	4,648	6,303
Male	2,257	3,491	5,748
Unknown	1	0	1

COVID-19 doses administered for the past 2 weeks

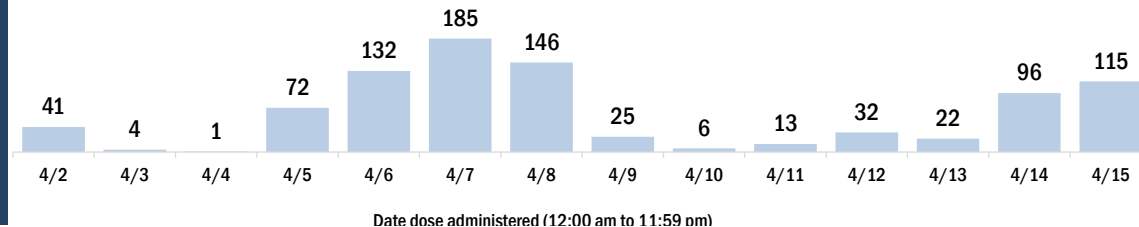


Persons vaccinated for COVID-19 for the past 2 weeks

Number of persons who received their first dose of a two-dose series of the COVID-19 vaccine



Number of persons who completed the COVID-19 vaccine series



COVID-19: Jefferson County vaccine summary

Vaccination data through Apr 15, 2021 as of Apr 16, 2021 at 12:05 AM

Data in this report are provisional and subject to change.

Data in this summary pertain to COVID-19 vaccines approved by the U.S. Food and Drug Administration and have been issued an Emergency Use Authorization (Janssen COVID-19 Vaccine, Moderna COVID-19 Vaccine and Pfizer-BioNTech COVID-19 Vaccine). These data summarize the number of people who have received either their first dose or have completed the series for a COVID-19 vaccine. **A person can only be counted in one category, first dose or series complete.** For persons receiving Moderna or Pfizer vaccines, once they receive their second dose, they are moved from the first dose column to the series completed column. **Because of this, the total first dose category may show a change from report to report not matching the total receiving their first dose from the previous day.** Persons receiving Johnson & Johnson vaccines will always be counted in the series completed column.

COVID-19 doses for vaccinated persons in Florida

Doses administered 7,333

People receiving one dose of a 1-dose series (Johnson & Johnson) or receiving only one dose of a 2-dose series (Moderna, Pfizer) count once. Persons receiving both doses of a 2-dose series count twice.

Current status of persons vaccinated for COVID-19 in Florida

Total people vaccinated 4,363

First dose 1,124

Series completed 3,239

Completed 1-dose series 269

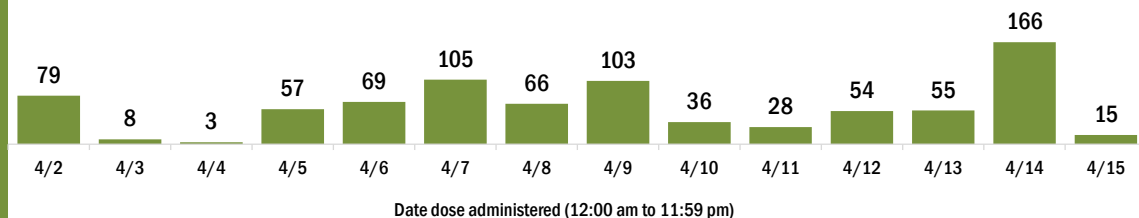
Completed 2-dose series 2,970

First dose: current number of people who have only received their first dose of the Moderna or Pfizer vaccine.

Series complete: current number of people who have received both Moderna or Pfizer vaccine doses or one Johnson & Johnson dose and are considered fully immunized.

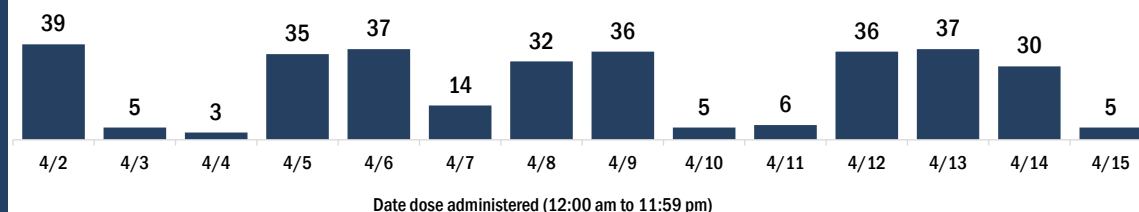
Demographic summary	First dose	Series complete	Total people vaccinated
Age group	1,124	3,239	4,363
16-24 years	63	30	93
25-34 years	78	90	168
35-44 years	109	131	240
45-54 years	231	285	516
55-64 years	421	621	1,042
65-74 years	130	1,274	1,404
75-84 years	66	635	701
85+ years	26	173	199
Race	1,124	3,239	4,363
White	606	1,785	2,391
Black	306	705	1,011
American Indian/Alaskan	3	6	9
Other	118	501	619
Unknown	91	242	333
Other race includes Asian, native Hawaiian/Pacific Islander, or other.			
Ethnicity	1,124	3,239	4,363
Hispanic	38	54	92
Non-Hispanic	837	1,828	2,665
Unknown	249	1,357	1,606
Gender	1,124	3,239	4,363
Female	651	1,895	2,546
Male	473	1,344	1,817
Unknown	0	0	0

COVID-19 doses administered for the past 2 weeks

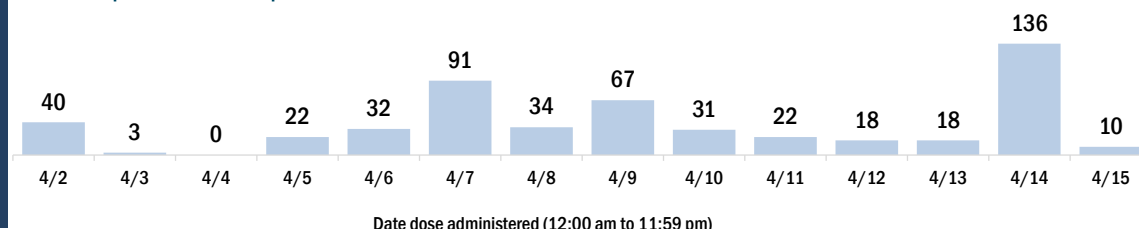


Persons vaccinated for COVID-19 for the past 2 weeks

Number of persons who received their first dose of a two-dose series of the COVID-19 vaccine



Number of persons who completed the COVID-19 vaccine series



COVID-19: Lafayette County vaccine summary

Vaccination data through Apr 15, 2021 as of Apr 16, 2021 at 12:05 AM

Data in this report are provisional and subject to change.

Data in this summary pertain to COVID-19 vaccines approved by the U.S. Food and Drug Administration and have been issued an Emergency Use Authorization (Janssen COVID-19 Vaccine, Moderna COVID-19 Vaccine and Pfizer-BioNTech COVID-19 Vaccine). These data summarize the number of people who have received either their first dose or have completed the series for a COVID-19 vaccine. **A person can only be counted in one category, first dose or series complete.** For persons receiving Moderna or Pfizer vaccines, once they receive their second dose, they are moved from the first dose column to the series completed column. **Because of this, the total first dose category may show a change from report to report not matching the total receiving their first dose from the previous day.** Persons receiving Johnson & Johnson vaccines will always be counted in the series completed column.

COVID-19 doses for vaccinated persons in Florida

Doses administered 2,934

People receiving one dose of a 1-dose series (Johnson & Johnson) or receiving only one dose of a 2-dose series (Moderna, Pfizer) count once. Persons receiving both doses of a 2-dose series count twice.

Current status of persons vaccinated for COVID-19 in Florida

Total people vaccinated 1,702

First dose 446

Series completed 1,256

Completed 1-dose series 24

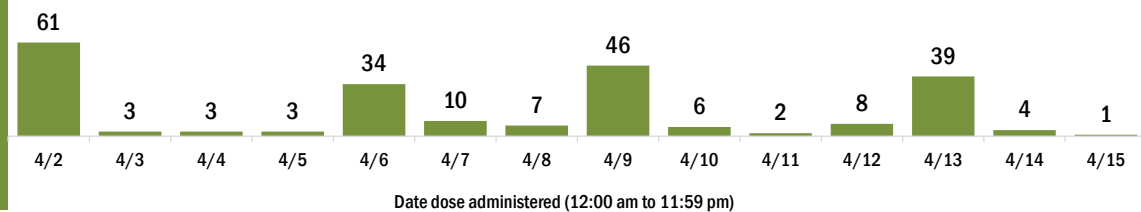
Completed 2-dose series 1,232

First dose: current number of people who have only received their first dose of the Moderna or Pfizer vaccine.

Series complete: current number of people who have received both Moderna or Pfizer vaccine doses or one Johnson & Johnson dose and are considered fully immunized.

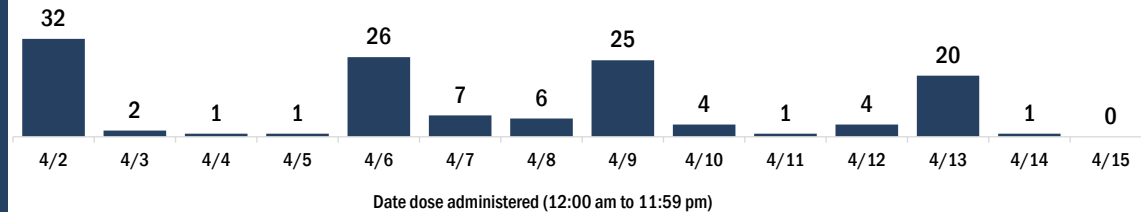
Demographic summary	First dose	Series complete	Total people vaccinated
Age group	446	1,256	1,702
16-24 years	15	4	19
25-34 years	13	9	22
35-44 years	43	24	67
45-54 years	73	64	137
55-64 years	119	118	237
65-74 years	106	598	704
75-84 years	52	340	392
85+ years	25	99	124
Race	446	1,256	1,702
White	338	1,070	1,408
Black	20	40	60
American Indian/Alaskan	4	5	9
Other	25	72	97
Unknown	59	69	128
Other race includes Asian, native Hawaiian/Pacific Islander, or other.			
Ethnicity	446	1,256	1,702
Hispanic	38	34	72
Non-Hispanic	278	1,014	1,292
Unknown	130	208	338
Gender	446	1,256	1,702
Female	235	650	885
Male	210	606	816
Unknown	1	0	1

COVID-19 doses administered for the past 2 weeks

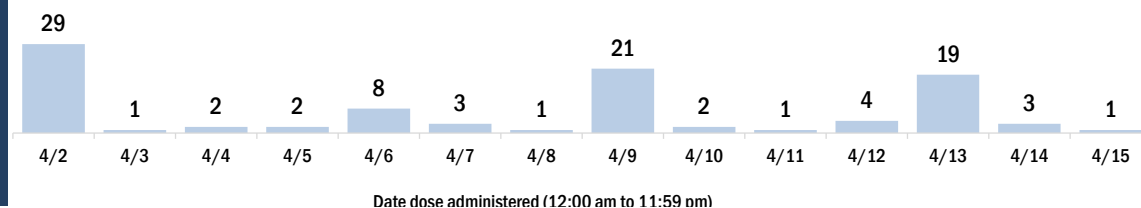


Persons vaccinated for COVID-19 for the past 2 weeks

Number of persons who received their first dose of a two-dose series of the COVID-19 vaccine



Number of persons who completed the COVID-19 vaccine series



COVID-19: Lake County vaccine summary

Vaccination data through Apr 15, 2021 as of Apr 16, 2021 at 12:05 AM

Data in this report are provisional and subject to change.

Data in this summary pertain to COVID-19 vaccines approved by the U.S. Food and Drug Administration and have been issued an Emergency Use Authorization (Janssen COVID-19 Vaccine, Moderna COVID-19 Vaccine and Pfizer-BioNTech COVID-19 Vaccine). These data summarize the number of people who have received either their first dose or have completed the series for a COVID-19 vaccine. **A person can only be counted in one category, first dose or series complete.** For persons receiving Moderna or Pfizer vaccines, once they receive their second dose, they are moved from the first dose column to the series completed column. **Because of this, the total first dose category may show a change from report to report not matching the total receiving their first dose from the previous day.** Persons receiving Johnson & Johnson vaccines will always be counted in the series completed column.

COVID-19 doses for vaccinated persons in Florida

Doses administered 243,099

People receiving one dose of a 1-dose series (Johnson & Johnson) or receiving only one dose of a 2-dose series (Moderna, Pfizer) count once. Persons receiving both doses of a 2-dose series count twice.

Current status of persons vaccinated for COVID-19 in Florida

Total people vaccinated 150,208

First dose 51,483

Series completed 98,725

Completed 1-dose series 5,834

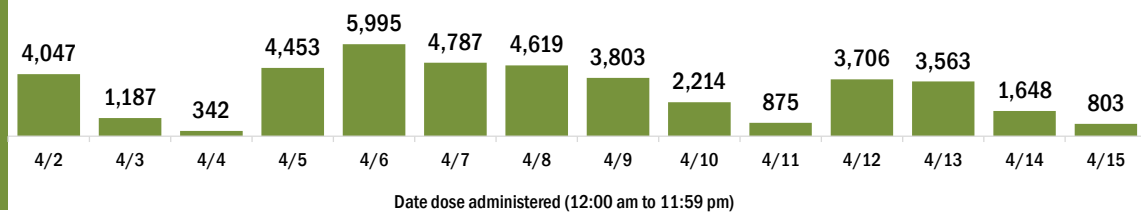
Completed 2-dose series 92,891

First dose: current number of people who have only received their first dose of the Moderna or Pfizer vaccine.

Series complete: current number of people who have received both Moderna or Pfizer vaccine doses or one Johnson & Johnson dose and are considered fully immunized.

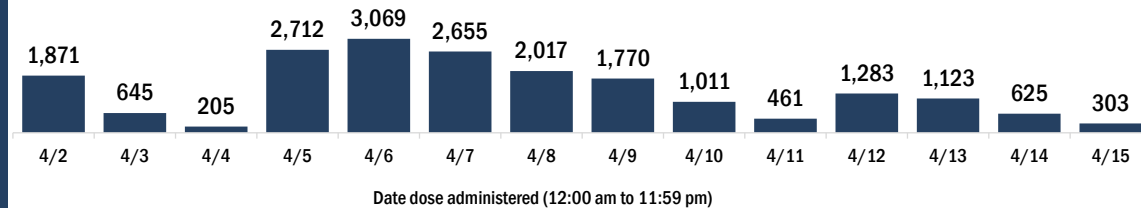
Demographic summary	First dose	Series complete	Total people vaccinated
Age group	51,483	98,725	150,208
16-24 years	4,134	1,107	5,241
25-34 years	4,546	2,694	7,240
35-44 years	6,463	4,085	10,548
45-54 years	9,363	6,112	15,475
55-64 years	12,402	14,035	26,437
65-74 years	7,517	37,322	44,839
75-84 years	5,174	25,840	31,014
85+ years	1,884	7,530	9,414
Race	51,483	98,725	150,208
White	33,585	74,950	108,535
Black	3,262	4,409	7,671
American Indian/Alaskan	312	500	812
Other	5,530	8,237	13,767
Unknown	8,794	10,629	19,423
Other race includes Asian, native Hawaiian/Pacific Islander, or other.			
Ethnicity	51,483	98,725	150,208
Hispanic	6,333	4,660	10,993
Non-Hispanic	25,855	56,533	82,388
Unknown	19,295	37,532	56,827
Gender	51,483	98,725	150,208
Female	27,980	56,389	84,369
Male	23,361	42,238	65,599
Unknown	142	98	240

COVID-19 doses administered for the past 2 weeks

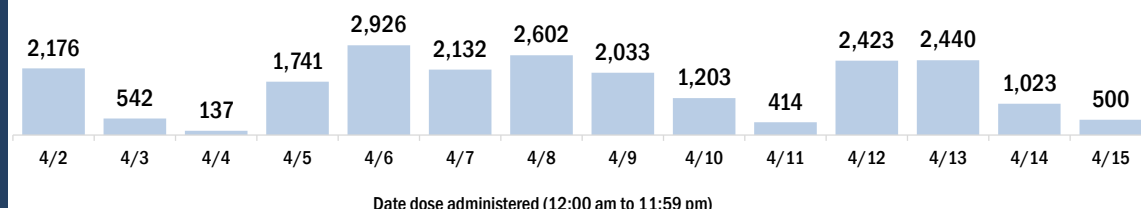


Persons vaccinated for COVID-19 for the past 2 weeks

Number of persons who received their first dose of a two-dose series of the COVID-19 vaccine



Number of persons who completed the COVID-19 vaccine series



COVID-19: Lee County vaccine summary

Vaccination data through Apr 15, 2021 as of Apr 16, 2021 at 12:05 AM

Data in this report are provisional and subject to change.

Data in this summary pertain to COVID-19 vaccines approved by the U.S. Food and Drug Administration and have been issued an Emergency Use Authorization (Janssen COVID-19 Vaccine, Moderna COVID-19 Vaccine and Pfizer-BioNTech COVID-19 Vaccine). These data summarize the number of people who have received either their first dose or have completed the series for a COVID-19 vaccine. **A person can only be counted in one category, first dose or series complete.** For persons receiving Moderna or Pfizer vaccines, once they receive their second dose, they are moved from the first dose column to the series completed column. **Because of this, the total first dose category may show a change from report to report not matching the total receiving their first dose from the previous day.** Persons receiving Johnson & Johnson vaccines will always be counted in the series completed column.

COVID-19 doses for vaccinated persons in Florida

Doses administered 459,156

People receiving one dose of a 1-dose series (Johnson & Johnson) or receiving only one dose of a 2-dose series (Moderna, Pfizer) count once. Persons receiving both doses of a 2-dose series count twice.

Current status of persons vaccinated for COVID-19 in Florida

Total people vaccinated 293,449

First dose 116,193

Series completed 177,256

Completed 1-dose series 11,549

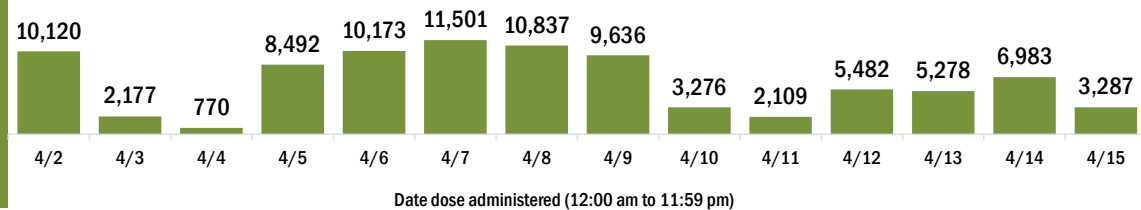
Completed 2-dose series 165,707

First dose: current number of people who have only received their first dose of the Moderna or Pfizer vaccine.

Series complete: current number of people who have received both Moderna or Pfizer vaccine doses or one Johnson & Johnson dose and are considered fully immunized.

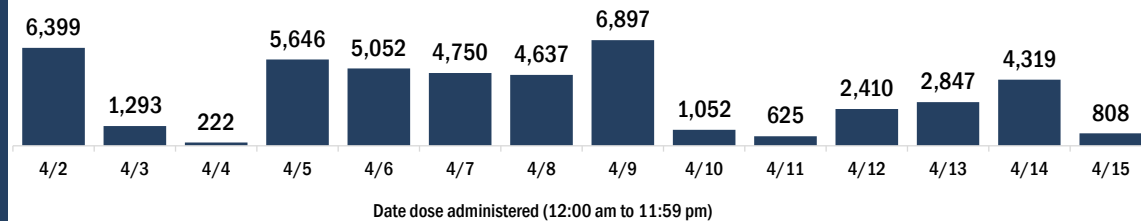
Demographic summary	First dose	Series complete	Total people vaccinated
Age group	116,193	177,256	293,449
16-24 years	5,211	1,625	6,836
25-34 years	7,755	4,259	12,014
35-44 years	11,504	5,834	17,338
45-54 years	17,854	9,063	26,917
55-64 years	32,876	22,149	55,025
65-74 years	23,375	75,718	99,093
75-84 years	13,403	46,314	59,717
85+ years	4,215	12,294	16,509
Race	116,193	177,256	293,449
White	83,880	126,137	210,017
Black	3,781	3,727	7,508
American Indian/Alaskan	535	542	1,077
Other	8,416	11,324	19,740
Unknown	19,581	35,526	55,107
Other race includes Asian, native Hawaiian/Pacific Islander, or other.			
Ethnicity	116,193	177,256	293,449
Hispanic	14,670	8,445	23,115
Non-Hispanic	65,032	101,112	166,144
Unknown	36,491	67,699	104,190
Gender	116,193	177,256	293,449
Female	62,690	99,732	162,422
Male	53,230	77,178	130,408
Unknown	273	346	619

COVID-19 doses administered for the past 2 weeks

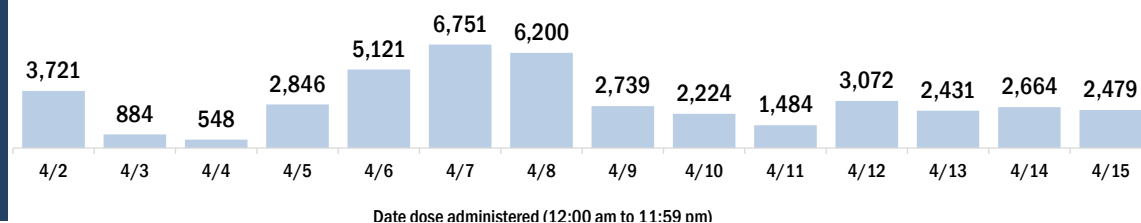


Persons vaccinated for COVID-19 for the past 2 weeks

Number of persons who received their first dose of a two-dose series of the COVID-19 vaccine



Number of persons who completed the COVID-19 vaccine series



COVID-19: Leon County vaccine summary

Vaccination data through Apr 15, 2021 as of Apr 16, 2021 at 12:05 AM

Data in this report are provisional and subject to change.

Data in this summary pertain to COVID-19 vaccines approved by the U.S. Food and Drug Administration and have been issued an Emergency Use Authorization (Janssen COVID-19 Vaccine, Moderna COVID-19 Vaccine and Pfizer-BioNTech COVID-19 Vaccine). These data summarize the number of people who have received either their first dose or have completed the series for a COVID-19 vaccine. **A person can only be counted in one category, first dose or series complete.** For persons receiving Moderna or Pfizer vaccines, once they receive their second dose, they are moved from the first dose column to the series completed column. **Because of this, the total first dose category may show a change from report to report not matching the total receiving their first dose from the previous day.** Persons receiving Johnson & Johnson vaccines will always be counted in the series completed column.

COVID-19 doses for vaccinated persons in Florida

Doses administered 164,244

People receiving one dose of a 1-dose series (Johnson & Johnson) or receiving only one dose of a 2-dose series (Moderna, Pfizer) count once. Persons receiving both doses of a 2-dose series count twice.

Current status of persons vaccinated for COVID-19 in Florida

Total people vaccinated 103,159

First dose 37,764

Series completed 65,395

Completed 1-dose series 4,310

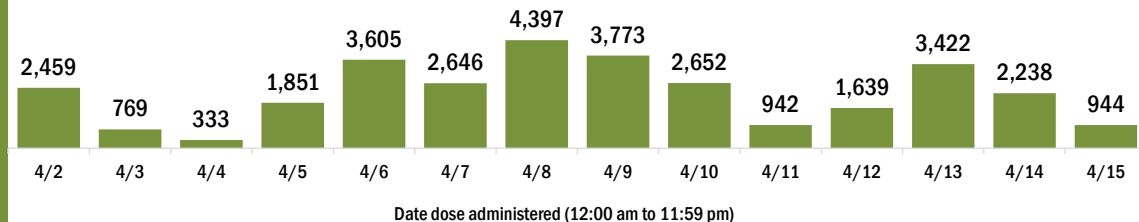
Completed 2-dose series 61,085

First dose: current number of people who have only received their first dose of the Moderna or Pfizer vaccine.

Series complete: current number of people who have received both Moderna or Pfizer vaccine doses or one Johnson & Johnson dose and are considered fully immunized.

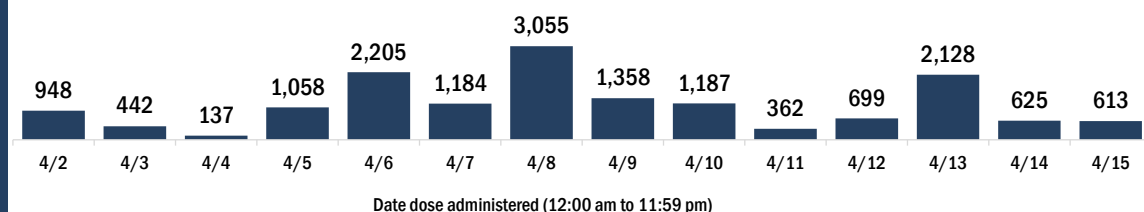
Demographic summary	First dose	Series complete	Total people vaccinated
Age group	37,764	65,395	103,159
16-24 years	6,835	3,024	9,859
25-34 years	6,668	5,083	11,751
35-44 years	6,836	5,859	12,695
45-54 years	6,968	7,544	14,512
55-64 years	6,202	13,543	19,745
65-74 years	2,421	18,860	21,281
75-84 years	1,186	8,569	9,755
85+ years	648	2,913	3,561
Race	37,764	65,395	103,159
White	21,480	39,289	60,769
Black	5,123	9,289	14,412
American Indian/Alaskan	129	191	320
Other	5,817	11,328	17,145
Unknown	5,215	5,298	10,513
Other race includes Asian, native Hawaiian/Pacific Islander, or other.			
Ethnicity	37,764	65,395	103,159
Hispanic	2,271	2,605	4,876
Non-Hispanic	25,196	47,627	72,823
Unknown	10,297	15,163	25,460
Gender	37,764	65,395	103,159
Female	20,400	38,492	58,892
Male	17,319	26,867	44,186
Unknown	45	36	81

COVID-19 doses administered for the past 2 weeks

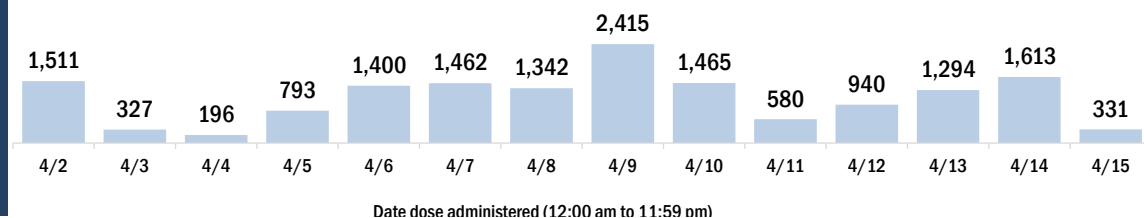


Persons vaccinated for COVID-19 for the past 2 weeks

Number of persons who received their first dose of a two-dose series of the COVID-19 vaccine



Number of persons who completed the COVID-19 vaccine series



COVID-19: Levy County vaccine summary

Vaccination data through Apr 15, 2021 as of Apr 16, 2021 at 12:05 AM

Data in this report are provisional and subject to change.

Data in this summary pertain to COVID-19 vaccines approved by the U.S. Food and Drug Administration and have been issued an Emergency Use Authorization (Janssen COVID-19 Vaccine, Moderna COVID-19 Vaccine and Pfizer-BioNTech COVID-19 Vaccine). These data summarize the number of people who have received either their first dose or have completed the series for a COVID-19 vaccine. **A person can only be counted in one category, first dose or series complete.** For persons receiving Moderna or Pfizer vaccines, once they receive their second dose, they are moved from the first dose column to the series completed column. **Because of this, the total first dose category may show a change from report to report not matching the total receiving their first dose from the previous day.** Persons receiving Johnson & Johnson vaccines will always be counted in the series completed column.

COVID-19 doses for vaccinated persons in Florida

Doses administered 15,769

People receiving one dose of a 1-dose series (Johnson & Johnson) or receiving only one dose of a 2-dose series (Moderna, Pfizer) count once. Persons receiving both doses of a 2-dose series count twice.

Current status of persons vaccinated for COVID-19 in Florida

Total people vaccinated 10,085

First dose 3,409

Series completed 6,676

Completed 1-dose series 992

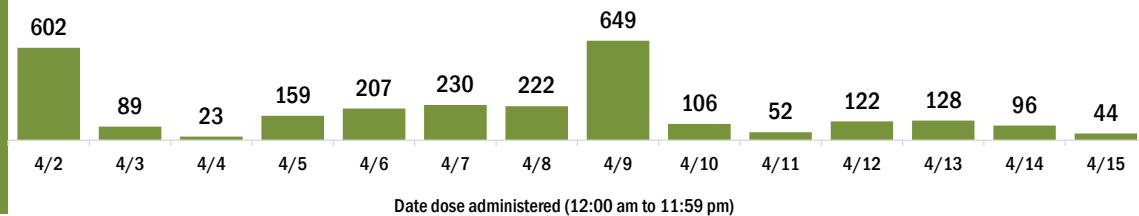
Completed 2-dose series 5,684

First dose: current number of people who have only received their first dose of the Moderna or Pfizer vaccine.

Series complete: current number of people who have received both Moderna or Pfizer vaccine doses or one Johnson & Johnson dose and are considered fully immunized.

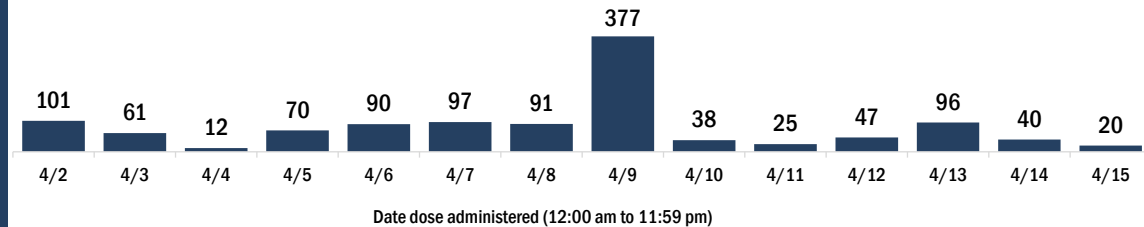
Demographic summary	First dose	Series complete	Total people vaccinated
Age group	3,409	6,676	10,085
16-24 years	112	71	183
25-34 years	150	196	346
35-44 years	240	229	469
45-54 years	465	419	884
55-64 years	1,213	970	2,183
65-74 years	741	2,892	3,633
75-84 years	369	1,536	1,905
85+ years	119	363	482
Race	3,409	6,676	10,085
White	2,554	5,224	7,778
Black	284	394	678
American Indian/Alaskan	23	42	65
Other	228	370	598
Unknown	320	646	966
Other race includes Asian, native Hawaiian/Pacific Islander, or other.			
Ethnicity	3,409	6,676	10,085
Hispanic	242	196	438
Non-Hispanic	2,096	4,796	6,892
Unknown	1,071	1,684	2,755
Gender	3,409	6,676	10,085
Female	1,926	3,824	5,750
Male	1,481	2,852	4,333
Unknown	2	0	2

COVID-19 doses administered for the past 2 weeks

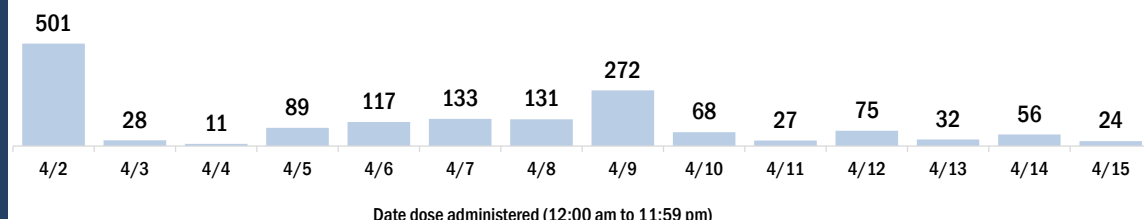


Persons vaccinated for COVID-19 for the past 2 weeks

Number of persons who received their first dose of a two-dose series of the COVID-19 vaccine



Number of persons who completed the COVID-19 vaccine series



COVID-19: Liberty County vaccine summary

Vaccination data through Apr 15, 2021 as of Apr 16, 2021 at 12:05 AM

Data in this report are provisional and subject to change.

Data in this summary pertain to COVID-19 vaccines approved by the U.S. Food and Drug Administration and have been issued an Emergency Use Authorization (Janssen COVID-19 Vaccine, Moderna COVID-19 Vaccine and Pfizer-BioNTech COVID-19 Vaccine). These data summarize the number of people who have received either their first dose or have completed the series for a COVID-19 vaccine. **A person can only be counted in one category, first dose or series complete.** For persons receiving Moderna or Pfizer vaccines, once they receive their second dose, they are moved from the first dose column to the series completed column. **Because of this, the total first dose category may show a change from report to report not matching the total receiving their first dose from the previous day.** Persons receiving Johnson & Johnson vaccines will always be counted in the series completed column.

COVID-19 doses for vaccinated persons in Florida

Doses administered 2,544

People receiving one dose of a 1-dose series (Johnson & Johnson) or receiving only one dose of a 2-dose series (Moderna, Pfizer) count once. Persons receiving both doses of a 2-dose series count twice.

Current status of persons vaccinated for COVID-19 in Florida

Total people vaccinated 1,462

First dose 312

Series completed 1,150

Completed 1-dose series 68

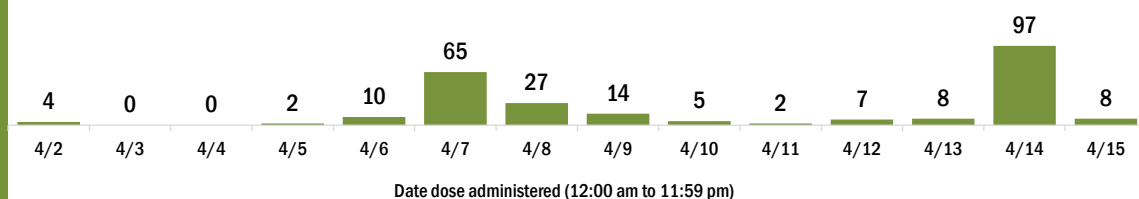
Completed 2-dose series 1,082

First dose: current number of people who have only received their first dose of the Moderna or Pfizer vaccine.

Series complete: current number of people who have received both Moderna or Pfizer vaccine doses or one Johnson & Johnson dose and are considered fully immunized.

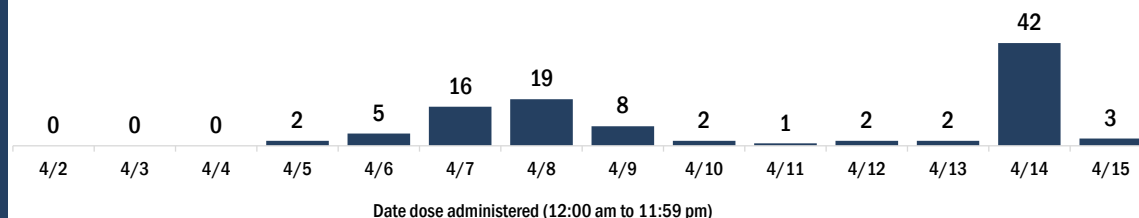
Demographic summary	First dose	Series complete	Total people vaccinated
Age group	312	1,150	1,462
16-24 years	22	15	37
25-34 years	21	33	54
35-44 years	42	67	109
45-54 years	71	80	151
55-64 years	87	269	356
65-74 years	41	410	451
75-84 years	22	219	241
85+ years	6	57	63
Race	312	1,150	1,462
White	206	836	1,042
Black	50	101	151
American Indian/Alaskan	4	8	12
Other	22	97	119
Unknown	30	108	138
Other race includes Asian, native Hawaiian/Pacific Islander, or other.			
Ethnicity	312	1,150	1,462
Hispanic	4	15	19
Non-Hispanic	153	633	786
Unknown	155	502	657
Gender	312	1,150	1,462
Female	174	619	793
Male	138	531	669
Unknown	0	0	0

COVID-19 doses administered for the past 2 weeks

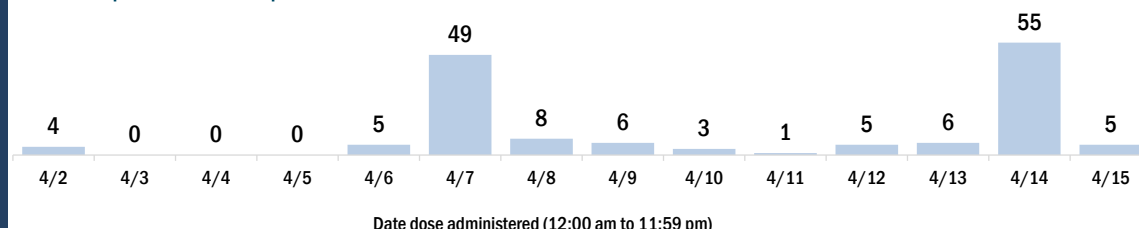


Persons vaccinated for COVID-19 for the past 2 weeks

Number of persons who received their first dose of a two-dose series of the COVID-19 vaccine



Number of persons who completed the COVID-19 vaccine series



COVID-19: Madison County vaccine summary

Vaccination data through Apr 15, 2021 as of Apr 16, 2021 at 12:05 AM

Data in this report are provisional and subject to change.

Data in this summary pertain to COVID-19 vaccines approved by the U.S. Food and Drug Administration and have been issued an Emergency Use Authorization (Janssen COVID-19 Vaccine, Moderna COVID-19 Vaccine and Pfizer-BioNTech COVID-19 Vaccine). These data summarize the number of people who have received either their first dose or have completed the series for a COVID-19 vaccine. **A person can only be counted in one category, first dose or series complete.** For persons receiving Moderna or Pfizer vaccines, once they receive their second dose, they are moved from the first dose column to the series completed column. **Because of this, the total first dose category may show a change from report to report not matching the total receiving their first dose from the previous day.** Persons receiving Johnson & Johnson vaccines will always be counted in the series completed column.

COVID-19 doses for vaccinated persons in Florida

Doses administered 8,525

People receiving one dose of a 1-dose series (Johnson & Johnson) or receiving only one dose of a 2-dose series (Moderna, Pfizer) count once. Persons receiving both doses of a 2-dose series count twice.

Current status of persons vaccinated for COVID-19 in Florida

Total people vaccinated 5,259

First dose 1,619

Series completed 3,640

Completed 1-dose series 374

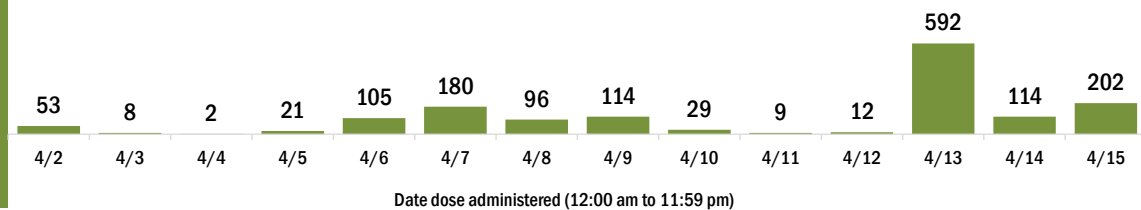
Completed 2-dose series 3,266

First dose: current number of people who have only received their first dose of the Moderna or Pfizer vaccine.

Series complete: current number of people who have received both Moderna or Pfizer vaccine doses or one Johnson & Johnson dose and are considered fully immunized.

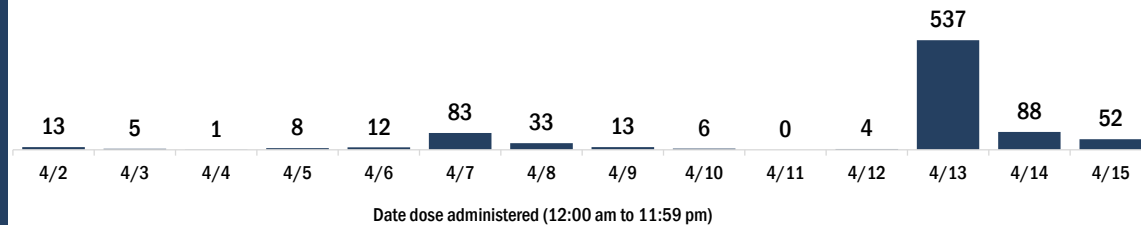
Demographic summary	First dose	Series complete	Total people vaccinated
Age group	1,619	3,640	5,259
16-24 years	63	36	99
25-34 years	138	98	236
35-44 years	258	181	439
45-54 years	369	306	675
55-64 years	491	687	1,178
65-74 years	203	1,371	1,574
75-84 years	71	756	827
85+ years	26	205	231
Race	1,619	3,640	5,259
White	827	2,030	2,857
Black	536	1,015	1,551
American Indian/Alaskan	0	8	8
Other	128	303	431
Unknown	128	284	412
Other race includes Asian, native Hawaiian/Pacific Islander, or other.			
Ethnicity	1,619	3,640	5,259
Hispanic	93	70	163
Non-Hispanic	1,151	1,615	2,766
Unknown	375	1,955	2,330
Gender	1,619	3,640	5,259
Female	592	2,055	2,647
Male	1,027	1,585	2,612
Unknown	0	0	0

COVID-19 doses administered for the past 2 weeks

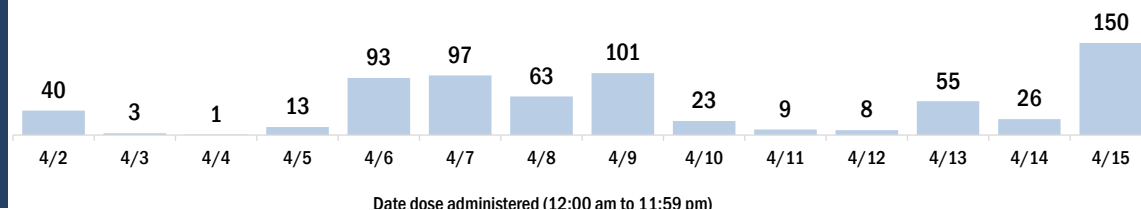


Persons vaccinated for COVID-19 for the past 2 weeks

Number of persons who received their first dose of a two-dose series of the COVID-19 vaccine



Number of persons who completed the COVID-19 vaccine series



COVID-19: Manatee County vaccine summary

Vaccination data through Apr 15, 2021 as of Apr 16, 2021 at 12:05 AM

Data in this report are provisional and subject to change.

Data in this summary pertain to COVID-19 vaccines approved by the U.S. Food and Drug Administration and have been issued an Emergency Use Authorization (Janssen COVID-19 Vaccine, Moderna COVID-19 Vaccine and Pfizer-BioNTech COVID-19 Vaccine). These data summarize the number of people who have received either their first dose or have completed the series for a COVID-19 vaccine. **A person can only be counted in one category, first dose or series complete.** For persons receiving Moderna or Pfizer vaccines, once they receive their second dose, they are moved from the first dose column to the series completed column. **Because of this, the total first dose category may show a change from report to report not matching the total receiving their first dose from the previous day.** Persons receiving Johnson & Johnson vaccines will always be counted in the series completed column.

COVID-19 doses for vaccinated persons in Florida

Doses administered 245,415

People receiving one dose of a 1-dose series (Johnson & Johnson) or receiving only one dose of a 2-dose series (Moderna, Pfizer) count once. Persons receiving both doses of a 2-dose series count twice.

Current status of persons vaccinated for COVID-19 in Florida

Total people vaccinated 156,377

First dose 61,932

Series completed 94,445

Completed 1-dose series 5,407

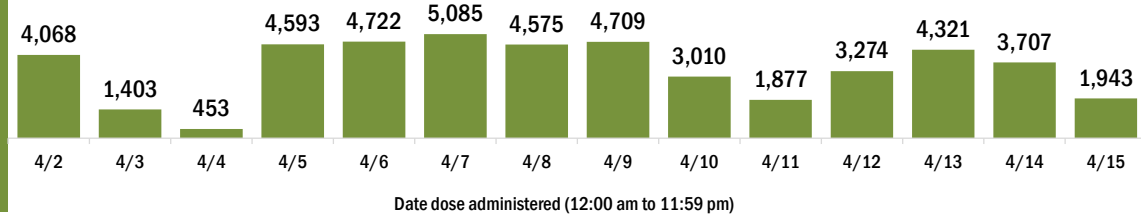
Completed 2-dose series 89,038

First dose: current number of people who have only received their first dose of the Moderna or Pfizer vaccine.

Series complete: current number of people who have received both Moderna or Pfizer vaccine doses or one Johnson & Johnson dose and are considered fully immunized.

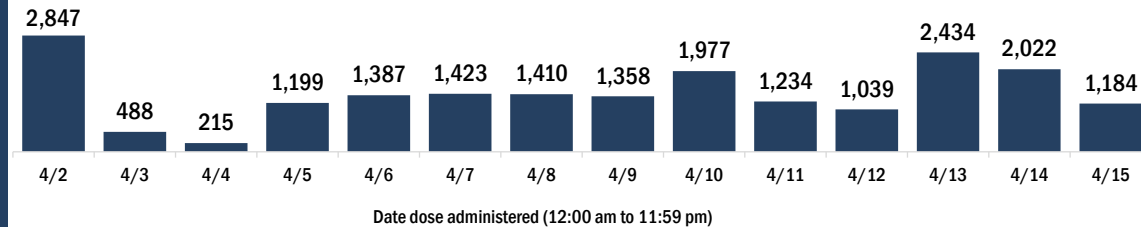
Demographic summary	First dose	Series complete	Total people vaccinated
Age group	61,932	94,445	156,377
16-24 years	3,200	1,174	4,374
25-34 years	4,358	2,989	7,347
35-44 years	6,601	3,827	10,428
45-54 years	11,085	5,441	16,526
55-64 years	18,828	11,968	30,796
65-74 years	9,795	39,336	49,131
75-84 years	5,848	22,767	28,615
85+ years	2,217	6,943	9,160
Race	61,932	94,445	156,377
White	45,430	73,295	118,725
Black	2,227	2,643	4,870
American Indian/Alaskan	286	363	649
Other	4,746	6,765	11,511
Unknown	9,243	11,379	20,622
Other race includes Asian, native Hawaiian/Pacific Islander, or other.			
Ethnicity	61,932	94,445	156,377
Hispanic	5,436	3,179	8,615
Non-Hispanic	35,582	57,865	93,447
Unknown	20,914	33,401	54,315
Gender	61,932	94,445	156,377
Female	33,279	53,559	86,838
Male	28,480	40,841	69,321
Unknown	173	45	218

COVID-19 doses administered for the past 2 weeks

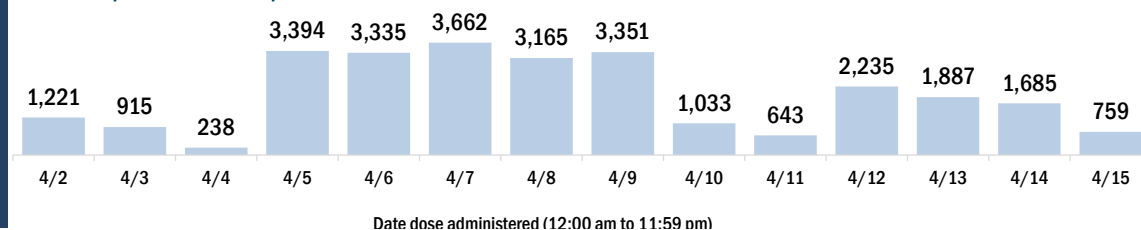


Persons vaccinated for COVID-19 for the past 2 weeks

Number of persons who received their first dose of a two-dose series of the COVID-19 vaccine



Number of persons who completed the COVID-19 vaccine series



COVID-19: Marion County vaccine summary

Vaccination data through Apr 15, 2021 as of Apr 16, 2021 at 12:05 AM

Data in this report are provisional and subject to change.

Data in this summary pertain to COVID-19 vaccines approved by the U.S. Food and Drug Administration and have been issued an Emergency Use Authorization (Janssen COVID-19 Vaccine, Moderna COVID-19 Vaccine and Pfizer-BioNTech COVID-19 Vaccine). These data summarize the number of people who have received either their first dose or have completed the series for a COVID-19 vaccine. **A person can only be counted in one category, first dose or series complete.** For persons receiving Moderna or Pfizer vaccines, once they receive their second dose, they are moved from the first dose column to the series completed column. **Because of this, the total first dose category may show a change from report to report not matching the total receiving their first dose from the previous day.** Persons receiving Johnson & Johnson vaccines will always be counted in the series completed column.

COVID-19 doses for vaccinated persons in Florida

Doses administered 198,192

People receiving one dose of a 1-dose series (Johnson & Johnson) or receiving only one dose of a 2-dose series (Moderna, Pfizer) count once. Persons receiving both doses of a 2-dose series count twice.

Current status of persons vaccinated for COVID-19 in Florida

Total people vaccinated 120,626

First dose 38,972

Series completed 81,654

Completed 1-dose series 4,088

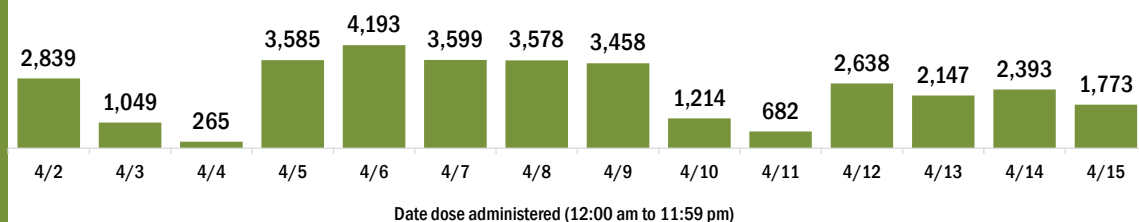
Completed 2-dose series 77,566

First dose: current number of people who have only received their first dose of the Moderna or Pfizer vaccine.

Series complete: current number of people who have received both Moderna or Pfizer vaccine doses or one Johnson & Johnson dose and are considered fully immunized.

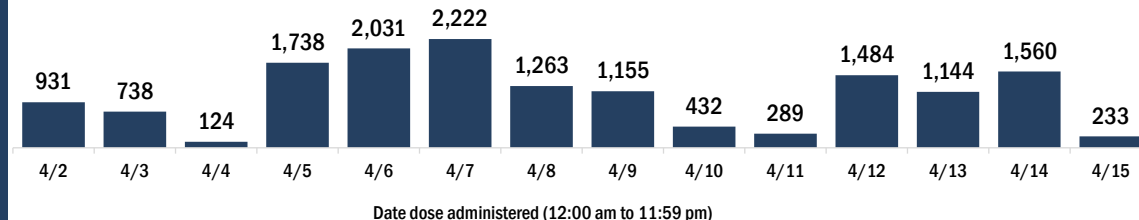
Demographic summary	First dose	Series complete	Total people vaccinated
Age group	38,972	81,654	120,626
16-24 years	2,383	890	3,273
25-34 years	2,945	2,101	5,046
35-44 years	4,305	2,891	7,196
45-54 years	6,604	4,692	11,296
55-64 years	11,026	10,962	21,988
65-74 years	6,214	32,062	38,276
75-84 years	3,944	21,864	25,808
85+ years	1,551	6,192	7,743
Race	38,972	81,654	120,626
White	25,479	58,083	83,562
Black	3,066	4,966	8,032
American Indian/Alaskan	150	298	448
Other	4,111	7,200	11,311
Unknown	6,166	11,107	17,273
Other race includes Asian, native Hawaiian/Pacific Islander, or other.			
Ethnicity	38,972	81,654	120,626
Hispanic	5,025	4,386	9,411
Non-Hispanic	21,714	52,048	73,762
Unknown	12,233	25,220	37,453
Gender	38,972	81,654	120,626
Female	21,821	47,299	69,120
Male	17,111	34,316	51,427
Unknown	40	39	79

COVID-19 doses administered for the past 2 weeks

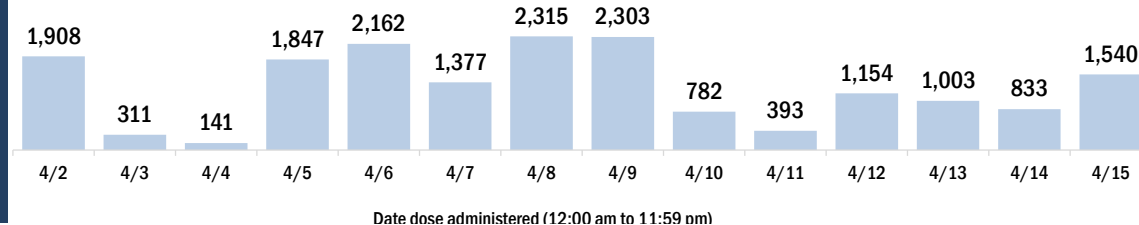


Persons vaccinated for COVID-19 for the past 2 weeks

Number of persons who received their first dose of a two-dose series of the COVID-19 vaccine



Number of persons who completed the COVID-19 vaccine series



COVID-19: Martin County vaccine summary

Vaccination data through Apr 15, 2021 as of Apr 16, 2021 at 12:05 AM

Data in this report are provisional and subject to change.

Data in this summary pertain to COVID-19 vaccines approved by the U.S. Food and Drug Administration and have been issued an Emergency Use Authorization (Janssen COVID-19 Vaccine, Moderna COVID-19 Vaccine and Pfizer-BioNTech COVID-19 Vaccine). These data summarize the number of people who have received either their first dose or have completed the series for a COVID-19 vaccine. **A person can only be counted in one category, first dose or series complete.** For persons receiving Moderna or Pfizer vaccines, once they receive their second dose, they are moved from the first dose column to the series completed column. **Because of this, the total first dose category may show a change from report to report not matching the total receiving their first dose from the previous day.** Persons receiving Johnson & Johnson vaccines will always be counted in the series completed column.

COVID-19 doses for vaccinated persons in Florida

Doses administered 109,863

People receiving one dose of a 1-dose series (Johnson & Johnson) or receiving only one dose of a 2-dose series (Moderna, Pfizer) count once. Persons receiving both doses of a 2-dose series count twice.

Current status of persons vaccinated for COVID-19 in Florida

Total people vaccinated 68,126

First dose 23,565

Series completed 44,561

Completed 1-dose series 2,824

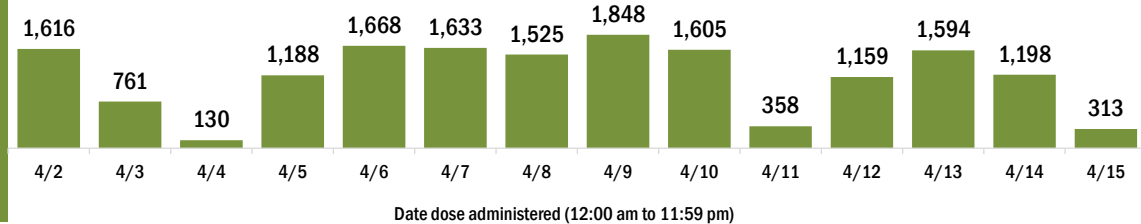
Completed 2-dose series 41,737

First dose: current number of people who have only received their first dose of the Moderna or Pfizer vaccine.

Series complete: current number of people who have received both Moderna or Pfizer vaccine doses or one Johnson & Johnson dose and are considered fully immunized.

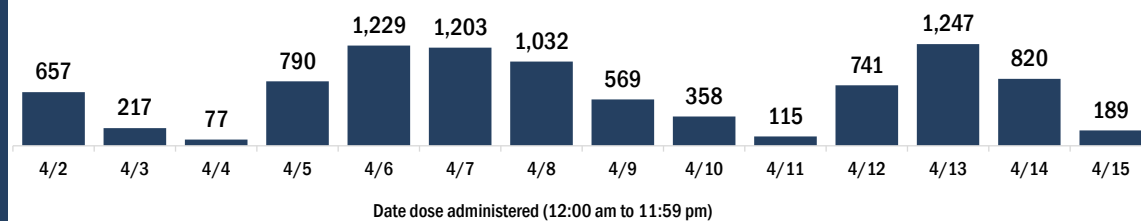
Demographic summary	First dose	Series complete	Total people vaccinated
Age group	23,565	44,561	68,126
16-24 years	1,115	405	1,520
25-34 years	1,404	880	2,284
35-44 years	2,261	1,485	3,746
45-54 years	3,802	2,301	6,103
55-64 years	7,942	5,328	13,270
65-74 years	3,707	17,419	21,126
75-84 years	2,359	12,291	14,650
85+ years	975	4,452	5,427
Race	23,565	44,561	68,126
White	16,430	29,927	46,357
Black	682	912	1,594
American Indian/Alaskan	87	71	158
Other	1,523	3,254	4,777
Unknown	4,843	10,397	15,240
Other race includes Asian, native Hawaiian/Pacific Islander, or other.			
Ethnicity	23,565	44,561	68,126
Hispanic	1,463	1,254	2,717
Non-Hispanic	12,626	17,452	30,078
Unknown	9,476	25,855	35,331
Gender	23,565	44,561	68,126
Female	12,370	25,472	37,842
Male	11,176	19,071	30,247
Unknown	19	18	37

COVID-19 doses administered for the past 2 weeks

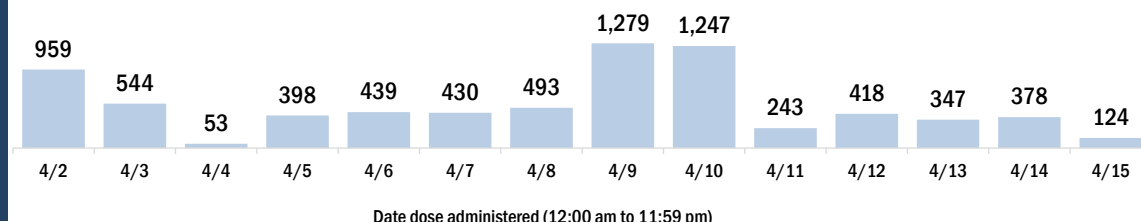


Persons vaccinated for COVID-19 for the past 2 weeks

Number of persons who received their first dose of a two-dose series of the COVID-19 vaccine



Number of persons who completed the COVID-19 vaccine series



COVID-19: Monroe County vaccine summary

Vaccination data through Apr 15, 2021 as of Apr 16, 2021 at 12:05 AM

Data in this report are provisional and subject to change.

Data in this summary pertain to COVID-19 vaccines approved by the U.S. Food and Drug Administration and have been issued an Emergency Use Authorization (Janssen COVID-19 Vaccine, Moderna COVID-19 Vaccine and Pfizer-BioNTech COVID-19 Vaccine). These data summarize the number of people who have received either their first dose or have completed the series for a COVID-19 vaccine. **A person can only be counted in one category, first dose or series complete.** For persons receiving Moderna or Pfizer vaccines, once they receive their second dose, they are moved from the first dose column to the series completed column. **Because of this, the total first dose category may show a change from report to report not matching the total receiving their first dose from the previous day.** Persons receiving Johnson & Johnson vaccines will always be counted in the series completed column.

COVID-19 doses for vaccinated persons in Florida

Doses administered 47,306

People receiving one dose of a 1-dose series (Johnson & Johnson) or receiving only one dose of a 2-dose series (Moderna, Pfizer) count once. Persons receiving both doses of a 2-dose series count twice.

Current status of persons vaccinated for COVID-19 in Florida

Total people vaccinated 30,416

First dose 11,650

Series completed 18,766

Completed 1-dose series 1,876

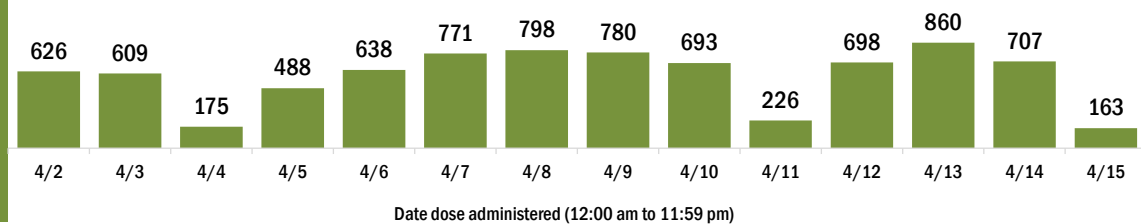
Completed 2-dose series 16,890

First dose: current number of people who have only received their first dose of the Moderna or Pfizer vaccine.

Series complete: current number of people who have received both Moderna or Pfizer vaccine doses or one Johnson & Johnson dose and are considered fully immunized.

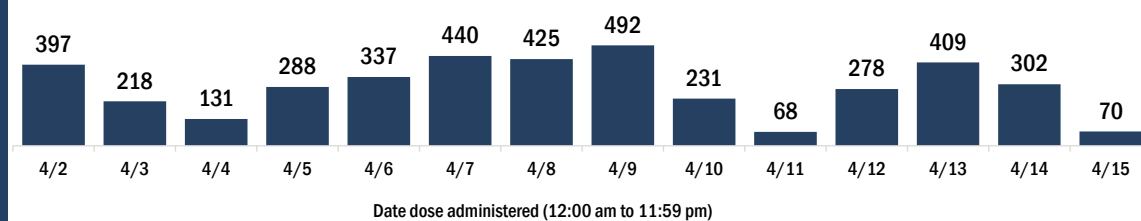
Demographic summary	First dose	Series complete	Total people vaccinated
Age group	11,650	18,766	30,416
16-24 years	437	199	636
25-34 years	771	525	1,296
35-44 years	1,283	896	2,179
45-54 years	2,224	1,508	3,732
55-64 years	3,781	3,463	7,244
65-74 years	2,157	7,791	9,948
75-84 years	796	3,528	4,324
85+ years	201	856	1,057
Race	11,650	18,766	30,416
White	8,011	13,940	21,951
Black	271	354	625
American Indian/Alaskan	36	68	104
Other	576	978	1,554
Unknown	2,756	3,426	6,182
Other race includes Asian, native Hawaiian/Pacific Islander, or other.			
Ethnicity	11,650	18,766	30,416
Hispanic	1,387	1,546	2,933
Non-Hispanic	5,704	10,953	16,657
Unknown	4,559	6,267	10,826
Gender	11,650	18,766	30,416
Female	6,003	9,849	15,852
Male	5,637	8,916	14,553
Unknown	10	1	11

COVID-19 doses administered for the past 2 weeks

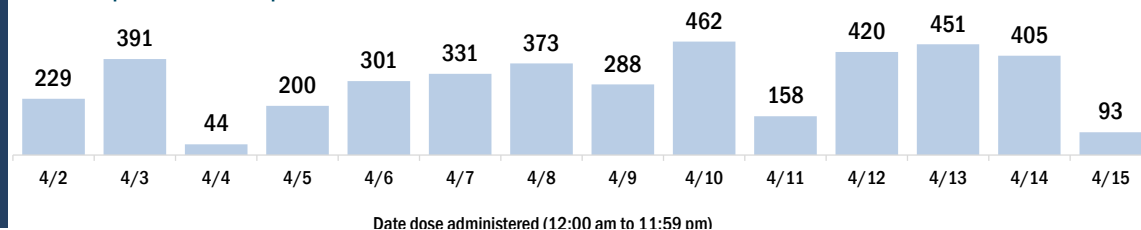


Persons vaccinated for COVID-19 for the past 2 weeks

Number of persons who received their first dose of a two-dose series of the COVID-19 vaccine



Number of persons who completed the COVID-19 vaccine series



COVID-19: Nassau County vaccine summary

Vaccination data through Apr 15, 2021 as of Apr 16, 2021 at 12:05 AM

Data in this report are provisional and subject to change.

Data in this summary pertain to COVID-19 vaccines approved by the U.S. Food and Drug Administration and have been issued an Emergency Use Authorization (Janssen COVID-19 Vaccine, Moderna COVID-19 Vaccine and Pfizer-BioNTech COVID-19 Vaccine). These data summarize the number of people who have received either their first dose or have completed the series for a COVID-19 vaccine. **A person can only be counted in one category, first dose or series complete.** For persons receiving Moderna or Pfizer vaccines, once they receive their second dose, they are moved from the first dose column to the series completed column. **Because of this, the total first dose category may show a change from report to report not matching the total receiving their first dose from the previous day.** Persons receiving Johnson & Johnson vaccines will always be counted in the series completed column.

COVID-19 doses for vaccinated persons in Florida

Doses administered 52,985

People receiving one dose of a 1-dose series (Johnson & Johnson) or receiving only one dose of a 2-dose series (Moderna, Pfizer) count once. Persons receiving both doses of a 2-dose series count twice.

Current status of persons vaccinated for COVID-19 in Florida

Total people vaccinated 31,567

First dose 8,192

Series completed 23,375

Completed 1-dose series 1,957

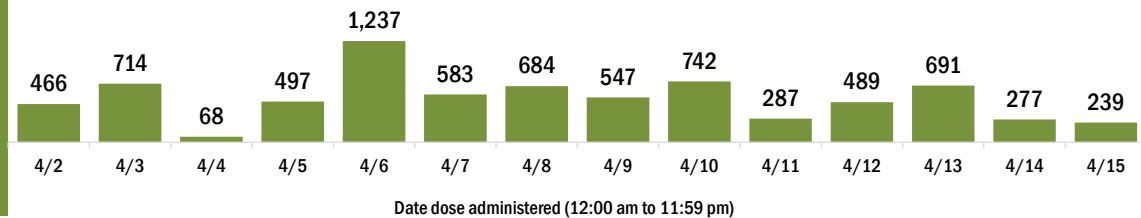
Completed 2-dose series 21,418

First dose: current number of people who have only received their first dose of the Moderna or Pfizer vaccine.

Series complete: current number of people who have received both Moderna or Pfizer vaccine doses or one Johnson & Johnson dose and are considered fully immunized.

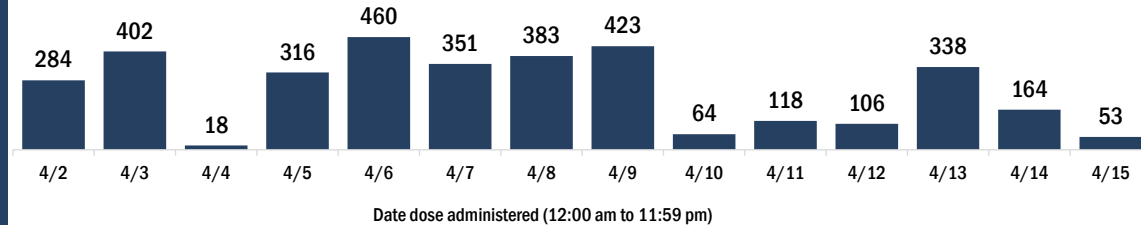
Demographic summary	First dose	Series complete	Total people vaccinated
Age group	8,192	23,375	31,567
16-24 years	599	272	871
25-34 years	715	591	1,306
35-44 years	1,095	1,129	2,224
45-54 years	1,690	1,740	3,430
55-64 years	2,475	4,603	7,078
65-74 years	955	9,234	10,189
75-84 years	500	4,510	5,010
85+ years	163	1,296	1,459
Race	8,192	23,375	31,567
White	6,236	19,056	25,292
Black	393	1,029	1,422
American Indian/Alaskan	47	75	122
Other	515	1,139	1,654
Unknown	1,001	2,076	3,077
Other race includes Asian, native Hawaiian/Pacific Islander, or other.			
Ethnicity	8,192	23,375	31,567
Hispanic	388	415	803
Non-Hispanic	6,045	18,231	24,276
Unknown	1,759	4,729	6,488
Gender	8,192	23,375	31,567
Female	4,521	13,140	17,661
Male	3,665	10,234	13,899
Unknown	6	1	7

COVID-19 doses administered for the past 2 weeks

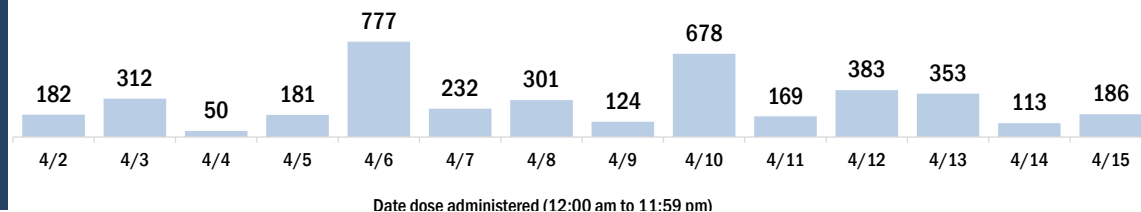


Persons vaccinated for COVID-19 for the past 2 weeks

Number of persons who received their first dose of a two-dose series of the COVID-19 vaccine



Number of persons who completed the COVID-19 vaccine series



COVID-19: Okaloosa County vaccine summary

Vaccination data through Apr 15, 2021 as of Apr 16, 2021 at 12:05 AM

Data in this report are provisional and subject to change.

Data in this summary pertain to COVID-19 vaccines approved by the U.S. Food and Drug Administration and have been issued an Emergency Use Authorization (Janssen COVID-19 Vaccine, Moderna COVID-19 Vaccine and Pfizer-BioNTech COVID-19 Vaccine). These data summarize the number of people who have received either their first dose or have completed the series for a COVID-19 vaccine. **A person can only be counted in one category, first dose or series complete.** For persons receiving Moderna or Pfizer vaccines, once they receive their second dose, they are moved from the first dose column to the series completed column. **Because of this, the total first dose category may show a change from report to report not matching the total receiving their first dose from the previous day.** Persons receiving Johnson & Johnson vaccines will always be counted in the series completed column.

COVID-19 doses for vaccinated persons in Florida

Doses administered 88,013

People receiving one dose of a 1-dose series (Johnson & Johnson) or receiving only one dose of a 2-dose series (Moderna, Pfizer) count once. Persons receiving both doses of a 2-dose series count twice.

Current status of persons vaccinated for COVID-19 in Florida

Total people vaccinated 54,198

First dose 16,887

Series completed 37,311

Completed 1-dose series 3,496

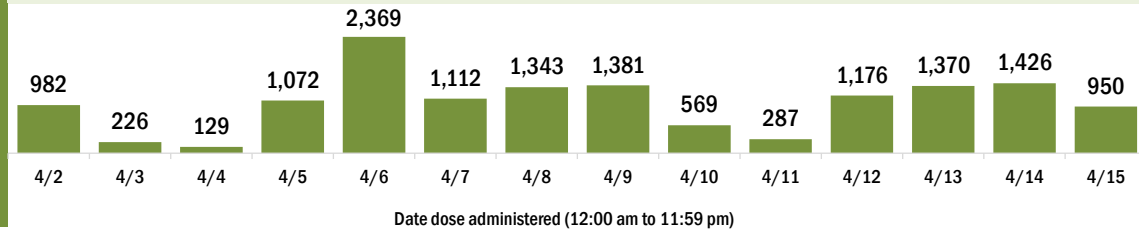
Completed 2-dose series 33,815

First dose: current number of people who have only received their first dose of the Moderna or Pfizer vaccine.

Series complete: current number of people who have received both Moderna or Pfizer vaccine doses or one Johnson & Johnson dose and are considered fully immunized.

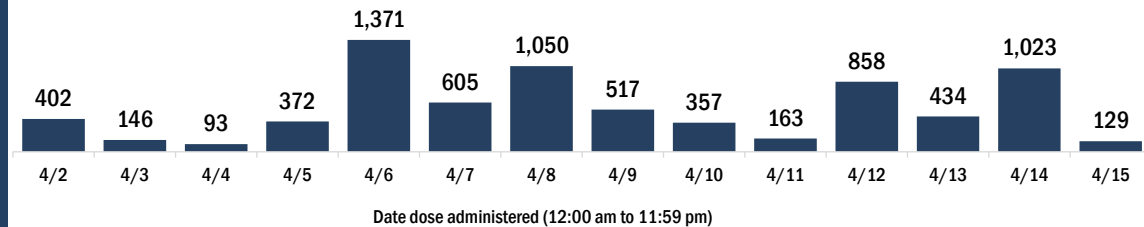
Demographic summary	First dose	Series complete	Total people vaccinated
Age group	16,887	37,311	54,198
16-24 years	1,257	513	1,770
25-34 years	2,063	1,399	3,462
35-44 years	2,773	2,036	4,809
45-54 years	3,052	3,146	6,198
55-64 years	4,305	7,673	11,978
65-74 years	1,983	12,788	14,771
75-84 years	1,067	7,132	8,199
85+ years	387	2,624	3,011
Race	16,887	37,311	54,198
White	10,230	26,603	36,833
Black	997	1,833	2,830
American Indian/Alaskan	93	135	228
Other	1,714	3,193	4,907
Unknown	3,853	5,547	9,400
Other race includes Asian, native Hawaiian/Pacific Islander, or other.			
Ethnicity	16,887	37,311	54,198
Hispanic	1,030	971	2,001
Non-Hispanic	9,249	23,598	32,847
Unknown	6,608	12,742	19,350
Gender	16,887	37,311	54,198
Female	9,185	21,630	30,815
Male	7,580	15,654	23,234
Unknown	122	27	149

COVID-19 doses administered for the past 2 weeks

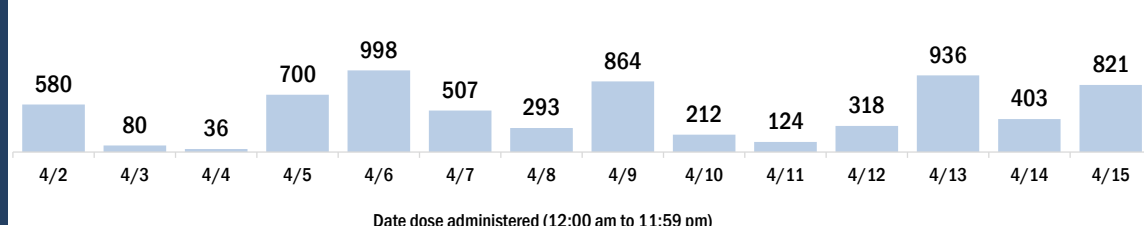


Persons vaccinated for COVID-19 for the past 2 weeks

Number of persons who received their first dose of a two-dose series of the COVID-19 vaccine



Number of persons who completed the COVID-19 vaccine series



COVID-19: Okeechobee County vaccine summary

Vaccination data through Apr 15, 2021 as of Apr 16, 2021 at 12:05 AM

Data in this report are provisional and subject to change.

Data in this summary pertain to COVID-19 vaccines approved by the U.S. Food and Drug Administration and have been issued an Emergency Use Authorization (Janssen COVID-19 Vaccine, Moderna COVID-19 Vaccine and Pfizer-BioNTech COVID-19 Vaccine). These data summarize the number of people who have received either their first dose or have completed the series for a COVID-19 vaccine. **A person can only be counted in one category, first dose or series complete.** For persons receiving Moderna or Pfizer vaccines, once they receive their second dose, they are moved from the first dose column to the series completed column. **Because of this, the total first dose category may show a change from report to report not matching the total receiving their first dose from the previous day.** Persons receiving Johnson & Johnson vaccines will always be counted in the series completed column.

COVID-19 doses for vaccinated persons in Florida

Doses administered 16,602

People receiving one dose of a 1-dose series (Johnson & Johnson) or receiving only one dose of a 2-dose series (Moderna, Pfizer) count once. Persons receiving both doses of a 2-dose series count twice.

Current status of persons vaccinated for COVID-19 in Florida

Total people vaccinated 10,520

First dose 4,064

Series completed 6,456

Completed 1-dose series 374

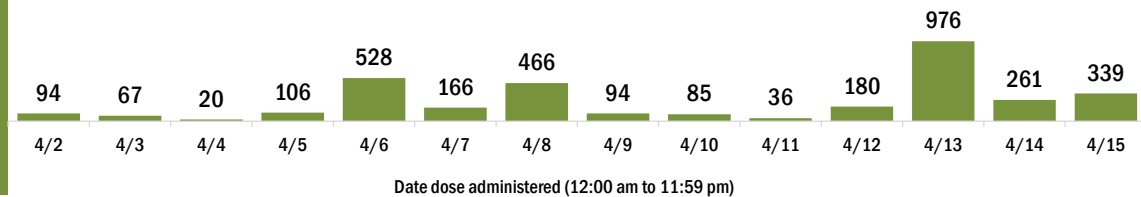
Completed 2-dose series 6,082

First dose: current number of people who have only received their first dose of the Moderna or Pfizer vaccine.

Series complete: current number of people who have received both Moderna or Pfizer vaccine doses or one Johnson & Johnson dose and are considered fully immunized.

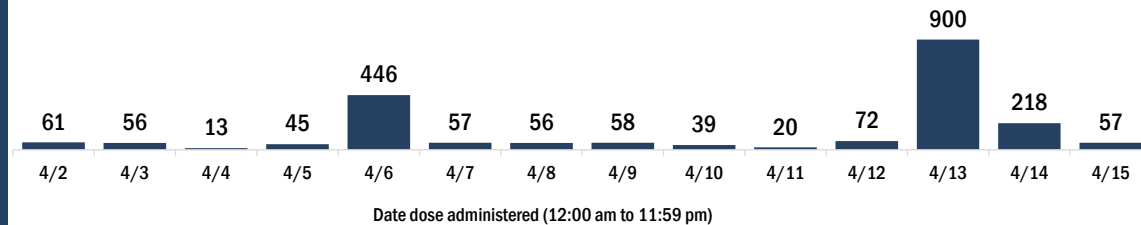
Demographic summary	First dose	Series complete	Total people vaccinated
Age group	4,064	6,456	10,520
16-24 years	184	62	246
25-34 years	332	160	492
35-44 years	493	229	722
45-54 years	812	306	1,118
55-64 years	1,273	716	1,989
65-74 years	577	2,675	3,252
75-84 years	301	1,811	2,112
85+ years	92	497	589
Race	4,064	6,456	10,520
White	2,758	5,226	7,984
Black	167	148	315
American Indian/Alaskan	19	29	48
Other	275	585	860
Unknown	845	468	1,313
Other race includes Asian, native Hawaiian/Pacific Islander, or other.			
Ethnicity	4,064	6,456	10,520
Hispanic	667	462	1,129
Non-Hispanic	2,018	4,759	6,777
Unknown	1,379	1,235	2,614
Gender	4,064	6,456	10,520
Female	1,838	3,627	5,465
Male	2,221	2,829	5,050
Unknown	5	0	5

COVID-19 doses administered for the past 2 weeks

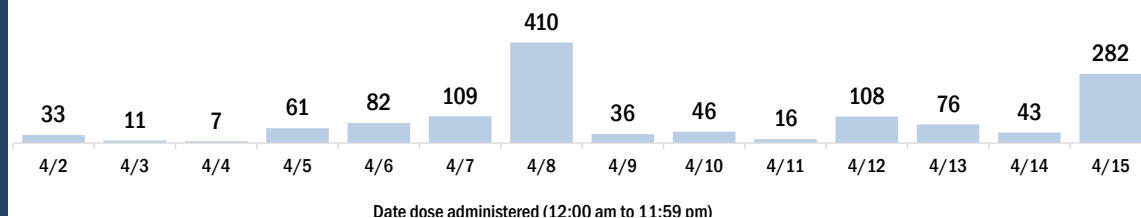


Persons vaccinated for COVID-19 for the past 2 weeks

Number of persons who received their first dose of a two-dose series of the COVID-19 vaccine



Number of persons who completed the COVID-19 vaccine series



COVID-19: Orange County vaccine summary

Vaccination data through Apr 15, 2021 as of Apr 16, 2021 at 12:05 AM

Data in this report are provisional and subject to change.

Data in this summary pertain to COVID-19 vaccines approved by the U.S. Food and Drug Administration and have been issued an Emergency Use Authorization (Janssen COVID-19 Vaccine, Moderna COVID-19 Vaccine and Pfizer-BioNTech COVID-19 Vaccine). These data summarize the number of people who have received either their first dose or have completed the series for a COVID-19 vaccine. **A person can only be counted in one category, first dose or series complete.** For persons receiving Moderna or Pfizer vaccines, once they receive their second dose, they are moved from the first dose column to the series completed column. **Because of this, the total first dose category may show a change from report to report not matching the total receiving their first dose from the previous day.** Persons receiving Johnson & Johnson vaccines will always be counted in the series completed column.

COVID-19 doses for vaccinated persons in Florida

Doses administered 688,656

People receiving one dose of a 1-dose series (Johnson & Johnson) or receiving only one dose of a 2-dose series (Moderna, Pfizer) count once. Persons receiving both doses of a 2-dose series count twice.

Current status of persons vaccinated for COVID-19 in Florida

Total people vaccinated 462,320

First dose 183,882

Series completed 278,438

Completed 1-dose series 52,102

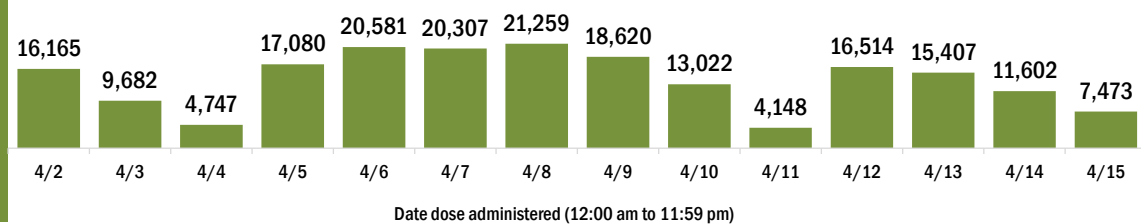
Completed 2-dose series 226,336

First dose: current number of people who have only received their first dose of the Moderna or Pfizer vaccine.

Series complete: current number of people who have received both Moderna or Pfizer vaccine doses or one Johnson & Johnson dose and are considered fully immunized.

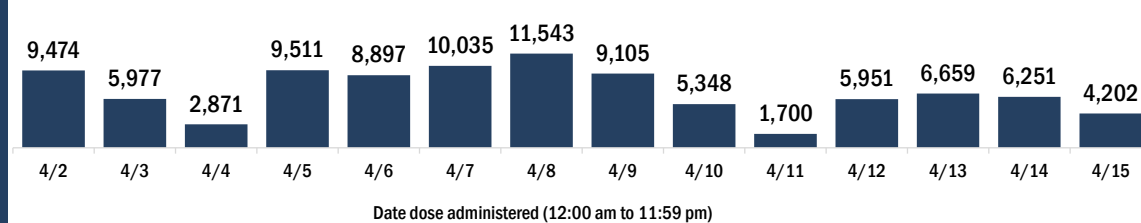
Demographic summary	First dose	Series complete	Total people vaccinated
Age group	183,882	278,438	462,320
16-24 years	24,060	11,317	35,377
25-34 years	29,984	26,046	56,030
35-44 years	36,943	33,751	70,694
45-54 years	39,856	40,326	80,182
55-64 years	31,886	56,613	88,499
65-74 years	11,803	67,862	79,665
75-84 years	5,807	31,339	37,146
85+ years	3,543	11,184	14,727
Race	183,882	278,438	462,320
White	105,217	169,411	274,628
Black	13,464	23,263	36,727
American Indian/Alaskan	627	758	1,385
Other	31,337	46,955	78,292
Unknown	33,237	38,051	71,288
Other race includes Asian, native Hawaiian/Pacific Islander, or other.			
Ethnicity	183,882	278,438	462,320
Hispanic	30,161	29,983	60,144
Non-Hispanic	81,846	145,776	227,622
Unknown	71,875	102,679	174,554
Gender	183,882	278,438	462,320
Female	95,632	158,546	254,178
Male	86,084	119,100	205,184
Unknown	2,166	792	2,958

COVID-19 doses administered for the past 2 weeks

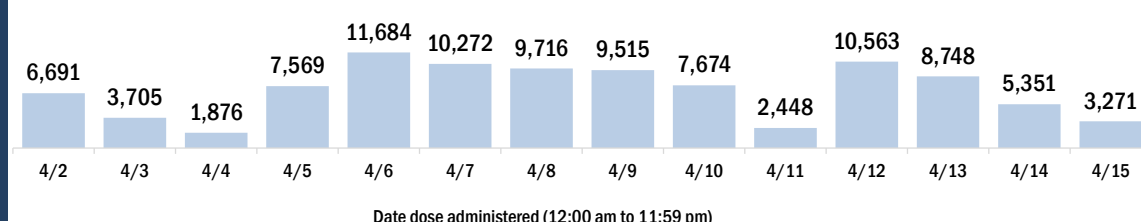


Persons vaccinated for COVID-19 for the past 2 weeks

Number of persons who received their first dose of a two-dose series of the COVID-19 vaccine



Number of persons who completed the COVID-19 vaccine series



COVID-19: Osceola County vaccine summary

Vaccination data through Apr 15, 2021 as of Apr 16, 2021 at 12:05 AM

Data in this report are provisional and subject to change.

Data in this summary pertain to COVID-19 vaccines approved by the U.S. Food and Drug Administration and have been issued an Emergency Use Authorization (Janssen COVID-19 Vaccine, Moderna COVID-19 Vaccine and Pfizer-BioNTech COVID-19 Vaccine). These data summarize the number of people who have received either their first dose or have completed the series for a COVID-19 vaccine. **A person can only be counted in one category, first dose or series complete.** For persons receiving Moderna or Pfizer vaccines, once they receive their second dose, they are moved from the first dose column to the series completed column. **Because of this, the total first dose category may show a change from report to report not matching the total receiving their first dose from the previous day.** Persons receiving Johnson & Johnson vaccines will always be counted in the series completed column.

COVID-19 doses for vaccinated persons in Florida

Doses administered 169,861

People receiving one dose of a 1-dose series (Johnson & Johnson) or receiving only one dose of a 2-dose series (Moderna, Pfizer) count once. Persons receiving both doses of a 2-dose series count twice.

Current status of persons vaccinated for COVID-19 in Florida

Total people vaccinated 113,829

First dose 47,567

Series completed 66,262

Completed 1-dose series 10,230

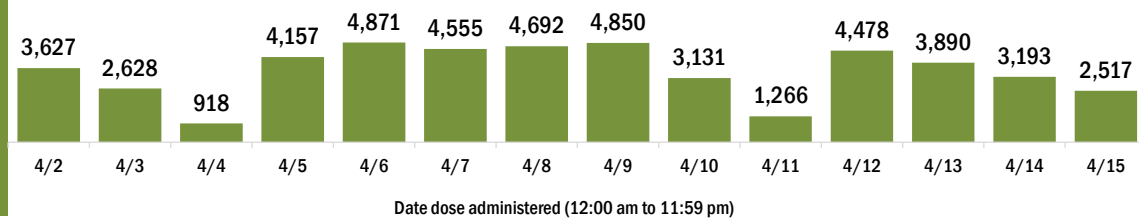
Completed 2-dose series 56,032

First dose: current number of people who have only received their first dose of the Moderna or Pfizer vaccine.

Series complete: current number of people who have received both Moderna or Pfizer vaccine doses or one Johnson & Johnson dose and are considered fully immunized.

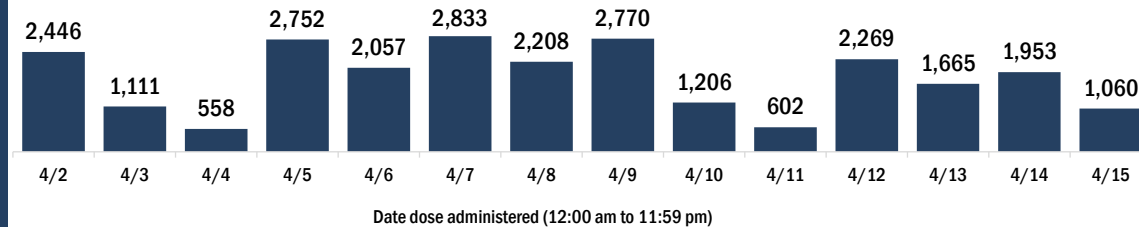
Demographic summary	First dose	Series complete	Total people vaccinated
Age group	47,567	66,262	113,829
16-24 years	4,737	1,957	6,694
25-34 years	6,349	4,354	10,703
35-44 years	8,828	5,845	14,673
45-54 years	11,126	8,340	19,466
55-64 years	9,870	13,203	23,073
65-74 years	4,010	20,189	24,199
75-84 years	2,013	9,603	11,616
85+ years	634	2,771	3,405
Race	47,567	66,262	113,829
White	26,944	40,218	67,162
Black	2,335	3,753	6,088
American Indian/Alaskan	189	340	529
Other	8,111	12,265	20,376
Unknown	9,988	9,686	19,674
Other race includes Asian, native Hawaiian/Pacific Islander, or other.			
Ethnicity	47,567	66,262	113,829
Hispanic	16,325	18,478	34,803
Non-Hispanic	13,420	27,244	40,664
Unknown	17,822	20,540	38,362
Gender	47,567	66,262	113,829
Female	25,421	38,590	64,011
Male	21,979	27,639	49,618
Unknown	167	33	200

COVID-19 doses administered for the past 2 weeks

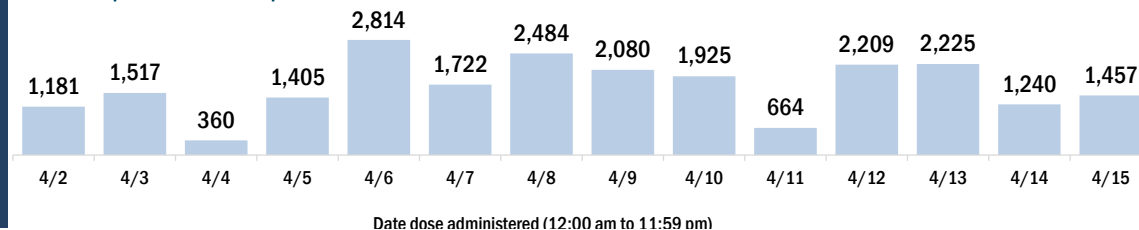


Persons vaccinated for COVID-19 for the past 2 weeks

Number of persons who received their first dose of a two-dose series of the COVID-19 vaccine



Number of persons who completed the COVID-19 vaccine series



COVID-19: Palm Beach County vaccine summary

Vaccination data through Apr 15, 2021 as of Apr 16, 2021 at 12:05 AM

Data in this report are provisional and subject to change.

Data in this summary pertain to COVID-19 vaccines approved by the U.S. Food and Drug Administration and have been issued an Emergency Use Authorization (Janssen COVID-19 Vaccine, Moderna COVID-19 Vaccine and Pfizer-BioNTech COVID-19 Vaccine). These data summarize the number of people who have received either their first dose or have completed the series for a COVID-19 vaccine. **A person can only be counted in one category, first dose or series complete.** For persons receiving Moderna or Pfizer vaccines, once they receive their second dose, they are moved from the first dose column to the series completed column. **Because of this, the total first dose category may show a change from report to report not matching the total receiving their first dose from the previous day.** Persons receiving Johnson & Johnson vaccines will always be counted in the series completed column.

COVID-19 doses for vaccinated persons in Florida

Doses administered 900,748

People receiving one dose of a 1-dose series (Johnson & Johnson) or receiving only one dose of a 2-dose series (Moderna, Pfizer) count once. Persons receiving both doses of a 2-dose series count twice.

Current status of persons vaccinated for COVID-19 in Florida

Total people vaccinated 572,182

First dose 205,842

Series completed 366,340

Completed 1-dose series 37,774

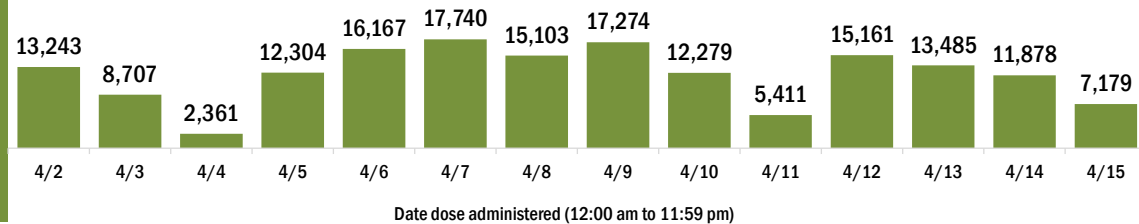
Completed 2-dose series 328,566

First dose: current number of people who have only received their first dose of the Moderna or Pfizer vaccine.

Series complete: current number of people who have received both Moderna or Pfizer vaccine doses or one Johnson & Johnson dose and are considered fully immunized.

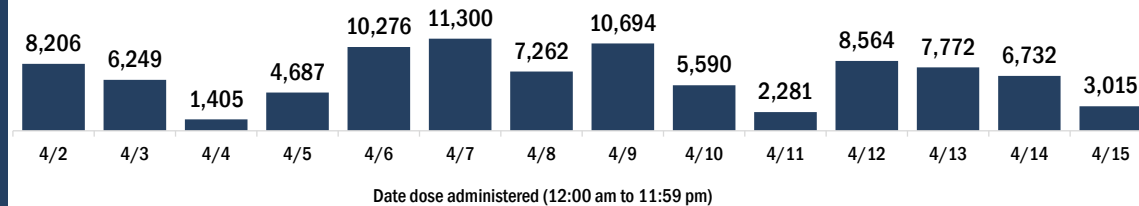
Demographic summary	First dose	Series complete	Total people vaccinated
Age group	205,842	366,340	572,182
16-24 years	15,069	6,319	21,388
25-34 years	19,362	14,521	33,883
35-44 years	27,803	20,965	48,768
45-54 years	40,112	31,848	71,960
55-64 years	51,555	56,860	108,415
65-74 years	26,499	119,646	146,145
75-84 years	17,483	82,508	99,991
85+ years	7,959	33,673	41,632
Race	205,842	366,340	572,182
White	122,712	242,807	365,519
Black	13,311	19,178	32,489
American Indian/Alaskan	693	988	1,681
Other	21,641	31,577	53,218
Unknown	47,485	71,790	119,275
Other race includes Asian, native Hawaiian/Pacific Islander, or other.			
Ethnicity	205,842	366,340	572,182
Hispanic	29,833	26,837	56,670
Non-Hispanic	93,441	200,149	293,590
Unknown	82,568	139,354	221,922
Gender	205,842	366,340	572,182
Female	110,157	211,582	321,739
Male	95,099	154,531	249,630
Unknown	586	227	813

COVID-19 doses administered for the past 2 weeks

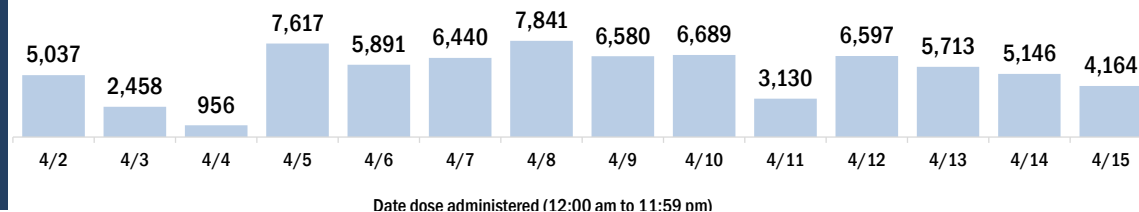


Persons vaccinated for COVID-19 for the past 2 weeks

Number of persons who received their first dose of a two-dose series of the COVID-19 vaccine



Number of persons who completed the COVID-19 vaccine series



COVID-19: Pasco County vaccine summary

Vaccination data through Apr 15, 2021 as of Apr 16, 2021 at 12:05 AM

Data in this report are provisional and subject to change.

Data in this summary pertain to COVID-19 vaccines approved by the U.S. Food and Drug Administration and have been issued an Emergency Use Authorization (Janssen COVID-19 Vaccine, Moderna COVID-19 Vaccine and Pfizer-BioNTech COVID-19 Vaccine). These data summarize the number of people who have received either their first dose or have completed the series for a COVID-19 vaccine. **A person can only be counted in one category, first dose or series complete.** For persons receiving Moderna or Pfizer vaccines, once they receive their second dose, they are moved from the first dose column to the series completed column. **Because of this, the total first dose category may show a change from report to report not matching the total receiving their first dose from the previous day.** Persons receiving Johnson & Johnson vaccines will always be counted in the series completed column.

COVID-19 doses for vaccinated persons in Florida

Doses administered 279,622

People receiving one dose of a 1-dose series (Johnson & Johnson) or receiving only one dose of a 2-dose series (Moderna, Pfizer) count once. Persons receiving both doses of a 2-dose series count twice.

Current status of persons vaccinated for COVID-19 in Florida

Total people vaccinated 181,154

First dose 71,528

Series completed 109,626

Completed 1-dose series 11,158

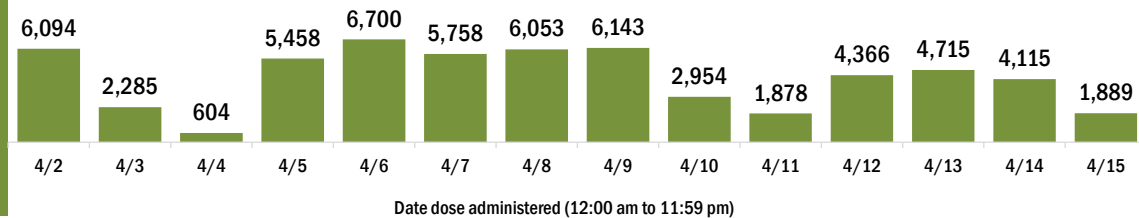
Completed 2-dose series 98,468

First dose: current number of people who have only received their first dose of the Moderna or Pfizer vaccine.

Series complete: current number of people who have received both Moderna or Pfizer vaccine doses or one Johnson & Johnson dose and are considered fully immunized.

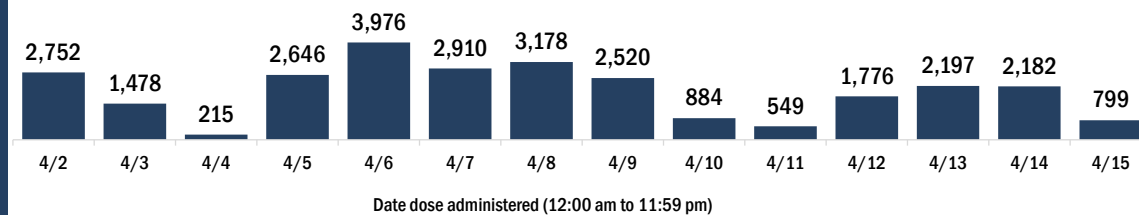
Demographic summary	First dose	Series complete	Total people vaccinated
Age group	71,528	109,626	181,154
16-24 years	4,969	2,071	7,040
25-34 years	5,519	4,468	9,987
35-44 years	9,513	7,251	16,764
45-54 years	13,430	10,319	23,749
55-64 years	17,428	17,616	35,044
65-74 years	11,155	38,046	49,201
75-84 years	7,255	22,960	30,215
85+ years	2,259	6,895	9,154
Race	71,528	109,626	181,154
White	51,121	84,079	135,200
Black	2,391	2,899	5,290
American Indian/Alaskan	284	374	658
Other	7,278	10,038	17,316
Unknown	10,454	12,236	22,690
Other race includes Asian, native Hawaiian/Pacific Islander, or other.			
Ethnicity	71,528	109,626	181,154
Hispanic	5,630	5,632	11,262
Non-Hispanic	39,480	67,512	106,992
Unknown	26,418	36,482	62,900
Gender	71,528	109,626	181,154
Female	38,851	64,747	103,598
Male	32,568	44,803	77,371
Unknown	109	76	185

COVID-19 doses administered for the past 2 weeks

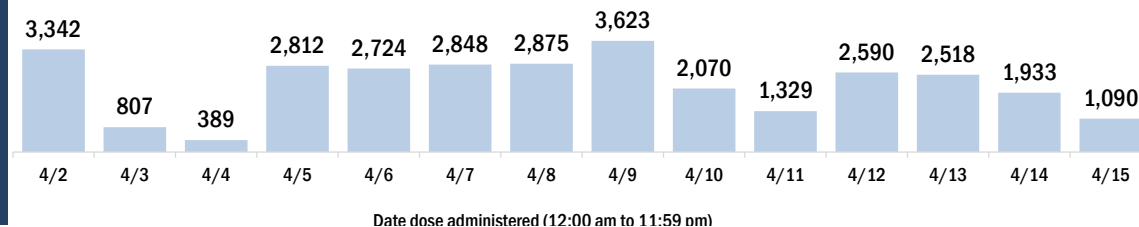


Persons vaccinated for COVID-19 for the past 2 weeks

Number of persons who received their first dose of a two-dose series of the COVID-19 vaccine



Number of persons who completed the COVID-19 vaccine series



COVID-19: Pinellas County vaccine summary

Vaccination data through Apr 15, 2021 as of Apr 16, 2021 at 12:05 AM

Data in this report are provisional and subject to change.

Data in this summary pertain to COVID-19 vaccines approved by the U.S. Food and Drug Administration and have been issued an Emergency Use Authorization (Janssen COVID-19 Vaccine, Moderna COVID-19 Vaccine and Pfizer-BioNTech COVID-19 Vaccine). These data summarize the number of people who have received either their first dose or have completed the series for a COVID-19 vaccine. **A person can only be counted in one category, first dose or series complete.** For persons receiving Moderna or Pfizer vaccines, once they receive their second dose, they are moved from the first dose column to the series completed column. **Because of this, the total first dose category may show a change from report to report not matching the total receiving their first dose from the previous day.** Persons receiving Johnson & Johnson vaccines will always be counted in the series completed column.

COVID-19 doses for vaccinated persons in Florida

Doses administered 612,277

People receiving one dose of a 1-dose series (Johnson & Johnson) or receiving only one dose of a 2-dose series (Moderna, Pfizer) count once. Persons receiving both doses of a 2-dose series count twice.

Current status of persons vaccinated for COVID-19 in Florida

Total people vaccinated 382,182

First dose 132,504

Series completed 249,678

Completed 1-dose series 19,583

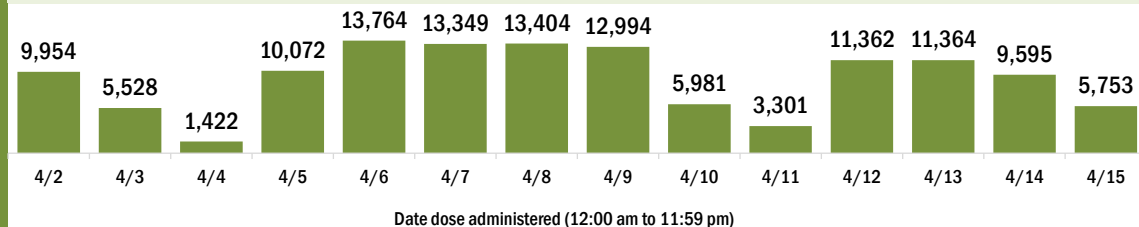
Completed 2-dose series 230,095

First dose: current number of people who have only received their first dose of the Moderna or Pfizer vaccine.

Series complete: current number of people who have received both Moderna or Pfizer vaccine doses or one Johnson & Johnson dose and are considered fully immunized.

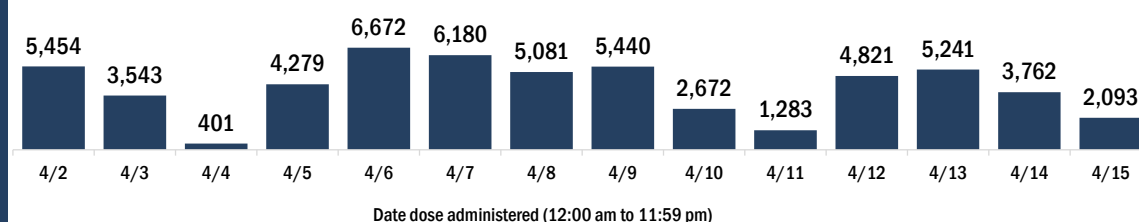
Demographic summary	First dose	Series complete	Total people vaccinated
Age group	132,504	249,678	382,182
16-24 years	8,679	4,151	12,830
25-34 years	13,839	11,302	25,141
35-44 years	18,049	14,275	32,324
45-54 years	26,095	21,143	47,238
55-64 years	34,697	49,841	84,538
65-74 years	16,809	86,297	103,106
75-84 years	10,022	45,452	55,474
85+ years	4,314	17,217	21,531
Race	132,504	249,678	382,182
White	90,044	190,858	280,902
Black	6,934	10,158	17,092
American Indian/Alaskan	430	535	965
Other	12,457	18,913	31,370
Unknown	22,639	29,214	51,853
Other race includes Asian, native Hawaiian/Pacific Islander, or other.			
Ethnicity	132,504	249,678	382,182
Hispanic	6,013	7,208	13,221
Non-Hispanic	76,145	156,111	232,256
Unknown	50,346	86,359	136,705
Gender	132,504	249,678	382,182
Female	70,963	146,192	217,155
Male	61,174	103,098	164,272
Unknown	367	388	755

COVID-19 doses administered for the past 2 weeks

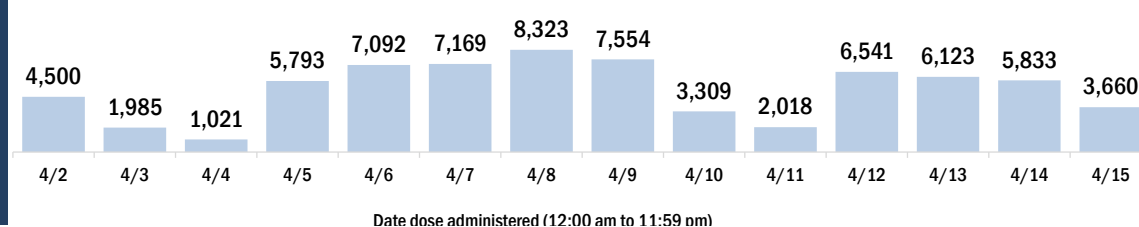


Persons vaccinated for COVID-19 for the past 2 weeks

Number of persons who received their first dose of a two-dose series of the COVID-19 vaccine



Number of persons who completed the COVID-19 vaccine series



COVID-19: Polk County vaccine summary

Vaccination data through Apr 15, 2021 as of Apr 16, 2021 at 12:05 AM

Data in this report are provisional and subject to change.

Data in this summary pertain to COVID-19 vaccines approved by the U.S. Food and Drug Administration and have been issued an Emergency Use Authorization (Janssen COVID-19 Vaccine, Moderna COVID-19 Vaccine and Pfizer-BioNTech COVID-19 Vaccine). These data summarize the number of people who have received either their first dose or have completed the series for a COVID-19 vaccine. **A person can only be counted in one category, first dose or series complete.** For persons receiving Moderna or Pfizer vaccines, once they receive their second dose, they are moved from the first dose column to the series completed column. **Because of this, the total first dose category may show a change from report to report not matching the total receiving their first dose from the previous day.** Persons receiving Johnson & Johnson vaccines will always be counted in the series completed column.

COVID-19 doses for vaccinated persons in Florida

Doses administered 325,206

People receiving one dose of a 1-dose series (Johnson & Johnson) or receiving only one dose of a 2-dose series (Moderna, Pfizer) count once. Persons receiving both doses of a 2-dose series count twice.

Current status of persons vaccinated for COVID-19 in Florida

Total people vaccinated 206,221

First dose 77,259

Series completed 128,962

Completed 1-dose series 9,977

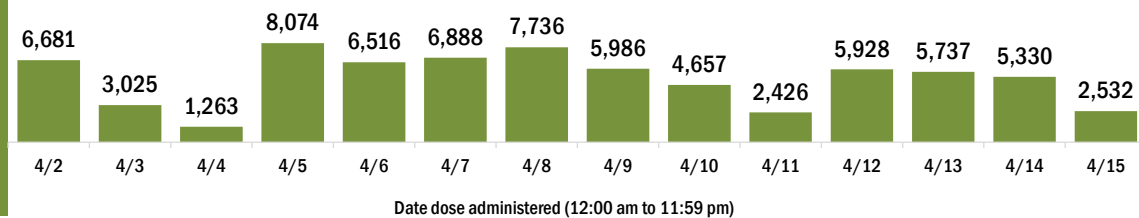
Completed 2-dose series 118,985

First dose: current number of people who have only received their first dose of the Moderna or Pfizer vaccine.

Series complete: current number of people who have received both Moderna or Pfizer vaccine doses or one Johnson & Johnson dose and are considered fully immunized.

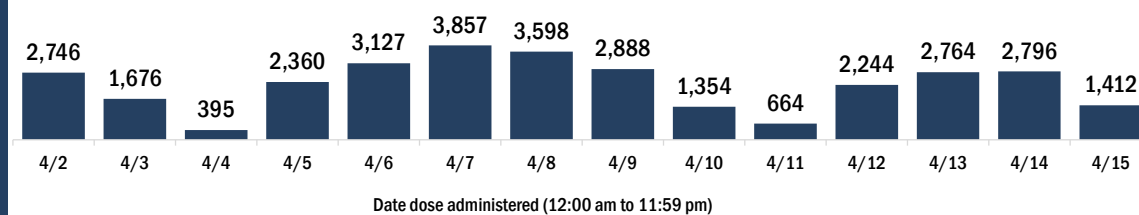
Demographic summary	First dose	Series complete	Total people vaccinated
Age group	77,259	128,962	206,221
16-24 years	4,861	2,519	7,380
25-34 years	7,207	5,679	12,886
35-44 years	9,416	7,882	17,298
45-54 years	13,530	10,875	24,405
55-64 years	18,471	20,493	38,964
65-74 years	13,034	45,748	58,782
75-84 years	8,116	27,738	35,854
85+ years	2,624	8,028	10,652
Race	77,259	128,962	206,221
White	49,737	94,132	143,869
Black	6,047	8,210	14,257
American Indian/Alaskan	637	609	1,246
Other	7,671	9,783	17,454
Unknown	13,167	16,228	29,395
Other race includes Asian, native Hawaiian/Pacific Islander, or other.			
Ethnicity	77,259	128,962	206,221
Hispanic	12,662	10,386	23,048
Non-Hispanic	37,400	76,940	114,340
Unknown	27,197	41,636	68,833
Gender	77,259	128,962	206,221
Female	41,496	74,556	116,052
Male	35,495	54,349	89,844
Unknown	268	57	325

COVID-19 doses administered for the past 2 weeks

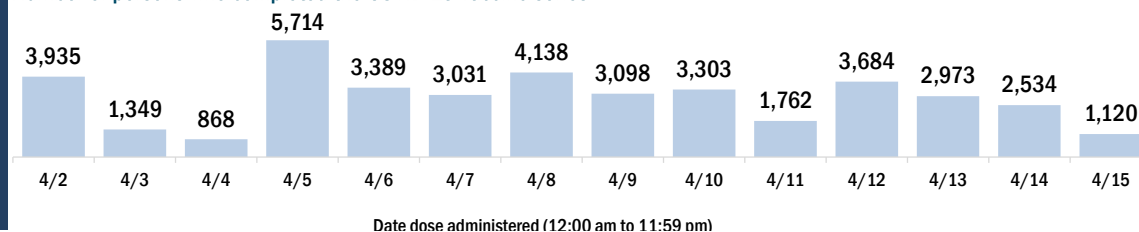


Persons vaccinated for COVID-19 for the past 2 weeks

Number of persons who received their first dose of a two-dose series of the COVID-19 vaccine



Number of persons who completed the COVID-19 vaccine series



COVID-19: Putnam County vaccine summary

Vaccination data through Apr 15, 2021 as of Apr 16, 2021 at 12:05 AM

Data in this report are provisional and subject to change.

Data in this summary pertain to COVID-19 vaccines approved by the U.S. Food and Drug Administration and have been issued an Emergency Use Authorization (Janssen COVID-19 Vaccine, Moderna COVID-19 Vaccine and Pfizer-BioNTech COVID-19 Vaccine). These data summarize the number of people who have received either their first dose or have completed the series for a COVID-19 vaccine. **A person can only be counted in one category, first dose or series complete.** For persons receiving Moderna or Pfizer vaccines, once they receive their second dose, they are moved from the first dose column to the series completed column. **Because of this, the total first dose category may show a change from report to report not matching the total receiving their first dose from the previous day.** Persons receiving Johnson & Johnson vaccines will always be counted in the series completed column.

COVID-19 doses for vaccinated persons in Florida

Doses administered 26,681

People receiving one dose of a 1-dose series (Johnson & Johnson) or receiving only one dose of a 2-dose series (Moderna, Pfizer) count once. Persons receiving both doses of a 2-dose series count twice.

Current status of persons vaccinated for COVID-19 in Florida

Total people vaccinated 16,944

First dose 6,378

Series completed 10,566

Completed 1-dose series 829

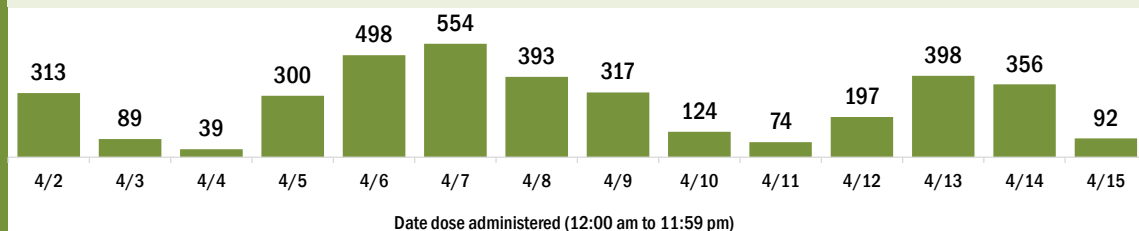
Completed 2-dose series 9,737

First dose: current number of people who have only received their first dose of the Moderna or Pfizer vaccine.

Series complete: current number of people who have received both Moderna or Pfizer vaccine doses or one Johnson & Johnson dose and are considered fully immunized.

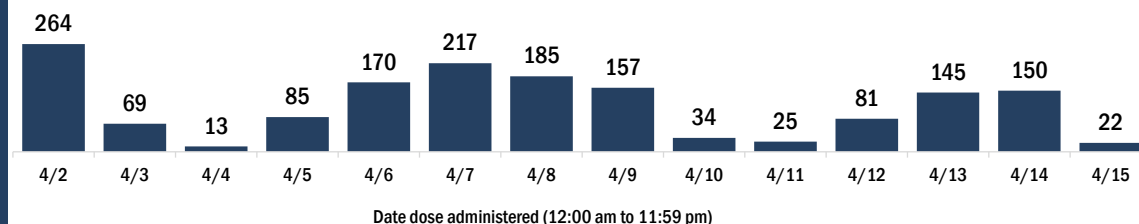
Demographic summary	First dose	Series complete	Total people vaccinated
Age group	6,378	10,566	16,944
16-24 years	224	99	323
25-34 years	346	253	599
35-44 years	479	365	844
45-54 years	859	694	1,553
55-64 years	1,831	1,816	3,647
65-74 years	1,551	4,235	5,786
75-84 years	830	2,358	3,188
85+ years	258	746	1,004
Race	6,378	10,566	16,944
White	4,838	8,276	13,114
Black	657	1,034	1,691
American Indian/Alaskan	64	73	137
Other	495	604	1,099
Unknown	324	579	903
Other race includes Asian, native Hawaiian/Pacific Islander, or other.			
Ethnicity	6,378	10,566	16,944
Hispanic	356	366	722
Non-Hispanic	4,955	8,180	13,135
Unknown	1,067	2,020	3,087
Gender	6,378	10,566	16,944
Female	3,498	6,112	9,610
Male	2,869	4,450	7,319
Unknown	11	4	15

COVID-19 doses administered for the past 2 weeks

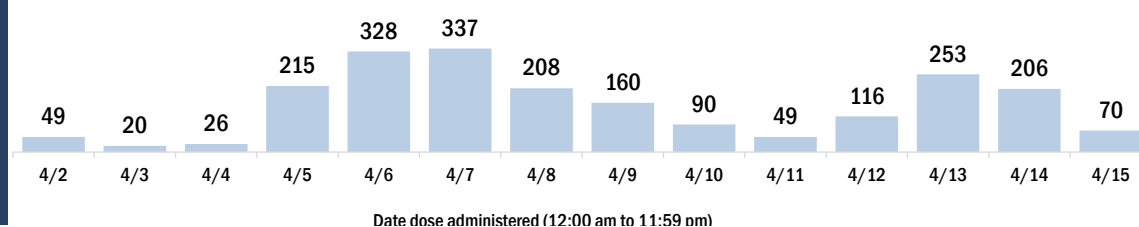


Persons vaccinated for COVID-19 for the past 2 weeks

Number of persons who received their first dose of a two-dose series of the COVID-19 vaccine



Number of persons who completed the COVID-19 vaccine series



COVID-19: Santa Rosa County vaccine summary

Vaccination data through Apr 15, 2021 as of Apr 16, 2021 at 12:05 AM

Data in this report are provisional and subject to change.

Data in this summary pertain to COVID-19 vaccines approved by the U.S. Food and Drug Administration and have been issued an Emergency Use Authorization (Janssen COVID-19 Vaccine, Moderna COVID-19 Vaccine and Pfizer-BioNTech COVID-19 Vaccine). These data summarize the number of people who have received either their first dose or have completed the series for a COVID-19 vaccine. **A person can only be counted in one category, first dose or series complete.** For persons receiving Moderna or Pfizer vaccines, once they receive their second dose, they are moved from the first dose column to the series completed column. **Because of this, the total first dose category may show a change from report to report not matching the total receiving their first dose from the previous day.** Persons receiving Johnson & Johnson vaccines will always be counted in the series completed column.

COVID-19 doses for vaccinated persons in Florida

Doses administered 84,015

People receiving one dose of a 1-dose series (Johnson & Johnson) or receiving only one dose of a 2-dose series (Moderna, Pfizer) count once. Persons receiving both doses of a 2-dose series count twice.

Current status of persons vaccinated for COVID-19 in Florida

Total people vaccinated 52,796

First dose 19,383

Series completed 33,413

Completed 1-dose series 2,194

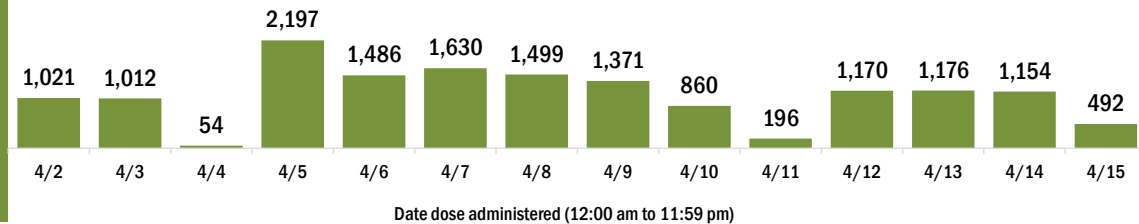
Completed 2-dose series 31,219

First dose: current number of people who have only received their first dose of the Moderna or Pfizer vaccine.

Series complete: current number of people who have received both Moderna or Pfizer vaccine doses or one Johnson & Johnson dose and are considered fully immunized.

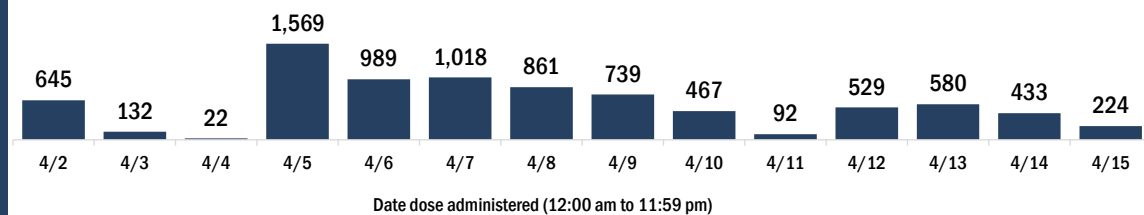
Demographic summary	First dose	Series complete	Total people vaccinated
Age group	19,383	33,413	52,796
16-24 years	1,517	566	2,083
25-34 years	1,875	1,399	3,274
35-44 years	2,748	2,214	4,962
45-54 years	3,527	3,424	6,951
55-64 years	4,935	6,569	11,504
65-74 years	2,936	11,806	14,742
75-84 years	1,389	5,798	7,187
85+ years	456	1,637	2,093
Race	19,383	33,413	52,796
White	12,519	25,213	37,732
Black	896	998	1,894
American Indian/Alaskan	90	184	274
Other	1,464	2,184	3,648
Unknown	4,414	4,834	9,248
Other race includes Asian, native Hawaiian/Pacific Islander, or other.			
Ethnicity	19,383	33,413	52,796
Hispanic	885	699	1,584
Non-Hispanic	11,706	22,219	33,925
Unknown	6,792	10,495	17,287
Gender	19,383	33,413	52,796
Female	10,336	19,172	29,508
Male	9,024	14,237	23,261
Unknown	23	4	27

COVID-19 doses administered for the past 2 weeks

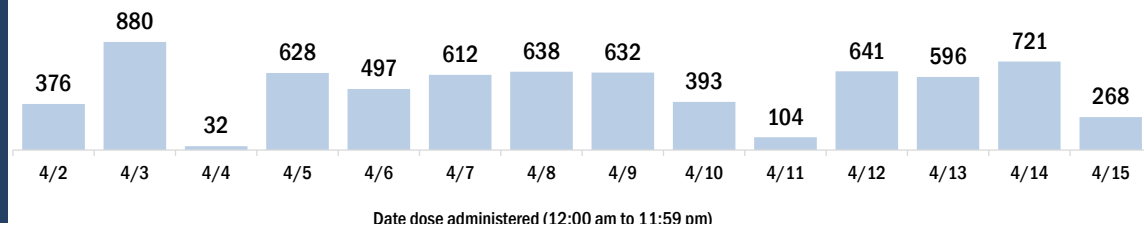


Persons vaccinated for COVID-19 for the past 2 weeks

Number of persons who received their first dose of a two-dose series of the COVID-19 vaccine



Number of persons who completed the COVID-19 vaccine series



COVID-19: Sarasota County vaccine summary

Vaccination data through Apr 15, 2021 as of Apr 16, 2021 at 12:05 AM

Data in this report are provisional and subject to change.

Data in this summary pertain to COVID-19 vaccines approved by the U.S. Food and Drug Administration and have been issued an Emergency Use Authorization (Janssen COVID-19 Vaccine, Moderna COVID-19 Vaccine and Pfizer-BioNTech COVID-19 Vaccine). These data summarize the number of people who have received either their first dose or have completed the series for a COVID-19 vaccine. **A person can only be counted in one category, first dose or series complete.** For persons receiving Moderna or Pfizer vaccines, once they receive their second dose, they are moved from the first dose column to the series completed column. **Because of this, the total first dose category may show a change from report to report not matching the total receiving their first dose from the previous day.** Persons receiving Johnson & Johnson vaccines will always be counted in the series completed column.

COVID-19 doses for vaccinated persons in Florida

Doses administered 348,574

People receiving one dose of a 1-dose series (Johnson & Johnson) or receiving only one dose of a 2-dose series (Moderna, Pfizer) count once. Persons receiving both doses of a 2-dose series count twice.

Current status of persons vaccinated for COVID-19 in Florida

Total people vaccinated 220,131

First dose 83,520

Series completed 136,611

Completed 1-dose series 8,168

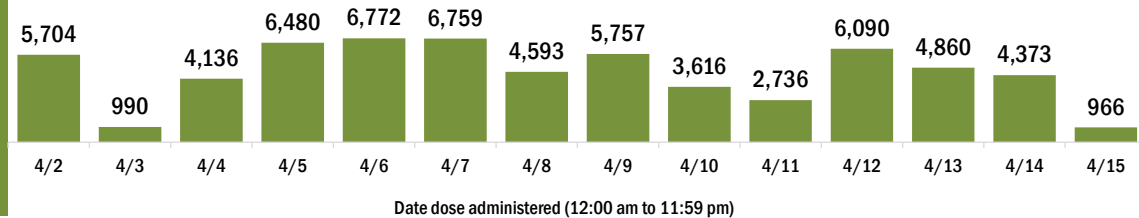
Completed 2-dose series 128,443

First dose: current number of people who have only received their first dose of the Moderna or Pfizer vaccine.

Series complete: current number of people who have received both Moderna or Pfizer vaccine doses or one Johnson & Johnson dose and are considered fully immunized.

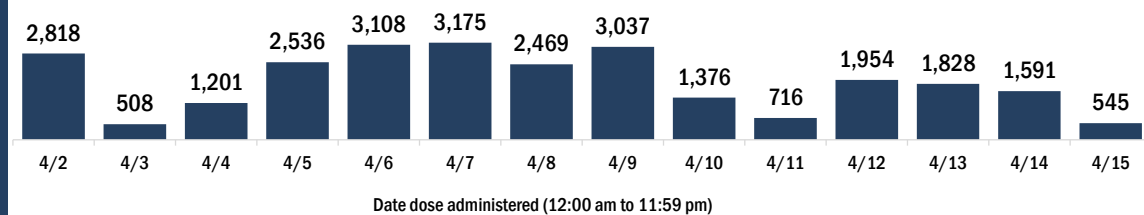
Demographic summary	First dose	Series complete	Total people vaccinated
Age group	83,520	136,611	220,131
16-24 years	3,889	1,342	5,231
25-34 years	4,752	2,922	7,674
35-44 years	6,779	4,051	10,830
45-54 years	11,509	6,539	18,048
55-64 years	23,016	15,435	38,451
65-74 years	17,447	56,790	74,237
75-84 years	11,623	36,722	48,345
85+ years	4,505	12,810	17,315
Race	83,520	136,611	220,131
White	64,661	109,594	174,255
Black	1,514	1,790	3,304
American Indian/Alaskan	290	498	788
Other	5,736	9,033	14,769
Unknown	11,319	15,696	27,015
Other race includes Asian, native Hawaiian/Pacific Islander, or other.			
Ethnicity	83,520	136,611	220,131
Hispanic	5,341	2,977	8,318
Non-Hispanic	53,704	92,570	146,274
Unknown	24,475	41,064	65,539
Gender	83,520	136,611	220,131
Female	45,263	77,655	122,918
Male	38,089	58,873	96,962
Unknown	168	83	251

COVID-19 doses administered for the past 2 weeks

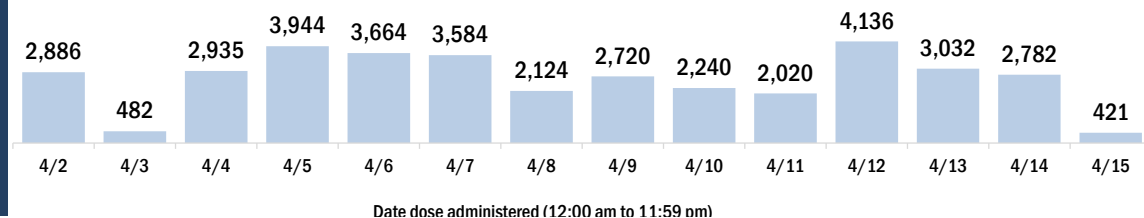


Persons vaccinated for COVID-19 for the past 2 weeks

Number of persons who received their first dose of a two-dose series of the COVID-19 vaccine



Number of persons who completed the COVID-19 vaccine series



COVID-19: Seminole County vaccine summary

Vaccination data through Apr 15, 2021 as of Apr 16, 2021 at 12:05 AM

Data in this report are provisional and subject to change.

Data in this summary pertain to COVID-19 vaccines approved by the U.S. Food and Drug Administration and have been issued an Emergency Use Authorization (Janssen COVID-19 Vaccine, Moderna COVID-19 Vaccine and Pfizer-BioNTech COVID-19 Vaccine). These data summarize the number of people who have received either their first dose or have completed the series for a COVID-19 vaccine. **A person can only be counted in one category, first dose or series complete.** For persons receiving Moderna or Pfizer vaccines, once they receive their second dose, they are moved from the first dose column to the series completed column. **Because of this, the total first dose category may show a change from report to report not matching the total receiving their first dose from the previous day.** Persons receiving Johnson & Johnson vaccines will always be counted in the series completed column.

COVID-19 doses for vaccinated persons in Florida

Doses administered 238,108

People receiving one dose of a 1-dose series (Johnson & Johnson) or receiving only one dose of a 2-dose series (Moderna, Pfizer) count once. Persons receiving both doses of a 2-dose series count twice.

Current status of persons vaccinated for COVID-19 in Florida

Total people vaccinated 155,097

First dose 62,235

Series completed 92,862

Completed 1-dose series 9,851

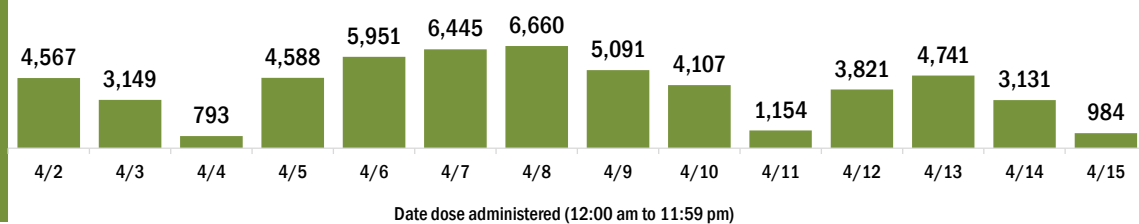
Completed 2-dose series 83,011

First dose: current number of people who have only received their first dose of the Moderna or Pfizer vaccine.

Series complete: current number of people who have received both Moderna or Pfizer vaccine doses or one Johnson & Johnson dose and are considered fully immunized.

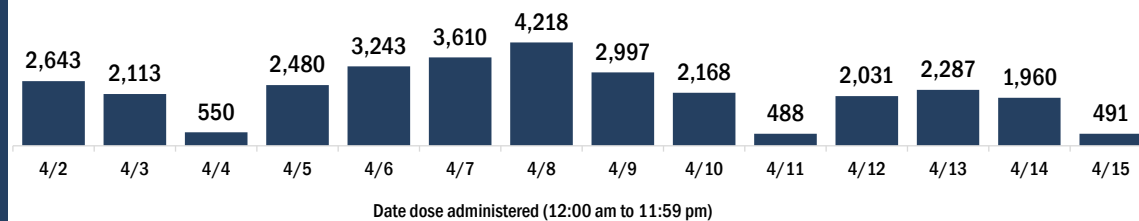
Demographic summary	First dose	Series complete	Total people vaccinated
Age group	62,235	92,862	155,097
16-24 years	7,949	2,889	10,838
25-34 years	8,632	6,374	15,006
35-44 years	11,762	8,963	20,725
45-54 years	13,781	11,253	25,034
55-64 years	13,137	17,613	30,750
65-74 years	4,054	27,268	31,322
75-84 years	2,008	13,395	15,403
85+ years	912	5,107	6,019
Race	62,235	92,862	155,097
White	39,985	67,266	107,251
Black	4,106	5,941	10,047
American Indian/Alaskan	272	429	701
Other	9,891	12,818	22,709
Unknown	7,981	6,408	14,389
Other race includes Asian, native Hawaiian/Pacific Islander, or other.			
Ethnicity	62,235	92,862	155,097
Hispanic	9,294	9,001	18,295
Non-Hispanic	34,995	60,592	95,587
Unknown	17,946	23,269	41,215
Gender	62,235	92,862	155,097
Female	32,557	54,818	87,375
Male	29,419	37,984	67,403
Unknown	259	60	319

COVID-19 doses administered for the past 2 weeks

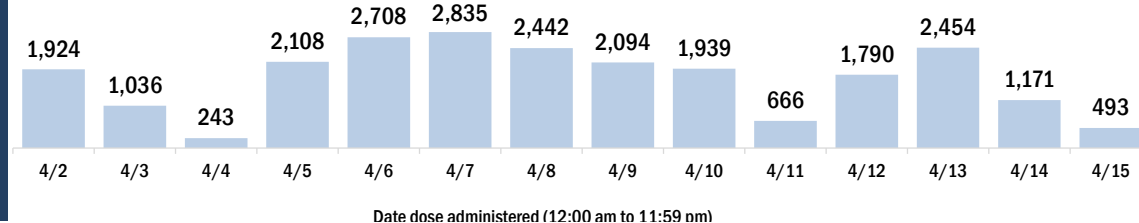


Persons vaccinated for COVID-19 for the past 2 weeks

Number of persons who received their first dose of a two-dose series of the COVID-19 vaccine



Number of persons who completed the COVID-19 vaccine series



COVID-19: St. Johns County vaccine summary

Vaccination data through Apr 15, 2021 as of Apr 16, 2021 at 12:05 AM

Data in this report are provisional and subject to change.

Data in this summary pertain to COVID-19 vaccines approved by the U.S. Food and Drug Administration and have been issued an Emergency Use Authorization (Janssen COVID-19 Vaccine, Moderna COVID-19 Vaccine and Pfizer-BioNTech COVID-19 Vaccine). These data summarize the number of people who have received either their first dose or have completed the series for a COVID-19 vaccine. **A person can only be counted in one category, first dose or series complete.** For persons receiving Moderna or Pfizer vaccines, once they receive their second dose, they are moved from the first dose column to the series completed column. **Because of this, the total first dose category may show a change from report to report not matching the total receiving their first dose from the previous day.** Persons receiving Johnson & Johnson vaccines will always be counted in the series completed column.

COVID-19 doses for vaccinated persons in Florida

Doses administered 192,081

People receiving one dose of a 1-dose series (Johnson & Johnson) or receiving only one dose of a 2-dose series (Moderna, Pfizer) count once. Persons receiving both doses of a 2-dose series count twice.

Current status of persons vaccinated for COVID-19 in Florida

Total people vaccinated 116,674

First dose 36,037

Series completed 80,637

Completed 1-dose series 5,230

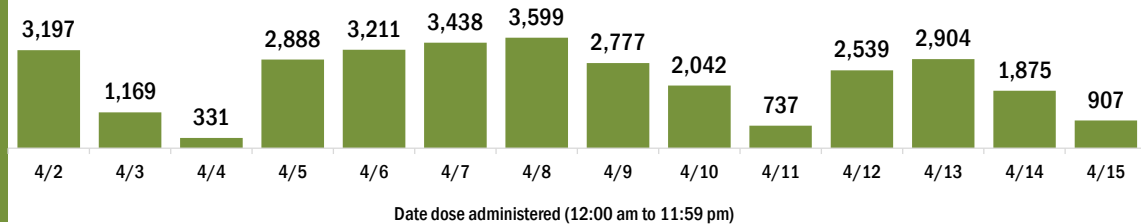
Completed 2-dose series 75,407

First dose: current number of people who have only received their first dose of the Moderna or Pfizer vaccine.

Series complete: current number of people who have received both Moderna or Pfizer vaccine doses or one Johnson & Johnson dose and are considered fully immunized.

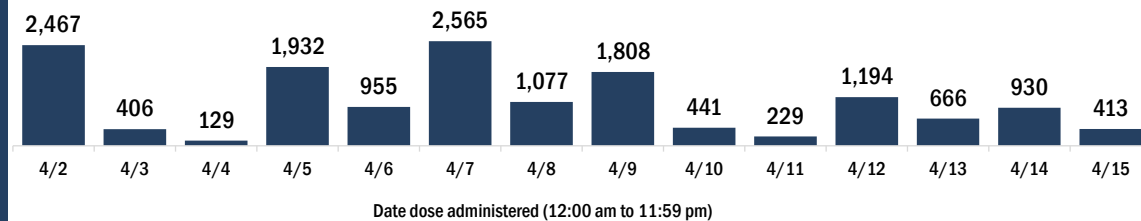
Demographic summary	First dose	Series complete	Total people vaccinated
Age group	36,037	80,637	116,674
16-24 years	4,320	1,607	5,927
25-34 years	3,531	3,218	6,749
35-44 years	7,410	6,978	14,388
45-54 years	8,632	8,822	17,454
55-64 years	7,539	15,922	23,461
65-74 years	2,689	27,125	29,814
75-84 years	1,358	13,231	14,589
85+ years	558	3,734	4,292
Race	36,037	80,637	116,674
White	25,003	61,239	86,242
Black	1,217	2,285	3,502
American Indian/Alaskan	96	219	315
Other	4,090	7,404	11,494
Unknown	5,631	9,490	15,121
Other race includes Asian, native Hawaiian/Pacific Islander, or other.			
Ethnicity	36,037	80,637	116,674
Hispanic	2,250	2,557	4,807
Non-Hispanic	22,602	53,779	76,381
Unknown	11,185	24,301	35,486
Gender	36,037	80,637	116,674
Female	18,873	45,517	64,390
Male	17,140	35,108	52,248
Unknown	24	12	36

COVID-19 doses administered for the past 2 weeks

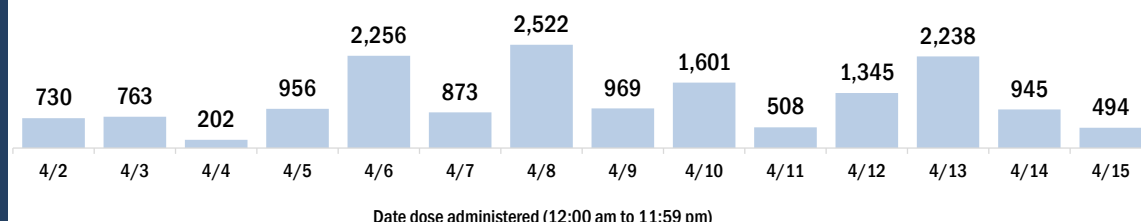


Persons vaccinated for COVID-19 for the past 2 weeks

Number of persons who received their first dose of a two-dose series of the COVID-19 vaccine



Number of persons who completed the COVID-19 vaccine series



COVID-19: St. Lucie County vaccine summary

Vaccination data through Apr 15, 2021 as of Apr 16, 2021 at 12:05 AM

Data in this report are provisional and subject to change.

Data in this summary pertain to COVID-19 vaccines approved by the U.S. Food and Drug Administration and have been issued an Emergency Use Authorization (Janssen COVID-19 Vaccine, Moderna COVID-19 Vaccine and Pfizer-BioNTech COVID-19 Vaccine). These data summarize the number of people who have received either their first dose or have completed the series for a COVID-19 vaccine. **A person can only be counted in one category, first dose or series complete.** For persons receiving Moderna or Pfizer vaccines, once they receive their second dose, they are moved from the first dose column to the series completed column. **Because of this, the total first dose category may show a change from report to report not matching the total receiving their first dose from the previous day.** Persons receiving Johnson & Johnson vaccines will always be counted in the series completed column.

COVID-19 doses for vaccinated persons in Florida

Doses administered 166,756

People receiving one dose of a 1-dose series (Johnson & Johnson) or receiving only one dose of a 2-dose series (Moderna, Pfizer) count once. Persons receiving both doses of a 2-dose series count twice.

Current status of persons vaccinated for COVID-19 in Florida

Total people vaccinated 105,809

First dose 41,395

Series completed 64,414

Completed 1-dose series 3,467

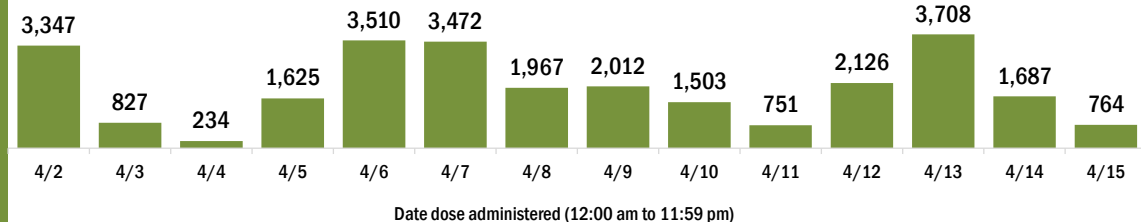
Completed 2-dose series 60,947

First dose: current number of people who have only received their first dose of the Moderna or Pfizer vaccine.

Series complete: current number of people who have received both Moderna or Pfizer vaccine doses or one Johnson & Johnson dose and are considered fully immunized.

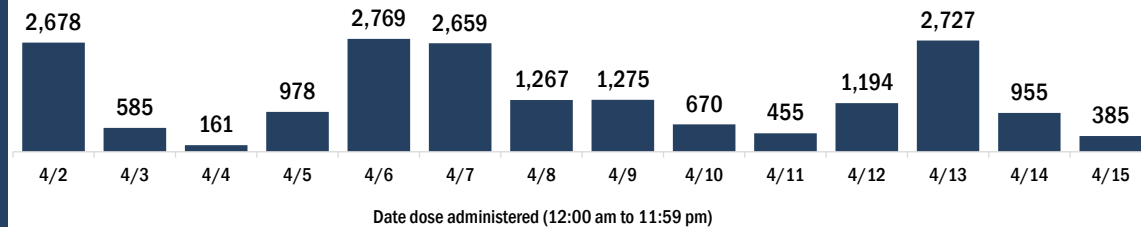
Demographic summary	First dose	Series complete	Total people vaccinated
Age group	41,395	64,414	105,809
16-24 years	2,413	744	3,157
25-34 years	2,965	1,729	4,694
35-44 years	4,374	2,766	7,140
45-54 years	6,991	4,639	11,630
55-64 years	11,873	9,405	21,278
65-74 years	7,276	25,734	33,010
75-84 years	4,091	14,907	18,998
85+ years	1,412	4,490	5,902
Race	41,395	64,414	105,809
White	25,620	43,162	68,782
Black	3,926	5,985	9,911
American Indian/Alaskan	212	297	509
Other	3,855	5,779	9,634
Unknown	7,782	9,191	16,973
Other race includes Asian, native Hawaiian/Pacific Islander, or other.			
Ethnicity	41,395	64,414	105,809
Hispanic	5,717	4,758	10,475
Non-Hispanic	20,785	37,764	58,549
Unknown	14,893	21,892	36,785
Gender	41,395	64,414	105,809
Female	22,411	37,096	59,507
Male	18,884	27,252	46,136
Unknown	100	66	166

COVID-19 doses administered for the past 2 weeks

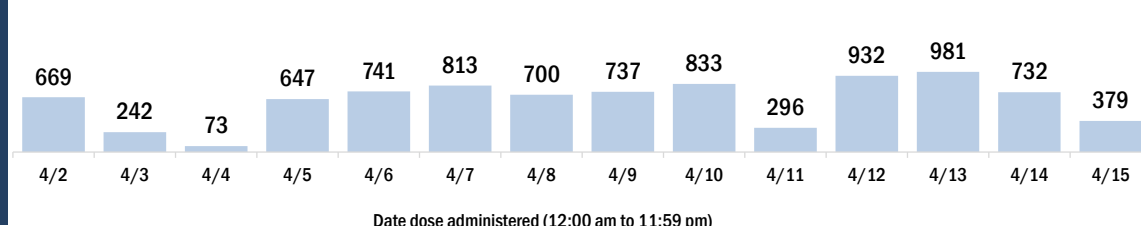


Persons vaccinated for COVID-19 for the past 2 weeks

Number of persons who received their first dose of a two-dose series of the COVID-19 vaccine



Number of persons who completed the COVID-19 vaccine series



COVID-19: Sumter County vaccine summary

Vaccination data through Apr 15, 2021 as of Apr 16, 2021 at 12:05 AM

Data in this report are provisional and subject to change.

Data in this summary pertain to COVID-19 vaccines approved by the U.S. Food and Drug Administration and have been issued an Emergency Use Authorization (Janssen COVID-19 Vaccine, Moderna COVID-19 Vaccine and Pfizer-BioNTech COVID-19 Vaccine). These data summarize the number of people who have received either their first dose or have completed the series for a COVID-19 vaccine. **A person can only be counted in one category, first dose or series complete.** For persons receiving Moderna or Pfizer vaccines, once they receive their second dose, they are moved from the first dose column to the series completed column. **Because of this, the total first dose category may show a change from report to report not matching the total receiving their first dose from the previous day.** Persons receiving Johnson & Johnson vaccines will always be counted in the series completed column.

COVID-19 doses for vaccinated persons in Florida

Doses administered 140,284

People receiving one dose of a 1-dose series (Johnson & Johnson) or receiving only one dose of a 2-dose series (Moderna, Pfizer) count once. Persons receiving both doses of a 2-dose series count twice.

Current status of persons vaccinated for COVID-19 in Florida

Total people vaccinated 80,153

First dose 16,038

Series completed 64,115

Completed 1-dose series 3,984

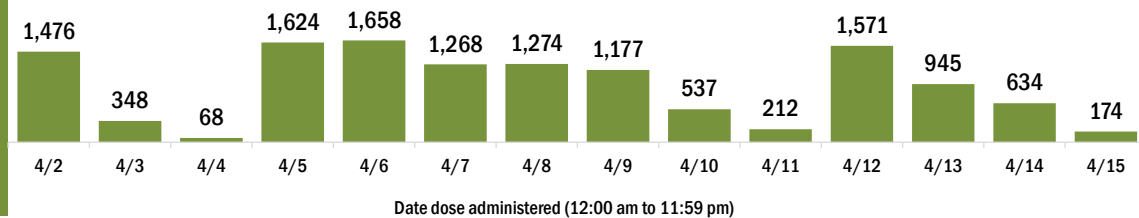
Completed 2-dose series 60,131

First dose: current number of people who have only received their first dose of the Moderna or Pfizer vaccine.

Series complete: current number of people who have received both Moderna or Pfizer vaccine doses or one Johnson & Johnson dose and are considered fully immunized.

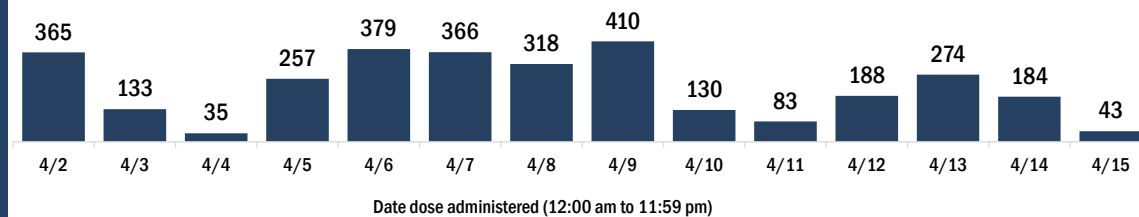
Demographic summary	First dose	Series complete	Total people vaccinated
Age group	16,038	64,115	80,153
16-24 years	248	103	351
25-34 years	410	225	635
35-44 years	628	338	966
45-54 years	1,403	702	2,105
55-64 years	5,044	4,906	9,950
65-74 years	4,336	32,315	36,651
75-84 years	3,181	21,924	25,105
85+ years	788	3,602	4,390
Race	16,038	64,115	80,153
White	12,270	54,471	66,741
Black	351	654	1,005
American Indian/Alaskan	36	136	172
Other	1,030	2,323	3,353
Unknown	2,351	6,531	8,882
Other race includes Asian, native Hawaiian/Pacific Islander, or other.			
Ethnicity	16,038	64,115	80,153
Hispanic	536	931	1,467
Non-Hispanic	9,978	42,705	52,683
Unknown	5,524	20,479	26,003
Gender	16,038	64,115	80,153
Female	9,112	35,648	44,760
Male	6,858	28,458	35,316
Unknown	68	9	77

COVID-19 doses administered for the past 2 weeks

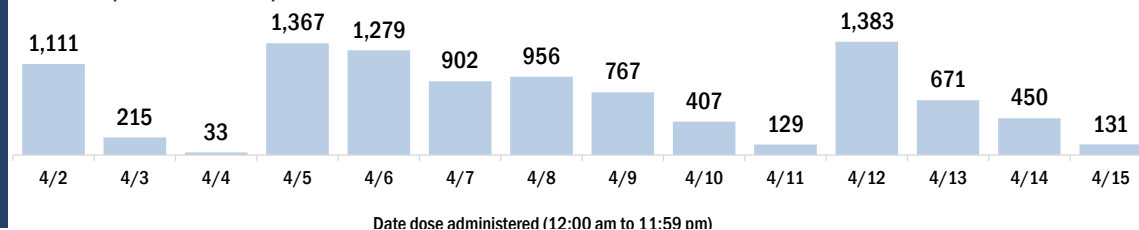


Persons vaccinated for COVID-19 for the past 2 weeks

Number of persons who received their first dose of a two-dose series of the COVID-19 vaccine



Number of persons who completed the COVID-19 vaccine series



COVID-19: Suwannee County vaccine summary

Vaccination data through Apr 15, 2021 as of Apr 16, 2021 at 12:05 AM

Data in this report are provisional and subject to change.

Data in this summary pertain to COVID-19 vaccines approved by the U.S. Food and Drug Administration and have been issued an Emergency Use Authorization (Janssen COVID-19 Vaccine, Moderna COVID-19 Vaccine and Pfizer-BioNTech COVID-19 Vaccine). These data summarize the number of people who have received either their first dose or have completed the series for a COVID-19 vaccine. **A person can only be counted in one category, first dose or series complete.** For persons receiving Moderna or Pfizer vaccines, once they receive their second dose, they are moved from the first dose column to the series completed column. **Because of this, the total first dose category may show a change from report to report not matching the total receiving their first dose from the previous day.** Persons receiving Johnson & Johnson vaccines will always be counted in the series completed column.

COVID-19 doses for vaccinated persons in Florida

Doses administered 14,995

People receiving one dose of a 1-dose series (Johnson & Johnson) or receiving only one dose of a 2-dose series (Moderna, Pfizer) count once. Persons receiving both doses of a 2-dose series count twice.

Current status of persons vaccinated for COVID-19 in Florida

Total people vaccinated 8,936

First dose 2,319

Series completed 6,617

Completed 1-dose series 558

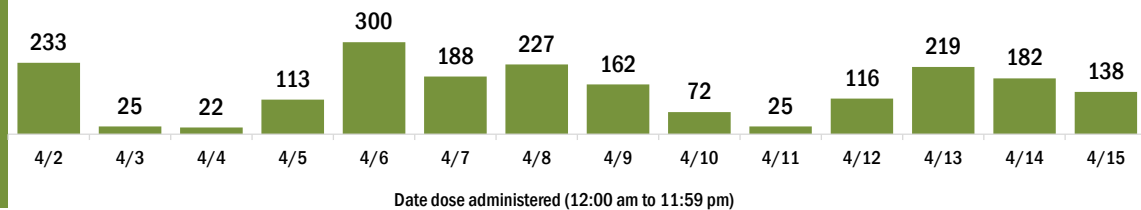
Completed 2-dose series 6,059

First dose: current number of people who have only received their first dose of the Moderna or Pfizer vaccine.

Series complete: current number of people who have received both Moderna or Pfizer vaccine doses or one Johnson & Johnson dose and are considered fully immunized.

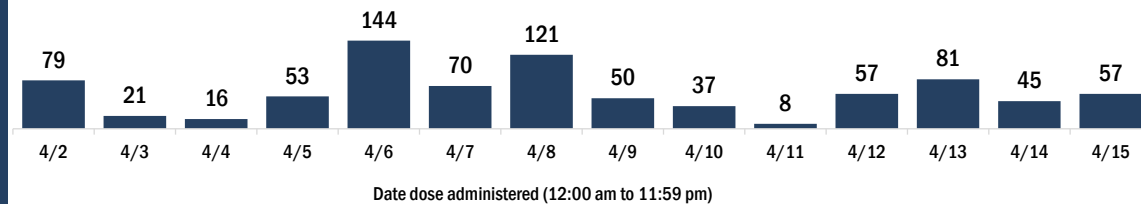
Demographic summary	First dose	Series complete	Total people vaccinated
Age group	2,319	6,617	8,936
16-24 years	152	74	226
25-34 years	150	142	292
35-44 years	238	238	476
45-54 years	400	375	775
55-64 years	839	1,051	1,890
65-74 years	309	2,571	2,880
75-84 years	170	1,615	1,785
85+ years	61	551	612
Race	2,319	6,617	8,936
White	1,600	4,566	6,166
Black	222	489	711
American Indian/Alaskan	6	4	10
Other	213	430	643
Unknown	278	1,128	1,406
Other race includes Asian, native Hawaiian/Pacific Islander, or other.			
Ethnicity	2,319	6,617	8,936
Hispanic	157	193	350
Non-Hispanic	1,330	3,353	4,683
Unknown	832	3,071	3,903
Gender	2,319	6,617	8,936
Female	1,267	3,901	5,168
Male	1,052	2,716	3,768
Unknown	0	0	0

COVID-19 doses administered for the past 2 weeks

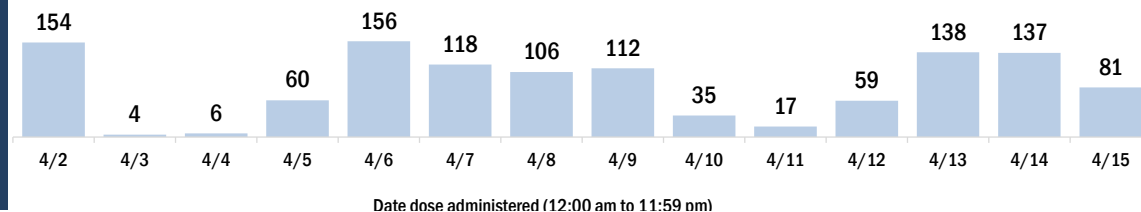


Persons vaccinated for COVID-19 for the past 2 weeks

Number of persons who received their first dose of a two-dose series of the COVID-19 vaccine



Number of persons who completed the COVID-19 vaccine series



COVID-19: Taylor County vaccine summary

Vaccination data through Apr 15, 2021 as of Apr 16, 2021 at 12:05 AM

Data in this report are provisional and subject to change.

Data in this summary pertain to COVID-19 vaccines approved by the U.S. Food and Drug Administration and have been issued an Emergency Use Authorization (Janssen COVID-19 Vaccine, Moderna COVID-19 Vaccine and Pfizer-BioNTech COVID-19 Vaccine). These data summarize the number of people who have received either their first dose or have completed the series for a COVID-19 vaccine. **A person can only be counted in one category, first dose or series complete.** For persons receiving Moderna or Pfizer vaccines, once they receive their second dose, they are moved from the first dose column to the series completed column. **Because of this, the total first dose category may show a change from report to report not matching the total receiving their first dose from the previous day.** Persons receiving Johnson & Johnson vaccines will always be counted in the series completed column.

COVID-19 doses for vaccinated persons in Florida

Doses administered 7,993

People receiving one dose of a 1-dose series (Johnson & Johnson) or receiving only one dose of a 2-dose series (Moderna, Pfizer) count once. Persons receiving both doses of a 2-dose series count twice.

Current status of persons vaccinated for COVID-19 in Florida

Total people vaccinated 5,017

First dose 1,805

Series completed 3,212

Completed 1-dose series 236

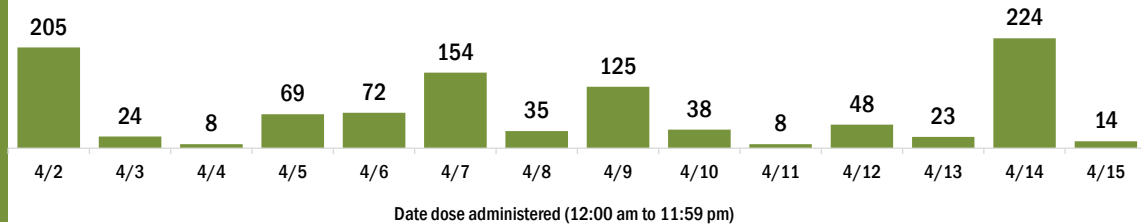
Completed 2-dose series 2,976

First dose: current number of people who have only received their first dose of the Moderna or Pfizer vaccine.

Series complete: current number of people who have received both Moderna or Pfizer vaccine doses or one Johnson & Johnson dose and are considered fully immunized.

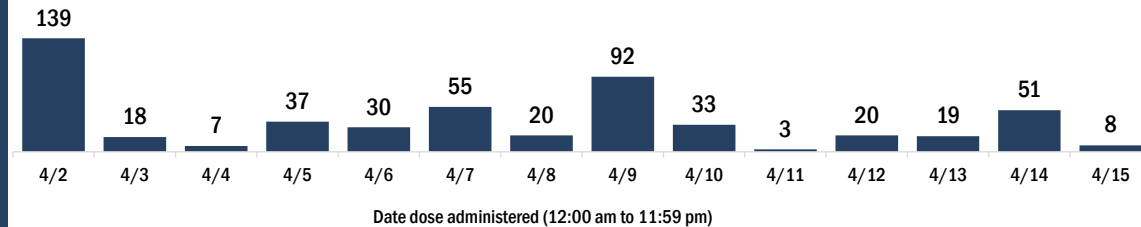
Demographic summary	First dose	Series complete	Total people vaccinated
Age group	1,805	3,212	5,017
16-24 years	56	35	91
25-34 years	92	80	172
35-44 years	146	97	243
45-54 years	268	195	463
55-64 years	558	586	1,144
65-74 years	427	1,269	1,696
75-84 years	198	742	940
85+ years	60	208	268
Race	1,805	3,212	5,017
White	1,285	2,397	3,682
Black	245	362	607
American Indian/Alaskan	13	28	41
Other	112	196	308
Unknown	150	229	379
Other race includes Asian, native Hawaiian/Pacific Islander, or other.			
Ethnicity	1,805	3,212	5,017
Hispanic	44	49	93
Non-Hispanic	1,221	1,971	3,192
Unknown	540	1,192	1,732
Gender	1,805	3,212	5,017
Female	960	1,805	2,765
Male	842	1,407	2,249
Unknown	3	0	3

COVID-19 doses administered for the past 2 weeks

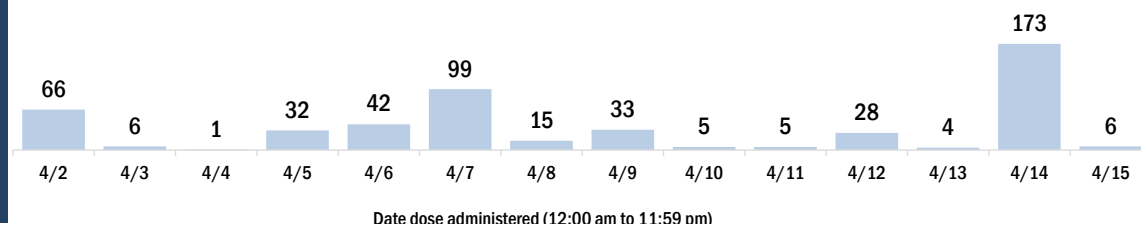


Persons vaccinated for COVID-19 for the past 2 weeks

Number of persons who received their first dose of a two-dose series of the COVID-19 vaccine



Number of persons who completed the COVID-19 vaccine series



COVID-19: Union County vaccine summary

Vaccination data through Apr 15, 2021 as of Apr 16, 2021 at 12:05 AM

Data in this report are provisional and subject to change.

Data in this summary pertain to COVID-19 vaccines approved by the U.S. Food and Drug Administration and have been issued an Emergency Use Authorization (Janssen COVID-19 Vaccine, Moderna COVID-19 Vaccine and Pfizer-BioNTech COVID-19 Vaccine). These data summarize the number of people who have received either their first dose or have completed the series for a COVID-19 vaccine. **A person can only be counted in one category, first dose or series complete.** For persons receiving Moderna or Pfizer vaccines, once they receive their second dose, they are moved from the first dose column to the series completed column. **Because of this, the total first dose category may show a change from report to report not matching the total receiving their first dose from the previous day.** Persons receiving Johnson & Johnson vaccines will always be counted in the series completed column.

COVID-19 doses for vaccinated persons in Florida

Doses administered 3,601

People receiving one dose of a 1-dose series (Johnson & Johnson) or receiving only one dose of a 2-dose series (Moderna, Pfizer) count once. Persons receiving both doses of a 2-dose series count twice.

Current status of persons vaccinated for COVID-19 in Florida

Total people vaccinated 2,228

First dose 741

Series completed 1,487

Completed 1-dose series 114

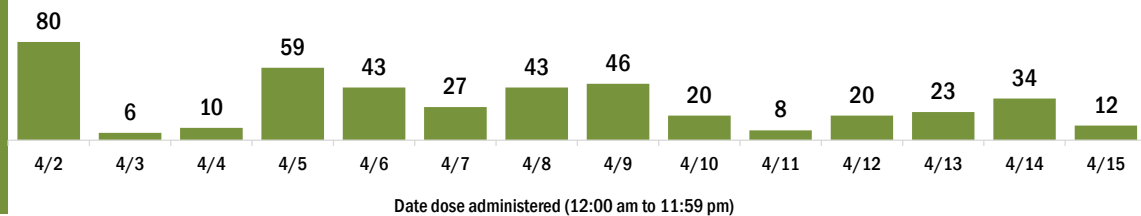
Completed 2-dose series 1,373

First dose: current number of people who have only received their first dose of the Moderna or Pfizer vaccine.

Series complete: current number of people who have received both Moderna or Pfizer vaccine doses or one Johnson & Johnson dose and are considered fully immunized.

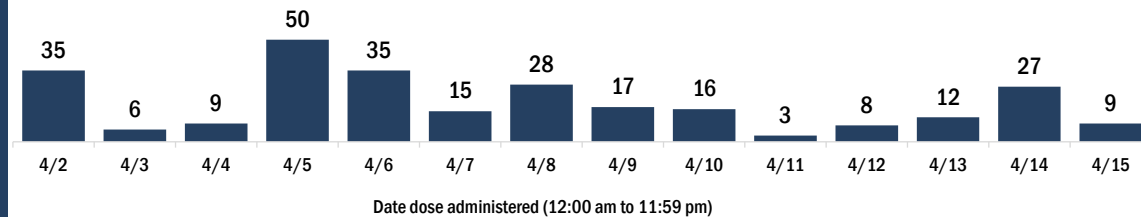
Demographic summary	First dose	Series complete	Total people vaccinated
Age group	741	1,487	2,228
16-24 years	52	20	72
25-34 years	58	67	125
35-44 years	78	56	134
45-54 years	138	96	234
55-64 years	284	204	488
65-74 years	82	591	673
75-84 years	36	352	388
85+ years	13	101	114
Race	741	1,487	2,228
White	539	1,222	1,761
Black	109	115	224
American Indian/Alaskan	11	12	23
Other	51	105	156
Unknown	31	33	64
Other race includes Asian, native Hawaiian/Pacific Islander, or other.			
Ethnicity	741	1,487	2,228
Hispanic	23	32	55
Non-Hispanic	614	1,360	1,974
Unknown	104	95	199
Gender	741	1,487	2,228
Female	411	862	1,273
Male	325	625	950
Unknown	5	0	5

COVID-19 doses administered for the past 2 weeks

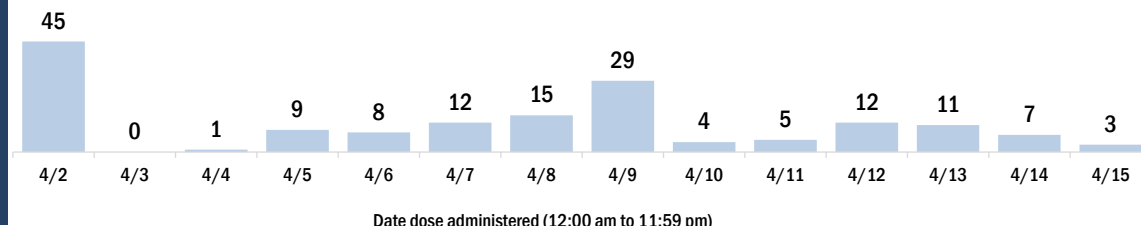


Persons vaccinated for COVID-19 for the past 2 weeks

Number of persons who received their first dose of a two-dose series of the COVID-19 vaccine



Number of persons who completed the COVID-19 vaccine series



COVID-19: Volusia County vaccine summary

Vaccination data through Apr 15, 2021 as of Apr 16, 2021 at 12:05 AM

Data in this report are provisional and subject to change.

Data in this summary pertain to COVID-19 vaccines approved by the U.S. Food and Drug Administration and have been issued an Emergency Use Authorization (Janssen COVID-19 Vaccine, Moderna COVID-19 Vaccine and Pfizer-BioNTech COVID-19 Vaccine). These data summarize the number of people who have received either their first dose or have completed the series for a COVID-19 vaccine. **A person can only be counted in one category, first dose or series complete.** For persons receiving Moderna or Pfizer vaccines, once they receive their second dose, they are moved from the first dose column to the series completed column. **Because of this, the total first dose category may show a change from report to report not matching the total receiving their first dose from the previous day.** Persons receiving Johnson & Johnson vaccines will always be counted in the series completed column.

COVID-19 doses for vaccinated persons in Florida

Doses administered 294,227

People receiving one dose of a 1-dose series (Johnson & Johnson) or receiving only one dose of a 2-dose series (Moderna, Pfizer) count once. Persons receiving both doses of a 2-dose series count twice.

Current status of persons vaccinated for COVID-19 in Florida

Total people vaccinated 189,872

First dose 68,411

Series completed 121,461

Completed 1-dose series 17,106

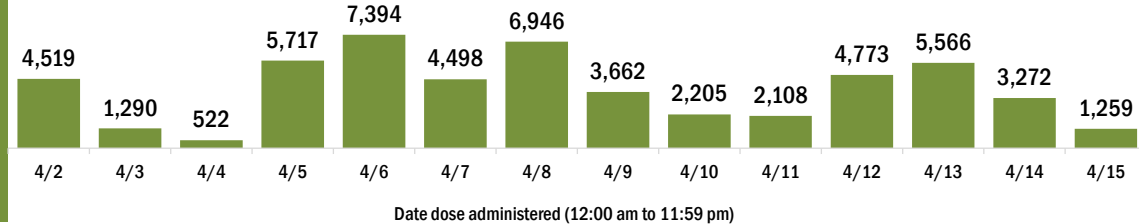
Completed 2-dose series 104,355

First dose: current number of people who have only received their first dose of the Moderna or Pfizer vaccine.

Series complete: current number of people who have received both Moderna or Pfizer vaccine doses or one Johnson & Johnson dose and are considered fully immunized.

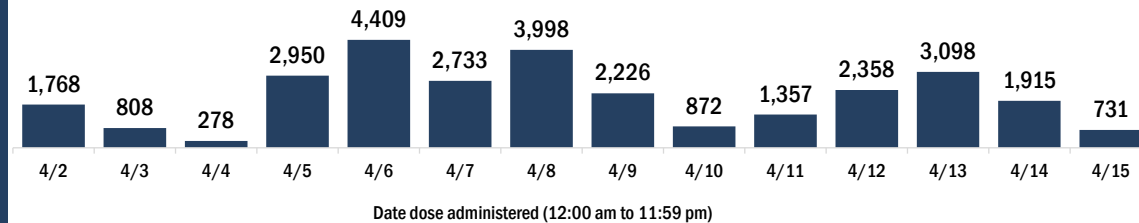
Demographic summary	First dose	Series complete	Total people vaccinated
Age group	68,411	121,461	189,872
16-24 years	5,639	1,875	7,514
25-34 years	5,244	3,950	9,194
35-44 years	7,007	5,391	12,398
45-54 years	11,100	8,746	19,846
55-64 years	19,780	19,048	38,828
65-74 years	11,727	46,563	58,290
75-84 years	5,935	26,517	32,452
85+ years	1,979	9,371	11,350
Race	68,411	121,461	189,872
White	45,059	80,165	125,224
Black	3,397	5,293	8,690
American Indian/Alaskan	241	431	672
Other	6,804	14,236	21,040
Unknown	12,910	21,336	34,246
Other race includes Asian, native Hawaiian/Pacific Islander, or other.			
Ethnicity	68,411	121,461	189,872
Hispanic	7,012	5,480	12,492
Non-Hispanic	37,012	61,361	98,373
Unknown	24,387	54,620	79,007
Gender	68,411	121,461	189,872
Female	35,853	70,372	106,225
Male	30,764	49,620	80,384
Unknown	1,794	1,469	3,263

COVID-19 doses administered for the past 2 weeks

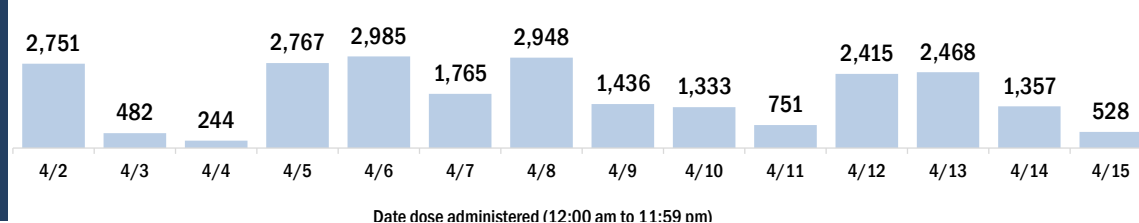


Persons vaccinated for COVID-19 for the past 2 weeks

Number of persons who received their first dose of a two-dose series of the COVID-19 vaccine



Number of persons who completed the COVID-19 vaccine series



COVID-19: Wakulla County vaccine summary

Vaccination data through Apr 15, 2021 as of Apr 16, 2021 at 12:05 AM

Data in this report are provisional and subject to change.

Data in this summary pertain to COVID-19 vaccines approved by the U.S. Food and Drug Administration and have been issued an Emergency Use Authorization (Janssen COVID-19 Vaccine, Moderna COVID-19 Vaccine and Pfizer-BioNTech COVID-19 Vaccine). These data summarize the number of people who have received either their first dose or have completed the series for a COVID-19 vaccine. **A person can only be counted in one category, first dose or series complete.** For persons receiving Moderna or Pfizer vaccines, once they receive their second dose, they are moved from the first dose column to the series completed column. **Because of this, the total first dose category may show a change from report to report not matching the total receiving their first dose from the previous day.** Persons receiving Johnson & Johnson vaccines will always be counted in the series completed column.

COVID-19 doses for vaccinated persons in Florida

Doses administered 14,998

People receiving one dose of a 1-dose series (Johnson & Johnson) or receiving only one dose of a 2-dose series (Moderna, Pfizer) count once. Persons receiving both doses of a 2-dose series count twice.

Current status of persons vaccinated for COVID-19 in Florida

Total people vaccinated 9,228

First dose 3,004

Series completed 6,224

Completed 1-dose series 454

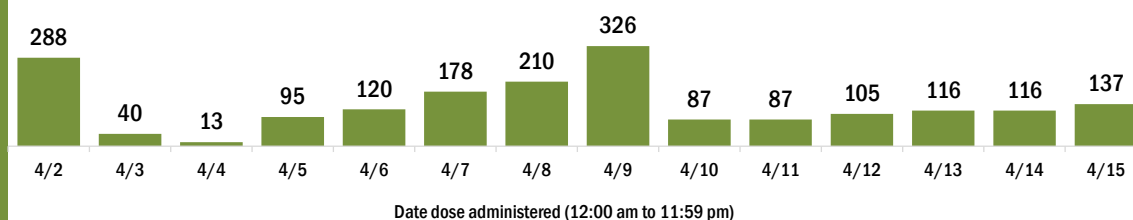
Completed 2-dose series 5,770

First dose: current number of people who have only received their first dose of the Moderna or Pfizer vaccine.

Series complete: current number of people who have received both Moderna or Pfizer vaccine doses or one Johnson & Johnson dose and are considered fully immunized.

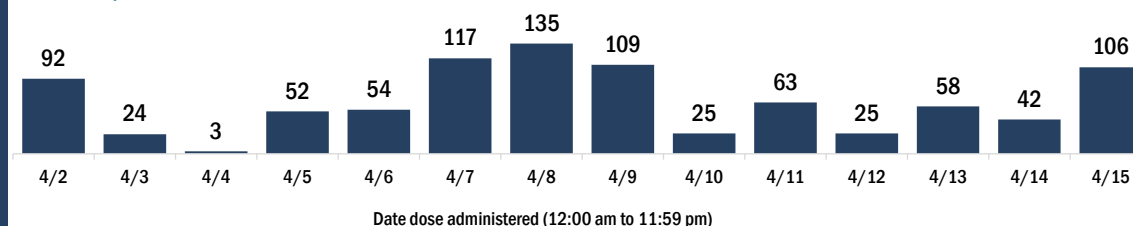
Demographic summary	First dose	Series complete	Total people vaccinated
Age group	3,004	6,224	9,228
16-24 years	206	98	304
25-34 years	251	242	493
35-44 years	388	380	768
45-54 years	594	589	1,183
55-64 years	873	1,173	2,046
65-74 years	420	2,380	2,800
75-84 years	213	1,098	1,311
85+ years	59	264	323
Race	3,004	6,224	9,228
White	2,195	4,679	6,874
Black	242	432	674
American Indian/Alaskan	20	29	49
Other	297	776	1,073
Unknown	250	308	558
Other race includes Asian, native Hawaiian/Pacific Islander, or other.			
Ethnicity	3,004	6,224	9,228
Hispanic	90	98	188
Non-Hispanic	2,297	4,936	7,233
Unknown	617	1,190	1,807
Gender	3,004	6,224	9,228
Female	1,686	3,487	5,173
Male	1,317	2,736	4,053
Unknown	1	1	2

COVID-19 doses administered for the past 2 weeks

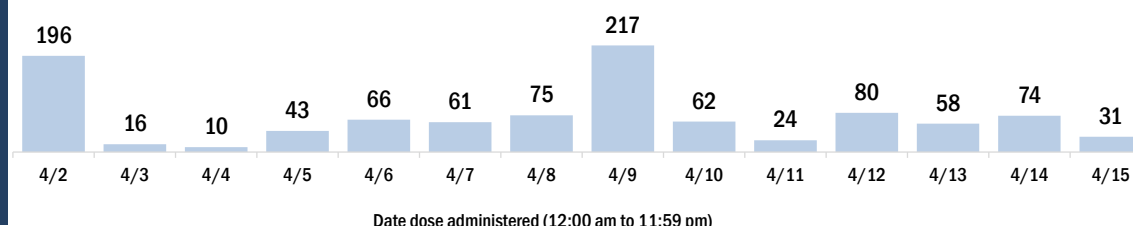


Persons vaccinated for COVID-19 for the past 2 weeks

Number of persons who received their first dose of a two-dose series of the COVID-19 vaccine



Number of persons who completed the COVID-19 vaccine series



COVID-19: Walton County vaccine summary

Vaccination data through Apr 15, 2021 as of Apr 16, 2021 at 12:05 AM

Data in this report are provisional and subject to change.

Data in this summary pertain to COVID-19 vaccines approved by the U.S. Food and Drug Administration and have been issued an Emergency Use Authorization (Janssen COVID-19 Vaccine, Moderna COVID-19 Vaccine and Pfizer-BioNTech COVID-19 Vaccine). These data summarize the number of people who have received either their first dose or have completed the series for a COVID-19 vaccine. **A person can only be counted in one category, first dose or series complete.** For persons receiving Moderna or Pfizer vaccines, once they receive their second dose, they are moved from the first dose column to the series completed column. **Because of this, the total first dose category may show a change from report to report not matching the total receiving their first dose from the previous day.** Persons receiving Johnson & Johnson vaccines will always be counted in the series completed column.

COVID-19 doses for vaccinated persons in Florida

Doses administered 33,748

People receiving one dose of a 1-dose series (Johnson & Johnson) or receiving only one dose of a 2-dose series (Moderna, Pfizer) count once. Persons receiving both doses of a 2-dose series count twice.

Current status of persons vaccinated for COVID-19 in Florida

Total people vaccinated 21,042

First dose 7,294

Series completed 13,748

Completed 1-dose series 1,042

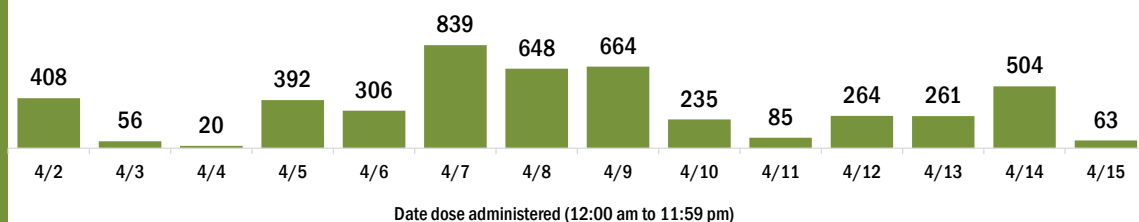
Completed 2-dose series 12,706

First dose: current number of people who have only received their first dose of the Moderna or Pfizer vaccine.

Series complete: current number of people who have received both Moderna or Pfizer vaccine doses or one Johnson & Johnson dose and are considered fully immunized.

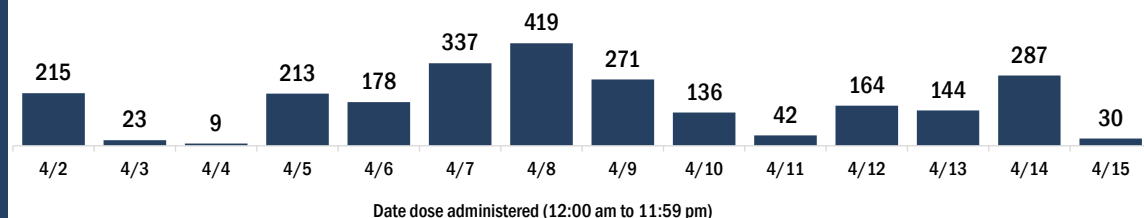
Demographic summary	First dose	Series complete	Total people vaccinated
Age group	7,294	13,748	21,042
16-24 years	370	133	503
25-34 years	521	344	865
35-44 years	878	709	1,587
45-54 years	1,264	1,105	2,369
55-64 years	2,232	2,707	4,939
65-74 years	1,303	5,665	6,968
75-84 years	577	2,422	2,999
85+ years	149	663	812
Race	7,294	13,748	21,042
White	5,219	10,570	15,789
Black	172	241	413
American Indian/Alaskan	35	51	86
Other	450	603	1,053
Unknown	1,418	2,283	3,701
Other race includes Asian, native Hawaiian/Pacific Islander, or other.			
Ethnicity	7,294	13,748	21,042
Hispanic	322	257	579
Non-Hispanic	4,446	9,216	13,662
Unknown	2,526	4,275	6,801
Gender	7,294	13,748	21,042
Female	3,914	7,555	11,469
Male	3,379	6,191	9,570
Unknown	1	2	3

COVID-19 doses administered for the past 2 weeks

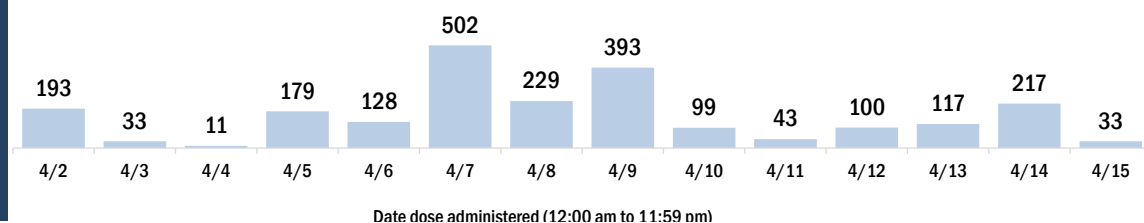


Persons vaccinated for COVID-19 for the past 2 weeks

Number of persons who received their first dose of a two-dose series of the COVID-19 vaccine



Number of persons who completed the COVID-19 vaccine series



COVID-19: Washington County vaccine summary

Vaccination data through Apr 15, 2021 as of Apr 16, 2021 at 12:05 AM

Data in this report are provisional and subject to change.

Data in this summary pertain to COVID-19 vaccines approved by the U.S. Food and Drug Administration and have been issued an Emergency Use Authorization (Janssen COVID-19 Vaccine, Moderna COVID-19 Vaccine and Pfizer-BioNTech COVID-19 Vaccine). These data summarize the number of people who have received either their first dose or have completed the series for a COVID-19 vaccine. **A person can only be counted in one category, first dose or series complete.** For persons receiving Moderna or Pfizer vaccines, once they receive their second dose, they are moved from the first dose column to the series completed column. **Because of this, the total first dose category may show a change from report to report not matching the total receiving their first dose from the previous day.** Persons receiving Johnson & Johnson vaccines will always be counted in the series completed column.

COVID-19 doses for vaccinated persons in Florida

Doses administered 8,246

People receiving one dose of a 1-dose series (Johnson & Johnson) or receiving only one dose of a 2-dose series (Moderna, Pfizer) count once. Persons receiving both doses of a 2-dose series count twice.

Current status of persons vaccinated for COVID-19 in Florida

Total people vaccinated 5,156

First dose 1,750

Series completed 3,406

Completed 1-dose series 316

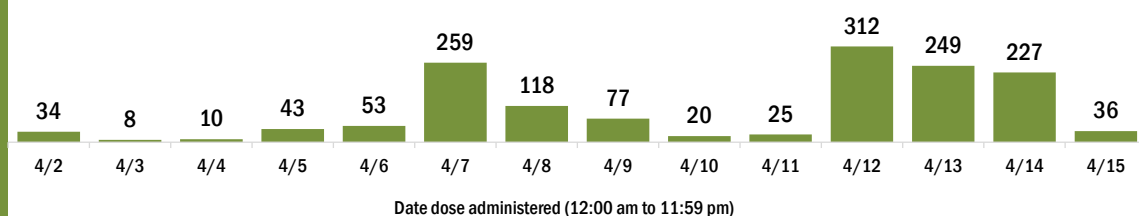
Completed 2-dose series 3,090

First dose: current number of people who have only received their first dose of the Moderna or Pfizer vaccine.

Series complete: current number of people who have received both Moderna or Pfizer vaccine doses or one Johnson & Johnson dose and are considered fully immunized.

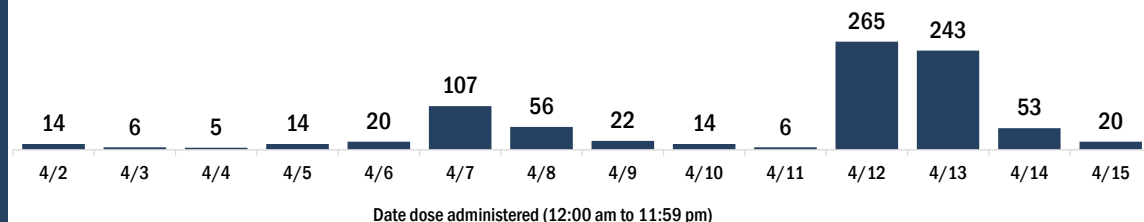
Demographic summary	First dose	Series complete	Total people vaccinated
Age group	1,750	3,406	5,156
16-24 years	72	29	101
25-34 years	160	91	251
35-44 years	262	152	414
45-54 years	339	284	623
55-64 years	573	656	1,229
65-74 years	217	1,240	1,457
75-84 years	88	717	805
85+ years	39	237	276
Race	1,750	3,406	5,156
White	1,046	2,690	3,736
Black	230	324	554
American Indian/Alaskan	23	40	63
Other	60	162	222
Unknown	391	190	581
Other race includes Asian, native Hawaiian/Pacific Islander, or other.			
Ethnicity	1,750	3,406	5,156
Hispanic	62	41	103
Non-Hispanic	1,355	2,740	4,095
Unknown	333	625	958
Gender	1,750	3,406	5,156
Female	691	1,894	2,585
Male	1,058	1,512	2,570
Unknown	1	0	1

COVID-19 doses administered for the past 2 weeks



Persons vaccinated for COVID-19 for the past 2 weeks

Number of persons who received their first dose of a two-dose series of the COVID-19 vaccine



Number of persons who completed the COVID-19 vaccine series

