

# COVID-19: Florida vaccine summary

Vaccination data through Apr 14, 2021 as of Apr 15, 2021 at 12:05 AM

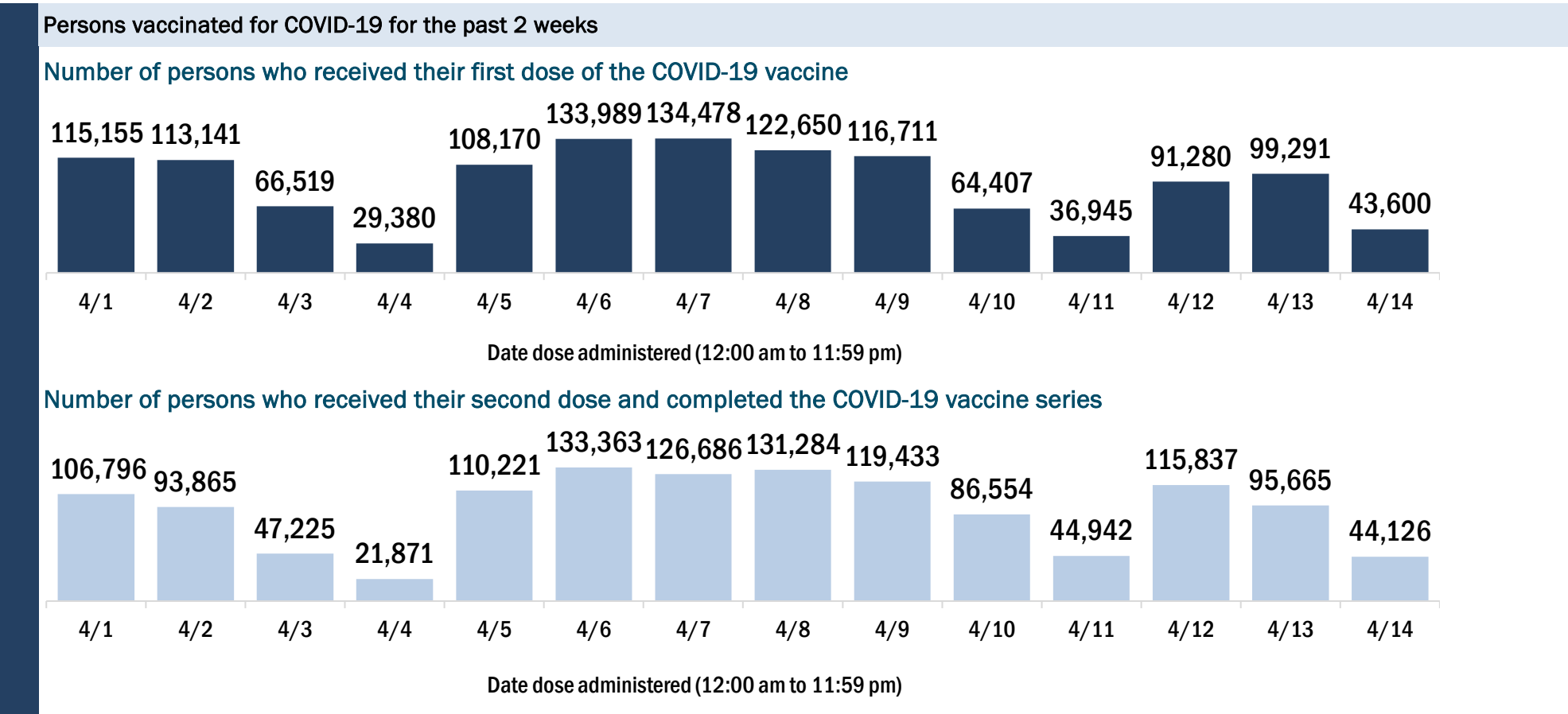
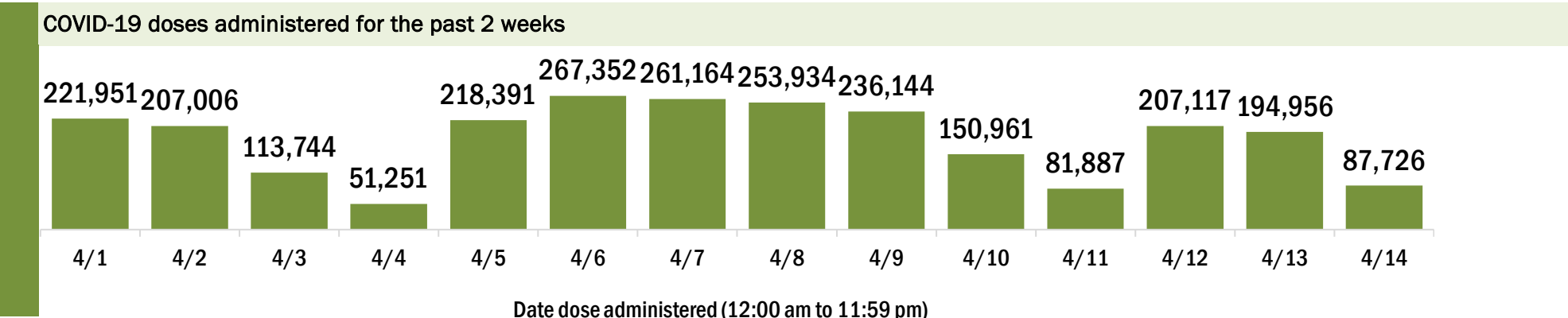
Data in this report are provisional and subject to change. Data are based on county of residence.

Data in this summary pertain to COVID-19 vaccines approved by the U.S. Food and Drug Administration and have been issued an Emergency Use Authorization (Janssen COVID-19 Vaccine, Moderna COVID-19 Vaccine and Pfizer-BioNTech COVID-19 Vaccine). These data summarize the number of people who have received either their first dose or have completed the series for a COVID-19 vaccine. **A person can only be counted in one category, first dose or series complete.** For persons receiving Moderna or Pfizer vaccines, once they receive their second dose, they are moved from the first dose column to the series completed column. **Because of this, the total first dose category may show a change from report to report not matching the total receiving their first dose from the previous day.** Persons receiving Johnson & Johnson vaccines will always be counted in the series completed column.

COVID-19 doses for vaccinated persons in Florida	
Doses administered	11,956,854
People receiving one dose of a 1-dose series (Johnson & Johnson) or receiving only one dose of a 2-dose series (Moderna, Pfizer) count once. Persons receiving both doses of a 2-dose series count twice.	

Current status of persons vaccinated for COVID-19 in Florida	
Total people vaccinated	7,699,875
First dose	2,920,659
Series completed	4,779,216
Completed 1-dose series	522,237
Completed 2-dose series	4,256,979
<b>First dose:</b> current number of people who have only received their first dose of the Moderna or Pfizer vaccine.	
<b>Series complete:</b> current number of people who have received both Moderna or Pfizer vaccine doses or one Johnson & Johnson dose and are considered fully immunized.	

Demographic summary	First dose	Series complete	Total people vaccinated
Age group	2,920,659	4,779,216	7,699,875
16-24 years	219,479	107,654	327,133
25-34 years	286,405	246,496	532,901
35-44 years	397,975	331,950	729,925
45-54 years	549,688	466,662	1,016,350
55-64 years	724,448	816,200	1,540,648
65-74 years	412,529	1,586,897	1,999,426
75-84 years	237,683	918,214	1,155,897
85+ years	92,452	305,143	397,595
Race	2,920,659	4,779,216	7,699,875
White	1,886,180	3,311,580	5,197,760
Black	195,745	314,842	510,587
American Indian/Alaskan	11,087	16,348	27,435
Other	316,833	481,210	798,043
Unknown	510,814	655,236	1,166,050
Other race includes Asian, native Hawaiian/Pacific Islander, or other.			
Ethnicity	2,920,659	4,779,216	7,699,875
Hispanic	505,544	610,718	1,116,262
Non-Hispanic	1,399,314	2,604,342	4,003,656
Unknown	1,015,801	1,564,156	2,579,957
Gender	2,920,659	4,779,216	7,699,875
Female	1,563,667	2,730,105	4,293,772
Male	1,342,989	2,042,700	3,385,689
Unknown	14,003	6,411	20,414



# COVID-19: Alachua County vaccine summary

Vaccination data through Apr 14, 2021 as of Apr 15, 2021 at 12:05 AM

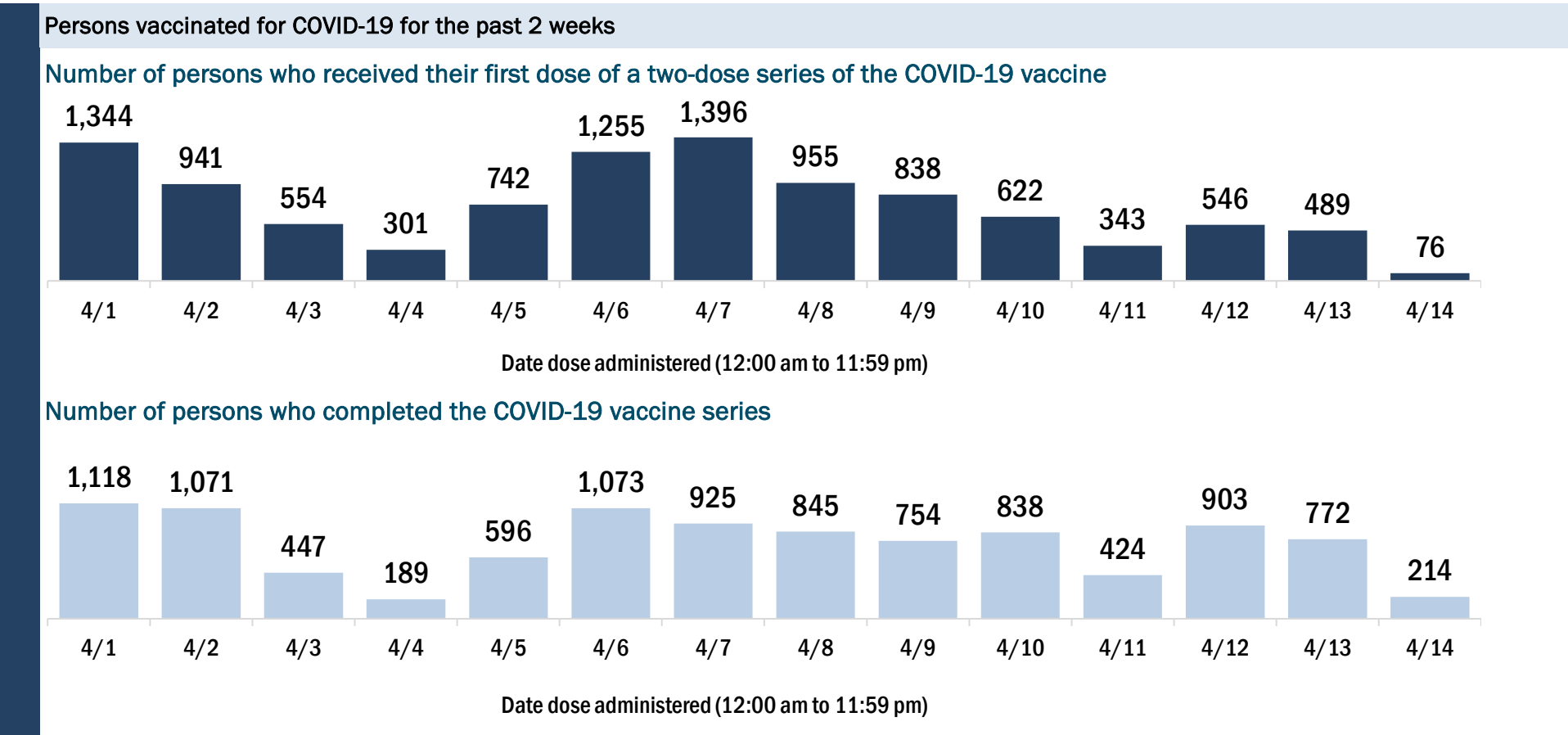
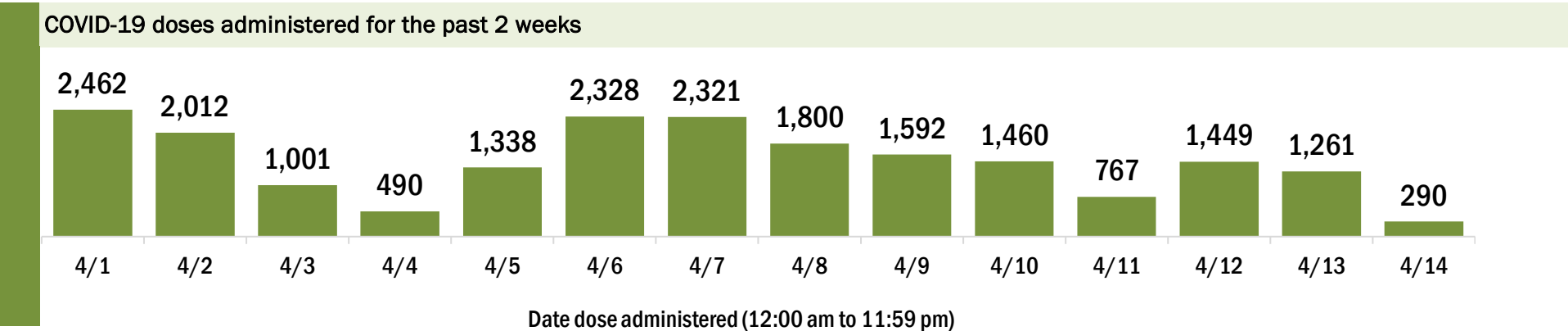
Data in this report are provisional and subject to change.

Data in this summary pertain to COVID-19 vaccines approved by the U.S. Food and Drug Administration and have been issued an Emergency Use Authorization (Janssen COVID-19 Vaccine, Moderna COVID-19 Vaccine and Pfizer-BioNTech COVID-19 Vaccine). These data summarize the number of people who have received either their first dose or have completed the series for a COVID-19 vaccine. **A person can only be counted in one category, first dose or series complete.** For persons receiving Moderna or Pfizer vaccines, once they receive their second dose, they are moved from the first dose column to the series completed column. **Because of this, the total first dose category may show a change from report to report not matching the total receiving their first dose from the previous day.** Persons receiving Johnson & Johnson vaccines will always be counted in the series completed column.

COVID-19 doses for vaccinated persons in Florida	
Doses administered	157,413
People receiving one dose of a 1-dose series (Johnson & Johnson) or receiving only one dose of a 2-dose series (Moderna, Pfizer) count once. Persons receiving both doses of a 2-dose series count twice.	

Current status of persons vaccinated for COVID-19 in Florida	
Total people vaccinated	97,101
First dose	32,528
Series completed	64,573
Completed 1-dose series	4,261
Completed 2-dose series	60,312
<b>First dose:</b> current number of people who have only received their first dose of the Moderna or Pfizer vaccine.	
<b>Series complete:</b> current number of people who have received both Moderna or Pfizer vaccine doses or one Johnson & Johnson dose and are considered fully immunized.	

Demographic summary	First dose	Series complete	Total people vaccinated
Age group	32,528	64,573	97,101
16-24 years	5,283	4,371	9,654
25-34 years	5,082	9,176	14,258
35-44 years	4,902	7,165	12,067
45-54 years	5,505	6,717	12,222
55-64 years	7,876	8,431	16,307
65-74 years	2,392	16,908	19,300
75-84 years	1,031	8,628	9,659
85+ years	457	3,177	3,634
Race	32,528	64,573	97,101
White	20,859	45,539	66,398
Black	3,863	6,108	9,971
American Indian/Alaskan	96	200	296
Other	4,789	9,556	14,345
Unknown	2,921	3,170	6,091
Other race includes Asian, native Hawaiian/Pacific Islander, or other.			
Ethnicity	32,528	64,573	97,101
Hispanic	3,181	3,680	6,861
Non-Hispanic	17,616	44,319	61,935
Unknown	11,731	16,574	28,305
Gender	32,528	64,573	97,101
Female	17,539	38,342	55,881
Male	14,903	26,206	41,109
Unknown	86	25	111



# COVID-19: Baker County vaccine summary

Vaccination data through Apr 14, 2021 as of Apr 15, 2021 at 12:05 AM

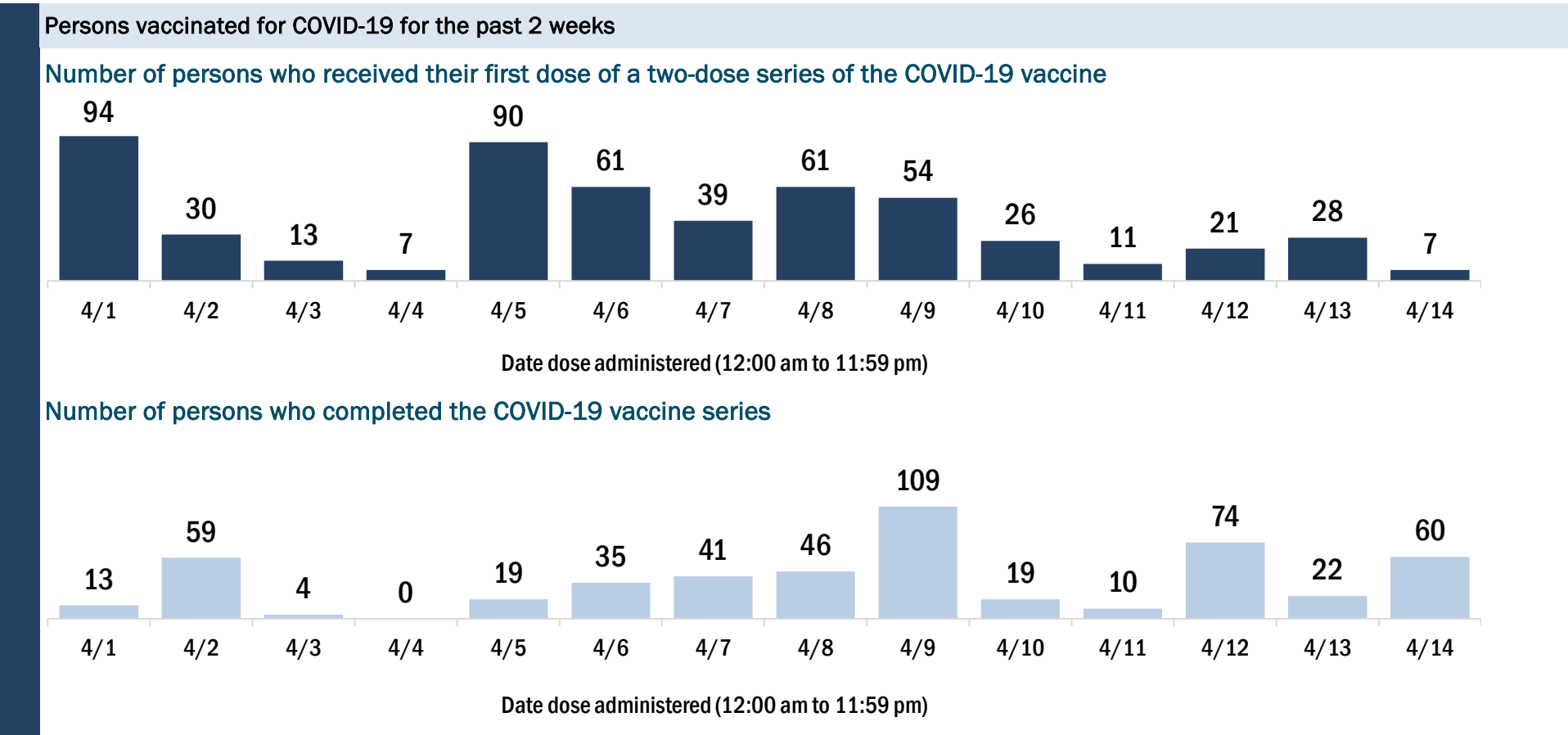
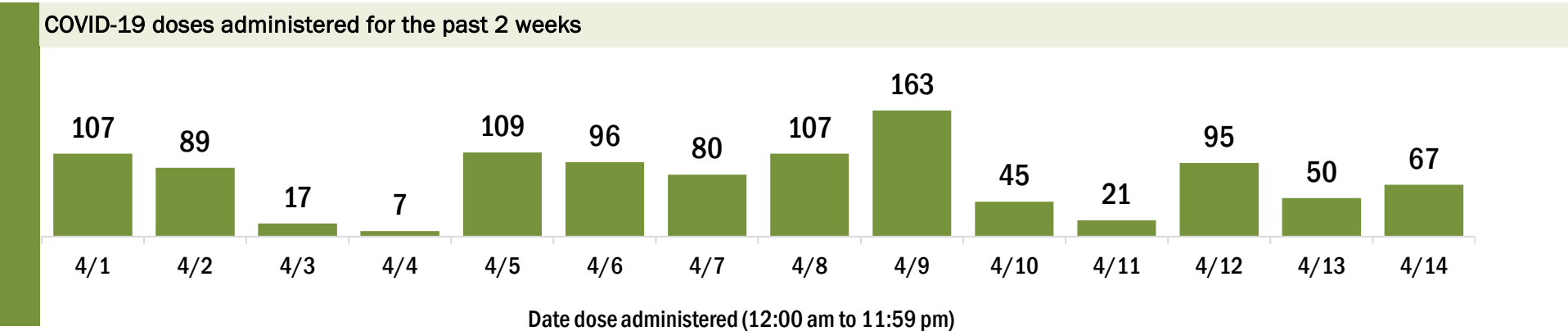
Data in this report are provisional and subject to change.

Data in this summary pertain to COVID-19 vaccines approved by the U.S. Food and Drug Administration and have been issued an Emergency Use Authorization (Janssen COVID-19 Vaccine, Moderna COVID-19 Vaccine and Pfizer-BioNTech COVID-19 Vaccine). These data summarize the number of people who have received either their first dose or have completed the series for a COVID-19 vaccine. **A person can only be counted in one category, first dose or series complete.** For persons receiving Moderna or Pfizer vaccines, once they receive their second dose, they are moved from the first dose column to the series completed column. **Because of this, the total first dose category may show a change from report to report not matching the total receiving their first dose from the previous day.** Persons receiving Johnson & Johnson vaccines will always be counted in the series completed column.

COVID-19 doses for vaccinated persons in Florida	
Doses administered	7,853
People receiving one dose of a 1-dose series (Johnson & Johnson) or receiving only one dose of a 2-dose series (Moderna, Pfizer) count once. Persons receiving both doses of a 2-dose series count twice.	

Current status of persons vaccinated for COVID-19 in Florida	
Total people vaccinated	4,720
First dose	1,446
Series completed	3,274
Completed 1-dose series	141
Completed 2-dose series	3,133
First dose: current number of people who have only received their first dose of the Moderna or Pfizer vaccine.	
Series complete: current number of people who have received both Moderna or Pfizer vaccine doses or one Johnson & Johnson dose and are considered fully immunized.	

Demographic summary	First dose	Series complete	Total people vaccinated
Age group	1,446	3,274	4,720
16-24 years	75	50	125
25-34 years	109	127	236
35-44 years	178	184	362
45-54 years	297	285	582
55-64 years	507	573	1,080
65-74 years	154	1,229	1,383
75-84 years	86	647	733
85+ years	40	179	219
Race	1,446	3,274	4,720
White	1,151	2,578	3,729
Black	142	288	430
American Indian/Alaskan	5	20	25
Other	92	198	290
Unknown	56	190	246
Other race includes Asian, native Hawaiian/Pacific Islander, or other.			
Ethnicity	1,446	3,274	4,720
Hispanic	48	52	100
Non-Hispanic	1,187	2,266	3,453
Unknown	211	956	1,167
Gender	1,446	3,274	4,720
Female	774	1,853	2,627
Male	671	1,421	2,092
Unknown	1	0	1



# COVID-19: Bay County vaccine summary

Vaccination data through Apr 14, 2021 as of Apr 15, 2021 at 12:05 AM

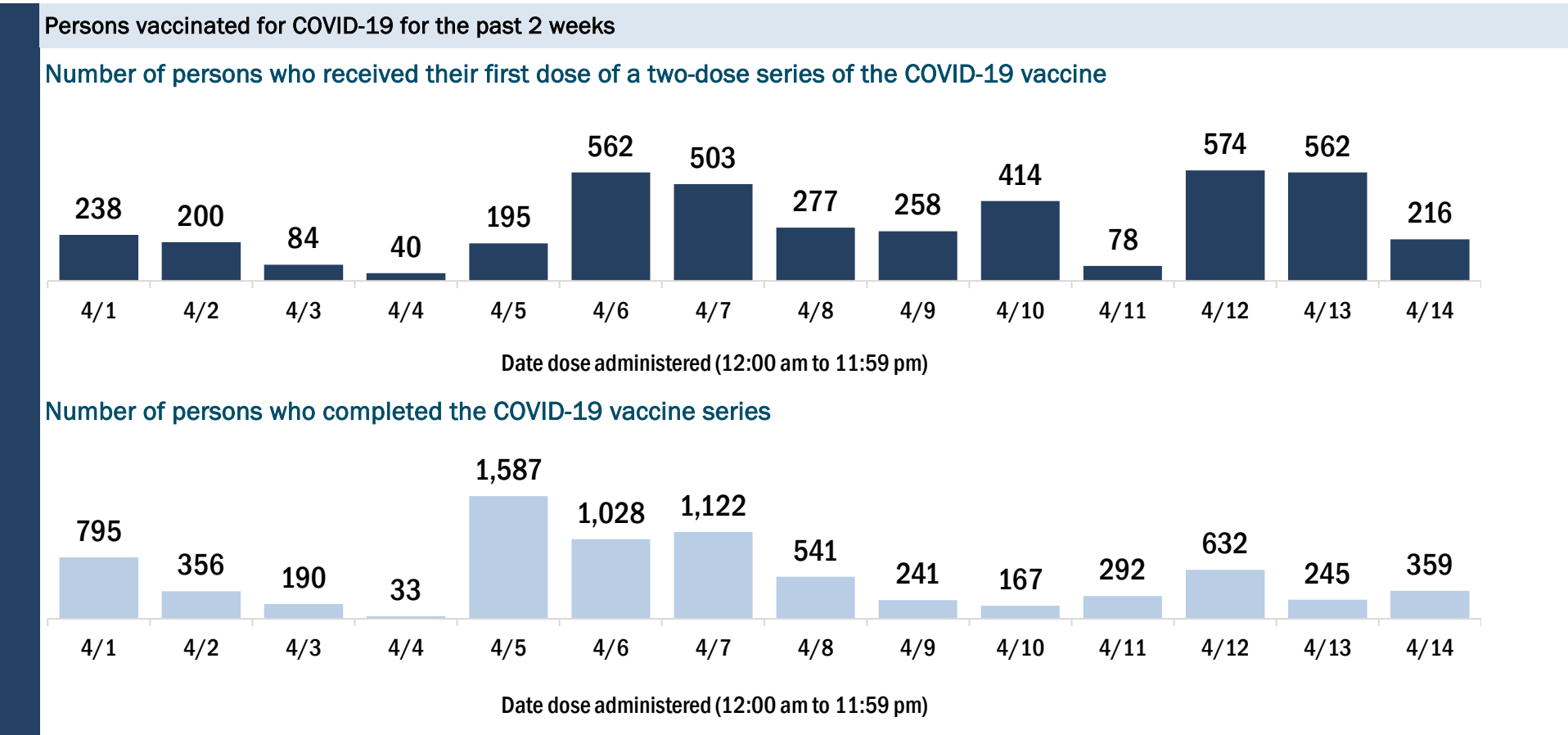
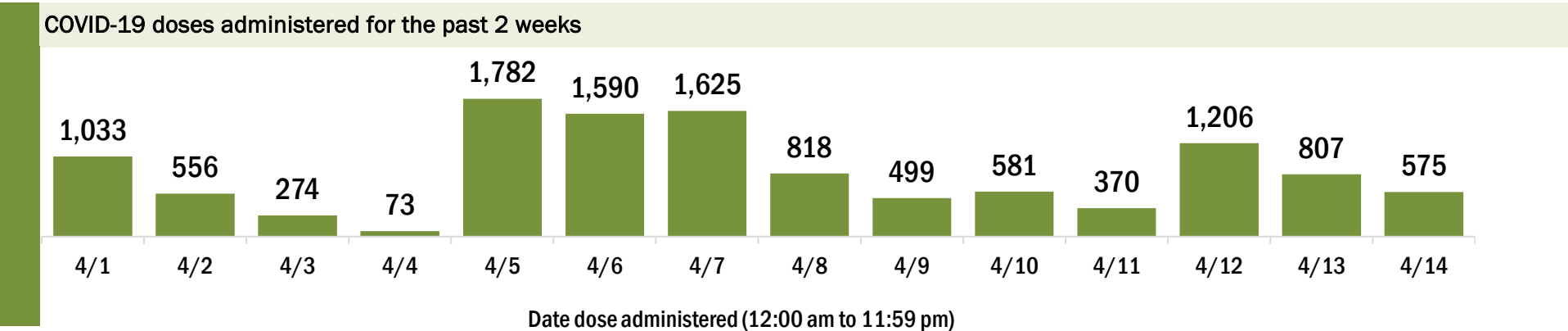
Data in this report are provisional and subject to change.

Data in this summary pertain to COVID-19 vaccines approved by the U.S. Food and Drug Administration and have been issued an Emergency Use Authorization (Janssen COVID-19 Vaccine, Moderna COVID-19 Vaccine and Pfizer-BioNTech COVID-19 Vaccine). These data summarize the number of people who have received either their first dose or have completed the series for a COVID-19 vaccine. **A person can only be counted in one category, first dose or series complete.** For persons receiving Moderna or Pfizer vaccines, once they receive their second dose, they are moved from the first dose column to the series completed column. **Because of this, the total first dose category may show a change from report to report not matching the total receiving their first dose from the previous day.** Persons receiving Johnson & Johnson vaccines will always be counted in the series completed column.

COVID-19 doses for vaccinated persons in Florida	
Doses administered	74,534
People receiving one dose of a 1-dose series (Johnson & Johnson) or receiving only one dose of a 2-dose series (Moderna, Pfizer) count once. Persons receiving both doses of a 2-dose series count twice.	

Current status of persons vaccinated for COVID-19 in Florida	
Total people vaccinated	46,016
First dose	12,677
Series completed	33,339
Completed 1-dose series	4,821
Completed 2-dose series	28,518
First dose: current number of people who have only received their first dose of the Moderna or Pfizer vaccine.	
Series complete: current number of people who have received both Moderna or Pfizer vaccine doses or one Johnson & Johnson dose and are considered fully immunized.	

Demographic summary	First dose	Series complete	Total people vaccinated
Age group	12,677	33,339	46,016
16-24 years	845	580	1,425
25-34 years	1,124	1,384	2,508
35-44 years	1,581	2,412	3,993
45-54 years	2,250	3,508	5,758
55-64 years	3,690	6,986	10,676
65-74 years	1,931	11,142	13,073
75-84 years	923	5,588	6,511
85+ years	333	1,739	2,072
Race	12,677	33,339	46,016
White	7,948	23,728	31,676
Black	793	2,151	2,944
American Indian/Alaskan	53	156	209
Other	1,366	2,691	4,057
Unknown	2,517	4,613	7,130
Other race includes Asian, native Hawaiian/Pacific Islander, or other.			
Ethnicity	12,677	33,339	46,016
Hispanic	845	1,022	1,867
Non-Hispanic	7,016	20,496	27,512
Unknown	4,816	11,821	16,637
Gender	12,677	33,339	46,016
Female	7,035	18,645	25,680
Male	5,641	14,688	20,329
Unknown	1	6	7





# COVID-19: Bradford County vaccine summary

Vaccination data through Apr 14, 2021 as of Apr 15, 2021 at 12:05 AM

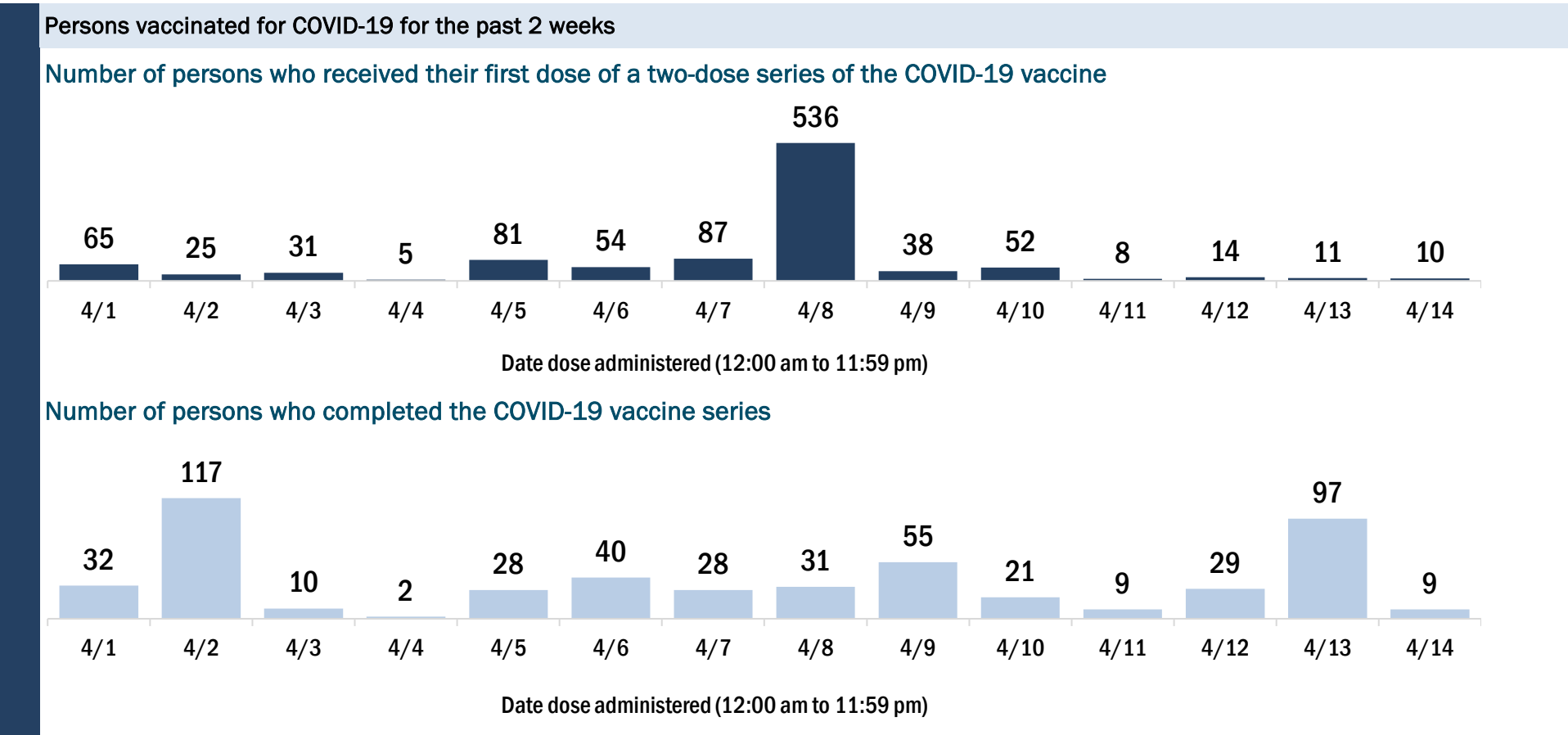
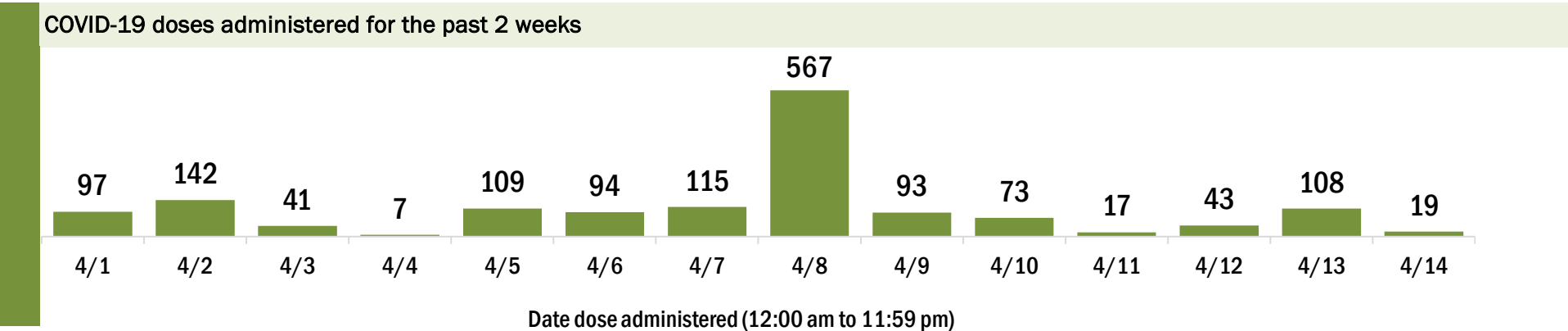
Data in this report are provisional and subject to change.

Data in this summary pertain to COVID-19 vaccines approved by the U.S. Food and Drug Administration and have been issued an Emergency Use Authorization (Janssen COVID-19 Vaccine, Moderna COVID-19 Vaccine and Pfizer-BioNTech COVID-19 Vaccine). These data summarize the number of people who have received either their first dose or have completed the series for a COVID-19 vaccine. **A person can only be counted in one category, first dose or series complete.** For persons receiving Moderna or Pfizer vaccines, once they receive their second dose, they are moved from the first dose column to the series completed column. **Because of this, the total first dose category may show a change from report to report not matching the total receiving their first dose from the previous day.** Persons receiving Johnson & Johnson vaccines will always be counted in the series completed column.

COVID-19 doses for vaccinated persons in Florida	
Doses administered	8,460
People receiving one dose of a 1-dose series (Johnson & Johnson) or receiving only one dose of a 2-dose series (Moderna, Pfizer) count once. Persons receiving both doses of a 2-dose series count twice.	

Current status of persons vaccinated for COVID-19 in Florida	
Total people vaccinated	5,306
First dose	1,817
Series completed	3,489
Completed 1-dose series	335
Completed 2-dose series	3,154
<b>First dose:</b> current number of people who have only received their first dose of the Moderna or Pfizer vaccine.	
<b>Series complete:</b> current number of people who have received both Moderna or Pfizer vaccine doses or one Johnson & Johnson dose and are considered fully immunized.	

Demographic summary	First dose	Series complete	Total people vaccinated
Age group	1,817	3,489	5,306
16-24 years	85	31	116
25-34 years	150	106	256
35-44 years	280	129	409
45-54 years	392	253	645
55-64 years	615	585	1,200
65-74 years	191	1,346	1,537
75-84 years	76	787	863
85+ years	28	252	280
Race	1,817	3,489	5,306
White	1,171	2,661	3,832
Black	427	393	820
American Indian/Alaskan	11	22	33
Other	139	299	438
Unknown	69	114	183
Other race includes Asian, native Hawaiian/Pacific Islander, or other.			
Ethnicity	1,817	3,489	5,306
Hispanic	99	40	139
Non-Hispanic	1,443	3,047	4,490
Unknown	275	402	677
Gender	1,817	3,489	5,306
Female	756	2,059	2,815
Male	1,060	1,430	2,490
Unknown	1	0	1



# COVID-19: Brevard County vaccine summary

Vaccination data through Apr 14, 2021 as of Apr 15, 2021 at 12:05 AM

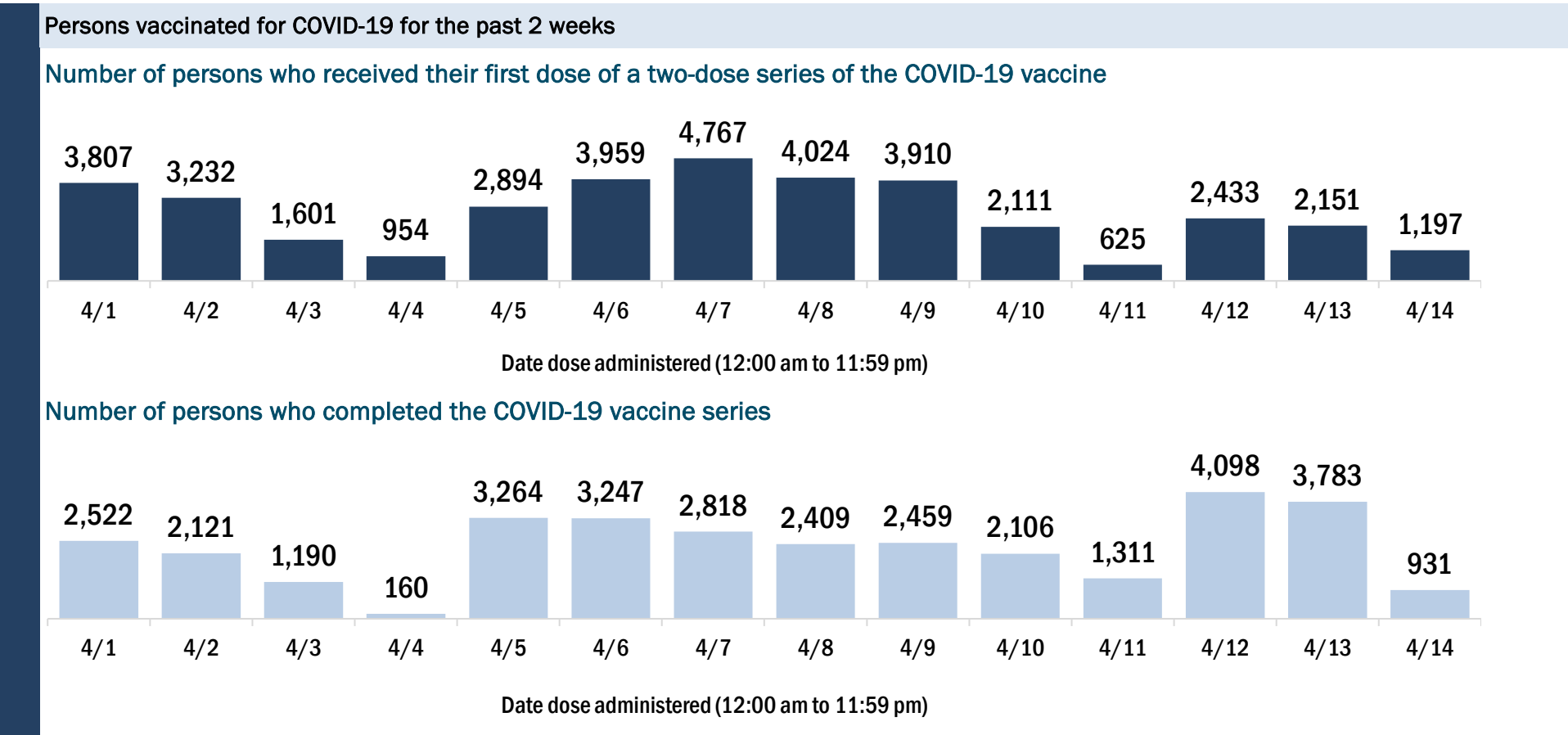
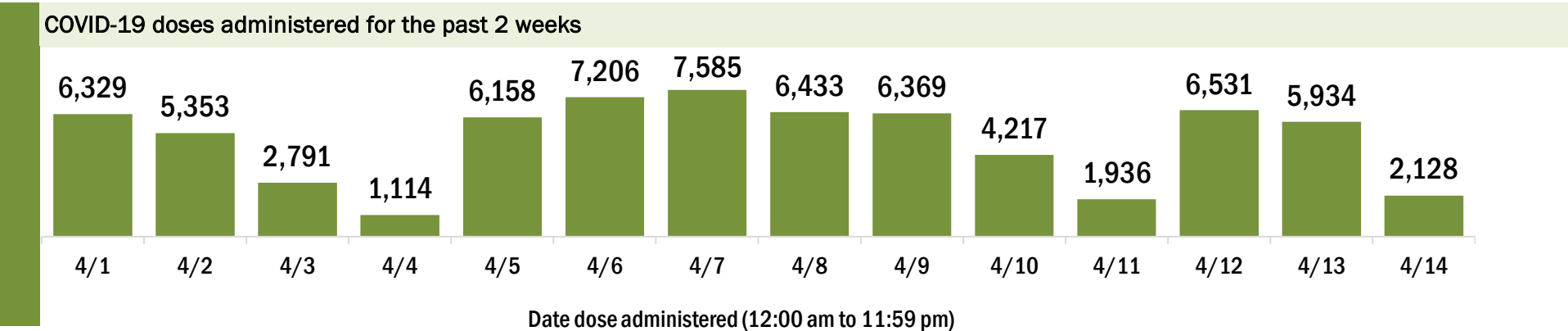
Data in this report are provisional and subject to change.

Data in this summary pertain to COVID-19 vaccines approved by the U.S. Food and Drug Administration and have been issued an Emergency Use Authorization (Janssen COVID-19 Vaccine, Moderna COVID-19 Vaccine and Pfizer-BioNTech COVID-19 Vaccine). These data summarize the number of people who have received either their first dose or have completed the series for a COVID-19 vaccine. **A person can only be counted in one category, first dose or series complete.** For persons receiving Moderna or Pfizer vaccines, once they receive their second dose, they are moved from the first dose column to the series completed column. **Because of this, the total first dose category may show a change from report to report not matching the total receiving their first dose from the previous day.** Persons receiving Johnson & Johnson vaccines will always be counted in the series completed column.

COVID-19 doses for vaccinated persons in Florida	
Doses administered	322,855
People receiving one dose of a 1-dose series (Johnson & Johnson) or receiving only one dose of a 2-dose series (Moderna, Pfizer) count once. Persons receiving both doses of a 2-dose series count twice.	

Current status of persons vaccinated for COVID-19 in Florida	
Total people vaccinated	210,976
First dose	83,900
Series completed	127,076
Completed 1-dose series	15,197
Completed 2-dose series	111,879
First dose: current number of people who have only received their first dose of the Moderna or Pfizer vaccine.	
Series complete: current number of people who have received both Moderna or Pfizer vaccine doses or one Johnson & Johnson dose and are considered fully immunized.	

Demographic summary	First dose	Series complete	Total people vaccinated
Age group	83,900	127,076	210,976
16-24 years	5,118	1,932	7,050
25-34 years	7,118	4,502	11,620
35-44 years	9,897	6,450	16,347
45-54 years	13,720	9,912	23,632
55-64 years	25,208	21,873	47,081
65-74 years	12,580	46,178	58,758
75-84 years	7,260	26,557	33,817
85+ years	2,999	9,672	12,671
Race	83,900	127,076	210,976
White	55,974	85,935	141,909
Black	4,972	6,390	11,362
American Indian/Alaskan	421	573	994
Other	7,931	11,224	19,155
Unknown	14,602	22,954	37,556
Other race includes Asian, native Hawaiian/Pacific Islander, or other.			
Ethnicity	83,900	127,076	210,976
Hispanic	6,354	4,569	10,923
Non-Hispanic	49,212	67,234	116,446
Unknown	28,334	55,273	83,607
Gender	83,900	127,076	210,976
Female	45,168	74,716	119,884
Male	38,567	52,173	90,740
Unknown	165	187	352



# COVID-19: Broward County vaccine summary

Vaccination data through Apr 14, 2021 as of Apr 15, 2021 at 12:05 AM

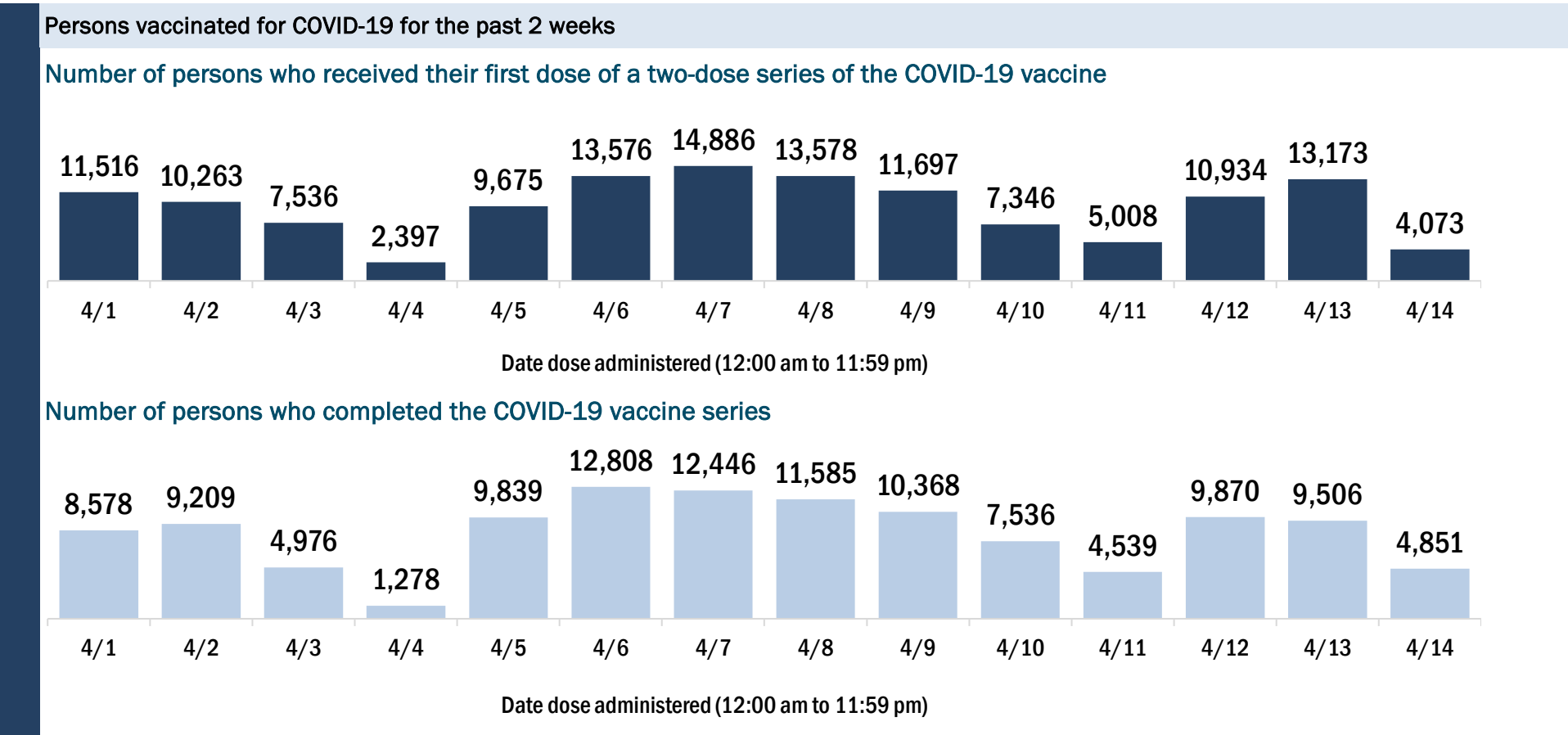
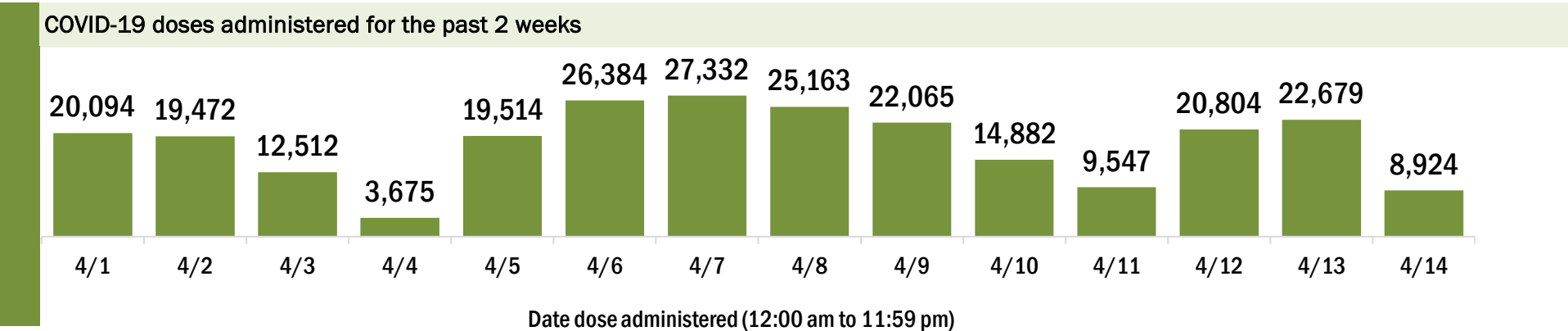
Data in this report are provisional and subject to change.

Data in this summary pertain to COVID-19 vaccines approved by the U.S. Food and Drug Administration and have been issued an Emergency Use Authorization (Janssen COVID-19 Vaccine, Moderna COVID-19 Vaccine and Pfizer-BioNTech COVID-19 Vaccine). These data summarize the number of people who have received either their first dose or have completed the series for a COVID-19 vaccine. **A person can only be counted in one category, first dose or series complete.** For persons receiving Moderna or Pfizer vaccines, once they receive their second dose, they are moved from the first dose column to the series completed column. **Because of this, the total first dose category may show a change from report to report not matching the total receiving their first dose from the previous day.** Persons receiving Johnson & Johnson vaccines will always be counted in the series completed column.

COVID-19 doses for vaccinated persons in Florida	
Doses administered	1,080,487
People receiving one dose of a 1-dose series (Johnson & Johnson) or receiving only one dose of a 2-dose series (Moderna, Pfizer) count once. Persons receiving both doses of a 2-dose series count twice.	

Current status of persons vaccinated for COVID-19 in Florida	
Total people vaccinated	700,667
First dose	278,641
Series completed	422,026
Completed 1-dose series	42,206
Completed 2-dose series	379,820
First dose: current number of people who have only received their first dose of the Moderna or Pfizer vaccine.	
Series complete: current number of people who have received both Moderna or Pfizer vaccine doses or one Johnson & Johnson dose and are considered fully immunized.	

Demographic summary	First dose	Series complete	Total people vaccinated
Age group	278,641	422,026	700,667
16-24 years	21,819	11,334	33,153
25-34 years	28,309	24,009	52,318
35-44 years	44,060	35,993	80,053
45-54 years	62,394	54,192	116,586
55-64 years	67,341	87,920	155,261
65-74 years	30,853	122,335	153,188
75-84 years	16,321	63,061	79,382
85+ years	7,544	23,182	30,726
Race	278,641	422,026	700,667
White	156,200	271,716	427,916
Black	33,454	51,346	84,800
American Indian/Alaskan	923	1,862	2,785
Other	34,136	46,877	81,013
Unknown	53,928	50,225	104,153
Other race includes Asian, native Hawaiian/Pacific Islander, or other.			
Ethnicity	278,641	422,026	700,667
Hispanic	71,297	83,667	154,964
Non-Hispanic	113,343	222,976	336,319
Unknown	94,001	115,383	209,384
Gender	278,641	422,026	700,667
Female	145,981	236,055	382,036
Male	131,706	185,362	317,068
Unknown	954	609	1,563



# COVID-19: Calhoun County vaccine summary

Vaccination data through Apr 14, 2021 as of Apr 15, 2021 at 12:05 AM

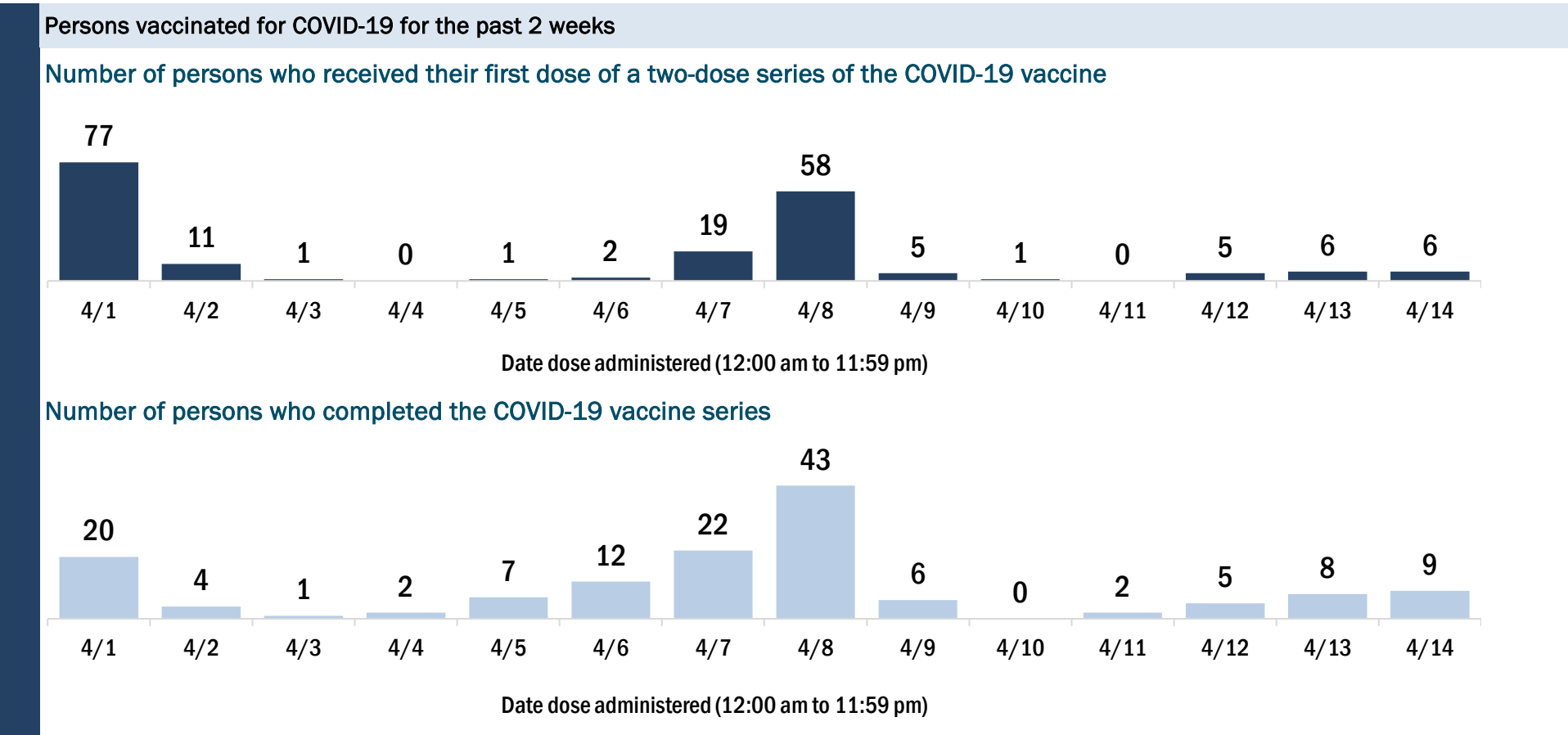
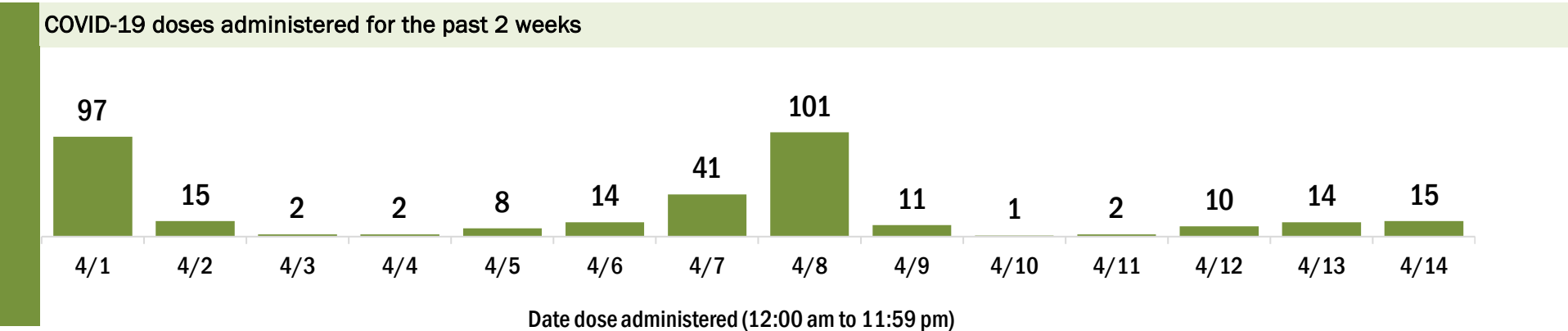
Data in this report are provisional and subject to change.

Data in this summary pertain to COVID-19 vaccines approved by the U.S. Food and Drug Administration and have been issued an Emergency Use Authorization (Janssen COVID-19 Vaccine, Moderna COVID-19 Vaccine and Pfizer-BioNTech COVID-19 Vaccine). These data summarize the number of people who have received either their first dose or have completed the series for a COVID-19 vaccine. **A person can only be counted in one category, first dose or series complete.** For persons receiving Moderna or Pfizer vaccines, once they receive their second dose, they are moved from the first dose column to the series completed column. **Because of this, the total first dose category may show a change from report to report not matching the total receiving their first dose from the previous day.** Persons receiving Johnson & Johnson vaccines will always be counted in the series completed column.

COVID-19 doses for vaccinated persons in Florida	
Doses administered	4,478
People receiving one dose of a 1-dose series (Johnson & Johnson) or receiving only one dose of a 2-dose series (Moderna, Pfizer) count once. Persons receiving both doses of a 2-dose series count twice.	

Current status of persons vaccinated for COVID-19 in Florida	
Total people vaccinated	2,612
First dose	588
Series completed	2,024
Completed 1-dose series	158
Completed 2-dose series	1,866
First dose: current number of people who have only received their first dose of the Moderna or Pfizer vaccine.	
Series complete: current number of people who have received both Moderna or Pfizer vaccine doses or one Johnson & Johnson dose and are considered fully immunized.	

Demographic summary	First dose	Series complete	Total people vaccinated
Age group	588	2,024	2,612
16-24 years	26	22	48
25-34 years	20	55	75
35-44 years	52	96	148
45-54 years	96	168	264
55-64 years	201	312	513
65-74 years	104	752	856
75-84 years	65	445	510
85+ years	24	174	198
Race	588	2,024	2,612
White	385	1,430	1,815
Black	55	126	181
American Indian/Alaskan	6	12	18
Other	56	306	362
Unknown	86	150	236
Other race includes Asian, native Hawaiian/Pacific Islander, or other.			
Ethnicity	588	2,024	2,612
Hispanic	17	38	55
Non-Hispanic	246	1,177	1,423
Unknown	325	809	1,134
Gender	588	2,024	2,612
Female	313	1,133	1,446
Male	275	890	1,165
Unknown	0	1	1





# COVID-19: Charlotte County vaccine summary

Vaccination data through Apr 14, 2021 as of Apr 15, 2021 at 12:05 AM

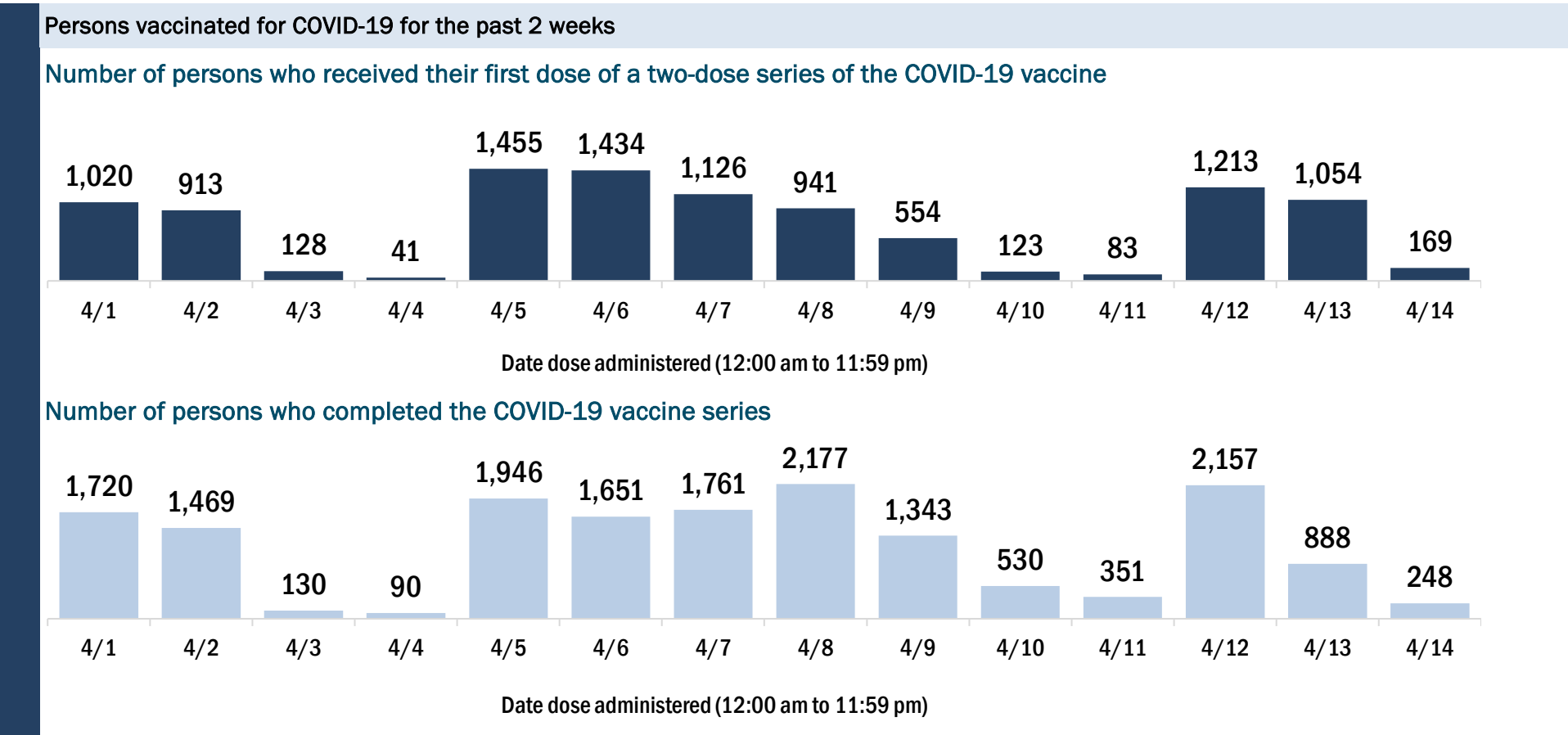
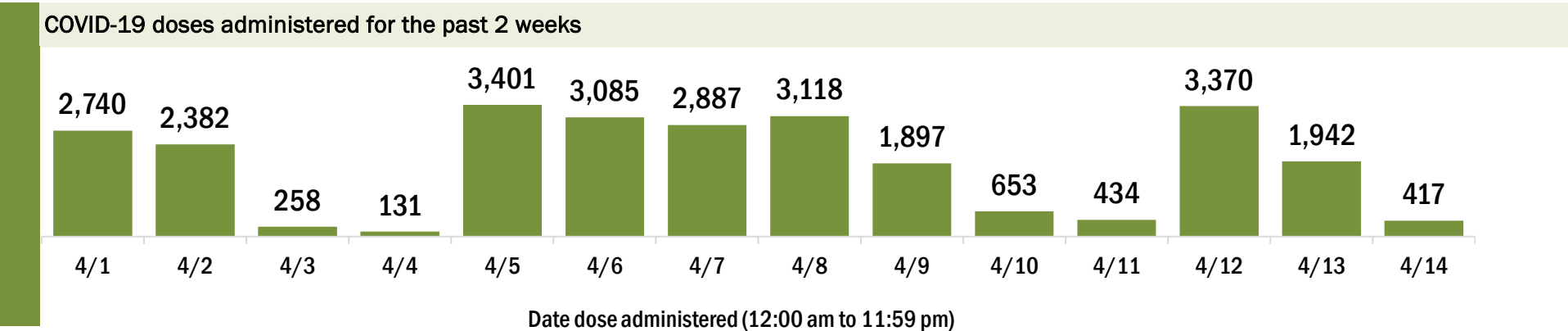
Data in this report are provisional and subject to change.

Data in this summary pertain to COVID-19 vaccines approved by the U.S. Food and Drug Administration and have been issued an Emergency Use Authorization (Janssen COVID-19 Vaccine, Moderna COVID-19 Vaccine and Pfizer-BioNTech COVID-19 Vaccine). These data summarize the number of people who have received either their first dose or have completed the series for a COVID-19 vaccine. **A person can only be counted in one category, first dose or series complete.** For persons receiving Moderna or Pfizer vaccines, once they receive their second dose, they are moved from the first dose column to the series completed column. **Because of this, the total first dose category may show a change from report to report not matching the total receiving their first dose from the previous day.** Persons receiving Johnson & Johnson vaccines will always be counted in the series completed column.

COVID-19 doses for vaccinated persons in Florida	
Doses administered	149,011
People receiving one dose of a 1-dose series (Johnson & Johnson) or receiving only one dose of a 2-dose series (Moderna, Pfizer) count once. Persons receiving both doses of a 2-dose series count twice.	

Current status of persons vaccinated for COVID-19 in Florida	
Total people vaccinated	95,710
First dose	37,411
Series completed	58,299
Completed 1-dose series	4,998
Completed 2-dose series	53,301
First dose: current number of people who have only received their first dose of the Moderna or Pfizer vaccine.	
Series complete: current number of people who have received both Moderna or Pfizer vaccine doses or one Johnson & Johnson dose and are considered fully immunized.	

Demographic summary	First dose	Series complete	Total people vaccinated
Age group	37,411	58,299	95,710
16-24 years	966	314	1,280
25-34 years	1,381	715	2,096
35-44 years	1,980	1,098	3,078
45-54 years	4,079	2,171	6,250
55-64 years	11,593	6,508	18,101
65-74 years	9,510	26,627	36,137
75-84 years	5,977	16,211	22,188
85+ years	1,925	4,655	6,580
Race	37,411	58,299	95,710
White	28,868	43,999	72,867
Black	1,055	899	1,954
American Indian/Alaskan	201	230	431
Other	2,318	3,910	6,228
Unknown	4,969	9,261	14,230
Other race includes Asian, native Hawaiian/Pacific Islander, or other.			
Ethnicity	37,411	58,299	95,710
Hispanic	1,456	1,070	2,526
Non-Hispanic	22,312	33,741	56,053
Unknown	13,643	23,488	37,131
Gender	37,411	58,299	95,710
Female	20,034	32,626	52,660
Male	17,346	25,646	42,992
Unknown	31	27	58



# COVID-19: Citrus County vaccine summary

Vaccination data through Apr 14, 2021 as of Apr 15, 2021 at 12:05 AM

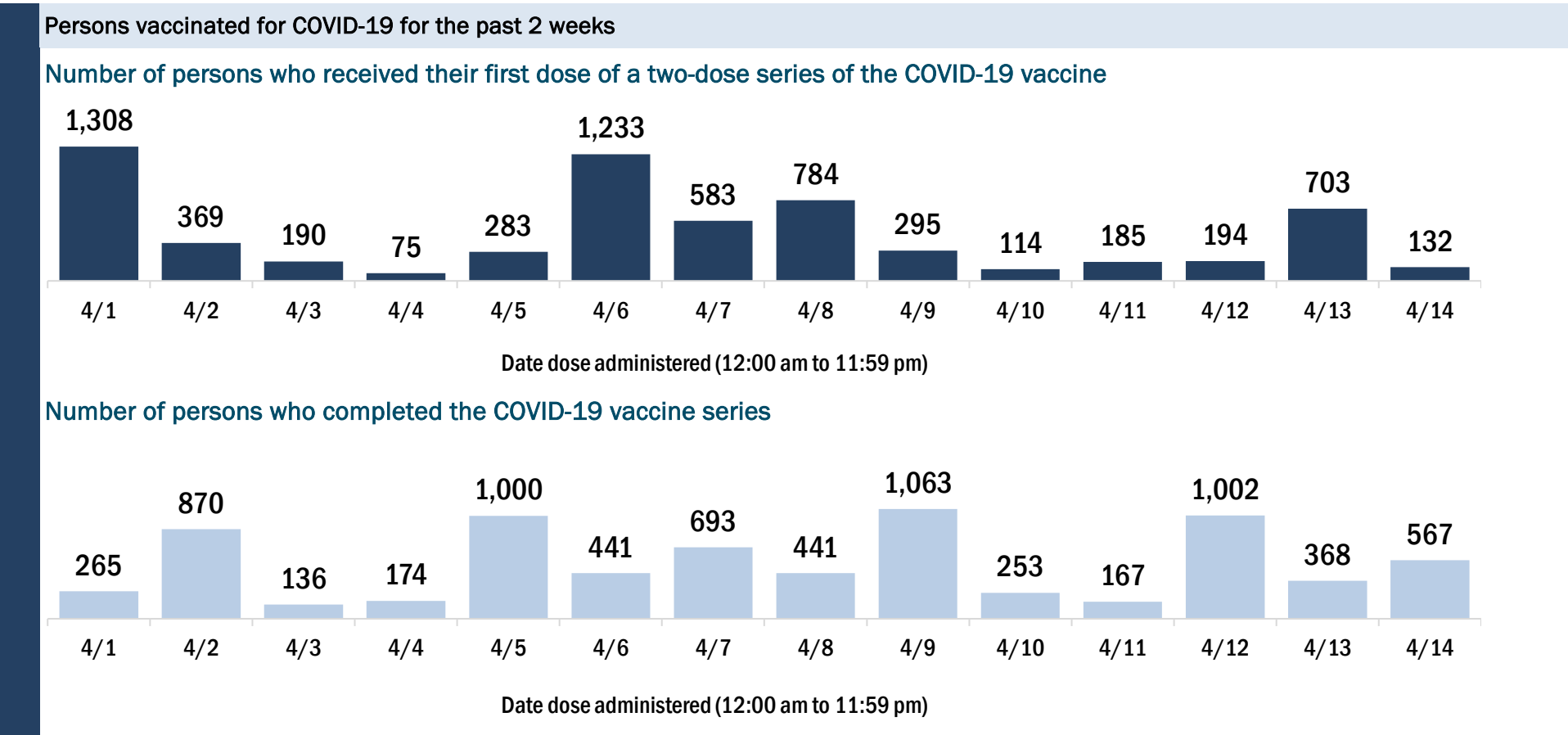
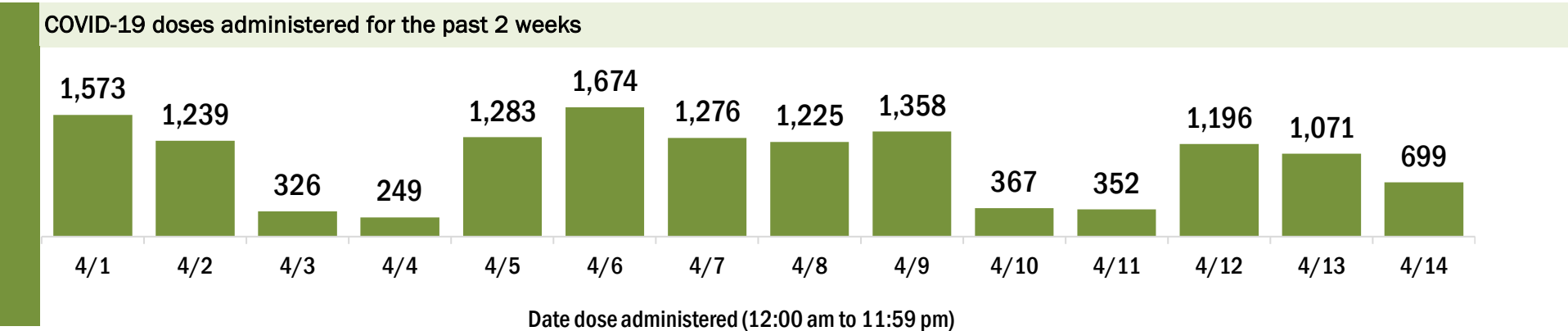
Data in this report are provisional and subject to change.

Data in this summary pertain to COVID-19 vaccines approved by the U.S. Food and Drug Administration and have been issued an Emergency Use Authorization (Janssen COVID-19 Vaccine, Moderna COVID-19 Vaccine and Pfizer-BioNTech COVID-19 Vaccine). These data summarize the number of people who have received either their first dose or have completed the series for a COVID-19 vaccine. **A person can only be counted in one category, first dose or series complete.** For persons receiving Moderna or Pfizer vaccines, once they receive their second dose, they are moved from the first dose column to the series completed column. **Because of this, the total first dose category may show a change from report to report not matching the total receiving their first dose from the previous day.** Persons receiving Johnson & Johnson vaccines will always be counted in the series completed column.

COVID-19 doses for vaccinated persons in Florida	
Doses administered	90,896
People receiving one dose of a 1-dose series (Johnson & Johnson) or receiving only one dose of a 2-dose series (Moderna, Pfizer) count once. Persons receiving both doses of a 2-dose series count twice.	

Current status of persons vaccinated for COVID-19 in Florida	
Total people vaccinated	55,747
First dose	19,159
Series completed	36,588
Completed 1-dose series	1,439
Completed 2-dose series	35,149
First dose: current number of people who have only received their first dose of the Moderna or Pfizer vaccine.	
Series complete: current number of people who have received both Moderna or Pfizer vaccine doses or one Johnson & Johnson dose and are considered fully immunized.	

Demographic summary	First dose	Series complete	Total people vaccinated
Age group	19,159	36,588	55,747
16-24 years	640	270	910
25-34 years	751	579	1,330
35-44 years	1,134	812	1,946
45-54 years	2,387	1,405	3,792
55-64 years	6,520	3,338	9,858
65-74 years	4,269	16,055	20,324
75-84 years	2,628	10,949	13,577
85+ years	830	3,180	4,010
Race	19,159	36,588	55,747
White	15,170	27,030	42,200
Black	373	477	850
American Indian/Alaskan	125	187	312
Other	1,006	2,661	3,667
Unknown	2,485	6,233	8,718
Other race includes Asian, native Hawaiian/Pacific Islander, or other.			
Ethnicity	19,159	36,588	55,747
Hispanic	950	816	1,766
Non-Hispanic	12,509	20,703	33,212
Unknown	5,700	15,069	20,769
Gender	19,159	36,588	55,747
Female	10,742	20,894	31,636
Male	8,392	15,683	24,075
Unknown	25	11	36



# COVID-19: Clay County vaccine summary

Vaccination data through Apr 14, 2021 as of Apr 15, 2021 at 12:05 AM

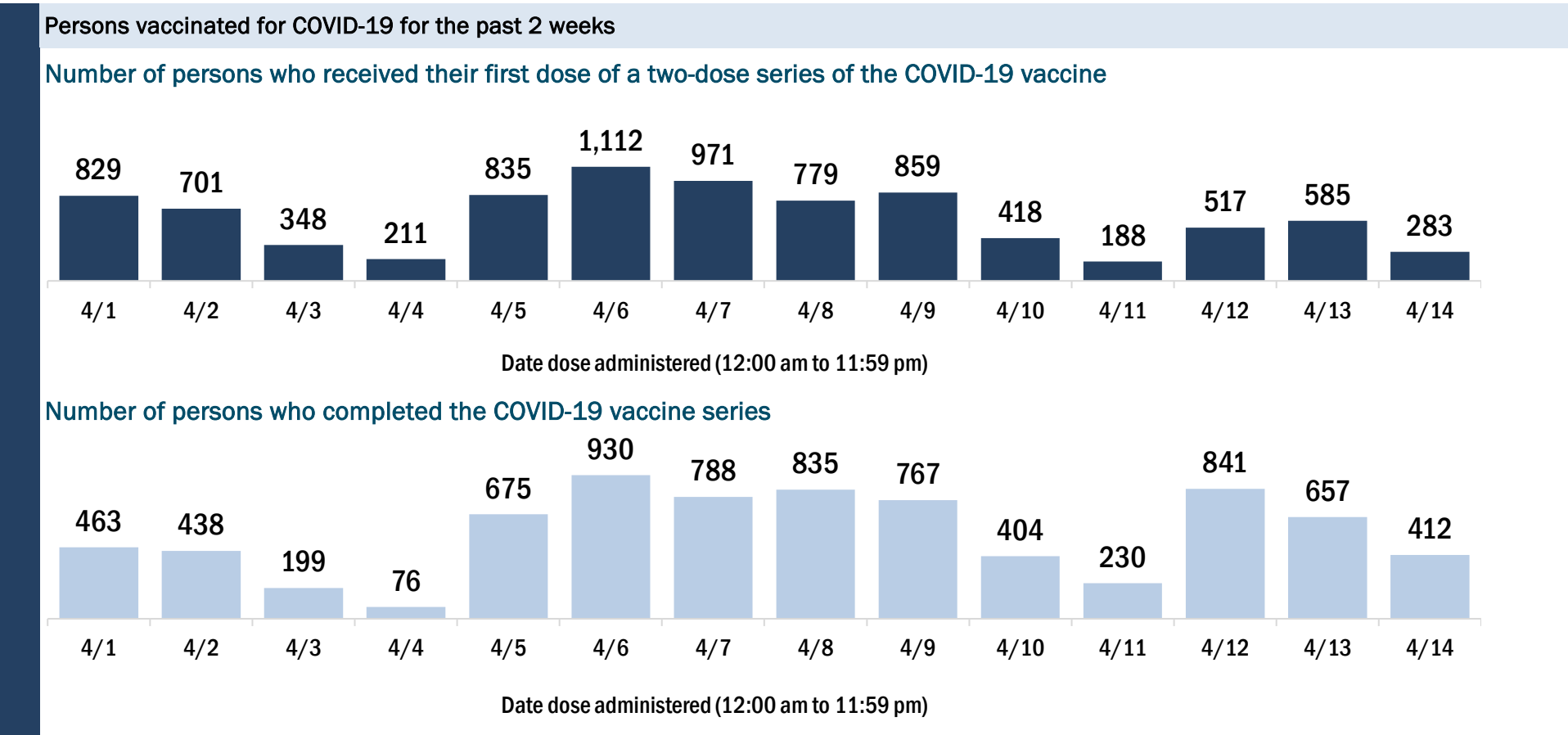
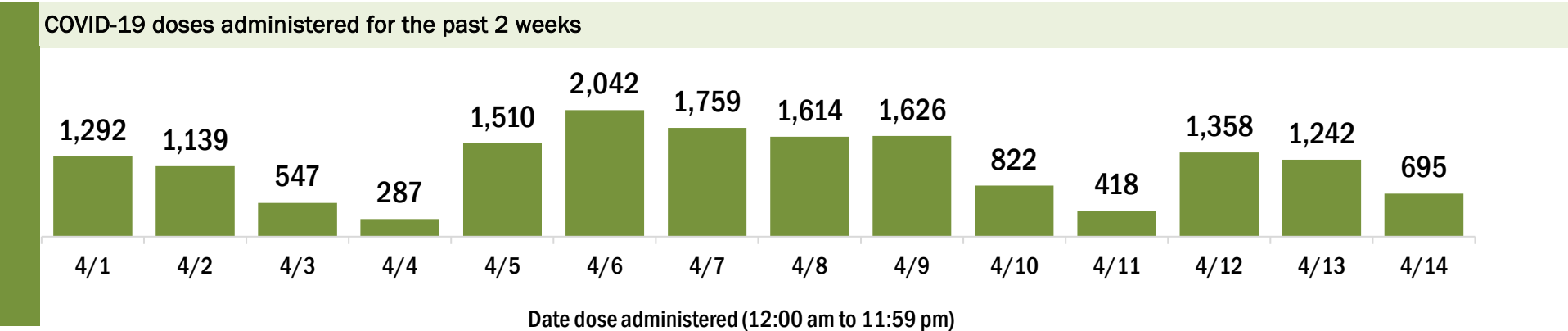
Data in this report are provisional and subject to change.

Data in this summary pertain to COVID-19 vaccines approved by the U.S. Food and Drug Administration and have been issued an Emergency Use Authorization (Janssen COVID-19 Vaccine, Moderna COVID-19 Vaccine and Pfizer-BioNTech COVID-19 Vaccine). These data summarize the number of people who have received either their first dose or have completed the series for a COVID-19 vaccine. **A person can only be counted in one category, first dose or series complete.** For persons receiving Moderna or Pfizer vaccines, once they receive their second dose, they are moved from the first dose column to the series completed column. **Because of this, the total first dose category may show a change from report to report not matching the total receiving their first dose from the previous day.** Persons receiving Johnson & Johnson vaccines will always be counted in the series completed column.

COVID-19 doses for vaccinated persons in Florida	
Doses administered	92,106
People receiving one dose of a 1-dose series (Johnson & Johnson) or receiving only one dose of a 2-dose series (Moderna, Pfizer) count once. Persons receiving both doses of a 2-dose series count twice.	

Current status of persons vaccinated for COVID-19 in Florida	
Total people vaccinated	57,080
First dose	19,112
Series completed	37,968
Completed 1-dose series	2,942
Completed 2-dose series	35,026
First dose: current number of people who have only received their first dose of the Moderna or Pfizer vaccine.	
Series complete: current number of people who have received both Moderna or Pfizer vaccine doses or one Johnson & Johnson dose and are considered fully immunized.	

Demographic summary	First dose	Series complete	Total people vaccinated
Age group	19,112	37,968	57,080
16-24 years	1,973	801	2,774
25-34 years	1,812	1,599	3,411
35-44 years	2,896	2,633	5,529
45-54 years	4,202	4,020	8,222
55-64 years	5,121	7,314	12,435
65-74 years	1,752	13,070	14,822
75-84 years	953	6,576	7,529
85+ years	403	1,955	2,358
Race	19,112	37,968	57,080
White	11,684	27,906	39,590
Black	1,628	2,461	4,089
American Indian/Alaskan	70	191	261
Other	2,457	3,428	5,885
Unknown	3,273	3,982	7,255
Other race includes Asian, native Hawaiian/Pacific Islander, or other.			
Ethnicity	19,112	37,968	57,080
Hispanic	1,641	1,522	3,163
Non-Hispanic	11,592	28,474	40,066
Unknown	5,879	7,972	13,851
Gender	19,112	37,968	57,080
Female	10,538	22,134	32,672
Male	8,405	15,832	24,237
Unknown	169	2	171



# COVID-19: Collier County vaccine summary

Vaccination data through Apr 14, 2021 as of Apr 15, 2021 at 12:05 AM

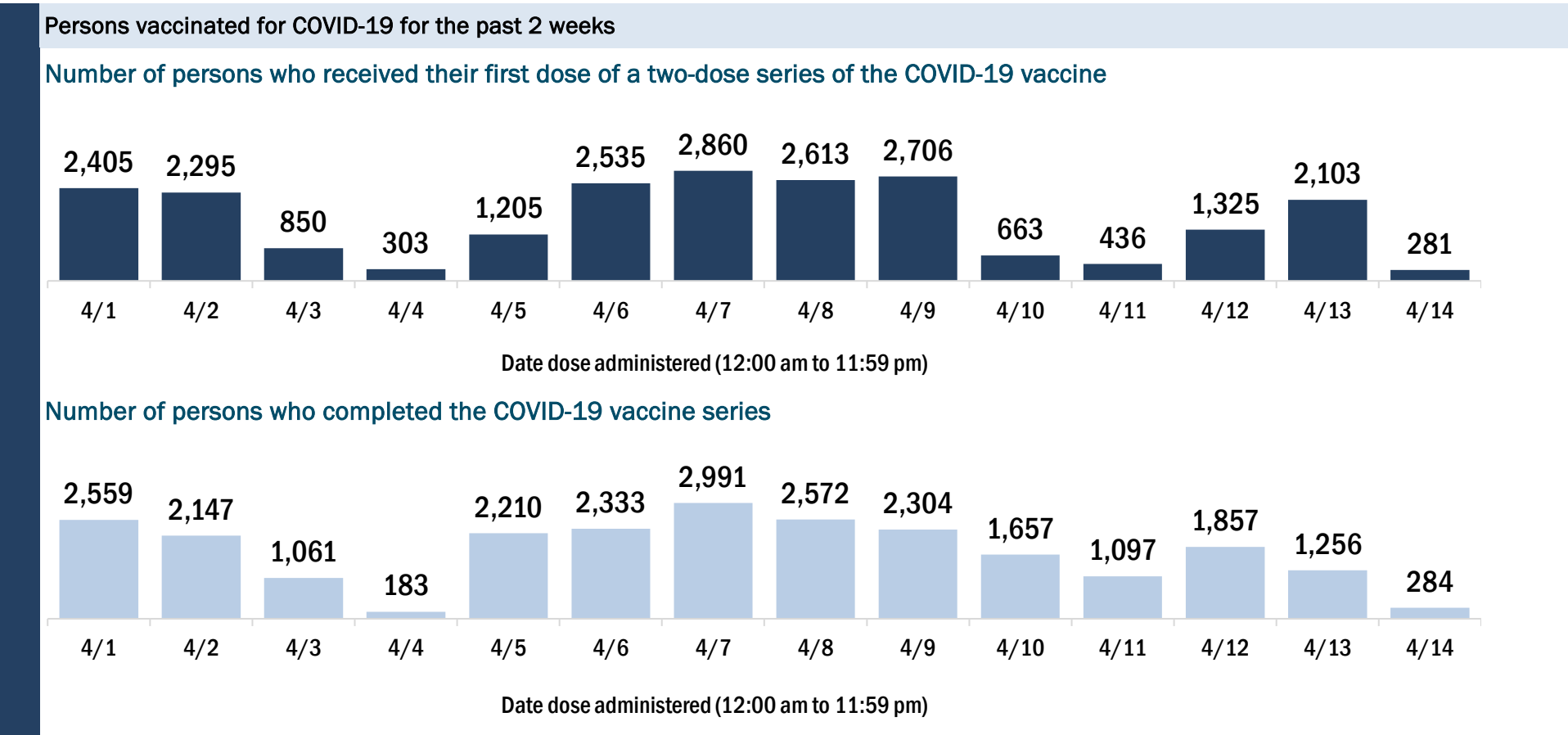
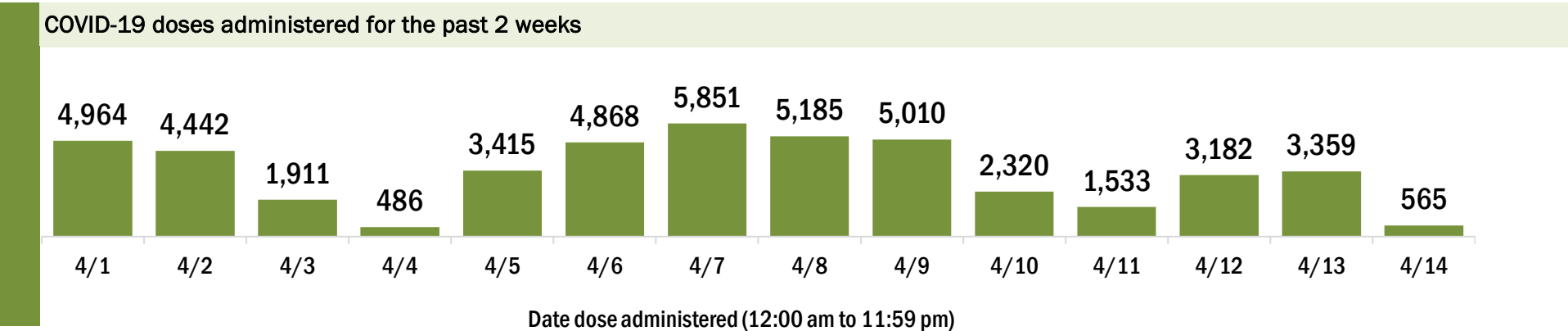
Data in this report are provisional and subject to change.

Data in this summary pertain to COVID-19 vaccines approved by the U.S. Food and Drug Administration and have been issued an Emergency Use Authorization (Janssen COVID-19 Vaccine, Moderna COVID-19 Vaccine and Pfizer-BioNTech COVID-19 Vaccine). These data summarize the number of people who have received either their first dose or have completed the series for a COVID-19 vaccine. **A person can only be counted in one category, first dose or series complete.** For persons receiving Moderna or Pfizer vaccines, once they receive their second dose, they are moved from the first dose column to the series completed column. **Because of this, the total first dose category may show a change from report to report not matching the total receiving their first dose from the previous day.** Persons receiving Johnson & Johnson vaccines will always be counted in the series completed column.

COVID-19 doses for vaccinated persons in Florida	
Doses administered	265,106
People receiving one dose of a 1-dose series (Johnson & Johnson) or receiving only one dose of a 2-dose series (Moderna, Pfizer) count once. Persons receiving both doses of a 2-dose series count twice.	

Current status of persons vaccinated for COVID-19 in Florida	
Total people vaccinated	168,106
First dose	59,524
Series completed	108,582
Completed 1-dose series	11,582
Completed 2-dose series	97,000
First dose: current number of people who have only received their first dose of the Moderna or Pfizer vaccine.	
Series complete: current number of people who have received both Moderna or Pfizer vaccine doses or one Johnson & Johnson dose and are considered fully immunized.	

Demographic summary	First dose	Series complete	Total people vaccinated
Age group	59,524	108,582	168,106
16-24 years	2,374	1,233	3,607
25-34 years	3,209	2,703	5,912
35-44 years	4,742	3,623	8,365
45-54 years	8,598	5,402	14,000
55-64 years	18,054	11,663	29,717
65-74 years	11,834	44,066	55,900
75-84 years	8,122	30,720	38,842
85+ years	2,591	9,172	11,763
Race	59,524	108,582	168,106
White	40,729	69,890	110,619
Black	1,043	1,239	2,282
American Indian/Alaskan	206	316	522
Other	4,704	8,410	13,114
Unknown	12,842	28,727	41,569
Other race includes Asian, native Hawaiian/Pacific Islander, or other.			
Ethnicity	59,524	108,582	168,106
Hispanic	7,375	5,253	12,628
Non-Hispanic	27,559	48,132	75,691
Unknown	24,590	55,197	79,787
Gender	59,524	108,582	168,106
Female	32,040	59,829	91,869
Male	27,217	48,498	75,715
Unknown	267	255	522





# COVID-19: Columbia County vaccine summary

Vaccination data through Apr 14, 2021 as of Apr 15, 2021 at 12:05 AM

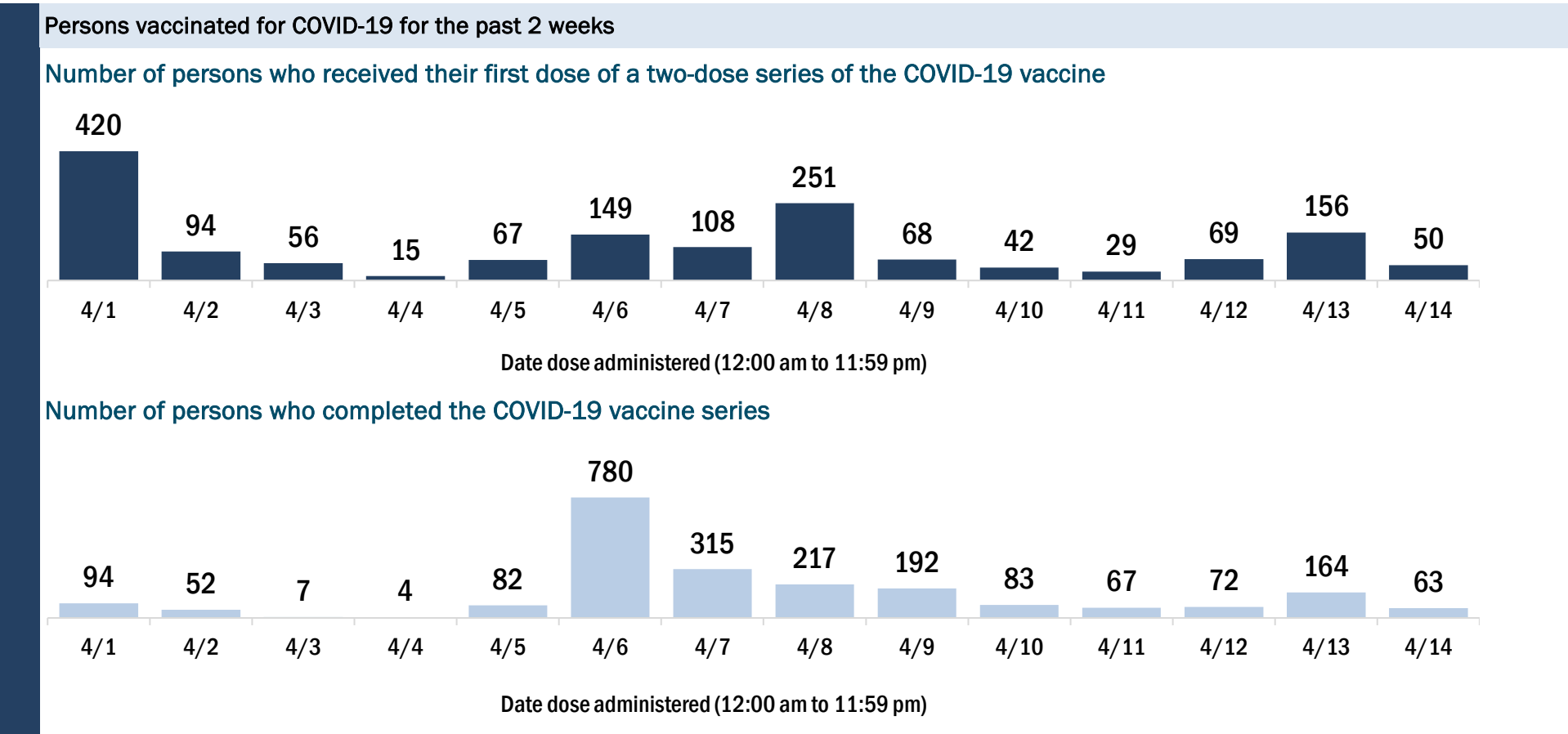
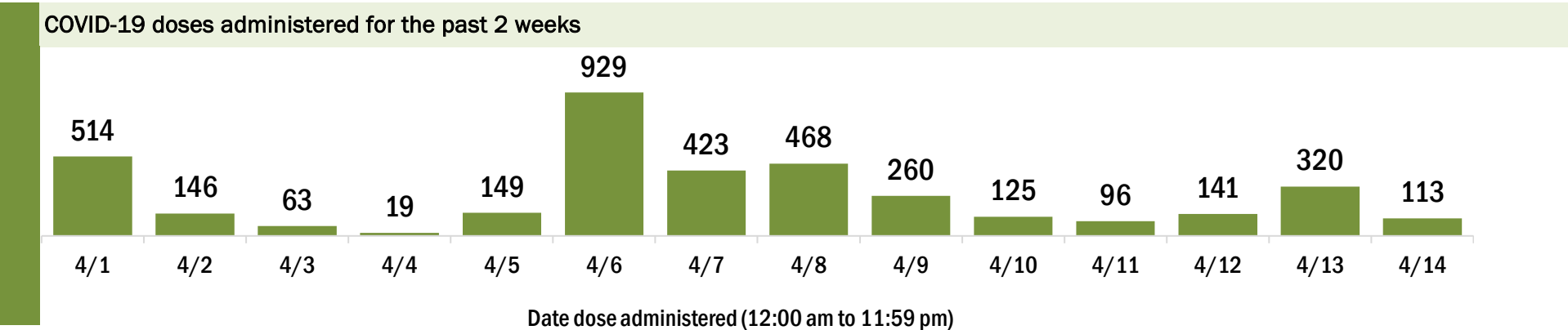
Data in this report are provisional and subject to change.

Data in this summary pertain to COVID-19 vaccines approved by the U.S. Food and Drug Administration and have been issued an Emergency Use Authorization (Janssen COVID-19 Vaccine, Moderna COVID-19 Vaccine and Pfizer-BioNTech COVID-19 Vaccine). These data summarize the number of people who have received either their first dose or have completed the series for a COVID-19 vaccine. **A person can only be counted in one category, first dose or series complete.** For persons receiving Moderna or Pfizer vaccines, once they receive their second dose, they are moved from the first dose column to the series completed column. **Because of this, the total first dose category may show a change from report to report not matching the total receiving their first dose from the previous day.** Persons receiving Johnson & Johnson vaccines will always be counted in the series completed column.

COVID-19 doses for vaccinated persons in Florida	
Doses administered	22,997
People receiving one dose of a 1-dose series (Johnson & Johnson) or receiving only one dose of a 2-dose series (Moderna, Pfizer) count once. Persons receiving both doses of a 2-dose series count twice.	

Current status of persons vaccinated for COVID-19 in Florida	
Total people vaccinated	14,087
First dose	3,591
Series completed	10,496
Completed 1-dose series	1,586
Completed 2-dose series	8,910
<b>First dose:</b> current number of people who have only received their first dose of the Moderna or Pfizer vaccine.	
<b>Series complete:</b> current number of people who have received both Moderna or Pfizer vaccine doses or one Johnson & Johnson dose and are considered fully immunized.	

Demographic summary	First dose	Series complete	Total people vaccinated
Age group	3,591	10,496	14,087
16-24 years	208	149	357
25-34 years	311	358	669
35-44 years	384	562	946
45-54 years	643	926	1,569
55-64 years	1,191	1,760	2,951
65-74 years	492	3,851	4,343
75-84 years	270	2,240	2,510
85+ years	92	650	742
Race	3,591	10,496	14,087
White	2,421	7,500	9,921
Black	437	1,094	1,531
American Indian/Alaskan	31	53	84
Other	332	711	1,043
Unknown	370	1,138	1,508
Other race includes Asian, native Hawaiian/Pacific Islander, or other.			
Ethnicity	3,591	10,496	14,087
Hispanic	193	287	480
Non-Hispanic	2,411	7,434	9,845
Unknown	987	2,775	3,762
Gender	3,591	10,496	14,087
Female	2,040	6,153	8,193
Male	1,548	4,343	5,891
Unknown	3	0	3



# COVID-19: Dade County vaccine summary

Vaccination data through Apr 14, 2021 as of Apr 15, 2021 at 12:05 AM

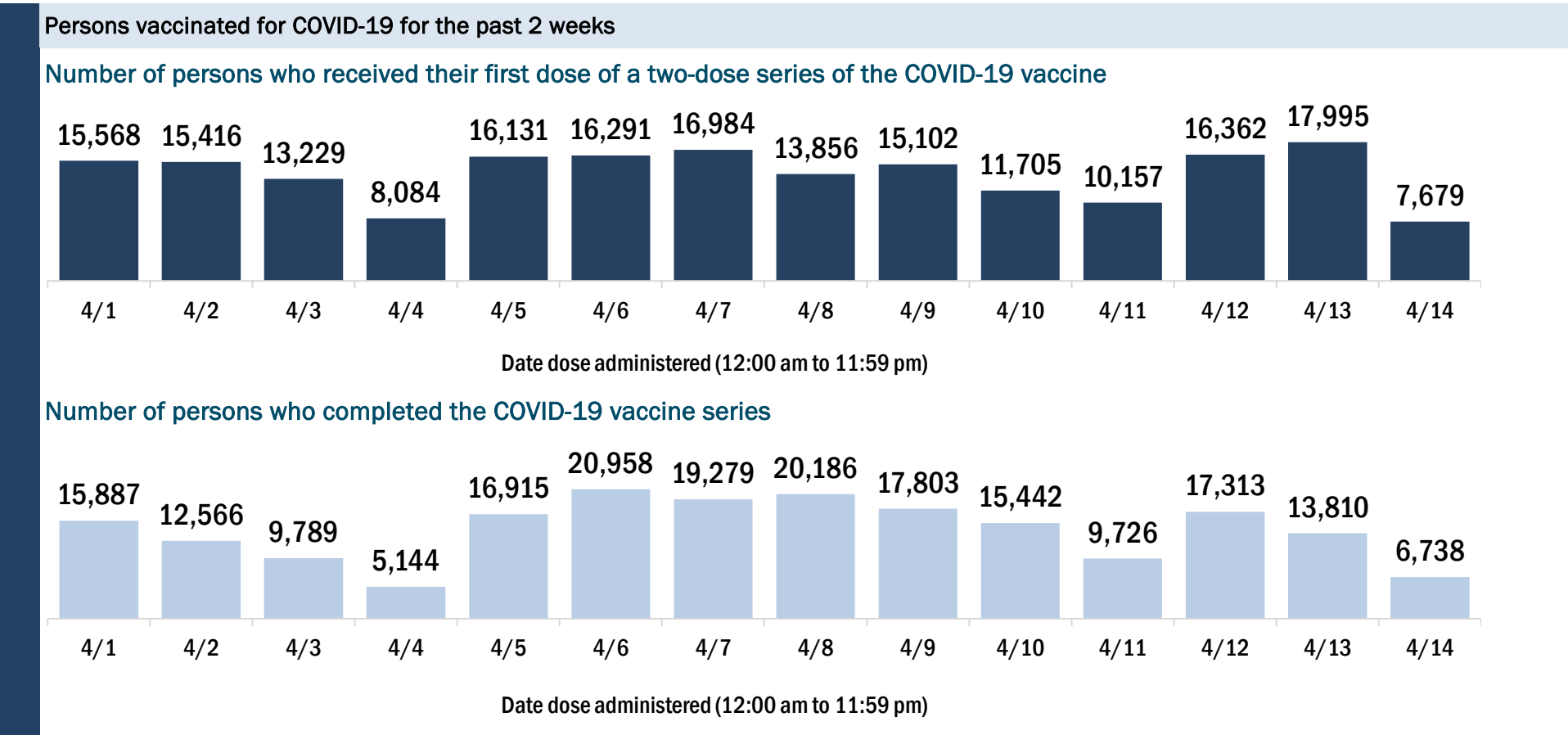
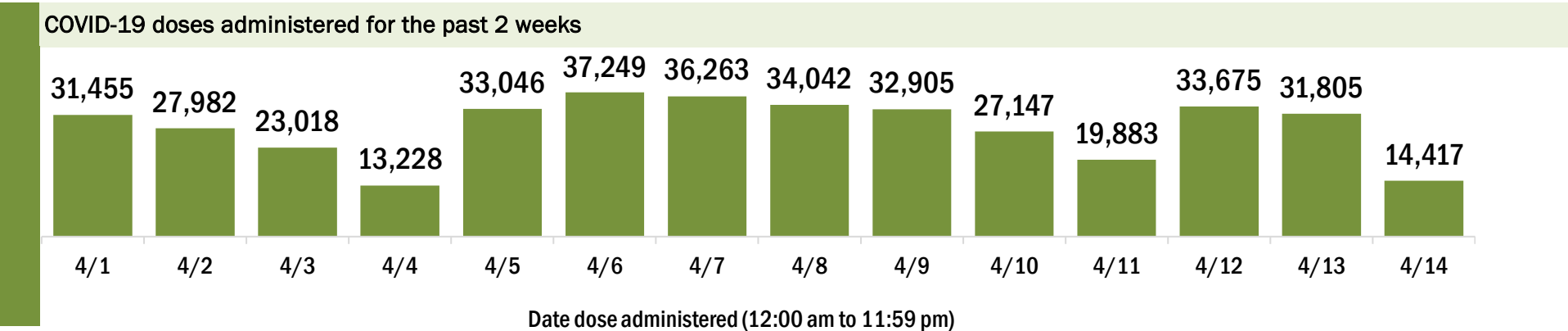
Data in this report are provisional and subject to change.

Data in this summary pertain to COVID-19 vaccines approved by the U.S. Food and Drug Administration and have been issued an Emergency Use Authorization (Janssen COVID-19 Vaccine, Moderna COVID-19 Vaccine and Pfizer-BioNTech COVID-19 Vaccine). These data summarize the number of people who have received either their first dose or have completed the series for a COVID-19 vaccine. **A person can only be counted in one category, first dose or series complete.** For persons receiving Moderna or Pfizer vaccines, once they receive their second dose, they are moved from the first dose column to the series completed column. **Because of this, the total first dose category may show a change from report to report not matching the total receiving their first dose from the previous day.** Persons receiving Johnson & Johnson vaccines will always be counted in the series completed column.

COVID-19 doses for vaccinated persons in Florida	
Doses administered	1,557,388
People receiving one dose of a 1-dose series (Johnson & Johnson) or receiving only one dose of a 2-dose series (Moderna, Pfizer) count once. Persons receiving both doses of a 2-dose series count twice.	

Current status of persons vaccinated for COVID-19 in Florida	
Total people vaccinated	1,021,743
First dose	390,034
Series completed	631,709
Completed 1-dose series	96,064
Completed 2-dose series	535,645
First dose: current number of people who have only received their first dose of the Moderna or Pfizer vaccine.	
Series complete: current number of people who have received both Moderna or Pfizer vaccine doses or one Johnson & Johnson dose and are considered fully immunized.	

Demographic summary	First dose	Series complete	Total people vaccinated
Age group	390,034	631,709	1,021,743
16-24 years	30,175	20,569	50,744
25-34 years	42,896	45,570	88,466
35-44 years	61,078	62,862	123,940
45-54 years	86,300	90,587	176,887
55-64 years	86,102	126,216	212,318
65-74 years	47,145	155,164	202,309
75-84 years	25,444	94,440	119,884
85+ years	10,894	36,301	47,195
Race	390,034	631,709	1,021,743
White	270,554	443,149	713,703
Black	22,226	45,530	67,756
American Indian/Alaskan	943	1,412	2,355
Other	37,873	70,385	108,258
Unknown	58,438	71,233	129,671
Other race includes Asian, native Hawaiian/Pacific Islander, or other.			
Ethnicity	390,034	631,709	1,021,743
Hispanic	192,556	311,296	503,852
Non-Hispanic	65,320	147,123	212,443
Unknown	132,158	173,290	305,448
Gender	390,034	631,709	1,021,743
Female	206,227	353,157	559,384
Male	181,847	277,682	459,529
Unknown	1,960	870	2,830



# COVID-19: Desoto County vaccine summary

Vaccination data through Apr 14, 2021 as of Apr 15, 2021 at 12:05 AM

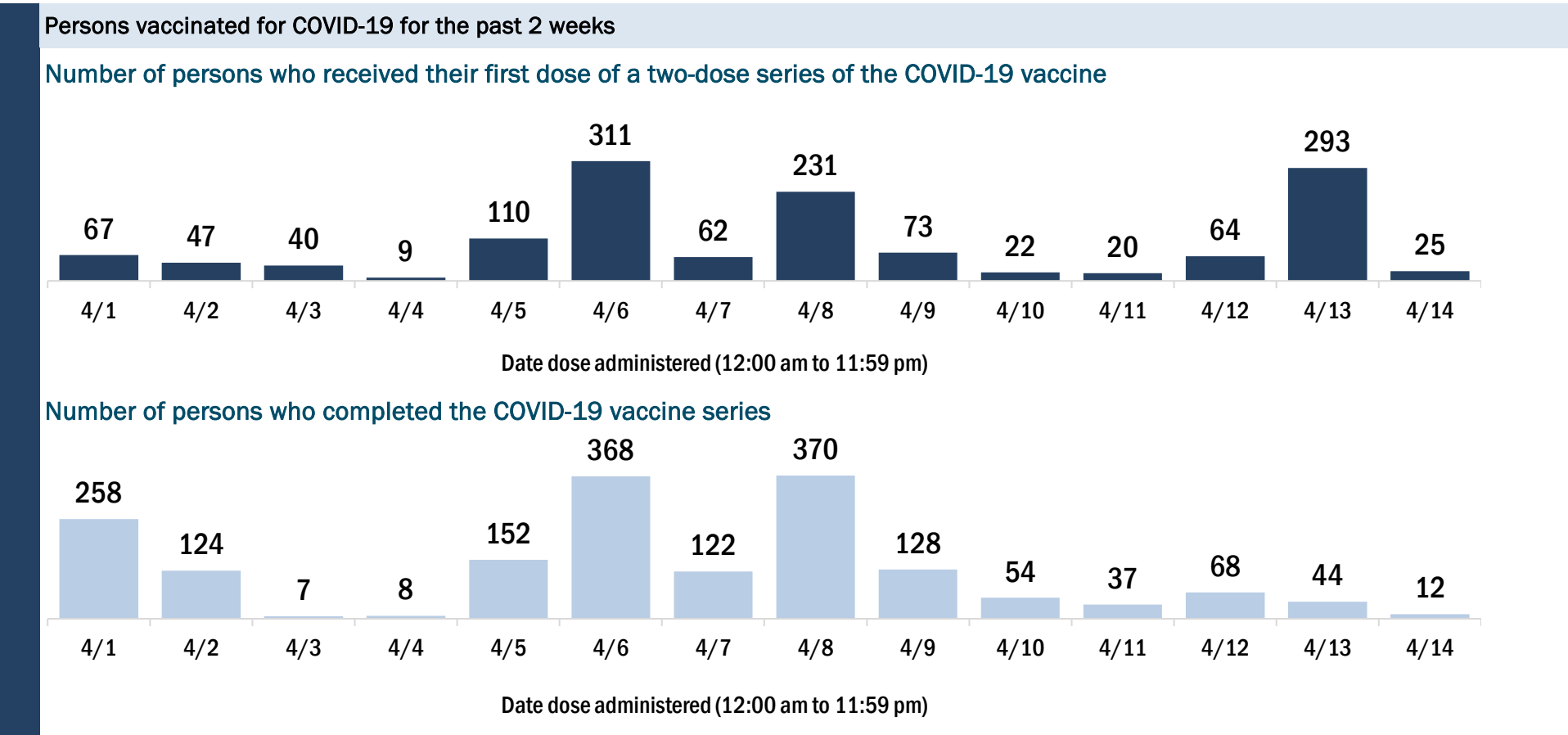
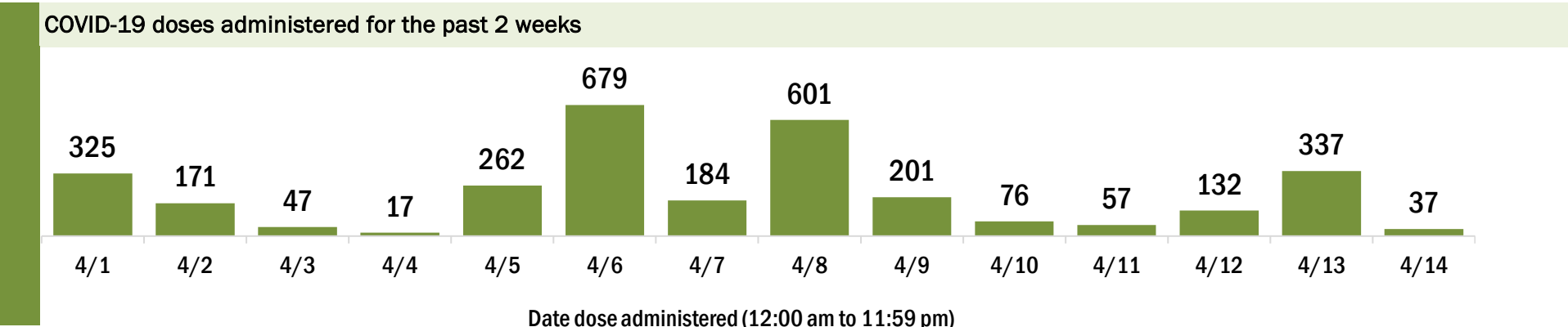
Data in this report are provisional and subject to change.

Data in this summary pertain to COVID-19 vaccines approved by the U.S. Food and Drug Administration and have been issued an Emergency Use Authorization (Janssen COVID-19 Vaccine, Moderna COVID-19 Vaccine and Pfizer-BioNTech COVID-19 Vaccine). These data summarize the number of people who have received either their first dose or have completed the series for a COVID-19 vaccine. **A person can only be counted in one category, first dose or series complete.** For persons receiving Moderna or Pfizer vaccines, once they receive their second dose, they are moved from the first dose column to the series completed column. **Because of this, the total first dose category may show a change from report to report not matching the total receiving their first dose from the previous day.** Persons receiving Johnson & Johnson vaccines will always be counted in the series completed column.

COVID-19 doses for vaccinated persons in Florida	
Doses administered	14,588
People receiving one dose of a 1-dose series (Johnson & Johnson) or receiving only one dose of a 2-dose series (Moderna, Pfizer) count once. Persons receiving both doses of a 2-dose series count twice.	

Current status of persons vaccinated for COVID-19 in Florida	
Total people vaccinated	9,577
First dose	4,143
Series completed	5,434
Completed 1-dose series	423
Completed 2-dose series	5,011
First dose: current number of people who have only received their first dose of the Moderna or Pfizer vaccine.	
Series complete: current number of people who have received both Moderna or Pfizer vaccine doses or one Johnson & Johnson dose and are considered fully immunized.	

Demographic summary	First dose	Series complete	Total people vaccinated
Age group	4,143	5,434	9,577
16-24 years	172	50	222
25-34 years	230	169	399
35-44 years	391	196	587
45-54 years	638	331	969
55-64 years	1,211	585	1,796
65-74 years	858	2,238	3,096
75-84 years	512	1,516	2,028
85+ years	131	349	480
Race	4,143	5,434	9,577
White	2,588	3,941	6,529
Black	254	310	564
American Indian/Alaskan	23	18	41
Other	545	412	957
Unknown	733	753	1,486
Other race includes Asian, native Hawaiian/Pacific Islander, or other.			
Ethnicity	4,143	5,434	9,577
Hispanic	764	270	1,034
Non-Hispanic	2,000	2,544	4,544
Unknown	1,379	2,620	3,999
Gender	4,143	5,434	9,577
Female	1,954	2,956	4,910
Male	2,189	2,477	4,666
Unknown	0	1	1



# COVID-19: Dixie County vaccine summary

Vaccination data through Apr 14, 2021 as of Apr 15, 2021 at 12:05 AM

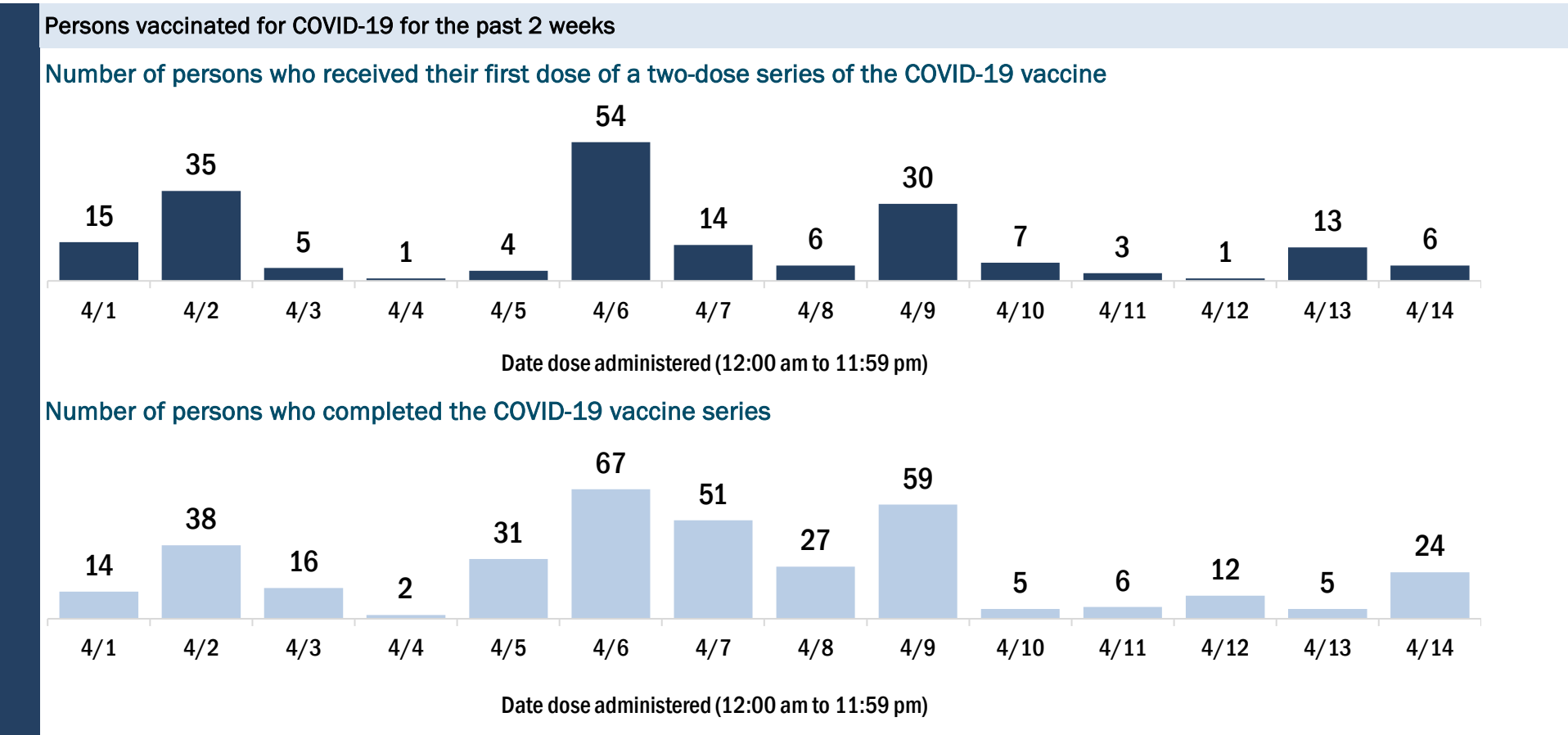
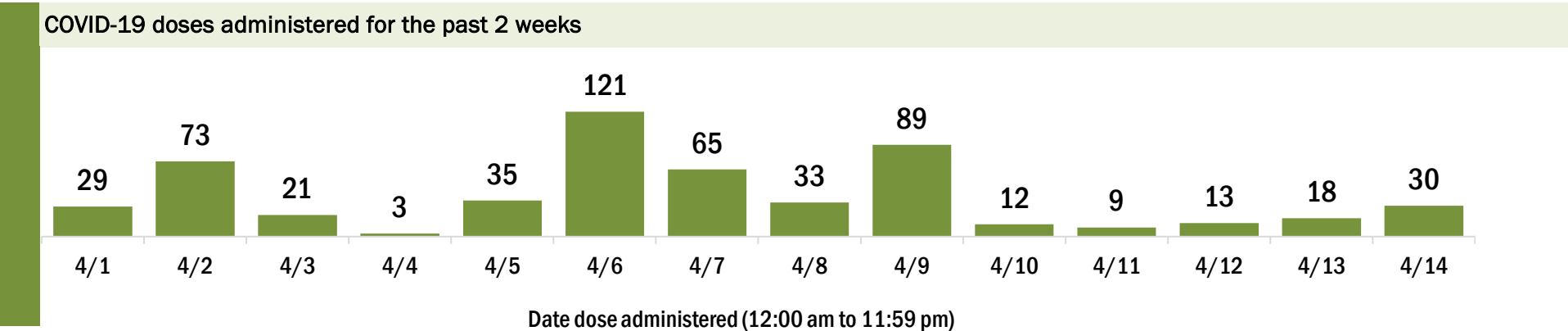
Data in this report are provisional and subject to change.

Data in this summary pertain to COVID-19 vaccines approved by the U.S. Food and Drug Administration and have been issued an Emergency Use Authorization (Janssen COVID-19 Vaccine, Moderna COVID-19 Vaccine and Pfizer-BioNTech COVID-19 Vaccine). These data summarize the number of people who have received either their first dose or have completed the series for a COVID-19 vaccine. **A person can only be counted in one category, first dose or series complete.** For persons receiving Moderna or Pfizer vaccines, once they receive their second dose, they are moved from the first dose column to the series completed column. **Because of this, the total first dose category may show a change from report to report not matching the total receiving their first dose from the previous day.** Persons receiving Johnson & Johnson vaccines will always be counted in the series completed column.

COVID-19 doses for vaccinated persons in Florida	
Doses administered	4,793
People receiving one dose of a 1-dose series (Johnson & Johnson) or receiving only one dose of a 2-dose series (Moderna, Pfizer) count once. Persons receiving both doses of a 2-dose series count twice.	

Current status of persons vaccinated for COVID-19 in Florida	
Total people vaccinated	3,087
First dose	1,078
Series completed	2,009
Completed 1-dose series	303
Completed 2-dose series	1,706
<b>First dose:</b> current number of people who have only received their first dose of the Moderna or Pfizer vaccine.	
<b>Series complete:</b> current number of people who have received both Moderna or Pfizer vaccine doses or one Johnson & Johnson dose and are considered fully immunized.	

Demographic summary	First dose	Series complete	Total people vaccinated
Age group	1,078	2,009	3,087
16-24 years	23	15	38
25-34 years	29	28	57
35-44 years	60	54	114
45-54 years	121	94	215
55-64 years	360	301	661
65-74 years	281	880	1,161
75-84 years	156	505	661
85+ years	48	132	180
Race	1,078	2,009	3,087
White	924	1,738	2,662
Black	67	69	136
American Indian/Alaskan	16	10	26
Other	37	63	100
Unknown	34	129	163
Other race includes Asian, native Hawaiian/Pacific Islander, or other.			
Ethnicity	1,078	2,009	3,087
Hispanic	25	34	59
Non-Hispanic	857	1,460	2,317
Unknown	196	515	711
Gender	1,078	2,009	3,087
Female	571	1,079	1,650
Male	507	930	1,437
Unknown	0	0	0





# COVID-19: Duval County vaccine summary

Vaccination data through Apr 14, 2021 as of Apr 15, 2021 at 12:05 AM

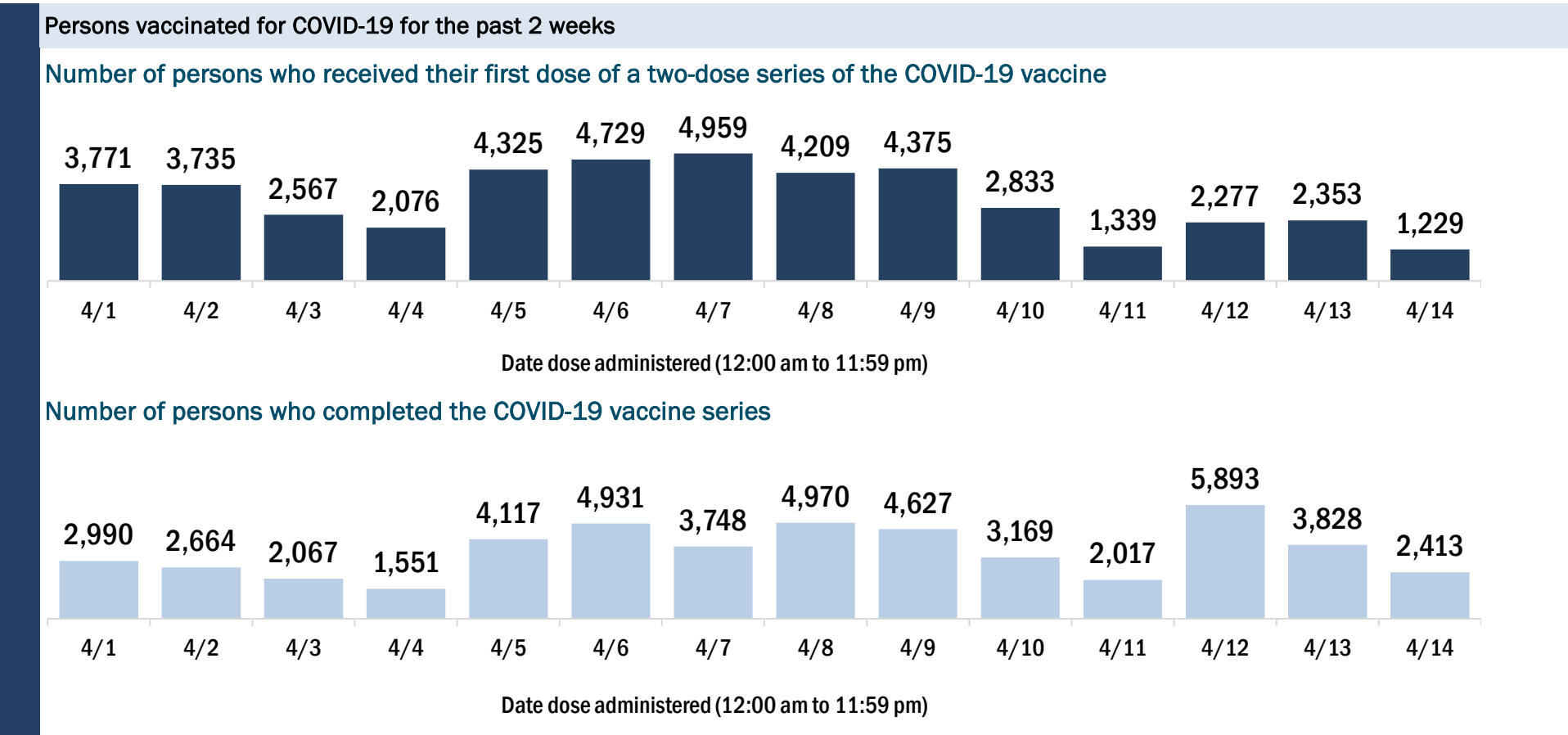
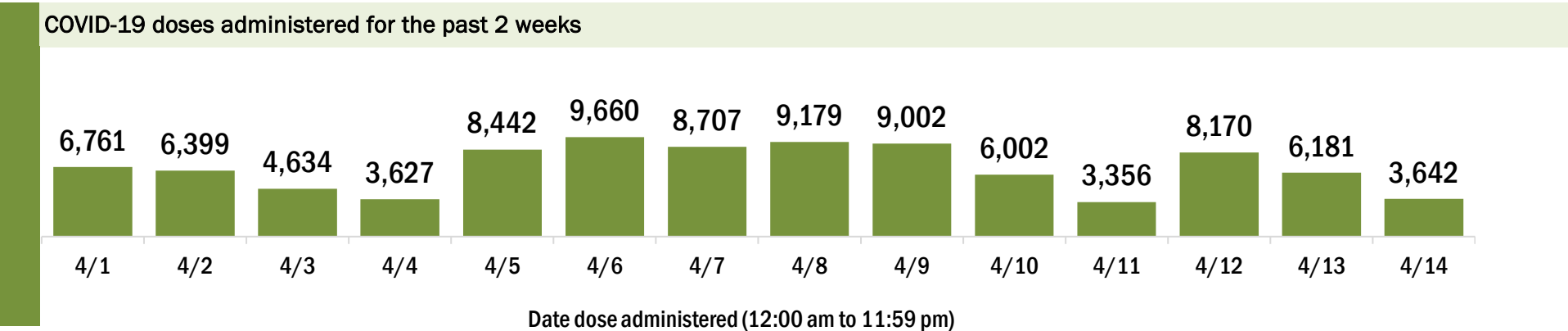
Data in this report are provisional and subject to change.

Data in this summary pertain to COVID-19 vaccines approved by the U.S. Food and Drug Administration and have been issued an Emergency Use Authorization (Janssen COVID-19 Vaccine, Moderna COVID-19 Vaccine and Pfizer-BioNTech COVID-19 Vaccine). These data summarize the number of people who have received either their first dose or have completed the series for a COVID-19 vaccine. **A person can only be counted in one category, first dose or series complete.** For persons receiving Moderna or Pfizer vaccines, once they receive their second dose, they are moved from the first dose column to the series completed column. **Because of this, the total first dose category may show a change from report to report not matching the total receiving their first dose from the previous day.** Persons receiving Johnson & Johnson vaccines will always be counted in the series completed column.

COVID-19 doses for vaccinated persons in Florida	
Doses administered	463,853
People receiving one dose of a 1-dose series (Johnson & Johnson) or receiving only one dose of a 2-dose series (Moderna, Pfizer) count once. Persons receiving both doses of a 2-dose series count twice.	

Current status of persons vaccinated for COVID-19 in Florida	
Total people vaccinated	296,516
First dose	105,874
Series completed	190,642
Completed 1-dose series	23,305
Completed 2-dose series	167,337
First dose: current number of people who have only received their first dose of the Moderna or Pfizer vaccine.	
Series complete: current number of people who have received both Moderna or Pfizer vaccine doses or one Johnson & Johnson dose and are considered fully immunized.	

Demographic summary	First dose	Series complete	Total people vaccinated
Age group	105,874	190,642	296,516
16-24 years	9,819	4,706	14,525
25-34 years	14,772	13,956	28,728
35-44 years	17,346	17,235	34,581
45-54 years	20,635	23,647	44,282
55-64 years	22,797	41,230	64,027
65-74 years	12,760	55,724	68,484
75-84 years	5,487	25,346	30,833
85+ years	2,258	8,798	11,056
Race	105,874	190,642	296,516
White	56,339	111,855	168,194
Black	16,154	32,782	48,936
American Indian/Alaskan	295	431	726
Other	16,660	22,048	38,708
Unknown	16,426	23,526	39,952
Other race includes Asian, native Hawaiian/Pacific Islander, or other.			
Ethnicity	105,874	190,642	296,516
Hispanic	9,486	7,653	17,139
Non-Hispanic	69,760	138,405	208,165
Unknown	26,628	44,584	71,212
Gender	105,874	190,642	296,516
Female	55,952	111,120	167,072
Male	47,445	79,422	126,867
Unknown	2,477	100	2,577



# COVID-19: Escambia County vaccine summary

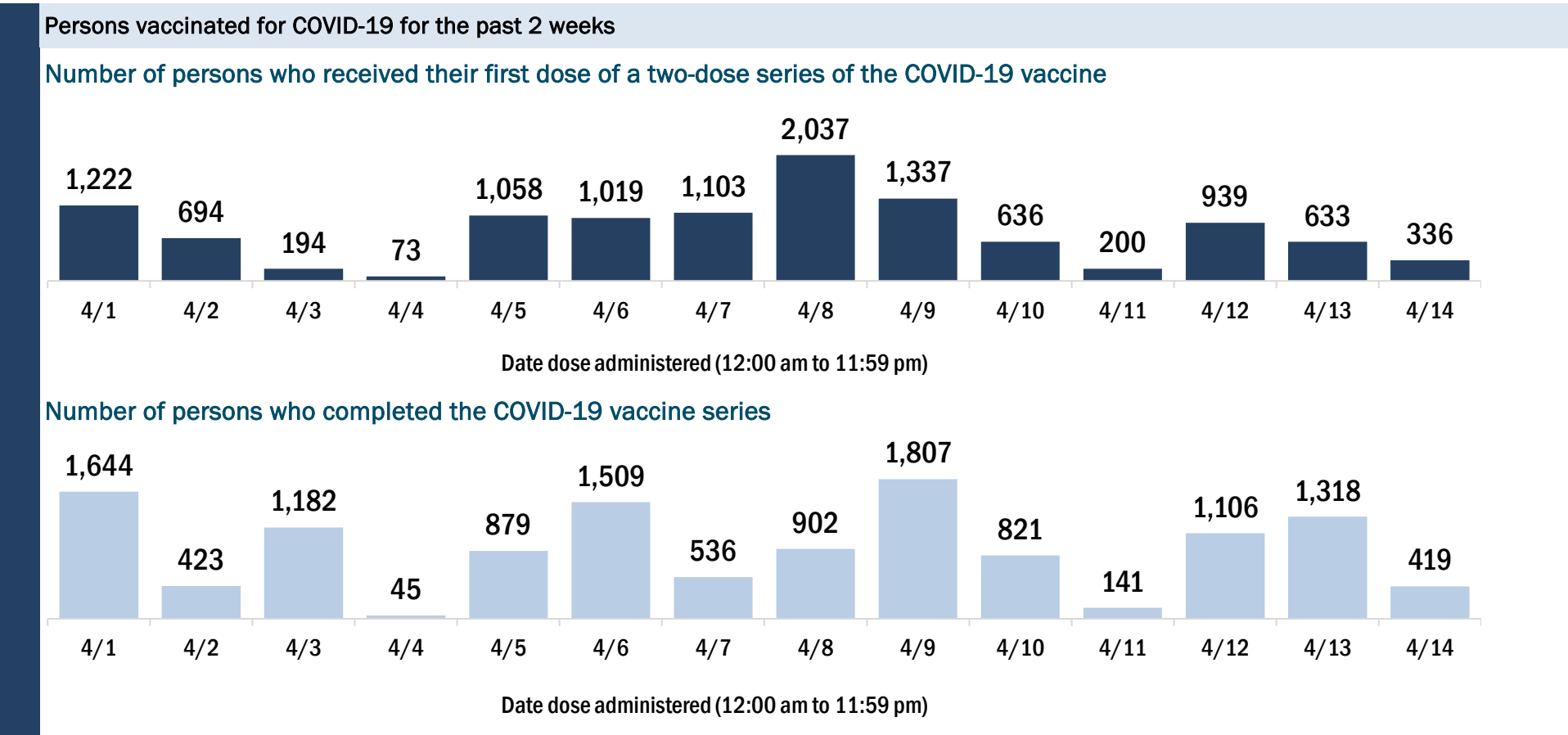
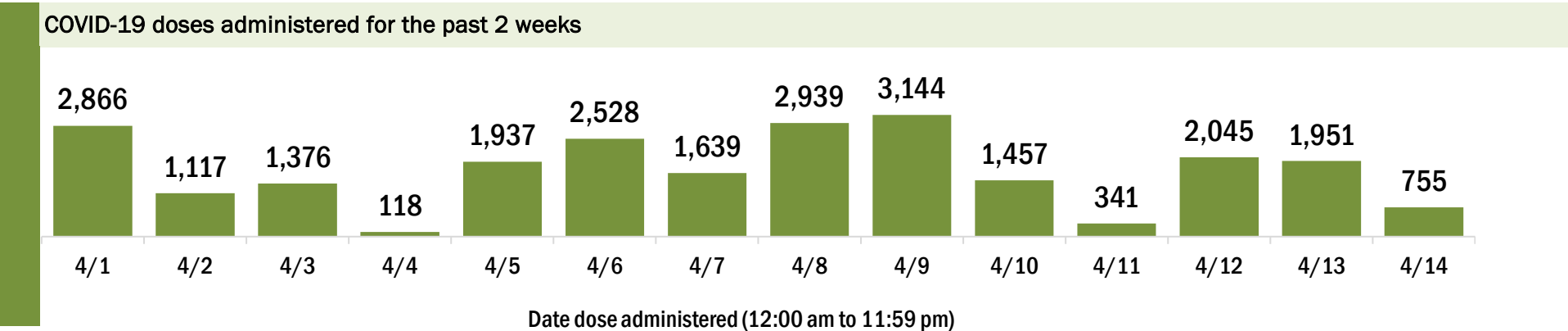
Vaccination data through Apr 14, 2021 as of Apr 15, 2021 at 12:05 AM

Data in this report are provisional and subject to change.

Data in this summary pertain to COVID-19 vaccines approved by the U.S. Food and Drug Administration and have been issued an Emergency Use Authorization (Janssen COVID-19 Vaccine, Moderna COVID-19 Vaccine and Pfizer-BioNTech COVID-19 Vaccine). These data summarize the number of people who have received either their first dose or have completed the series for a COVID-19 vaccine. **A person can only be counted in one category, first dose or series complete.** For persons receiving Moderna or Pfizer vaccines, once they receive their second dose, they are moved from the first dose column to the series completed column. **Because of this, the total first dose category may show a change from report to report not matching the total receiving their first dose from the previous day.** Persons receiving Johnson & Johnson vaccines will always be counted in the series completed column.

COVID-19 doses for vaccinated persons in Florida	
Doses administered	139,704
People receiving one dose of a 1-dose series (Johnson & Johnson) or receiving only one dose of a 2-dose series (Moderna, Pfizer) count once. Persons receiving both doses of a 2-dose series count twice.	
Current status of persons vaccinated for COVID-19 in Florida	
Total people vaccinated	87,734
First dose	29,493
Series completed	58,241
Completed 1-dose series	6,271
Completed 2-dose series	51,970
First dose: current number of people who have only received their first dose of the Moderna or Pfizer vaccine.	
Series complete: current number of people who have received both Moderna or Pfizer vaccine doses or one Johnson & Johnson dose and are considered fully immunized.	

Demographic summary		First dose	Series complete	Total people vaccinated
Age group		29,493	58,241	87,734
16-24 years		2,625	1,021	3,646
25-34 years		3,810	2,857	6,667
35-44 years		3,864	3,728	7,592
45-54 years		4,701	5,924	10,625
55-64 years		6,809	12,002	18,811
65-74 years		4,422	18,881	23,303
75-84 years		2,361	10,158	12,519
85+ years		901	3,670	4,571
Race		29,493	58,241	87,734
White		15,944	36,176	52,120
Black		3,741	8,547	12,288
American Indian/Alaskan		168	424	592
Other		2,822	5,360	8,182
Unknown		6,818	7,734	14,552
Other race includes Asian, native Hawaiian/Pacific Islander, or other.				
Ethnicity		29,493	58,241	87,734
Hispanic		1,136	1,211	2,347
Non-Hispanic		18,146	40,433	58,579
Unknown		10,211	16,597	26,808
Gender		29,493	58,241	87,734
Female		16,567	34,508	51,075
Male		12,827	23,705	36,532
Unknown		99	28	127



# COVID-19: Flagler County vaccine summary

Vaccination data through Apr 14, 2021 as of Apr 15, 2021 at 12:05 AM

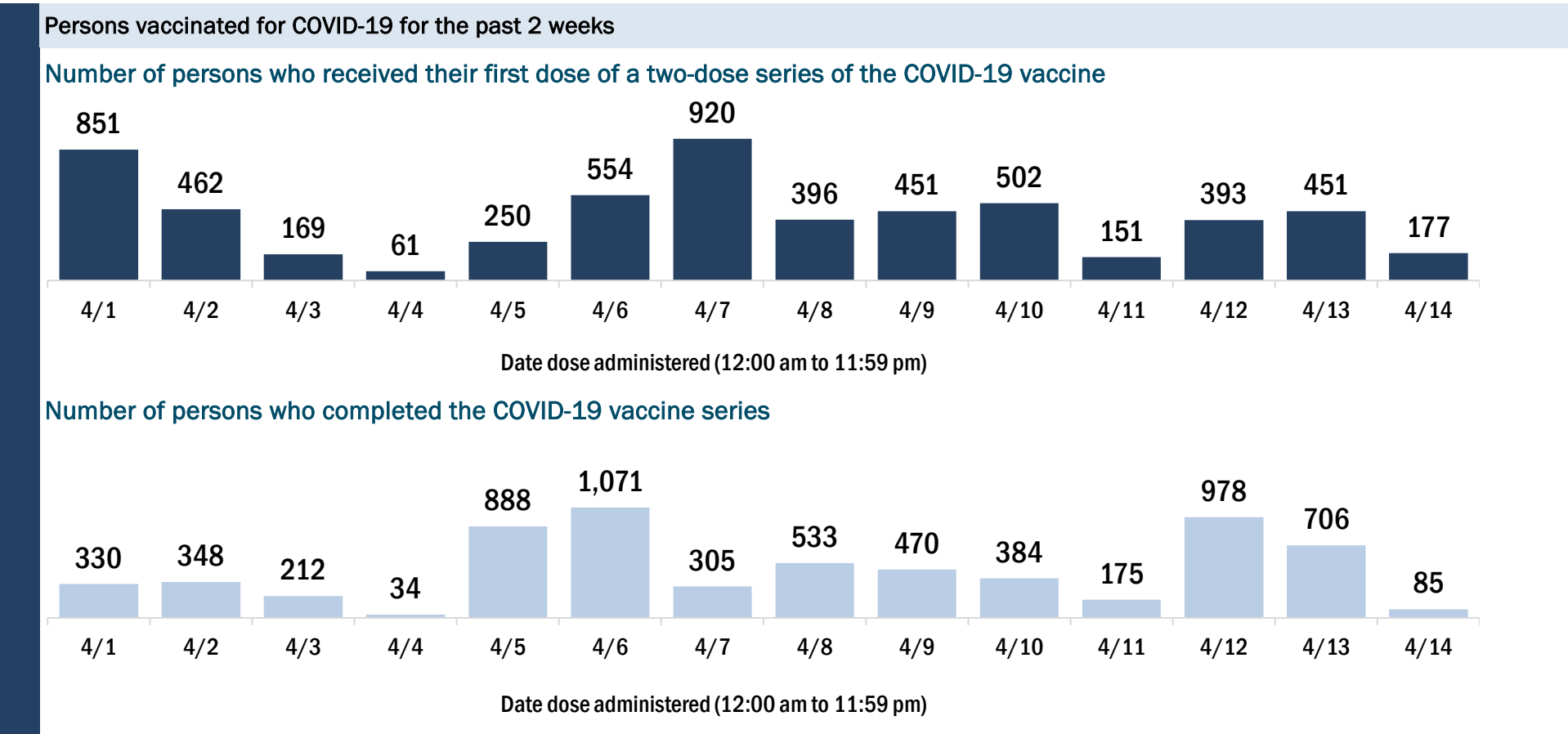
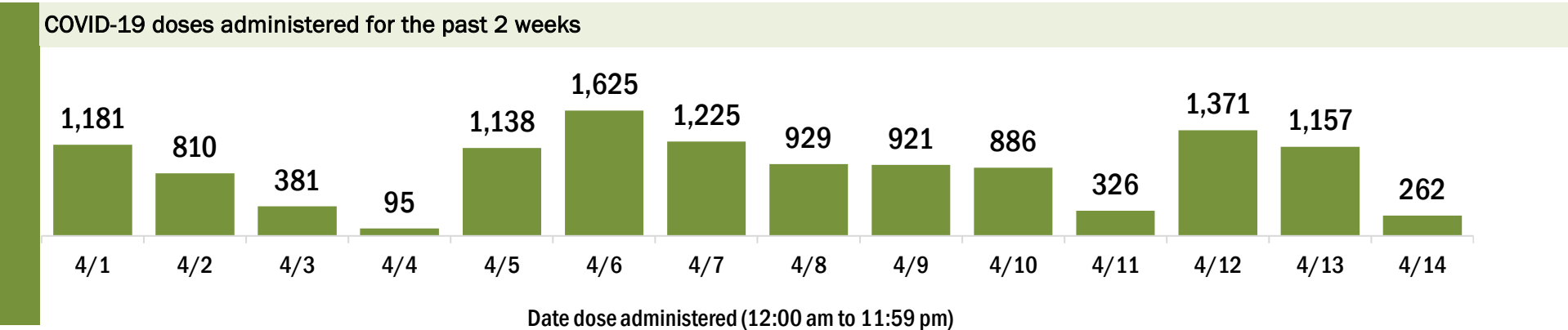
Data in this report are provisional and subject to change.

Data in this summary pertain to COVID-19 vaccines approved by the U.S. Food and Drug Administration and have been issued an Emergency Use Authorization (Janssen COVID-19 Vaccine, Moderna COVID-19 Vaccine and Pfizer-BioNTech COVID-19 Vaccine). These data summarize the number of people who have received either their first dose or have completed the series for a COVID-19 vaccine. **A person can only be counted in one category, first dose or series complete.** For persons receiving Moderna or Pfizer vaccines, once they receive their second dose, they are moved from the first dose column to the series completed column. **Because of this, the total first dose category may show a change from report to report not matching the total receiving their first dose from the previous day.** Persons receiving Johnson & Johnson vaccines will always be counted in the series completed column.

COVID-19 doses for vaccinated persons in Florida	
Doses administered	75,909
People receiving one dose of a 1-dose series (Johnson & Johnson) or receiving only one dose of a 2-dose series (Moderna, Pfizer) count once. Persons receiving both doses of a 2-dose series count twice.	

Current status of persons vaccinated for COVID-19 in Florida	
Total people vaccinated	46,785
First dose	15,600
Series completed	31,185
Completed 1-dose series	2,061
Completed 2-dose series	29,124
First dose: current number of people who have only received their first dose of the Moderna or Pfizer vaccine.	
Series complete: current number of people who have received both Moderna or Pfizer vaccine doses or one Johnson & Johnson dose and are considered fully immunized.	

Demographic summary	First dose	Series complete	Total people vaccinated
Age group	15,600	31,185	46,785
16-24 years	807	282	1,089
25-34 years	858	630	1,488
35-44 years	1,438	1,095	2,533
45-54 years	2,684	1,757	4,441
55-64 years	4,940	4,191	9,131
65-74 years	2,719	13,345	16,064
75-84 years	1,584	7,774	9,358
85+ years	570	2,111	2,681
Race	15,600	31,185	46,785
White	10,168	21,086	31,254
Black	980	2,047	3,027
American Indian/Alaskan	99	181	280
Other	1,321	2,874	4,195
Unknown	3,032	4,997	8,029
Other race includes Asian, native Hawaiian/Pacific Islander, or other.			
Ethnicity	15,600	31,185	46,785
Hispanic	1,426	1,501	2,927
Non-Hispanic	9,396	18,649	28,045
Unknown	4,778	11,035	15,813
Gender	15,600	31,185	46,785
Female	8,457	17,573	26,030
Male	6,912	13,512	20,424
Unknown	231	100	331



# COVID-19: Franklin County vaccine summary

Vaccination data through Apr 14, 2021 as of Apr 15, 2021 at 12:05 AM

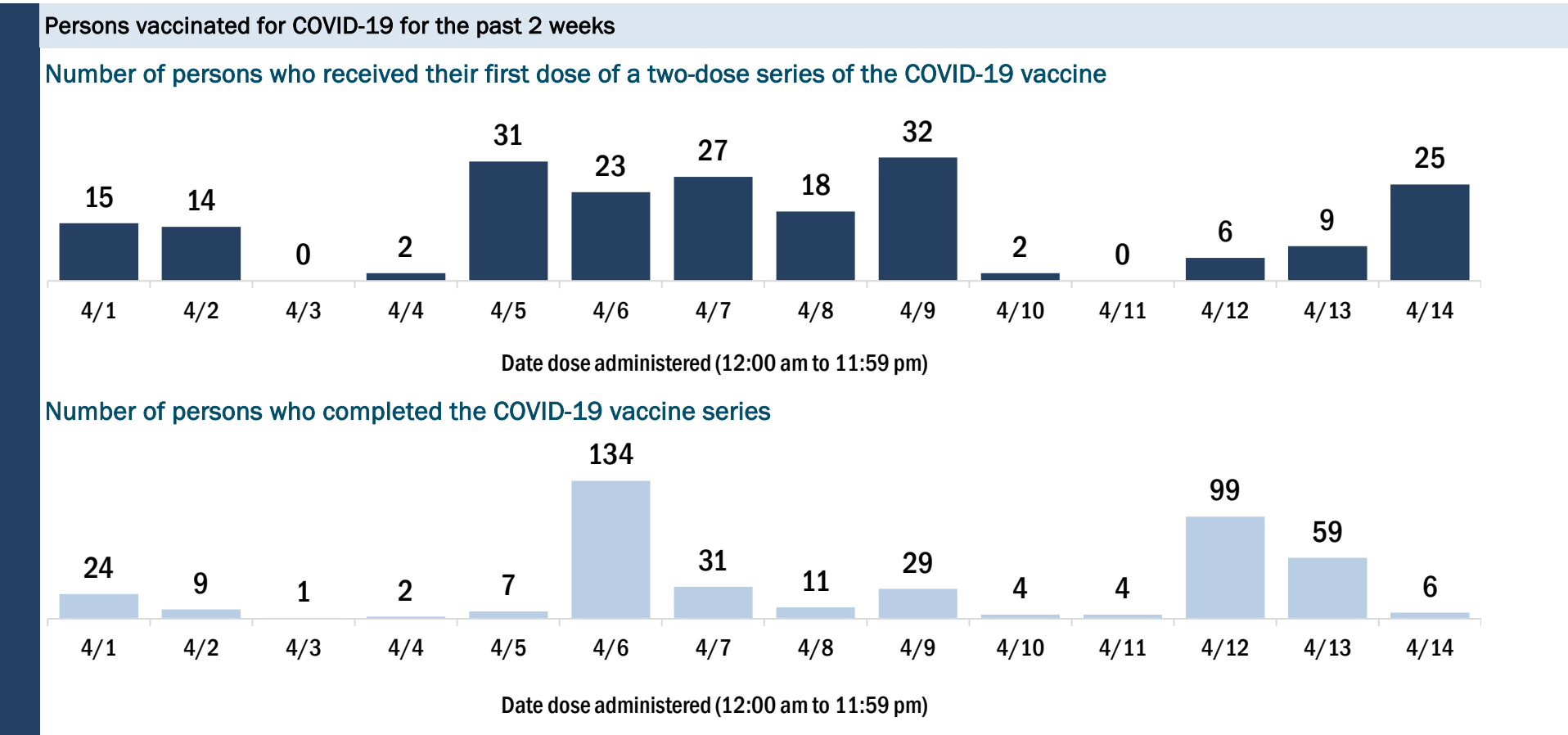
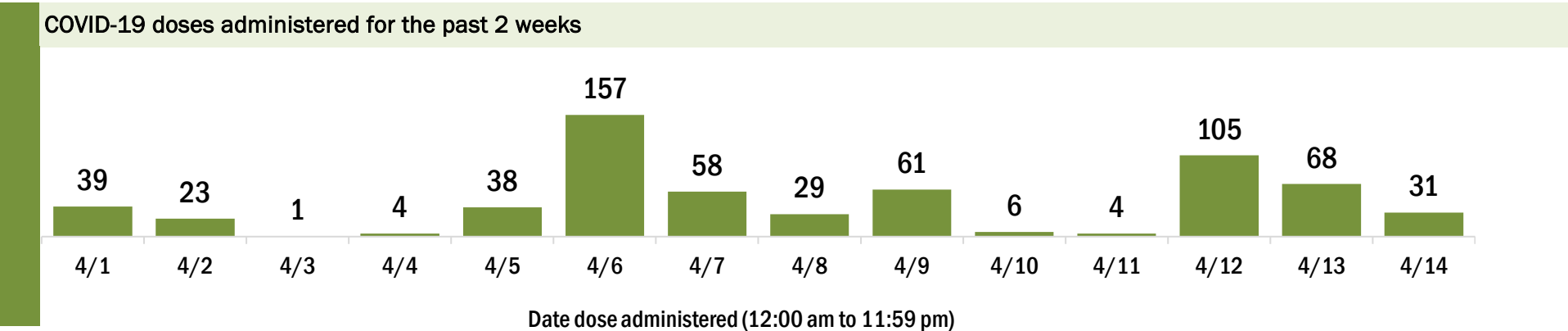
Data in this report are provisional and subject to change.

Data in this summary pertain to COVID-19 vaccines approved by the U.S. Food and Drug Administration and have been issued an Emergency Use Authorization (Janssen COVID-19 Vaccine, Moderna COVID-19 Vaccine and Pfizer-BioNTech COVID-19 Vaccine). These data summarize the number of people who have received either their first dose or have completed the series for a COVID-19 vaccine. **A person can only be counted in one category, first dose or series complete.** For persons receiving Moderna or Pfizer vaccines, once they receive their second dose, they are moved from the first dose column to the series completed column. **Because of this, the total first dose category may show a change from report to report not matching the total receiving their first dose from the previous day.** Persons receiving Johnson & Johnson vaccines will always be counted in the series completed column.

COVID-19 doses for vaccinated persons in Florida	
Doses administered	6,241
People receiving one dose of a 1-dose series (Johnson & Johnson) or receiving only one dose of a 2-dose series (Moderna, Pfizer) count once. Persons receiving both doses of a 2-dose series count twice.	

Current status of persons vaccinated for COVID-19 in Florida	
Total people vaccinated	3,536
First dose	751
Series completed	2,785
Completed 1-dose series	80
Completed 2-dose series	2,705
First dose: current number of people who have only received their first dose of the Moderna or Pfizer vaccine.	
Series complete: current number of people who have received both Moderna or Pfizer vaccine doses or one Johnson & Johnson dose and are considered fully immunized.	

Demographic summary	First dose	Series complete	Total people vaccinated
Age group	751	2,785	3,536
16-24 years	24	15	39
25-34 years	46	38	84
35-44 years	60	74	134
45-54 years	124	172	296
55-64 years	276	518	794
65-74 years	148	1,262	1,410
75-84 years	61	588	649
85+ years	12	118	130
Race	751	2,785	3,536
White	638	2,499	3,137
Black	51	125	176
American Indian/Alaskan	3	6	9
Other	36	105	141
Unknown	23	50	73
Other race includes Asian, native Hawaiian/Pacific Islander, or other.			
Ethnicity	751	2,785	3,536
Hispanic	17	38	55
Non-Hispanic	650	2,384	3,034
Unknown	84	363	447
Gender	751	2,785	3,536
Female	400	1,476	1,876
Male	351	1,309	1,660
Unknown	0	0	0





# COVID-19: Gadsden County vaccine summary

Vaccination data through Apr 14, 2021 as of Apr 15, 2021 at 12:05 AM

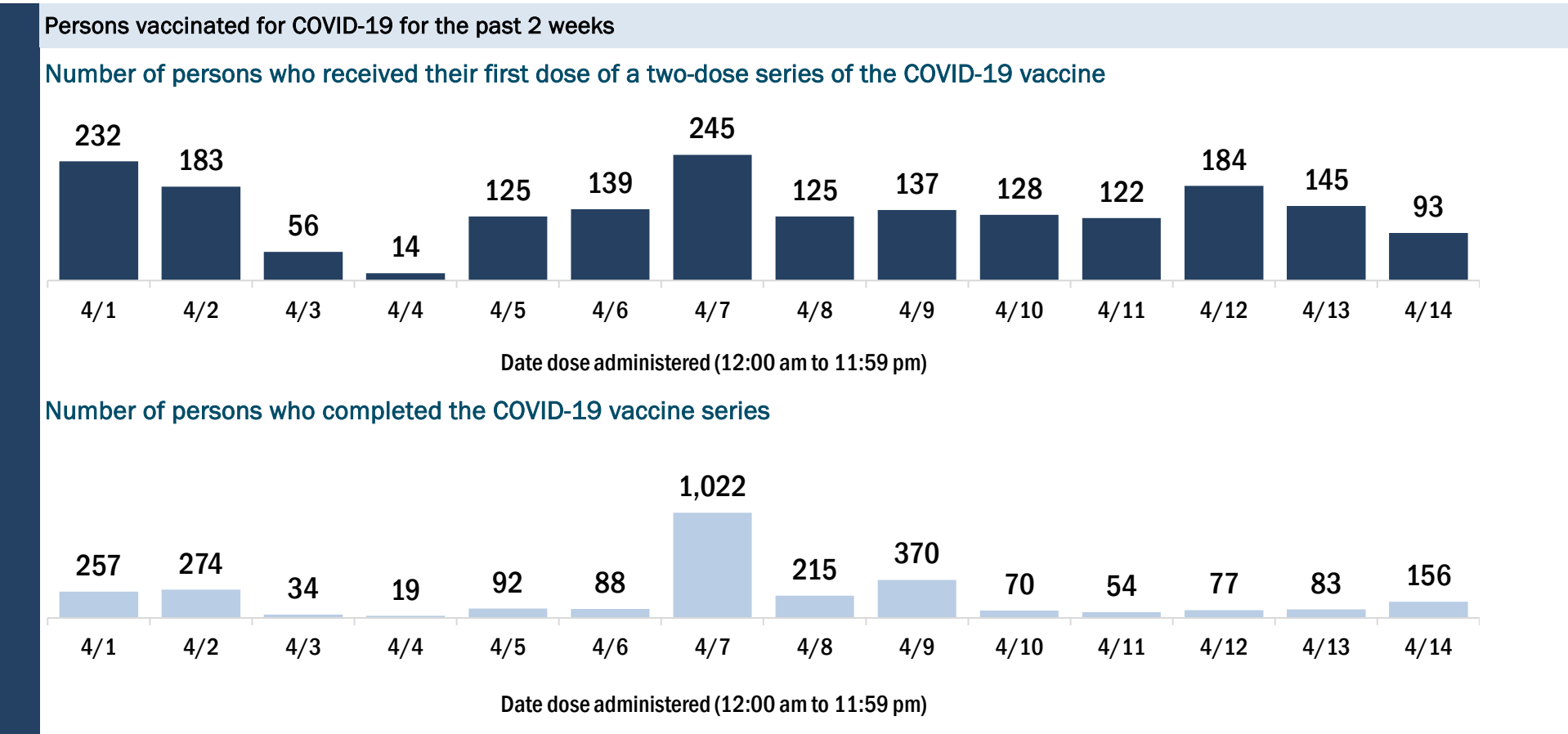
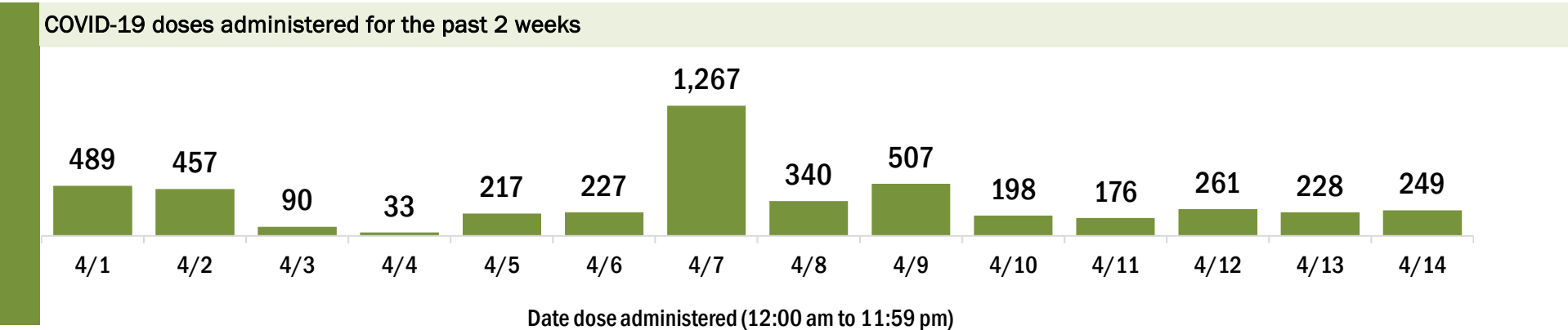
Data in this report are provisional and subject to change.

Data in this summary pertain to COVID-19 vaccines approved by the U.S. Food and Drug Administration and have been issued an Emergency Use Authorization (Janssen COVID-19 Vaccine, Moderna COVID-19 Vaccine and Pfizer-BioNTech COVID-19 Vaccine). These data summarize the number of people who have received either their first dose or have completed the series for a COVID-19 vaccine. **A person can only be counted in one category, first dose or series complete.** For persons receiving Moderna or Pfizer vaccines, once they receive their second dose, they are moved from the first dose column to the series completed column. **Because of this, the total first dose category may show a change from report to report not matching the total receiving their first dose from the previous day.** Persons receiving Johnson & Johnson vaccines will always be counted in the series completed column.

COVID-19 doses for vaccinated persons in Florida	
Doses administered	24,082
People receiving one dose of a 1-dose series (Johnson & Johnson) or receiving only one dose of a 2-dose series (Moderna, Pfizer) count once. Persons receiving both doses of a 2-dose series count twice.	

Current status of persons vaccinated for COVID-19 in Florida	
Total people vaccinated	15,144
First dose	4,500
Series completed	10,644
Completed 1-dose series	1,706
Completed 2-dose series	8,938
First dose: current number of people who have only received their first dose of the Moderna or Pfizer vaccine.	
Series complete: current number of people who have received both Moderna or Pfizer vaccine doses or one Johnson & Johnson dose and are considered fully immunized.	

Demographic summary	First dose	Series complete	Total people vaccinated
Age group	4,500	10,644	15,144
16-24 years	230	167	397
25-34 years	300	589	889
35-44 years	678	875	1,553
45-54 years	1,020	1,210	2,230
55-64 years	1,234	2,189	3,423
65-74 years	629	3,440	4,069
75-84 years	300	1,636	1,936
85+ years	109	538	647
Race	4,500	10,644	15,144
White	1,218	4,102	5,320
Black	2,040	4,389	6,429
American Indian/Alaskan	6	22	28
Other	773	1,363	2,136
Unknown	463	768	1,231
Other race includes Asian, native Hawaiian/Pacific Islander, or other.			
Ethnicity	4,500	10,644	15,144
Hispanic	497	316	813
Non-Hispanic	2,888	7,714	10,602
Unknown	1,115	2,614	3,729
Gender	4,500	10,644	15,144
Female	2,499	6,740	9,239
Male	2,001	3,904	5,905
Unknown	0	0	0



# COVID-19: Gilchrist County vaccine summary

Vaccination data through Apr 14, 2021 as of Apr 15, 2021 at 12:05 AM

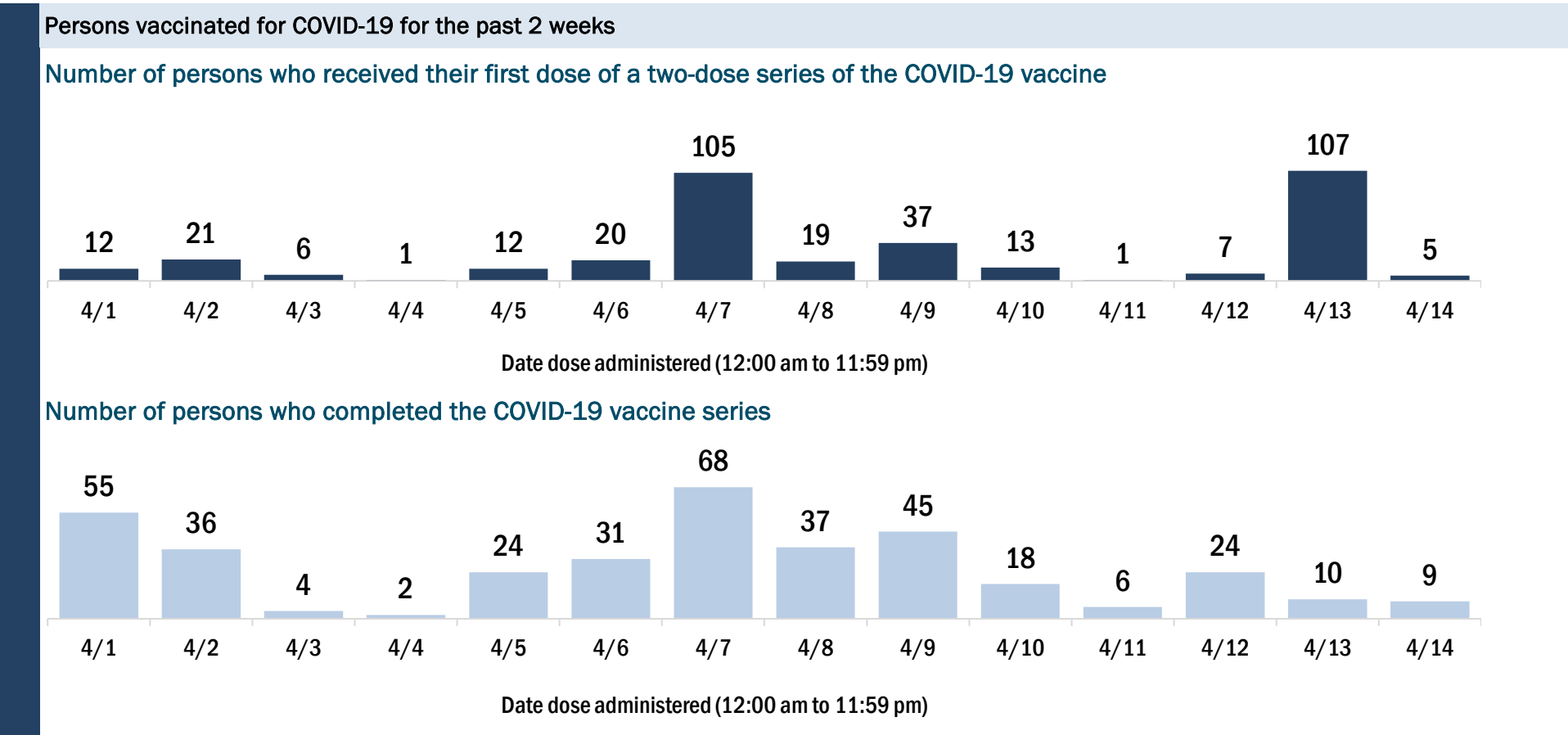
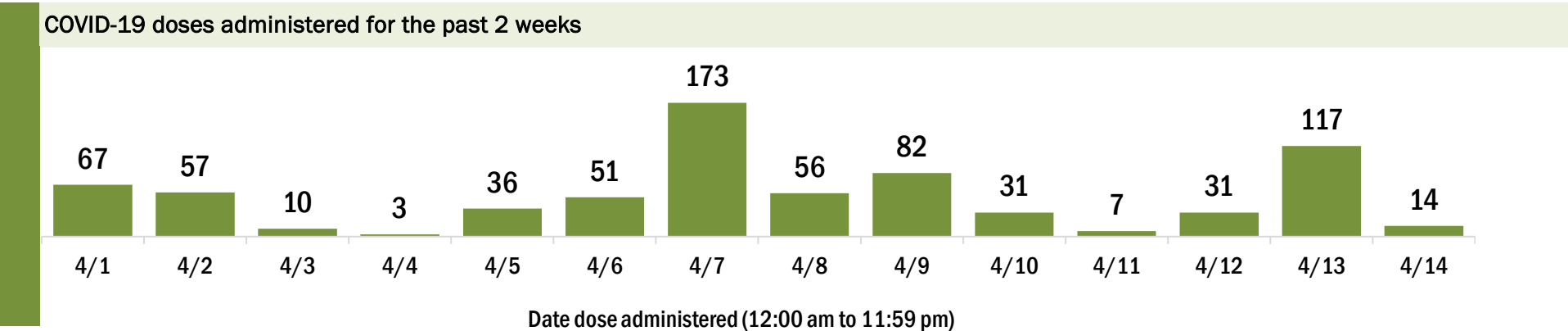
Data in this report are provisional and subject to change.

Data in this summary pertain to COVID-19 vaccines approved by the U.S. Food and Drug Administration and have been issued an Emergency Use Authorization (Janssen COVID-19 Vaccine, Moderna COVID-19 Vaccine and Pfizer-BioNTech COVID-19 Vaccine). These data summarize the number of people who have received either their first dose or have completed the series for a COVID-19 vaccine. **A person can only be counted in one category, first dose or series complete.** For persons receiving Moderna or Pfizer vaccines, once they receive their second dose, they are moved from the first dose column to the series completed column. **Because of this, the total first dose category may show a change from report to report not matching the total receiving their first dose from the previous day.** Persons receiving Johnson & Johnson vaccines will always be counted in the series completed column.

COVID-19 doses for vaccinated persons in Florida	
Doses administered	5,580
People receiving one dose of a 1-dose series (Johnson & Johnson) or receiving only one dose of a 2-dose series (Moderna, Pfizer) count once. Persons receiving both doses of a 2-dose series count twice.	

Current status of persons vaccinated for COVID-19 in Florida	
Total people vaccinated	3,542
First dose	1,095
Series completed	2,447
Completed 1-dose series	409
Completed 2-dose series	2,038
First dose: current number of people who have only received their first dose of the Moderna or Pfizer vaccine.	
Series complete: current number of people who have received both Moderna or Pfizer vaccine doses or one Johnson & Johnson dose and are considered fully immunized.	

Demographic summary	First dose	Series complete	Total people vaccinated
Age group	1,095	2,447	3,542
16-24 years	33	47	80
25-34 years	58	71	129
35-44 years	99	119	218
45-54 years	169	202	371
55-64 years	406	355	761
65-74 years	218	893	1,111
75-84 years	81	576	657
85+ years	31	184	215
Race	1,095	2,447	3,542
White	872	1,697	2,569
Black	46	33	79
American Indian/Alaskan	7	7	14
Other	76	197	273
Unknown	94	513	607
Other race includes Asian, native Hawaiian/Pacific Islander, or other.			
Ethnicity	1,095	2,447	3,542
Hispanic	59	50	109
Non-Hispanic	648	1,008	1,656
Unknown	388	1,389	1,777
Gender	1,095	2,447	3,542
Female	565	1,444	2,009
Male	529	1,003	1,532
Unknown	1	0	1



# COVID-19: Glades County vaccine summary

Vaccination data through Apr 14, 2021 as of Apr 15, 2021 at 12:05 AM

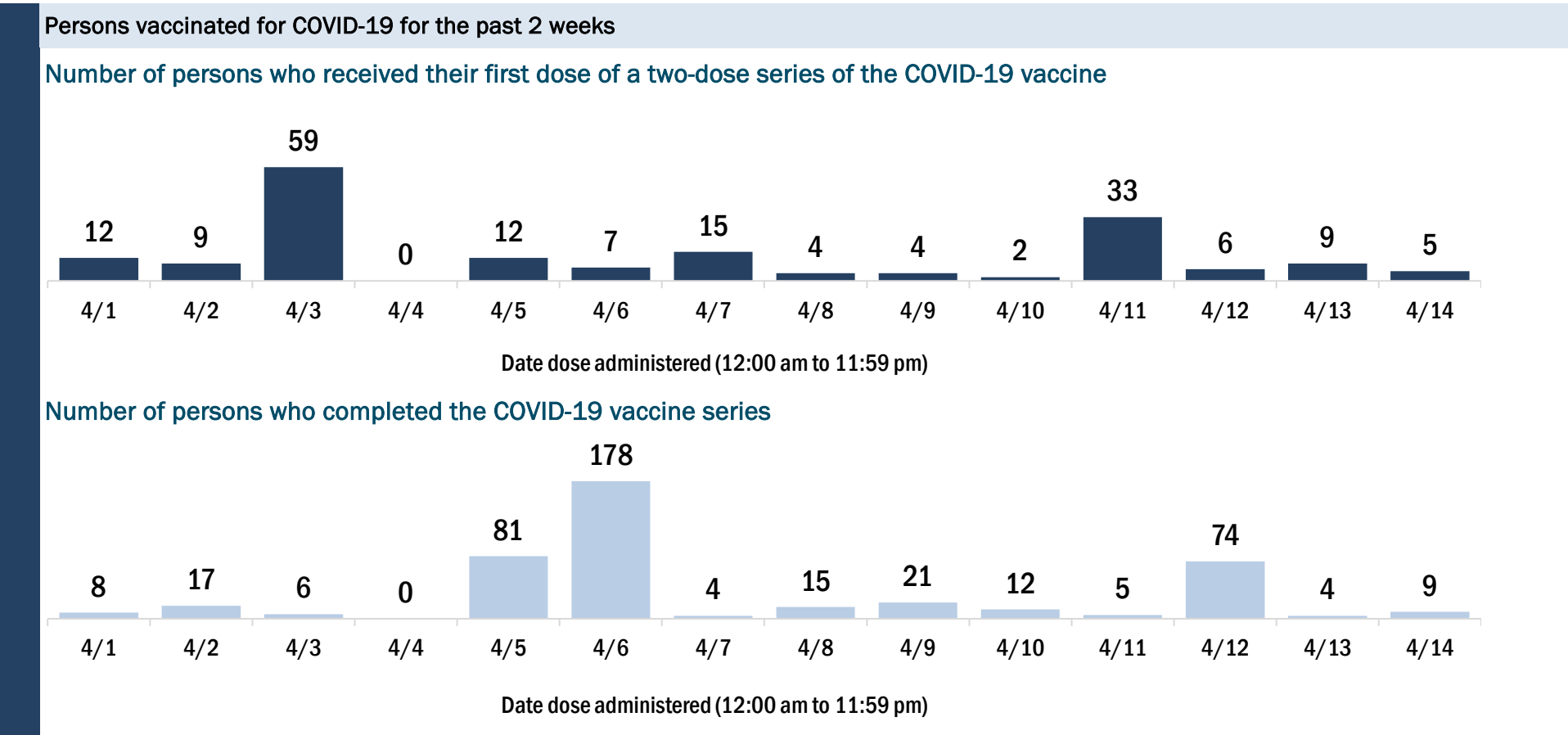
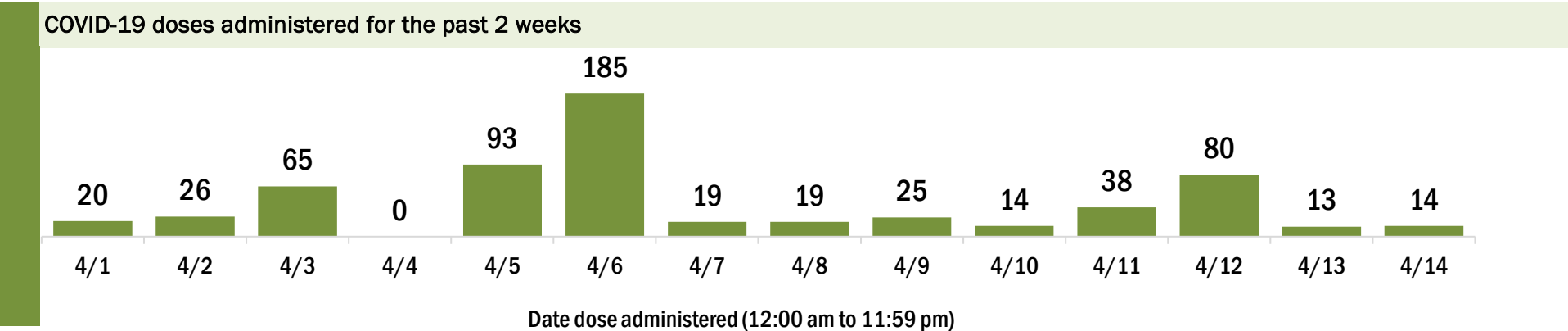
Data in this report are provisional and subject to change.

Data in this summary pertain to COVID-19 vaccines approved by the U.S. Food and Drug Administration and have been issued an Emergency Use Authorization (Janssen COVID-19 Vaccine, Moderna COVID-19 Vaccine and Pfizer-BioNTech COVID-19 Vaccine). These data summarize the number of people who have received either their first dose or have completed the series for a COVID-19 vaccine. **A person can only be counted in one category, first dose or series complete.** For persons receiving Moderna or Pfizer vaccines, once they receive their second dose, they are moved from the first dose column to the series completed column. **Because of this, the total first dose category may show a change from report to report not matching the total receiving their first dose from the previous day.** Persons receiving Johnson & Johnson vaccines will always be counted in the series completed column.

COVID-19 doses for vaccinated persons in Florida	
Doses administered	4,075
People receiving one dose of a 1-dose series (Johnson & Johnson) or receiving only one dose of a 2-dose series (Moderna, Pfizer) count once. Persons receiving both doses of a 2-dose series count twice.	

Current status of persons vaccinated for COVID-19 in Florida	
Total people vaccinated	2,419
First dose	542
Series completed	1,877
Completed 1-dose series	221
Completed 2-dose series	1,656
<b>First dose:</b> current number of people who have only received their first dose of the Moderna or Pfizer vaccine.	
<b>Series complete:</b> current number of people who have received both Moderna or Pfizer vaccine doses or one Johnson & Johnson dose and are considered fully immunized.	

Demographic summary	First dose	Series complete	Total people vaccinated
Age group	542	1,877	2,419
16-24 years	17	7	24
25-34 years	24	45	69
35-44 years	40	61	101
45-54 years	98	102	200
55-64 years	203	222	425
65-74 years	83	782	865
75-84 years	61	556	617
85+ years	16	102	118
Race	542	1,877	2,419
White	381	1,400	1,781
Black	42	89	131
American Indian/Alaskan	3	15	18
Other	48	78	126
Unknown	68	295	363
Other race includes Asian, native Hawaiian/Pacific Islander, or other.			
Ethnicity	542	1,877	2,419
Hispanic	84	61	145
Non-Hispanic	265	853	1,118
Unknown	193	963	1,156
Gender	542	1,877	2,419
Female	263	874	1,137
Male	279	1,003	1,282
Unknown	0	0	0



# COVID-19: Gulf County vaccine summary

Vaccination data through Apr 14, 2021 as of Apr 15, 2021 at 12:05 AM

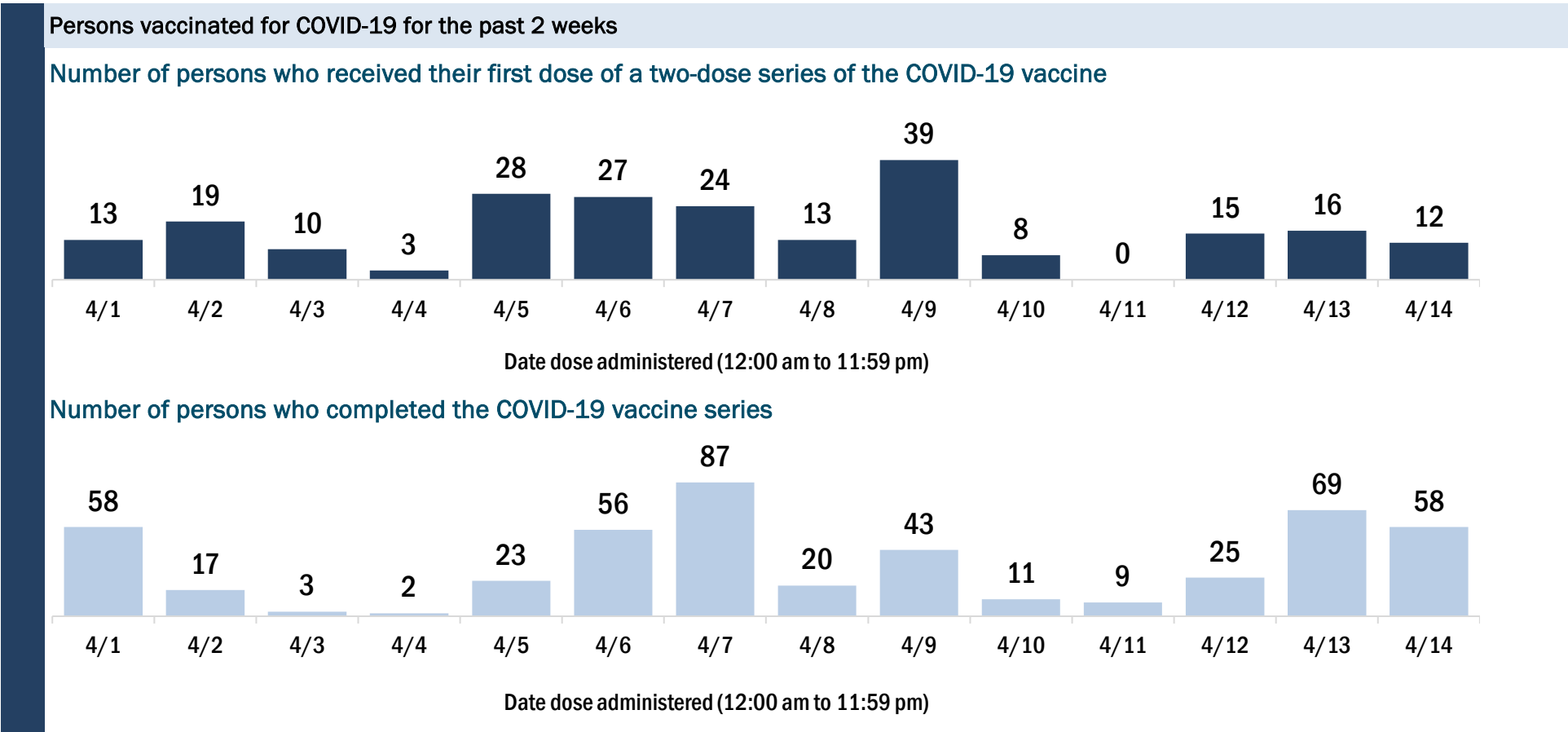
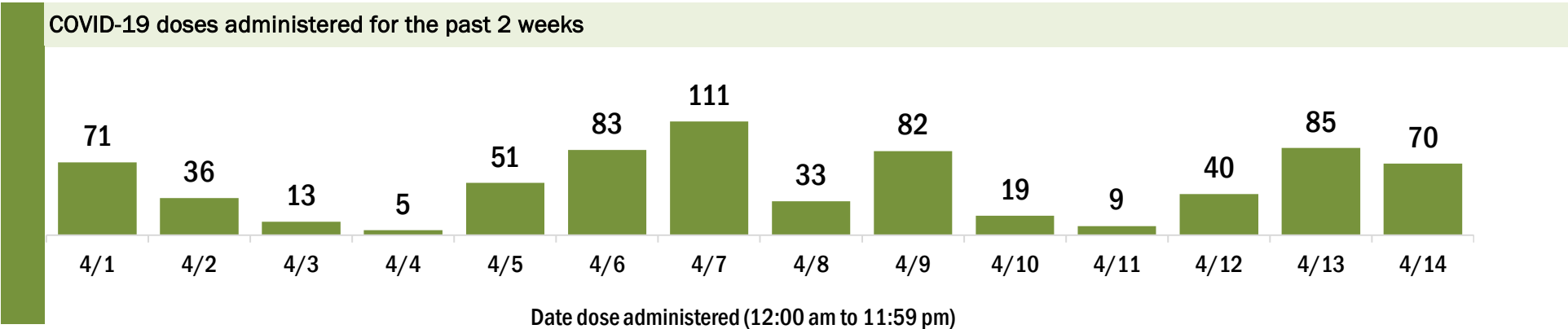
Data in this report are provisional and subject to change.

Data in this summary pertain to COVID-19 vaccines approved by the U.S. Food and Drug Administration and have been issued an Emergency Use Authorization (Janssen COVID-19 Vaccine, Moderna COVID-19 Vaccine and Pfizer-BioNTech COVID-19 Vaccine). These data summarize the number of people who have received either their first dose or have completed the series for a COVID-19 vaccine. **A person can only be counted in one category, first dose or series complete.** For persons receiving Moderna or Pfizer vaccines, once they receive their second dose, they are moved from the first dose column to the series completed column. **Because of this, the total first dose category may show a change from report to report not matching the total receiving their first dose from the previous day.** Persons receiving Johnson & Johnson vaccines will always be counted in the series completed column.

COVID-19 doses for vaccinated persons in Florida	
Doses administered	6,705
People receiving one dose of a 1-dose series (Johnson & Johnson) or receiving only one dose of a 2-dose series (Moderna, Pfizer) count once. Persons receiving both doses of a 2-dose series count twice.	

Current status of persons vaccinated for COVID-19 in Florida	
Total people vaccinated	3,890
First dose	841
Series completed	3,049
Completed 1-dose series	234
Completed 2-dose series	2,815
<b>First dose:</b> current number of people who have only received their first dose of the Moderna or Pfizer vaccine.	
<b>Series complete:</b> current number of people who have received both Moderna or Pfizer vaccine doses or one Johnson & Johnson dose and are considered fully immunized.	

Demographic summary	First dose	Series complete	Total people vaccinated
Age group	841	3,049	3,890
16-24 years	38	32	70
25-34 years	49	51	100
35-44 years	85	78	163
45-54 years	175	170	345
55-64 years	256	454	710
65-74 years	134	1,417	1,551
75-84 years	91	662	753
85+ years	13	185	198
Race	841	3,049	3,890
White	687	2,701	3,388
Black	87	211	298
American Indian/Alaskan	1	9	10
Other	38	75	113
Unknown	28	53	81
Other race includes Asian, native Hawaiian/Pacific Islander, or other.			
Ethnicity	841	3,049	3,890
Hispanic	18	28	46
Non-Hispanic	602	2,816	3,418
Unknown	221	205	426
Gender	841	3,049	3,890
Female	460	1,624	2,084
Male	381	1,425	1,806
Unknown	0	0	0





# COVID-19: Hamilton County vaccine summary

Vaccination data through Apr 14, 2021 as of Apr 15, 2021 at 12:05 AM

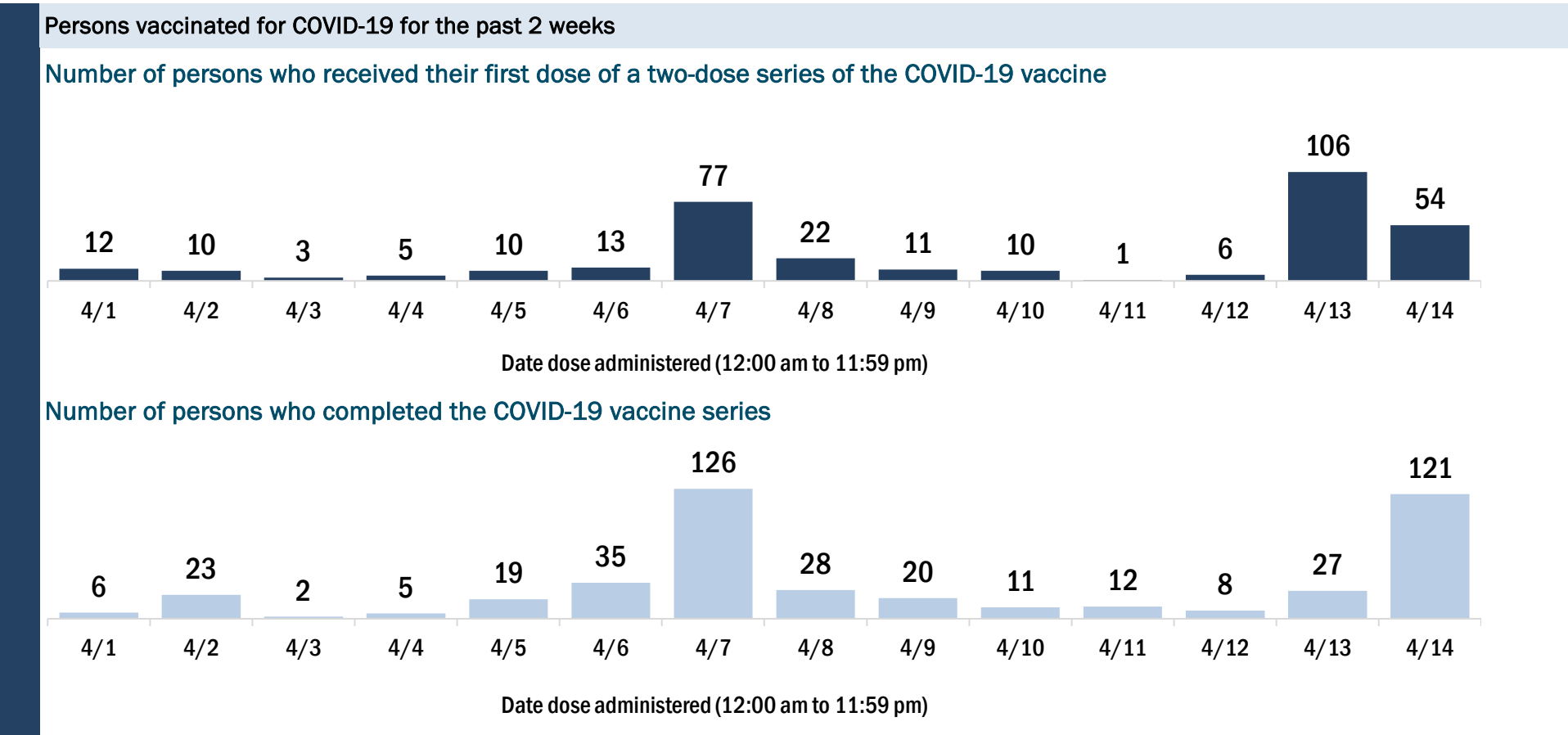
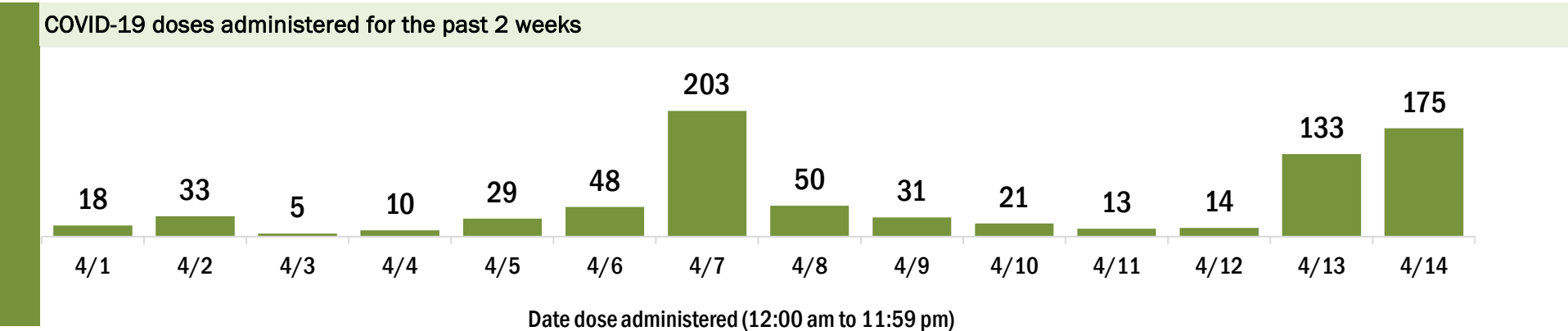
Data in this report are provisional and subject to change.

Data in this summary pertain to COVID-19 vaccines approved by the U.S. Food and Drug Administration and have been issued an Emergency Use Authorization (Janssen COVID-19 Vaccine, Moderna COVID-19 Vaccine and Pfizer-BioNTech COVID-19 Vaccine). These data summarize the number of people who have received either their first dose or have completed the series for a COVID-19 vaccine. **A person can only be counted in one category, first dose or series complete.** For persons receiving Moderna or Pfizer vaccines, once they receive their second dose, they are moved from the first dose column to the series completed column. **Because of this, the total first dose category may show a change from report to report not matching the total receiving their first dose from the previous day.** Persons receiving Johnson & Johnson vaccines will always be counted in the series completed column.

COVID-19 doses for vaccinated persons in Florida	
Doses administered	4,511
People receiving one dose of a 1-dose series (Johnson & Johnson) or receiving only one dose of a 2-dose series (Moderna, Pfizer) count once. Persons receiving both doses of a 2-dose series count twice.	

Current status of persons vaccinated for COVID-19 in Florida	
Total people vaccinated	2,699
First dose	683
Series completed	2,016
Completed 1-dose series	204
Completed 2-dose series	1,812
<b>First dose:</b> current number of people who have only received their first dose of the Moderna or Pfizer vaccine.	
<b>Series complete:</b> current number of people who have received both Moderna or Pfizer vaccine doses or one Johnson & Johnson dose and are considered fully immunized.	

Demographic summary	First dose	Series complete	Total people vaccinated
Age group	683	2,016	2,699
16-24 years	39	17	56
25-34 years	59	39	98
35-44 years	84	67	151
45-54 years	120	136	256
55-64 years	229	355	584
65-74 years	84	873	957
75-84 years	39	428	467
85+ years	29	101	130
Race	683	2,016	2,699
White	379	1,204	1,583
Black	196	462	658
American Indian/Alaskan	3	2	5
Other	74	127	201
Unknown	31	221	252
Other race includes Asian, native Hawaiian/Pacific Islander, or other.			
Ethnicity	683	2,016	2,699
Hispanic	38	33	71
Non-Hispanic	475	1,168	1,643
Unknown	170	815	985
Gender	683	2,016	2,699
Female	349	1,137	1,486
Male	334	879	1,213
Unknown	0	0	0



# COVID-19: Hardee County vaccine summary

Vaccination data through Apr 14, 2021 as of Apr 15, 2021 at 12:05 AM

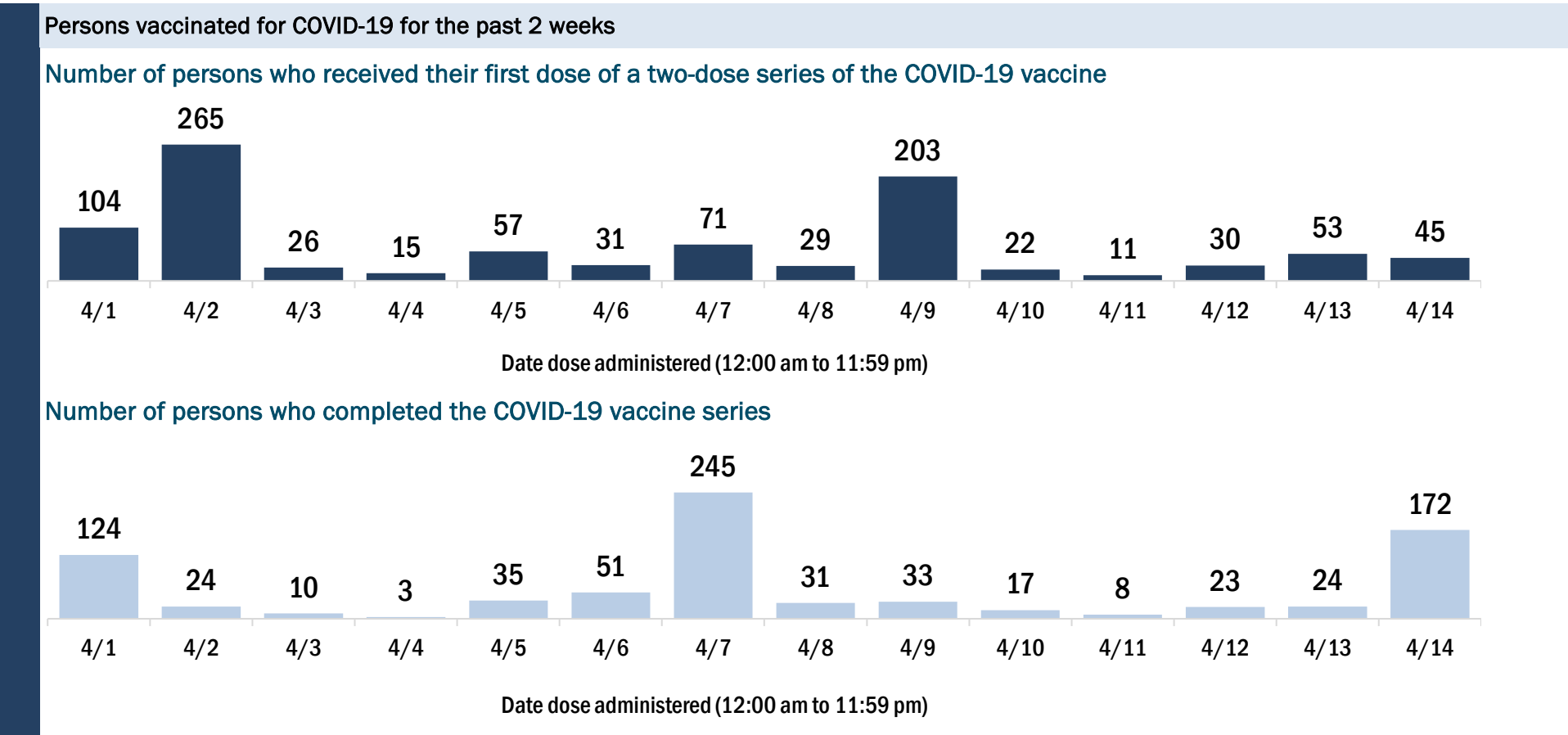
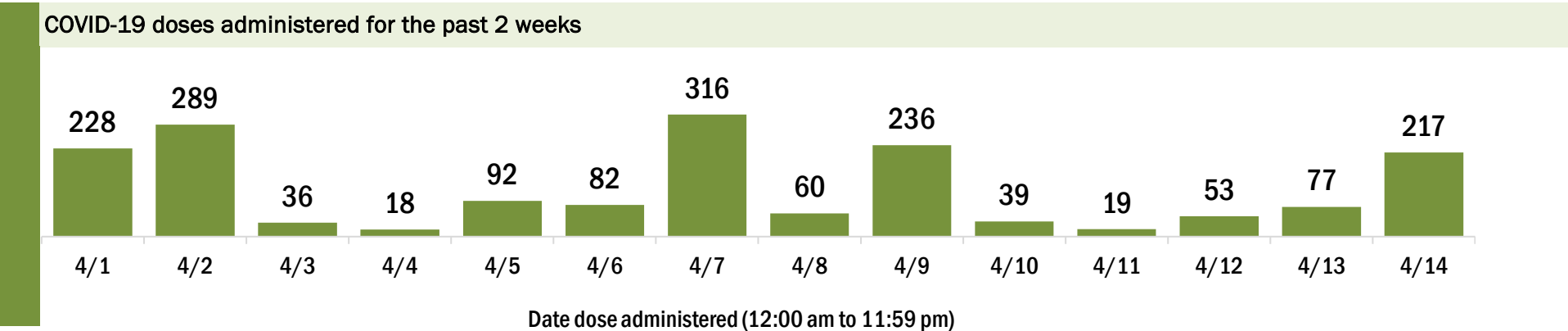
Data in this report are provisional and subject to change.

Data in this summary pertain to COVID-19 vaccines approved by the U.S. Food and Drug Administration and have been issued an Emergency Use Authorization (Janssen COVID-19 Vaccine, Moderna COVID-19 Vaccine and Pfizer-BioNTech COVID-19 Vaccine). These data summarize the number of people who have received either their first dose or have completed the series for a COVID-19 vaccine. **A person can only be counted in one category, first dose or series complete.** For persons receiving Moderna or Pfizer vaccines, once they receive their second dose, they are moved from the first dose column to the series completed column. **Because of this, the total first dose category may show a change from report to report not matching the total receiving their first dose from the previous day.** Persons receiving Johnson & Johnson vaccines will always be counted in the series completed column.

COVID-19 doses for vaccinated persons in Florida	
Doses administered	8,042
People receiving one dose of a 1-dose series (Johnson & Johnson) or receiving only one dose of a 2-dose series (Moderna, Pfizer) count once. Persons receiving both doses of a 2-dose series count twice.	

Current status of persons vaccinated for COVID-19 in Florida	
Total people vaccinated	4,966
First dose	1,754
Series completed	3,212
Completed 1-dose series	136
Completed 2-dose series	3,076
<b>First dose:</b> current number of people who have only received their first dose of the Moderna or Pfizer vaccine.	
<b>Series complete:</b> current number of people who have received both Moderna or Pfizer vaccine doses or one Johnson & Johnson dose and are considered fully immunized.	

Demographic summary	First dose	Series complete	Total people vaccinated
Age group	1,754	3,212	4,966
16-24 years	102	44	146
25-34 years	120	112	232
35-44 years	198	99	297
45-54 years	356	175	531
55-64 years	541	366	907
65-74 years	259	1,272	1,531
75-84 years	144	884	1,028
85+ years	34	260	294
Race	1,754	3,212	4,966
White	1,283	2,660	3,943
Black	92	118	210
American Indian/Alaskan	4	24	28
Other	273	327	600
Unknown	102	83	185
Other race includes Asian, native Hawaiian/Pacific Islander, or other.			
Ethnicity	1,754	3,212	4,966
Hispanic	536	373	909
Non-Hispanic	826	2,410	3,236
Unknown	392	429	821
Gender	1,754	3,212	4,966
Female	933	1,753	2,686
Male	819	1,458	2,277
Unknown	2	1	3



# COVID-19: Hendry County vaccine summary

Vaccination data through Apr 14, 2021 as of Apr 15, 2021 at 12:05 AM

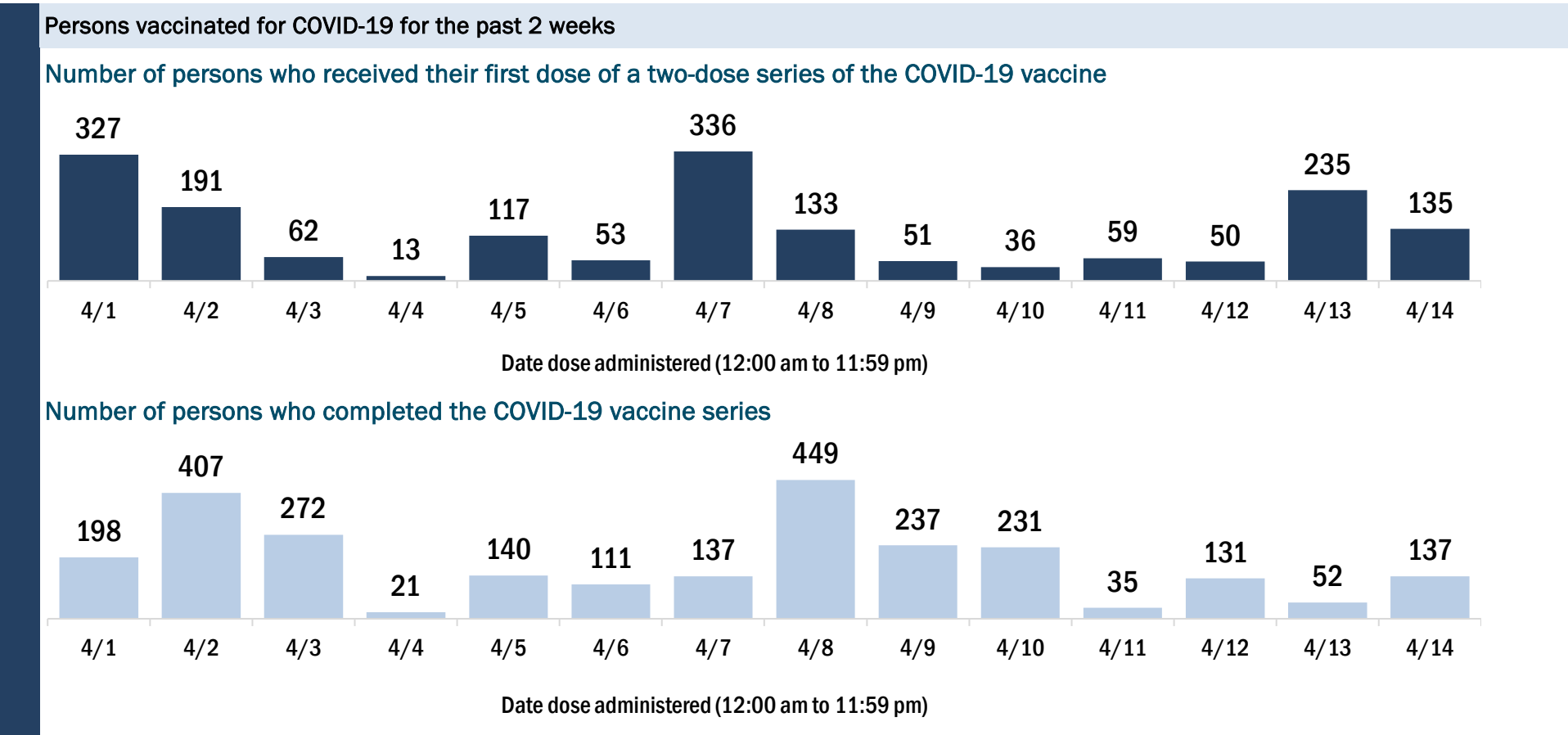
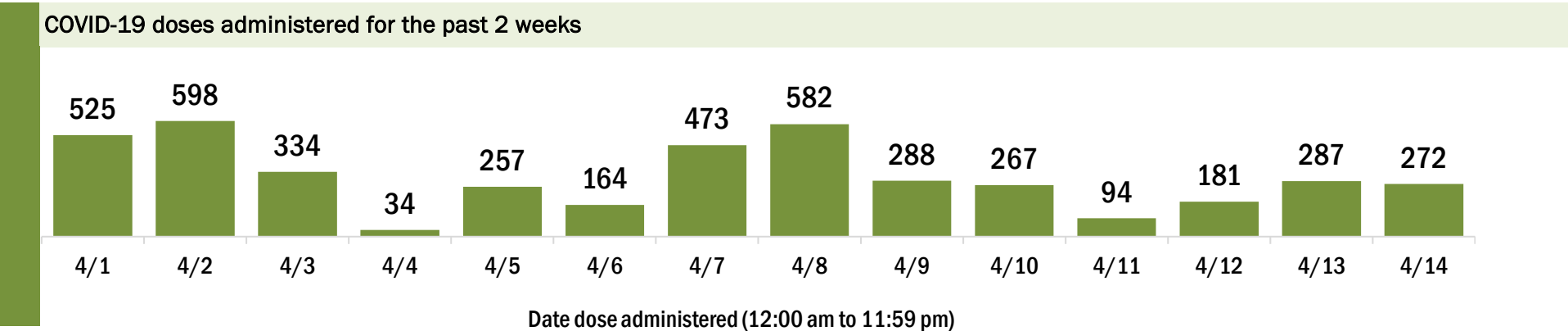
Data in this report are provisional and subject to change.

Data in this summary pertain to COVID-19 vaccines approved by the U.S. Food and Drug Administration and have been issued an Emergency Use Authorization (Janssen COVID-19 Vaccine, Moderna COVID-19 Vaccine and Pfizer-BioNTech COVID-19 Vaccine). These data summarize the number of people who have received either their first dose or have completed the series for a COVID-19 vaccine. **A person can only be counted in one category, first dose or series complete.** For persons receiving Moderna or Pfizer vaccines, once they receive their second dose, they are moved from the first dose column to the series completed column. **Because of this, the total first dose category may show a change from report to report not matching the total receiving their first dose from the previous day.** Persons receiving Johnson & Johnson vaccines will always be counted in the series completed column.

COVID-19 doses for vaccinated persons in Florida	
Doses administered	14,562
People receiving one dose of a 1-dose series (Johnson & Johnson) or receiving only one dose of a 2-dose series (Moderna, Pfizer) count once. Persons receiving both doses of a 2-dose series count twice.	

Current status of persons vaccinated for COVID-19 in Florida	
Total people vaccinated	9,765
First dose	3,851
Series completed	5,914
Completed 1-dose series	1,117
Completed 2-dose series	4,797
First dose: current number of people who have only received their first dose of the Moderna or Pfizer vaccine.	
Series complete: current number of people who have received both Moderna or Pfizer vaccine doses or one Johnson & Johnson dose and are considered fully immunized.	

Demographic summary	First dose	Series complete	Total people vaccinated
Age group	3,851	5,914	9,765
16-24 years	274	176	450
25-34 years	391	331	722
35-44 years	582	343	925
45-54 years	873	585	1,458
55-64 years	1,096	1,033	2,129
65-74 years	396	2,060	2,456
75-84 years	179	1,083	1,262
85+ years	60	303	363
Race	3,851	5,914	9,765
White	2,603	3,992	6,595
Black	292	363	655
American Indian/Alaskan	5	20	25
Other	635	891	1,526
Unknown	316	648	964
Other race includes Asian, native Hawaiian/Pacific Islander, or other.			
Ethnicity	3,851	5,914	9,765
Hispanic	1,697	1,483	3,180
Non-Hispanic	1,227	2,468	3,695
Unknown	927	1,963	2,890
Gender	3,851	5,914	9,765
Female	1,905	3,007	4,912
Male	1,944	2,906	4,850
Unknown	2	1	3



# COVID-19: Hernando County vaccine summary

Vaccination data through Apr 14, 2021 as of Apr 15, 2021 at 12:05 AM

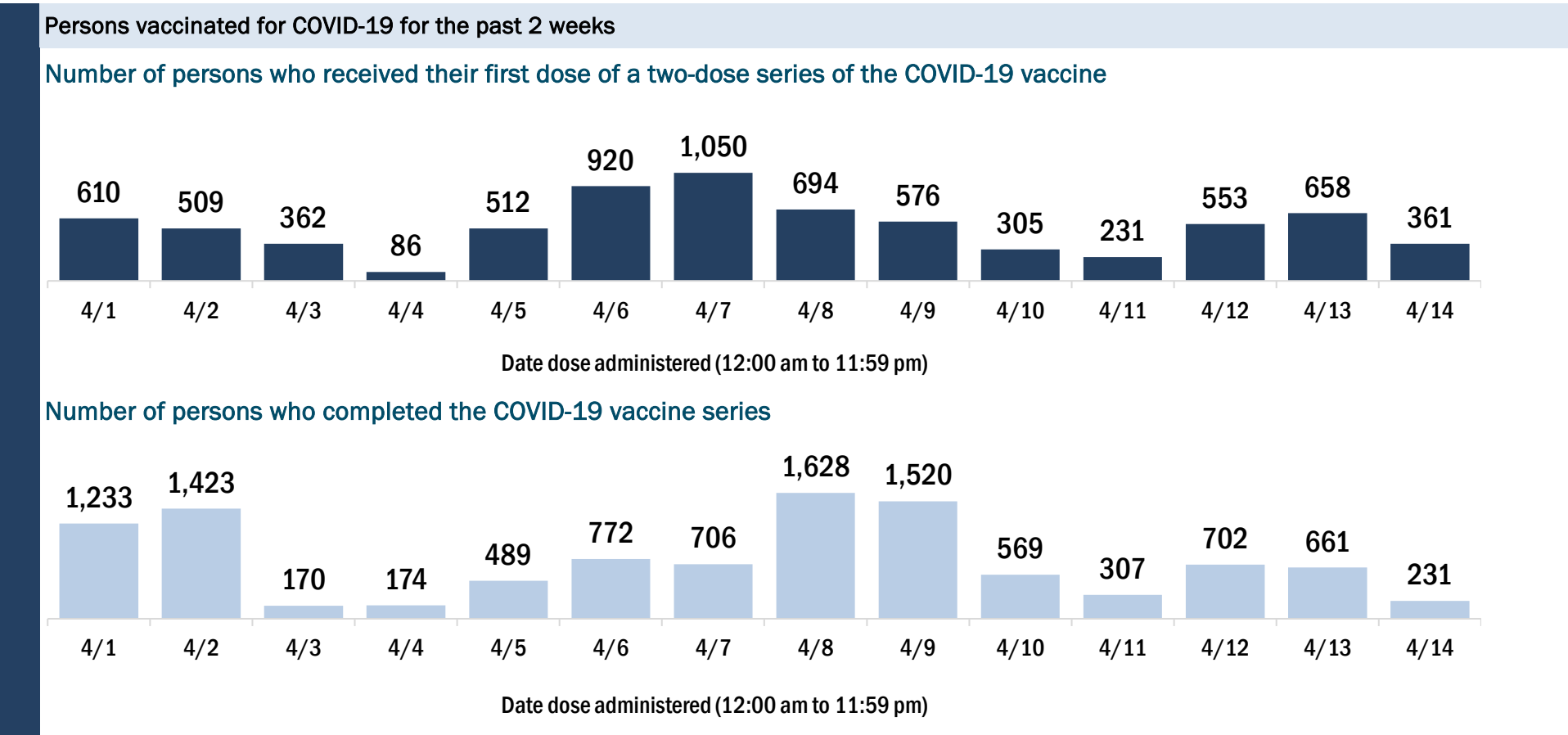
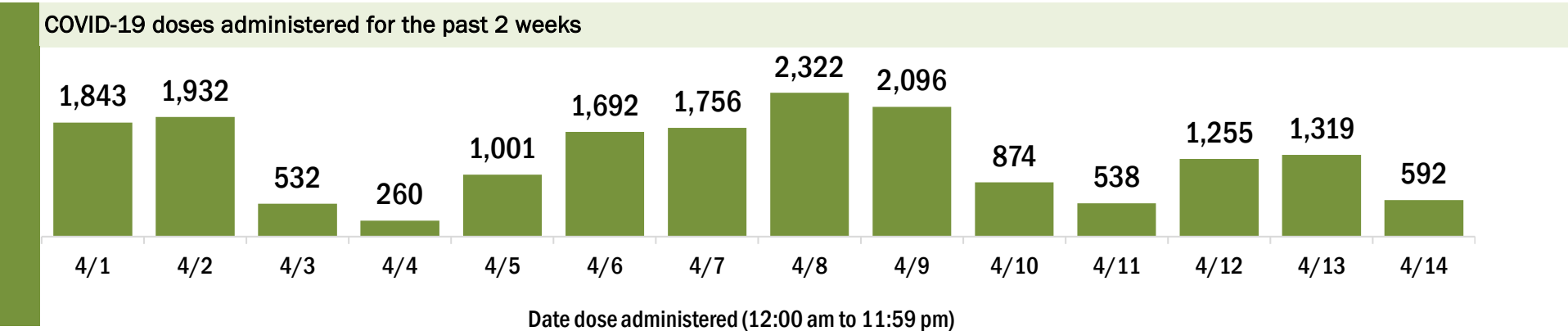
Data in this report are provisional and subject to change.

Data in this summary pertain to COVID-19 vaccines approved by the U.S. Food and Drug Administration and have been issued an Emergency Use Authorization (Janssen COVID-19 Vaccine, Moderna COVID-19 Vaccine and Pfizer-BioNTech COVID-19 Vaccine). These data summarize the number of people who have received either their first dose or have completed the series for a COVID-19 vaccine. **A person can only be counted in one category, first dose or series complete.** For persons receiving Moderna or Pfizer vaccines, once they receive their second dose, they are moved from the first dose column to the series completed column. **Because of this, the total first dose category may show a change from report to report not matching the total receiving their first dose from the previous day.** Persons receiving Johnson & Johnson vaccines will always be counted in the series completed column.

COVID-19 doses for vaccinated persons in Florida	
Doses administered	95,114
People receiving one dose of a 1-dose series (Johnson & Johnson) or receiving only one dose of a 2-dose series (Moderna, Pfizer) count once. Persons receiving both doses of a 2-dose series count twice.	

Current status of persons vaccinated for COVID-19 in Florida	
Total people vaccinated	60,874
First dose	21,930
Series completed	38,944
Completed 1-dose series	4,704
Completed 2-dose series	34,240
First dose: current number of people who have only received their first dose of the Moderna or Pfizer vaccine.	
Series complete: current number of people who have received both Moderna or Pfizer vaccine doses or one Johnson & Johnson dose and are considered fully immunized.	

Demographic summary	First dose	Series complete	Total people vaccinated
Age group	21,930	38,944	60,874
16-24 years	1,102	472	1,574
25-34 years	1,271	1,015	2,286
35-44 years	1,964	1,458	3,422
45-54 years	3,707	2,443	6,150
55-64 years	6,590	5,106	11,696
65-74 years	3,927	15,229	19,156
75-84 years	2,481	10,044	12,525
85+ years	888	3,177	4,065
Race	21,930	38,944	60,874
White	15,121	28,160	43,281
Black	530	982	1,512
American Indian/Alaskan	83	120	203
Other	1,533	2,660	4,193
Unknown	4,663	7,022	11,685
Other race includes Asian, native Hawaiian/Pacific Islander, or other.			
Ethnicity	21,930	38,944	60,874
Hispanic	1,405	1,621	3,026
Non-Hispanic	10,834	21,703	32,537
Unknown	9,691	15,620	25,311
Gender	21,930	38,944	60,874
Female	12,295	22,663	34,958
Male	9,616	16,251	25,867
Unknown	19	30	49





# COVID-19: Highlands County vaccine summary

Vaccination data through Apr 14, 2021 as of Apr 15, 2021 at 12:05 AM

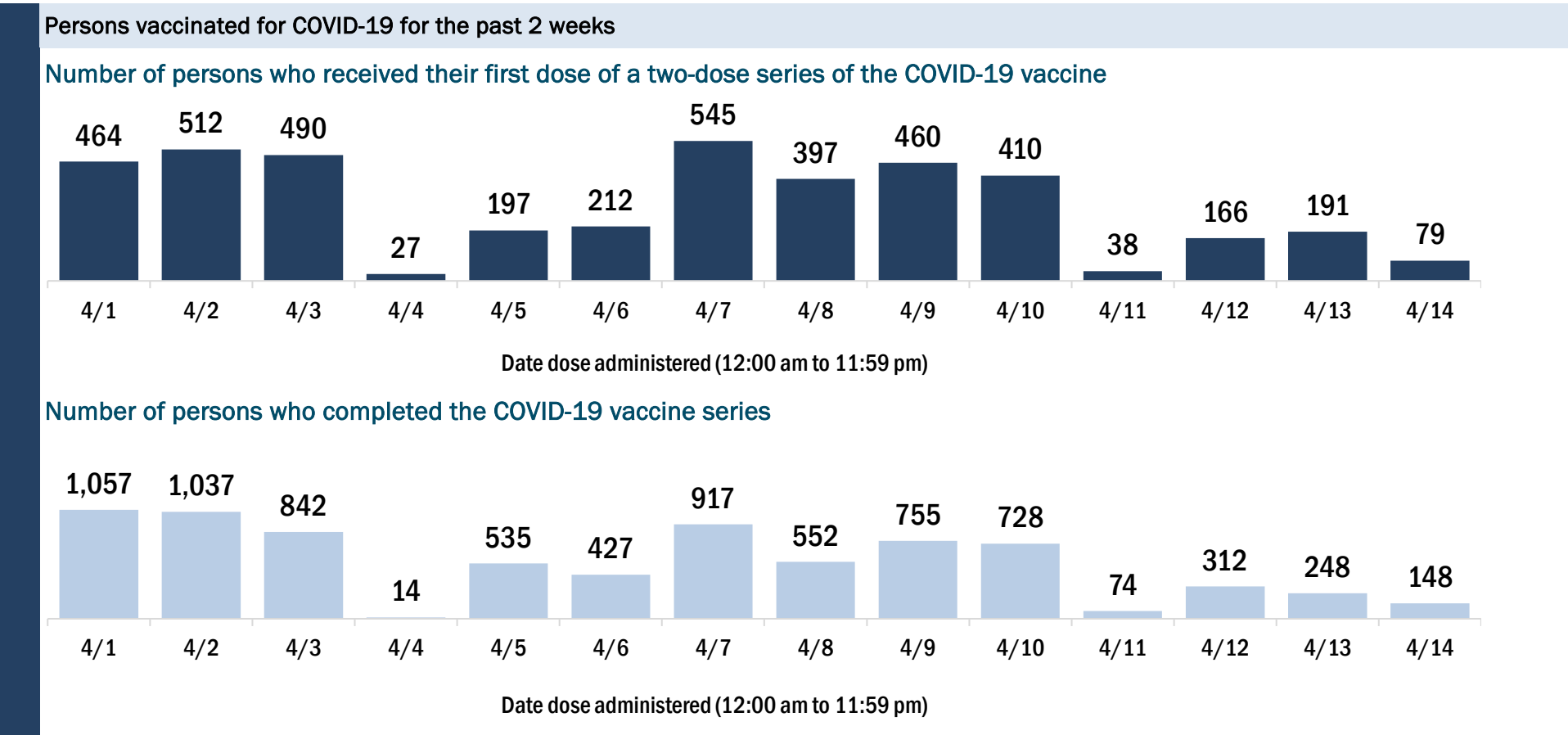
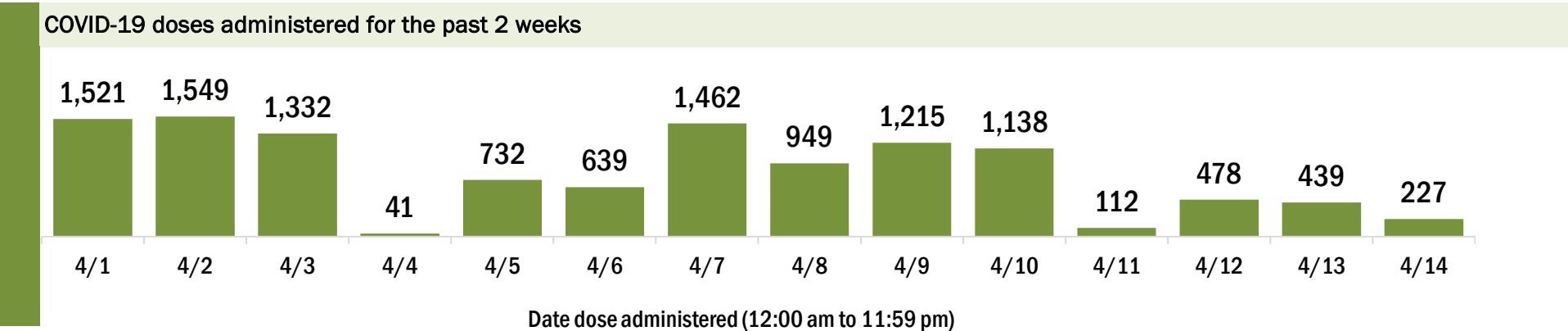
Data in this report are provisional and subject to change.

Data in this summary pertain to COVID-19 vaccines approved by the U.S. Food and Drug Administration and have been issued an Emergency Use Authorization (Janssen COVID-19 Vaccine, Moderna COVID-19 Vaccine and Pfizer-BioNTech COVID-19 Vaccine). These data summarize the number of people who have received either their first dose or have completed the series for a COVID-19 vaccine. **A person can only be counted in one category, first dose or series complete.** For persons receiving Moderna or Pfizer vaccines, once they receive their second dose, they are moved from the first dose column to the series completed column. **Because of this, the total first dose category may show a change from report to report not matching the total receiving their first dose from the previous day.** Persons receiving Johnson & Johnson vaccines will always be counted in the series completed column.

COVID-19 doses for vaccinated persons in Florida	
Doses administered	60,691
People receiving one dose of a 1-dose series (Johnson & Johnson) or receiving only one dose of a 2-dose series (Moderna, Pfizer) count once. Persons receiving both doses of a 2-dose series count twice.	

Current status of persons vaccinated for COVID-19 in Florida	
Total people vaccinated	38,459
First dose	15,688
Series completed	22,771
Completed 1-dose series	539
Completed 2-dose series	22,232
First dose: current number of people who have only received their first dose of the Moderna or Pfizer vaccine.	
Series complete: current number of people who have received both Moderna or Pfizer vaccine doses or one Johnson & Johnson dose and are considered fully immunized.	

Demographic summary	First dose	Series complete	Total people vaccinated
Age group	15,688	22,771	38,459
16-24 years	409	125	534
25-34 years	525	322	847
35-44 years	815	496	1,311
45-54 years	1,526	896	2,422
55-64 years	3,663	2,344	6,007
65-74 years	4,385	9,201	13,586
75-84 years	3,299	7,381	10,680
85+ years	1,066	2,006	3,072
Race	15,688	22,771	38,459
White	12,590	18,828	31,418
Black	670	732	1,402
American Indian/Alaskan	151	155	306
Other	1,011	1,325	2,336
Unknown	1,266	1,731	2,997
Other race includes Asian, native Hawaiian/Pacific Islander, or other.			
Ethnicity	15,688	22,771	38,459
Hispanic	1,868	968	2,836
Non-Hispanic	10,422	17,189	27,611
Unknown	3,398	4,614	8,012
Gender	15,688	22,771	38,459
Female	8,382	12,513	20,895
Male	7,274	10,248	17,522
Unknown	32	10	42



# COVID-19: Hillsborough County vaccine summary

Vaccination data through Apr 14, 2021 as of Apr 15, 2021 at 12:05 AM

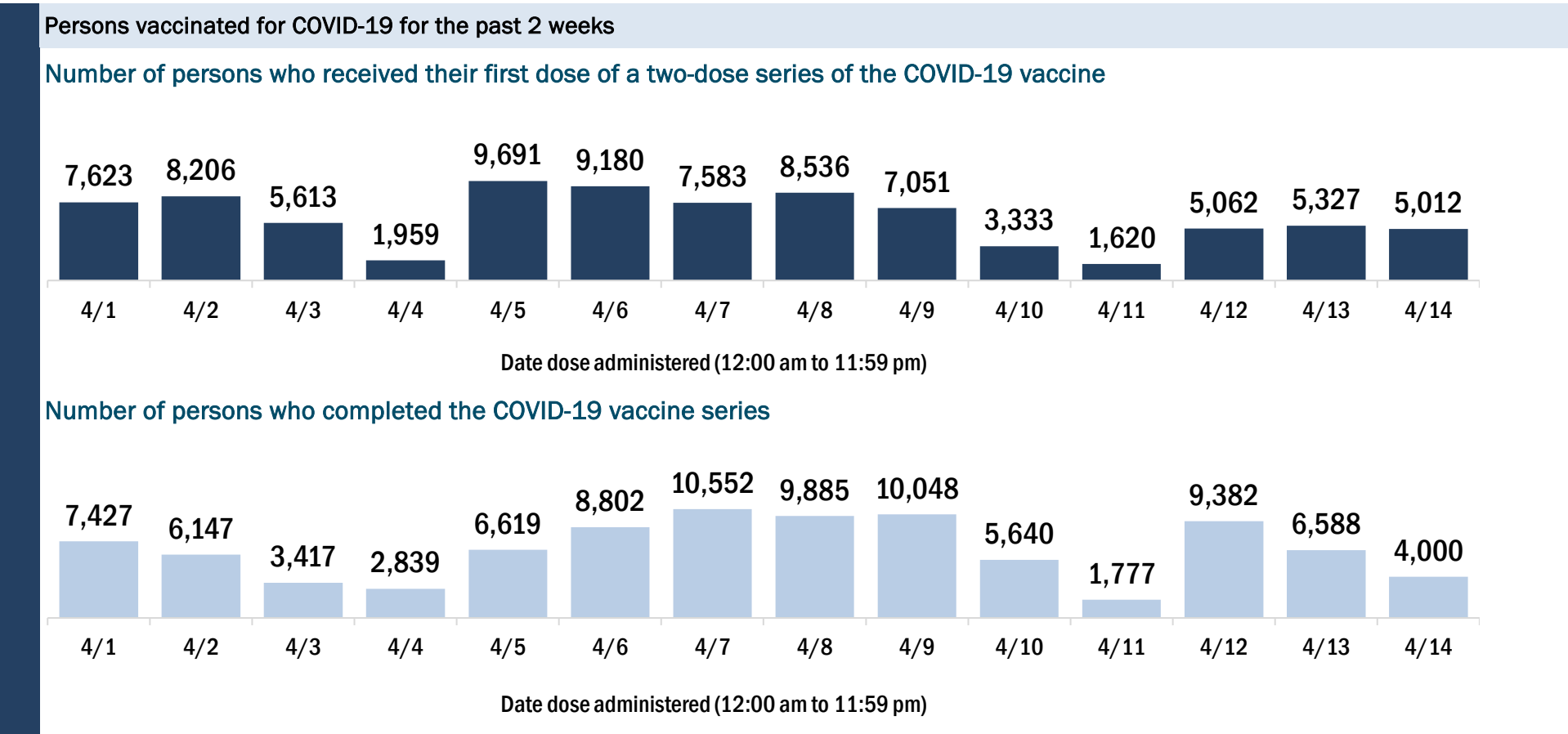
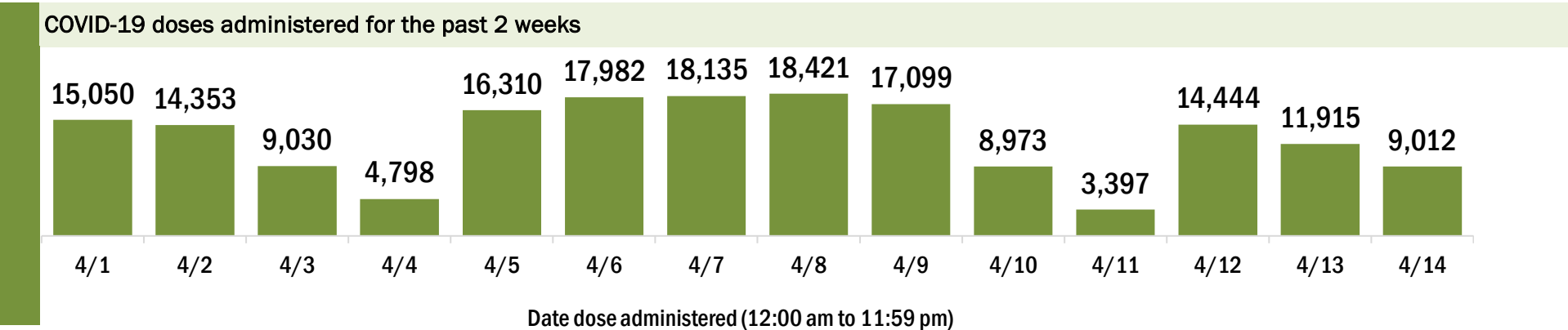
Data in this report are provisional and subject to change.

Data in this summary pertain to COVID-19 vaccines approved by the U.S. Food and Drug Administration and have been issued an Emergency Use Authorization (Janssen COVID-19 Vaccine, Moderna COVID-19 Vaccine and Pfizer-BioNTech COVID-19 Vaccine). These data summarize the number of people who have received either their first dose or have completed the series for a COVID-19 vaccine. **A person can only be counted in one category, first dose or series complete.** For persons receiving Moderna or Pfizer vaccines, once they receive their second dose, they are moved from the first dose column to the series completed column. **Because of this, the total first dose category may show a change from report to report not matching the total receiving their first dose from the previous day.** Persons receiving Johnson & Johnson vaccines will always be counted in the series completed column.

COVID-19 doses for vaccinated persons in Florida	
Doses administered	689,937
People receiving one dose of a 1-dose series (Johnson & Johnson) or receiving only one dose of a 2-dose series (Moderna, Pfizer) count once. Persons receiving both doses of a 2-dose series count twice.	

Current status of persons vaccinated for COVID-19 in Florida	
Total people vaccinated	470,306
First dose	203,969
Series completed	266,337
Completed 1-dose series	46,706
Completed 2-dose series	219,631
First dose: current number of people who have only received their first dose of the Moderna or Pfizer vaccine.	
Series complete: current number of people who have received both Moderna or Pfizer vaccine doses or one Johnson & Johnson dose and are considered fully immunized.	

Demographic summary	First dose	Series complete	Total people vaccinated
Age group	203,969	266,337	470,306
16-24 years	17,645	10,062	27,707
25-34 years	22,893	23,867	46,760
35-44 years	31,816	28,680	60,496
45-54 years	38,942	36,788	75,730
55-64 years	37,905	57,039	94,944
65-74 years	32,614	65,393	98,007
75-84 years	16,763	32,773	49,536
85+ years	5,391	11,735	17,126
Race	203,969	266,337	470,306
White	128,392	176,859	305,251
Black	12,555	18,711	31,266
American Indian/Alaskan	680	779	1,459
Other	27,399	35,471	62,870
Unknown	34,943	34,517	69,460
Other race includes Asian, native Hawaiian/Pacific Islander, or other.			
Ethnicity	203,969	266,337	470,306
Hispanic	24,662	27,824	52,486
Non-Hispanic	106,377	159,774	266,151
Unknown	72,930	78,739	151,669
Gender	203,969	266,337	470,306
Female	109,219	154,709	263,928
Male	94,457	111,426	205,883
Unknown	293	202	495



# COVID-19: Holmes County vaccine summary

Vaccination data through Apr 14, 2021 as of Apr 15, 2021 at 12:05 AM

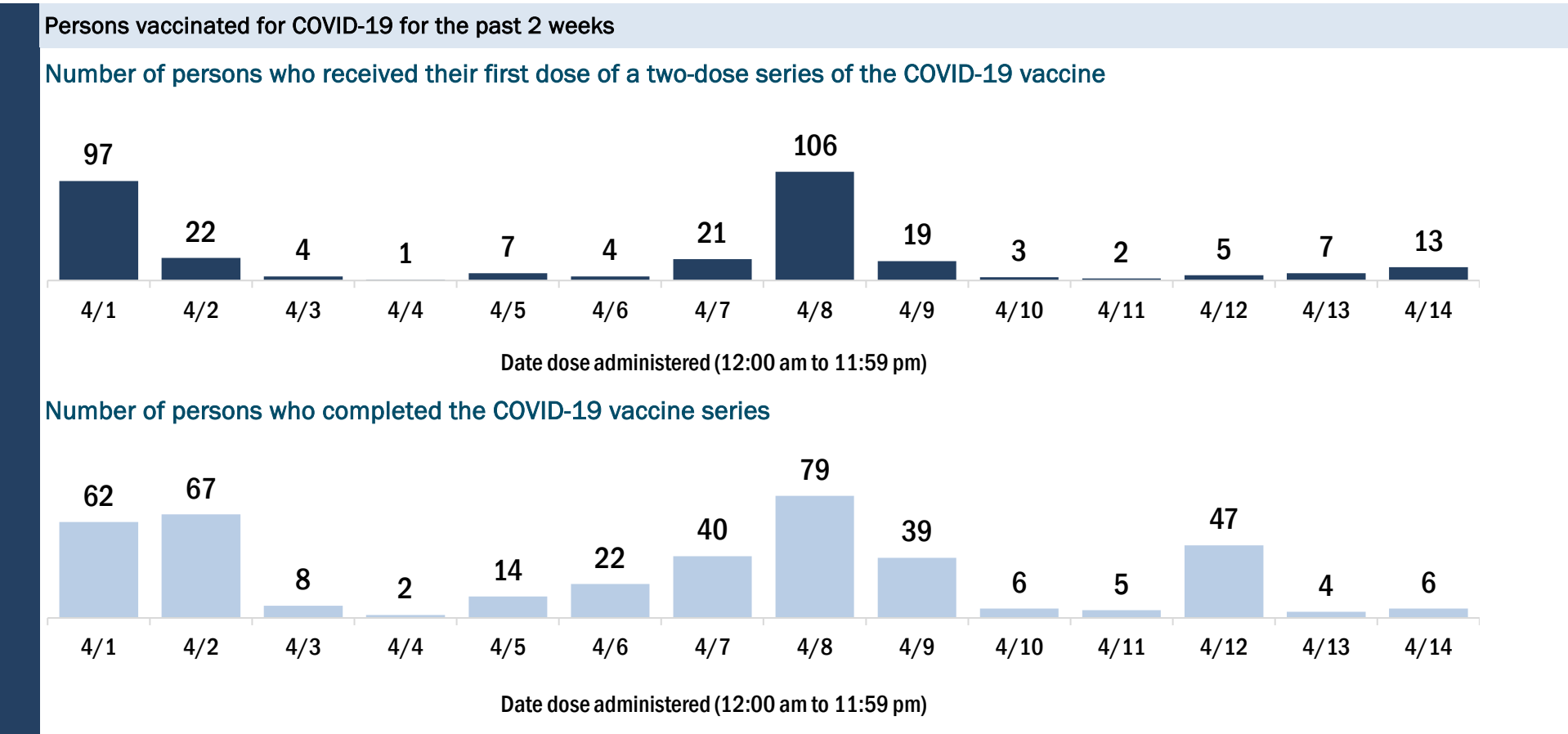
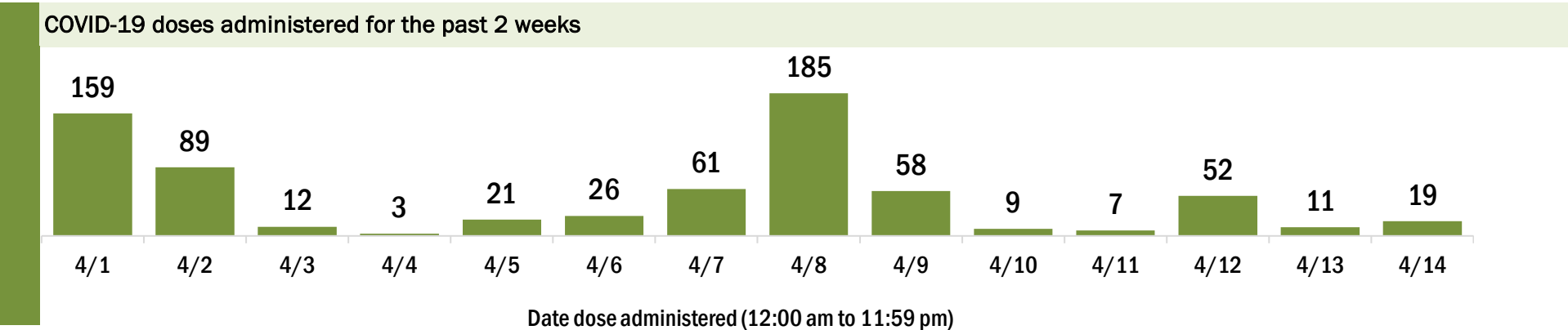
Data in this report are provisional and subject to change.

Data in this summary pertain to COVID-19 vaccines approved by the U.S. Food and Drug Administration and have been issued an Emergency Use Authorization (Janssen COVID-19 Vaccine, Moderna COVID-19 Vaccine and Pfizer-BioNTech COVID-19 Vaccine). These data summarize the number of people who have received either their first dose or have completed the series for a COVID-19 vaccine. **A person can only be counted in one category, first dose or series complete.** For persons receiving Moderna or Pfizer vaccines, once they receive their second dose, they are moved from the first dose column to the series completed column. **Because of this, the total first dose category may show a change from report to report not matching the total receiving their first dose from the previous day.** Persons receiving Johnson & Johnson vaccines will always be counted in the series completed column.

COVID-19 doses for vaccinated persons in Florida	
Doses administered	5,792
People receiving one dose of a 1-dose series (Johnson & Johnson) or receiving only one dose of a 2-dose series (Moderna, Pfizer) count once. Persons receiving both doses of a 2-dose series count twice.	

Current status of persons vaccinated for COVID-19 in Florida	
Total people vaccinated	3,495
First dose	903
Series completed	2,592
Completed 1-dose series	295
Completed 2-dose series	2,297
<b>First dose:</b> current number of people who have only received their first dose of the Moderna or Pfizer vaccine.	
<b>Series complete:</b> current number of people who have received both Moderna or Pfizer vaccine doses or one Johnson & Johnson dose and are considered fully immunized.	

Demographic summary	First dose	Series complete	Total people vaccinated
Age group	903	2,592	3,495
16-24 years	29	29	58
25-34 years	48	62	110
35-44 years	71	125	196
45-54 years	129	212	341
55-64 years	315	392	707
65-74 years	173	962	1,135
75-84 years	111	632	743
85+ years	27	178	205
Race	903	2,592	3,495
White	769	2,221	2,990
Black	39	85	124
American Indian/Alaskan	8	28	36
Other	43	161	204
Unknown	44	97	141
Other race includes Asian, native Hawaiian/Pacific Islander, or other.			
Ethnicity	903	2,592	3,495
Hispanic	21	16	37
Non-Hispanic	712	2,161	2,873
Unknown	170	415	585
Gender	903	2,592	3,495
Female	495	1,423	1,918
Male	408	1,169	1,577
Unknown	0	0	0



# COVID-19: Indian River County vaccine summary

Vaccination data through Apr 14, 2021 as of Apr 15, 2021 at 12:05 AM

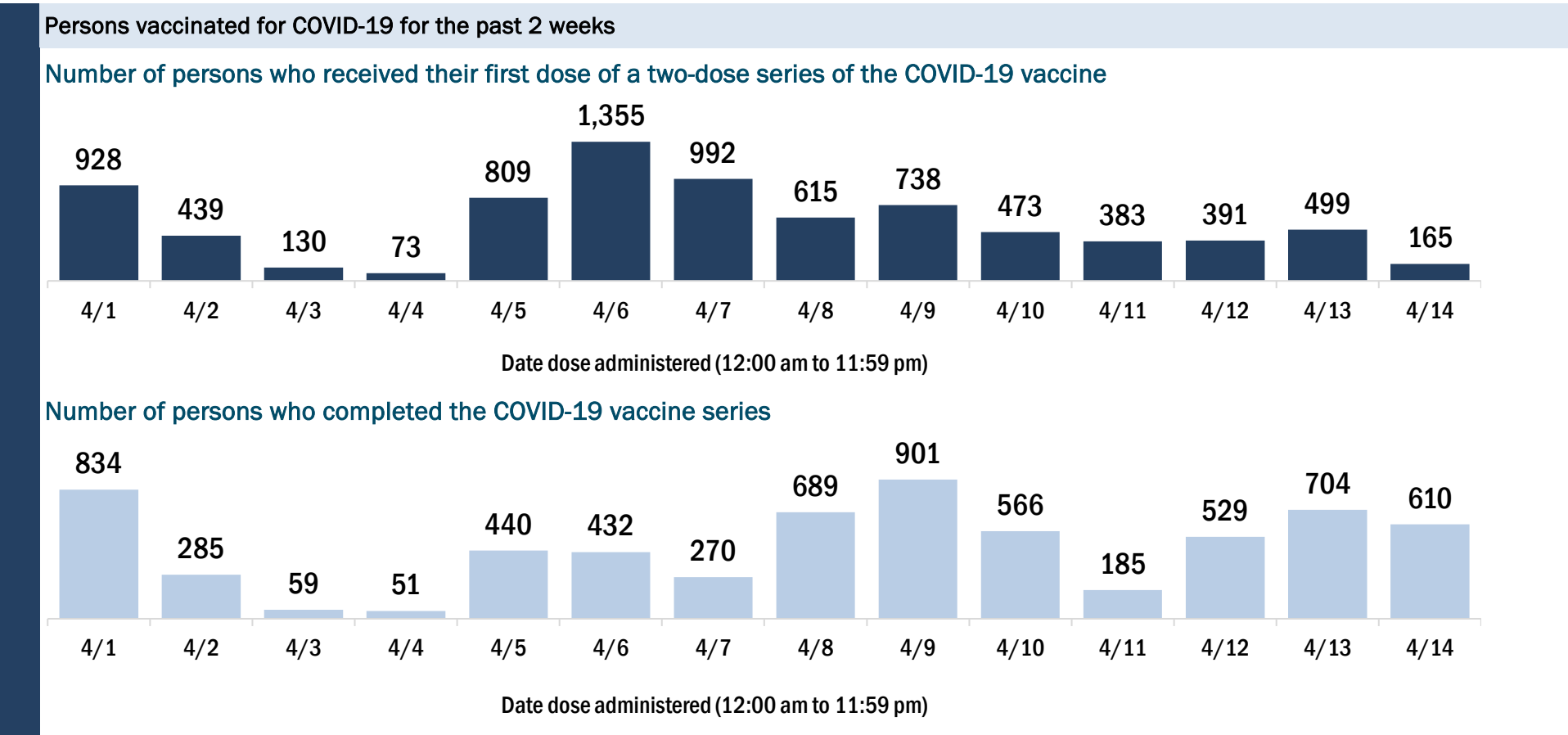
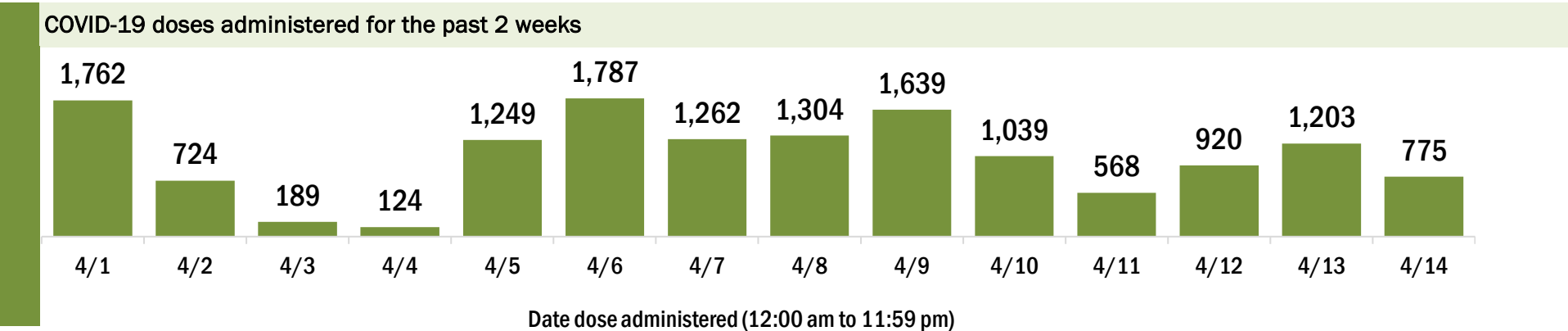
Data in this report are provisional and subject to change.

Data in this summary pertain to COVID-19 vaccines approved by the U.S. Food and Drug Administration and have been issued an Emergency Use Authorization (Janssen COVID-19 Vaccine, Moderna COVID-19 Vaccine and Pfizer-BioNTech COVID-19 Vaccine). These data summarize the number of people who have received either their first dose or have completed the series for a COVID-19 vaccine. **A person can only be counted in one category, first dose or series complete.** For persons receiving Moderna or Pfizer vaccines, once they receive their second dose, they are moved from the first dose column to the series completed column. **Because of this, the total first dose category may show a change from report to report not matching the total receiving their first dose from the previous day.** Persons receiving Johnson & Johnson vaccines will always be counted in the series completed column.

COVID-19 doses for vaccinated persons in Florida	
Doses administered	115,202
People receiving one dose of a 1-dose series (Johnson & Johnson) or receiving only one dose of a 2-dose series (Moderna, Pfizer) count once. Persons receiving both doses of a 2-dose series count twice.	

Current status of persons vaccinated for COVID-19 in Florida	
Total people vaccinated	72,501
First dose	27,913
Series completed	44,588
Completed 1-dose series	1,887
Completed 2-dose series	42,701
First dose: current number of people who have only received their first dose of the Moderna or Pfizer vaccine.	
Series complete: current number of people who have received both Moderna or Pfizer vaccine doses or one Johnson & Johnson dose and are considered fully immunized.	

Demographic summary	First dose	Series complete	Total people vaccinated
Age group	27,913	44,588	72,501
16-24 years	1,029	378	1,407
25-34 years	1,460	826	2,286
35-44 years	2,068	1,076	3,144
45-54 years	3,586	2,035	5,621
55-64 years	7,581	5,433	13,014
65-74 years	6,023	18,903	24,926
75-84 years	4,351	11,932	16,283
85+ years	1,815	4,005	5,820
Race	27,913	44,588	72,501
White	20,208	33,167	53,375
Black	1,355	1,117	2,472
American Indian/Alaskan	191	229	420
Other	1,913	3,020	4,933
Unknown	4,246	7,055	11,301
Other race includes Asian, native Hawaiian/Pacific Islander, or other.			
Ethnicity	27,913	44,588	72,501
Hispanic	2,084	1,125	3,209
Non-Hispanic	15,853	28,476	44,329
Unknown	9,976	14,987	24,963
Gender	27,913	44,588	72,501
Female	15,026	25,287	40,313
Male	12,857	19,266	32,123
Unknown	30	35	65





# COVID-19: Jackson County vaccine summary

Vaccination data through Apr 14, 2021 as of Apr 15, 2021 at 12:05 AM

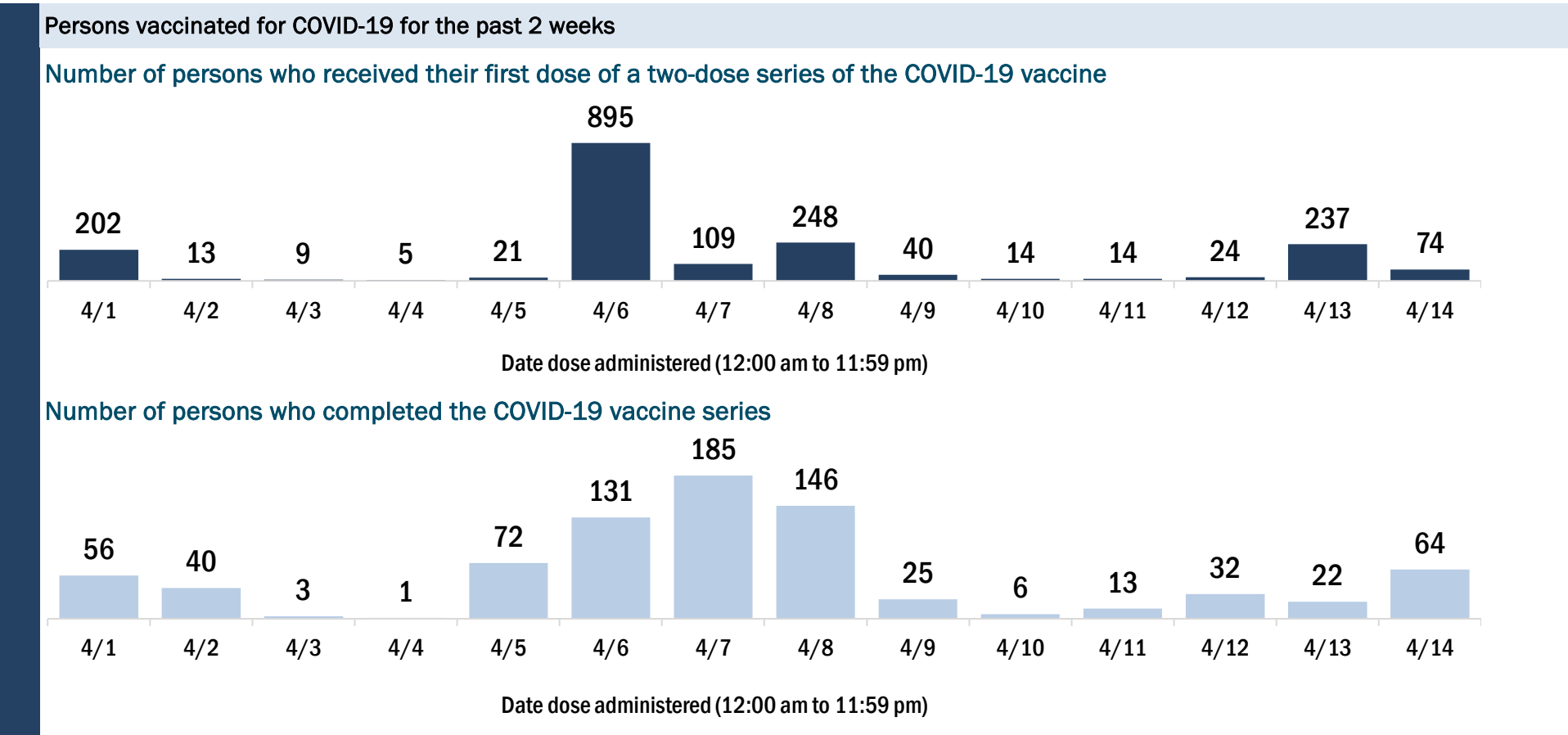
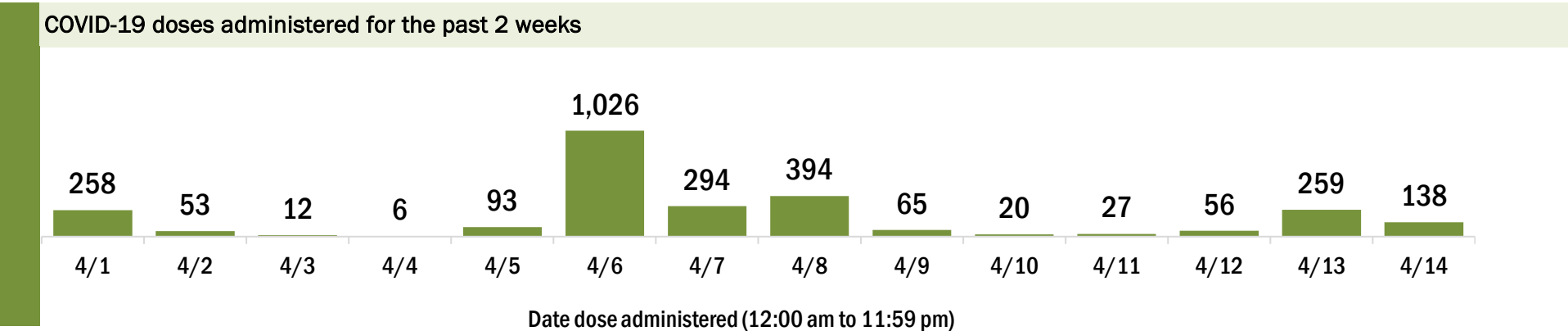
Data in this report are provisional and subject to change.

Data in this summary pertain to COVID-19 vaccines approved by the U.S. Food and Drug Administration and have been issued an Emergency Use Authorization (Janssen COVID-19 Vaccine, Moderna COVID-19 Vaccine and Pfizer-BioNTech COVID-19 Vaccine). These data summarize the number of people who have received either their first dose or have completed the series for a COVID-19 vaccine. **A person can only be counted in one category, first dose or series complete.** For persons receiving Moderna or Pfizer vaccines, once they receive their second dose, they are moved from the first dose column to the series completed column. **Because of this, the total first dose category may show a change from report to report not matching the total receiving their first dose from the previous day.** Persons receiving Johnson & Johnson vaccines will always be counted in the series completed column.

COVID-19 doses for vaccinated persons in Florida	
Doses administered	19,238
People receiving one dose of a 1-dose series (Johnson & Johnson) or receiving only one dose of a 2-dose series (Moderna, Pfizer) count once. Persons receiving both doses of a 2-dose series count twice.	

Current status of persons vaccinated for COVID-19 in Florida	
Total people vaccinated	12,006
First dose	4,018
Series completed	7,988
Completed 1-dose series	756
Completed 2-dose series	7,232
First dose: current number of people who have only received their first dose of the Moderna or Pfizer vaccine.	
Series complete: current number of people who have received both Moderna or Pfizer vaccine doses or one Johnson & Johnson dose and are considered fully immunized.	

Demographic summary	First dose	Series complete	Total people vaccinated
Age group	4,018	7,988	12,006
16-24 years	167	95	262
25-34 years	363	238	601
35-44 years	525	389	914
45-54 years	757	706	1,463
55-64 years	1,008	1,483	2,491
65-74 years	661	2,800	3,461
75-84 years	397	1,707	2,104
85+ years	140	570	710
Race	4,018	7,988	12,006
White	2,505	5,622	8,127
Black	1,004	1,509	2,513
American Indian/Alaskan	24	39	63
Other	180	349	529
Unknown	305	469	774
Other race includes Asian, native Hawaiian/Pacific Islander, or other.			
Ethnicity	4,018	7,988	12,006
Hispanic	211	93	304
Non-Hispanic	2,896	5,801	8,697
Unknown	911	2,094	3,005
Gender	4,018	7,988	12,006
Female	1,720	4,551	6,271
Male	2,297	3,437	5,734
Unknown	1	0	1



# COVID-19: Jefferson County vaccine summary

Vaccination data through Apr 14, 2021 as of Apr 15, 2021 at 12:05 AM

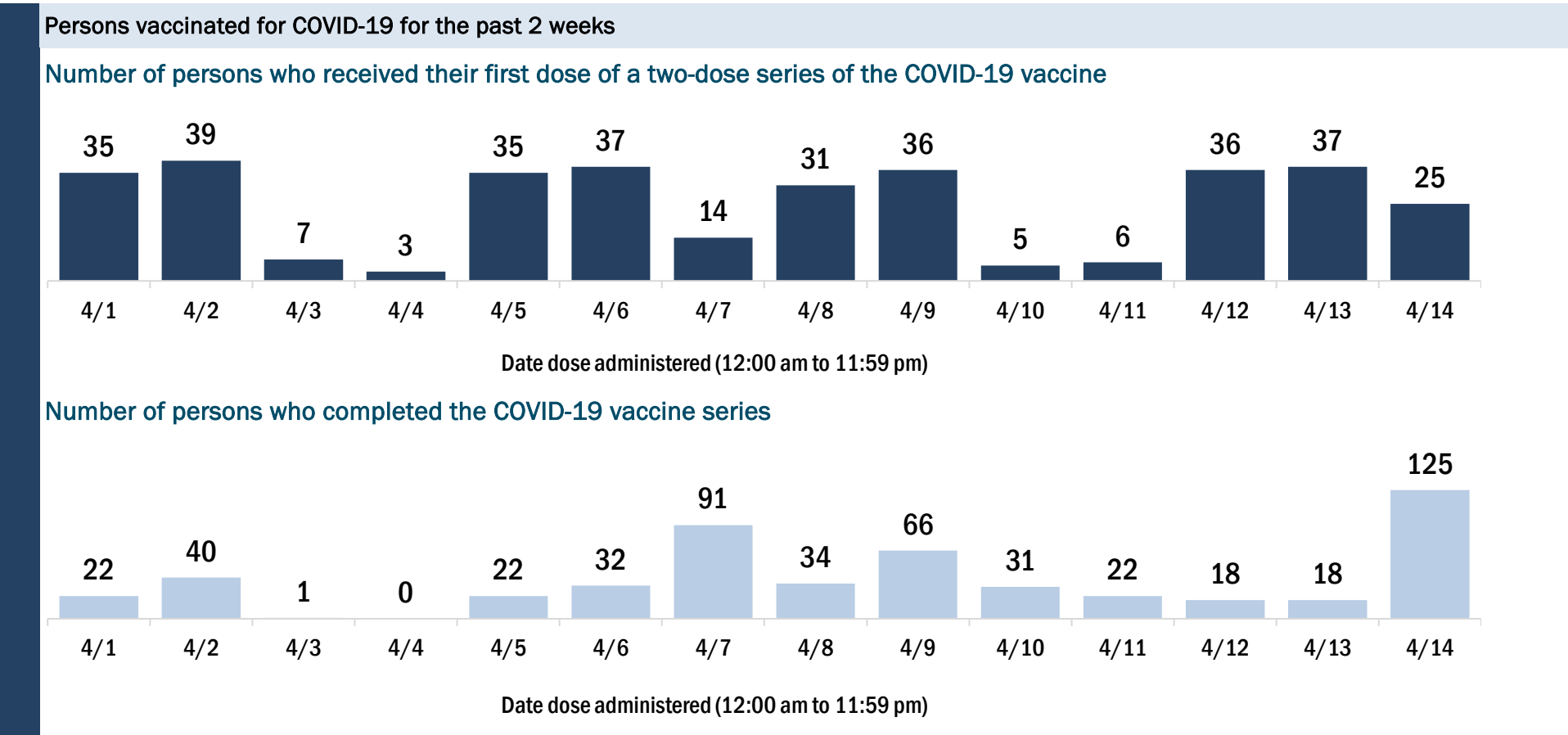
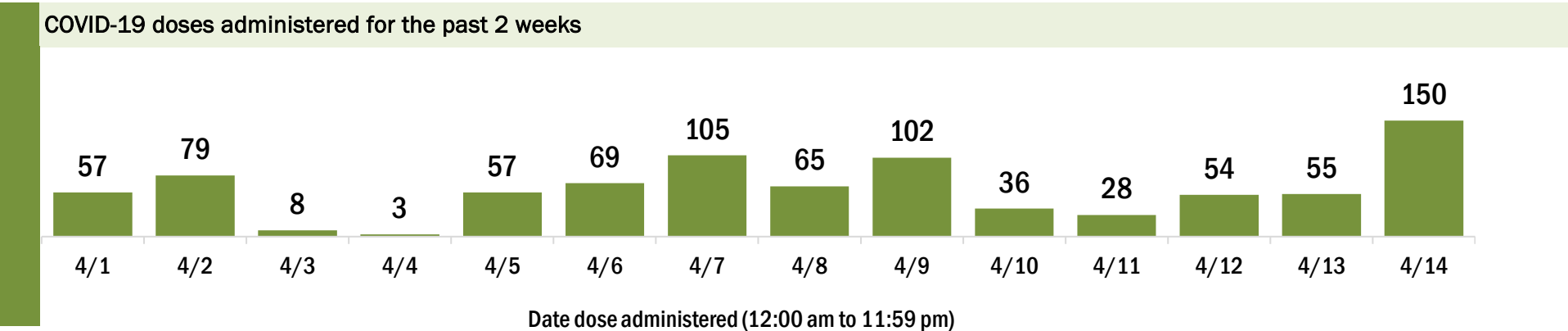
Data in this report are provisional and subject to change.

Data in this summary pertain to COVID-19 vaccines approved by the U.S. Food and Drug Administration and have been issued an Emergency Use Authorization (Janssen COVID-19 Vaccine, Moderna COVID-19 Vaccine and Pfizer-BioNTech COVID-19 Vaccine). These data summarize the number of people who have received either their first dose or have completed the series for a COVID-19 vaccine. **A person can only be counted in one category, first dose or series complete.** For persons receiving Moderna or Pfizer vaccines, once they receive their second dose, they are moved from the first dose column to the series completed column. **Because of this, the total first dose category may show a change from report to report not matching the total receiving their first dose from the previous day.** Persons receiving Johnson & Johnson vaccines will always be counted in the series completed column.

COVID-19 doses for vaccinated persons in Florida	
Doses administered	7,293
People receiving one dose of a 1-dose series (Johnson & Johnson) or receiving only one dose of a 2-dose series (Moderna, Pfizer) count once. Persons receiving both doses of a 2-dose series count twice.	

Current status of persons vaccinated for COVID-19 in Florida	
Total people vaccinated	4,348
First dose	1,135
Series completed	3,213
Completed 1-dose series	268
Completed 2-dose series	2,945
First dose: current number of people who have only received their first dose of the Moderna or Pfizer vaccine.	
Series complete: current number of people who have received both Moderna or Pfizer vaccine doses or one Johnson & Johnson dose and are considered fully immunized.	

Demographic summary	First dose	Series complete	Total people vaccinated
Age group	1,135	3,213	4,348
16-24 years	61	30	91
25-34 years	76	90	166
35-44 years	109	127	236
45-54 years	234	280	514
55-64 years	428	610	1,038
65-74 years	131	1,272	1,403
75-84 years	70	631	701
85+ years	26	173	199
Race	1,135	3,213	4,348
White	599	1,762	2,361
Black	312	688	1,000
American Indian/Alaskan	3	6	9
Other	120	499	619
Unknown	101	258	359
Other race includes Asian, native Hawaiian/Pacific Islander, or other.			
Ethnicity	1,135	3,213	4,348
Hispanic	40	51	91
Non-Hispanic	835	1,795	2,630
Unknown	260	1,367	1,627
Gender	1,135	3,213	4,348
Female	658	1,880	2,538
Male	477	1,333	1,810
Unknown	0	0	0



# COVID-19: Lafayette County vaccine summary

Vaccination data through Apr 14, 2021 as of Apr 15, 2021 at 12:05 AM

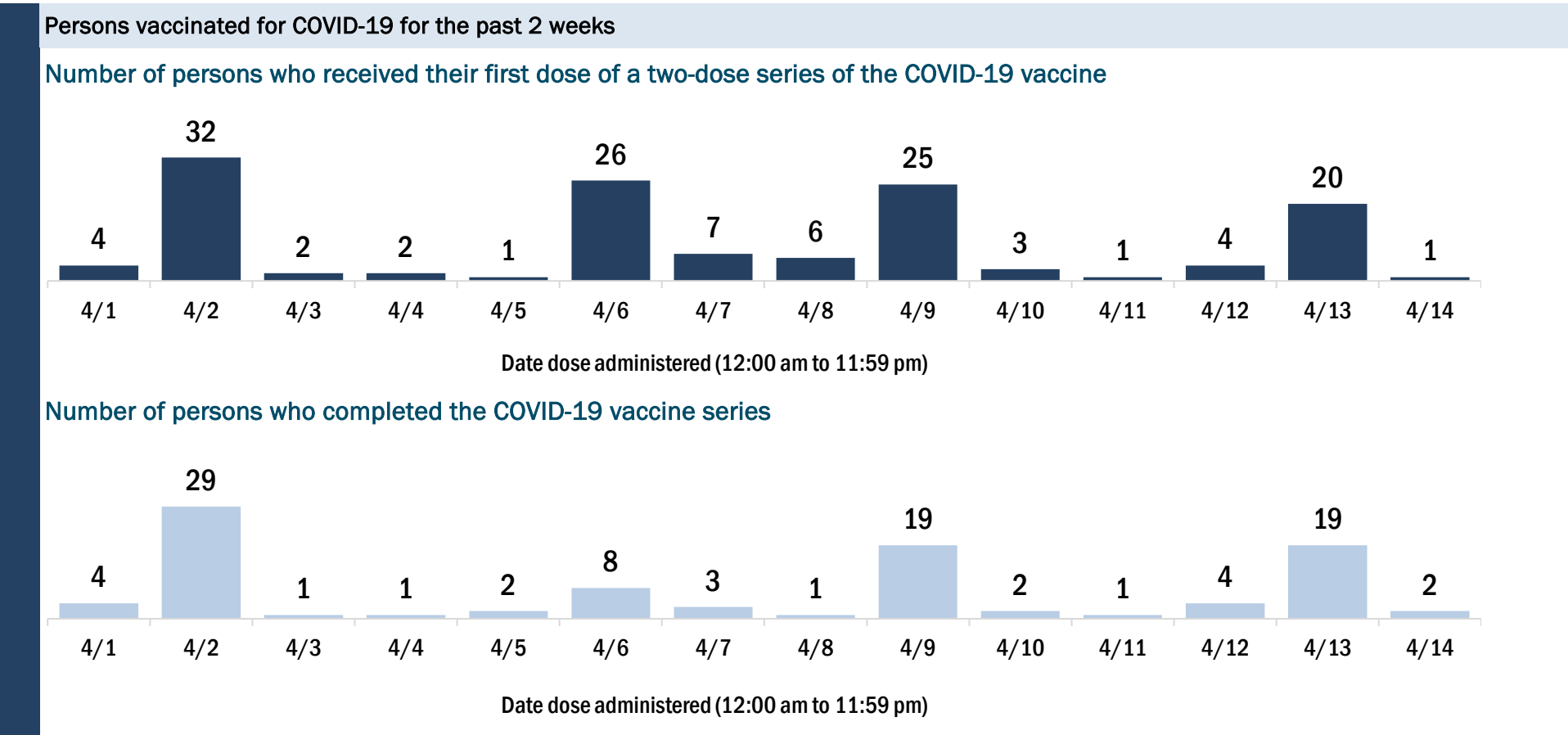
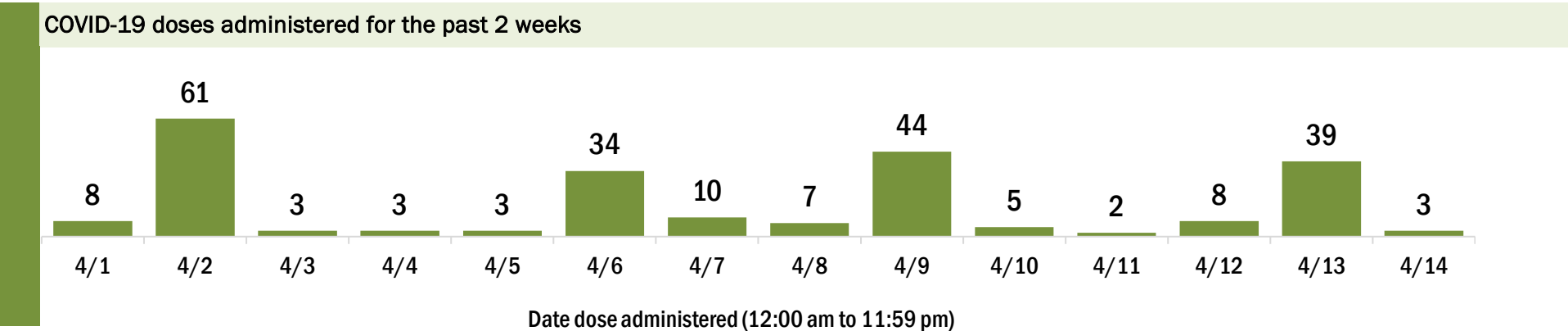
Data in this report are provisional and subject to change.

Data in this summary pertain to COVID-19 vaccines approved by the U.S. Food and Drug Administration and have been issued an Emergency Use Authorization (Janssen COVID-19 Vaccine, Moderna COVID-19 Vaccine and Pfizer-BioNTech COVID-19 Vaccine). These data summarize the number of people who have received either their first dose or have completed the series for a COVID-19 vaccine. **A person can only be counted in one category, first dose or series complete.** For persons receiving Moderna or Pfizer vaccines, once they receive their second dose, they are moved from the first dose column to the series completed column. **Because of this, the total first dose category may show a change from report to report not matching the total receiving their first dose from the previous day.** Persons receiving Johnson & Johnson vaccines will always be counted in the series completed column.

COVID-19 doses for vaccinated persons in Florida	
Doses administered	2,927
People receiving one dose of a 1-dose series (Johnson & Johnson) or receiving only one dose of a 2-dose series (Moderna, Pfizer) count once. Persons receiving both doses of a 2-dose series count twice.	

Current status of persons vaccinated for COVID-19 in Florida	
Total people vaccinated	1,700
First dose	449
Series completed	1,251
Completed 1-dose series	24
Completed 2-dose series	1,227
First dose: current number of people who have only received their first dose of the Moderna or Pfizer vaccine.	
Series complete: current number of people who have received both Moderna or Pfizer vaccine doses or one Johnson & Johnson dose and are considered fully immunized.	

Demographic summary	First dose	Series complete	Total people vaccinated
Age group	449	1,251	1,700
16-24 years	14	4	18
25-34 years	13	9	22
35-44 years	43	24	67
45-54 years	74	63	137
55-64 years	119	117	236
65-74 years	109	595	704
75-84 years	52	340	392
85+ years	25	99	124
Race	449	1,251	1,700
White	340	1,066	1,406
Black	20	40	60
American Indian/Alaskan	5	4	9
Other	24	72	96
Unknown	60	69	129
Other race includes Asian, native Hawaiian/Pacific Islander, or other.			
Ethnicity	449	1,251	1,700
Hispanic	41	32	73
Non-Hispanic	277	1,013	1,290
Unknown	131	206	337
Gender	449	1,251	1,700
Female	236	648	884
Male	212	603	815
Unknown	1	0	1



# COVID-19: Lake County vaccine summary

Vaccination data through Apr 14, 2021 as of Apr 15, 2021 at 12:05 AM

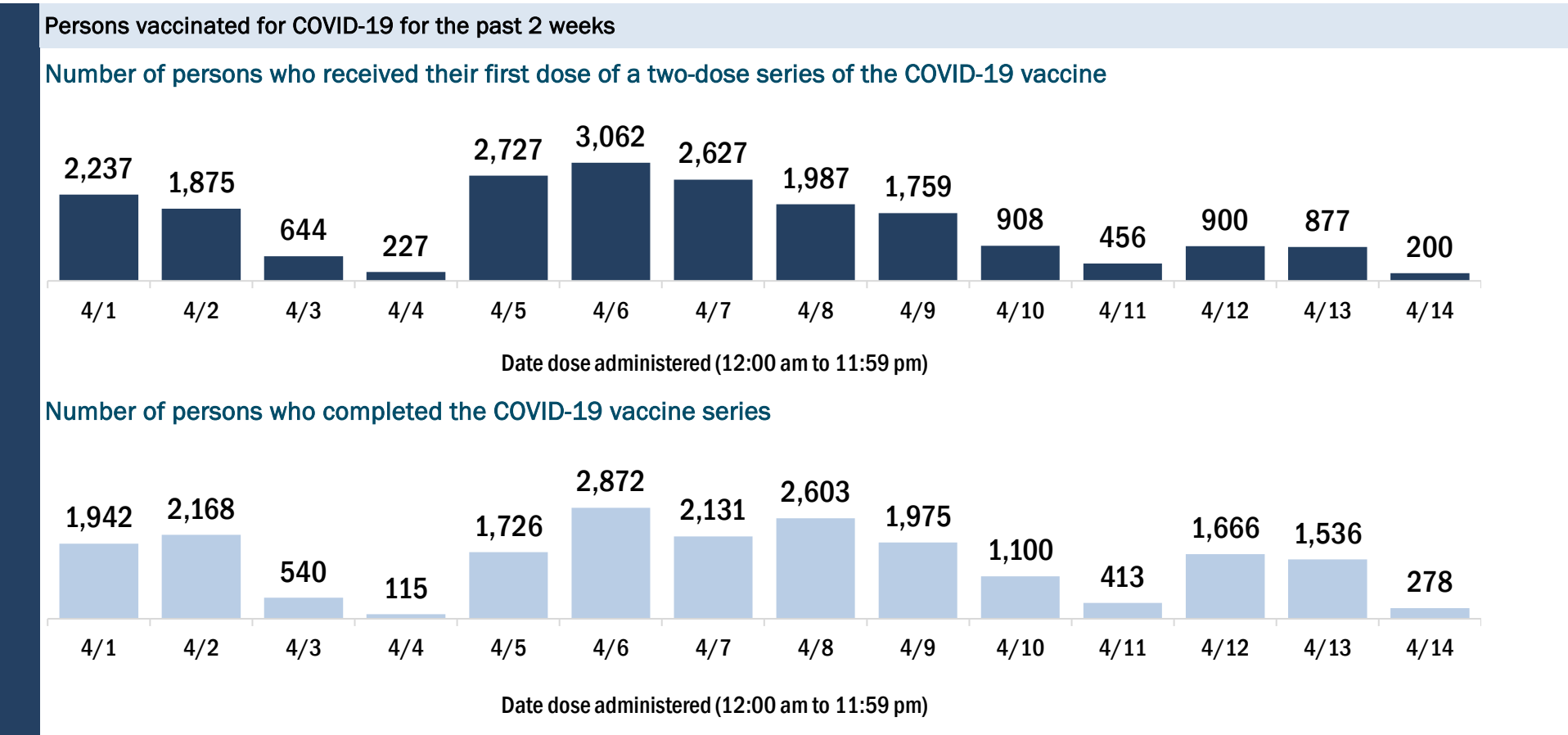
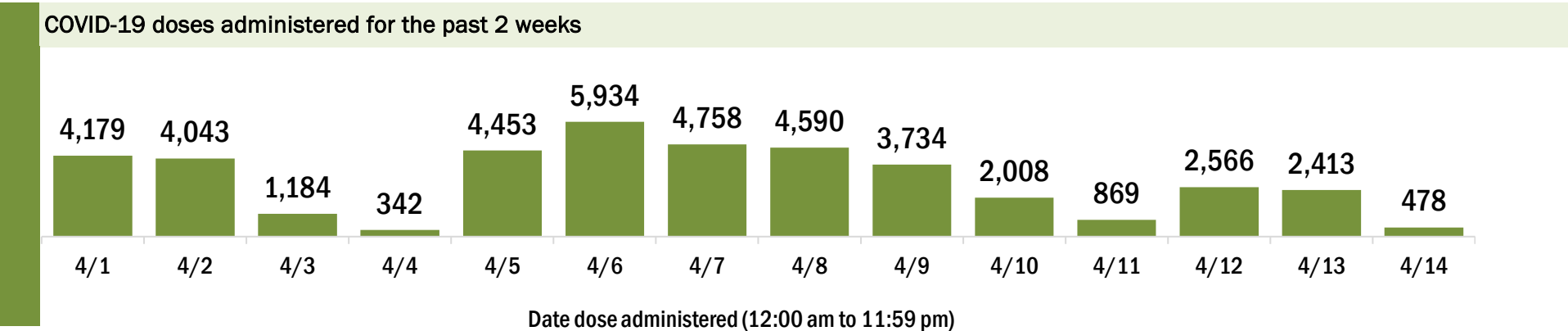
Data in this report are provisional and subject to change.

Data in this summary pertain to COVID-19 vaccines approved by the U.S. Food and Drug Administration and have been issued an Emergency Use Authorization (Janssen COVID-19 Vaccine, Moderna COVID-19 Vaccine and Pfizer-BioNTech COVID-19 Vaccine). These data summarize the number of people who have received either their first dose or have completed the series for a COVID-19 vaccine. **A person can only be counted in one category, first dose or series complete.** For persons receiving Moderna or Pfizer vaccines, once they receive their second dose, they are moved from the first dose column to the series completed column. **Because of this, the total first dose category may show a change from report to report not matching the total receiving their first dose from the previous day.** Persons receiving Johnson & Johnson vaccines will always be counted in the series completed column.

COVID-19 doses for vaccinated persons in Florida	
Doses administered	238,096
People receiving one dose of a 1-dose series (Johnson & Johnson) or receiving only one dose of a 2-dose series (Moderna, Pfizer) count once. Persons receiving both doses of a 2-dose series count twice.	

Current status of persons vaccinated for COVID-19 in Florida	
Total people vaccinated	148,428
First dose	52,940
Series completed	95,488
Completed 1-dose series	5,820
Completed 2-dose series	89,668
<b>First dose:</b> current number of people who have only received their first dose of the Moderna or Pfizer vaccine.	
<b>Series complete:</b> current number of people who have received both Moderna or Pfizer vaccine doses or one Johnson & Johnson dose and are considered fully immunized.	

Demographic summary	First dose	Series complete	Total people vaccinated
Age group	52,940	95,488	148,428
16-24 years	3,958	1,051	5,009
25-34 years	4,379	2,598	6,977
35-44 years	6,291	3,965	10,256
45-54 years	9,401	5,748	15,149
55-64 years	13,550	12,499	26,049
65-74 years	7,948	36,714	44,662
75-84 years	5,446	25,494	30,940
85+ years	1,967	7,419	9,386
Race	52,940	95,488	148,428
White	34,687	72,528	107,215
Black	3,275	4,262	7,537
American Indian/Alaskan	306	486	792
Other	5,596	7,960	13,556
Unknown	9,076	10,252	19,328
Other race includes Asian, native Hawaiian/Pacific Islander, or other.			
Ethnicity	52,940	95,488	148,428
Hispanic	6,223	4,394	10,617
Non-Hispanic	26,519	54,483	81,002
Unknown	20,198	36,611	56,809
Gender	52,940	95,488	148,428
Female	28,822	54,600	83,422
Male	23,977	40,790	64,767
Unknown	141	98	239





# COVID-19: Lee County vaccine summary

Vaccination data through Apr 14, 2021 as of Apr 15, 2021 at 12:05 AM

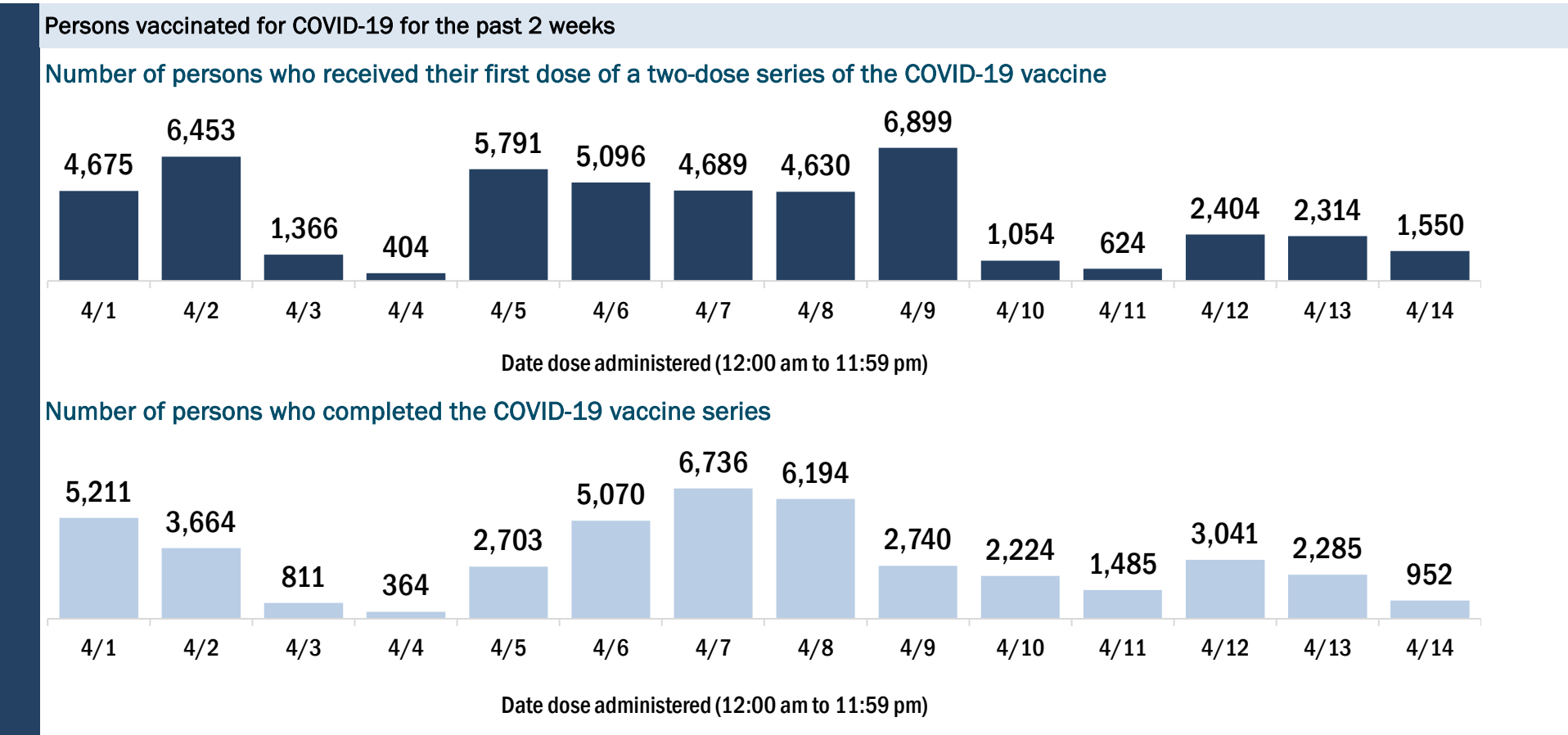
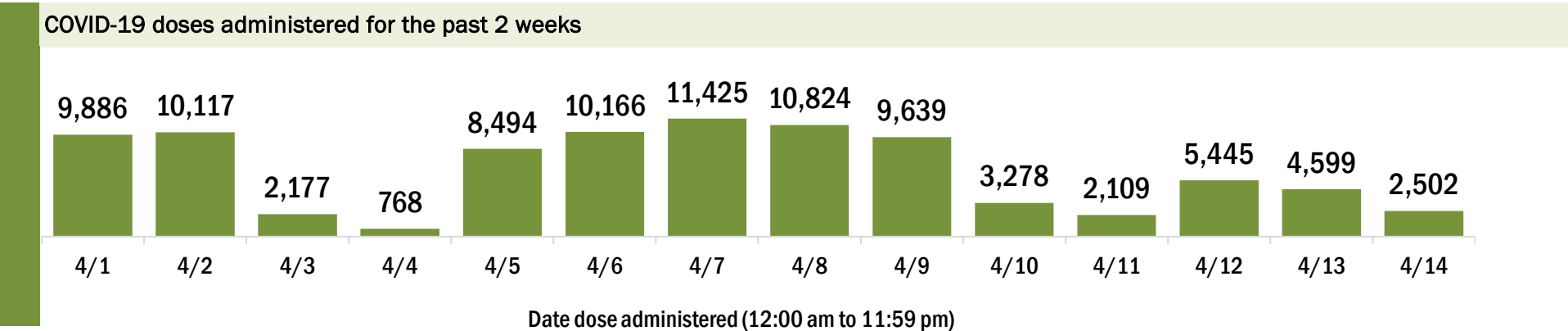
Data in this report are provisional and subject to change.

Data in this summary pertain to COVID-19 vaccines approved by the U.S. Food and Drug Administration and have been issued an Emergency Use Authorization (Janssen COVID-19 Vaccine, Moderna COVID-19 Vaccine and Pfizer-BioNTech COVID-19 Vaccine). These data summarize the number of people who have received either their first dose or have completed the series for a COVID-19 vaccine. **A person can only be counted in one category, first dose or series complete.** For persons receiving Moderna or Pfizer vaccines, once they receive their second dose, they are moved from the first dose column to the series completed column. **Because of this, the total first dose category may show a change from report to report not matching the total receiving their first dose from the previous day.** Persons receiving Johnson & Johnson vaccines will always be counted in the series completed column.

COVID-19 doses for vaccinated persons in Florida	
Doses administered	448,756
People receiving one dose of a 1-dose series (Johnson & Johnson) or receiving only one dose of a 2-dose series (Moderna, Pfizer) count once. Persons receiving both doses of a 2-dose series count twice.	

Current status of persons vaccinated for COVID-19 in Florida	
Total people vaccinated	288,221
First dose	116,217
Series completed	172,004
Completed 1-dose series	11,469
Completed 2-dose series	160,535
First dose: current number of people who have only received their first dose of the Moderna or Pfizer vaccine.	
Series complete: current number of people who have received both Moderna or Pfizer vaccine doses or one Johnson & Johnson dose and are considered fully immunized.	

Demographic summary	First dose	Series complete	Total people vaccinated
Age group	116,217	172,004	288,221
16-24 years	4,748	1,561	6,309
25-34 years	7,174	4,116	11,290
35-44 years	10,923	5,620	16,543
45-54 years	17,338	8,684	26,022
55-64 years	33,277	20,405	53,682
65-74 years	24,470	74,075	98,545
75-84 years	13,968	45,440	59,408
85+ years	4,319	12,103	16,422
Race	116,217	172,004	288,221
White	84,094	122,076	206,170
Black	3,673	3,603	7,276
American Indian/Alaskan	524	521	1,045
Other	8,273	10,995	19,268
Unknown	19,653	34,809	54,462
Other race includes Asian, native Hawaiian/Pacific Islander, or other.			
Ethnicity	116,217	172,004	288,221
Hispanic	13,980	8,018	21,998
Non-Hispanic	65,560	97,683	163,243
Unknown	36,677	66,303	102,980
Gender	116,217	172,004	288,221
Female	62,868	96,765	159,633
Male	53,041	74,931	127,972
Unknown	308	308	616



# COVID-19: Leon County vaccine summary

Vaccination data through Apr 14, 2021 as of Apr 15, 2021 at 12:05 AM

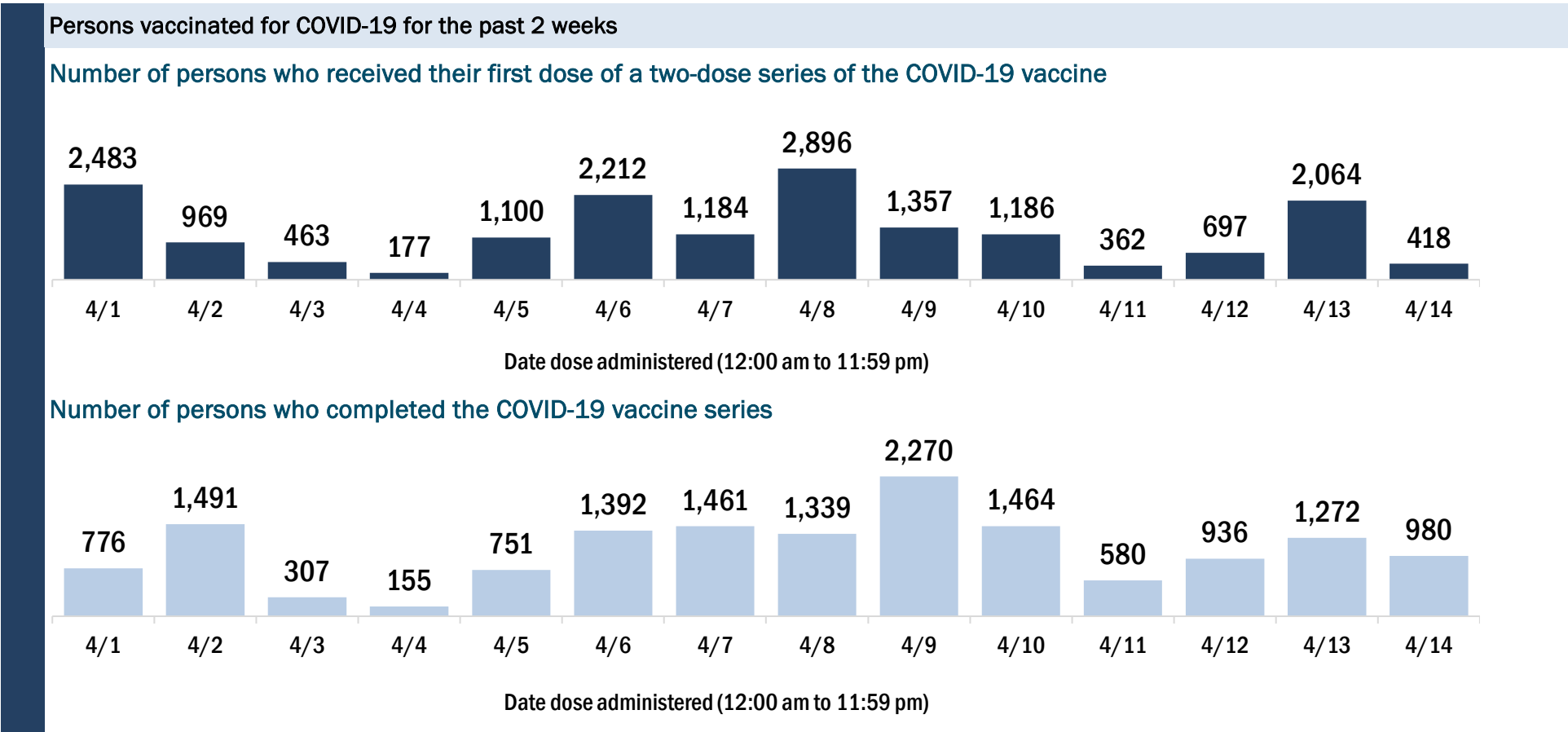
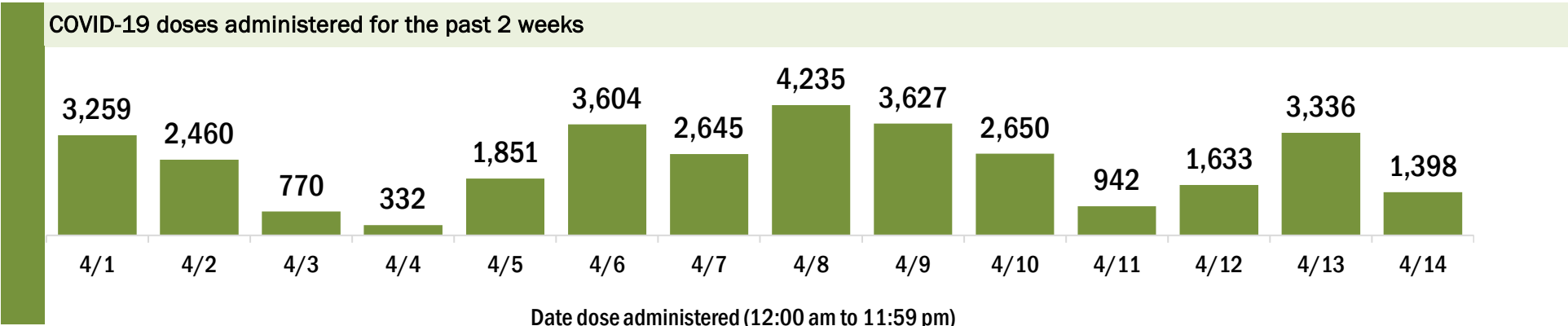
Data in this report are provisional and subject to change.

Data in this summary pertain to COVID-19 vaccines approved by the U.S. Food and Drug Administration and have been issued an Emergency Use Authorization (Janssen COVID-19 Vaccine, Moderna COVID-19 Vaccine and Pfizer-BioNTech COVID-19 Vaccine). These data summarize the number of people who have received either their first dose or have completed the series for a COVID-19 vaccine. **A person can only be counted in one category, first dose or series complete.** For persons receiving Moderna or Pfizer vaccines, once they receive their second dose, they are moved from the first dose column to the series completed column. **Because of this, the total first dose category may show a change from report to report not matching the total receiving their first dose from the previous day.** Persons receiving Johnson & Johnson vaccines will always be counted in the series completed column.

COVID-19 doses for vaccinated persons in Florida	
Doses administered	161,284
People receiving one dose of a 1-dose series (Johnson & Johnson) or receiving only one dose of a 2-dose series (Moderna, Pfizer) count once. Persons receiving both doses of a 2-dose series count twice.	

Current status of persons vaccinated for COVID-19 in Florida	
Total people vaccinated	101,607
First dose	37,632
Series completed	63,975
Completed 1-dose series	4,298
Completed 2-dose series	59,677
<b>First dose:</b> current number of people who have only received their first dose of the Moderna or Pfizer vaccine.	
<b>Series complete:</b> current number of people who have received both Moderna or Pfizer vaccine doses or one Johnson & Johnson dose and are considered fully immunized.	

Demographic summary	First dose	Series complete	Total people vaccinated
Age group	37,632	63,975	101,607
16-24 years	6,475	2,864	9,339
25-34 years	6,537	4,866	11,403
35-44 years	6,823	5,618	12,441
45-54 years	7,048	7,264	14,312
55-64 years	6,466	13,096	19,562
65-74 years	2,453	18,800	21,253
75-84 years	1,184	8,558	9,742
85+ years	646	2,909	3,555
Race	37,632	63,975	101,607
White	21,410	38,345	59,755
Black	5,110	9,097	14,207
American Indian/Alaskan	131	187	318
Other	5,755	11,182	16,937
Unknown	5,226	5,164	10,390
Other race includes Asian, native Hawaiian/Pacific Islander, or other.			
Ethnicity	37,632	63,975	101,607
Hispanic	2,241	2,522	4,763
Non-Hispanic	25,034	46,613	71,647
Unknown	10,357	14,840	25,197
Gender	37,632	63,975	101,607
Female	20,364	37,689	58,053
Male	17,225	26,250	43,475
Unknown	43	36	79



# COVID-19: Levy County vaccine summary

Vaccination data through Apr 14, 2021 as of Apr 15, 2021 at 12:05 AM

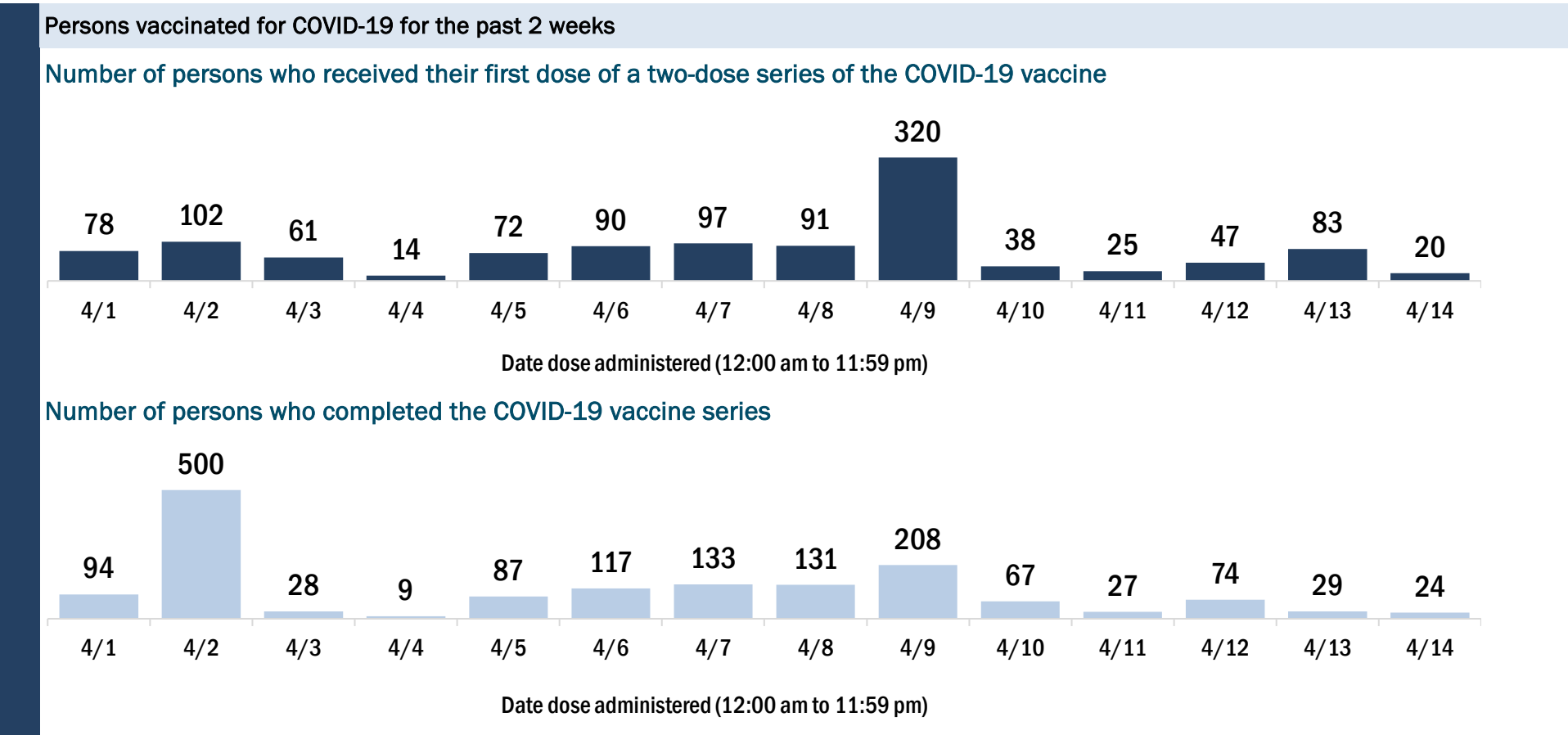
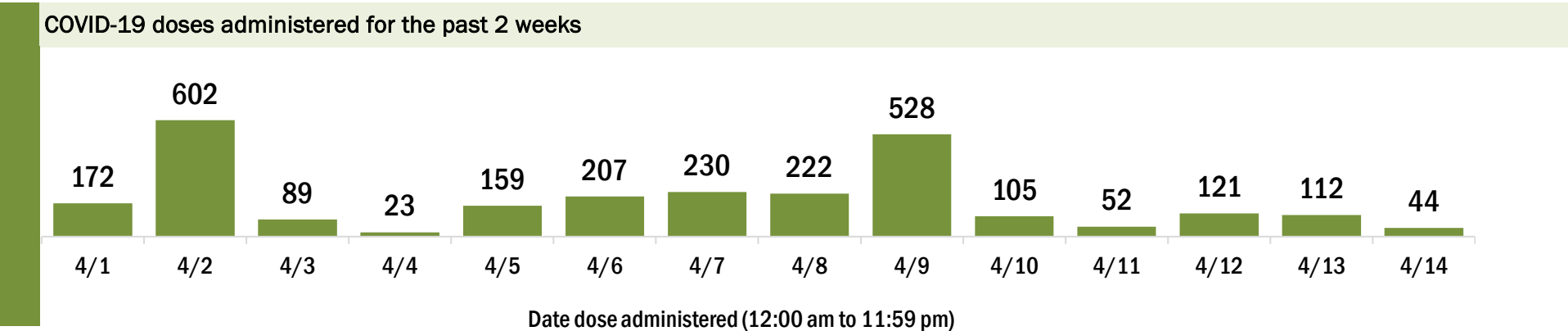
Data in this report are provisional and subject to change.

Data in this summary pertain to COVID-19 vaccines approved by the U.S. Food and Drug Administration and have been issued an Emergency Use Authorization (Janssen COVID-19 Vaccine, Moderna COVID-19 Vaccine and Pfizer-BioNTech COVID-19 Vaccine). These data summarize the number of people who have received either their first dose or have completed the series for a COVID-19 vaccine. **A person can only be counted in one category, first dose or series complete.** For persons receiving Moderna or Pfizer vaccines, once they receive their second dose, they are moved from the first dose column to the series completed column. **Because of this, the total first dose category may show a change from report to report not matching the total receiving their first dose from the previous day.** Persons receiving Johnson & Johnson vaccines will always be counted in the series completed column.

COVID-19 doses for vaccinated persons in Florida	
Doses administered	15,505
People receiving one dose of a 1-dose series (Johnson & Johnson) or receiving only one dose of a 2-dose series (Moderna, Pfizer) count once. Persons receiving both doses of a 2-dose series count twice.	

Current status of persons vaccinated for COVID-19 in Florida	
Total people vaccinated	9,952
First dose	3,410
Series completed	6,542
Completed 1-dose series	989
Completed 2-dose series	5,553
First dose: current number of people who have only received their first dose of the Moderna or Pfizer vaccine.	
Series complete: current number of people who have received both Moderna or Pfizer vaccine doses or one Johnson & Johnson dose and are considered fully immunized.	

Demographic summary	First dose	Series complete	Total people vaccinated
Age group	3,410	6,542	9,952
16-24 years	103	70	173
25-34 years	139	196	335
35-44 years	237	221	458
45-54 years	453	412	865
55-64 years	1,214	921	2,135
65-74 years	759	2,849	3,608
75-84 years	388	1,514	1,902
85+ years	117	359	476
Race	3,410	6,542	9,952
White	2,550	5,124	7,674
Black	279	384	663
American Indian/Alaskan	26	37	63
Other	232	364	596
Unknown	323	633	956
Other race includes Asian, native Hawaiian/Pacific Islander, or other.			
Ethnicity	3,410	6,542	9,952
Hispanic	238	191	429
Non-Hispanic	2,092	4,704	6,796
Unknown	1,080	1,647	2,727
Gender	3,410	6,542	9,952
Female	1,922	3,751	5,673
Male	1,486	2,791	4,277
Unknown	2	0	2



# COVID-19: Liberty County vaccine summary

Vaccination data through Apr 14, 2021 as of Apr 15, 2021 at 12:05 AM

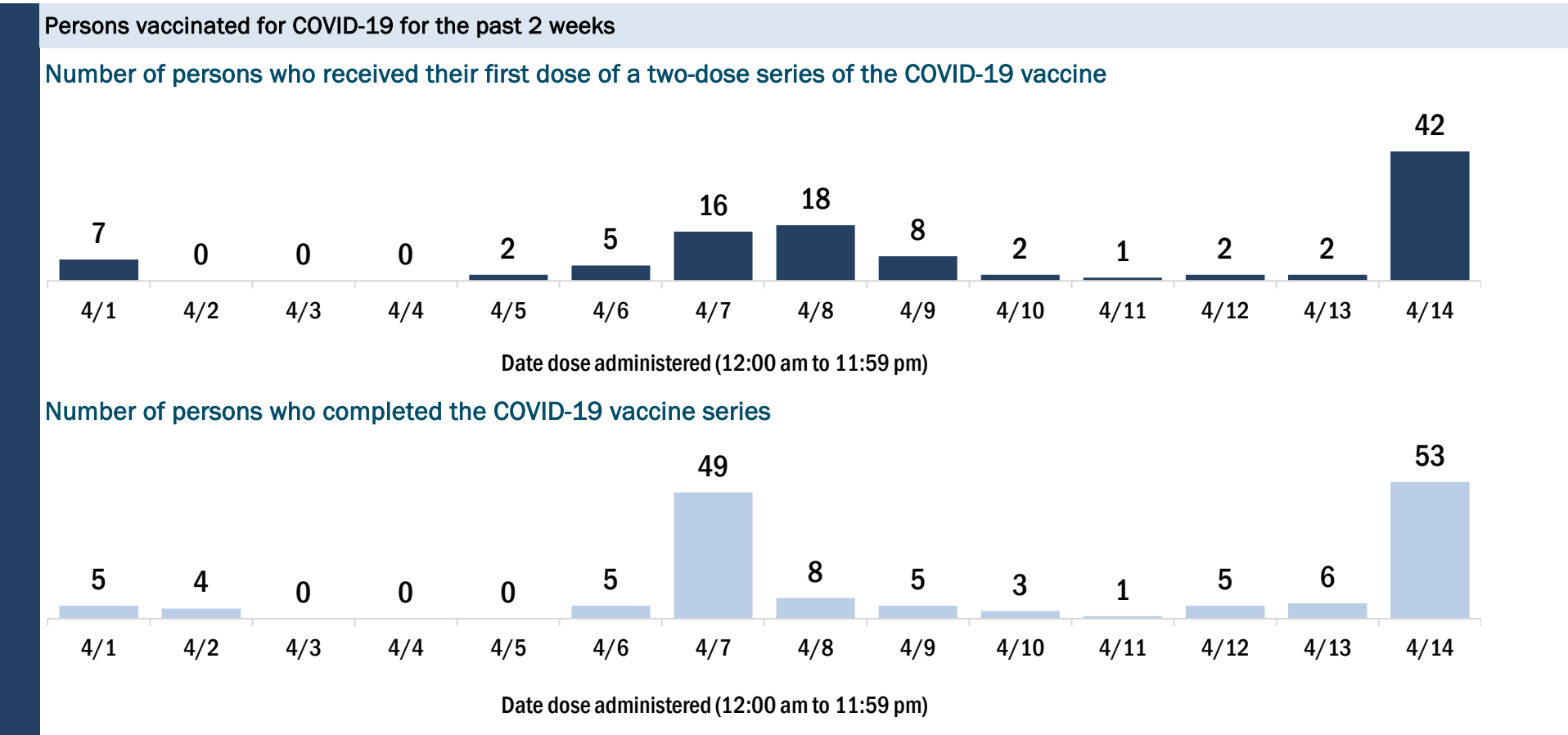
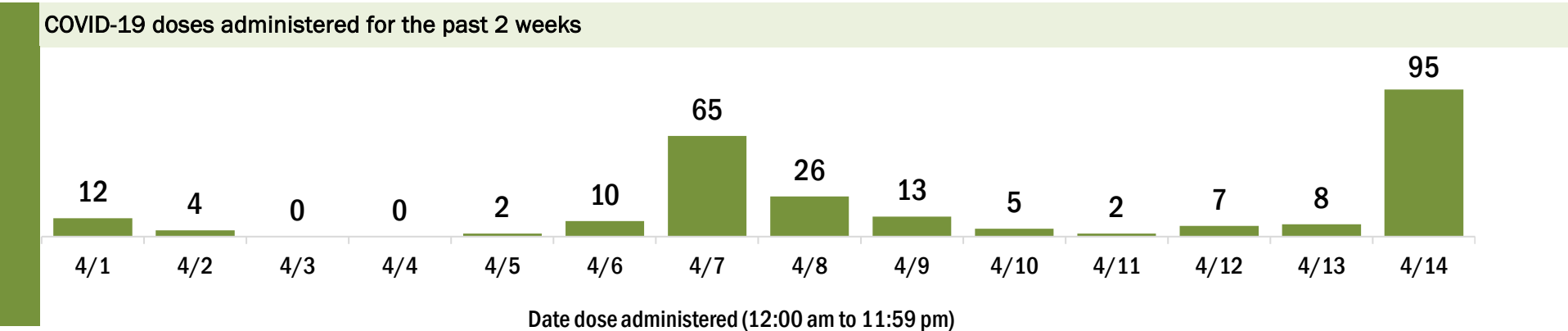
Data in this report are provisional and subject to change.

Data in this summary pertain to COVID-19 vaccines approved by the U.S. Food and Drug Administration and have been issued an Emergency Use Authorization (Janssen COVID-19 Vaccine, Moderna COVID-19 Vaccine and Pfizer-BioNTech COVID-19 Vaccine). These data summarize the number of people who have received either their first dose or have completed the series for a COVID-19 vaccine. **A person can only be counted in one category, first dose or series complete.** For persons receiving Moderna or Pfizer vaccines, once they receive their second dose, they are moved from the first dose column to the series completed column. **Because of this, the total first dose category may show a change from report to report not matching the total receiving their first dose from the previous day.** Persons receiving Johnson & Johnson vaccines will always be counted in the series completed column.

COVID-19 doses for vaccinated persons in Florida	
Doses administered	2,528
People receiving one dose of a 1-dose series (Johnson & Johnson) or receiving only one dose of a 2-dose series (Moderna, Pfizer) count once. Persons receiving both doses of a 2-dose series count twice.	

Current status of persons vaccinated for COVID-19 in Florida	
Total people vaccinated	1,455
First dose	314
Series completed	1,141
Completed 1-dose series	68
Completed 2-dose series	1,073
First dose: current number of people who have only received their first dose of the Moderna or Pfizer vaccine.	
Series complete: current number of people who have received both Moderna or Pfizer vaccine doses or one Johnson & Johnson dose and are considered fully immunized.	

Demographic summary	First dose	Series complete	Total people vaccinated
Age group	314	1,141	1,455
16-24 years	22	15	37
25-34 years	21	32	53
35-44 years	42	66	108
45-54 years	70	80	150
55-64 years	90	264	354
65-74 years	41	409	450
75-84 years	22	218	240
85+ years	6	57	63
Race	314	1,141	1,455
White	207	831	1,038
Black	48	100	148
American Indian/Alaskan	4	8	12
Other	25	94	119
Unknown	30	108	138
Other race includes Asian, native Hawaiian/Pacific Islander, or other.			
Ethnicity	314	1,141	1,455
Hispanic	4	15	19
Non-Hispanic	151	629	780
Unknown	159	497	656
Gender	314	1,141	1,455
Female	176	613	789
Male	138	528	666
Unknown	0	0	0





# COVID-19: Madison County vaccine summary

Vaccination data through Apr 14, 2021 as of Apr 15, 2021 at 12:05 AM

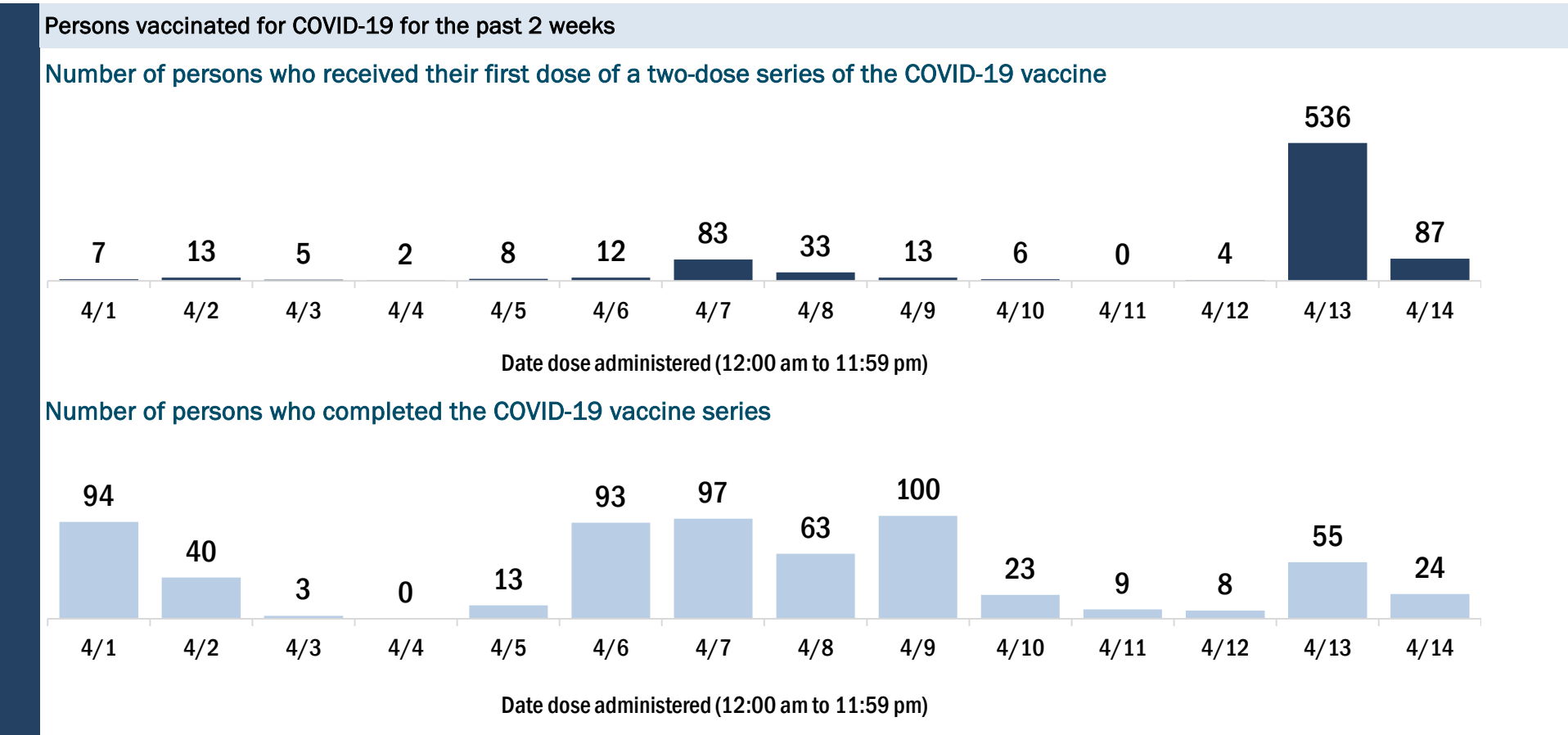
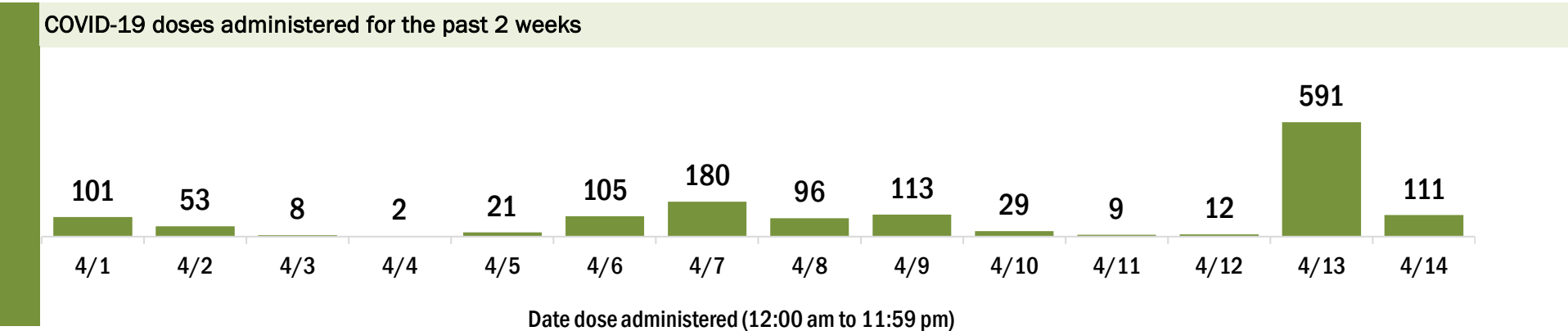
Data in this report are provisional and subject to change.

Data in this summary pertain to COVID-19 vaccines approved by the U.S. Food and Drug Administration and have been issued an Emergency Use Authorization (Janssen COVID-19 Vaccine, Moderna COVID-19 Vaccine and Pfizer-BioNTech COVID-19 Vaccine). These data summarize the number of people who have received either their first dose or have completed the series for a COVID-19 vaccine. **A person can only be counted in one category, first dose or series complete.** For persons receiving Moderna or Pfizer vaccines, once they receive their second dose, they are moved from the first dose column to the series completed column. **Because of this, the total first dose category may show a change from report to report not matching the total receiving their first dose from the previous day.** Persons receiving Johnson & Johnson vaccines will always be counted in the series completed column.

COVID-19 doses for vaccinated persons in Florida	
Doses administered	8,306
People receiving one dose of a 1-dose series (Johnson & Johnson) or receiving only one dose of a 2-dose series (Moderna, Pfizer) count once. Persons receiving both doses of a 2-dose series count twice.	

Current status of persons vaccinated for COVID-19 in Florida	
Total people vaccinated	5,195
First dose	1,715
Series completed	3,480
Completed 1-dose series	369
Completed 2-dose series	3,111
First dose: current number of people who have only received their first dose of the Moderna or Pfizer vaccine.	
Series complete: current number of people who have received both Moderna or Pfizer vaccine doses or one Johnson & Johnson dose and are considered fully immunized.	

Demographic summary	First dose	Series complete	Total people vaccinated
Age group	1,715	3,480	5,195
16-24 years	55	34	89
25-34 years	133	96	229
35-44 years	259	168	427
45-54 years	376	285	661
55-64 years	557	608	1,165
65-74 years	226	1,340	1,566
75-84 years	83	744	827
85+ years	26	205	231
Race	1,715	3,480	5,195
White	867	1,942	2,809
Black	558	950	1,508
American Indian/Alaskan	0	8	8
Other	140	298	438
Unknown	150	282	432
Other race includes Asian, native Hawaiian/Pacific Islander, or other.			
Ethnicity	1,715	3,480	5,195
Hispanic	90	68	158
Non-Hispanic	1,118	1,487	2,605
Unknown	507	1,925	2,432
Gender	1,715	3,480	5,195
Female	639	1,970	2,609
Male	1,076	1,510	2,586
Unknown	0	0	0



# COVID-19: Manatee County vaccine summary

Vaccination data through Apr 14, 2021 as of Apr 15, 2021 at 12:05 AM

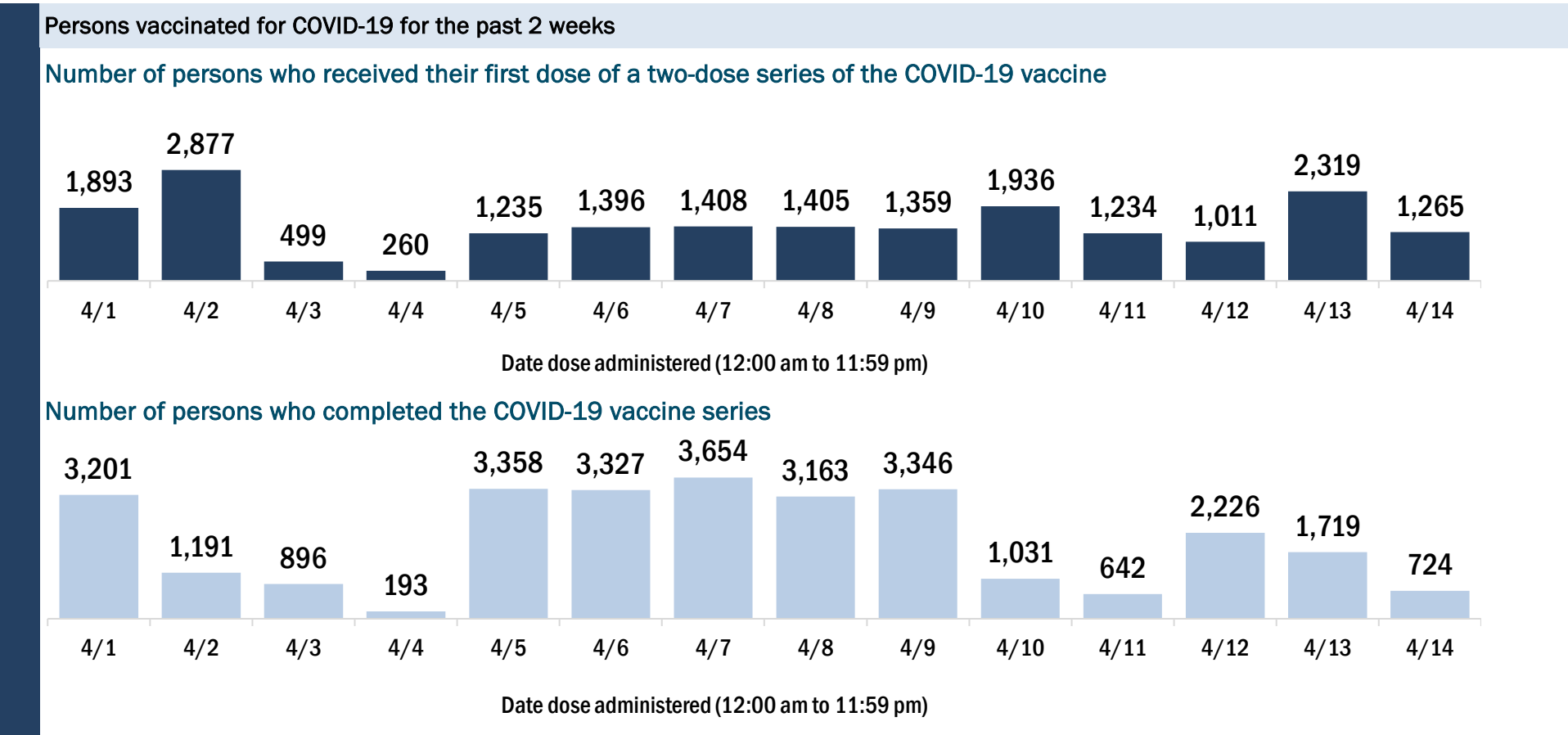
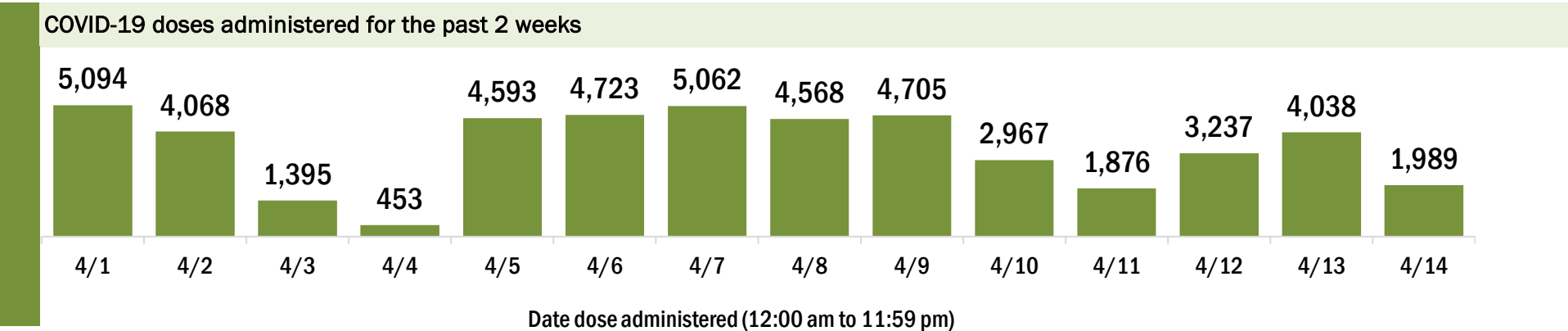
Data in this report are provisional and subject to change.

Data in this summary pertain to COVID-19 vaccines approved by the U.S. Food and Drug Administration and have been issued an Emergency Use Authorization (Janssen COVID-19 Vaccine, Moderna COVID-19 Vaccine and Pfizer-BioNTech COVID-19 Vaccine). These data summarize the number of people who have received either their first dose or have completed the series for a COVID-19 vaccine. **A person can only be counted in one category, first dose or series complete.** For persons receiving Moderna or Pfizer vaccines, once they receive their second dose, they are moved from the first dose column to the series completed column. **Because of this, the total first dose category may show a change from report to report not matching the total receiving their first dose from the previous day.** Persons receiving Johnson & Johnson vaccines will always be counted in the series completed column.

COVID-19 doses for vaccinated persons in Florida	
Doses administered	240,790
People receiving one dose of a 1-dose series (Johnson & Johnson) or receiving only one dose of a 2-dose series (Moderna, Pfizer) count once. Persons receiving both doses of a 2-dose series count twice.	

Current status of persons vaccinated for COVID-19 in Florida	
Total people vaccinated	153,957
First dose	61,780
Series completed	92,177
Completed 1-dose series	5,344
Completed 2-dose series	86,833
First dose: current number of people who have only received their first dose of the Moderna or Pfizer vaccine.	
Series complete: current number of people who have received both Moderna or Pfizer vaccine doses or one Johnson & Johnson dose and are considered fully immunized.	

Demographic summary	First dose	Series complete	Total people vaccinated
Age group	61,780	92,177	153,957
16-24 years	2,882	1,132	4,014
25-34 years	4,019	2,926	6,945
35-44 years	6,272	3,721	9,993
45-54 years	10,829	5,246	16,075
55-64 years	19,260	11,078	30,338
65-74 years	10,130	38,808	48,938
75-84 years	6,100	22,427	28,527
85+ years	2,288	6,839	9,127
Race	61,780	92,177	153,957
White	45,310	71,685	116,995
Black	2,213	2,542	4,755
American Indian/Alaskan	283	354	637
Other	4,673	6,614	11,287
Unknown	9,301	10,982	20,283
Other race includes Asian, native Hawaiian/Pacific Islander, or other.			
Ethnicity	61,780	92,177	153,957
Hispanic	5,088	3,089	8,177
Non-Hispanic	35,547	56,608	92,155
Unknown	21,145	32,480	53,625
Gender	61,780	92,177	153,957
Female	33,313	52,266	85,579
Male	28,292	39,868	68,160
Unknown	175	43	218



# COVID-19: Marion County vaccine summary

Vaccination data through Apr 14, 2021 as of Apr 15, 2021 at 12:05 AM

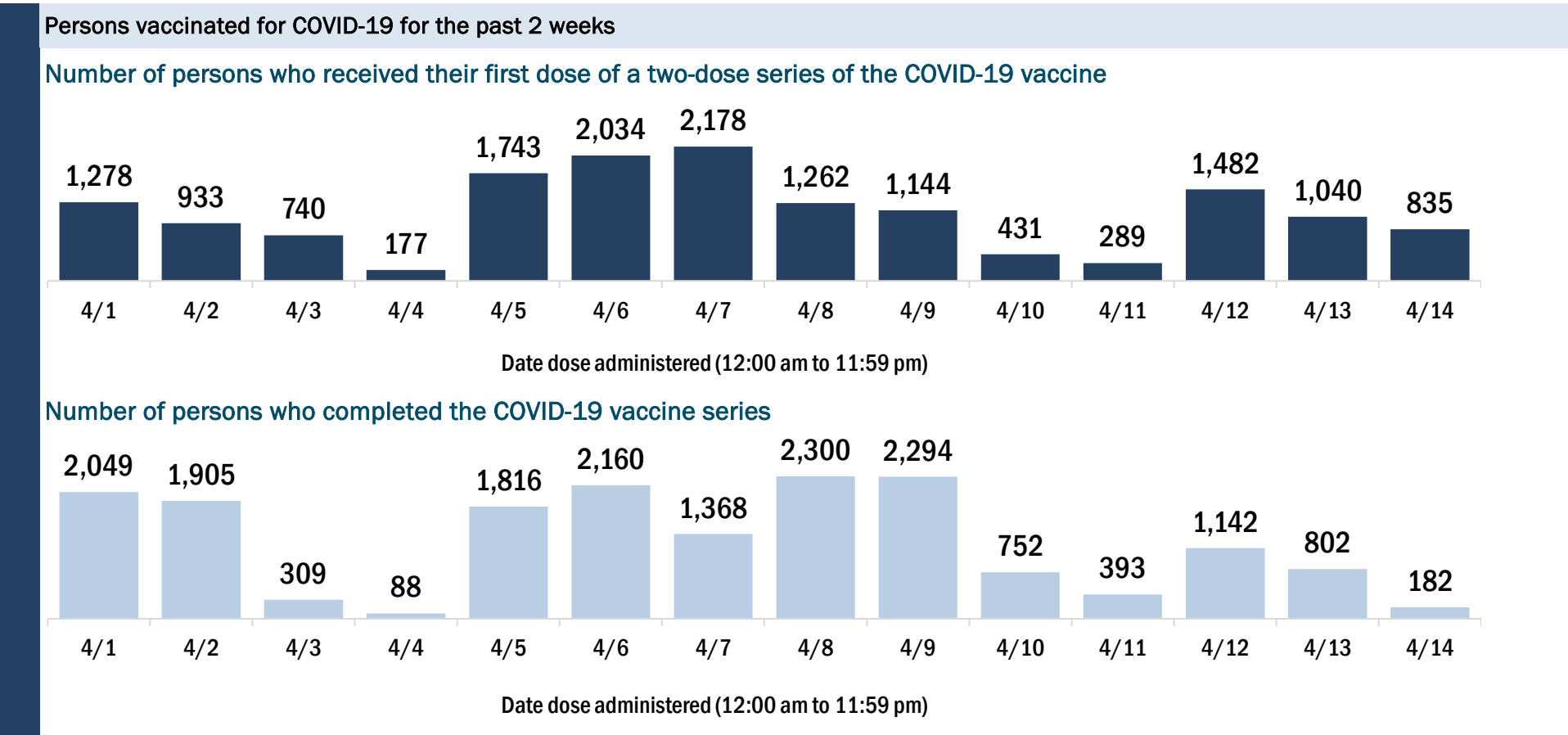
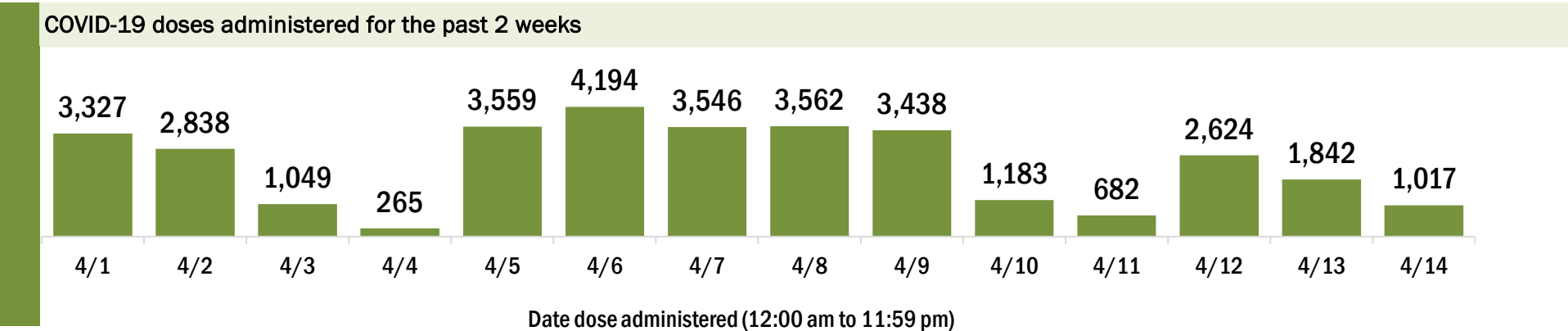
Data in this report are provisional and subject to change.

Data in this summary pertain to COVID-19 vaccines approved by the U.S. Food and Drug Administration and have been issued an Emergency Use Authorization (Janssen COVID-19 Vaccine, Moderna COVID-19 Vaccine and Pfizer-BioNTech COVID-19 Vaccine). These data summarize the number of people who have received either their first dose or have completed the series for a COVID-19 vaccine. **A person can only be counted in one category, first dose or series complete.** For persons receiving Moderna or Pfizer vaccines, once they receive their second dose, they are moved from the first dose column to the series completed column. **Because of this, the total first dose category may show a change from report to report not matching the total receiving their first dose from the previous day.** Persons receiving Johnson & Johnson vaccines will always be counted in the series completed column.

COVID-19 doses for vaccinated persons in Florida	
Doses administered	194,150
People receiving one dose of a 1-dose series (Johnson & Johnson) or receiving only one dose of a 2-dose series (Moderna, Pfizer) count once. Persons receiving both doses of a 2-dose series count twice.	

Current status of persons vaccinated for COVID-19 in Florida	
Total people vaccinated	119,162
First dose	40,091
Series completed	79,071
Completed 1-dose series	4,083
Completed 2-dose series	74,988
First dose: current number of people who have only received their first dose of the Moderna or Pfizer vaccine.	
Series complete: current number of people who have received both Moderna or Pfizer vaccine doses or one Johnson & Johnson dose and are considered fully immunized.	

Demographic summary	First dose	Series complete	Total people vaccinated
Age group	40,091	79,071	119,162
16-24 years	2,309	862	3,171
25-34 years	2,876	2,002	4,878
35-44 years	4,190	2,793	6,983
45-54 years	6,600	4,435	11,035
55-64 years	11,720	9,852	21,572
65-74 years	6,563	31,513	38,076
75-84 years	4,220	21,517	25,737
85+ years	1,613	6,097	7,710
Race	40,091	79,071	119,162
White	26,320	56,259	82,579
Black	3,180	4,671	7,851
American Indian/Alaskan	149	292	441
Other	4,141	7,008	11,149
Unknown	6,301	10,841	17,142
Other race includes Asian, native Hawaiian/Pacific Islander, or other.			
Ethnicity	40,091	79,071	119,162
Hispanic	5,140	4,079	9,219
Non-Hispanic	22,758	50,299	73,057
Unknown	12,193	24,693	36,886
Gender	40,091	79,071	119,162
Female	22,392	45,777	68,169
Male	17,659	33,256	50,915
Unknown	40	38	78



# COVID-19: Martin County vaccine summary

Vaccination data through Apr 14, 2021 as of Apr 15, 2021 at 12:05 AM

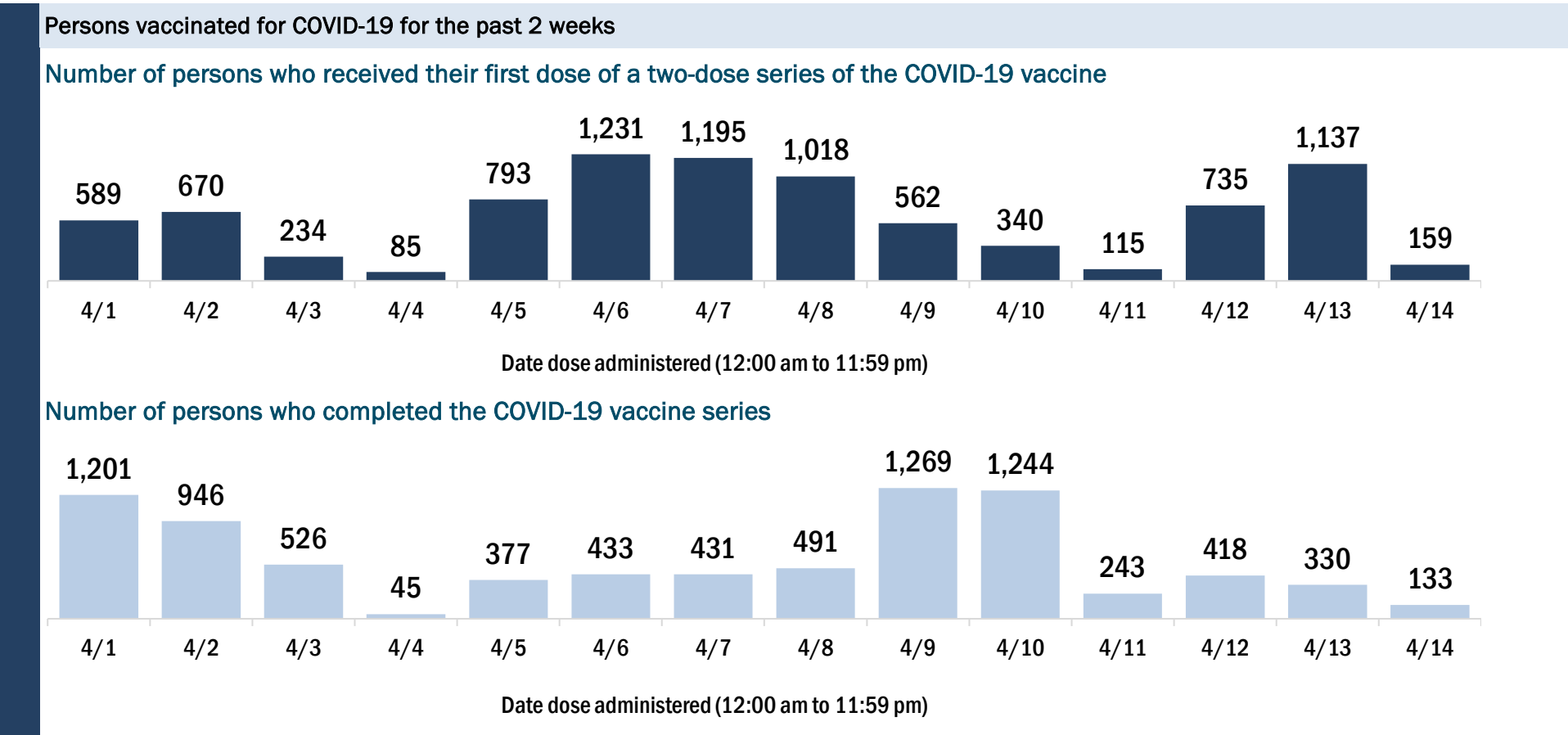
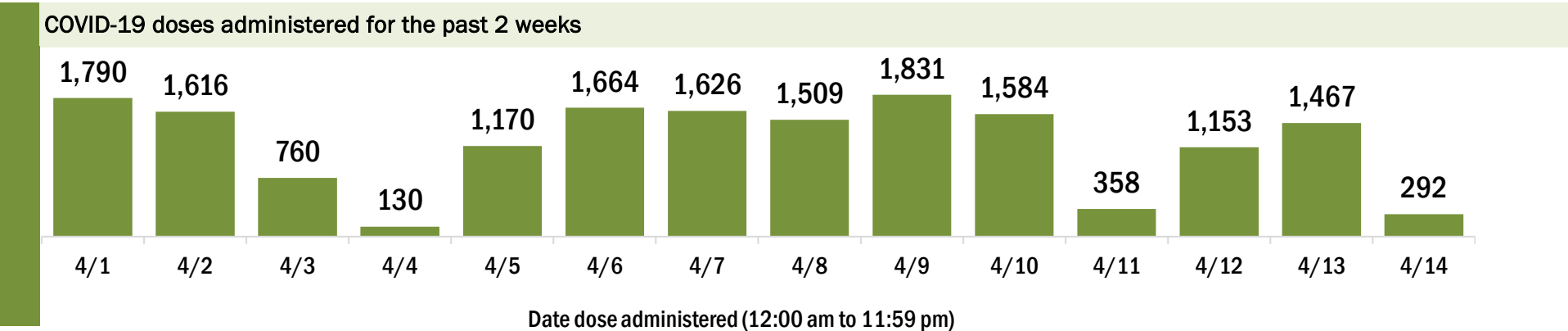
Data in this report are provisional and subject to change.

Data in this summary pertain to COVID-19 vaccines approved by the U.S. Food and Drug Administration and have been issued an Emergency Use Authorization (Janssen COVID-19 Vaccine, Moderna COVID-19 Vaccine and Pfizer-BioNTech COVID-19 Vaccine). These data summarize the number of people who have received either their first dose or have completed the series for a COVID-19 vaccine. **A person can only be counted in one category, first dose or series complete.** For persons receiving Moderna or Pfizer vaccines, once they receive their second dose, they are moved from the first dose column to the series completed column. **Because of this, the total first dose category may show a change from report to report not matching the total receiving their first dose from the previous day.** Persons receiving Johnson & Johnson vaccines will always be counted in the series completed column.

COVID-19 doses for vaccinated persons in Florida	
Doses administered	108,214
People receiving one dose of a 1-dose series (Johnson & Johnson) or receiving only one dose of a 2-dose series (Moderna, Pfizer) count once. Persons receiving both doses of a 2-dose series count twice.	

Current status of persons vaccinated for COVID-19 in Florida	
Total people vaccinated	66,987
First dose	22,944
Series completed	44,043
Completed 1-dose series	2,816
Completed 2-dose series	41,227
<b>First dose:</b> current number of people who have only received their first dose of the Moderna or Pfizer vaccine.	
<b>Series complete:</b> current number of people who have received both Moderna or Pfizer vaccine doses or one Johnson & Johnson dose and are considered fully immunized.	

Demographic summary	First dose	Series complete	Total people vaccinated
Age group	22,944	44,043	66,987
16-24 years	1,019	386	1,405
25-34 years	1,284	852	2,136
35-44 years	2,114	1,435	3,549
45-54 years	3,650	2,250	5,900
55-64 years	7,876	5,084	12,960
65-74 years	3,672	17,346	21,018
75-84 years	2,352	12,257	14,609
85+ years	977	4,433	5,410
Race	22,944	44,043	66,987
White	15,973	29,564	45,537
Black	625	900	1,525
American Indian/Alaskan	84	71	155
Other	1,487	3,222	4,709
Unknown	4,775	10,286	15,061
Other race includes Asian, native Hawaiian/Pacific Islander, or other.			
Ethnicity	22,944	44,043	66,987
Hispanic	1,365	1,215	2,580
Non-Hispanic	12,221	17,196	29,417
Unknown	9,358	25,632	34,990
Gender	22,944	44,043	66,987
Female	12,174	25,166	37,340
Male	10,751	18,859	29,610
Unknown	19	18	37





# COVID-19: Monroe County vaccine summary

Vaccination data through Apr 14, 2021 as of Apr 15, 2021 at 12:05 AM

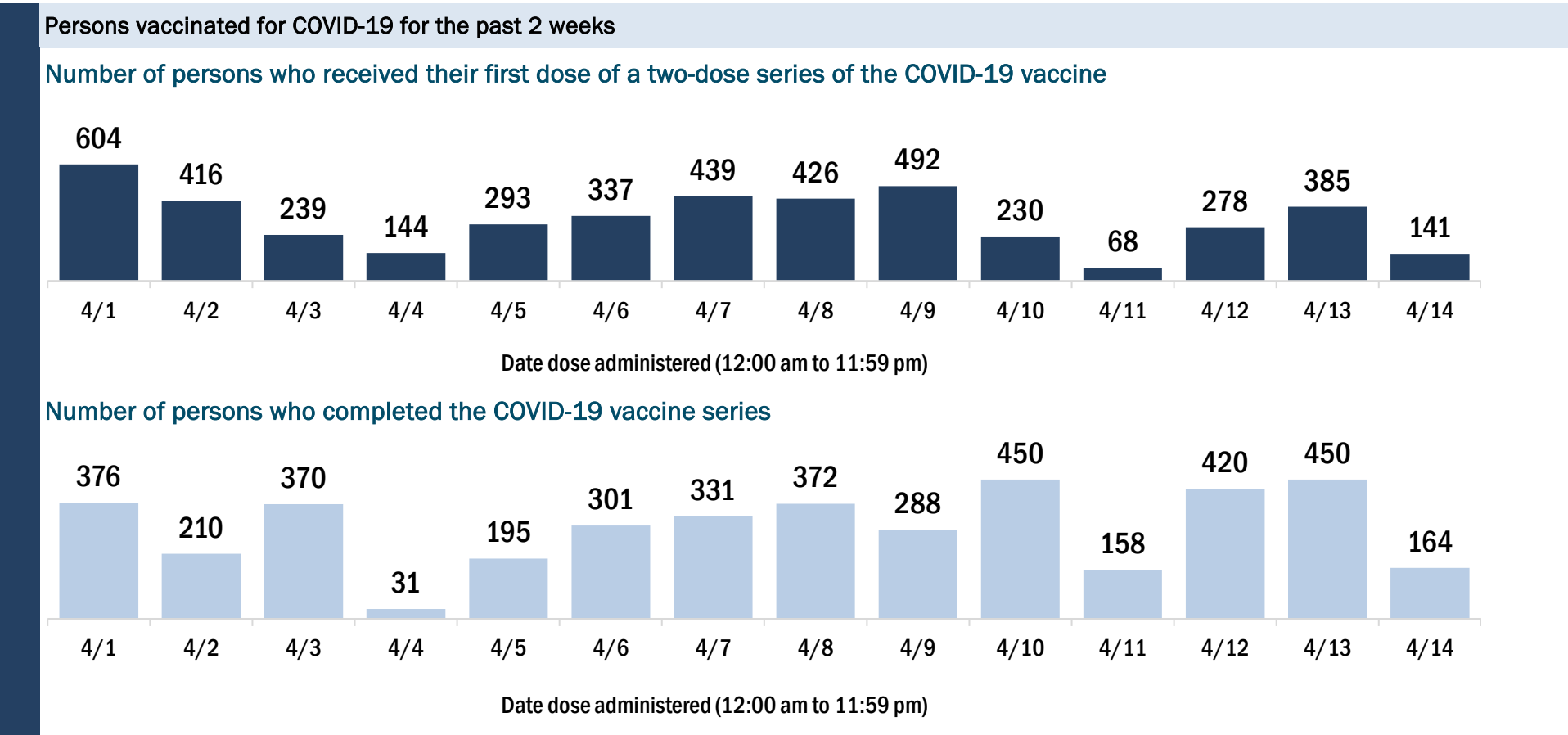
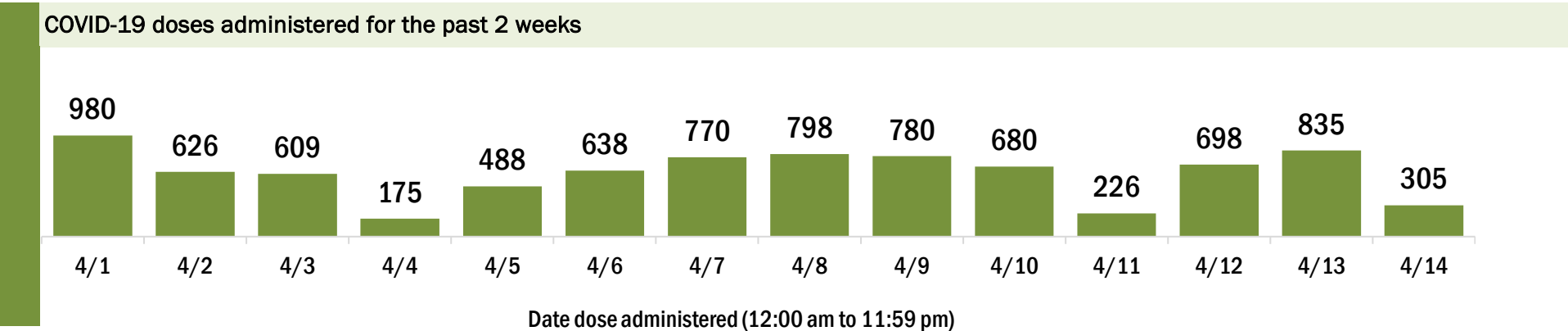
Data in this report are provisional and subject to change.

Data in this summary pertain to COVID-19 vaccines approved by the U.S. Food and Drug Administration and have been issued an Emergency Use Authorization (Janssen COVID-19 Vaccine, Moderna COVID-19 Vaccine and Pfizer-BioNTech COVID-19 Vaccine). These data summarize the number of people who have received either their first dose or have completed the series for a COVID-19 vaccine. **A person can only be counted in one category, first dose or series complete.** For persons receiving Moderna or Pfizer vaccines, once they receive their second dose, they are moved from the first dose column to the series completed column. **Because of this, the total first dose category may show a change from report to report not matching the total receiving their first dose from the previous day.** Persons receiving Johnson & Johnson vaccines will always be counted in the series completed column.

COVID-19 doses for vaccinated persons in Florida	
Doses administered	46,424
People receiving one dose of a 1-dose series (Johnson & Johnson) or receiving only one dose of a 2-dose series (Moderna, Pfizer) count once. Persons receiving both doses of a 2-dose series count twice.	

Current status of persons vaccinated for COVID-19 in Florida	
Total people vaccinated	29,999
First dose	11,698
Series completed	18,301
Completed 1-dose series	1,876
Completed 2-dose series	16,425
<b>First dose:</b> current number of people who have only received their first dose of the Moderna or Pfizer vaccine.	
<b>Series complete:</b> current number of people who have received both Moderna or Pfizer vaccine doses or one Johnson & Johnson dose and are considered fully immunized.	

Demographic summary	First dose	Series complete	Total people vaccinated
Age group	11,698	18,301	29,999
16-24 years	409	187	596
25-34 years	749	501	1,250
35-44 years	1,280	854	2,134
45-54 years	2,194	1,440	3,634
55-64 years	3,823	3,262	7,085
65-74 years	2,214	7,716	9,930
75-84 years	827	3,490	4,317
85+ years	202	851	1,053
Race	11,698	18,301	29,999
White	8,032	13,613	21,645
Black	261	345	606
American Indian/Alaskan	37	66	103
Other	581	952	1,533
Unknown	2,787	3,325	6,112
Other race includes Asian, native Hawaiian/Pacific Islander, or other.			
Ethnicity	11,698	18,301	29,999
Hispanic	1,380	1,488	2,868
Non-Hispanic	5,708	10,717	16,425
Unknown	4,610	6,096	10,706
Gender	11,698	18,301	29,999
Female	6,039	9,590	15,629
Male	5,648	8,710	14,358
Unknown	11	1	12



# COVID-19: Nassau County vaccine summary

Vaccination data through Apr 14, 2021 as of Apr 15, 2021 at 12:05 AM

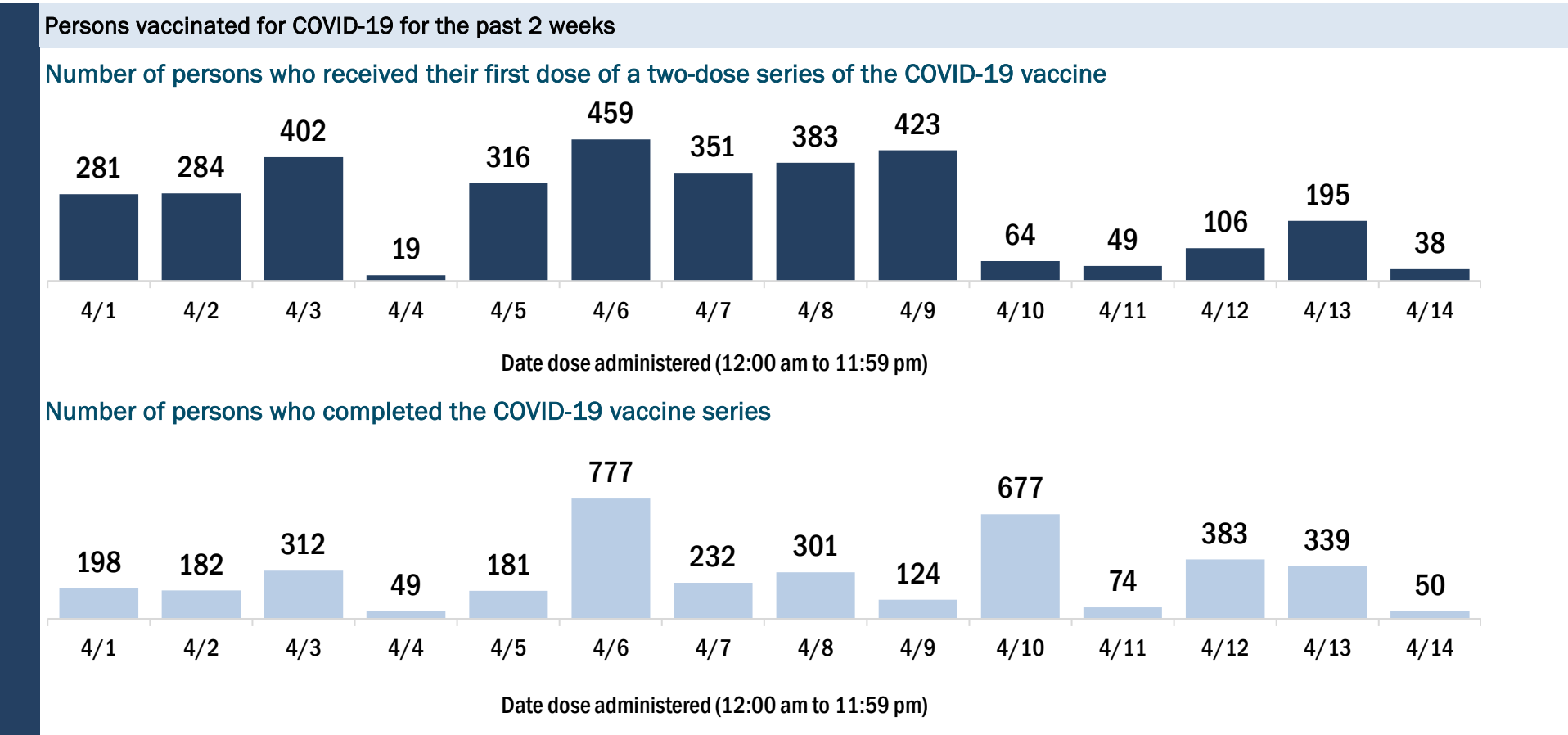
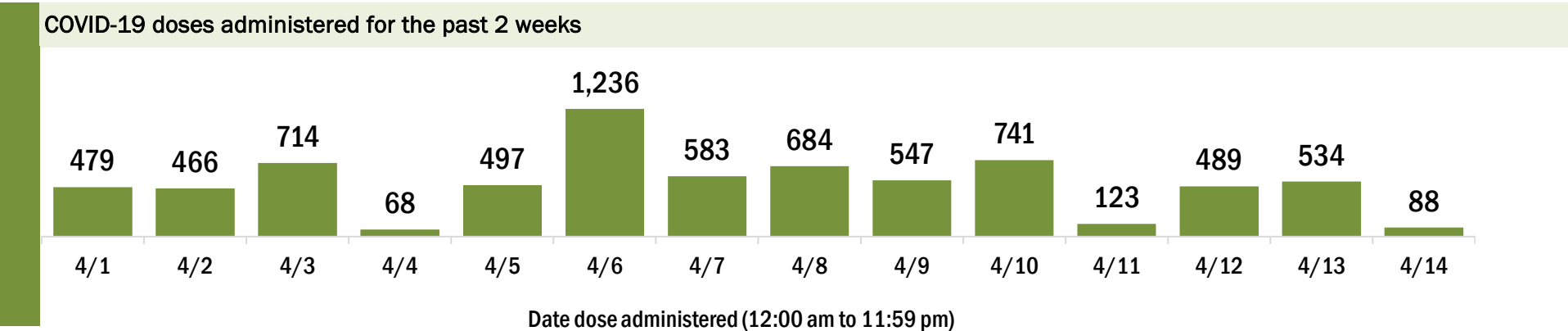
Data in this report are provisional and subject to change.

Data in this summary pertain to COVID-19 vaccines approved by the U.S. Food and Drug Administration and have been issued an Emergency Use Authorization (Janssen COVID-19 Vaccine, Moderna COVID-19 Vaccine and Pfizer-BioNTech COVID-19 Vaccine). These data summarize the number of people who have received either their first dose or have completed the series for a COVID-19 vaccine. **A person can only be counted in one category, first dose or series complete.** For persons receiving Moderna or Pfizer vaccines, once they receive their second dose, they are moved from the first dose column to the series completed column. **Because of this, the total first dose category may show a change from report to report not matching the total receiving their first dose from the previous day.** Persons receiving Johnson & Johnson vaccines will always be counted in the series completed column.

COVID-19 doses for vaccinated persons in Florida	
Doses administered	52,174
People receiving one dose of a 1-dose series (Johnson & Johnson) or receiving only one dose of a 2-dose series (Moderna, Pfizer) count once. Persons receiving both doses of a 2-dose series count twice.	

Current status of persons vaccinated for COVID-19 in Florida	
Total people vaccinated	31,116
First dose	8,101
Series completed	23,015
Completed 1-dose series	1,957
Completed 2-dose series	21,058
First dose: current number of people who have only received their first dose of the Moderna or Pfizer vaccine.	
Series complete: current number of people who have received both Moderna or Pfizer vaccine doses or one Johnson & Johnson dose and are considered fully immunized.	

Demographic summary	First dose	Series complete	Total people vaccinated
Age group	8,101	23,015	31,116
16-24 years	523	261	784
25-34 years	665	578	1,243
35-44 years	1,045	1,110	2,155
45-54 years	1,687	1,665	3,352
55-64 years	2,569	4,404	6,973
65-74 years	951	9,205	10,156
75-84 years	500	4,500	5,000
85+ years	161	1,292	1,453
Race	8,101	23,015	31,116
White	6,173	18,782	24,955
Black	371	995	1,366
American Indian/Alaskan	48	73	121
Other	500	1,118	1,618
Unknown	1,009	2,047	3,056
Other race includes Asian, native Hawaiian/Pacific Islander, or other.			
Ethnicity	8,101	23,015	31,116
Hispanic	359	396	755
Non-Hispanic	5,978	17,947	23,925
Unknown	1,764	4,672	6,436
Gender	8,101	23,015	31,116
Female	4,485	12,938	17,423
Male	3,610	10,076	13,686
Unknown	6	1	7



# COVID-19: Okaloosa County vaccine summary

Vaccination data through Apr 14, 2021 as of Apr 15, 2021 at 12:05 AM

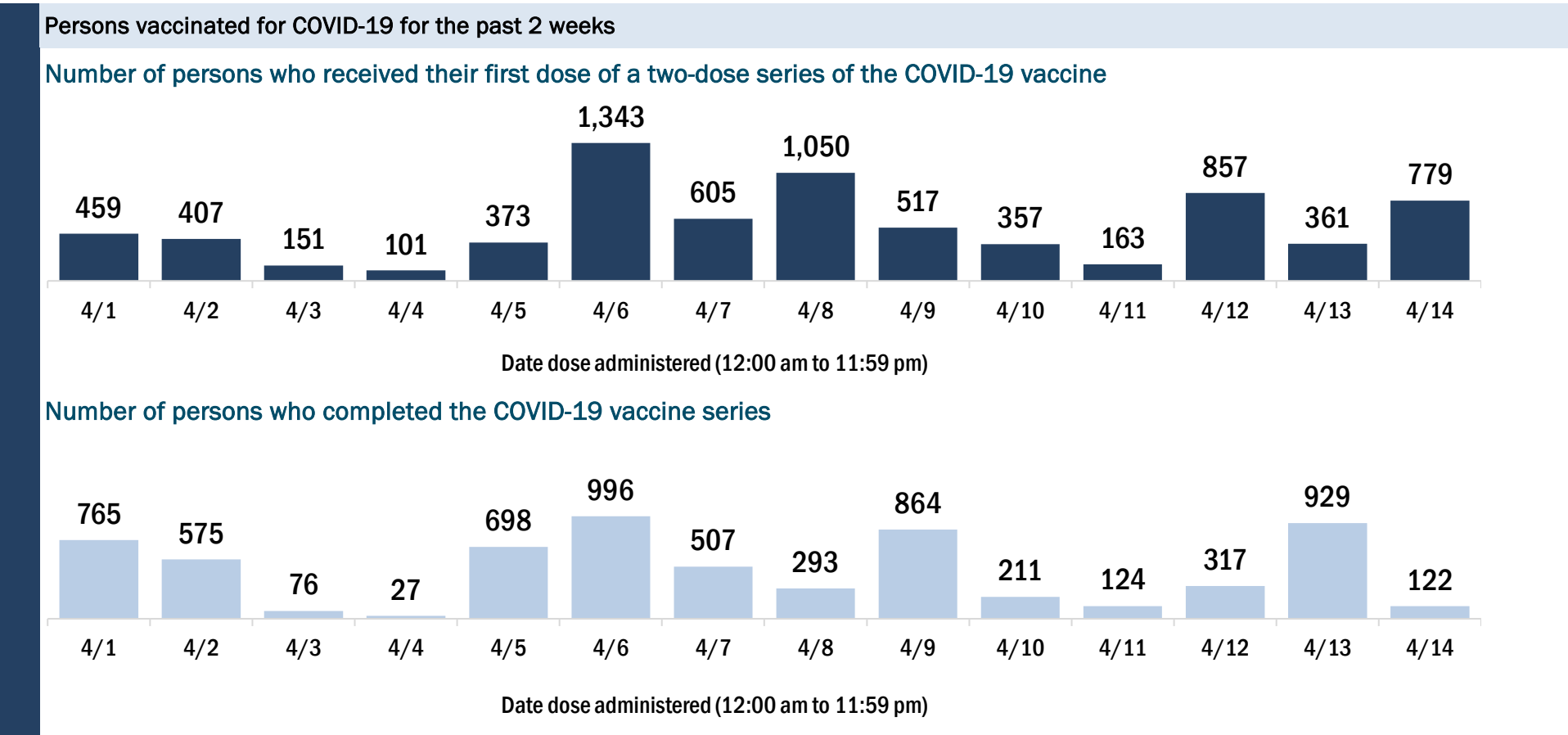
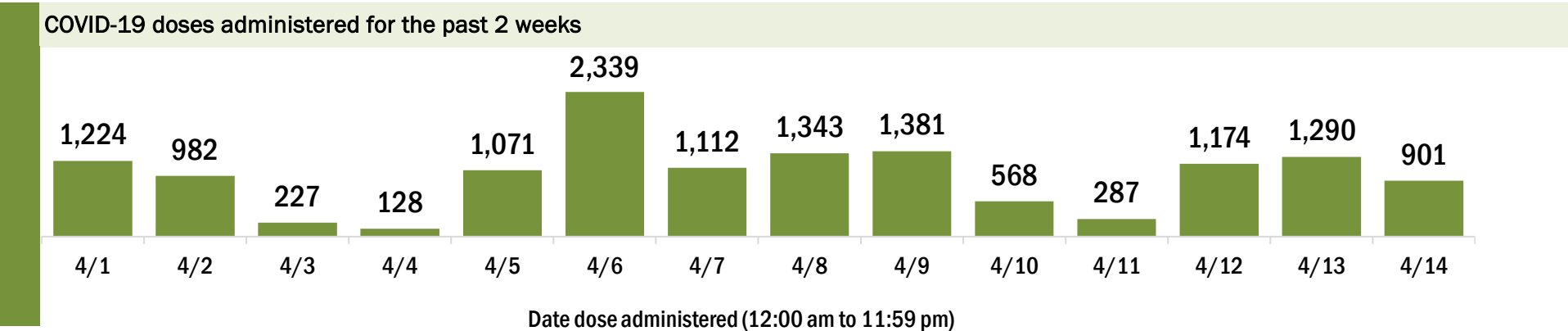
Data in this report are provisional and subject to change.

Data in this summary pertain to COVID-19 vaccines approved by the U.S. Food and Drug Administration and have been issued an Emergency Use Authorization (Janssen COVID-19 Vaccine, Moderna COVID-19 Vaccine and Pfizer-BioNTech COVID-19 Vaccine). These data summarize the number of people who have received either their first dose or have completed the series for a COVID-19 vaccine. **A person can only be counted in one category, first dose or series complete.** For persons receiving Moderna or Pfizer vaccines, once they receive their second dose, they are moved from the first dose column to the series completed column. **Because of this, the total first dose category may show a change from report to report not matching the total receiving their first dose from the previous day.** Persons receiving Johnson & Johnson vaccines will always be counted in the series completed column.

COVID-19 doses for vaccinated persons in Florida	
Doses administered	86,233
People receiving one dose of a 1-dose series (Johnson & Johnson) or receiving only one dose of a 2-dose series (Moderna, Pfizer) count once. Persons receiving both doses of a 2-dose series count twice.	

Current status of persons vaccinated for COVID-19 in Florida	
Total people vaccinated	53,564
First dose	17,399
Series completed	36,165
Completed 1-dose series	3,496
Completed 2-dose series	32,669
First dose: current number of people who have only received their first dose of the Moderna or Pfizer vaccine.	
Series complete: current number of people who have received both Moderna or Pfizer vaccine doses or one Johnson & Johnson dose and are considered fully immunized.	

Demographic summary	First dose	Series complete	Total people vaccinated
Age group	17,399	36,165	53,564
16-24 years	1,199	496	1,695
25-34 years	2,005	1,357	3,362
35-44 years	2,748	1,976	4,724
45-54 years	3,134	2,949	6,083
55-64 years	4,755	7,011	11,766
65-74 years	2,071	12,666	14,737
75-84 years	1,095	7,094	8,189
85+ years	392	2,616	3,008
Race	17,399	36,165	53,564
White	10,692	25,737	36,429
Black	1,024	1,769	2,793
American Indian/Alaskan	96	128	224
Other	1,718	3,101	4,819
Unknown	3,869	5,430	9,299
Other race includes Asian, native Hawaiian/Pacific Islander, or other.			
Ethnicity	17,399	36,165	53,564
Hispanic	1,040	911	1,951
Non-Hispanic	9,738	22,716	32,454
Unknown	6,621	12,538	19,159
Gender	17,399	36,165	53,564
Female	9,503	20,978	30,481
Male	7,774	15,160	22,934
Unknown	122	27	149



# COVID-19: Okeechobee County vaccine summary

Vaccination data through Apr 14, 2021 as of Apr 15, 2021 at 12:05 AM

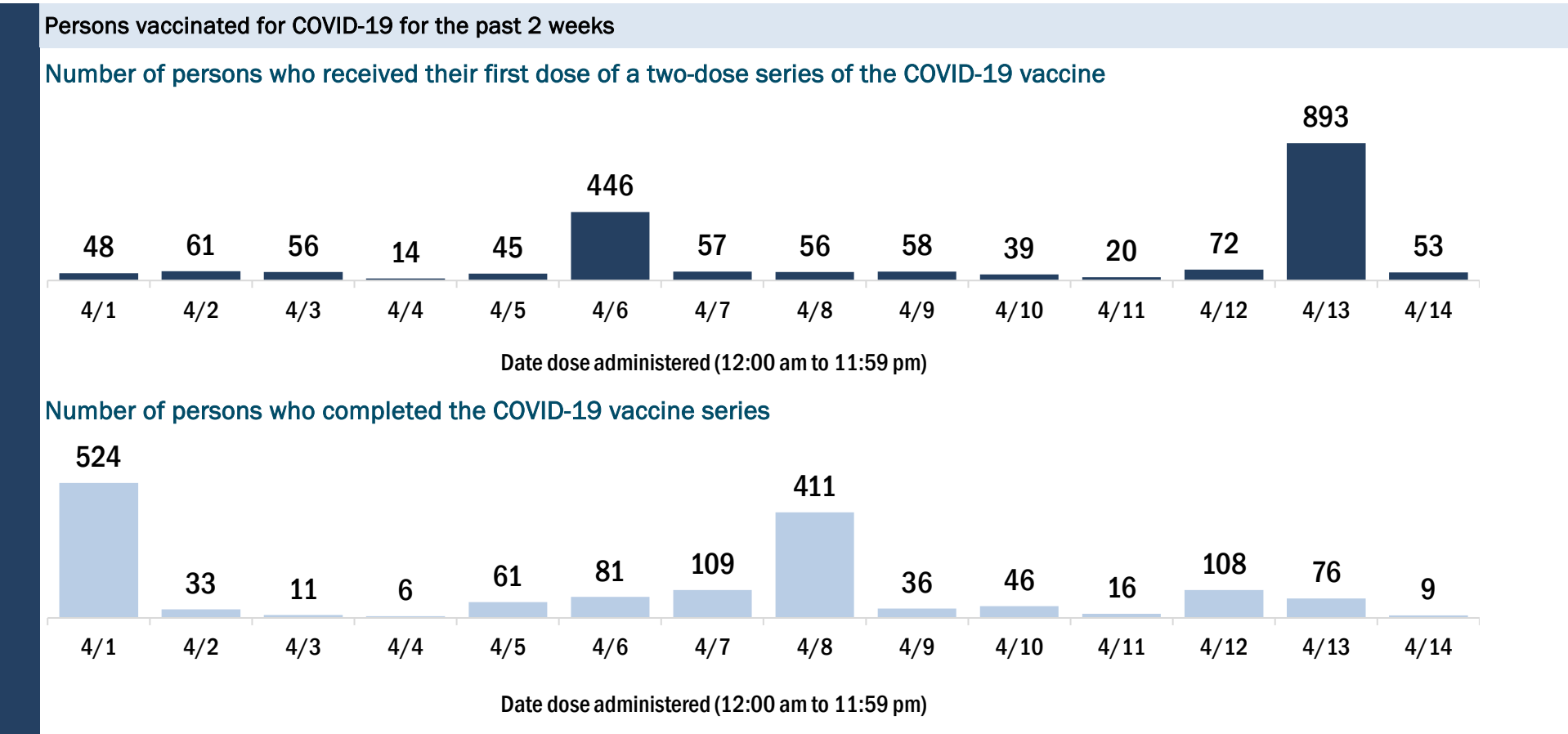
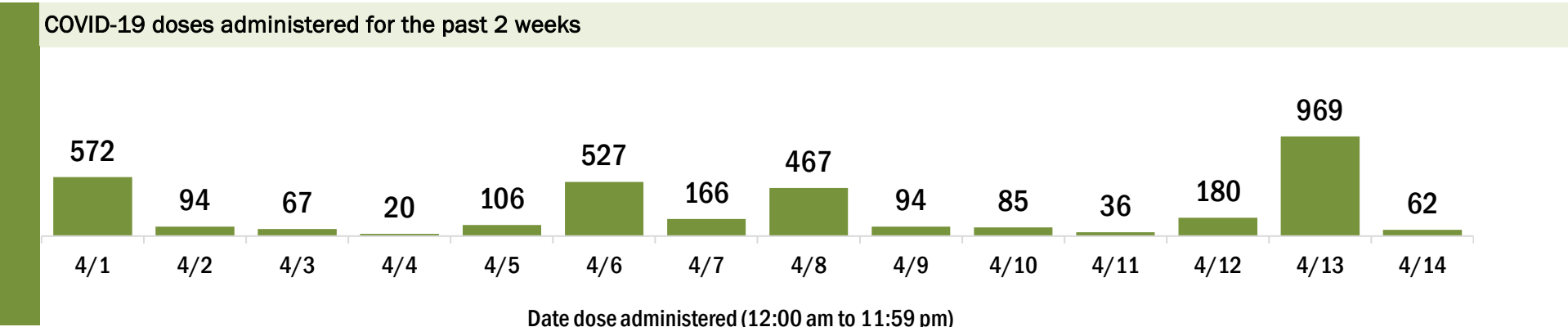
Data in this report are provisional and subject to change.

Data in this summary pertain to COVID-19 vaccines approved by the U.S. Food and Drug Administration and have been issued an Emergency Use Authorization (Janssen COVID-19 Vaccine, Moderna COVID-19 Vaccine and Pfizer-BioNTech COVID-19 Vaccine). These data summarize the number of people who have received either their first dose or have completed the series for a COVID-19 vaccine. **A person can only be counted in one category, first dose or series complete.** For persons receiving Moderna or Pfizer vaccines, once they receive their second dose, they are moved from the first dose column to the series completed column. **Because of this, the total first dose category may show a change from report to report not matching the total receiving their first dose from the previous day.** Persons receiving Johnson & Johnson vaccines will always be counted in the series completed column.

COVID-19 doses for vaccinated persons in Florida	
Doses administered	16,039
People receiving one dose of a 1-dose series (Johnson & Johnson) or receiving only one dose of a 2-dose series (Moderna, Pfizer) count once. Persons receiving both doses of a 2-dose series count twice.	

Current status of persons vaccinated for COVID-19 in Florida	
Total people vaccinated	10,275
First dose	4,137
Series completed	6,138
Completed 1-dose series	374
Completed 2-dose series	5,764
First dose: current number of people who have only received their first dose of the Moderna or Pfizer vaccine.	
Series complete: current number of people who have received both Moderna or Pfizer vaccine doses or one Johnson & Johnson dose and are considered fully immunized.	

Demographic summary	First dose	Series complete	Total people vaccinated
Age group	4,137	6,138	10,275
16-24 years	181	58	239
25-34 years	295	155	450
35-44 years	444	223	667
45-54 years	754	299	1,053
55-64 years	1,342	596	1,938
65-74 years	667	2,568	3,235
75-84 years	350	1,757	2,107
85+ years	104	482	586
Race	4,137	6,138	10,275
White	2,959	4,948	7,907
Black	159	142	301
American Indian/Alaskan	19	28	47
Other	278	574	852
Unknown	722	446	1,168
Other race includes Asian, native Hawaiian/Pacific Islander, or other.			
Ethnicity	4,137	6,138	10,275
Hispanic	690	424	1,114
Non-Hispanic	2,190	4,536	6,726
Unknown	1,257	1,178	2,435
Gender	4,137	6,138	10,275
Female	1,981	3,439	5,420
Male	2,151	2,699	4,850
Unknown	5	0	5





# COVID-19: Orange County vaccine summary

Vaccination data through Apr 14, 2021 as of Apr 15, 2021 at 12:05 AM

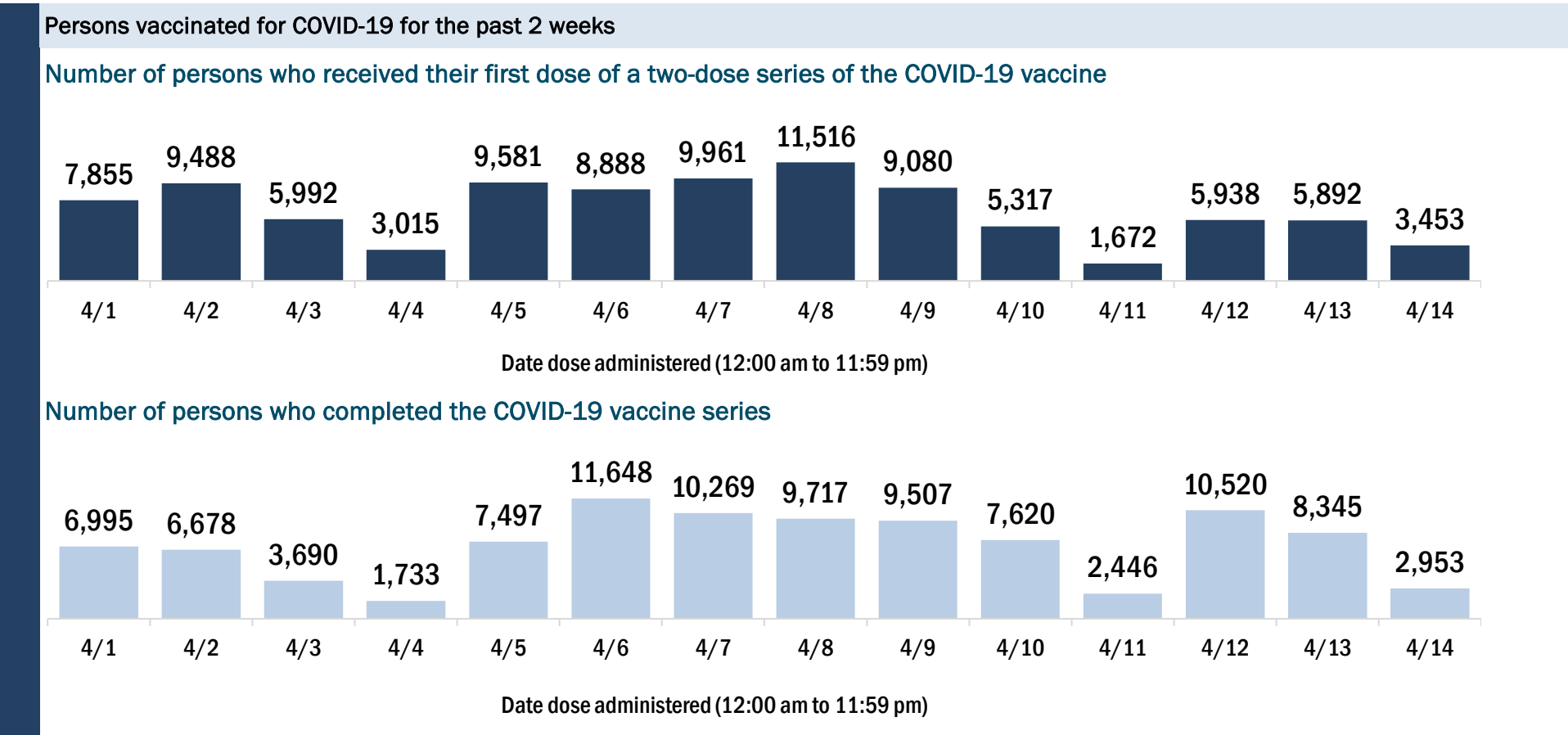
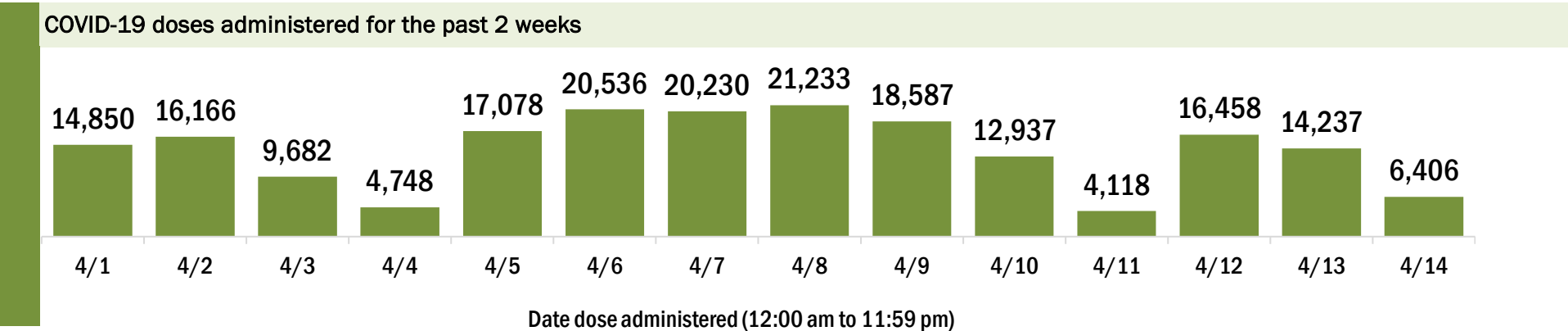
Data in this report are provisional and subject to change.

Data in this summary pertain to COVID-19 vaccines approved by the U.S. Food and Drug Administration and have been issued an Emergency Use Authorization (Janssen COVID-19 Vaccine, Moderna COVID-19 Vaccine and Pfizer-BioNTech COVID-19 Vaccine). These data summarize the number of people who have received either their first dose or have completed the series for a COVID-19 vaccine. **A person can only be counted in one category, first dose or series complete.** For persons receiving Moderna or Pfizer vaccines, once they receive their second dose, they are moved from the first dose column to the series completed column. **Because of this, the total first dose category may show a change from report to report not matching the total receiving their first dose from the previous day.** Persons receiving Johnson & Johnson vaccines will always be counted in the series completed column.

COVID-19 doses for vaccinated persons in Florida	
Doses administered	672,501
People receiving one dose of a 1-dose series (Johnson & Johnson) or receiving only one dose of a 2-dose series (Moderna, Pfizer) count once. Persons receiving both doses of a 2-dose series count twice.	

Current status of persons vaccinated for COVID-19 in Florida	
Total people vaccinated	452,683
First dose	180,899
Series completed	271,784
Completed 1-dose series	51,966
Completed 2-dose series	219,818
First dose: current number of people who have only received their first dose of the Moderna or Pfizer vaccine.	
Series complete: current number of people who have received both Moderna or Pfizer vaccine doses or one Johnson & Johnson dose and are considered fully immunized.	

Demographic summary	First dose	Series complete	Total people vaccinated
Age group	180,899	271,784	452,683
16-24 years	22,581	10,987	33,568
25-34 years	28,381	25,322	53,703
35-44 years	35,832	32,887	68,719
45-54 years	39,652	38,797	78,449
55-64 years	32,857	54,270	87,127
65-74 years	12,046	67,327	79,373
75-84 years	5,950	31,090	37,040
85+ years	3,600	11,104	14,704
Race	180,899	271,784	452,683
White	103,390	165,483	268,873
Black	13,258	22,738	35,996
American Indian/Alaskan	593	745	1,338
Other	30,680	45,886	76,566
Unknown	32,978	36,932	69,910
Other race includes Asian, native Hawaiian/Pacific Islander, or other.			
Ethnicity	180,899	271,784	452,683
Hispanic	28,935	29,107	58,042
Non-Hispanic	80,678	142,418	223,096
Unknown	71,286	100,259	171,545
Gender	180,899	271,784	452,683
Female	94,248	155,044	249,292
Male	84,499	115,949	200,448
Unknown	2,152	791	2,943



# COVID-19: Osceola County vaccine summary

Vaccination data through Apr 14, 2021 as of Apr 15, 2021 at 12:05 AM

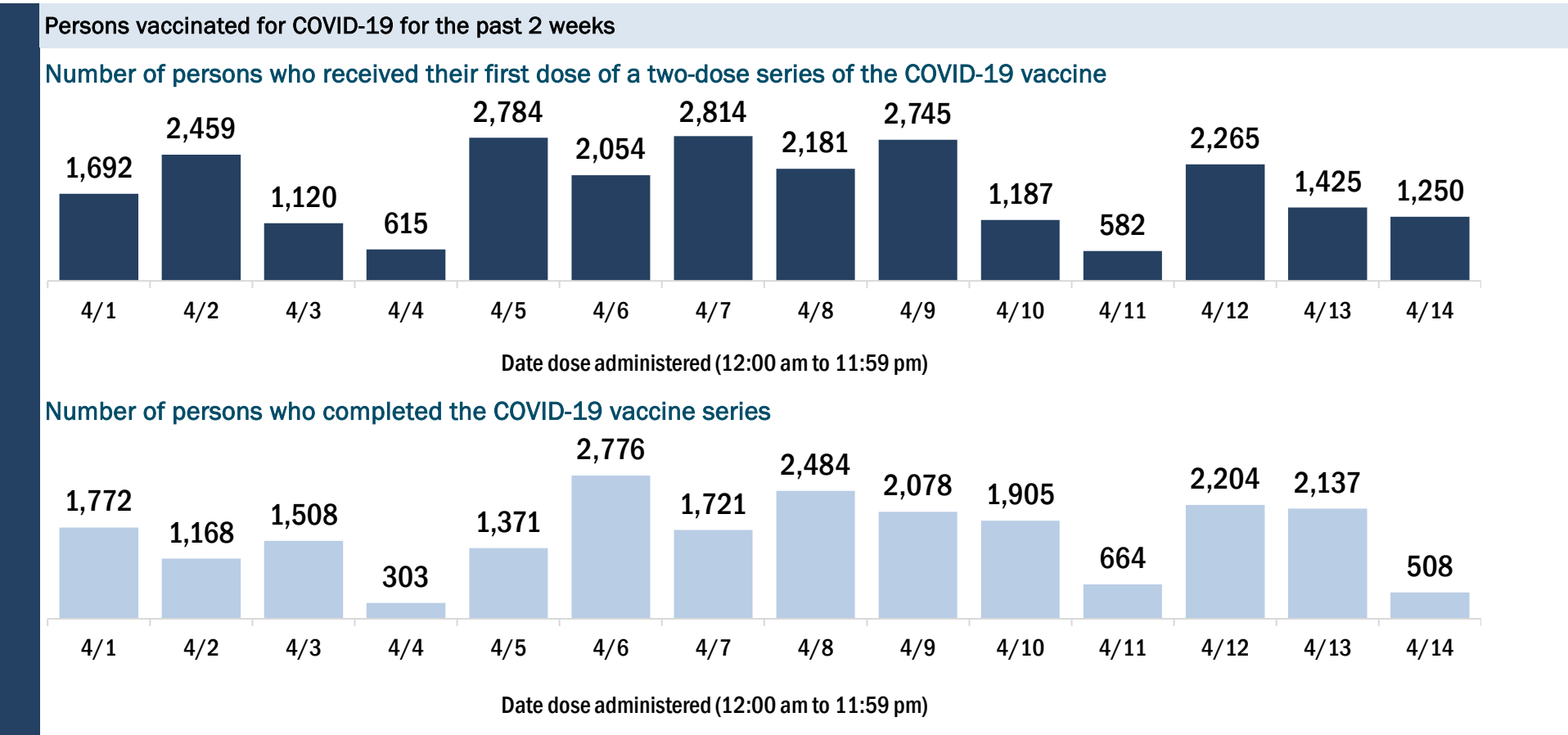
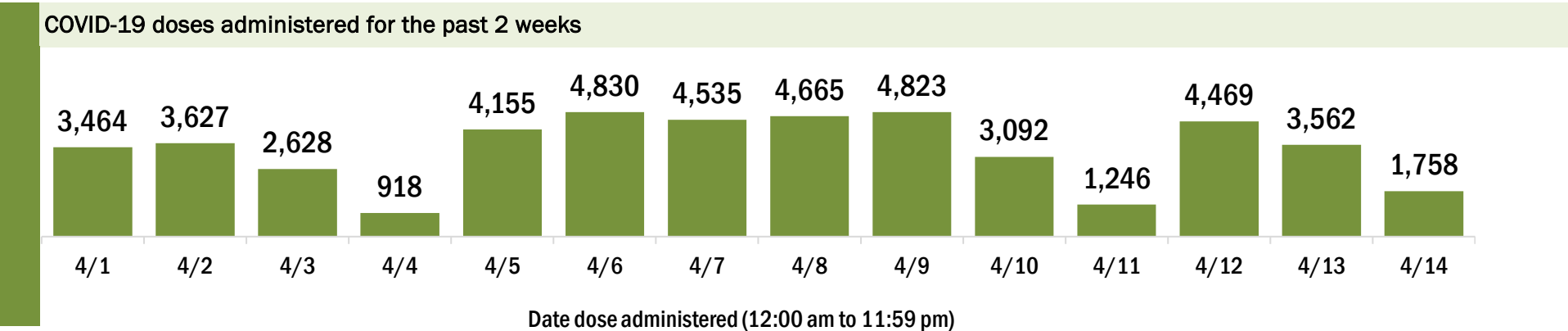
Data in this report are provisional and subject to change.

Data in this summary pertain to COVID-19 vaccines approved by the U.S. Food and Drug Administration and have been issued an Emergency Use Authorization (Janssen COVID-19 Vaccine, Moderna COVID-19 Vaccine and Pfizer-BioNTech COVID-19 Vaccine). These data summarize the number of people who have received either their first dose or have completed the series for a COVID-19 vaccine. **A person can only be counted in one category, first dose or series complete.** For persons receiving Moderna or Pfizer vaccines, once they receive their second dose, they are moved from the first dose column to the series completed column. **Because of this, the total first dose category may show a change from report to report not matching the total receiving their first dose from the previous day.** Persons receiving Johnson & Johnson vaccines will always be counted in the series completed column.

COVID-19 doses for vaccinated persons in Florida	
Doses administered	164,825
People receiving one dose of a 1-dose series (Johnson & Johnson) or receiving only one dose of a 2-dose series (Moderna, Pfizer) count once. Persons receiving both doses of a 2-dose series count twice.	

Current status of persons vaccinated for COVID-19 in Florida	
Total people vaccinated	111,289
First dose	47,560
Series completed	63,729
Completed 1-dose series	10,193
Completed 2-dose series	53,536
First dose: current number of people who have only received their first dose of the Moderna or Pfizer vaccine.	
Series complete: current number of people who have received both Moderna or Pfizer vaccine doses or one Johnson & Johnson dose and are considered fully immunized.	

Demographic summary	First dose	Series complete	Total people vaccinated
Age group	47,560	63,729	111,289
16-24 years	4,410	1,860	6,270
25-34 years	6,019	4,180	10,199
35-44 years	8,495	5,666	14,161
45-54 years	11,292	7,703	18,995
55-64 years	10,478	12,163	22,641
65-74 years	4,133	19,926	24,059
75-84 years	2,086	9,487	11,573
85+ years	647	2,744	3,391
Race	47,560	63,729	111,289
White	26,977	38,745	65,722
Black	2,338	3,614	5,952
American Indian/Alaskan	188	327	515
Other	8,019	11,862	19,881
Unknown	10,038	9,181	19,219
Other race includes Asian, native Hawaiian/Pacific Islander, or other.			
Ethnicity	47,560	63,729	111,289
Hispanic	16,078	17,574	33,652
Non-Hispanic	13,573	26,377	39,950
Unknown	17,909	19,778	37,687
Gender	47,560	63,729	111,289
Female	25,515	37,155	62,670
Male	21,892	26,542	48,434
Unknown	153	32	185



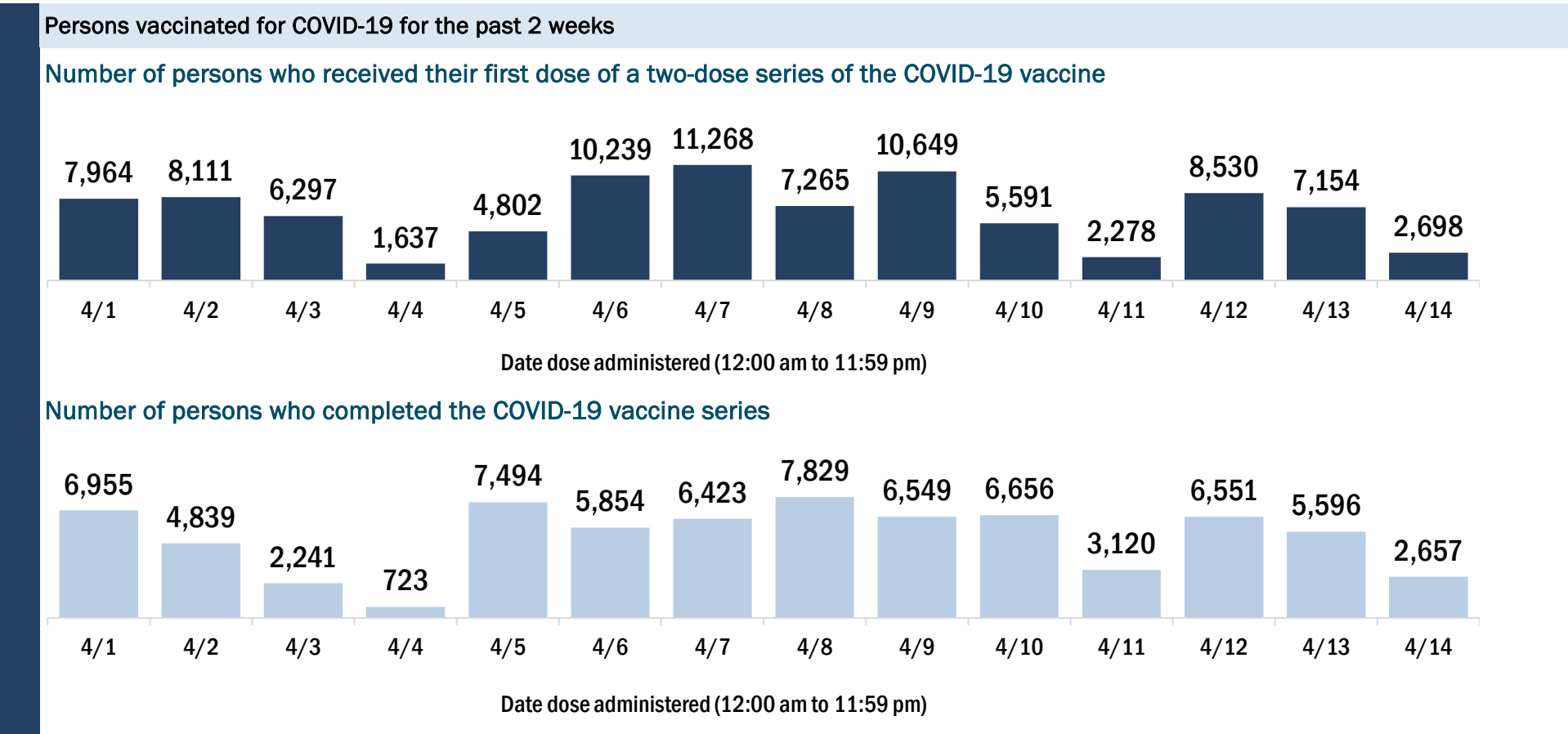
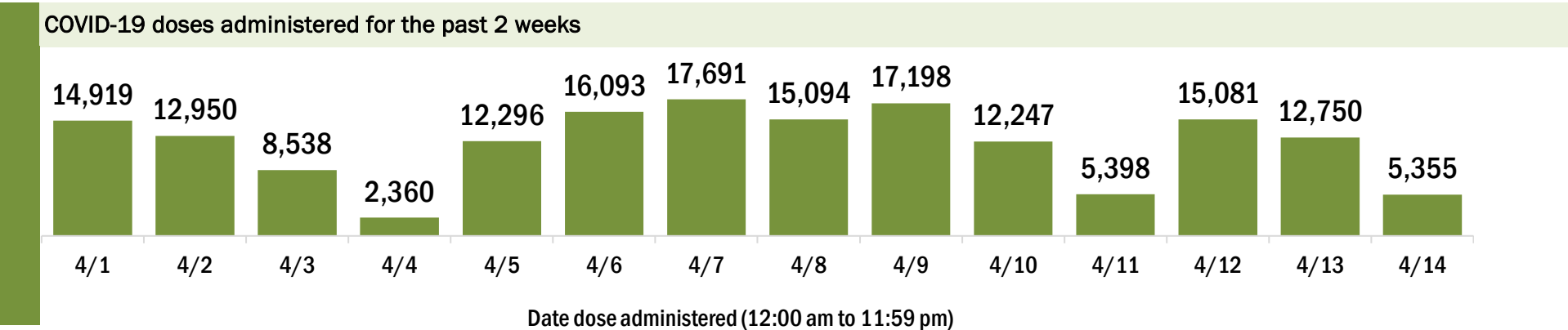
# COVID-19: Palm Beach County vaccine summary

Vaccination data through Apr 14, 2021 as of Apr 15, 2021 at 12:05 AM

Data in this report are provisional and subject to change.

Data in this summary pertain to COVID-19 vaccines approved by the U.S. Food and Drug Administration and have been issued an Emergency Use Authorization (Janssen COVID-19 Vaccine, Moderna COVID-19 Vaccine and Pfizer-BioNTech COVID-19 Vaccine). These data summarize the number of people who have received either their first dose or have completed the series for a COVID-19 vaccine. **A person can only be counted in one category, first dose or series complete.** For persons receiving Moderna or Pfizer vaccines, once they receive their second dose, they are moved from the first dose column to the series completed column. **Because of this, the total first dose category may show a change from report to report not matching the total receiving their first dose from the previous day.** Persons receiving Johnson & Johnson vaccines will always be counted in the series completed column.

COVID-19 doses for vaccinated persons in Florida		Demographic summary			
Doses administered	883,060	First dose	Series complete	Total people vaccinated	
People receiving one dose of a 1-dose series (Johnson & Johnson) or receiving only one dose of a 2-dose series (Moderna, Pfizer) count once. Persons receiving both doses of a 2-dose series count twice.		Age group	204,795	357,960	562,755
		16-24 years	14,160	6,028	20,188
		25-34 years	18,412	14,001	32,413
		35-44 years	26,952	20,172	47,124
		45-54 years	39,416	30,546	69,962
		55-64 years	53,225	53,214	106,439
		65-74 years	26,875	118,566	145,441
		75-84 years	17,699	81,986	99,685
		85+ years	8,056	33,447	41,503
		Race	204,795	357,960	562,755
		White	122,643	237,265	359,908
		Black	12,893	18,646	31,539
		American Indian/Alaskan	684	964	1,648
		Other	21,303	30,778	52,081
		Unknown	47,272	70,307	117,579
		Other race includes Asian, native Hawaiian/Pacific Islander, or other.			
		Ethnicity	204,795	357,960	562,755
		Hispanic	29,011	25,585	54,596
		Non-Hispanic	93,424	195,559	288,983
		Unknown	82,360	136,816	219,176
		Gender	204,795	357,960	562,755
		Female	110,051	206,769	316,820
		Male	94,166	150,973	245,139
		Unknown	578	218	796





# COVID-19: Pasco County vaccine summary

Vaccination data through Apr 14, 2021 as of Apr 15, 2021 at 12:05 AM

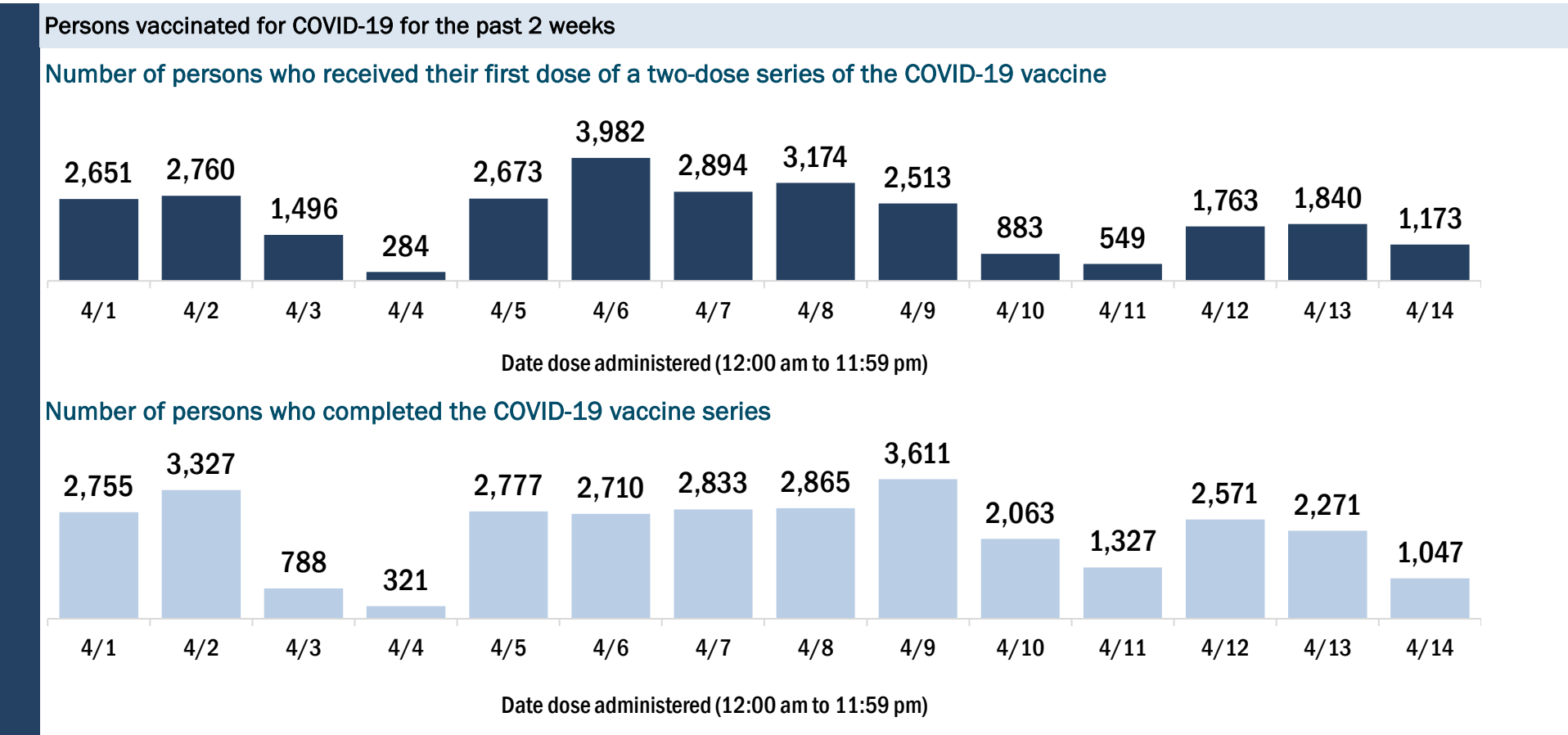
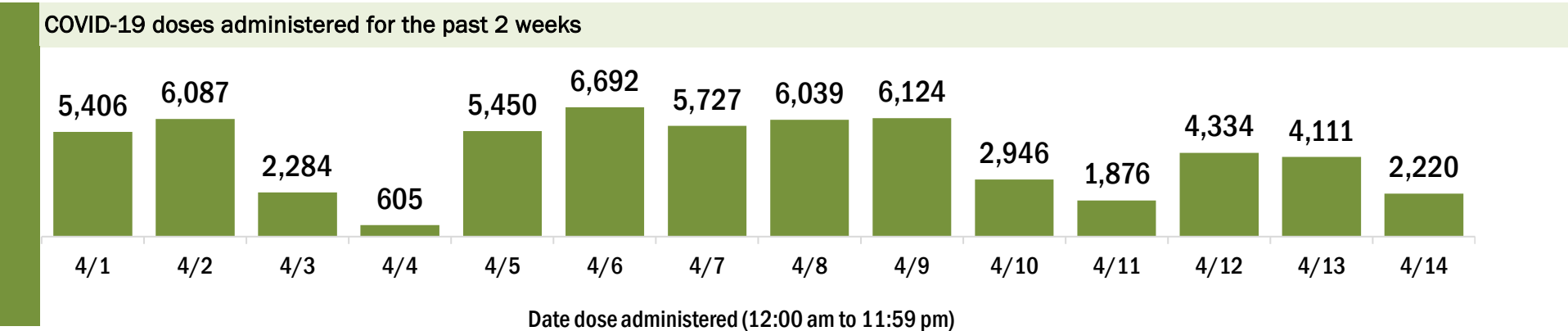
Data in this report are provisional and subject to change.

Data in this summary pertain to COVID-19 vaccines approved by the U.S. Food and Drug Administration and have been issued an Emergency Use Authorization (Janssen COVID-19 Vaccine, Moderna COVID-19 Vaccine and Pfizer-BioNTech COVID-19 Vaccine). These data summarize the number of people who have received either their first dose or have completed the series for a COVID-19 vaccine. **A person can only be counted in one category, first dose or series complete.** For persons receiving Moderna or Pfizer vaccines, once they receive their second dose, they are moved from the first dose column to the series completed column. **Because of this, the total first dose category may show a change from report to report not matching the total receiving their first dose from the previous day.** Persons receiving Johnson & Johnson vaccines will always be counted in the series completed column.

COVID-19 doses for vaccinated persons in Florida	
Doses administered	274,415
People receiving one dose of a 1-dose series (Johnson & Johnson) or receiving only one dose of a 2-dose series (Moderna, Pfizer) count once. Persons receiving both doses of a 2-dose series count twice.	

Current status of persons vaccinated for COVID-19 in Florida	
Total people vaccinated	178,415
First dose	71,335
Series completed	107,080
Completed 1-dose series	11,080
Completed 2-dose series	96,000
First dose: current number of people who have only received their first dose of the Moderna or Pfizer vaccine.	
Series complete: current number of people who have received both Moderna or Pfizer vaccine doses or one Johnson & Johnson dose and are considered fully immunized.	

Demographic summary	First dose	Series complete	Total people vaccinated
Age group	71,335	107,080	178,415
16-24 years	4,686	2,018	6,704
25-34 years	5,275	4,343	9,618
35-44 years	9,238	7,087	16,325
45-54 years	13,185	10,002	23,187
55-64 years	17,974	16,487	34,461
65-74 years	11,348	37,576	48,924
75-84 years	7,335	22,748	30,083
85+ years	2,294	6,819	9,113
Race	71,335	107,080	178,415
White	51,075	82,175	133,250
Black	2,345	2,846	5,191
American Indian/Alaskan	277	359	636
Other	7,175	9,830	17,005
Unknown	10,463	11,870	22,333
Other race includes Asian, native Hawaiian/Pacific Islander, or other.			
Ethnicity	71,335	107,080	178,415
Hispanic	5,517	5,444	10,961
Non-Hispanic	39,381	66,009	105,390
Unknown	26,437	35,627	62,064
Gender	71,335	107,080	178,415
Female	38,884	63,269	102,153
Male	32,346	43,735	76,081
Unknown	105	76	181





# COVID-19: Pinellas County vaccine summary

Vaccination data through Apr 14, 2021 as of Apr 15, 2021 at 12:05 AM

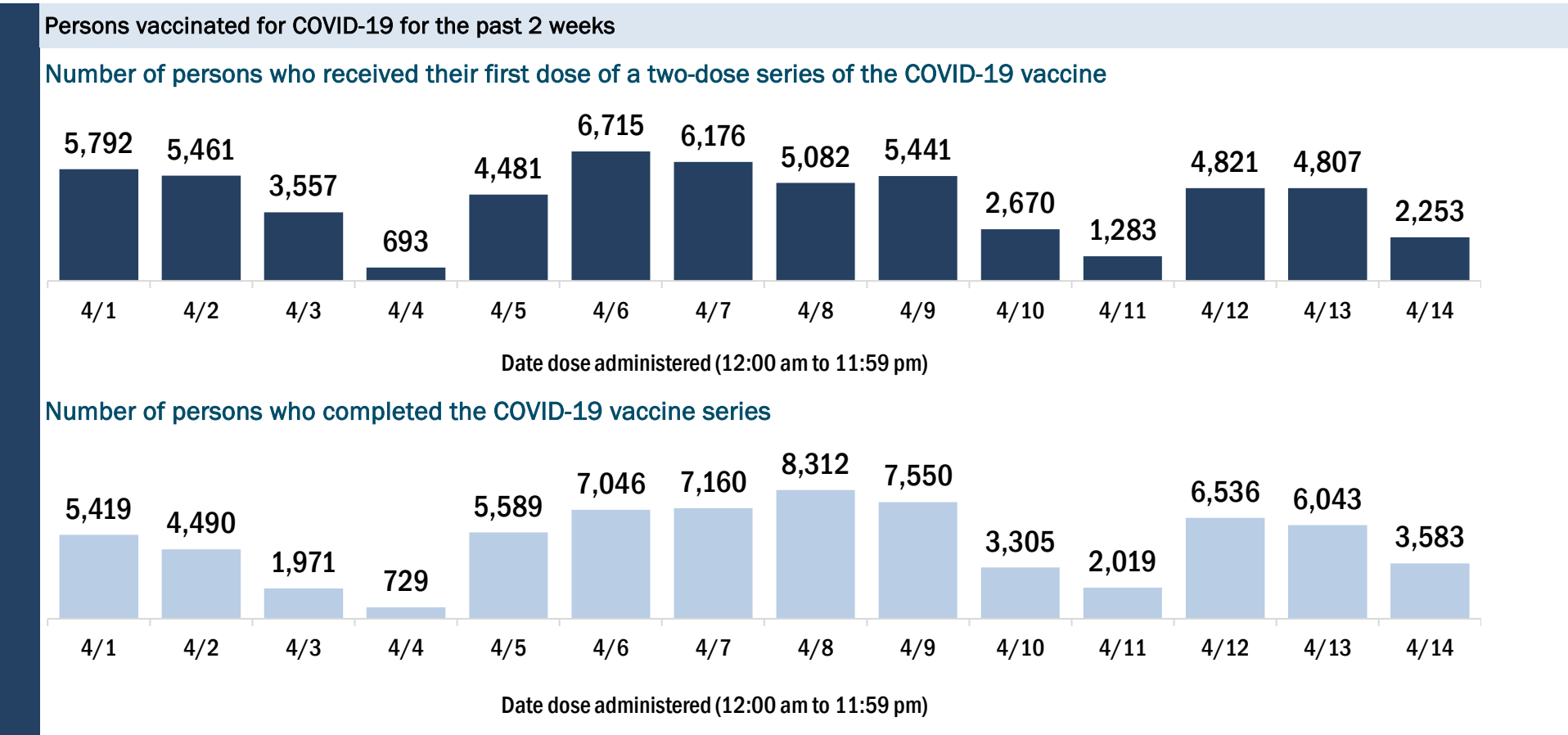
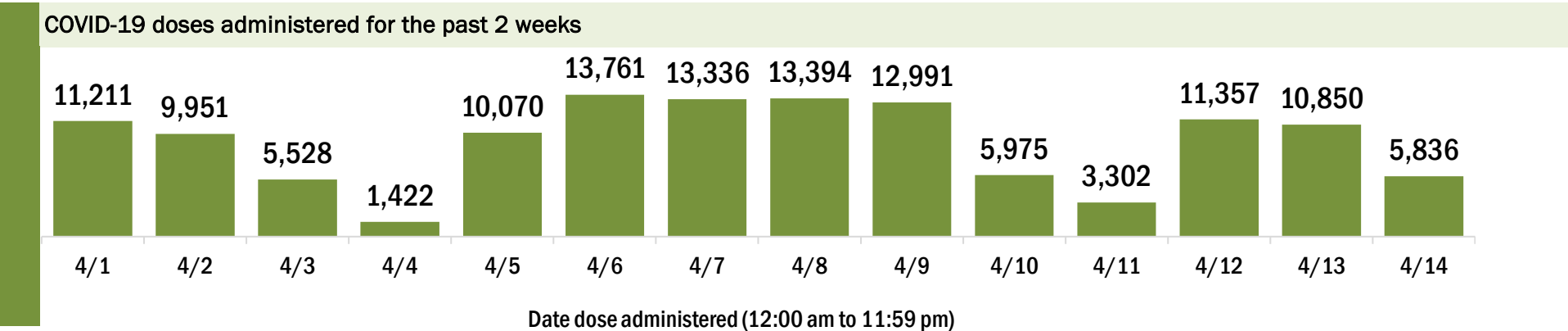
Data in this report are provisional and subject to change.

Data in this summary pertain to COVID-19 vaccines approved by the U.S. Food and Drug Administration and have been issued an Emergency Use Authorization (Janssen COVID-19 Vaccine, Moderna COVID-19 Vaccine and Pfizer-BioNTech COVID-19 Vaccine). These data summarize the number of people who have received either their first dose or have completed the series for a COVID-19 vaccine. **A person can only be counted in one category, first dose or series complete.** For persons receiving Moderna or Pfizer vaccines, once they receive their second dose, they are moved from the first dose column to the series completed column. **Because of this, the total first dose category may show a change from report to report not matching the total receiving their first dose from the previous day.** Persons receiving Johnson & Johnson vaccines will always be counted in the series completed column.

COVID-19 doses for vaccinated persons in Florida	
Doses administered	599,276
People receiving one dose of a 1-dose series (Johnson & Johnson) or receiving only one dose of a 2-dose series (Moderna, Pfizer) count once. Persons receiving both doses of a 2-dose series count twice.	

Current status of persons vaccinated for COVID-19 in Florida	
Total people vaccinated	376,216
First dose	133,639
Series completed	242,577
Completed 1-dose series	19,517
Completed 2-dose series	223,060
First dose: current number of people who have only received their first dose of the Moderna or Pfizer vaccine.	
Series complete: current number of people who have received both Moderna or Pfizer vaccine doses or one Johnson & Johnson dose and are considered fully immunized.	

Demographic summary	First dose	Series complete	Total people vaccinated
Age group	133,639	242,577	376,216
16-24 years	8,177	4,005	12,182
25-34 years	13,268	11,028	24,296
35-44 years	17,609	13,863	31,472
45-54 years	25,927	20,042	45,969
55-64 years	36,410	46,437	82,847
65-74 years	17,365	85,347	102,712
75-84 years	10,410	44,867	55,277
85+ years	4,473	16,988	21,461
Race	133,639	242,577	376,216
White	91,087	185,385	276,472
Black	6,944	9,899	16,843
American Indian/Alaskan	420	516	936
Other	12,438	18,354	30,792
Unknown	22,750	28,423	51,173
Other race includes Asian, native Hawaiian/Pacific Islander, or other.			
Ethnicity	133,639	242,577	376,216
Hispanic	5,885	6,940	12,825
Non-Hispanic	76,888	151,264	228,152
Unknown	50,866	84,373	135,239
Gender	133,639	242,577	376,216
Female	71,946	142,122	214,068
Male	61,333	100,076	161,409
Unknown	360	379	739



# COVID-19: Polk County vaccine summary

Vaccination data through Apr 14, 2021 as of Apr 15, 2021 at 12:05 AM

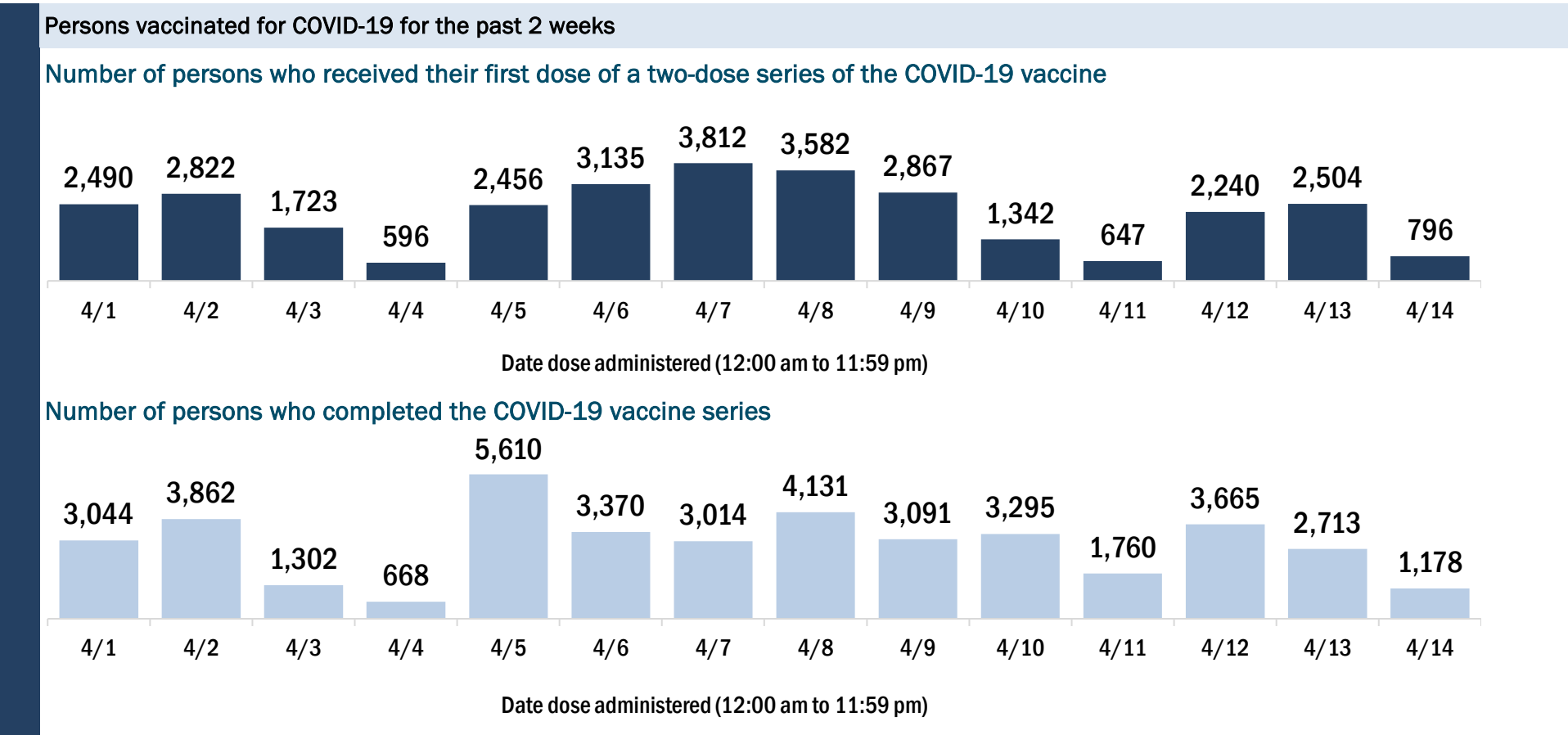
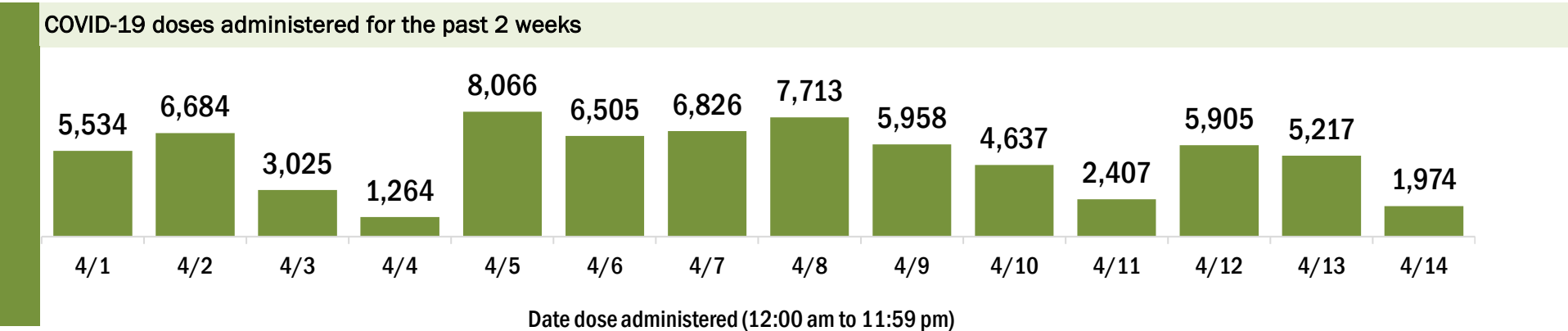
Data in this report are provisional and subject to change.

Data in this summary pertain to COVID-19 vaccines approved by the U.S. Food and Drug Administration and have been issued an Emergency Use Authorization (Janssen COVID-19 Vaccine, Moderna COVID-19 Vaccine and Pfizer-BioNTech COVID-19 Vaccine). These data summarize the number of people who have received either their first dose or have completed the series for a COVID-19 vaccine. **A person can only be counted in one category, first dose or series complete.** For persons receiving Moderna or Pfizer vaccines, once they receive their second dose, they are moved from the first dose column to the series completed column. **Because of this, the total first dose category may show a change from report to report not matching the total receiving their first dose from the previous day.** Persons receiving Johnson & Johnson vaccines will always be counted in the series completed column.

COVID-19 doses for vaccinated persons in Florida	
Doses administered	317,099
People receiving one dose of a 1-dose series (Johnson & Johnson) or receiving only one dose of a 2-dose series (Moderna, Pfizer) count once. Persons receiving both doses of a 2-dose series count twice.	

Current status of persons vaccinated for COVID-19 in Florida	
Total people vaccinated	201,634
First dose	76,239
Series completed	125,395
Completed 1-dose series	9,930
Completed 2-dose series	115,465
First dose: current number of people who have only received their first dose of the Moderna or Pfizer vaccine.	
Series complete: current number of people who have received both Moderna or Pfizer vaccine doses or one Johnson & Johnson dose and are considered fully immunized.	

Demographic summary	First dose	Series complete	Total people vaccinated
Age group	76,239	125,395	201,634
16-24 years	4,403	2,409	6,812
25-34 years	6,604	5,492	12,096
35-44 years	8,880	7,602	16,482
45-54 years	13,123	10,444	23,567
55-64 years	18,788	19,204	37,992
65-74 years	13,384	45,029	58,413
75-84 years	8,349	27,311	35,660
85+ years	2,708	7,904	10,612
Race	76,239	125,395	201,634
White	49,063	91,766	140,829
Black	5,953	7,913	13,866
American Indian/Alaskan	605	592	1,197
Other	7,522	9,438	16,960
Unknown	13,096	15,686	28,782
Other race includes Asian, native Hawaiian/Pacific Islander, or other.			
Ethnicity	76,239	125,395	201,634
Hispanic	11,981	9,863	21,844
Non-Hispanic	36,936	75,085	112,021
Unknown	27,322	40,447	67,769
Gender	76,239	125,395	201,634
Female	41,106	72,477	113,583
Male	34,856	52,873	87,729
Unknown	277	45	322



# COVID-19: Putnam County vaccine summary

Vaccination data through Apr 14, 2021 as of Apr 15, 2021 at 12:05 AM

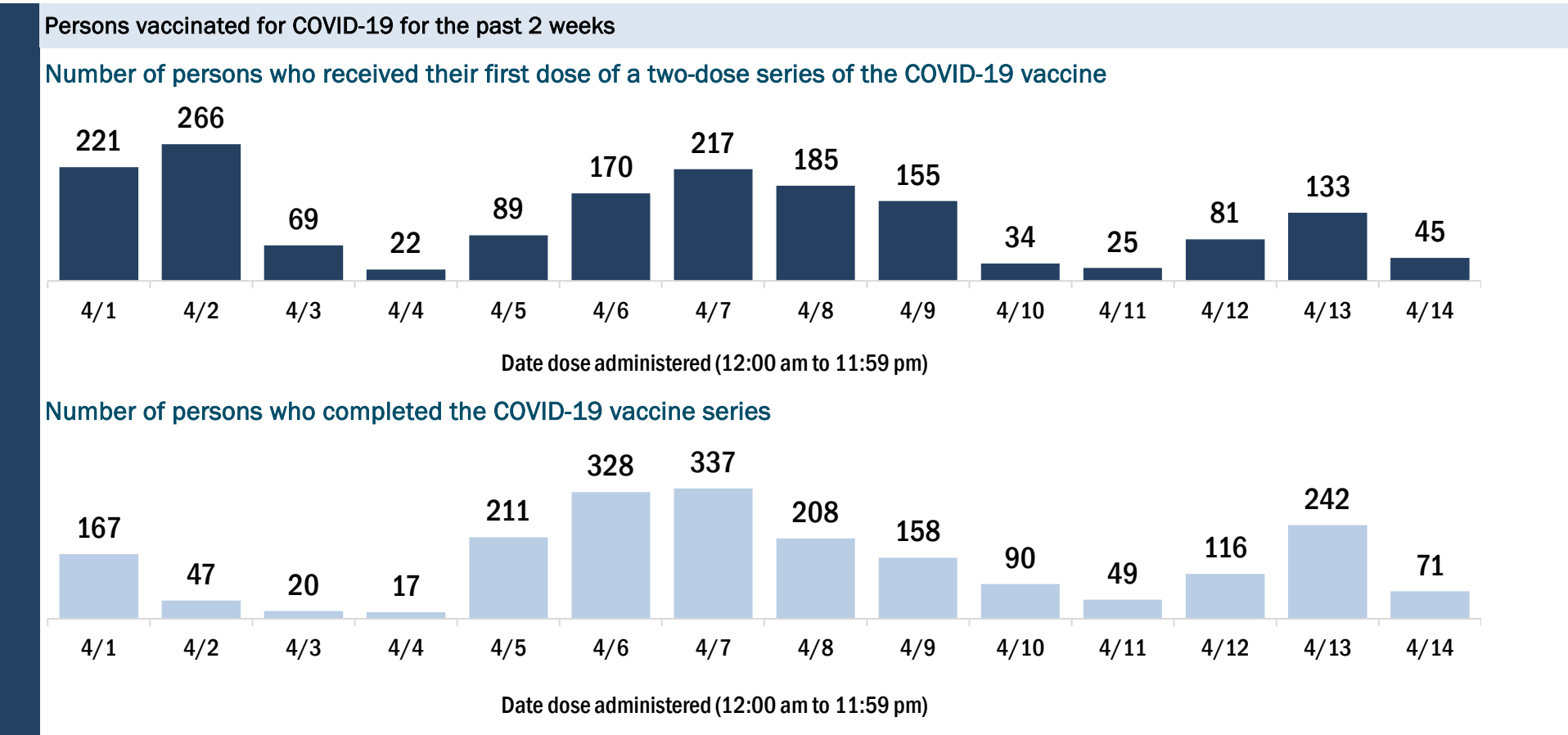
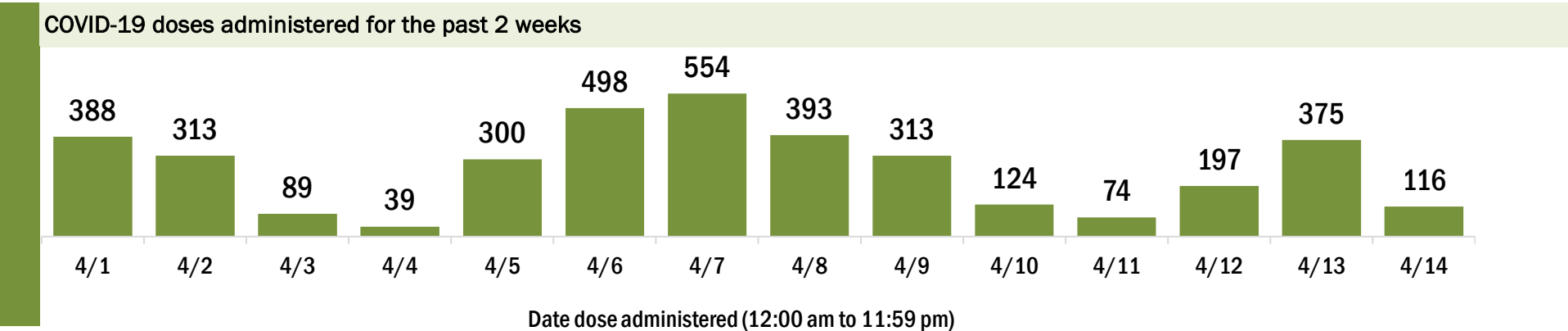
Data in this report are provisional and subject to change.

Data in this summary pertain to COVID-19 vaccines approved by the U.S. Food and Drug Administration and have been issued an Emergency Use Authorization (Janssen COVID-19 Vaccine, Moderna COVID-19 Vaccine and Pfizer-BioNTech COVID-19 Vaccine). These data summarize the number of people who have received either their first dose or have completed the series for a COVID-19 vaccine. **A person can only be counted in one category, first dose or series complete.** For persons receiving Moderna or Pfizer vaccines, once they receive their second dose, they are moved from the first dose column to the series completed column. **Because of this, the total first dose category may show a change from report to report not matching the total receiving their first dose from the previous day.** Persons receiving Johnson & Johnson vaccines will always be counted in the series completed column.

COVID-19 doses for vaccinated persons in Florida	
Doses administered	26,210
People receiving one dose of a 1-dose series (Johnson & Johnson) or receiving only one dose of a 2-dose series (Moderna, Pfizer) count once. Persons receiving both doses of a 2-dose series count twice.	

Current status of persons vaccinated for COVID-19 in Florida	
Total people vaccinated	16,708
First dose	6,381
Series completed	10,327
Completed 1-dose series	825
Completed 2-dose series	9,502
<b>First dose:</b> current number of people who have only received their first dose of the Moderna or Pfizer vaccine.	
<b>Series complete:</b> current number of people who have received both Moderna or Pfizer vaccine doses or one Johnson & Johnson dose and are considered fully immunized.	

Demographic summary	First dose	Series complete	Total people vaccinated
Age group	6,381	10,327	16,708
16-24 years	213	95	308
25-34 years	341	241	582
35-44 years	462	352	814
45-54 years	847	665	1,512
55-64 years	1,855	1,710	3,565
65-74 years	1,575	4,178	5,753
75-84 years	829	2,346	3,175
85+ years	259	740	999
Race	6,381	10,327	16,708
White	4,843	8,085	12,928
Black	665	1,003	1,668
American Indian/Alaskan	57	73	130
Other	490	596	1,086
Unknown	326	570	896
Other race includes Asian, native Hawaiian/Pacific Islander, or other.			
Ethnicity	6,381	10,327	16,708
Hispanic	349	354	703
Non-Hispanic	4,980	7,981	12,961
Unknown	1,052	1,992	3,044
Gender	6,381	10,327	16,708
Female	3,505	5,979	9,484
Male	2,865	4,344	7,209
Unknown	11	4	15



# COVID-19: Santa Rosa County vaccine summary

Vaccination data through Apr 14, 2021 as of Apr 15, 2021 at 12:05 AM

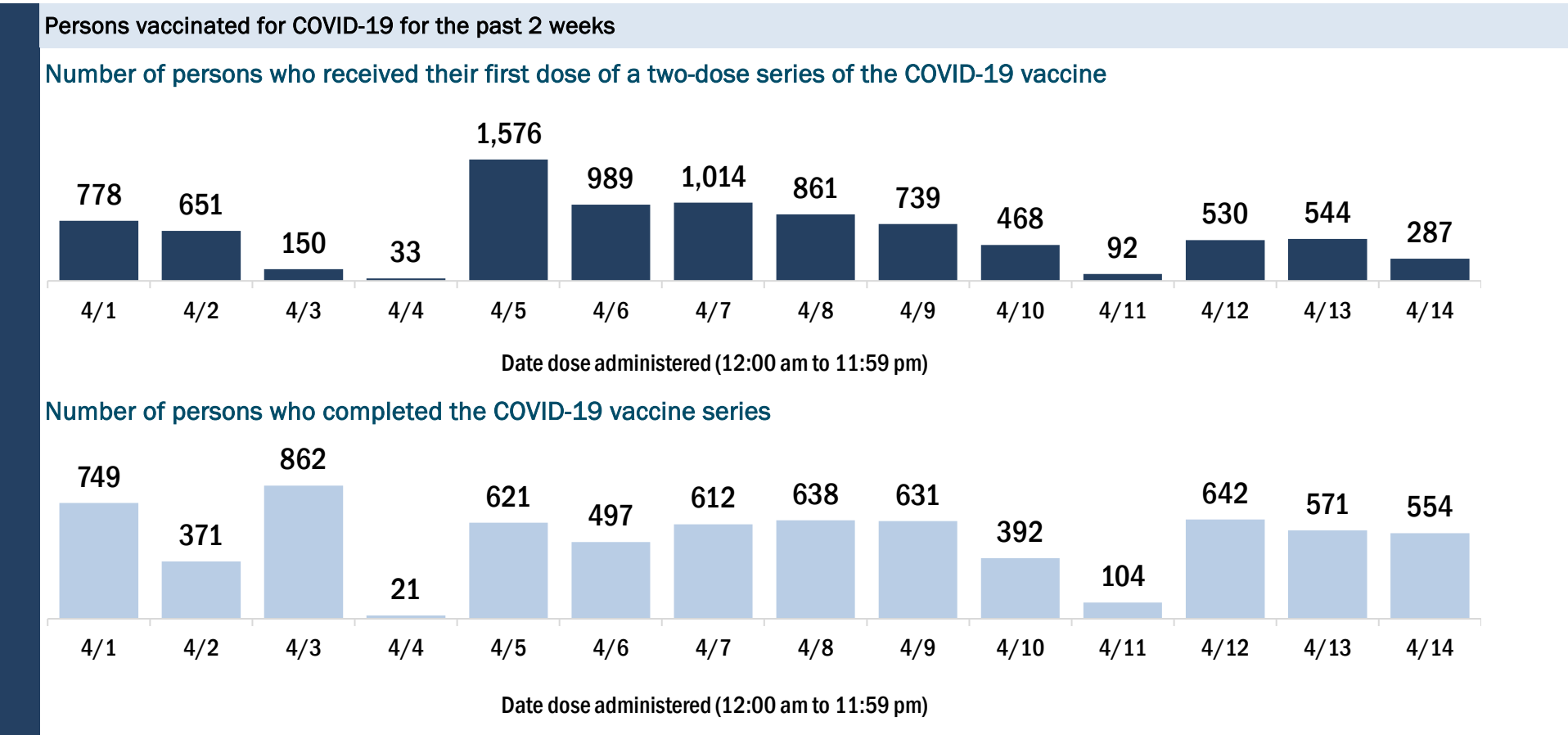
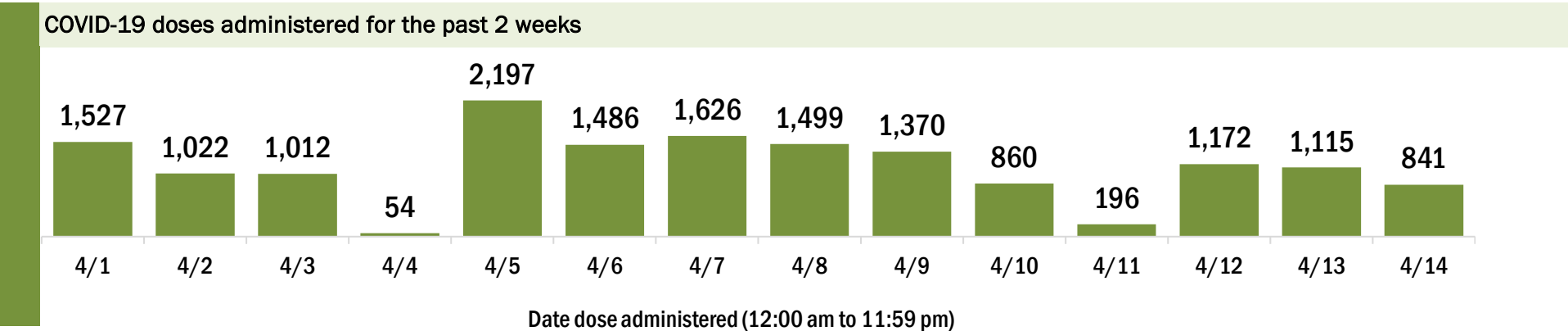
Data in this report are provisional and subject to change.

Data in this summary pertain to COVID-19 vaccines approved by the U.S. Food and Drug Administration and have been issued an Emergency Use Authorization (Janssen COVID-19 Vaccine, Moderna COVID-19 Vaccine and Pfizer-BioNTech COVID-19 Vaccine). These data summarize the number of people who have received either their first dose or have completed the series for a COVID-19 vaccine. **A person can only be counted in one category, first dose or series complete.** For persons receiving Moderna or Pfizer vaccines, once they receive their second dose, they are moved from the first dose column to the series completed column. **Because of this, the total first dose category may show a change from report to report not matching the total receiving their first dose from the previous day.** Persons receiving Johnson & Johnson vaccines will always be counted in the series completed column.

COVID-19 doses for vaccinated persons in Florida	
Doses administered	82,994
People receiving one dose of a 1-dose series (Johnson & Johnson) or receiving only one dose of a 2-dose series (Moderna, Pfizer) count once. Persons receiving both doses of a 2-dose series count twice.	

Current status of persons vaccinated for COVID-19 in Florida	
Total people vaccinated	52,339
First dose	19,494
Series completed	32,845
Completed 1-dose series	2,190
Completed 2-dose series	30,655
First dose: current number of people who have only received their first dose of the Moderna or Pfizer vaccine.	
Series complete: current number of people who have received both Moderna or Pfizer vaccine doses or one Johnson & Johnson dose and are considered fully immunized.	

Demographic summary	First dose	Series complete	Total people vaccinated
Age group	19,494	32,845	52,339
16-24 years	1,458	544	2,002
25-34 years	1,861	1,353	3,214
35-44 years	2,741	2,160	4,901
45-54 years	3,537	3,333	6,870
55-64 years	5,059	6,314	11,373
65-74 years	2,972	11,741	14,713
75-84 years	1,404	5,773	7,177
85+ years	462	1,627	2,089
Race	19,494	32,845	52,339
White	12,583	24,802	37,385
Black	893	984	1,877
American Indian/Alaskan	94	181	275
Other	1,466	2,147	3,613
Unknown	4,458	4,731	9,189
Other race includes Asian, native Hawaiian/Pacific Islander, or other.			
Ethnicity	19,494	32,845	52,339
Hispanic	873	683	1,556
Non-Hispanic	11,737	21,852	33,589
Unknown	6,884	10,310	17,194
Gender	19,494	32,845	52,339
Female	10,401	18,862	29,263
Male	9,071	13,979	23,050
Unknown	22	4	26





# COVID-19: Sarasota County vaccine summary

Vaccination data through Apr 14, 2021 as of Apr 15, 2021 at 12:05 AM

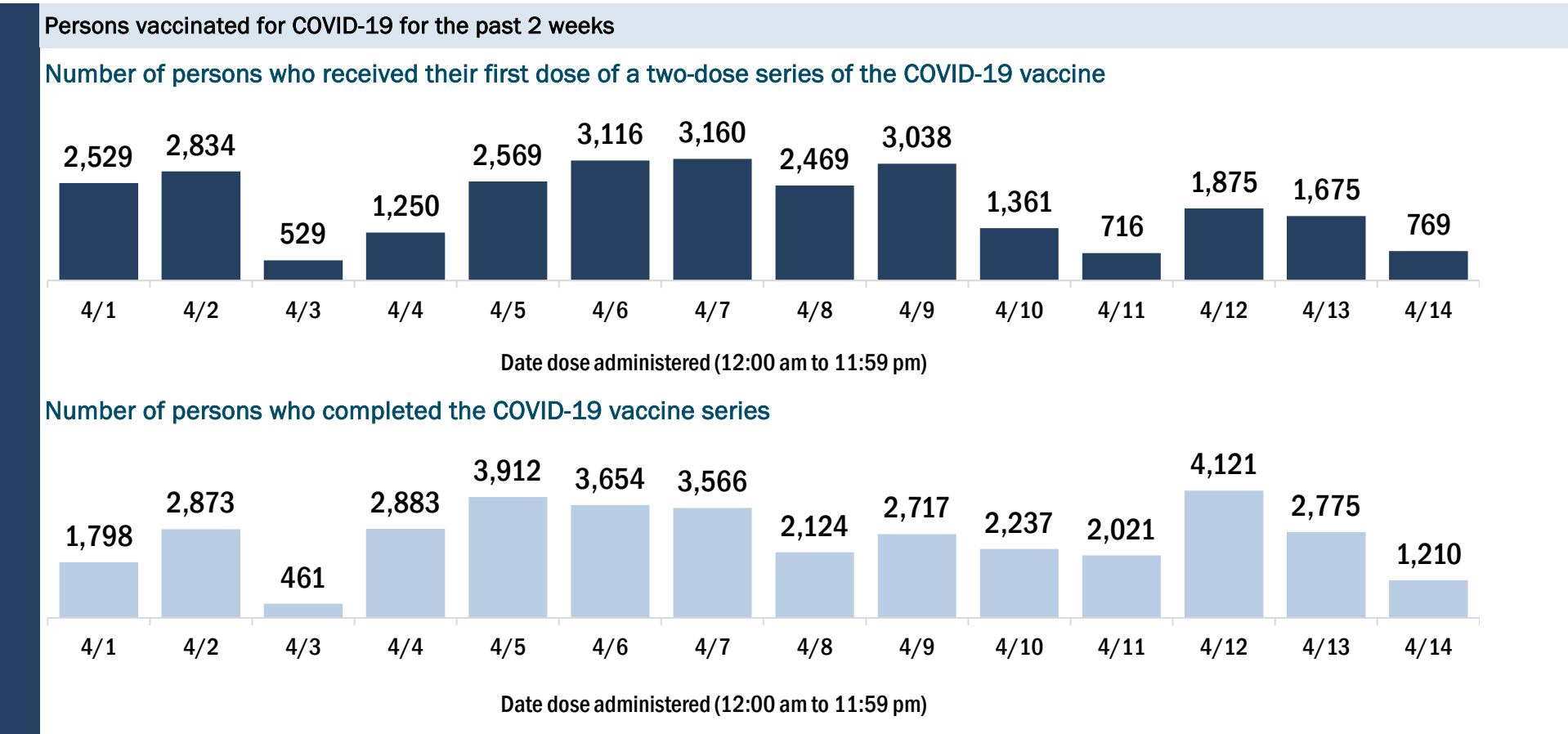
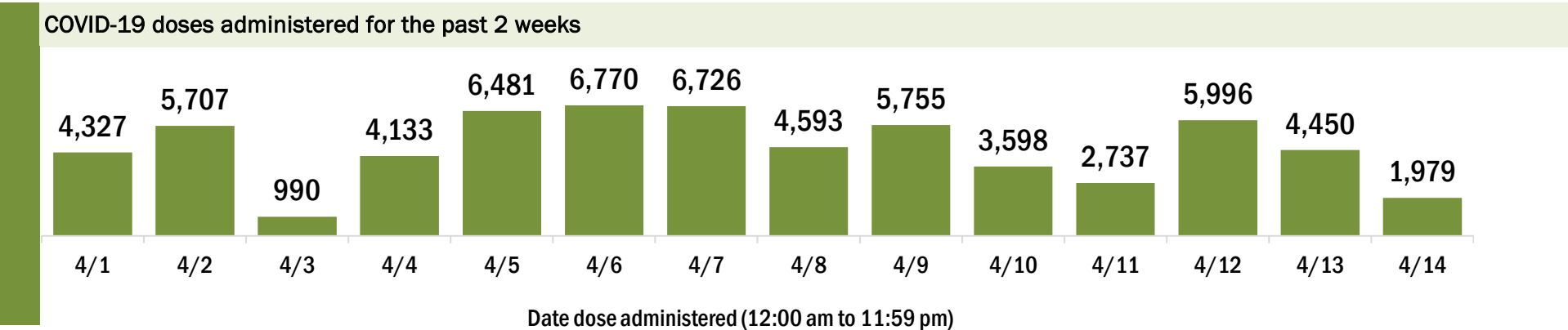
Data in this report are provisional and subject to change.

Data in this summary pertain to COVID-19 vaccines approved by the U.S. Food and Drug Administration and have been issued an Emergency Use Authorization (Janssen COVID-19 Vaccine, Moderna COVID-19 Vaccine and Pfizer-BioNTech COVID-19 Vaccine). These data summarize the number of people who have received either their first dose or have completed the series for a COVID-19 vaccine. **A person can only be counted in one category, first dose or series complete.** For persons receiving Moderna or Pfizer vaccines, once they receive their second dose, they are moved from the first dose column to the series completed column. **Because of this, the total first dose category may show a change from report to report not matching the total receiving their first dose from the previous day.** Persons receiving Johnson & Johnson vaccines will always be counted in the series completed column.

COVID-19 doses for vaccinated persons in Florida	
Doses administered	344,150
People receiving one dose of a 1-dose series (Johnson & Johnson) or receiving only one dose of a 2-dose series (Moderna, Pfizer) count once. Persons receiving both doses of a 2-dose series count twice.	

Current status of persons vaccinated for COVID-19 in Florida	
Total people vaccinated	218,217
First dose	84,164
Series completed	134,053
Completed 1-dose series	8,120
Completed 2-dose series	125,933
First dose: current number of people who have only received their first dose of the Moderna or Pfizer vaccine.	
Series complete: current number of people who have received both Moderna or Pfizer vaccine doses or one Johnson & Johnson dose and are considered fully immunized.	

Demographic summary	First dose	Series complete	Total people vaccinated
Age group	84,164	134,053	218,217
16-24 years	3,735	1,290	5,025
25-34 years	4,583	2,855	7,438
35-44 years	6,618	3,962	10,580
45-54 years	11,297	6,396	17,693
55-64 years	23,479	14,526	38,005
65-74 years	17,864	56,156	74,020
75-84 years	11,984	36,211	48,195
85+ years	4,604	12,657	17,261
Race	84,164	134,053	218,217
White	65,307	107,639	172,946
Black	1,449	1,765	3,214
American Indian/Alaskan	285	497	782
Other	5,689	8,902	14,591
Unknown	11,434	15,250	26,684
Other race includes Asian, native Hawaiian/Pacific Islander, or other.			
Ethnicity	84,164	134,053	218,217
Hispanic	5,160	2,890	8,050
Non-Hispanic	54,250	90,951	145,201
Unknown	24,754	40,212	64,966
Gender	84,164	134,053	218,217
Female	45,727	76,192	121,919
Male	38,268	57,779	96,047
Unknown	169	82	251



# COVID-19: Seminole County vaccine summary

Vaccination data through Apr 14, 2021 as of Apr 15, 2021 at 12:05 AM

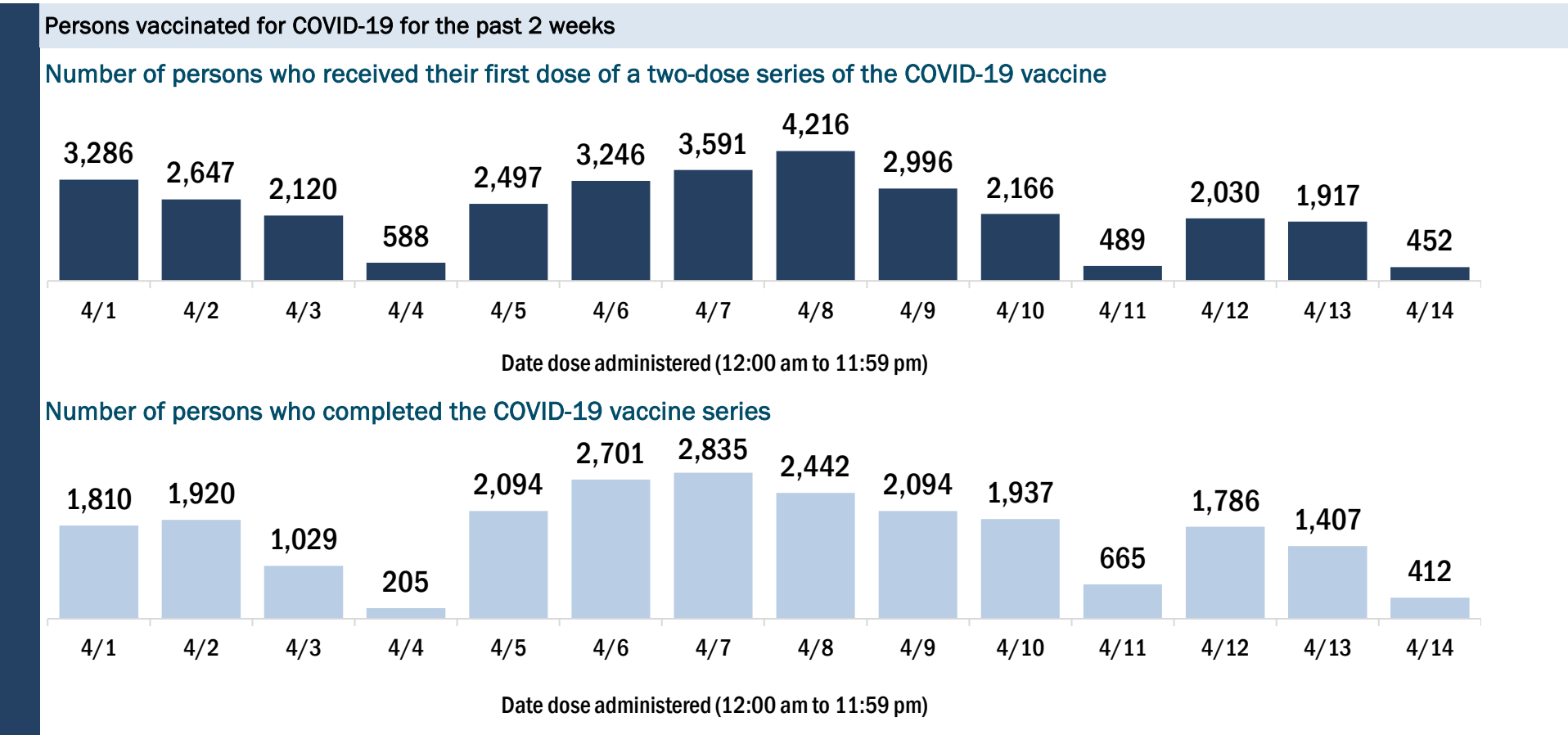
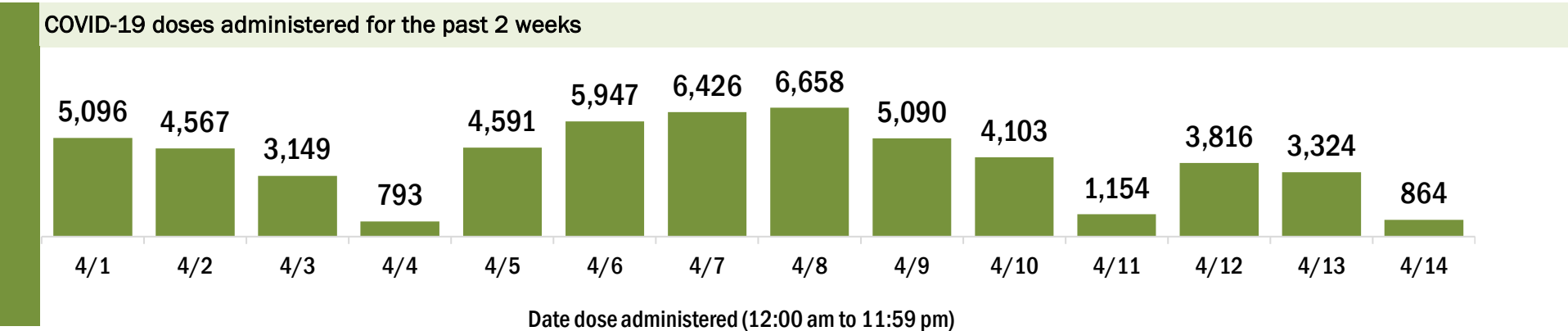
Data in this report are provisional and subject to change.

Data in this summary pertain to COVID-19 vaccines approved by the U.S. Food and Drug Administration and have been issued an Emergency Use Authorization (Janssen COVID-19 Vaccine, Moderna COVID-19 Vaccine and Pfizer-BioNTech COVID-19 Vaccine). These data summarize the number of people who have received either their first dose or have completed the series for a COVID-19 vaccine. **A person can only be counted in one category, first dose or series complete.** For persons receiving Moderna or Pfizer vaccines, once they receive their second dose, they are moved from the first dose column to the series completed column. **Because of this, the total first dose category may show a change from report to report not matching the total receiving their first dose from the previous day.** Persons receiving Johnson & Johnson vaccines will always be counted in the series completed column.

COVID-19 doses for vaccinated persons in Florida	
Doses administered	232,866
People receiving one dose of a 1-dose series (Johnson & Johnson) or receiving only one dose of a 2-dose series (Moderna, Pfizer) count once. Persons receiving both doses of a 2-dose series count twice.	

Current status of persons vaccinated for COVID-19 in Florida	
Total people vaccinated	152,272
First dose	61,849
Series completed	90,423
Completed 1-dose series	9,829
Completed 2-dose series	80,594
First dose: current number of people who have only received their first dose of the Moderna or Pfizer vaccine.	
Series complete: current number of people who have received both Moderna or Pfizer vaccine doses or one Johnson & Johnson dose and are considered fully immunized.	

Demographic summary	First dose	Series complete	Total people vaccinated
Age group	61,849	90,423	152,272
16-24 years	7,529	2,759	10,288
25-34 years	8,211	6,209	14,420
35-44 years	11,489	8,697	20,186
45-54 years	13,698	10,802	24,500
55-64 years	13,744	16,549	30,293
65-74 years	4,175	27,039	31,214
75-84 years	2,063	13,297	15,360
85+ years	940	5,071	6,011
Race	61,849	90,423	152,272
White	39,879	65,558	105,437
Black	3,974	5,828	9,802
American Indian/Alaskan	263	423	686
Other	9,746	12,508	22,254
Unknown	7,987	6,106	14,093
Other race includes Asian, native Hawaiian/Pacific Islander, or other.			
Ethnicity	61,849	90,423	152,272
Hispanic	9,043	8,695	17,738
Non-Hispanic	34,713	59,157	93,870
Unknown	18,093	22,571	40,664
Gender	61,849	90,423	152,272
Female	32,491	53,471	85,962
Male	29,100	36,892	65,992
Unknown	258	60	318



# COVID-19: St. Johns County vaccine summary

Vaccination data through Apr 14, 2021 as of Apr 15, 2021 at 12:05 AM

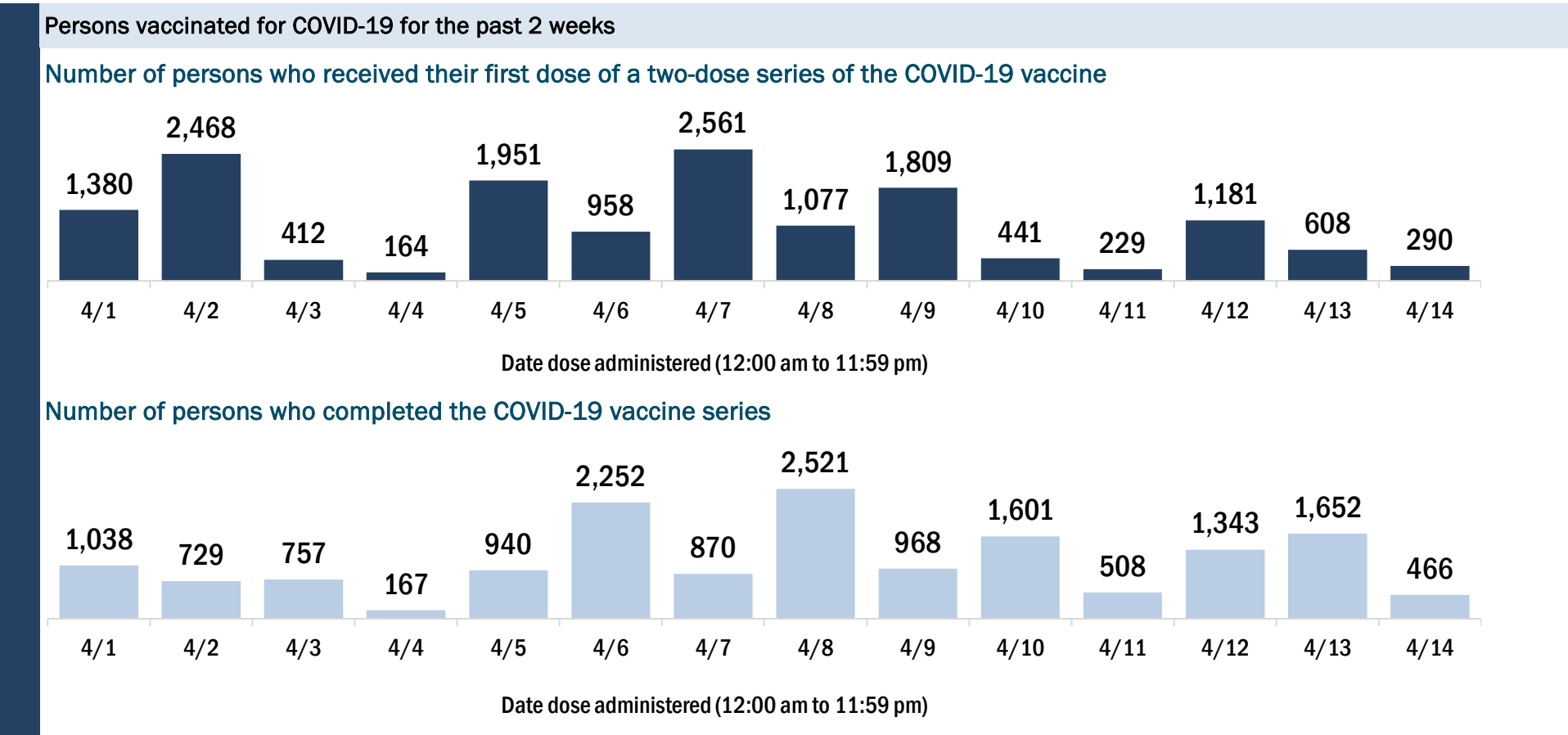
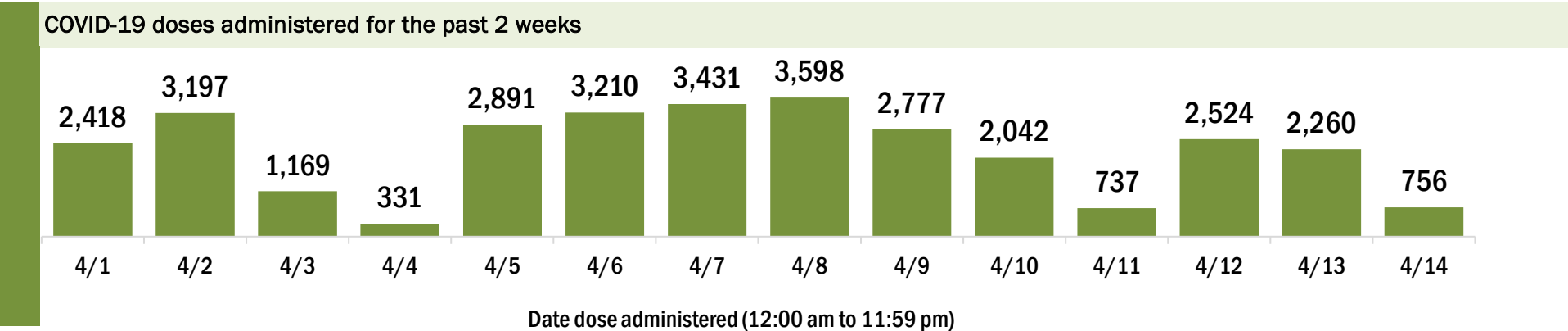
Data in this report are provisional and subject to change.

Data in this summary pertain to COVID-19 vaccines approved by the U.S. Food and Drug Administration and have been issued an Emergency Use Authorization (Janssen COVID-19 Vaccine, Moderna COVID-19 Vaccine and Pfizer-BioNTech COVID-19 Vaccine). These data summarize the number of people who have received either their first dose or have completed the series for a COVID-19 vaccine. **A person can only be counted in one category, first dose or series complete.** For persons receiving Moderna or Pfizer vaccines, once they receive their second dose, they are moved from the first dose column to the series completed column. **Because of this, the total first dose category may show a change from report to report not matching the total receiving their first dose from the previous day.** Persons receiving Johnson & Johnson vaccines will always be counted in the series completed column.

COVID-19 doses for vaccinated persons in Florida	
Doses administered	189,116
People receiving one dose of a 1-dose series (Johnson & Johnson) or receiving only one dose of a 2-dose series (Moderna, Pfizer) count once. Persons receiving both doses of a 2-dose series count twice.	

Current status of persons vaccinated for COVID-19 in Florida	
Total people vaccinated	115,343
First dose	36,355
Series completed	78,988
Completed 1-dose series	5,215
Completed 2-dose series	73,773
First dose: current number of people who have only received their first dose of the Moderna or Pfizer vaccine.	
Series complete: current number of people who have received both Moderna or Pfizer vaccine doses or one Johnson & Johnson dose and are considered fully immunized.	

Demographic summary	First dose	Series complete	Total people vaccinated
Age group	36,355	78,988	115,343
16-24 years	4,093	1,561	5,654
25-34 years	3,417	3,147	6,564
35-44 years	7,357	6,774	14,131
45-54 years	8,821	8,388	17,209
55-64 years	8,067	15,145	23,212
65-74 years	2,697	27,037	29,734
75-84 years	1,348	13,208	14,556
85+ years	555	3,728	4,283
Race	36,355	78,988	115,343
White	25,277	59,976	85,253
Black	1,191	2,239	3,430
American Indian/Alaskan	97	215	312
Other	4,071	7,266	11,337
Unknown	5,719	9,292	15,011
Other race includes Asian, native Hawaiian/Pacific Islander, or other.			
Ethnicity	36,355	78,988	115,343
Hispanic	2,231	2,466	4,697
Non-Hispanic	22,765	52,643	75,408
Unknown	11,359	23,879	35,238
Gender	36,355	78,988	115,343
Female	19,094	44,627	63,721
Male	17,237	34,349	51,586
Unknown	24	12	36



# COVID-19: St. Lucie County vaccine summary

Vaccination data through Apr 14, 2021 as of Apr 15, 2021 at 12:05 AM

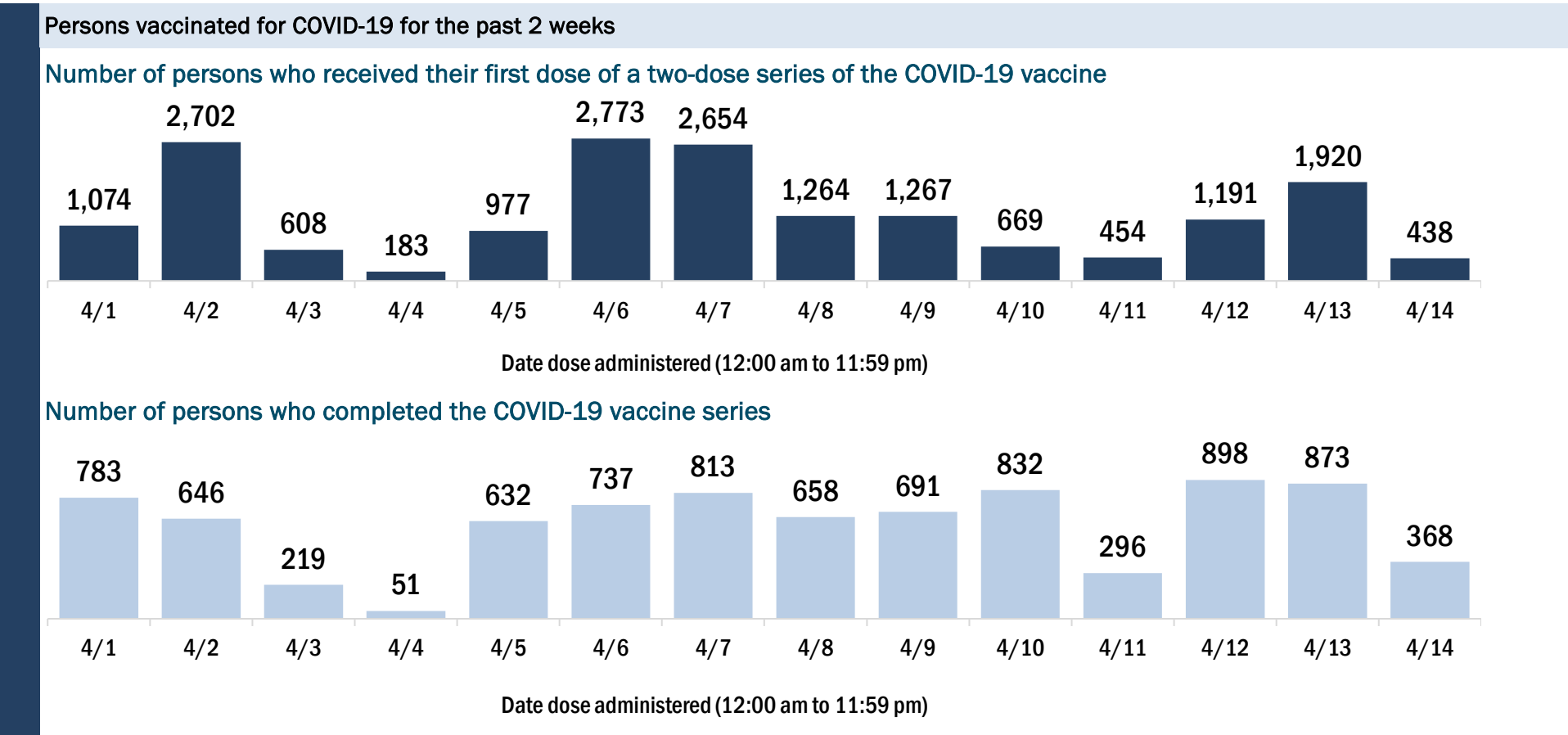
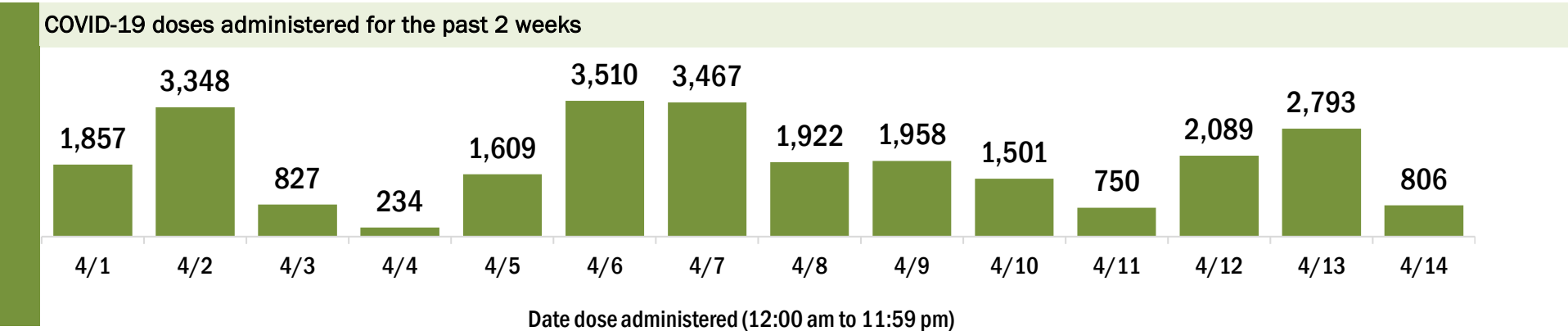
Data in this report are provisional and subject to change.

Data in this summary pertain to COVID-19 vaccines approved by the U.S. Food and Drug Administration and have been issued an Emergency Use Authorization (Janssen COVID-19 Vaccine, Moderna COVID-19 Vaccine and Pfizer-BioNTech COVID-19 Vaccine). These data summarize the number of people who have received either their first dose or have completed the series for a COVID-19 vaccine. **A person can only be counted in one category, first dose or series complete.** For persons receiving Moderna or Pfizer vaccines, once they receive their second dose, they are moved from the first dose column to the series completed column. **Because of this, the total first dose category may show a change from report to report not matching the total receiving their first dose from the previous day.** Persons receiving Johnson & Johnson vaccines will always be counted in the series completed column.

COVID-19 doses for vaccinated persons in Florida	
Doses administered	163,442
People receiving one dose of a 1-dose series (Johnson & Johnson) or receiving only one dose of a 2-dose series (Moderna, Pfizer) count once. Persons receiving both doses of a 2-dose series count twice.	

Current status of persons vaccinated for COVID-19 in Florida	
Total people vaccinated	103,641
First dose	40,375
Series completed	63,266
Completed 1-dose series	3,465
Completed 2-dose series	59,801
First dose: current number of people who have only received their first dose of the Moderna or Pfizer vaccine.	
Series complete: current number of people who have received both Moderna or Pfizer vaccine doses or one Johnson & Johnson dose and are considered fully immunized.	

Demographic summary	First dose	Series complete	Total people vaccinated
Age group	40,375	63,266	103,641
16-24 years	2,155	729	2,884
25-34 years	2,739	1,682	4,421
35-44 years	4,145	2,691	6,836
45-54 years	6,743	4,485	11,228
55-64 years	11,850	8,898	20,748
65-74 years	7,276	25,500	32,776
75-84 years	4,078	14,811	18,889
85+ years	1,389	4,470	5,859
Race	40,375	63,266	103,641
White	24,837	42,486	67,323
Black	3,804	5,853	9,657
American Indian/Alaskan	201	294	495
Other	3,787	5,653	9,440
Unknown	7,746	8,980	16,726
Other race includes Asian, native Hawaiian/Pacific Islander, or other.			
Ethnicity	40,375	63,266	103,641
Hispanic	5,413	4,610	10,023
Non-Hispanic	20,078	37,132	57,210
Unknown	14,884	21,524	36,408
Gender	40,375	63,266	103,641
Female	21,930	36,442	58,372
Male	18,345	26,758	45,103
Unknown	100	66	166





# COVID-19: Sumter County vaccine summary

Vaccination data through Apr 14, 2021 as of Apr 15, 2021 at 12:05 AM

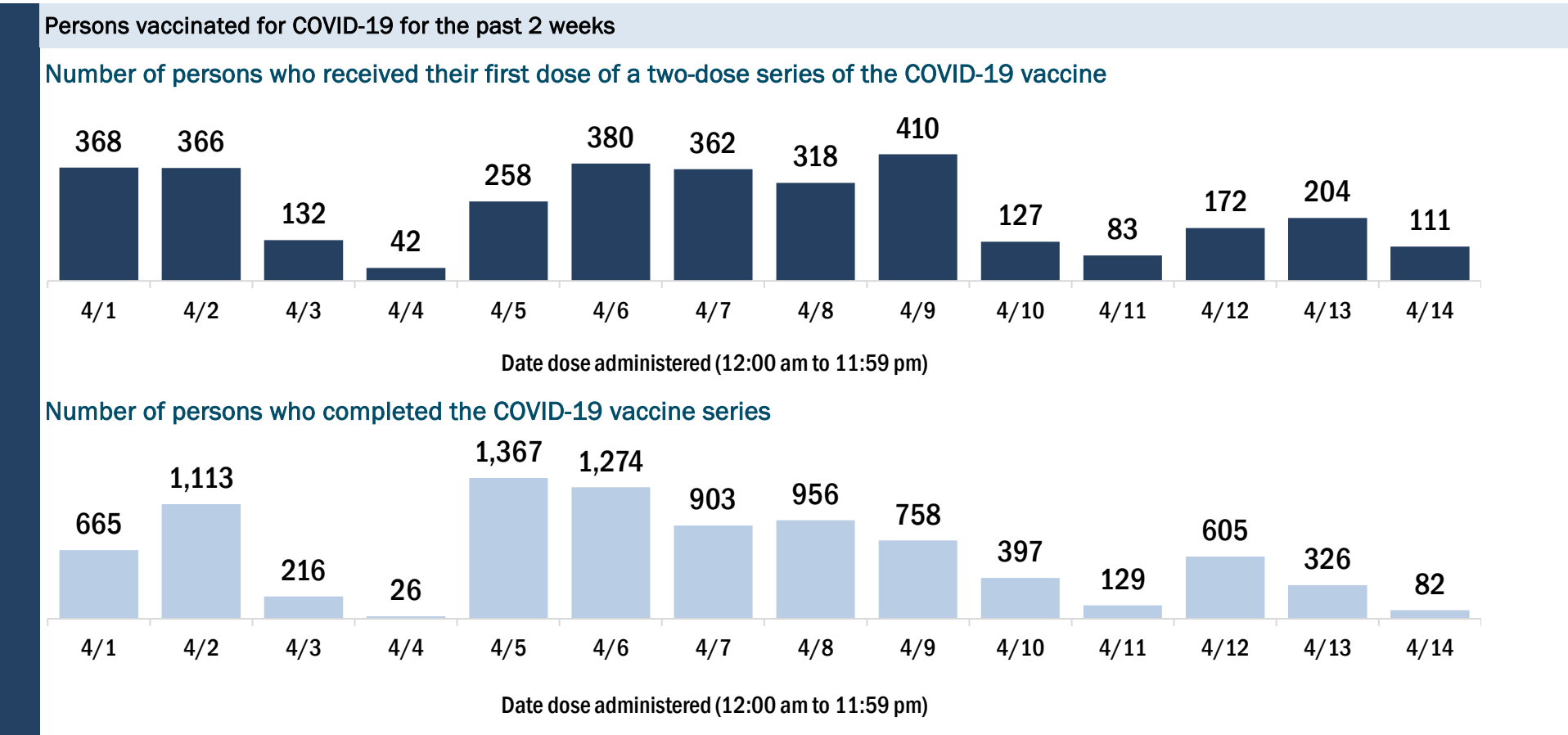
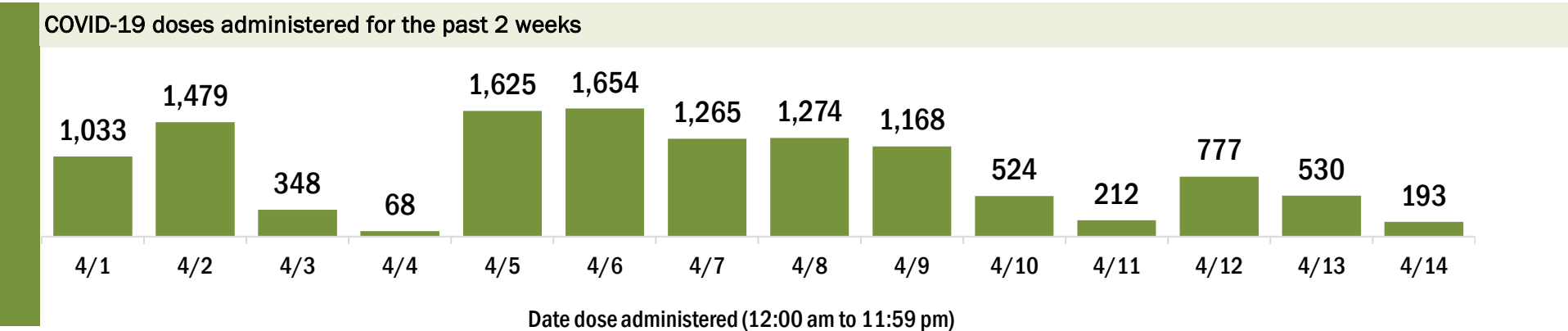
Data in this report are provisional and subject to change.

Data in this summary pertain to COVID-19 vaccines approved by the U.S. Food and Drug Administration and have been issued an Emergency Use Authorization (Janssen COVID-19 Vaccine, Moderna COVID-19 Vaccine and Pfizer-BioNTech COVID-19 Vaccine). These data summarize the number of people who have received either their first dose or have completed the series for a COVID-19 vaccine. **A person can only be counted in one category, first dose or series complete.** For persons receiving Moderna or Pfizer vaccines, once they receive their second dose, they are moved from the first dose column to the series completed column. **Because of this, the total first dose category may show a change from report to report not matching the total receiving their first dose from the previous day.** Persons receiving Johnson & Johnson vaccines will always be counted in the series completed column.

COVID-19 doses for vaccinated persons in Florida	
Doses administered	138,354
People receiving one dose of a 1-dose series (Johnson & Johnson) or receiving only one dose of a 2-dose series (Moderna, Pfizer) count once. Persons receiving both doses of a 2-dose series count twice.	

Current status of persons vaccinated for COVID-19 in Florida	
Total people vaccinated	79,909
First dose	17,483
Series completed	62,426
Completed 1-dose series	3,981
Completed 2-dose series	58,445
First dose: current number of people who have only received their first dose of the Moderna or Pfizer vaccine.	
Series complete: current number of people who have received both Moderna or Pfizer vaccine doses or one Johnson & Johnson dose and are considered fully immunized.	

Demographic summary	First dose	Series complete	Total people vaccinated
Age group	17,483	62,426	79,909
16-24 years	244	100	344
25-34 years	395	215	610
35-44 years	621	323	944
45-54 years	1,399	669	2,068
55-64 years	6,134	3,765	9,899
65-74 years	4,549	32,038	36,587
75-84 years	3,310	21,767	25,077
85+ years	831	3,549	4,380
Race	17,483	62,426	79,909
White	13,523	53,010	66,533
Black	370	628	998
American Indian/Alaskan	36	135	171
Other	1,070	2,260	3,330
Unknown	2,484	6,393	8,877
Other race includes Asian, native Hawaiian/Pacific Islander, or other.			
Ethnicity	17,483	62,426	79,909
Hispanic	559	895	1,454
Non-Hispanic	11,032	41,420	52,452
Unknown	5,892	20,111	26,003
Gender	17,483	62,426	79,909
Female	10,032	34,595	44,627
Male	7,383	27,822	35,205
Unknown	68	9	77



# COVID-19: Suwannee County vaccine summary

Vaccination data through Apr 14, 2021 as of Apr 15, 2021 at 12:05 AM

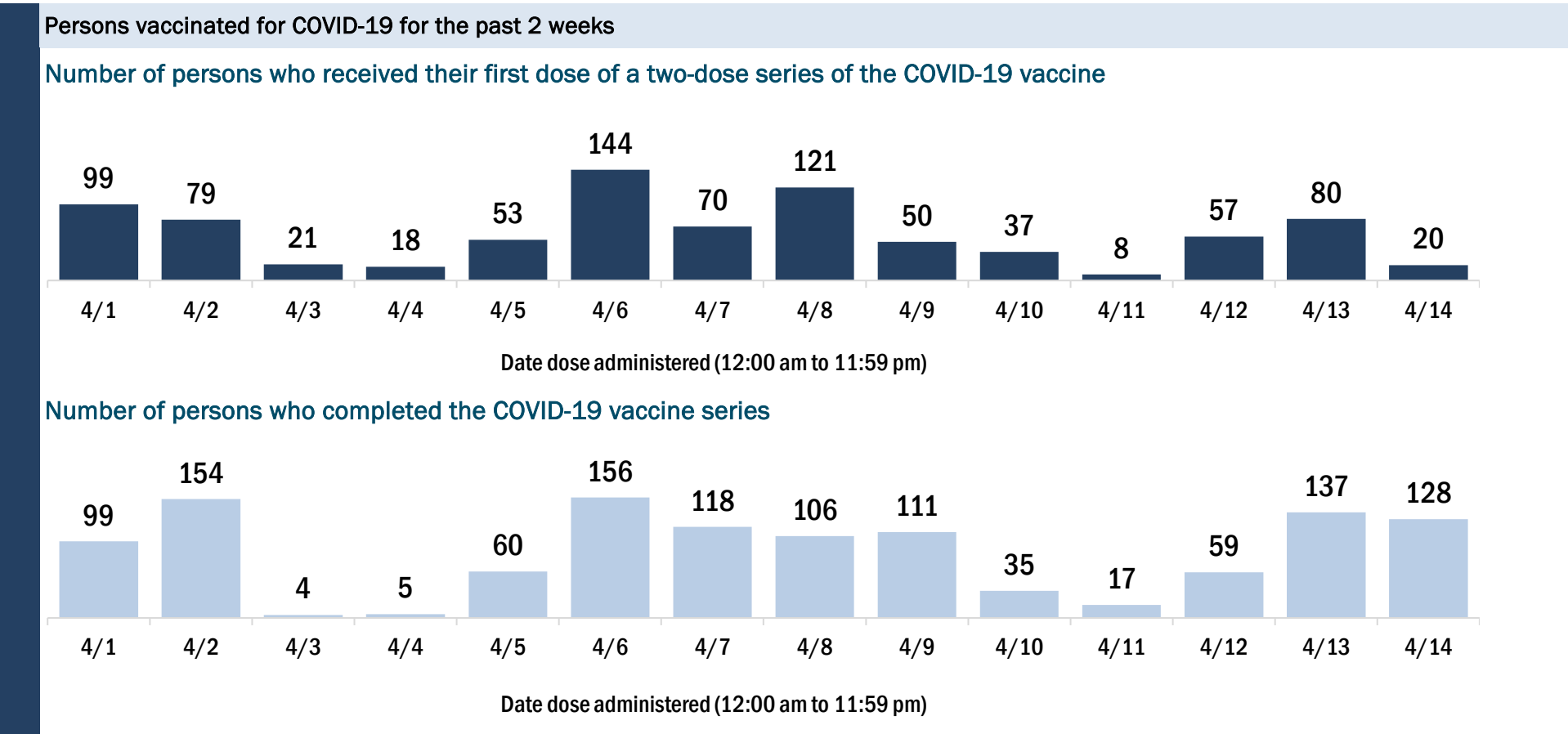
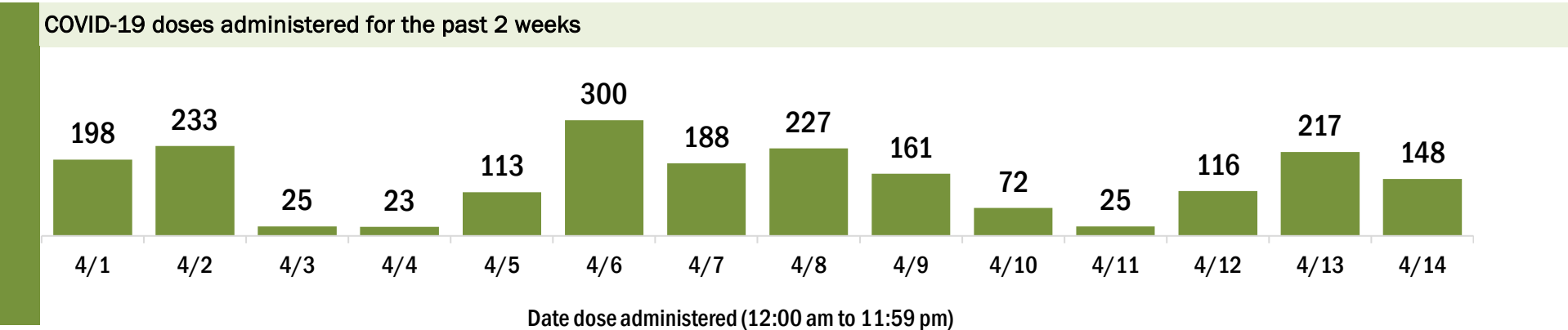
Data in this report are provisional and subject to change.

Data in this summary pertain to COVID-19 vaccines approved by the U.S. Food and Drug Administration and have been issued an Emergency Use Authorization (Janssen COVID-19 Vaccine, Moderna COVID-19 Vaccine and Pfizer-BioNTech COVID-19 Vaccine). These data summarize the number of people who have received either their first dose or have completed the series for a COVID-19 vaccine. **A person can only be counted in one category, first dose or series complete.** For persons receiving Moderna or Pfizer vaccines, once they receive their second dose, they are moved from the first dose column to the series completed column. **Because of this, the total first dose category may show a change from report to report not matching the total receiving their first dose from the previous day.** Persons receiving Johnson & Johnson vaccines will always be counted in the series completed column.

COVID-19 doses for vaccinated persons in Florida	
Doses administered	14,801
People receiving one dose of a 1-dose series (Johnson & Johnson) or receiving only one dose of a 2-dose series (Moderna, Pfizer) count once. Persons receiving both doses of a 2-dose series count twice.	

Current status of persons vaccinated for COVID-19 in Florida	
Total people vaccinated	8,834
First dose	2,309
Series completed	6,525
Completed 1-dose series	558
Completed 2-dose series	5,967
First dose: current number of people who have only received their first dose of the Moderna or Pfizer vaccine.	
Series complete: current number of people who have received both Moderna or Pfizer vaccine doses or one Johnson & Johnson dose and are considered fully immunized.	

Demographic summary	First dose	Series complete	Total people vaccinated
Age group	2,309	6,525	8,834
16-24 years	136	73	209
25-34 years	148	140	288
35-44 years	229	233	462
45-54 years	396	368	764
55-64 years	858	996	1,854
65-74 years	311	2,558	2,869
75-84 years	167	1,609	1,776
85+ years	64	548	612
Race	2,309	6,525	8,834
White	1,598	4,508	6,106
Black	226	473	699
American Indian/Alaskan	5	4	9
Other	208	421	629
Unknown	272	1,119	1,391
Other race includes Asian, native Hawaiian/Pacific Islander, or other.			
Ethnicity	2,309	6,525	8,834
Hispanic	151	190	341
Non-Hispanic	1,320	3,300	4,620
Unknown	838	3,035	3,873
Gender	2,309	6,525	8,834
Female	1,279	3,838	5,117
Male	1,030	2,687	3,717
Unknown	0	0	0



# COVID-19: Taylor County vaccine summary

Vaccination data through Apr 14, 2021 as of Apr 15, 2021 at 12:05 AM

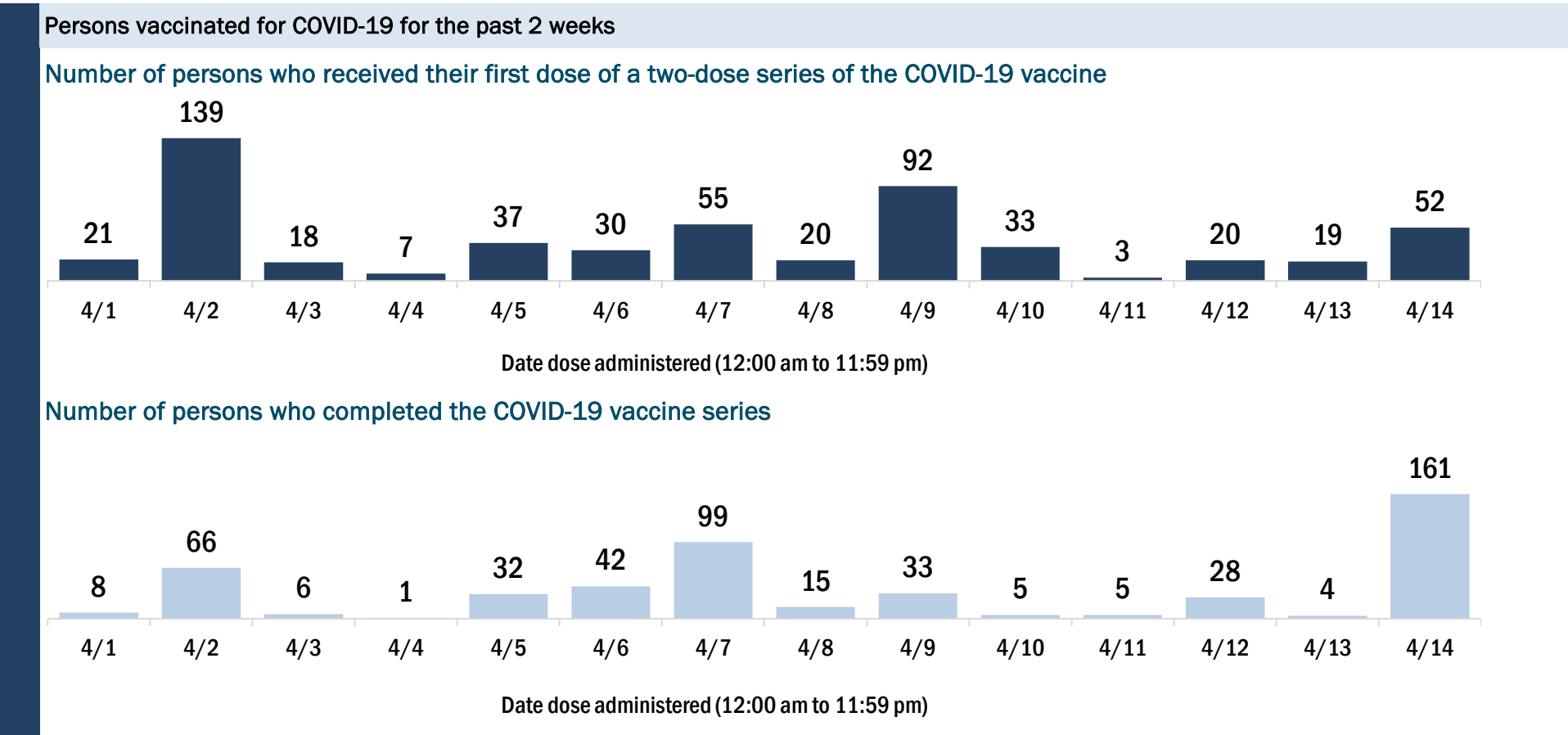
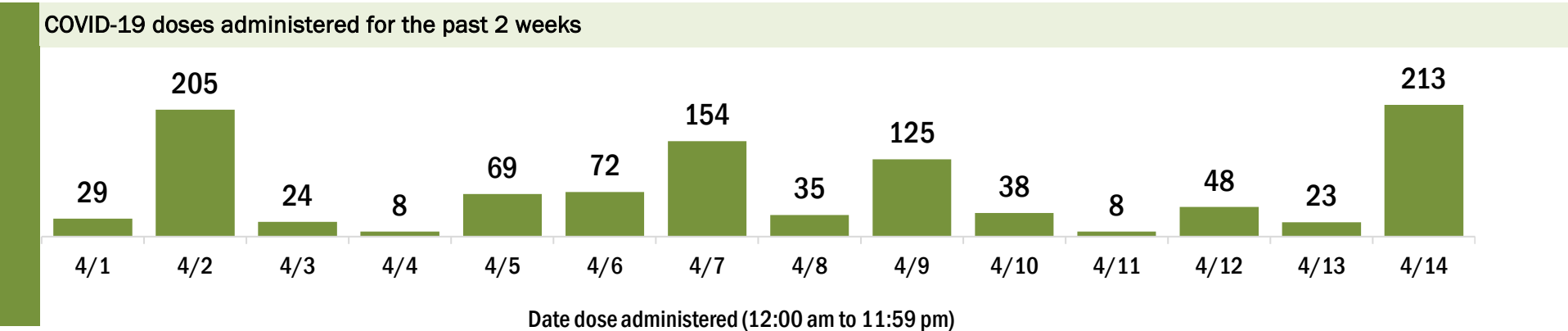
Data in this report are provisional and subject to change.

Data in this summary pertain to COVID-19 vaccines approved by the U.S. Food and Drug Administration and have been issued an Emergency Use Authorization (Janssen COVID-19 Vaccine, Moderna COVID-19 Vaccine and Pfizer-BioNTech COVID-19 Vaccine). These data summarize the number of people who have received either their first dose or have completed the series for a COVID-19 vaccine. **A person can only be counted in one category, first dose or series complete.** For persons receiving Moderna or Pfizer vaccines, once they receive their second dose, they are moved from the first dose column to the series completed column. **Because of this, the total first dose category may show a change from report to report not matching the total receiving their first dose from the previous day.** Persons receiving Johnson & Johnson vaccines will always be counted in the series completed column.

COVID-19 doses for vaccinated persons in Florida	
Doses administered	7,965
People receiving one dose of a 1-dose series (Johnson & Johnson) or receiving only one dose of a 2-dose series (Moderna, Pfizer) count once. Persons receiving both doses of a 2-dose series count twice.	

Current status of persons vaccinated for COVID-19 in Florida	
Total people vaccinated	5,007
First dose	1,813
Series completed	3,194
Completed 1-dose series	236
Completed 2-dose series	2,958
First dose: current number of people who have only received their first dose of the Moderna or Pfizer vaccine.	
Series complete: current number of people who have received both Moderna or Pfizer vaccine doses or one Johnson & Johnson dose and are considered fully immunized.	

Demographic summary	First dose	Series complete	Total people vaccinated
Age group	1,813	3,194	5,007
16-24 years	58	33	91
25-34 years	91	79	170
35-44 years	147	93	240
45-54 years	270	193	463
55-64 years	564	577	1,141
65-74 years	425	1,269	1,694
75-84 years	198	742	940
85+ years	60	208	268
Race	1,813	3,194	5,007
White	1,291	2,382	3,673
Black	247	359	606
American Indian/Alaskan	13	28	41
Other	111	196	307
Unknown	151	229	380
Other race includes Asian, native Hawaiian/Pacific Islander, or other.			
Ethnicity	1,813	3,194	5,007
Hispanic	43	49	92
Non-Hispanic	1,218	1,954	3,172
Unknown	552	1,191	1,743
Gender	1,813	3,194	5,007
Female	967	1,792	2,759
Male	843	1,402	2,245
Unknown	3	0	3



# COVID-19: Union County vaccine summary

Vaccination data through Apr 14, 2021 as of Apr 15, 2021 at 12:05 AM

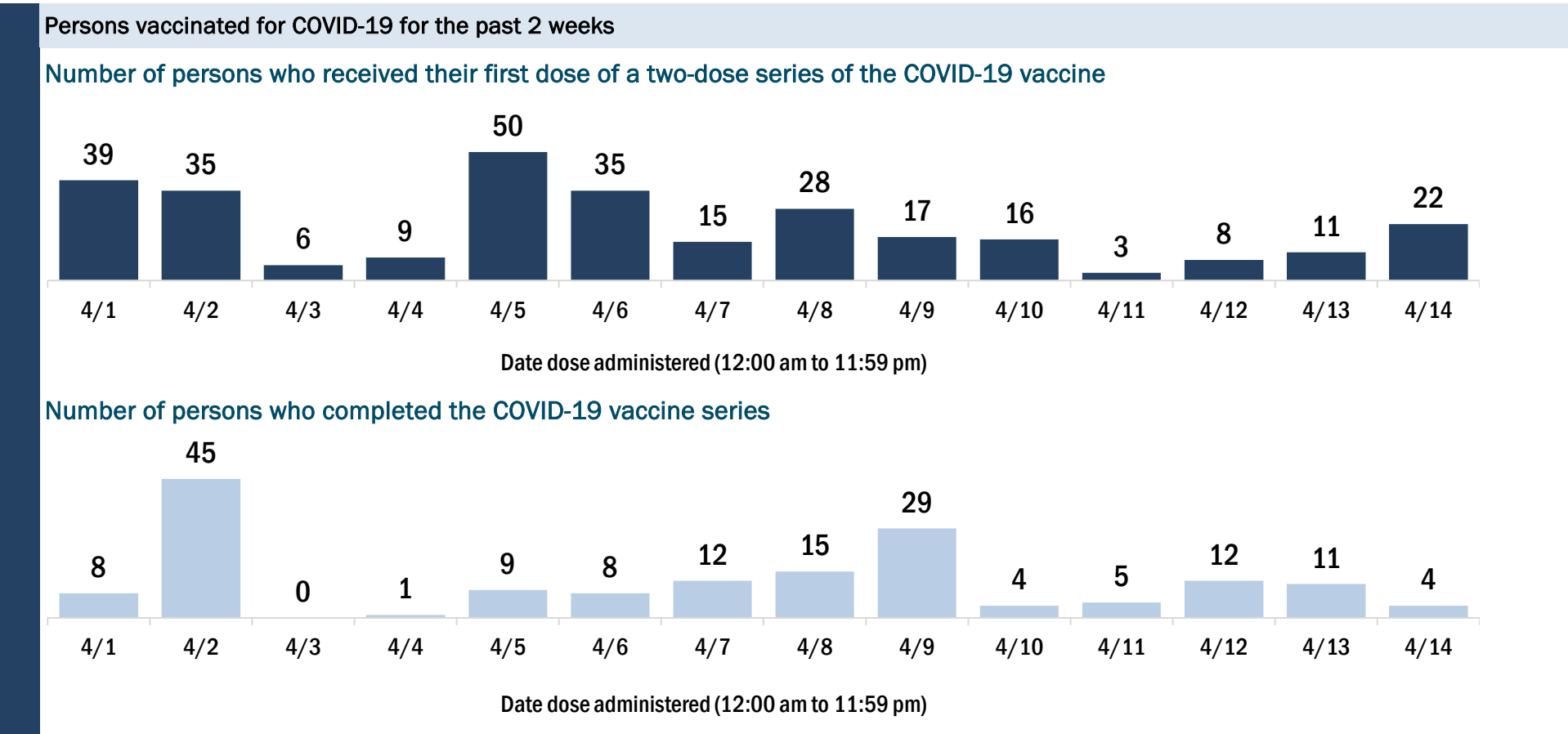
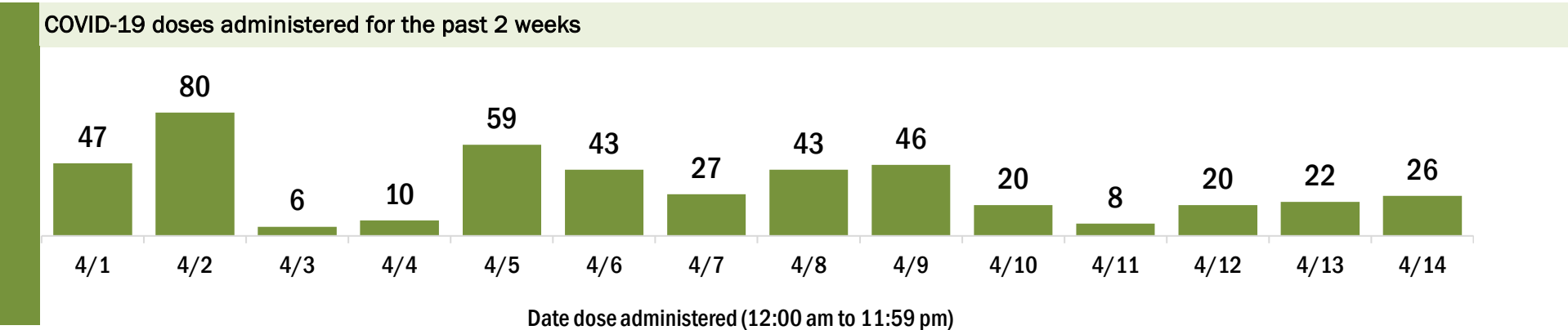
Data in this report are provisional and subject to change.

Data in this summary pertain to COVID-19 vaccines approved by the U.S. Food and Drug Administration and have been issued an Emergency Use Authorization (Janssen COVID-19 Vaccine, Moderna COVID-19 Vaccine and Pfizer-BioNTech COVID-19 Vaccine). These data summarize the number of people who have received either their first dose or have completed the series for a COVID-19 vaccine. **A person can only be counted in one category, first dose or series complete.** For persons receiving Moderna or Pfizer vaccines, once they receive their second dose, they are moved from the first dose column to the series completed column. **Because of this, the total first dose category may show a change from report to report not matching the total receiving their first dose from the previous day.** Persons receiving Johnson & Johnson vaccines will always be counted in the series completed column.

COVID-19 doses for vaccinated persons in Florida	
Doses administered	3,578
People receiving one dose of a 1-dose series (Johnson & Johnson) or receiving only one dose of a 2-dose series (Moderna, Pfizer) count once. Persons receiving both doses of a 2-dose series count twice.	

Current status of persons vaccinated for COVID-19 in Florida	
Total people vaccinated	2,211
First dose	730
Series completed	1,481
Completed 1-dose series	114
Completed 2-dose series	1,367
First dose: current number of people who have only received their first dose of the Moderna or Pfizer vaccine.	
Series complete: current number of people who have received both Moderna or Pfizer vaccine doses or one Johnson & Johnson dose and are considered fully immunized.	

Demographic summary	First dose	Series complete	Total people vaccinated
Age group	730	1,481	2,211
16-24 years	45	20	65
25-34 years	55	67	122
35-44 years	78	56	134
45-54 years	138	92	230
55-64 years	284	202	486
65-74 years	82	591	673
75-84 years	35	352	387
85+ years	13	101	114
Race	730	1,481	2,211
White	534	1,217	1,751
Black	106	115	221
American Indian/Alaskan	11	12	23
Other	48	105	153
Unknown	31	32	63
Other race includes Asian, native Hawaiian/Pacific Islander, or other.			
Ethnicity	730	1,481	2,211
Hispanic	22	32	54
Non-Hispanic	601	1,357	1,958
Unknown	107	92	199
Gender	730	1,481	2,211
Female	403	859	1,262
Male	322	622	944
Unknown	5	0	5





# COVID-19: Volusia County vaccine summary

Vaccination data through Apr 14, 2021 as of Apr 15, 2021 at 12:05 AM

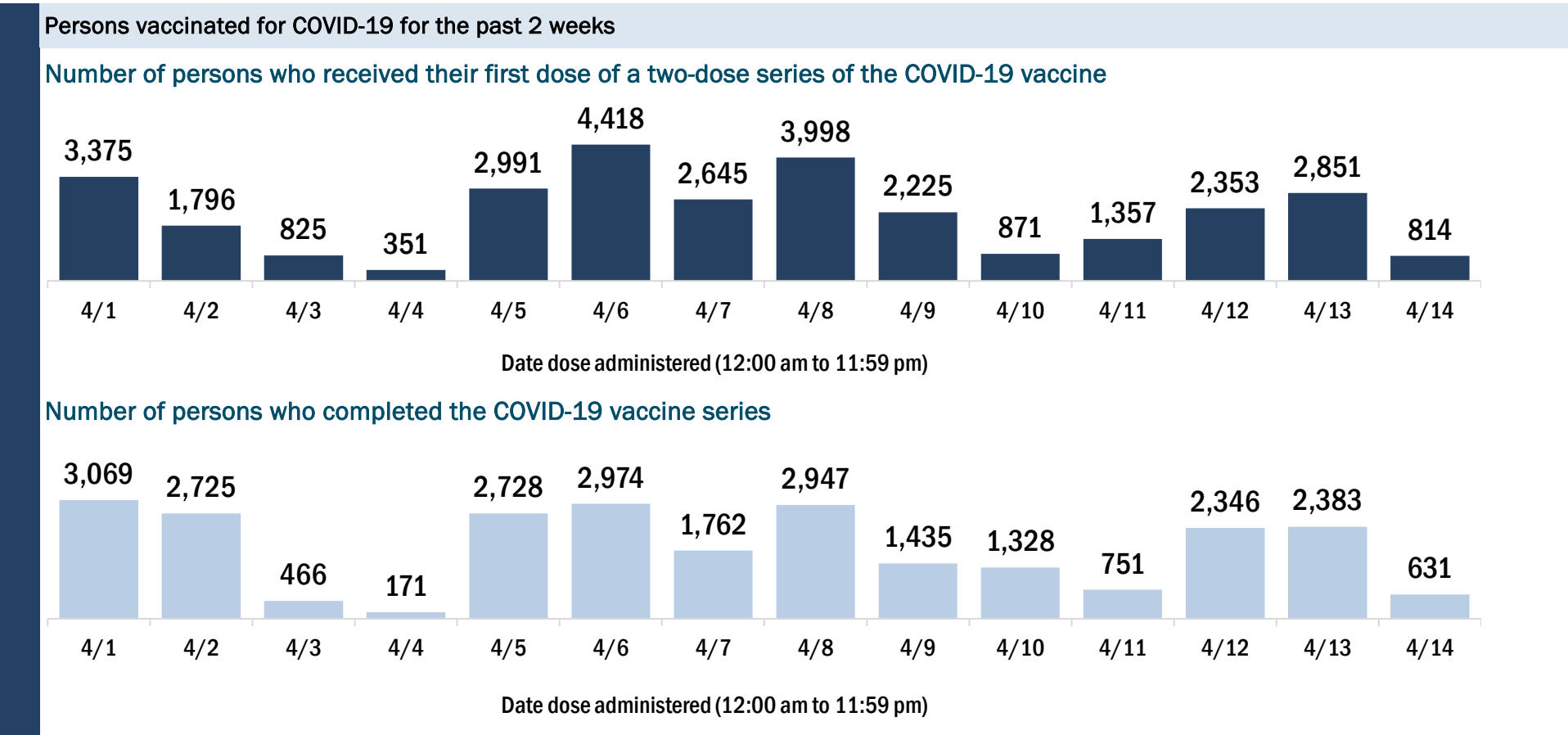
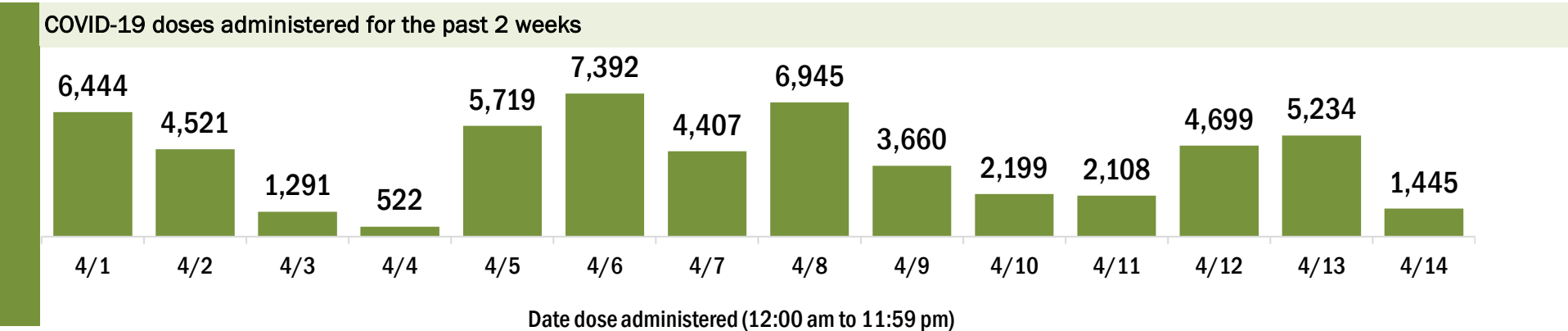
Data in this report are provisional and subject to change.

Data in this summary pertain to COVID-19 vaccines approved by the U.S. Food and Drug Administration and have been issued an Emergency Use Authorization (Janssen COVID-19 Vaccine, Moderna COVID-19 Vaccine and Pfizer-BioNTech COVID-19 Vaccine). These data summarize the number of people who have received either their first dose or have completed the series for a COVID-19 vaccine. **A person can only be counted in one category, first dose or series complete.** For persons receiving Moderna or Pfizer vaccines, once they receive their second dose, they are moved from the first dose column to the series completed column. **Because of this, the total first dose category may show a change from report to report not matching the total receiving their first dose from the previous day.** Persons receiving Johnson & Johnson vaccines will always be counted in the series completed column.

COVID-19 doses for vaccinated persons in Florida	
Doses administered	289,943
People receiving one dose of a 1-dose series (Johnson & Johnson) or receiving only one dose of a 2-dose series (Moderna, Pfizer) count once. Persons receiving both doses of a 2-dose series count twice.	

Current status of persons vaccinated for COVID-19 in Florida	
Total people vaccinated	187,242
First dose	67,561
Series completed	119,681
Completed 1-dose series	16,980
Completed 2-dose series	102,701
First dose: current number of people who have only received their first dose of the Moderna or Pfizer vaccine.	
Series complete: current number of people who have received both Moderna or Pfizer vaccine doses or one Johnson & Johnson dose and are considered fully immunized.	

Demographic summary	First dose	Series complete	Total people vaccinated
Age group	67,561	119,681	187,242
16-24 years	5,318	1,830	7,148
25-34 years	4,973	3,873	8,846
35-44 years	6,781	5,279	12,060
45-54 years	10,850	8,498	19,348
55-64 years	19,951	18,218	38,169
65-74 years	11,751	46,275	58,026
75-84 years	5,951	26,385	32,336
85+ years	1,986	9,323	11,309
Race	67,561	119,681	187,242
White	44,498	78,991	123,489
Black	3,307	5,189	8,496
American Indian/Alaskan	231	428	659
Other	6,654	14,087	20,741
Unknown	12,871	20,986	33,857
Other race includes Asian, native Hawaiian/Pacific Islander, or other.			
Ethnicity	67,561	119,681	187,242
Hispanic	6,700	5,348	12,048
Non-Hispanic	36,566	60,466	97,032
Unknown	24,295	53,867	78,162
Gender	67,561	119,681	187,242
Female	35,504	69,374	104,878
Male	30,261	48,911	79,172
Unknown	1,796	1,396	3,192



# COVID-19: Wakulla County vaccine summary

Vaccination data through Apr 14, 2021 as of Apr 15, 2021 at 12:05 AM

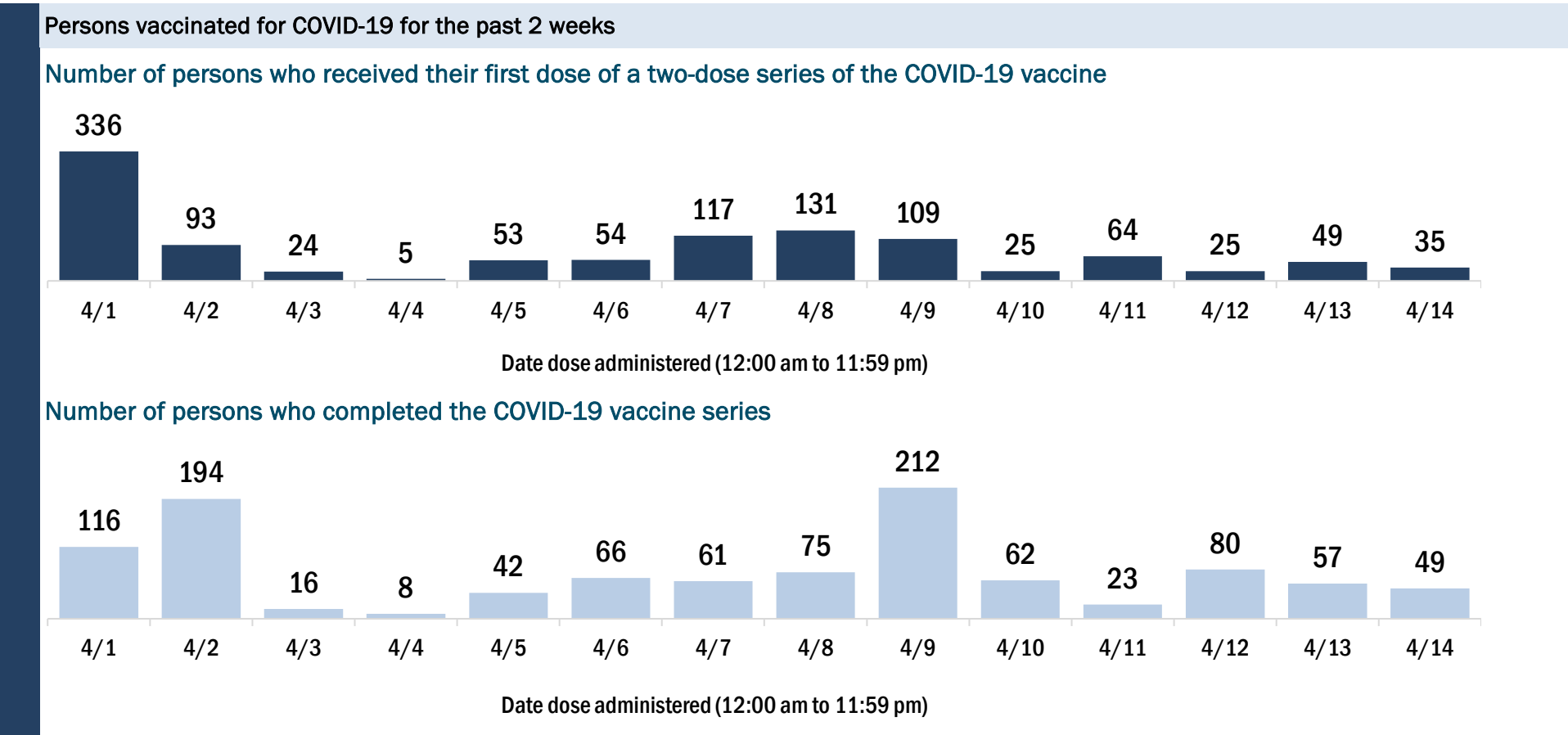
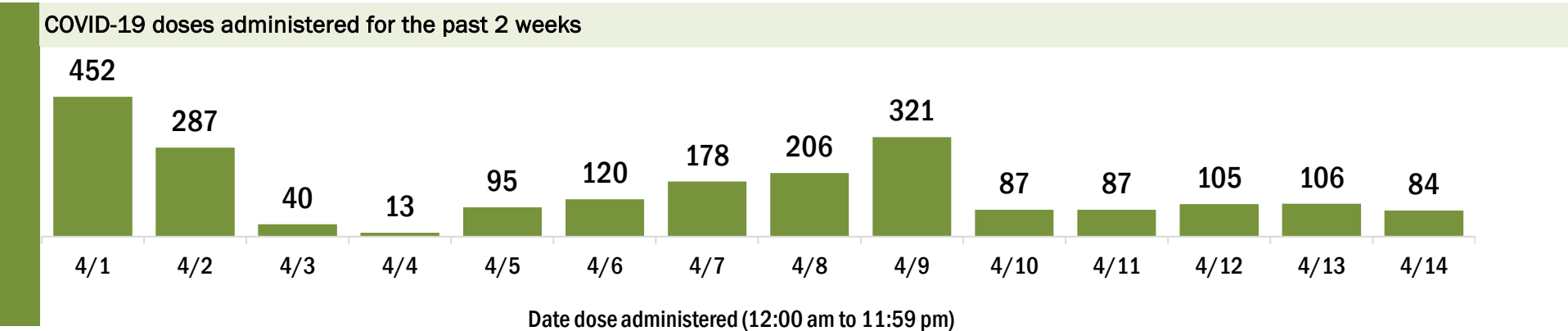
Data in this report are provisional and subject to change.

Data in this summary pertain to COVID-19 vaccines approved by the U.S. Food and Drug Administration and have been issued an Emergency Use Authorization (Janssen COVID-19 Vaccine, Moderna COVID-19 Vaccine and Pfizer-BioNTech COVID-19 Vaccine). These data summarize the number of people who have received either their first dose or have completed the series for a COVID-19 vaccine. **A person can only be counted in one category, first dose or series complete.** For persons receiving Moderna or Pfizer vaccines, once they receive their second dose, they are moved from the first dose column to the series completed column. **Because of this, the total first dose category may show a change from report to report not matching the total receiving their first dose from the previous day.** Persons receiving Johnson & Johnson vaccines will always be counted in the series completed column.

COVID-19 doses for vaccinated persons in Florida	
Doses administered	14,766
People receiving one dose of a 1-dose series (Johnson & Johnson) or receiving only one dose of a 2-dose series (Moderna, Pfizer) count once. Persons receiving both doses of a 2-dose series count twice.	

Current status of persons vaccinated for COVID-19 in Florida	
Total people vaccinated	9,067
First dose	2,914
Series completed	6,153
Completed 1-dose series	454
Completed 2-dose series	5,699
First dose: current number of people who have only received their first dose of the Moderna or Pfizer vaccine.	
Series complete: current number of people who have received both Moderna or Pfizer vaccine doses or one Johnson & Johnson dose and are considered fully immunized.	

Demographic summary	First dose	Series complete	Total people vaccinated
Age group	2,914	6,153	9,067
16-24 years	201	92	293
25-34 years	249	235	484
35-44 years	366	375	741
45-54 years	559	573	1,132
55-64 years	849	1,146	1,995
65-74 years	418	2,374	2,792
75-84 years	214	1,094	1,308
85+ years	58	264	322
Race	2,914	6,153	9,067
White	2,108	4,626	6,734
Black	230	427	657
American Indian/Alaskan	19	29	48
Other	297	774	1,071
Unknown	260	297	557
Other race includes Asian, native Hawaiian/Pacific Islander, or other.			
Ethnicity	2,914	6,153	9,067
Hispanic	91	95	186
Non-Hispanic	2,195	4,883	7,078
Unknown	628	1,175	1,803
Gender	2,914	6,153	9,067
Female	1,629	3,448	5,077
Male	1,284	2,704	3,988
Unknown	1	1	2



# COVID-19: Walton County vaccine summary

Vaccination data through Apr 14, 2021 as of Apr 15, 2021 at 12:05 AM

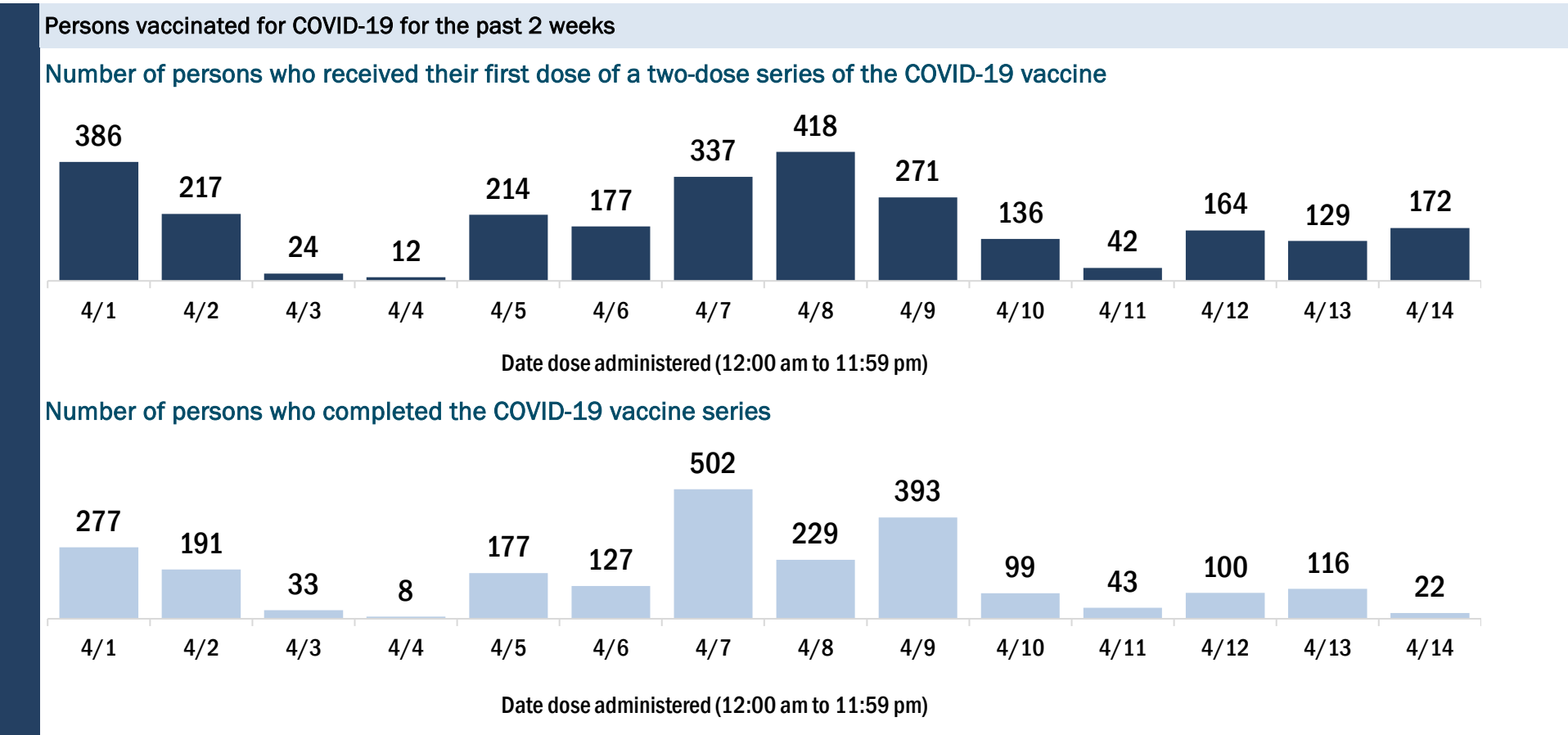
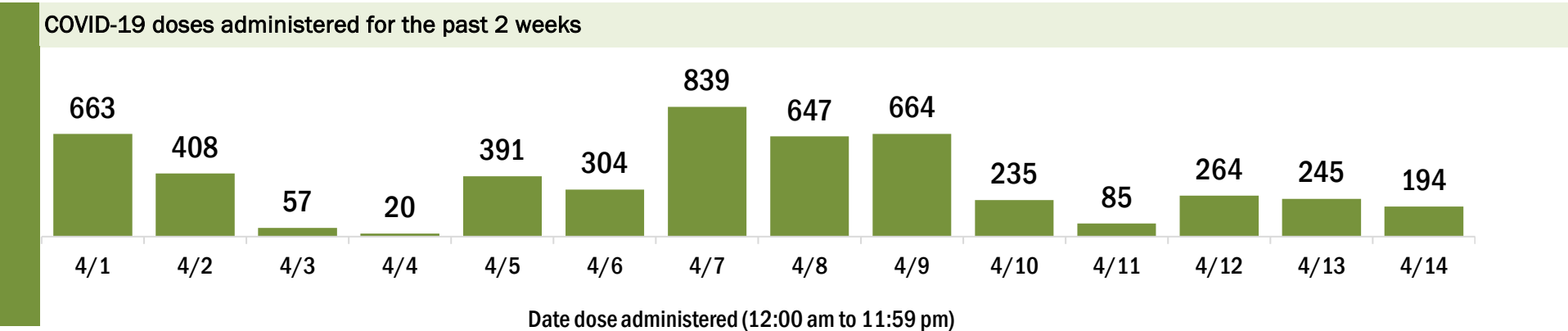
Data in this report are provisional and subject to change.

Data in this summary pertain to COVID-19 vaccines approved by the U.S. Food and Drug Administration and have been issued an Emergency Use Authorization (Janssen COVID-19 Vaccine, Moderna COVID-19 Vaccine and Pfizer-BioNTech COVID-19 Vaccine). These data summarize the number of people who have received either their first dose or have completed the series for a COVID-19 vaccine. **A person can only be counted in one category, first dose or series complete.** For persons receiving Moderna or Pfizer vaccines, once they receive their second dose, they are moved from the first dose column to the series completed column. **Because of this, the total first dose category may show a change from report to report not matching the total receiving their first dose from the previous day.** Persons receiving Johnson & Johnson vaccines will always be counted in the series completed column.

COVID-19 doses for vaccinated persons in Florida	
Doses administered	33,315
People receiving one dose of a 1-dose series (Johnson & Johnson) or receiving only one dose of a 2-dose series (Moderna, Pfizer) count once. Persons receiving both doses of a 2-dose series count twice.	

Current status of persons vaccinated for COVID-19 in Florida	
Total people vaccinated	20,854
First dose	7,351
Series completed	13,503
Completed 1-dose series	1,042
Completed 2-dose series	12,461
<b>First dose:</b> current number of people who have only received their first dose of the Moderna or Pfizer vaccine.	
<b>Series complete:</b> current number of people who have received both Moderna or Pfizer vaccine doses or one Johnson & Johnson dose and are considered fully immunized.	

Demographic summary	First dose	Series complete	Total people vaccinated
Age group	7,351	13,503	20,854
16-24 years	350	130	480
25-34 years	508	336	844
35-44 years	847	700	1,547
45-54 years	1,250	1,079	2,329
55-64 years	2,357	2,541	4,898
65-74 years	1,309	5,638	6,947
75-84 years	580	2,415	2,995
85+ years	150	664	814
Race	7,351	13,503	20,854
White	5,264	10,378	15,642
Black	173	239	412
American Indian/Alaskan	32	51	83
Other	442	595	1,037
Unknown	1,440	2,240	3,680
Other race includes Asian, native Hawaiian/Pacific Islander, or other.			
Ethnicity	7,351	13,503	20,854
Hispanic	309	246	555
Non-Hispanic	4,476	9,057	13,533
Unknown	2,566	4,200	6,766
Gender	7,351	13,503	20,854
Female	3,946	7,424	11,370
Male	3,404	6,077	9,481
Unknown	1	2	3



# COVID-19: Washington County vaccine summary

Vaccination data through Apr 14, 2021 as of Apr 15, 2021 at 12:05 AM

Data in this report are provisional and subject to change.

Data in this summary pertain to COVID-19 vaccines approved by the U.S. Food and Drug Administration and have been issued an Emergency Use Authorization (Janssen COVID-19 Vaccine, Moderna COVID-19 Vaccine and Pfizer-BioNTech COVID-19 Vaccine). These data summarize the number of people who have received either their first dose or have completed the series for a COVID-19 vaccine. **A person can only be counted in one category, first dose or series complete.** For persons receiving Moderna or Pfizer vaccines, once they receive their second dose, they are moved from the first dose column to the series completed column. **Because of this, the total first dose category may show a change from report to report not matching the total receiving their first dose from the previous day.** Persons receiving Johnson & Johnson vaccines will always be counted in the series completed column.

COVID-19 doses for vaccinated persons in Florida	
Doses administered	8,026
People receiving one dose of a 1-dose series (Johnson & Johnson) or receiving only one dose of a 2-dose series (Moderna, Pfizer) count once. Persons receiving both doses of a 2-dose series count twice.	

Current status of persons vaccinated for COVID-19 in Florida	
Total people vaccinated	5,104
First dose	1,866
Series completed	3,238
Completed 1-dose series	316
Completed 2-dose series	2,922
First dose: current number of people who have only received their first dose of the Moderna or Pfizer vaccine.	
Series complete: current number of people who have received both Moderna or Pfizer vaccine doses or one Johnson & Johnson dose and are considered fully immunized.	

Demographic summary	First dose	Series complete	Total people vaccinated
Age group	1,866	3,238	5,104
16-24 years	64	28	92
25-34 years	156	89	245
35-44 years	260	149	409
45-54 years	335	276	611
55-64 years	668	555	1,223
65-74 years	241	1,211	1,452
75-84 years	102	697	799
85+ years	40	233	273
Race	1,866	3,238	5,104
White	1,137	2,553	3,690
Black	245	305	550
American Indian/Alaskan	27	35	62
Other	65	156	221
Unknown	392	189	581
Other race includes Asian, native Hawaiian/Pacific Islander, or other.			
Ethnicity	1,866	3,238	5,104
Hispanic	66	33	99
Non-Hispanic	1,453	2,589	4,042
Unknown	347	616	963
Gender	1,866	3,238	5,104
Female	762	1,798	2,560
Male	1,103	1,440	2,543
Unknown	1	0	1

