

COVID-19: Florida vaccine summary

Vaccination data through Apr 13, 2021 as of Apr 14, 2021 at 12:05 AM

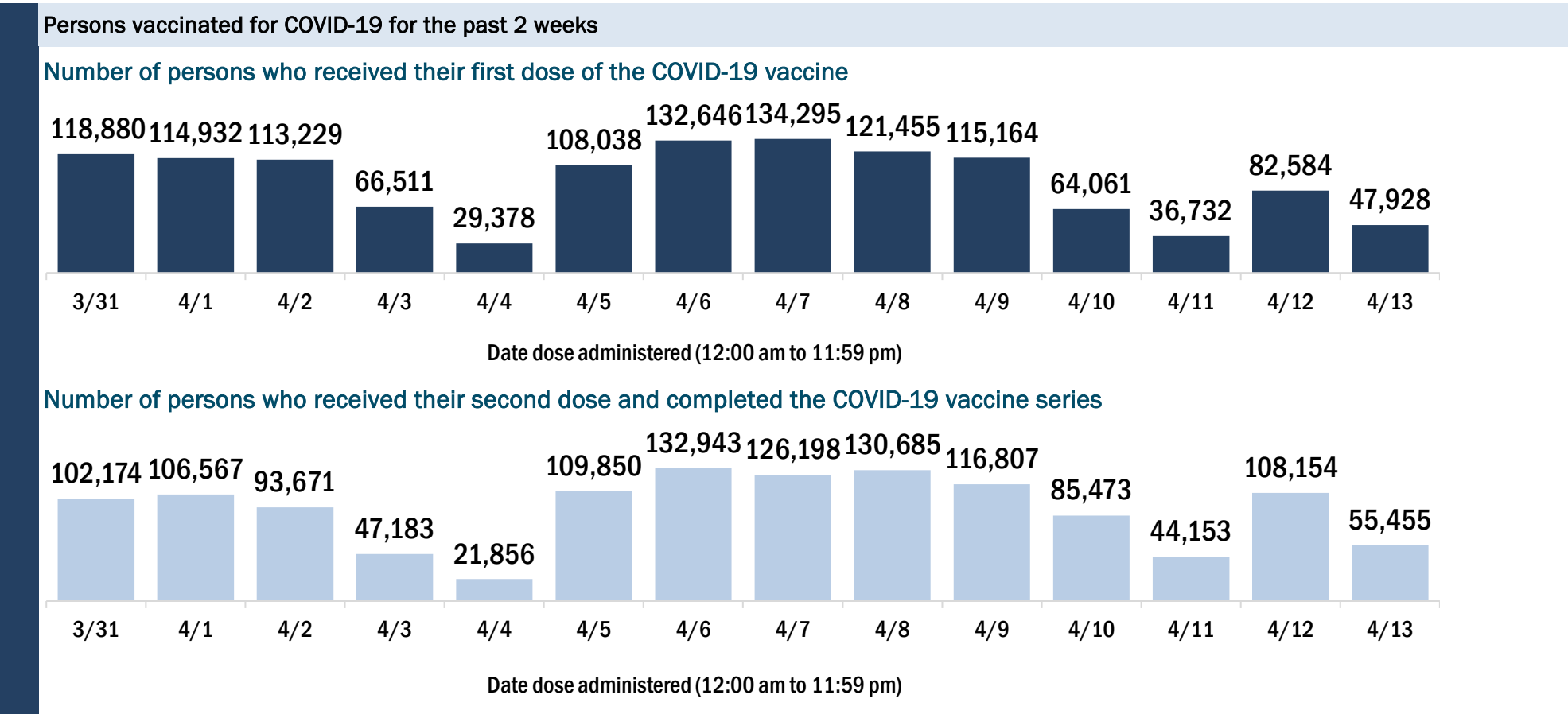
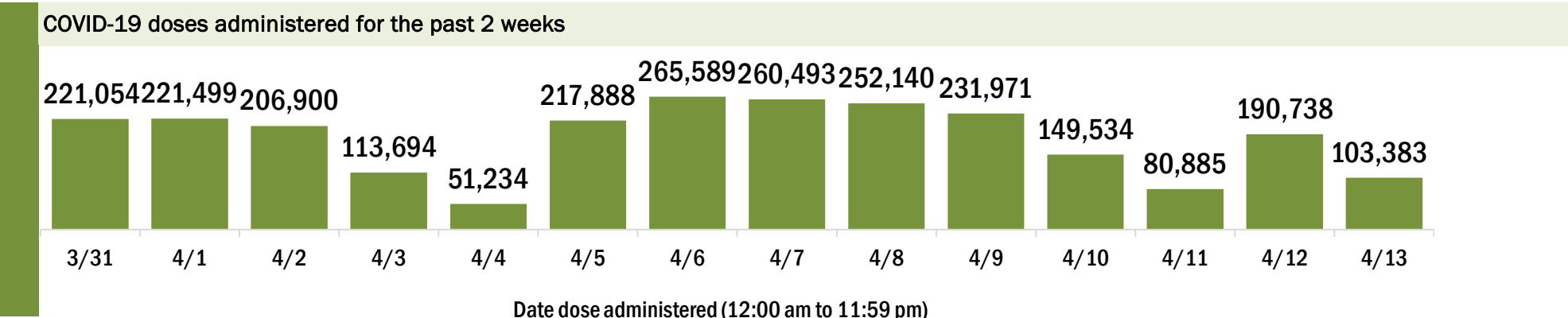
Data in this report are provisional and subject to change. Data are based on county of residence.

Data in this summary pertain to COVID-19 vaccines approved by the U.S. Food and Drug Administration and have been issued an Emergency Use Authorization (Janssen COVID-19 Vaccine, Moderna COVID-19 Vaccine and Pfizer-BioNTech COVID-19 Vaccine). These data summarize the number of people who have received either their first dose or have completed the series for a COVID-19 vaccine. **A person can only be counted in one category, first dose or series complete.** For persons receiving Moderna or Pfizer vaccines, once they receive their second dose, they are moved from the first dose column to the series completed column. **Because of this, the total first dose category may show a change from report to report not matching the total receiving their first dose from the previous day.** Persons receiving Johnson & Johnson vaccines will always be counted in the series completed column.

COVID-19 doses for vaccinated persons in Florida	
Doses administered	11,746,277
People receiving one dose of a 1-dose series (Johnson & Johnson) or receiving only one dose of a 2-dose series (Moderna, Pfizer) count once. Persons receiving both doses of a 2-dose series count twice.	

Current status of persons vaccinated for COVID-19 in Florida	
Total people vaccinated	7,584,736
First dose	2,905,749
Series completed	4,678,987
Completed 1-dose series	517,446
Completed 2-dose series	4,161,541
First dose: current number of people who have only received their first dose of the Moderna or Pfizer vaccine.	
Series complete: current number of people who have received both Moderna or Pfizer vaccine doses or one Johnson & Johnson dose and are considered fully immunized.	

Demographic summary	First dose	Series complete	Total people vaccinated
Age group	2,905,749	4,678,987	7,584,736
16-24 years	205,231	103,702	308,933
25-34 years	271,646	239,879	511,525
35-44 years	384,553	322,917	707,470
45-54 years	547,679	448,812	996,491
55-64 years	743,631	777,413	1,521,044
65-74 years	418,349	1,572,686	1,991,035
75-84 years	241,223	910,704	1,151,927
85+ years	93,437	302,874	396,311
Race	2,905,749	4,678,987	7,584,736
White	1,880,679	3,243,617	5,124,296
Black	192,917	307,817	500,734
American Indian/Alaskan	10,993	16,042	27,035
Other	311,459	472,404	783,863
Unknown	509,701	639,107	1,148,808
Other race includes Asian, native Hawaiian/Pacific Islander, or other.			
Ethnicity	2,905,749	4,678,987	7,584,736
Hispanic	492,264	596,835	1,089,099
Non-Hispanic	1,398,560	2,549,791	3,948,351
Unknown	1,014,925	1,532,361	2,547,286
Gender	2,905,749	4,678,987	7,584,736
Female	1,561,225	2,674,824	4,236,049
Male	1,330,376	1,998,082	3,328,458
Unknown	14,148	6,081	20,229



COVID-19: Alachua County vaccine summary

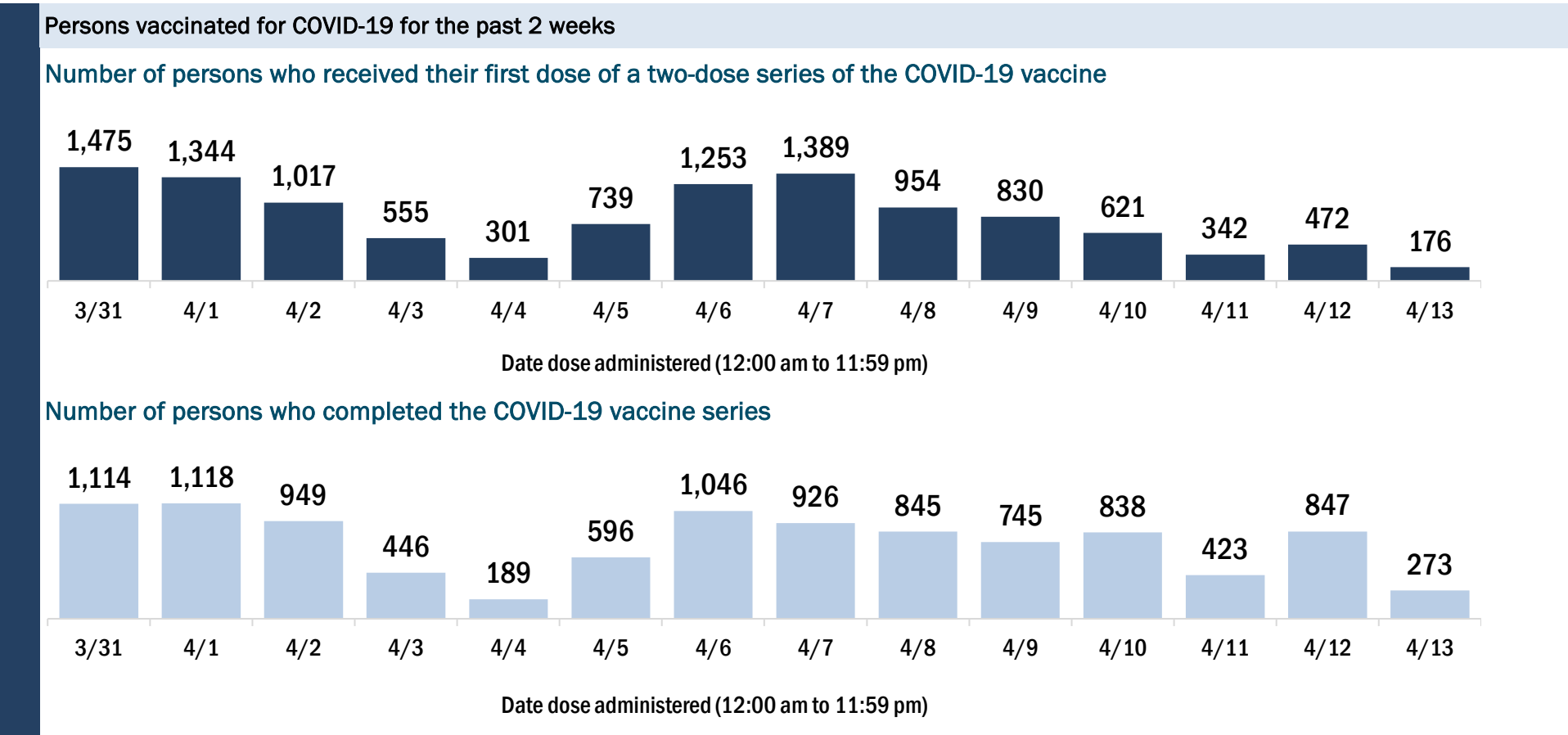
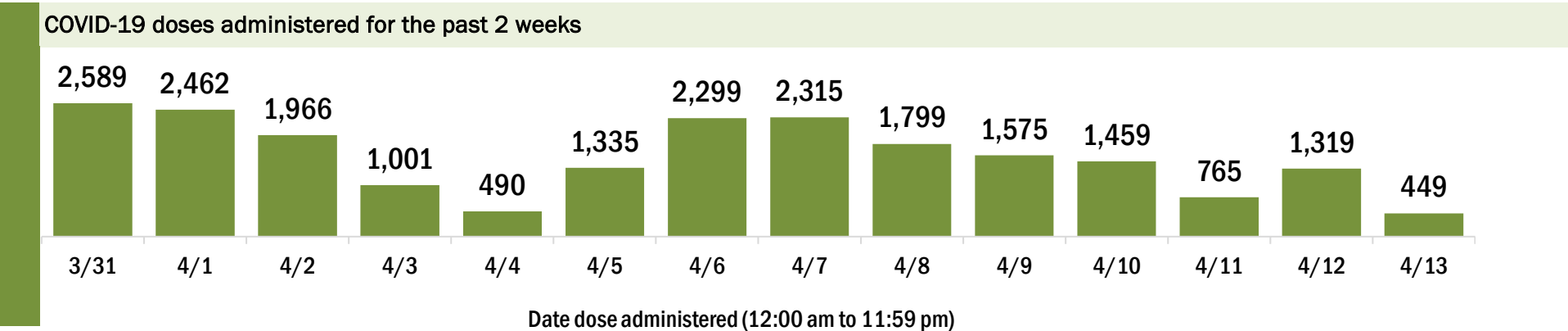
Vaccination data through Apr 13, 2021 as of Apr 14, 2021 at 12:05 AM

Data in this report are provisional and subject to change.

Data in this summary pertain to COVID-19 vaccines approved by the U.S. Food and Drug Administration and have been issued an Emergency Use Authorization (Janssen COVID-19 Vaccine, Moderna COVID-19 Vaccine and Pfizer-BioNTech COVID-19 Vaccine). These data summarize the number of people who have received either their first dose or have completed the series for a COVID-19 vaccine. **A person can only be counted in one category, first dose or series complete.** For persons receiving Moderna or Pfizer vaccines, once they receive their second dose, they are moved from the first dose column to the series completed column. **Because of this, the total first dose category may show a change from report to report not matching the total receiving their first dose from the previous day.** Persons receiving Johnson & Johnson vaccines will always be counted in the series completed column.

COVID-19 doses for vaccinated persons in Florida		Demographic summary			
Doses administered	155,968	First dose	Series complete	Total people vaccinated	
People receiving one dose of a 1-dose series (Johnson & Johnson) or receiving only one dose of a 2-dose series (Moderna, Pfizer) count once. Persons receiving both doses of a 2-dose series count twice.		Age group	32,962	63,635	96,597
		16-24 years	5,315	4,227	9,542
		25-34 years	5,070	9,066	14,136
		35-44 years	4,924	7,049	11,973
		45-54 years	5,585	6,574	12,159
		55-64 years	8,083	8,146	16,229
		65-74 years	2,443	16,835	19,278
		75-84 years	1,073	8,577	9,650
		85+ years	469	3,161	3,630
		Race	32,962	63,635	96,597
		White	21,151	44,944	66,095
		Black	3,910	5,997	9,907
		American Indian/Alaskan	97	197	294
		Other	4,846	9,426	14,272
		Unknown	2,958	3,071	6,029
		Other race includes Asian, native Hawaiian/Pacific Islander, or other.			
		Ethnicity	32,962	63,635	96,597
		Hispanic	3,215	3,591	6,806
		Non-Hispanic	17,801	43,857	61,658
		Unknown	11,946	16,187	28,133
		Gender	32,962	63,635	96,597
		Female	17,824	37,797	55,621
		Male	15,050	25,814	40,864
		Unknown	88	24	112

Current status of persons vaccinated for COVID-19 in Florida	
Total people vaccinated	96,597
First dose	32,962
Series completed	63,635
Completed 1-dose series	4,264
Completed 2-dose series	59,371
First dose: current number of people who have only received their first dose of the Moderna or Pfizer vaccine.	
Series complete: current number of people who have received both Moderna or Pfizer vaccine doses or one Johnson & Johnson dose and are considered fully immunized.	



COVID-19: Baker County vaccine summary

Vaccination data through Apr 13, 2021 as of Apr 14, 2021 at 12:05 AM

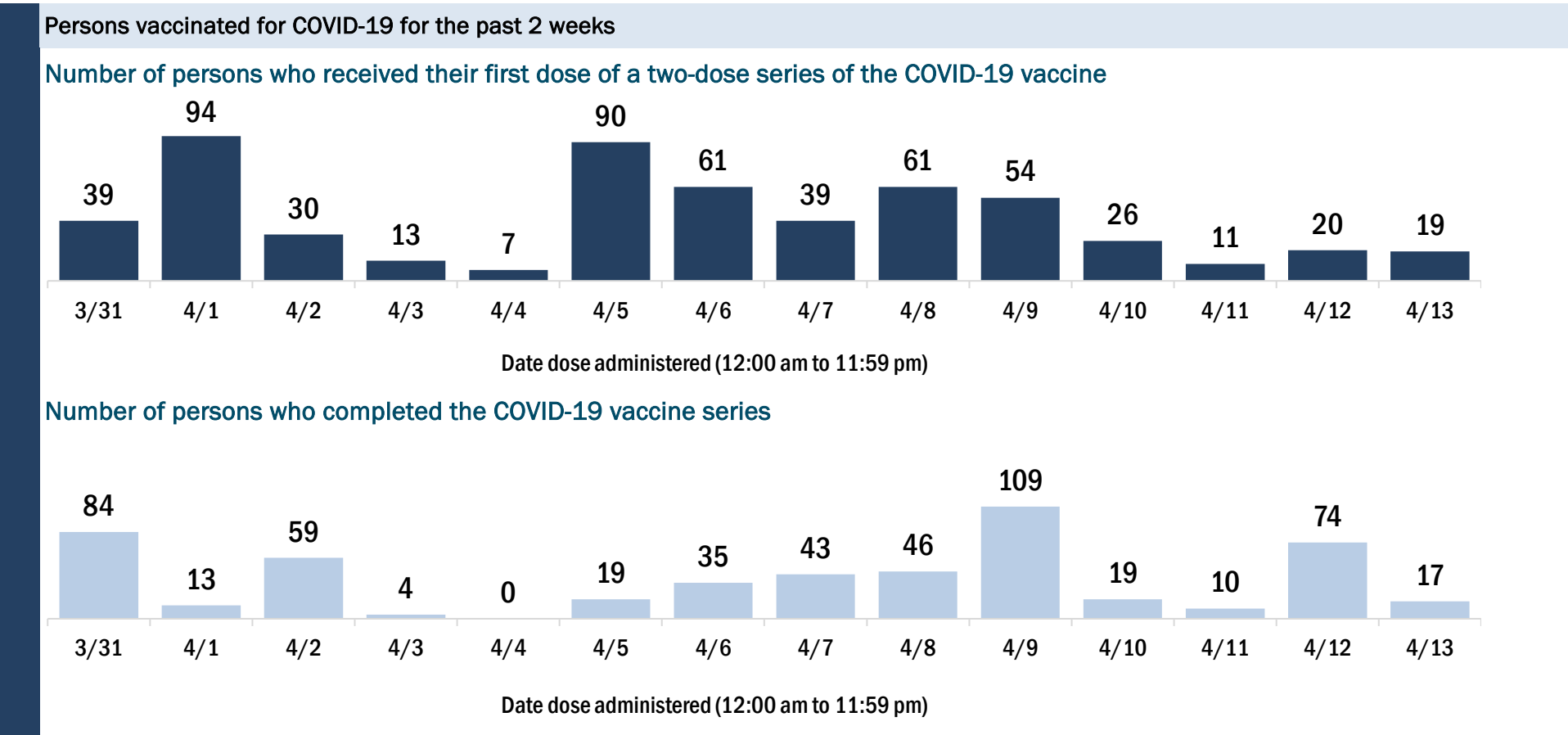
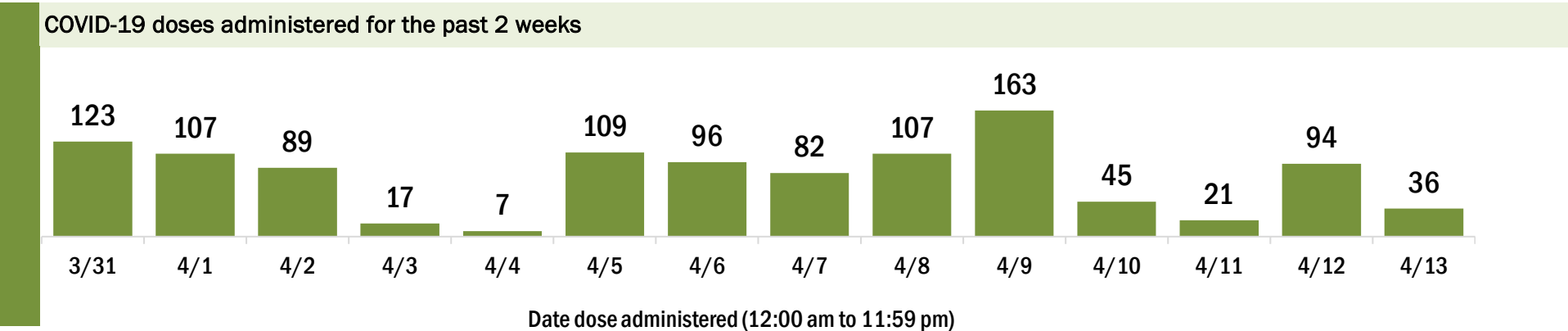
Data in this report are provisional and subject to change.

Data in this summary pertain to COVID-19 vaccines approved by the U.S. Food and Drug Administration and have been issued an Emergency Use Authorization (Janssen COVID-19 Vaccine, Moderna COVID-19 Vaccine and Pfizer-BioNTech COVID-19 Vaccine). These data summarize the number of people who have received either their first dose or have completed the series for a COVID-19 vaccine. **A person can only be counted in one category, first dose or series complete.** For persons receiving Moderna or Pfizer vaccines, once they receive their second dose, they are moved from the first dose column to the series completed column. **Because of this, the total first dose category may show a change from report to report not matching the total receiving their first dose from the previous day.** Persons receiving Johnson & Johnson vaccines will always be counted in the series completed column.

COVID-19 doses for vaccinated persons in Florida	
Doses administered	7,777
People receiving one dose of a 1-dose series (Johnson & Johnson) or receiving only one dose of a 2-dose series (Moderna, Pfizer) count once. Persons receiving both doses of a 2-dose series count twice.	

Current status of persons vaccinated for COVID-19 in Florida	
Total people vaccinated	4,707
First dose	1,496
Series completed	3,211
Completed 1-dose series	141
Completed 2-dose series	3,070
First dose: current number of people who have only received their first dose of the Moderna or Pfizer vaccine.	
Series complete: current number of people who have received both Moderna or Pfizer vaccine doses or one Johnson & Johnson dose and are considered fully immunized.	

Demographic summary	First dose	Series complete	Total people vaccinated
Age group	1,496	3,211	4,707
16-24 years	72	49	121
25-34 years	113	123	236
35-44 years	178	184	362
45-54 years	303	277	580
55-64 years	538	539	1,077
65-74 years	163	1,220	1,383
75-84 years	88	642	730
85+ years	41	177	218
Race	1,496	3,211	4,707
White	1,189	2,531	3,720
Black	153	274	427
American Indian/Alaskan	5	20	25
Other	92	197	289
Unknown	57	189	246
Other race includes Asian, native Hawaiian/Pacific Islander, or other.			
Ethnicity	1,496	3,211	4,707
Hispanic	46	52	98
Non-Hispanic	1,240	2,204	3,444
Unknown	210	955	1,165
Gender	1,496	3,211	4,707
Female	790	1,828	2,618
Male	705	1,383	2,088
Unknown	1	0	1



COVID-19: Bay County vaccine summary

Vaccination data through Apr 13, 2021 as of Apr 14, 2021 at 12:05 AM

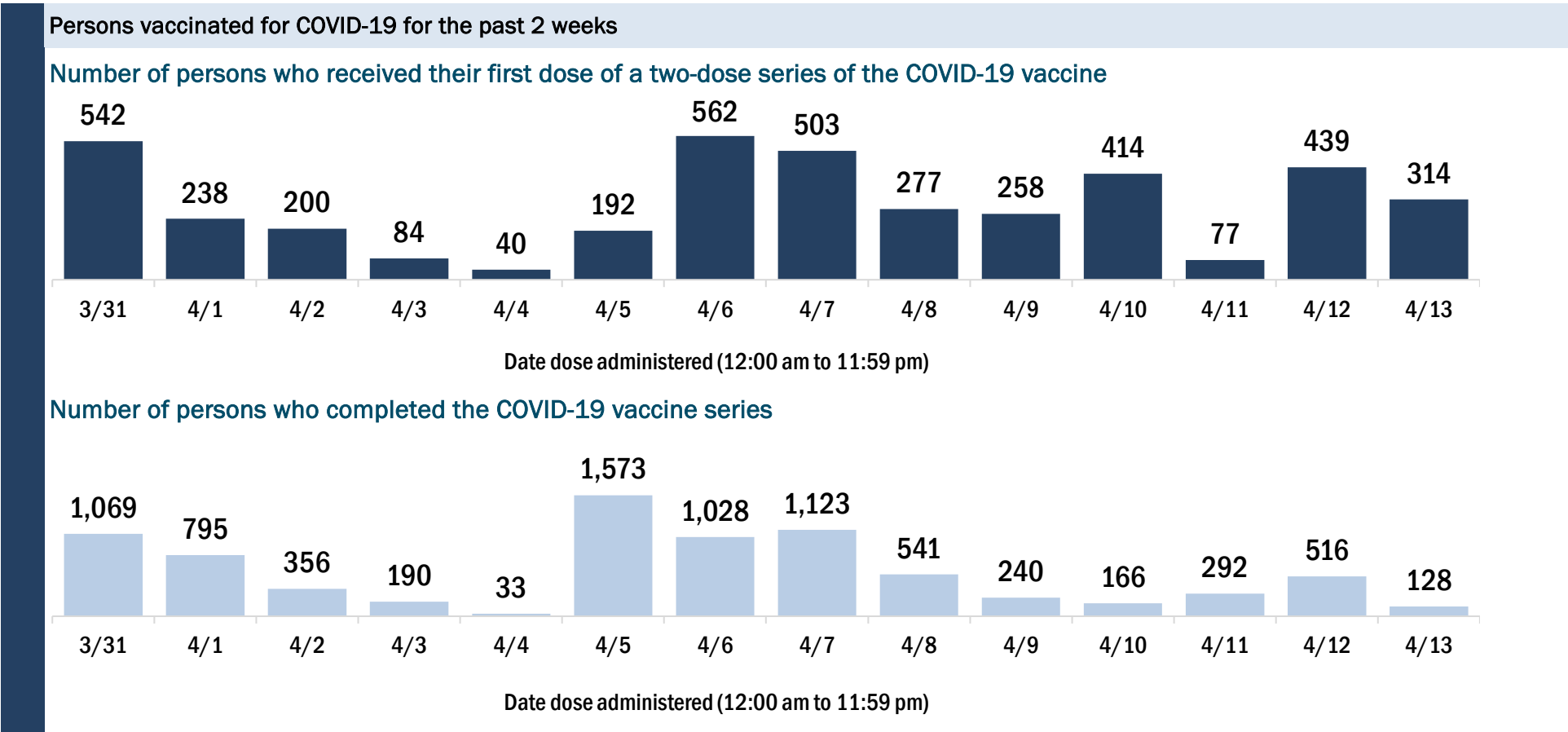
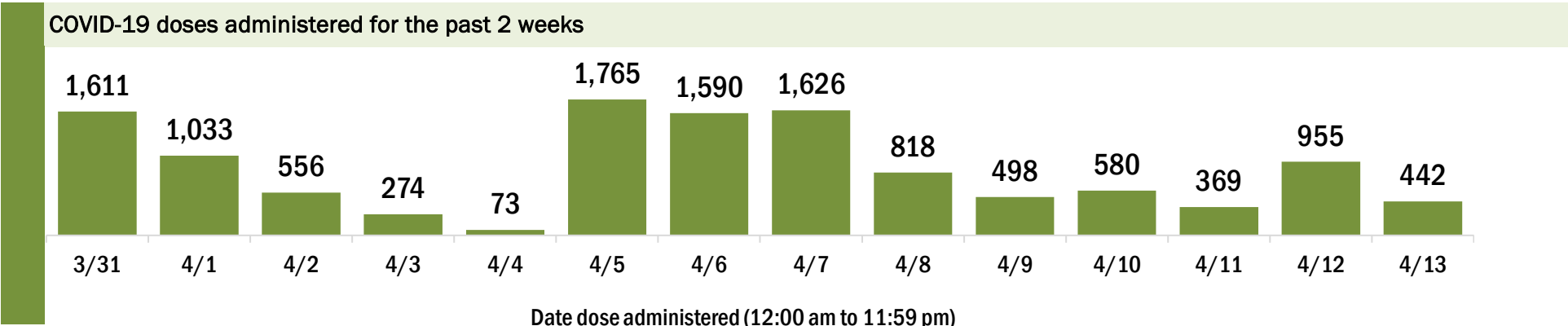
Data in this report are provisional and subject to change.

Data in this summary pertain to COVID-19 vaccines approved by the U.S. Food and Drug Administration and have been issued an Emergency Use Authorization (Janssen COVID-19 Vaccine, Moderna COVID-19 Vaccine and Pfizer-BioNTech COVID-19 Vaccine). These data summarize the number of people who have received either their first dose or have completed the series for a COVID-19 vaccine. **A person can only be counted in one category, first dose or series complete.** For persons receiving Moderna or Pfizer vaccines, once they receive their second dose, they are moved from the first dose column to the series completed column. **Because of this, the total first dose category may show a change from report to report not matching the total receiving their first dose from the previous day.** Persons receiving Johnson & Johnson vaccines will always be counted in the series completed column.

COVID-19 doses for vaccinated persons in Florida	
Doses administered	73,308
People receiving one dose of a 1-dose series (Johnson & Johnson) or receiving only one dose of a 2-dose series (Moderna, Pfizer) count once. Persons receiving both doses of a 2-dose series count twice.	

Current status of persons vaccinated for COVID-19 in Florida	
Total people vaccinated	45,306
First dose	12,588
Series completed	32,718
Completed 1-dose series	4,716
Completed 2-dose series	28,002
First dose: current number of people who have only received their first dose of the Moderna or Pfizer vaccine.	
Series complete: current number of people who have received both Moderna or Pfizer vaccine doses or one Johnson & Johnson dose and are considered fully immunized.	

Demographic summary	First dose	Series complete	Total people vaccinated
Age group	12,588	32,718	45,306
16-24 years	769	562	1,331
25-34 years	1,033	1,348	2,381
35-44 years	1,512	2,352	3,864
45-54 years	2,181	3,428	5,609
55-64 years	3,771	6,760	10,531
65-74 years	2,025	11,002	13,027
75-84 years	947	5,546	6,493
85+ years	350	1,720	2,070
Race	12,588	32,718	45,306
White	7,939	23,242	31,181
Black	777	2,113	2,890
American Indian/Alaskan	49	156	205
Other	1,323	2,655	3,978
Unknown	2,500	4,552	7,052
Other race includes Asian, native Hawaiian/Pacific Islander, or other.			
Ethnicity	12,588	32,718	45,306
Hispanic	811	977	1,788
Non-Hispanic	7,001	20,063	27,064
Unknown	4,776	11,678	16,454
Gender	12,588	32,718	45,306
Female	7,012	18,295	25,307
Male	5,576	14,417	19,993
Unknown	0	6	6



COVID-19: Bradford County vaccine summary

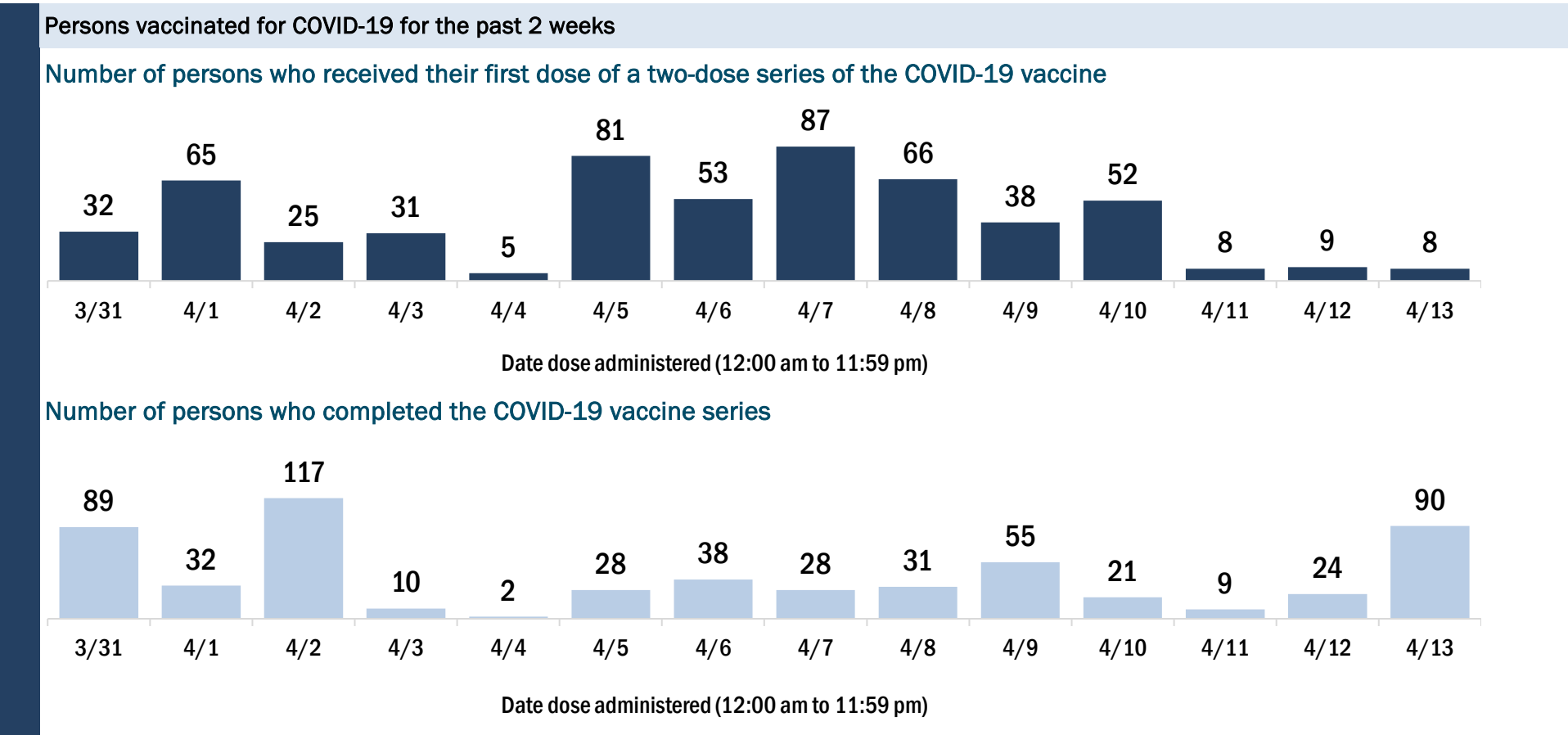
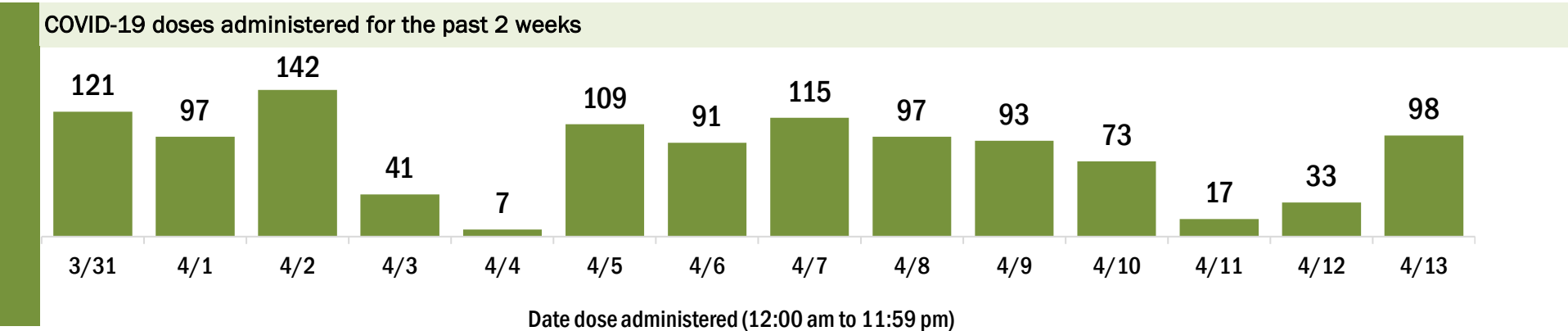
Vaccination data through Apr 13, 2021 as of Apr 14, 2021 at 12:05 AM

Data in this report are provisional and subject to change.

Data in this summary pertain to COVID-19 vaccines approved by the U.S. Food and Drug Administration and have been issued an Emergency Use Authorization (Janssen COVID-19 Vaccine, Moderna COVID-19 Vaccine and Pfizer-BioNTech COVID-19 Vaccine). These data summarize the number of people who have received either their first dose or have completed the series for a COVID-19 vaccine. **A person can only be counted in one category, first dose or series complete.** For persons receiving Moderna or Pfizer vaccines, once they receive their second dose, they are moved from the first dose column to the series completed column. **Because of this, the total first dose category may show a change from report to report not matching the total receiving their first dose from the previous day.** Persons receiving Johnson & Johnson vaccines will always be counted in the series completed column.

COVID-19 doses for vaccinated persons in Florida		Demographic summary			
Doses administered	7,946	First dose	Series complete	Total people vaccinated	
People receiving one dose of a 1-dose series (Johnson & Johnson) or receiving only one dose of a 2-dose series (Moderna, Pfizer) count once. Persons receiving both doses of a 2-dose series count twice.		Age group	1,351	3,465	4,816
		16-24 years	74	30	104
		25-34 years	101	105	206
		35-44 years	157	127	284
		45-54 years	263	250	513
		55-64 years	494	576	1,070
		65-74 years	159	1,341	1,500
		75-84 years	75	784	859
		85+ years	28	252	280
		Race	1,351	3,465	4,816
		White	961	2,642	3,603
		Black	215	391	606
		American Indian/Alaskan	11	22	33
		Other	95	296	391
		Unknown	69	114	183
		Other race includes Asian, native Hawaiian/Pacific Islander, or other.			
		Ethnicity	1,351	3,465	4,816
		Hispanic	56	39	95
		Non-Hispanic	1,018	3,025	4,043
		Unknown	277	401	678
		Gender	1,351	3,465	4,816
		Female	760	2,043	2,803
		Male	590	1,422	2,012
		Unknown	1	0	1

Current status of persons vaccinated for COVID-19 in Florida	
Total people vaccinated	4,816
First dose	1,351
Series completed	3,465
Completed 1-dose series	335
Completed 2-dose series	3,130
First dose: current number of people who have only received their first dose of the Moderna or Pfizer vaccine.	
Series complete: current number of people who have received both Moderna or Pfizer vaccine doses or one Johnson & Johnson dose and are considered fully immunized.	



COVID-19: Brevard County vaccine summary

Vaccination data through Apr 13, 2021 as of Apr 14, 2021 at 12:05 AM

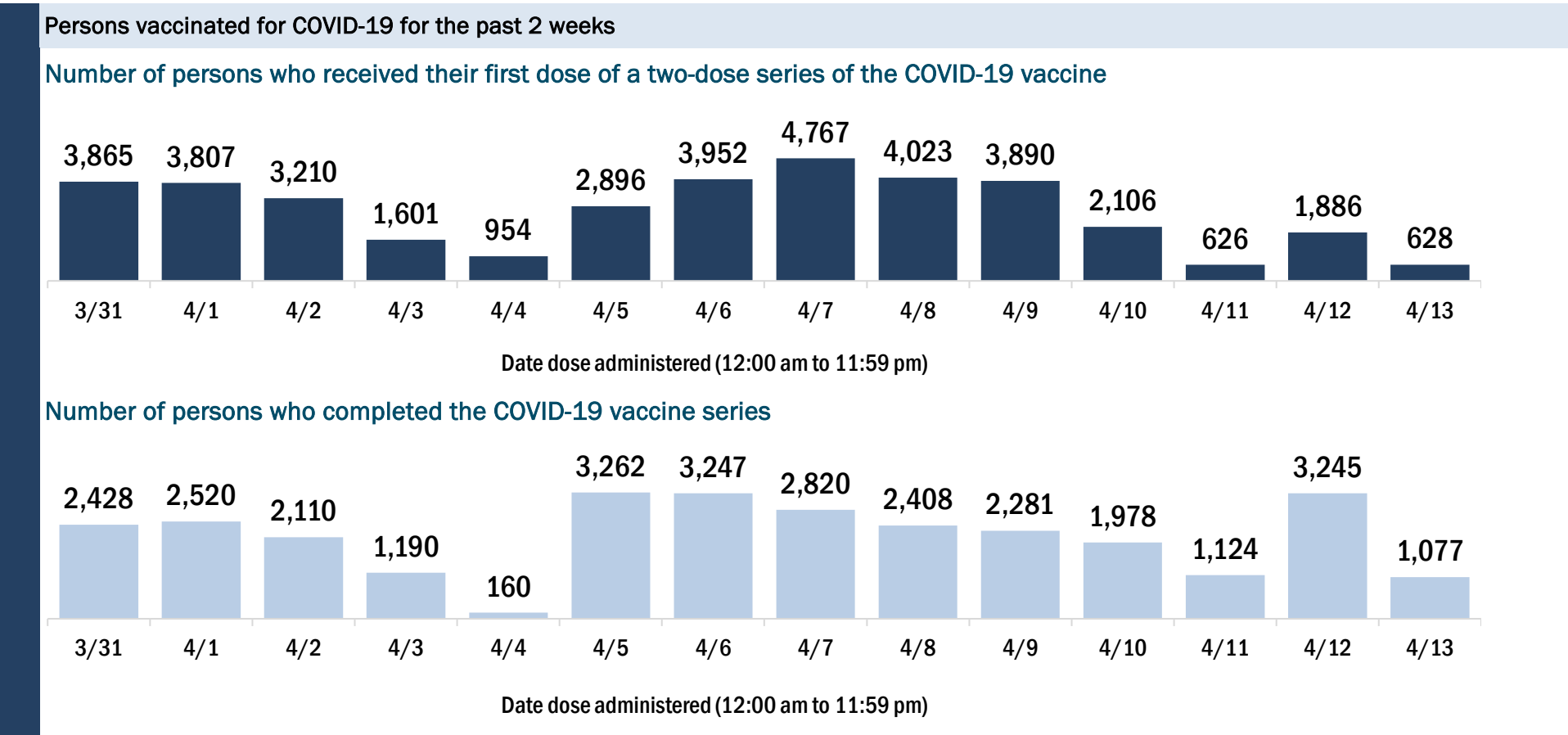
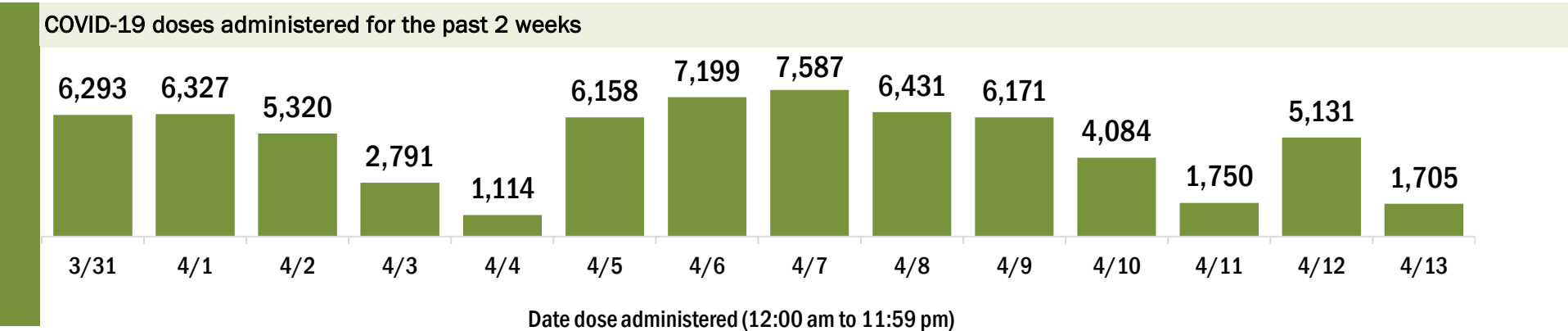
Data in this report are provisional and subject to change.

Data in this summary pertain to COVID-19 vaccines approved by the U.S. Food and Drug Administration and have been issued an Emergency Use Authorization (Janssen COVID-19 Vaccine, Moderna COVID-19 Vaccine and Pfizer-BioNTech COVID-19 Vaccine). These data summarize the number of people who have received either their first dose or have completed the series for a COVID-19 vaccine. **A person can only be counted in one category, first dose or series complete.** For persons receiving Moderna or Pfizer vaccines, once they receive their second dose, they are moved from the first dose column to the series completed column. **Because of this, the total first dose category may show a change from report to report not matching the total receiving their first dose from the previous day.** Persons receiving Johnson & Johnson vaccines will always be counted in the series completed column.

COVID-19 doses for vaccinated persons in Florida	
Doses administered	314,438
People receiving one dose of a 1-dose series (Johnson & Johnson) or receiving only one dose of a 2-dose series (Moderna, Pfizer) count once. Persons receiving both doses of a 2-dose series count twice.	

Current status of persons vaccinated for COVID-19 in Florida	
Total people vaccinated	207,168
First dose	85,134
Series completed	122,034
Completed 1-dose series	14,764
Completed 2-dose series	107,270
First dose: current number of people who have only received their first dose of the Moderna or Pfizer vaccine.	
Series complete: current number of people who have received both Moderna or Pfizer vaccine doses or one Johnson & Johnson dose and are considered fully immunized.	

Demographic summary	First dose	Series complete	Total people vaccinated
Age group	85,134	122,034	207,168
16-24 years	4,766	1,834	6,600
25-34 years	6,729	4,318	11,047
35-44 years	9,561	6,157	15,718
45-54 years	13,661	9,311	22,972
55-64 years	26,079	20,120	46,199
65-74 years	13,471	44,915	58,386
75-84 years	7,722	25,916	33,638
85+ years	3,145	9,463	12,608
Race	85,134	122,034	207,168
White	57,328	82,217	139,545
Black	4,994	5,927	10,921
American Indian/Alaskan	427	553	980
Other	7,883	10,876	18,759
Unknown	14,502	22,461	36,963
Other race includes Asian, native Hawaiian/Pacific Islander, or other.			
Ethnicity	85,134	122,034	207,168
Hispanic	6,300	4,233	10,533
Non-Hispanic	50,220	63,731	113,951
Unknown	28,614	54,070	82,684
Gender	85,134	122,034	207,168
Female	46,099	71,797	117,896
Male	38,870	50,053	88,923
Unknown	165	184	349



COVID-19: Broward County vaccine summary

Vaccination data through Apr 13, 2021 as of Apr 14, 2021 at 12:05 AM

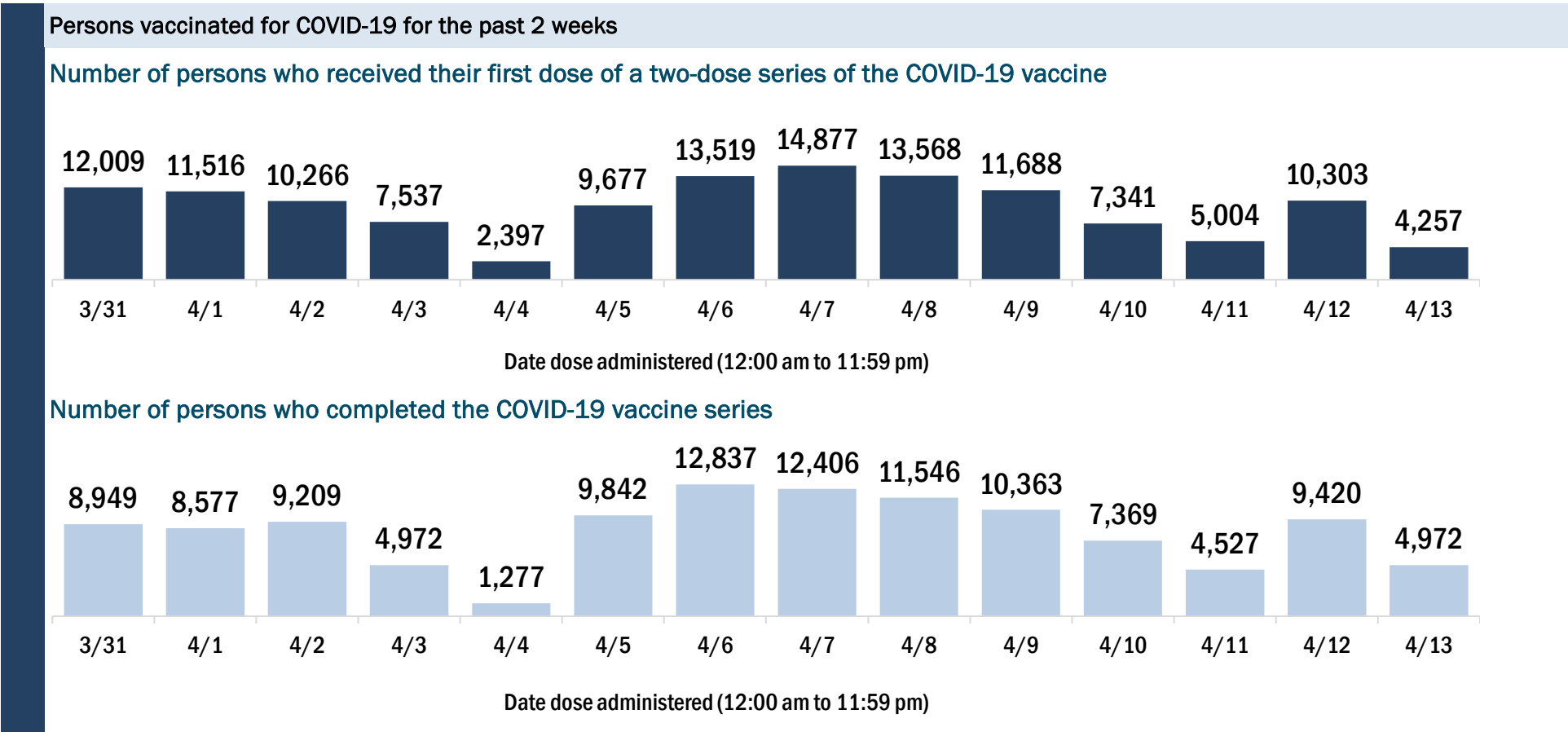
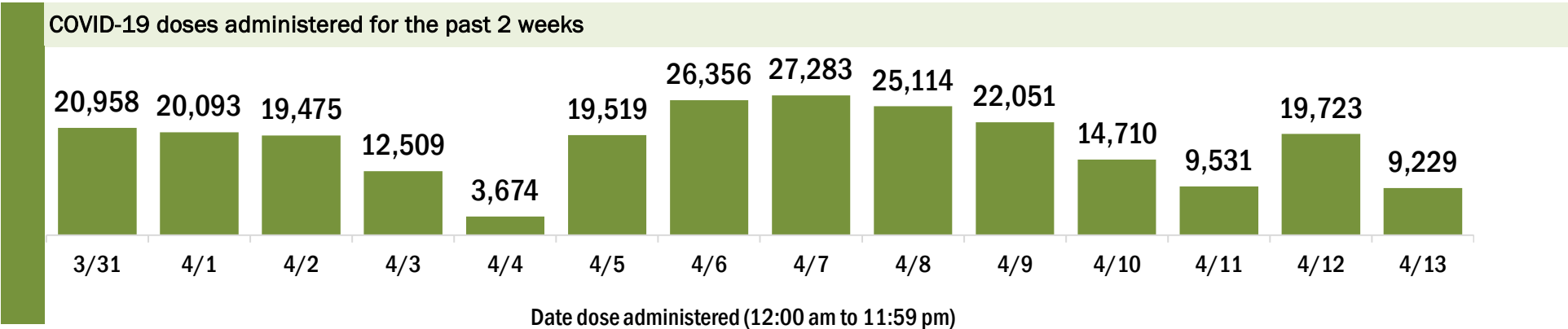
Data in this report are provisional and subject to change.

Data in this summary pertain to COVID-19 vaccines approved by the U.S. Food and Drug Administration and have been issued an Emergency Use Authorization (Janssen COVID-19 Vaccine, Moderna COVID-19 Vaccine and Pfizer-BioNTech COVID-19 Vaccine). These data summarize the number of people who have received either their first dose or have completed the series for a COVID-19 vaccine. **A person can only be counted in one category, first dose or series complete.** For persons receiving Moderna or Pfizer vaccines, once they receive their second dose, they are moved from the first dose column to the series completed column. **Because of this, the total first dose category may show a change from report to report not matching the total receiving their first dose from the previous day.** Persons receiving Johnson & Johnson vaccines will always be counted in the series completed column.

COVID-19 doses for vaccinated persons in Florida	
Doses administered	1,056,553
People receiving one dose of a 1-dose series (Johnson & Johnson) or receiving only one dose of a 2-dose series (Moderna, Pfizer) count once. Persons receiving both doses of a 2-dose series count twice.	

Current status of persons vaccinated for COVID-19 in Florida	
Total people vaccinated	686,375
First dose	274,430
Series completed	411,945
Completed 1-dose series	41,767
Completed 2-dose series	370,178
First dose: current number of people who have only received their first dose of the Moderna or Pfizer vaccine.	
Series complete: current number of people who have received both Moderna or Pfizer vaccine doses or one Johnson & Johnson dose and are considered fully immunized.	

Demographic summary		First dose	Series complete	Total people vaccinated
Age group		274,430	411,945	686,375
16-24 years		19,780	10,808	30,588
25-34 years		26,127	23,168	49,295
35-44 years		42,306	34,675	76,981
45-54 years		62,548	51,713	114,261
55-64 years		68,987	84,187	153,174
65-74 years		30,777	121,575	152,352
75-84 years		16,361	62,742	79,103
85+ years		7,544	23,077	30,621
Race		274,430	411,945	686,375
White		153,795	265,924	419,719
Black		32,632	50,275	82,907
American Indian/Alaskan		936	1,829	2,765
Other		33,013	45,844	78,857
Unknown		54,054	48,073	102,127
Other race includes Asian, native Hawaiian/Pacific Islander, or other.				
Ethnicity		274,430	411,945	686,375
Hispanic		68,894	81,276	150,170
Non-Hispanic		111,299	218,889	330,188
Unknown		94,237	111,780	206,017
Gender		274,430	411,945	686,375
Female		143,808	230,902	374,710
Male		129,545	180,573	310,118
Unknown		1,077	470	1,547



COVID-19: Calhoun County vaccine summary

Vaccination data through Apr 13, 2021 as of Apr 14, 2021 at 12:05 AM

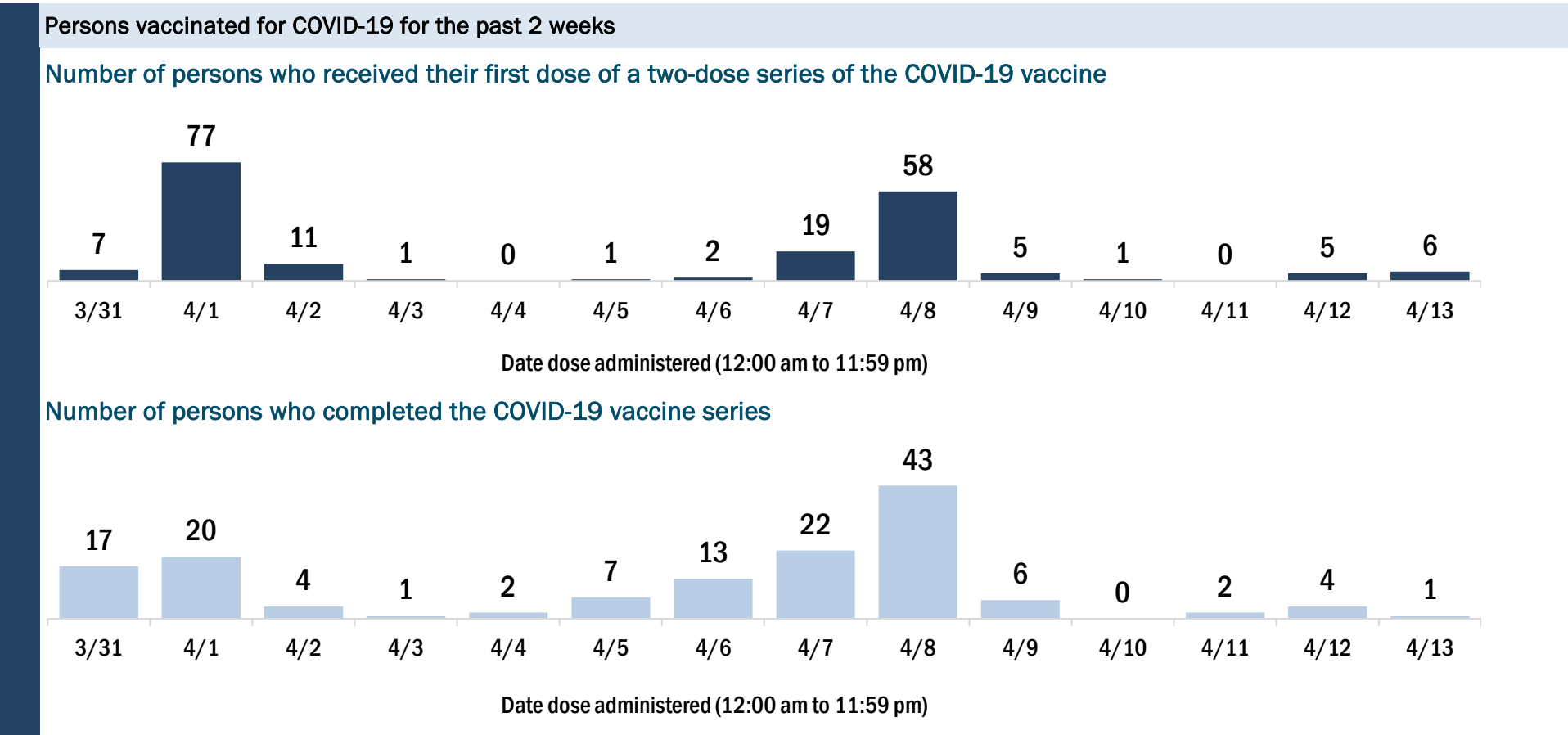
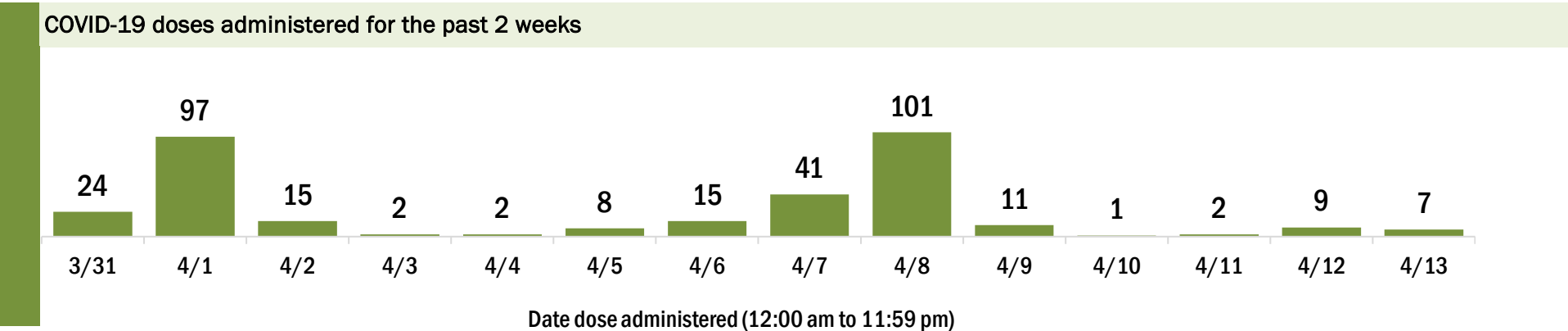
Data in this report are provisional and subject to change.

Data in this summary pertain to COVID-19 vaccines approved by the U.S. Food and Drug Administration and have been issued an Emergency Use Authorization (Janssen COVID-19 Vaccine, Moderna COVID-19 Vaccine and Pfizer-BioNTech COVID-19 Vaccine). These data summarize the number of people who have received either their first dose or have completed the series for a COVID-19 vaccine. **A person can only be counted in one category, first dose or series complete.** For persons receiving Moderna or Pfizer vaccines, once they receive their second dose, they are moved from the first dose column to the series completed column. **Because of this, the total first dose category may show a change from report to report not matching the total receiving their first dose from the previous day.** Persons receiving Johnson & Johnson vaccines will always be counted in the series completed column.

COVID-19 doses for vaccinated persons in Florida	
Doses administered	4,455
People receiving one dose of a 1-dose series (Johnson & Johnson) or receiving only one dose of a 2-dose series (Moderna, Pfizer) count once. Persons receiving both doses of a 2-dose series count twice.	

Current status of persons vaccinated for COVID-19 in Florida	
Total people vaccinated	2,605
First dose	598
Series completed	2,007
Completed 1-dose series	157
Completed 2-dose series	1,850
First dose: current number of people who have only received their first dose of the Moderna or Pfizer vaccine.	
Series complete: current number of people who have received both Moderna or Pfizer vaccine doses or one Johnson & Johnson dose and are considered fully immunized.	

Demographic summary	First dose	Series complete	Total people vaccinated
Age group	598	2,007	2,605
16-24 years	26	19	45
25-34 years	20	55	75
35-44 years	57	91	148
45-54 years	95	167	262
55-64 years	205	308	513
65-74 years	103	751	854
75-84 years	68	442	510
85+ years	24	174	198
Race	598	2,007	2,605
White	391	1,418	1,809
Black	57	123	180
American Indian/Alaskan	6	12	18
Other	57	305	362
Unknown	87	149	236
Other race includes Asian, native Hawaiian/Pacific Islander, or other.			
Ethnicity	598	2,007	2,605
Hispanic	17	39	56
Non-Hispanic	247	1,168	1,415
Unknown	334	800	1,134
Gender	598	2,007	2,605
Female	320	1,123	1,443
Male	278	883	1,161
Unknown	0	1	1



COVID-19: Charlotte County vaccine summary

Vaccination data through Apr 13, 2021 as of Apr 14, 2021 at 12:05 AM

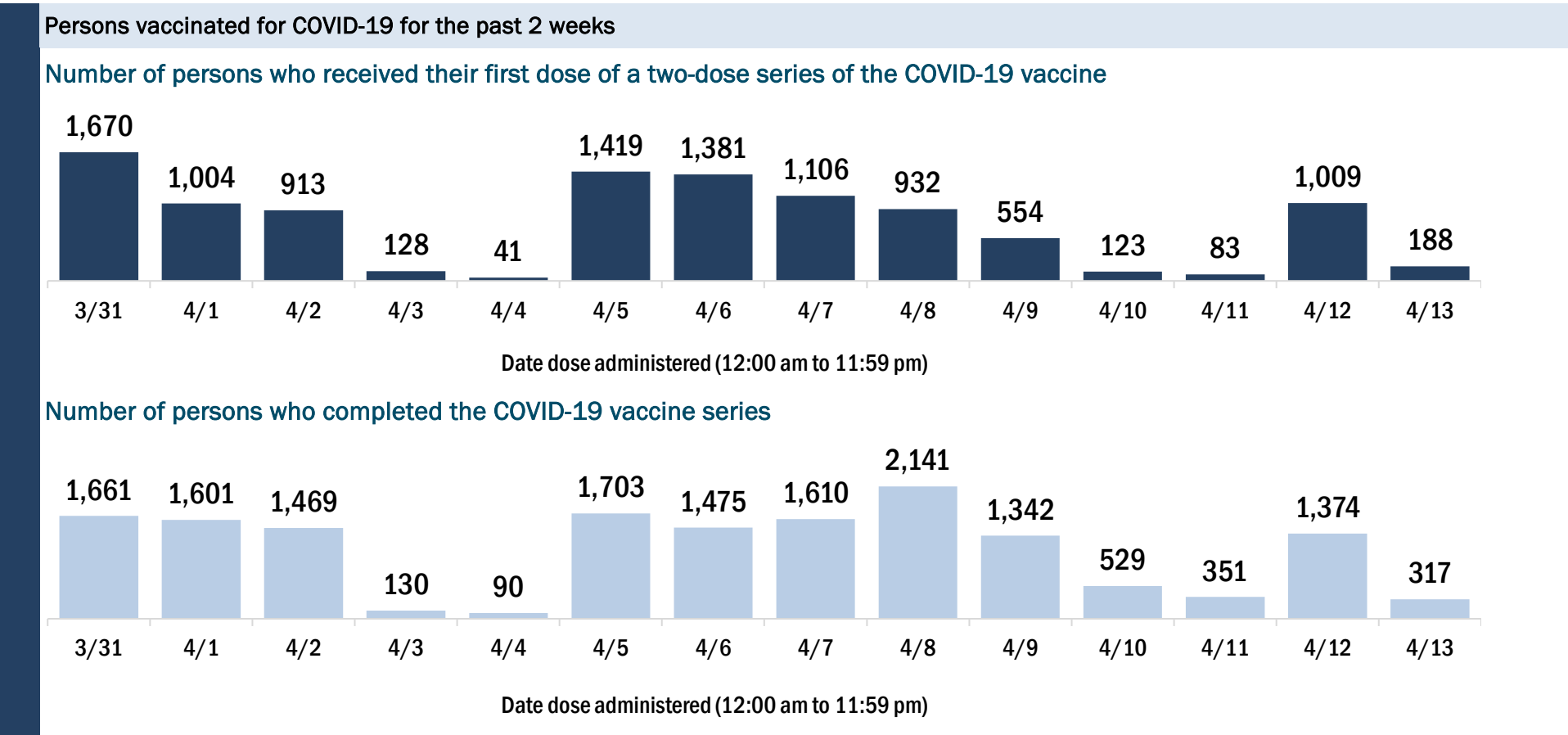
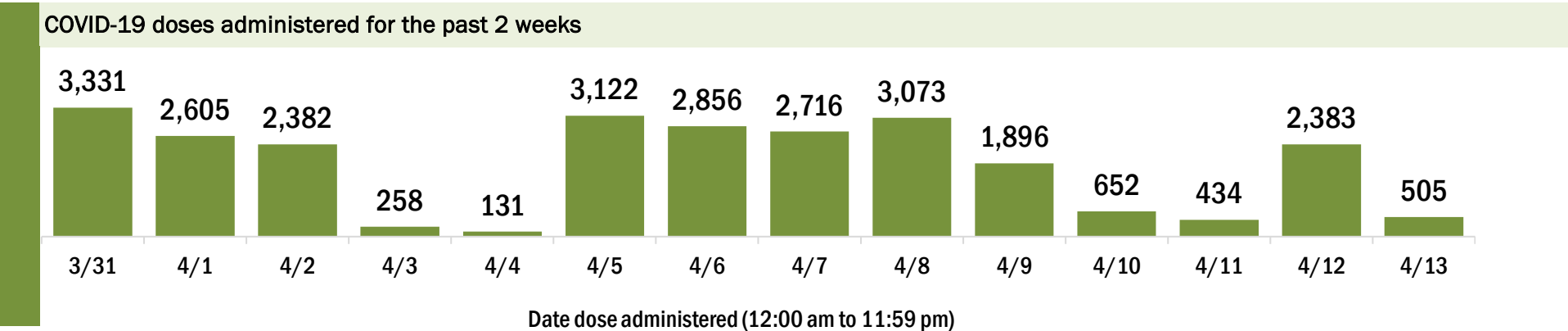
Data in this report are provisional and subject to change.

Data in this summary pertain to COVID-19 vaccines approved by the U.S. Food and Drug Administration and have been issued an Emergency Use Authorization (Janssen COVID-19 Vaccine, Moderna COVID-19 Vaccine and Pfizer-BioNTech COVID-19 Vaccine). These data summarize the number of people who have received either their first dose or have completed the series for a COVID-19 vaccine. **A person can only be counted in one category, first dose or series complete.** For persons receiving Moderna or Pfizer vaccines, once they receive their second dose, they are moved from the first dose column to the series completed column. **Because of this, the total first dose category may show a change from report to report not matching the total receiving their first dose from the previous day.** Persons receiving Johnson & Johnson vaccines will always be counted in the series completed column.

COVID-19 doses for vaccinated persons in Florida	
Doses administered	145,310
People receiving one dose of a 1-dose series (Johnson & Johnson) or receiving only one dose of a 2-dose series (Moderna, Pfizer) count once. Persons receiving both doses of a 2-dose series count twice.	

Current status of persons vaccinated for COVID-19 in Florida	
Total people vaccinated	94,317
First dose	38,346
Series completed	55,971
Completed 1-dose series	4,978
Completed 2-dose series	50,993
First dose: current number of people who have only received their first dose of the Moderna or Pfizer vaccine.	
Series complete: current number of people who have received both Moderna or Pfizer vaccine doses or one Johnson & Johnson dose and are considered fully immunized.	

Demographic summary	First dose	Series complete	Total people vaccinated
Age group	38,346	55,971	94,317
16-24 years	881	300	1,181
25-34 years	1,244	681	1,925
35-44 years	1,851	1,049	2,900
45-54 years	3,981	2,071	6,052
55-64 years	11,813	5,943	17,756
65-74 years	10,215	25,722	35,937
75-84 years	6,360	15,677	22,037
85+ years	2,001	4,528	6,529
Race	38,346	55,971	94,317
White	29,917	41,936	71,853
Black	907	844	1,751
American Indian/Alaskan	211	217	428
Other	2,331	3,824	6,155
Unknown	4,980	9,150	14,130
Other race includes Asian, native Hawaiian/Pacific Islander, or other.			
Ethnicity	38,346	55,971	94,317
Hispanic	1,437	1,026	2,463
Non-Hispanic	22,860	31,860	54,720
Unknown	14,049	23,085	37,134
Gender	38,346	55,971	94,317
Female	20,763	31,335	52,098
Male	17,552	24,609	42,161
Unknown	31	27	58



COVID-19: Citrus County vaccine summary

Vaccination data through Apr 13, 2021 as of Apr 14, 2021 at 12:05 AM

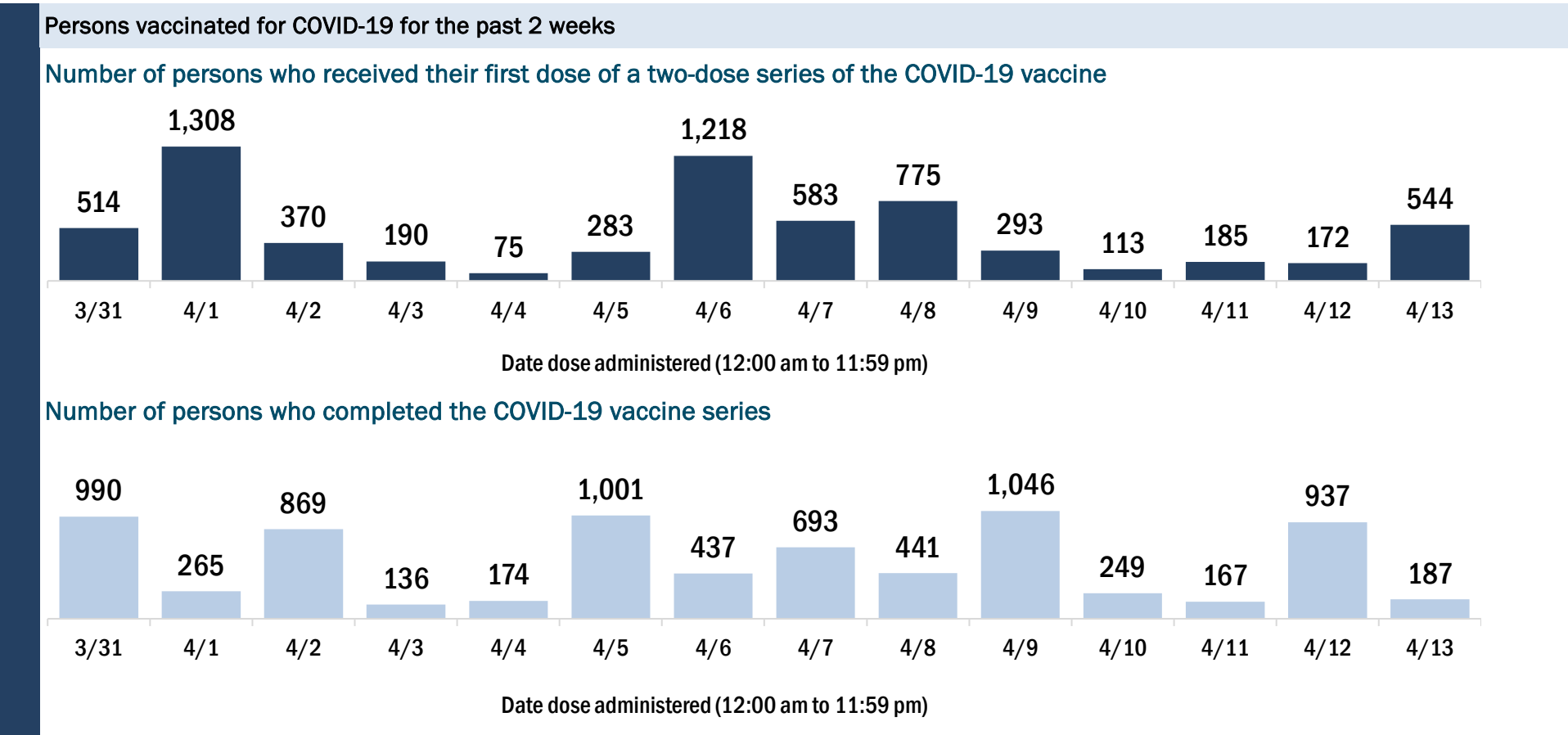
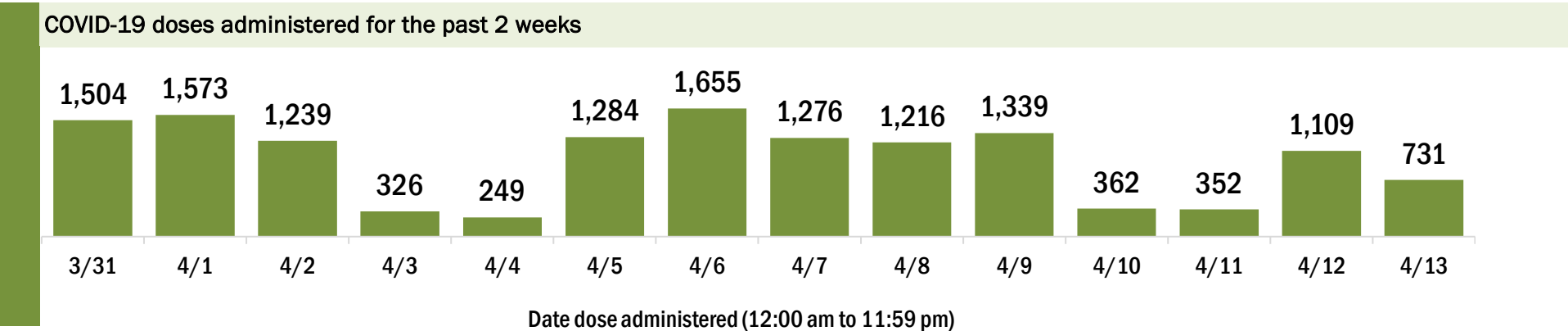
Data in this report are provisional and subject to change.

Data in this summary pertain to COVID-19 vaccines approved by the U.S. Food and Drug Administration and have been issued an Emergency Use Authorization (Janssen COVID-19 Vaccine, Moderna COVID-19 Vaccine and Pfizer-BioNTech COVID-19 Vaccine). These data summarize the number of people who have received either their first dose or have completed the series for a COVID-19 vaccine. **A person can only be counted in one category, first dose or series complete.** For persons receiving Moderna or Pfizer vaccines, once they receive their second dose, they are moved from the first dose column to the series completed column. **Because of this, the total first dose category may show a change from report to report not matching the total receiving their first dose from the previous day.** Persons receiving Johnson & Johnson vaccines will always be counted in the series completed column.

COVID-19 doses for vaccinated persons in Florida	
Doses administered	89,709
People receiving one dose of a 1-dose series (Johnson & Johnson) or receiving only one dose of a 2-dose series (Moderna, Pfizer) count once. Persons receiving both doses of a 2-dose series count twice.	

Current status of persons vaccinated for COVID-19 in Florida	
Total people vaccinated	55,390
First dose	19,647
Series completed	35,743
Completed 1-dose series	1,424
Completed 2-dose series	34,319
First dose: current number of people who have only received their first dose of the Moderna or Pfizer vaccine.	
Series complete: current number of people who have received both Moderna or Pfizer vaccine doses or one Johnson & Johnson dose and are considered fully immunized.	

Demographic summary	First dose	Series complete	Total people vaccinated
Age group	19,647	35,743	55,390
16-24 years	615	268	883
25-34 years	736	567	1,303
35-44 years	1,115	797	1,912
45-54 years	2,384	1,361	3,745
55-64 years	6,682	3,097	9,779
65-74 years	4,504	15,757	20,261
75-84 years	2,742	10,780	13,522
85+ years	869	3,116	3,985
Race	19,647	35,743	55,390
White	15,618	26,319	41,937
Black	374	467	841
American Indian/Alaskan	129	180	309
Other	1,020	2,640	3,660
Unknown	2,506	6,137	8,643
Other race includes Asian, native Hawaiian/Pacific Islander, or other.			
Ethnicity	19,647	35,743	55,390
Hispanic	966	790	1,756
Non-Hispanic	12,917	20,097	33,014
Unknown	5,764	14,856	20,620
Gender	19,647	35,743	55,390
Female	11,019	20,417	31,436
Male	8,603	15,315	23,918
Unknown	25	11	36



COVID-19: Clay County vaccine summary

Vaccination data through Apr 13, 2021 as of Apr 14, 2021 at 12:05 AM

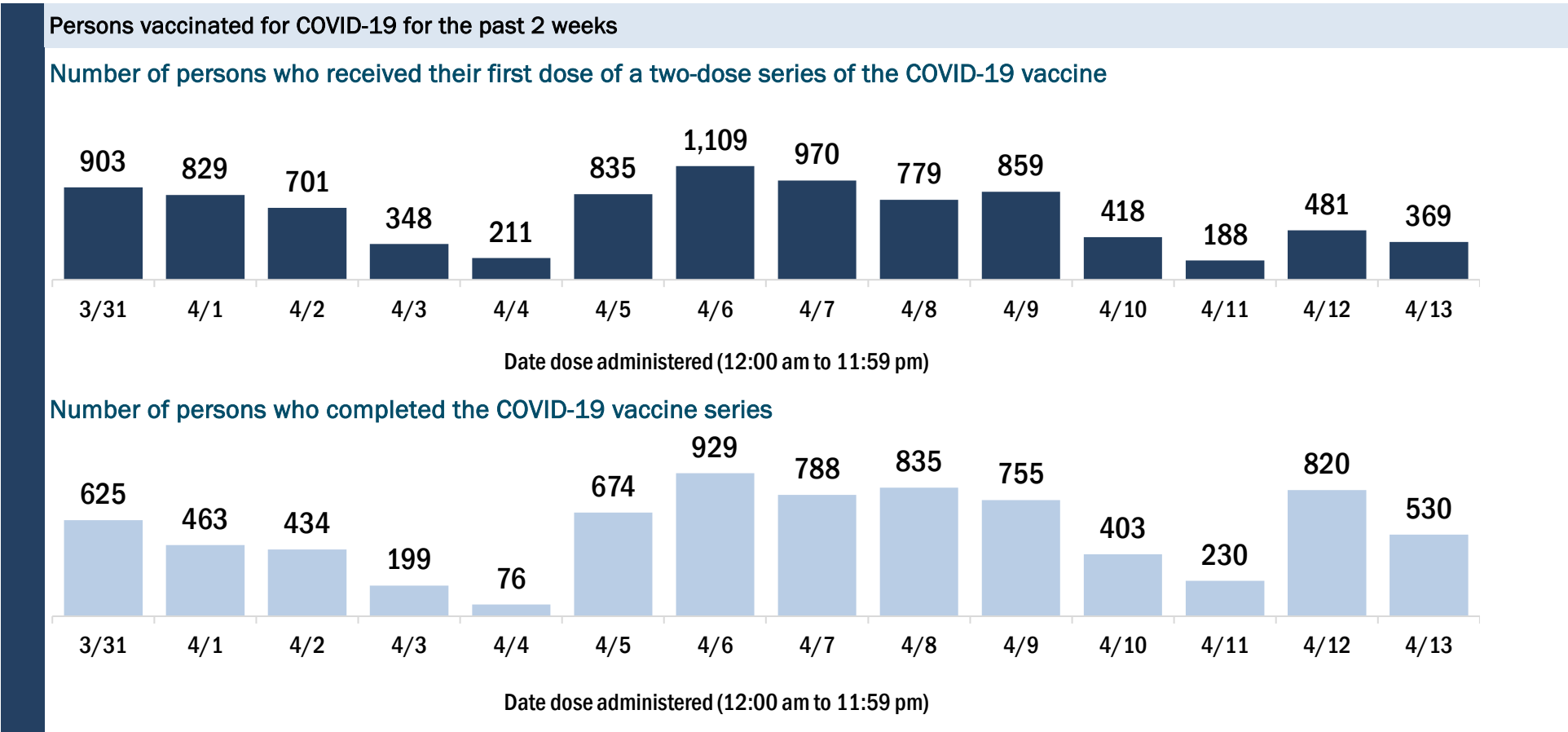
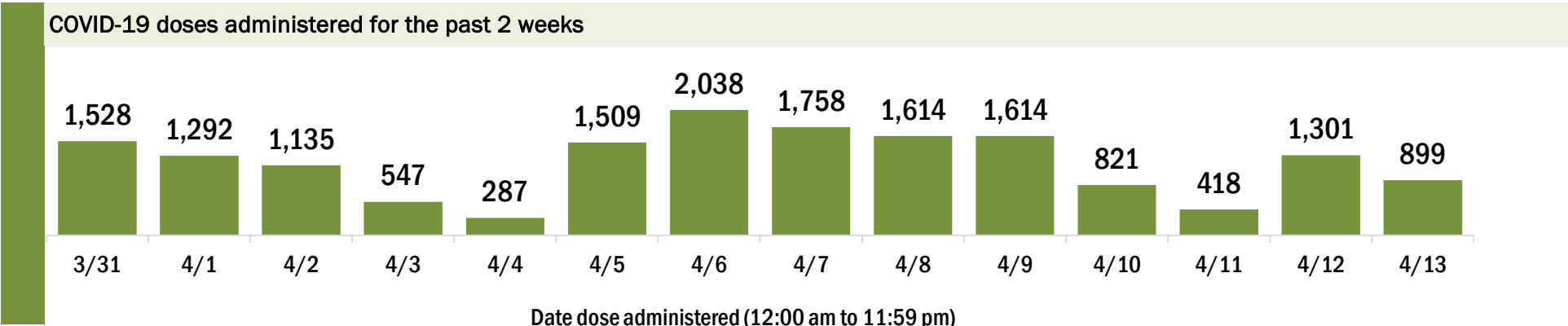
Data in this report are provisional and subject to change.

Data in this summary pertain to COVID-19 vaccines approved by the U.S. Food and Drug Administration and have been issued an Emergency Use Authorization (Janssen COVID-19 Vaccine, Moderna COVID-19 Vaccine and Pfizer-BioNTech COVID-19 Vaccine). These data summarize the number of people who have received either their first dose or have completed the series for a COVID-19 vaccine. **A person can only be counted in one category, first dose or series complete.** For persons receiving Moderna or Pfizer vaccines, once they receive their second dose, they are moved from the first dose column to the series completed column. **Because of this, the total first dose category may show a change from report to report not matching the total receiving their first dose from the previous day.** Persons receiving Johnson & Johnson vaccines will always be counted in the series completed column.

COVID-19 doses for vaccinated persons in Florida	
Doses administered	90,973
People receiving one dose of a 1-dose series (Johnson & Johnson) or receiving only one dose of a 2-dose series (Moderna, Pfizer) count once. Persons receiving both doses of a 2-dose series count twice.	

Current status of persons vaccinated for COVID-19 in Florida	
Total people vaccinated	56,518
First dose	19,137
Series completed	37,381
Completed 1-dose series	2,926
Completed 2-dose series	34,455
First dose: current number of people who have only received their first dose of the Moderna or Pfizer vaccine.	
Series complete: current number of people who have received both Moderna or Pfizer vaccine doses or one Johnson & Johnson dose and are considered fully immunized.	

Demographic summary	First dose	Series complete	Total people vaccinated
Age group	19,137	37,381	56,518
16-24 years	1,896	780	2,676
25-34 years	1,756	1,574	3,330
35-44 years	2,861	2,581	5,442
45-54 years	4,259	3,877	8,136
55-64 years	5,274	7,044	12,318
65-74 years	1,742	13,024	14,766
75-84 years	948	6,549	7,497
85+ years	401	1,952	2,353
Race	19,137	37,381	56,518
White	11,747	27,489	39,236
Black	1,621	2,407	4,028
American Indian/Alaskan	73	187	260
Other	2,451	3,380	5,831
Unknown	3,245	3,918	7,163
Other race includes Asian, native Hawaiian/Pacific Islander, or other.			
Ethnicity	19,137	37,381	56,518
Hispanic	1,624	1,483	3,107
Non-Hispanic	11,672	28,044	39,716
Unknown	5,841	7,854	13,695
Gender	19,137	37,381	56,518
Female	10,566	21,804	32,370
Male	8,402	15,575	23,977
Unknown	169	2	171



COVID-19: Collier County vaccine summary

Vaccination data through Apr 13, 2021 as of Apr 14, 2021 at 12:05 AM

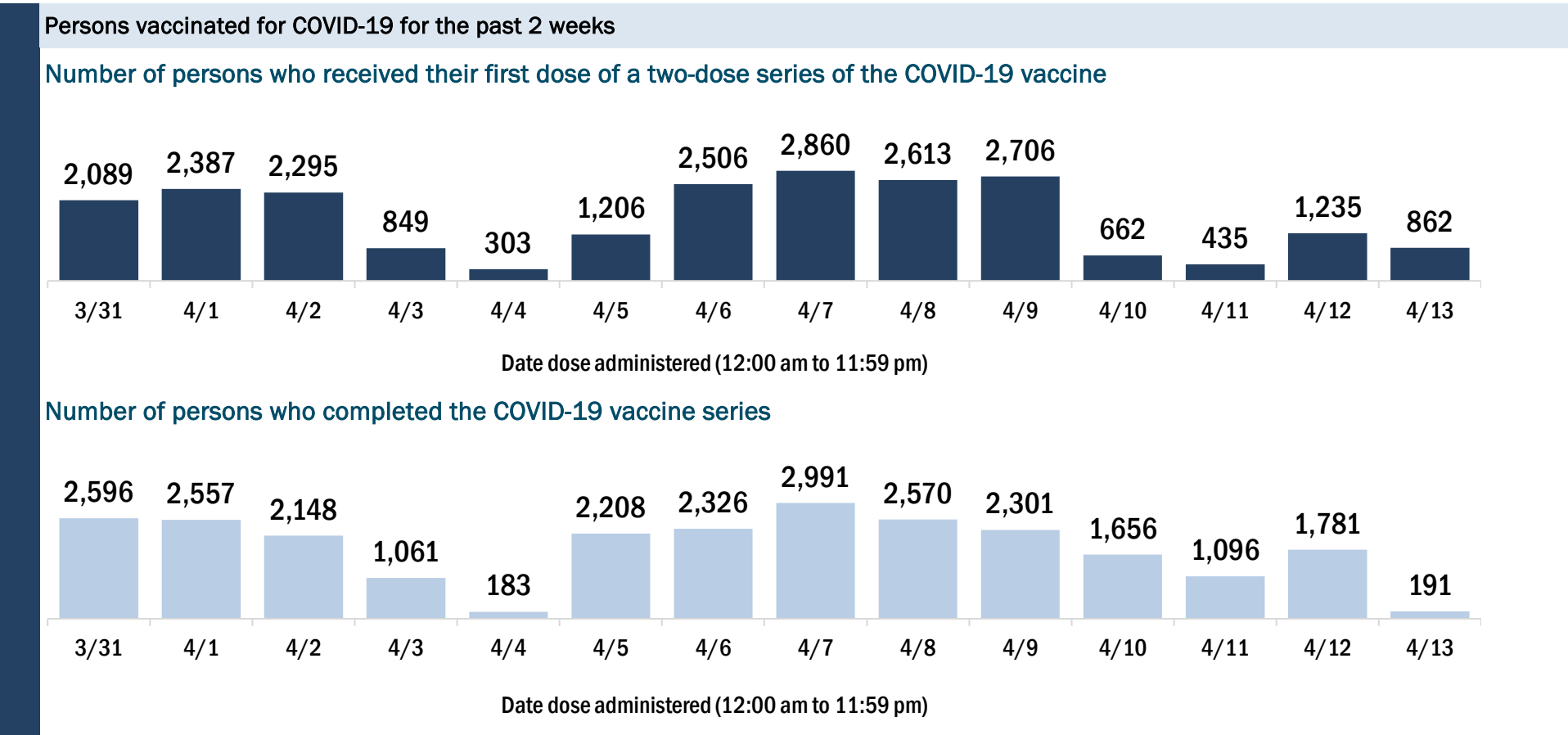
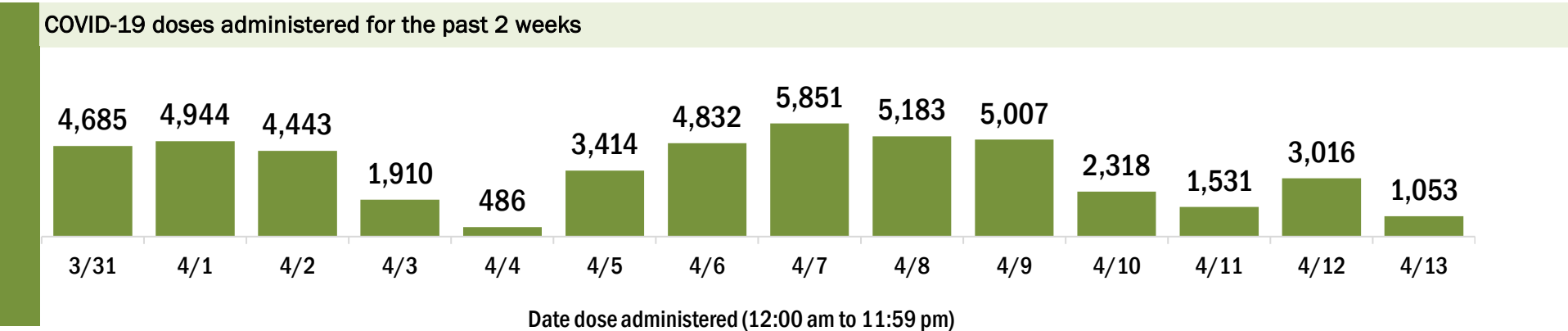
Data in this report are provisional and subject to change.

Data in this summary pertain to COVID-19 vaccines approved by the U.S. Food and Drug Administration and have been issued an Emergency Use Authorization (Janssen COVID-19 Vaccine, Moderna COVID-19 Vaccine and Pfizer-BioNTech COVID-19 Vaccine). These data summarize the number of people who have received either their first dose or have completed the series for a COVID-19 vaccine. **A person can only be counted in one category, first dose or series complete.** For persons receiving Moderna or Pfizer vaccines, once they receive their second dose, they are moved from the first dose column to the series completed column. **Because of this, the total first dose category may show a change from report to report not matching the total receiving their first dose from the previous day.** Persons receiving Johnson & Johnson vaccines will always be counted in the series completed column.

COVID-19 doses for vaccinated persons in Florida	
Doses administered	261,939
People receiving one dose of a 1-dose series (Johnson & Johnson) or receiving only one dose of a 2-dose series (Moderna, Pfizer) count once. Persons receiving both doses of a 2-dose series count twice.	

Current status of persons vaccinated for COVID-19 in Florida	
Total people vaccinated	166,410
First dose	59,308
Series completed	107,102
Completed 1-dose series	11,573
Completed 2-dose series	95,529
First dose: current number of people who have only received their first dose of the Moderna or Pfizer vaccine.	
Series complete: current number of people who have received both Moderna or Pfizer vaccine doses or one Johnson & Johnson dose and are considered fully immunized.	

Demographic summary	First dose	Series complete	Total people vaccinated
Age group	59,308	107,102	166,410
16-24 years	2,196	1,208	3,404
25-34 years	3,015	2,658	5,673
35-44 years	4,518	3,568	8,086
45-54 years	8,360	5,294	13,654
55-64 years	18,326	11,002	29,328
65-74 years	12,037	43,717	55,754
75-84 years	8,243	30,527	38,770
85+ years	2,613	9,128	11,741
Race	59,308	107,102	166,410
White	40,649	68,865	109,514
Black	997	1,228	2,225
American Indian/Alaskan	206	310	516
Other	4,582	8,322	12,904
Unknown	12,874	28,377	41,251
Other race includes Asian, native Hawaiian/Pacific Islander, or other.			
Ethnicity	59,308	107,102	166,410
Hispanic	7,099	5,154	12,253
Non-Hispanic	27,561	47,399	74,960
Unknown	24,648	54,549	79,197
Gender	59,308	107,102	166,410
Female	32,030	58,984	91,014
Male	27,012	47,864	74,876
Unknown	266	254	520



COVID-19: Columbia County vaccine summary

Vaccination data through Apr 13, 2021 as of Apr 14, 2021 at 12:05 AM

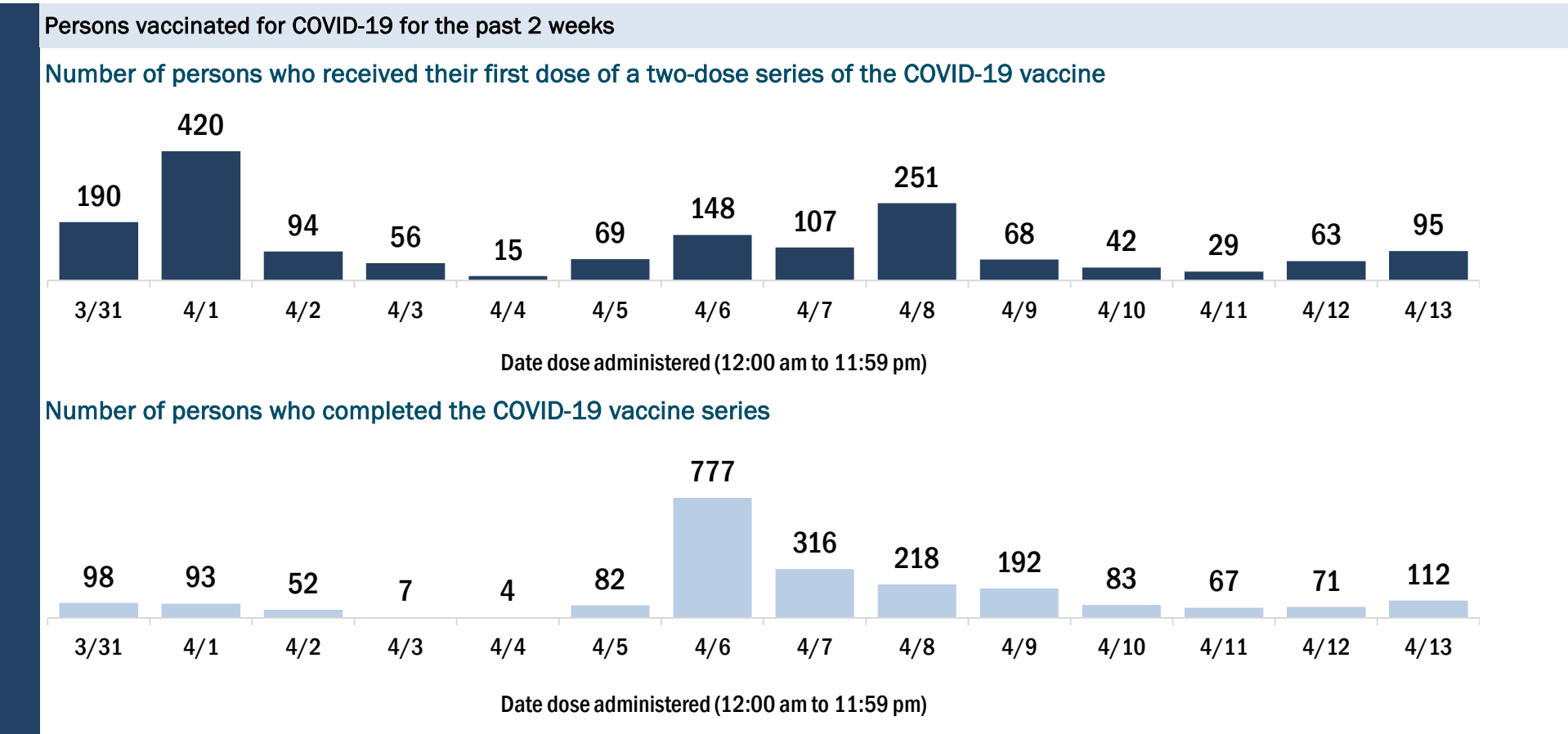
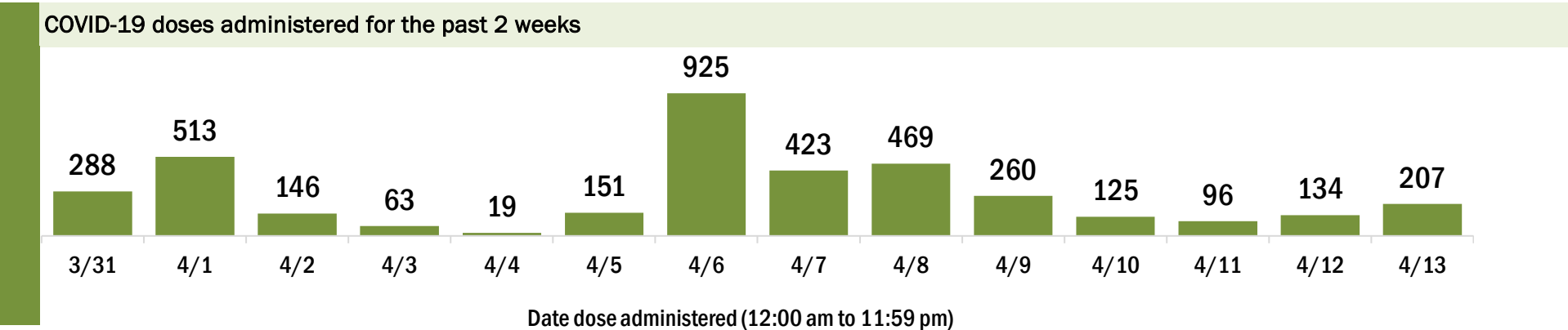
Data in this report are provisional and subject to change.

Data in this summary pertain to COVID-19 vaccines approved by the U.S. Food and Drug Administration and have been issued an Emergency Use Authorization (Janssen COVID-19 Vaccine, Moderna COVID-19 Vaccine and Pfizer-BioNTech COVID-19 Vaccine). These data summarize the number of people who have received either their first dose or have completed the series for a COVID-19 vaccine. **A person can only be counted in one category, first dose or series complete.** For persons receiving Moderna or Pfizer vaccines, once they receive their second dose, they are moved from the first dose column to the series completed column. **Because of this, the total first dose category may show a change from report to report not matching the total receiving their first dose from the previous day.** Persons receiving Johnson & Johnson vaccines will always be counted in the series completed column.

COVID-19 doses for vaccinated persons in Florida	
Doses administered	22,762
People receiving one dose of a 1-dose series (Johnson & Johnson) or receiving only one dose of a 2-dose series (Moderna, Pfizer) count once. Persons receiving both doses of a 2-dose series count twice.	

Current status of persons vaccinated for COVID-19 in Florida	
Total people vaccinated	13,965
First dose	3,588
Series completed	10,377
Completed 1-dose series	1,580
Completed 2-dose series	8,797
First dose: current number of people who have only received their first dose of the Moderna or Pfizer vaccine.	
Series complete: current number of people who have received both Moderna or Pfizer vaccine doses or one Johnson & Johnson dose and are considered fully immunized.	

Demographic summary	First dose	Series complete	Total people vaccinated
Age group	3,588	10,377	13,965
16-24 years	200	146	346
25-34 years	297	357	654
35-44 years	377	555	932
45-54 years	647	900	1,547
55-64 years	1,215	1,706	2,921
65-74 years	496	3,835	4,331
75-84 years	263	2,230	2,493
85+ years	93	648	741
Race	3,588	10,377	13,965
White	2,425	7,419	9,844
Black	435	1,078	1,513
American Indian/Alaskan	34	51	85
Other	329	704	1,033
Unknown	365	1,125	1,490
Other race includes Asian, native Hawaiian/Pacific Islander, or other.			
Ethnicity	3,588	10,377	13,965
Hispanic	188	280	468
Non-Hispanic	2,427	7,362	9,789
Unknown	973	2,735	3,708
Gender	3,588	10,377	13,965
Female	2,043	6,082	8,125
Male	1,542	4,295	5,837
Unknown	3	0	3



COVID-19: Dade County vaccine summary

Vaccination data through Apr 13, 2021 as of Apr 14, 2021 at 12:05 AM

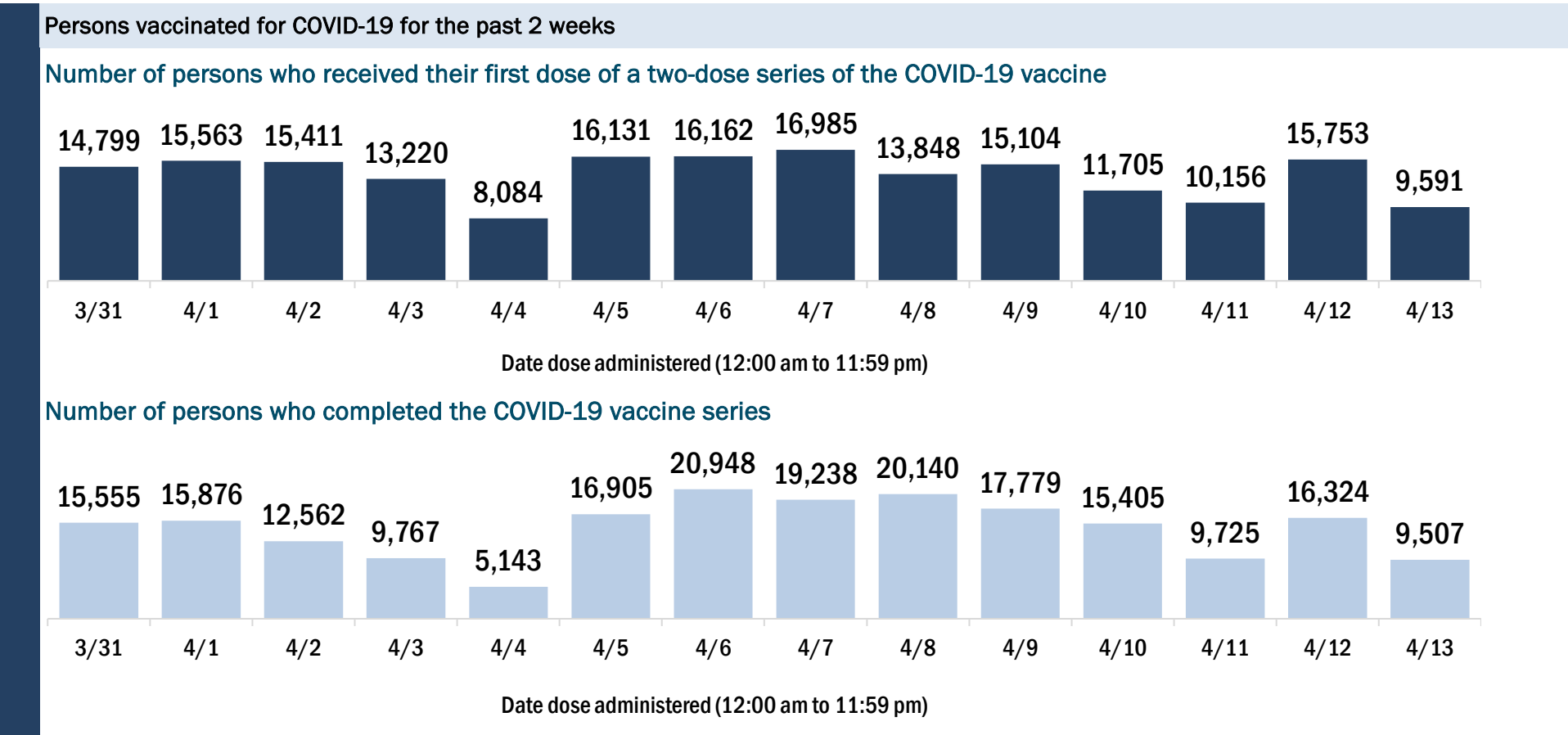
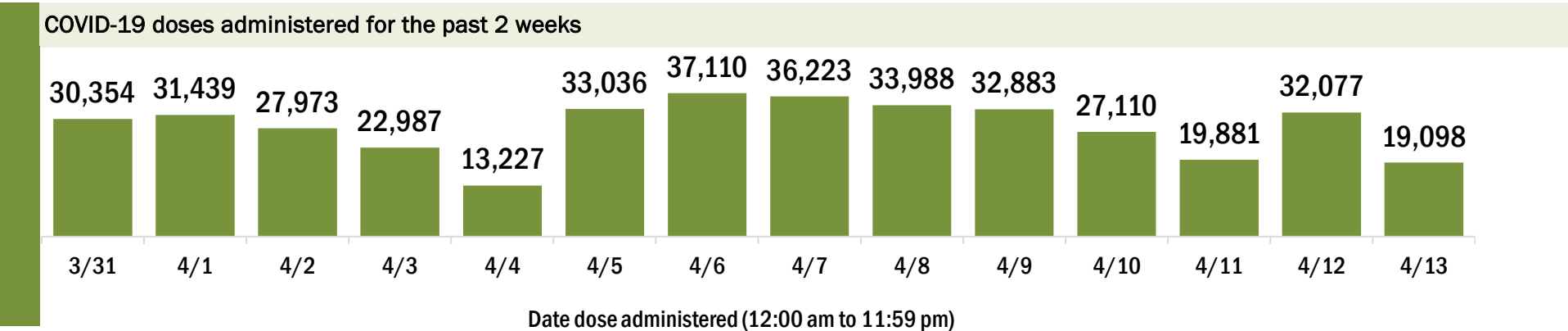
Data in this report are provisional and subject to change.

Data in this summary pertain to COVID-19 vaccines approved by the U.S. Food and Drug Administration and have been issued an Emergency Use Authorization (Janssen COVID-19 Vaccine, Moderna COVID-19 Vaccine and Pfizer-BioNTech COVID-19 Vaccine). These data summarize the number of people who have received either their first dose or have completed the series for a COVID-19 vaccine. **A person can only be counted in one category, first dose or series complete.** For persons receiving Moderna or Pfizer vaccines, once they receive their second dose, they are moved from the first dose column to the series completed column. **Because of this, the total first dose category may show a change from report to report not matching the total receiving their first dose from the previous day.** Persons receiving Johnson & Johnson vaccines will always be counted in the series completed column.

COVID-19 doses for vaccinated persons in Florida	
Doses administered	1,528,182
People receiving one dose of a 1-dose series (Johnson & Johnson) or receiving only one dose of a 2-dose series (Moderna, Pfizer) count once. Persons receiving both doses of a 2-dose series count twice.	

Current status of persons vaccinated for COVID-19 in Florida	
Total people vaccinated	1,003,751
First dose	384,327
Series completed	619,424
Completed 1-dose series	94,993
Completed 2-dose series	524,431
First dose: current number of people who have only received their first dose of the Moderna or Pfizer vaccine.	
Series complete: current number of people who have received both Moderna or Pfizer vaccine doses or one Johnson & Johnson dose and are considered fully immunized.	

Demographic summary	First dose	Series complete	Total people vaccinated
Age group	384,327	619,424	1,003,751
16-24 years	28,121	19,809	47,930
25-34 years	40,723	44,301	85,024
35-44 years	58,855	61,247	120,102
45-54 years	85,434	87,794	173,228
55-64 years	87,411	122,192	209,603
65-74 years	47,275	154,105	201,380
75-84 years	25,566	93,870	119,436
85+ years	10,942	36,106	47,048
Race	384,327	619,424	1,003,751
White	265,952	434,922	700,874
Black	21,984	44,919	66,903
American Indian/Alaskan	906	1,380	2,286
Other	36,842	69,231	106,073
Unknown	58,643	68,972	127,615
Other race includes Asian, native Hawaiian/Pacific Islander, or other.			
Ethnicity	384,327	619,424	1,003,751
Hispanic	188,026	305,740	493,766
Non-Hispanic	64,585	144,733	209,318
Unknown	131,716	168,951	300,667
Gender	384,327	619,424	1,003,751
Female	203,445	346,799	550,244
Male	178,857	271,836	450,693
Unknown	2,025	789	2,814



COVID-19: Desoto County vaccine summary

Vaccination data through Apr 13, 2021 as of Apr 14, 2021 at 12:05 AM

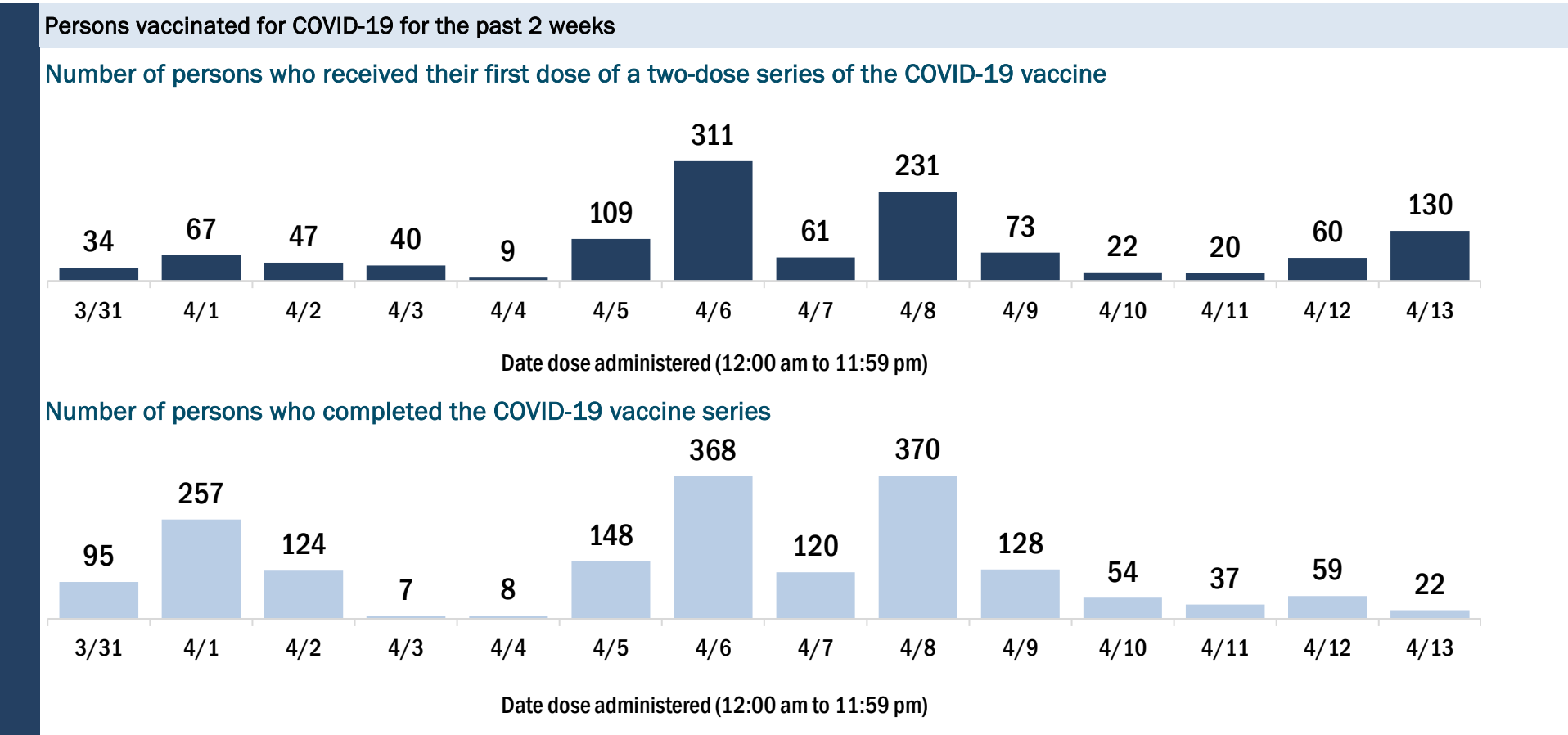
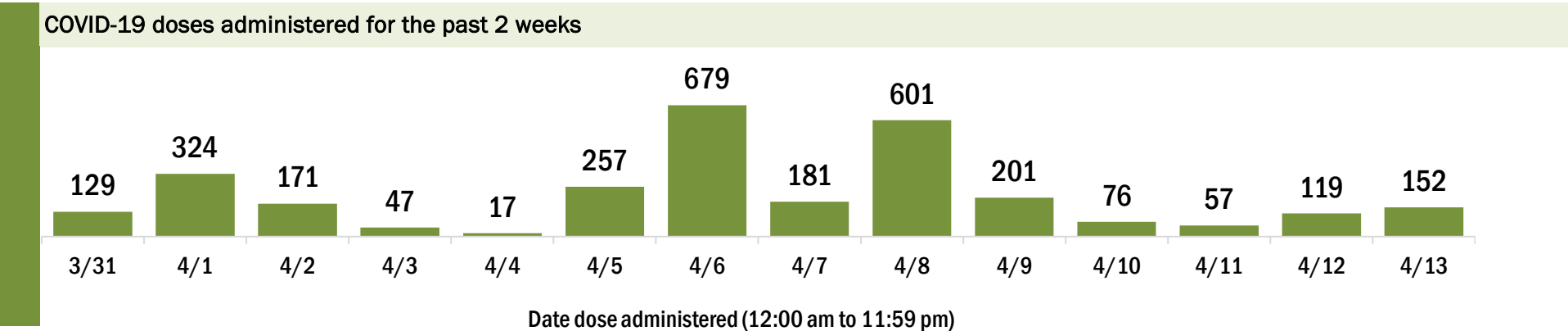
Data in this report are provisional and subject to change.

Data in this summary pertain to COVID-19 vaccines approved by the U.S. Food and Drug Administration and have been issued an Emergency Use Authorization (Janssen COVID-19 Vaccine, Moderna COVID-19 Vaccine and Pfizer-BioNTech COVID-19 Vaccine). These data summarize the number of people who have received either their first dose or have completed the series for a COVID-19 vaccine. **A person can only be counted in one category, first dose or series complete.** For persons receiving Moderna or Pfizer vaccines, once they receive their second dose, they are moved from the first dose column to the series completed column. **Because of this, the total first dose category may show a change from report to report not matching the total receiving their first dose from the previous day.** Persons receiving Johnson & Johnson vaccines will always be counted in the series completed column.

COVID-19 doses for vaccinated persons in Florida	
Doses administered	14,341
People receiving one dose of a 1-dose series (Johnson & Johnson) or receiving only one dose of a 2-dose series (Moderna, Pfizer) count once. Persons receiving both doses of a 2-dose series count twice.	

Current status of persons vaccinated for COVID-19 in Florida	
Total people vaccinated	9,380
First dose	3,996
Series completed	5,384
Completed 1-dose series	423
Completed 2-dose series	4,961
First dose: current number of people who have only received their first dose of the Moderna or Pfizer vaccine.	
Series complete: current number of people who have received both Moderna or Pfizer vaccine doses or one Johnson & Johnson dose and are considered fully immunized.	

Demographic summary	First dose	Series complete	Total people vaccinated
Age group	3,996	5,384	9,380
16-24 years	154	49	203
25-34 years	201	166	367
35-44 years	358	194	552
45-54 years	606	327	933
55-64 years	1,189	568	1,757
65-74 years	851	2,225	3,076
75-84 years	505	1,509	2,014
85+ years	132	346	478
Race	3,996	5,384	9,380
White	2,479	3,907	6,386
Black	245	308	553
American Indian/Alaskan	22	18	40
Other	518	407	925
Unknown	732	744	1,476
Other race includes Asian, native Hawaiian/Pacific Islander, or other.			
Ethnicity	3,996	5,384	9,380
Hispanic	686	263	949
Non-Hispanic	1,936	2,521	4,457
Unknown	1,374	2,600	3,974
Gender	3,996	5,384	9,380
Female	1,880	2,928	4,808
Male	2,116	2,455	4,571
Unknown	0	1	1



COVID-19: Dixie County vaccine summary

Vaccination data through Apr 13, 2021 as of Apr 14, 2021 at 12:05 AM

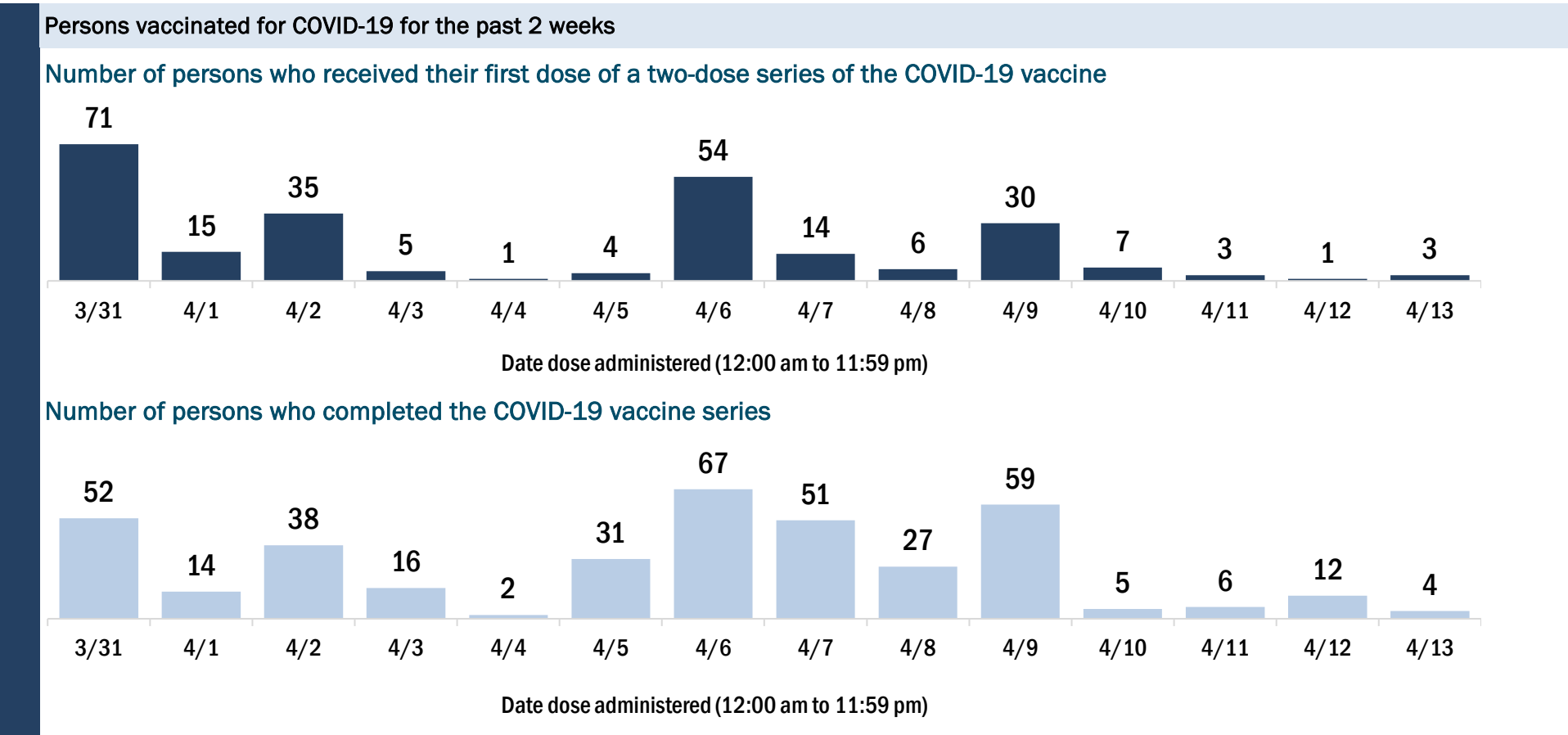
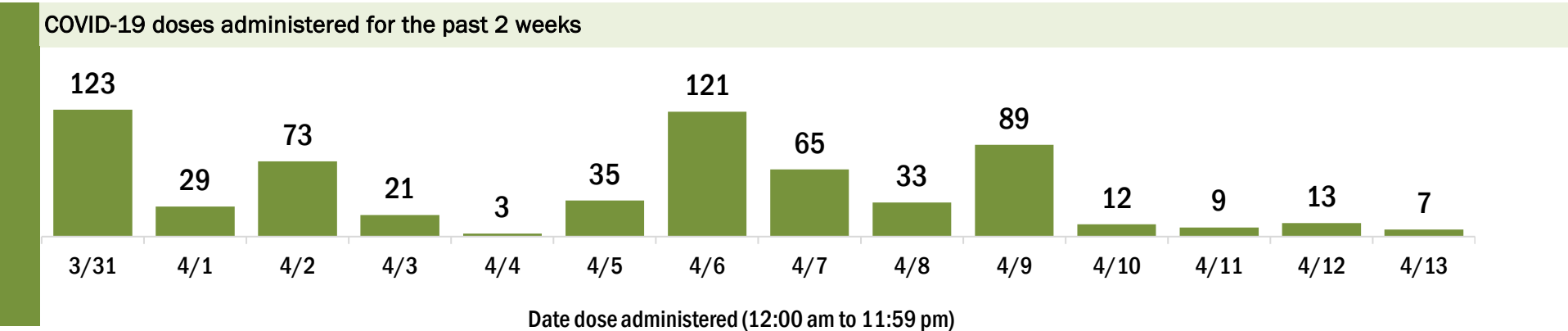
Data in this report are provisional and subject to change.

Data in this summary pertain to COVID-19 vaccines approved by the U.S. Food and Drug Administration and have been issued an Emergency Use Authorization (Janssen COVID-19 Vaccine, Moderna COVID-19 Vaccine and Pfizer-BioNTech COVID-19 Vaccine). These data summarize the number of people who have received either their first dose or have completed the series for a COVID-19 vaccine. **A person can only be counted in one category, first dose or series complete.** For persons receiving Moderna or Pfizer vaccines, once they receive their second dose, they are moved from the first dose column to the series completed column. **Because of this, the total first dose category may show a change from report to report not matching the total receiving their first dose from the previous day.** Persons receiving Johnson & Johnson vaccines will always be counted in the series completed column.

COVID-19 doses for vaccinated persons in Florida	
Doses administered	4,751
People receiving one dose of a 1-dose series (Johnson & Johnson) or receiving only one dose of a 2-dose series (Moderna, Pfizer) count once. Persons receiving both doses of a 2-dose series count twice.	

Current status of persons vaccinated for COVID-19 in Florida	
Total people vaccinated	3,071
First dose	1,088
Series completed	1,983
Completed 1-dose series	303
Completed 2-dose series	1,680
First dose: current number of people who have only received their first dose of the Moderna or Pfizer vaccine.	
Series complete: current number of people who have received both Moderna or Pfizer vaccine doses or one Johnson & Johnson dose and are considered fully immunized.	

Demographic summary	First dose	Series complete	Total people vaccinated
Age group	1,088	1,983	3,071
16-24 years	22	15	37
25-34 years	29	27	56
35-44 years	60	52	112
45-54 years	122	90	212
55-64 years	371	286	657
65-74 years	280	878	1,158
75-84 years	157	503	660
85+ years	47	132	179
Race	1,088	1,983	3,071
White	933	1,716	2,649
Black	69	66	135
American Indian/Alaskan	16	10	26
Other	38	62	100
Unknown	32	129	161
Other race includes Asian, native Hawaiian/Pacific Islander, or other.			
Ethnicity	1,088	1,983	3,071
Hispanic	25	34	59
Non-Hispanic	873	1,435	2,308
Unknown	190	514	704
Gender	1,088	1,983	3,071
Female	581	1,064	1,645
Male	507	919	1,426
Unknown	0	0	0



COVID-19: Duval County vaccine summary

Vaccination data through Apr 13, 2021 as of Apr 14, 2021 at 12:05 AM

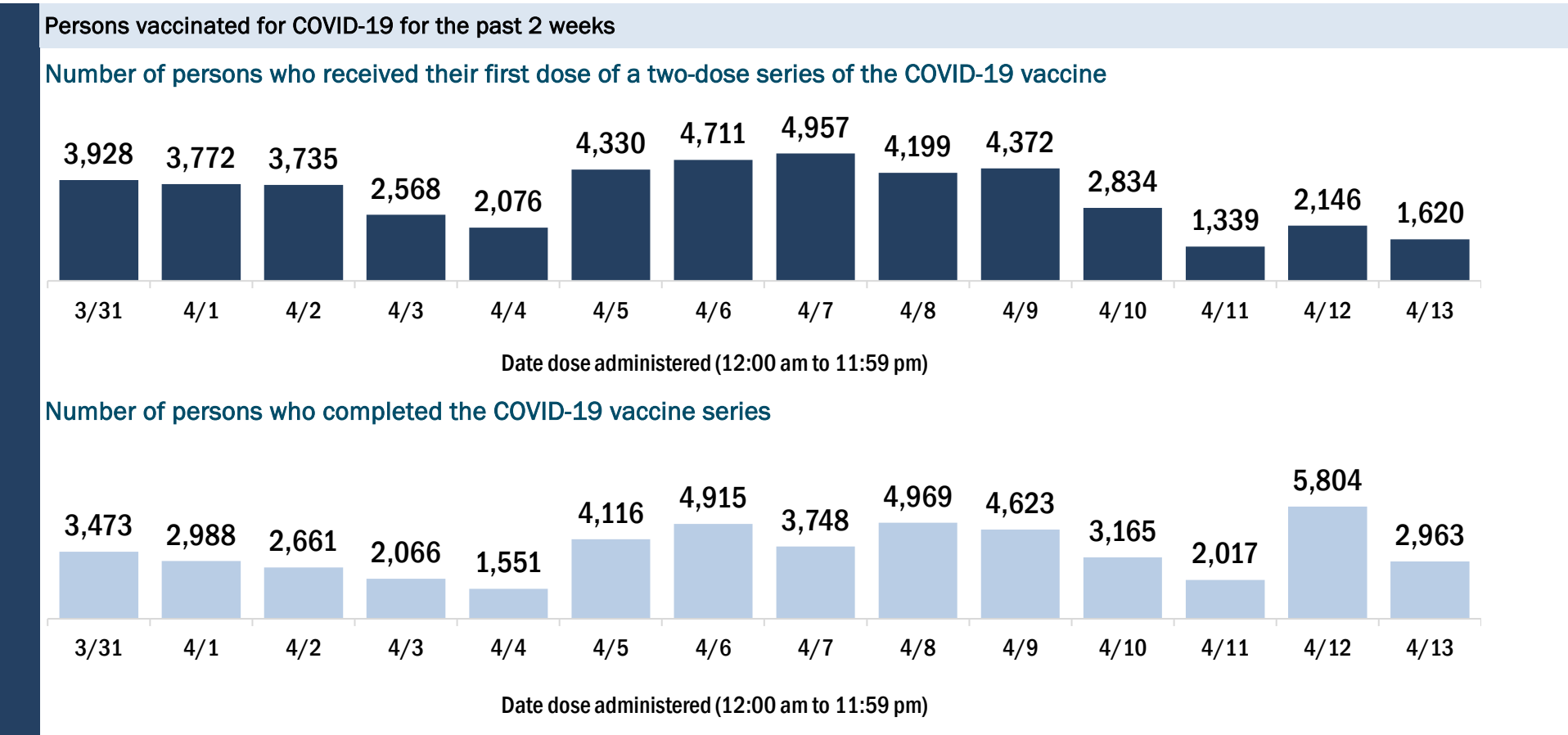
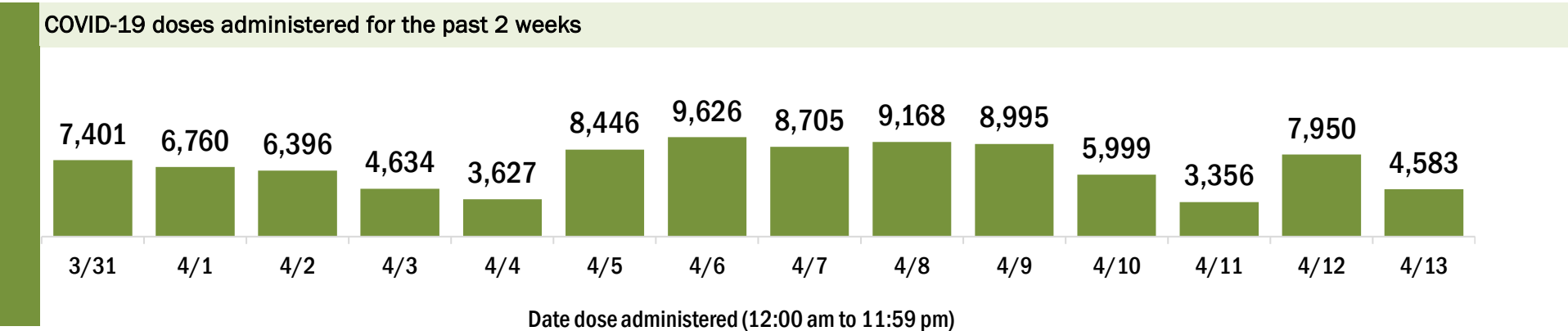
Data in this report are provisional and subject to change.

Data in this summary pertain to COVID-19 vaccines approved by the U.S. Food and Drug Administration and have been issued an Emergency Use Authorization (Janssen COVID-19 Vaccine, Moderna COVID-19 Vaccine and Pfizer-BioNTech COVID-19 Vaccine). These data summarize the number of people who have received either their first dose or have completed the series for a COVID-19 vaccine. **A person can only be counted in one category, first dose or series complete.** For persons receiving Moderna or Pfizer vaccines, once they receive their second dose, they are moved from the first dose column to the series completed column. **Because of this, the total first dose category may show a change from report to report not matching the total receiving their first dose from the previous day.** Persons receiving Johnson & Johnson vaccines will always be counted in the series completed column.

COVID-19 doses for vaccinated persons in Florida	
Doses administered	458,296
People receiving one dose of a 1-dose series (Johnson & Johnson) or receiving only one dose of a 2-dose series (Moderna, Pfizer) count once. Persons receiving both doses of a 2-dose series count twice.	

Current status of persons vaccinated for COVID-19 in Florida	
Total people vaccinated	294,367
First dose	107,154
Series completed	187,213
Completed 1-dose series	23,284
Completed 2-dose series	163,929
First dose: current number of people who have only received their first dose of the Moderna or Pfizer vaccine.	
Series complete: current number of people who have received both Moderna or Pfizer vaccine doses or one Johnson & Johnson dose and are considered fully immunized.	

Demographic summary		First dose	Series complete	Total people vaccinated
Age group		107,154	187,213	294,367
16-24 years		9,622	4,571	14,193
25-34 years		14,587	13,706	28,293
35-44 years		17,263	16,886	34,149
45-54 years		21,130	22,809	43,939
55-64 years		23,844	39,823	63,667
65-74 years		12,904	55,435	68,339
75-84 years		5,548	25,215	30,763
85+ years		2,256	8,768	11,024
Race		107,154	187,213	294,367
White		57,176	109,881	167,057
Black		16,475	32,128	48,603
American Indian/Alaskan		290	424	714
Other		16,659	21,699	38,358
Unknown		16,554	23,081	39,635
Other race includes Asian, native Hawaiian/Pacific Islander, or other.				
Ethnicity		107,154	187,213	294,367
Hispanic		9,408	7,449	16,857
Non-Hispanic		71,039	135,739	206,778
Unknown		26,707	44,025	70,732
Gender		107,154	187,213	294,367
Female		56,700	109,256	165,956
Male		47,971	77,866	125,837
Unknown		2,483	91	2,574



COVID-19: Escambia County vaccine summary

Vaccination data through Apr 13, 2021 as of Apr 14, 2021 at 12:05 AM

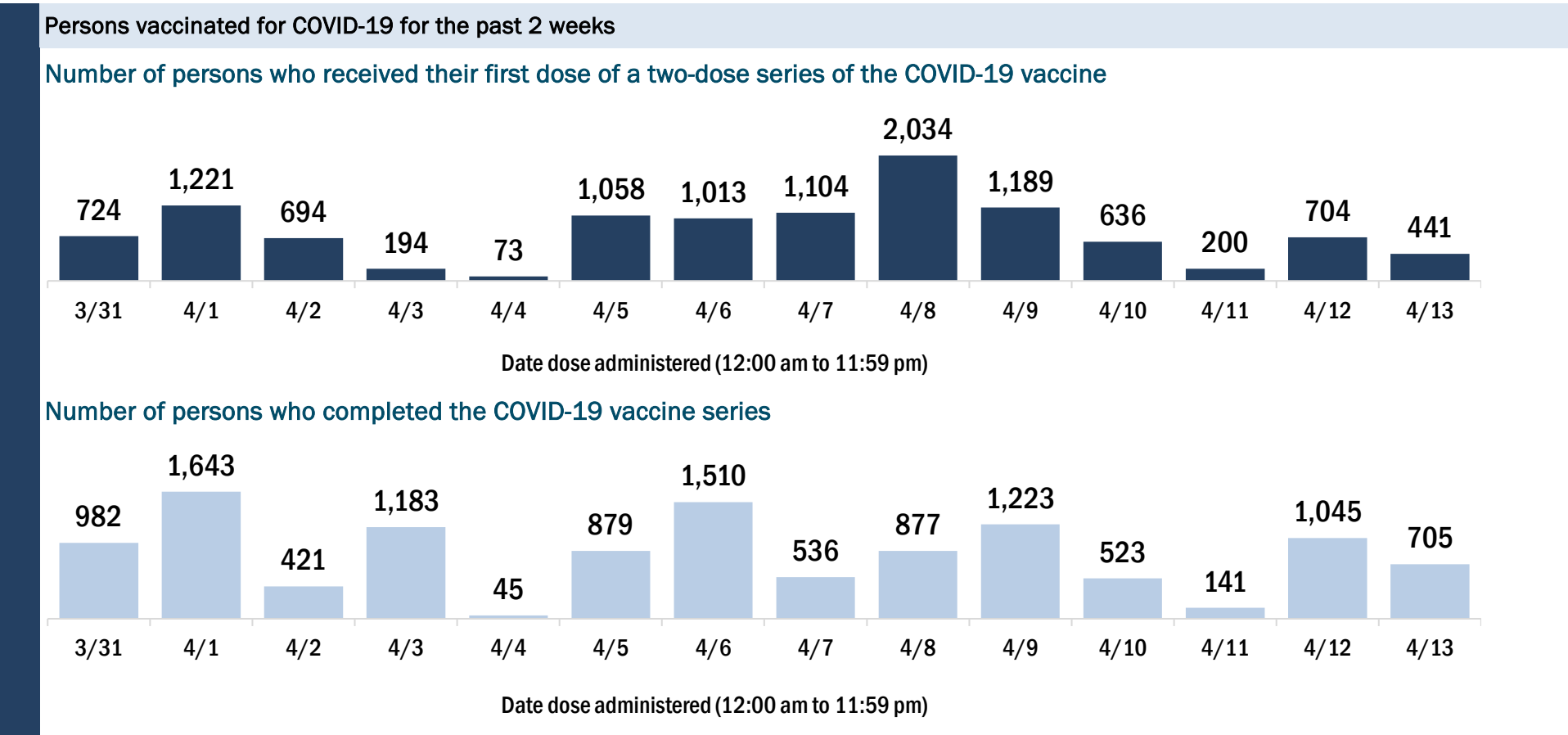
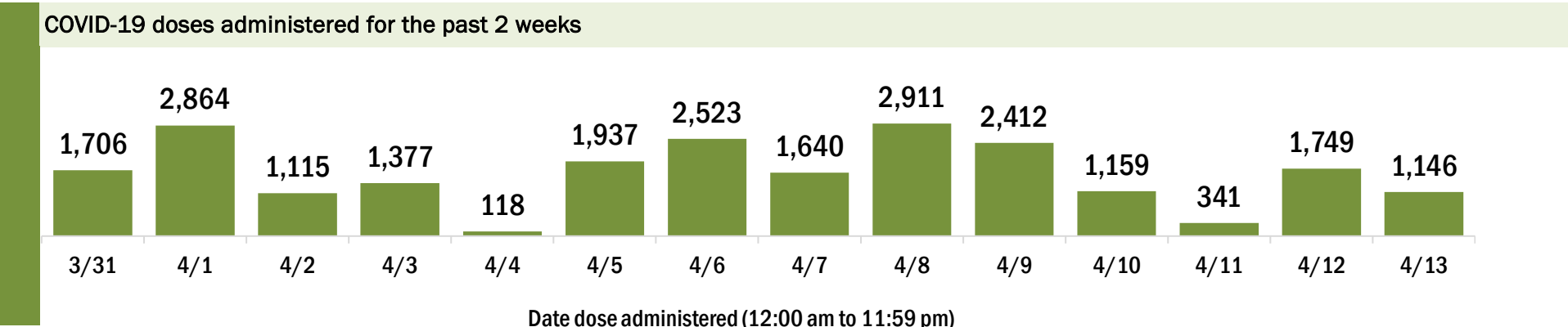
Data in this report are provisional and subject to change.

Data in this summary pertain to COVID-19 vaccines approved by the U.S. Food and Drug Administration and have been issued an Emergency Use Authorization (Janssen COVID-19 Vaccine, Moderna COVID-19 Vaccine and Pfizer-BioNTech COVID-19 Vaccine). These data summarize the number of people who have received either their first dose or have completed the series for a COVID-19 vaccine. **A person can only be counted in one category, first dose or series complete.** For persons receiving Moderna or Pfizer vaccines, once they receive their second dose, they are moved from the first dose column to the series completed column. **Because of this, the total first dose category may show a change from report to report not matching the total receiving their first dose from the previous day.** Persons receiving Johnson & Johnson vaccines will always be counted in the series completed column.

COVID-19 doses for vaccinated persons in Florida	
Doses administered	136,729
People receiving one dose of a 1-dose series (Johnson & Johnson) or receiving only one dose of a 2-dose series (Moderna, Pfizer) count once. Persons receiving both doses of a 2-dose series count twice.	

Current status of persons vaccinated for COVID-19 in Florida	
Total people vaccinated	86,460
First dose	30,251
Series completed	56,209
Completed 1-dose series	5,940
Completed 2-dose series	50,269
First dose: current number of people who have only received their first dose of the Moderna or Pfizer vaccine.	
Series complete: current number of people who have received both Moderna or Pfizer vaccine doses or one Johnson & Johnson dose and are considered fully immunized.	

Demographic summary	First dose	Series complete	Total people vaccinated
Age group	30,251	56,209	86,460
16-24 years	2,503	956	3,459
25-34 years	3,760	2,713	6,473
35-44 years	3,886	3,526	7,412
45-54 years	4,833	5,590	10,423
55-64 years	7,376	11,109	18,485
65-74 years	4,578	18,615	23,193
75-84 years	2,405	10,056	12,461
85+ years	910	3,644	4,554
Race	30,251	56,209	86,460
White	16,420	34,911	51,331
Black	3,965	8,058	12,023
American Indian/Alaskan	182	415	597
Other	2,829	5,242	8,071
Unknown	6,855	7,583	14,438
Other race includes Asian, native Hawaiian/Pacific Islander, or other.			
Ethnicity	30,251	56,209	86,460
Hispanic	1,122	1,154	2,276
Non-Hispanic	18,845	38,637	57,482
Unknown	10,284	16,418	26,702
Gender	30,251	56,209	86,460
Female	17,061	33,330	50,391
Male	13,090	22,857	35,947
Unknown	100	22	122



COVID-19: Flagler County vaccine summary

Vaccination data through Apr 13, 2021 as of Apr 14, 2021 at 12:05 AM

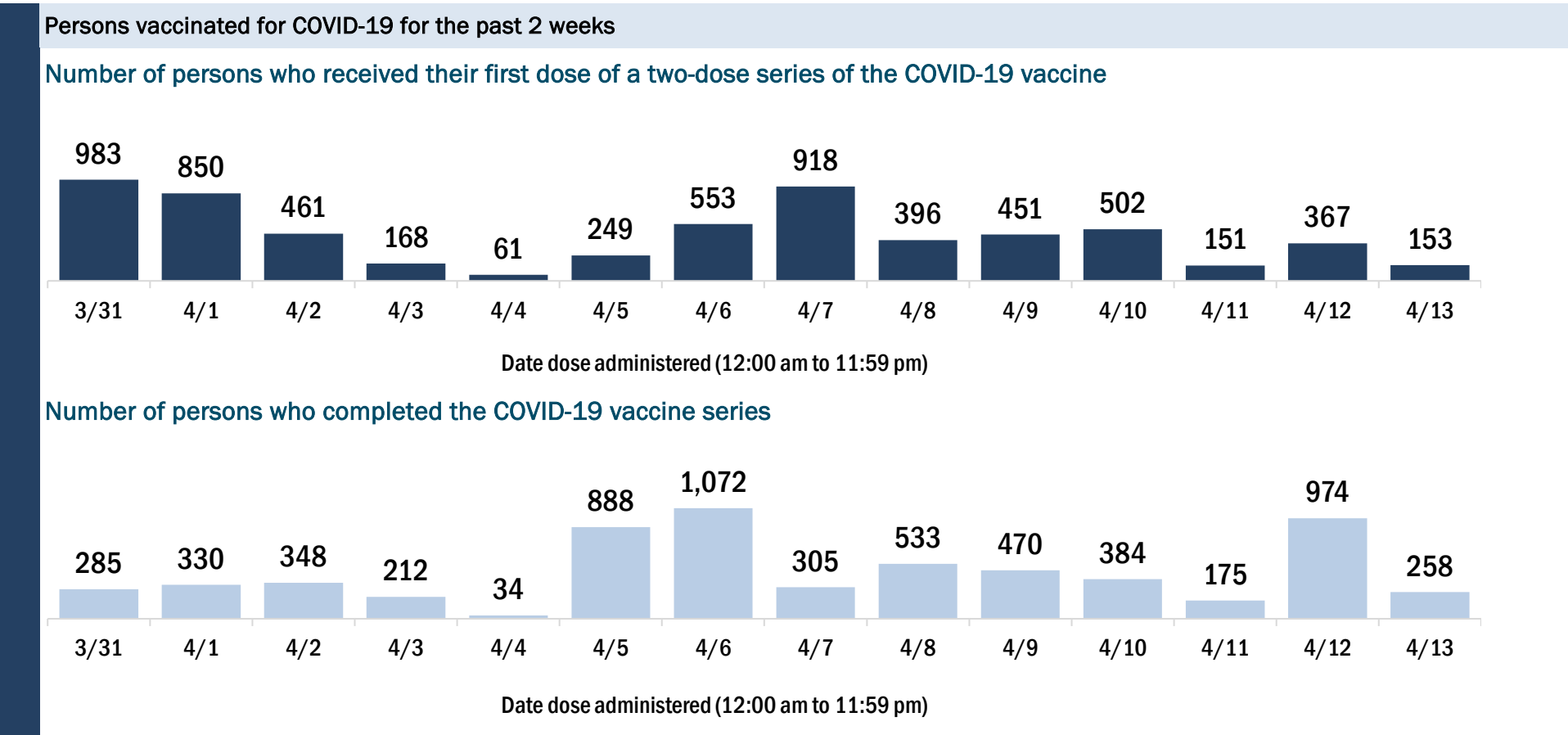
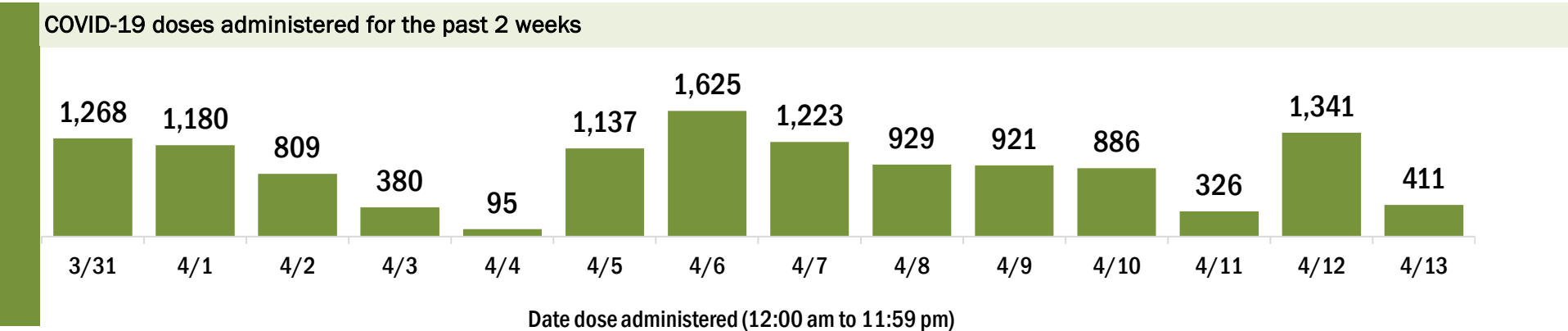
Data in this report are provisional and subject to change.

Data in this summary pertain to COVID-19 vaccines approved by the U.S. Food and Drug Administration and have been issued an Emergency Use Authorization (Janssen COVID-19 Vaccine, Moderna COVID-19 Vaccine and Pfizer-BioNTech COVID-19 Vaccine). These data summarize the number of people who have received either their first dose or have completed the series for a COVID-19 vaccine. **A person can only be counted in one category, first dose or series complete.** For persons receiving Moderna or Pfizer vaccines, once they receive their second dose, they are moved from the first dose column to the series completed column. **Because of this, the total first dose category may show a change from report to report not matching the total receiving their first dose from the previous day.** Persons receiving Johnson & Johnson vaccines will always be counted in the series completed column.

COVID-19 doses for vaccinated persons in Florida	
Doses administered	74,855
People receiving one dose of a 1-dose series (Johnson & Johnson) or receiving only one dose of a 2-dose series (Moderna, Pfizer) count once. Persons receiving both doses of a 2-dose series count twice.	

Current status of persons vaccinated for COVID-19 in Florida	
Total people vaccinated	46,270
First dose	15,626
Series completed	30,644
Completed 1-dose series	2,059
Completed 2-dose series	28,585
First dose: current number of people who have only received their first dose of the Moderna or Pfizer vaccine.	
Series complete: current number of people who have received both Moderna or Pfizer vaccine doses or one Johnson & Johnson dose and are considered fully immunized.	

Demographic summary	First dose	Series complete	Total people vaccinated
Age group	15,626	30,644	46,270
16-24 years	752	276	1,028
25-34 years	807	611	1,418
35-44 years	1,387	1,076	2,463
45-54 years	2,658	1,695	4,353
55-64 years	5,010	4,005	9,015
65-74 years	2,813	13,185	15,998
75-84 years	1,633	7,696	9,329
85+ years	566	2,100	2,666
Race	15,626	30,644	46,270
White	10,230	20,705	30,935
Black	1,001	1,981	2,982
American Indian/Alaskan	101	175	276
Other	1,314	2,836	4,150
Unknown	2,980	4,947	7,927
Other race includes Asian, native Hawaiian/Pacific Islander, or other.			
Ethnicity	15,626	30,644	46,270
Hispanic	1,409	1,454	2,863
Non-Hispanic	9,451	18,261	27,712
Unknown	4,766	10,929	15,695
Gender	15,626	30,644	46,270
Female	8,506	17,251	25,757
Male	6,890	13,297	20,187
Unknown	230	96	326



COVID-19: Franklin County vaccine summary

Vaccination data through Apr 13, 2021 as of Apr 14, 2021 at 12:05 AM

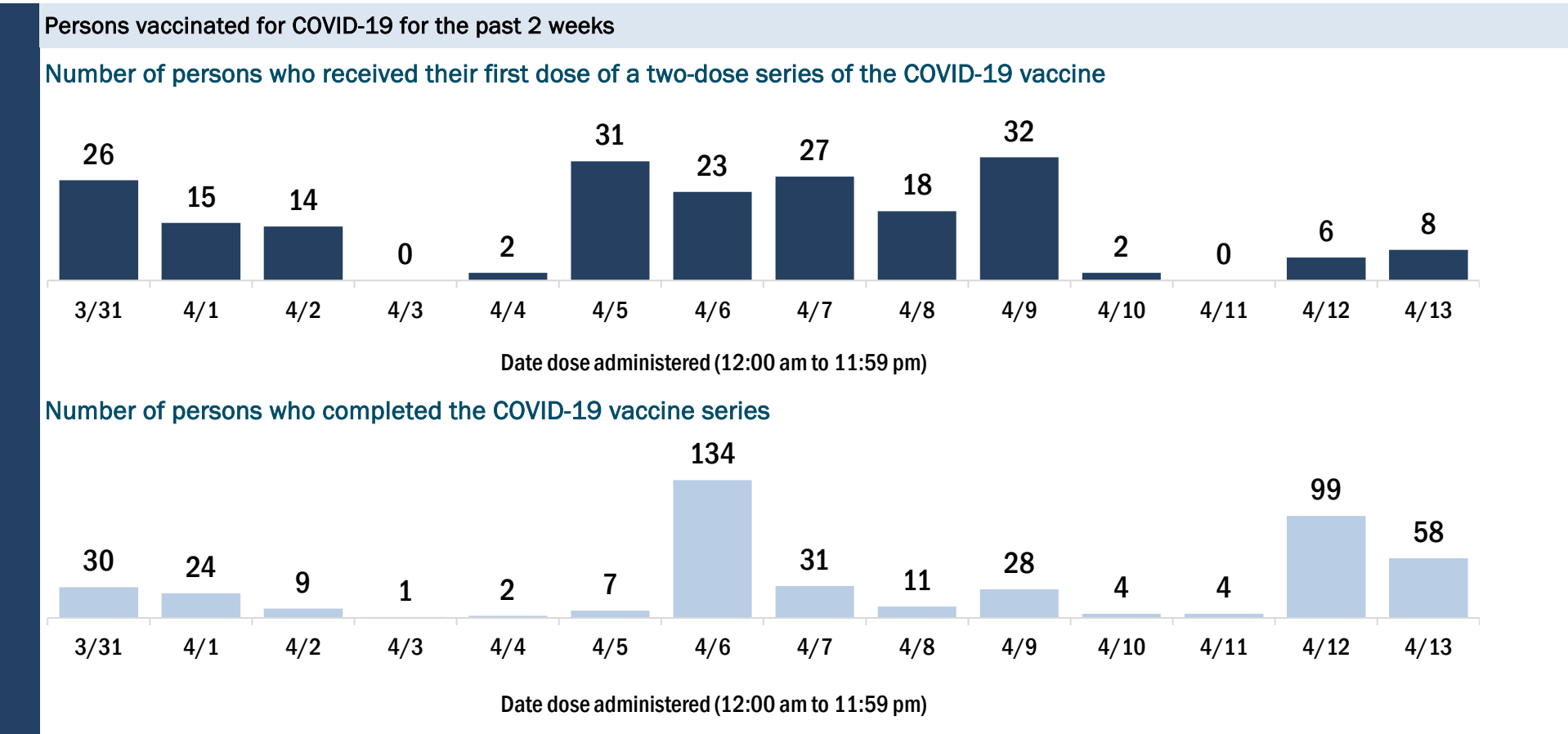
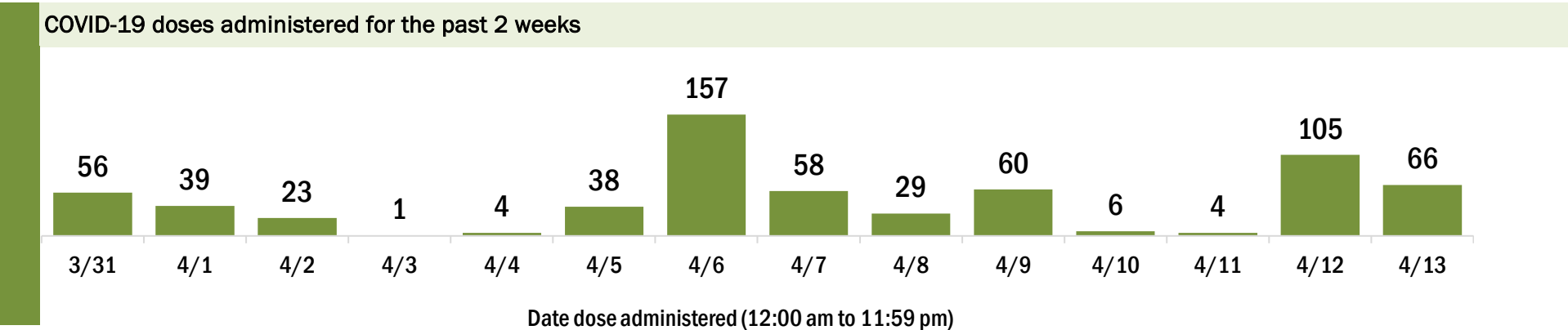
Data in this report are provisional and subject to change.

Data in this summary pertain to COVID-19 vaccines approved by the U.S. Food and Drug Administration and have been issued an Emergency Use Authorization (Janssen COVID-19 Vaccine, Moderna COVID-19 Vaccine and Pfizer-BioNTech COVID-19 Vaccine). These data summarize the number of people who have received either their first dose or have completed the series for a COVID-19 vaccine. **A person can only be counted in one category, first dose or series complete.** For persons receiving Moderna or Pfizer vaccines, once they receive their second dose, they are moved from the first dose column to the series completed column. **Because of this, the total first dose category may show a change from report to report not matching the total receiving their first dose from the previous day.** Persons receiving Johnson & Johnson vaccines will always be counted in the series completed column.

COVID-19 doses for vaccinated persons in Florida	
Doses administered	6,208
People receiving one dose of a 1-dose series (Johnson & Johnson) or receiving only one dose of a 2-dose series (Moderna, Pfizer) count once. Persons receiving both doses of a 2-dose series count twice.	

Current status of persons vaccinated for COVID-19 in Florida	
Total people vaccinated	3,510
First dose	732
Series completed	2,778
Completed 1-dose series	80
Completed 2-dose series	2,698
First dose: current number of people who have only received their first dose of the Moderna or Pfizer vaccine.	
Series complete: current number of people who have received both Moderna or Pfizer vaccine doses or one Johnson & Johnson dose and are considered fully immunized.	

Demographic summary	First dose	Series complete	Total people vaccinated
Age group	732	2,778	3,510
16-24 years	22	15	37
25-34 years	46	37	83
35-44 years	59	73	132
45-54 years	120	171	291
55-64 years	277	513	790
65-74 years	138	1,262	1,400
75-84 years	58	589	647
85+ years	12	118	130
Race	732	2,778	3,510
White	626	2,492	3,118
Black	49	125	174
American Indian/Alaskan	2	6	8
Other	35	105	140
Unknown	20	50	70
Other race includes Asian, native Hawaiian/Pacific Islander, or other.			
Ethnicity	732	2,778	3,510
Hispanic	16	37	53
Non-Hispanic	638	2,378	3,016
Unknown	78	363	441
Gender	732	2,778	3,510
Female	394	1,472	1,866
Male	338	1,306	1,644
Unknown	0	0	0



COVID-19: Gadsden County vaccine summary

Vaccination data through Apr 13, 2021 as of Apr 14, 2021 at 12:05 AM

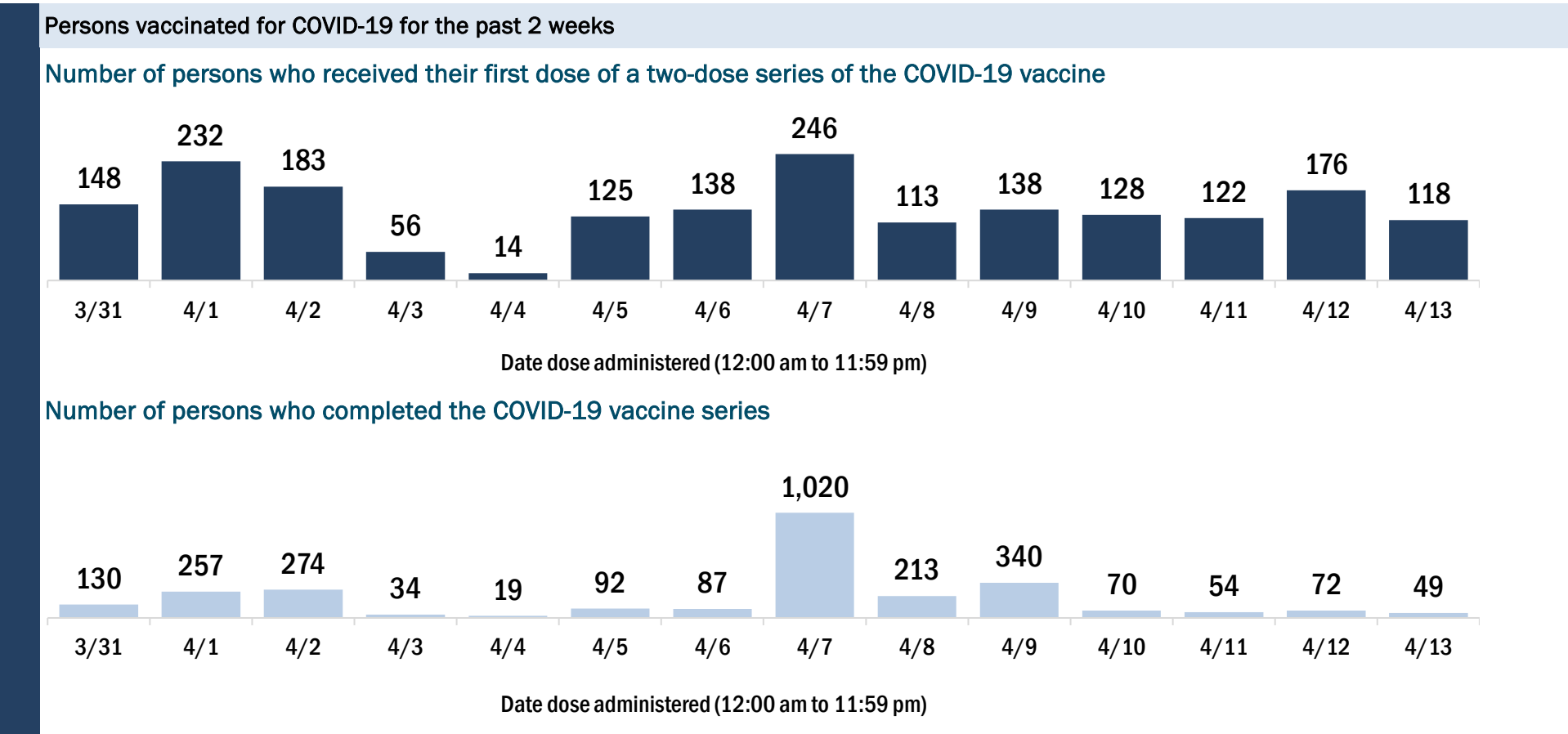
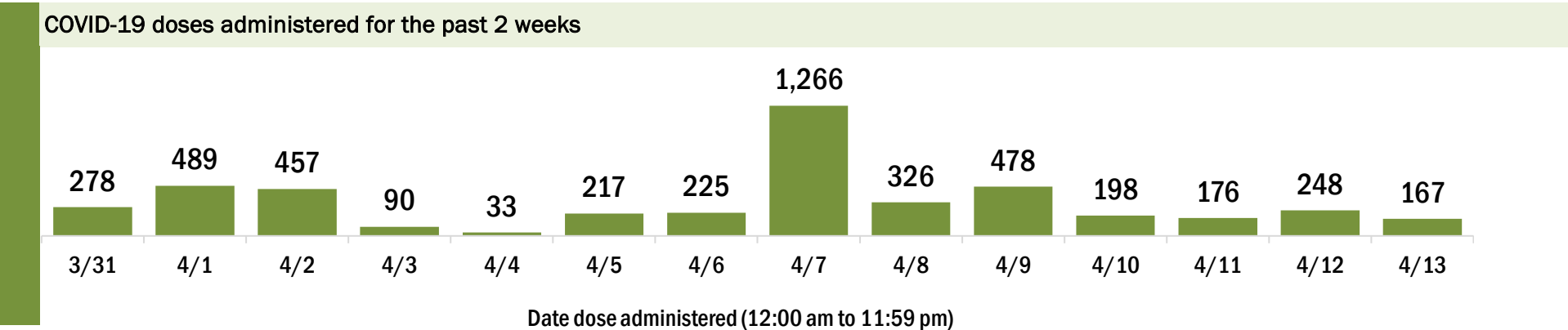
Data in this report are provisional and subject to change.

Data in this summary pertain to COVID-19 vaccines approved by the U.S. Food and Drug Administration and have been issued an Emergency Use Authorization (Janssen COVID-19 Vaccine, Moderna COVID-19 Vaccine and Pfizer-BioNTech COVID-19 Vaccine). These data summarize the number of people who have received either their first dose or have completed the series for a COVID-19 vaccine. **A person can only be counted in one category, first dose or series complete.** For persons receiving Moderna or Pfizer vaccines, once they receive their second dose, they are moved from the first dose column to the series completed column. **Because of this, the total first dose category may show a change from report to report not matching the total receiving their first dose from the previous day.** Persons receiving Johnson & Johnson vaccines will always be counted in the series completed column.

COVID-19 doses for vaccinated persons in Florida	
Doses administered	23,705
People receiving one dose of a 1-dose series (Johnson & Johnson) or receiving only one dose of a 2-dose series (Moderna, Pfizer) count once. Persons receiving both doses of a 2-dose series count twice.	

Current status of persons vaccinated for COVID-19 in Florida	
Total people vaccinated	15,000
First dose	4,589
Series completed	10,411
Completed 1-dose series	1,706
Completed 2-dose series	8,705
First dose: current number of people who have only received their first dose of the Moderna or Pfizer vaccine.	
Series complete: current number of people who have received both Moderna or Pfizer vaccine doses or one Johnson & Johnson dose and are considered fully immunized.	

Demographic summary	First dose	Series complete	Total people vaccinated
Age group	4,589	10,411	15,000
16-24 years	215	162	377
25-34 years	288	583	871
35-44 years	663	863	1,526
45-54 years	1,029	1,170	2,199
55-64 years	1,326	2,066	3,392
65-74 years	646	3,410	4,056
75-84 years	312	1,622	1,934
85+ years	110	535	645
Race	4,589	10,411	15,000
White	1,273	4,001	5,274
Black	2,071	4,271	6,342
American Indian/Alaskan	6	22	28
Other	760	1,353	2,113
Unknown	479	764	1,243
Other race includes Asian, native Hawaiian/Pacific Islander, or other.			
Ethnicity	4,589	10,411	15,000
Hispanic	482	308	790
Non-Hispanic	2,965	7,479	10,444
Unknown	1,142	2,624	3,766
Gender	4,589	10,411	15,000
Female	2,557	6,602	9,159
Male	2,032	3,809	5,841
Unknown	0	0	0



COVID-19: Gilchrist County vaccine summary

Vaccination data through Apr 13, 2021 as of Apr 14, 2021 at 12:05 AM

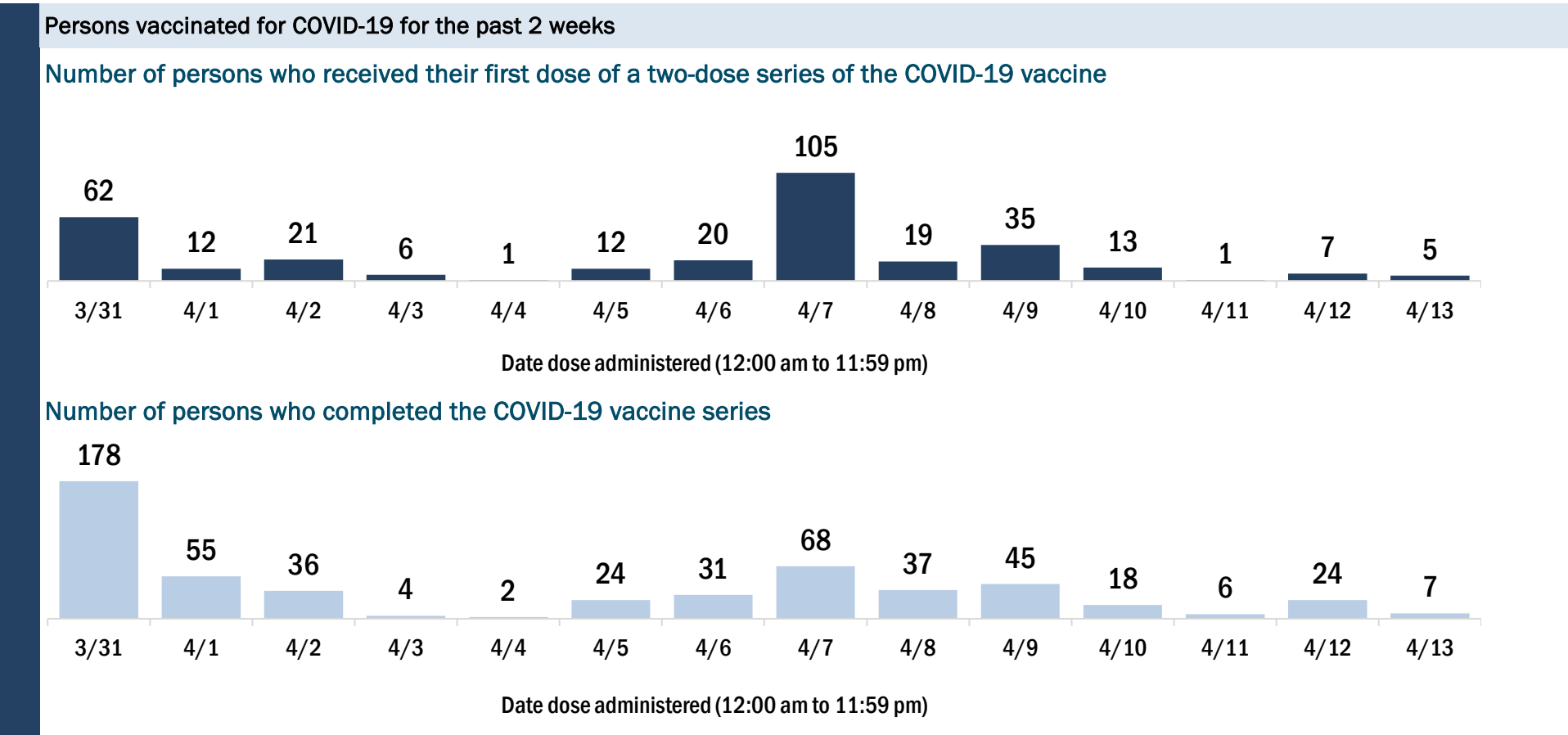
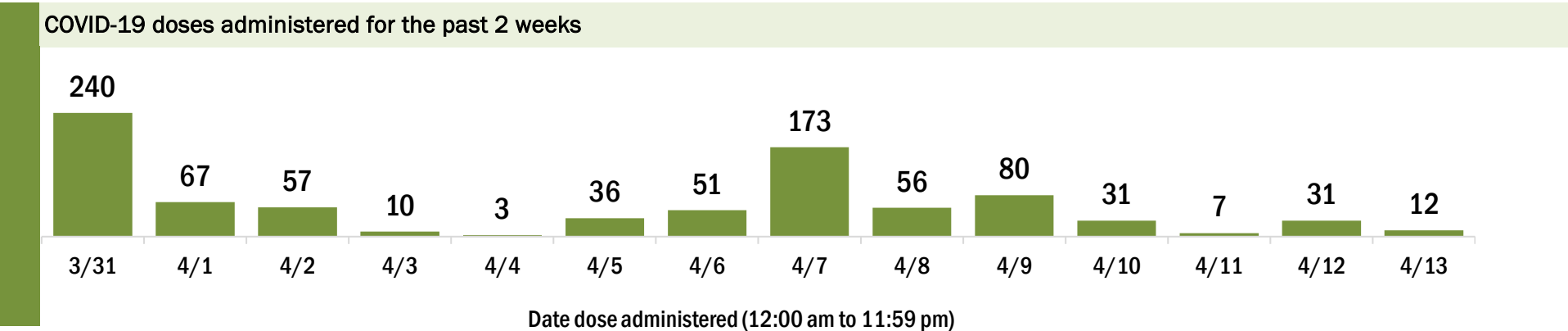
Data in this report are provisional and subject to change.

Data in this summary pertain to COVID-19 vaccines approved by the U.S. Food and Drug Administration and have been issued an Emergency Use Authorization (Janssen COVID-19 Vaccine, Moderna COVID-19 Vaccine and Pfizer-BioNTech COVID-19 Vaccine). These data summarize the number of people who have received either their first dose or have completed the series for a COVID-19 vaccine. **A person can only be counted in one category, first dose or series complete.** For persons receiving Moderna or Pfizer vaccines, once they receive their second dose, they are moved from the first dose column to the series completed column. **Because of this, the total first dose category may show a change from report to report not matching the total receiving their first dose from the previous day.** Persons receiving Johnson & Johnson vaccines will always be counted in the series completed column.

COVID-19 doses for vaccinated persons in Florida	
Doses administered	5,460
People receiving one dose of a 1-dose series (Johnson & Johnson) or receiving only one dose of a 2-dose series (Moderna, Pfizer) count once. Persons receiving both doses of a 2-dose series count twice.	

Current status of persons vaccinated for COVID-19 in Florida	
Total people vaccinated	3,432
First dose	995
Series completed	2,437
Completed 1-dose series	409
Completed 2-dose series	2,028
First dose: current number of people who have only received their first dose of the Moderna or Pfizer vaccine.	
Series complete: current number of people who have received both Moderna or Pfizer vaccine doses or one Johnson & Johnson dose and are considered fully immunized.	

Demographic summary	First dose	Series complete	Total people vaccinated
Age group	995	2,437	3,432
16-24 years	33	47	80
25-34 years	45	71	116
35-44 years	66	118	184
45-54 years	141	199	340
55-64 years	386	351	737
65-74 years	214	892	1,106
75-84 years	79	575	654
85+ years	31	184	215
Race	995	2,437	3,432
White	811	1,687	2,498
Black	24	33	57
American Indian/Alaskan	7	7	14
Other	68	197	265
Unknown	85	513	598
Other race includes Asian, native Hawaiian/Pacific Islander, or other.			
Ethnicity	995	2,437	3,432
Hispanic	42	48	90
Non-Hispanic	587	1,003	1,590
Unknown	366	1,386	1,752
Gender	995	2,437	3,432
Female	565	1,438	2,003
Male	429	999	1,428
Unknown	1	0	1



COVID-19: Glades County vaccine summary

Vaccination data through Apr 13, 2021 as of Apr 14, 2021 at 12:05 AM

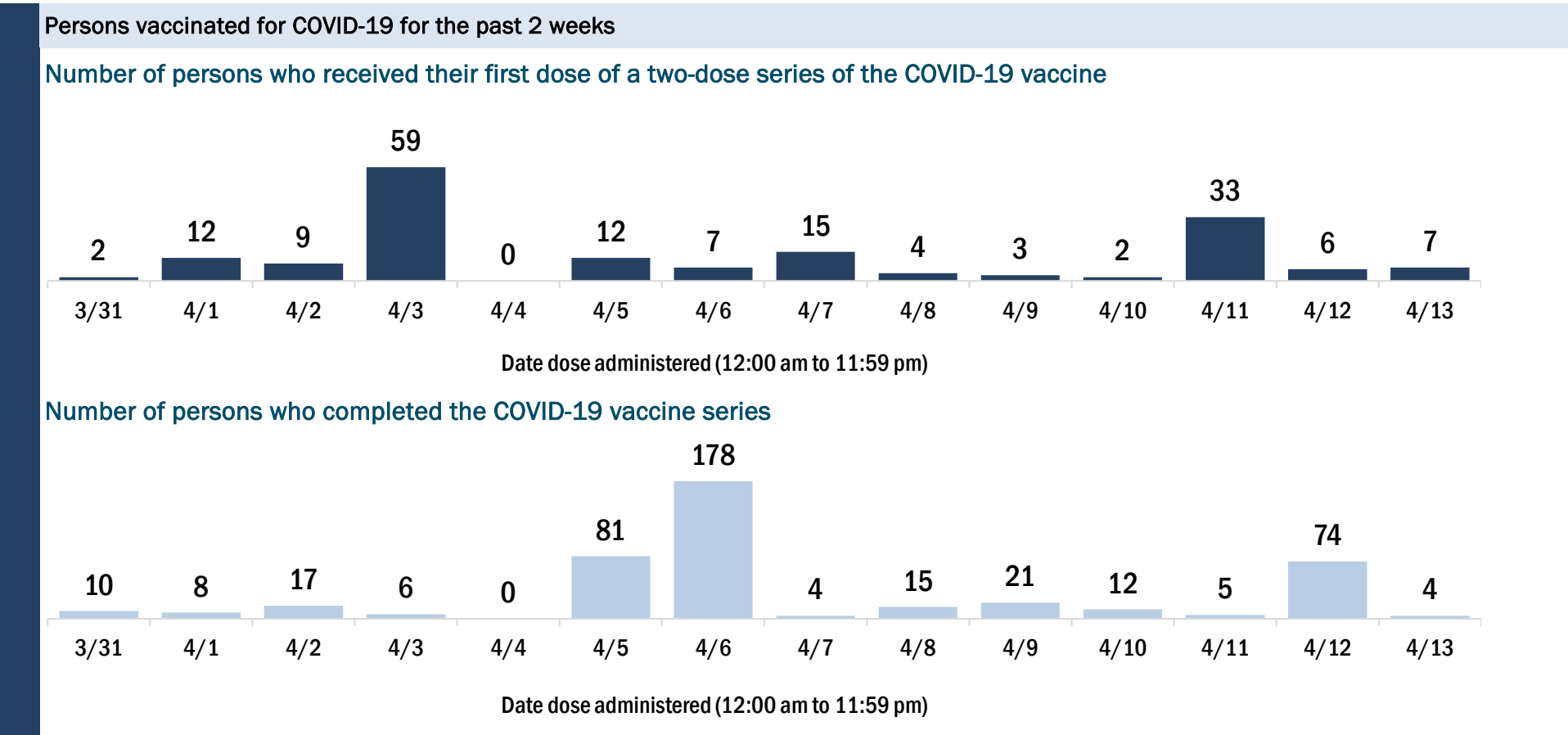
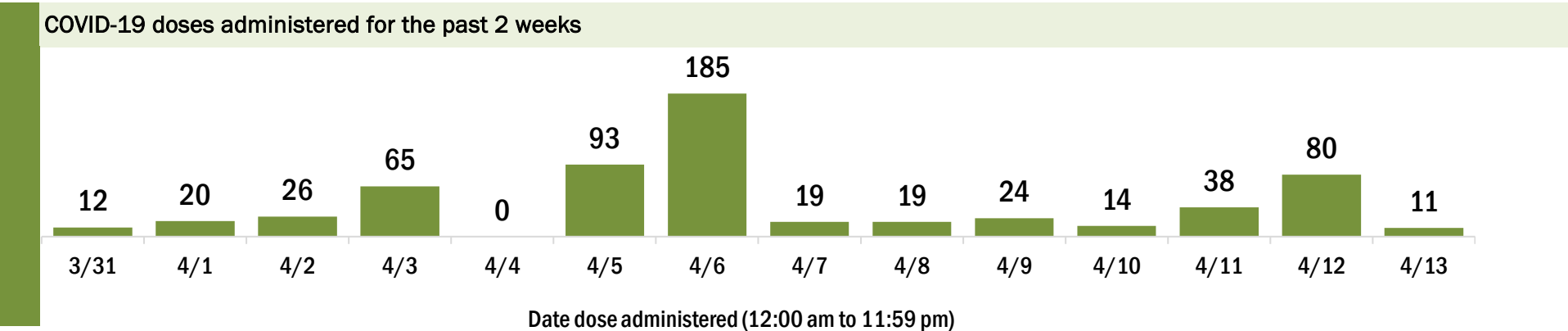
Data in this report are provisional and subject to change.

Data in this summary pertain to COVID-19 vaccines approved by the U.S. Food and Drug Administration and have been issued an Emergency Use Authorization (Janssen COVID-19 Vaccine, Moderna COVID-19 Vaccine and Pfizer-BioNTech COVID-19 Vaccine). These data summarize the number of people who have received either their first dose or have completed the series for a COVID-19 vaccine. **A person can only be counted in one category, first dose or series complete.** For persons receiving Moderna or Pfizer vaccines, once they receive their second dose, they are moved from the first dose column to the series completed column. **Because of this, the total first dose category may show a change from report to report not matching the total receiving their first dose from the previous day.** Persons receiving Johnson & Johnson vaccines will always be counted in the series completed column.

COVID-19 doses for vaccinated persons in Florida	
Doses administered	4,053
People receiving one dose of a 1-dose series (Johnson & Johnson) or receiving only one dose of a 2-dose series (Moderna, Pfizer) count once. Persons receiving both doses of a 2-dose series count twice.	

Current status of persons vaccinated for COVID-19 in Florida	
Total people vaccinated	2,408
First dose	542
Series completed	1,866
Completed 1-dose series	221
Completed 2-dose series	1,645
First dose: current number of people who have only received their first dose of the Moderna or Pfizer vaccine.	
Series complete: current number of people who have received both Moderna or Pfizer vaccine doses or one Johnson & Johnson dose and are considered fully immunized.	

Demographic summary	First dose	Series complete	Total people vaccinated
Age group	542	1,866	2,408
16-24 years	15	7	22
25-34 years	25	44	69
35-44 years	40	60	100
45-54 years	100	100	200
55-64 years	204	217	421
65-74 years	81	780	861
75-84 years	61	556	617
85+ years	16	102	118
Race	542	1,866	2,408
White	377	1,393	1,770
Black	43	88	131
American Indian/Alaskan	3	15	18
Other	48	77	125
Unknown	71	293	364
Other race includes Asian, native Hawaiian/Pacific Islander, or other.			
Ethnicity	542	1,866	2,408
Hispanic	87	57	144
Non-Hispanic	263	848	1,111
Unknown	192	961	1,153
Gender	542	1,866	2,408
Female	265	866	1,131
Male	277	1,000	1,277
Unknown	0	0	0



COVID-19: Gulf County vaccine summary

Vaccination data through Apr 13, 2021 as of Apr 14, 2021 at 12:05 AM

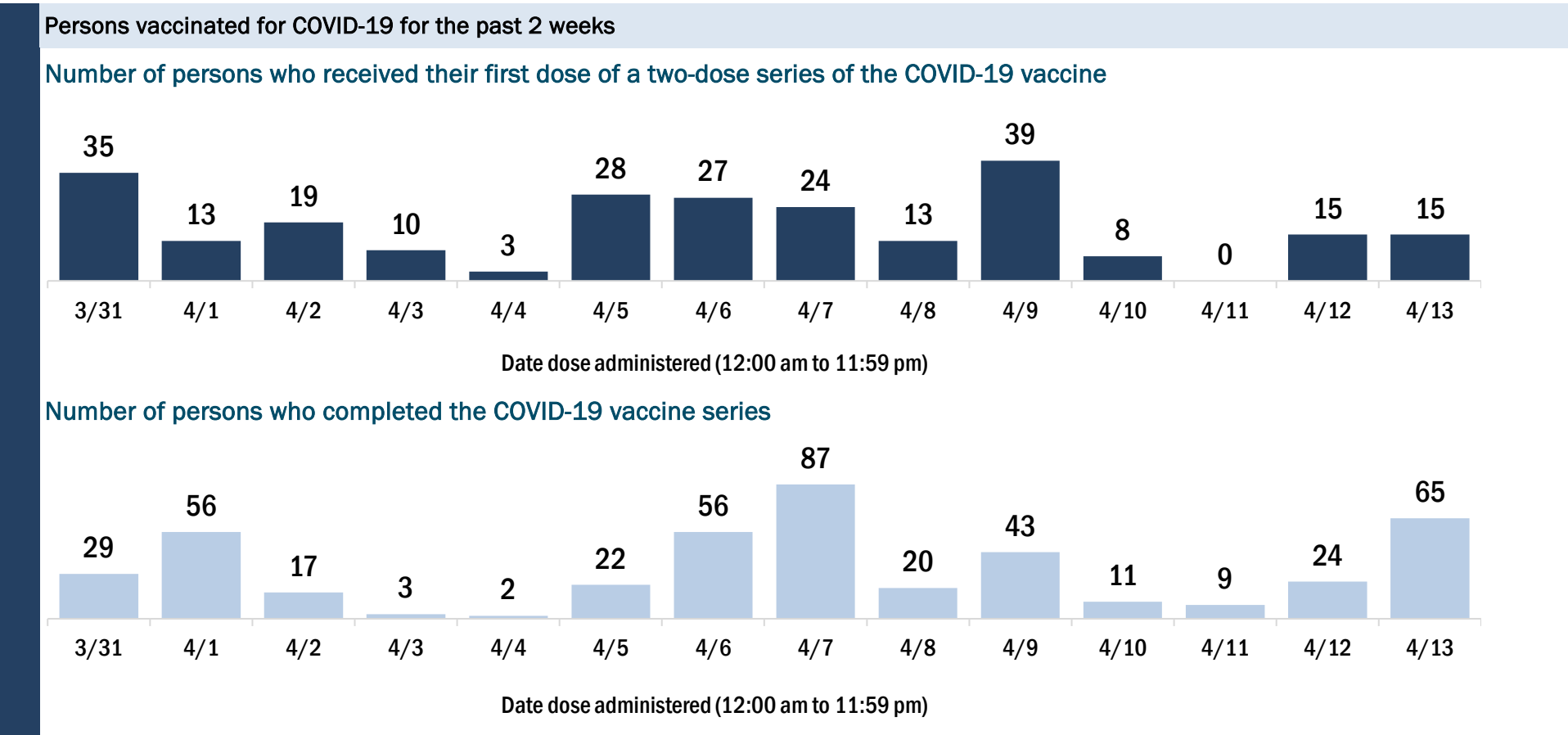
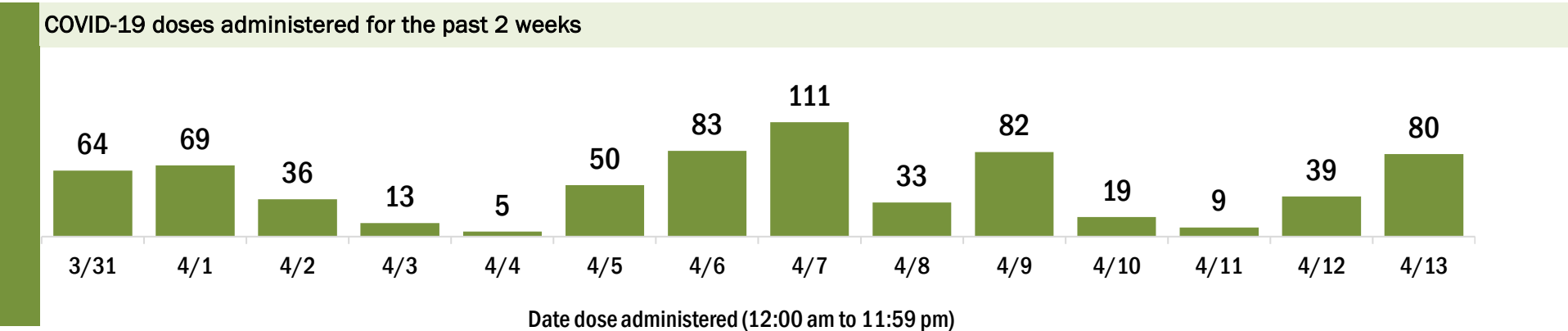
Data in this report are provisional and subject to change.

Data in this summary pertain to COVID-19 vaccines approved by the U.S. Food and Drug Administration and have been issued an Emergency Use Authorization (Janssen COVID-19 Vaccine, Moderna COVID-19 Vaccine and Pfizer-BioNTech COVID-19 Vaccine). These data summarize the number of people who have received either their first dose or have completed the series for a COVID-19 vaccine. **A person can only be counted in one category, first dose or series complete.** For persons receiving Moderna or Pfizer vaccines, once they receive their second dose, they are moved from the first dose column to the series completed column. **Because of this, the total first dose category may show a change from report to report not matching the total receiving their first dose from the previous day.** Persons receiving Johnson & Johnson vaccines will always be counted in the series completed column.

COVID-19 doses for vaccinated persons in Florida	
Doses administered	6,620
People receiving one dose of a 1-dose series (Johnson & Johnson) or receiving only one dose of a 2-dose series (Moderna, Pfizer) count once. Persons receiving both doses of a 2-dose series count twice.	

Current status of persons vaccinated for COVID-19 in Florida	
Total people vaccinated	3,874
First dose	894
Series completed	2,980
Completed 1-dose series	234
Completed 2-dose series	2,746
First dose: current number of people who have only received their first dose of the Moderna or Pfizer vaccine.	
Series complete: current number of people who have received both Moderna or Pfizer vaccine doses or one Johnson & Johnson dose and are considered fully immunized.	

Demographic summary	First dose	Series complete	Total people vaccinated
Age group	894	2,980	3,874
16-24 years	36	31	67
25-34 years	50	49	99
35-44 years	84	77	161
45-54 years	180	165	345
55-64 years	291	409	700
65-74 years	140	1,411	1,551
75-84 years	100	653	753
85+ years	13	185	198
Race	894	2,980	3,874
White	729	2,643	3,372
Black	93	203	296
American Indian/Alaskan	1	9	10
Other	41	74	115
Unknown	30	51	81
Other race includes Asian, native Hawaiian/Pacific Islander, or other.			
Ethnicity	894	2,980	3,874
Hispanic	20	26	46
Non-Hispanic	649	2,753	3,402
Unknown	225	201	426
Gender	894	2,980	3,874
Female	487	1,589	2,076
Male	407	1,391	1,798
Unknown	0	0	0



COVID-19: Hamilton County vaccine summary

Vaccination data through Apr 13, 2021 as of Apr 14, 2021 at 12:05 AM

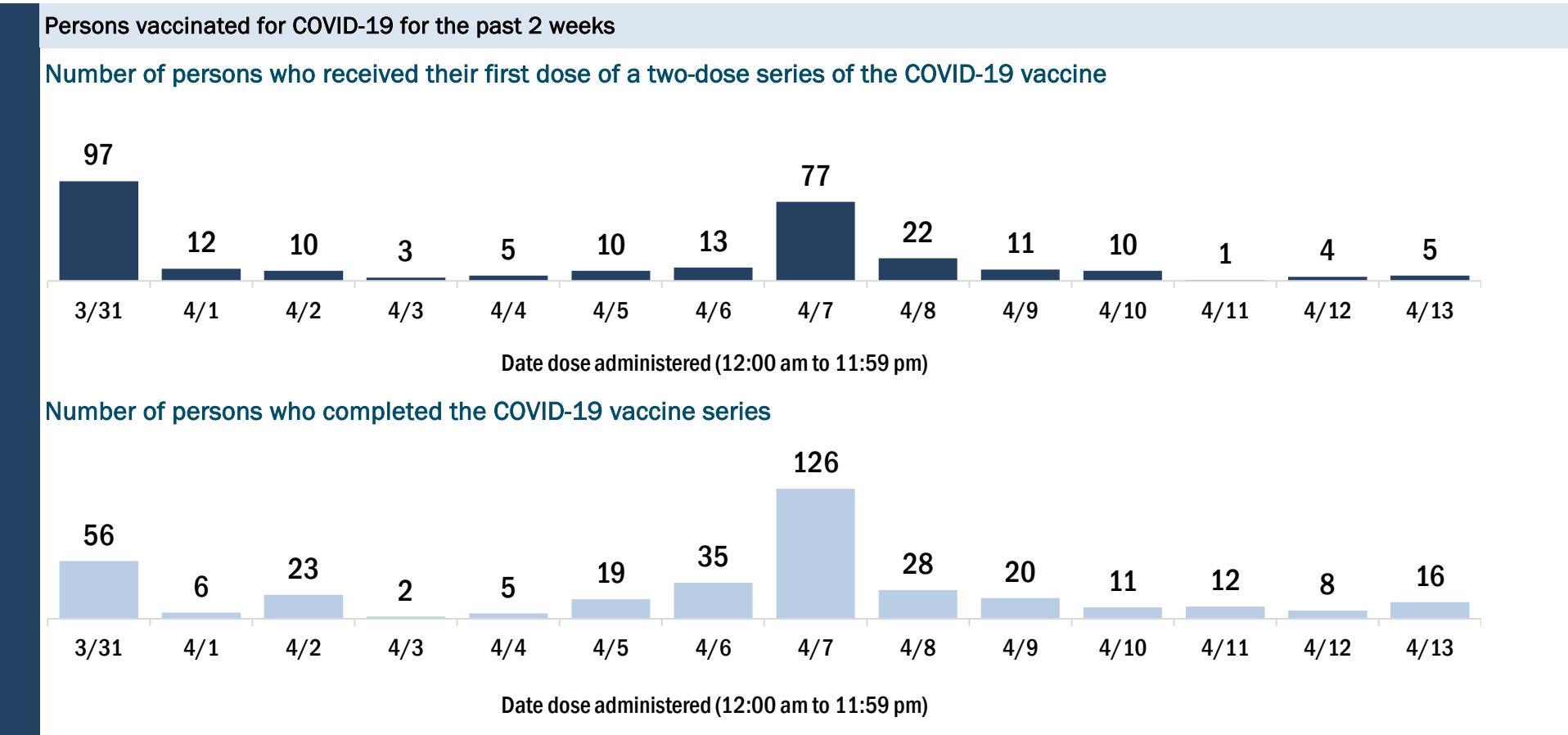
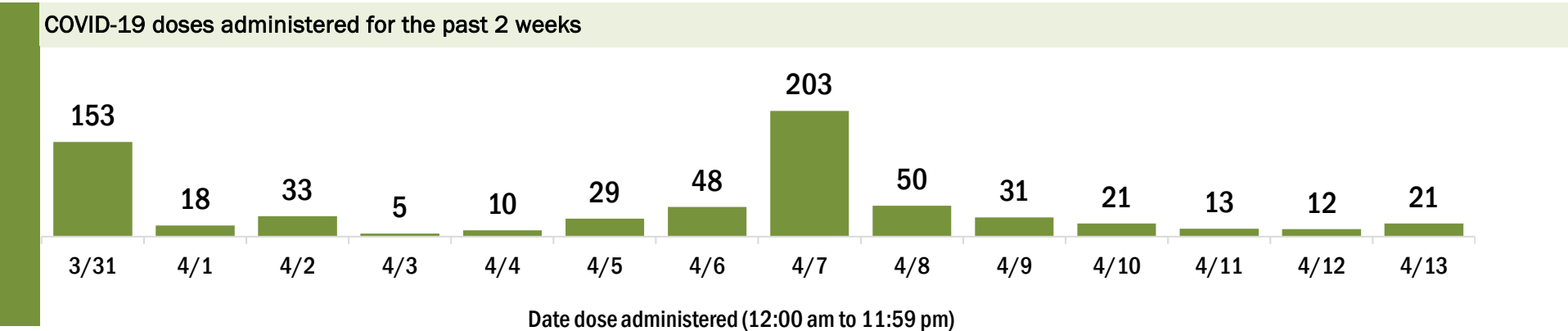
Data in this report are provisional and subject to change.

Data in this summary pertain to COVID-19 vaccines approved by the U.S. Food and Drug Administration and have been issued an Emergency Use Authorization (Janssen COVID-19 Vaccine, Moderna COVID-19 Vaccine and Pfizer-BioNTech COVID-19 Vaccine). These data summarize the number of people who have received either their first dose or have completed the series for a COVID-19 vaccine. **A person can only be counted in one category, first dose or series complete.** For persons receiving Moderna or Pfizer vaccines, once they receive their second dose, they are moved from the first dose column to the series completed column. **Because of this, the total first dose category may show a change from report to report not matching the total receiving their first dose from the previous day.** Persons receiving Johnson & Johnson vaccines will always be counted in the series completed column.

COVID-19 doses for vaccinated persons in Florida	
Doses administered	4,223
People receiving one dose of a 1-dose series (Johnson & Johnson) or receiving only one dose of a 2-dose series (Moderna, Pfizer) count once. Persons receiving both doses of a 2-dose series count twice.	

Current status of persons vaccinated for COVID-19 in Florida	
Total people vaccinated	2,543
First dose	659
Series completed	1,884
Completed 1-dose series	204
Completed 2-dose series	1,680
First dose: current number of people who have only received their first dose of the Moderna or Pfizer vaccine.	
Series complete: current number of people who have received both Moderna or Pfizer vaccine doses or one Johnson & Johnson dose and are considered fully immunized.	

Demographic summary	First dose	Series complete	Total people vaccinated
Age group	659	1,884	2,543
16-24 years	27	17	44
25-34 years	28	38	66
35-44 years	61	59	120
45-54 years	99	125	224
55-64 years	277	278	555
65-74 years	102	843	945
75-84 years	37	425	462
85+ years	28	99	127
Race	659	1,884	2,543
White	361	1,126	1,487
Black	183	417	600
American Indian/Alaskan	3	1	4
Other	77	125	202
Unknown	35	215	250
Other race includes Asian, native Hawaiian/Pacific Islander, or other.			
Ethnicity	659	1,884	2,543
Hispanic	34	29	63
Non-Hispanic	424	1,060	1,484
Unknown	201	795	996
Gender	659	1,884	2,543
Female	395	1,057	1,452
Male	264	827	1,091
Unknown	0	0	0



COVID-19: Hardee County vaccine summary

Vaccination data through Apr 13, 2021 as of Apr 14, 2021 at 12:05 AM

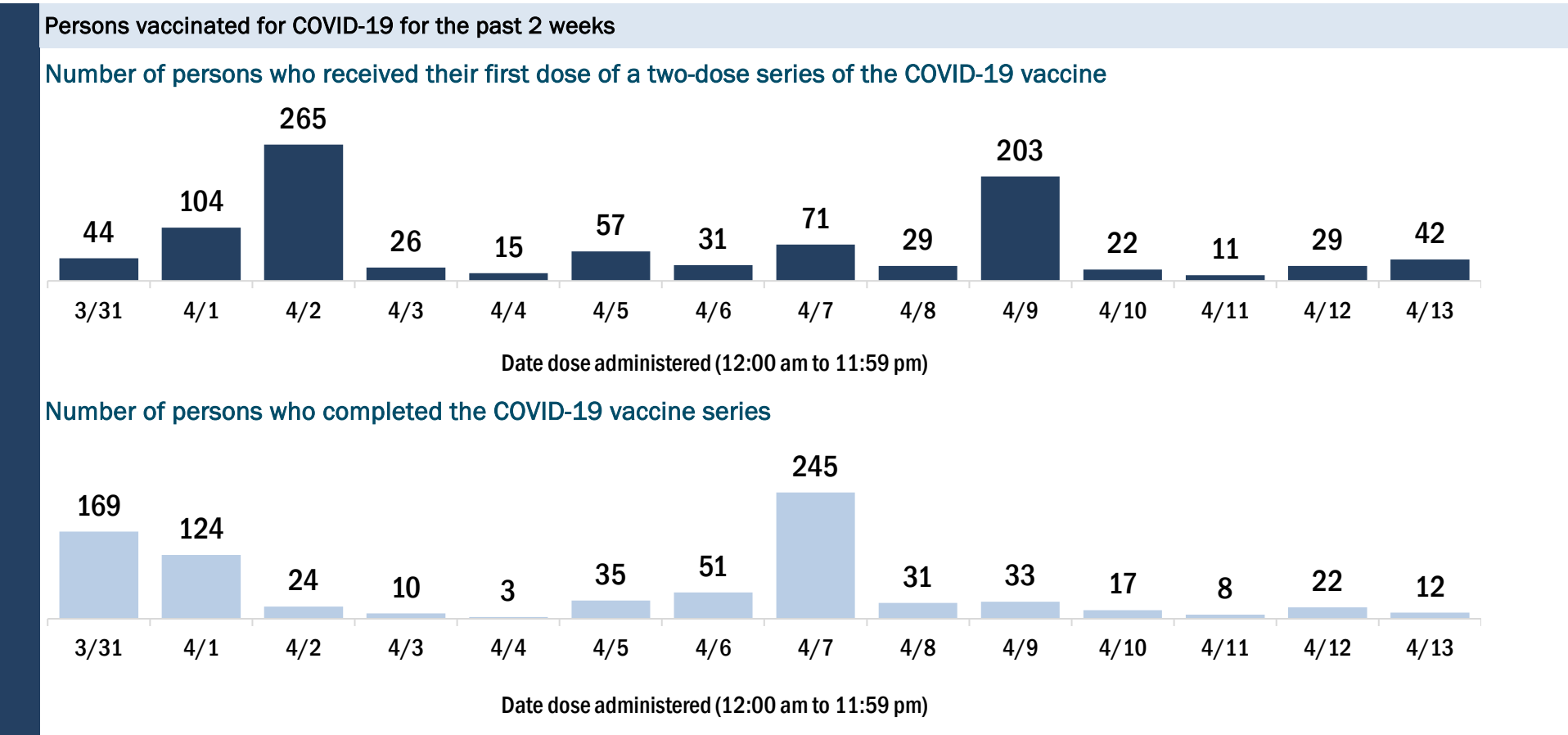
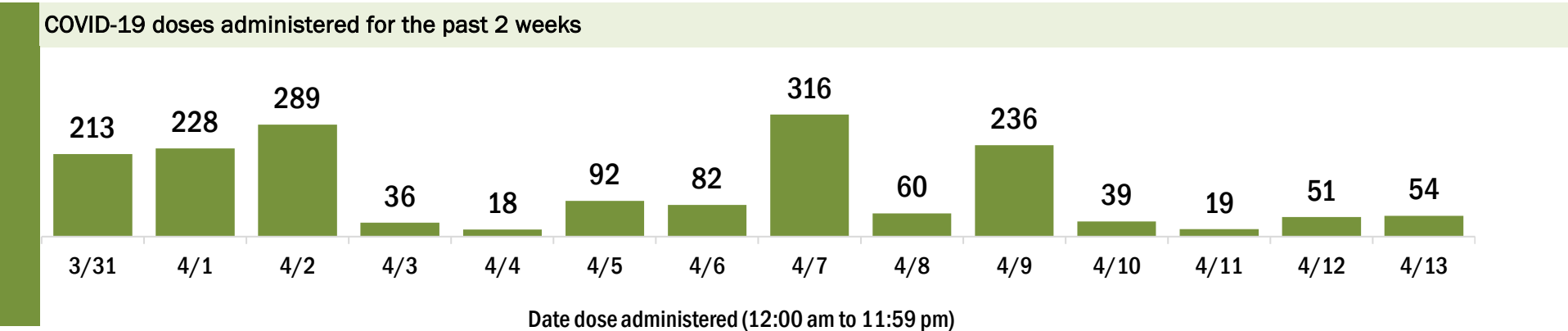
Data in this report are provisional and subject to change.

Data in this summary pertain to COVID-19 vaccines approved by the U.S. Food and Drug Administration and have been issued an Emergency Use Authorization (Janssen COVID-19 Vaccine, Moderna COVID-19 Vaccine and Pfizer-BioNTech COVID-19 Vaccine). These data summarize the number of people who have received either their first dose or have completed the series for a COVID-19 vaccine. **A person can only be counted in one category, first dose or series complete.** For persons receiving Moderna or Pfizer vaccines, once they receive their second dose, they are moved from the first dose column to the series completed column. **Because of this, the total first dose category may show a change from report to report not matching the total receiving their first dose from the previous day.** Persons receiving Johnson & Johnson vaccines will always be counted in the series completed column.

COVID-19 doses for vaccinated persons in Florida	
Doses administered	7,794
People receiving one dose of a 1-dose series (Johnson & Johnson) or receiving only one dose of a 2-dose series (Moderna, Pfizer) count once. Persons receiving both doses of a 2-dose series count twice.	

Current status of persons vaccinated for COVID-19 in Florida	
Total people vaccinated	4,900
First dose	1,872
Series completed	3,028
Completed 1-dose series	134
Completed 2-dose series	2,894
First dose: current number of people who have only received their first dose of the Moderna or Pfizer vaccine.	
Series complete: current number of people who have received both Moderna or Pfizer vaccine doses or one Johnson & Johnson dose and are considered fully immunized.	

Demographic summary	First dose	Series complete	Total people vaccinated
Age group	1,872	3,028	4,900
16-24 years	103	37	140
25-34 years	125	102	227
35-44 years	196	90	286
45-54 years	368	146	514
55-64 years	605	285	890
65-74 years	289	1,237	1,526
75-84 years	150	875	1,025
85+ years	36	256	292
Race	1,872	3,028	4,900
White	1,356	2,505	3,861
Black	101	105	206
American Indian/Alaskan	3	22	25
Other	300	314	614
Unknown	112	82	194
Other race includes Asian, native Hawaiian/Pacific Islander, or other.			
Ethnicity	1,872	3,028	4,900
Hispanic	505	334	839
Non-Hispanic	866	2,279	3,145
Unknown	501	415	916
Gender	1,872	3,028	4,900
Female	990	1,660	2,650
Male	880	1,367	2,247
Unknown	2	1	3



COVID-19: Hendry County vaccine summary

Vaccination data through Apr 13, 2021 as of Apr 14, 2021 at 12:05 AM

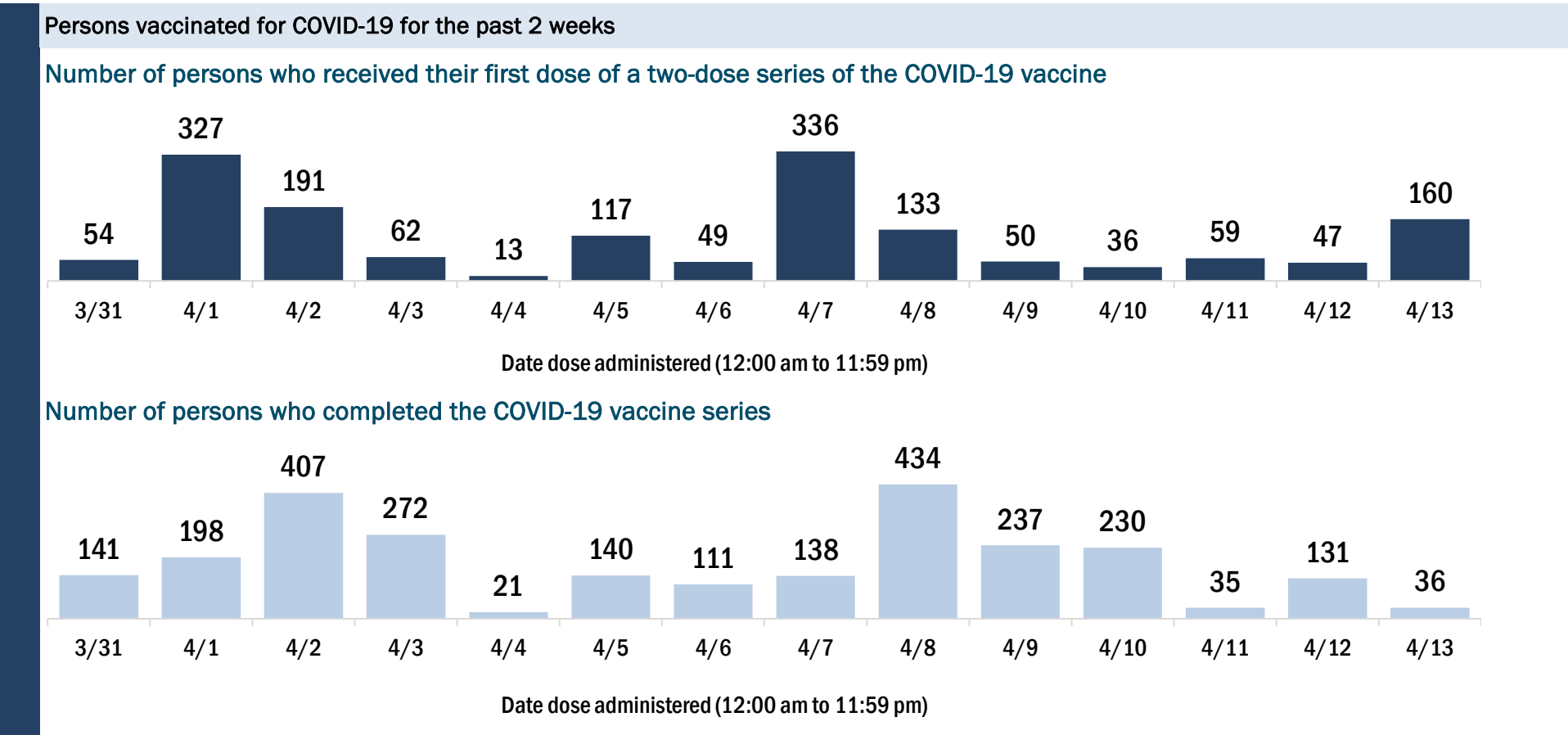
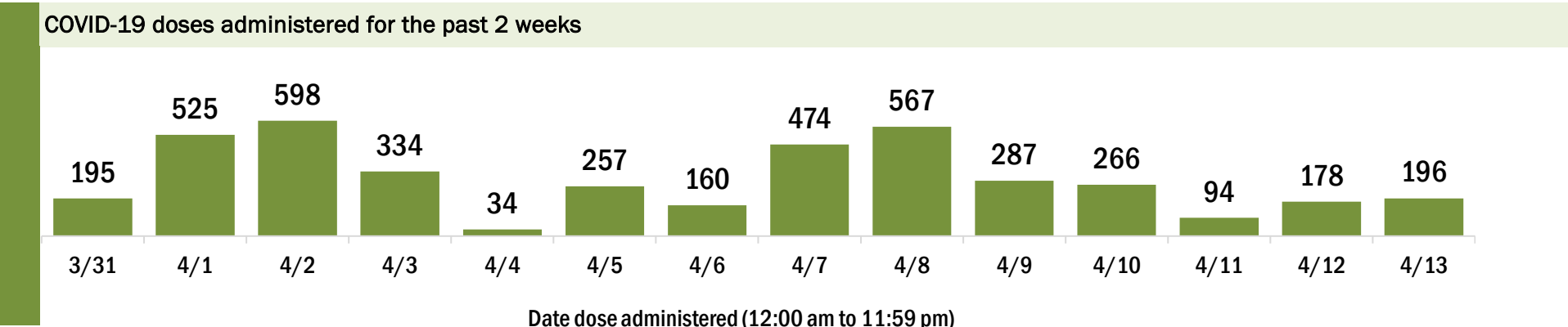
Data in this report are provisional and subject to change.

Data in this summary pertain to COVID-19 vaccines approved by the U.S. Food and Drug Administration and have been issued an Emergency Use Authorization (Janssen COVID-19 Vaccine, Moderna COVID-19 Vaccine and Pfizer-BioNTech COVID-19 Vaccine). These data summarize the number of people who have received either their first dose or have completed the series for a COVID-19 vaccine. **A person can only be counted in one category, first dose or series complete.** For persons receiving Moderna or Pfizer vaccines, once they receive their second dose, they are moved from the first dose column to the series completed column. **Because of this, the total first dose category may show a change from report to report not matching the total receiving their first dose from the previous day.** Persons receiving Johnson & Johnson vaccines will always be counted in the series completed column.

COVID-19 doses for vaccinated persons in Florida	
Doses administered	14,176
People receiving one dose of a 1-dose series (Johnson & Johnson) or receiving only one dose of a 2-dose series (Moderna, Pfizer) count once. Persons receiving both doses of a 2-dose series count twice.	

Current status of persons vaccinated for COVID-19 in Florida	
Total people vaccinated	9,531
First dose	3,783
Series completed	5,748
Completed 1-dose series	1,103
Completed 2-dose series	4,645
First dose: current number of people who have only received their first dose of the Moderna or Pfizer vaccine.	
Series complete: current number of people who have received both Moderna or Pfizer vaccine doses or one Johnson & Johnson dose and are considered fully immunized.	

Demographic summary	First dose	Series complete	Total people vaccinated
Age group	3,783	5,748	9,531
16-24 years	244	168	412
25-34 years	376	326	702
35-44 years	535	334	869
45-54 years	840	570	1,410
55-64 years	1,115	966	2,081
65-74 years	418	2,022	2,440
75-84 years	191	1,067	1,258
85+ years	64	295	359
Race	3,783	5,748	9,531
White	2,553	3,870	6,423
Black	290	356	646
American Indian/Alaskan	6	19	25
Other	627	870	1,497
Unknown	307	633	940
Other race includes Asian, native Hawaiian/Pacific Islander, or other.			
Ethnicity	3,783	5,748	9,531
Hispanic	1,636	1,437	3,073
Non-Hispanic	1,254	2,405	3,659
Unknown	893	1,906	2,799
Gender	3,783	5,748	9,531
Female	1,872	2,925	4,797
Male	1,909	2,822	4,731
Unknown	2	1	3



COVID-19: Hernando County vaccine summary

Vaccination data through Apr 13, 2021 as of Apr 14, 2021 at 12:05 AM

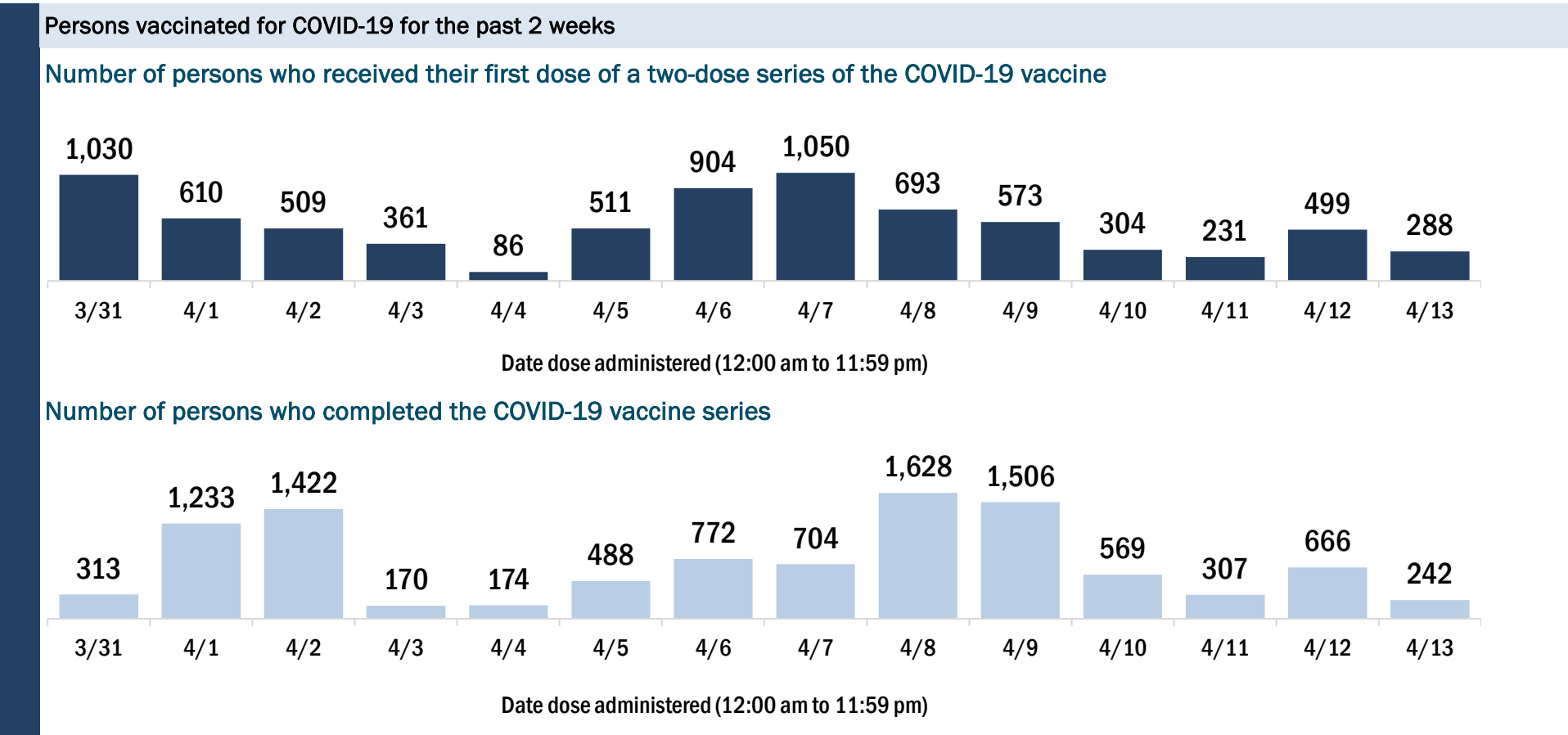
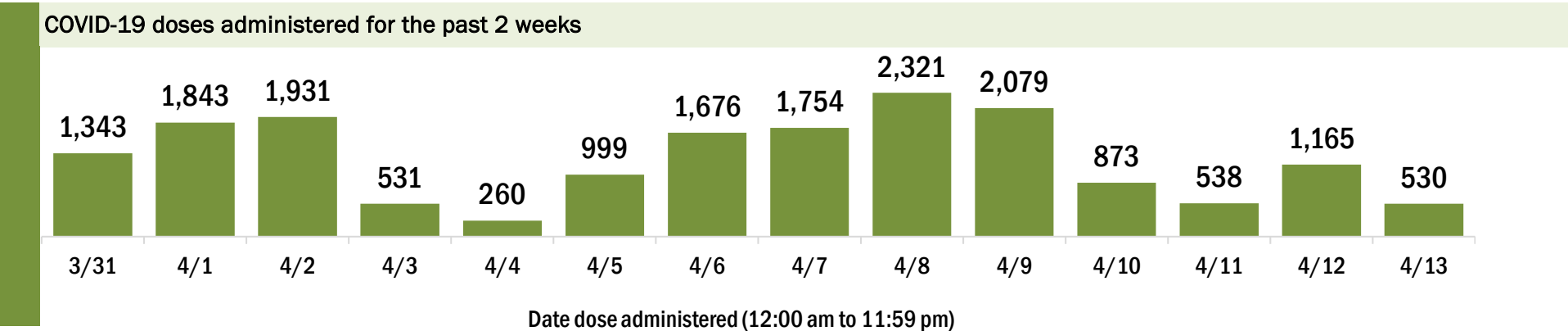
Data in this report are provisional and subject to change.

Data in this summary pertain to COVID-19 vaccines approved by the U.S. Food and Drug Administration and have been issued an Emergency Use Authorization (Janssen COVID-19 Vaccine, Moderna COVID-19 Vaccine and Pfizer-BioNTech COVID-19 Vaccine). These data summarize the number of people who have received either their first dose or have completed the series for a COVID-19 vaccine. **A person can only be counted in one category, first dose or series complete.** For persons receiving Moderna or Pfizer vaccines, once they receive their second dose, they are moved from the first dose column to the series completed column. **Because of this, the total first dose category may show a change from report to report not matching the total receiving their first dose from the previous day.** Persons receiving Johnson & Johnson vaccines will always be counted in the series completed column.

COVID-19 doses for vaccinated persons in Florida	
Doses administered	93,593
People receiving one dose of a 1-dose series (Johnson & Johnson) or receiving only one dose of a 2-dose series (Moderna, Pfizer) count once. Persons receiving both doses of a 2-dose series count twice.	

Current status of persons vaccinated for COVID-19 in Florida	
Total people vaccinated	60,056
First dose	21,821
Series completed	38,235
Completed 1-dose series	4,698
Completed 2-dose series	33,537
First dose: current number of people who have only received their first dose of the Moderna or Pfizer vaccine.	
Series complete: current number of people who have received both Moderna or Pfizer vaccine doses or one Johnson & Johnson dose and are considered fully immunized.	

Demographic summary	First dose	Series complete	Total people vaccinated
Age group	21,821	38,235	60,056
16-24 years	1,021	461	1,482
25-34 years	1,186	993	2,179
35-44 years	1,894	1,416	3,310
45-54 years	3,618	2,386	6,004
55-64 years	6,713	4,822	11,535
65-74 years	3,967	15,068	19,035
75-84 years	2,518	9,949	12,467
85+ years	904	3,140	4,044
Race	21,821	38,235	60,056
White	14,984	27,631	42,615
Black	524	954	1,478
American Indian/Alaskan	77	120	197
Other	1,527	2,607	4,134
Unknown	4,709	6,923	11,632
Other race includes Asian, native Hawaiian/Pacific Islander, or other.			
Ethnicity	21,821	38,235	60,056
Hispanic	1,360	1,565	2,925
Non-Hispanic	10,728	21,308	32,036
Unknown	9,733	15,362	25,095
Gender	21,821	38,235	60,056
Female	12,248	22,251	34,499
Male	9,554	15,954	25,508
Unknown	19	30	49



COVID-19: Highlands County vaccine summary

Vaccination data through Apr 13, 2021 as of Apr 14, 2021 at 12:05 AM

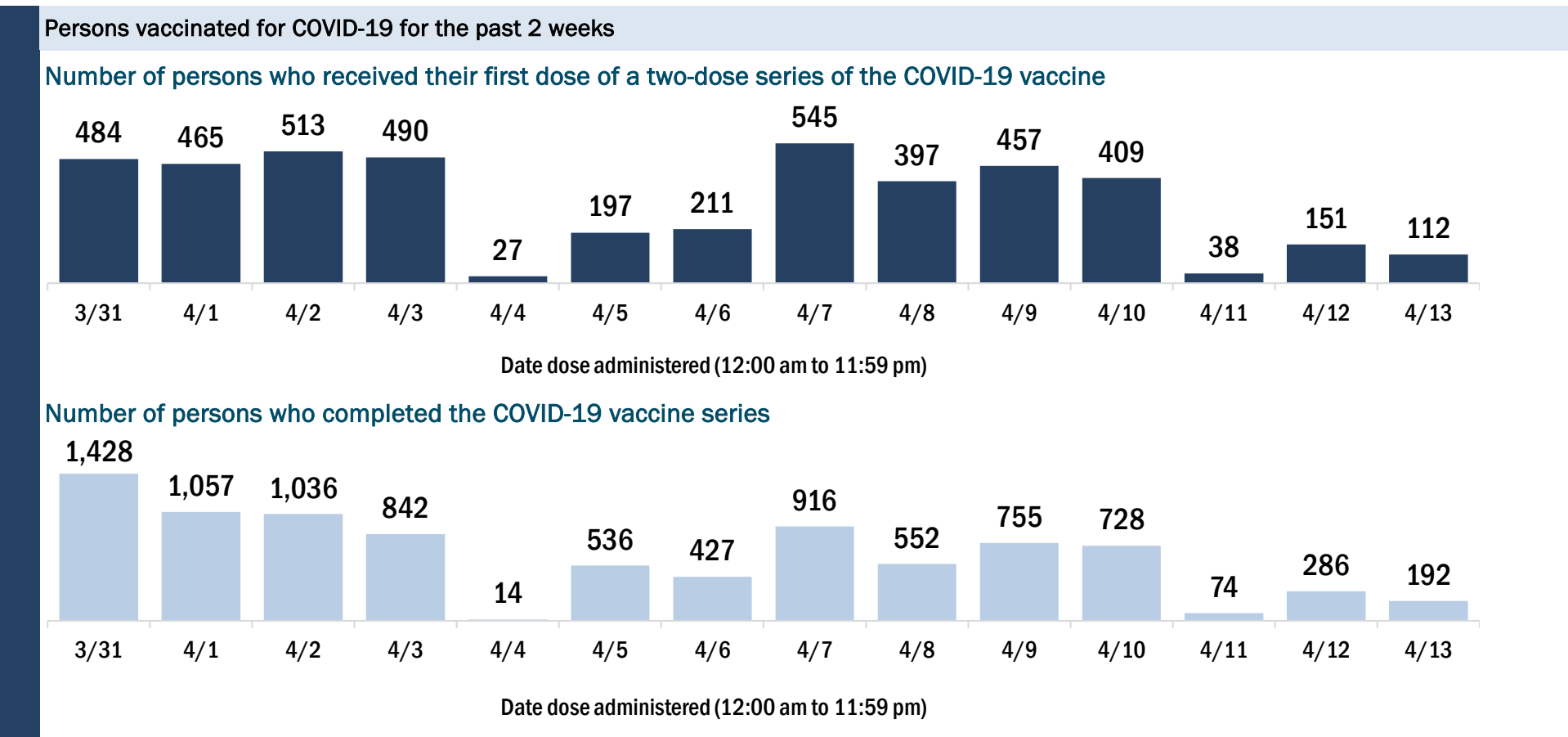
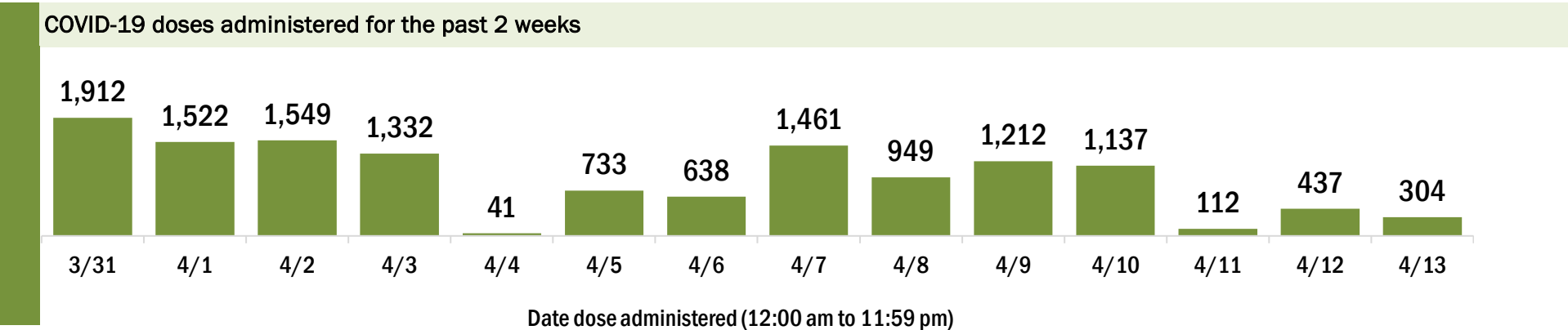
Data in this report are provisional and subject to change.

Data in this summary pertain to COVID-19 vaccines approved by the U.S. Food and Drug Administration and have been issued an Emergency Use Authorization (Janssen COVID-19 Vaccine, Moderna COVID-19 Vaccine and Pfizer-BioNTech COVID-19 Vaccine). These data summarize the number of people who have received either their first dose or have completed the series for a COVID-19 vaccine. **A person can only be counted in one category, first dose or series complete.** For persons receiving Moderna or Pfizer vaccines, once they receive their second dose, they are moved from the first dose column to the series completed column. **Because of this, the total first dose category may show a change from report to report not matching the total receiving their first dose from the previous day.** Persons receiving Johnson & Johnson vaccines will always be counted in the series completed column.

COVID-19 doses for vaccinated persons in Florida	
Doses administered	60,273
People receiving one dose of a 1-dose series (Johnson & Johnson) or receiving only one dose of a 2-dose series (Moderna, Pfizer) count once. Persons receiving both doses of a 2-dose series count twice.	

Current status of persons vaccinated for COVID-19 in Florida	
Total people vaccinated	38,263
First dose	15,731
Series completed	22,532
Completed 1-dose series	522
Completed 2-dose series	22,010
First dose: current number of people who have only received their first dose of the Moderna or Pfizer vaccine.	
Series complete: current number of people who have received both Moderna or Pfizer vaccine doses or one Johnson & Johnson dose and are considered fully immunized.	

Demographic summary	First dose	Series complete	Total people vaccinated
Age group	15,731	22,532	38,263
16-24 years	391	119	510
25-34 years	513	312	825
35-44 years	793	489	1,282
45-54 years	1,524	873	2,397
55-64 years	3,709	2,264	5,973
65-74 years	4,408	9,140	13,548
75-84 years	3,319	7,341	10,660
85+ years	1,074	1,994	3,068
Race	15,731	22,532	38,263
White	12,647	18,650	31,297
Black	668	721	1,389
American Indian/Alaskan	149	155	304
Other	1,001	1,312	2,313
Unknown	1,266	1,694	2,960
Other race includes Asian, native Hawaiian/Pacific Islander, or other.			
Ethnicity	15,731	22,532	38,263
Hispanic	1,830	941	2,771
Non-Hispanic	10,491	17,043	27,534
Unknown	3,410	4,548	7,958
Gender	15,731	22,532	38,263
Female	8,422	12,380	20,802
Male	7,277	10,143	17,420
Unknown	32	9	41



COVID-19: Hillsborough County vaccine summary

Vaccination data through Apr 13, 2021 as of Apr 14, 2021 at 12:05 AM

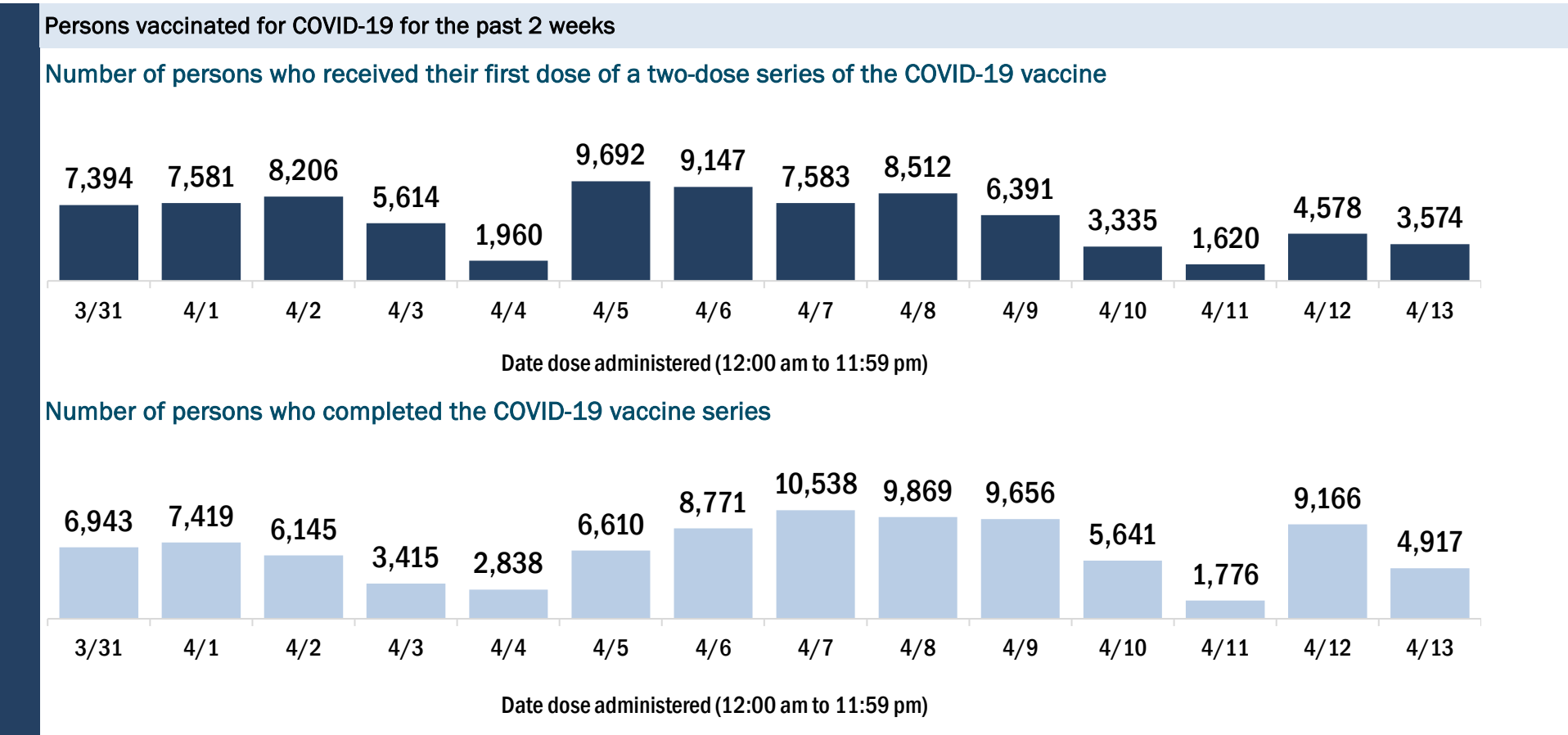
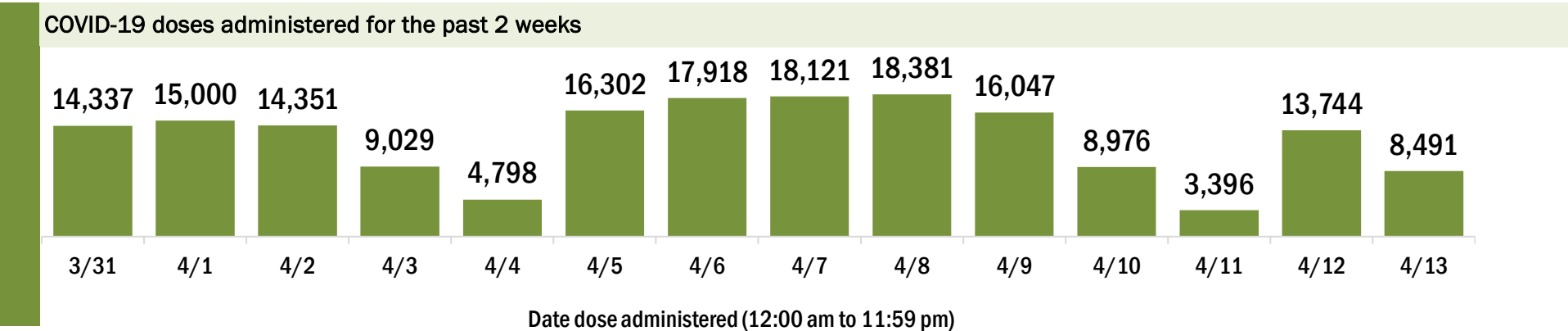
Data in this report are provisional and subject to change.

Data in this summary pertain to COVID-19 vaccines approved by the U.S. Food and Drug Administration and have been issued an Emergency Use Authorization (Janssen COVID-19 Vaccine, Moderna COVID-19 Vaccine and Pfizer-BioNTech COVID-19 Vaccine). These data summarize the number of people who have received either their first dose or have completed the series for a COVID-19 vaccine. **A person can only be counted in one category, first dose or series complete.** For persons receiving Moderna or Pfizer vaccines, once they receive their second dose, they are moved from the first dose column to the series completed column. **Because of this, the total first dose category may show a change from report to report not matching the total receiving their first dose from the previous day.** Persons receiving Johnson & Johnson vaccines will always be counted in the series completed column.

COVID-19 doses for vaccinated persons in Florida	
Doses administered	675,327
People receiving one dose of a 1-dose series (Johnson & Johnson) or receiving only one dose of a 2-dose series (Moderna, Pfizer) count once. Persons receiving both doses of a 2-dose series count twice.	

Current status of persons vaccinated for COVID-19 in Florida	
Total people vaccinated	462,080
First dose	202,223
Series completed	259,857
Completed 1-dose series	46,610
Completed 2-dose series	213,247
First dose: current number of people who have only received their first dose of the Moderna or Pfizer vaccine.	
Series complete: current number of people who have received both Moderna or Pfizer vaccine doses or one Johnson & Johnson dose and are considered fully immunized.	

Demographic summary	First dose	Series complete	Total people vaccinated
Age group	202,223	259,857	462,080
16-24 years	16,226	9,801	26,027
25-34 years	21,447	23,407	44,854
35-44 years	30,720	28,089	58,809
45-54 years	39,444	35,011	74,455
55-64 years	39,579	54,318	93,897
65-74 years	32,645	64,974	97,619
75-84 years	16,782	32,567	49,349
85+ years	5,380	11,690	17,070
Race	202,223	259,857	462,080
White	127,705	172,512	300,217
Black	12,472	18,283	30,755
American Indian/Alaskan	670	771	1,441
Other	27,038	34,647	61,685
Unknown	34,338	33,644	67,982
Other race includes Asian, native Hawaiian/Pacific Islander, or other.			
Ethnicity	202,223	259,857	462,080
Hispanic	24,556	27,139	51,695
Non-Hispanic	105,992	155,877	261,869
Unknown	71,675	76,841	148,516
Gender	202,223	259,857	462,080
Female	108,563	151,259	259,822
Male	93,376	108,397	201,773
Unknown	284	201	485



COVID-19: Holmes County vaccine summary

Vaccination data through Apr 13, 2021 as of Apr 14, 2021 at 12:05 AM

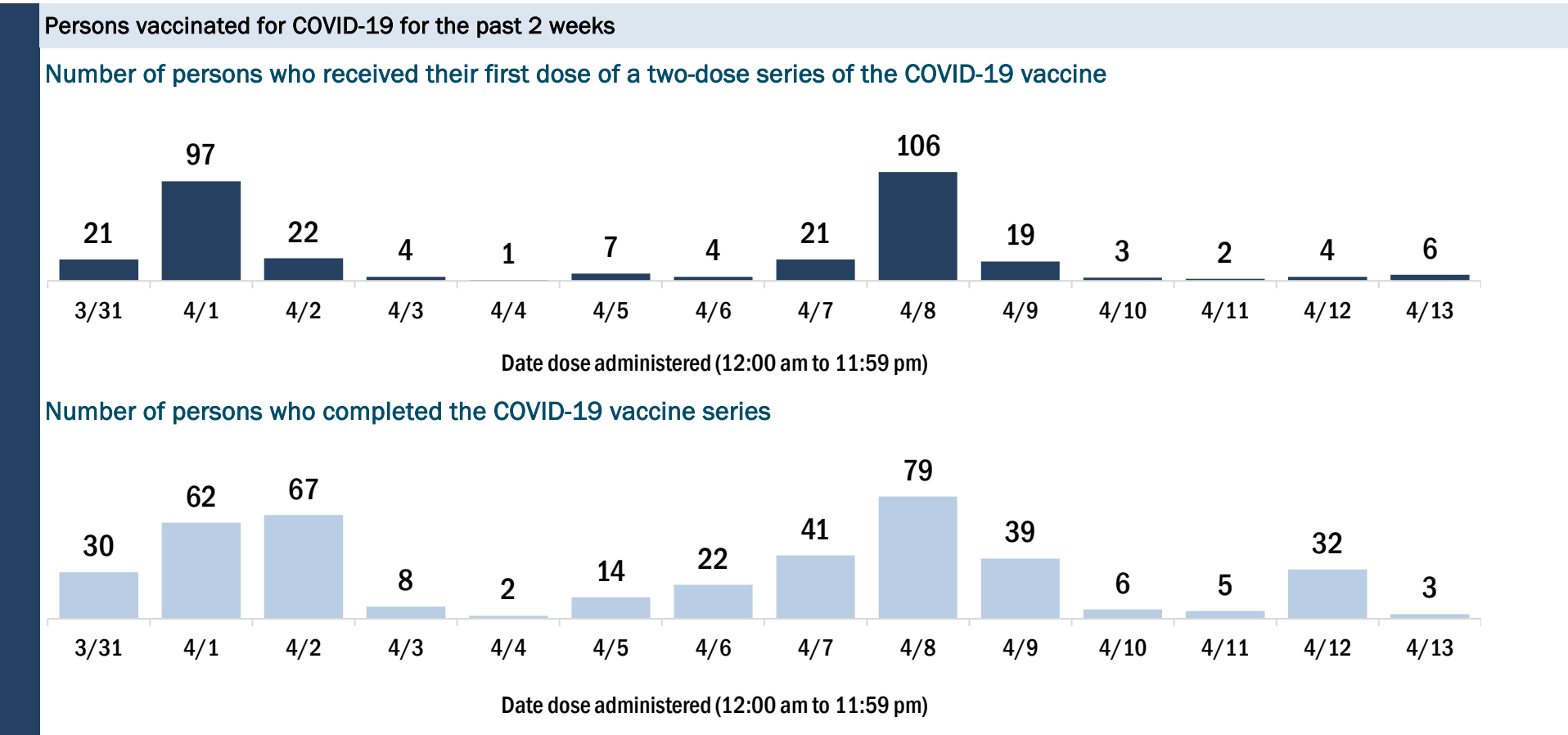
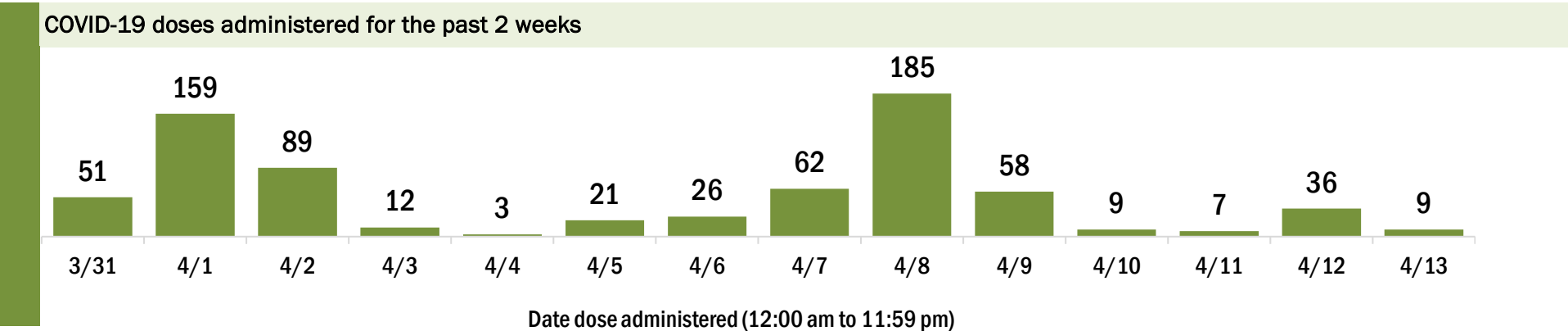
Data in this report are provisional and subject to change.

Data in this summary pertain to COVID-19 vaccines approved by the U.S. Food and Drug Administration and have been issued an Emergency Use Authorization (Janssen COVID-19 Vaccine, Moderna COVID-19 Vaccine and Pfizer-BioNTech COVID-19 Vaccine). These data summarize the number of people who have received either their first dose or have completed the series for a COVID-19 vaccine. **A person can only be counted in one category, first dose or series complete.** For persons receiving Moderna or Pfizer vaccines, once they receive their second dose, they are moved from the first dose column to the series completed column. **Because of this, the total first dose category may show a change from report to report not matching the total receiving their first dose from the previous day.** Persons receiving Johnson & Johnson vaccines will always be counted in the series completed column.

COVID-19 doses for vaccinated persons in Florida	
Doses administered	5,755
People receiving one dose of a 1-dose series (Johnson & Johnson) or receiving only one dose of a 2-dose series (Moderna, Pfizer) count once. Persons receiving both doses of a 2-dose series count twice.	

Current status of persons vaccinated for COVID-19 in Florida	
Total people vaccinated	3,480
First dose	910
Series completed	2,570
Completed 1-dose series	295
Completed 2-dose series	2,275
First dose: current number of people who have only received their first dose of the Moderna or Pfizer vaccine.	
Series complete: current number of people who have received both Moderna or Pfizer vaccine doses or one Johnson & Johnson dose and are considered fully immunized.	

Demographic summary	First dose	Series complete	Total people vaccinated
Age group	910	2,570	3,480
16-24 years	29	27	56
25-34 years	46	62	108
35-44 years	71	125	196
45-54 years	125	211	336
55-64 years	321	384	705
65-74 years	175	956	1,131
75-84 years	116	627	743
85+ years	27	178	205
Race	910	2,570	3,480
White	777	2,200	2,977
Black	38	86	124
American Indian/Alaskan	8	28	36
Other	43	161	204
Unknown	44	95	139
Other race includes Asian, native Hawaiian/Pacific Islander, or other.			
Ethnicity	910	2,570	3,480
Hispanic	20	16	36
Non-Hispanic	720	2,141	2,861
Unknown	170	413	583
Gender	910	2,570	3,480
Female	499	1,411	1,910
Male	411	1,159	1,570
Unknown	0	0	0



COVID-19: Indian River County vaccine summary

Vaccination data through Apr 13, 2021 as of Apr 14, 2021 at 12:05 AM

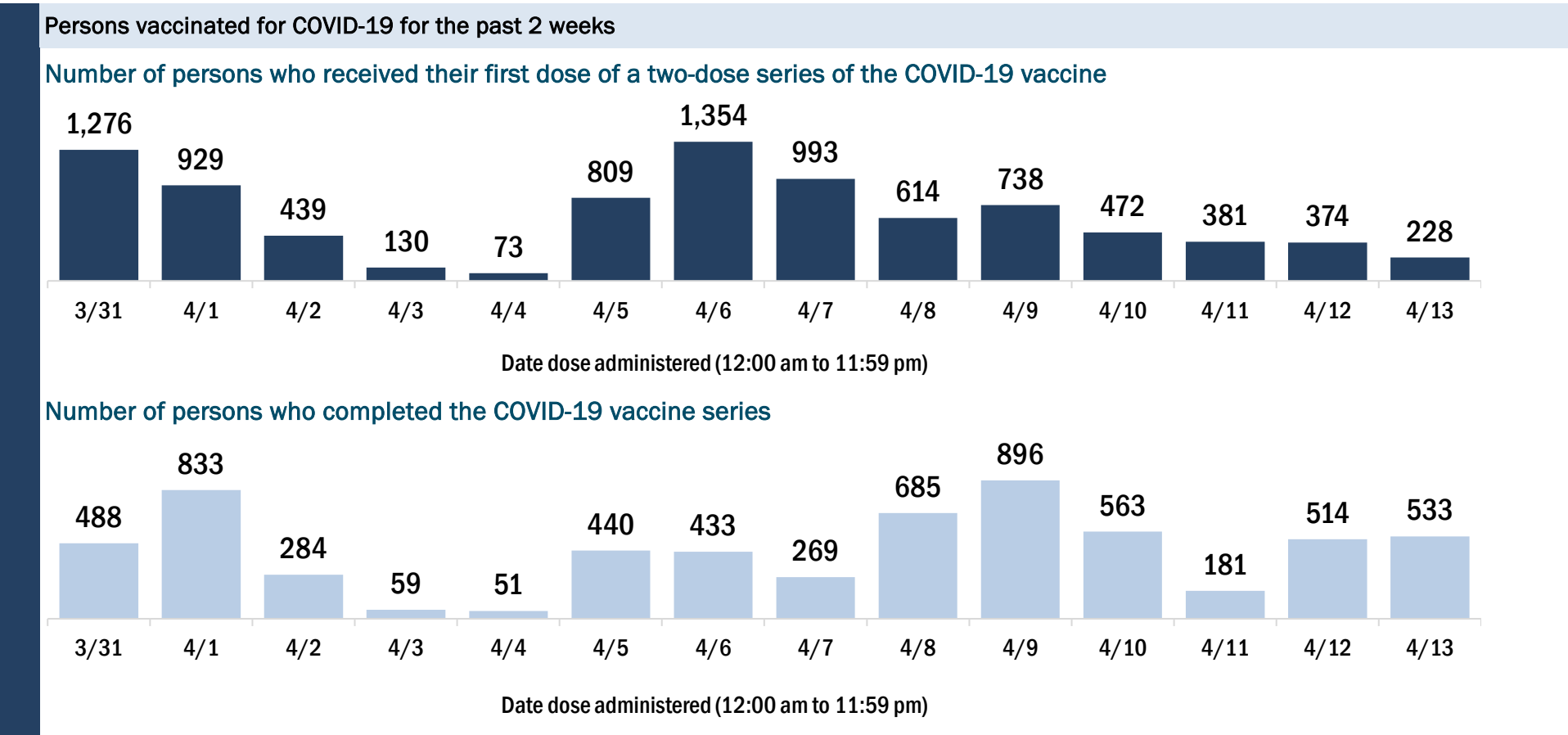
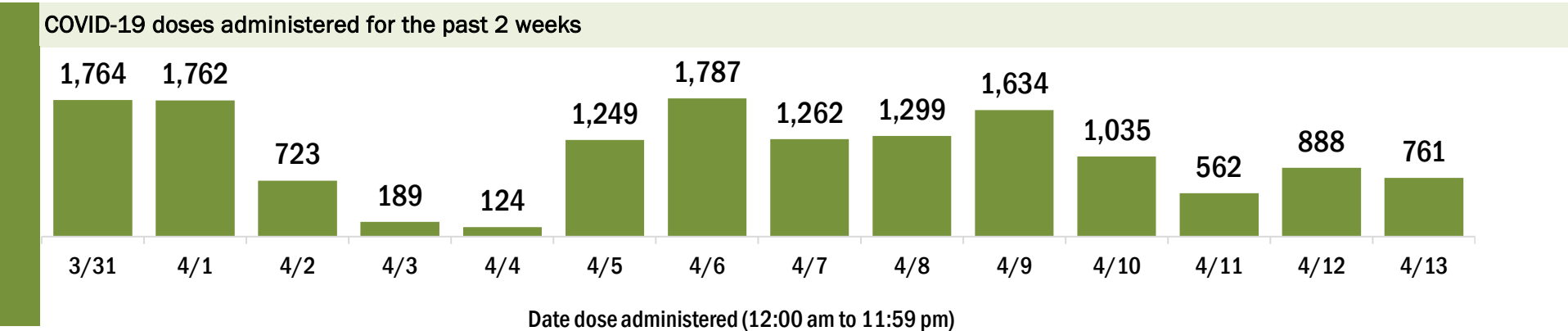
Data in this report are provisional and subject to change.

Data in this summary pertain to COVID-19 vaccines approved by the U.S. Food and Drug Administration and have been issued an Emergency Use Authorization (Janssen COVID-19 Vaccine, Moderna COVID-19 Vaccine and Pfizer-BioNTech COVID-19 Vaccine). These data summarize the number of people who have received either their first dose or have completed the series for a COVID-19 vaccine. **A person can only be counted in one category, first dose or series complete.** For persons receiving Moderna or Pfizer vaccines, once they receive their second dose, they are moved from the first dose column to the series completed column. **Because of this, the total first dose category may show a change from report to report not matching the total receiving their first dose from the previous day.** Persons receiving Johnson & Johnson vaccines will always be counted in the series completed column.

COVID-19 doses for vaccinated persons in Florida	
Doses administered	113,916
People receiving one dose of a 1-dose series (Johnson & Johnson) or receiving only one dose of a 2-dose series (Moderna, Pfizer) count once. Persons receiving both doses of a 2-dose series count twice.	

Current status of persons vaccinated for COVID-19 in Florida	
Total people vaccinated	72,024
First dose	28,259
Series completed	43,765
Completed 1-dose series	1,873
Completed 2-dose series	41,892
First dose: current number of people who have only received their first dose of the Moderna or Pfizer vaccine.	
Series complete: current number of people who have received both Moderna or Pfizer vaccine doses or one Johnson & Johnson dose and are considered fully immunized.	

Demographic summary	First dose	Series complete	Total people vaccinated
Age group	28,259	43,765	72,024
16-24 years	974	369	1,343
25-34 years	1,401	812	2,213
35-44 years	2,045	1,050	3,095
45-54 years	3,649	1,888	5,537
55-64 years	7,900	4,991	12,891
65-74 years	6,071	18,805	24,876
75-84 years	4,397	11,862	16,259
85+ years	1,822	3,988	5,810
Race	28,259	43,765	72,024
White	20,584	32,496	53,080
Black	1,365	1,091	2,456
American Indian/Alaskan	194	227	421
Other	1,907	2,986	4,893
Unknown	4,209	6,965	11,174
Other race includes Asian, native Hawaiian/Pacific Islander, or other.			
Ethnicity	28,259	43,765	72,024
Hispanic	2,075	1,092	3,167
Non-Hispanic	16,212	27,858	44,070
Unknown	9,972	14,815	24,787
Gender	28,259	43,765	72,024
Female	15,259	24,814	40,073
Male	12,971	18,916	31,887
Unknown	29	35	64



COVID-19: Jackson County vaccine summary

Vaccination data through Apr 13, 2021 as of Apr 14, 2021 at 12:05 AM

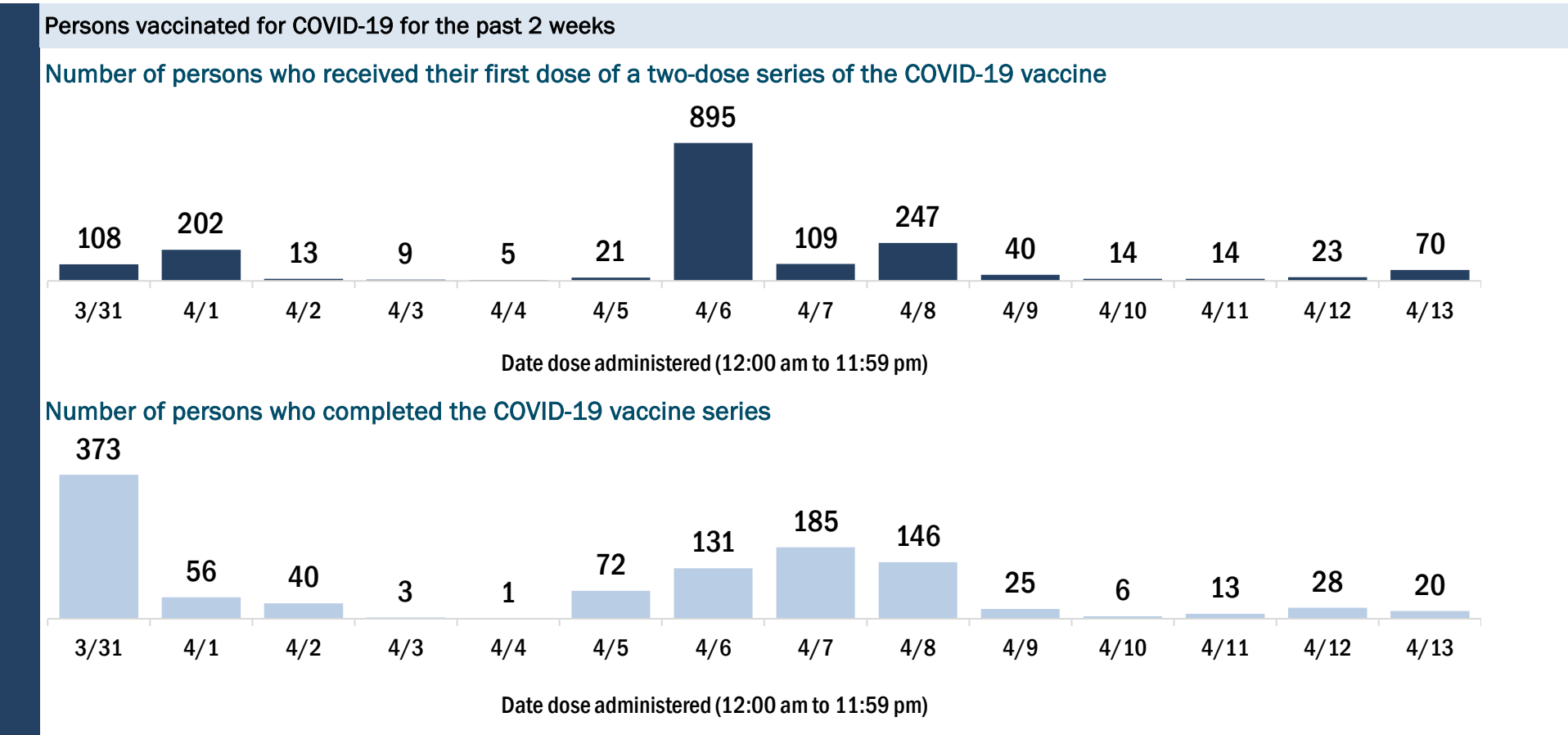
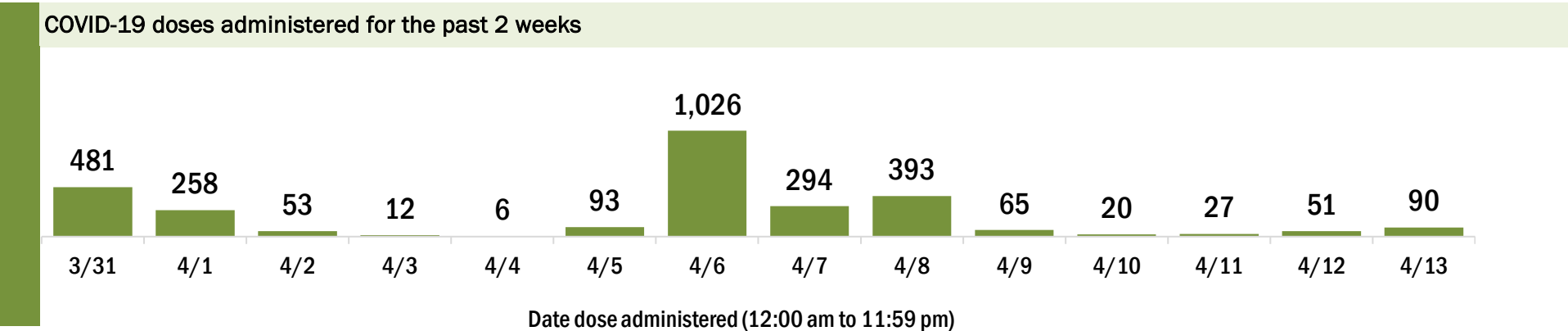
Data in this report are provisional and subject to change.

Data in this summary pertain to COVID-19 vaccines approved by the U.S. Food and Drug Administration and have been issued an Emergency Use Authorization (Janssen COVID-19 Vaccine, Moderna COVID-19 Vaccine and Pfizer-BioNTech COVID-19 Vaccine). These data summarize the number of people who have received either their first dose or have completed the series for a COVID-19 vaccine. **A person can only be counted in one category, first dose or series complete.** For persons receiving Moderna or Pfizer vaccines, once they receive their second dose, they are moved from the first dose column to the series completed column. **Because of this, the total first dose category may show a change from report to report not matching the total receiving their first dose from the previous day.** Persons receiving Johnson & Johnson vaccines will always be counted in the series completed column.

COVID-19 doses for vaccinated persons in Florida	
Doses administered	18,919
People receiving one dose of a 1-dose series (Johnson & Johnson) or receiving only one dose of a 2-dose series (Moderna, Pfizer) count once. Persons receiving both doses of a 2-dose series count twice.	

Current status of persons vaccinated for COVID-19 in Florida	
Total people vaccinated	11,757
First dose	3,842
Series completed	7,915
Completed 1-dose series	753
Completed 2-dose series	7,162
First dose: current number of people who have only received their first dose of the Moderna or Pfizer vaccine.	
Series complete: current number of people who have received both Moderna or Pfizer vaccine doses or one Johnson & Johnson dose and are considered fully immunized.	

Demographic summary	First dose	Series complete	Total people vaccinated
Age group	3,842	7,915	11,757
16-24 years	137	95	232
25-34 years	309	235	544
35-44 years	466	380	846
45-54 years	715	703	1,418
55-64 years	1,008	1,451	2,459
65-74 years	668	2,783	3,451
75-84 years	400	1,699	2,099
85+ years	139	569	708
Race	3,842	7,915	11,757
White	2,415	5,570	7,985
Black	934	1,497	2,431
American Indian/Alaskan	22	39	61
Other	169	342	511
Unknown	302	467	769
Other race includes Asian, native Hawaiian/Pacific Islander, or other.			
Ethnicity	3,842	7,915	11,757
Hispanic	182	90	272
Non-Hispanic	2,753	5,743	8,496
Unknown	907	2,082	2,989
Gender	3,842	7,915	11,757
Female	1,711	4,512	6,223
Male	2,130	3,403	5,533
Unknown	1	0	1



COVID-19: Jefferson County vaccine summary

Vaccination data through Apr 13, 2021 as of Apr 14, 2021 at 12:05 AM

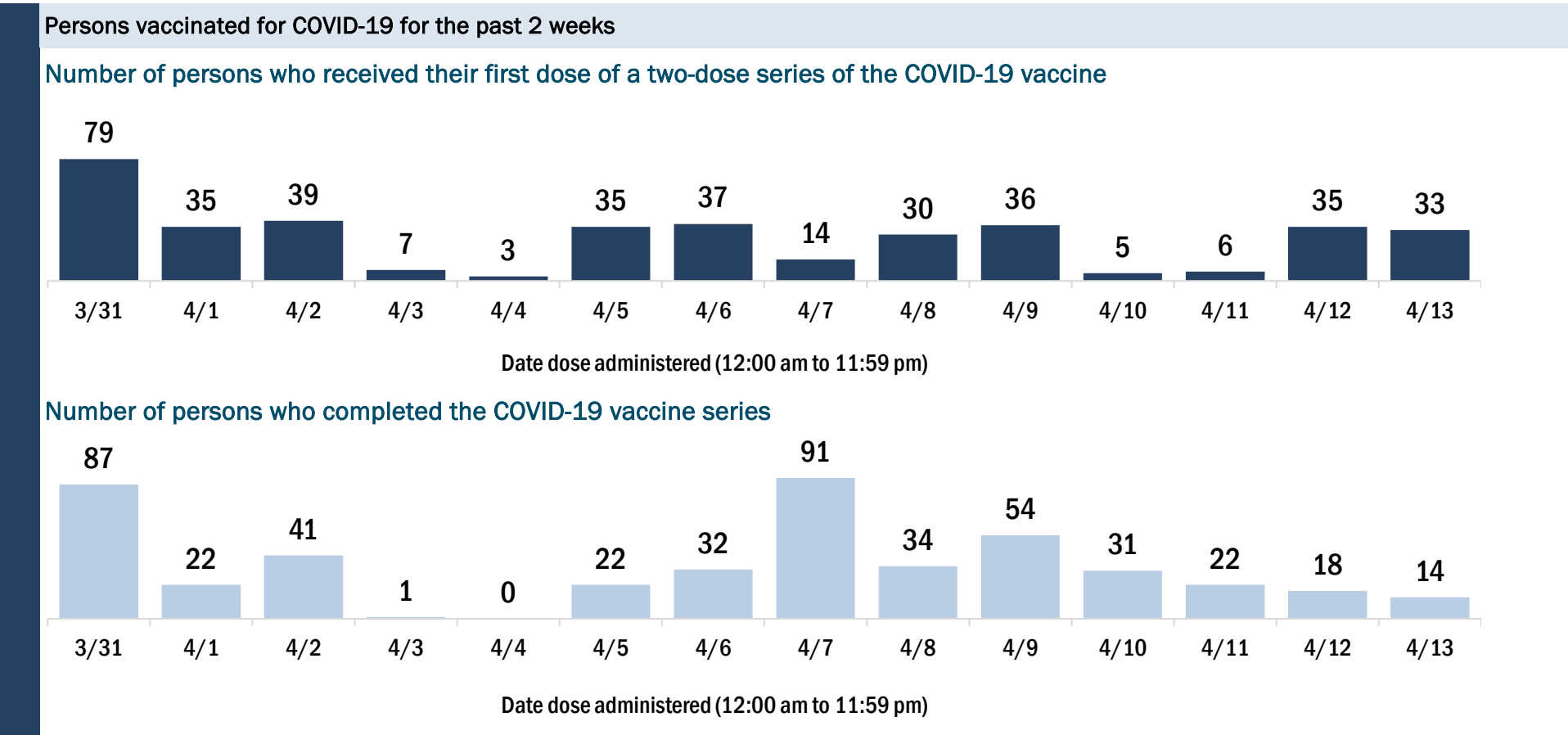
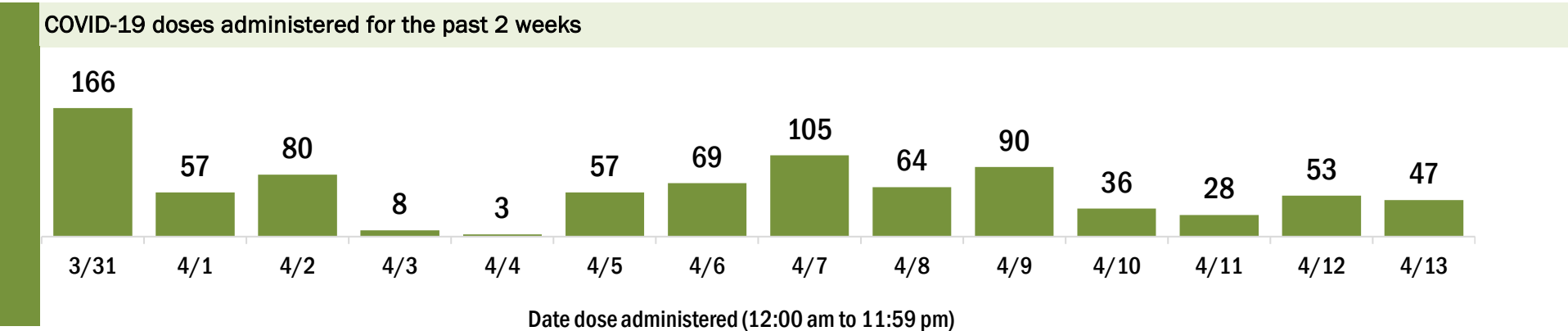
Data in this report are provisional and subject to change.

Data in this summary pertain to COVID-19 vaccines approved by the U.S. Food and Drug Administration and have been issued an Emergency Use Authorization (Janssen COVID-19 Vaccine, Moderna COVID-19 Vaccine and Pfizer-BioNTech COVID-19 Vaccine). These data summarize the number of people who have received either their first dose or have completed the series for a COVID-19 vaccine. **A person can only be counted in one category, first dose or series complete.** For persons receiving Moderna or Pfizer vaccines, once they receive their second dose, they are moved from the first dose column to the series completed column. **Because of this, the total first dose category may show a change from report to report not matching the total receiving their first dose from the previous day.** Persons receiving Johnson & Johnson vaccines will always be counted in the series completed column.

COVID-19 doses for vaccinated persons in Florida	
Doses administered	7,121
People receiving one dose of a 1-dose series (Johnson & Johnson) or receiving only one dose of a 2-dose series (Moderna, Pfizer) count once. Persons receiving both doses of a 2-dose series count twice.	

Current status of persons vaccinated for COVID-19 in Florida	
Total people vaccinated	4,318
First dose	1,248
Series completed	3,070
Completed 1-dose series	267
Completed 2-dose series	2,803
First dose: current number of people who have only received their first dose of the Moderna or Pfizer vaccine.	
Series complete: current number of people who have received both Moderna or Pfizer vaccine doses or one Johnson & Johnson dose and are considered fully immunized.	

Demographic summary	First dose	Series complete	Total people vaccinated
Age group	1,248	3,070	4,318
16-24 years	62	28	90
25-34 years	73	89	162
35-44 years	113	121	234
45-54 years	241	267	508
55-64 years	508	516	1,024
65-74 years	143	1,257	1,400
75-84 years	81	620	701
85+ years	27	172	199
Race	1,248	3,070	4,318
White	655	1,679	2,334
Black	350	633	983
American Indian/Alaskan	3	5	8
Other	136	496	632
Unknown	104	257	361
Other race includes Asian, native Hawaiian/Pacific Islander, or other.			
Ethnicity	1,248	3,070	4,318
Hispanic	40	49	89
Non-Hispanic	893	1,670	2,563
Unknown	315	1,351	1,666
Gender	1,248	3,070	4,318
Female	725	1,794	2,519
Male	523	1,276	1,799
Unknown	0	0	0



COVID-19: Lafayette County vaccine summary

Vaccination data through Apr 13, 2021 as of Apr 14, 2021 at 12:05 AM

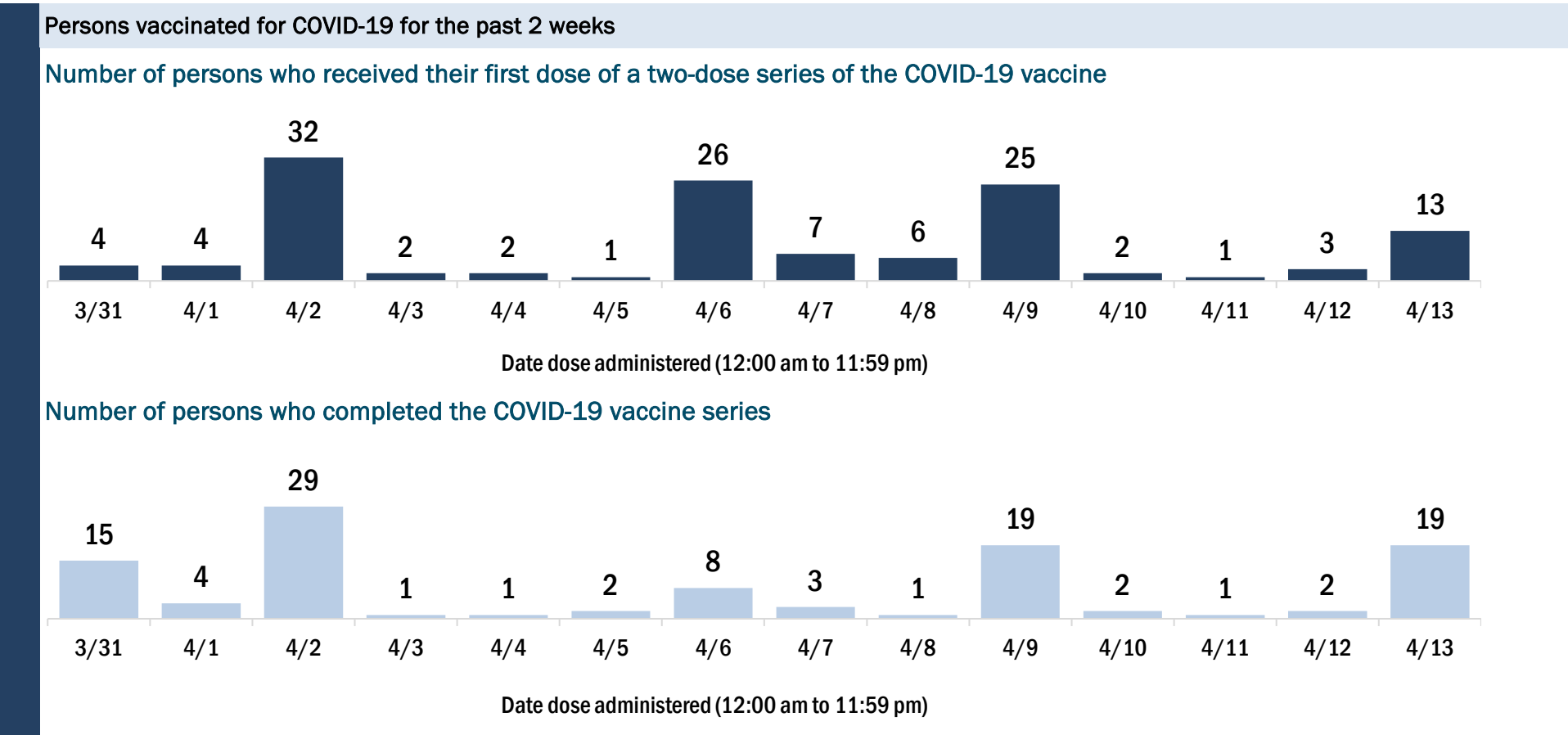
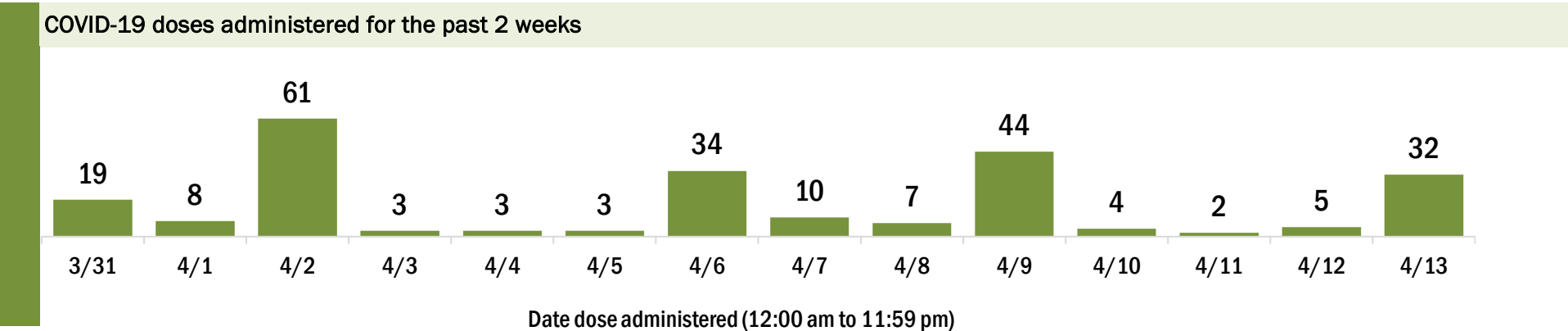
Data in this report are provisional and subject to change.

Data in this summary pertain to COVID-19 vaccines approved by the U.S. Food and Drug Administration and have been issued an Emergency Use Authorization (Janssen COVID-19 Vaccine, Moderna COVID-19 Vaccine and Pfizer-BioNTech COVID-19 Vaccine). These data summarize the number of people who have received either their first dose or have completed the series for a COVID-19 vaccine. **A person can only be counted in one category, first dose or series complete.** For persons receiving Moderna or Pfizer vaccines, once they receive their second dose, they are moved from the first dose column to the series completed column. **Because of this, the total first dose category may show a change from report to report not matching the total receiving their first dose from the previous day.** Persons receiving Johnson & Johnson vaccines will always be counted in the series completed column.

COVID-19 doses for vaccinated persons in Florida	
Doses administered	2,914
People receiving one dose of a 1-dose series (Johnson & Johnson) or receiving only one dose of a 2-dose series (Moderna, Pfizer) count once. Persons receiving both doses of a 2-dose series count twice.	

Current status of persons vaccinated for COVID-19 in Florida	
Total people vaccinated	1,691
First dose	444
Series completed	1,247
Completed 1-dose series	24
Completed 2-dose series	1,223
First dose: current number of people who have only received their first dose of the Moderna or Pfizer vaccine.	
Series complete: current number of people who have received both Moderna or Pfizer vaccine doses or one Johnson & Johnson dose and are considered fully immunized.	

Demographic summary	First dose	Series complete	Total people vaccinated
Age group	444	1,247	1,691
16-24 years	13	4	17
25-34 years	12	9	21
35-44 years	42	24	66
45-54 years	73	62	135
55-64 years	121	114	235
65-74 years	107	595	702
75-84 years	52	340	392
85+ years	24	99	123
Race	444	1,247	1,691
White	332	1,065	1,397
Black	20	40	60
American Indian/Alaskan	5	4	9
Other	24	71	95
Unknown	63	67	130
Other race includes Asian, native Hawaiian/Pacific Islander, or other.			
Ethnicity	444	1,247	1,691
Hispanic	42	31	73
Non-Hispanic	270	1,013	1,283
Unknown	132	203	335
Gender	444	1,247	1,691
Female	238	645	883
Male	205	602	807
Unknown	1	0	1



COVID-19: Lake County vaccine summary

Vaccination data through Apr 13, 2021 as of Apr 14, 2021 at 12:05 AM

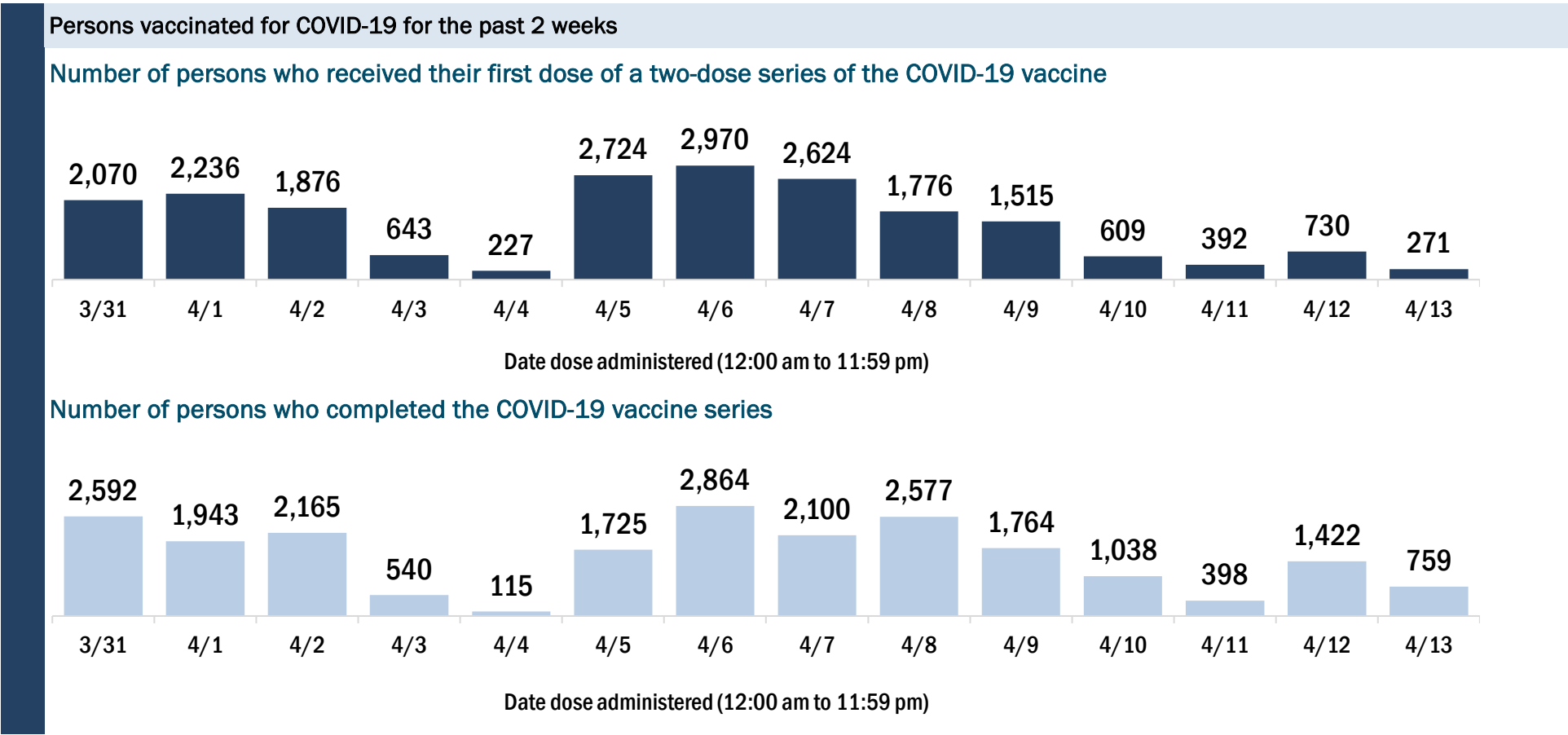
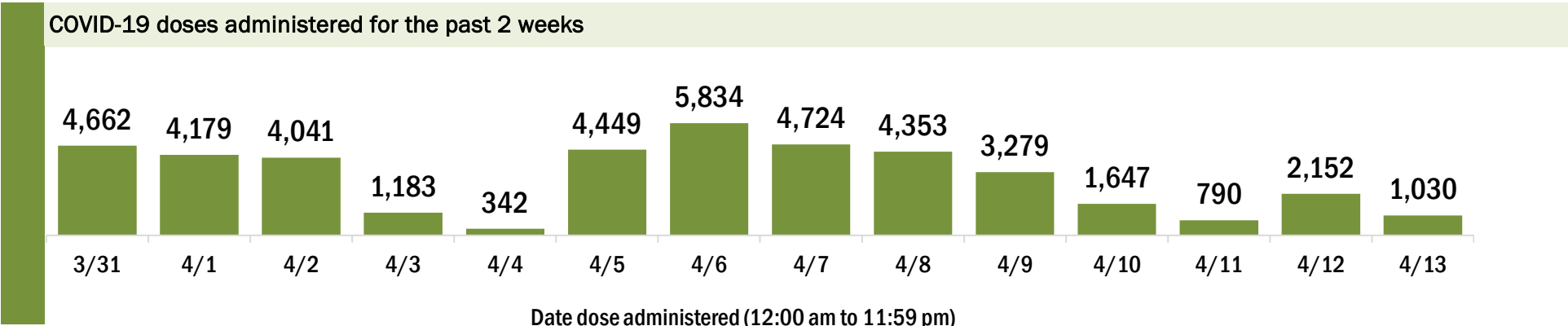
Data in this report are provisional and subject to change.

Data in this summary pertain to COVID-19 vaccines approved by the U.S. Food and Drug Administration and have been issued an Emergency Use Authorization (Janssen COVID-19 Vaccine, Moderna COVID-19 Vaccine and Pfizer-BioNTech COVID-19 Vaccine). These data summarize the number of people who have received either their first dose or have completed the series for a COVID-19 vaccine. **A person can only be counted in one category, first dose or series complete.** For persons receiving Moderna or Pfizer vaccines, once they receive their second dose, they are moved from the first dose column to the series completed column. **Because of this, the total first dose category may show a change from report to report not matching the total receiving their first dose from the previous day.** Persons receiving Johnson & Johnson vaccines will always be counted in the series completed column.

COVID-19 doses for vaccinated persons in Florida	
Doses administered	234,423
People receiving one dose of a 1-dose series (Johnson & Johnson) or receiving only one dose of a 2-dose series (Moderna, Pfizer) count once. Persons receiving both doses of a 2-dose series count twice.	

Current status of persons vaccinated for COVID-19 in Florida	
Total people vaccinated	146,413
First dose	52,640
Series completed	93,773
Completed 1-dose series	5,763
Completed 2-dose series	88,010
First dose: current number of people who have only received their first dose of the Moderna or Pfizer vaccine.	
Series complete: current number of people who have received both Moderna or Pfizer vaccine doses or one Johnson & Johnson dose and are considered fully immunized.	

Demographic summary	First dose	Series complete	Total people vaccinated
Age group	52,640	93,773	146,413
16-24 years	3,658	1,017	4,675
25-34 years	4,081	2,520	6,601
35-44 years	6,010	3,863	9,873
45-54 years	9,272	5,557	14,829
55-64 years	13,970	11,748	25,718
65-74 years	8,088	36,413	44,501
75-84 years	5,555	25,298	30,853
85+ years	2,006	7,357	9,363
Race	52,640	93,773	146,413
White	34,459	71,397	105,856
Black	3,191	4,160	7,351
American Indian/Alaskan	284	478	762
Other	5,529	7,800	13,329
Unknown	9,177	9,938	19,115
Other race includes Asian, native Hawaiian/Pacific Islander, or other.			
Ethnicity	52,640	93,773	146,413
Hispanic	5,918	4,263	10,181
Non-Hispanic	26,202	53,558	79,760
Unknown	20,520	35,952	56,472
Gender	52,640	93,773	146,413
Female	28,724	53,638	82,362
Male	23,773	40,040	63,813
Unknown	143	95	238



COVID-19: Lee County vaccine summary

Vaccination data through Apr 13, 2021 as of Apr 14, 2021 at 12:05 AM

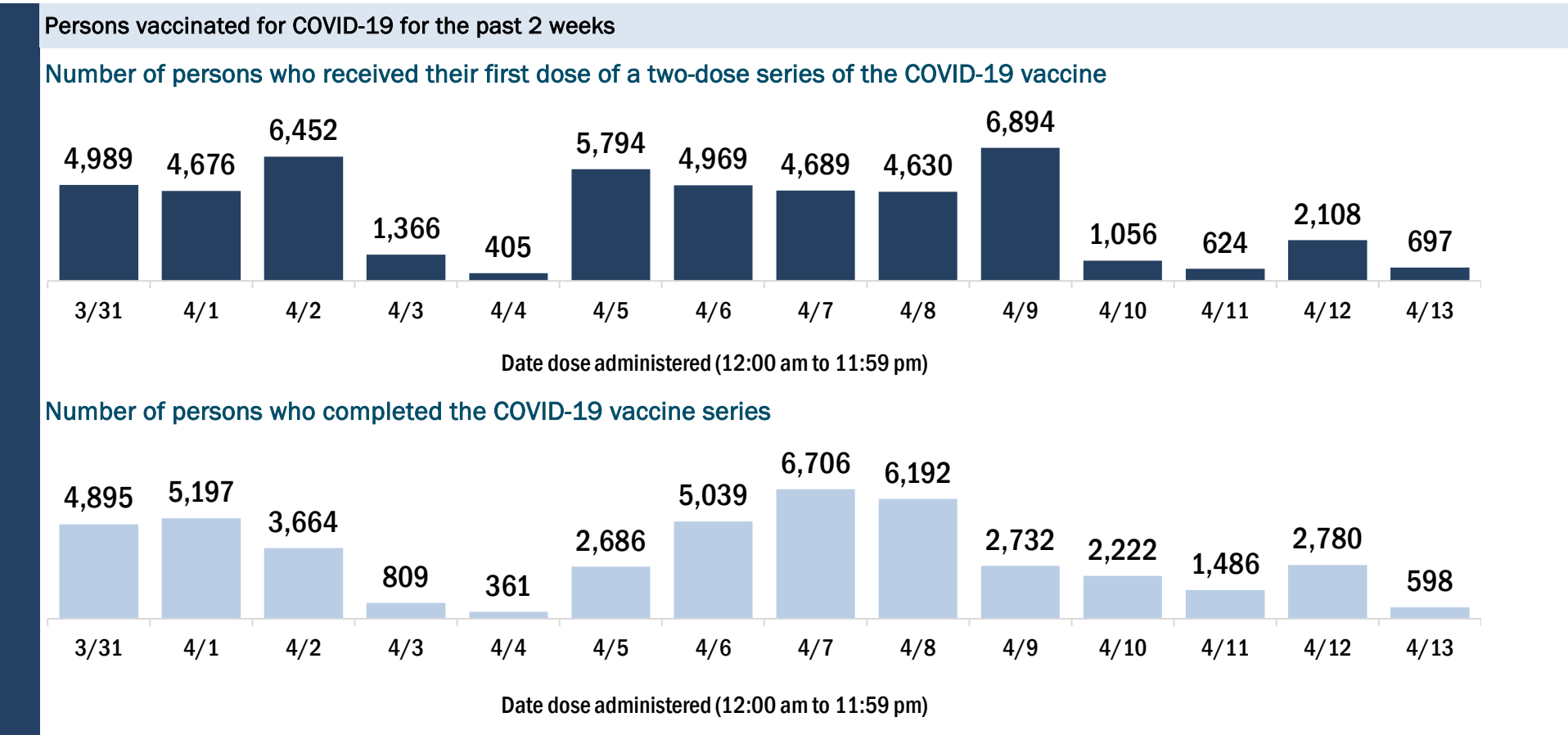
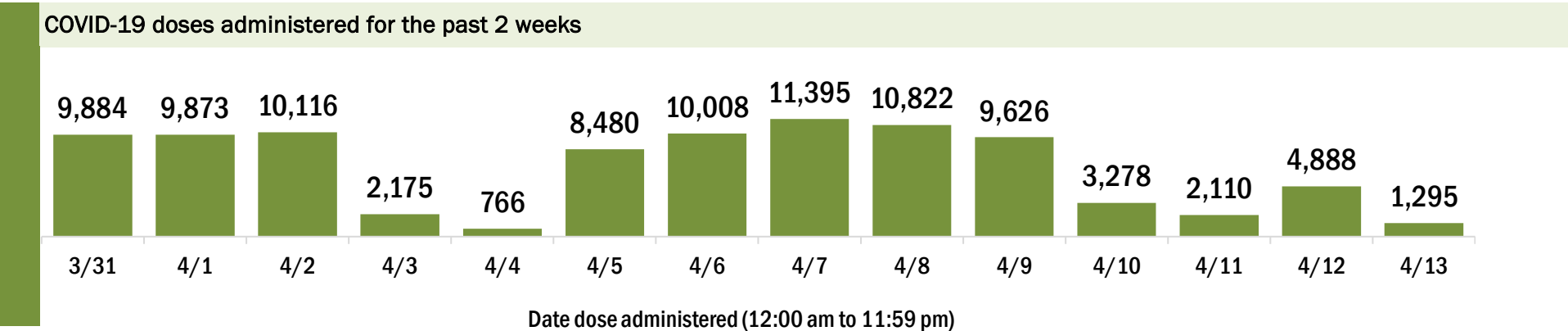
Data in this report are provisional and subject to change.

Data in this summary pertain to COVID-19 vaccines approved by the U.S. Food and Drug Administration and have been issued an Emergency Use Authorization (Janssen COVID-19 Vaccine, Moderna COVID-19 Vaccine and Pfizer-BioNTech COVID-19 Vaccine). These data summarize the number of people who have received either their first dose or have completed the series for a COVID-19 vaccine. **A person can only be counted in one category, first dose or series complete.** For persons receiving Moderna or Pfizer vaccines, once they receive their second dose, they are moved from the first dose column to the series completed column. **Because of this, the total first dose category may show a change from report to report not matching the total receiving their first dose from the previous day.** Persons receiving Johnson & Johnson vaccines will always be counted in the series completed column.

COVID-19 doses for vaccinated persons in Florida	
Doses administered	442,082
People receiving one dose of a 1-dose series (Johnson & Johnson) or receiving only one dose of a 2-dose series (Moderna, Pfizer) count once. Persons receiving both doses of a 2-dose series count twice.	

Current status of persons vaccinated for COVID-19 in Florida	
Total people vaccinated	284,571
First dose	115,626
Series completed	168,945
Completed 1-dose series	11,434
Completed 2-dose series	157,511
First dose: current number of people who have only received their first dose of the Moderna or Pfizer vaccine.	
Series complete: current number of people who have received both Moderna or Pfizer vaccine doses or one Johnson & Johnson dose and are considered fully immunized.	

Demographic summary	First dose	Series complete	Total people vaccinated
Age group	115,626	168,945	284,571
16-24 years	4,399	1,503	5,902
25-34 years	6,757	4,002	10,759
35-44 years	10,444	5,461	15,905
45-54 years	16,967	8,394	25,361
55-64 years	33,875	19,063	52,938
65-74 years	24,693	73,450	98,143
75-84 years	14,129	45,066	59,195
85+ years	4,362	12,006	16,368
Race	115,626	168,945	284,571
White	83,665	119,981	203,646
Black	3,605	3,524	7,129
American Indian/Alaskan	507	514	1,021
Other	8,123	10,771	18,894
Unknown	19,726	34,155	53,881
Other race includes Asian, native Hawaiian/Pacific Islander, or other.			
Ethnicity	115,626	168,945	284,571
Hispanic	13,474	7,808	21,282
Non-Hispanic	65,348	96,135	161,483
Unknown	36,804	65,002	101,806
Gender	115,626	168,945	284,571
Female	62,787	94,981	157,768
Male	52,528	73,659	126,187
Unknown	311	305	616



COVID-19: Leon County vaccine summary

Vaccination data through Apr 13, 2021 as of Apr 14, 2021 at 12:05 AM

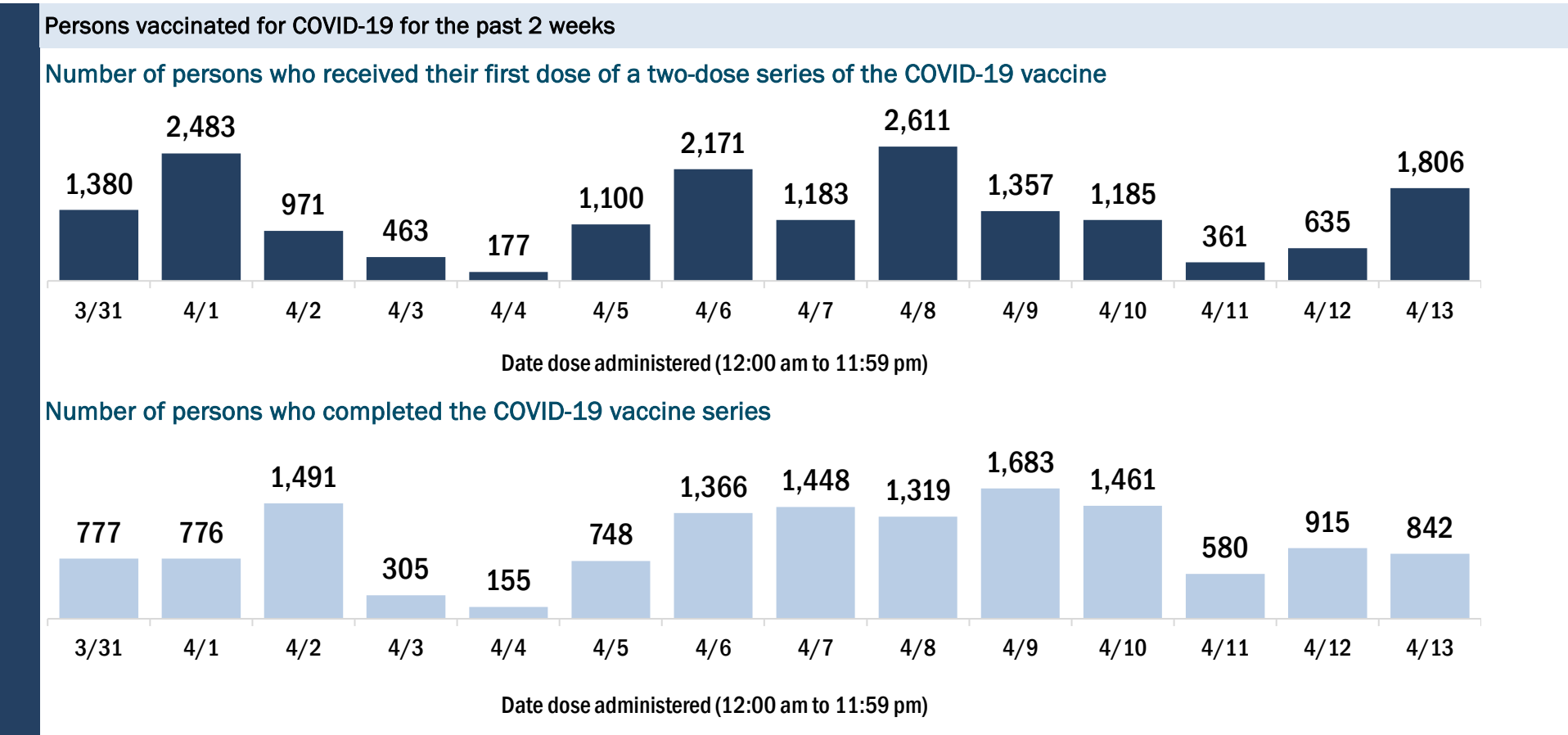
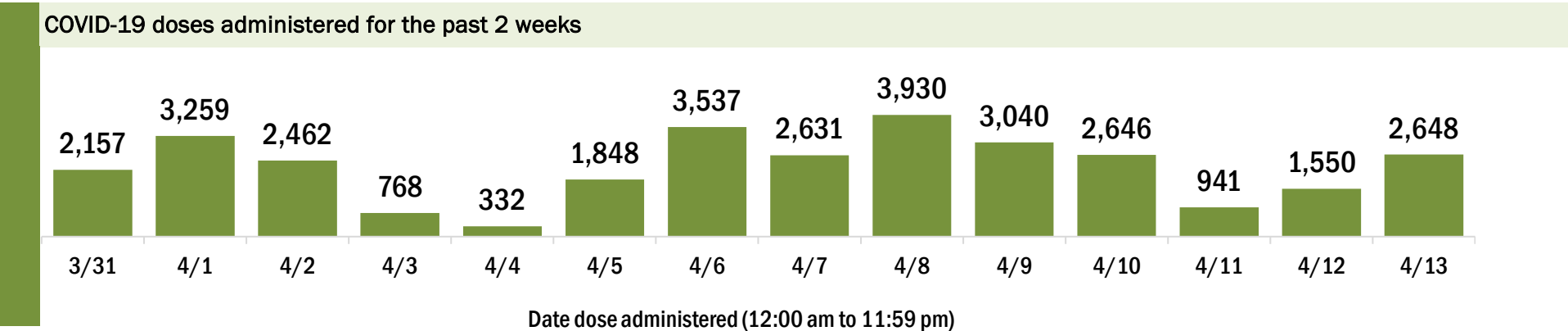
Data in this report are provisional and subject to change.

Data in this summary pertain to COVID-19 vaccines approved by the U.S. Food and Drug Administration and have been issued an Emergency Use Authorization (Janssen COVID-19 Vaccine, Moderna COVID-19 Vaccine and Pfizer-BioNTech COVID-19 Vaccine). These data summarize the number of people who have received either their first dose or have completed the series for a COVID-19 vaccine. **A person can only be counted in one category, first dose or series complete.** For persons receiving Moderna or Pfizer vaccines, once they receive their second dose, they are moved from the first dose column to the series completed column. **Because of this, the total first dose category may show a change from report to report not matching the total receiving their first dose from the previous day.** Persons receiving Johnson & Johnson vaccines will always be counted in the series completed column.

COVID-19 doses for vaccinated persons in Florida	
Doses administered	158,125
People receiving one dose of a 1-dose series (Johnson & Johnson) or receiving only one dose of a 2-dose series (Moderna, Pfizer) count once. Persons receiving both doses of a 2-dose series count twice.	

Current status of persons vaccinated for COVID-19 in Florida	
Total people vaccinated	100,530
First dose	38,648
Series completed	61,882
Completed 1-dose series	4,287
Completed 2-dose series	57,595
First dose: current number of people who have only received their first dose of the Moderna or Pfizer vaccine.	
Series complete: current number of people who have received both Moderna or Pfizer vaccine doses or one Johnson & Johnson dose and are considered fully immunized.	

Demographic summary	First dose	Series complete	Total people vaccinated
Age group	38,648	61,882	100,530
16-24 years	6,314	2,712	9,026
25-34 years	6,430	4,683	11,113
35-44 years	6,795	5,444	12,239
45-54 years	7,381	6,816	14,197
55-64 years	7,401	12,071	19,472
65-74 years	2,486	18,725	21,211
75-84 years	1,195	8,530	9,725
85+ years	646	2,901	3,547
Race	38,648	61,882	100,530
White	22,177	36,978	59,155
Black	5,245	8,765	14,010
American Indian/Alaskan	129	185	314
Other	5,829	10,979	16,808
Unknown	5,268	4,975	10,243
Other race includes Asian, native Hawaiian/Pacific Islander, or other.			
Ethnicity	38,648	61,882	100,530
Hispanic	2,250	2,426	4,676
Non-Hispanic	25,778	45,073	70,851
Unknown	10,620	14,383	25,003
Gender	38,648	61,882	100,530
Female	21,010	36,520	57,530
Male	17,595	25,326	42,921
Unknown	43	36	79



COVID-19: Levy County vaccine summary

Vaccination data through Apr 13, 2021 as of Apr 14, 2021 at 12:05 AM

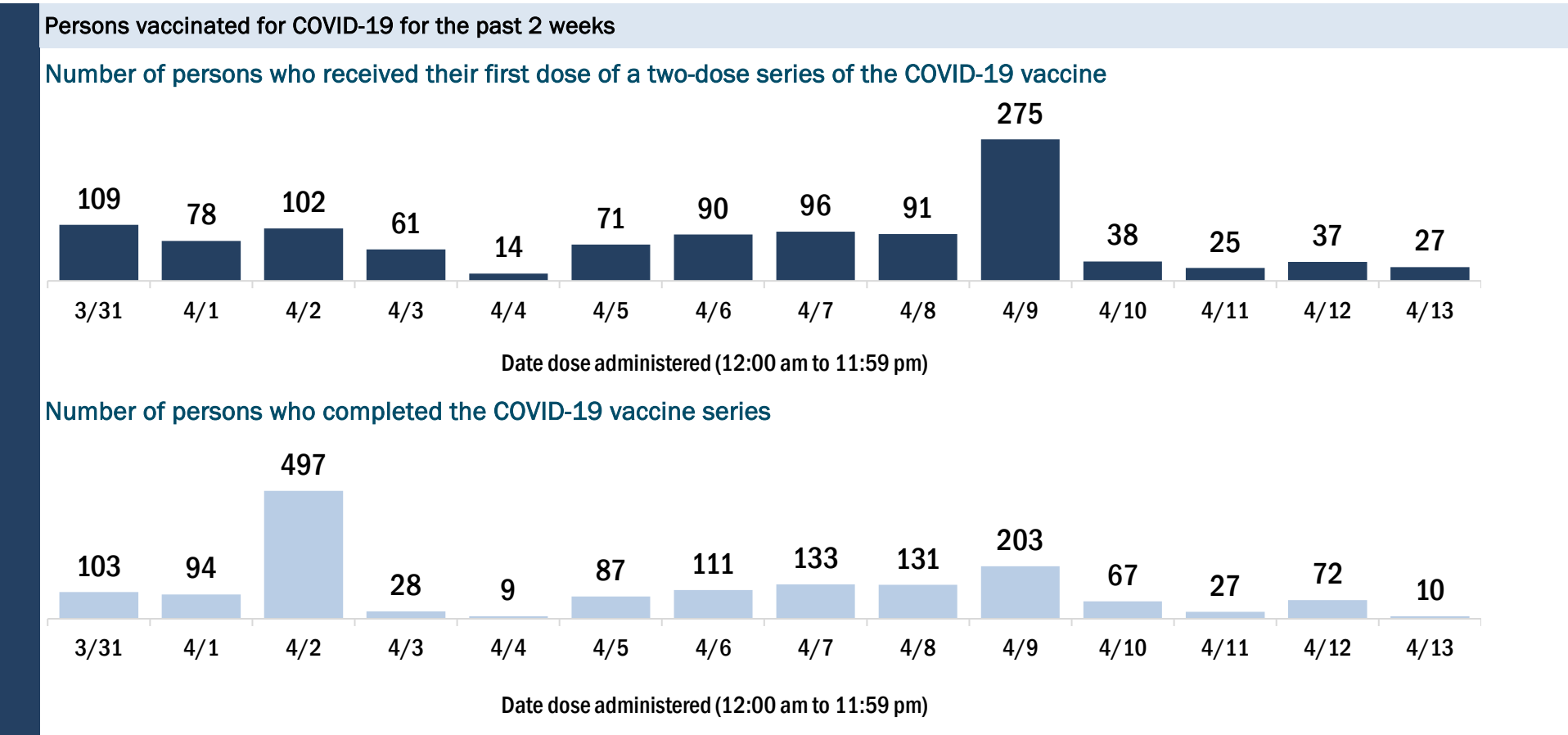
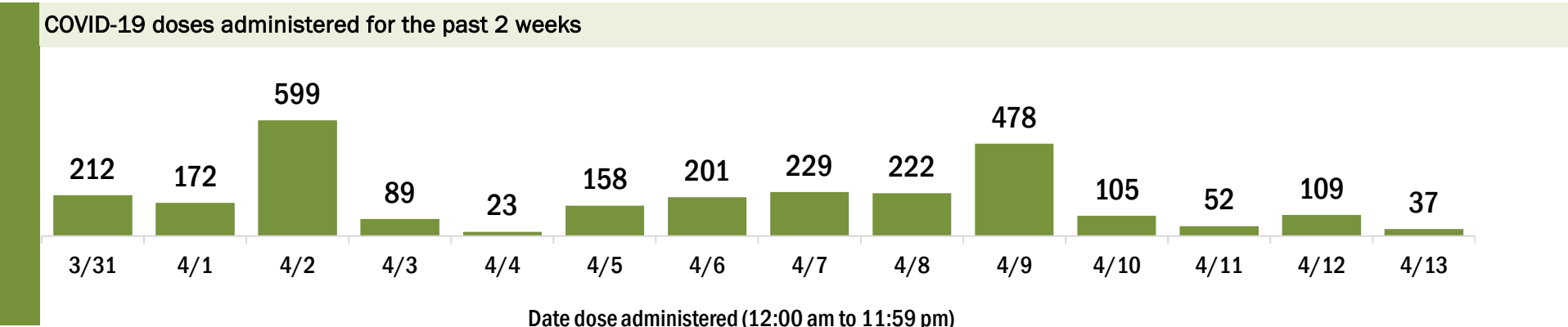
Data in this report are provisional and subject to change.

Data in this summary pertain to COVID-19 vaccines approved by the U.S. Food and Drug Administration and have been issued an Emergency Use Authorization (Janssen COVID-19 Vaccine, Moderna COVID-19 Vaccine and Pfizer-BioNTech COVID-19 Vaccine). These data summarize the number of people who have received either their first dose or have completed the series for a COVID-19 vaccine. **A person can only be counted in one category, first dose or series complete.** For persons receiving Moderna or Pfizer vaccines, once they receive their second dose, they are moved from the first dose column to the series completed column. **Because of this, the total first dose category may show a change from report to report not matching the total receiving their first dose from the previous day.** Persons receiving Johnson & Johnson vaccines will always be counted in the series completed column.

COVID-19 doses for vaccinated persons in Florida	
Doses administered	15,315
People receiving one dose of a 1-dose series (Johnson & Johnson) or receiving only one dose of a 2-dose series (Moderna, Pfizer) count once. Persons receiving both doses of a 2-dose series count twice.	

Current status of persons vaccinated for COVID-19 in Florida	
Total people vaccinated	9,820
First dose	3,336
Series completed	6,484
Completed 1-dose series	989
Completed 2-dose series	5,495
First dose: current number of people who have only received their first dose of the Moderna or Pfizer vaccine.	
Series complete: current number of people who have received both Moderna or Pfizer vaccine doses or one Johnson & Johnson dose and are considered fully immunized.	

Demographic summary	First dose	Series complete	Total people vaccinated
Age group	3,336	6,484	9,820
16-24 years	98	67	165
25-34 years	133	194	327
35-44 years	211	220	431
45-54 years	437	405	842
55-64 years	1,203	897	2,100
65-74 years	750	2,834	3,584
75-84 years	387	1,510	1,897
85+ years	117	357	474
Race	3,336	6,484	9,820
White	2,490	5,082	7,572
Black	270	383	653
American Indian/Alaskan	26	37	63
Other	230	361	591
Unknown	320	621	941
Other race includes Asian, native Hawaiian/Pacific Islander, or other.			
Ethnicity	3,336	6,484	9,820
Hispanic	215	188	403
Non-Hispanic	2,054	4,671	6,725
Unknown	1,067	1,625	2,692
Gender	3,336	6,484	9,820
Female	1,888	3,716	5,604
Male	1,446	2,768	4,214
Unknown	2	0	2



COVID-19: Liberty County vaccine summary

Vaccination data through Apr 13, 2021 as of Apr 14, 2021 at 12:05 AM

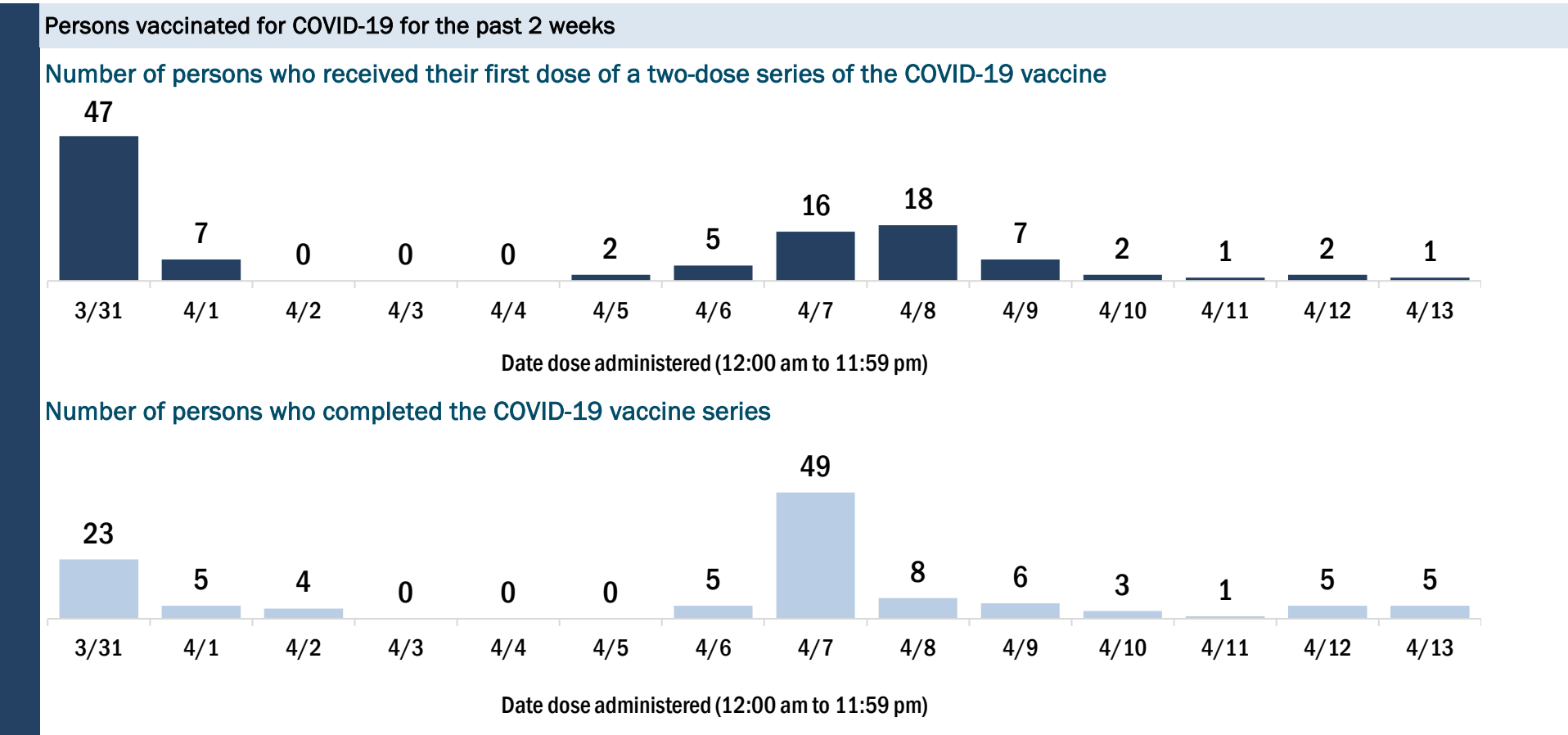
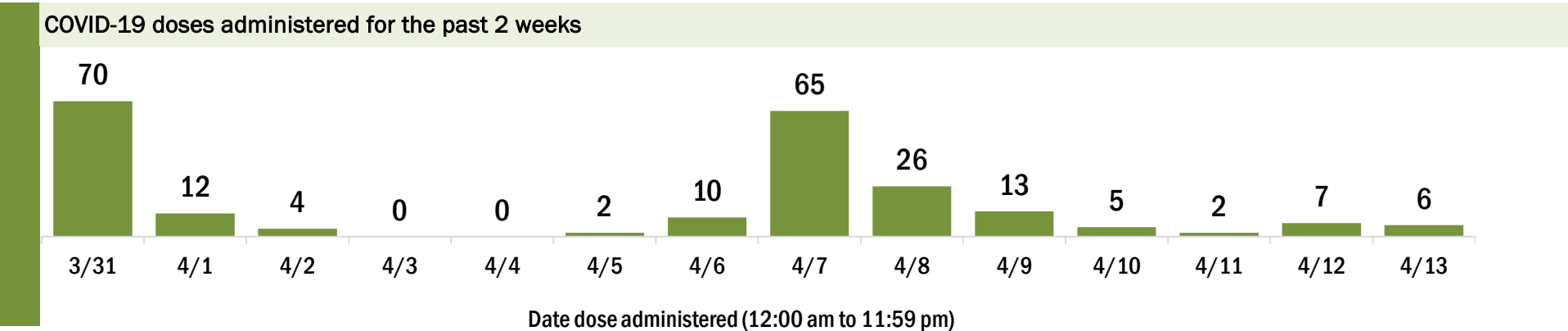
Data in this report are provisional and subject to change.

Data in this summary pertain to COVID-19 vaccines approved by the U.S. Food and Drug Administration and have been issued an Emergency Use Authorization (Janssen COVID-19 Vaccine, Moderna COVID-19 Vaccine and Pfizer-BioNTech COVID-19 Vaccine). These data summarize the number of people who have received either their first dose or have completed the series for a COVID-19 vaccine. **A person can only be counted in one category, first dose or series complete.** For persons receiving Moderna or Pfizer vaccines, once they receive their second dose, they are moved from the first dose column to the series completed column. **Because of this, the total first dose category may show a change from report to report not matching the total receiving their first dose from the previous day.** Persons receiving Johnson & Johnson vaccines will always be counted in the series completed column.

COVID-19 doses for vaccinated persons in Florida	
Doses administered	2,433
People receiving one dose of a 1-dose series (Johnson & Johnson) or receiving only one dose of a 2-dose series (Moderna, Pfizer) count once. Persons receiving both doses of a 2-dose series count twice.	

Current status of persons vaccinated for COVID-19 in Florida	
Total people vaccinated	1,413
First dose	325
Series completed	1,088
Completed 1-dose series	68
Completed 2-dose series	1,020
First dose: current number of people who have only received their first dose of the Moderna or Pfizer vaccine.	
Series complete: current number of people who have received both Moderna or Pfizer vaccine doses or one Johnson & Johnson dose and are considered fully immunized.	

Demographic summary	First dose	Series complete	Total people vaccinated
Age group	325	1,088	1,413
16-24 years	16	13	29
25-34 years	21	29	50
35-44 years	36	65	101
45-54 years	65	74	139
55-64 years	103	241	344
65-74 years	48	400	448
75-84 years	27	212	239
85+ years	9	54	63
Race	325	1,088	1,413
White	212	795	1,007
Black	48	92	140
American Indian/Alaskan	5	7	12
Other	25	94	119
Unknown	35	100	135
Other race includes Asian, native Hawaiian/Pacific Islander, or other.			
Ethnicity	325	1,088	1,413
Hispanic	4	15	19
Non-Hispanic	150	612	762
Unknown	171	461	632
Gender	325	1,088	1,413
Female	183	584	767
Male	142	504	646
Unknown	0	0	0



COVID-19: Madison County vaccine summary

Vaccination data through Apr 13, 2021 as of Apr 14, 2021 at 12:05 AM

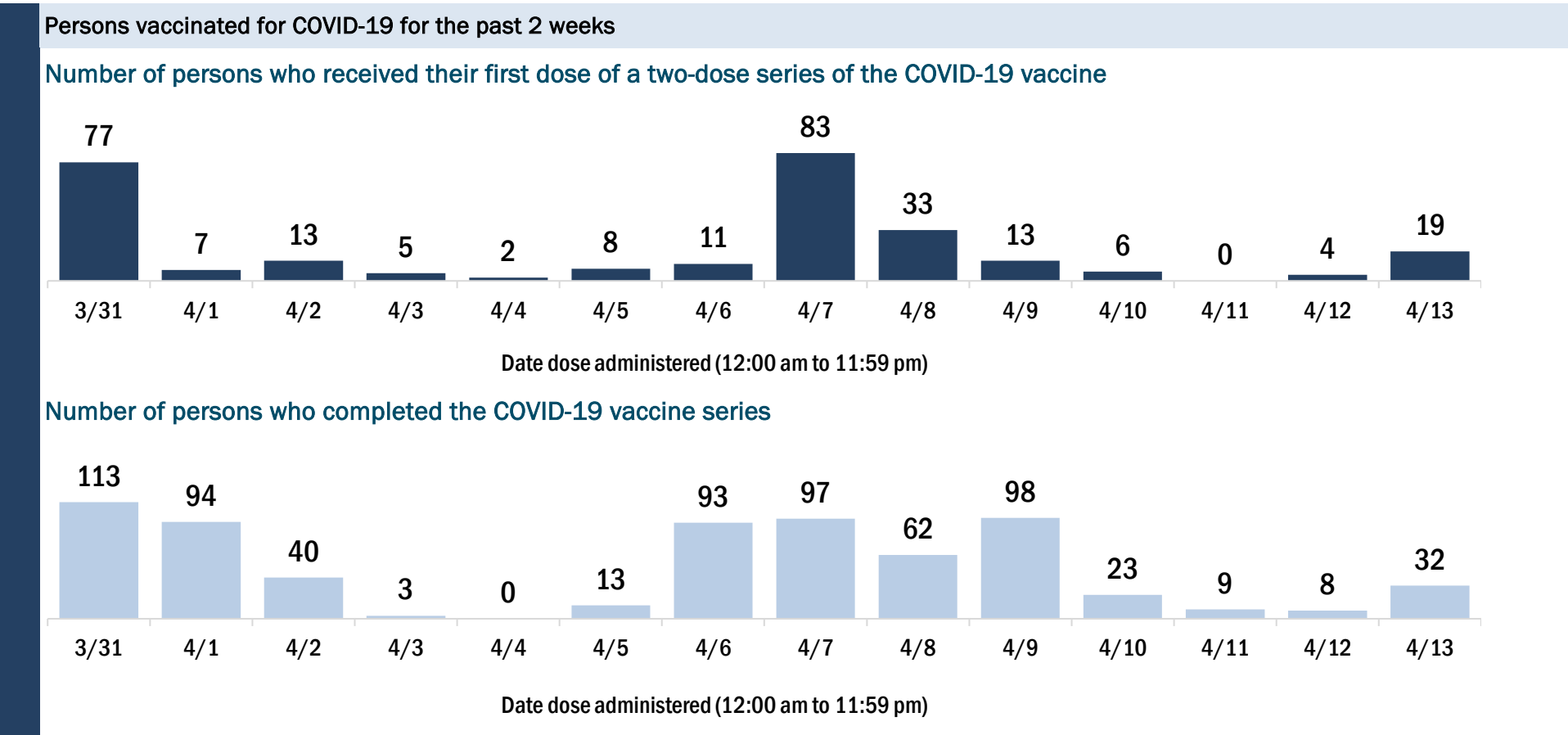
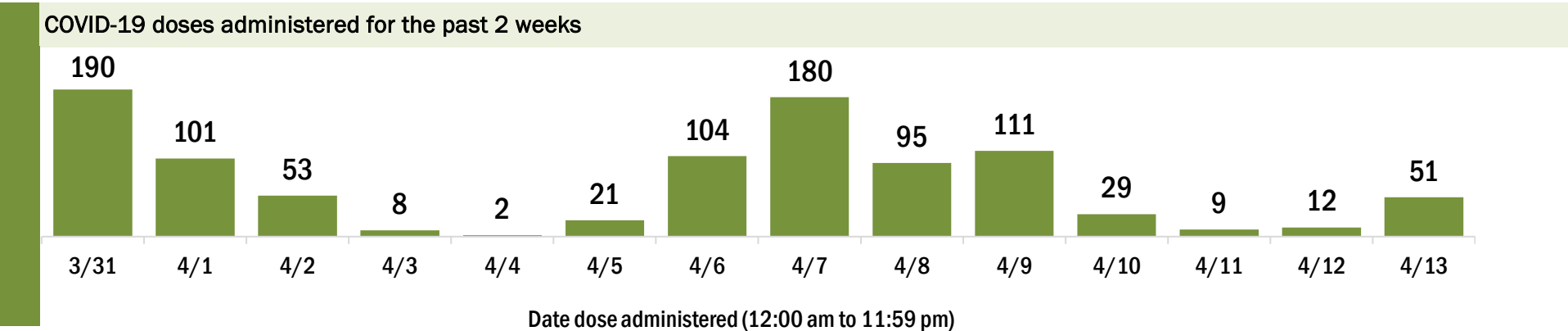
Data in this report are provisional and subject to change.

Data in this summary pertain to COVID-19 vaccines approved by the U.S. Food and Drug Administration and have been issued an Emergency Use Authorization (Janssen COVID-19 Vaccine, Moderna COVID-19 Vaccine and Pfizer-BioNTech COVID-19 Vaccine). These data summarize the number of people who have received either their first dose or have completed the series for a COVID-19 vaccine. **A person can only be counted in one category, first dose or series complete.** For persons receiving Moderna or Pfizer vaccines, once they receive their second dose, they are moved from the first dose column to the series completed column. **Because of this, the total first dose category may show a change from report to report not matching the total receiving their first dose from the previous day.** Persons receiving Johnson & Johnson vaccines will always be counted in the series completed column.

COVID-19 doses for vaccinated persons in Florida	
Doses administered	7,648
People receiving one dose of a 1-dose series (Johnson & Johnson) or receiving only one dose of a 2-dose series (Moderna, Pfizer) count once. Persons receiving both doses of a 2-dose series count twice.	

Current status of persons vaccinated for COVID-19 in Florida	
Total people vaccinated	4,587
First dose	1,157
Series completed	3,430
Completed 1-dose series	369
Completed 2-dose series	3,061
First dose: current number of people who have only received their first dose of the Moderna or Pfizer vaccine.	
Series complete: current number of people who have received both Moderna or Pfizer vaccine doses or one Johnson & Johnson dose and are considered fully immunized.	

Demographic summary	First dose	Series complete	Total people vaccinated
Age group	1,157	3,430	4,587
16-24 years	42	32	74
25-34 years	67	94	161
35-44 years	106	164	270
45-54 years	242	271	513
55-64 years	424	588	1,012
65-74 years	178	1,333	1,511
75-84 years	72	743	815
85+ years	26	205	231
Race	1,157	3,430	4,587
White	571	1,915	2,486
Black	345	932	1,277
American Indian/Alaskan	0	8	8
Other	96	296	392
Unknown	145	279	424
Other race includes Asian, native Hawaiian/Pacific Islander, or other.			
Ethnicity	1,157	3,430	4,587
Hispanic	26	68	94
Non-Hispanic	610	1,454	2,064
Unknown	521	1,908	2,429
Gender	1,157	3,430	4,587
Female	654	1,945	2,599
Male	503	1,485	1,988
Unknown	0	0	0



COVID-19: Manatee County vaccine summary

Vaccination data through Apr 13, 2021 as of Apr 14, 2021 at 12:05 AM

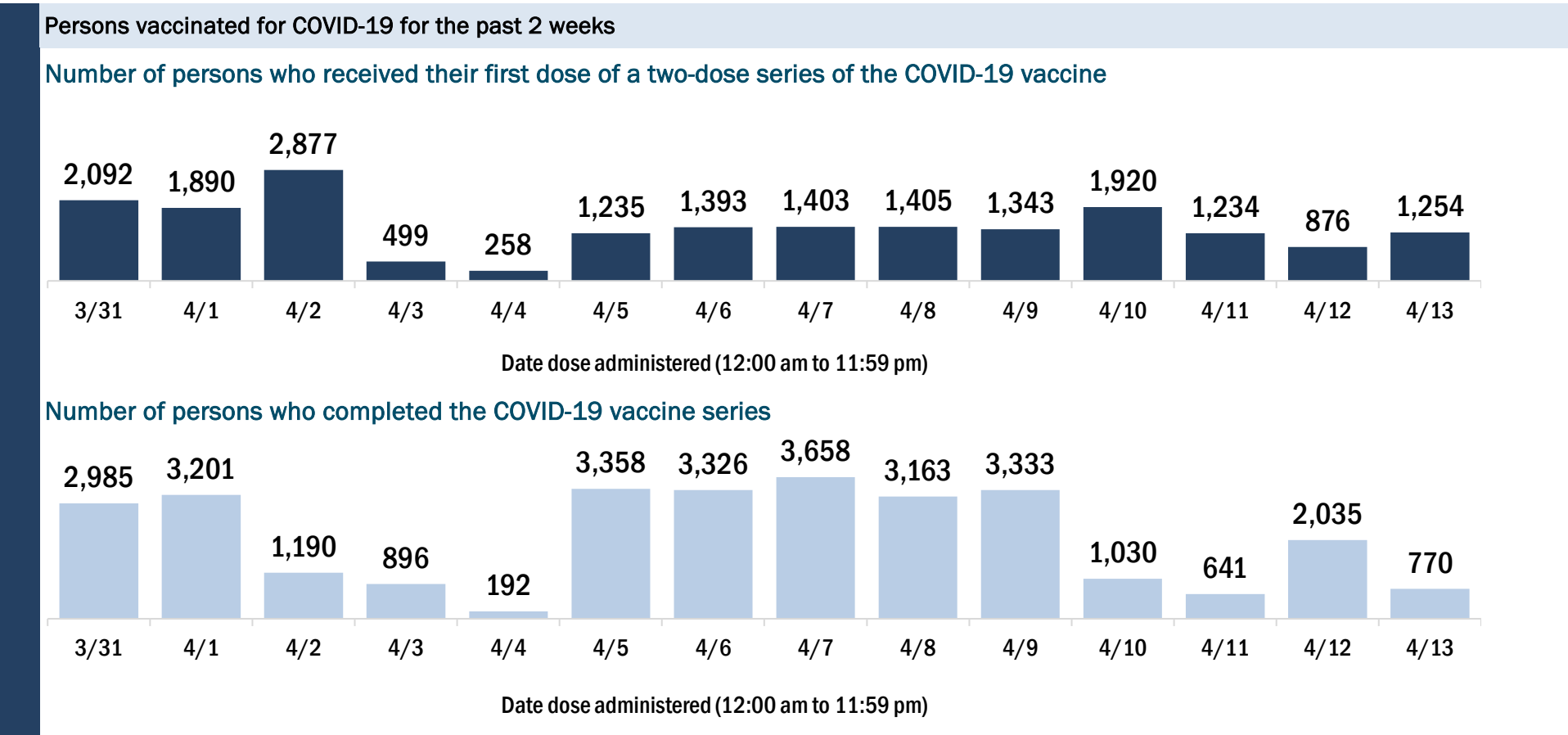
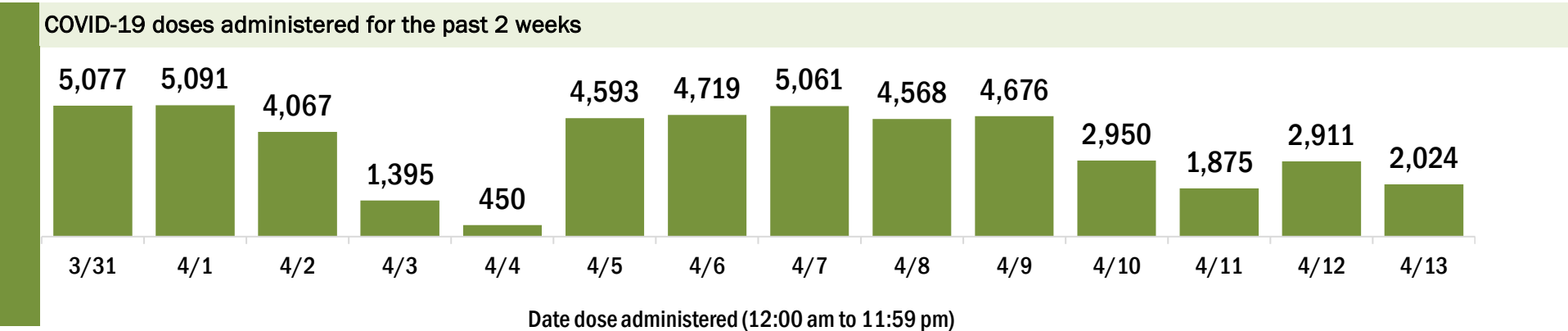
Data in this report are provisional and subject to change.

Data in this summary pertain to COVID-19 vaccines approved by the U.S. Food and Drug Administration and have been issued an Emergency Use Authorization (Janssen COVID-19 Vaccine, Moderna COVID-19 Vaccine and Pfizer-BioNTech COVID-19 Vaccine). These data summarize the number of people who have received either their first dose or have completed the series for a COVID-19 vaccine. **A person can only be counted in one category, first dose or series complete.** For persons receiving Moderna or Pfizer vaccines, once they receive their second dose, they are moved from the first dose column to the series completed column. **Because of this, the total first dose category may show a change from report to report not matching the total receiving their first dose from the previous day.** Persons receiving Johnson & Johnson vaccines will always be counted in the series completed column.

COVID-19 doses for vaccinated persons in Florida	
Doses administered	236,200
People receiving one dose of a 1-dose series (Johnson & Johnson) or receiving only one dose of a 2-dose series (Moderna, Pfizer) count once. Persons receiving both doses of a 2-dose series count twice.	

Current status of persons vaccinated for COVID-19 in Florida	
Total people vaccinated	151,243
First dose	61,004
Series completed	90,239
Completed 1-dose series	5,282
Completed 2-dose series	84,957
First dose: current number of people who have only received their first dose of the Moderna or Pfizer vaccine.	
Series complete: current number of people who have received both Moderna or Pfizer vaccine doses or one Johnson & Johnson dose and are considered fully immunized.	

Demographic summary	First dose	Series complete	Total people vaccinated
Age group	61,004	90,239	151,243
16-24 years	2,565	1,088	3,653
25-34 years	3,581	2,875	6,456
35-44 years	5,782	3,644	9,426
45-54 years	10,558	5,089	15,647
55-64 years	19,408	10,513	29,921
65-74 years	10,473	38,215	48,688
75-84 years	6,312	22,062	28,374
85+ years	2,325	6,753	9,078
Race	61,004	90,239	151,243
White	44,681	70,303	114,984
Black	2,157	2,502	4,659
American Indian/Alaskan	282	342	624
Other	4,578	6,492	11,070
Unknown	9,306	10,600	19,906
Other race includes Asian, native Hawaiian/Pacific Islander, or other.			
Ethnicity	61,004	90,239	151,243
Hispanic	4,739	3,007	7,746
Non-Hispanic	35,029	55,619	90,648
Unknown	21,236	31,613	52,849
Gender	61,004	90,239	151,243
Female	32,995	51,197	84,192
Male	27,841	38,999	66,840
Unknown	168	43	211



COVID-19: Marion County vaccine summary

Vaccination data through Apr 13, 2021 as of Apr 14, 2021 at 12:05 AM

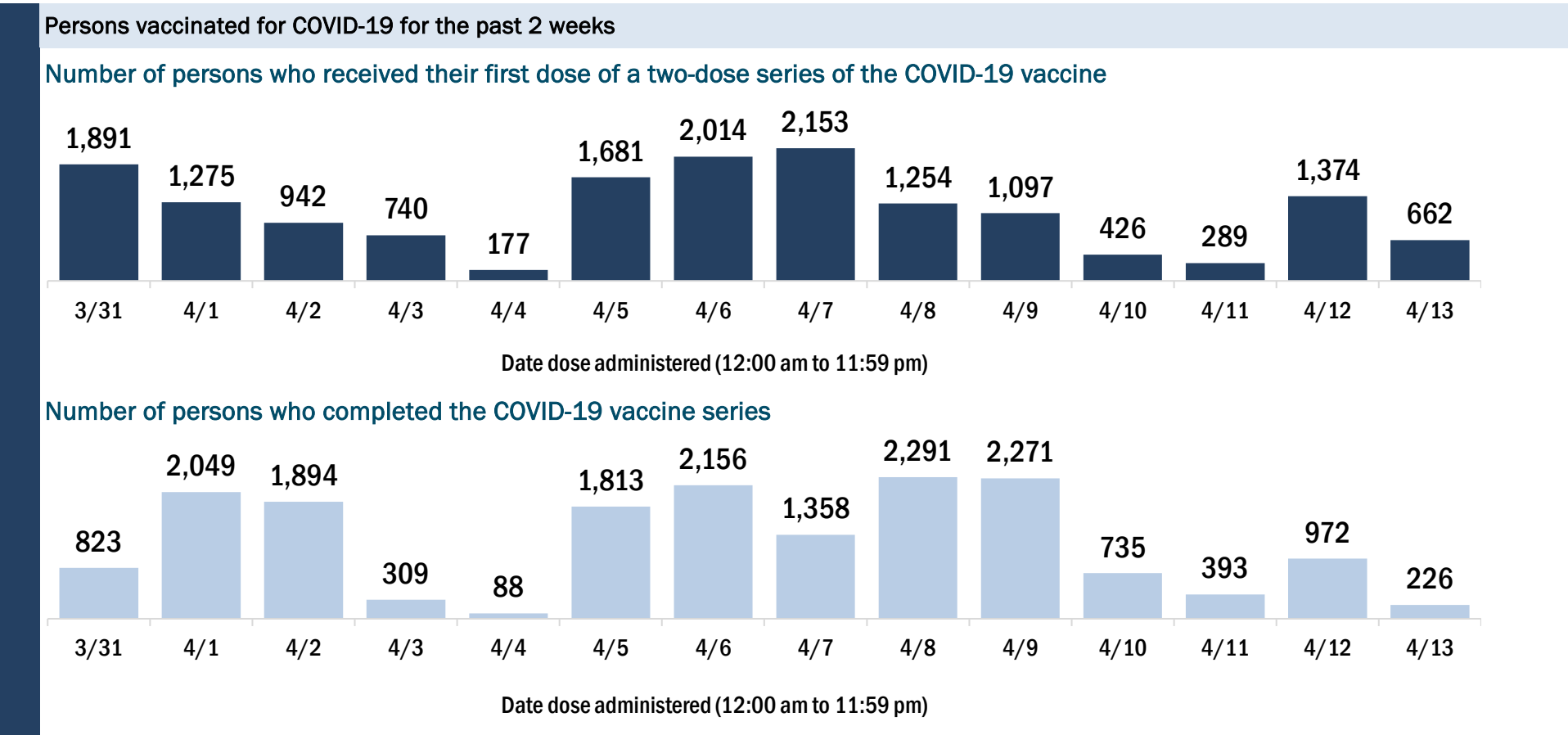
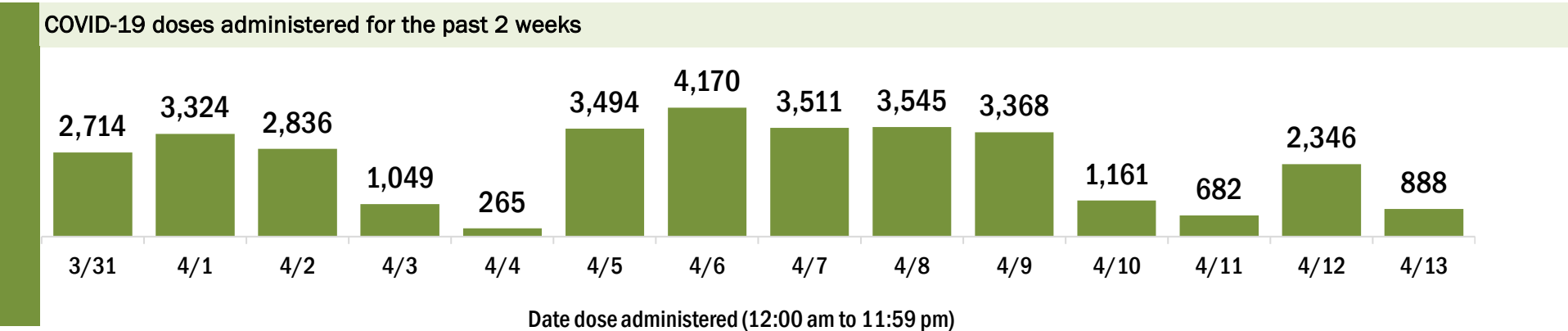
Data in this report are provisional and subject to change.

Data in this summary pertain to COVID-19 vaccines approved by the U.S. Food and Drug Administration and have been issued an Emergency Use Authorization (Janssen COVID-19 Vaccine, Moderna COVID-19 Vaccine and Pfizer-BioNTech COVID-19 Vaccine). These data summarize the number of people who have received either their first dose or have completed the series for a COVID-19 vaccine. **A person can only be counted in one category, first dose or series complete.** For persons receiving Moderna or Pfizer vaccines, once they receive their second dose, they are moved from the first dose column to the series completed column. **Because of this, the total first dose category may show a change from report to report not matching the total receiving their first dose from the previous day.** Persons receiving Johnson & Johnson vaccines will always be counted in the series completed column.

COVID-19 doses for vaccinated persons in Florida	
Doses administered	191,575
People receiving one dose of a 1-dose series (Johnson & Johnson) or receiving only one dose of a 2-dose series (Moderna, Pfizer) count once. Persons receiving both doses of a 2-dose series count twice.	

Current status of persons vaccinated for COVID-19 in Florida	
Total people vaccinated	117,589
First dose	39,557
Series completed	78,032
Completed 1-dose series	4,046
Completed 2-dose series	73,986
First dose: current number of people who have only received their first dose of the Moderna or Pfizer vaccine.	
Series complete: current number of people who have received both Moderna or Pfizer vaccine doses or one Johnson & Johnson dose and are considered fully immunized.	

Demographic summary	First dose	Series complete	Total people vaccinated
Age group	39,557	78,032	117,589
16-24 years	2,152	840	2,992
25-34 years	2,700	1,973	4,673
35-44 years	3,972	2,748	6,720
45-54 years	6,417	4,334	10,751
55-64 years	11,850	9,373	21,223
65-74 years	6,595	31,309	37,904
75-84 years	4,249	21,389	25,638
85+ years	1,622	6,066	7,688
Race	39,557	78,032	117,589
White	26,065	55,556	81,621
Black	3,044	4,597	7,641
American Indian/Alaskan	145	288	433
Other	4,025	6,929	10,954
Unknown	6,278	10,662	16,940
Other race includes Asian, native Hawaiian/Pacific Islander, or other.			
Ethnicity	39,557	78,032	117,589
Hispanic	4,982	3,987	8,969
Non-Hispanic	22,412	49,723	72,135
Unknown	12,163	24,322	36,485
Gender	39,557	78,032	117,589
Female	22,259	45,158	67,417
Male	17,259	32,836	50,095
Unknown	39	38	77



COVID-19: Martin County vaccine summary

Vaccination data through Apr 13, 2021 as of Apr 14, 2021 at 12:05 AM

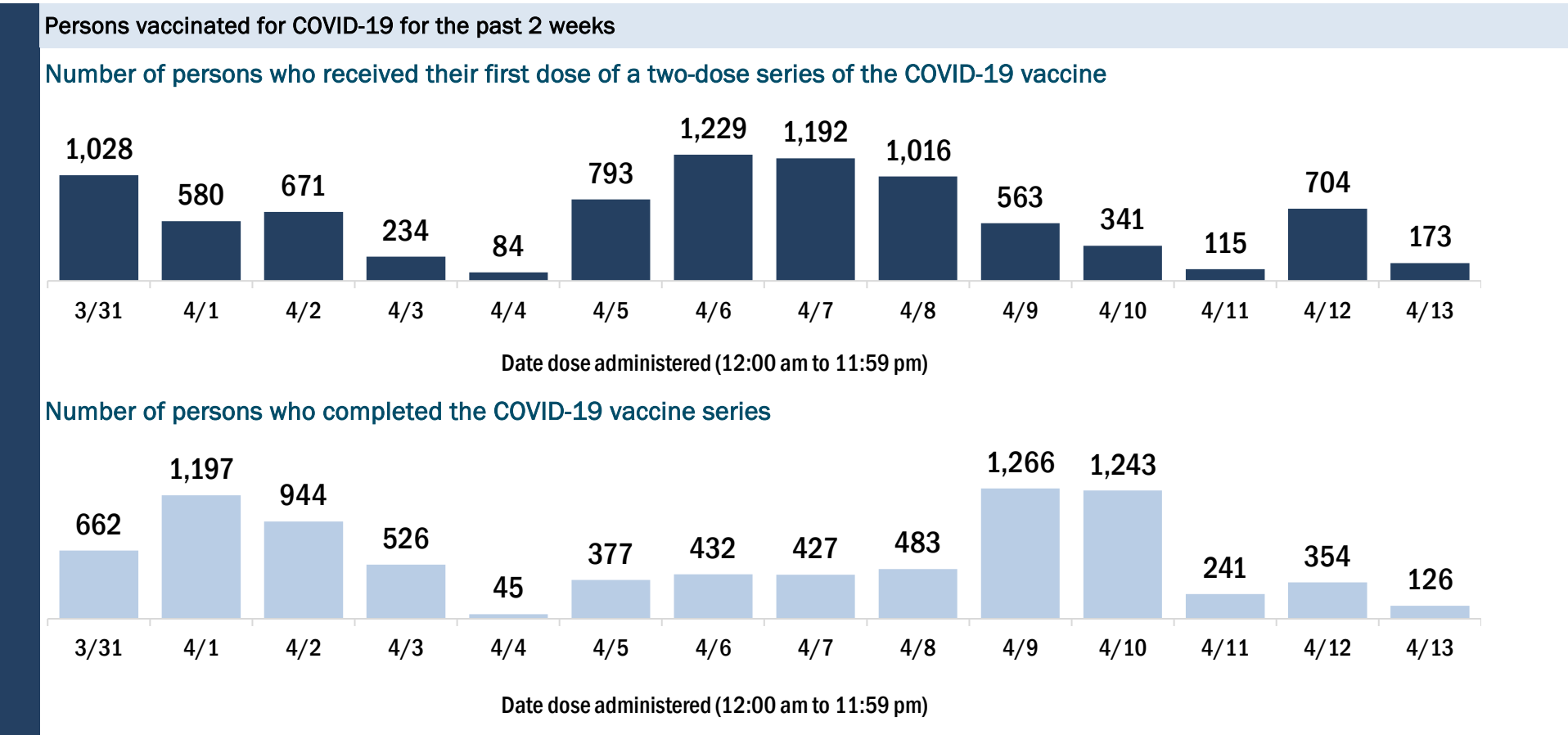
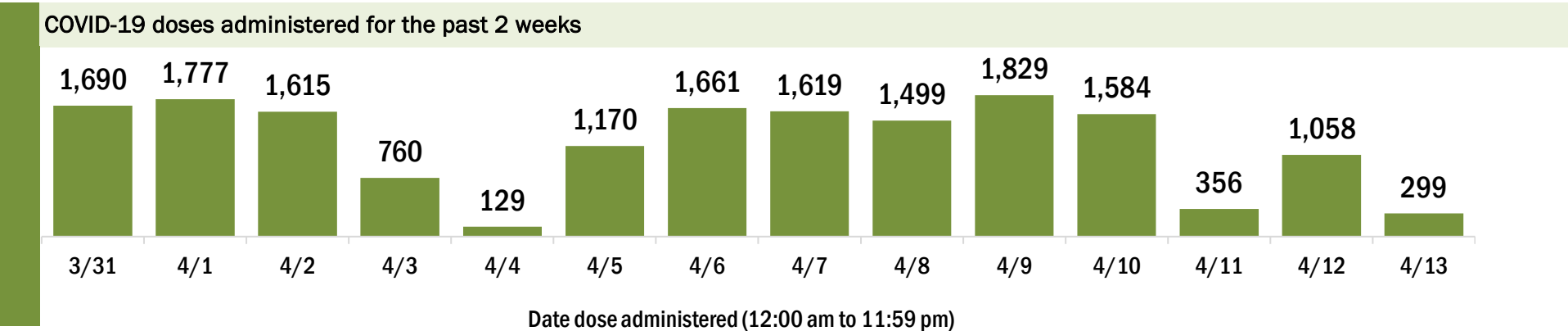
Data in this report are provisional and subject to change.

Data in this summary pertain to COVID-19 vaccines approved by the U.S. Food and Drug Administration and have been issued an Emergency Use Authorization (Janssen COVID-19 Vaccine, Moderna COVID-19 Vaccine and Pfizer-BioNTech COVID-19 Vaccine). These data summarize the number of people who have received either their first dose or have completed the series for a COVID-19 vaccine. **A person can only be counted in one category, first dose or series complete.** For persons receiving Moderna or Pfizer vaccines, once they receive their second dose, they are moved from the first dose column to the series completed column. **Because of this, the total first dose category may show a change from report to report not matching the total receiving their first dose from the previous day.** Persons receiving Johnson & Johnson vaccines will always be counted in the series completed column.

COVID-19 doses for vaccinated persons in Florida	
Doses administered	106,588
People receiving one dose of a 1-dose series (Johnson & Johnson) or receiving only one dose of a 2-dose series (Moderna, Pfizer) count once. Persons receiving both doses of a 2-dose series count twice.	

Current status of persons vaccinated for COVID-19 in Florida	
Total people vaccinated	65,730
First dose	22,127
Series completed	43,603
Completed 1-dose series	2,745
Completed 2-dose series	40,858
First dose: current number of people who have only received their first dose of the Moderna or Pfizer vaccine.	
Series complete: current number of people who have received both Moderna or Pfizer vaccine doses or one Johnson & Johnson dose and are considered fully immunized.	

Demographic summary	First dose	Series complete	Total people vaccinated
Age group	22,127	43,603	65,730
16-24 years	903	372	1,275
25-34 years	1,125	824	1,949
35-44 years	1,910	1,382	3,292
45-54 years	3,444	2,191	5,635
55-64 years	7,793	4,891	12,684
65-74 years	3,637	17,292	20,929
75-84 years	2,344	12,225	14,569
85+ years	971	4,426	5,397
Race	22,127	43,603	65,730
White	15,416	29,290	44,706
Black	498	894	1,392
American Indian/Alaskan	81	71	152
Other	1,410	3,189	4,599
Unknown	4,722	10,159	14,881
Other race includes Asian, native Hawaiian/Pacific Islander, or other.			
Ethnicity	22,127	43,603	65,730
Hispanic	1,246	1,193	2,439
Non-Hispanic	11,644	17,020	28,664
Unknown	9,237	25,390	34,627
Gender	22,127	43,603	65,730
Female	11,884	24,924	36,808
Male	10,224	18,661	28,885
Unknown	19	18	37



COVID-19: Monroe County vaccine summary

Vaccination data through Apr 13, 2021 as of Apr 14, 2021 at 12:05 AM

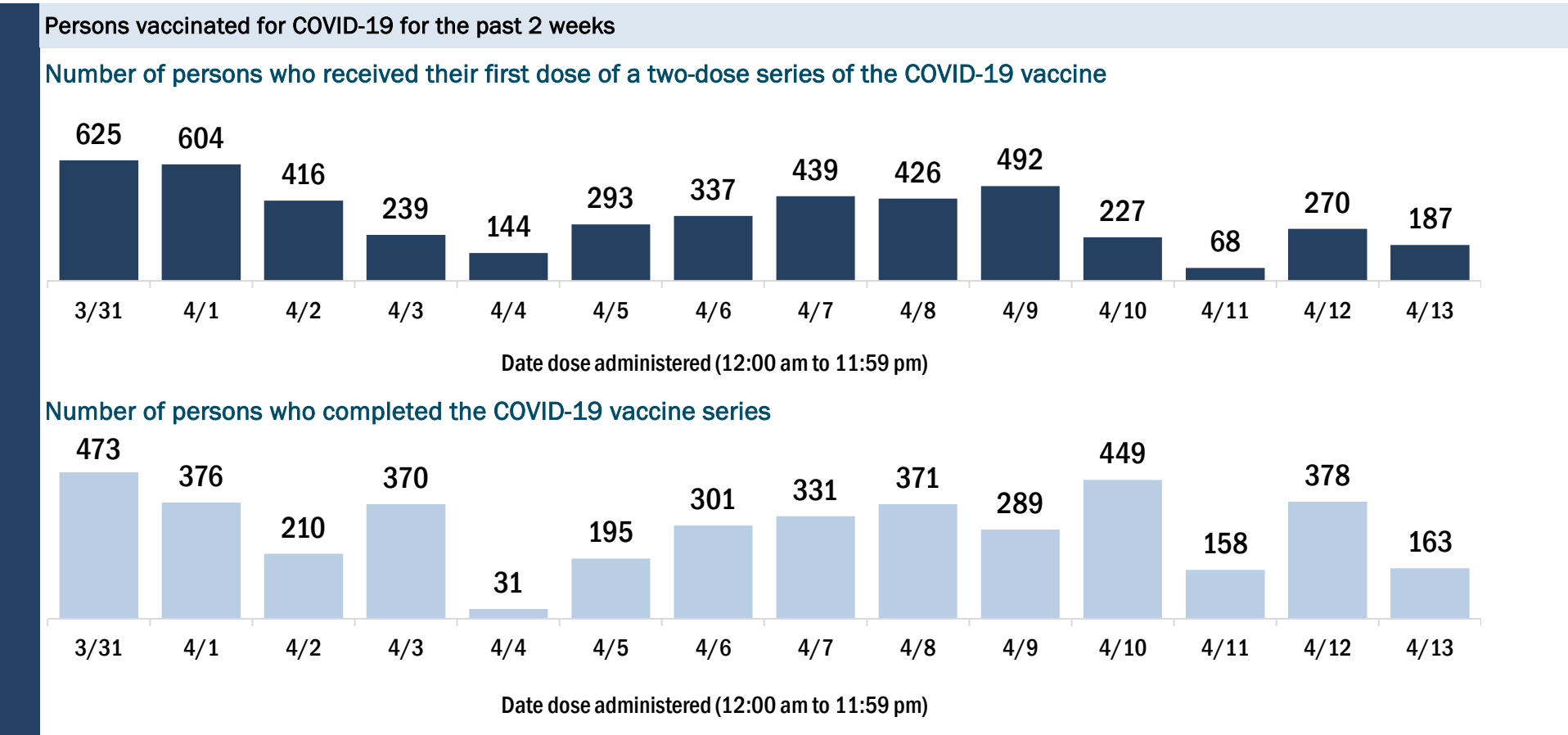
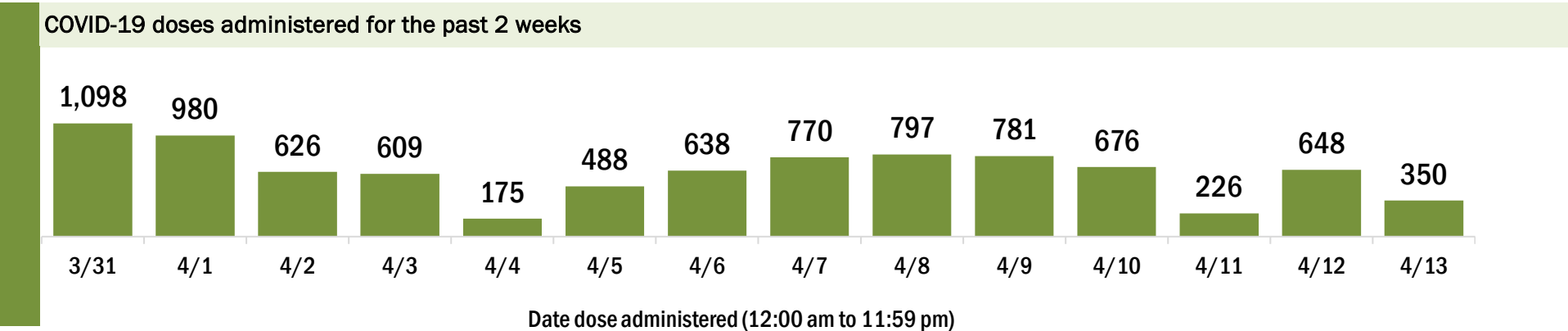
Data in this report are provisional and subject to change.

Data in this summary pertain to COVID-19 vaccines approved by the U.S. Food and Drug Administration and have been issued an Emergency Use Authorization (Janssen COVID-19 Vaccine, Moderna COVID-19 Vaccine and Pfizer-BioNTech COVID-19 Vaccine). These data summarize the number of people who have received either their first dose or have completed the series for a COVID-19 vaccine. **A person can only be counted in one category, first dose or series complete.** For persons receiving Moderna or Pfizer vaccines, once they receive their second dose, they are moved from the first dose column to the series completed column. **Because of this, the total first dose category may show a change from report to report not matching the total receiving their first dose from the previous day.** Persons receiving Johnson & Johnson vaccines will always be counted in the series completed column.

COVID-19 doses for vaccinated persons in Florida	
Doses administered	45,585
People receiving one dose of a 1-dose series (Johnson & Johnson) or receiving only one dose of a 2-dose series (Moderna, Pfizer) count once. Persons receiving both doses of a 2-dose series count twice.	

Current status of persons vaccinated for COVID-19 in Florida	
Total people vaccinated	29,611
First dose	11,804
Series completed	17,807
Completed 1-dose series	1,833
Completed 2-dose series	15,974
First dose: current number of people who have only received their first dose of the Moderna or Pfizer vaccine.	
Series complete: current number of people who have received both Moderna or Pfizer vaccine doses or one Johnson & Johnson dose and are considered fully immunized.	

Demographic summary	First dose	Series complete	Total people vaccinated
Age group	11,804	17,807	29,611
16-24 years	374	181	555
25-34 years	724	477	1,201
35-44 years	1,241	818	2,059
45-54 years	2,197	1,356	3,553
55-64 years	3,933	3,053	6,986
65-74 years	2,275	7,623	9,898
75-84 years	855	3,454	4,309
85+ years	205	845	1,050
Race	11,804	17,807	29,611
White	8,127	13,248	21,375
Black	260	339	599
American Indian/Alaskan	38	62	100
Other	584	923	1,507
Unknown	2,795	3,235	6,030
Other race includes Asian, native Hawaiian/Pacific Islander, or other.			
Ethnicity	11,804	17,807	29,611
Hispanic	1,366	1,444	2,810
Non-Hispanic	5,790	10,448	16,238
Unknown	4,648	5,915	10,563
Gender	11,804	17,807	29,611
Female	6,113	9,306	15,419
Male	5,680	8,500	14,180
Unknown	11	1	12



COVID-19: Nassau County vaccine summary

Vaccination data through Apr 13, 2021 as of Apr 14, 2021 at 12:05 AM

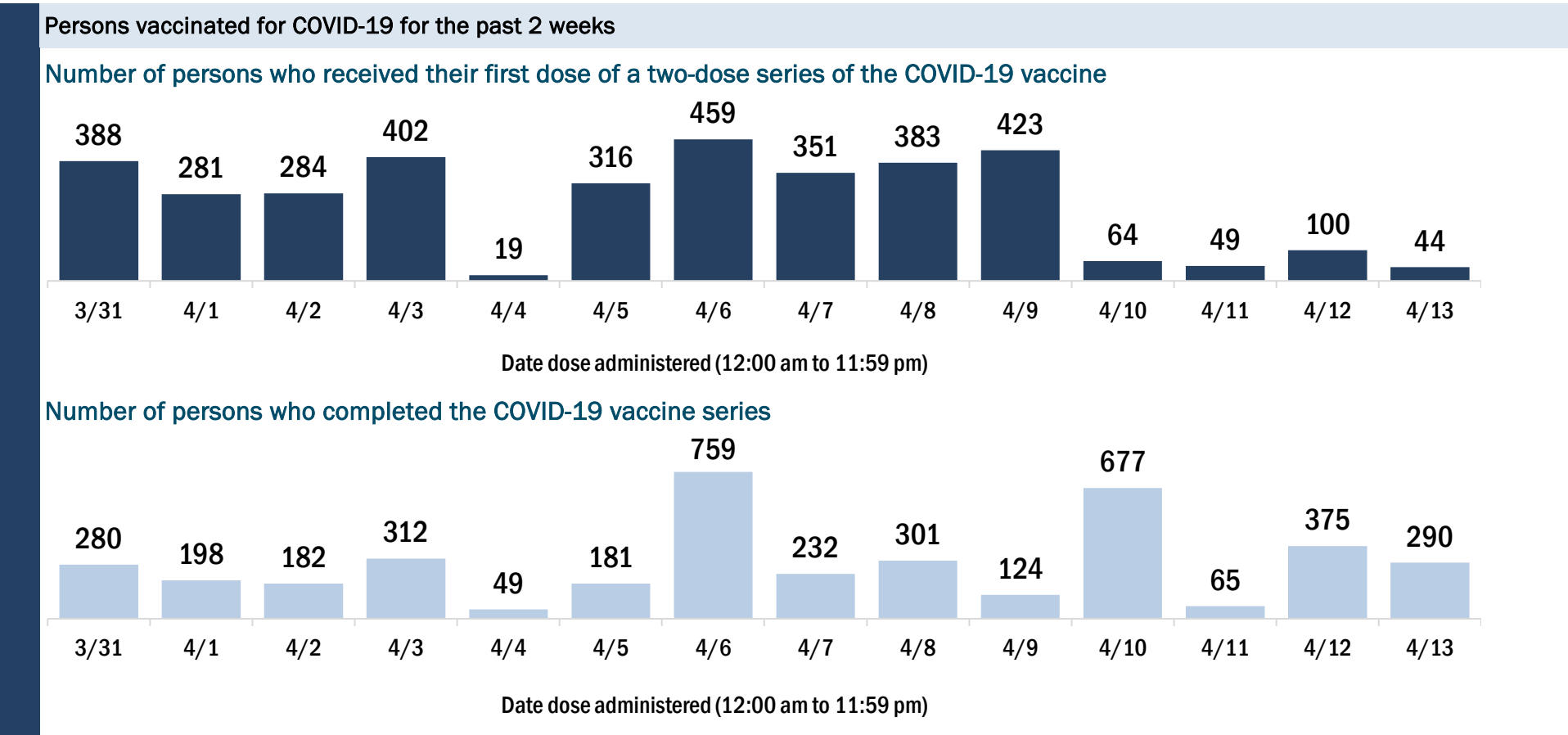
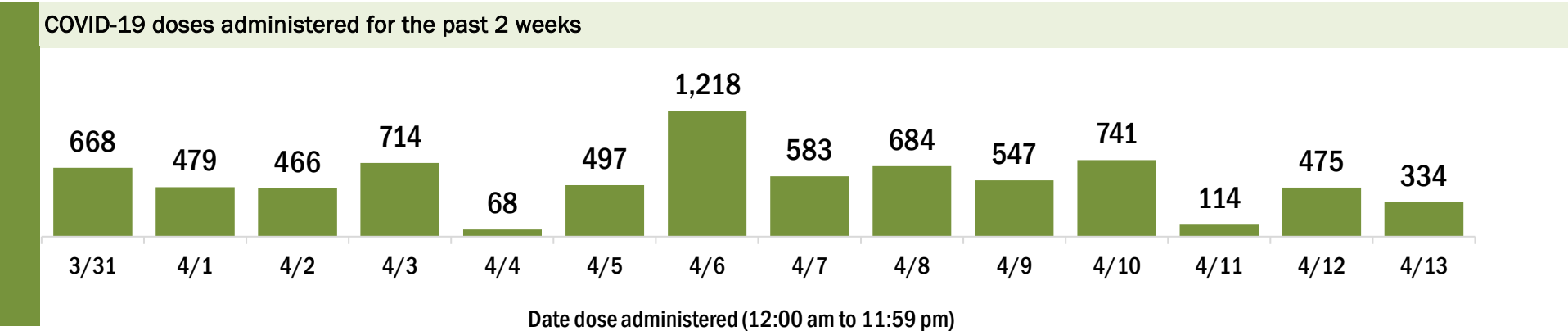
Data in this report are provisional and subject to change.

Data in this summary pertain to COVID-19 vaccines approved by the U.S. Food and Drug Administration and have been issued an Emergency Use Authorization (Janssen COVID-19 Vaccine, Moderna COVID-19 Vaccine and Pfizer-BioNTech COVID-19 Vaccine). These data summarize the number of people who have received either their first dose or have completed the series for a COVID-19 vaccine. **A person can only be counted in one category, first dose or series complete.** For persons receiving Moderna or Pfizer vaccines, once they receive their second dose, they are moved from the first dose column to the series completed column. **Because of this, the total first dose category may show a change from report to report not matching the total receiving their first dose from the previous day.** Persons receiving Johnson & Johnson vaccines will always be counted in the series completed column.

COVID-19 doses for vaccinated persons in Florida	
Doses administered	51,844
People receiving one dose of a 1-dose series (Johnson & Johnson) or receiving only one dose of a 2-dose series (Moderna, Pfizer) count once. Persons receiving both doses of a 2-dose series count twice.	

Current status of persons vaccinated for COVID-19 in Florida	
Total people vaccinated	30,912
First dose	8,032
Series completed	22,880
Completed 1-dose series	1,948
Completed 2-dose series	20,932
First dose: current number of people who have only received their first dose of the Moderna or Pfizer vaccine.	
Series complete: current number of people who have received both Moderna or Pfizer vaccine doses or one Johnson & Johnson dose and are considered fully immunized.	

Demographic summary	First dose	Series complete	Total people vaccinated
Age group	8,032	22,880	30,912
16-24 years	502	255	757
25-34 years	647	568	1,215
35-44 years	1,021	1,098	2,119
45-54 years	1,681	1,640	3,321
55-64 years	2,565	4,351	6,916
65-74 years	947	9,192	10,139
75-84 years	506	4,487	4,993
85+ years	163	1,289	1,452
Race	8,032	22,880	30,912
White	6,121	18,679	24,800
Black	370	985	1,355
American Indian/Alaskan	44	73	117
Other	494	1,113	1,607
Unknown	1,003	2,030	3,033
Other race includes Asian, native Hawaiian/Pacific Islander, or other.			
Ethnicity	8,032	22,880	30,912
Hispanic	343	395	738
Non-Hispanic	5,948	17,839	23,787
Unknown	1,741	4,646	6,387
Gender	8,032	22,880	30,912
Female	4,438	12,874	17,312
Male	3,588	10,005	13,593
Unknown	6	1	7



COVID-19: Okaloosa County vaccine summary

Vaccination data through Apr 13, 2021 as of Apr 14, 2021 at 12:05 AM

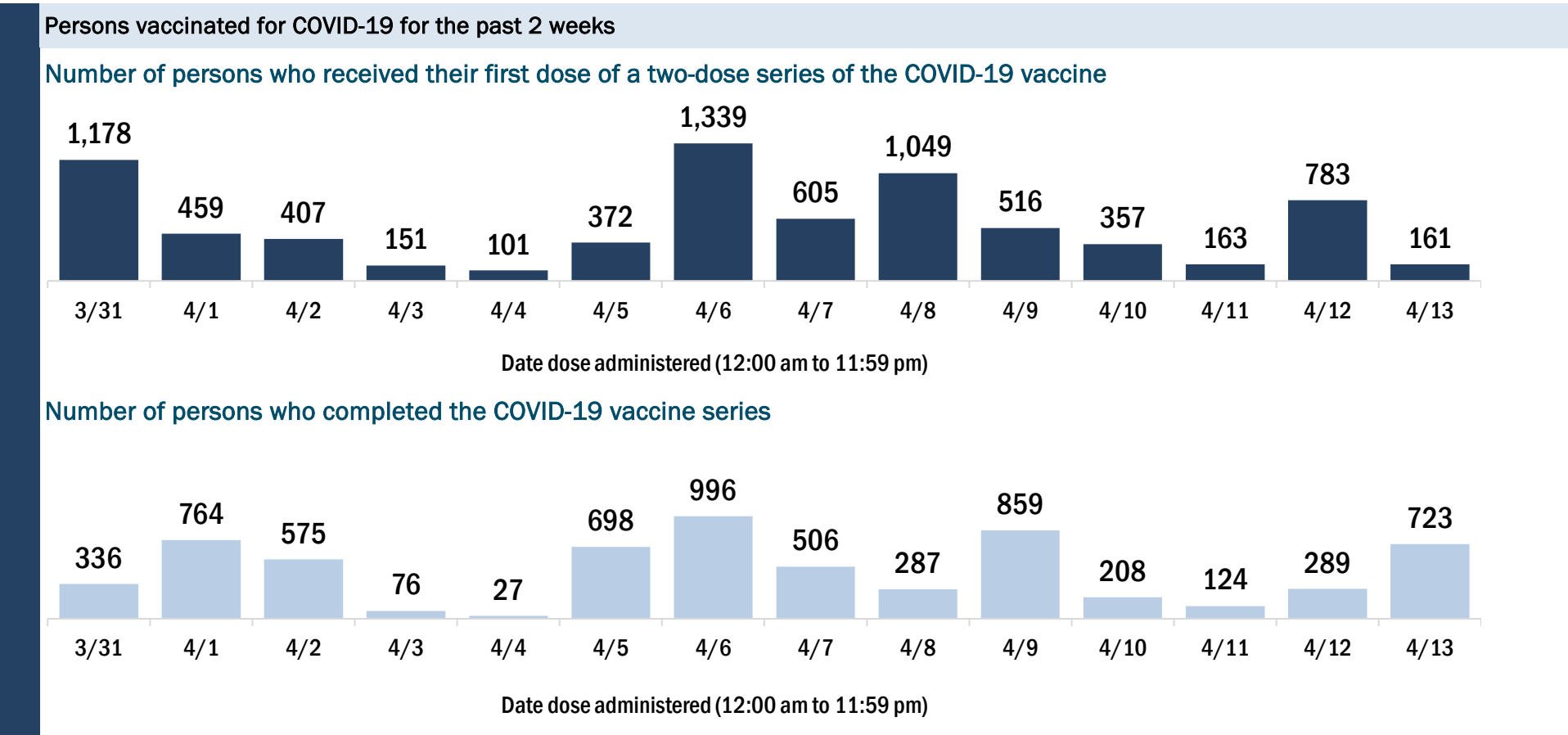
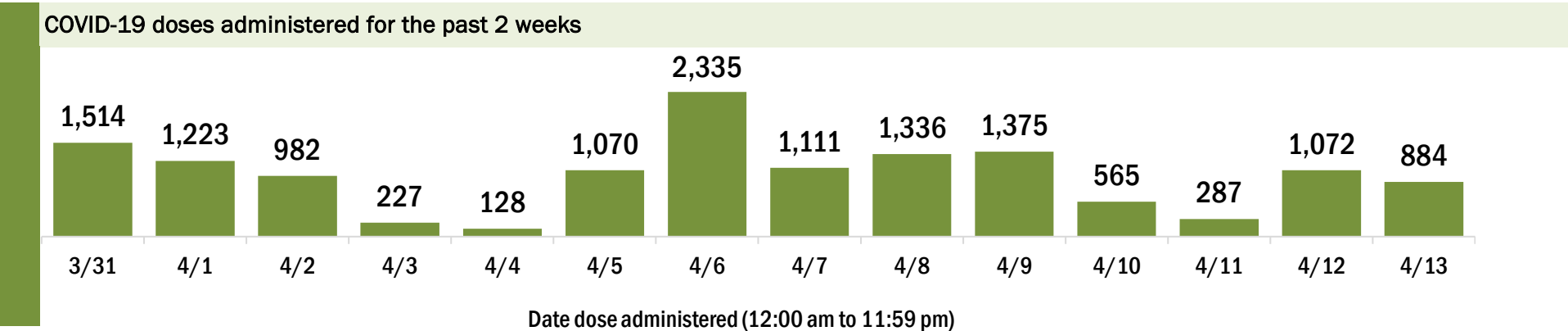
Data in this report are provisional and subject to change.

Data in this summary pertain to COVID-19 vaccines approved by the U.S. Food and Drug Administration and have been issued an Emergency Use Authorization (Janssen COVID-19 Vaccine, Moderna COVID-19 Vaccine and Pfizer-BioNTech COVID-19 Vaccine). These data summarize the number of people who have received either their first dose or have completed the series for a COVID-19 vaccine. **A person can only be counted in one category, first dose or series complete.** For persons receiving Moderna or Pfizer vaccines, once they receive their second dose, they are moved from the first dose column to the series completed column. **Because of this, the total first dose category may show a change from report to report not matching the total receiving their first dose from the previous day.** Persons receiving Johnson & Johnson vaccines will always be counted in the series completed column.

COVID-19 doses for vaccinated persons in Florida	
Doses administered	84,789
People receiving one dose of a 1-dose series (Johnson & Johnson) or receiving only one dose of a 2-dose series (Moderna, Pfizer) count once. Persons receiving both doses of a 2-dose series count twice.	

Current status of persons vaccinated for COVID-19 in Florida	
Total people vaccinated	52,496
First dose	16,711
Series completed	35,785
Completed 1-dose series	3,492
Completed 2-dose series	32,293
First dose: current number of people who have only received their first dose of the Moderna or Pfizer vaccine.	
Series complete: current number of people who have received both Moderna or Pfizer vaccine doses or one Johnson & Johnson dose and are considered fully immunized.	

Demographic summary	First dose	Series complete	Total people vaccinated
Age group	16,711	35,785	52,496
16-24 years	1,075	483	1,558
25-34 years	1,827	1,329	3,156
35-44 years	2,554	1,938	4,492
45-54 years	3,027	2,878	5,905
55-64 years	4,697	6,839	11,536
65-74 years	2,047	12,621	14,668
75-84 years	1,093	7,082	8,175
85+ years	391	2,615	3,006
Race	16,711	35,785	52,496
White	10,308	25,485	35,793
Black	879	1,755	2,634
American Indian/Alaskan	81	128	209
Other	1,637	3,062	4,699
Unknown	3,806	5,355	9,161
Other race includes Asian, native Hawaiian/Pacific Islander, or other.			
Ethnicity	16,711	35,785	52,496
Hispanic	929	895	1,824
Non-Hispanic	9,390	22,489	31,879
Unknown	6,392	12,401	18,793
Gender	16,711	35,785	52,496
Female	9,290	20,753	30,043
Male	7,299	15,005	22,304
Unknown	122	27	149



COVID-19: Okeechobee County vaccine summary

Vaccination data through Apr 13, 2021 as of Apr 14, 2021 at 12:05 AM

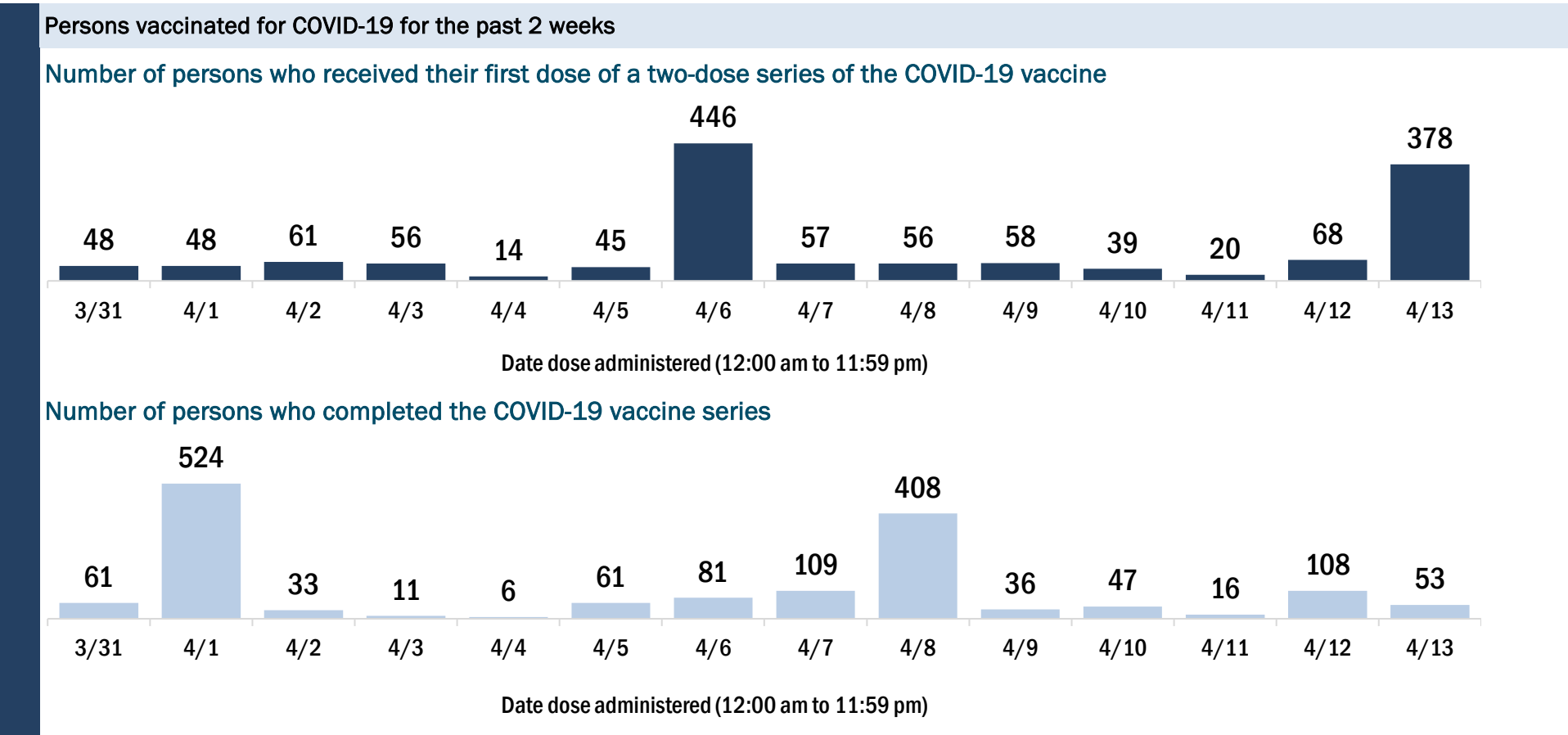
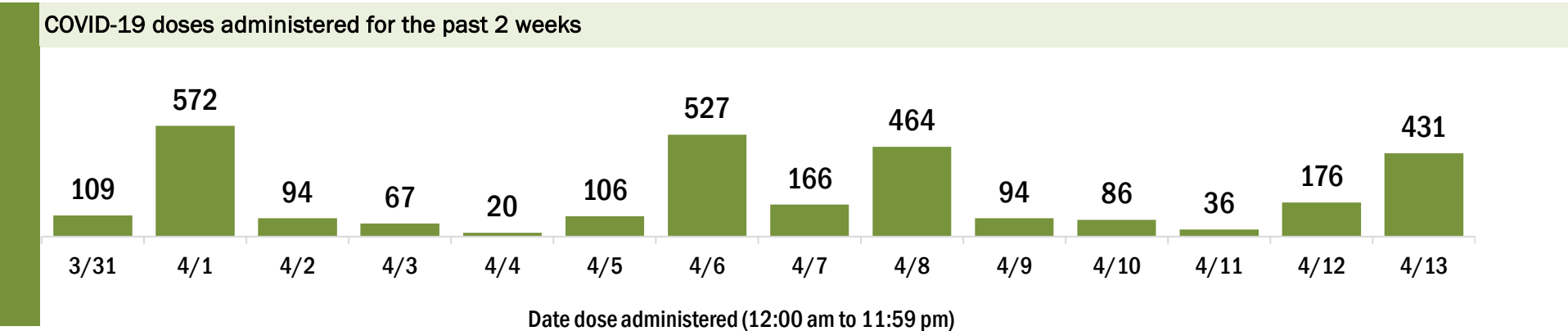
Data in this report are provisional and subject to change.

Data in this summary pertain to COVID-19 vaccines approved by the U.S. Food and Drug Administration and have been issued an Emergency Use Authorization (Janssen COVID-19 Vaccine, Moderna COVID-19 Vaccine and Pfizer-BioNTech COVID-19 Vaccine). These data summarize the number of people who have received either their first dose or have completed the series for a COVID-19 vaccine. **A person can only be counted in one category, first dose or series complete.** For persons receiving Moderna or Pfizer vaccines, once they receive their second dose, they are moved from the first dose column to the series completed column. **Because of this, the total first dose category may show a change from report to report not matching the total receiving their first dose from the previous day.** Persons receiving Johnson & Johnson vaccines will always be counted in the series completed column.

COVID-19 doses for vaccinated persons in Florida	
Doses administered	15,434
People receiving one dose of a 1-dose series (Johnson & Johnson) or receiving only one dose of a 2-dose series (Moderna, Pfizer) count once. Persons receiving both doses of a 2-dose series count twice.	

Current status of persons vaccinated for COVID-19 in Florida	
Total people vaccinated	9,705
First dose	3,602
Series completed	6,103
Completed 1-dose series	374
Completed 2-dose series	5,729
First dose: current number of people who have only received their first dose of the Moderna or Pfizer vaccine.	
Series complete: current number of people who have received both Moderna or Pfizer vaccine doses or one Johnson & Johnson dose and are considered fully immunized.	

Demographic summary	First dose	Series complete	Total people vaccinated
Age group	3,602	6,103	9,705
16-24 years	166	58	224
25-34 years	230	155	385
35-44 years	334	220	554
45-54 years	603	291	894
55-64 years	1,221	574	1,795
65-74 years	600	2,569	3,169
75-84 years	345	1,754	2,099
85+ years	103	482	585
Race	3,602	6,103	9,705
White	2,847	4,927	7,774
Black	98	143	241
American Indian/Alaskan	19	28	47
Other	269	566	835
Unknown	369	439	808
Other race includes Asian, native Hawaiian/Pacific Islander, or other.			
Ethnicity	3,602	6,103	9,705
Hispanic	678	421	1,099
Non-Hispanic	2,163	4,520	6,683
Unknown	761	1,162	1,923
Gender	3,602	6,103	9,705
Female	1,954	3,420	5,374
Male	1,643	2,683	4,326
Unknown	5	0	5



COVID-19: Orange County vaccine summary

Vaccination data through Apr 13, 2021 as of Apr 14, 2021 at 12:05 AM

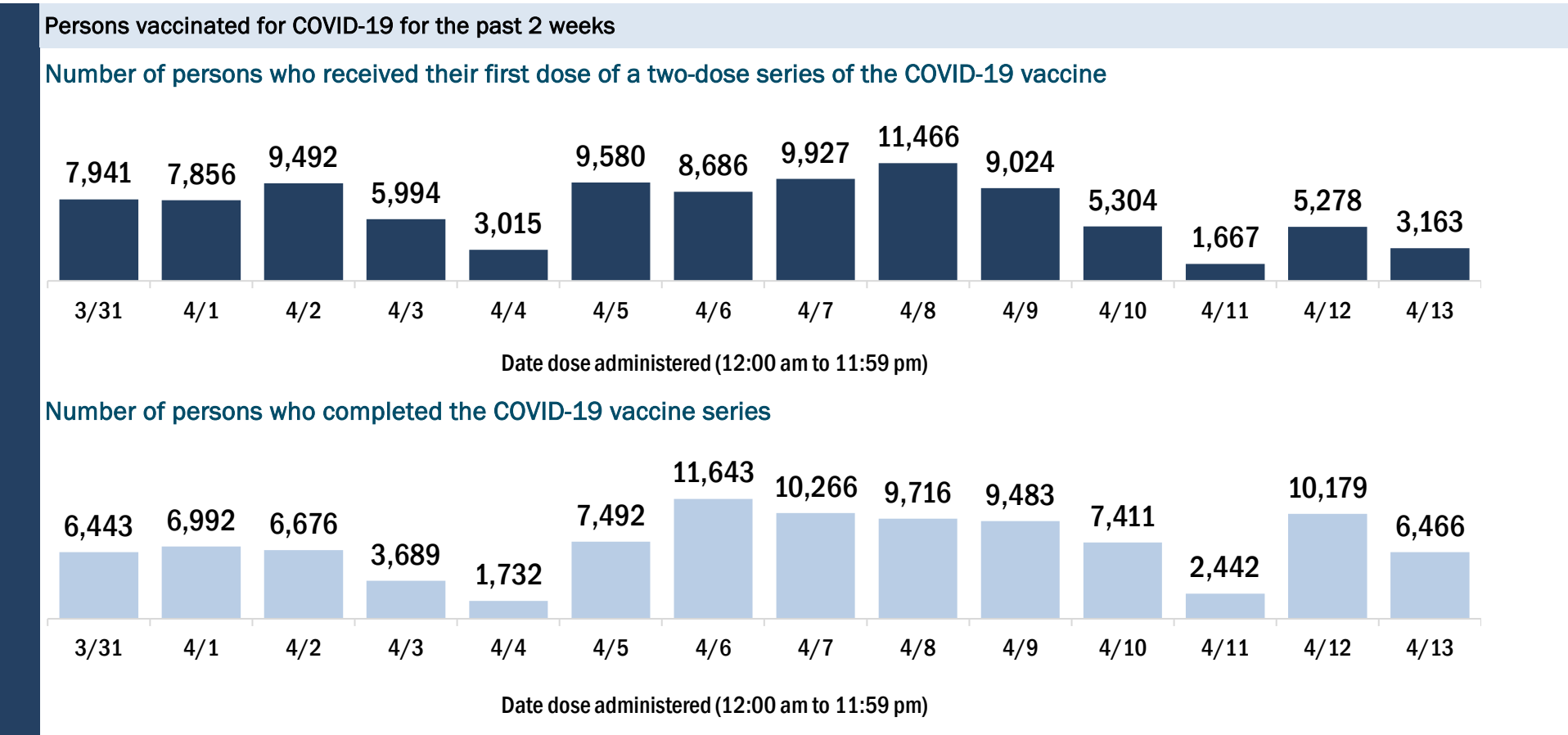
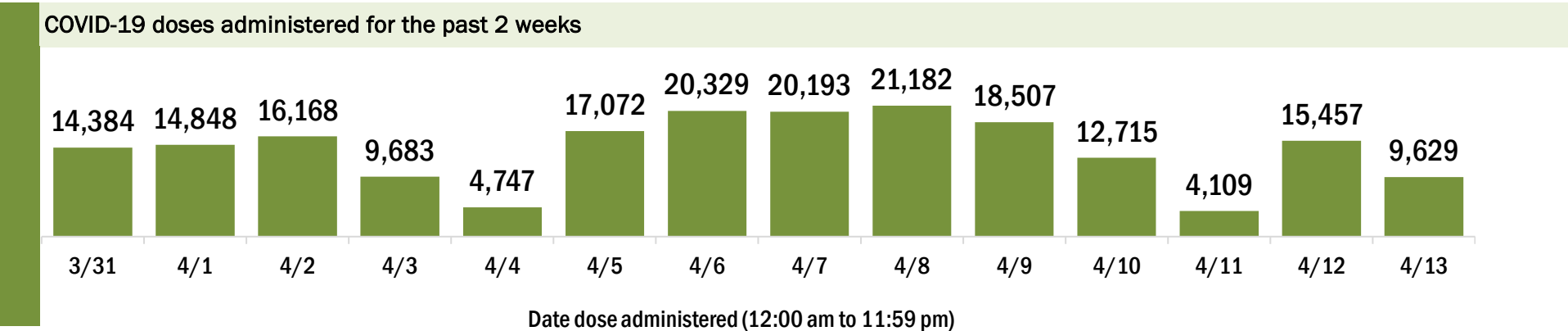
Data in this report are provisional and subject to change.

Data in this summary pertain to COVID-19 vaccines approved by the U.S. Food and Drug Administration and have been issued an Emergency Use Authorization (Janssen COVID-19 Vaccine, Moderna COVID-19 Vaccine and Pfizer-BioNTech COVID-19 Vaccine). These data summarize the number of people who have received either their first dose or have completed the series for a COVID-19 vaccine. **A person can only be counted in one category, first dose or series complete.** For persons receiving Moderna or Pfizer vaccines, once they receive their second dose, they are moved from the first dose column to the series completed column. **Because of this, the total first dose category may show a change from report to report not matching the total receiving their first dose from the previous day.** Persons receiving Johnson & Johnson vaccines will always be counted in the series completed column.

COVID-19 doses for vaccinated persons in Florida	
Doses administered	659,819
People receiving one dose of a 1-dose series (Johnson & Johnson) or receiving only one dose of a 2-dose series (Moderna, Pfizer) count once. Persons receiving both doses of a 2-dose series count twice.	

Current status of persons vaccinated for COVID-19 in Florida	
Total people vaccinated	444,978
First dose	178,684
Series completed	266,294
Completed 1-dose series	51,453
Completed 2-dose series	214,841
First dose: current number of people who have only received their first dose of the Moderna or Pfizer vaccine.	
Series complete: current number of people who have received both Moderna or Pfizer vaccine doses or one Johnson & Johnson dose and are considered fully immunized.	

Demographic summary	First dose	Series complete	Total people vaccinated
Age group	178,684	266,294	444,978
16-24 years	21,148	10,692	31,840
25-34 years	27,038	24,727	51,765
35-44 years	34,889	32,102	66,991
45-54 years	39,865	37,457	77,322
55-64 years	33,909	52,461	86,370
65-74 years	12,199	66,905	79,104
75-84 years	6,009	30,912	36,921
85+ years	3,627	11,038	14,665
Race	178,684	266,294	444,978
White	102,099	162,180	264,279
Black	12,946	22,386	35,332
American Indian/Alaskan	578	733	1,311
Other	30,261	45,080	75,341
Unknown	32,800	35,915	68,715
Other race includes Asian, native Hawaiian/Pacific Islander, or other.			
Ethnicity	178,684	266,294	444,978
Hispanic	28,228	28,455	56,683
Non-Hispanic	79,919	139,741	219,660
Unknown	70,537	98,098	168,635
Gender	178,684	266,294	444,978
Female	93,156	152,146	245,302
Male	83,379	113,360	196,739
Unknown	2,149	788	2,937



COVID-19: Osceola County vaccine summary

Vaccination data through Apr 13, 2021 as of Apr 14, 2021 at 12:05 AM

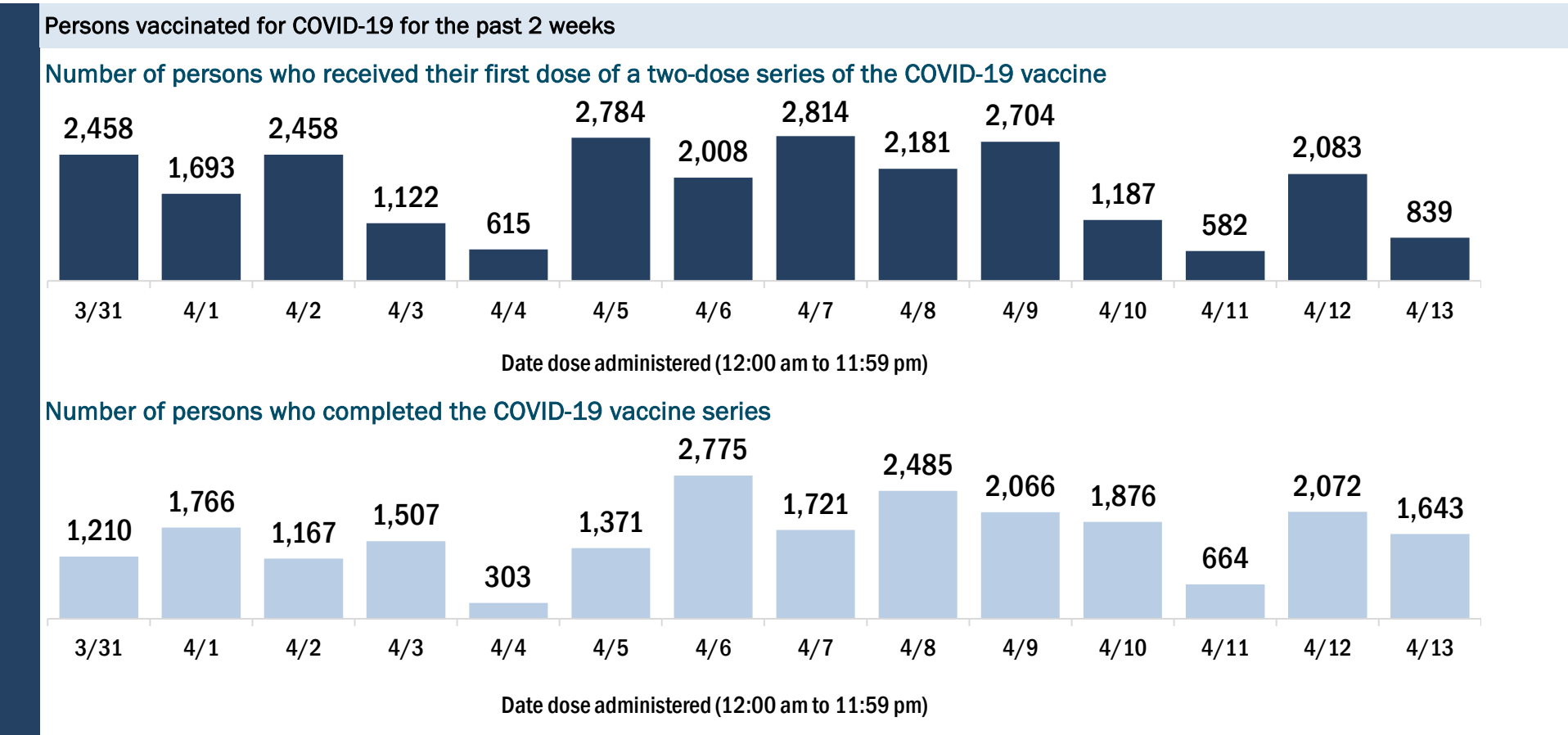
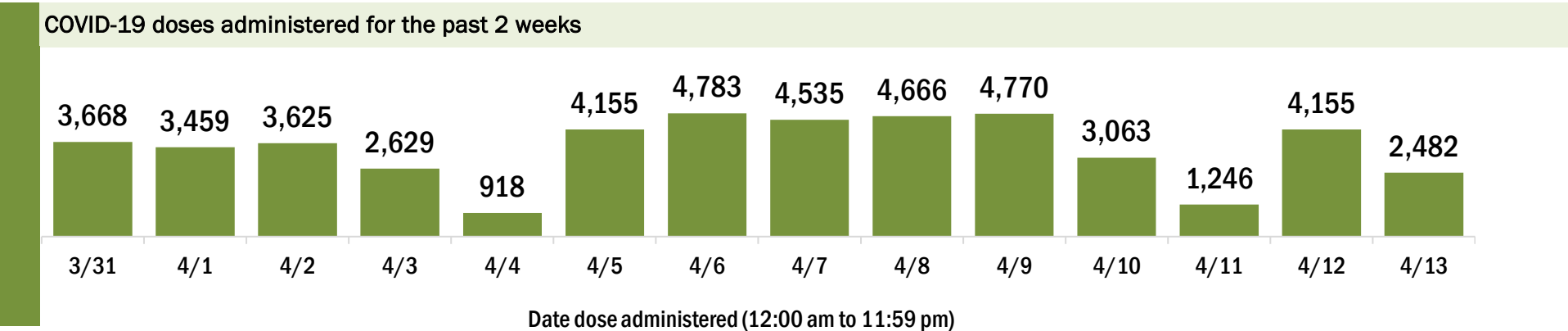
Data in this report are provisional and subject to change.

Data in this summary pertain to COVID-19 vaccines approved by the U.S. Food and Drug Administration and have been issued an Emergency Use Authorization (Janssen COVID-19 Vaccine, Moderna COVID-19 Vaccine and Pfizer-BioNTech COVID-19 Vaccine). These data summarize the number of people who have received either their first dose or have completed the series for a COVID-19 vaccine. **A person can only be counted in one category, first dose or series complete.** For persons receiving Moderna or Pfizer vaccines, once they receive their second dose, they are moved from the first dose column to the series completed column. **Because of this, the total first dose category may show a change from report to report not matching the total receiving their first dose from the previous day.** Persons receiving Johnson & Johnson vaccines will always be counted in the series completed column.

COVID-19 doses for vaccinated persons in Florida	
Doses administered	161,508
People receiving one dose of a 1-dose series (Johnson & Johnson) or receiving only one dose of a 2-dose series (Moderna, Pfizer) count once. Persons receiving both doses of a 2-dose series count twice.	

Current status of persons vaccinated for COVID-19 in Florida	
Total people vaccinated	109,028
First dose	46,490
Series completed	62,538
Completed 1-dose series	10,058
Completed 2-dose series	52,480
First dose: current number of people who have only received their first dose of the Moderna or Pfizer vaccine.	
Series complete: current number of people who have received both Moderna or Pfizer vaccine doses or one Johnson & Johnson dose and are considered fully immunized.	

Demographic summary	First dose	Series complete	Total people vaccinated
Age group	46,490	62,538	109,028
16-24 years	4,020	1,792	5,812
25-34 years	5,665	4,033	9,698
35-44 years	8,102	5,535	13,637
45-54 years	11,205	7,448	18,653
55-64 years	10,620	11,746	22,366
65-74 years	4,131	19,815	23,946
75-84 years	2,094	9,442	11,536
85+ years	653	2,727	3,380
Race	46,490	62,538	109,028
White	26,333	38,072	64,405
Black	2,270	3,559	5,829
American Indian/Alaskan	190	324	514
Other	7,861	11,635	19,496
Unknown	9,836	8,948	18,784
Other race includes Asian, native Hawaiian/Pacific Islander, or other.			
Ethnicity	46,490	62,538	109,028
Hispanic	15,586	17,216	32,802
Non-Hispanic	13,327	25,991	39,318
Unknown	17,577	19,331	36,908
Gender	46,490	62,538	109,028
Female	24,986	36,486	61,472
Male	21,351	26,021	47,372
Unknown	153	31	184



COVID-19: Palm Beach County vaccine summary

Vaccination data through Apr 13, 2021 as of Apr 14, 2021 at 12:05 AM

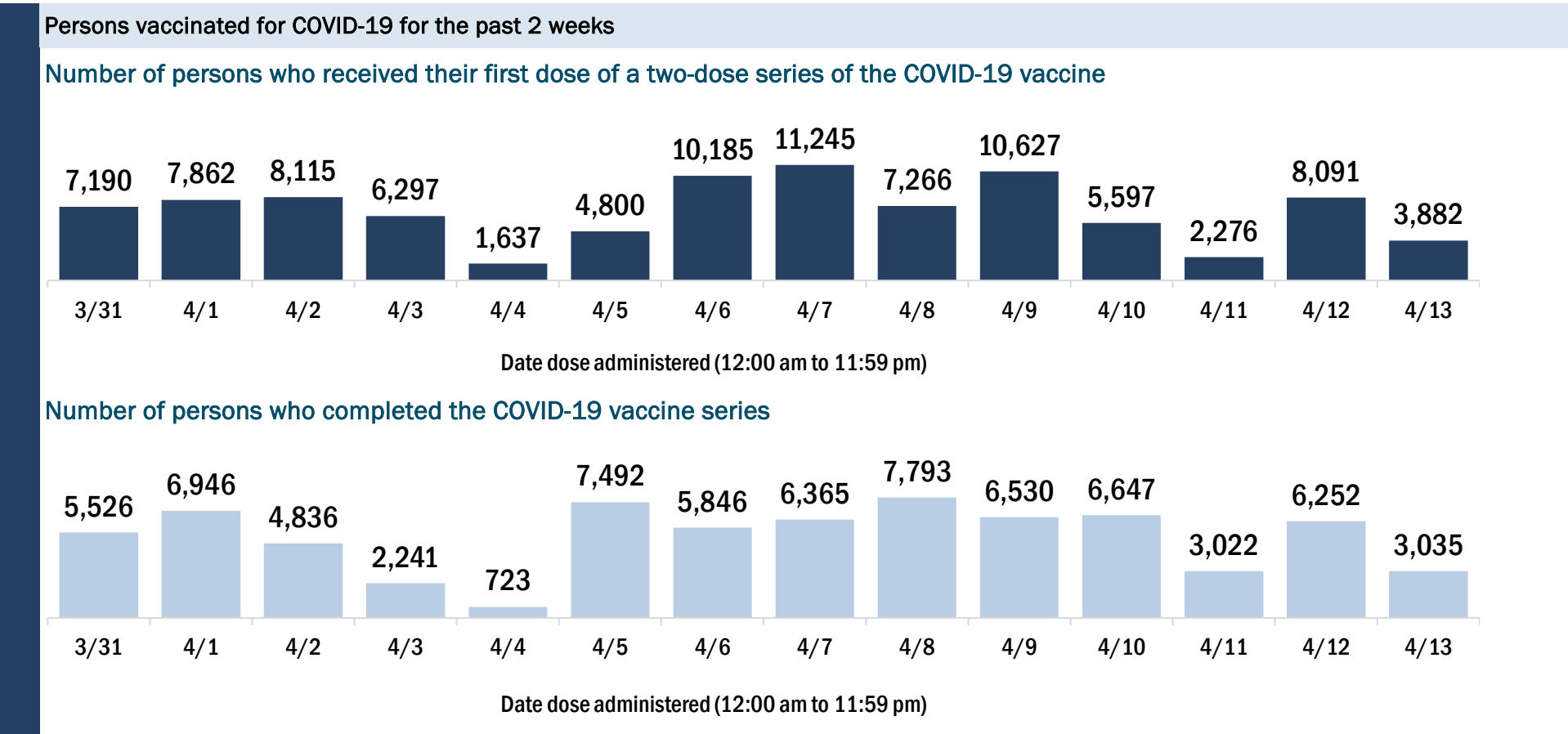
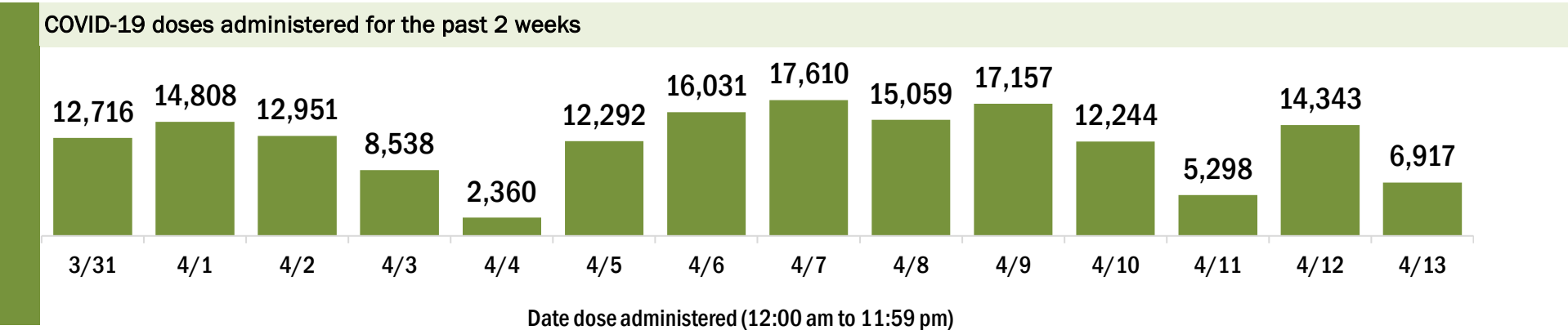
Data in this report are provisional and subject to change.

Data in this summary pertain to COVID-19 vaccines approved by the U.S. Food and Drug Administration and have been issued an Emergency Use Authorization (Janssen COVID-19 Vaccine, Moderna COVID-19 Vaccine and Pfizer-BioNTech COVID-19 Vaccine). These data summarize the number of people who have received either their first dose or have completed the series for a COVID-19 vaccine. **A person can only be counted in one category, first dose or series complete.** For persons receiving Moderna or Pfizer vaccines, once they receive their second dose, they are moved from the first dose column to the series completed column. **Because of this, the total first dose category may show a change from report to report not matching the total receiving their first dose from the previous day.** Persons receiving Johnson & Johnson vaccines will always be counted in the series completed column.

COVID-19 doses for vaccinated persons in Florida	
Doses administered	870,556
People receiving one dose of a 1-dose series (Johnson & Johnson) or receiving only one dose of a 2-dose series (Moderna, Pfizer) count once. Persons receiving both doses of a 2-dose series count twice.	

Current status of persons vaccinated for COVID-19 in Florida	
Total people vaccinated	555,662
First dose	203,487
Series completed	352,175
Completed 1-dose series	37,281
Completed 2-dose series	314,894
First dose: current number of people who have only received their first dose of the Moderna or Pfizer vaccine.	
Series complete: current number of people who have received both Moderna or Pfizer vaccine doses or one Johnson & Johnson dose and are considered fully immunized.	

Demographic summary	First dose	Series complete	Total people vaccinated
Age group	203,487	352,175	555,662
16-24 years	13,394	5,782	19,176
25-34 years	17,638	13,549	31,187
35-44 years	26,242	19,547	45,789
45-54 years	39,146	29,470	68,616
55-64 years	54,272	50,813	105,085
65-74 years	26,937	118,005	144,942
75-84 years	17,749	81,696	99,445
85+ years	8,109	33,313	41,422
Race	203,487	352,175	555,662
White	122,196	233,681	355,877
Black	12,657	18,337	30,994
American Indian/Alaskan	688	946	1,634
Other	20,857	30,355	51,212
Unknown	47,089	68,856	115,945
Other race includes Asian, native Hawaiian/Pacific Islander, or other.			
Ethnicity	203,487	352,175	555,662
Hispanic	28,362	24,885	53,247
Non-Hispanic	93,071	192,798	285,869
Unknown	82,054	134,492	216,546
Gender	203,487	352,175	555,662
Female	109,796	203,477	313,273
Male	93,106	148,492	241,598
Unknown	585	206	791



COVID-19: Pasco County vaccine summary

Vaccination data through Apr 13, 2021 as of Apr 14, 2021 at 12:05 AM

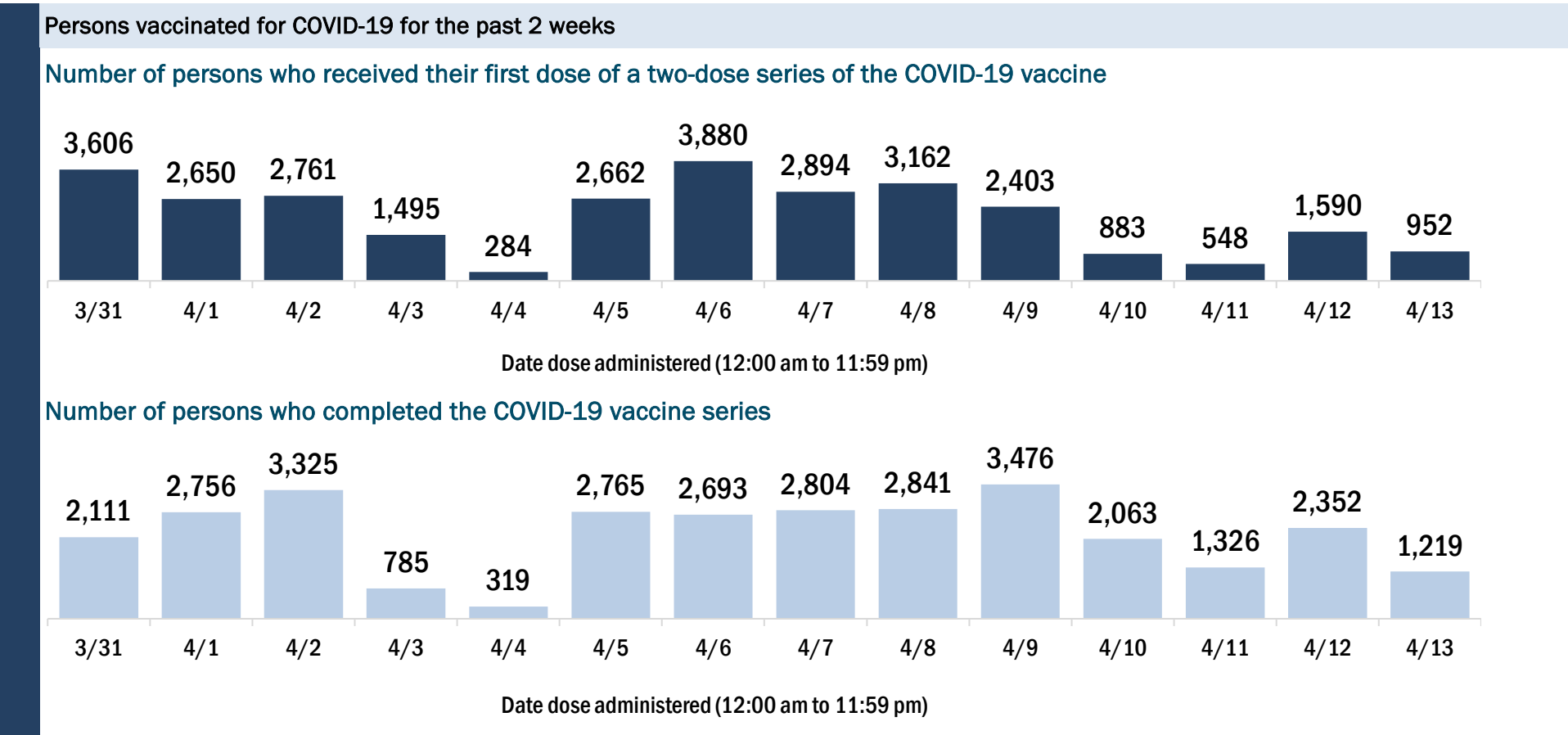
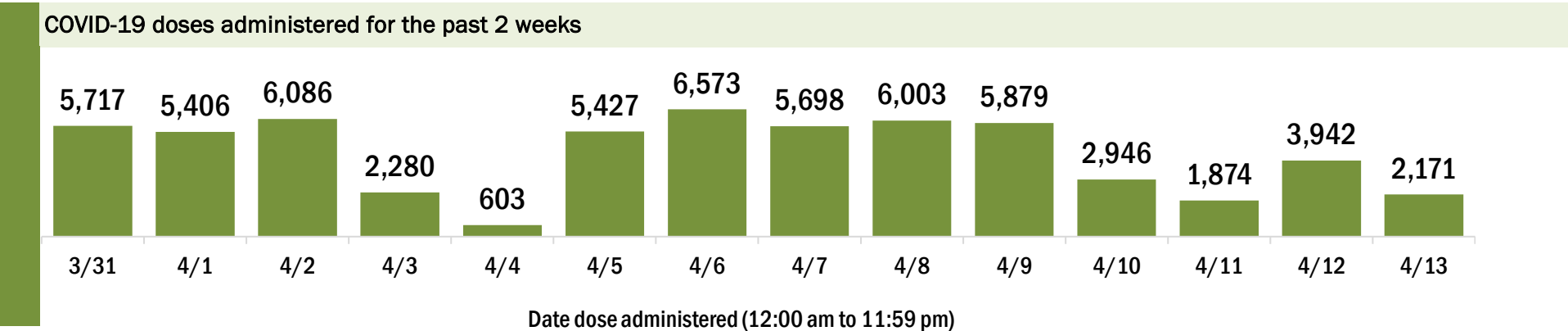
Data in this report are provisional and subject to change.

Data in this summary pertain to COVID-19 vaccines approved by the U.S. Food and Drug Administration and have been issued an Emergency Use Authorization (Janssen COVID-19 Vaccine, Moderna COVID-19 Vaccine and Pfizer-BioNTech COVID-19 Vaccine). These data summarize the number of people who have received either their first dose or have completed the series for a COVID-19 vaccine. **A person can only be counted in one category, first dose or series complete.** For persons receiving Moderna or Pfizer vaccines, once they receive their second dose, they are moved from the first dose column to the series completed column. **Because of this, the total first dose category may show a change from report to report not matching the total receiving their first dose from the previous day.** Persons receiving Johnson & Johnson vaccines will always be counted in the series completed column.

COVID-19 doses for vaccinated persons in Florida	
Doses administered	269,303
People receiving one dose of a 1-dose series (Johnson & Johnson) or receiving only one dose of a 2-dose series (Moderna, Pfizer) count once. Persons receiving both doses of a 2-dose series count twice.	

Current status of persons vaccinated for COVID-19 in Florida	
Total people vaccinated	175,783
First dose	71,293
Series completed	104,490
Completed 1-dose series	10,970
Completed 2-dose series	93,520
First dose: current number of people who have only received their first dose of the Moderna or Pfizer vaccine.	
Series complete: current number of people who have received both Moderna or Pfizer vaccine doses or one Johnson & Johnson dose and are considered fully immunized.	

Demographic summary	First dose	Series complete	Total people vaccinated
Age group	71,293	104,490	175,783
16-24 years	4,386	1,929	6,315
25-34 years	5,019	4,217	9,236
35-44 years	8,955	6,864	15,819
45-54 years	13,079	9,642	22,721
55-64 years	18,628	15,362	33,990
65-74 years	11,509	37,171	48,680
75-84 years	7,399	22,556	29,955
85+ years	2,318	6,749	9,067
Race	71,293	104,490	175,783
White	51,168	80,307	131,475
Black	2,319	2,759	5,078
American Indian/Alaskan	276	352	628
Other	7,133	9,599	16,732
Unknown	10,397	11,473	21,870
Other race includes Asian, native Hawaiian/Pacific Islander, or other.			
Ethnicity	71,293	104,490	175,783
Hispanic	5,465	5,241	10,706
Non-Hispanic	39,455	64,573	104,028
Unknown	26,373	34,676	61,049
Gender	71,293	104,490	175,783
Female	38,985	61,774	100,759
Male	32,212	42,640	74,852
Unknown	96	76	172



COVID-19: Pinellas County vaccine summary

Vaccination data through Apr 13, 2021 as of Apr 14, 2021 at 12:05 AM

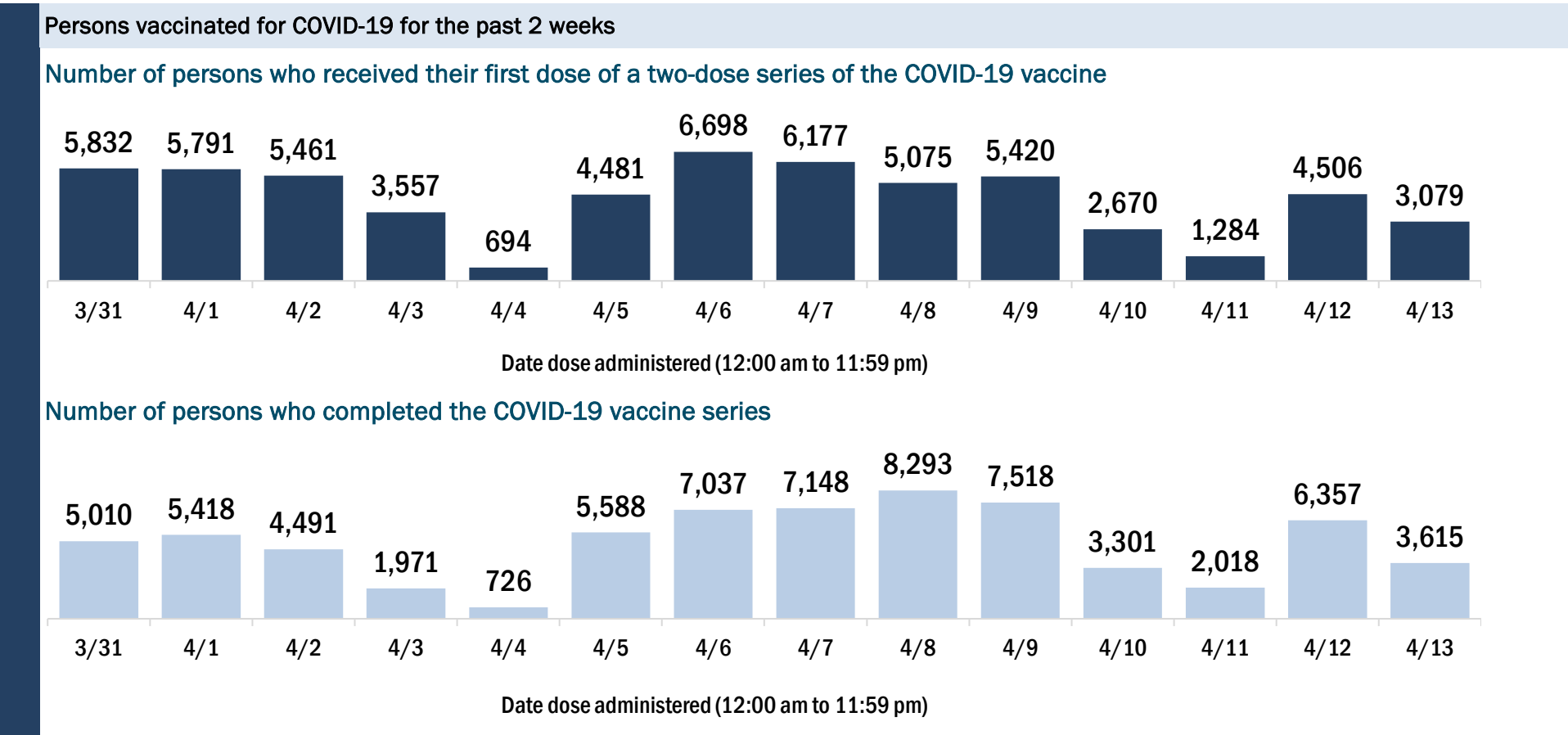
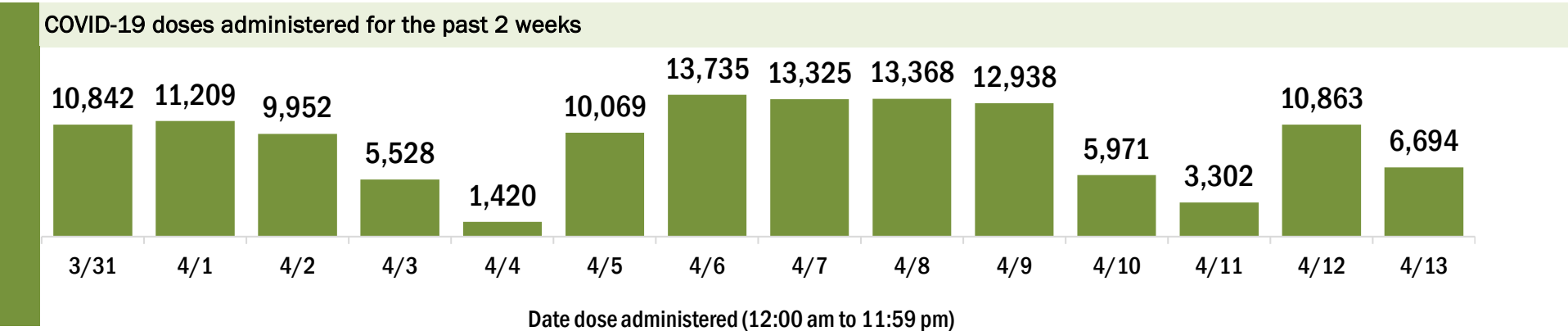
Data in this report are provisional and subject to change.

Data in this summary pertain to COVID-19 vaccines approved by the U.S. Food and Drug Administration and have been issued an Emergency Use Authorization (Janssen COVID-19 Vaccine, Moderna COVID-19 Vaccine and Pfizer-BioNTech COVID-19 Vaccine). These data summarize the number of people who have received either their first dose or have completed the series for a COVID-19 vaccine. **A person can only be counted in one category, first dose or series complete.** For persons receiving Moderna or Pfizer vaccines, once they receive their second dose, they are moved from the first dose column to the series completed column. **Because of this, the total first dose category may show a change from report to report not matching the total receiving their first dose from the previous day.** Persons receiving Johnson & Johnson vaccines will always be counted in the series completed column.

COVID-19 doses for vaccinated persons in Florida	
Doses administered	588,413
People receiving one dose of a 1-dose series (Johnson & Johnson) or receiving only one dose of a 2-dose series (Moderna, Pfizer) count once. Persons receiving both doses of a 2-dose series count twice.	

Current status of persons vaccinated for COVID-19 in Florida	
Total people vaccinated	371,788
First dose	135,689
Series completed	236,099
Completed 1-dose series	19,474
Completed 2-dose series	216,625
First dose: current number of people who have only received their first dose of the Moderna or Pfizer vaccine.	
Series complete: current number of people who have received both Moderna or Pfizer vaccine doses or one Johnson & Johnson dose and are considered fully immunized.	

Demographic summary	First dose	Series complete	Total people vaccinated
Age group	135,689	236,099	371,788
16-24 years	7,700	3,818	11,518
25-34 years	12,702	10,720	23,422
35-44 years	17,201	13,452	30,653
45-54 years	26,332	18,918	45,250
55-64 years	38,610	43,411	82,021
65-74 years	17,833	84,539	102,372
75-84 years	10,730	44,409	55,139
85+ years	4,581	16,832	21,413
Race	135,689	236,099	371,788
White	93,141	180,536	273,677
Black	7,036	9,580	16,616
American Indian/Alaskan	417	500	917
Other	12,407	17,908	30,315
Unknown	22,688	27,575	50,263
Other race includes Asian, native Hawaiian/Pacific Islander, or other.			
Ethnicity	135,689	236,099	371,788
Hispanic	5,892	6,707	12,599
Non-Hispanic	78,718	146,962	225,680
Unknown	51,079	82,430	133,509
Gender	135,689	236,099	371,788
Female	73,409	138,458	211,867
Male	61,920	97,263	159,183
Unknown	360	378	738



COVID-19: Polk County vaccine summary

Vaccination data through Apr 13, 2021 as of Apr 14, 2021 at 12:05 AM

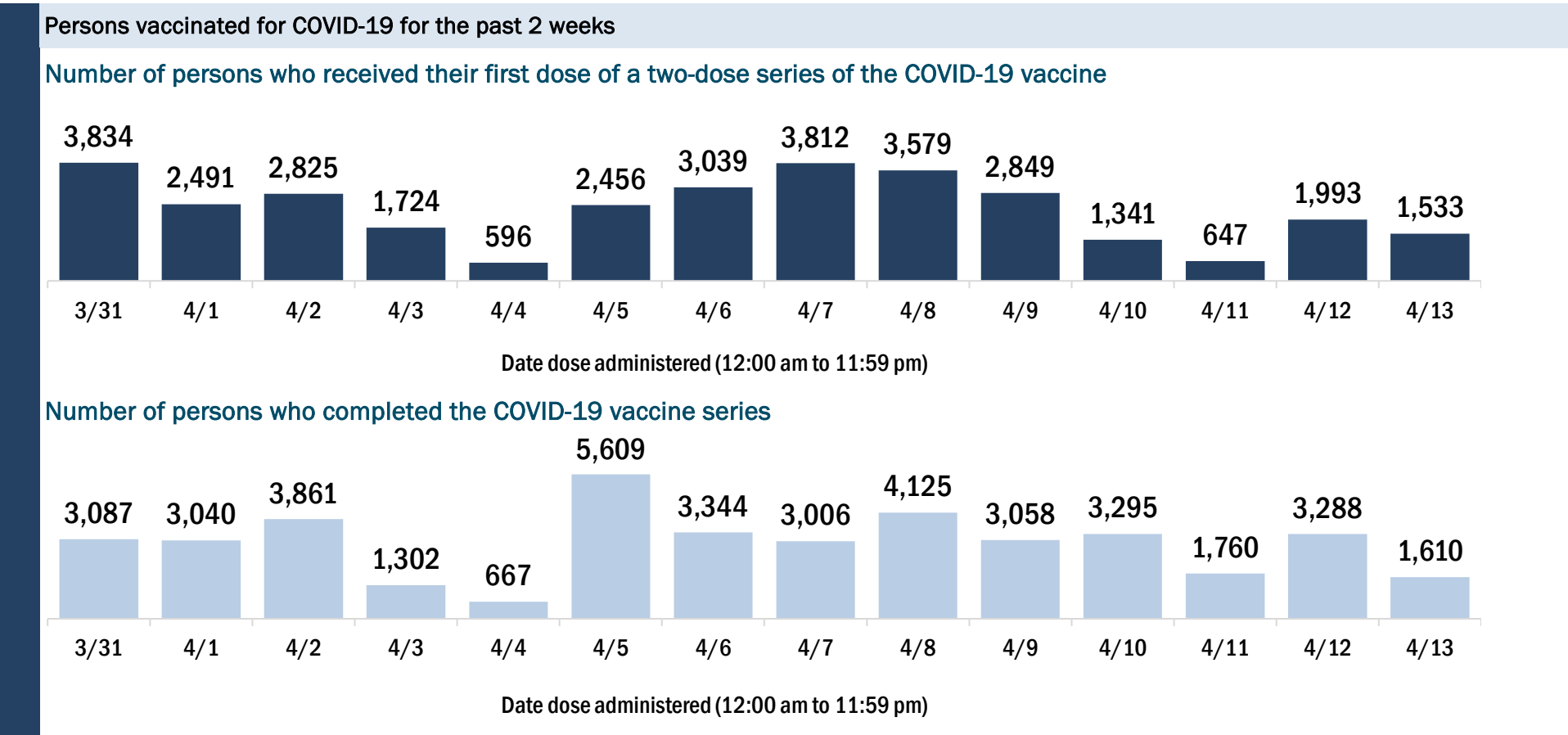
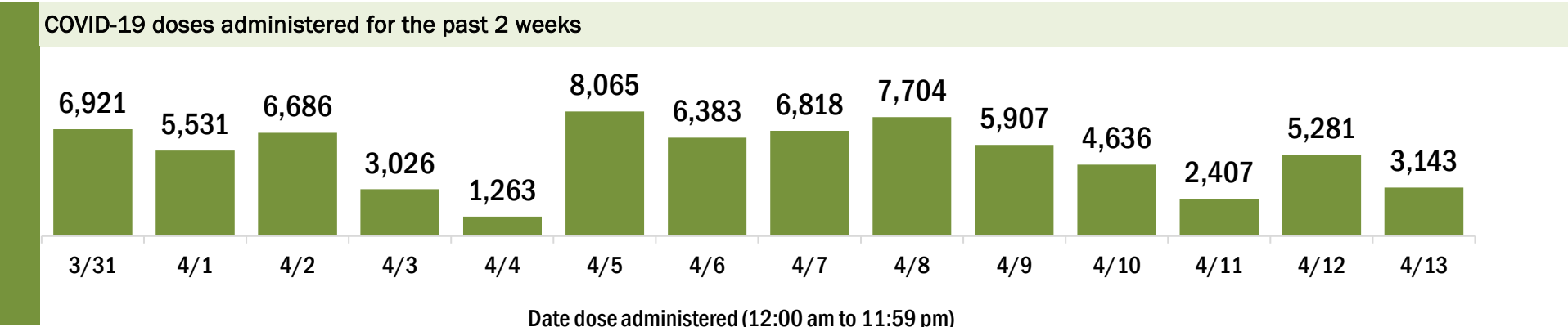
Data in this report are provisional and subject to change.

Data in this summary pertain to COVID-19 vaccines approved by the U.S. Food and Drug Administration and have been issued an Emergency Use Authorization (Janssen COVID-19 Vaccine, Moderna COVID-19 Vaccine and Pfizer-BioNTech COVID-19 Vaccine). These data summarize the number of people who have received either their first dose or have completed the series for a COVID-19 vaccine. **A person can only be counted in one category, first dose or series complete.** For persons receiving Moderna or Pfizer vaccines, once they receive their second dose, they are moved from the first dose column to the series completed column. **Because of this, the total first dose category may show a change from report to report not matching the total receiving their first dose from the previous day.** Persons receiving Johnson & Johnson vaccines will always be counted in the series completed column.

COVID-19 doses for vaccinated persons in Florida	
Doses administered	312,172
People receiving one dose of a 1-dose series (Johnson & Johnson) or receiving only one dose of a 2-dose series (Moderna, Pfizer) count once. Persons receiving both doses of a 2-dose series count twice.	

Current status of persons vaccinated for COVID-19 in Florida	
Total people vaccinated	199,369
First dose	76,743
Series completed	122,626
Completed 1-dose series	9,823
Completed 2-dose series	112,803
First dose: current number of people who have only received their first dose of the Moderna or Pfizer vaccine.	
Series complete: current number of people who have received both Moderna or Pfizer vaccine doses or one Johnson & Johnson dose and are considered fully immunized.	

Demographic summary	First dose	Series complete	Total people vaccinated
Age group	76,743	122,626	199,369
16-24 years	4,168	2,297	6,465
25-34 years	6,457	5,223	11,680
35-44 years	8,784	7,281	16,065
45-54 years	13,176	9,968	23,144
55-64 years	19,406	18,226	37,632
65-74 years	13,551	44,677	58,228
75-84 years	8,451	27,122	35,573
85+ years	2,750	7,832	10,582
Race	76,743	122,626	199,369
White	49,590	89,953	139,543
Black	5,974	7,711	13,685
American Indian/Alaskan	614	585	1,199
Other	7,486	9,176	16,662
Unknown	13,079	15,201	28,280
Other race includes Asian, native Hawaiian/Pacific Islander, or other.			
Ethnicity	76,743	122,626	199,369
Hispanic	11,862	9,490	21,352
Non-Hispanic	37,484	73,662	111,146
Unknown	27,397	39,474	66,871
Gender	76,743	122,626	199,369
Female	41,466	70,870	112,336
Male	35,001	51,711	86,712
Unknown	276	45	321



COVID-19: Putnam County vaccine summary

Vaccination data through Apr 13, 2021 as of Apr 14, 2021 at 12:05 AM

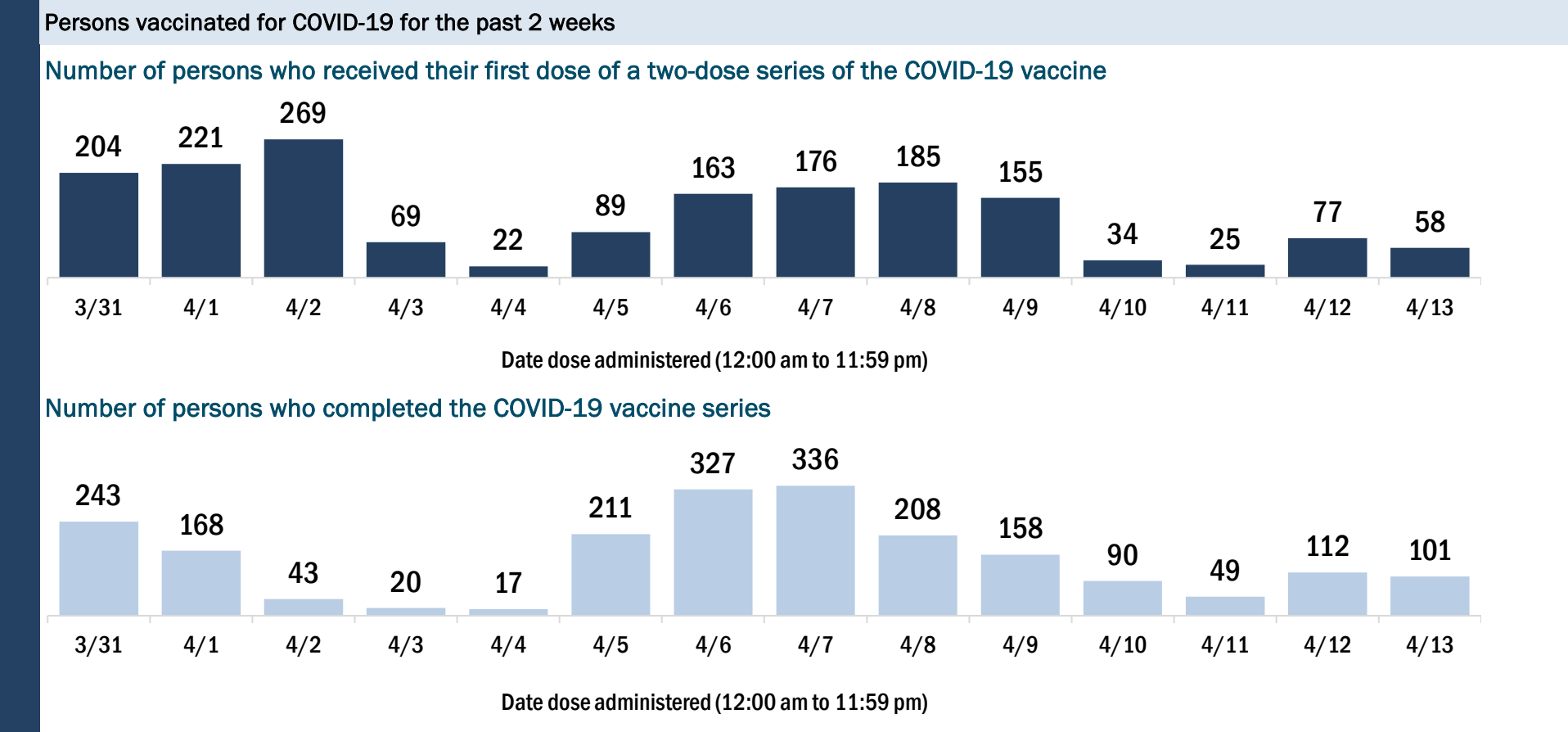
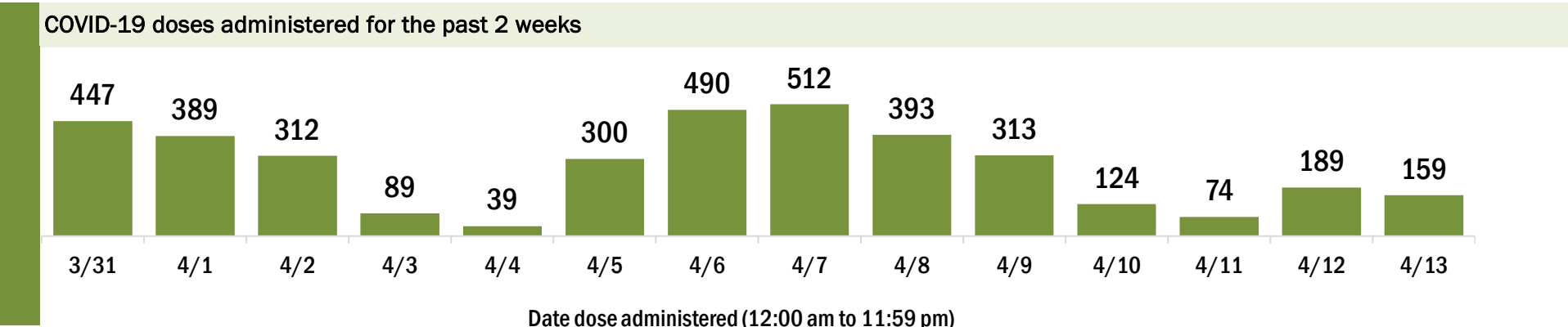
Data in this report are provisional and subject to change.

Data in this summary pertain to COVID-19 vaccines approved by the U.S. Food and Drug Administration and have been issued an Emergency Use Authorization (Janssen COVID-19 Vaccine, Moderna COVID-19 Vaccine and Pfizer-BioNTech COVID-19 Vaccine). These data summarize the number of people who have received either their first dose or have completed the series for a COVID-19 vaccine. **A person can only be counted in one category, first dose or series complete.** For persons receiving Moderna or Pfizer vaccines, once they receive their second dose, they are moved from the first dose column to the series completed column. **Because of this, the total first dose category may show a change from report to report not matching the total receiving their first dose from the previous day.** Persons receiving Johnson & Johnson vaccines will always be counted in the series completed column.

COVID-19 doses for vaccinated persons in Florida	
Doses administered	25,816
People receiving one dose of a 1-dose series (Johnson & Johnson) or receiving only one dose of a 2-dose series (Moderna, Pfizer) count once. Persons receiving both doses of a 2-dose series count twice.	

Current status of persons vaccinated for COVID-19 in Florida	
Total people vaccinated	16,534
First dose	6,428
Series completed	10,106
Completed 1-dose series	824
Completed 2-dose series	9,282
First dose: current number of people who have only received their first dose of the Moderna or Pfizer vaccine.	
Series complete: current number of people who have received both Moderna or Pfizer vaccine doses or one Johnson & Johnson dose and are considered fully immunized.	

Demographic summary	First dose	Series complete	Total people vaccinated
Age group	6,428	10,106	16,534
16-24 years	203	93	296
25-34 years	329	239	568
35-44 years	447	344	791
45-54 years	843	641	1,484
55-64 years	1,897	1,619	3,516
65-74 years	1,603	4,125	5,728
75-84 years	841	2,315	3,156
85+ years	265	730	995
Race	6,428	10,106	16,534
White	4,886	7,911	12,797
Black	674	972	1,646
American Indian/Alaskan	58	72	130
Other	486	589	1,075
Unknown	324	562	886
Other race includes Asian, native Hawaiian/Pacific Islander, or other.			
Ethnicity	6,428	10,106	16,534
Hispanic	342	344	686
Non-Hispanic	5,025	7,801	12,826
Unknown	1,061	1,961	3,022
Gender	6,428	10,106	16,534
Female	3,543	5,849	9,392
Male	2,875	4,253	7,128
Unknown	10	4	14



COVID-19: Santa Rosa County vaccine summary

Vaccination data through Apr 13, 2021 as of Apr 14, 2021 at 12:05 AM

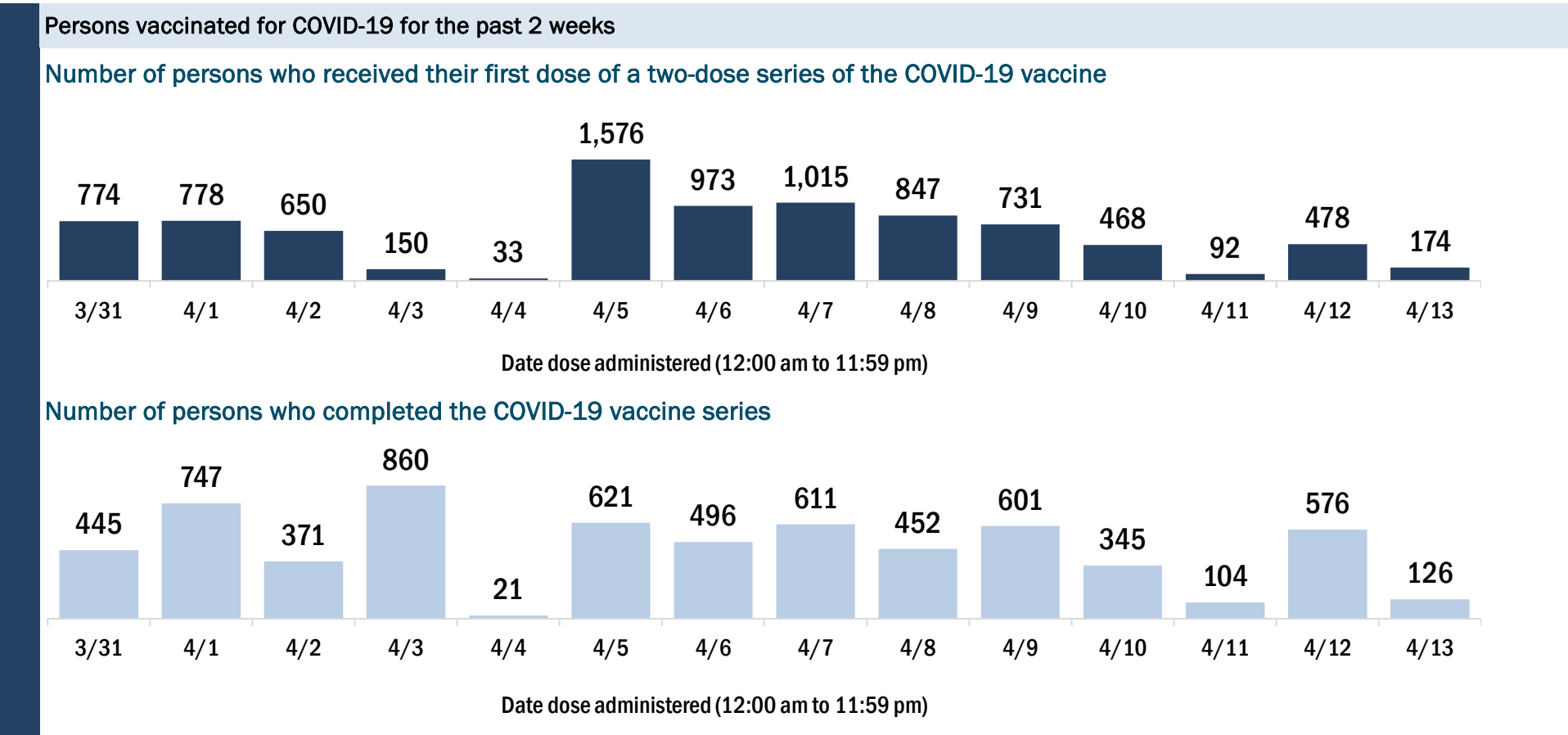
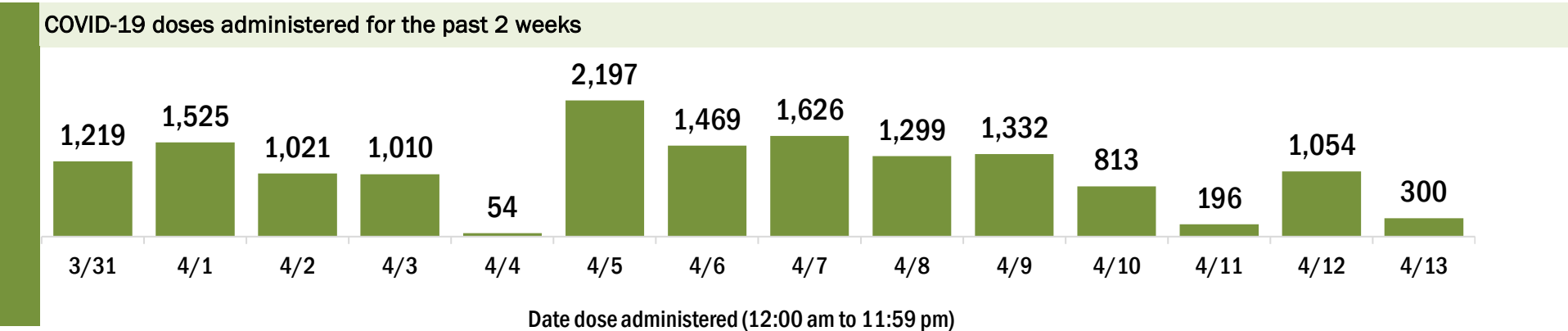
Data in this report are provisional and subject to change.

Data in this summary pertain to COVID-19 vaccines approved by the U.S. Food and Drug Administration and have been issued an Emergency Use Authorization (Janssen COVID-19 Vaccine, Moderna COVID-19 Vaccine and Pfizer-BioNTech COVID-19 Vaccine). These data summarize the number of people who have received either their first dose or have completed the series for a COVID-19 vaccine. **A person can only be counted in one category, first dose or series complete.** For persons receiving Moderna or Pfizer vaccines, once they receive their second dose, they are moved from the first dose column to the series completed column. **Because of this, the total first dose category may show a change from report to report not matching the total receiving their first dose from the previous day.** Persons receiving Johnson & Johnson vaccines will always be counted in the series completed column.

COVID-19 doses for vaccinated persons in Florida	
Doses administered	80,884
People receiving one dose of a 1-dose series (Johnson & Johnson) or receiving only one dose of a 2-dose series (Moderna, Pfizer) count once. Persons receiving both doses of a 2-dose series count twice.	

Current status of persons vaccinated for COVID-19 in Florida	
Total people vaccinated	51,517
First dose	20,020
Series completed	31,497
Completed 1-dose series	2,130
Completed 2-dose series	29,367
First dose: current number of people who have only received their first dose of the Moderna or Pfizer vaccine.	
Series complete: current number of people who have received both Moderna or Pfizer vaccine doses or one Johnson & Johnson dose and are considered fully immunized.	

Demographic summary	First dose	Series complete	Total people vaccinated
Age group	20,020	31,497	51,517
16-24 years	1,383	491	1,874
25-34 years	1,810	1,291	3,101
35-44 years	2,729	2,042	4,771
45-54 years	3,615	3,127	6,742
55-64 years	5,467	5,701	11,168
65-74 years	3,084	11,540	14,624
75-84 years	1,451	5,703	7,154
85+ years	481	1,602	2,083
Race	20,020	31,497	51,517
White	13,028	23,737	36,765
Black	930	903	1,833
American Indian/Alaskan	107	169	276
Other	1,465	2,078	3,543
Unknown	4,490	4,610	9,100
Other race includes Asian, native Hawaiian/Pacific Islander, or other.			
Ethnicity	20,020	31,497	51,517
Hispanic	860	637	1,497
Non-Hispanic	12,227	20,748	32,975
Unknown	6,933	10,112	17,045
Gender	20,020	31,497	51,517
Female	10,758	18,081	28,839
Male	9,241	13,412	22,653
Unknown	21	4	25



COVID-19: Sarasota County vaccine summary

Vaccination data through Apr 13, 2021 as of Apr 14, 2021 at 12:05 AM

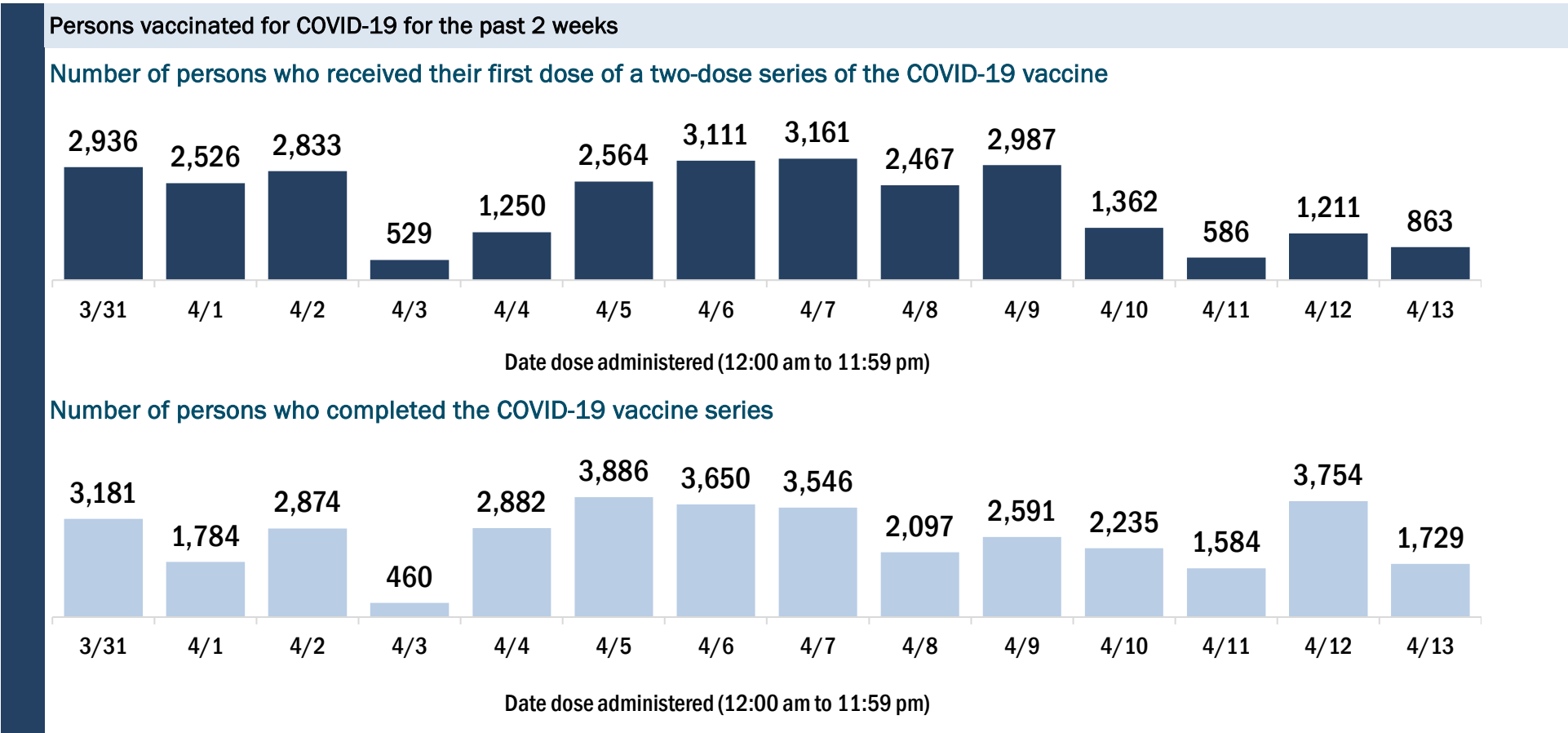
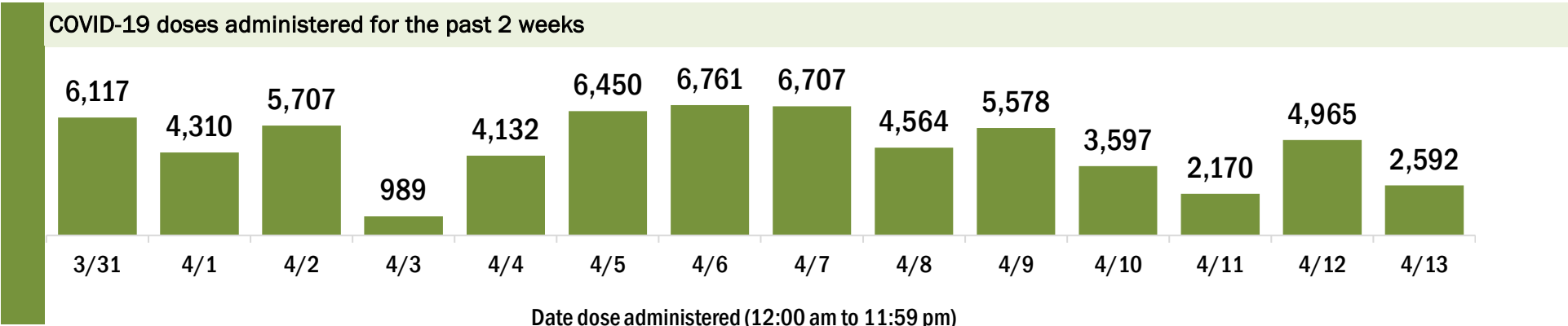
Data in this report are provisional and subject to change.

Data in this summary pertain to COVID-19 vaccines approved by the U.S. Food and Drug Administration and have been issued an Emergency Use Authorization (Janssen COVID-19 Vaccine, Moderna COVID-19 Vaccine and Pfizer-BioNTech COVID-19 Vaccine). These data summarize the number of people who have received either their first dose or have completed the series for a COVID-19 vaccine. **A person can only be counted in one category, first dose or series complete.** For persons receiving Moderna or Pfizer vaccines, once they receive their second dose, they are moved from the first dose column to the series completed column. **Because of this, the total first dose category may show a change from report to report not matching the total receiving their first dose from the previous day.** Persons receiving Johnson & Johnson vaccines will always be counted in the series completed column.

COVID-19 doses for vaccinated persons in Florida	
Doses administered	338,332
People receiving one dose of a 1-dose series (Johnson & Johnson) or receiving only one dose of a 2-dose series (Moderna, Pfizer) count once. Persons receiving both doses of a 2-dose series count twice.	

Current status of persons vaccinated for COVID-19 in Florida	
Total people vaccinated	215,628
First dose	84,907
Series completed	130,721
Completed 1-dose series	8,017
Completed 2-dose series	122,704
First dose: current number of people who have only received their first dose of the Moderna or Pfizer vaccine.	
Series complete: current number of people who have received both Moderna or Pfizer vaccine doses or one Johnson & Johnson dose and are considered fully immunized.	

Demographic summary	First dose	Series complete	Total people vaccinated
Age group	84,907	130,721	215,628
16-24 years	3,449	1,240	4,689
25-34 years	4,350	2,791	7,141
35-44 years	6,390	3,862	10,252
45-54 years	11,090	6,208	17,298
55-64 years	23,757	13,702	37,459
65-74 years	18,640	54,986	73,626
75-84 years	12,482	35,506	47,988
85+ years	4,749	12,426	17,175
Race	84,907	130,721	215,628
White	66,147	104,959	171,106
Black	1,396	1,743	3,139
American Indian/Alaskan	283	484	767
Other	5,573	8,765	14,338
Unknown	11,508	14,770	26,278
Other race includes Asian, native Hawaiian/Pacific Islander, or other.			
Ethnicity	84,907	130,721	215,628
Hispanic	4,946	2,780	7,726
Non-Hispanic	54,967	88,701	143,668
Unknown	24,994	39,240	64,234
Gender	84,907	130,721	215,628
Female	46,250	74,318	120,568
Male	38,488	56,321	94,809
Unknown	169	82	251



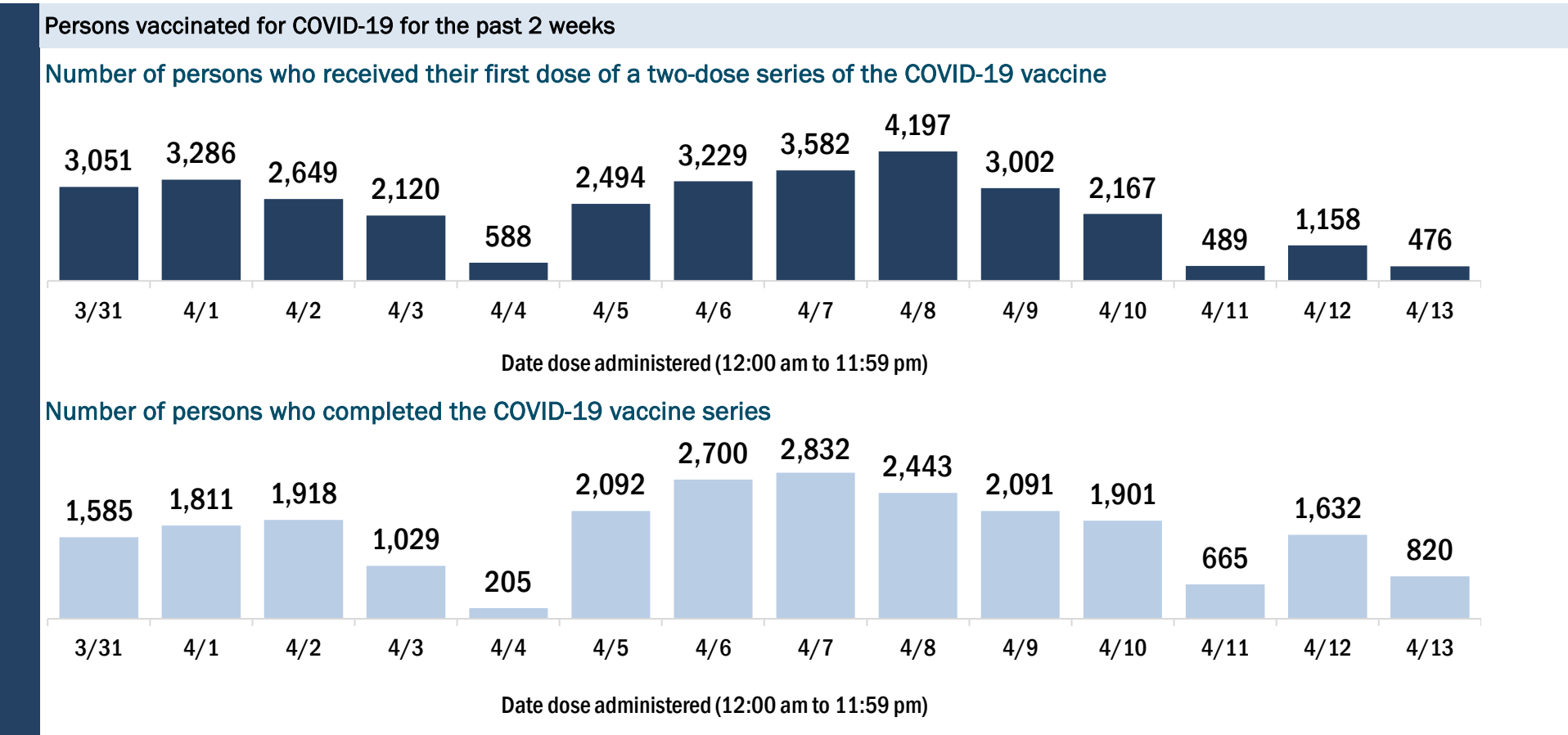
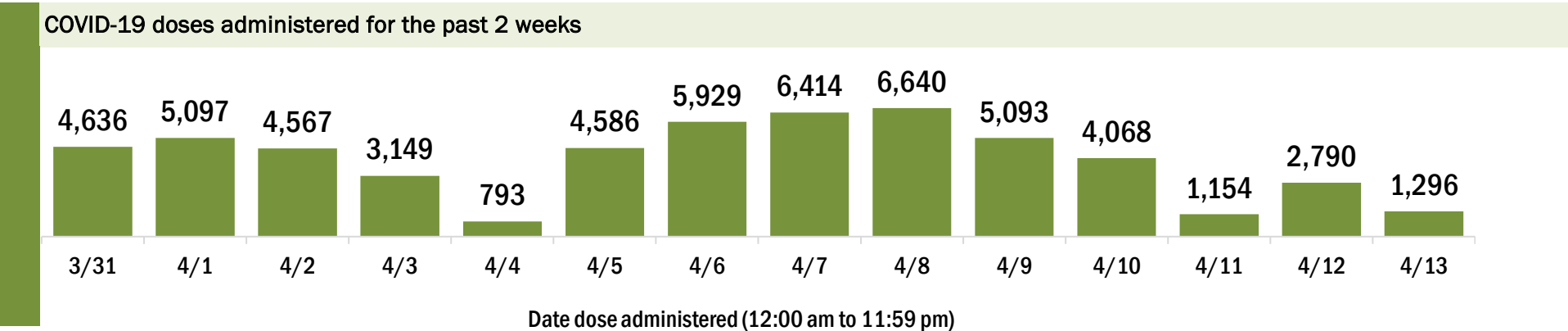
COVID-19: Seminole County vaccine summary

Vaccination data through Apr 13, 2021 as of Apr 14, 2021 at 12:05 AM

Data in this report are provisional and subject to change.

Data in this summary pertain to COVID-19 vaccines approved by the U.S. Food and Drug Administration and have been issued an Emergency Use Authorization (Janssen COVID-19 Vaccine, Moderna COVID-19 Vaccine and Pfizer-BioNTech COVID-19 Vaccine). These data summarize the number of people who have received either their first dose or have completed the series for a COVID-19 vaccine. **A person can only be counted in one category, first dose or series complete.** For persons receiving Moderna or Pfizer vaccines, once they receive their second dose, they are moved from the first dose column to the series completed column. **Because of this, the total first dose category may show a change from report to report not matching the total receiving their first dose from the previous day.** Persons receiving Johnson & Johnson vaccines will always be counted in the series completed column.

COVID-19 doses for vaccinated persons in Florida		Demographic summary			
Doses administered	228,844	First dose	Series complete	Total people vaccinated	
People receiving one dose of a 1-dose series (Johnson & Johnson) or receiving only one dose of a 2-dose series (Moderna, Pfizer) count once. Persons receiving both doses of a 2-dose series count twice.		Age group	60,129	89,211	149,340
		16-24 years	7,023	2,679	9,702
		25-34 years	7,654	6,112	13,766
		35-44 years	11,003	8,516	19,519
		45-54 years	13,474	10,545	24,019
		55-64 years	13,823	16,108	29,931
		65-74 years	4,160	26,946	31,106
		75-84 years	2,058	13,251	15,309
		85+ years	934	5,054	5,988
		Race	60,129	89,211	149,340
		White	38,682	64,860	103,542
		Black	3,816	5,759	9,575
		American Indian/Alaskan	253	416	669
		Other	9,447	12,317	21,764
		Unknown	7,931	5,859	13,790
		Other race includes Asian, native Hawaiian/Pacific Islander, or other.			
		Ethnicity	60,129	89,211	149,340
		Hispanic	8,577	8,597	17,174
		Non-Hispanic	33,479	58,584	92,063
		Unknown	18,073	22,030	40,103
		Gender	60,129	89,211	149,340
		Female	31,664	52,797	84,461
		Male	28,207	36,354	64,561
		Unknown	258	60	318



COVID-19: St. Johns County vaccine summary

Vaccination data through Apr 13, 2021 as of Apr 14, 2021 at 12:05 AM

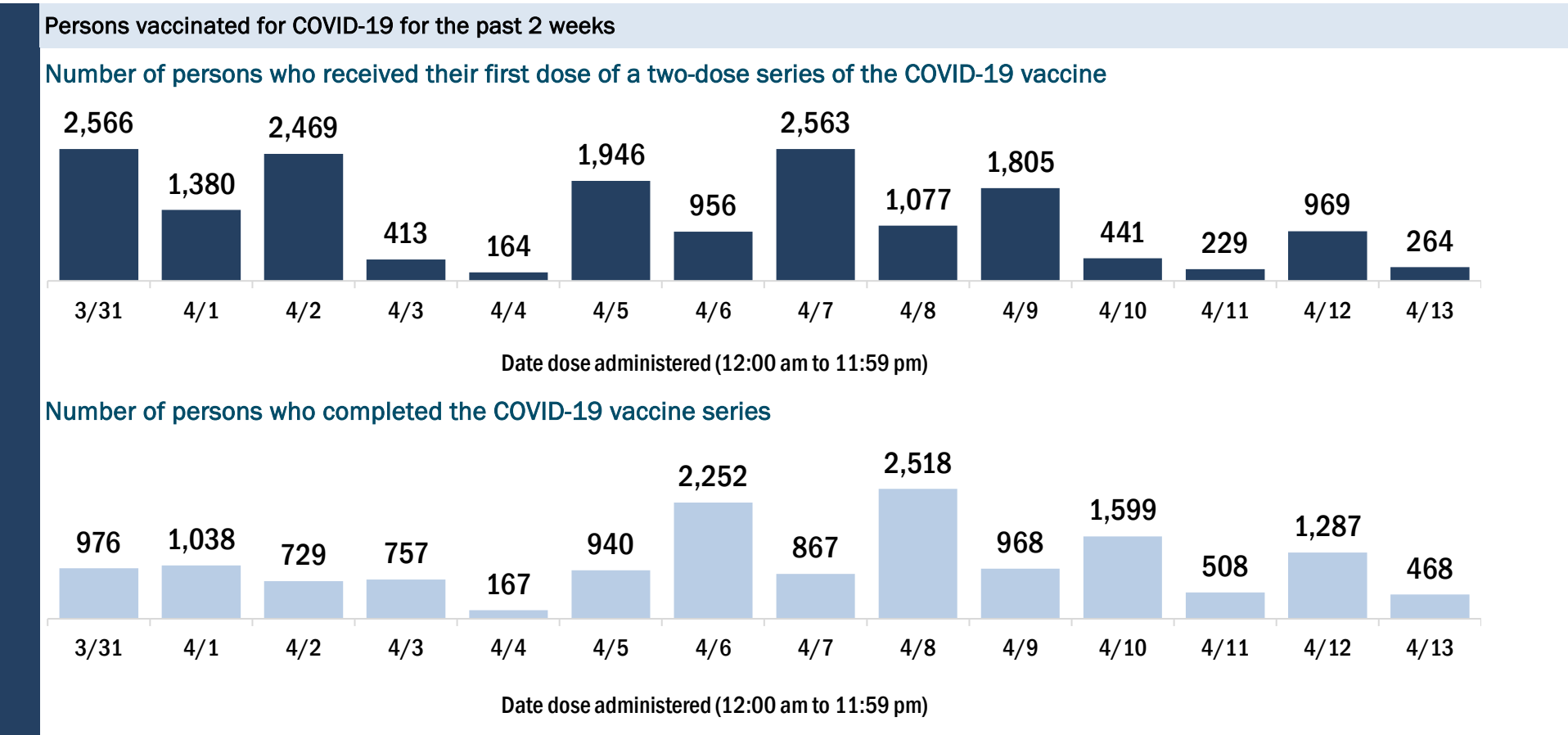
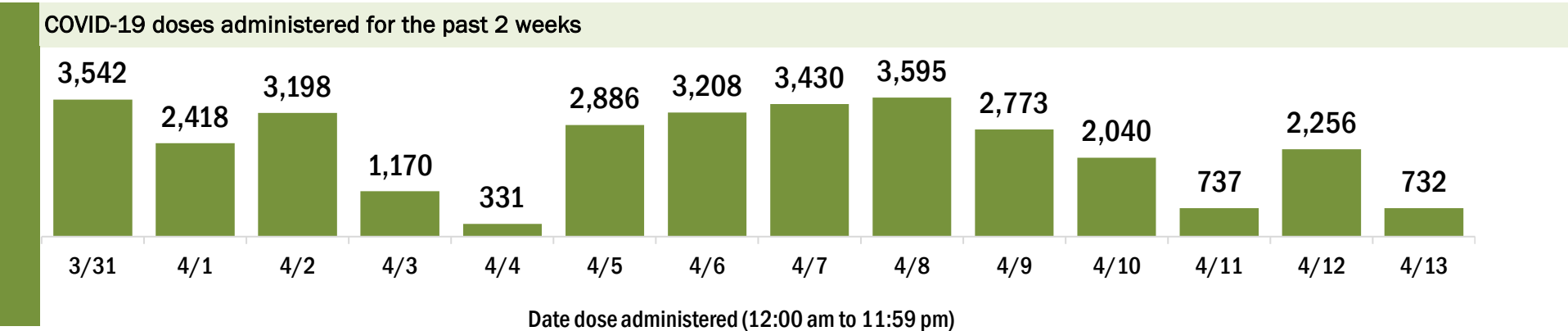
Data in this report are provisional and subject to change.

Data in this summary pertain to COVID-19 vaccines approved by the U.S. Food and Drug Administration and have been issued an Emergency Use Authorization (Janssen COVID-19 Vaccine, Moderna COVID-19 Vaccine and Pfizer-BioNTech COVID-19 Vaccine). These data summarize the number of people who have received either their first dose or have completed the series for a COVID-19 vaccine. **A person can only be counted in one category, first dose or series complete.** For persons receiving Moderna or Pfizer vaccines, once they receive their second dose, they are moved from the first dose column to the series completed column. **Because of this, the total first dose category may show a change from report to report not matching the total receiving their first dose from the previous day.** Persons receiving Johnson & Johnson vaccines will always be counted in the series completed column.

COVID-19 doses for vaccinated persons in Florida	
Doses administered	186,521
People receiving one dose of a 1-dose series (Johnson & Johnson) or receiving only one dose of a 2-dose series (Moderna, Pfizer) count once. Persons receiving both doses of a 2-dose series count twice.	

Current status of persons vaccinated for COVID-19 in Florida	
Total people vaccinated	114,459
First dose	37,201
Series completed	77,258
Completed 1-dose series	5,196
Completed 2-dose series	72,062
First dose: current number of people who have only received their first dose of the Moderna or Pfizer vaccine.	
Series complete: current number of people who have received both Moderna or Pfizer vaccine doses or one Johnson & Johnson dose and are considered fully immunized.	

Demographic summary	First dose	Series complete	Total people vaccinated
Age group	37,201	77,258	114,459
16-24 years	3,956	1,511	5,467
25-34 years	3,343	3,081	6,424
35-44 years	7,310	6,626	13,936
45-54 years	9,127	7,930	17,057
55-64 years	8,814	14,256	23,070
65-74 years	2,743	26,957	29,700
75-84 years	1,359	13,176	14,535
85+ years	549	3,721	4,270
Race	37,201	77,258	114,459
White	26,090	58,610	84,700
Black	1,208	2,185	3,393
American Indian/Alaskan	102	211	313
Other	4,102	7,134	11,236
Unknown	5,699	9,118	14,817
Other race includes Asian, native Hawaiian/Pacific Islander, or other.			
Ethnicity	37,201	77,258	114,459
Hispanic	2,242	2,393	4,635
Non-Hispanic	23,557	51,359	74,916
Unknown	11,402	23,506	34,908
Gender	37,201	77,258	114,459
Female	19,614	43,670	63,284
Male	17,563	33,576	51,139
Unknown	24	12	36



COVID-19: St. Lucie County vaccine summary

Vaccination data through Apr 13, 2021 as of Apr 14, 2021 at 12:05 AM

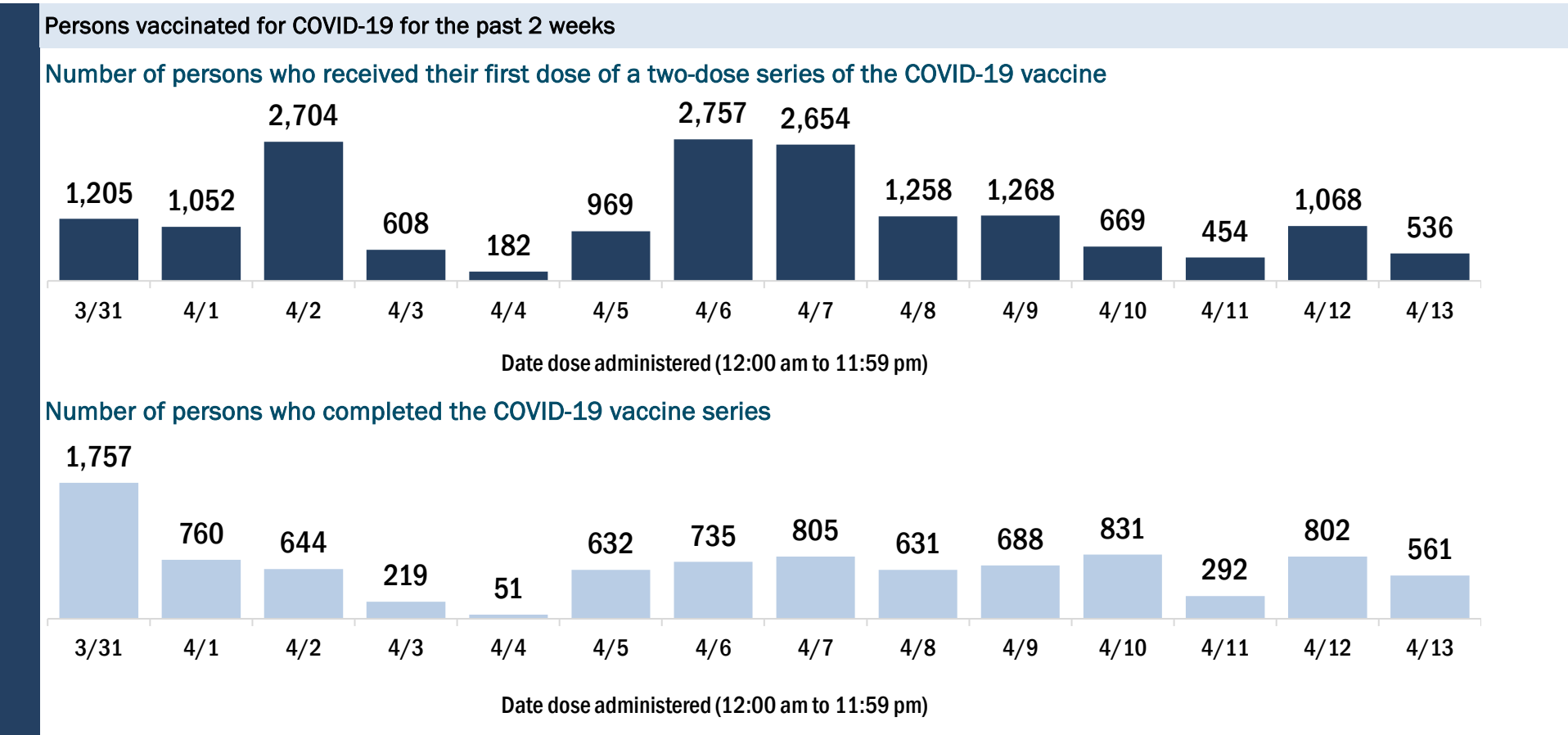
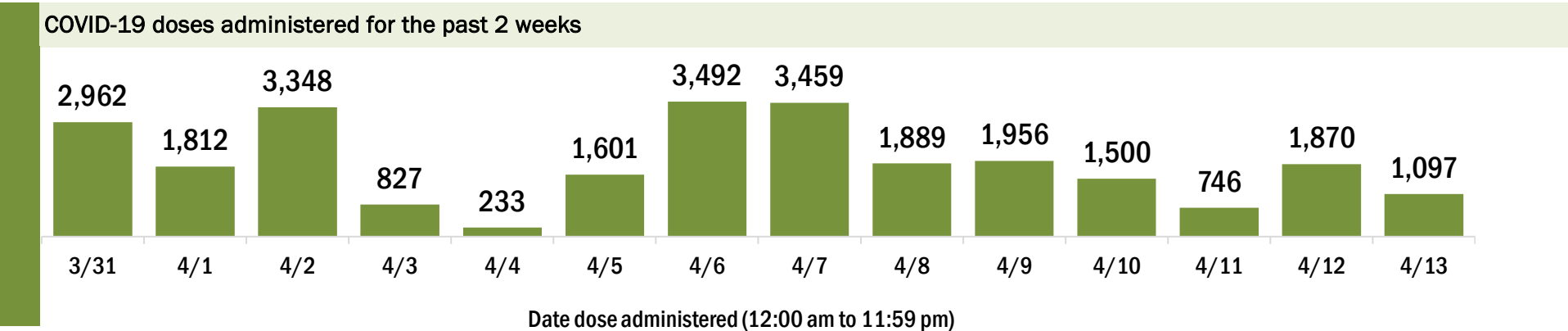
Data in this report are provisional and subject to change.

Data in this summary pertain to COVID-19 vaccines approved by the U.S. Food and Drug Administration and have been issued an Emergency Use Authorization (Janssen COVID-19 Vaccine, Moderna COVID-19 Vaccine and Pfizer-BioNTech COVID-19 Vaccine). These data summarize the number of people who have received either their first dose or have completed the series for a COVID-19 vaccine. **A person can only be counted in one category, first dose or series complete.** For persons receiving Moderna or Pfizer vaccines, once they receive their second dose, they are moved from the first dose column to the series completed column. **Because of this, the total first dose category may show a change from report to report not matching the total receiving their first dose from the previous day.** Persons receiving Johnson & Johnson vaccines will always be counted in the series completed column.

COVID-19 doses for vaccinated persons in Florida	
Doses administered	160,451
People receiving one dose of a 1-dose series (Johnson & Johnson) or receiving only one dose of a 2-dose series (Moderna, Pfizer) count once. Persons receiving both doses of a 2-dose series count twice.	

Current status of persons vaccinated for COVID-19 in Florida	
Total people vaccinated	101,493
First dose	39,139
Series completed	62,354
Completed 1-dose series	3,396
Completed 2-dose series	58,958
First dose: current number of people who have only received their first dose of the Moderna or Pfizer vaccine.	
Series complete: current number of people who have received both Moderna or Pfizer vaccine doses or one Johnson & Johnson dose and are considered fully immunized.	

Demographic summary	First dose	Series complete	Total people vaccinated
Age group	39,139	62,354	101,493
16-24 years	1,872	710	2,582
25-34 years	2,498	1,635	4,133
35-44 years	3,830	2,631	6,461
45-54 years	6,455	4,355	10,810
55-64 years	11,782	8,504	20,286
65-74 years	7,258	25,335	32,593
75-84 years	4,053	14,741	18,794
85+ years	1,391	4,443	5,834
Race	39,139	62,354	101,493
White	24,048	41,916	65,964
Black	3,617	5,770	9,387
American Indian/Alaskan	193	304	497
Other	3,606	5,558	9,164
Unknown	7,675	8,806	16,481
Other race includes Asian, native Hawaiian/Pacific Islander, or other.			
Ethnicity	39,139	62,354	101,493
Hispanic	5,078	4,504	9,582
Non-Hispanic	19,315	36,558	55,873
Unknown	14,746	21,292	36,038
Gender	39,139	62,354	101,493
Female	21,291	35,941	57,232
Male	17,750	26,347	44,097
Unknown	98	66	164



COVID-19: Sumter County vaccine summary

Vaccination data through Apr 13, 2021 as of Apr 14, 2021 at 12:05 AM

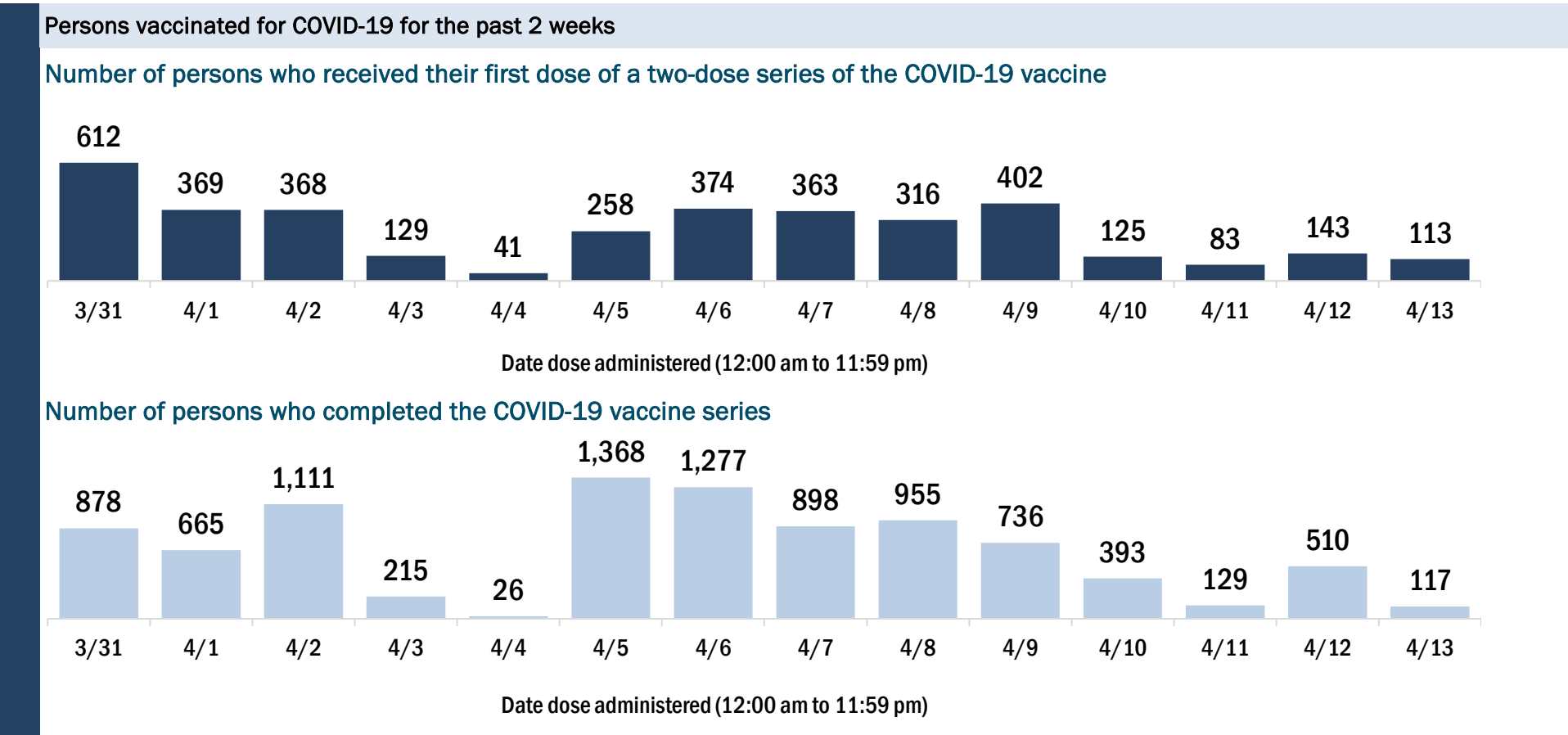
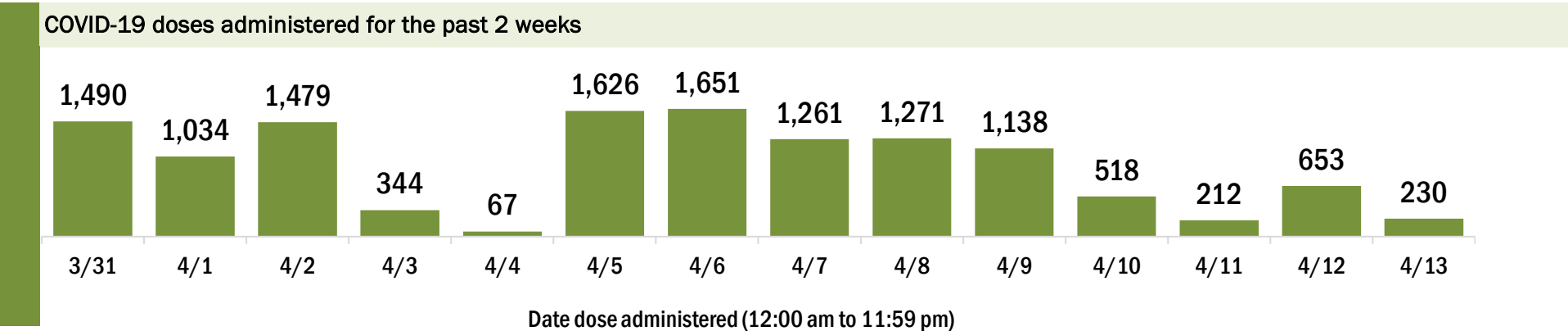
Data in this report are provisional and subject to change.

Data in this summary pertain to COVID-19 vaccines approved by the U.S. Food and Drug Administration and have been issued an Emergency Use Authorization (Janssen COVID-19 Vaccine, Moderna COVID-19 Vaccine and Pfizer-BioNTech COVID-19 Vaccine). These data summarize the number of people who have received either their first dose or have completed the series for a COVID-19 vaccine. **A person can only be counted in one category, first dose or series complete.** For persons receiving Moderna or Pfizer vaccines, once they receive their second dose, they are moved from the first dose column to the series completed column. **Because of this, the total first dose category may show a change from report to report not matching the total receiving their first dose from the previous day.** Persons receiving Johnson & Johnson vaccines will always be counted in the series completed column.

COVID-19 doses for vaccinated persons in Florida	
Doses administered	137,634
People receiving one dose of a 1-dose series (Johnson & Johnson) or receiving only one dose of a 2-dose series (Moderna, Pfizer) count once. Persons receiving both doses of a 2-dose series count twice.	

Current status of persons vaccinated for COVID-19 in Florida	
Total people vaccinated	79,644
First dose	17,673
Series completed	61,971
Completed 1-dose series	3,981
Completed 2-dose series	57,990
First dose: current number of people who have only received their first dose of the Moderna or Pfizer vaccine.	
Series complete: current number of people who have received both Moderna or Pfizer vaccine doses or one Johnson & Johnson dose and are considered fully immunized.	

Demographic summary	First dose	Series complete	Total people vaccinated
Age group	17,673	61,971	79,644
16-24 years	224	99	323
25-34 years	378	210	588
35-44 years	592	318	910
45-54 years	1,392	643	2,035
55-64 years	6,339	3,498	9,837
65-74 years	4,575	31,965	36,540
75-84 years	3,337	21,704	25,041
85+ years	836	3,534	4,370
Race	17,673	61,971	79,644
White	13,629	52,705	66,334
Black	353	619	972
American Indian/Alaskan	32	135	167
Other	1,071	2,244	3,315
Unknown	2,588	6,268	8,856
Other race includes Asian, native Hawaiian/Pacific Islander, or other.			
Ethnicity	17,673	61,971	79,644
Hispanic	547	887	1,434
Non-Hispanic	11,032	41,208	52,240
Unknown	6,094	19,876	25,970
Gender	17,673	61,971	79,644
Female	10,168	34,315	44,483
Male	7,438	27,647	35,085
Unknown	67	9	76



COVID-19: Suwannee County vaccine summary

Vaccination data through Apr 13, 2021 as of Apr 14, 2021 at 12:05 AM

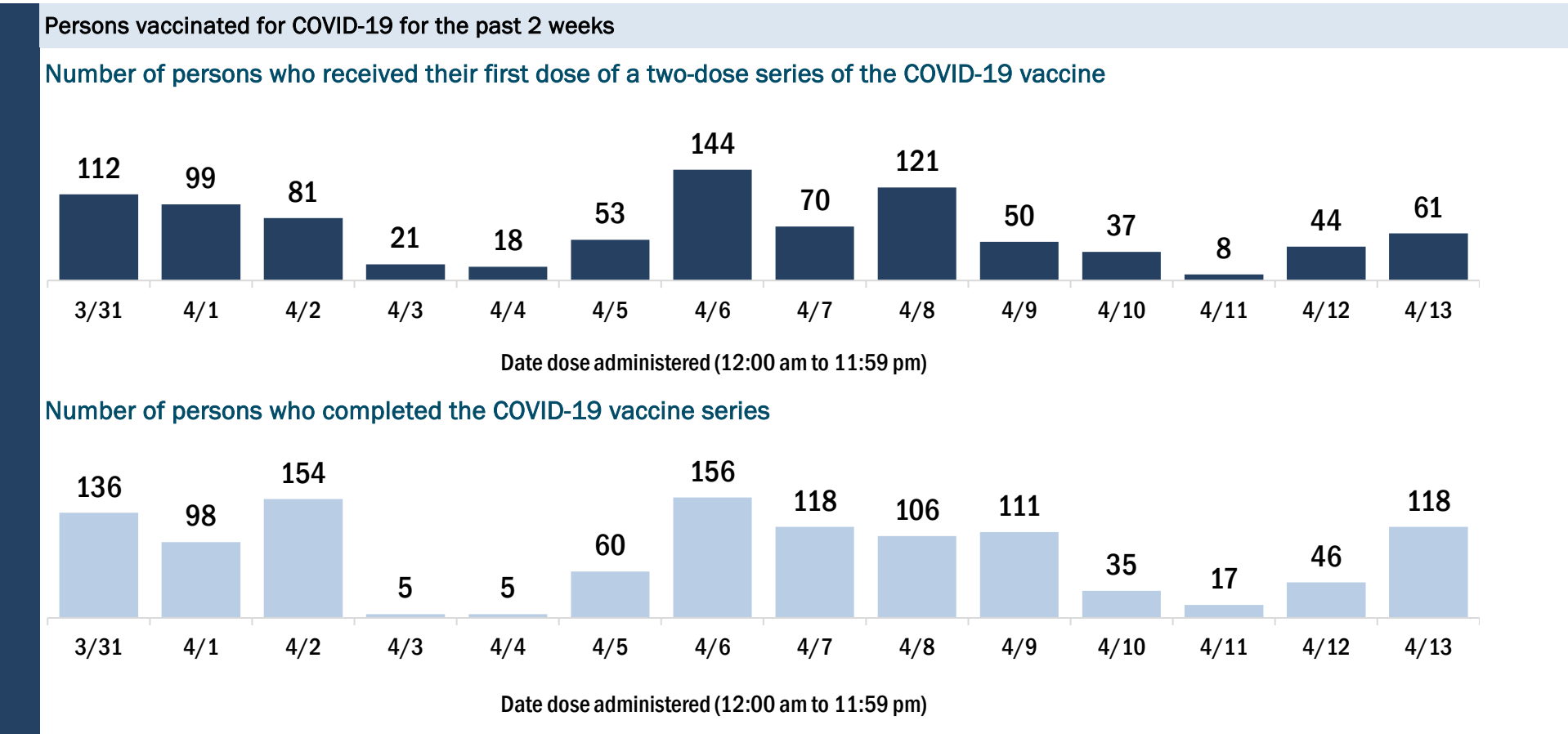
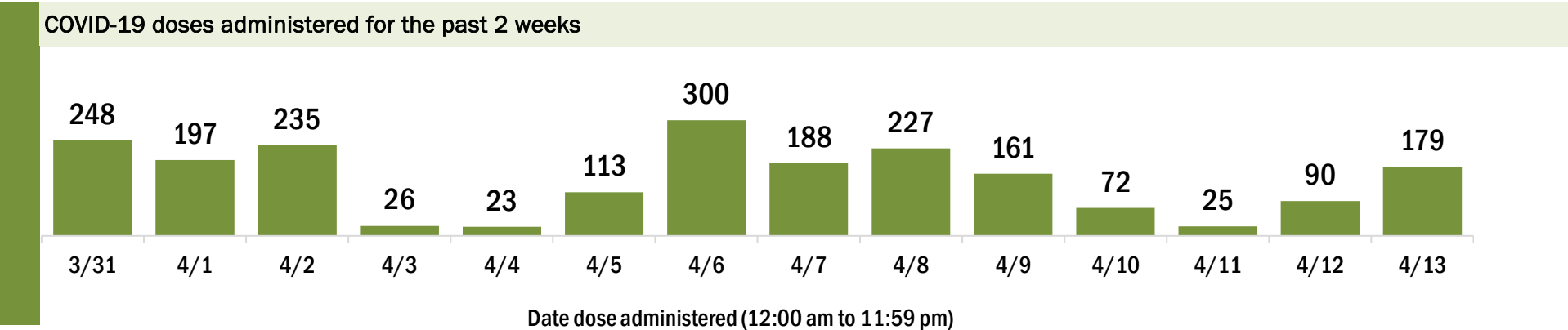
Data in this report are provisional and subject to change.

Data in this summary pertain to COVID-19 vaccines approved by the U.S. Food and Drug Administration and have been issued an Emergency Use Authorization (Janssen COVID-19 Vaccine, Moderna COVID-19 Vaccine and Pfizer-BioNTech COVID-19 Vaccine). These data summarize the number of people who have received either their first dose or have completed the series for a COVID-19 vaccine. **A person can only be counted in one category, first dose or series complete.** For persons receiving Moderna or Pfizer vaccines, once they receive their second dose, they are moved from the first dose column to the series completed column. **Because of this, the total first dose category may show a change from report to report not matching the total receiving their first dose from the previous day.** Persons receiving Johnson & Johnson vaccines will always be counted in the series completed column.

COVID-19 doses for vaccinated persons in Florida	
Doses administered	14,590
People receiving one dose of a 1-dose series (Johnson & Johnson) or receiving only one dose of a 2-dose series (Moderna, Pfizer) count once. Persons receiving both doses of a 2-dose series count twice.	

Current status of persons vaccinated for COVID-19 in Florida	
Total people vaccinated	8,782
First dose	2,416
Series completed	6,366
Completed 1-dose series	558
Completed 2-dose series	5,808
First dose: current number of people who have only received their first dose of the Moderna or Pfizer vaccine.	
Series complete: current number of people who have received both Moderna or Pfizer vaccine doses or one Johnson & Johnson dose and are considered fully immunized.	

Demographic summary	First dose	Series complete	Total people vaccinated
Age group	2,416	6,366	8,782
16-24 years	129	71	200
25-34 years	140	137	277
35-44 years	236	225	461
45-54 years	400	358	758
55-64 years	955	884	1,839
65-74 years	318	2,543	2,861
75-84 years	174	1,601	1,775
85+ years	64	547	611
Race	2,416	6,366	8,782
White	1,653	4,410	6,063
Black	238	452	690
American Indian/Alaskan	5	4	9
Other	210	414	624
Unknown	310	1,086	1,396
Other race includes Asian, native Hawaiian/Pacific Islander, or other.			
Ethnicity	2,416	6,366	8,782
Hispanic	150	185	335
Non-Hispanic	1,354	3,227	4,581
Unknown	912	2,954	3,866
Gender	2,416	6,366	8,782
Female	1,353	3,736	5,089
Male	1,063	2,630	3,693
Unknown	0	0	0



COVID-19: Taylor County vaccine summary

Vaccination data through Apr 13, 2021 as of Apr 14, 2021 at 12:05 AM

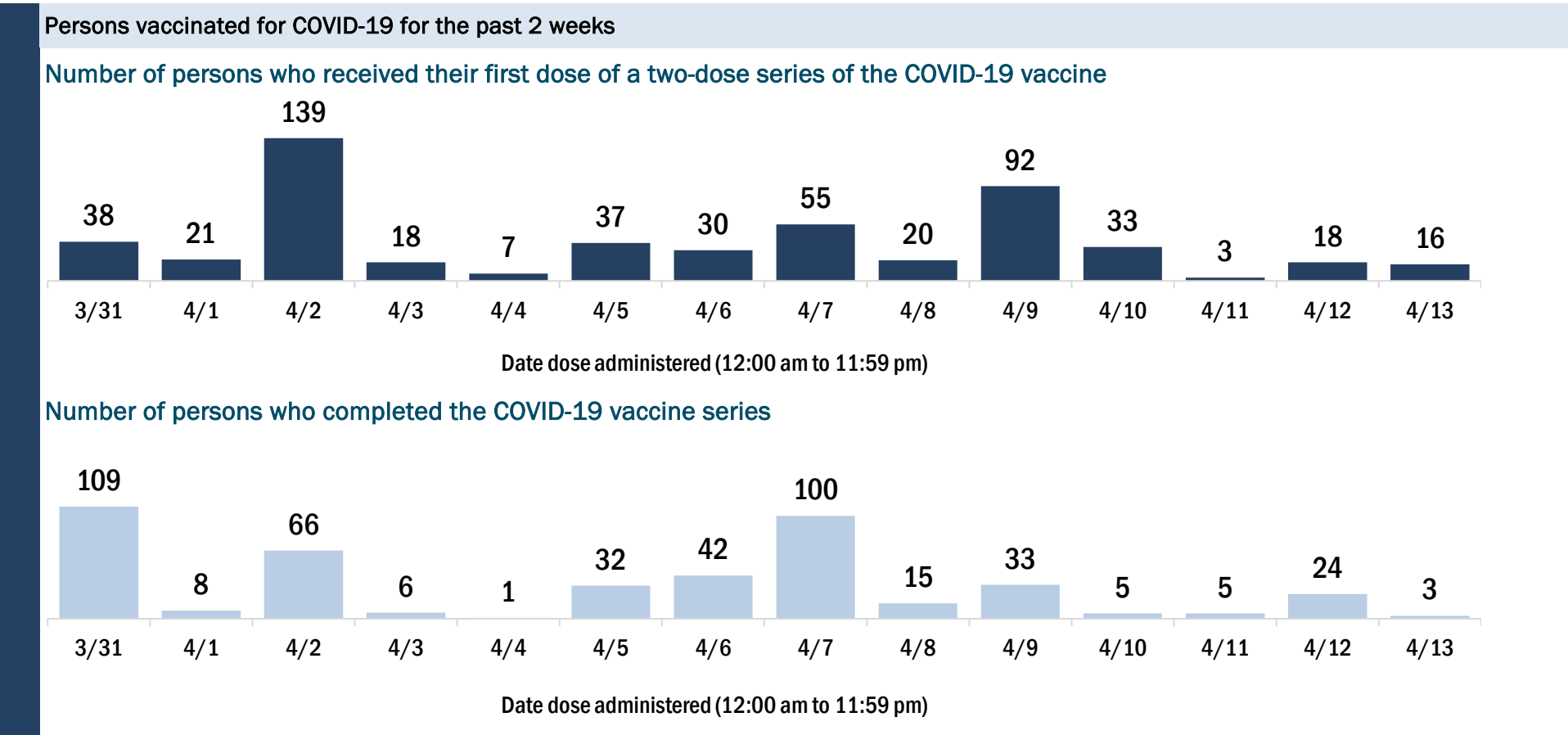
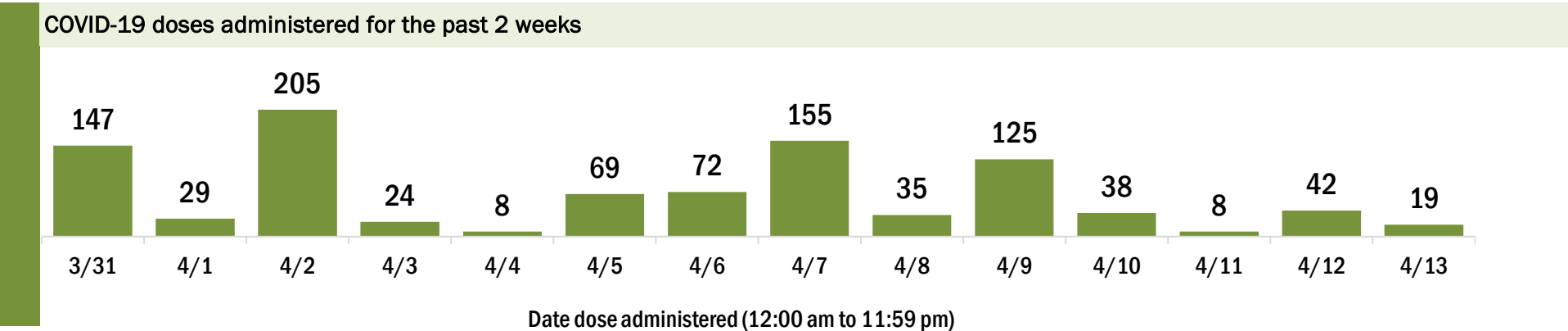
Data in this report are provisional and subject to change.

Data in this summary pertain to COVID-19 vaccines approved by the U.S. Food and Drug Administration and have been issued an Emergency Use Authorization (Janssen COVID-19 Vaccine, Moderna COVID-19 Vaccine and Pfizer-BioNTech COVID-19 Vaccine). These data summarize the number of people who have received either their first dose or have completed the series for a COVID-19 vaccine. **A person can only be counted in one category, first dose or series complete.** For persons receiving Moderna or Pfizer vaccines, once they receive their second dose, they are moved from the first dose column to the series completed column. **Because of this, the total first dose category may show a change from report to report not matching the total receiving their first dose from the previous day.** Persons receiving Johnson & Johnson vaccines will always be counted in the series completed column.

COVID-19 doses for vaccinated persons in Florida	
Doses administered	7,742
People receiving one dose of a 1-dose series (Johnson & Johnson) or receiving only one dose of a 2-dose series (Moderna, Pfizer) count once. Persons receiving both doses of a 2-dose series count twice.	

Current status of persons vaccinated for COVID-19 in Florida	
Total people vaccinated	4,950
First dose	1,922
Series completed	3,028
Completed 1-dose series	236
Completed 2-dose series	2,792
First dose: current number of people who have only received their first dose of the Moderna or Pfizer vaccine.	
Series complete: current number of people who have received both Moderna or Pfizer vaccine doses or one Johnson & Johnson dose and are considered fully immunized.	

Demographic summary	First dose	Series complete	Total people vaccinated
Age group	1,922	3,028	4,950
16-24 years	58	30	88
25-34 years	89	76	165
35-44 years	149	85	234
45-54 years	282	170	452
55-64 years	641	484	1,125
65-74 years	438	1,244	1,682
75-84 years	204	732	936
85+ years	61	207	268
Race	1,922	3,028	4,950
White	1,386	2,256	3,642
Black	264	328	592
American Indian/Alaskan	13	25	38
Other	109	192	301
Unknown	150	227	377
Other race includes Asian, native Hawaiian/Pacific Islander, or other.			
Ethnicity	1,922	3,028	4,950
Hispanic	46	45	91
Non-Hispanic	1,300	1,803	3,103
Unknown	576	1,180	1,756
Gender	1,922	3,028	4,950
Female	1,030	1,703	2,733
Male	890	1,325	2,215
Unknown	2	0	2



COVID-19: Union County vaccine summary

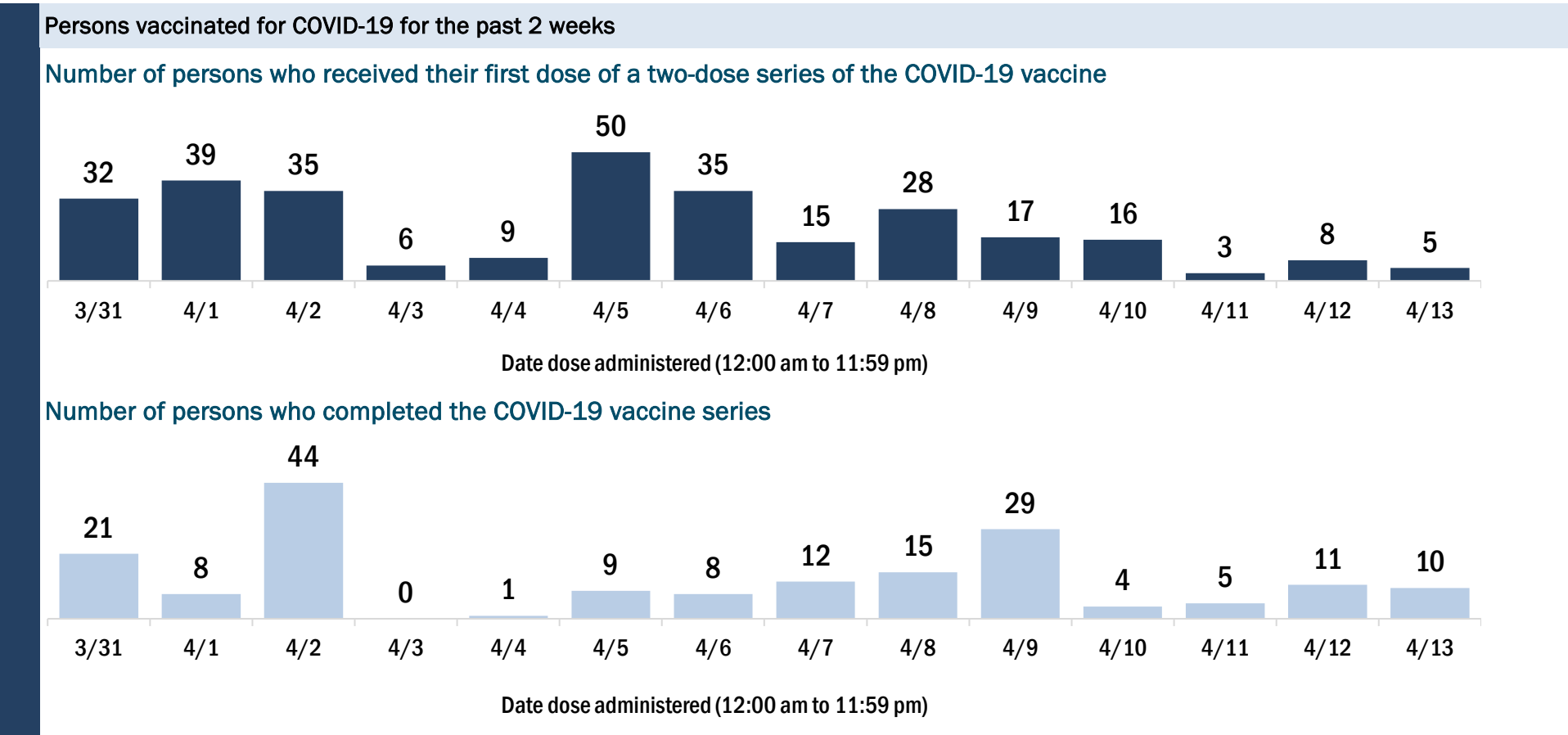
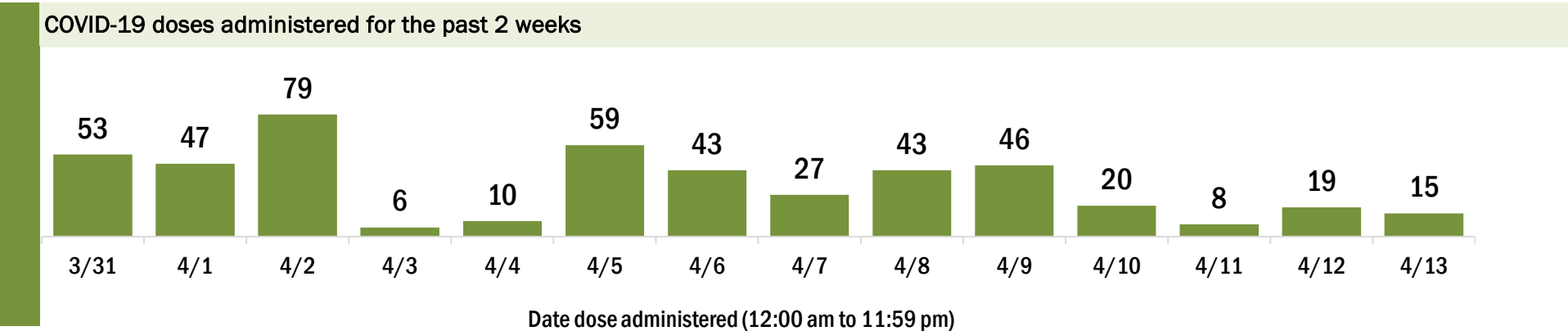
Vaccination data through Apr 13, 2021 as of Apr 14, 2021 at 12:05 AM

Data in this report are provisional and subject to change.

Data in this summary pertain to COVID-19 vaccines approved by the U.S. Food and Drug Administration and have been issued an Emergency Use Authorization (Janssen COVID-19 Vaccine, Moderna COVID-19 Vaccine and Pfizer-BioNTech COVID-19 Vaccine). These data summarize the number of people who have received either their first dose or have completed the series for a COVID-19 vaccine. **A person can only be counted in one category, first dose or series complete.** For persons receiving Moderna or Pfizer vaccines, once they receive their second dose, they are moved from the first dose column to the series completed column. **Because of this, the total first dose category may show a change from report to report not matching the total receiving their first dose from the previous day.** Persons receiving Johnson & Johnson vaccines will always be counted in the series completed column.

COVID-19 doses for vaccinated persons in Florida	
Doses administered	3,542
People receiving one dose of a 1-dose series (Johnson & Johnson) or receiving only one dose of a 2-dose series (Moderna, Pfizer) count once. Persons receiving both doses of a 2-dose series count twice.	
Current status of persons vaccinated for COVID-19 in Florida	
Total people vaccinated	2,182
First dose	708
Series completed	1,474
Completed 1-dose series	114
Completed 2-dose series	1,360
First dose: current number of people who have only received their first dose of the Moderna or Pfizer vaccine.	
Series complete: current number of people who have received both Moderna or Pfizer vaccine doses or one Johnson & Johnson dose and are considered fully immunized.	

Demographic summary		First dose	Series complete	Total people vaccinated
Age group		708	1,474	2,182
16-24 years		45	20	65
25-34 years		50	67	117
35-44 years		75	55	130
45-54 years		134	92	226
55-64 years		280	198	478
65-74 years		77	591	668
75-84 years		35	351	386
85+ years		12	100	112
Race		708	1,474	2,182
White		520	1,211	1,731
Black		101	114	215
American Indian/Alaskan		10	12	22
Other		47	105	152
Unknown		30	32	62
Other race includes Asian, native Hawaiian/Pacific Islander, or other.				
Ethnicity		708	1,474	2,182
Hispanic		22	32	54
Non-Hispanic		582	1,350	1,932
Unknown		104	92	196
Gender		708	1,474	2,182
Female		396	854	1,250
Male		307	620	927
Unknown		5	0	5



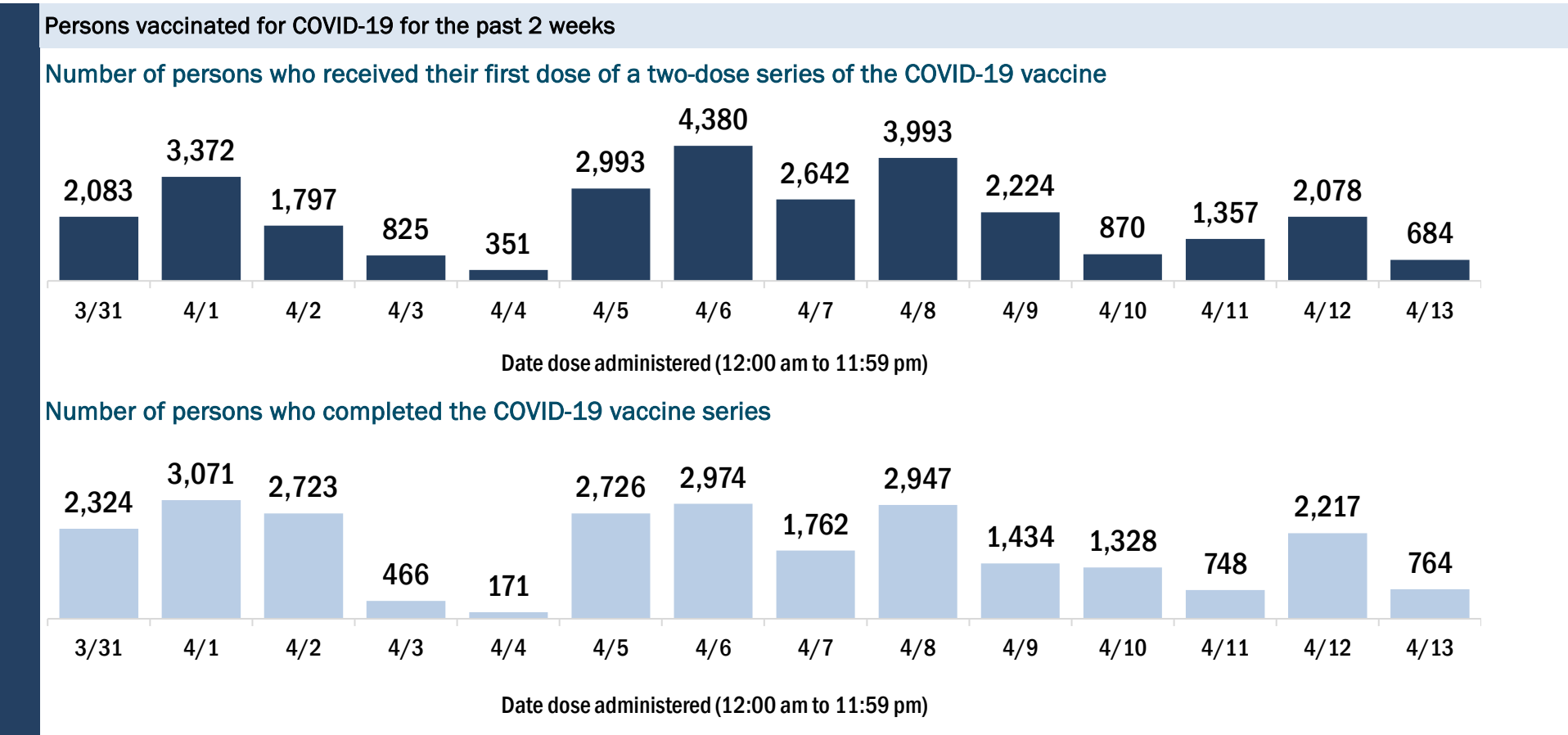
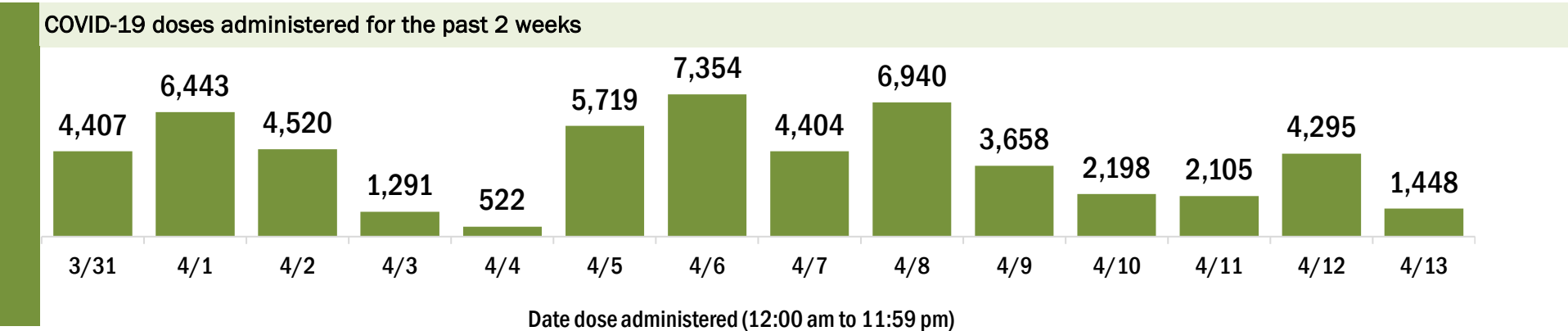
COVID-19: Volusia County vaccine summary

Vaccination data through Apr 13, 2021 as of Apr 14, 2021 at 12:05 AM

Data in this report are provisional and subject to change.

Data in this summary pertain to COVID-19 vaccines approved by the U.S. Food and Drug Administration and have been issued an Emergency Use Authorization (Janssen COVID-19 Vaccine, Moderna COVID-19 Vaccine and Pfizer-BioNTech COVID-19 Vaccine). These data summarize the number of people who have received either their first dose or have completed the series for a COVID-19 vaccine. **A person can only be counted in one category, first dose or series complete.** For persons receiving Moderna or Pfizer vaccines, once they receive their second dose, they are moved from the first dose column to the series completed column. **Because of this, the total first dose category may show a change from report to report not matching the total receiving their first dose from the previous day.** Persons receiving Johnson & Johnson vaccines will always be counted in the series completed column.

COVID-19 doses for vaccinated persons in Florida		Demographic summary			
Doses administered	284,152	First dose	Series complete	Total people vaccinated	
People receiving one dose of a 1-dose series (Johnson & Johnson) or receiving only one dose of a 2-dose series (Moderna, Pfizer) count once. Persons receiving both doses of a 2-dose series count twice.		Age group	66,516	117,277	183,793
		16-24 years	4,893	1,780	6,673
		25-34 years	4,545	3,792	8,337
		35-44 years	6,369	5,165	11,534
		45-54 years	10,565	8,256	18,821
		55-64 years	20,103	17,317	37,420
		65-74 years	11,963	45,655	57,618
		75-84 years	6,058	26,075	32,133
		85+ years	2,020	9,237	11,257
		Race	66,516	117,277	183,793
		White	43,749	77,350	121,099
		Black	3,185	5,106	8,291
		American Indian/Alaskan	230	421	651
		Other	6,503	13,904	20,407
		Unknown	12,849	20,496	33,345
		Other race includes Asian, native Hawaiian/Pacific Islander, or other.			
		Ethnicity	66,516	117,277	183,793
		Hispanic	6,246	5,179	11,425
		Non-Hispanic	35,876	59,157	95,033
		Unknown	24,394	52,941	77,335
		Gender	66,516	117,277	183,793
		Female	35,093	68,025	103,118
		Male	29,655	47,910	77,565
		Unknown	1,768	1,342	3,110



COVID-19: Wakulla County vaccine summary

Vaccination data through Apr 13, 2021 as of Apr 14, 2021 at 12:05 AM

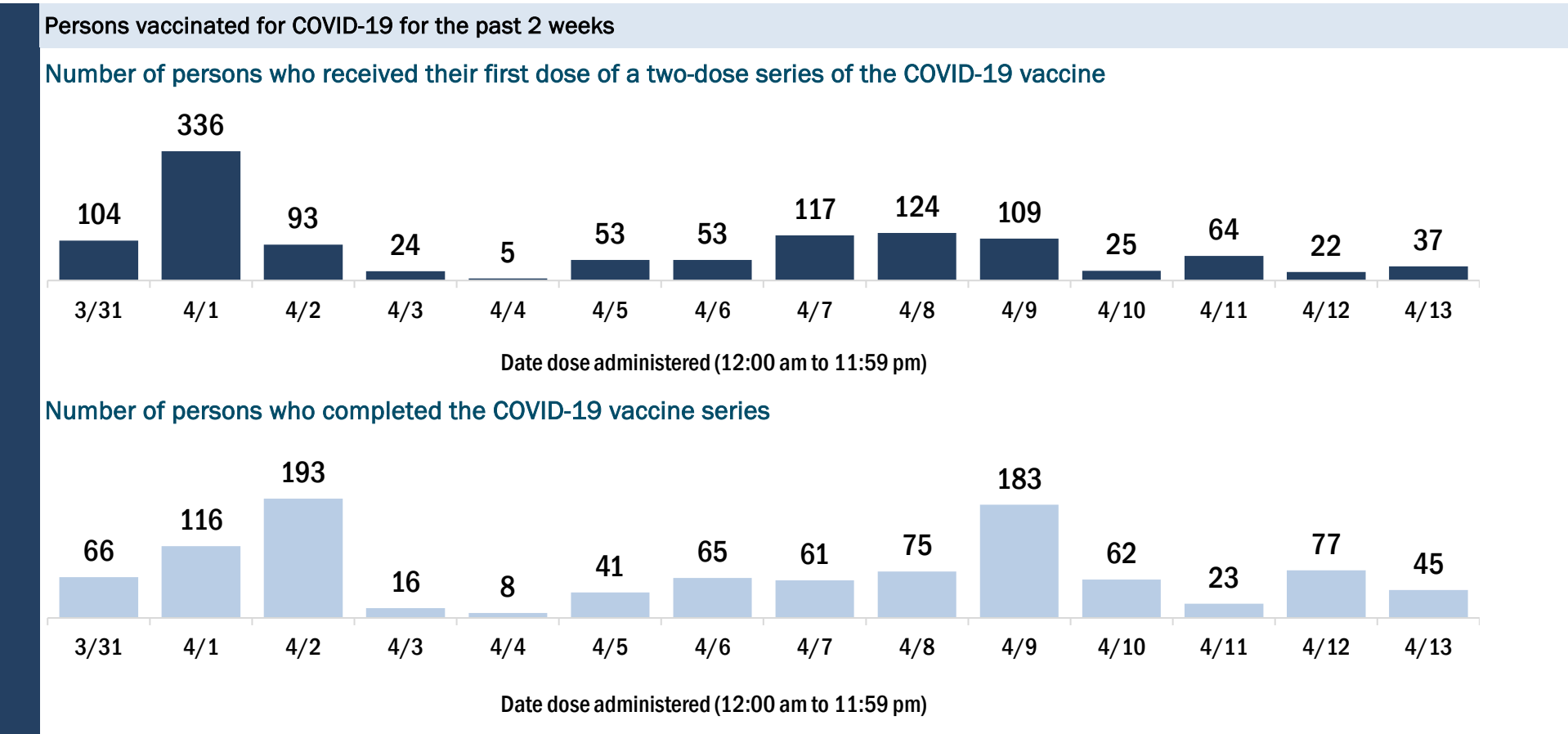
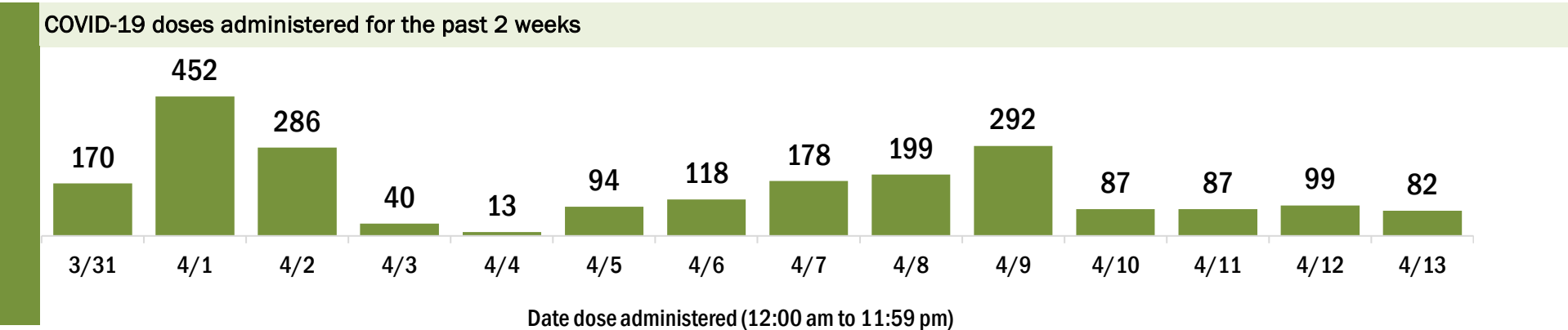
Data in this report are provisional and subject to change.

Data in this summary pertain to COVID-19 vaccines approved by the U.S. Food and Drug Administration and have been issued an Emergency Use Authorization (Janssen COVID-19 Vaccine, Moderna COVID-19 Vaccine and Pfizer-BioNTech COVID-19 Vaccine). These data summarize the number of people who have received either their first dose or have completed the series for a COVID-19 vaccine. **A person can only be counted in one category, first dose or series complete.** For persons receiving Moderna or Pfizer vaccines, once they receive their second dose, they are moved from the first dose column to the series completed column. **Because of this, the total first dose category may show a change from report to report not matching the total receiving their first dose from the previous day.** Persons receiving Johnson & Johnson vaccines will always be counted in the series completed column.

COVID-19 doses for vaccinated persons in Florida	
Doses administered	14,608
People receiving one dose of a 1-dose series (Johnson & Johnson) or receiving only one dose of a 2-dose series (Moderna, Pfizer) count once. Persons receiving both doses of a 2-dose series count twice.	

Current status of persons vaccinated for COVID-19 in Florida	
Total people vaccinated	9,004
First dose	2,947
Series completed	6,057
Completed 1-dose series	453
Completed 2-dose series	5,604
First dose: current number of people who have only received their first dose of the Moderna or Pfizer vaccine.	
Series complete: current number of people who have received both Moderna or Pfizer vaccine doses or one Johnson & Johnson dose and are considered fully immunized.	

Demographic summary	First dose	Series complete	Total people vaccinated
Age group	2,947	6,057	9,004
16-24 years	191	88	279
25-34 years	249	229	478
35-44 years	356	370	726
45-54 years	567	555	1,122
55-64 years	890	1,092	1,982
65-74 years	418	2,370	2,788
75-84 years	218	1,090	1,308
85+ years	58	263	321
Race	2,947	6,057	9,004
White	2,137	4,542	6,679
Black	233	418	651
American Indian/Alaskan	20	28	48
Other	299	774	1,073
Unknown	258	295	553
Other race includes Asian, native Hawaiian/Pacific Islander, or other.			
Ethnicity	2,947	6,057	9,004
Hispanic	91	92	183
Non-Hispanic	2,222	4,804	7,026
Unknown	634	1,161	1,795
Gender	2,947	6,057	9,004
Female	1,649	3,395	5,044
Male	1,297	2,661	3,958
Unknown	1	1	2



COVID-19: Walton County vaccine summary

Vaccination data through Apr 13, 2021 as of Apr 14, 2021 at 12:05 AM

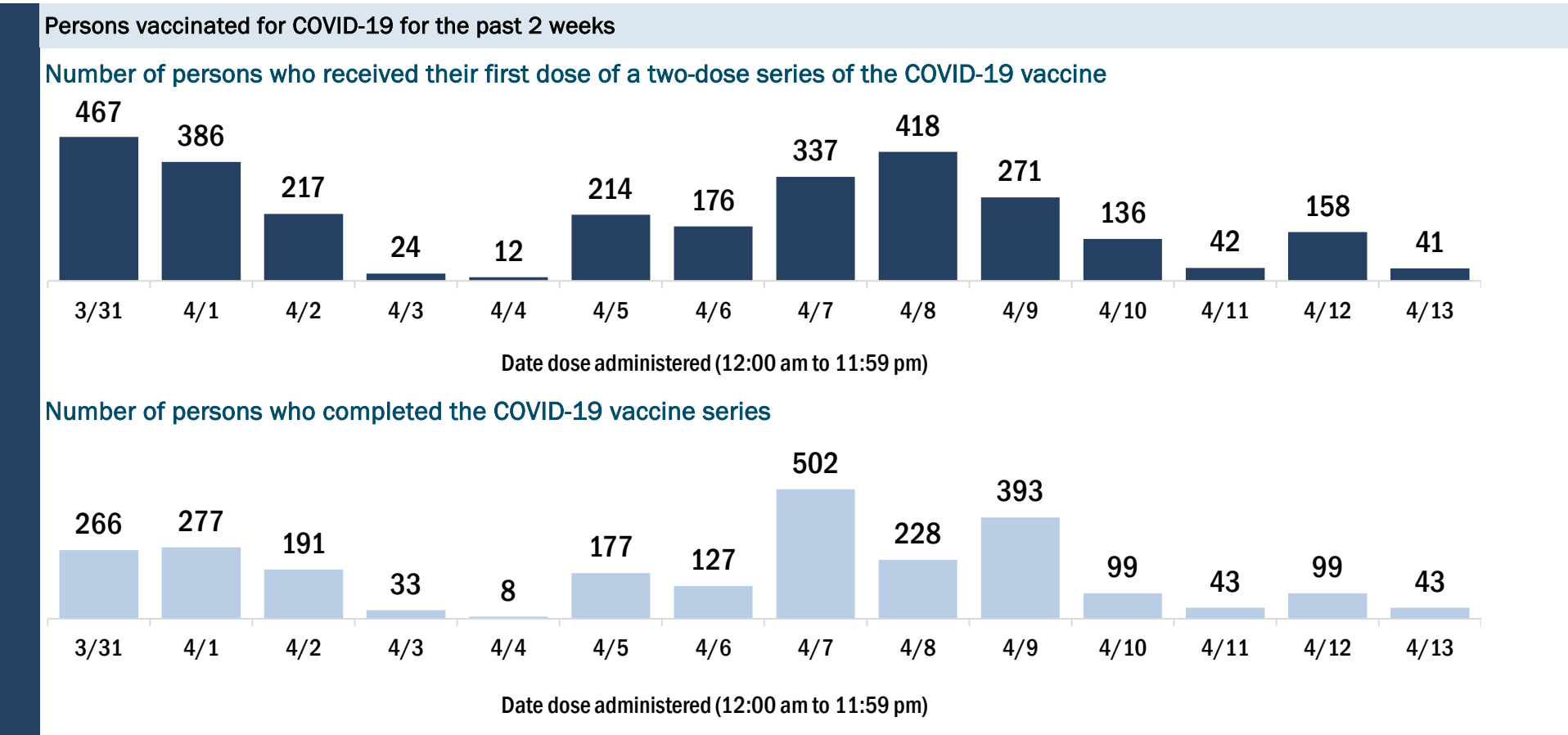
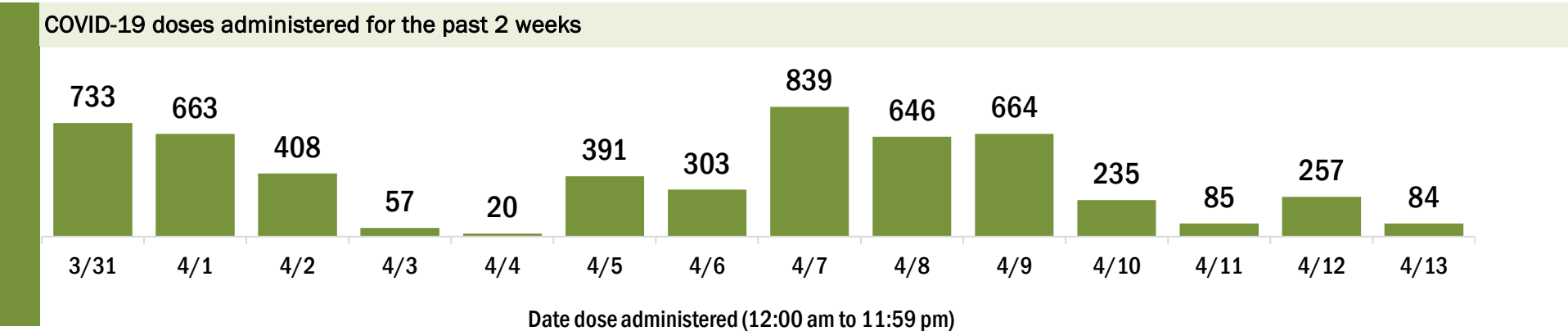
Data in this report are provisional and subject to change.

Data in this summary pertain to COVID-19 vaccines approved by the U.S. Food and Drug Administration and have been issued an Emergency Use Authorization (Janssen COVID-19 Vaccine, Moderna COVID-19 Vaccine and Pfizer-BioNTech COVID-19 Vaccine). These data summarize the number of people who have received either their first dose or have completed the series for a COVID-19 vaccine. **A person can only be counted in one category, first dose or series complete.** For persons receiving Moderna or Pfizer vaccines, once they receive their second dose, they are moved from the first dose column to the series completed column. **Because of this, the total first dose category may show a change from report to report not matching the total receiving their first dose from the previous day.** Persons receiving Johnson & Johnson vaccines will always be counted in the series completed column.

COVID-19 doses for vaccinated persons in Florida	
Doses administered	32,937
People receiving one dose of a 1-dose series (Johnson & Johnson) or receiving only one dose of a 2-dose series (Moderna, Pfizer) count once. Persons receiving both doses of a 2-dose series count twice.	

Current status of persons vaccinated for COVID-19 in Florida	
Total people vaccinated	20,582
First dose	7,185
Series completed	13,397
Completed 1-dose series	1,042
Completed 2-dose series	12,355
First dose: current number of people who have only received their first dose of the Moderna or Pfizer vaccine.	
Series complete: current number of people who have received both Moderna or Pfizer vaccine doses or one Johnson & Johnson dose and are considered fully immunized.	

Demographic summary	First dose	Series complete	Total people vaccinated
Age group	7,185	13,397	20,582
16-24 years	311	127	438
25-34 years	481	334	815
35-44 years	813	687	1,500
45-54 years	1,215	1,065	2,280
55-64 years	2,361	2,478	4,839
65-74 years	1,290	5,630	6,920
75-84 years	565	2,412	2,977
85+ years	149	664	813
Race	7,185	13,397	20,582
White	5,133	10,320	15,453
Black	163	238	401
American Indian/Alaskan	32	51	83
Other	429	587	1,016
Unknown	1,428	2,201	3,629
Other race includes Asian, native Hawaiian/Pacific Islander, or other.			
Ethnicity	7,185	13,397	20,582
Hispanic	289	244	533
Non-Hispanic	4,383	9,011	13,394
Unknown	2,513	4,142	6,655
Gender	7,185	13,397	20,582
Female	3,857	7,366	11,223
Male	3,327	6,029	9,356
Unknown	1	2	3



COVID-19: Washington County vaccine summary

Vaccination data through Apr 13, 2021 as of Apr 14, 2021 at 12:05 AM

Data in this report are provisional and subject to change.

Data in this summary pertain to COVID-19 vaccines approved by the U.S. Food and Drug Administration and have been issued an Emergency Use Authorization (Janssen COVID-19 Vaccine, Moderna COVID-19 Vaccine and Pfizer-BioNTech COVID-19 Vaccine). These data summarize the number of people who have received either their first dose or have completed the series for a COVID-19 vaccine. **A person can only be counted in one category, first dose or series complete.** For persons receiving Moderna or Pfizer vaccines, once they receive their second dose, they are moved from the first dose column to the series completed column. **Because of this, the total first dose category may show a change from report to report not matching the total receiving their first dose from the previous day.** Persons receiving Johnson & Johnson vaccines will always be counted in the series completed column.

COVID-19 doses for vaccinated persons in Florida	
Doses administered	7,959
People receiving one dose of a 1-dose series (Johnson & Johnson) or receiving only one dose of a 2-dose series (Moderna, Pfizer) count once. Persons receiving both doses of a 2-dose series count twice.	

Current status of persons vaccinated for COVID-19 in Florida	
Total people vaccinated	5,065
First dose	1,860
Series completed	3,205
Completed 1-dose series	311
Completed 2-dose series	2,894
First dose: current number of people who have only received their first dose of the Moderna or Pfizer vaccine.	
Series complete: current number of people who have received both Moderna or Pfizer vaccine doses or one Johnson & Johnson dose and are considered fully immunized.	

Demographic summary	First dose	Series complete	Total people vaccinated
Age group	1,860	3,205	5,065
16-24 years	65	26	91
25-34 years	154	89	243
35-44 years	251	146	397
45-54 years	329	273	602
55-64 years	668	541	1,209
65-74 years	250	1,202	1,452
75-84 years	103	695	798
85+ years	40	233	273
Race	1,860	3,205	5,065
White	1,132	2,532	3,664
Black	246	297	543
American Indian/Alaskan	27	34	61
Other	64	156	220
Unknown	391	186	577
Other race includes Asian, native Hawaiian/Pacific Islander, or other.			
Ethnicity	1,860	3,205	5,065
Hispanic	66	33	99
Non-Hispanic	1,447	2,561	4,008
Unknown	347	611	958
Gender	1,860	3,205	5,065
Female	767	1,777	2,544
Male	1,092	1,428	2,520
Unknown	1	0	1

