

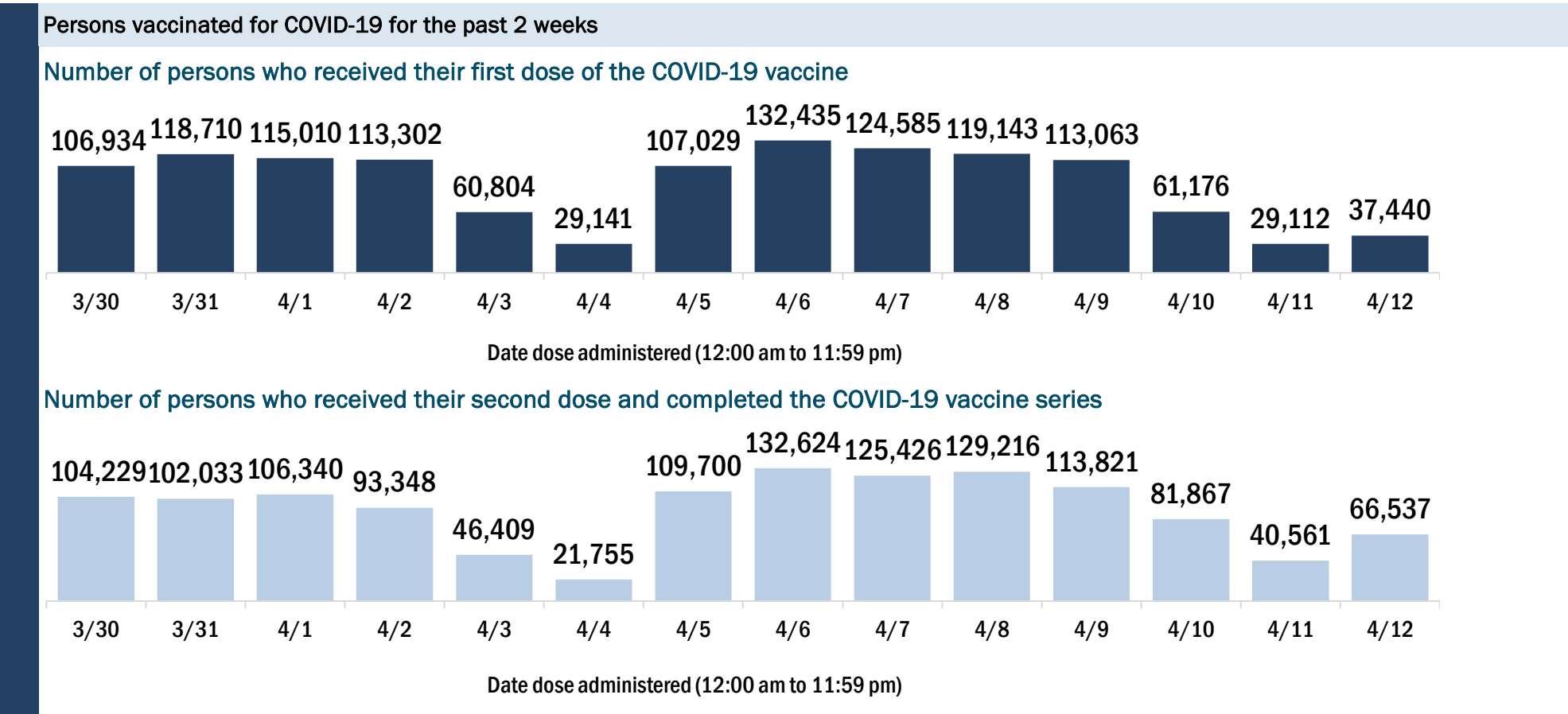
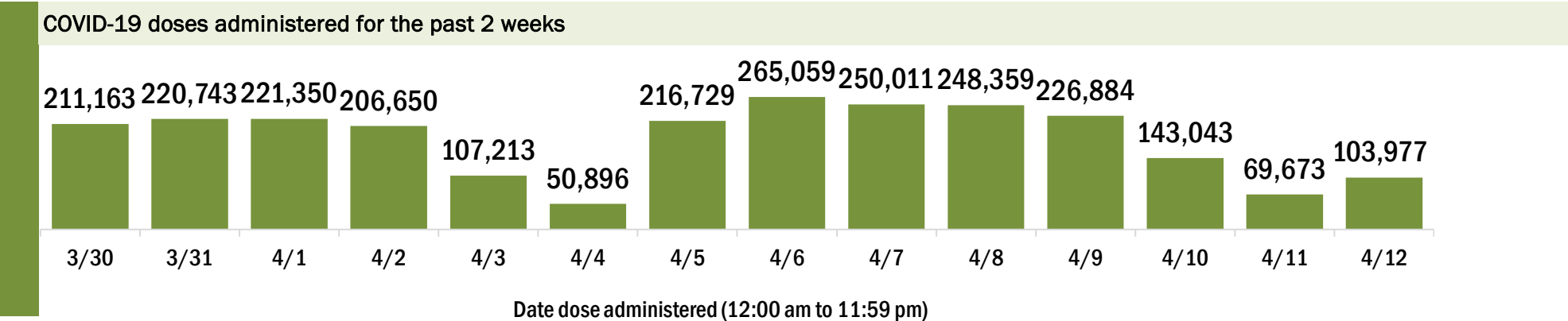
COVID-19: Florida vaccine summary

Vaccination data through Apr 12, 2021 as of Apr 13, 2021 at 12:05 AM

Data in this report are provisional and subject to change. Data are based on county of residence.

Data in this summary pertain to COVID-19 vaccines approved by the U.S. Food and Drug Administration and have been issued an Emergency Use Authorization (Janssen COVID-19 Vaccine, Moderna COVID-19 Vaccine and Pfizer-BioNTech COVID-19 Vaccine). These data summarize the number of people who have received either their first dose or have completed the series for a COVID-19 vaccine. **A person can only be counted in one category, first dose or series complete.** For persons receiving Moderna or Pfizer vaccines, once they receive their second dose, they are moved from the first dose column to the series completed column. **Because of this, the total first dose category may show a change from report to report not matching the total receiving their first dose from the previous day.** Persons receiving Johnson & Johnson vaccines will always be counted in the series completed column.

COVID-19 doses for vaccinated persons in Florida		Demographic summary			
Doses administered	11,505,143	First dose	Series complete	Total people vaccinated	
People receiving one dose of a 1-dose series (Johnson & Johnson) or receiving only one dose of a 2-dose series (Moderna, Pfizer) count once. Persons receiving both doses of a 2-dose series count twice.		Age group	2,883,560	4,565,915	7,449,475
		16-24 years	187,055	99,380	286,435
		25-34 years	254,303	232,444	486,747
		35-44 years	369,431	312,526	681,957
		45-54 years	543,720	428,866	972,586
		55-64 years	763,734	734,361	1,498,095
		65-74 years	424,903	1,556,553	1,981,456
		75-84 years	245,567	901,737	1,147,304
		85+ years	94,847	300,048	394,895
		Race	2,883,560	4,565,915	7,449,475
		White	1,868,605	3,166,407	5,035,012
		Black	189,639	300,170	489,809
		American Indian/Alaskan	10,741	15,676	26,417
		Other	304,154	461,757	765,911
		Unknown	510,421	621,905	1,132,326
		Other race includes Asian, native Hawaiian/Pacific Islander, or other.			
		Ethnicity	2,883,560	4,565,915	7,449,475
		Hispanic	473,600	580,953	1,054,553
		Non-Hispanic	1,393,327	2,488,244	3,881,571
		Unknown	1,016,633	1,496,718	2,513,351
		Gender	2,883,560	4,565,915	7,449,475
		Female	1,554,511	2,612,325	4,166,836
		Male	1,314,936	1,947,795	3,262,731
		Unknown	14,113	5,795	19,908



COVID-19: Alachua County vaccine summary

Vaccination data through Apr 12, 2021 as of Apr 13, 2021 at 12:05 AM

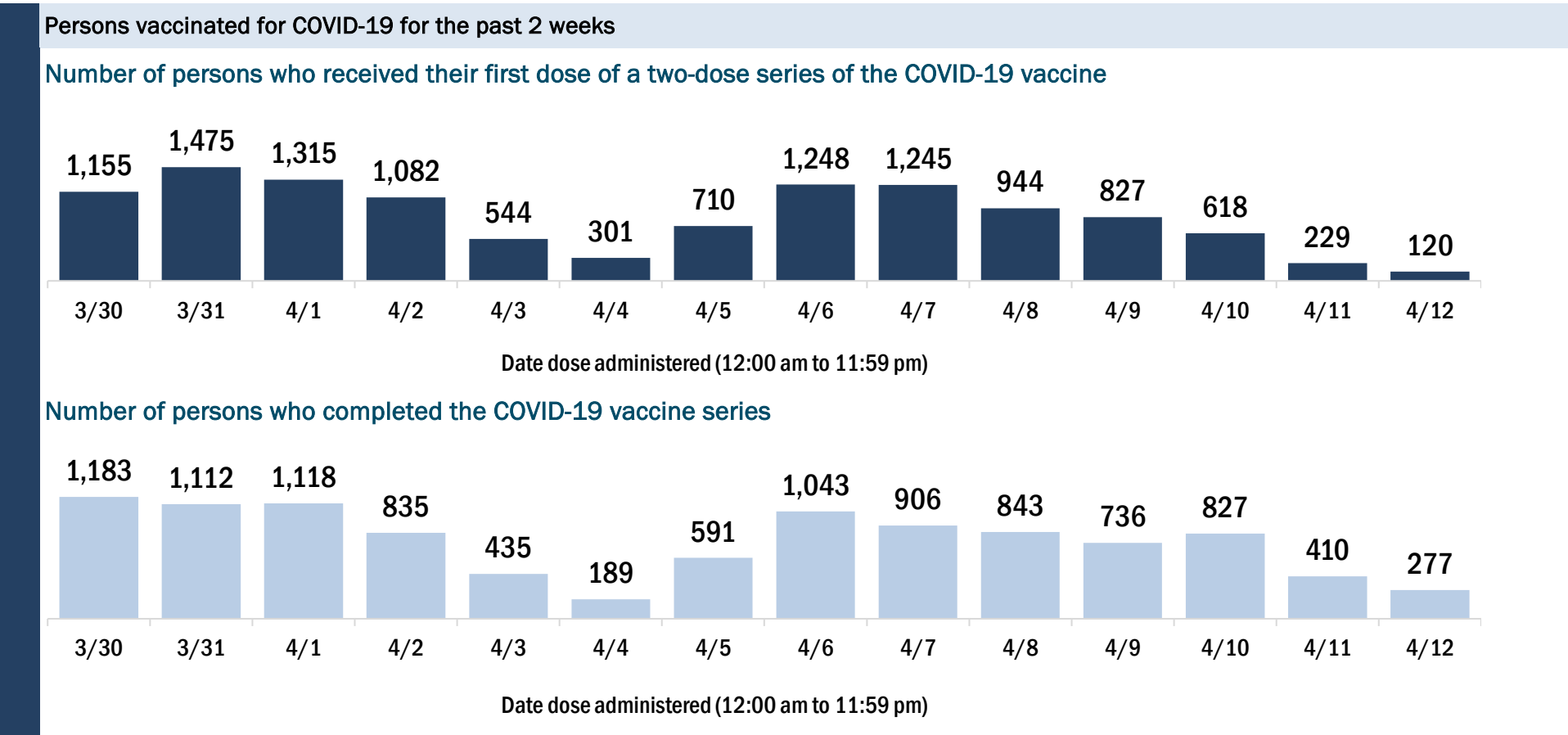
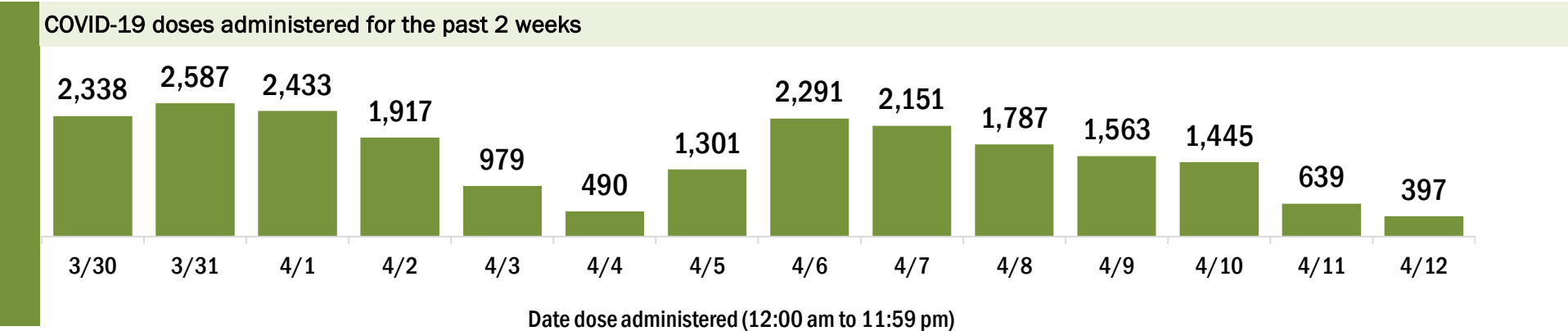
Data in this report are provisional and subject to change.

Data in this summary pertain to COVID-19 vaccines approved by the U.S. Food and Drug Administration and have been issued an Emergency Use Authorization (Janssen COVID-19 Vaccine, Moderna COVID-19 Vaccine and Pfizer-BioNTech COVID-19 Vaccine). These data summarize the number of people who have received either their first dose or have completed the series for a COVID-19 vaccine. **A person can only be counted in one category, first dose or series complete.** For persons receiving Moderna or Pfizer vaccines, once they receive their second dose, they are moved from the first dose column to the series completed column. **Because of this, the total first dose category may show a change from report to report not matching the total receiving their first dose from the previous day.** Persons receiving Johnson & Johnson vaccines will always be counted in the series completed column.

COVID-19 doses for vaccinated persons in Florida	
Doses administered	153,973
People receiving one dose of a 1-dose series (Johnson & Johnson) or receiving only one dose of a 2-dose series (Moderna, Pfizer) count once. Persons receiving both doses of a 2-dose series count twice.	

Current status of persons vaccinated for COVID-19 in Florida	
Total people vaccinated	95,613
First dose	33,021
Series completed	62,592
Completed 1-dose series	4,232
Completed 2-dose series	58,360
First dose: current number of people who have only received their first dose of the Moderna or Pfizer vaccine.	
Series complete: current number of people who have received both Moderna or Pfizer vaccine doses or one Johnson & Johnson dose and are considered fully immunized.	

Demographic summary	First dose	Series complete	Total people vaccinated
Age group	33,021	62,592	95,613
16-24 years	5,256	4,054	9,310
25-34 years	5,039	8,877	13,916
35-44 years	4,912	6,882	11,794
45-54 years	5,618	6,423	12,041
55-64 years	8,209	7,869	16,078
65-74 years	2,444	16,774	19,218
75-84 years	1,070	8,559	9,629
85+ years	473	3,154	3,627
Race	33,021	62,592	95,613
White	21,208	44,286	65,494
Black	3,866	5,895	9,761
American Indian/Alaskan	94	194	288
Other	4,861	9,272	14,133
Unknown	2,992	2,945	5,937
Other race includes Asian, native Hawaiian/Pacific Islander, or other.			
Ethnicity	33,021	62,592	95,613
Hispanic	3,194	3,488	6,682
Non-Hispanic	17,763	43,308	61,071
Unknown	12,064	15,796	27,860
Gender	33,021	62,592	95,613
Female	17,938	37,178	55,116
Male	14,996	25,390	40,386
Unknown	87	24	111



COVID-19: Baker County vaccine summary

Vaccination data through Apr 12, 2021 as of Apr 13, 2021 at 12:05 AM

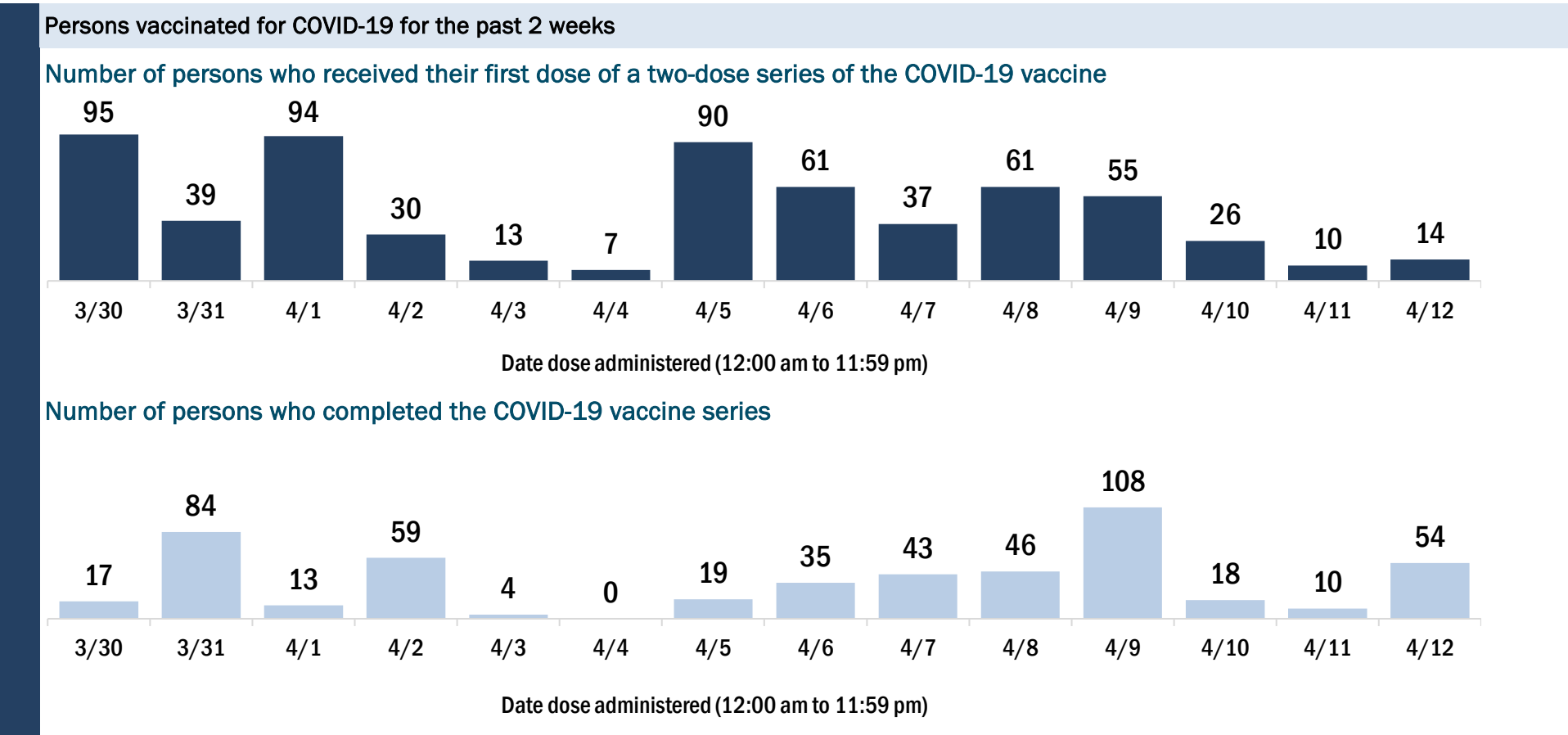
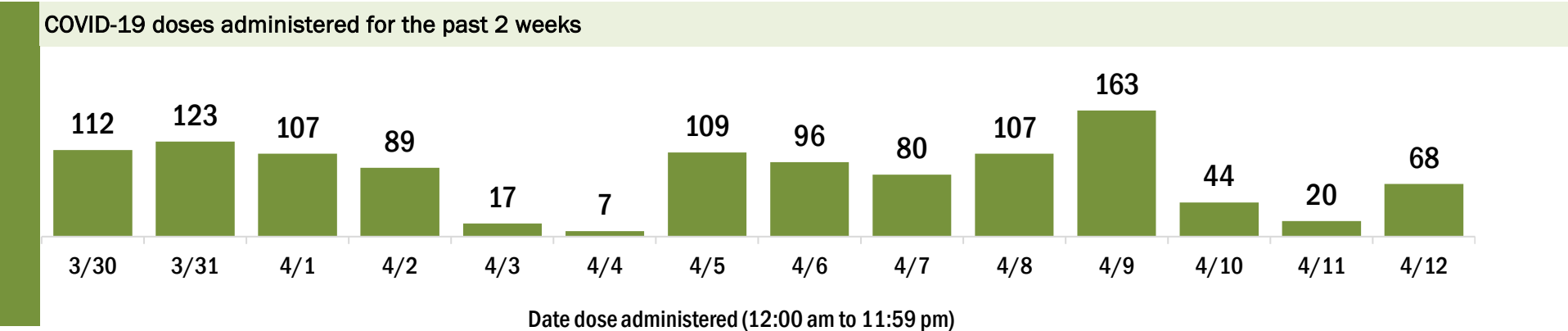
Data in this report are provisional and subject to change.

Data in this summary pertain to COVID-19 vaccines approved by the U.S. Food and Drug Administration and have been issued an Emergency Use Authorization (Janssen COVID-19 Vaccine, Moderna COVID-19 Vaccine and Pfizer-BioNTech COVID-19 Vaccine). These data summarize the number of people who have received either their first dose or have completed the series for a COVID-19 vaccine. **A person can only be counted in one category, first dose or series complete.** For persons receiving Moderna or Pfizer vaccines, once they receive their second dose, they are moved from the first dose column to the series completed column. **Because of this, the total first dose category may show a change from report to report not matching the total receiving their first dose from the previous day.** Persons receiving Johnson & Johnson vaccines will always be counted in the series completed column.

COVID-19 doses for vaccinated persons in Florida	
Doses administered	7,707
People receiving one dose of a 1-dose series (Johnson & Johnson) or receiving only one dose of a 2-dose series (Moderna, Pfizer) count once. Persons receiving both doses of a 2-dose series count twice.	

Current status of persons vaccinated for COVID-19 in Florida	
Total people vaccinated	4,677
First dose	1,506
Series completed	3,171
Completed 1-dose series	141
Completed 2-dose series	3,030
First dose: current number of people who have only received their first dose of the Moderna or Pfizer vaccine.	
Series complete: current number of people who have received both Moderna or Pfizer vaccine doses or one Johnson & Johnson dose and are considered fully immunized.	

Demographic summary	First dose	Series complete	Total people vaccinated
Age group	1,506	3,171	4,677
16-24 years	69	47	116
25-34 years	111	122	233
35-44 years	178	180	358
45-54 years	301	275	576
55-64 years	550	517	1,067
65-74 years	165	1,215	1,380
75-84 years	91	638	729
85+ years	41	177	218
Race	1,506	3,171	4,677
White	1,200	2,494	3,694
Black	153	272	425
American Indian/Alaskan	5	20	25
Other	90	197	287
Unknown	58	188	246
Other race includes Asian, native Hawaiian/Pacific Islander, or other.			
Ethnicity	1,506	3,171	4,677
Hispanic	48	49	97
Non-Hispanic	1,250	2,166	3,416
Unknown	208	956	1,164
Gender	1,506	3,171	4,677
Female	791	1,808	2,599
Male	714	1,363	2,077
Unknown	1	0	1



COVID-19: Bay County vaccine summary

Vaccination data through Apr 12, 2021 as of Apr 13, 2021 at 12:05 AM

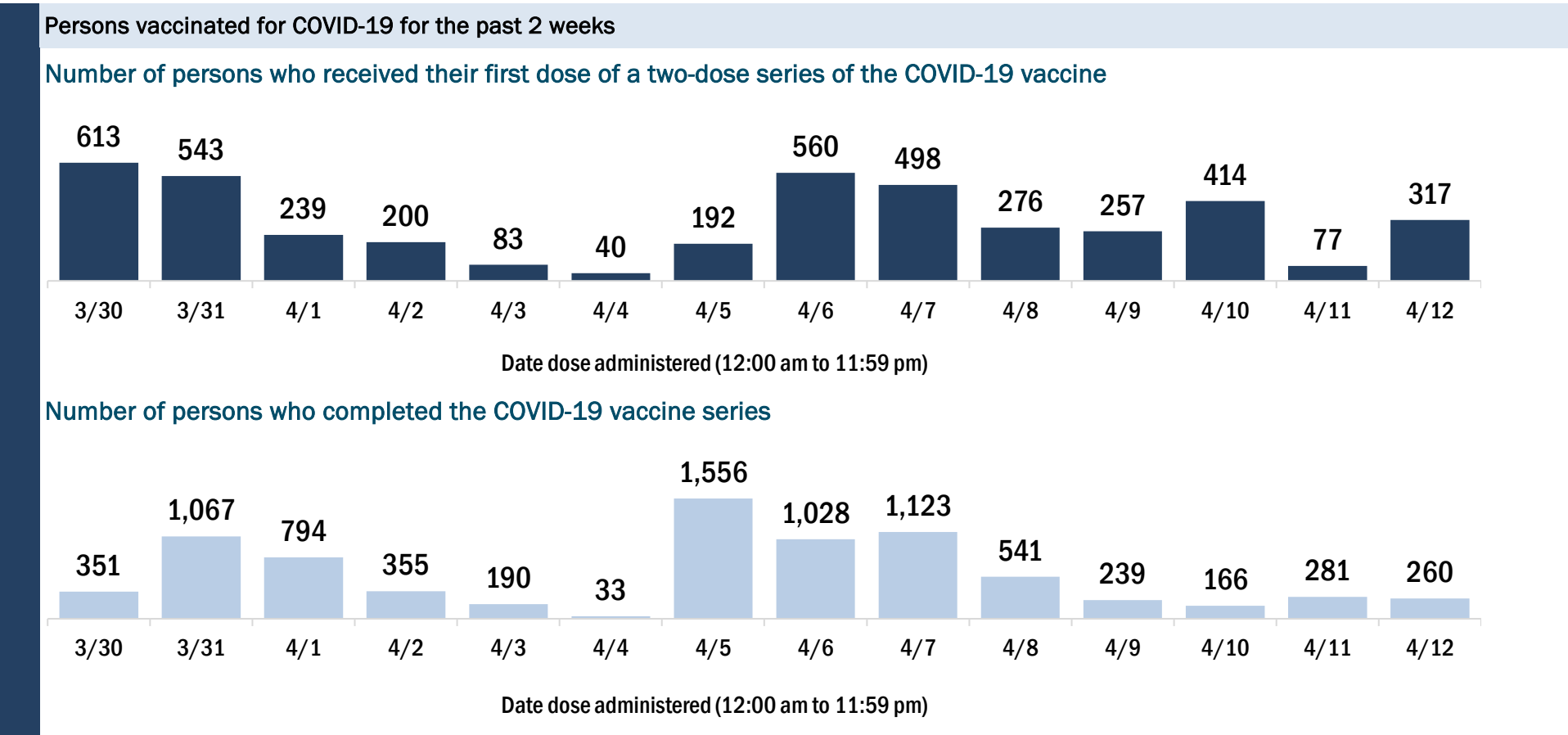
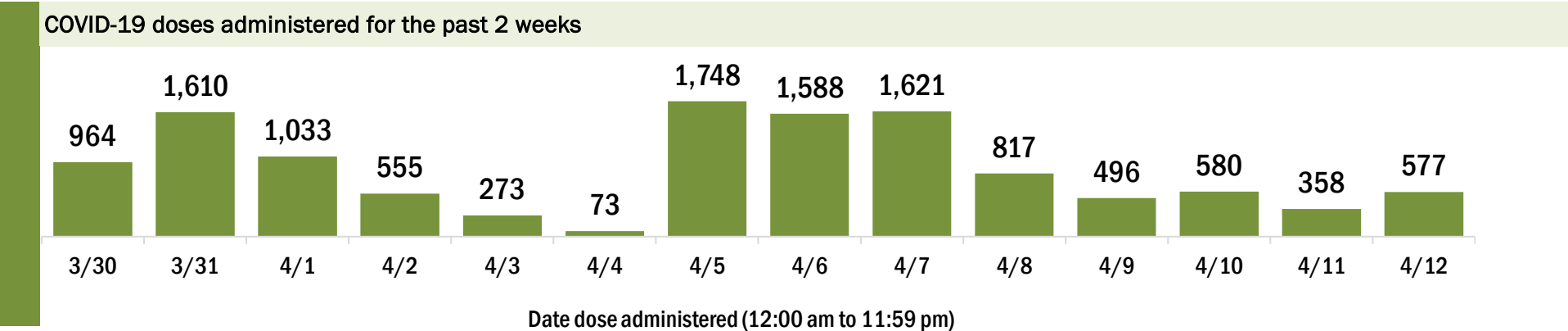
Data in this report are provisional and subject to change.

Data in this summary pertain to COVID-19 vaccines approved by the U.S. Food and Drug Administration and have been issued an Emergency Use Authorization (Janssen COVID-19 Vaccine, Moderna COVID-19 Vaccine and Pfizer-BioNTech COVID-19 Vaccine). These data summarize the number of people who have received either their first dose or have completed the series for a COVID-19 vaccine. **A person can only be counted in one category, first dose or series complete.** For persons receiving Moderna or Pfizer vaccines, once they receive their second dose, they are moved from the first dose column to the series completed column. **Because of this, the total first dose category may show a change from report to report not matching the total receiving their first dose from the previous day.** Persons receiving Johnson & Johnson vaccines will always be counted in the series completed column.

COVID-19 doses for vaccinated persons in Florida	
Doses administered	72,390
People receiving one dose of a 1-dose series (Johnson & Johnson) or receiving only one dose of a 2-dose series (Moderna, Pfizer) count once. Persons receiving both doses of a 2-dose series count twice.	

Current status of persons vaccinated for COVID-19 in Florida	
Total people vaccinated	44,655
First dose	12,412
Series completed	32,243
Completed 1-dose series	4,508
Completed 2-dose series	27,735
First dose: current number of people who have only received their first dose of the Moderna or Pfizer vaccine.	
Series complete: current number of people who have received both Moderna or Pfizer vaccine doses or one Johnson & Johnson dose and are considered fully immunized.	

Demographic summary	First dose	Series complete	Total people vaccinated
Age group	12,412	32,243	44,655
16-24 years	712	537	1,249
25-34 years	962	1,312	2,274
35-44 years	1,459	2,302	3,761
45-54 years	2,144	3,345	5,489
55-64 years	3,779	6,605	10,384
65-74 years	2,040	10,921	12,961
75-84 years	960	5,511	6,471
85+ years	356	1,710	2,066
Race	12,412	32,243	44,655
White	7,847	22,909	30,756
Black	776	2,083	2,859
American Indian/Alaskan	48	155	203
Other	1,294	2,608	3,902
Unknown	2,447	4,488	6,935
Other race includes Asian, native Hawaiian/Pacific Islander, or other.			
Ethnicity	12,412	32,243	44,655
Hispanic	769	944	1,713
Non-Hispanic	6,924	19,748	26,672
Unknown	4,719	11,551	16,270
Gender	12,412	32,243	44,655
Female	6,913	18,042	24,955
Male	5,499	14,195	19,694
Unknown	0	6	6



COVID-19: Bradford County vaccine summary

Vaccination data through Apr 12, 2021 as of Apr 13, 2021 at 12:05 AM

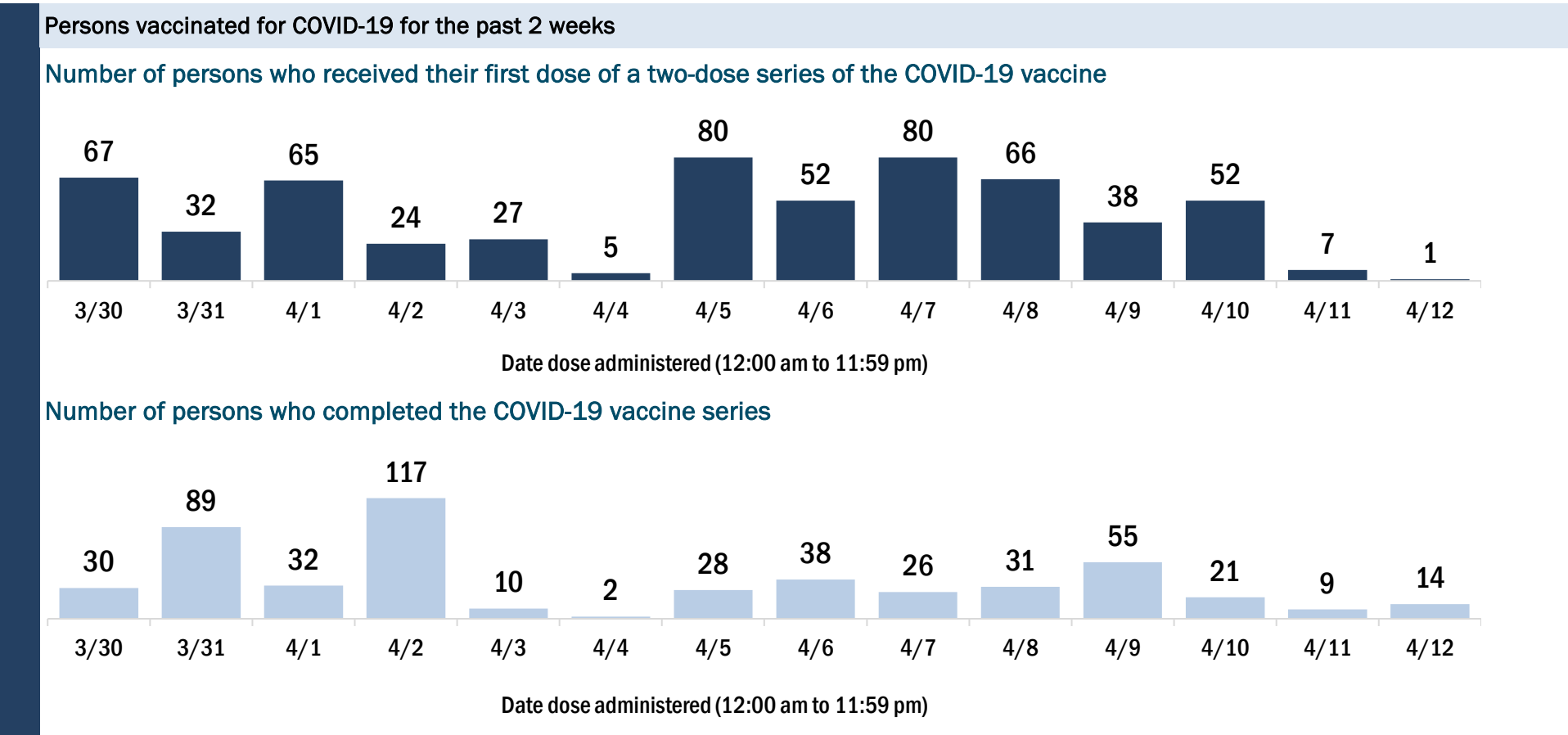
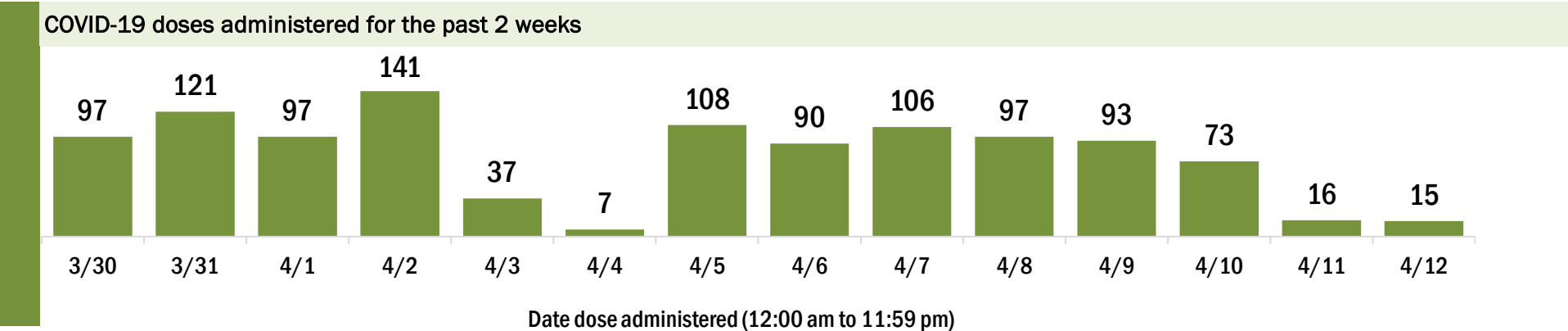
Data in this report are provisional and subject to change.

Data in this summary pertain to COVID-19 vaccines approved by the U.S. Food and Drug Administration and have been issued an Emergency Use Authorization (Janssen COVID-19 Vaccine, Moderna COVID-19 Vaccine and Pfizer-BioNTech COVID-19 Vaccine). These data summarize the number of people who have received either their first dose or have completed the series for a COVID-19 vaccine. **A person can only be counted in one category, first dose or series complete.** For persons receiving Moderna or Pfizer vaccines, once they receive their second dose, they are moved from the first dose column to the series completed column. **Because of this, the total first dose category may show a change from report to report not matching the total receiving their first dose from the previous day.** Persons receiving Johnson & Johnson vaccines will always be counted in the series completed column.

COVID-19 doses for vaccinated persons in Florida	
Doses administered	7,810
People receiving one dose of a 1-dose series (Johnson & Johnson) or receiving only one dose of a 2-dose series (Moderna, Pfizer) count once. Persons receiving both doses of a 2-dose series count twice.	

Current status of persons vaccinated for COVID-19 in Florida	
Total people vaccinated	4,782
First dose	1,419
Series completed	3,363
Completed 1-dose series	335
Completed 2-dose series	3,028
First dose: current number of people who have only received their first dose of the Moderna or Pfizer vaccine.	
Series complete: current number of people who have received both Moderna or Pfizer vaccine doses or one Johnson & Johnson dose and are considered fully immunized.	

Demographic summary	First dose	Series complete	Total people vaccinated
Age group	1,419	3,363	4,782
16-24 years	73	27	100
25-34 years	99	103	202
35-44 years	158	121	279
45-54 years	263	241	504
55-64 years	554	510	1,064
65-74 years	165	1,331	1,496
75-84 years	78	779	857
85+ years	29	251	280
Race	1,419	3,363	4,782
White	1,010	2,564	3,574
Black	223	372	595
American Indian/Alaskan	10	22	32
Other	101	294	395
Unknown	75	111	186
Other race includes Asian, native Hawaiian/Pacific Islander, or other.			
Ethnicity	1,419	3,363	4,782
Hispanic	54	36	90
Non-Hispanic	1,049	2,934	3,983
Unknown	316	393	709
Gender	1,419	3,363	4,782
Female	808	1,980	2,788
Male	610	1,383	1,993
Unknown	1	0	1



COVID-19: Brevard County vaccine summary

Vaccination data through Apr 12, 2021 as of Apr 13, 2021 at 12:05 AM

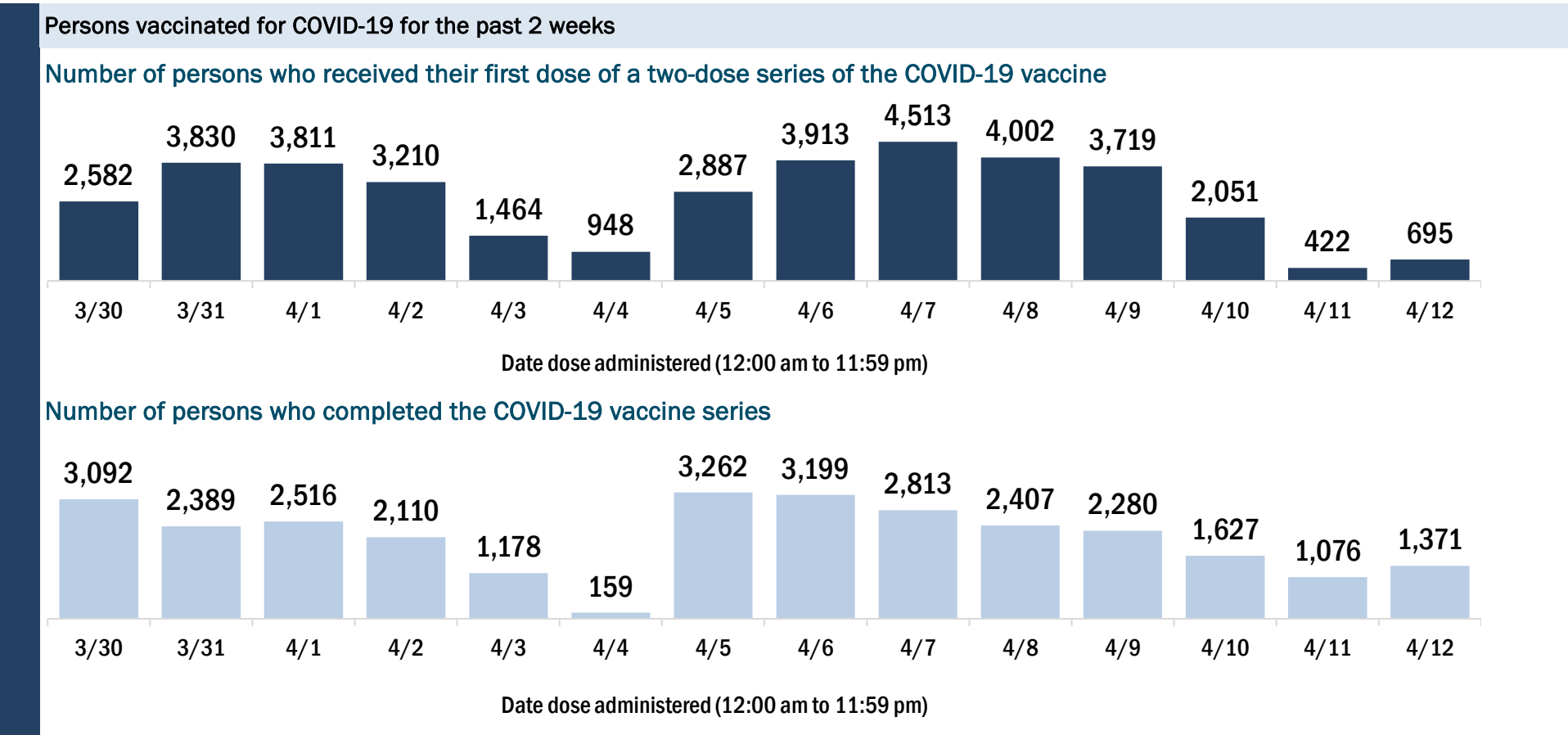
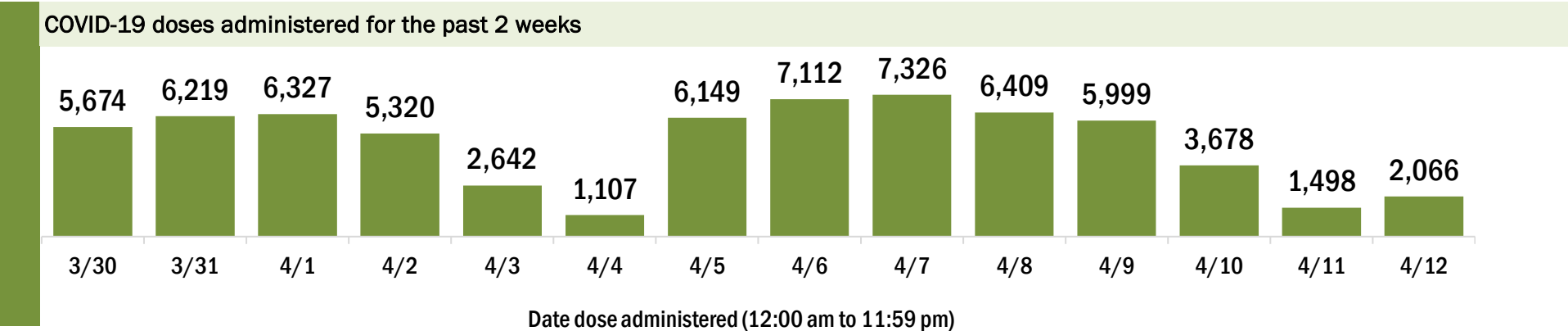
Data in this report are provisional and subject to change.

Data in this summary pertain to COVID-19 vaccines approved by the U.S. Food and Drug Administration and have been issued an Emergency Use Authorization (Janssen COVID-19 Vaccine, Moderna COVID-19 Vaccine and Pfizer-BioNTech COVID-19 Vaccine). These data summarize the number of people who have received either their first dose or have completed the series for a COVID-19 vaccine. **A person can only be counted in one category, first dose or series complete.** For persons receiving Moderna or Pfizer vaccines, once they receive their second dose, they are moved from the first dose column to the series completed column. **Because of this, the total first dose category may show a change from report to report not matching the total receiving their first dose from the previous day.** Persons receiving Johnson & Johnson vaccines will always be counted in the series completed column.

COVID-19 doses for vaccinated persons in Florida	
Doses administered	308,155
People receiving one dose of a 1-dose series (Johnson & Johnson) or receiving only one dose of a 2-dose series (Moderna, Pfizer) count once. Persons receiving both doses of a 2-dose series count twice.	

Current status of persons vaccinated for COVID-19 in Florida	
Total people vaccinated	203,922
First dose	85,396
Series completed	118,526
Completed 1-dose series	14,293
Completed 2-dose series	104,233
First dose: current number of people who have only received their first dose of the Moderna or Pfizer vaccine.	
Series complete: current number of people who have received both Moderna or Pfizer vaccine doses or one Johnson & Johnson dose and are considered fully immunized.	

Demographic summary	First dose	Series complete	Total people vaccinated
Age group	85,396	118,526	203,922
16-24 years	4,472	1,707	6,179
25-34 years	6,354	4,129	10,483
35-44 years	9,284	5,839	15,123
45-54 years	13,616	8,840	22,456
55-64 years	26,915	18,619	45,534
65-74 years	13,702	44,398	58,100
75-84 years	7,841	25,634	33,475
85+ years	3,212	9,360	12,572
Race	85,396	118,526	203,922
White	57,822	79,769	137,591
Black	5,024	5,541	10,565
American Indian/Alaskan	424	533	957
Other	7,751	10,638	18,389
Unknown	14,375	22,045	36,420
Other race includes Asian, native Hawaiian/Pacific Islander, or other.			
Ethnicity	85,396	118,526	203,922
Hispanic	6,169	4,032	10,201
Non-Hispanic	50,571	61,411	111,982
Unknown	28,656	53,083	81,739
Gender	85,396	118,526	203,922
Female	46,465	69,799	116,264
Male	38,766	48,543	87,309
Unknown	165	184	349



COVID-19: Broward County vaccine summary

Vaccination data through Apr 12, 2021 as of Apr 13, 2021 at 12:05 AM

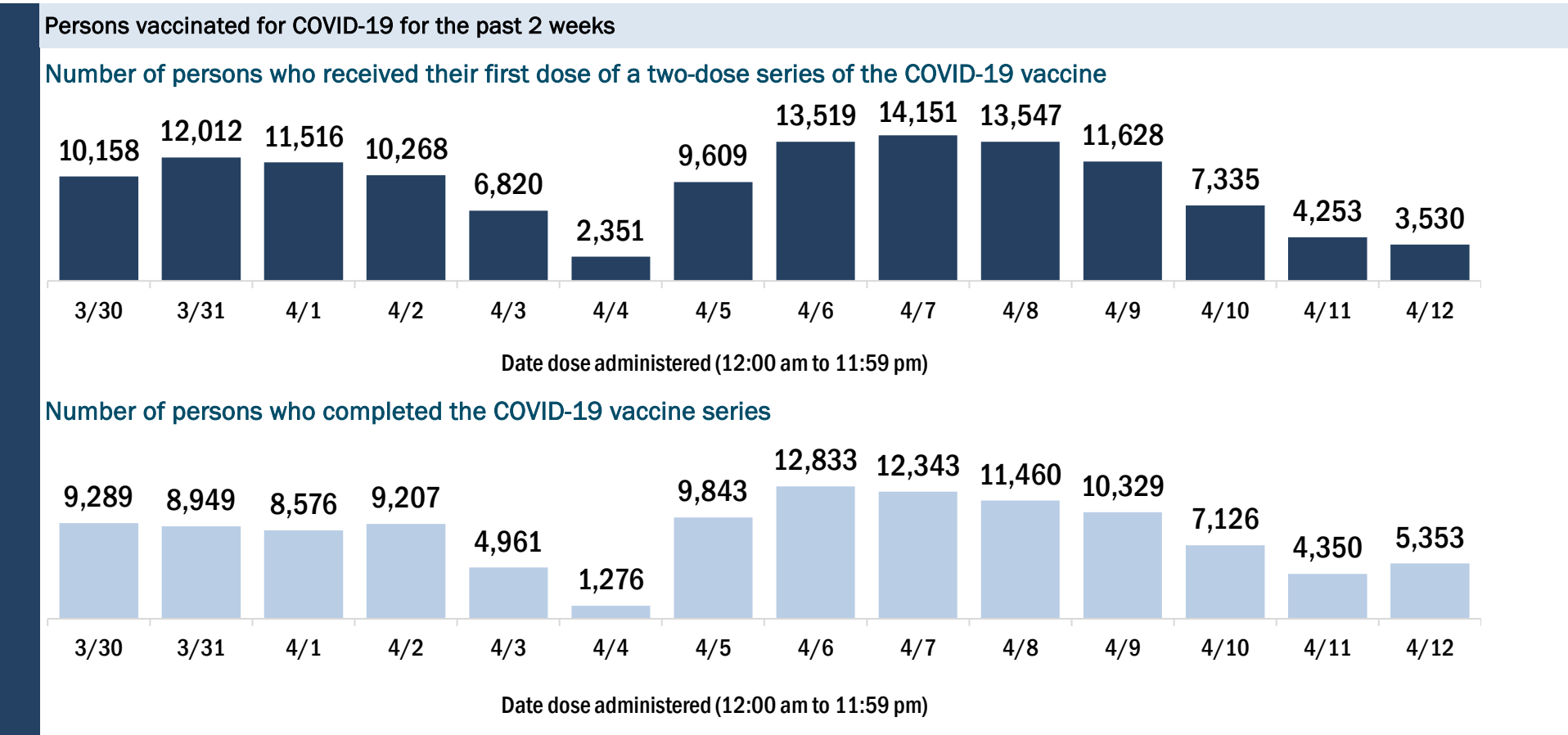
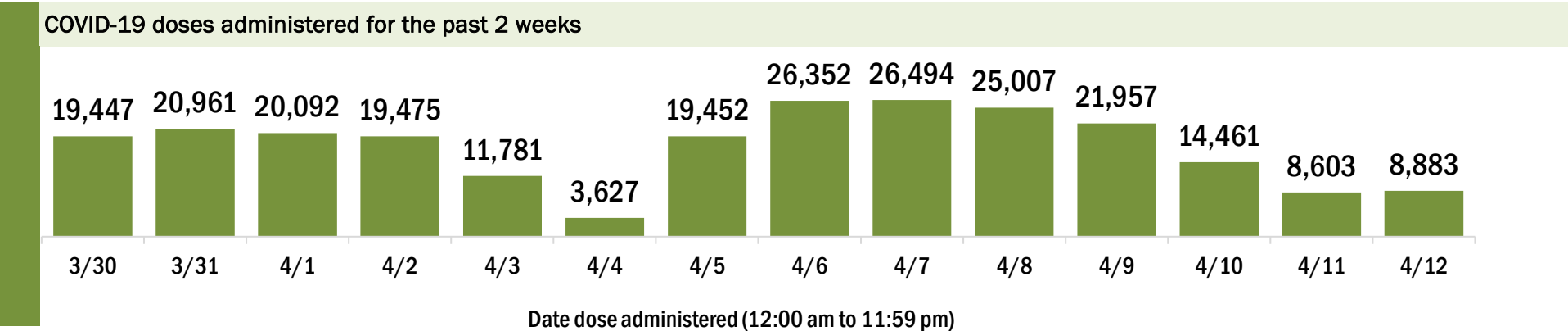
Data in this report are provisional and subject to change.

Data in this summary pertain to COVID-19 vaccines approved by the U.S. Food and Drug Administration and have been issued an Emergency Use Authorization (Janssen COVID-19 Vaccine, Moderna COVID-19 Vaccine and Pfizer-BioNTech COVID-19 Vaccine). These data summarize the number of people who have received either their first dose or have completed the series for a COVID-19 vaccine. **A person can only be counted in one category, first dose or series complete.** For persons receiving Moderna or Pfizer vaccines, once they receive their second dose, they are moved from the first dose column to the series completed column. **Because of this, the total first dose category may show a change from report to report not matching the total receiving their first dose from the previous day.** Persons receiving Johnson & Johnson vaccines will always be counted in the series completed column.

COVID-19 doses for vaccinated persons in Florida	
Doses administered	1,033,377
People receiving one dose of a 1-dose series (Johnson & Johnson) or receiving only one dose of a 2-dose series (Moderna, Pfizer) count once. Persons receiving both doses of a 2-dose series count twice.	

Current status of persons vaccinated for COVID-19 in Florida	
Total people vaccinated	672,138
First dose	269,870
Series completed	402,268
Completed 1-dose series	41,029
Completed 2-dose series	361,239
First dose: current number of people who have only received their first dose of the Moderna or Pfizer vaccine.	
Series complete: current number of people who have received both Moderna or Pfizer vaccine doses or one Johnson & Johnson dose and are considered fully immunized.	

Demographic summary	First dose	Series complete	Total people vaccinated
Age group	269,870	402,268	672,138
16-24 years	17,990	10,307	28,297
25-34 years	24,080	22,428	46,508
35-44 years	40,588	33,485	74,073
45-54 years	62,059	49,569	111,628
55-64 years	70,485	80,404	150,889
65-74 years	30,712	120,765	151,477
75-84 years	16,376	62,358	78,734
85+ years	7,580	22,952	30,532
Race	269,870	402,268	672,138
White	151,147	260,558	411,705
Black	31,663	49,211	80,874
American Indian/Alaskan	920	1,802	2,722
Other	31,959	44,702	76,661
Unknown	54,181	45,995	100,176
Other race includes Asian, native Hawaiian/Pacific Islander, or other.			
Ethnicity	269,870	402,268	672,138
Hispanic	66,593	79,195	145,788
Non-Hispanic	108,902	214,933	323,835
Unknown	94,375	108,140	202,515
Gender	269,870	402,268	672,138
Female	141,604	225,793	367,397
Male	127,181	176,095	303,276
Unknown	1,085	380	1,465



COVID-19: Calhoun County vaccine summary

Vaccination data through Apr 12, 2021 as of Apr 13, 2021 at 12:05 AM

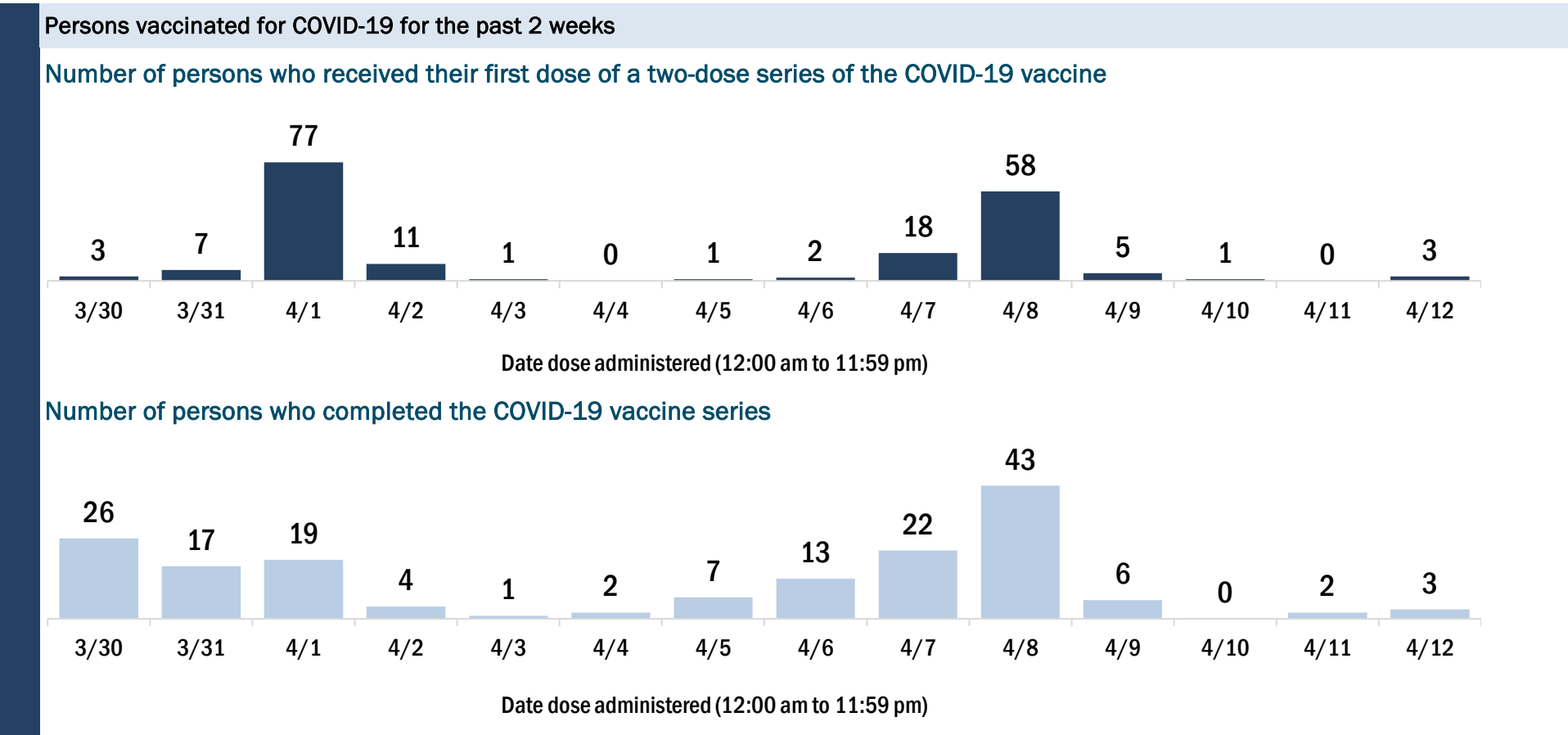
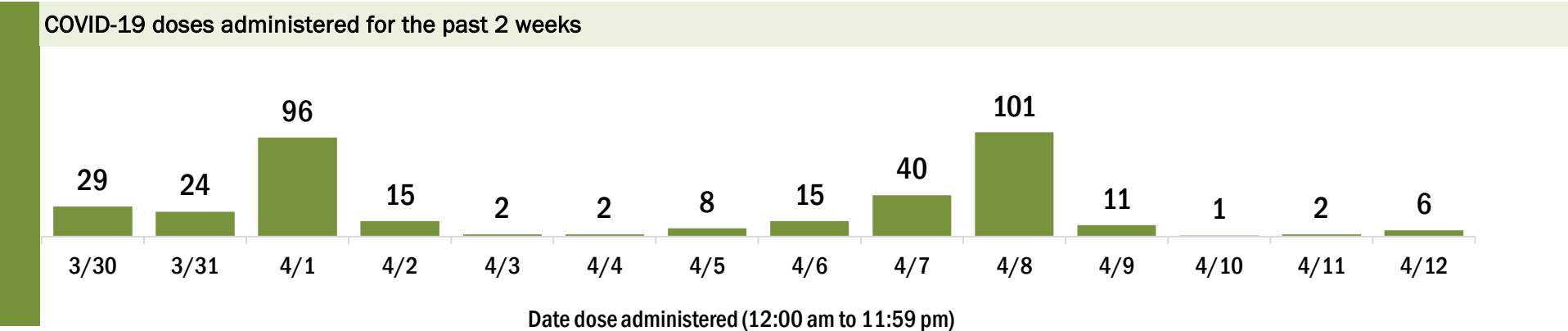
Data in this report are provisional and subject to change.

Data in this summary pertain to COVID-19 vaccines approved by the U.S. Food and Drug Administration and have been issued an Emergency Use Authorization (Janssen COVID-19 Vaccine, Moderna COVID-19 Vaccine and Pfizer-BioNTech COVID-19 Vaccine). These data summarize the number of people who have received either their first dose or have completed the series for a COVID-19 vaccine. **A person can only be counted in one category, first dose or series complete.** For persons receiving Moderna or Pfizer vaccines, once they receive their second dose, they are moved from the first dose column to the series completed column. **Because of this, the total first dose category may show a change from report to report not matching the total receiving their first dose from the previous day.** Persons receiving Johnson & Johnson vaccines will always be counted in the series completed column.

COVID-19 doses for vaccinated persons in Florida	
Doses administered	4,442
People receiving one dose of a 1-dose series (Johnson & Johnson) or receiving only one dose of a 2-dose series (Moderna, Pfizer) count once. Persons receiving both doses of a 2-dose series count twice.	

Current status of persons vaccinated for COVID-19 in Florida	
Total people vaccinated	2,594
First dose	590
Series completed	2,004
Completed 1-dose series	156
Completed 2-dose series	1,848
First dose: current number of people who have only received their first dose of the Moderna or Pfizer vaccine.	
Series complete: current number of people who have received both Moderna or Pfizer vaccine doses or one Johnson & Johnson dose and are considered fully immunized.	

Demographic summary	First dose	Series complete	Total people vaccinated
Age group	590	2,004	2,594
16-24 years	24	18	42
25-34 years	20	55	75
35-44 years	55	91	146
45-54 years	92	167	259
55-64 years	204	307	511
65-74 years	103	750	853
75-84 years	68	442	510
85+ years	24	174	198
Race	590	2,004	2,594
White	387	1,414	1,801
Black	57	123	180
American Indian/Alaskan	6	12	18
Other	53	305	358
Unknown	87	150	237
Other race includes Asian, native Hawaiian/Pacific Islander, or other.			
Ethnicity	590	2,004	2,594
Hispanic	15	39	54
Non-Hispanic	241	1,164	1,405
Unknown	334	801	1,135
Gender	590	2,004	2,594
Female	316	1,121	1,437
Male	274	882	1,156
Unknown	0	1	1



COVID-19: Charlotte County vaccine summary

Vaccination data through Apr 12, 2021 as of Apr 13, 2021 at 12:05 AM

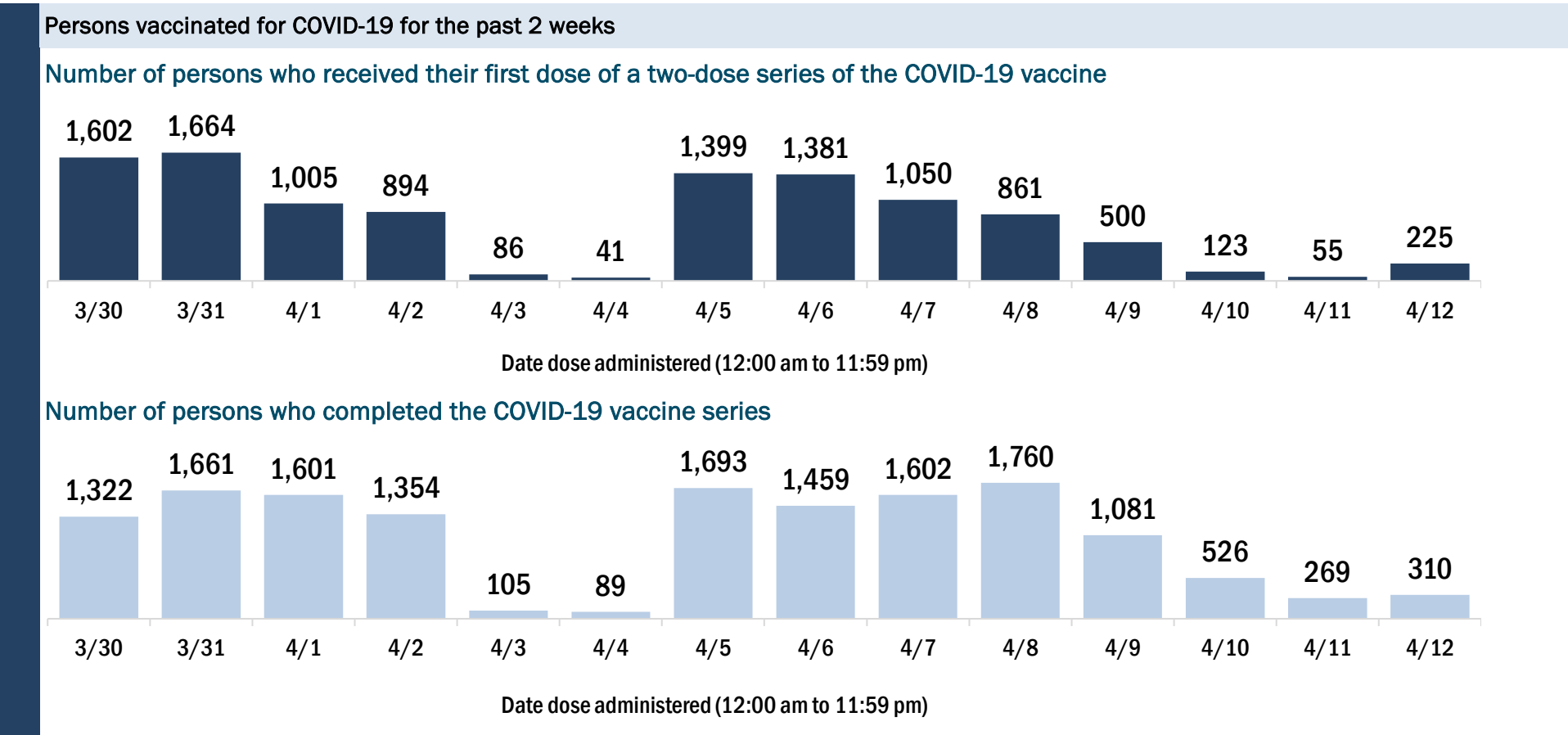
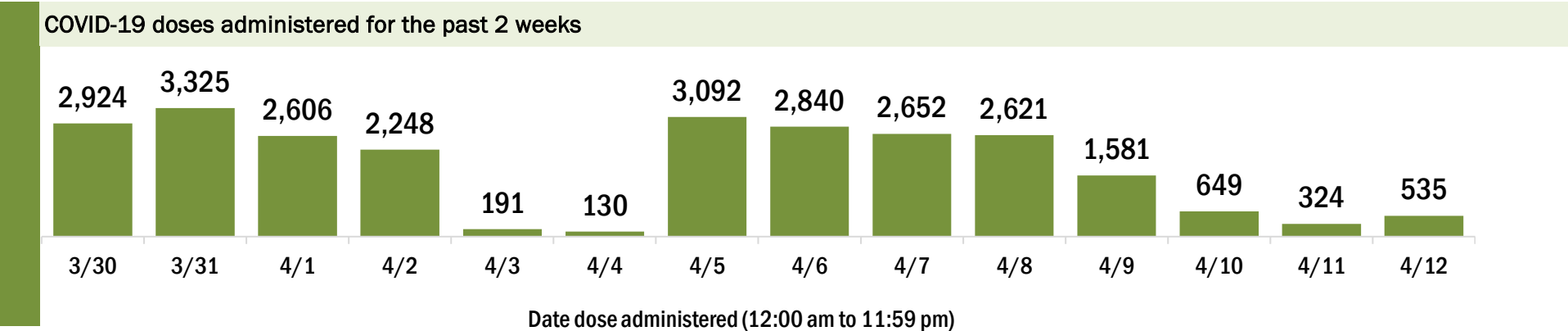
Data in this report are provisional and subject to change.

Data in this summary pertain to COVID-19 vaccines approved by the U.S. Food and Drug Administration and have been issued an Emergency Use Authorization (Janssen COVID-19 Vaccine, Moderna COVID-19 Vaccine and Pfizer-BioNTech COVID-19 Vaccine). These data summarize the number of people who have received either their first dose or have completed the series for a COVID-19 vaccine. **A person can only be counted in one category, first dose or series complete.** For persons receiving Moderna or Pfizer vaccines, once they receive their second dose, they are moved from the first dose column to the series completed column. **Because of this, the total first dose category may show a change from report to report not matching the total receiving their first dose from the previous day.** Persons receiving Johnson & Johnson vaccines will always be counted in the series completed column.

COVID-19 doses for vaccinated persons in Florida	
Doses administered	141,660
People receiving one dose of a 1-dose series (Johnson & Johnson) or receiving only one dose of a 2-dose series (Moderna, Pfizer) count once. Persons receiving both doses of a 2-dose series count twice.	

Current status of persons vaccinated for COVID-19 in Florida	
Total people vaccinated	92,923
First dose	39,244
Series completed	53,679
Completed 1-dose series	4,942
Completed 2-dose series	48,737
First dose: current number of people who have only received their first dose of the Moderna or Pfizer vaccine.	
Series complete: current number of people who have received both Moderna or Pfizer vaccine doses or one Johnson & Johnson dose and are considered fully immunized.	

Demographic summary	First dose	Series complete	Total people vaccinated
Age group	39,244	53,679	92,923
16-24 years	796	282	1,078
25-34 years	1,157	646	1,803
35-44 years	1,759	997	2,756
45-54 years	3,927	1,935	5,862
55-64 years	12,017	5,391	17,408
65-74 years	10,796	24,858	35,654
75-84 years	6,730	15,151	21,881
85+ years	2,062	4,419	6,481
Race	39,244	53,679	92,923
White	30,846	39,884	70,730
Black	908	795	1,703
American Indian/Alaskan	219	201	420
Other	2,329	3,757	6,086
Unknown	4,942	9,042	13,984
Other race includes Asian, native Hawaiian/Pacific Islander, or other.			
Ethnicity	39,244	53,679	92,923
Hispanic	1,399	942	2,341
Non-Hispanic	23,568	30,145	53,713
Unknown	14,277	22,592	36,869
Gender	39,244	53,679	92,923
Female	21,333	30,066	51,399
Male	17,880	23,586	41,466
Unknown	31	27	58



COVID-19: Citrus County vaccine summary

Vaccination data through Apr 12, 2021 as of Apr 13, 2021 at 12:05 AM

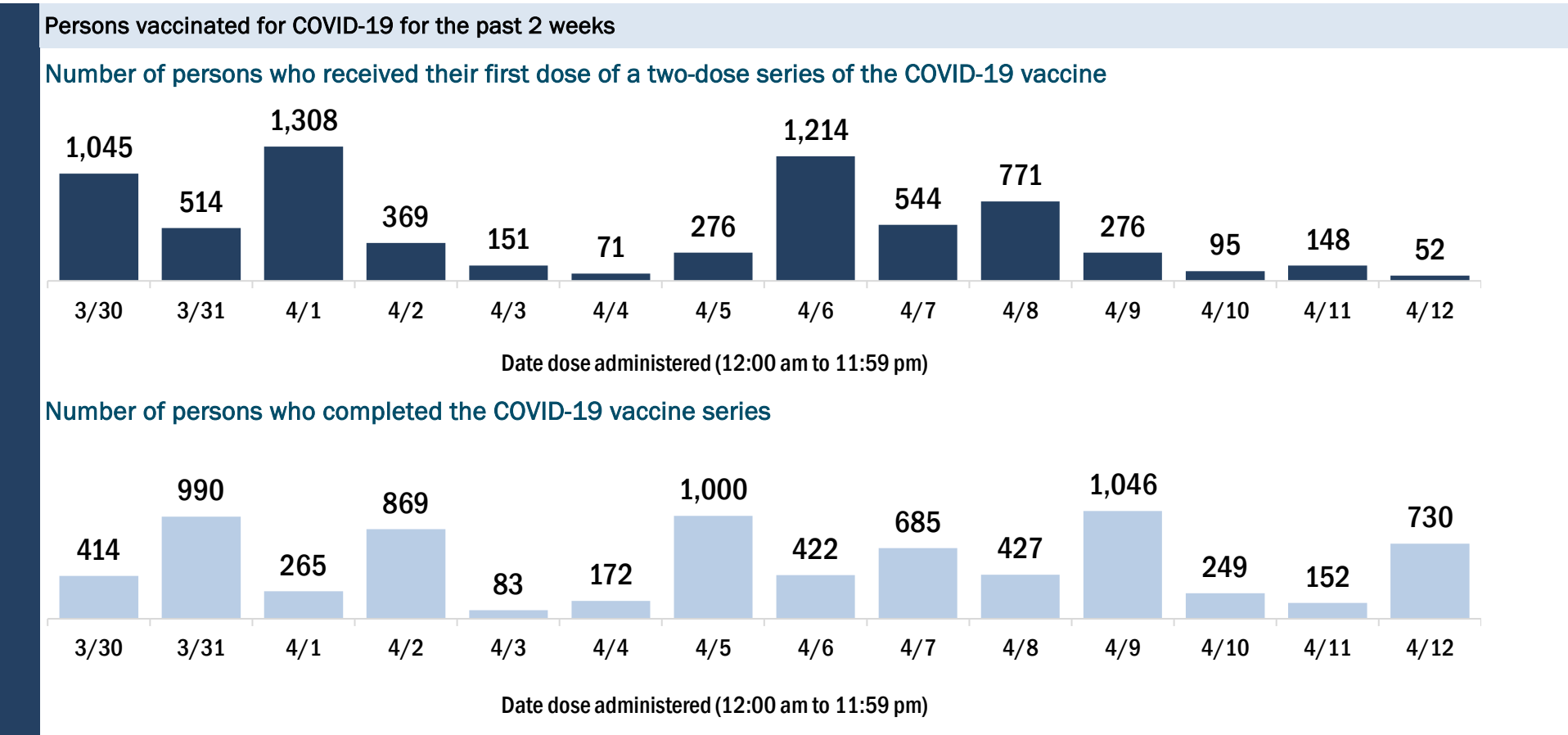
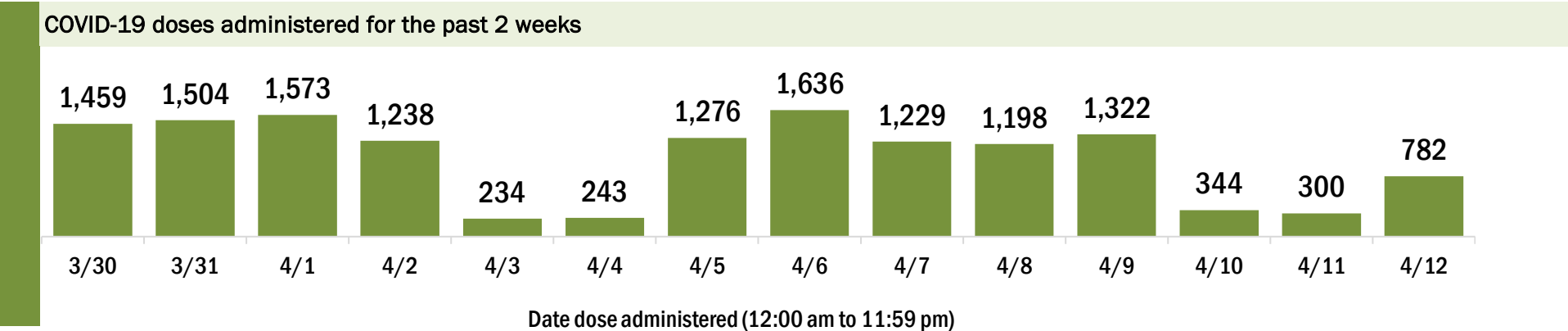
Data in this report are provisional and subject to change.

Data in this summary pertain to COVID-19 vaccines approved by the U.S. Food and Drug Administration and have been issued an Emergency Use Authorization (Janssen COVID-19 Vaccine, Moderna COVID-19 Vaccine and Pfizer-BioNTech COVID-19 Vaccine). These data summarize the number of people who have received either their first dose or have completed the series for a COVID-19 vaccine. **A person can only be counted in one category, first dose or series complete.** For persons receiving Moderna or Pfizer vaccines, once they receive their second dose, they are moved from the first dose column to the series completed column. **Because of this, the total first dose category may show a change from report to report not matching the total receiving their first dose from the previous day.** Persons receiving Johnson & Johnson vaccines will always be counted in the series completed column.

COVID-19 doses for vaccinated persons in Florida	
Doses administered	88,340
People receiving one dose of a 1-dose series (Johnson & Johnson) or receiving only one dose of a 2-dose series (Moderna, Pfizer) count once. Persons receiving both doses of a 2-dose series count twice.	

Current status of persons vaccinated for COVID-19 in Florida	
Total people vaccinated	54,527
First dose	19,292
Series completed	35,235
Completed 1-dose series	1,422
Completed 2-dose series	33,813
First dose: current number of people who have only received their first dose of the Moderna or Pfizer vaccine.	
Series complete: current number of people who have received both Moderna or Pfizer vaccine doses or one Johnson & Johnson dose and are considered fully immunized.	

Demographic summary	First dose	Series complete	Total people vaccinated
Age group	19,292	35,235	54,527
16-24 years	557	255	812
25-34 years	639	550	1,189
35-44 years	1,032	774	1,806
45-54 years	2,303	1,319	3,622
55-64 years	6,611	2,936	9,547
65-74 years	4,512	15,625	20,137
75-84 years	2,768	10,681	13,449
85+ years	870	3,095	3,965
Race	19,292	35,235	54,527
White	15,301	25,890	41,191
Black	366	456	822
American Indian/Alaskan	123	178	301
Other	995	2,616	3,611
Unknown	2,507	6,095	8,602
Other race includes Asian, native Hawaiian/Pacific Islander, or other.			
Ethnicity	19,292	35,235	54,527
Hispanic	918	770	1,688
Non-Hispanic	12,658	19,707	32,365
Unknown	5,716	14,758	20,474
Gender	19,292	35,235	54,527
Female	10,869	20,109	30,978
Male	8,398	15,115	23,513
Unknown	25	11	36



COVID-19: Clay County vaccine summary

Vaccination data through Apr 12, 2021 as of Apr 13, 2021 at 12:05 AM

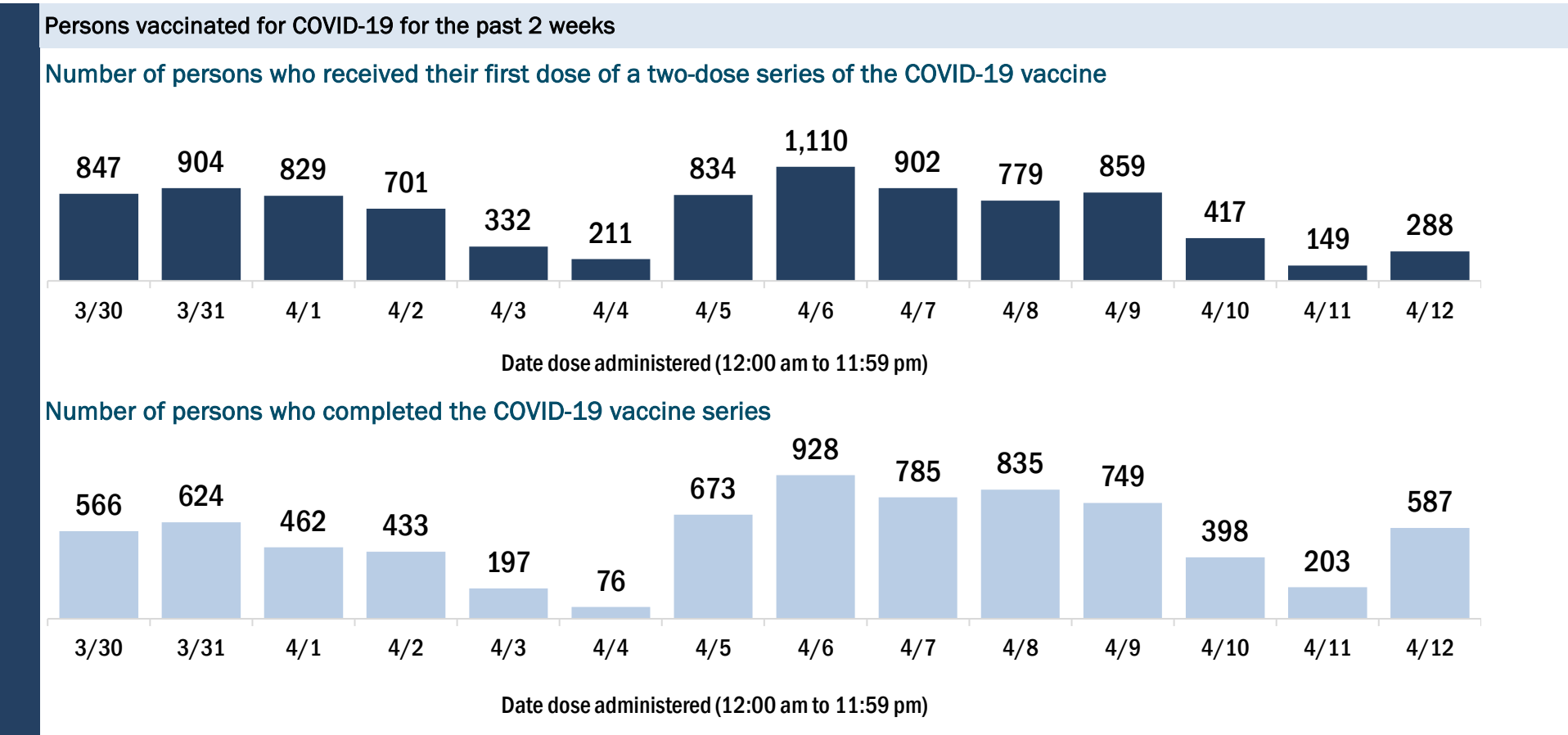
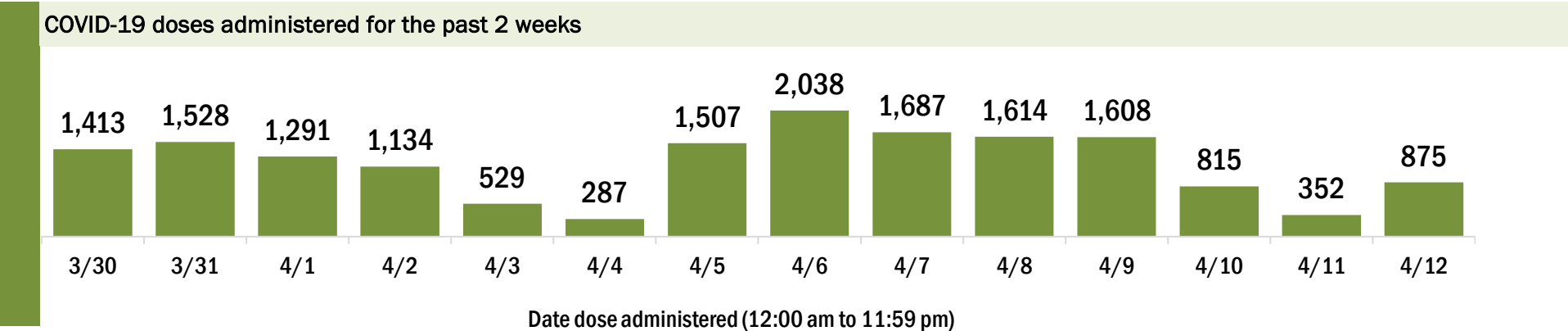
Data in this report are provisional and subject to change.

Data in this summary pertain to COVID-19 vaccines approved by the U.S. Food and Drug Administration and have been issued an Emergency Use Authorization (Janssen COVID-19 Vaccine, Moderna COVID-19 Vaccine and Pfizer-BioNTech COVID-19 Vaccine). These data summarize the number of people who have received either their first dose or have completed the series for a COVID-19 vaccine. **A person can only be counted in one category, first dose or series complete.** For persons receiving Moderna or Pfizer vaccines, once they receive their second dose, they are moved from the first dose column to the series completed column. **Because of this, the total first dose category may show a change from report to report not matching the total receiving their first dose from the previous day.** Persons receiving Johnson & Johnson vaccines will always be counted in the series completed column.

COVID-19 doses for vaccinated persons in Florida	
Doses administered	89,447
People receiving one dose of a 1-dose series (Johnson & Johnson) or receiving only one dose of a 2-dose series (Moderna, Pfizer) count once. Persons receiving both doses of a 2-dose series count twice.	

Current status of persons vaccinated for COVID-19 in Florida	
Total people vaccinated	55,785
First dose	19,222
Series completed	36,563
Completed 1-dose series	2,901
Completed 2-dose series	33,662
First dose: current number of people who have only received their first dose of the Moderna or Pfizer vaccine.	
Series complete: current number of people who have received both Moderna or Pfizer vaccine doses or one Johnson & Johnson dose and are considered fully immunized.	

Demographic summary	First dose	Series complete	Total people vaccinated
Age group	19,222	36,563	55,785
16-24 years	1,771	761	2,532
25-34 years	1,692	1,526	3,218
35-44 years	2,785	2,520	5,305
45-54 years	4,336	3,687	8,023
55-64 years	5,522	6,657	12,179
65-74 years	1,759	12,956	14,715
75-84 years	955	6,512	7,467
85+ years	402	1,944	2,346
Race	19,222	36,563	55,785
White	11,848	26,913	38,761
Black	1,607	2,347	3,954
American Indian/Alaskan	76	184	260
Other	2,413	3,325	5,738
Unknown	3,278	3,794	7,072
Other race includes Asian, native Hawaiian/Pacific Islander, or other.			
Ethnicity	19,222	36,563	55,785
Hispanic	1,575	1,435	3,010
Non-Hispanic	11,772	27,469	39,241
Unknown	5,875	7,659	13,534
Gender	19,222	36,563	55,785
Female	10,637	21,326	31,963
Male	8,416	15,235	23,651
Unknown	169	2	171



COVID-19: Collier County vaccine summary

Vaccination data through Apr 12, 2021 as of Apr 13, 2021 at 12:05 AM

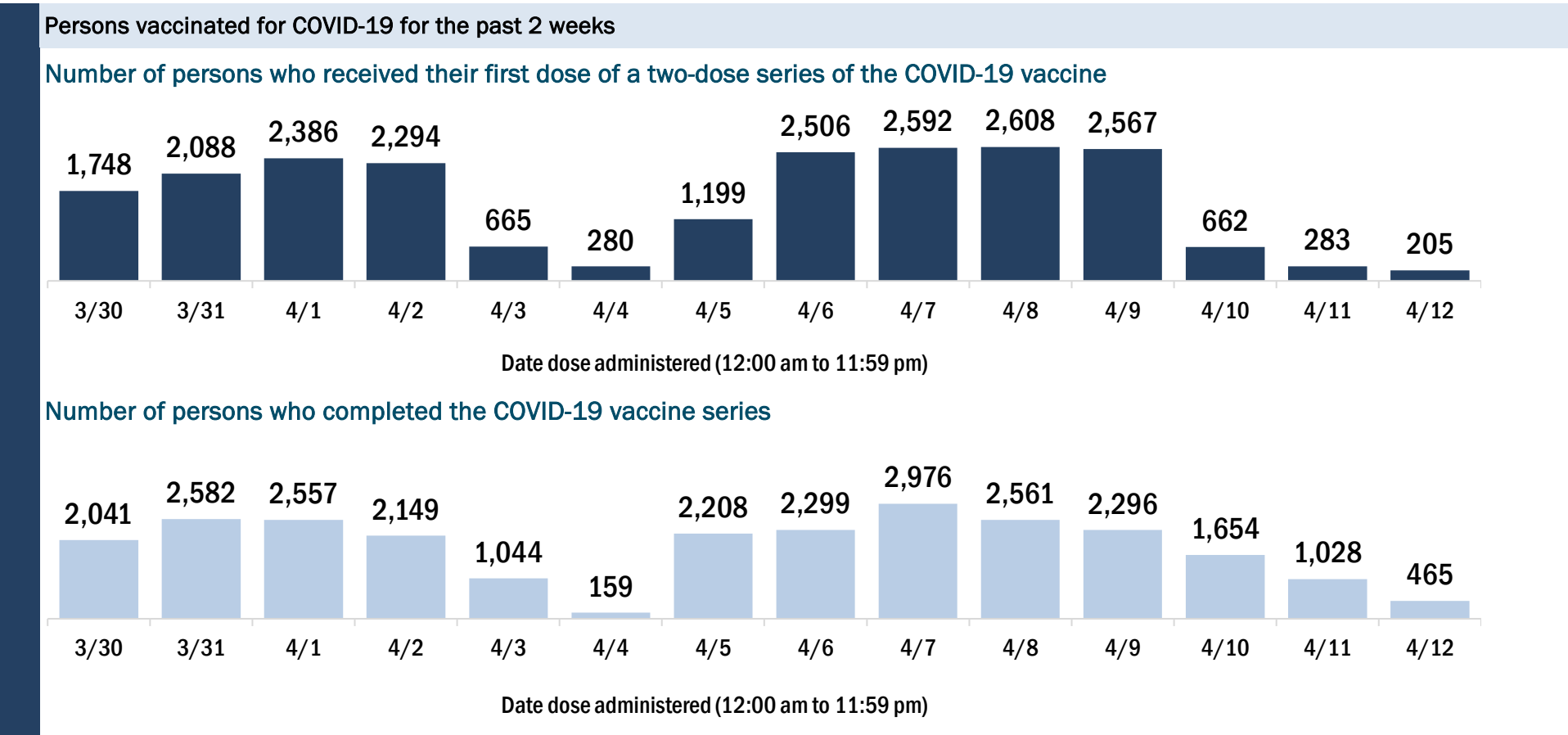
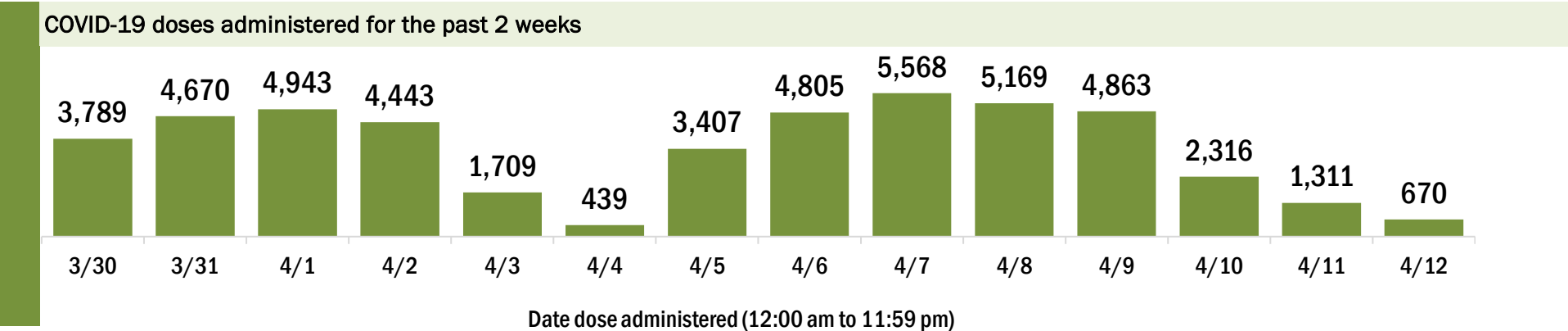
Data in this report are provisional and subject to change.

Data in this summary pertain to COVID-19 vaccines approved by the U.S. Food and Drug Administration and have been issued an Emergency Use Authorization (Janssen COVID-19 Vaccine, Moderna COVID-19 Vaccine and Pfizer-BioNTech COVID-19 Vaccine). These data summarize the number of people who have received either their first dose or have completed the series for a COVID-19 vaccine. **A person can only be counted in one category, first dose or series complete.** For persons receiving Moderna or Pfizer vaccines, once they receive their second dose, they are moved from the first dose column to the series completed column. **Because of this, the total first dose category may show a change from report to report not matching the total receiving their first dose from the previous day.** Persons receiving Johnson & Johnson vaccines will always be counted in the series completed column.

COVID-19 doses for vaccinated persons in Florida	
Doses administered	257,457
People receiving one dose of a 1-dose series (Johnson & Johnson) or receiving only one dose of a 2-dose series (Moderna, Pfizer) count once. Persons receiving both doses of a 2-dose series count twice.	

Current status of persons vaccinated for COVID-19 in Florida	
Total people vaccinated	163,571
First dose	58,188
Series completed	105,383
Completed 1-dose series	11,497
Completed 2-dose series	93,886
First dose: current number of people who have only received their first dose of the Moderna or Pfizer vaccine.	
Series complete: current number of people who have received both Moderna or Pfizer vaccine doses or one Johnson & Johnson dose and are considered fully immunized.	

Demographic summary	First dose	Series complete	Total people vaccinated
Age group	58,188	105,383	163,571
16-24 years	1,918	1,172	3,090
25-34 years	2,669	2,618	5,287
35-44 years	4,083	3,496	7,579
45-54 years	7,916	5,168	13,084
55-64 years	18,379	10,329	28,708
65-74 years	12,159	43,319	55,478
75-84 years	8,412	30,226	38,638
85+ years	2,652	9,055	11,707
Race	58,188	105,383	163,571
White	39,934	67,642	107,576
Black	874	1,209	2,083
American Indian/Alaskan	198	306	504
Other	4,387	8,170	12,557
Unknown	12,795	28,056	40,851
Other race includes Asian, native Hawaiian/Pacific Islander, or other.			
Ethnicity	58,188	105,383	163,571
Hispanic	6,465	5,042	11,507
Non-Hispanic	27,074	46,426	73,500
Unknown	24,649	53,915	78,564
Gender	58,188	105,383	163,571
Female	31,585	57,994	89,579
Male	26,334	47,137	73,471
Unknown	269	252	521



COVID-19: Columbia County vaccine summary

Vaccination data through Apr 12, 2021 as of Apr 13, 2021 at 12:05 AM

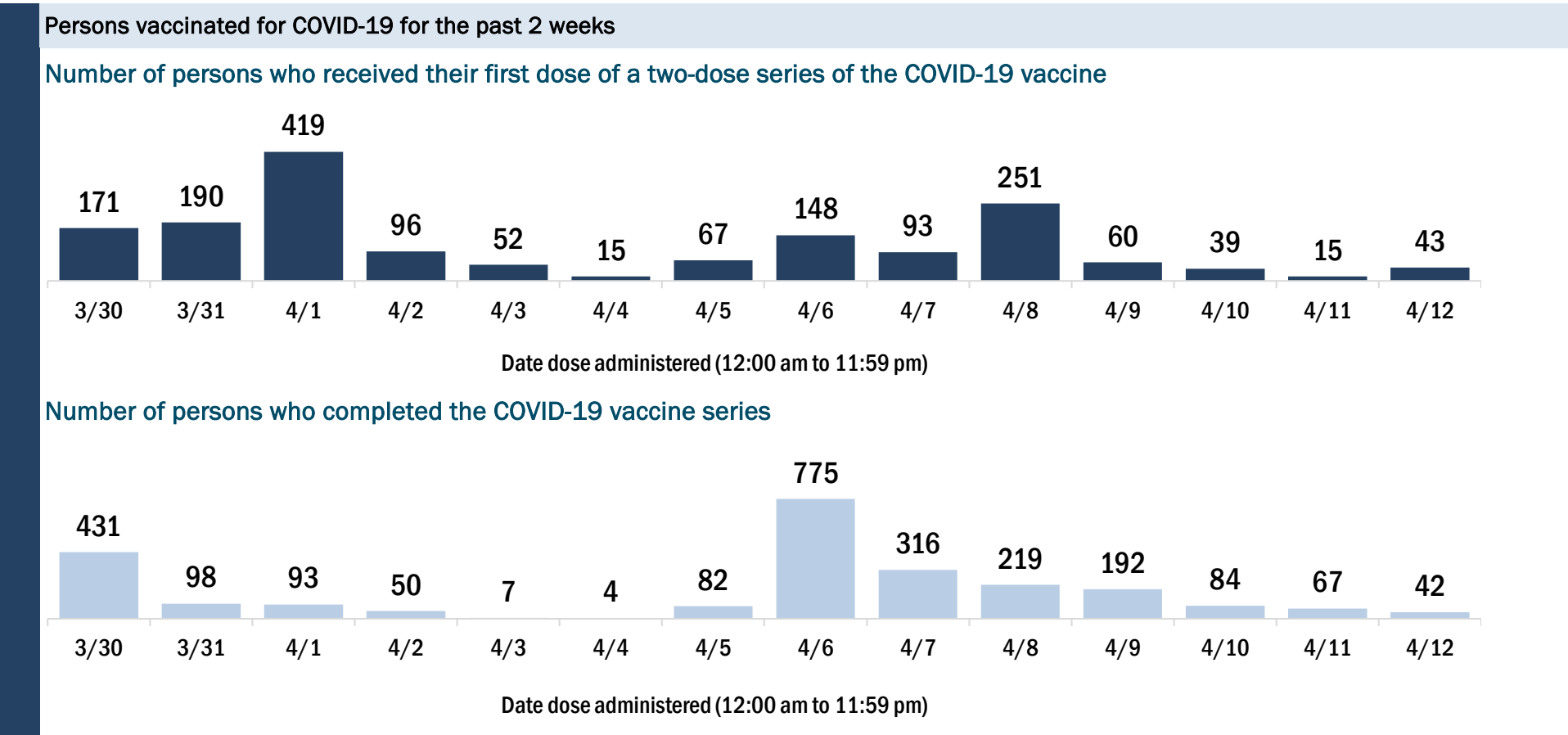
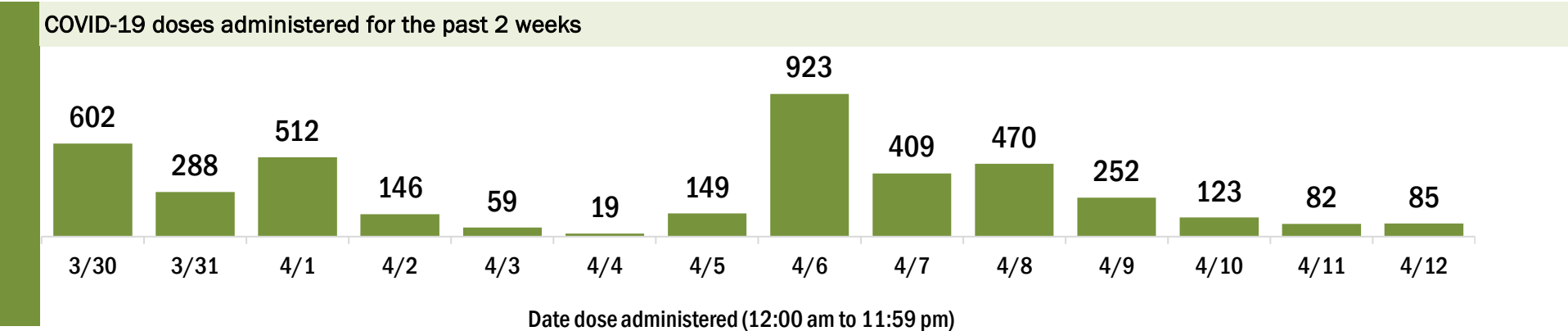
Data in this report are provisional and subject to change.

Data in this summary pertain to COVID-19 vaccines approved by the U.S. Food and Drug Administration and have been issued an Emergency Use Authorization (Janssen COVID-19 Vaccine, Moderna COVID-19 Vaccine and Pfizer-BioNTech COVID-19 Vaccine). These data summarize the number of people who have received either their first dose or have completed the series for a COVID-19 vaccine. **A person can only be counted in one category, first dose or series complete.** For persons receiving Moderna or Pfizer vaccines, once they receive their second dose, they are moved from the first dose column to the series completed column. **Because of this, the total first dose category may show a change from report to report not matching the total receiving their first dose from the previous day.** Persons receiving Johnson & Johnson vaccines will always be counted in the series completed column.

COVID-19 doses for vaccinated persons in Florida	
Doses administered	22,459
People receiving one dose of a 1-dose series (Johnson & Johnson) or receiving only one dose of a 2-dose series (Moderna, Pfizer) count once. Persons receiving both doses of a 2-dose series count twice.	

Current status of persons vaccinated for COVID-19 in Florida	
Total people vaccinated	13,804
First dose	3,570
Series completed	10,234
Completed 1-dose series	1,579
Completed 2-dose series	8,655
First dose: current number of people who have only received their first dose of the Moderna or Pfizer vaccine.	
Series complete: current number of people who have received both Moderna or Pfizer vaccine doses or one Johnson & Johnson dose and are considered fully immunized.	

Demographic summary	First dose	Series complete	Total people vaccinated
Age group	3,570	10,234	13,804
16-24 years	187	140	327
25-34 years	274	353	627
35-44 years	376	540	916
45-54 years	652	875	1,527
55-64 years	1,227	1,644	2,871
65-74 years	494	3,818	4,312
75-84 years	265	2,220	2,485
85+ years	95	644	739
Race	3,570	10,234	13,804
White	2,420	7,317	9,737
Black	427	1,058	1,485
American Indian/Alaskan	32	50	82
Other	324	697	1,021
Unknown	367	1,112	1,479
Other race includes Asian, native Hawaiian/Pacific Islander, or other.			
Ethnicity	3,570	10,234	13,804
Hispanic	178	270	448
Non-Hispanic	2,422	7,262	9,684
Unknown	970	2,702	3,672
Gender	3,570	10,234	13,804
Female	2,056	5,991	8,047
Male	1,512	4,243	5,755
Unknown	2	0	2



COVID-19: Dade County vaccine summary

Vaccination data through Apr 12, 2021 as of Apr 13, 2021 at 12:05 AM

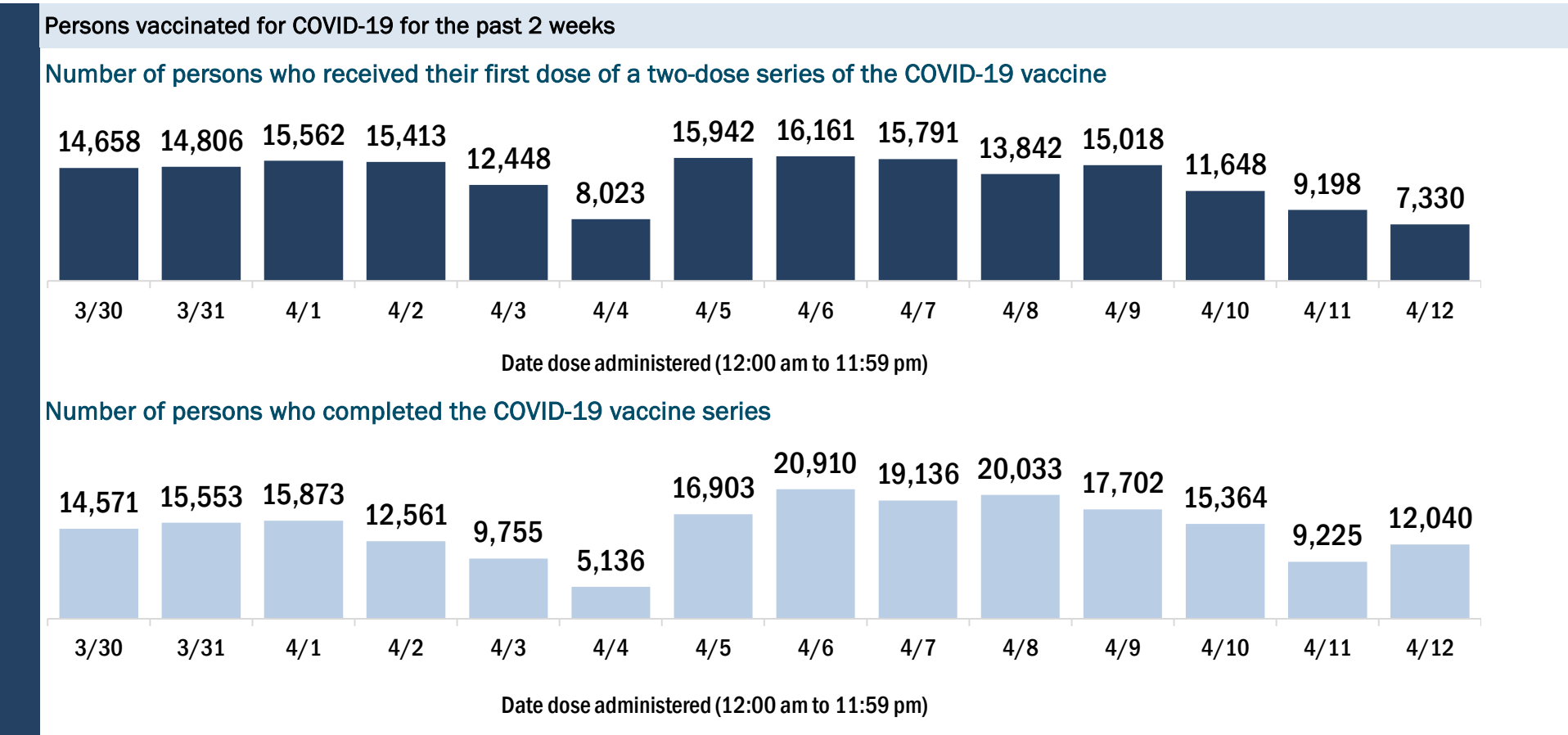
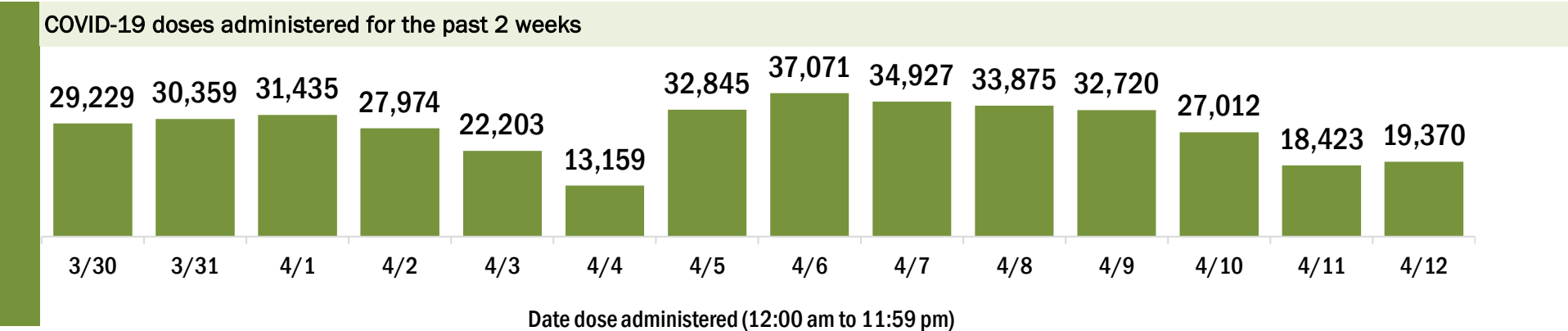
Data in this report are provisional and subject to change.

Data in this summary pertain to COVID-19 vaccines approved by the U.S. Food and Drug Administration and have been issued an Emergency Use Authorization (Janssen COVID-19 Vaccine, Moderna COVID-19 Vaccine and Pfizer-BioNTech COVID-19 Vaccine). These data summarize the number of people who have received either their first dose or have completed the series for a COVID-19 vaccine. **A person can only be counted in one category, first dose or series complete.** For persons receiving Moderna or Pfizer vaccines, once they receive their second dose, they are moved from the first dose column to the series completed column. **Because of this, the total first dose category may show a change from report to report not matching the total receiving their first dose from the previous day.** Persons receiving Johnson & Johnson vaccines will always be counted in the series completed column.

COVID-19 doses for vaccinated persons in Florida	
Doses administered	1,491,984
People receiving one dose of a 1-dose series (Johnson & Johnson) or receiving only one dose of a 2-dose series (Moderna, Pfizer) count once. Persons receiving both doses of a 2-dose series count twice.	

Current status of persons vaccinated for COVID-19 in Florida	
Total people vaccinated	981,015
First dose	376,338
Series completed	604,677
Completed 1-dose series	93,708
Completed 2-dose series	510,969
First dose: current number of people who have only received their first dose of the Moderna or Pfizer vaccine.	
Series complete: current number of people who have received both Moderna or Pfizer vaccine doses or one Johnson & Johnson dose and are considered fully immunized.	

Demographic summary	First dose	Series complete	Total people vaccinated
Age group	376,338	604,677	981,015
16-24 years	25,041	19,091	44,132
25-34 years	37,655	43,123	80,778
35-44 years	55,876	59,641	115,517
45-54 years	84,166	84,382	168,548
55-64 years	88,830	117,281	206,111
65-74 years	47,709	152,476	200,185
75-84 years	25,947	92,924	118,871
85+ years	11,114	35,759	46,873
Race	376,338	604,677	981,015
White	258,934	425,204	684,138
Black	21,596	44,102	65,698
American Indian/Alaskan	877	1,358	2,235
Other	35,736	67,690	103,426
Unknown	59,195	66,323	125,518
Other race includes Asian, native Hawaiian/Pacific Islander, or other.			
Ethnicity	376,338	604,677	981,015
Hispanic	181,157	299,567	480,724
Non-Hispanic	63,095	141,980	205,075
Unknown	132,086	163,130	295,216
Gender	376,338	604,677	981,015
Female	199,390	339,179	538,569
Male	174,953	264,747	439,700
Unknown	1,995	751	2,746



COVID-19: Desoto County vaccine summary

Vaccination data through Apr 12, 2021 as of Apr 13, 2021 at 12:05 AM

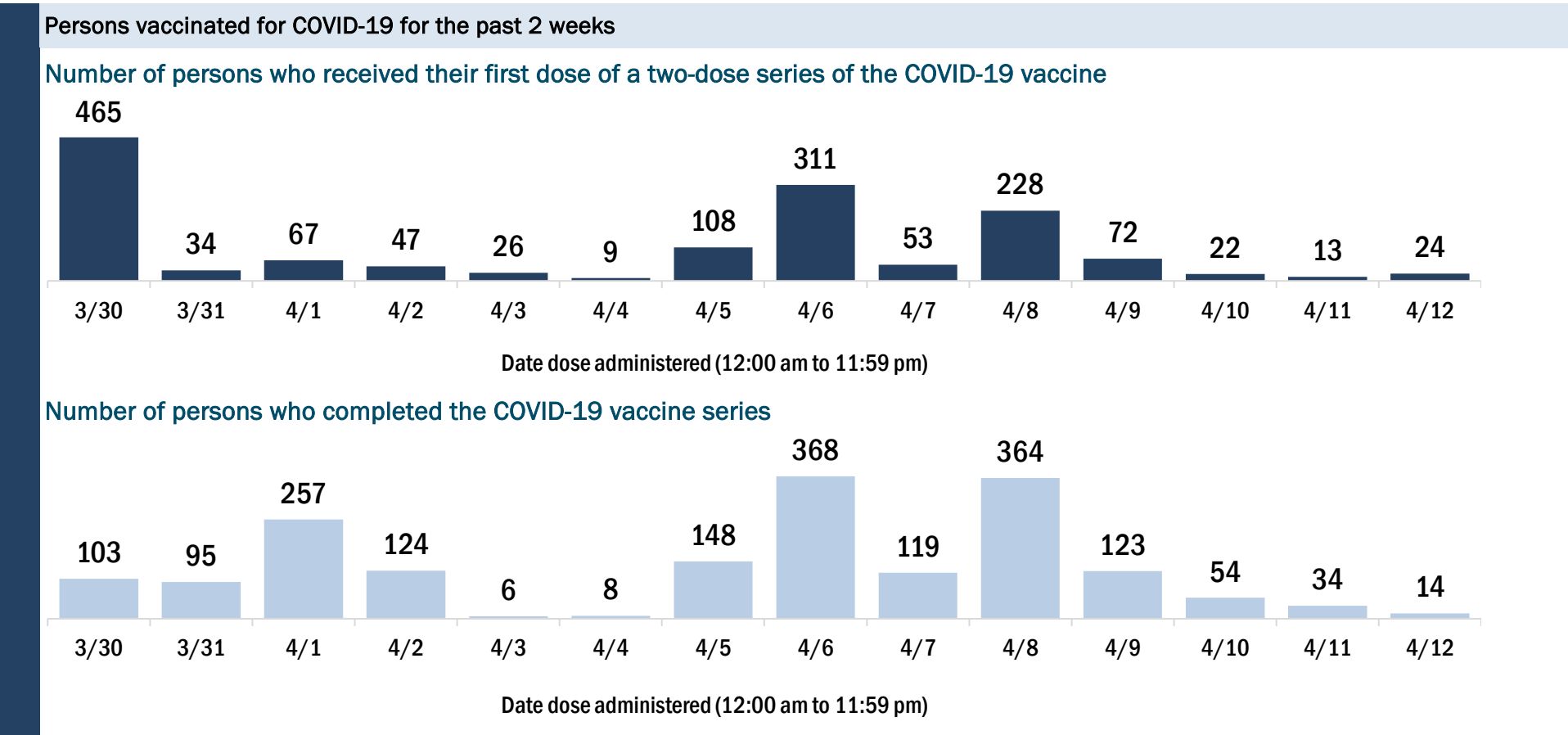
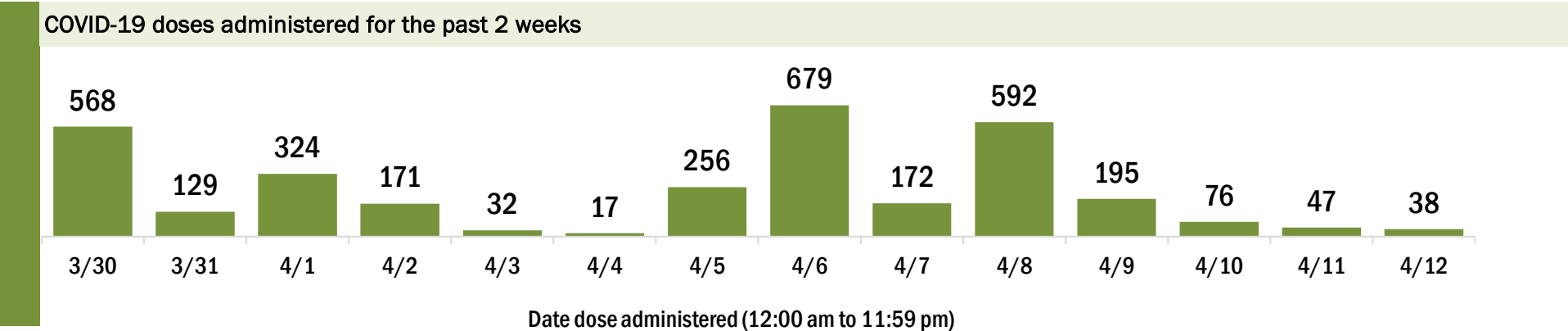
Data in this report are provisional and subject to change.

Data in this summary pertain to COVID-19 vaccines approved by the U.S. Food and Drug Administration and have been issued an Emergency Use Authorization (Janssen COVID-19 Vaccine, Moderna COVID-19 Vaccine and Pfizer-BioNTech COVID-19 Vaccine). These data summarize the number of people who have received either their first dose or have completed the series for a COVID-19 vaccine. **A person can only be counted in one category, first dose or series complete.** For persons receiving Moderna or Pfizer vaccines, once they receive their second dose, they are moved from the first dose column to the series completed column. **Because of this, the total first dose category may show a change from report to report not matching the total receiving their first dose from the previous day.** Persons receiving Johnson & Johnson vaccines will always be counted in the series completed column.

COVID-19 doses for vaccinated persons in Florida	
Doses administered	14,050
People receiving one dose of a 1-dose series (Johnson & Johnson) or receiving only one dose of a 2-dose series (Moderna, Pfizer) count once. Persons receiving both doses of a 2-dose series count twice.	

Current status of persons vaccinated for COVID-19 in Florida	
Total people vaccinated	9,159
First dose	3,859
Series completed	5,300
Completed 1-dose series	409
Completed 2-dose series	4,891
First dose: current number of people who have only received their first dose of the Moderna or Pfizer vaccine.	
Series complete: current number of people who have received both Moderna or Pfizer vaccine doses or one Johnson & Johnson dose and are considered fully immunized.	

Demographic summary	First dose	Series complete	Total people vaccinated
Age group	3,859	5,300	9,159
16-24 years	139	47	186
25-34 years	179	158	337
35-44 years	334	188	522
45-54 years	575	316	891
55-64 years	1,158	554	1,712
65-74 years	856	2,195	3,051
75-84 years	489	1,500	1,989
85+ years	129	342	471
Race	3,859	5,300	9,159
White	2,429	3,854	6,283
Black	234	307	541
American Indian/Alaskan	21	14	35
Other	450	399	849
Unknown	725	726	1,451
Other race includes Asian, native Hawaiian/Pacific Islander, or other.			
Ethnicity	3,859	5,300	9,159
Hispanic	619	257	876
Non-Hispanic	1,882	2,481	4,363
Unknown	1,358	2,562	3,920
Gender	3,859	5,300	9,159
Female	1,819	2,875	4,694
Male	2,040	2,424	4,464
Unknown	0	1	1



COVID-19: Dixie County vaccine summary

Vaccination data through Apr 12, 2021 as of Apr 13, 2021 at 12:05 AM

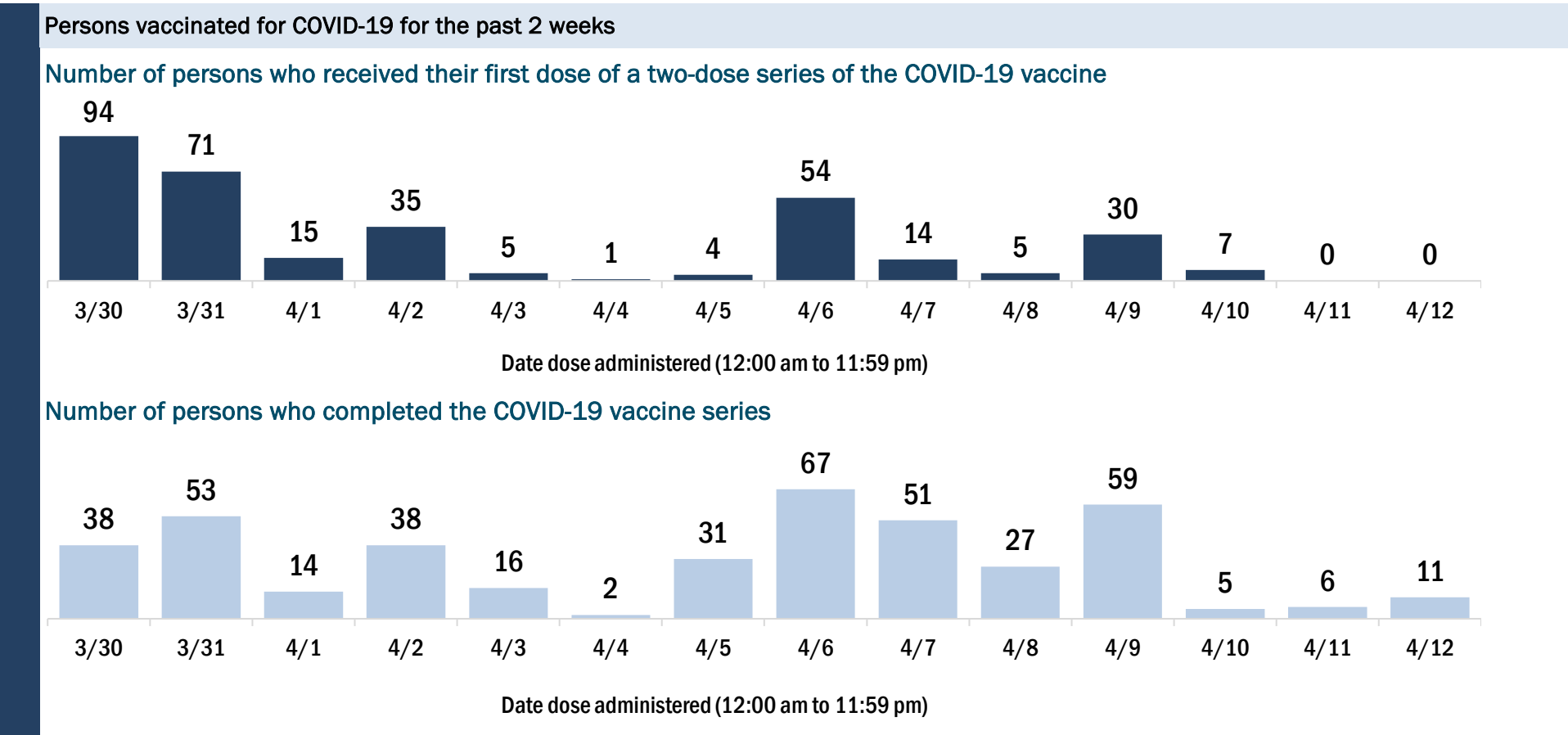
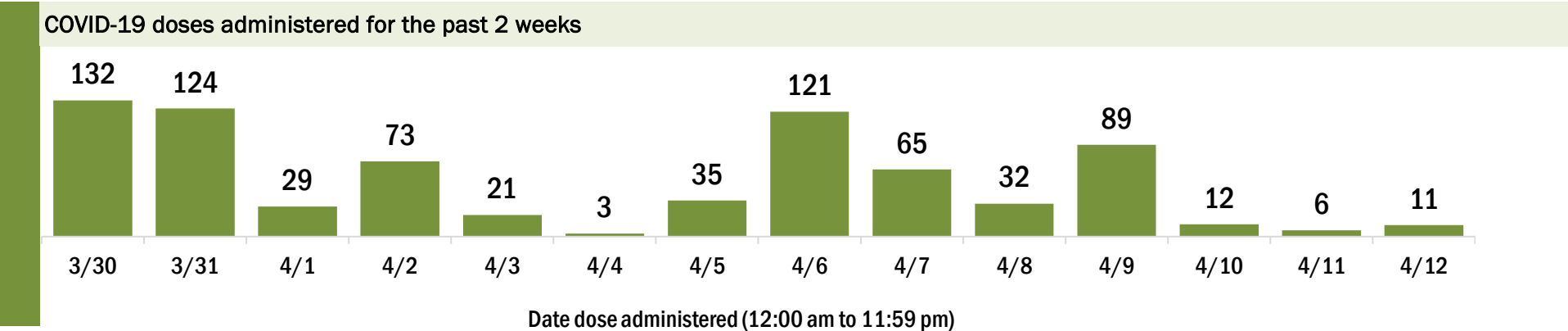
Data in this report are provisional and subject to change.

Data in this summary pertain to COVID-19 vaccines approved by the U.S. Food and Drug Administration and have been issued an Emergency Use Authorization (Janssen COVID-19 Vaccine, Moderna COVID-19 Vaccine and Pfizer-BioNTech COVID-19 Vaccine). These data summarize the number of people who have received either their first dose or have completed the series for a COVID-19 vaccine. **A person can only be counted in one category, first dose or series complete.** For persons receiving Moderna or Pfizer vaccines, once they receive their second dose, they are moved from the first dose column to the series completed column. **Because of this, the total first dose category may show a change from report to report not matching the total receiving their first dose from the previous day.** Persons receiving Johnson & Johnson vaccines will always be counted in the series completed column.

COVID-19 doses for vaccinated persons in Florida	
Doses administered	4,740
People receiving one dose of a 1-dose series (Johnson & Johnson) or receiving only one dose of a 2-dose series (Moderna, Pfizer) count once. Persons receiving both doses of a 2-dose series count twice.	

Current status of persons vaccinated for COVID-19 in Florida	
Total people vaccinated	3,065
First dose	1,086
Series completed	1,979
Completed 1-dose series	304
Completed 2-dose series	1,675
First dose: current number of people who have only received their first dose of the Moderna or Pfizer vaccine.	
Series complete: current number of people who have received both Moderna or Pfizer vaccine doses or one Johnson & Johnson dose and are considered fully immunized.	

Demographic summary	First dose	Series complete	Total people vaccinated
Age group	1,086	1,979	3,065
16-24 years	21	15	36
25-34 years	29	27	56
35-44 years	59	52	111
45-54 years	123	89	212
55-64 years	370	283	653
65-74 years	281	878	1,159
75-84 years	156	503	659
85+ years	47	132	179
Race	1,086	1,979	3,065
White	930	1,712	2,642
Black	69	66	135
American Indian/Alaskan	16	10	26
Other	38	63	101
Unknown	33	128	161
Other race includes Asian, native Hawaiian/Pacific Islander, or other.			
Ethnicity	1,086	1,979	3,065
Hispanic	26	33	59
Non-Hispanic	871	1,434	2,305
Unknown	189	512	701
Gender	1,086	1,979	3,065
Female	579	1,064	1,643
Male	507	915	1,422
Unknown	0	0	0



COVID-19: Duval County vaccine summary

Vaccination data through Apr 12, 2021 as of Apr 13, 2021 at 12:05 AM

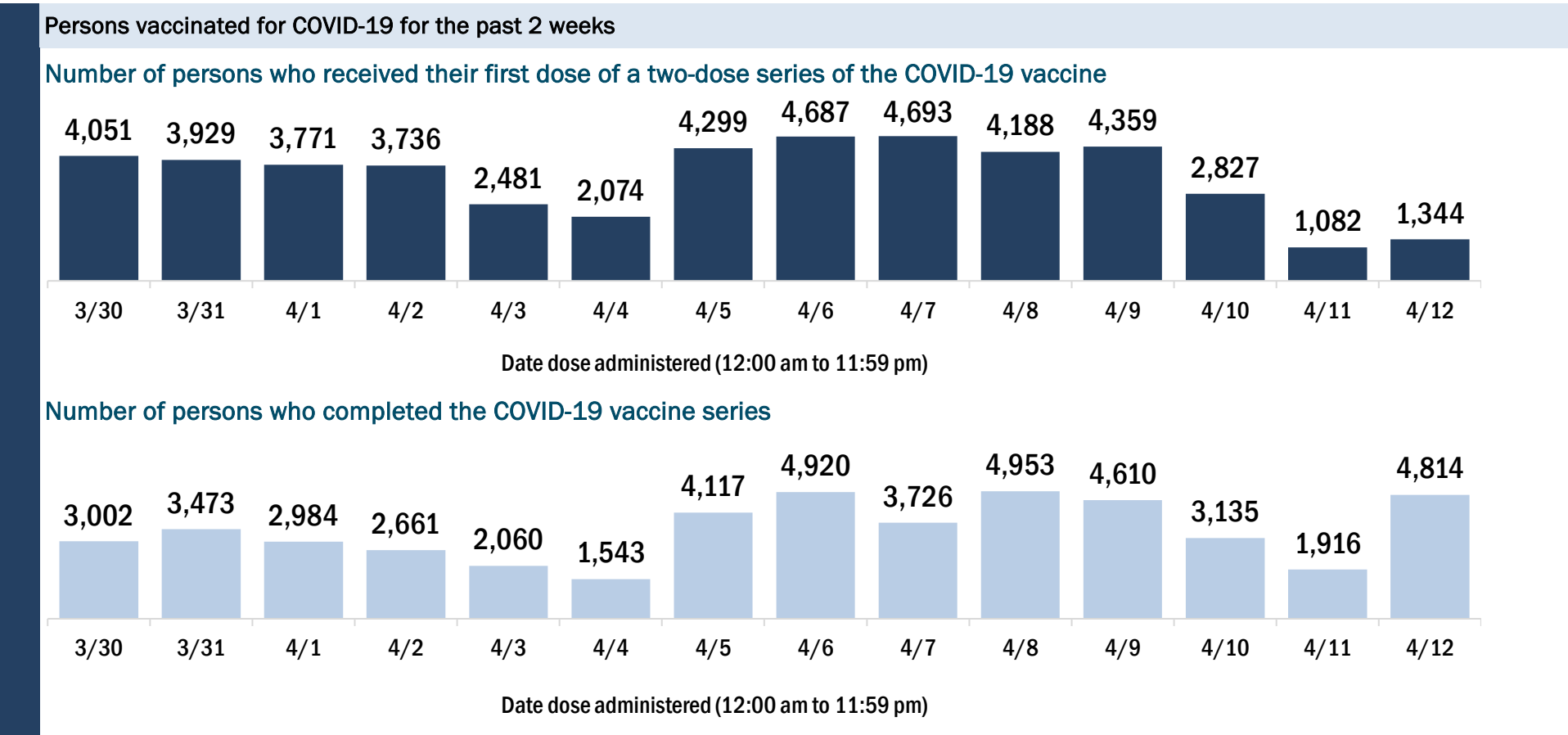
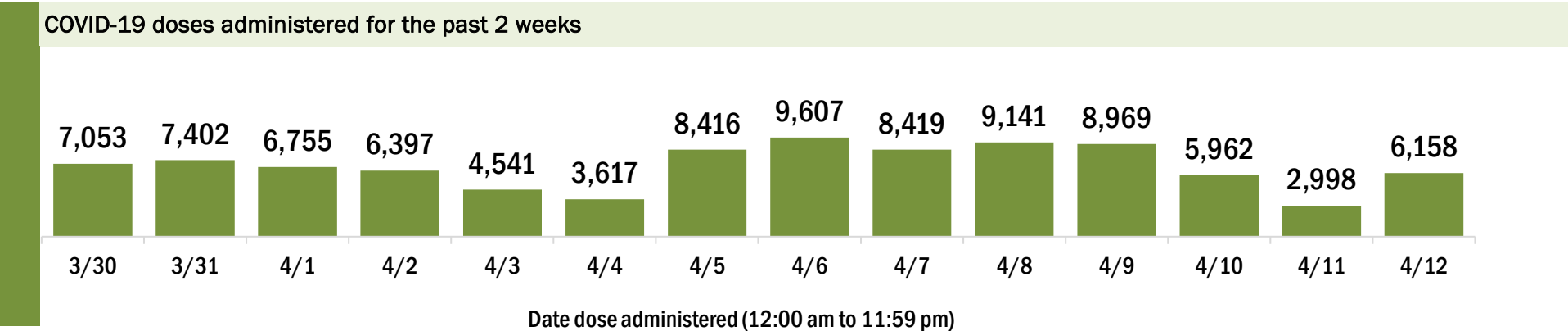
Data in this report are provisional and subject to change.

Data in this summary pertain to COVID-19 vaccines approved by the U.S. Food and Drug Administration and have been issued an Emergency Use Authorization (Janssen COVID-19 Vaccine, Moderna COVID-19 Vaccine and Pfizer-BioNTech COVID-19 Vaccine). These data summarize the number of people who have received either their first dose or have completed the series for a COVID-19 vaccine. **A person can only be counted in one category, first dose or series complete.** For persons receiving Moderna or Pfizer vaccines, once they receive their second dose, they are moved from the first dose column to the series completed column. **Because of this, the total first dose category may show a change from report to report not matching the total receiving their first dose from the previous day.** Persons receiving Johnson & Johnson vaccines will always be counted in the series completed column.

COVID-19 doses for vaccinated persons in Florida	
Doses administered	450,892
People receiving one dose of a 1-dose series (Johnson & Johnson) or receiving only one dose of a 2-dose series (Moderna, Pfizer) count once. Persons receiving both doses of a 2-dose series count twice.	

Current status of persons vaccinated for COVID-19 in Florida	
Total people vaccinated	291,061
First dose	108,046
Series completed	183,015
Completed 1-dose series	23,184
Completed 2-dose series	159,831
First dose: current number of people who have only received their first dose of the Moderna or Pfizer vaccine.	
Series complete: current number of people who have received both Moderna or Pfizer vaccine doses or one Johnson & Johnson dose and are considered fully immunized.	

Demographic summary	First dose	Series complete	Total people vaccinated
Age group	108,046	183,015	291,061
16-24 years	9,221	4,430	13,651
25-34 years	14,122	13,389	27,511
35-44 years	16,999	16,488	33,487
45-54 years	21,500	21,919	43,419
55-64 years	25,188	37,978	63,166
65-74 years	13,109	55,044	68,153
75-84 years	5,623	25,054	30,677
85+ years	2,284	8,713	10,997
Race	108,046	183,015	291,061
White	57,687	107,574	165,261
Black	16,659	31,418	48,077
American Indian/Alaskan	281	418	699
Other	16,494	21,230	37,724
Unknown	16,925	22,375	39,300
Other race includes Asian, native Hawaiian/Pacific Islander, or other.			
Ethnicity	108,046	183,015	291,061
Hispanic	9,221	7,189	16,410
Non-Hispanic	71,918	132,605	204,523
Unknown	26,907	43,221	70,128
Gender	108,046	183,015	291,061
Female	57,290	106,929	164,219
Male	48,274	75,996	124,270
Unknown	2,482	90	2,572



COVID-19: Escambia County vaccine summary

Vaccination data through Apr 12, 2021 as of Apr 13, 2021 at 12:05 AM

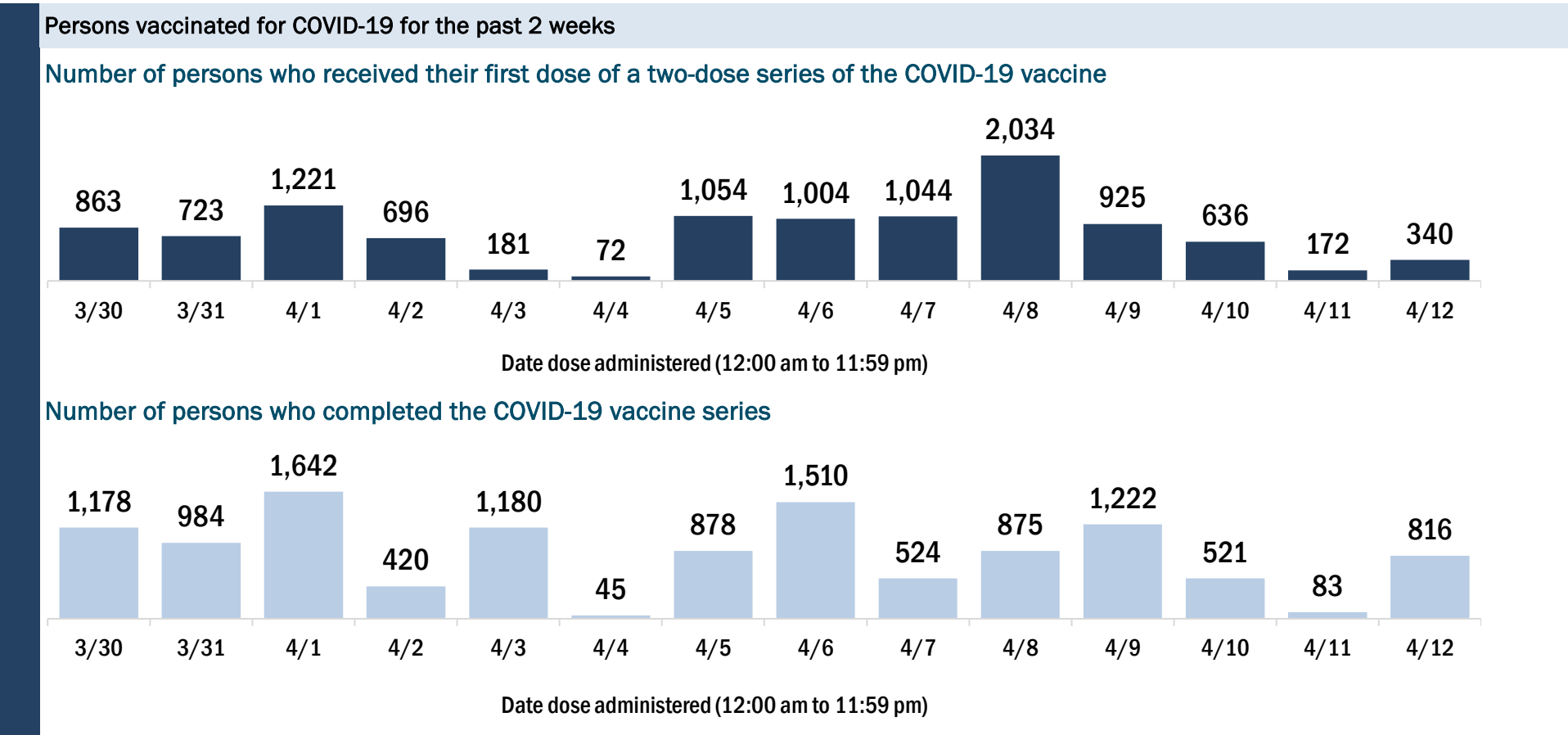
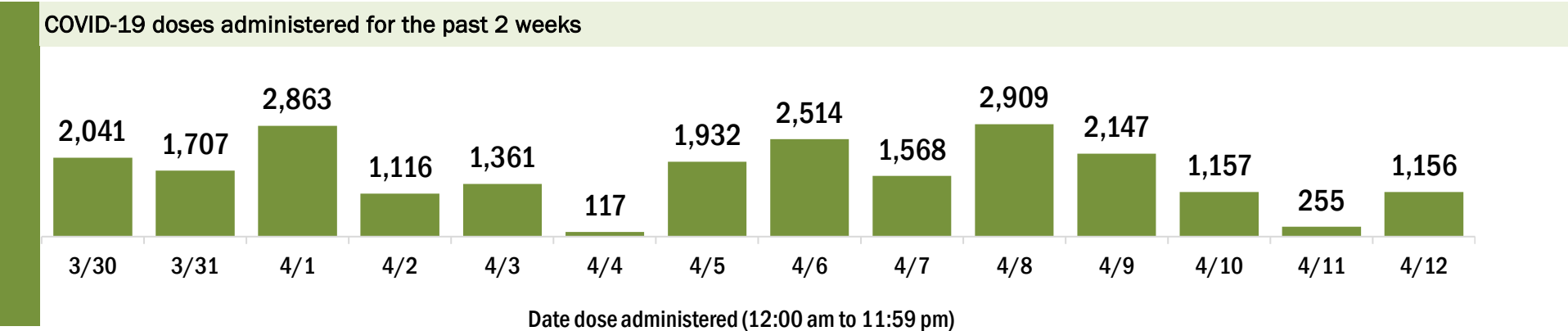
Data in this report are provisional and subject to change.

Data in this summary pertain to COVID-19 vaccines approved by the U.S. Food and Drug Administration and have been issued an Emergency Use Authorization (Janssen COVID-19 Vaccine, Moderna COVID-19 Vaccine and Pfizer-BioNTech COVID-19 Vaccine). These data summarize the number of people who have received either their first dose or have completed the series for a COVID-19 vaccine. **A person can only be counted in one category, first dose or series complete.** For persons receiving Moderna or Pfizer vaccines, once they receive their second dose, they are moved from the first dose column to the series completed column. **Because of this, the total first dose category may show a change from report to report not matching the total receiving their first dose from the previous day.** Persons receiving Johnson & Johnson vaccines will always be counted in the series completed column.

COVID-19 doses for vaccinated persons in Florida	
Doses administered	134,443
People receiving one dose of a 1-dose series (Johnson & Johnson) or receiving only one dose of a 2-dose series (Moderna, Pfizer) count once. Persons receiving both doses of a 2-dose series count twice.	

Current status of persons vaccinated for COVID-19 in Florida	
Total people vaccinated	85,172
First dose	30,013
Series completed	55,159
Completed 1-dose series	5,888
Completed 2-dose series	49,271
First dose: current number of people who have only received their first dose of the Moderna or Pfizer vaccine.	
Series complete: current number of people who have received both Moderna or Pfizer vaccine doses or one Johnson & Johnson dose and are considered fully immunized.	

Demographic summary	First dose	Series complete	Total people vaccinated
Age group	30,013	55,159	85,172
16-24 years	2,209	923	3,132
25-34 years	3,592	2,625	6,217
35-44 years	3,803	3,409	7,212
45-54 years	4,819	5,433	10,252
55-64 years	7,603	10,689	18,292
65-74 years	4,649	18,457	23,106
75-84 years	2,422	9,993	12,415
85+ years	916	3,630	4,546
Race	30,013	55,159	85,172
White	16,325	34,242	50,567
Black	3,951	7,950	11,901
American Indian/Alaskan	184	405	589
Other	2,756	5,150	7,906
Unknown	6,797	7,412	14,209
Other race includes Asian, native Hawaiian/Pacific Islander, or other.			
Ethnicity	30,013	55,159	85,172
Hispanic	1,063	1,103	2,166
Non-Hispanic	18,650	37,873	56,523
Unknown	10,300	16,183	26,483
Gender	30,013	55,159	85,172
Female	16,980	32,738	49,718
Male	12,930	22,405	35,335
Unknown	103	16	119



COVID-19: Flagler County vaccine summary

Vaccination data through Apr 12, 2021 as of Apr 13, 2021 at 12:05 AM

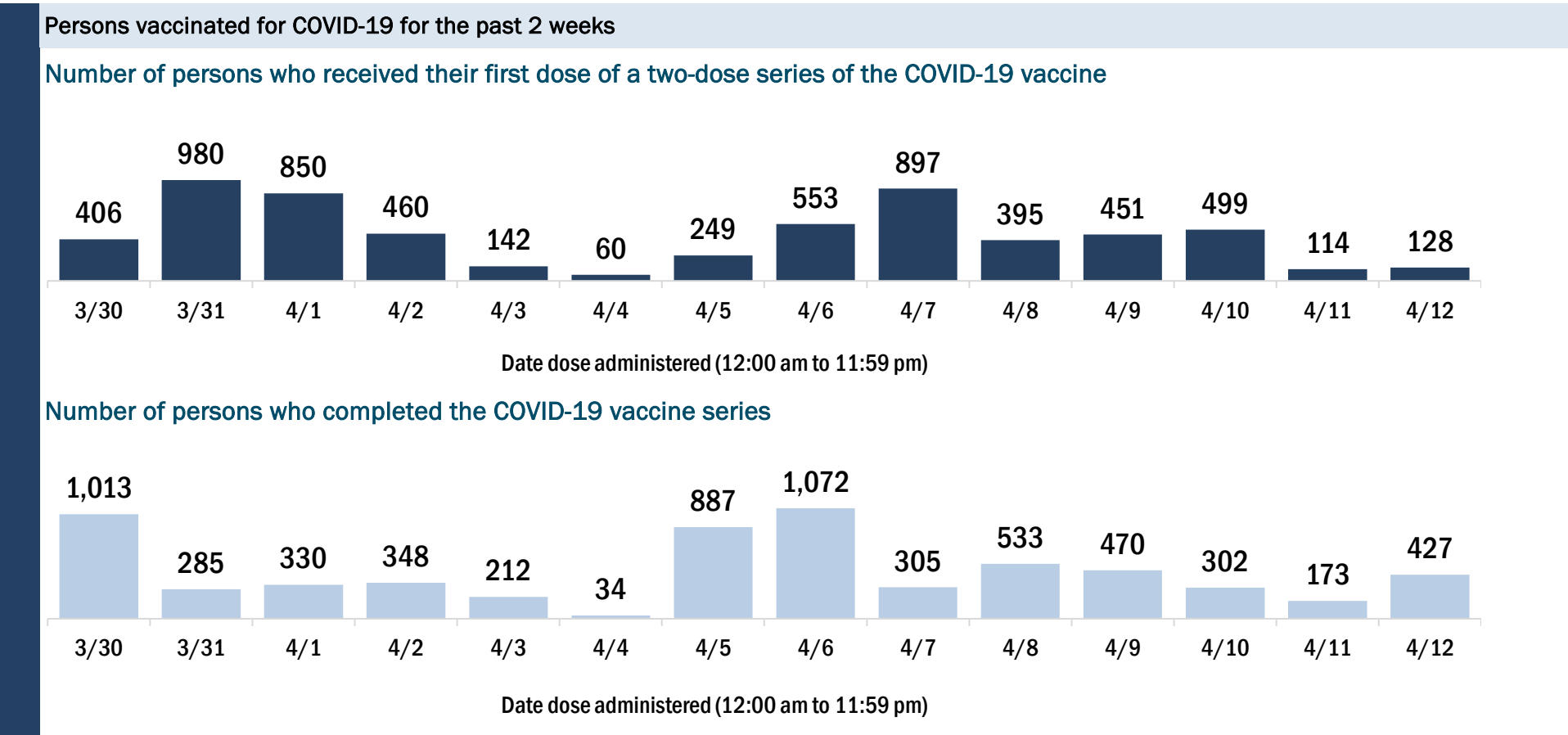
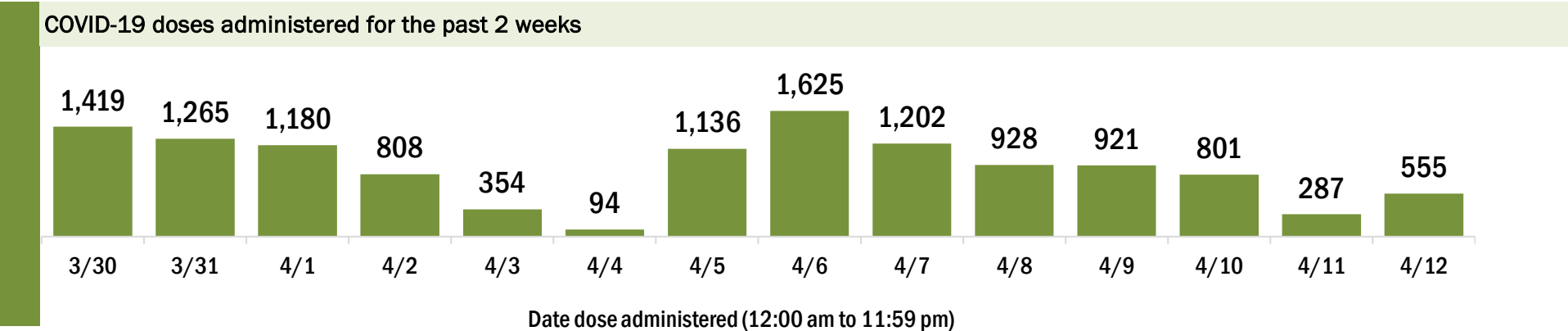
Data in this report are provisional and subject to change.

Data in this summary pertain to COVID-19 vaccines approved by the U.S. Food and Drug Administration and have been issued an Emergency Use Authorization (Janssen COVID-19 Vaccine, Moderna COVID-19 Vaccine and Pfizer-BioNTech COVID-19 Vaccine). These data summarize the number of people who have received either their first dose or have completed the series for a COVID-19 vaccine. **A person can only be counted in one category, first dose or series complete.** For persons receiving Moderna or Pfizer vaccines, once they receive their second dose, they are moved from the first dose column to the series completed column. **Because of this, the total first dose category may show a change from report to report not matching the total receiving their first dose from the previous day.** Persons receiving Johnson & Johnson vaccines will always be counted in the series completed column.

COVID-19 doses for vaccinated persons in Florida	
Doses administered	73,382
People receiving one dose of a 1-dose series (Johnson & Johnson) or receiving only one dose of a 2-dose series (Moderna, Pfizer) count once. Persons receiving both doses of a 2-dose series count twice.	

Current status of persons vaccinated for COVID-19 in Florida	
Total people vaccinated	45,675
First dose	15,921
Series completed	29,754
Completed 1-dose series	2,047
Completed 2-dose series	27,707
First dose: current number of people who have only received their first dose of the Moderna or Pfizer vaccine.	
Series complete: current number of people who have received both Moderna or Pfizer vaccine doses or one Johnson & Johnson dose and are considered fully immunized.	

Demographic summary	First dose	Series complete	Total people vaccinated
Age group	15,921	29,754	45,675
16-24 years	678	270	948
25-34 years	770	597	1,367
35-44 years	1,347	1,045	2,392
45-54 years	2,625	1,631	4,256
55-64 years	5,105	3,784	8,889
65-74 years	3,042	12,848	15,890
75-84 years	1,753	7,531	9,284
85+ years	601	2,048	2,649
Race	15,921	29,754	45,675
White	10,544	20,009	30,553
Black	1,029	1,913	2,942
American Indian/Alaskan	105	169	274
Other	1,308	2,785	4,093
Unknown	2,935	4,878	7,813
Other race includes Asian, native Hawaiian/Pacific Islander, or other.			
Ethnicity	15,921	29,754	45,675
Hispanic	1,417	1,379	2,796
Non-Hispanic	9,767	17,563	27,330
Unknown	4,737	10,812	15,549
Gender	15,921	29,754	45,675
Female	8,720	16,745	25,465
Male	6,972	12,914	19,886
Unknown	229	95	324



COVID-19: Franklin County vaccine summary

Vaccination data through Apr 12, 2021 as of Apr 13, 2021 at 12:05 AM

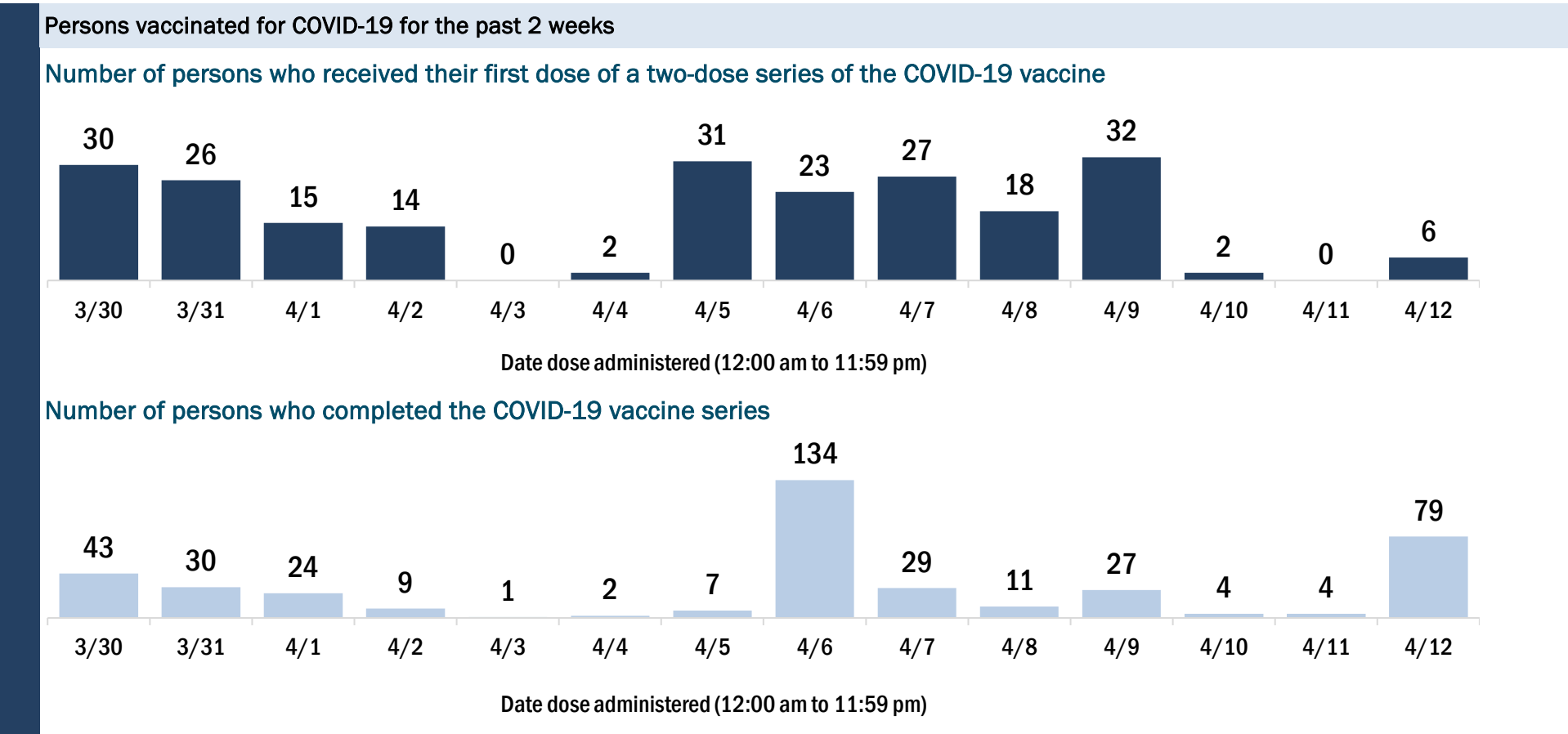
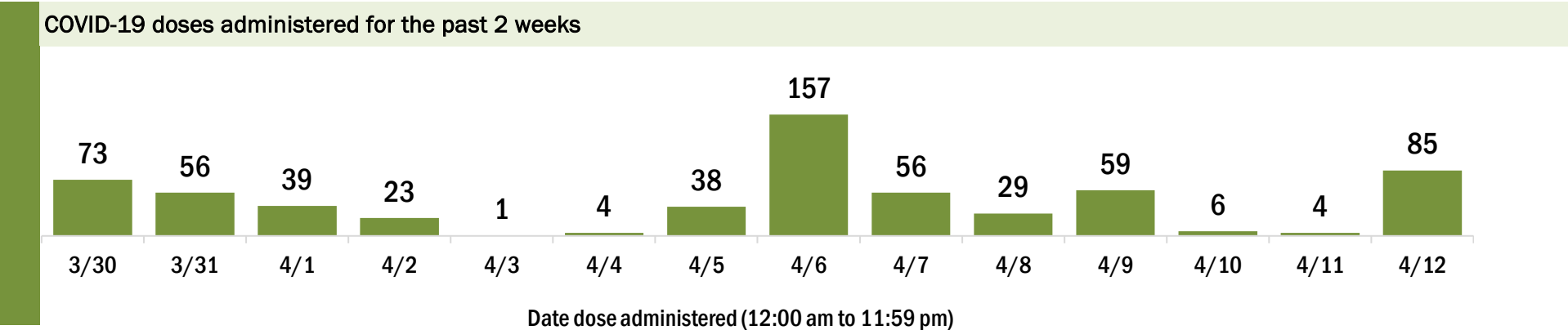
Data in this report are provisional and subject to change.

Data in this summary pertain to COVID-19 vaccines approved by the U.S. Food and Drug Administration and have been issued an Emergency Use Authorization (Janssen COVID-19 Vaccine, Moderna COVID-19 Vaccine and Pfizer-BioNTech COVID-19 Vaccine). These data summarize the number of people who have received either their first dose or have completed the series for a COVID-19 vaccine. **A person can only be counted in one category, first dose or series complete.** For persons receiving Moderna or Pfizer vaccines, once they receive their second dose, they are moved from the first dose column to the series completed column. **Because of this, the total first dose category may show a change from report to report not matching the total receiving their first dose from the previous day.** Persons receiving Johnson & Johnson vaccines will always be counted in the series completed column.

COVID-19 doses for vaccinated persons in Florida	
Doses administered	6,119
People receiving one dose of a 1-dose series (Johnson & Johnson) or receiving only one dose of a 2-dose series (Moderna, Pfizer) count once. Persons receiving both doses of a 2-dose series count twice.	

Current status of persons vaccinated for COVID-19 in Florida	
Total people vaccinated	3,501
First dose	803
Series completed	2,698
Completed 1-dose series	80
Completed 2-dose series	2,618
First dose: current number of people who have only received their first dose of the Moderna or Pfizer vaccine.	
Series complete: current number of people who have received both Moderna or Pfizer vaccine doses or one Johnson & Johnson dose and are considered fully immunized.	

Demographic summary	First dose	Series complete	Total people vaccinated
Age group	803	2,698	3,501
16-24 years	21	15	36
25-34 years	47	36	83
35-44 years	57	73	130
45-54 years	123	165	288
55-64 years	333	458	791
65-74 years	149	1,248	1,397
75-84 years	60	586	646
85+ years	13	117	130
Race	803	2,698	3,501
White	688	2,421	3,109
Black	51	121	172
American Indian/Alaskan	2	6	8
Other	41	100	141
Unknown	21	50	71
Other race includes Asian, native Hawaiian/Pacific Islander, or other.			
Ethnicity	803	2,698	3,501
Hispanic	19	34	53
Non-Hispanic	705	2,301	3,006
Unknown	79	363	442
Gender	803	2,698	3,501
Female	429	1,432	1,861
Male	374	1,266	1,640
Unknown	0	0	0



COVID-19: Gadsden County vaccine summary

Vaccination data through Apr 12, 2021 as of Apr 13, 2021 at 12:05 AM

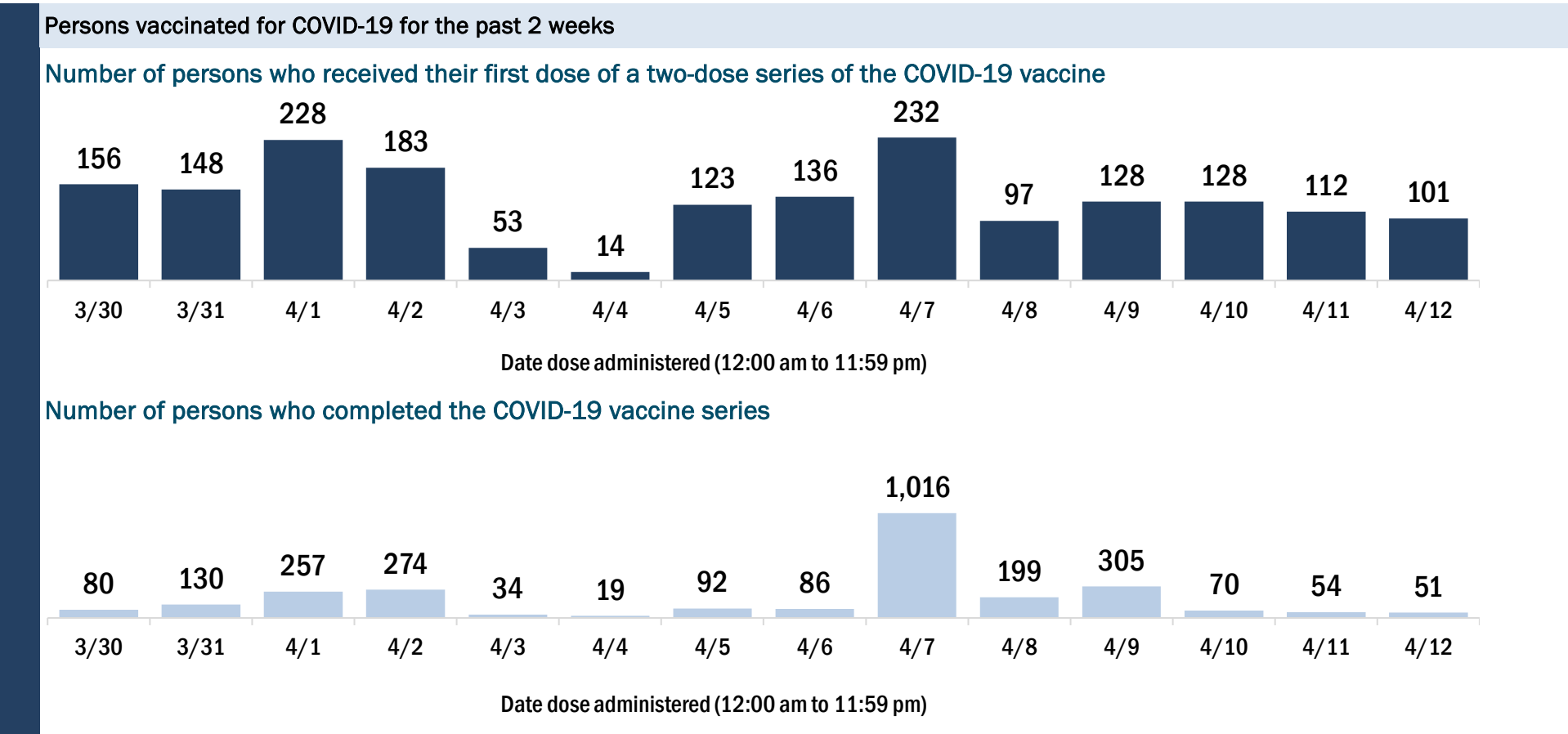
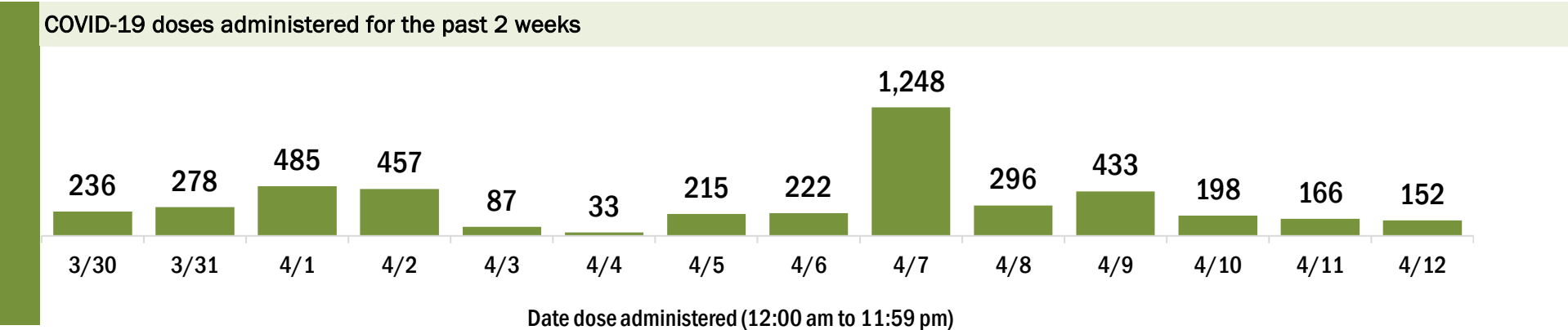
Data in this report are provisional and subject to change.

Data in this summary pertain to COVID-19 vaccines approved by the U.S. Food and Drug Administration and have been issued an Emergency Use Authorization (Janssen COVID-19 Vaccine, Moderna COVID-19 Vaccine and Pfizer-BioNTech COVID-19 Vaccine). These data summarize the number of people who have received either their first dose or have completed the series for a COVID-19 vaccine. **A person can only be counted in one category, first dose or series complete.** For persons receiving Moderna or Pfizer vaccines, once they receive their second dose, they are moved from the first dose column to the series completed column. **Because of this, the total first dose category may show a change from report to report not matching the total receiving their first dose from the previous day.** Persons receiving Johnson & Johnson vaccines will always be counted in the series completed column.

COVID-19 doses for vaccinated persons in Florida	
Doses administered	23,330
People receiving one dose of a 1-dose series (Johnson & Johnson) or receiving only one dose of a 2-dose series (Moderna, Pfizer) count once. Persons receiving both doses of a 2-dose series count twice.	

Current status of persons vaccinated for COVID-19 in Florida	
Total people vaccinated	14,735
First dose	4,447
Series completed	10,288
Completed 1-dose series	1,693
Completed 2-dose series	8,595
First dose: current number of people who have only received their first dose of the Moderna or Pfizer vaccine.	
Series complete: current number of people who have received both Moderna or Pfizer vaccine doses or one Johnson & Johnson dose and are considered fully immunized.	

Demographic summary	First dose	Series complete	Total people vaccinated
Age group	4,447	10,288	14,735
16-24 years	181	159	340
25-34 years	267	575	842
35-44 years	603	853	1,456
45-54 years	997	1,144	2,141
55-64 years	1,336	2,009	3,345
65-74 years	641	3,396	4,037
75-84 years	312	1,617	1,929
85+ years	110	535	645
Race	4,447	10,288	14,735
White	1,260	3,962	5,222
Black	2,019	4,208	6,227
American Indian/Alaskan	6	22	28
Other	684	1,344	2,028
Unknown	478	752	1,230
Other race includes Asian, native Hawaiian/Pacific Islander, or other.			
Ethnicity	4,447	10,288	14,735
Hispanic	401	306	707
Non-Hispanic	2,909	7,378	10,287
Unknown	1,137	2,604	3,741
Gender	4,447	10,288	14,735
Female	2,507	6,519	9,026
Male	1,940	3,769	5,709
Unknown	0	0	0



COVID-19: Gilchrist County vaccine summary

Vaccination data through Apr 12, 2021 as of Apr 13, 2021 at 12:05 AM

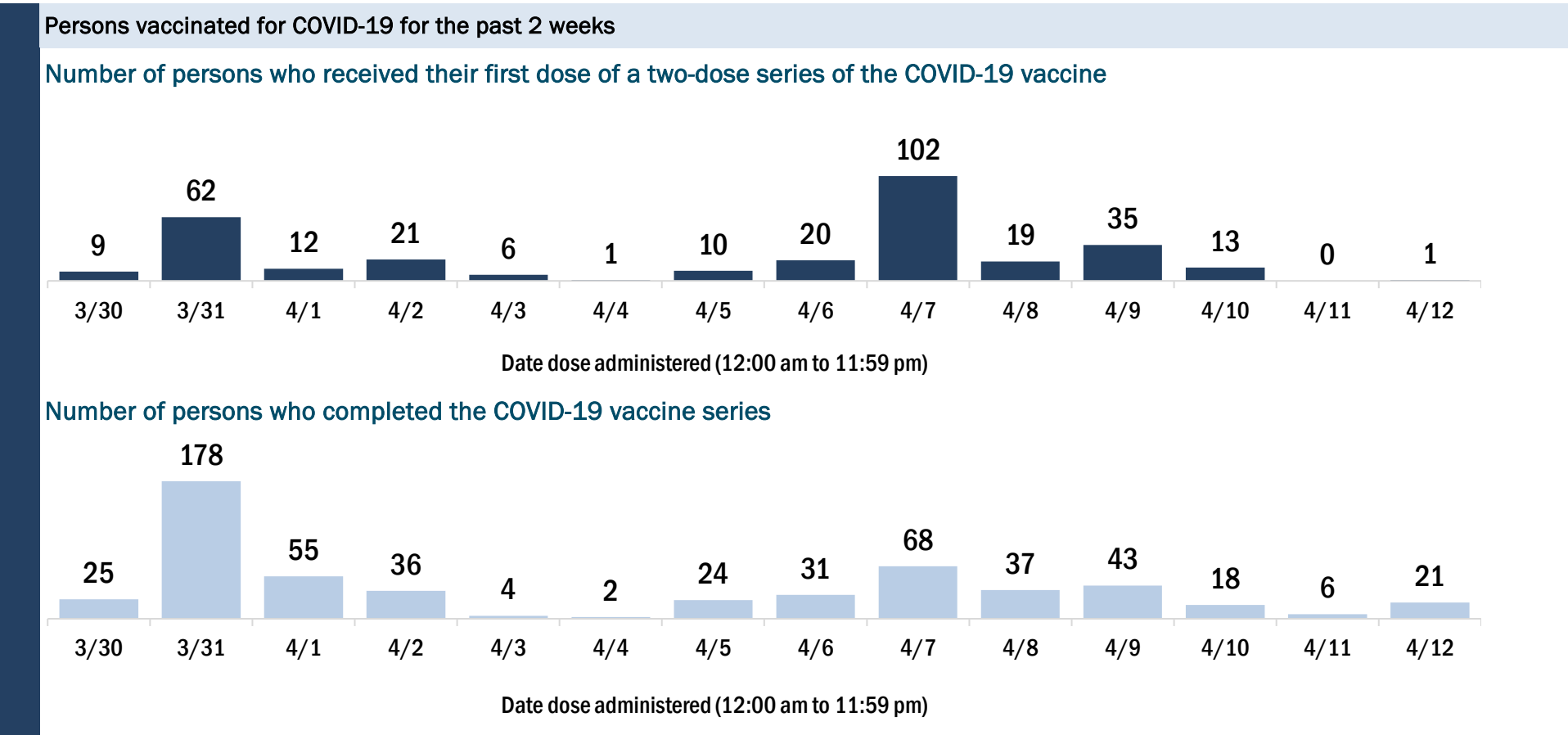
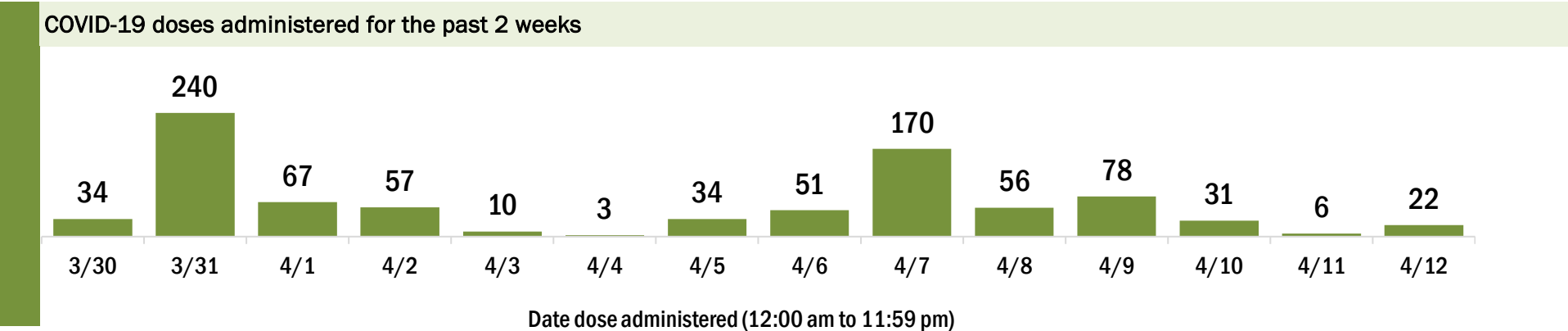
Data in this report are provisional and subject to change.

Data in this summary pertain to COVID-19 vaccines approved by the U.S. Food and Drug Administration and have been issued an Emergency Use Authorization (Janssen COVID-19 Vaccine, Moderna COVID-19 Vaccine and Pfizer-BioNTech COVID-19 Vaccine). These data summarize the number of people who have received either their first dose or have completed the series for a COVID-19 vaccine. **A person can only be counted in one category, first dose or series complete.** For persons receiving Moderna or Pfizer vaccines, once they receive their second dose, they are moved from the first dose column to the series completed column. **Because of this, the total first dose category may show a change from report to report not matching the total receiving their first dose from the previous day.** Persons receiving Johnson & Johnson vaccines will always be counted in the series completed column.

COVID-19 doses for vaccinated persons in Florida	
Doses administered	5,431
People receiving one dose of a 1-dose series (Johnson & Johnson) or receiving only one dose of a 2-dose series (Moderna, Pfizer) count once. Persons receiving both doses of a 2-dose series count twice.	

Current status of persons vaccinated for COVID-19 in Florida	
Total people vaccinated	3,413
First dose	988
Series completed	2,425
Completed 1-dose series	407
Completed 2-dose series	2,018
First dose: current number of people who have only received their first dose of the Moderna or Pfizer vaccine.	
Series complete: current number of people who have received both Moderna or Pfizer vaccine doses or one Johnson & Johnson dose and are considered fully immunized.	

Demographic summary	First dose	Series complete	Total people vaccinated
Age group	988	2,425	3,413
16-24 years	31	47	78
25-34 years	42	71	113
35-44 years	65	117	182
45-54 years	139	199	338
55-64 years	389	341	730
65-74 years	212	891	1,103
75-84 years	79	575	654
85+ years	31	184	215
Race	988	2,425	3,413
White	807	1,677	2,484
Black	23	32	55
American Indian/Alaskan	7	7	14
Other	67	197	264
Unknown	84	512	596
Other race includes Asian, native Hawaiian/Pacific Islander, or other.			
Ethnicity	988	2,425	3,413
Hispanic	41	46	87
Non-Hispanic	582	996	1,578
Unknown	365	1,383	1,748
Gender	988	2,425	3,413
Female	561	1,431	1,992
Male	426	994	1,420
Unknown	1	0	1



COVID-19: Glades County vaccine summary

Vaccination data through Apr 12, 2021 as of Apr 13, 2021 at 12:05 AM

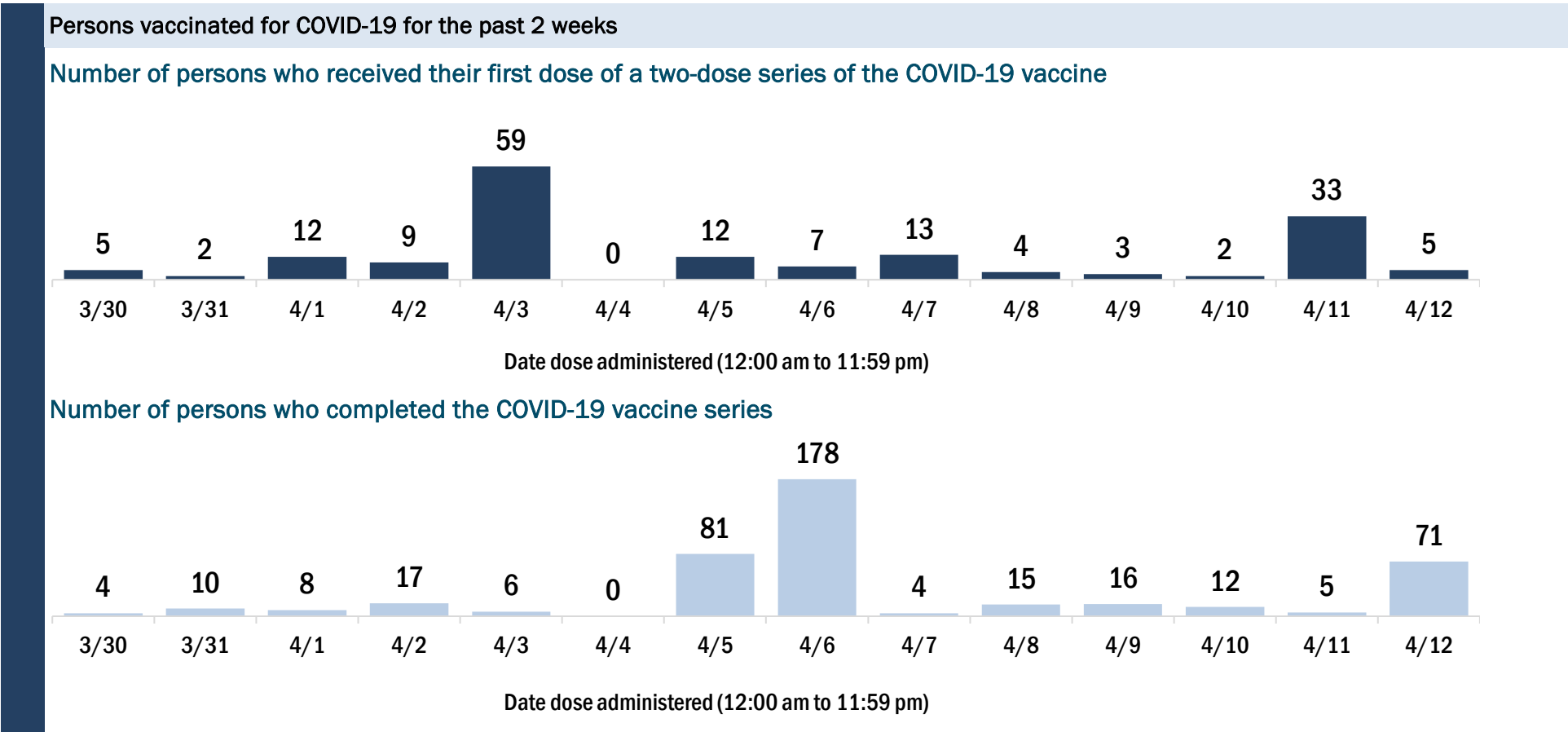
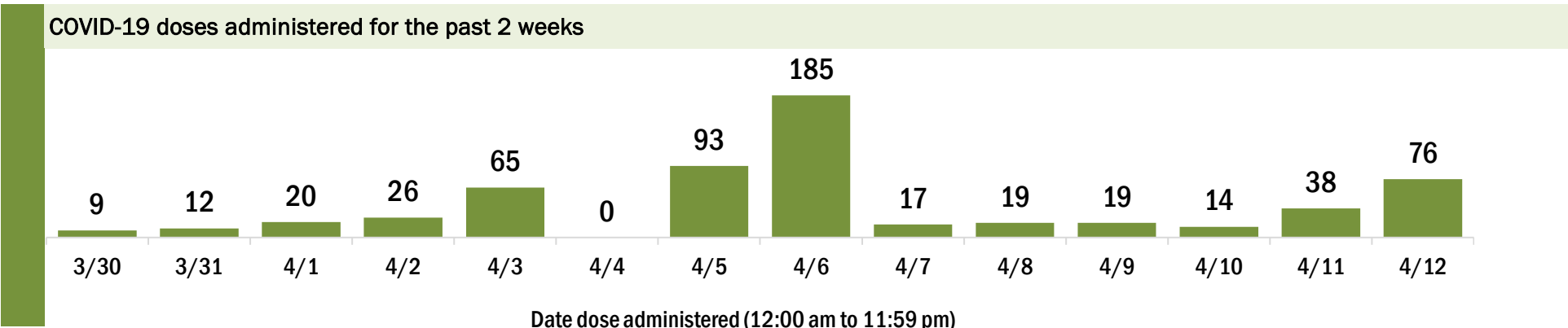
Data in this report are provisional and subject to change.

Data in this summary pertain to COVID-19 vaccines approved by the U.S. Food and Drug Administration and have been issued an Emergency Use Authorization (Janssen COVID-19 Vaccine, Moderna COVID-19 Vaccine and Pfizer-BioNTech COVID-19 Vaccine). These data summarize the number of people who have received either their first dose or have completed the series for a COVID-19 vaccine. **A person can only be counted in one category, first dose or series complete.** For persons receiving Moderna or Pfizer vaccines, once they receive their second dose, they are moved from the first dose column to the series completed column. **Because of this, the total first dose category may show a change from report to report not matching the total receiving their first dose from the previous day.** Persons receiving Johnson & Johnson vaccines will always be counted in the series completed column.

COVID-19 doses for vaccinated persons in Florida	
Doses administered	4,029
People receiving one dose of a 1-dose series (Johnson & Johnson) or receiving only one dose of a 2-dose series (Moderna, Pfizer) count once. Persons receiving both doses of a 2-dose series count twice.	

Current status of persons vaccinated for COVID-19 in Florida	
Total people vaccinated	2,387
First dose	533
Series completed	1,854
Completed 1-dose series	212
Completed 2-dose series	1,642
First dose: current number of people who have only received their first dose of the Moderna or Pfizer vaccine.	
Series complete: current number of people who have received both Moderna or Pfizer vaccine doses or one Johnson & Johnson dose and are considered fully immunized.	

Demographic summary	First dose	Series complete	Total people vaccinated
Age group	533	1,854	2,387
16-24 years	15	7	22
25-34 years	24	43	67
35-44 years	39	59	98
45-54 years	97	98	195
55-64 years	201	216	417
65-74 years	80	774	854
75-84 years	61	556	617
85+ years	16	101	117
Race	533	1,854	2,387
White	369	1,385	1,754
Black	43	86	129
American Indian/Alaskan	3	14	17
Other	47	77	124
Unknown	71	292	363
Other race includes Asian, native Hawaiian/Pacific Islander, or other.			
Ethnicity	533	1,854	2,387
Hispanic	85	55	140
Non-Hispanic	258	842	1,100
Unknown	190	957	1,147
Gender	533	1,854	2,387
Female	260	863	1,123
Male	273	991	1,264
Unknown	0	0	0



COVID-19: Gulf County vaccine summary

Vaccination data through Apr 12, 2021 as of Apr 13, 2021 at 12:05 AM

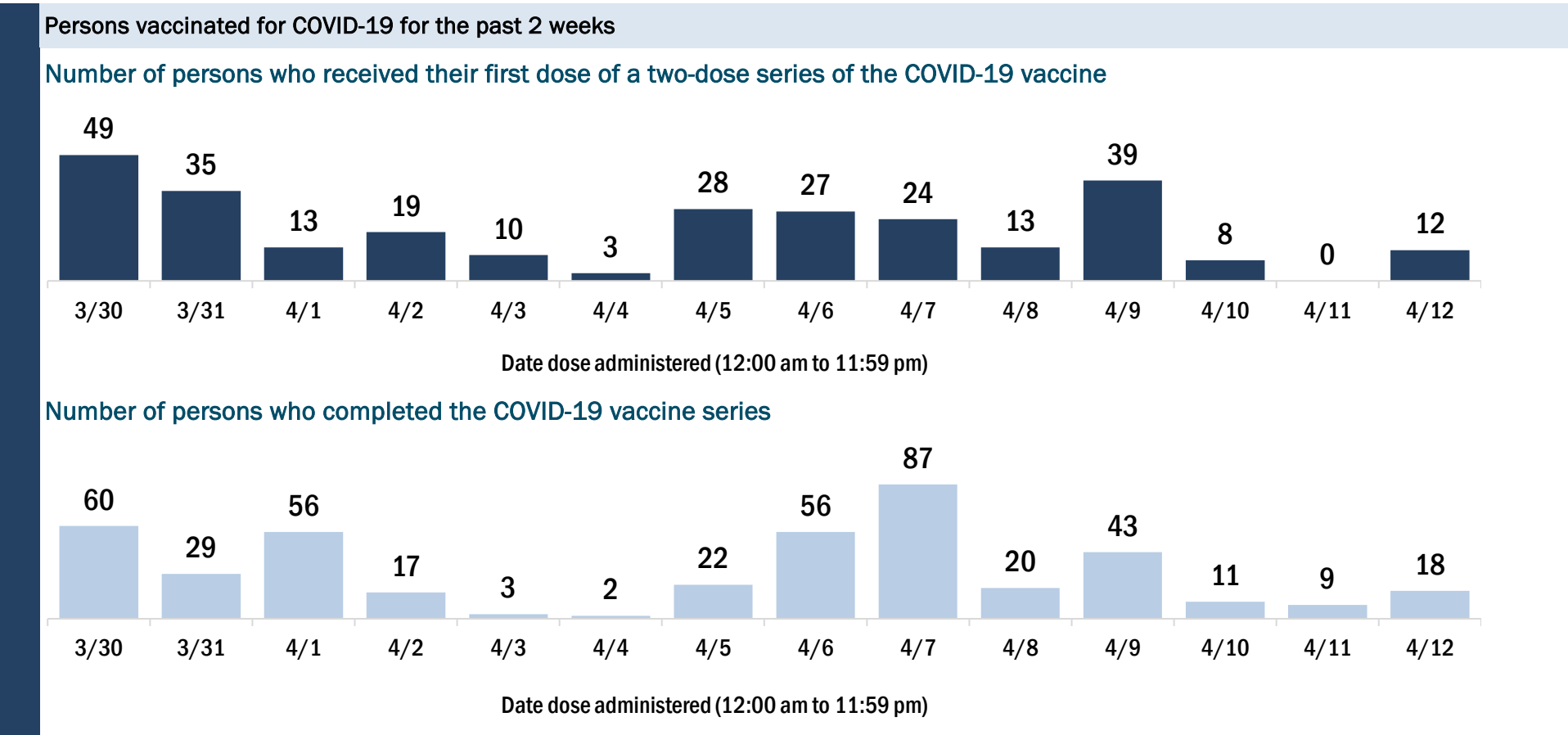
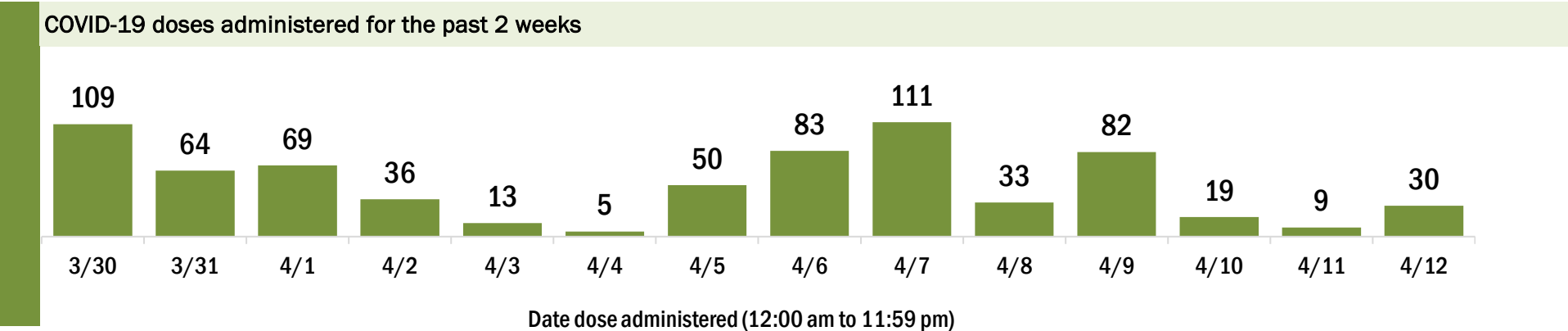
Data in this report are provisional and subject to change.

Data in this summary pertain to COVID-19 vaccines approved by the U.S. Food and Drug Administration and have been issued an Emergency Use Authorization (Janssen COVID-19 Vaccine, Moderna COVID-19 Vaccine and Pfizer-BioNTech COVID-19 Vaccine). These data summarize the number of people who have received either their first dose or have completed the series for a COVID-19 vaccine. **A person can only be counted in one category, first dose or series complete.** For persons receiving Moderna or Pfizer vaccines, once they receive their second dose, they are moved from the first dose column to the series completed column. **Because of this, the total first dose category may show a change from report to report not matching the total receiving their first dose from the previous day.** Persons receiving Johnson & Johnson vaccines will always be counted in the series completed column.

COVID-19 doses for vaccinated persons in Florida	
Doses administered	6,523
People receiving one dose of a 1-dose series (Johnson & Johnson) or receiving only one dose of a 2-dose series (Moderna, Pfizer) count once. Persons receiving both doses of a 2-dose series count twice.	

Current status of persons vaccinated for COVID-19 in Florida	
Total people vaccinated	3,847
First dose	942
Series completed	2,905
Completed 1-dose series	229
Completed 2-dose series	2,676
First dose: current number of people who have only received their first dose of the Moderna or Pfizer vaccine.	
Series complete: current number of people who have received both Moderna or Pfizer vaccine doses or one Johnson & Johnson dose and are considered fully immunized.	

Demographic summary	First dose	Series complete	Total people vaccinated
Age group	942	2,905	3,847
16-24 years	35	30	65
25-34 years	48	48	96
35-44 years	79	76	155
45-54 years	178	164	342
55-64 years	323	370	693
65-74 years	157	1,391	1,548
75-84 years	105	645	750
85+ years	17	181	198
Race	942	2,905	3,847
White	777	2,576	3,353
Black	89	199	288
American Indian/Alaskan	1	8	9
Other	45	71	116
Unknown	30	51	81
Other race includes Asian, native Hawaiian/Pacific Islander, or other.			
Ethnicity	942	2,905	3,847
Hispanic	21	25	46
Non-Hispanic	700	2,682	3,382
Unknown	221	198	419
Gender	942	2,905	3,847
Female	517	1,546	2,063
Male	425	1,359	1,784
Unknown	0	0	0



COVID-19: Hamilton County vaccine summary

Vaccination data through Apr 12, 2021 as of Apr 13, 2021 at 12:05 AM

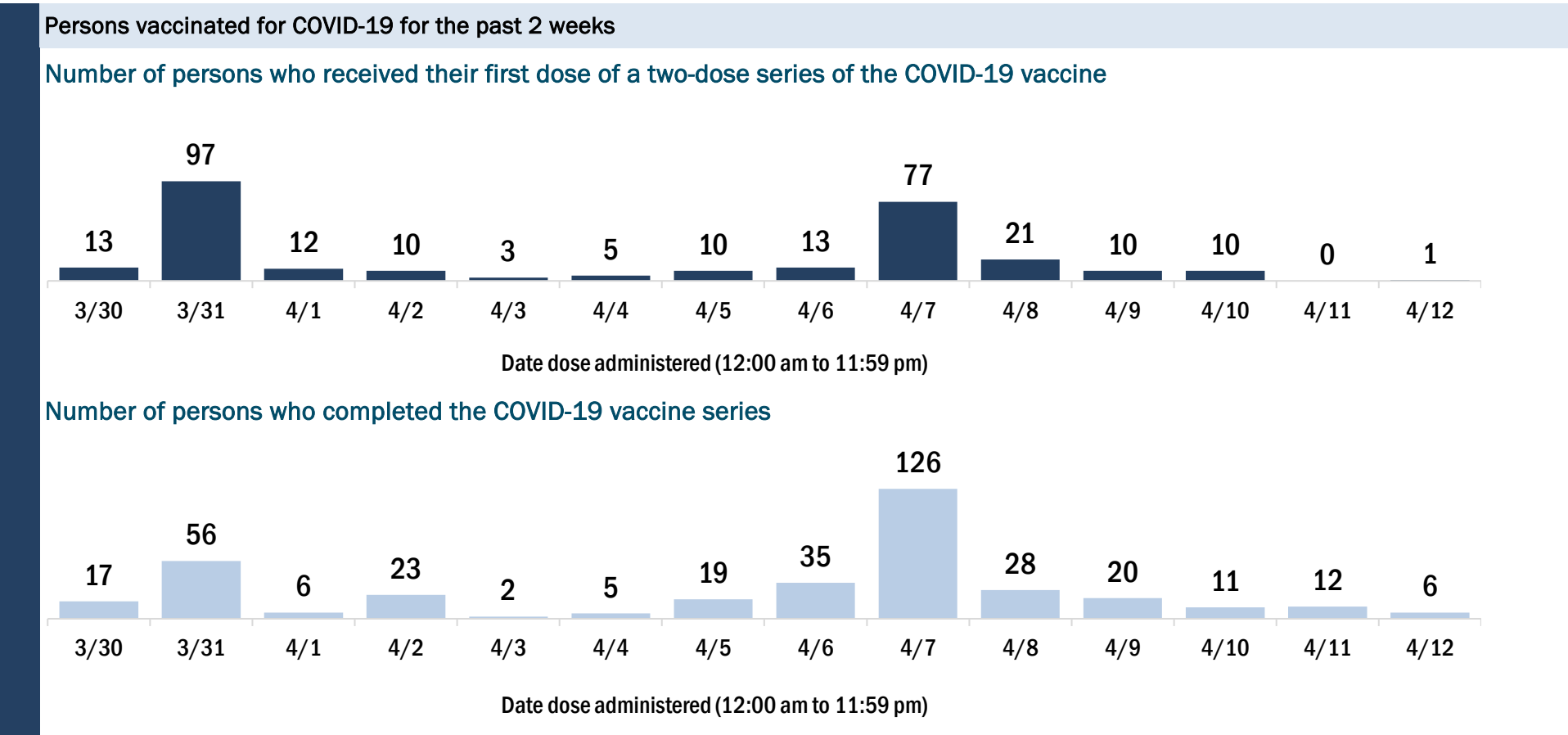
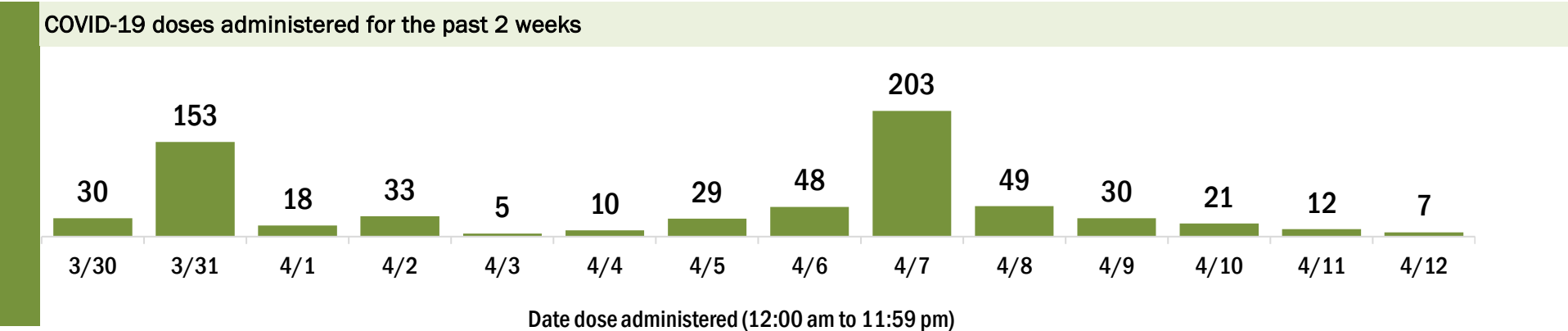
Data in this report are provisional and subject to change.

Data in this summary pertain to COVID-19 vaccines approved by the U.S. Food and Drug Administration and have been issued an Emergency Use Authorization (Janssen COVID-19 Vaccine, Moderna COVID-19 Vaccine and Pfizer-BioNTech COVID-19 Vaccine). These data summarize the number of people who have received either their first dose or have completed the series for a COVID-19 vaccine. **A person can only be counted in one category, first dose or series complete.** For persons receiving Moderna or Pfizer vaccines, once they receive their second dose, they are moved from the first dose column to the series completed column. **Because of this, the total first dose category may show a change from report to report not matching the total receiving their first dose from the previous day.** Persons receiving Johnson & Johnson vaccines will always be counted in the series completed column.

COVID-19 doses for vaccinated persons in Florida	
Doses administered	4,194
People receiving one dose of a 1-dose series (Johnson & Johnson) or receiving only one dose of a 2-dose series (Moderna, Pfizer) count once. Persons receiving both doses of a 2-dose series count twice.	

Current status of persons vaccinated for COVID-19 in Florida	
Total people vaccinated	2,532
First dose	666
Series completed	1,866
Completed 1-dose series	204
Completed 2-dose series	1,662
First dose: current number of people who have only received their first dose of the Moderna or Pfizer vaccine.	
Series complete: current number of people who have received both Moderna or Pfizer vaccine doses or one Johnson & Johnson dose and are considered fully immunized.	

Demographic summary	First dose	Series complete	Total people vaccinated
Age group	666	1,866	2,532
16-24 years	25	17	42
25-34 years	26	38	64
35-44 years	61	59	120
45-54 years	102	120	222
55-64 years	286	267	553
65-74 years	102	842	944
75-84 years	36	425	461
85+ years	28	98	126
Race	666	1,866	2,532
White	364	1,115	1,479
Black	188	409	597
American Indian/Alaskan	2	1	3
Other	78	123	201
Unknown	34	218	252
Other race includes Asian, native Hawaiian/Pacific Islander, or other.			
Ethnicity	666	1,866	2,532
Hispanic	32	29	61
Non-Hispanic	432	1,045	1,477
Unknown	202	792	994
Gender	666	1,866	2,532
Female	400	1,047	1,447
Male	266	819	1,085
Unknown	0	0	0



COVID-19: Hardee County vaccine summary

Vaccination data through Apr 12, 2021 as of Apr 13, 2021 at 12:05 AM

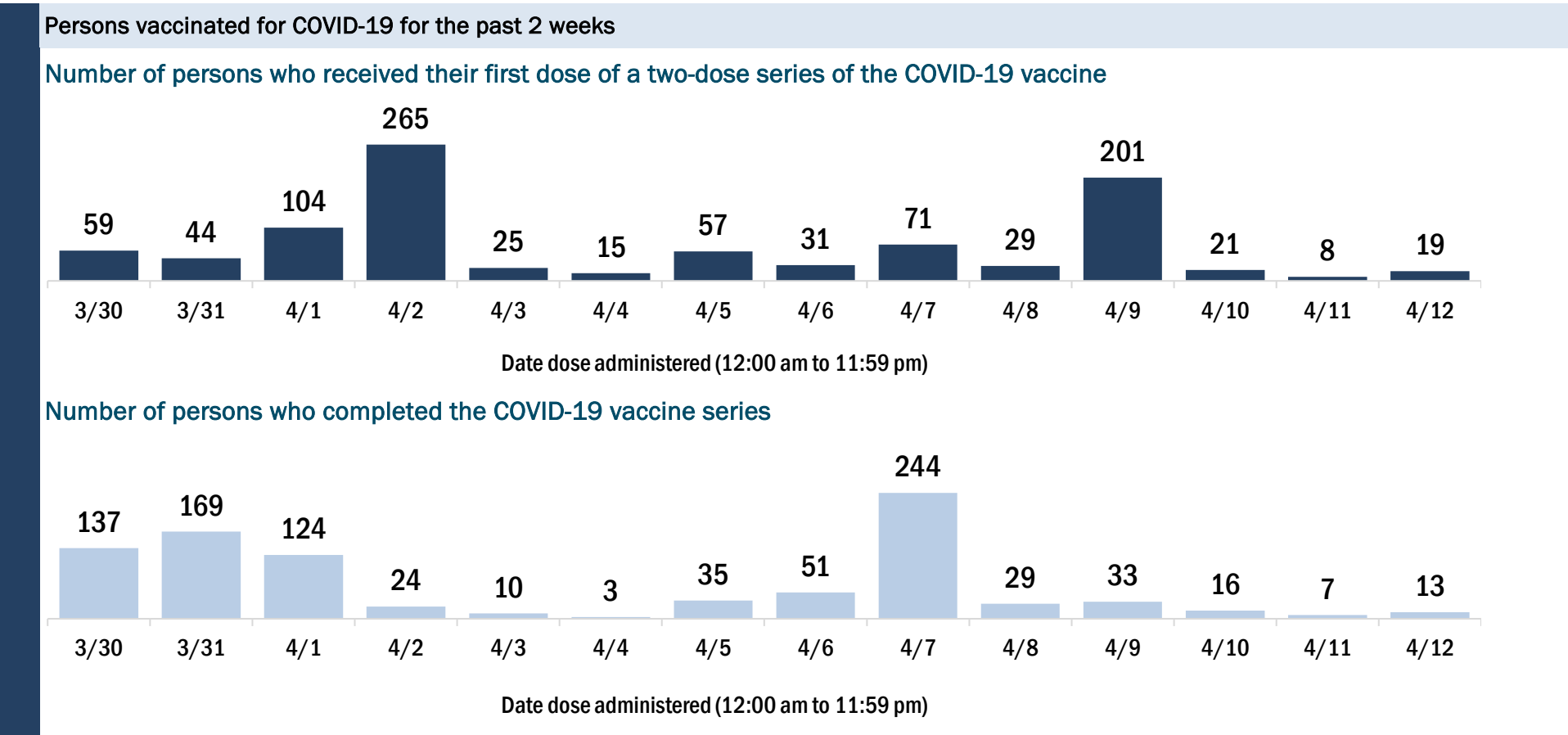
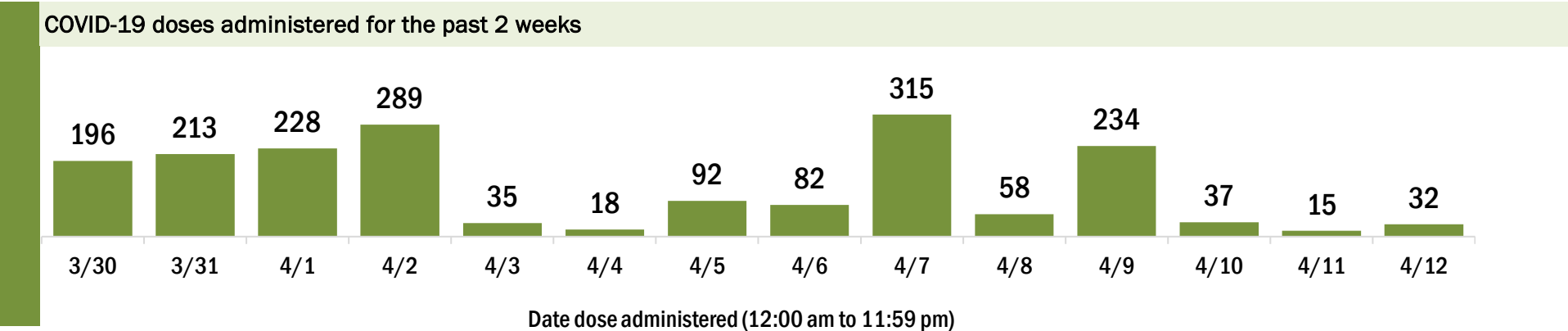
Data in this report are provisional and subject to change.

Data in this summary pertain to COVID-19 vaccines approved by the U.S. Food and Drug Administration and have been issued an Emergency Use Authorization (Janssen COVID-19 Vaccine, Moderna COVID-19 Vaccine and Pfizer-BioNTech COVID-19 Vaccine). These data summarize the number of people who have received either their first dose or have completed the series for a COVID-19 vaccine. **A person can only be counted in one category, first dose or series complete.** For persons receiving Moderna or Pfizer vaccines, once they receive their second dose, they are moved from the first dose column to the series completed column. **Because of this, the total first dose category may show a change from report to report not matching the total receiving their first dose from the previous day.** Persons receiving Johnson & Johnson vaccines will always be counted in the series completed column.

COVID-19 doses for vaccinated persons in Florida	
Doses administered	7,703
People receiving one dose of a 1-dose series (Johnson & Johnson) or receiving only one dose of a 2-dose series (Moderna, Pfizer) count once. Persons receiving both doses of a 2-dose series count twice.	

Current status of persons vaccinated for COVID-19 in Florida	
Total people vaccinated	4,833
First dose	1,832
Series completed	3,001
Completed 1-dose series	131
Completed 2-dose series	2,870
First dose: current number of people who have only received their first dose of the Moderna or Pfizer vaccine.	
Series complete: current number of people who have received both Moderna or Pfizer vaccine doses or one Johnson & Johnson dose and are considered fully immunized.	

Demographic summary	First dose	Series complete	Total people vaccinated
Age group	1,832	3,001	4,833
16-24 years	96	36	132
25-34 years	122	99	221
35-44 years	184	90	274
45-54 years	363	137	500
55-64 years	600	277	877
65-74 years	282	1,234	1,516
75-84 years	150	872	1,022
85+ years	35	256	291
Race	1,832	3,001	4,833
White	1,330	2,485	3,815
Black	99	104	203
American Indian/Alaskan	3	22	25
Other	287	312	599
Unknown	113	78	191
Other race includes Asian, native Hawaiian/Pacific Islander, or other.			
Ethnicity	1,832	3,001	4,833
Hispanic	489	330	819
Non-Hispanic	851	2,266	3,117
Unknown	492	405	897
Gender	1,832	3,001	4,833
Female	968	1,644	2,612
Male	862	1,356	2,218
Unknown	2	1	3



COVID-19: Hendry County vaccine summary

Vaccination data through Apr 12, 2021 as of Apr 13, 2021 at 12:05 AM

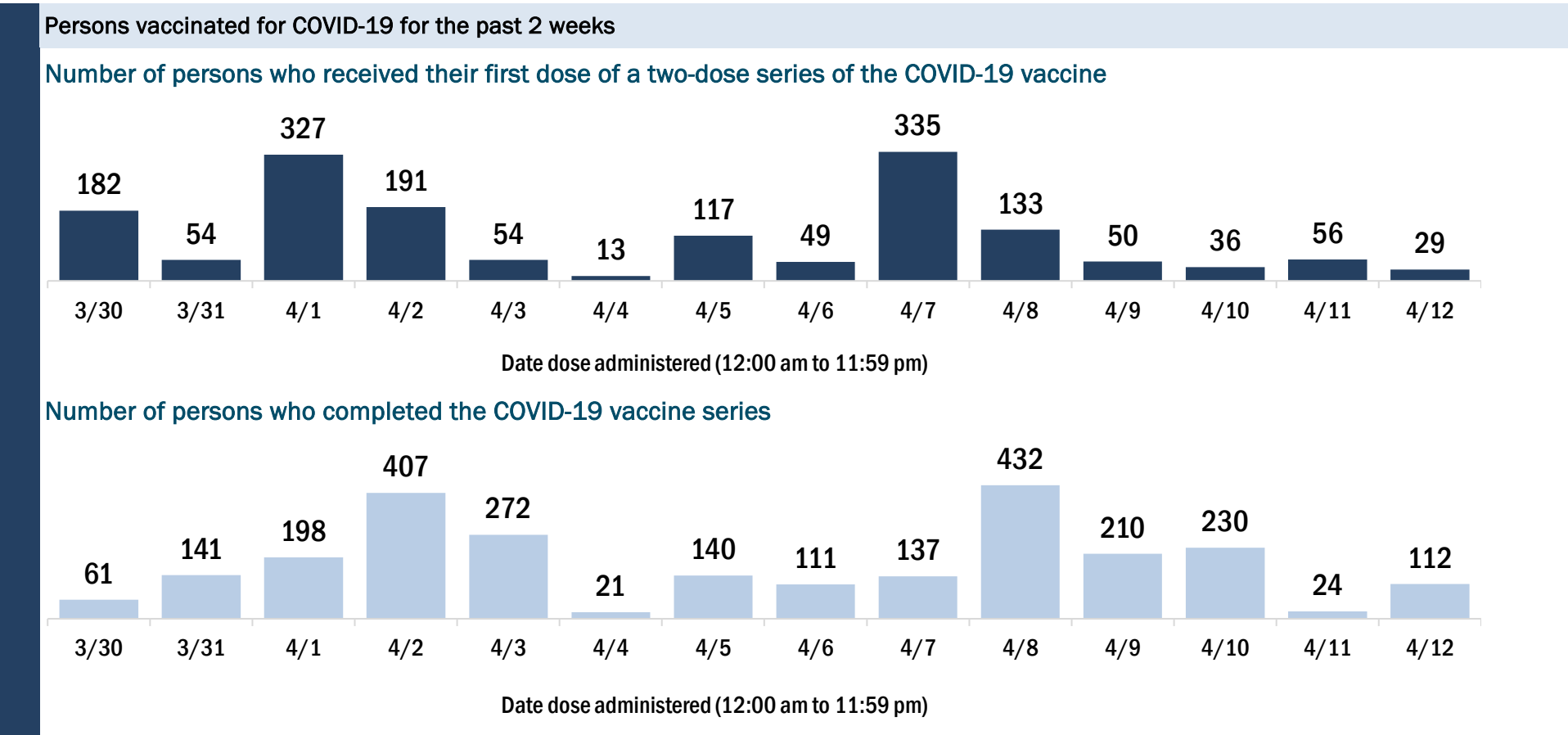
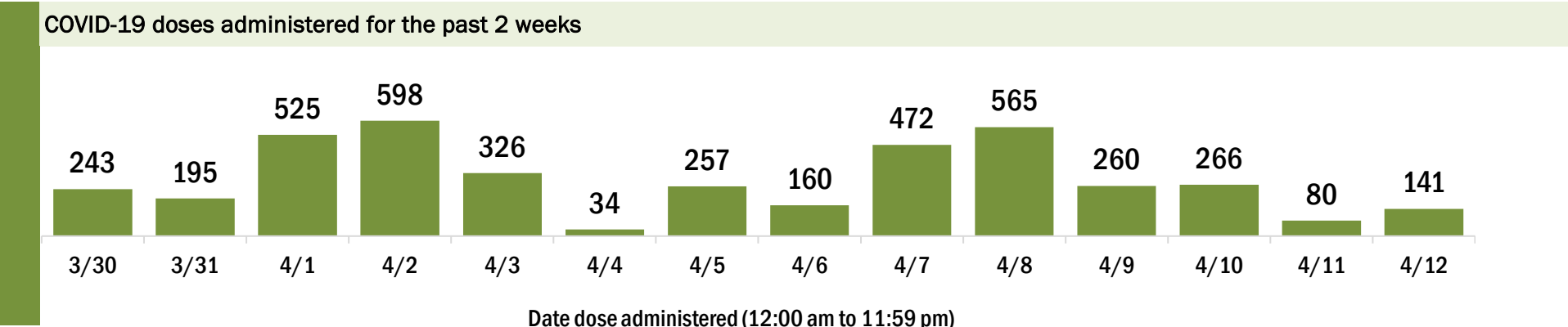
Data in this report are provisional and subject to change.

Data in this summary pertain to COVID-19 vaccines approved by the U.S. Food and Drug Administration and have been issued an Emergency Use Authorization (Janssen COVID-19 Vaccine, Moderna COVID-19 Vaccine and Pfizer-BioNTech COVID-19 Vaccine). These data summarize the number of people who have received either their first dose or have completed the series for a COVID-19 vaccine. **A person can only be counted in one category, first dose or series complete.** For persons receiving Moderna or Pfizer vaccines, once they receive their second dose, they are moved from the first dose column to the series completed column. **Because of this, the total first dose category may show a change from report to report not matching the total receiving their first dose from the previous day.** Persons receiving Johnson & Johnson vaccines will always be counted in the series completed column.

COVID-19 doses for vaccinated persons in Florida	
Doses administered	13,885
People receiving one dose of a 1-dose series (Johnson & Johnson) or receiving only one dose of a 2-dose series (Moderna, Pfizer) count once. Persons receiving both doses of a 2-dose series count twice.	

Current status of persons vaccinated for COVID-19 in Florida	
Total people vaccinated	9,304
First dose	3,653
Series completed	5,651
Completed 1-dose series	1,070
Completed 2-dose series	4,581
First dose: current number of people who have only received their first dose of the Moderna or Pfizer vaccine.	
Series complete: current number of people who have received both Moderna or Pfizer vaccine doses or one Johnson & Johnson dose and are considered fully immunized.	

Demographic summary	First dose	Series complete	Total people vaccinated
Age group	3,653	5,651	9,304
16-24 years	231	164	395
25-34 years	354	322	676
35-44 years	489	324	813
45-54 years	812	550	1,362
55-64 years	1,098	931	2,029
65-74 years	415	2,005	2,420
75-84 years	192	1,060	1,252
85+ years	62	295	357
Race	3,653	5,651	9,304
White	2,436	3,807	6,243
Black	278	346	624
American Indian/Alaskan	7	19	26
Other	629	848	1,477
Unknown	303	631	934
Other race includes Asian, native Hawaiian/Pacific Islander, or other.			
Ethnicity	3,653	5,651	9,304
Hispanic	1,550	1,391	2,941
Non-Hispanic	1,216	2,368	3,584
Unknown	887	1,892	2,779
Gender	3,653	5,651	9,304
Female	1,819	2,879	4,698
Male	1,832	2,771	4,603
Unknown	2	1	3



COVID-19: Hernando County vaccine summary

Vaccination data through Apr 12, 2021 as of Apr 13, 2021 at 12:05 AM

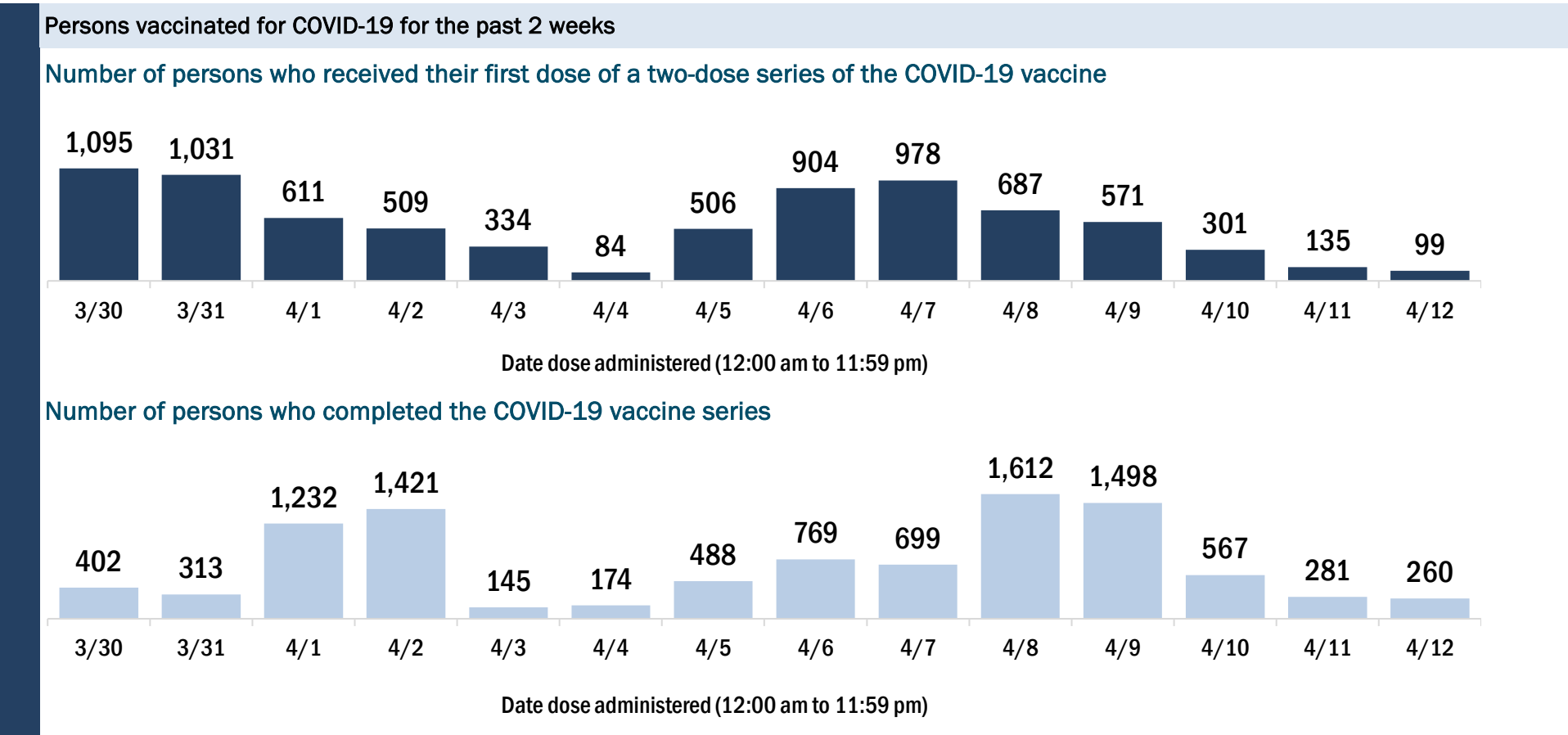
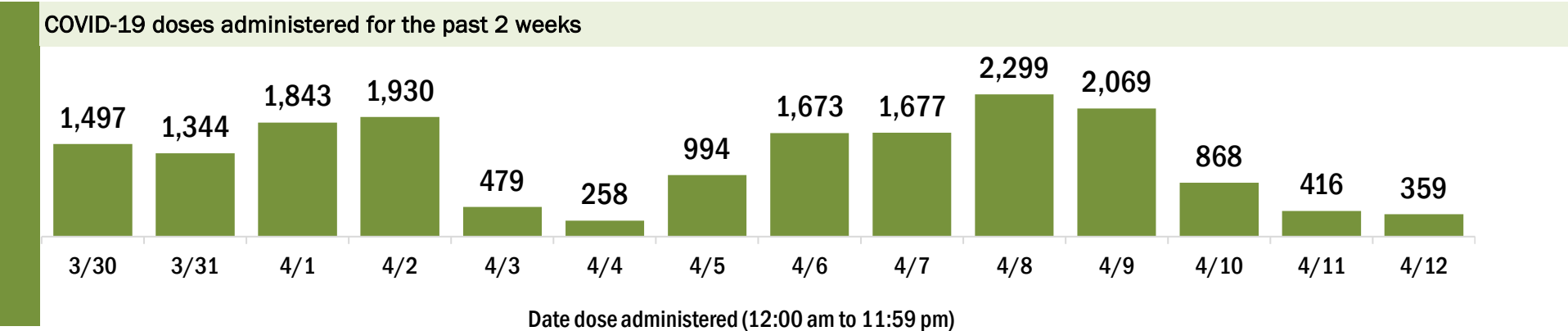
Data in this report are provisional and subject to change.

Data in this summary pertain to COVID-19 vaccines approved by the U.S. Food and Drug Administration and have been issued an Emergency Use Authorization (Janssen COVID-19 Vaccine, Moderna COVID-19 Vaccine and Pfizer-BioNTech COVID-19 Vaccine). These data summarize the number of people who have received either their first dose or have completed the series for a COVID-19 vaccine. **A person can only be counted in one category, first dose or series complete.** For persons receiving Moderna or Pfizer vaccines, once they receive their second dose, they are moved from the first dose column to the series completed column. **Because of this, the total first dose category may show a change from report to report not matching the total receiving their first dose from the previous day.** Persons receiving Johnson & Johnson vaccines will always be counted in the series completed column.

COVID-19 doses for vaccinated persons in Florida	
Doses administered	91,937
People receiving one dose of a 1-dose series (Johnson & Johnson) or receiving only one dose of a 2-dose series (Moderna, Pfizer) count once. Persons receiving both doses of a 2-dose series count twice.	

Current status of persons vaccinated for COVID-19 in Florida	
Total people vaccinated	59,123
First dose	21,630
Series completed	37,493
Completed 1-dose series	4,679
Completed 2-dose series	32,814
First dose: current number of people who have only received their first dose of the Moderna or Pfizer vaccine.	
Series complete: current number of people who have received both Moderna or Pfizer vaccine doses or one Johnson & Johnson dose and are considered fully immunized.	

Demographic summary	First dose	Series complete	Total people vaccinated
Age group	21,630	37,493	59,123
16-24 years	905	447	1,352
25-34 years	1,085	967	2,052
35-44 years	1,803	1,370	3,173
45-54 years	3,521	2,315	5,836
55-64 years	6,843	4,511	11,354
65-74 years	4,016	14,919	18,935
75-84 years	2,545	9,859	12,404
85+ years	912	3,105	4,017
Race	21,630	37,493	59,123
White	14,836	27,048	41,884
Black	514	933	1,447
American Indian/Alaskan	70	118	188
Other	1,498	2,565	4,063
Unknown	4,712	6,829	11,541
Other race includes Asian, native Hawaiian/Pacific Islander, or other.			
Ethnicity	21,630	37,493	59,123
Hispanic	1,287	1,515	2,802
Non-Hispanic	10,665	20,932	31,597
Unknown	9,678	15,046	24,724
Gender	21,630	37,493	59,123
Female	12,217	21,792	34,009
Male	9,394	15,671	25,065
Unknown	19	30	49



COVID-19: Highlands County vaccine summary

Vaccination data through Apr 12, 2021 as of Apr 13, 2021 at 12:05 AM

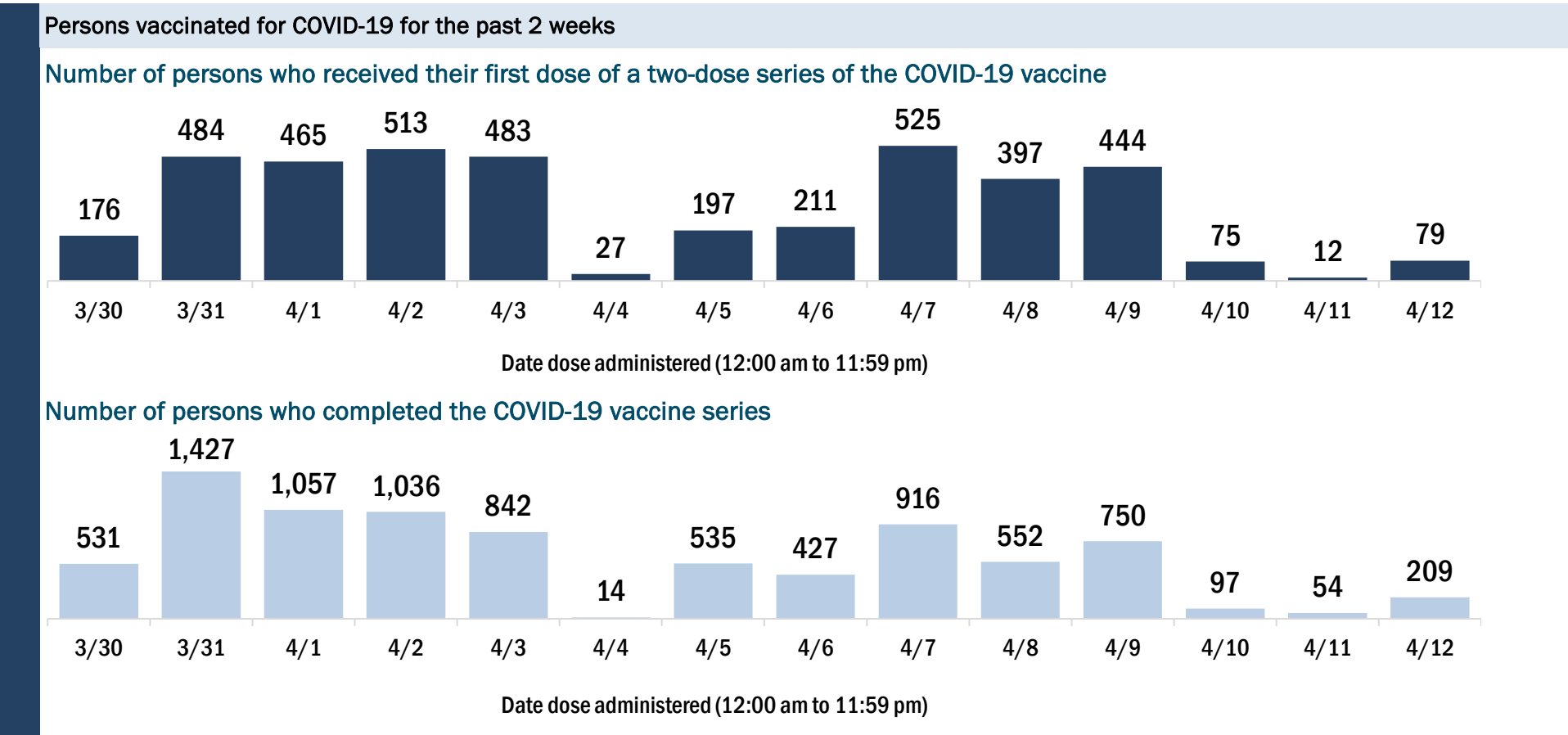
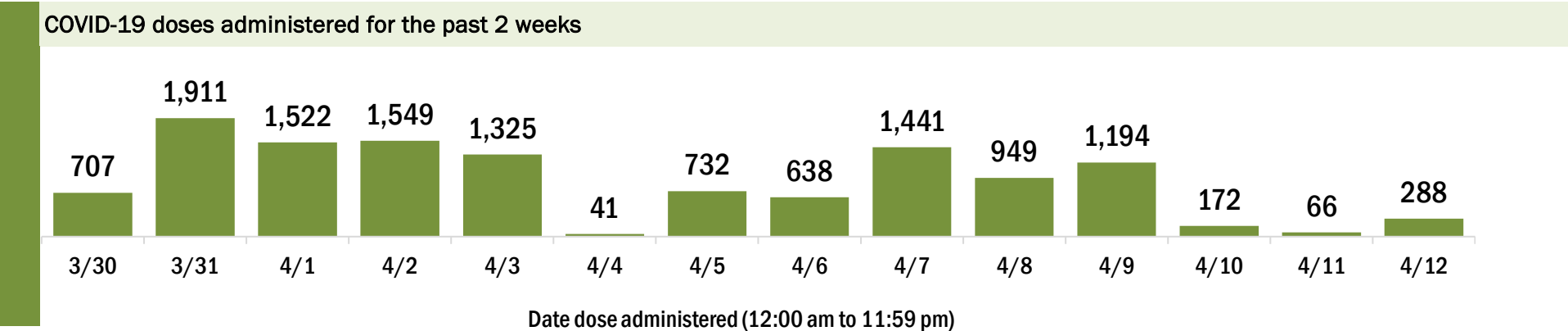
Data in this report are provisional and subject to change.

Data in this summary pertain to COVID-19 vaccines approved by the U.S. Food and Drug Administration and have been issued an Emergency Use Authorization (Janssen COVID-19 Vaccine, Moderna COVID-19 Vaccine and Pfizer-BioNTech COVID-19 Vaccine). These data summarize the number of people who have received either their first dose or have completed the series for a COVID-19 vaccine. **A person can only be counted in one category, first dose or series complete.** For persons receiving Moderna or Pfizer vaccines, once they receive their second dose, they are moved from the first dose column to the series completed column. **Because of this, the total first dose category may show a change from report to report not matching the total receiving their first dose from the previous day.** Persons receiving Johnson & Johnson vaccines will always be counted in the series completed column.

COVID-19 doses for vaccinated persons in Florida	
Doses administered	58,763
People receiving one dose of a 1-dose series (Johnson & Johnson) or receiving only one dose of a 2-dose series (Moderna, Pfizer) count once. Persons receiving both doses of a 2-dose series count twice.	

Current status of persons vaccinated for COVID-19 in Florida	
Total people vaccinated	37,656
First dose	16,055
Series completed	21,601
Completed 1-dose series	494
Completed 2-dose series	21,107
First dose: current number of people who have only received their first dose of the Moderna or Pfizer vaccine.	
Series complete: current number of people who have received both Moderna or Pfizer vaccine doses or one Johnson & Johnson dose and are considered fully immunized.	

Demographic summary	First dose	Series complete	Total people vaccinated
Age group	16,055	21,601	37,656
16-24 years	326	109	435
25-34 years	444	299	743
35-44 years	720	473	1,193
45-54 years	1,495	815	2,310
55-64 years	3,793	2,080	5,873
65-74 years	4,658	8,800	13,458
75-84 years	3,497	7,109	10,606
85+ years	1,122	1,916	3,038
Race	16,055	21,601	37,656
White	13,019	17,830	30,849
Black	654	693	1,347
American Indian/Alaskan	153	149	302
Other	963	1,278	2,241
Unknown	1,266	1,651	2,917
Other race includes Asian, native Hawaiian/Pacific Islander, or other.			
Ethnicity	16,055	21,601	37,656
Hispanic	1,764	873	2,637
Non-Hispanic	10,732	16,301	27,033
Unknown	3,559	4,427	7,986
Gender	16,055	21,601	37,656
Female	8,642	11,842	20,484
Male	7,382	9,750	17,132
Unknown	31	9	40



COVID-19: Hillsborough County vaccine summary

Vaccination data through Apr 12, 2021 as of Apr 13, 2021 at 12:05 AM

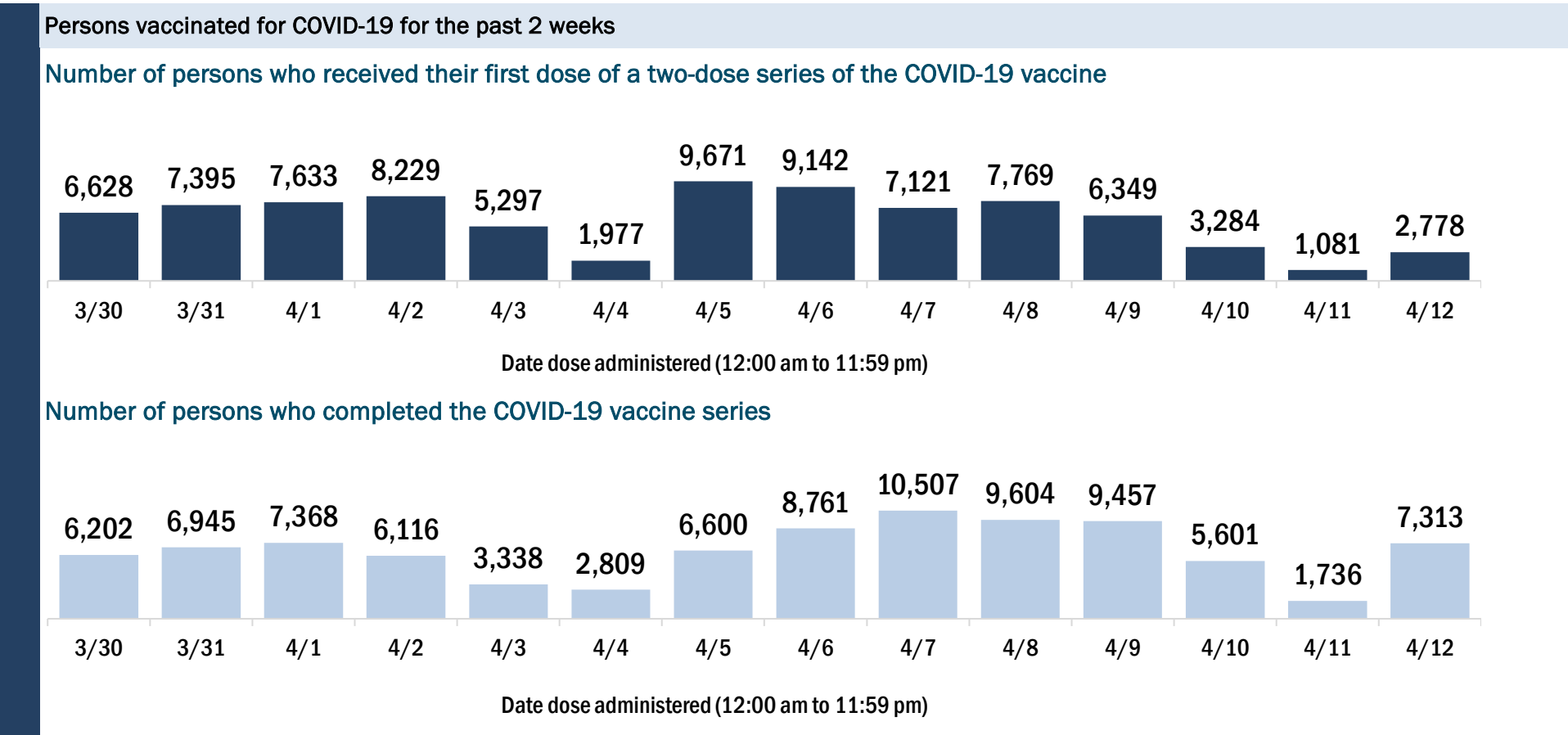
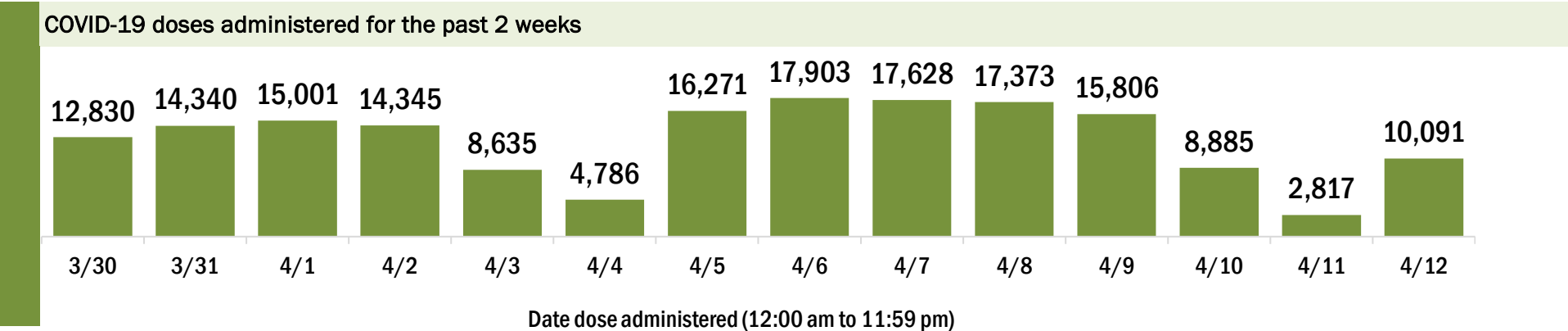
Data in this report are provisional and subject to change.

Data in this summary pertain to COVID-19 vaccines approved by the U.S. Food and Drug Administration and have been issued an Emergency Use Authorization (Janssen COVID-19 Vaccine, Moderna COVID-19 Vaccine and Pfizer-BioNTech COVID-19 Vaccine). These data summarize the number of people who have received either their first dose or have completed the series for a COVID-19 vaccine. **A person can only be counted in one category, first dose or series complete.** For persons receiving Moderna or Pfizer vaccines, once they receive their second dose, they are moved from the first dose column to the series completed column. **Because of this, the total first dose category may show a change from report to report not matching the total receiving their first dose from the previous day.** Persons receiving Johnson & Johnson vaccines will always be counted in the series completed column.

COVID-19 doses for vaccinated persons in Florida	
Doses administered	659,517
People receiving one dose of a 1-dose series (Johnson & Johnson) or receiving only one dose of a 2-dose series (Moderna, Pfizer) count once. Persons receiving both doses of a 2-dose series count twice.	

Current status of persons vaccinated for COVID-19 in Florida	
Total people vaccinated	453,874
First dose	201,912
Series completed	251,962
Completed 1-dose series	46,319
Completed 2-dose series	205,643
First dose: current number of people who have only received their first dose of the Moderna or Pfizer vaccine.	
Series complete: current number of people who have received both Moderna or Pfizer vaccine doses or one Johnson & Johnson dose and are considered fully immunized.	

Demographic summary	First dose	Series complete	Total people vaccinated
Age group	201,912	251,962	453,874
16-24 years	14,866	9,496	24,362
25-34 years	20,219	22,893	43,112
35-44 years	29,773	27,432	57,205
45-54 years	39,943	33,197	73,140
55-64 years	41,739	51,058	92,797
65-74 years	33,003	64,150	97,153
75-84 years	16,960	32,146	49,106
85+ years	5,409	11,590	16,999
Race	201,912	251,962	453,874
White	127,859	167,174	295,033
Black	12,424	17,681	30,105
American Indian/Alaskan	661	750	1,411
Other	26,596	33,771	60,367
Unknown	34,372	32,586	66,958
Other race includes Asian, native Hawaiian/Pacific Islander, or other.			
Ethnicity	201,912	251,962	453,874
Hispanic	24,150	26,281	50,431
Non-Hispanic	106,216	151,288	257,504
Unknown	71,546	74,393	145,939
Gender	201,912	251,962	453,874
Female	108,616	146,938	255,554
Male	93,019	104,824	197,843
Unknown	277	200	477



COVID-19: Holmes County vaccine summary

Vaccination data through Apr 12, 2021 as of Apr 13, 2021 at 12:05 AM

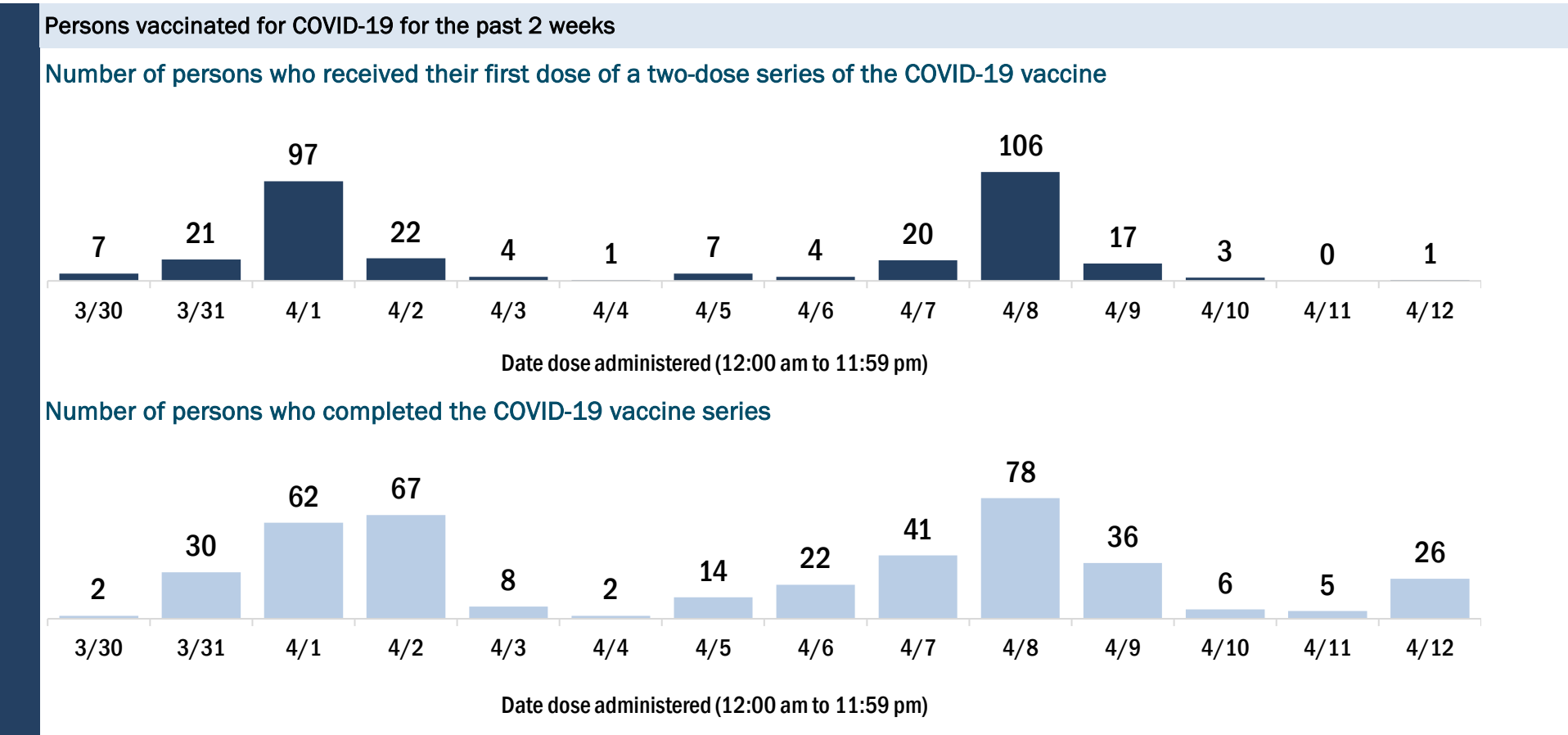
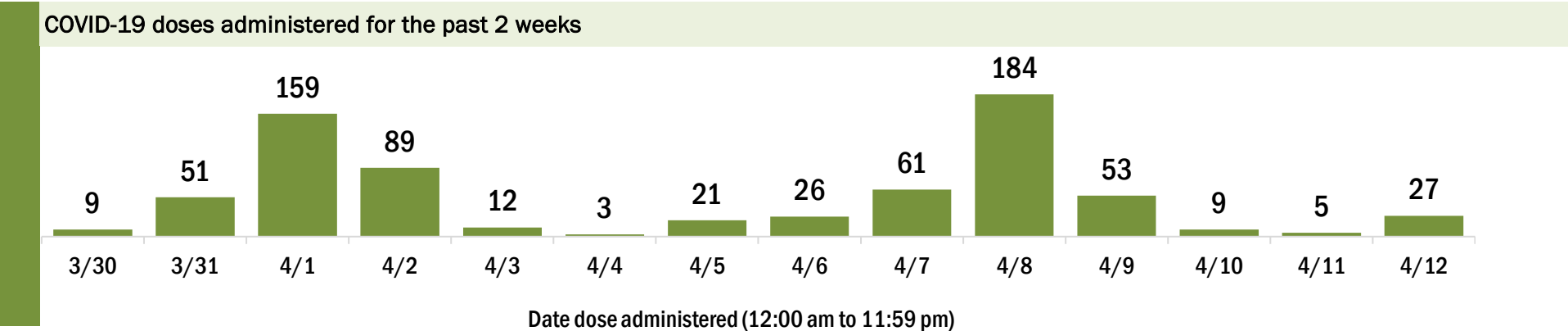
Data in this report are provisional and subject to change.

Data in this summary pertain to COVID-19 vaccines approved by the U.S. Food and Drug Administration and have been issued an Emergency Use Authorization (Janssen COVID-19 Vaccine, Moderna COVID-19 Vaccine and Pfizer-BioNTech COVID-19 Vaccine). These data summarize the number of people who have received either their first dose or have completed the series for a COVID-19 vaccine. **A person can only be counted in one category, first dose or series complete.** For persons receiving Moderna or Pfizer vaccines, once they receive their second dose, they are moved from the first dose column to the series completed column. **Because of this, the total first dose category may show a change from report to report not matching the total receiving their first dose from the previous day.** Persons receiving Johnson & Johnson vaccines will always be counted in the series completed column.

COVID-19 doses for vaccinated persons in Florida	
Doses administered	5,728
People receiving one dose of a 1-dose series (Johnson & Johnson) or receiving only one dose of a 2-dose series (Moderna, Pfizer) count once. Persons receiving both doses of a 2-dose series count twice.	

Current status of persons vaccinated for COVID-19 in Florida	
Total people vaccinated	3,464
First dose	907
Series completed	2,557
Completed 1-dose series	293
Completed 2-dose series	2,264
First dose: current number of people who have only received their first dose of the Moderna or Pfizer vaccine.	
Series complete: current number of people who have received both Moderna or Pfizer vaccine doses or one Johnson & Johnson dose and are considered fully immunized.	

Demographic summary	First dose	Series complete	Total people vaccinated
Age group	907	2,557	3,464
16-24 years	28	26	54
25-34 years	45	62	107
35-44 years	66	124	190
45-54 years	123	208	331
55-64 years	323	380	703
65-74 years	178	953	1,131
75-84 years	115	627	742
85+ years	29	177	206
Race	907	2,557	3,464
White	772	2,190	2,962
Black	38	86	124
American Indian/Alaskan	8	28	36
Other	44	161	205
Unknown	45	92	137
Other race includes Asian, native Hawaiian/Pacific Islander, or other.			
Ethnicity	907	2,557	3,464
Hispanic	20	16	36
Non-Hispanic	714	2,132	2,846
Unknown	173	409	582
Gender	907	2,557	3,464
Female	498	1,404	1,902
Male	409	1,153	1,562
Unknown	0	0	0



COVID-19: Indian River County vaccine summary

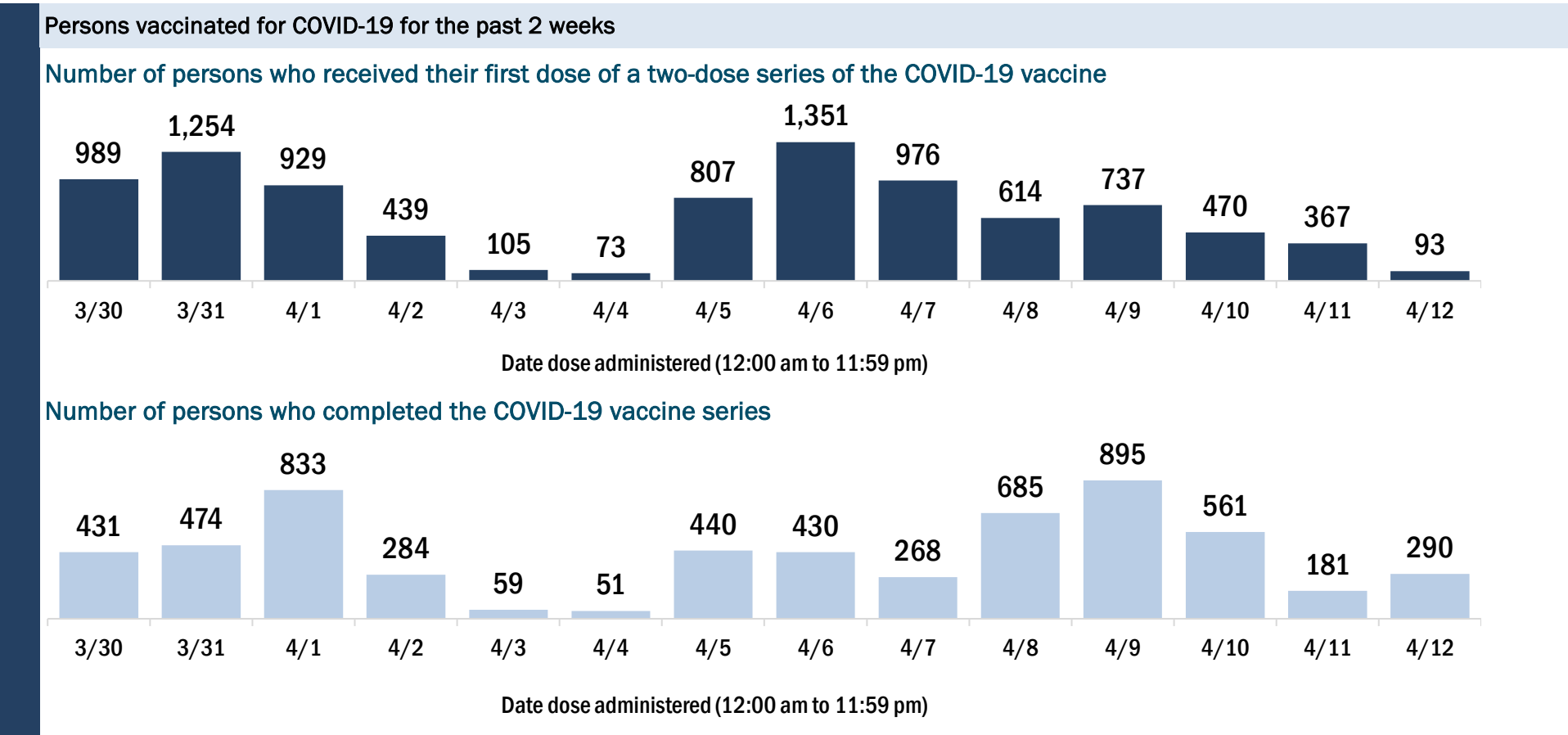
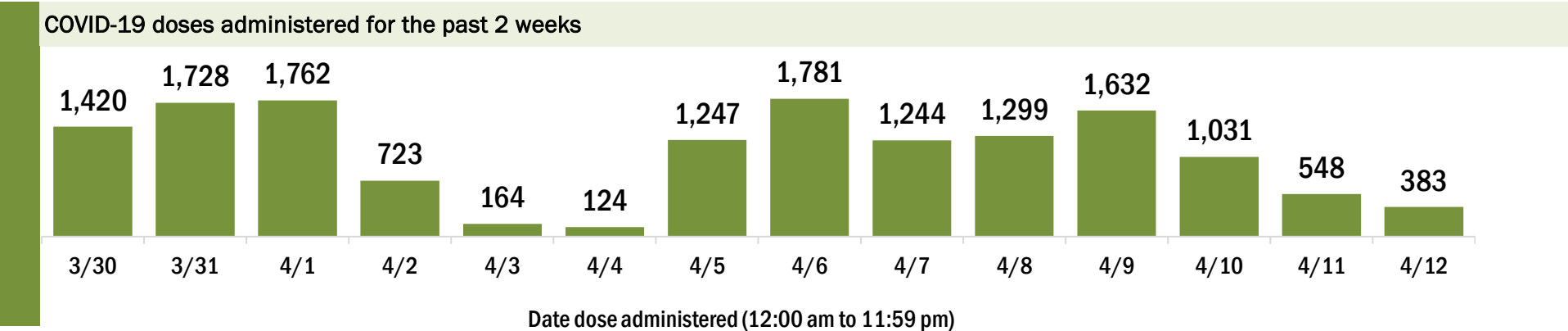
Vaccination data through Apr 12, 2021 as of Apr 13, 2021 at 12:05 AM

Data in this report are provisional and subject to change.

Data in this summary pertain to COVID-19 vaccines approved by the U.S. Food and Drug Administration and have been issued an Emergency Use Authorization (Janssen COVID-19 Vaccine, Moderna COVID-19 Vaccine and Pfizer-BioNTech COVID-19 Vaccine). These data summarize the number of people who have received either their first dose or have completed the series for a COVID-19 vaccine. **A person can only be counted in one category, first dose or series complete.** For persons receiving Moderna or Pfizer vaccines, once they receive their second dose, they are moved from the first dose column to the series completed column. **Because of this, the total first dose category may show a change from report to report not matching the total receiving their first dose from the previous day.** Persons receiving Johnson & Johnson vaccines will always be counted in the series completed column.

COVID-19 doses for vaccinated persons in Florida	
Doses administered	112,523
People receiving one dose of a 1-dose series (Johnson & Johnson) or receiving only one dose of a 2-dose series (Moderna, Pfizer) count once. Persons receiving both doses of a 2-dose series count twice.	
Current status of persons vaccinated for COVID-19 in Florida	
Total people vaccinated	71,400
First dose	28,417
Series completed	42,983
Completed 1-dose series	1,860
Completed 2-dose series	41,123
First dose: current number of people who have only received their first dose of the Moderna or Pfizer vaccine.	
Series complete: current number of people who have received both Moderna or Pfizer vaccine doses or one Johnson & Johnson dose and are considered fully immunized.	

Demographic summary		First dose	Series complete	Total people vaccinated
Age group		28,417	42,983	71,400
16-24 years		903	363	1,266
25-34 years		1,319	791	2,110
35-44 years		1,993	1,017	3,010
45-54 years		3,642	1,788	5,430
55-64 years		8,149	4,585	12,734
65-74 years		6,141	18,676	24,817
75-84 years		4,442	11,789	16,231
85+ years		1,828	3,974	5,802
Race		28,417	42,983	71,400
White		20,773	31,893	52,666
Black		1,343	1,078	2,421
American Indian/Alaskan		197	222	419
Other		1,897	2,952	4,849
Unknown		4,207	6,838	11,045
Other race includes Asian, native Hawaiian/Pacific Islander, or other.				
Ethnicity		28,417	42,983	71,400
Hispanic		2,030	1,069	3,099
Non-Hispanic		16,425	27,312	43,737
Unknown		9,962	14,602	24,564
Gender		28,417	42,983	71,400
Female		15,396	24,366	39,762
Male		12,992	18,582	31,574
Unknown		29	35	64



COVID-19: Jackson County vaccine summary

Vaccination data through Apr 12, 2021 as of Apr 13, 2021 at 12:05 AM

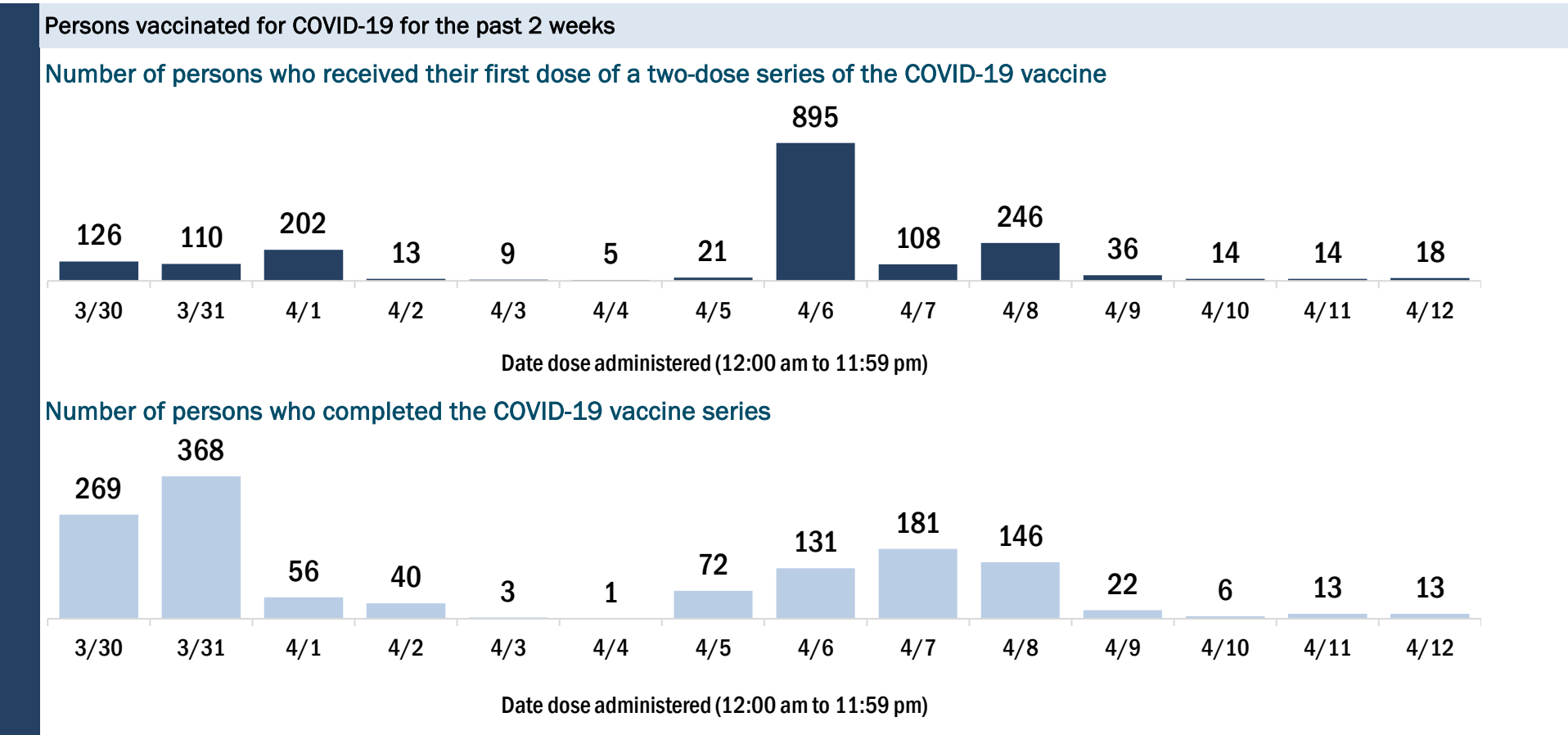
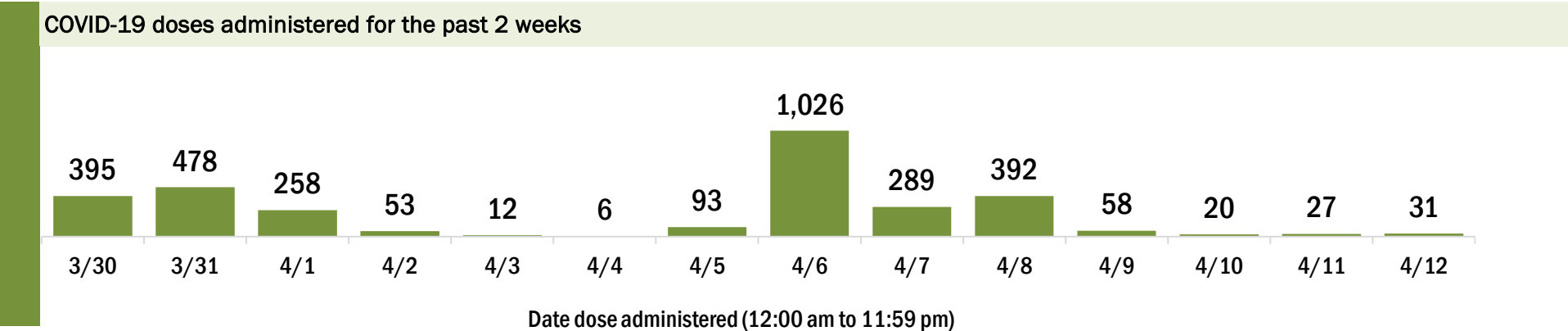
Data in this report are provisional and subject to change.

Data in this summary pertain to COVID-19 vaccines approved by the U.S. Food and Drug Administration and have been issued an Emergency Use Authorization (Janssen COVID-19 Vaccine, Moderna COVID-19 Vaccine and Pfizer-BioNTech COVID-19 Vaccine). These data summarize the number of people who have received either their first dose or have completed the series for a COVID-19 vaccine. **A person can only be counted in one category, first dose or series complete.** For persons receiving Moderna or Pfizer vaccines, once they receive their second dose, they are moved from the first dose column to the series completed column. **Because of this, the total first dose category may show a change from report to report not matching the total receiving their first dose from the previous day.** Persons receiving Johnson & Johnson vaccines will always be counted in the series completed column.

COVID-19 doses for vaccinated persons in Florida	
Doses administered	18,790
People receiving one dose of a 1-dose series (Johnson & Johnson) or receiving only one dose of a 2-dose series (Moderna, Pfizer) count once. Persons receiving both doses of a 2-dose series count twice.	

Current status of persons vaccinated for COVID-19 in Florida	
Total people vaccinated	11,674
First dose	3,806
Series completed	7,868
Completed 1-dose series	752
Completed 2-dose series	7,116
First dose: current number of people who have only received their first dose of the Moderna or Pfizer vaccine.	
Series complete: current number of people who have received both Moderna or Pfizer vaccine doses or one Johnson & Johnson dose and are considered fully immunized.	

Demographic summary	First dose	Series complete	Total people vaccinated
Age group	3,806	7,868	11,674
16-24 years	123	95	218
25-34 years	303	230	533
35-44 years	457	377	834
45-54 years	710	700	1,410
55-64 years	1,000	1,436	2,436
65-74 years	670	2,768	3,438
75-84 years	403	1,694	2,097
85+ years	140	568	708
Race	3,806	7,868	11,674
White	2,399	5,534	7,933
Black	920	1,488	2,408
American Indian/Alaskan	22	39	61
Other	163	340	503
Unknown	302	467	769
Other race includes Asian, native Hawaiian/Pacific Islander, or other.			
Ethnicity	3,806	7,868	11,674
Hispanic	174	89	263
Non-Hispanic	2,728	5,707	8,435
Unknown	904	2,072	2,976
Gender	3,806	7,868	11,674
Female	1,694	4,485	6,179
Male	2,111	3,383	5,494
Unknown	1	0	1



COVID-19: Jefferson County vaccine summary

Vaccination data through Apr 12, 2021 as of Apr 13, 2021 at 12:05 AM

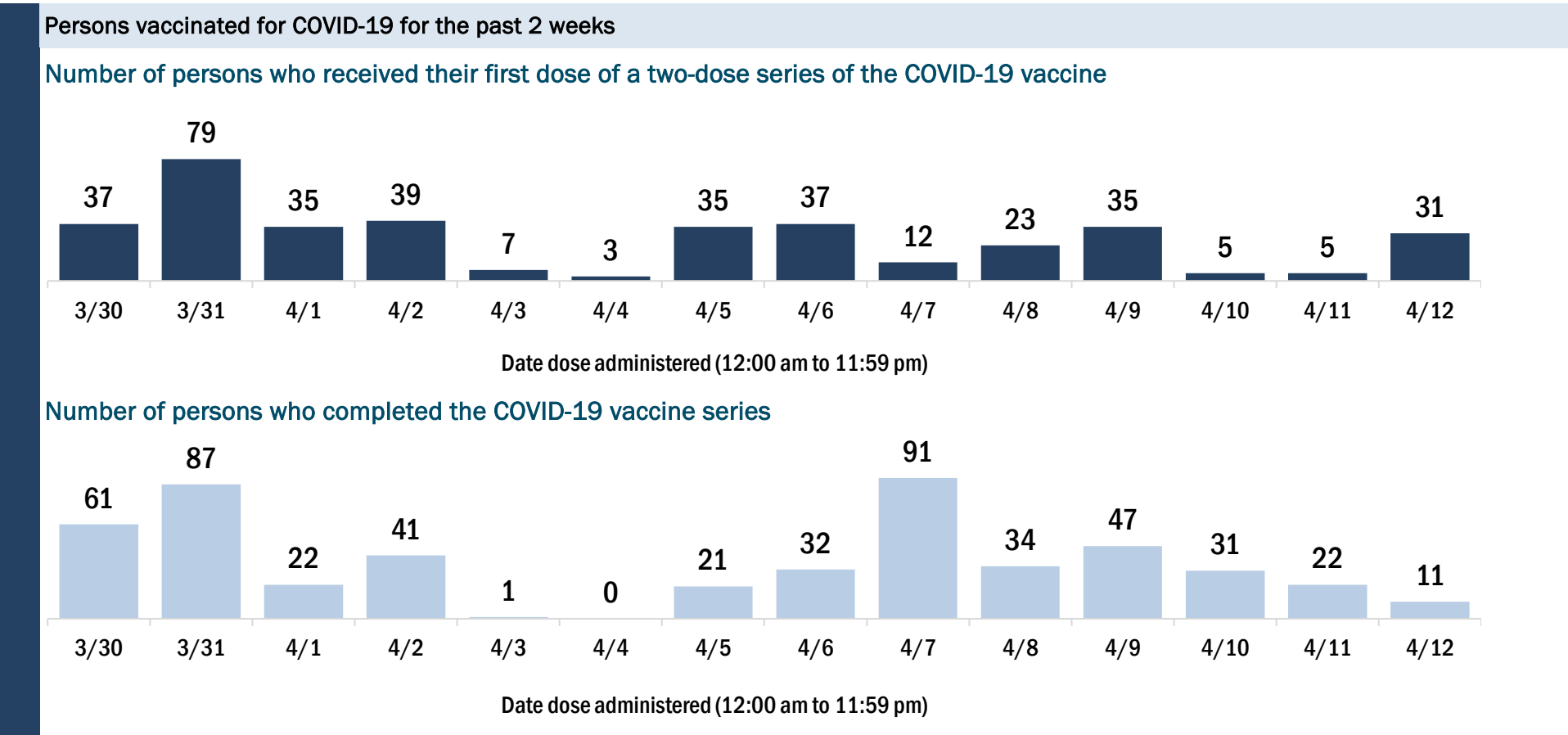
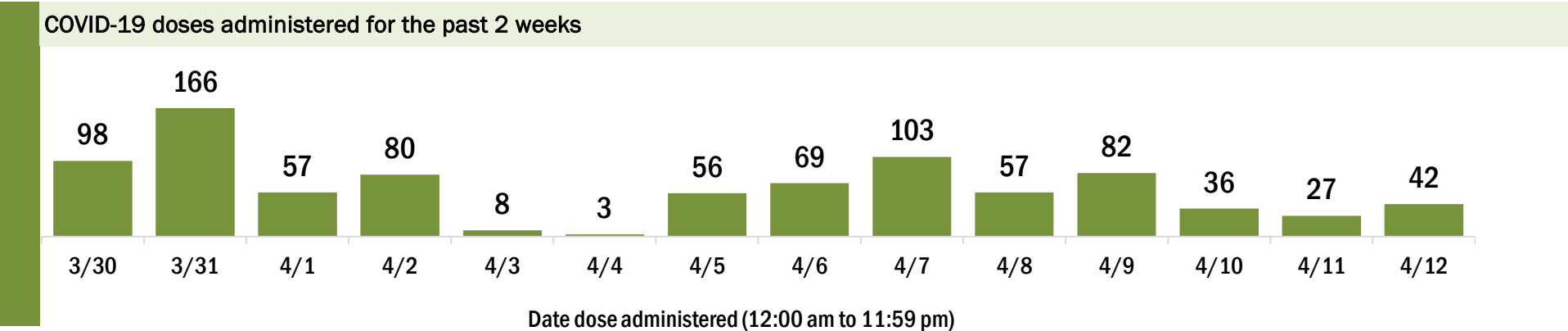
Data in this report are provisional and subject to change.

Data in this summary pertain to COVID-19 vaccines approved by the U.S. Food and Drug Administration and have been issued an Emergency Use Authorization (Janssen COVID-19 Vaccine, Moderna COVID-19 Vaccine and Pfizer-BioNTech COVID-19 Vaccine). These data summarize the number of people who have received either their first dose or have completed the series for a COVID-19 vaccine. **A person can only be counted in one category, first dose or series complete.** For persons receiving Moderna or Pfizer vaccines, once they receive their second dose, they are moved from the first dose column to the series completed column. **Because of this, the total first dose category may show a change from report to report not matching the total receiving their first dose from the previous day.** Persons receiving Johnson & Johnson vaccines will always be counted in the series completed column.

COVID-19 doses for vaccinated persons in Florida	
Doses administered	7,043
People receiving one dose of a 1-dose series (Johnson & Johnson) or receiving only one dose of a 2-dose series (Moderna, Pfizer) count once. Persons receiving both doses of a 2-dose series count twice.	

Current status of persons vaccinated for COVID-19 in Florida	
Total people vaccinated	4,269
First dose	1,228
Series completed	3,041
Completed 1-dose series	267
Completed 2-dose series	2,774
First dose: current number of people who have only received their first dose of the Moderna or Pfizer vaccine.	
Series complete: current number of people who have received both Moderna or Pfizer vaccine doses or one Johnson & Johnson dose and are considered fully immunized.	

Demographic summary	First dose	Series complete	Total people vaccinated
Age group	1,228	3,041	4,269
16-24 years	57	26	83
25-34 years	68	88	156
35-44 years	107	119	226
45-54 years	239	262	501
55-64 years	510	499	1,009
65-74 years	140	1,256	1,396
75-84 years	82	619	701
85+ years	25	172	197
Race	1,228	3,041	4,269
White	643	1,644	2,287
Black	337	619	956
American Indian/Alaskan	3	5	8
Other	136	491	627
Unknown	109	282	391
Other race includes Asian, native Hawaiian/Pacific Islander, or other.			
Ethnicity	1,228	3,041	4,269
Hispanic	40	47	87
Non-Hispanic	867	1,631	2,498
Unknown	321	1,363	1,684
Gender	1,228	3,041	4,269
Female	718	1,772	2,490
Male	510	1,269	1,779
Unknown	0	0	0



COVID-19: Lafayette County vaccine summary

Vaccination data through Apr 12, 2021 as of Apr 13, 2021 at 12:05 AM

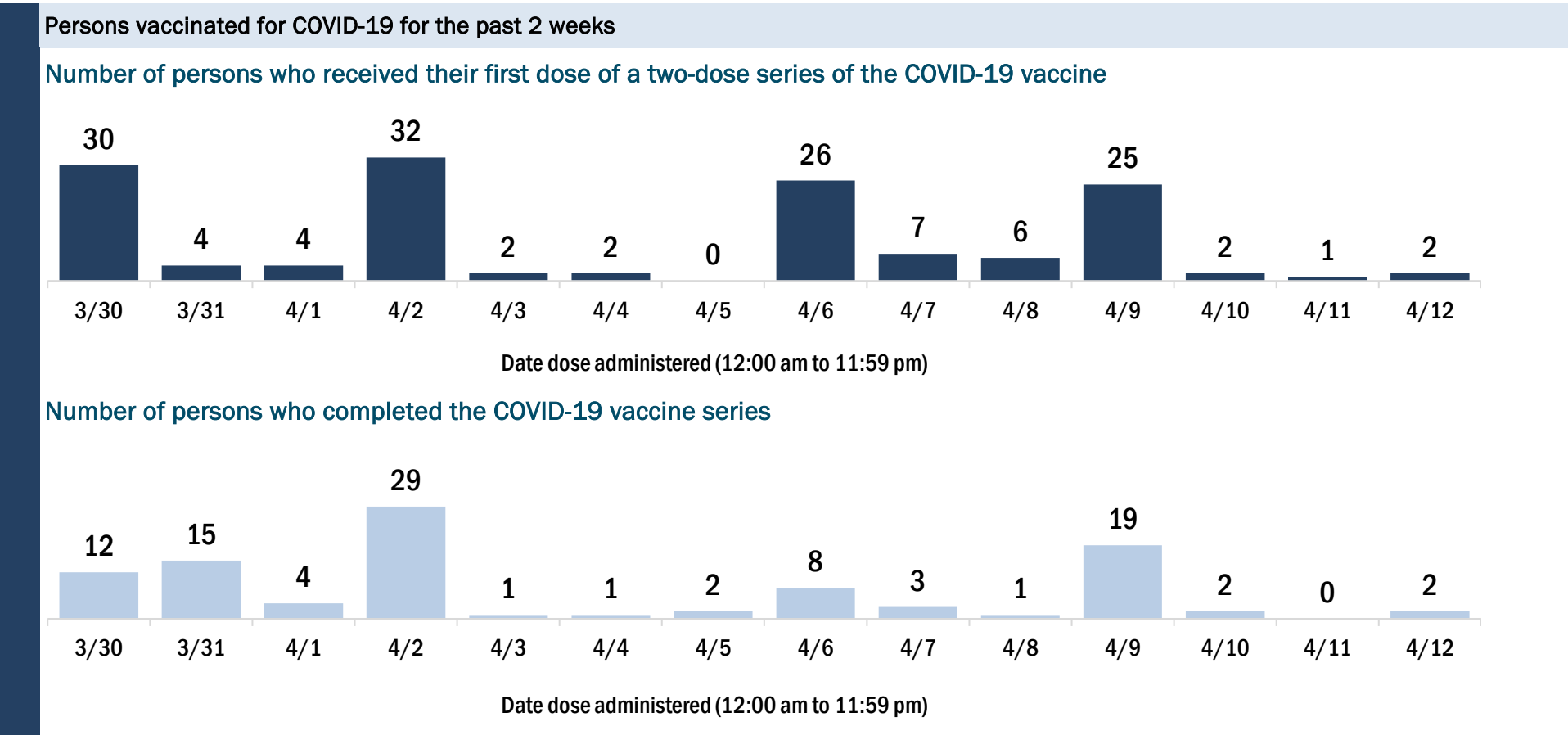
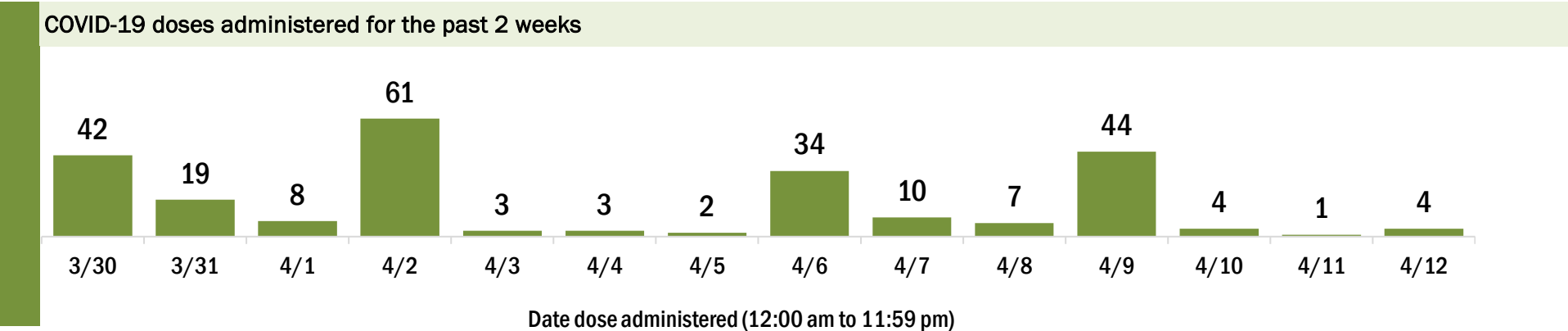
Data in this report are provisional and subject to change.

Data in this summary pertain to COVID-19 vaccines approved by the U.S. Food and Drug Administration and have been issued an Emergency Use Authorization (Janssen COVID-19 Vaccine, Moderna COVID-19 Vaccine and Pfizer-BioNTech COVID-19 Vaccine). These data summarize the number of people who have received either their first dose or have completed the series for a COVID-19 vaccine. **A person can only be counted in one category, first dose or series complete.** For persons receiving Moderna or Pfizer vaccines, once they receive their second dose, they are moved from the first dose column to the series completed column. **Because of this, the total first dose category may show a change from report to report not matching the total receiving their first dose from the previous day.** Persons receiving Johnson & Johnson vaccines will always be counted in the series completed column.

COVID-19 doses for vaccinated persons in Florida	
Doses administered	2,877
People receiving one dose of a 1-dose series (Johnson & Johnson) or receiving only one dose of a 2-dose series (Moderna, Pfizer) count once. Persons receiving both doses of a 2-dose series count twice.	

Current status of persons vaccinated for COVID-19 in Florida	
Total people vaccinated	1,674
First dose	447
Series completed	1,227
Completed 1-dose series	24
Completed 2-dose series	1,203
First dose: current number of people who have only received their first dose of the Moderna or Pfizer vaccine.	
Series complete: current number of people who have received both Moderna or Pfizer vaccine doses or one Johnson & Johnson dose and are considered fully immunized.	

Demographic summary	First dose	Series complete	Total people vaccinated
Age group	447	1,227	1,674
16-24 years	10	4	14
25-34 years	11	9	20
35-44 years	39	24	63
45-54 years	70	58	128
55-64 years	134	98	232
65-74 years	107	595	702
75-84 years	52	340	392
85+ years	24	99	123
Race	447	1,227	1,674
White	335	1,042	1,377
Black	19	40	59
American Indian/Alaskan	5	4	9
Other	24	70	94
Unknown	64	71	135
Other race includes Asian, native Hawaiian/Pacific Islander, or other.			
Ethnicity	447	1,227	1,674
Hispanic	37	30	67
Non-Hispanic	278	991	1,269
Unknown	132	206	338
Gender	447	1,227	1,674
Female	239	637	876
Male	207	590	797
Unknown	1	0	1



COVID-19: Lake County vaccine summary

Vaccination data through Apr 12, 2021 as of Apr 13, 2021 at 12:05 AM

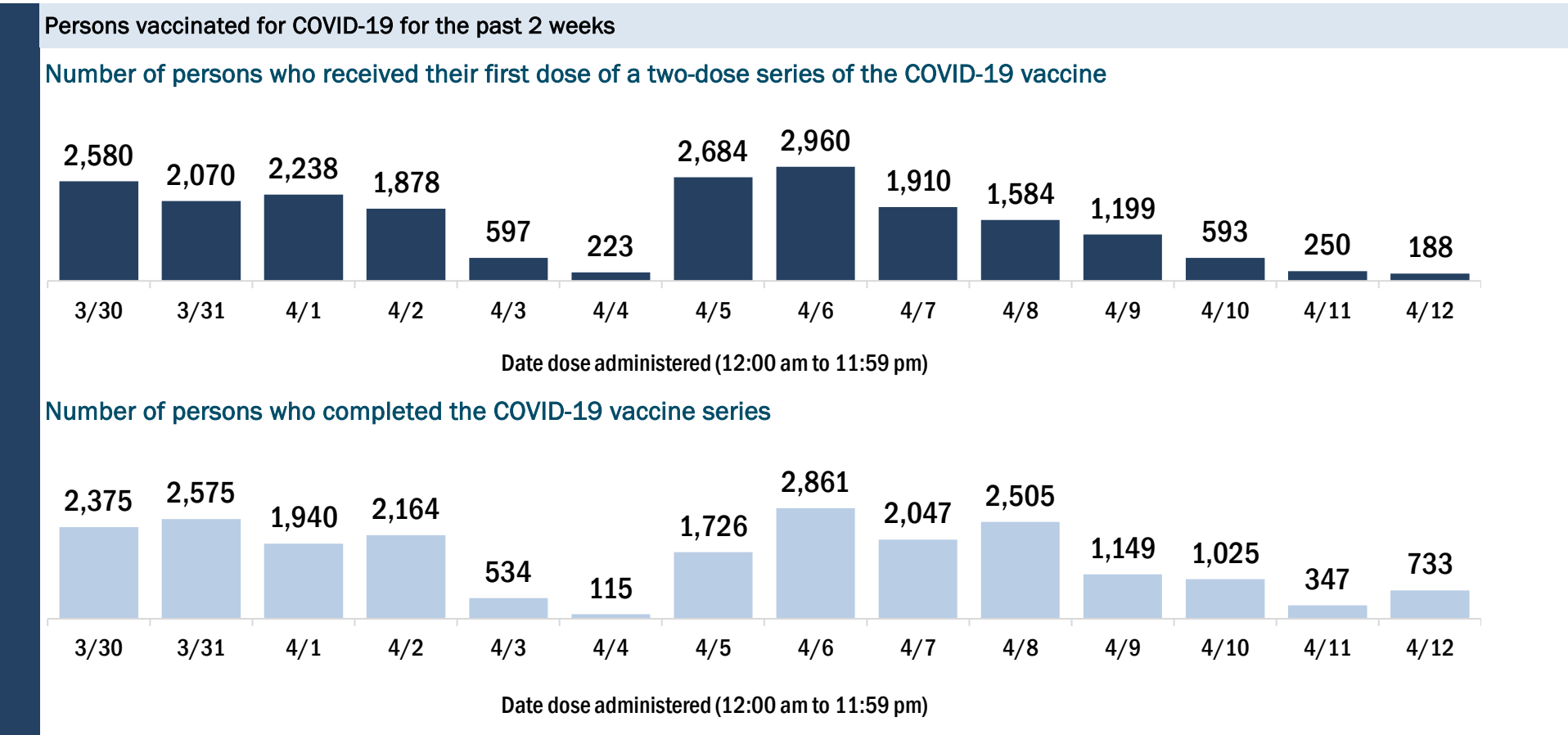
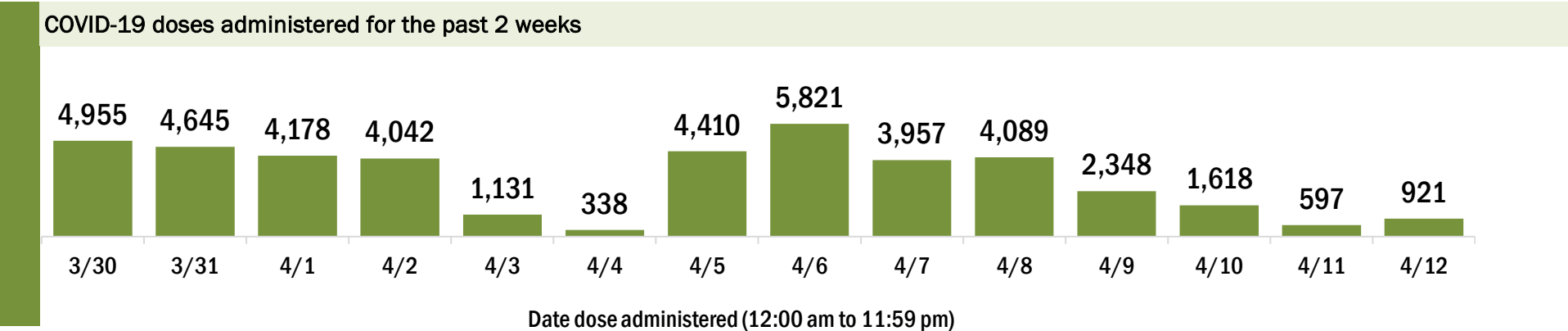
Data in this report are provisional and subject to change.

Data in this summary pertain to COVID-19 vaccines approved by the U.S. Food and Drug Administration and have been issued an Emergency Use Authorization (Janssen COVID-19 Vaccine, Moderna COVID-19 Vaccine and Pfizer-BioNTech COVID-19 Vaccine). These data summarize the number of people who have received either their first dose or have completed the series for a COVID-19 vaccine. **A person can only be counted in one category, first dose or series complete.** For persons receiving Moderna or Pfizer vaccines, once they receive their second dose, they are moved from the first dose column to the series completed column. **Because of this, the total first dose category may show a change from report to report not matching the total receiving their first dose from the previous day.** Persons receiving Johnson & Johnson vaccines will always be counted in the series completed column.

COVID-19 doses for vaccinated persons in Florida	
Doses administered	229,752
People receiving one dose of a 1-dose series (Johnson & Johnson) or receiving only one dose of a 2-dose series (Moderna, Pfizer) count once. Persons receiving both doses of a 2-dose series count twice.	

Current status of persons vaccinated for COVID-19 in Florida	
Total people vaccinated	143,980
First dose	52,531
Series completed	91,449
Completed 1-dose series	5,677
Completed 2-dose series	85,772
First dose: current number of people who have only received their first dose of the Moderna or Pfizer vaccine.	
Series complete: current number of people who have received both Moderna or Pfizer vaccine doses or one Johnson & Johnson dose and are considered fully immunized.	

Demographic summary	First dose	Series complete	Total people vaccinated
Age group	52,531	91,449	143,980
16-24 years	3,065	975	4,040
25-34 years	3,835	2,422	6,257
35-44 years	5,759	3,713	9,472
45-54 years	9,204	5,303	14,507
55-64 years	14,464	10,828	25,292
65-74 years	8,371	35,952	44,323
75-84 years	5,741	25,016	30,757
85+ years	2,092	7,240	9,332
Race	52,531	91,449	143,980
White	34,306	69,789	104,095
Black	3,081	4,063	7,144
American Indian/Alaskan	273	465	738
Other	5,422	7,609	13,031
Unknown	9,449	9,523	18,972
Other race includes Asian, native Hawaiian/Pacific Islander, or other.			
Ethnicity	52,531	91,449	143,980
Hispanic	5,555	4,090	9,645
Non-Hispanic	25,880	52,245	78,125
Unknown	21,096	35,114	56,210
Gender	52,531	91,449	143,980
Female	28,682	52,368	81,050
Male	23,653	39,039	62,692
Unknown	196	42	238



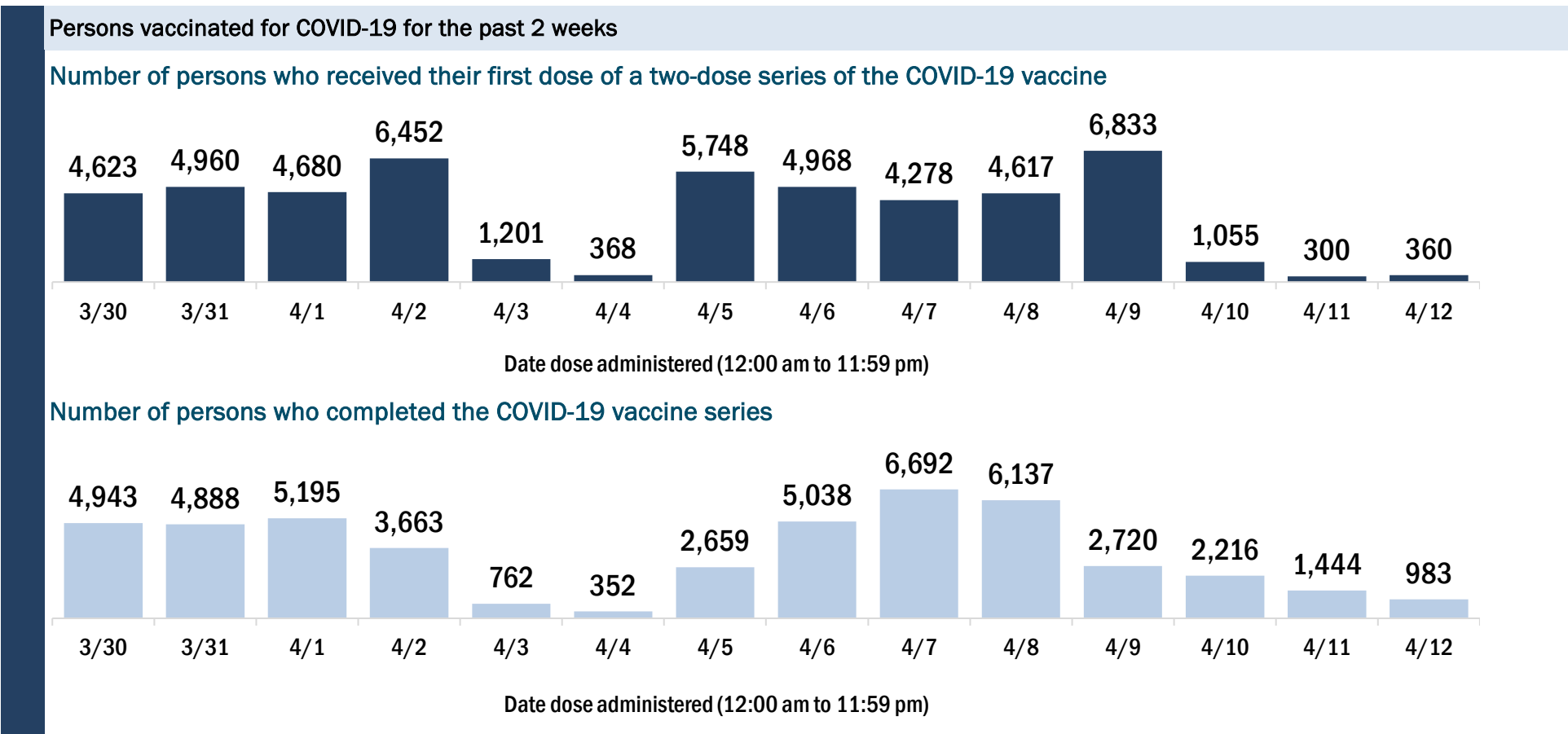
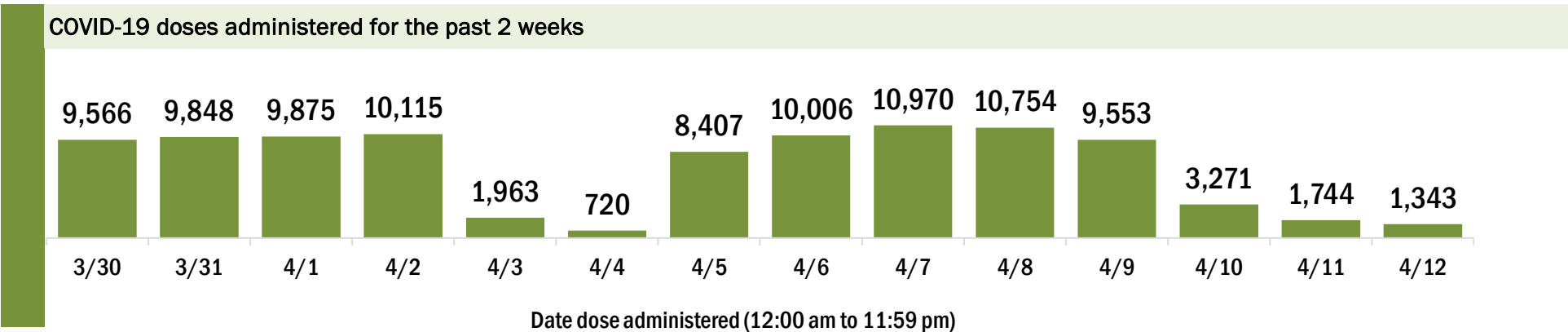
COVID-19: Lee County vaccine summary

Vaccination data through Apr 12, 2021 as of Apr 13, 2021 at 12:05 AM

Data in this report are provisional and subject to change.

Data in this summary pertain to COVID-19 vaccines approved by the U.S. Food and Drug Administration and have been issued an Emergency Use Authorization (Janssen COVID-19 Vaccine, Moderna COVID-19 Vaccine and Pfizer-BioNTech COVID-19 Vaccine). These data summarize the number of people who have received either their first dose or have completed the series for a COVID-19 vaccine. **A person can only be counted in one category, first dose or series complete.** For persons receiving Moderna or Pfizer vaccines, once they receive their second dose, they are moved from the first dose column to the series completed column. **Because of this, the total first dose category may show a change from report to report not matching the total receiving their first dose from the previous day.** Persons receiving Johnson & Johnson vaccines will always be counted in the series completed column.

COVID-19 doses for vaccinated persons in Florida		Demographic summary			
Doses administered	435,801	First dose	Series complete	Total people vaccinated	
People receiving one dose of a 1-dose series (Johnson & Johnson) or receiving only one dose of a 2-dose series (Moderna, Pfizer) count once. Persons receiving both doses of a 2-dose series count twice.		Age group	114,567	166,286	280,853
		16-24 years	3,962	1,441	5,403
		25-34 years	6,286	3,879	10,165
		35-44 years	9,954	5,290	15,244
		45-54 years	16,509	8,178	24,687
		55-64 years	34,189	17,996	52,185
		65-74 years	24,972	72,850	97,822
		75-84 years	14,296	44,733	59,029
		85+ years	4,399	11,919	16,318
		Race	114,567	166,286	280,853
		White	83,008	118,128	201,136
		Black	3,517	3,473	6,990
		American Indian/Alaskan	493	503	996
		Other	7,877	10,547	18,424
		Unknown	19,672	33,635	53,307
		Other race includes Asian, native Hawaiian/Pacific Islander, or other.			
		Ethnicity	114,567	166,286	280,853
		Hispanic	12,852	7,640	20,492
		Non-Hispanic	64,938	94,695	159,633
		Unknown	36,777	63,951	100,728
		Gender	114,567	166,286	280,853
		Female	62,340	93,487	155,827
		Male	51,923	72,494	124,417
		Unknown	304	305	609



COVID-19: Leon County vaccine summary

Vaccination data through Apr 12, 2021 as of Apr 13, 2021 at 12:05 AM

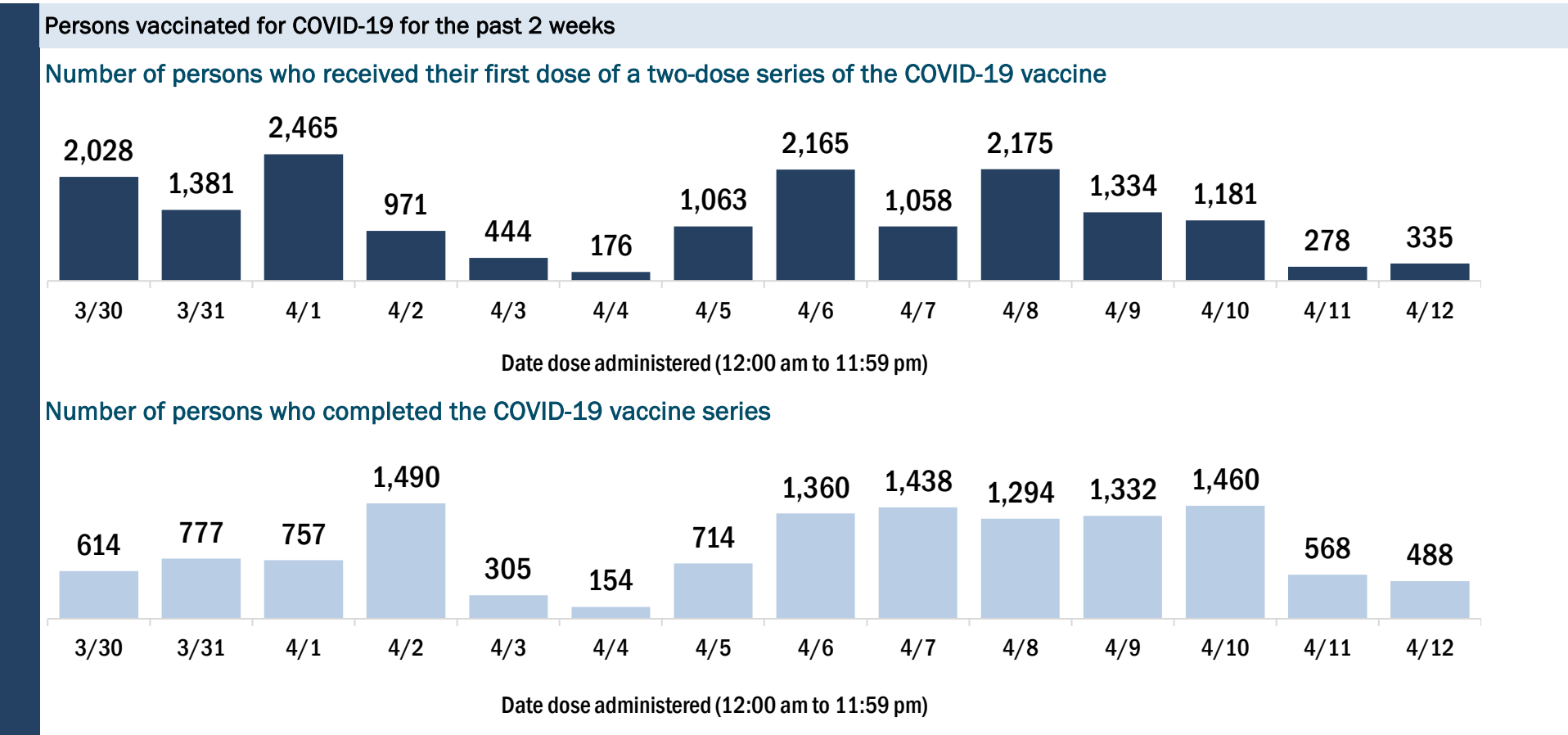
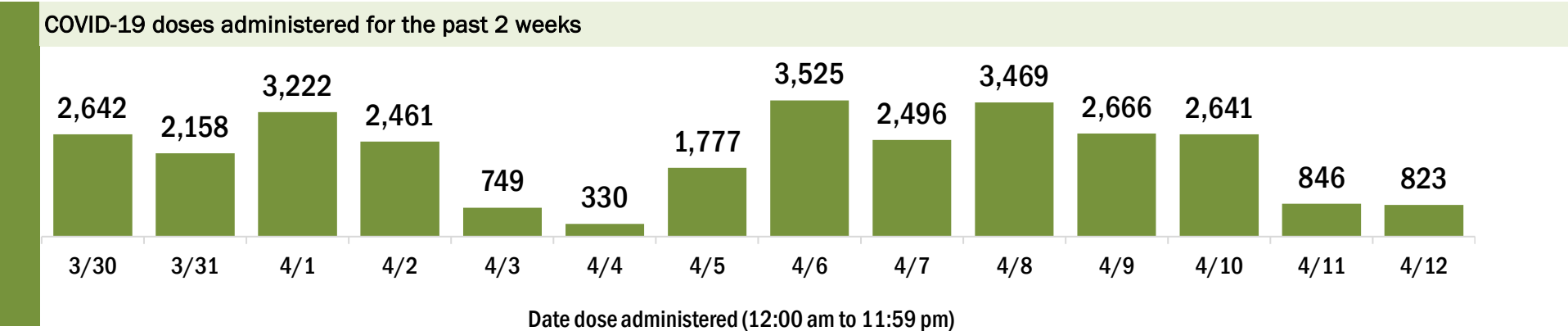
Data in this report are provisional and subject to change.

Data in this summary pertain to COVID-19 vaccines approved by the U.S. Food and Drug Administration and have been issued an Emergency Use Authorization (Janssen COVID-19 Vaccine, Moderna COVID-19 Vaccine and Pfizer-BioNTech COVID-19 Vaccine). These data summarize the number of people who have received either their first dose or have completed the series for a COVID-19 vaccine. **A person can only be counted in one category, first dose or series complete.** For persons receiving Moderna or Pfizer vaccines, once they receive their second dose, they are moved from the first dose column to the series completed column. **Because of this, the total first dose category may show a change from report to report not matching the total receiving their first dose from the previous day.** Persons receiving Johnson & Johnson vaccines will always be counted in the series completed column.

COVID-19 doses for vaccinated persons in Florida	
Doses administered	153,489
People receiving one dose of a 1-dose series (Johnson & Johnson) or receiving only one dose of a 2-dose series (Moderna, Pfizer) count once. Persons receiving both doses of a 2-dose series count twice.	

Current status of persons vaccinated for COVID-19 in Florida	
Total people vaccinated	97,574
First dose	37,435
Series completed	60,139
Completed 1-dose series	4,224
Completed 2-dose series	55,915
First dose: current number of people who have only received their first dose of the Moderna or Pfizer vaccine.	
Series complete: current number of people who have received both Moderna or Pfizer vaccine doses or one Johnson & Johnson dose and are considered fully immunized.	

Demographic summary	First dose	Series complete	Total people vaccinated
Age group	37,435	60,139	97,574
16-24 years	5,368	2,580	7,948
25-34 years	5,798	4,493	10,291
35-44 years	6,458	5,260	11,718
45-54 years	7,489	6,466	13,955
55-64 years	7,957	11,318	19,275
65-74 years	2,504	18,640	21,144
75-84 years	1,206	8,500	9,706
85+ years	655	2,882	3,537
Race	37,435	60,139	97,574
White	21,403	35,818	57,221
Black	5,040	8,504	13,544
American Indian/Alaskan	114	183	297
Other	5,648	10,800	16,448
Unknown	5,230	4,834	10,064
Other race includes Asian, native Hawaiian/Pacific Islander, or other.			
Ethnicity	37,435	60,139	97,574
Hispanic	2,119	2,343	4,462
Non-Hispanic	24,808	43,714	68,522
Unknown	10,508	14,082	24,590
Gender	37,435	60,139	97,574
Female	20,411	35,558	55,969
Male	16,983	24,545	41,528
Unknown	41	36	77



COVID-19: Levy County vaccine summary

Vaccination data through Apr 12, 2021 as of Apr 13, 2021 at 12:05 AM

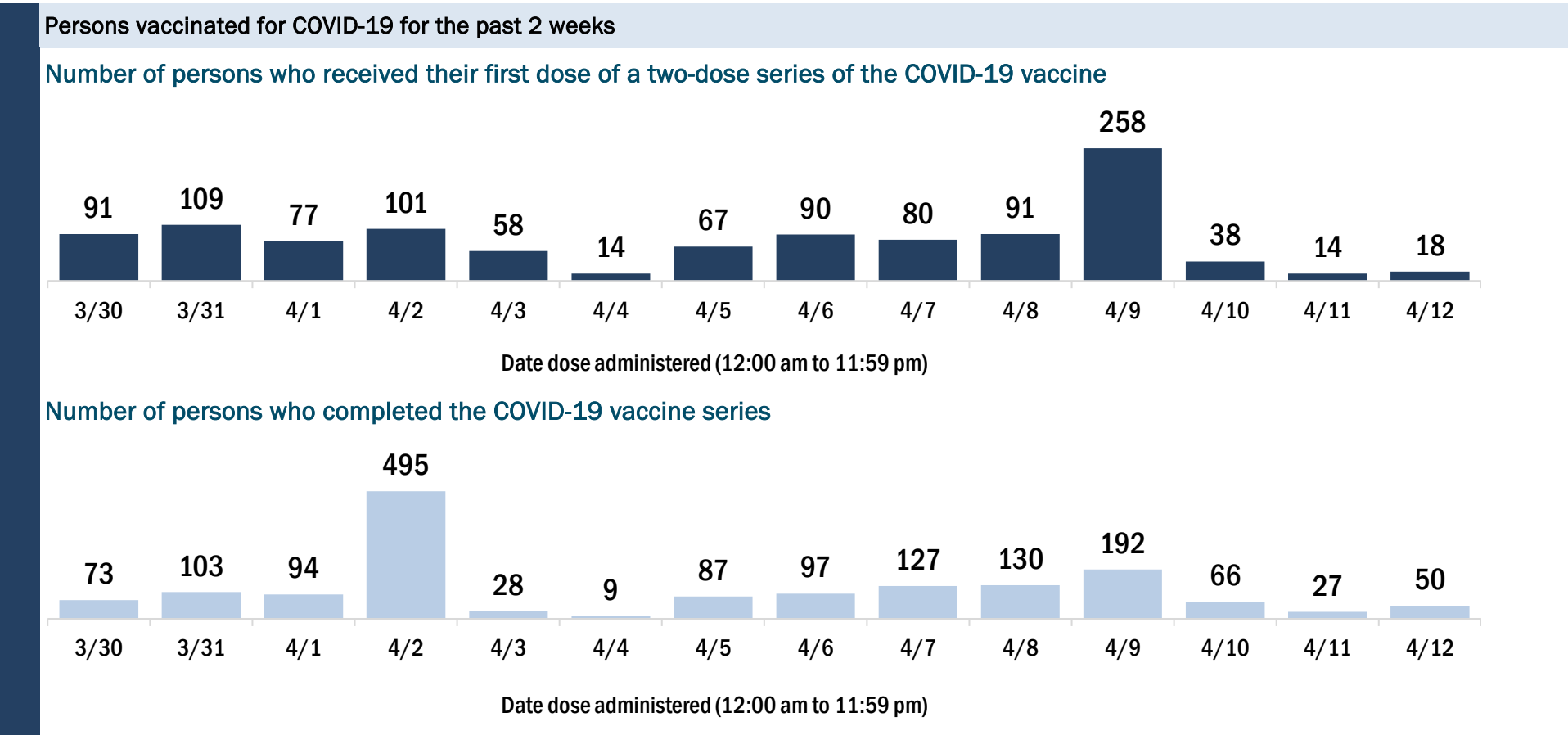
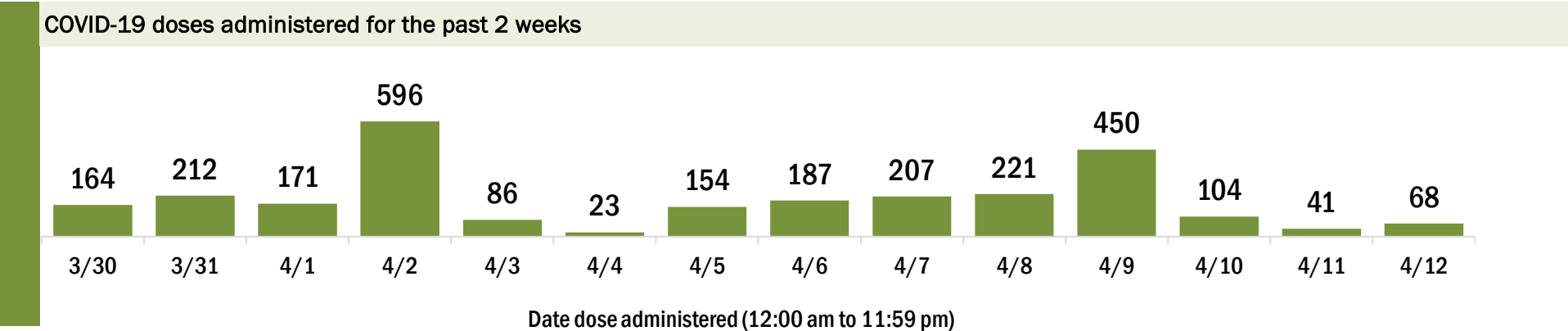
Data in this report are provisional and subject to change.

Data in this summary pertain to COVID-19 vaccines approved by the U.S. Food and Drug Administration and have been issued an Emergency Use Authorization (Janssen COVID-19 Vaccine, Moderna COVID-19 Vaccine and Pfizer-BioNTech COVID-19 Vaccine). These data summarize the number of people who have received either their first dose or have completed the series for a COVID-19 vaccine. **A person can only be counted in one category, first dose or series complete.** For persons receiving Moderna or Pfizer vaccines, once they receive their second dose, they are moved from the first dose column to the series completed column. **Because of this, the total first dose category may show a change from report to report not matching the total receiving their first dose from the previous day.** Persons receiving Johnson & Johnson vaccines will always be counted in the series completed column.

COVID-19 doses for vaccinated persons in Florida	
Doses administered	15,124
People receiving one dose of a 1-dose series (Johnson & Johnson) or receiving only one dose of a 2-dose series (Moderna, Pfizer) count once. Persons receiving both doses of a 2-dose series count twice.	

Current status of persons vaccinated for COVID-19 in Florida	
Total people vaccinated	9,692
First dose	3,281
Series completed	6,411
Completed 1-dose series	979
Completed 2-dose series	5,432
First dose: current number of people who have only received their first dose of the Moderna or Pfizer vaccine.	
Series complete: current number of people who have received both Moderna or Pfizer vaccine doses or one Johnson & Johnson dose and are considered fully immunized.	

Demographic summary	First dose	Series complete	Total people vaccinated
Age group	3,281	6,411	9,692
16-24 years	90	65	155
25-34 years	125	190	315
35-44 years	205	216	421
45-54 years	421	398	819
55-64 years	1,188	874	2,062
65-74 years	744	2,814	3,558
75-84 years	389	1,502	1,891
85+ years	119	352	471
Race	3,281	6,411	9,692
White	2,439	5,028	7,467
Black	265	376	641
American Indian/Alaskan	27	37	64
Other	230	356	586
Unknown	320	614	934
Other race includes Asian, native Hawaiian/Pacific Islander, or other.			
Ethnicity	3,281	6,411	9,692
Hispanic	203	183	386
Non-Hispanic	2,005	4,618	6,623
Unknown	1,073	1,610	2,683
Gender	3,281	6,411	9,692
Female	1,867	3,664	5,531
Male	1,412	2,747	4,159
Unknown	2	0	2



COVID-19: Liberty County vaccine summary

Vaccination data through Apr 12, 2021 as of Apr 13, 2021 at 12:05 AM

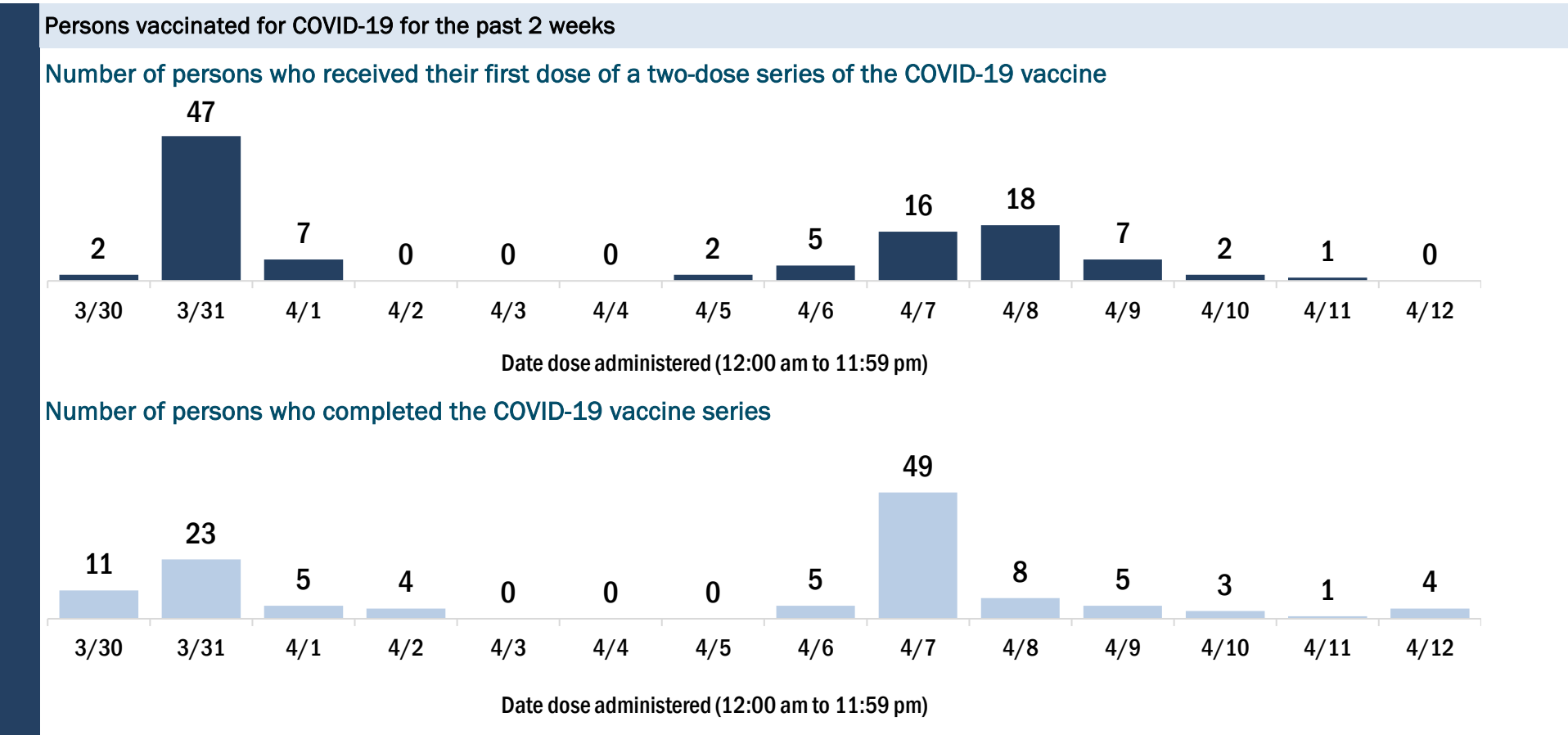
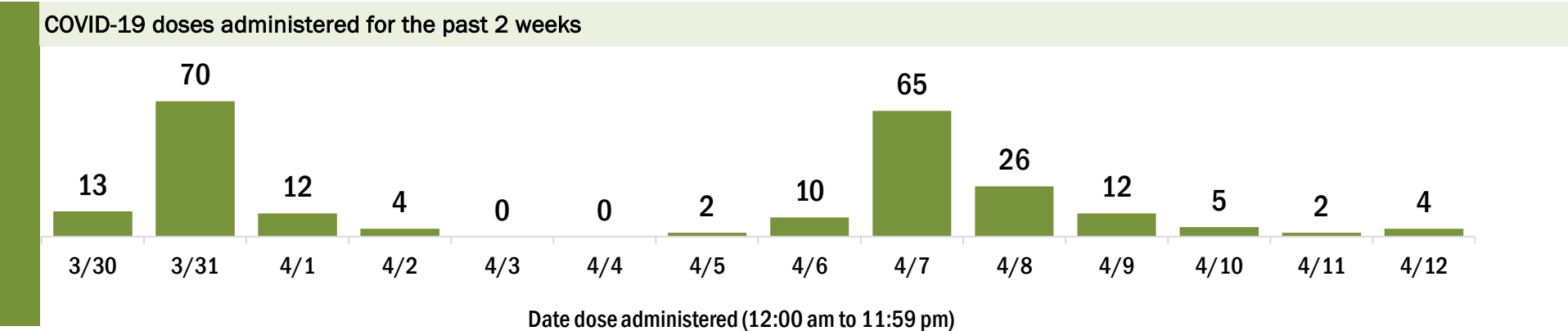
Data in this report are provisional and subject to change.

Data in this summary pertain to COVID-19 vaccines approved by the U.S. Food and Drug Administration and have been issued an Emergency Use Authorization (Janssen COVID-19 Vaccine, Moderna COVID-19 Vaccine and Pfizer-BioNTech COVID-19 Vaccine). These data summarize the number of people who have received either their first dose or have completed the series for a COVID-19 vaccine. **A person can only be counted in one category, first dose or series complete.** For persons receiving Moderna or Pfizer vaccines, once they receive their second dose, they are moved from the first dose column to the series completed column. **Because of this, the total first dose category may show a change from report to report not matching the total receiving their first dose from the previous day.** Persons receiving Johnson & Johnson vaccines will always be counted in the series completed column.

COVID-19 doses for vaccinated persons in Florida	
Doses administered	2,423
People receiving one dose of a 1-dose series (Johnson & Johnson) or receiving only one dose of a 2-dose series (Moderna, Pfizer) count once. Persons receiving both doses of a 2-dose series count twice.	

Current status of persons vaccinated for COVID-19 in Florida	
Total people vaccinated	1,410
First dose	329
Series completed	1,081
Completed 1-dose series	68
Completed 2-dose series	1,013
First dose: current number of people who have only received their first dose of the Moderna or Pfizer vaccine.	
Series complete: current number of people who have received both Moderna or Pfizer vaccine doses or one Johnson & Johnson dose and are considered fully immunized.	

Demographic summary	First dose	Series complete	Total people vaccinated
Age group	329	1,081	1,410
16-24 years	15	13	28
25-34 years	21	29	50
35-44 years	35	65	100
45-54 years	67	72	139
55-64 years	107	236	343
65-74 years	48	400	448
75-84 years	27	212	239
85+ years	9	54	63
Race	329	1,081	1,410
White	215	788	1,003
Black	49	91	140
American Indian/Alaskan	5	7	12
Other	25	94	119
Unknown	35	101	136
Other race includes Asian, native Hawaiian/Pacific Islander, or other.			
Ethnicity	329	1,081	1,410
Hispanic	4	15	19
Non-Hispanic	155	605	760
Unknown	170	461	631
Gender	329	1,081	1,410
Female	187	580	767
Male	142	501	643
Unknown	0	0	0



COVID-19: Madison County vaccine summary

Vaccination data through Apr 12, 2021 as of Apr 13, 2021 at 12:05 AM

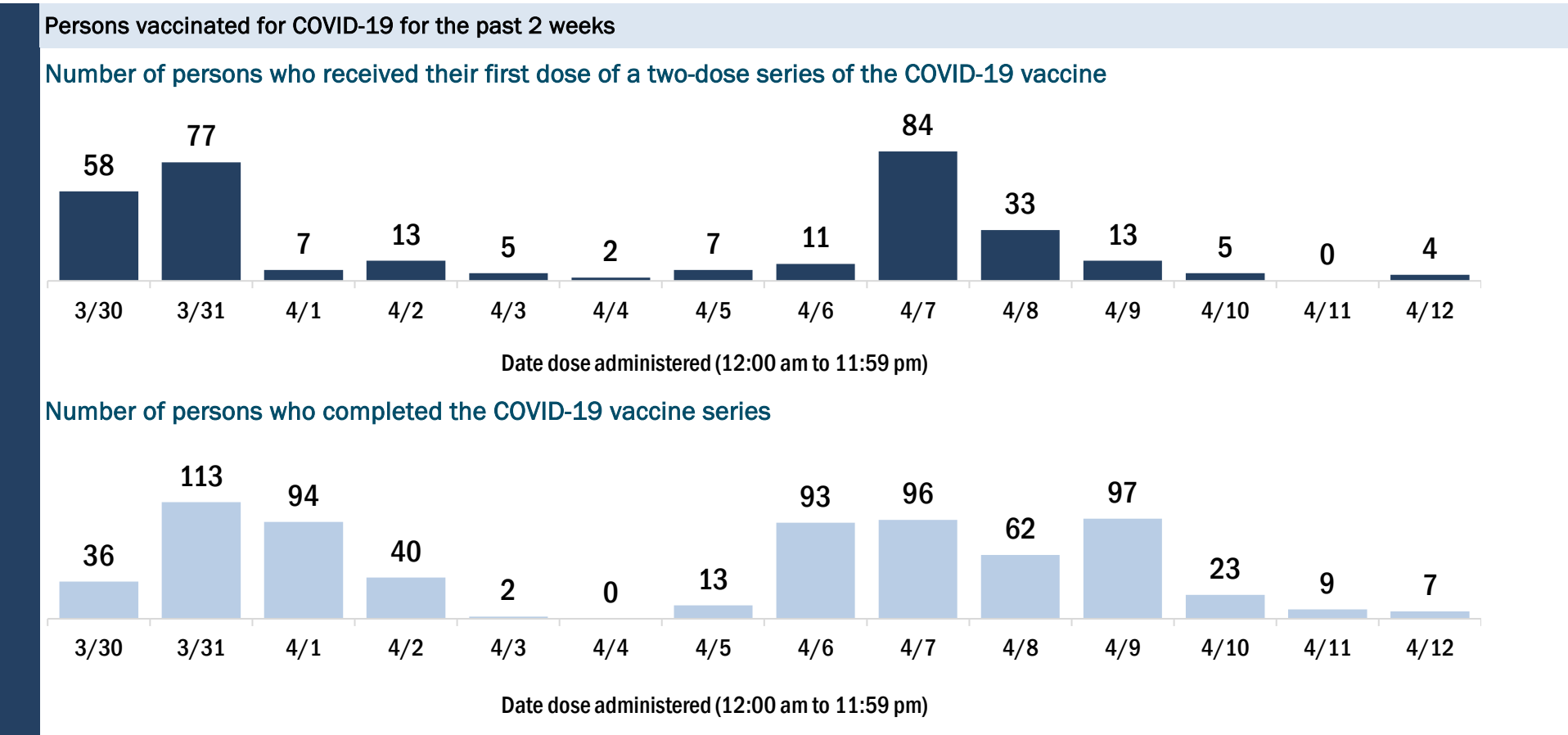
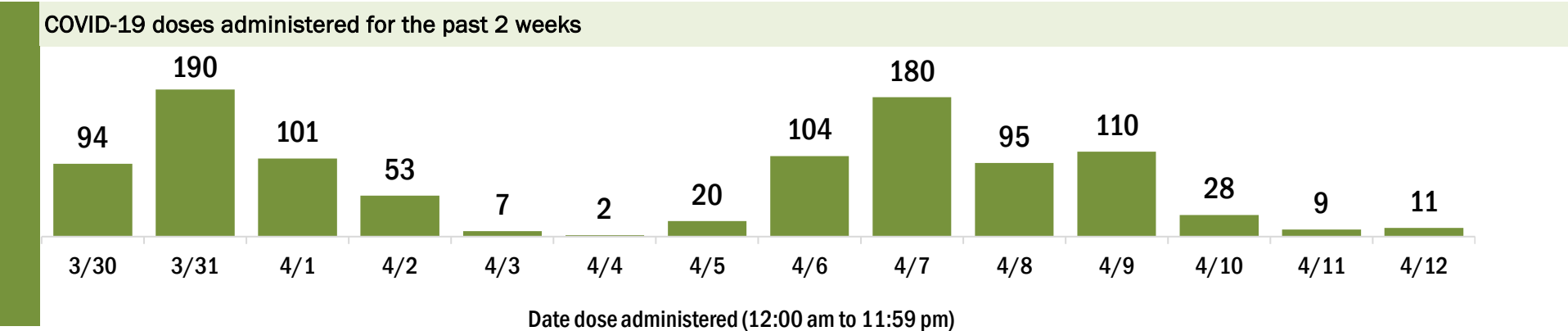
Data in this report are provisional and subject to change.

Data in this summary pertain to COVID-19 vaccines approved by the U.S. Food and Drug Administration and have been issued an Emergency Use Authorization (Janssen COVID-19 Vaccine, Moderna COVID-19 Vaccine and Pfizer-BioNTech COVID-19 Vaccine). These data summarize the number of people who have received either their first dose or have completed the series for a COVID-19 vaccine. **A person can only be counted in one category, first dose or series complete.** For persons receiving Moderna or Pfizer vaccines, once they receive their second dose, they are moved from the first dose column to the series completed column. **Because of this, the total first dose category may show a change from report to report not matching the total receiving their first dose from the previous day.** Persons receiving Johnson & Johnson vaccines will always be counted in the series completed column.

COVID-19 doses for vaccinated persons in Florida	
Doses administered	7,592
People receiving one dose of a 1-dose series (Johnson & Johnson) or receiving only one dose of a 2-dose series (Moderna, Pfizer) count once. Persons receiving both doses of a 2-dose series count twice.	

Current status of persons vaccinated for COVID-19 in Florida	
Total people vaccinated	4,566
First dose	1,171
Series completed	3,395
Completed 1-dose series	369
Completed 2-dose series	3,026
First dose: current number of people who have only received their first dose of the Moderna or Pfizer vaccine.	
Series complete: current number of people who have received both Moderna or Pfizer vaccine doses or one Johnson & Johnson dose and are considered fully immunized.	

Demographic summary	First dose	Series complete	Total people vaccinated
Age group	1,171	3,395	4,566
16-24 years	39	32	71
25-34 years	63	94	157
35-44 years	105	163	268
45-54 years	250	259	509
55-64 years	435	571	1,006
65-74 years	179	1,330	1,509
75-84 years	74	741	815
85+ years	26	205	231
Race	1,171	3,395	4,566
White	579	1,810	2,389
Black	353	874	1,227
American Indian/Alaskan	0	7	7
Other	95	292	387
Unknown	144	412	556
Other race includes Asian, native Hawaiian/Pacific Islander, or other.			
Ethnicity	1,171	3,395	4,566
Hispanic	25	53	78
Non-Hispanic	611	1,322	1,933
Unknown	535	2,020	2,555
Gender	1,171	3,395	4,566
Female	663	1,923	2,586
Male	508	1,472	1,980
Unknown	0	0	0



COVID-19: Manatee County vaccine summary

Vaccination data through Apr 12, 2021 as of Apr 13, 2021 at 12:05 AM

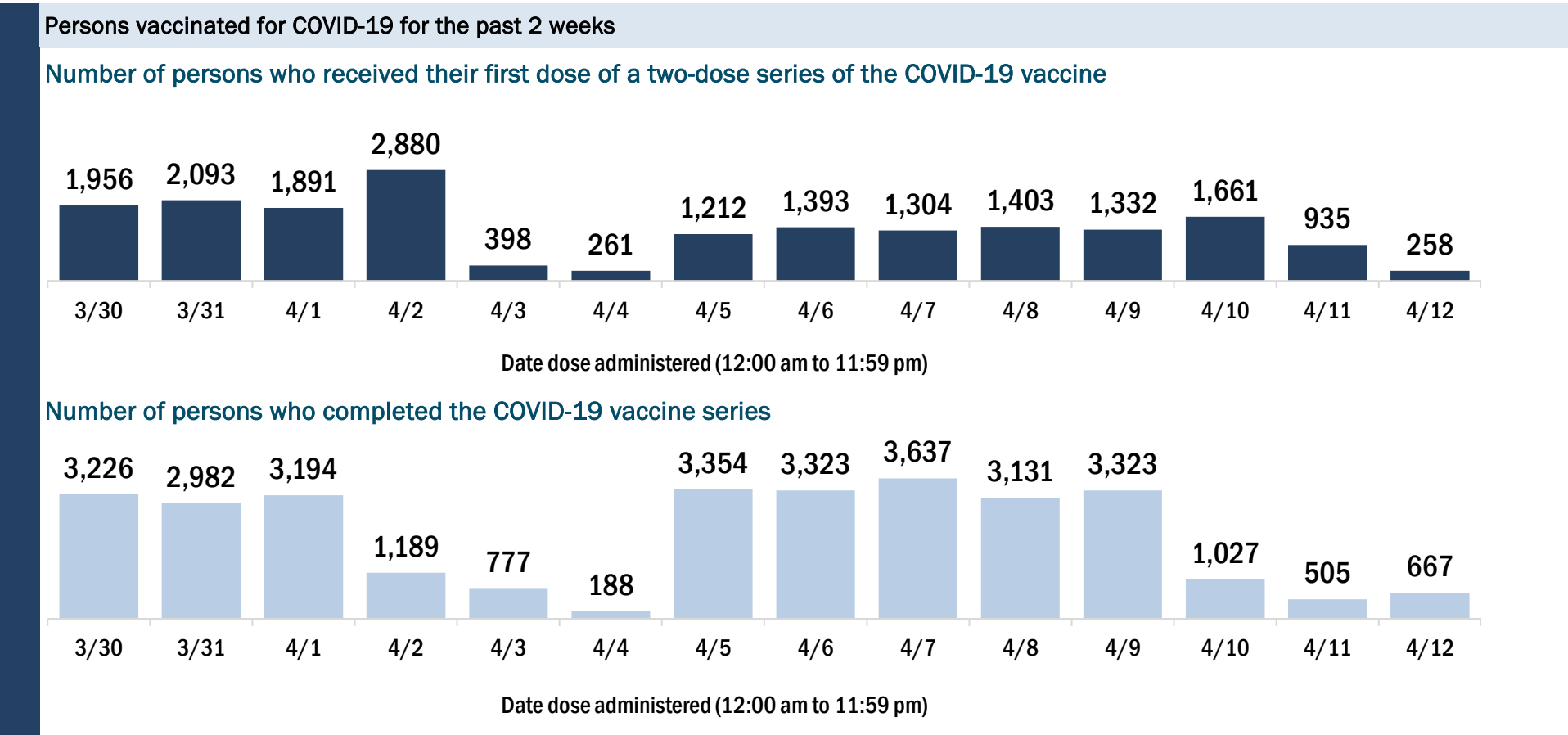
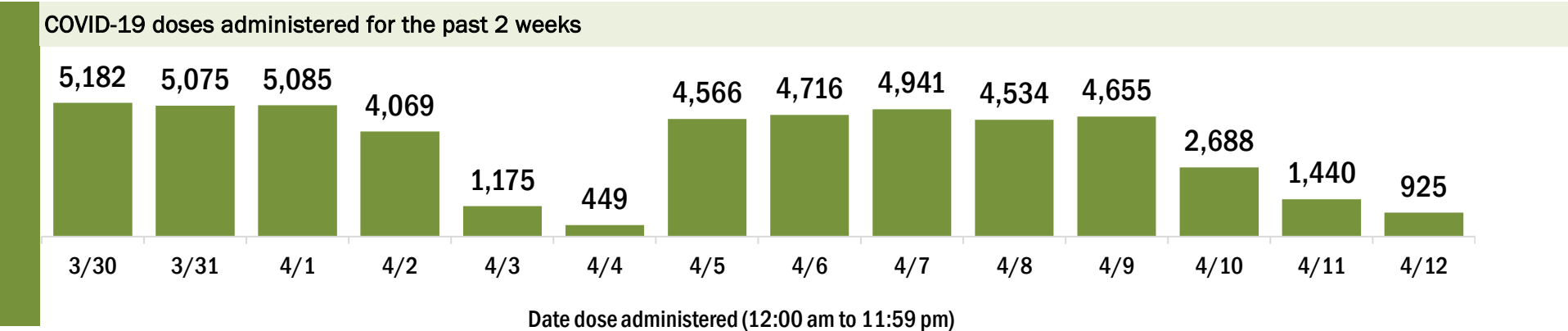
Data in this report are provisional and subject to change.

Data in this summary pertain to COVID-19 vaccines approved by the U.S. Food and Drug Administration and have been issued an Emergency Use Authorization (Janssen COVID-19 Vaccine, Moderna COVID-19 Vaccine and Pfizer-BioNTech COVID-19 Vaccine). These data summarize the number of people who have received either their first dose or have completed the series for a COVID-19 vaccine. **A person can only be counted in one category, first dose or series complete.** For persons receiving Moderna or Pfizer vaccines, once they receive their second dose, they are moved from the first dose column to the series completed column. **Because of this, the total first dose category may show a change from report to report not matching the total receiving their first dose from the previous day.** Persons receiving Johnson & Johnson vaccines will always be counted in the series completed column.

COVID-19 doses for vaccinated persons in Florida	
Doses administered	230,890
People receiving one dose of a 1-dose series (Johnson & Johnson) or receiving only one dose of a 2-dose series (Moderna, Pfizer) count once. Persons receiving both doses of a 2-dose series count twice.	

Current status of persons vaccinated for COVID-19 in Florida	
Total people vaccinated	148,396
First dose	60,705
Series completed	87,691
Completed 1-dose series	5,197
Completed 2-dose series	82,494
First dose: current number of people who have only received their first dose of the Moderna or Pfizer vaccine.	
Series complete: current number of people who have received both Moderna or Pfizer vaccine doses or one Johnson & Johnson dose and are considered fully immunized.	

Demographic summary	First dose	Series complete	Total people vaccinated
Age group	60,705	87,691	148,396
16-24 years	2,287	1,026	3,313
25-34 years	3,146	2,769	5,915
35-44 years	5,294	3,494	8,788
45-54 years	10,337	4,801	15,138
55-64 years	19,716	9,691	29,407
65-74 years	10,934	37,580	48,514
75-84 years	6,596	21,681	28,277
85+ years	2,395	6,649	9,044
Race	60,705	87,691	148,396
White	44,301	68,492	112,793
Black	2,184	2,370	4,554
American Indian/Alaskan	285	330	615
Other	4,495	6,302	10,797
Unknown	9,440	10,197	19,637
Other race includes Asian, native Hawaiian/Pacific Islander, or other.			
Ethnicity	60,705	87,691	148,396
Hispanic	4,352	2,892	7,244
Non-Hispanic	34,802	54,170	88,972
Unknown	21,551	30,629	52,180
Gender	60,705	87,691	148,396
Female	33,016	49,712	82,728
Male	27,524	37,936	65,460
Unknown	165	43	208



COVID-19: Marion County vaccine summary

Vaccination data through Apr 12, 2021 as of Apr 13, 2021 at 12:05 AM

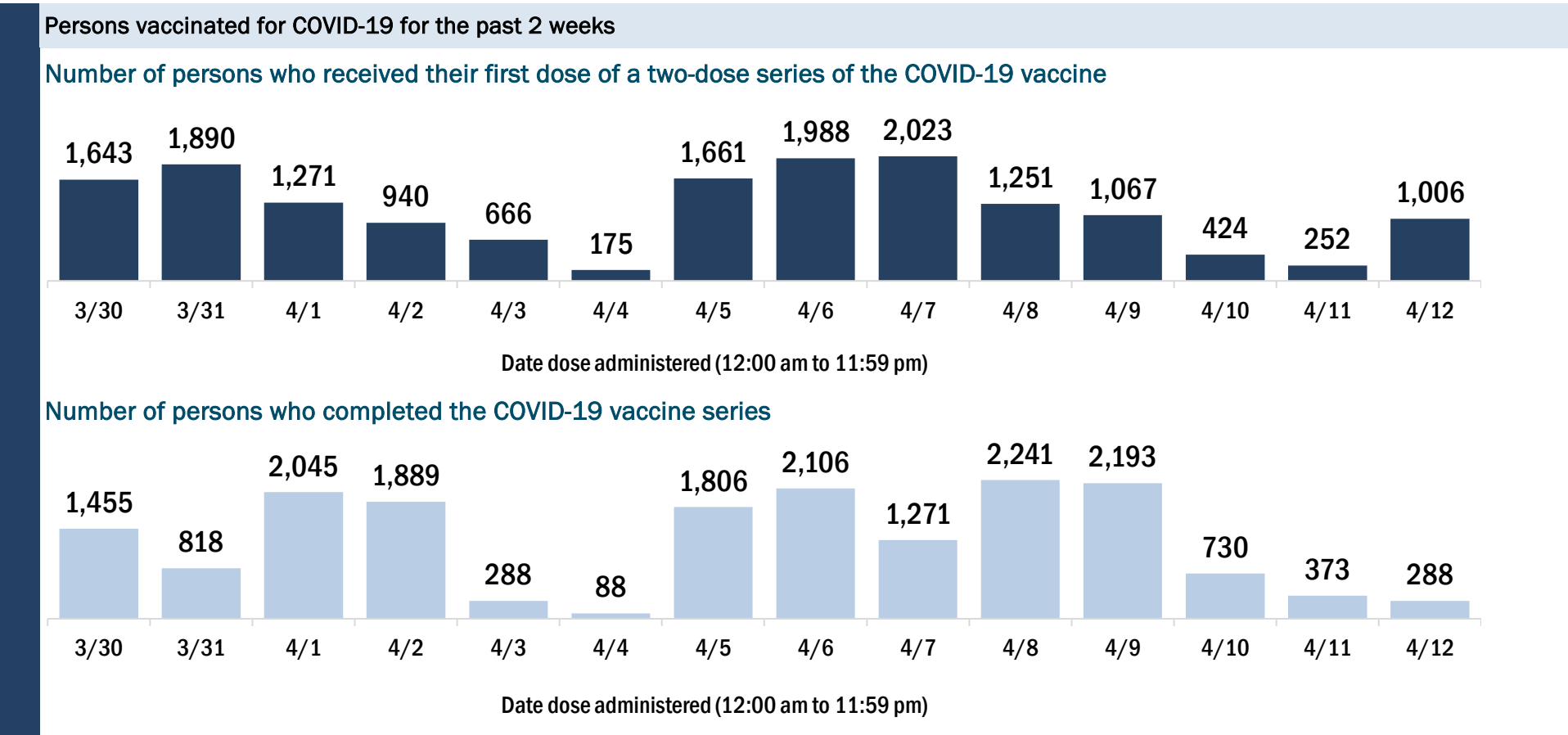
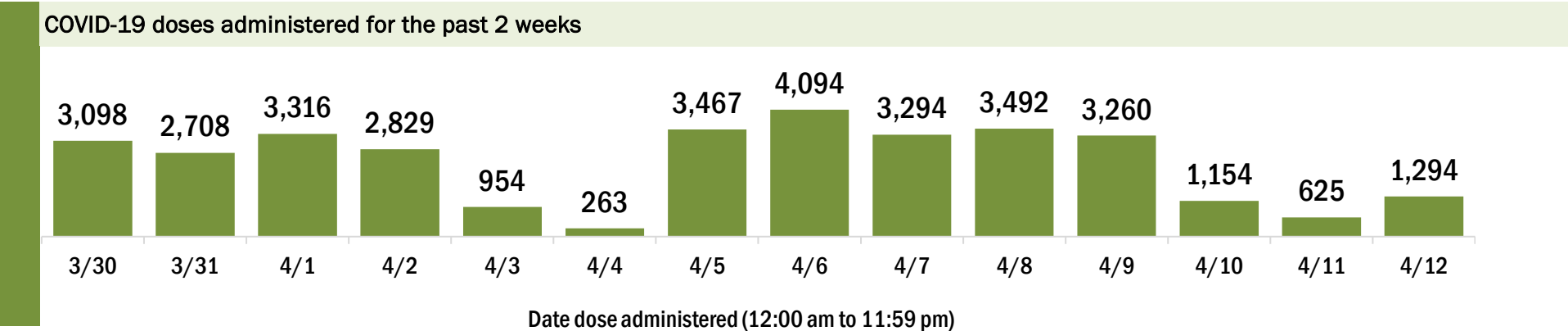
Data in this report are provisional and subject to change.

Data in this summary pertain to COVID-19 vaccines approved by the U.S. Food and Drug Administration and have been issued an Emergency Use Authorization (Janssen COVID-19 Vaccine, Moderna COVID-19 Vaccine and Pfizer-BioNTech COVID-19 Vaccine). These data summarize the number of people who have received either their first dose or have completed the series for a COVID-19 vaccine. **A person can only be counted in one category, first dose or series complete.** For persons receiving Moderna or Pfizer vaccines, once they receive their second dose, they are moved from the first dose column to the series completed column. **Because of this, the total first dose category may show a change from report to report not matching the total receiving their first dose from the previous day.** Persons receiving Johnson & Johnson vaccines will always be counted in the series completed column.

COVID-19 doses for vaccinated persons in Florida	
Doses administered	188,842
People receiving one dose of a 1-dose series (Johnson & Johnson) or receiving only one dose of a 2-dose series (Moderna, Pfizer) count once. Persons receiving both doses of a 2-dose series count twice.	

Current status of persons vaccinated for COVID-19 in Florida	
Total people vaccinated	116,074
First dose	39,318
Series completed	76,756
Completed 1-dose series	3,988
Completed 2-dose series	72,768
First dose: current number of people who have only received their first dose of the Moderna or Pfizer vaccine.	
Series complete: current number of people who have received both Moderna or Pfizer vaccine doses or one Johnson & Johnson dose and are considered fully immunized.	

Demographic summary	First dose	Series complete	Total people vaccinated
Age group	39,318	76,756	116,074
16-24 years	1,983	816	2,799
25-34 years	2,553	1,911	4,464
35-44 years	3,812	2,654	6,466
45-54 years	6,297	4,185	10,482
55-64 years	12,069	8,843	20,912
65-74 years	6,684	31,073	37,757
75-84 years	4,282	21,257	25,539
85+ years	1,638	6,017	7,655
Race	39,318	76,756	116,074
White	25,941	54,728	80,669
Black	3,028	4,448	7,476
American Indian/Alaskan	139	287	426
Other	3,973	6,797	10,770
Unknown	6,237	10,496	16,733
Other race includes Asian, native Hawaiian/Pacific Islander, or other.			
Ethnicity	39,318	76,756	116,074
Hispanic	4,808	3,875	8,683
Non-Hispanic	22,294	48,921	71,215
Unknown	12,216	23,960	36,176
Gender	39,318	76,756	116,074
Female	22,186	44,397	66,583
Male	17,093	32,321	49,414
Unknown	39	38	77



COVID-19: Martin County vaccine summary

Vaccination data through Apr 12, 2021 as of Apr 13, 2021 at 12:05 AM

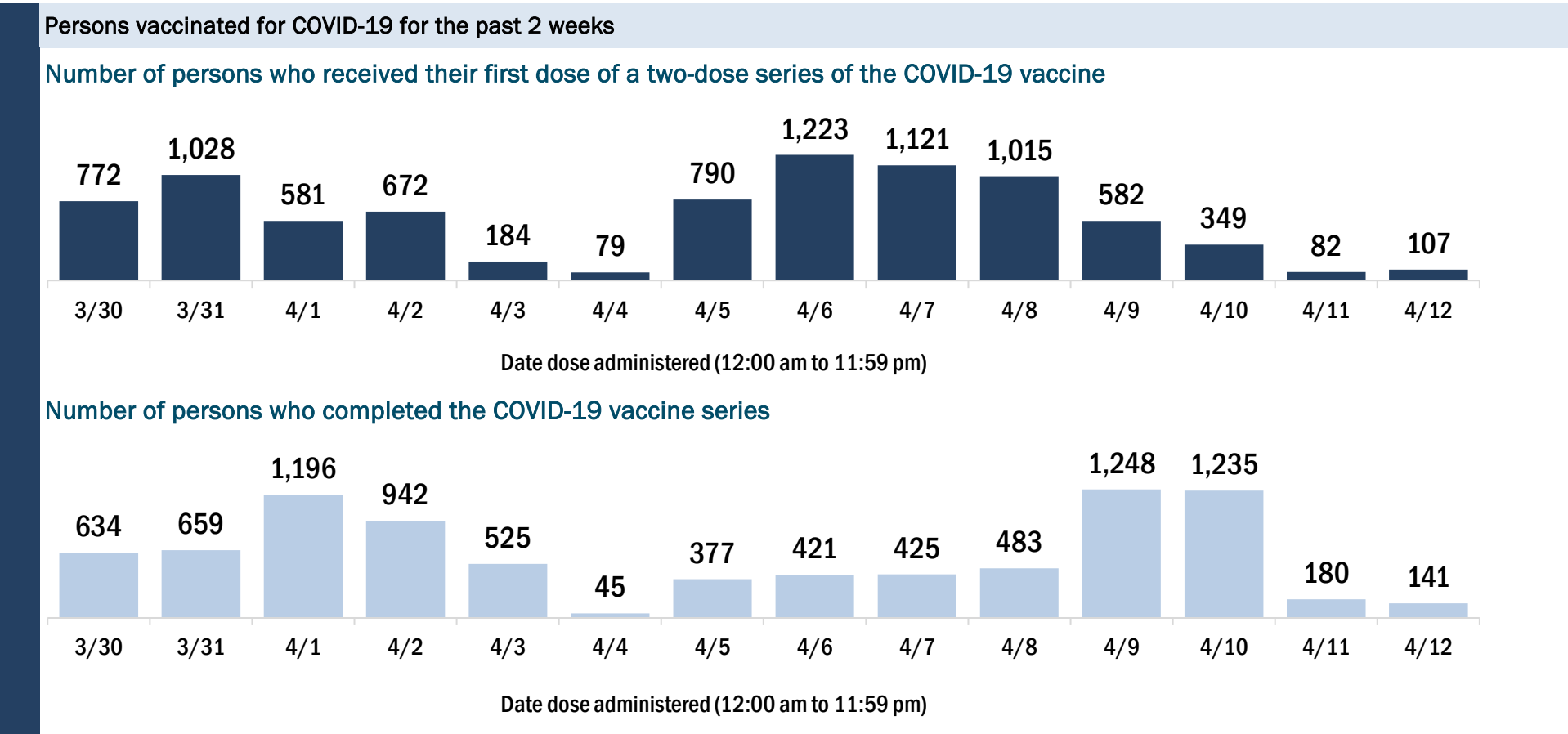
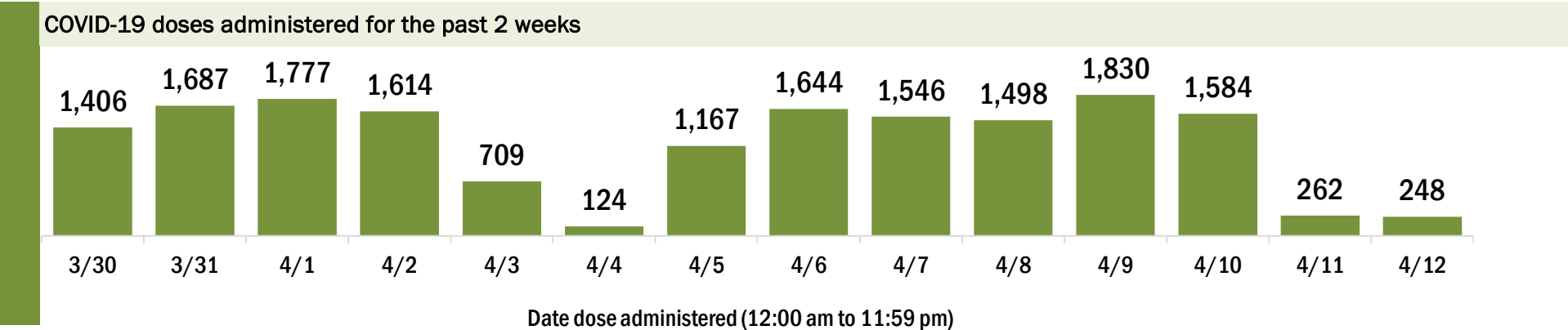
Data in this report are provisional and subject to change.

Data in this summary pertain to COVID-19 vaccines approved by the U.S. Food and Drug Administration and have been issued an Emergency Use Authorization (Janssen COVID-19 Vaccine, Moderna COVID-19 Vaccine and Pfizer-BioNTech COVID-19 Vaccine). These data summarize the number of people who have received either their first dose or have completed the series for a COVID-19 vaccine. **A person can only be counted in one category, first dose or series complete.** For persons receiving Moderna or Pfizer vaccines, once they receive their second dose, they are moved from the first dose column to the series completed column. **Because of this, the total first dose category may show a change from report to report not matching the total receiving their first dose from the previous day.** Persons receiving Johnson & Johnson vaccines will always be counted in the series completed column.

COVID-19 doses for vaccinated persons in Florida	
Doses administered	105,106
People receiving one dose of a 1-dose series (Johnson & Johnson) or receiving only one dose of a 2-dose series (Moderna, Pfizer) count once. Persons receiving both doses of a 2-dose series count twice.	

Current status of persons vaccinated for COVID-19 in Florida	
Total people vaccinated	64,612
First dose	21,454
Series completed	43,158
Completed 1-dose series	2,664
Completed 2-dose series	40,494
First dose: current number of people who have only received their first dose of the Moderna or Pfizer vaccine.	
Series complete: current number of people who have received both Moderna or Pfizer vaccine doses or one Johnson & Johnson dose and are considered fully immunized.	

Demographic summary	First dose	Series complete	Total people vaccinated
Age group	21,454	43,158	64,612
16-24 years	810	353	1,163
25-34 years	1,039	799	1,838
35-44 years	1,802	1,332	3,134
45-54 years	3,270	2,120	5,390
55-64 years	7,654	4,697	12,351
65-74 years	3,598	17,237	20,835
75-84 years	2,324	12,199	14,523
85+ years	957	4,421	5,378
Race	21,454	43,158	64,612
White	15,034	29,002	44,036
Black	368	885	1,253
American Indian/Alaskan	72	69	141
Other	1,344	3,163	4,507
Unknown	4,636	10,039	14,675
Other race includes Asian, native Hawaiian/Pacific Islander, or other.			
Ethnicity	21,454	43,158	64,612
Hispanic	1,148	1,162	2,310
Non-Hispanic	11,239	16,813	28,052
Unknown	9,067	25,183	34,250
Gender	21,454	43,158	64,612
Female	11,722	24,669	36,391
Male	9,714	18,471	28,185
Unknown	18	18	36



COVID-19: Monroe County vaccine summary

Vaccination data through Apr 12, 2021 as of Apr 13, 2021 at 12:05 AM

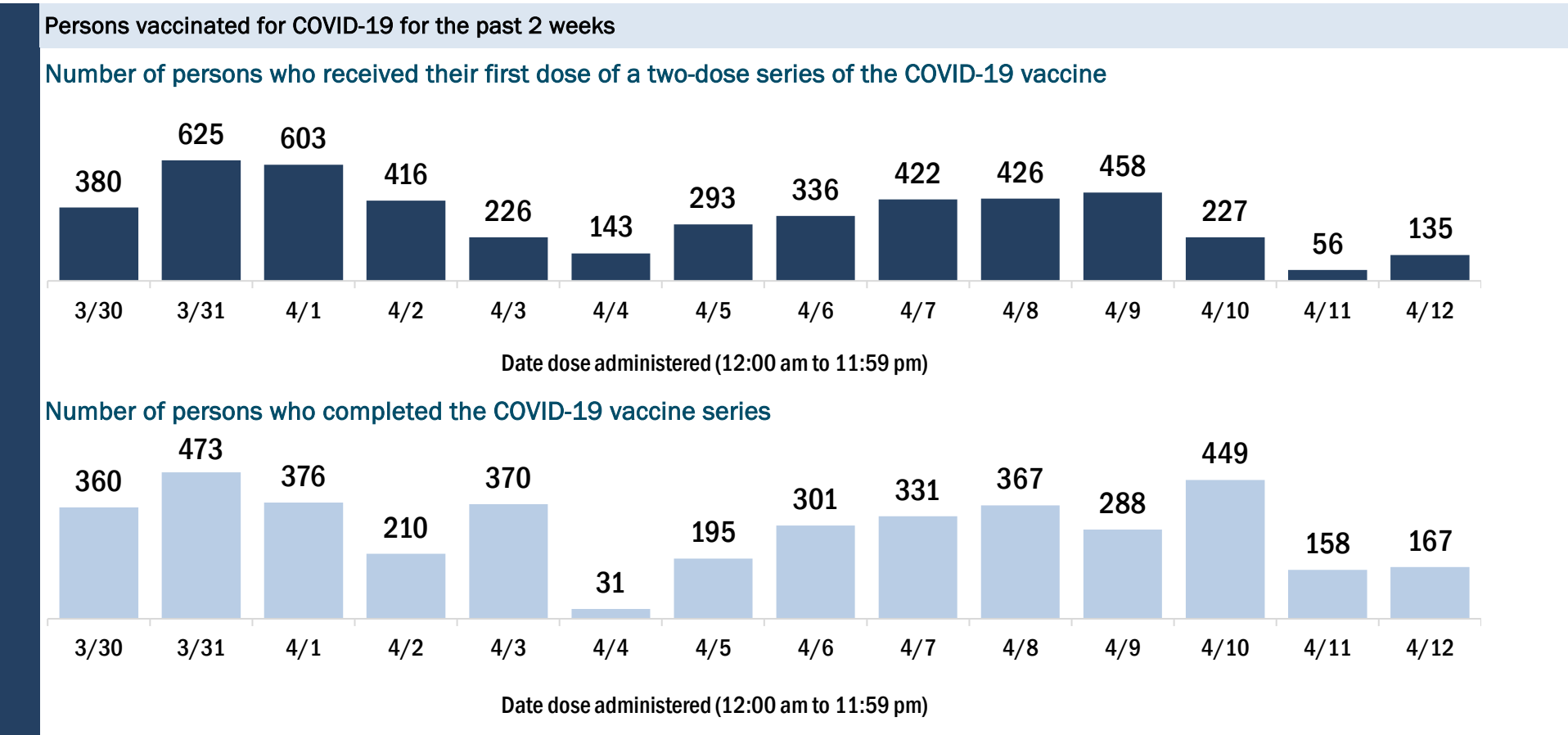
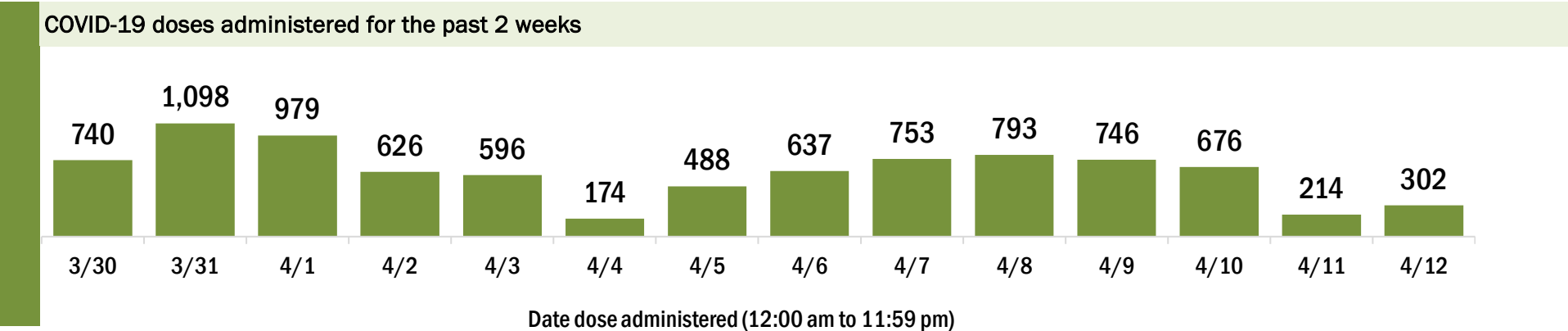
Data in this report are provisional and subject to change.

Data in this summary pertain to COVID-19 vaccines approved by the U.S. Food and Drug Administration and have been issued an Emergency Use Authorization (Janssen COVID-19 Vaccine, Moderna COVID-19 Vaccine and Pfizer-BioNTech COVID-19 Vaccine). These data summarize the number of people who have received either their first dose or have completed the series for a COVID-19 vaccine. **A person can only be counted in one category, first dose or series complete.** For persons receiving Moderna or Pfizer vaccines, once they receive their second dose, they are moved from the first dose column to the series completed column. **Because of this, the total first dose category may show a change from report to report not matching the total receiving their first dose from the previous day.** Persons receiving Johnson & Johnson vaccines will always be counted in the series completed column.

COVID-19 doses for vaccinated persons in Florida	
Doses administered	44,789
People receiving one dose of a 1-dose series (Johnson & Johnson) or receiving only one dose of a 2-dose series (Moderna, Pfizer) count once. Persons receiving both doses of a 2-dose series count twice.	

Current status of persons vaccinated for COVID-19 in Florida	
Total people vaccinated	29,169
First dose	11,757
Series completed	17,412
Completed 1-dose series	1,792
Completed 2-dose series	15,620
First dose: current number of people who have only received their first dose of the Moderna or Pfizer vaccine.	
Series complete: current number of people who have received both Moderna or Pfizer vaccine doses or one Johnson & Johnson dose and are considered fully immunized.	

Demographic summary	First dose	Series complete	Total people vaccinated
Age group	11,757	17,412	29,169
16-24 years	332	176	508
25-34 years	680	457	1,137
35-44 years	1,200	773	1,973
45-54 years	2,159	1,304	3,463
55-64 years	4,006	2,879	6,885
65-74 years	2,311	7,551	9,862
75-84 years	863	3,432	4,295
85+ years	206	840	1,046
Race	11,757	17,412	29,169
White	8,048	13,016	21,064
Black	257	336	593
American Indian/Alaskan	38	62	100
Other	580	898	1,478
Unknown	2,834	3,100	5,934
Other race includes Asian, native Hawaiian/Pacific Islander, or other.			
Ethnicity	11,757	17,412	29,169
Hispanic	1,344	1,405	2,749
Non-Hispanic	5,712	10,302	16,014
Unknown	4,701	5,705	10,406
Gender	11,757	17,412	29,169
Female	6,085	9,114	15,199
Male	5,661	8,297	13,958
Unknown	11	1	12



COVID-19: Nassau County vaccine summary

Vaccination data through Apr 12, 2021 as of Apr 13, 2021 at 12:05 AM

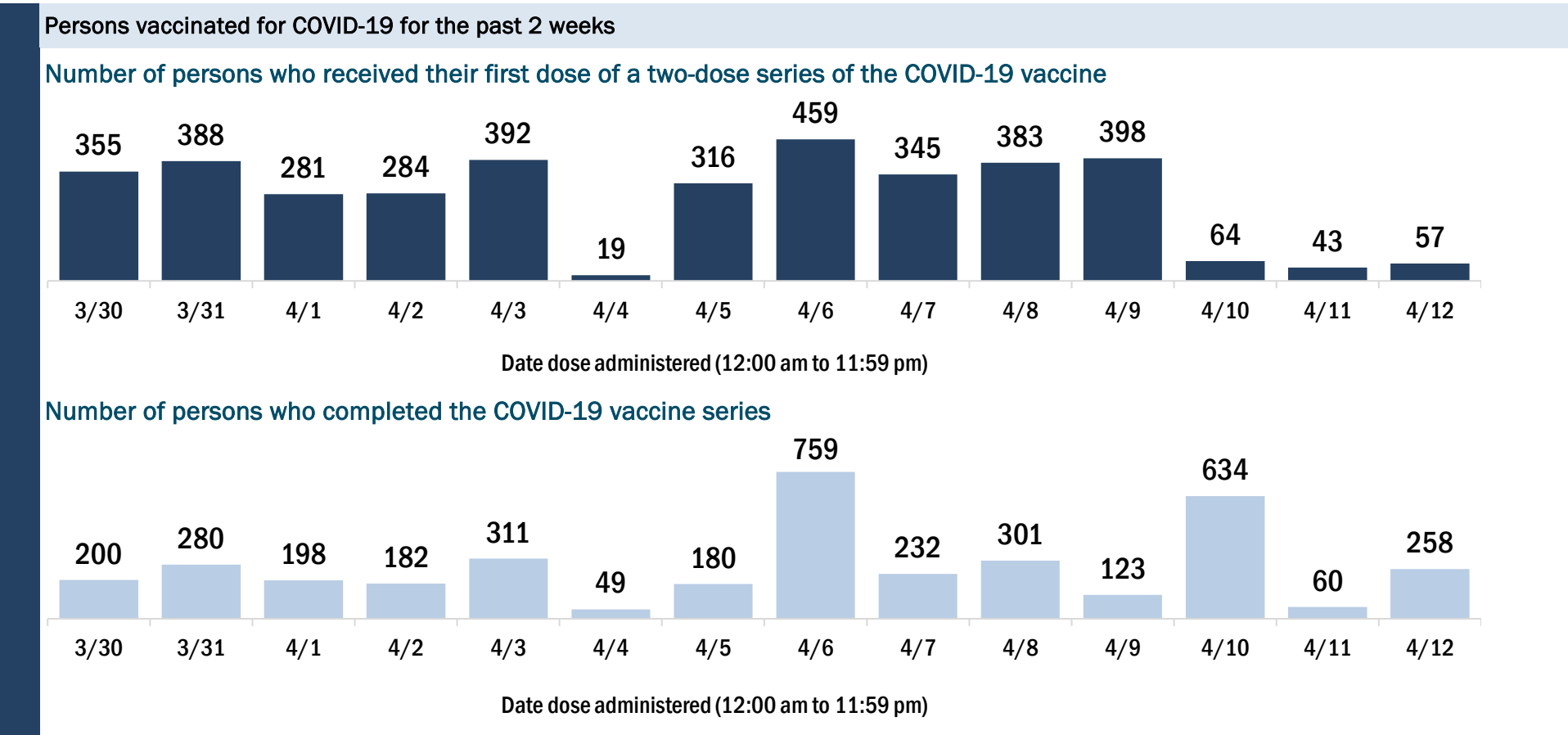
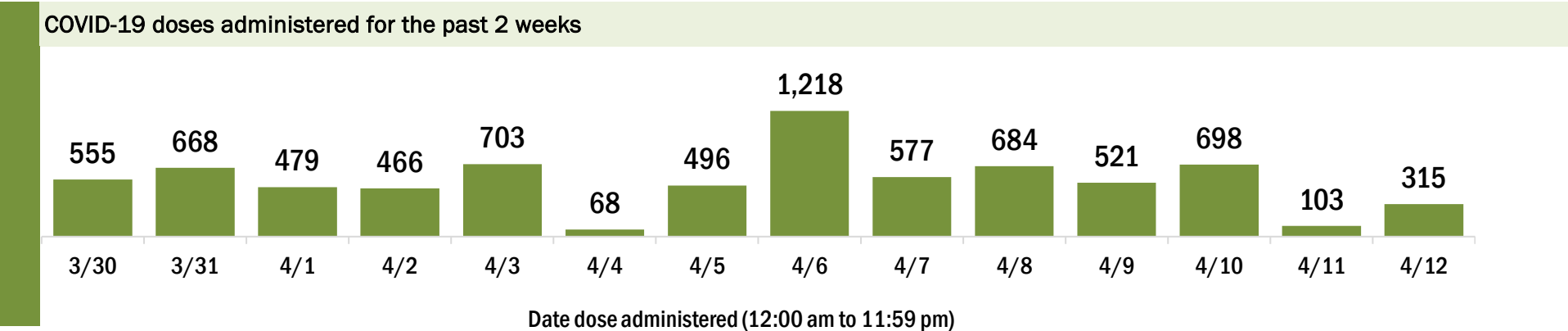
Data in this report are provisional and subject to change.

Data in this summary pertain to COVID-19 vaccines approved by the U.S. Food and Drug Administration and have been issued an Emergency Use Authorization (Janssen COVID-19 Vaccine, Moderna COVID-19 Vaccine and Pfizer-BioNTech COVID-19 Vaccine). These data summarize the number of people who have received either their first dose or have completed the series for a COVID-19 vaccine. **A person can only be counted in one category, first dose or series complete.** For persons receiving Moderna or Pfizer vaccines, once they receive their second dose, they are moved from the first dose column to the series completed column. **Because of this, the total first dose category may show a change from report to report not matching the total receiving their first dose from the previous day.** Persons receiving Johnson & Johnson vaccines will always be counted in the series completed column.

COVID-19 doses for vaccinated persons in Florida	
Doses administered	51,224
People receiving one dose of a 1-dose series (Johnson & Johnson) or receiving only one dose of a 2-dose series (Moderna, Pfizer) count once. Persons receiving both doses of a 2-dose series count twice.	

Current status of persons vaccinated for COVID-19 in Florida	
Total people vaccinated	30,746
First dose	8,327
Series completed	22,419
Completed 1-dose series	1,941
Completed 2-dose series	20,478
First dose: current number of people who have only received their first dose of the Moderna or Pfizer vaccine.	
Series complete: current number of people who have received both Moderna or Pfizer vaccine doses or one Johnson & Johnson dose and are considered fully immunized.	

Demographic summary	First dose	Series complete	Total people vaccinated
Age group	8,327	22,419	30,746
16-24 years	497	247	744
25-34 years	637	556	1,193
35-44 years	1,019	1,080	2,099
45-54 years	1,725	1,560	3,285
55-64 years	2,798	4,065	6,863
65-74 years	974	9,151	10,125
75-84 years	512	4,473	4,985
85+ years	165	1,287	1,452
Race	8,327	22,419	30,746
White	6,371	18,284	24,655
Black	377	969	1,346
American Indian/Alaskan	40	73	113
Other	508	1,097	1,605
Unknown	1,031	1,996	3,027
Other race includes Asian, native Hawaiian/Pacific Islander, or other.			
Ethnicity	8,327	22,419	30,746
Hispanic	342	381	723
Non-Hispanic	6,176	17,455	23,631
Unknown	1,809	4,583	6,392
Gender	8,327	22,419	30,746
Female	4,618	12,602	17,220
Male	3,703	9,816	13,519
Unknown	6	1	7



COVID-19: Okaloosa County vaccine summary

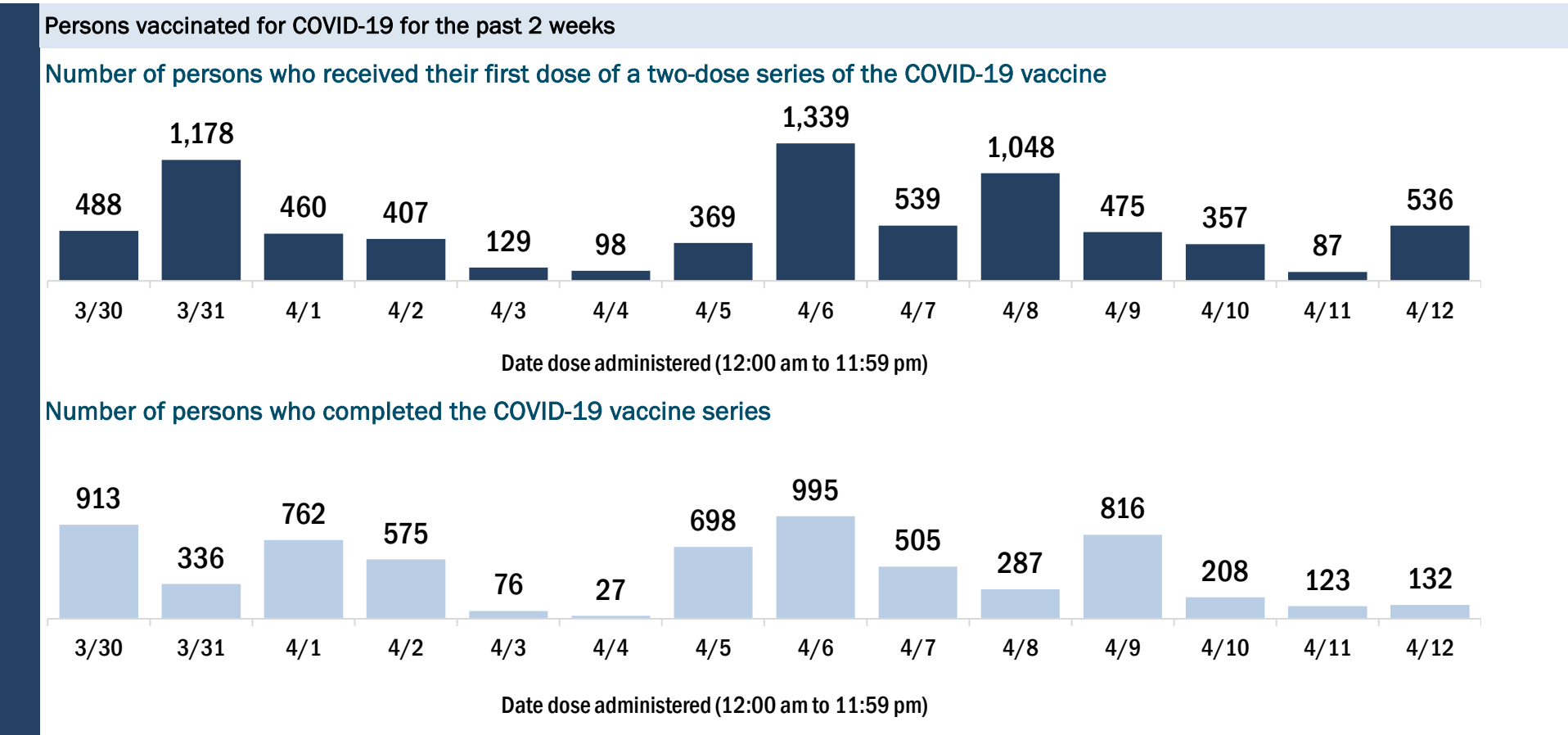
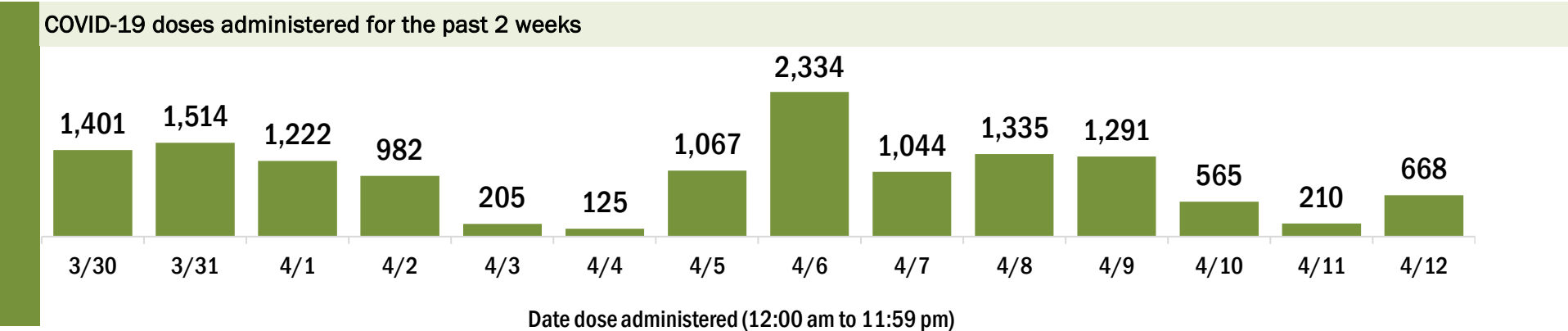
Vaccination data through Apr 12, 2021 as of Apr 13, 2021 at 12:05 AM

Data in this report are provisional and subject to change.

Data in this summary pertain to COVID-19 vaccines approved by the U.S. Food and Drug Administration and have been issued an Emergency Use Authorization (Janssen COVID-19 Vaccine, Moderna COVID-19 Vaccine and Pfizer-BioNTech COVID-19 Vaccine). These data summarize the number of people who have received either their first dose or have completed the series for a COVID-19 vaccine. **A person can only be counted in one category, first dose or series complete.** For persons receiving Moderna or Pfizer vaccines, once they receive their second dose, they are moved from the first dose column to the series completed column. **Because of this, the total first dose category may show a change from report to report not matching the total receiving their first dose from the previous day.** Persons receiving Johnson & Johnson vaccines will always be counted in the series completed column.

COVID-19 doses for vaccinated persons in Florida	
Doses administered	83,231
People receiving one dose of a 1-dose series (Johnson & Johnson) or receiving only one dose of a 2-dose series (Moderna, Pfizer) count once. Persons receiving both doses of a 2-dose series count twice.	
Current status of persons vaccinated for COVID-19 in Florida	
Total people vaccinated	51,849
First dose	16,993
Series completed	34,856
Completed 1-dose series	3,474
Completed 2-dose series	31,382
First dose: current number of people who have only received their first dose of the Moderna or Pfizer vaccine.	
Series complete: current number of people who have received both Moderna or Pfizer vaccine doses or one Johnson & Johnson dose and are considered fully immunized.	

Demographic summary		First dose	Series complete	Total people vaccinated
Age group		16,993	34,856	51,849
16-24 years		1,020	462	1,482
25-34 years		1,723	1,303	3,026
35-44 years		2,485	1,888	4,373
45-54 years		3,072	2,727	5,799
55-64 years		5,061	6,338	11,399
65-74 years		2,121	12,498	14,619
75-84 years		1,115	7,039	8,154
85+ years		396	2,601	2,997
Race		16,993	34,856	51,849
White		10,644	24,787	35,431
Black		909	1,690	2,599
American Indian/Alaskan		81	123	204
Other		1,630	2,994	4,624
Unknown		3,729	5,262	8,991
Other race includes Asian, native Hawaiian/Pacific Islander, or other.				
Ethnicity		16,993	34,856	51,849
Hispanic		897	871	1,768
Non-Hispanic		9,793	21,765	31,558
Unknown		6,303	12,220	18,523
Gender		16,993	34,856	51,849
Female		9,503	20,216	29,719
Male		7,368	14,613	21,981
Unknown		122	27	149



COVID-19: Okeechobee County vaccine summary

Vaccination data through Apr 12, 2021 as of Apr 13, 2021 at 12:05 AM

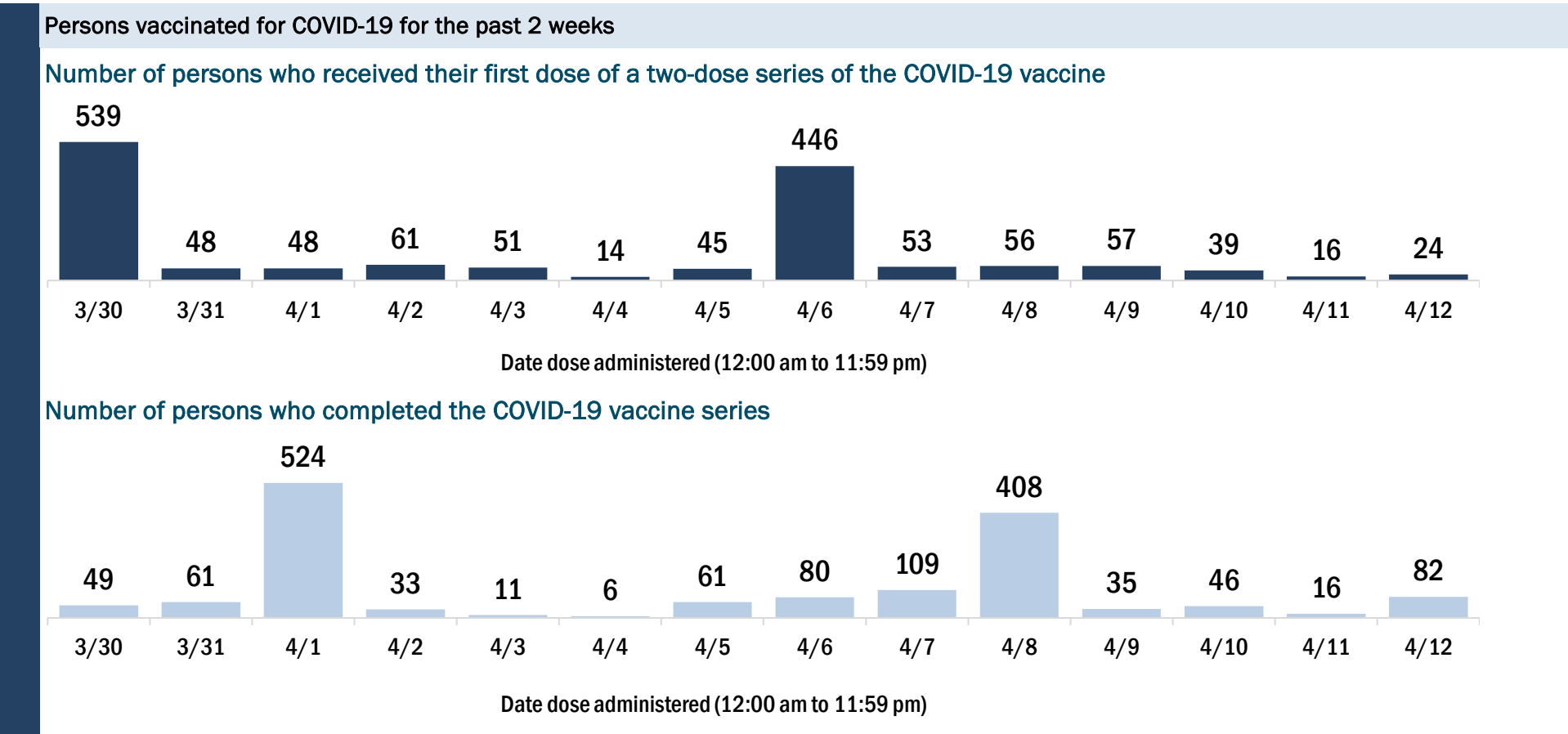
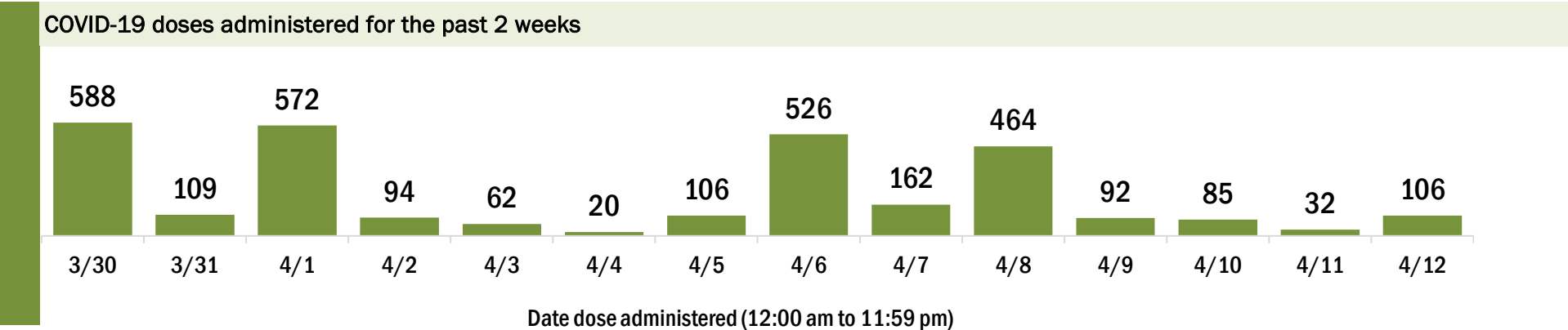
Data in this report are provisional and subject to change.

Data in this summary pertain to COVID-19 vaccines approved by the U.S. Food and Drug Administration and have been issued an Emergency Use Authorization (Janssen COVID-19 Vaccine, Moderna COVID-19 Vaccine and Pfizer-BioNTech COVID-19 Vaccine). These data summarize the number of people who have received either their first dose or have completed the series for a COVID-19 vaccine. **A person can only be counted in one category, first dose or series complete.** For persons receiving Moderna or Pfizer vaccines, once they receive their second dose, they are moved from the first dose column to the series completed column. **Because of this, the total first dose category may show a change from report to report not matching the total receiving their first dose from the previous day.** Persons receiving Johnson & Johnson vaccines will always be counted in the series completed column.

COVID-19 doses for vaccinated persons in Florida	
Doses administered	14,917
People receiving one dose of a 1-dose series (Johnson & Johnson) or receiving only one dose of a 2-dose series (Moderna, Pfizer) count once. Persons receiving both doses of a 2-dose series count twice.	

Current status of persons vaccinated for COVID-19 in Florida	
Total people vaccinated	9,271
First dose	3,251
Series completed	6,020
Completed 1-dose series	374
Completed 2-dose series	5,646
First dose: current number of people who have only received their first dose of the Moderna or Pfizer vaccine.	
Series complete: current number of people who have received both Moderna or Pfizer vaccine doses or one Johnson & Johnson dose and are considered fully immunized.	

Demographic summary	First dose	Series complete	Total people vaccinated
Age group	3,251	6,020	9,271
16-24 years	112	55	167
25-34 years	188	152	340
35-44 years	286	212	498
45-54 years	538	282	820
55-64 years	1,139	537	1,676
65-74 years	563	2,556	3,119
75-84 years	329	1,746	2,075
85+ years	96	480	576
Race	3,251	6,020	9,271
White	2,553	4,868	7,421
Black	86	138	224
American Indian/Alaskan	16	28	44
Other	254	561	815
Unknown	342	425	767
Other race includes Asian, native Hawaiian/Pacific Islander, or other.			
Ethnicity	3,251	6,020	9,271
Hispanic	579	413	992
Non-Hispanic	1,967	4,472	6,439
Unknown	705	1,135	1,840
Gender	3,251	6,020	9,271
Female	1,795	3,365	5,160
Male	1,451	2,655	4,106
Unknown	5	0	5



COVID-19: Orange County vaccine summary

Vaccination data through Apr 12, 2021 as of Apr 13, 2021 at 12:05 AM

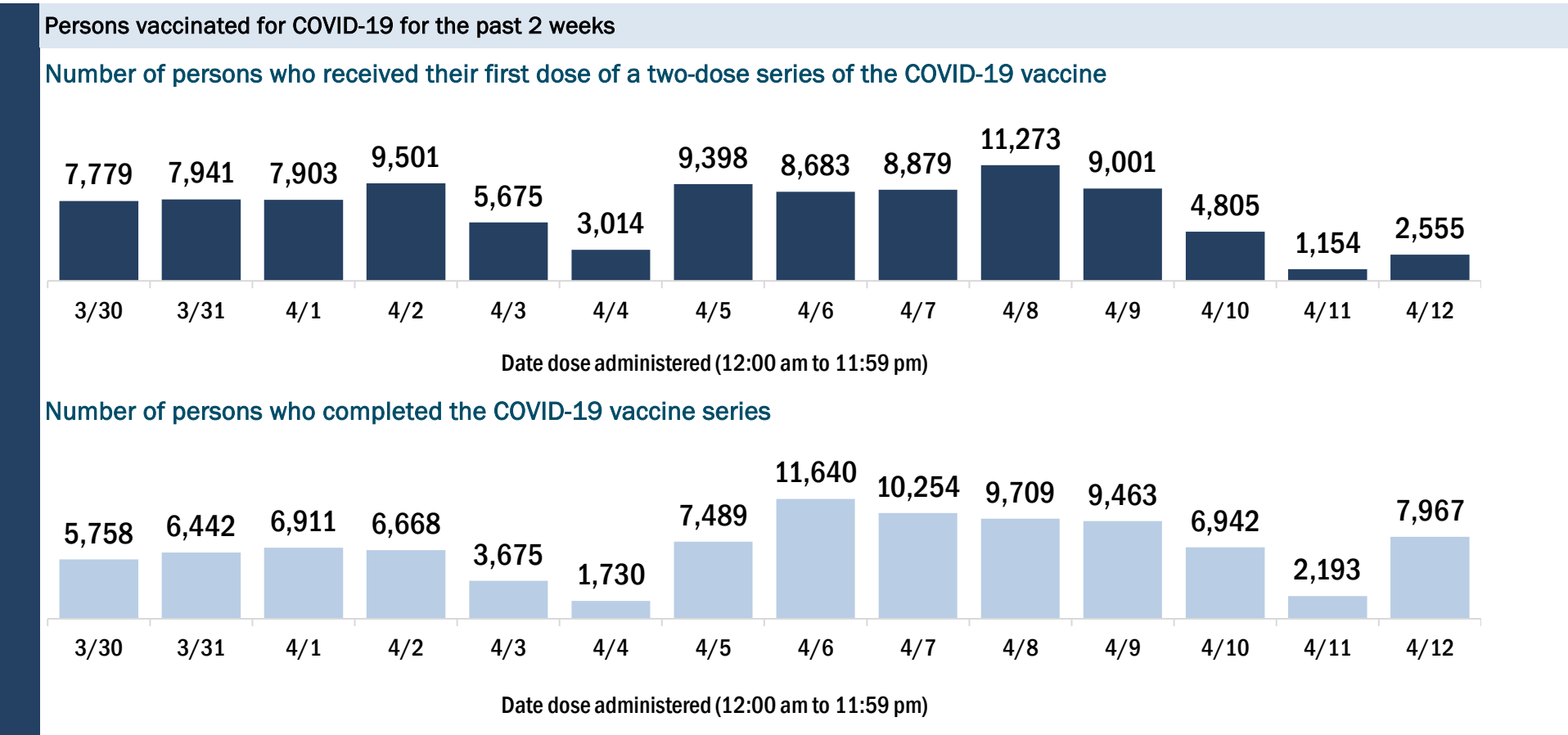
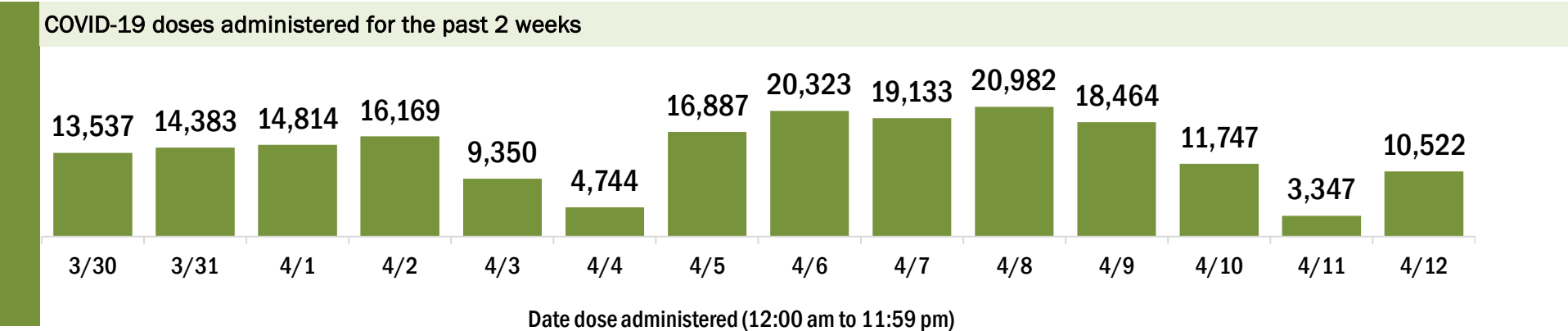
Data in this report are provisional and subject to change.

Data in this summary pertain to COVID-19 vaccines approved by the U.S. Food and Drug Administration and have been issued an Emergency Use Authorization (Janssen COVID-19 Vaccine, Moderna COVID-19 Vaccine and Pfizer-BioNTech COVID-19 Vaccine). These data summarize the number of people who have received either their first dose or have completed the series for a COVID-19 vaccine. **A person can only be counted in one category, first dose or series complete.** For persons receiving Moderna or Pfizer vaccines, once they receive their second dose, they are moved from the first dose column to the series completed column. **Because of this, the total first dose category may show a change from report to report not matching the total receiving their first dose from the previous day.** Persons receiving Johnson & Johnson vaccines will always be counted in the series completed column.

COVID-19 doses for vaccinated persons in Florida	
Doses administered	641,473
People receiving one dose of a 1-dose series (Johnson & Johnson) or receiving only one dose of a 2-dose series (Moderna, Pfizer) count once. Persons receiving both doses of a 2-dose series count twice.	

Current status of persons vaccinated for COVID-19 in Florida	
Total people vaccinated	435,381
First dose	178,682
Series completed	256,699
Completed 1-dose series	50,607
Completed 2-dose series	206,092
First dose: current number of people who have only received their first dose of the Moderna or Pfizer vaccine.	
Series complete: current number of people who have received both Moderna or Pfizer vaccine doses or one Johnson & Johnson dose and are considered fully immunized.	

Demographic summary	First dose	Series complete	Total people vaccinated
Age group	178,682	256,699	435,381
16-24 years	19,647	10,205	29,852
25-34 years	25,604	23,725	49,329
35-44 years	34,199	30,687	64,886
45-54 years	40,849	34,916	75,765
55-64 years	36,097	49,259	85,356
65-74 years	12,489	66,282	78,771
75-84 years	6,137	30,665	36,802
85+ years	3,660	10,960	14,620
Race	178,682	256,699	435,381
White	102,049	156,327	258,376
Black	12,881	21,680	34,561
American Indian/Alaskan	557	706	1,263
Other	29,919	43,630	73,549
Unknown	33,276	34,356	67,632
Other race includes Asian, native Hawaiian/Pacific Islander, or other.			
Ethnicity	178,682	256,699	435,381
Hispanic	27,020	27,290	54,310
Non-Hispanic	80,490	134,750	215,240
Unknown	71,172	94,659	165,831
Gender	178,682	256,699	435,381
Female	93,284	147,089	240,373
Male	83,248	108,832	192,080
Unknown	2,150	778	2,928



COVID-19: Osceola County vaccine summary

Vaccination data through Apr 12, 2021 as of Apr 13, 2021 at 12:05 AM

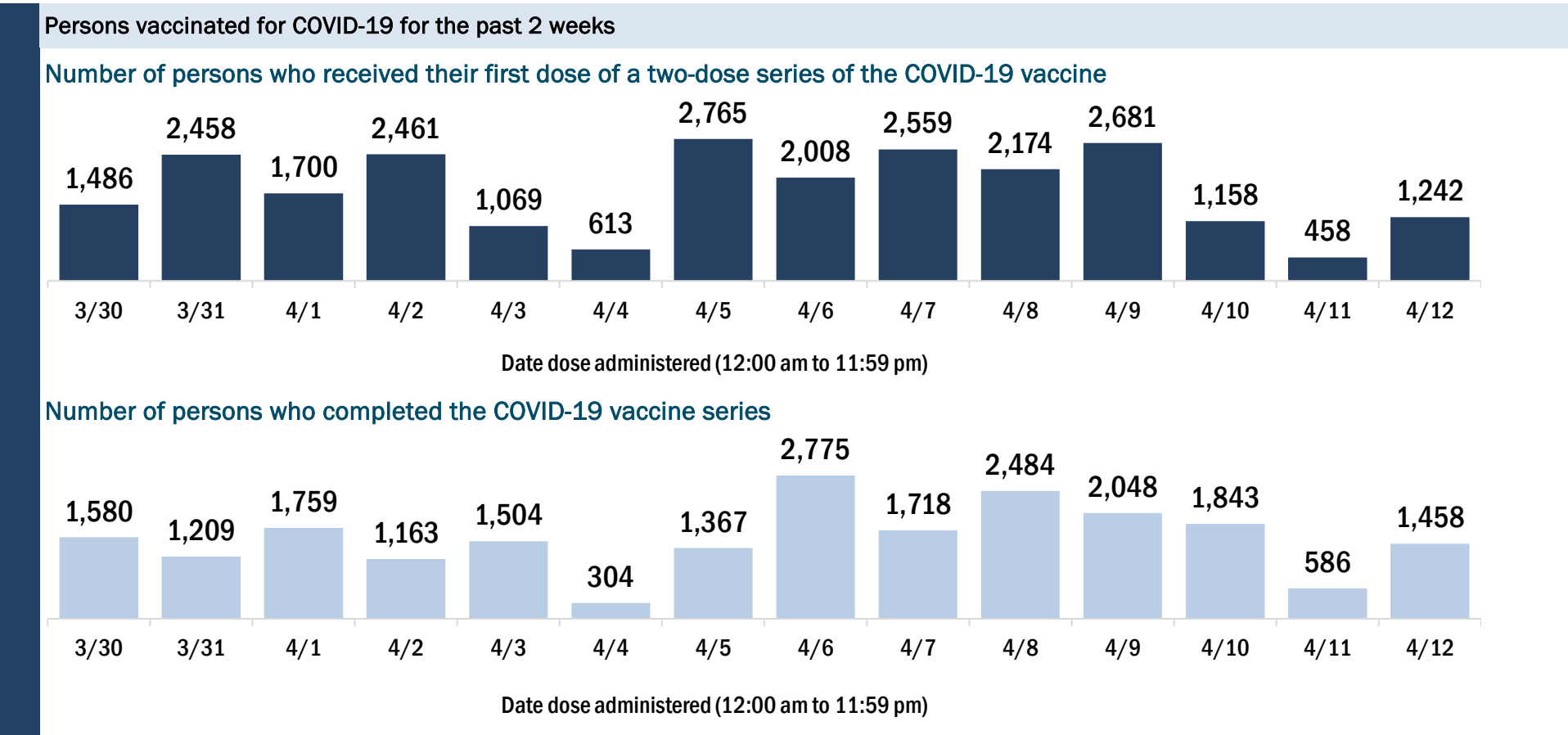
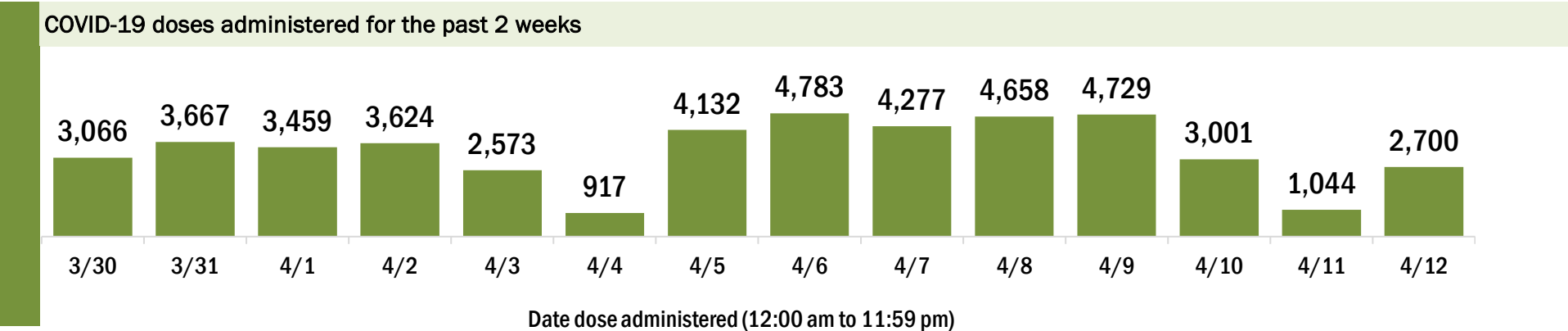
Data in this report are provisional and subject to change.

Data in this summary pertain to COVID-19 vaccines approved by the U.S. Food and Drug Administration and have been issued an Emergency Use Authorization (Janssen COVID-19 Vaccine, Moderna COVID-19 Vaccine and Pfizer-BioNTech COVID-19 Vaccine). These data summarize the number of people who have received either their first dose or have completed the series for a COVID-19 vaccine. **A person can only be counted in one category, first dose or series complete.** For persons receiving Moderna or Pfizer vaccines, once they receive their second dose, they are moved from the first dose column to the series completed column. **Because of this, the total first dose category may show a change from report to report not matching the total receiving their first dose from the previous day.** Persons receiving Johnson & Johnson vaccines will always be counted in the series completed column.

COVID-19 doses for vaccinated persons in Florida	
Doses administered	156,866
People receiving one dose of a 1-dose series (Johnson & Johnson) or receiving only one dose of a 2-dose series (Moderna, Pfizer) count once. Persons receiving both doses of a 2-dose series count twice.	

Current status of persons vaccinated for COVID-19 in Florida	
Total people vaccinated	106,606
First dose	46,487
Series completed	60,119
Completed 1-dose series	9,859
Completed 2-dose series	50,260
First dose: current number of people who have only received their first dose of the Moderna or Pfizer vaccine.	
Series complete: current number of people who have received both Moderna or Pfizer vaccine doses or one Johnson & Johnson dose and are considered fully immunized.	

Demographic summary	First dose	Series complete	Total people vaccinated
Age group	46,487	60,119	106,606
16-24 years	3,657	1,707	5,364
25-34 years	5,320	3,845	9,165
35-44 years	7,852	5,284	13,136
45-54 years	11,253	6,972	18,225
55-64 years	11,311	10,734	22,045
65-74 years	4,277	19,541	23,818
75-84 years	2,153	9,338	11,491
85+ years	664	2,698	3,362
Race	46,487	60,119	106,606
White	26,278	36,605	62,883
Black	2,266	3,425	5,691
American Indian/Alaskan	190	316	506
Other	7,784	11,280	19,064
Unknown	9,969	8,493	18,462
Other race includes Asian, native Hawaiian/Pacific Islander, or other.			
Ethnicity	46,487	60,119	106,606
Hispanic	15,320	16,416	31,736
Non-Hispanic	13,431	25,148	38,579
Unknown	17,736	18,555	36,291
Gender	46,487	60,119	106,606
Female	25,025	35,158	60,183
Male	21,308	24,930	46,238
Unknown	154	31	185



COVID-19: Palm Beach County vaccine summary

Vaccination data through Apr 12, 2021 as of Apr 13, 2021 at 12:05 AM

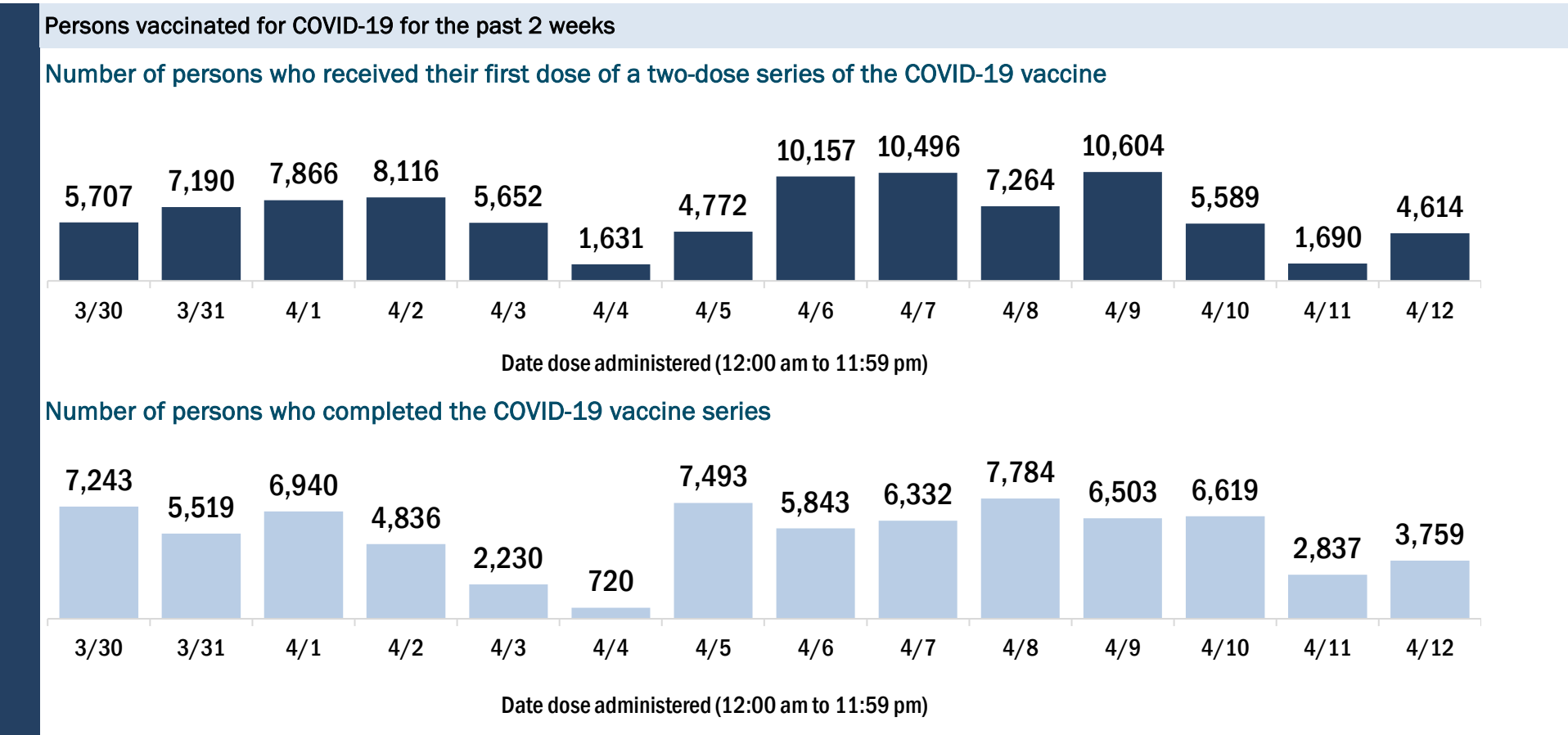
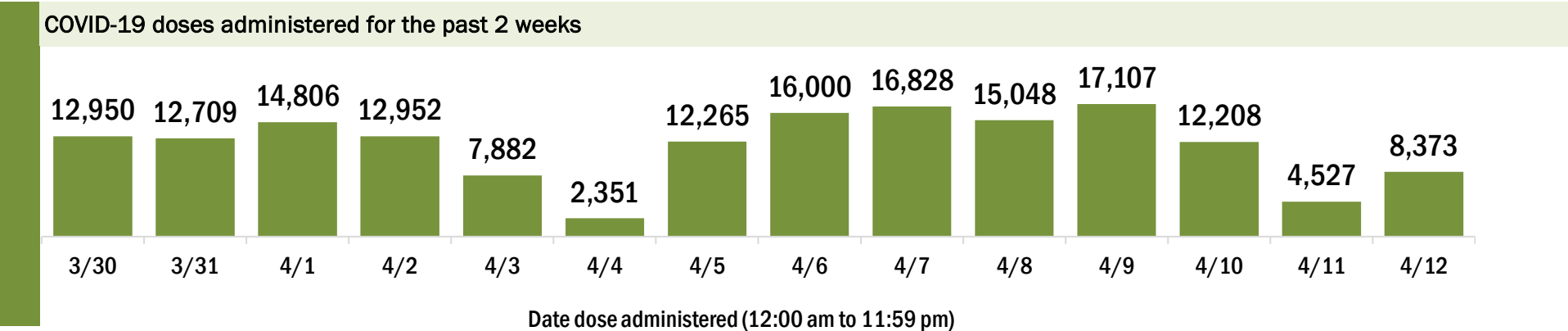
Data in this report are provisional and subject to change.

Data in this summary pertain to COVID-19 vaccines approved by the U.S. Food and Drug Administration and have been issued an Emergency Use Authorization (Janssen COVID-19 Vaccine, Moderna COVID-19 Vaccine and Pfizer-BioNTech COVID-19 Vaccine). These data summarize the number of people who have received either their first dose or have completed the series for a COVID-19 vaccine. **A person can only be counted in one category, first dose or series complete.** For persons receiving Moderna or Pfizer vaccines, once they receive their second dose, they are moved from the first dose column to the series completed column. **Because of this, the total first dose category may show a change from report to report not matching the total receiving their first dose from the previous day.** Persons receiving Johnson & Johnson vaccines will always be counted in the series completed column.

COVID-19 doses for vaccinated persons in Florida	
Doses administered	854,815
People receiving one dose of a 1-dose series (Johnson & Johnson) or receiving only one dose of a 2-dose series (Moderna, Pfizer) count once. Persons receiving both doses of a 2-dose series count twice.	

Current status of persons vaccinated for COVID-19 in Florida	
Total people vaccinated	545,325
First dose	199,062
Series completed	346,263
Completed 1-dose series	36,773
Completed 2-dose series	309,490
First dose: current number of people who have only received their first dose of the Moderna or Pfizer vaccine.	
Series complete: current number of people who have received both Moderna or Pfizer vaccine doses or one Johnson & Johnson dose and are considered fully immunized.	

Demographic summary	First dose	Series complete	Total people vaccinated
Age group	199,062	346,263	545,325
16-24 years	12,304	5,506	17,810
25-34 years	16,382	13,123	29,505
35-44 years	24,794	18,912	43,706
45-54 years	38,138	28,369	66,507
55-64 years	54,470	48,543	103,013
65-74 years	26,973	117,314	144,287
75-84 years	17,848	81,330	99,178
85+ years	8,153	33,166	41,319
Race	199,062	346,263	545,325
White	119,653	230,046	349,699
Black	12,135	17,927	30,062
American Indian/Alaskan	654	932	1,586
Other	19,915	29,855	49,770
Unknown	46,705	67,503	114,208
Other race includes Asian, native Hawaiian/Pacific Islander, or other.			
Ethnicity	199,062	346,263	545,325
Hispanic	26,584	24,120	50,704
Non-Hispanic	90,920	189,945	280,865
Unknown	81,558	132,198	213,756
Gender	199,062	346,263	545,325
Female	107,961	200,097	308,058
Male	90,516	145,975	236,491
Unknown	585	191	776



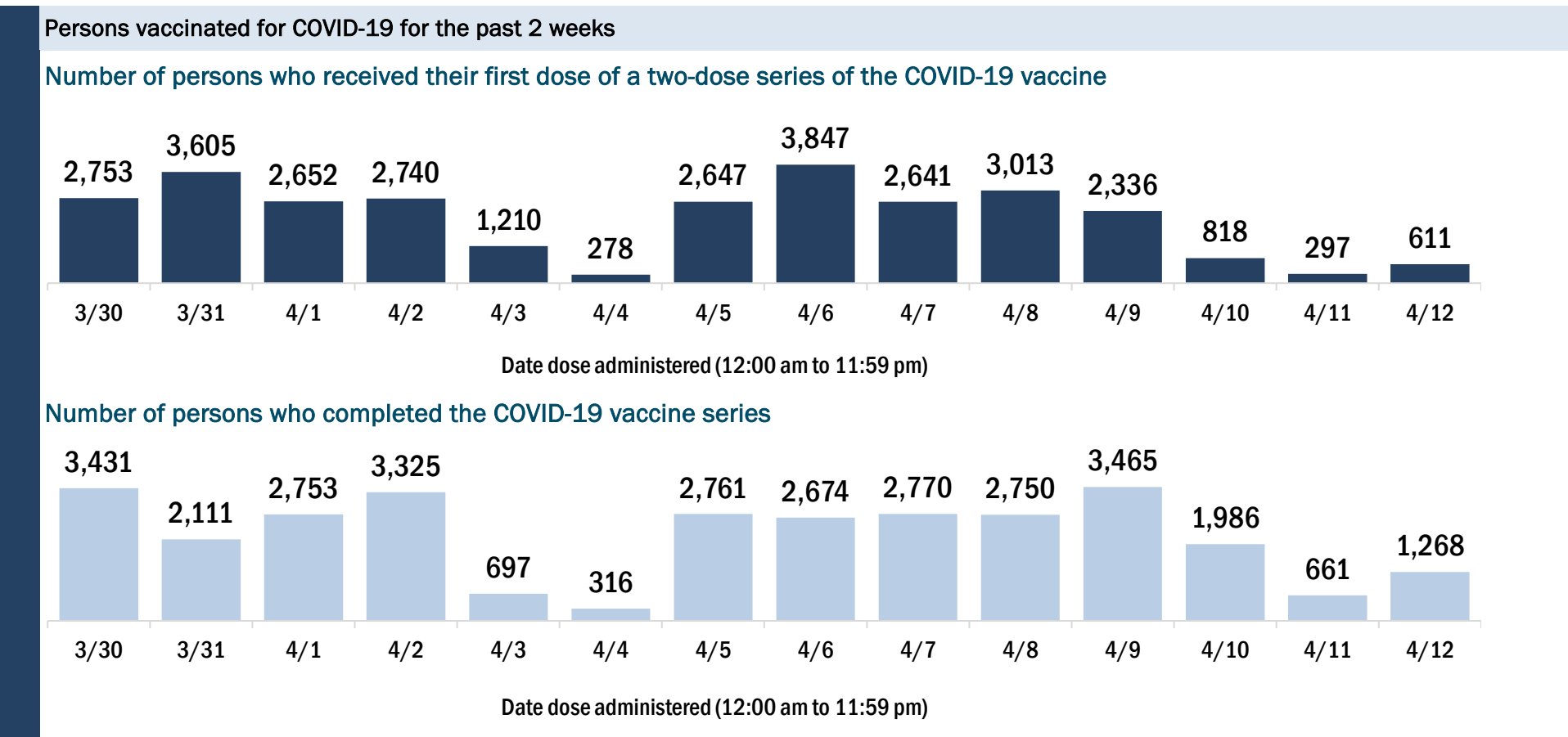
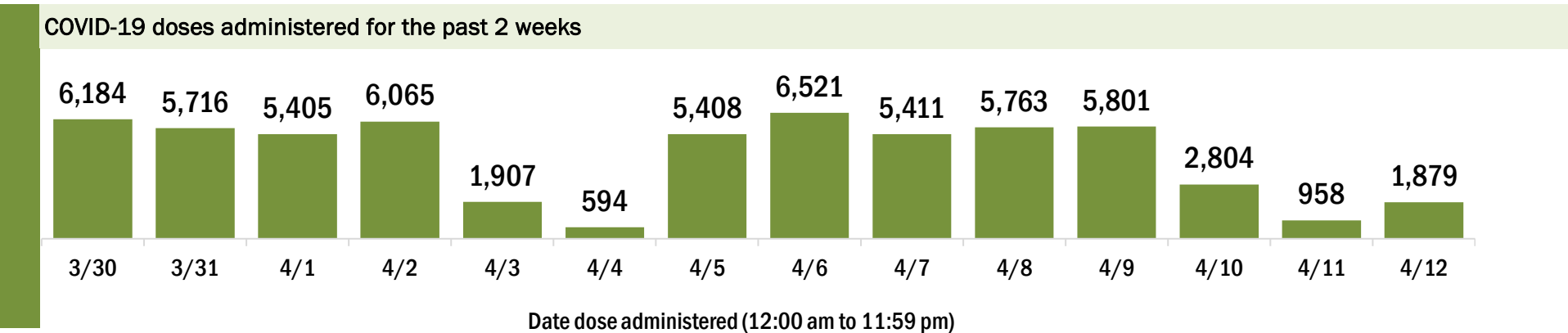
COVID-19: Pasco County vaccine summary

Vaccination data through Apr 12, 2021 as of Apr 13, 2021 at 12:05 AM

Data in this report are provisional and subject to change.

Data in this summary pertain to COVID-19 vaccines approved by the U.S. Food and Drug Administration and have been issued an Emergency Use Authorization (Janssen COVID-19 Vaccine, Moderna COVID-19 Vaccine and Pfizer-BioNTech COVID-19 Vaccine). These data summarize the number of people who have received either their first dose or have completed the series for a COVID-19 vaccine. **A person can only be counted in one category, first dose or series complete.** For persons receiving Moderna or Pfizer vaccines, once they receive their second dose, they are moved from the first dose column to the series completed column. **Because of this, the total first dose category may show a change from report to report not matching the total receiving their first dose from the previous day.** Persons receiving Johnson & Johnson vaccines will always be counted in the series completed column.

COVID-19 doses for vaccinated persons in Florida		Demographic summary			
Doses administered	262,725	First dose	Series complete	Total people vaccinated	
People receiving one dose of a 1-dose series (Johnson & Johnson) or receiving only one dose of a 2-dose series (Moderna, Pfizer) count once. Persons receiving both doses of a 2-dose series count twice.		Age group	71,349	101,125	172,474
		16-24 years	3,952	1,869	5,821
		25-34 years	4,659	4,099	8,758
		35-44 years	8,603	6,658	15,261
		45-54 years	12,849	9,237	22,086
		55-64 years	19,288	14,106	33,394
		65-74 years	11,903	36,448	48,351
		75-84 years	7,691	22,083	29,774
		85+ years	2,404	6,625	9,029
		Race	71,349	101,125	172,474
		White	51,477	77,645	129,122
		Black	2,284	2,650	4,934
		American Indian/Alaskan	276	331	607
		Other	7,028	9,357	16,385
		Unknown	10,284	11,142	21,426
		Other race includes Asian, native Hawaiian/Pacific Islander, or other.			
		Ethnicity	71,349	101,125	172,474
		Hispanic	5,395	4,961	10,356
		Non-Hispanic	39,777	62,357	102,134
		Unknown	26,177	33,807	59,984
		Gender	71,349	101,125	172,474
		Female	39,240	59,837	99,077
		Male	32,015	41,212	73,227
		Unknown	94	76	170



COVID-19: Pinellas County vaccine summary

Vaccination data through Apr 12, 2021 as of Apr 13, 2021 at 12:05 AM

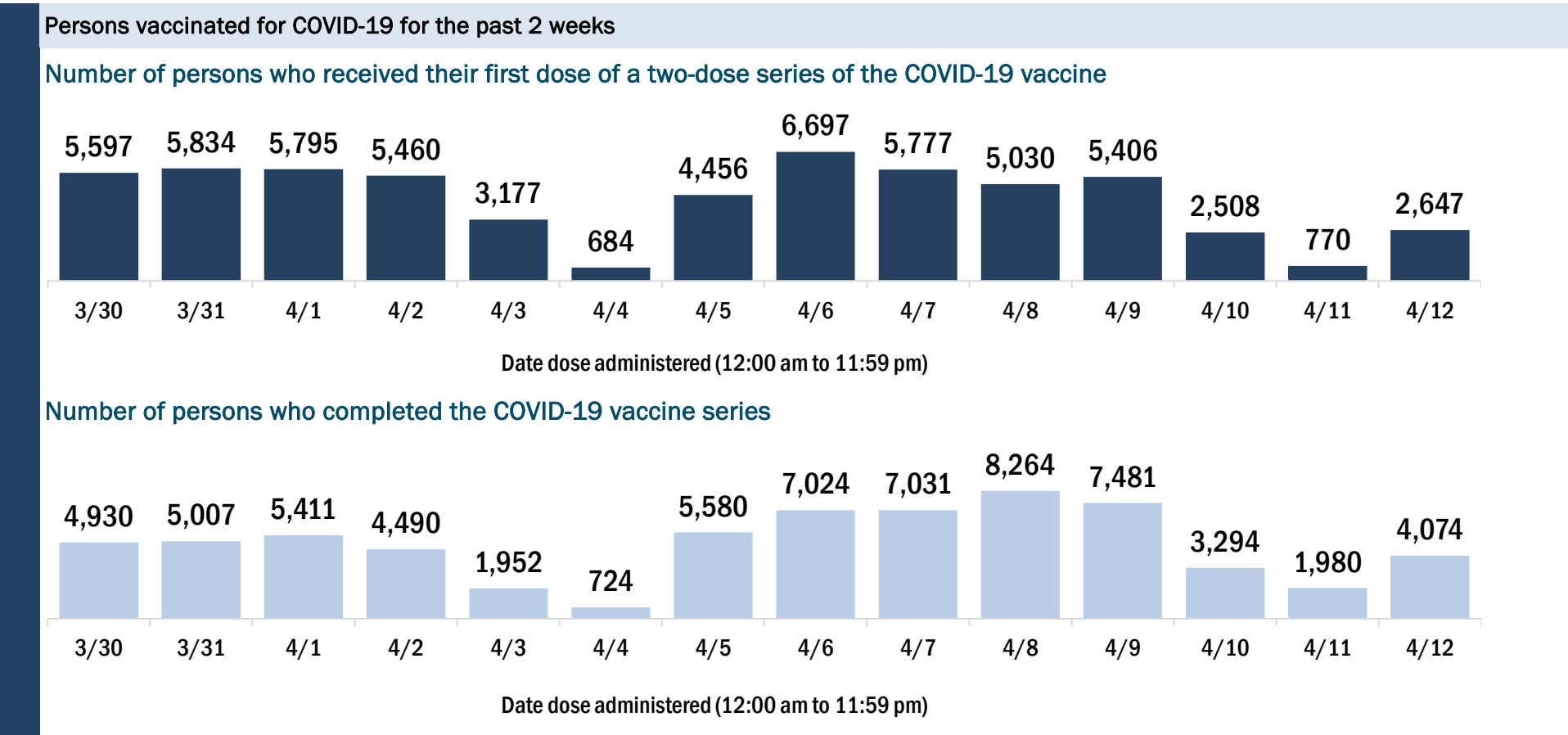
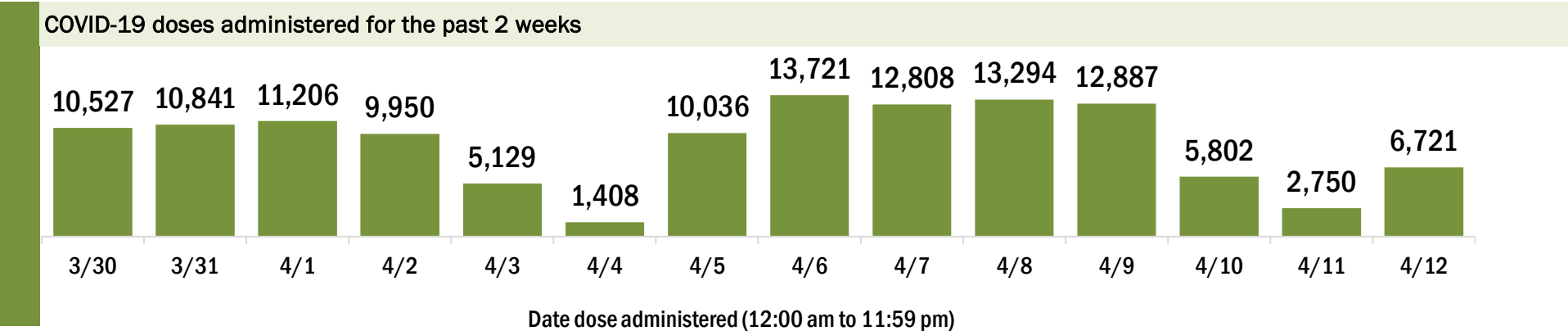
Data in this report are provisional and subject to change.

Data in this summary pertain to COVID-19 vaccines approved by the U.S. Food and Drug Administration and have been issued an Emergency Use Authorization (Janssen COVID-19 Vaccine, Moderna COVID-19 Vaccine and Pfizer-BioNTech COVID-19 Vaccine). These data summarize the number of people who have received either their first dose or have completed the series for a COVID-19 vaccine. **A person can only be counted in one category, first dose or series complete.** For persons receiving Moderna or Pfizer vaccines, once they receive their second dose, they are moved from the first dose column to the series completed column. **Because of this, the total first dose category may show a change from report to report not matching the total receiving their first dose from the previous day.** Persons receiving Johnson & Johnson vaccines will always be counted in the series completed column.

COVID-19 doses for vaccinated persons in Florida	
Doses administered	575,570
People receiving one dose of a 1-dose series (Johnson & Johnson) or receiving only one dose of a 2-dose series (Moderna, Pfizer) count once. Persons receiving both doses of a 2-dose series count twice.	

Current status of persons vaccinated for COVID-19 in Florida	
Total people vaccinated	364,990
First dose	135,169
Series completed	229,821
Completed 1-dose series	19,241
Completed 2-dose series	210,580
First dose: current number of people who have only received their first dose of the Moderna or Pfizer vaccine.	
Series complete: current number of people who have received both Moderna or Pfizer vaccine doses or one Johnson & Johnson dose and are considered fully immunized.	

Demographic summary	First dose	Series complete	Total people vaccinated
Age group	135,169	229,821	364,990
16-24 years	6,845	3,664	10,509
25-34 years	11,660	10,457	22,117
35-44 years	16,316	13,075	29,391
45-54 years	26,182	17,883	44,065
55-64 years	40,531	40,295	80,826
65-74 years	18,108	83,772	101,880
75-84 years	10,875	43,999	54,874
85+ years	4,652	16,676	21,328
Race	135,169	229,821	364,990
White	93,347	175,617	268,964
Black	6,965	9,355	16,320
American Indian/Alaskan	411	479	890
Other	12,090	17,494	29,584
Unknown	22,356	26,876	49,232
Other race includes Asian, native Hawaiian/Pacific Islander, or other.			
Ethnicity	135,169	229,821	364,990
Hispanic	5,737	6,486	12,223
Non-Hispanic	78,931	142,602	221,533
Unknown	50,501	80,733	131,234
Gender	135,169	229,821	364,990
Female	73,547	134,861	208,408
Male	61,266	94,584	155,850
Unknown	356	376	732



COVID-19: Polk County vaccine summary

Vaccination data through Apr 12, 2021 as of Apr 13, 2021 at 12:05 AM

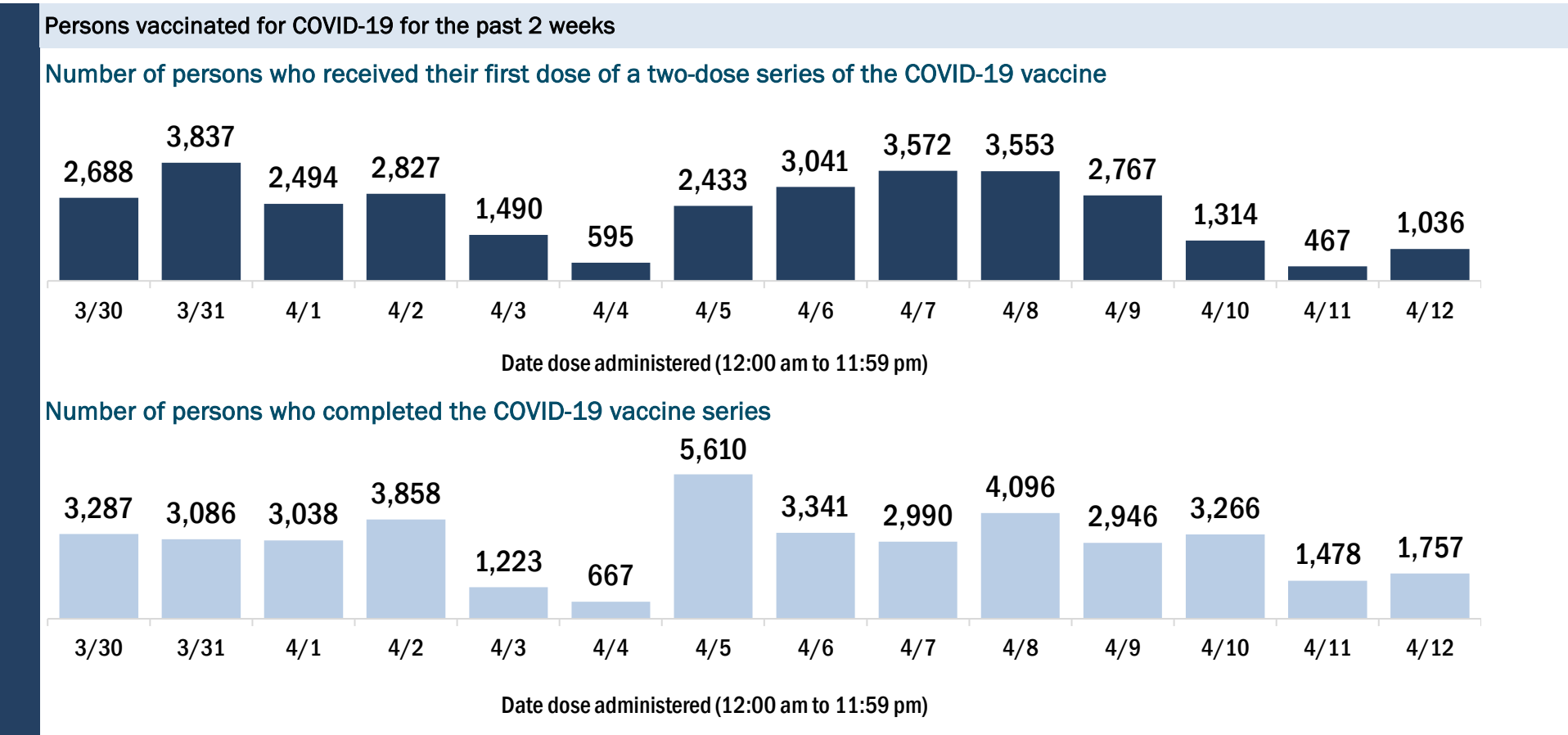
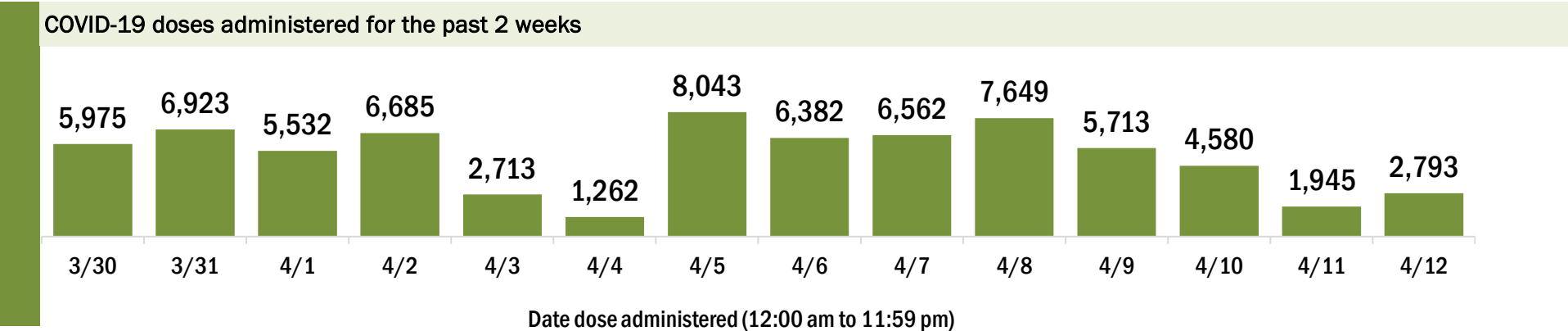
Data in this report are provisional and subject to change.

Data in this summary pertain to COVID-19 vaccines approved by the U.S. Food and Drug Administration and have been issued an Emergency Use Authorization (Janssen COVID-19 Vaccine, Moderna COVID-19 Vaccine and Pfizer-BioNTech COVID-19 Vaccine). These data summarize the number of people who have received either their first dose or have completed the series for a COVID-19 vaccine. **A person can only be counted in one category, first dose or series complete.** For persons receiving Moderna or Pfizer vaccines, once they receive their second dose, they are moved from the first dose column to the series completed column. **Because of this, the total first dose category may show a change from report to report not matching the total receiving their first dose from the previous day.** Persons receiving Johnson & Johnson vaccines will always be counted in the series completed column.

COVID-19 doses for vaccinated persons in Florida	
Doses administered	305,102
People receiving one dose of a 1-dose series (Johnson & Johnson) or receiving only one dose of a 2-dose series (Moderna, Pfizer) count once. Persons receiving both doses of a 2-dose series count twice.	

Current status of persons vaccinated for COVID-19 in Florida	
Total people vaccinated	195,634
First dose	76,728
Series completed	118,906
Completed 1-dose series	9,438
Completed 2-dose series	109,468
First dose: current number of people who have only received their first dose of the Moderna or Pfizer vaccine.	
Series complete: current number of people who have received both Moderna or Pfizer vaccine doses or one Johnson & Johnson dose and are considered fully immunized.	

Demographic summary	First dose	Series complete	Total people vaccinated
Age group	76,728	118,906	195,634
16-24 years	3,862	2,165	6,027
25-34 years	6,223	4,886	11,109
35-44 years	8,504	6,835	15,339
45-54 years	13,057	9,351	22,408
55-64 years	19,872	16,995	36,867
65-74 years	13,827	44,089	57,916
75-84 years	8,582	26,845	35,427
85+ years	2,801	7,740	10,541
Race	76,728	118,906	195,634
White	49,711	87,511	137,222
Black	5,885	7,415	13,300
American Indian/Alaskan	584	570	1,154
Other	7,260	8,850	16,110
Unknown	13,288	14,560	27,848
Other race includes Asian, native Hawaiian/Pacific Islander, or other.			
Ethnicity	76,728	118,906	195,634
Hispanic	11,404	8,984	20,388
Non-Hispanic	37,639	71,739	109,378
Unknown	27,685	38,183	65,868
Gender	76,728	118,906	195,634
Female	41,787	68,746	110,533
Male	34,664	50,115	84,779
Unknown	277	45	322



COVID-19: Putnam County vaccine summary

Vaccination data through Apr 12, 2021 as of Apr 13, 2021 at 12:05 AM

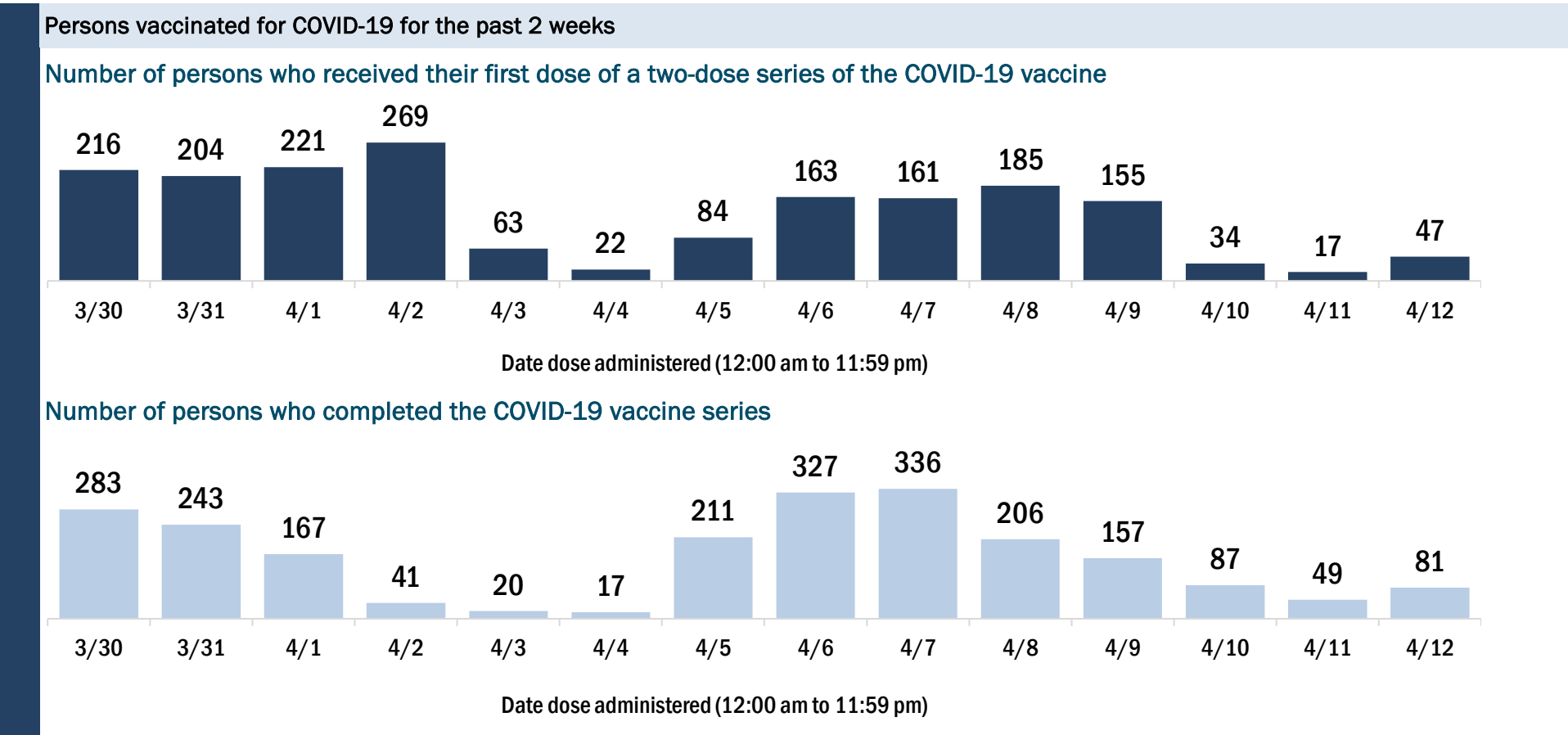
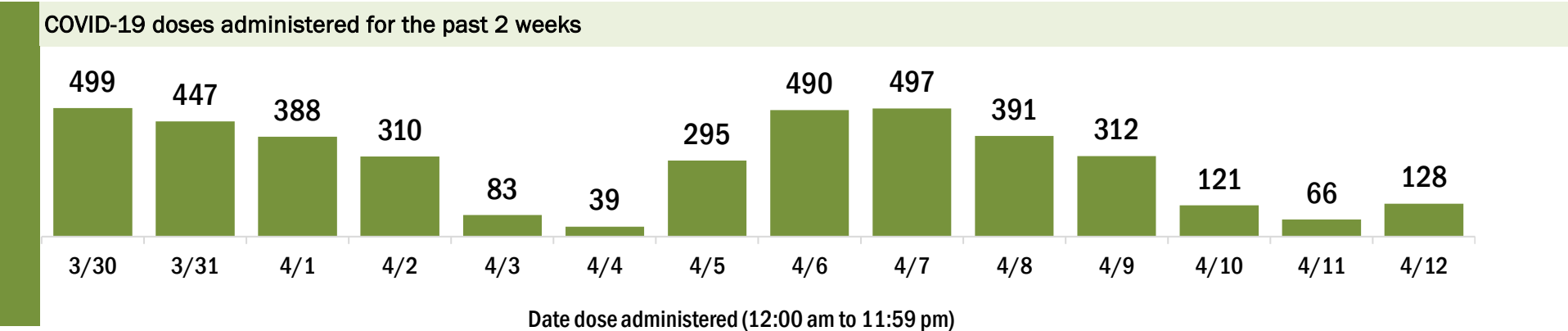
Data in this report are provisional and subject to change.

Data in this summary pertain to COVID-19 vaccines approved by the U.S. Food and Drug Administration and have been issued an Emergency Use Authorization (Janssen COVID-19 Vaccine, Moderna COVID-19 Vaccine and Pfizer-BioNTech COVID-19 Vaccine). These data summarize the number of people who have received either their first dose or have completed the series for a COVID-19 vaccine. **A person can only be counted in one category, first dose or series complete.** For persons receiving Moderna or Pfizer vaccines, once they receive their second dose, they are moved from the first dose column to the series completed column. **Because of this, the total first dose category may show a change from report to report not matching the total receiving their first dose from the previous day.** Persons receiving Johnson & Johnson vaccines will always be counted in the series completed column.

COVID-19 doses for vaccinated persons in Florida	
Doses administered	25,549
People receiving one dose of a 1-dose series (Johnson & Johnson) or receiving only one dose of a 2-dose series (Moderna, Pfizer) count once. Persons receiving both doses of a 2-dose series count twice.	

Current status of persons vaccinated for COVID-19 in Florida	
Total people vaccinated	16,407
First dose	6,442
Series completed	9,965
Completed 1-dose series	823
Completed 2-dose series	9,142
First dose: current number of people who have only received their first dose of the Moderna or Pfizer vaccine.	
Series complete: current number of people who have received both Moderna or Pfizer vaccine doses or one Johnson & Johnson dose and are considered fully immunized.	

Demographic summary	First dose	Series complete	Total people vaccinated
Age group	6,442	9,965	16,407
16-24 years	194	89	283
25-34 years	318	235	553
35-44 years	431	342	773
45-54 years	852	614	1,466
55-64 years	1,923	1,555	3,478
65-74 years	1,617	4,098	5,715
75-84 years	843	2,306	3,149
85+ years	264	726	990
Race	6,442	9,965	16,407
White	4,909	7,795	12,704
Black	672	954	1,626
American Indian/Alaskan	58	73	131
Other	479	584	1,063
Unknown	324	559	883
Other race includes Asian, native Hawaiian/Pacific Islander, or other.			
Ethnicity	6,442	9,965	16,407
Hispanic	338	337	675
Non-Hispanic	5,030	7,683	12,713
Unknown	1,074	1,945	3,019
Gender	6,442	9,965	16,407
Female	3,543	5,769	9,312
Male	2,889	4,192	7,081
Unknown	10	4	14



COVID-19: Santa Rosa County vaccine summary

Vaccination data through Apr 12, 2021 as of Apr 13, 2021 at 12:05 AM

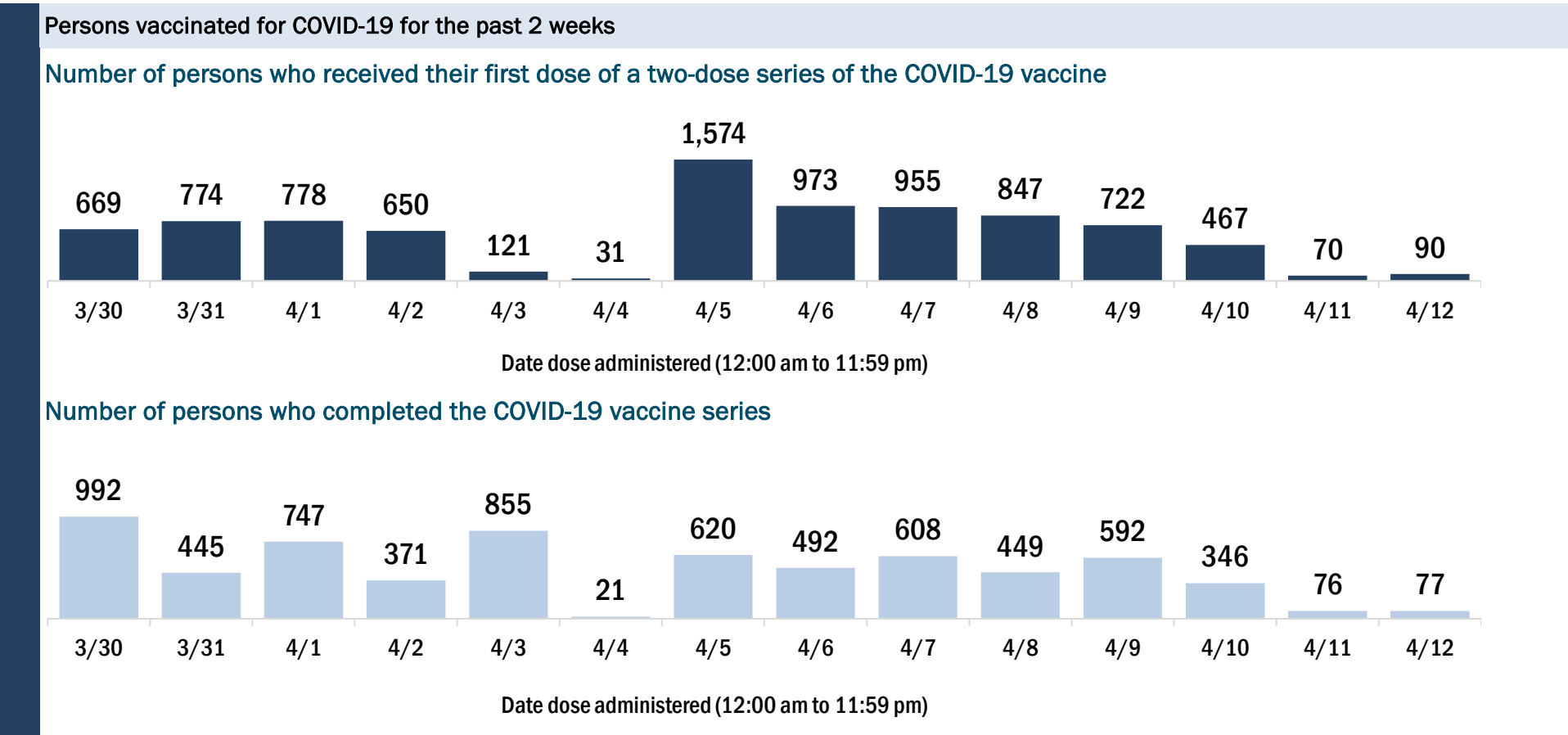
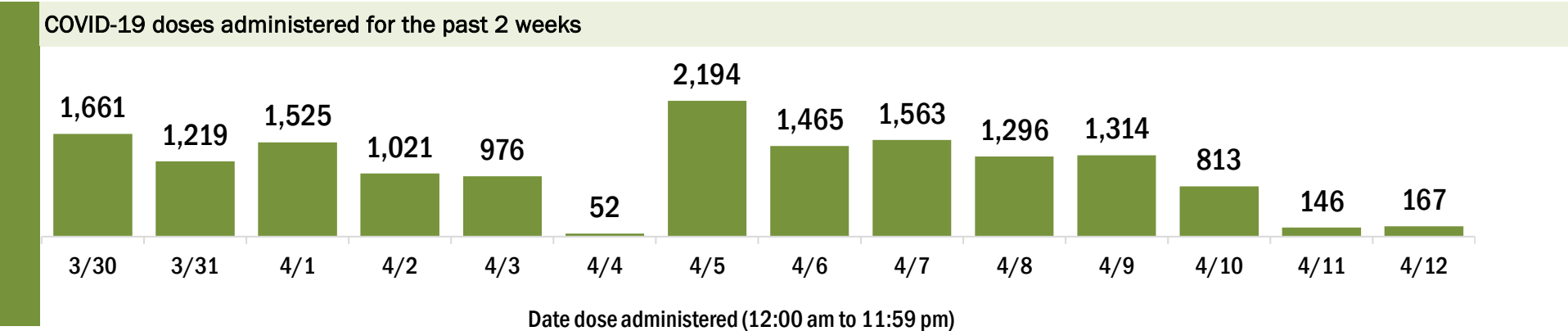
Data in this report are provisional and subject to change.

Data in this summary pertain to COVID-19 vaccines approved by the U.S. Food and Drug Administration and have been issued an Emergency Use Authorization (Janssen COVID-19 Vaccine, Moderna COVID-19 Vaccine and Pfizer-BioNTech COVID-19 Vaccine). These data summarize the number of people who have received either their first dose or have completed the series for a COVID-19 vaccine. **A person can only be counted in one category, first dose or series complete.** For persons receiving Moderna or Pfizer vaccines, once they receive their second dose, they are moved from the first dose column to the series completed column. **Because of this, the total first dose category may show a change from report to report not matching the total receiving their first dose from the previous day.** Persons receiving Johnson & Johnson vaccines will always be counted in the series completed column.

COVID-19 doses for vaccinated persons in Florida	
Doses administered	79,471
People receiving one dose of a 1-dose series (Johnson & Johnson) or receiving only one dose of a 2-dose series (Moderna, Pfizer) count once. Persons receiving both doses of a 2-dose series count twice.	

Current status of persons vaccinated for COVID-19 in Florida	
Total people vaccinated	50,752
First dose	19,946
Series completed	30,806
Completed 1-dose series	2,087
Completed 2-dose series	28,719
First dose: current number of people who have only received their first dose of the Moderna or Pfizer vaccine.	
Series complete: current number of people who have received both Moderna or Pfizer vaccine doses or one Johnson & Johnson dose and are considered fully immunized.	

Demographic summary	First dose	Series complete	Total people vaccinated
Age group	19,946	30,806	50,752
16-24 years	1,281	473	1,754
25-34 years	1,724	1,264	2,988
35-44 years	2,623	2,012	4,635
45-54 years	3,552	3,064	6,616
55-64 years	5,652	5,360	11,012
65-74 years	3,144	11,393	14,537
75-84 years	1,485	5,648	7,133
85+ years	485	1,592	2,077
Race	19,946	30,806	50,752
White	12,978	23,227	36,205
Black	927	871	1,798
American Indian/Alaskan	112	166	278
Other	1,435	2,035	3,470
Unknown	4,494	4,507	9,001
Other race includes Asian, native Hawaiian/Pacific Islander, or other.			
Ethnicity	19,946	30,806	50,752
Hispanic	838	611	1,449
Non-Hispanic	12,203	20,242	32,445
Unknown	6,905	9,953	16,858
Gender	19,946	30,806	50,752
Female	10,725	17,702	28,427
Male	9,201	13,102	22,303
Unknown	20	2	22



COVID-19: Sarasota County vaccine summary

Vaccination data through Apr 12, 2021 as of Apr 13, 2021 at 12:05 AM

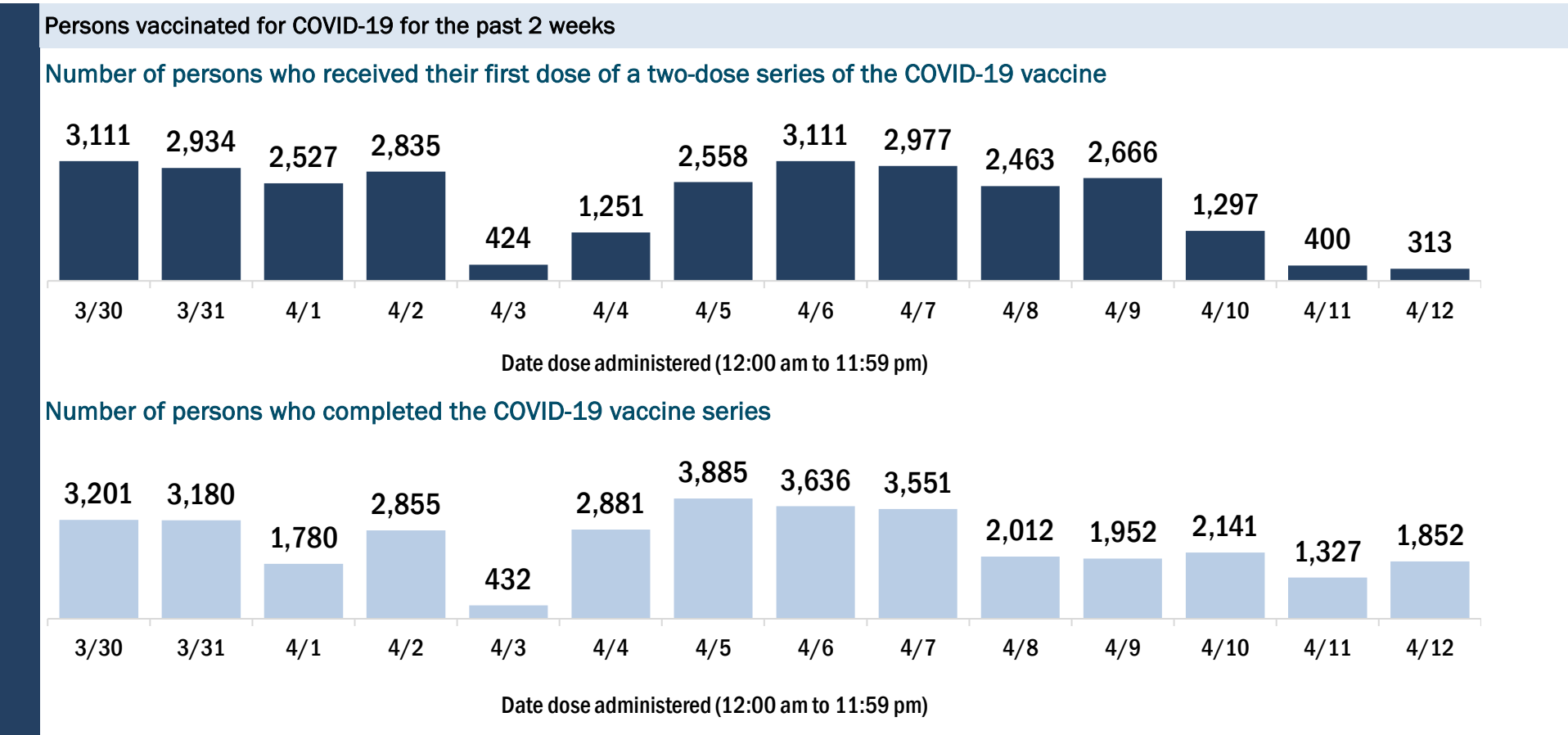
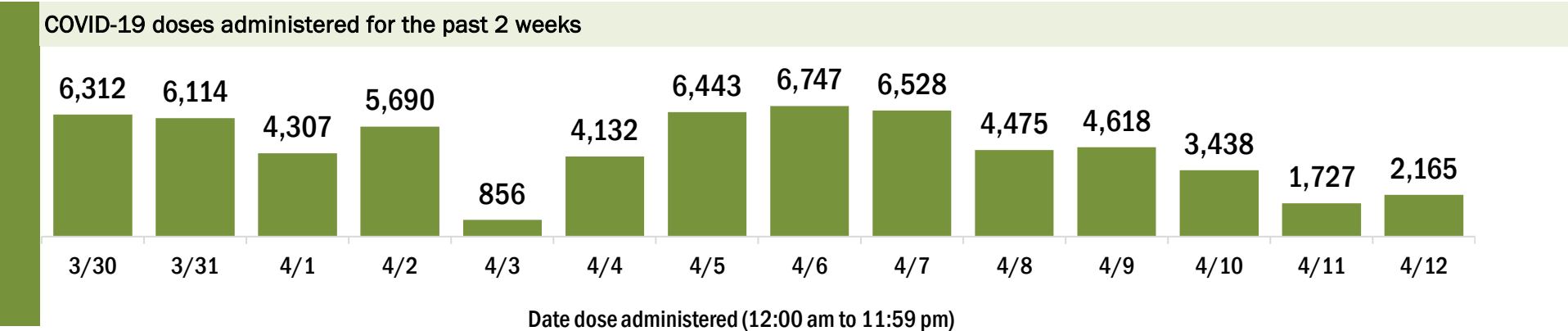
Data in this report are provisional and subject to change.

Data in this summary pertain to COVID-19 vaccines approved by the U.S. Food and Drug Administration and have been issued an Emergency Use Authorization (Janssen COVID-19 Vaccine, Moderna COVID-19 Vaccine and Pfizer-BioNTech COVID-19 Vaccine). These data summarize the number of people who have received either their first dose or have completed the series for a COVID-19 vaccine. **A person can only be counted in one category, first dose or series complete.** For persons receiving Moderna or Pfizer vaccines, once they receive their second dose, they are moved from the first dose column to the series completed column. **Because of this, the total first dose category may show a change from report to report not matching the total receiving their first dose from the previous day.** Persons receiving Johnson & Johnson vaccines will always be counted in the series completed column.

COVID-19 doses for vaccinated persons in Florida	
Doses administered	330,846
People receiving one dose of a 1-dose series (Johnson & Johnson) or receiving only one dose of a 2-dose series (Moderna, Pfizer) count once. Persons receiving both doses of a 2-dose series count twice.	

Current status of persons vaccinated for COVID-19 in Florida	
Total people vaccinated	212,818
First dose	86,914
Series completed	125,904
Completed 1-dose series	7,876
Completed 2-dose series	118,028
First dose: current number of people who have only received their first dose of the Moderna or Pfizer vaccine.	
Series complete: current number of people who have received both Moderna or Pfizer vaccine doses or one Johnson & Johnson dose and are considered fully immunized.	

Demographic summary	First dose	Series complete	Total people vaccinated
Age group	86,914	125,904	212,818
16-24 years	3,241	1,161	4,402
25-34 years	4,209	2,657	6,866
35-44 years	6,201	3,664	9,865
45-54 years	10,970	5,919	16,889
55-64 years	24,292	12,623	36,915
65-74 years	19,689	53,463	73,152
75-84 years	13,263	34,397	47,660
85+ years	5,049	12,020	17,069
Race	86,914	125,904	212,818
White	68,005	100,877	168,882
Black	1,387	1,692	3,079
American Indian/Alaskan	283	468	751
Other	5,540	8,598	14,138
Unknown	11,699	14,269	25,968
Other race includes Asian, native Hawaiian/Pacific Islander, or other.			
Ethnicity	86,914	125,904	212,818
Hispanic	4,791	2,620	7,411
Non-Hispanic	56,760	85,098	141,858
Unknown	25,363	38,186	63,549
Gender	86,914	125,904	212,818
Female	47,449	71,641	119,090
Male	39,326	54,181	93,507
Unknown	139	82	221



COVID-19: Seminole County vaccine summary

Vaccination data through Apr 12, 2021 as of Apr 13, 2021 at 12:05 AM

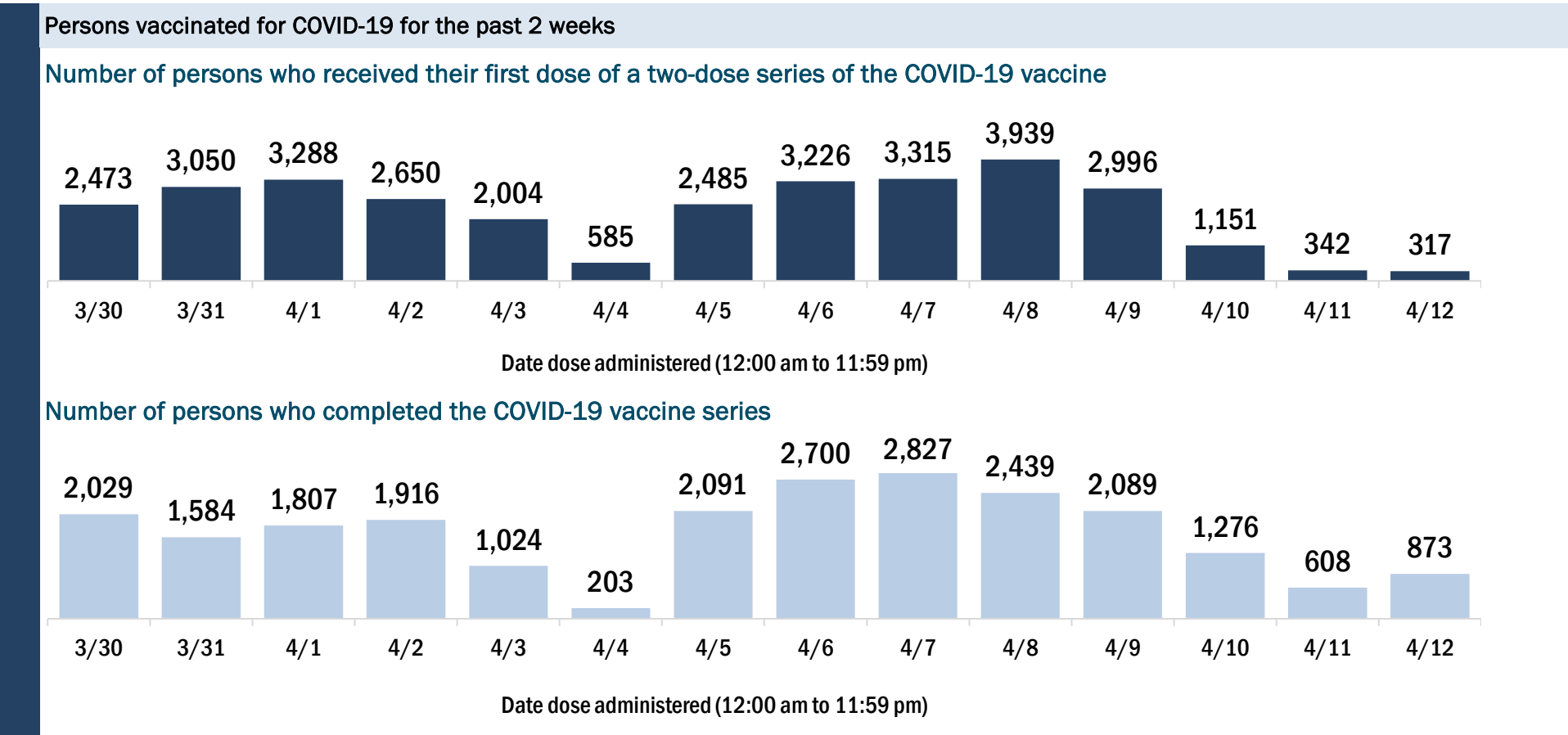
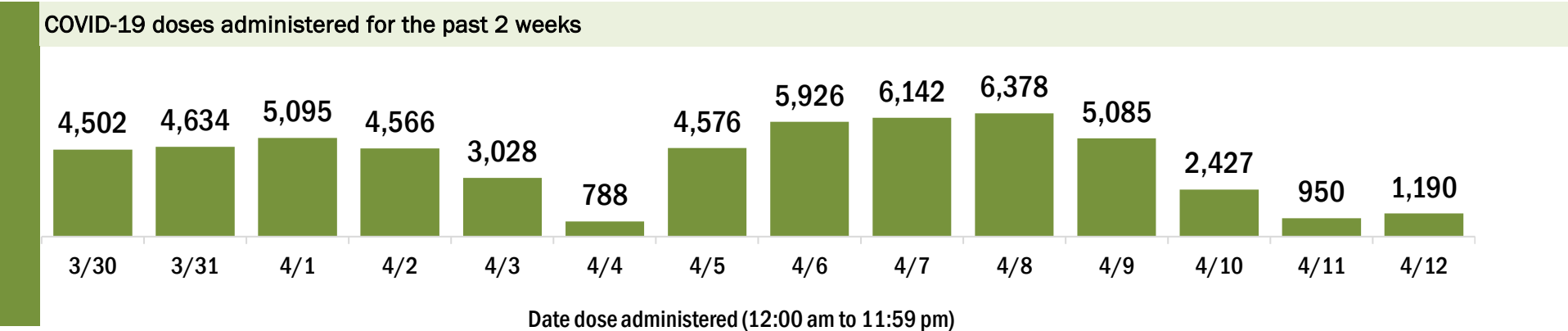
Data in this report are provisional and subject to change.

Data in this summary pertain to COVID-19 vaccines approved by the U.S. Food and Drug Administration and have been issued an Emergency Use Authorization (Janssen COVID-19 Vaccine, Moderna COVID-19 Vaccine and Pfizer-BioNTech COVID-19 Vaccine). These data summarize the number of people who have received either their first dose or have completed the series for a COVID-19 vaccine. **A person can only be counted in one category, first dose or series complete.** For persons receiving Moderna or Pfizer vaccines, once they receive their second dose, they are moved from the first dose column to the series completed column. **Because of this, the total first dose category may show a change from report to report not matching the total receiving their first dose from the previous day.** Persons receiving Johnson & Johnson vaccines will always be counted in the series completed column.

COVID-19 doses for vaccinated persons in Florida	
Doses administered	223,371
People receiving one dose of a 1-dose series (Johnson & Johnson) or receiving only one dose of a 2-dose series (Moderna, Pfizer) count once. Persons receiving both doses of a 2-dose series count twice.	

Current status of persons vaccinated for COVID-19 in Florida	
Total people vaccinated	145,963
First dose	59,056
Series completed	86,907
Completed 1-dose series	9,499
Completed 2-dose series	77,408
First dose: current number of people who have only received their first dose of the Moderna or Pfizer vaccine.	
Series complete: current number of people who have received both Moderna or Pfizer vaccine doses or one Johnson & Johnson dose and are considered fully immunized.	

Demographic summary	First dose	Series complete	Total people vaccinated
Age group	59,056	86,907	145,963
16-24 years	6,358	2,540	8,898
25-34 years	7,097	5,910	13,007
35-44 years	10,637	8,185	18,822
45-54 years	13,433	10,049	23,482
55-64 years	14,277	15,244	29,521
65-74 years	4,217	26,776	30,993
75-84 years	2,095	13,176	15,271
85+ years	942	5,027	5,969
Race	59,056	86,907	145,963
White	37,933	63,385	101,318
Black	3,728	5,588	9,316
American Indian/Alaskan	245	411	656
Other	9,170	11,979	21,149
Unknown	7,980	5,544	13,524
Other race includes Asian, native Hawaiian/Pacific Islander, or other.			
Ethnicity	59,056	86,907	145,963
Hispanic	8,070	8,327	16,397
Non-Hispanic	32,749	57,330	90,079
Unknown	18,237	21,250	39,487
Gender	59,056	86,907	145,963
Female	31,236	51,522	82,758
Male	27,562	35,325	62,887
Unknown	258	60	318



COVID-19: St. Johns County vaccine summary

Vaccination data through Apr 12, 2021 as of Apr 13, 2021 at 12:05 AM

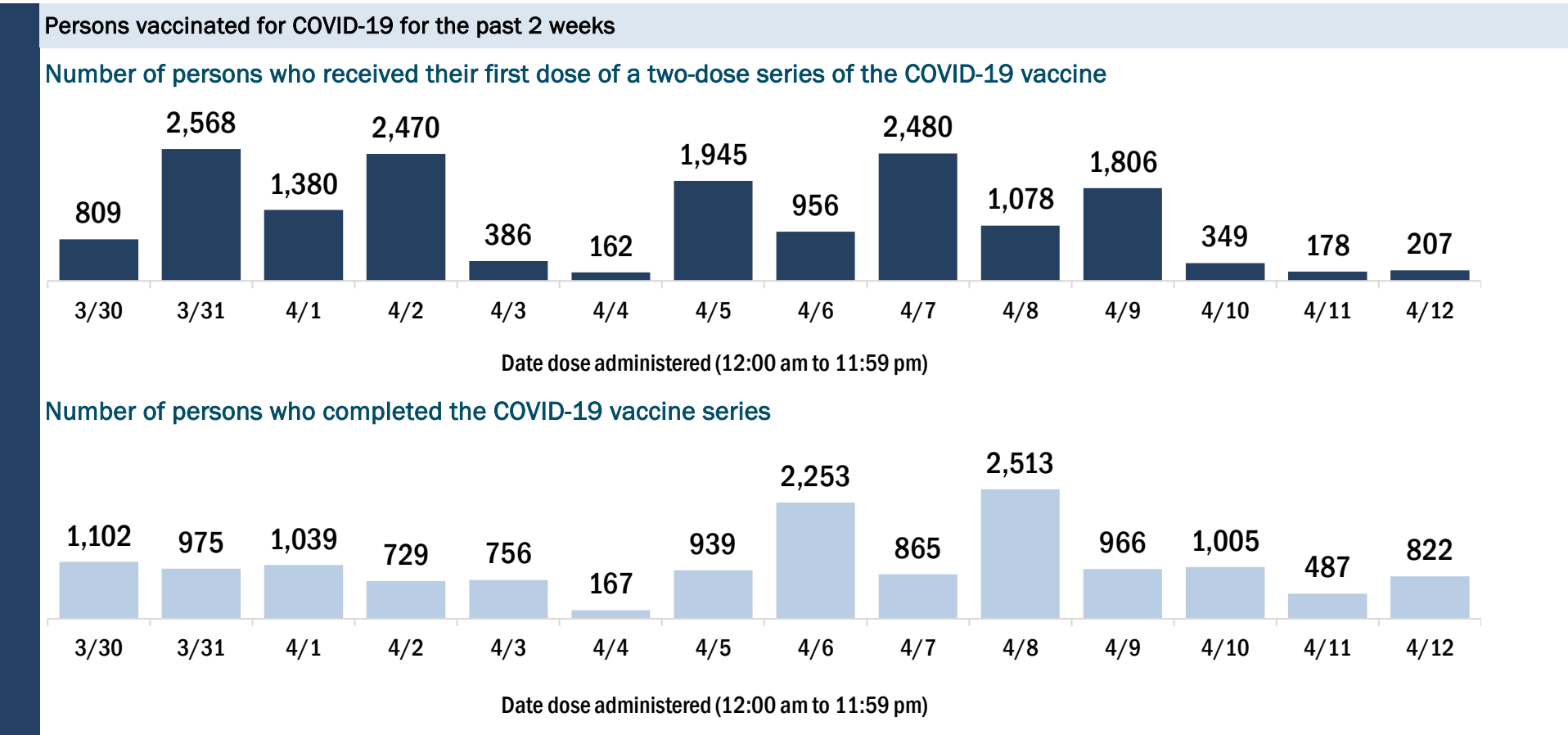
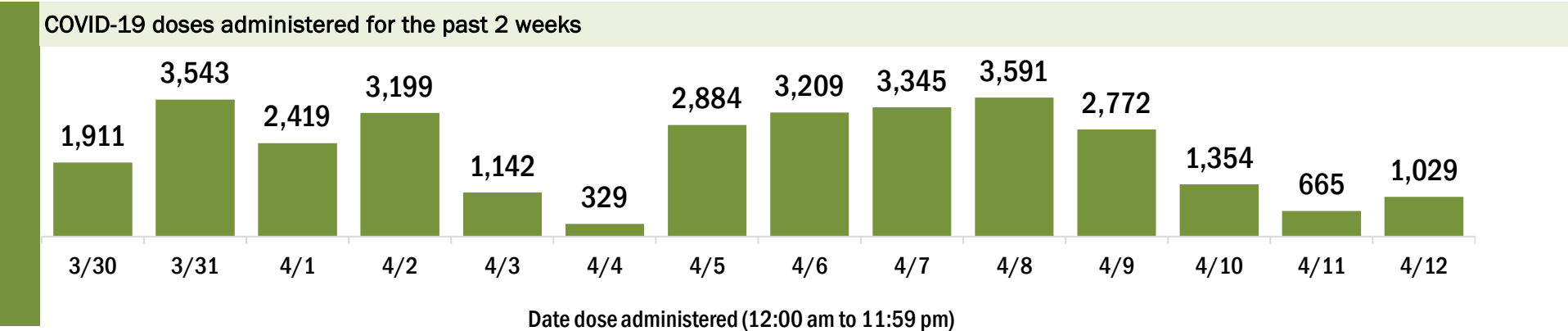
Data in this report are provisional and subject to change.

Data in this summary pertain to COVID-19 vaccines approved by the U.S. Food and Drug Administration and have been issued an Emergency Use Authorization (Janssen COVID-19 Vaccine, Moderna COVID-19 Vaccine and Pfizer-BioNTech COVID-19 Vaccine). These data summarize the number of people who have received either their first dose or have completed the series for a COVID-19 vaccine. **A person can only be counted in one category, first dose or series complete.** For persons receiving Moderna or Pfizer vaccines, once they receive their second dose, they are moved from the first dose column to the series completed column. **Because of this, the total first dose category may show a change from report to report not matching the total receiving their first dose from the previous day.** Persons receiving Johnson & Johnson vaccines will always be counted in the series completed column.

COVID-19 doses for vaccinated persons in Florida	
Doses administered	183,679
People receiving one dose of a 1-dose series (Johnson & Johnson) or receiving only one dose of a 2-dose series (Moderna, Pfizer) count once. Persons receiving both doses of a 2-dose series count twice.	

Current status of persons vaccinated for COVID-19 in Florida	
Total people vaccinated	113,146
First dose	37,447
Series completed	75,699
Completed 1-dose series	5,166
Completed 2-dose series	70,533
First dose: current number of people who have only received their first dose of the Moderna or Pfizer vaccine.	
Series complete: current number of people who have received both Moderna or Pfizer vaccine doses or one Johnson & Johnson dose and are considered fully immunized.	

Demographic summary	First dose	Series complete	Total people vaccinated
Age group	37,447	75,699	113,146
16-24 years	3,752	1,442	5,194
25-34 years	3,222	2,995	6,217
35-44 years	7,184	6,468	13,652
45-54 years	9,128	7,668	16,796
55-64 years	9,414	13,468	22,882
65-74 years	2,788	26,840	29,628
75-84 years	1,400	13,114	14,514
85+ years	559	3,704	4,263
Race	37,447	75,699	113,146
White	26,387	57,384	83,771
Black	1,187	2,146	3,333
American Indian/Alaskan	95	209	304
Other	4,077	7,017	11,094
Unknown	5,701	8,943	14,644
Other race includes Asian, native Hawaiian/Pacific Islander, or other.			
Ethnicity	37,447	75,699	113,146
Hispanic	2,216	2,316	4,532
Non-Hispanic	23,769	50,290	74,059
Unknown	11,462	23,093	34,555
Gender	37,447	75,699	113,146
Female	19,757	42,826	62,583
Male	17,665	32,861	50,526
Unknown	25	12	37



COVID-19: St. Lucie County vaccine summary

Vaccination data through Apr 12, 2021 as of Apr 13, 2021 at 12:05 AM

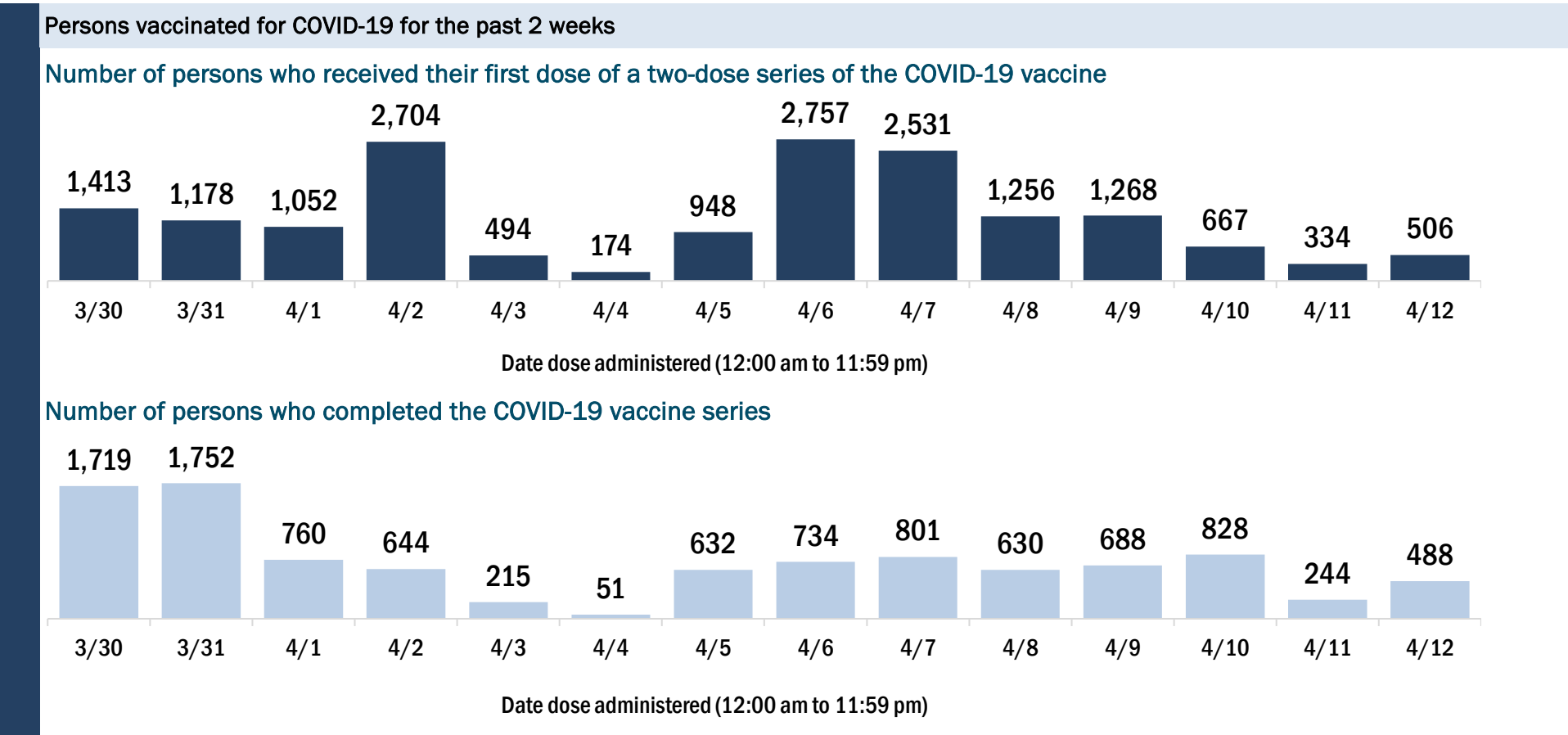
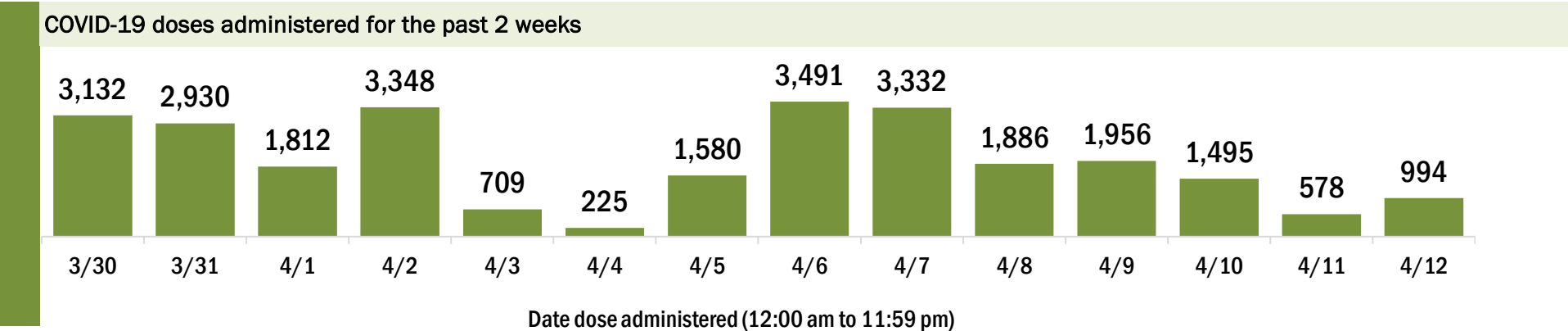
Data in this report are provisional and subject to change.

Data in this summary pertain to COVID-19 vaccines approved by the U.S. Food and Drug Administration and have been issued an Emergency Use Authorization (Janssen COVID-19 Vaccine, Moderna COVID-19 Vaccine and Pfizer-BioNTech COVID-19 Vaccine). These data summarize the number of people who have received either their first dose or have completed the series for a COVID-19 vaccine. **A person can only be counted in one category, first dose or series complete.** For persons receiving Moderna or Pfizer vaccines, once they receive their second dose, they are moved from the first dose column to the series completed column. **Because of this, the total first dose category may show a change from report to report not matching the total receiving their first dose from the previous day.** Persons receiving Johnson & Johnson vaccines will always be counted in the series completed column.

COVID-19 doses for vaccinated persons in Florida	
Doses administered	157,951
People receiving one dose of a 1-dose series (Johnson & Johnson) or receiving only one dose of a 2-dose series (Moderna, Pfizer) count once. Persons receiving both doses of a 2-dose series count twice.	

Current status of persons vaccinated for COVID-19 in Florida	
Total people vaccinated	99,851
First dose	38,459
Series completed	61,392
Completed 1-dose series	3,292
Completed 2-dose series	58,100
First dose: current number of people who have only received their first dose of the Moderna or Pfizer vaccine.	
Series complete: current number of people who have received both Moderna or Pfizer vaccine doses or one Johnson & Johnson dose and are considered fully immunized.	

Demographic summary	First dose	Series complete	Total people vaccinated
Age group	38,459	61,392	99,851
16-24 years	1,723	680	2,403
25-34 years	2,335	1,573	3,908
35-44 years	3,629	2,556	6,185
45-54 years	6,247	4,206	10,453
55-64 years	11,842	8,070	19,912
65-74 years	7,240	25,201	32,441
75-84 years	4,051	14,684	18,735
85+ years	1,392	4,422	5,814
Race	38,459	61,392	99,851
White	23,713	41,327	65,040
Black	3,519	5,702	9,221
American Indian/Alaskan	190	299	489
Other	3,444	5,476	8,920
Unknown	7,593	8,588	16,181
Other race includes Asian, native Hawaiian/Pacific Islander, or other.			
Ethnicity	38,459	61,392	99,851
Hispanic	4,834	4,419	9,253
Non-Hispanic	19,023	36,089	55,112
Unknown	14,602	20,884	35,486
Gender	38,459	61,392	99,851
Female	20,983	35,398	56,381
Male	17,376	25,930	43,306
Unknown	100	64	164



COVID-19: Sumter County vaccine summary

Vaccination data through Apr 12, 2021 as of Apr 13, 2021 at 12:05 AM

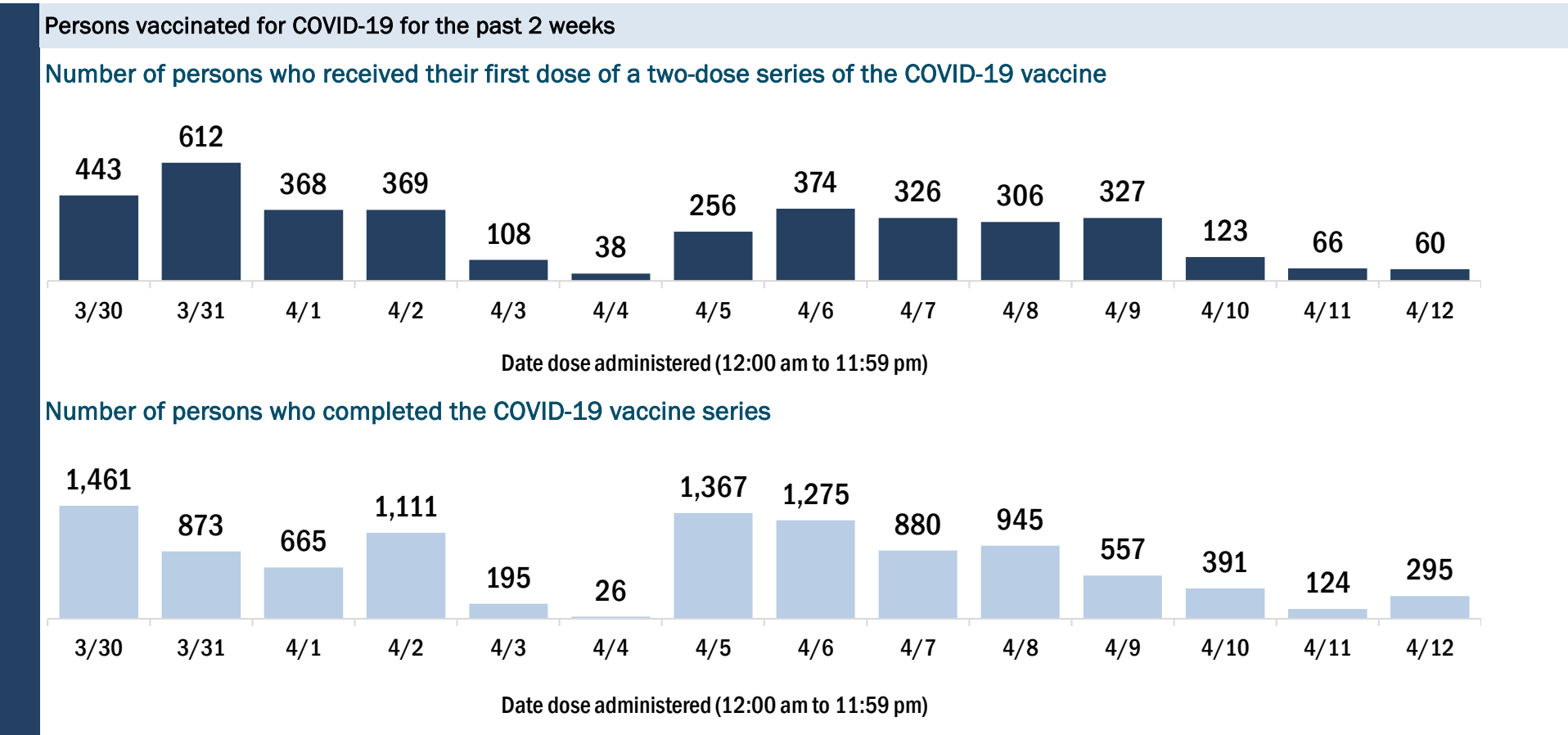
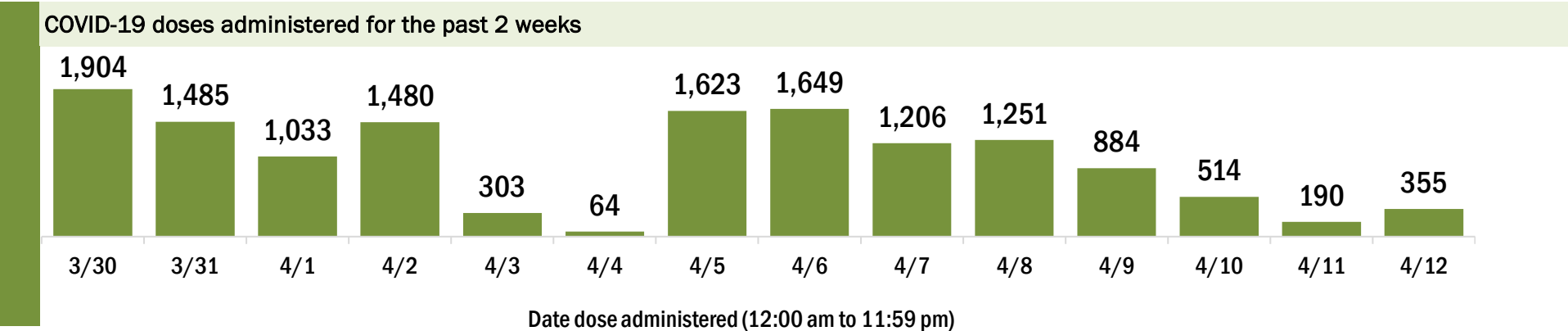
Data in this report are provisional and subject to change.

Data in this summary pertain to COVID-19 vaccines approved by the U.S. Food and Drug Administration and have been issued an Emergency Use Authorization (Janssen COVID-19 Vaccine, Moderna COVID-19 Vaccine and Pfizer-BioNTech COVID-19 Vaccine). These data summarize the number of people who have received either their first dose or have completed the series for a COVID-19 vaccine. **A person can only be counted in one category, first dose or series complete.** For persons receiving Moderna or Pfizer vaccines, once they receive their second dose, they are moved from the first dose column to the series completed column. **Because of this, the total first dose category may show a change from report to report not matching the total receiving their first dose from the previous day.** Persons receiving Johnson & Johnson vaccines will always be counted in the series completed column.

COVID-19 doses for vaccinated persons in Florida	
Doses administered	136,637
People receiving one dose of a 1-dose series (Johnson & Johnson) or receiving only one dose of a 2-dose series (Moderna, Pfizer) count once. Persons receiving both doses of a 2-dose series count twice.	

Current status of persons vaccinated for COVID-19 in Florida	
Total people vaccinated	79,244
First dose	17,885
Series completed	61,359
Completed 1-dose series	3,966
Completed 2-dose series	57,393
First dose: current number of people who have only received their first dose of the Moderna or Pfizer vaccine.	
Series complete: current number of people who have received both Moderna or Pfizer vaccine doses or one Johnson & Johnson dose and are considered fully immunized.	

Demographic summary	First dose	Series complete	Total people vaccinated
Age group	17,885	61,359	79,244
16-24 years	205	99	304
25-34 years	358	204	562
35-44 years	564	305	869
45-54 years	1,366	615	1,981
55-64 years	6,538	3,193	9,731
65-74 years	4,619	31,834	36,453
75-84 years	3,390	21,600	24,990
85+ years	845	3,509	4,354
Race	17,885	61,359	79,244
White	13,778	52,218	65,996
Black	349	609	958
American Indian/Alaskan	32	132	164
Other	1,079	2,215	3,294
Unknown	2,647	6,185	8,832
Other race includes Asian, native Hawaiian/Pacific Islander, or other.			
Ethnicity	17,885	61,359	79,244
Hispanic	532	866	1,398
Non-Hispanic	11,100	40,810	51,910
Unknown	6,253	19,683	25,936
Gender	17,885	61,359	79,244
Female	10,329	33,944	44,273
Male	7,490	27,406	34,896
Unknown	66	9	75



COVID-19: Suwannee County vaccine summary

Vaccination data through Apr 12, 2021 as of Apr 13, 2021 at 12:05 AM

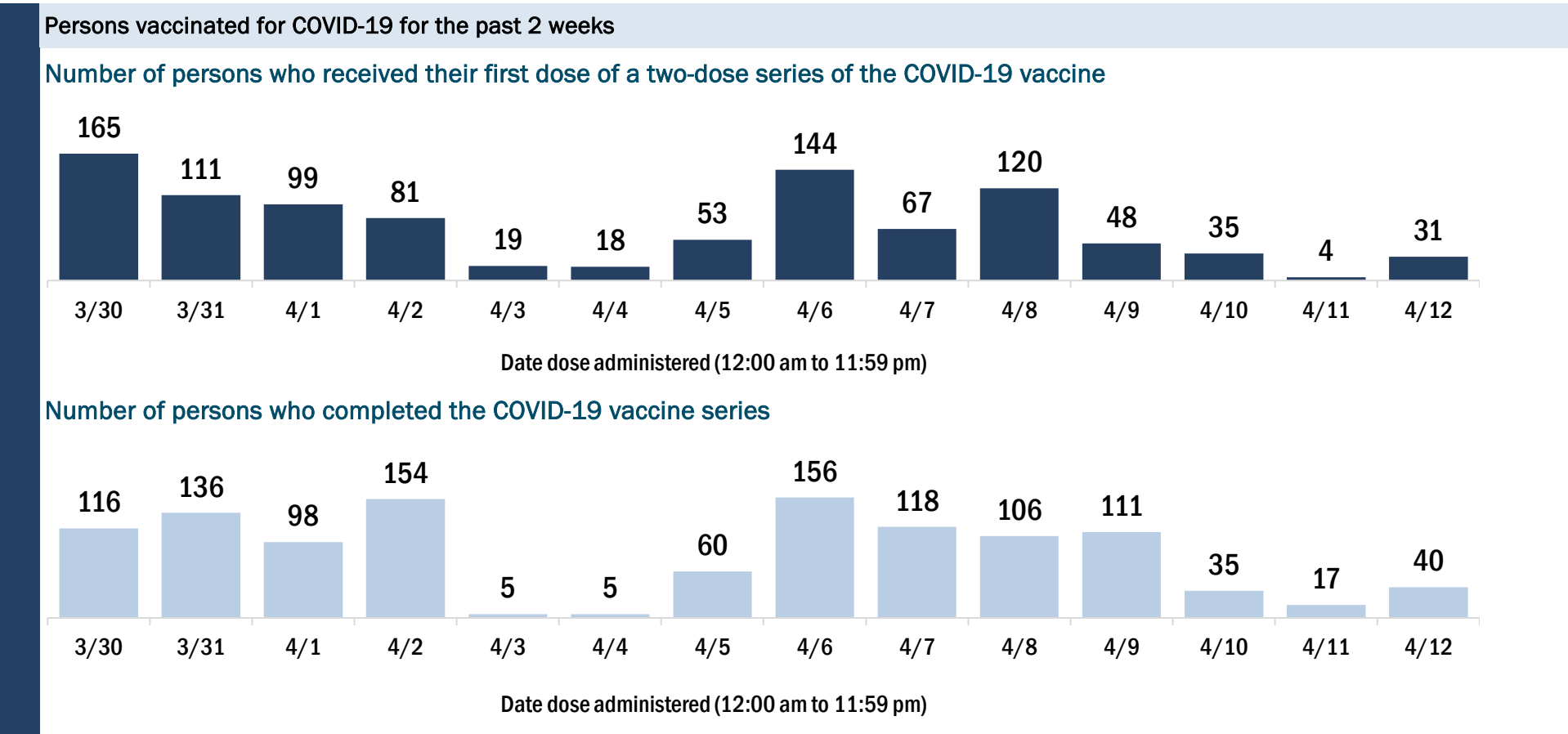
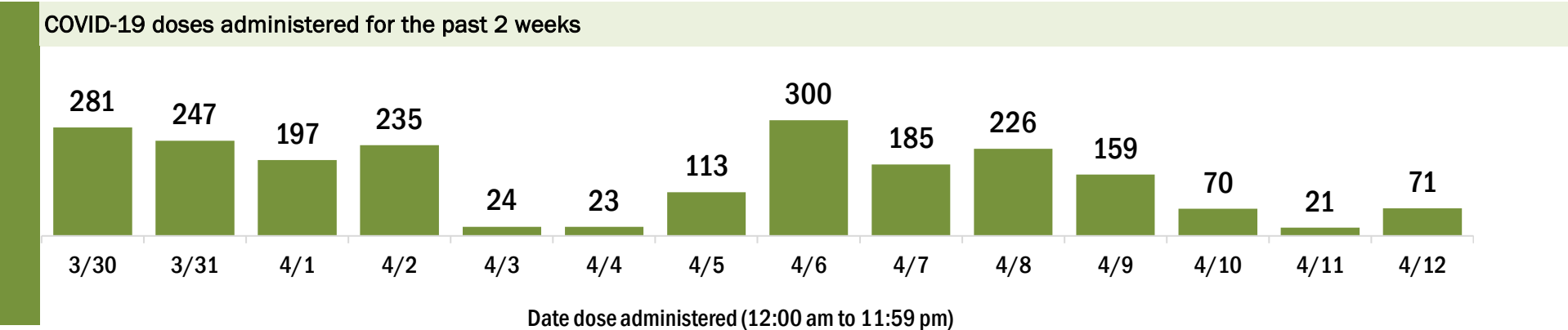
Data in this report are provisional and subject to change.

Data in this summary pertain to COVID-19 vaccines approved by the U.S. Food and Drug Administration and have been issued an Emergency Use Authorization (Janssen COVID-19 Vaccine, Moderna COVID-19 Vaccine and Pfizer-BioNTech COVID-19 Vaccine). These data summarize the number of people who have received either their first dose or have completed the series for a COVID-19 vaccine. **A person can only be counted in one category, first dose or series complete.** For persons receiving Moderna or Pfizer vaccines, once they receive their second dose, they are moved from the first dose column to the series completed column. **Because of this, the total first dose category may show a change from report to report not matching the total receiving their first dose from the previous day.** Persons receiving Johnson & Johnson vaccines will always be counted in the series completed column.

COVID-19 doses for vaccinated persons in Florida	
Doses administered	14,377
People receiving one dose of a 1-dose series (Johnson & Johnson) or receiving only one dose of a 2-dose series (Moderna, Pfizer) count once. Persons receiving both doses of a 2-dose series count twice.	

Current status of persons vaccinated for COVID-19 in Florida	
Total people vaccinated	8,692
First dose	2,450
Series completed	6,242
Completed 1-dose series	557
Completed 2-dose series	5,685
First dose: current number of people who have only received their first dose of the Moderna or Pfizer vaccine.	
Series complete: current number of people who have received both Moderna or Pfizer vaccine doses or one Johnson & Johnson dose and are considered fully immunized.	

Demographic summary	First dose	Series complete	Total people vaccinated
Age group	2,450	6,242	8,692
16-24 years	121	70	191
25-34 years	136	133	269
35-44 years	231	219	450
45-54 years	392	351	743
55-64 years	1,016	798	1,814
65-74 years	319	2,527	2,846
75-84 years	171	1,598	1,769
85+ years	64	546	610
Race	2,450	6,242	8,692
White	1,674	4,322	5,996
Black	244	433	677
American Indian/Alaskan	5	4	9
Other	205	409	614
Unknown	322	1,074	1,396
Other race includes Asian, native Hawaiian/Pacific Islander, or other.			
Ethnicity	2,450	6,242	8,692
Hispanic	143	182	325
Non-Hispanic	1,378	3,148	4,526
Unknown	929	2,912	3,841
Gender	2,450	6,242	8,692
Female	1,366	3,659	5,025
Male	1,084	2,583	3,667
Unknown	0	0	0



COVID-19: Taylor County vaccine summary

Vaccination data through Apr 12, 2021 as of Apr 13, 2021 at 12:05 AM

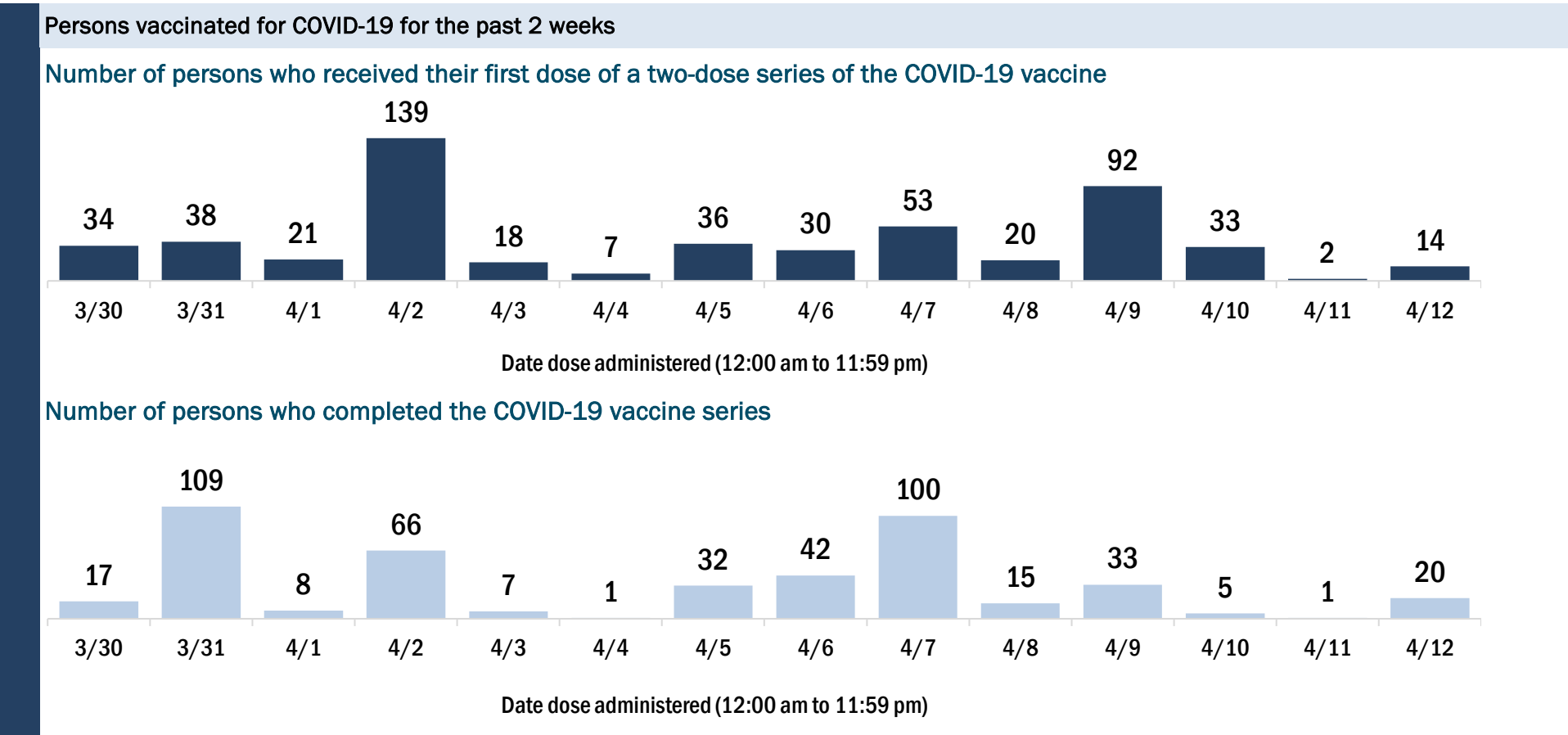
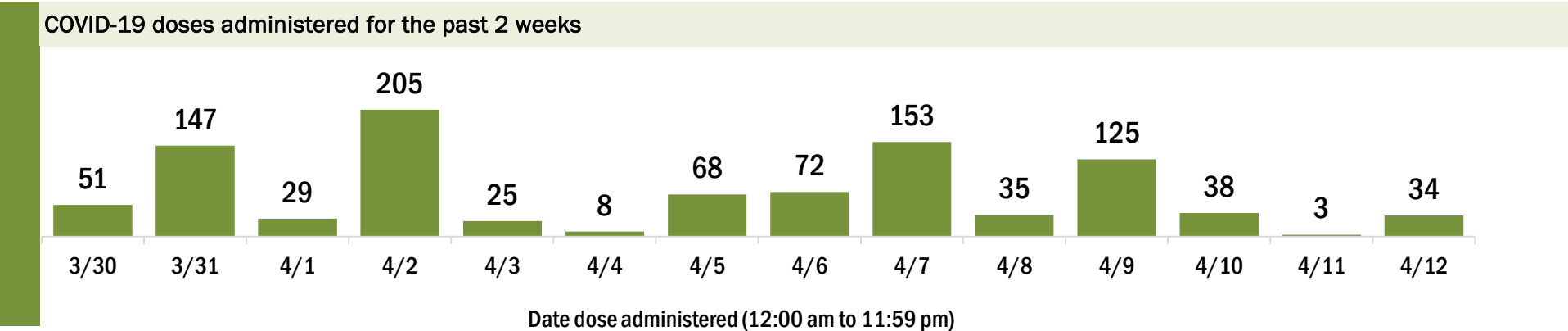
Data in this report are provisional and subject to change.

Data in this summary pertain to COVID-19 vaccines approved by the U.S. Food and Drug Administration and have been issued an Emergency Use Authorization (Janssen COVID-19 Vaccine, Moderna COVID-19 Vaccine and Pfizer-BioNTech COVID-19 Vaccine). These data summarize the number of people who have received either their first dose or have completed the series for a COVID-19 vaccine. **A person can only be counted in one category, first dose or series complete.** For persons receiving Moderna or Pfizer vaccines, once they receive their second dose, they are moved from the first dose column to the series completed column. **Because of this, the total first dose category may show a change from report to report not matching the total receiving their first dose from the previous day.** Persons receiving Johnson & Johnson vaccines will always be counted in the series completed column.

COVID-19 doses for vaccinated persons in Florida	
Doses administered	7,706
People receiving one dose of a 1-dose series (Johnson & Johnson) or receiving only one dose of a 2-dose series (Moderna, Pfizer) count once. Persons receiving both doses of a 2-dose series count twice.	

Current status of persons vaccinated for COVID-19 in Florida	
Total people vaccinated	4,926
First dose	1,909
Series completed	3,017
Completed 1-dose series	237
Completed 2-dose series	2,780
First dose: current number of people who have only received their first dose of the Moderna or Pfizer vaccine.	
Series complete: current number of people who have received both Moderna or Pfizer vaccine doses or one Johnson & Johnson dose and are considered fully immunized.	

Demographic summary	First dose	Series complete	Total people vaccinated
Age group	1,909	3,017	4,926
16-24 years	59	29	88
25-34 years	88	74	162
35-44 years	147	86	233
45-54 years	280	170	450
55-64 years	637	477	1,114
65-74 years	433	1,243	1,676
75-84 years	205	731	936
85+ years	60	207	267
Race	1,909	3,017	4,926
White	1,372	2,247	3,619
Black	264	326	590
American Indian/Alaskan	13	25	38
Other	110	191	301
Unknown	150	228	378
Other race includes Asian, native Hawaiian/Pacific Islander, or other.			
Ethnicity	1,909	3,017	4,926
Hispanic	46	46	92
Non-Hispanic	1,287	1,789	3,076
Unknown	576	1,182	1,758
Gender	1,909	3,017	4,926
Female	1,019	1,697	2,716
Male	888	1,320	2,208
Unknown	2	0	2



COVID-19: Union County vaccine summary

Vaccination data through Apr 12, 2021 as of Apr 13, 2021 at 12:05 AM

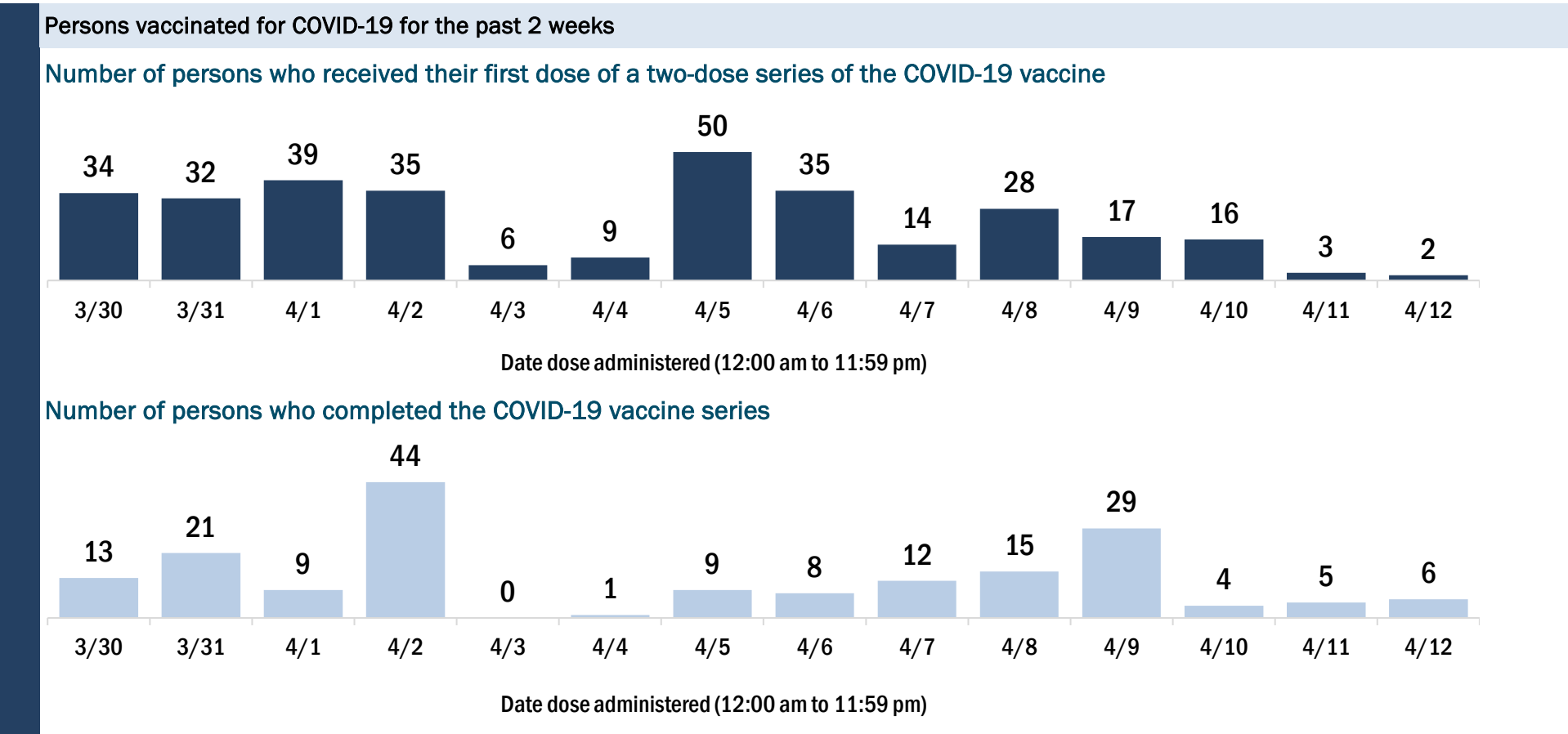
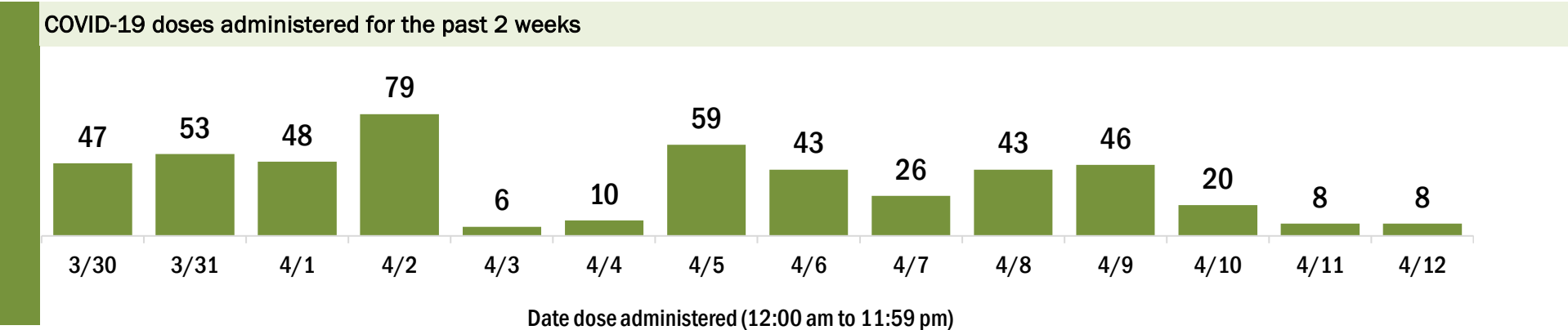
Data in this report are provisional and subject to change.

Data in this summary pertain to COVID-19 vaccines approved by the U.S. Food and Drug Administration and have been issued an Emergency Use Authorization (Janssen COVID-19 Vaccine, Moderna COVID-19 Vaccine and Pfizer-BioNTech COVID-19 Vaccine). These data summarize the number of people who have received either their first dose or have completed the series for a COVID-19 vaccine. **A person can only be counted in one category, first dose or series complete.** For persons receiving Moderna or Pfizer vaccines, once they receive their second dose, they are moved from the first dose column to the series completed column. **Because of this, the total first dose category may show a change from report to report not matching the total receiving their first dose from the previous day.** Persons receiving Johnson & Johnson vaccines will always be counted in the series completed column.

COVID-19 doses for vaccinated persons in Florida	
Doses administered	3,514
People receiving one dose of a 1-dose series (Johnson & Johnson) or receiving only one dose of a 2-dose series (Moderna, Pfizer) count once. Persons receiving both doses of a 2-dose series count twice.	

Current status of persons vaccinated for COVID-19 in Florida	
Total people vaccinated	2,169
First dose	710
Series completed	1,459
Completed 1-dose series	114
Completed 2-dose series	1,345
First dose: current number of people who have only received their first dose of the Moderna or Pfizer vaccine.	
Series complete: current number of people who have received both Moderna or Pfizer vaccine doses or one Johnson & Johnson dose and are considered fully immunized.	

Demographic summary	First dose	Series complete	Total people vaccinated
Age group	710	1,459	2,169
16-24 years	44	20	64
25-34 years	48	67	115
35-44 years	76	53	129
45-54 years	131	90	221
55-64 years	287	191	478
65-74 years	75	590	665
75-84 years	37	348	385
85+ years	12	100	112
Race	710	1,459	2,169
White	526	1,200	1,726
Black	101	114	215
American Indian/Alaskan	9	12	21
Other	46	102	148
Unknown	28	31	59
Other race includes Asian, native Hawaiian/Pacific Islander, or other.			
Ethnicity	710	1,459	2,169
Hispanic	22	30	52
Non-Hispanic	584	1,341	1,925
Unknown	104	88	192
Gender	710	1,459	2,169
Female	400	842	1,242
Male	305	617	922
Unknown	5	0	5



COVID-19: Volusia County vaccine summary

Vaccination data through Apr 12, 2021 as of Apr 13, 2021 at 12:05 AM

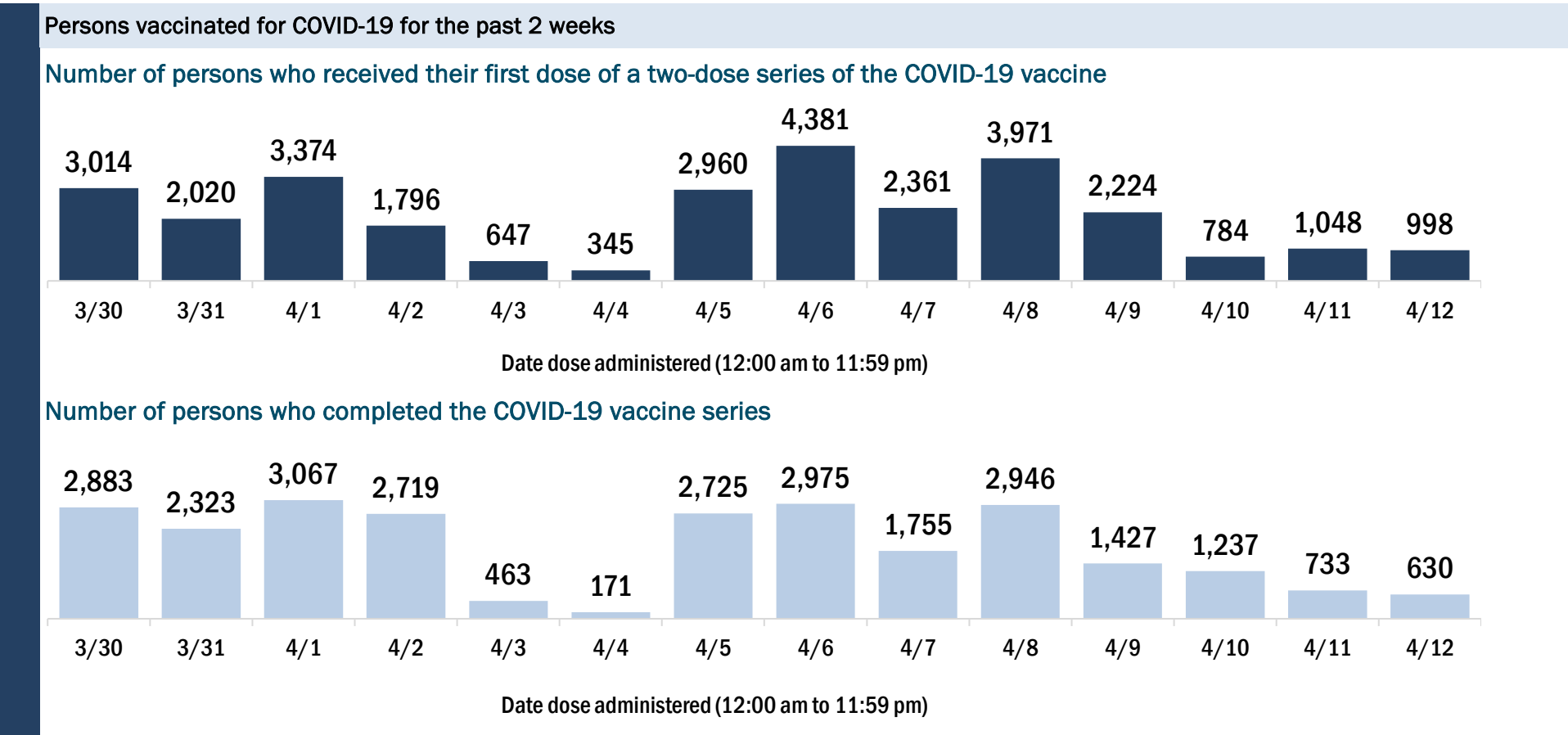
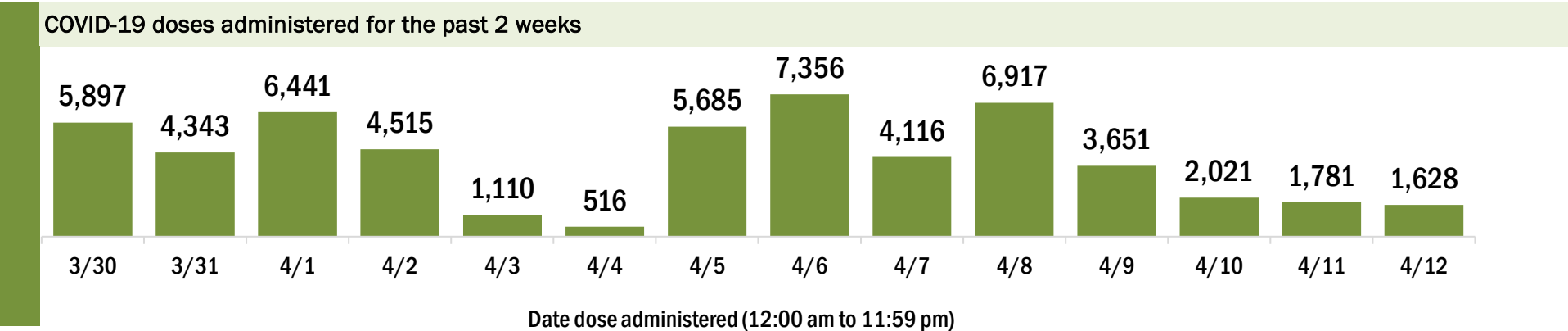
Data in this report are provisional and subject to change.

Data in this summary pertain to COVID-19 vaccines approved by the U.S. Food and Drug Administration and have been issued an Emergency Use Authorization (Janssen COVID-19 Vaccine, Moderna COVID-19 Vaccine and Pfizer-BioNTech COVID-19 Vaccine). These data summarize the number of people who have received either their first dose or have completed the series for a COVID-19 vaccine. **A person can only be counted in one category, first dose or series complete.** For persons receiving Moderna or Pfizer vaccines, once they receive their second dose, they are moved from the first dose column to the series completed column. **Because of this, the total first dose category may show a change from report to report not matching the total receiving their first dose from the previous day.** Persons receiving Johnson & Johnson vaccines will always be counted in the series completed column.

COVID-19 doses for vaccinated persons in Florida	
Doses administered	278,855
People receiving one dose of a 1-dose series (Johnson & Johnson) or receiving only one dose of a 2-dose series (Moderna, Pfizer) count once. Persons receiving both doses of a 2-dose series count twice.	

Current status of persons vaccinated for COVID-19 in Florida	
Total people vaccinated	180,806
First dose	66,030
Series completed	114,776
Completed 1-dose series	16,727
Completed 2-dose series	98,049
First dose: current number of people who have only received their first dose of the Moderna or Pfizer vaccine.	
Series complete: current number of people who have received both Moderna or Pfizer vaccine doses or one Johnson & Johnson dose and are considered fully immunized.	

Demographic summary	First dose	Series complete	Total people vaccinated
Age group	66,030	114,776	180,806
16-24 years	4,435	1,704	6,139
25-34 years	4,239	3,648	7,887
35-44 years	6,168	4,957	11,125
45-54 years	10,579	7,766	18,345
55-64 years	20,536	16,247	36,783
65-74 years	11,965	45,363	57,328
75-84 years	6,081	25,908	31,989
85+ years	2,027	9,183	11,210
Race	66,030	114,776	180,806
White	43,635	75,543	119,178
Black	3,144	4,946	8,090
American Indian/Alaskan	227	417	644
Other	6,294	13,736	20,030
Unknown	12,730	20,134	32,864
Other race includes Asian, native Hawaiian/Pacific Islander, or other.			
Ethnicity	66,030	114,776	180,806
Hispanic	6,022	4,997	11,019
Non-Hispanic	35,819	57,590	93,409
Unknown	24,189	52,189	76,378
Gender	66,030	114,776	180,806
Female	35,047	66,546	101,593
Male	29,229	46,950	76,179
Unknown	1,754	1,280	3,034



COVID-19: Wakulla County vaccine summary

Vaccination data through Apr 12, 2021 as of Apr 13, 2021 at 12:05 AM

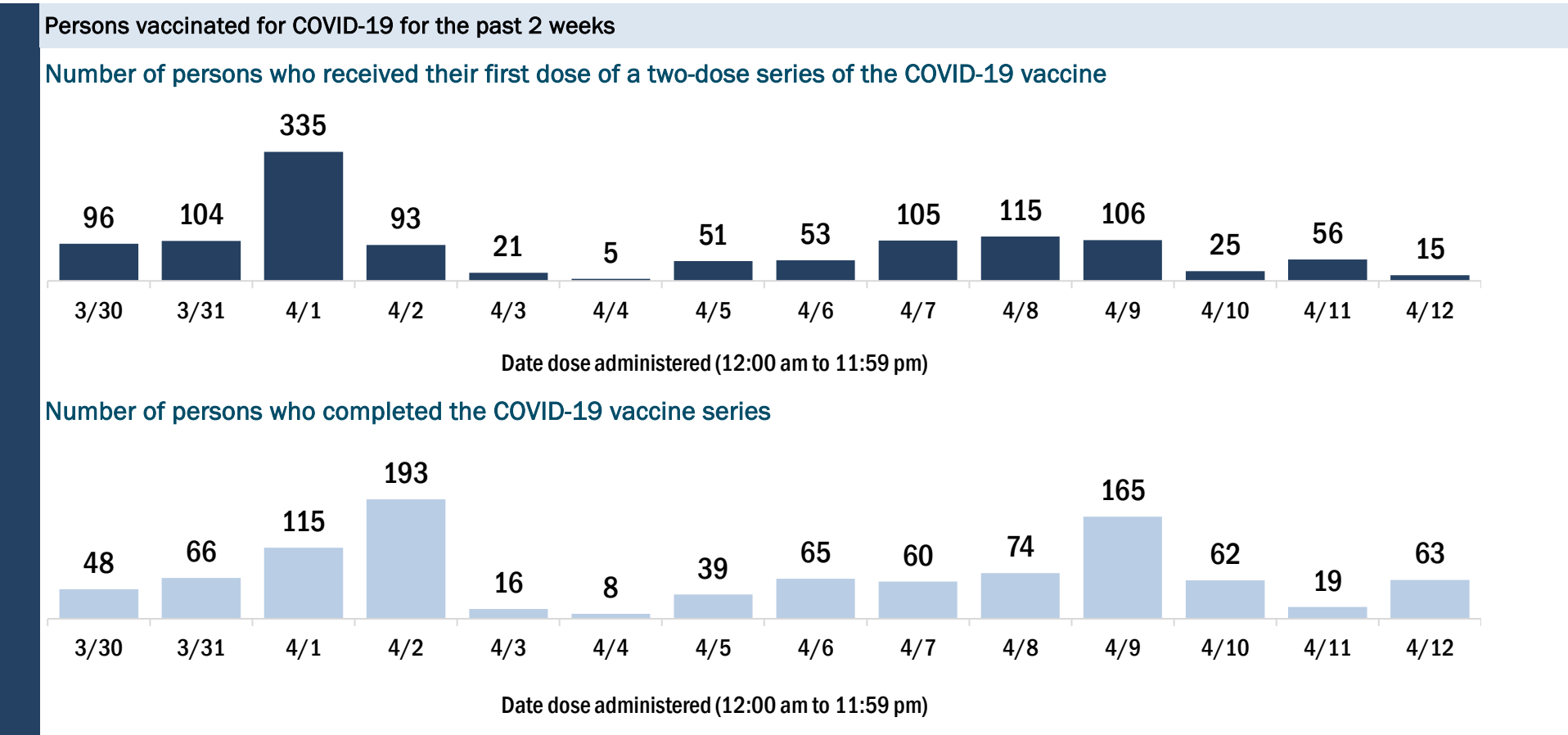
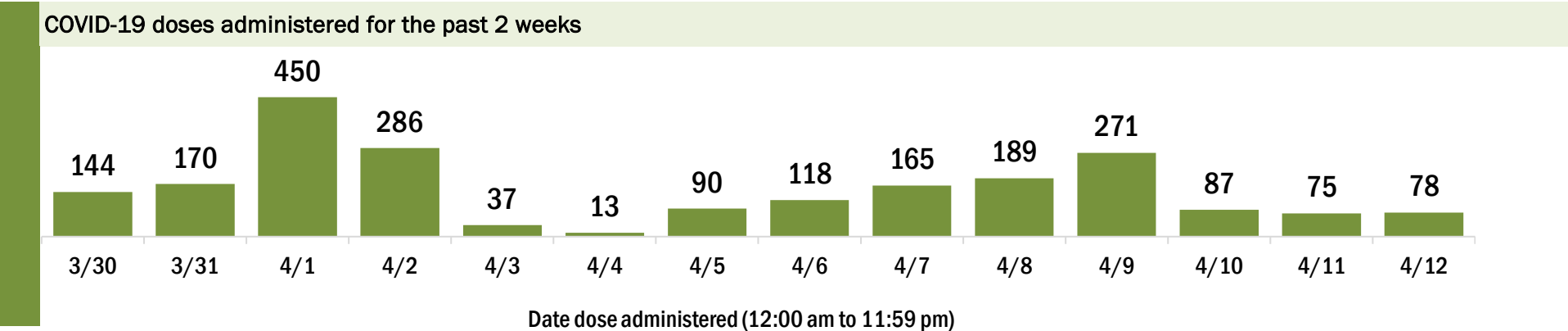
Data in this report are provisional and subject to change.

Data in this summary pertain to COVID-19 vaccines approved by the U.S. Food and Drug Administration and have been issued an Emergency Use Authorization (Janssen COVID-19 Vaccine, Moderna COVID-19 Vaccine and Pfizer-BioNTech COVID-19 Vaccine). These data summarize the number of people who have received either their first dose or have completed the series for a COVID-19 vaccine. **A person can only be counted in one category, first dose or series complete.** For persons receiving Moderna or Pfizer vaccines, once they receive their second dose, they are moved from the first dose column to the series completed column. **Because of this, the total first dose category may show a change from report to report not matching the total receiving their first dose from the previous day.** Persons receiving Johnson & Johnson vaccines will always be counted in the series completed column.

COVID-19 doses for vaccinated persons in Florida	
Doses administered	14,435
People receiving one dose of a 1-dose series (Johnson & Johnson) or receiving only one dose of a 2-dose series (Moderna, Pfizer) count once. Persons receiving both doses of a 2-dose series count twice.	

Current status of persons vaccinated for COVID-19 in Florida	
Total people vaccinated	8,916
First dose	2,944
Series completed	5,972
Completed 1-dose series	453
Completed 2-dose series	5,519
First dose: current number of people who have only received their first dose of the Moderna or Pfizer vaccine.	
Series complete: current number of people who have received both Moderna or Pfizer vaccine doses or one Johnson & Johnson dose and are considered fully immunized.	

Demographic summary	First dose	Series complete	Total people vaccinated
Age group	2,944	5,972	8,916
16-24 years	169	86	255
25-34 years	238	224	462
35-44 years	351	363	714
45-54 years	578	534	1,112
55-64 years	919	1,049	1,968
65-74 years	412	2,366	2,778
75-84 years	220	1,087	1,307
85+ years	57	263	320
Race	2,944	5,972	8,916
White	2,132	4,476	6,608
Black	234	408	642
American Indian/Alaskan	20	28	48
Other	295	771	1,066
Unknown	263	289	552
Other race includes Asian, native Hawaiian/Pacific Islander, or other.			
Ethnicity	2,944	5,972	8,916
Hispanic	91	88	179
Non-Hispanic	2,214	4,737	6,951
Unknown	639	1,147	1,786
Gender	2,944	5,972	8,916
Female	1,654	3,343	4,997
Male	1,289	2,628	3,917
Unknown	1	1	2



COVID-19: Walton County vaccine summary

Vaccination data through Apr 12, 2021 as of Apr 13, 2021 at 12:05 AM

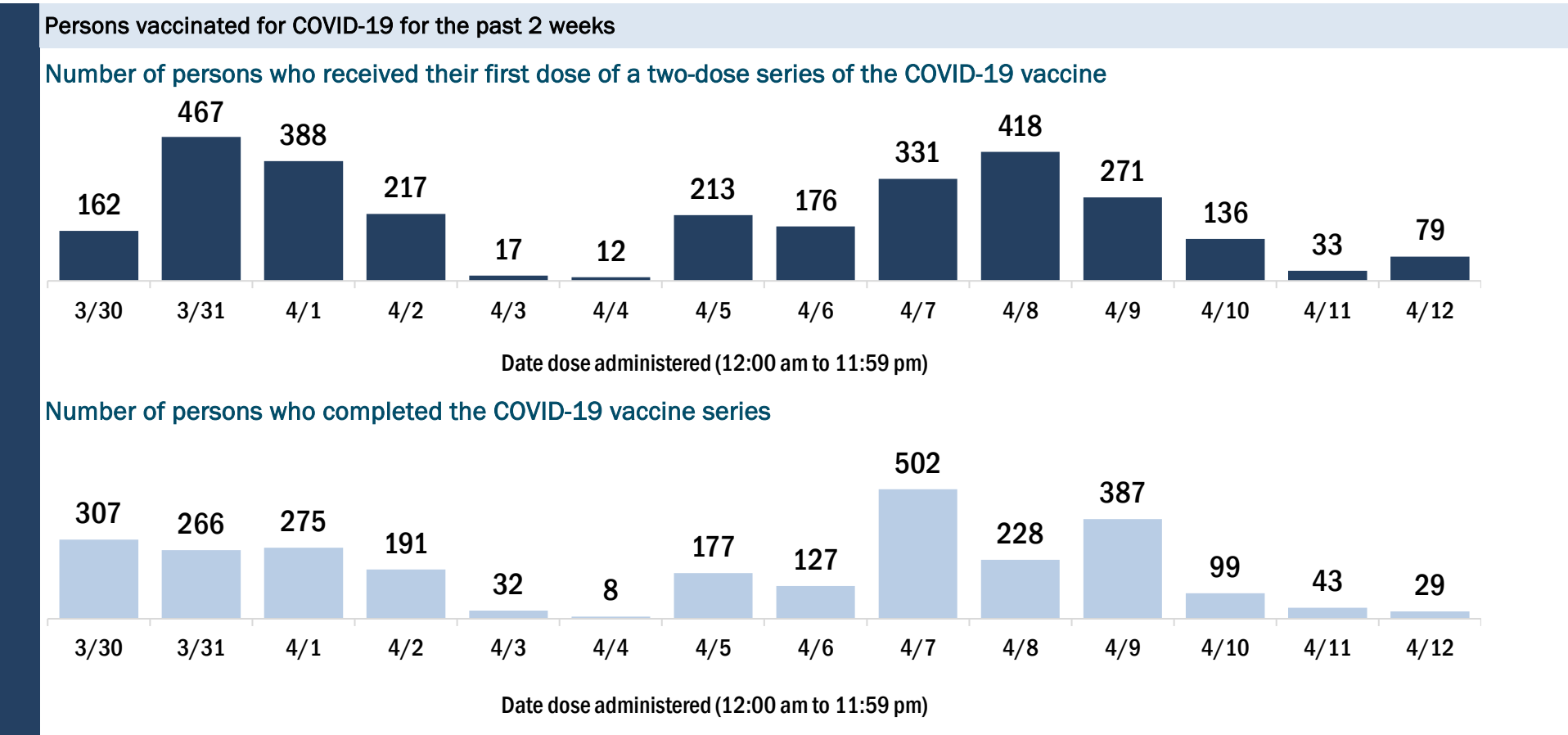
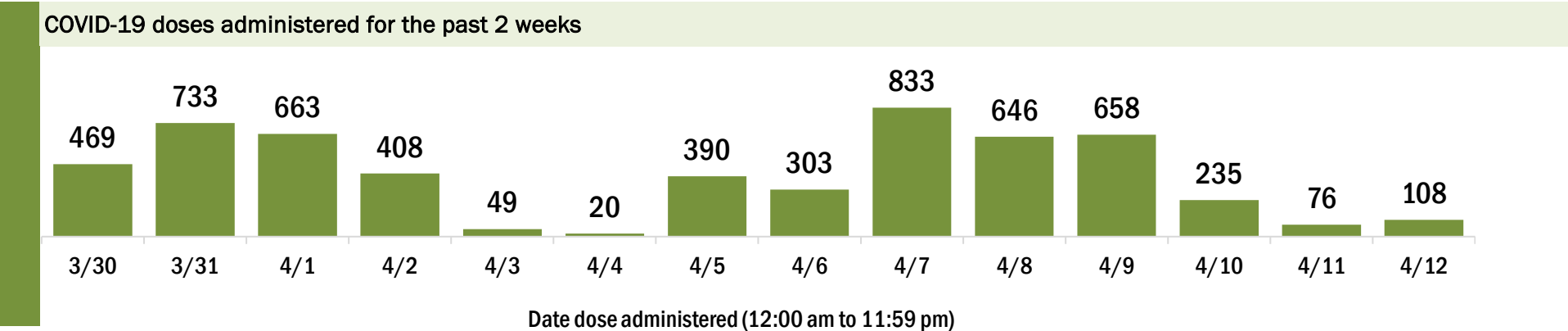
Data in this report are provisional and subject to change.

Data in this summary pertain to COVID-19 vaccines approved by the U.S. Food and Drug Administration and have been issued an Emergency Use Authorization (Janssen COVID-19 Vaccine, Moderna COVID-19 Vaccine and Pfizer-BioNTech COVID-19 Vaccine). These data summarize the number of people who have received either their first dose or have completed the series for a COVID-19 vaccine. **A person can only be counted in one category, first dose or series complete.** For persons receiving Moderna or Pfizer vaccines, once they receive their second dose, they are moved from the first dose column to the series completed column. **Because of this, the total first dose category may show a change from report to report not matching the total receiving their first dose from the previous day.** Persons receiving Johnson & Johnson vaccines will always be counted in the series completed column.

COVID-19 doses for vaccinated persons in Florida	
Doses administered	32,649
People receiving one dose of a 1-dose series (Johnson & Johnson) or receiving only one dose of a 2-dose series (Moderna, Pfizer) count once. Persons receiving both doses of a 2-dose series count twice.	

Current status of persons vaccinated for COVID-19 in Florida	
Total people vaccinated	20,420
First dose	7,157
Series completed	13,263
Completed 1-dose series	1,034
Completed 2-dose series	12,229
First dose: current number of people who have only received their first dose of the Moderna or Pfizer vaccine.	
Series complete: current number of people who have received both Moderna or Pfizer vaccine doses or one Johnson & Johnson dose and are considered fully immunized.	

Demographic summary	First dose	Series complete	Total people vaccinated
Age group	7,157	13,263	20,420
16-24 years	297	122	419
25-34 years	470	324	794
35-44 years	795	675	1,470
45-54 years	1,195	1,047	2,242
55-64 years	2,399	2,409	4,808
65-74 years	1,287	5,617	6,904
75-84 years	563	2,407	2,970
85+ years	151	662	813
Race	7,157	13,263	20,420
White	5,122	10,230	15,352
Black	164	235	399
American Indian/Alaskan	31	51	82
Other	419	583	1,002
Unknown	1,421	2,164	3,585
Other race includes Asian, native Hawaiian/Pacific Islander, or other.			
Ethnicity	7,157	13,263	20,420
Hispanic	283	241	524
Non-Hispanic	4,371	8,944	13,315
Unknown	2,503	4,078	6,581
Gender	7,157	13,263	20,420
Female	3,862	7,286	11,148
Male	3,294	5,975	9,269
Unknown	1	2	3



COVID-19: Washington County vaccine summary

Vaccination data through Apr 12, 2021 as of Apr 13, 2021 at 12:05 AM

Data in this report are provisional and subject to change.

Data in this summary pertain to COVID-19 vaccines approved by the U.S. Food and Drug Administration and have been issued an Emergency Use Authorization (Janssen COVID-19 Vaccine, Moderna COVID-19 Vaccine and Pfizer-BioNTech COVID-19 Vaccine). These data summarize the number of people who have received either their first dose or have completed the series for a COVID-19 vaccine. **A person can only be counted in one category, first dose or series complete.** For persons receiving Moderna or Pfizer vaccines, once they receive their second dose, they are moved from the first dose column to the series completed column. **Because of this, the total first dose category may show a change from report to report not matching the total receiving their first dose from the previous day.** Persons receiving Johnson & Johnson vaccines will always be counted in the series completed column.

COVID-19 doses for vaccinated persons in Florida		Demographic summary			
Doses administered	7,435	First dose	Series complete	Total people vaccinated	
People receiving one dose of a 1-dose series (Johnson & Johnson) or receiving only one dose of a 2-dose series (Moderna, Pfizer) count once. Persons receiving both doses of a 2-dose series count twice.		Age group	1,409	3,167	4,576
		16-24 years	49	25	74
		25-34 years	77	85	162
		35-44 years	122	138	260
		45-54 years	239	266	505
		55-64 years	560	527	1,087
		65-74 years	226	1,198	1,424
		75-84 years	98	695	793
		85+ years	38	233	271
		Race	1,409	3,167	4,576
		White	1,032	2,504	3,536
		Black	195	290	485
		American Indian/Alaskan	28	33	61
		Other	62	155	217
		Unknown	92	185	277
		Other race includes Asian, native Hawaiian/Pacific Islander, or other.			
		Ethnicity	1,409	3,167	4,576
		Hispanic	48	32	80
		Non-Hispanic	1,007	2,531	3,538
		Unknown	354	604	958
		Gender	1,409	3,167	4,576
		Female	773	1,757	2,530
		Male	635	1,410	2,045
		Unknown	1	0	1

Current status of persons vaccinated for COVID-19 in Florida	
Total people vaccinated	4,576
First dose	1,409
Series completed	3,167
Completed 1-dose series	308
Completed 2-dose series	2,859
First dose: current number of people who have only received their first dose of the Moderna or Pfizer vaccine.	
Series complete: current number of people who have received both Moderna or Pfizer vaccine doses or one Johnson & Johnson dose and are considered fully immunized.	

