

COVID-19: Florida vaccine summary

Vaccination data through Apr 11, 2021 as of Apr 12, 2021 at 12:05 AM

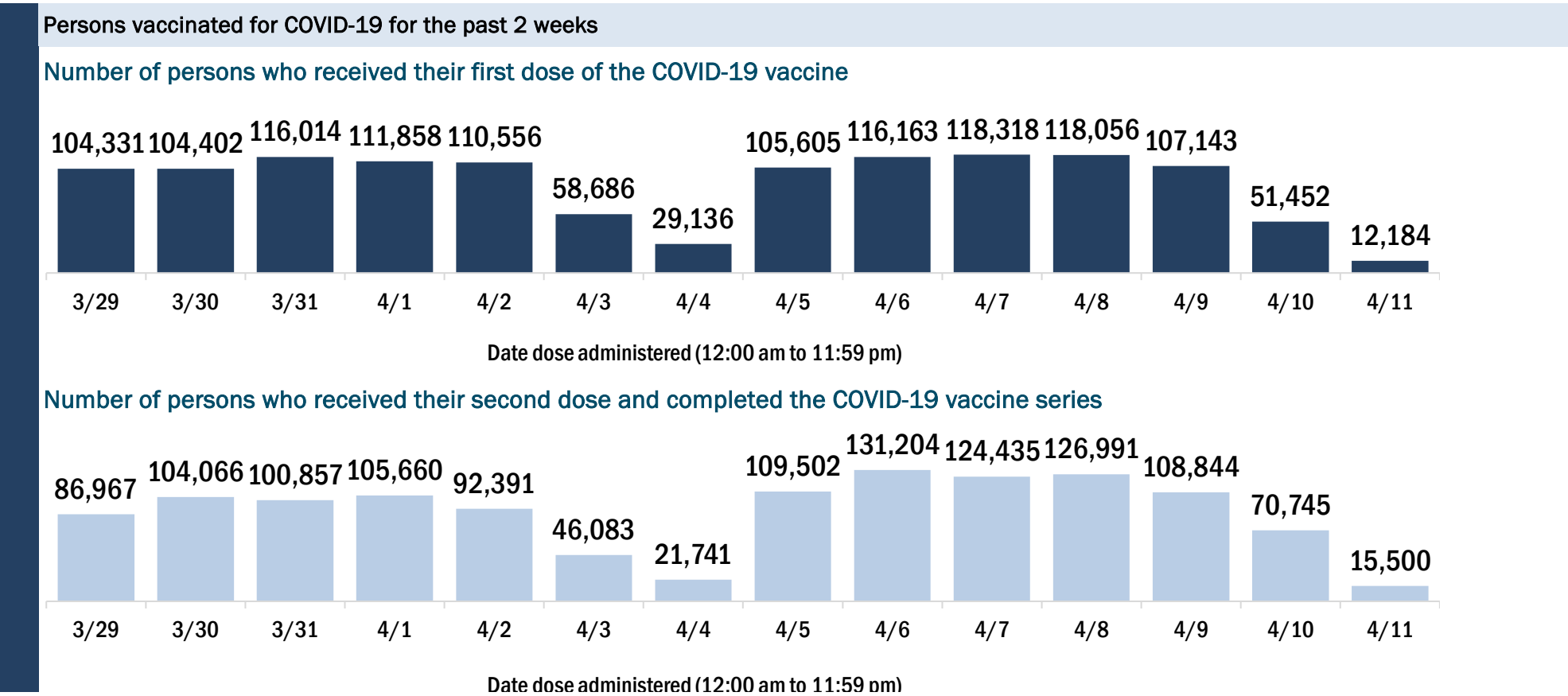
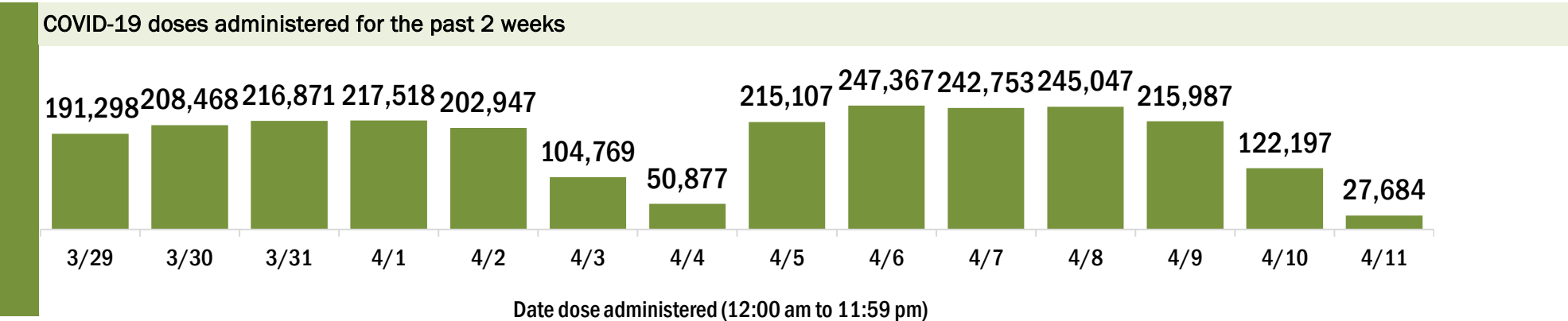
Data in this report are provisional and subject to change. Data are based on county of residence.

Data in this summary pertain to COVID-19 vaccines approved by the U.S. Food and Drug Administration and have been issued an Emergency Use Authorization (Janssen COVID-19 Vaccine, Moderna COVID-19 Vaccine and Pfizer-BioNTech COVID-19 Vaccine). These data summarize the number of people who have received either their first dose or have completed the series for a COVID-19 vaccine. **A person can only be counted in one category, first dose or series complete.** For persons receiving Moderna or Pfizer vaccines, once they receive their second dose, they are moved from the first dose column to the series completed column. **Because of this, the total first dose category may show a change from report to report not matching the total receiving their first dose from the previous day.** Persons receiving Johnson & Johnson vaccines will always be counted in the series completed column.

COVID-19 doses for vaccinated persons in Florida	
Doses administered	11,265,969
People receiving one dose of a 1-dose series (Johnson & Johnson) or receiving only one dose of a 2-dose series (Moderna, Pfizer) count once. Persons receiving both doses of a 2-dose series count twice.	

Current status of persons vaccinated for COVID-19 in Florida	
Total people vaccinated	7,291,420
First dose	2,843,455
Series completed	4,447,965
Completed 1-dose series	473,416
Completed 2-dose series	3,974,549
First dose: current number of people who have only received their first dose of the Moderna or Pfizer vaccine.	
Series complete: current number of people who have received both Moderna or Pfizer vaccine doses or one Johnson & Johnson dose and are considered fully immunized.	

Demographic summary	First dose	Series complete	Total people vaccinated
Age group	2,843,455	4,447,965	7,291,420
16-24 years	171,574	93,306	264,880
25-34 years	238,882	221,829	460,711
35-44 years	353,760	299,037	652,797
45-54 years	535,035	407,272	942,307
55-64 years	772,328	694,213	1,466,541
65-74 years	428,382	1,540,965	1,969,347
75-84 years	247,977	893,715	1,141,692
85+ years	95,517	297,628	393,145
Race	2,843,455	4,447,965	7,291,420
White	1,840,837	3,086,023	4,926,860
Black	185,227	291,639	476,866
American Indian/Alaskan	10,324	15,283	25,607
Other	295,047	451,494	746,541
Unknown	512,020	603,526	1,115,546
Other race includes Asian, native Hawaiian/Pacific Islander, or other.			
Ethnicity	2,843,455	4,447,965	7,291,420
Hispanic	452,391	565,356	1,017,747
Non-Hispanic	1,374,919	2,423,687	3,798,606
Unknown	1,016,145	1,458,922	2,475,067
Gender	2,843,455	4,447,965	7,291,420
Female	1,535,181	2,549,628	4,084,809
Male	1,294,005	1,892,916	3,186,921
Unknown	14,269	5,421	19,690



COVID-19: Alachua County vaccine summary

Vaccination data through Apr 11, 2021 as of Apr 12, 2021 at 12:05 AM

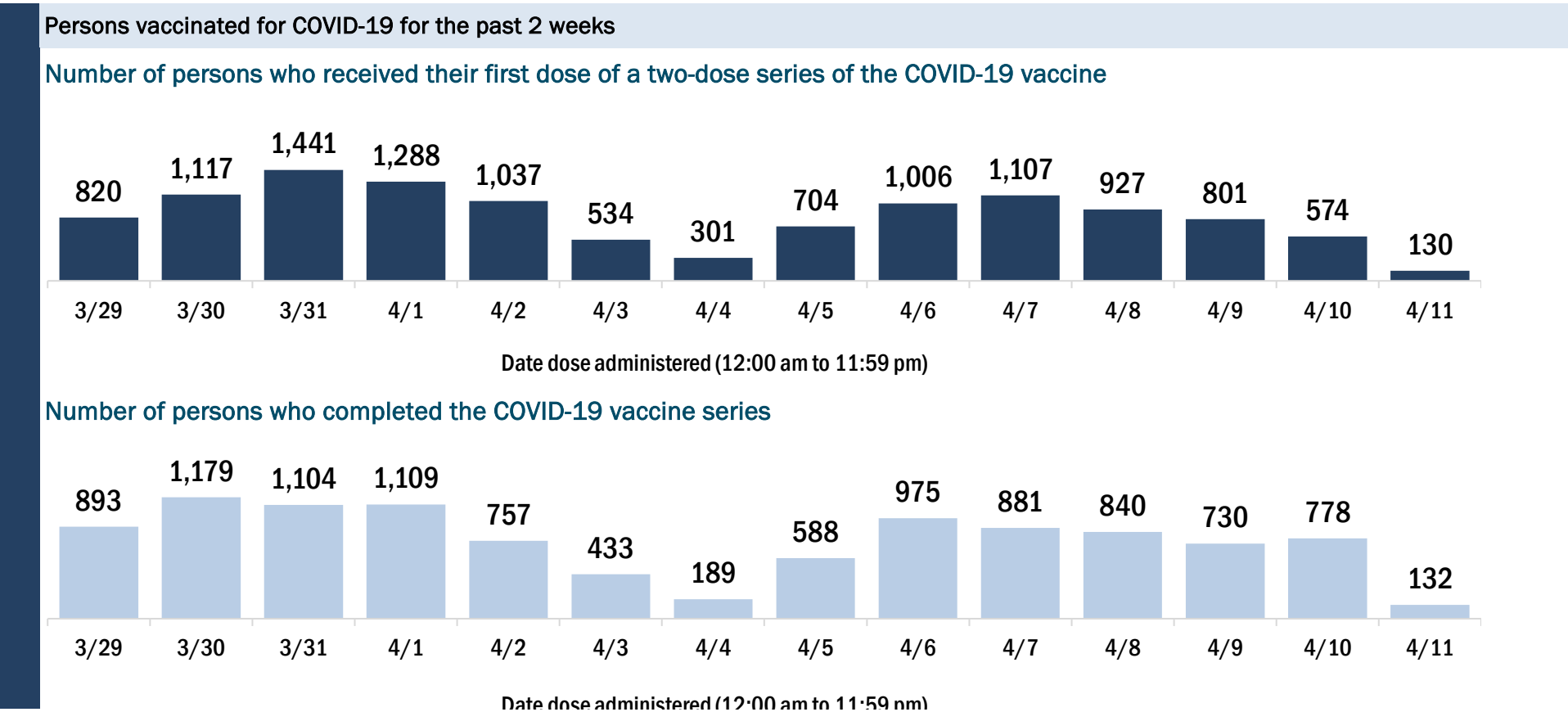
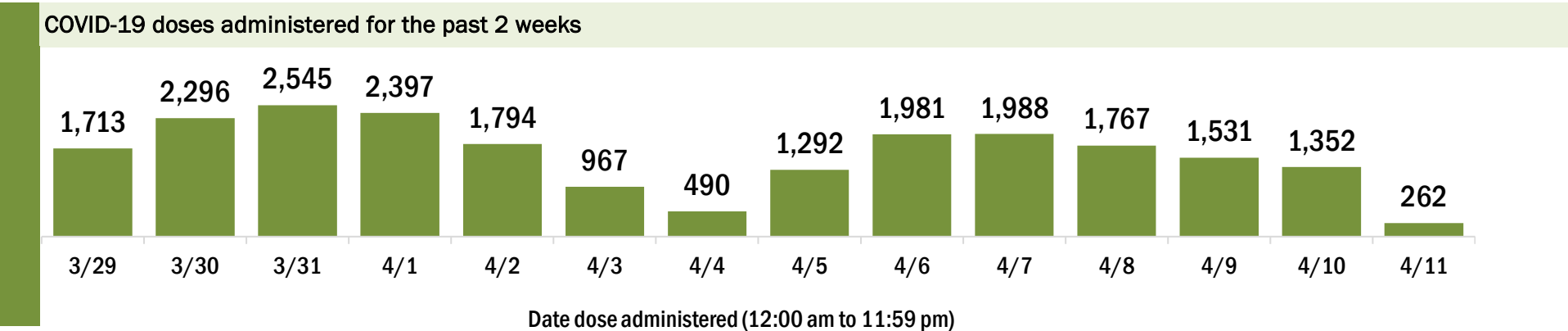
Data in this report are provisional and subject to change.

Data in this summary pertain to COVID-19 vaccines approved by the U.S. Food and Drug Administration and have been issued an Emergency Use Authorization (Janssen COVID-19 Vaccine, Moderna COVID-19 Vaccine and Pfizer-BioNTech COVID-19 Vaccine). These data summarize the number of people who have received either their first dose or have completed the series for a COVID-19 vaccine. **A person can only be counted in one category, first dose or series complete.** For persons receiving Moderna or Pfizer vaccines, once they receive their second dose, they are moved from the first dose column to the series completed column. **Because of this, the total first dose category may show a change from report to report not matching the total receiving their first dose from the previous day.** Persons receiving Johnson & Johnson vaccines will always be counted in the series completed column.

COVID-19 doses for vaccinated persons in Florida	
Doses administered	152,143
People receiving one dose of a 1-dose series (Johnson & Johnson) or receiving only one dose of a 2-dose series (Moderna, Pfizer) count once. Persons receiving both doses of a 2-dose series count twice.	

Current status of persons vaccinated for COVID-19 in Florida	
Total people vaccinated	94,437
First dose	32,666
Series completed	61,771
Completed 1-dose series	4,065
Completed 2-dose series	57,706
First dose: current number of people who have only received their first dose of the Moderna or Pfizer vaccine.	
Series complete: current number of people who have received both Moderna or Pfizer vaccine doses or one Johnson & Johnson dose and are considered fully immunized.	

Demographic summary	First dose	Series complete	Total people vaccinated
Age group	32,666	61,771	94,437
16-24 years	5,086	3,898	8,984
25-34 years	4,916	8,718	13,634
35-44 years	4,867	6,736	11,603
45-54 years	5,583	6,307	11,890
55-64 years	8,246	7,690	15,936
65-74 years	2,431	16,732	19,163
75-84 years	1,064	8,544	9,608
85+ years	473	3,146	3,619
Race	32,666	61,771	94,437
White	20,965	43,732	64,697
Black	3,783	5,821	9,604
American Indian/Alaskan	91	190	281
Other	4,843	9,135	13,978
Unknown	2,984	2,893	5,877
Other race includes Asian, native Hawaiian/Pacific Islander, or other.			
Ethnicity	32,666	61,771	94,437
Hispanic	3,090	3,402	6,492
Non-Hispanic	17,539	42,730	60,269
Unknown	12,037	15,639	27,676
Gender	32,666	61,771	94,437
Female	17,783	36,736	54,519
Male	14,795	25,011	39,806
Unknown	88	24	112



COVID-19: Baker County vaccine summary

Vaccination data through Apr 11, 2021 as of Apr 12, 2021 at 12:05 AM

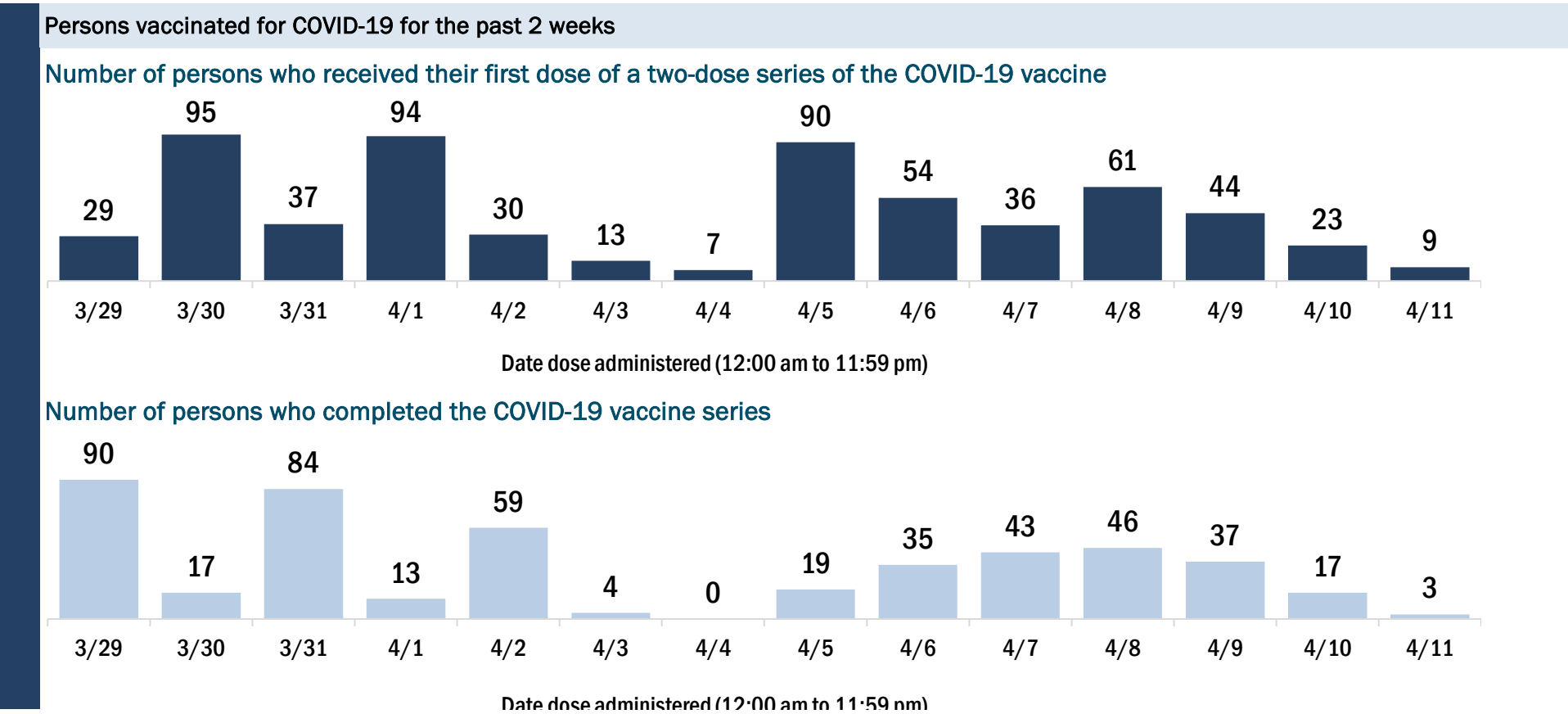
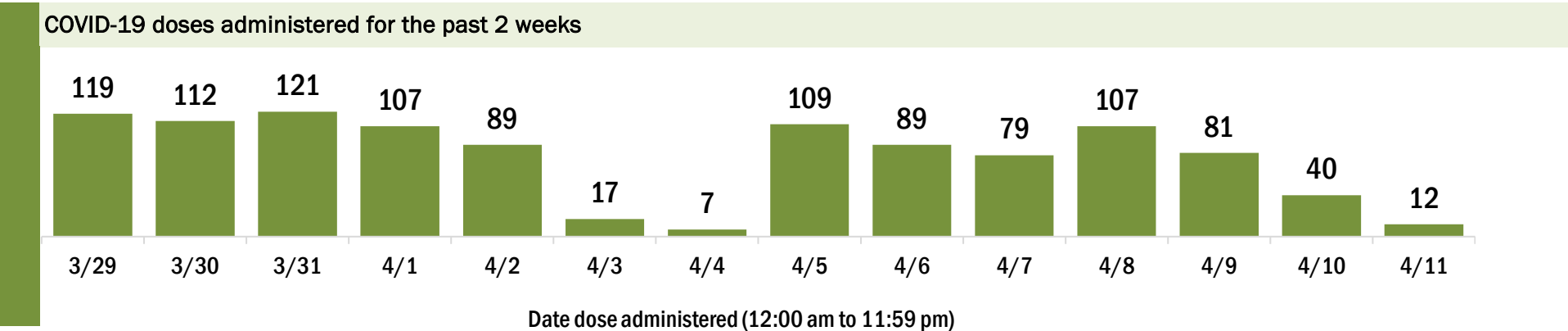
Data in this report are provisional and subject to change.

Data in this summary pertain to COVID-19 vaccines approved by the U.S. Food and Drug Administration and have been issued an Emergency Use Authorization (Janssen COVID-19 Vaccine, Moderna COVID-19 Vaccine and Pfizer-BioNTech COVID-19 Vaccine). These data summarize the number of people who have received either their first dose or have completed the series for a COVID-19 vaccine. **A person can only be counted in one category, first dose or series complete.** For persons receiving Moderna or Pfizer vaccines, once they receive their second dose, they are moved from the first dose column to the series completed column. **Because of this, the total first dose category may show a change from report to report not matching the total receiving their first dose from the previous day.** Persons receiving Johnson & Johnson vaccines will always be counted in the series completed column.

COVID-19 doses for vaccinated persons in Florida	
Doses administered	7,530
People receiving one dose of a 1-dose series (Johnson & Johnson) or receiving only one dose of a 2-dose series (Moderna, Pfizer) count once. Persons receiving both doses of a 2-dose series count twice.	

Current status of persons vaccinated for COVID-19 in Florida	
Total people vaccinated	4,628
First dose	1,591
Series completed	3,037
Completed 1-dose series	135
Completed 2-dose series	2,902
First dose: current number of people who have only received their first dose of the Moderna or Pfizer vaccine.	
Series complete: current number of people who have received both Moderna or Pfizer vaccine doses or one Johnson & Johnson dose and are considered fully immunized.	

Demographic summary	First dose	Series complete	Total people vaccinated
Age group	1,591	3,037	4,628
16-24 years	64	46	110
25-34 years	109	118	227
35-44 years	177	176	353
45-54 years	323	242	565
55-64 years	615	436	1,051
65-74 years	169	1,209	1,378
75-84 years	91	635	726
85+ years	43	175	218
Race	1,591	3,037	4,628
White	1,278	2,380	3,658
Black	163	256	419
American Indian/Alaskan	5	20	25
Other	87	195	282
Unknown	58	186	244
Other race includes Asian, native Hawaiian/Pacific Islander, or other.			
Ethnicity	1,591	3,037	4,628
Hispanic	49	47	96
Non-Hispanic	1,326	2,038	3,364
Unknown	216	952	1,168
Gender	1,591	3,037	4,628
Female	861	1,711	2,572
Male	729	1,326	2,055
Unknown	1	0	1



COVID-19: Bay County vaccine summary

Vaccination data through Apr 11, 2021 as of Apr 12, 2021 at 12:05 AM

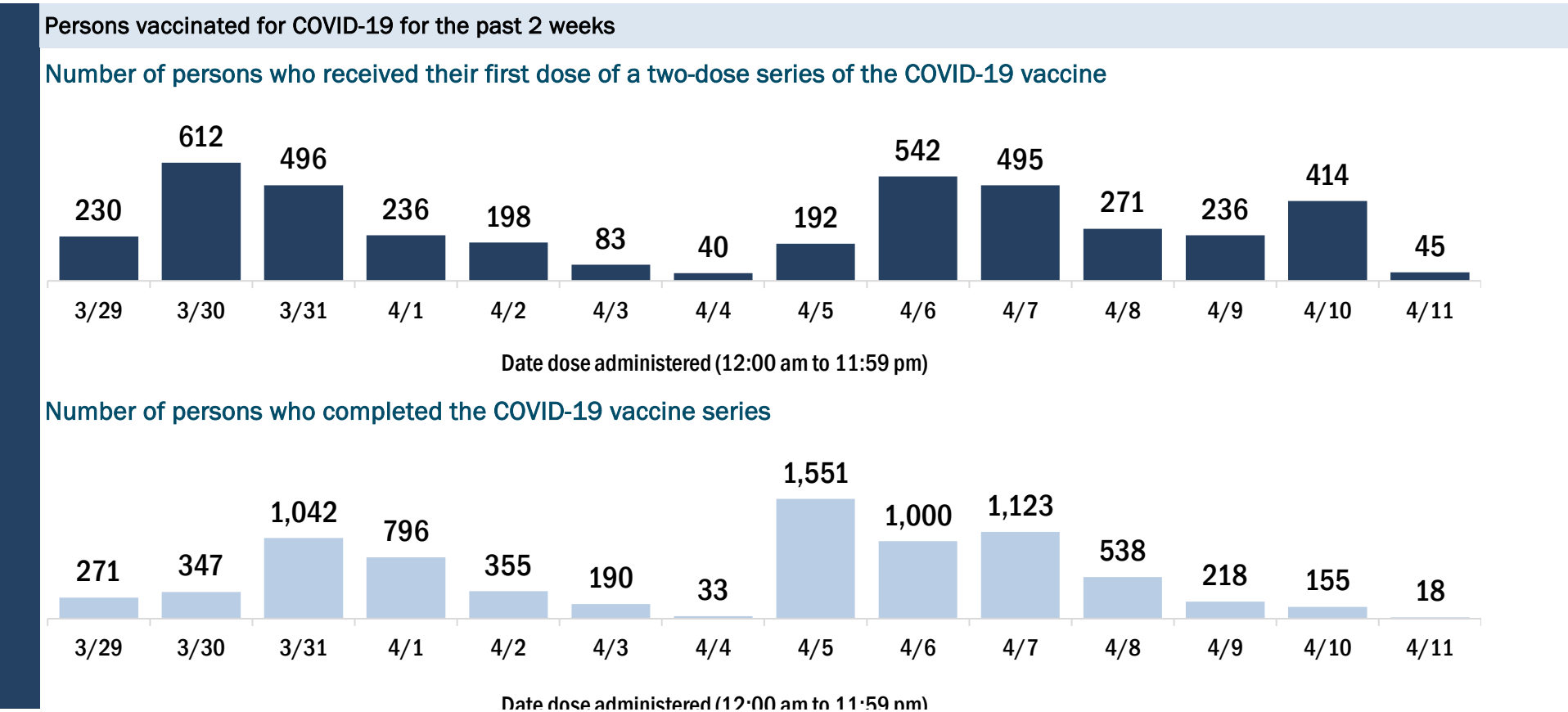
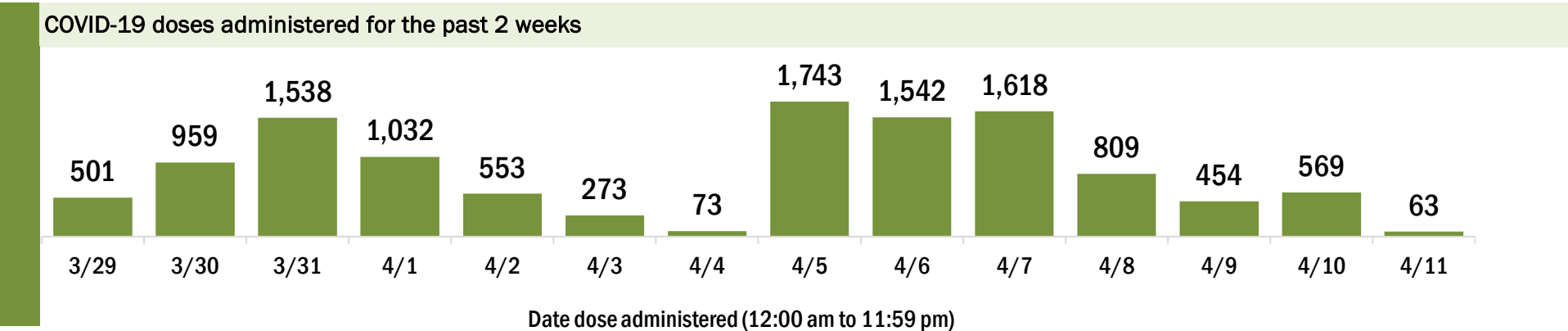
Data in this report are provisional and subject to change.

Data in this summary pertain to COVID-19 vaccines approved by the U.S. Food and Drug Administration and have been issued an Emergency Use Authorization (Janssen COVID-19 Vaccine, Moderna COVID-19 Vaccine and Pfizer-BioNTech COVID-19 Vaccine). These data summarize the number of people who have received either their first dose or have completed the series for a COVID-19 vaccine. **A person can only be counted in one category, first dose or series complete.** For persons receiving Moderna or Pfizer vaccines, once they receive their second dose, they are moved from the first dose column to the series completed column. **Because of this, the total first dose category may show a change from report to report not matching the total receiving their first dose from the previous day.** Persons receiving Johnson & Johnson vaccines will always be counted in the series completed column.

COVID-19 doses for vaccinated persons in Florida	
Doses administered	71,284
People receiving one dose of a 1-dose series (Johnson & Johnson) or receiving only one dose of a 2-dose series (Moderna, Pfizer) count once. Persons receiving both doses of a 2-dose series count twice.	

Current status of persons vaccinated for COVID-19 in Florida	
Total people vaccinated	43,700
First dose	12,105
Series completed	31,595
Completed 1-dose series	4,011
Completed 2-dose series	27,584
First dose: current number of people who have only received their first dose of the Moderna or Pfizer vaccine.	
Series complete: current number of people who have received both Moderna or Pfizer vaccine doses or one Johnson & Johnson dose and are considered fully immunized.	

Demographic summary	First dose	Series complete	Total people vaccinated
Age group	12,105	31,595	43,700
16-24 years	638	512	1,150
25-34 years	910	1,229	2,139
35-44 years	1,396	2,182	3,578
45-54 years	2,089	3,209	5,298
55-64 years	3,721	6,441	10,162
65-74 years	2,042	10,840	12,882
75-84 years	949	5,483	6,432
85+ years	360	1,699	2,059
Race	12,105	31,595	43,700
White	7,638	22,418	30,056
Black	758	2,001	2,759
American Indian/Alaskan	45	150	195
Other	1,235	2,558	3,793
Unknown	2,429	4,468	6,897
Other race includes Asian, native Hawaiian/Pacific Islander, or other.			
Ethnicity	12,105	31,595	43,700
Hispanic	708	899	1,607
Non-Hispanic	6,715	19,198	25,913
Unknown	4,682	11,498	16,180
Gender	12,105	31,595	43,700
Female	6,764	17,683	24,447
Male	5,341	13,906	19,247
Unknown	0	6	6



COVID-19: Bradford County vaccine summary

Vaccination data through Apr 11, 2021 as of Apr 12, 2021 at 12:05 AM

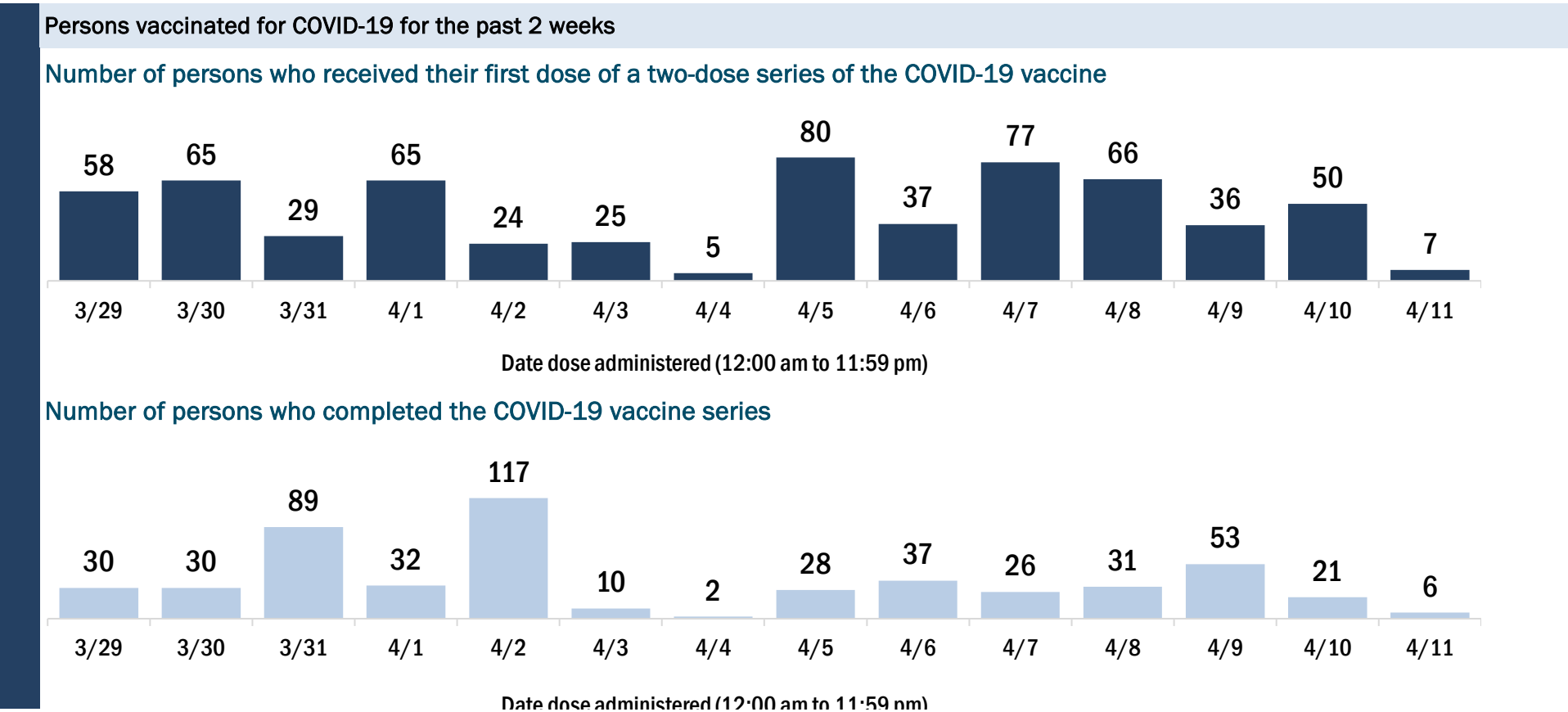
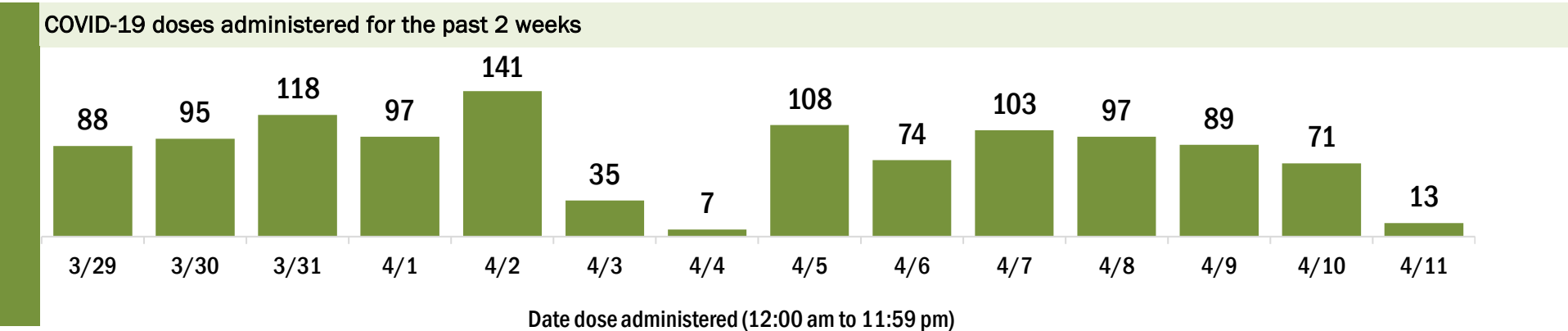
Data in this report are provisional and subject to change.

Data in this summary pertain to COVID-19 vaccines approved by the U.S. Food and Drug Administration and have been issued an Emergency Use Authorization (Janssen COVID-19 Vaccine, Moderna COVID-19 Vaccine and Pfizer-BioNTech COVID-19 Vaccine). These data summarize the number of people who have received either their first dose or have completed the series for a COVID-19 vaccine. **A person can only be counted in one category, first dose or series complete.** For persons receiving Moderna or Pfizer vaccines, once they receive their second dose, they are moved from the first dose column to the series completed column. **Because of this, the total first dose category may show a change from report to report not matching the total receiving their first dose from the previous day.** Persons receiving Johnson & Johnson vaccines will always be counted in the series completed column.

COVID-19 doses for vaccinated persons in Florida	
Doses administered	7,747
People receiving one dose of a 1-dose series (Johnson & Johnson) or receiving only one dose of a 2-dose series (Moderna, Pfizer) count once. Persons receiving both doses of a 2-dose series count twice.	

Current status of persons vaccinated for COVID-19 in Florida	
Total people vaccinated	4,734
First dose	1,392
Series completed	3,342
Completed 1-dose series	329
Completed 2-dose series	3,013
First dose: current number of people who have only received their first dose of the Moderna or Pfizer vaccine.	
Series complete: current number of people who have received both Moderna or Pfizer vaccine doses or one Johnson & Johnson dose and are considered fully immunized.	

Demographic summary	First dose	Series complete	Total people vaccinated
Age group	1,392	3,342	4,734
16-24 years	71	27	98
25-34 years	100	100	200
35-44 years	148	118	266
45-54 years	254	236	490
55-64 years	552	504	1,056
65-74 years	159	1,329	1,488
75-84 years	79	777	856
85+ years	29	251	280
Race	1,392	3,342	4,734
White	989	2,547	3,536
Black	218	373	591
American Indian/Alaskan	10	21	31
Other	99	293	392
Unknown	76	108	184
Other race includes Asian, native Hawaiian/Pacific Islander, or other.			
Ethnicity	1,392	3,342	4,734
Hispanic	53	35	88
Non-Hispanic	1,022	2,922	3,944
Unknown	317	385	702
Gender	1,392	3,342	4,734
Female	790	1,968	2,758
Male	601	1,374	1,975
Unknown	1	0	1



COVID-19: Brevard County vaccine summary

Vaccination data through Apr 11, 2021 as of Apr 12, 2021 at 12:05 AM

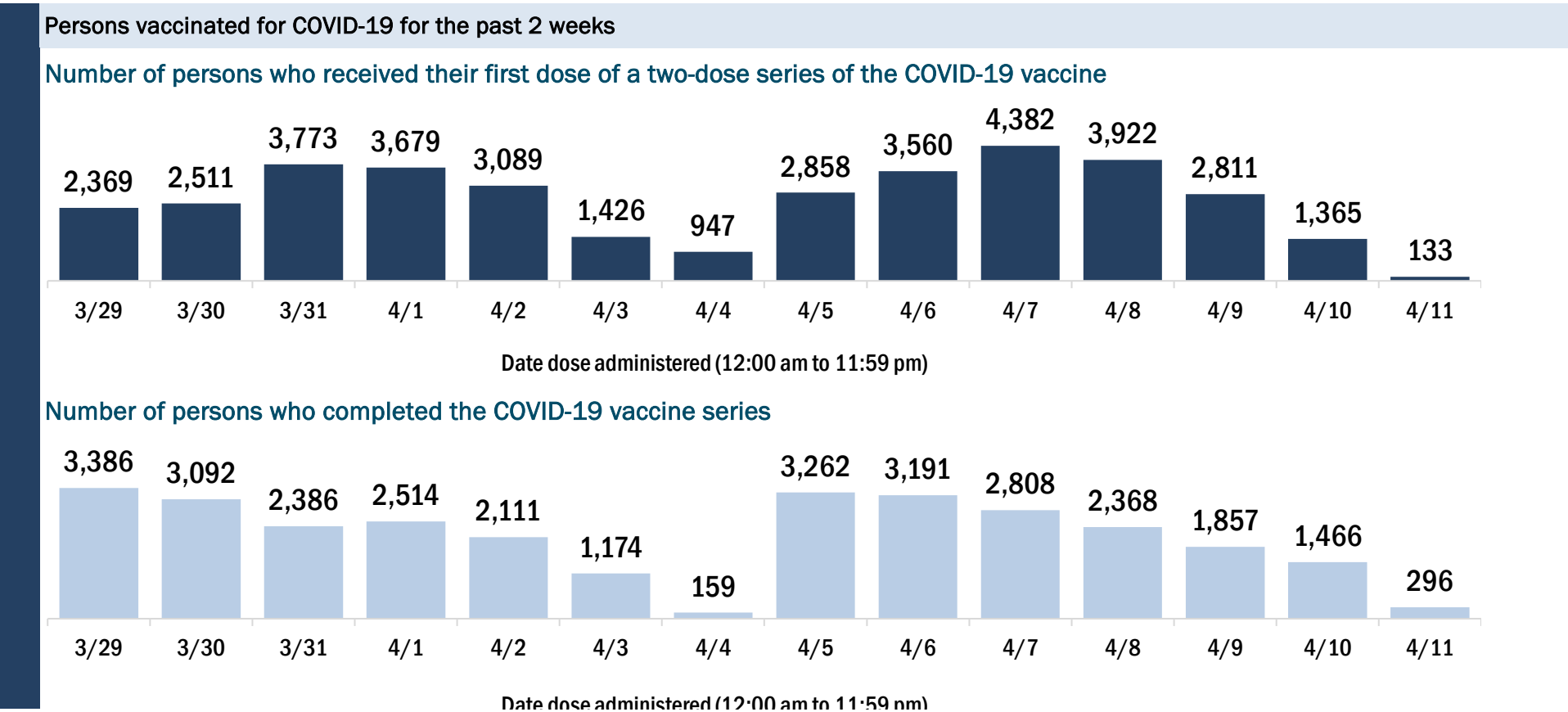
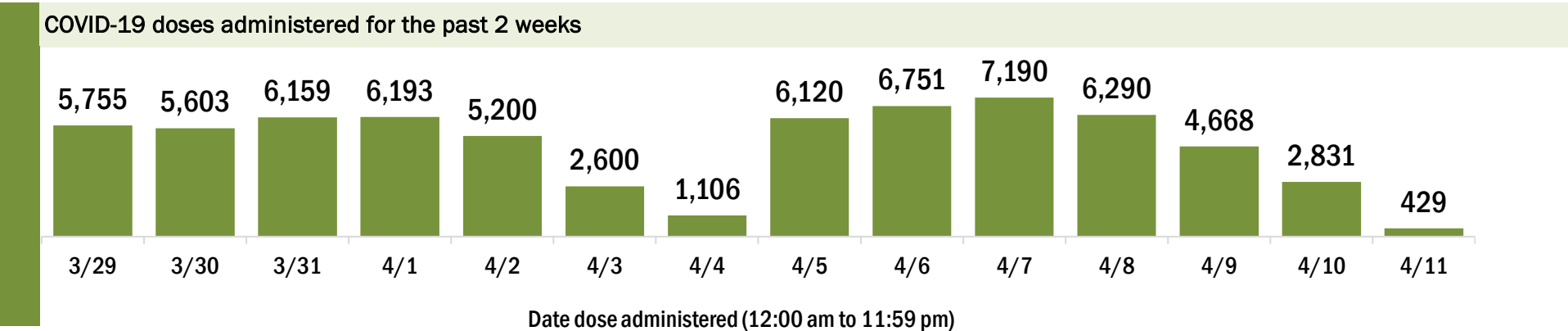
Data in this report are provisional and subject to change.

Data in this summary pertain to COVID-19 vaccines approved by the U.S. Food and Drug Administration and have been issued an Emergency Use Authorization (Janssen COVID-19 Vaccine, Moderna COVID-19 Vaccine and Pfizer-BioNTech COVID-19 Vaccine). These data summarize the number of people who have received either their first dose or have completed the series for a COVID-19 vaccine. **A person can only be counted in one category, first dose or series complete.** For persons receiving Moderna or Pfizer vaccines, once they receive their second dose, they are moved from the first dose column to the series completed column. **Because of this, the total first dose category may show a change from report to report not matching the total receiving their first dose from the previous day.** Persons receiving Johnson & Johnson vaccines will always be counted in the series completed column.

COVID-19 doses for vaccinated persons in Florida	
Doses administered	301,350
People receiving one dose of a 1-dose series (Johnson & Johnson) or receiving only one dose of a 2-dose series (Moderna, Pfizer) count once. Persons receiving both doses of a 2-dose series count twice.	

Current status of persons vaccinated for COVID-19 in Florida	
Total people vaccinated	198,713
First dose	83,005
Series completed	115,708
Completed 1-dose series	13,071
Completed 2-dose series	102,637
First dose: current number of people who have only received their first dose of the Moderna or Pfizer vaccine.	
Series complete: current number of people who have received both Moderna or Pfizer vaccine doses or one Johnson & Johnson dose and are considered fully immunized.	

Demographic summary	First dose	Series complete	Total people vaccinated
Age group	83,005	115,708	198,713
16-24 years	4,124	1,550	5,674
25-34 years	5,776	3,906	9,682
35-44 years	8,653	5,536	14,189
45-54 years	13,037	8,434	21,471
55-64 years	26,673	17,604	44,277
65-74 years	13,671	43,975	57,646
75-84 years	7,847	25,426	33,273
85+ years	3,224	9,277	12,501
Race	83,005	115,708	198,713
White	55,997	77,758	133,755
Black	4,830	5,387	10,217
American Indian/Alaskan	390	518	908
Other	7,479	10,463	17,942
Unknown	14,309	21,582	35,891
Other race includes Asian, native Hawaiian/Pacific Islander, or other.			
Ethnicity	83,005	115,708	198,713
Hispanic	5,783	3,847	9,630
Non-Hispanic	48,769	59,571	108,340
Unknown	28,453	52,290	80,743
Gender	83,005	115,708	198,713
Female	45,240	68,276	113,516
Male	37,599	47,249	84,848
Unknown	166	183	349



COVID-19: Broward County vaccine summary

Vaccination data through Apr 11, 2021 as of Apr 12, 2021 at 12:05 AM

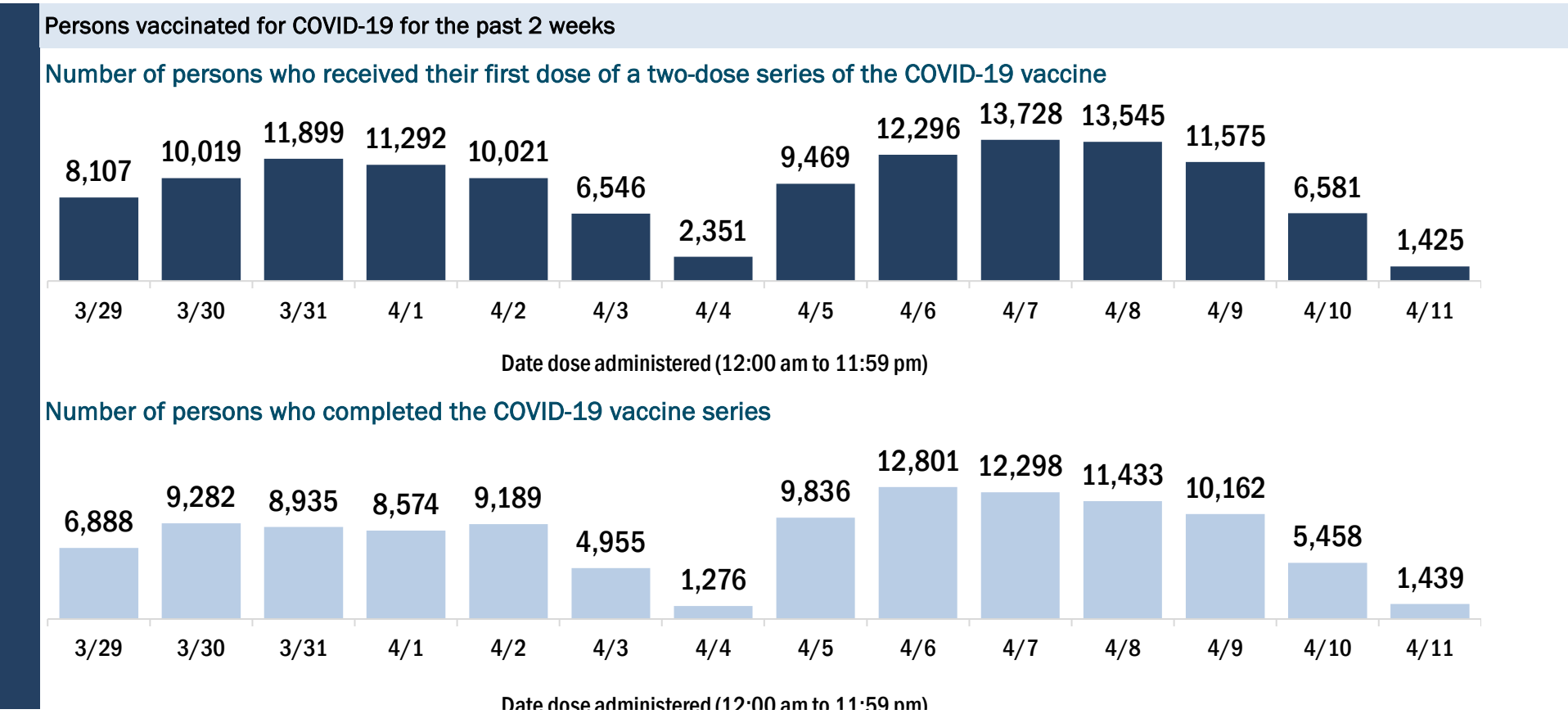
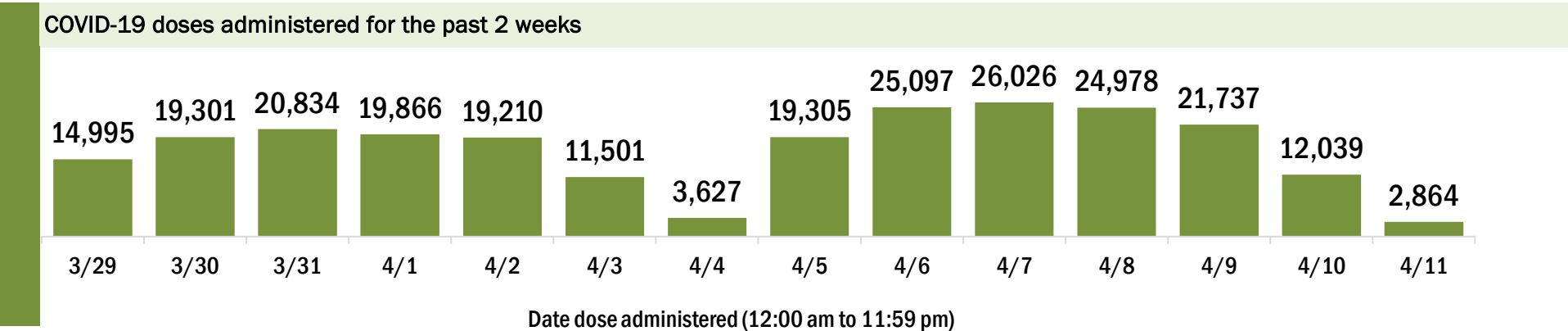
Data in this report are provisional and subject to change.

Data in this summary pertain to COVID-19 vaccines approved by the U.S. Food and Drug Administration and have been issued an Emergency Use Authorization (Janssen COVID-19 Vaccine, Moderna COVID-19 Vaccine and Pfizer-BioNTech COVID-19 Vaccine). These data summarize the number of people who have received either their first dose or have completed the series for a COVID-19 vaccine. **A person can only be counted in one category, first dose or series complete.** For persons receiving Moderna or Pfizer vaccines, once they receive their second dose, they are moved from the first dose column to the series completed column. **Because of this, the total first dose category may show a change from report to report not matching the total receiving their first dose from the previous day.** Persons receiving Johnson & Johnson vaccines will always be counted in the series completed column.

COVID-19 doses for vaccinated persons in Florida	
Doses administered	1,012,439
People receiving one dose of a 1-dose series (Johnson & Johnson) or receiving only one dose of a 2-dose series (Moderna, Pfizer) count once. Persons receiving both doses of a 2-dose series count twice.	

Current status of persons vaccinated for COVID-19 in Florida	
Total people vaccinated	658,865
First dose	266,899
Series completed	391,966
Completed 1-dose series	38,392
Completed 2-dose series	353,574
First dose: current number of people who have only received their first dose of the Moderna or Pfizer vaccine.	
Series complete: current number of people who have received both Moderna or Pfizer vaccine doses or one Johnson & Johnson dose and are considered fully immunized.	

Demographic summary	First dose	Series complete	Total people vaccinated
Age group	266,899	391,966	658,865
16-24 years	16,715	9,760	26,475
25-34 years	22,848	21,425	44,273
35-44 years	39,164	32,177	71,341
45-54 years	61,489	47,372	108,861
55-64 years	71,884	76,610	148,494
65-74 years	30,752	119,832	150,584
75-84 years	16,437	61,956	78,393
85+ years	7,610	22,834	30,444
Race	266,899	391,966	658,865
White	149,563	254,577	404,140
Black	31,116	47,923	79,039
American Indian/Alaskan	902	1,767	2,669
Other	31,087	43,454	74,541
Unknown	54,231	44,245	98,476
Other race includes Asian, native Hawaiian/Pacific Islander, or other.			
Ethnicity	266,899	391,966	658,865
Hispanic	65,251	76,571	141,822
Non-Hispanic	107,609	210,562	318,171
Unknown	94,039	104,833	198,872
Gender	266,899	391,966	658,865
Female	140,269	220,356	360,625
Male	125,412	171,379	296,791
Unknown	1,218	231	1,449



COVID-19: Calhoun County vaccine summary

Vaccination data through Apr 11, 2021 as of Apr 12, 2021 at 12:05 AM

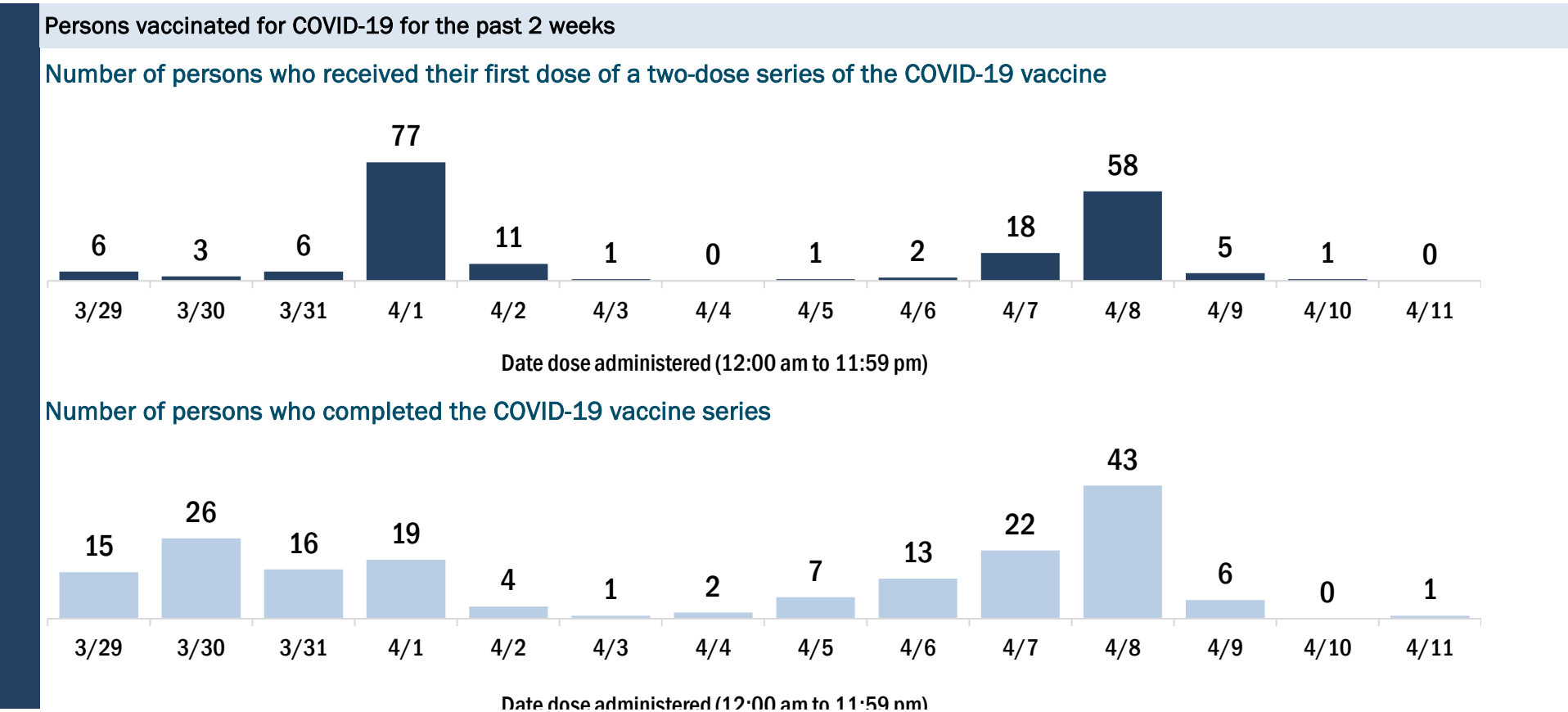
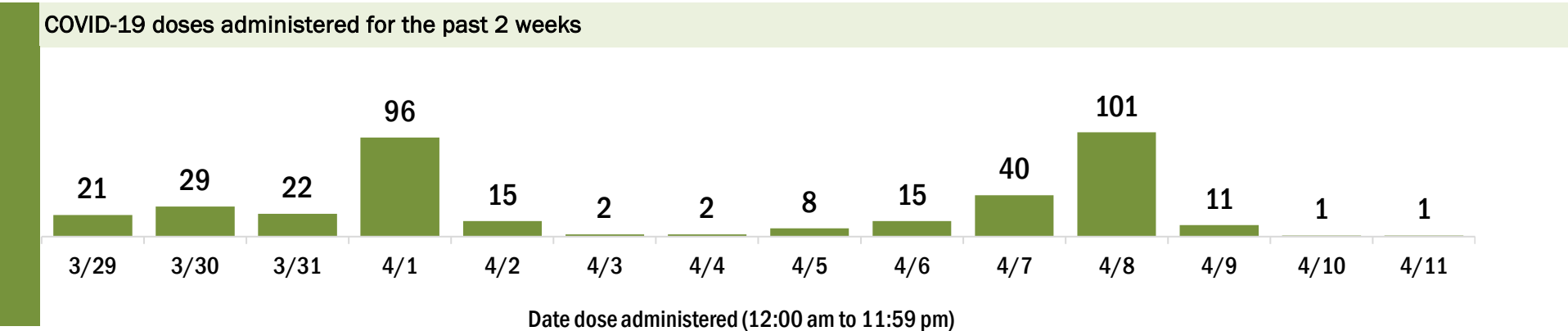
Data in this report are provisional and subject to change.

Data in this summary pertain to COVID-19 vaccines approved by the U.S. Food and Drug Administration and have been issued an Emergency Use Authorization (Janssen COVID-19 Vaccine, Moderna COVID-19 Vaccine and Pfizer-BioNTech COVID-19 Vaccine). These data summarize the number of people who have received either their first dose or have completed the series for a COVID-19 vaccine. **A person can only be counted in one category, first dose or series complete.** For persons receiving Moderna or Pfizer vaccines, once they receive their second dose, they are moved from the first dose column to the series completed column. **Because of this, the total first dose category may show a change from report to report not matching the total receiving their first dose from the previous day.** Persons receiving Johnson & Johnson vaccines will always be counted in the series completed column.

COVID-19 doses for vaccinated persons in Florida	
Doses administered	4,432
People receiving one dose of a 1-dose series (Johnson & Johnson) or receiving only one dose of a 2-dose series (Moderna, Pfizer) count once. Persons receiving both doses of a 2-dose series count twice.	

Current status of persons vaccinated for COVID-19 in Florida	
Total people vaccinated	2,587
First dose	588
Series completed	1,999
Completed 1-dose series	154
Completed 2-dose series	1,845
First dose: current number of people who have only received their first dose of the Moderna or Pfizer vaccine.	
Series complete: current number of people who have received both Moderna or Pfizer vaccine doses or one Johnson & Johnson dose and are considered fully immunized.	

Demographic summary	First dose	Series complete	Total people vaccinated
Age group	588	1,999	2,587
16-24 years	23	18	41
25-34 years	20	55	75
35-44 years	54	91	145
45-54 years	91	166	257
55-64 years	205	303	508
65-74 years	103	750	853
75-84 years	68	442	510
85+ years	24	174	198
Race	588	1,999	2,587
White	385	1,410	1,795
Black	57	123	180
American Indian/Alaskan	6	12	18
Other	53	305	358
Unknown	87	149	236
Other race includes Asian, native Hawaiian/Pacific Islander, or other.			
Ethnicity	588	1,999	2,587
Hispanic	14	38	52
Non-Hispanic	239	1,159	1,398
Unknown	335	802	1,137
Gender	588	1,999	2,587
Female	315	1,116	1,431
Male	273	882	1,155
Unknown	0	1	1



COVID-19: Charlotte County vaccine summary

Vaccination data through Apr 11, 2021 as of Apr 12, 2021 at 12:05 AM

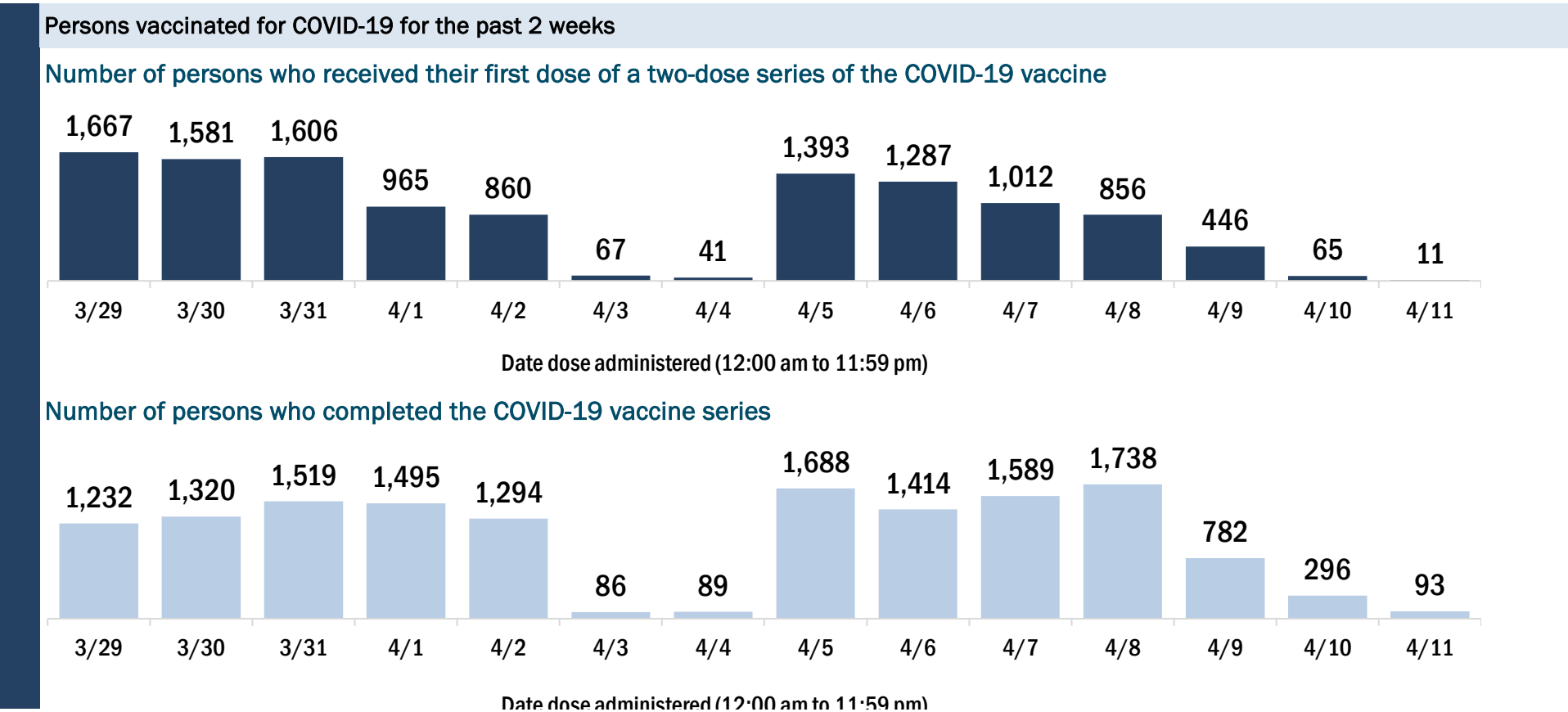
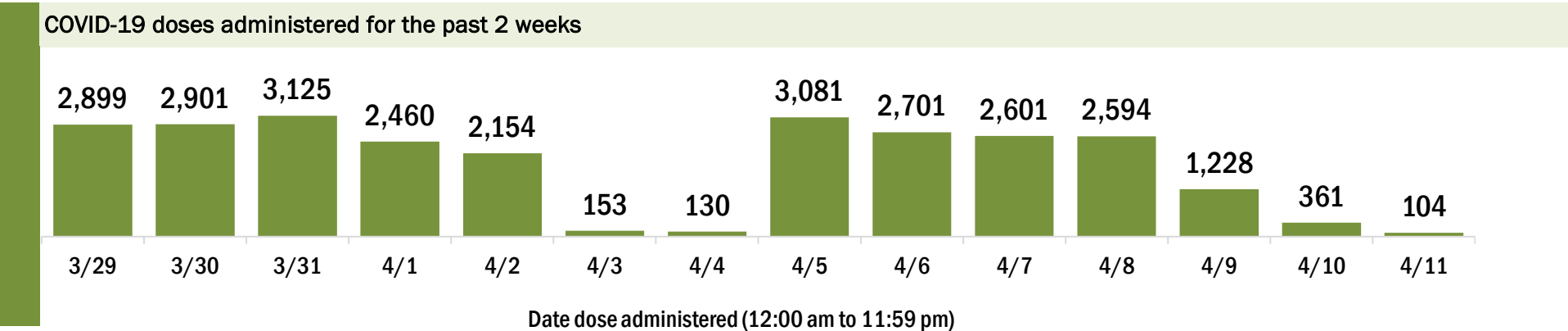
Data in this report are provisional and subject to change.

Data in this summary pertain to COVID-19 vaccines approved by the U.S. Food and Drug Administration and have been issued an Emergency Use Authorization (Janssen COVID-19 Vaccine, Moderna COVID-19 Vaccine and Pfizer-BioNTech COVID-19 Vaccine). These data summarize the number of people who have received either their first dose or have completed the series for a COVID-19 vaccine. **A person can only be counted in one category, first dose or series complete.** For persons receiving Moderna or Pfizer vaccines, once they receive their second dose, they are moved from the first dose column to the series completed column. **Because of this, the total first dose category may show a change from report to report not matching the total receiving their first dose from the previous day.** Persons receiving Johnson & Johnson vaccines will always be counted in the series completed column.

COVID-19 doses for vaccinated persons in Florida	
Doses administered	139,304
People receiving one dose of a 1-dose series (Johnson & Johnson) or receiving only one dose of a 2-dose series (Moderna, Pfizer) count once. Persons receiving both doses of a 2-dose series count twice.	

Current status of persons vaccinated for COVID-19 in Florida	
Total people vaccinated	91,775
First dose	39,541
Series completed	52,234
Completed 1-dose series	4,705
Completed 2-dose series	47,529
First dose: current number of people who have only received their first dose of the Moderna or Pfizer vaccine.	
Series complete: current number of people who have received both Moderna or Pfizer vaccine doses or one Johnson & Johnson dose and are considered fully immunized.	

Demographic summary	First dose	Series complete	Total people vaccinated
Age group	39,541	52,234	91,775
16-24 years	723	271	994
25-34 years	1,110	621	1,731
35-44 years	1,712	965	2,677
45-54 years	3,851	1,870	5,721
55-64 years	12,028	5,027	17,055
65-74 years	11,078	24,338	35,416
75-84 years	6,924	14,825	21,749
85+ years	2,115	4,317	6,432
Race	39,541	52,234	91,775
White	31,124	38,688	69,812
Black	895	774	1,669
American Indian/Alaskan	223	192	415
Other	2,308	3,677	5,985
Unknown	4,991	8,903	13,894
Other race includes Asian, native Hawaiian/Pacific Islander, or other.			
Ethnicity	39,541	52,234	91,775
Hispanic	1,364	884	2,248
Non-Hispanic	23,701	29,099	52,800
Unknown	14,476	22,251	36,727
Gender	39,541	52,234	91,775
Female	21,492	29,248	50,740
Male	18,017	22,959	40,976
Unknown	32	27	59



COVID-19: Citrus County vaccine summary

Vaccination data through Apr 11, 2021 as of Apr 12, 2021 at 12:05 AM

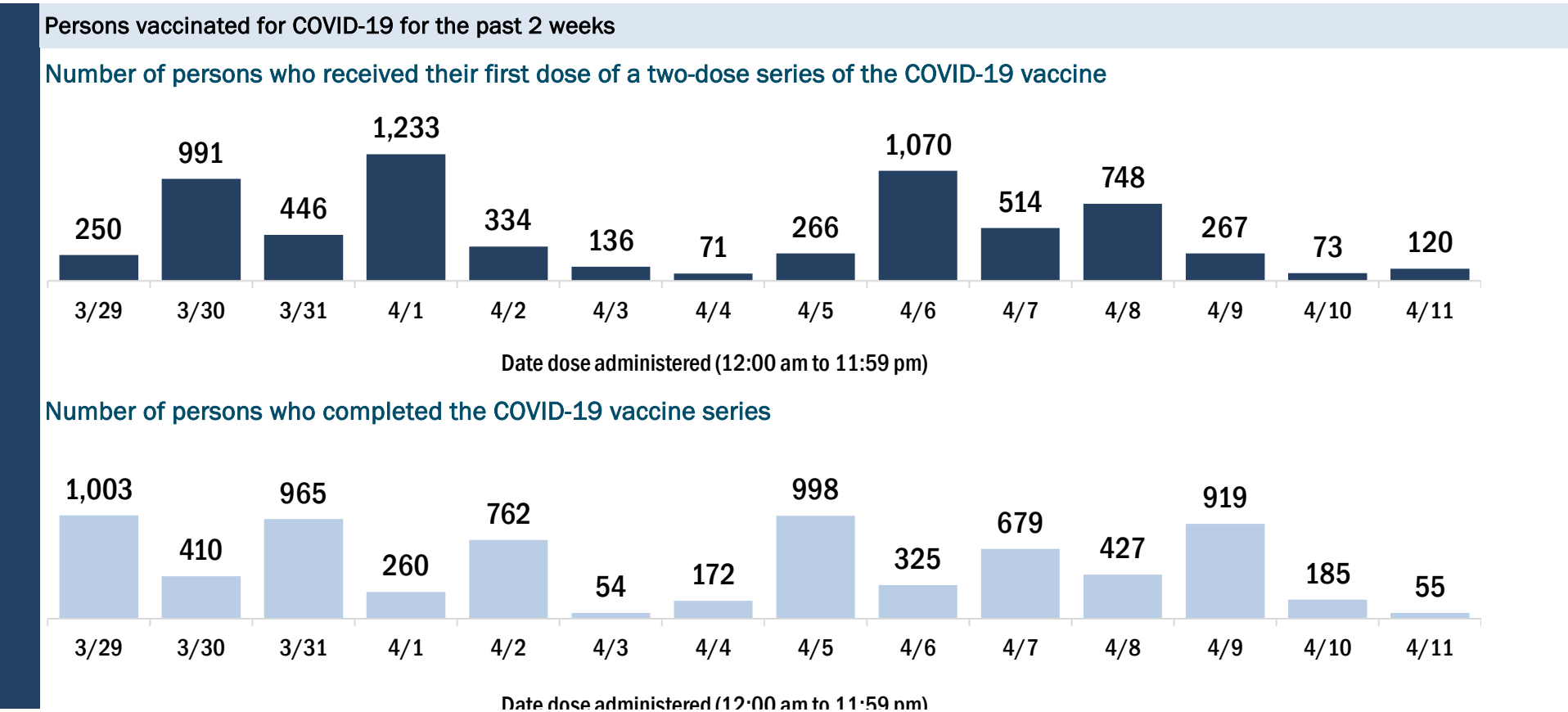
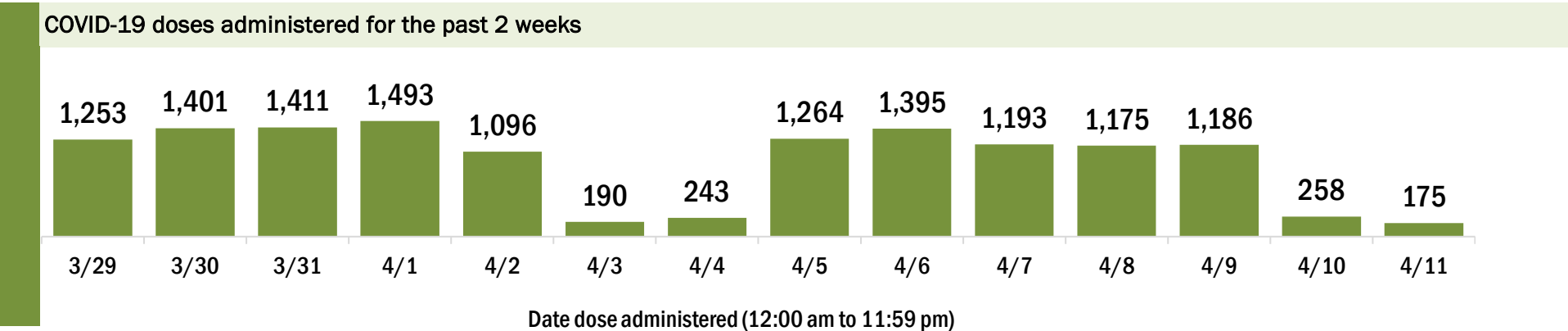
Data in this report are provisional and subject to change.

Data in this summary pertain to COVID-19 vaccines approved by the U.S. Food and Drug Administration and have been issued an Emergency Use Authorization (Janssen COVID-19 Vaccine, Moderna COVID-19 Vaccine and Pfizer-BioNTech COVID-19 Vaccine). These data summarize the number of people who have received either their first dose or have completed the series for a COVID-19 vaccine. **A person can only be counted in one category, first dose or series complete.** For persons receiving Moderna or Pfizer vaccines, once they receive their second dose, they are moved from the first dose column to the series completed column. **Because of this, the total first dose category may show a change from report to report not matching the total receiving their first dose from the previous day.** Persons receiving Johnson & Johnson vaccines will always be counted in the series completed column.

COVID-19 doses for vaccinated persons in Florida	
Doses administered	86,177
People receiving one dose of a 1-dose series (Johnson & Johnson) or receiving only one dose of a 2-dose series (Moderna, Pfizer) count once. Persons receiving both doses of a 2-dose series count twice.	

Current status of persons vaccinated for COVID-19 in Florida	
Total people vaccinated	53,485
First dose	19,566
Series completed	33,919
Completed 1-dose series	1,227
Completed 2-dose series	32,692
First dose: current number of people who have only received their first dose of the Moderna or Pfizer vaccine.	
Series complete: current number of people who have received both Moderna or Pfizer vaccine doses or one Johnson & Johnson dose and are considered fully immunized.	

Demographic summary	First dose	Series complete	Total people vaccinated
Age group	19,566	33,919	53,485
16-24 years	481	240	721
25-34 years	603	533	1,136
35-44 years	973	728	1,701
45-54 years	2,189	1,238	3,427
55-64 years	6,541	2,683	9,224
65-74 years	4,874	15,110	19,984
75-84 years	2,992	10,372	13,364
85+ years	913	3,015	3,928
Race	19,566	33,919	53,485
White	15,490	24,781	40,271
Black	370	403	773
American Indian/Alaskan	128	166	294
Other	984	2,573	3,557
Unknown	2,594	5,996	8,590
Other race includes Asian, native Hawaiian/Pacific Islander, or other.			
Ethnicity	19,566	33,919	53,485
Hispanic	885	727	1,612
Non-Hispanic	12,776	18,749	31,525
Unknown	5,905	14,443	20,348
Gender	19,566	33,919	53,485
Female	11,033	19,338	30,371
Male	8,508	14,570	23,078
Unknown	25	11	36



COVID-19: Clay County vaccine summary

Vaccination data through Apr 11, 2021 as of Apr 12, 2021 at 12:05 AM

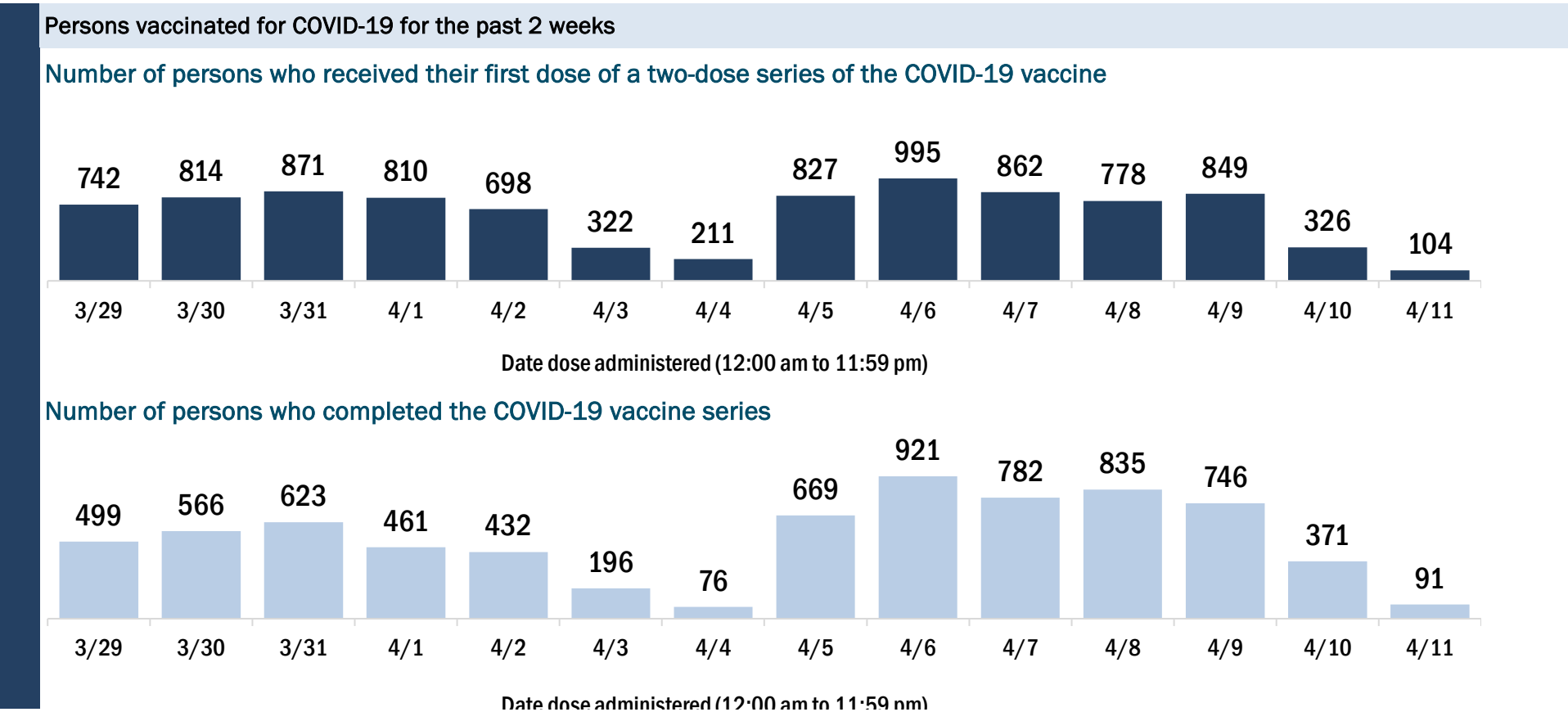
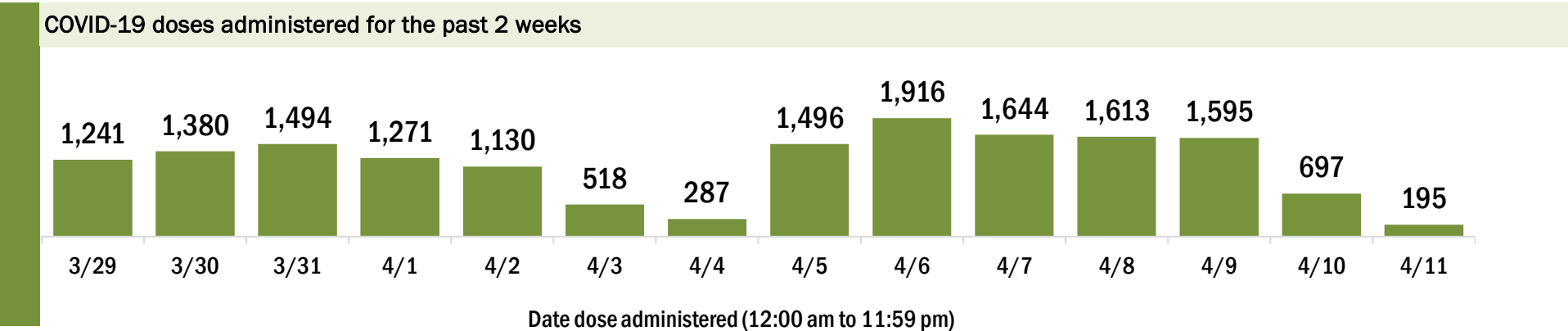
Data in this report are provisional and subject to change.

Data in this summary pertain to COVID-19 vaccines approved by the U.S. Food and Drug Administration and have been issued an Emergency Use Authorization (Janssen COVID-19 Vaccine, Moderna COVID-19 Vaccine and Pfizer-BioNTech COVID-19 Vaccine). These data summarize the number of people who have received either their first dose or have completed the series for a COVID-19 vaccine. **A person can only be counted in one category, first dose or series complete.** For persons receiving Moderna or Pfizer vaccines, once they receive their second dose, they are moved from the first dose column to the series completed column. **Because of this, the total first dose category may show a change from report to report not matching the total receiving their first dose from the previous day.** Persons receiving Johnson & Johnson vaccines will always be counted in the series completed column.

COVID-19 doses for vaccinated persons in Florida	
Doses administered	87,848
People receiving one dose of a 1-dose series (Johnson & Johnson) or receiving only one dose of a 2-dose series (Moderna, Pfizer) count once. Persons receiving both doses of a 2-dose series count twice.	

Current status of persons vaccinated for COVID-19 in Florida	
Total people vaccinated	54,814
First dose	19,017
Series completed	35,797
Completed 1-dose series	2,763
Completed 2-dose series	33,034
First dose: current number of people who have only received their first dose of the Moderna or Pfizer vaccine.	
Series complete: current number of people who have received both Moderna or Pfizer vaccine doses or one Johnson & Johnson dose and are considered fully immunized.	

Demographic summary	First dose	Series complete	Total people vaccinated
Age group	19,017	35,797	54,814
16-24 years	1,664	735	2,399
25-34 years	1,606	1,480	3,086
35-44 years	2,708	2,441	5,149
45-54 years	4,291	3,528	7,819
55-64 years	5,657	6,310	11,967
65-74 years	1,754	12,876	14,630
75-84 years	937	6,493	7,430
85+ years	400	1,934	2,334
Race	19,017	35,797	54,814
White	11,741	26,354	38,095
Black	1,562	2,281	3,843
American Indian/Alaskan	78	183	261
Other	2,348	3,257	5,605
Unknown	3,288	3,722	7,010
Other race includes Asian, native Hawaiian/Pacific Islander, or other.			
Ethnicity	19,017	35,797	54,814
Hispanic	1,501	1,395	2,896
Non-Hispanic	11,712	26,857	38,569
Unknown	5,804	7,545	13,349
Gender	19,017	35,797	54,814
Female	10,496	20,929	31,425
Male	8,352	14,866	23,218
Unknown	169	2	171



COVID-19: Collier County vaccine summary

Vaccination data through Apr 11, 2021 as of Apr 12, 2021 at 12:05 AM

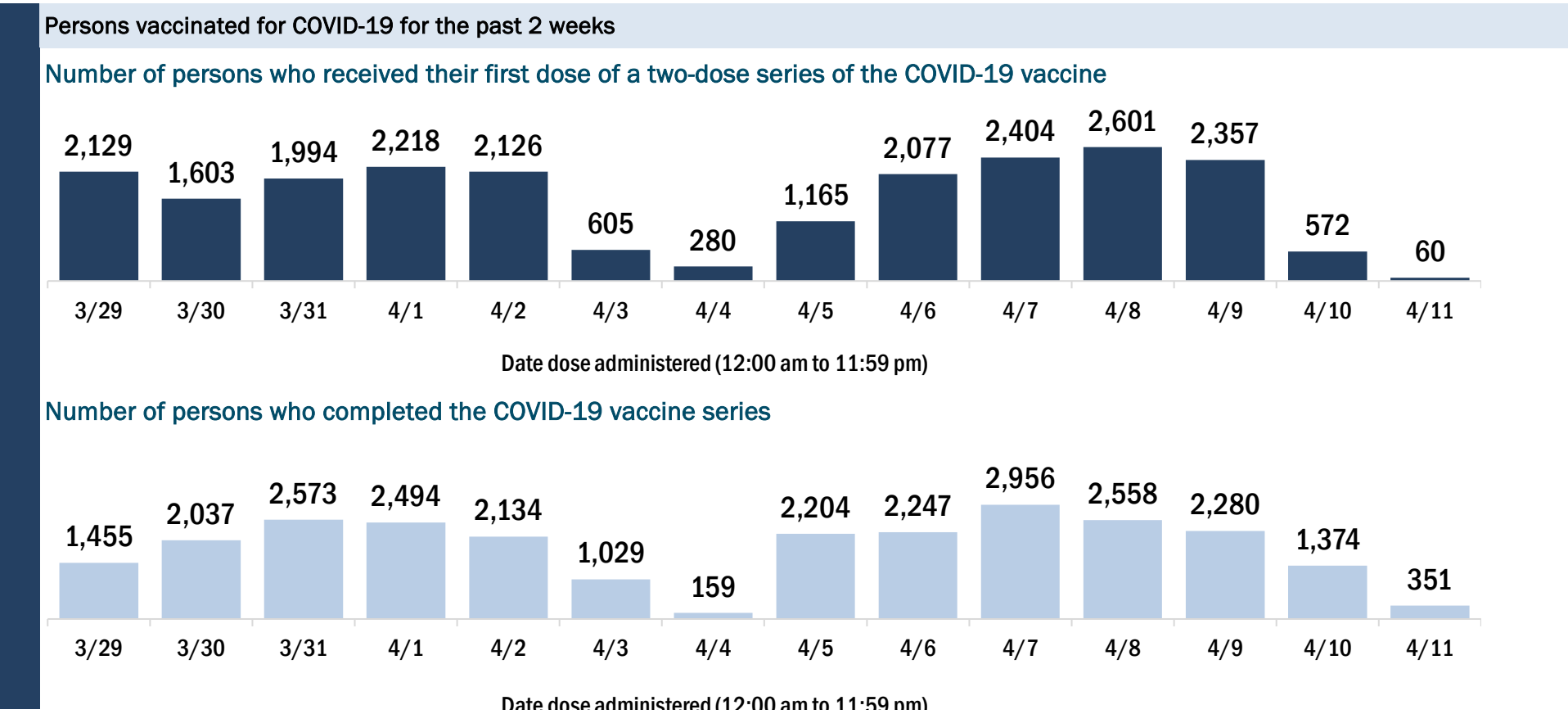
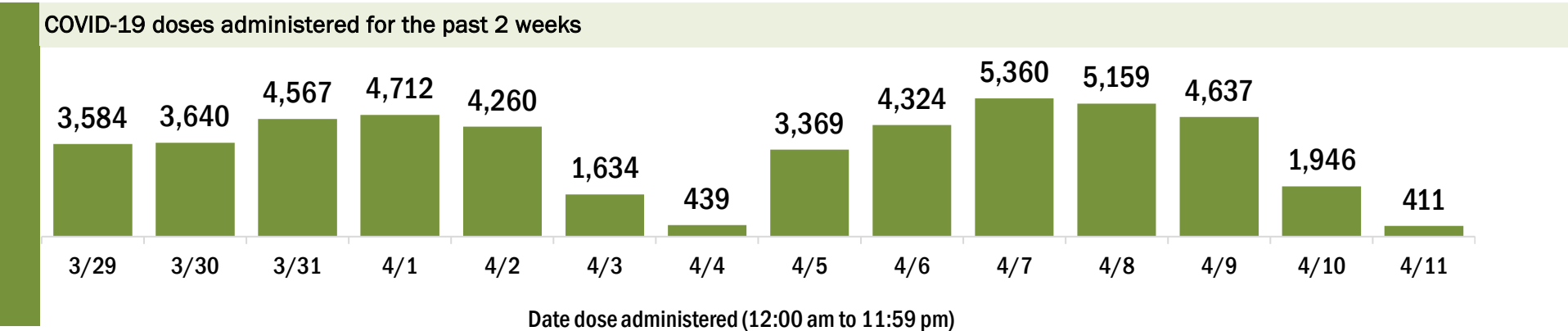
Data in this report are provisional and subject to change.

Data in this summary pertain to COVID-19 vaccines approved by the U.S. Food and Drug Administration and have been issued an Emergency Use Authorization (Janssen COVID-19 Vaccine, Moderna COVID-19 Vaccine and Pfizer-BioNTech COVID-19 Vaccine). These data summarize the number of people who have received either their first dose or have completed the series for a COVID-19 vaccine. **A person can only be counted in one category, first dose or series complete.** For persons receiving Moderna or Pfizer vaccines, once they receive their second dose, they are moved from the first dose column to the series completed column. **Because of this, the total first dose category may show a change from report to report not matching the total receiving their first dose from the previous day.** Persons receiving Johnson & Johnson vaccines will always be counted in the series completed column.

COVID-19 doses for vaccinated persons in Florida	
Doses administered	253,141
People receiving one dose of a 1-dose series (Johnson & Johnson) or receiving only one dose of a 2-dose series (Moderna, Pfizer) count once. Persons receiving both doses of a 2-dose series count twice.	

Current status of persons vaccinated for COVID-19 in Florida	
Total people vaccinated	160,052
First dose	56,320
Series completed	103,732
Completed 1-dose series	10,643
Completed 2-dose series	93,089
First dose: current number of people who have only received their first dose of the Moderna or Pfizer vaccine.	
Series complete: current number of people who have received both Moderna or Pfizer vaccine doses or one Johnson & Johnson dose and are considered fully immunized.	

Demographic summary	First dose	Series complete	Total people vaccinated
Age group	56,320	103,732	160,052
16-24 years	1,749	1,093	2,842
25-34 years	2,461	2,496	4,957
35-44 years	3,764	3,326	7,090
45-54 years	7,409	4,985	12,394
55-64 years	17,786	9,776	27,562
65-74 years	12,073	42,995	55,068
75-84 years	8,427	30,051	38,478
85+ years	2,651	9,010	11,661
Race	56,320	103,732	160,052
White	38,466	66,581	105,047
Black	828	1,162	1,990
American Indian/Alaskan	182	298	480
Other	4,138	8,059	12,197
Unknown	12,706	27,632	40,338
Other race includes Asian, native Hawaiian/Pacific Islander, or other.			
Ethnicity	56,320	103,732	160,052
Hispanic	5,953	4,820	10,773
Non-Hispanic	25,998	45,687	71,685
Unknown	24,369	53,225	77,594
Gender	56,320	103,732	160,052
Female	30,627	57,089	87,716
Male	25,424	46,390	71,814
Unknown	269	253	522



COVID-19: Columbia County vaccine summary

Vaccination data through Apr 11, 2021 as of Apr 12, 2021 at 12:05 AM

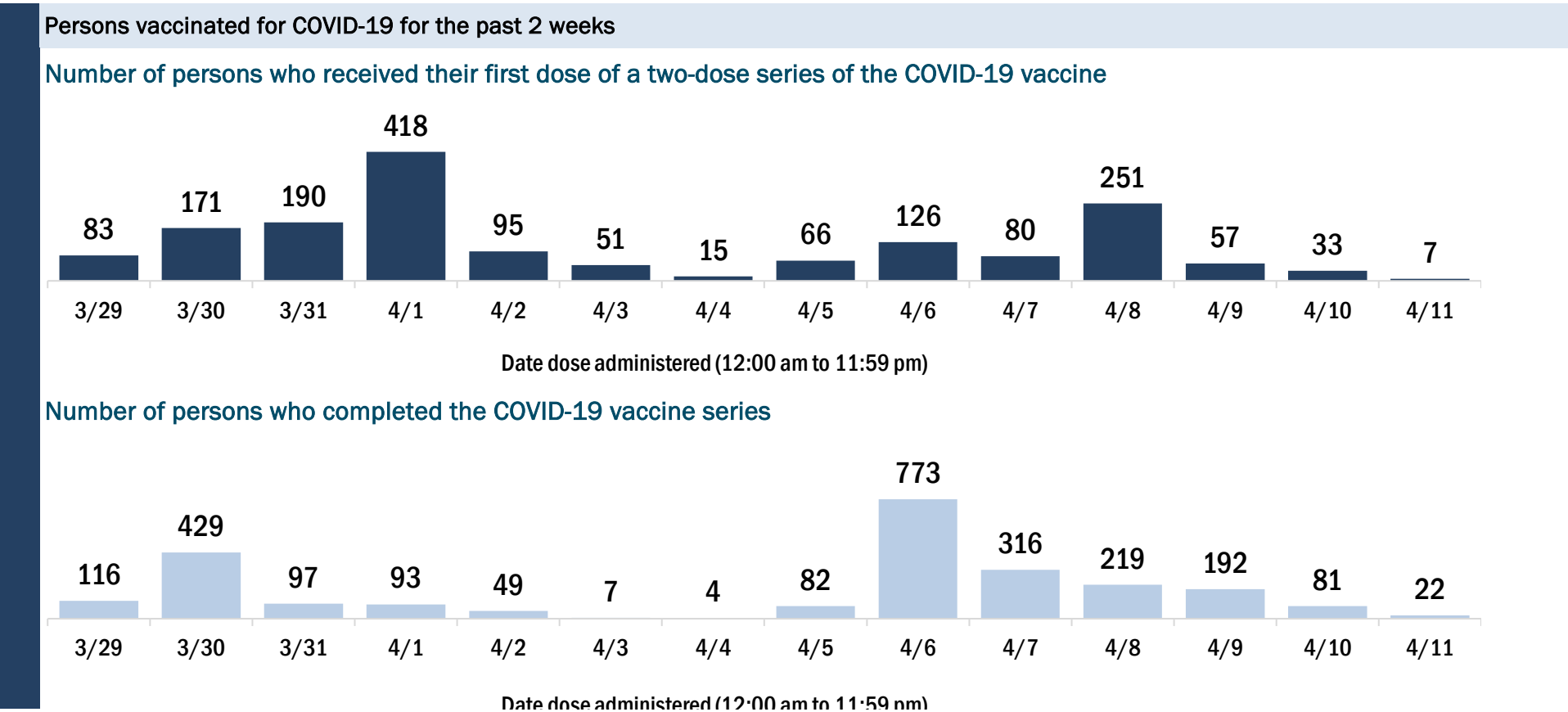
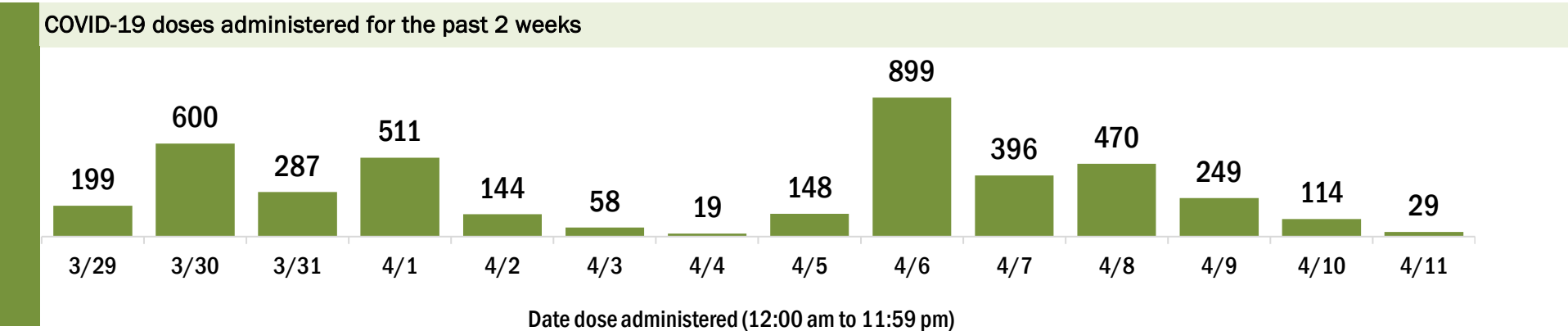
Data in this report are provisional and subject to change.

Data in this summary pertain to COVID-19 vaccines approved by the U.S. Food and Drug Administration and have been issued an Emergency Use Authorization (Janssen COVID-19 Vaccine, Moderna COVID-19 Vaccine and Pfizer-BioNTech COVID-19 Vaccine). These data summarize the number of people who have received either their first dose or have completed the series for a COVID-19 vaccine. **A person can only be counted in one category, first dose or series complete.** For persons receiving Moderna or Pfizer vaccines, once they receive their second dose, they are moved from the first dose column to the series completed column. **Because of this, the total first dose category may show a change from report to report not matching the total receiving their first dose from the previous day.** Persons receiving Johnson & Johnson vaccines will always be counted in the series completed column.

COVID-19 doses for vaccinated persons in Florida	
Doses administered	22,267
People receiving one dose of a 1-dose series (Johnson & Johnson) or receiving only one dose of a 2-dose series (Moderna, Pfizer) count once. Persons receiving both doses of a 2-dose series count twice.	

Current status of persons vaccinated for COVID-19 in Florida	
Total people vaccinated	13,669
First dose	3,529
Series completed	10,140
Completed 1-dose series	1,542
Completed 2-dose series	8,598
First dose: current number of people who have only received their first dose of the Moderna or Pfizer vaccine.	
Series complete: current number of people who have received both Moderna or Pfizer vaccine doses or one Johnson & Johnson dose and are considered fully immunized.	

Demographic summary	First dose	Series complete	Total people vaccinated
Age group	3,529	10,140	13,669
16-24 years	169	136	305
25-34 years	263	343	606
35-44 years	366	533	899
45-54 years	649	856	1,505
55-64 years	1,223	1,615	2,838
65-74 years	504	3,799	4,303
75-84 years	260	2,216	2,476
85+ years	95	642	737
Race	3,529	10,140	13,669
White	2,402	7,252	9,654
Black	417	1,042	1,459
American Indian/Alaskan	31	50	81
Other	315	688	1,003
Unknown	364	1,108	1,472
Other race includes Asian, native Hawaiian/Pacific Islander, or other.			
Ethnicity	3,529	10,140	13,669
Hispanic	176	259	435
Non-Hispanic	2,388	7,195	9,583
Unknown	965	2,686	3,651
Gender	3,529	10,140	13,669
Female	2,021	5,950	7,971
Male	1,506	4,190	5,696
Unknown	2	0	2



COVID-19: Dade County vaccine summary

Vaccination data through Apr 11, 2021 as of Apr 12, 2021 at 12:05 AM

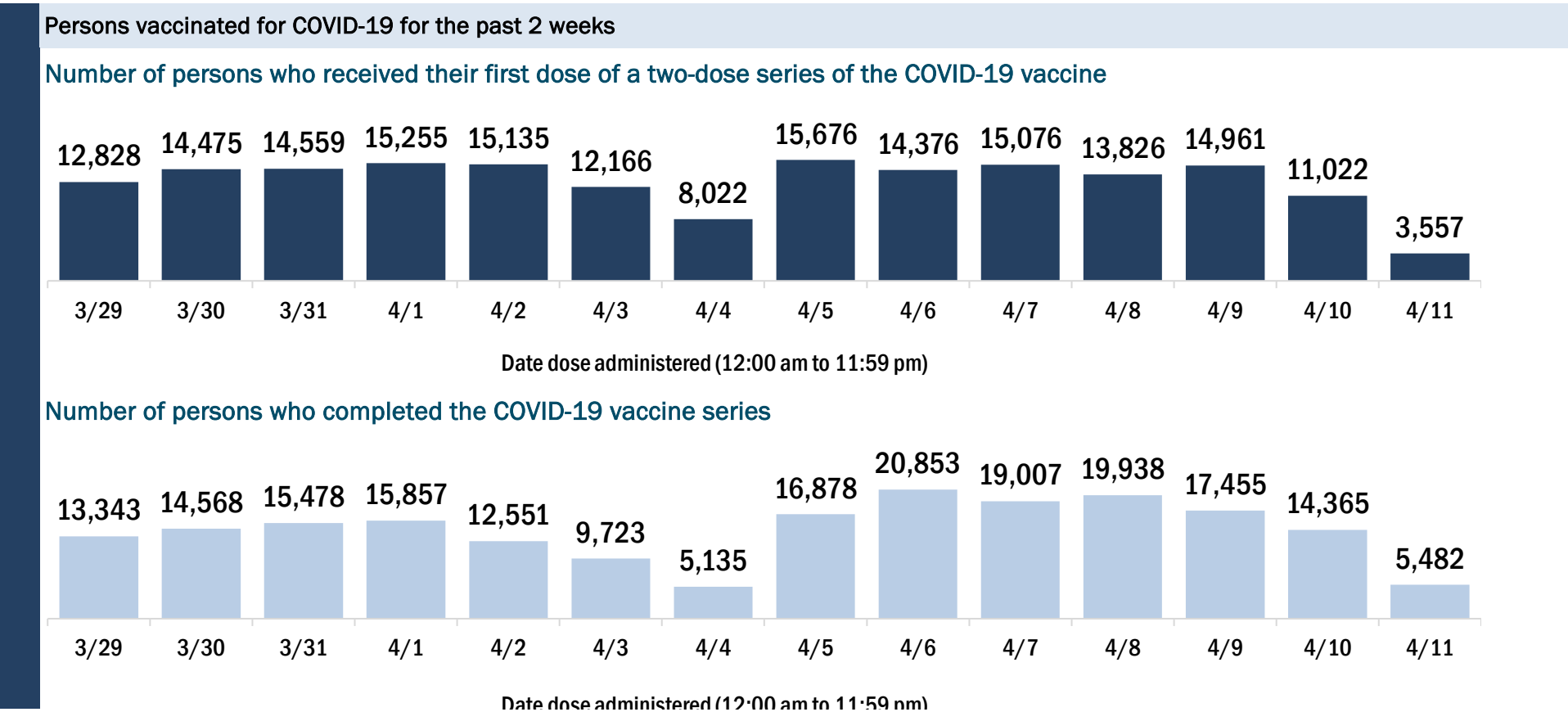
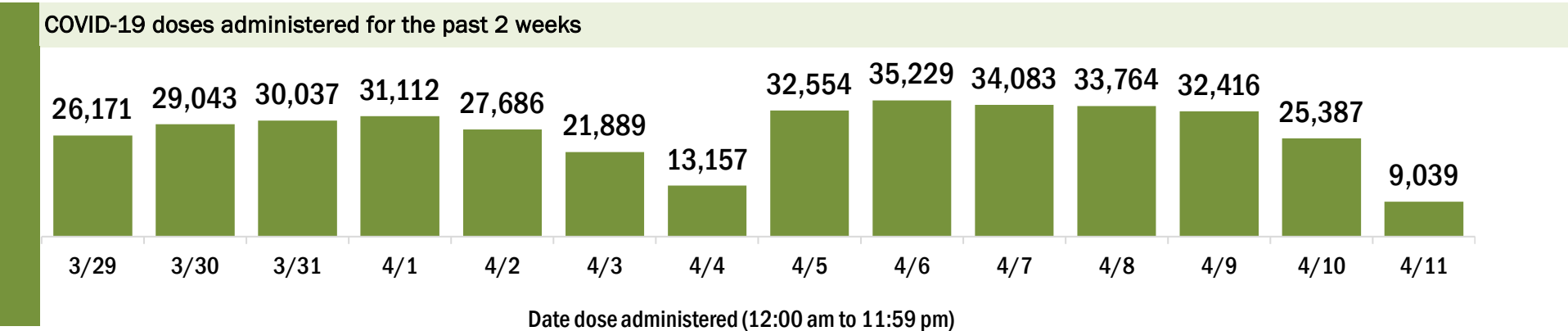
Data in this report are provisional and subject to change.

Data in this summary pertain to COVID-19 vaccines approved by the U.S. Food and Drug Administration and have been issued an Emergency Use Authorization (Janssen COVID-19 Vaccine, Moderna COVID-19 Vaccine and Pfizer-BioNTech COVID-19 Vaccine). These data summarize the number of people who have received either their first dose or have completed the series for a COVID-19 vaccine. **A person can only be counted in one category, first dose or series complete.** For persons receiving Moderna or Pfizer vaccines, once they receive their second dose, they are moved from the first dose column to the series completed column. **Because of this, the total first dose category may show a change from report to report not matching the total receiving their first dose from the previous day.** Persons receiving Johnson & Johnson vaccines will always be counted in the series completed column.

COVID-19 doses for vaccinated persons in Florida	
Doses administered	1,455,823
People receiving one dose of a 1-dose series (Johnson & Johnson) or receiving only one dose of a 2-dose series (Moderna, Pfizer) count once. Persons receiving both doses of a 2-dose series count twice.	

Current status of persons vaccinated for COVID-19 in Florida	
Total people vaccinated	956,095
First dose	369,029
Series completed	587,066
Completed 1-dose series	87,338
Completed 2-dose series	499,728
First dose: current number of people who have only received their first dose of the Moderna or Pfizer vaccine.	
Series complete: current number of people who have received both Moderna or Pfizer vaccine doses or one Johnson & Johnson dose and are considered fully immunized.	

Demographic summary	First dose	Series complete	Total people vaccinated
Age group	369,029	587,066	956,095
16-24 years	22,830	17,974	40,804
25-34 years	35,440	41,138	76,578
35-44 years	53,415	57,019	110,434
45-54 years	83,021	80,117	163,138
55-64 years	90,036	111,826	201,862
65-74 years	47,397	151,171	198,568
75-84 years	25,828	92,275	118,103
85+ years	11,062	35,546	46,608
Race	369,029	587,066	956,095
White	253,184	413,094	666,278
Black	20,828	43,110	63,938
American Indian/Alaskan	858	1,319	2,177
Other	34,454	66,238	100,692
Unknown	59,705	63,305	123,010
Other race includes Asian, native Hawaiian/Pacific Islander, or other.			
Ethnicity	369,029	587,066	956,095
Hispanic	173,700	293,965	467,665
Non-Hispanic	61,978	138,595	200,573
Unknown	133,351	154,506	287,857
Gender	369,029	587,066	956,095
Female	195,686	330,233	525,919
Male	171,306	256,158	427,464
Unknown	2,037	675	2,712



COVID-19: Desoto County vaccine summary

Vaccination data through Apr 11, 2021 as of Apr 12, 2021 at 12:05 AM

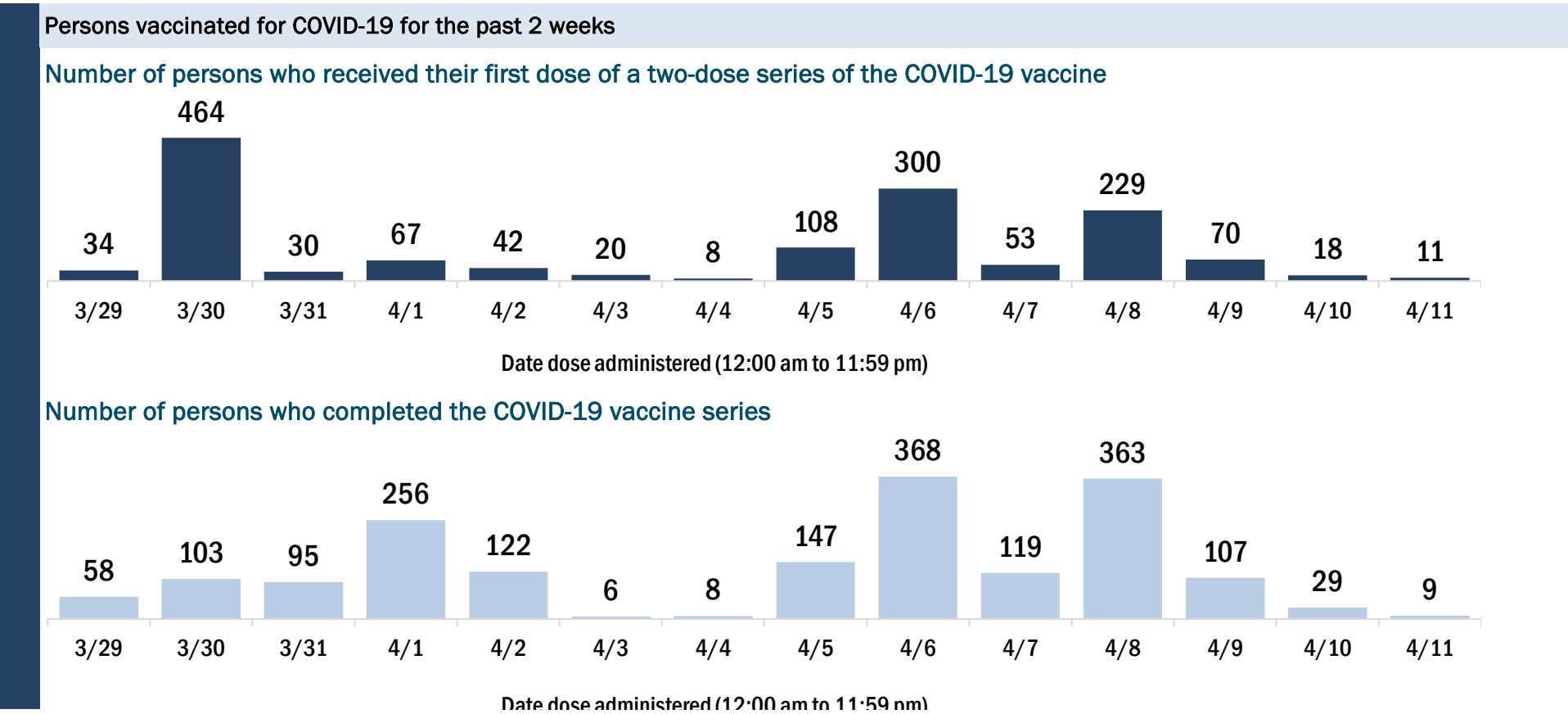
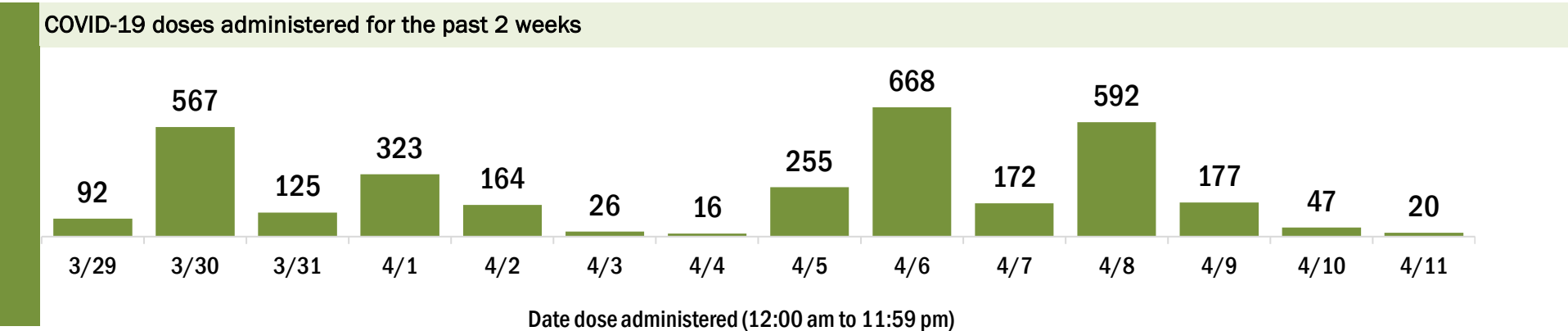
Data in this report are provisional and subject to change.

Data in this summary pertain to COVID-19 vaccines approved by the U.S. Food and Drug Administration and have been issued an Emergency Use Authorization (Janssen COVID-19 Vaccine, Moderna COVID-19 Vaccine and Pfizer-BioNTech COVID-19 Vaccine). These data summarize the number of people who have received either their first dose or have completed the series for a COVID-19 vaccine. **A person can only be counted in one category, first dose or series complete.** For persons receiving Moderna or Pfizer vaccines, once they receive their second dose, they are moved from the first dose column to the series completed column. **Because of this, the total first dose category may show a change from report to report not matching the total receiving their first dose from the previous day.** Persons receiving Johnson & Johnson vaccines will always be counted in the series completed column.

COVID-19 doses for vaccinated persons in Florida	
Doses administered	13,896
People receiving one dose of a 1-dose series (Johnson & Johnson) or receiving only one dose of a 2-dose series (Moderna, Pfizer) count once. Persons receiving both doses of a 2-dose series count twice.	

Current status of persons vaccinated for COVID-19 in Florida	
Total people vaccinated	9,030
First dose	3,816
Series completed	5,214
Completed 1-dose series	348
Completed 2-dose series	4,866
First dose: current number of people who have only received their first dose of the Moderna or Pfizer vaccine.	
Series complete: current number of people who have received both Moderna or Pfizer vaccine doses or one Johnson & Johnson dose and are considered fully immunized.	

Demographic summary	First dose	Series complete	Total people vaccinated
Age group	3,816	5,214	9,030
16-24 years	131	45	176
25-34 years	176	150	326
35-44 years	324	178	502
45-54 years	564	303	867
55-64 years	1,147	528	1,675
65-74 years	857	2,182	3,039
75-84 years	487	1,486	1,973
85+ years	130	342	472
Race	3,816	5,214	9,030
White	2,395	3,801	6,196
Black	234	306	540
American Indian/Alaskan	19	13	32
Other	439	395	834
Unknown	729	699	1,428
Other race includes Asian, native Hawaiian/Pacific Islander, or other.			
Ethnicity	3,816	5,214	9,030
Hispanic	602	251	853
Non-Hispanic	1,848	2,452	4,300
Unknown	1,366	2,511	3,877
Gender	3,816	5,214	9,030
Female	1,797	2,832	4,629
Male	2,019	2,381	4,400
Unknown	0	1	1



COVID-19: Dixie County vaccine summary

Vaccination data through Apr 11, 2021 as of Apr 12, 2021 at 12:05 AM

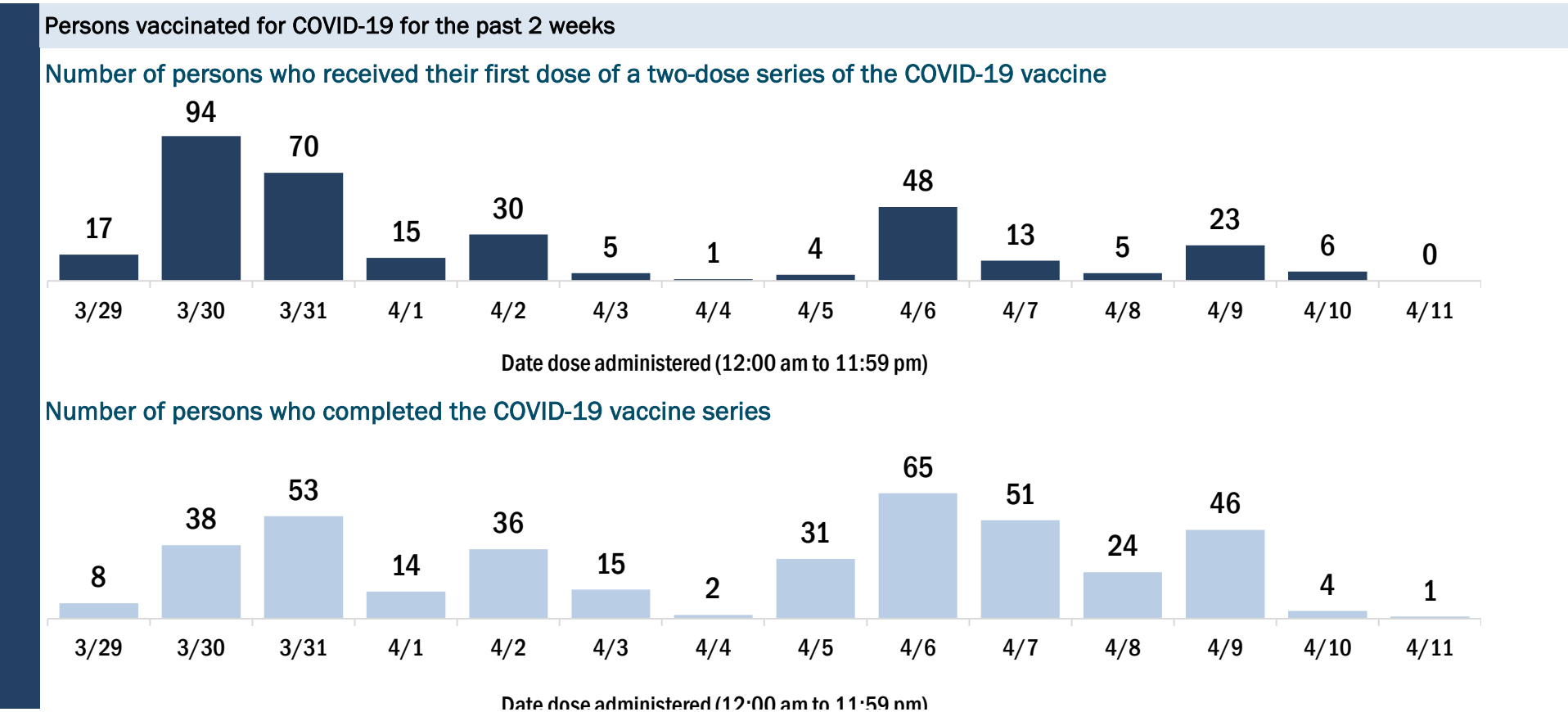
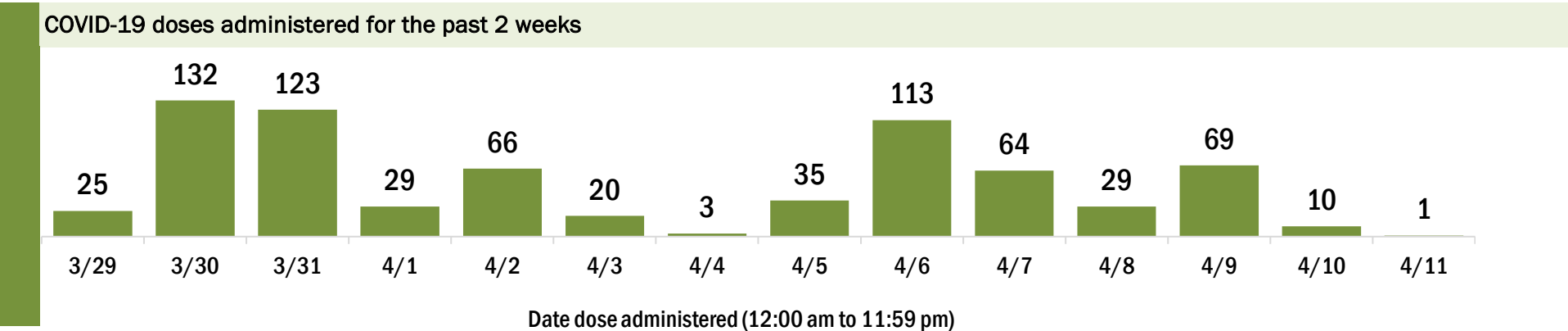
Data in this report are provisional and subject to change.

Data in this summary pertain to COVID-19 vaccines approved by the U.S. Food and Drug Administration and have been issued an Emergency Use Authorization (Janssen COVID-19 Vaccine, Moderna COVID-19 Vaccine and Pfizer-BioNTech COVID-19 Vaccine). These data summarize the number of people who have received either their first dose or have completed the series for a COVID-19 vaccine. **A person can only be counted in one category, first dose or series complete.** For persons receiving Moderna or Pfizer vaccines, once they receive their second dose, they are moved from the first dose column to the series completed column. **Because of this, the total first dose category may show a change from report to report not matching the total receiving their first dose from the previous day.** Persons receiving Johnson & Johnson vaccines will always be counted in the series completed column.

COVID-19 doses for vaccinated persons in Florida	
Doses administered	4,680
People receiving one dose of a 1-dose series (Johnson & Johnson) or receiving only one dose of a 2-dose series (Moderna, Pfizer) count once. Persons receiving both doses of a 2-dose series count twice.	

Current status of persons vaccinated for COVID-19 in Florida	
Total people vaccinated	3,020
First dose	1,081
Series completed	1,939
Completed 1-dose series	279
Completed 2-dose series	1,660
First dose: current number of people who have only received their first dose of the Moderna or Pfizer vaccine.	
Series complete: current number of people who have received both Moderna or Pfizer vaccine doses or one Johnson & Johnson dose and are considered fully immunized.	

Demographic summary	First dose	Series complete	Total people vaccinated
Age group	1,081	1,939	3,020
16-24 years	19	15	34
25-34 years	30	26	56
35-44 years	58	49	107
45-54 years	119	87	206
55-64 years	368	269	637
65-74 years	286	864	1,150
75-84 years	153	497	650
85+ years	48	132	180
Race	1,081	1,939	3,020
White	925	1,678	2,603
Black	69	65	134
American Indian/Alaskan	16	10	26
Other	38	61	99
Unknown	33	125	158
Other race includes Asian, native Hawaiian/Pacific Islander, or other.			
Ethnicity	1,081	1,939	3,020
Hispanic	27	31	58
Non-Hispanic	870	1,408	2,278
Unknown	184	500	684
Gender	1,081	1,939	3,020
Female	577	1,039	1,616
Male	504	900	1,404
Unknown	0	0	0



COVID-19: Duval County vaccine summary

Vaccination data through Apr 11, 2021 as of Apr 12, 2021 at 12:05 AM

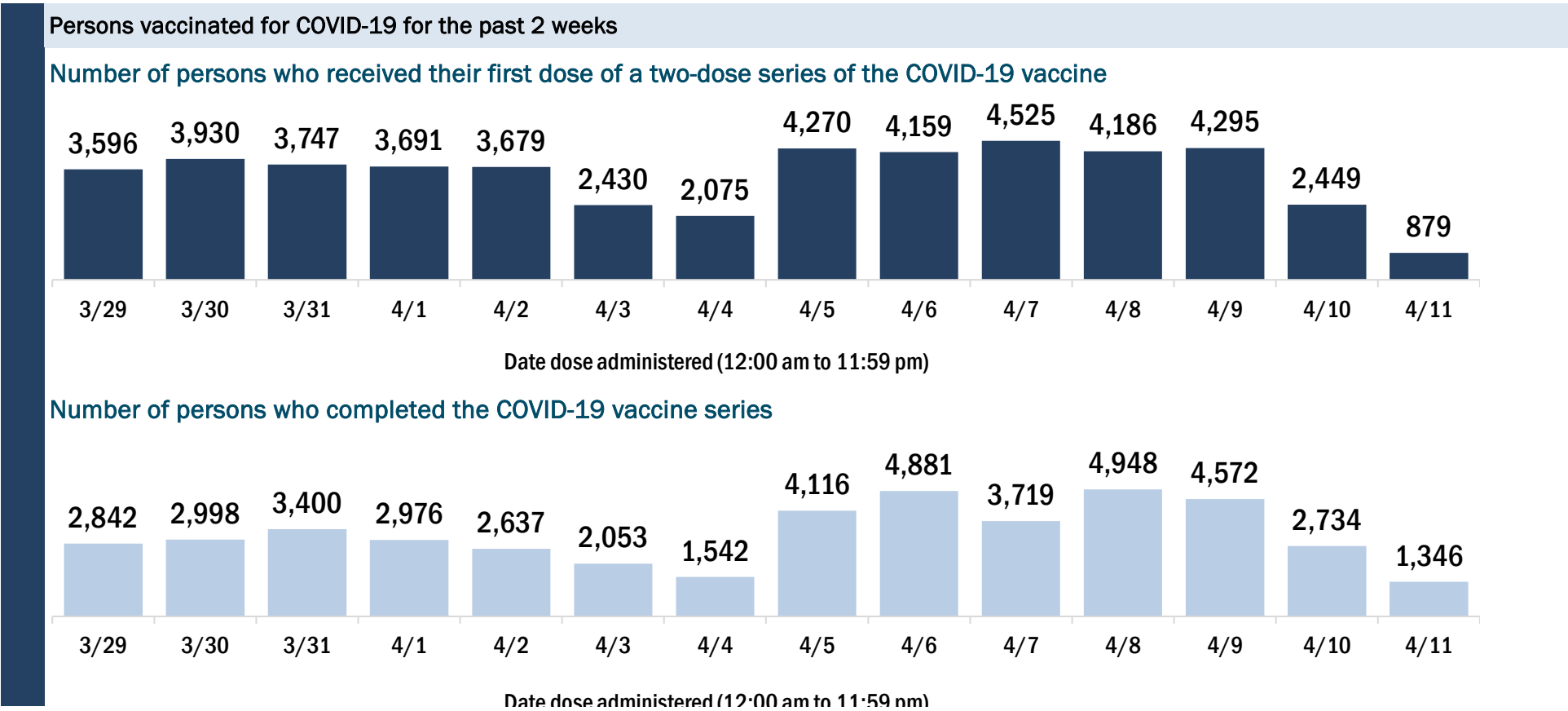
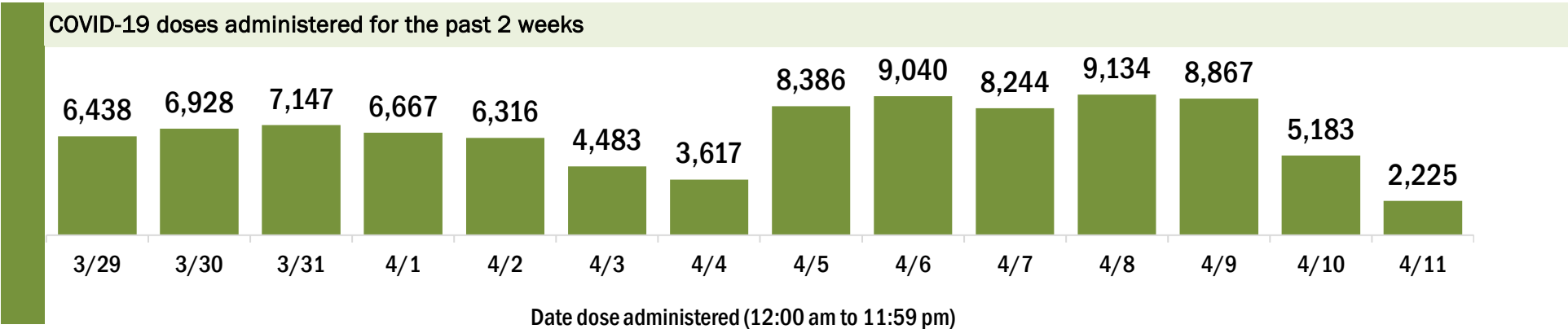
Data in this report are provisional and subject to change.

Data in this summary pertain to COVID-19 vaccines approved by the U.S. Food and Drug Administration and have been issued an Emergency Use Authorization (Janssen COVID-19 Vaccine, Moderna COVID-19 Vaccine and Pfizer-BioNTech COVID-19 Vaccine). These data summarize the number of people who have received either their first dose or have completed the series for a COVID-19 vaccine. **A person can only be counted in one category, first dose or series complete.** For persons receiving Moderna or Pfizer vaccines, once they receive their second dose, they are moved from the first dose column to the series completed column. **Because of this, the total first dose category may show a change from report to report not matching the total receiving their first dose from the previous day.** Persons receiving Johnson & Johnson vaccines will always be counted in the series completed column.

COVID-19 doses for vaccinated persons in Florida	
Doses administered	441,067
People receiving one dose of a 1-dose series (Johnson & Johnson) or receiving only one dose of a 2-dose series (Moderna, Pfizer) count once. Persons receiving both doses of a 2-dose series count twice.	

Current status of persons vaccinated for COVID-19 in Florida	
Total people vaccinated	286,323
First dose	109,346
Series completed	176,977
Completed 1-dose series	22,233
Completed 2-dose series	154,744
First dose: current number of people who have only received their first dose of the Moderna or Pfizer vaccine.	
Series complete: current number of people who have received both Moderna or Pfizer vaccine doses or one Johnson & Johnson dose and are considered fully immunized.	

Demographic summary	First dose	Series complete	Total people vaccinated
Age group	109,346	176,977	286,323
16-24 years	8,859	4,188	13,047
25-34 years	13,769	12,824	26,593
35-44 years	16,885	15,672	32,557
45-54 years	21,961	20,548	42,509
55-64 years	26,510	35,707	62,217
65-74 years	13,348	54,523	67,871
75-84 years	5,702	24,869	30,571
85+ years	2,312	8,646	10,958
Race	109,346	176,977	286,323
White	58,408	104,148	162,556
Black	16,870	30,219	47,089
American Indian/Alaskan	269	409	678
Other	16,270	20,677	36,947
Unknown	17,529	21,524	39,053
Other race includes Asian, native Hawaiian/Pacific Islander, or other.			
Ethnicity	109,346	176,977	286,323
Hispanic	8,941	6,823	15,764
Non-Hispanic	73,427	127,574	201,001
Unknown	26,978	42,580	69,558
Gender	109,346	176,977	286,323
Female	58,051	103,668	161,719
Male	48,810	73,222	122,032
Unknown	2,485	87	2,572



COVID-19: Escambia County vaccine summary

Vaccination data through Apr 11, 2021 as of Apr 12, 2021 at 12:05 AM

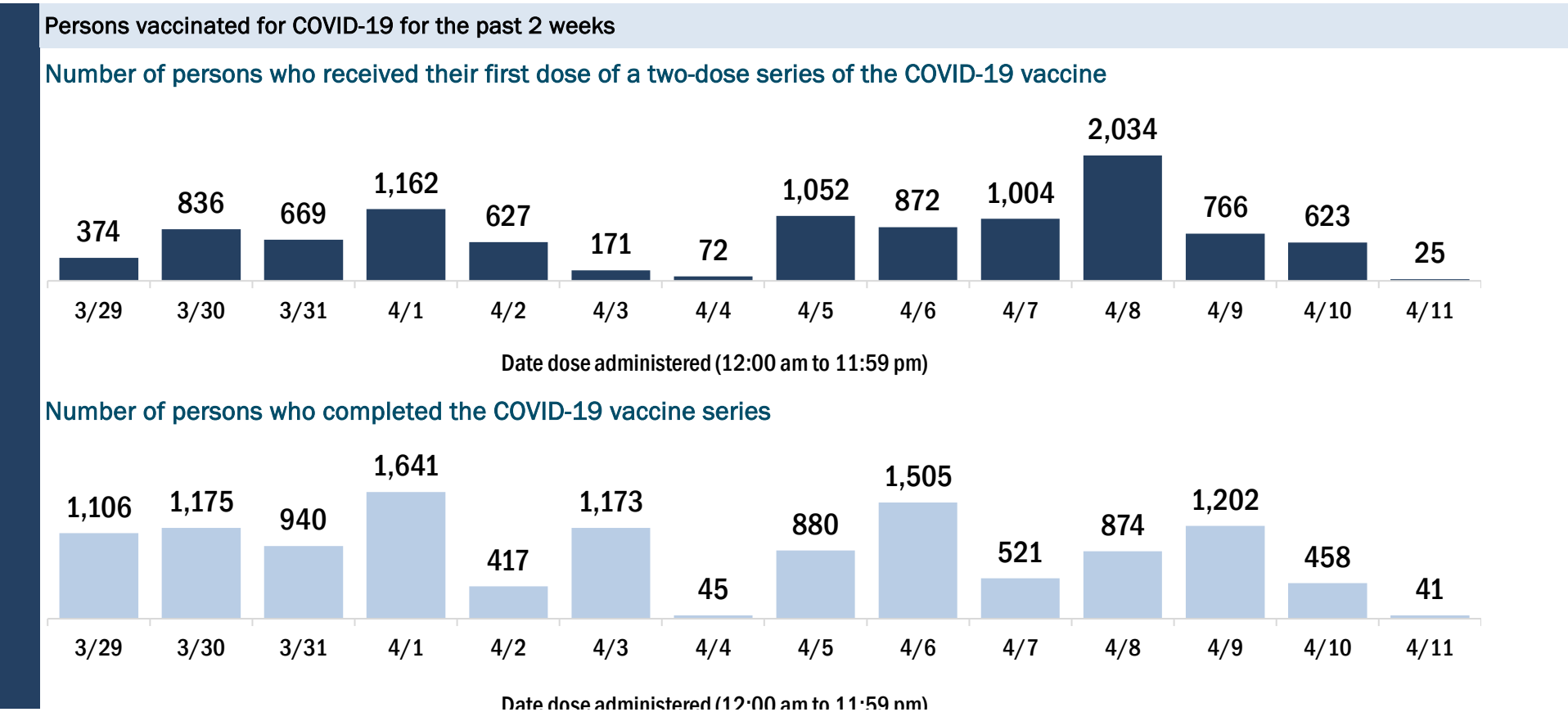
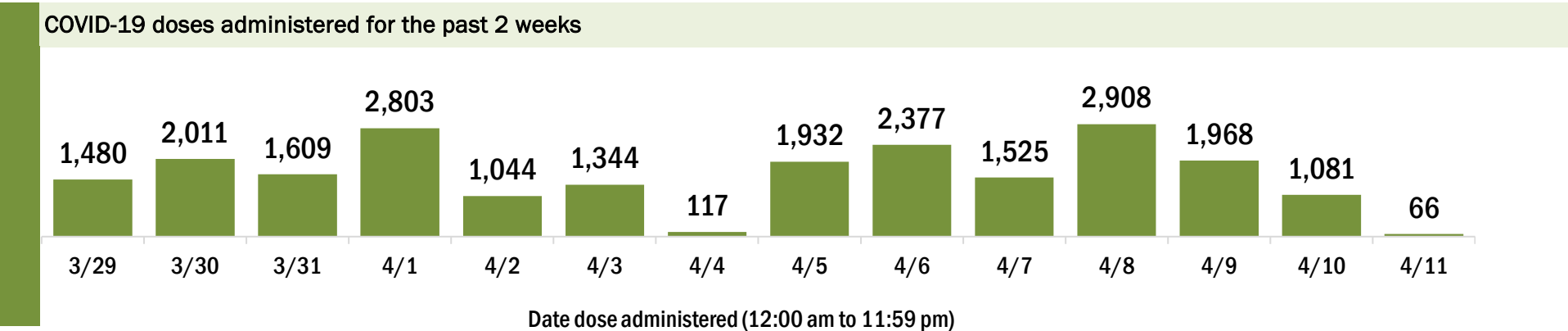
Data in this report are provisional and subject to change.

Data in this summary pertain to COVID-19 vaccines approved by the U.S. Food and Drug Administration and have been issued an Emergency Use Authorization (Janssen COVID-19 Vaccine, Moderna COVID-19 Vaccine and Pfizer-BioNTech COVID-19 Vaccine). These data summarize the number of people who have received either their first dose or have completed the series for a COVID-19 vaccine. **A person can only be counted in one category, first dose or series complete.** For persons receiving Moderna or Pfizer vaccines, once they receive their second dose, they are moved from the first dose column to the series completed column. **Because of this, the total first dose category may show a change from report to report not matching the total receiving their first dose from the previous day.** Persons receiving Johnson & Johnson vaccines will always be counted in the series completed column.

COVID-19 doses for vaccinated persons in Florida	
Doses administered	132,128
People receiving one dose of a 1-dose series (Johnson & Johnson) or receiving only one dose of a 2-dose series (Moderna, Pfizer) count once. Persons receiving both doses of a 2-dose series count twice.	

Current status of persons vaccinated for COVID-19 in Florida	
Total people vaccinated	83,879
First dose	29,826
Series completed	54,053
Completed 1-dose series	5,804
Completed 2-dose series	48,249
First dose: current number of people who have only received their first dose of the Moderna or Pfizer vaccine.	
Series complete: current number of people who have received both Moderna or Pfizer vaccine doses or one Johnson & Johnson dose and are considered fully immunized.	

Demographic summary	First dose	Series complete	Total people vaccinated
Age group	29,826	54,053	83,879
16-24 years	2,009	867	2,876
25-34 years	3,391	2,515	5,906
35-44 years	3,742	3,252	6,994
45-54 years	4,778	5,248	10,026
55-64 years	7,815	10,288	18,103
65-74 years	4,703	18,330	23,033
75-84 years	2,458	9,941	12,399
85+ years	930	3,612	4,542
Race	29,826	54,053	83,879
White	16,271	33,476	49,747
Black	3,973	7,802	11,775
American Indian/Alaskan	180	398	578
Other	2,668	5,066	7,734
Unknown	6,734	7,311	14,045
Other race includes Asian, native Hawaiian/Pacific Islander, or other.			
Ethnicity	29,826	54,053	83,879
Hispanic	994	1,065	2,059
Non-Hispanic	18,576	37,014	55,590
Unknown	10,256	15,974	26,230
Gender	29,826	54,053	83,879
Female	16,928	32,067	48,995
Male	12,795	21,972	34,767
Unknown	103	14	117



COVID-19: Flagler County vaccine summary

Vaccination data through Apr 11, 2021 as of Apr 12, 2021 at 12:05 AM

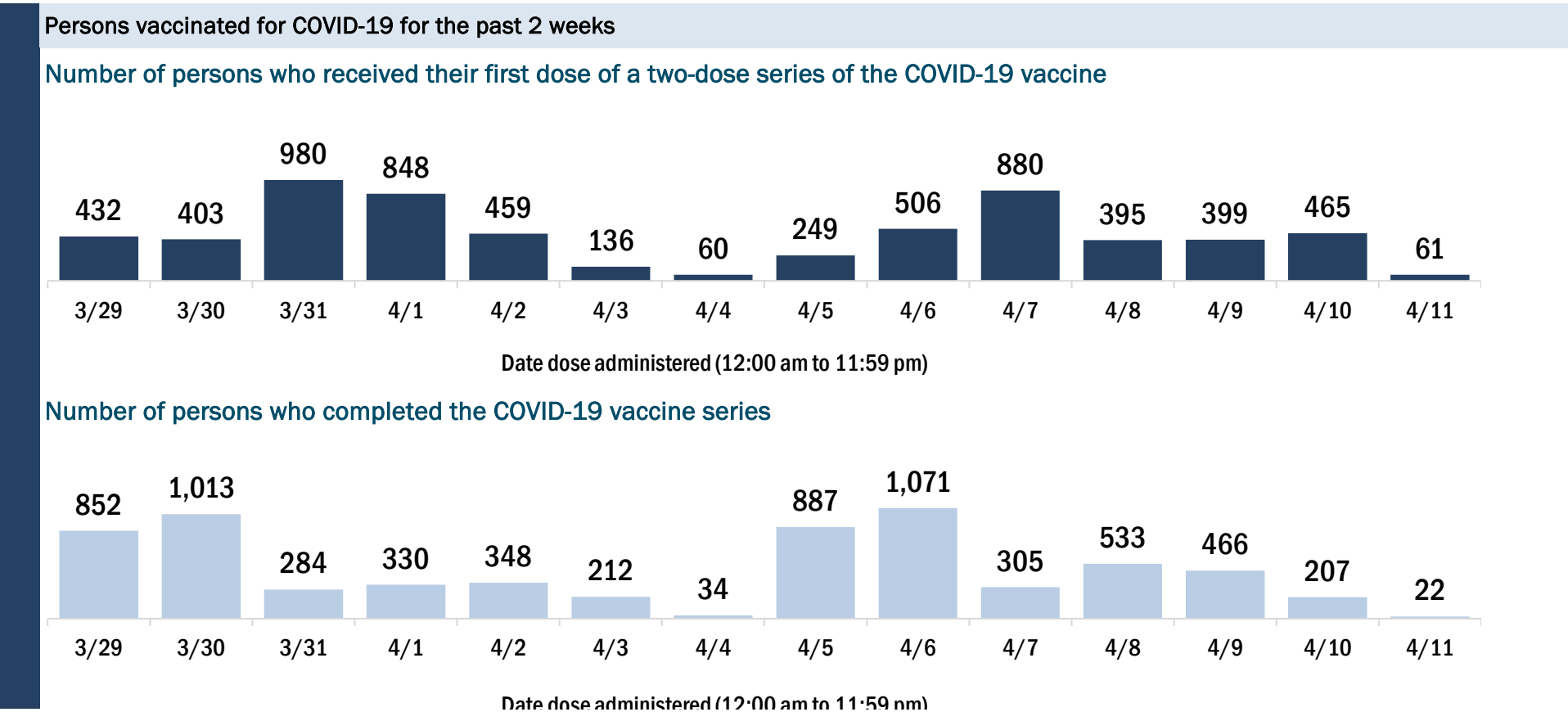
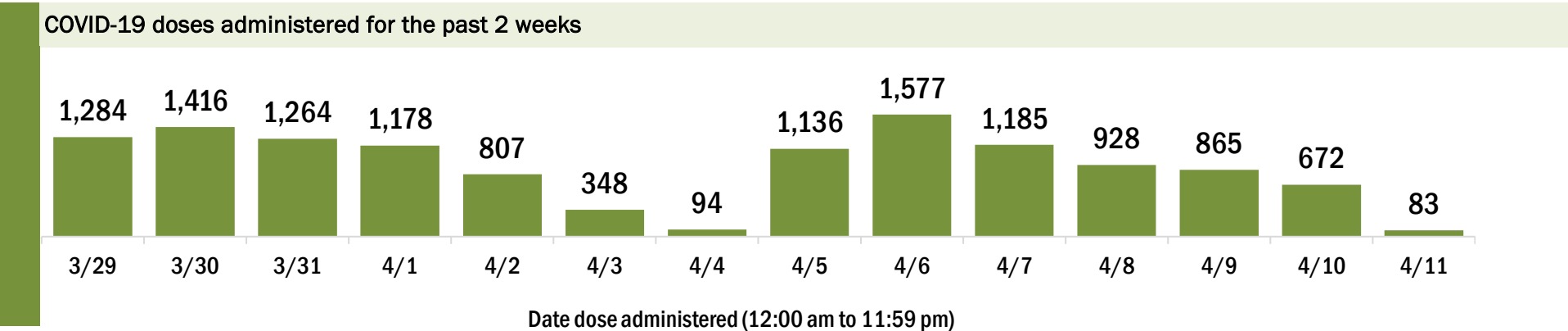
Data in this report are provisional and subject to change.

Data in this summary pertain to COVID-19 vaccines approved by the U.S. Food and Drug Administration and have been issued an Emergency Use Authorization (Janssen COVID-19 Vaccine, Moderna COVID-19 Vaccine and Pfizer-BioNTech COVID-19 Vaccine). These data summarize the number of people who have received either their first dose or have completed the series for a COVID-19 vaccine. **A person can only be counted in one category, first dose or series complete.** For persons receiving Moderna or Pfizer vaccines, once they receive their second dose, they are moved from the first dose column to the series completed column. **Because of this, the total first dose category may show a change from report to report not matching the total receiving their first dose from the previous day.** Persons receiving Johnson & Johnson vaccines will always be counted in the series completed column.

COVID-19 doses for vaccinated persons in Florida	
Doses administered	72,331
People receiving one dose of a 1-dose series (Johnson & Johnson) or receiving only one dose of a 2-dose series (Moderna, Pfizer) count once. Persons receiving both doses of a 2-dose series count twice.	

Current status of persons vaccinated for COVID-19 in Florida	
Total people vaccinated	45,118
First dose	16,049
Series completed	29,069
Completed 1-dose series	1,856
Completed 2-dose series	27,213
First dose: current number of people who have only received their first dose of the Moderna or Pfizer vaccine.	
Series complete: current number of people who have received both Moderna or Pfizer vaccine doses or one Johnson & Johnson dose and are considered fully immunized.	

Demographic summary	First dose	Series complete	Total people vaccinated
Age group	16,049	29,069	45,118
16-24 years	611	252	863
25-34 years	729	564	1,293
35-44 years	1,322	1,008	2,330
45-54 years	2,591	1,567	4,158
55-64 years	5,163	3,582	8,745
65-74 years	3,190	12,644	15,834
75-84 years	1,827	7,429	9,256
85+ years	616	2,023	2,639
Race	16,049	29,069	45,118
White	10,680	19,504	30,184
Black	1,034	1,874	2,908
American Indian/Alaskan	107	168	275
Other	1,307	2,760	4,067
Unknown	2,921	4,763	7,684
Other race includes Asian, native Hawaiian/Pacific Islander, or other.			
Ethnicity	16,049	29,069	45,118
Hispanic	1,390	1,328	2,718
Non-Hispanic	9,919	17,090	27,009
Unknown	4,740	10,651	15,391
Gender	16,049	29,069	45,118
Female	8,794	16,379	25,173
Male	7,035	12,597	19,632
Unknown	220	93	313



COVID-19: Franklin County vaccine summary

Vaccination data through Apr 11, 2021 as of Apr 12, 2021 at 12:05 AM

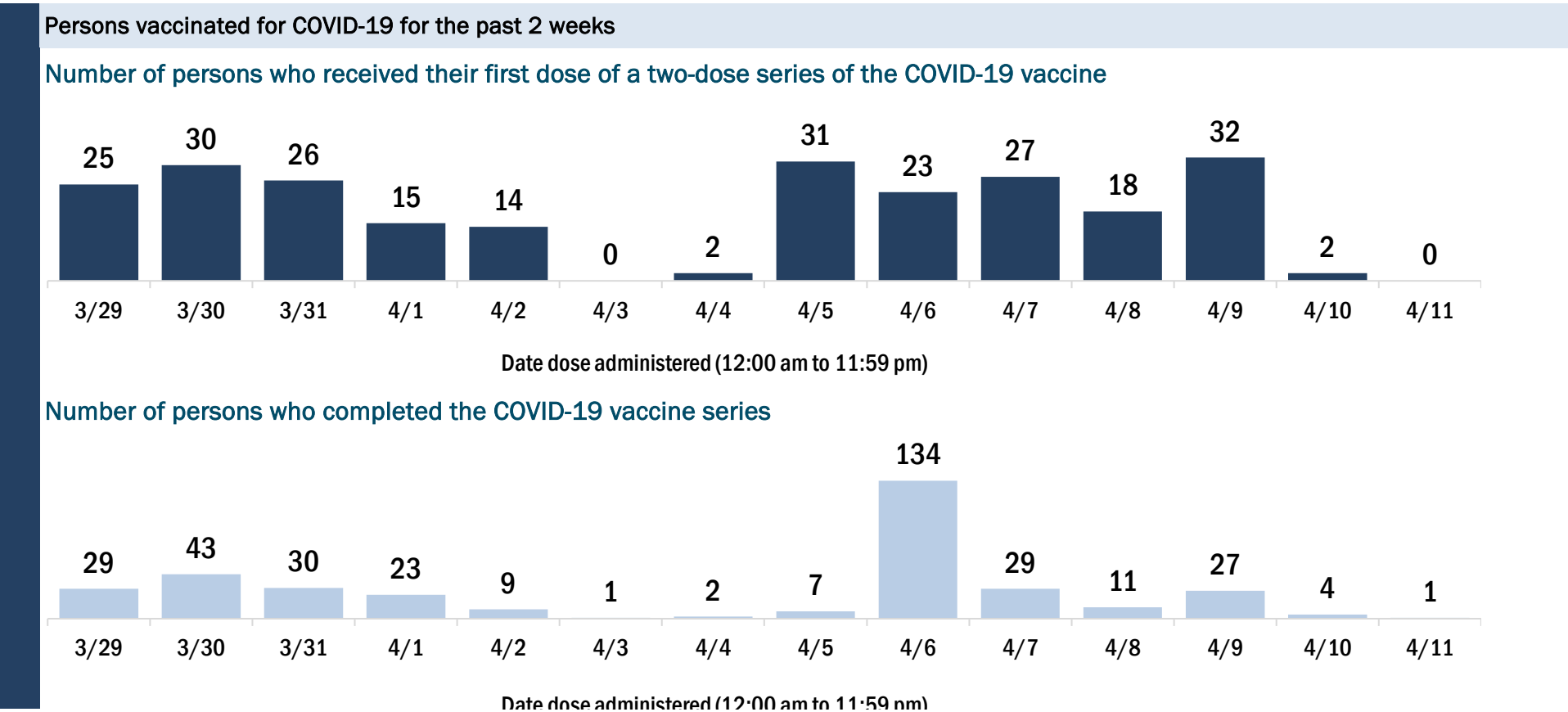
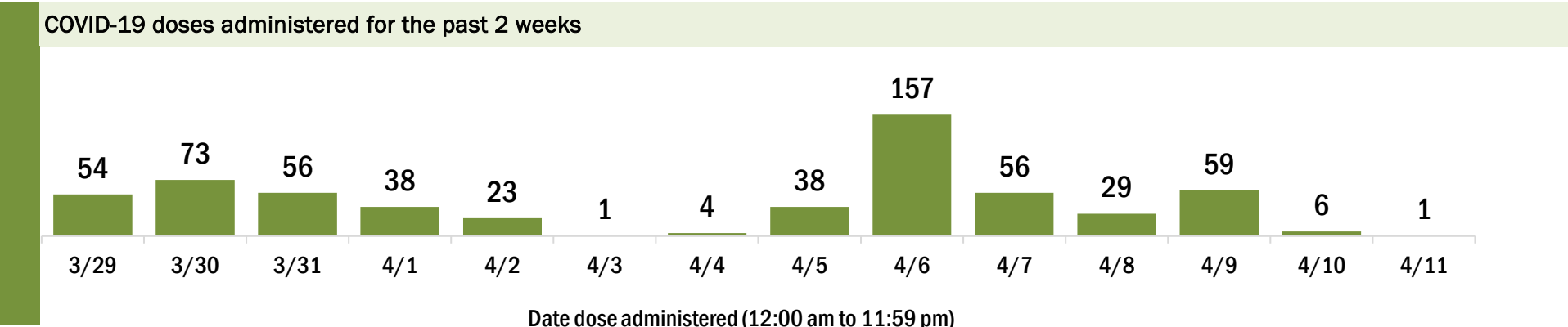
Data in this report are provisional and subject to change.

Data in this summary pertain to COVID-19 vaccines approved by the U.S. Food and Drug Administration and have been issued an Emergency Use Authorization (Janssen COVID-19 Vaccine, Moderna COVID-19 Vaccine and Pfizer-BioNTech COVID-19 Vaccine). These data summarize the number of people who have received either their first dose or have completed the series for a COVID-19 vaccine. **A person can only be counted in one category, first dose or series complete.** For persons receiving Moderna or Pfizer vaccines, once they receive their second dose, they are moved from the first dose column to the series completed column. **Because of this, the total first dose category may show a change from report to report not matching the total receiving their first dose from the previous day.** Persons receiving Johnson & Johnson vaccines will always be counted in the series completed column.

COVID-19 doses for vaccinated persons in Florida	
Doses administered	6,032
People receiving one dose of a 1-dose series (Johnson & Johnson) or receiving only one dose of a 2-dose series (Moderna, Pfizer) count once. Persons receiving both doses of a 2-dose series count twice.	

Current status of persons vaccinated for COVID-19 in Florida	
Total people vaccinated	3,494
First dose	878
Series completed	2,616
Completed 1-dose series	78
Completed 2-dose series	2,538
First dose: current number of people who have only received their first dose of the Moderna or Pfizer vaccine.	
Series complete: current number of people who have received both Moderna or Pfizer vaccine doses or one Johnson & Johnson dose and are considered fully immunized.	

Demographic summary	First dose	Series complete	Total people vaccinated
Age group	878	2,616	3,494
16-24 years	21	15	36
25-34 years	46	35	81
35-44 years	59	70	129
45-54 years	124	163	287
55-64 years	382	408	790
65-74 years	168	1,226	1,394
75-84 years	63	584	647
85+ years	15	115	130
Race	878	2,616	3,494
White	749	2,347	3,096
Black	51	121	172
American Indian/Alaskan	2	6	8
Other	50	93	143
Unknown	26	49	75
Other race includes Asian, native Hawaiian/Pacific Islander, or other.			
Ethnicity	878	2,616	3,494
Hispanic	23	29	52
Non-Hispanic	745	2,225	2,970
Unknown	110	362	472
Gender	878	2,616	3,494
Female	474	1,383	1,857
Male	404	1,233	1,637
Unknown	0	0	0



COVID-19: Gadsden County vaccine summary

Vaccination data through Apr 11, 2021 as of Apr 12, 2021 at 12:05 AM

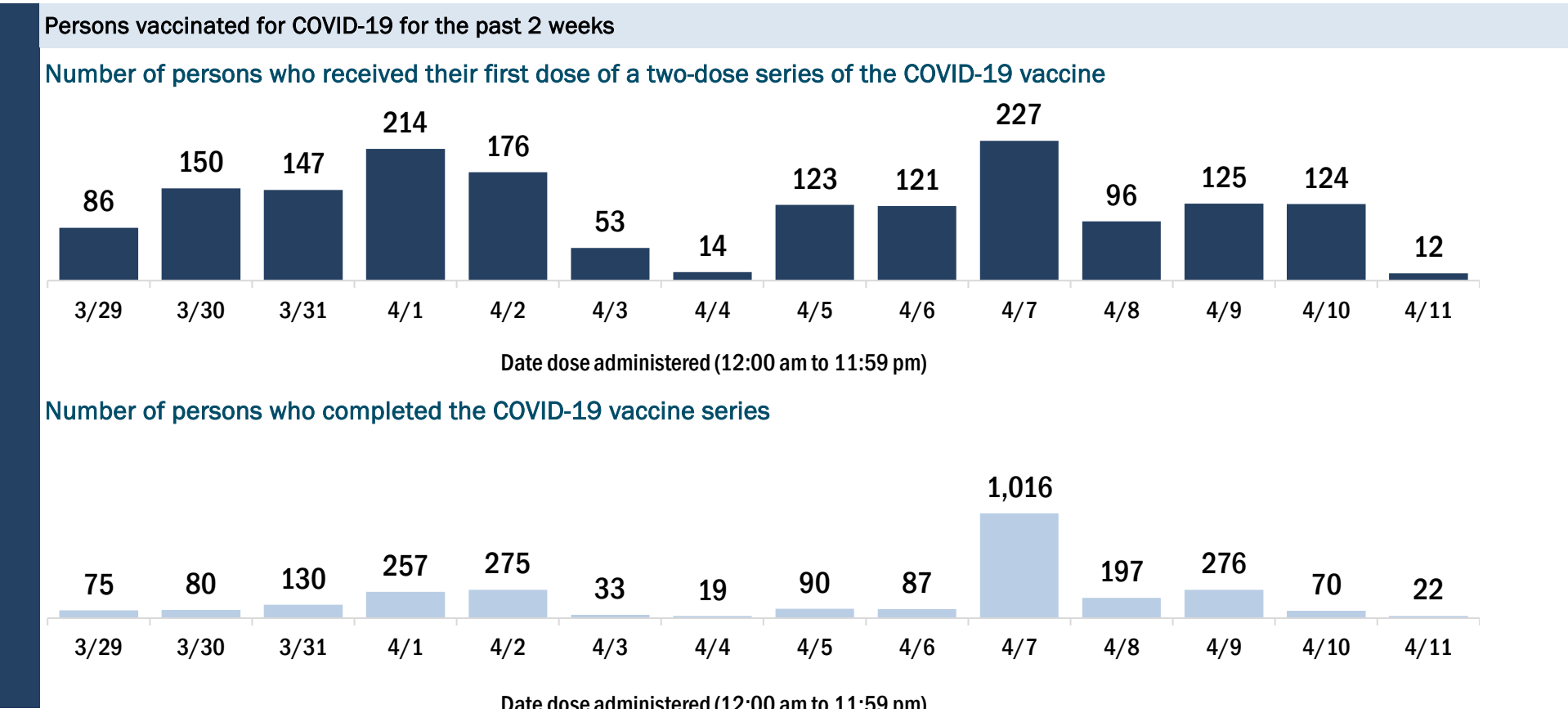
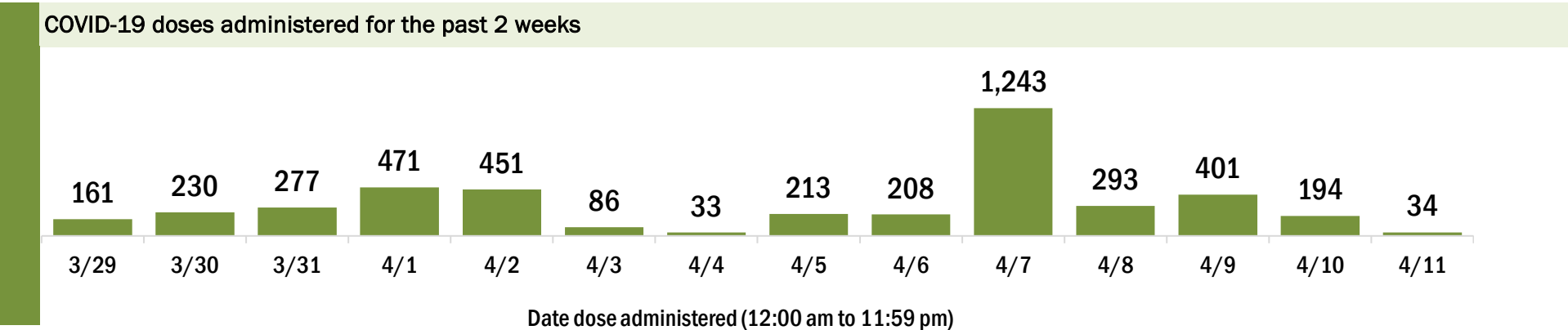
Data in this report are provisional and subject to change.

Data in this summary pertain to COVID-19 vaccines approved by the U.S. Food and Drug Administration and have been issued an Emergency Use Authorization (Janssen COVID-19 Vaccine, Moderna COVID-19 Vaccine and Pfizer-BioNTech COVID-19 Vaccine). These data summarize the number of people who have received either their first dose or have completed the series for a COVID-19 vaccine. **A person can only be counted in one category, first dose or series complete.** For persons receiving Moderna or Pfizer vaccines, once they receive their second dose, they are moved from the first dose column to the series completed column. **Because of this, the total first dose category may show a change from report to report not matching the total receiving their first dose from the previous day.** Persons receiving Johnson & Johnson vaccines will always be counted in the series completed column.

COVID-19 doses for vaccinated persons in Florida	
Doses administered	22,918
People receiving one dose of a 1-dose series (Johnson & Johnson) or receiving only one dose of a 2-dose series (Moderna, Pfizer) count once. Persons receiving both doses of a 2-dose series count twice.	

Current status of persons vaccinated for COVID-19 in Florida	
Total people vaccinated	14,439
First dose	4,272
Series completed	10,167
Completed 1-dose series	1,688
Completed 2-dose series	8,479
First dose: current number of people who have only received their first dose of the Moderna or Pfizer vaccine.	
Series complete: current number of people who have received both Moderna or Pfizer vaccine doses or one Johnson & Johnson dose and are considered fully immunized.	

Demographic summary	First dose	Series complete	Total people vaccinated
Age group	4,272	10,167	14,439
16-24 years	165	156	321
25-34 years	247	571	818
35-44 years	534	838	1,372
45-54 years	941	1,119	2,060
55-64 years	1,323	1,952	3,275
65-74 years	640	3,384	4,024
75-84 years	310	1,614	1,924
85+ years	112	533	645
Race	4,272	10,167	14,439
White	1,249	3,911	5,160
Black	1,965	4,172	6,137
American Indian/Alaskan	5	22	27
Other	573	1,318	1,891
Unknown	480	744	1,224
Other race includes Asian, native Hawaiian/Pacific Islander, or other.			
Ethnicity	4,272	10,167	14,439
Hispanic	296	280	576
Non-Hispanic	2,859	7,303	10,162
Unknown	1,117	2,584	3,701
Gender	4,272	10,167	14,439
Female	2,403	6,457	8,860
Male	1,869	3,710	5,579
Unknown	0	0	0



COVID-19: Gilchrist County vaccine summary

Vaccination data through Apr 11, 2021 as of Apr 12, 2021 at 12:05 AM

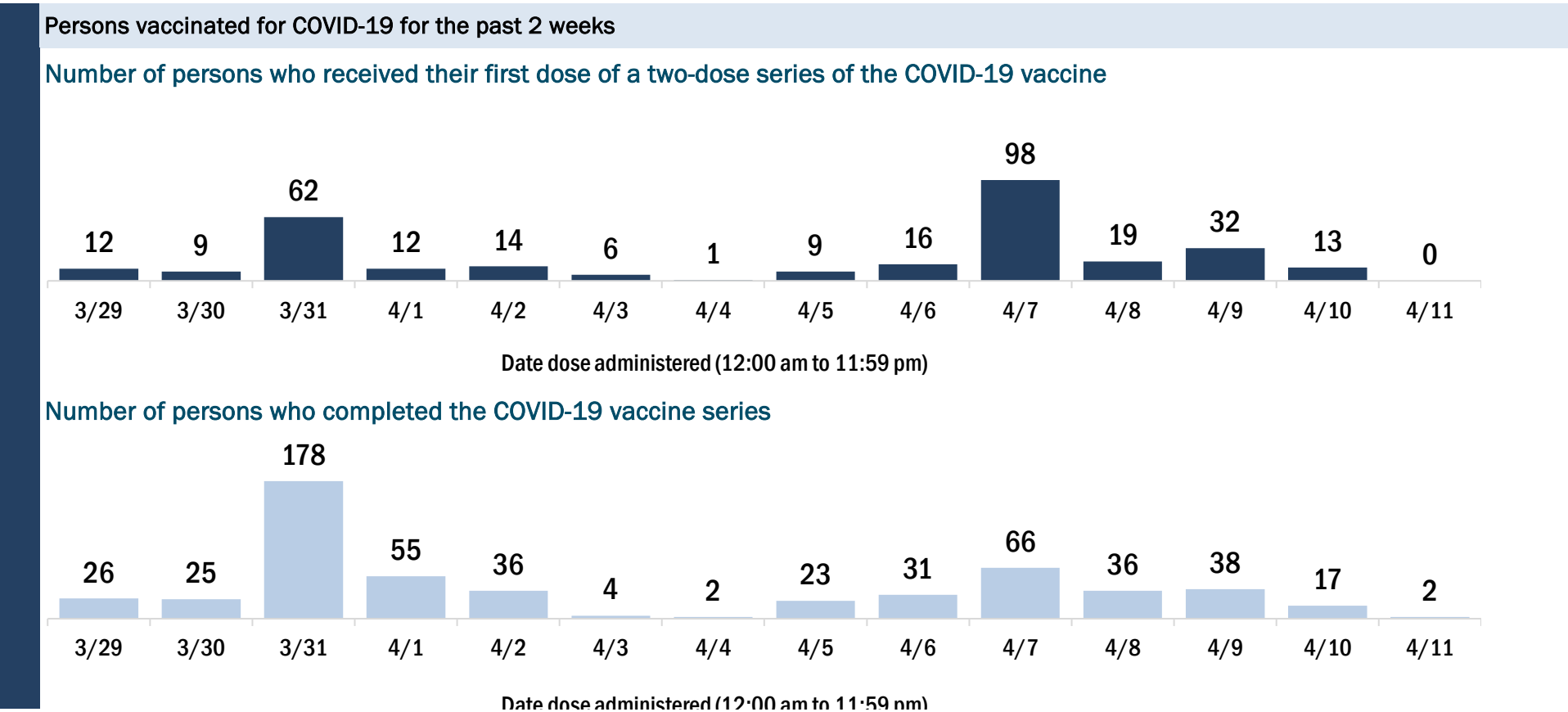
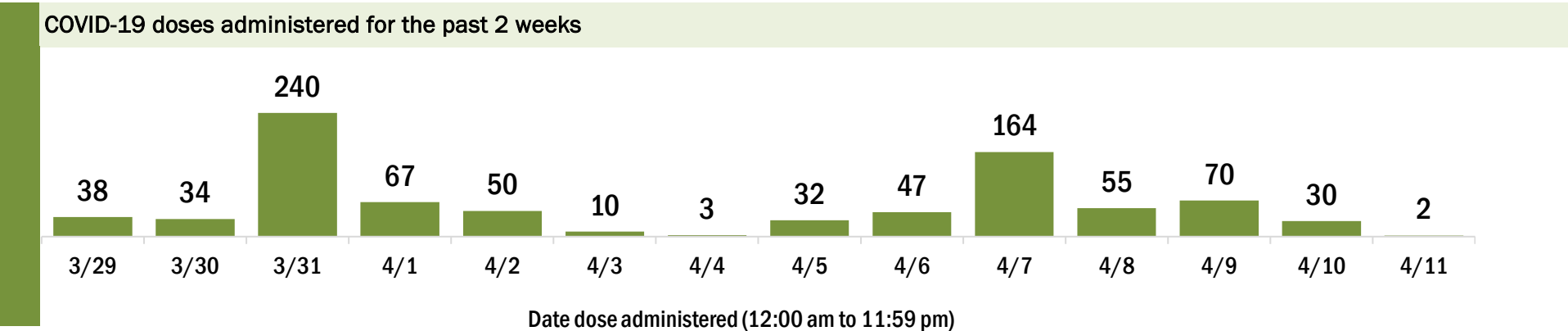
Data in this report are provisional and subject to change.

Data in this summary pertain to COVID-19 vaccines approved by the U.S. Food and Drug Administration and have been issued an Emergency Use Authorization (Janssen COVID-19 Vaccine, Moderna COVID-19 Vaccine and Pfizer-BioNTech COVID-19 Vaccine). These data summarize the number of people who have received either their first dose or have completed the series for a COVID-19 vaccine. **A person can only be counted in one category, first dose or series complete.** For persons receiving Moderna or Pfizer vaccines, once they receive their second dose, they are moved from the first dose column to the series completed column. **Because of this, the total first dose category may show a change from report to report not matching the total receiving their first dose from the previous day.** Persons receiving Johnson & Johnson vaccines will always be counted in the series completed column.

COVID-19 doses for vaccinated persons in Florida	
Doses administered	5,376
People receiving one dose of a 1-dose series (Johnson & Johnson) or receiving only one dose of a 2-dose series (Moderna, Pfizer) count once. Persons receiving both doses of a 2-dose series count twice.	

Current status of persons vaccinated for COVID-19 in Florida	
Total people vaccinated	3,365
First dose	975
Series completed	2,390
Completed 1-dose series	379
Completed 2-dose series	2,011
First dose: current number of people who have only received their first dose of the Moderna or Pfizer vaccine.	
Series complete: current number of people who have received both Moderna or Pfizer vaccine doses or one Johnson & Johnson dose and are considered fully immunized.	

Demographic summary	First dose	Series complete	Total people vaccinated
Age group	975	2,390	3,365
16-24 years	31	44	75
25-34 years	41	65	106
35-44 years	63	111	174
45-54 years	136	193	329
55-64 years	383	337	720
65-74 years	211	884	1,095
75-84 years	80	572	652
85+ years	30	184	214
Race	975	2,390	3,365
White	792	1,656	2,448
Black	23	30	53
American Indian/Alaskan	7	7	14
Other	69	195	264
Unknown	84	502	586
Other race includes Asian, native Hawaiian/Pacific Islander, or other.			
Ethnicity	975	2,390	3,365
Hispanic	41	44	85
Non-Hispanic	569	985	1,554
Unknown	365	1,361	1,726
Gender	975	2,390	3,365
Female	552	1,411	1,963
Male	422	979	1,401
Unknown	1	0	1



COVID-19: Glades County vaccine summary

Vaccination data through Apr 11, 2021 as of Apr 12, 2021 at 12:05 AM

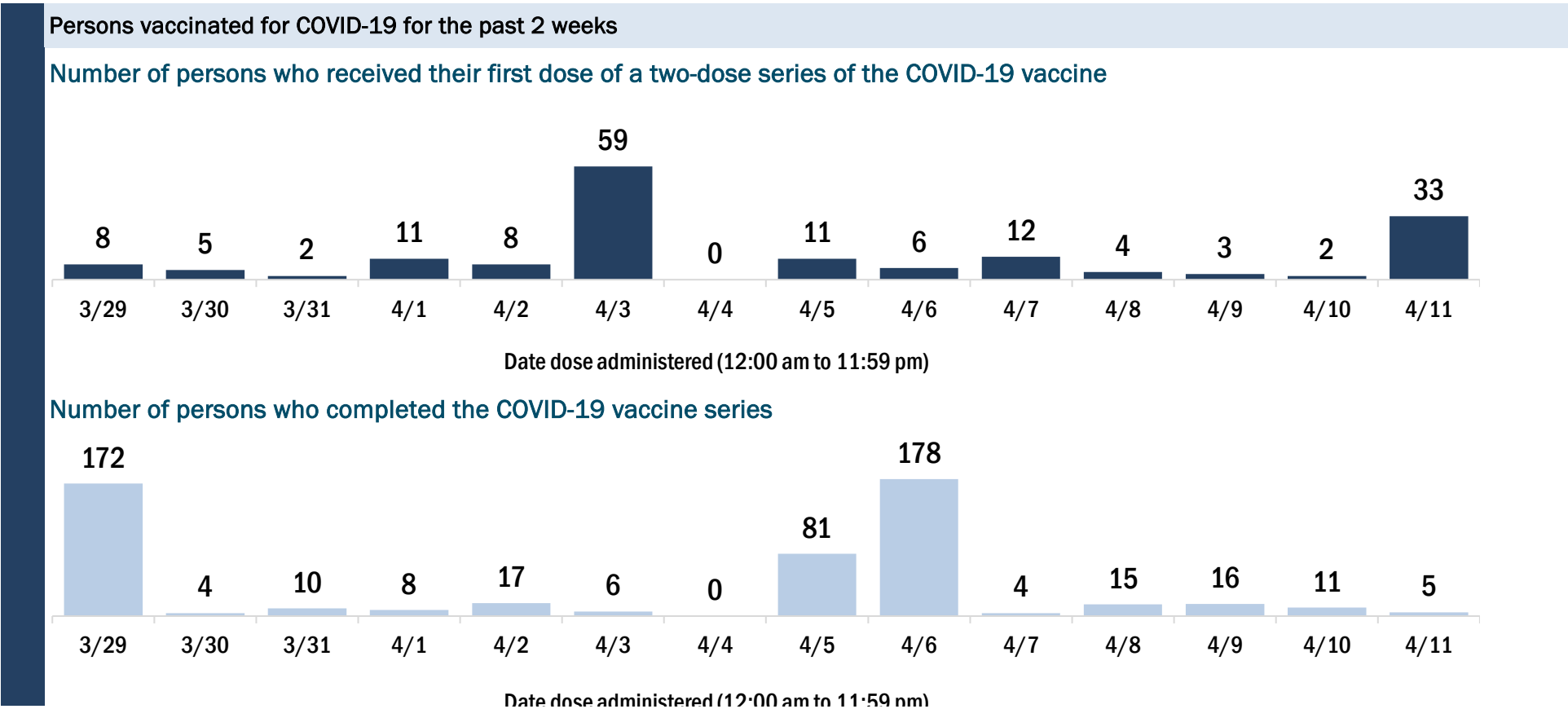
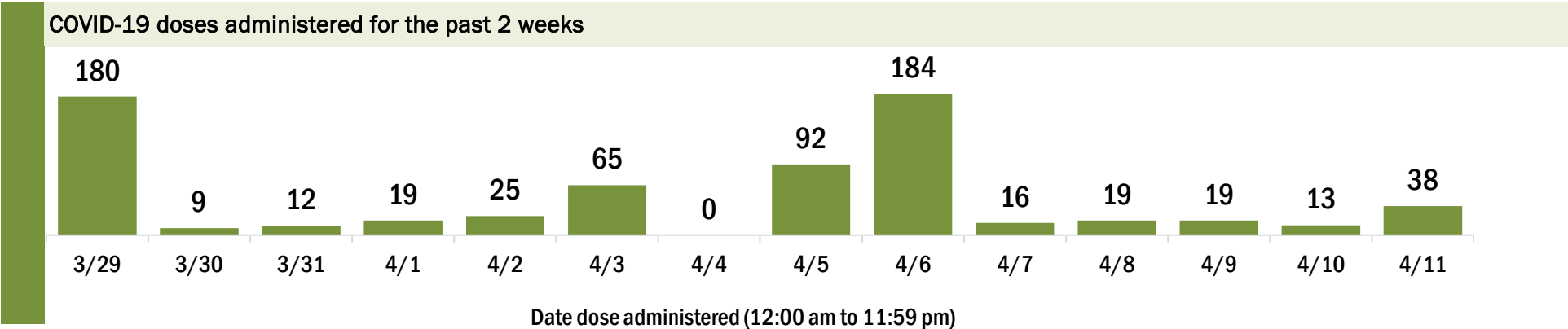
Data in this report are provisional and subject to change.

Data in this summary pertain to COVID-19 vaccines approved by the U.S. Food and Drug Administration and have been issued an Emergency Use Authorization (Janssen COVID-19 Vaccine, Moderna COVID-19 Vaccine and Pfizer-BioNTech COVID-19 Vaccine). These data summarize the number of people who have received either their first dose or have completed the series for a COVID-19 vaccine. **A person can only be counted in one category, first dose or series complete.** For persons receiving Moderna or Pfizer vaccines, once they receive their second dose, they are moved from the first dose column to the series completed column. **Because of this, the total first dose category may show a change from report to report not matching the total receiving their first dose from the previous day.** Persons receiving Johnson & Johnson vaccines will always be counted in the series completed column.

COVID-19 doses for vaccinated persons in Florida	
Doses administered	3,945
People receiving one dose of a 1-dose series (Johnson & Johnson) or receiving only one dose of a 2-dose series (Moderna, Pfizer) count once. Persons receiving both doses of a 2-dose series count twice.	

Current status of persons vaccinated for COVID-19 in Florida	
Total people vaccinated	2,368
First dose	586
Series completed	1,782
Completed 1-dose series	205
Completed 2-dose series	1,577
First dose: current number of people who have only received their first dose of the Moderna or Pfizer vaccine.	
Series complete: current number of people who have received both Moderna or Pfizer vaccine doses or one Johnson & Johnson dose and are considered fully immunized.	

Demographic summary	First dose	Series complete	Total people vaccinated
Age group	586	1,782	2,368
16-24 years	14	5	19
25-34 years	24	41	65
35-44 years	40	56	96
45-54 years	99	94	193
55-64 years	231	179	410
65-74 years	91	761	852
75-84 years	69	547	616
85+ years	18	99	117
Race	586	1,782	2,368
White	399	1,335	1,734
Black	49	78	127
American Indian/Alaskan	4	13	17
Other	48	75	123
Unknown	86	281	367
Other race includes Asian, native Hawaiian/Pacific Islander, or other.			
Ethnicity	586	1,782	2,368
Hispanic	87	50	137
Non-Hispanic	275	802	1,077
Unknown	224	930	1,154
Gender	586	1,782	2,368
Female	289	826	1,115
Male	297	956	1,253
Unknown	0	0	0



COVID-19: Gulf County vaccine summary

Vaccination data through Apr 11, 2021 as of Apr 12, 2021 at 12:05 AM

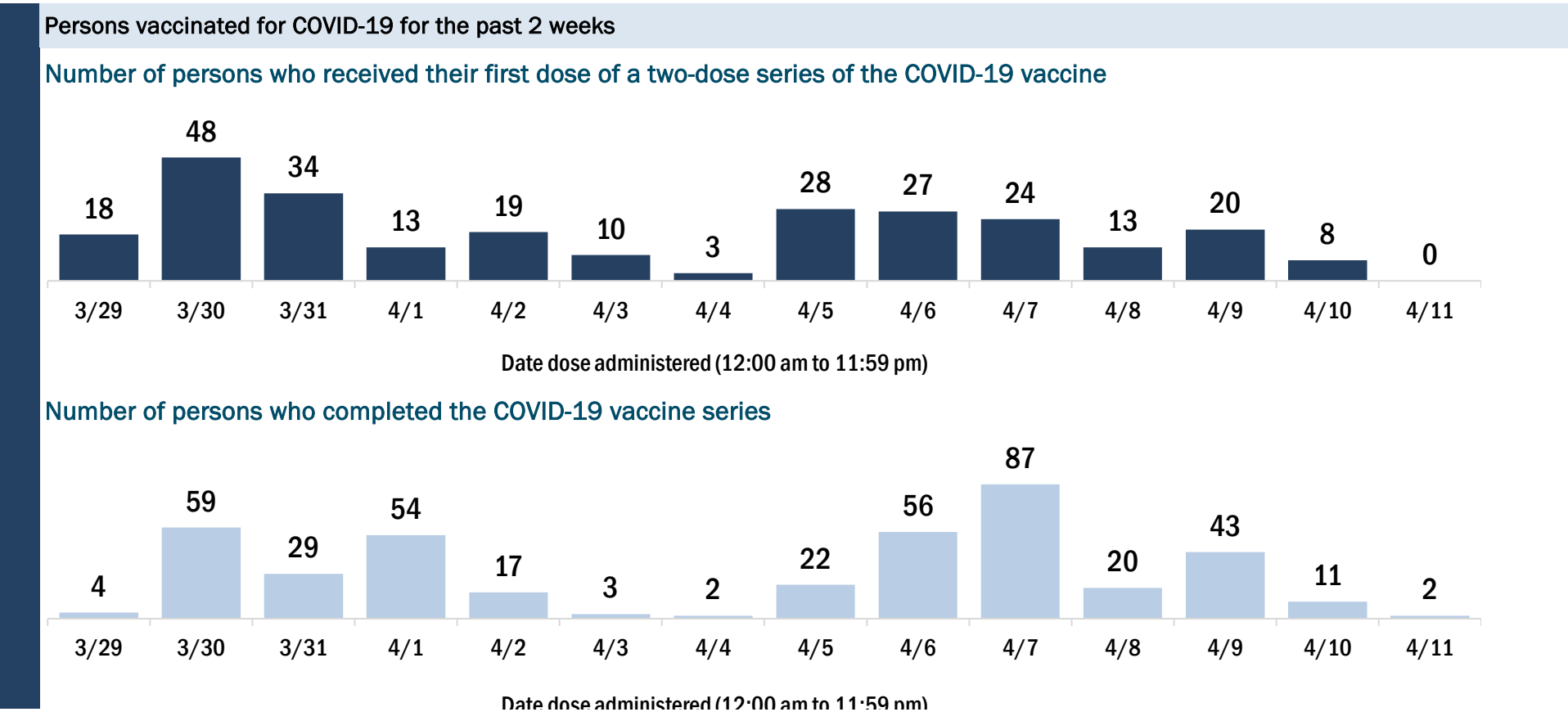
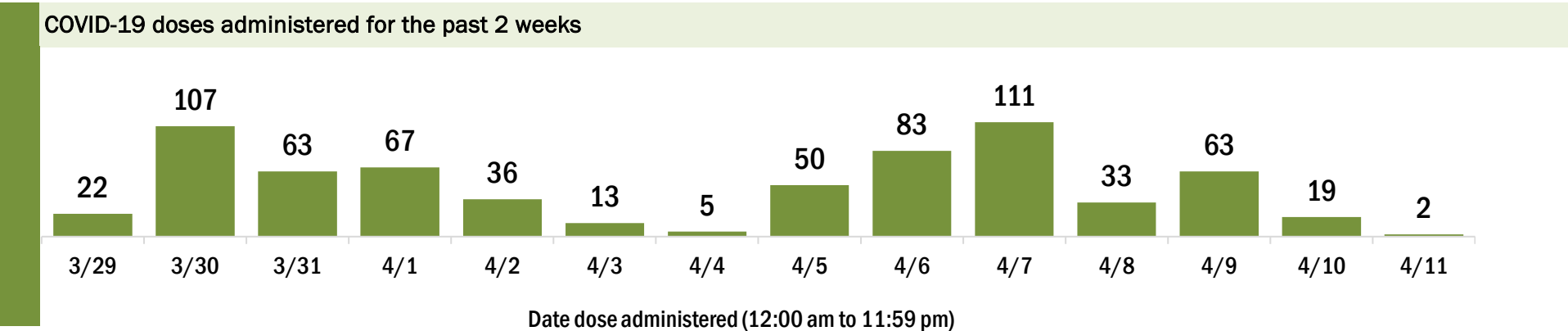
Data in this report are provisional and subject to change.

Data in this summary pertain to COVID-19 vaccines approved by the U.S. Food and Drug Administration and have been issued an Emergency Use Authorization (Janssen COVID-19 Vaccine, Moderna COVID-19 Vaccine and Pfizer-BioNTech COVID-19 Vaccine). These data summarize the number of people who have received either their first dose or have completed the series for a COVID-19 vaccine. **A person can only be counted in one category, first dose or series complete.** For persons receiving Moderna or Pfizer vaccines, once they receive their second dose, they are moved from the first dose column to the series completed column. **Because of this, the total first dose category may show a change from report to report not matching the total receiving their first dose from the previous day.** Persons receiving Johnson & Johnson vaccines will always be counted in the series completed column.

COVID-19 doses for vaccinated persons in Florida	
Doses administered	6,455
People receiving one dose of a 1-dose series (Johnson & Johnson) or receiving only one dose of a 2-dose series (Moderna, Pfizer) count once. Persons receiving both doses of a 2-dose series count twice.	

Current status of persons vaccinated for COVID-19 in Florida	
Total people vaccinated	3,796
First dose	922
Series completed	2,874
Completed 1-dose series	215
Completed 2-dose series	2,659
First dose: current number of people who have only received their first dose of the Moderna or Pfizer vaccine.	
Series complete: current number of people who have received both Moderna or Pfizer vaccine doses or one Johnson & Johnson dose and are considered fully immunized.	

Demographic summary	First dose	Series complete	Total people vaccinated
Age group	922	2,874	3,796
16-24 years	33	29	62
25-34 years	41	45	86
35-44 years	75	73	148
45-54 years	170	161	331
55-64 years	323	356	679
65-74 years	158	1,387	1,545
75-84 years	105	642	747
85+ years	17	181	198
Race	922	2,874	3,796
White	762	2,549	3,311
Black	86	198	284
American Indian/Alaskan	1	8	9
Other	44	69	113
Unknown	29	50	79
Other race includes Asian, native Hawaiian/Pacific Islander, or other.			
Ethnicity	922	2,874	3,796
Hispanic	21	24	45
Non-Hispanic	684	2,661	3,345
Unknown	217	189	406
Gender	922	2,874	3,796
Female	507	1,534	2,041
Male	415	1,340	1,755
Unknown	0	0	0



COVID-19: Hamilton County vaccine summary

Vaccination data through Apr 11, 2021 as of Apr 12, 2021 at 12:05 AM

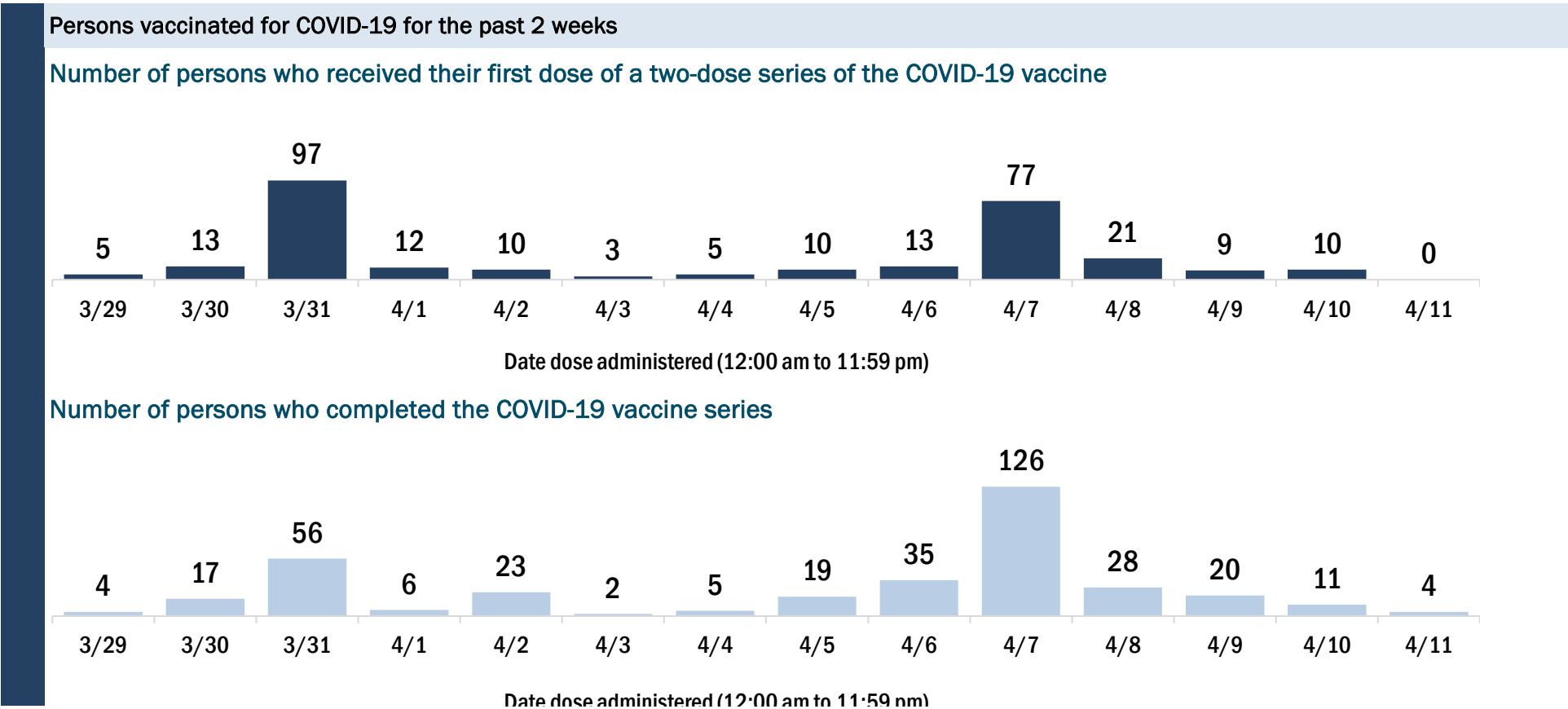
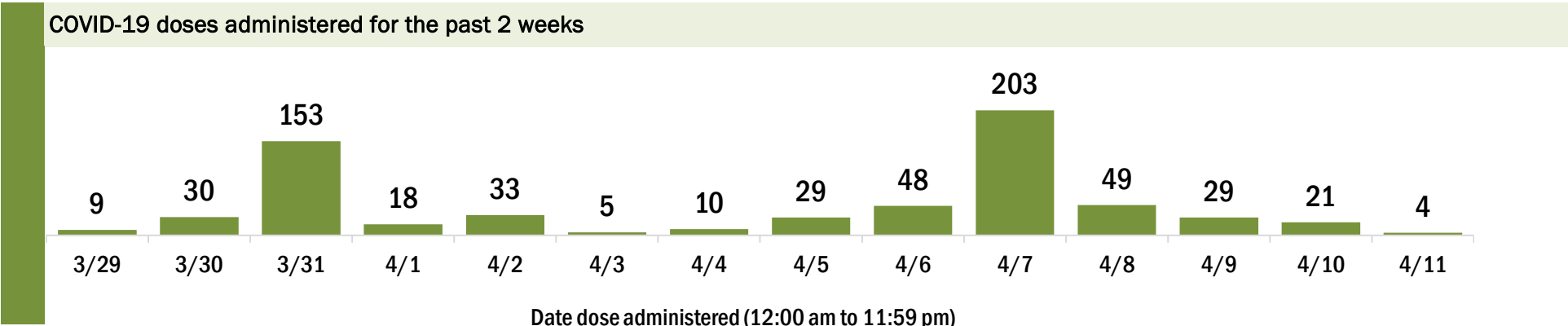
Data in this report are provisional and subject to change.

Data in this summary pertain to COVID-19 vaccines approved by the U.S. Food and Drug Administration and have been issued an Emergency Use Authorization (Janssen COVID-19 Vaccine, Moderna COVID-19 Vaccine and Pfizer-BioNTech COVID-19 Vaccine). These data summarize the number of people who have received either their first dose or have completed the series for a COVID-19 vaccine. **A person can only be counted in one category, first dose or series complete.** For persons receiving Moderna or Pfizer vaccines, once they receive their second dose, they are moved from the first dose column to the series completed column. **Because of this, the total first dose category may show a change from report to report not matching the total receiving their first dose from the previous day.** Persons receiving Johnson & Johnson vaccines will always be counted in the series completed column.

COVID-19 doses for vaccinated persons in Florida	
Doses administered	4,178
People receiving one dose of a 1-dose series (Johnson & Johnson) or receiving only one dose of a 2-dose series (Moderna, Pfizer) count once. Persons receiving both doses of a 2-dose series count twice.	

Current status of persons vaccinated for COVID-19 in Florida	
Total people vaccinated	2,527
First dose	675
Series completed	1,852
Completed 1-dose series	201
Completed 2-dose series	1,651
First dose: current number of people who have only received their first dose of the Moderna or Pfizer vaccine.	
Series complete: current number of people who have received both Moderna or Pfizer vaccine doses or one Johnson & Johnson dose and are considered fully immunized.	

Demographic summary	First dose	Series complete	Total people vaccinated
Age group	675	1,852	2,527
16-24 years	24	16	40
25-34 years	26	36	62
35-44 years	60	59	119
45-54 years	108	114	222
55-64 years	290	263	553
65-74 years	103	841	944
75-84 years	36	425	461
85+ years	28	98	126
Race	675	1,852	2,527
White	366	1,109	1,475
Black	195	401	596
American Indian/Alaskan	2	1	3
Other	78	123	201
Unknown	34	218	252
Other race includes Asian, native Hawaiian/Pacific Islander, or other.			
Ethnicity	675	1,852	2,527
Hispanic	32	28	60
Non-Hispanic	437	1,034	1,471
Unknown	206	790	996
Gender	675	1,852	2,527
Female	408	1,037	1,445
Male	267	815	1,082
Unknown	0	0	0



COVID-19: Hardee County vaccine summary

Vaccination data through Apr 11, 2021 as of Apr 12, 2021 at 12:05 AM

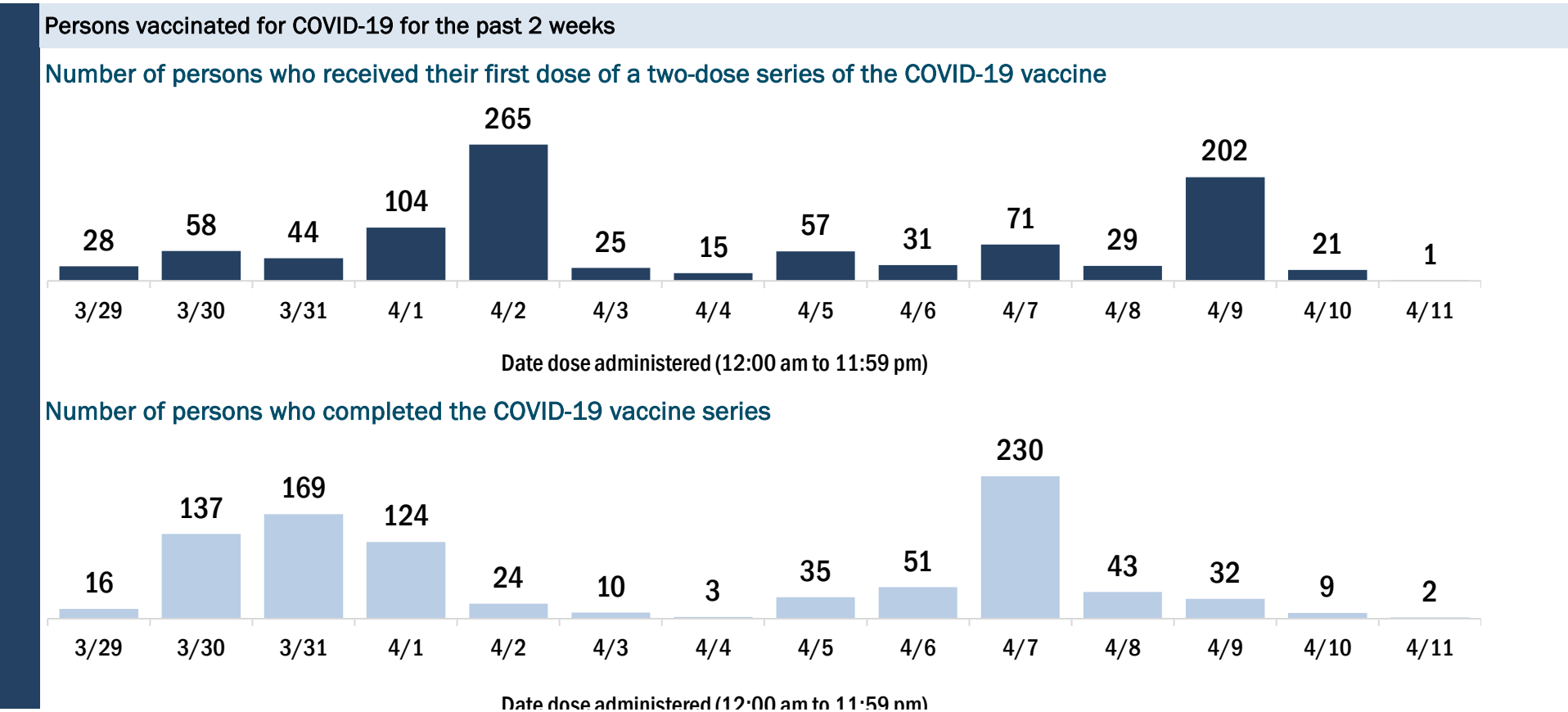
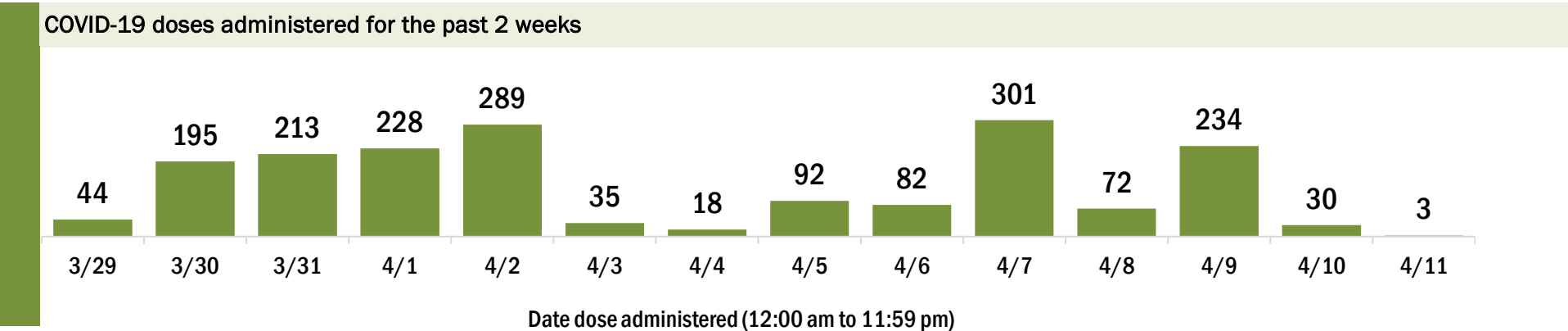
Data in this report are provisional and subject to change.

Data in this summary pertain to COVID-19 vaccines approved by the U.S. Food and Drug Administration and have been issued an Emergency Use Authorization (Janssen COVID-19 Vaccine, Moderna COVID-19 Vaccine and Pfizer-BioNTech COVID-19 Vaccine). These data summarize the number of people who have received either their first dose or have completed the series for a COVID-19 vaccine. **A person can only be counted in one category, first dose or series complete.** For persons receiving Moderna or Pfizer vaccines, once they receive their second dose, they are moved from the first dose column to the series completed column. **Because of this, the total first dose category may show a change from report to report not matching the total receiving their first dose from the previous day.** Persons receiving Johnson & Johnson vaccines will always be counted in the series completed column.

COVID-19 doses for vaccinated persons in Florida	
Doses administered	7,653
People receiving one dose of a 1-dose series (Johnson & Johnson) or receiving only one dose of a 2-dose series (Moderna, Pfizer) count once. Persons receiving both doses of a 2-dose series count twice.	

Current status of persons vaccinated for COVID-19 in Florida	
Total people vaccinated	4,798
First dose	1,822
Series completed	2,976
Completed 1-dose series	121
Completed 2-dose series	2,855
First dose: current number of people who have only received their first dose of the Moderna or Pfizer vaccine.	
Series complete: current number of people who have received both Moderna or Pfizer vaccine doses or one Johnson & Johnson dose and are considered fully immunized.	

Demographic summary	First dose	Series complete	Total people vaccinated
Age group	1,822	2,976	4,798
16-24 years	95	34	129
25-34 years	116	99	215
35-44 years	176	90	266
45-54 years	360	132	492
55-64 years	602	269	871
65-74 years	285	1,228	1,513
75-84 years	152	869	1,021
85+ years	36	255	291
Race	1,822	2,976	4,798
White	1,331	2,467	3,798
Black	99	103	202
American Indian/Alaskan	3	22	25
Other	282	308	590
Unknown	107	76	183
Other race includes Asian, native Hawaiian/Pacific Islander, or other.			
Ethnicity	1,822	2,976	4,798
Hispanic	489	322	811
Non-Hispanic	854	2,255	3,109
Unknown	479	399	878
Gender	1,822	2,976	4,798
Female	967	1,628	2,595
Male	853	1,347	2,200
Unknown	2	1	3



COVID-19: Hendry County vaccine summary

Vaccination data through Apr 11, 2021 as of Apr 12, 2021 at 12:05 AM

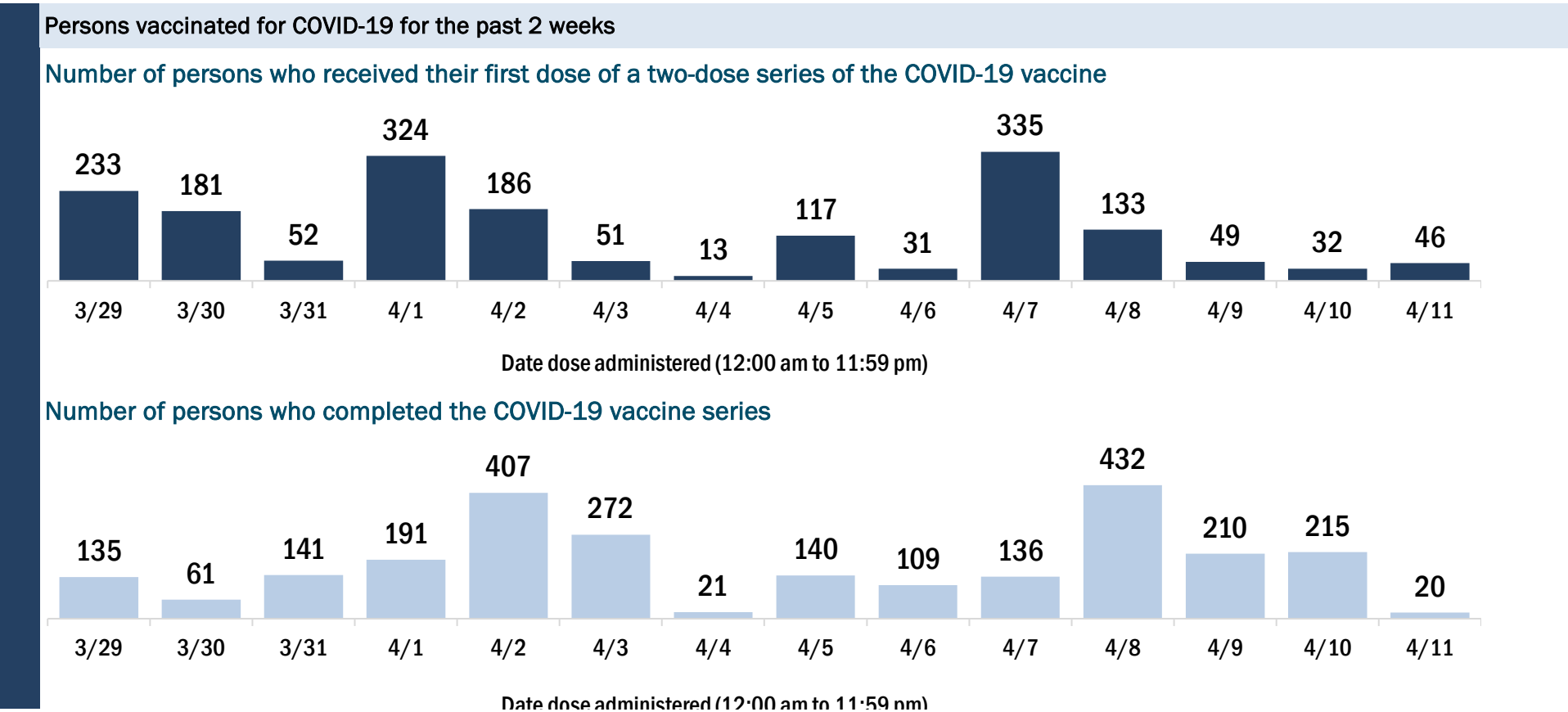
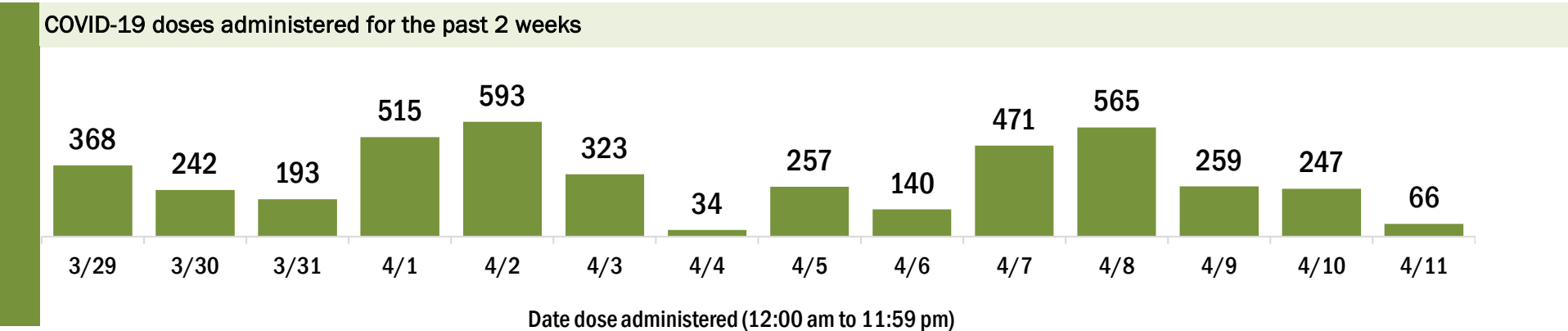
Data in this report are provisional and subject to change.

Data in this summary pertain to COVID-19 vaccines approved by the U.S. Food and Drug Administration and have been issued an Emergency Use Authorization (Janssen COVID-19 Vaccine, Moderna COVID-19 Vaccine and Pfizer-BioNTech COVID-19 Vaccine). These data summarize the number of people who have received either their first dose or have completed the series for a COVID-19 vaccine. **A person can only be counted in one category, first dose or series complete.** For persons receiving Moderna or Pfizer vaccines, once they receive their second dose, they are moved from the first dose column to the series completed column. **Because of this, the total first dose category may show a change from report to report not matching the total receiving their first dose from the previous day.** Persons receiving Johnson & Johnson vaccines will always be counted in the series completed column.

COVID-19 doses for vaccinated persons in Florida	
Doses administered	13,659
People receiving one dose of a 1-dose series (Johnson & Johnson) or receiving only one dose of a 2-dose series (Moderna, Pfizer) count once. Persons receiving both doses of a 2-dose series count twice.	

Current status of persons vaccinated for COVID-19 in Florida	
Total people vaccinated	9,191
First dose	3,684
Series completed	5,507
Completed 1-dose series	1,039
Completed 2-dose series	4,468
First dose: current number of people who have only received their first dose of the Moderna or Pfizer vaccine.	
Series complete: current number of people who have received both Moderna or Pfizer vaccine doses or one Johnson & Johnson dose and are considered fully immunized.	

Demographic summary	First dose	Series complete	Total people vaccinated
Age group	3,684	5,507	9,191
16-24 years	221	158	379
25-34 years	349	317	666
35-44 years	475	309	784
45-54 years	820	512	1,332
55-64 years	1,128	882	2,010
65-74 years	432	1,982	2,414
75-84 years	198	1,053	1,251
85+ years	61	294	355
Race	3,684	5,507	9,191
White	2,447	3,735	6,182
Black	280	333	613
American Indian/Alaskan	7	18	25
Other	645	799	1,444
Unknown	305	622	927
Other race includes Asian, native Hawaiian/Pacific Islander, or other.			
Ethnicity	3,684	5,507	9,191
Hispanic	1,552	1,324	2,876
Non-Hispanic	1,236	2,317	3,553
Unknown	896	1,866	2,762
Gender	3,684	5,507	9,191
Female	1,836	2,799	4,635
Male	1,845	2,708	4,553
Unknown	3	0	3



COVID-19: Hernando County vaccine summary

Vaccination data through Apr 11, 2021 as of Apr 12, 2021 at 12:05 AM

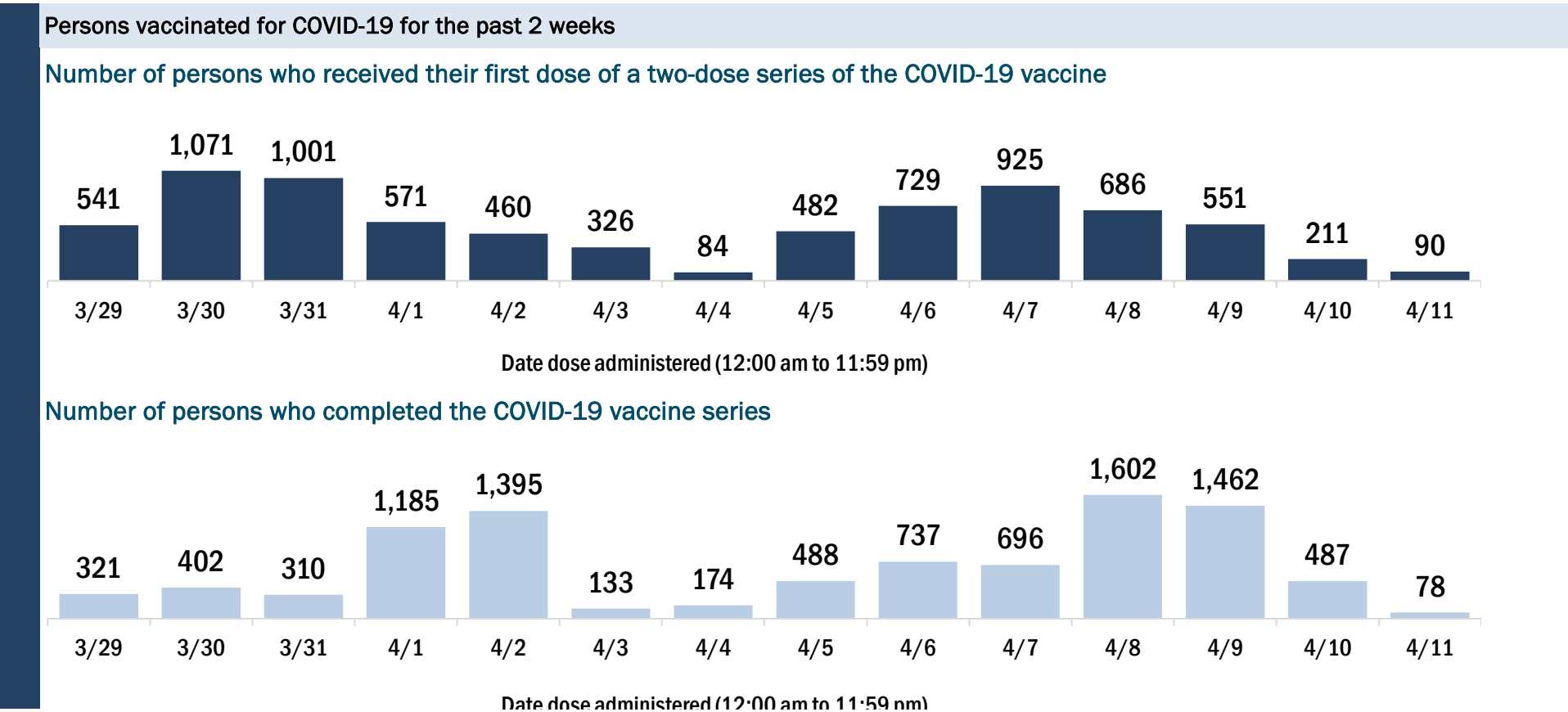
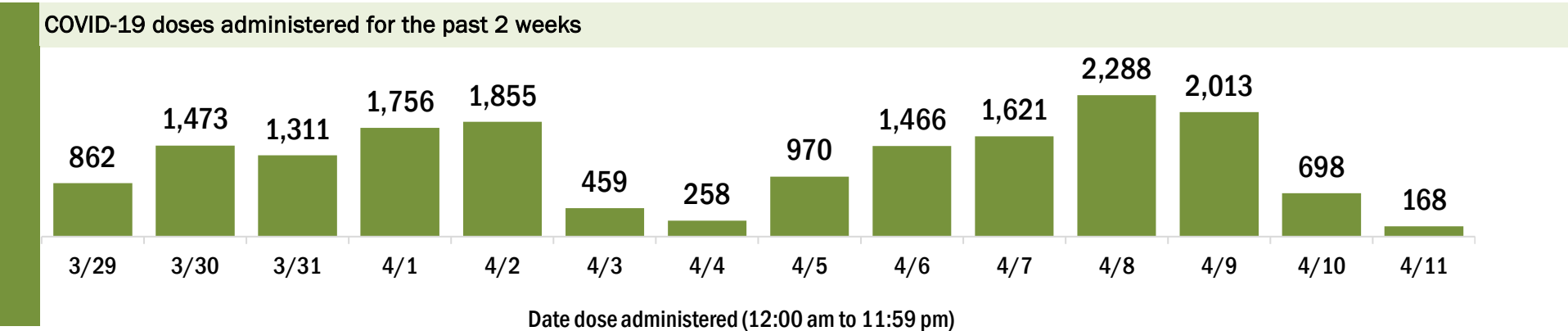
Data in this report are provisional and subject to change.

Data in this summary pertain to COVID-19 vaccines approved by the U.S. Food and Drug Administration and have been issued an Emergency Use Authorization (Janssen COVID-19 Vaccine, Moderna COVID-19 Vaccine and Pfizer-BioNTech COVID-19 Vaccine). These data summarize the number of people who have received either their first dose or have completed the series for a COVID-19 vaccine. **A person can only be counted in one category, first dose or series complete.** For persons receiving Moderna or Pfizer vaccines, once they receive their second dose, they are moved from the first dose column to the series completed column. **Because of this, the total first dose category may show a change from report to report not matching the total receiving their first dose from the previous day.** Persons receiving Johnson & Johnson vaccines will always be counted in the series completed column.

COVID-19 doses for vaccinated persons in Florida	
Doses administered	90,378
People receiving one dose of a 1-dose series (Johnson & Johnson) or receiving only one dose of a 2-dose series (Moderna, Pfizer) count once. Persons receiving both doses of a 2-dose series count twice.	

Current status of persons vaccinated for COVID-19 in Florida	
Total people vaccinated	58,114
First dose	21,342
Series completed	36,772
Completed 1-dose series	4,508
Completed 2-dose series	32,264
First dose: current number of people who have only received their first dose of the Moderna or Pfizer vaccine.	
Series complete: current number of people who have received both Moderna or Pfizer vaccine doses or one Johnson & Johnson dose and are considered fully immunized.	

Demographic summary	First dose	Series complete	Total people vaccinated
Age group	21,342	36,772	58,114
16-24 years	823	426	1,249
25-34 years	1,027	921	1,948
35-44 years	1,727	1,331	3,058
45-54 years	3,433	2,217	5,650
55-64 years	6,783	4,300	11,083
65-74 years	4,057	14,738	18,795
75-84 years	2,587	9,760	12,347
85+ years	905	3,079	3,984
Race	21,342	36,772	58,114
White	14,546	26,457	41,003
Black	510	905	1,415
American Indian/Alaskan	67	116	183
Other	1,472	2,530	4,002
Unknown	4,747	6,764	11,511
Other race includes Asian, native Hawaiian/Pacific Islander, or other.			
Ethnicity	21,342	36,772	58,114
Hispanic	1,206	1,463	2,669
Non-Hispanic	10,460	20,526	30,986
Unknown	9,676	14,783	24,459
Gender	21,342	36,772	58,114
Female	12,051	21,407	33,458
Male	9,272	15,334	24,606
Unknown	19	31	50



COVID-19: Highlands County vaccine summary

Vaccination data through Apr 11, 2021 as of Apr 12, 2021 at 12:05 AM

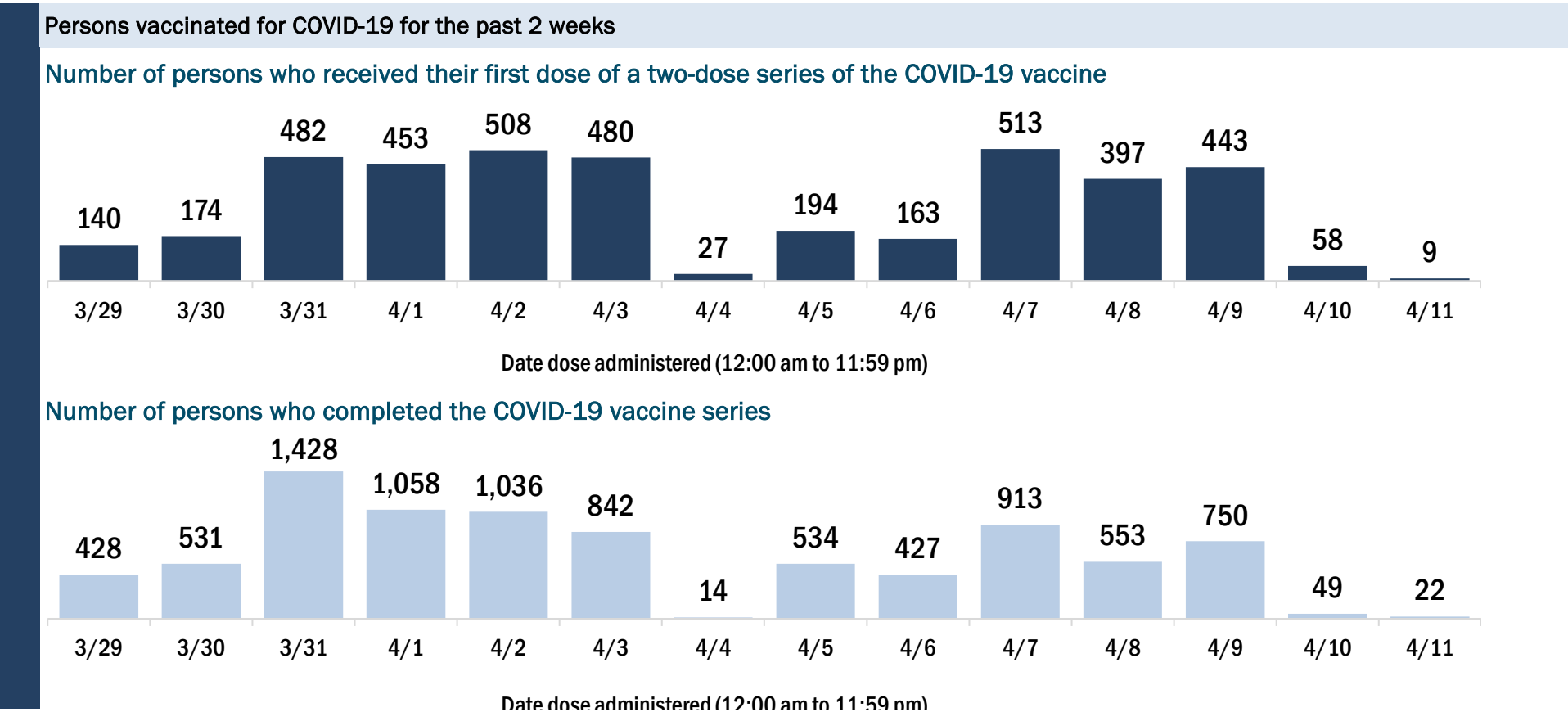
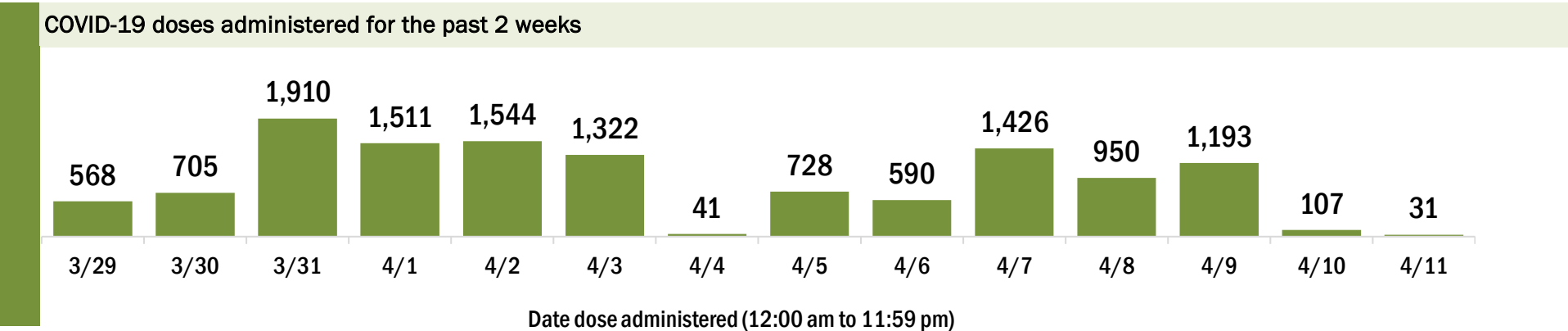
Data in this report are provisional and subject to change.

Data in this summary pertain to COVID-19 vaccines approved by the U.S. Food and Drug Administration and have been issued an Emergency Use Authorization (Janssen COVID-19 Vaccine, Moderna COVID-19 Vaccine and Pfizer-BioNTech COVID-19 Vaccine). These data summarize the number of people who have received either their first dose or have completed the series for a COVID-19 vaccine. **A person can only be counted in one category, first dose or series complete.** For persons receiving Moderna or Pfizer vaccines, once they receive their second dose, they are moved from the first dose column to the series completed column. **Because of this, the total first dose category may show a change from report to report not matching the total receiving their first dose from the previous day.** Persons receiving Johnson & Johnson vaccines will always be counted in the series completed column.

COVID-19 doses for vaccinated persons in Florida	
Doses administered	58,263
People receiving one dose of a 1-dose series (Johnson & Johnson) or receiving only one dose of a 2-dose series (Moderna, Pfizer) count once. Persons receiving both doses of a 2-dose series count twice.	

Current status of persons vaccinated for COVID-19 in Florida	
Total people vaccinated	37,394
First dose	16,091
Series completed	21,303
Completed 1-dose series	434
Completed 2-dose series	20,869
First dose: current number of people who have only received their first dose of the Moderna or Pfizer vaccine.	
Series complete: current number of people who have received both Moderna or Pfizer vaccine doses or one Johnson & Johnson dose and are considered fully immunized.	

Demographic summary	First dose	Series complete	Total people vaccinated
Age group	16,091	21,303	37,394
16-24 years	309	108	417
25-34 years	418	296	714
35-44 years	698	461	1,159
45-54 years	1,495	770	2,265
55-64 years	3,848	1,965	5,813
65-74 years	4,680	8,733	13,413
75-84 years	3,515	7,069	10,584
85+ years	1,128	1,901	3,029
Race	16,091	21,303	37,394
White	13,067	17,604	30,671
Black	647	685	1,332
American Indian/Alaskan	153	149	302
Other	943	1,267	2,210
Unknown	1,281	1,598	2,879
Other race includes Asian, native Hawaiian/Pacific Islander, or other.			
Ethnicity	16,091	21,303	37,394
Hispanic	1,721	860	2,581
Non-Hispanic	10,799	16,122	26,921
Unknown	3,571	4,321	7,892
Gender	16,091	21,303	37,394
Female	8,664	11,686	20,350
Male	7,396	9,608	17,004
Unknown	31	9	40



COVID-19: Hillsborough County vaccine summary

Vaccination data through Apr 11, 2021 as of Apr 12, 2021 at 12:05 AM

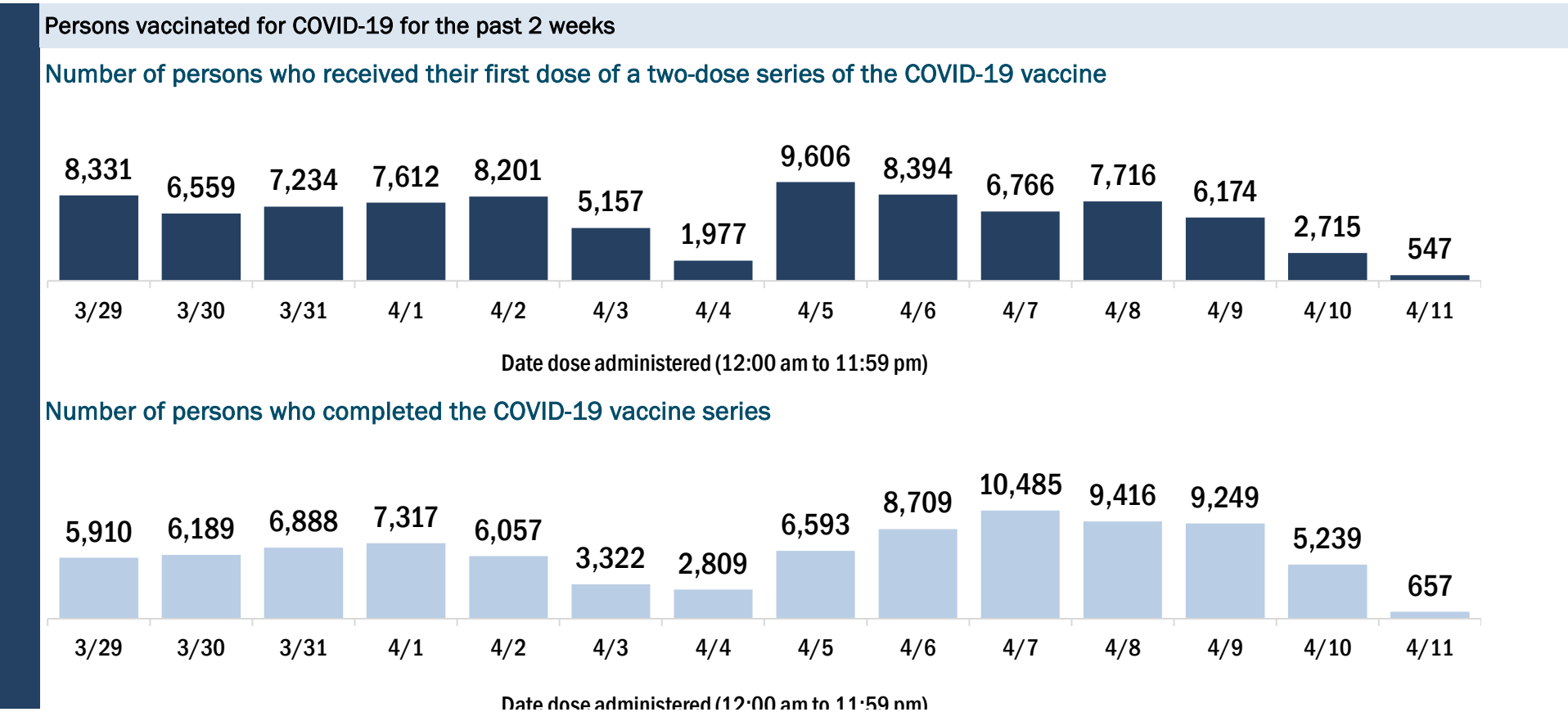
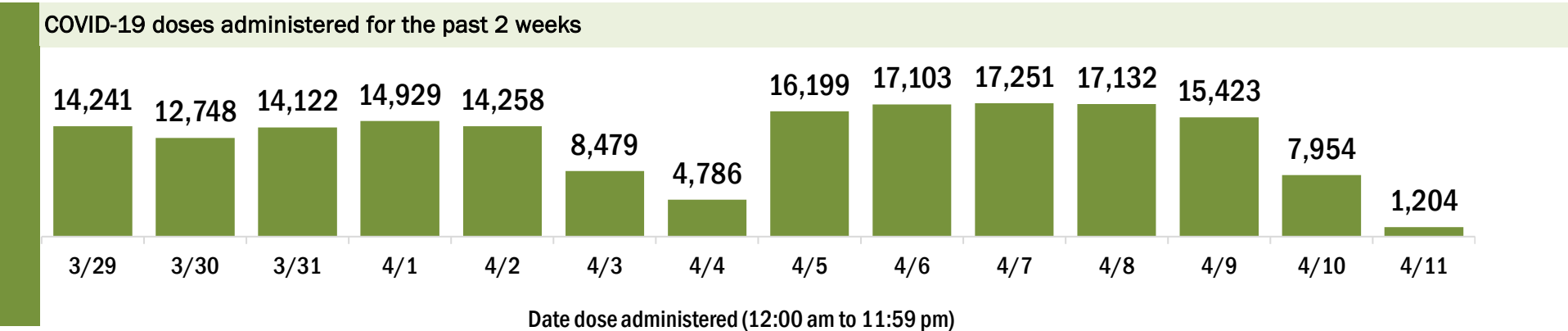
Data in this report are provisional and subject to change.

Data in this summary pertain to COVID-19 vaccines approved by the U.S. Food and Drug Administration and have been issued an Emergency Use Authorization (Janssen COVID-19 Vaccine, Moderna COVID-19 Vaccine and Pfizer-BioNTech COVID-19 Vaccine). These data summarize the number of people who have received either their first dose or have completed the series for a COVID-19 vaccine. **A person can only be counted in one category, first dose or series complete.** For persons receiving Moderna or Pfizer vaccines, once they receive their second dose, they are moved from the first dose column to the series completed column. **Because of this, the total first dose category may show a change from report to report not matching the total receiving their first dose from the previous day.** Persons receiving Johnson & Johnson vaccines will always be counted in the series completed column.

COVID-19 doses for vaccinated persons in Florida	
Doses administered	643,842
People receiving one dose of a 1-dose series (Johnson & Johnson) or receiving only one dose of a 2-dose series (Moderna, Pfizer) count once. Persons receiving both doses of a 2-dose series count twice.	

Current status of persons vaccinated for COVID-19 in Florida	
Total people vaccinated	444,597
First dose	202,277
Series completed	242,320
Completed 1-dose series	43,075
Completed 2-dose series	199,245
First dose: current number of people who have only received their first dose of the Moderna or Pfizer vaccine.	
Series complete: current number of people who have received both Moderna or Pfizer vaccine doses or one Johnson & Johnson dose and are considered fully immunized.	

Demographic summary	First dose	Series complete	Total people vaccinated
Age group	202,277	242,320	444,597
16-24 years	13,998	8,842	22,840
25-34 years	19,368	21,697	41,065
35-44 years	28,999	26,314	55,313
45-54 years	40,424	31,077	71,501
55-64 years	43,742	47,627	91,369
65-74 years	33,260	63,433	96,693
75-84 years	17,055	31,839	48,894
85+ years	5,431	11,491	16,922
Race	202,277	242,320	444,597
White	128,255	160,774	289,029
Black	12,388	17,095	29,483
American Indian/Alaskan	651	734	1,385
Other	26,401	32,667	59,068
Unknown	34,582	31,050	65,632
Other race includes Asian, native Hawaiian/Pacific Islander, or other.			
Ethnicity	202,277	242,320	444,597
Hispanic	23,796	25,240	49,036
Non-Hispanic	106,740	145,793	252,533
Unknown	71,741	71,287	143,028
Gender	202,277	242,320	444,597
Female	108,757	142,206	250,963
Male	93,236	99,926	193,162
Unknown	284	188	472



COVID-19: Holmes County vaccine summary

Vaccination data through Apr 11, 2021 as of Apr 12, 2021 at 12:05 AM

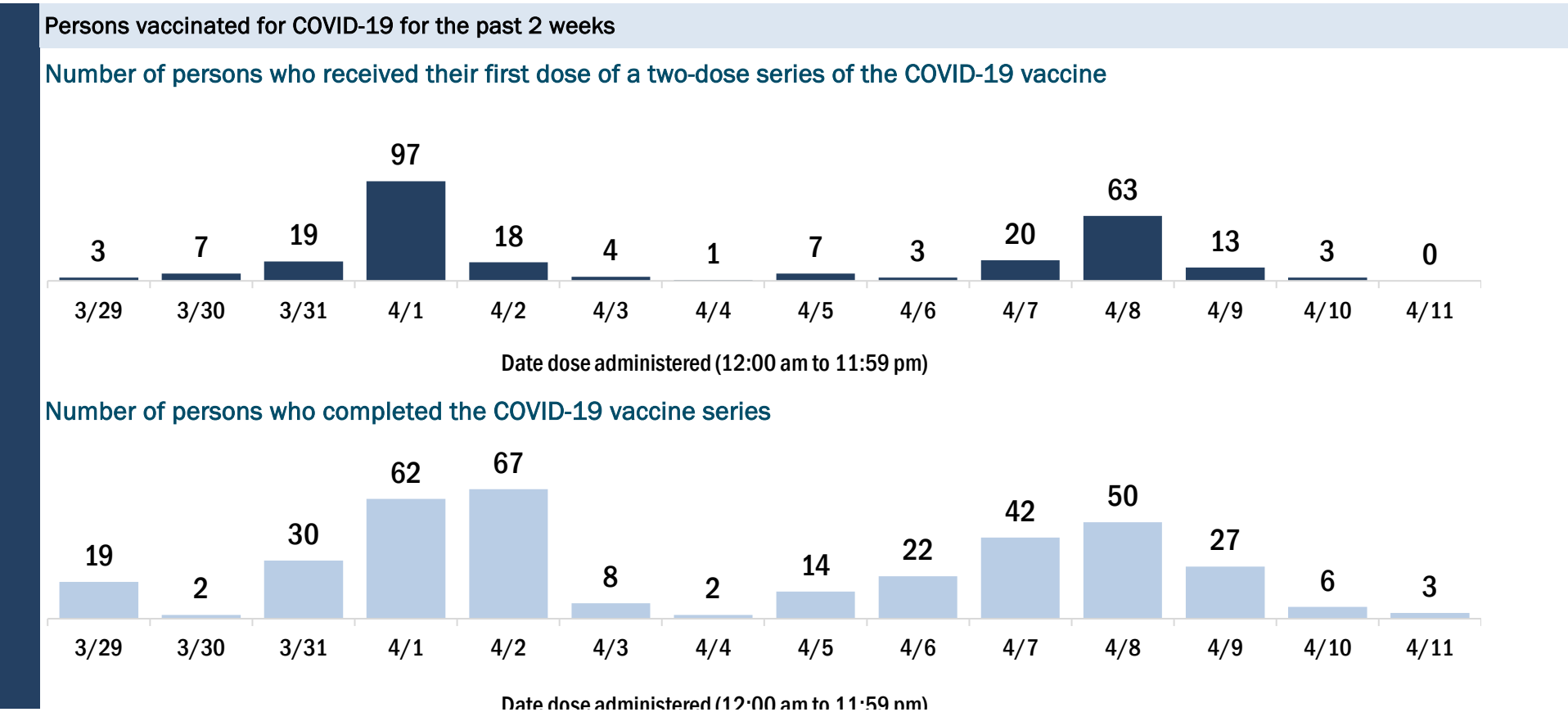
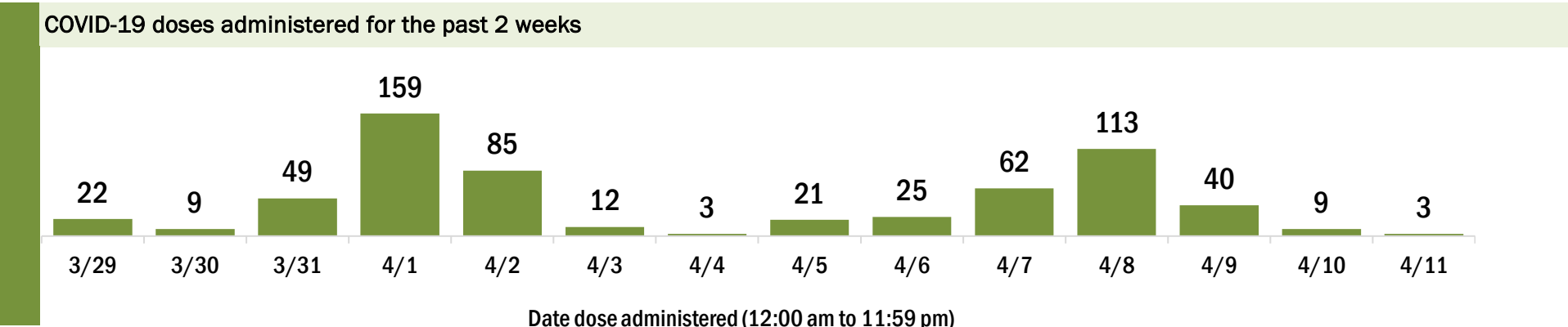
Data in this report are provisional and subject to change.

Data in this summary pertain to COVID-19 vaccines approved by the U.S. Food and Drug Administration and have been issued an Emergency Use Authorization (Janssen COVID-19 Vaccine, Moderna COVID-19 Vaccine and Pfizer-BioNTech COVID-19 Vaccine). These data summarize the number of people who have received either their first dose or have completed the series for a COVID-19 vaccine. **A person can only be counted in one category, first dose or series complete.** For persons receiving Moderna or Pfizer vaccines, once they receive their second dose, they are moved from the first dose column to the series completed column. **Because of this, the total first dose category may show a change from report to report not matching the total receiving their first dose from the previous day.** Persons receiving Johnson & Johnson vaccines will always be counted in the series completed column.

COVID-19 doses for vaccinated persons in Florida	
Doses administered	5,608
People receiving one dose of a 1-dose series (Johnson & Johnson) or receiving only one dose of a 2-dose series (Moderna, Pfizer) count once. Persons receiving both doses of a 2-dose series count twice.	

Current status of persons vaccinated for COVID-19 in Florida	
Total people vaccinated	3,384
First dose	892
Series completed	2,492
Completed 1-dose series	268
Completed 2-dose series	2,224
First dose: current number of people who have only received their first dose of the Moderna or Pfizer vaccine.	
Series complete: current number of people who have received both Moderna or Pfizer vaccine doses or one Johnson & Johnson dose and are considered fully immunized.	

Demographic summary	First dose	Series complete	Total people vaccinated
Age group	892	2,492	3,384
16-24 years	24	24	48
25-34 years	39	60	99
35-44 years	56	121	177
45-54 years	118	198	316
55-64 years	316	366	682
65-74 years	183	938	1,121
75-84 years	125	612	737
85+ years	31	173	204
Race	892	2,492	3,384
White	759	2,133	2,892
Black	37	83	120
American Indian/Alaskan	8	28	36
Other	43	160	203
Unknown	45	88	133
Other race includes Asian, native Hawaiian/Pacific Islander, or other.			
Ethnicity	892	2,492	3,384
Hispanic	18	16	34
Non-Hispanic	695	2,084	2,779
Unknown	179	392	571
Gender	892	2,492	3,384
Female	489	1,369	1,858
Male	403	1,123	1,526
Unknown	0	0	0



COVID-19: Indian River County vaccine summary

Vaccination data through Apr 11, 2021 as of Apr 12, 2021 at 12:05 AM

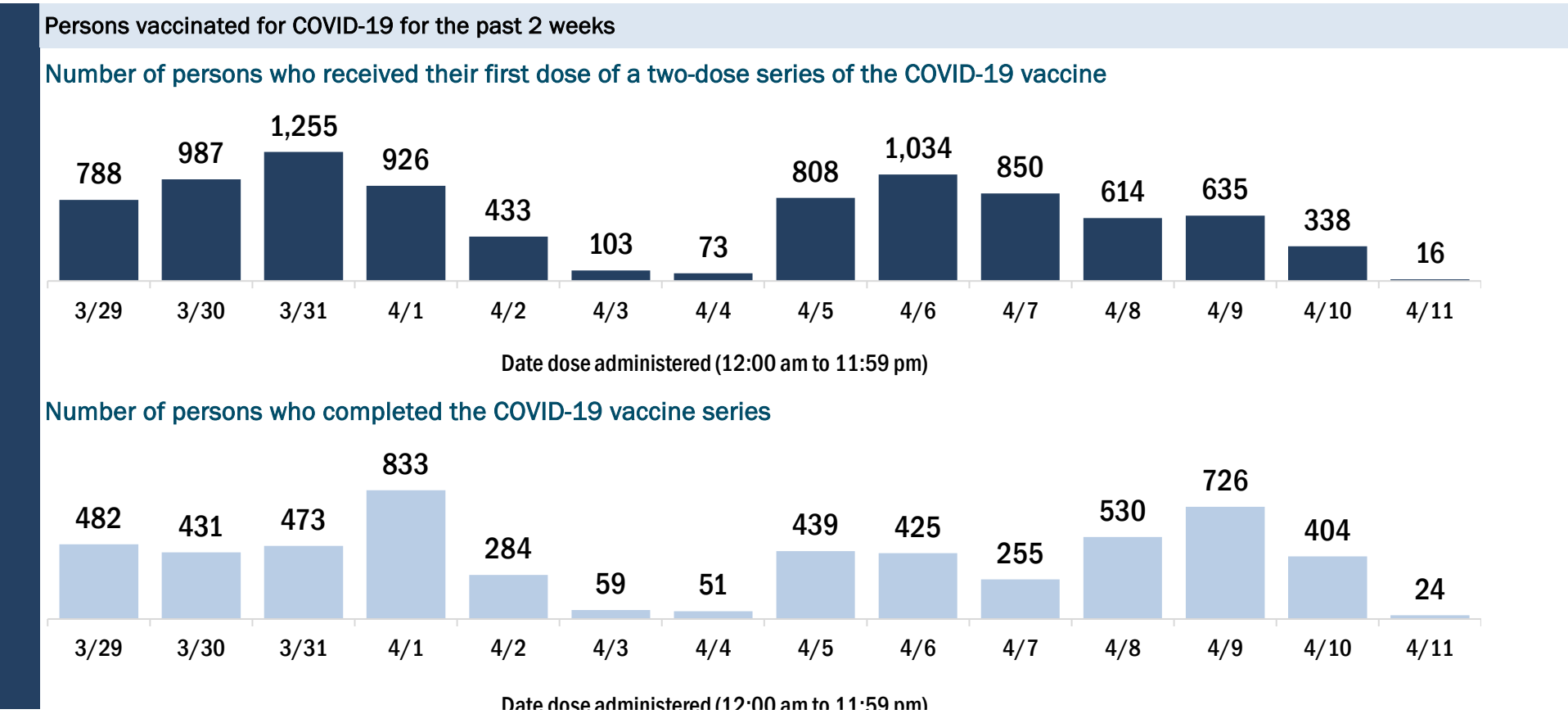
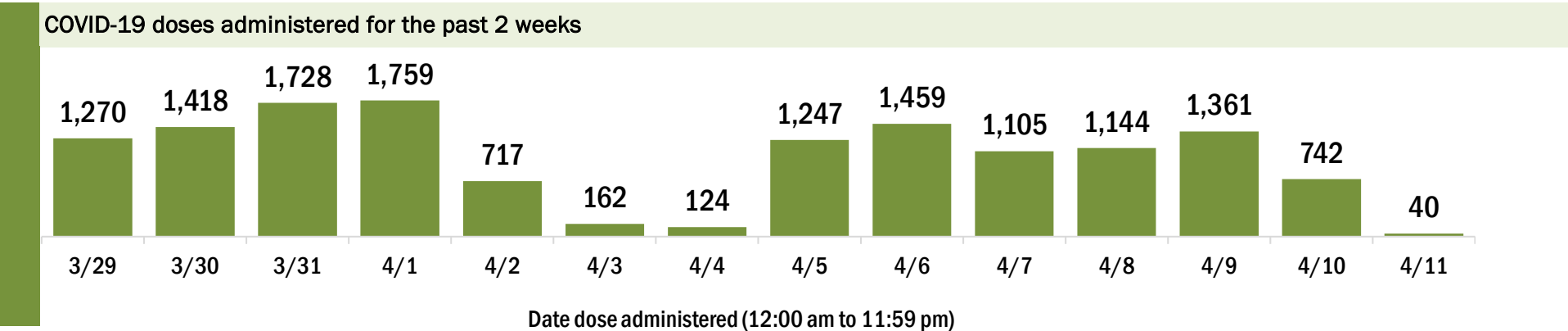
Data in this report are provisional and subject to change.

Data in this summary pertain to COVID-19 vaccines approved by the U.S. Food and Drug Administration and have been issued an Emergency Use Authorization (Janssen COVID-19 Vaccine, Moderna COVID-19 Vaccine and Pfizer-BioNTech COVID-19 Vaccine). These data summarize the number of people who have received either their first dose or have completed the series for a COVID-19 vaccine. **A person can only be counted in one category, first dose or series complete.** For persons receiving Moderna or Pfizer vaccines, once they receive their second dose, they are moved from the first dose column to the series completed column. **Because of this, the total first dose category may show a change from report to report not matching the total receiving their first dose from the previous day.** Persons receiving Johnson & Johnson vaccines will always be counted in the series completed column.

COVID-19 doses for vaccinated persons in Florida	
Doses administered	110,393
People receiving one dose of a 1-dose series (Johnson & Johnson) or receiving only one dose of a 2-dose series (Moderna, Pfizer) count once. Persons receiving both doses of a 2-dose series count twice.	

Current status of persons vaccinated for COVID-19 in Florida	
Total people vaccinated	69,814
First dose	27,789
Series completed	42,025
Completed 1-dose series	1,446
Completed 2-dose series	40,579
First dose: current number of people who have only received their first dose of the Moderna or Pfizer vaccine.	
Series complete: current number of people who have received both Moderna or Pfizer vaccine doses or one Johnson & Johnson dose and are considered fully immunized.	

Demographic summary	First dose	Series complete	Total people vaccinated
Age group	27,789	42,025	69,814
16-24 years	745	318	1,063
25-34 years	1,131	703	1,834
35-44 years	1,780	940	2,720
45-54 years	3,491	1,659	5,150
55-64 years	8,131	4,277	12,408
65-74 years	6,182	18,500	24,682
75-84 years	4,480	11,697	16,177
85+ years	1,849	3,931	5,780
Race	27,789	42,025	69,814
White	20,371	31,138	51,509
Black	1,256	1,025	2,281
American Indian/Alaskan	186	209	395
Other	1,825	2,887	4,712
Unknown	4,151	6,766	10,917
Other race includes Asian, native Hawaiian/Pacific Islander, or other.			
Ethnicity	27,789	42,025	69,814
Hispanic	1,667	928	2,595
Non-Hispanic	16,276	26,644	42,920
Unknown	9,846	14,453	24,299
Gender	27,789	42,025	69,814
Female	15,169	23,847	39,016
Male	12,591	18,143	30,734
Unknown	29	35	64



COVID-19: Jackson County vaccine summary

Vaccination data through Apr 11, 2021 as of Apr 12, 2021 at 12:05 AM

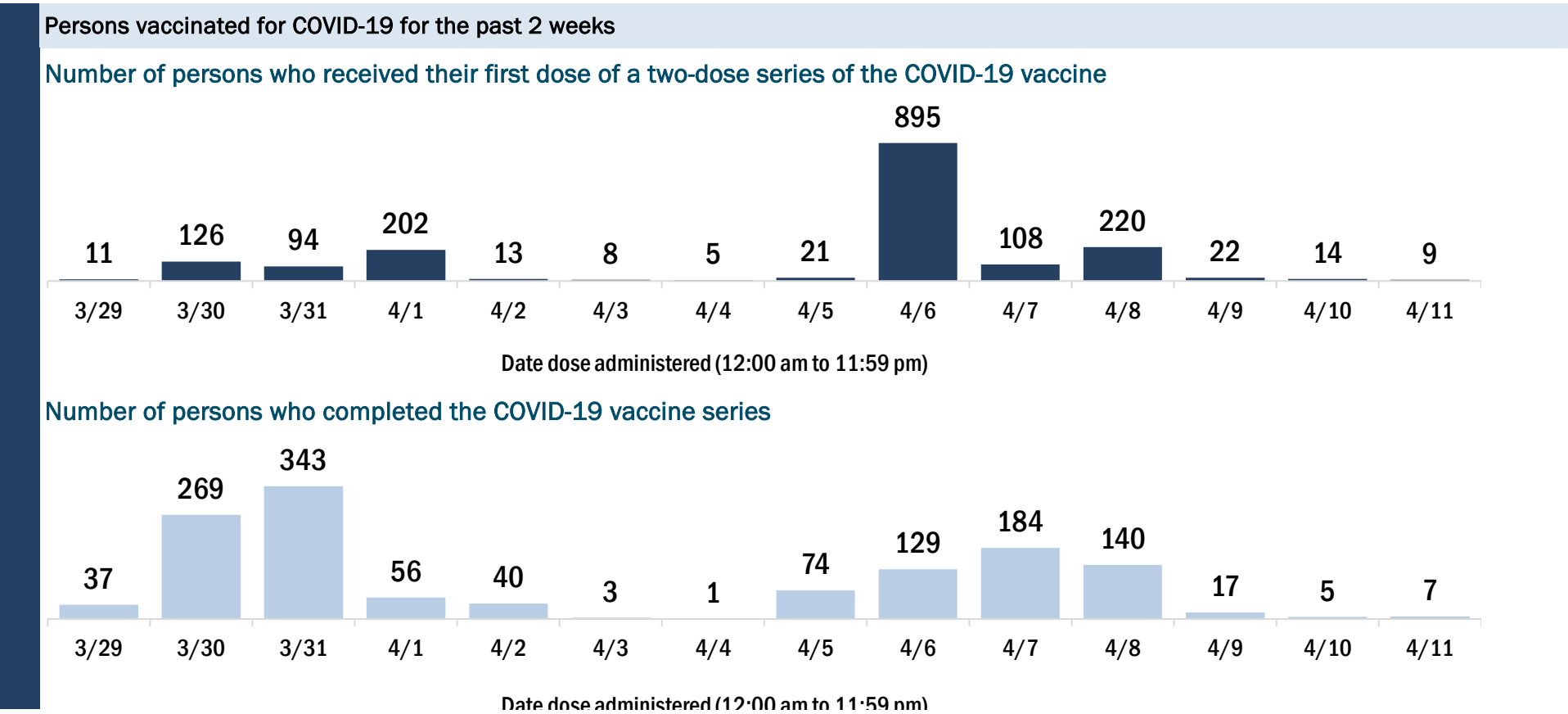
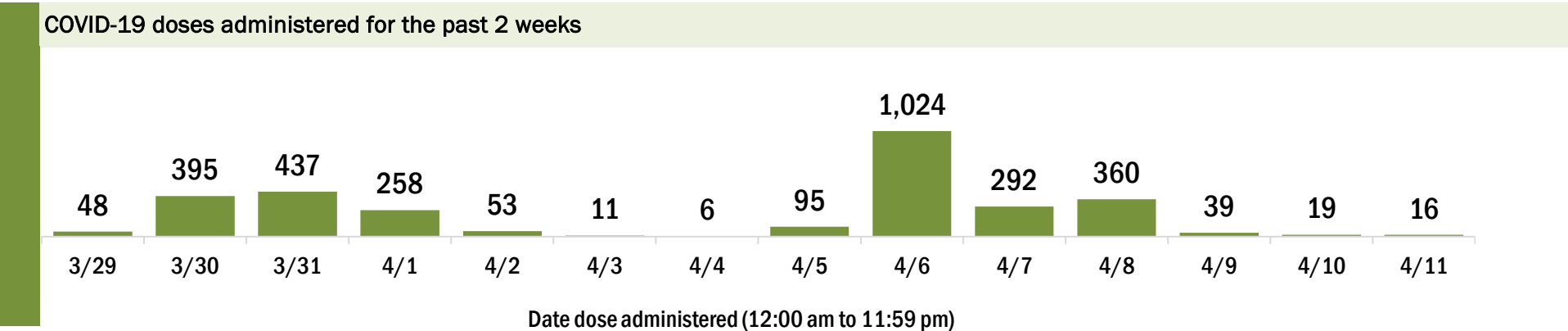
Data in this report are provisional and subject to change.

Data in this summary pertain to COVID-19 vaccines approved by the U.S. Food and Drug Administration and have been issued an Emergency Use Authorization (Janssen COVID-19 Vaccine, Moderna COVID-19 Vaccine and Pfizer-BioNTech COVID-19 Vaccine). These data summarize the number of people who have received either their first dose or have completed the series for a COVID-19 vaccine. **A person can only be counted in one category, first dose or series complete.** For persons receiving Moderna or Pfizer vaccines, once they receive their second dose, they are moved from the first dose column to the series completed column. **Because of this, the total first dose category may show a change from report to report not matching the total receiving their first dose from the previous day.** Persons receiving Johnson & Johnson vaccines will always be counted in the series completed column.

COVID-19 doses for vaccinated persons in Florida	
Doses administered	18,659
People receiving one dose of a 1-dose series (Johnson & Johnson) or receiving only one dose of a 2-dose series (Moderna, Pfizer) count once. Persons receiving both doses of a 2-dose series count twice.	

Current status of persons vaccinated for COVID-19 in Florida	
Total people vaccinated	11,584
First dose	3,769
Series completed	7,815
Completed 1-dose series	740
Completed 2-dose series	7,075
First dose: current number of people who have only received their first dose of the Moderna or Pfizer vaccine.	
Series complete: current number of people who have received both Moderna or Pfizer vaccine doses or one Johnson & Johnson dose and are considered fully immunized.	

Demographic summary	First dose	Series complete	Total people vaccinated
Age group	3,769	7,815	11,584
16-24 years	115	95	210
25-34 years	297	225	522
35-44 years	445	372	817
45-54 years	700	692	1,392
55-64 years	1,006	1,415	2,421
65-74 years	663	2,759	3,422
75-84 years	402	1,690	2,092
85+ years	141	567	708
Race	3,769	7,815	11,584
White	2,367	5,496	7,863
Black	914	1,477	2,391
American Indian/Alaskan	21	39	60
Other	166	336	502
Unknown	301	467	768
Other race includes Asian, native Hawaiian/Pacific Islander, or other.			
Ethnicity	3,769	7,815	11,584
Hispanic	173	87	260
Non-Hispanic	2,696	5,660	8,356
Unknown	900	2,068	2,968
Gender	3,769	7,815	11,584
Female	1,682	4,456	6,138
Male	2,086	3,359	5,445
Unknown	1	0	1



COVID-19: Jefferson County vaccine summary

Vaccination data through Apr 11, 2021 as of Apr 12, 2021 at 12:05 AM

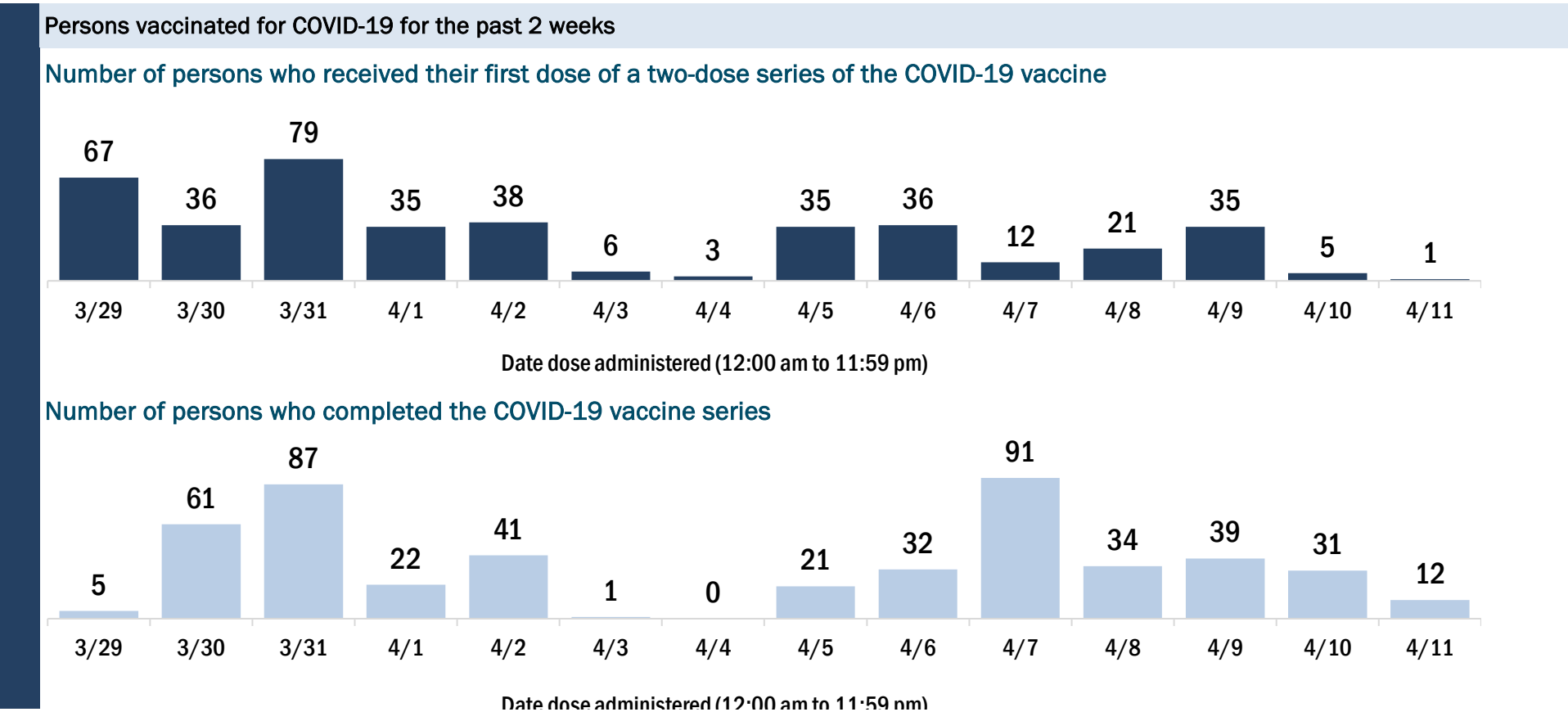
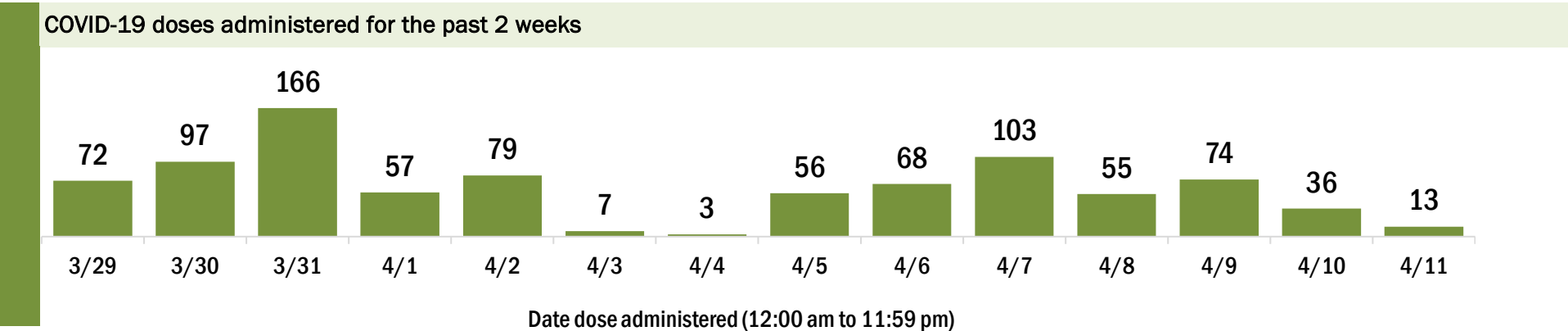
Data in this report are provisional and subject to change.

Data in this summary pertain to COVID-19 vaccines approved by the U.S. Food and Drug Administration and have been issued an Emergency Use Authorization (Janssen COVID-19 Vaccine, Moderna COVID-19 Vaccine and Pfizer-BioNTech COVID-19 Vaccine). These data summarize the number of people who have received either their first dose or have completed the series for a COVID-19 vaccine. **A person can only be counted in one category, first dose or series complete.** For persons receiving Moderna or Pfizer vaccines, once they receive their second dose, they are moved from the first dose column to the series completed column. **Because of this, the total first dose category may show a change from report to report not matching the total receiving their first dose from the previous day.** Persons receiving Johnson & Johnson vaccines will always be counted in the series completed column.

COVID-19 doses for vaccinated persons in Florida	
Doses administered	6,970
People receiving one dose of a 1-dose series (Johnson & Johnson) or receiving only one dose of a 2-dose series (Moderna, Pfizer) count once. Persons receiving both doses of a 2-dose series count twice.	

Current status of persons vaccinated for COVID-19 in Florida	
Total people vaccinated	4,215
First dose	1,204
Series completed	3,011
Completed 1-dose series	256
Completed 2-dose series	2,755
First dose: current number of people who have only received their first dose of the Moderna or Pfizer vaccine.	
Series complete: current number of people who have received both Moderna or Pfizer vaccine doses or one Johnson & Johnson dose and are considered fully immunized.	

Demographic summary	First dose	Series complete	Total people vaccinated
Age group	1,204	3,011	4,215
16-24 years	49	25	74
25-34 years	61	87	148
35-44 years	106	115	221
45-54 years	232	257	489
55-64 years	515	485	1,000
65-74 years	135	1,253	1,388
75-84 years	81	617	698
85+ years	25	172	197
Race	1,204	3,011	4,215
White	628	1,613	2,241
Black	327	611	938
American Indian/Alaskan	3	5	8
Other	133	487	620
Unknown	113	295	408
Other race includes Asian, native Hawaiian/Pacific Islander, or other.			
Ethnicity	1,204	3,011	4,215
Hispanic	39	45	84
Non-Hispanic	840	1,590	2,430
Unknown	325	1,376	1,701
Gender	1,204	3,011	4,215
Female	702	1,758	2,460
Male	502	1,253	1,755
Unknown	0	0	0



COVID-19: Lafayette County vaccine summary

Vaccination data through Apr 11, 2021 as of Apr 12, 2021 at 12:05 AM

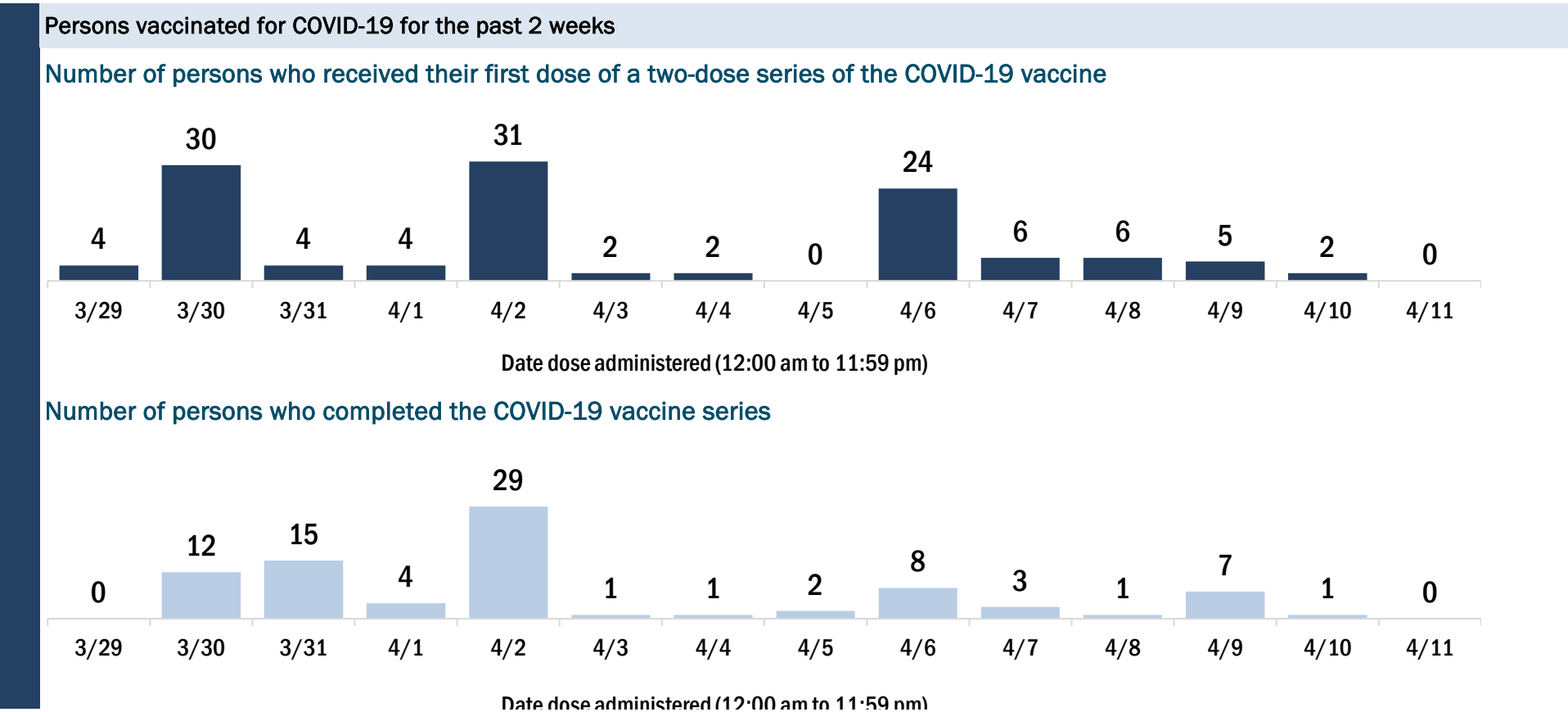
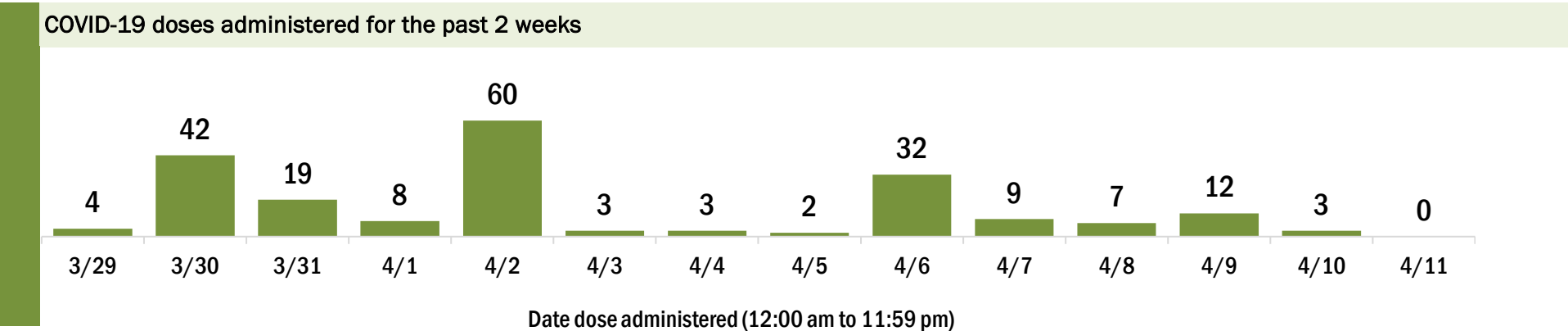
Data in this report are provisional and subject to change.

Data in this summary pertain to COVID-19 vaccines approved by the U.S. Food and Drug Administration and have been issued an Emergency Use Authorization (Janssen COVID-19 Vaccine, Moderna COVID-19 Vaccine and Pfizer-BioNTech COVID-19 Vaccine). These data summarize the number of people who have received either their first dose or have completed the series for a COVID-19 vaccine. **A person can only be counted in one category, first dose or series complete.** For persons receiving Moderna or Pfizer vaccines, once they receive their second dose, they are moved from the first dose column to the series completed column. **Because of this, the total first dose category may show a change from report to report not matching the total receiving their first dose from the previous day.** Persons receiving Johnson & Johnson vaccines will always be counted in the series completed column.

COVID-19 doses for vaccinated persons in Florida	
Doses administered	2,836
People receiving one dose of a 1-dose series (Johnson & Johnson) or receiving only one dose of a 2-dose series (Moderna, Pfizer) count once. Persons receiving both doses of a 2-dose series count twice.	

Current status of persons vaccinated for COVID-19 in Florida	
Total people vaccinated	1,645
First dose	433
Series completed	1,212
Completed 1-dose series	21
Completed 2-dose series	1,191
First dose: current number of people who have only received their first dose of the Moderna or Pfizer vaccine.	
Series complete: current number of people who have received both Moderna or Pfizer vaccine doses or one Johnson & Johnson dose and are considered fully immunized.	

Demographic summary	First dose	Series complete	Total people vaccinated
Age group	433	1,212	1,645
16-24 years	8	3	11
25-34 years	10	9	19
35-44 years	33	24	57
45-54 years	69	55	124
55-64 years	129	94	223
65-74 years	107	589	696
75-84 years	53	339	392
85+ years	24	99	123
Race	433	1,212	1,645
White	331	1,031	1,362
Black	18	38	56
American Indian/Alaskan	4	4	8
Other	22	69	91
Unknown	58	70	128
Other race includes Asian, native Hawaiian/Pacific Islander, or other.			
Ethnicity	433	1,212	1,645
Hispanic	30	28	58
Non-Hispanic	267	980	1,247
Unknown	136	204	340
Gender	433	1,212	1,645
Female	236	629	865
Male	196	583	779
Unknown	1	0	1



COVID-19: Lake County vaccine summary

Vaccination data through Apr 11, 2021 as of Apr 12, 2021 at 12:05 AM

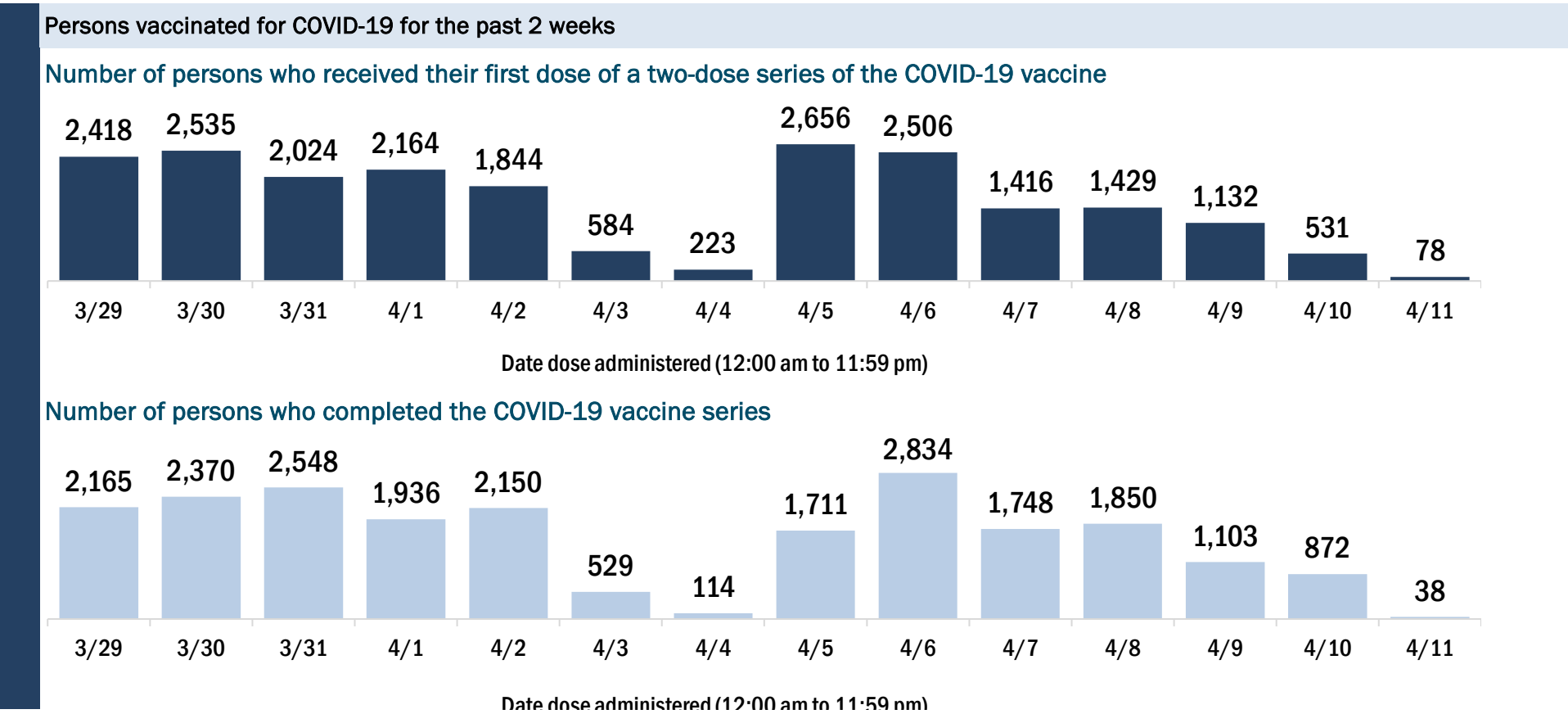
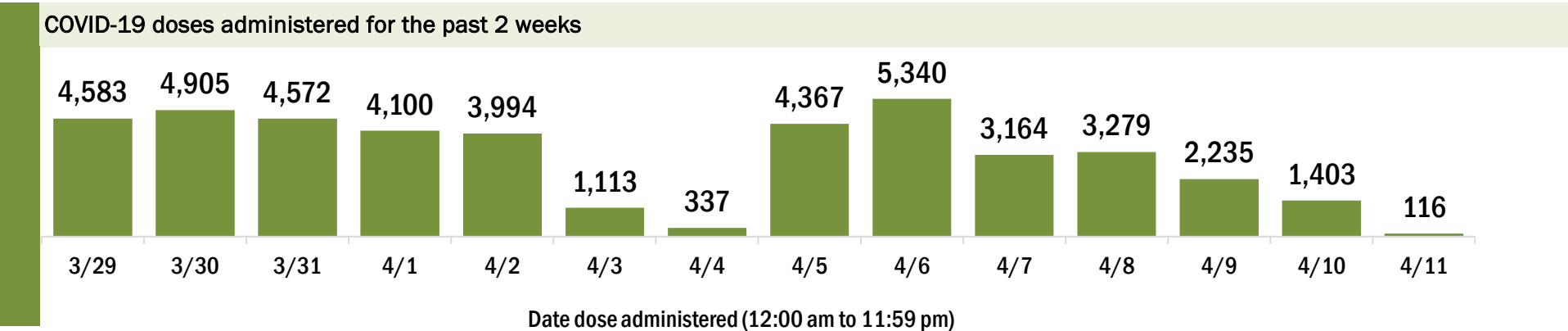
Data in this report are provisional and subject to change.

Data in this summary pertain to COVID-19 vaccines approved by the U.S. Food and Drug Administration and have been issued an Emergency Use Authorization (Janssen COVID-19 Vaccine, Moderna COVID-19 Vaccine and Pfizer-BioNTech COVID-19 Vaccine). These data summarize the number of people who have received either their first dose or have completed the series for a COVID-19 vaccine. **A person can only be counted in one category, first dose or series complete.** For persons receiving Moderna or Pfizer vaccines, once they receive their second dose, they are moved from the first dose column to the series completed column. **Because of this, the total first dose category may show a change from report to report not matching the total receiving their first dose from the previous day.** Persons receiving Johnson & Johnson vaccines will always be counted in the series completed column.

COVID-19 doses for vaccinated persons in Florida	
Doses administered	225,325
People receiving one dose of a 1-dose series (Johnson & Johnson) or receiving only one dose of a 2-dose series (Moderna, Pfizer) count once. Persons receiving both doses of a 2-dose series count twice.	

Current status of persons vaccinated for COVID-19 in Florida	
Total people vaccinated	141,302
First dose	52,181
Series completed	89,121
Completed 1-dose series	5,098
Completed 2-dose series	84,023
First dose: current number of people who have only received their first dose of the Moderna or Pfizer vaccine.	
Series complete: current number of people who have received both Moderna or Pfizer vaccine doses or one Johnson & Johnson dose and are considered fully immunized.	

Demographic summary	First dose	Series complete	Total people vaccinated
Age group	52,181	89,121	141,302
16-24 years	2,673	915	3,588
25-34 years	3,567	2,313	5,880
35-44 years	5,469	3,559	9,028
45-54 years	8,994	5,007	14,001
55-64 years	14,770	10,006	24,776
65-74 years	8,628	35,473	44,101
75-84 years	5,908	24,716	30,624
85+ years	2,172	7,132	9,304
Race	52,181	89,121	141,302
White	34,052	68,069	102,121
Black	3,011	3,948	6,959
American Indian/Alaskan	252	461	713
Other	5,283	7,426	12,709
Unknown	9,583	9,217	18,800
Other race includes Asian, native Hawaiian/Pacific Islander, or other.			
Ethnicity	52,181	89,121	141,302
Hispanic	5,158	3,906	9,064
Non-Hispanic	25,578	50,765	76,343
Unknown	21,445	34,450	55,895
Gender	52,181	89,121	141,302
Female	28,549	51,078	79,627
Male	23,435	38,003	61,438
Unknown	197	40	237



COVID-19: Lee County vaccine summary

Vaccination data through Apr 11, 2021 as of Apr 12, 2021 at 12:05 AM

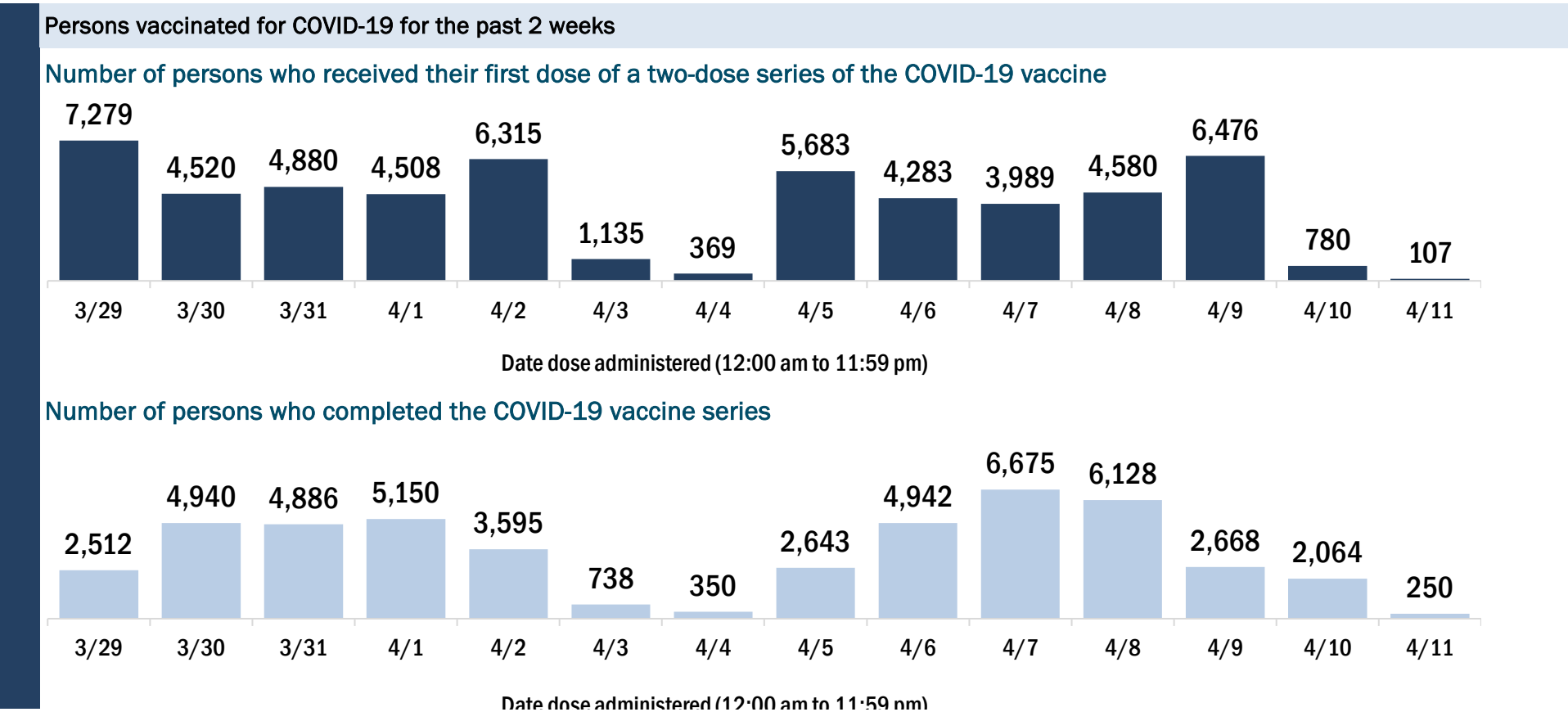
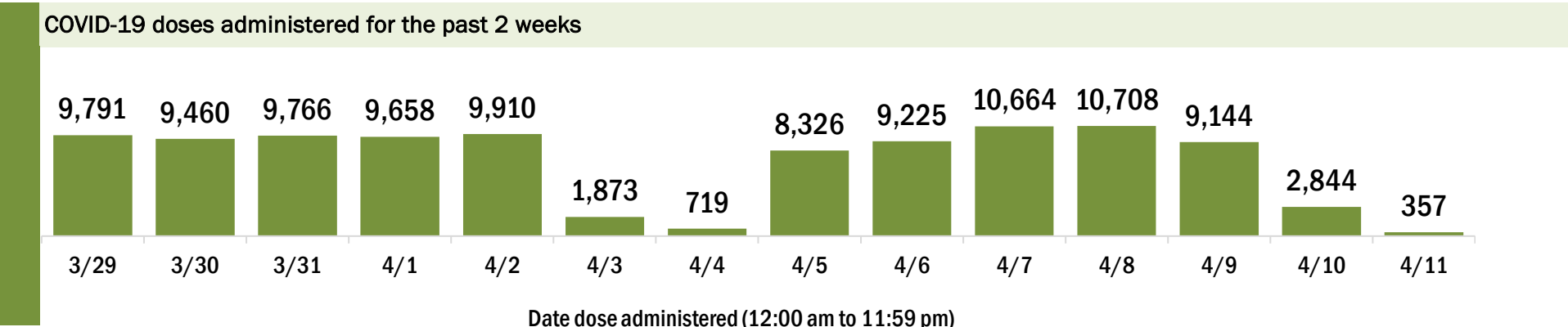
Data in this report are provisional and subject to change.

Data in this summary pertain to COVID-19 vaccines approved by the U.S. Food and Drug Administration and have been issued an Emergency Use Authorization (Janssen COVID-19 Vaccine, Moderna COVID-19 Vaccine and Pfizer-BioNTech COVID-19 Vaccine). These data summarize the number of people who have received either their first dose or have completed the series for a COVID-19 vaccine. **A person can only be counted in one category, first dose or series complete.** For persons receiving Moderna or Pfizer vaccines, once they receive their second dose, they are moved from the first dose column to the series completed column. **Because of this, the total first dose category may show a change from report to report not matching the total receiving their first dose from the previous day.** Persons receiving Johnson & Johnson vaccines will always be counted in the series completed column.

COVID-19 doses for vaccinated persons in Florida	
Doses administered	429,711
People receiving one dose of a 1-dose series (Johnson & Johnson) or receiving only one dose of a 2-dose series (Moderna, Pfizer) count once. Persons receiving both doses of a 2-dose series count twice.	

Current status of persons vaccinated for COVID-19 in Florida	
Total people vaccinated	276,532
First dose	112,967
Series completed	163,565
Completed 1-dose series	10,386
Completed 2-dose series	153,179
First dose: current number of people who have only received their first dose of the Moderna or Pfizer vaccine.	
Series complete: current number of people who have received both Moderna or Pfizer vaccine doses or one Johnson & Johnson dose and are considered fully immunized.	

Demographic summary	First dose	Series complete	Total people vaccinated
Age group	112,967	163,565	276,532
16-24 years	3,646	1,343	4,989
25-34 years	5,916	3,742	9,658
35-44 years	9,506	5,104	14,610
45-54 years	15,968	7,925	23,893
55-64 years	34,010	16,942	50,952
65-74 years	25,089	72,255	97,344
75-84 years	14,400	44,423	58,823
85+ years	4,432	11,831	16,263
Race	112,967	163,565	276,532
White	81,709	116,230	197,939
Black	3,462	3,400	6,862
American Indian/Alaskan	479	495	974
Other	7,570	10,340	17,910
Unknown	19,747	33,100	52,847
Other race includes Asian, native Hawaiian/Pacific Islander, or other.			
Ethnicity	112,967	163,565	276,532
Hispanic	12,328	7,453	19,781
Non-Hispanic	63,930	93,138	157,068
Unknown	36,709	62,974	99,683
Gender	112,967	163,565	276,532
Female	61,502	91,998	153,500
Male	51,155	71,267	122,422
Unknown	310	300	610



COVID-19: Leon County vaccine summary

Vaccination data through Apr 11, 2021 as of Apr 12, 2021 at 12:05 AM

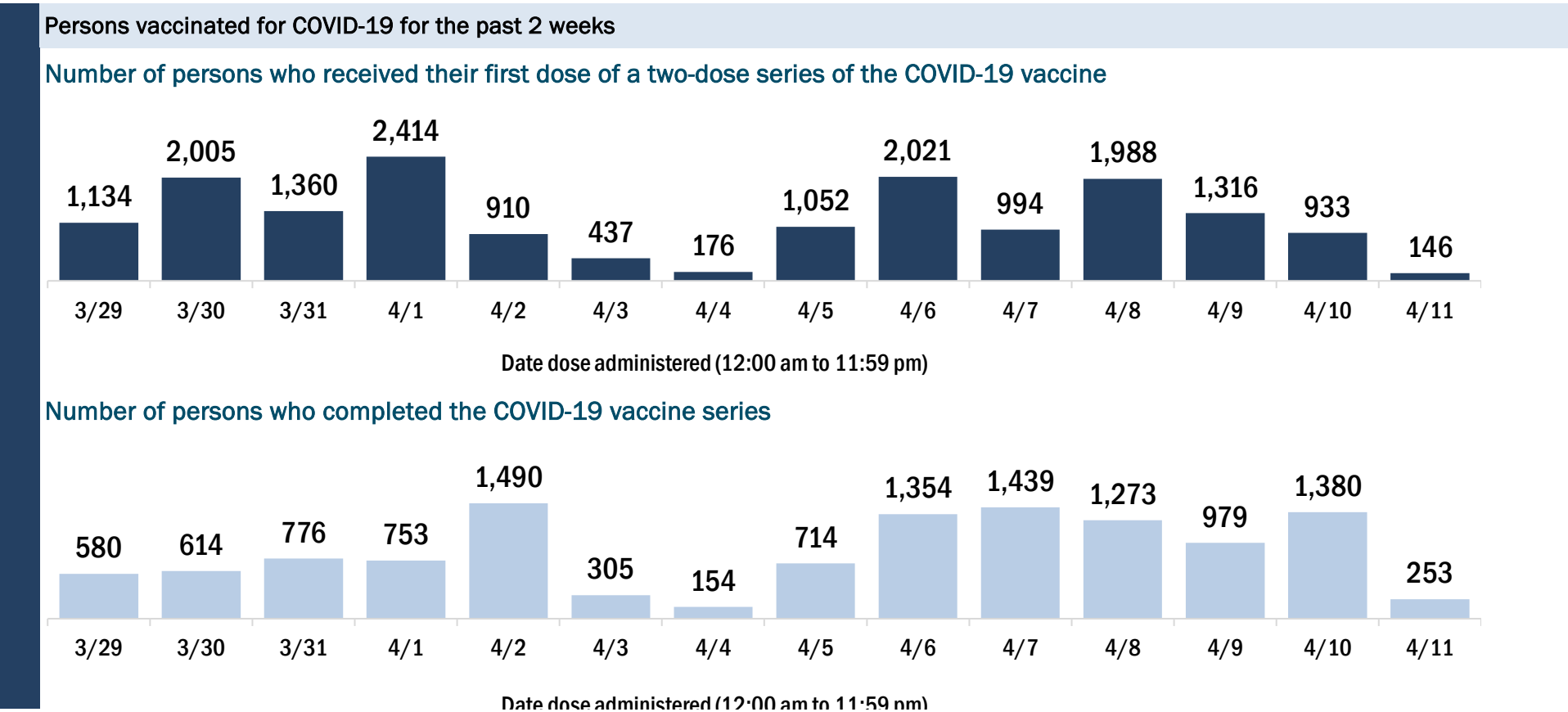
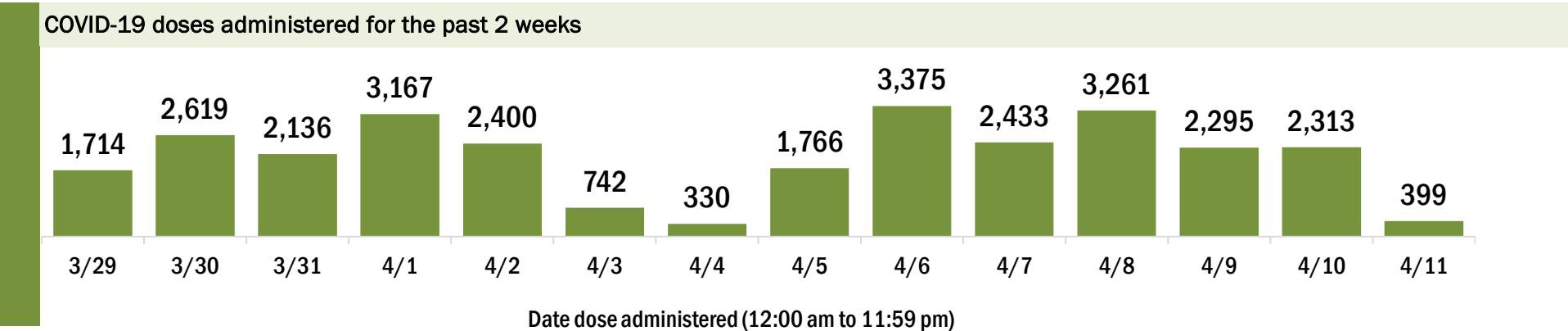
Data in this report are provisional and subject to change.

Data in this summary pertain to COVID-19 vaccines approved by the U.S. Food and Drug Administration and have been issued an Emergency Use Authorization (Janssen COVID-19 Vaccine, Moderna COVID-19 Vaccine and Pfizer-BioNTech COVID-19 Vaccine). These data summarize the number of people who have received either their first dose or have completed the series for a COVID-19 vaccine. **A person can only be counted in one category, first dose or series complete.** For persons receiving Moderna or Pfizer vaccines, once they receive their second dose, they are moved from the first dose column to the series completed column. **Because of this, the total first dose category may show a change from report to report not matching the total receiving their first dose from the previous day.** Persons receiving Johnson & Johnson vaccines will always be counted in the series completed column.

COVID-19 doses for vaccinated persons in Florida	
Doses administered	150,725
People receiving one dose of a 1-dose series (Johnson & Johnson) or receiving only one dose of a 2-dose series (Moderna, Pfizer) count once. Persons receiving both doses of a 2-dose series count twice.	

Current status of persons vaccinated for COVID-19 in Florida	
Total people vaccinated	95,924
First dose	37,072
Series completed	58,852
Completed 1-dose series	4,051
Completed 2-dose series	54,801
First dose: current number of people who have only received their first dose of the Moderna or Pfizer vaccine.	
Series complete: current number of people who have received both Moderna or Pfizer vaccine doses or one Johnson & Johnson dose and are considered fully immunized.	

Demographic summary	First dose	Series complete	Total people vaccinated
Age group	37,072	58,852	95,924
16-24 years	5,075	2,444	7,519
25-34 years	5,543	4,312	9,855
35-44 years	6,264	5,108	11,372
45-54 years	7,474	6,252	13,726
55-64 years	8,324	10,800	19,124
65-74 years	2,524	18,577	21,101
75-84 years	1,210	8,485	9,695
85+ years	658	2,874	3,532
Race	37,072	58,852	95,924
White	21,147	35,000	56,147
Black	4,937	8,301	13,238
American Indian/Alaskan	111	178	289
Other	5,605	10,647	16,252
Unknown	5,272	4,726	9,998
Other race includes Asian, native Hawaiian/Pacific Islander, or other.			
Ethnicity	37,072	58,852	95,924
Hispanic	2,022	2,260	4,282
Non-Hispanic	24,546	42,655	67,201
Unknown	10,504	13,937	24,441
Gender	37,072	58,852	95,924
Female	20,275	34,868	55,143
Male	16,756	23,948	40,704
Unknown	41	36	77



COVID-19: Levy County vaccine summary

Vaccination data through Apr 11, 2021 as of Apr 12, 2021 at 12:05 AM

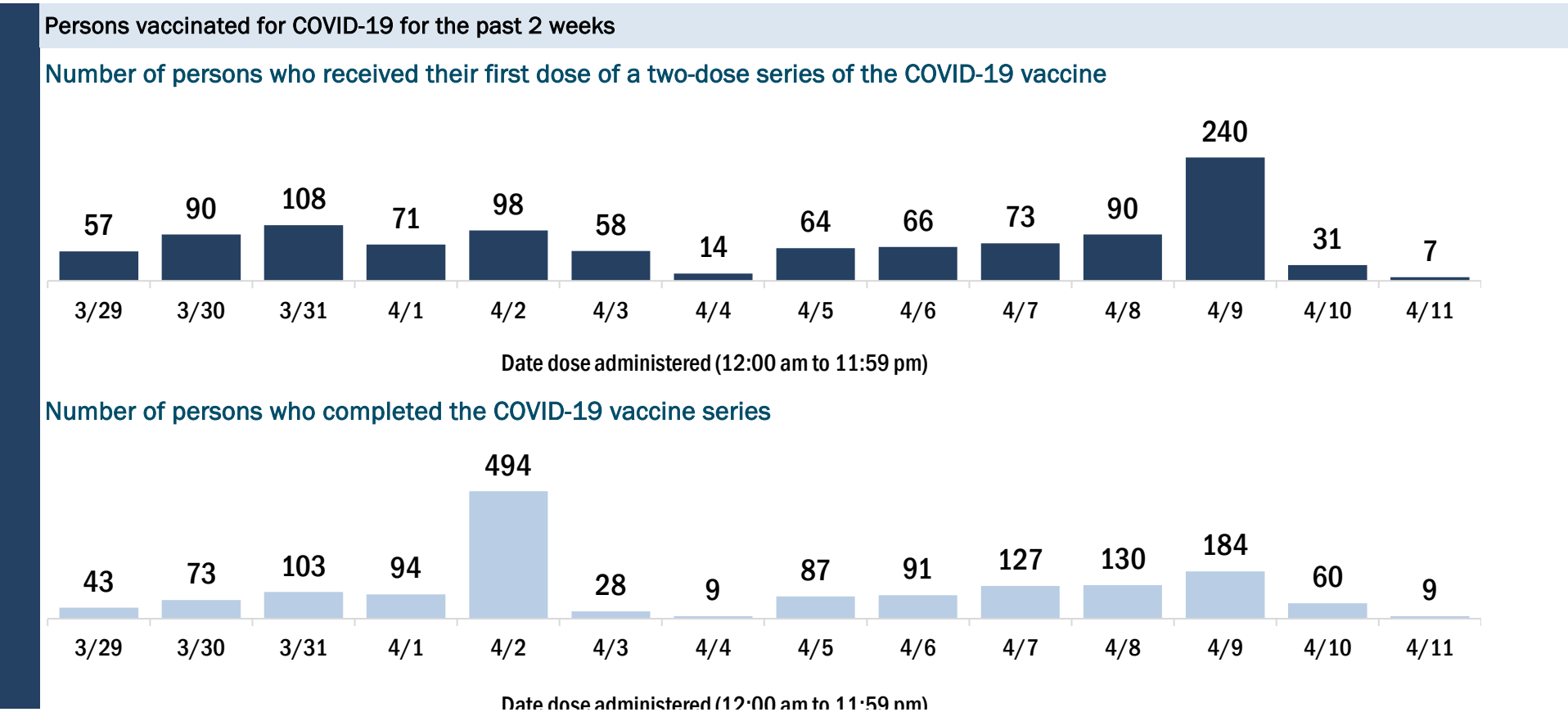
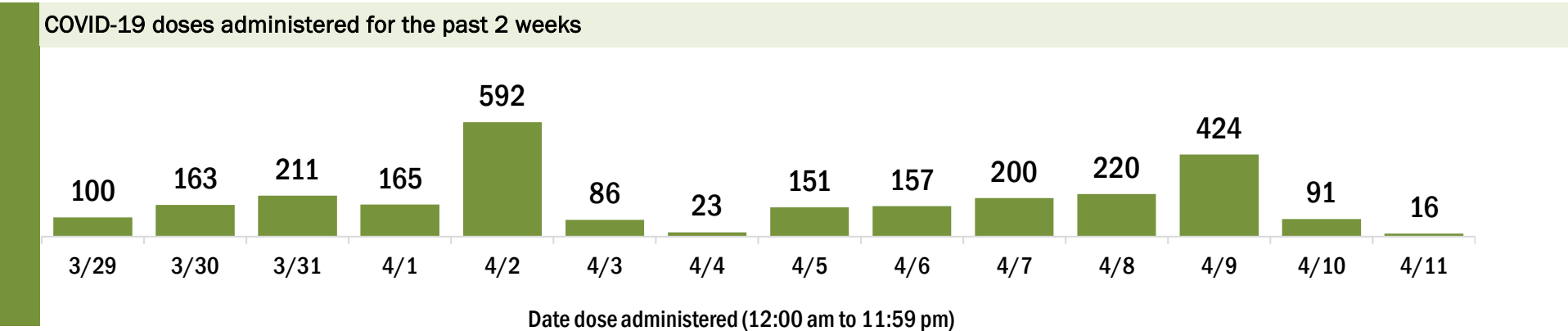
Data in this report are provisional and subject to change.

Data in this summary pertain to COVID-19 vaccines approved by the U.S. Food and Drug Administration and have been issued an Emergency Use Authorization (Janssen COVID-19 Vaccine, Moderna COVID-19 Vaccine and Pfizer-BioNTech COVID-19 Vaccine). These data summarize the number of people who have received either their first dose or have completed the series for a COVID-19 vaccine. **A person can only be counted in one category, first dose or series complete.** For persons receiving Moderna or Pfizer vaccines, once they receive their second dose, they are moved from the first dose column to the series completed column. **Because of this, the total first dose category may show a change from report to report not matching the total receiving their first dose from the previous day.** Persons receiving Johnson & Johnson vaccines will always be counted in the series completed column.

COVID-19 doses for vaccinated persons in Florida	
Doses administered	14,930
People receiving one dose of a 1-dose series (Johnson & Johnson) or receiving only one dose of a 2-dose series (Moderna, Pfizer) count once. Persons receiving both doses of a 2-dose series count twice.	

Current status of persons vaccinated for COVID-19 in Florida	
Total people vaccinated	9,542
First dose	3,221
Series completed	6,321
Completed 1-dose series	933
Completed 2-dose series	5,388
First dose: current number of people who have only received their first dose of the Moderna or Pfizer vaccine.	
Series complete: current number of people who have received both Moderna or Pfizer vaccine doses or one Johnson & Johnson dose and are considered fully immunized.	

Demographic summary	First dose	Series complete	Total people vaccinated
Age group	3,221	6,321	9,542
16-24 years	81	63	144
25-34 years	118	181	299
35-44 years	193	209	402
45-54 years	398	392	790
55-64 years	1,174	842	2,016
65-74 years	748	2,791	3,539
75-84 years	387	1,496	1,883
85+ years	122	347	469
Race	3,221	6,321	9,542
White	2,388	4,963	7,351
Black	259	368	627
American Indian/Alaskan	27	37	64
Other	223	353	576
Unknown	324	600	924
Other race includes Asian, native Hawaiian/Pacific Islander, or other.			
Ethnicity	3,221	6,321	9,542
Hispanic	192	181	373
Non-Hispanic	1,954	4,553	6,507
Unknown	1,075	1,587	2,662
Gender	3,221	6,321	9,542
Female	1,824	3,610	5,434
Male	1,395	2,711	4,106
Unknown	2	0	2



COVID-19: Liberty County vaccine summary

Vaccination data through Apr 11, 2021 as of Apr 12, 2021 at 12:05 AM

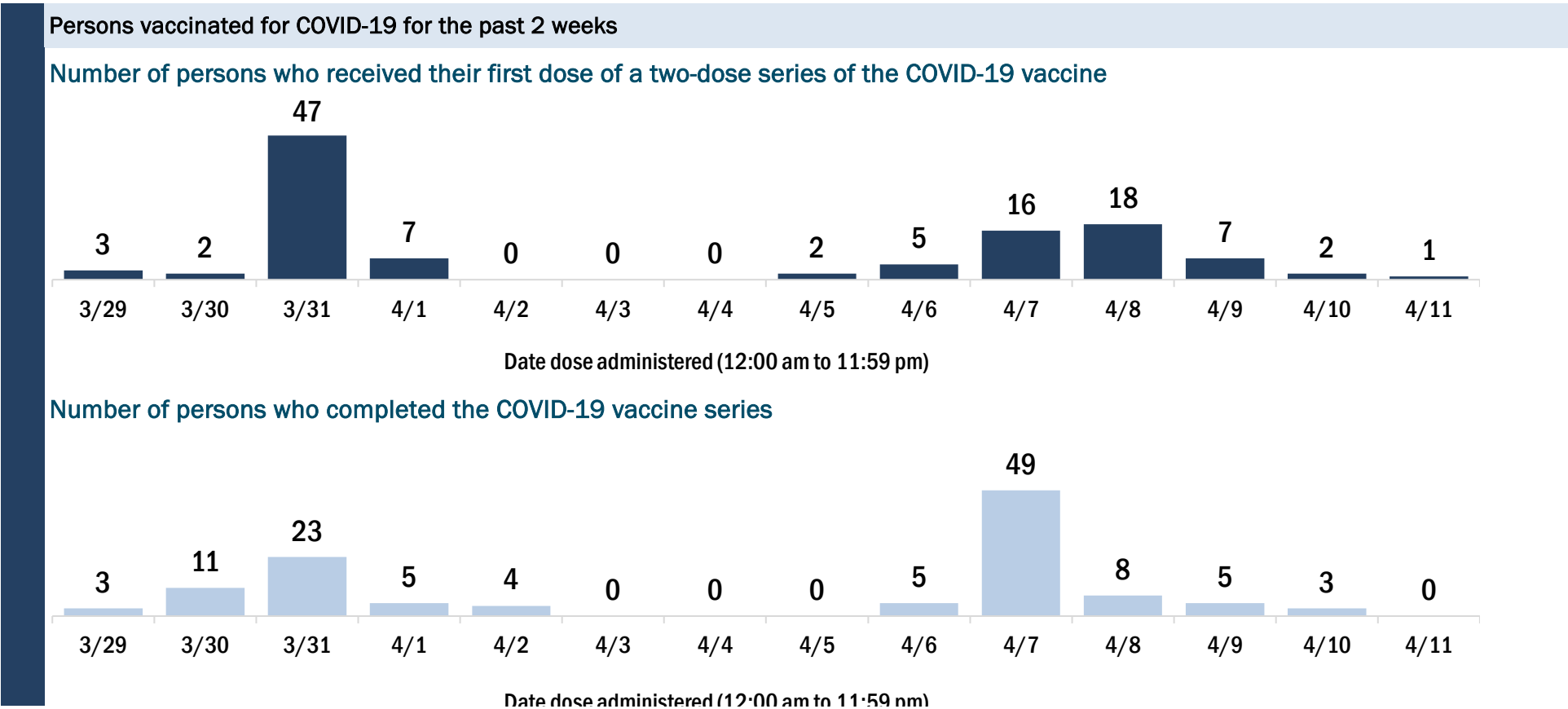
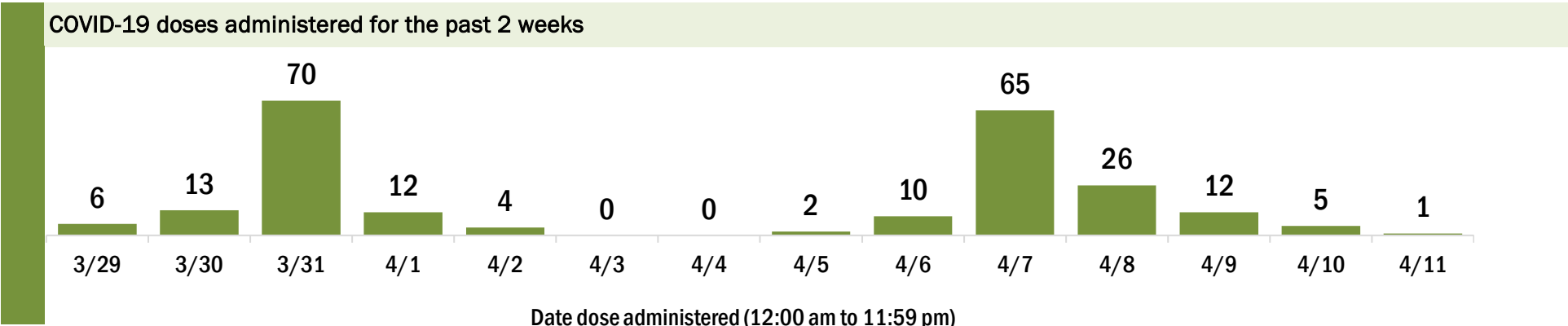
Data in this report are provisional and subject to change.

Data in this summary pertain to COVID-19 vaccines approved by the U.S. Food and Drug Administration and have been issued an Emergency Use Authorization (Janssen COVID-19 Vaccine, Moderna COVID-19 Vaccine and Pfizer-BioNTech COVID-19 Vaccine). These data summarize the number of people who have received either their first dose or have completed the series for a COVID-19 vaccine. **A person can only be counted in one category, first dose or series complete.** For persons receiving Moderna or Pfizer vaccines, once they receive their second dose, they are moved from the first dose column to the series completed column. **Because of this, the total first dose category may show a change from report to report not matching the total receiving their first dose from the previous day.** Persons receiving Johnson & Johnson vaccines will always be counted in the series completed column.

COVID-19 doses for vaccinated persons in Florida	
Doses administered	2,418
People receiving one dose of a 1-dose series (Johnson & Johnson) or receiving only one dose of a 2-dose series (Moderna, Pfizer) count once. Persons receiving both doses of a 2-dose series count twice.	

Current status of persons vaccinated for COVID-19 in Florida	
Total people vaccinated	1,408
First dose	332
Series completed	1,076
Completed 1-dose series	66
Completed 2-dose series	1,010
First dose: current number of people who have only received their first dose of the Moderna or Pfizer vaccine.	
Series complete: current number of people who have received both Moderna or Pfizer vaccine doses or one Johnson & Johnson dose and are considered fully immunized.	

Demographic summary	First dose	Series complete	Total people vaccinated
Age group	332	1,076	1,408
16-24 years	15	13	28
25-34 years	21	29	50
35-44 years	35	65	100
45-54 years	69	70	139
55-64 years	108	234	342
65-74 years	48	399	447
75-84 years	27	212	239
85+ years	9	54	63
Race	332	1,076	1,408
White	218	784	1,002
Black	49	90	139
American Indian/Alaskan	5	7	12
Other	25	94	119
Unknown	35	101	136
Other race includes Asian, native Hawaiian/Pacific Islander, or other.			
Ethnicity	332	1,076	1,408
Hispanic	4	15	19
Non-Hispanic	158	599	757
Unknown	170	462	632
Gender	332	1,076	1,408
Female	188	577	765
Male	144	499	643
Unknown	0	0	0



COVID-19: Madison County vaccine summary

Vaccination data through Apr 11, 2021 as of Apr 12, 2021 at 12:05 AM

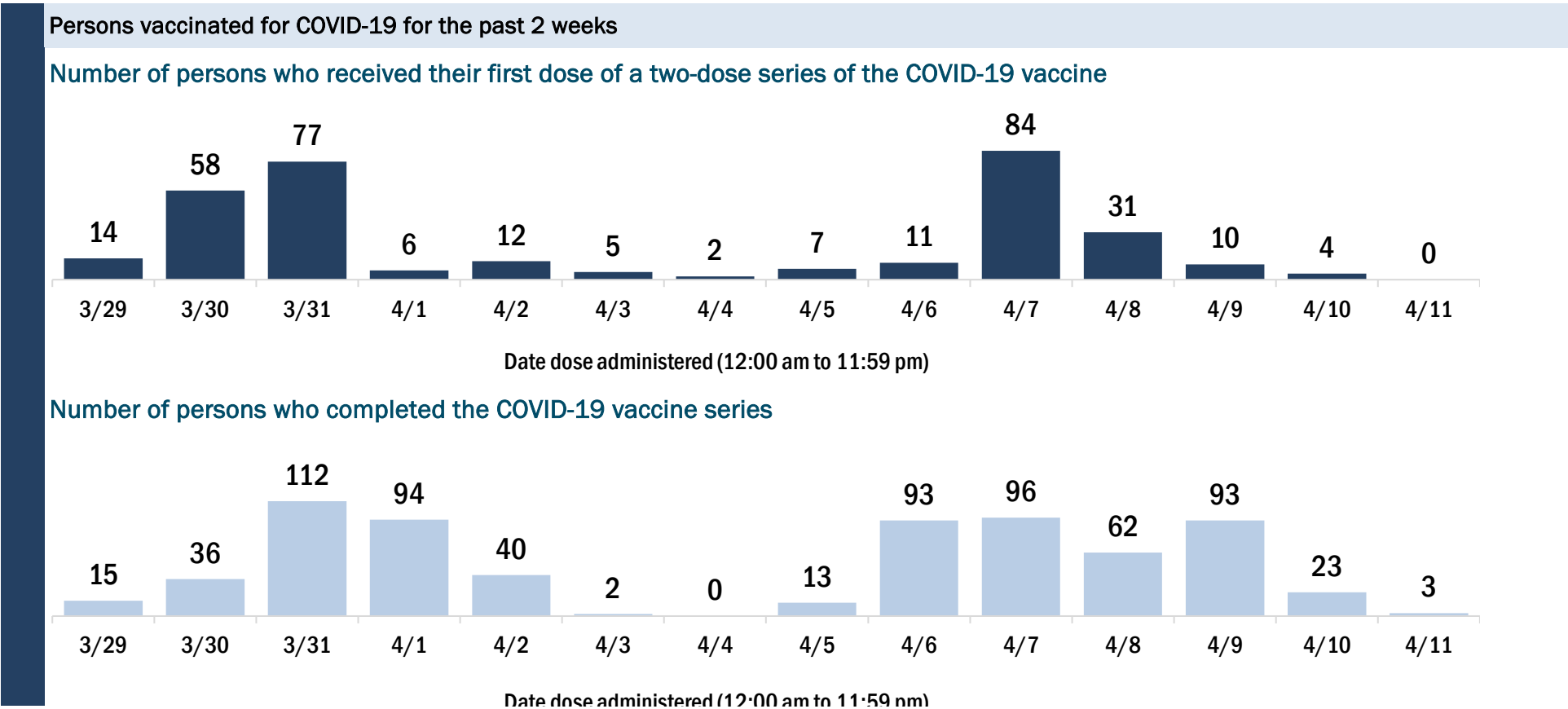
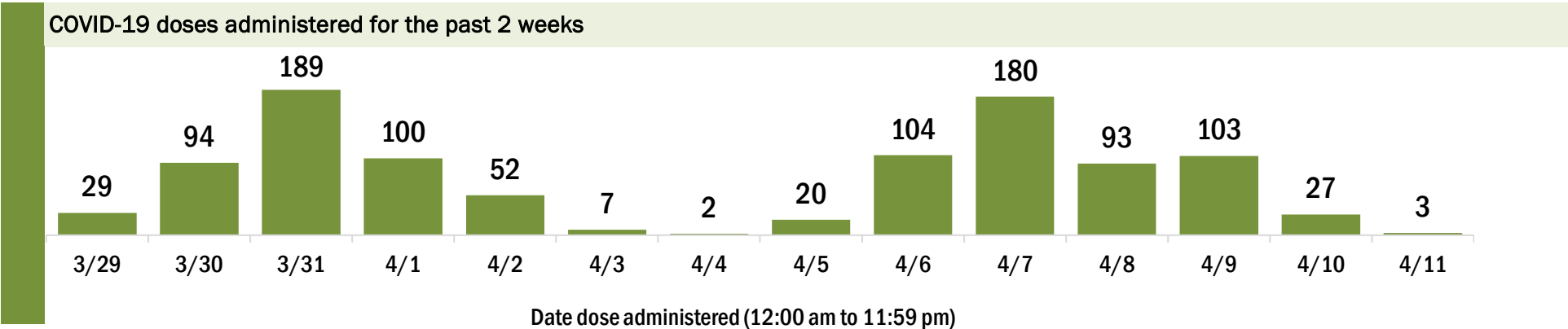
Data in this report are provisional and subject to change.

Data in this summary pertain to COVID-19 vaccines approved by the U.S. Food and Drug Administration and have been issued an Emergency Use Authorization (Janssen COVID-19 Vaccine, Moderna COVID-19 Vaccine and Pfizer-BioNTech COVID-19 Vaccine). These data summarize the number of people who have received either their first dose or have completed the series for a COVID-19 vaccine. **A person can only be counted in one category, first dose or series complete.** For persons receiving Moderna or Pfizer vaccines, once they receive their second dose, they are moved from the first dose column to the series completed column. **Because of this, the total first dose category may show a change from report to report not matching the total receiving their first dose from the previous day.** Persons receiving Johnson & Johnson vaccines will always be counted in the series completed column.

COVID-19 doses for vaccinated persons in Florida	
Doses administered	7,560
People receiving one dose of a 1-dose series (Johnson & Johnson) or receiving only one dose of a 2-dose series (Moderna, Pfizer) count once. Persons receiving both doses of a 2-dose series count twice.	

Current status of persons vaccinated for COVID-19 in Florida	
Total people vaccinated	4,544
First dose	1,168
Series completed	3,376
Completed 1-dose series	360
Completed 2-dose series	3,016
First dose: current number of people who have only received their first dose of the Moderna or Pfizer vaccine.	
Series complete: current number of people who have received both Moderna or Pfizer vaccine doses or one Johnson & Johnson dose and are considered fully immunized.	

Demographic summary	First dose	Series complete	Total people vaccinated
Age group	1,168	3,376	4,544
16-24 years	35	30	65
25-34 years	62	90	152
35-44 years	103	162	265
45-54 years	251	258	509
55-64 years	432	568	1,000
65-74 years	184	1,323	1,507
75-84 years	75	740	815
85+ years	26	205	231
Race	1,168	3,376	4,544
White	571	1,769	2,340
Black	354	854	1,208
American Indian/Alaskan	0	7	7
Other	96	287	383
Unknown	147	459	606
Other race includes Asian, native Hawaiian/Pacific Islander, or other.			
Ethnicity	1,168	3,376	4,544
Hispanic	26	49	75
Non-Hispanic	607	1,260	1,867
Unknown	535	2,067	2,602
Gender	1,168	3,376	4,544
Female	663	1,916	2,579
Male	505	1,460	1,965
Unknown	0	0	0



COVID-19: Manatee County vaccine summary

Vaccination data through Apr 11, 2021 as of Apr 12, 2021 at 12:05 AM

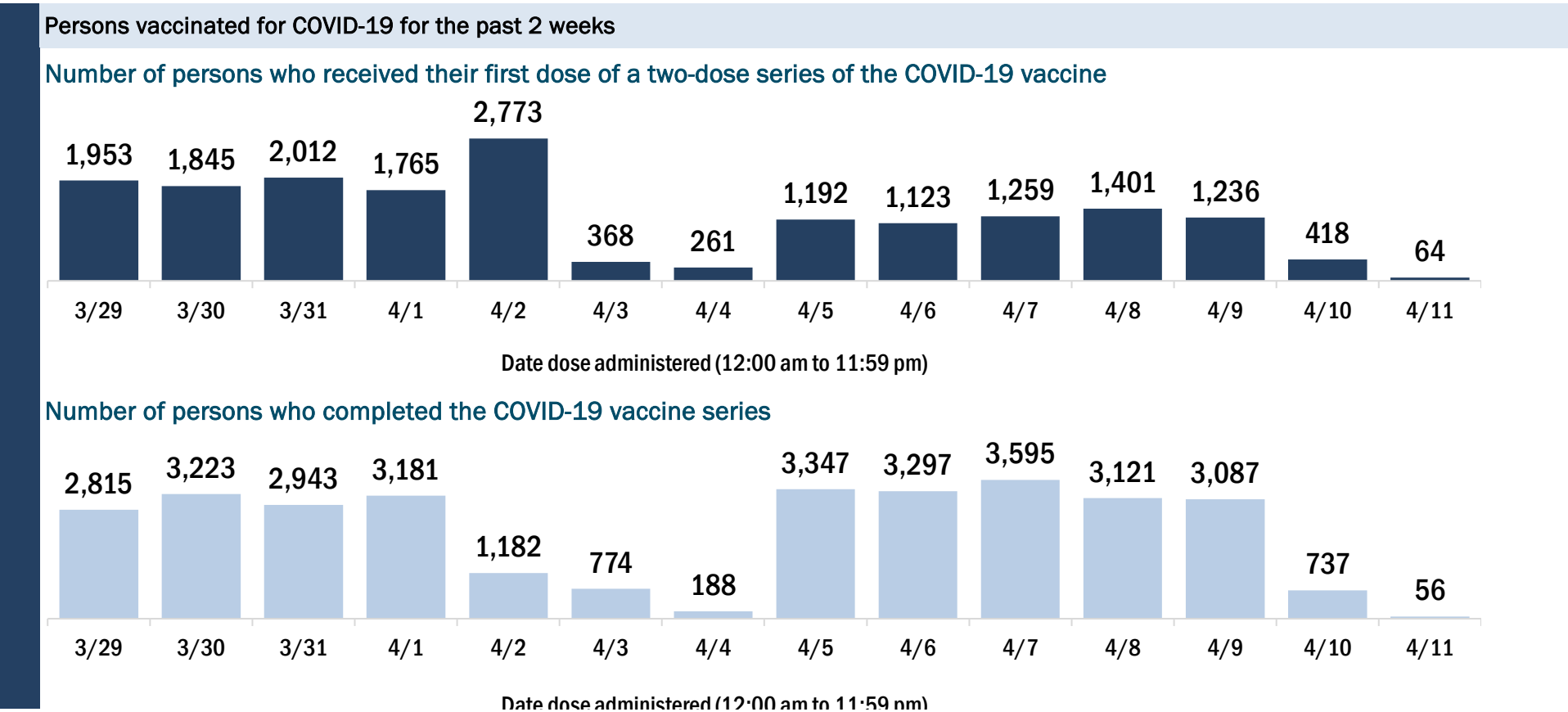
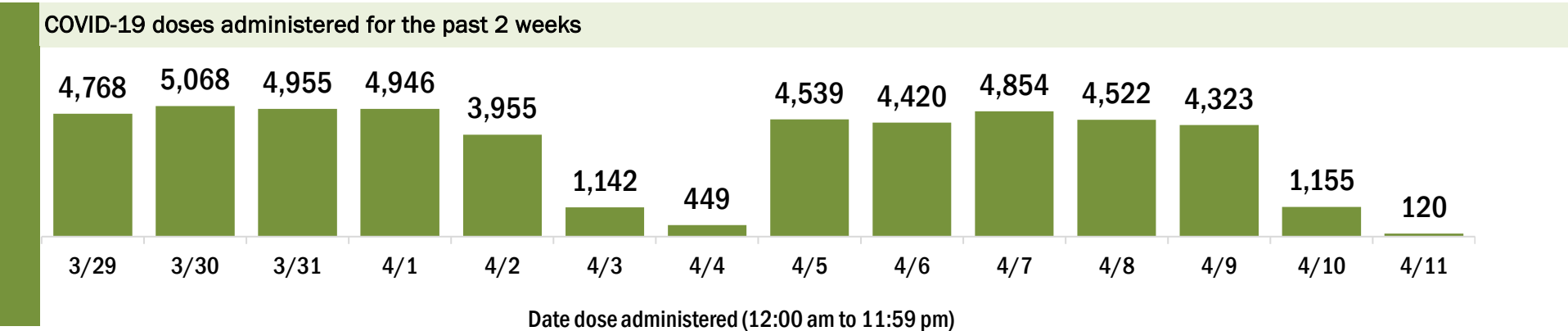
Data in this report are provisional and subject to change.

Data in this summary pertain to COVID-19 vaccines approved by the U.S. Food and Drug Administration and have been issued an Emergency Use Authorization (Janssen COVID-19 Vaccine, Moderna COVID-19 Vaccine and Pfizer-BioNTech COVID-19 Vaccine). These data summarize the number of people who have received either their first dose or have completed the series for a COVID-19 vaccine. **A person can only be counted in one category, first dose or series complete.** For persons receiving Moderna or Pfizer vaccines, once they receive their second dose, they are moved from the first dose column to the series completed column. **Because of this, the total first dose category may show a change from report to report not matching the total receiving their first dose from the previous day.** Persons receiving Johnson & Johnson vaccines will always be counted in the series completed column.

COVID-19 doses for vaccinated persons in Florida	
Doses administered	225,218
People receiving one dose of a 1-dose series (Johnson & Johnson) or receiving only one dose of a 2-dose series (Moderna, Pfizer) count once. Persons receiving both doses of a 2-dose series count twice.	

Current status of persons vaccinated for COVID-19 in Florida	
Total people vaccinated	143,831
First dose	57,971
Series completed	85,860
Completed 1-dose series	4,473
Completed 2-dose series	81,387
First dose: current number of people who have only received their first dose of the Moderna or Pfizer vaccine.	
Series complete: current number of people who have received both Moderna or Pfizer vaccine doses or one Johnson & Johnson dose and are considered fully immunized.	

Demographic summary	First dose	Series complete	Total people vaccinated
Age group	57,971	85,860	143,831
16-24 years	1,819	946	2,765
25-34 years	2,589	2,649	5,238
35-44 years	4,703	3,337	8,040
45-54 years	9,636	4,576	14,212
55-64 years	19,186	9,159	28,345
65-74 years	10,986	37,156	48,142
75-84 years	6,661	21,446	28,107
85+ years	2,391	6,591	8,982
Race	57,971	85,860	143,831
White	42,176	67,207	109,383
Black	2,035	2,278	4,313
American Indian/Alaskan	264	323	587
Other	4,177	6,182	10,359
Unknown	9,319	9,870	19,189
Other race includes Asian, native Hawaiian/Pacific Islander, or other.			
Ethnicity	57,971	85,860	143,831
Hispanic	3,857	2,730	6,587
Non-Hispanic	32,755	53,193	85,948
Unknown	21,359	29,937	51,296
Gender	57,971	85,860	143,831
Female	31,584	48,727	80,311
Male	26,235	37,090	63,325
Unknown	152	43	195



COVID-19: Marion County vaccine summary

Vaccination data through Apr 11, 2021 as of Apr 12, 2021 at 12:05 AM

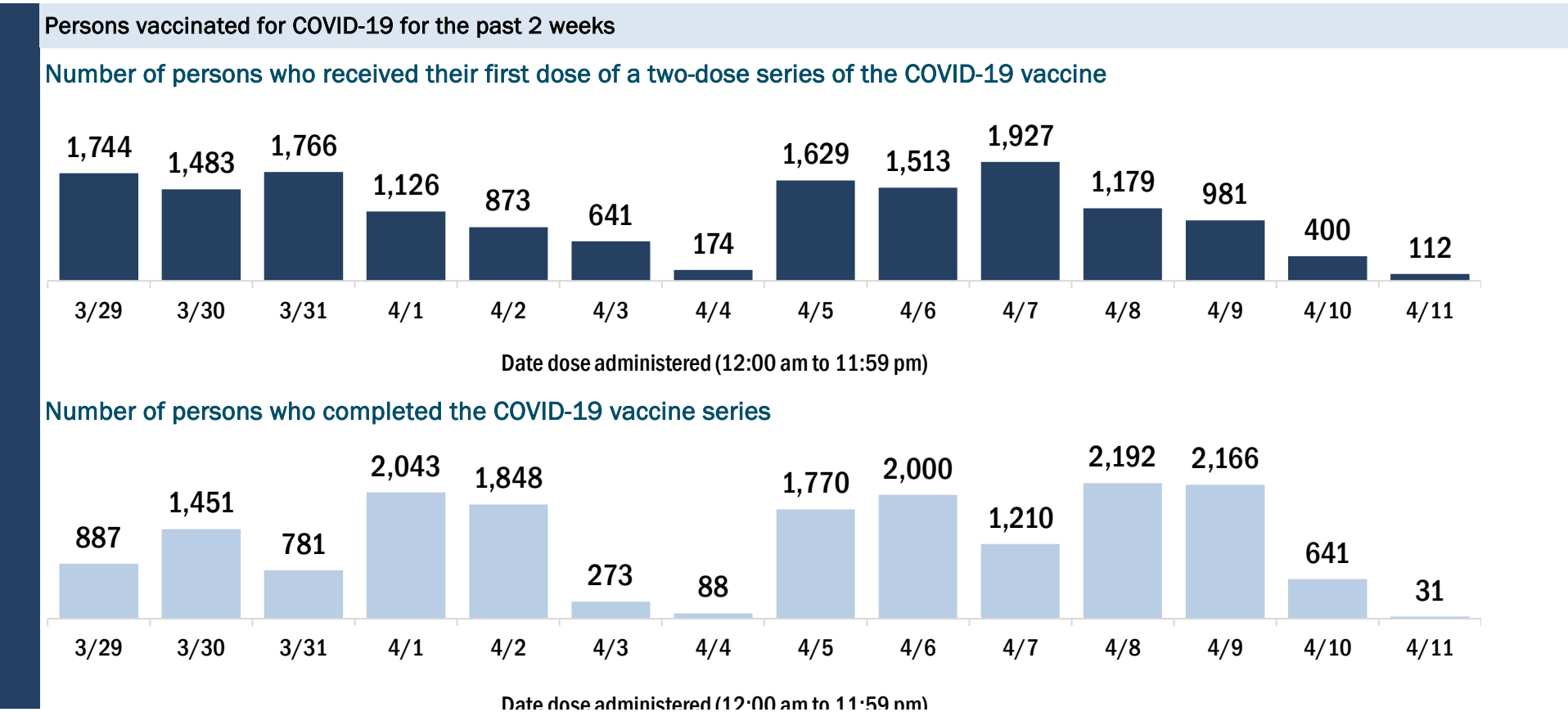
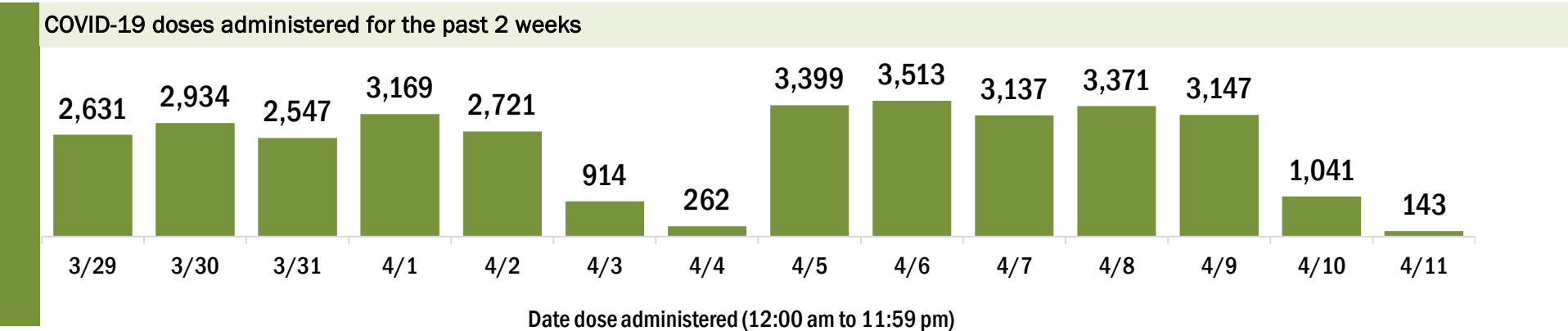
Data in this report are provisional and subject to change.

Data in this summary pertain to COVID-19 vaccines approved by the U.S. Food and Drug Administration and have been issued an Emergency Use Authorization (Janssen COVID-19 Vaccine, Moderna COVID-19 Vaccine and Pfizer-BioNTech COVID-19 Vaccine). These data summarize the number of people who have received either their first dose or have completed the series for a COVID-19 vaccine. **A person can only be counted in one category, first dose or series complete.** For persons receiving Moderna or Pfizer vaccines, once they receive their second dose, they are moved from the first dose column to the series completed column. **Because of this, the total first dose category may show a change from report to report not matching the total receiving their first dose from the previous day.** Persons receiving Johnson & Johnson vaccines will always be counted in the series completed column.

COVID-19 doses for vaccinated persons in Florida	
Doses administered	184,590
People receiving one dose of a 1-dose series (Johnson & Johnson) or receiving only one dose of a 2-dose series (Moderna, Pfizer) count once. Persons receiving both doses of a 2-dose series count twice.	

Current status of persons vaccinated for COVID-19 in Florida	
Total people vaccinated	112,666
First dose	37,075
Series completed	75,591
Completed 1-dose series	3,667
Completed 2-dose series	71,924
First dose: current number of people who have only received their first dose of the Moderna or Pfizer vaccine.	
Series complete: current number of people who have received both Moderna or Pfizer vaccine doses or one Johnson & Johnson dose and are considered fully immunized.	

Demographic summary	First dose	Series complete	Total people vaccinated
Age group	37,075	75,591	112,666
16-24 years	1,641	781	2,422
25-34 years	2,259	1,851	4,110
35-44 years	3,400	2,567	5,967
45-54 years	5,734	4,081	9,815
55-64 years	11,626	8,436	20,062
65-74 years	6,545	30,813	37,358
75-84 years	4,254	21,092	25,346
85+ years	1,616	5,970	7,586
Race	37,075	75,591	112,666
White	24,264	53,944	78,208
Black	2,806	4,366	7,172
American Indian/Alaskan	127	282	409
Other	3,719	6,698	10,417
Unknown	6,159	10,301	16,460
Other race includes Asian, native Hawaiian/Pacific Islander, or other.			
Ethnicity	37,075	75,591	112,666
Hispanic	4,297	3,753	8,050
Non-Hispanic	20,864	48,254	69,118
Unknown	11,914	23,584	35,498
Gender	37,075	75,591	112,666
Female	21,033	43,672	64,705
Male	16,004	31,881	47,885
Unknown	38	38	76



COVID-19: Martin County vaccine summary

Vaccination data through Apr 11, 2021 as of Apr 12, 2021 at 12:05 AM

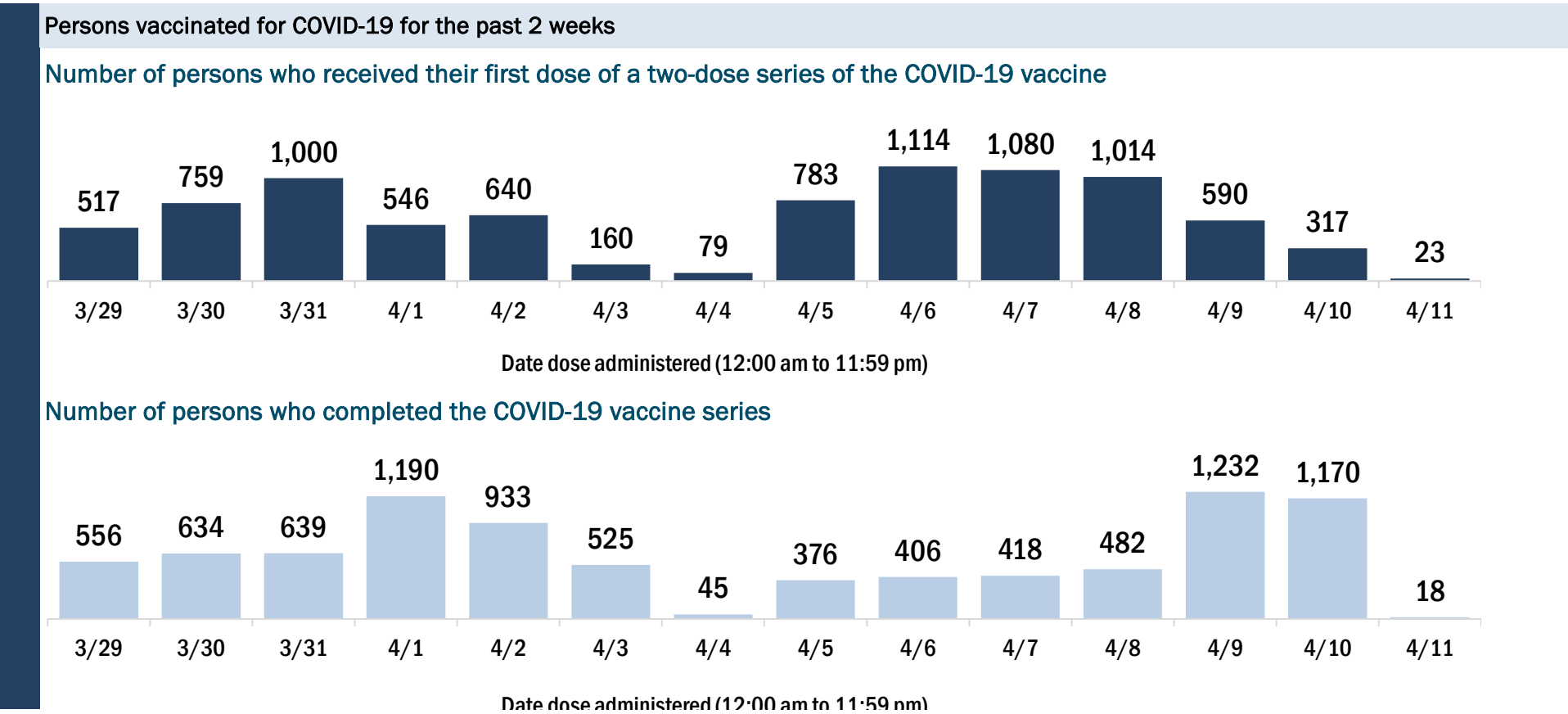
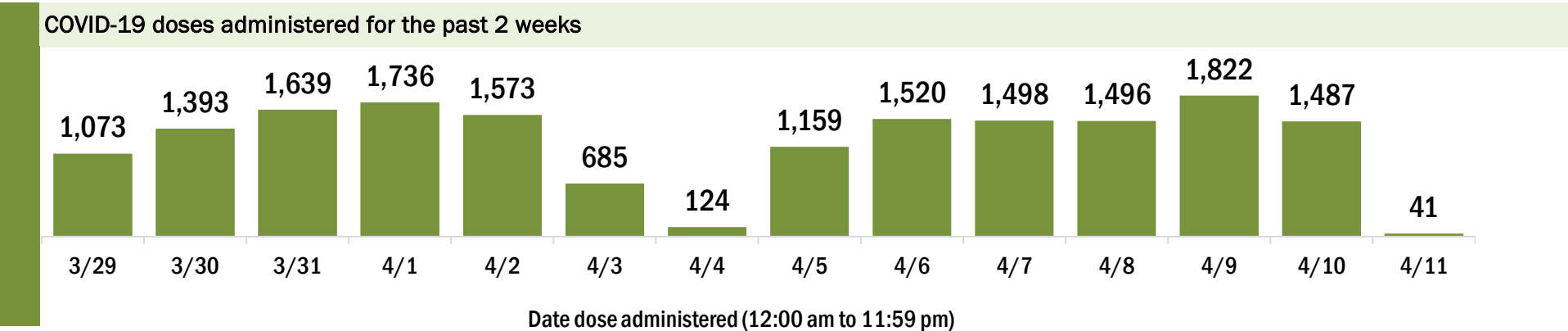
Data in this report are provisional and subject to change.

Data in this summary pertain to COVID-19 vaccines approved by the U.S. Food and Drug Administration and have been issued an Emergency Use Authorization (Janssen COVID-19 Vaccine, Moderna COVID-19 Vaccine and Pfizer-BioNTech COVID-19 Vaccine). These data summarize the number of people who have received either their first dose or have completed the series for a COVID-19 vaccine. **A person can only be counted in one category, first dose or series complete.** For persons receiving Moderna or Pfizer vaccines, once they receive their second dose, they are moved from the first dose column to the series completed column. **Because of this, the total first dose category may show a change from report to report not matching the total receiving their first dose from the previous day.** Persons receiving Johnson & Johnson vaccines will always be counted in the series completed column.

COVID-19 doses for vaccinated persons in Florida	
Doses administered	104,025
People receiving one dose of a 1-dose series (Johnson & Johnson) or receiving only one dose of a 2-dose series (Moderna, Pfizer) count once. Persons receiving both doses of a 2-dose series count twice.	

Current status of persons vaccinated for COVID-19 in Florida	
Total people vaccinated	63,734
First dose	21,021
Series completed	42,713
Completed 1-dose series	2,422
Completed 2-dose series	40,291
First dose: current number of people who have only received their first dose of the Moderna or Pfizer vaccine.	
Series complete: current number of people who have received both Moderna or Pfizer vaccine doses or one Johnson & Johnson dose and are considered fully immunized.	

Demographic summary	First dose	Series complete	Total people vaccinated
Age group	21,021	42,713	63,734
16-24 years	760	320	1,080
25-34 years	975	757	1,732
35-44 years	1,710	1,290	3,000
45-54 years	3,146	2,049	5,195
55-64 years	7,509	4,568	12,077
65-74 years	3,620	17,173	20,793
75-84 years	2,342	12,140	14,482
85+ years	959	4,416	5,375
Race	21,021	42,713	63,734
White	14,657	28,697	43,354
Black	359	872	1,231
American Indian/Alaskan	72	68	140
Other	1,308	3,139	4,447
Unknown	4,625	9,937	14,562
Other race includes Asian, native Hawaiian/Pacific Islander, or other.			
Ethnicity	21,021	42,713	63,734
Hispanic	1,096	1,137	2,233
Non-Hispanic	10,924	16,585	27,509
Unknown	9,001	24,991	33,992
Gender	21,021	42,713	63,734
Female	11,513	24,397	35,910
Male	9,490	18,298	27,788
Unknown	18	18	36



COVID-19: Monroe County vaccine summary

Vaccination data through Apr 11, 2021 as of Apr 12, 2021 at 12:05 AM

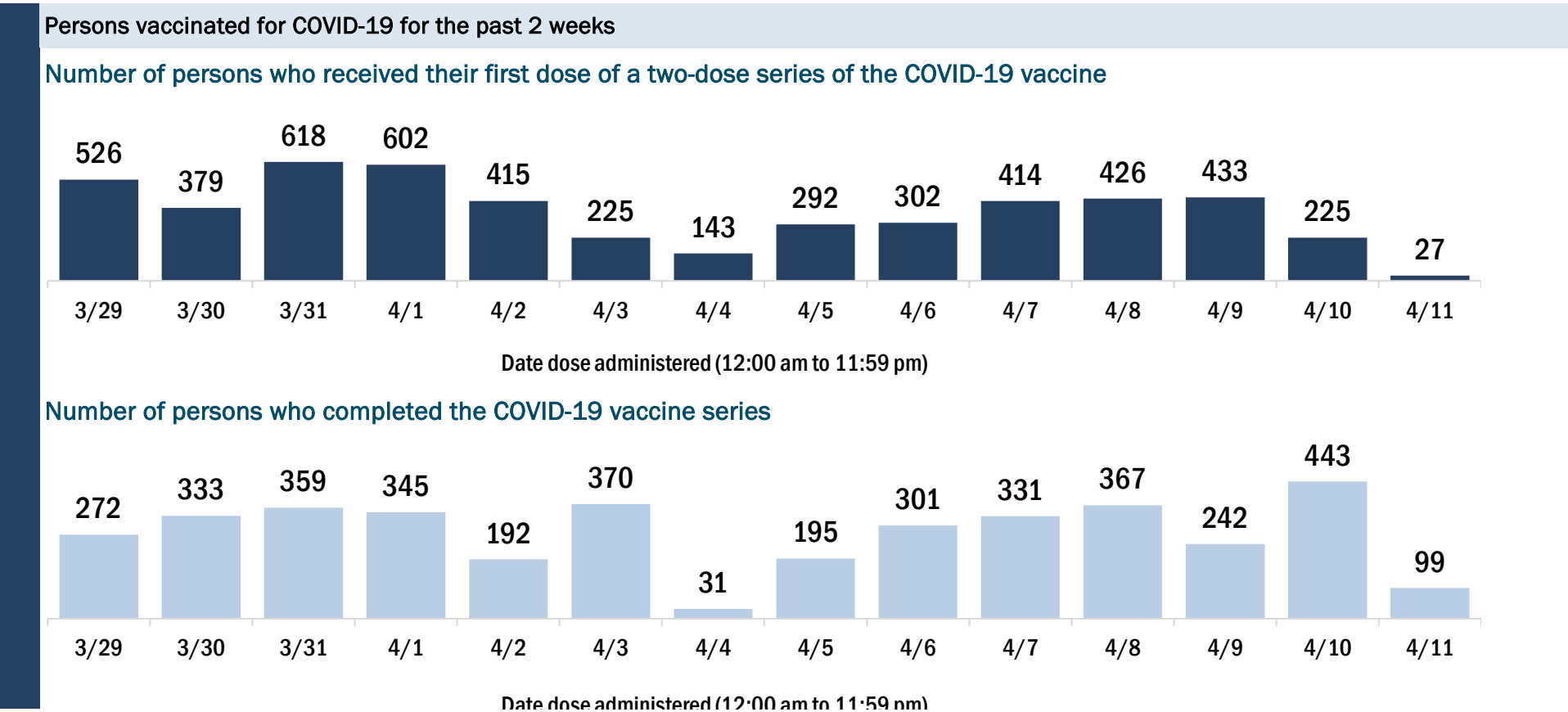
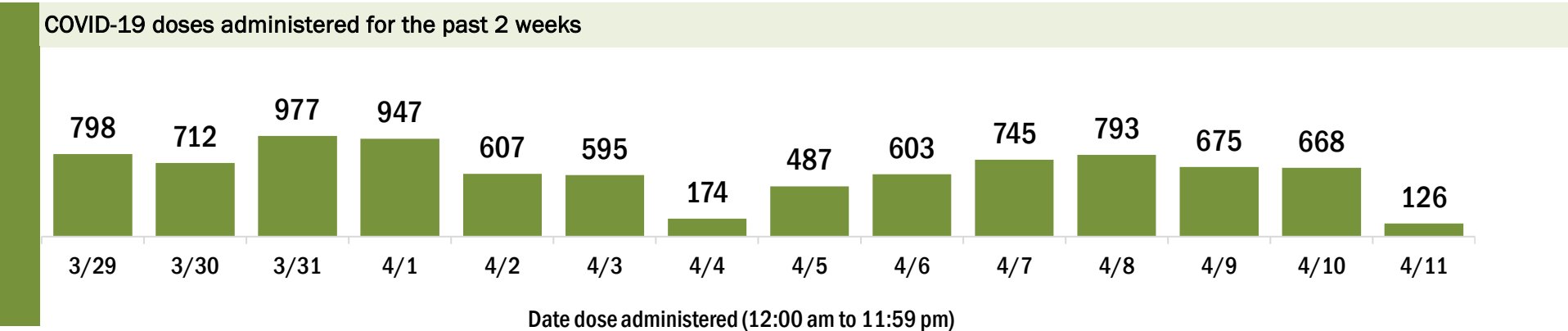
Data in this report are provisional and subject to change.

Data in this summary pertain to COVID-19 vaccines approved by the U.S. Food and Drug Administration and have been issued an Emergency Use Authorization (Janssen COVID-19 Vaccine, Moderna COVID-19 Vaccine and Pfizer-BioNTech COVID-19 Vaccine). These data summarize the number of people who have received either their first dose or have completed the series for a COVID-19 vaccine. **A person can only be counted in one category, first dose or series complete.** For persons receiving Moderna or Pfizer vaccines, once they receive their second dose, they are moved from the first dose column to the series completed column. **Because of this, the total first dose category may show a change from report to report not matching the total receiving their first dose from the previous day.** Persons receiving Johnson & Johnson vaccines will always be counted in the series completed column.

COVID-19 doses for vaccinated persons in Florida	
Doses administered	43,809
People receiving one dose of a 1-dose series (Johnson & Johnson) or receiving only one dose of a 2-dose series (Moderna, Pfizer) count once. Persons receiving both doses of a 2-dose series count twice.	

Current status of persons vaccinated for COVID-19 in Florida	
Total people vaccinated	28,484
First dose	11,797
Series completed	16,687
Completed 1-dose series	1,362
Completed 2-dose series	15,325
First dose: current number of people who have only received their first dose of the Moderna or Pfizer vaccine.	
Series complete: current number of people who have received both Moderna or Pfizer vaccine doses or one Johnson & Johnson dose and are considered fully immunized.	

Demographic summary	First dose	Series complete	Total people vaccinated
Age group	11,797	16,687	28,484
16-24 years	309	164	473
25-34 years	648	430	1,078
35-44 years	1,157	738	1,895
45-54 years	2,144	1,198	3,342
55-64 years	4,033	2,601	6,634
65-74 years	2,390	7,379	9,769
75-84 years	897	3,362	4,259
85+ years	219	815	1,034
Race	11,797	16,687	28,484
White	8,085	12,377	20,462
Black	253	327	580
American Indian/Alaskan	42	57	99
Other	578	868	1,446
Unknown	2,839	3,058	5,897
Other race includes Asian, native Hawaiian/Pacific Islander, or other.			
Ethnicity	11,797	16,687	28,484
Hispanic	1,328	1,324	2,652
Non-Hispanic	5,748	9,789	15,537
Unknown	4,721	5,574	10,295
Gender	11,797	16,687	28,484
Female	6,107	8,740	14,847
Male	5,679	7,946	13,625
Unknown	11	1	12



COVID-19: Nassau County vaccine summary

Vaccination data through Apr 11, 2021 as of Apr 12, 2021 at 12:05 AM

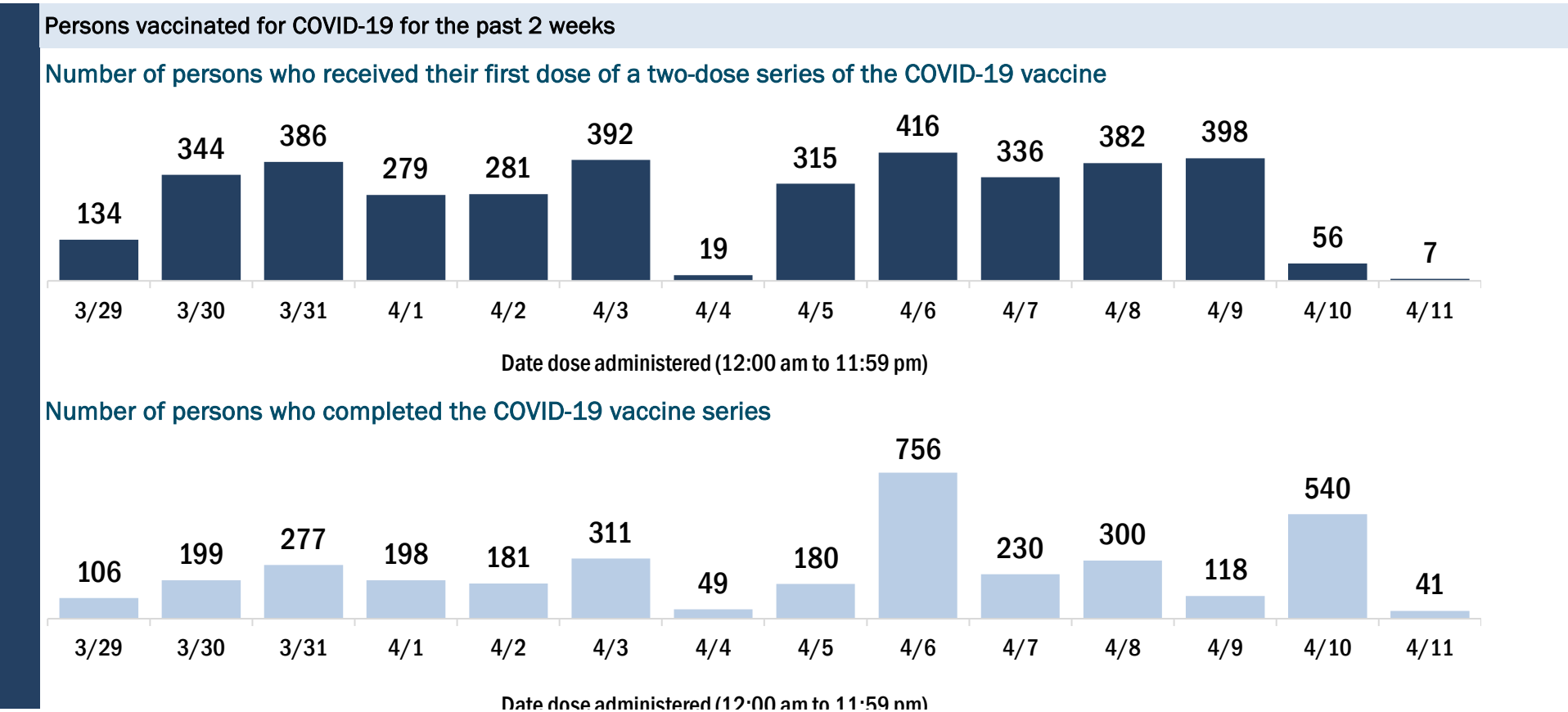
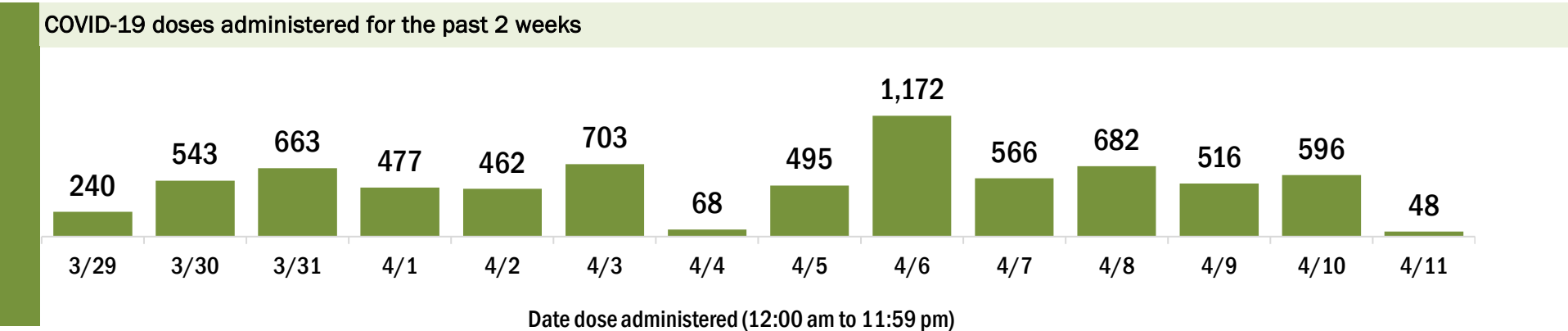
Data in this report are provisional and subject to change.

Data in this summary pertain to COVID-19 vaccines approved by the U.S. Food and Drug Administration and have been issued an Emergency Use Authorization (Janssen COVID-19 Vaccine, Moderna COVID-19 Vaccine and Pfizer-BioNTech COVID-19 Vaccine). These data summarize the number of people who have received either their first dose or have completed the series for a COVID-19 vaccine. **A person can only be counted in one category, first dose or series complete.** For persons receiving Moderna or Pfizer vaccines, once they receive their second dose, they are moved from the first dose column to the series completed column. **Because of this, the total first dose category may show a change from report to report not matching the total receiving their first dose from the previous day.** Persons receiving Johnson & Johnson vaccines will always be counted in the series completed column.

COVID-19 doses for vaccinated persons in Florida	
Doses administered	50,601
People receiving one dose of a 1-dose series (Johnson & Johnson) or receiving only one dose of a 2-dose series (Moderna, Pfizer) count once. Persons receiving both doses of a 2-dose series count twice.	

Current status of persons vaccinated for COVID-19 in Florida	
Total people vaccinated	30,455
First dose	8,426
Series completed	22,029
Completed 1-dose series	1,883
Completed 2-dose series	20,146
First dose: current number of people who have only received their first dose of the Moderna or Pfizer vaccine.	
Series complete: current number of people who have received both Moderna or Pfizer vaccine doses or one Johnson & Johnson dose and are considered fully immunized.	

Demographic summary	First dose	Series complete	Total people vaccinated
Age group	8,426	22,029	30,455
16-24 years	477	236	713
25-34 years	621	546	1,167
35-44 years	1,006	1,044	2,050
45-54 years	1,750	1,484	3,234
55-64 years	2,913	3,861	6,774
65-74 years	984	9,109	10,093
75-84 years	512	4,464	4,976
85+ years	163	1,285	1,448
Race	8,426	22,029	30,455
White	6,470	17,965	24,435
Black	369	954	1,323
American Indian/Alaskan	40	72	112
Other	507	1,084	1,591
Unknown	1,040	1,954	2,994
Other race includes Asian, native Hawaiian/Pacific Islander, or other.			
Ethnicity	8,426	22,029	30,455
Hispanic	331	371	702
Non-Hispanic	6,288	17,135	23,423
Unknown	1,807	4,523	6,330
Gender	8,426	22,029	30,455
Female	4,692	12,383	17,075
Male	3,728	9,645	13,373
Unknown	6	1	7



COVID-19: Okaloosa County vaccine summary

Vaccination data through Apr 11, 2021 as of Apr 12, 2021 at 12:05 AM

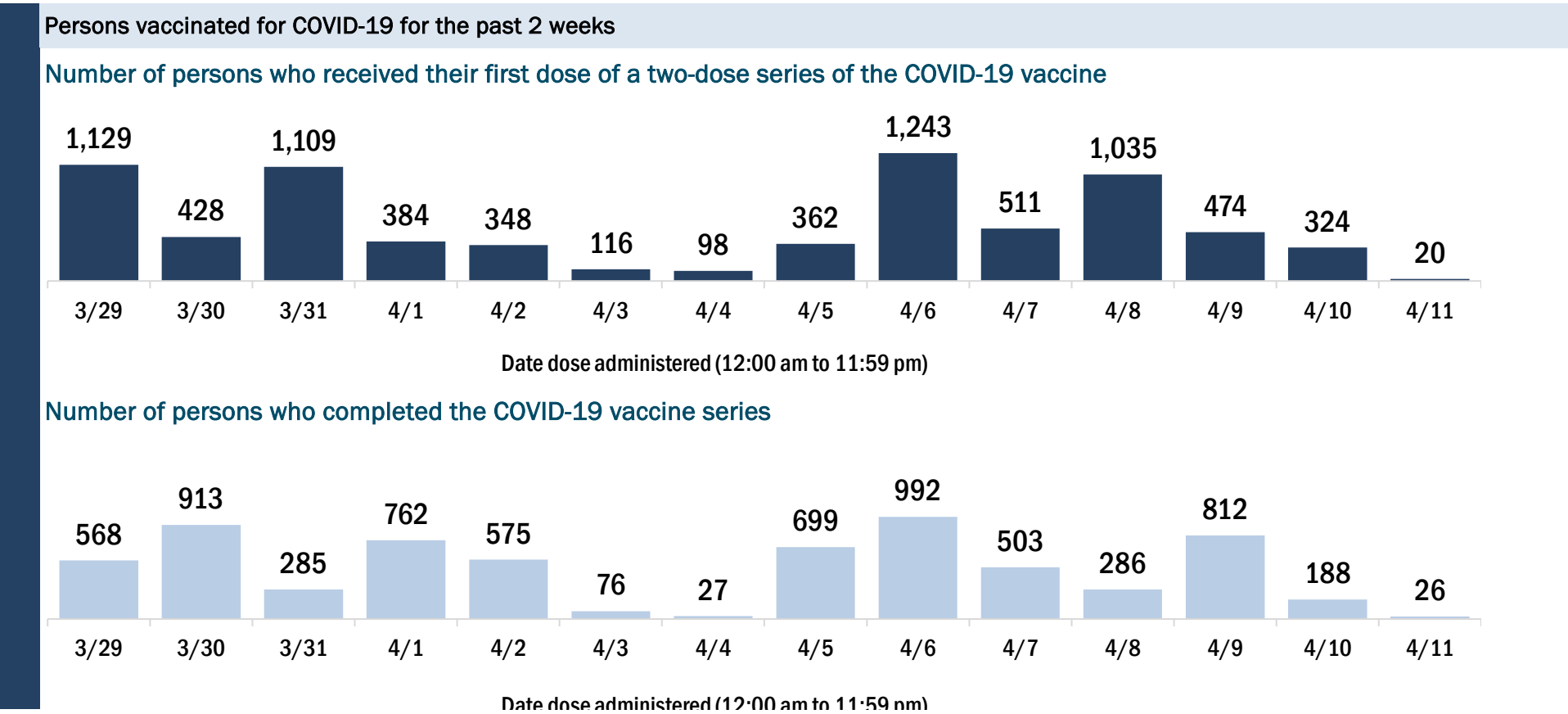
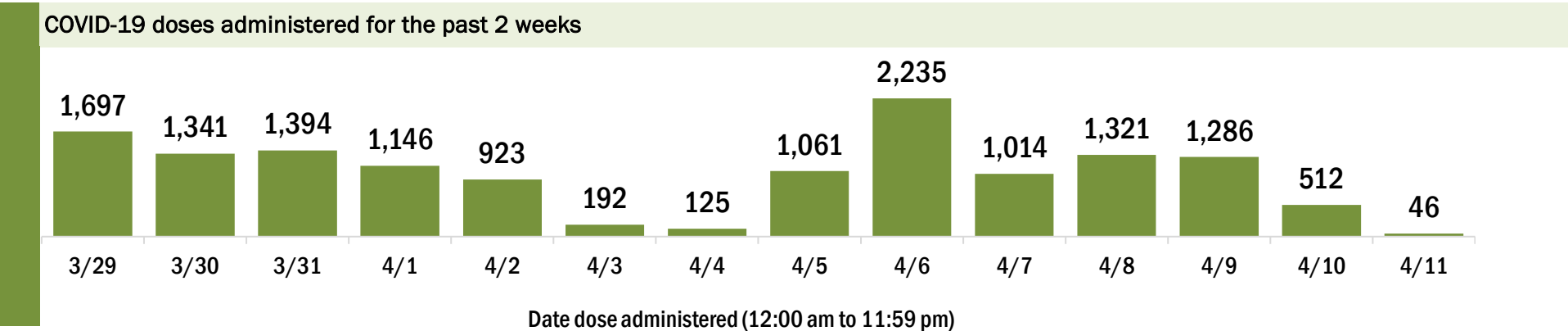
Data in this report are provisional and subject to change.

Data in this summary pertain to COVID-19 vaccines approved by the U.S. Food and Drug Administration and have been issued an Emergency Use Authorization (Janssen COVID-19 Vaccine, Moderna COVID-19 Vaccine and Pfizer-BioNTech COVID-19 Vaccine). These data summarize the number of people who have received either their first dose or have completed the series for a COVID-19 vaccine. **A person can only be counted in one category, first dose or series complete.** For persons receiving Moderna or Pfizer vaccines, once they receive their second dose, they are moved from the first dose column to the series completed column. **Because of this, the total first dose category may show a change from report to report not matching the total receiving their first dose from the previous day.** Persons receiving Johnson & Johnson vaccines will always be counted in the series completed column.

COVID-19 doses for vaccinated persons in Florida	
Doses administered	81,742
People receiving one dose of a 1-dose series (Johnson & Johnson) or receiving only one dose of a 2-dose series (Moderna, Pfizer) count once. Persons receiving both doses of a 2-dose series count twice.	

Current status of persons vaccinated for COVID-19 in Florida	
Total people vaccinated	50,530
First dose	16,002
Series completed	34,528
Completed 1-dose series	3,316
Completed 2-dose series	31,212
First dose: current number of people who have only received their first dose of the Moderna or Pfizer vaccine.	
Series complete: current number of people who have received both Moderna or Pfizer vaccine doses or one Johnson & Johnson dose and are considered fully immunized.	

Demographic summary	First dose	Series complete	Total people vaccinated
Age group	16,002	34,528	50,530
16-24 years	904	437	1,341
25-34 years	1,563	1,273	2,836
35-44 years	2,274	1,852	4,126
45-54 years	2,850	2,680	5,530
55-64 years	4,835	6,238	11,073
65-74 years	2,086	12,440	14,526
75-84 years	1,095	7,022	8,117
85+ years	395	2,586	2,981
Race	16,002	34,528	50,530
White	9,918	24,552	34,470
Black	814	1,672	2,486
American Indian/Alaskan	74	122	196
Other	1,495	2,969	4,464
Unknown	3,701	5,213	8,914
Other race includes Asian, native Hawaiian/Pacific Islander, or other.			
Ethnicity	16,002	34,528	50,530
Hispanic	791	861	1,652
Non-Hispanic	8,999	21,540	30,539
Unknown	6,212	12,127	18,339
Gender	16,002	34,528	50,530
Female	8,965	20,033	28,998
Male	6,915	14,468	21,383
Unknown	122	27	149



COVID-19: Okeechobee County vaccine summary

Vaccination data through Apr 11, 2021 as of Apr 12, 2021 at 12:05 AM

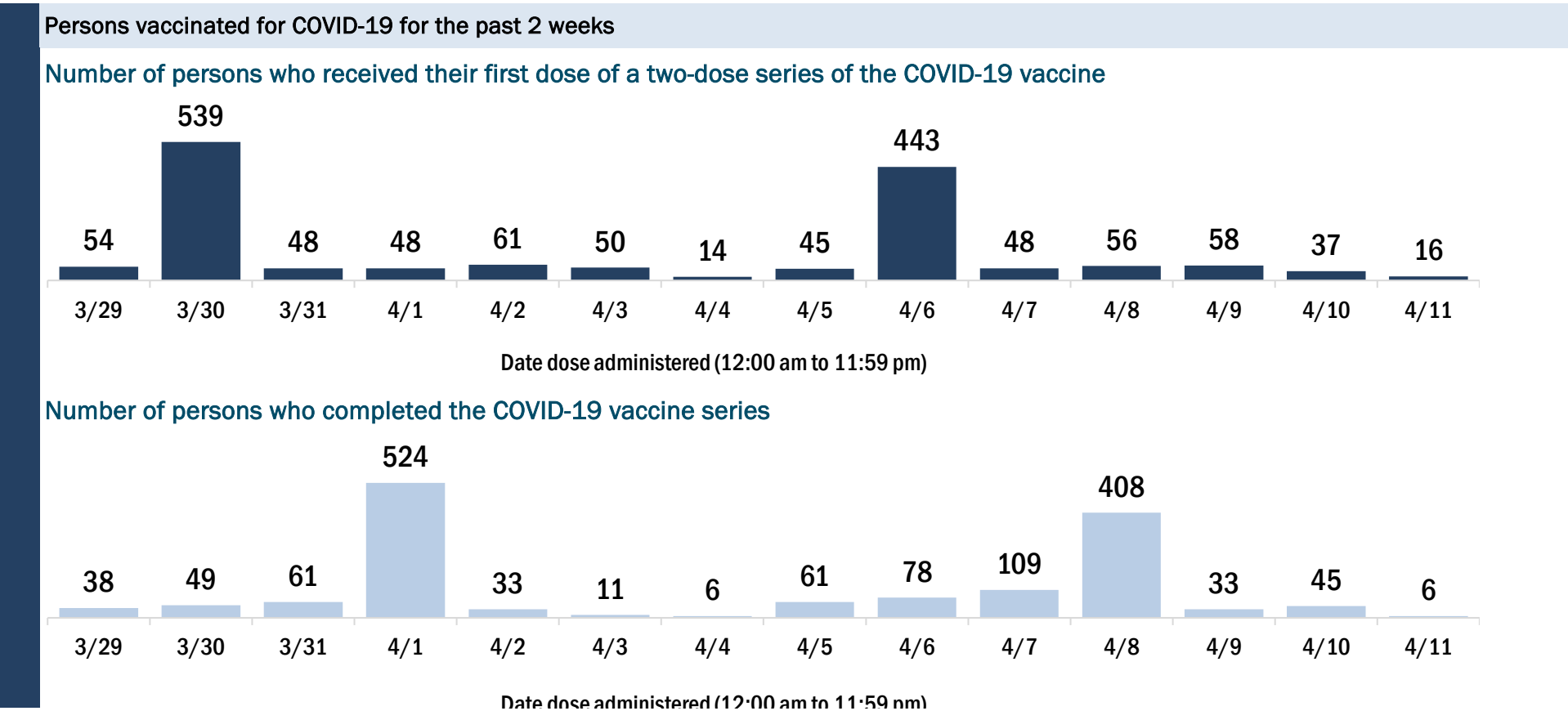
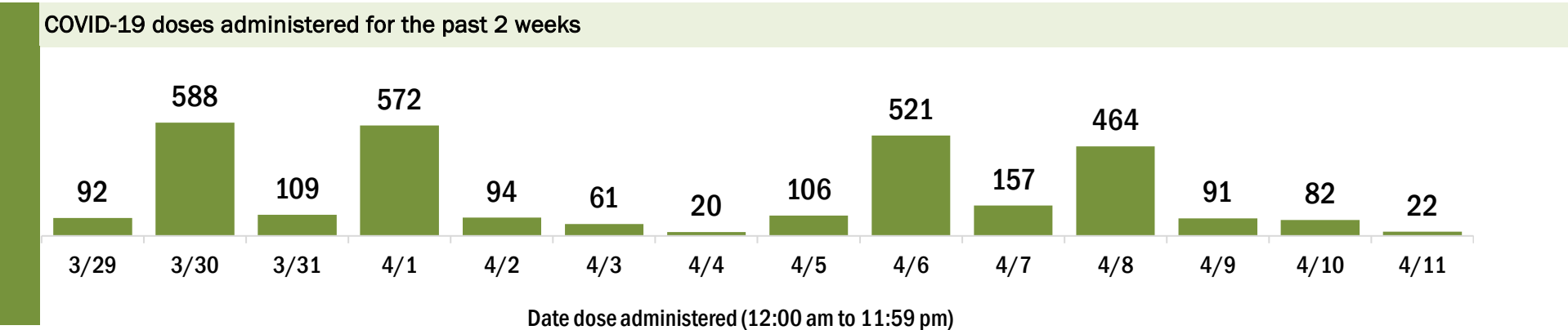
Data in this report are provisional and subject to change.

Data in this summary pertain to COVID-19 vaccines approved by the U.S. Food and Drug Administration and have been issued an Emergency Use Authorization (Janssen COVID-19 Vaccine, Moderna COVID-19 Vaccine and Pfizer-BioNTech COVID-19 Vaccine). These data summarize the number of people who have received either their first dose or have completed the series for a COVID-19 vaccine. **A person can only be counted in one category, first dose or series complete.** For persons receiving Moderna or Pfizer vaccines, once they receive their second dose, they are moved from the first dose column to the series completed column. **Because of this, the total first dose category may show a change from report to report not matching the total receiving their first dose from the previous day.** Persons receiving Johnson & Johnson vaccines will always be counted in the series completed column.

COVID-19 doses for vaccinated persons in Florida	
Doses administered	14,785
People receiving one dose of a 1-dose series (Johnson & Johnson) or receiving only one dose of a 2-dose series (Moderna, Pfizer) count once. Persons receiving both doses of a 2-dose series count twice.	

Current status of persons vaccinated for COVID-19 in Florida	
Total people vaccinated	9,218
First dose	3,294
Series completed	5,924
Completed 1-dose series	357
Completed 2-dose series	5,567
First dose: current number of people who have only received their first dose of the Moderna or Pfizer vaccine.	
Series complete: current number of people who have received both Moderna or Pfizer vaccine doses or one Johnson & Johnson dose and are considered fully immunized.	

Demographic summary	First dose	Series complete	Total people vaccinated
Age group	3,294	5,924	9,218
16-24 years	111	53	164
25-34 years	184	150	334
35-44 years	284	205	489
45-54 years	538	274	812
55-64 years	1,171	488	1,659
65-74 years	576	2,537	3,113
75-84 years	330	1,742	2,072
85+ years	100	475	575
Race	3,294	5,924	9,218
White	2,573	4,816	7,389
Black	112	110	222
American Indian/Alaskan	16	28	44
Other	251	559	810
Unknown	342	411	753
Other race includes Asian, native Hawaiian/Pacific Islander, or other.			
Ethnicity	3,294	5,924	9,218
Hispanic	589	396	985
Non-Hispanic	2,000	4,412	6,412
Unknown	705	1,116	1,821
Gender	3,294	5,924	9,218
Female	1,827	3,308	5,135
Male	1,462	2,616	4,078
Unknown	5	0	5



COVID-19: Orange County vaccine summary

Vaccination data through Apr 11, 2021 as of Apr 12, 2021 at 12:05 AM

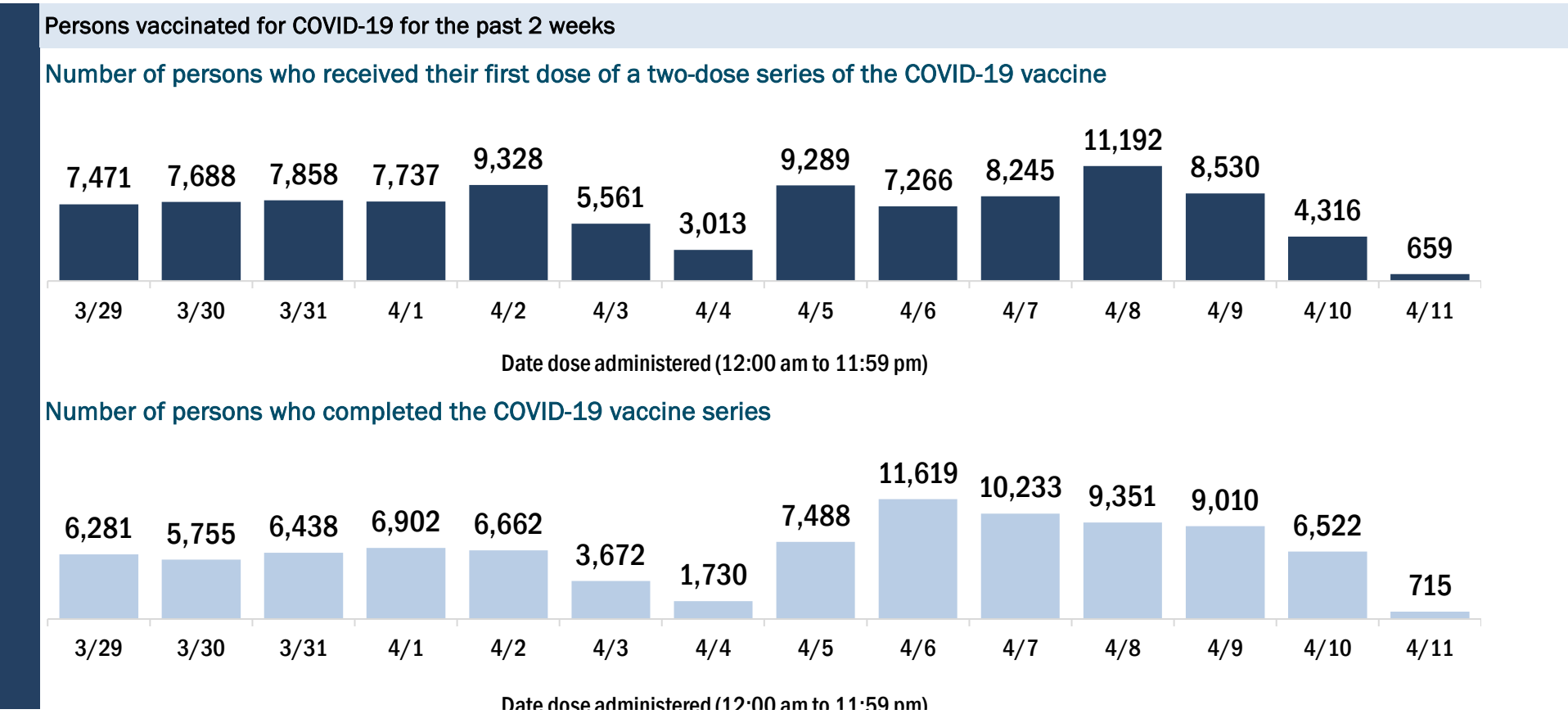
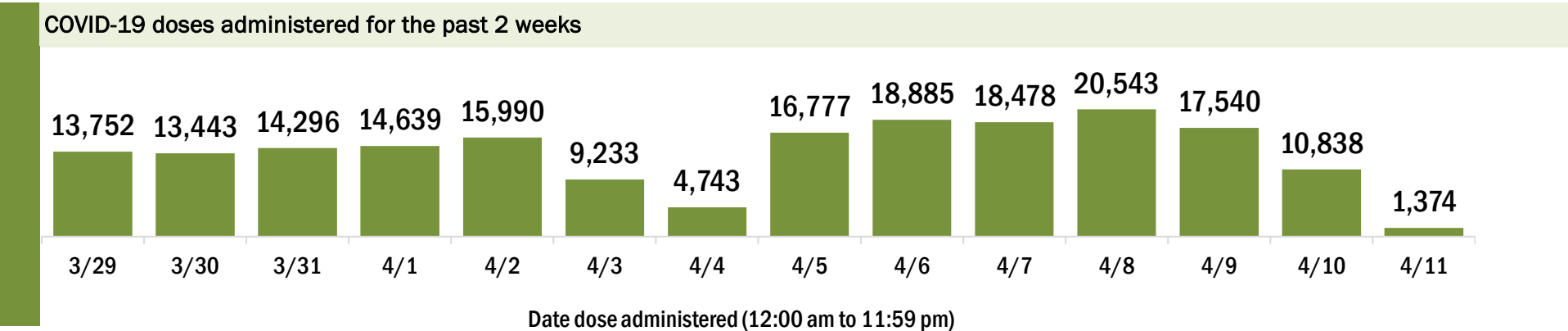
Data in this report are provisional and subject to change.

Data in this summary pertain to COVID-19 vaccines approved by the U.S. Food and Drug Administration and have been issued an Emergency Use Authorization (Janssen COVID-19 Vaccine, Moderna COVID-19 Vaccine and Pfizer-BioNTech COVID-19 Vaccine). These data summarize the number of people who have received either their first dose or have completed the series for a COVID-19 vaccine. **A person can only be counted in one category, first dose or series complete.** For persons receiving Moderna or Pfizer vaccines, once they receive their second dose, they are moved from the first dose column to the series completed column. **Because of this, the total first dose category may show a change from report to report not matching the total receiving their first dose from the previous day.** Persons receiving Johnson & Johnson vaccines will always be counted in the series completed column.

COVID-19 doses for vaccinated persons in Florida	
Doses administered	623,115
People receiving one dose of a 1-dose series (Johnson & Johnson) or receiving only one dose of a 2-dose series (Moderna, Pfizer) count once. Persons receiving both doses of a 2-dose series count twice.	

Current status of persons vaccinated for COVID-19 in Florida	
Total people vaccinated	424,315
First dose	178,451
Series completed	245,864
Completed 1-dose series	47,064
Completed 2-dose series	198,800
First dose: current number of people who have only received their first dose of the Moderna or Pfizer vaccine.	
Series complete: current number of people who have received both Moderna or Pfizer vaccine doses or one Johnson & Johnson dose and are considered fully immunized.	

Demographic summary	First dose	Series complete	Total people vaccinated
Age group	178,451	245,864	424,315
16-24 years	18,484	9,563	28,047
25-34 years	24,127	22,525	46,652
35-44 years	33,345	28,977	62,322
45-54 years	41,511	32,370	73,881
55-64 years	38,247	45,709	83,956
65-74 years	12,805	65,492	78,297
75-84 years	6,223	30,367	36,590
85+ years	3,709	10,861	14,570
Race	178,451	245,864	424,315
White	101,892	149,790	251,682
Black	12,807	20,949	33,756
American Indian/Alaskan	528	685	1,213
Other	29,393	42,293	71,686
Unknown	33,831	32,147	65,978
Other race includes Asian, native Hawaiian/Pacific Islander, or other.			
Ethnicity	178,451	245,864	424,315
Hispanic	25,529	26,502	52,031
Non-Hispanic	81,141	129,054	210,195
Unknown	71,781	90,308	162,089
Gender	178,451	245,864	424,315
Female	93,144	141,581	234,725
Male	83,159	103,505	186,664
Unknown	2,148	778	2,926



COVID-19: Osceola County vaccine summary

Vaccination data through Apr 11, 2021 as of Apr 12, 2021 at 12:05 AM

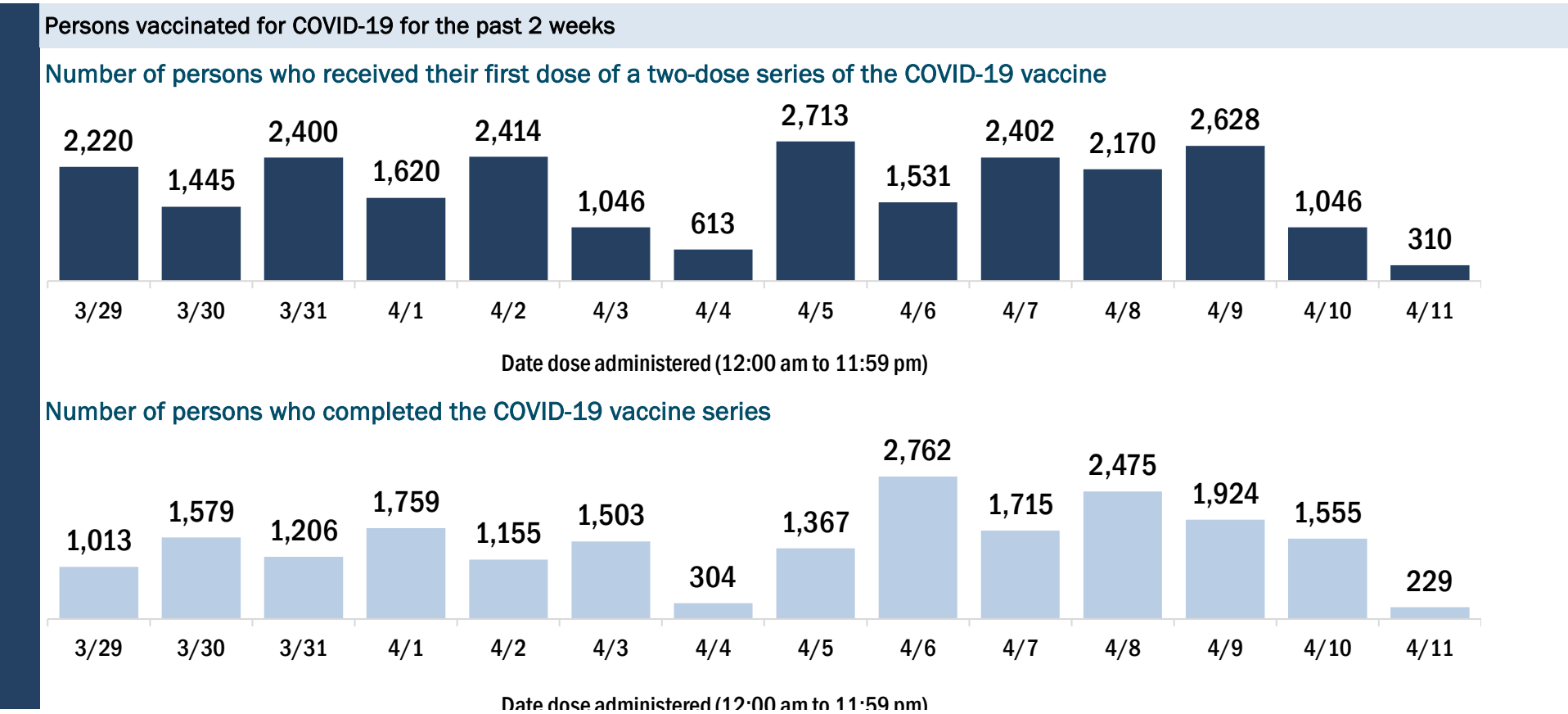
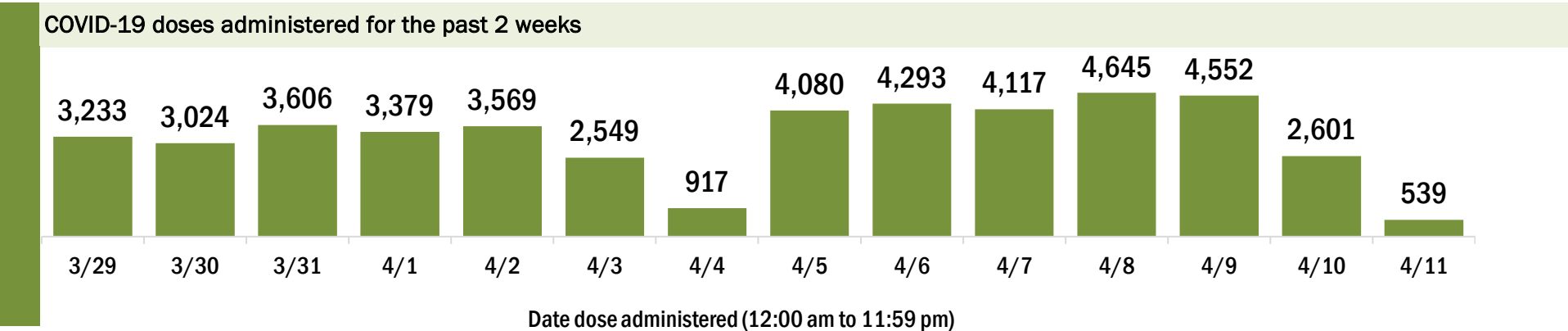
Data in this report are provisional and subject to change.

Data in this summary pertain to COVID-19 vaccines approved by the U.S. Food and Drug Administration and have been issued an Emergency Use Authorization (Janssen COVID-19 Vaccine, Moderna COVID-19 Vaccine and Pfizer-BioNTech COVID-19 Vaccine). These data summarize the number of people who have received either their first dose or have completed the series for a COVID-19 vaccine. **A person can only be counted in one category, first dose or series complete.** For persons receiving Moderna or Pfizer vaccines, once they receive their second dose, they are moved from the first dose column to the series completed column. **Because of this, the total first dose category may show a change from report to report not matching the total receiving their first dose from the previous day.** Persons receiving Johnson & Johnson vaccines will always be counted in the series completed column.

COVID-19 doses for vaccinated persons in Florida	
Doses administered	151,861
People receiving one dose of a 1-dose series (Johnson & Johnson) or receiving only one dose of a 2-dose series (Moderna, Pfizer) count once. Persons receiving both doses of a 2-dose series count twice.	

Current status of persons vaccinated for COVID-19 in Florida	
Total people vaccinated	102,870
First dose	45,024
Series completed	57,846
Completed 1-dose series	8,855
Completed 2-dose series	48,991
First dose: current number of people who have only received their first dose of the Moderna or Pfizer vaccine.	
Series complete: current number of people who have received both Moderna or Pfizer vaccine doses or one Johnson & Johnson dose and are considered fully immunized.	

Demographic summary	First dose	Series complete	Total people vaccinated
Age group	45,024	57,846	102,870
16-24 years	3,251	1,548	4,799
25-34 years	4,750	3,599	8,349
35-44 years	7,374	4,969	12,343
45-54 years	11,073	6,453	17,526
55-64 years	11,412	10,055	21,467
65-74 years	4,314	19,313	23,627
75-84 years	2,182	9,235	11,417
85+ years	668	2,674	3,342
Race	45,024	57,846	102,870
White	25,293	35,276	60,569
Black	2,174	3,323	5,497
American Indian/Alaskan	180	309	489
Other	7,457	10,983	18,440
Unknown	9,920	7,955	17,875
Other race includes Asian, native Hawaiian/Pacific Islander, or other.			
Ethnicity	45,024	57,846	102,870
Hispanic	14,362	15,939	30,301
Non-Hispanic	13,081	24,381	37,462
Unknown	17,581	17,526	35,107
Gender	45,024	57,846	102,870
Female	24,234	33,949	58,183
Male	20,634	23,868	44,502
Unknown	156	29	185



COVID-19: Palm Beach County vaccine summary

Vaccination data through Apr 11, 2021 as of Apr 12, 2021 at 12:05 AM

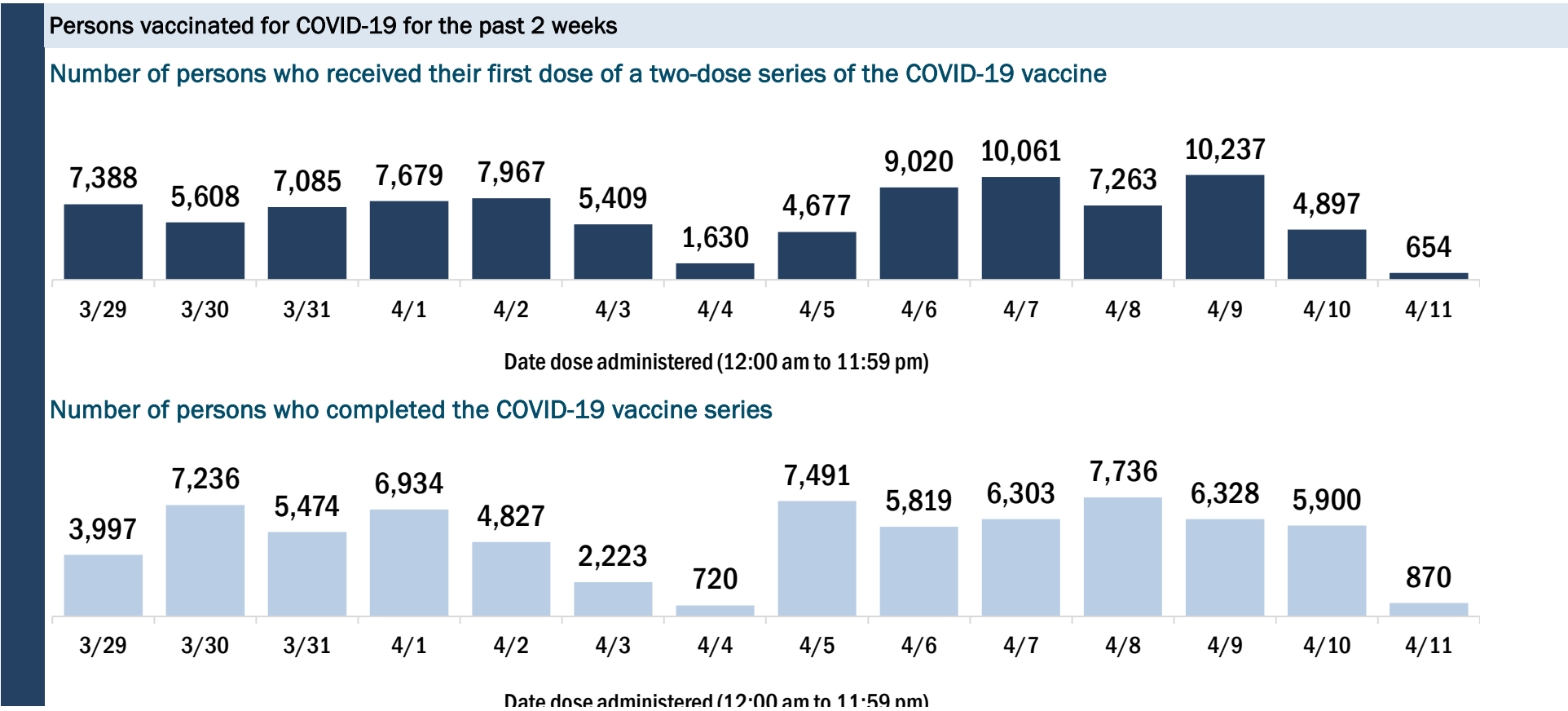
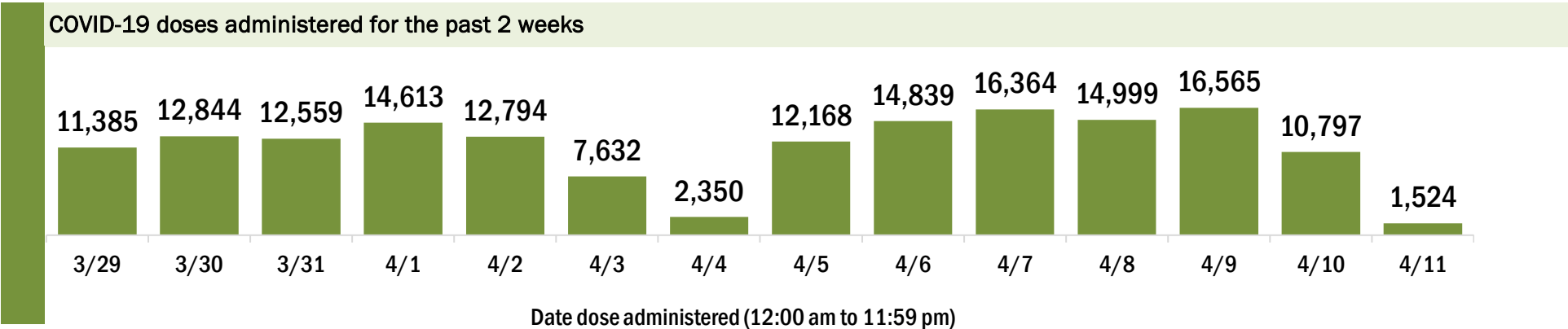
Data in this report are provisional and subject to change.

Data in this summary pertain to COVID-19 vaccines approved by the U.S. Food and Drug Administration and have been issued an Emergency Use Authorization (Janssen COVID-19 Vaccine, Moderna COVID-19 Vaccine and Pfizer-BioNTech COVID-19 Vaccine). These data summarize the number of people who have received either their first dose or have completed the series for a COVID-19 vaccine. **A person can only be counted in one category, first dose or series complete.** For persons receiving Moderna or Pfizer vaccines, once they receive their second dose, they are moved from the first dose column to the series completed column. **Because of this, the total first dose category may show a change from report to report not matching the total receiving their first dose from the previous day.** Persons receiving Johnson & Johnson vaccines will always be counted in the series completed column.

COVID-19 doses for vaccinated persons in Florida	
Doses administered	838,101
People receiving one dose of a 1-dose series (Johnson & Johnson) or receiving only one dose of a 2-dose series (Moderna, Pfizer) count once. Persons receiving both doses of a 2-dose series count twice.	

Current status of persons vaccinated for COVID-19 in Florida	
Total people vaccinated	532,263
First dose	192,857
Series completed	339,406
Completed 1-dose series	33,568
Completed 2-dose series	305,838
First dose: current number of people who have only received their first dose of the Moderna or Pfizer vaccine.	
Series complete: current number of people who have received both Moderna or Pfizer vaccine doses or one Johnson & Johnson dose and are considered fully immunized.	

Demographic summary	First dose	Series complete	Total people vaccinated
Age group	192,857	339,406	532,263
16-24 years	11,093	5,068	16,161
25-34 years	14,930	12,376	27,306
35-44 years	23,140	18,098	41,238
45-54 years	36,659	27,070	63,729
55-64 years	54,141	46,257	100,398
65-74 years	26,896	116,533	143,429
75-84 years	17,841	80,958	98,799
85+ years	8,157	33,046	41,203
Race	192,857	339,406	532,263
White	115,552	225,829	341,381
Black	11,426	17,232	28,658
American Indian/Alaskan	609	902	1,511
Other	18,795	29,363	48,158
Unknown	46,475	66,080	112,555
Other race includes Asian, native Hawaiian/Pacific Islander, or other.			
Ethnicity	192,857	339,406	532,263
Hispanic	24,639	23,187	47,826
Non-Hispanic	87,251	186,498	273,749
Unknown	80,967	129,721	210,688
Gender	192,857	339,406	532,263
Female	104,949	196,567	301,516
Male	87,314	142,669	229,983
Unknown	594	170	764



COVID-19: Pasco County vaccine summary

Vaccination data through Apr 11, 2021 as of Apr 12, 2021 at 12:05 AM

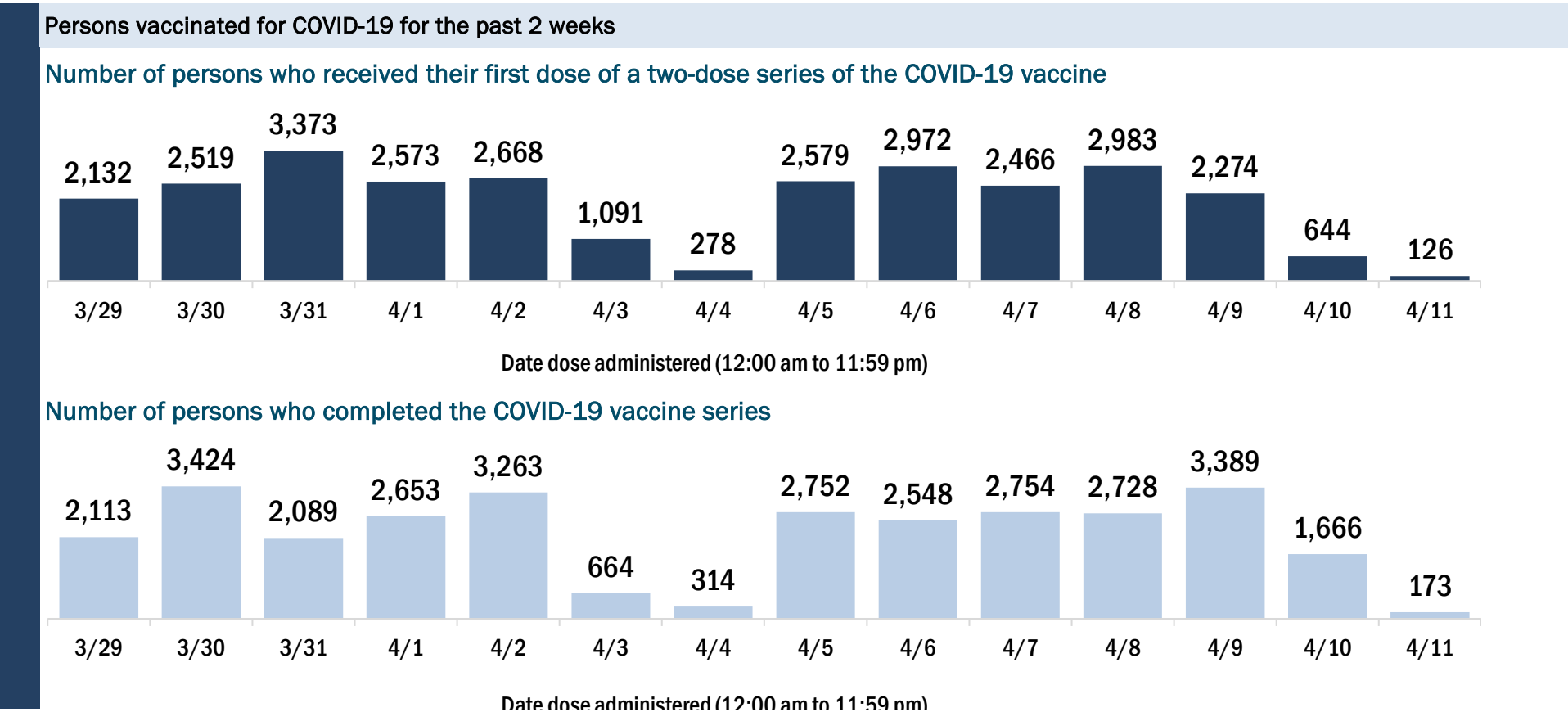
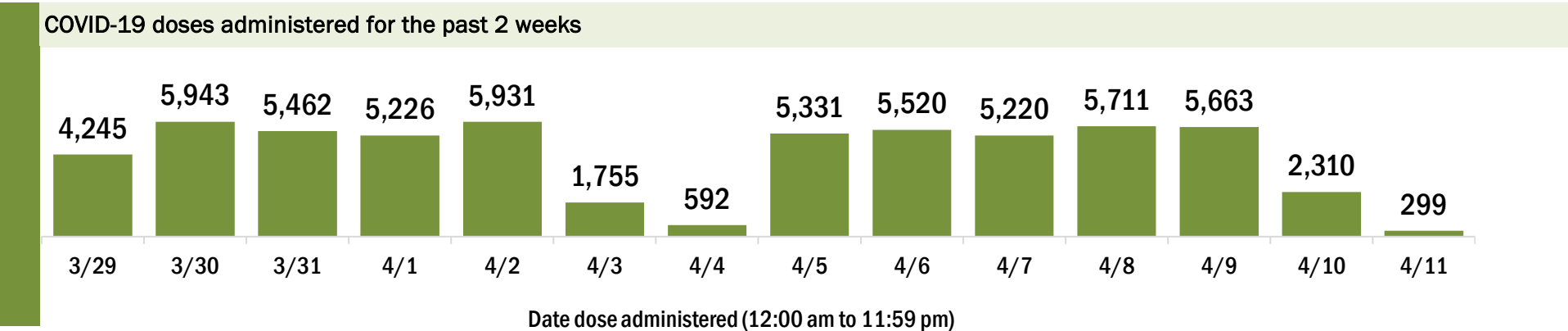
Data in this report are provisional and subject to change.

Data in this summary pertain to COVID-19 vaccines approved by the U.S. Food and Drug Administration and have been issued an Emergency Use Authorization (Janssen COVID-19 Vaccine, Moderna COVID-19 Vaccine and Pfizer-BioNTech COVID-19 Vaccine). These data summarize the number of people who have received either their first dose or have completed the series for a COVID-19 vaccine. **A person can only be counted in one category, first dose or series complete.** For persons receiving Moderna or Pfizer vaccines, once they receive their second dose, they are moved from the first dose column to the series completed column. **Because of this, the total first dose category may show a change from report to report not matching the total receiving their first dose from the previous day.** Persons receiving Johnson & Johnson vaccines will always be counted in the series completed column.

COVID-19 doses for vaccinated persons in Florida	
Doses administered	256,210
People receiving one dose of a 1-dose series (Johnson & Johnson) or receiving only one dose of a 2-dose series (Moderna, Pfizer) count once. Persons receiving both doses of a 2-dose series count twice.	

Current status of persons vaccinated for COVID-19 in Florida	
Total people vaccinated	167,768
First dose	69,265
Series completed	98,503
Completed 1-dose series	10,061
Completed 2-dose series	88,442
First dose: current number of people who have only received their first dose of the Moderna or Pfizer vaccine.	
Series complete: current number of people who have received both Moderna or Pfizer vaccine doses or one Johnson & Johnson dose and are considered fully immunized.	

Demographic summary	First dose	Series complete	Total people vaccinated
Age group	69,265	98,503	167,768
16-24 years	3,608	1,750	5,358
25-34 years	4,395	3,931	8,326
35-44 years	8,098	6,388	14,486
45-54 years	12,287	8,822	21,109
55-64 years	18,930	13,260	32,190
65-74 years	11,859	35,994	47,853
75-84 years	7,688	21,806	29,494
85+ years	2,400	6,552	8,952
Race	69,265	98,503	167,768
White	49,854	75,681	125,535
Black	2,167	2,575	4,742
American Indian/Alaskan	247	318	565
Other	6,735	9,139	15,874
Unknown	10,262	10,790	21,052
Other race includes Asian, native Hawaiian/Pacific Islander, or other.			
Ethnicity	69,265	98,503	167,768
Hispanic	4,977	4,783	9,760
Non-Hispanic	38,352	60,664	99,016
Unknown	25,936	33,056	58,992
Gender	69,265	98,503	167,768
Female	38,124	58,443	96,567
Male	31,047	39,985	71,032
Unknown	94	75	169



COVID-19: Pinellas County vaccine summary

Vaccination data through Apr 11, 2021 as of Apr 12, 2021 at 12:05 AM

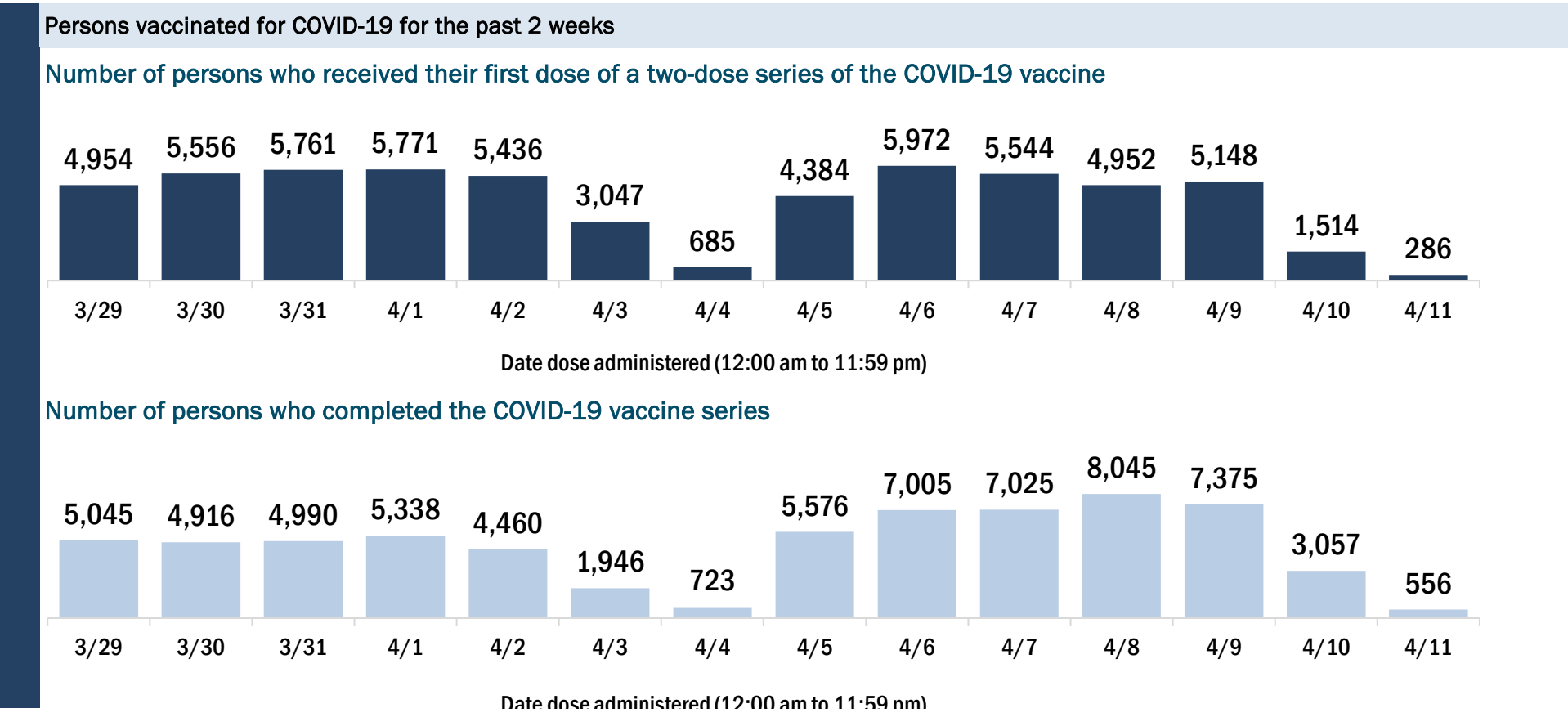
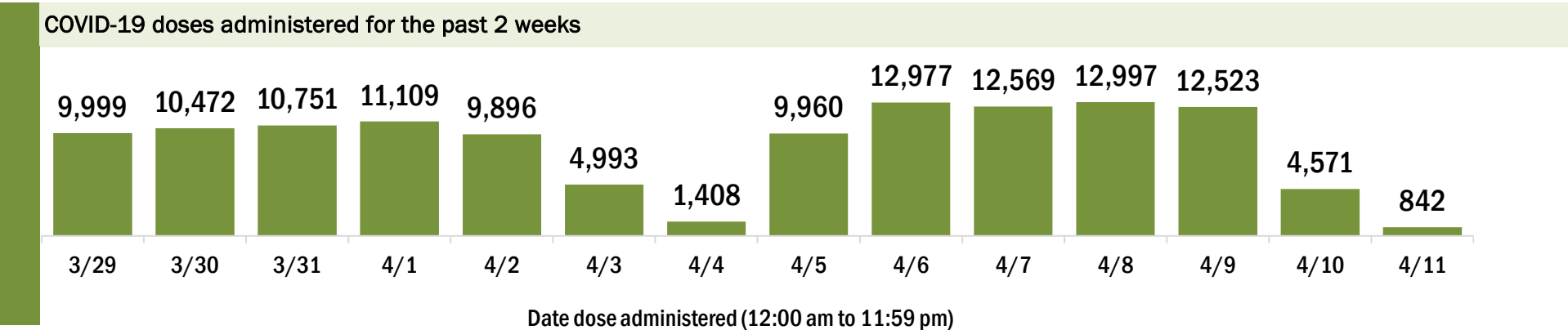
Data in this report are provisional and subject to change.

Data in this summary pertain to COVID-19 vaccines approved by the U.S. Food and Drug Administration and have been issued an Emergency Use Authorization (Janssen COVID-19 Vaccine, Moderna COVID-19 Vaccine and Pfizer-BioNTech COVID-19 Vaccine). These data summarize the number of people who have received either their first dose or have completed the series for a COVID-19 vaccine. **A person can only be counted in one category, first dose or series complete.** For persons receiving Moderna or Pfizer vaccines, once they receive their second dose, they are moved from the first dose column to the series completed column. **Because of this, the total first dose category may show a change from report to report not matching the total receiving their first dose from the previous day.** Persons receiving Johnson & Johnson vaccines will always be counted in the series completed column.

COVID-19 doses for vaccinated persons in Florida	
Doses administered	563,248
People receiving one dose of a 1-dose series (Johnson & Johnson) or receiving only one dose of a 2-dose series (Moderna, Pfizer) count once. Persons receiving both doses of a 2-dose series count twice.	

Current status of persons vaccinated for COVID-19 in Florida	
Total people vaccinated	357,602
First dose	134,070
Series completed	223,532
Completed 1-dose series	17,886
Completed 2-dose series	205,646
First dose: current number of people who have only received their first dose of the Moderna or Pfizer vaccine.	
Series complete: current number of people who have received both Moderna or Pfizer vaccine doses or one Johnson & Johnson dose and are considered fully immunized.	

Demographic summary	First dose	Series complete	Total people vaccinated
Age group	134,070	223,532	357,602
16-24 years	5,951	3,428	9,379
25-34 years	10,680	10,040	20,720
35-44 years	15,331	12,606	27,937
45-54 years	25,811	16,998	42,809
55-64 years	42,206	37,275	79,481
65-74 years	18,366	82,996	101,362
75-84 years	11,042	43,619	54,661
85+ years	4,683	16,570	21,253
Race	134,070	223,532	357,602
White	92,830	170,674	263,504
Black	6,739	9,049	15,788
American Indian/Alaskan	393	458	851
Other	11,754	17,098	28,852
Unknown	22,354	26,253	48,607
Other race includes Asian, native Hawaiian/Pacific Islander, or other.			
Ethnicity	134,070	223,532	357,602
Hispanic	5,264	6,295	11,559
Non-Hispanic	78,222	137,991	216,213
Unknown	50,584	79,246	129,830
Gender	134,070	223,532	357,602
Female	73,093	131,464	204,557
Male	60,582	91,730	152,312
Unknown	395	338	733



COVID-19: Polk County vaccine summary

Vaccination data through Apr 11, 2021 as of Apr 12, 2021 at 12:05 AM

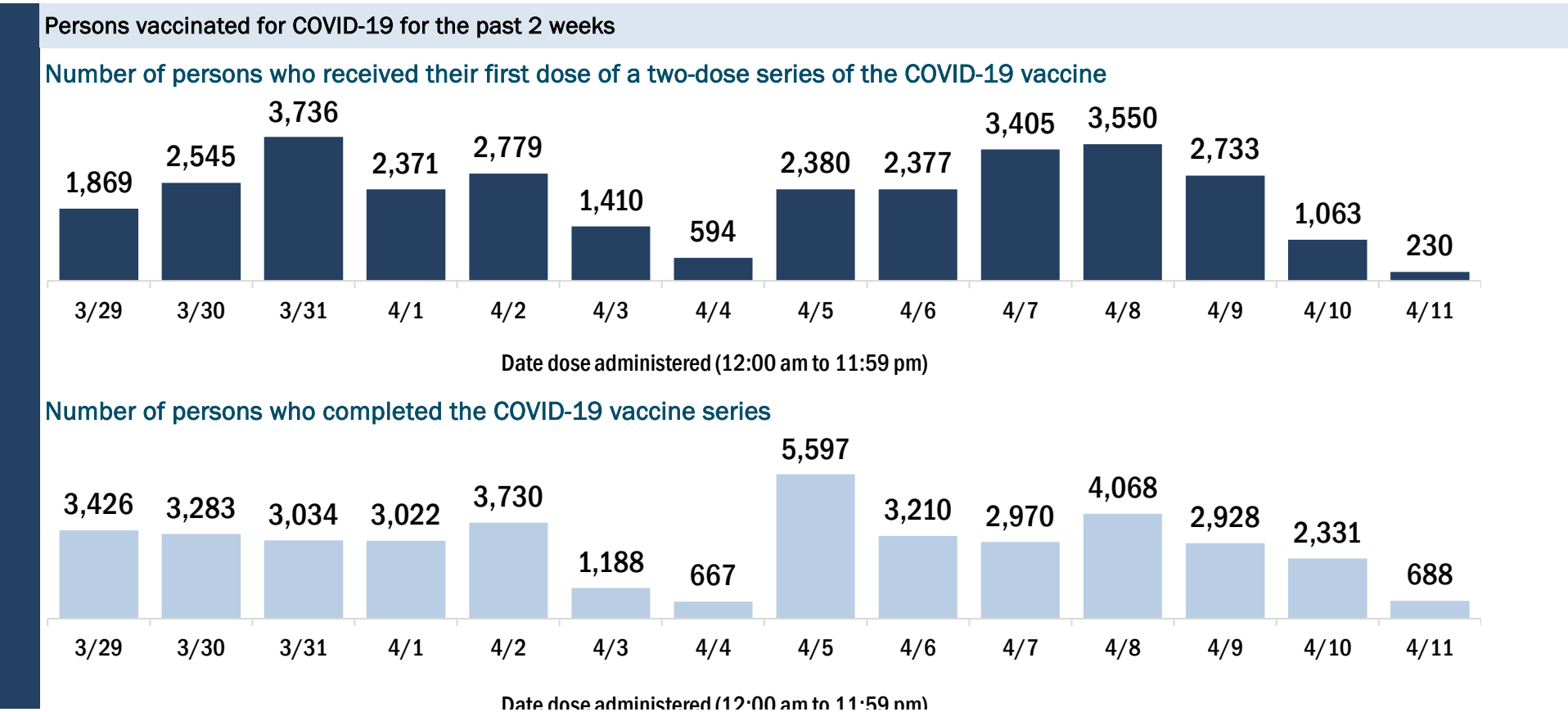
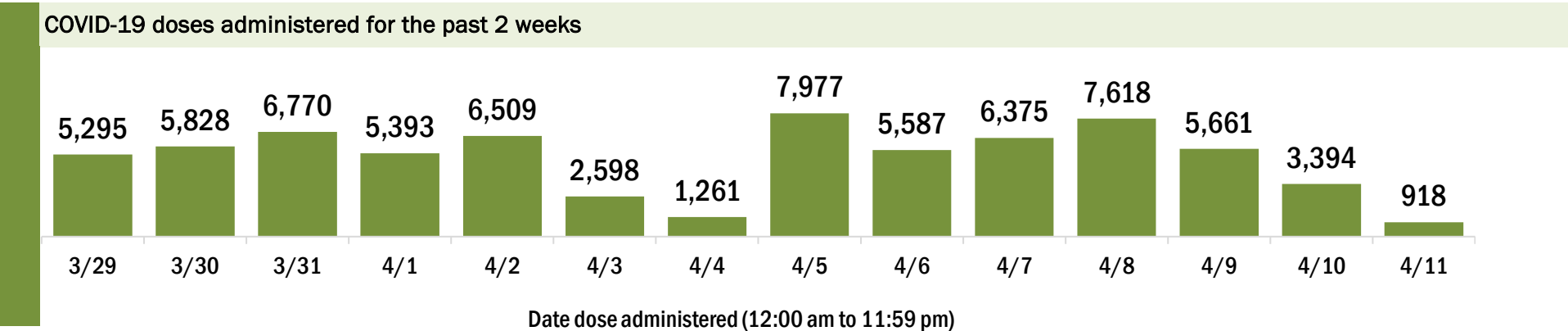
Data in this report are provisional and subject to change.

Data in this summary pertain to COVID-19 vaccines approved by the U.S. Food and Drug Administration and have been issued an Emergency Use Authorization (Janssen COVID-19 Vaccine, Moderna COVID-19 Vaccine and Pfizer-BioNTech COVID-19 Vaccine). These data summarize the number of people who have received either their first dose or have completed the series for a COVID-19 vaccine. **A person can only be counted in one category, first dose or series complete.** For persons receiving Moderna or Pfizer vaccines, once they receive their second dose, they are moved from the first dose column to the series completed column. **Because of this, the total first dose category may show a change from report to report not matching the total receiving their first dose from the previous day.** Persons receiving Johnson & Johnson vaccines will always be counted in the series completed column.

COVID-19 doses for vaccinated persons in Florida	
Doses administered	297,612
People receiving one dose of a 1-dose series (Johnson & Johnson) or receiving only one dose of a 2-dose series (Moderna, Pfizer) count once. Persons receiving both doses of a 2-dose series count twice.	

Current status of persons vaccinated for COVID-19 in Florida	
Total people vaccinated	191,167
First dose	76,246
Series completed	114,921
Completed 1-dose series	8,476
Completed 2-dose series	106,445
First dose: current number of people who have only received their first dose of the Moderna or Pfizer vaccine.	
Series complete: current number of people who have received both Moderna or Pfizer vaccine doses or one Johnson & Johnson dose and are considered fully immunized.	

Demographic summary	First dose	Series complete	Total people vaccinated
Age group	76,246	114,921	191,167
16-24 years	3,493	2,007	5,500
25-34 years	5,864	4,572	10,436
35-44 years	8,156	6,393	14,549
45-54 years	12,928	8,591	21,519
55-64 years	20,295	15,583	35,878
65-74 years	13,992	43,564	57,556
75-84 years	8,685	26,550	35,235
85+ years	2,833	7,661	10,494
Race	76,246	114,921	191,167
White	49,517	84,887	134,404
Black	5,806	7,026	12,832
American Indian/Alaskan	565	544	1,109
Other	6,955	8,508	15,463
Unknown	13,403	13,956	27,359
Other race includes Asian, native Hawaiian/Pacific Islander, or other.			
Ethnicity	76,246	114,921	191,167
Hispanic	10,798	8,461	19,259
Non-Hispanic	37,729	69,403	107,132
Unknown	27,719	37,057	64,776
Gender	76,246	114,921	191,167
Female	41,928	66,341	108,269
Male	34,041	48,536	82,577
Unknown	277	44	321



COVID-19: Putnam County vaccine summary

Vaccination data through Apr 11, 2021 as of Apr 12, 2021 at 12:05 AM

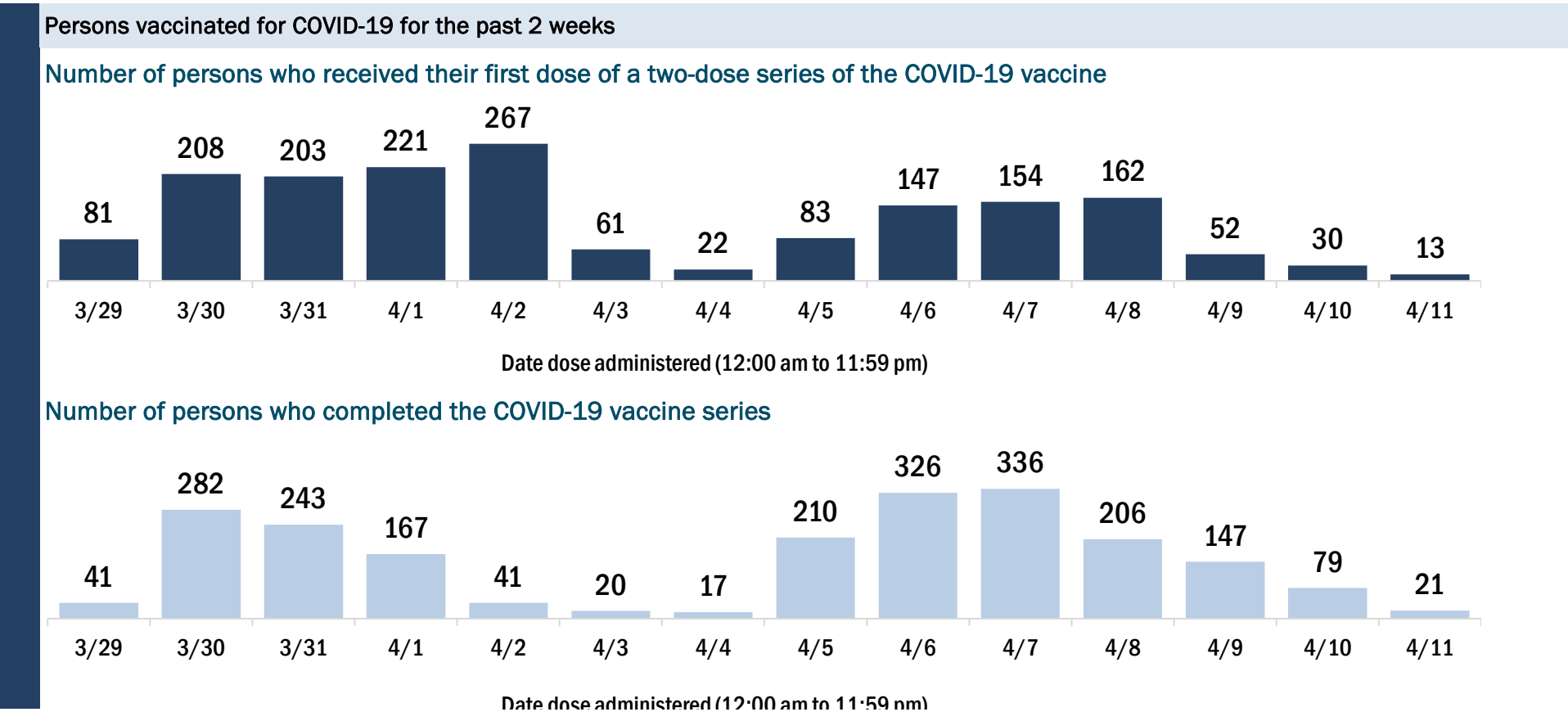
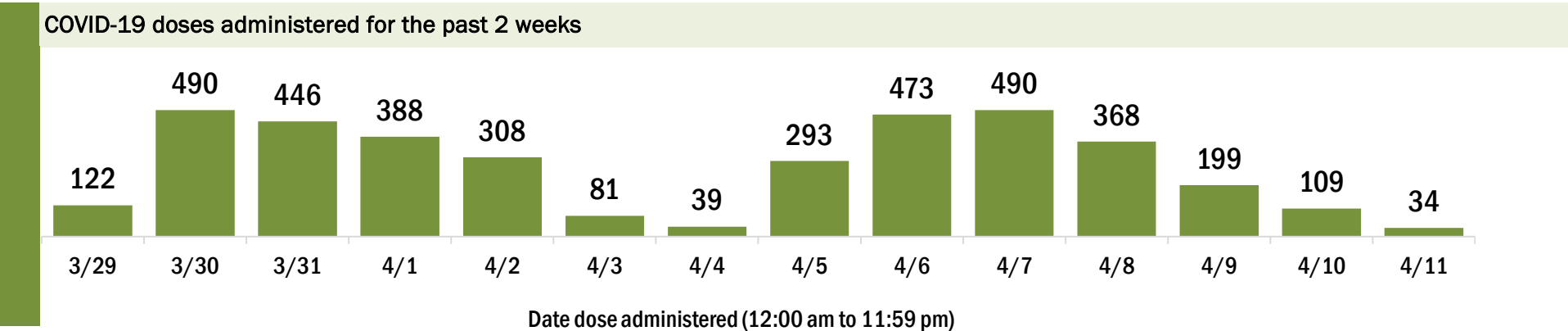
Data in this report are provisional and subject to change.

Data in this summary pertain to COVID-19 vaccines approved by the U.S. Food and Drug Administration and have been issued an Emergency Use Authorization (Janssen COVID-19 Vaccine, Moderna COVID-19 Vaccine and Pfizer-BioNTech COVID-19 Vaccine). These data summarize the number of people who have received either their first dose or have completed the series for a COVID-19 vaccine. **A person can only be counted in one category, first dose or series complete.** For persons receiving Moderna or Pfizer vaccines, once they receive their second dose, they are moved from the first dose column to the series completed column. **Because of this, the total first dose category may show a change from report to report not matching the total receiving their first dose from the previous day.** Persons receiving Johnson & Johnson vaccines will always be counted in the series completed column.

COVID-19 doses for vaccinated persons in Florida	
Doses administered	25,189
People receiving one dose of a 1-dose series (Johnson & Johnson) or receiving only one dose of a 2-dose series (Moderna, Pfizer) count once. Persons receiving both doses of a 2-dose series count twice.	

Current status of persons vaccinated for COVID-19 in Florida	
Total people vaccinated	16,163
First dose	6,329
Series completed	9,834
Completed 1-dose series	808
Completed 2-dose series	9,026
First dose: current number of people who have only received their first dose of the Moderna or Pfizer vaccine.	
Series complete: current number of people who have received both Moderna or Pfizer vaccine doses or one Johnson & Johnson dose and are considered fully immunized.	

Demographic summary	First dose	Series complete	Total people vaccinated
Age group	6,329	9,834	16,163
16-24 years	170	85	255
25-34 years	285	227	512
35-44 years	408	338	746
45-54 years	827	601	1,428
55-64 years	1,907	1,504	3,411
65-74 years	1,627	4,066	5,693
75-84 years	835	2,294	3,129
85+ years	270	719	989
Race	6,329	9,834	16,163
White	4,834	7,698	12,532
Black	662	933	1,595
American Indian/Alaskan	58	71	129
Other	470	581	1,051
Unknown	305	551	856
Other race includes Asian, native Hawaiian/Pacific Islander, or other.			
Ethnicity	6,329	9,834	16,163
Hispanic	320	330	650
Non-Hispanic	4,960	7,583	12,543
Unknown	1,049	1,921	2,970
Gender	6,329	9,834	16,163
Female	3,486	5,687	9,173
Male	2,833	4,143	6,976
Unknown	10	4	14



COVID-19: Santa Rosa County vaccine summary

Vaccination data through Apr 11, 2021 as of Apr 12, 2021 at 12:05 AM

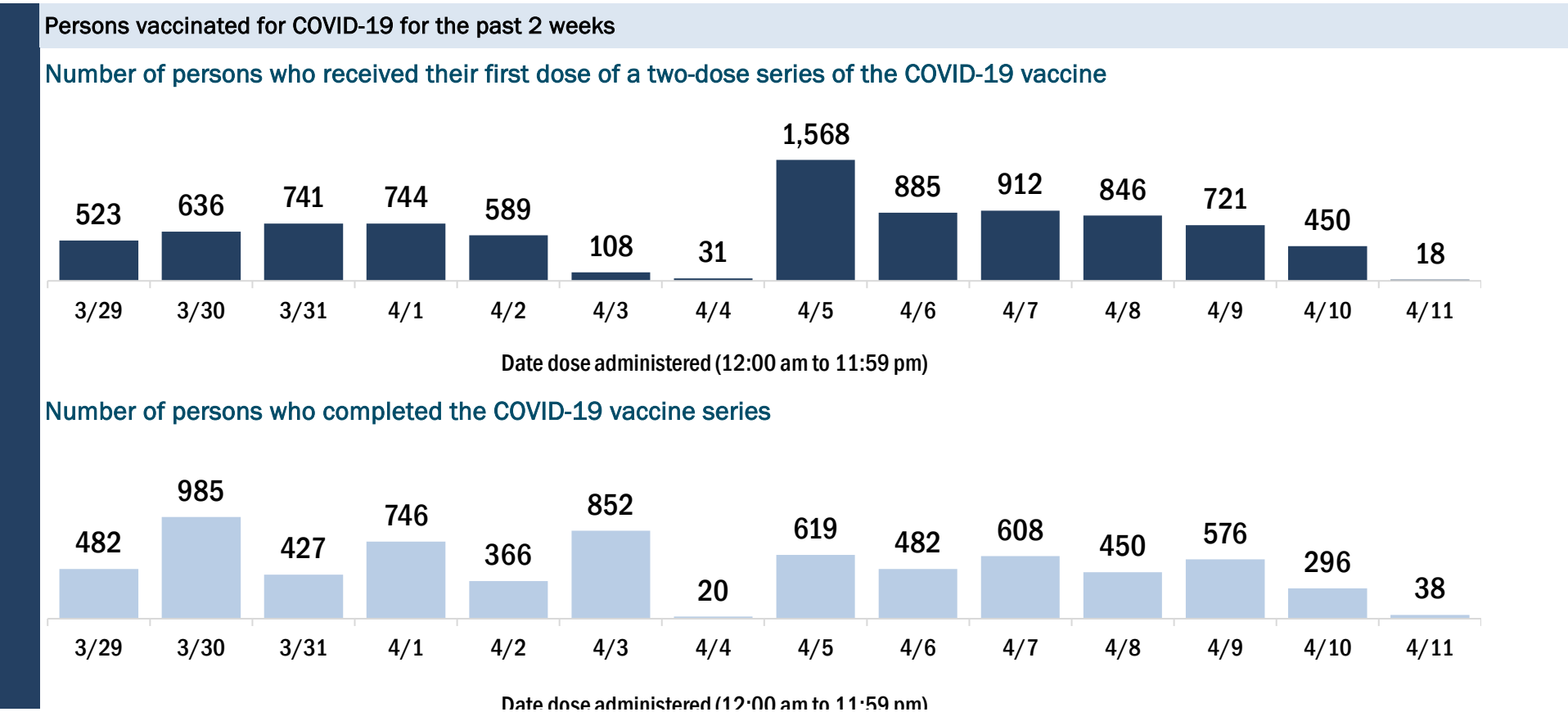
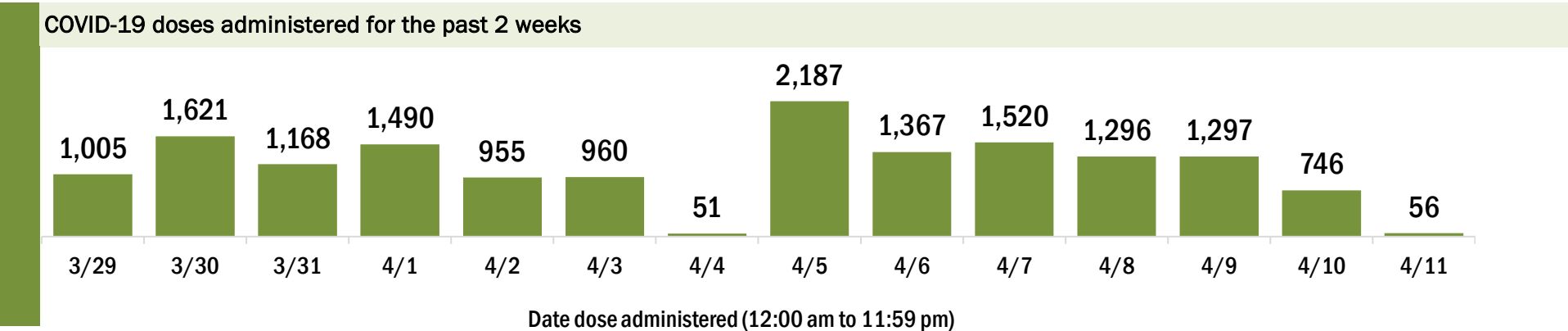
Data in this report are provisional and subject to change.

Data in this summary pertain to COVID-19 vaccines approved by the U.S. Food and Drug Administration and have been issued an Emergency Use Authorization (Janssen COVID-19 Vaccine, Moderna COVID-19 Vaccine and Pfizer-BioNTech COVID-19 Vaccine). These data summarize the number of people who have received either their first dose or have completed the series for a COVID-19 vaccine. **A person can only be counted in one category, first dose or series complete.** For persons receiving Moderna or Pfizer vaccines, once they receive their second dose, they are moved from the first dose column to the series completed column. **Because of this, the total first dose category may show a change from report to report not matching the total receiving their first dose from the previous day.** Persons receiving Johnson & Johnson vaccines will always be counted in the series completed column.

COVID-19 doses for vaccinated persons in Florida	
Doses administered	78,602
People receiving one dose of a 1-dose series (Johnson & Johnson) or receiving only one dose of a 2-dose series (Moderna, Pfizer) count once. Persons receiving both doses of a 2-dose series count twice.	

Current status of persons vaccinated for COVID-19 in Florida	
Total people vaccinated	50,079
First dose	19,603
Series completed	30,476
Completed 1-dose series	1,953
Completed 2-dose series	28,523
First dose: current number of people who have only received their first dose of the Moderna or Pfizer vaccine.	
Series complete: current number of people who have received both Moderna or Pfizer vaccine doses or one Johnson & Johnson dose and are considered fully immunized.	

Demographic summary	First dose	Series complete	Total people vaccinated
Age group	19,603	30,476	50,079
16-24 years	1,209	453	1,662
25-34 years	1,663	1,236	2,899
35-44 years	2,519	1,969	4,488
45-54 years	3,461	3,003	6,464
55-64 years	5,594	5,270	10,864
65-74 years	3,163	11,339	14,502
75-84 years	1,500	5,625	7,125
85+ years	494	1,581	2,075
Race	19,603	30,476	50,079
White	12,700	22,970	35,670
Black	909	858	1,767
American Indian/Alaskan	107	163	270
Other	1,401	2,022	3,423
Unknown	4,486	4,463	8,949
Other race includes Asian, native Hawaiian/Pacific Islander, or other.			
Ethnicity	19,603	30,476	50,079
Hispanic	809	603	1,412
Non-Hispanic	11,886	20,034	31,920
Unknown	6,908	9,839	16,747
Gender	19,603	30,476	50,079
Female	10,527	17,497	28,024
Male	9,055	12,978	22,033
Unknown	21	1	22



COVID-19: Sarasota County vaccine summary

Vaccination data through Apr 11, 2021 as of Apr 12, 2021 at 12:05 AM

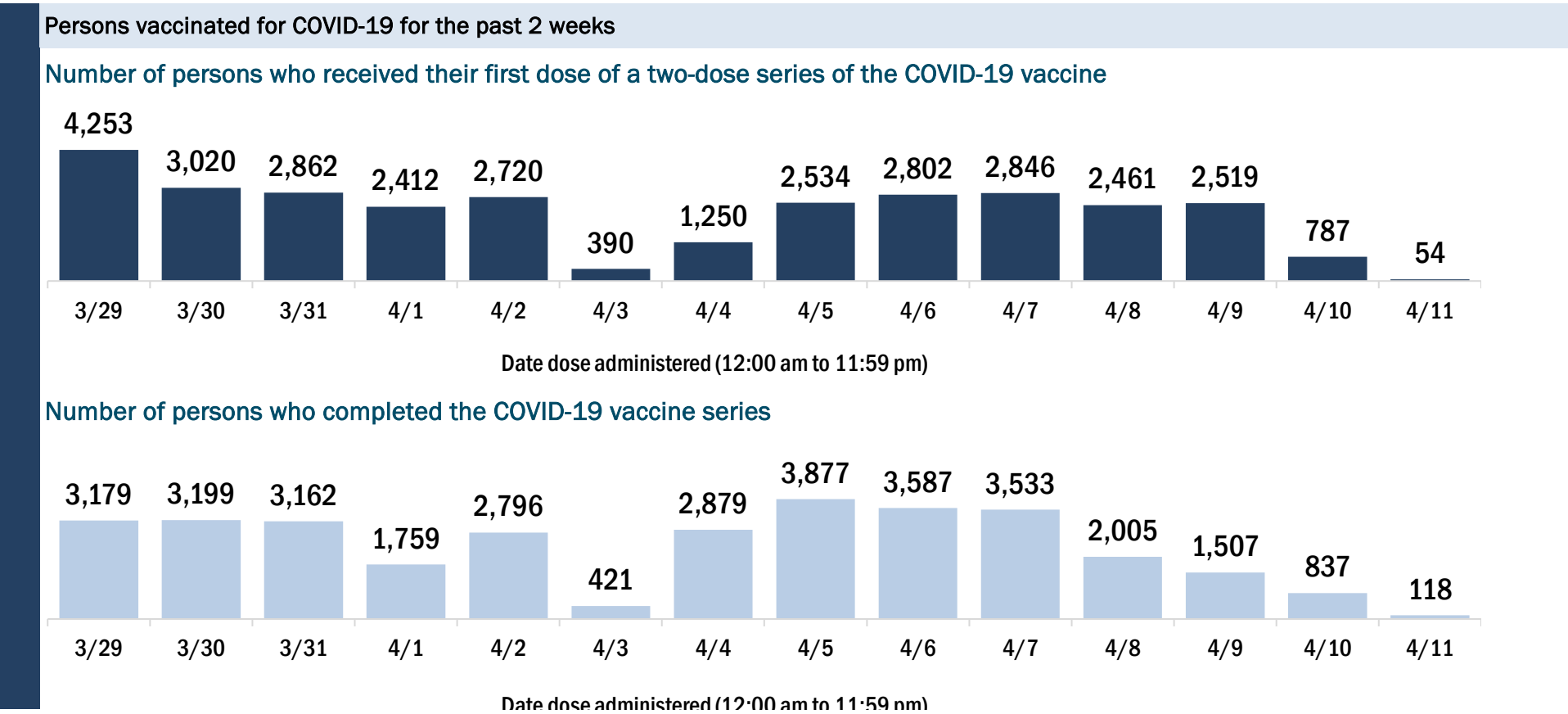
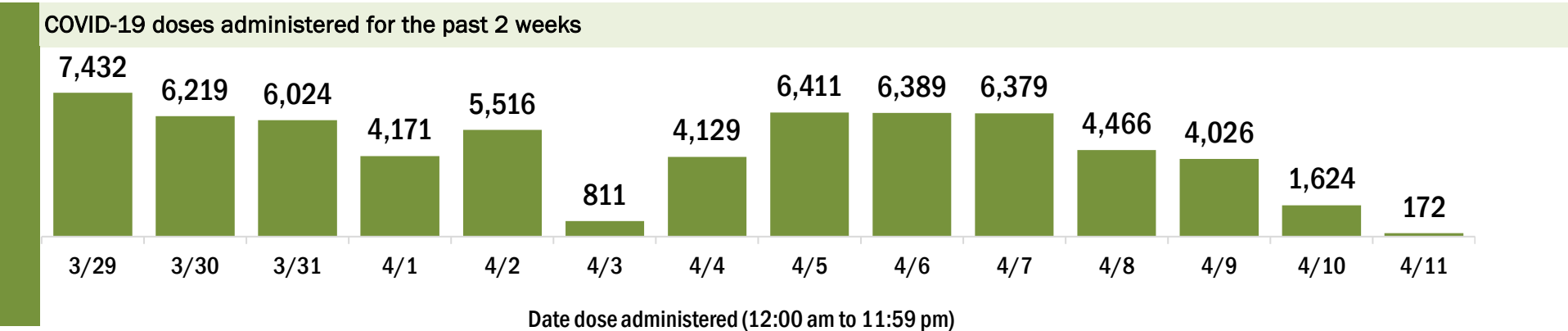
Data in this report are provisional and subject to change.

Data in this summary pertain to COVID-19 vaccines approved by the U.S. Food and Drug Administration and have been issued an Emergency Use Authorization (Janssen COVID-19 Vaccine, Moderna COVID-19 Vaccine and Pfizer-BioNTech COVID-19 Vaccine). These data summarize the number of people who have received either their first dose or have completed the series for a COVID-19 vaccine. **A person can only be counted in one category, first dose or series complete.** For persons receiving Moderna or Pfizer vaccines, once they receive their second dose, they are moved from the first dose column to the series completed column. **Because of this, the total first dose category may show a change from report to report not matching the total receiving their first dose from the previous day.** Persons receiving Johnson & Johnson vaccines will always be counted in the series completed column.

COVID-19 doses for vaccinated persons in Florida	
Doses administered	323,166
People receiving one dose of a 1-dose series (Johnson & Johnson) or receiving only one dose of a 2-dose series (Moderna, Pfizer) count once. Persons receiving both doses of a 2-dose series count twice.	

Current status of persons vaccinated for COVID-19 in Florida	
Total people vaccinated	209,064
First dose	88,212
Series completed	120,852
Completed 1-dose series	6,750
Completed 2-dose series	114,102
First dose: current number of people who have only received their first dose of the Moderna or Pfizer vaccine.	
Series complete: current number of people who have received both Moderna or Pfizer vaccine doses or one Johnson & Johnson dose and are considered fully immunized.	

Demographic summary	First dose	Series complete	Total people vaccinated
Age group	88,212	120,852	209,064
16-24 years	3,079	1,074	4,153
25-34 years	4,043	2,502	6,545
35-44 years	5,972	3,404	9,376
45-54 years	10,592	5,567	16,159
55-64 years	24,153	11,800	35,953
65-74 years	21,018	51,608	72,626
75-84 years	14,094	33,218	47,312
85+ years	5,261	11,679	16,940
Race	88,212	120,852	209,064
White	69,377	96,433	165,810
Black	1,368	1,576	2,944
American Indian/Alaskan	282	450	732
Other	5,437	8,462	13,899
Unknown	11,748	13,931	25,679
Other race includes Asian, native Hawaiian/Pacific Islander, or other.			
Ethnicity	88,212	120,852	209,064
Hispanic	4,608	2,446	7,054
Non-Hispanic	58,094	80,978	139,072
Unknown	25,510	37,428	62,938
Gender	88,212	120,852	209,064
Female	48,183	68,848	117,031
Male	39,889	51,922	91,811
Unknown	140	82	222



COVID-19: Seminole County vaccine summary

Vaccination data through Apr 11, 2021 as of Apr 12, 2021 at 12:05 AM

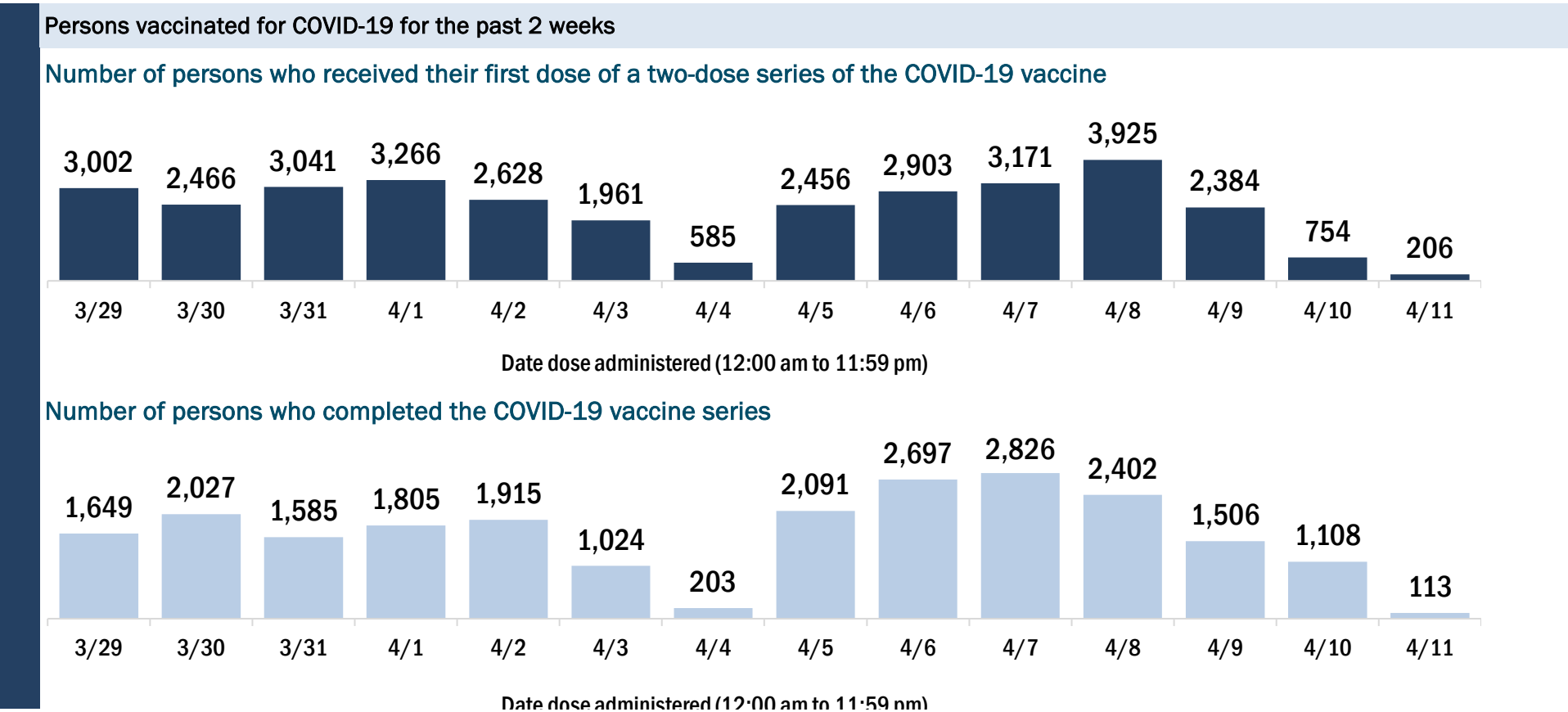
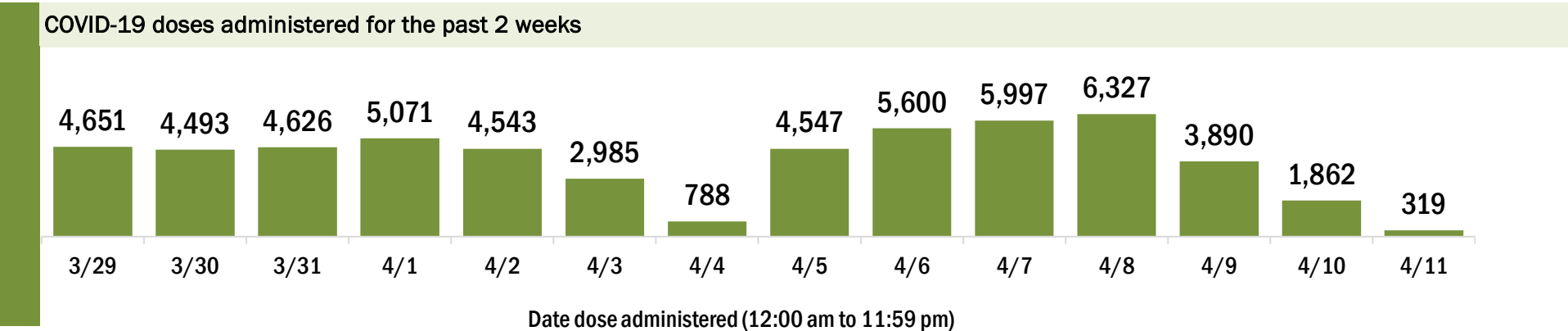
Data in this report are provisional and subject to change.

Data in this summary pertain to COVID-19 vaccines approved by the U.S. Food and Drug Administration and have been issued an Emergency Use Authorization (Janssen COVID-19 Vaccine, Moderna COVID-19 Vaccine and Pfizer-BioNTech COVID-19 Vaccine). These data summarize the number of people who have received either their first dose or have completed the series for a COVID-19 vaccine. **A person can only be counted in one category, first dose or series complete.** For persons receiving Moderna or Pfizer vaccines, once they receive their second dose, they are moved from the first dose column to the series completed column. **Because of this, the total first dose category may show a change from report to report not matching the total receiving their first dose from the previous day.** Persons receiving Johnson & Johnson vaccines will always be counted in the series completed column.

COVID-19 doses for vaccinated persons in Florida	
Doses administered	219,008
People receiving one dose of a 1-dose series (Johnson & Johnson) or receiving only one dose of a 2-dose series (Moderna, Pfizer) count once. Persons receiving both doses of a 2-dose series count twice.	

Current status of persons vaccinated for COVID-19 in Florida	
Total people vaccinated	143,064
First dose	58,370
Series completed	84,694
Completed 1-dose series	8,750
Completed 2-dose series	75,944
First dose: current number of people who have only received their first dose of the Moderna or Pfizer vaccine.	
Series complete: current number of people who have received both Moderna or Pfizer vaccine doses or one Johnson & Johnson dose and are considered fully immunized.	

Demographic summary	First dose	Series complete	Total people vaccinated
Age group	58,370	84,694	143,064
16-24 years	5,923	2,402	8,325
25-34 years	6,663	5,653	12,316
35-44 years	10,328	7,874	18,202
45-54 years	13,409	9,612	23,021
55-64 years	14,719	14,422	29,141
65-74 years	4,262	26,619	30,881
75-84 years	2,113	13,108	15,221
85+ years	953	5,004	5,957
Race	58,370	84,694	143,064
White	37,596	61,864	99,460
Black	3,621	5,475	9,096
American Indian/Alaskan	233	406	639
Other	8,953	11,757	20,710
Unknown	7,967	5,192	13,159
Other race includes Asian, native Hawaiian/Pacific Islander, or other.			
Ethnicity	58,370	84,694	143,064
Hispanic	7,711	8,161	15,872
Non-Hispanic	32,439	56,015	88,454
Unknown	18,220	20,518	38,738
Gender	58,370	84,694	143,064
Female	30,948	50,317	81,265
Male	27,166	34,317	61,483
Unknown	256	60	316



COVID-19: St. Johns County vaccine summary

Vaccination data through Apr 11, 2021 as of Apr 12, 2021 at 12:05 AM

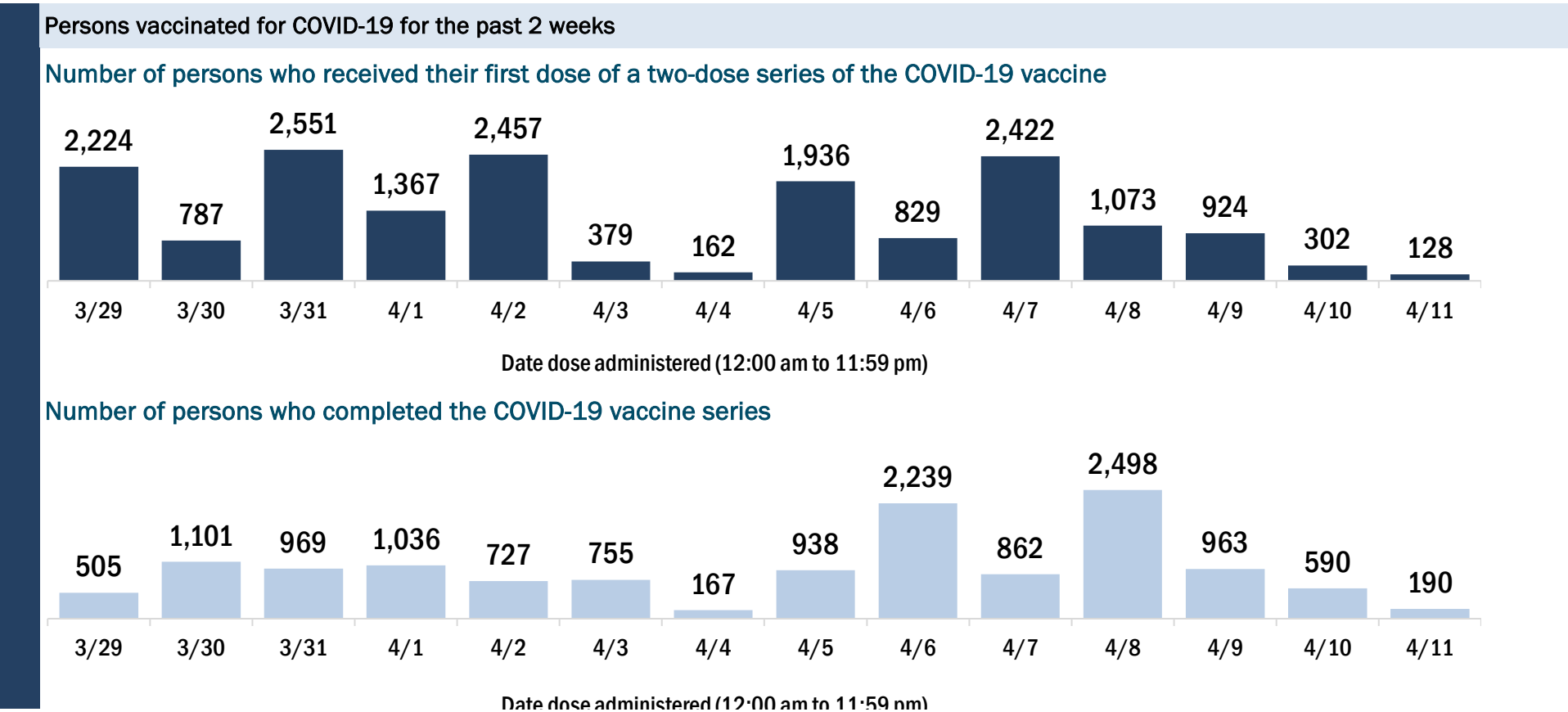
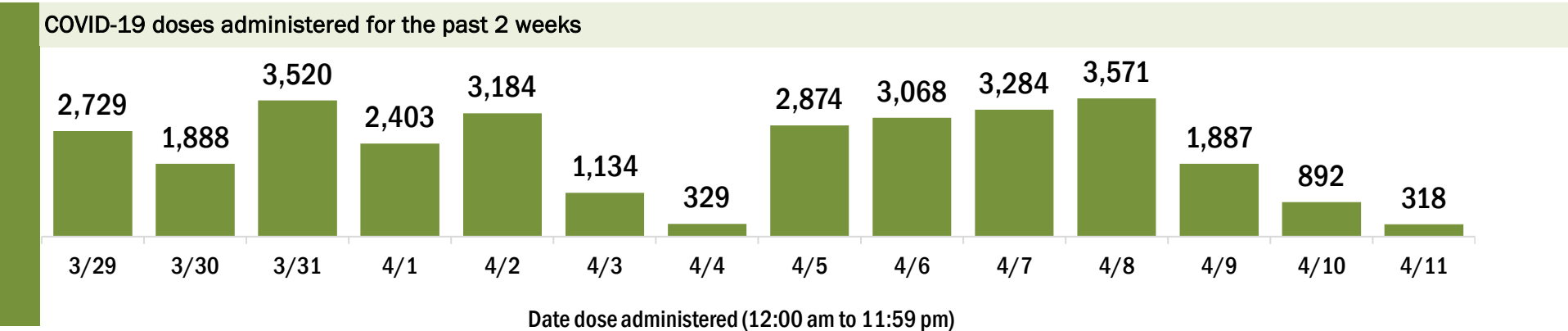
Data in this report are provisional and subject to change.

Data in this summary pertain to COVID-19 vaccines approved by the U.S. Food and Drug Administration and have been issued an Emergency Use Authorization (Janssen COVID-19 Vaccine, Moderna COVID-19 Vaccine and Pfizer-BioNTech COVID-19 Vaccine). These data summarize the number of people who have received either their first dose or have completed the series for a COVID-19 vaccine. **A person can only be counted in one category, first dose or series complete.** For persons receiving Moderna or Pfizer vaccines, once they receive their second dose, they are moved from the first dose column to the series completed column. **Because of this, the total first dose category may show a change from report to report not matching the total receiving their first dose from the previous day.** Persons receiving Johnson & Johnson vaccines will always be counted in the series completed column.

COVID-19 doses for vaccinated persons in Florida	
Doses administered	180,543
People receiving one dose of a 1-dose series (Johnson & Johnson) or receiving only one dose of a 2-dose series (Moderna, Pfizer) count once. Persons receiving both doses of a 2-dose series count twice.	

Current status of persons vaccinated for COVID-19 in Florida	
Total people vaccinated	111,274
First dose	37,173
Series completed	74,101
Completed 1-dose series	4,832
Completed 2-dose series	69,269
First dose: current number of people who have only received their first dose of the Moderna or Pfizer vaccine.	
Series complete: current number of people who have received both Moderna or Pfizer vaccine doses or one Johnson & Johnson dose and are considered fully immunized.	

Demographic summary	First dose	Series complete	Total people vaccinated
Age group	37,173	74,101	111,274
16-24 years	3,422	1,357	4,779
25-34 years	3,097	2,873	5,970
35-44 years	6,996	6,218	13,214
45-54 years	9,138	7,317	16,455
55-64 years	9,714	12,872	22,586
65-74 years	2,835	26,702	29,537
75-84 years	1,409	13,076	14,485
85+ years	562	3,686	4,248
Race	37,173	74,101	111,274
White	26,242	56,132	82,374
Black	1,153	2,082	3,235
American Indian/Alaskan	90	206	296
Other	4,011	6,900	10,911
Unknown	5,677	8,781	14,458
Other race includes Asian, native Hawaiian/Pacific Islander, or other.			
Ethnicity	37,173	74,101	111,274
Hispanic	2,113	2,227	4,340
Non-Hispanic	23,650	49,121	72,771
Unknown	11,410	22,753	34,163
Gender	37,173	74,101	111,274
Female	19,615	41,989	61,604
Male	17,533	32,100	49,633
Unknown	25	12	37



COVID-19: St. Lucie County vaccine summary

Vaccination data through Apr 11, 2021 as of Apr 12, 2021 at 12:05 AM

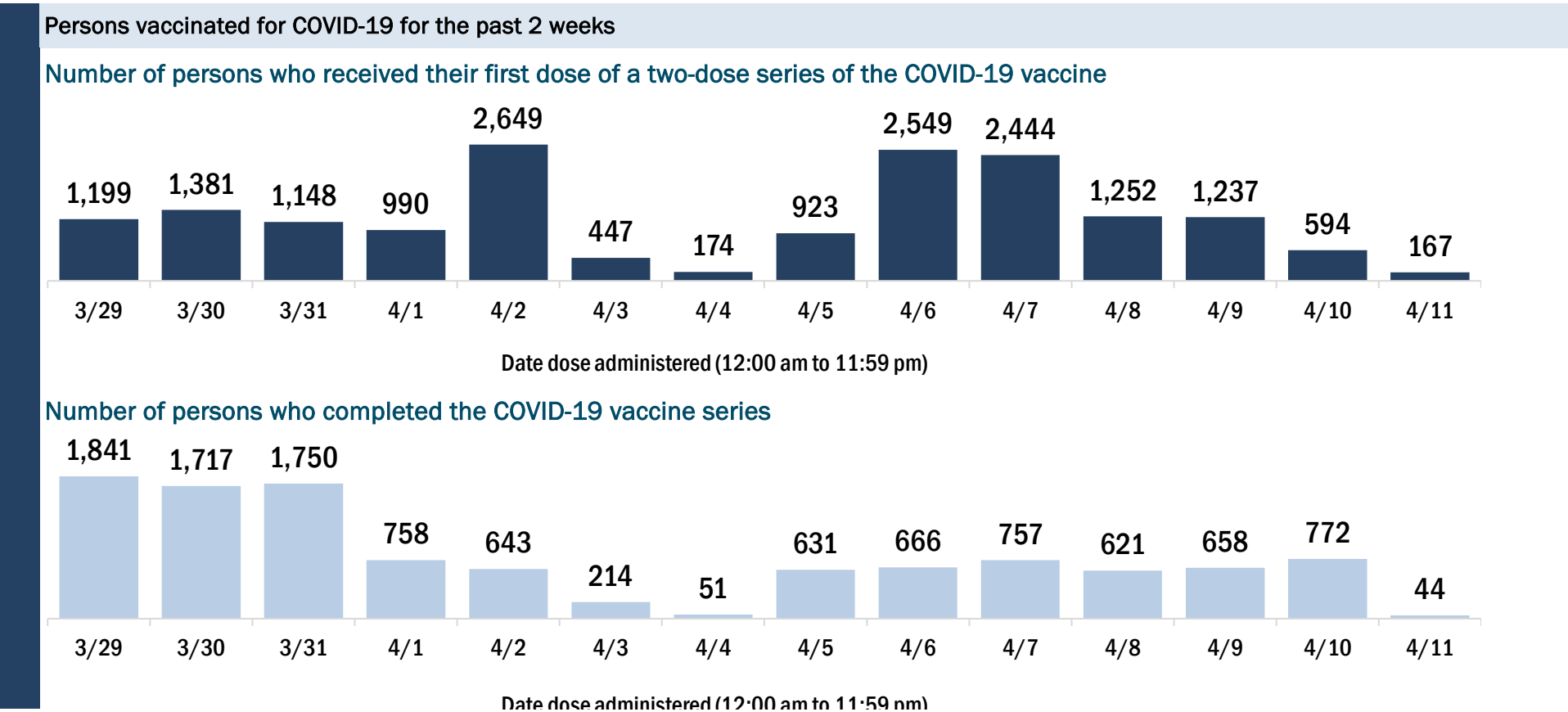
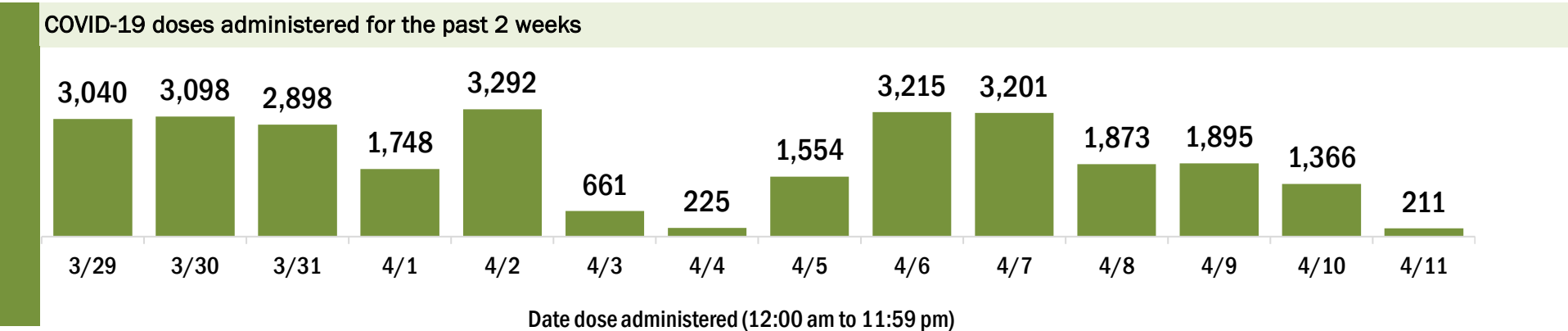
Data in this report are provisional and subject to change.

Data in this summary pertain to COVID-19 vaccines approved by the U.S. Food and Drug Administration and have been issued an Emergency Use Authorization (Janssen COVID-19 Vaccine, Moderna COVID-19 Vaccine and Pfizer-BioNTech COVID-19 Vaccine). These data summarize the number of people who have received either their first dose or have completed the series for a COVID-19 vaccine. **A person can only be counted in one category, first dose or series complete.** For persons receiving Moderna or Pfizer vaccines, once they receive their second dose, they are moved from the first dose column to the series completed column. **Because of this, the total first dose category may show a change from report to report not matching the total receiving their first dose from the previous day.** Persons receiving Johnson & Johnson vaccines will always be counted in the series completed column.

COVID-19 doses for vaccinated persons in Florida	
Doses administered	155,465
People receiving one dose of a 1-dose series (Johnson & Johnson) or receiving only one dose of a 2-dose series (Moderna, Pfizer) count once. Persons receiving both doses of a 2-dose series count twice.	

Current status of persons vaccinated for COVID-19 in Florida	
Total people vaccinated	97,948
First dose	37,481
Series completed	60,467
Completed 1-dose series	2,950
Completed 2-dose series	57,517
First dose: current number of people who have only received their first dose of the Moderna or Pfizer vaccine.	
Series complete: current number of people who have received both Moderna or Pfizer vaccine doses or one Johnson & Johnson dose and are considered fully immunized.	

Demographic summary	First dose	Series complete	Total people vaccinated
Age group	37,481	60,467	97,948
16-24 years	1,582	647	2,229
25-34 years	2,186	1,516	3,702
35-44 years	3,408	2,458	5,866
45-54 years	6,007	4,058	10,065
55-64 years	11,706	7,718	19,424
65-74 years	7,148	25,066	32,214
75-84 years	4,049	14,604	18,653
85+ years	1,395	4,400	5,795
Race	37,481	60,467	97,948
White	23,102	40,760	63,862
Black	3,383	5,622	9,005
American Indian/Alaskan	179	296	475
Other	3,271	5,388	8,659
Unknown	7,546	8,401	15,947
Other race includes Asian, native Hawaiian/Pacific Islander, or other.			
Ethnicity	37,481	60,467	97,948
Hispanic	4,511	4,311	8,822
Non-Hispanic	18,578	35,624	54,202
Unknown	14,392	20,532	34,924
Gender	37,481	60,467	97,948
Female	20,443	34,921	55,364
Male	16,932	25,488	42,420
Unknown	106	58	164



COVID-19: Sumter County vaccine summary

Vaccination data through Apr 11, 2021 as of Apr 12, 2021 at 12:05 AM

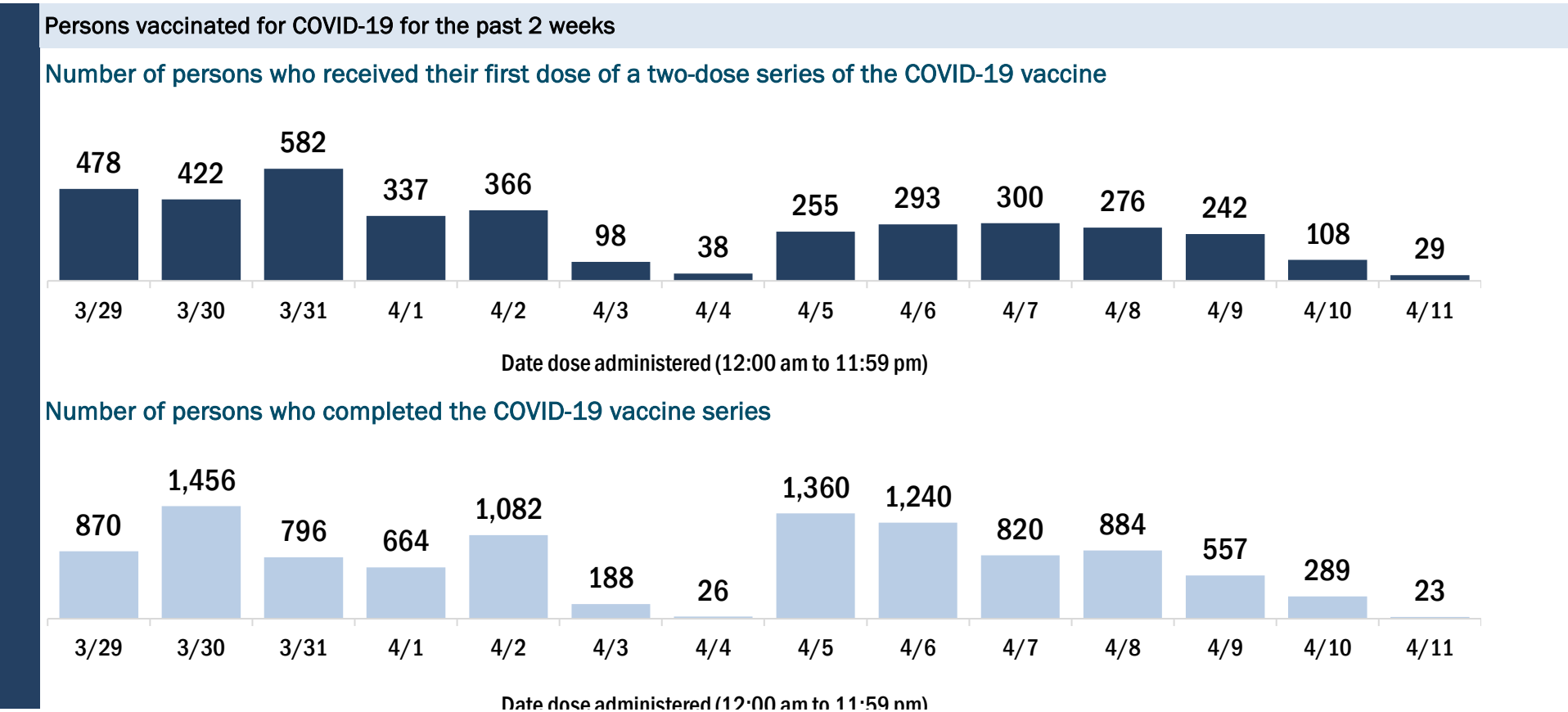
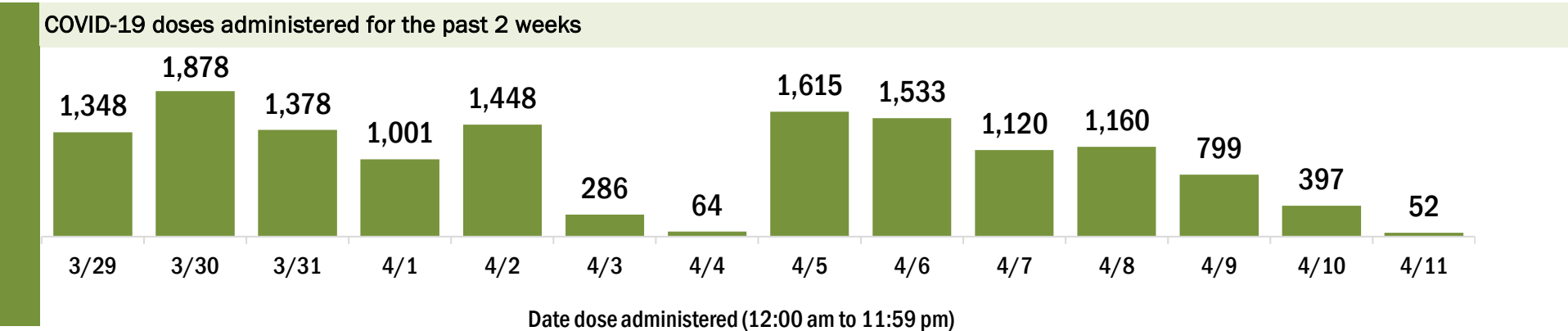
Data in this report are provisional and subject to change.

Data in this summary pertain to COVID-19 vaccines approved by the U.S. Food and Drug Administration and have been issued an Emergency Use Authorization (Janssen COVID-19 Vaccine, Moderna COVID-19 Vaccine and Pfizer-BioNTech COVID-19 Vaccine). These data summarize the number of people who have received either their first dose or have completed the series for a COVID-19 vaccine. **A person can only be counted in one category, first dose or series complete.** For persons receiving Moderna or Pfizer vaccines, once they receive their second dose, they are moved from the first dose column to the series completed column. **Because of this, the total first dose category may show a change from report to report not matching the total receiving their first dose from the previous day.** Persons receiving Johnson & Johnson vaccines will always be counted in the series completed column.

COVID-19 doses for vaccinated persons in Florida	
Doses administered	135,246
People receiving one dose of a 1-dose series (Johnson & Johnson) or receiving only one dose of a 2-dose series (Moderna, Pfizer) count once. Persons receiving both doses of a 2-dose series count twice.	

Current status of persons vaccinated for COVID-19 in Florida	
Total people vaccinated	78,445
First dose	17,910
Series completed	60,535
Completed 1-dose series	3,734
Completed 2-dose series	56,801
First dose: current number of people who have only received their first dose of the Moderna or Pfizer vaccine.	
Series complete: current number of people who have received both Moderna or Pfizer vaccine doses or one Johnson & Johnson dose and are considered fully immunized.	

Demographic summary	First dose	Series complete	Total people vaccinated
Age group	17,910	60,535	78,445
16-24 years	167	87	254
25-34 years	331	192	523
35-44 years	512	290	802
45-54 years	1,284	574	1,858
55-64 years	6,586	2,912	9,498
65-74 years	4,687	31,598	36,285
75-84 years	3,491	21,412	24,903
85+ years	852	3,470	4,322
Race	17,910	60,535	78,445
White	13,772	51,575	65,347
Black	341	599	940
American Indian/Alaskan	31	131	162
Other	1,059	2,196	3,255
Unknown	2,707	6,034	8,741
Other race includes Asian, native Hawaiian/Pacific Islander, or other.			
Ethnicity	17,910	60,535	78,445
Hispanic	489	849	1,338
Non-Hispanic	11,092	40,256	51,348
Unknown	6,329	19,430	25,759
Gender	17,910	60,535	78,445
Female	10,354	33,453	43,807
Male	7,490	27,073	34,563
Unknown	66	9	75



COVID-19: Suwannee County vaccine summary

Vaccination data through Apr 11, 2021 as of Apr 12, 2021 at 12:05 AM

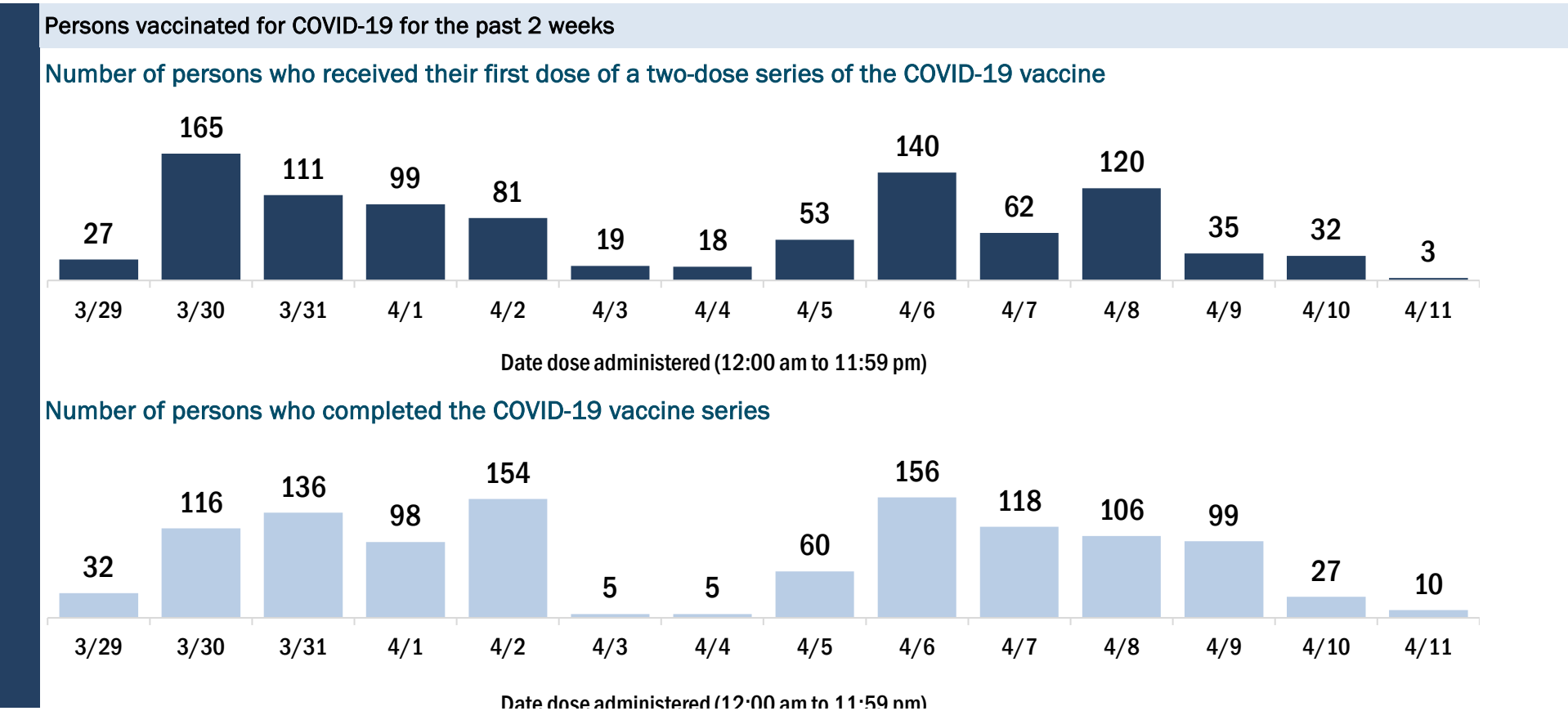
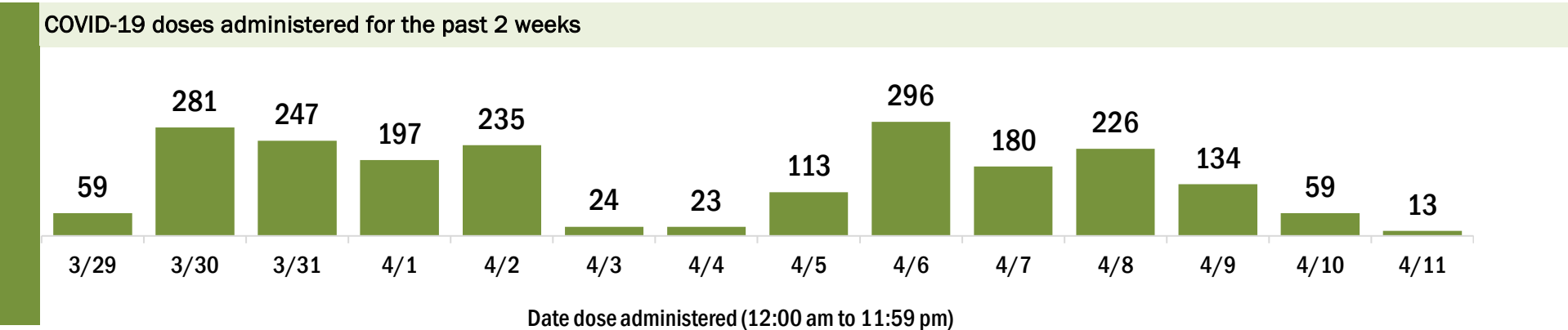
Data in this report are provisional and subject to change.

Data in this summary pertain to COVID-19 vaccines approved by the U.S. Food and Drug Administration and have been issued an Emergency Use Authorization (Janssen COVID-19 Vaccine, Moderna COVID-19 Vaccine and Pfizer-BioNTech COVID-19 Vaccine). These data summarize the number of people who have received either their first dose or have completed the series for a COVID-19 vaccine. **A person can only be counted in one category, first dose or series complete.** For persons receiving Moderna or Pfizer vaccines, once they receive their second dose, they are moved from the first dose column to the series completed column. **Because of this, the total first dose category may show a change from report to report not matching the total receiving their first dose from the previous day.** Persons receiving Johnson & Johnson vaccines will always be counted in the series completed column.

COVID-19 doses for vaccinated persons in Florida	
Doses administered	14,250
People receiving one dose of a 1-dose series (Johnson & Johnson) or receiving only one dose of a 2-dose series (Moderna, Pfizer) count once. Persons receiving both doses of a 2-dose series count twice.	

Current status of persons vaccinated for COVID-19 in Florida	
Total people vaccinated	8,608
First dose	2,433
Series completed	6,175
Completed 1-dose series	533
Completed 2-dose series	5,642
First dose: current number of people who have only received their first dose of the Moderna or Pfizer vaccine.	
Series complete: current number of people who have received both Moderna or Pfizer vaccine doses or one Johnson & Johnson dose and are considered fully immunized.	

Demographic summary	First dose	Series complete	Total people vaccinated
Age group	2,433	6,175	8,608
16-24 years	115	66	181
25-34 years	134	130	264
35-44 years	227	213	440
45-54 years	386	341	727
55-64 years	1,016	768	1,784
65-74 years	322	2,518	2,840
75-84 years	172	1,593	1,765
85+ years	61	546	607
Race	2,433	6,175	8,608
White	1,661	4,280	5,941
Black	239	428	667
American Indian/Alaskan	5	4	9
Other	202	404	606
Unknown	326	1,059	1,385
Other race includes Asian, native Hawaiian/Pacific Islander, or other.			
Ethnicity	2,433	6,175	8,608
Hispanic	139	180	319
Non-Hispanic	1,355	3,110	4,465
Unknown	939	2,885	3,824
Gender	2,433	6,175	8,608
Female	1,357	3,623	4,980
Male	1,076	2,552	3,628
Unknown	0	0	0



COVID-19: Taylor County vaccine summary

Vaccination data through Apr 11, 2021 as of Apr 12, 2021 at 12:05 AM

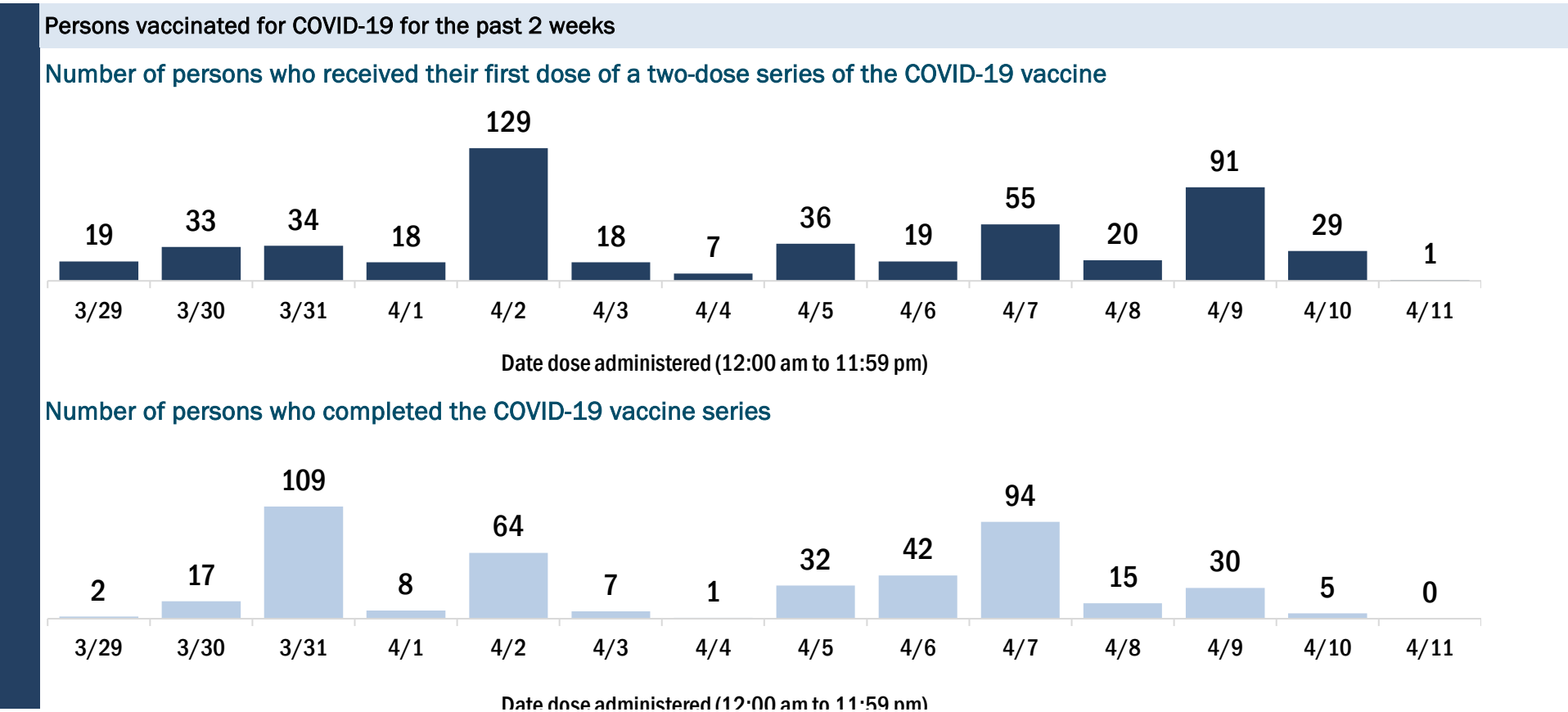
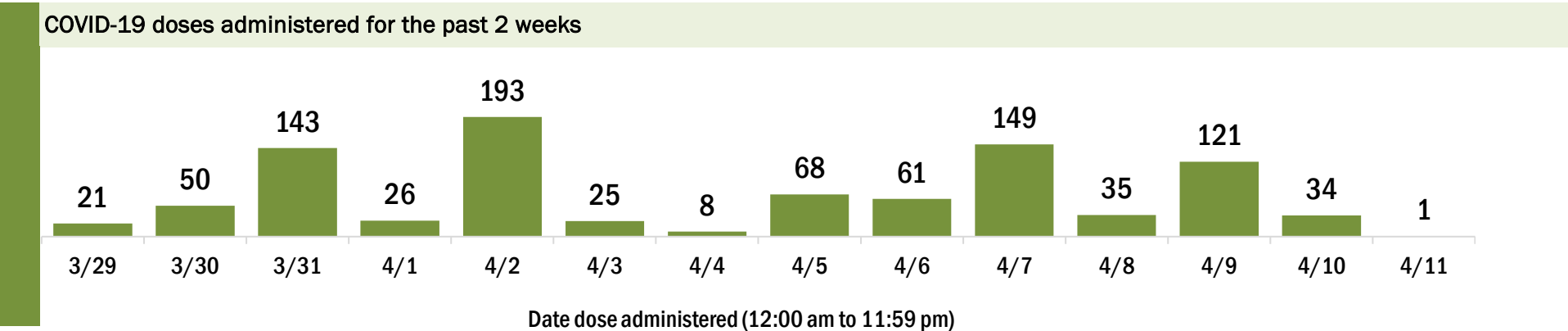
Data in this report are provisional and subject to change.

Data in this summary pertain to COVID-19 vaccines approved by the U.S. Food and Drug Administration and have been issued an Emergency Use Authorization (Janssen COVID-19 Vaccine, Moderna COVID-19 Vaccine and Pfizer-BioNTech COVID-19 Vaccine). These data summarize the number of people who have received either their first dose or have completed the series for a COVID-19 vaccine. **A person can only be counted in one category, first dose or series complete.** For persons receiving Moderna or Pfizer vaccines, once they receive their second dose, they are moved from the first dose column to the series completed column. **Because of this, the total first dose category may show a change from report to report not matching the total receiving their first dose from the previous day.** Persons receiving Johnson & Johnson vaccines will always be counted in the series completed column.

COVID-19 doses for vaccinated persons in Florida	
Doses administered	7,604
People receiving one dose of a 1-dose series (Johnson & Johnson) or receiving only one dose of a 2-dose series (Moderna, Pfizer) count once. Persons receiving both doses of a 2-dose series count twice.	

Current status of persons vaccinated for COVID-19 in Florida	
Total people vaccinated	4,839
First dose	1,854
Series completed	2,985
Completed 1-dose series	220
Completed 2-dose series	2,765
First dose: current number of people who have only received their first dose of the Moderna or Pfizer vaccine.	
Series complete: current number of people who have received both Moderna or Pfizer vaccine doses or one Johnson & Johnson dose and are considered fully immunized.	

Demographic summary	First dose	Series complete	Total people vaccinated
Age group	1,854	2,985	4,839
16-24 years	56	26	82
25-34 years	84	71	155
35-44 years	133	85	218
45-54 years	266	163	429
55-64 years	621	467	1,088
65-74 years	427	1,242	1,669
75-84 years	206	726	932
85+ years	61	205	266
Race	1,854	2,985	4,839
White	1,325	2,220	3,545
Black	262	323	585
American Indian/Alaskan	13	25	38
Other	104	189	293
Unknown	150	228	378
Other race includes Asian, native Hawaiian/Pacific Islander, or other.			
Ethnicity	1,854	2,985	4,839
Hispanic	45	42	87
Non-Hispanic	1,226	1,759	2,985
Unknown	583	1,184	1,767
Gender	1,854	2,985	4,839
Female	993	1,680	2,673
Male	859	1,305	2,164
Unknown	2	0	2



COVID-19: Union County vaccine summary

Vaccination data through Apr 11, 2021 as of Apr 12, 2021 at 12:05 AM

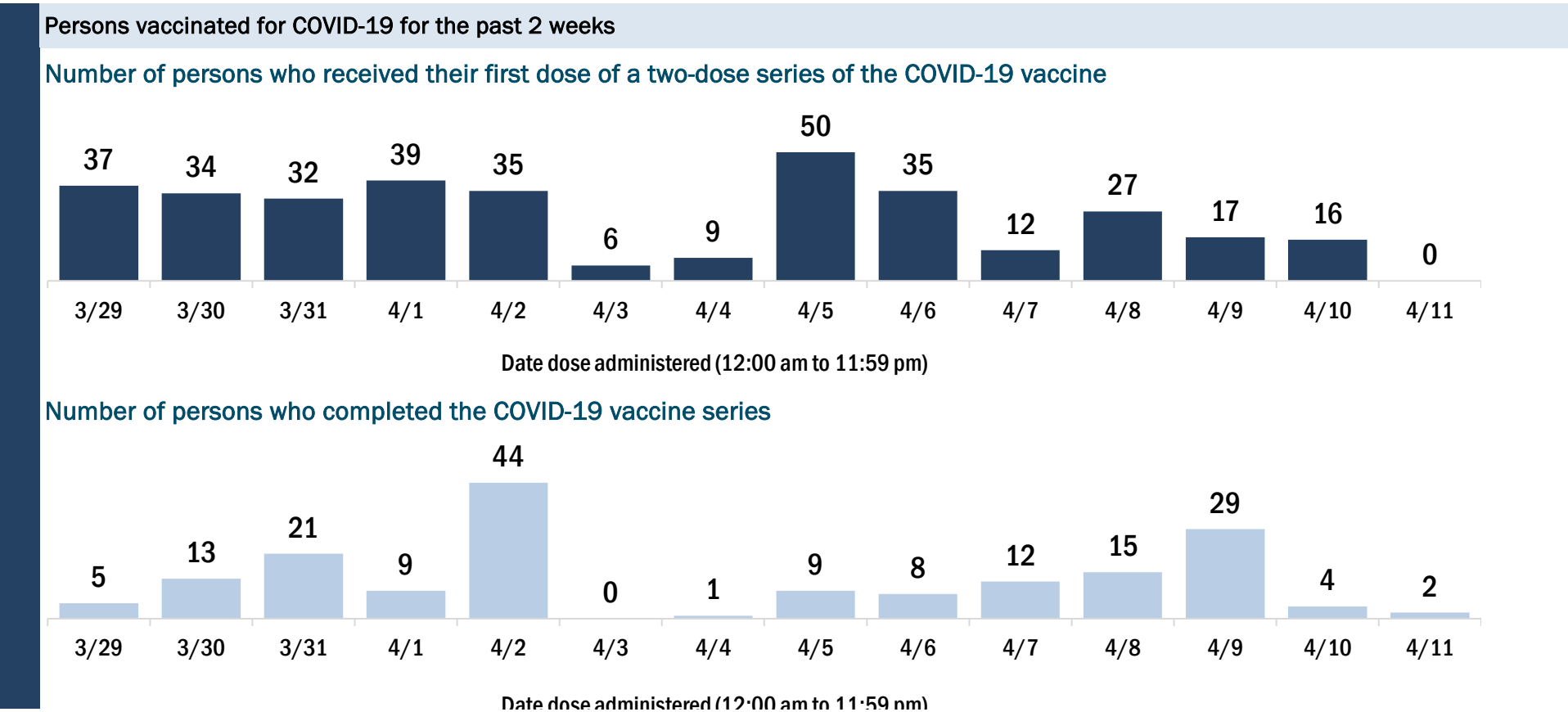
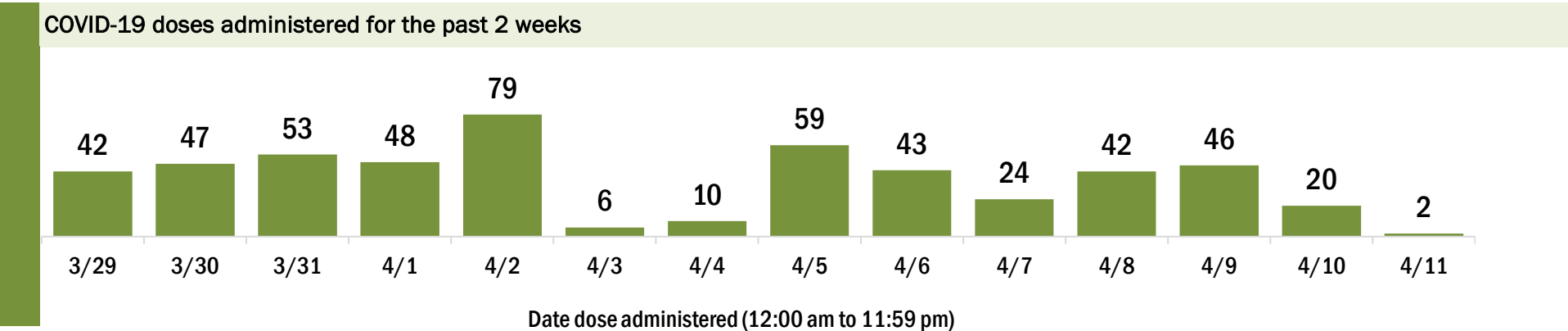
Data in this report are provisional and subject to change.

Data in this summary pertain to COVID-19 vaccines approved by the U.S. Food and Drug Administration and have been issued an Emergency Use Authorization (Janssen COVID-19 Vaccine, Moderna COVID-19 Vaccine and Pfizer-BioNTech COVID-19 Vaccine). These data summarize the number of people who have received either their first dose or have completed the series for a COVID-19 vaccine. **A person can only be counted in one category, first dose or series complete.** For persons receiving Moderna or Pfizer vaccines, once they receive their second dose, they are moved from the first dose column to the series completed column. **Because of this, the total first dose category may show a change from report to report not matching the total receiving their first dose from the previous day.** Persons receiving Johnson & Johnson vaccines will always be counted in the series completed column.

COVID-19 doses for vaccinated persons in Florida	
Doses administered	3,497
People receiving one dose of a 1-dose series (Johnson & Johnson) or receiving only one dose of a 2-dose series (Moderna, Pfizer) count once. Persons receiving both doses of a 2-dose series count twice.	

Current status of persons vaccinated for COVID-19 in Florida	
Total people vaccinated	2,160
First dose	710
Series completed	1,450
Completed 1-dose series	113
Completed 2-dose series	1,337
First dose: current number of people who have only received their first dose of the Moderna or Pfizer vaccine.	
Series complete: current number of people who have received both Moderna or Pfizer vaccine doses or one Johnson & Johnson dose and are considered fully immunized.	

Demographic summary	First dose	Series complete	Total people vaccinated
Age group	710	1,450	2,160
16-24 years	44	20	64
25-34 years	47	67	114
35-44 years	77	51	128
45-54 years	129	87	216
55-64 years	289	188	477
65-74 years	75	589	664
75-84 years	37	348	385
85+ years	12	100	112
Race	710	1,450	2,160
White	525	1,192	1,717
Black	101	114	215
American Indian/Alaskan	9	12	21
Other	46	102	148
Unknown	29	30	59
Other race includes Asian, native Hawaiian/Pacific Islander, or other.			
Ethnicity	710	1,450	2,160
Hispanic	23	29	52
Non-Hispanic	584	1,334	1,918
Unknown	103	87	190
Gender	710	1,450	2,160
Female	400	836	1,236
Male	305	614	919
Unknown	5	0	5



COVID-19: Volusia County vaccine summary

Vaccination data through Apr 11, 2021 as of Apr 12, 2021 at 12:05 AM

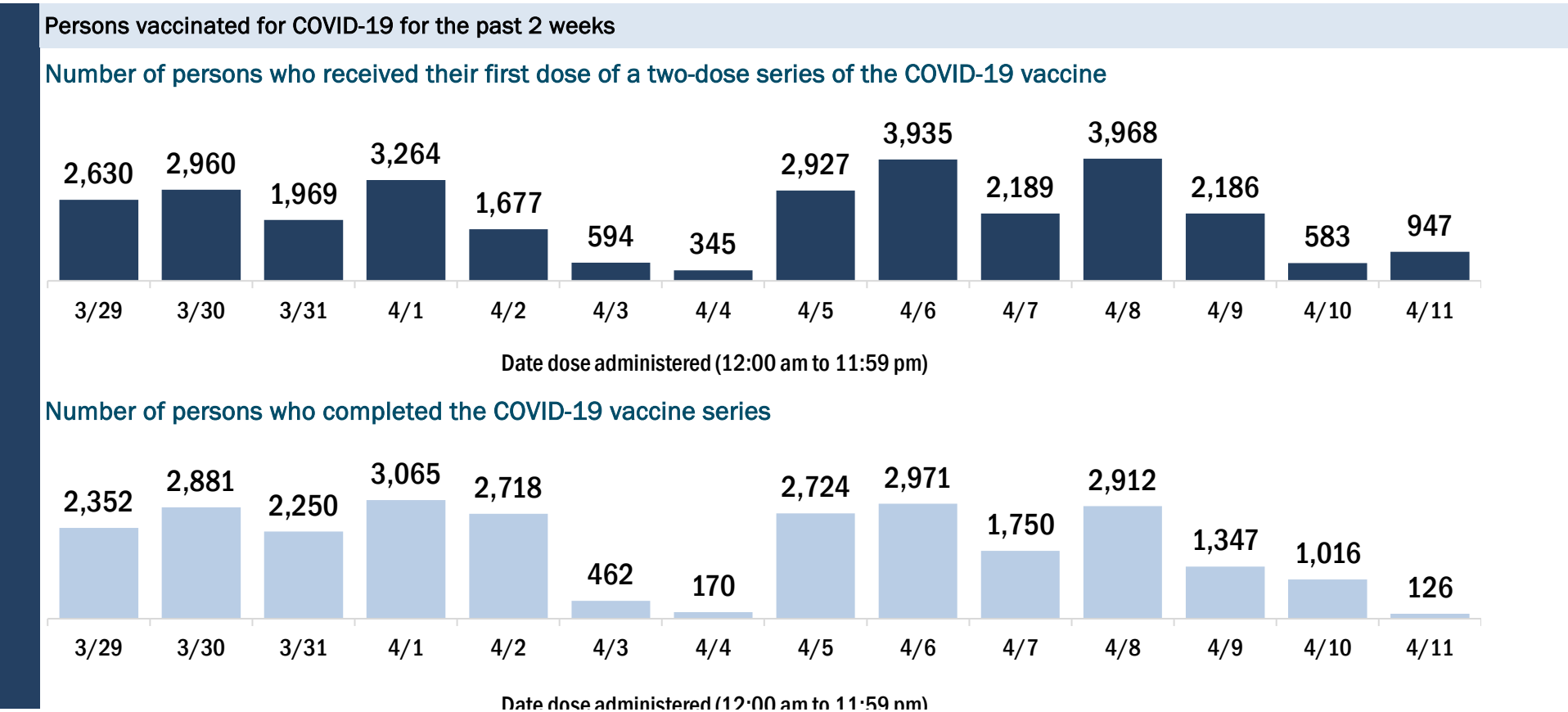
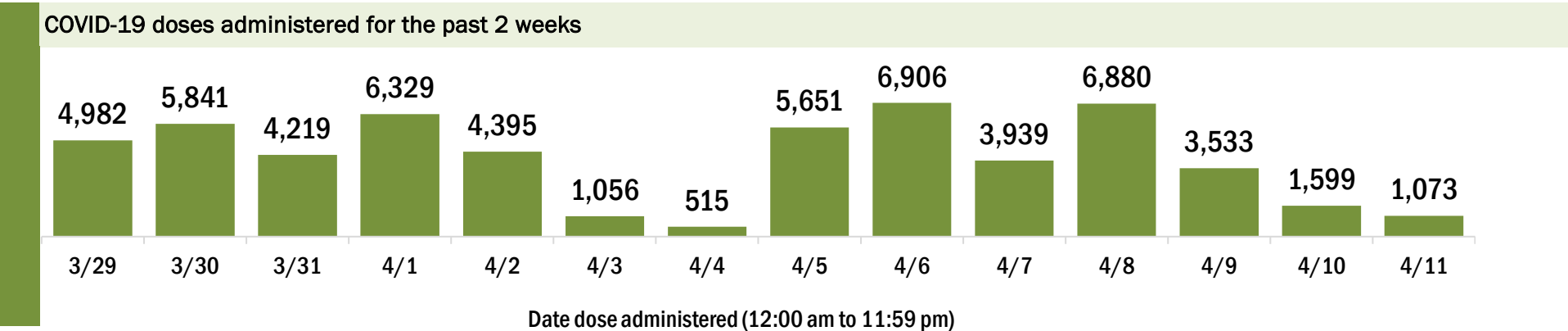
Data in this report are provisional and subject to change.

Data in this summary pertain to COVID-19 vaccines approved by the U.S. Food and Drug Administration and have been issued an Emergency Use Authorization (Janssen COVID-19 Vaccine, Moderna COVID-19 Vaccine and Pfizer-BioNTech COVID-19 Vaccine). These data summarize the number of people who have received either their first dose or have completed the series for a COVID-19 vaccine. **A person can only be counted in one category, first dose or series complete.** For persons receiving Moderna or Pfizer vaccines, once they receive their second dose, they are moved from the first dose column to the series completed column. **Because of this, the total first dose category may show a change from report to report not matching the total receiving their first dose from the previous day.** Persons receiving Johnson & Johnson vaccines will always be counted in the series completed column.

COVID-19 doses for vaccinated persons in Florida	
Doses administered	274,406
People receiving one dose of a 1-dose series (Johnson & Johnson) or receiving only one dose of a 2-dose series (Moderna, Pfizer) count once. Persons receiving both doses of a 2-dose series count twice.	

Current status of persons vaccinated for COVID-19 in Florida	
Total people vaccinated	177,207
First dose	64,112
Series completed	113,095
Completed 1-dose series	15,896
Completed 2-dose series	97,199
First dose: current number of people who have only received their first dose of the Moderna or Pfizer vaccine.	
Series complete: current number of people who have received both Moderna or Pfizer vaccine doses or one Johnson & Johnson dose and are considered fully immunized.	

Demographic summary	First dose	Series complete	Total people vaccinated
Age group	64,112	113,095	177,207
16-24 years	3,867	1,617	5,484
25-34 years	3,929	3,520	7,449
35-44 years	5,846	4,799	10,645
45-54 years	10,254	7,509	17,763
55-64 years	20,313	15,661	35,974
65-74 years	11,863	45,080	56,943
75-84 years	6,025	25,774	31,799
85+ years	2,015	9,135	11,150
Race	64,112	113,095	177,207
White	42,211	74,526	116,737
Black	2,995	4,878	7,873
American Indian/Alaskan	213	413	626
Other	6,002	13,602	19,604
Unknown	12,691	19,676	32,367
Other race includes Asian, native Hawaiian/Pacific Islander, or other.			
Ethnicity	64,112	113,095	177,207
Hispanic	5,728	4,929	10,657
Non-Hispanic	34,521	56,766	91,287
Unknown	23,863	51,400	75,263
Gender	64,112	113,095	177,207
Female	34,169	65,661	99,830
Male	28,260	46,204	74,464
Unknown	1,683	1,230	2,913



COVID-19: Wakulla County vaccine summary

Vaccination data through Apr 11, 2021 as of Apr 12, 2021 at 12:05 AM

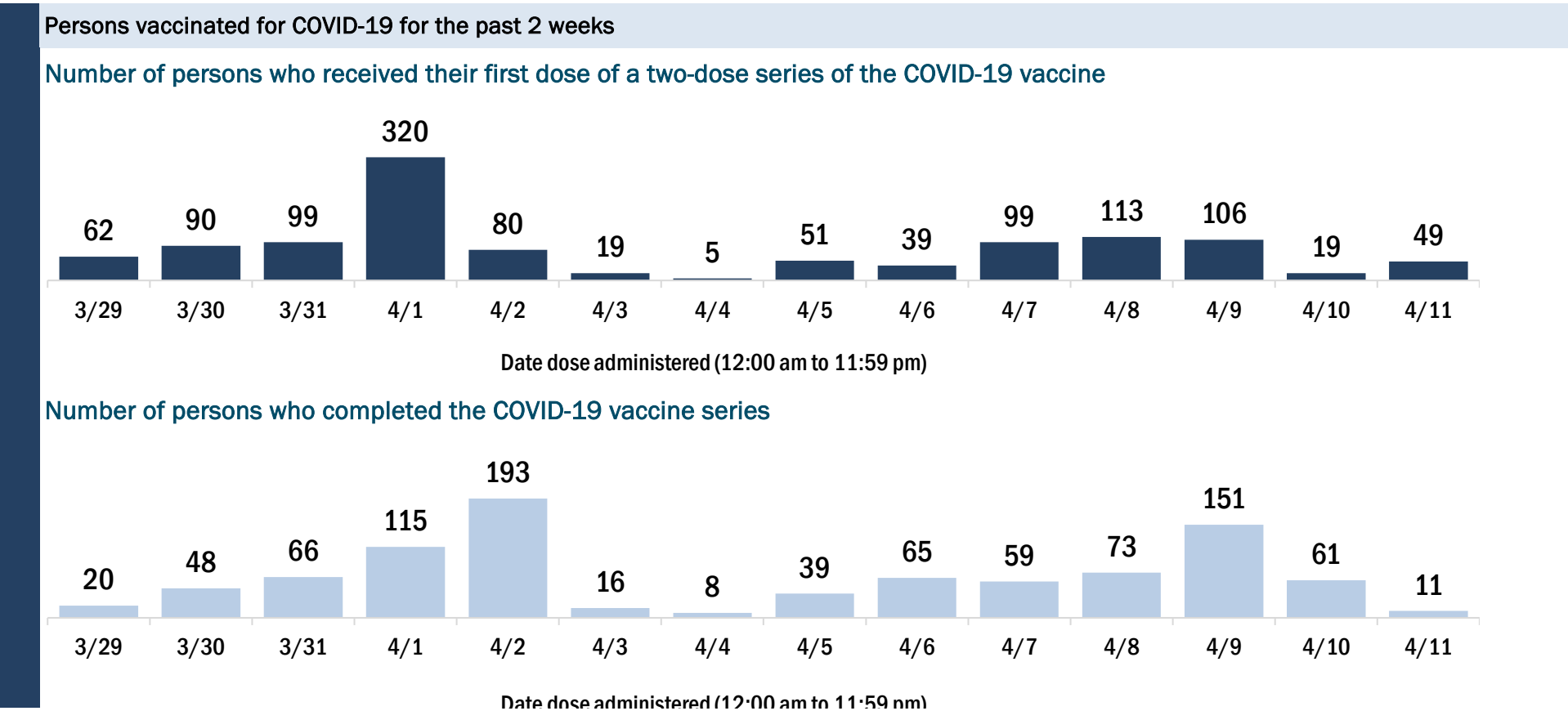
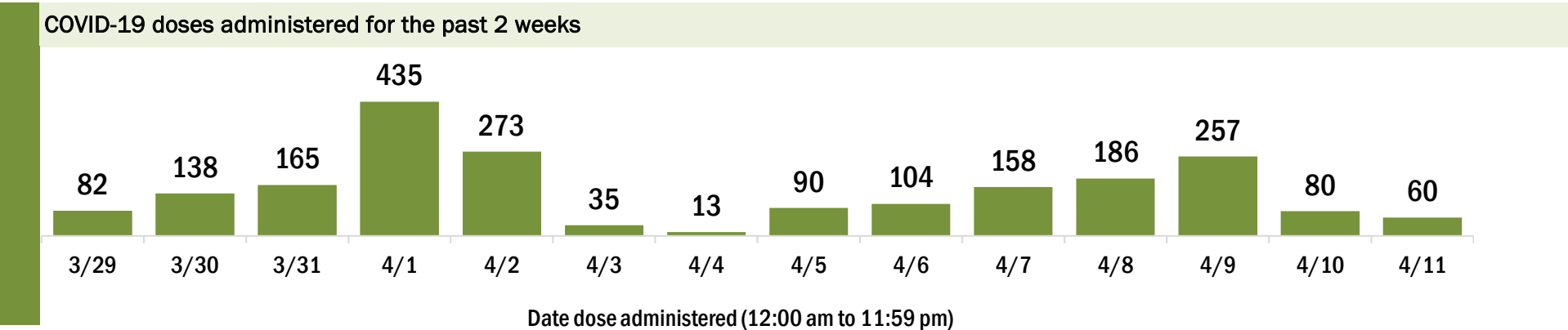
Data in this report are provisional and subject to change.

Data in this summary pertain to COVID-19 vaccines approved by the U.S. Food and Drug Administration and have been issued an Emergency Use Authorization (Janssen COVID-19 Vaccine, Moderna COVID-19 Vaccine and Pfizer-BioNTech COVID-19 Vaccine). These data summarize the number of people who have received either their first dose or have completed the series for a COVID-19 vaccine. **A person can only be counted in one category, first dose or series complete.** For persons receiving Moderna or Pfizer vaccines, once they receive their second dose, they are moved from the first dose column to the series completed column. **Because of this, the total first dose category may show a change from report to report not matching the total receiving their first dose from the previous day.** Persons receiving Johnson & Johnson vaccines will always be counted in the series completed column.

COVID-19 doses for vaccinated persons in Florida	
Doses administered	14,216
People receiving one dose of a 1-dose series (Johnson & Johnson) or receiving only one dose of a 2-dose series (Moderna, Pfizer) count once. Persons receiving both doses of a 2-dose series count twice.	

Current status of persons vaccinated for COVID-19 in Florida	
Total people vaccinated	8,740
First dose	2,858
Series completed	5,882
Completed 1-dose series	406
Completed 2-dose series	5,476
First dose: current number of people who have only received their first dose of the Moderna or Pfizer vaccine.	
Series complete: current number of people who have received both Moderna or Pfizer vaccine doses or one Johnson & Johnson dose and are considered fully immunized.	

Demographic summary	First dose	Series complete	Total people vaccinated
Age group	2,858	5,882	8,740
16-24 years	160	78	238
25-34 years	228	217	445
35-44 years	330	342	672
45-54 years	540	517	1,057
55-64 years	915	1,016	1,931
65-74 years	414	2,362	2,776
75-84 years	214	1,087	1,301
85+ years	57	263	320
Race	2,858	5,882	8,740
White	2,059	4,406	6,465
Black	228	398	626
American Indian/Alaskan	20	28	48
Other	286	768	1,054
Unknown	265	282	547
Other race includes Asian, native Hawaiian/Pacific Islander, or other.			
Ethnicity	2,858	5,882	8,740
Hispanic	87	84	171
Non-Hispanic	2,129	4,664	6,793
Unknown	642	1,134	1,776
Gender	2,858	5,882	8,740
Female	1,608	3,310	4,918
Male	1,249	2,571	3,820
Unknown	1	1	2



COVID-19: Walton County vaccine summary

Vaccination data through Apr 11, 2021 as of Apr 12, 2021 at 12:05 AM

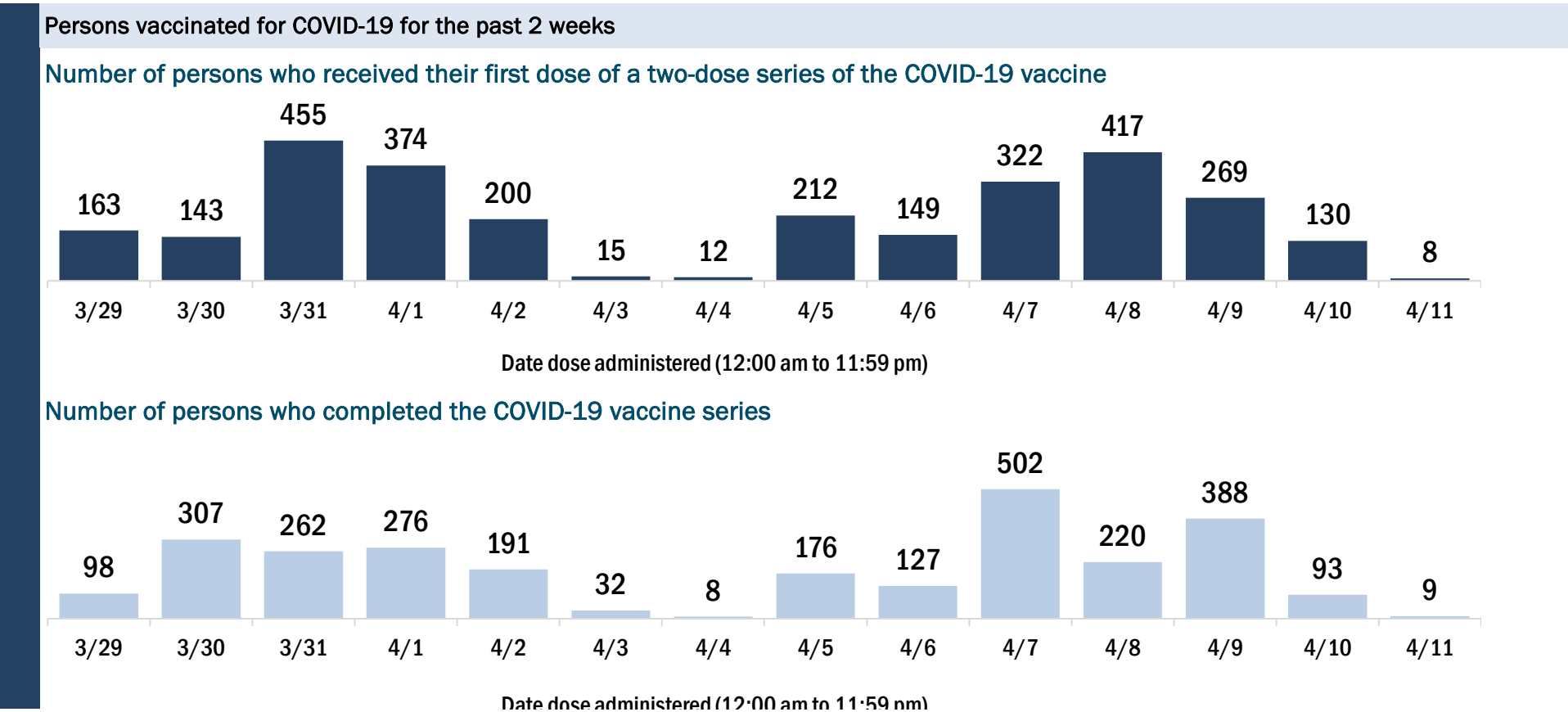
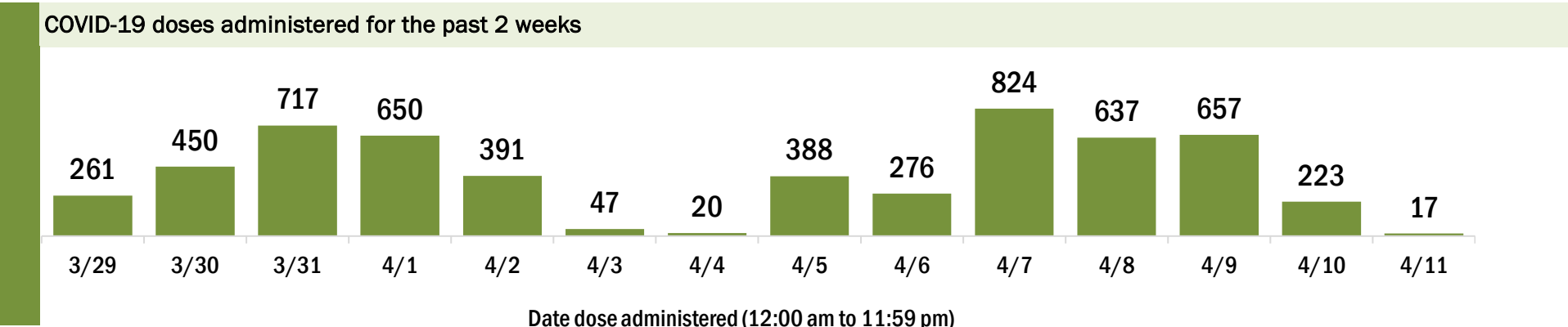
Data in this report are provisional and subject to change.

Data in this summary pertain to COVID-19 vaccines approved by the U.S. Food and Drug Administration and have been issued an Emergency Use Authorization (Janssen COVID-19 Vaccine, Moderna COVID-19 Vaccine and Pfizer-BioNTech COVID-19 Vaccine). These data summarize the number of people who have received either their first dose or have completed the series for a COVID-19 vaccine. **A person can only be counted in one category, first dose or series complete.** For persons receiving Moderna or Pfizer vaccines, once they receive their second dose, they are moved from the first dose column to the series completed column. **Because of this, the total first dose category may show a change from report to report not matching the total receiving their first dose from the previous day.** Persons receiving Johnson & Johnson vaccines will always be counted in the series completed column.

COVID-19 doses for vaccinated persons in Florida	
Doses administered	32,315
People receiving one dose of a 1-dose series (Johnson & Johnson) or receiving only one dose of a 2-dose series (Moderna, Pfizer) count once. Persons receiving both doses of a 2-dose series count twice.	

Current status of persons vaccinated for COVID-19 in Florida	
Total people vaccinated	20,142
First dose	6,972
Series completed	13,170
Completed 1-dose series	997
Completed 2-dose series	12,173
First dose: current number of people who have only received their first dose of the Moderna or Pfizer vaccine.	
Series complete: current number of people who have received both Moderna or Pfizer vaccine doses or one Johnson & Johnson dose and are considered fully immunized.	

Demographic summary	First dose	Series complete	Total people vaccinated
Age group	6,972	13,170	20,142
16-24 years	274	116	390
25-34 years	448	315	763
35-44 years	762	663	1,425
45-54 years	1,150	1,038	2,188
55-64 years	2,353	2,383	4,736
65-74 years	1,269	5,597	6,866
75-84 years	564	2,398	2,962
85+ years	152	660	812
Race	6,972	13,170	20,142
White	4,972	10,160	15,132
Black	154	229	383
American Indian/Alaskan	26	51	77
Other	403	579	982
Unknown	1,417	2,151	3,568
Other race includes Asian, native Hawaiian/Pacific Islander, or other.			
Ethnicity	6,972	13,170	20,142
Hispanic	271	232	503
Non-Hispanic	4,261	8,882	13,143
Unknown	2,440	4,056	6,496
Gender	6,972	13,170	20,142
Female	3,770	7,234	11,004
Male	3,201	5,934	9,135
Unknown	1	2	3



COVID-19: Washington County vaccine summary

Vaccination data through Apr 11, 2021 as of Apr 12, 2021 at 12:05 AM

Data in this report are provisional and subject to change.

Data in this summary pertain to COVID-19 vaccines approved by the U.S. Food and Drug Administration and have been issued an Emergency Use Authorization (Janssen COVID-19 Vaccine, Moderna COVID-19 Vaccine and Pfizer-BioNTech COVID-19 Vaccine). These data summarize the number of people who have received either their first dose or have completed the series for a COVID-19 vaccine. **A person can only be counted in one category, first dose or series complete.** For persons receiving Moderna or Pfizer vaccines, once they receive their second dose, they are moved from the first dose column to the series completed column. **Because of this, the total first dose category may show a change from report to report not matching the total receiving their first dose from the previous day.** Persons receiving Johnson & Johnson vaccines will always be counted in the series completed column.

COVID-19 doses for vaccinated persons in Florida	
Doses administered	7,307
People receiving one dose of a 1-dose series (Johnson & Johnson) or receiving only one dose of a 2-dose series (Moderna, Pfizer) count once. Persons receiving both doses of a 2-dose series count twice.	

Current status of persons vaccinated for COVID-19 in Florida	
Total people vaccinated	4,492
First dose	1,400
Series completed	3,092
Completed 1-dose series	277
Completed 2-dose series	2,815
First dose: current number of people who have only received their first dose of the Moderna or Pfizer vaccine.	
Series complete: current number of people who have received both Moderna or Pfizer vaccine doses or one Johnson & Johnson dose and are considered fully immunized.	

Demographic summary	First dose	Series complete	Total people vaccinated
Age group	1,400	3,092	4,492
16-24 years	46	24	70
25-34 years	71	79	150
35-44 years	116	130	246
45-54 years	243	243	486
55-64 years	557	508	1,065
65-74 years	228	1,186	1,414
75-84 years	101	690	791
85+ years	38	232	270
Race	1,400	3,092	4,492
White	1,027	2,444	3,471
Black	193	283	476
American Indian/Alaskan	28	33	61
Other	61	153	214
Unknown	91	179	270
Other race includes Asian, native Hawaiian/Pacific Islander, or other.			
Ethnicity	1,400	3,092	4,492
Hispanic	46	32	78
Non-Hispanic	1,001	2,468	3,469
Unknown	353	592	945
Gender	1,400	3,092	4,492
Female	776	1,710	2,486
Male	623	1,382	2,005
Unknown	1	0	1

