

COVID-19: Florida vaccine summary

Vaccination data through Apr 10, 2021 as of Apr 11, 2021 at 12:05 AM

Data in this report are provisional and subject to change. Data are based on county of residence.

Data in this summary pertain to COVID-19 vaccines approved by the U.S. Food and Drug Administration and have been issued an Emergency Use Authorization (Janssen COVID-19 Vaccine, Moderna COVID-19 Vaccine and Pfizer-BioNTech COVID-19 Vaccine). These data summarize the number of people who have received either their first dose or have completed the series for a COVID-19 vaccine. **A person can only be counted in one category, first dose or series complete.** For persons receiving Moderna or Pfizer vaccines, once they receive their second dose, they are moved from the first dose column to the series completed column. **Because of this, the total first dose category may show a change from report to report not matching the total receiving their first dose from the previous day.** Persons receiving Johnson & Johnson vaccines will always be counted in the series completed column.

COVID-19 doses for vaccinated persons in Florida

Doses administered 11,161,697

People receiving one dose of a 1-dose series (Johnson & Johnson) or receiving only one dose of a 2-dose series (Moderna, Pfizer) count once. Persons receiving both doses of a 2-dose series count twice.

Current status of persons vaccinated for COVID-19 in Florida

Total people vaccinated 7,213,793

First dose 2,813,627

Series completed 4,400,166

Completed 1-dose series 452,262

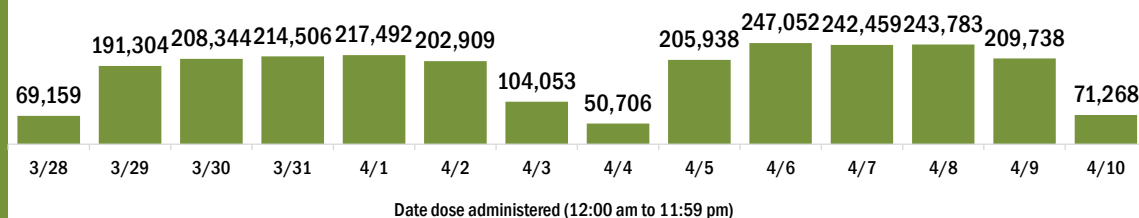
Completed 2-dose series 3,947,904

First dose: current number of people who have only received their first dose of the Moderna or Pfizer vaccine.

Series complete: current number of people who have received both Moderna or Pfizer vaccine doses or one Johnson & Johnson dose and are considered fully immunized.

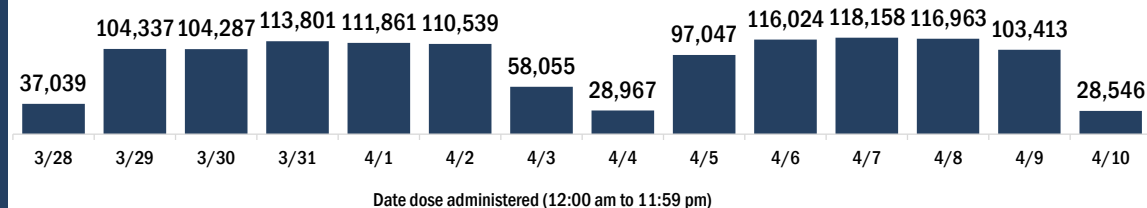
Demographic summary	First dose	Series complete	Total people vaccinated
Age group	2,813,627	4,400,166	7,213,793
16-24 years	163,393	89,891	253,284
25-34 years	230,979	216,073	447,052
35-44 years	346,042	292,390	638,432
45-54 years	528,746	399,080	927,826
55-64 years	772,306	679,385	1,451,691
65-74 years	428,265	1,535,443	1,963,708
75-84 years	248,268	891,073	1,139,341
85+ years	95,628	296,831	392,459
Race	2,813,627	4,400,166	7,213,793
White	1,820,289	3,057,265	4,877,554
Black	182,929	288,833	471,762
American Indian/Alaskan	10,142	15,116	25,258
Other	288,913	447,124	736,037
Unknown	511,354	591,828	1,103,182
Other race includes Asian, native Hawaiian/Pacific Islander, or other.			
Ethnicity	2,813,627	4,400,166	7,213,793
Hispanic	440,956	557,962	998,918
Non-Hispanic	1,360,577	2,404,316	3,764,893
Unknown	1,012,094	1,437,888	2,449,982
Gender	2,813,627	4,400,166	7,213,793
Female	1,520,737	2,523,702	4,044,439
Male	1,278,604	1,871,056	3,149,660
Unknown	14,286	5,408	19,694

COVID-19 doses administered for the past 2 weeks

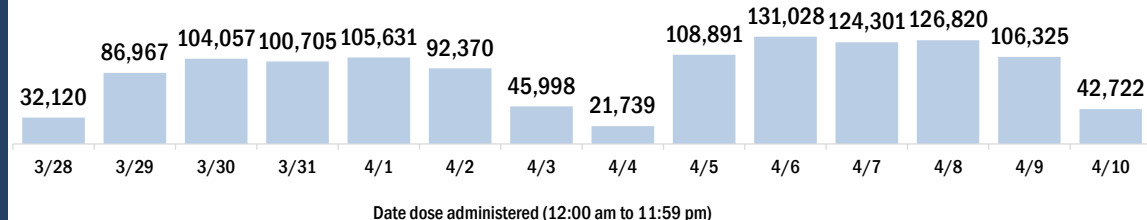


Persons vaccinated for COVID-19 for the past 2 weeks

Number of persons who received their first dose of the COVID-19 vaccine



Number of persons who received their second dose and completed the COVID-19 vaccine series



COVID-19: Alachua County vaccine summary

Vaccination data through Apr 10, 2021 as of Apr 11, 2021 at 12:05 AM

Data in this report are provisional and subject to change.

Data in this summary pertain to COVID-19 vaccines approved by the U.S. Food and Drug Administration and have been issued an Emergency Use Authorization (Janssen COVID-19 Vaccine, Moderna COVID-19 Vaccine and Pfizer-BioNTech COVID-19 Vaccine). These data summarize the number of people who have received either their first dose or have completed the series for a COVID-19 vaccine. **A person can only be counted in one category, first dose or series complete.** For persons receiving Moderna or Pfizer vaccines, once they receive their second dose, they are moved from the first dose column to the series completed column. **Because of this, the total first dose category may show a change from report to report not matching the total receiving their first dose from the previous day.** Persons receiving Johnson & Johnson vaccines will always be counted in the series completed column.

COVID-19 doses for vaccinated persons in Florida

Doses administered 150,960

People receiving one dose of a 1-dose series (Johnson & Johnson) or receiving only one dose of a 2-dose series (Moderna, Pfizer) count once. Persons receiving both doses of a 2-dose series count twice.

Current status of persons vaccinated for COVID-19 in Florida

Total people vaccinated 93,565

First dose 32,222

Series completed 61,343

Completed 1-dose series 3,948

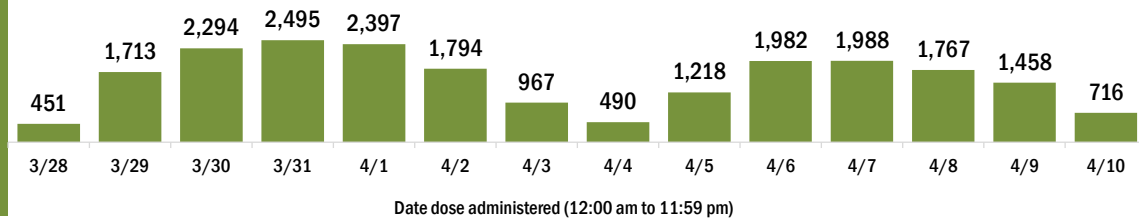
Completed 2-dose series 57,395

First dose: current number of people who have only received their first dose of the Moderna or Pfizer vaccine.

Series complete: current number of people who have received both Moderna or Pfizer vaccine doses or one Johnson & Johnson dose and are considered fully immunized.

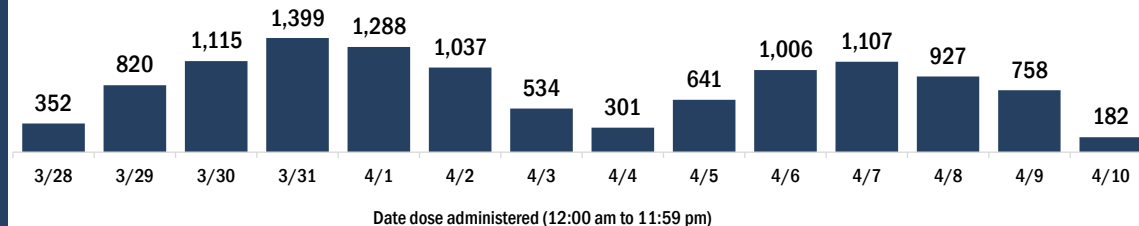
Demographic summary	First dose	Series complete	Total people vaccinated
Age group	32,222	61,343	93,565
16-24 years	4,915	3,817	8,732
25-34 years	4,788	8,624	13,412
35-44 years	4,808	6,656	11,464
45-54 years	5,534	6,250	11,784
55-64 years	8,226	7,602	15,828
65-74 years	2,415	16,713	19,128
75-84 years	1,062	8,537	9,599
85+ years	474	3,144	3,618
Race	32,222	61,343	93,565
White	20,653	43,465	64,118
Black	3,740	5,784	9,524
American Indian/Alaskan	87	187	274
Other	4,757	9,059	13,816
Unknown	2,985	2,848	5,833
Other race includes Asian, native Hawaiian/Pacific Islander, or other.			
Ethnicity	32,222	61,343	93,565
Hispanic	3,014	3,339	6,353
Non-Hispanic	17,200	42,468	59,668
Unknown	12,008	15,536	27,544
Gender	32,222	61,343	93,565
Female	17,575	36,490	54,065
Male	14,559	24,829	39,388
Unknown	88	24	112

COVID-19 doses administered for the past 2 weeks

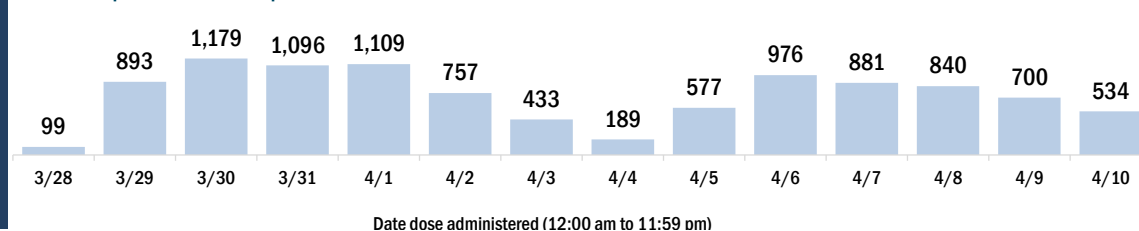


Persons vaccinated for COVID-19 for the past 2 weeks

Number of persons who received their first dose of a two-dose series of the COVID-19 vaccine



Number of persons who completed the COVID-19 vaccine series



COVID-19: Baker County vaccine summary

Vaccination data through Apr 10, 2021 as of Apr 11, 2021 at 12:05 AM

Data in this report are provisional and subject to change.

Data in this summary pertain to COVID-19 vaccines approved by the U.S. Food and Drug Administration and have been issued an Emergency Use Authorization (Janssen COVID-19 Vaccine, Moderna COVID-19 Vaccine and Pfizer-BioNTech COVID-19 Vaccine). These data summarize the number of people who have received either their first dose or have completed the series for a COVID-19 vaccine. **A person can only be counted in one category, first dose or series complete.** For persons receiving Moderna or Pfizer vaccines, once they receive their second dose, they are moved from the first dose column to the series completed column. **Because of this, the total first dose category may show a change from report to report not matching the total receiving their first dose from the previous day.** Persons receiving Johnson & Johnson vaccines will always be counted in the series completed column.

COVID-19 doses for vaccinated persons in Florida

Doses administered 7,497

People receiving one dose of a 1-dose series (Johnson & Johnson) or receiving only one dose of a 2-dose series (Moderna, Pfizer) count once. Persons receiving both doses of a 2-dose series count twice.

Current status of persons vaccinated for COVID-19 in Florida

Total people vaccinated 4,599

First dose 1,566

Series completed 3,033

Completed 1-dose series 135

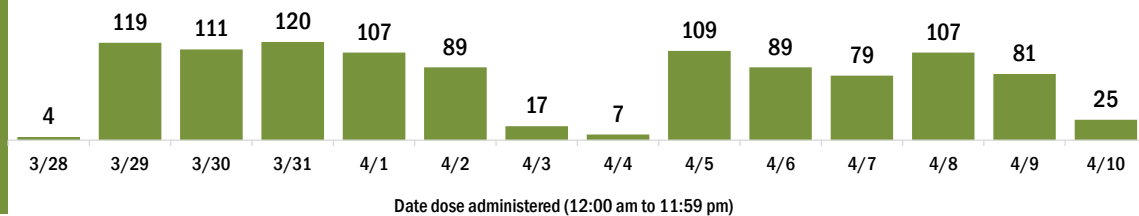
Completed 2-dose series 2,898

First dose: current number of people who have only received their first dose of the Moderna or Pfizer vaccine.

Series complete: current number of people who have received both Moderna or Pfizer vaccine doses or one Johnson & Johnson dose and are considered fully immunized.

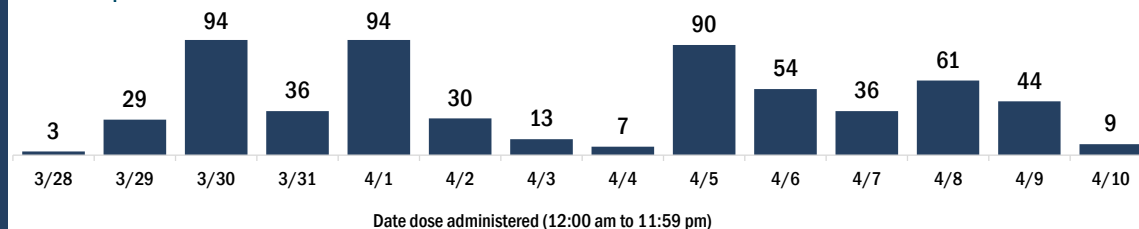
Demographic summary	First dose	Series complete	Total people vaccinated
Age group	1,566	3,033	4,599
16-24 years	61	43	104
25-34 years	107	118	225
35-44 years	174	175	349
45-54 years	314	242	556
55-64 years	609	436	1,045
65-74 years	167	1,209	1,376
75-84 years	91	635	726
85+ years	43	175	218
Race	1,566	3,033	4,599
White	1,257	2,376	3,633
Black	162	256	418
American Indian/Alaskan	5	20	25
Other	84	195	279
Unknown	58	186	244
Other race includes Asian, native Hawaiian/Pacific Islander, or other.			
Ethnicity	1,566	3,033	4,599
Hispanic	48	46	94
Non-Hispanic	1,303	2,036	3,339
Unknown	215	951	1,166
Gender	1,566	3,033	4,599
Female	851	1,708	2,559
Male	714	1,325	2,039
Unknown	1	0	1

COVID-19 doses administered for the past 2 weeks

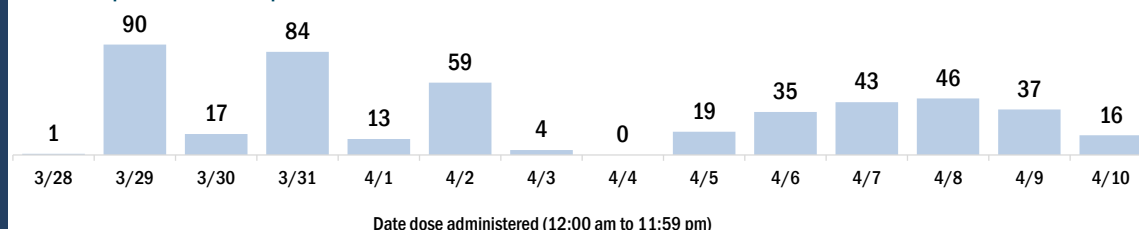


Persons vaccinated for COVID-19 for the past 2 weeks

Number of persons who received their first dose of a two-dose series of the COVID-19 vaccine



Number of persons who completed the COVID-19 vaccine series



COVID-19: Bay County vaccine summary

Vaccination data through Apr 10, 2021 as of Apr 11, 2021 at 12:05 AM

Data in this report are provisional and subject to change.

Data in this summary pertain to COVID-19 vaccines approved by the U.S. Food and Drug Administration and have been issued an Emergency Use Authorization (Janssen COVID-19 Vaccine, Moderna COVID-19 Vaccine and Pfizer-BioNTech COVID-19 Vaccine). These data summarize the number of people who have received either their first dose or have completed the series for a COVID-19 vaccine. **A person can only be counted in one category, first dose or series complete.** For persons receiving Moderna or Pfizer vaccines, once they receive their second dose, they are moved from the first dose column to the series completed column. **Because of this, the total first dose category may show a change from report to report not matching the total receiving their first dose from the previous day.** Persons receiving Johnson & Johnson vaccines will always be counted in the series completed column.

COVID-19 doses for vaccinated persons in Florida

Doses administered 71,105

People receiving one dose of a 1-dose series (Johnson & Johnson) or receiving only one dose of a 2-dose series (Moderna, Pfizer) count once. Persons receiving both doses of a 2-dose series count twice.

Current status of persons vaccinated for COVID-19 in Florida

Total people vaccinated 43,541

First dose 12,057

Series completed 31,484

Completed 1-dose series 3,920

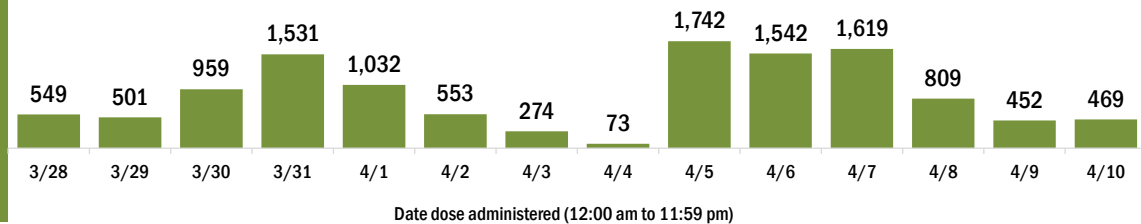
Completed 2-dose series 27,564

First dose: current number of people who have only received their first dose of the Moderna or Pfizer vaccine.

Series complete: current number of people who have received both Moderna or Pfizer vaccine doses or one Johnson & Johnson dose and are considered fully immunized.

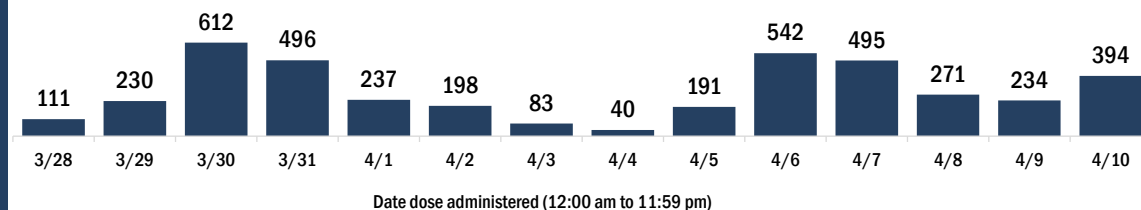
Demographic summary	First dose	Series complete	Total people vaccinated
Age group	12,057	31,484	43,541
16-24 years	624	507	1,131
25-34 years	898	1,218	2,116
35-44 years	1,383	2,153	3,536
45-54 years	2,083	3,192	5,275
55-64 years	3,718	6,411	10,129
65-74 years	2,041	10,828	12,869
75-84 years	950	5,478	6,428
85+ years	360	1,697	2,057
Race	12,057	31,484	43,541
White	7,605	22,367	29,972
Black	752	1,998	2,750
American Indian/Alaskan	44	150	194
Other	1,227	2,551	3,778
Unknown	2,429	4,418	6,847
Other race includes Asian, native Hawaiian/Pacific Islander, or other.			
Ethnicity	12,057	31,484	43,541
Hispanic	689	896	1,585
Non-Hispanic	6,693	19,164	25,857
Unknown	4,675	11,424	16,099
Gender	12,057	31,484	43,541
Female	6,744	17,626	24,370
Male	5,313	13,852	19,165
Unknown	0	6	6

COVID-19 doses administered for the past 2 weeks

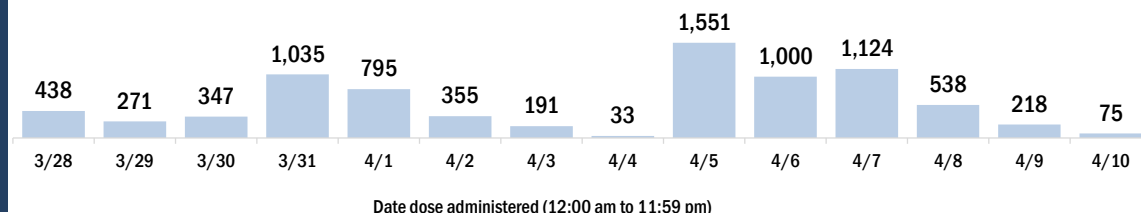


Persons vaccinated for COVID-19 for the past 2 weeks

Number of persons who received their first dose of a two-dose series of the COVID-19 vaccine



Number of persons who completed the COVID-19 vaccine series



COVID-19: Bradford County vaccine summary

Vaccination data through Apr 10, 2021 as of Apr 11, 2021 at 12:05 AM

Data in this report are provisional and subject to change.

Data in this summary pertain to COVID-19 vaccines approved by the U.S. Food and Drug Administration and have been issued an Emergency Use Authorization (Janssen COVID-19 Vaccine, Moderna COVID-19 Vaccine and Pfizer-BioNTech COVID-19 Vaccine). These data summarize the number of people who have received either their first dose or have completed the series for a COVID-19 vaccine. **A person can only be counted in one category, first dose or series complete.** For persons receiving Moderna or Pfizer vaccines, once they receive their second dose, they are moved from the first dose column to the series completed column. **Because of this, the total first dose category may show a change from report to report not matching the total receiving their first dose from the previous day.** Persons receiving Johnson & Johnson vaccines will always be counted in the series completed column.

COVID-19 doses for vaccinated persons in Florida

Doses administered 7,707

People receiving one dose of a 1-dose series (Johnson & Johnson) or receiving only one dose of a 2-dose series (Moderna, Pfizer) count once. Persons receiving both doses of a 2-dose series count twice.

Current status of persons vaccinated for COVID-19 in Florida

Total people vaccinated 4,704

First dose 1,373

Series completed 3,331

Completed 1-dose series 328

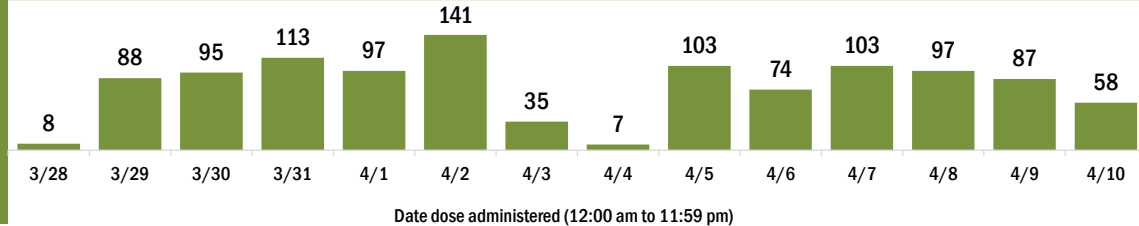
Completed 2-dose series 3,003

First dose: current number of people who have only received their first dose of the Moderna or Pfizer vaccine.

Series complete: current number of people who have received both Moderna or Pfizer vaccine doses or one Johnson & Johnson dose and are considered fully immunized.

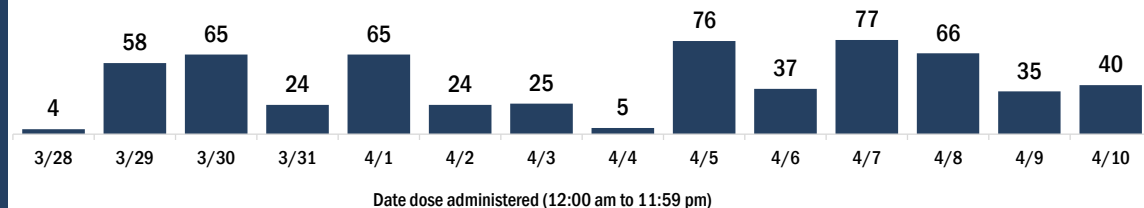
Demographic summary	First dose	Series complete	Total people vaccinated
Age group	1,373	3,331	4,704
16-24 years	68	25	93
25-34 years	94	100	194
35-44 years	143	118	261
45-54 years	253	234	487
55-64 years	552	499	1,051
65-74 years	158	1,327	1,485
75-84 years	77	777	854
85+ years	28	251	279
Race	1,373	3,331	4,704
White	974	2,540	3,514
Black	218	369	587
American Indian/Alaskan	10	21	31
Other	96	293	389
Unknown	75	108	183
Other race includes Asian, native Hawaiian/Pacific Islander, or other.			
Ethnicity	1,373	3,331	4,704
Hispanic	50	35	85
Non-Hispanic	1,010	2,912	3,922
Unknown	313	384	697
Gender	1,373	3,331	4,704
Female	777	1,962	2,739
Male	595	1,369	1,964
Unknown	1	0	1

COVID-19 doses administered for the past 2 weeks

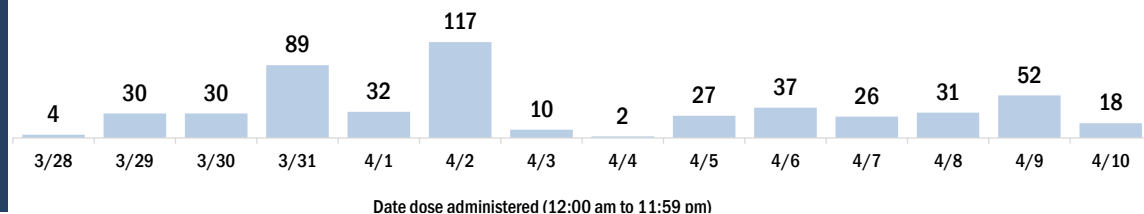


Persons vaccinated for COVID-19 for the past 2 weeks

Number of persons who received their first dose of a two-dose series of the COVID-19 vaccine



Number of persons who completed the COVID-19 vaccine series



COVID-19: Brevard County vaccine summary

Vaccination data through Apr 10, 2021 as of Apr 11, 2021 at 12:05 AM

Data in this report are provisional and subject to change.

Data in this summary pertain to COVID-19 vaccines approved by the U.S. Food and Drug Administration and have been issued an Emergency Use Authorization (Janssen COVID-19 Vaccine, Moderna COVID-19 Vaccine and Pfizer-BioNTech COVID-19 Vaccine). These data summarize the number of people who have received either their first dose or have completed the series for a COVID-19 vaccine. **A person can only be counted in one category, first dose or series complete.** For persons receiving Moderna or Pfizer vaccines, once they receive their second dose, they are moved from the first dose column to the series completed column. **Because of this, the total first dose category may show a change from report to report not matching the total receiving their first dose from the previous day.** Persons receiving Johnson & Johnson vaccines will always be counted in the series completed column.

COVID-19 doses for vaccinated persons in Florida

Doses administered 298,840

People receiving one dose of a 1-dose series (Johnson & Johnson) or receiving only one dose of a 2-dose series (Moderna, Pfizer) count once. Persons receiving both doses of a 2-dose series count twice.

Current status of persons vaccinated for COVID-19 in Florida

Total people vaccinated 196,543

First dose 81,881

Series completed 114,662

Completed 1-dose series 12,365

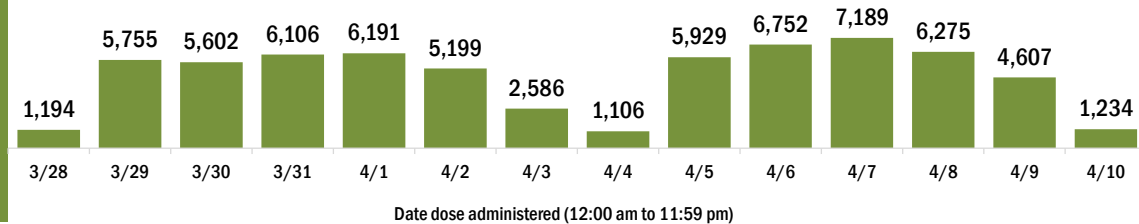
Completed 2-dose series 102,297

First dose: current number of people who have only received their first dose of the Moderna or Pfizer vaccine.

Series complete: current number of people who have received both Moderna or Pfizer vaccine doses or one Johnson & Johnson dose and are considered fully immunized.

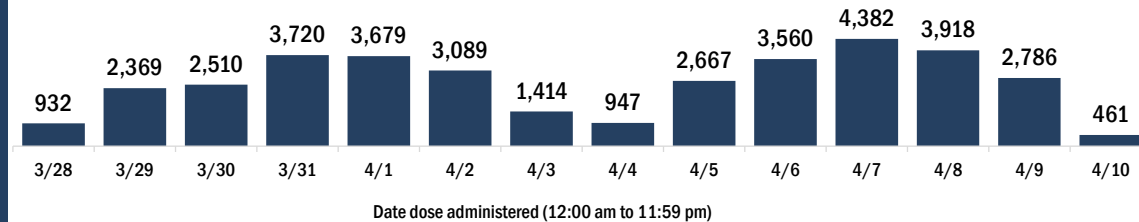
Demographic summary	First dose	Series complete	Total people vaccinated
Age group	81,881	114,662	196,543
16-24 years	3,811	1,463	5,274
25-34 years	5,516	3,796	9,312
35-44 years	8,467	5,427	13,894
45-54 years	12,837	8,269	21,106
55-64 years	26,559	17,268	43,827
65-74 years	13,633	43,824	57,457
75-84 years	7,834	25,360	33,194
85+ years	3,224	9,255	12,479
Race	81,881	114,662	196,543
White	55,135	77,171	132,306
Black	4,761	5,361	10,122
American Indian/Alaskan	382	515	897
Other	7,283	10,411	17,694
Unknown	14,320	21,204	35,524
Other race includes Asian, native Hawaiian/Pacific Islander, or other.			
Ethnicity	81,881	114,662	196,543
Hispanic	5,575	3,792	9,367
Non-Hispanic	47,934	59,212	107,146
Unknown	28,372	51,658	80,030
Gender	81,881	114,662	196,543
Female	44,699	67,691	112,390
Male	37,016	46,788	83,804
Unknown	166	183	349

COVID-19 doses administered for the past 2 weeks

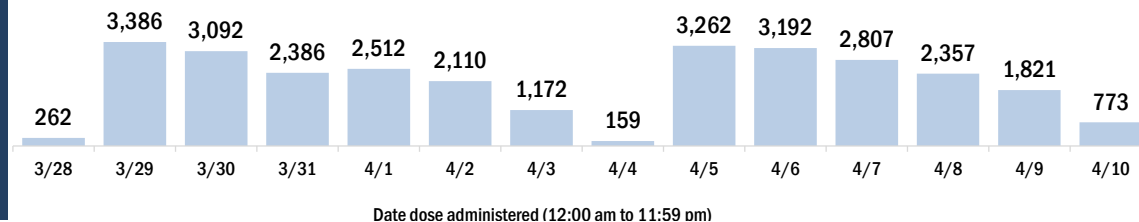


Persons vaccinated for COVID-19 for the past 2 weeks

Number of persons who received their first dose of a two-dose series of the COVID-19 vaccine



Number of persons who completed the COVID-19 vaccine series



COVID-19: Broward County vaccine summary

Vaccination data through Apr 10, 2021 as of Apr 11, 2021 at 12:05 AM

Data in this report are provisional and subject to change.

Data in this summary pertain to COVID-19 vaccines approved by the U.S. Food and Drug Administration and have been issued an Emergency Use Authorization (Janssen COVID-19 Vaccine, Moderna COVID-19 Vaccine and Pfizer-BioNTech COVID-19 Vaccine). These data summarize the number of people who have received either their first dose or have completed the series for a COVID-19 vaccine. **A person can only be counted in one category, first dose or series complete.** For persons receiving Moderna or Pfizer vaccines, once they receive their second dose, they are moved from the first dose column to the series completed column. **Because of this, the total first dose category may show a change from report to report not matching the total receiving their first dose from the previous day.** Persons receiving Johnson & Johnson vaccines will always be counted in the series completed column.

COVID-19 doses for vaccinated persons in Florida

Doses administered 999,260

People receiving one dose of a 1-dose series (Johnson & Johnson) or receiving only one dose of a 2-dose series (Moderna, Pfizer) count once. Persons receiving both doses of a 2-dose series count twice.

Current status of persons vaccinated for COVID-19 in Florida

Total people vaccinated 648,721

First dose 262,169

Series completed 386,552

Completed 1-dose series 36,013

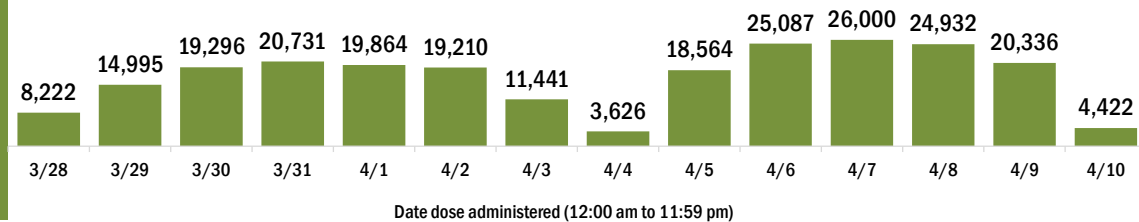
Completed 2-dose series 350,539

First dose: current number of people who have only received their first dose of the Moderna or Pfizer vaccine.

Series complete: current number of people who have received both Moderna or Pfizer vaccine doses or one Johnson & Johnson dose and are considered fully immunized.

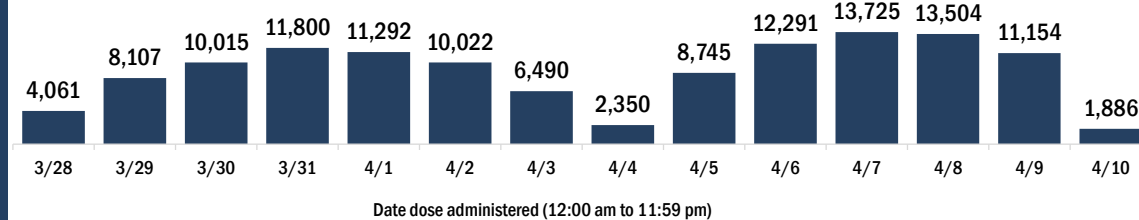
Demographic summary	First dose	Series complete	Total people vaccinated
Age group	262,169	386,552	648,721
16-24 years	15,699	9,267	24,966
25-34 years	21,751	20,758	42,509
35-44 years	37,914	31,266	69,180
45-54 years	60,538	46,270	106,808
55-64 years	71,751	75,031	146,782
65-74 years	30,529	119,383	149,912
75-84 years	16,385	61,789	78,174
85+ years	7,602	22,788	30,390
Race	262,169	386,552	648,721
White	146,657	251,848	398,505
Black	30,561	47,268	77,829
American Indian/Alaskan	884	1,751	2,635
Other	30,161	42,978	73,139
Unknown	53,906	42,707	96,613
Other race includes Asian, native Hawaiian/Pacific Islander, or other.			
Ethnicity	262,169	386,552	648,721
Hispanic	63,036	75,547	138,583
Non-Hispanic	105,803	208,601	314,404
Unknown	93,330	102,404	195,734
Gender	262,169	386,552	648,721
Female	138,070	217,321	355,391
Male	122,875	169,000	291,875
Unknown	1,224	231	1,455

COVID-19 doses administered for the past 2 weeks

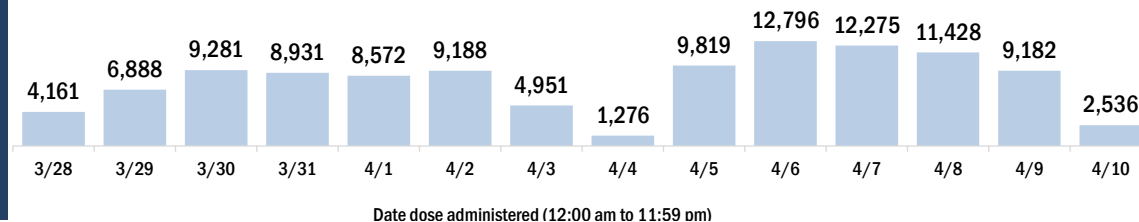


Persons vaccinated for COVID-19 for the past 2 weeks

Number of persons who received their first dose of a two-dose series of the COVID-19 vaccine



Number of persons who completed the COVID-19 vaccine series



COVID-19: Calhoun County vaccine summary

Vaccination data through Apr 10, 2021 as of Apr 11, 2021 at 12:05 AM

Data in this report are provisional and subject to change.

Data in this summary pertain to COVID-19 vaccines approved by the U.S. Food and Drug Administration and have been issued an Emergency Use Authorization (Janssen COVID-19 Vaccine, Moderna COVID-19 Vaccine and Pfizer-BioNTech COVID-19 Vaccine). These data summarize the number of people who have received either their first dose or have completed the series for a COVID-19 vaccine. **A person can only be counted in one category, first dose or series complete.** For persons receiving Moderna or Pfizer vaccines, once they receive their second dose, they are moved from the first dose column to the series completed column. **Because of this, the total first dose category may show a change from report to report not matching the total receiving their first dose from the previous day.** Persons receiving Johnson & Johnson vaccines will always be counted in the series completed column.

COVID-19 doses for vaccinated persons in Florida

Doses administered 4,431

People receiving one dose of a 1-dose series (Johnson & Johnson) or receiving only one dose of a 2-dose series (Moderna, Pfizer) count once. Persons receiving both doses of a 2-dose series count twice.

Current status of persons vaccinated for COVID-19 in Florida

Total people vaccinated 2,586

First dose 588

Series completed 1,998

Completed 1-dose series 153

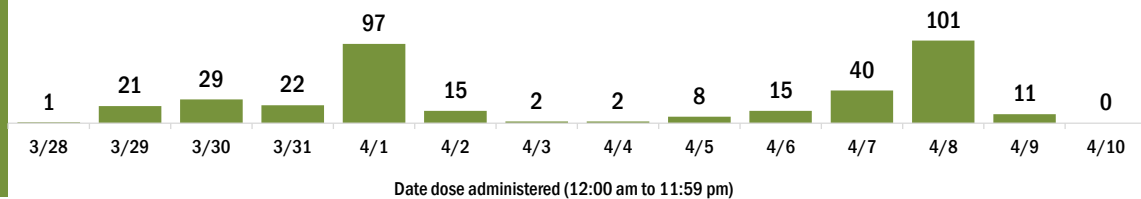
Completed 2-dose series 1,845

First dose: current number of people who have only received their first dose of the Moderna or Pfizer vaccine.

Series complete: current number of people who have received both Moderna or Pfizer vaccine doses or one Johnson & Johnson dose and are considered fully immunized.

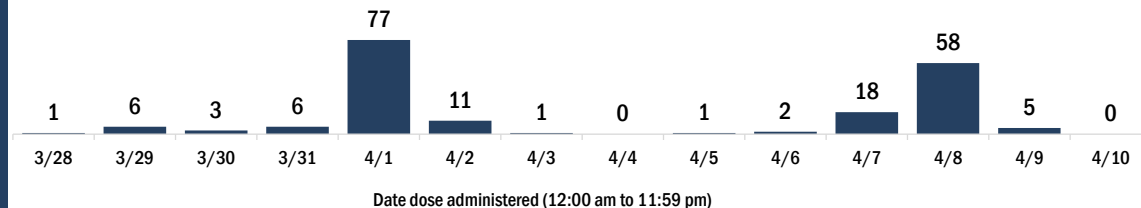
Demographic summary	First dose	Series complete	Total people vaccinated
Age group	588	1,998	2,586
16-24 years	22	18	40
25-34 years	21	54	75
35-44 years	54	91	145
45-54 years	91	166	257
55-64 years	205	302	507
65-74 years	103	751	854
75-84 years	68	442	510
85+ years	24	174	198
Race	588	1,998	2,586
White	385	1,408	1,793
Black	57	123	180
American Indian/Alaskan	6	12	18
Other	53	305	358
Unknown	87	150	237
Other race includes Asian, native Hawaiian/Pacific Islander, or other.			
Ethnicity	588	1,998	2,586
Hispanic	15	38	53
Non-Hispanic	238	1,158	1,396
Unknown	335	802	1,137
Gender	588	1,998	2,586
Female	314	1,115	1,429
Male	274	882	1,156
Unknown	0	1	1

COVID-19 doses administered for the past 2 weeks

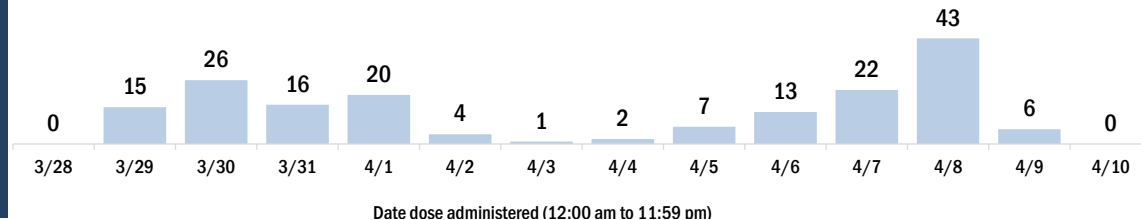


Persons vaccinated for COVID-19 for the past 2 weeks

Number of persons who received their first dose of a two-dose series of the COVID-19 vaccine



Number of persons who completed the COVID-19 vaccine series



COVID-19: Charlotte County vaccine summary

Vaccination data through Apr 10, 2021 as of Apr 11, 2021 at 12:05 AM

Data in this report are provisional and subject to change.

Data in this summary pertain to COVID-19 vaccines approved by the U.S. Food and Drug Administration and have been issued an Emergency Use Authorization (Janssen COVID-19 Vaccine, Moderna COVID-19 Vaccine and Pfizer-BioNTech COVID-19 Vaccine). These data summarize the number of people who have received either their first dose or have completed the series for a COVID-19 vaccine. **A person can only be counted in one category, first dose or series complete.** For persons receiving Moderna or Pfizer vaccines, once they receive their second dose, they are moved from the first dose column to the series completed column. **Because of this, the total first dose category may show a change from report to report not matching the total receiving their first dose from the previous day.** Persons receiving Johnson & Johnson vaccines will always be counted in the series completed column.

COVID-19 doses for vaccinated persons in Florida

Doses administered 138,524

People receiving one dose of a 1-dose series (Johnson & Johnson) or receiving only one dose of a 2-dose series (Moderna, Pfizer) count once. Persons receiving both doses of a 2-dose series count twice.

Current status of persons vaccinated for COVID-19 in Florida

Total people vaccinated 91,320

First dose 39,591

Series completed 51,729

Completed 1-dose series 4,525

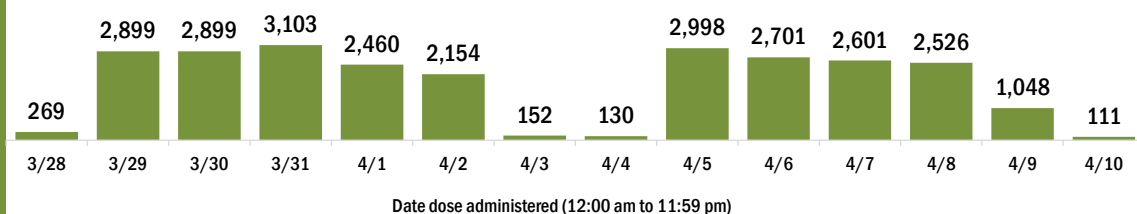
Completed 2-dose series 47,204

First dose: current number of people who have only received their first dose of the Moderna or Pfizer vaccine.

Series complete: current number of people who have received both Moderna or Pfizer vaccine doses or one Johnson & Johnson dose and are considered fully immunized.

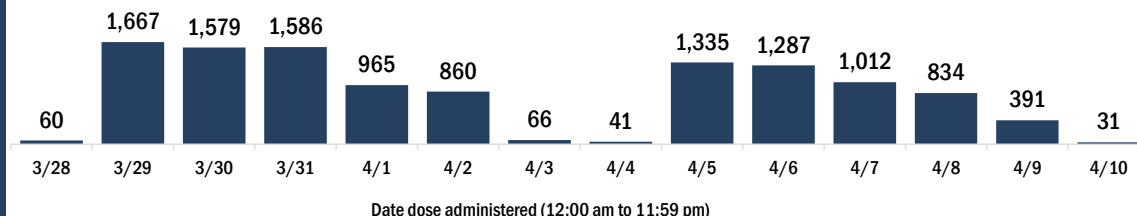
Demographic summary	First dose	Series complete	Total people vaccinated
Age group	39,591	51,729	91,320
16-24 years	693	261	954
25-34 years	1,094	601	1,695
35-44 years	1,688	944	2,632
45-54 years	3,804	1,829	5,633
55-64 years	12,074	4,839	16,913
65-74 years	11,138	24,201	35,339
75-84 years	6,973	14,753	21,726
85+ years	2,127	4,301	6,428
Race	39,591	51,729	91,320
White	31,174	38,316	69,490
Black	893	764	1,657
American Indian/Alaskan	224	188	412
Other	2,298	3,653	5,951
Unknown	5,002	8,808	13,810
Other race includes Asian, native Hawaiian/Pacific Islander, or other.			
Ethnicity	39,591	51,729	91,320
Hispanic	1,350	867	2,217
Non-Hispanic	23,735	28,772	52,507
Unknown	14,506	22,090	36,596
Gender	39,591	51,729	91,320
Female	21,529	28,967	50,496
Male	18,030	22,735	40,765
Unknown	32	27	59

COVID-19 doses administered for the past 2 weeks

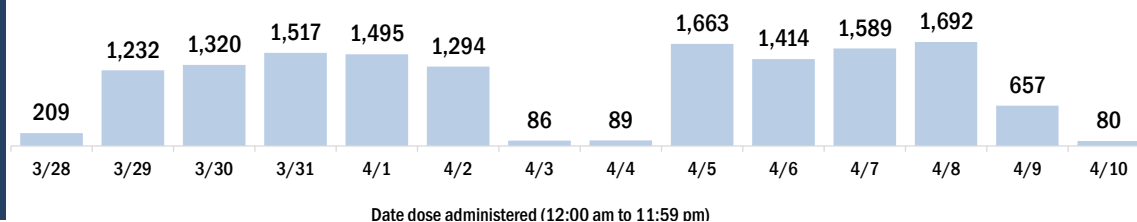


Persons vaccinated for COVID-19 for the past 2 weeks

Number of persons who received their first dose of a two-dose series of the COVID-19 vaccine



Number of persons who completed the COVID-19 vaccine series



COVID-19: Citrus County vaccine summary

Vaccination data through Apr 10, 2021 as of Apr 11, 2021 at 12:05 AM

Data in this report are provisional and subject to change.

Data in this summary pertain to COVID-19 vaccines approved by the U.S. Food and Drug Administration and have been issued an Emergency Use Authorization (Janssen COVID-19 Vaccine, Moderna COVID-19 Vaccine and Pfizer-BioNTech COVID-19 Vaccine). These data summarize the number of people who have received either their first dose or have completed the series for a COVID-19 vaccine. **A person can only be counted in one category, first dose or series complete.** For persons receiving Moderna or Pfizer vaccines, once they receive their second dose, they are moved from the first dose column to the series completed column. **Because of this, the total first dose category may show a change from report to report not matching the total receiving their first dose from the previous day.** Persons receiving Johnson & Johnson vaccines will always be counted in the series completed column.

COVID-19 doses for vaccinated persons in Florida

Doses administered 85,437

People receiving one dose of a 1-dose series (Johnson & Johnson) or receiving only one dose of a 2-dose series (Moderna, Pfizer) count once. Persons receiving both doses of a 2-dose series count twice.

Current status of persons vaccinated for COVID-19 in Florida

Total people vaccinated 52,959

First dose 19,345

Series completed 33,614

Completed 1-dose series 1,136

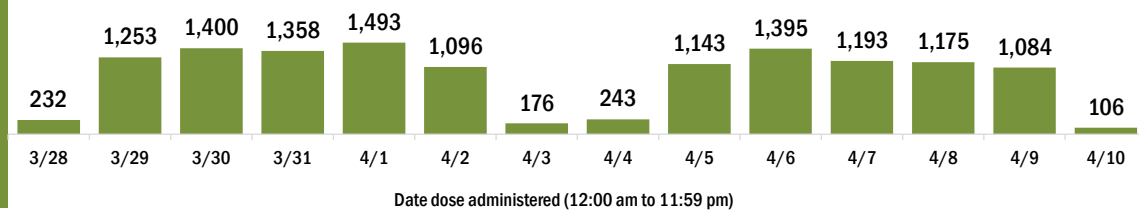
Completed 2-dose series 32,478

First dose: current number of people who have only received their first dose of the Moderna or Pfizer vaccine.

Series complete: current number of people who have received both Moderna or Pfizer vaccine doses or one Johnson & Johnson dose and are considered fully immunized.

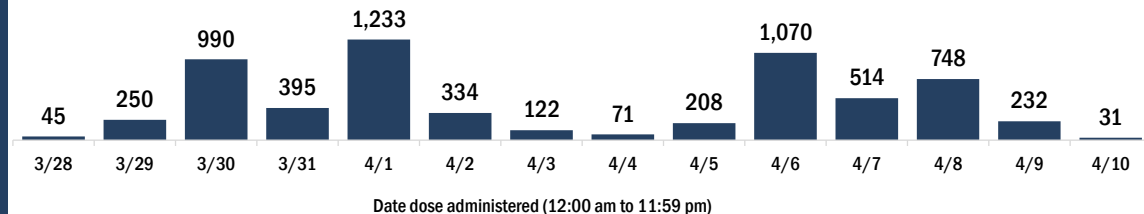
Demographic summary	First dose	Series complete	Total people vaccinated
Age group	19,345	33,614	52,959
16-24 years	448	233	681
25-34 years	564	524	1,088
35-44 years	945	708	1,653
45-54 years	2,127	1,207	3,334
55-64 years	6,461	2,593	9,054
65-74 years	4,886	15,024	19,910
75-84 years	2,999	10,321	13,320
85+ years	915	3,004	3,919
Race	19,345	33,614	52,959
White	15,277	24,561	39,838
Black	356	400	756
American Indian/Alaskan	125	164	289
Other	963	2,558	3,521
Unknown	2,624	5,931	8,555
Other race includes Asian, native Hawaiian/Pacific Islander, or other.			
Ethnicity	19,345	33,614	52,959
Hispanic	865	709	1,574
Non-Hispanic	12,551	18,585	31,136
Unknown	5,929	14,320	20,249
Gender	19,345	33,614	52,959
Female	10,931	19,148	30,079
Male	8,388	14,455	22,843
Unknown	26	11	37

COVID-19 doses administered for the past 2 weeks

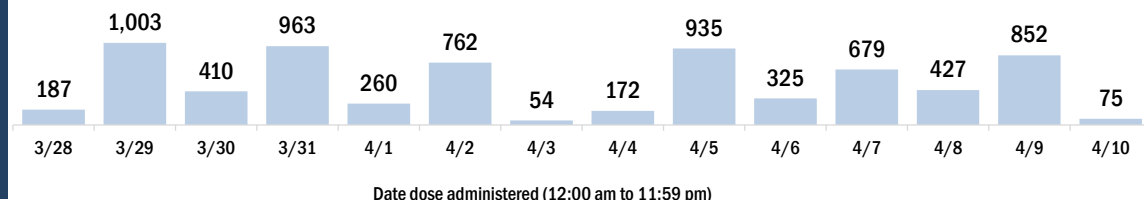


Persons vaccinated for COVID-19 for the past 2 weeks

Number of persons who received their first dose of a two-dose series of the COVID-19 vaccine



Number of persons who completed the COVID-19 vaccine series



COVID-19: Clay County vaccine summary

Vaccination data through Apr 10, 2021 as of Apr 11, 2021 at 12:05 AM

Data in this report are provisional and subject to change.

Data in this summary pertain to COVID-19 vaccines approved by the U.S. Food and Drug Administration and have been issued an Emergency Use Authorization (Janssen COVID-19 Vaccine, Moderna COVID-19 Vaccine and Pfizer-BioNTech COVID-19 Vaccine). These data summarize the number of people who have received either their first dose or have completed the series for a COVID-19 vaccine. **A person can only be counted in one category, first dose or series complete.** For persons receiving Moderna or Pfizer vaccines, once they receive their second dose, they are moved from the first dose column to the series completed column. **Because of this, the total first dose category may show a change from report to report not matching the total receiving their first dose from the previous day.** Persons receiving Johnson & Johnson vaccines will always be counted in the series completed column.

COVID-19 doses for vaccinated persons in Florida

Doses administered 87,174

People receiving one dose of a 1-dose series (Johnson & Johnson) or receiving only one dose of a 2-dose series (Moderna, Pfizer) count once. Persons receiving both doses of a 2-dose series count twice.

Current status of persons vaccinated for COVID-19 in Florida

Total people vaccinated 54,274

First dose 18,767

Series completed 35,507

Completed 1-dose series 2,607

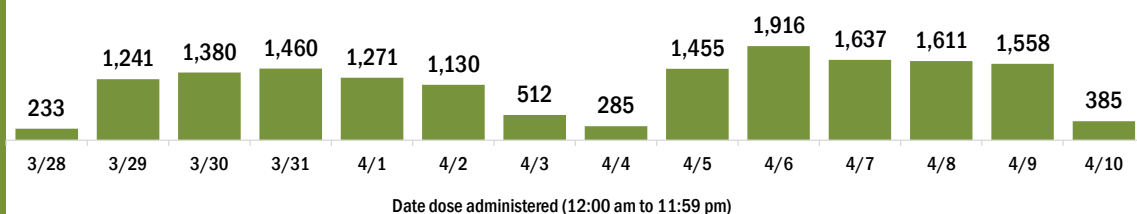
Completed 2-dose series 32,900

First dose: current number of people who have only received their first dose of the Moderna or Pfizer vaccine.

Series complete: current number of people who have received both Moderna or Pfizer vaccine doses or one Johnson & Johnson dose and are considered fully immunized.

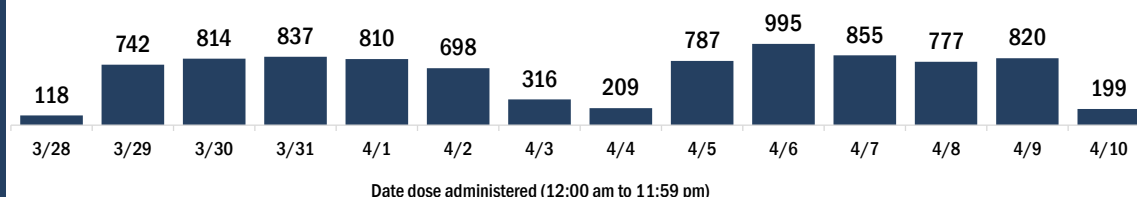
Demographic summary	First dose	Series complete	Total people vaccinated
Age group	18,767	35,507	54,274
16-24 years	1,612	709	2,321
25-34 years	1,562	1,452	3,014
35-44 years	2,652	2,398	5,050
45-54 years	4,225	3,482	7,707
55-64 years	5,633	6,211	11,844
65-74 years	1,744	12,848	14,592
75-84 years	941	6,479	7,420
85+ years	398	1,928	2,326
Race	18,767	35,507	54,274
White	11,566	26,205	37,771
Black	1,524	2,263	3,787
American Indian/Alaskan	78	182	260
Other	2,307	3,234	5,541
Unknown	3,292	3,623	6,915
Other race includes Asian, native Hawaiian/Pacific Islander, or other.			
Ethnicity	18,767	35,507	54,274
Hispanic	1,448	1,379	2,827
Non-Hispanic	11,546	26,737	38,283
Unknown	5,773	7,391	13,164
Gender	18,767	35,507	54,274
Female	10,384	20,753	31,137
Male	8,214	14,752	22,966
Unknown	169	2	171

COVID-19 doses administered for the past 2 weeks

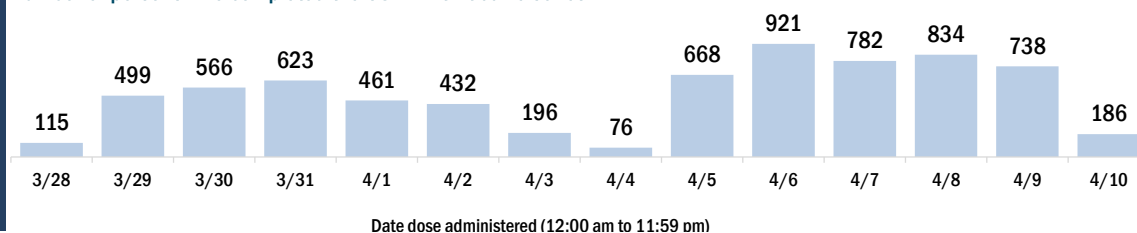


Persons vaccinated for COVID-19 for the past 2 weeks

Number of persons who received their first dose of a two-dose series of the COVID-19 vaccine



Number of persons who completed the COVID-19 vaccine series



COVID-19: Collier County vaccine summary

Vaccination data through Apr 10, 2021 as of Apr 11, 2021 at 12:05 AM

Data in this report are provisional and subject to change.

Data in this summary pertain to COVID-19 vaccines approved by the U.S. Food and Drug Administration and have been issued an Emergency Use Authorization (Janssen COVID-19 Vaccine, Moderna COVID-19 Vaccine and Pfizer-BioNTech COVID-19 Vaccine). These data summarize the number of people who have received either their first dose or have completed the series for a COVID-19 vaccine. **A person can only be counted in one category, first dose or series complete.** For persons receiving Moderna or Pfizer vaccines, once they receive their second dose, they are moved from the first dose column to the series completed column. **Because of this, the total first dose category may show a change from report to report not matching the total receiving their first dose from the previous day.** Persons receiving Johnson & Johnson vaccines will always be counted in the series completed column.

COVID-19 doses for vaccinated persons in Florida

Doses administered 250,775

People receiving one dose of a 1-dose series (Johnson & Johnson) or receiving only one dose of a 2-dose series (Moderna, Pfizer) count once. Persons receiving both doses of a 2-dose series count twice.

Current status of persons vaccinated for COVID-19 in Florida

Total people vaccinated 158,160

First dose 55,598

Series completed 102,562

Completed 1-dose series 9,947

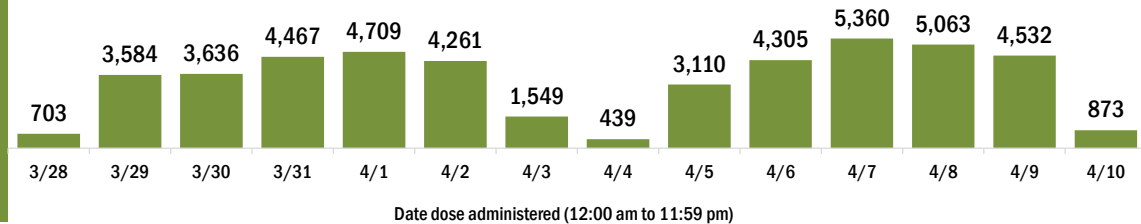
Completed 2-dose series 92,615

First dose: current number of people who have only received their first dose of the Moderna or Pfizer vaccine.

Series complete: current number of people who have received both Moderna or Pfizer vaccine doses or one Johnson & Johnson dose and are considered fully immunized.

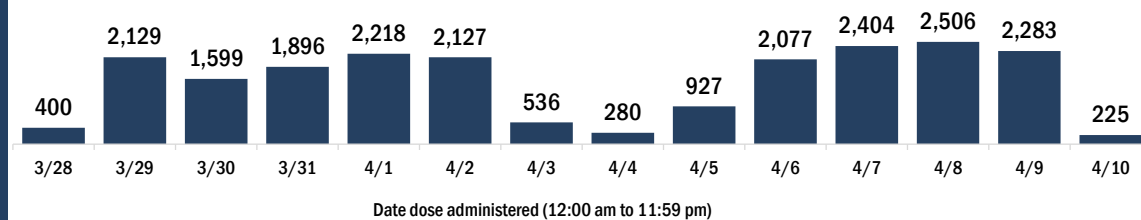
Demographic summary	First dose	Series complete	Total people vaccinated
Age group	55,598	102,562	158,160
16-24 years	1,556	1,043	2,599
25-34 years	2,359	2,398	4,757
35-44 years	3,623	3,206	6,829
45-54 years	7,213	4,823	12,036
55-64 years	17,688	9,366	27,054
65-74 years	12,078	42,778	54,856
75-84 years	8,431	29,953	38,384
85+ years	2,650	8,995	11,645
Race	55,598	102,562	158,160
White	37,904	65,894	103,798
Black	793	1,132	1,925
American Indian/Alaskan	178	295	473
Other	4,029	7,992	12,021
Unknown	12,694	27,249	39,943
Other race includes Asian, native Hawaiian/Pacific Islander, or other.			
Ethnicity	55,598	102,562	158,160
Hispanic	5,684	4,727	10,411
Non-Hispanic	25,623	45,276	70,899
Unknown	24,291	52,559	76,850
Gender	55,598	102,562	158,160
Female	30,224	56,515	86,739
Male	25,105	45,794	70,899
Unknown	269	253	522

COVID-19 doses administered for the past 2 weeks

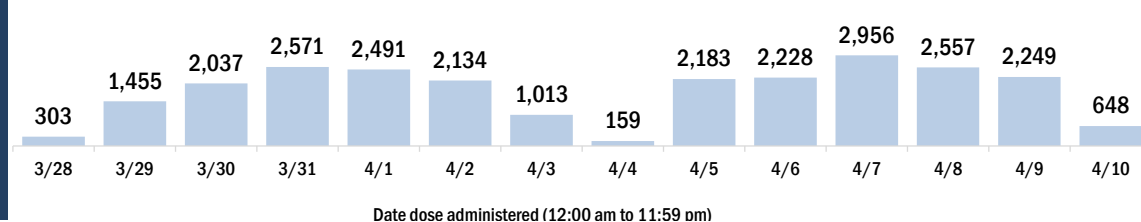


Persons vaccinated for COVID-19 for the past 2 weeks

Number of persons who received their first dose of a two-dose series of the COVID-19 vaccine



Number of persons who completed the COVID-19 vaccine series



COVID-19: Columbia County vaccine summary

Vaccination data through Apr 10, 2021 as of Apr 11, 2021 at 12:05 AM

Data in this report are provisional and subject to change.

Data in this summary pertain to COVID-19 vaccines approved by the U.S. Food and Drug Administration and have been issued an Emergency Use Authorization (Janssen COVID-19 Vaccine, Moderna COVID-19 Vaccine and Pfizer-BioNTech COVID-19 Vaccine). These data summarize the number of people who have received either their first dose or have completed the series for a COVID-19 vaccine. **A person can only be counted in one category, first dose or series complete.** For persons receiving Moderna or Pfizer vaccines, once they receive their second dose, they are moved from the first dose column to the series completed column. **Because of this, the total first dose category may show a change from report to report not matching the total receiving their first dose from the previous day.** Persons receiving Johnson & Johnson vaccines will always be counted in the series completed column.

COVID-19 doses for vaccinated persons in Florida

Doses administered 22,186

People receiving one dose of a 1-dose series (Johnson & Johnson) or receiving only one dose of a 2-dose series (Moderna, Pfizer) count once. Persons receiving both doses of a 2-dose series count twice.

Current status of persons vaccinated for COVID-19 in Florida

Total people vaccinated 13,613

First dose 3,525

Series completed 10,088

Completed 1-dose series 1,515

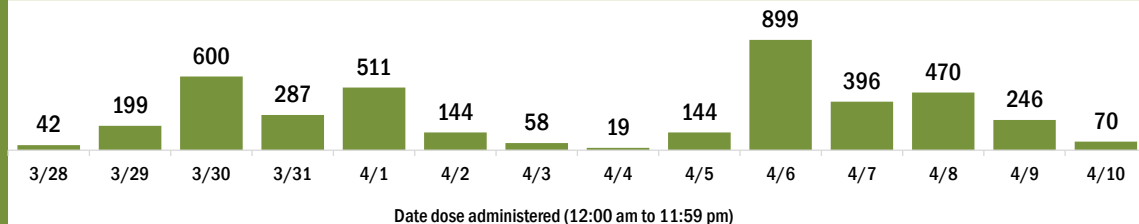
Completed 2-dose series 8,573

First dose: current number of people who have only received their first dose of the Moderna or Pfizer vaccine.

Series complete: current number of people who have received both Moderna or Pfizer vaccine doses or one Johnson & Johnson dose and are considered fully immunized.

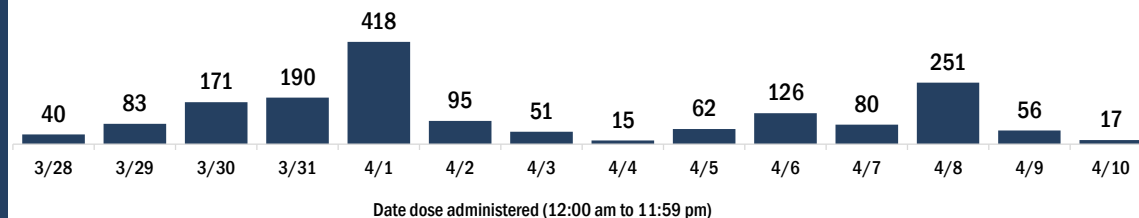
Demographic summary	First dose	Series complete	Total people vaccinated
Age group	3,525	10,088	13,613
16-24 years	161	134	295
25-34 years	258	338	596
35-44 years	364	528	892
45-54 years	650	848	1,498
55-64 years	1,230	1,594	2,824
65-74 years	504	3,794	4,298
75-84 years	263	2,212	2,475
85+ years	95	640	735
Race	3,525	10,088	13,613
White	2,403	7,217	9,620
Black	414	1,038	1,452
American Indian/Alaskan	31	50	81
Other	313	681	994
Unknown	364	1,102	1,466
Other race includes Asian, native Hawaiian/Pacific Islander, or other.			
Ethnicity	3,525	10,088	13,613
Hispanic	174	257	431
Non-Hispanic	2,392	7,157	9,549
Unknown	959	2,674	3,633
Gender	3,525	10,088	13,613
Female	2,016	5,924	7,940
Male	1,507	4,164	5,671
Unknown	2	0	2

COVID-19 doses administered for the past 2 weeks

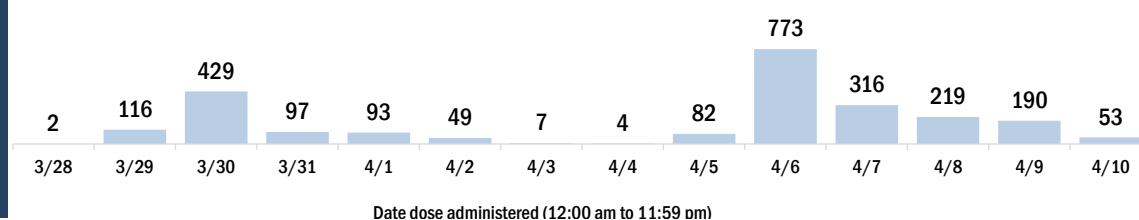


Persons vaccinated for COVID-19 for the past 2 weeks

Number of persons who received their first dose of a two-dose series of the COVID-19 vaccine



Number of persons who completed the COVID-19 vaccine series



COVID-19: Dade County vaccine summary

Vaccination data through Apr 10, 2021 as of Apr 11, 2021 at 12:05 AM

Data in this report are provisional and subject to change.

Data in this summary pertain to COVID-19 vaccines approved by the U.S. Food and Drug Administration and have been issued an Emergency Use Authorization (Janssen COVID-19 Vaccine, Moderna COVID-19 Vaccine and Pfizer-BioNTech COVID-19 Vaccine). These data summarize the number of people who have received either their first dose or have completed the series for a COVID-19 vaccine. **A person can only be counted in one category, first dose or series complete.** For persons receiving Moderna or Pfizer vaccines, once they receive their second dose, they are moved from the first dose column to the series completed column. **Because of this, the total first dose category may show a change from report to report not matching the total receiving their first dose from the previous day.** Persons receiving Johnson & Johnson vaccines will always be counted in the series completed column.

COVID-19 doses for vaccinated persons in Florida

Doses administered 1,436,683

People receiving one dose of a 1-dose series (Johnson & Johnson) or receiving only one dose of a 2-dose series (Moderna, Pfizer) count once. Persons receiving both doses of a 2-dose series count twice.

Current status of persons vaccinated for COVID-19 in Florida

Total people vaccinated 942,926

First dose 365,274

Series completed 577,652

Completed 1-dose series 83,895

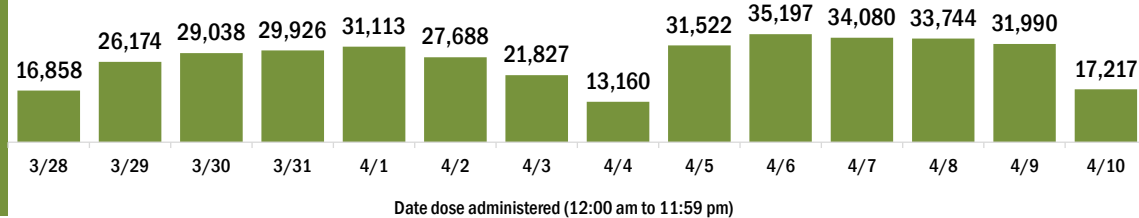
Completed 2-dose series 493,757

First dose: current number of people who have only received their first dose of the Moderna or Pfizer vaccine.

Series complete: current number of people who have received both Moderna or Pfizer vaccine doses or one Johnson & Johnson dose and are considered fully immunized.

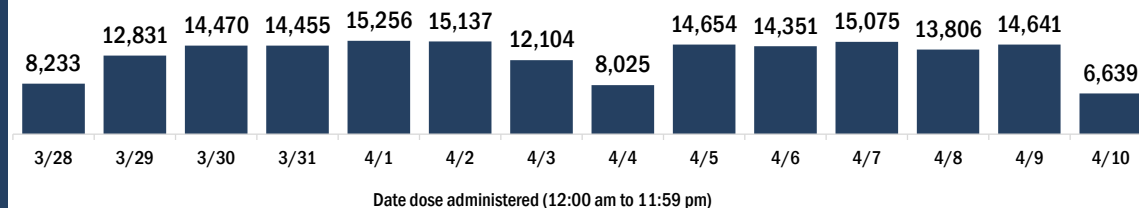
Demographic summary	First dose	Series complete	Total people vaccinated
Age group	365,274	577,652	942,926
16-24 years	21,767	17,244	39,011
25-34 years	34,458	39,815	74,273
35-44 years	52,217	55,406	107,623
45-54 years	82,134	78,120	160,254
55-64 years	90,449	109,101	199,550
65-74 years	47,334	150,500	197,834
75-84 years	25,854	92,004	117,858
85+ years	11,061	35,462	46,523
Race	365,274	577,652	942,926
White	249,943	406,596	656,539
Black	20,814	42,663	63,477
American Indian/Alaskan	855	1,294	2,149
Other	33,746	65,508	99,254
Unknown	59,916	61,591	121,507
Other race includes Asian, native Hawaiian/Pacific Islander, or other.			
Ethnicity	365,274	577,652	942,926
Hispanic	170,555	290,608	461,163
Non-Hispanic	61,590	137,038	198,628
Unknown	133,129	150,006	283,135
Gender	365,274	577,652	942,926
Female	193,883	325,322	519,205
Male	169,344	251,665	421,009
Unknown	2,047	665	2,712

COVID-19 doses administered for the past 2 weeks

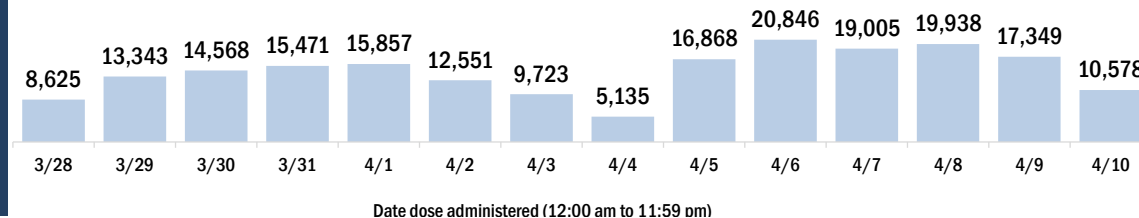


Persons vaccinated for COVID-19 for the past 2 weeks

Number of persons who received their first dose of a two-dose series of the COVID-19 vaccine



Number of persons who completed the COVID-19 vaccine series



COVID-19: Desoto County vaccine summary

Vaccination data through Apr 10, 2021 as of Apr 11, 2021 at 12:05 AM

Data in this report are provisional and subject to change.

Data in this summary pertain to COVID-19 vaccines approved by the U.S. Food and Drug Administration and have been issued an Emergency Use Authorization (Janssen COVID-19 Vaccine, Moderna COVID-19 Vaccine and Pfizer-BioNTech COVID-19 Vaccine). These data summarize the number of people who have received either their first dose or have completed the series for a COVID-19 vaccine. **A person can only be counted in one category, first dose or series complete.** For persons receiving Moderna or Pfizer vaccines, once they receive their second dose, they are moved from the first dose column to the series completed column. **Because of this, the total first dose category may show a change from report to report not matching the total receiving their first dose from the previous day.** Persons receiving Johnson & Johnson vaccines will always be counted in the series completed column.

COVID-19 doses for vaccinated persons in Florida

Doses administered 13,806

People receiving one dose of a 1-dose series (Johnson & Johnson) or receiving only one dose of a 2-dose series (Moderna, Pfizer) count once. Persons receiving both doses of a 2-dose series count twice.

Current status of persons vaccinated for COVID-19 in Florida

Total people vaccinated 8,946

First dose 3,782

Series completed 5,164

Completed 1-dose series 304

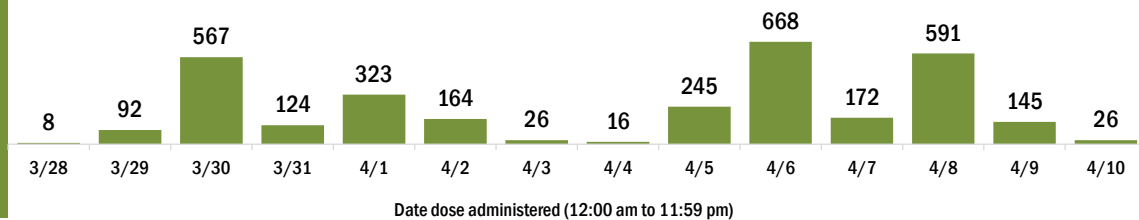
Completed 2-dose series 4,860

First dose: current number of people who have only received their first dose of the Moderna or Pfizer vaccine.

Series complete: current number of people who have received both Moderna or Pfizer vaccine doses or one Johnson & Johnson dose and are considered fully immunized.

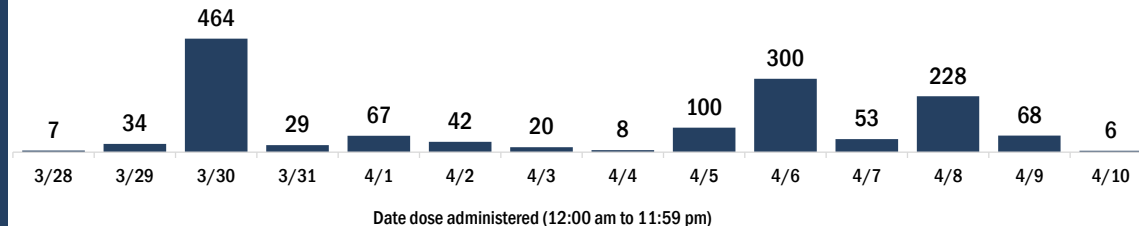
Demographic summary	First dose	Series complete	Total people vaccinated
Age group	3,782	5,164	8,946
16-24 years	124	43	167
25-34 years	174	146	320
35-44 years	313	172	485
45-54 years	558	292	850
55-64 years	1,141	512	1,653
65-74 years	856	2,173	3,029
75-84 years	487	1,484	1,971
85+ years	129	342	471
Race	3,782	5,164	8,946
White	2,373	3,761	6,134
Black	232	303	535
American Indian/Alaskan	18	13	31
Other	432	393	825
Unknown	727	694	1,421
Other race includes Asian, native Hawaiian/Pacific Islander, or other.			
Ethnicity	3,782	5,164	8,946
Hispanic	590	248	838
Non-Hispanic	1,832	2,411	4,243
Unknown	1,360	2,505	3,865
Gender	3,782	5,164	8,946
Female	1,775	2,805	4,580
Male	2,007	2,358	4,365
Unknown	0	1	1

COVID-19 doses administered for the past 2 weeks

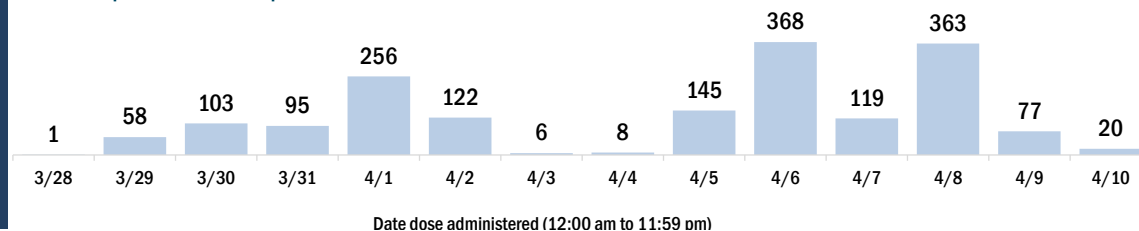


Persons vaccinated for COVID-19 for the past 2 weeks

Number of persons who received their first dose of a two-dose series of the COVID-19 vaccine



Number of persons who completed the COVID-19 vaccine series



COVID-19: Dixie County vaccine summary

Vaccination data through Apr 10, 2021 as of Apr 11, 2021 at 12:05 AM

Data in this report are provisional and subject to change.

Data in this summary pertain to COVID-19 vaccines approved by the U.S. Food and Drug Administration and have been issued an Emergency Use Authorization (Janssen COVID-19 Vaccine, Moderna COVID-19 Vaccine and Pfizer-BioNTech COVID-19 Vaccine). These data summarize the number of people who have received either their first dose or have completed the series for a COVID-19 vaccine. **A person can only be counted in one category, first dose or series complete.** For persons receiving Moderna or Pfizer vaccines, once they receive their second dose, they are moved from the first dose column to the series completed column. **Because of this, the total first dose category may show a change from report to report not matching the total receiving their first dose from the previous day.** Persons receiving Johnson & Johnson vaccines will always be counted in the series completed column.

COVID-19 doses for vaccinated persons in Florida

Doses administered 4,637

People receiving one dose of a 1-dose series (Johnson & Johnson) or receiving only one dose of a 2-dose series (Moderna, Pfizer) count once. Persons receiving both doses of a 2-dose series count twice.

Current status of persons vaccinated for COVID-19 in Florida

Total people vaccinated 2,992

First dose 1,068

Series completed 1,924

Completed 1-dose series 279

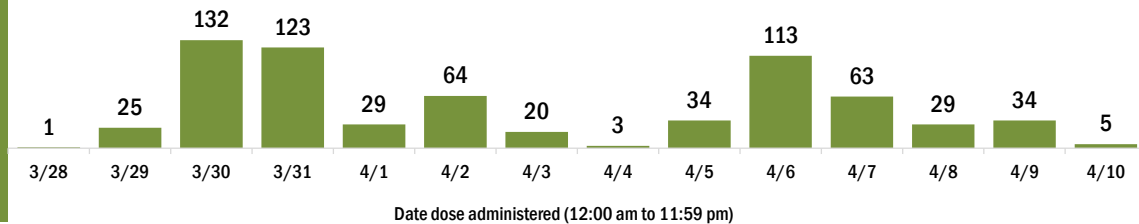
Completed 2-dose series 1,645

First dose: current number of people who have only received their first dose of the Moderna or Pfizer vaccine.

Series complete: current number of people who have received both Moderna or Pfizer vaccine doses or one Johnson & Johnson dose and are considered fully immunized.

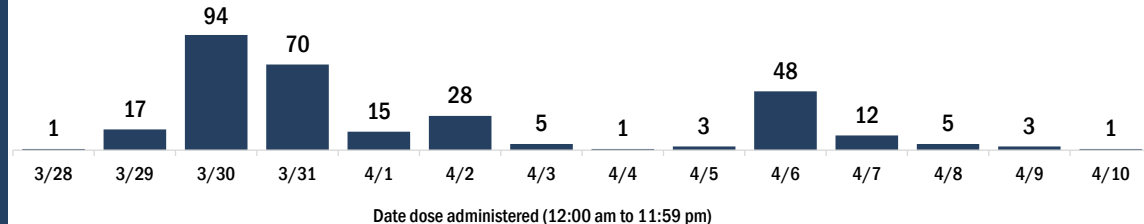
Demographic summary	First dose	Series complete	Total people vaccinated
Age group	1,068	1,924	2,992
16-24 years	16	15	31
25-34 years	28	26	54
35-44 years	55	49	104
45-54 years	116	86	202
55-64 years	361	268	629
65-74 years	294	852	1,146
75-84 years	151	496	647
85+ years	47	132	179
Race	1,068	1,924	2,992
White	915	1,667	2,582
Black	71	62	133
American Indian/Alaskan	16	10	26
Other	34	60	94
Unknown	32	125	157
Other race includes Asian, native Hawaiian/Pacific Islander, or other.			
Ethnicity	1,068	1,924	2,992
Hispanic	26	30	56
Non-Hispanic	878	1,395	2,273
Unknown	164	499	663
Gender	1,068	1,924	2,992
Female	565	1,033	1,598
Male	503	891	1,394
Unknown	0	0	0

COVID-19 doses administered for the past 2 weeks

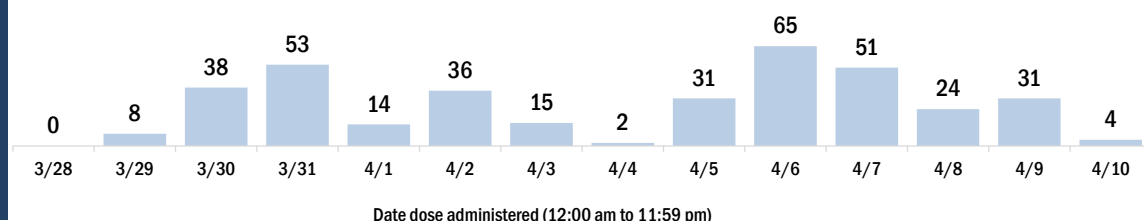


Persons vaccinated for COVID-19 for the past 2 weeks

Number of persons who received their first dose of a two-dose series of the COVID-19 vaccine



Number of persons who completed the COVID-19 vaccine series



COVID-19: Duval County vaccine summary

Vaccination data through Apr 10, 2021 as of Apr 11, 2021 at 12:05 AM

Data in this report are provisional and subject to change.

Data in this summary pertain to COVID-19 vaccines approved by the U.S. Food and Drug Administration and have been issued an Emergency Use Authorization (Janssen COVID-19 Vaccine, Moderna COVID-19 Vaccine and Pfizer-BioNTech COVID-19 Vaccine). These data summarize the number of people who have received either their first dose or have completed the series for a COVID-19 vaccine. **A person can only be counted in one category, first dose or series complete.** For persons receiving Moderna or Pfizer vaccines, once they receive their second dose, they are moved from the first dose column to the series completed column. **Because of this, the total first dose category may show a change from report to report not matching the total receiving their first dose from the previous day.** Persons receiving Johnson & Johnson vaccines will always be counted in the series completed column.

COVID-19 doses for vaccinated persons in Florida

Doses administered 436,091

People receiving one dose of a 1-dose series (Johnson & Johnson) or receiving only one dose of a 2-dose series (Moderna, Pfizer) count once. Persons receiving both doses of a 2-dose series count twice.

Current status of persons vaccinated for COVID-19 in Florida

Total people vaccinated 283,002

First dose 108,201

Series completed 174,801

Completed 1-dose series 21,712

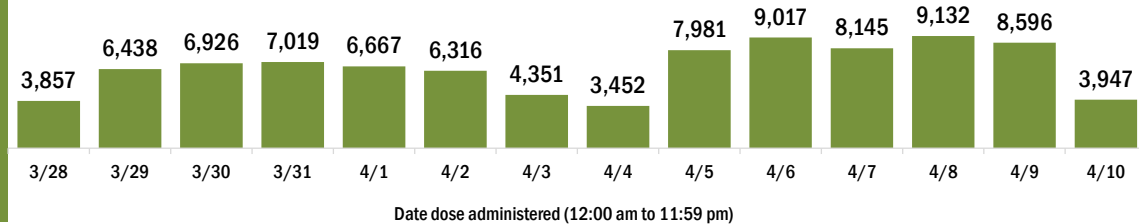
Completed 2-dose series 153,089

First dose: current number of people who have only received their first dose of the Moderna or Pfizer vaccine.

Series complete: current number of people who have received both Moderna or Pfizer vaccine doses or one Johnson & Johnson dose and are considered fully immunized.

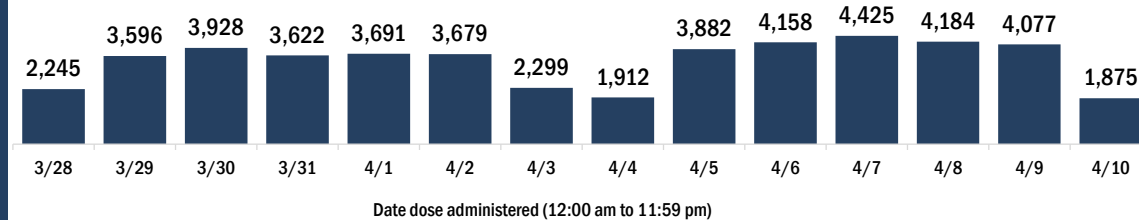
Demographic summary	First dose	Series complete	Total people vaccinated
Age group	108,201	174,801	283,002
16-24 years	8,367	4,084	12,451
25-34 years	13,225	12,591	25,816
35-44 years	16,526	15,402	31,928
45-54 years	21,813	20,145	41,958
55-64 years	26,874	34,807	61,681
65-74 years	13,380	54,345	67,725
75-84 years	5,706	24,800	30,506
85+ years	2,310	8,627	10,937
Race	108,201	174,801	283,002
White	57,817	102,886	160,703
Black	16,705	29,907	46,612
American Indian/Alaskan	259	403	662
Other	15,792	20,344	36,136
Unknown	17,628	21,261	38,889
Other race includes Asian, native Hawaiian/Pacific Islander, or other.			
Ethnicity	108,201	174,801	283,002
Hispanic	8,560	6,648	15,208
Non-Hispanic	72,626	125,983	198,609
Unknown	27,015	42,170	69,185
Gender	108,201	174,801	283,002
Female	57,539	102,477	160,016
Male	48,177	72,238	120,415
Unknown	2,485	86	2,571

COVID-19 doses administered for the past 2 weeks

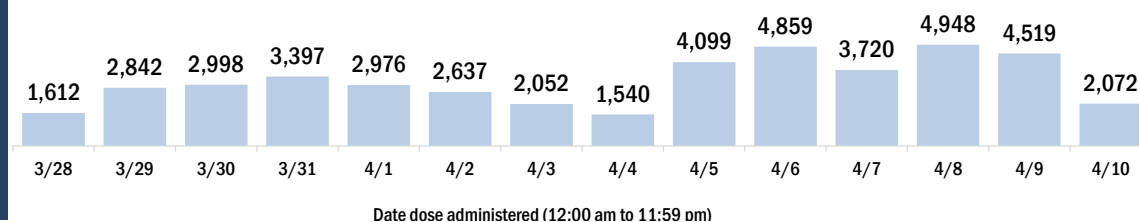


Persons vaccinated for COVID-19 for the past 2 weeks

Number of persons who received their first dose of a two-dose series of the COVID-19 vaccine



Number of persons who completed the COVID-19 vaccine series



COVID-19: Escambia County vaccine summary

Vaccination data through Apr 10, 2021 as of Apr 11, 2021 at 12:05 AM

Data in this report are provisional and subject to change.

Data in this summary pertain to COVID-19 vaccines approved by the U.S. Food and Drug Administration and have been issued an Emergency Use Authorization (Janssen COVID-19 Vaccine, Moderna COVID-19 Vaccine and Pfizer-BioNTech COVID-19 Vaccine). These data summarize the number of people who have received either their first dose or have completed the series for a COVID-19 vaccine. **A person can only be counted in one category, first dose or series complete.** For persons receiving Moderna or Pfizer vaccines, once they receive their second dose, they are moved from the first dose column to the series completed column. **Because of this, the total first dose category may show a change from report to report not matching the total receiving their first dose from the previous day.** Persons receiving Johnson & Johnson vaccines will always be counted in the series completed column.

COVID-19 doses for vaccinated persons in Florida

Doses administered 131,356

People receiving one dose of a 1-dose series (Johnson & Johnson) or receiving only one dose of a 2-dose series (Moderna, Pfizer) count once. Persons receiving both doses of a 2-dose series count twice.

Current status of persons vaccinated for COVID-19 in Florida

Total people vaccinated 83,470

First dose 29,890

Series completed 53,580

Completed 1-dose series 5,694

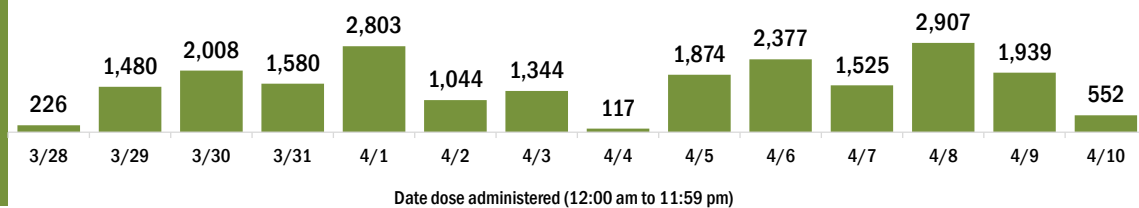
Completed 2-dose series 47,886

First dose: current number of people who have only received their first dose of the Moderna or Pfizer vaccine.

Series complete: current number of people who have received both Moderna or Pfizer vaccine doses or one Johnson & Johnson dose and are considered fully immunized.

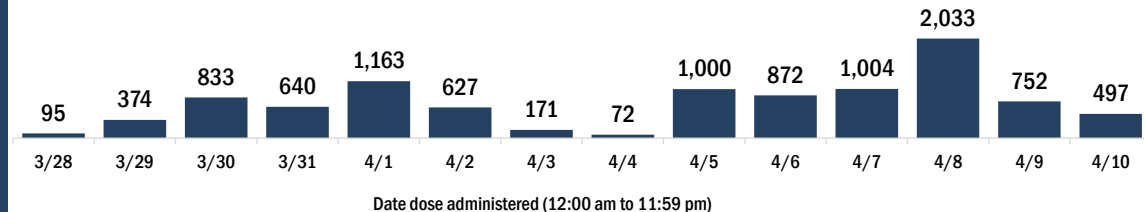
Demographic summary	First dose	Series complete	Total people vaccinated
Age group	29,890	53,580	83,470
16-24 years	1,958	843	2,801
25-34 years	3,349	2,457	5,806
35-44 years	3,716	3,204	6,920
45-54 years	4,795	5,177	9,972
55-64 years	7,936	10,092	18,028
65-74 years	4,716	18,292	23,008
75-84 years	2,479	9,917	12,396
85+ years	941	3,598	4,539
Race	29,890	53,580	83,470
White	16,310	33,175	49,485
Black	3,989	7,748	11,737
American Indian/Alaskan	178	396	574
Other	2,655	5,035	7,690
Unknown	6,758	7,226	13,984
Other race includes Asian, native Hawaiian/Pacific Islander, or other.			
Ethnicity	29,890	53,580	83,470
Hispanic	983	1,049	2,032
Non-Hispanic	18,592	36,721	55,313
Unknown	10,315	15,810	26,125
Gender	29,890	53,580	83,470
Female	16,981	31,787	48,768
Male	12,806	21,779	34,585
Unknown	103	14	117

COVID-19 doses administered for the past 2 weeks

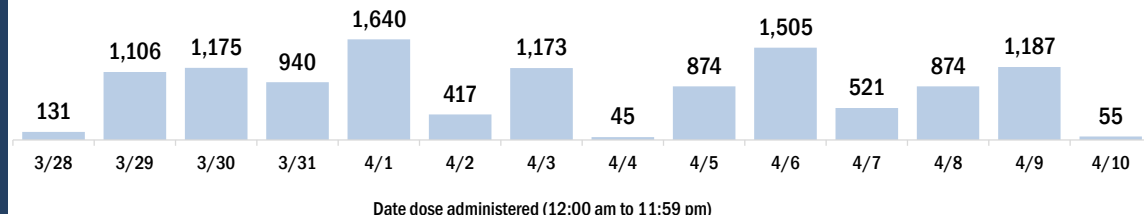


Persons vaccinated for COVID-19 for the past 2 weeks

Number of persons who received their first dose of a two-dose series of the COVID-19 vaccine



Number of persons who completed the COVID-19 vaccine series



COVID-19: Flagler County vaccine summary

Vaccination data through Apr 10, 2021 as of Apr 11, 2021 at 12:05 AM

Data in this report are provisional and subject to change.

Data in this summary pertain to COVID-19 vaccines approved by the U.S. Food and Drug Administration and have been issued an Emergency Use Authorization (Janssen COVID-19 Vaccine, Moderna COVID-19 Vaccine and Pfizer-BioNTech COVID-19 Vaccine). These data summarize the number of people who have received either their first dose or have completed the series for a COVID-19 vaccine. **A person can only be counted in one category, first dose or series complete.** For persons receiving Moderna or Pfizer vaccines, once they receive their second dose, they are moved from the first dose column to the series completed column. **Because of this, the total first dose category may show a change from report to report not matching the total receiving their first dose from the previous day.** Persons receiving Johnson & Johnson vaccines will always be counted in the series completed column.

COVID-19 doses for vaccinated persons in Florida

Doses administered 72,017

People receiving one dose of a 1-dose series (Johnson & Johnson) or receiving only one dose of a 2-dose series (Moderna, Pfizer) count once. Persons receiving both doses of a 2-dose series count twice.

Current status of persons vaccinated for COVID-19 in Florida

Total people vaccinated 44,863

First dose 15,961

Series completed 28,902

Completed 1-dose series 1,748

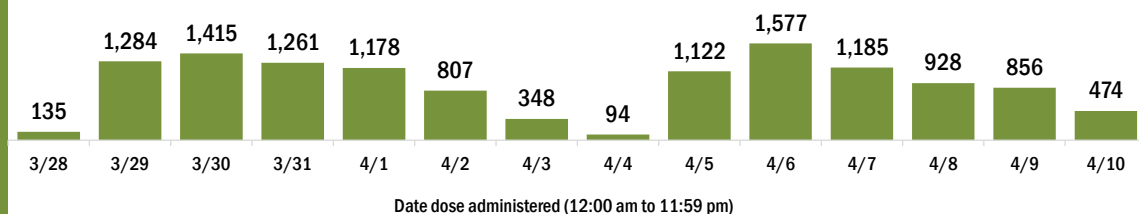
Completed 2-dose series 27,154

First dose: current number of people who have only received their first dose of the Moderna or Pfizer vaccine.

Series complete: current number of people who have received both Moderna or Pfizer vaccine doses or one Johnson & Johnson dose and are considered fully immunized.

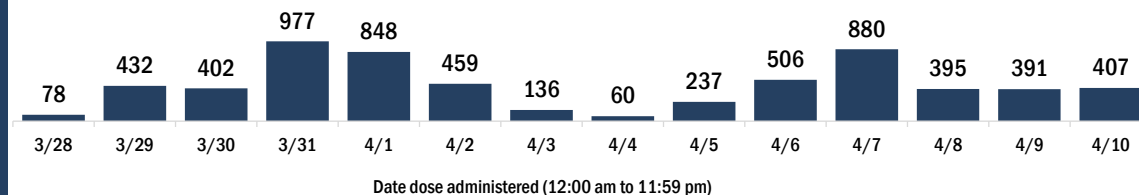
Demographic summary	First dose	Series complete	Total people vaccinated
Age group	15,961	28,902	44,863
16-24 years	587	244	831
25-34 years	708	552	1,260
35-44 years	1,306	994	2,300
45-54 years	2,569	1,542	4,111
55-64 years	5,164	3,509	8,673
65-74 years	3,189	12,618	15,807
75-84 years	1,824	7,423	9,247
85+ years	614	2,020	2,634
Race	15,961	28,902	44,863
White	10,627	19,421	30,048
Black	1,019	1,867	2,886
American Indian/Alaskan	110	163	273
Other	1,287	2,751	4,038
Unknown	2,918	4,700	7,618
Other race includes Asian, native Hawaiian/Pacific Islander, or other.			
Ethnicity	15,961	28,902	44,863
Hispanic	1,364	1,323	2,687
Non-Hispanic	9,868	17,031	26,899
Unknown	4,729	10,548	15,277
Gender	15,961	28,902	44,863
Female	8,754	16,284	25,038
Male	6,987	12,525	19,512
Unknown	220	93	313

COVID-19 doses administered for the past 2 weeks

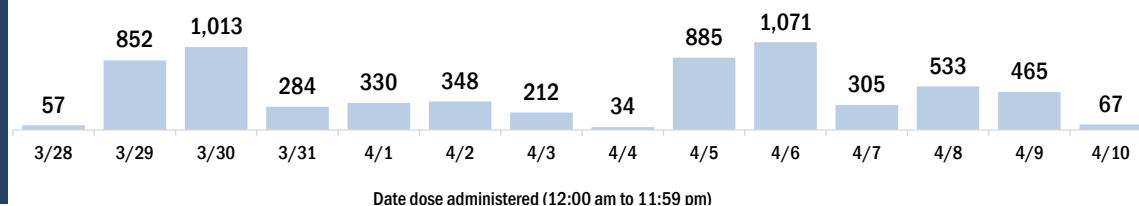


Persons vaccinated for COVID-19 for the past 2 weeks

Number of persons who received their first dose of a two-dose series of the COVID-19 vaccine



Number of persons who completed the COVID-19 vaccine series



COVID-19: Franklin County vaccine summary

Vaccination data through Apr 10, 2021 as of Apr 11, 2021 at 12:05 AM

Data in this report are provisional and subject to change.

Data in this summary pertain to COVID-19 vaccines approved by the U.S. Food and Drug Administration and have been issued an Emergency Use Authorization (Janssen COVID-19 Vaccine, Moderna COVID-19 Vaccine and Pfizer-BioNTech COVID-19 Vaccine). These data summarize the number of people who have received either their first dose or have completed the series for a COVID-19 vaccine. **A person can only be counted in one category, first dose or series complete.** For persons receiving Moderna or Pfizer vaccines, once they receive their second dose, they are moved from the first dose column to the series completed column. **Because of this, the total first dose category may show a change from report to report not matching the total receiving their first dose from the previous day.** Persons receiving Johnson & Johnson vaccines will always be counted in the series completed column.

COVID-19 doses for vaccinated persons in Florida

Doses administered 6,029

People receiving one dose of a 1-dose series (Johnson & Johnson) or receiving only one dose of a 2-dose series (Moderna, Pfizer) count once. Persons receiving both doses of a 2-dose series count twice.

Current status of persons vaccinated for COVID-19 in Florida

Total people vaccinated 3,491

First dose 876

Series completed 2,615

Completed 1-dose series 77

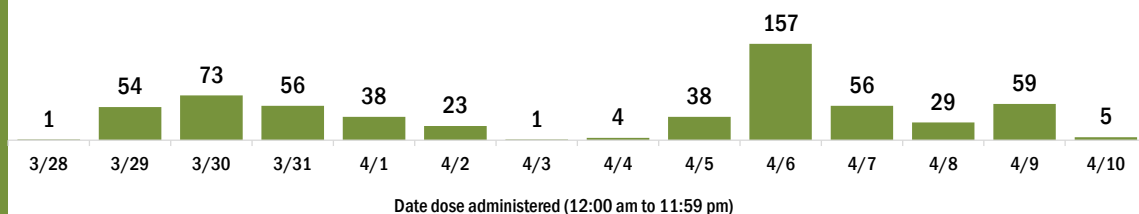
Completed 2-dose series 2,538

First dose: current number of people who have only received their first dose of the Moderna or Pfizer vaccine.

Series complete: current number of people who have received both Moderna or Pfizer vaccine doses or one Johnson & Johnson dose and are considered fully immunized.

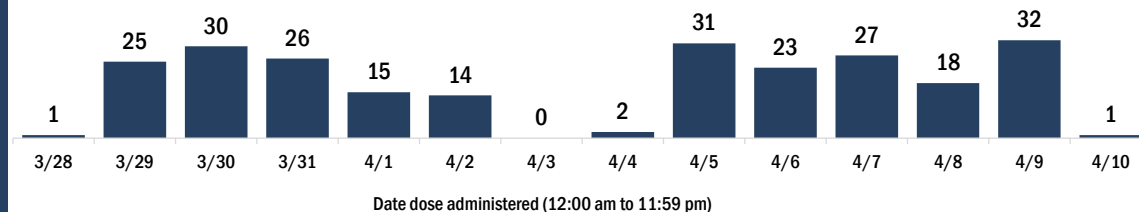
Demographic summary	First dose	Series complete	Total people vaccinated
Age group	876	2,615	3,491
16-24 years	21	15	36
25-34 years	46	35	81
35-44 years	59	70	129
45-54 years	123	162	285
55-64 years	381	408	789
65-74 years	168	1,226	1,394
75-84 years	63	584	647
85+ years	15	115	130
Race	876	2,615	3,491
White	747	2,346	3,093
Black	51	121	172
American Indian/Alaskan	2	6	8
Other	50	93	143
Unknown	26	49	75
Other race includes Asian, native Hawaiian/Pacific Islander, or other.			
Ethnicity	876	2,615	3,491
Hispanic	23	29	52
Non-Hispanic	744	2,224	2,968
Unknown	109	362	471
Gender	876	2,615	3,491
Female	473	1,382	1,855
Male	403	1,233	1,636
Unknown	0	0	0

COVID-19 doses administered for the past 2 weeks

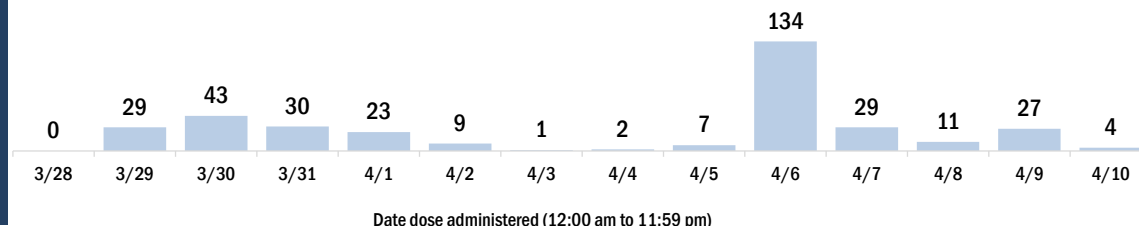


Persons vaccinated for COVID-19 for the past 2 weeks

Number of persons who received their first dose of a two-dose series of the COVID-19 vaccine



Number of persons who completed the COVID-19 vaccine series



COVID-19: Gadsden County vaccine summary

Vaccination data through Apr 10, 2021 as of Apr 11, 2021 at 12:05 AM

Data in this report are provisional and subject to change.

Data in this summary pertain to COVID-19 vaccines approved by the U.S. Food and Drug Administration and have been issued an Emergency Use Authorization (Janssen COVID-19 Vaccine, Moderna COVID-19 Vaccine and Pfizer-BioNTech COVID-19 Vaccine). These data summarize the number of people who have received either their first dose or have completed the series for a COVID-19 vaccine. **A person can only be counted in one category, first dose or series complete.** For persons receiving Moderna or Pfizer vaccines, once they receive their second dose, they are moved from the first dose column to the series completed column. **Because of this, the total first dose category may show a change from report to report not matching the total receiving their first dose from the previous day.** Persons receiving Johnson & Johnson vaccines will always be counted in the series completed column.

COVID-19 doses for vaccinated persons in Florida

Doses administered 22,727

People receiving one dose of a 1-dose series (Johnson & Johnson) or receiving only one dose of a 2-dose series (Moderna, Pfizer) count once. Persons receiving both doses of a 2-dose series count twice.

Current status of persons vaccinated for COVID-19 in Florida

Total people vaccinated 14,310

First dose 4,213

Series completed 10,097

Completed 1-dose series 1,680

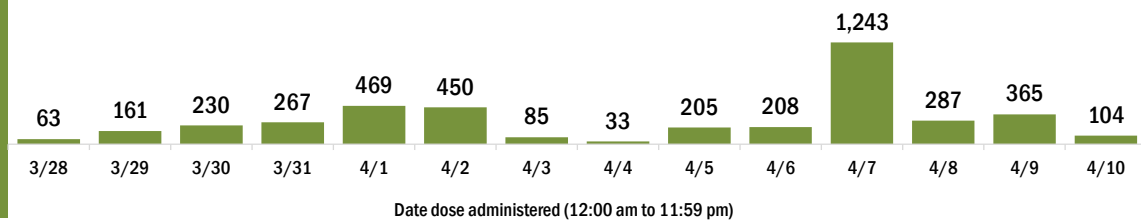
Completed 2-dose series 8,417

First dose: current number of people who have only received their first dose of the Moderna or Pfizer vaccine.

Series complete: current number of people who have received both Moderna or Pfizer vaccine doses or one Johnson & Johnson dose and are considered fully immunized.

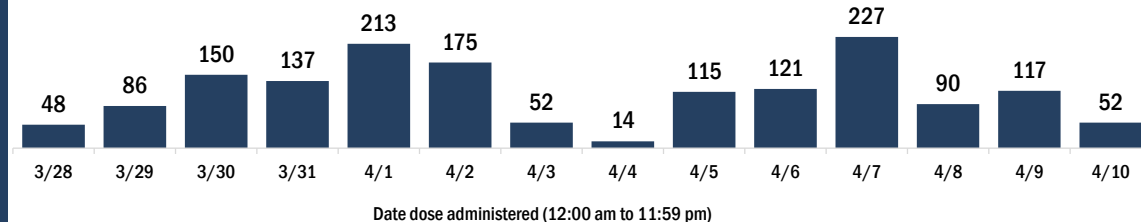
Demographic summary	First dose	Series complete	Total people vaccinated
Age group	4,213	10,097	14,310
16-24 years	156	153	309
25-34 years	238	564	802
35-44 years	525	824	1,349
45-54 years	913	1,104	2,017
55-64 years	1,321	1,927	3,248
65-74 years	639	3,379	4,018
75-84 years	309	1,614	1,923
85+ years	112	532	644
Race	4,213	10,097	14,310
White	1,229	3,899	5,128
Black	1,960	4,127	6,087
American Indian/Alaskan	4	22	26
Other	542	1,311	1,853
Unknown	478	738	1,216
Other race includes Asian, native Hawaiian/Pacific Islander, or other.			
Ethnicity	4,213	10,097	14,310
Hispanic	262	274	536
Non-Hispanic	2,847	7,243	10,090
Unknown	1,104	2,580	3,684
Gender	4,213	10,097	14,310
Female	2,369	6,422	8,791
Male	1,844	3,675	5,519
Unknown	0	0	0

COVID-19 doses administered for the past 2 weeks

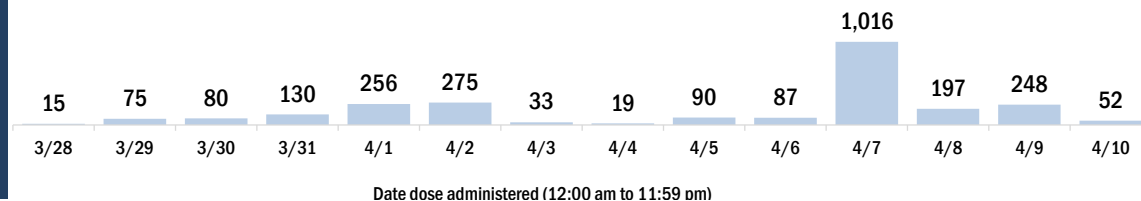


Persons vaccinated for COVID-19 for the past 2 weeks

Number of persons who received their first dose of a two-dose series of the COVID-19 vaccine



Number of persons who completed the COVID-19 vaccine series



COVID-19: Gilchrist County vaccine summary

Vaccination data through Apr 10, 2021 as of Apr 11, 2021 at 12:05 AM

Data in this report are provisional and subject to change.

Data in this summary pertain to COVID-19 vaccines approved by the U.S. Food and Drug Administration and have been issued an Emergency Use Authorization (Janssen COVID-19 Vaccine, Moderna COVID-19 Vaccine and Pfizer-BioNTech COVID-19 Vaccine). These data summarize the number of people who have received either their first dose or have completed the series for a COVID-19 vaccine. **A person can only be counted in one category, first dose or series complete.** For persons receiving Moderna or Pfizer vaccines, once they receive their second dose, they are moved from the first dose column to the series completed column. **Because of this, the total first dose category may show a change from report to report not matching the total receiving their first dose from the previous day.** Persons receiving Johnson & Johnson vaccines will always be counted in the series completed column.

COVID-19 doses for vaccinated persons in Florida

Doses administered 5,318

People receiving one dose of a 1-dose series (Johnson & Johnson) or receiving only one dose of a 2-dose series (Moderna, Pfizer) count once. Persons receiving both doses of a 2-dose series count twice.

Current status of persons vaccinated for COVID-19 in Florida

Total people vaccinated 3,318

First dose 943

Series completed 2,375

Completed 1-dose series 375

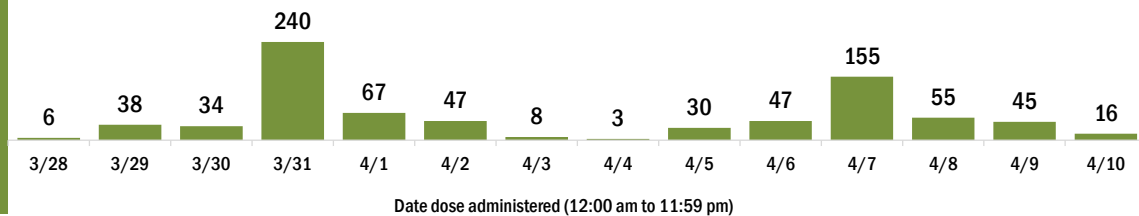
Completed 2-dose series 2,000

First dose: current number of people who have only received their first dose of the Moderna or Pfizer vaccine.

Series complete: current number of people who have received both Moderna or Pfizer vaccine doses or one Johnson & Johnson dose and are considered fully immunized.

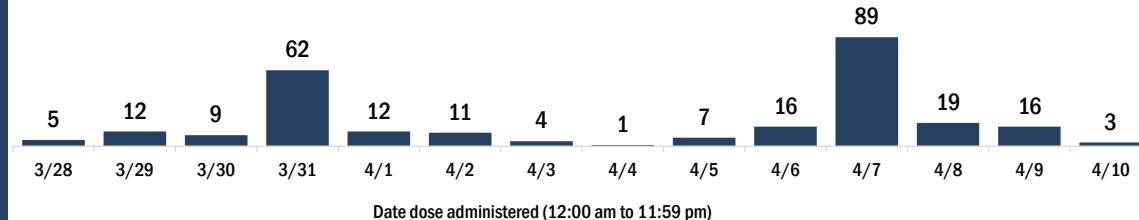
Demographic summary	First dose	Series complete	Total people vaccinated
Age group	943	2,375	3,318
16-24 years	29	44	73
25-34 years	41	65	106
35-44 years	58	111	169
45-54 years	128	190	318
55-64 years	373	335	708
65-74 years	205	876	1,081
75-84 years	81	571	652
85+ years	28	183	211
Race	943	2,375	3,318
White	778	1,644	2,422
Black	23	30	53
American Indian/Alaskan	7	7	14
Other	68	195	263
Unknown	67	499	566
Other race includes Asian, native Hawaiian/Pacific Islander, or other.			
Ethnicity	943	2,375	3,318
Hispanic	41	44	85
Non-Hispanic	565	975	1,540
Unknown	337	1,356	1,693
Gender	943	2,375	3,318
Female	534	1,401	1,935
Male	408	974	1,382
Unknown	1	0	1

COVID-19 doses administered for the past 2 weeks

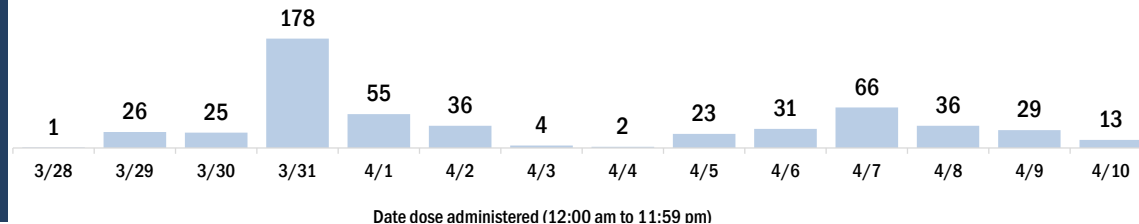


Persons vaccinated for COVID-19 for the past 2 weeks

Number of persons who received their first dose of a two-dose series of the COVID-19 vaccine



Number of persons who completed the COVID-19 vaccine series



COVID-19: Glades County vaccine summary

Vaccination data through Apr 10, 2021 as of Apr 11, 2021 at 12:05 AM

Data in this report are provisional and subject to change.

Data in this summary pertain to COVID-19 vaccines approved by the U.S. Food and Drug Administration and have been issued an Emergency Use Authorization (Janssen COVID-19 Vaccine, Moderna COVID-19 Vaccine and Pfizer-BioNTech COVID-19 Vaccine). These data summarize the number of people who have received either their first dose or have completed the series for a COVID-19 vaccine. **A person can only be counted in one category, first dose or series complete.** For persons receiving Moderna or Pfizer vaccines, once they receive their second dose, they are moved from the first dose column to the series completed column. **Because of this, the total first dose category may show a change from report to report not matching the total receiving their first dose from the previous day.** Persons receiving Johnson & Johnson vaccines will always be counted in the series completed column.

COVID-19 doses for vaccinated persons in Florida

Doses administered 3,901

People receiving one dose of a 1-dose series (Johnson & Johnson) or receiving only one dose of a 2-dose series (Moderna, Pfizer) count once. Persons receiving both doses of a 2-dose series count twice.

Current status of persons vaccinated for COVID-19 in Florida

Total people vaccinated 2,331

First dose 556

Series completed 1,775

Completed 1-dose series 205

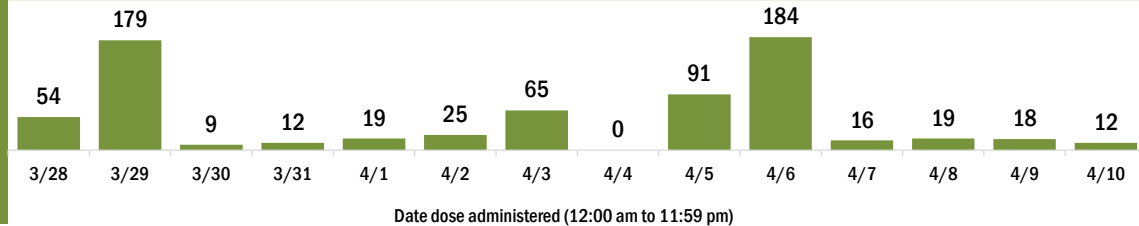
Completed 2-dose series 1,570

First dose: current number of people who have only received their first dose of the Moderna or Pfizer vaccine.

Series complete: current number of people who have received both Moderna or Pfizer vaccine doses or one Johnson & Johnson dose and are considered fully immunized.

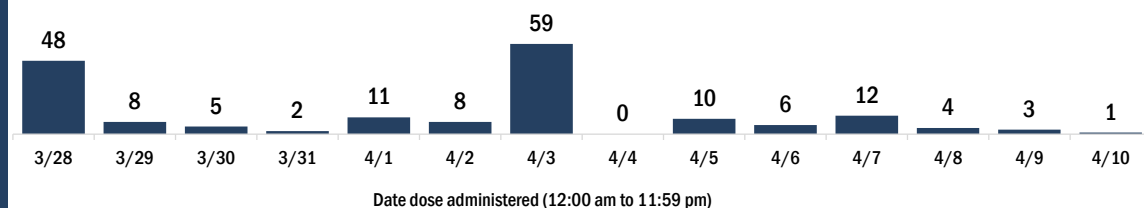
Demographic summary	First dose	Series complete	Total people vaccinated
Age group	556	1,775	2,331
16-24 years	11	5	16
25-34 years	17	41	58
35-44 years	36	56	92
45-54 years	95	93	188
55-64 years	224	178	402
65-74 years	89	759	848
75-84 years	66	544	610
85+ years	18	99	117
Race	556	1,775	2,331
White	379	1,329	1,708
Black	45	78	123
American Indian/Alaskan	4	13	17
Other	47	75	122
Unknown	81	280	361
Other race includes Asian, native Hawaiian/Pacific Islander, or other.			
Ethnicity	556	1,775	2,331
Hispanic	84	49	133
Non-Hispanic	265	800	1,065
Unknown	207	926	1,133
Gender	556	1,775	2,331
Female	273	822	1,095
Male	283	953	1,236
Unknown	0	0	0

COVID-19 doses administered for the past 2 weeks

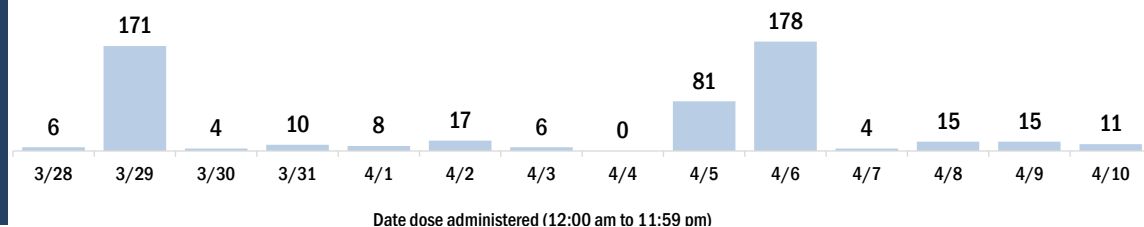


Persons vaccinated for COVID-19 for the past 2 weeks

Number of persons who received their first dose of a two-dose series of the COVID-19 vaccine



Number of persons who completed the COVID-19 vaccine series



COVID-19: Gulf County vaccine summary

Vaccination data through Apr 10, 2021 as of Apr 11, 2021 at 12:05 AM

Data in this report are provisional and subject to change.

Data in this summary pertain to COVID-19 vaccines approved by the U.S. Food and Drug Administration and have been issued an Emergency Use Authorization (Janssen COVID-19 Vaccine, Moderna COVID-19 Vaccine and Pfizer-BioNTech COVID-19 Vaccine). These data summarize the number of people who have received either their first dose or have completed the series for a COVID-19 vaccine. **A person can only be counted in one category, first dose or series complete.** For persons receiving Moderna or Pfizer vaccines, once they receive their second dose, they are moved from the first dose column to the series completed column. **Because of this, the total first dose category may show a change from report to report not matching the total receiving their first dose from the previous day.** Persons receiving Johnson & Johnson vaccines will always be counted in the series completed column.

COVID-19 doses for vaccinated persons in Florida

Doses administered 6,450

People receiving one dose of a 1-dose series (Johnson & Johnson) or receiving only one dose of a 2-dose series (Moderna, Pfizer) count once. Persons receiving both doses of a 2-dose series count twice.

Current status of persons vaccinated for COVID-19 in Florida

Total people vaccinated 3,795

First dose 926

Series completed 2,869

Completed 1-dose series 214

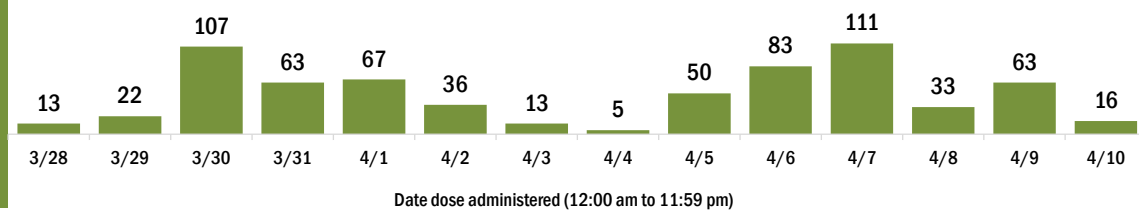
Completed 2-dose series 2,655

First dose: current number of people who have only received their first dose of the Moderna or Pfizer vaccine.

Series complete: current number of people who have received both Moderna or Pfizer vaccine doses or one Johnson & Johnson dose and are considered fully immunized.

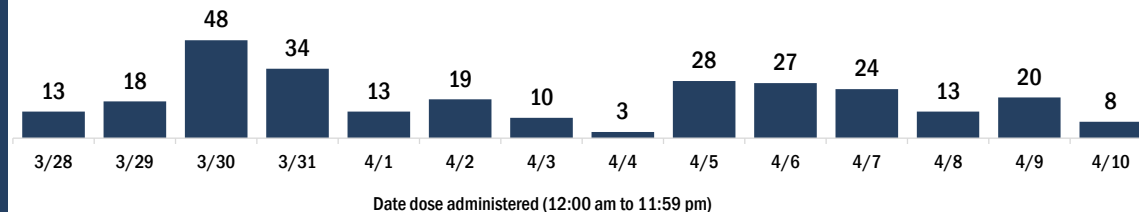
Demographic summary	First dose	Series complete	Total people vaccinated
Age group	926	2,869	3,795
16-24 years	33	29	62
25-34 years	41	45	86
35-44 years	75	73	148
45-54 years	171	160	331
55-64 years	326	352	678
65-74 years	158	1,387	1,545
75-84 years	105	642	747
85+ years	17	181	198
Race	926	2,869	3,795
White	766	2,544	3,310
Black	86	198	284
American Indian/Alaskan	1	8	9
Other	44	69	113
Unknown	29	50	79
Other race includes Asian, native Hawaiian/Pacific Islander, or other.			
Ethnicity	926	2,869	3,795
Hispanic	21	24	45
Non-Hispanic	687	2,658	3,345
Unknown	218	187	405
Gender	926	2,869	3,795
Female	509	1,531	2,040
Male	417	1,338	1,755
Unknown	0	0	0

COVID-19 doses administered for the past 2 weeks

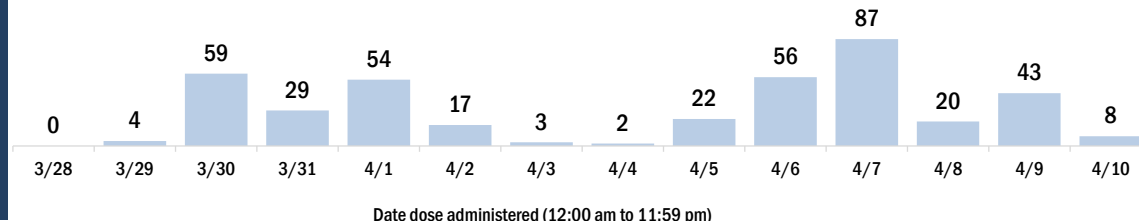


Persons vaccinated for COVID-19 for the past 2 weeks

Number of persons who received their first dose of a two-dose series of the COVID-19 vaccine



Number of persons who completed the COVID-19 vaccine series



COVID-19: Hamilton County vaccine summary

Vaccination data through Apr 10, 2021 as of Apr 11, 2021 at 12:05 AM

Data in this report are provisional and subject to change.

Data in this summary pertain to COVID-19 vaccines approved by the U.S. Food and Drug Administration and have been issued an Emergency Use Authorization (Janssen COVID-19 Vaccine, Moderna COVID-19 Vaccine and Pfizer-BioNTech COVID-19 Vaccine). These data summarize the number of people who have received either their first dose or have completed the series for a COVID-19 vaccine. **A person can only be counted in one category, first dose or series complete.** For persons receiving Moderna or Pfizer vaccines, once they receive their second dose, they are moved from the first dose column to the series completed column. **Because of this, the total first dose category may show a change from report to report not matching the total receiving their first dose from the previous day.** Persons receiving Johnson & Johnson vaccines will always be counted in the series completed column.

COVID-19 doses for vaccinated persons in Florida

Doses administered 4,164

People receiving one dose of a 1-dose series (Johnson & Johnson) or receiving only one dose of a 2-dose series (Moderna, Pfizer) count once. Persons receiving both doses of a 2-dose series count twice.

Current status of persons vaccinated for COVID-19 in Florida

Total people vaccinated 2,520

First dose 678

Series completed 1,842

Completed 1-dose series 198

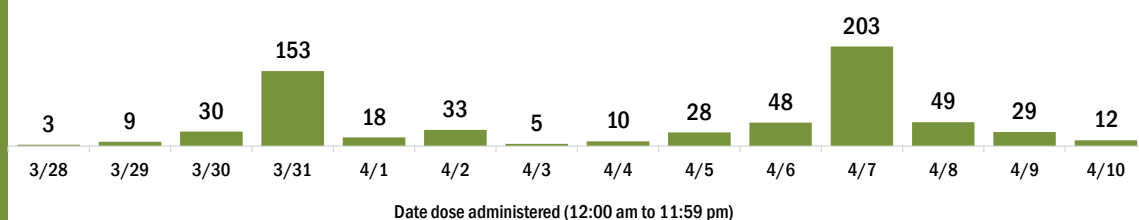
Completed 2-dose series 1,644

First dose: current number of people who have only received their first dose of the Moderna or Pfizer vaccine.

Series complete: current number of people who have received both Moderna or Pfizer vaccine doses or one Johnson & Johnson dose and are considered fully immunized.

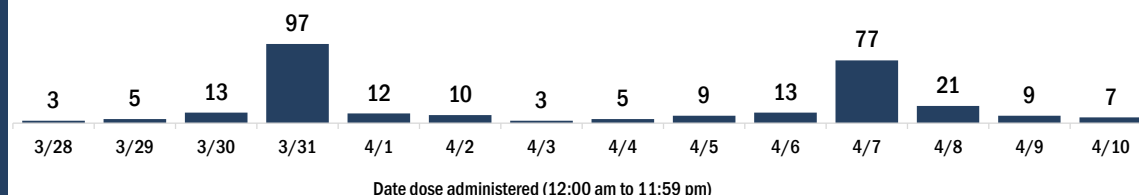
Demographic summary	First dose	Series complete	Total people vaccinated
Age group	678	1,842	2,520
16-24 years	23	16	39
25-34 years	27	35	62
35-44 years	59	59	118
45-54 years	110	111	221
55-64 years	292	259	551
65-74 years	104	839	943
75-84 years	36	425	461
85+ years	27	98	125
Race	678	1,842	2,520
White	366	1,105	1,471
Black	198	395	593
American Indian/Alaskan	2	1	3
Other	78	123	201
Unknown	34	218	252
Other race includes Asian, native Hawaiian/Pacific Islander, or other.			
Ethnicity	678	1,842	2,520
Hispanic	31	28	59
Non-Hispanic	438	1,027	1,465
Unknown	209	787	996
Gender	678	1,842	2,520
Female	410	1,031	1,441
Male	268	811	1,079
Unknown	0	0	0

COVID-19 doses administered for the past 2 weeks

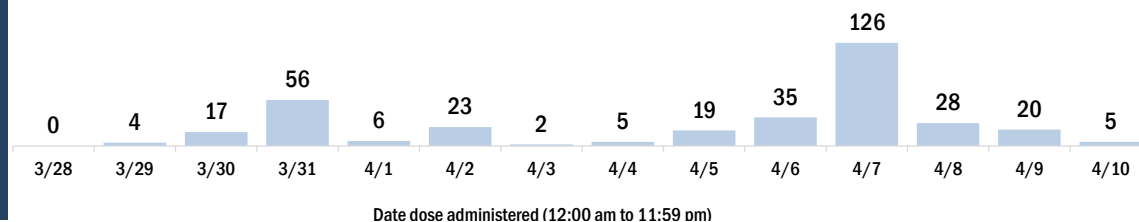


Persons vaccinated for COVID-19 for the past 2 weeks

Number of persons who received their first dose of a two-dose series of the COVID-19 vaccine



Number of persons who completed the COVID-19 vaccine series



COVID-19: Hardee County vaccine summary

Vaccination data through Apr 10, 2021 as of Apr 11, 2021 at 12:05 AM

Data in this report are provisional and subject to change.

Data in this summary pertain to COVID-19 vaccines approved by the U.S. Food and Drug Administration and have been issued an Emergency Use Authorization (Janssen COVID-19 Vaccine, Moderna COVID-19 Vaccine and Pfizer-BioNTech COVID-19 Vaccine). These data summarize the number of people who have received either their first dose or have completed the series for a COVID-19 vaccine. **A person can only be counted in one category, first dose or series complete.** For persons receiving Moderna or Pfizer vaccines, once they receive their second dose, they are moved from the first dose column to the series completed column. **Because of this, the total first dose category may show a change from report to report not matching the total receiving their first dose from the previous day.** Persons receiving Johnson & Johnson vaccines will always be counted in the series completed column.

COVID-19 doses for vaccinated persons in Florida

Doses administered 7,623

People receiving one dose of a 1-dose series (Johnson & Johnson) or receiving only one dose of a 2-dose series (Moderna, Pfizer) count once. Persons receiving both doses of a 2-dose series count twice.

Current status of persons vaccinated for COVID-19 in Florida

Total people vaccinated 4,771

First dose 1,801

Series completed 2,970

Completed 1-dose series 118

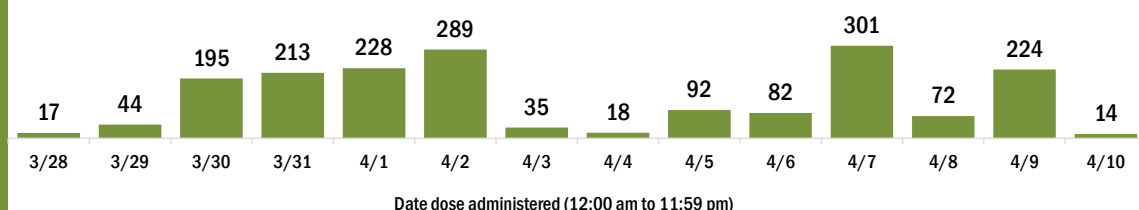
Completed 2-dose series 2,852

First dose: current number of people who have only received their first dose of the Moderna or Pfizer vaccine.

Series complete: current number of people who have received both Moderna or Pfizer vaccine doses or one Johnson & Johnson dose and are considered fully immunized.

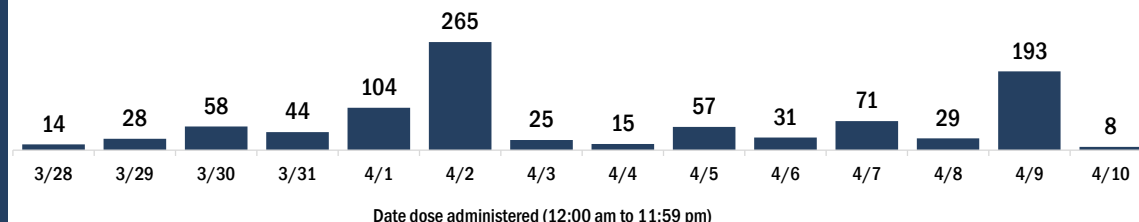
Demographic summary	First dose	Series complete	Total people vaccinated
Age group	1,801	2,970	4,771
16-24 years	92	34	126
25-34 years	112	98	210
35-44 years	170	89	259
45-54 years	360	128	488
55-64 years	596	269	865
65-74 years	284	1,228	1,512
75-84 years	151	869	1,020
85+ years	36	255	291
Race	1,801	2,970	4,771
White	1,312	2,466	3,778
Black	97	103	200
American Indian/Alaskan	3	22	25
Other	283	304	587
Unknown	106	75	181
Other race includes Asian, native Hawaiian/Pacific Islander, or other.			
Ethnicity	1,801	2,970	4,771
Hispanic	482	320	802
Non-Hispanic	840	2,253	3,093
Unknown	479	397	876
Gender	1,801	2,970	4,771
Female	959	1,626	2,585
Male	840	1,343	2,183
Unknown	2	1	3

COVID-19 doses administered for the past 2 weeks

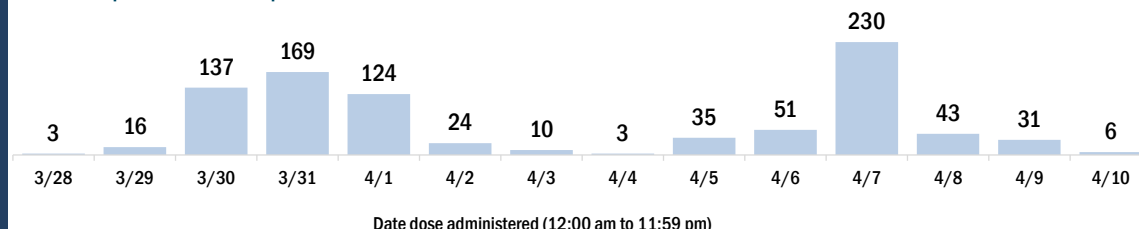


Persons vaccinated for COVID-19 for the past 2 weeks

Number of persons who received their first dose of a two-dose series of the COVID-19 vaccine



Number of persons who completed the COVID-19 vaccine series



COVID-19: Hendry County vaccine summary

Vaccination data through Apr 10, 2021 as of Apr 11, 2021 at 12:05 AM

Data in this report are provisional and subject to change.

Data in this summary pertain to COVID-19 vaccines approved by the U.S. Food and Drug Administration and have been issued an Emergency Use Authorization (Janssen COVID-19 Vaccine, Moderna COVID-19 Vaccine and Pfizer-BioNTech COVID-19 Vaccine). These data summarize the number of people who have received either their first dose or have completed the series for a COVID-19 vaccine. **A person can only be counted in one category, first dose or series complete.** For persons receiving Moderna or Pfizer vaccines, once they receive their second dose, they are moved from the first dose column to the series completed column. **Because of this, the total first dose category may show a change from report to report not matching the total receiving their first dose from the previous day.** Persons receiving Johnson & Johnson vaccines will always be counted in the series completed column.

COVID-19 doses for vaccinated persons in Florida

Doses administered 13,553

People receiving one dose of a 1-dose series (Johnson & Johnson) or receiving only one dose of a 2-dose series (Moderna, Pfizer) count once. Persons receiving both doses of a 2-dose series count twice.

Current status of persons vaccinated for COVID-19 in Florida

Total people vaccinated 9,107

First dose 3,633

Series completed 5,474

Completed 1-dose series 1,028

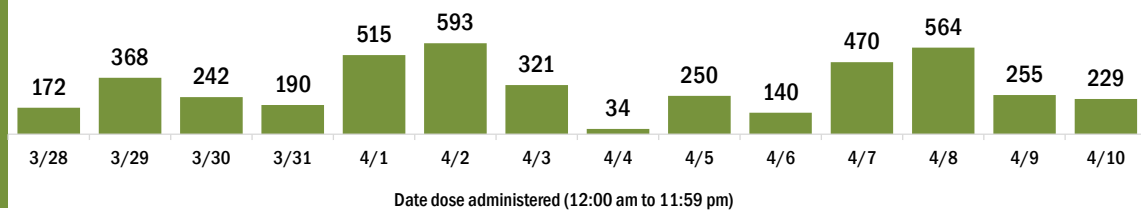
Completed 2-dose series 4,446

First dose: current number of people who have only received their first dose of the Moderna or Pfizer vaccine.

Series complete: current number of people who have received both Moderna or Pfizer vaccine doses or one Johnson & Johnson dose and are considered fully immunized.

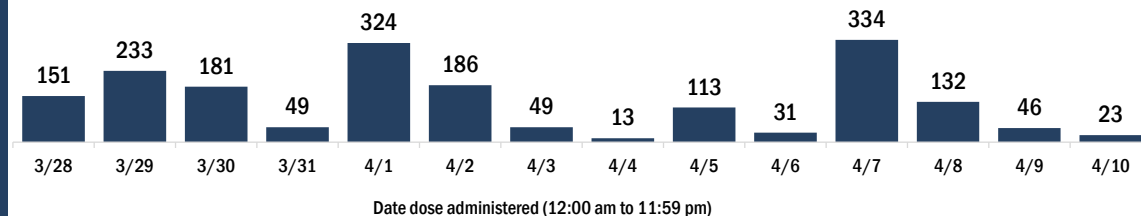
Demographic summary	First dose	Series complete	Total people vaccinated
Age group	3,633	5,474	9,107
16-24 years	204	156	360
25-34 years	343	312	655
35-44 years	463	305	768
45-54 years	809	508	1,317
55-64 years	1,120	870	1,990
65-74 years	433	1,979	2,412
75-84 years	198	1,052	1,250
85+ years	63	292	355
Race	3,633	5,474	9,107
White	2,424	3,714	6,138
Black	277	330	607
American Indian/Alaskan	7	18	25
Other	632	792	1,424
Unknown	293	620	913
Other race includes Asian, native Hawaiian/Pacific Islander, or other.			
Ethnicity	3,633	5,474	9,107
Hispanic	1,530	1,315	2,845
Non-Hispanic	1,225	2,306	3,531
Unknown	878	1,853	2,731
Gender	3,633	5,474	9,107
Female	1,809	2,787	4,596
Male	1,821	2,687	4,508
Unknown	3	0	3

COVID-19 doses administered for the past 2 weeks

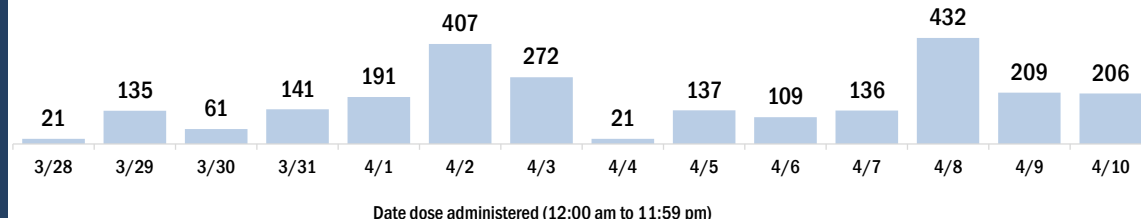


Persons vaccinated for COVID-19 for the past 2 weeks

Number of persons who received their first dose of a two-dose series of the COVID-19 vaccine



Number of persons who completed the COVID-19 vaccine series



COVID-19: Hernando County vaccine summary

Vaccination data through Apr 10, 2021 as of Apr 11, 2021 at 12:05 AM

Data in this report are provisional and subject to change.

Data in this summary pertain to COVID-19 vaccines approved by the U.S. Food and Drug Administration and have been issued an Emergency Use Authorization (Janssen COVID-19 Vaccine, Moderna COVID-19 Vaccine and Pfizer-BioNTech COVID-19 Vaccine). These data summarize the number of people who have received either their first dose or have completed the series for a COVID-19 vaccine. **A person can only be counted in one category, first dose or series complete.** For persons receiving Moderna or Pfizer vaccines, once they receive their second dose, they are moved from the first dose column to the series completed column. **Because of this, the total first dose category may show a change from report to report not matching the total receiving their first dose from the previous day.** Persons receiving Johnson & Johnson vaccines will always be counted in the series completed column.

COVID-19 doses for vaccinated persons in Florida

Doses administered 89,636

People receiving one dose of a 1-dose series (Johnson & Johnson) or receiving only one dose of a 2-dose series (Moderna, Pfizer) count once. Persons receiving both doses of a 2-dose series count twice.

Current status of persons vaccinated for COVID-19 in Florida

Total people vaccinated 57,538

First dose 21,121

Series completed 36,417

Completed 1-dose series 4,319

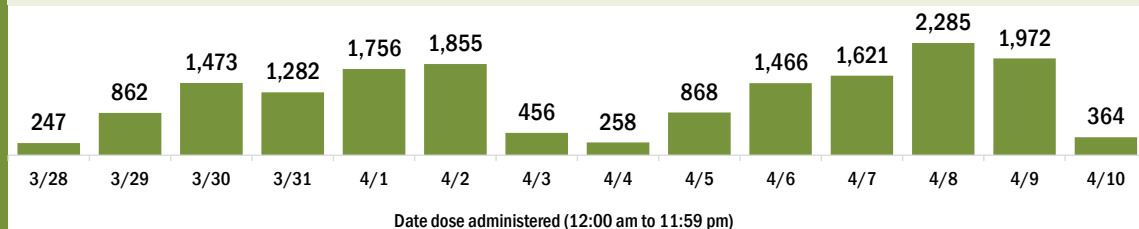
Completed 2-dose series 32,098

First dose: current number of people who have only received their first dose of the Moderna or Pfizer vaccine.

Series complete: current number of people who have received both Moderna or Pfizer vaccine doses or one Johnson & Johnson dose and are considered fully immunized.

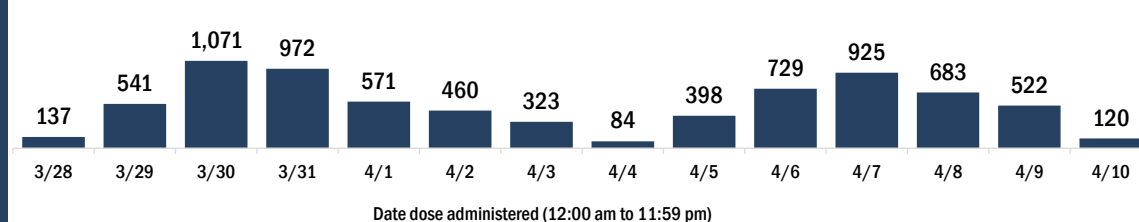
Demographic summary	First dose	Series complete	Total people vaccinated
Age group	21,121	36,417	57,538
16-24 years	768	409	1,177
25-34 years	993	889	1,882
35-44 years	1,698	1,289	2,987
45-54 years	3,360	2,171	5,531
55-64 years	6,740	4,207	10,947
65-74 years	4,060	14,668	18,728
75-84 years	2,593	9,718	12,311
85+ years	909	3,066	3,975
Race	21,121	36,417	57,538
White	14,375	26,248	40,623
Black	501	894	1,395
American Indian/Alaskan	63	115	178
Other	1,432	2,509	3,941
Unknown	4,750	6,651	11,401
Other race includes Asian, native Hawaiian/Pacific Islander, or other.			
Ethnicity	21,121	36,417	57,538
Hispanic	1,141	1,441	2,582
Non-Hispanic	10,318	20,388	30,706
Unknown	9,662	14,588	24,250
Gender	21,121	36,417	57,538
Female	11,945	21,196	33,141
Male	9,157	15,190	24,347
Unknown	19	31	50

COVID-19 doses administered for the past 2 weeks

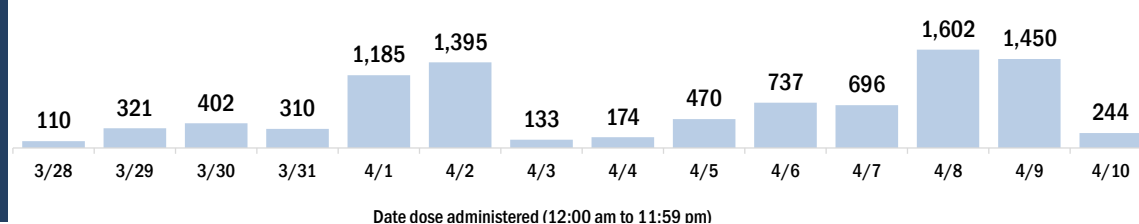


Persons vaccinated for COVID-19 for the past 2 weeks

Number of persons who received their first dose of a two-dose series of the COVID-19 vaccine



Number of persons who completed the COVID-19 vaccine series



COVID-19: Highlands County vaccine summary

Vaccination data through Apr 10, 2021 as of Apr 11, 2021 at 12:05 AM

Data in this report are provisional and subject to change.

Data in this summary pertain to COVID-19 vaccines approved by the U.S. Food and Drug Administration and have been issued an Emergency Use Authorization (Janssen COVID-19 Vaccine, Moderna COVID-19 Vaccine and Pfizer-BioNTech COVID-19 Vaccine). These data summarize the number of people who have received either their first dose or have completed the series for a COVID-19 vaccine. **A person can only be counted in one category, first dose or series complete.** For persons receiving Moderna or Pfizer vaccines, once they receive their second dose, they are moved from the first dose column to the series completed column. **Because of this, the total first dose category may show a change from report to report not matching the total receiving their first dose from the previous day.** Persons receiving Johnson & Johnson vaccines will always be counted in the series completed column.

COVID-19 doses for vaccinated persons in Florida

Doses administered 58,119

People receiving one dose of a 1-dose series (Johnson & Johnson) or receiving only one dose of a 2-dose series (Moderna, Pfizer) count once. Persons receiving both doses of a 2-dose series count twice.

Current status of persons vaccinated for COVID-19 in Florida

Total people vaccinated 37,279

First dose 16,036

Series completed 21,243

Completed 1-dose series 403

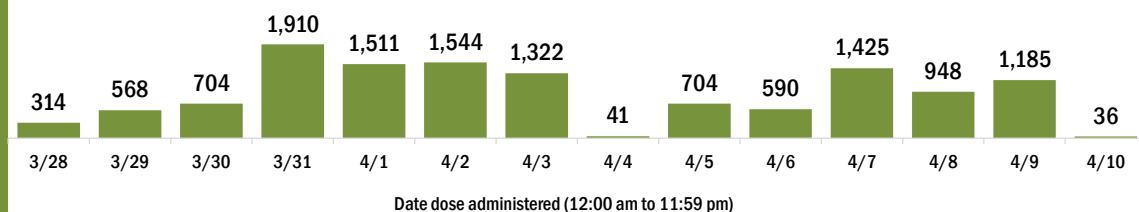
Completed 2-dose series 20,840

First dose: current number of people who have only received their first dose of the Moderna or Pfizer vaccine.

Series complete: current number of people who have received both Moderna or Pfizer vaccine doses or one Johnson & Johnson dose and are considered fully immunized.

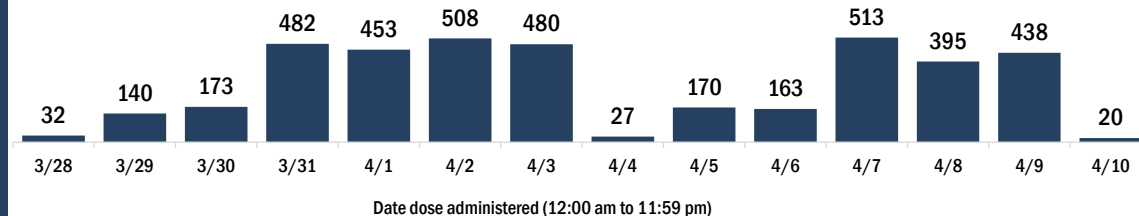
Demographic summary	First dose	Series complete	Total people vaccinated
Age group	16,036	21,243	37,279
16-24 years	295	106	401
25-34 years	412	291	703
35-44 years	692	457	1,149
45-54 years	1,477	766	2,243
55-64 years	3,847	1,939	5,786
65-74 years	4,673	8,721	13,394
75-84 years	3,513	7,063	10,576
85+ years	1,127	1,900	3,027
Race	16,036	21,243	37,279
White	13,030	17,569	30,599
Black	645	682	1,327
American Indian/Alaskan	153	148	301
Other	933	1,264	2,197
Unknown	1,275	1,580	2,855
Other race includes Asian, native Hawaiian/Pacific Islander, or other.			
Ethnicity	16,036	21,243	37,279
Hispanic	1,696	858	2,554
Non-Hispanic	10,784	16,092	26,876
Unknown	3,556	4,293	7,849
Gender	16,036	21,243	37,279
Female	8,628	11,654	20,282
Male	7,377	9,580	16,957
Unknown	31	9	40

COVID-19 doses administered for the past 2 weeks

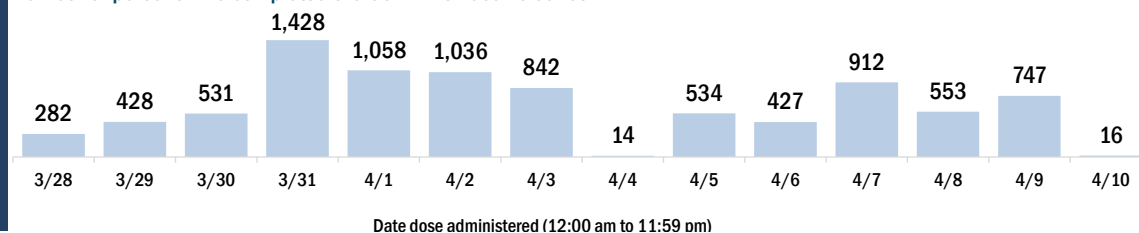


Persons vaccinated for COVID-19 for the past 2 weeks

Number of persons who received their first dose of a two-dose series of the COVID-19 vaccine



Number of persons who completed the COVID-19 vaccine series



COVID-19: Hillsborough County vaccine summary

Vaccination data through Apr 10, 2021 as of Apr 11, 2021 at 12:05 AM

Data in this report are provisional and subject to change.

Data in this summary pertain to COVID-19 vaccines approved by the U.S. Food and Drug Administration and have been issued an Emergency Use Authorization (Janssen COVID-19 Vaccine, Moderna COVID-19 Vaccine and Pfizer-BioNTech COVID-19 Vaccine). These data summarize the number of people who have received either their first dose or have completed the series for a COVID-19 vaccine. **A person can only be counted in one category, first dose or series complete.** For persons receiving Moderna or Pfizer vaccines, once they receive their second dose, they are moved from the first dose column to the series completed column. **Because of this, the total first dose category may show a change from report to report not matching the total receiving their first dose from the previous day.** Persons receiving Johnson & Johnson vaccines will always be counted in the series completed column.

COVID-19 doses for vaccinated persons in Florida

Doses administered 639,320

People receiving one dose of a 1-dose series (Johnson & Johnson) or receiving only one dose of a 2-dose series (Moderna, Pfizer) count once. Persons receiving both doses of a 2-dose series count twice.

Current status of persons vaccinated for COVID-19 in Florida

Total people vaccinated 441,459

First dose 201,297

Series completed 240,162

Completed 1-dose series 42,301

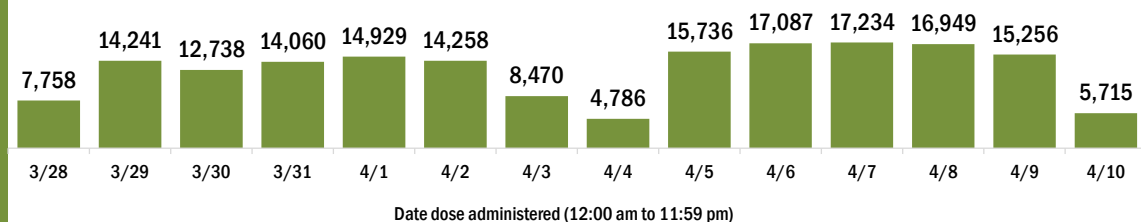
Completed 2-dose series 197,861

First dose: current number of people who have only received their first dose of the Moderna or Pfizer vaccine.

Series complete: current number of people who have received both Moderna or Pfizer vaccine doses or one Johnson & Johnson dose and are considered fully immunized.

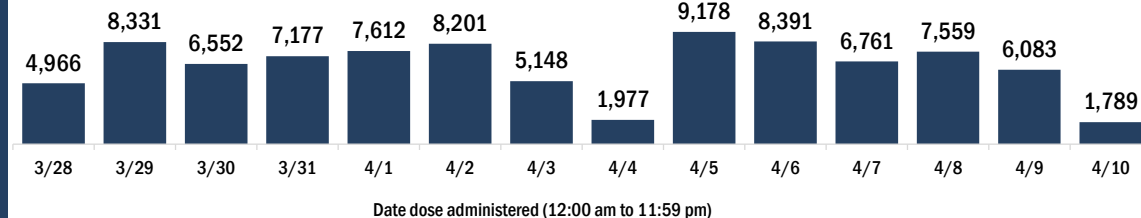
Demographic summary	First dose	Series complete	Total people vaccinated
Age group	201,297	240,162	441,459
16-24 years	13,504	8,688	22,192
25-34 years	18,964	21,449	40,413
35-44 years	28,644	26,008	54,652
45-54 years	40,341	30,626	70,967
55-64 years	44,020	46,926	90,946
65-74 years	33,303	63,254	96,557
75-84 years	17,090	31,743	48,833
85+ years	5,431	11,468	16,899
Race	201,297	240,162	441,459
White	127,604	159,494	287,098
Black	12,335	16,958	29,293
American Indian/Alaskan	650	724	1,374
Other	26,201	32,325	58,526
Unknown	34,507	30,661	65,168
Other race includes Asian, native Hawaiian/Pacific Islander, or other.			
Ethnicity	201,297	240,162	441,459
Hispanic	23,593	24,899	48,492
Non-Hispanic	106,228	144,656	250,884
Unknown	71,476	70,607	142,083
Gender	201,297	240,162	441,459
Female	108,335	141,023	249,358
Male	92,678	98,951	191,629
Unknown	284	188	472

COVID-19 doses administered for the past 2 weeks

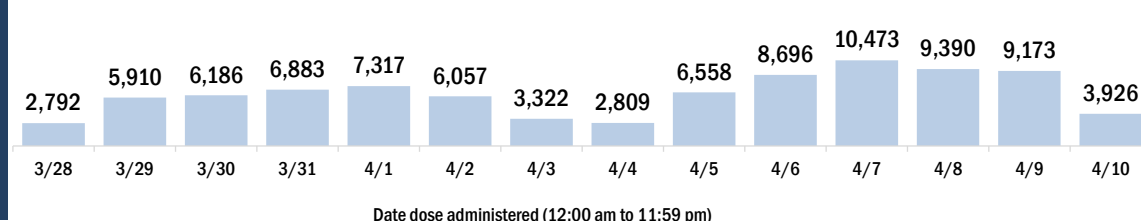


Persons vaccinated for COVID-19 for the past 2 weeks

Number of persons who received their first dose of a two-dose series of the COVID-19 vaccine



Number of persons who completed the COVID-19 vaccine series



COVID-19: Holmes County vaccine summary

Vaccination data through Apr 10, 2021 as of Apr 11, 2021 at 12:05 AM

Data in this report are provisional and subject to change.

Data in this summary pertain to COVID-19 vaccines approved by the U.S. Food and Drug Administration and have been issued an Emergency Use Authorization (Janssen COVID-19 Vaccine, Moderna COVID-19 Vaccine and Pfizer-BioNTech COVID-19 Vaccine). These data summarize the number of people who have received either their first dose or have completed the series for a COVID-19 vaccine. **A person can only be counted in one category, first dose or series complete.** For persons receiving Moderna or Pfizer vaccines, once they receive their second dose, they are moved from the first dose column to the series completed column. **Because of this, the total first dose category may show a change from report to report not matching the total receiving their first dose from the previous day.** Persons receiving Johnson & Johnson vaccines will always be counted in the series completed column.

COVID-19 doses for vaccinated persons in Florida

Doses administered 5,602

People receiving one dose of a 1-dose series (Johnson & Johnson) or receiving only one dose of a 2-dose series (Moderna, Pfizer) count once. Persons receiving both doses of a 2-dose series count twice.

Current status of persons vaccinated for COVID-19 in Florida

Total people vaccinated 3,379

First dose 892

Series completed 2,487

Completed 1-dose series 264

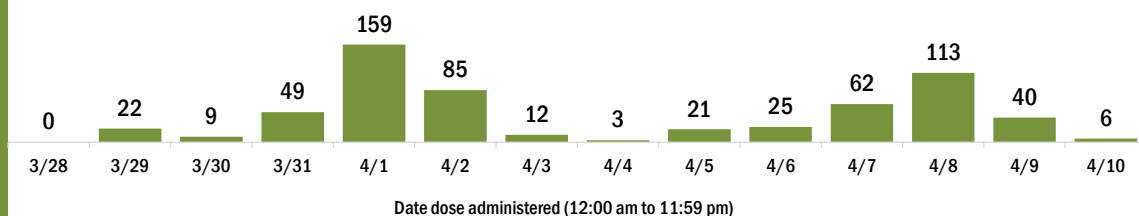
Completed 2-dose series 2,223

First dose: current number of people who have only received their first dose of the Moderna or Pfizer vaccine.

Series complete: current number of people who have received both Moderna or Pfizer vaccine doses or one Johnson & Johnson dose and are considered fully immunized.

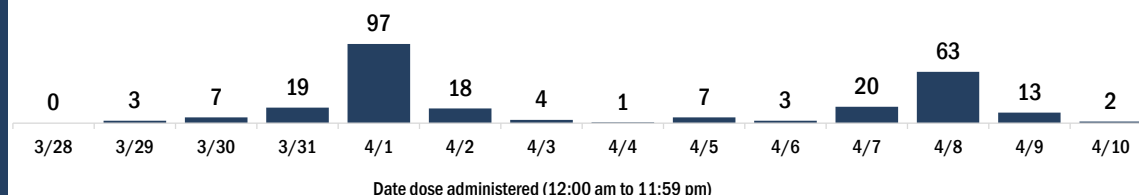
Demographic summary	First dose	Series complete	Total people vaccinated
Age group	892	2,487	3,379
16-24 years	24	24	48
25-34 years	39	59	98
35-44 years	56	120	176
45-54 years	117	198	315
55-64 years	316	364	680
65-74 years	183	938	1,121
75-84 years	126	611	737
85+ years	31	173	204
Race	892	2,487	3,379
White	758	2,131	2,889
Black	38	82	120
American Indian/Alaskan	8	28	36
Other	43	160	203
Unknown	45	86	131
Other race includes Asian, native Hawaiian/Pacific Islander, or other.			
Ethnicity	892	2,487	3,379
Hispanic	18	16	34
Non-Hispanic	695	2,081	2,776
Unknown	179	390	569
Gender	892	2,487	3,379
Female	488	1,368	1,856
Male	404	1,119	1,523
Unknown	0	0	0

COVID-19 doses administered for the past 2 weeks

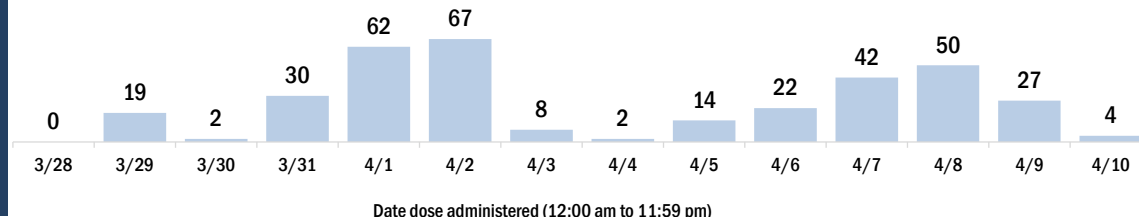


Persons vaccinated for COVID-19 for the past 2 weeks

Number of persons who received their first dose of a two-dose series of the COVID-19 vaccine



Number of persons who completed the COVID-19 vaccine series



COVID-19: Indian River County vaccine summary

Vaccination data through Apr 10, 2021 as of Apr 11, 2021 at 12:05 AM

Data in this report are provisional and subject to change.

Data in this summary pertain to COVID-19 vaccines approved by the U.S. Food and Drug Administration and have been issued an Emergency Use Authorization (Janssen COVID-19 Vaccine, Moderna COVID-19 Vaccine and Pfizer-BioNTech COVID-19 Vaccine). These data summarize the number of people who have received either their first dose or have completed the series for a COVID-19 vaccine. **A person can only be counted in one category, first dose or series complete.** For persons receiving Moderna or Pfizer vaccines, once they receive their second dose, they are moved from the first dose column to the series completed column. **Because of this, the total first dose category may show a change from report to report not matching the total receiving their first dose from the previous day.** Persons receiving Johnson & Johnson vaccines will always be counted in the series completed column.

COVID-19 doses for vaccinated persons in Florida

Doses administered 110,060

People receiving one dose of a 1-dose series (Johnson & Johnson) or receiving only one dose of a 2-dose series (Moderna, Pfizer) count once. Persons receiving both doses of a 2-dose series count twice.

Current status of persons vaccinated for COVID-19 in Florida

Total people vaccinated 69,517

First dose 27,727

Series completed 41,790

Completed 1-dose series 1,247

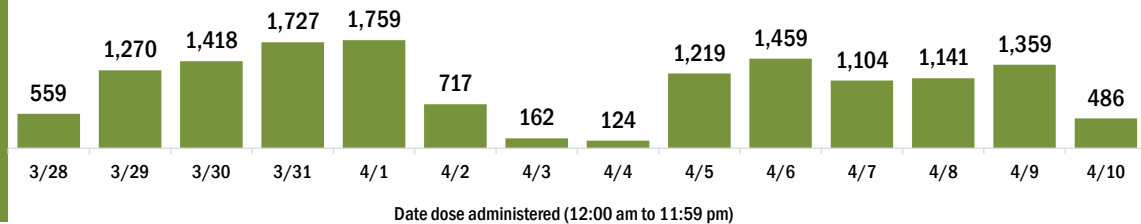
Completed 2-dose series 40,543

First dose: current number of people who have only received their first dose of the Moderna or Pfizer vaccine.

Series complete: current number of people who have received both Moderna or Pfizer vaccine doses or one Johnson & Johnson dose and are considered fully immunized.

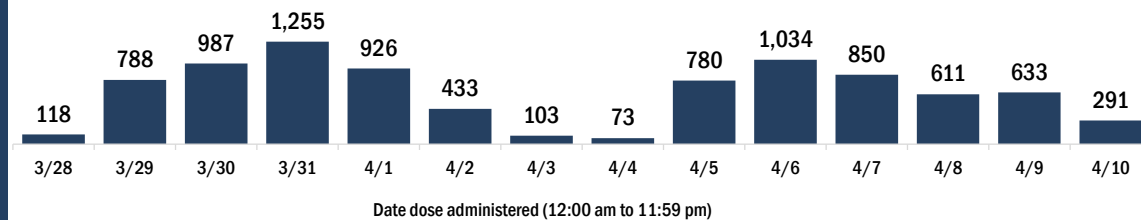
Demographic summary	First dose	Series complete	Total people vaccinated
Age group	27,727	41,790	69,517
16-24 years	731	298	1,029
25-34 years	1,119	682	1,801
35-44 years	1,768	917	2,685
45-54 years	3,484	1,613	5,097
55-64 years	8,117	4,204	12,321
65-74 years	6,181	18,467	24,648
75-84 years	4,480	11,682	16,162
85+ years	1,847	3,927	5,774
Race	27,727	41,790	69,517
White	20,325	31,057	51,382
Black	1,252	1,021	2,273
American Indian/Alaskan	186	209	395
Other	1,815	2,868	4,683
Unknown	4,149	6,635	10,784
Other race includes Asian, native Hawaiian/Pacific Islander, or other.			
Ethnicity	27,727	41,790	69,517
Hispanic	1,659	924	2,583
Non-Hispanic	16,226	26,605	42,831
Unknown	9,842	14,261	24,103
Gender	27,727	41,790	69,517
Female	15,139	23,725	38,864
Male	12,559	18,030	30,589
Unknown	29	35	64

COVID-19 doses administered for the past 2 weeks

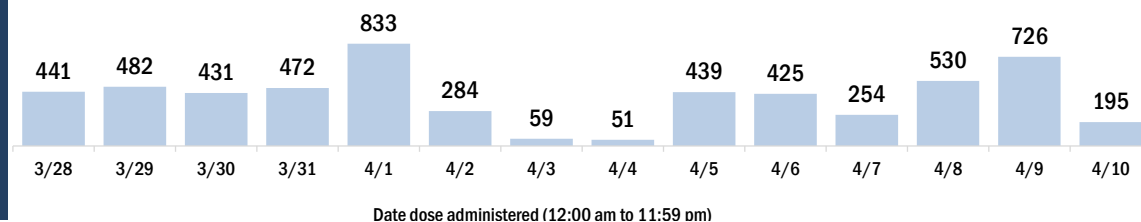


Persons vaccinated for COVID-19 for the past 2 weeks

Number of persons who received their first dose of a two-dose series of the COVID-19 vaccine



Number of persons who completed the COVID-19 vaccine series



COVID-19: Jackson County vaccine summary

Vaccination data through Apr 10, 2021 as of Apr 11, 2021 at 12:05 AM

Data in this report are provisional and subject to change.

Data in this summary pertain to COVID-19 vaccines approved by the U.S. Food and Drug Administration and have been issued an Emergency Use Authorization (Janssen COVID-19 Vaccine, Moderna COVID-19 Vaccine and Pfizer-BioNTech COVID-19 Vaccine). These data summarize the number of people who have received either their first dose or have completed the series for a COVID-19 vaccine. **A person can only be counted in one category, first dose or series complete.** For persons receiving Moderna or Pfizer vaccines, once they receive their second dose, they are moved from the first dose column to the series completed column. **Because of this, the total first dose category may show a change from report to report not matching the total receiving their first dose from the previous day.** Persons receiving Johnson & Johnson vaccines will always be counted in the series completed column.

COVID-19 doses for vaccinated persons in Florida

Doses administered 18,636

People receiving one dose of a 1-dose series (Johnson & Johnson) or receiving only one dose of a 2-dose series (Moderna, Pfizer) count once. Persons receiving both doses of a 2-dose series count twice.

Current status of persons vaccinated for COVID-19 in Florida

Total people vaccinated 11,563

First dose 3,756

Series completed 7,807

Completed 1-dose series 734

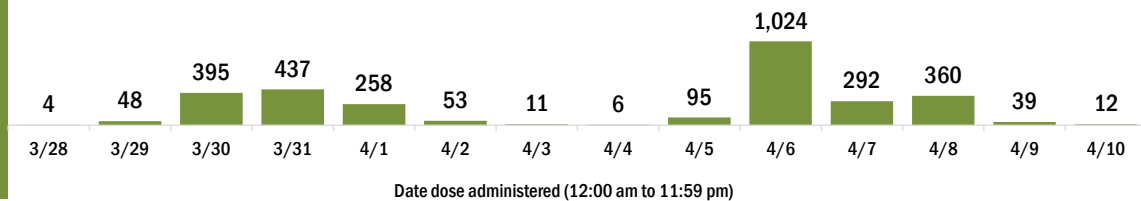
Completed 2-dose series 7,073

First dose: current number of people who have only received their first dose of the Moderna or Pfizer vaccine.

Series complete: current number of people who have received both Moderna or Pfizer vaccine doses or one Johnson & Johnson dose and are considered fully immunized.

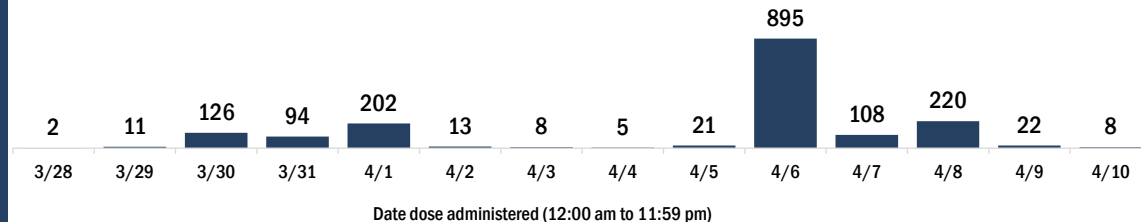
Demographic summary	First dose	Series complete	Total people vaccinated
Age group	3,756	7,807	11,563
16-24 years	113	93	206
25-34 years	297	224	521
35-44 years	444	372	816
45-54 years	695	691	1,386
55-64 years	1,002	1,411	2,413
65-74 years	663	2,759	3,422
75-84 years	401	1,690	2,091
85+ years	141	567	708
Race	3,756	7,807	11,563
White	2,356	5,492	7,848
Black	912	1,477	2,389
American Indian/Alaskan	21	39	60
Other	167	334	501
Unknown	300	465	765
Other race includes Asian, native Hawaiian/Pacific Islander, or other.			
Ethnicity	3,756	7,807	11,563
Hispanic	171	87	258
Non-Hispanic	2,686	5,656	8,342
Unknown	899	2,064	2,963
Gender	3,756	7,807	11,563
Female	1,674	4,450	6,124
Male	2,081	3,357	5,438
Unknown	1	0	1

COVID-19 doses administered for the past 2 weeks

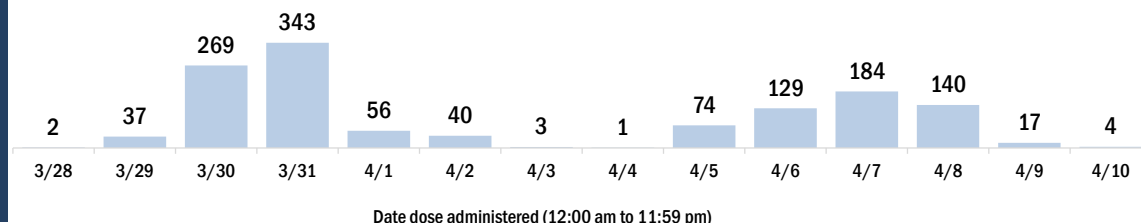


Persons vaccinated for COVID-19 for the past 2 weeks

Number of persons who received their first dose of a two-dose series of the COVID-19 vaccine



Number of persons who completed the COVID-19 vaccine series



COVID-19: Jefferson County vaccine summary

Vaccination data through Apr 10, 2021 as of Apr 11, 2021 at 12:05 AM

Data in this report are provisional and subject to change.

Data in this summary pertain to COVID-19 vaccines approved by the U.S. Food and Drug Administration and have been issued an Emergency Use Authorization (Janssen COVID-19 Vaccine, Moderna COVID-19 Vaccine and Pfizer-BioNTech COVID-19 Vaccine). These data summarize the number of people who have received either their first dose or have completed the series for a COVID-19 vaccine. **A person can only be counted in one category, first dose or series complete.** For persons receiving Moderna or Pfizer vaccines, once they receive their second dose, they are moved from the first dose column to the series completed column. **Because of this, the total first dose category may show a change from report to report not matching the total receiving their first dose from the previous day.** Persons receiving Johnson & Johnson vaccines will always be counted in the series completed column.

COVID-19 doses for vaccinated persons in Florida

Doses administered 6,941

People receiving one dose of a 1-dose series (Johnson & Johnson) or receiving only one dose of a 2-dose series (Moderna, Pfizer) count once. Persons receiving both doses of a 2-dose series count twice.

Current status of persons vaccinated for COVID-19 in Florida

Total people vaccinated 4,193

First dose 1,206

Series completed 2,987

Completed 1-dose series 239

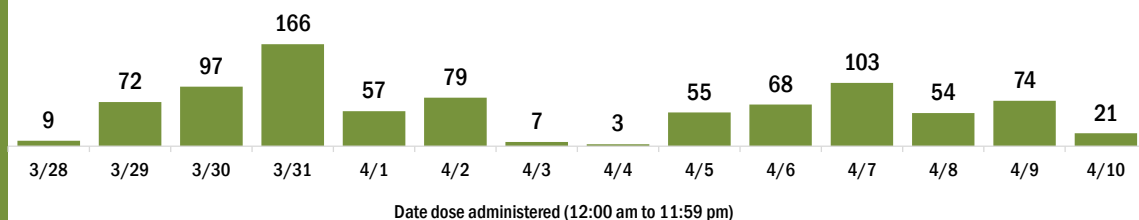
Completed 2-dose series 2,748

First dose: current number of people who have only received their first dose of the Moderna or Pfizer vaccine.

Series complete: current number of people who have received both Moderna or Pfizer vaccine doses or one Johnson & Johnson dose and are considered fully immunized.

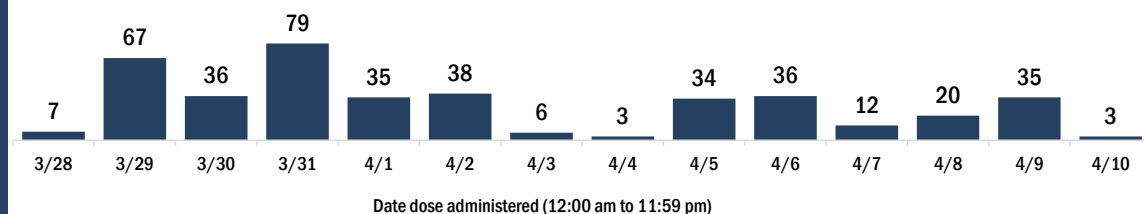
Demographic summary	First dose	Series complete	Total people vaccinated
Age group	1,206	2,987	4,193
16-24 years	49	22	71
25-34 years	62	79	141
35-44 years	105	111	216
45-54 years	232	255	487
55-64 years	517	480	997
65-74 years	134	1,251	1,385
75-84 years	81	618	699
85+ years	26	171	197
Race	1,206	2,987	4,193
White	626	1,601	2,227
Black	329	603	932
American Indian/Alaskan	3	5	8
Other	133	485	618
Unknown	115	293	408
Other race includes Asian, native Hawaiian/Pacific Islander, or other.			
Ethnicity	1,206	2,987	4,193
Hispanic	39	43	82
Non-Hispanic	841	1,570	2,411
Unknown	326	1,374	1,700
Gender	1,206	2,987	4,193
Female	703	1,746	2,449
Male	503	1,241	1,744
Unknown	0	0	0

COVID-19 doses administered for the past 2 weeks

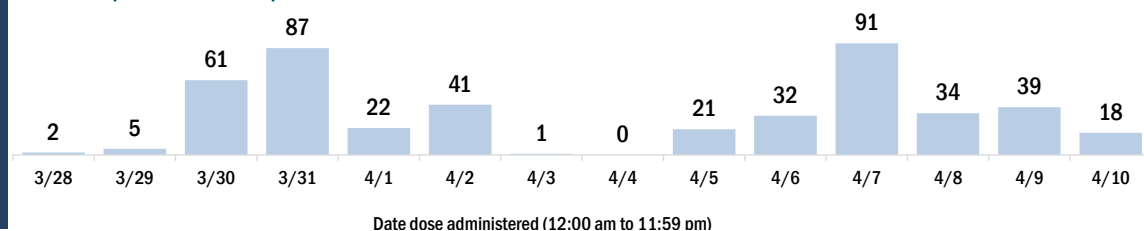


Persons vaccinated for COVID-19 for the past 2 weeks

Number of persons who received their first dose of a two-dose series of the COVID-19 vaccine



Number of persons who completed the COVID-19 vaccine series



COVID-19: Lafayette County vaccine summary

Vaccination data through Apr 10, 2021 as of Apr 11, 2021 at 12:05 AM

Data in this report are provisional and subject to change.

Data in this summary pertain to COVID-19 vaccines approved by the U.S. Food and Drug Administration and have been issued an Emergency Use Authorization (Janssen COVID-19 Vaccine, Moderna COVID-19 Vaccine and Pfizer-BioNTech COVID-19 Vaccine). These data summarize the number of people who have received either their first dose or have completed the series for a COVID-19 vaccine. **A person can only be counted in one category, first dose or series complete.** For persons receiving Moderna or Pfizer vaccines, once they receive their second dose, they are moved from the first dose column to the series completed column. **Because of this, the total first dose category may show a change from report to report not matching the total receiving their first dose from the previous day.** Persons receiving Johnson & Johnson vaccines will always be counted in the series completed column.

COVID-19 doses for vaccinated persons in Florida

Doses administered 2,834

People receiving one dose of a 1-dose series (Johnson & Johnson) or receiving only one dose of a 2-dose series (Moderna, Pfizer) count once. Persons receiving both doses of a 2-dose series count twice.

Current status of persons vaccinated for COVID-19 in Florida

Total people vaccinated 1,643

First dose 431

Series completed 1,212

Completed 1-dose series 21

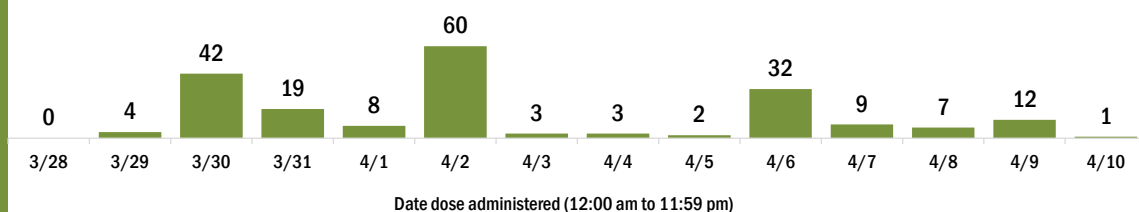
Completed 2-dose series 1,191

First dose: current number of people who have only received their first dose of the Moderna or Pfizer vaccine.

Series complete: current number of people who have received both Moderna or Pfizer vaccine doses or one Johnson & Johnson dose and are considered fully immunized.

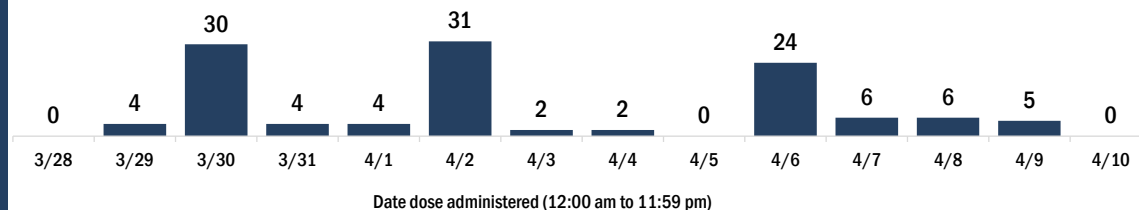
Demographic summary	First dose	Series complete	Total people vaccinated
Age group	431	1,212	1,643
16-24 years	8	3	11
25-34 years	10	9	19
35-44 years	32	24	56
45-54 years	69	55	124
55-64 years	128	94	222
65-74 years	107	589	696
75-84 years	53	339	392
85+ years	24	99	123
Race	431	1,212	1,643
White	329	1,031	1,360
Black	18	38	56
American Indian/Alaskan	4	4	8
Other	22	69	91
Unknown	58	70	128
Other race includes Asian, native Hawaiian/Pacific Islander, or other.			
Ethnicity	431	1,212	1,643
Hispanic	29	28	57
Non-Hispanic	267	980	1,247
Unknown	135	204	339
Gender	431	1,212	1,643
Female	235	629	864
Male	195	583	778
Unknown	1	0	1

COVID-19 doses administered for the past 2 weeks

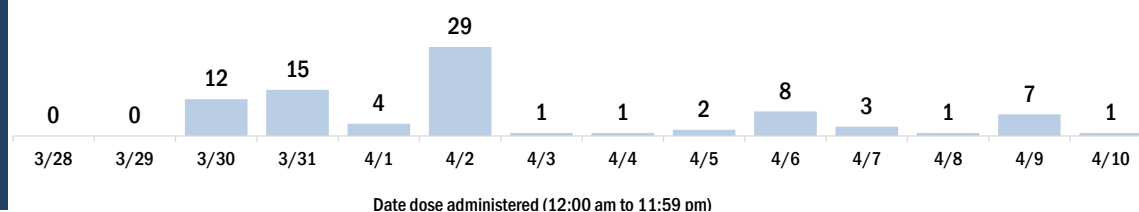


Persons vaccinated for COVID-19 for the past 2 weeks

Number of persons who received their first dose of a two-dose series of the COVID-19 vaccine



Number of persons who completed the COVID-19 vaccine series



COVID-19: Lake County vaccine summary

Vaccination data through Apr 10, 2021 as of Apr 11, 2021 at 12:05 AM

Data in this report are provisional and subject to change.

Data in this summary pertain to COVID-19 vaccines approved by the U.S. Food and Drug Administration and have been issued an Emergency Use Authorization (Janssen COVID-19 Vaccine, Moderna COVID-19 Vaccine and Pfizer-BioNTech COVID-19 Vaccine). These data summarize the number of people who have received either their first dose or have completed the series for a COVID-19 vaccine. **A person can only be counted in one category, first dose or series complete.** For persons receiving Moderna or Pfizer vaccines, once they receive their second dose, they are moved from the first dose column to the series completed column. **Because of this, the total first dose category may show a change from report to report not matching the total receiving their first dose from the previous day.** Persons receiving Johnson & Johnson vaccines will always be counted in the series completed column.

COVID-19 doses for vaccinated persons in Florida

Doses administered 224,039

People receiving one dose of a 1-dose series (Johnson & Johnson) or receiving only one dose of a 2-dose series (Moderna, Pfizer) count once. Persons receiving both doses of a 2-dose series count twice.

Current status of persons vaccinated for COVID-19 in Florida

Total people vaccinated 140,218

First dose 51,652

Series completed 88,566

Completed 1-dose series 4,745

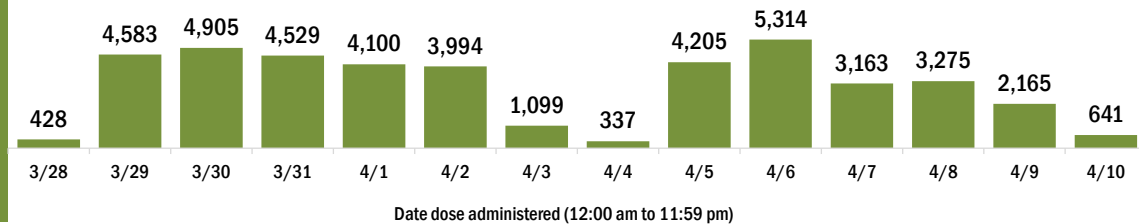
Completed 2-dose series 83,821

First dose: current number of people who have only received their first dose of the Moderna or Pfizer vaccine.

Series complete: current number of people who have received both Moderna or Pfizer vaccine doses or one Johnson & Johnson dose and are considered fully immunized.

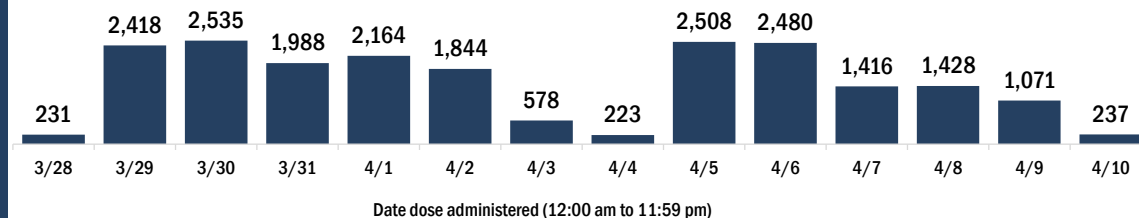
Demographic summary	First dose	Series complete	Total people vaccinated
Age group	51,652	88,566	140,218
16-24 years	2,562	892	3,454
25-34 years	3,452	2,258	5,710
35-44 years	5,369	3,486	8,855
45-54 years	8,889	4,924	13,813
55-64 years	14,675	9,864	24,539
65-74 years	8,629	35,366	43,995
75-84 years	5,905	24,654	30,559
85+ years	2,171	7,122	9,293
Race	51,652	88,566	140,218
White	33,697	67,802	101,499
Black	2,948	3,931	6,879
American Indian/Alaskan	244	460	704
Other	5,192	7,388	12,580
Unknown	9,571	8,985	18,556
Other race includes Asian, native Hawaiian/Pacific Islander, or other.			
Ethnicity	51,652	88,566	140,218
Hispanic	5,011	3,876	8,887
Non-Hispanic	25,230	50,570	75,800
Unknown	21,411	34,120	55,531
Gender	51,652	88,566	140,218
Female	28,283	50,758	79,041
Male	23,172	37,768	60,940
Unknown	197	40	237

COVID-19 doses administered for the past 2 weeks

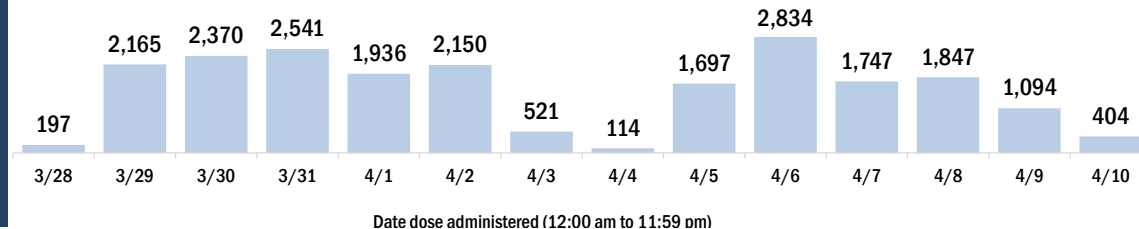


Persons vaccinated for COVID-19 for the past 2 weeks

Number of persons who received their first dose of a two-dose series of the COVID-19 vaccine



Number of persons who completed the COVID-19 vaccine series



COVID-19: Lee County vaccine summary

Vaccination data through Apr 10, 2021 as of Apr 11, 2021 at 12:05 AM

Data in this report are provisional and subject to change.

Data in this summary pertain to COVID-19 vaccines approved by the U.S. Food and Drug Administration and have been issued an Emergency Use Authorization (Janssen COVID-19 Vaccine, Moderna COVID-19 Vaccine and Pfizer-BioNTech COVID-19 Vaccine). These data summarize the number of people who have received either their first dose or have completed the series for a COVID-19 vaccine. **A person can only be counted in one category, first dose or series complete.** For persons receiving Moderna or Pfizer vaccines, once they receive their second dose, they are moved from the first dose column to the series completed column. **Because of this, the total first dose category may show a change from report to report not matching the total receiving their first dose from the previous day.** Persons receiving Johnson & Johnson vaccines will always be counted in the series completed column.

COVID-19 doses for vaccinated persons in Florida

Doses administered 426,189

People receiving one dose of a 1-dose series (Johnson & Johnson) or receiving only one dose of a 2-dose series (Moderna, Pfizer) count once. Persons receiving both doses of a 2-dose series count twice.

Current status of persons vaccinated for COVID-19 in Florida

Total people vaccinated 273,871

First dose 111,982

Series completed 161,889

Completed 1-dose series 9,571

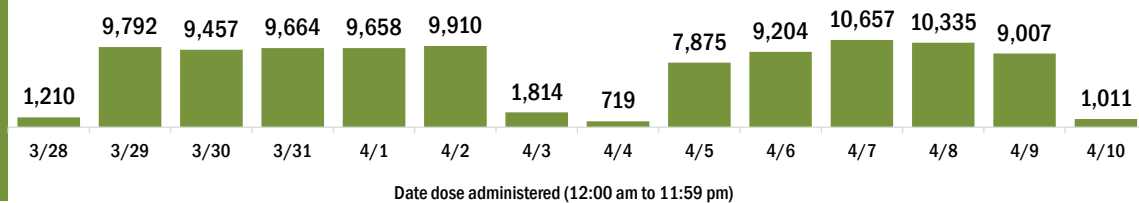
Completed 2-dose series 152,318

First dose: current number of people who have only received their first dose of the Moderna or Pfizer vaccine.

Series complete: current number of people who have received both Moderna or Pfizer vaccine doses or one Johnson & Johnson dose and are considered fully immunized.

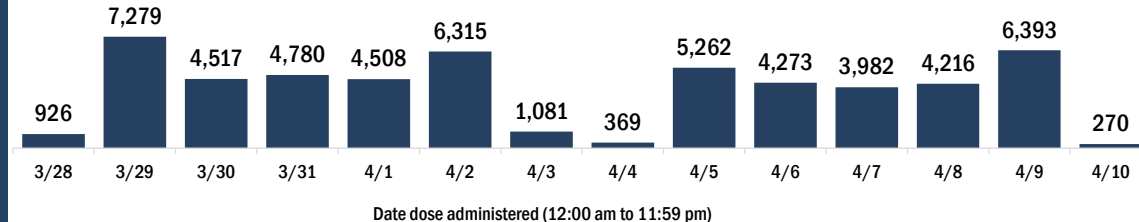
Demographic summary	First dose	Series complete	Total people vaccinated
Age group	111,982	161,889	273,871
16-24 years	3,259	1,263	4,522
25-34 years	5,655	3,624	9,279
35-44 years	9,268	4,984	14,252
45-54 years	15,749	7,745	23,494
55-64 years	34,046	16,288	50,334
65-74 years	25,112	71,934	97,046
75-84 years	14,439	44,276	58,715
85+ years	4,454	11,775	16,229
Race	111,982	161,889	273,871
White	80,954	115,207	196,161
Black	3,424	3,368	6,792
American Indian/Alaskan	468	493	961
Other	7,411	10,221	17,632
Unknown	19,725	32,600	52,325
Other race includes Asian, native Hawaiian/Pacific Islander, or other.			
Ethnicity	111,982	161,889	273,871
Hispanic	12,052	7,339	19,391
Non-Hispanic	63,346	92,377	155,723
Unknown	36,584	62,173	98,757
Gender	111,982	161,889	273,871
Female	60,930	91,070	152,000
Male	50,742	70,519	121,261
Unknown	310	300	610

COVID-19 doses administered for the past 2 weeks

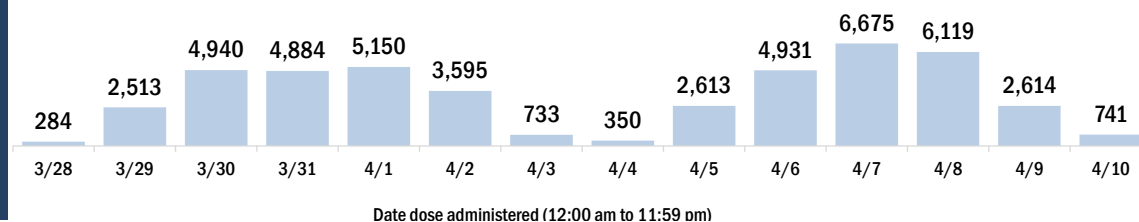


Persons vaccinated for COVID-19 for the past 2 weeks

Number of persons who received their first dose of a two-dose series of the COVID-19 vaccine



Number of persons who completed the COVID-19 vaccine series



COVID-19: Leon County vaccine summary

Vaccination data through Apr 10, 2021 as of Apr 11, 2021 at 12:05 AM

Data in this report are provisional and subject to change.

Data in this summary pertain to COVID-19 vaccines approved by the U.S. Food and Drug Administration and have been issued an Emergency Use Authorization (Janssen COVID-19 Vaccine, Moderna COVID-19 Vaccine and Pfizer-BioNTech COVID-19 Vaccine). These data summarize the number of people who have received either their first dose or have completed the series for a COVID-19 vaccine. **A person can only be counted in one category, first dose or series complete.** For persons receiving Moderna or Pfizer vaccines, once they receive their second dose, they are moved from the first dose column to the series completed column. **Because of this, the total first dose category may show a change from report to report not matching the total receiving their first dose from the previous day.** Persons receiving Johnson & Johnson vaccines will always be counted in the series completed column.

COVID-19 doses for vaccinated persons in Florida

Doses administered 149,451

People receiving one dose of a 1-dose series (Johnson & Johnson) or receiving only one dose of a 2-dose series (Moderna, Pfizer) count once. Persons receiving both doses of a 2-dose series count twice.

Current status of persons vaccinated for COVID-19 in Florida

Total people vaccinated 95,083

First dose 36,900

Series completed 58,183

Completed 1-dose series 3,815

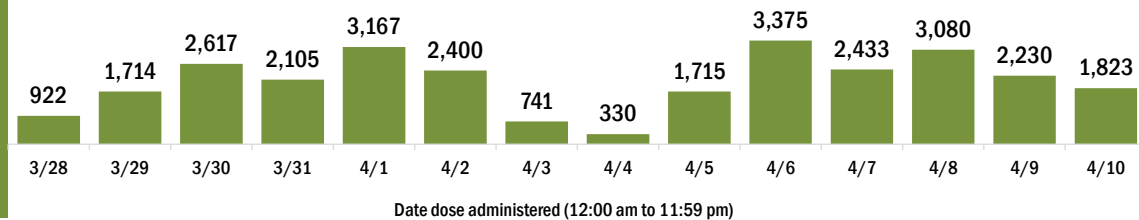
Completed 2-dose series 54,368

First dose: current number of people who have only received their first dose of the Moderna or Pfizer vaccine.

Series complete: current number of people who have received both Moderna or Pfizer vaccine doses or one Johnson & Johnson dose and are considered fully immunized.

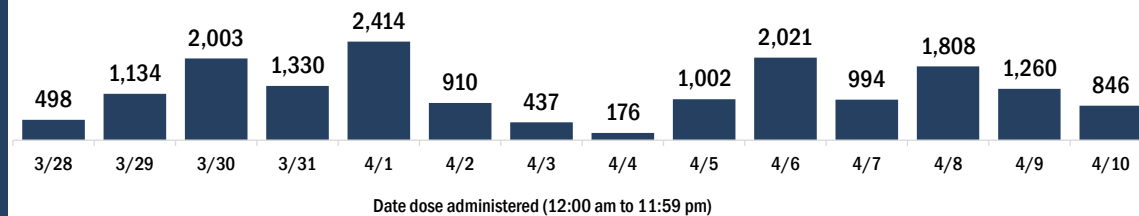
Demographic summary	First dose	Series complete	Total people vaccinated
Age group	36,900	58,183	95,083
16-24 years	4,984	2,343	7,327
25-34 years	5,478	4,153	9,631
35-44 years	6,207	4,990	11,197
45-54 years	7,484	6,119	13,603
55-64 years	8,347	10,689	19,036
65-74 years	2,530	18,540	21,070
75-84 years	1,212	8,476	9,688
85+ years	658	2,873	3,531
Race	36,900	58,183	95,083
White	21,021	34,591	55,612
Black	4,925	8,218	13,143
American Indian/Alaskan	106	177	283
Other	5,588	10,554	16,142
Unknown	5,260	4,643	9,903
Other race includes Asian, native Hawaiian/Pacific Islander, or other.			
Ethnicity	36,900	58,183	95,083
Hispanic	2,001	2,199	4,200
Non-Hispanic	24,434	42,154	66,588
Unknown	10,465	13,830	24,295
Gender	36,900	58,183	95,083
Female	20,188	34,518	54,706
Male	16,671	23,630	40,301
Unknown	41	35	76

COVID-19 doses administered for the past 2 weeks

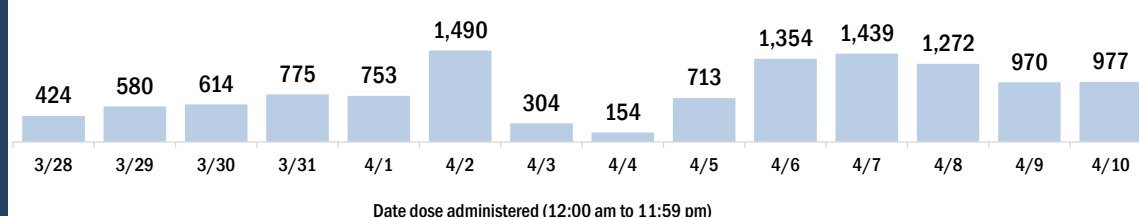


Persons vaccinated for COVID-19 for the past 2 weeks

Number of persons who received their first dose of a two-dose series of the COVID-19 vaccine



Number of persons who completed the COVID-19 vaccine series



COVID-19: Levy County vaccine summary

Vaccination data through Apr 10, 2021 as of Apr 11, 2021 at 12:05 AM

Data in this report are provisional and subject to change.

Data in this summary pertain to COVID-19 vaccines approved by the U.S. Food and Drug Administration and have been issued an Emergency Use Authorization (Janssen COVID-19 Vaccine, Moderna COVID-19 Vaccine and Pfizer-BioNTech COVID-19 Vaccine). These data summarize the number of people who have received either their first dose or have completed the series for a COVID-19 vaccine. **A person can only be counted in one category, first dose or series complete.** For persons receiving Moderna or Pfizer vaccines, once they receive their second dose, they are moved from the first dose column to the series completed column. **Because of this, the total first dose category may show a change from report to report not matching the total receiving their first dose from the previous day.** Persons receiving Johnson & Johnson vaccines will always be counted in the series completed column.

COVID-19 doses for vaccinated persons in Florida

Doses administered 14,519

People receiving one dose of a 1-dose series (Johnson & Johnson) or receiving only one dose of a 2-dose series (Moderna, Pfizer) count once. Persons receiving both doses of a 2-dose series count twice.

Current status of persons vaccinated for COVID-19 in Florida

Total people vaccinated 9,234

First dose 3,035

Series completed 6,199

Completed 1-dose series 914

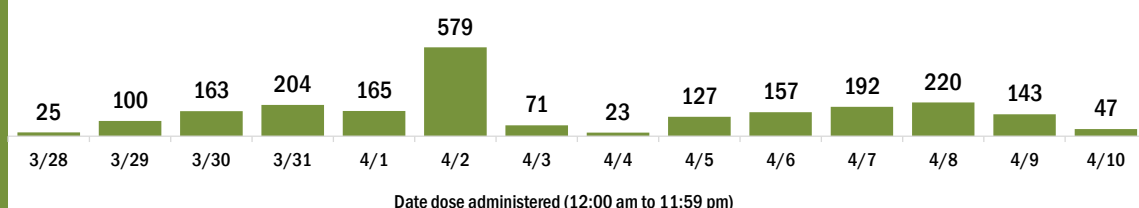
Completed 2-dose series 5,285

First dose: current number of people who have only received their first dose of the Moderna or Pfizer vaccine.

Series complete: current number of people who have received both Moderna or Pfizer vaccine doses or one Johnson & Johnson dose and are considered fully immunized.

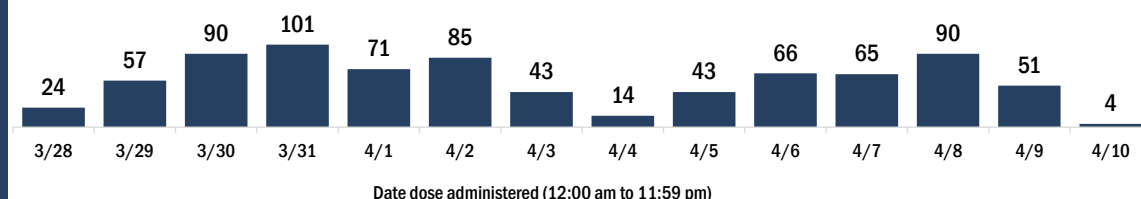
Demographic summary	First dose	Series complete	Total people vaccinated
Age group	3,035	6,199	9,234
16-24 years	63	63	126
25-34 years	99	180	279
35-44 years	159	206	365
45-54 years	351	379	730
55-64 years	1,110	820	1,930
65-74 years	748	2,739	3,487
75-84 years	388	1,468	1,856
85+ years	117	344	461
Race	3,035	6,199	9,234
White	2,272	4,859	7,131
Black	230	361	591
American Indian/Alaskan	29	37	66
Other	206	344	550
Unknown	298	598	896
Other race includes Asian, native Hawaiian/Pacific Islander, or other.			
Ethnicity	3,035	6,199	9,234
Hispanic	185	170	355
Non-Hispanic	1,852	4,455	6,307
Unknown	998	1,574	2,572
Gender	3,035	6,199	9,234
Female	1,731	3,531	5,262
Male	1,302	2,668	3,970
Unknown	2	0	2

COVID-19 doses administered for the past 2 weeks

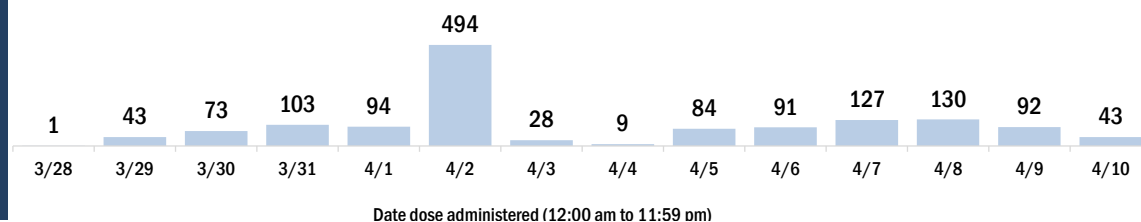


Persons vaccinated for COVID-19 for the past 2 weeks

Number of persons who received their first dose of a two-dose series of the COVID-19 vaccine



Number of persons who completed the COVID-19 vaccine series



COVID-19: Liberty County vaccine summary

Vaccination data through Apr 10, 2021 as of Apr 11, 2021 at 12:05 AM

Data in this report are provisional and subject to change.

Data in this summary pertain to COVID-19 vaccines approved by the U.S. Food and Drug Administration and have been issued an Emergency Use Authorization (Janssen COVID-19 Vaccine, Moderna COVID-19 Vaccine and Pfizer-BioNTech COVID-19 Vaccine). These data summarize the number of people who have received either their first dose or have completed the series for a COVID-19 vaccine. **A person can only be counted in one category, first dose or series complete.** For persons receiving Moderna or Pfizer vaccines, once they receive their second dose, they are moved from the first dose column to the series completed column. **Because of this, the total first dose category may show a change from report to report not matching the total receiving their first dose from the previous day.** Persons receiving Johnson & Johnson vaccines will always be counted in the series completed column.

COVID-19 doses for vaccinated persons in Florida

Doses administered 2,416

People receiving one dose of a 1-dose series (Johnson & Johnson) or receiving only one dose of a 2-dose series (Moderna, Pfizer) count once. Persons receiving both doses of a 2-dose series count twice.

Current status of persons vaccinated for COVID-19 in Florida

Total people vaccinated 1,407

First dose 332

Series completed 1,075

Completed 1-dose series 66

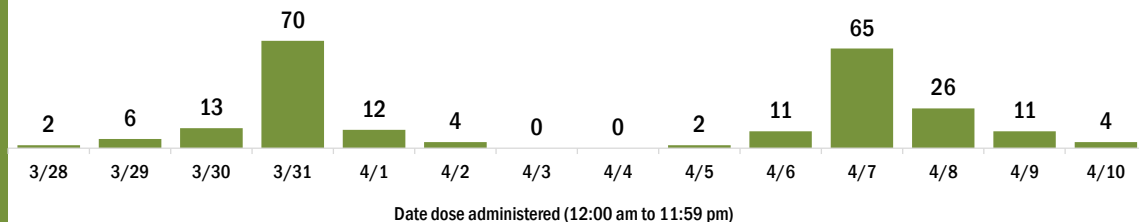
Completed 2-dose series 1,009

First dose: current number of people who have only received their first dose of the Moderna or Pfizer vaccine.

Series complete: current number of people who have received both Moderna or Pfizer vaccine doses or one Johnson & Johnson dose and are considered fully immunized.

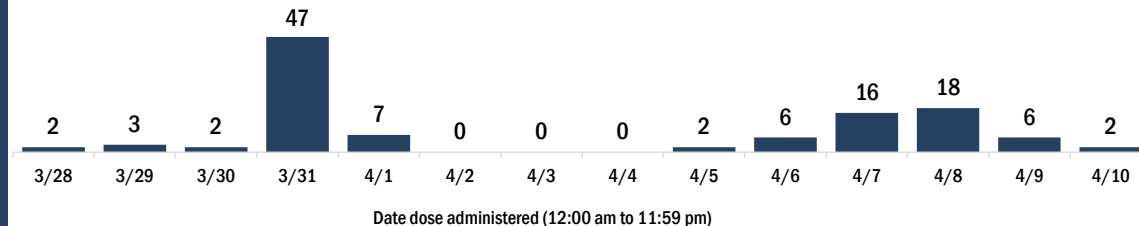
Demographic summary	First dose	Series complete	Total people vaccinated
Age group	332	1,075	1,407
16-24 years	14	13	27
25-34 years	23	28	51
35-44 years	35	65	100
45-54 years	69	70	139
55-64 years	108	234	342
65-74 years	48	399	447
75-84 years	26	212	238
85+ years	9	54	63
Race	332	1,075	1,407
White	217	783	1,000
Black	49	90	139
American Indian/Alaskan	5	7	12
Other	26	94	120
Unknown	35	101	136
Other race includes Asian, native Hawaiian/Pacific Islander, or other.			
Ethnicity	332	1,075	1,407
Hispanic	3	15	18
Non-Hispanic	159	598	757
Unknown	170	462	632
Gender	332	1,075	1,407
Female	186	577	763
Male	146	498	644
Unknown	0	0	0

COVID-19 doses administered for the past 2 weeks

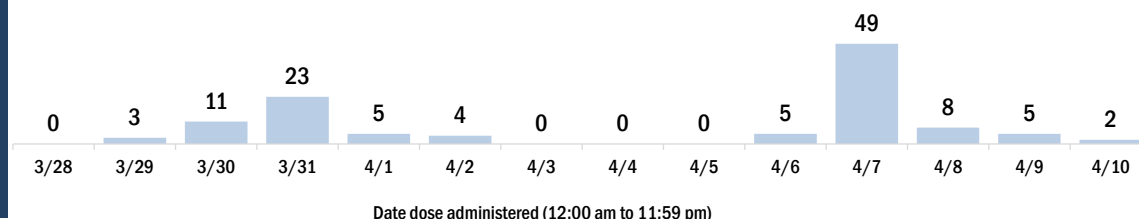


Persons vaccinated for COVID-19 for the past 2 weeks

Number of persons who received their first dose of a two-dose series of the COVID-19 vaccine



Number of persons who completed the COVID-19 vaccine series



COVID-19: Madison County vaccine summary

Vaccination data through Apr 10, 2021 as of Apr 11, 2021 at 12:05 AM

Data in this report are provisional and subject to change.

Data in this summary pertain to COVID-19 vaccines approved by the U.S. Food and Drug Administration and have been issued an Emergency Use Authorization (Janssen COVID-19 Vaccine, Moderna COVID-19 Vaccine and Pfizer-BioNTech COVID-19 Vaccine). These data summarize the number of people who have received either their first dose or have completed the series for a COVID-19 vaccine. **A person can only be counted in one category, first dose or series complete.** For persons receiving Moderna or Pfizer vaccines, once they receive their second dose, they are moved from the first dose column to the series completed column. **Because of this, the total first dose category may show a change from report to report not matching the total receiving their first dose from the previous day.** Persons receiving Johnson & Johnson vaccines will always be counted in the series completed column.

COVID-19 doses for vaccinated persons in Florida

Doses administered 7,542

People receiving one dose of a 1-dose series (Johnson & Johnson) or receiving only one dose of a 2-dose series (Moderna, Pfizer) count once. Persons receiving both doses of a 2-dose series count twice.

Current status of persons vaccinated for COVID-19 in Florida

Total people vaccinated 4,527

First dose 1,168

Series completed 3,359

Completed 1-dose series 344

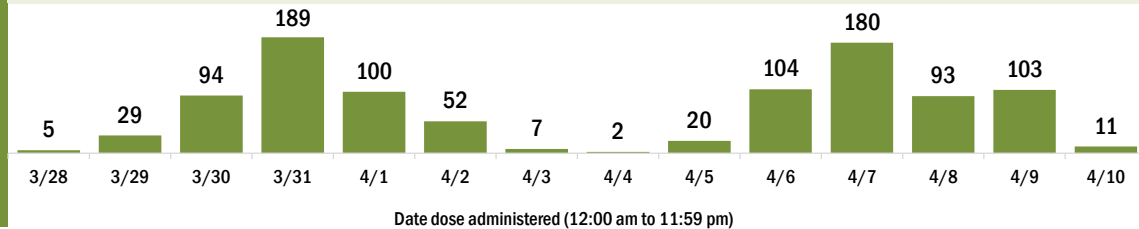
Completed 2-dose series 3,015

First dose: current number of people who have only received their first dose of the Moderna or Pfizer vaccine.

Series complete: current number of people who have received both Moderna or Pfizer vaccine doses or one Johnson & Johnson dose and are considered fully immunized.

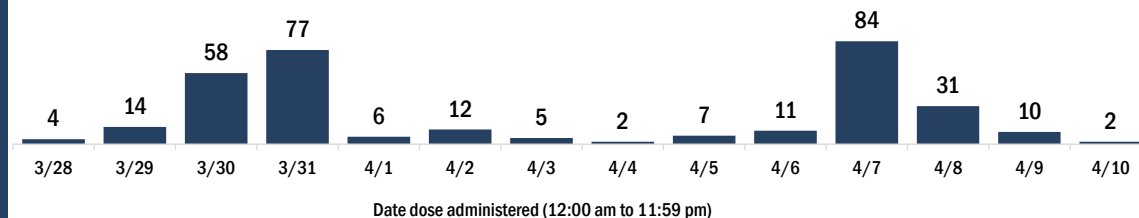
Demographic summary	First dose	Series complete	Total people vaccinated
Age group	1,168	3,359	4,527
16-24 years	34	30	64
25-34 years	62	85	147
35-44 years	103	157	260
45-54 years	251	256	507
55-64 years	432	565	997
65-74 years	185	1,323	1,508
75-84 years	75	739	814
85+ years	26	204	230
Race	1,168	3,359	4,527
White	572	1,761	2,333
Black	353	854	1,207
American Indian/Alaskan	0	7	7
Other	96	278	374
Unknown	147	459	606
Other race includes Asian, native Hawaiian/Pacific Islander, or other.			
Ethnicity	1,168	3,359	4,527
Hispanic	26	39	65
Non-Hispanic	607	1,256	1,863
Unknown	535	2,064	2,599
Gender	1,168	3,359	4,527
Female	663	1,909	2,572
Male	505	1,450	1,955
Unknown	0	0	0

COVID-19 doses administered for the past 2 weeks

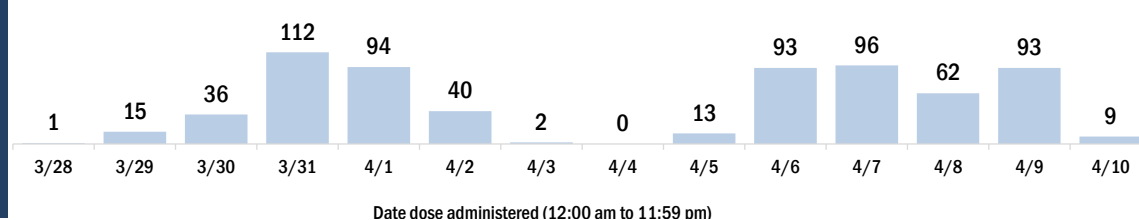


Persons vaccinated for COVID-19 for the past 2 weeks

Number of persons who received their first dose of a two-dose series of the COVID-19 vaccine



Number of persons who completed the COVID-19 vaccine series



COVID-19: Manatee County vaccine summary

Vaccination data through Apr 10, 2021 as of Apr 11, 2021 at 12:05 AM

Data in this report are provisional and subject to change.

Data in this summary pertain to COVID-19 vaccines approved by the U.S. Food and Drug Administration and have been issued an Emergency Use Authorization (Janssen COVID-19 Vaccine, Moderna COVID-19 Vaccine and Pfizer-BioNTech COVID-19 Vaccine). These data summarize the number of people who have received either their first dose or have completed the series for a COVID-19 vaccine. **A person can only be counted in one category, first dose or series complete.** For persons receiving Moderna or Pfizer vaccines, once they receive their second dose, they are moved from the first dose column to the series completed column. **Because of this, the total first dose category may show a change from report to report not matching the total receiving their first dose from the previous day.** Persons receiving Johnson & Johnson vaccines will always be counted in the series completed column.

COVID-19 doses for vaccinated persons in Florida

Doses administered 223,617

People receiving one dose of a 1-dose series (Johnson & Johnson) or receiving only one dose of a 2-dose series (Moderna, Pfizer) count once. Persons receiving both doses of a 2-dose series count twice.

Current status of persons vaccinated for COVID-19 in Florida

Total people vaccinated 142,595

First dose 57,495

Series completed 85,100

Completed 1-dose series 4,078

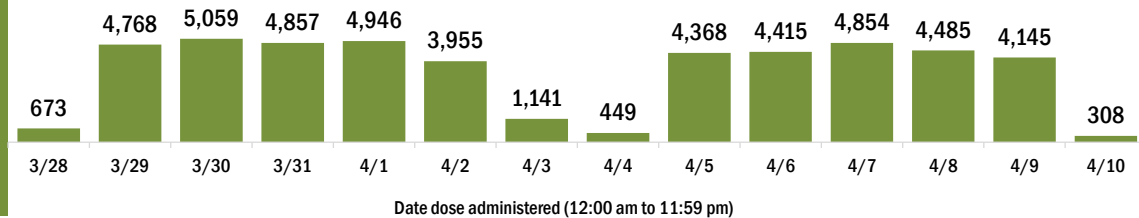
Completed 2-dose series 81,022

First dose: current number of people who have only received their first dose of the Moderna or Pfizer vaccine.

Series complete: current number of people who have received both Moderna or Pfizer vaccine doses or one Johnson & Johnson dose and are considered fully immunized.

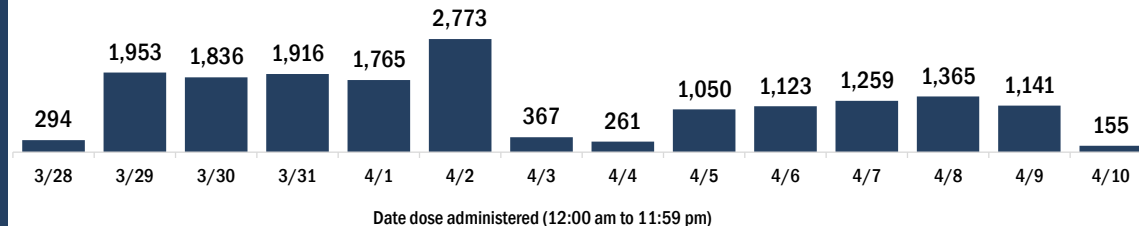
Demographic summary	First dose	Series complete	Total people vaccinated
Age group	57,495	85,100	142,595
16-24 years	1,708	901	2,609
25-34 years	2,513	2,571	5,084
35-44 years	4,586	3,254	7,840
45-54 years	9,511	4,458	13,969
55-64 years	19,163	8,899	28,062
65-74 years	10,962	37,062	48,024
75-84 years	6,655	21,387	28,042
85+ years	2,397	6,568	8,965
Race	57,495	85,100	142,595
White	41,833	66,759	108,592
Black	2,013	2,258	4,271
American Indian/Alaskan	258	320	578
Other	4,098	6,138	10,236
Unknown	9,293	9,625	18,918
Other race includes Asian, native Hawaiian/Pacific Islander, or other.			
Ethnicity	57,495	85,100	142,595
Hispanic	3,742	2,689	6,431
Non-Hispanic	32,459	52,871	85,330
Unknown	21,294	29,540	50,834
Gender	57,495	85,100	142,595
Female	31,363	48,317	79,680
Male	25,980	36,740	62,720
Unknown	152	43	195

COVID-19 doses administered for the past 2 weeks

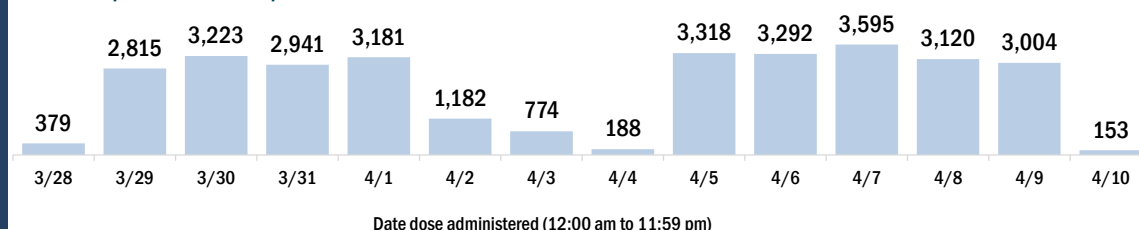


Persons vaccinated for COVID-19 for the past 2 weeks

Number of persons who received their first dose of a two-dose series of the COVID-19 vaccine



Number of persons who completed the COVID-19 vaccine series



COVID-19: Marion County vaccine summary

Vaccination data through Apr 10, 2021 as of Apr 11, 2021 at 12:05 AM

Data in this report are provisional and subject to change.

Data in this summary pertain to COVID-19 vaccines approved by the U.S. Food and Drug Administration and have been issued an Emergency Use Authorization (Janssen COVID-19 Vaccine, Moderna COVID-19 Vaccine and Pfizer-BioNTech COVID-19 Vaccine). These data summarize the number of people who have received either their first dose or have completed the series for a COVID-19 vaccine. **A person can only be counted in one category, first dose or series complete.** For persons receiving Moderna or Pfizer vaccines, once they receive their second dose, they are moved from the first dose column to the series completed column. **Because of this, the total first dose category may show a change from report to report not matching the total receiving their first dose from the previous day.** Persons receiving Johnson & Johnson vaccines will always be counted in the series completed column.

COVID-19 doses for vaccinated persons in Florida

Doses administered 183,166

People receiving one dose of a 1-dose series (Johnson & Johnson) or receiving only one dose of a 2-dose series (Moderna, Pfizer) count once. Persons receiving both doses of a 2-dose series count twice.

Current status of persons vaccinated for COVID-19 in Florida

Total people vaccinated 111,556

First dose 36,560

Series completed 74,996

Completed 1-dose series 3,386

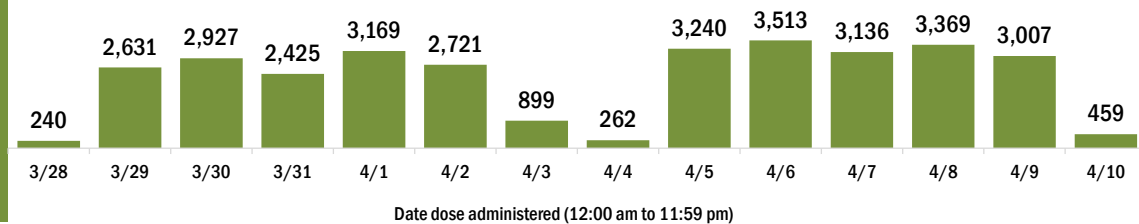
Completed 2-dose series 71,610

First dose: current number of people who have only received their first dose of the Moderna or Pfizer vaccine.

Series complete: current number of people who have received both Moderna or Pfizer vaccine doses or one Johnson & Johnson dose and are considered fully immunized.

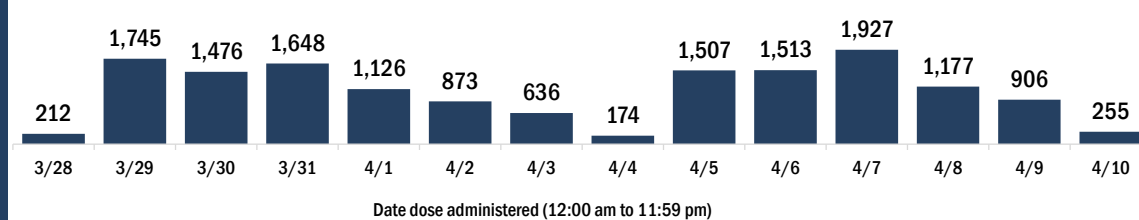
Demographic summary	First dose	Series complete	Total people vaccinated
Age group	36,560	74,996	111,556
16-24 years	1,571	760	2,331
25-34 years	2,202	1,804	4,006
35-44 years	3,316	2,511	5,827
45-54 years	5,588	4,008	9,596
55-64 years	11,490	8,268	19,758
65-74 years	6,522	30,690	37,212
75-84 years	4,250	21,016	25,266
85+ years	1,621	5,939	7,560
Race	36,560	74,996	111,556
White	23,886	53,616	77,502
Black	2,783	4,330	7,113
American Indian/Alaskan	120	279	399
Other	3,639	6,649	10,288
Unknown	6,132	10,122	16,254
Other race includes Asian, native Hawaiian/Pacific Islander, or other.			
Ethnicity	36,560	74,996	111,556
Hispanic	4,149	3,692	7,841
Non-Hispanic	20,569	48,016	68,585
Unknown	11,842	23,288	35,130
Gender	36,560	74,996	111,556
Female	20,748	43,335	64,083
Male	15,774	31,623	47,397
Unknown	38	38	76

COVID-19 doses administered for the past 2 weeks

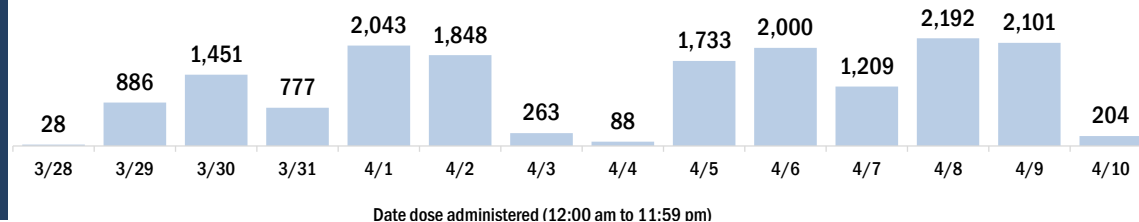


Persons vaccinated for COVID-19 for the past 2 weeks

Number of persons who received their first dose of a two-dose series of the COVID-19 vaccine



Number of persons who completed the COVID-19 vaccine series



COVID-19: Martin County vaccine summary

Vaccination data through Apr 10, 2021 as of Apr 11, 2021 at 12:05 AM

Data in this report are provisional and subject to change.

Data in this summary pertain to COVID-19 vaccines approved by the U.S. Food and Drug Administration and have been issued an Emergency Use Authorization (Janssen COVID-19 Vaccine, Moderna COVID-19 Vaccine and Pfizer-BioNTech COVID-19 Vaccine). These data summarize the number of people who have received either their first dose or have completed the series for a COVID-19 vaccine. **A person can only be counted in one category, first dose or series complete.** For persons receiving Moderna or Pfizer vaccines, once they receive their second dose, they are moved from the first dose column to the series completed column. **Because of this, the total first dose category may show a change from report to report not matching the total receiving their first dose from the previous day.** Persons receiving Johnson & Johnson vaccines will always be counted in the series completed column.

COVID-19 doses for vaccinated persons in Florida

Doses administered 102,881

People receiving one dose of a 1-dose series (Johnson & Johnson) or receiving only one dose of a 2-dose series (Moderna, Pfizer) count once. Persons receiving both doses of a 2-dose series count twice.

Current status of persons vaccinated for COVID-19 in Florida

Total people vaccinated 63,157

First dose 21,238

Series completed 41,919

Completed 1-dose series 2,195

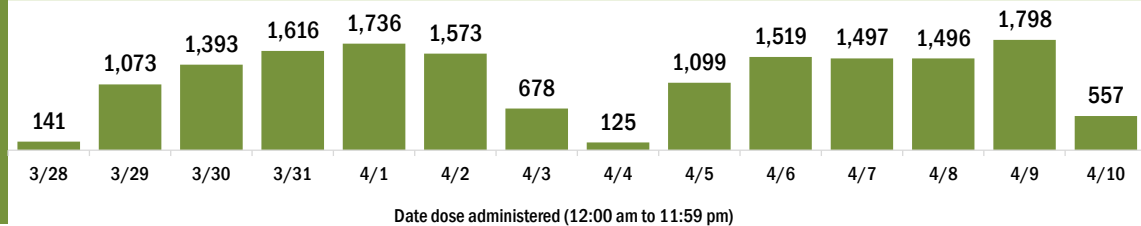
Completed 2-dose series 39,724

First dose: current number of people who have only received their first dose of the Moderna or Pfizer vaccine.

Series complete: current number of people who have received both Moderna or Pfizer vaccine doses or one Johnson & Johnson dose and are considered fully immunized.

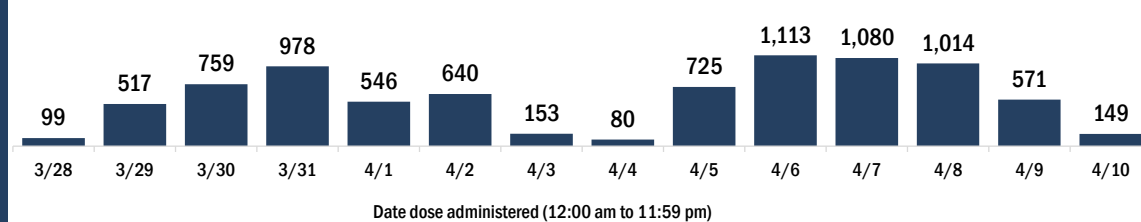
Demographic summary	First dose	Series complete	Total people vaccinated
Age group	21,238	41,919	63,157
16-24 years	728	303	1,031
25-34 years	955	729	1,684
35-44 years	1,680	1,240	2,920
45-54 years	3,098	1,983	5,081
55-64 years	7,510	4,415	11,925
65-74 years	3,817	16,896	20,713
75-84 years	2,458	11,983	14,441
85+ years	992	4,370	5,362
Race	21,238	41,919	63,157
White	14,862	28,095	42,957
Black	367	861	1,228
American Indian/Alaskan	75	67	142
Other	1,306	3,106	4,412
Unknown	4,628	9,790	14,418
Other race includes Asian, native Hawaiian/Pacific Islander, or other.			
Ethnicity	21,238	41,919	63,157
Hispanic	1,087	1,106	2,193
Non-Hispanic	11,175	16,049	27,224
Unknown	8,976	24,764	33,740
Gender	21,238	41,919	63,157
Female	11,664	23,962	35,626
Male	9,556	17,939	27,495
Unknown	18	18	36

COVID-19 doses administered for the past 2 weeks

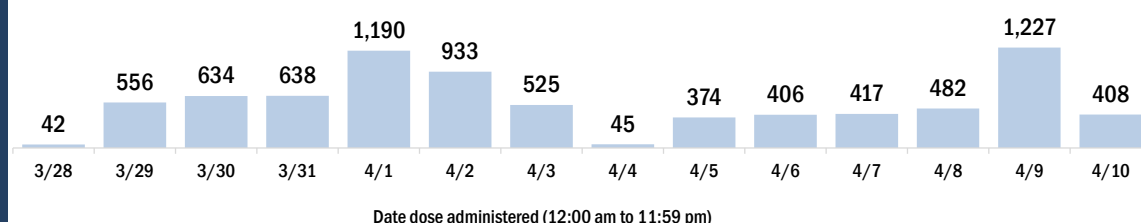


Persons vaccinated for COVID-19 for the past 2 weeks

Number of persons who received their first dose of a two-dose series of the COVID-19 vaccine



Number of persons who completed the COVID-19 vaccine series



COVID-19: Monroe County vaccine summary

Vaccination data through Apr 10, 2021 as of Apr 11, 2021 at 12:05 AM

Data in this report are provisional and subject to change.

Data in this summary pertain to COVID-19 vaccines approved by the U.S. Food and Drug Administration and have been issued an Emergency Use Authorization (Janssen COVID-19 Vaccine, Moderna COVID-19 Vaccine and Pfizer-BioNTech COVID-19 Vaccine). These data summarize the number of people who have received either their first dose or have completed the series for a COVID-19 vaccine. **A person can only be counted in one category, first dose or series complete.** For persons receiving Moderna or Pfizer vaccines, once they receive their second dose, they are moved from the first dose column to the series completed column. **Because of this, the total first dose category may show a change from report to report not matching the total receiving their first dose from the previous day.** Persons receiving Johnson & Johnson vaccines will always be counted in the series completed column.

COVID-19 doses for vaccinated persons in Florida

Doses administered 43,396

People receiving one dose of a 1-dose series (Johnson & Johnson) or receiving only one dose of a 2-dose series (Moderna, Pfizer) count once. Persons receiving both doses of a 2-dose series count twice.

Current status of persons vaccinated for COVID-19 in Florida

Total people vaccinated 28,196

First dose 11,763

Series completed 16,433

Completed 1-dose series 1,233

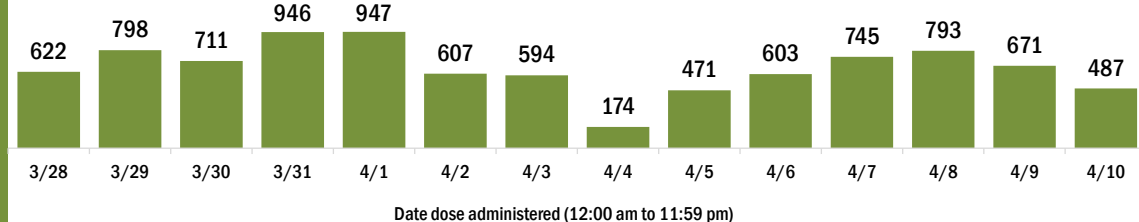
Completed 2-dose series 15,200

First dose: current number of people who have only received their first dose of the Moderna or Pfizer vaccine.

Series complete: current number of people who have received both Moderna or Pfizer vaccine doses or one Johnson & Johnson dose and are considered fully immunized.

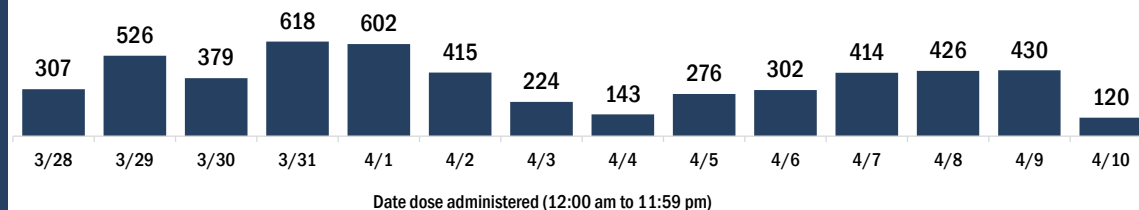
Demographic summary	First dose	Series complete	Total people vaccinated
Age group	11,763	16,433	28,196
16-24 years	298	157	455
25-34 years	631	411	1,042
35-44 years	1,129	715	1,844
45-54 years	2,133	1,149	3,282
55-64 years	4,062	2,499	6,561
65-74 years	2,394	7,334	9,728
75-84 years	896	3,354	4,250
85+ years	220	814	1,034
Race	11,763	16,433	28,196
White	8,054	12,180	20,234
Black	255	320	575
American Indian/Alaskan	42	54	96
Other	570	859	1,429
Unknown	2,842	3,020	5,862
Other race includes Asian, native Hawaiian/Pacific Islander, or other.			
Ethnicity	11,763	16,433	28,196
Hispanic	1,312	1,287	2,599
Non-Hispanic	5,726	9,647	15,373
Unknown	4,725	5,499	10,224
Gender	11,763	16,433	28,196
Female	6,087	8,611	14,698
Male	5,666	7,821	13,487
Unknown	10	1	11

COVID-19 doses administered for the past 2 weeks

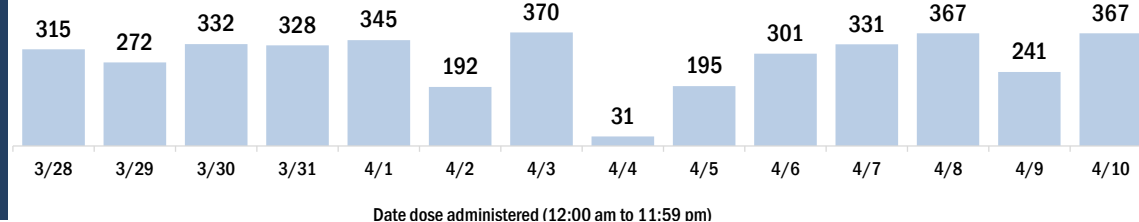


Persons vaccinated for COVID-19 for the past 2 weeks

Number of persons who received their first dose of a two-dose series of the COVID-19 vaccine



Number of persons who completed the COVID-19 vaccine series



COVID-19: Nassau County vaccine summary

Vaccination data through Apr 10, 2021 as of Apr 11, 2021 at 12:05 AM

Data in this report are provisional and subject to change.

Data in this summary pertain to COVID-19 vaccines approved by the U.S. Food and Drug Administration and have been issued an Emergency Use Authorization (Janssen COVID-19 Vaccine, Moderna COVID-19 Vaccine and Pfizer-BioNTech COVID-19 Vaccine). These data summarize the number of people who have received either their first dose or have completed the series for a COVID-19 vaccine. **A person can only be counted in one category, first dose or series complete.** For persons receiving Moderna or Pfizer vaccines, once they receive their second dose, they are moved from the first dose column to the series completed column. **Because of this, the total first dose category may show a change from report to report not matching the total receiving their first dose from the previous day.** Persons receiving Johnson & Johnson vaccines will always be counted in the series completed column.

COVID-19 doses for vaccinated persons in Florida

Doses administered 50,204

People receiving one dose of a 1-dose series (Johnson & Johnson) or receiving only one dose of a 2-dose series (Moderna, Pfizer) count once. Persons receiving both doses of a 2-dose series count twice.

Current status of persons vaccinated for COVID-19 in Florida

Total people vaccinated 30,199

First dose 8,328

Series completed 21,871

Completed 1-dose series 1,866

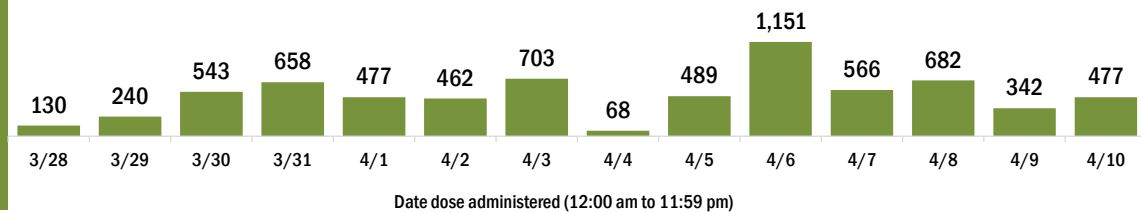
Completed 2-dose series 20,005

First dose: current number of people who have only received their first dose of the Moderna or Pfizer vaccine.

Series complete: current number of people who have received both Moderna or Pfizer vaccine doses or one Johnson & Johnson dose and are considered fully immunized.

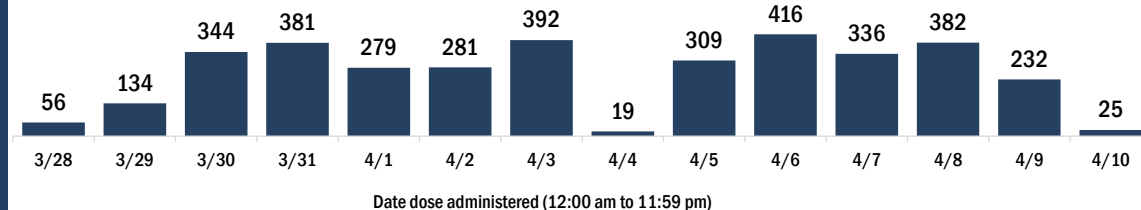
Demographic summary	First dose	Series complete	Total people vaccinated
Age group	8,328	21,871	30,199
16-24 years	449	231	680
25-34 years	570	542	1,112
35-44 years	970	1,028	1,998
45-54 years	1,717	1,467	3,184
55-64 years	2,962	3,763	6,725
65-74 years	982	9,097	10,079
75-84 years	514	4,460	4,974
85+ years	164	1,283	1,447
Race	8,328	21,871	30,199
White	6,391	17,833	24,224
Black	363	948	1,311
American Indian/Alaskan	38	72	110
Other	503	1,077	1,580
Unknown	1,033	1,941	2,974
Other race includes Asian, native Hawaiian/Pacific Islander, or other.			
Ethnicity	8,328	21,871	30,199
Hispanic	316	364	680
Non-Hispanic	6,238	17,003	23,241
Unknown	1,774	4,504	6,278
Gender	8,328	21,871	30,199
Female	4,651	12,288	16,939
Male	3,671	9,582	13,253
Unknown	6	1	7

COVID-19 doses administered for the past 2 weeks

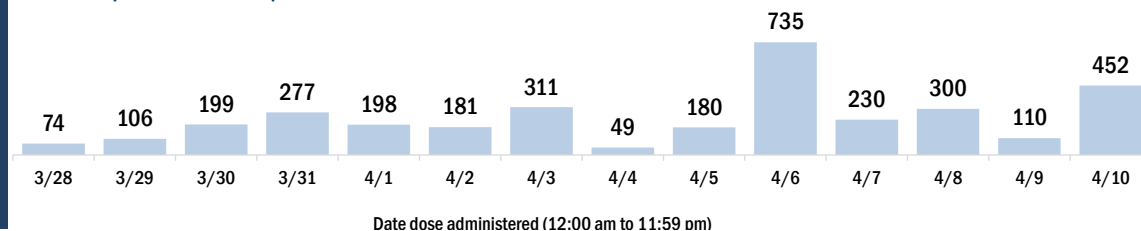


Persons vaccinated for COVID-19 for the past 2 weeks

Number of persons who received their first dose of a two-dose series of the COVID-19 vaccine



Number of persons who completed the COVID-19 vaccine series



COVID-19: Okaloosa County vaccine summary

Vaccination data through Apr 10, 2021 as of Apr 11, 2021 at 12:05 AM

Data in this report are provisional and subject to change.

Data in this summary pertain to COVID-19 vaccines approved by the U.S. Food and Drug Administration and have been issued an Emergency Use Authorization (Janssen COVID-19 Vaccine, Moderna COVID-19 Vaccine and Pfizer-BioNTech COVID-19 Vaccine). These data summarize the number of people who have received either their first dose or have completed the series for a COVID-19 vaccine. **A person can only be counted in one category, first dose or series complete.** For persons receiving Moderna or Pfizer vaccines, once they receive their second dose, they are moved from the first dose column to the series completed column. **Because of this, the total first dose category may show a change from report to report not matching the total receiving their first dose from the previous day.** Persons receiving Johnson & Johnson vaccines will always be counted in the series completed column.

COVID-19 doses for vaccinated persons in Florida

Doses administered 81,237

People receiving one dose of a 1-dose series (Johnson & Johnson) or receiving only one dose of a 2-dose series (Moderna, Pfizer) count once. Persons receiving both doses of a 2-dose series count twice.

Current status of persons vaccinated for COVID-19 in Florida

Total people vaccinated 50,053

First dose 15,689

Series completed 34,364

Completed 1-dose series 3,180

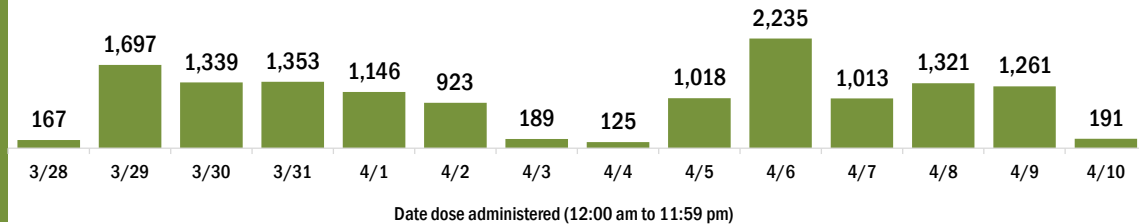
Completed 2-dose series 31,184

First dose: current number of people who have only received their first dose of the Moderna or Pfizer vaccine.

Series complete: current number of people who have received both Moderna or Pfizer vaccine doses or one Johnson & Johnson dose and are considered fully immunized.

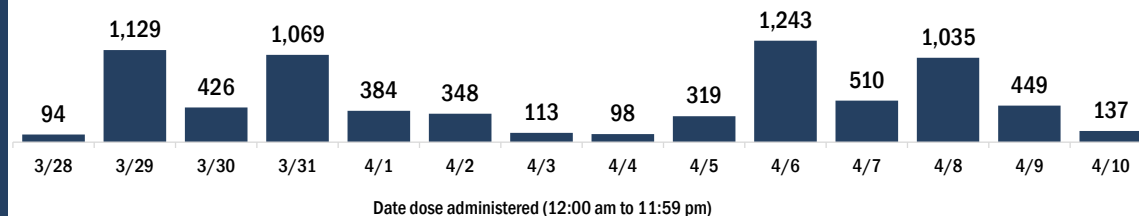
Demographic summary	First dose	Series complete	Total people vaccinated
Age group	15,689	34,364	50,053
16-24 years	853	423	1,276
25-34 years	1,501	1,254	2,755
35-44 years	2,204	1,831	4,035
45-54 years	2,795	2,649	5,444
55-64 years	4,776	6,195	10,971
65-74 years	2,069	12,420	14,489
75-84 years	1,094	7,010	8,104
85+ years	397	2,582	2,979
Race	15,689	34,364	50,053
White	9,719	24,475	34,194
Black	786	1,666	2,452
American Indian/Alaskan	68	122	190
Other	1,419	2,963	4,382
Unknown	3,697	5,138	8,835
Other race includes Asian, native Hawaiian/Pacific Islander, or other.			
Ethnicity	15,689	34,364	50,053
Hispanic	717	860	1,577
Non-Hispanic	8,795	21,487	30,282
Unknown	6,177	12,017	18,194
Gender	15,689	34,364	50,053
Female	8,790	19,943	28,733
Male	6,777	14,394	21,171
Unknown	122	27	149

COVID-19 doses administered for the past 2 weeks

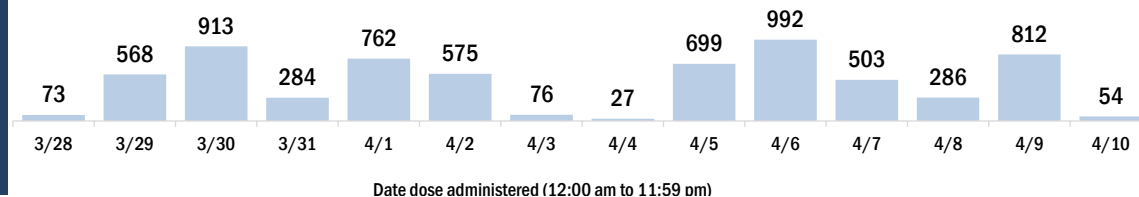


Persons vaccinated for COVID-19 for the past 2 weeks

Number of persons who received their first dose of a two-dose series of the COVID-19 vaccine



Number of persons who completed the COVID-19 vaccine series



COVID-19: Okeechobee County vaccine summary

Vaccination data through Apr 10, 2021 as of Apr 11, 2021 at 12:05 AM

Data in this report are provisional and subject to change.

Data in this summary pertain to COVID-19 vaccines approved by the U.S. Food and Drug Administration and have been issued an Emergency Use Authorization (Janssen COVID-19 Vaccine, Moderna COVID-19 Vaccine and Pfizer-BioNTech COVID-19 Vaccine). These data summarize the number of people who have received either their first dose or have completed the series for a COVID-19 vaccine. **A person can only be counted in one category, first dose or series complete.** For persons receiving Moderna or Pfizer vaccines, once they receive their second dose, they are moved from the first dose column to the series completed column. **Because of this, the total first dose category may show a change from report to report not matching the total receiving their first dose from the previous day.** Persons receiving Johnson & Johnson vaccines will always be counted in the series completed column.

COVID-19 doses for vaccinated persons in Florida

Doses administered 14,710

People receiving one dose of a 1-dose series (Johnson & Johnson) or receiving only one dose of a 2-dose series (Moderna, Pfizer) count once. Persons receiving both doses of a 2-dose series count twice.

Current status of persons vaccinated for COVID-19 in Florida

Total people vaccinated 9,152

First dose 3,256

Series completed 5,896

Completed 1-dose series 338

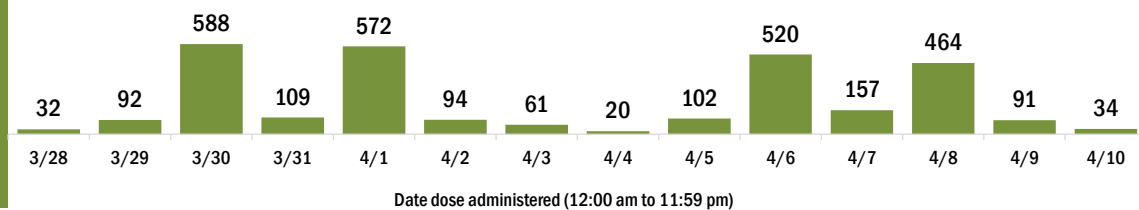
Completed 2-dose series 5,558

First dose: current number of people who have only received their first dose of the Moderna or Pfizer vaccine.

Series complete: current number of people who have received both Moderna or Pfizer vaccine doses or one Johnson & Johnson dose and are considered fully immunized.

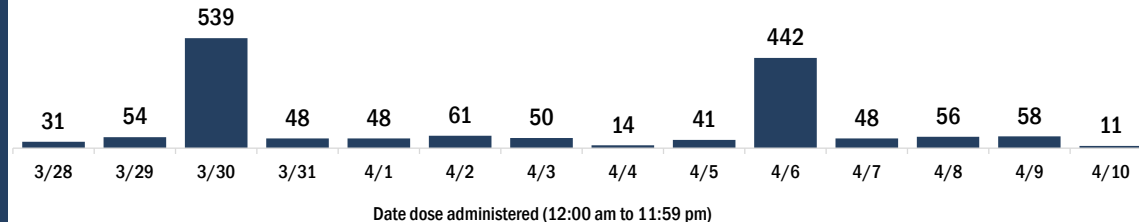
Demographic summary	First dose	Series complete	Total people vaccinated
Age group	3,256	5,896	9,152
16-24 years	104	51	155
25-34 years	176	148	324
35-44 years	281	204	485
45-54 years	534	269	803
55-64 years	1,161	480	1,641
65-74 years	572	2,529	3,101
75-84 years	328	1,740	2,068
85+ years	100	475	575
Race	3,256	5,896	9,152
White	2,546	4,802	7,348
Black	110	109	219
American Indian/Alaskan	16	28	44
Other	242	556	798
Unknown	342	401	743
Other race includes Asian, native Hawaiian/Pacific Islander, or other.			
Ethnicity	3,256	5,896	9,152
Hispanic	579	395	974
Non-Hispanic	1,976	4,404	6,380
Unknown	701	1,097	1,798
Gender	3,256	5,896	9,152
Female	1,811	3,294	5,105
Male	1,440	2,602	4,042
Unknown	5	0	5

COVID-19 doses administered for the past 2 weeks

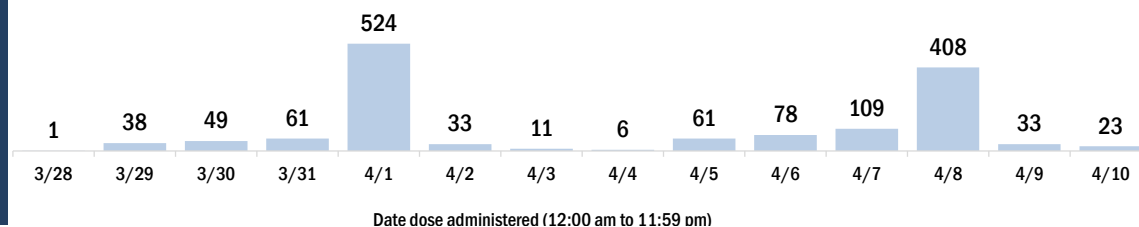


Persons vaccinated for COVID-19 for the past 2 weeks

Number of persons who received their first dose of a two-dose series of the COVID-19 vaccine



Number of persons who completed the COVID-19 vaccine series



COVID-19: Orange County vaccine summary

Vaccination data through Apr 10, 2021 as of Apr 11, 2021 at 12:05 AM

Data in this report are provisional and subject to change.

Data in this summary pertain to COVID-19 vaccines approved by the U.S. Food and Drug Administration and have been issued an Emergency Use Authorization (Janssen COVID-19 Vaccine, Moderna COVID-19 Vaccine and Pfizer-BioNTech COVID-19 Vaccine). These data summarize the number of people who have received either their first dose or have completed the series for a COVID-19 vaccine. **A person can only be counted in one category, first dose or series complete.** For persons receiving Moderna or Pfizer vaccines, once they receive their second dose, they are moved from the first dose column to the series completed column. **Because of this, the total first dose category may show a change from report to report not matching the total receiving their first dose from the previous day.** Persons receiving Johnson & Johnson vaccines will always be counted in the series completed column.

COVID-19 doses for vaccinated persons in Florida

Doses administered 617,237

People receiving one dose of a 1-dose series (Johnson & Johnson) or receiving only one dose of a 2-dose series (Moderna, Pfizer) count once. Persons receiving both doses of a 2-dose series count twice.

Current status of persons vaccinated for COVID-19 in Florida

Total people vaccinated 419,400

First dose 175,851

Series completed 243,549

Completed 1-dose series 45,712

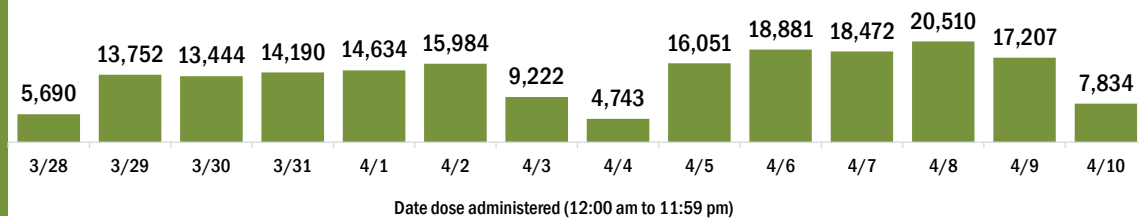
Completed 2-dose series 197,837

First dose: current number of people who have only received their first dose of the Moderna or Pfizer vaccine.

Series complete: current number of people who have received both Moderna or Pfizer vaccine doses or one Johnson & Johnson dose and are considered fully immunized.

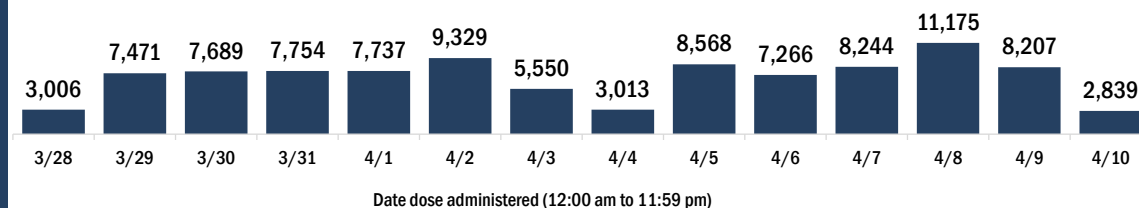
Demographic summary	First dose	Series complete	Total people vaccinated
Age group	175,851	243,549	419,400
16-24 years	17,872	9,320	27,192
25-34 years	23,276	22,086	45,362
35-44 years	32,709	28,522	61,231
45-54 years	41,128	31,972	73,100
55-64 years	38,139	45,191	83,330
65-74 years	12,796	65,341	78,137
75-84 years	6,222	30,276	36,498
85+ years	3,709	10,841	14,550
Race	175,851	243,549	419,400
White	100,287	148,679	248,966
Black	12,569	20,814	33,383
American Indian/Alaskan	504	681	1,185
Other	28,740	41,948	70,688
Unknown	33,751	31,427	65,178
Other race includes Asian, native Hawaiian/Pacific Islander, or other.			
Ethnicity	175,851	243,549	419,400
Hispanic	24,580	26,128	50,708
Non-Hispanic	79,837	128,297	208,134
Unknown	71,434	89,124	160,558
Gender	175,851	243,549	419,400
Female	91,851	140,369	232,220
Male	81,852	102,402	184,254
Unknown	2,148	778	2,926

COVID-19 doses administered for the past 2 weeks

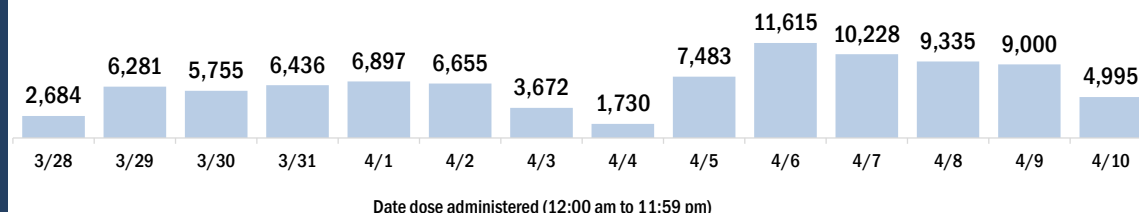


Persons vaccinated for COVID-19 for the past 2 weeks

Number of persons who received their first dose of a two-dose series of the COVID-19 vaccine



Number of persons who completed the COVID-19 vaccine series



COVID-19: Osceola County vaccine summary

Vaccination data through Apr 10, 2021 as of Apr 11, 2021 at 12:05 AM

Data in this report are provisional and subject to change.

Data in this summary pertain to COVID-19 vaccines approved by the U.S. Food and Drug Administration and have been issued an Emergency Use Authorization (Janssen COVID-19 Vaccine, Moderna COVID-19 Vaccine and Pfizer-BioNTech COVID-19 Vaccine). These data summarize the number of people who have received either their first dose or have completed the series for a COVID-19 vaccine. **A person can only be counted in one category, first dose or series complete.** For persons receiving Moderna or Pfizer vaccines, once they receive their second dose, they are moved from the first dose column to the series completed column. **Because of this, the total first dose category may show a change from report to report not matching the total receiving their first dose from the previous day.** Persons receiving Johnson & Johnson vaccines will always be counted in the series completed column.

COVID-19 doses for vaccinated persons in Florida

Doses administered 150,092

People receiving one dose of a 1-dose series (Johnson & Johnson) or receiving only one dose of a 2-dose series (Moderna, Pfizer) count once. Persons receiving both doses of a 2-dose series count twice.

Current status of persons vaccinated for COVID-19 in Florida

Total people vaccinated 101,422

First dose 44,189

Series completed 57,233

Completed 1-dose series 8,563

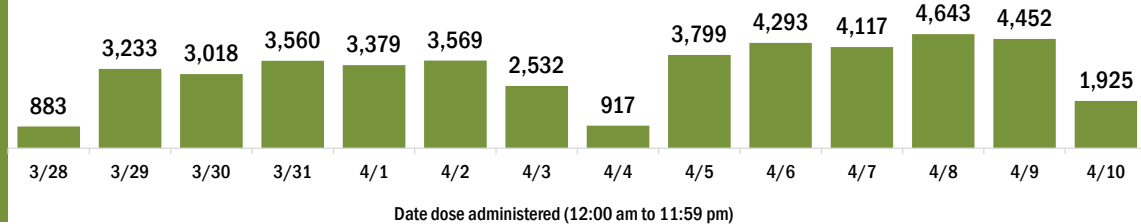
Completed 2-dose series 48,670

First dose: current number of people who have only received their first dose of the Moderna or Pfizer vaccine.

Series complete: current number of people who have received both Moderna or Pfizer vaccine doses or one Johnson & Johnson dose and are considered fully immunized.

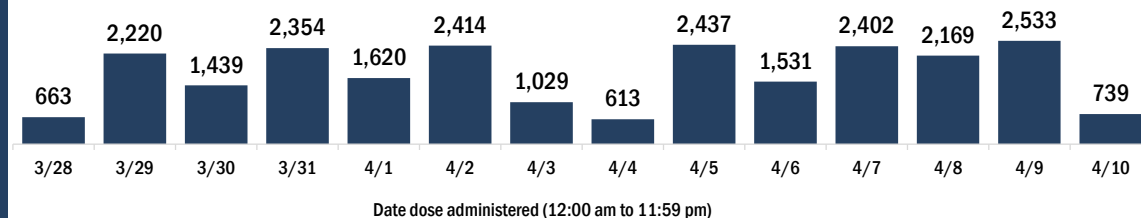
Demographic summary	First dose	Series complete	Total people vaccinated
Age group	44,189	57,233	101,422
16-24 years	3,079	1,497	4,576
25-34 years	4,547	3,511	8,058
35-44 years	7,143	4,870	12,013
45-54 years	10,909	6,337	17,246
55-64 years	11,361	9,896	21,257
65-74 years	4,294	19,248	23,542
75-84 years	2,188	9,208	11,396
85+ years	668	2,666	3,334
Race	44,189	57,233	101,422
White	24,776	34,984	59,760
Black	2,128	3,295	5,423
American Indian/Alaskan	172	309	481
Other	7,291	10,859	18,150
Unknown	9,822	7,786	17,608
Other race includes Asian, native Hawaiian/Pacific Islander, or other.			
Ethnicity	44,189	57,233	101,422
Hispanic	14,009	15,739	29,748
Non-Hispanic	12,878	24,234	37,112
Unknown	17,302	17,260	34,562
Gender	44,189	57,233	101,422
Female	23,805	33,617	57,422
Male	20,228	23,587	43,815
Unknown	156	29	185

COVID-19 doses administered for the past 2 weeks

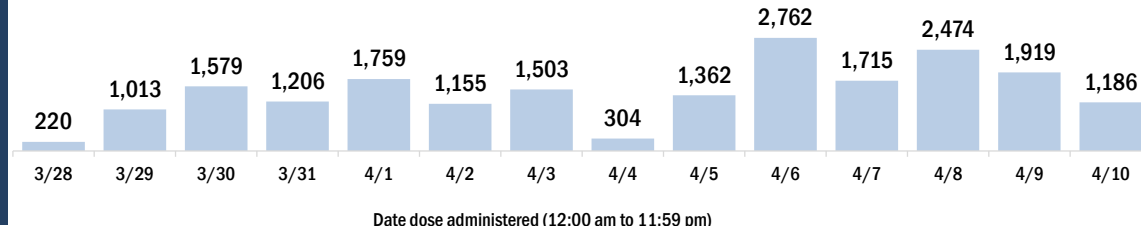


Persons vaccinated for COVID-19 for the past 2 weeks

Number of persons who received their first dose of a two-dose series of the COVID-19 vaccine



Number of persons who completed the COVID-19 vaccine series



COVID-19: Palm Beach County vaccine summary

Vaccination data through Apr 10, 2021 as of Apr 11, 2021 at 12:05 AM

Data in this report are provisional and subject to change.

Data in this summary pertain to COVID-19 vaccines approved by the U.S. Food and Drug Administration and have been issued an Emergency Use Authorization (Janssen COVID-19 Vaccine, Moderna COVID-19 Vaccine and Pfizer-BioNTech COVID-19 Vaccine). These data summarize the number of people who have received either their first dose or have completed the series for a COVID-19 vaccine. **A person can only be counted in one category, first dose or series complete.** For persons receiving Moderna or Pfizer vaccines, once they receive their second dose, they are moved from the first dose column to the series completed column. **Because of this, the total first dose category may show a change from report to report not matching the total receiving their first dose from the previous day.** Persons receiving Johnson & Johnson vaccines will always be counted in the series completed column.

COVID-19 doses for vaccinated persons in Florida

Doses administered 831,144

People receiving one dose of a 1-dose series (Johnson & Johnson) or receiving only one dose of a 2-dose series (Moderna, Pfizer) count once. Persons receiving both doses of a 2-dose series count twice.

Current status of persons vaccinated for COVID-19 in Florida

Total people vaccinated 526,180

First dose 190,078

Series completed 336,102

Completed 1-dose series 31,138

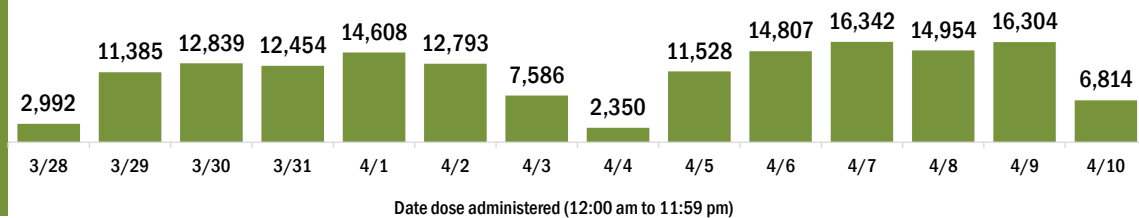
Completed 2-dose series 304,964

First dose: current number of people who have only received their first dose of the Moderna or Pfizer vaccine.

Series complete: current number of people who have received both Moderna or Pfizer vaccine doses or one Johnson & Johnson dose and are considered fully immunized.

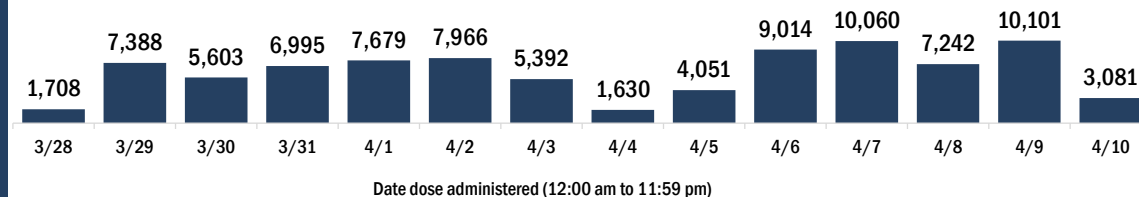
Demographic summary	First dose	Series complete	Total people vaccinated
Age group	190,078	336,102	526,180
16-24 years	10,526	4,720	15,246
25-34 years	14,329	11,814	26,143
35-44 years	22,530	17,583	40,113
45-54 years	36,088	26,521	62,609
55-64 years	53,803	45,422	99,225
65-74 years	26,826	116,233	143,059
75-84 years	17,817	80,824	98,641
85+ years	8,159	32,985	41,144
Race	190,078	336,102	526,180
White	113,673	224,335	338,008
Black	11,151	17,117	28,268
American Indian/Alaskan	594	895	1,489
Other	18,223	29,108	47,331
Unknown	46,437	64,647	111,084
Other race includes Asian, native Hawaiian/Pacific Islander, or other.			
Ethnicity	190,078	336,102	526,180
Hispanic	23,736	22,954	46,690
Non-Hispanic	85,711	185,625	271,336
Unknown	80,631	127,523	208,154
Gender	190,078	336,102	526,180
Female	103,577	194,953	298,530
Male	85,906	140,980	226,886
Unknown	595	169	764

COVID-19 doses administered for the past 2 weeks

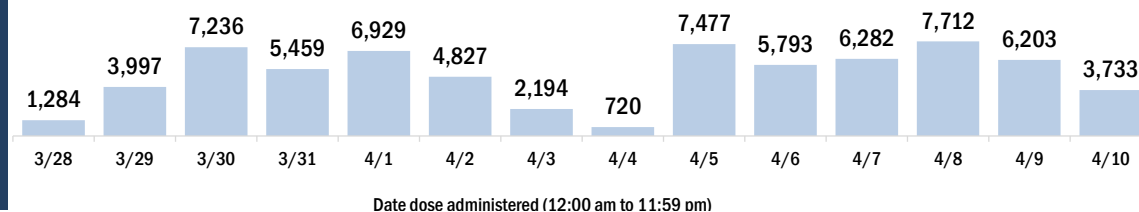


Persons vaccinated for COVID-19 for the past 2 weeks

Number of persons who received their first dose of a two-dose series of the COVID-19 vaccine



Number of persons who completed the COVID-19 vaccine series



COVID-19: Pasco County vaccine summary

Vaccination data through Apr 10, 2021 as of Apr 11, 2021 at 12:05 AM

Data in this report are provisional and subject to change.

Data in this summary pertain to COVID-19 vaccines approved by the U.S. Food and Drug Administration and have been issued an Emergency Use Authorization (Janssen COVID-19 Vaccine, Moderna COVID-19 Vaccine and Pfizer-BioNTech COVID-19 Vaccine). These data summarize the number of people who have received either their first dose or have completed the series for a COVID-19 vaccine. **A person can only be counted in one category, first dose or series complete.** For persons receiving Moderna or Pfizer vaccines, once they receive their second dose, they are moved from the first dose column to the series completed column. **Because of this, the total first dose category may show a change from report to report not matching the total receiving their first dose from the previous day.** Persons receiving Johnson & Johnson vaccines will always be counted in the series completed column.

COVID-19 doses for vaccinated persons in Florida

Doses administered 253,426

People receiving one dose of a 1-dose series (Johnson & Johnson) or receiving only one dose of a 2-dose series (Moderna, Pfizer) count once. Persons receiving both doses of a 2-dose series count twice.

Current status of persons vaccinated for COVID-19 in Florida

Total people vaccinated 165,702

First dose 68,386

Series completed 97,316

Completed 1-dose series 9,592

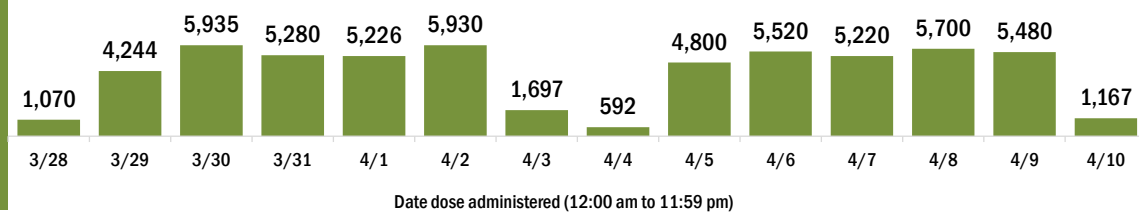
Completed 2-dose series 87,724

First dose: current number of people who have only received their first dose of the Moderna or Pfizer vaccine.

Series complete: current number of people who have received both Moderna or Pfizer vaccine doses or one Johnson & Johnson dose and are considered fully immunized.

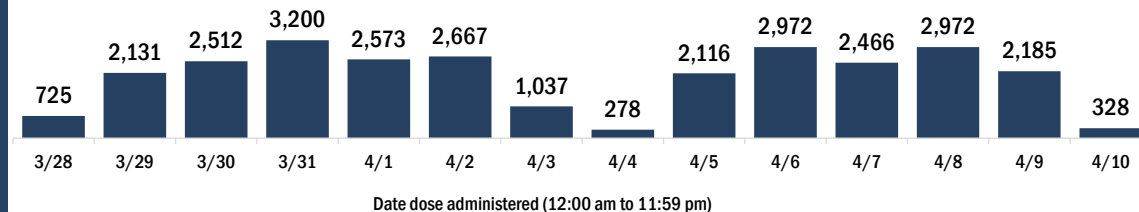
Demographic summary	First dose	Series complete	Total people vaccinated
Age group	68,386	97,316	165,702
16-24 years	3,425	1,685	5,110
25-34 years	4,260	3,852	8,112
35-44 years	7,904	6,237	14,141
45-54 years	12,034	8,650	20,684
55-64 years	18,756	12,937	31,693
65-74 years	11,887	35,772	47,659
75-84 years	7,715	21,672	29,387
85+ years	2,405	6,511	8,916
Race	68,386	97,316	165,702
White	49,205	74,870	124,075
Black	2,125	2,543	4,668
American Indian/Alaskan	235	306	541
Other	6,605	9,034	15,639
Unknown	10,216	10,563	20,779
Other race includes Asian, native Hawaiian/Pacific Islander, or other.			
Ethnicity	68,386	97,316	165,702
Hispanic	4,810	4,664	9,474
Non-Hispanic	37,806	60,016	97,822
Unknown	25,770	32,636	58,406
Gender	68,386	97,316	165,702
Female	37,670	57,774	95,444
Male	30,622	39,467	70,089
Unknown	94	75	169

COVID-19 doses administered for the past 2 weeks

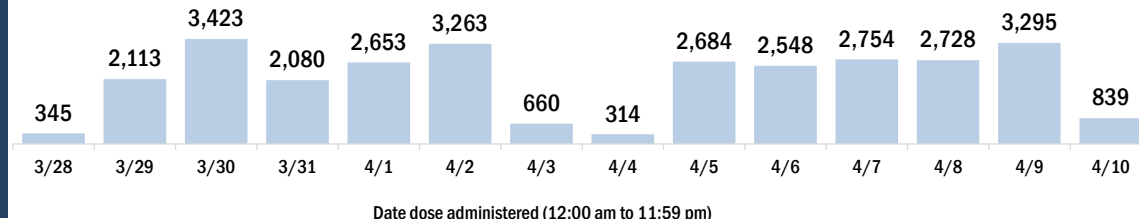


Persons vaccinated for COVID-19 for the past 2 weeks

Number of persons who received their first dose of a two-dose series of the COVID-19 vaccine



Number of persons who completed the COVID-19 vaccine series



COVID-19: Pinellas County vaccine summary

Vaccination data through Apr 10, 2021 as of Apr 11, 2021 at 12:05 AM

Data in this report are provisional and subject to change.

Data in this summary pertain to COVID-19 vaccines approved by the U.S. Food and Drug Administration and have been issued an Emergency Use Authorization (Janssen COVID-19 Vaccine, Moderna COVID-19 Vaccine and Pfizer-BioNTech COVID-19 Vaccine). These data summarize the number of people who have received either their first dose or have completed the series for a COVID-19 vaccine. **A person can only be counted in one category, first dose or series complete.** For persons receiving Moderna or Pfizer vaccines, once they receive their second dose, they are moved from the first dose column to the series completed column. **Because of this, the total first dose category may show a change from report to report not matching the total receiving their first dose from the previous day.** Persons receiving Johnson & Johnson vaccines will always be counted in the series completed column.

COVID-19 doses for vaccinated persons in Florida

Doses administered 559,596

People receiving one dose of a 1-dose series (Johnson & Johnson) or receiving only one dose of a 2-dose series (Moderna, Pfizer) count once. Persons receiving both doses of a 2-dose series count twice.

Current status of persons vaccinated for COVID-19 in Florida

Total people vaccinated 355,300

First dose 133,789

Series completed 221,511

Completed 1-dose series 17,215

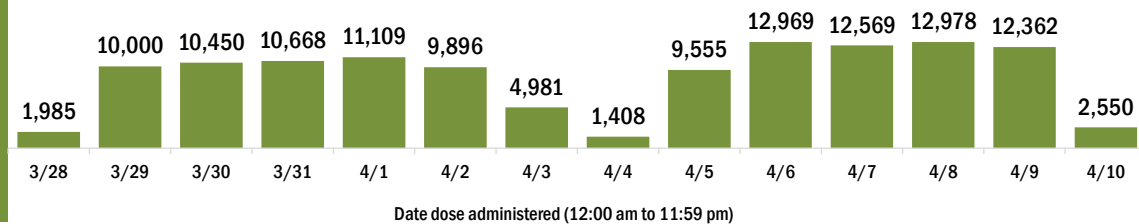
Completed 2-dose series 204,296

First dose: current number of people who have only received their first dose of the Moderna or Pfizer vaccine.

Series complete: current number of people who have received both Moderna or Pfizer vaccine doses or one Johnson & Johnson dose and are considered fully immunized.

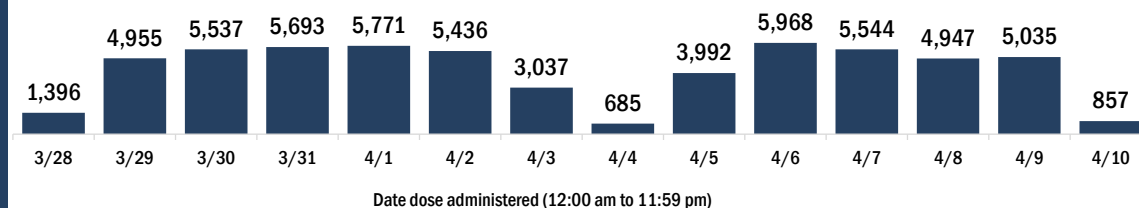
Demographic summary	First dose	Series complete	Total people vaccinated
Age group	133,789	221,511	355,300
16-24 years	5,715	3,336	9,051
25-34 years	10,485	9,814	20,299
35-44 years	15,126	12,387	27,513
45-54 years	25,695	16,713	42,408
55-64 years	42,561	36,486	79,047
65-74 years	18,423	82,770	101,193
75-84 years	11,077	43,491	54,568
85+ years	4,707	16,514	21,221
Race	133,789	221,511	355,300
White	92,702	169,178	261,880
Black	6,698	8,977	15,675
American Indian/Alaskan	389	451	840
Other	11,678	16,921	28,599
Unknown	22,322	25,984	48,306
Other race includes Asian, native Hawaiian/Pacific Islander, or other.			
Ethnicity	133,789	221,511	355,300
Hispanic	5,187	6,164	11,351
Non-Hispanic	78,090	136,675	214,765
Unknown	50,512	78,672	129,184
Gender	133,789	221,511	355,300
Female	72,995	130,330	203,325
Male	60,399	90,843	151,242
Unknown	395	338	733

COVID-19 doses administered for the past 2 weeks

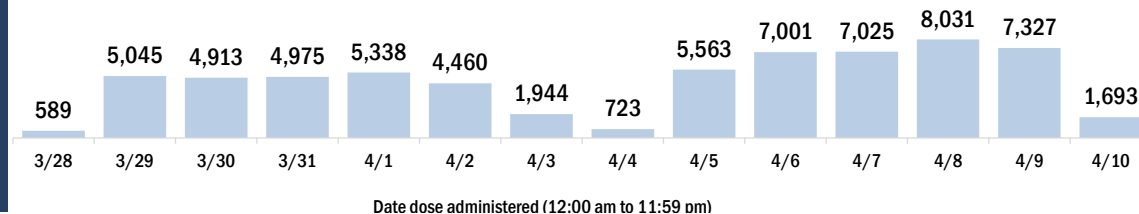


Persons vaccinated for COVID-19 for the past 2 weeks

Number of persons who received their first dose of a two-dose series of the COVID-19 vaccine



Number of persons who completed the COVID-19 vaccine series



COVID-19: Polk County vaccine summary

Vaccination data through Apr 10, 2021 as of Apr 11, 2021 at 12:05 AM

Data in this report are provisional and subject to change.

Data in this summary pertain to COVID-19 vaccines approved by the U.S. Food and Drug Administration and have been issued an Emergency Use Authorization (Janssen COVID-19 Vaccine, Moderna COVID-19 Vaccine and Pfizer-BioNTech COVID-19 Vaccine). These data summarize the number of people who have received either their first dose or have completed the series for a COVID-19 vaccine. **A person can only be counted in one category, first dose or series complete.** For persons receiving Moderna or Pfizer vaccines, once they receive their second dose, they are moved from the first dose column to the series completed column. **Because of this, the total first dose category may show a change from report to report not matching the total receiving their first dose from the previous day.** Persons receiving Johnson & Johnson vaccines will always be counted in the series completed column.

COVID-19 doses for vaccinated persons in Florida

Doses administered 294,260

People receiving one dose of a 1-dose series (Johnson & Johnson) or receiving only one dose of a 2-dose series (Moderna, Pfizer) count once. Persons receiving both doses of a 2-dose series count twice.

Current status of persons vaccinated for COVID-19 in Florida

Total people vaccinated 189,107

First dose 76,026

Series completed 113,081

Completed 1-dose series 7,928

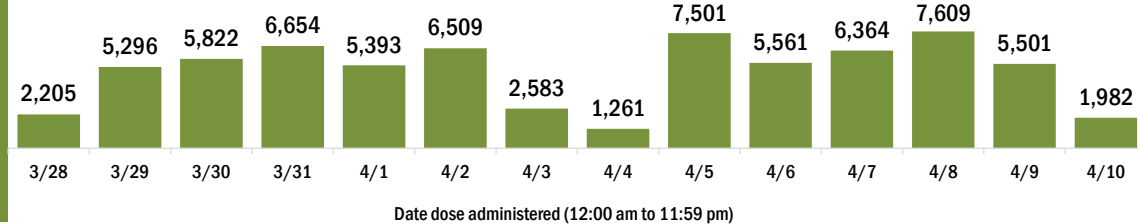
Completed 2-dose series 105,153

First dose: current number of people who have only received their first dose of the Moderna or Pfizer vaccine.

Series complete: current number of people who have received both Moderna or Pfizer vaccine doses or one Johnson & Johnson dose and are considered fully immunized.

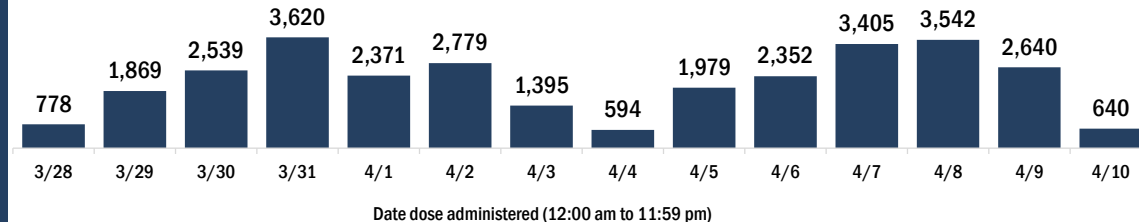
Demographic summary	First dose	Series complete	Total people vaccinated
Age group	76,026	113,081	189,107
16-24 years	3,297	1,912	5,209
25-34 years	5,729	4,363	10,092
35-44 years	8,044	6,161	14,205
45-54 years	12,848	8,265	21,113
55-64 years	20,494	15,005	35,499
65-74 years	14,055	43,328	57,383
75-84 years	8,715	26,427	35,142
85+ years	2,844	7,620	10,464
Race	76,026	113,081	189,107
White	49,422	83,701	133,123
Black	5,785	6,918	12,703
American Indian/Alaskan	566	534	1,100
Other	6,820	8,341	15,161
Unknown	13,433	13,587	27,020
Other race includes Asian, native Hawaiian/Pacific Islander, or other.			
Ethnicity	76,026	113,081	189,107
Hispanic	10,577	8,213	18,790
Non-Hispanic	37,699	68,517	106,216
Unknown	27,750	36,351	64,101
Gender	76,026	113,081	189,107
Female	41,881	65,320	107,201
Male	33,868	47,717	81,585
Unknown	277	44	321

COVID-19 doses administered for the past 2 weeks

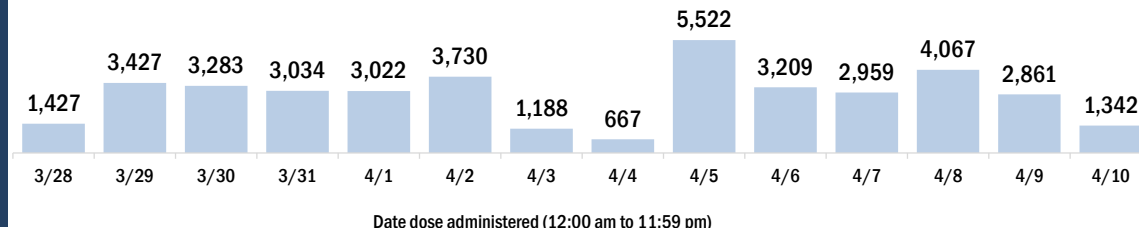


Persons vaccinated for COVID-19 for the past 2 weeks

Number of persons who received their first dose of a two-dose series of the COVID-19 vaccine



Number of persons who completed the COVID-19 vaccine series



COVID-19: Putnam County vaccine summary

Vaccination data through Apr 10, 2021 as of Apr 11, 2021 at 12:05 AM

Data in this report are provisional and subject to change.

Data in this summary pertain to COVID-19 vaccines approved by the U.S. Food and Drug Administration and have been issued an Emergency Use Authorization (Janssen COVID-19 Vaccine, Moderna COVID-19 Vaccine and Pfizer-BioNTech COVID-19 Vaccine). These data summarize the number of people who have received either their first dose or have completed the series for a COVID-19 vaccine. **A person can only be counted in one category, first dose or series complete.** For persons receiving Moderna or Pfizer vaccines, once they receive their second dose, they are moved from the first dose column to the series completed column. **Because of this, the total first dose category may show a change from report to report not matching the total receiving their first dose from the previous day.** Persons receiving Johnson & Johnson vaccines will always be counted in the series completed column.

COVID-19 doses for vaccinated persons in Florida

Doses administered 25,096

People receiving one dose of a 1-dose series (Johnson & Johnson) or receiving only one dose of a 2-dose series (Moderna, Pfizer) count once. Persons receiving both doses of a 2-dose series count twice.

Current status of persons vaccinated for COVID-19 in Florida

Total people vaccinated 16,120

First dose 6,341

Series completed 9,779

Completed 1-dose series 803

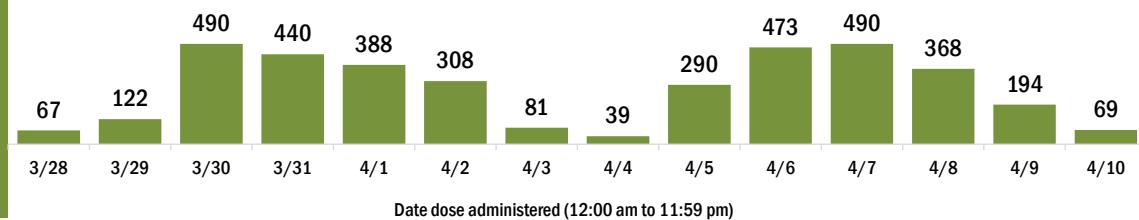
Completed 2-dose series 8,976

First dose: current number of people who have only received their first dose of the Moderna or Pfizer vaccine.

Series complete: current number of people who have received both Moderna or Pfizer vaccine doses or one Johnson & Johnson dose and are considered fully immunized.

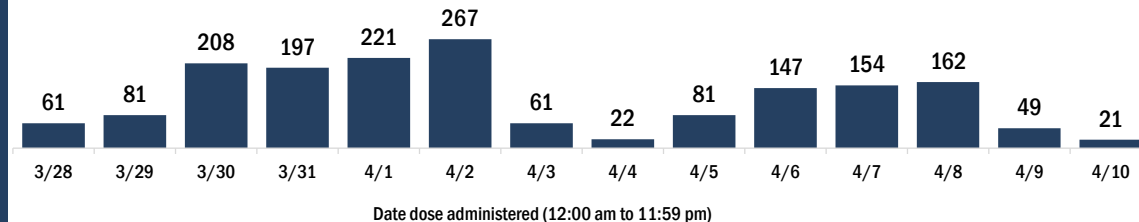
Demographic summary	First dose	Series complete	Total people vaccinated
Age group	6,341	9,779	16,120
16-24 years	165	85	250
25-34 years	282	224	506
35-44 years	413	326	739
45-54 years	827	597	1,424
55-64 years	1,912	1,483	3,395
65-74 years	1,632	4,057	5,689
75-84 years	837	2,291	3,128
85+ years	273	716	989
Race	6,341	9,779	16,120
White	4,845	7,655	12,500
Black	659	927	1,586
American Indian/Alaskan	59	70	129
Other	473	576	1,049
Unknown	305	551	856
Other race includes Asian, native Hawaiian/Pacific Islander, or other.			
Ethnicity	6,341	9,779	16,120
Hispanic	320	325	645
Non-Hispanic	4,967	7,540	12,507
Unknown	1,054	1,914	2,968
Gender	6,341	9,779	16,120
Female	3,490	5,655	9,145
Male	2,841	4,120	6,961
Unknown	10	4	14

COVID-19 doses administered for the past 2 weeks

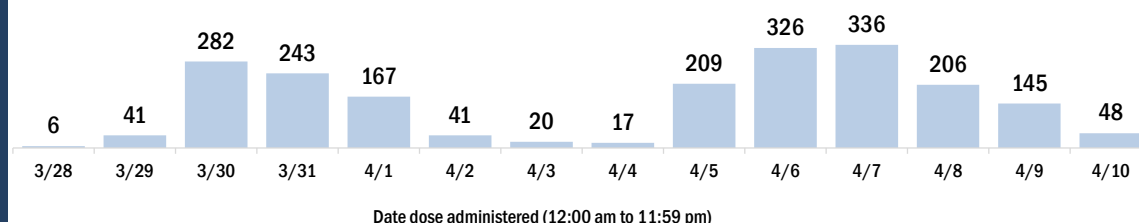


Persons vaccinated for COVID-19 for the past 2 weeks

Number of persons who received their first dose of a two-dose series of the COVID-19 vaccine



Number of persons who completed the COVID-19 vaccine series



COVID-19: Santa Rosa County vaccine summary

Vaccination data through Apr 10, 2021 as of Apr 11, 2021 at 12:05 AM

Data in this report are provisional and subject to change.

Data in this summary pertain to COVID-19 vaccines approved by the U.S. Food and Drug Administration and have been issued an Emergency Use Authorization (Janssen COVID-19 Vaccine, Moderna COVID-19 Vaccine and Pfizer-BioNTech COVID-19 Vaccine). These data summarize the number of people who have received either their first dose or have completed the series for a COVID-19 vaccine. **A person can only be counted in one category, first dose or series complete.** For persons receiving Moderna or Pfizer vaccines, once they receive their second dose, they are moved from the first dose column to the series completed column. **Because of this, the total first dose category may show a change from report to report not matching the total receiving their first dose from the previous day.** Persons receiving Johnson & Johnson vaccines will always be counted in the series completed column.

COVID-19 doses for vaccinated persons in Florida

Doses administered 78,088

People receiving one dose of a 1-dose series (Johnson & Johnson) or receiving only one dose of a 2-dose series (Moderna, Pfizer) count once. Persons receiving both doses of a 2-dose series count twice.

Current status of persons vaccinated for COVID-19 in Florida

Total people vaccinated 49,724

First dose 19,530

Series completed 30,194

Completed 1-dose series 1,830

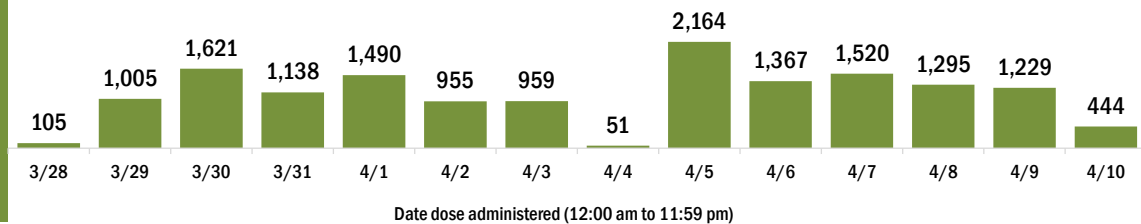
Completed 2-dose series 28,364

First dose: current number of people who have only received their first dose of the Moderna or Pfizer vaccine.

Series complete: current number of people who have received both Moderna or Pfizer vaccine doses or one Johnson & Johnson dose and are considered fully immunized.

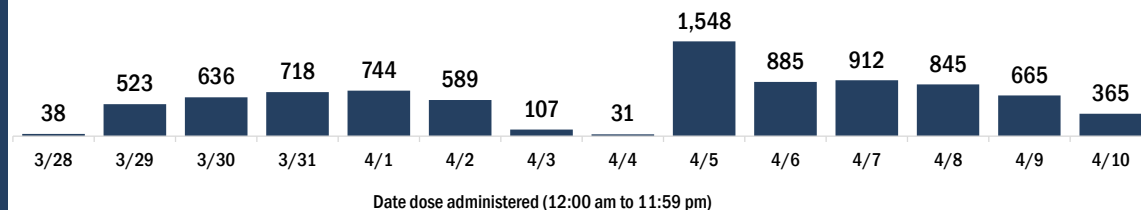
Demographic summary	First dose	Series complete	Total people vaccinated
Age group	19,530	30,194	49,724
16-24 years	1,172	441	1,613
25-34 years	1,634	1,211	2,845
35-44 years	2,500	1,935	4,435
45-54 years	3,450	2,941	6,391
55-64 years	5,621	5,161	10,782
65-74 years	3,158	11,313	14,471
75-84 years	1,500	5,615	7,115
85+ years	495	1,577	2,072
Race	19,530	30,194	49,724
White	12,633	22,785	35,418
Black	908	849	1,757
American Indian/Alaskan	106	163	269
Other	1,384	2,011	3,395
Unknown	4,499	4,386	8,885
Other race includes Asian, native Hawaiian/Pacific Islander, or other.			
Ethnicity	19,530	30,194	49,724
Hispanic	790	581	1,371
Non-Hispanic	11,817	19,896	31,713
Unknown	6,923	9,717	16,640
Gender	19,530	30,194	49,724
Female	10,502	17,335	27,837
Male	9,007	12,858	21,865
Unknown	21	1	22

COVID-19 doses administered for the past 2 weeks

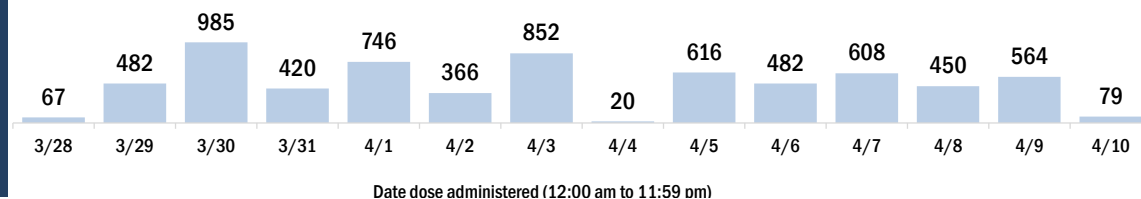


Persons vaccinated for COVID-19 for the past 2 weeks

Number of persons who received their first dose of a two-dose series of the COVID-19 vaccine



Number of persons who completed the COVID-19 vaccine series



COVID-19: Sarasota County vaccine summary

Vaccination data through Apr 10, 2021 as of Apr 11, 2021 at 12:05 AM

Data in this report are provisional and subject to change.

Data in this summary pertain to COVID-19 vaccines approved by the U.S. Food and Drug Administration and have been issued an Emergency Use Authorization (Janssen COVID-19 Vaccine, Moderna COVID-19 Vaccine and Pfizer-BioNTech COVID-19 Vaccine). These data summarize the number of people who have received either their first dose or have completed the series for a COVID-19 vaccine. **A person can only be counted in one category, first dose or series complete.** For persons receiving Moderna or Pfizer vaccines, once they receive their second dose, they are moved from the first dose column to the series completed column. **Because of this, the total first dose category may show a change from report to report not matching the total receiving their first dose from the previous day.** Persons receiving Johnson & Johnson vaccines will always be counted in the series completed column.

COVID-19 doses for vaccinated persons in Florida

Doses administered 320,897

People receiving one dose of a 1-dose series (Johnson & Johnson) or receiving only one dose of a 2-dose series (Moderna, Pfizer) count once. Persons receiving both doses of a 2-dose series count twice.

Current status of persons vaccinated for COVID-19 in Florida

Total people vaccinated 207,137

First dose 87,146

Series completed 119,991

Completed 1-dose series 6,231

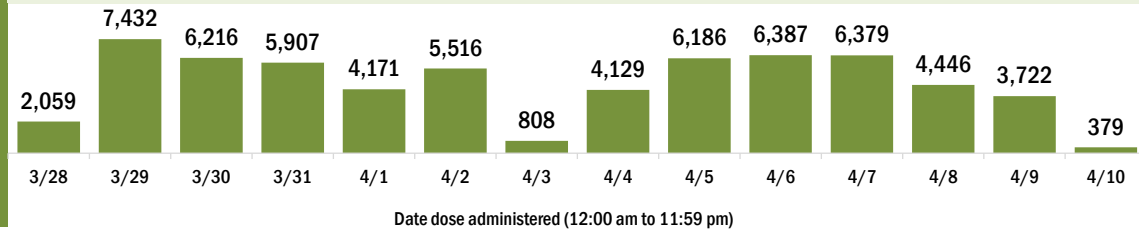
Completed 2-dose series 113,760

First dose: current number of people who have only received their first dose of the Moderna or Pfizer vaccine.

Series complete: current number of people who have received both Moderna or Pfizer vaccine doses or one Johnson & Johnson dose and are considered fully immunized.

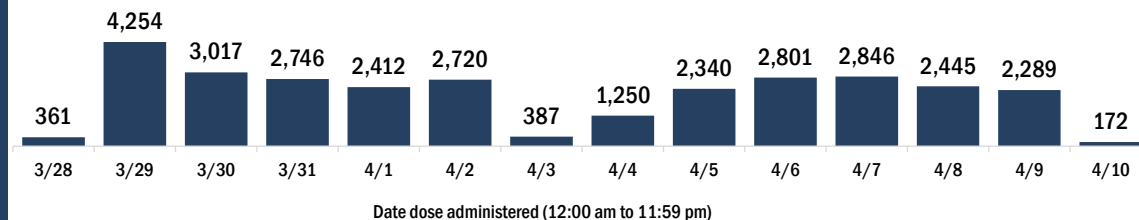
Demographic summary	First dose	Series complete	Total people vaccinated
Age group	87,146	119,991	207,137
16-24 years	2,918	1,035	3,953
25-34 years	3,900	2,436	6,336
35-44 years	5,794	3,330	9,124
45-54 years	10,364	5,435	15,799
55-64 years	23,909	11,509	35,418
65-74 years	20,943	51,458	72,401
75-84 years	14,064	33,135	47,199
85+ years	5,254	11,653	16,907
Race	87,146	119,991	207,137
White	68,571	95,925	164,496
Black	1,331	1,561	2,892
American Indian/Alaskan	277	449	726
Other	5,292	8,426	13,718
Unknown	11,675	13,630	25,305
Other race includes Asian, native Hawaiian/Pacific Islander, or other.			
Ethnicity	87,146	119,991	207,137
Hispanic	4,415	2,380	6,795
Non-Hispanic	57,486	80,648	138,134
Unknown	25,245	36,963	62,208
Gender	87,146	119,991	207,137
Female	47,616	68,369	115,985
Male	39,390	51,540	90,930
Unknown	140	82	222

COVID-19 doses administered for the past 2 weeks

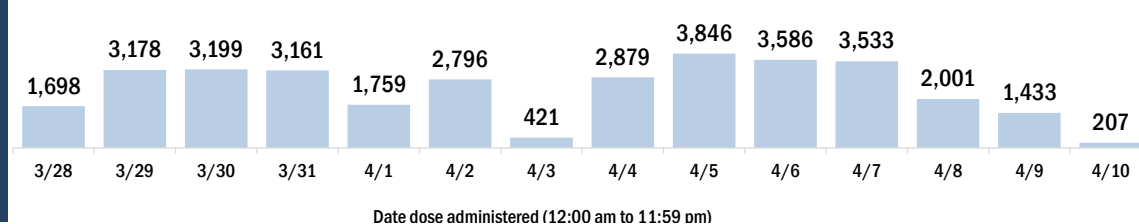


Persons vaccinated for COVID-19 for the past 2 weeks

Number of persons who received their first dose of a two-dose series of the COVID-19 vaccine



Number of persons who completed the COVID-19 vaccine series



COVID-19: Seminole County vaccine summary

Vaccination data through Apr 10, 2021 as of Apr 11, 2021 at 12:05 AM

Data in this report are provisional and subject to change.

Data in this summary pertain to COVID-19 vaccines approved by the U.S. Food and Drug Administration and have been issued an Emergency Use Authorization (Janssen COVID-19 Vaccine, Moderna COVID-19 Vaccine and Pfizer-BioNTech COVID-19 Vaccine). These data summarize the number of people who have received either their first dose or have completed the series for a COVID-19 vaccine. **A person can only be counted in one category, first dose or series complete.** For persons receiving Moderna or Pfizer vaccines, once they receive their second dose, they are moved from the first dose column to the series completed column. **Because of this, the total first dose category may show a change from report to report not matching the total receiving their first dose from the previous day.** Persons receiving Johnson & Johnson vaccines will always be counted in the series completed column.

COVID-19 doses for vaccinated persons in Florida

Doses administered 217,292

People receiving one dose of a 1-dose series (Johnson & Johnson) or receiving only one dose of a 2-dose series (Moderna, Pfizer) count once. Persons receiving both doses of a 2-dose series count twice.

Current status of persons vaccinated for COVID-19 in Florida

Total people vaccinated 141,618

First dose 57,652

Series completed 83,966

Completed 1-dose series 8,292

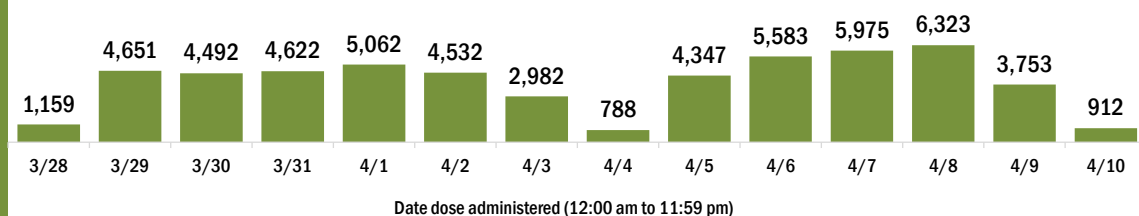
Completed 2-dose series 75,674

First dose: current number of people who have only received their first dose of the Moderna or Pfizer vaccine.

Series complete: current number of people who have received both Moderna or Pfizer vaccine doses or one Johnson & Johnson dose and are considered fully immunized.

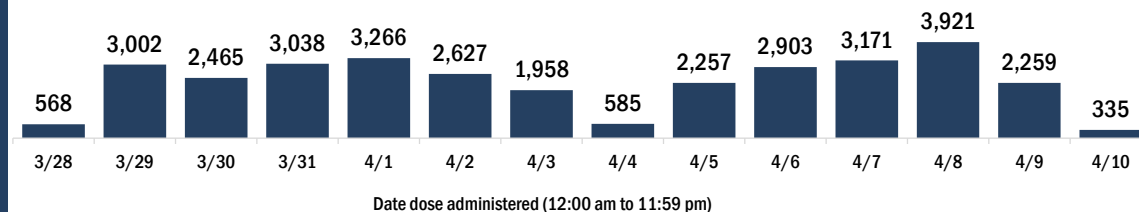
Demographic summary	First dose	Series complete	Total people vaccinated
Age group	57,652	83,966	141,618
16-24 years	5,744	2,348	8,092
25-34 years	6,405	5,540	11,945
35-44 years	10,164	7,720	17,884
45-54 years	13,292	9,505	22,797
55-64 years	14,715	14,213	28,928
65-74 years	4,266	26,556	30,822
75-84 years	2,110	13,086	15,196
85+ years	956	4,998	5,954
Race	57,652	83,966	141,618
White	37,170	61,510	98,680
Black	3,572	5,436	9,008
American Indian/Alaskan	227	403	630
Other	8,765	11,662	20,427
Unknown	7,918	4,955	12,873
Other race includes Asian, native Hawaiian/Pacific Islander, or other.			
Ethnicity	57,652	83,966	141,618
Hispanic	7,512	8,099	15,611
Non-Hispanic	32,092	55,763	87,855
Unknown	18,048	20,104	38,152
Gender	57,652	83,966	141,618
Female	30,607	49,930	80,537
Male	26,789	33,976	60,765
Unknown	256	60	316

COVID-19 doses administered for the past 2 weeks

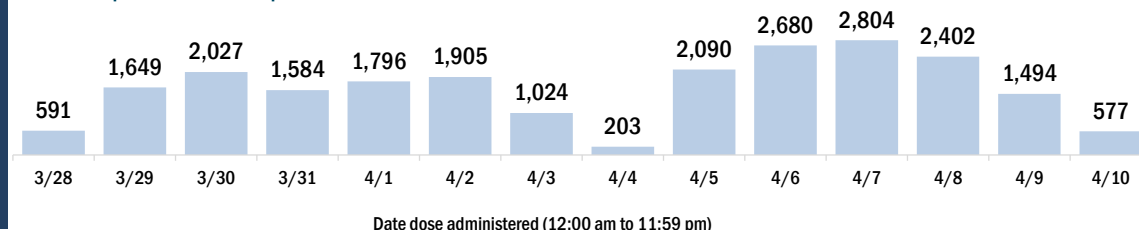


Persons vaccinated for COVID-19 for the past 2 weeks

Number of persons who received their first dose of a two-dose series of the COVID-19 vaccine



Number of persons who completed the COVID-19 vaccine series



COVID-19: St. Johns County vaccine summary

Vaccination data through Apr 10, 2021 as of Apr 11, 2021 at 12:05 AM

Data in this report are provisional and subject to change.

Data in this summary pertain to COVID-19 vaccines approved by the U.S. Food and Drug Administration and have been issued an Emergency Use Authorization (Janssen COVID-19 Vaccine, Moderna COVID-19 Vaccine and Pfizer-BioNTech COVID-19 Vaccine). These data summarize the number of people who have received either their first dose or have completed the series for a COVID-19 vaccine. **A person can only be counted in one category, first dose or series complete.** For persons receiving Moderna or Pfizer vaccines, once they receive their second dose, they are moved from the first dose column to the series completed column. **Because of this, the total first dose category may show a change from report to report not matching the total receiving their first dose from the previous day.** Persons receiving Johnson & Johnson vaccines will always be counted in the series completed column.

COVID-19 doses for vaccinated persons in Florida

Doses administered 179,544

People receiving one dose of a 1-dose series (Johnson & Johnson) or receiving only one dose of a 2-dose series (Moderna, Pfizer) count once. Persons receiving both doses of a 2-dose series count twice.

Current status of persons vaccinated for COVID-19 in Florida

Total people vaccinated 110,496

First dose 36,980

Series completed 73,516

Completed 1-dose series 4,468

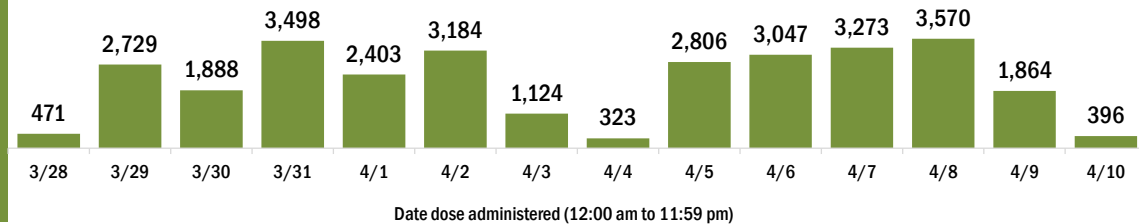
Completed 2-dose series 69,048

First dose: current number of people who have only received their first dose of the Moderna or Pfizer vaccine.

Series complete: current number of people who have received both Moderna or Pfizer vaccine doses or one Johnson & Johnson dose and are considered fully immunized.

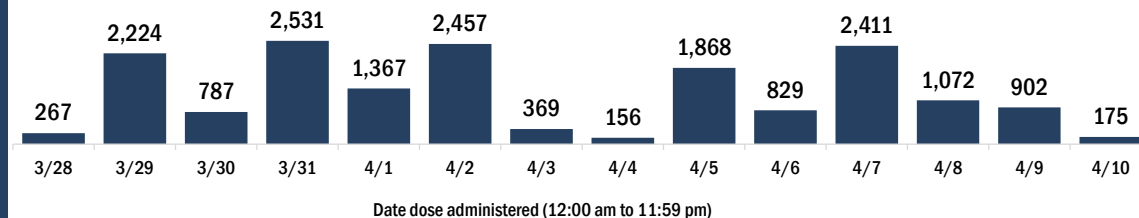
Demographic summary	First dose	Series complete	Total people vaccinated
Age group	36,980	73,516	110,496
16-24 years	3,339	1,308	4,647
25-34 years	3,047	2,818	5,865
35-44 years	6,942	6,102	13,044
45-54 years	9,092	7,182	16,274
55-64 years	9,749	12,720	22,469
65-74 years	2,833	26,649	29,482
75-84 years	1,417	13,053	14,470
85+ years	561	3,684	4,245
Race	36,980	73,516	110,496
White	26,089	55,782	81,871
Black	1,145	2,062	3,207
American Indian/Alaskan	87	205	292
Other	3,980	6,838	10,818
Unknown	5,679	8,629	14,308
Other race includes Asian, native Hawaiian/Pacific Islander, or other.			
Ethnicity	36,980	73,516	110,496
Hispanic	2,084	2,191	4,275
Non-Hispanic	23,514	48,835	72,349
Unknown	11,382	22,490	33,872
Gender	36,980	73,516	110,496
Female	19,518	41,672	61,190
Male	17,437	31,832	49,269
Unknown	25	12	37

COVID-19 doses administered for the past 2 weeks

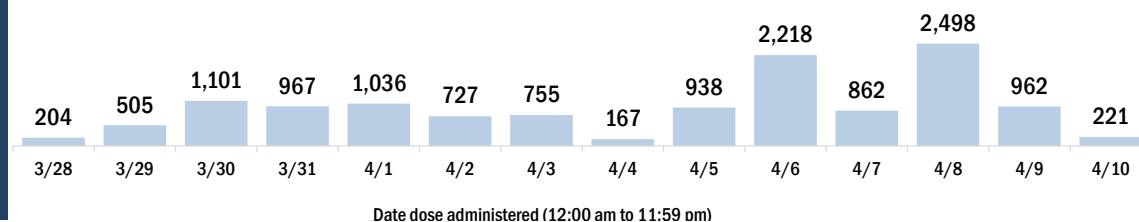


Persons vaccinated for COVID-19 for the past 2 weeks

Number of persons who received their first dose of a two-dose series of the COVID-19 vaccine



Number of persons who completed the COVID-19 vaccine series



COVID-19: St. Lucie County vaccine summary

Vaccination data through Apr 10, 2021 as of Apr 11, 2021 at 12:05 AM

Data in this report are provisional and subject to change.

Data in this summary pertain to COVID-19 vaccines approved by the U.S. Food and Drug Administration and have been issued an Emergency Use Authorization (Janssen COVID-19 Vaccine, Moderna COVID-19 Vaccine and Pfizer-BioNTech COVID-19 Vaccine). These data summarize the number of people who have received either their first dose or have completed the series for a COVID-19 vaccine. **A person can only be counted in one category, first dose or series complete.** For persons receiving Moderna or Pfizer vaccines, once they receive their second dose, they are moved from the first dose column to the series completed column. **Because of this, the total first dose category may show a change from report to report not matching the total receiving their first dose from the previous day.** Persons receiving Johnson & Johnson vaccines will always be counted in the series completed column.

COVID-19 doses for vaccinated persons in Florida

Doses administered 154,124

People receiving one dose of a 1-dose series (Johnson & Johnson) or receiving only one dose of a 2-dose series (Moderna, Pfizer) count once. Persons receiving both doses of a 2-dose series count twice.

Current status of persons vaccinated for COVID-19 in Florida

Total people vaccinated 97,007

First dose 37,192

Series completed 59,815

Completed 1-dose series 2,698

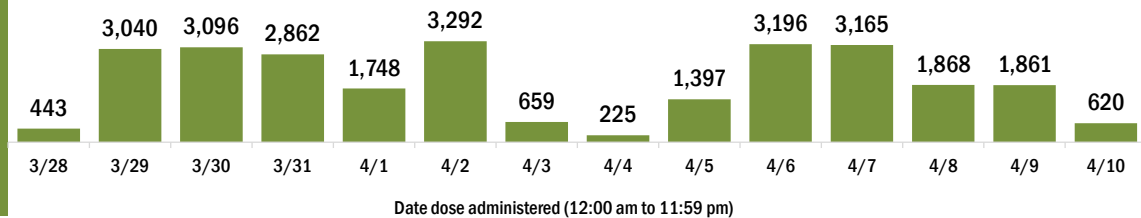
Completed 2-dose series 57,117

First dose: current number of people who have only received their first dose of the Moderna or Pfizer vaccine.

Series complete: current number of people who have received both Moderna or Pfizer vaccine doses or one Johnson & Johnson dose and are considered fully immunized.

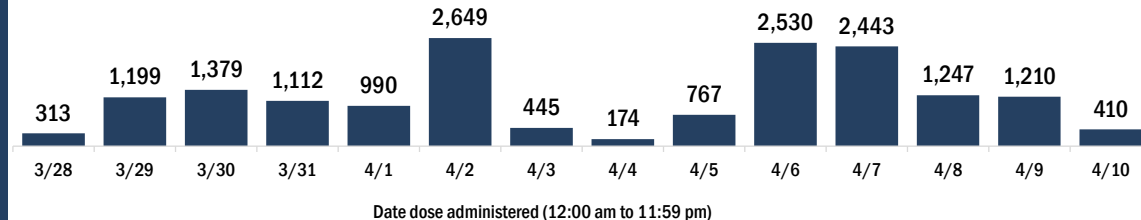
Demographic summary	First dose	Series complete	Total people vaccinated
Age group	37,192	59,815	97,007
16-24 years	1,497	630	2,127
25-34 years	2,114	1,480	3,594
35-44 years	3,308	2,395	5,703
45-54 years	5,914	3,974	9,888
55-64 years	11,732	7,445	19,177
65-74 years	7,154	24,952	32,106
75-84 years	4,070	14,551	18,621
85+ years	1,403	4,388	5,791
Race	37,192	59,815	97,007
White	22,920	40,377	63,297
Black	3,373	5,562	8,935
American Indian/Alaskan	186	286	472
Other	3,186	5,361	8,547
Unknown	7,527	8,229	15,756
Other race includes Asian, native Hawaiian/Pacific Islander, or other.			
Ethnicity	37,192	59,815	97,007
Hispanic	4,429	4,289	8,718
Non-Hispanic	18,452	35,308	53,760
Unknown	14,311	20,218	34,529
Gender	37,192	59,815	97,007
Female	20,323	34,562	54,885
Male	16,763	25,195	41,958
Unknown	106	58	164

COVID-19 doses administered for the past 2 weeks

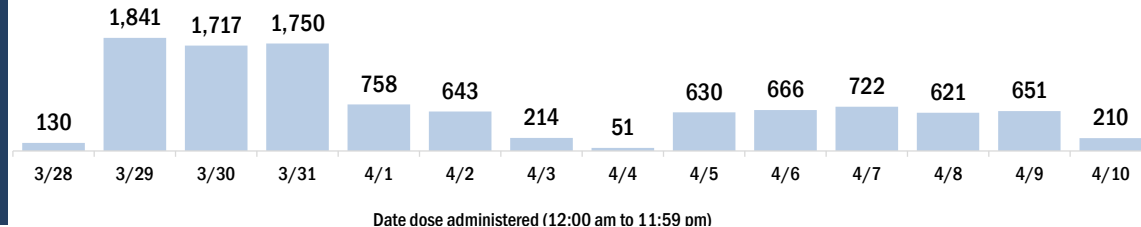


Persons vaccinated for COVID-19 for the past 2 weeks

Number of persons who received their first dose of a two-dose series of the COVID-19 vaccine



Number of persons who completed the COVID-19 vaccine series



COVID-19: Sumter County vaccine summary

Vaccination data through Apr 10, 2021 as of Apr 11, 2021 at 12:05 AM

Data in this report are provisional and subject to change.

Data in this summary pertain to COVID-19 vaccines approved by the U.S. Food and Drug Administration and have been issued an Emergency Use Authorization (Janssen COVID-19 Vaccine, Moderna COVID-19 Vaccine and Pfizer-BioNTech COVID-19 Vaccine). These data summarize the number of people who have received either their first dose or have completed the series for a COVID-19 vaccine. **A person can only be counted in one category, first dose or series complete.** For persons receiving Moderna or Pfizer vaccines, once they receive their second dose, they are moved from the first dose column to the series completed column. **Because of this, the total first dose category may show a change from report to report not matching the total receiving their first dose from the previous day.** Persons receiving Johnson & Johnson vaccines will always be counted in the series completed column.

COVID-19 doses for vaccinated persons in Florida

Doses administered 134,865

People receiving one dose of a 1-dose series (Johnson & Johnson) or receiving only one dose of a 2-dose series (Moderna, Pfizer) count once. Persons receiving both doses of a 2-dose series count twice.

Current status of persons vaccinated for COVID-19 in Florida

Total people vaccinated 78,197

First dose 17,882

Series completed 60,315

Completed 1-dose series 3,647

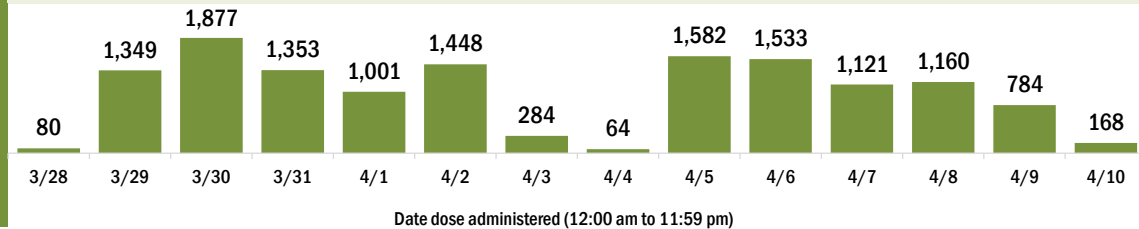
Completed 2-dose series 56,668

First dose: current number of people who have only received their first dose of the Moderna or Pfizer vaccine.

Series complete: current number of people who have received both Moderna or Pfizer vaccine doses or one Johnson & Johnson dose and are considered fully immunized.

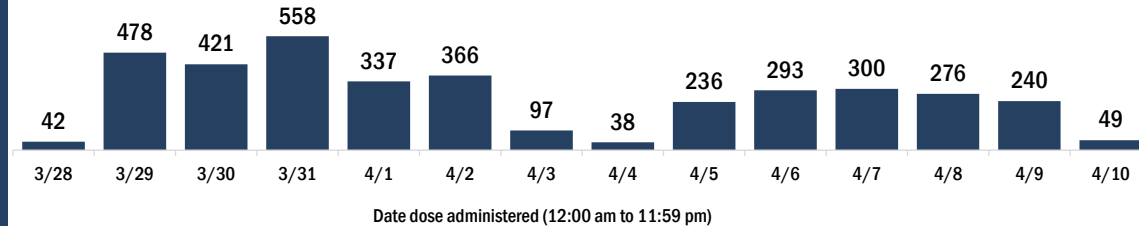
Demographic summary	First dose	Series complete	Total people vaccinated
Age group	17,882	60,315	78,197
16-24 years	160	82	242
25-34 years	322	188	510
35-44 years	499	282	781
45-54 years	1,271	557	1,828
55-64 years	6,565	2,840	9,405
65-74 years	4,696	31,551	36,247
75-84 years	3,510	21,362	24,872
85+ years	859	3,453	4,312
Race	17,882	60,315	78,197
White	13,736	51,425	65,161
Black	338	595	933
American Indian/Alaskan	30	131	161
Other	1,055	2,181	3,236
Unknown	2,723	5,983	8,706
Other race includes Asian, native Hawaiian/Pacific Islander, or other.			
Ethnicity	17,882	60,315	78,197
Hispanic	477	844	1,321
Non-Hispanic	11,026	40,132	51,158
Unknown	6,379	19,339	25,718
Gender	17,882	60,315	78,197
Female	10,353	33,329	43,682
Male	7,463	26,977	34,440
Unknown	66	9	75

COVID-19 doses administered for the past 2 weeks

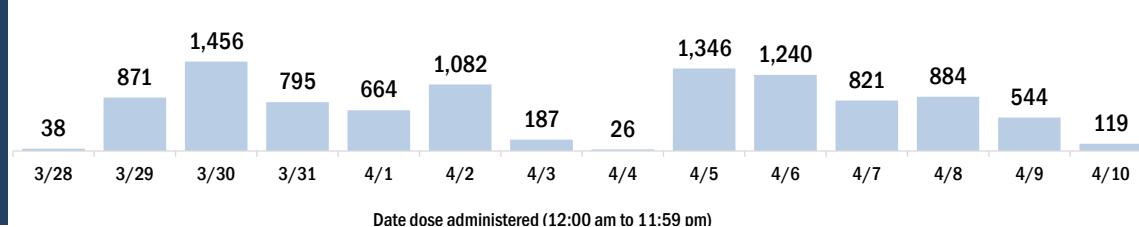


Persons vaccinated for COVID-19 for the past 2 weeks

Number of persons who received their first dose of a two-dose series of the COVID-19 vaccine



Number of persons who completed the COVID-19 vaccine series



COVID-19: Suwannee County vaccine summary

Vaccination data through Apr 10, 2021 as of Apr 11, 2021 at 12:05 AM

Data in this report are provisional and subject to change.

Data in this summary pertain to COVID-19 vaccines approved by the U.S. Food and Drug Administration and have been issued an Emergency Use Authorization (Janssen COVID-19 Vaccine, Moderna COVID-19 Vaccine and Pfizer-BioNTech COVID-19 Vaccine). These data summarize the number of people who have received either their first dose or have completed the series for a COVID-19 vaccine. **A person can only be counted in one category, first dose or series complete.** For persons receiving Moderna or Pfizer vaccines, once they receive their second dose, they are moved from the first dose column to the series completed column. **Because of this, the total first dose category may show a change from report to report not matching the total receiving their first dose from the previous day.** Persons receiving Johnson & Johnson vaccines will always be counted in the series completed column.

COVID-19 doses for vaccinated persons in Florida

Doses administered 14,216

People receiving one dose of a 1-dose series (Johnson & Johnson) or receiving only one dose of a 2-dose series (Moderna, Pfizer) count once. Persons receiving both doses of a 2-dose series count twice.

Current status of persons vaccinated for COVID-19 in Florida

Total people vaccinated 8,585

First dose 2,431

Series completed 6,154

Completed 1-dose series 523

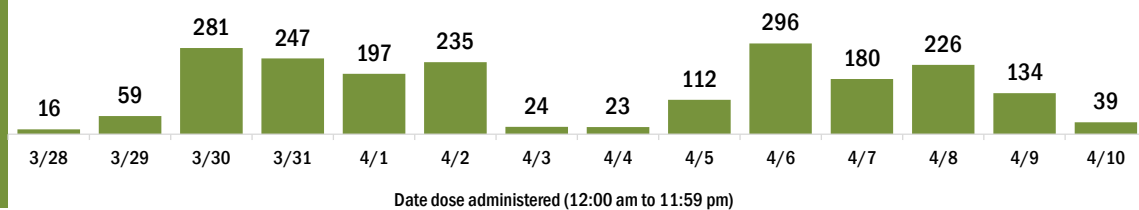
Completed 2-dose series 5,631

First dose: current number of people who have only received their first dose of the Moderna or Pfizer vaccine.

Series complete: current number of people who have received both Moderna or Pfizer vaccine doses or one Johnson & Johnson dose and are considered fully immunized.

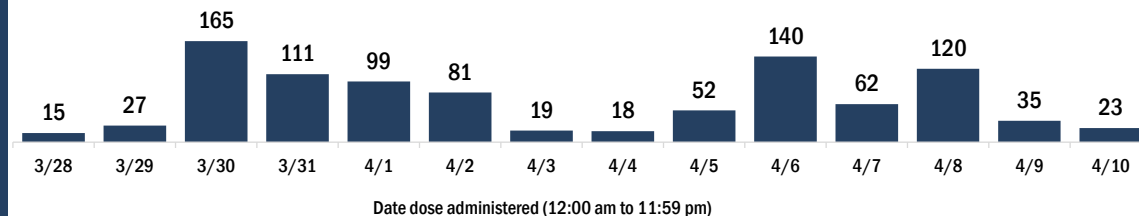
Demographic summary	First dose	Series complete	Total people vaccinated
Age group	2,431	6,154	8,585
16-24 years	114	63	177
25-34 years	134	126	260
35-44 years	224	209	433
45-54 years	386	337	723
55-64 years	1,018	762	1,780
65-74 years	322	2,518	2,840
75-84 years	172	1,593	1,765
85+ years	61	546	607
Race	2,431	6,154	8,585
White	1,661	4,265	5,926
Black	239	426	665
American Indian/Alaskan	5	4	9
Other	200	404	604
Unknown	326	1,055	1,381
Other race includes Asian, native Hawaiian/Pacific Islander, or other.			
Ethnicity	2,431	6,154	8,585
Hispanic	137	180	317
Non-Hispanic	1,354	3,098	4,452
Unknown	940	2,876	3,816
Gender	2,431	6,154	8,585
Female	1,356	3,611	4,967
Male	1,075	2,543	3,618
Unknown	0	0	0

COVID-19 doses administered for the past 2 weeks

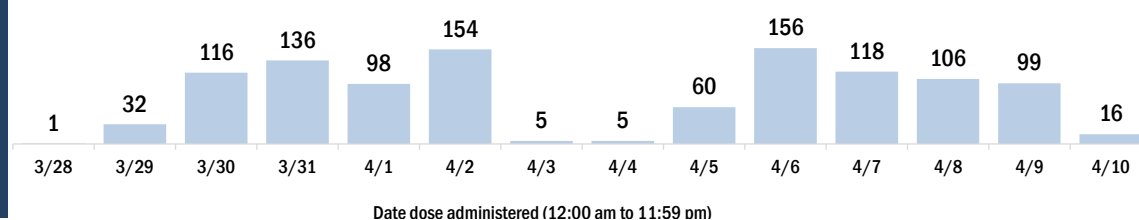


Persons vaccinated for COVID-19 for the past 2 weeks

Number of persons who received their first dose of a two-dose series of the COVID-19 vaccine



Number of persons who completed the COVID-19 vaccine series



COVID-19: Taylor County vaccine summary

Vaccination data through Apr 10, 2021 as of Apr 11, 2021 at 12:05 AM

Data in this report are provisional and subject to change.

Data in this summary pertain to COVID-19 vaccines approved by the U.S. Food and Drug Administration and have been issued an Emergency Use Authorization (Janssen COVID-19 Vaccine, Moderna COVID-19 Vaccine and Pfizer-BioNTech COVID-19 Vaccine). These data summarize the number of people who have received either their first dose or have completed the series for a COVID-19 vaccine. **A person can only be counted in one category, first dose or series complete.** For persons receiving Moderna or Pfizer vaccines, once they receive their second dose, they are moved from the first dose column to the series completed column. **Because of this, the total first dose category may show a change from report to report not matching the total receiving their first dose from the previous day.** Persons receiving Johnson & Johnson vaccines will always be counted in the series completed column.

COVID-19 doses for vaccinated persons in Florida

Doses administered 7,573

People receiving one dose of a 1-dose series (Johnson & Johnson) or receiving only one dose of a 2-dose series (Moderna, Pfizer) count once. Persons receiving both doses of a 2-dose series count twice.

Current status of persons vaccinated for COVID-19 in Florida

Total people vaccinated 4,810

First dose 1,829

Series completed 2,981

Completed 1-dose series 218

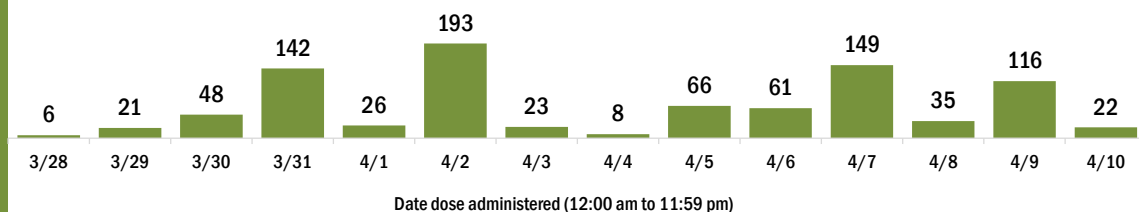
Completed 2-dose series 2,763

First dose: current number of people who have only received their first dose of the Moderna or Pfizer vaccine.

Series complete: current number of people who have received both Moderna or Pfizer vaccine doses or one Johnson & Johnson dose and are considered fully immunized.

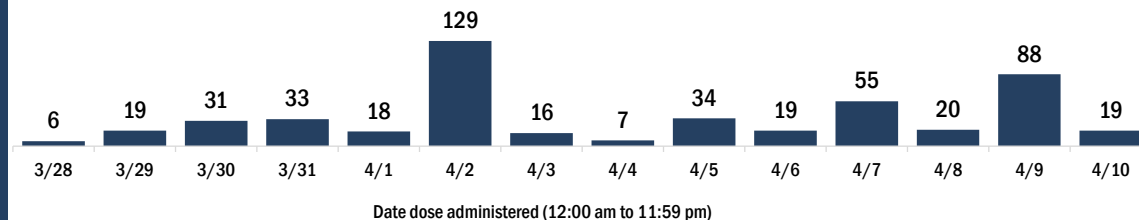
Demographic summary	First dose	Series complete	Total people vaccinated
Age group	1,829	2,981	4,810
16-24 years	55	26	81
25-34 years	80	70	150
35-44 years	127	85	212
45-54 years	260	161	421
55-64 years	618	466	1,084
65-74 years	423	1,242	1,665
75-84 years	205	726	931
85+ years	61	205	266
Race	1,829	2,981	4,810
White	1,315	2,216	3,531
Black	255	323	578
American Indian/Alaskan	13	25	38
Other	97	189	286
Unknown	149	228	377
Other race includes Asian, native Hawaiian/Pacific Islander, or other.			
Ethnicity	1,829	2,981	4,810
Hispanic	44	42	86
Non-Hispanic	1,208	1,755	2,963
Unknown	577	1,184	1,761
Gender	1,829	2,981	4,810
Female	982	1,676	2,658
Male	845	1,305	2,150
Unknown	2	0	2

COVID-19 doses administered for the past 2 weeks

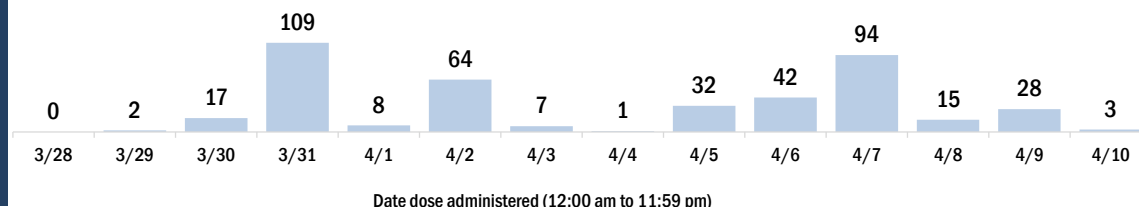


Persons vaccinated for COVID-19 for the past 2 weeks

Number of persons who received their first dose of a two-dose series of the COVID-19 vaccine



Number of persons who completed the COVID-19 vaccine series



COVID-19: Union County vaccine summary

Vaccination data through Apr 10, 2021 as of Apr 11, 2021 at 12:05 AM

Data in this report are provisional and subject to change.

Data in this summary pertain to COVID-19 vaccines approved by the U.S. Food and Drug Administration and have been issued an Emergency Use Authorization (Janssen COVID-19 Vaccine, Moderna COVID-19 Vaccine and Pfizer-BioNTech COVID-19 Vaccine). These data summarize the number of people who have received either their first dose or have completed the series for a COVID-19 vaccine. **A person can only be counted in one category, first dose or series complete.** For persons receiving Moderna or Pfizer vaccines, once they receive their second dose, they are moved from the first dose column to the series completed column. **Because of this, the total first dose category may show a change from report to report not matching the total receiving their first dose from the previous day.** Persons receiving Johnson & Johnson vaccines will always be counted in the series completed column.

COVID-19 doses for vaccinated persons in Florida

Doses administered 3,490

People receiving one dose of a 1-dose series (Johnson & Johnson) or receiving only one dose of a 2-dose series (Moderna, Pfizer) count once. Persons receiving both doses of a 2-dose series count twice.

Current status of persons vaccinated for COVID-19 in Florida

Total people vaccinated 2,156

First dose 709

Series completed 1,447

Completed 1-dose series 113

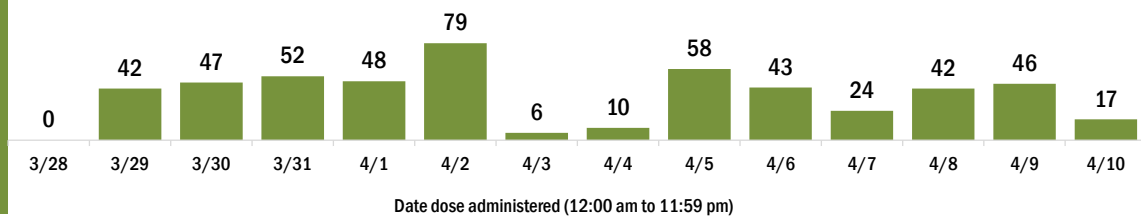
Completed 2-dose series 1,334

First dose: current number of people who have only received their first dose of the Moderna or Pfizer vaccine.

Series complete: current number of people who have received both Moderna or Pfizer vaccine doses or one Johnson & Johnson dose and are considered fully immunized.

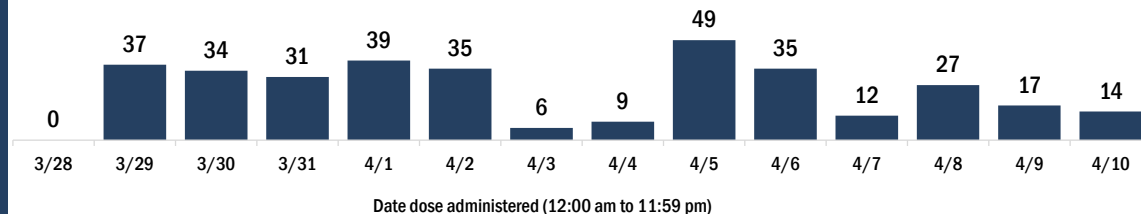
Demographic summary	First dose	Series complete	Total people vaccinated
Age group	709	1,447	2,156
16-24 years	44	19	63
25-34 years	45	67	112
35-44 years	76	51	127
45-54 years	129	87	216
55-64 years	291	186	477
65-74 years	75	589	664
75-84 years	37	348	385
85+ years	12	100	112
Race	709	1,447	2,156
White	523	1,190	1,713
Black	101	114	215
American Indian/Alaskan	9	12	21
Other	46	102	148
Unknown	30	29	59
Other race includes Asian, native Hawaiian/Pacific Islander, or other.			
Ethnicity	709	1,447	2,156
Hispanic	23	29	52
Non-Hispanic	583	1,332	1,915
Unknown	103	86	189
Gender	709	1,447	2,156
Female	398	835	1,233
Male	306	612	918
Unknown	5	0	5

COVID-19 doses administered for the past 2 weeks

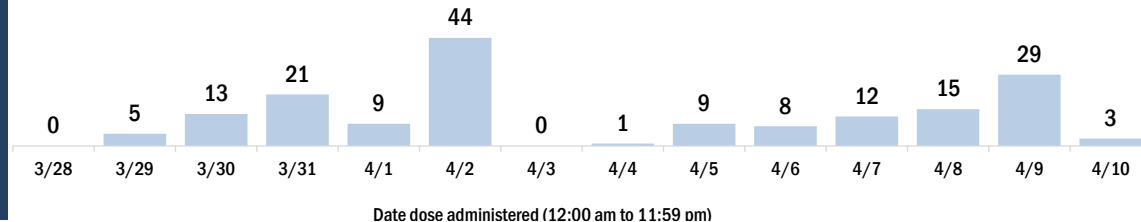


Persons vaccinated for COVID-19 for the past 2 weeks

Number of persons who received their first dose of a two-dose series of the COVID-19 vaccine



Number of persons who completed the COVID-19 vaccine series



COVID-19: Volusia County vaccine summary

Vaccination data through Apr 10, 2021 as of Apr 11, 2021 at 12:05 AM

Data in this report are provisional and subject to change.

Data in this summary pertain to COVID-19 vaccines approved by the U.S. Food and Drug Administration and have been issued an Emergency Use Authorization (Janssen COVID-19 Vaccine, Moderna COVID-19 Vaccine and Pfizer-BioNTech COVID-19 Vaccine). These data summarize the number of people who have received either their first dose or have completed the series for a COVID-19 vaccine. **A person can only be counted in one category, first dose or series complete.** For persons receiving Moderna or Pfizer vaccines, once they receive their second dose, they are moved from the first dose column to the series completed column. **Because of this, the total first dose category may show a change from report to report not matching the total receiving their first dose from the previous day.** Persons receiving Johnson & Johnson vaccines will always be counted in the series completed column.

COVID-19 doses for vaccinated persons in Florida

Doses administered 271,794

People receiving one dose of a 1-dose series (Johnson & Johnson) or receiving only one dose of a 2-dose series (Moderna, Pfizer) count once. Persons receiving both doses of a 2-dose series count twice.

Current status of persons vaccinated for COVID-19 in Florida

Total people vaccinated 174,915

First dose 62,633

Series completed 112,282

Completed 1-dose series 15,403

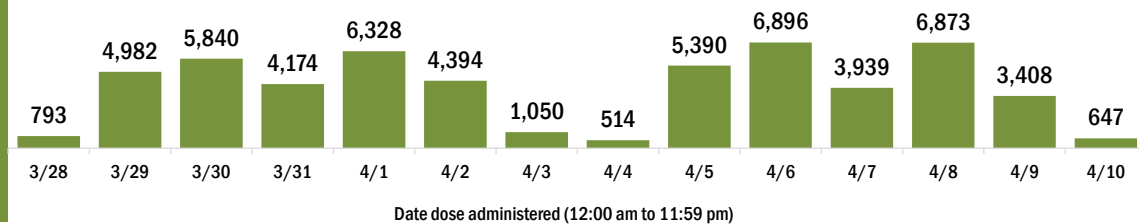
Completed 2-dose series 96,879

First dose: current number of people who have only received their first dose of the Moderna or Pfizer vaccine.

Series complete: current number of people who have received both Moderna or Pfizer vaccine doses or one Johnson & Johnson dose and are considered fully immunized.

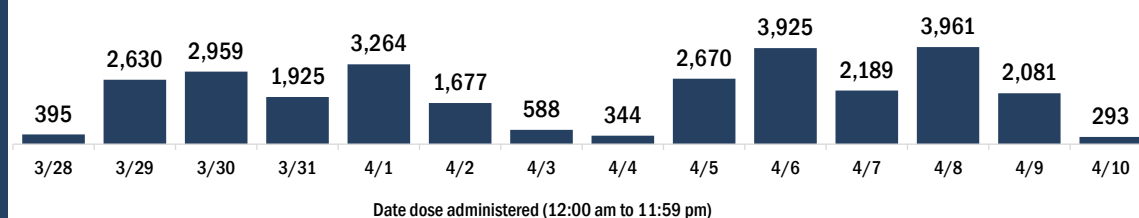
Demographic summary	First dose	Series complete	Total people vaccinated
Age group	62,633	112,282	174,915
16-24 years	3,556	1,574	5,130
25-34 years	3,675	3,463	7,138
35-44 years	5,608	4,723	10,331
45-54 years	9,929	7,392	17,321
55-64 years	20,122	15,328	35,450
65-74 years	11,762	44,956	56,718
75-84 years	5,980	25,726	31,706
85+ years	2,001	9,120	11,121
Race	62,633	112,282	174,915
White	41,120	74,083	115,203
Black	2,863	4,862	7,725
American Indian/Alaskan	204	409	613
Other	5,826	13,529	19,355
Unknown	12,620	19,399	32,019
Other race includes Asian, native Hawaiian/Pacific Islander, or other.			
Ethnicity	62,633	112,282	174,915
Hispanic	5,399	4,879	10,278
Non-Hispanic	33,651	56,487	90,138
Unknown	23,583	50,916	74,499
Gender	62,633	112,282	174,915
Female	33,433	65,217	98,650
Male	27,517	45,835	73,352
Unknown	1,683	1,230	2,913

COVID-19 doses administered for the past 2 weeks

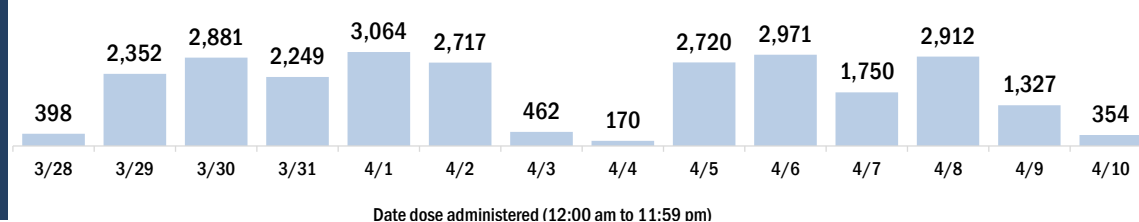


Persons vaccinated for COVID-19 for the past 2 weeks

Number of persons who received their first dose of a two-dose series of the COVID-19 vaccine



Number of persons who completed the COVID-19 vaccine series



COVID-19: Wakulla County vaccine summary

Vaccination data through Apr 10, 2021 as of Apr 11, 2021 at 12:05 AM

Data in this report are provisional and subject to change.

Data in this summary pertain to COVID-19 vaccines approved by the U.S. Food and Drug Administration and have been issued an Emergency Use Authorization (Janssen COVID-19 Vaccine, Moderna COVID-19 Vaccine and Pfizer-BioNTech COVID-19 Vaccine). These data summarize the number of people who have received either their first dose or have completed the series for a COVID-19 vaccine. **A person can only be counted in one category, first dose or series complete.** For persons receiving Moderna or Pfizer vaccines, once they receive their second dose, they are moved from the first dose column to the series completed column. **Because of this, the total first dose category may show a change from report to report not matching the total receiving their first dose from the previous day.** Persons receiving Johnson & Johnson vaccines will always be counted in the series completed column.

COVID-19 doses for vaccinated persons in Florida

Doses administered 14,107

People receiving one dose of a 1-dose series (Johnson & Johnson) or receiving only one dose of a 2-dose series (Moderna, Pfizer) count once. Persons receiving both doses of a 2-dose series count twice.

Current status of persons vaccinated for COVID-19 in Florida

Total people vaccinated 8,645

First dose 2,785

Series completed 5,860

Completed 1-dose series 398

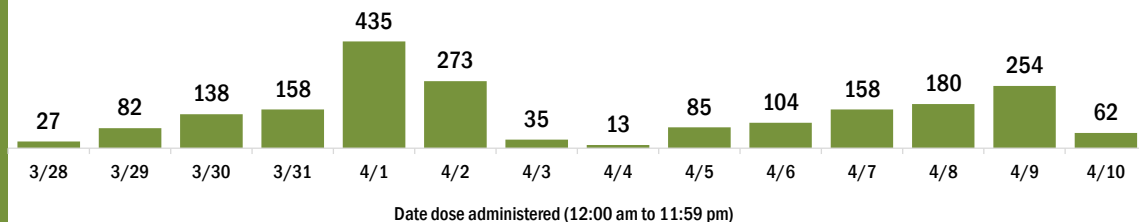
Completed 2-dose series 5,462

First dose: current number of people who have only received their first dose of the Moderna or Pfizer vaccine.

Series complete: current number of people who have received both Moderna or Pfizer vaccine doses or one Johnson & Johnson dose and are considered fully immunized.

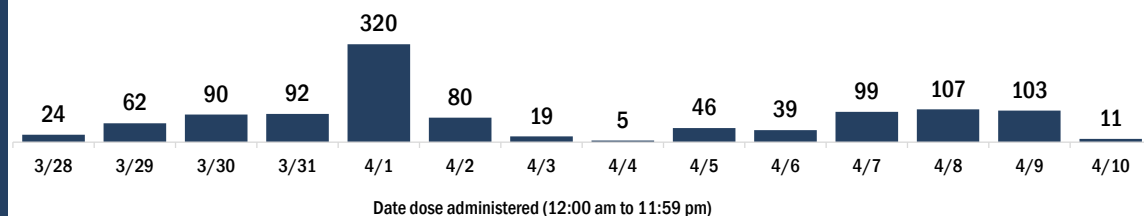
Demographic summary	First dose	Series complete	Total people vaccinated
Age group	2,785	5,860	8,645
16-24 years	153	76	229
25-34 years	214	214	428
35-44 years	315	339	654
45-54 years	531	511	1,042
55-64 years	896	1,009	1,905
65-74 years	407	2,361	2,768
75-84 years	212	1,087	1,299
85+ years	57	263	320
Race	2,785	5,860	8,645
White	1,982	4,394	6,376
Black	229	393	622
American Indian/Alaskan	20	28	48
Other	288	765	1,053
Unknown	266	280	546
Other race includes Asian, native Hawaiian/Pacific Islander, or other.			
Ethnicity	2,785	5,860	8,645
Hispanic	80	83	163
Non-Hispanic	2,065	4,646	6,711
Unknown	640	1,131	1,771
Gender	2,785	5,860	8,645
Female	1,564	3,293	4,857
Male	1,220	2,566	3,786
Unknown	1	1	2

COVID-19 doses administered for the past 2 weeks

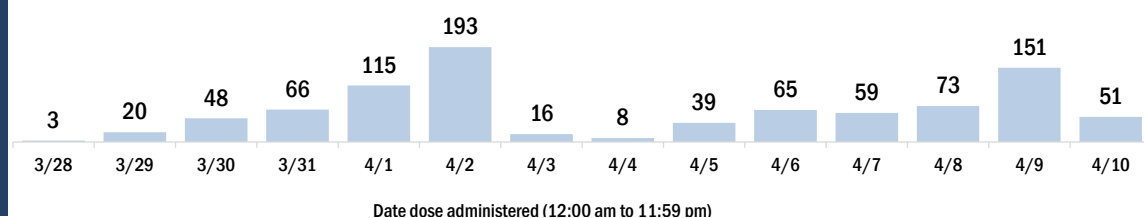


Persons vaccinated for COVID-19 for the past 2 weeks

Number of persons who received their first dose of a two-dose series of the COVID-19 vaccine



Number of persons who completed the COVID-19 vaccine series



COVID-19: Walton County vaccine summary

Vaccination data through Apr 10, 2021 as of Apr 11, 2021 at 12:05 AM

Data in this report are provisional and subject to change.

Data in this summary pertain to COVID-19 vaccines approved by the U.S. Food and Drug Administration and have been issued an Emergency Use Authorization (Janssen COVID-19 Vaccine, Moderna COVID-19 Vaccine and Pfizer-BioNTech COVID-19 Vaccine). These data summarize the number of people who have received either their first dose or have completed the series for a COVID-19 vaccine. **A person can only be counted in one category, first dose or series complete.** For persons receiving Moderna or Pfizer vaccines, once they receive their second dose, they are moved from the first dose column to the series completed column. **Because of this, the total first dose category may show a change from report to report not matching the total receiving their first dose from the previous day.** Persons receiving Johnson & Johnson vaccines will always be counted in the series completed column.

COVID-19 doses for vaccinated persons in Florida

Doses administered 32,175

People receiving one dose of a 1-dose series (Johnson & Johnson) or receiving only one dose of a 2-dose series (Moderna, Pfizer) count once. Persons receiving both doses of a 2-dose series count twice.

Current status of persons vaccinated for COVID-19 in Florida

Total people vaccinated 20,028

First dose 6,939

Series completed 13,089

Completed 1-dose series 942

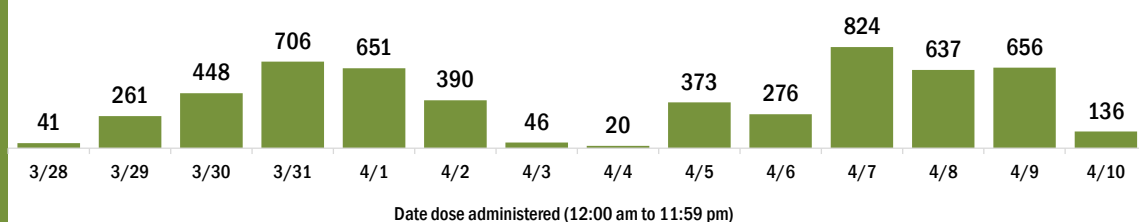
Completed 2-dose series 12,147

First dose: current number of people who have only received their first dose of the Moderna or Pfizer vaccine.

Series complete: current number of people who have received both Moderna or Pfizer vaccine doses or one Johnson & Johnson dose and are considered fully immunized.

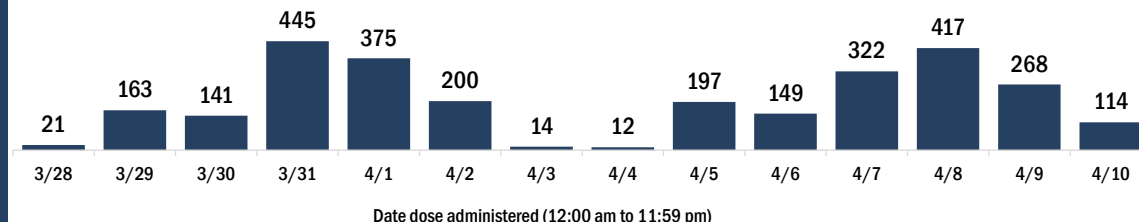
Demographic summary	First dose	Series complete	Total people vaccinated
Age group	6,939	13,089	20,028
16-24 years	265	112	377
25-34 years	442	307	749
35-44 years	756	656	1,412
45-54 years	1,140	1,023	2,163
55-64 years	2,347	2,358	4,705
65-74 years	1,271	5,583	6,854
75-84 years	567	2,390	2,957
85+ years	151	660	811
Race	6,939	13,089	20,028
White	4,938	10,133	15,071
Black	161	218	379
American Indian/Alaskan	26	50	76
Other	394	576	970
Unknown	1,420	2,112	3,532
Other race includes Asian, native Hawaiian/Pacific Islander, or other.			
Ethnicity	6,939	13,089	20,028
Hispanic	263	229	492
Non-Hispanic	4,244	8,851	13,095
Unknown	2,432	4,009	6,441
Gender	6,939	13,089	20,028
Female	3,754	7,188	10,942
Male	3,184	5,899	9,083
Unknown	1	2	3

COVID-19 doses administered for the past 2 weeks

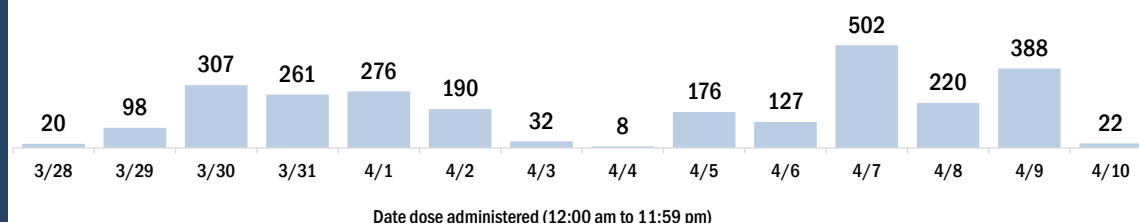


Persons vaccinated for COVID-19 for the past 2 weeks

Number of persons who received their first dose of a two-dose series of the COVID-19 vaccine



Number of persons who completed the COVID-19 vaccine series



COVID-19: Washington County vaccine summary

Vaccination data through Apr 10, 2021 as of Apr 11, 2021 at 12:05 AM

Data in this report are provisional and subject to change.

Data in this summary pertain to COVID-19 vaccines approved by the U.S. Food and Drug Administration and have been issued an Emergency Use Authorization (Janssen COVID-19 Vaccine, Moderna COVID-19 Vaccine and Pfizer-BioNTech COVID-19 Vaccine). These data summarize the number of people who have received either their first dose or have completed the series for a COVID-19 vaccine. **A person can only be counted in one category, first dose or series complete.** For persons receiving Moderna or Pfizer vaccines, once they receive their second dose, they are moved from the first dose column to the series completed column. **Because of this, the total first dose category may show a change from report to report not matching the total receiving their first dose from the previous day.** Persons receiving Johnson & Johnson vaccines will always be counted in the series completed column.

COVID-19 doses for vaccinated persons in Florida

Doses administered 7,296

People receiving one dose of a 1-dose series (Johnson & Johnson) or receiving only one dose of a 2-dose series (Moderna, Pfizer) count once. Persons receiving both doses of a 2-dose series count twice.

Current status of persons vaccinated for COVID-19 in Florida

Total people vaccinated 4,481

First dose 1,398

Series completed 3,083

Completed 1-dose series 268

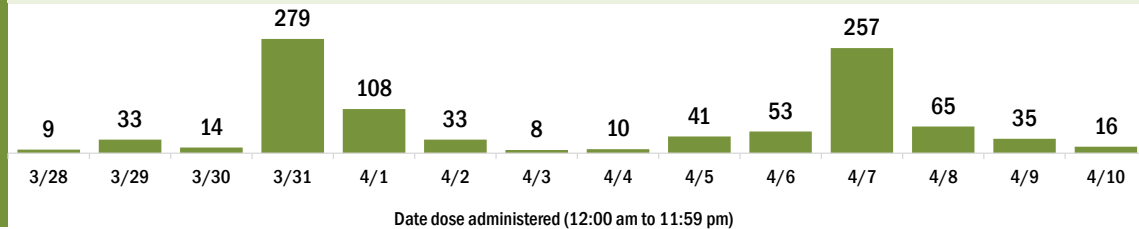
Completed 2-dose series 2,815

First dose: current number of people who have only received their first dose of the Moderna or Pfizer vaccine.

Series complete: current number of people who have received both Moderna or Pfizer vaccine doses or one Johnson & Johnson dose and are considered fully immunized.

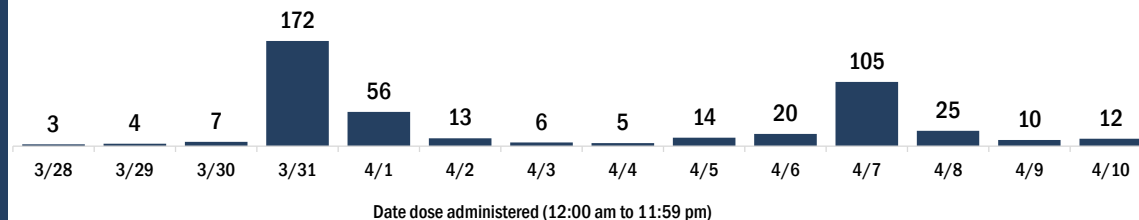
Demographic summary	First dose	Series complete	Total people vaccinated
Age group	1,398	3,083	4,481
16-24 years	46	24	70
25-34 years	70	79	149
35-44 years	116	128	244
45-54 years	243	238	481
55-64 years	557	506	1,063
65-74 years	227	1,186	1,413
75-84 years	101	690	791
85+ years	38	232	270
Race	1,398	3,083	4,481
White	1,025	2,440	3,465
Black	193	283	476
American Indian/Alaskan	28	33	61
Other	61	153	214
Unknown	91	174	265
Other race includes Asian, native Hawaiian/Pacific Islander, or other.			
Ethnicity	1,398	3,083	4,481
Hispanic	46	31	77
Non-Hispanic	999	2,465	3,464
Unknown	353	587	940
Gender	1,398	3,083	4,481
Female	774	1,706	2,480
Male	623	1,377	2,000
Unknown	1	0	1

COVID-19 doses administered for the past 2 weeks



Persons vaccinated for COVID-19 for the past 2 weeks

Number of persons who received their first dose of a two-dose series of the COVID-19 vaccine



Number of persons who completed the COVID-19 vaccine series

