

# COVID-19: Florida vaccine summary

Vaccination data through Apr 9, 2021 as of Apr 10, 2021 at 12:05 AM

Data in this report are provisional and subject to change. Data are based on county of residence.

Data in this summary pertain to COVID-19 vaccines approved by the U.S. Food and Drug Administration and have been issued an Emergency Use Authorization (Janssen COVID-19 Vaccine, Moderna COVID-19 Vaccine and Pfizer-BioNTech COVID-19 Vaccine). These data summarize the number of people who have received either their first dose or have completed the series for a COVID-19 vaccine. **A person can only be counted in one category, first dose or series complete.** For persons receiving Moderna or Pfizer vaccines, once they receive their second dose, they are moved from the first dose column to the series completed column. **Because of this, the total first dose category may show a change from report to report not matching the total receiving their first dose from the previous day.** Persons receiving Johnson & Johnson vaccines will always be counted in the series completed column.

## COVID-19 doses for vaccinated persons in Florida

**Doses administered** 10,993,678

People receiving one dose of a 1-dose series (Johnson & Johnson) or receiving only one dose of a 2-dose series (Moderna, Pfizer) count once. Persons receiving both doses of a 2-dose series count twice.

## Current status of persons vaccinated for COVID-19 in Florida

**Total people vaccinated** 7,103,884

First dose 2,782,907

Series completed 4,320,977

Completed 1-dose series 431,183

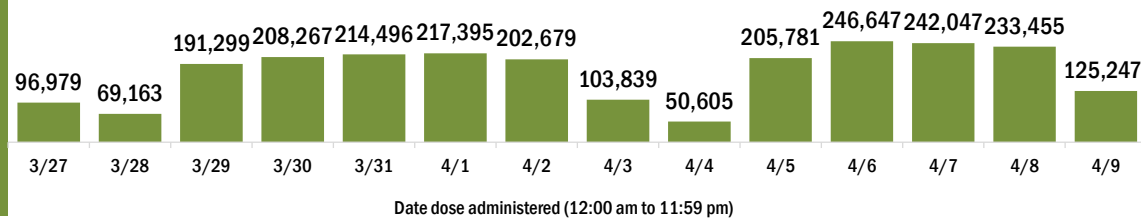
Completed 2-dose series 3,889,794

**First dose:** current number of people who have only received their first dose of the Moderna or Pfizer vaccine.

**Series complete:** current number of people who have received both Moderna or Pfizer vaccine doses or one Johnson & Johnson dose and are considered fully immunized.

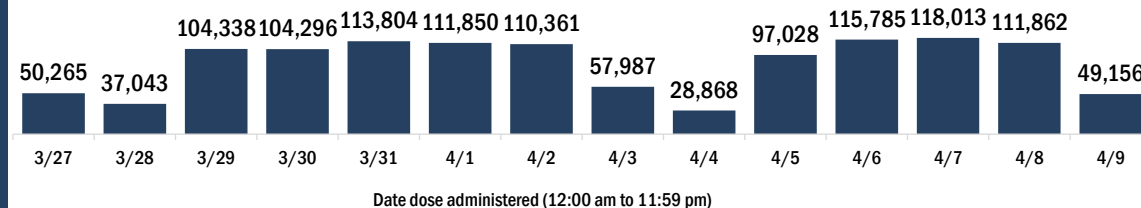
Demographic summary	First dose	Series complete	Total people vaccinated
<b>Age group</b>	2,782,907	4,320,977	7,103,884
16-24 years	149,390	84,962	234,352
25-34 years	215,489	207,956	423,445
35-44 years	334,021	282,403	616,424
45-54 years	522,751	386,904	909,655
55-64 years	781,014	653,964	1,434,978
65-74 years	432,792	1,524,318	1,957,110
75-84 years	251,063	885,343	1,136,406
85+ years	96,387	295,127	391,514
<b>Race</b>	2,782,907	4,320,977	7,103,884
White	1,805,392	3,004,172	4,809,564
Black	181,247	283,457	464,704
American Indian/Alaskan	10,065	14,854	24,919
Other	283,388	439,802	723,190
Unknown	502,815	578,692	1,081,507
<b>Other race</b> includes Asian, native Hawaiian/Pacific Islander, or other.			
<b>Ethnicity</b>	2,782,907	4,320,977	7,103,884
Hispanic	429,420	545,186	974,606
Non-Hispanic	1,354,893	2,365,894	3,720,787
Unknown	998,594	1,409,897	2,408,491
<b>Gender</b>	2,782,907	4,320,977	7,103,884
Female	1,507,853	2,480,270	3,988,123
Male	1,260,749	1,835,333	3,096,082
Unknown	14,305	5,374	19,679

## COVID-19 doses administered for the past 2 weeks

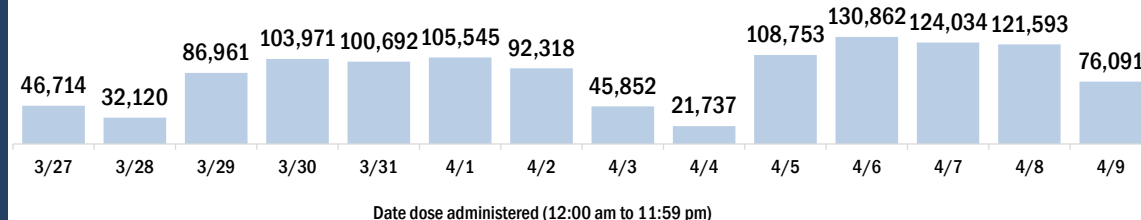


## Persons vaccinated for COVID-19 for the past 2 weeks

### Number of persons who received their first dose of the COVID-19 vaccine



### Number of persons who received their second dose and completed the COVID-19 vaccine series



# COVID-19: Alachua County vaccine summary

Vaccination data through Apr 9, 2021 as of Apr 10, 2021 at 12:05 AM

Data in this report are provisional and subject to change.

Data in this summary pertain to COVID-19 vaccines approved by the U.S. Food and Drug Administration and have been issued an Emergency Use Authorization (Janssen COVID-19 Vaccine, Moderna COVID-19 Vaccine and Pfizer-BioNTech COVID-19 Vaccine). These data summarize the number of people who have received either their first dose or have completed the series for a COVID-19 vaccine. **A person can only be counted in one category, first dose or series complete.** For persons receiving Moderna or Pfizer vaccines, once they receive their second dose, they are moved from the first dose column to the series completed column. **Because of this, the total first dose category may show a change from report to report not matching the total receiving their first dose from the previous day.** Persons receiving Johnson & Johnson vaccines will always be counted in the series completed column.

## COVID-19 doses for vaccinated persons in Florida

**Doses administered** 149,370

People receiving one dose of a 1-dose series (Johnson & Johnson) or receiving only one dose of a 2-dose series (Moderna, Pfizer) count once. Persons receiving both doses of a 2-dose series count twice.

## Current status of persons vaccinated for COVID-19 in Florida

**Total people vaccinated** 92,751

First dose 32,248

Series completed 60,503

Completed 1-dose series 3,884

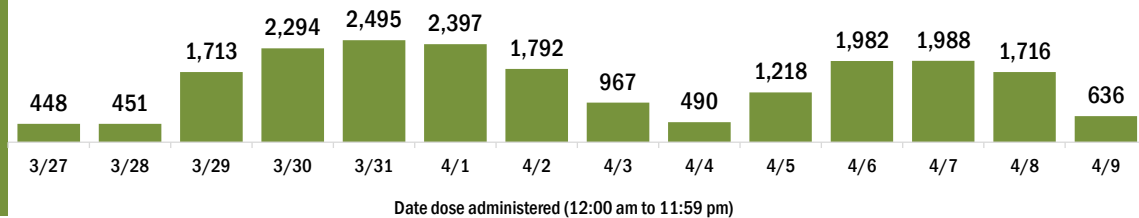
Completed 2-dose series 56,619

**First dose:** current number of people who have only received their first dose of the Moderna or Pfizer vaccine.

**Series complete:** current number of people who have received both Moderna or Pfizer vaccine doses or one Johnson & Johnson dose and are considered fully immunized.

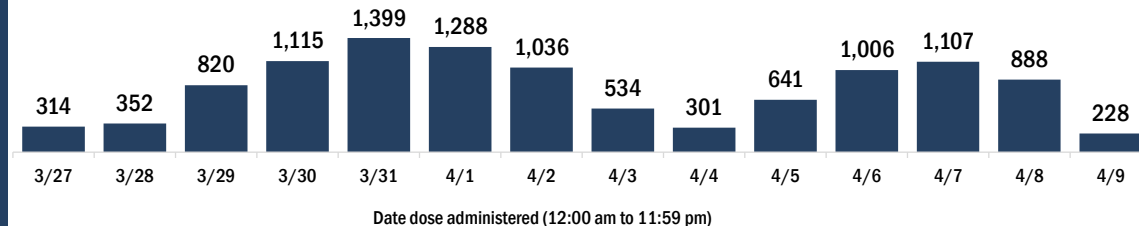
Demographic summary	First dose	Series complete	Total people vaccinated
<b>Age group</b>	<b>32,248</b>	<b>60,503</b>	<b>92,751</b>
16-24 years	4,754	3,688	8,442
25-34 years	4,772	8,443	13,215
35-44 years	4,830	6,492	11,322
45-54 years	5,594	6,113	11,707
55-64 years	8,326	7,436	15,762
65-74 years	2,428	16,670	19,098
75-84 years	1,069	8,521	9,590
85+ years	475	3,140	3,615
<b>Race</b>	<b>32,248</b>	<b>60,503</b>	<b>92,751</b>
White	20,686	42,889	63,575
Black	3,759	5,683	9,442
American Indian/Alaskan	86	186	272
Other	4,760	8,940	13,700
Unknown	2,957	2,805	5,762
<b>Other race</b> includes Asian, native Hawaiian/Pacific Islander, or other.			
<b>Ethnicity</b>	<b>32,248</b>	<b>60,503</b>	<b>92,751</b>
Hispanic	2,990	3,253	6,243
Non-Hispanic	17,283	41,853	59,136
Unknown	11,975	15,397	27,372
<b>Gender</b>	<b>32,248</b>	<b>60,503</b>	<b>92,751</b>
Female	17,694	35,977	53,671
Male	14,466	24,502	38,968
Unknown	88	24	112

## COVID-19 doses administered for the past 2 weeks

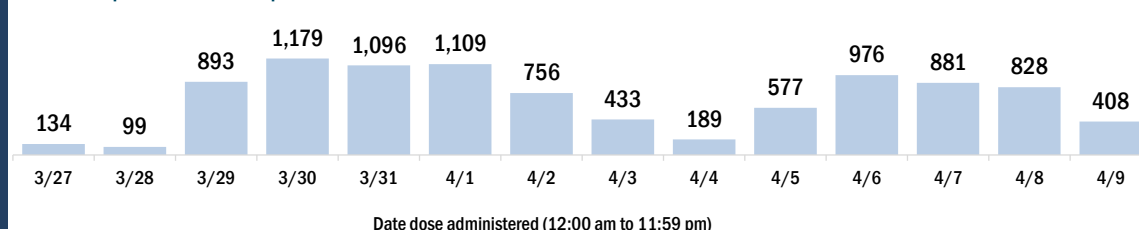


## Persons vaccinated for COVID-19 for the past 2 weeks

### Number of persons who received their first dose of a two-dose series of the COVID-19 vaccine



### Number of persons who completed the COVID-19 vaccine series



# COVID-19: Baker County vaccine summary

Vaccination data through Apr 9, 2021 as of Apr 10, 2021 at 12:05 AM

Data in this report are provisional and subject to change.

Data in this summary pertain to COVID-19 vaccines approved by the U.S. Food and Drug Administration and have been issued an Emergency Use Authorization (Janssen COVID-19 Vaccine, Moderna COVID-19 Vaccine and Pfizer-BioNTech COVID-19 Vaccine). These data summarize the number of people who have received either their first dose or have completed the series for a COVID-19 vaccine. **A person can only be counted in one category, first dose or series complete.** For persons receiving Moderna or Pfizer vaccines, once they receive their second dose, they are moved from the first dose column to the series completed column. **Because of this, the total first dose category may show a change from report to report not matching the total receiving their first dose from the previous day.** Persons receiving Johnson & Johnson vaccines will always be counted in the series completed column.

## COVID-19 doses for vaccinated persons in Florida

**Doses administered** 7,460

People receiving one dose of a 1-dose series (Johnson & Johnson) or receiving only one dose of a 2-dose series (Moderna, Pfizer) count once. Persons receiving both doses of a 2-dose series count twice.

## Current status of persons vaccinated for COVID-19 in Florida

**Total people vaccinated** 4,574

First dose 1,559

Series completed 3,015

Completed 1-dose series 129

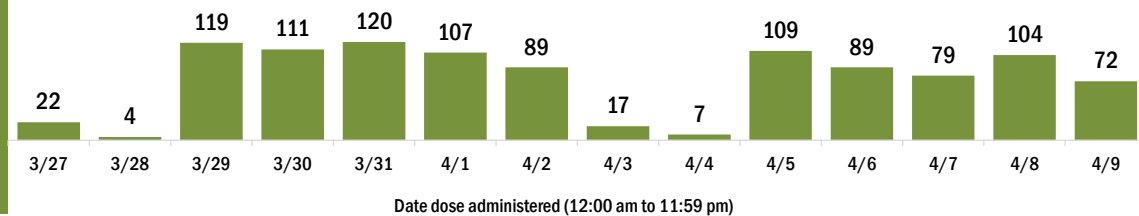
Completed 2-dose series 2,886

**First dose:** current number of people who have only received their first dose of the Moderna or Pfizer vaccine.

**Series complete:** current number of people who have received both Moderna or Pfizer vaccine doses or one Johnson & Johnson dose and are considered fully immunized.

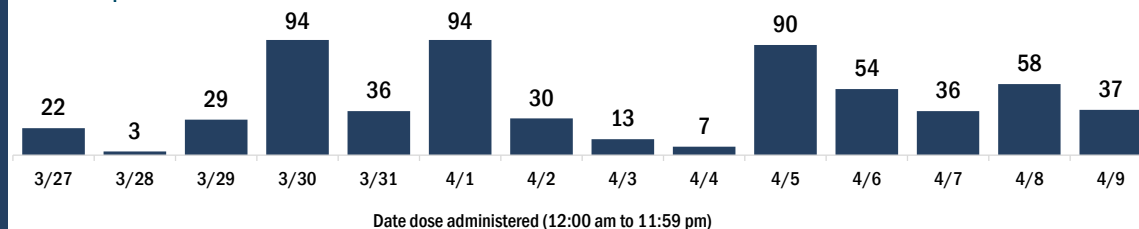
Demographic summary	First dose	Series complete	Total people vaccinated
<b>Age group</b>	<b>1,559</b>	<b>3,015</b>	<b>4,574</b>
16-24 years	55	41	96
25-34 years	106	116	222
35-44 years	176	172	348
45-54 years	313	238	551
55-64 years	606	431	1,037
65-74 years	169	1,207	1,376
75-84 years	91	635	726
85+ years	43	175	218
<b>Race</b>	<b>1,559</b>	<b>3,015</b>	<b>4,574</b>
White	1,253	2,362	3,615
Black	161	254	415
American Indian/Alaskan	5	20	25
Other	84	193	277
Unknown	56	186	242
<b>Other race</b> includes Asian, native Hawaiian/Pacific Islander, or other.			
<b>Ethnicity</b>	<b>1,559</b>	<b>3,015</b>	<b>4,574</b>
Hispanic	48	43	91
Non-Hispanic	1,297	2,023	3,320
Unknown	214	949	1,163
<b>Gender</b>	<b>1,559</b>	<b>3,015</b>	<b>4,574</b>
Female	849	1,697	2,546
Male	709	1,318	2,027
Unknown	1	0	1

## COVID-19 doses administered for the past 2 weeks

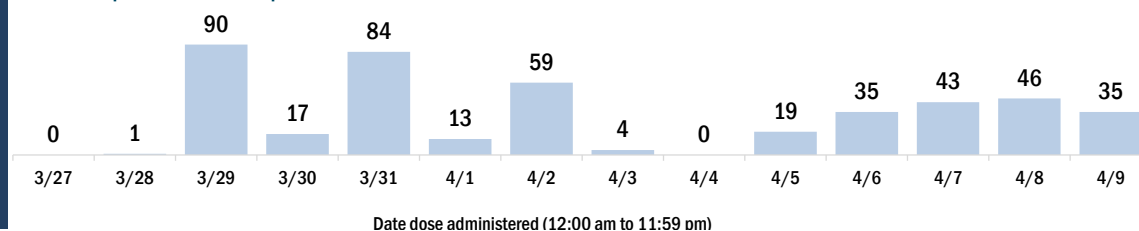


## Persons vaccinated for COVID-19 for the past 2 weeks

### Number of persons who received their first dose of a two-dose series of the COVID-19 vaccine



### Number of persons who completed the COVID-19 vaccine series



# COVID-19: Bay County vaccine summary

Vaccination data through Apr 9, 2021 as of Apr 10, 2021 at 12:05 AM

Data in this report are provisional and subject to change.

Data in this summary pertain to COVID-19 vaccines approved by the U.S. Food and Drug Administration and have been issued an Emergency Use Authorization (Janssen COVID-19 Vaccine, Moderna COVID-19 Vaccine and Pfizer-BioNTech COVID-19 Vaccine). These data summarize the number of people who have received either their first dose or have completed the series for a COVID-19 vaccine. **A person can only be counted in one category, first dose or series complete.** For persons receiving Moderna or Pfizer vaccines, once they receive their second dose, they are moved from the first dose column to the series completed column. **Because of this, the total first dose category may show a change from report to report not matching the total receiving their first dose from the previous day.** Persons receiving Johnson & Johnson vaccines will always be counted in the series completed column.

## COVID-19 doses for vaccinated persons in Florida

**Doses administered** 70,410

People receiving one dose of a 1-dose series (Johnson & Johnson) or receiving only one dose of a 2-dose series (Moderna, Pfizer) count once. Persons receiving both doses of a 2-dose series count twice.

## Current status of persons vaccinated for COVID-19 in Florida

**Total people vaccinated** 42,985

First dose 11,654

Series completed 31,331

Completed 1-dose series 3,906

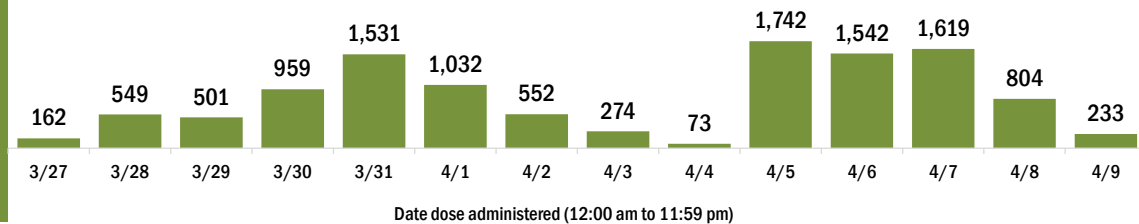
Completed 2-dose series 27,425

**First dose:** current number of people who have only received their first dose of the Moderna or Pfizer vaccine.

**Series complete:** current number of people who have received both Moderna or Pfizer vaccine doses or one Johnson & Johnson dose and are considered fully immunized.

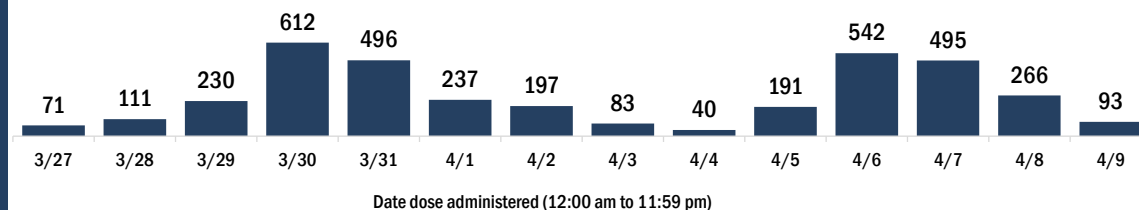
Demographic summary	First dose	Series complete	Total people vaccinated
<b>Age group</b>	<b>11,654</b>	<b>31,331</b>	<b>42,985</b>
16-24 years	488	494	982
25-34 years	798	1,208	2,006
35-44 years	1,321	2,126	3,447
45-54 years	2,015	3,165	5,180
55-64 years	3,671	6,375	10,046
65-74 years	2,046	10,798	12,844
75-84 years	952	5,471	6,423
85+ years	363	1,694	2,057
<b>Race</b>	<b>11,654</b>	<b>31,331</b>	<b>42,985</b>
White	7,426	22,267	29,693
Black	728	1,992	2,720
American Indian/Alaskan	46	148	194
Other	1,188	2,533	3,721
Unknown	2,266	4,391	6,657
<b>Other race</b> includes Asian, native Hawaiian/Pacific Islander, or other.			
<b>Ethnicity</b>	<b>11,654</b>	<b>31,331</b>	<b>42,985</b>
Hispanic	674	888	1,562
Non-Hispanic	6,582	19,083	25,665
Unknown	4,398	11,360	15,758
<b>Gender</b>	<b>11,654</b>	<b>31,331</b>	<b>42,985</b>
Female	6,543	17,538	24,081
Male	5,111	13,787	18,898
Unknown	0	6	6

## COVID-19 doses administered for the past 2 weeks

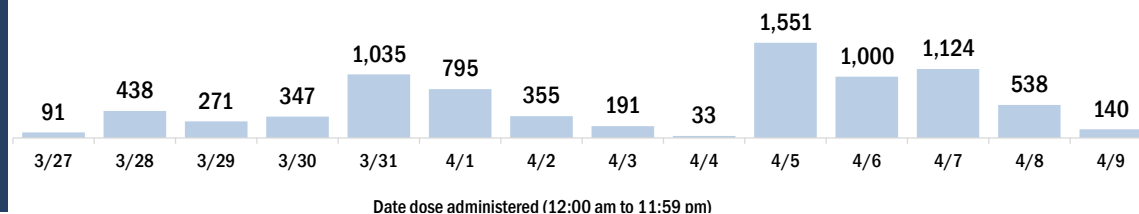


## Persons vaccinated for COVID-19 for the past 2 weeks

### Number of persons who received their first dose of a two-dose series of the COVID-19 vaccine



### Number of persons who completed the COVID-19 vaccine series



# COVID-19: Bradford County vaccine summary

Vaccination data through Apr 9, 2021 as of Apr 10, 2021 at 12:05 AM

Data in this report are provisional and subject to change.

Data in this summary pertain to COVID-19 vaccines approved by the U.S. Food and Drug Administration and have been issued an Emergency Use Authorization (Janssen COVID-19 Vaccine, Moderna COVID-19 Vaccine and Pfizer-BioNTech COVID-19 Vaccine). These data summarize the number of people who have received either their first dose or have completed the series for a COVID-19 vaccine. **A person can only be counted in one category, first dose or series complete.** For persons receiving Moderna or Pfizer vaccines, once they receive their second dose, they are moved from the first dose column to the series completed column. **Because of this, the total first dose category may show a change from report to report not matching the total receiving their first dose from the previous day.** Persons receiving Johnson & Johnson vaccines will always be counted in the series completed column.

## COVID-19 doses for vaccinated persons in Florida

**Doses administered** 7,623

People receiving one dose of a 1-dose series (Johnson & Johnson) or receiving only one dose of a 2-dose series (Moderna, Pfizer) count once. Persons receiving both doses of a 2-dose series count twice.

## Current status of persons vaccinated for COVID-19 in Florida

**Total people vaccinated** 4,642

First dose 1,334

Series completed 3,308

Completed 1-dose series 327

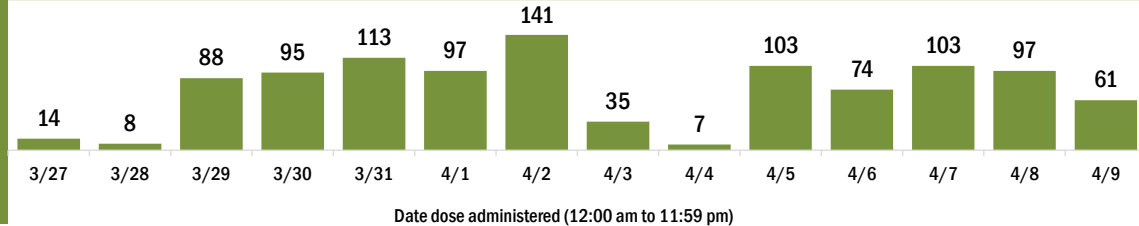
Completed 2-dose series 2,981

**First dose:** current number of people who have only received their first dose of the Moderna or Pfizer vaccine.

**Series complete:** current number of people who have received both Moderna or Pfizer vaccine doses or one Johnson & Johnson dose and are considered fully immunized.

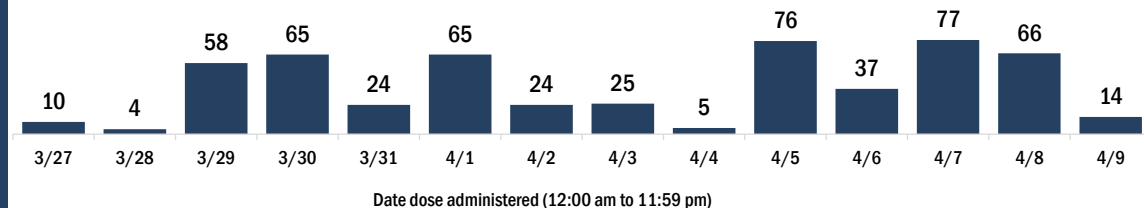
Demographic summary	First dose	Series complete	Total people vaccinated
<b>Age group</b>	<b>1,334</b>	<b>3,308</b>	<b>4,642</b>
16-24 years	59	25	84
25-34 years	83	98	181
35-44 years	132	116	248
45-54 years	249	226	475
55-64 years	546	492	1,038
65-74 years	158	1,325	1,483
75-84 years	79	775	854
85+ years	28	251	279
<b>Race</b>	<b>1,334</b>	<b>3,308</b>	<b>4,642</b>
White	942	2,524	3,466
Black	217	364	581
American Indian/Alaskan	10	21	31
Other	91	292	383
Unknown	74	107	181
<b>Other race</b> includes Asian, native Hawaiian/Pacific Islander, or other.			
<b>Ethnicity</b>	<b>1,334</b>	<b>3,308</b>	<b>4,642</b>
Hispanic	43	34	77
Non-Hispanic	984	2,892	3,876
Unknown	307	382	689
<b>Gender</b>	<b>1,334</b>	<b>3,308</b>	<b>4,642</b>
Female	761	1,946	2,707
Male	572	1,362	1,934
Unknown	1	0	1

## COVID-19 doses administered for the past 2 weeks

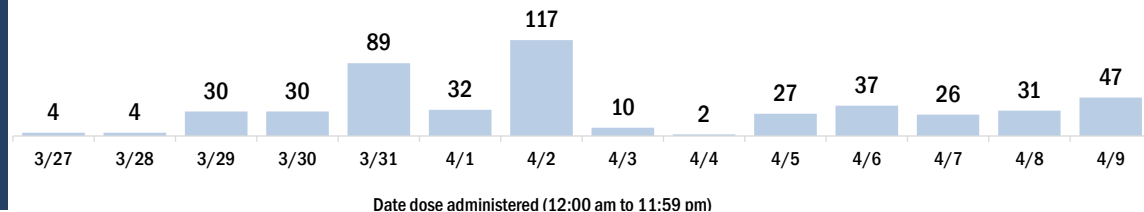


## Persons vaccinated for COVID-19 for the past 2 weeks

### Number of persons who received their first dose of a two-dose series of the COVID-19 vaccine



### Number of persons who completed the COVID-19 vaccine series



# COVID-19: Brevard County vaccine summary

Vaccination data through Apr 9, 2021 as of Apr 10, 2021 at 12:05 AM

Data in this report are provisional and subject to change.

Data in this summary pertain to COVID-19 vaccines approved by the U.S. Food and Drug Administration and have been issued an Emergency Use Authorization (Janssen COVID-19 Vaccine, Moderna COVID-19 Vaccine and Pfizer-BioNTech COVID-19 Vaccine). These data summarize the number of people who have received either their first dose or have completed the series for a COVID-19 vaccine. **A person can only be counted in one category, first dose or series complete.** For persons receiving Moderna or Pfizer vaccines, once they receive their second dose, they are moved from the first dose column to the series completed column. **Because of this, the total first dose category may show a change from report to report not matching the total receiving their first dose from the previous day.** Persons receiving Johnson & Johnson vaccines will always be counted in the series completed column.

## COVID-19 doses for vaccinated persons in Florida

**Doses administered** 294,652

People receiving one dose of a 1-dose series (Johnson & Johnson) or receiving only one dose of a 2-dose series (Moderna, Pfizer) count once. Persons receiving both doses of a 2-dose series count twice.

## Current status of persons vaccinated for COVID-19 in Florida

**Total people vaccinated** 193,965

First dose 81,117

Series completed 112,848

Completed 1-dose series 12,161

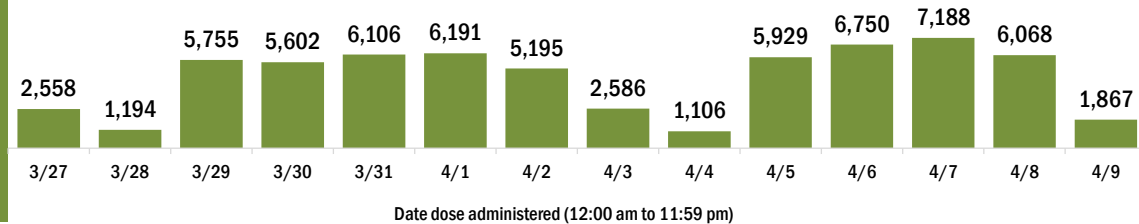
Completed 2-dose series 100,687

**First dose:** current number of people who have only received their first dose of the Moderna or Pfizer vaccine.

**Series complete:** current number of people who have received both Moderna or Pfizer vaccine doses or one Johnson & Johnson dose and are considered fully immunized.

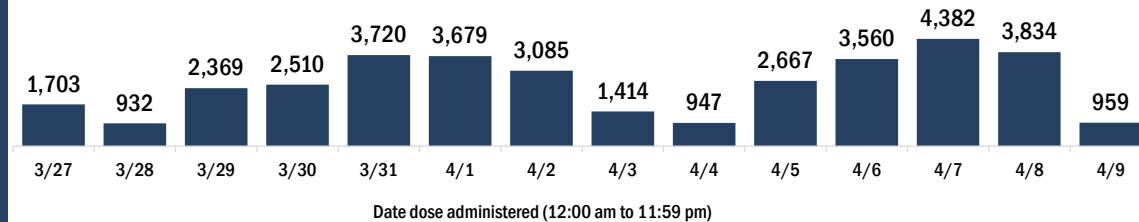
Demographic summary	First dose	Series complete	Total people vaccinated
<b>Age group</b>	<b>81,117</b>	<b>112,848</b>	<b>193,965</b>
16-24 years	3,253	1,390	4,643
25-34 years	4,978	3,673	8,651
35-44 years	8,177	5,259	13,436
45-54 years	12,801	8,052	20,853
55-64 years	26,806	16,710	43,516
65-74 years	13,840	43,457	57,297
75-84 years	7,989	25,137	33,126
85+ years	3,273	9,170	12,443
<b>Race</b>	<b>81,117</b>	<b>112,848</b>	<b>193,965</b>
White	54,809	75,932	130,741
Black	4,799	5,214	10,013
American Indian/Alaskan	380	512	892
Other	7,129	10,279	17,408
Unknown	14,000	20,911	34,911
<b>Other race</b> includes Asian, native Hawaiian/Pacific Islander, or other.			
<b>Ethnicity</b>	<b>81,117</b>	<b>112,848</b>	<b>193,965</b>
Hispanic	5,411	3,679	9,090
Non-Hispanic	47,777	58,148	105,925
Unknown	27,929	51,021	78,950
<b>Gender</b>	<b>81,117</b>	<b>112,848</b>	<b>193,965</b>
Female	44,479	66,609	111,088
Male	36,472	46,056	82,528
Unknown	166	183	349

## COVID-19 doses administered for the past 2 weeks

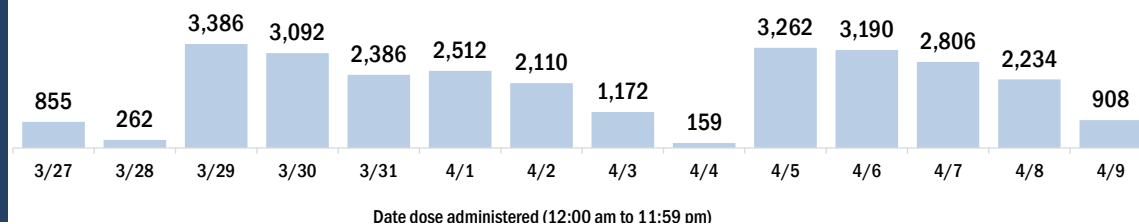


## Persons vaccinated for COVID-19 for the past 2 weeks

### Number of persons who received their first dose of a two-dose series of the COVID-19 vaccine



### Number of persons who completed the COVID-19 vaccine series





# COVID-19: Broward County vaccine summary

Vaccination data through Apr 9, 2021 as of Apr 10, 2021 at 12:05 AM

Data in this report are provisional and subject to change.

Data in this summary pertain to COVID-19 vaccines approved by the U.S. Food and Drug Administration and have been issued an Emergency Use Authorization (Janssen COVID-19 Vaccine, Moderna COVID-19 Vaccine and Pfizer-BioNTech COVID-19 Vaccine). These data summarize the number of people who have received either their first dose or have completed the series for a COVID-19 vaccine. **A person can only be counted in one category, first dose or series complete.** For persons receiving Moderna or Pfizer vaccines, once they receive their second dose, they are moved from the first dose column to the series completed column. **Because of this, the total first dose category may show a change from report to report not matching the total receiving their first dose from the previous day.** Persons receiving Johnson & Johnson vaccines will always be counted in the series completed column.

## COVID-19 doses for vaccinated persons in Florida

**Doses administered** 982,420

People receiving one dose of a 1-dose series (Johnson & Johnson) or receiving only one dose of a 2-dose series (Moderna, Pfizer) count once. Persons receiving both doses of a 2-dose series count twice.

## Current status of persons vaccinated for COVID-19 in Florida

**Total people vaccinated** 637,724

First dose 258,304

Series completed 379,420

Completed 1-dose series 34,724

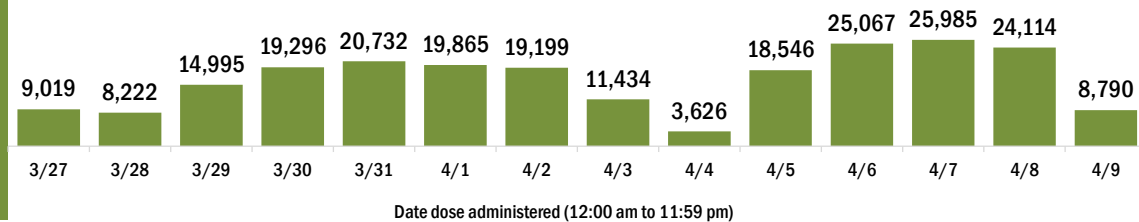
Completed 2-dose series 344,696

**First dose:** current number of people who have only received their first dose of the Moderna or Pfizer vaccine.

**Series complete:** current number of people who have received both Moderna or Pfizer vaccine doses or one Johnson & Johnson dose and are considered fully immunized.

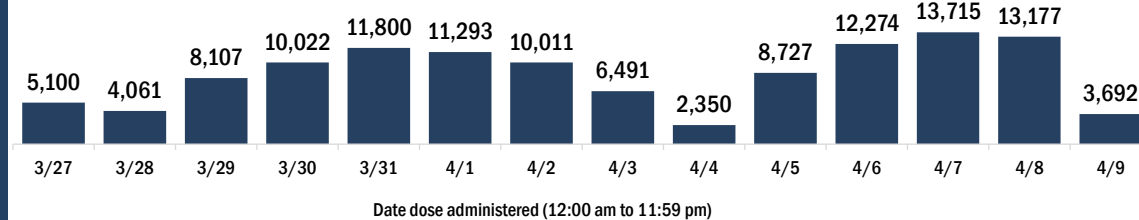
Demographic summary	First dose	Series complete	Total people vaccinated
<b>Age group</b>	<b>258,304</b>	<b>379,420</b>	<b>637,724</b>
16-24 years	14,381	8,738	23,119
25-34 years	20,114	20,102	40,216
35-44 years	36,612	30,224	66,836
45-54 years	59,939	44,833	104,772
55-64 years	72,624	72,503	145,127
65-74 years	30,589	118,752	149,341
75-84 years	16,427	61,563	77,990
85+ years	7,618	22,705	30,323
<b>Race</b>	<b>258,304</b>	<b>379,420</b>	<b>637,724</b>
White	144,619	247,860	392,479
Black	30,197	46,449	76,646
American Indian/Alaskan	895	1,729	2,624
Other	29,292	42,269	71,561
Unknown	53,301	41,113	94,414
<b>Other race</b> includes Asian, native Hawaiian/Pacific Islander, or other.			
<b>Ethnicity</b>	<b>258,304</b>	<b>379,420</b>	<b>637,724</b>
Hispanic	61,287	74,203	135,490
Non-Hispanic	104,440	205,887	310,327
Unknown	92,577	99,330	191,907
<b>Gender</b>	<b>258,304</b>	<b>379,420</b>	<b>637,724</b>
Female	136,333	213,431	349,764
Male	120,745	165,760	286,505
Unknown	1,226	229	1,455

## COVID-19 doses administered for the past 2 weeks

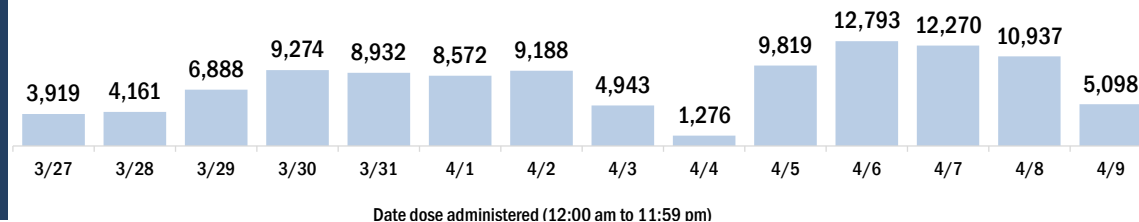


## Persons vaccinated for COVID-19 for the past 2 weeks

### Number of persons who received their first dose of a two-dose series of the COVID-19 vaccine



### Number of persons who completed the COVID-19 vaccine series



# COVID-19: Calhoun County vaccine summary

Vaccination data through Apr 9, 2021 as of Apr 10, 2021 at 12:05 AM

Data in this report are provisional and subject to change.

Data in this summary pertain to COVID-19 vaccines approved by the U.S. Food and Drug Administration and have been issued an Emergency Use Authorization (Janssen COVID-19 Vaccine, Moderna COVID-19 Vaccine and Pfizer-BioNTech COVID-19 Vaccine). These data summarize the number of people who have received either their first dose or have completed the series for a COVID-19 vaccine. **A person can only be counted in one category, first dose or series complete.** For persons receiving Moderna or Pfizer vaccines, once they receive their second dose, they are moved from the first dose column to the series completed column. **Because of this, the total first dose category may show a change from report to report not matching the total receiving their first dose from the previous day.** Persons receiving Johnson & Johnson vaccines will always be counted in the series completed column.

## COVID-19 doses for vaccinated persons in Florida

**Doses administered** 4,425

People receiving one dose of a 1-dose series (Johnson & Johnson) or receiving only one dose of a 2-dose series (Moderna, Pfizer) count once. Persons receiving both doses of a 2-dose series count twice.

## Current status of persons vaccinated for COVID-19 in Florida

**Total people vaccinated** 2,583

First dose 588

Series completed 1,995

Completed 1-dose series 153

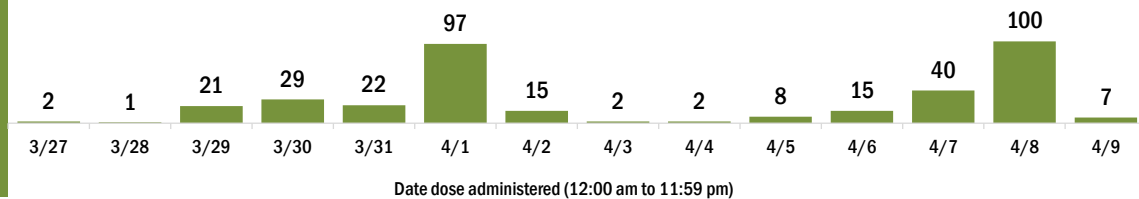
Completed 2-dose series 1,842

**First dose:** current number of people who have only received their first dose of the Moderna or Pfizer vaccine.

**Series complete:** current number of people who have received both Moderna or Pfizer vaccine doses or one Johnson & Johnson dose and are considered fully immunized.

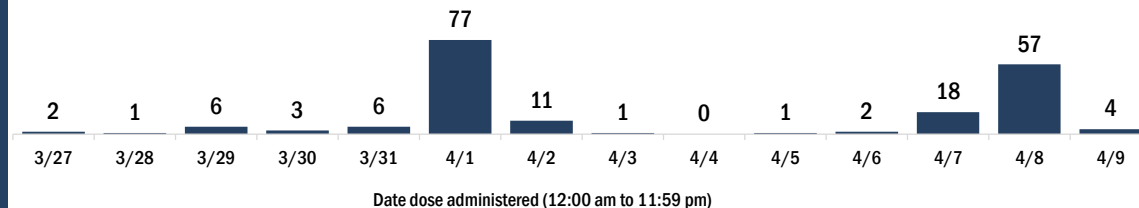
Demographic summary	First dose	Series complete	Total people vaccinated
<b>Age group</b>	<b>588</b>	<b>1,995</b>	<b>2,583</b>
16-24 years	22	18	40
25-34 years	22	53	75
35-44 years	53	91	144
45-54 years	91	166	257
55-64 years	204	301	505
65-74 years	103	751	854
75-84 years	69	441	510
85+ years	24	174	198
<b>Race</b>	<b>588</b>	<b>1,995</b>	<b>2,583</b>
White	385	1,406	1,791
Black	57	122	179
American Indian/Alaskan	6	12	18
Other	53	305	358
Unknown	87	150	237
<b>Other race</b> includes Asian, native Hawaiian/Pacific Islander, or other.			
<b>Ethnicity</b>	<b>588</b>	<b>1,995</b>	<b>2,583</b>
Hispanic	15	38	53
Non-Hispanic	239	1,155	1,394
Unknown	334	802	1,136
<b>Gender</b>	<b>588</b>	<b>1,995</b>	<b>2,583</b>
Female	315	1,113	1,428
Male	273	881	1,154
Unknown	0	1	1

## COVID-19 doses administered for the past 2 weeks

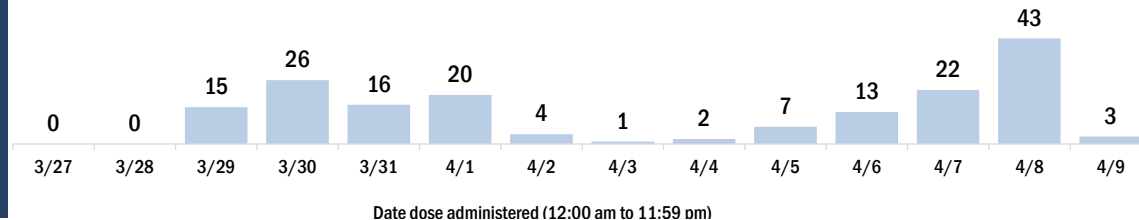


## Persons vaccinated for COVID-19 for the past 2 weeks

Number of persons who received their first dose of a two-dose series of the COVID-19 vaccine



Number of persons who completed the COVID-19 vaccine series





# COVID-19: Charlotte County vaccine summary

Vaccination data through Apr 9, 2021 as of Apr 10, 2021 at 12:05 AM

Data in this report are provisional and subject to change.

Data in this summary pertain to COVID-19 vaccines approved by the U.S. Food and Drug Administration and have been issued an Emergency Use Authorization (Janssen COVID-19 Vaccine, Moderna COVID-19 Vaccine and Pfizer-BioNTech COVID-19 Vaccine). These data summarize the number of people who have received either their first dose or have completed the series for a COVID-19 vaccine. **A person can only be counted in one category, first dose or series complete.** For persons receiving Moderna or Pfizer vaccines, once they receive their second dose, they are moved from the first dose column to the series completed column. **Because of this, the total first dose category may show a change from report to report not matching the total receiving their first dose from the previous day.** Persons receiving Johnson & Johnson vaccines will always be counted in the series completed column.

## COVID-19 doses for vaccinated persons in Florida

**Doses administered** 137,195

People receiving one dose of a 1-dose series (Johnson & Johnson) or receiving only one dose of a 2-dose series (Moderna, Pfizer) count once. Persons receiving both doses of a 2-dose series count twice.

## Current status of persons vaccinated for COVID-19 in Florida

**Total people vaccinated** 90,820

First dose 39,969

Series completed 50,851

Completed 1-dose series 4,476

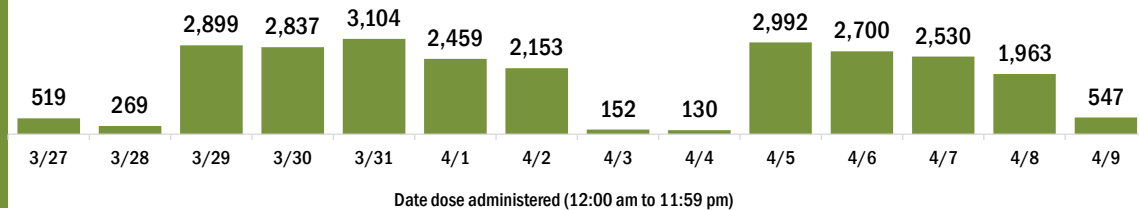
Completed 2-dose series 46,375

**First dose:** current number of people who have only received their first dose of the Moderna or Pfizer vaccine.

**Series complete:** current number of people who have received both Moderna or Pfizer vaccine doses or one Johnson & Johnson dose and are considered fully immunized.

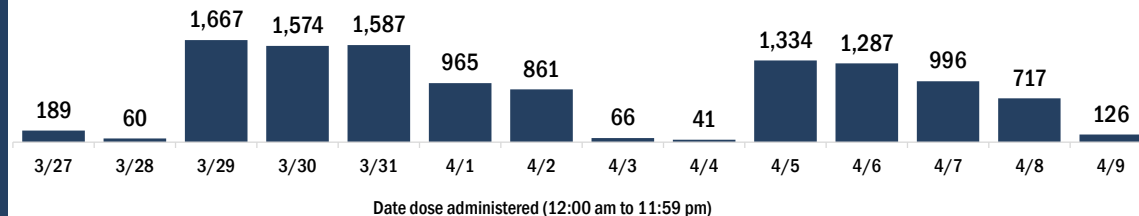
Demographic summary	First dose	Series complete	Total people vaccinated
<b>Age group</b>	<b>39,969</b>	<b>50,851</b>	<b>90,820</b>
16-24 years	636	252	888
25-34 years	1,055	588	1,643
35-44 years	1,659	929	2,588
45-54 years	3,772	1,801	5,573
55-64 years	12,202	4,607	16,809
65-74 years	11,375	23,863	35,238
75-84 years	7,105	14,563	21,668
85+ years	2,165	4,248	6,413
<b>Race</b>	<b>39,969</b>	<b>50,851</b>	<b>90,820</b>
White	31,543	37,595	69,138
Black	889	743	1,632
American Indian/Alaskan	228	176	404
Other	2,316	3,609	5,925
Unknown	4,993	8,728	13,721
<b>Other race</b> includes Asian, native Hawaiian/Pacific Islander, or other.			
<b>Ethnicity</b>	<b>39,969</b>	<b>50,851</b>	<b>90,820</b>
Hispanic	1,346	842	2,188
Non-Hispanic	23,973	28,149	52,122
Unknown	14,650	21,860	36,510
<b>Gender</b>	<b>39,969</b>	<b>50,851</b>	<b>90,820</b>
Female	21,750	28,475	50,225
Male	18,186	22,349	40,535
Unknown	33	27	60

## COVID-19 doses administered for the past 2 weeks

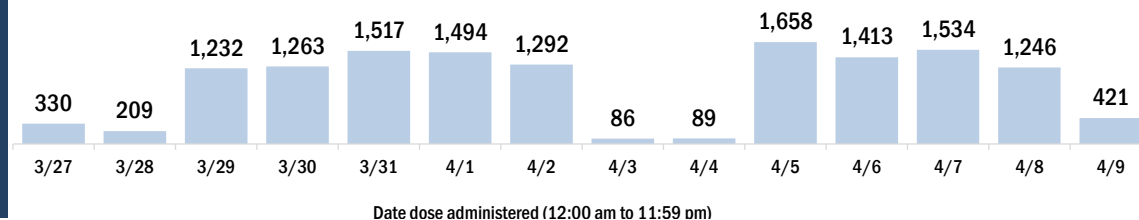


## Persons vaccinated for COVID-19 for the past 2 weeks

### Number of persons who received their first dose of a two-dose series of the COVID-19 vaccine



### Number of persons who completed the COVID-19 vaccine series



# COVID-19: Citrus County vaccine summary

Vaccination data through Apr 9, 2021 as of Apr 10, 2021 at 12:05 AM

Data in this report are provisional and subject to change.

Data in this summary pertain to COVID-19 vaccines approved by the U.S. Food and Drug Administration and have been issued an Emergency Use Authorization (Janssen COVID-19 Vaccine, Moderna COVID-19 Vaccine and Pfizer-BioNTech COVID-19 Vaccine). These data summarize the number of people who have received either their first dose or have completed the series for a COVID-19 vaccine. **A person can only be counted in one category, first dose or series complete.** For persons receiving Moderna or Pfizer vaccines, once they receive their second dose, they are moved from the first dose column to the series completed column. **Because of this, the total first dose category may show a change from report to report not matching the total receiving their first dose from the previous day.** Persons receiving Johnson & Johnson vaccines will always be counted in the series completed column.

## COVID-19 doses for vaccinated persons in Florida

**Doses administered** 84,965

People receiving one dose of a 1-dose series (Johnson & Johnson) or receiving only one dose of a 2-dose series (Moderna, Pfizer) count once. Persons receiving both doses of a 2-dose series count twice.

## Current status of persons vaccinated for COVID-19 in Florida

**Total people vaccinated** 52,742

First dose 19,397

Series completed 33,345

Completed 1-dose series 1,122

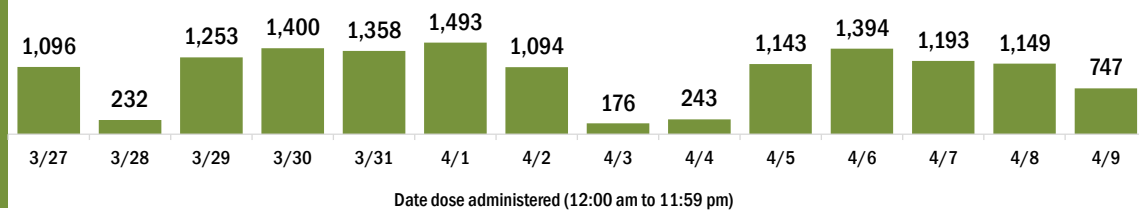
Completed 2-dose series 32,223

**First dose:** current number of people who have only received their first dose of the Moderna or Pfizer vaccine.

**Series complete:** current number of people who have received both Moderna or Pfizer vaccine doses or one Johnson & Johnson dose and are considered fully immunized.

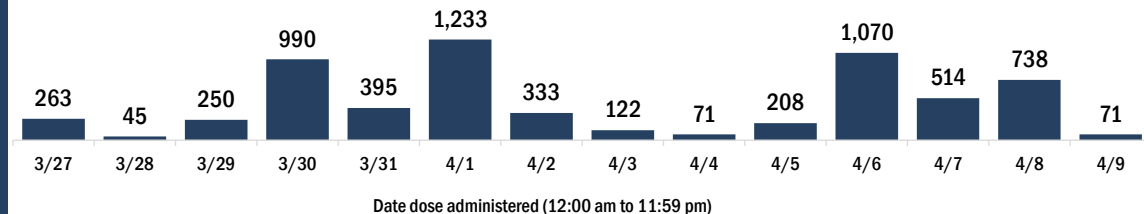
Demographic summary	First dose	Series complete	Total people vaccinated
<b>Age group</b>	<b>19,397</b>	<b>33,345</b>	<b>52,742</b>
16-24 years	423	225	648
25-34 years	546	512	1,058
35-44 years	923	696	1,619
45-54 years	2,131	1,177	3,308
55-64 years	6,507	2,505	9,012
65-74 years	4,932	14,949	19,881
75-84 years	3,019	10,283	13,302
85+ years	916	2,998	3,914
<b>Race</b>	<b>19,397</b>	<b>33,345</b>	<b>52,742</b>
White	15,323	24,363	39,686
Black	359	392	751
American Indian/Alaskan	125	164	289
Other	969	2,541	3,510
Unknown	2,621	5,885	8,506
<b>Other race</b> includes Asian, native Hawaiian/Pacific Islander, or other.			
<b>Ethnicity</b>	<b>19,397</b>	<b>33,345</b>	<b>52,742</b>
Hispanic	868	698	1,566
Non-Hispanic	12,601	18,397	30,998
Unknown	5,928	14,250	20,178
<b>Gender</b>	<b>19,397</b>	<b>33,345</b>	<b>52,742</b>
Female	10,984	18,981	29,965
Male	8,387	14,353	22,740
Unknown	26	11	37

## COVID-19 doses administered for the past 2 weeks

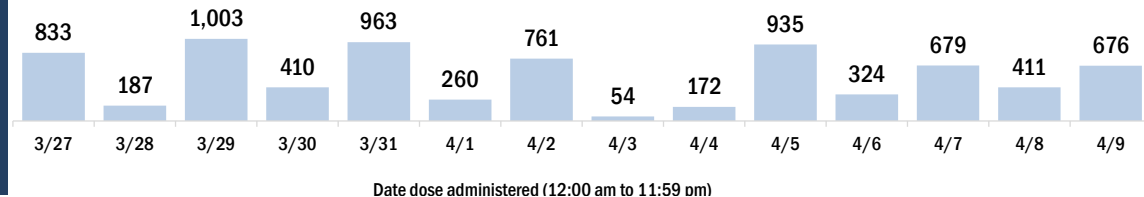


## Persons vaccinated for COVID-19 for the past 2 weeks

### Number of persons who received their first dose of a two-dose series of the COVID-19 vaccine



### Number of persons who completed the COVID-19 vaccine series



# COVID-19: Clay County vaccine summary

Vaccination data through Apr 9, 2021 as of Apr 10, 2021 at 12:05 AM

Data in this report are provisional and subject to change.

Data in this summary pertain to COVID-19 vaccines approved by the U.S. Food and Drug Administration and have been issued an Emergency Use Authorization (Janssen COVID-19 Vaccine, Moderna COVID-19 Vaccine and Pfizer-BioNTech COVID-19 Vaccine). These data summarize the number of people who have received either their first dose or have completed the series for a COVID-19 vaccine. **A person can only be counted in one category, first dose or series complete.** For persons receiving Moderna or Pfizer vaccines, once they receive their second dose, they are moved from the first dose column to the series completed column. **Because of this, the total first dose category may show a change from report to report not matching the total receiving their first dose from the previous day.** Persons receiving Johnson & Johnson vaccines will always be counted in the series completed column.

## COVID-19 doses for vaccinated persons in Florida

**Doses administered** 86,395

People receiving one dose of a 1-dose series (Johnson & Johnson) or receiving only one dose of a 2-dose series (Moderna, Pfizer) count once. Persons receiving both doses of a 2-dose series count twice.

## Current status of persons vaccinated for COVID-19 in Florida

**Total people vaccinated** 53,740

First dose 18,547

Series completed 35,193

Completed 1-dose series 2,538

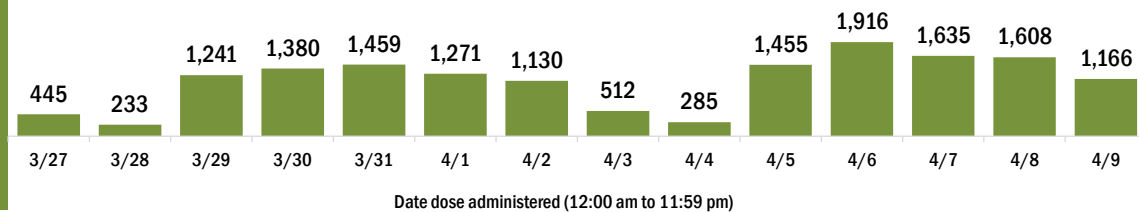
Completed 2-dose series 32,655

**First dose:** current number of people who have only received their first dose of the Moderna or Pfizer vaccine.

**Series complete:** current number of people who have received both Moderna or Pfizer vaccine doses or one Johnson & Johnson dose and are considered fully immunized.

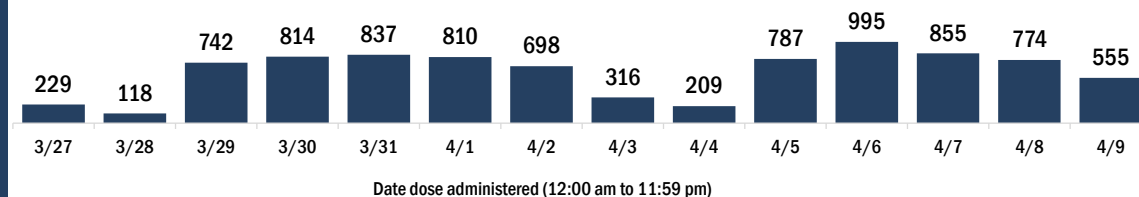
Demographic summary	First dose	Series complete	Total people vaccinated
<b>Age group</b>	<b>18,547</b>	<b>35,193</b>	<b>53,740</b>
16-24 years	1,501	690	2,191
25-34 years	1,497	1,413	2,910
35-44 years	2,597	2,361	4,958
45-54 years	4,198	3,419	7,617
55-64 years	5,655	6,113	11,768
65-74 years	1,758	12,808	14,566
75-84 years	941	6,465	7,406
85+ years	400	1,924	2,324
<b>Race</b>	<b>18,547</b>	<b>35,193</b>	<b>53,740</b>
White	11,451	26,033	37,484
Black	1,489	2,236	3,725
American Indian/Alaskan	77	182	259
Other	2,263	3,190	5,453
Unknown	3,267	3,552	6,819
<b>Other race</b> includes Asian, native Hawaiian/Pacific Islander, or other.			
<b>Ethnicity</b>	<b>18,547</b>	<b>35,193</b>	<b>53,740</b>
Hispanic	1,400	1,357	2,757
Non-Hispanic	11,445	26,538	37,983
Unknown	5,702	7,298	13,000
<b>Gender</b>	<b>18,547</b>	<b>35,193</b>	<b>53,740</b>
Female	10,290	20,577	30,867
Male	8,088	14,614	22,702
Unknown	169	2	171

## COVID-19 doses administered for the past 2 weeks

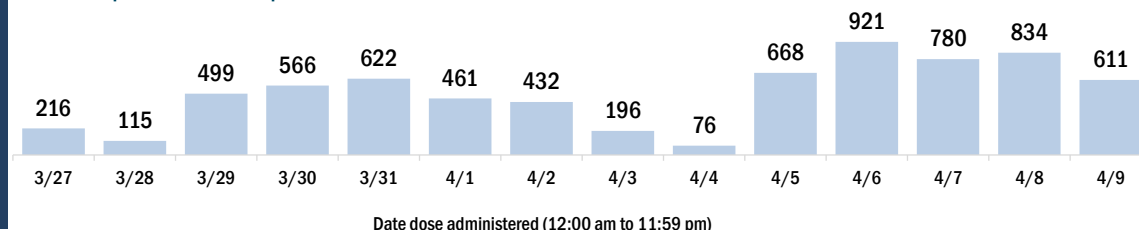


## Persons vaccinated for COVID-19 for the past 2 weeks

### Number of persons who received their first dose of a two-dose series of the COVID-19 vaccine



### Number of persons who completed the COVID-19 vaccine series



# COVID-19: Collier County vaccine summary

Vaccination data through Apr 9, 2021 as of Apr 10, 2021 at 12:05 AM

Data in this report are provisional and subject to change.

Data in this summary pertain to COVID-19 vaccines approved by the U.S. Food and Drug Administration and have been issued an Emergency Use Authorization (Janssen COVID-19 Vaccine, Moderna COVID-19 Vaccine and Pfizer-BioNTech COVID-19 Vaccine). These data summarize the number of people who have received either their first dose or have completed the series for a COVID-19 vaccine. **A person can only be counted in one category, first dose or series complete.** For persons receiving Moderna or Pfizer vaccines, once they receive their second dose, they are moved from the first dose column to the series completed column. **Because of this, the total first dose category may show a change from report to report not matching the total receiving their first dose from the previous day.** Persons receiving Johnson & Johnson vaccines will always be counted in the series completed column.

## COVID-19 doses for vaccinated persons in Florida

**Doses administered** 246,297

People receiving one dose of a 1-dose series (Johnson & Johnson) or receiving only one dose of a 2-dose series (Moderna, Pfizer) count once. Persons receiving both doses of a 2-dose series count twice.

## Current status of persons vaccinated for COVID-19 in Florida

**Total people vaccinated** 155,268

First dose 54,861

Series completed 100,407

Completed 1-dose series 9,378

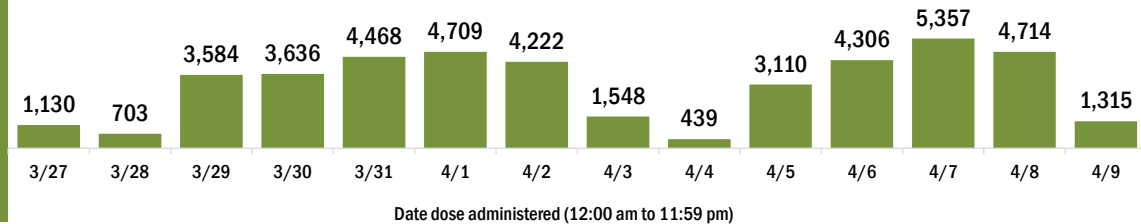
Completed 2-dose series 91,029

**First dose:** current number of people who have only received their first dose of the Moderna or Pfizer vaccine.

**Series complete:** current number of people who have received both Moderna or Pfizer vaccine doses or one Johnson & Johnson dose and are considered fully immunized.

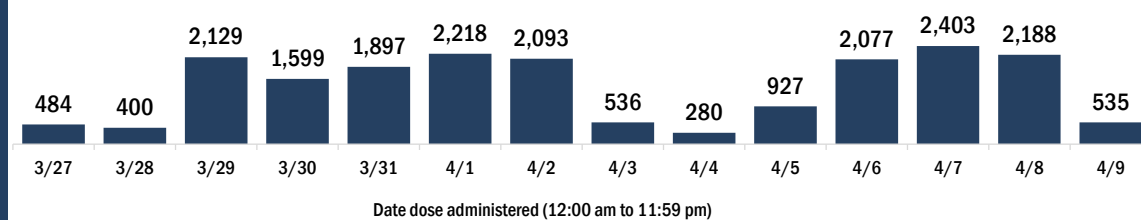
Demographic summary	First dose	Series complete	Total people vaccinated
<b>Age group</b>	<b>54,861</b>	<b>100,407</b>	<b>155,268</b>
16-24 years	1,308	980	2,288
25-34 years	2,082	2,279	4,361
35-44 years	3,322	3,044	6,366
45-54 years	6,932	4,611	11,543
55-64 years	17,534	8,906	26,440
65-74 years	12,316	42,177	54,493
75-84 years	8,680	29,497	38,177
85+ years	2,687	8,913	11,600
<b>Race</b>	<b>54,861</b>	<b>100,407</b>	<b>155,268</b>
White	37,549	64,380	101,929
Black	784	1,010	1,794
American Indian/Alaskan	175	291	466
Other	3,925	7,854	11,779
Unknown	12,428	26,872	39,300
<b>Other race</b> includes Asian, native Hawaiian/Pacific Islander, or other.			
<b>Ethnicity</b>	<b>54,861</b>	<b>100,407</b>	<b>155,268</b>
Hispanic	5,464	4,257	9,721
Non-Hispanic	25,432	44,387	69,819
Unknown	23,965	51,763	75,728
<b>Gender</b>	<b>54,861</b>	<b>100,407</b>	<b>155,268</b>
Female	29,931	55,343	85,274
Male	24,661	44,811	69,472
Unknown	269	253	522

## COVID-19 doses administered for the past 2 weeks

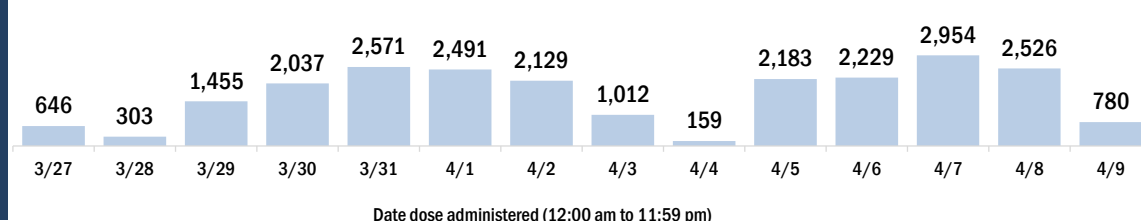


## Persons vaccinated for COVID-19 for the past 2 weeks

### Number of persons who received their first dose of a two-dose series of the COVID-19 vaccine



### Number of persons who completed the COVID-19 vaccine series



# COVID-19: Columbia County vaccine summary

Vaccination data through Apr 9, 2021 as of Apr 10, 2021 at 12:05 AM

Data in this report are provisional and subject to change.

Data in this summary pertain to COVID-19 vaccines approved by the U.S. Food and Drug Administration and have been issued an Emergency Use Authorization (Janssen COVID-19 Vaccine, Moderna COVID-19 Vaccine and Pfizer-BioNTech COVID-19 Vaccine). These data summarize the number of people who have received either their first dose or have completed the series for a COVID-19 vaccine. **A person can only be counted in one category, first dose or series complete.** For persons receiving Moderna or Pfizer vaccines, once they receive their second dose, they are moved from the first dose column to the series completed column. **Because of this, the total first dose category may show a change from report to report not matching the total receiving their first dose from the previous day.** Persons receiving Johnson & Johnson vaccines will always be counted in the series completed column.

## COVID-19 doses for vaccinated persons in Florida

**Doses administered** 22,049

People receiving one dose of a 1-dose series (Johnson & Johnson) or receiving only one dose of a 2-dose series (Moderna, Pfizer) count once. Persons receiving both doses of a 2-dose series count twice.

## Current status of persons vaccinated for COVID-19 in Florida

**Total people vaccinated** 13,552

First dose 3,563

Series completed 9,989

Completed 1-dose series 1,492

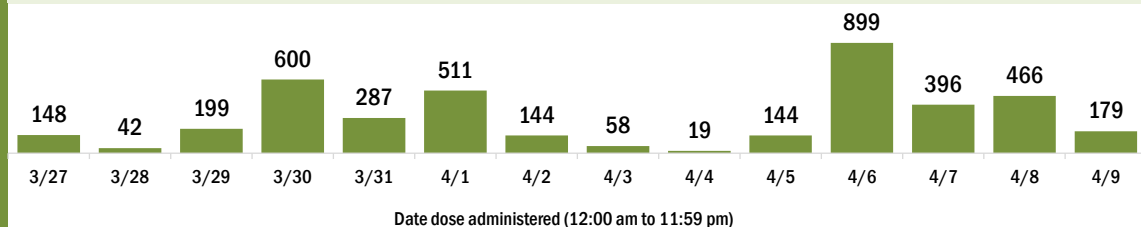
Completed 2-dose series 8,497

**First dose:** current number of people who have only received their first dose of the Moderna or Pfizer vaccine.

**Series complete:** current number of people who have received both Moderna or Pfizer vaccine doses or one Johnson & Johnson dose and are considered fully immunized.

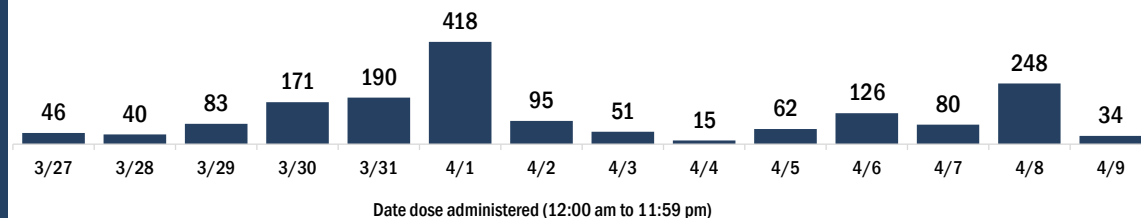
Demographic summary	First dose	Series complete	Total people vaccinated
<b>Age group</b>	<b>3,563</b>	<b>9,989</b>	<b>13,552</b>
16-24 years	154	130	284
25-34 years	258	327	585
35-44 years	357	522	879
45-54 years	649	836	1,485
55-64 years	1,260	1,554	2,814
65-74 years	520	3,776	4,296
75-84 years	268	2,207	2,475
85+ years	97	637	734
<b>Race</b>	<b>3,563</b>	<b>9,989</b>	<b>13,552</b>
White	2,430	7,146	9,576
Black	420	1,024	1,444
American Indian/Alaskan	31	50	81
Other	315	673	988
Unknown	367	1,096	1,463
<b>Other race</b> includes Asian, native Hawaiian/Pacific Islander, or other.			
<b>Ethnicity</b>	<b>3,563</b>	<b>9,989</b>	<b>13,552</b>
Hispanic	176	251	427
Non-Hispanic	2,427	7,082	9,509
Unknown	960	2,656	3,616
<b>Gender</b>	<b>3,563</b>	<b>9,989</b>	<b>13,552</b>
Female	2,056	5,857	7,913
Male	1,505	4,132	5,637
Unknown	2	0	2

## COVID-19 doses administered for the past 2 weeks

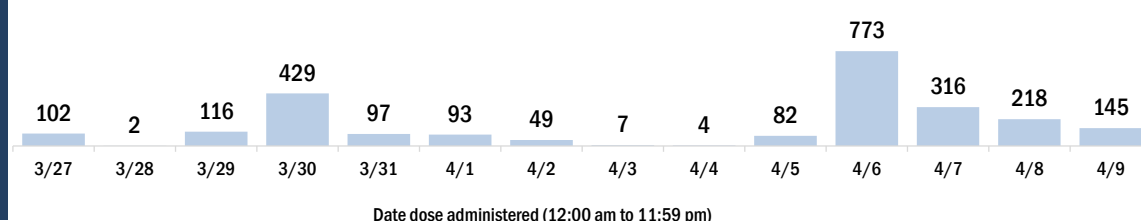


## Persons vaccinated for COVID-19 for the past 2 weeks

### Number of persons who received their first dose of a two-dose series of the COVID-19 vaccine



### Number of persons who completed the COVID-19 vaccine series



# COVID-19: Dade County vaccine summary

Vaccination data through Apr 9, 2021 as of Apr 10, 2021 at 12:05 AM

Data in this report are provisional and subject to change.

Data in this summary pertain to COVID-19 vaccines approved by the U.S. Food and Drug Administration and have been issued an Emergency Use Authorization (Janssen COVID-19 Vaccine, Moderna COVID-19 Vaccine and Pfizer-BioNTech COVID-19 Vaccine). These data summarize the number of people who have received either their first dose or have completed the series for a COVID-19 vaccine. **A person can only be counted in one category, first dose or series complete.** For persons receiving Moderna or Pfizer vaccines, once they receive their second dose, they are moved from the first dose column to the series completed column. **Because of this, the total first dose category may show a change from report to report not matching the total receiving their first dose from the previous day.** Persons receiving Johnson & Johnson vaccines will always be counted in the series completed column.

## COVID-19 doses for vaccinated persons in Florida

**Doses administered** 1,407,954

People receiving one dose of a 1-dose series (Johnson & Johnson) or receiving only one dose of a 2-dose series (Moderna, Pfizer) count once. Persons receiving both doses of a 2-dose series count twice.

## Current status of persons vaccinated for COVID-19 in Florida

**Total people vaccinated** 923,181

First dose 360,455

Series completed 562,726

Completed 1-dose series 77,953

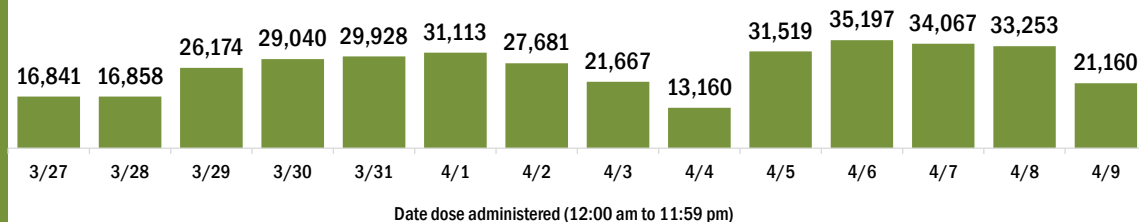
Completed 2-dose series 484,773

**First dose:** current number of people who have only received their first dose of the Moderna or Pfizer vaccine.

**Series complete:** current number of people who have received both Moderna or Pfizer vaccine doses or one Johnson & Johnson dose and are considered fully immunized.

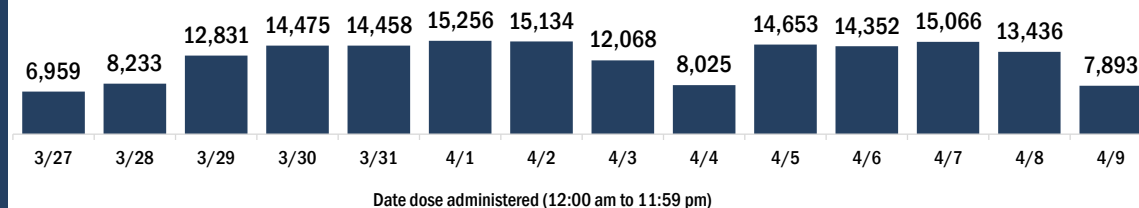
Demographic summary	First dose	Series complete	Total people vaccinated
<b>Age group</b>	360,455	562,726	923,181
16-24 years	20,198	16,132	36,330
25-34 years	32,708	37,984	70,692
35-44 years	50,594	52,816	103,410
45-54 years	81,031	75,003	156,034
55-64 years	91,402	104,612	196,014
65-74 years	47,494	149,332	196,826
75-84 years	25,945	91,546	117,491
85+ years	11,083	35,301	46,384
<b>Race</b>	360,455	562,726	923,181
White	245,911	396,233	642,144
Black	20,784	41,947	62,731
American Indian/Alaskan	841	1,266	2,107
Other	33,300	64,212	97,512
Unknown	59,619	59,068	118,687
<b>Other race</b> includes Asian, native Hawaiian/Pacific Islander, or other.			
<b>Ethnicity</b>	360,455	562,726	923,181
Hispanic	166,469	285,347	451,816
Non-Hispanic	61,531	134,632	196,163
Unknown	132,455	142,747	275,202
<b>Gender</b>	360,455	562,726	923,181
Female	191,561	317,478	509,039
Male	166,836	244,593	411,429
Unknown	2,058	655	2,713

## COVID-19 doses administered for the past 2 weeks

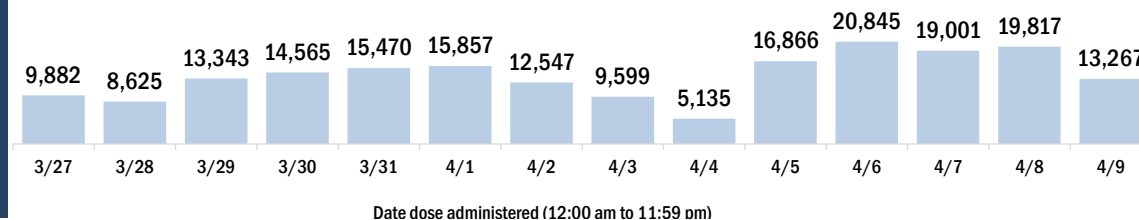


## Persons vaccinated for COVID-19 for the past 2 weeks

### Number of persons who received their first dose of a two-dose series of the COVID-19 vaccine



### Number of persons who completed the COVID-19 vaccine series





# COVID-19: Desoto County vaccine summary

Vaccination data through Apr 9, 2021 as of Apr 10, 2021 at 12:05 AM

Data in this report are provisional and subject to change.

Data in this summary pertain to COVID-19 vaccines approved by the U.S. Food and Drug Administration and have been issued an Emergency Use Authorization (Janssen COVID-19 Vaccine, Moderna COVID-19 Vaccine and Pfizer-BioNTech COVID-19 Vaccine). These data summarize the number of people who have received either their first dose or have completed the series for a COVID-19 vaccine. **A person can only be counted in one category, first dose or series complete.** For persons receiving Moderna or Pfizer vaccines, once they receive their second dose, they are moved from the first dose column to the series completed column. **Because of this, the total first dose category may show a change from report to report not matching the total receiving their first dose from the previous day.** Persons receiving Johnson & Johnson vaccines will always be counted in the series completed column.

## COVID-19 doses for vaccinated persons in Florida

**Doses administered** 13,693

People receiving one dose of a 1-dose series (Johnson & Johnson) or receiving only one dose of a 2-dose series (Moderna, Pfizer) count once. Persons receiving both doses of a 2-dose series count twice.

## Current status of persons vaccinated for COVID-19 in Florida

**Total people vaccinated** 8,868

First dose 3,786

Series completed 5,082

Completed 1-dose series 257

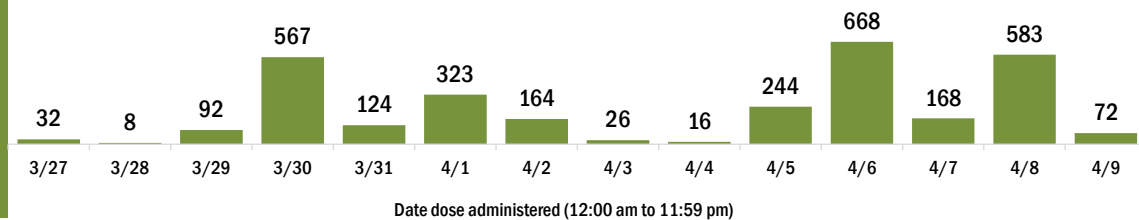
Completed 2-dose series 4,825

**First dose:** current number of people who have only received their first dose of the Moderna or Pfizer vaccine.

**Series complete:** current number of people who have received both Moderna or Pfizer vaccine doses or one Johnson & Johnson dose and are considered fully immunized.

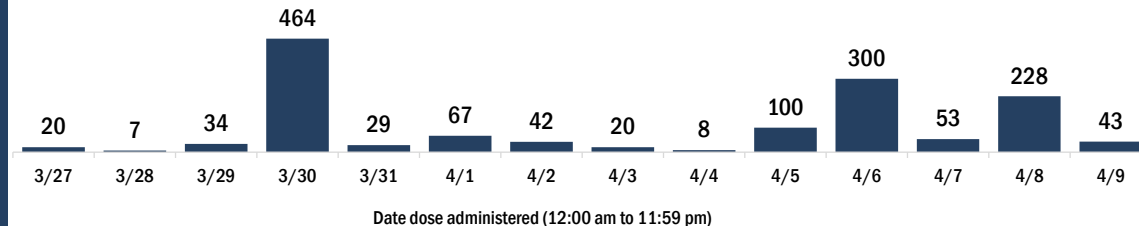
Demographic summary	First dose	Series complete	Total people vaccinated
<b>Age group</b>	<b>3,786</b>	<b>5,082</b>	<b>8,868</b>
16-24 years	122	41	163
25-34 years	172	131	303
35-44 years	309	161	470
45-54 years	555	279	834
55-64 years	1,147	488	1,635
65-74 years	861	2,163	3,024
75-84 years	491	1,478	1,969
85+ years	129	341	470
<b>Race</b>	<b>3,786</b>	<b>5,082</b>	<b>8,868</b>
White	2,378	3,711	6,089
Black	232	302	534
American Indian/Alaskan	17	13	30
Other	429	387	816
Unknown	730	669	1,399
<b>Other race</b> includes Asian, native Hawaiian/Pacific Islander, or other.			
<b>Ethnicity</b>	<b>3,786</b>	<b>5,082</b>	<b>8,868</b>
Hispanic	584	228	812
Non-Hispanic	1,842	2,390	4,232
Unknown	1,360	2,464	3,824
<b>Gender</b>	<b>3,786</b>	<b>5,082</b>	<b>8,868</b>
Female	1,775	2,759	4,534
Male	2,011	2,322	4,333
Unknown	0	1	1

## COVID-19 doses administered for the past 2 weeks

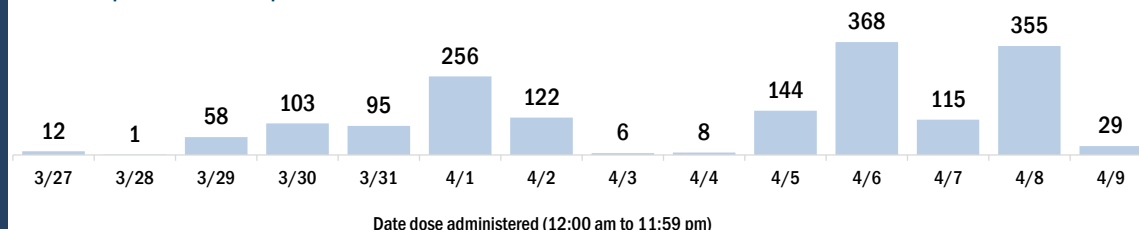


## Persons vaccinated for COVID-19 for the past 2 weeks

### Number of persons who received their first dose of a two-dose series of the COVID-19 vaccine



### Number of persons who completed the COVID-19 vaccine series



# COVID-19: Dixie County vaccine summary

Vaccination data through Apr 9, 2021 as of Apr 10, 2021 at 12:05 AM

Data in this report are provisional and subject to change.

Data in this summary pertain to COVID-19 vaccines approved by the U.S. Food and Drug Administration and have been issued an Emergency Use Authorization (Janssen COVID-19 Vaccine, Moderna COVID-19 Vaccine and Pfizer-BioNTech COVID-19 Vaccine). These data summarize the number of people who have received either their first dose or have completed the series for a COVID-19 vaccine. **A person can only be counted in one category, first dose or series complete.** For persons receiving Moderna or Pfizer vaccines, once they receive their second dose, they are moved from the first dose column to the series completed column. **Because of this, the total first dose category may show a change from report to report not matching the total receiving their first dose from the previous day.** Persons receiving Johnson & Johnson vaccines will always be counted in the series completed column.

## COVID-19 doses for vaccinated persons in Florida

**Doses administered** 4,626

People receiving one dose of a 1-dose series (Johnson & Johnson) or receiving only one dose of a 2-dose series (Moderna, Pfizer) count once. Persons receiving both doses of a 2-dose series count twice.

## Current status of persons vaccinated for COVID-19 in Florida

**Total people vaccinated** 2,985

First dose 1,069

Series completed 1,916

Completed 1-dose series 275

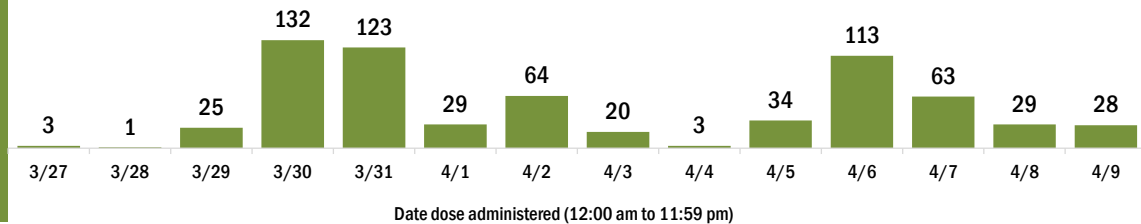
Completed 2-dose series 1,641

**First dose:** current number of people who have only received their first dose of the Moderna or Pfizer vaccine.

**Series complete:** current number of people who have received both Moderna or Pfizer vaccine doses or one Johnson & Johnson dose and are considered fully immunized.

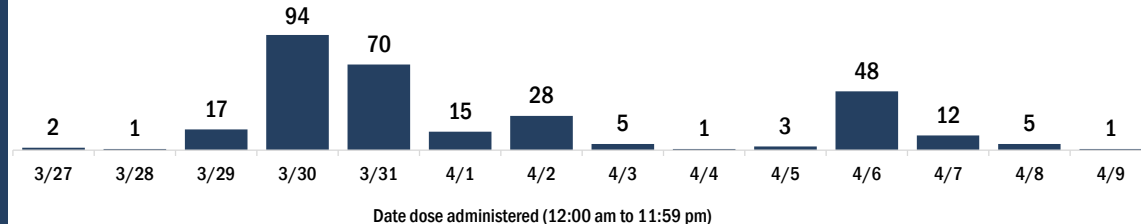
Demographic summary	First dose	Series complete	Total people vaccinated
<b>Age group</b>	<b>1,069</b>	<b>1,916</b>	<b>2,985</b>
16-24 years	17	13	30
25-34 years	28	25	53
35-44 years	55	49	104
45-54 years	115	85	200
55-64 years	363	264	627
65-74 years	294	852	1,146
75-84 years	151	496	647
85+ years	46	132	178
<b>Race</b>	<b>1,069</b>	<b>1,916</b>	<b>2,985</b>
White	917	1,660	2,577
Black	71	61	132
American Indian/Alaskan	16	10	26
Other	33	60	93
Unknown	32	125	157
<b>Other race</b> includes Asian, native Hawaiian/Pacific Islander, or other.			
<b>Ethnicity</b>	<b>1,069</b>	<b>1,916</b>	<b>2,985</b>
Hispanic	26	29	55
Non-Hispanic	881	1,388	2,269
Unknown	162	499	661
<b>Gender</b>	<b>1,069</b>	<b>1,916</b>	<b>2,985</b>
Female	567	1,028	1,595
Male	502	888	1,390
Unknown	0	0	0

## COVID-19 doses administered for the past 2 weeks

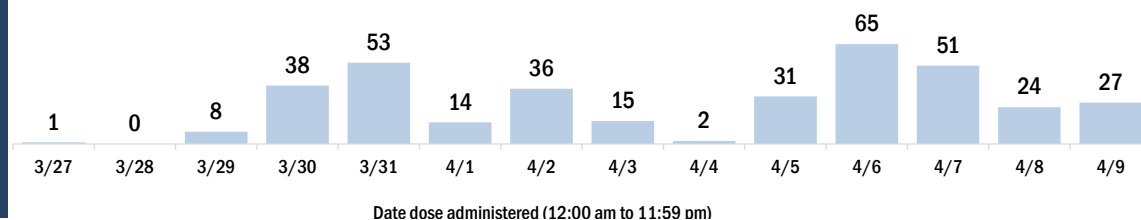


## Persons vaccinated for COVID-19 for the past 2 weeks

### Number of persons who received their first dose of a two-dose series of the COVID-19 vaccine



### Number of persons who completed the COVID-19 vaccine series



# COVID-19: Duval County vaccine summary

Vaccination data through Apr 9, 2021 as of Apr 10, 2021 at 12:05 AM

Data in this report are provisional and subject to change.

Data in this summary pertain to COVID-19 vaccines approved by the U.S. Food and Drug Administration and have been issued an Emergency Use Authorization (Janssen COVID-19 Vaccine, Moderna COVID-19 Vaccine and Pfizer-BioNTech COVID-19 Vaccine). These data summarize the number of people who have received either their first dose or have completed the series for a COVID-19 vaccine. **A person can only be counted in one category, first dose or series complete.** For persons receiving Moderna or Pfizer vaccines, once they receive their second dose, they are moved from the first dose column to the series completed column. **Because of this, the total first dose category may show a change from report to report not matching the total receiving their first dose from the previous day.** Persons receiving Johnson & Johnson vaccines will always be counted in the series completed column.

## COVID-19 doses for vaccinated persons in Florida

**Doses administered** 430,148

People receiving one dose of a 1-dose series (Johnson & Johnson) or receiving only one dose of a 2-dose series (Moderna, Pfizer) count once. Persons receiving both doses of a 2-dose series count twice.

## Current status of persons vaccinated for COVID-19 in Florida

**Total people vaccinated** 279,298

First dose 107,360

Series completed 171,938

Completed 1-dose series 21,088

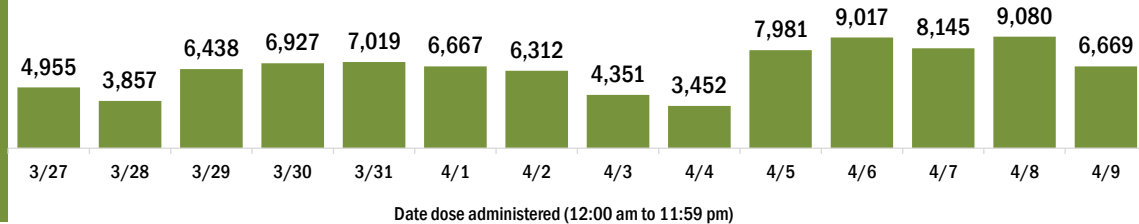
Completed 2-dose series 150,850

**First dose:** current number of people who have only received their first dose of the Moderna or Pfizer vaccine.

**Series complete:** current number of people who have received both Moderna or Pfizer vaccine doses or one Johnson & Johnson dose and are considered fully immunized.

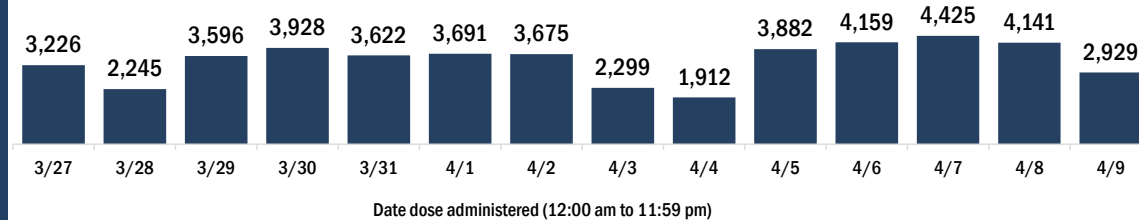
Demographic summary	First dose	Series complete	Total people vaccinated
<b>Age group</b>	107,360	171,938	279,298
16-24 years	7,709	3,925	11,634
25-34 years	12,646	12,251	24,897
35-44 years	16,124	15,054	31,178
45-54 years	21,754	19,681	41,435
55-64 years	27,509	33,692	61,201
65-74 years	13,532	54,052	67,584
75-84 years	5,756	24,694	30,450
85+ years	2,330	8,589	10,919
<b>Race</b>	107,360	171,938	279,298
White	57,557	101,267	158,824
Black	16,626	29,418	46,044
American Indian/Alaskan	252	398	650
Other	15,360	20,021	35,381
Unknown	17,565	20,834	38,399
<b>Other race</b> includes Asian, native Hawaiian/Pacific Islander, or other.			
<b>Ethnicity</b>	107,360	171,938	279,298
Hispanic	8,224	6,461	14,685
Non-Hispanic	72,284	123,800	196,084
Unknown	26,852	41,677	68,529
<b>Gender</b>	107,360	171,938	279,298
Female	57,250	100,828	158,078
Male	47,624	71,026	118,650
Unknown	2,486	84	2,570

## COVID-19 doses administered for the past 2 weeks

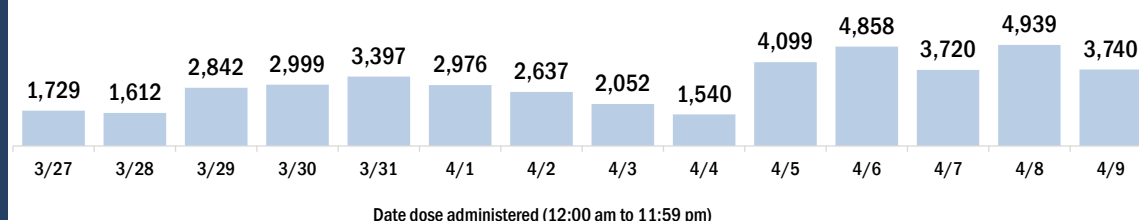


## Persons vaccinated for COVID-19 for the past 2 weeks

### Number of persons who received their first dose of a two-dose series of the COVID-19 vaccine



### Number of persons who completed the COVID-19 vaccine series



# COVID-19: Escambia County vaccine summary

Vaccination data through Apr 9, 2021 as of Apr 10, 2021 at 12:05 AM

Data in this report are provisional and subject to change.

Data in this summary pertain to COVID-19 vaccines approved by the U.S. Food and Drug Administration and have been issued an Emergency Use Authorization (Janssen COVID-19 Vaccine, Moderna COVID-19 Vaccine and Pfizer-BioNTech COVID-19 Vaccine). These data summarize the number of people who have received either their first dose or have completed the series for a COVID-19 vaccine. **A person can only be counted in one category, first dose or series complete.** For persons receiving Moderna or Pfizer vaccines, once they receive their second dose, they are moved from the first dose column to the series completed column. **Because of this, the total first dose category may show a change from report to report not matching the total receiving their first dose from the previous day.** Persons receiving Johnson & Johnson vaccines will always be counted in the series completed column.

## COVID-19 doses for vaccinated persons in Florida

**Doses administered** 129,492

People receiving one dose of a 1-dose series (Johnson & Johnson) or receiving only one dose of a 2-dose series (Moderna, Pfizer) count once. Persons receiving both doses of a 2-dose series count twice.

## Current status of persons vaccinated for COVID-19 in Florida

**Total people vaccinated** 82,091

First dose 29,021

Series completed 53,070

Completed 1-dose series 5,669

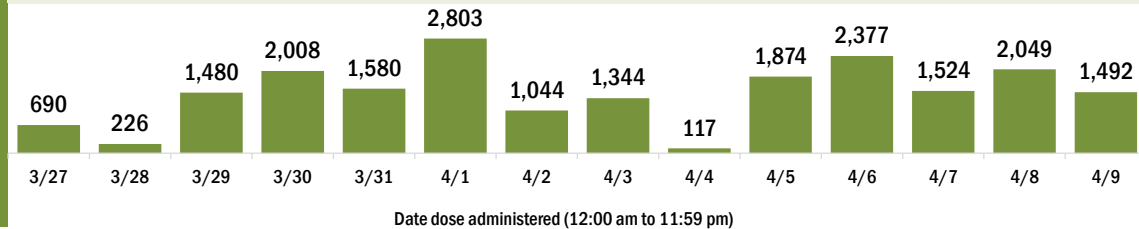
Completed 2-dose series 47,401

**First dose:** current number of people who have only received their first dose of the Moderna or Pfizer vaccine.

**Series complete:** current number of people who have received both Moderna or Pfizer vaccine doses or one Johnson & Johnson dose and are considered fully immunized.

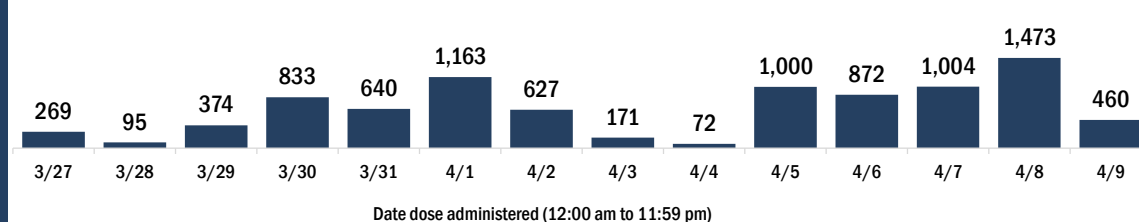
Demographic summary	First dose	Series complete	Total people vaccinated
<b>Age group</b>	<b>29,021</b>	<b>53,070</b>	<b>82,091</b>
16-24 years	1,698	826	2,524
25-34 years	3,035	2,428	5,463
35-44 years	3,473	3,166	6,639
45-54 years	4,675	5,144	9,819
55-64 years	7,841	10,001	17,842
65-74 years	4,833	18,089	22,922
75-84 years	2,513	9,841	12,354
85+ years	953	3,575	4,528
<b>Race</b>	<b>29,021</b>	<b>53,070</b>	<b>82,091</b>
White	15,772	32,788	48,560
Black	3,892	7,690	11,582
American Indian/Alaskan	176	384	560
Other	2,573	4,997	7,570
Unknown	6,608	7,211	13,819
<b>Other race</b> includes Asian, native Hawaiian/Pacific Islander, or other.			
<b>Ethnicity</b>	<b>29,021</b>	<b>53,070</b>	<b>82,091</b>
Hispanic	947	1,031	1,978
Non-Hispanic	18,023	36,264	54,287
Unknown	10,051	15,775	25,826
<b>Gender</b>	<b>29,021</b>	<b>53,070</b>	<b>82,091</b>
Female	16,514	31,504	48,018
Male	12,404	21,552	33,956
Unknown	103	14	117

## COVID-19 doses administered for the past 2 weeks

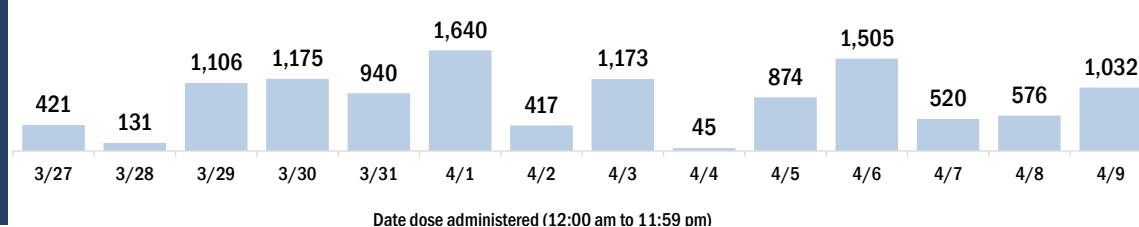


## Persons vaccinated for COVID-19 for the past 2 weeks

### Number of persons who received their first dose of a two-dose series of the COVID-19 vaccine



### Number of persons who completed the COVID-19 vaccine series



# COVID-19: Flagler County vaccine summary

Vaccination data through Apr 9, 2021 as of Apr 10, 2021 at 12:05 AM

Data in this report are provisional and subject to change.

Data in this summary pertain to COVID-19 vaccines approved by the U.S. Food and Drug Administration and have been issued an Emergency Use Authorization (Janssen COVID-19 Vaccine, Moderna COVID-19 Vaccine and Pfizer-BioNTech COVID-19 Vaccine). These data summarize the number of people who have received either their first dose or have completed the series for a COVID-19 vaccine. **A person can only be counted in one category, first dose or series complete.** For persons receiving Moderna or Pfizer vaccines, once they receive their second dose, they are moved from the first dose column to the series completed column. **Because of this, the total first dose category may show a change from report to report not matching the total receiving their first dose from the previous day.** Persons receiving Johnson & Johnson vaccines will always be counted in the series completed column.

## COVID-19 doses for vaccinated persons in Florida

**Doses administered** 71,239

People receiving one dose of a 1-dose series (Johnson & Johnson) or receiving only one dose of a 2-dose series (Moderna, Pfizer) count once. Persons receiving both doses of a 2-dose series count twice.

## Current status of persons vaccinated for COVID-19 in Florida

**Total people vaccinated** 44,218

First dose 15,493

Series completed 28,725

Completed 1-dose series 1,704

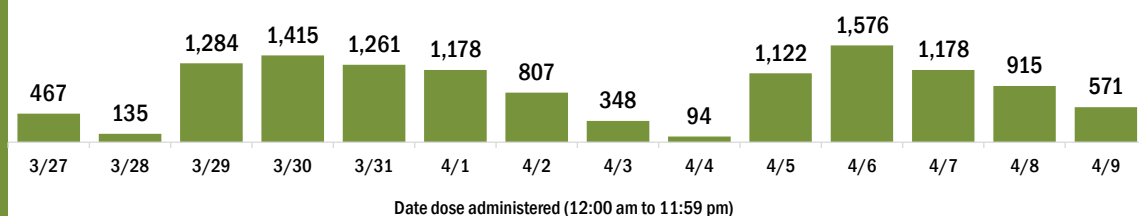
Completed 2-dose series 27,021

**First dose:** current number of people who have only received their first dose of the Moderna or Pfizer vaccine.

**Series complete:** current number of people who have received both Moderna or Pfizer vaccine doses or one Johnson & Johnson dose and are considered fully immunized.

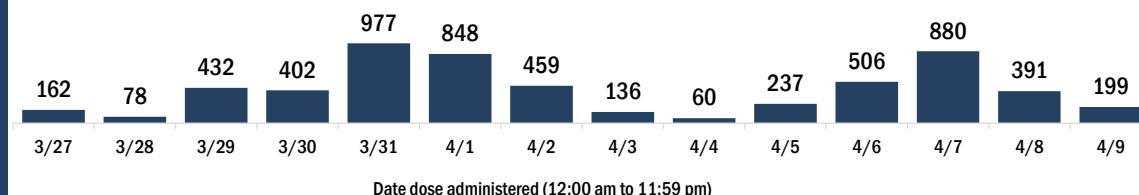
Demographic summary	First dose	Series complete	Total people vaccinated
<b>Age group</b>	<b>15,493</b>	<b>28,725</b>	<b>44,218</b>
16-24 years	525	233	758
25-34 years	632	545	1,177
35-44 years	1,199	975	2,174
45-54 years	2,457	1,506	3,963
55-64 years	5,119	3,444	8,563
65-74 years	3,156	12,595	15,751
75-84 years	1,796	7,411	9,207
85+ years	609	2,016	2,625
<b>Race</b>	<b>15,493</b>	<b>28,725</b>	<b>44,218</b>
White	10,340	19,300	29,640
Black	986	1,856	2,842
American Indian/Alaskan	102	163	265
Other	1,241	2,740	3,981
Unknown	2,824	4,666	7,490
<b>Other race</b> includes Asian, native Hawaiian/Pacific Islander, or other.			
<b>Ethnicity</b>	<b>15,493</b>	<b>28,725</b>	<b>44,218</b>
Hispanic	1,306	1,307	2,613
Non-Hispanic	9,593	16,928	26,521
Unknown	4,594	10,490	15,084
<b>Gender</b>	<b>15,493</b>	<b>28,725</b>	<b>44,218</b>
Female	8,520	16,181	24,701
Male	6,752	12,451	19,203
Unknown	221	93	314

## COVID-19 doses administered for the past 2 weeks

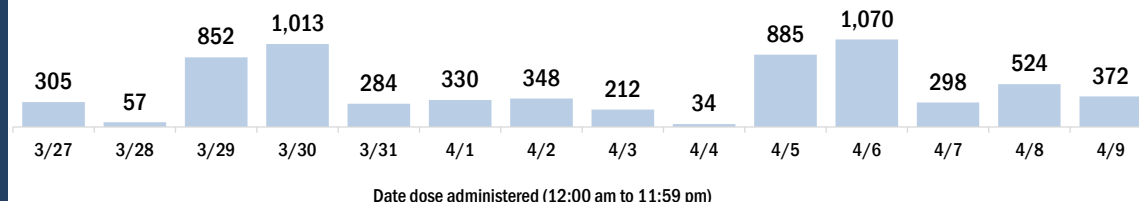


## Persons vaccinated for COVID-19 for the past 2 weeks

### Number of persons who received their first dose of a two-dose series of the COVID-19 vaccine



### Number of persons who completed the COVID-19 vaccine series



# COVID-19: Franklin County vaccine summary

Vaccination data through Apr 9, 2021 as of Apr 10, 2021 at 12:05 AM

Data in this report are provisional and subject to change.

Data in this summary pertain to COVID-19 vaccines approved by the U.S. Food and Drug Administration and have been issued an Emergency Use Authorization (Janssen COVID-19 Vaccine, Moderna COVID-19 Vaccine and Pfizer-BioNTech COVID-19 Vaccine). These data summarize the number of people who have received either their first dose or have completed the series for a COVID-19 vaccine. **A person can only be counted in one category, first dose or series complete.** For persons receiving Moderna or Pfizer vaccines, once they receive their second dose, they are moved from the first dose column to the series completed column. **Because of this, the total first dose category may show a change from report to report not matching the total receiving their first dose from the previous day.** Persons receiving Johnson & Johnson vaccines will always be counted in the series completed column.

## COVID-19 doses for vaccinated persons in Florida

**Doses administered** 6,019

People receiving one dose of a 1-dose series (Johnson & Johnson) or receiving only one dose of a 2-dose series (Moderna, Pfizer) count once. Persons receiving both doses of a 2-dose series count twice.

## Current status of persons vaccinated for COVID-19 in Florida

**Total people vaccinated** 3,485

First dose 876

Series completed 2,609

Completed 1-dose series 75

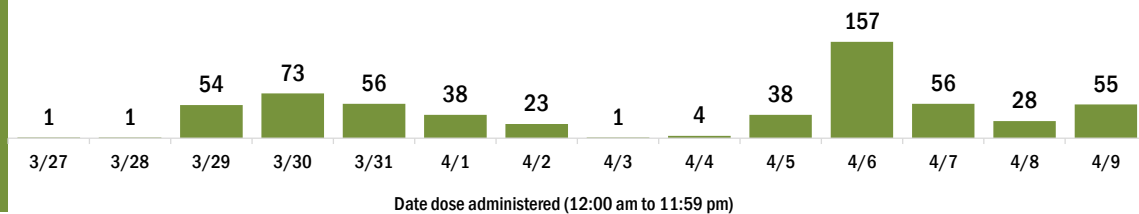
Completed 2-dose series 2,534

**First dose:** current number of people who have only received their first dose of the Moderna or Pfizer vaccine.

**Series complete:** current number of people who have received both Moderna or Pfizer vaccine doses or one Johnson & Johnson dose and are considered fully immunized.

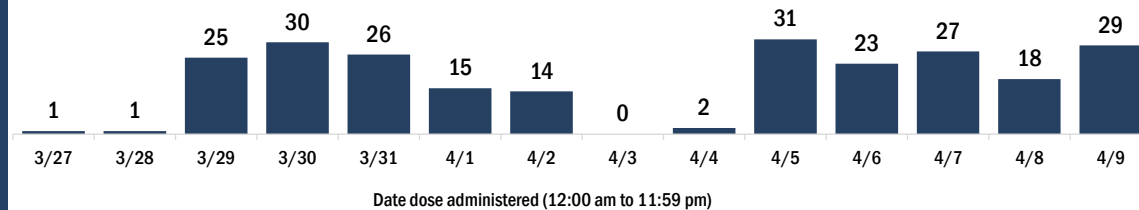
Demographic summary	First dose	Series complete	Total people vaccinated
<b>Age group</b>	876	2,609	3,485
16-24 years	20	15	35
25-34 years	45	34	79
35-44 years	59	70	129
45-54 years	125	159	284
55-64 years	383	406	789
65-74 years	166	1,226	1,392
75-84 years	63	584	647
85+ years	15	115	130
<b>Race</b>	876	2,609	3,485
White	748	2,341	3,089
Black	51	121	172
American Indian/Alaskan	2	6	8
Other	49	93	142
Unknown	26	48	74
<b>Other race</b> includes Asian, native Hawaiian/Pacific Islander, or other.			
<b>Ethnicity</b>	876	2,609	3,485
Hispanic	23	29	52
Non-Hispanic	748	2,218	2,966
Unknown	105	362	467
<b>Gender</b>	876	2,609	3,485
Female	472	1,380	1,852
Male	404	1,229	1,633
Unknown	0	0	0

## COVID-19 doses administered for the past 2 weeks

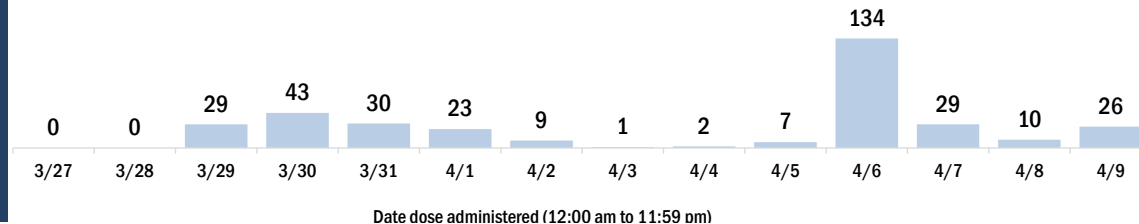


## Persons vaccinated for COVID-19 for the past 2 weeks

### Number of persons who received their first dose of a two-dose series of the COVID-19 vaccine



### Number of persons who completed the COVID-19 vaccine series





# COVID-19: Gadsden County vaccine summary

Vaccination data through Apr 9, 2021 as of Apr 10, 2021 at 12:05 AM

Data in this report are provisional and subject to change.

Data in this summary pertain to COVID-19 vaccines approved by the U.S. Food and Drug Administration and have been issued an Emergency Use Authorization (Janssen COVID-19 Vaccine, Moderna COVID-19 Vaccine and Pfizer-BioNTech COVID-19 Vaccine). These data summarize the number of people who have received either their first dose or have completed the series for a COVID-19 vaccine. **A person can only be counted in one category, first dose or series complete.** For persons receiving Moderna or Pfizer vaccines, once they receive their second dose, they are moved from the first dose column to the series completed column. **Because of this, the total first dose category may show a change from report to report not matching the total receiving their first dose from the previous day.** Persons receiving Johnson & Johnson vaccines will always be counted in the series completed column.

## COVID-19 doses for vaccinated persons in Florida

**Doses administered** 22,515

People receiving one dose of a 1-dose series (Johnson & Johnson) or receiving only one dose of a 2-dose series (Moderna, Pfizer) count once. Persons receiving both doses of a 2-dose series count twice.

## Current status of persons vaccinated for COVID-19 in Florida

**Total people vaccinated** 14,173

First dose 4,203

Series completed 9,970

Completed 1-dose series 1,628

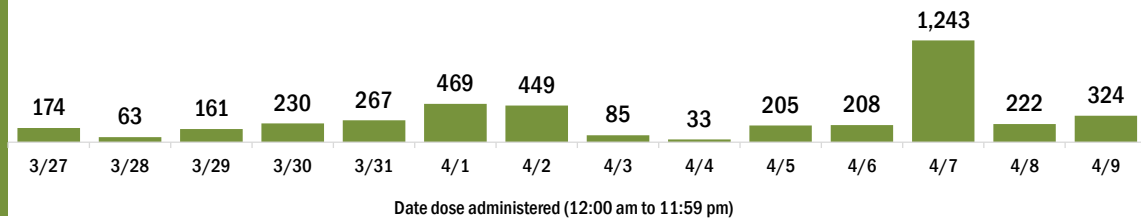
Completed 2-dose series 8,342

**First dose:** current number of people who have only received their first dose of the Moderna or Pfizer vaccine.

**Series complete:** current number of people who have received both Moderna or Pfizer vaccine doses or one Johnson & Johnson dose and are considered fully immunized.

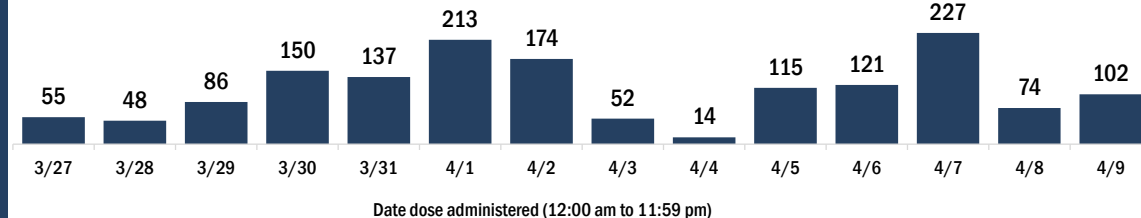
Demographic summary	First dose	Series complete	Total people vaccinated
<b>Age group</b>	<b>4,203</b>	<b>9,970</b>	<b>14,173</b>
16-24 years	139	146	285
25-34 years	236	538	774
35-44 years	517	802	1,319
45-54 years	919	1,077	1,996
55-64 years	1,331	1,887	3,218
65-74 years	641	3,376	4,017
75-84 years	311	1,612	1,923
85+ years	109	532	641
<b>Race</b>	<b>4,203</b>	<b>9,970</b>	<b>14,173</b>
White	1,219	3,877	5,096
Black	1,964	4,042	6,006
American Indian/Alaskan	4	22	26
Other	538	1,305	1,843
Unknown	478	724	1,202
<b>Other race</b> includes Asian, native Hawaiian/Pacific Islander, or other.			
<b>Ethnicity</b>	<b>4,203</b>	<b>9,970</b>	<b>14,173</b>
Hispanic	255	272	527
Non-Hispanic	2,844	7,141	9,985
Unknown	1,104	2,557	3,661
<b>Gender</b>	<b>4,203</b>	<b>9,970</b>	<b>14,173</b>
Female	2,373	6,353	8,726
Male	1,830	3,617	5,447
Unknown	0	0	0

## COVID-19 doses administered for the past 2 weeks

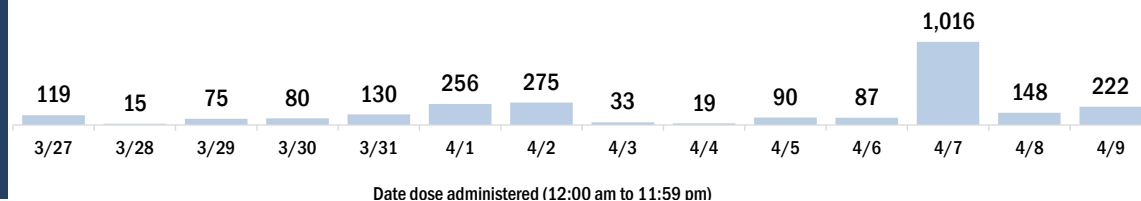


## Persons vaccinated for COVID-19 for the past 2 weeks

### Number of persons who received their first dose of a two-dose series of the COVID-19 vaccine



### Number of persons who completed the COVID-19 vaccine series



# COVID-19: Gilchrist County vaccine summary

Vaccination data through Apr 9, 2021 as of Apr 10, 2021 at 12:05 AM

Data in this report are provisional and subject to change.

Data in this summary pertain to COVID-19 vaccines approved by the U.S. Food and Drug Administration and have been issued an Emergency Use Authorization (Janssen COVID-19 Vaccine, Moderna COVID-19 Vaccine and Pfizer-BioNTech COVID-19 Vaccine). These data summarize the number of people who have received either their first dose or have completed the series for a COVID-19 vaccine. **A person can only be counted in one category, first dose or series complete.** For persons receiving Moderna or Pfizer vaccines, once they receive their second dose, they are moved from the first dose column to the series completed column. **Because of this, the total first dose category may show a change from report to report not matching the total receiving their first dose from the previous day.** Persons receiving Johnson & Johnson vaccines will always be counted in the series completed column.

## COVID-19 doses for vaccinated persons in Florida

**Doses administered** 5,287

People receiving one dose of a 1-dose series (Johnson & Johnson) or receiving only one dose of a 2-dose series (Moderna, Pfizer) count once. Persons receiving both doses of a 2-dose series count twice.

## Current status of persons vaccinated for COVID-19 in Florida

**Total people vaccinated** 3,300

First dose 939

Series completed 2,361

Completed 1-dose series 374

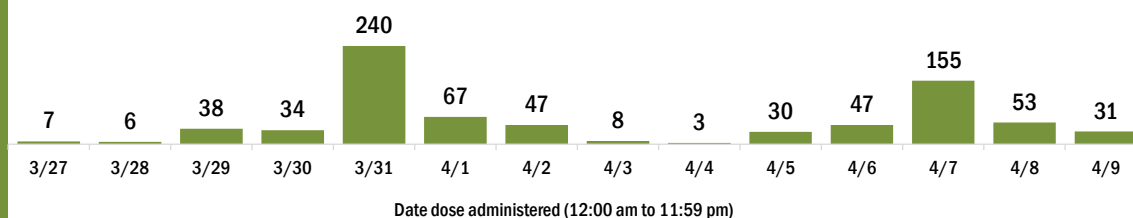
Completed 2-dose series 1,987

**First dose:** current number of people who have only received their first dose of the Moderna or Pfizer vaccine.

**Series complete:** current number of people who have received both Moderna or Pfizer vaccine doses or one Johnson & Johnson dose and are considered fully immunized.

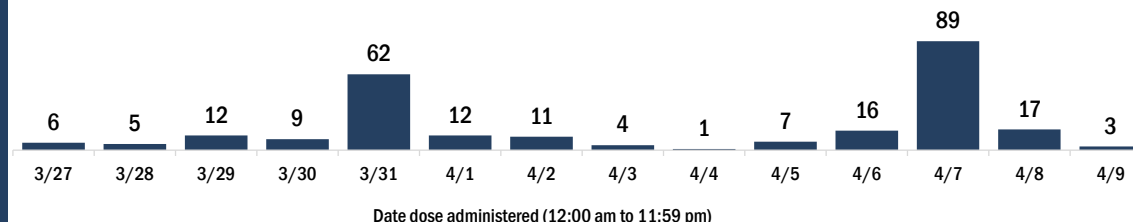
Demographic summary	First dose	Series complete	Total people vaccinated
<b>Age group</b>	939	2,361	3,300
16-24 years	28	44	72
25-34 years	39	65	104
35-44 years	55	109	164
45-54 years	128	186	314
55-64 years	375	329	704
65-74 years	204	875	1,079
75-84 years	82	570	652
85+ years	28	183	211
<b>Race</b>	939	2,361	3,300
White	777	1,631	2,408
Black	24	29	53
American Indian/Alaskan	7	7	14
Other	65	195	260
Unknown	66	499	565
<b>Other race</b> includes Asian, native Hawaiian/Pacific Islander, or other.			
<b>Ethnicity</b>	939	2,361	3,300
Hispanic	39	44	83
Non-Hispanic	568	963	1,531
Unknown	332	1,354	1,686
<b>Gender</b>	939	2,361	3,300
Female	532	1,392	1,924
Male	406	969	1,375
Unknown	1	0	1

## COVID-19 doses administered for the past 2 weeks

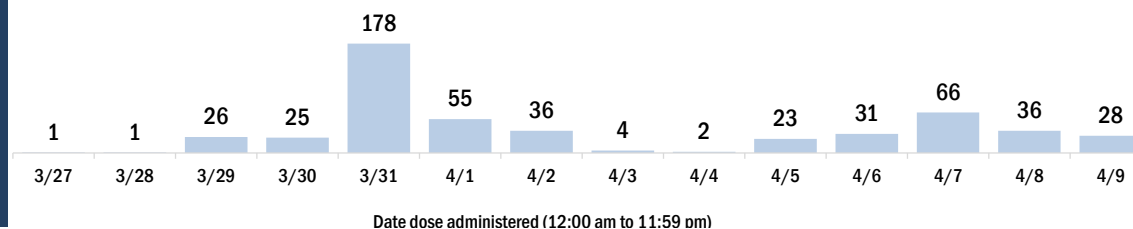


## Persons vaccinated for COVID-19 for the past 2 weeks

### Number of persons who received their first dose of a two-dose series of the COVID-19 vaccine



### Number of persons who completed the COVID-19 vaccine series



# COVID-19: Glades County vaccine summary

Vaccination data through Apr 9, 2021 as of Apr 10, 2021 at 12:05 AM

Data in this report are provisional and subject to change.

Data in this summary pertain to COVID-19 vaccines approved by the U.S. Food and Drug Administration and have been issued an Emergency Use Authorization (Janssen COVID-19 Vaccine, Moderna COVID-19 Vaccine and Pfizer-BioNTech COVID-19 Vaccine). These data summarize the number of people who have received either their first dose or have completed the series for a COVID-19 vaccine. **A person can only be counted in one category, first dose or series complete.** For persons receiving Moderna or Pfizer vaccines, once they receive their second dose, they are moved from the first dose column to the series completed column. **Because of this, the total first dose category may show a change from report to report not matching the total receiving their first dose from the previous day.** Persons receiving Johnson & Johnson vaccines will always be counted in the series completed column.

## COVID-19 doses for vaccinated persons in Florida

**Doses administered** 3,888

People receiving one dose of a 1-dose series (Johnson & Johnson) or receiving only one dose of a 2-dose series (Moderna, Pfizer) count once. Persons receiving both doses of a 2-dose series count twice.

## Current status of persons vaccinated for COVID-19 in Florida

**Total people vaccinated** 2,329

First dose 565

Series completed 1,764

Completed 1-dose series 205

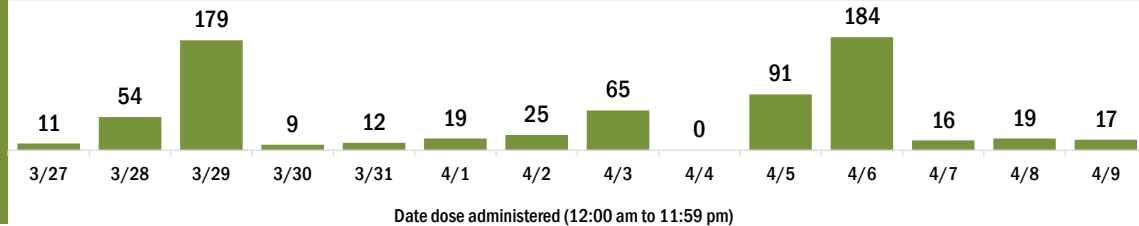
Completed 2-dose series 1,559

**First dose:** current number of people who have only received their first dose of the Moderna or Pfizer vaccine.

**Series complete:** current number of people who have received both Moderna or Pfizer vaccine doses or one Johnson & Johnson dose and are considered fully immunized.

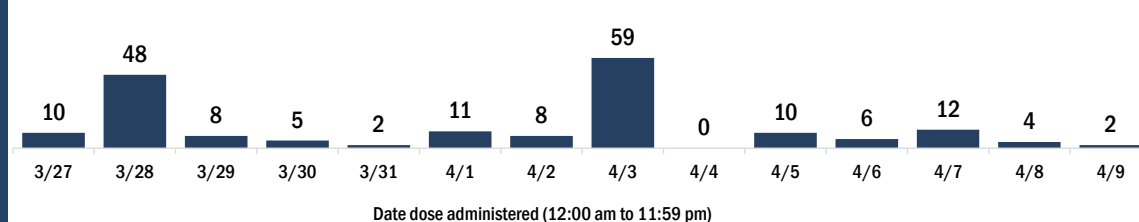
Demographic summary	First dose	Series complete	Total people vaccinated
<b>Age group</b>	565	1,764	2,329
16-24 years	11	5	16
25-34 years	17	41	58
35-44 years	35	56	91
45-54 years	97	91	188
55-64 years	228	173	401
65-74 years	92	756	848
75-84 years	67	543	610
85+ years	18	99	117
<b>Race</b>	565	1,764	2,329
White	388	1,319	1,707
Black	46	77	123
American Indian/Alaskan	4	13	17
Other	47	75	122
Unknown	80	280	360
<b>Other race</b> includes Asian, native Hawaiian/Pacific Islander, or other.			
<b>Ethnicity</b>	565	1,764	2,329
Hispanic	83	49	132
Non-Hispanic	272	793	1,065
Unknown	210	922	1,132
<b>Gender</b>	565	1,764	2,329
Female	277	817	1,094
Male	288	947	1,235
Unknown	0	0	0

## COVID-19 doses administered for the past 2 weeks

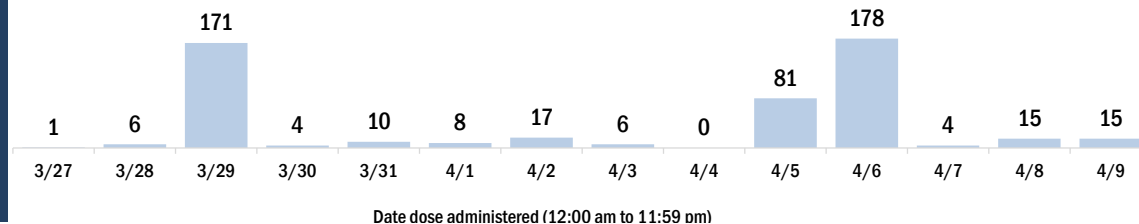


## Persons vaccinated for COVID-19 for the past 2 weeks

### Number of persons who received their first dose of a two-dose series of the COVID-19 vaccine



### Number of persons who completed the COVID-19 vaccine series



# COVID-19: Gulf County vaccine summary

Vaccination data through Apr 9, 2021 as of Apr 10, 2021 at 12:05 AM

Data in this report are provisional and subject to change.

Data in this summary pertain to COVID-19 vaccines approved by the U.S. Food and Drug Administration and have been issued an Emergency Use Authorization (Janssen COVID-19 Vaccine, Moderna COVID-19 Vaccine and Pfizer-BioNTech COVID-19 Vaccine). These data summarize the number of people who have received either their first dose or have completed the series for a COVID-19 vaccine. **A person can only be counted in one category, first dose or series complete.** For persons receiving Moderna or Pfizer vaccines, once they receive their second dose, they are moved from the first dose column to the series completed column. **Because of this, the total first dose category may show a change from report to report not matching the total receiving their first dose from the previous day.** Persons receiving Johnson & Johnson vaccines will always be counted in the series completed column.

## COVID-19 doses for vaccinated persons in Florida

**Doses administered** 6,426

People receiving one dose of a 1-dose series (Johnson & Johnson) or receiving only one dose of a 2-dose series (Moderna, Pfizer) count once. Persons receiving both doses of a 2-dose series count twice.

## Current status of persons vaccinated for COVID-19 in Florida

**Total people vaccinated** 3,783

First dose 927

Series completed 2,856

Completed 1-dose series 213

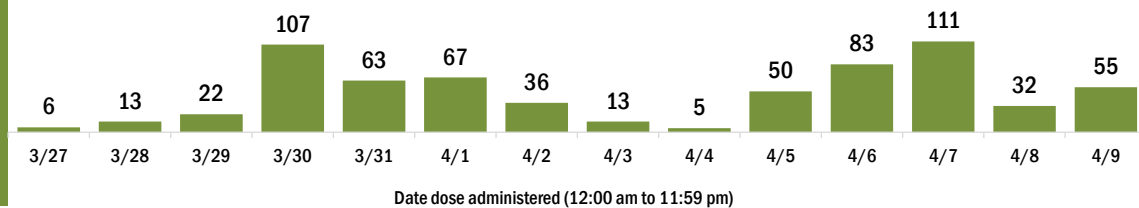
Completed 2-dose series 2,643

**First dose:** current number of people who have only received their first dose of the Moderna or Pfizer vaccine.

**Series complete:** current number of people who have received both Moderna or Pfizer vaccine doses or one Johnson & Johnson dose and are considered fully immunized.

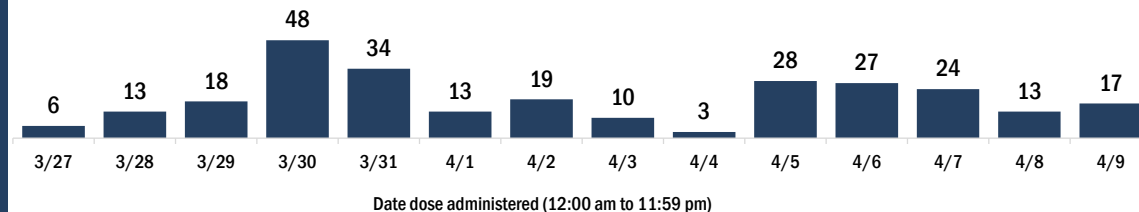
Demographic summary	First dose	Series complete	Total people vaccinated
<b>Age group</b>	927	2,856	3,783
16-24 years	26	29	55
25-34 years	42	44	86
35-44 years	74	72	146
45-54 years	171	158	329
55-64 years	332	345	677
65-74 years	159	1,386	1,545
75-84 years	106	641	747
85+ years	17	181	198
<b>Race</b>	927	2,856	3,783
White	772	2,533	3,305
Black	83	198	281
American Indian/Alaskan	1	8	9
Other	43	69	112
Unknown	28	48	76
<b>Other race</b> includes Asian, native Hawaiian/Pacific Islander, or other.			
<b>Ethnicity</b>	927	2,856	3,783
Hispanic	21	23	44
Non-Hispanic	692	2,648	3,340
Unknown	214	185	399
<b>Gender</b>	927	2,856	3,783
Female	511	1,523	2,034
Male	416	1,333	1,749
Unknown	0	0	0

## COVID-19 doses administered for the past 2 weeks

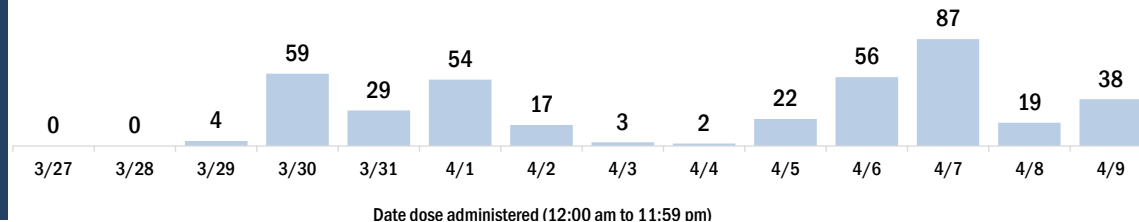


## Persons vaccinated for COVID-19 for the past 2 weeks

### Number of persons who received their first dose of a two-dose series of the COVID-19 vaccine



### Number of persons who completed the COVID-19 vaccine series



# COVID-19: Hamilton County vaccine summary

Vaccination data through Apr 9, 2021 as of Apr 10, 2021 at 12:05 AM

Data in this report are provisional and subject to change.

Data in this summary pertain to COVID-19 vaccines approved by the U.S. Food and Drug Administration and have been issued an Emergency Use Authorization (Janssen COVID-19 Vaccine, Moderna COVID-19 Vaccine and Pfizer-BioNTech COVID-19 Vaccine). These data summarize the number of people who have received either their first dose or have completed the series for a COVID-19 vaccine. **A person can only be counted in one category, first dose or series complete.** For persons receiving Moderna or Pfizer vaccines, once they receive their second dose, they are moved from the first dose column to the series completed column. **Because of this, the total first dose category may show a change from report to report not matching the total receiving their first dose from the previous day.** Persons receiving Johnson & Johnson vaccines will always be counted in the series completed column.

## COVID-19 doses for vaccinated persons in Florida

**Doses administered** 4,139

People receiving one dose of a 1-dose series (Johnson & Johnson) or receiving only one dose of a 2-dose series (Moderna, Pfizer) count once. Persons receiving both doses of a 2-dose series count twice.

## Current status of persons vaccinated for COVID-19 in Florida

**Total people vaccinated** 2,505

First dose 678

Series completed 1,827

Completed 1-dose series 193

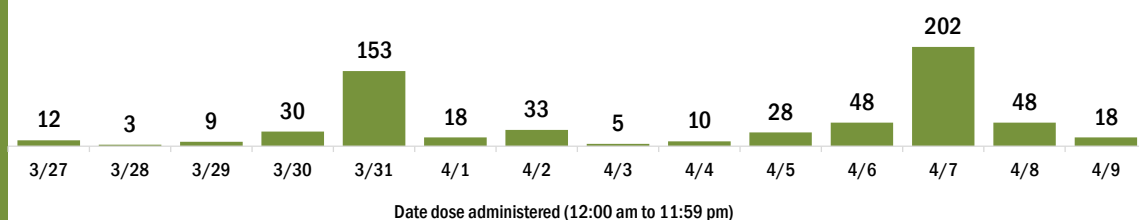
Completed 2-dose series 1,634

**First dose:** current number of people who have only received their first dose of the Moderna or Pfizer vaccine.

**Series complete:** current number of people who have received both Moderna or Pfizer vaccine doses or one Johnson & Johnson dose and are considered fully immunized.

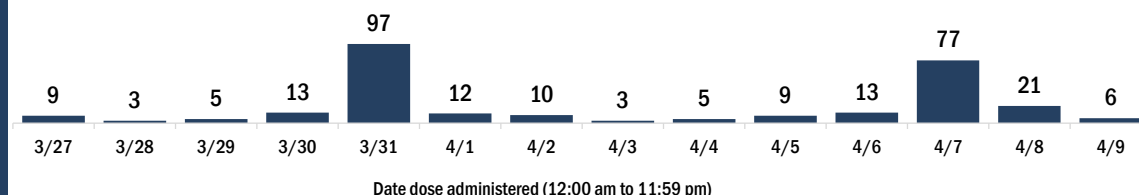
Demographic summary	First dose	Series complete	Total people vaccinated
<b>Age group</b>	678	1,827	2,505
16-24 years	21	15	36
25-34 years	26	31	57
35-44 years	59	58	117
45-54 years	110	109	219
55-64 years	293	254	547
65-74 years	106	837	943
75-84 years	36	425	461
85+ years	27	98	125
<b>Race</b>	678	1,827	2,505
White	362	1,100	1,462
Black	201	387	588
American Indian/Alaskan	2	1	3
Other	78	123	201
Unknown	35	216	251
<b>Other race</b> includes Asian, native Hawaiian/Pacific Islander, or other.			
<b>Ethnicity</b>	678	1,827	2,505
Hispanic	31	28	59
Non-Hispanic	436	1,019	1,455
Unknown	211	780	991
<b>Gender</b>	678	1,827	2,505
Female	413	1,024	1,437
Male	265	803	1,068
Unknown	0	0	0

## COVID-19 doses administered for the past 2 weeks

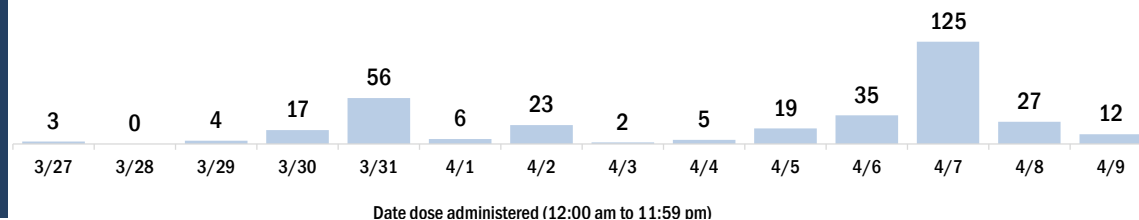


## Persons vaccinated for COVID-19 for the past 2 weeks

### Number of persons who received their first dose of a two-dose series of the COVID-19 vaccine



### Number of persons who completed the COVID-19 vaccine series



# COVID-19: Hardee County vaccine summary

Vaccination data through Apr 9, 2021 as of Apr 10, 2021 at 12:05 AM

Data in this report are provisional and subject to change.

Data in this summary pertain to COVID-19 vaccines approved by the U.S. Food and Drug Administration and have been issued an Emergency Use Authorization (Janssen COVID-19 Vaccine, Moderna COVID-19 Vaccine and Pfizer-BioNTech COVID-19 Vaccine). These data summarize the number of people who have received either their first dose or have completed the series for a COVID-19 vaccine. **A person can only be counted in one category, first dose or series complete.** For persons receiving Moderna or Pfizer vaccines, once they receive their second dose, they are moved from the first dose column to the series completed column. **Because of this, the total first dose category may show a change from report to report not matching the total receiving their first dose from the previous day.** Persons receiving Johnson & Johnson vaccines will always be counted in the series completed column.

## COVID-19 doses for vaccinated persons in Florida

**Doses administered** 7,594

People receiving one dose of a 1-dose series (Johnson & Johnson) or receiving only one dose of a 2-dose series (Moderna, Pfizer) count once. Persons receiving both doses of a 2-dose series count twice.

## Current status of persons vaccinated for COVID-19 in Florida

**Total people vaccinated** 4,750

First dose 1,789

Series completed 2,961

Completed 1-dose series 117

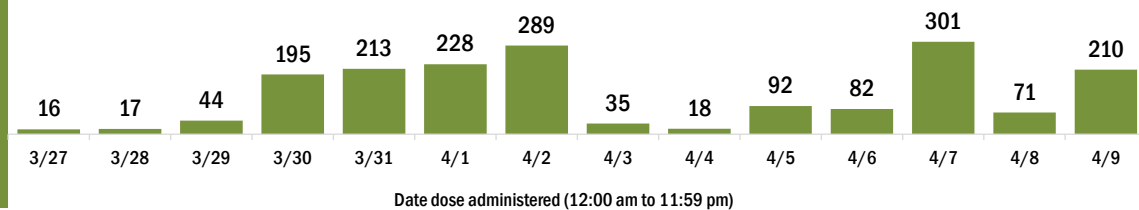
Completed 2-dose series 2,844

**First dose:** current number of people who have only received their first dose of the Moderna or Pfizer vaccine.

**Series complete:** current number of people who have received both Moderna or Pfizer vaccine doses or one Johnson & Johnson dose and are considered fully immunized.

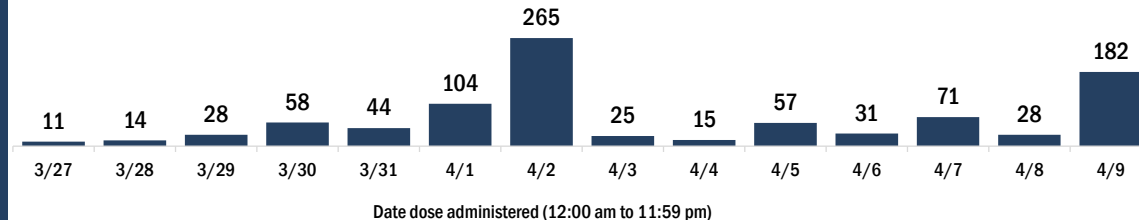
Demographic summary	First dose	Series complete	Total people vaccinated
<b>Age group</b>	<b>1,789</b>	<b>2,961</b>	<b>4,750</b>
16-24 years	89	34	123
25-34 years	110	97	207
35-44 years	167	89	256
45-54 years	356	127	483
55-64 years	596	266	862
65-74 years	284	1,225	1,509
75-84 years	150	869	1,019
85+ years	37	254	291
<b>Race</b>	<b>1,789</b>	<b>2,961</b>	<b>4,750</b>
White	1,304	2,460	3,764
Black	96	102	198
American Indian/Alaskan	3	22	25
Other	280	303	583
Unknown	106	74	180
<b>Other race</b> includes Asian, native Hawaiian/Pacific Islander, or other.			
<b>Ethnicity</b>	<b>1,789</b>	<b>2,961</b>	<b>4,750</b>
Hispanic	473	319	792
Non-Hispanic	837	2,247	3,084
Unknown	479	395	874
<b>Gender</b>	<b>1,789</b>	<b>2,961</b>	<b>4,750</b>
Female	949	1,623	2,572
Male	838	1,337	2,175
Unknown	2	1	3

## COVID-19 doses administered for the past 2 weeks

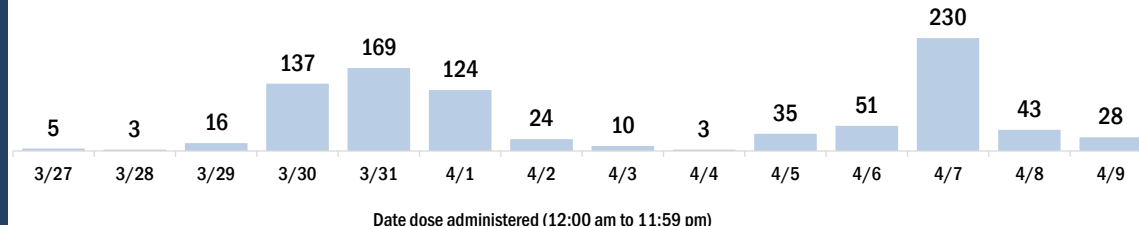


## Persons vaccinated for COVID-19 for the past 2 weeks

### Number of persons who received their first dose of a two-dose series of the COVID-19 vaccine



### Number of persons who completed the COVID-19 vaccine series





# COVID-19: Hendry County vaccine summary

Vaccination data through Apr 9, 2021 as of Apr 10, 2021 at 12:05 AM

Data in this report are provisional and subject to change.

Data in this summary pertain to COVID-19 vaccines approved by the U.S. Food and Drug Administration and have been issued an Emergency Use Authorization (Janssen COVID-19 Vaccine, Moderna COVID-19 Vaccine and Pfizer-BioNTech COVID-19 Vaccine). These data summarize the number of people who have received either their first dose or have completed the series for a COVID-19 vaccine. **A person can only be counted in one category, first dose or series complete.** For persons receiving Moderna or Pfizer vaccines, once they receive their second dose, they are moved from the first dose column to the series completed column. **Because of this, the total first dose category may show a change from report to report not matching the total receiving their first dose from the previous day.** Persons receiving Johnson & Johnson vaccines will always be counted in the series completed column.

## COVID-19 doses for vaccinated persons in Florida

**Doses administered** 13,303

People receiving one dose of a 1-dose series (Johnson & Johnson) or receiving only one dose of a 2-dose series (Moderna, Pfizer) count once. Persons receiving both doses of a 2-dose series count twice.

## Current status of persons vaccinated for COVID-19 in Florida

**Total people vaccinated** 9,029

First dose 3,773

Series completed 5,256

Completed 1-dose series 982

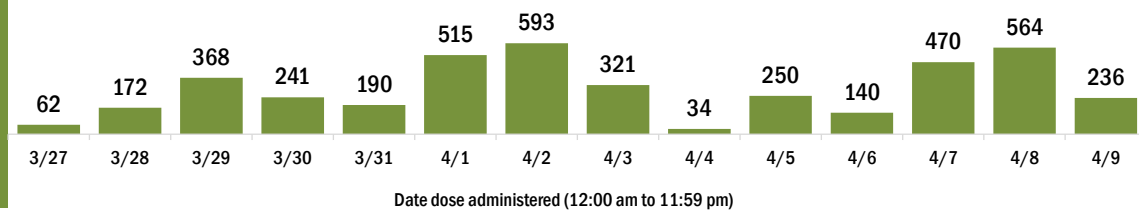
Completed 2-dose series 4,274

**First dose:** current number of people who have only received their first dose of the Moderna or Pfizer vaccine.

**Series complete:** current number of people who have received both Moderna or Pfizer vaccine doses or one Johnson & Johnson dose and are considered fully immunized.

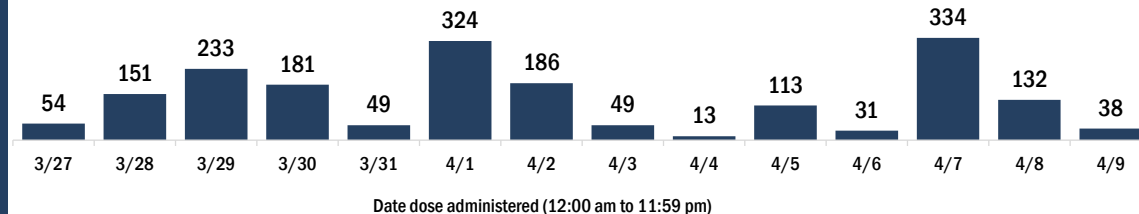
Demographic summary	First dose	Series complete	Total people vaccinated
<b>Age group</b>	3,773	5,256	9,029
16-24 years	200	154	354
25-34 years	342	282	624
35-44 years	457	297	754
45-54 years	812	491	1,303
55-64 years	1,197	783	1,980
65-74 years	480	1,928	2,408
75-84 years	218	1,033	1,251
85+ years	67	288	355
<b>Race</b>	3,773	5,256	9,029
White	2,511	3,566	6,077
Black	293	311	604
American Indian/Alaskan	7	18	25
Other	651	764	1,415
Unknown	311	597	908
<b>Other race</b> includes Asian, native Hawaiian/Pacific Islander, or other.			
<b>Ethnicity</b>	3,773	5,256	9,029
Hispanic	1,545	1,243	2,788
Non-Hispanic	1,282	2,240	3,522
Unknown	946	1,773	2,719
<b>Gender</b>	3,773	5,256	9,029
Female	1,892	2,685	4,577
Male	1,878	2,571	4,449
Unknown	3	0	3

## COVID-19 doses administered for the past 2 weeks

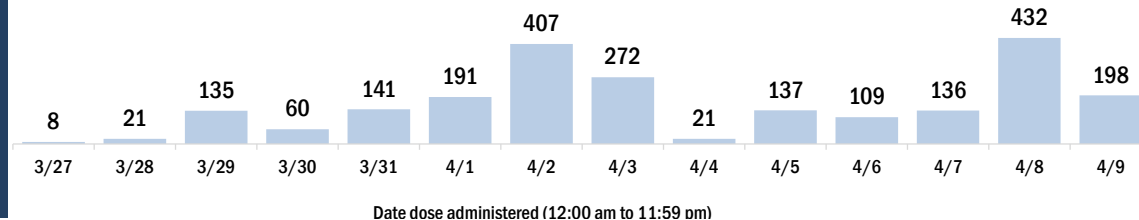


## Persons vaccinated for COVID-19 for the past 2 weeks

### Number of persons who received their first dose of a two-dose series of the COVID-19 vaccine



### Number of persons who completed the COVID-19 vaccine series



# COVID-19: Hernando County vaccine summary

Vaccination data through Apr 9, 2021 as of Apr 10, 2021 at 12:05 AM

Data in this report are provisional and subject to change.

Data in this summary pertain to COVID-19 vaccines approved by the U.S. Food and Drug Administration and have been issued an Emergency Use Authorization (Janssen COVID-19 Vaccine, Moderna COVID-19 Vaccine and Pfizer-BioNTech COVID-19 Vaccine). These data summarize the number of people who have received either their first dose or have completed the series for a COVID-19 vaccine. **A person can only be counted in one category, first dose or series complete.** For persons receiving Moderna or Pfizer vaccines, once they receive their second dose, they are moved from the first dose column to the series completed column. **Because of this, the total first dose category may show a change from report to report not matching the total receiving their first dose from the previous day.** Persons receiving Johnson & Johnson vaccines will always be counted in the series completed column.

## COVID-19 doses for vaccinated persons in Florida

**Doses administered** 88,636

People receiving one dose of a 1-dose series (Johnson & Johnson) or receiving only one dose of a 2-dose series (Moderna, Pfizer) count once. Persons receiving both doses of a 2-dose series count twice.

## Current status of persons vaccinated for COVID-19 in Florida

**Total people vaccinated** 56,972

First dose 21,064

Series completed 35,908

Completed 1-dose series 4,244

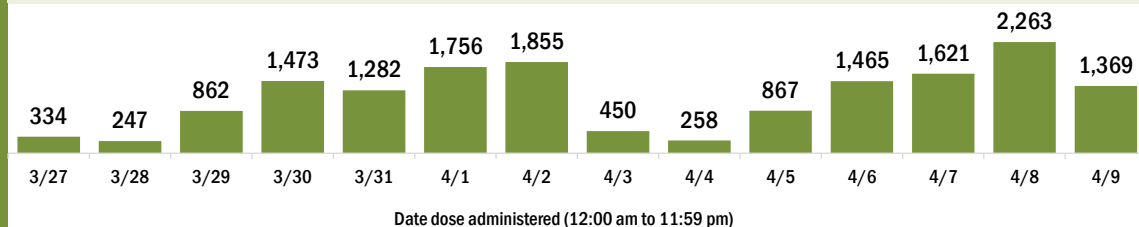
Completed 2-dose series 31,664

**First dose:** current number of people who have only received their first dose of the Moderna or Pfizer vaccine.

**Series complete:** current number of people who have received both Moderna or Pfizer vaccine doses or one Johnson & Johnson dose and are considered fully immunized.

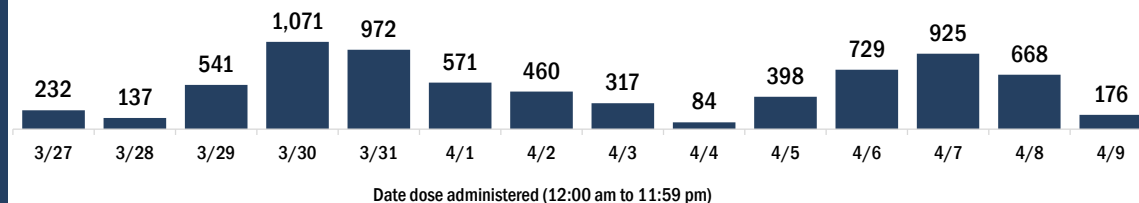
Demographic summary	First dose	Series complete	Total people vaccinated
<b>Age group</b>	<b>21,064</b>	<b>35,908</b>	<b>56,972</b>
16-24 years	692	395	1,087
25-34 years	931	864	1,795
35-44 years	1,643	1,253	2,896
45-54 years	3,332	2,121	5,453
55-64 years	6,801	4,048	10,849
65-74 years	4,123	14,543	18,666
75-84 years	2,624	9,646	12,270
85+ years	918	3,038	3,956
<b>Race</b>	<b>21,064</b>	<b>35,908</b>	<b>56,972</b>
White	14,377	25,920	40,297
Black	500	871	1,371
American Indian/Alaskan	61	114	175
Other	1,405	2,487	3,892
Unknown	4,721	6,516	11,237
<b>Other race</b> includes Asian, native Hawaiian/Pacific Islander, or other.			
<b>Ethnicity</b>	<b>21,064</b>	<b>35,908</b>	<b>56,972</b>
Hispanic	1,121	1,405	2,526
Non-Hispanic	10,345	20,086	30,431
Unknown	9,598	14,417	24,015
<b>Gender</b>	<b>21,064</b>	<b>35,908</b>	<b>56,972</b>
Female	11,926	20,901	32,827
Male	9,119	14,976	24,095
Unknown	19	31	50

## COVID-19 doses administered for the past 2 weeks

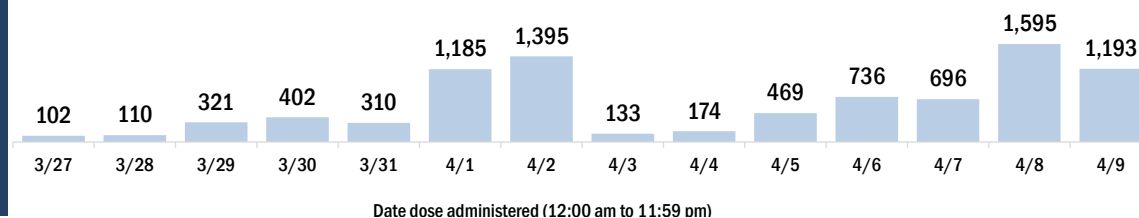


## Persons vaccinated for COVID-19 for the past 2 weeks

### Number of persons who received their first dose of a two-dose series of the COVID-19 vaccine



### Number of persons who completed the COVID-19 vaccine series



# COVID-19: Highlands County vaccine summary

Vaccination data through Apr 9, 2021 as of Apr 10, 2021 at 12:05 AM

Data in this report are provisional and subject to change.

Data in this summary pertain to COVID-19 vaccines approved by the U.S. Food and Drug Administration and have been issued an Emergency Use Authorization (Janssen COVID-19 Vaccine, Moderna COVID-19 Vaccine and Pfizer-BioNTech COVID-19 Vaccine). These data summarize the number of people who have received either their first dose or have completed the series for a COVID-19 vaccine. **A person can only be counted in one category, first dose or series complete.** For persons receiving Moderna or Pfizer vaccines, once they receive their second dose, they are moved from the first dose column to the series completed column. **Because of this, the total first dose category may show a change from report to report not matching the total receiving their first dose from the previous day.** Persons receiving Johnson & Johnson vaccines will always be counted in the series completed column.

## COVID-19 doses for vaccinated persons in Florida

**Doses administered** 57,036

People receiving one dose of a 1-dose series (Johnson & Johnson) or receiving only one dose of a 2-dose series (Moderna, Pfizer) count once. Persons receiving both doses of a 2-dose series count twice.

## Current status of persons vaccinated for COVID-19 in Florida

**Total people vaccinated** 36,864

First dose 16,293

Series completed 20,571

Completed 1-dose series 399

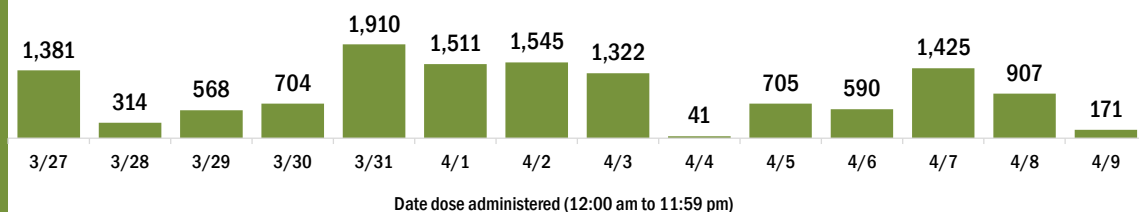
Completed 2-dose series 20,172

**First dose:** current number of people who have only received their first dose of the Moderna or Pfizer vaccine.

**Series complete:** current number of people who have received both Moderna or Pfizer vaccine doses or one Johnson & Johnson dose and are considered fully immunized.

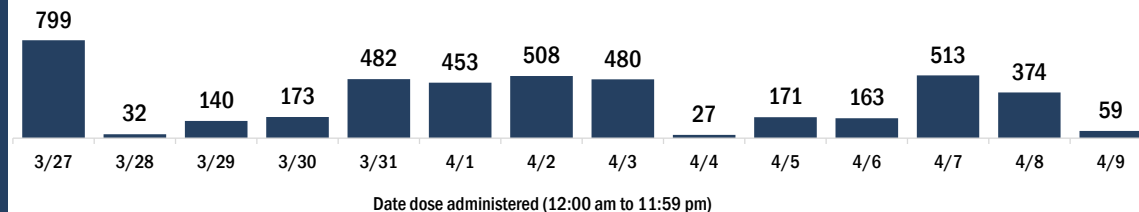
Demographic summary	First dose	Series complete	Total people vaccinated
<b>Age group</b>	16,293	20,571	36,864
16-24 years	255	105	360
25-34 years	377	287	664
35-44 years	664	450	1,114
45-54 years	1,444	750	2,194
55-64 years	3,853	1,861	5,714
65-74 years	4,876	8,421	13,297
75-84 years	3,651	6,857	10,508
85+ years	1,173	1,840	3,013
<b>Race</b>	16,293	20,571	36,864
White	13,305	16,967	30,272
Black	646	660	1,306
American Indian/Alaskan	150	140	290
Other	924	1,239	2,163
Unknown	1,268	1,565	2,833
<b>Other race</b> includes Asian, native Hawaiian/Pacific Islander, or other.			
<b>Ethnicity</b>	16,293	20,571	36,864
Hispanic	1,677	794	2,471
Non-Hispanic	10,985	15,524	26,509
Unknown	3,631	4,253	7,884
<b>Gender</b>	16,293	20,571	36,864
Female	8,754	11,295	20,049
Male	7,508	9,267	16,775
Unknown	31	9	40

## COVID-19 doses administered for the past 2 weeks

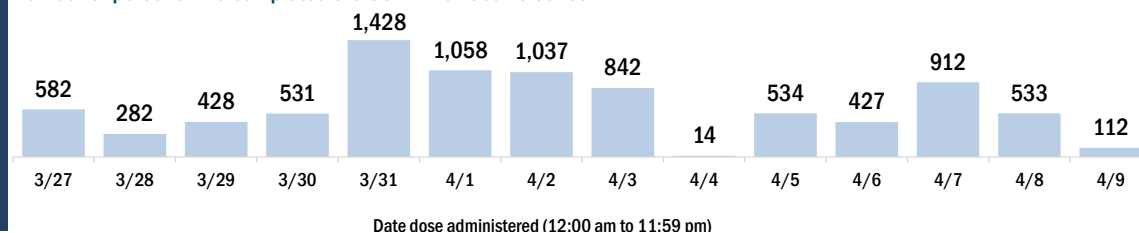


## Persons vaccinated for COVID-19 for the past 2 weeks

### Number of persons who received their first dose of a two-dose series of the COVID-19 vaccine



### Number of persons who completed the COVID-19 vaccine series



# COVID-19: Hillsborough County vaccine summary

Vaccination data through Apr 9, 2021 as of Apr 10, 2021 at 12:05 AM

Data in this report are provisional and subject to change.

Data in this summary pertain to COVID-19 vaccines approved by the U.S. Food and Drug Administration and have been issued an Emergency Use Authorization (Janssen COVID-19 Vaccine, Moderna COVID-19 Vaccine and Pfizer-BioNTech COVID-19 Vaccine). These data summarize the number of people who have received either their first dose or have completed the series for a COVID-19 vaccine. **A person can only be counted in one category, first dose or series complete.** For persons receiving Moderna or Pfizer vaccines, once they receive their second dose, they are moved from the first dose column to the series completed column. **Because of this, the total first dose category may show a change from report to report not matching the total receiving their first dose from the previous day.** Persons receiving Johnson & Johnson vaccines will always be counted in the series completed column.

## COVID-19 doses for vaccinated persons in Florida

**Doses administered** 629,376

People receiving one dose of a 1-dose series (Johnson & Johnson) or receiving only one dose of a 2-dose series (Moderna, Pfizer) count once. Persons receiving both doses of a 2-dose series count twice.

## Current status of persons vaccinated for COVID-19 in Florida

**Total people vaccinated** 434,114

First dose 199,655

Series completed 234,459

Completed 1-dose series 39,197

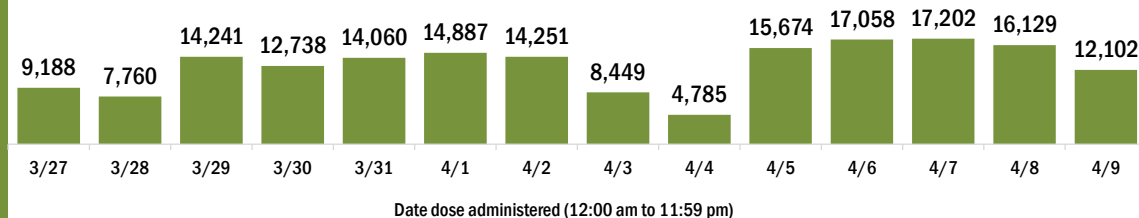
Completed 2-dose series 195,262

**First dose:** current number of people who have only received their first dose of the Moderna or Pfizer vaccine.

**Series complete:** current number of people who have received both Moderna or Pfizer vaccine doses or one Johnson & Johnson dose and are considered fully immunized.

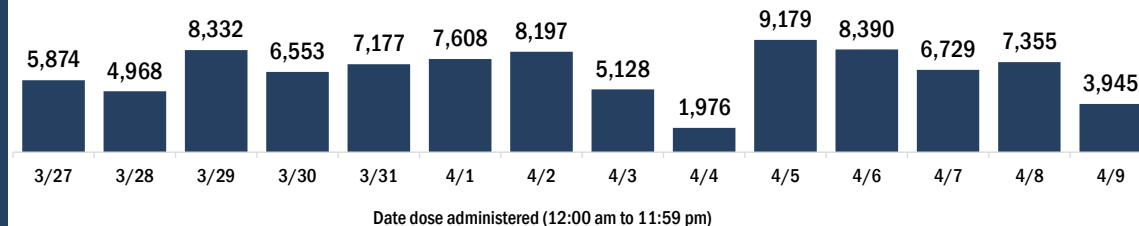
Demographic summary	First dose	Series complete	Total people vaccinated
<b>Age group</b>	199,655	234,459	434,114
16-24 years	12,653	8,113	20,766
25-34 years	18,083	20,547	38,630
35-44 years	28,062	25,092	53,154
45-54 years	40,150	29,688	69,838
55-64 years	44,631	45,362	89,993
65-74 years	33,454	62,755	96,209
75-84 years	17,157	31,511	48,668
85+ years	5,465	11,391	16,856
<b>Race</b>	199,655	234,459	434,114
White	127,029	156,007	283,036
Black	12,295	16,638	28,933
American Indian/Alaskan	644	711	1,355
Other	25,988	31,706	57,694
Unknown	33,699	29,397	63,096
<b>Other race</b> includes Asian, native Hawaiian/Pacific Islander, or other.			
<b>Ethnicity</b>	199,655	234,459	434,114
Hispanic	23,478	24,243	47,721
Non-Hispanic	106,186	141,648	247,834
Unknown	69,991	68,568	138,559
<b>Gender</b>	199,655	234,459	434,114
Female	107,624	138,248	245,872
Male	91,748	96,027	187,775
Unknown	283	184	467

## COVID-19 doses administered for the past 2 weeks

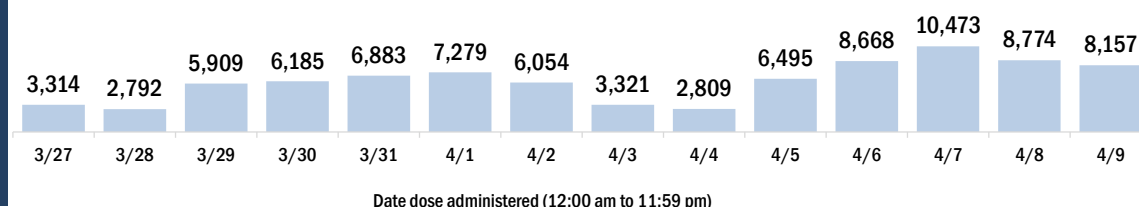


## Persons vaccinated for COVID-19 for the past 2 weeks

### Number of persons who received their first dose of a two-dose series of the COVID-19 vaccine



### Number of persons who completed the COVID-19 vaccine series



# COVID-19: Holmes County vaccine summary

Vaccination data through Apr 9, 2021 as of Apr 10, 2021 at 12:05 AM

Data in this report are provisional and subject to change.

Data in this summary pertain to COVID-19 vaccines approved by the U.S. Food and Drug Administration and have been issued an Emergency Use Authorization (Janssen COVID-19 Vaccine, Moderna COVID-19 Vaccine and Pfizer-BioNTech COVID-19 Vaccine). These data summarize the number of people who have received either their first dose or have completed the series for a COVID-19 vaccine. **A person can only be counted in one category, first dose or series complete.** For persons receiving Moderna or Pfizer vaccines, once they receive their second dose, they are moved from the first dose column to the series completed column. **Because of this, the total first dose category may show a change from report to report not matching the total receiving their first dose from the previous day.** Persons receiving Johnson & Johnson vaccines will always be counted in the series completed column.

## COVID-19 doses for vaccinated persons in Florida

**Doses administered** 5,595

People receiving one dose of a 1-dose series (Johnson & Johnson) or receiving only one dose of a 2-dose series (Moderna, Pfizer) count once. Persons receiving both doses of a 2-dose series count twice.

## Current status of persons vaccinated for COVID-19 in Florida

**Total people vaccinated** 3,373

First dose 891

Series completed 2,482

Completed 1-dose series 260

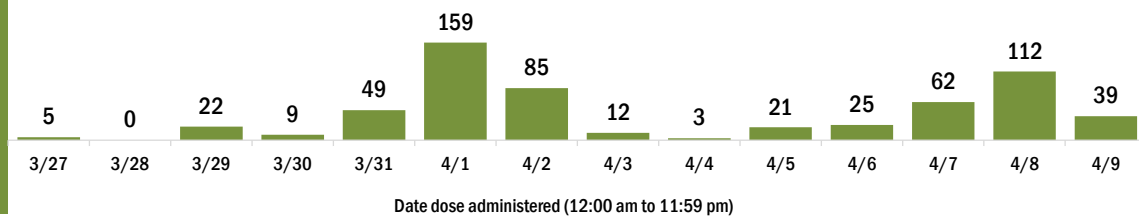
Completed 2-dose series 2,222

**First dose:** current number of people who have only received their first dose of the Moderna or Pfizer vaccine.

**Series complete:** current number of people who have received both Moderna or Pfizer vaccine doses or one Johnson & Johnson dose and are considered fully immunized.

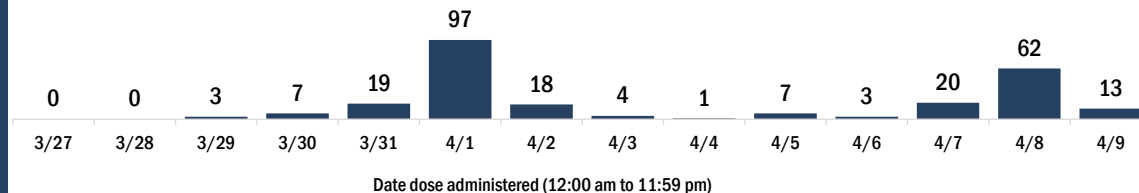
Demographic summary	First dose	Series complete	Total people vaccinated
<b>Age group</b>	891	2,482	3,373
16-24 years	22	24	46
25-34 years	39	59	98
35-44 years	56	119	175
45-54 years	116	196	312
55-64 years	317	362	679
65-74 years	184	938	1,122
75-84 years	126	611	737
85+ years	31	173	204
<b>Race</b>	891	2,482	3,373
White	757	2,127	2,884
Black	38	82	120
American Indian/Alaskan	8	28	36
Other	43	160	203
Unknown	45	85	130
<b>Other race</b> includes Asian, native Hawaiian/Pacific Islander, or other.			
<b>Ethnicity</b>	891	2,482	3,373
Hispanic	18	16	34
Non-Hispanic	695	2,078	2,773
Unknown	178	388	566
<b>Gender</b>	891	2,482	3,373
Female	489	1,364	1,853
Male	402	1,118	1,520
Unknown	0	0	0

## COVID-19 doses administered for the past 2 weeks

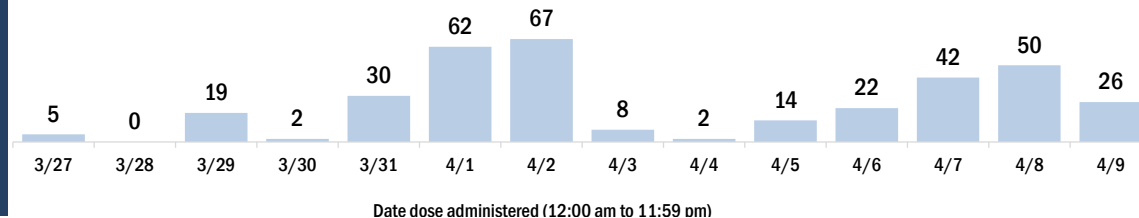


## Persons vaccinated for COVID-19 for the past 2 weeks

Number of persons who received their first dose of a two-dose series of the COVID-19 vaccine



Number of persons who completed the COVID-19 vaccine series



# COVID-19: Indian River County vaccine summary

Vaccination data through Apr 9, 2021 as of Apr 10, 2021 at 12:05 AM

Data in this report are provisional and subject to change.

Data in this summary pertain to COVID-19 vaccines approved by the U.S. Food and Drug Administration and have been issued an Emergency Use Authorization (Janssen COVID-19 Vaccine, Moderna COVID-19 Vaccine and Pfizer-BioNTech COVID-19 Vaccine). These data summarize the number of people who have received either their first dose or have completed the series for a COVID-19 vaccine. **A person can only be counted in one category, first dose or series complete.** For persons receiving Moderna or Pfizer vaccines, once they receive their second dose, they are moved from the first dose column to the series completed column. **Because of this, the total first dose category may show a change from report to report not matching the total receiving their first dose from the previous day.** Persons receiving Johnson & Johnson vaccines will always be counted in the series completed column.

## COVID-19 doses for vaccinated persons in Florida

**Doses administered** 109,124

People receiving one dose of a 1-dose series (Johnson & Johnson) or receiving only one dose of a 2-dose series (Moderna, Pfizer) count once. Persons receiving both doses of a 2-dose series count twice.

## Current status of persons vaccinated for COVID-19 in Florida

**Total people vaccinated** 68,995

First dose 27,642

Series completed 41,353

Completed 1-dose series 1,224

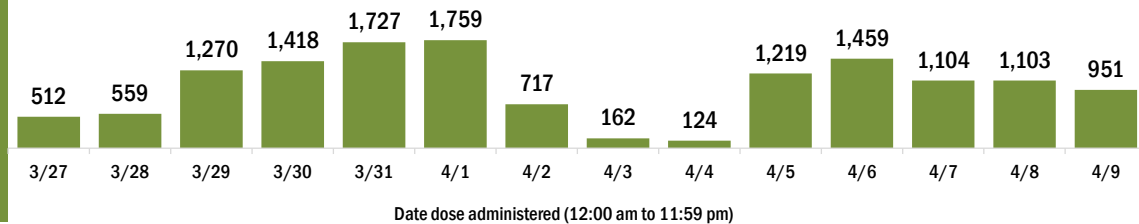
Completed 2-dose series 40,129

**First dose:** current number of people who have only received their first dose of the Moderna or Pfizer vaccine.

**Series complete:** current number of people who have received both Moderna or Pfizer vaccine doses or one Johnson & Johnson dose and are considered fully immunized.

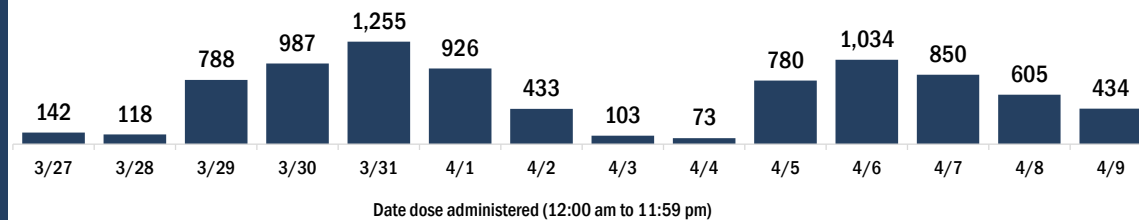
Demographic summary	First dose	Series complete	Total people vaccinated
<b>Age group</b>	<b>27,642</b>	<b>41,353</b>	<b>68,995</b>
16-24 years	661	287	948
25-34 years	1,036	665	1,701
35-44 years	1,701	898	2,599
45-54 years	3,436	1,572	5,008
55-64 years	8,202	4,014	12,216
65-74 years	6,220	18,384	24,604
75-84 years	4,519	11,629	16,148
85+ years	1,867	3,904	5,771
<b>Race</b>	<b>27,642</b>	<b>41,353</b>	<b>68,995</b>
White	20,301	30,713	51,014
Black	1,229	1,012	2,241
American Indian/Alaskan	185	208	393
Other	1,789	2,849	4,638
Unknown	4,138	6,571	10,709
<b>Other race</b> includes Asian, native Hawaiian/Pacific Islander, or other.			
<b>Ethnicity</b>	<b>27,642</b>	<b>41,353</b>	<b>68,995</b>
Hispanic	1,608	909	2,517
Non-Hispanic	16,209	26,310	42,519
Unknown	9,825	14,134	23,959
<b>Gender</b>	<b>27,642</b>	<b>41,353</b>	<b>68,995</b>
Female	15,115	23,462	38,577
Male	12,498	17,856	30,354
Unknown	29	35	64

## COVID-19 doses administered for the past 2 weeks

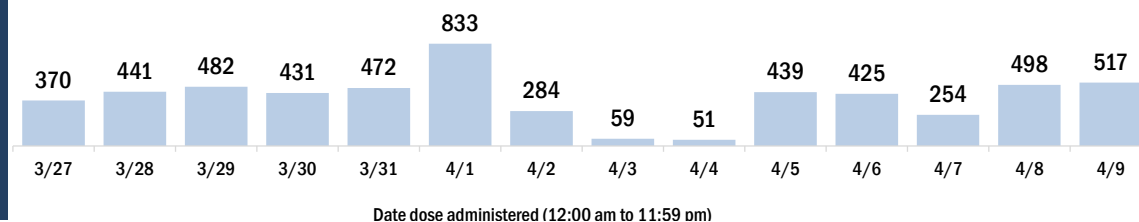


## Persons vaccinated for COVID-19 for the past 2 weeks

### Number of persons who received their first dose of a two-dose series of the COVID-19 vaccine



### Number of persons who completed the COVID-19 vaccine series





# COVID-19: Jackson County vaccine summary

Vaccination data through Apr 9, 2021 as of Apr 10, 2021 at 12:05 AM

Data in this report are provisional and subject to change.

Data in this summary pertain to COVID-19 vaccines approved by the U.S. Food and Drug Administration and have been issued an Emergency Use Authorization (Janssen COVID-19 Vaccine, Moderna COVID-19 Vaccine and Pfizer-BioNTech COVID-19 Vaccine). These data summarize the number of people who have received either their first dose or have completed the series for a COVID-19 vaccine. **A person can only be counted in one category, first dose or series complete.** For persons receiving Moderna or Pfizer vaccines, once they receive their second dose, they are moved from the first dose column to the series completed column. **Because of this, the total first dose category may show a change from report to report not matching the total receiving their first dose from the previous day.** Persons receiving Johnson & Johnson vaccines will always be counted in the series completed column.

## COVID-19 doses for vaccinated persons in Florida

**Doses administered** 18,610

People receiving one dose of a 1-dose series (Johnson & Johnson) or receiving only one dose of a 2-dose series (Moderna, Pfizer) count once. Persons receiving both doses of a 2-dose series count twice.

## Current status of persons vaccinated for COVID-19 in Florida

**Total people vaccinated** 11,545

First dose 3,749

Series completed 7,796

Completed 1-dose series 731

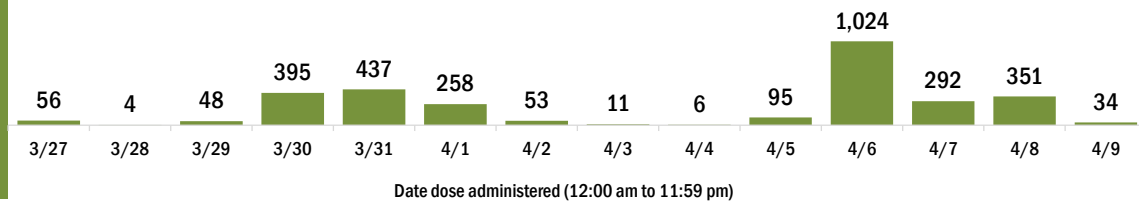
Completed 2-dose series 7,065

**First dose:** current number of people who have only received their first dose of the Moderna or Pfizer vaccine.

**Series complete:** current number of people who have received both Moderna or Pfizer vaccine doses or one Johnson & Johnson dose and are considered fully immunized.

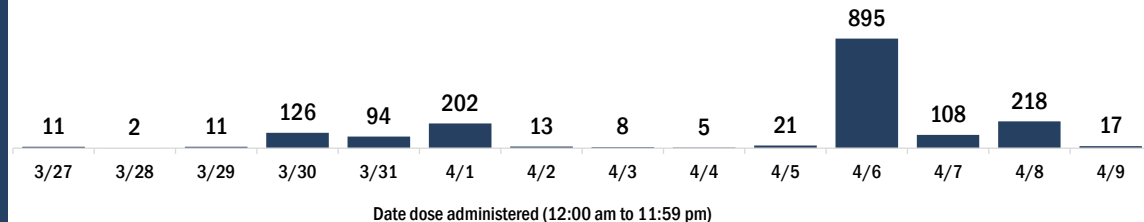
Demographic summary	First dose	Series complete	Total people vaccinated
<b>Age group</b>	<b>3,749</b>	<b>7,796</b>	<b>11,545</b>
16-24 years	111	93	204
25-34 years	296	224	520
35-44 years	442	372	814
45-54 years	690	688	1,378
55-64 years	1,005	1,406	2,411
65-74 years	664	2,756	3,420
75-84 years	401	1,690	2,091
85+ years	140	567	707
<b>Race</b>	<b>3,749</b>	<b>7,796</b>	<b>11,545</b>
White	2,351	5,485	7,836
Black	913	1,475	2,388
American Indian/Alaskan	21	39	60
Other	165	334	499
Unknown	299	463	762
<b>Other race</b> includes Asian, native Hawaiian/Pacific Islander, or other.			
<b>Ethnicity</b>	<b>3,749</b>	<b>7,796</b>	<b>11,545</b>
Hispanic	171	86	257
Non-Hispanic	2,683	5,650	8,333
Unknown	895	2,060	2,955
<b>Gender</b>	<b>3,749</b>	<b>7,796</b>	<b>11,545</b>
Female	1,673	4,444	6,117
Male	2,075	3,352	5,427
Unknown	1	0	1

## COVID-19 doses administered for the past 2 weeks

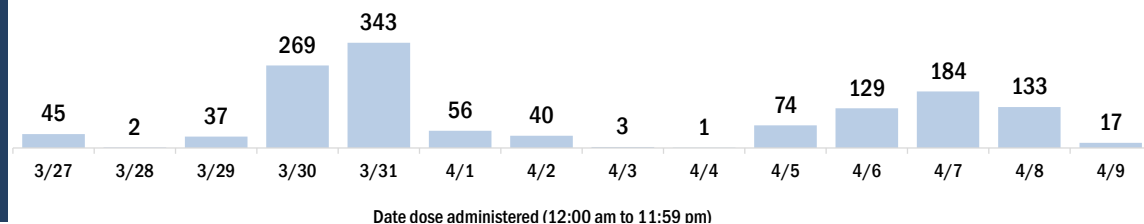


## Persons vaccinated for COVID-19 for the past 2 weeks

### Number of persons who received their first dose of a two-dose series of the COVID-19 vaccine



### Number of persons who completed the COVID-19 vaccine series



# COVID-19: Jefferson County vaccine summary

Vaccination data through Apr 9, 2021 as of Apr 10, 2021 at 12:05 AM

Data in this report are provisional and subject to change.

Data in this summary pertain to COVID-19 vaccines approved by the U.S. Food and Drug Administration and have been issued an Emergency Use Authorization (Janssen COVID-19 Vaccine, Moderna COVID-19 Vaccine and Pfizer-BioNTech COVID-19 Vaccine). These data summarize the number of people who have received either their first dose or have completed the series for a COVID-19 vaccine. **A person can only be counted in one category, first dose or series complete.** For persons receiving Moderna or Pfizer vaccines, once they receive their second dose, they are moved from the first dose column to the series completed column. **Because of this, the total first dose category may show a change from report to report not matching the total receiving their first dose from the previous day.** Persons receiving Johnson & Johnson vaccines will always be counted in the series completed column.

## COVID-19 doses for vaccinated persons in Florida

**Doses administered** 6,896

People receiving one dose of a 1-dose series (Johnson & Johnson) or receiving only one dose of a 2-dose series (Moderna, Pfizer) count once. Persons receiving both doses of a 2-dose series count twice.

## Current status of persons vaccinated for COVID-19 in Florida

**Total people vaccinated** 4,154

First dose 1,205

Series completed 2,949

Completed 1-dose series 207

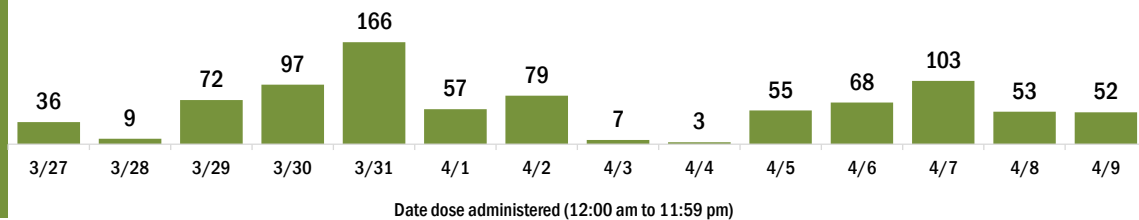
Completed 2-dose series 2,742

**First dose:** current number of people who have only received their first dose of the Moderna or Pfizer vaccine.

**Series complete:** current number of people who have received both Moderna or Pfizer vaccine doses or one Johnson & Johnson dose and are considered fully immunized.

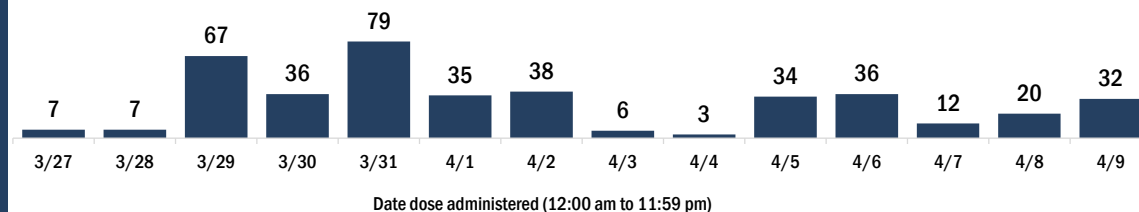
Demographic summary	First dose	Series complete	Total people vaccinated
<b>Age group</b>	1,205	2,949	4,154
16-24 years	50	19	69
25-34 years	60	74	134
35-44 years	103	111	214
45-54 years	234	244	478
55-64 years	516	465	981
65-74 years	134	1,249	1,383
75-84 years	82	616	698
85+ years	26	171	197
<b>Race</b>	1,205	2,949	4,154
White	626	1,578	2,204
Black	327	591	918
American Indian/Alaskan	3	5	8
Other	133	483	616
Unknown	116	292	408
<b>Other race</b> includes Asian, native Hawaiian/Pacific Islander, or other.			
<b>Ethnicity</b>	1,205	2,949	4,154
Hispanic	40	40	80
Non-Hispanic	841	1,541	2,382
Unknown	324	1,368	1,692
<b>Gender</b>	1,205	2,949	4,154
Female	704	1,720	2,424
Male	501	1,229	1,730
Unknown	0	0	0

## COVID-19 doses administered for the past 2 weeks

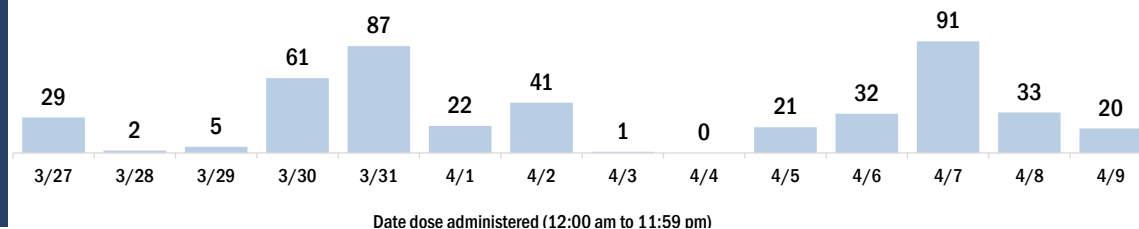


## Persons vaccinated for COVID-19 for the past 2 weeks

### Number of persons who received their first dose of a two-dose series of the COVID-19 vaccine



### Number of persons who completed the COVID-19 vaccine series



# COVID-19: Lafayette County vaccine summary

Vaccination data through Apr 9, 2021 as of Apr 10, 2021 at 12:05 AM

Data in this report are provisional and subject to change.

Data in this summary pertain to COVID-19 vaccines approved by the U.S. Food and Drug Administration and have been issued an Emergency Use Authorization (Janssen COVID-19 Vaccine, Moderna COVID-19 Vaccine and Pfizer-BioNTech COVID-19 Vaccine). These data summarize the number of people who have received either their first dose or have completed the series for a COVID-19 vaccine. **A person can only be counted in one category, first dose or series complete.** For persons receiving Moderna or Pfizer vaccines, once they receive their second dose, they are moved from the first dose column to the series completed column. **Because of this, the total first dose category may show a change from report to report not matching the total receiving their first dose from the previous day.** Persons receiving Johnson & Johnson vaccines will always be counted in the series completed column.

## COVID-19 doses for vaccinated persons in Florida

**Doses administered** 2,830

People receiving one dose of a 1-dose series (Johnson & Johnson) or receiving only one dose of a 2-dose series (Moderna, Pfizer) count once. Persons receiving both doses of a 2-dose series count twice.

## Current status of persons vaccinated for COVID-19 in Florida

**Total people vaccinated** 1,642

First dose 433

Series completed 1,209

Completed 1-dose series 21

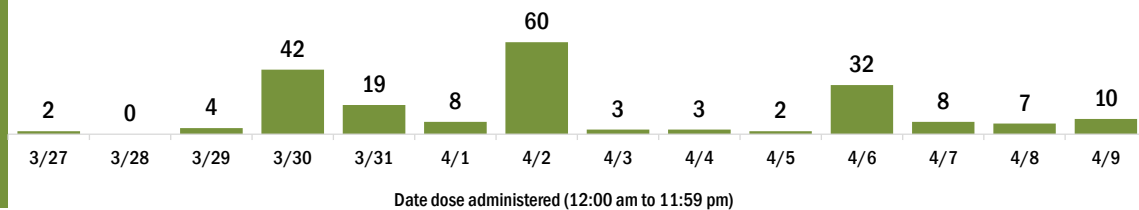
Completed 2-dose series 1,188

**First dose:** current number of people who have only received their first dose of the Moderna or Pfizer vaccine.

**Series complete:** current number of people who have received both Moderna or Pfizer vaccine doses or one Johnson & Johnson dose and are considered fully immunized.

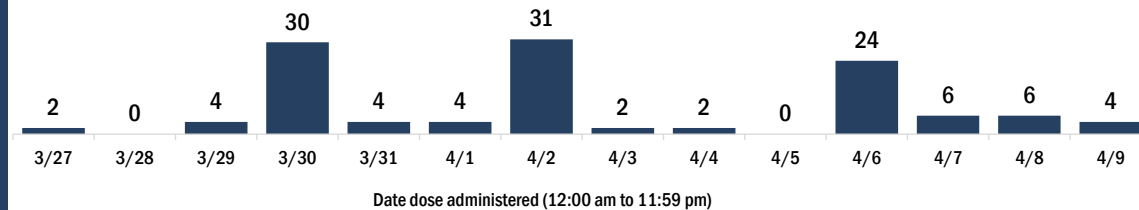
Demographic summary	First dose	Series complete	Total people vaccinated
<b>Age group</b>	433	1,209	1,642
16-24 years	8	3	11
25-34 years	10	9	19
35-44 years	32	24	56
45-54 years	69	54	123
55-64 years	129	93	222
65-74 years	107	589	696
75-84 years	54	338	392
85+ years	24	99	123
<b>Race</b>	433	1,209	1,642
White	331	1,029	1,360
Black	18	38	56
American Indian/Alaskan	4	4	8
Other	22	68	90
Unknown	58	70	128
<b>Other race</b> includes Asian, native Hawaiian/Pacific Islander, or other.			
<b>Ethnicity</b>	433	1,209	1,642
Hispanic	29	28	57
Non-Hispanic	267	978	1,245
Unknown	137	203	340
<b>Gender</b>	433	1,209	1,642
Female	236	628	864
Male	196	581	777
Unknown	1	0	1

## COVID-19 doses administered for the past 2 weeks

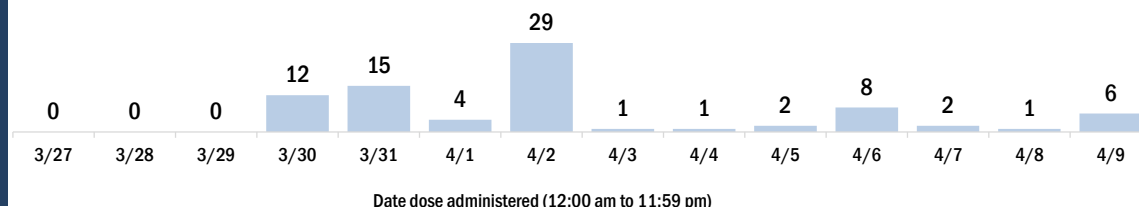


## Persons vaccinated for COVID-19 for the past 2 weeks

### Number of persons who received their first dose of a two-dose series of the COVID-19 vaccine



### Number of persons who completed the COVID-19 vaccine series



# COVID-19: Lake County vaccine summary

Vaccination data through Apr 9, 2021 as of Apr 10, 2021 at 12:05 AM

Data in this report are provisional and subject to change.

Data in this summary pertain to COVID-19 vaccines approved by the U.S. Food and Drug Administration and have been issued an Emergency Use Authorization (Janssen COVID-19 Vaccine, Moderna COVID-19 Vaccine and Pfizer-BioNTech COVID-19 Vaccine). These data summarize the number of people who have received either their first dose or have completed the series for a COVID-19 vaccine. **A person can only be counted in one category, first dose or series complete.** For persons receiving Moderna or Pfizer vaccines, once they receive their second dose, they are moved from the first dose column to the series completed column. **Because of this, the total first dose category may show a change from report to report not matching the total receiving their first dose from the previous day.** Persons receiving Johnson & Johnson vaccines will always be counted in the series completed column.

## COVID-19 doses for vaccinated persons in Florida

**Doses administered** 221,483

People receiving one dose of a 1-dose series (Johnson & Johnson) or receiving only one dose of a 2-dose series (Moderna, Pfizer) count once. Persons receiving both doses of a 2-dose series count twice.

## Current status of persons vaccinated for COVID-19 in Florida

**Total people vaccinated** 138,724

First dose 51,416

Series completed 87,308

Completed 1-dose series 4,549

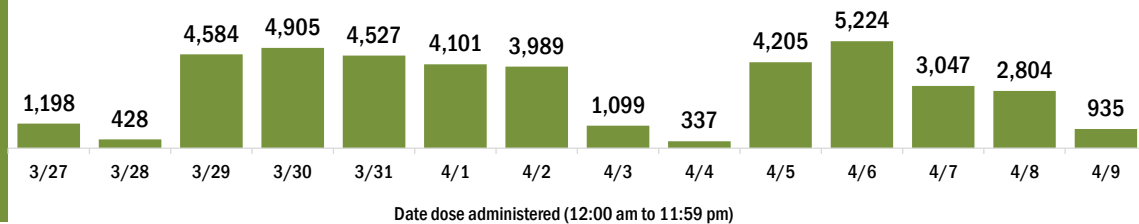
Completed 2-dose series 82,759

**First dose:** current number of people who have only received their first dose of the Moderna or Pfizer vaccine.

**Series complete:** current number of people who have received both Moderna or Pfizer vaccine doses or one Johnson & Johnson dose and are considered fully immunized.

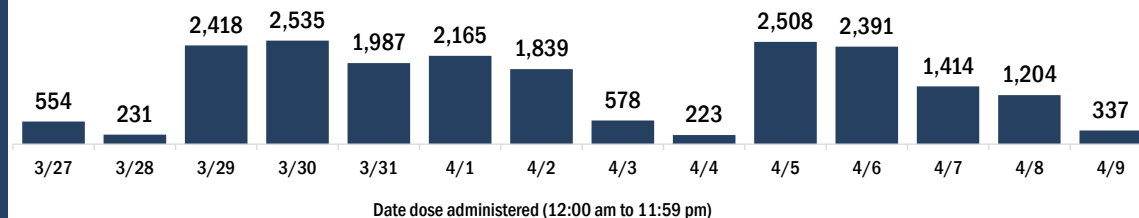
Demographic summary	First dose	Series complete	Total people vaccinated
<b>Age group</b>	<b>51,416</b>	<b>87,308</b>	<b>138,724</b>
16-24 years	2,341	845	3,186
25-34 years	3,284	2,183	5,467
35-44 years	5,196	3,383	8,579
45-54 years	8,799	4,794	13,593
55-64 years	14,816	9,470	24,286
65-74 years	8,747	35,109	43,856
75-84 years	6,035	24,456	30,491
85+ years	2,198	7,068	9,266
<b>Race</b>	<b>51,416</b>	<b>87,308</b>	<b>138,724</b>
White	33,644	66,877	100,521
Black	2,892	3,859	6,751
American Indian/Alaskan	242	457	699
Other	5,102	7,299	12,401
Unknown	9,536	8,816	18,352
<b>Other race</b> includes Asian, native Hawaiian/Pacific Islander, or other.			
<b>Ethnicity</b>	<b>51,416</b>	<b>87,308</b>	<b>138,724</b>
Hispanic	4,875	3,807	8,682
Non-Hispanic	24,985	49,753	74,738
Unknown	21,556	33,748	55,304
<b>Gender</b>	<b>51,416</b>	<b>87,308</b>	<b>138,724</b>
Female	28,195	50,055	78,250
Male	23,024	37,213	60,237
Unknown	197	40	237

## COVID-19 doses administered for the past 2 weeks

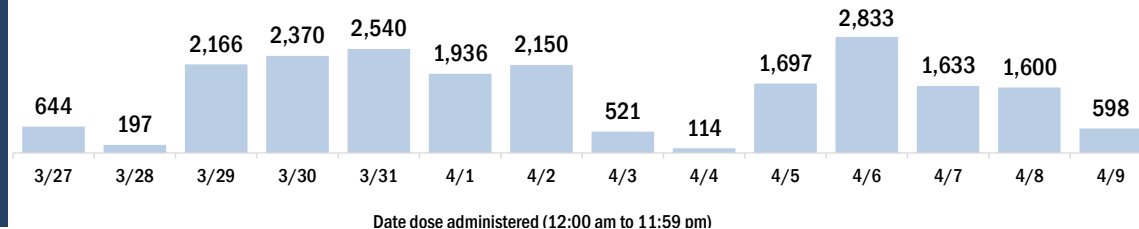


## Persons vaccinated for COVID-19 for the past 2 weeks

### Number of persons who received their first dose of a two-dose series of the COVID-19 vaccine



### Number of persons who completed the COVID-19 vaccine series



# COVID-19: Lee County vaccine summary

Vaccination data through Apr 9, 2021 as of Apr 10, 2021 at 12:05 AM

Data in this report are provisional and subject to change.

Data in this summary pertain to COVID-19 vaccines approved by the U.S. Food and Drug Administration and have been issued an Emergency Use Authorization (Janssen COVID-19 Vaccine, Moderna COVID-19 Vaccine and Pfizer-BioNTech COVID-19 Vaccine). These data summarize the number of people who have received either their first dose or have completed the series for a COVID-19 vaccine. **A person can only be counted in one category, first dose or series complete.** For persons receiving Moderna or Pfizer vaccines, once they receive their second dose, they are moved from the first dose column to the series completed column. **Because of this, the total first dose category may show a change from report to report not matching the total receiving their first dose from the previous day.** Persons receiving Johnson & Johnson vaccines will always be counted in the series completed column.

## COVID-19 doses for vaccinated persons in Florida

**Doses administered** 417,578

People receiving one dose of a 1-dose series (Johnson & Johnson) or receiving only one dose of a 2-dose series (Moderna, Pfizer) count once. Persons receiving both doses of a 2-dose series count twice.

## Current status of persons vaccinated for COVID-19 in Florida

**Total people vaccinated** 267,384

First dose 107,943

Series completed 159,441

Completed 1-dose series 9,247

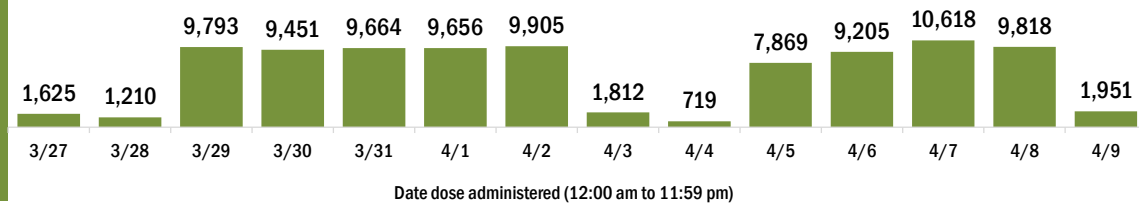
Completed 2-dose series 150,194

**First dose:** current number of people who have only received their first dose of the Moderna or Pfizer vaccine.

**Series complete:** current number of people who have received both Moderna or Pfizer vaccine doses or one Johnson & Johnson dose and are considered fully immunized.

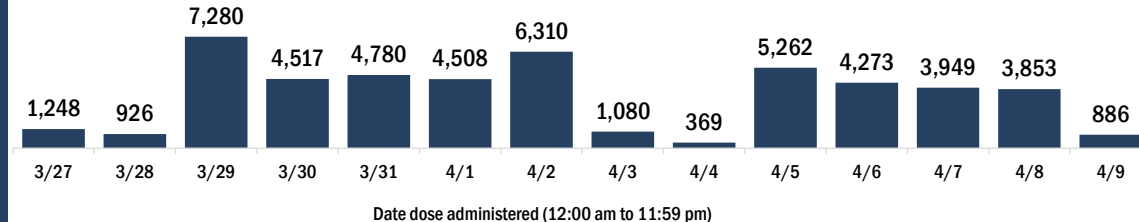
Demographic summary	First dose	Series complete	Total people vaccinated
<b>Age group</b>	107,943	159,441	267,384
16-24 years	2,442	1,194	3,636
25-34 years	4,291	3,495	7,786
35-44 years	8,081	4,827	12,908
45-54 years	15,045	7,518	22,563
55-64 years	33,699	15,614	49,313
65-74 years	25,291	71,261	96,552
75-84 years	14,589	43,873	58,462
85+ years	4,505	11,659	16,164
<b>Race</b>	107,943	159,441	267,384
White	78,004	113,439	191,443
Black	3,264	3,308	6,572
American Indian/Alaskan	453	476	929
Other	7,078	10,038	17,116
Unknown	19,144	32,180	51,324
<b>Other race</b> includes Asian, native Hawaiian/Pacific Islander, or other.			
<b>Ethnicity</b>	107,943	159,441	267,384
Hispanic	10,732	7,108	17,840
Non-Hispanic	61,430	91,052	152,482
Unknown	35,781	61,281	97,062
<b>Gender</b>	107,943	159,441	267,384
Female	58,959	89,639	148,598
Male	48,671	69,504	118,175
Unknown	313	298	611

## COVID-19 doses administered for the past 2 weeks

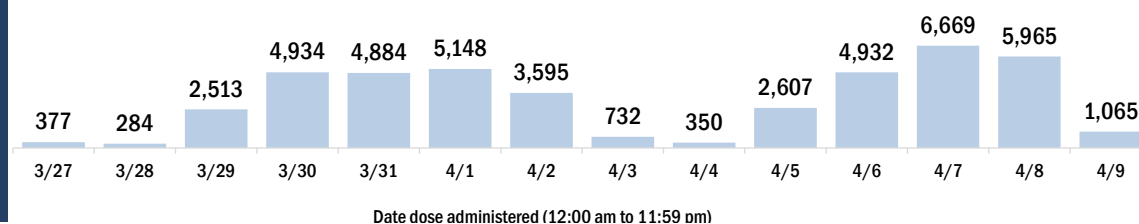


## Persons vaccinated for COVID-19 for the past 2 weeks

### Number of persons who received their first dose of a two-dose series of the COVID-19 vaccine



### Number of persons who completed the COVID-19 vaccine series



# COVID-19: Leon County vaccine summary

Vaccination data through Apr 9, 2021 as of Apr 10, 2021 at 12:05 AM

Data in this report are provisional and subject to change.

Data in this summary pertain to COVID-19 vaccines approved by the U.S. Food and Drug Administration and have been issued an Emergency Use Authorization (Janssen COVID-19 Vaccine, Moderna COVID-19 Vaccine and Pfizer-BioNTech COVID-19 Vaccine). These data summarize the number of people who have received either their first dose or have completed the series for a COVID-19 vaccine. **A person can only be counted in one category, first dose or series complete.** For persons receiving Moderna or Pfizer vaccines, once they receive their second dose, they are moved from the first dose column to the series completed column. **Because of this, the total first dose category may show a change from report to report not matching the total receiving their first dose from the previous day.** Persons receiving Johnson & Johnson vaccines will always be counted in the series completed column.

## COVID-19 doses for vaccinated persons in Florida

**Doses administered** 146,568

People receiving one dose of a 1-dose series (Johnson & Johnson) or receiving only one dose of a 2-dose series (Moderna, Pfizer) count once. Persons receiving both doses of a 2-dose series count twice.

## Current status of persons vaccinated for COVID-19 in Florida

**Total people vaccinated** 93,169

First dose 36,486

Series completed 56,683

Completed 1-dose series 3,284

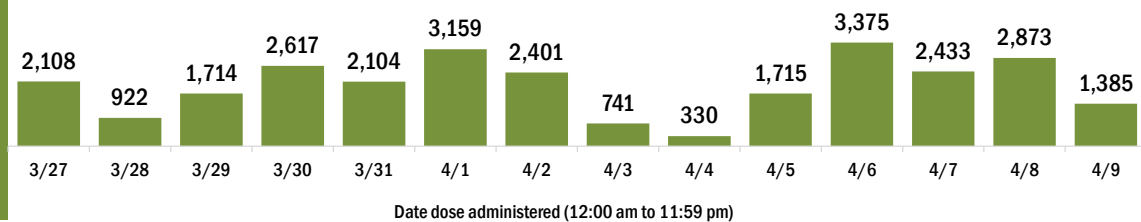
Completed 2-dose series 53,399

**First dose:** current number of people who have only received their first dose of the Moderna or Pfizer vaccine.

**Series complete:** current number of people who have received both Moderna or Pfizer vaccine doses or one Johnson & Johnson dose and are considered fully immunized.

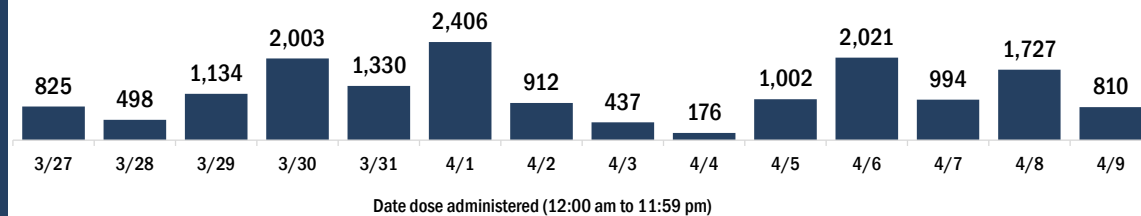
Demographic summary	First dose	Series complete	Total people vaccinated
<b>Age group</b>	<b>36,486</b>	<b>56,683</b>	<b>93,169</b>
16-24 years	4,720	2,140	6,860
25-34 years	5,137	3,845	8,982
35-44 years	6,099	4,732	10,831
45-54 years	7,574	5,832	13,406
55-64 years	8,546	10,323	18,869
65-74 years	2,538	18,475	21,013
75-84 years	1,214	8,467	9,681
85+ years	658	2,869	3,527
<b>Race</b>	<b>36,486</b>	<b>56,683</b>	<b>93,169</b>
White	20,824	33,726	54,550
Black	4,867	7,918	12,785
American Indian/Alaskan	100	172	272
Other	5,520	10,381	15,901
Unknown	5,175	4,486	9,661
<b>Other race</b> includes Asian, native Hawaiian/Pacific Islander, or other.			
<b>Ethnicity</b>	<b>36,486</b>	<b>56,683</b>	<b>93,169</b>
Hispanic	1,963	2,078	4,041
Non-Hispanic	24,227	41,062	65,289
Unknown	10,296	13,543	23,839
<b>Gender</b>	<b>36,486</b>	<b>56,683</b>	<b>93,169</b>
Female	20,076	33,691	53,767
Male	16,369	22,961	39,330
Unknown	41	31	72

## COVID-19 doses administered for the past 2 weeks

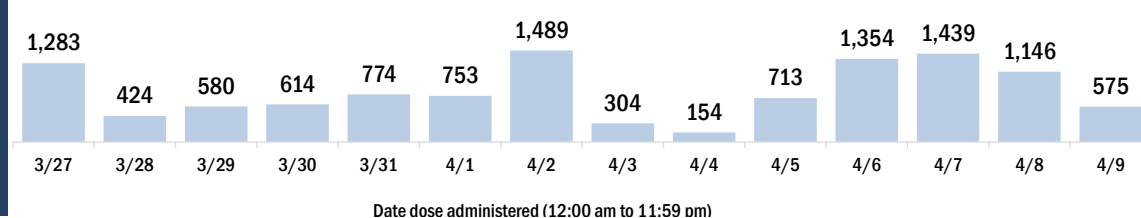


## Persons vaccinated for COVID-19 for the past 2 weeks

### Number of persons who received their first dose of a two-dose series of the COVID-19 vaccine



### Number of persons who completed the COVID-19 vaccine series



# COVID-19: Levy County vaccine summary

Vaccination data through Apr 9, 2021 as of Apr 10, 2021 at 12:05 AM

Data in this report are provisional and subject to change.

Data in this summary pertain to COVID-19 vaccines approved by the U.S. Food and Drug Administration and have been issued an Emergency Use Authorization (Janssen COVID-19 Vaccine, Moderna COVID-19 Vaccine and Pfizer-BioNTech COVID-19 Vaccine). These data summarize the number of people who have received either their first dose or have completed the series for a COVID-19 vaccine. **A person can only be counted in one category, first dose or series complete.** For persons receiving Moderna or Pfizer vaccines, once they receive their second dose, they are moved from the first dose column to the series completed column. **Because of this, the total first dose category may show a change from report to report not matching the total receiving their first dose from the previous day.** Persons receiving Johnson & Johnson vaccines will always be counted in the series completed column.

## COVID-19 doses for vaccinated persons in Florida

**Doses administered** 14,405

People receiving one dose of a 1-dose series (Johnson & Johnson) or receiving only one dose of a 2-dose series (Moderna, Pfizer) count once. Persons receiving both doses of a 2-dose series count twice.

## Current status of persons vaccinated for COVID-19 in Florida

**Total people vaccinated** 9,156

First dose 3,025

Series completed 6,131

Completed 1-dose series 882

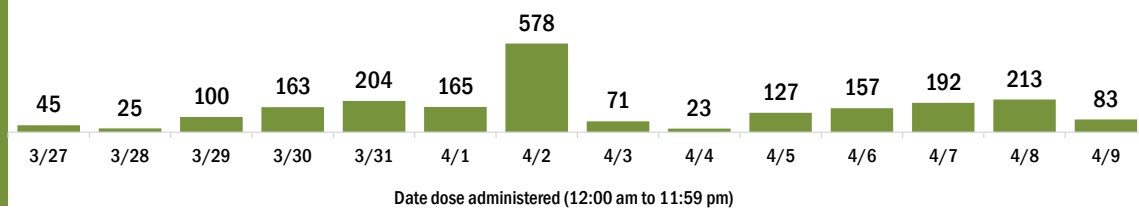
Completed 2-dose series 5,249

**First dose:** current number of people who have only received their first dose of the Moderna or Pfizer vaccine.

**Series complete:** current number of people who have received both Moderna or Pfizer vaccine doses or one Johnson & Johnson dose and are considered fully immunized.

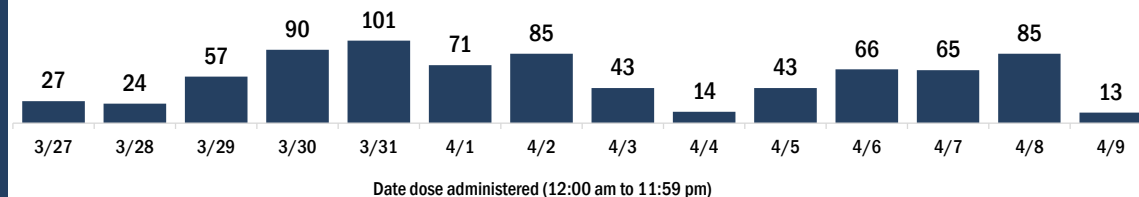
Demographic summary	First dose	Series complete	Total people vaccinated
<b>Age group</b>	3,025	6,131	9,156
16-24 years	54	61	115
25-34 years	91	173	264
35-44 years	156	202	358
45-54 years	349	367	716
55-64 years	1,120	793	1,913
65-74 years	749	2,726	3,475
75-84 years	390	1,465	1,855
85+ years	116	344	460
<b>Race</b>	3,025	6,131	9,156
White	2,267	4,802	7,069
Black	229	356	585
American Indian/Alaskan	29	37	66
Other	203	343	546
Unknown	297	593	890
<b>Other race</b> includes Asian, native Hawaiian/Pacific Islander, or other.			
<b>Ethnicity</b>	3,025	6,131	9,156
Hispanic	184	165	349
Non-Hispanic	1,848	4,405	6,253
Unknown	993	1,561	2,554
<b>Gender</b>	3,025	6,131	9,156
Female	1,724	3,497	5,221
Male	1,299	2,634	3,933
Unknown	2	0	2

## COVID-19 doses administered for the past 2 weeks

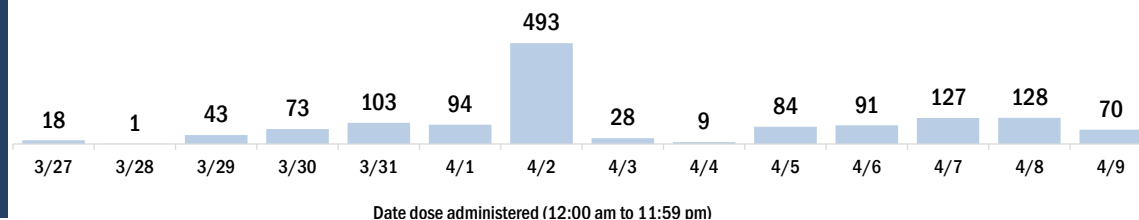


## Persons vaccinated for COVID-19 for the past 2 weeks

### Number of persons who received their first dose of a two-dose series of the COVID-19 vaccine



### Number of persons who completed the COVID-19 vaccine series





# COVID-19: Liberty County vaccine summary

Vaccination data through Apr 9, 2021 as of Apr 10, 2021 at 12:05 AM

Data in this report are provisional and subject to change.

Data in this summary pertain to COVID-19 vaccines approved by the U.S. Food and Drug Administration and have been issued an Emergency Use Authorization (Janssen COVID-19 Vaccine, Moderna COVID-19 Vaccine and Pfizer-BioNTech COVID-19 Vaccine). These data summarize the number of people who have received either their first dose or have completed the series for a COVID-19 vaccine. **A person can only be counted in one category, first dose or series complete.** For persons receiving Moderna or Pfizer vaccines, once they receive their second dose, they are moved from the first dose column to the series completed column. **Because of this, the total first dose category may show a change from report to report not matching the total receiving their first dose from the previous day.** Persons receiving Johnson & Johnson vaccines will always be counted in the series completed column.

## COVID-19 doses for vaccinated persons in Florida

**Doses administered** 2,412

People receiving one dose of a 1-dose series (Johnson & Johnson) or receiving only one dose of a 2-dose series (Moderna, Pfizer) count once. Persons receiving both doses of a 2-dose series count twice.

## Current status of persons vaccinated for COVID-19 in Florida

**Total people vaccinated** 1,405

First dose 333

Series completed 1,072

Completed 1-dose series 65

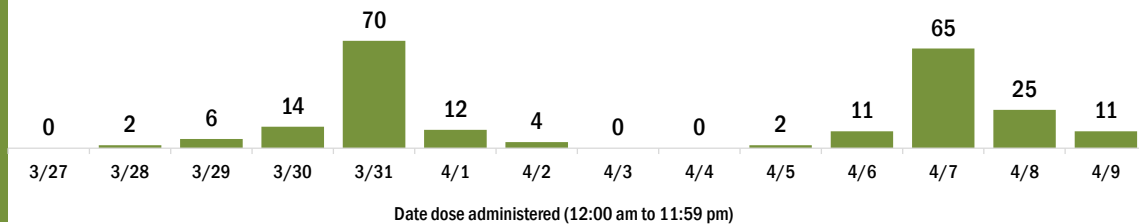
Completed 2-dose series 1,007

**First dose:** current number of people who have only received their first dose of the Moderna or Pfizer vaccine.

**Series complete:** current number of people who have received both Moderna or Pfizer vaccine doses or one Johnson & Johnson dose and are considered fully immunized.

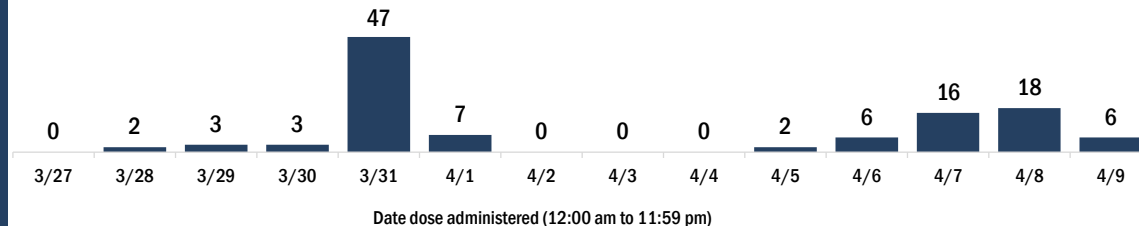
Demographic summary	First dose	Series complete	Total people vaccinated
<b>Age group</b>	333	1,072	1,405
16-24 years	15	12	27
25-34 years	21	28	49
35-44 years	35	65	100
45-54 years	69	70	139
55-64 years	110	232	342
65-74 years	48	399	447
75-84 years	26	212	238
85+ years	9	54	63
<b>Race</b>	333	1,072	1,405
White	216	782	998
Black	51	88	139
American Indian/Alaskan	5	7	12
Other	26	94	120
Unknown	35	101	136
<b>Other race</b> includes Asian, native Hawaiian/Pacific Islander, or other.			
<b>Ethnicity</b>	333	1,072	1,405
Hispanic	4	14	18
Non-Hispanic	159	596	755
Unknown	170	462	632
<b>Gender</b>	333	1,072	1,405
Female	187	575	762
Male	146	497	643
Unknown	0	0	0

## COVID-19 doses administered for the past 2 weeks

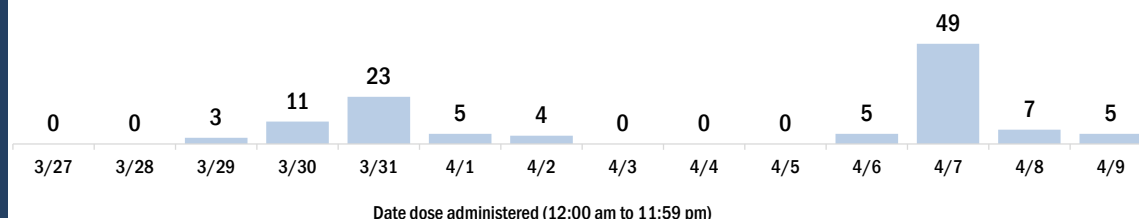


## Persons vaccinated for COVID-19 for the past 2 weeks

### Number of persons who received their first dose of a two-dose series of the COVID-19 vaccine



### Number of persons who completed the COVID-19 vaccine series



# COVID-19: Madison County vaccine summary

Vaccination data through Apr 9, 2021 as of Apr 10, 2021 at 12:05 AM

Data in this report are provisional and subject to change.

Data in this summary pertain to COVID-19 vaccines approved by the U.S. Food and Drug Administration and have been issued an Emergency Use Authorization (Janssen COVID-19 Vaccine, Moderna COVID-19 Vaccine and Pfizer-BioNTech COVID-19 Vaccine). These data summarize the number of people who have received either their first dose or have completed the series for a COVID-19 vaccine. **A person can only be counted in one category, first dose or series complete.** For persons receiving Moderna or Pfizer vaccines, once they receive their second dose, they are moved from the first dose column to the series completed column. **Because of this, the total first dose category may show a change from report to report not matching the total receiving their first dose from the previous day.** Persons receiving Johnson & Johnson vaccines will always be counted in the series completed column.

## COVID-19 doses for vaccinated persons in Florida

**Doses administered** 7,521

People receiving one dose of a 1-dose series (Johnson & Johnson) or receiving only one dose of a 2-dose series (Moderna, Pfizer) count once. Persons receiving both doses of a 2-dose series count twice.

## Current status of persons vaccinated for COVID-19 in Florida

**Total people vaccinated** 4,509

First dose 1,165

Series completed 3,344

Completed 1-dose series 332

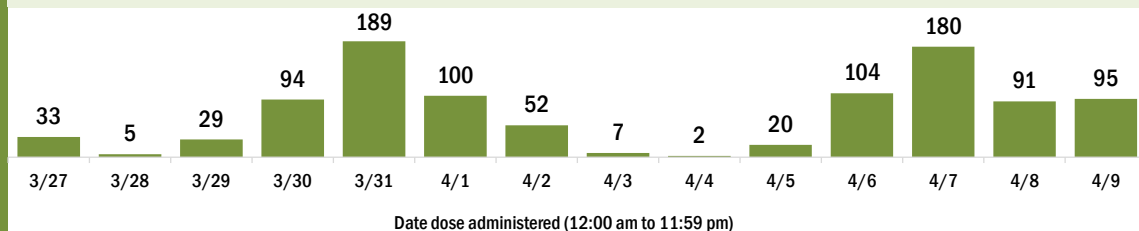
Completed 2-dose series 3,012

**First dose:** current number of people who have only received their first dose of the Moderna or Pfizer vaccine.

**Series complete:** current number of people who have received both Moderna or Pfizer vaccine doses or one Johnson & Johnson dose and are considered fully immunized.

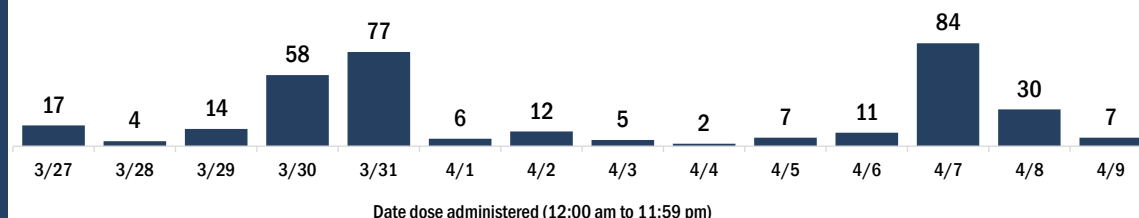
Demographic summary	First dose	Series complete	Total people vaccinated
<b>Age group</b>	<b>1,165</b>	<b>3,344</b>	<b>4,509</b>
16-24 years	34	30	64
25-34 years	60	83	143
35-44 years	102	156	258
45-54 years	251	252	503
55-64 years	431	561	992
65-74 years	185	1,320	1,505
75-84 years	75	739	814
85+ years	27	203	230
<b>Race</b>	<b>1,165</b>	<b>3,344</b>	<b>4,509</b>
White	568	1,752	2,320
Black	355	851	1,206
American Indian/Alaskan	0	7	7
Other	96	275	371
Unknown	146	459	605
<b>Other race</b> includes Asian, native Hawaiian/Pacific Islander, or other.			
<b>Ethnicity</b>	<b>1,165</b>	<b>3,344</b>	<b>4,509</b>
Hispanic	26	38	64
Non-Hispanic	605	1,250	1,855
Unknown	534	2,056	2,590
<b>Gender</b>	<b>1,165</b>	<b>3,344</b>	<b>4,509</b>
Female	663	1,903	2,566
Male	502	1,441	1,943
Unknown	0	0	0

## COVID-19 doses administered for the past 2 weeks

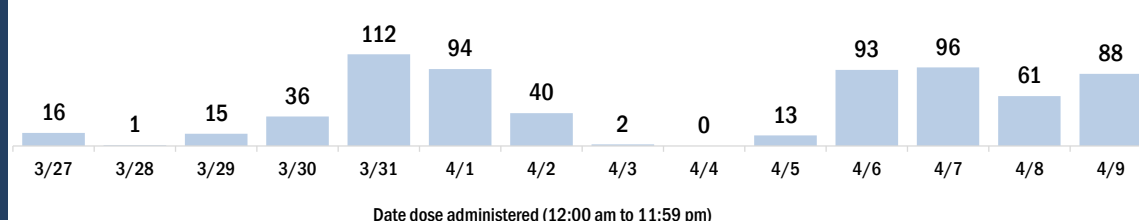


## Persons vaccinated for COVID-19 for the past 2 weeks

### Number of persons who received their first dose of a two-dose series of the COVID-19 vaccine



### Number of persons who completed the COVID-19 vaccine series



# COVID-19: Manatee County vaccine summary

Vaccination data through Apr 9, 2021 as of Apr 10, 2021 at 12:05 AM

Data in this report are provisional and subject to change.

Data in this summary pertain to COVID-19 vaccines approved by the U.S. Food and Drug Administration and have been issued an Emergency Use Authorization (Janssen COVID-19 Vaccine, Moderna COVID-19 Vaccine and Pfizer-BioNTech COVID-19 Vaccine). These data summarize the number of people who have received either their first dose or have completed the series for a COVID-19 vaccine. **A person can only be counted in one category, first dose or series complete.** For persons receiving Moderna or Pfizer vaccines, once they receive their second dose, they are moved from the first dose column to the series completed column. **Because of this, the total first dose category may show a change from report to report not matching the total receiving their first dose from the previous day.** Persons receiving Johnson & Johnson vaccines will always be counted in the series completed column.

## COVID-19 doses for vaccinated persons in Florida

**Doses administered** 221,882

People receiving one dose of a 1-dose series (Johnson & Johnson) or receiving only one dose of a 2-dose series (Moderna, Pfizer) count once. Persons receiving both doses of a 2-dose series count twice.

## Current status of persons vaccinated for COVID-19 in Florida

**Total people vaccinated** 141,529

First dose 57,174

Series completed 84,355

Completed 1-dose series 4,002

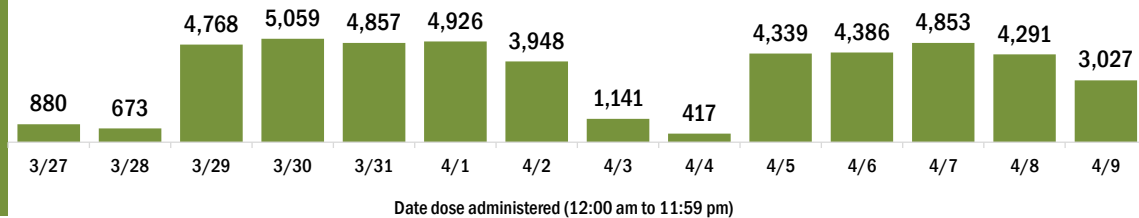
Completed 2-dose series 80,353

**First dose:** current number of people who have only received their first dose of the Moderna or Pfizer vaccine.

**Series complete:** current number of people who have received both Moderna or Pfizer vaccine doses or one Johnson & Johnson dose and are considered fully immunized.

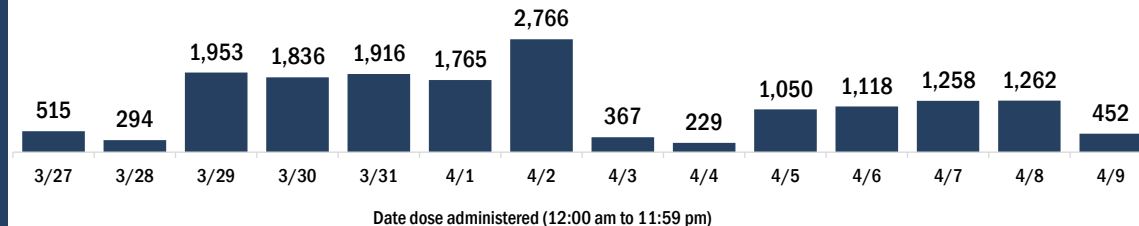
Demographic summary	First dose	Series complete	Total people vaccinated
<b>Age group</b>	<b>57,174</b>	<b>84,355</b>	<b>141,529</b>
16-24 years	1,535	877	2,412
25-34 years	2,346	2,525	4,871
35-44 years	4,425	3,194	7,619
45-54 years	9,424	4,367	13,791
55-64 years	19,315	8,584	27,899
65-74 years	11,036	36,937	47,973
75-84 years	6,671	21,335	28,006
85+ years	2,422	6,536	8,958
<b>Race</b>	<b>57,174</b>	<b>84,355</b>	<b>141,529</b>
White	41,774	66,198	107,972
Black	1,994	2,236	4,230
American Indian/Alaskan	255	305	560
Other	4,048	6,090	10,138
Unknown	9,103	9,526	18,629
<b>Other race</b> includes Asian, native Hawaiian/Pacific Islander, or other.			
<b>Ethnicity</b>	<b>57,174</b>	<b>84,355</b>	<b>141,529</b>
Hispanic	3,662	2,653	6,315
Non-Hispanic	32,519	52,384	84,903
Unknown	20,993	29,318	50,311
<b>Gender</b>	<b>57,174</b>	<b>84,355</b>	<b>141,529</b>
Female	31,249	47,891	79,140
Male	25,773	36,421	62,194
Unknown	152	43	195

## COVID-19 doses administered for the past 2 weeks

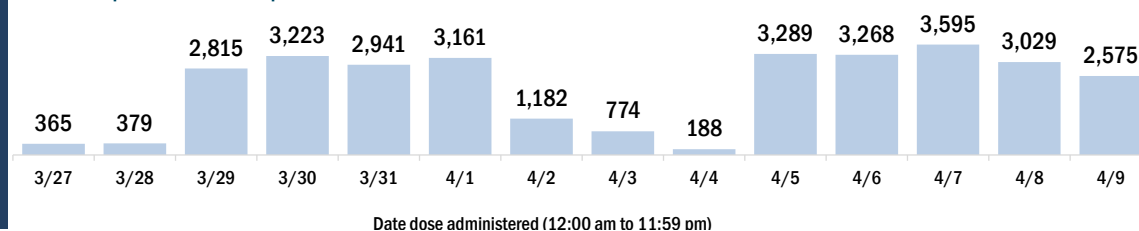


## Persons vaccinated for COVID-19 for the past 2 weeks

### Number of persons who received their first dose of a two-dose series of the COVID-19 vaccine



### Number of persons who completed the COVID-19 vaccine series



# COVID-19: Marion County vaccine summary

Vaccination data through Apr 9, 2021 as of Apr 10, 2021 at 12:05 AM

Data in this report are provisional and subject to change.

Data in this summary pertain to COVID-19 vaccines approved by the U.S. Food and Drug Administration and have been issued an Emergency Use Authorization (Janssen COVID-19 Vaccine, Moderna COVID-19 Vaccine and Pfizer-BioNTech COVID-19 Vaccine). These data summarize the number of people who have received either their first dose or have completed the series for a COVID-19 vaccine. **A person can only be counted in one category, first dose or series complete.** For persons receiving Moderna or Pfizer vaccines, once they receive their second dose, they are moved from the first dose column to the series completed column. **Because of this, the total first dose category may show a change from report to report not matching the total receiving their first dose from the previous day.** Persons receiving Johnson & Johnson vaccines will always be counted in the series completed column.

## COVID-19 doses for vaccinated persons in Florida

**Doses administered** 181,508

People receiving one dose of a 1-dose series (Johnson & Johnson) or receiving only one dose of a 2-dose series (Moderna, Pfizer) count once. Persons receiving both doses of a 2-dose series count twice.

## Current status of persons vaccinated for COVID-19 in Florida

**Total people vaccinated** 110,592

First dose 36,373

Series completed 74,219

Completed 1-dose series 3,303

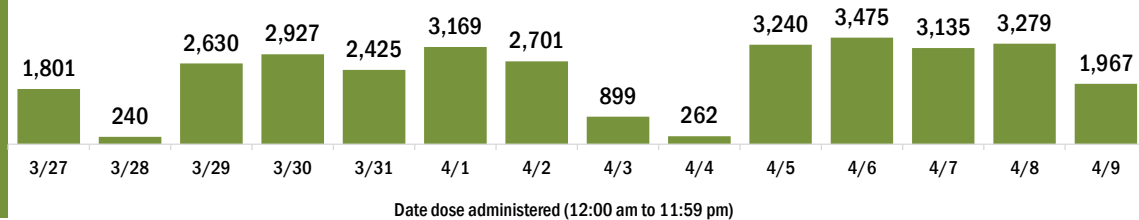
Completed 2-dose series 70,916

**First dose:** current number of people who have only received their first dose of the Moderna or Pfizer vaccine.

**Series complete:** current number of people who have received both Moderna or Pfizer vaccine doses or one Johnson & Johnson dose and are considered fully immunized.

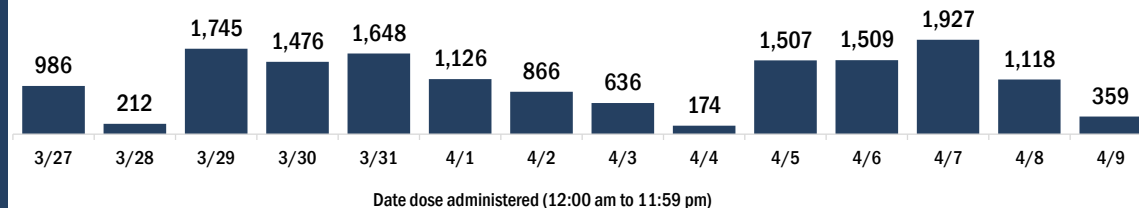
Demographic summary	First dose	Series complete	Total people vaccinated
<b>Age group</b>	<b>36,373</b>	<b>74,219</b>	<b>110,592</b>
16-24 years	1,483	731	2,214
25-34 years	2,084	1,761	3,845
35-44 years	3,212	2,446	5,658
45-54 years	5,547	3,914	9,461
55-64 years	11,543	8,028	19,571
65-74 years	6,560	30,532	37,092
75-84 years	4,309	20,906	25,215
85+ years	1,635	5,901	7,536
<b>Race</b>	<b>36,373</b>	<b>74,219</b>	<b>110,592</b>
White	23,817	53,084	76,901
Black	2,756	4,293	7,049
American Indian/Alaskan	117	274	391
Other	3,625	6,567	10,192
Unknown	6,058	10,001	16,059
<b>Other race</b> includes Asian, native Hawaiian/Pacific Islander, or other.			
<b>Ethnicity</b>	<b>36,373</b>	<b>74,219</b>	<b>110,592</b>
Hispanic	4,069	3,604	7,673
Non-Hispanic	20,551	47,551	68,102
Unknown	11,753	23,064	34,817
<b>Gender</b>	<b>36,373</b>	<b>74,219</b>	<b>110,592</b>
Female	20,694	42,866	63,560
Male	15,641	31,315	46,956
Unknown	38	38	76

## COVID-19 doses administered for the past 2 weeks

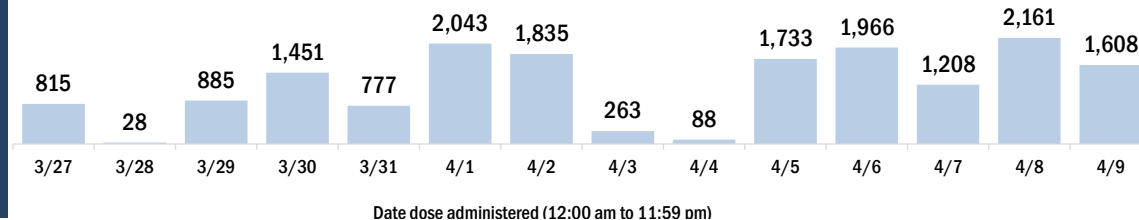


## Persons vaccinated for COVID-19 for the past 2 weeks

### Number of persons who received their first dose of a two-dose series of the COVID-19 vaccine



### Number of persons who completed the COVID-19 vaccine series



# COVID-19: Martin County vaccine summary

Vaccination data through Apr 9, 2021 as of Apr 10, 2021 at 12:05 AM

Data in this report are provisional and subject to change.

Data in this summary pertain to COVID-19 vaccines approved by the U.S. Food and Drug Administration and have been issued an Emergency Use Authorization (Janssen COVID-19 Vaccine, Moderna COVID-19 Vaccine and Pfizer-BioNTech COVID-19 Vaccine). These data summarize the number of people who have received either their first dose or have completed the series for a COVID-19 vaccine. **A person can only be counted in one category, first dose or series complete.** For persons receiving Moderna or Pfizer vaccines, once they receive their second dose, they are moved from the first dose column to the series completed column. **Because of this, the total first dose category may show a change from report to report not matching the total receiving their first dose from the previous day.** Persons receiving Johnson & Johnson vaccines will always be counted in the series completed column.

## COVID-19 doses for vaccinated persons in Florida

**Doses administered** 100,922

People receiving one dose of a 1-dose series (Johnson & Johnson) or receiving only one dose of a 2-dose series (Moderna, Pfizer) count once. Persons receiving both doses of a 2-dose series count twice.

## Current status of persons vaccinated for COVID-19 in Florida

**Total people vaccinated** 62,502

First dose 21,920

Series completed 40,582

Completed 1-dose series 2,162

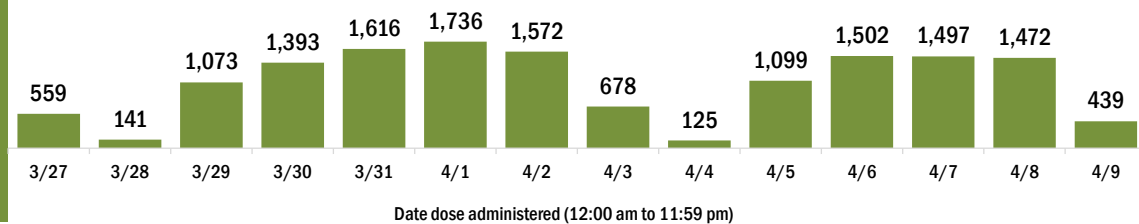
Completed 2-dose series 38,420

**First dose:** current number of people who have only received their first dose of the Moderna or Pfizer vaccine.

**Series complete:** current number of people who have received both Moderna or Pfizer vaccine doses or one Johnson & Johnson dose and are considered fully immunized.

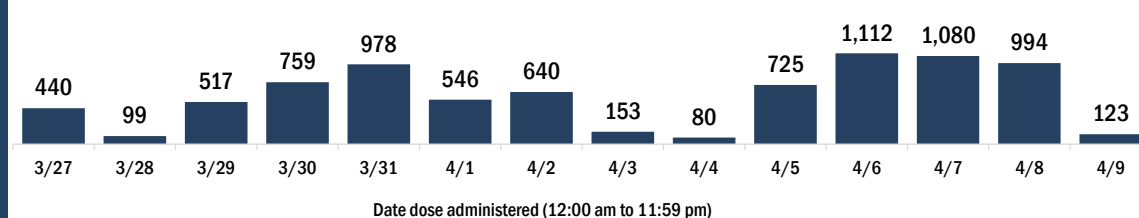
Demographic summary	First dose	Series complete	Total people vaccinated
<b>Age group</b>	<b>21,920</b>	<b>40,582</b>	<b>62,502</b>
16-24 years	663	283	946
25-34 years	891	703	1,594
35-44 years	1,642	1,202	2,844
45-54 years	3,084	1,914	4,998
55-64 years	7,561	4,243	11,804
65-74 years	4,221	16,364	20,585
75-84 years	2,783	11,599	14,382
85+ years	1,075	4,274	5,349
<b>Race</b>	<b>21,920</b>	<b>40,582</b>	<b>62,502</b>
White	15,535	26,973	42,508
Black	382	832	1,214
American Indian/Alaskan	81	64	145
Other	1,337	3,034	4,371
Unknown	4,585	9,679	14,264
<b>Other race</b> includes Asian, native Hawaiian/Pacific Islander, or other.			
<b>Ethnicity</b>	<b>21,920</b>	<b>40,582</b>	<b>62,502</b>
Hispanic	1,117	1,015	2,132
Non-Hispanic	11,758	15,188	26,946
Unknown	9,045	24,379	33,424
<b>Gender</b>	<b>21,920</b>	<b>40,582</b>	<b>62,502</b>
Female	12,102	23,200	35,302
Male	9,800	17,364	27,164
Unknown	18	18	36

## COVID-19 doses administered for the past 2 weeks

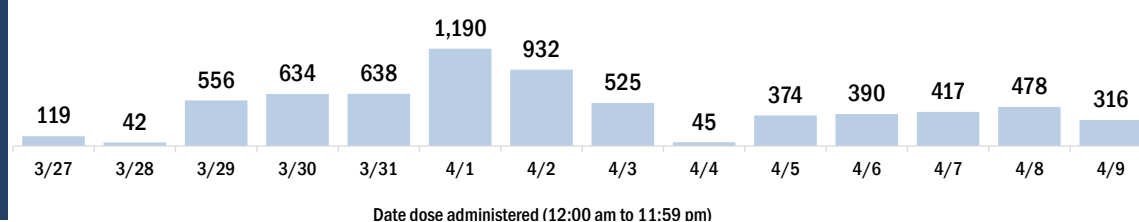


## Persons vaccinated for COVID-19 for the past 2 weeks

### Number of persons who received their first dose of a two-dose series of the COVID-19 vaccine



### Number of persons who completed the COVID-19 vaccine series



# COVID-19: Monroe County vaccine summary

Vaccination data through Apr 9, 2021 as of Apr 10, 2021 at 12:05 AM

Data in this report are provisional and subject to change.

Data in this summary pertain to COVID-19 vaccines approved by the U.S. Food and Drug Administration and have been issued an Emergency Use Authorization (Janssen COVID-19 Vaccine, Moderna COVID-19 Vaccine and Pfizer-BioNTech COVID-19 Vaccine). These data summarize the number of people who have received either their first dose or have completed the series for a COVID-19 vaccine. **A person can only be counted in one category, first dose or series complete.** For persons receiving Moderna or Pfizer vaccines, once they receive their second dose, they are moved from the first dose column to the series completed column. **Because of this, the total first dose category may show a change from report to report not matching the total receiving their first dose from the previous day.** Persons receiving Johnson & Johnson vaccines will always be counted in the series completed column.

## COVID-19 doses for vaccinated persons in Florida

**Doses administered** 42,460

People receiving one dose of a 1-dose series (Johnson & Johnson) or receiving only one dose of a 2-dose series (Moderna, Pfizer) count once. Persons receiving both doses of a 2-dose series count twice.

## Current status of persons vaccinated for COVID-19 in Florida

**Total people vaccinated** 27,805

First dose 11,933

Series completed 15,872

Completed 1-dose series 1,217

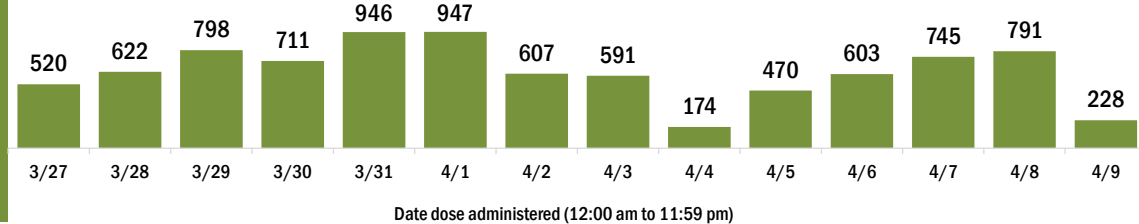
Completed 2-dose series 14,655

**First dose:** current number of people who have only received their first dose of the Moderna or Pfizer vaccine.

**Series complete:** current number of people who have received both Moderna or Pfizer vaccine doses or one Johnson & Johnson dose and are considered fully immunized.

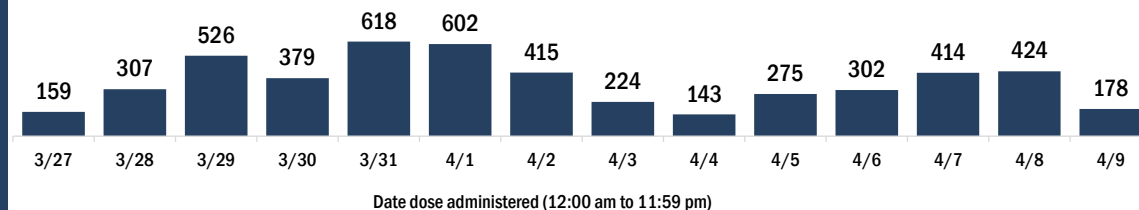
Demographic summary	First dose	Series complete	Total people vaccinated
<b>Age group</b>	<b>11,933</b>	<b>15,872</b>	<b>27,805</b>
16-24 years	262	151	413
25-34 years	584	398	982
35-44 years	1,064	705	1,769
45-54 years	2,104	1,126	3,230
55-64 years	4,068	2,431	6,499
65-74 years	2,648	7,016	9,664
75-84 years	978	3,245	4,223
85+ years	225	800	1,025
<b>Race</b>	<b>11,933</b>	<b>15,872</b>	<b>27,805</b>
White	8,274	11,707	19,981
Black	258	313	571
American Indian/Alaskan	51	51	102
Other	554	844	1,398
Unknown	2,796	2,957	5,753
<b>Other race</b> includes Asian, native Hawaiian/Pacific Islander, or other.			
<b>Ethnicity</b>	<b>11,933</b>	<b>15,872</b>	<b>27,805</b>
Hispanic	1,302	1,233	2,535
Non-Hispanic	5,925	9,255	15,180
Unknown	4,706	5,384	10,090
<b>Gender</b>	<b>11,933</b>	<b>15,872</b>	<b>27,805</b>
Female	6,147	8,352	14,499
Male	5,777	7,519	13,296
Unknown	9	1	10

## COVID-19 doses administered for the past 2 weeks

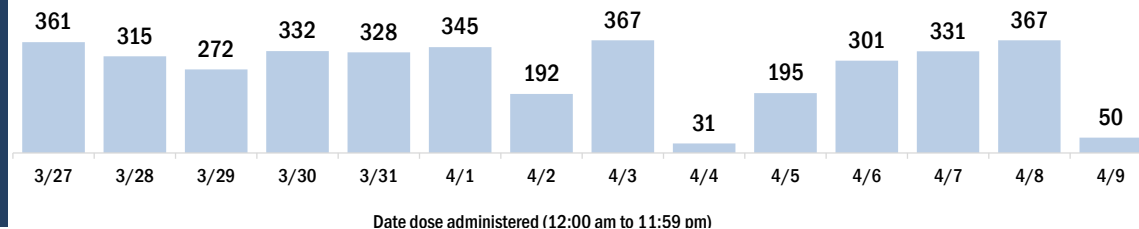


## Persons vaccinated for COVID-19 for the past 2 weeks

### Number of persons who received their first dose of a two-dose series of the COVID-19 vaccine



### Number of persons who completed the COVID-19 vaccine series



# COVID-19: Nassau County vaccine summary

Vaccination data through Apr 9, 2021 as of Apr 10, 2021 at 12:05 AM

Data in this report are provisional and subject to change.

Data in this summary pertain to COVID-19 vaccines approved by the U.S. Food and Drug Administration and have been issued an Emergency Use Authorization (Janssen COVID-19 Vaccine, Moderna COVID-19 Vaccine and Pfizer-BioNTech COVID-19 Vaccine). These data summarize the number of people who have received either their first dose or have completed the series for a COVID-19 vaccine. **A person can only be counted in one category, first dose or series complete.** For persons receiving Moderna or Pfizer vaccines, once they receive their second dose, they are moved from the first dose column to the series completed column. **Because of this, the total first dose category may show a change from report to report not matching the total receiving their first dose from the previous day.** Persons receiving Johnson & Johnson vaccines will always be counted in the series completed column.

## COVID-19 doses for vaccinated persons in Florida

**Doses administered** 49,568

People receiving one dose of a 1-dose series (Johnson & Johnson) or receiving only one dose of a 2-dose series (Moderna, Pfizer) count once. Persons receiving both doses of a 2-dose series count twice.

## Current status of persons vaccinated for COVID-19 in Florida

**Total people vaccinated** 30,020

First dose 8,617

Series completed 21,403

Completed 1-dose series 1,855

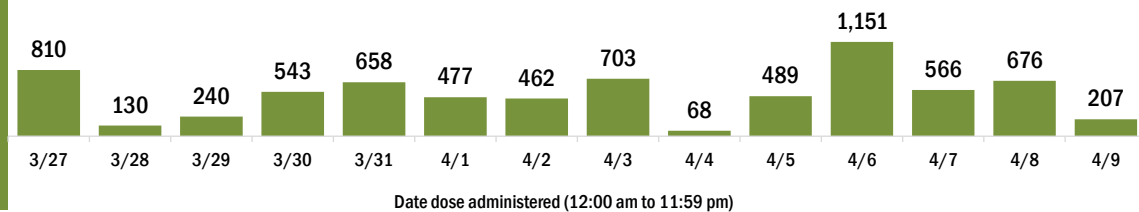
Completed 2-dose series 19,548

**First dose:** current number of people who have only received their first dose of the Moderna or Pfizer vaccine.

**Series complete:** current number of people who have received both Moderna or Pfizer vaccine doses or one Johnson & Johnson dose and are considered fully immunized.

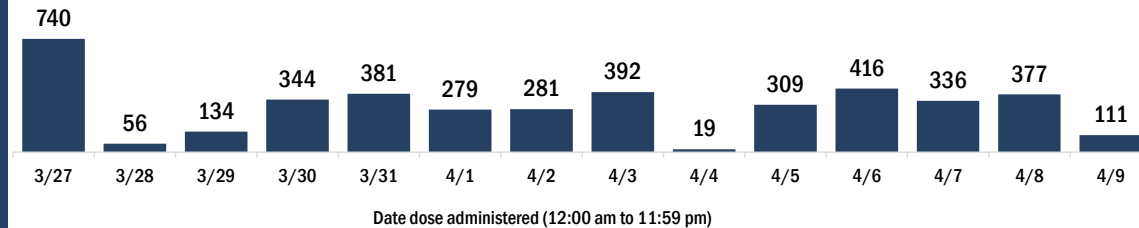
Demographic summary	First dose	Series complete	Total people vaccinated
<b>Age group</b>	<b>8,617</b>	<b>21,403</b>	<b>30,020</b>
16-24 years	428	226	654
25-34 years	546	536	1,082
35-44 years	952	1,017	1,969
45-54 years	1,717	1,439	3,156
55-64 years	3,280	3,395	6,675
65-74 years	1,012	9,058	10,070
75-84 years	516	4,453	4,969
85+ years	166	1,279	1,445
<b>Race</b>	<b>8,617</b>	<b>21,403</b>	<b>30,020</b>
White	6,679	17,388	24,067
Black	367	940	1,307
American Indian/Alaskan	38	71	109
Other	505	1,071	1,576
Unknown	1,028	1,933	2,961
<b>Other race</b> includes Asian, native Hawaiian/Pacific Islander, or other.			
<b>Ethnicity</b>	<b>8,617</b>	<b>21,403</b>	<b>30,020</b>
Hispanic	311	354	665
Non-Hispanic	6,542	16,572	23,114
Unknown	1,764	4,477	6,241
<b>Gender</b>	<b>8,617</b>	<b>21,403</b>	<b>30,020</b>
Female	4,818	12,017	16,835
Male	3,793	9,385	13,178
Unknown	6	1	7

## COVID-19 doses administered for the past 2 weeks

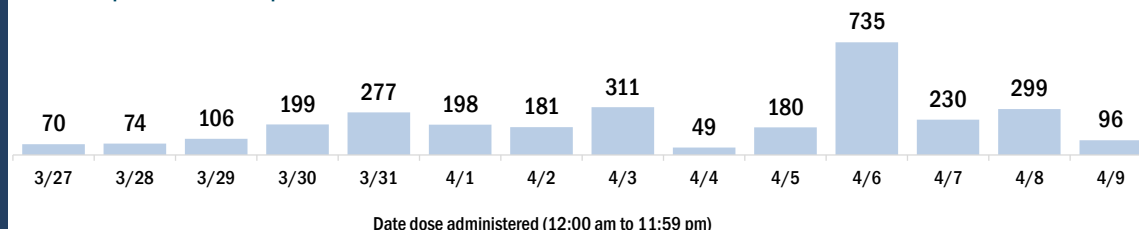


## Persons vaccinated for COVID-19 for the past 2 weeks

### Number of persons who received their first dose of a two-dose series of the COVID-19 vaccine



### Number of persons who completed the COVID-19 vaccine series





# COVID-19: Okaloosa County vaccine summary

Vaccination data through Apr 9, 2021 as of Apr 10, 2021 at 12:05 AM

Data in this report are provisional and subject to change.

Data in this summary pertain to COVID-19 vaccines approved by the U.S. Food and Drug Administration and have been issued an Emergency Use Authorization (Janssen COVID-19 Vaccine, Moderna COVID-19 Vaccine and Pfizer-BioNTech COVID-19 Vaccine). These data summarize the number of people who have received either their first dose or have completed the series for a COVID-19 vaccine. **A person can only be counted in one category, first dose or series complete.** For persons receiving Moderna or Pfizer vaccines, once they receive their second dose, they are moved from the first dose column to the series completed column. **Because of this, the total first dose category may show a change from report to report not matching the total receiving their first dose from the previous day.** Persons receiving Johnson & Johnson vaccines will always be counted in the series completed column.

## COVID-19 doses for vaccinated persons in Florida

**Doses administered** 80,489

People receiving one dose of a 1-dose series (Johnson & Johnson) or receiving only one dose of a 2-dose series (Moderna, Pfizer) count once. Persons receiving both doses of a 2-dose series count twice.

## Current status of persons vaccinated for COVID-19 in Florida

**Total people vaccinated** 49,408

First dose 15,231

Series completed 34,177

Completed 1-dose series 3,096

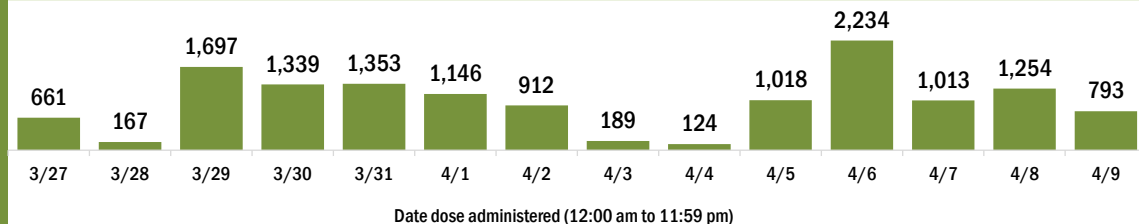
Completed 2-dose series 31,081

**First dose:** current number of people who have only received their first dose of the Moderna or Pfizer vaccine.

**Series complete:** current number of people who have received both Moderna or Pfizer vaccine doses or one Johnson & Johnson dose and are considered fully immunized.

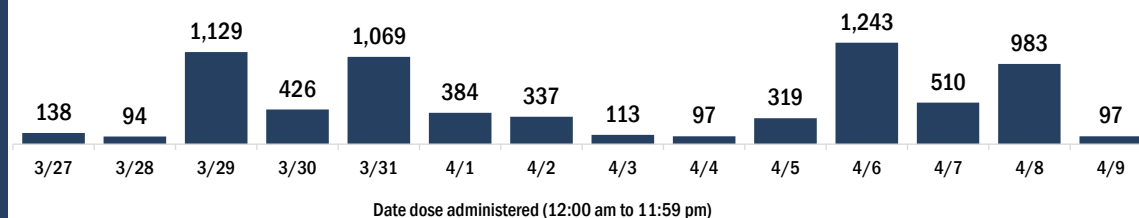
Demographic summary	First dose	Series complete	Total people vaccinated
<b>Age group</b>	15,231	34,177	49,408
16-24 years	769	404	1,173
25-34 years	1,364	1,238	2,602
35-44 years	2,101	1,810	3,911
45-54 years	2,728	2,623	5,351
55-64 years	4,733	6,132	10,865
65-74 years	2,056	12,389	14,445
75-84 years	1,086	7,001	8,087
85+ years	394	2,580	2,974
<b>Race</b>	15,231	34,177	49,408
White	9,429	24,361	33,790
Black	770	1,655	2,425
American Indian/Alaskan	67	121	188
Other	1,368	2,943	4,311
Unknown	3,597	5,097	8,694
<b>Other race</b> includes Asian, native Hawaiian/Pacific Islander, or other.			
<b>Ethnicity</b>	15,231	34,177	49,408
Hispanic	683	847	1,530
Non-Hispanic	8,569	21,380	29,949
Unknown	5,979	11,950	17,929
<b>Gender</b>	15,231	34,177	49,408
Female	8,522	19,837	28,359
Male	6,587	14,313	20,900
Unknown	122	27	149

## COVID-19 doses administered for the past 2 weeks

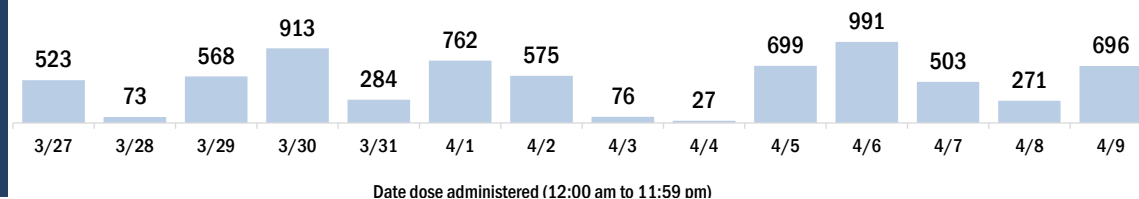


## Persons vaccinated for COVID-19 for the past 2 weeks

### Number of persons who received their first dose of a two-dose series of the COVID-19 vaccine



### Number of persons who completed the COVID-19 vaccine series



# COVID-19: Okeechobee County vaccine summary

Vaccination data through Apr 9, 2021 as of Apr 10, 2021 at 12:05 AM

Data in this report are provisional and subject to change.

Data in this summary pertain to COVID-19 vaccines approved by the U.S. Food and Drug Administration and have been issued an Emergency Use Authorization (Janssen COVID-19 Vaccine, Moderna COVID-19 Vaccine and Pfizer-BioNTech COVID-19 Vaccine). These data summarize the number of people who have received either their first dose or have completed the series for a COVID-19 vaccine. **A person can only be counted in one category, first dose or series complete.** For persons receiving Moderna or Pfizer vaccines, once they receive their second dose, they are moved from the first dose column to the series completed column. **Because of this, the total first dose category may show a change from report to report not matching the total receiving their first dose from the previous day.** Persons receiving Johnson & Johnson vaccines will always be counted in the series completed column.

## COVID-19 doses for vaccinated persons in Florida

**Doses administered** 14,654

People receiving one dose of a 1-dose series (Johnson & Johnson) or receiving only one dose of a 2-dose series (Moderna, Pfizer) count once. Persons receiving both doses of a 2-dose series count twice.

## Current status of persons vaccinated for COVID-19 in Florida

**Total people vaccinated** 9,121

First dose 3,253

Series completed 5,868

Completed 1-dose series 335

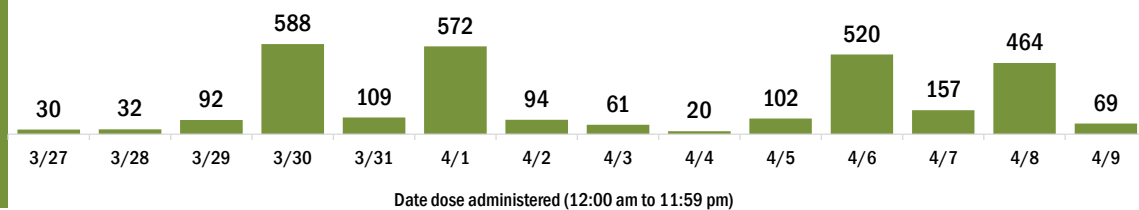
Completed 2-dose series 5,533

**First dose:** current number of people who have only received their first dose of the Moderna or Pfizer vaccine.

**Series complete:** current number of people who have received both Moderna or Pfizer vaccine doses or one Johnson & Johnson dose and are considered fully immunized.

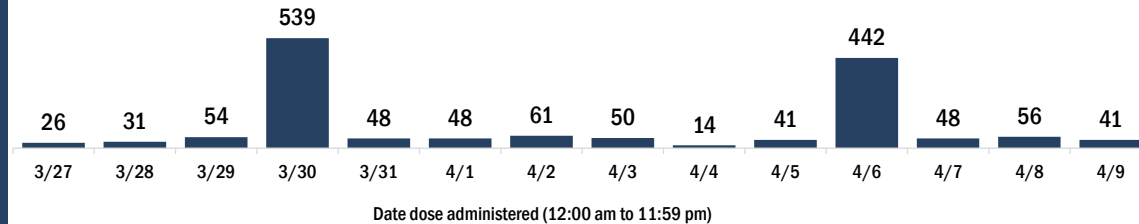
Demographic summary	First dose	Series complete	Total people vaccinated
<b>Age group</b>	<b>3,253</b>	<b>5,868</b>	<b>9,121</b>
16-24 years	99	50	149
25-34 years	173	144	317
35-44 years	280	203	483
45-54 years	531	264	795
55-64 years	1,164	474	1,638
65-74 years	577	2,523	3,100
75-84 years	329	1,737	2,066
85+ years	100	473	573
<b>Race</b>	<b>3,253</b>	<b>5,868</b>	<b>9,121</b>
White	2,541	4,785	7,326
Black	110	107	217
American Indian/Alaskan	16	28	44
Other	245	549	794
Unknown	341	399	740
<b>Other race</b> includes Asian, native Hawaiian/Pacific Islander, or other.			
<b>Ethnicity</b>	<b>3,253</b>	<b>5,868</b>	<b>9,121</b>
Hispanic	574	390	964
Non-Hispanic	1,977	4,388	6,365
Unknown	702	1,090	1,792
<b>Gender</b>	<b>3,253</b>	<b>5,868</b>	<b>9,121</b>
Female	1,807	3,277	5,084
Male	1,441	2,591	4,032
Unknown	5	0	5

## COVID-19 doses administered for the past 2 weeks

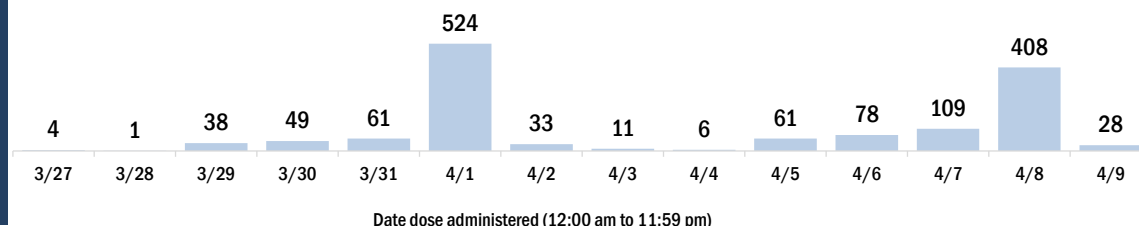


## Persons vaccinated for COVID-19 for the past 2 weeks

### Number of persons who received their first dose of a two-dose series of the COVID-19 vaccine



### Number of persons who completed the COVID-19 vaccine series



# COVID-19: Orange County vaccine summary

Vaccination data through Apr 9, 2021 as of Apr 10, 2021 at 12:05 AM

Data in this report are provisional and subject to change.

Data in this summary pertain to COVID-19 vaccines approved by the U.S. Food and Drug Administration and have been issued an Emergency Use Authorization (Janssen COVID-19 Vaccine, Moderna COVID-19 Vaccine and Pfizer-BioNTech COVID-19 Vaccine). These data summarize the number of people who have received either their first dose or have completed the series for a COVID-19 vaccine. **A person can only be counted in one category, first dose or series complete.** For persons receiving Moderna or Pfizer vaccines, once they receive their second dose, they are moved from the first dose column to the series completed column. **Because of this, the total first dose category may show a change from report to report not matching the total receiving their first dose from the previous day.** Persons receiving Johnson & Johnson vaccines will always be counted in the series completed column.

## COVID-19 doses for vaccinated persons in Florida

**Doses administered** 604,144

People receiving one dose of a 1-dose series (Johnson & Johnson) or receiving only one dose of a 2-dose series (Moderna, Pfizer) count once. Persons receiving both doses of a 2-dose series count twice.

## Current status of persons vaccinated for COVID-19 in Florida

**Total people vaccinated** 410,239

First dose 173,006

Series completed 237,233

Completed 1-dose series 43,328

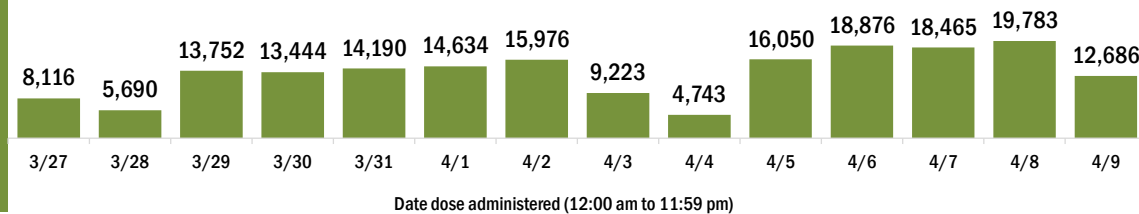
Completed 2-dose series 193,905

**First dose:** current number of people who have only received their first dose of the Moderna or Pfizer vaccine.

**Series complete:** current number of people who have received both Moderna or Pfizer vaccine doses or one Johnson & Johnson dose and are considered fully immunized.

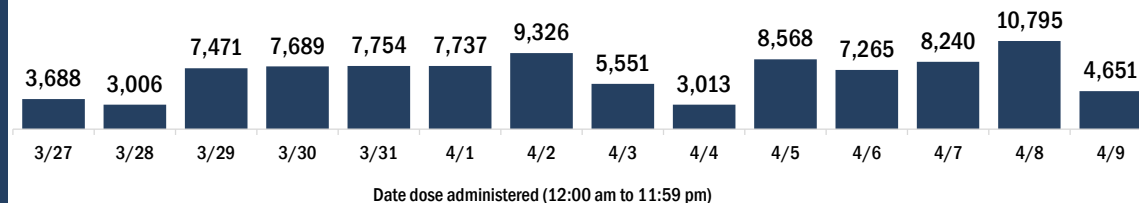
Demographic summary	First dose	Series complete	Total people vaccinated
<b>Age group</b>	173,006	237,233	410,239
16-24 years	16,551	8,809	25,360
25-34 years	21,578	21,111	42,689
35-44 years	31,673	27,444	59,117
45-54 years	40,857	30,914	71,771
55-64 years	39,302	43,198	82,500
65-74 years	13,009	64,876	77,885
75-84 years	6,309	30,087	36,396
85+ years	3,727	10,794	14,521
<b>Race</b>	173,006	237,233	410,239
White	99,024	144,761	243,785
Black	12,469	20,412	32,881
American Indian/Alaskan	497	673	1,170
Other	28,098	41,125	69,223
Unknown	32,918	30,262	63,180
<b>Other race</b> includes Asian, native Hawaiian/Pacific Islander, or other.			
<b>Ethnicity</b>	173,006	237,233	410,239
Hispanic	23,777	25,575	49,352
Non-Hispanic	79,348	125,164	204,512
Unknown	69,881	86,494	156,375
<b>Gender</b>	173,006	237,233	410,239
Female	90,540	137,037	227,577
Male	80,316	99,422	179,738
Unknown	2,150	774	2,924

## COVID-19 doses administered for the past 2 weeks

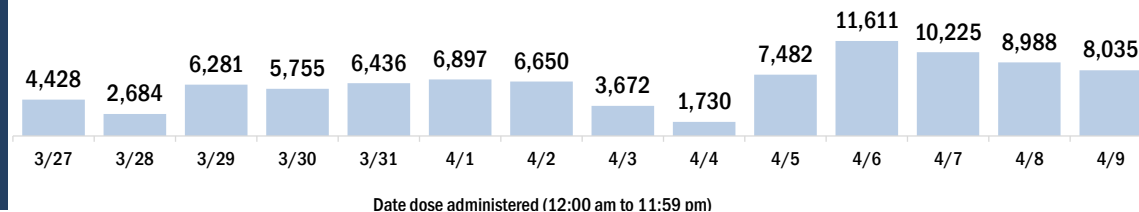


## Persons vaccinated for COVID-19 for the past 2 weeks

### Number of persons who received their first dose of a two-dose series of the COVID-19 vaccine



### Number of persons who completed the COVID-19 vaccine series



# COVID-19: Osceola County vaccine summary

Vaccination data through Apr 9, 2021 as of Apr 10, 2021 at 12:05 AM

Data in this report are provisional and subject to change.

Data in this summary pertain to COVID-19 vaccines approved by the U.S. Food and Drug Administration and have been issued an Emergency Use Authorization (Janssen COVID-19 Vaccine, Moderna COVID-19 Vaccine and Pfizer-BioNTech COVID-19 Vaccine). These data summarize the number of people who have received either their first dose or have completed the series for a COVID-19 vaccine. **A person can only be counted in one category, first dose or series complete.** For persons receiving Moderna or Pfizer vaccines, once they receive their second dose, they are moved from the first dose column to the series completed column. **Because of this, the total first dose category may show a change from report to report not matching the total receiving their first dose from the previous day.** Persons receiving Johnson & Johnson vaccines will always be counted in the series completed column.

## COVID-19 doses for vaccinated persons in Florida

**Doses administered** 146,558

People receiving one dose of a 1-dose series (Johnson & Johnson) or receiving only one dose of a 2-dose series (Moderna, Pfizer) count once. Persons receiving both doses of a 2-dose series count twice.

## Current status of persons vaccinated for COVID-19 in Florida

**Total people vaccinated** 99,043

First dose 43,350

Series completed 55,693

Completed 1-dose series 8,178

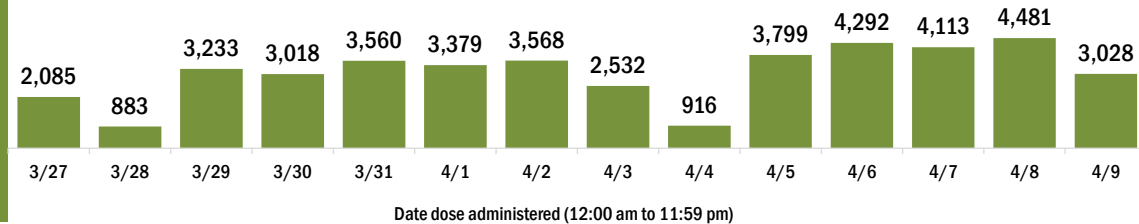
Completed 2-dose series 47,515

**First dose:** current number of people who have only received their first dose of the Moderna or Pfizer vaccine.

**Series complete:** current number of people who have received both Moderna or Pfizer vaccine doses or one Johnson & Johnson dose and are considered fully immunized.

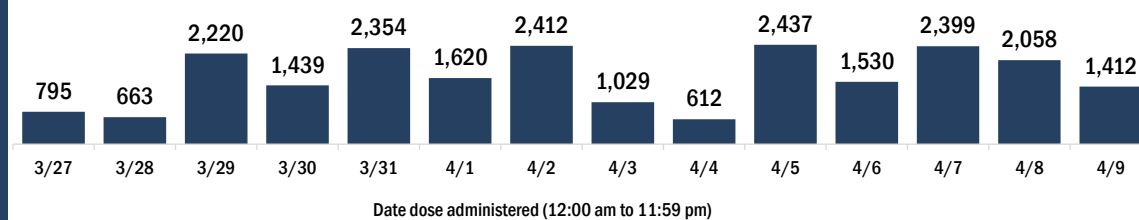
Demographic summary	First dose	Series complete	Total people vaccinated
<b>Age group</b>	<b>43,350</b>	<b>55,693</b>	<b>99,043</b>
16-24 years	2,712	1,422	4,134
25-34 years	4,123	3,353	7,476
35-44 years	6,781	4,677	11,458
45-54 years	10,751	6,108	16,859
55-64 years	11,652	9,334	20,986
65-74 years	4,406	19,046	23,452
75-84 years	2,249	9,111	11,360
85+ years	676	2,642	3,318
<b>Race</b>	<b>43,350</b>	<b>55,693</b>	<b>99,043</b>
White	24,301	34,084	58,385
Black	2,111	3,194	5,305
American Indian/Alaskan	176	298	474
Other	7,151	10,567	17,718
Unknown	9,611	7,550	17,161
<b>Other race</b> includes Asian, native Hawaiian/Pacific Islander, or other.			
<b>Ethnicity</b>	<b>43,350</b>	<b>55,693</b>	<b>99,043</b>
Hispanic	13,726	15,219	28,945
Non-Hispanic	12,745	23,686	36,431
Unknown	16,879	16,788	33,667
<b>Gender</b>	<b>43,350</b>	<b>55,693</b>	<b>99,043</b>
Female	23,453	32,714	56,167
Male	19,740	22,950	42,690
Unknown	157	29	186

## COVID-19 doses administered for the past 2 weeks

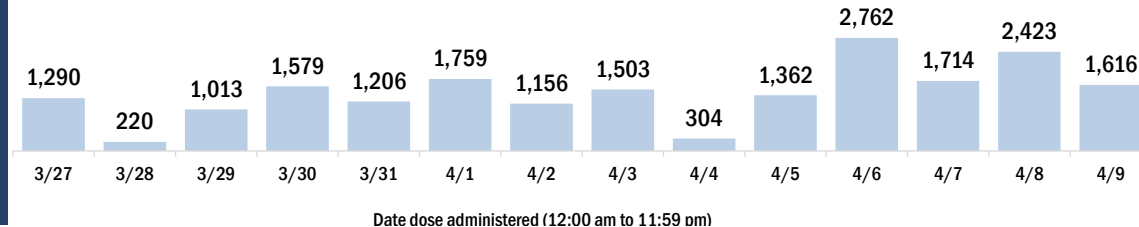


## Persons vaccinated for COVID-19 for the past 2 weeks

### Number of persons who received their first dose of a two-dose series of the COVID-19 vaccine



### Number of persons who completed the COVID-19 vaccine series



# COVID-19: Palm Beach County vaccine summary

Vaccination data through Apr 9, 2021 as of Apr 10, 2021 at 12:05 AM

Data in this report are provisional and subject to change.

Data in this summary pertain to COVID-19 vaccines approved by the U.S. Food and Drug Administration and have been issued an Emergency Use Authorization (Janssen COVID-19 Vaccine, Moderna COVID-19 Vaccine and Pfizer-BioNTech COVID-19 Vaccine). These data summarize the number of people who have received either their first dose or have completed the series for a COVID-19 vaccine. **A person can only be counted in one category, first dose or series complete.** For persons receiving Moderna or Pfizer vaccines, once they receive their second dose, they are moved from the first dose column to the series completed column. **Because of this, the total first dose category may show a change from report to report not matching the total receiving their first dose from the previous day.** Persons receiving Johnson & Johnson vaccines will always be counted in the series completed column.

## COVID-19 doses for vaccinated persons in Florida

**Doses administered** 816,880

People receiving one dose of a 1-dose series (Johnson & Johnson) or receiving only one dose of a 2-dose series (Moderna, Pfizer) count once. Persons receiving both doses of a 2-dose series count twice.

## Current status of persons vaccinated for COVID-19 in Florida

**Total people vaccinated** 516,699

First dose 186,829

Series completed 329,870

Completed 1-dose series 29,689

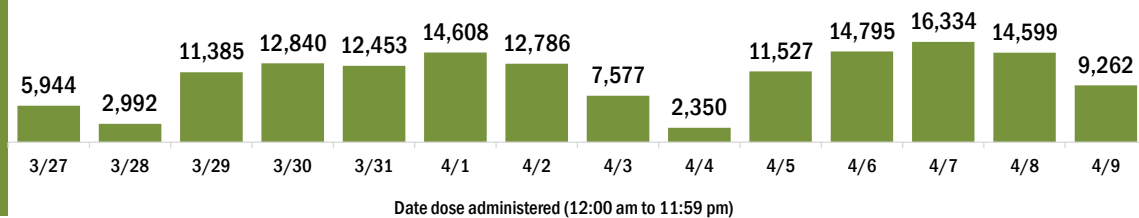
Completed 2-dose series 300,181

**First dose:** current number of people who have only received their first dose of the Moderna or Pfizer vaccine.

**Series complete:** current number of people who have received both Moderna or Pfizer vaccine doses or one Johnson & Johnson dose and are considered fully immunized.

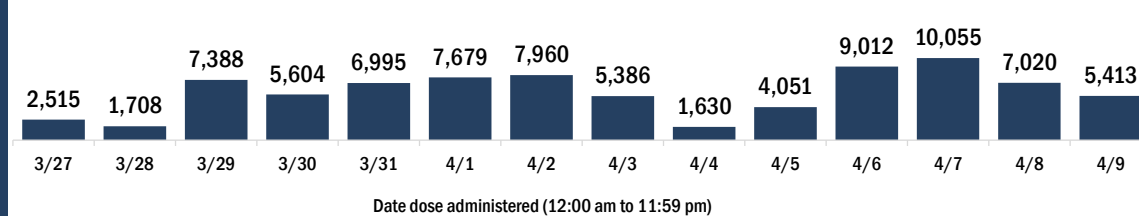
Demographic summary	First dose	Series complete	Total people vaccinated
<b>Age group</b>	<b>186,829</b>	<b>329,870</b>	<b>516,699</b>
16-24 years	9,175	4,446	13,621
25-34 years	13,001	11,358	24,359
35-44 years	21,359	16,931	38,290
45-54 years	35,350	25,571	60,921
55-64 years	54,535	43,017	97,552
65-74 years	27,173	115,332	142,505
75-84 years	18,014	80,385	98,399
85+ years	8,222	32,830	41,052
<b>Race</b>	<b>186,829</b>	<b>329,870</b>	<b>516,699</b>
White	112,299	220,516	332,815
Black	10,918	16,623	27,541
American Indian/Alaskan	581	882	1,463
Other	17,629	28,630	46,259
Unknown	45,402	63,219	108,621
<b>Other race</b> includes Asian, native Hawaiian/Pacific Islander, or other.			
<b>Ethnicity</b>	<b>186,829</b>	<b>329,870</b>	<b>516,699</b>
Hispanic	22,701	22,083	44,784
Non-Hispanic	85,039	182,612	267,651
Unknown	79,089	125,175	204,264
<b>Gender</b>	<b>186,829</b>	<b>329,870</b>	<b>516,699</b>
Female	102,257	191,437	293,694
Male	83,977	138,270	222,247
Unknown	595	163	758

## COVID-19 doses administered for the past 2 weeks

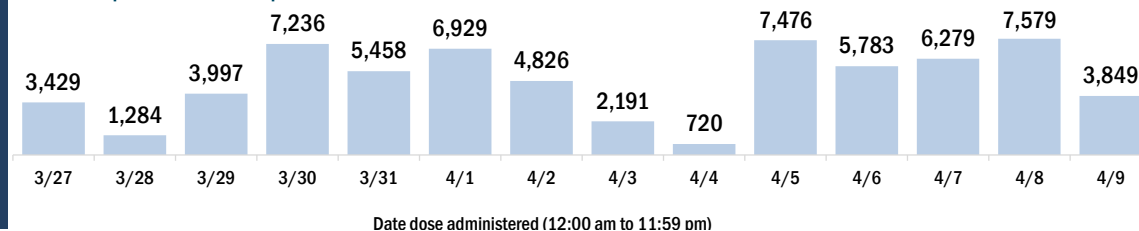


## Persons vaccinated for COVID-19 for the past 2 weeks

### Number of persons who received their first dose of a two-dose series of the COVID-19 vaccine



### Number of persons who completed the COVID-19 vaccine series



# COVID-19: Pasco County vaccine summary

Vaccination data through Apr 9, 2021 as of Apr 10, 2021 at 12:05 AM

Data in this report are provisional and subject to change.

Data in this summary pertain to COVID-19 vaccines approved by the U.S. Food and Drug Administration and have been issued an Emergency Use Authorization (Janssen COVID-19 Vaccine, Moderna COVID-19 Vaccine and Pfizer-BioNTech COVID-19 Vaccine). These data summarize the number of people who have received either their first dose or have completed the series for a COVID-19 vaccine. **A person can only be counted in one category, first dose or series complete.** For persons receiving Moderna or Pfizer vaccines, once they receive their second dose, they are moved from the first dose column to the series completed column. **Because of this, the total first dose category may show a change from report to report not matching the total receiving their first dose from the previous day.** Persons receiving Johnson & Johnson vaccines will always be counted in the series completed column.

## COVID-19 doses for vaccinated persons in Florida

**Doses administered** 250,143

People receiving one dose of a 1-dose series (Johnson & Johnson) or receiving only one dose of a 2-dose series (Moderna, Pfizer) count once. Persons receiving both doses of a 2-dose series count twice.

## Current status of persons vaccinated for COVID-19 in Florida

**Total people vaccinated** 163,472

First dose 67,884

Series completed 95,588

Completed 1-dose series 8,917

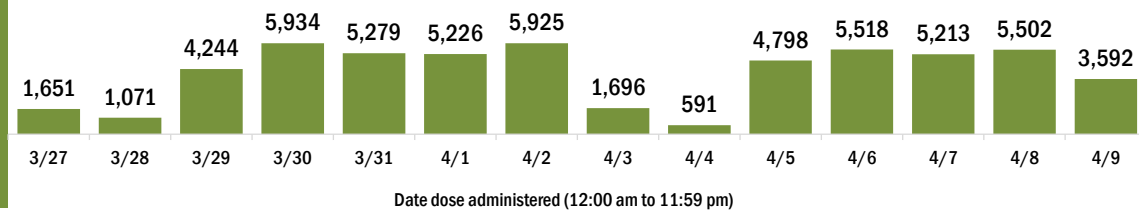
Completed 2-dose series 86,671

**First dose:** current number of people who have only received their first dose of the Moderna or Pfizer vaccine.

**Series complete:** current number of people who have received both Moderna or Pfizer vaccine doses or one Johnson & Johnson dose and are considered fully immunized.

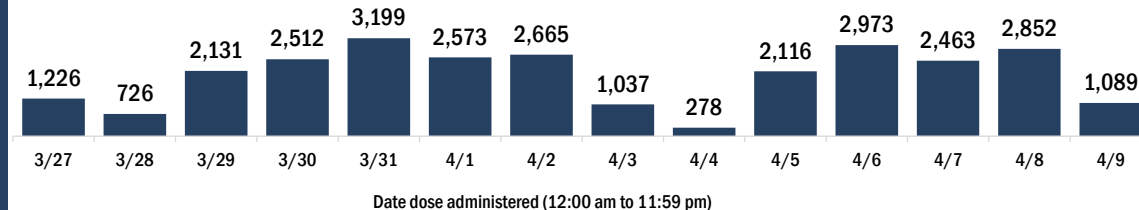
Demographic summary	First dose	Series complete	Total people vaccinated
<b>Age group</b>	67,884	95,588	163,472
16-24 years	3,186	1,578	4,764
25-34 years	4,033	3,704	7,737
35-44 years	7,667	6,014	13,681
45-54 years	11,905	8,375	20,280
55-64 years	18,903	12,440	31,343
65-74 years	11,983	35,491	47,474
75-84 years	7,782	21,520	29,302
85+ years	2,425	6,466	8,891
<b>Race</b>	67,884	95,588	163,472
White	49,040	73,626	122,666
Black	2,100	2,478	4,578
American Indian/Alaskan	235	296	531
Other	6,534	8,877	15,411
Unknown	9,975	10,311	20,286
<b>Other race</b> includes Asian, native Hawaiian/Pacific Islander, or other.			
<b>Ethnicity</b>	67,884	95,588	163,472
Hispanic	4,761	4,353	9,114
Non-Hispanic	37,818	59,118	96,936
Unknown	25,305	32,117	57,422
<b>Gender</b>	67,884	95,588	163,472
Female	37,473	56,810	94,283
Male	30,317	38,702	69,019
Unknown	94	76	170

## COVID-19 doses administered for the past 2 weeks

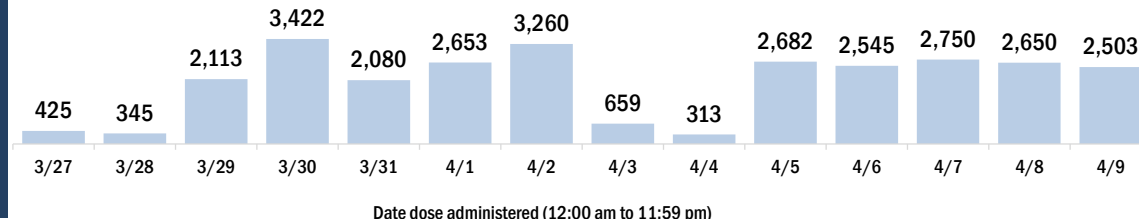


## Persons vaccinated for COVID-19 for the past 2 weeks

### Number of persons who received their first dose of a two-dose series of the COVID-19 vaccine



### Number of persons who completed the COVID-19 vaccine series





# COVID-19: Pinellas County vaccine summary

Vaccination data through Apr 9, 2021 as of Apr 10, 2021 at 12:05 AM

Data in this report are provisional and subject to change.

Data in this summary pertain to COVID-19 vaccines approved by the U.S. Food and Drug Administration and have been issued an Emergency Use Authorization (Janssen COVID-19 Vaccine, Moderna COVID-19 Vaccine and Pfizer-BioNTech COVID-19 Vaccine). These data summarize the number of people who have received either their first dose or have completed the series for a COVID-19 vaccine. **A person can only be counted in one category, first dose or series complete.** For persons receiving Moderna or Pfizer vaccines, once they receive their second dose, they are moved from the first dose column to the series completed column. **Because of this, the total first dose category may show a change from report to report not matching the total receiving their first dose from the previous day.** Persons receiving Johnson & Johnson vaccines will always be counted in the series completed column.

## COVID-19 doses for vaccinated persons in Florida

**Doses administered** 552,829

People receiving one dose of a 1-dose series (Johnson & Johnson) or receiving only one dose of a 2-dose series (Moderna, Pfizer) count once. Persons receiving both doses of a 2-dose series count twice.

## Current status of persons vaccinated for COVID-19 in Florida

**Total people vaccinated** 351,420

First dose 133,492

Series completed 217,928

Completed 1-dose series 16,519

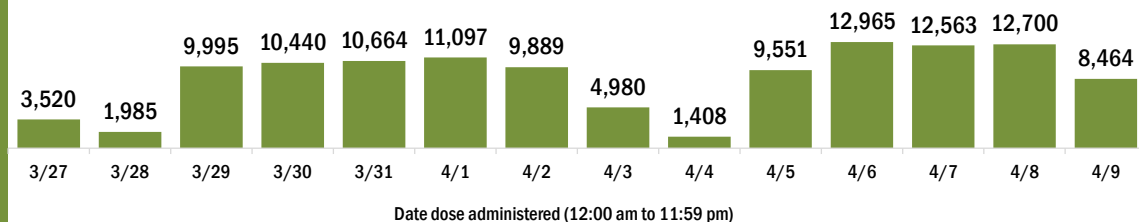
Completed 2-dose series 201,409

**First dose:** current number of people who have only received their first dose of the Moderna or Pfizer vaccine.

**Series complete:** current number of people who have received both Moderna or Pfizer vaccine doses or one Johnson & Johnson dose and are considered fully immunized.

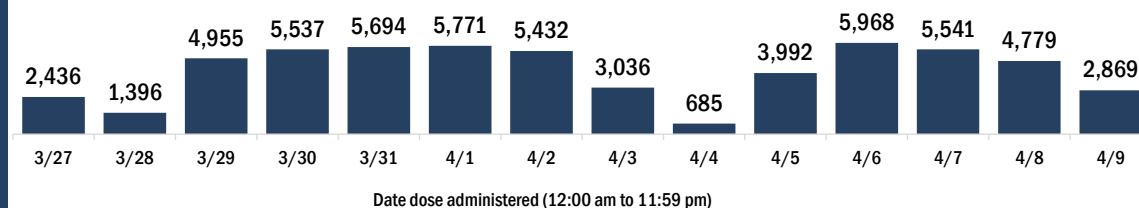
Demographic summary	First dose	Series complete	Total people vaccinated
<b>Age group</b>	<b>133,492</b>	<b>217,928</b>	<b>351,420</b>
16-24 years	5,246	3,166	8,412
25-34 years	9,837	9,501	19,338
35-44 years	14,751	12,040	26,791
45-54 years	25,547	16,291	41,838
55-64 years	43,515	34,969	78,484
65-74 years	18,642	82,298	100,940
75-84 years	11,212	43,226	54,438
85+ years	4,742	16,437	21,179
<b>Race</b>	<b>133,492</b>	<b>217,928</b>	<b>351,420</b>
White	93,137	166,501	259,638
Black	6,795	8,753	15,548
American Indian/Alaskan	390	441	831
Other	11,582	16,624	28,206
Unknown	21,588	25,609	47,197
<b>Other race</b> includes Asian, native Hawaiian/Pacific Islander, or other.			
<b>Ethnicity</b>	<b>133,492</b>	<b>217,928</b>	<b>351,420</b>
Hispanic	5,170	5,960	11,130
Non-Hispanic	79,017	134,245	213,262
Unknown	49,305	77,723	127,028
<b>Gender</b>	<b>133,492</b>	<b>217,928</b>	<b>351,420</b>
Female	73,072	128,289	201,361
Male	60,025	89,301	149,326
Unknown	395	338	733

## COVID-19 doses administered for the past 2 weeks

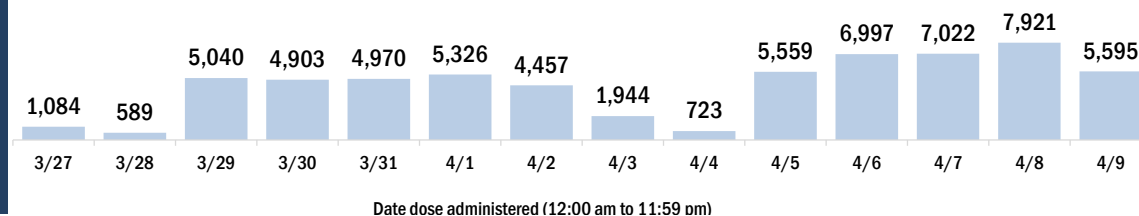


## Persons vaccinated for COVID-19 for the past 2 weeks

### Number of persons who received their first dose of a two-dose series of the COVID-19 vaccine



### Number of persons who completed the COVID-19 vaccine series





# COVID-19: Polk County vaccine summary

Vaccination data through Apr 9, 2021 as of Apr 10, 2021 at 12:05 AM

Data in this report are provisional and subject to change.

Data in this summary pertain to COVID-19 vaccines approved by the U.S. Food and Drug Administration and have been issued an Emergency Use Authorization (Janssen COVID-19 Vaccine, Moderna COVID-19 Vaccine and Pfizer-BioNTech COVID-19 Vaccine). These data summarize the number of people who have received either their first dose or have completed the series for a COVID-19 vaccine. **A person can only be counted in one category, first dose or series complete.** For persons receiving Moderna or Pfizer vaccines, once they receive their second dose, they are moved from the first dose column to the series completed column. **Because of this, the total first dose category may show a change from report to report not matching the total receiving their first dose from the previous day.** Persons receiving Johnson & Johnson vaccines will always be counted in the series completed column.

## COVID-19 doses for vaccinated persons in Florida

**Doses administered** 289,642

People receiving one dose of a 1-dose series (Johnson & Johnson) or receiving only one dose of a 2-dose series (Moderna, Pfizer) count once. Persons receiving both doses of a 2-dose series count twice.

## Current status of persons vaccinated for COVID-19 in Florida

**Total people vaccinated** 186,290

First dose 75,577

Series completed 110,713

Completed 1-dose series 7,361

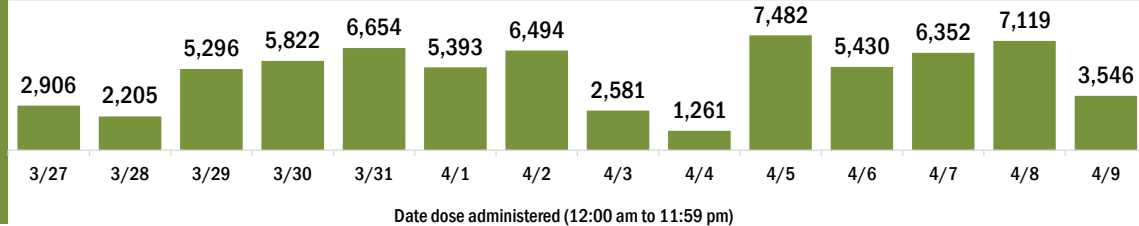
Completed 2-dose series 103,352

**First dose:** current number of people who have only received their first dose of the Moderna or Pfizer vaccine.

**Series complete:** current number of people who have received both Moderna or Pfizer vaccine doses or one Johnson & Johnson dose and are considered fully immunized.

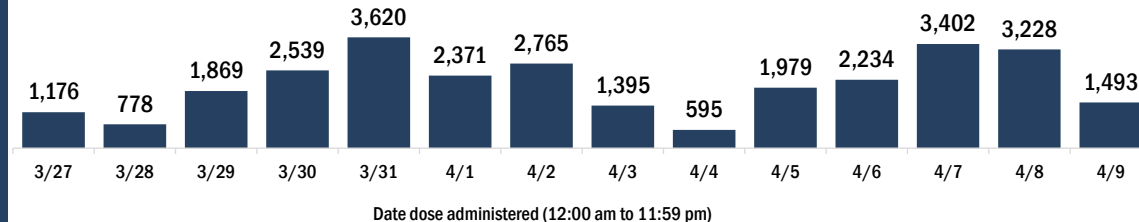
Demographic summary	First dose	Series complete	Total people vaccinated
<b>Age group</b>	<b>75,577</b>	<b>110,713</b>	<b>186,290</b>
16-24 years	2,984	1,778	4,762
25-34 years	5,423	4,110	9,533
35-44 years	7,830	5,827	13,657
45-54 years	12,677	7,926	20,603
55-64 years	20,710	14,352	35,062
65-74 years	14,263	42,934	57,197
75-84 years	8,816	26,226	35,042
85+ years	2,874	7,560	10,434
<b>Race</b>	<b>75,577</b>	<b>110,713</b>	<b>186,290</b>
White	49,433	82,090	131,523
Black	5,687	6,774	12,461
American Indian/Alaskan	565	524	1,089
Other	6,712	8,112	14,824
Unknown	13,180	13,213	26,393
<b>Other race</b> includes Asian, native Hawaiian/Pacific Islander, or other.			
<b>Ethnicity</b>	<b>75,577</b>	<b>110,713</b>	<b>186,290</b>
Hispanic	10,634	7,636	18,270
Non-Hispanic	37,713	67,444	105,157
Unknown	27,230	35,633	62,863
<b>Gender</b>	<b>75,577</b>	<b>110,713</b>	<b>186,290</b>
Female	41,715	64,054	105,769
Male	33,585	46,615	80,200
Unknown	277	44	321

## COVID-19 doses administered for the past 2 weeks

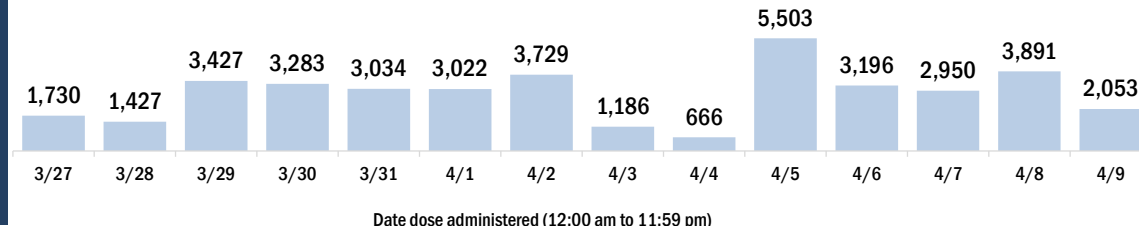


## Persons vaccinated for COVID-19 for the past 2 weeks

### Number of persons who received their first dose of a two-dose series of the COVID-19 vaccine



### Number of persons who completed the COVID-19 vaccine series



# COVID-19: Putnam County vaccine summary

Vaccination data through Apr 9, 2021 as of Apr 10, 2021 at 12:05 AM

Data in this report are provisional and subject to change.

Data in this summary pertain to COVID-19 vaccines approved by the U.S. Food and Drug Administration and have been issued an Emergency Use Authorization (Janssen COVID-19 Vaccine, Moderna COVID-19 Vaccine and Pfizer-BioNTech COVID-19 Vaccine). These data summarize the number of people who have received either their first dose or have completed the series for a COVID-19 vaccine. **A person can only be counted in one category, first dose or series complete.** For persons receiving Moderna or Pfizer vaccines, once they receive their second dose, they are moved from the first dose column to the series completed column. **Because of this, the total first dose category may show a change from report to report not matching the total receiving their first dose from the previous day.** Persons receiving Johnson & Johnson vaccines will always be counted in the series completed column.

## COVID-19 doses for vaccinated persons in Florida

**Doses administered** 24,965

People receiving one dose of a 1-dose series (Johnson & Johnson) or receiving only one dose of a 2-dose series (Moderna, Pfizer) count once. Persons receiving both doses of a 2-dose series count twice.

## Current status of persons vaccinated for COVID-19 in Florida

**Total people vaccinated** 16,076

First dose 6,389

Series completed 9,687

Completed 1-dose series 798

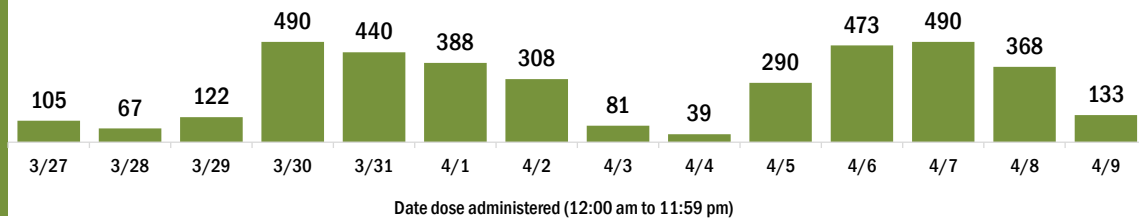
Completed 2-dose series 8,889

**First dose:** current number of people who have only received their first dose of the Moderna or Pfizer vaccine.

**Series complete:** current number of people who have received both Moderna or Pfizer vaccine doses or one Johnson & Johnson dose and are considered fully immunized.

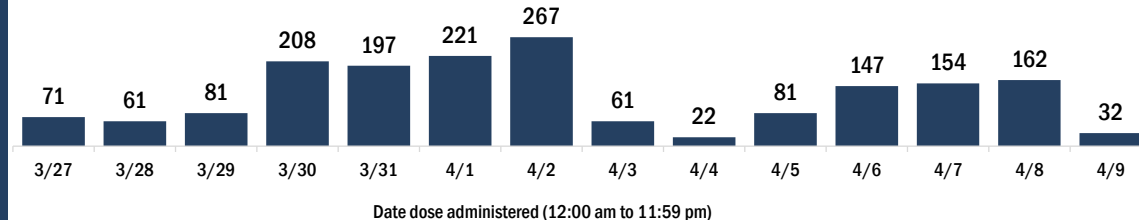
Demographic summary	First dose	Series complete	Total people vaccinated
<b>Age group</b>	6,389	9,687	16,076
16-24 years	161	82	243
25-34 years	287	214	501
35-44 years	410	321	731
45-54 years	833	584	1,417
55-64 years	1,932	1,455	3,387
65-74 years	1,651	4,032	5,683
75-84 years	840	2,285	3,125
85+ years	275	714	989
<b>Race</b>	6,389	9,687	16,076
White	4,882	7,582	12,464
Black	670	911	1,581
American Indian/Alaskan	59	70	129
Other	475	573	1,048
Unknown	303	551	854
<b>Other race</b> includes Asian, native Hawaiian/Pacific Islander, or other.			
<b>Ethnicity</b>	6,389	9,687	16,076
Hispanic	321	322	643
Non-Hispanic	5,005	7,466	12,471
Unknown	1,063	1,899	2,962
<b>Gender</b>	6,389	9,687	16,076
Female	3,522	5,604	9,126
Male	2,857	4,079	6,936
Unknown	10	4	14

## COVID-19 doses administered for the past 2 weeks

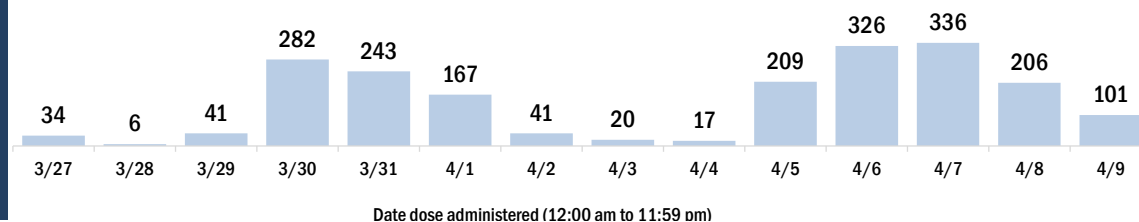


## Persons vaccinated for COVID-19 for the past 2 weeks

### Number of persons who received their first dose of a two-dose series of the COVID-19 vaccine



### Number of persons who completed the COVID-19 vaccine series



# COVID-19: Santa Rosa County vaccine summary

Vaccination data through Apr 9, 2021 as of Apr 10, 2021 at 12:05 AM

Data in this report are provisional and subject to change.

Data in this summary pertain to COVID-19 vaccines approved by the U.S. Food and Drug Administration and have been issued an Emergency Use Authorization (Janssen COVID-19 Vaccine, Moderna COVID-19 Vaccine and Pfizer-BioNTech COVID-19 Vaccine). These data summarize the number of people who have received either their first dose or have completed the series for a COVID-19 vaccine. **A person can only be counted in one category, first dose or series complete.** For persons receiving Moderna or Pfizer vaccines, once they receive their second dose, they are moved from the first dose column to the series completed column. **Because of this, the total first dose category may show a change from report to report not matching the total receiving their first dose from the previous day.** Persons receiving Johnson & Johnson vaccines will always be counted in the series completed column.

## COVID-19 doses for vaccinated persons in Florida

**Doses administered** 76,630

People receiving one dose of a 1-dose series (Johnson & Johnson) or receiving only one dose of a 2-dose series (Moderna, Pfizer) count once. Persons receiving both doses of a 2-dose series count twice.

## Current status of persons vaccinated for COVID-19 in Florida

**Total people vaccinated** 48,672

First dose 18,940

Series completed 29,732

Completed 1-dose series 1,774

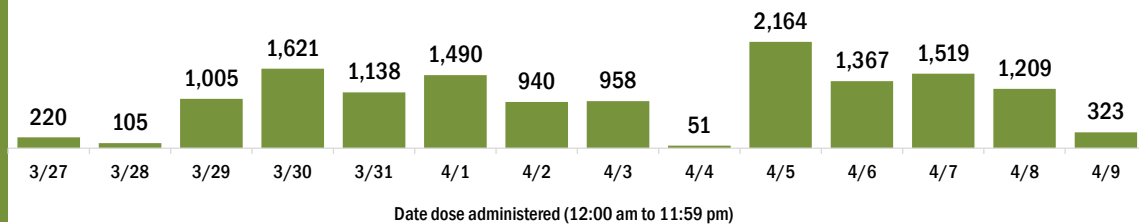
Completed 2-dose series 27,958

**First dose:** current number of people who have only received their first dose of the Moderna or Pfizer vaccine.

**Series complete:** current number of people who have received both Moderna or Pfizer vaccine doses or one Johnson & Johnson dose and are considered fully immunized.

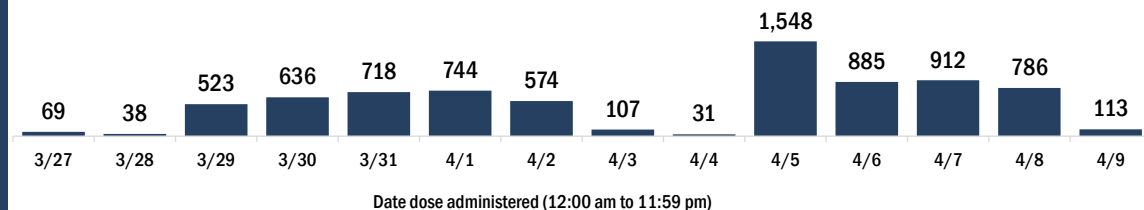
Demographic summary	First dose	Series complete	Total people vaccinated
<b>Age group</b>	<b>18,940</b>	<b>29,732</b>	<b>48,672</b>
16-24 years	938	431	1,369
25-34 years	1,459	1,181	2,640
35-44 years	2,340	1,911	4,251
45-54 years	3,367	2,898	6,265
55-64 years	5,641	4,953	10,594
65-74 years	3,180	11,221	14,401
75-84 years	1,518	5,570	7,088
85+ years	497	1,567	2,064
<b>Race</b>	<b>18,940</b>	<b>29,732</b>	<b>48,672</b>
White	12,280	22,411	34,691
Black	866	829	1,695
American Indian/Alaskan	106	158	264
Other	1,318	1,993	3,311
Unknown	4,370	4,341	8,711
<b>Other race</b> includes Asian, native Hawaiian/Pacific Islander, or other.			
<b>Ethnicity</b>	<b>18,940</b>	<b>29,732</b>	<b>48,672</b>
Hispanic	745	563	1,308
Non-Hispanic	11,513	19,535	31,048
Unknown	6,682	9,634	16,316
<b>Gender</b>	<b>18,940</b>	<b>29,732</b>	<b>48,672</b>
Female	10,200	17,077	27,277
Male	8,719	12,654	21,373
Unknown	21	1	22

## COVID-19 doses administered for the past 2 weeks

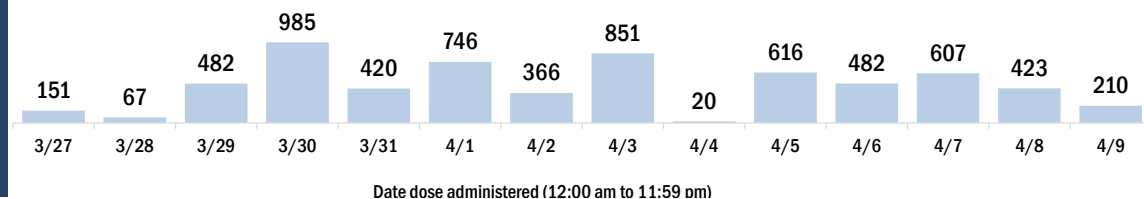


## Persons vaccinated for COVID-19 for the past 2 weeks

### Number of persons who received their first dose of a two-dose series of the COVID-19 vaccine



### Number of persons who completed the COVID-19 vaccine series



# COVID-19: Sarasota County vaccine summary

Vaccination data through Apr 9, 2021 as of Apr 10, 2021 at 12:05 AM

Data in this report are provisional and subject to change.

Data in this summary pertain to COVID-19 vaccines approved by the U.S. Food and Drug Administration and have been issued an Emergency Use Authorization (Janssen COVID-19 Vaccine, Moderna COVID-19 Vaccine and Pfizer-BioNTech COVID-19 Vaccine). These data summarize the number of people who have received either their first dose or have completed the series for a COVID-19 vaccine. **A person can only be counted in one category, first dose or series complete.** For persons receiving Moderna or Pfizer vaccines, once they receive their second dose, they are moved from the first dose column to the series completed column. **Because of this, the total first dose category may show a change from report to report not matching the total receiving their first dose from the previous day.** Persons receiving Johnson & Johnson vaccines will always be counted in the series completed column.

## COVID-19 doses for vaccinated persons in Florida

**Doses administered** 318,824

People receiving one dose of a 1-dose series (Johnson & Johnson) or receiving only one dose of a 2-dose series (Moderna, Pfizer) count once. Persons receiving both doses of a 2-dose series count twice.

## Current status of persons vaccinated for COVID-19 in Florida

**Total people vaccinated** 205,792

First dose 86,631

Series completed 119,161

Completed 1-dose series 6,129

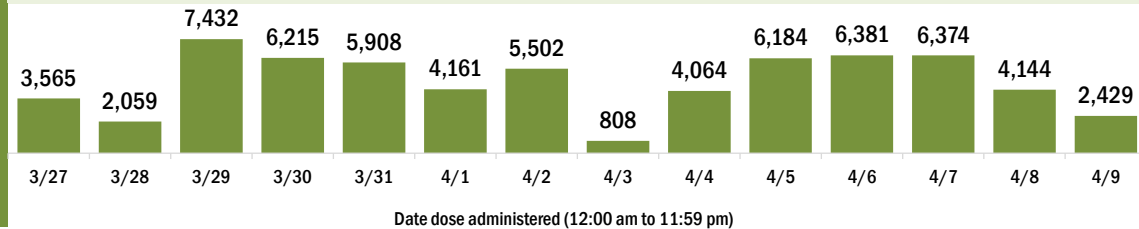
Completed 2-dose series 113,032

**First dose:** current number of people who have only received their first dose of the Moderna or Pfizer vaccine.

**Series complete:** current number of people who have received both Moderna or Pfizer vaccine doses or one Johnson & Johnson dose and are considered fully immunized.

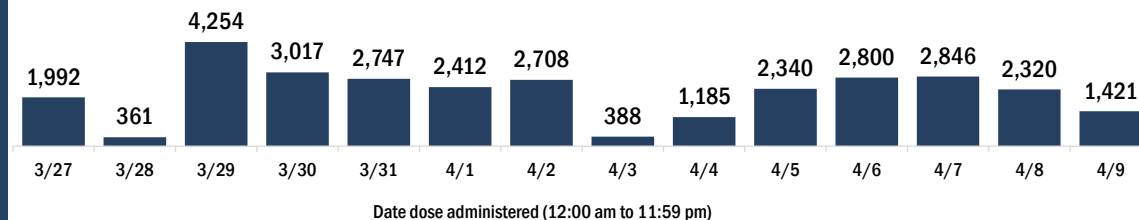
Demographic summary	First dose	Series complete	Total people vaccinated
<b>Age group</b>	86,631	119,161	205,792
16-24 years	2,698	998	3,696
25-34 years	3,746	2,385	6,131
35-44 years	5,666	3,266	8,932
45-54 years	10,213	5,351	15,564
55-64 years	23,952	11,209	35,161
65-74 years	20,989	51,297	72,286
75-84 years	14,114	33,031	47,145
85+ years	5,253	11,624	16,877
<b>Race</b>	86,631	119,161	205,792
White	68,346	95,281	163,627
Black	1,319	1,545	2,864
American Indian/Alaskan	283	445	728
Other	5,229	8,375	13,604
Unknown	11,454	13,515	24,969
<b>Other race</b> includes Asian, native Hawaiian/Pacific Islander, or other.			
<b>Ethnicity</b>	86,631	119,161	205,792
Hispanic	4,323	2,348	6,671
Non-Hispanic	57,375	80,125	137,500
Unknown	24,933	36,688	61,621
<b>Gender</b>	86,631	119,161	205,792
Female	47,367	67,891	115,258
Male	39,124	51,188	90,312
Unknown	140	82	222

## COVID-19 doses administered for the past 2 weeks

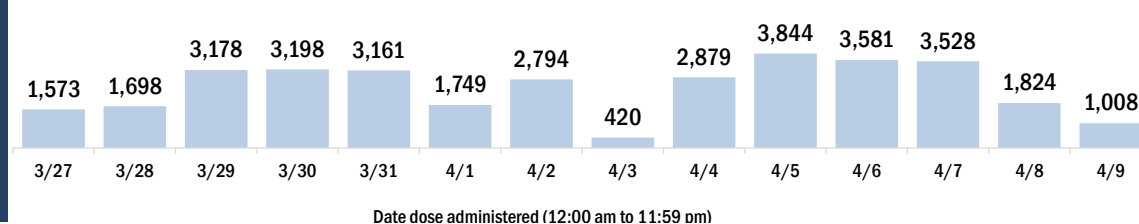


## Persons vaccinated for COVID-19 for the past 2 weeks

### Number of persons who received their first dose of a two-dose series of the COVID-19 vaccine



### Number of persons who completed the COVID-19 vaccine series



# COVID-19: Seminole County vaccine summary

Vaccination data through Apr 9, 2021 as of Apr 10, 2021 at 12:05 AM

Data in this report are provisional and subject to change.

Data in this summary pertain to COVID-19 vaccines approved by the U.S. Food and Drug Administration and have been issued an Emergency Use Authorization (Janssen COVID-19 Vaccine, Moderna COVID-19 Vaccine and Pfizer-BioNTech COVID-19 Vaccine). These data summarize the number of people who have received either their first dose or have completed the series for a COVID-19 vaccine. **A person can only be counted in one category, first dose or series complete.** For persons receiving Moderna or Pfizer vaccines, once they receive their second dose, they are moved from the first dose column to the series completed column. **Because of this, the total first dose category may show a change from report to report not matching the total receiving their first dose from the previous day.** Persons receiving Johnson & Johnson vaccines will always be counted in the series completed column.

## COVID-19 doses for vaccinated persons in Florida

**Doses administered** 213,378

People receiving one dose of a 1-dose series (Johnson & Johnson) or receiving only one dose of a 2-dose series (Moderna, Pfizer) count once. Persons receiving both doses of a 2-dose series count twice.

## Current status of persons vaccinated for COVID-19 in Florida

**Total people vaccinated** 139,295

First dose 57,191

Series completed 82,104

Completed 1-dose series 8,021

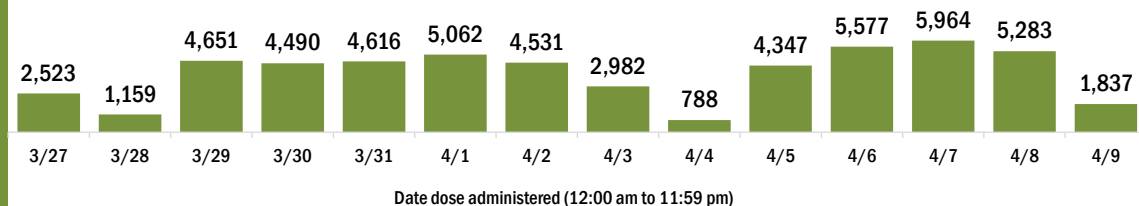
Completed 2-dose series 74,083

**First dose:** current number of people who have only received their first dose of the Moderna or Pfizer vaccine.

**Series complete:** current number of people who have received both Moderna or Pfizer vaccine doses or one Johnson & Johnson dose and are considered fully immunized.

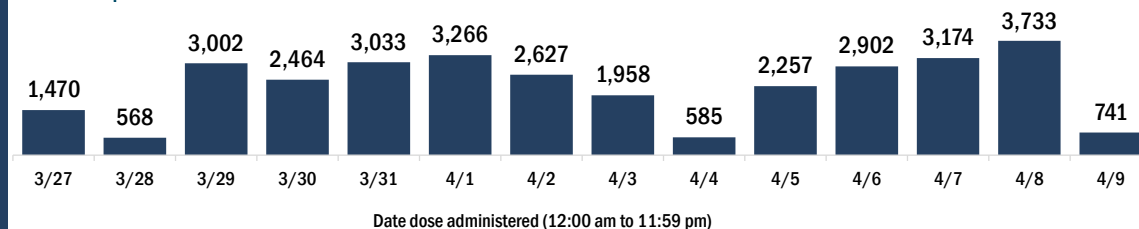
Demographic summary	First dose	Series complete	Total people vaccinated
<b>Age group</b>	<b>57,191</b>	<b>82,104</b>	<b>139,295</b>
16-24 years	5,253	2,250	7,503
25-34 years	6,001	5,349	11,350
35-44 years	9,892	7,474	17,366
45-54 years	13,278	9,208	22,486
55-64 years	15,254	13,458	28,712
65-74 years	4,373	26,391	30,764
75-84 years	2,161	13,010	15,171
85+ years	979	4,964	5,943
<b>Race</b>	<b>57,191</b>	<b>82,104</b>	<b>139,295</b>
White	37,157	60,165	97,322
Black	3,529	5,330	8,859
American Indian/Alaskan	219	398	617
Other	8,584	11,437	20,021
Unknown	7,702	4,774	12,476
<b>Other race</b> includes Asian, native Hawaiian/Pacific Islander, or other.			
<b>Ethnicity</b>	<b>57,191</b>	<b>82,104</b>	<b>139,295</b>
Hispanic	7,383	7,916	15,299
Non-Hispanic	32,176	54,560	86,736
Unknown	17,632	19,628	37,260
<b>Gender</b>	<b>57,191</b>	<b>82,104</b>	<b>139,295</b>
Female	30,452	48,877	79,329
Male	26,483	33,167	59,650
Unknown	256	60	316

## COVID-19 doses administered for the past 2 weeks

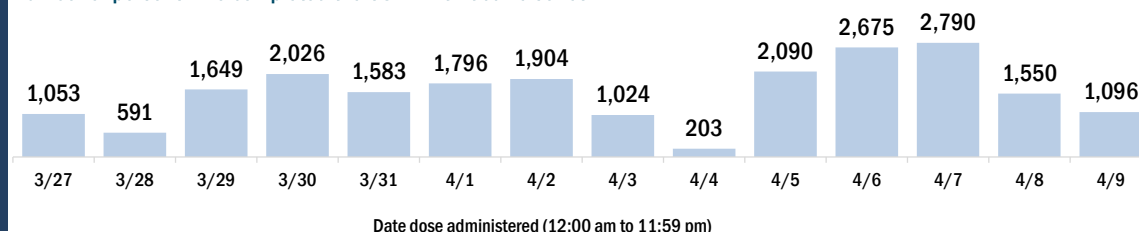


## Persons vaccinated for COVID-19 for the past 2 weeks

### Number of persons who received their first dose of a two-dose series of the COVID-19 vaccine



### Number of persons who completed the COVID-19 vaccine series



# COVID-19: St. Johns County vaccine summary

Vaccination data through Apr 9, 2021 as of Apr 10, 2021 at 12:05 AM

Data in this report are provisional and subject to change.

Data in this summary pertain to COVID-19 vaccines approved by the U.S. Food and Drug Administration and have been issued an Emergency Use Authorization (Janssen COVID-19 Vaccine, Moderna COVID-19 Vaccine and Pfizer-BioNTech COVID-19 Vaccine). These data summarize the number of people who have received either their first dose or have completed the series for a COVID-19 vaccine. **A person can only be counted in one category, first dose or series complete.** For persons receiving Moderna or Pfizer vaccines, once they receive their second dose, they are moved from the first dose column to the series completed column. **Because of this, the total first dose category may show a change from report to report not matching the total receiving their first dose from the previous day.** Persons receiving Johnson & Johnson vaccines will always be counted in the series completed column.

## COVID-19 doses for vaccinated persons in Florida

**Doses administered** 178,425

People receiving one dose of a 1-dose series (Johnson & Johnson) or receiving only one dose of a 2-dose series (Moderna, Pfizer) count once. Persons receiving both doses of a 2-dose series count twice.

## Current status of persons vaccinated for COVID-19 in Florida

**Total people vaccinated** 109,764

First dose 36,751

Series completed 73,013

Completed 1-dose series 4,352

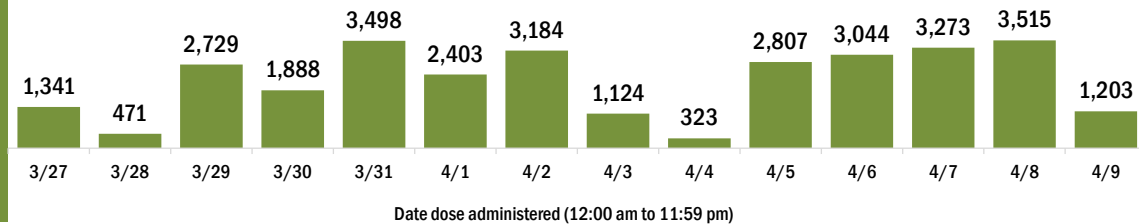
Completed 2-dose series 68,661

**First dose:** current number of people who have only received their first dose of the Moderna or Pfizer vaccine.

**Series complete:** current number of people who have received both Moderna or Pfizer vaccine doses or one Johnson & Johnson dose and are considered fully immunized.

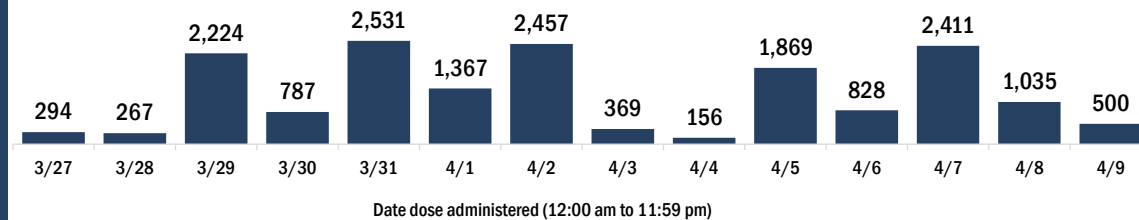
Demographic summary	First dose	Series complete	Total people vaccinated
<b>Age group</b>	<b>36,751</b>	<b>73,013</b>	<b>109,764</b>
16-24 years	3,210	1,255	4,465
25-34 years	2,960	2,768	5,728
35-44 years	6,854	6,016	12,870
45-54 years	9,085	7,075	16,160
55-64 years	9,819	12,576	22,395
65-74 years	2,846	26,604	29,450
75-84 years	1,418	13,038	14,456
85+ years	559	3,681	4,240
<b>Race</b>	<b>36,751</b>	<b>73,013</b>	<b>109,764</b>
White	26,032	55,411	81,443
Black	1,122	2,054	3,176
American Indian/Alaskan	85	204	289
Other	3,957	6,787	10,744
Unknown	5,555	8,557	14,112
<b>Other race</b> includes Asian, native Hawaiian/Pacific Islander, or other.			
<b>Ethnicity</b>	<b>36,751</b>	<b>73,013</b>	<b>109,764</b>
Hispanic	2,059	2,170	4,229
Non-Hispanic	23,497	48,518	72,015
Unknown	11,195	22,325	33,520
<b>Gender</b>	<b>36,751</b>	<b>73,013</b>	<b>109,764</b>
Female	19,413	41,383	60,796
Male	17,313	31,618	48,931
Unknown	25	12	37

## COVID-19 doses administered for the past 2 weeks

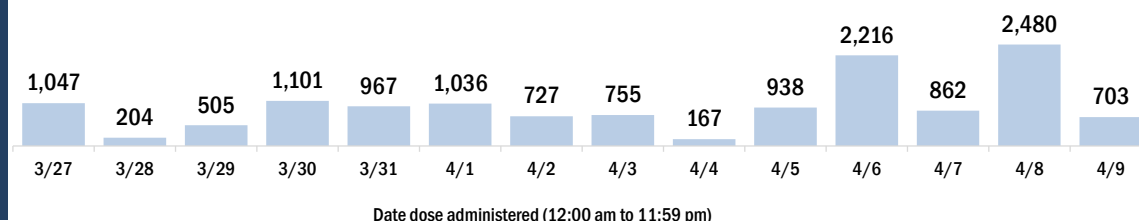


## Persons vaccinated for COVID-19 for the past 2 weeks

### Number of persons who received their first dose of a two-dose series of the COVID-19 vaccine



### Number of persons who completed the COVID-19 vaccine series





# COVID-19: St. Lucie County vaccine summary

Vaccination data through Apr 9, 2021 as of Apr 10, 2021 at 12:05 AM

Data in this report are provisional and subject to change.

Data in this summary pertain to COVID-19 vaccines approved by the U.S. Food and Drug Administration and have been issued an Emergency Use Authorization (Janssen COVID-19 Vaccine, Moderna COVID-19 Vaccine and Pfizer-BioNTech COVID-19 Vaccine). These data summarize the number of people who have received either their first dose or have completed the series for a COVID-19 vaccine. **A person can only be counted in one category, first dose or series complete.** For persons receiving Moderna or Pfizer vaccines, once they receive their second dose, they are moved from the first dose column to the series completed column. **Because of this, the total first dose category may show a change from report to report not matching the total receiving their first dose from the previous day.** Persons receiving Johnson & Johnson vaccines will always be counted in the series completed column.

## COVID-19 doses for vaccinated persons in Florida

**Doses administered** 152,701

People receiving one dose of a 1-dose series (Johnson & Johnson) or receiving only one dose of a 2-dose series (Moderna, Pfizer) count once. Persons receiving both doses of a 2-dose series count twice.

## Current status of persons vaccinated for COVID-19 in Florida

**Total people vaccinated** 95,897

First dose 36,450

Series completed 59,447

Completed 1-dose series 2,643

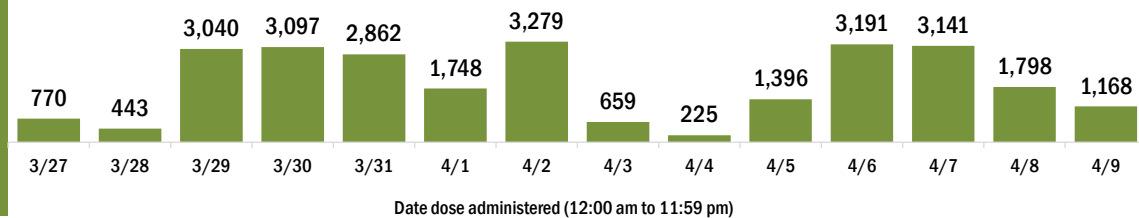
Completed 2-dose series 56,804

**First dose:** current number of people who have only received their first dose of the Moderna or Pfizer vaccine.

**Series complete:** current number of people who have received both Moderna or Pfizer vaccine doses or one Johnson & Johnson dose and are considered fully immunized.

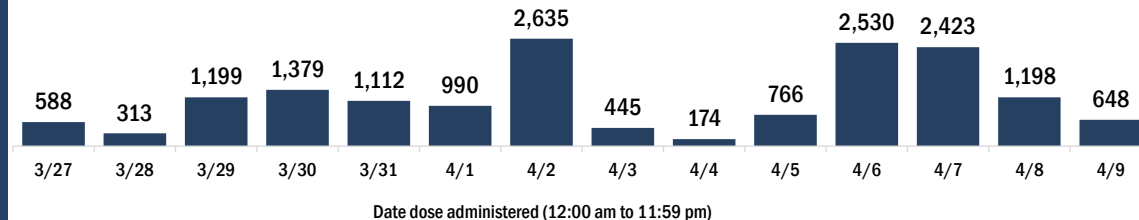
Demographic summary	First dose	Series complete	Total people vaccinated
<b>Age group</b>	<b>36,450</b>	<b>59,447</b>	<b>95,897</b>
16-24 years	1,361	609	1,970
25-34 years	1,958	1,458	3,416
35-44 years	3,152	2,356	5,508
45-54 years	5,767	3,932	9,699
55-64 years	11,590	7,324	18,914
65-74 years	7,133	24,883	32,016
75-84 years	4,079	14,517	18,596
85+ years	1,410	4,368	5,778
<b>Race</b>	<b>36,450</b>	<b>59,447</b>	<b>95,897</b>
White	22,493	40,184	62,677
Black	3,323	5,524	8,847
American Indian/Alaskan	186	285	471
Other	3,116	5,315	8,431
Unknown	7,332	8,139	15,471
<b>Other race</b> includes Asian, native Hawaiian/Pacific Islander, or other.			
<b>Ethnicity</b>	<b>36,450</b>	<b>59,447</b>	<b>95,897</b>
Hispanic	4,314	4,237	8,551
Non-Hispanic	18,173	35,165	53,338
Unknown	13,963	20,045	34,008
<b>Gender</b>	<b>36,450</b>	<b>59,447</b>	<b>95,897</b>
Female	20,022	34,337	54,359
Male	16,322	25,052	41,374
Unknown	106	58	164

## COVID-19 doses administered for the past 2 weeks

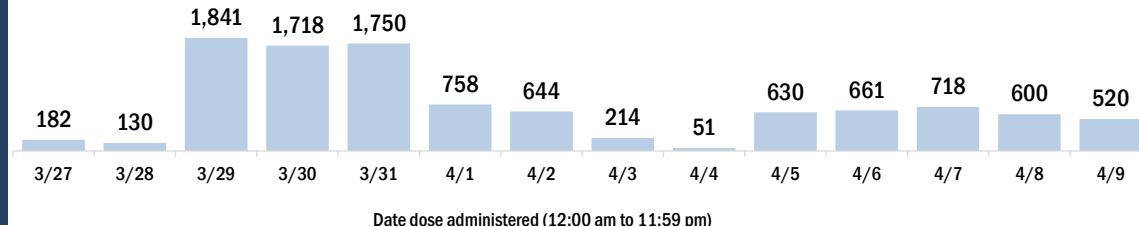


## Persons vaccinated for COVID-19 for the past 2 weeks

### Number of persons who received their first dose of a two-dose series of the COVID-19 vaccine



### Number of persons who completed the COVID-19 vaccine series





# COVID-19: Sumter County vaccine summary

Vaccination data through Apr 9, 2021 as of Apr 10, 2021 at 12:05 AM

Data in this report are provisional and subject to change.

Data in this summary pertain to COVID-19 vaccines approved by the U.S. Food and Drug Administration and have been issued an Emergency Use Authorization (Janssen COVID-19 Vaccine, Moderna COVID-19 Vaccine and Pfizer-BioNTech COVID-19 Vaccine). These data summarize the number of people who have received either their first dose or have completed the series for a COVID-19 vaccine. **A person can only be counted in one category, first dose or series complete.** For persons receiving Moderna or Pfizer vaccines, once they receive their second dose, they are moved from the first dose column to the series completed column. **Because of this, the total first dose category may show a change from report to report not matching the total receiving their first dose from the previous day.** Persons receiving Johnson & Johnson vaccines will always be counted in the series completed column.

## COVID-19 doses for vaccinated persons in Florida

**Doses administered** 134,230

People receiving one dose of a 1-dose series (Johnson & Johnson) or receiving only one dose of a 2-dose series (Moderna, Pfizer) count once. Persons receiving both doses of a 2-dose series count twice.

## Current status of persons vaccinated for COVID-19 in Florida

**Total people vaccinated** 77,990

First dose 18,129

Series completed 59,861

Completed 1-dose series 3,621

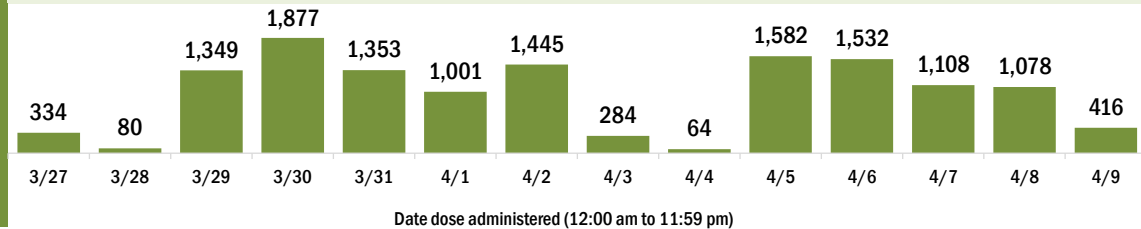
Completed 2-dose series 56,240

**First dose:** current number of people who have only received their first dose of the Moderna or Pfizer vaccine.

**Series complete:** current number of people who have received both Moderna or Pfizer vaccine doses or one Johnson & Johnson dose and are considered fully immunized.

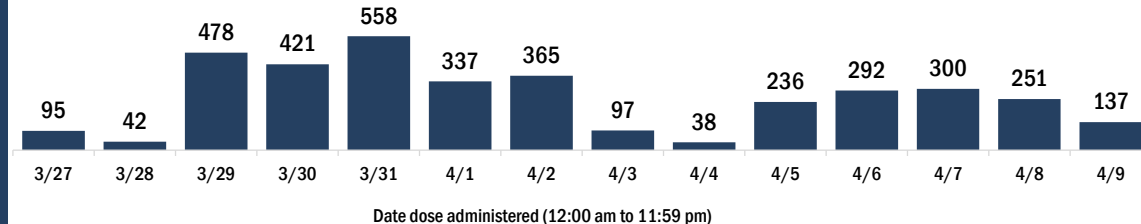
Demographic summary	First dose	Series complete	Total people vaccinated
<b>Age group</b>	<b>18,129</b>	<b>59,861</b>	<b>77,990</b>
16-24 years	154	77	231
25-34 years	308	181	489
35-44 years	486	275	761
45-54 years	1,272	532	1,804
55-64 years	6,683	2,668	9,351
65-74 years	4,757	31,446	36,203
75-84 years	3,596	21,248	24,844
85+ years	873	3,434	4,307
<b>Race</b>	<b>18,129</b>	<b>59,861</b>	<b>77,990</b>
White	13,926	51,084	65,010
Black	335	582	917
American Indian/Alaskan	30	129	159
Other	1,067	2,160	3,227
Unknown	2,771	5,906	8,677
<b>Other race</b> includes Asian, native Hawaiian/Pacific Islander, or other.			
<b>Ethnicity</b>	<b>18,129</b>	<b>59,861</b>	<b>77,990</b>
Hispanic	473	837	1,310
Non-Hispanic	11,059	39,820	50,879
Unknown	6,597	19,204	25,801
<b>Gender</b>	<b>18,129</b>	<b>59,861</b>	<b>77,990</b>
Female	10,521	33,053	43,574
Male	7,542	26,799	34,341
Unknown	66	9	75

## COVID-19 doses administered for the past 2 weeks

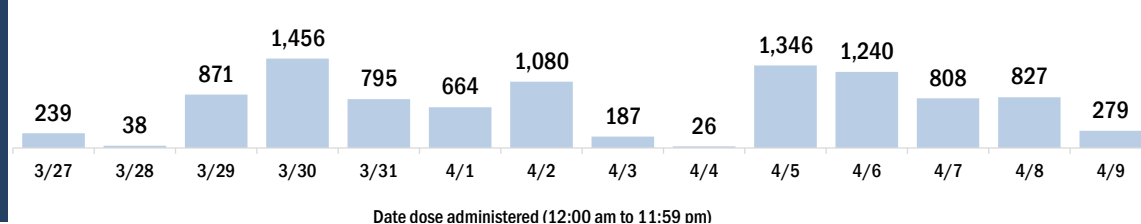


## Persons vaccinated for COVID-19 for the past 2 weeks

### Number of persons who received their first dose of a two-dose series of the COVID-19 vaccine



### Number of persons who completed the COVID-19 vaccine series



# COVID-19: Suwannee County vaccine summary

Vaccination data through Apr 9, 2021 as of Apr 10, 2021 at 12:05 AM

Data in this report are provisional and subject to change.

Data in this summary pertain to COVID-19 vaccines approved by the U.S. Food and Drug Administration and have been issued an Emergency Use Authorization (Janssen COVID-19 Vaccine, Moderna COVID-19 Vaccine and Pfizer-BioNTech COVID-19 Vaccine). These data summarize the number of people who have received either their first dose or have completed the series for a COVID-19 vaccine. **A person can only be counted in one category, first dose or series complete.** For persons receiving Moderna or Pfizer vaccines, once they receive their second dose, they are moved from the first dose column to the series completed column. **Because of this, the total first dose category may show a change from report to report not matching the total receiving their first dose from the previous day.** Persons receiving Johnson & Johnson vaccines will always be counted in the series completed column.

## COVID-19 doses for vaccinated persons in Florida

**Doses administered** 14,116

People receiving one dose of a 1-dose series (Johnson & Johnson) or receiving only one dose of a 2-dose series (Moderna, Pfizer) count once. Persons receiving both doses of a 2-dose series count twice.

## Current status of persons vaccinated for COVID-19 in Florida

**Total people vaccinated** 8,519

First dose 2,415

Series completed 6,104

Completed 1-dose series 507

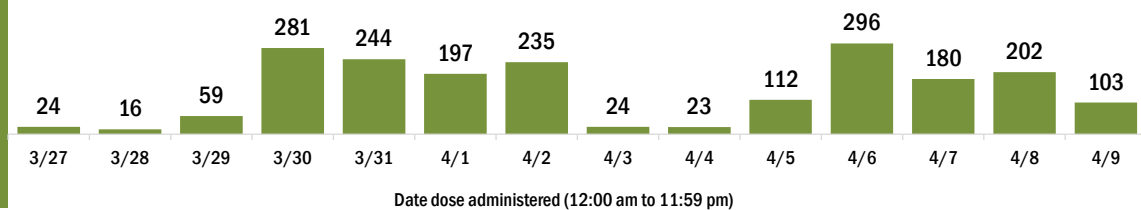
Completed 2-dose series 5,597

**First dose:** current number of people who have only received their first dose of the Moderna or Pfizer vaccine.

**Series complete:** current number of people who have received both Moderna or Pfizer vaccine doses or one Johnson & Johnson dose and are considered fully immunized.

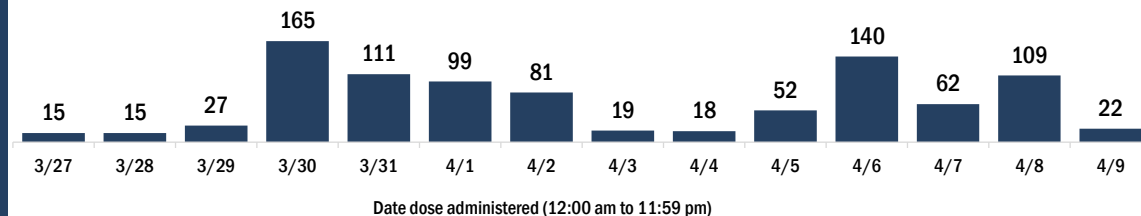
Demographic summary	First dose	Series complete	Total people vaccinated
<b>Age group</b>	2,415	6,104	8,519
16-24 years	102	63	165
25-34 years	124	120	244
35-44 years	221	202	423
45-54 years	387	325	712
55-64 years	1,024	743	1,767
65-74 years	322	2,515	2,837
75-84 years	173	1,591	1,764
85+ years	62	545	607
<b>Race</b>	2,415	6,104	8,519
White	1,654	4,227	5,881
Black	235	423	658
American Indian/Alaskan	5	4	9
Other	198	403	601
Unknown	323	1,047	1,370
<b>Other race</b> includes Asian, native Hawaiian/Pacific Islander, or other.			
<b>Ethnicity</b>	2,415	6,104	8,519
Hispanic	132	178	310
Non-Hispanic	1,346	3,067	4,413
Unknown	937	2,859	3,796
<b>Gender</b>	2,415	6,104	8,519
Female	1,354	3,578	4,932
Male	1,061	2,526	3,587
Unknown	0	0	0

## COVID-19 doses administered for the past 2 weeks

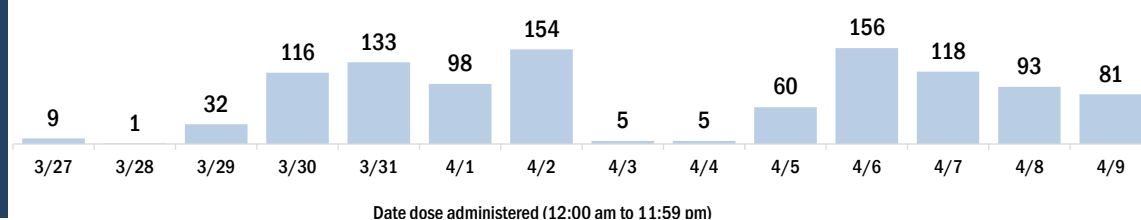


## Persons vaccinated for COVID-19 for the past 2 weeks

### Number of persons who received their first dose of a two-dose series of the COVID-19 vaccine



### Number of persons who completed the COVID-19 vaccine series



# COVID-19: Taylor County vaccine summary

Vaccination data through Apr 9, 2021 as of Apr 10, 2021 at 12:05 AM

Data in this report are provisional and subject to change.

Data in this summary pertain to COVID-19 vaccines approved by the U.S. Food and Drug Administration and have been issued an Emergency Use Authorization (Janssen COVID-19 Vaccine, Moderna COVID-19 Vaccine and Pfizer-BioNTech COVID-19 Vaccine). These data summarize the number of people who have received either their first dose or have completed the series for a COVID-19 vaccine. **A person can only be counted in one category, first dose or series complete.** For persons receiving Moderna or Pfizer vaccines, once they receive their second dose, they are moved from the first dose column to the series completed column. **Because of this, the total first dose category may show a change from report to report not matching the total receiving their first dose from the previous day.** Persons receiving Johnson & Johnson vaccines will always be counted in the series completed column.

## COVID-19 doses for vaccinated persons in Florida

**Doses administered** 7,543

People receiving one dose of a 1-dose series (Johnson & Johnson) or receiving only one dose of a 2-dose series (Moderna, Pfizer) count once. Persons receiving both doses of a 2-dose series count twice.

## Current status of persons vaccinated for COVID-19 in Florida

**Total people vaccinated** 4,781

First dose 1,803

Series completed 2,978

Completed 1-dose series 216

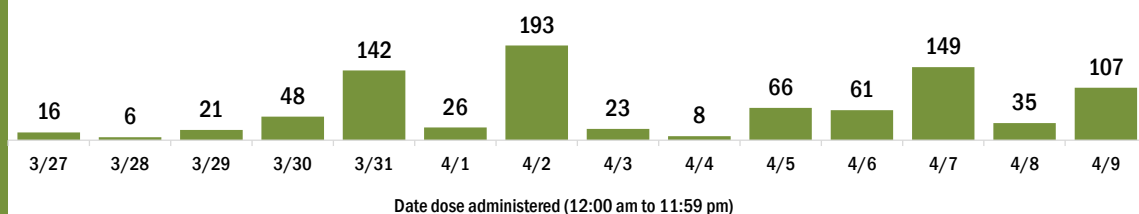
Completed 2-dose series 2,762

**First dose:** current number of people who have only received their first dose of the Moderna or Pfizer vaccine.

**Series complete:** current number of people who have received both Moderna or Pfizer vaccine doses or one Johnson & Johnson dose and are considered fully immunized.

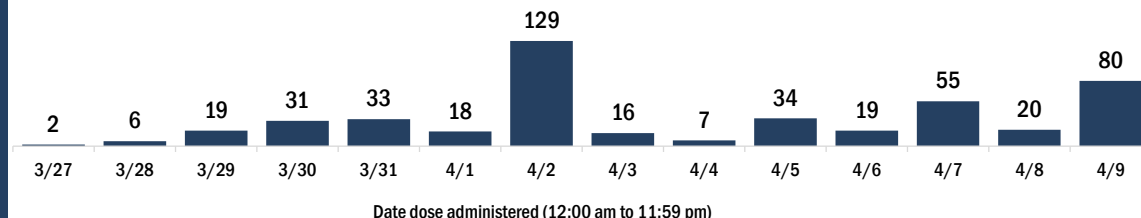
Demographic summary	First dose	Series complete	Total people vaccinated
<b>Age group</b>	<b>1,803</b>	<b>2,978</b>	<b>4,781</b>
16-24 years	50	26	76
25-34 years	78	70	148
35-44 years	123	84	207
45-54 years	253	161	414
55-64 years	613	465	1,078
65-74 years	420	1,242	1,662
75-84 years	205	726	931
85+ years	61	204	265
<b>Race</b>	<b>1,803</b>	<b>2,978</b>	<b>4,781</b>
White	1,295	2,216	3,511
Black	256	321	577
American Indian/Alaskan	13	25	38
Other	90	189	279
Unknown	149	227	376
<b>Other race</b> includes Asian, native Hawaiian/Pacific Islander, or other.			
<b>Ethnicity</b>	<b>1,803</b>	<b>2,978</b>	<b>4,781</b>
Hispanic	44	42	86
Non-Hispanic	1,185	1,753	2,938
Unknown	574	1,183	1,757
<b>Gender</b>	<b>1,803</b>	<b>2,978</b>	<b>4,781</b>
Female	967	1,673	2,640
Male	834	1,305	2,139
Unknown	2	0	2

## COVID-19 doses administered for the past 2 weeks

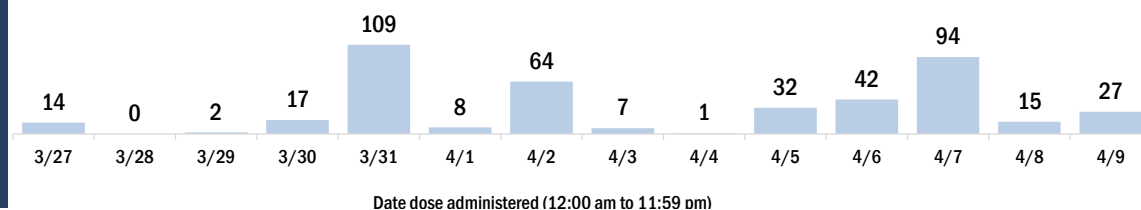


## Persons vaccinated for COVID-19 for the past 2 weeks

### Number of persons who received their first dose of a two-dose series of the COVID-19 vaccine



### Number of persons who completed the COVID-19 vaccine series



# COVID-19: Union County vaccine summary

Vaccination data through Apr 9, 2021 as of Apr 10, 2021 at 12:05 AM

Data in this report are provisional and subject to change.

Data in this summary pertain to COVID-19 vaccines approved by the U.S. Food and Drug Administration and have been issued an Emergency Use Authorization (Janssen COVID-19 Vaccine, Moderna COVID-19 Vaccine and Pfizer-BioNTech COVID-19 Vaccine). These data summarize the number of people who have received either their first dose or have completed the series for a COVID-19 vaccine. **A person can only be counted in one category, first dose or series complete.** For persons receiving Moderna or Pfizer vaccines, once they receive their second dose, they are moved from the first dose column to the series completed column. **Because of this, the total first dose category may show a change from report to report not matching the total receiving their first dose from the previous day.** Persons receiving Johnson & Johnson vaccines will always be counted in the series completed column.

## COVID-19 doses for vaccinated persons in Florida

**Doses administered** 3,463

People receiving one dose of a 1-dose series (Johnson & Johnson) or receiving only one dose of a 2-dose series (Moderna, Pfizer) count once. Persons receiving both doses of a 2-dose series count twice.

## Current status of persons vaccinated for COVID-19 in Florida

**Total people vaccinated** 2,134

First dose 693

Series completed 1,441

Completed 1-dose series 112

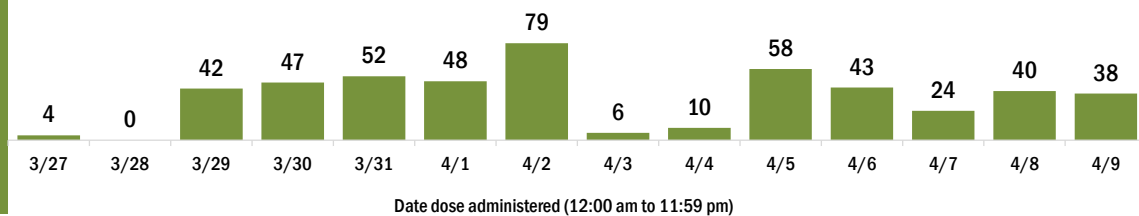
Completed 2-dose series 1,329

**First dose:** current number of people who have only received their first dose of the Moderna or Pfizer vaccine.

**Series complete:** current number of people who have received both Moderna or Pfizer vaccine doses or one Johnson & Johnson dose and are considered fully immunized.

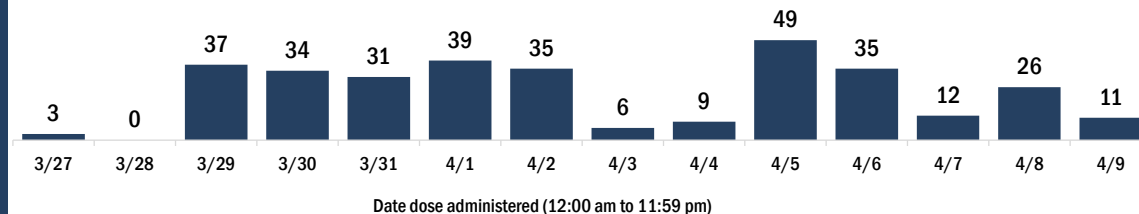
Demographic summary	First dose	Series complete	Total people vaccinated
<b>Age group</b>	693	1,441	2,134
16-24 years	40	19	59
25-34 years	41	67	108
35-44 years	76	50	126
45-54 years	124	86	210
55-64 years	290	182	472
65-74 years	75	589	664
75-84 years	36	348	384
85+ years	11	100	111
<b>Race</b>	693	1,441	2,134
White	511	1,188	1,699
Black	97	111	208
American Indian/Alaskan	9	12	21
Other	46	101	147
Unknown	30	29	59
<b>Other race</b> includes Asian, native Hawaiian/Pacific Islander, or other.			
<b>Ethnicity</b>	693	1,441	2,134
Hispanic	24	28	52
Non-Hispanic	567	1,328	1,895
Unknown	102	85	187
<b>Gender</b>	693	1,441	2,134
Female	385	832	1,217
Male	303	609	912
Unknown	5	0	5

## COVID-19 doses administered for the past 2 weeks

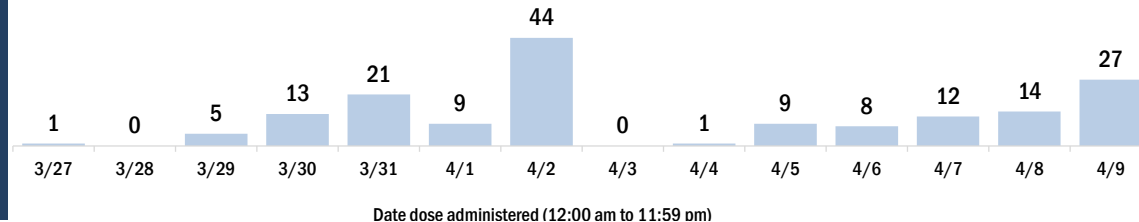


## Persons vaccinated for COVID-19 for the past 2 weeks

### Number of persons who received their first dose of a two-dose series of the COVID-19 vaccine



### Number of persons who completed the COVID-19 vaccine series



# COVID-19: Volusia County vaccine summary

Vaccination data through Apr 9, 2021 as of Apr 10, 2021 at 12:05 AM

Data in this report are provisional and subject to change.

Data in this summary pertain to COVID-19 vaccines approved by the U.S. Food and Drug Administration and have been issued an Emergency Use Authorization (Janssen COVID-19 Vaccine, Moderna COVID-19 Vaccine and Pfizer-BioNTech COVID-19 Vaccine). These data summarize the number of people who have received either their first dose or have completed the series for a COVID-19 vaccine. **A person can only be counted in one category, first dose or series complete.** For persons receiving Moderna or Pfizer vaccines, once they receive their second dose, they are moved from the first dose column to the series completed column. **Because of this, the total first dose category may show a change from report to report not matching the total receiving their first dose from the previous day.** Persons receiving Johnson & Johnson vaccines will always be counted in the series completed column.

## COVID-19 doses for vaccinated persons in Florida

**Doses administered** 269,180

People receiving one dose of a 1-dose series (Johnson & Johnson) or receiving only one dose of a 2-dose series (Moderna, Pfizer) count once. Persons receiving both doses of a 2-dose series count twice.

## Current status of persons vaccinated for COVID-19 in Florida

**Total people vaccinated** 173,194

First dose 61,910

Series completed 111,284

Completed 1-dose series 15,298

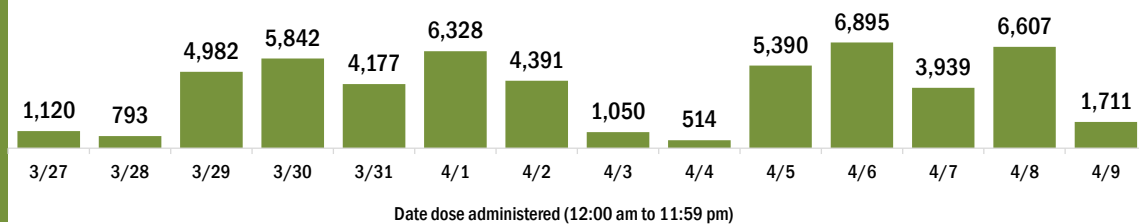
Completed 2-dose series 95,986

**First dose:** current number of people who have only received their first dose of the Moderna or Pfizer vaccine.

**Series complete:** current number of people who have received both Moderna or Pfizer vaccine doses or one Johnson & Johnson dose and are considered fully immunized.

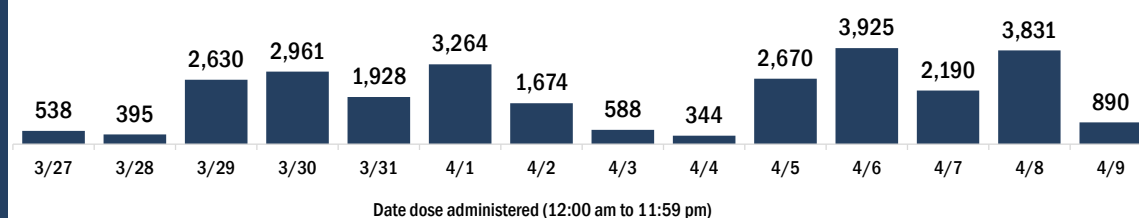
Demographic summary	First dose	Series complete	Total people vaccinated
<b>Age group</b>	<b>61,910</b>	<b>111,284</b>	<b>173,194</b>
16-24 years	3,295	1,505	4,800
25-34 years	3,450	3,377	6,827
35-44 years	5,385	4,634	10,019
45-54 years	9,807	7,285	17,092
55-64 years	20,160	14,999	35,159
65-74 years	11,801	44,766	56,567
75-84 years	6,001	25,631	31,632
85+ years	2,011	9,087	11,098
<b>Race</b>	<b>61,910</b>	<b>111,284</b>	<b>173,194</b>
White	40,853	73,424	114,277
Black	2,854	4,825	7,679
American Indian/Alaskan	200	406	606
Other	5,711	13,437	19,148
Unknown	12,292	19,192	31,484
<b>Other race</b> includes Asian, native Hawaiian/Pacific Islander, or other.			
<b>Ethnicity</b>	<b>61,910</b>	<b>111,284</b>	<b>173,194</b>
Hispanic	5,284	4,817	10,101
Non-Hispanic	33,583	55,983	89,566
Unknown	23,043	50,484	73,527
<b>Gender</b>	<b>61,910</b>	<b>111,284</b>	<b>173,194</b>
Female	33,102	64,668	97,770
Male	27,125	45,386	72,511
Unknown	1,683	1,230	2,913

## COVID-19 doses administered for the past 2 weeks

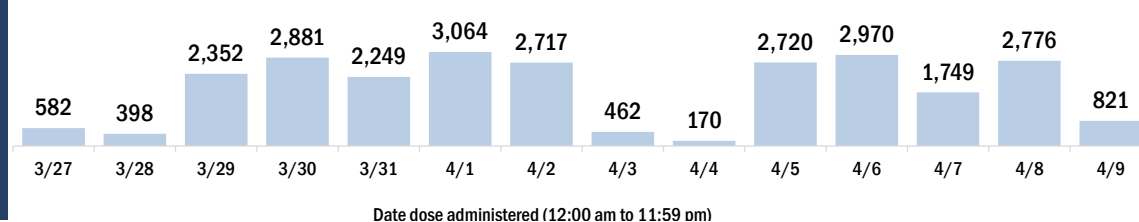


## Persons vaccinated for COVID-19 for the past 2 weeks

### Number of persons who received their first dose of a two-dose series of the COVID-19 vaccine



### Number of persons who completed the COVID-19 vaccine series



# COVID-19: Wakulla County vaccine summary

Vaccination data through Apr 9, 2021 as of Apr 10, 2021 at 12:05 AM

Data in this report are provisional and subject to change.

Data in this summary pertain to COVID-19 vaccines approved by the U.S. Food and Drug Administration and have been issued an Emergency Use Authorization (Janssen COVID-19 Vaccine, Moderna COVID-19 Vaccine and Pfizer-BioNTech COVID-19 Vaccine). These data summarize the number of people who have received either their first dose or have completed the series for a COVID-19 vaccine. **A person can only be counted in one category, first dose or series complete.** For persons receiving Moderna or Pfizer vaccines, once they receive their second dose, they are moved from the first dose column to the series completed column. **Because of this, the total first dose category may show a change from report to report not matching the total receiving their first dose from the previous day.** Persons receiving Johnson & Johnson vaccines will always be counted in the series completed column.

## COVID-19 doses for vaccinated persons in Florida

**Doses administered** 14,014

People receiving one dose of a 1-dose series (Johnson & Johnson) or receiving only one dose of a 2-dose series (Moderna, Pfizer) count once. Persons receiving both doses of a 2-dose series count twice.

## Current status of persons vaccinated for COVID-19 in Florida

**Total people vaccinated** 8,575

First dose 2,781

Series completed 5,794

Completed 1-dose series 355

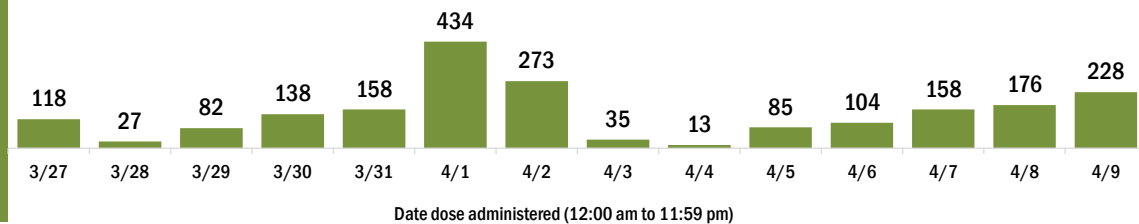
Completed 2-dose series 5,439

**First dose:** current number of people who have only received their first dose of the Moderna or Pfizer vaccine.

**Series complete:** current number of people who have received both Moderna or Pfizer vaccine doses or one Johnson & Johnson dose and are considered fully immunized.

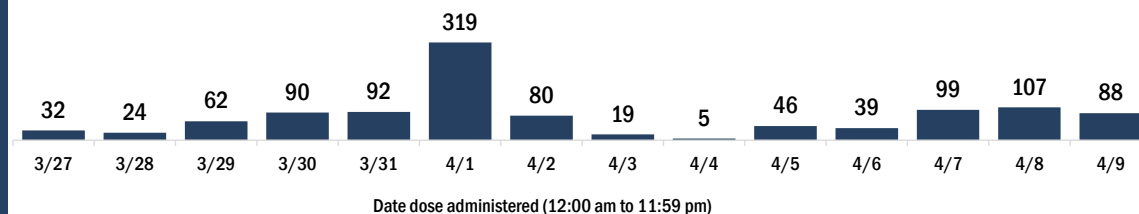
Demographic summary	First dose	Series complete	Total people vaccinated
<b>Age group</b>	2,781	5,794	8,575
16-24 years	149	75	224
25-34 years	210	203	413
35-44 years	313	332	645
45-54 years	531	491	1,022
55-64 years	902	986	1,888
65-74 years	407	2,357	2,764
75-84 years	212	1,087	1,299
85+ years	57	263	320
<b>Race</b>	2,781	5,794	8,575
White	1,980	4,348	6,328
Black	225	387	612
American Indian/Alaskan	21	27	48
Other	292	759	1,051
Unknown	263	273	536
<b>Other race</b> includes Asian, native Hawaiian/Pacific Islander, or other.			
<b>Ethnicity</b>	2,781	5,794	8,575
Hispanic	80	81	161
Non-Hispanic	2,067	4,595	6,662
Unknown	634	1,118	1,752
<b>Gender</b>	2,781	5,794	8,575
Female	1,558	3,261	4,819
Male	1,222	2,532	3,754
Unknown	1	1	2

## COVID-19 doses administered for the past 2 weeks

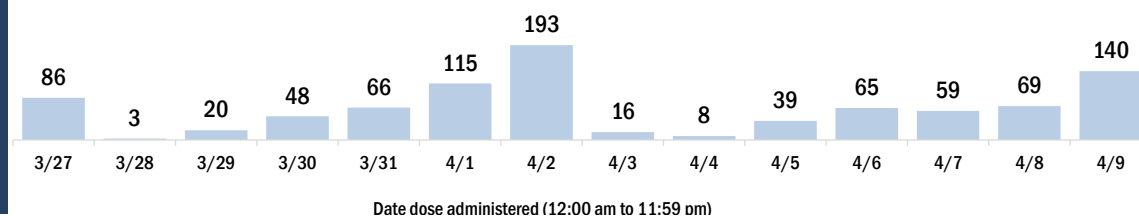


## Persons vaccinated for COVID-19 for the past 2 weeks

### Number of persons who received their first dose of a two-dose series of the COVID-19 vaccine



### Number of persons who completed the COVID-19 vaccine series



# COVID-19: Walton County vaccine summary

Vaccination data through Apr 9, 2021 as of Apr 10, 2021 at 12:05 AM

Data in this report are provisional and subject to change.

Data in this summary pertain to COVID-19 vaccines approved by the U.S. Food and Drug Administration and have been issued an Emergency Use Authorization (Janssen COVID-19 Vaccine, Moderna COVID-19 Vaccine and Pfizer-BioNTech COVID-19 Vaccine). These data summarize the number of people who have received either their first dose or have completed the series for a COVID-19 vaccine. **A person can only be counted in one category, first dose or series complete.** For persons receiving Moderna or Pfizer vaccines, once they receive their second dose, they are moved from the first dose column to the series completed column. **Because of this, the total first dose category may show a change from report to report not matching the total receiving their first dose from the previous day.** Persons receiving Johnson & Johnson vaccines will always be counted in the series completed column.

## COVID-19 doses for vaccinated persons in Florida

**Doses administered** 31,765

People receiving one dose of a 1-dose series (Johnson & Johnson) or receiving only one dose of a 2-dose series (Moderna, Pfizer) count once. Persons receiving both doses of a 2-dose series count twice.

## Current status of persons vaccinated for COVID-19 in Florida

**Total people vaccinated** 19,749

First dose 6,803

Series completed 12,946

Completed 1-dose series 930

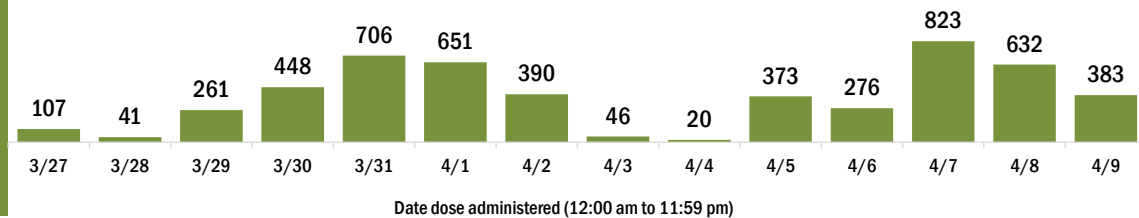
Completed 2-dose series 12,016

**First dose:** current number of people who have only received their first dose of the Moderna or Pfizer vaccine.

**Series complete:** current number of people who have received both Moderna or Pfizer vaccine doses or one Johnson & Johnson dose and are considered fully immunized.

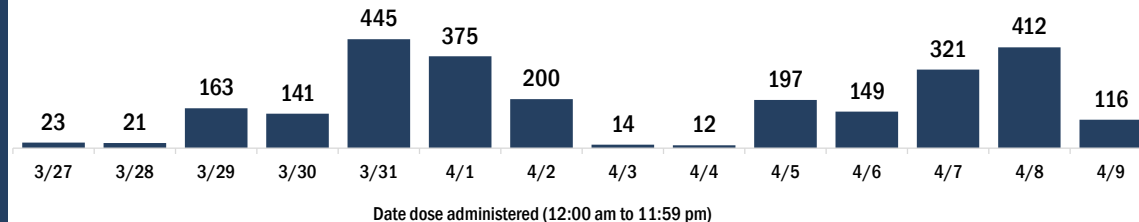
Demographic summary	First dose	Series complete	Total people vaccinated
<b>Age group</b>	<b>6,803</b>	<b>12,946</b>	<b>19,749</b>
16-24 years	222	109	331
25-34 years	387	302	689
35-44 years	700	648	1,348
45-54 years	1,127	998	2,125
55-64 years	2,373	2,286	4,659
65-74 years	1,279	5,557	6,836
75-84 years	564	2,386	2,950
85+ years	151	660	811
<b>Race</b>	<b>6,803</b>	<b>12,946</b>	<b>19,749</b>
White	4,838	10,009	14,847
Black	160	215	375
American Indian/Alaskan	25	50	75
Other	384	570	954
Unknown	1,396	2,102	3,498
<b>Other race</b> includes Asian, native Hawaiian/Pacific Islander, or other.			
<b>Ethnicity</b>	<b>6,803</b>	<b>12,946</b>	<b>19,749</b>
Hispanic	245	219	464
Non-Hispanic	4,158	8,737	12,895
Unknown	2,400	3,990	6,390
<b>Gender</b>	<b>6,803</b>	<b>12,946</b>	<b>19,749</b>
Female	3,696	7,102	10,798
Male	3,106	5,842	8,948
Unknown	1	2	3

## COVID-19 doses administered for the past 2 weeks

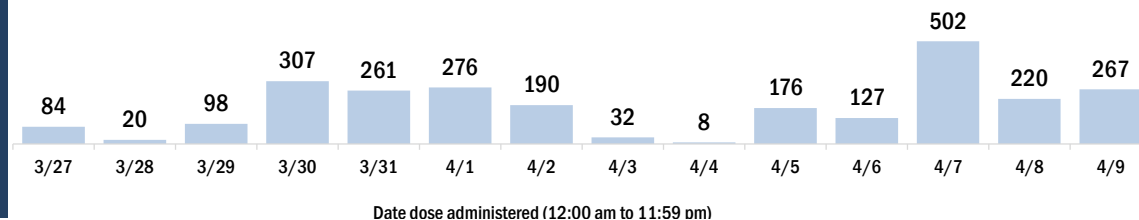


## Persons vaccinated for COVID-19 for the past 2 weeks

### Number of persons who received their first dose of a two-dose series of the COVID-19 vaccine



### Number of persons who completed the COVID-19 vaccine series





# COVID-19: Washington County vaccine summary

Vaccination data through Apr 9, 2021 as of Apr 10, 2021 at 12:05 AM

Data in this report are provisional and subject to change.

Data in this summary pertain to COVID-19 vaccines approved by the U.S. Food and Drug Administration and have been issued an Emergency Use Authorization (Janssen COVID-19 Vaccine, Moderna COVID-19 Vaccine and Pfizer-BioNTech COVID-19 Vaccine). These data summarize the number of people who have received either their first dose or have completed the series for a COVID-19 vaccine. **A person can only be counted in one category, first dose or series complete.** For persons receiving Moderna or Pfizer vaccines, once they receive their second dose, they are moved from the first dose column to the series completed column. **Because of this, the total first dose category may show a change from report to report not matching the total receiving their first dose from the previous day.** Persons receiving Johnson & Johnson vaccines will always be counted in the series completed column.

## COVID-19 doses for vaccinated persons in Florida

**Doses administered** 7,268

People receiving one dose of a 1-dose series (Johnson & Johnson) or receiving only one dose of a 2-dose series (Moderna, Pfizer) count once. Persons receiving both doses of a 2-dose series count twice.

## Current status of persons vaccinated for COVID-19 in Florida

**Total people vaccinated** 4,458

First dose 1,385

Series completed 3,073

Completed 1-dose series 263

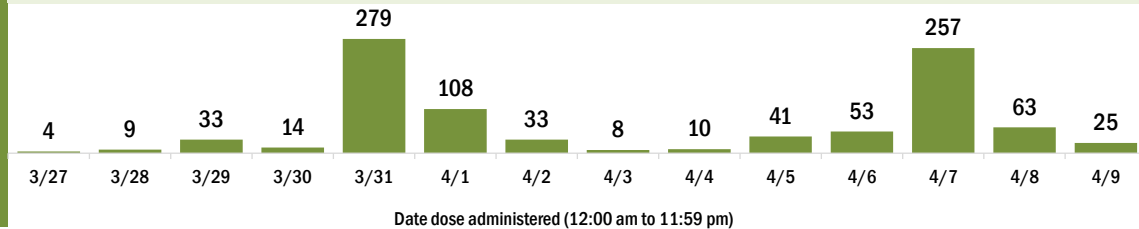
Completed 2-dose series 2,810

**First dose:** current number of people who have only received their first dose of the Moderna or Pfizer vaccine.

**Series complete:** current number of people who have received both Moderna or Pfizer vaccine doses or one Johnson & Johnson dose and are considered fully immunized.

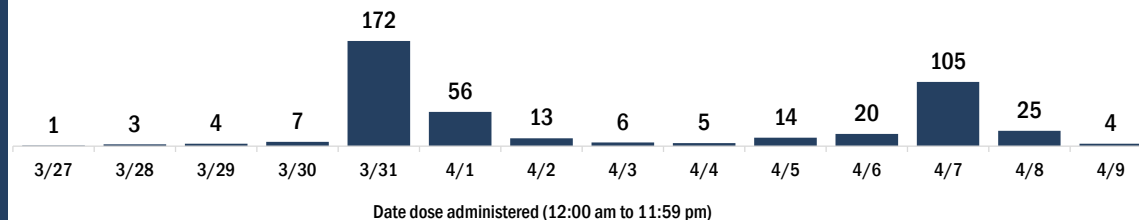
Demographic summary	First dose	Series complete	Total people vaccinated
<b>Age group</b>	<b>1,385</b>	<b>3,073</b>	<b>4,458</b>
16-24 years	44	24	68
25-34 years	69	77	146
35-44 years	114	128	242
45-54 years	238	236	474
55-64 years	553	502	1,055
65-74 years	229	1,184	1,413
75-84 years	100	690	790
85+ years	38	232	270
<b>Race</b>	<b>1,385</b>	<b>3,073</b>	<b>4,458</b>
White	1,013	2,435	3,448
Black	191	281	472
American Indian/Alaskan	28	33	61
Other	61	153	214
Unknown	92	171	263
<b>Other race</b> includes Asian, native Hawaiian/Pacific Islander, or other.			
<b>Ethnicity</b>	<b>1,385</b>	<b>3,073</b>	<b>4,458</b>
Hispanic	46	31	77
Non-Hispanic	986	2,460	3,446
Unknown	353	582	935
<b>Gender</b>	<b>1,385</b>	<b>3,073</b>	<b>4,458</b>
Female	766	1,702	2,468
Male	618	1,371	1,989
Unknown	1	0	1

## COVID-19 doses administered for the past 2 weeks



## Persons vaccinated for COVID-19 for the past 2 weeks

### Number of persons who received their first dose of a two-dose series of the COVID-19 vaccine



### Number of persons who completed the COVID-19 vaccine series

