

COVID-19: Florida vaccine summary

Vaccination data through Apr 8, 2021 as of Apr 9, 2021 at 12:05 AM

Data in this report are provisional and subject to change. Data are based on county of residence.

Data in this summary pertain to COVID-19 vaccines approved by the U.S. Food and Drug Administration and have been issued an Emergency Use Authorization (Janssen COVID-19 Vaccine, Moderna COVID-19 Vaccine and Pfizer-BioNTech COVID-19 Vaccine). These data summarize the number of people who have received either their first dose or have completed the series for a COVID-19 vaccine. **A person can only be counted in one category, first dose or series complete.** For persons receiving Moderna or Pfizer vaccines, once they receive their second dose, they are moved from the first dose column to the series completed column. **Because of this, the total first dose category may show a change from report to report not matching the total receiving their first dose from the previous day.** Persons receiving Johnson & Johnson vaccines will always be counted in the series completed column.

COVID-19 doses for vaccinated persons in Florida

Doses administered 10,732,071

People receiving one dose of a 1-dose series (Johnson & Johnson) or receiving only one dose of a 2-dose series (Moderna, Pfizer) count once. Persons receiving both doses of a 2-dose series count twice.

Current status of persons vaccinated for COVID-19 in Florida

Total people vaccinated 6,942,405

First dose 2,751,892

Series completed 4,190,513

Completed 1-dose series 400,847

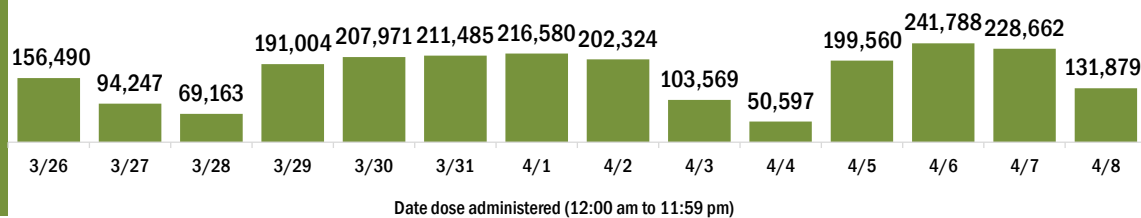
Completed 2-dose series 3,789,666

First dose: current number of people who have only received their first dose of the Moderna or Pfizer vaccine.

Series complete: current number of people who have received both Moderna or Pfizer vaccine doses or one Johnson & Johnson dose and are considered fully immunized.

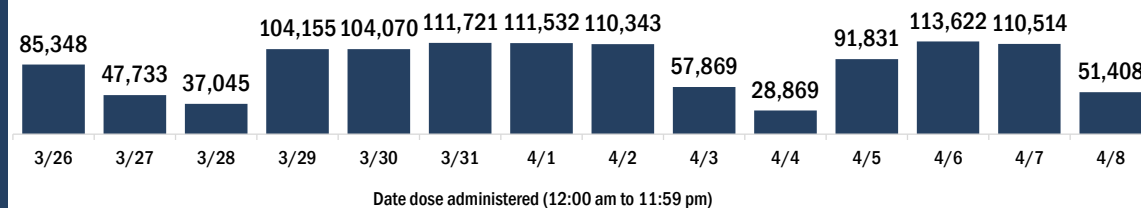
Demographic summary	First dose	Series complete	Total people vaccinated
Age group	2,751,892	4,190,513	6,942,405
16-24 years	129,090	78,281	207,371
25-34 years	195,586	197,013	392,599
35-44 years	317,251	268,058	585,309
45-54 years	513,305	368,592	881,897
55-64 years	794,943	613,124	1,408,067
65-74 years	445,038	1,501,214	1,946,252
75-84 years	258,304	872,823	1,131,127
85+ years	98,375	291,408	389,783
Race	2,751,892	4,190,513	6,942,405
White	1,790,329	2,914,451	4,704,780
Black	177,791	274,542	452,333
American Indian/Alaskan	9,984	14,428	24,412
Other	275,577	428,285	703,862
Unknown	498,211	558,807	1,057,018
Other race includes Asian, native Hawaiian/Pacific Islander, or other.			
Ethnicity	2,751,892	4,190,513	6,942,405
Hispanic	411,693	528,849	940,542
Non-Hispanic	1,346,196	2,296,618	3,642,814
Unknown	994,003	1,365,046	2,359,049
Gender	2,751,892	4,190,513	6,942,405
Female	1,496,682	2,408,270	3,904,952
Male	1,241,002	1,777,176	3,018,178
Unknown	14,208	5,067	19,275

COVID-19 doses administered for the past 2 weeks

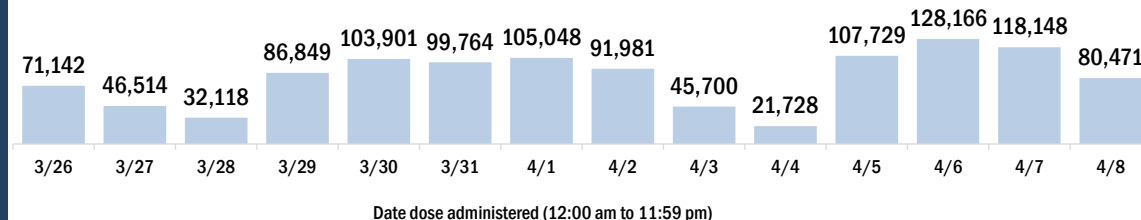


Persons vaccinated for COVID-19 for the past 2 weeks

Number of persons who received their first dose of the COVID-19 vaccine



Number of persons who received their second dose and completed the COVID-19 vaccine series



COVID-19: Alachua County vaccine summary

Vaccination data through Apr 8, 2021 as of Apr 9, 2021 at 12:05 AM

Data in this report are provisional and subject to change.

Data in this summary pertain to COVID-19 vaccines approved by the U.S. Food and Drug Administration and have been issued an Emergency Use Authorization (Janssen COVID-19 Vaccine, Moderna COVID-19 Vaccine and Pfizer-BioNTech COVID-19 Vaccine). These data summarize the number of people who have received either their first dose or have completed the series for a COVID-19 vaccine. **A person can only be counted in one category, first dose or series complete.** For persons receiving Moderna or Pfizer vaccines, once they receive their second dose, they are moved from the first dose column to the series completed column. **Because of this, the total first dose category may show a change from report to report not matching the total receiving their first dose from the previous day.** Persons receiving Johnson & Johnson vaccines will always be counted in the series completed column.

COVID-19 doses for vaccinated persons in Florida

Doses administered 147,353

People receiving one dose of a 1-dose series (Johnson & Johnson) or receiving only one dose of a 2-dose series (Moderna, Pfizer) count once. Persons receiving both doses of a 2-dose series count twice.

Current status of persons vaccinated for COVID-19 in Florida

Total people vaccinated 91,503

First dose 31,874

Series completed 59,629

Completed 1-dose series 3,779

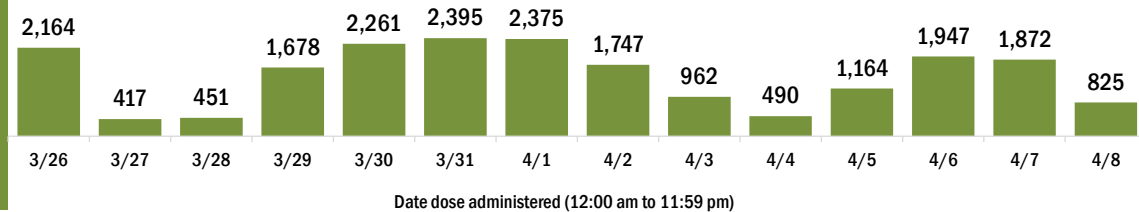
Completed 2-dose series 55,850

First dose: current number of people who have only received their first dose of the Moderna or Pfizer vaccine.

Series complete: current number of people who have received both Moderna or Pfizer vaccine doses or one Johnson & Johnson dose and are considered fully immunized.

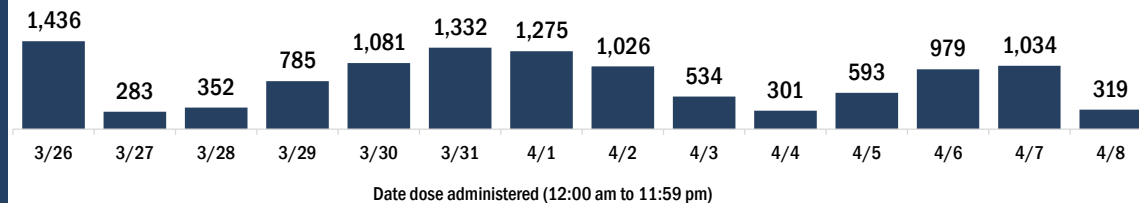
Demographic summary	First dose	Series complete	Total people vaccinated
Age group	31,874	59,629	91,503
16-24 years	4,530	3,551	8,081
25-34 years	4,643	8,249	12,892
35-44 years	4,780	6,339	11,119
45-54 years	5,591	5,973	11,564
55-64 years	8,357	7,277	15,634
65-74 years	2,425	16,608	19,033
75-84 years	1,070	8,497	9,567
85+ years	478	3,135	3,613
Race	31,874	59,629	91,503
White	20,447	42,281	62,728
Black	3,705	5,627	9,332
American Indian/Alaskan	84	183	267
Other	4,691	8,805	13,496
Unknown	2,947	2,733	5,680
Other race includes Asian, native Hawaiian/Pacific Islander, or other.			
Ethnicity	31,874	59,629	91,503
Hispanic	2,883	3,177	6,060
Non-Hispanic	17,049	41,300	58,349
Unknown	11,942	15,152	27,094
Gender	31,874	59,629	91,503
Female	17,603	35,440	53,043
Male	14,183	24,165	38,348
Unknown	88	24	112

COVID-19 doses administered for the past 2 weeks

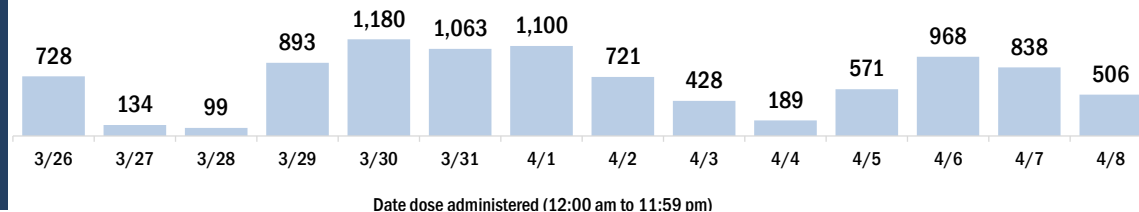


Persons vaccinated for COVID-19 for the past 2 weeks

Number of persons who received their first dose of a two-dose series of the COVID-19 vaccine



Number of persons who completed the COVID-19 vaccine series



COVID-19: Baker County vaccine summary

Vaccination data through Apr 8, 2021 as of Apr 9, 2021 at 12:05 AM

Data in this report are provisional and subject to change.

Data in this summary pertain to COVID-19 vaccines approved by the U.S. Food and Drug Administration and have been issued an Emergency Use Authorization (Janssen COVID-19 Vaccine, Moderna COVID-19 Vaccine and Pfizer-BioNTech COVID-19 Vaccine). These data summarize the number of people who have received either their first dose or have completed the series for a COVID-19 vaccine. **A person can only be counted in one category, first dose or series complete.** For persons receiving Moderna or Pfizer vaccines, once they receive their second dose, they are moved from the first dose column to the series completed column. **Because of this, the total first dose category may show a change from report to report not matching the total receiving their first dose from the previous day.** Persons receiving Johnson & Johnson vaccines will always be counted in the series completed column.

COVID-19 doses for vaccinated persons in Florida

Doses administered 7,331

People receiving one dose of a 1-dose series (Johnson & Johnson) or receiving only one dose of a 2-dose series (Moderna, Pfizer) count once. Persons receiving both doses of a 2-dose series count twice.

Current status of persons vaccinated for COVID-19 in Florida

Total people vaccinated 4,473

First dose 1,506

Series completed 2,967

Completed 1-dose series 109

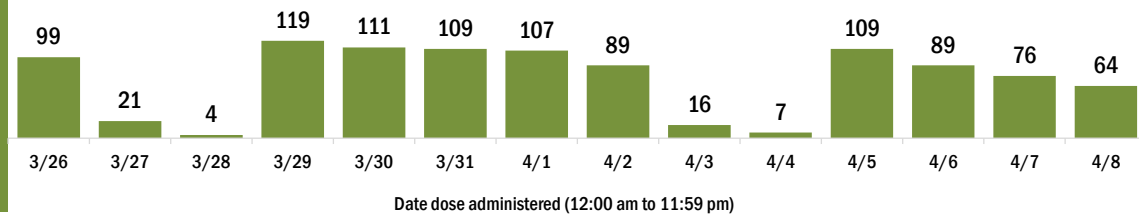
Completed 2-dose series 2,858

First dose: current number of people who have only received their first dose of the Moderna or Pfizer vaccine.

Series complete: current number of people who have received both Moderna or Pfizer vaccine doses or one Johnson & Johnson dose and are considered fully immunized.

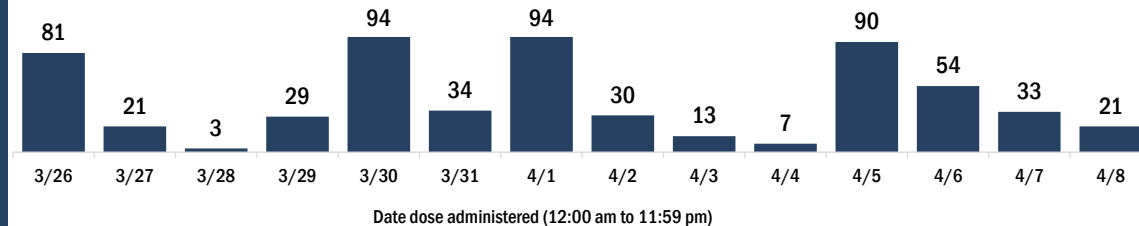
Demographic summary	First dose	Series complete	Total people vaccinated
Age group	1,506	2,967	4,473
16-24 years	48	40	88
25-34 years	97	114	211
35-44 years	168	165	333
45-54 years	295	227	522
55-64 years	598	414	1,012
65-74 years	164	1,201	1,365
75-84 years	94	631	725
85+ years	42	175	217
Race	1,506	2,967	4,473
White	1,207	2,328	3,535
Black	154	247	401
American Indian/Alaskan	4	20	24
Other	86	190	276
Unknown	55	182	237
Other race includes Asian, native Hawaiian/Pacific Islander, or other.			
Ethnicity	1,506	2,967	4,473
Hispanic	47	42	89
Non-Hispanic	1,249	1,977	3,226
Unknown	210	948	1,158
Gender	1,506	2,967	4,473
Female	825	1,671	2,496
Male	680	1,296	1,976
Unknown	1	0	1

COVID-19 doses administered for the past 2 weeks

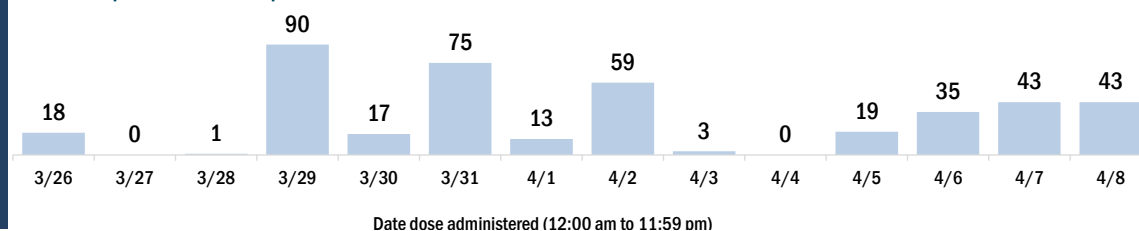


Persons vaccinated for COVID-19 for the past 2 weeks

Number of persons who received their first dose of a two-dose series of the COVID-19 vaccine



Number of persons who completed the COVID-19 vaccine series



COVID-19: Bay County vaccine summary

Vaccination data through Apr 8, 2021 as of Apr 9, 2021 at 12:05 AM

Data in this report are provisional and subject to change.

Data in this summary pertain to COVID-19 vaccines approved by the U.S. Food and Drug Administration and have been issued an Emergency Use Authorization (Janssen COVID-19 Vaccine, Moderna COVID-19 Vaccine and Pfizer-BioNTech COVID-19 Vaccine). These data summarize the number of people who have received either their first dose or have completed the series for a COVID-19 vaccine. **A person can only be counted in one category, first dose or series complete.** For persons receiving Moderna or Pfizer vaccines, once they receive their second dose, they are moved from the first dose column to the series completed column. **Because of this, the total first dose category may show a change from report to report not matching the total receiving their first dose from the previous day.** Persons receiving Johnson & Johnson vaccines will always be counted in the series completed column.

COVID-19 doses for vaccinated persons in Florida

Doses administered 69,363

People receiving one dose of a 1-dose series (Johnson & Johnson) or receiving only one dose of a 2-dose series (Moderna, Pfizer) count once. Persons receiving both doses of a 2-dose series count twice.

Current status of persons vaccinated for COVID-19 in Florida

Total people vaccinated 42,539

First dose 11,912

Series completed 30,627

Completed 1-dose series 3,803

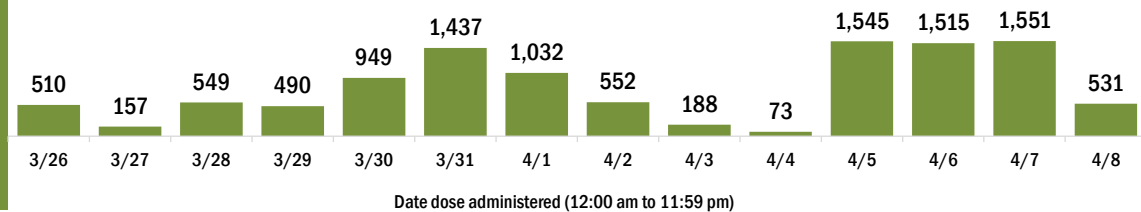
Completed 2-dose series 26,824

First dose: current number of people who have only received their first dose of the Moderna or Pfizer vaccine.

Series complete: current number of people who have received both Moderna or Pfizer vaccine doses or one Johnson & Johnson dose and are considered fully immunized.

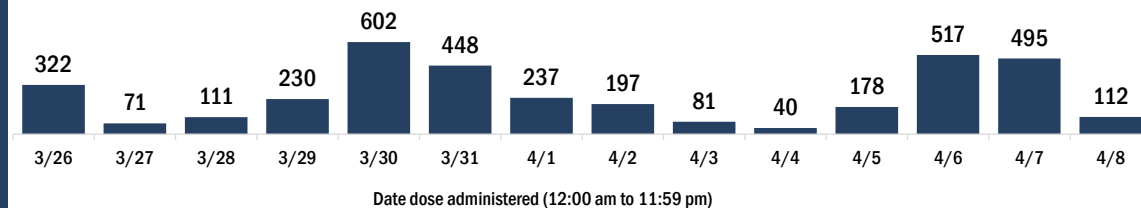
Demographic summary	First dose	Series complete	Total people vaccinated
Age group	11,912	30,627	42,539
16-24 years	470	464	934
25-34 years	762	1,168	1,930
35-44 years	1,298	2,063	3,361
45-54 years	2,060	3,035	5,095
55-64 years	3,835	6,102	9,937
65-74 years	2,132	10,688	12,820
75-84 years	985	5,425	6,410
85+ years	370	1,682	2,052
Race	11,912	30,627	42,539
White	7,658	21,750	29,408
Black	772	1,923	2,695
American Indian/Alaskan	50	140	190
Other	1,198	2,477	3,675
Unknown	2,234	4,337	6,571
Other race includes Asian, native Hawaiian/Pacific Islander, or other.			
Ethnicity	11,912	30,627	42,539
Hispanic	677	853	1,530
Non-Hispanic	6,853	18,555	25,408
Unknown	4,382	11,219	15,601
Gender	11,912	30,627	42,539
Female	6,738	17,104	23,842
Male	5,173	13,517	18,690
Unknown	1	6	7

COVID-19 doses administered for the past 2 weeks

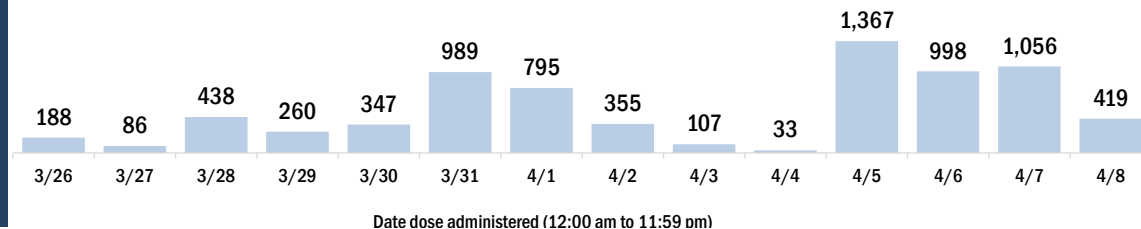


Persons vaccinated for COVID-19 for the past 2 weeks

Number of persons who received their first dose of a two-dose series of the COVID-19 vaccine



Number of persons who completed the COVID-19 vaccine series



COVID-19: Bradford County vaccine summary

Vaccination data through Apr 8, 2021 as of Apr 9, 2021 at 12:05 AM

Data in this report are provisional and subject to change.

Data in this summary pertain to COVID-19 vaccines approved by the U.S. Food and Drug Administration and have been issued an Emergency Use Authorization (Janssen COVID-19 Vaccine, Moderna COVID-19 Vaccine and Pfizer-BioNTech COVID-19 Vaccine). These data summarize the number of people who have received either their first dose or have completed the series for a COVID-19 vaccine. **A person can only be counted in one category, first dose or series complete.** For persons receiving Moderna or Pfizer vaccines, once they receive their second dose, they are moved from the first dose column to the series completed column. **Because of this, the total first dose category may show a change from report to report not matching the total receiving their first dose from the previous day.** Persons receiving Johnson & Johnson vaccines will always be counted in the series completed column.

COVID-19 doses for vaccinated persons in Florida

Doses administered 7,520

People receiving one dose of a 1-dose series (Johnson & Johnson) or receiving only one dose of a 2-dose series (Moderna, Pfizer) count once. Persons receiving both doses of a 2-dose series count twice.

Current status of persons vaccinated for COVID-19 in Florida

Total people vaccinated 4,599

First dose 1,355

Series completed 3,244

Completed 1-dose series 323

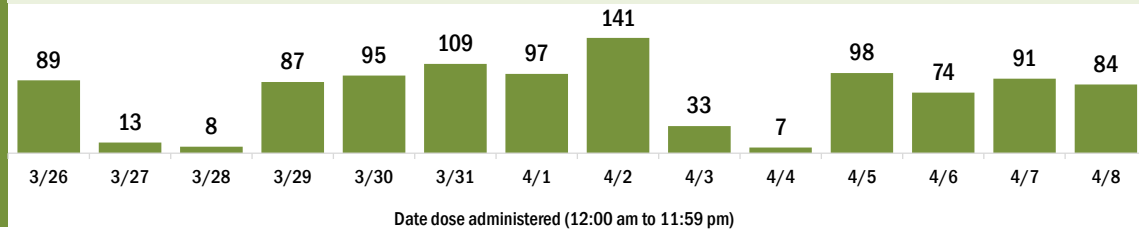
Completed 2-dose series 2,921

First dose: current number of people who have only received their first dose of the Moderna or Pfizer vaccine.

Series complete: current number of people who have received both Moderna or Pfizer vaccine doses or one Johnson & Johnson dose and are considered fully immunized.

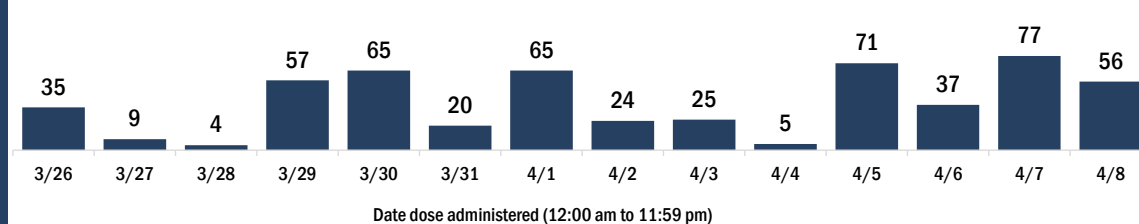
Demographic summary	First dose	Series complete	Total people vaccinated
Age group	1,355	3,244	4,599
16-24 years	55	25	80
25-34 years	77	95	172
35-44 years	129	112	241
45-54 years	254	217	471
55-64 years	553	473	1,026
65-74 years	173	1,308	1,481
75-84 years	84	765	849
85+ years	30	249	279
Race	1,355	3,244	4,599
White	960	2,478	3,438
Black	217	353	570
American Indian/Alaskan	10	20	30
Other	96	286	382
Unknown	72	107	179
Other race includes Asian, native Hawaiian/Pacific Islander, or other.			
Ethnicity	1,355	3,244	4,599
Hispanic	41	35	76
Non-Hispanic	1,001	2,842	3,843
Unknown	313	367	680
Gender	1,355	3,244	4,599
Female	775	1,909	2,684
Male	579	1,335	1,914
Unknown	1	0	1

COVID-19 doses administered for the past 2 weeks

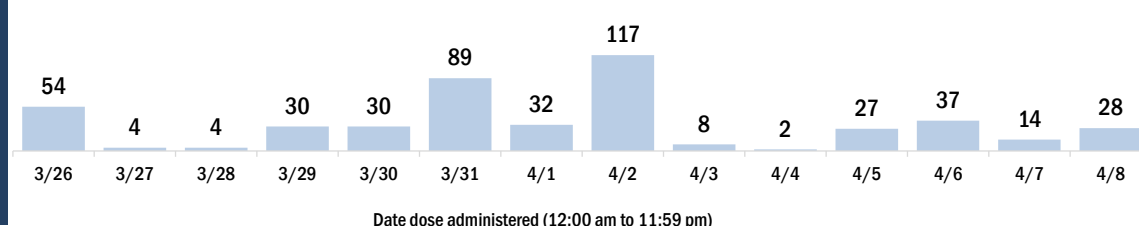


Persons vaccinated for COVID-19 for the past 2 weeks

Number of persons who received their first dose of a two-dose series of the COVID-19 vaccine



Number of persons who completed the COVID-19 vaccine series



COVID-19: Brevard County vaccine summary

Vaccination data through Apr 8, 2021 as of Apr 9, 2021 at 12:05 AM

Data in this report are provisional and subject to change.

Data in this summary pertain to COVID-19 vaccines approved by the U.S. Food and Drug Administration and have been issued an Emergency Use Authorization (Janssen COVID-19 Vaccine, Moderna COVID-19 Vaccine and Pfizer-BioNTech COVID-19 Vaccine). These data summarize the number of people who have received either their first dose or have completed the series for a COVID-19 vaccine. **A person can only be counted in one category, first dose or series complete.** For persons receiving Moderna or Pfizer vaccines, once they receive their second dose, they are moved from the first dose column to the series completed column. **Because of this, the total first dose category may show a change from report to report not matching the total receiving their first dose from the previous day.** Persons receiving Johnson & Johnson vaccines will always be counted in the series completed column.

COVID-19 doses for vaccinated persons in Florida

Doses administered 288,026

People receiving one dose of a 1-dose series (Johnson & Johnson) or receiving only one dose of a 2-dose series (Moderna, Pfizer) count once. Persons receiving both doses of a 2-dose series count twice.

Current status of persons vaccinated for COVID-19 in Florida

Total people vaccinated 189,625

First dose 79,587

Series completed 110,038

Completed 1-dose series 11,637

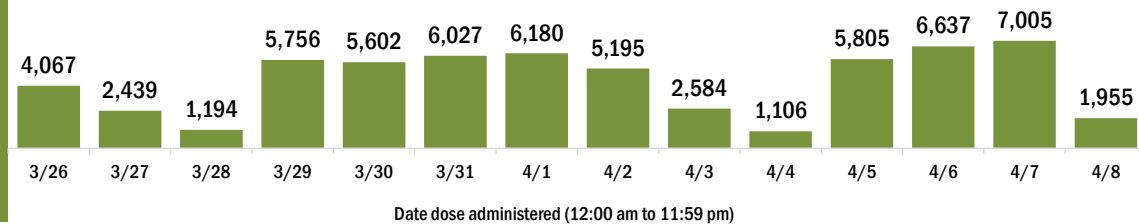
Completed 2-dose series 98,401

First dose: current number of people who have only received their first dose of the Moderna or Pfizer vaccine.

Series complete: current number of people who have received both Moderna or Pfizer vaccine doses or one Johnson & Johnson dose and are considered fully immunized.

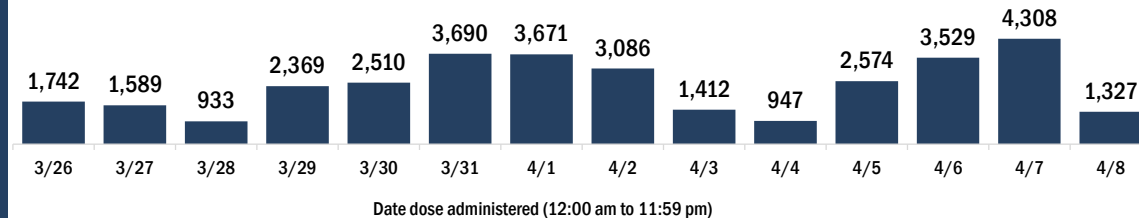
Demographic summary	First dose	Series complete	Total people vaccinated
Age group	79,587	110,038	189,625
16-24 years	2,700	1,279	3,979
25-34 years	4,373	3,527	7,900
35-44 years	7,635	5,035	12,670
45-54 years	12,411	7,777	20,188
55-64 years	26,606	16,046	42,652
65-74 years	14,244	42,690	56,934
75-84 years	8,263	24,663	32,926
85+ years	3,355	9,021	12,376
Race	79,587	110,038	189,625
White	53,813	73,894	127,707
Black	4,687	5,099	9,786
American Indian/Alaskan	376	506	882
Other	6,856	10,118	16,974
Unknown	13,855	20,421	34,276
Other race includes Asian, native Hawaiian/Pacific Islander, or other.			
Ethnicity	79,587	110,038	189,625
Hispanic	5,098	3,520	8,618
Non-Hispanic	46,764	56,472	103,236
Unknown	27,725	50,046	77,771
Gender	79,587	110,038	189,625
Female	43,890	64,938	108,828
Male	35,533	44,918	80,451
Unknown	164	182	346

COVID-19 doses administered for the past 2 weeks

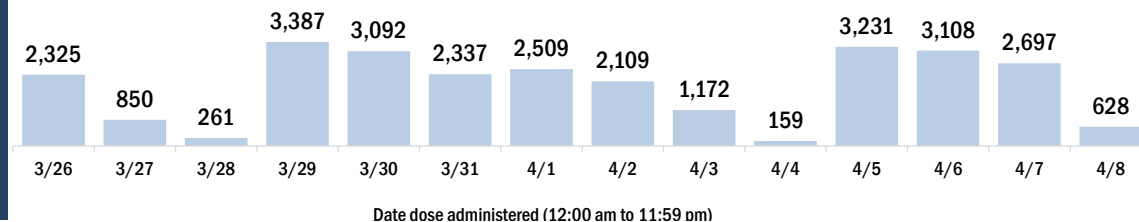


Persons vaccinated for COVID-19 for the past 2 weeks

Number of persons who received their first dose of a two-dose series of the COVID-19 vaccine



Number of persons who completed the COVID-19 vaccine series



COVID-19: Broward County vaccine summary

Vaccination data through Apr 8, 2021 as of Apr 9, 2021 at 12:05 AM

Data in this report are provisional and subject to change.

Data in this summary pertain to COVID-19 vaccines approved by the U.S. Food and Drug Administration and have been issued an Emergency Use Authorization (Janssen COVID-19 Vaccine, Moderna COVID-19 Vaccine and Pfizer-BioNTech COVID-19 Vaccine). These data summarize the number of people who have received either their first dose or have completed the series for a COVID-19 vaccine. **A person can only be counted in one category, first dose or series complete.** For persons receiving Moderna or Pfizer vaccines, once they receive their second dose, they are moved from the first dose column to the series completed column. **Because of this, the total first dose category may show a change from report to report not matching the total receiving their first dose from the previous day.** Persons receiving Johnson & Johnson vaccines will always be counted in the series completed column.

COVID-19 doses for vaccinated persons in Florida

Doses administered 956,977

People receiving one dose of a 1-dose series (Johnson & Johnson) or receiving only one dose of a 2-dose series (Moderna, Pfizer) count once. Persons receiving both doses of a 2-dose series count twice.

Current status of persons vaccinated for COVID-19 in Florida

Total people vaccinated 620,753

First dose 252,447

Series completed 368,306

Completed 1-dose series 32,082

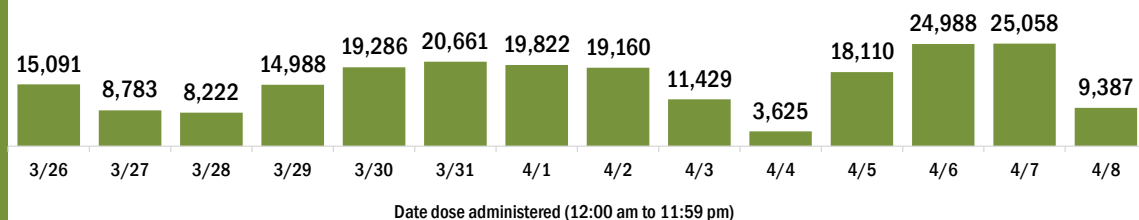
Completed 2-dose series 336,224

First dose: current number of people who have only received their first dose of the Moderna or Pfizer vaccine.

Series complete: current number of people who have received both Moderna or Pfizer vaccine doses or one Johnson & Johnson dose and are considered fully immunized.

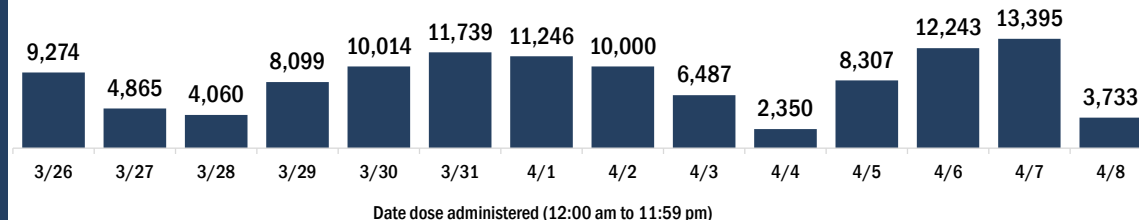
Demographic summary	First dose	Series complete	Total people vaccinated
Age group	252,447	368,306	620,753
16-24 years	12,372	8,078	20,450
25-34 years	17,940	19,106	37,046
35-44 years	34,545	28,709	63,254
45-54 years	58,844	42,729	101,573
55-64 years	73,925	68,460	142,385
65-74 years	30,657	117,611	148,268
75-84 years	16,495	61,078	77,573
85+ years	7,669	22,535	30,204
Race	252,447	368,306	620,753
White	141,351	241,760	383,111
Black	29,153	44,977	74,130
American Indian/Alaskan	884	1,690	2,574
Other	28,006	41,045	69,051
Unknown	53,053	38,834	91,887
Other race includes Asian, native Hawaiian/Pacific Islander, or other.			
Ethnicity	252,447	368,306	620,753
Hispanic	58,225	72,160	130,385
Non-Hispanic	101,850	201,288	303,138
Unknown	92,372	94,858	187,230
Gender	252,447	368,306	620,753
Female	133,564	207,599	341,163
Male	117,644	160,512	278,156
Unknown	1,239	195	1,434

COVID-19 doses administered for the past 2 weeks

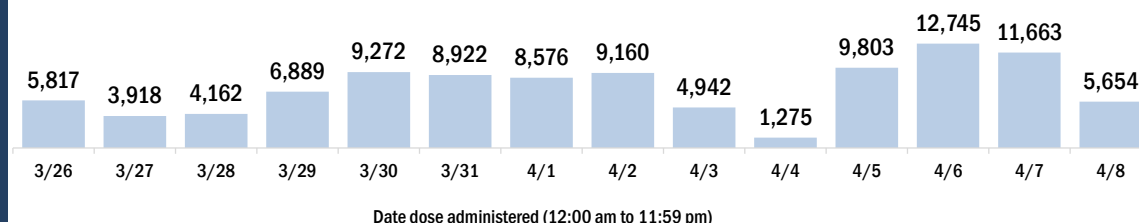


Persons vaccinated for COVID-19 for the past 2 weeks

Number of persons who received their first dose of a two-dose series of the COVID-19 vaccine



Number of persons who completed the COVID-19 vaccine series



COVID-19: Calhoun County vaccine summary

Vaccination data through Apr 8, 2021 as of Apr 9, 2021 at 12:05 AM

Data in this report are provisional and subject to change.

Data in this summary pertain to COVID-19 vaccines approved by the U.S. Food and Drug Administration and have been issued an Emergency Use Authorization (Janssen COVID-19 Vaccine, Moderna COVID-19 Vaccine and Pfizer-BioNTech COVID-19 Vaccine). These data summarize the number of people who have received either their first dose or have completed the series for a COVID-19 vaccine. **A person can only be counted in one category, first dose or series complete.** For persons receiving Moderna or Pfizer vaccines, once they receive their second dose, they are moved from the first dose column to the series completed column. **Because of this, the total first dose category may show a change from report to report not matching the total receiving their first dose from the previous day.** Persons receiving Johnson & Johnson vaccines will always be counted in the series completed column.

COVID-19 doses for vaccinated persons in Florida

Doses administered 4,417

People receiving one dose of a 1-dose series (Johnson & Johnson) or receiving only one dose of a 2-dose series (Moderna, Pfizer) count once. Persons receiving both doses of a 2-dose series count twice.

Current status of persons vaccinated for COVID-19 in Florida

Total people vaccinated 2,578

First dose 587

Series completed 1,991

Completed 1-dose series 152

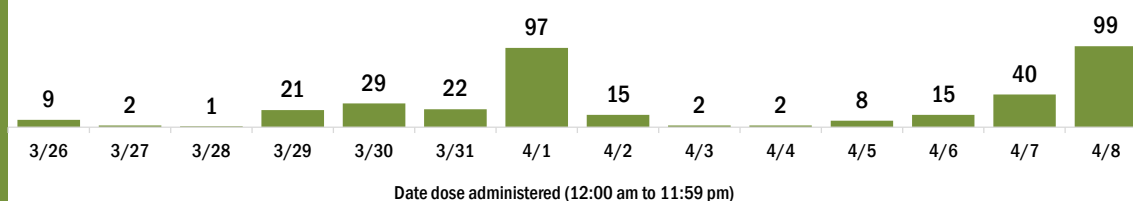
Completed 2-dose series 1,839

First dose: current number of people who have only received their first dose of the Moderna or Pfizer vaccine.

Series complete: current number of people who have received both Moderna or Pfizer vaccine doses or one Johnson & Johnson dose and are considered fully immunized.

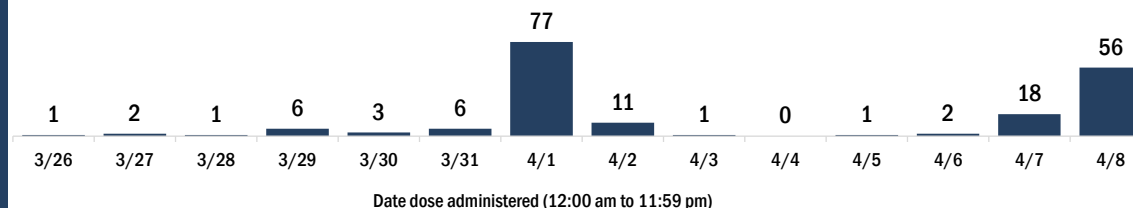
Demographic summary	First dose	Series complete	Total people vaccinated
Age group	587	1,991	2,578
16-24 years	22	18	40
25-34 years	21	53	74
35-44 years	52	91	143
45-54 years	92	165	257
55-64 years	203	299	502
65-74 years	104	750	854
75-84 years	69	441	510
85+ years	24	174	198
Race	587	1,991	2,578
White	382	1,403	1,785
Black	57	122	179
American Indian/Alaskan	7	12	19
Other	53	304	357
Unknown	88	150	238
Other race includes Asian, native Hawaiian/Pacific Islander, or other.			
Ethnicity	587	1,991	2,578
Hispanic	12	37	49
Non-Hispanic	238	1,153	1,391
Unknown	337	801	1,138
Gender	587	1,991	2,578
Female	314	1,112	1,426
Male	273	878	1,151
Unknown	0	1	1

COVID-19 doses administered for the past 2 weeks

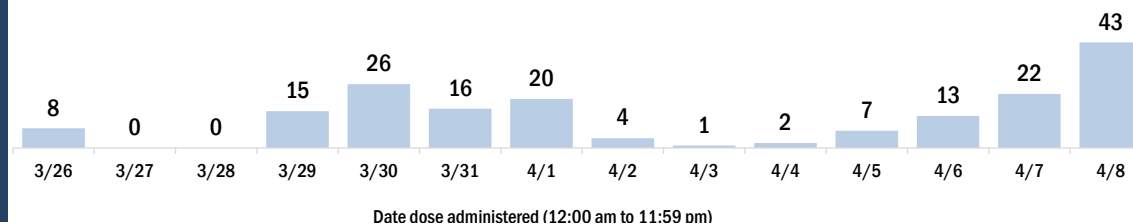


Persons vaccinated for COVID-19 for the past 2 weeks

Number of persons who received their first dose of a two-dose series of the COVID-19 vaccine



Number of persons who completed the COVID-19 vaccine series



COVID-19: Charlotte County vaccine summary

Vaccination data through Apr 8, 2021 as of Apr 9, 2021 at 12:05 AM

Data in this report are provisional and subject to change.

Data in this summary pertain to COVID-19 vaccines approved by the U.S. Food and Drug Administration and have been issued an Emergency Use Authorization (Janssen COVID-19 Vaccine, Moderna COVID-19 Vaccine and Pfizer-BioNTech COVID-19 Vaccine). These data summarize the number of people who have received either their first dose or have completed the series for a COVID-19 vaccine. **A person can only be counted in one category, first dose or series complete.** For persons receiving Moderna or Pfizer vaccines, once they receive their second dose, they are moved from the first dose column to the series completed column. **Because of this, the total first dose category may show a change from report to report not matching the total receiving their first dose from the previous day.** Persons receiving Johnson & Johnson vaccines will always be counted in the series completed column.

COVID-19 doses for vaccinated persons in Florida

Doses administered 134,474

People receiving one dose of a 1-dose series (Johnson & Johnson) or receiving only one dose of a 2-dose series (Moderna, Pfizer) count once. Persons receiving both doses of a 2-dose series count twice.

Current status of persons vaccinated for COVID-19 in Florida

Total people vaccinated 89,741

First dose 40,608

Series completed 49,133

Completed 1-dose series 4,400

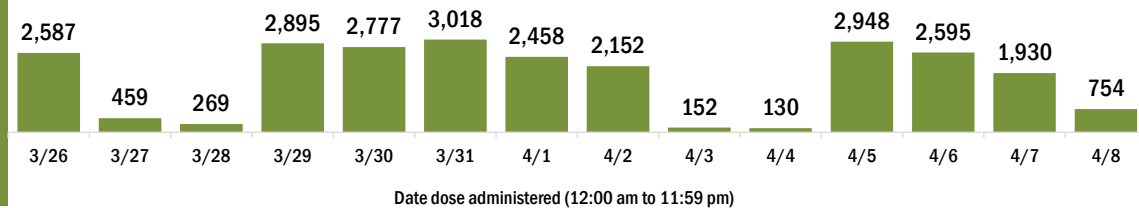
Completed 2-dose series 44,733

First dose: current number of people who have only received their first dose of the Moderna or Pfizer vaccine.

Series complete: current number of people who have received both Moderna or Pfizer vaccine doses or one Johnson & Johnson dose and are considered fully immunized.

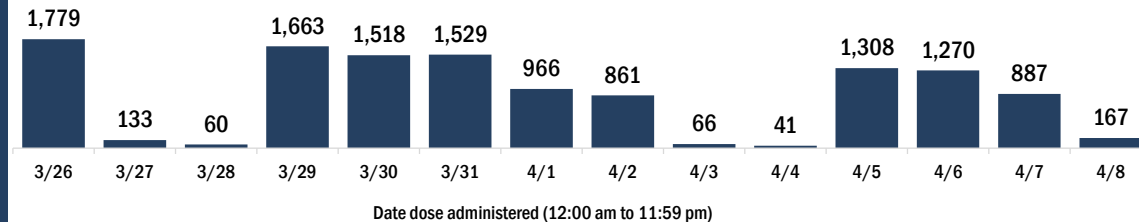
Demographic summary	First dose	Series complete	Total people vaccinated
Age group	40,608	49,133	89,741
16-24 years	542	229	771
25-34 years	978	554	1,532
35-44 years	1,586	874	2,460
45-54 years	3,695	1,742	5,437
55-64 years	12,269	4,210	16,479
65-74 years	11,871	23,207	35,078
75-84 years	7,436	14,170	21,606
85+ years	2,231	4,147	6,378
Race	40,608	49,133	89,741
White	32,090	36,197	68,287
Black	889	688	1,577
American Indian/Alaskan	241	162	403
Other	2,311	3,522	5,833
Unknown	5,077	8,564	13,641
Other race includes Asian, native Hawaiian/Pacific Islander, or other.			
Ethnicity	40,608	49,133	89,741
Hispanic	1,318	788	2,106
Non-Hispanic	24,255	27,068	51,323
Unknown	15,035	21,277	36,312
Gender	40,608	49,133	89,741
Female	22,174	27,474	49,648
Male	18,401	21,632	40,033
Unknown	33	27	60

COVID-19 doses administered for the past 2 weeks

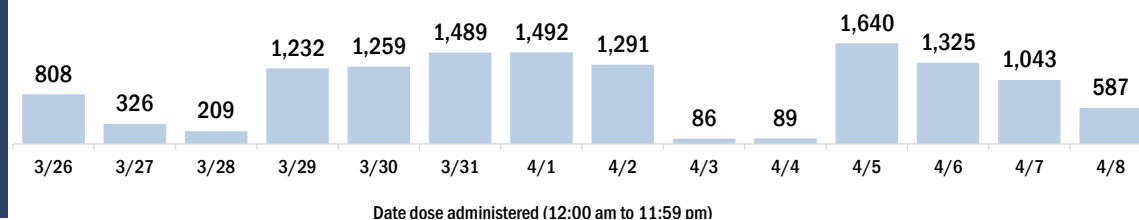


Persons vaccinated for COVID-19 for the past 2 weeks

Number of persons who received their first dose of a two-dose series of the COVID-19 vaccine



Number of persons who completed the COVID-19 vaccine series



COVID-19: Citrus County vaccine summary

Vaccination data through Apr 8, 2021 as of Apr 9, 2021 at 12:05 AM

Data in this report are provisional and subject to change.

Data in this summary pertain to COVID-19 vaccines approved by the U.S. Food and Drug Administration and have been issued an Emergency Use Authorization (Janssen COVID-19 Vaccine, Moderna COVID-19 Vaccine and Pfizer-BioNTech COVID-19 Vaccine). These data summarize the number of people who have received either their first dose or have completed the series for a COVID-19 vaccine. **A person can only be counted in one category, first dose or series complete.** For persons receiving Moderna or Pfizer vaccines, once they receive their second dose, they are moved from the first dose column to the series completed column. **Because of this, the total first dose category may show a change from report to report not matching the total receiving their first dose from the previous day.** Persons receiving Johnson & Johnson vaccines will always be counted in the series completed column.

COVID-19 doses for vaccinated persons in Florida

Doses administered 83,526

People receiving one dose of a 1-dose series (Johnson & Johnson) or receiving only one dose of a 2-dose series (Moderna, Pfizer) count once. Persons receiving both doses of a 2-dose series count twice.

Current status of persons vaccinated for COVID-19 in Florida

Total people vaccinated 52,313

First dose 20,052

Series completed 32,261

Completed 1-dose series 1,048

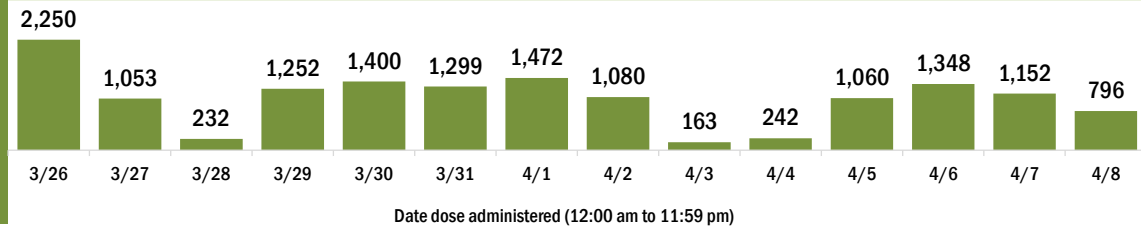
Completed 2-dose series 31,213

First dose: current number of people who have only received their first dose of the Moderna or Pfizer vaccine.

Series complete: current number of people who have received both Moderna or Pfizer vaccine doses or one Johnson & Johnson dose and are considered fully immunized.

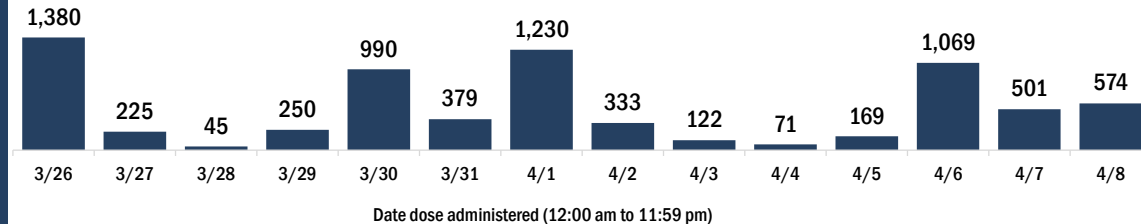
Demographic summary	First dose	Series complete	Total people vaccinated
Age group	20,052	32,261	52,313
16-24 years	396	212	608
25-34 years	522	482	1,004
35-44 years	899	662	1,561
45-54 years	2,126	1,120	3,246
55-64 years	6,592	2,325	8,917
65-74 years	5,262	14,553	19,815
75-84 years	3,268	9,996	13,264
85+ years	987	2,911	3,898
Race	20,052	32,261	52,313
White	15,946	23,395	39,341
Black	363	378	741
American Indian/Alaskan	128	155	283
Other	976	2,515	3,491
Unknown	2,639	5,818	8,457
Other race includes Asian, native Hawaiian/Pacific Islander, or other.			
Ethnicity	20,052	32,261	52,313
Hispanic	876	669	1,545
Non-Hispanic	13,127	17,591	30,718
Unknown	6,049	14,001	20,050
Gender	20,052	32,261	52,313
Female	11,379	18,343	29,722
Male	8,647	13,907	22,554
Unknown	26	11	37

COVID-19 doses administered for the past 2 weeks

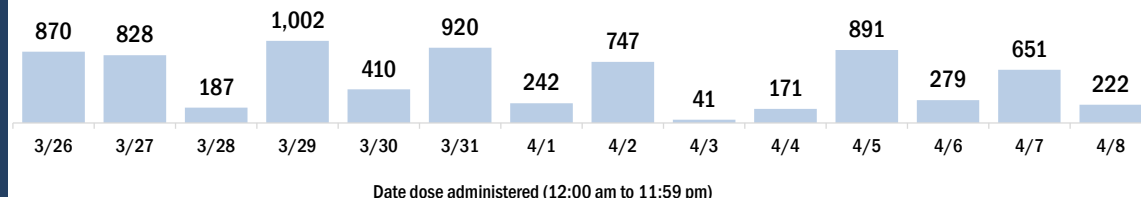


Persons vaccinated for COVID-19 for the past 2 weeks

Number of persons who received their first dose of a two-dose series of the COVID-19 vaccine



Number of persons who completed the COVID-19 vaccine series



COVID-19: Clay County vaccine summary

Vaccination data through Apr 8, 2021 as of Apr 9, 2021 at 12:05 AM

Data in this report are provisional and subject to change.

Data in this summary pertain to COVID-19 vaccines approved by the U.S. Food and Drug Administration and have been issued an Emergency Use Authorization (Janssen COVID-19 Vaccine, Moderna COVID-19 Vaccine and Pfizer-BioNTech COVID-19 Vaccine). These data summarize the number of people who have received either their first dose or have completed the series for a COVID-19 vaccine. **A person can only be counted in one category, first dose or series complete.** For persons receiving Moderna or Pfizer vaccines, once they receive their second dose, they are moved from the first dose column to the series completed column. **Because of this, the total first dose category may show a change from report to report not matching the total receiving their first dose from the previous day.** Persons receiving Johnson & Johnson vaccines will always be counted in the series completed column.

COVID-19 doses for vaccinated persons in Florida

Doses administered 84,356

People receiving one dose of a 1-dose series (Johnson & Johnson) or receiving only one dose of a 2-dose series (Moderna, Pfizer) count once. Persons receiving both doses of a 2-dose series count twice.

Current status of persons vaccinated for COVID-19 in Florida

Total people vaccinated 52,481

First dose 18,181

Series completed 34,300

Completed 1-dose series 2,425

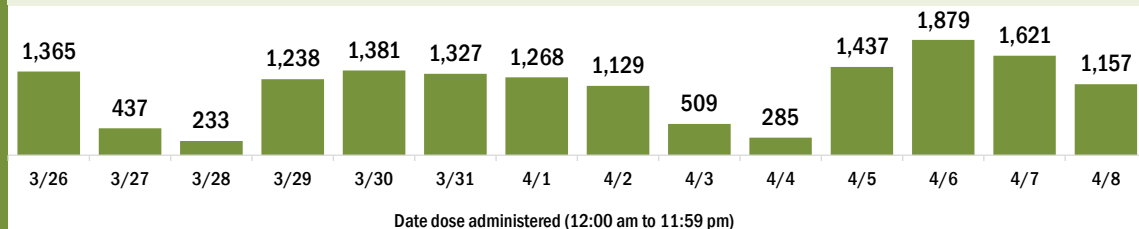
Completed 2-dose series 31,875

First dose: current number of people who have only received their first dose of the Moderna or Pfizer vaccine.

Series complete: current number of people who have received both Moderna or Pfizer vaccine doses or one Johnson & Johnson dose and are considered fully immunized.

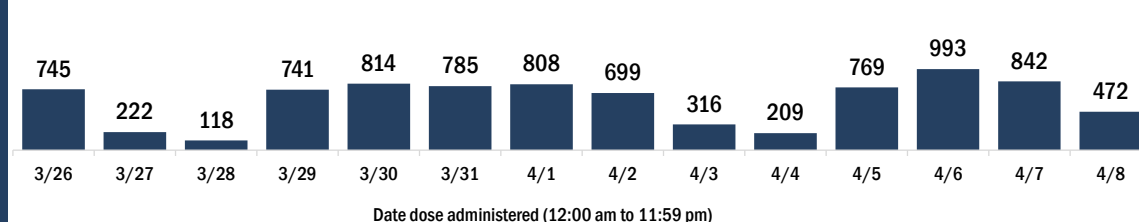
Demographic summary	First dose	Series complete	Total people vaccinated
Age group	18,181	34,300	52,481
16-24 years	1,286	654	1,940
25-34 years	1,365	1,361	2,726
35-44 years	2,514	2,265	4,779
45-54 years	4,116	3,293	7,409
55-64 years	5,866	5,723	11,589
65-74 years	1,799	12,686	14,485
75-84 years	892	6,410	7,302
85+ years	343	1,908	2,251
Race	18,181	34,300	52,481
White	11,363	25,405	36,768
Black	1,463	2,159	3,622
American Indian/Alaskan	78	179	257
Other	2,213	3,093	5,306
Unknown	3,064	3,464	6,528
Other race includes Asian, native Hawaiian/Pacific Islander, or other.			
Ethnicity	18,181	34,300	52,481
Hispanic	1,332	1,310	2,642
Non-Hispanic	11,412	25,866	37,278
Unknown	5,437	7,124	12,561
Gender	18,181	34,300	52,481
Female	10,213	20,052	30,265
Male	7,917	14,246	22,163
Unknown	51	2	53

COVID-19 doses administered for the past 2 weeks

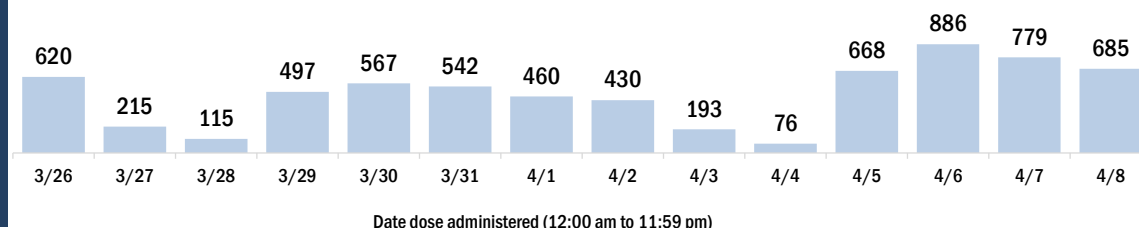


Persons vaccinated for COVID-19 for the past 2 weeks

Number of persons who received their first dose of a two-dose series of the COVID-19 vaccine



Number of persons who completed the COVID-19 vaccine series



COVID-19: Collier County vaccine summary

Vaccination data through Apr 8, 2021 as of Apr 9, 2021 at 12:05 AM

Data in this report are provisional and subject to change.

Data in this summary pertain to COVID-19 vaccines approved by the U.S. Food and Drug Administration and have been issued an Emergency Use Authorization (Janssen COVID-19 Vaccine, Moderna COVID-19 Vaccine and Pfizer-BioNTech COVID-19 Vaccine). These data summarize the number of people who have received either their first dose or have completed the series for a COVID-19 vaccine. **A person can only be counted in one category, first dose or series complete.** For persons receiving Moderna or Pfizer vaccines, once they receive their second dose, they are moved from the first dose column to the series completed column. **Because of this, the total first dose category may show a change from report to report not matching the total receiving their first dose from the previous day.** Persons receiving Johnson & Johnson vaccines will always be counted in the series completed column.

COVID-19 doses for vaccinated persons in Florida

Doses administered 240,854

People receiving one dose of a 1-dose series (Johnson & Johnson) or receiving only one dose of a 2-dose series (Moderna, Pfizer) count once. Persons receiving both doses of a 2-dose series count twice.

Current status of persons vaccinated for COVID-19 in Florida

Total people vaccinated 151,613

First dose 53,680

Series completed 97,933

Completed 1-dose series 8,692

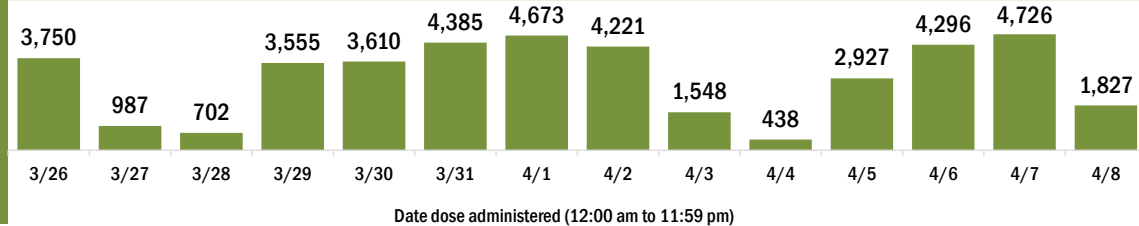
Completed 2-dose series 89,241

First dose: current number of people who have only received their first dose of the Moderna or Pfizer vaccine.

Series complete: current number of people who have received both Moderna or Pfizer vaccine doses or one Johnson & Johnson dose and are considered fully immunized.

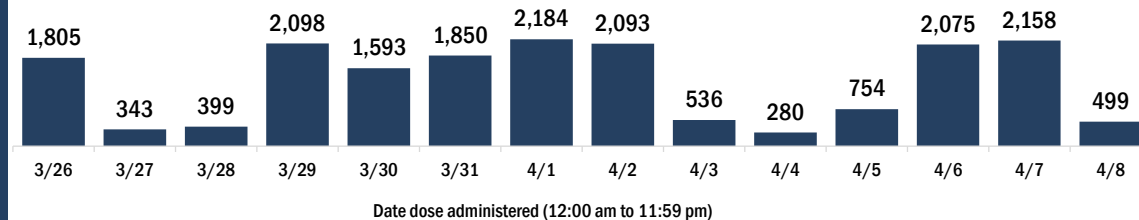
Demographic summary	First dose	Series complete	Total people vaccinated
Age group	53,680	97,933	151,613
16-24 years	991	897	1,888
25-34 years	1,671	2,174	3,845
35-44 years	2,875	2,894	5,769
45-54 years	6,428	4,406	10,834
55-64 years	17,205	8,393	25,598
65-74 years	12,727	41,412	54,139
75-84 years	9,029	28,946	37,975
85+ years	2,754	8,811	11,565
Race	53,680	97,933	151,613
White	36,700	62,570	99,270
Black	731	959	1,690
American Indian/Alaskan	174	283	457
Other	3,739	7,667	11,406
Unknown	12,336	26,454	38,790
Other race includes Asian, native Hawaiian/Pacific Islander, or other.			
Ethnicity	53,680	97,933	151,613
Hispanic	4,987	4,118	9,105
Non-Hispanic	24,870	43,135	68,005
Unknown	23,823	50,680	74,503
Gender	53,680	97,933	151,613
Female	29,374	54,005	83,379
Male	24,041	43,678	67,719
Unknown	265	250	515

COVID-19 doses administered for the past 2 weeks

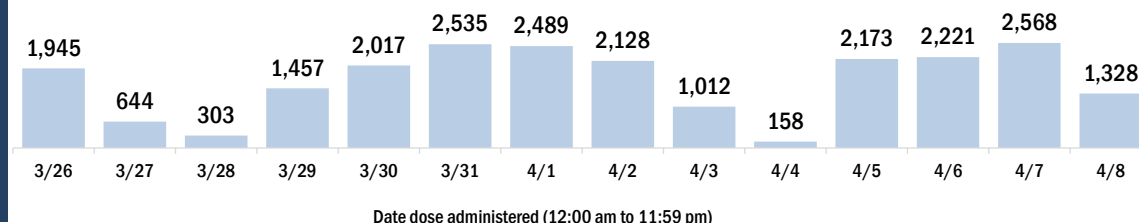


Persons vaccinated for COVID-19 for the past 2 weeks

Number of persons who received their first dose of a two-dose series of the COVID-19 vaccine



Number of persons who completed the COVID-19 vaccine series



COVID-19: Columbia County vaccine summary

Vaccination data through Apr 8, 2021 as of Apr 9, 2021 at 12:05 AM

Data in this report are provisional and subject to change.

Data in this summary pertain to COVID-19 vaccines approved by the U.S. Food and Drug Administration and have been issued an Emergency Use Authorization (Janssen COVID-19 Vaccine, Moderna COVID-19 Vaccine and Pfizer-BioNTech COVID-19 Vaccine). These data summarize the number of people who have received either their first dose or have completed the series for a COVID-19 vaccine. **A person can only be counted in one category, first dose or series complete.** For persons receiving Moderna or Pfizer vaccines, once they receive their second dose, they are moved from the first dose column to the series completed column. **Because of this, the total first dose category may show a change from report to report not matching the total receiving their first dose from the previous day.** Persons receiving Johnson & Johnson vaccines will always be counted in the series completed column.

COVID-19 doses for vaccinated persons in Florida

Doses administered 21,774

People receiving one dose of a 1-dose series (Johnson & Johnson) or receiving only one dose of a 2-dose series (Moderna, Pfizer) count once. Persons receiving both doses of a 2-dose series count twice.

Current status of persons vaccinated for COVID-19 in Florida

Total people vaccinated 13,362

First dose 3,572

Series completed 9,790

Completed 1-dose series 1,378

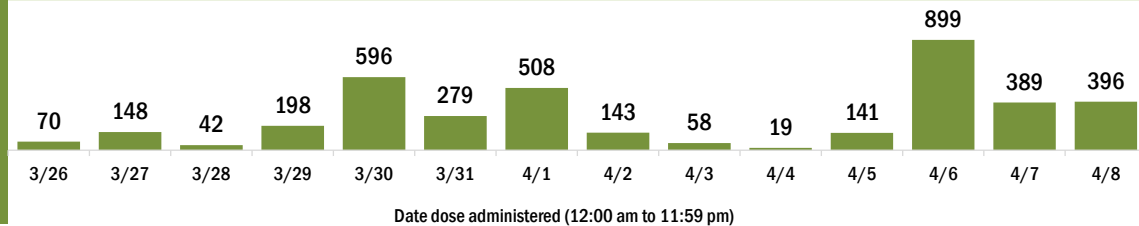
Completed 2-dose series 8,412

First dose: current number of people who have only received their first dose of the Moderna or Pfizer vaccine.

Series complete: current number of people who have received both Moderna or Pfizer vaccine doses or one Johnson & Johnson dose and are considered fully immunized.

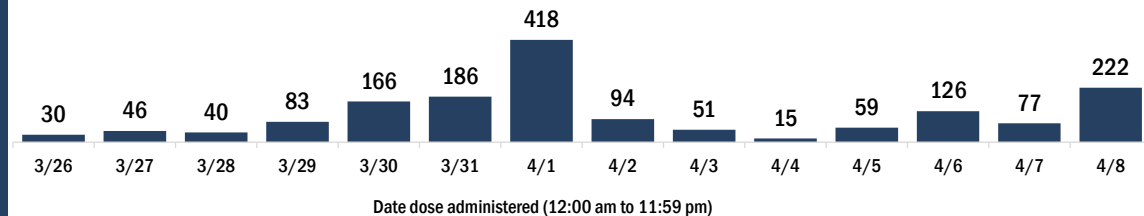
Demographic summary	First dose	Series complete	Total people vaccinated
Age group	3,572	9,790	13,362
16-24 years	146	125	271
25-34 years	252	316	568
35-44 years	354	503	857
45-54 years	656	784	1,440
55-64 years	1,272	1,487	2,759
65-74 years	525	3,750	4,275
75-84 years	273	2,191	2,464
85+ years	94	634	728
Race	3,572	9,790	13,362
White	2,447	6,986	9,433
Black	414	997	1,411
American Indian/Alaskan	30	51	81
Other	308	669	977
Unknown	373	1,087	1,460
Other race includes Asian, native Hawaiian/Pacific Islander, or other.			
Ethnicity	3,572	9,790	13,362
Hispanic	176	242	418
Non-Hispanic	2,439	6,886	9,325
Unknown	957	2,662	3,619
Gender	3,572	9,790	13,362
Female	2,069	5,742	7,811
Male	1,501	4,048	5,549
Unknown	2	0	2

COVID-19 doses administered for the past 2 weeks

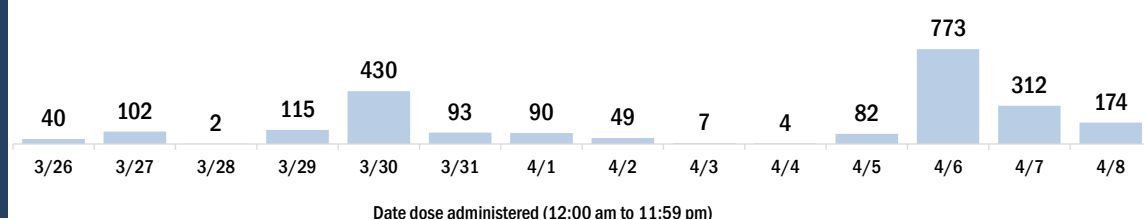


Persons vaccinated for COVID-19 for the past 2 weeks

Number of persons who received their first dose of a two-dose series of the COVID-19 vaccine



Number of persons who completed the COVID-19 vaccine series



COVID-19: Dade County vaccine summary

Vaccination data through Apr 8, 2021 as of Apr 9, 2021 at 12:05 AM

Data in this report are provisional and subject to change.

Data in this summary pertain to COVID-19 vaccines approved by the U.S. Food and Drug Administration and have been issued an Emergency Use Authorization (Janssen COVID-19 Vaccine, Moderna COVID-19 Vaccine and Pfizer-BioNTech COVID-19 Vaccine). These data summarize the number of people who have received either their first dose or have completed the series for a COVID-19 vaccine. **A person can only be counted in one category, first dose or series complete.** For persons receiving Moderna or Pfizer vaccines, once they receive their second dose, they are moved from the first dose column to the series completed column. **Because of this, the total first dose category may show a change from report to report not matching the total receiving their first dose from the previous day.** Persons receiving Johnson & Johnson vaccines will always be counted in the series completed column.

COVID-19 doses for vaccinated persons in Florida

Doses administered 1,371,709

People receiving one dose of a 1-dose series (Johnson & Johnson) or receiving only one dose of a 2-dose series (Moderna, Pfizer) count once. Persons receiving both doses of a 2-dose series count twice.

Current status of persons vaccinated for COVID-19 in Florida

Total people vaccinated 899,669

First dose 356,318

Series completed 543,351

Completed 1-dose series 71,311

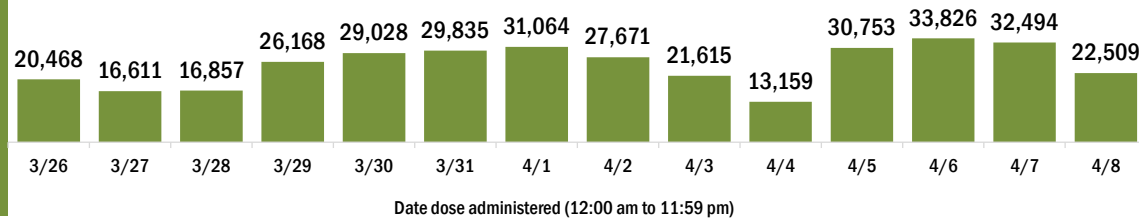
Completed 2-dose series 472,040

First dose: current number of people who have only received their first dose of the Moderna or Pfizer vaccine.

Series complete: current number of people who have received both Moderna or Pfizer vaccine doses or one Johnson & Johnson dose and are considered fully immunized.

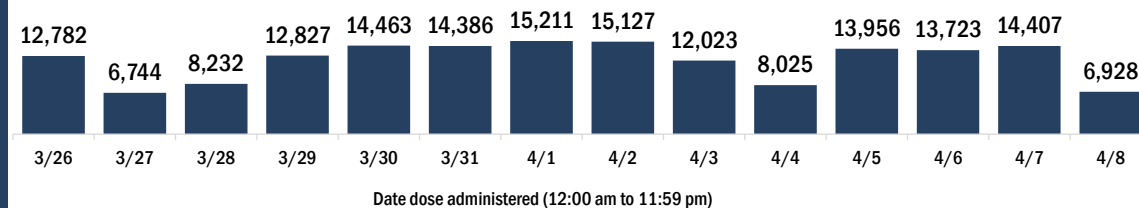
Demographic summary	First dose	Series complete	Total people vaccinated
Age group	356,318	543,351	899,669
16-24 years	18,658	14,886	33,544
25-34 years	30,723	35,731	66,454
35-44 years	48,753	49,691	98,444
45-54 years	79,811	71,075	150,886
55-64 years	93,245	98,813	192,058
65-74 years	47,878	147,462	195,340
75-84 years	26,087	90,713	116,800
85+ years	11,163	34,980	46,143
Race	356,318	543,351	899,669
White	242,326	383,177	625,503
Black	20,603	40,734	61,337
American Indian/Alaskan	851	1,206	2,057
Other	32,825	62,328	95,153
Unknown	59,713	55,906	115,619
Other race includes Asian, native Hawaiian/Pacific Islander, or other.			
Ethnicity	356,318	543,351	899,669
Hispanic	162,053	279,125	441,178
Non-Hispanic	61,603	130,970	192,573
Unknown	132,662	133,256	265,918
Gender	356,318	543,351	899,669
Female	189,521	307,371	496,892
Male	164,681	235,425	400,106
Unknown	2,116	555	2,671

COVID-19 doses administered for the past 2 weeks

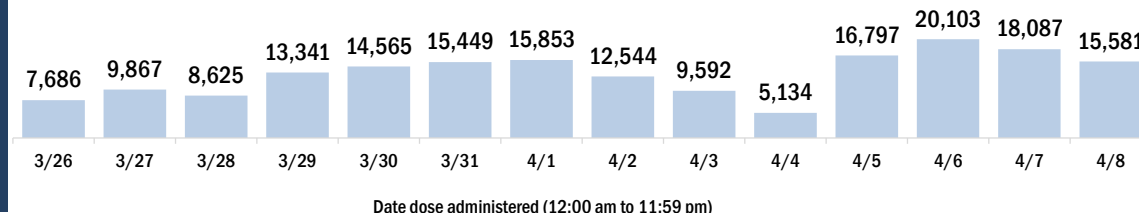


Persons vaccinated for COVID-19 for the past 2 weeks

Number of persons who received their first dose of a two-dose series of the COVID-19 vaccine



Number of persons who completed the COVID-19 vaccine series



COVID-19: Desoto County vaccine summary

Vaccination data through Apr 8, 2021 as of Apr 9, 2021 at 12:05 AM

Data in this report are provisional and subject to change.

Data in this summary pertain to COVID-19 vaccines approved by the U.S. Food and Drug Administration and have been issued an Emergency Use Authorization (Janssen COVID-19 Vaccine, Moderna COVID-19 Vaccine and Pfizer-BioNTech COVID-19 Vaccine). These data summarize the number of people who have received either their first dose or have completed the series for a COVID-19 vaccine. **A person can only be counted in one category, first dose or series complete.** For persons receiving Moderna or Pfizer vaccines, once they receive their second dose, they are moved from the first dose column to the series completed column. **Because of this, the total first dose category may show a change from report to report not matching the total receiving their first dose from the previous day.** Persons receiving Johnson & Johnson vaccines will always be counted in the series completed column.

COVID-19 doses for vaccinated persons in Florida

Doses administered 12,855

People receiving one dose of a 1-dose series (Johnson & Johnson) or receiving only one dose of a 2-dose series (Moderna, Pfizer) count once. Persons receiving both doses of a 2-dose series count twice.

Current status of persons vaccinated for COVID-19 in Florida

Total people vaccinated 8,405

First dose 3,719

Series completed 4,686

Completed 1-dose series 236

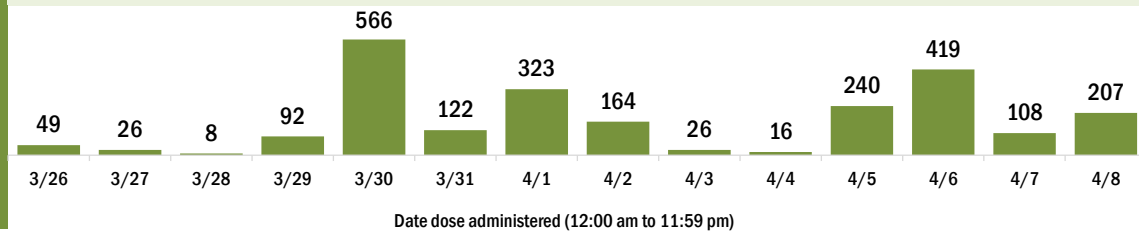
Completed 2-dose series 4,450

First dose: current number of people who have only received their first dose of the Moderna or Pfizer vaccine.

Series complete: current number of people who have received both Moderna or Pfizer vaccine doses or one Johnson & Johnson dose and are considered fully immunized.

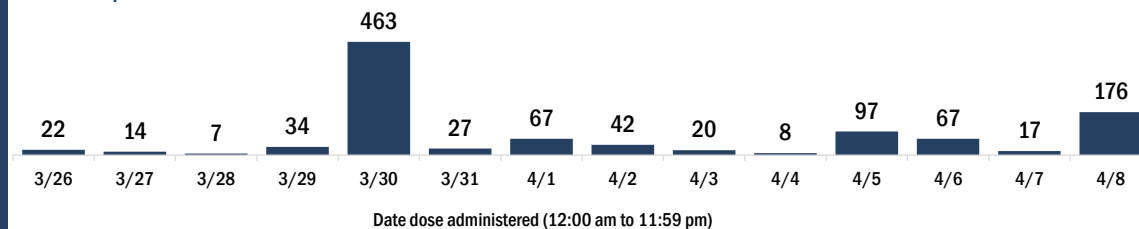
Demographic summary	First dose	Series complete	Total people vaccinated
Age group	3,719	4,686	8,405
16-24 years	88	35	123
25-34 years	132	127	259
35-44 years	242	156	398
45-54 years	499	267	766
55-64 years	1,068	469	1,537
65-74 years	969	1,980	2,949
75-84 years	573	1,339	1,912
85+ years	148	313	461
Race	3,719	4,686	8,405
White	2,306	3,372	5,678
Black	222	293	515
American Indian/Alaskan	16	10	26
Other	411	360	771
Unknown	764	651	1,415
Other race includes Asian, native Hawaiian/Pacific Islander, or other.			
Ethnicity	3,719	4,686	8,405
Hispanic	469	213	682
Non-Hispanic	1,792	2,083	3,875
Unknown	1,458	2,390	3,848
Gender	3,719	4,686	8,405
Female	1,747	2,559	4,306
Male	1,972	2,126	4,098
Unknown	0	1	1

COVID-19 doses administered for the past 2 weeks

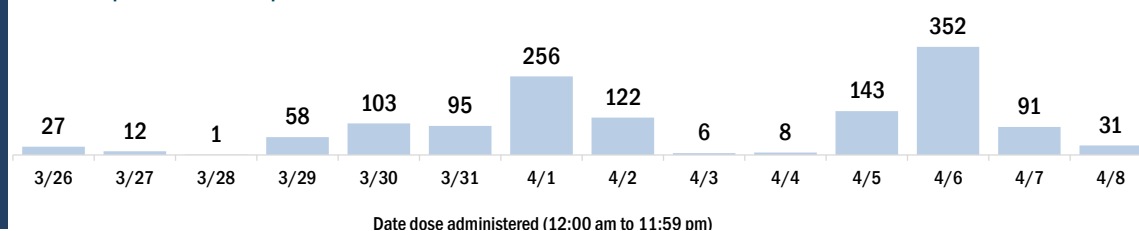


Persons vaccinated for COVID-19 for the past 2 weeks

Number of persons who received their first dose of a two-dose series of the COVID-19 vaccine



Number of persons who completed the COVID-19 vaccine series



COVID-19: Dixie County vaccine summary

Vaccination data through Apr 8, 2021 as of Apr 9, 2021 at 12:05 AM

Data in this report are provisional and subject to change.

Data in this summary pertain to COVID-19 vaccines approved by the U.S. Food and Drug Administration and have been issued an Emergency Use Authorization (Janssen COVID-19 Vaccine, Moderna COVID-19 Vaccine and Pfizer-BioNTech COVID-19 Vaccine). These data summarize the number of people who have received either their first dose or have completed the series for a COVID-19 vaccine. **A person can only be counted in one category, first dose or series complete.** For persons receiving Moderna or Pfizer vaccines, once they receive their second dose, they are moved from the first dose column to the series completed column. **Because of this, the total first dose category may show a change from report to report not matching the total receiving their first dose from the previous day.** Persons receiving Johnson & Johnson vaccines will always be counted in the series completed column.

COVID-19 doses for vaccinated persons in Florida

Doses administered 4,568

People receiving one dose of a 1-dose series (Johnson & Johnson) or receiving only one dose of a 2-dose series (Moderna, Pfizer) count once. Persons receiving both doses of a 2-dose series count twice.

Current status of persons vaccinated for COVID-19 in Florida

Total people vaccinated 2,949

First dose 1,081

Series completed 1,868

Completed 1-dose series 249

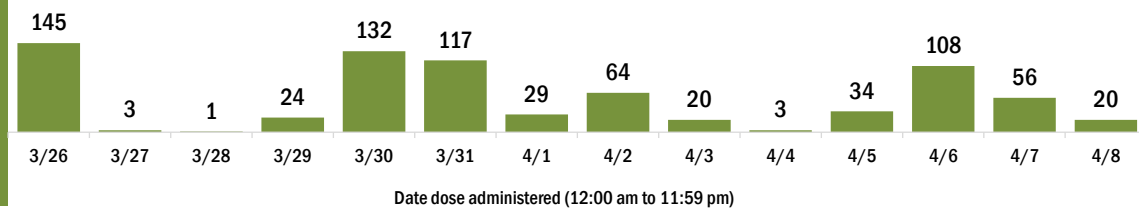
Completed 2-dose series 1,619

First dose: current number of people who have only received their first dose of the Moderna or Pfizer vaccine.

Series complete: current number of people who have received both Moderna or Pfizer vaccine doses or one Johnson & Johnson dose and are considered fully immunized.

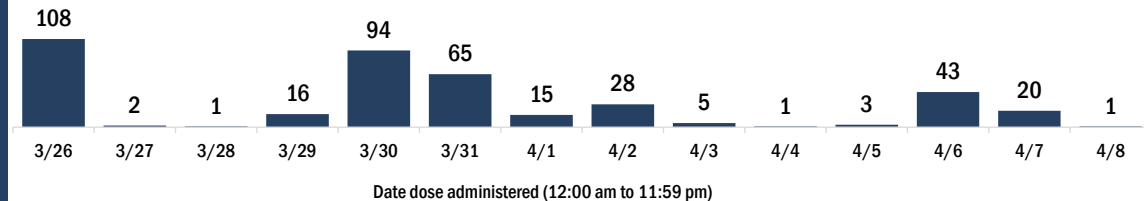
Demographic summary	First dose	Series complete	Total people vaccinated
Age group	1,081	1,868	2,949
16-24 years	17	13	30
25-34 years	26	22	48
35-44 years	54	48	102
45-54 years	111	80	191
55-64 years	377	239	616
65-74 years	299	843	1,142
75-84 years	151	492	643
85+ years	46	131	177
Race	1,081	1,868	2,949
White	931	1,623	2,554
Black	72	53	125
American Indian/Alaskan	16	10	26
Other	31	59	90
Unknown	31	123	154
Other race includes Asian, native Hawaiian/Pacific Islander, or other.			
Ethnicity	1,081	1,868	2,949
Hispanic	26	29	55
Non-Hispanic	894	1,343	2,237
Unknown	161	496	657
Gender	1,081	1,868	2,949
Female	579	999	1,578
Male	502	869	1,371
Unknown	0	0	0

COVID-19 doses administered for the past 2 weeks

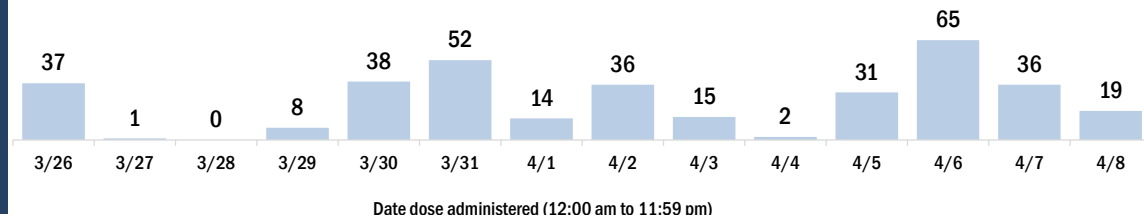


Persons vaccinated for COVID-19 for the past 2 weeks

Number of persons who received their first dose of a two-dose series of the COVID-19 vaccine



Number of persons who completed the COVID-19 vaccine series



COVID-19: Duval County vaccine summary

Vaccination data through Apr 8, 2021 as of Apr 9, 2021 at 12:05 AM

Data in this report are provisional and subject to change.

Data in this summary pertain to COVID-19 vaccines approved by the U.S. Food and Drug Administration and have been issued an Emergency Use Authorization (Janssen COVID-19 Vaccine, Moderna COVID-19 Vaccine and Pfizer-BioNTech COVID-19 Vaccine). These data summarize the number of people who have received either their first dose or have completed the series for a COVID-19 vaccine. **A person can only be counted in one category, first dose or series complete.** For persons receiving Moderna or Pfizer vaccines, once they receive their second dose, they are moved from the first dose column to the series completed column. **Because of this, the total first dose category may show a change from report to report not matching the total receiving their first dose from the previous day.** Persons receiving Johnson & Johnson vaccines will always be counted in the series completed column.

COVID-19 doses for vaccinated persons in Florida

Doses administered 420,639

People receiving one dose of a 1-dose series (Johnson & Johnson) or receiving only one dose of a 2-dose series (Moderna, Pfizer) count once. Persons receiving both doses of a 2-dose series count twice.

Current status of persons vaccinated for COVID-19 in Florida

Total people vaccinated 273,468

First dose 106,548

Series completed 166,920

Completed 1-dose series 19,749

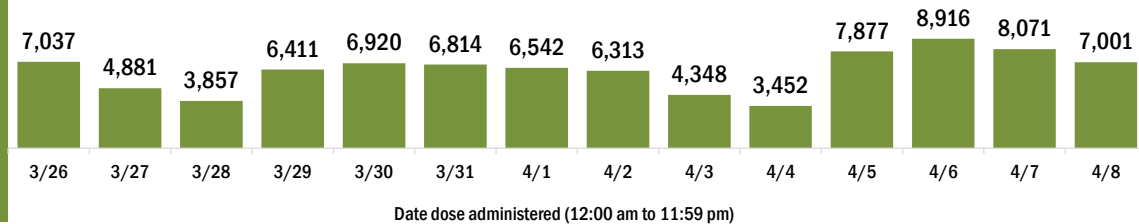
Completed 2-dose series 147,171

First dose: current number of people who have only received their first dose of the Moderna or Pfizer vaccine.

Series complete: current number of people who have received both Moderna or Pfizer vaccine doses or one Johnson & Johnson dose and are considered fully immunized.

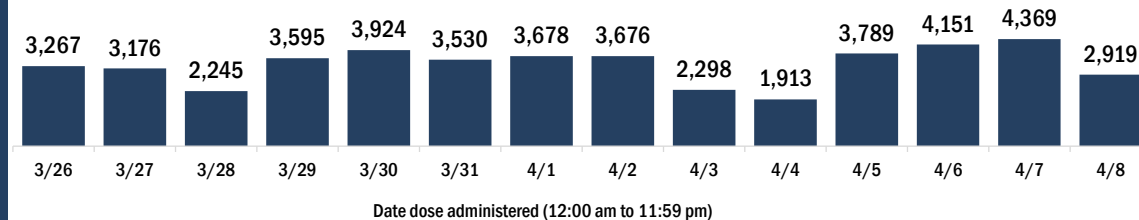
Demographic summary	First dose	Series complete	Total people vaccinated
Age group	106,548	166,920	273,468
16-24 years	6,953	3,664	10,617
25-34 years	11,810	11,701	23,511
35-44 years	15,591	14,390	29,981
45-54 years	21,852	18,733	40,585
55-64 years	28,369	31,959	60,328
65-74 years	13,776	53,482	67,258
75-84 years	5,831	24,480	30,311
85+ years	2,366	8,511	10,877
Race	106,548	166,920	273,468
White	57,430	98,336	155,766
Black	16,367	28,633	45,000
American Indian/Alaskan	250	390	640
Other	15,005	19,427	34,432
Unknown	17,496	20,134	37,630
Other race includes Asian, native Hawaiian/Pacific Islander, or other.			
Ethnicity	106,548	166,920	273,468
Hispanic	7,914	6,226	14,140
Non-Hispanic	72,270	119,842	192,112
Unknown	26,364	40,852	67,216
Gender	106,548	166,920	273,468
Female	56,991	98,009	155,000
Male	47,074	68,829	115,903
Unknown	2,483	82	2,565

COVID-19 doses administered for the past 2 weeks

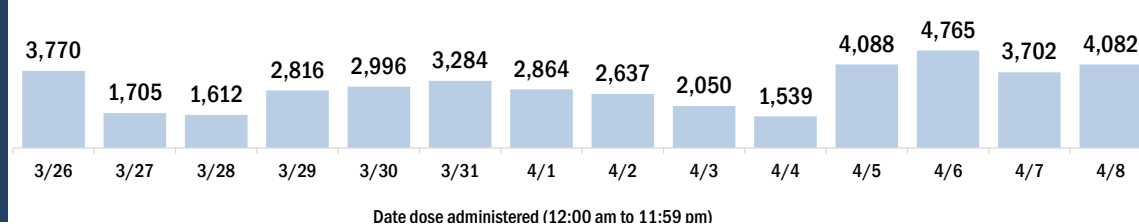


Persons vaccinated for COVID-19 for the past 2 weeks

Number of persons who received their first dose of a two-dose series of the COVID-19 vaccine



Number of persons who completed the COVID-19 vaccine series



COVID-19: Escambia County vaccine summary

Vaccination data through Apr 8, 2021 as of Apr 9, 2021 at 12:05 AM

Data in this report are provisional and subject to change.

Data in this summary pertain to COVID-19 vaccines approved by the U.S. Food and Drug Administration and have been issued an Emergency Use Authorization (Janssen COVID-19 Vaccine, Moderna COVID-19 Vaccine and Pfizer-BioNTech COVID-19 Vaccine). These data summarize the number of people who have received either their first dose or have completed the series for a COVID-19 vaccine. **A person can only be counted in one category, first dose or series complete.** For persons receiving Moderna or Pfizer vaccines, once they receive their second dose, they are moved from the first dose column to the series completed column. **Because of this, the total first dose category may show a change from report to report not matching the total receiving their first dose from the previous day.** Persons receiving Johnson & Johnson vaccines will always be counted in the series completed column.

COVID-19 doses for vaccinated persons in Florida

Doses administered 127,295

People receiving one dose of a 1-dose series (Johnson & Johnson) or receiving only one dose of a 2-dose series (Moderna, Pfizer) count once. Persons receiving both doses of a 2-dose series count twice.

Current status of persons vaccinated for COVID-19 in Florida

Total people vaccinated 81,180

First dose 29,422

Series completed 51,758

Completed 1-dose series 5,643

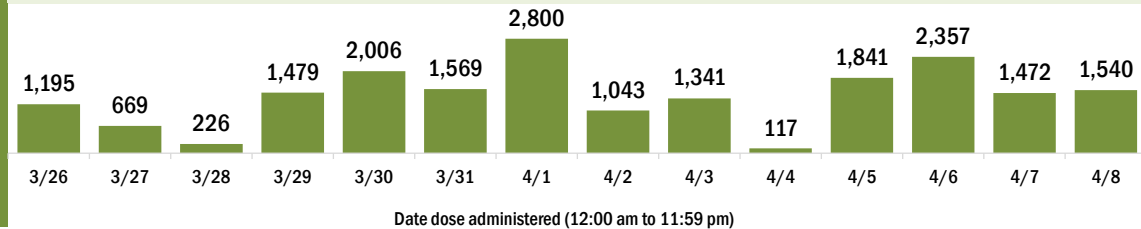
Completed 2-dose series 46,115

First dose: current number of people who have only received their first dose of the Moderna or Pfizer vaccine.

Series complete: current number of people who have received both Moderna or Pfizer vaccine doses or one Johnson & Johnson dose and are considered fully immunized.

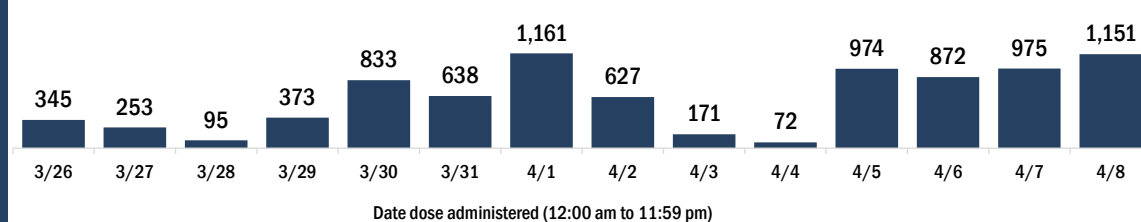
Demographic summary	First dose	Series complete	Total people vaccinated
Age group	29,422	51,758	81,180
16-24 years	1,607	778	2,385
25-34 years	2,912	2,296	5,208
35-44 years	3,477	2,985	6,462
45-54 years	4,758	4,941	9,699
55-64 years	8,184	9,527	17,711
65-74 years	4,945	17,917	22,862
75-84 years	2,565	9,763	12,328
85+ years	974	3,551	4,525
Race	29,422	51,758	81,180
White	16,114	31,940	48,054
Black	3,961	7,543	11,504
American Indian/Alaskan	186	376	562
Other	2,580	4,906	7,486
Unknown	6,581	6,993	13,574
Other race includes Asian, native Hawaiian/Pacific Islander, or other.			
Ethnicity	29,422	51,758	81,180
Hispanic	933	1,003	1,936
Non-Hispanic	18,474	35,259	53,733
Unknown	10,015	15,496	25,511
Gender	29,422	51,758	81,180
Female	16,808	30,737	47,545
Male	12,510	21,008	33,518
Unknown	104	13	117

COVID-19 doses administered for the past 2 weeks

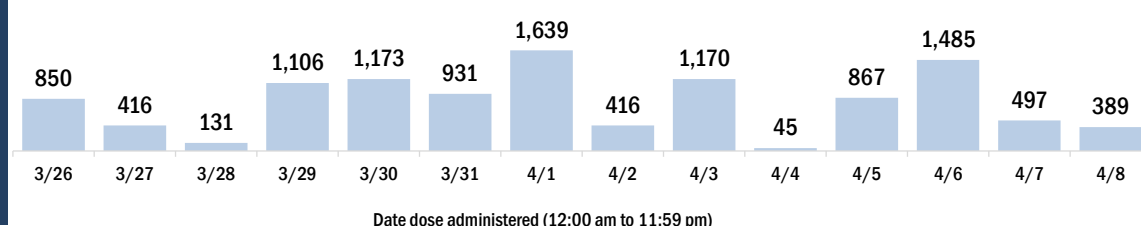


Persons vaccinated for COVID-19 for the past 2 weeks

Number of persons who received their first dose of a two-dose series of the COVID-19 vaccine



Number of persons who completed the COVID-19 vaccine series



COVID-19: Flagler County vaccine summary

Vaccination data through Apr 8, 2021 as of Apr 9, 2021 at 12:05 AM

Data in this report are provisional and subject to change.

Data in this summary pertain to COVID-19 vaccines approved by the U.S. Food and Drug Administration and have been issued an Emergency Use Authorization (Janssen COVID-19 Vaccine, Moderna COVID-19 Vaccine and Pfizer-BioNTech COVID-19 Vaccine). These data summarize the number of people who have received either their first dose or have completed the series for a COVID-19 vaccine. **A person can only be counted in one category, first dose or series complete.** For persons receiving Moderna or Pfizer vaccines, once they receive their second dose, they are moved from the first dose column to the series completed column. **Because of this, the total first dose category may show a change from report to report not matching the total receiving their first dose from the previous day.** Persons receiving Johnson & Johnson vaccines will always be counted in the series completed column.

COVID-19 doses for vaccinated persons in Florida

Doses administered 70,065

People receiving one dose of a 1-dose series (Johnson & Johnson) or receiving only one dose of a 2-dose series (Moderna, Pfizer) count once. Persons receiving both doses of a 2-dose series count twice.

Current status of persons vaccinated for COVID-19 in Florida

Total people vaccinated 43,672

First dose 15,642

Series completed 28,030

Completed 1-dose series 1,637

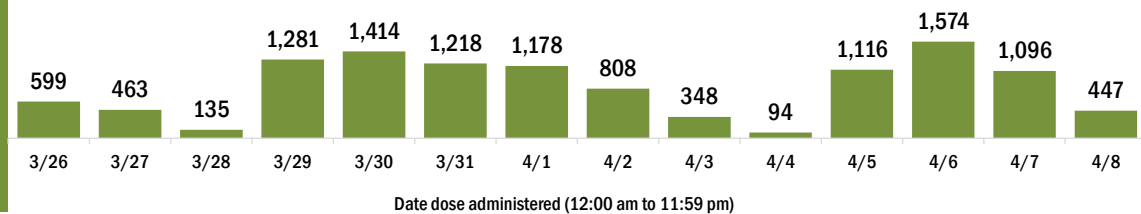
Completed 2-dose series 26,393

First dose: current number of people who have only received their first dose of the Moderna or Pfizer vaccine.

Series complete: current number of people who have received both Moderna or Pfizer vaccine doses or one Johnson & Johnson dose and are considered fully immunized.

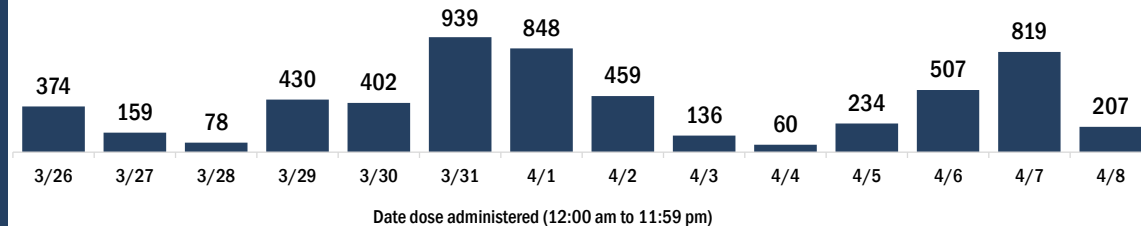
Demographic summary	First dose	Series complete	Total people vaccinated
Age group	15,642	28,030	43,672
16-24 years	455	222	677
25-34 years	554	529	1,083
35-44 years	1,146	939	2,085
45-54 years	2,422	1,446	3,868
55-64 years	5,275	3,179	8,454
65-74 years	3,316	12,405	15,721
75-84 years	1,850	7,316	9,166
85+ years	624	1,994	2,618
Race	15,642	28,030	43,672
White	10,523	18,794	29,317
Black	990	1,802	2,792
American Indian/Alaskan	110	156	266
Other	1,240	2,674	3,914
Unknown	2,779	4,604	7,383
Other race includes Asian, native Hawaiian/Pacific Islander, or other.			
Ethnicity	15,642	28,030	43,672
Hispanic	1,294	1,254	2,548
Non-Hispanic	9,808	16,401	26,209
Unknown	4,540	10,375	14,915
Gender	15,642	28,030	43,672
Female	8,620	15,790	24,410
Male	6,806	12,149	18,955
Unknown	216	91	307

COVID-19 doses administered for the past 2 weeks

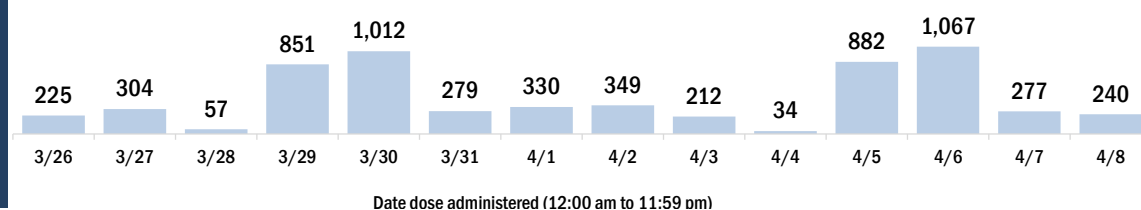


Persons vaccinated for COVID-19 for the past 2 weeks

Number of persons who received their first dose of a two-dose series of the COVID-19 vaccine



Number of persons who completed the COVID-19 vaccine series



COVID-19: Franklin County vaccine summary

Vaccination data through Apr 8, 2021 as of Apr 9, 2021 at 12:05 AM

Data in this report are provisional and subject to change.

Data in this summary pertain to COVID-19 vaccines approved by the U.S. Food and Drug Administration and have been issued an Emergency Use Authorization (Janssen COVID-19 Vaccine, Moderna COVID-19 Vaccine and Pfizer-BioNTech COVID-19 Vaccine). These data summarize the number of people who have received either their first dose or have completed the series for a COVID-19 vaccine. **A person can only be counted in one category, first dose or series complete.** For persons receiving Moderna or Pfizer vaccines, once they receive their second dose, they are moved from the first dose column to the series completed column. **Because of this, the total first dose category may show a change from report to report not matching the total receiving their first dose from the previous day.** Persons receiving Johnson & Johnson vaccines will always be counted in the series completed column.

COVID-19 doses for vaccinated persons in Florida

Doses administered 5,941

People receiving one dose of a 1-dose series (Johnson & Johnson) or receiving only one dose of a 2-dose series (Moderna, Pfizer) count once. Persons receiving both doses of a 2-dose series count twice.

Current status of persons vaccinated for COVID-19 in Florida

Total people vaccinated 3,447

First dose 880

Series completed 2,567

Completed 1-dose series 73

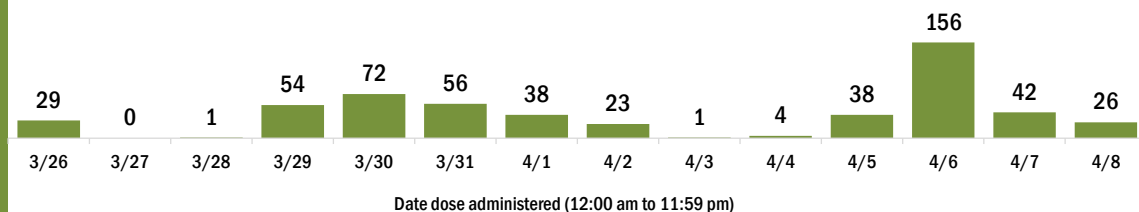
Completed 2-dose series 2,494

First dose: current number of people who have only received their first dose of the Moderna or Pfizer vaccine.

Series complete: current number of people who have received both Moderna or Pfizer vaccine doses or one Johnson & Johnson dose and are considered fully immunized.

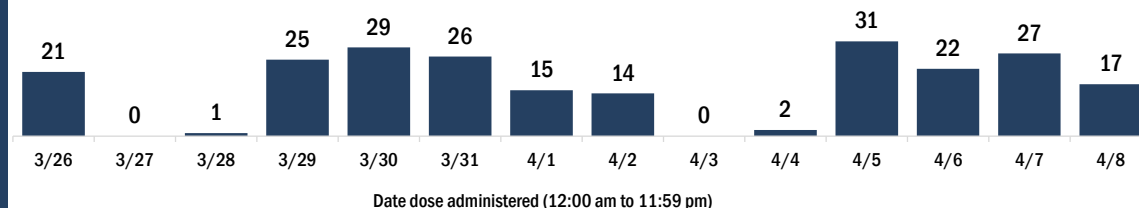
Demographic summary	First dose	Series complete	Total people vaccinated
Age group	880	2,567	3,447
16-24 years	16	15	31
25-34 years	41	33	74
35-44 years	61	64	125
45-54 years	136	146	282
55-64 years	388	387	775
65-74 years	161	1,225	1,386
75-84 years	60	584	644
85+ years	17	113	130
Race	880	2,567	3,447
White	752	2,302	3,054
Black	53	118	171
American Indian/Alaskan	2	6	8
Other	48	93	141
Unknown	25	48	73
Other race includes Asian, native Hawaiian/Pacific Islander, or other.			
Ethnicity	880	2,567	3,447
Hispanic	23	29	52
Non-Hispanic	751	2,178	2,929
Unknown	106	360	466
Gender	880	2,567	3,447
Female	480	1,352	1,832
Male	400	1,215	1,615
Unknown	0	0	0

COVID-19 doses administered for the past 2 weeks

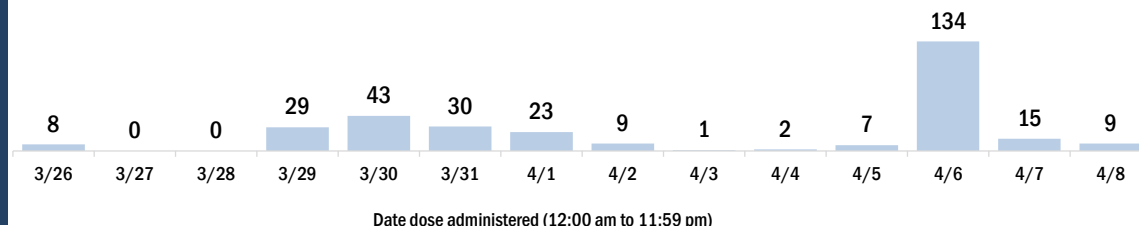


Persons vaccinated for COVID-19 for the past 2 weeks

Number of persons who received their first dose of a two-dose series of the COVID-19 vaccine



Number of persons who completed the COVID-19 vaccine series



COVID-19: Gadsden County vaccine summary

Vaccination data through Apr 8, 2021 as of Apr 9, 2021 at 12:05 AM

Data in this report are provisional and subject to change.

Data in this summary pertain to COVID-19 vaccines approved by the U.S. Food and Drug Administration and have been issued an Emergency Use Authorization (Janssen COVID-19 Vaccine, Moderna COVID-19 Vaccine and Pfizer-BioNTech COVID-19 Vaccine). These data summarize the number of people who have received either their first dose or have completed the series for a COVID-19 vaccine. **A person can only be counted in one category, first dose or series complete.** For persons receiving Moderna or Pfizer vaccines, once they receive their second dose, they are moved from the first dose column to the series completed column. **Because of this, the total first dose category may show a change from report to report not matching the total receiving their first dose from the previous day.** Persons receiving Johnson & Johnson vaccines will always be counted in the series completed column.

COVID-19 doses for vaccinated persons in Florida

Doses administered 22,064

People receiving one dose of a 1-dose series (Johnson & Johnson) or receiving only one dose of a 2-dose series (Moderna, Pfizer) count once. Persons receiving both doses of a 2-dose series count twice.

Current status of persons vaccinated for COVID-19 in Florida

Total people vaccinated 14,001

First dose 4,334

Series completed 9,667

Completed 1-dose series 1,604

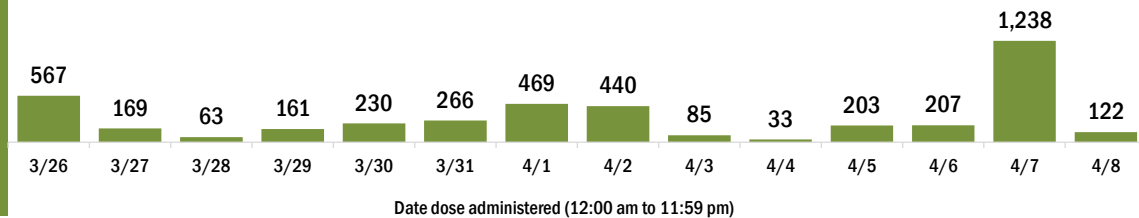
Completed 2-dose series 8,063

First dose: current number of people who have only received their first dose of the Moderna or Pfizer vaccine.

Series complete: current number of people who have received both Moderna or Pfizer vaccine doses or one Johnson & Johnson dose and are considered fully immunized.

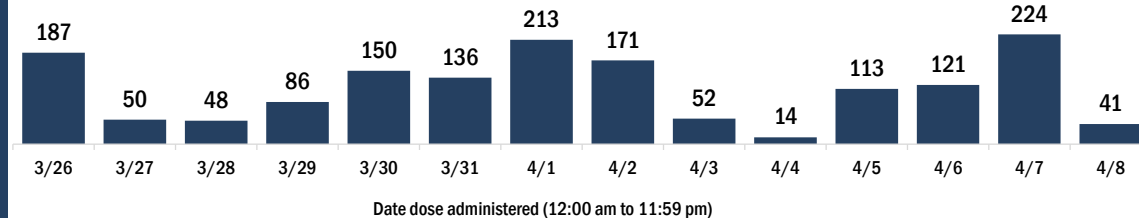
Demographic summary	First dose	Series complete	Total people vaccinated
Age group	4,334	9,667	14,001
16-24 years	120	143	263
25-34 years	239	512	751
35-44 years	528	761	1,289
45-54 years	929	1,028	1,957
55-64 years	1,428	1,761	3,189
65-74 years	657	3,338	3,995
75-84 years	321	1,598	1,919
85+ years	112	526	638
Race	4,334	9,667	14,001
White	1,242	3,799	5,041
Black	2,088	3,858	5,946
American Indian/Alaskan	6	20	26
Other	527	1,276	1,803
Unknown	471	714	1,185
Other race includes Asian, native Hawaiian/Pacific Islander, or other.			
Ethnicity	4,334	9,667	14,001
Hispanic	264	253	517
Non-Hispanic	3,004	6,883	9,887
Unknown	1,066	2,531	3,597
Gender	4,334	9,667	14,001
Female	2,486	6,153	8,639
Male	1,848	3,514	5,362
Unknown	0	0	0

COVID-19 doses administered for the past 2 weeks

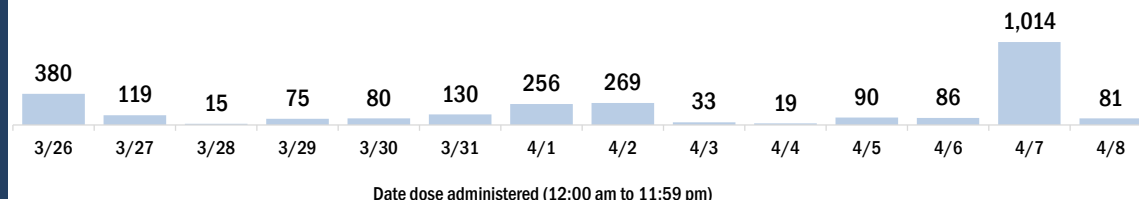


Persons vaccinated for COVID-19 for the past 2 weeks

Number of persons who received their first dose of a two-dose series of the COVID-19 vaccine



Number of persons who completed the COVID-19 vaccine series



COVID-19: Gilchrist County vaccine summary

Vaccination data through Apr 8, 2021 as of Apr 9, 2021 at 12:05 AM

Data in this report are provisional and subject to change.

Data in this summary pertain to COVID-19 vaccines approved by the U.S. Food and Drug Administration and have been issued an Emergency Use Authorization (Janssen COVID-19 Vaccine, Moderna COVID-19 Vaccine and Pfizer-BioNTech COVID-19 Vaccine). These data summarize the number of people who have received either their first dose or have completed the series for a COVID-19 vaccine. **A person can only be counted in one category, first dose or series complete.** For persons receiving Moderna or Pfizer vaccines, once they receive their second dose, they are moved from the first dose column to the series completed column. **Because of this, the total first dose category may show a change from report to report not matching the total receiving their first dose from the previous day.** Persons receiving Johnson & Johnson vaccines will always be counted in the series completed column.

COVID-19 doses for vaccinated persons in Florida

Doses administered 5,124

People receiving one dose of a 1-dose series (Johnson & Johnson) or receiving only one dose of a 2-dose series (Moderna, Pfizer) count once. Persons receiving both doses of a 2-dose series count twice.

Current status of persons vaccinated for COVID-19 in Florida

Total people vaccinated 3,164

First dose 861

Series completed 2,303

Completed 1-dose series 343

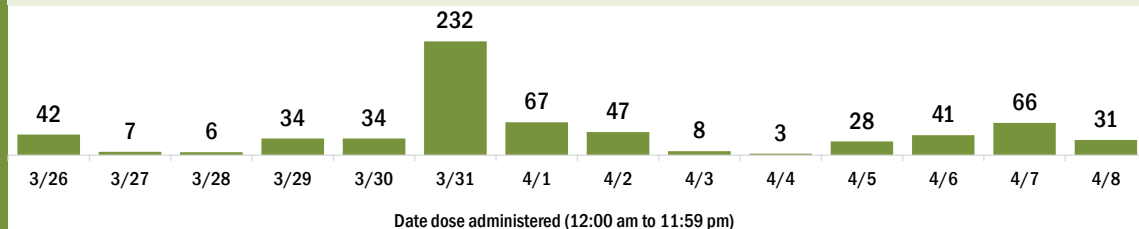
Completed 2-dose series 1,960

First dose: current number of people who have only received their first dose of the Moderna or Pfizer vaccine.

Series complete: current number of people who have received both Moderna or Pfizer vaccine doses or one Johnson & Johnson dose and are considered fully immunized.

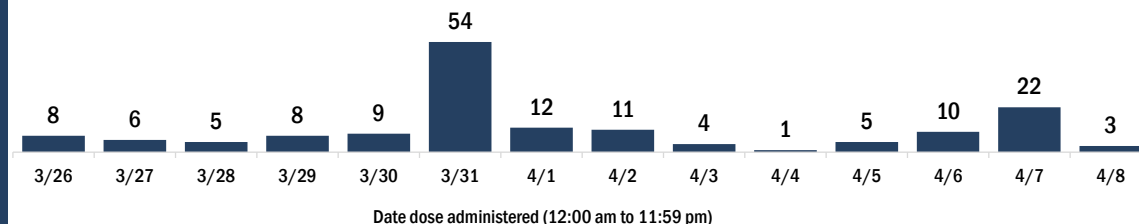
Demographic summary	First dose	Series complete	Total people vaccinated
Age group	861	2,303	3,164
16-24 years	20	40	60
25-34 years	27	58	85
35-44 years	46	106	152
45-54 years	107	179	286
55-64 years	356	312	668
65-74 years	196	862	1,058
75-84 years	86	563	649
85+ years	23	183	206
Race	861	2,303	3,164
White	709	1,585	2,294
Black	23	29	52
American Indian/Alaskan	5	7	12
Other	59	195	254
Unknown	65	487	552
Other race includes Asian, native Hawaiian/Pacific Islander, or other.			
Ethnicity	861	2,303	3,164
Hispanic	31	44	75
Non-Hispanic	518	932	1,450
Unknown	312	1,327	1,639
Gender	861	2,303	3,164
Female	496	1,361	1,857
Male	364	942	1,306
Unknown	1	0	1

COVID-19 doses administered for the past 2 weeks

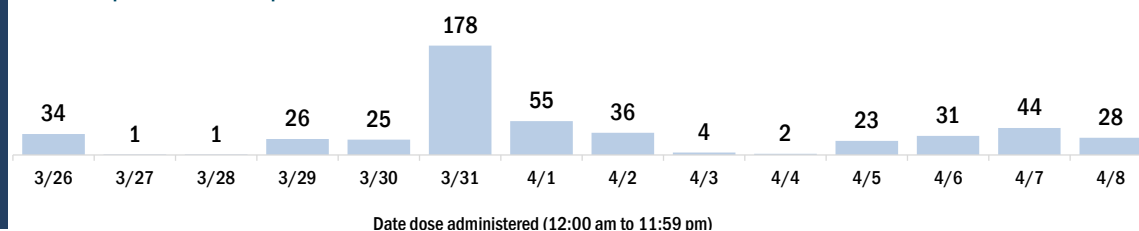


Persons vaccinated for COVID-19 for the past 2 weeks

Number of persons who received their first dose of a two-dose series of the COVID-19 vaccine



Number of persons who completed the COVID-19 vaccine series



COVID-19: Glades County vaccine summary

Vaccination data through Apr 8, 2021 as of Apr 9, 2021 at 12:05 AM

Data in this report are provisional and subject to change.

Data in this summary pertain to COVID-19 vaccines approved by the U.S. Food and Drug Administration and have been issued an Emergency Use Authorization (Janssen COVID-19 Vaccine, Moderna COVID-19 Vaccine and Pfizer-BioNTech COVID-19 Vaccine). These data summarize the number of people who have received either their first dose or have completed the series for a COVID-19 vaccine. **A person can only be counted in one category, first dose or series complete.** For persons receiving Moderna or Pfizer vaccines, once they receive their second dose, they are moved from the first dose column to the series completed column. **Because of this, the total first dose category may show a change from report to report not matching the total receiving their first dose from the previous day.** Persons receiving Johnson & Johnson vaccines will always be counted in the series completed column.

COVID-19 doses for vaccinated persons in Florida

Doses administered 3,869

People receiving one dose of a 1-dose series (Johnson & Johnson) or receiving only one dose of a 2-dose series (Moderna, Pfizer) count once. Persons receiving both doses of a 2-dose series count twice.

Current status of persons vaccinated for COVID-19 in Florida

Total people vaccinated 2,325

First dose 578

Series completed 1,747

Completed 1-dose series 203

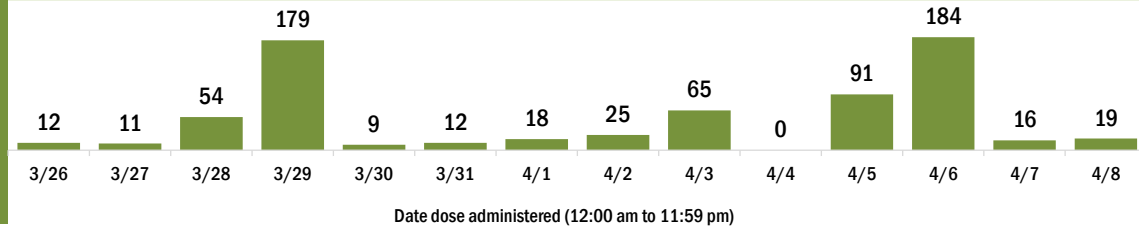
Completed 2-dose series 1,544

First dose: current number of people who have only received their first dose of the Moderna or Pfizer vaccine.

Series complete: current number of people who have received both Moderna or Pfizer vaccine doses or one Johnson & Johnson dose and are considered fully immunized.

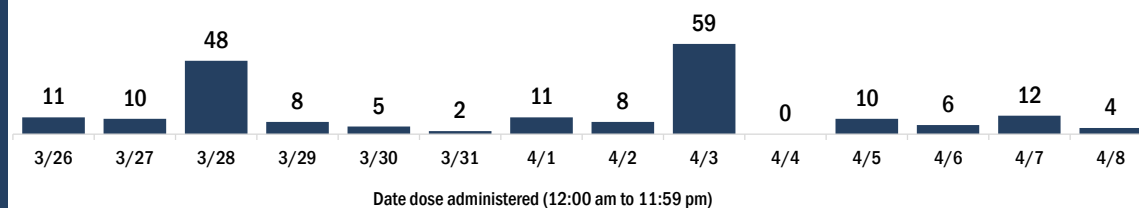
Demographic summary	First dose	Series complete	Total people vaccinated
Age group	578	1,747	2,325
16-24 years	11	5	16
25-34 years	17	41	58
35-44 years	35	56	91
45-54 years	100	88	188
55-64 years	234	166	400
65-74 years	94	752	846
75-84 years	68	541	609
85+ years	19	98	117
Race	578	1,747	2,325
White	402	1,303	1,705
Black	46	76	122
American Indian/Alaskan	4	13	17
Other	46	75	121
Unknown	80	280	360
Other race includes Asian, native Hawaiian/Pacific Islander, or other.			
Ethnicity	578	1,747	2,325
Hispanic	86	46	132
Non-Hispanic	282	779	1,061
Unknown	210	922	1,132
Gender	578	1,747	2,325
Female	284	809	1,093
Male	294	938	1,232
Unknown	0	0	0

COVID-19 doses administered for the past 2 weeks

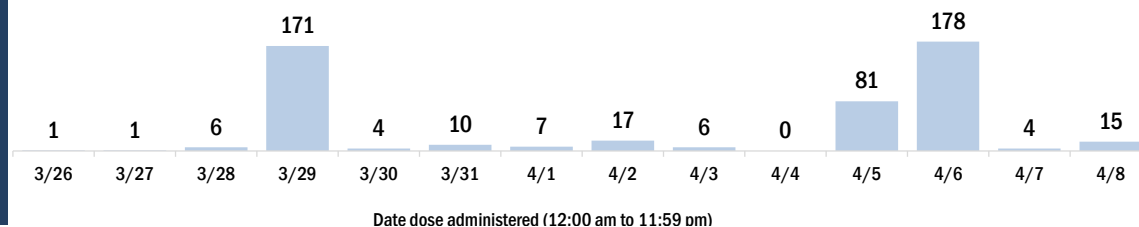


Persons vaccinated for COVID-19 for the past 2 weeks

Number of persons who received their first dose of a two-dose series of the COVID-19 vaccine



Number of persons who completed the COVID-19 vaccine series



COVID-19: Gulf County vaccine summary

Vaccination data through Apr 8, 2021 as of Apr 9, 2021 at 12:05 AM

Data in this report are provisional and subject to change.

Data in this summary pertain to COVID-19 vaccines approved by the U.S. Food and Drug Administration and have been issued an Emergency Use Authorization (Janssen COVID-19 Vaccine, Moderna COVID-19 Vaccine and Pfizer-BioNTech COVID-19 Vaccine). These data summarize the number of people who have received either their first dose or have completed the series for a COVID-19 vaccine. **A person can only be counted in one category, first dose or series complete.** For persons receiving Moderna or Pfizer vaccines, once they receive their second dose, they are moved from the first dose column to the series completed column. **Because of this, the total first dose category may show a change from report to report not matching the total receiving their first dose from the previous day.** Persons receiving Johnson & Johnson vaccines will always be counted in the series completed column.

COVID-19 doses for vaccinated persons in Florida

Doses administered 6,352

People receiving one dose of a 1-dose series (Johnson & Johnson) or receiving only one dose of a 2-dose series (Moderna, Pfizer) count once. Persons receiving both doses of a 2-dose series count twice.

Current status of persons vaccinated for COVID-19 in Florida

Total people vaccinated 3,742

First dose 934

Series completed 2,808

Completed 1-dose series 198

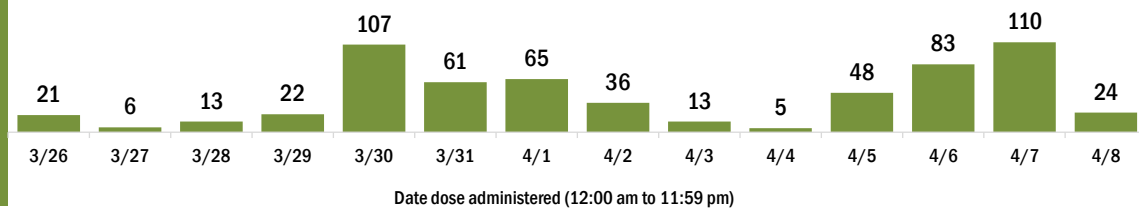
Completed 2-dose series 2,610

First dose: current number of people who have only received their first dose of the Moderna or Pfizer vaccine.

Series complete: current number of people who have received both Moderna or Pfizer vaccine doses or one Johnson & Johnson dose and are considered fully immunized.

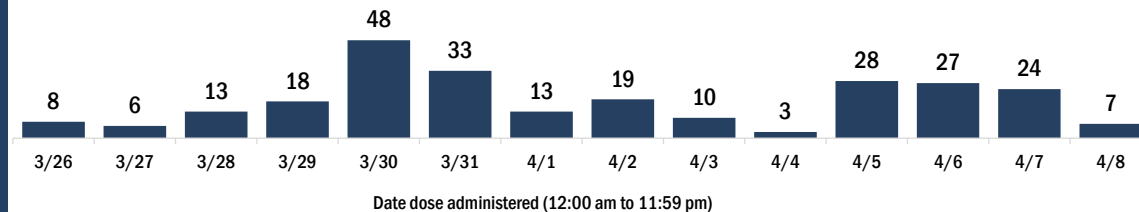
Demographic summary	First dose	Series complete	Total people vaccinated
Age group	934	2,808	3,742
16-24 years	23	29	52
25-34 years	36	44	80
35-44 years	74	69	143
45-54 years	169	149	318
55-64 years	341	325	666
65-74 years	162	1,380	1,542
75-84 years	111	633	744
85+ years	18	179	197
Race	934	2,808	3,742
White	779	2,495	3,274
Black	82	194	276
American Indian/Alaskan	1	8	9
Other	44	64	108
Unknown	28	47	75
Other race includes Asian, native Hawaiian/Pacific Islander, or other.			
Ethnicity	934	2,808	3,742
Hispanic	21	23	44
Non-Hispanic	707	2,614	3,321
Unknown	206	171	377
Gender	934	2,808	3,742
Female	521	1,493	2,014
Male	413	1,315	1,728
Unknown	0	0	0

COVID-19 doses administered for the past 2 weeks

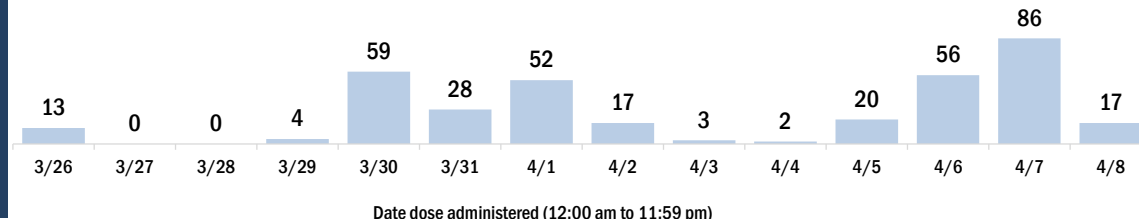


Persons vaccinated for COVID-19 for the past 2 weeks

Number of persons who received their first dose of a two-dose series of the COVID-19 vaccine



Number of persons who completed the COVID-19 vaccine series



COVID-19: Hamilton County vaccine summary

Vaccination data through Apr 8, 2021 as of Apr 9, 2021 at 12:05 AM

Data in this report are provisional and subject to change.

Data in this summary pertain to COVID-19 vaccines approved by the U.S. Food and Drug Administration and have been issued an Emergency Use Authorization (Janssen COVID-19 Vaccine, Moderna COVID-19 Vaccine and Pfizer-BioNTech COVID-19 Vaccine). These data summarize the number of people who have received either their first dose or have completed the series for a COVID-19 vaccine. **A person can only be counted in one category, first dose or series complete.** For persons receiving Moderna or Pfizer vaccines, once they receive their second dose, they are moved from the first dose column to the series completed column. **Because of this, the total first dose category may show a change from report to report not matching the total receiving their first dose from the previous day.** Persons receiving Johnson & Johnson vaccines will always be counted in the series completed column.

COVID-19 doses for vaccinated persons in Florida

Doses administered 4,103

People receiving one dose of a 1-dose series (Johnson & Johnson) or receiving only one dose of a 2-dose series (Moderna, Pfizer) count once. Persons receiving both doses of a 2-dose series count twice.

Current status of persons vaccinated for COVID-19 in Florida

Total people vaccinated 2,479

First dose 674

Series completed 1,805

Completed 1-dose series 181

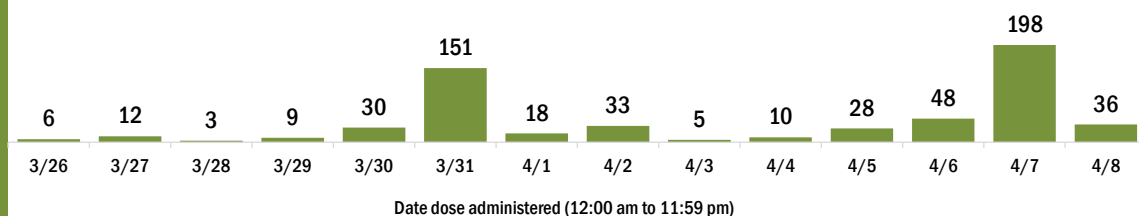
Completed 2-dose series 1,624

First dose: current number of people who have only received their first dose of the Moderna or Pfizer vaccine.

Series complete: current number of people who have received both Moderna or Pfizer vaccine doses or one Johnson & Johnson dose and are considered fully immunized.

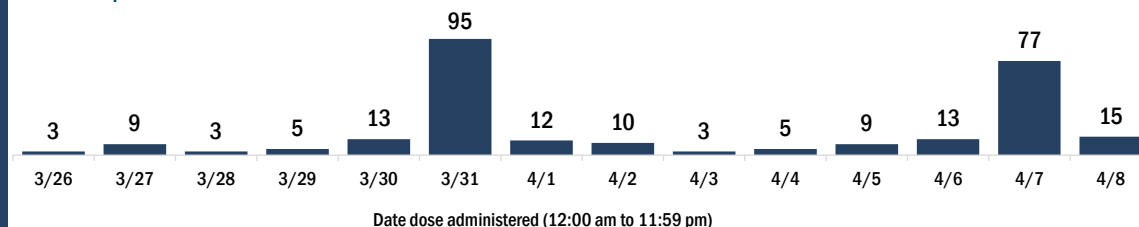
Demographic summary	First dose	Series complete	Total people vaccinated
Age group	674	1,805	2,479
16-24 years	20	14	34
25-34 years	27	27	54
35-44 years	54	57	111
45-54 years	109	105	214
55-64 years	292	246	538
65-74 years	109	835	944
75-84 years	36	424	460
85+ years	27	97	124
Race	674	1,805	2,479
White	359	1,086	1,445
Black	202	380	582
American Indian/Alaskan	2	1	3
Other	76	123	199
Unknown	35	215	250
Other race includes Asian, native Hawaiian/Pacific Islander, or other.			
Ethnicity	674	1,805	2,479
Hispanic	31	28	59
Non-Hispanic	431	1,001	1,432
Unknown	212	776	988
Gender	674	1,805	2,479
Female	411	1,012	1,423
Male	262	793	1,055
Unknown	1	0	1

COVID-19 doses administered for the past 2 weeks

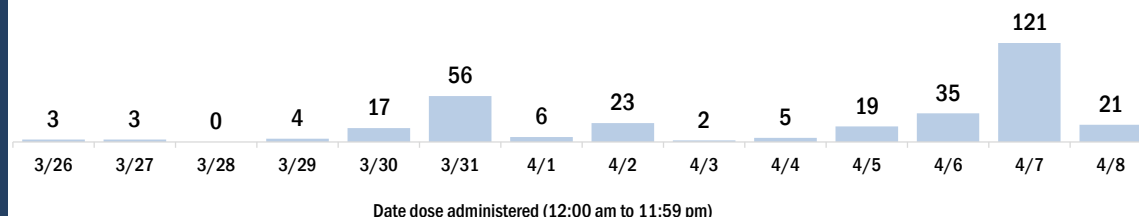


Persons vaccinated for COVID-19 for the past 2 weeks

Number of persons who received their first dose of a two-dose series of the COVID-19 vaccine



Number of persons who completed the COVID-19 vaccine series



COVID-19: Hardee County vaccine summary

Vaccination data through Apr 8, 2021 as of Apr 9, 2021 at 12:05 AM

Data in this report are provisional and subject to change.

Data in this summary pertain to COVID-19 vaccines approved by the U.S. Food and Drug Administration and have been issued an Emergency Use Authorization (Janssen COVID-19 Vaccine, Moderna COVID-19 Vaccine and Pfizer-BioNTech COVID-19 Vaccine). These data summarize the number of people who have received either their first dose or have completed the series for a COVID-19 vaccine. **A person can only be counted in one category, first dose or series complete.** For persons receiving Moderna or Pfizer vaccines, once they receive their second dose, they are moved from the first dose column to the series completed column. **Because of this, the total first dose category may show a change from report to report not matching the total receiving their first dose from the previous day.** Persons receiving Johnson & Johnson vaccines will always be counted in the series completed column.

COVID-19 doses for vaccinated persons in Florida

Doses administered 7,336

People receiving one dose of a 1-dose series (Johnson & Johnson) or receiving only one dose of a 2-dose series (Moderna, Pfizer) count once. Persons receiving both doses of a 2-dose series count twice.

Current status of persons vaccinated for COVID-19 in Florida

Total people vaccinated 4,525

First dose 1,613

Series completed 2,912

Completed 1-dose series 101

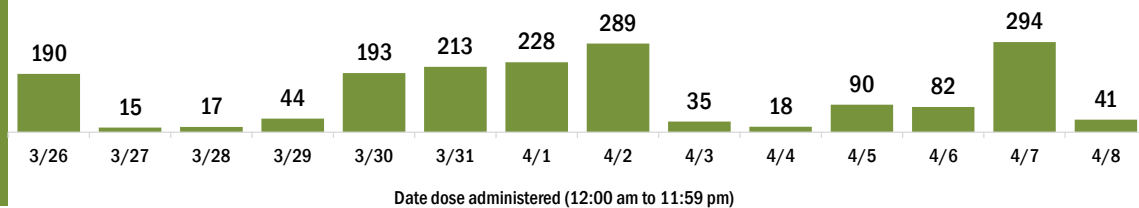
Completed 2-dose series 2,811

First dose: current number of people who have only received their first dose of the Moderna or Pfizer vaccine.

Series complete: current number of people who have received both Moderna or Pfizer vaccine doses or one Johnson & Johnson dose and are considered fully immunized.

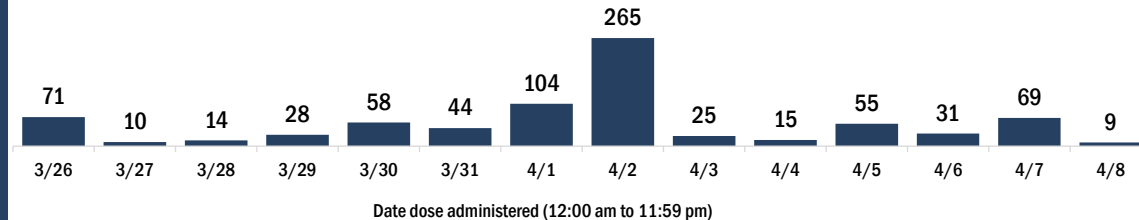
Demographic summary	First dose	Series complete	Total people vaccinated
Age group	1,613	2,912	4,525
16-24 years	61	31	92
25-34 years	77	94	171
35-44 years	131	83	214
45-54 years	325	119	444
55-64 years	562	257	819
65-74 years	273	1,214	1,487
75-84 years	147	863	1,010
85+ years	37	251	288
Race	1,613	2,912	4,525
White	1,172	2,419	3,591
Black	87	101	188
American Indian/Alaskan	3	19	22
Other	249	302	551
Unknown	102	71	173
Other race includes Asian, native Hawaiian/Pacific Islander, or other.			
Ethnicity	1,613	2,912	4,525
Hispanic	376	306	682
Non-Hispanic	759	2,214	2,973
Unknown	478	392	870
Gender	1,613	2,912	4,525
Female	862	1,600	2,462
Male	749	1,311	2,060
Unknown	2	1	3

COVID-19 doses administered for the past 2 weeks

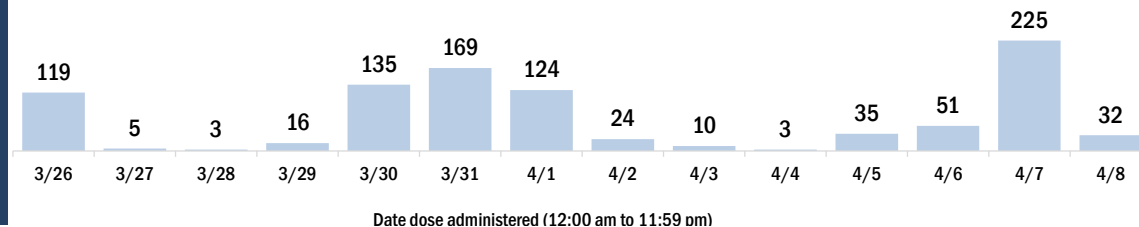


Persons vaccinated for COVID-19 for the past 2 weeks

Number of persons who received their first dose of a two-dose series of the COVID-19 vaccine



Number of persons who completed the COVID-19 vaccine series



COVID-19: Hendry County vaccine summary

Vaccination data through Apr 8, 2021 as of Apr 9, 2021 at 12:05 AM

Data in this report are provisional and subject to change.

Data in this summary pertain to COVID-19 vaccines approved by the U.S. Food and Drug Administration and have been issued an Emergency Use Authorization (Janssen COVID-19 Vaccine, Moderna COVID-19 Vaccine and Pfizer-BioNTech COVID-19 Vaccine). These data summarize the number of people who have received either their first dose or have completed the series for a COVID-19 vaccine. **A person can only be counted in one category, first dose or series complete.** For persons receiving Moderna or Pfizer vaccines, once they receive their second dose, they are moved from the first dose column to the series completed column. **Because of this, the total first dose category may show a change from report to report not matching the total receiving their first dose from the previous day.** Persons receiving Johnson & Johnson vaccines will always be counted in the series completed column.

COVID-19 doses for vaccinated persons in Florida

Doses administered 12,911

People receiving one dose of a 1-dose series (Johnson & Johnson) or receiving only one dose of a 2-dose series (Moderna, Pfizer) count once. Persons receiving both doses of a 2-dose series count twice.

Current status of persons vaccinated for COVID-19 in Florida

Total people vaccinated 8,812

First dose 3,869

Series completed 4,943

Completed 1-dose series 844

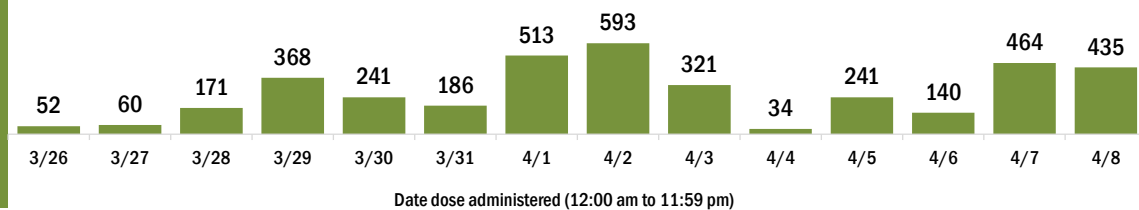
Completed 2-dose series 4,099

First dose: current number of people who have only received their first dose of the Moderna or Pfizer vaccine.

Series complete: current number of people who have received both Moderna or Pfizer vaccine doses or one Johnson & Johnson dose and are considered fully immunized.

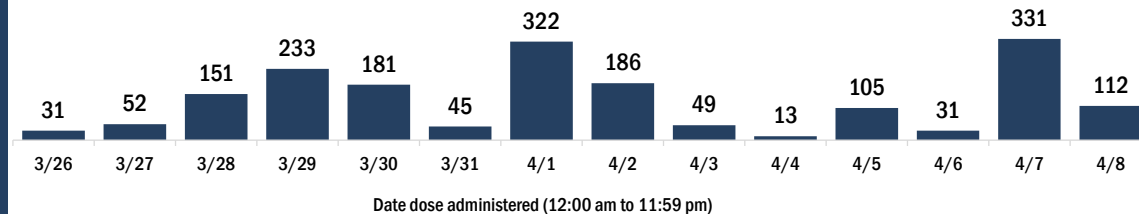
Demographic summary	First dose	Series complete	Total people vaccinated
Age group	3,869	4,943	8,812
16-24 years	198	125	323
25-34 years	338	239	577
35-44 years	462	258	720
45-54 years	817	441	1,258
55-64 years	1,251	694	1,945
65-74 years	499	1,891	2,390
75-84 years	233	1,013	1,246
85+ years	71	282	353
Race	3,869	4,943	8,812
White	2,621	3,297	5,918
Black	294	297	591
American Indian/Alaskan	7	18	25
Other	644	740	1,384
Unknown	303	591	894
Other race includes Asian, native Hawaiian/Pacific Islander, or other.			
Ethnicity	3,869	4,943	8,812
Hispanic	1,589	1,060	2,649
Non-Hispanic	1,341	2,134	3,475
Unknown	939	1,749	2,688
Gender	3,869	4,943	8,812
Female	1,953	2,533	4,486
Male	1,913	2,410	4,323
Unknown	3	0	3

COVID-19 doses administered for the past 2 weeks

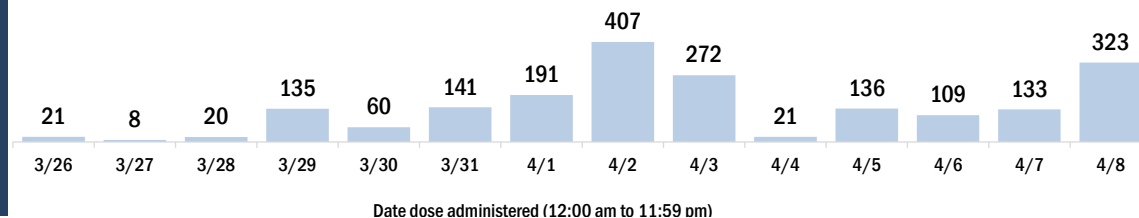


Persons vaccinated for COVID-19 for the past 2 weeks

Number of persons who received their first dose of a two-dose series of the COVID-19 vaccine



Number of persons who completed the COVID-19 vaccine series



COVID-19: Hernando County vaccine summary

Vaccination data through Apr 8, 2021 as of Apr 9, 2021 at 12:05 AM

Data in this report are provisional and subject to change.

Data in this summary pertain to COVID-19 vaccines approved by the U.S. Food and Drug Administration and have been issued an Emergency Use Authorization (Janssen COVID-19 Vaccine, Moderna COVID-19 Vaccine and Pfizer-BioNTech COVID-19 Vaccine). These data summarize the number of people who have received either their first dose or have completed the series for a COVID-19 vaccine. **A person can only be counted in one category, first dose or series complete.** For persons receiving Moderna or Pfizer vaccines, once they receive their second dose, they are moved from the first dose column to the series completed column. **Because of this, the total first dose category may show a change from report to report not matching the total receiving their first dose from the previous day.** Persons receiving Johnson & Johnson vaccines will always be counted in the series completed column.

COVID-19 doses for vaccinated persons in Florida

Doses administered 86,058

People receiving one dose of a 1-dose series (Johnson & Johnson) or receiving only one dose of a 2-dose series (Moderna, Pfizer) count once. Persons receiving both doses of a 2-dose series count twice.

Current status of persons vaccinated for COVID-19 in Florida

Total people vaccinated 55,891

First dose 21,713

Series completed 34,178

Completed 1-dose series 4,011

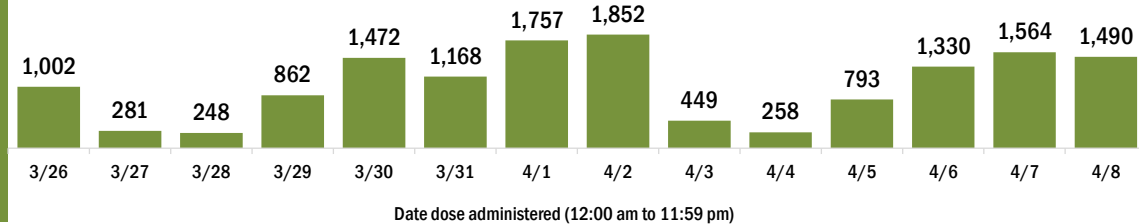
Completed 2-dose series 30,167

First dose: current number of people who have only received their first dose of the Moderna or Pfizer vaccine.

Series complete: current number of people who have received both Moderna or Pfizer vaccine doses or one Johnson & Johnson dose and are considered fully immunized.

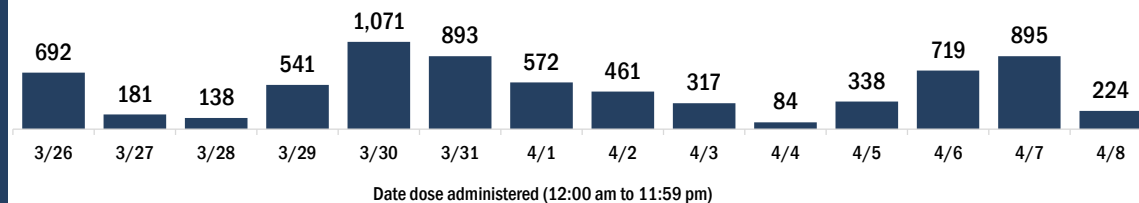
Demographic summary	First dose	Series complete	Total people vaccinated
Age group	21,713	34,178	55,891
16-24 years	621	339	960
25-34 years	846	795	1,641
35-44 years	1,598	1,153	2,751
45-54 years	3,287	1,982	5,269
55-64 years	6,947	3,682	10,629
65-74 years	4,537	13,985	18,522
75-84 years	2,880	9,311	12,191
85+ years	997	2,931	3,928
Race	21,713	34,178	55,891
White	14,886	24,477	39,363
Black	519	819	1,338
American Indian/Alaskan	60	113	173
Other	1,423	2,419	3,842
Unknown	4,825	6,350	11,175
Other race includes Asian, native Hawaiian/Pacific Islander, or other.			
Ethnicity	21,713	34,178	55,891
Hispanic	1,100	1,327	2,427
Non-Hispanic	10,899	19,022	29,921
Unknown	9,714	13,829	23,543
Gender	21,713	34,178	55,891
Female	12,369	19,857	32,226
Male	9,306	14,290	23,596
Unknown	38	31	69

COVID-19 doses administered for the past 2 weeks

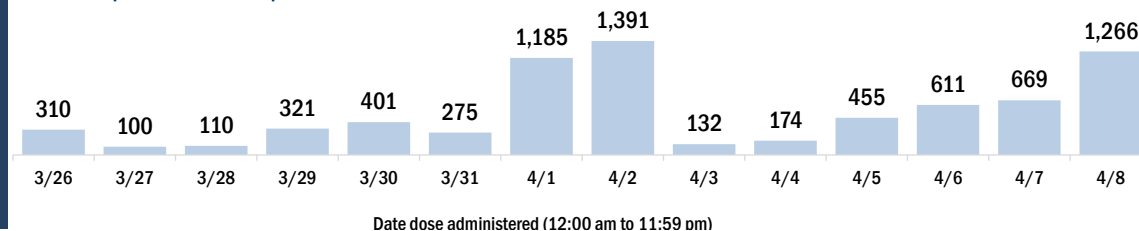


Persons vaccinated for COVID-19 for the past 2 weeks

Number of persons who received their first dose of a two-dose series of the COVID-19 vaccine



Number of persons who completed the COVID-19 vaccine series



COVID-19: Highlands County vaccine summary

Vaccination data through Apr 8, 2021 as of Apr 9, 2021 at 12:05 AM

Data in this report are provisional and subject to change.

Data in this summary pertain to COVID-19 vaccines approved by the U.S. Food and Drug Administration and have been issued an Emergency Use Authorization (Janssen COVID-19 Vaccine, Moderna COVID-19 Vaccine and Pfizer-BioNTech COVID-19 Vaccine). These data summarize the number of people who have received either their first dose or have completed the series for a COVID-19 vaccine. **A person can only be counted in one category, first dose or series complete.** For persons receiving Moderna or Pfizer vaccines, once they receive their second dose, they are moved from the first dose column to the series completed column. **Because of this, the total first dose category may show a change from report to report not matching the total receiving their first dose from the previous day.** Persons receiving Johnson & Johnson vaccines will always be counted in the series completed column.

COVID-19 doses for vaccinated persons in Florida

Doses administered 56,042

People receiving one dose of a 1-dose series (Johnson & Johnson) or receiving only one dose of a 2-dose series (Moderna, Pfizer) count once. Persons receiving both doses of a 2-dose series count twice.

Current status of persons vaccinated for COVID-19 in Florida

Total people vaccinated 36,434

First dose 16,451

Series completed 19,983

Completed 1-dose series 375

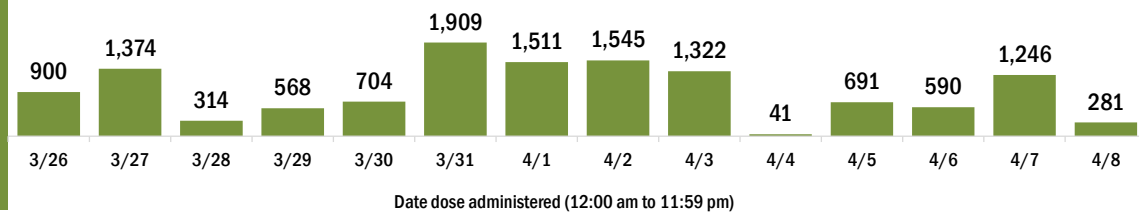
Completed 2-dose series 19,608

First dose: current number of people who have only received their first dose of the Moderna or Pfizer vaccine.

Series complete: current number of people who have received both Moderna or Pfizer vaccine doses or one Johnson & Johnson dose and are considered fully immunized.

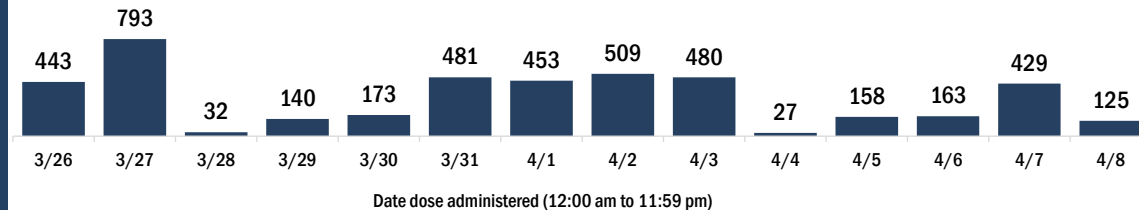
Demographic summary	First dose	Series complete	Total people vaccinated
Age group	16,451	19,983	36,434
16-24 years	229	97	326
25-34 years	341	282	623
35-44 years	628	435	1,063
45-54 years	1,422	720	2,142
55-64 years	3,833	1,778	5,611
65-74 years	5,024	8,205	13,229
75-84 years	3,776	6,676	10,452
85+ years	1,198	1,790	2,988
Race	16,451	19,983	36,434
White	13,483	16,527	30,010
Black	647	600	1,247
American Indian/Alaskan	147	135	282
Other	907	1,205	2,112
Unknown	1,267	1,516	2,783
Other race includes Asian, native Hawaiian/Pacific Islander, or other.			
Ethnicity	16,451	19,983	36,434
Hispanic	1,637	750	2,387
Non-Hispanic	11,079	15,080	26,159
Unknown	3,735	4,153	7,888
Gender	16,451	19,983	36,434
Female	8,846	10,977	19,823
Male	7,574	8,997	16,571
Unknown	31	9	40

COVID-19 doses administered for the past 2 weeks

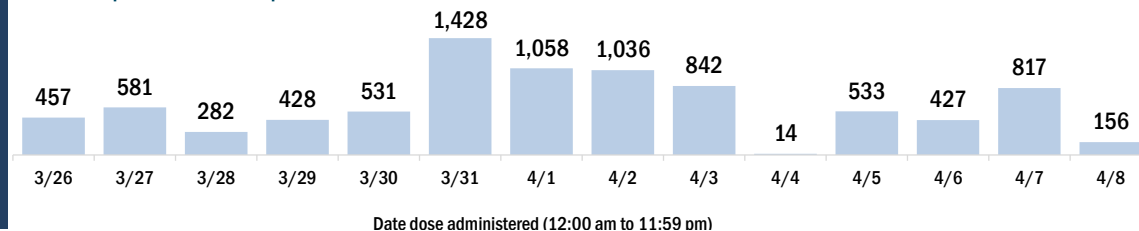


Persons vaccinated for COVID-19 for the past 2 weeks

Number of persons who received their first dose of a two-dose series of the COVID-19 vaccine



Number of persons who completed the COVID-19 vaccine series



COVID-19: Hillsborough County vaccine summary

Vaccination data through Apr 8, 2021 as of Apr 9, 2021 at 12:05 AM

Data in this report are provisional and subject to change.

Data in this summary pertain to COVID-19 vaccines approved by the U.S. Food and Drug Administration and have been issued an Emergency Use Authorization (Janssen COVID-19 Vaccine, Moderna COVID-19 Vaccine and Pfizer-BioNTech COVID-19 Vaccine). These data summarize the number of people who have received either their first dose or have completed the series for a COVID-19 vaccine. **A person can only be counted in one category, first dose or series complete.** For persons receiving Moderna or Pfizer vaccines, once they receive their second dose, they are moved from the first dose column to the series completed column. **Because of this, the total first dose category may show a change from report to report not matching the total receiving their first dose from the previous day.** Persons receiving Johnson & Johnson vaccines will always be counted in the series completed column.

COVID-19 doses for vaccinated persons in Florida

Doses administered 611,596

People receiving one dose of a 1-dose series (Johnson & Johnson) or receiving only one dose of a 2-dose series (Moderna, Pfizer) count once. Persons receiving both doses of a 2-dose series count twice.

Current status of persons vaccinated for COVID-19 in Florida

Total people vaccinated 422,966

First dose 199,062

Series completed 223,904

Completed 1-dose series 35,274

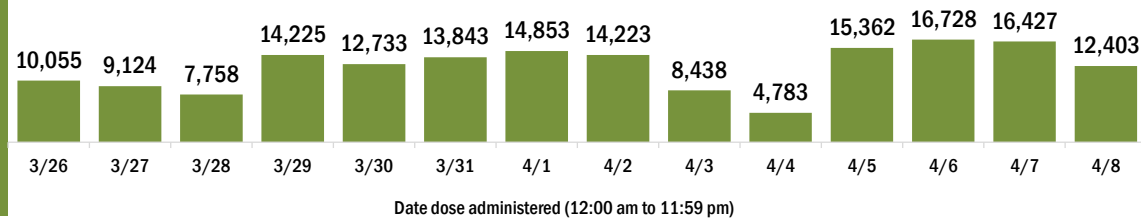
Completed 2-dose series 188,630

First dose: current number of people who have only received their first dose of the Moderna or Pfizer vaccine.

Series complete: current number of people who have received both Moderna or Pfizer vaccine doses or one Johnson & Johnson dose and are considered fully immunized.

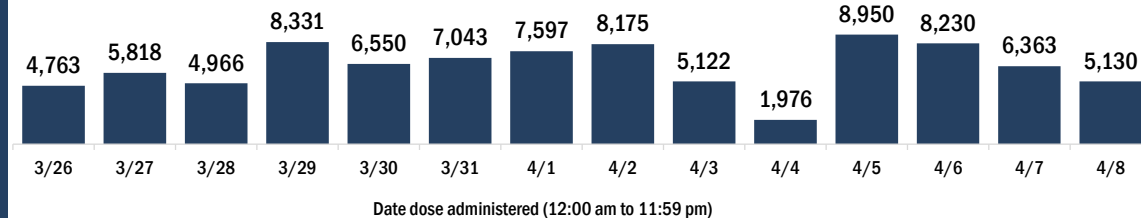
Demographic summary	First dose	Series complete	Total people vaccinated
Age group	199,062	223,904	422,966
16-24 years	11,479	7,238	18,717
25-34 years	16,892	19,113	36,005
35-44 years	27,222	23,485	50,707
45-54 years	40,066	28,048	68,114
55-64 years	46,496	42,075	88,571
65-74 years	33,980	61,674	95,654
75-84 years	17,409	31,013	48,422
85+ years	5,518	11,258	16,776
Race	199,062	223,904	422,966
White	127,137	149,059	276,196
Black	12,187	15,992	28,179
American Indian/Alaskan	630	696	1,326
Other	25,845	30,602	56,447
Unknown	33,263	27,555	60,818
Other race includes Asian, native Hawaiian/Pacific Islander, or other.			
Ethnicity	199,062	223,904	422,966
Hispanic	23,414	23,143	46,557
Non-Hispanic	106,533	135,864	242,397
Unknown	69,115	64,897	134,012
Gender	199,062	223,904	422,966
Female	107,647	132,626	240,273
Male	91,125	91,109	182,234
Unknown	290	169	459

COVID-19 doses administered for the past 2 weeks

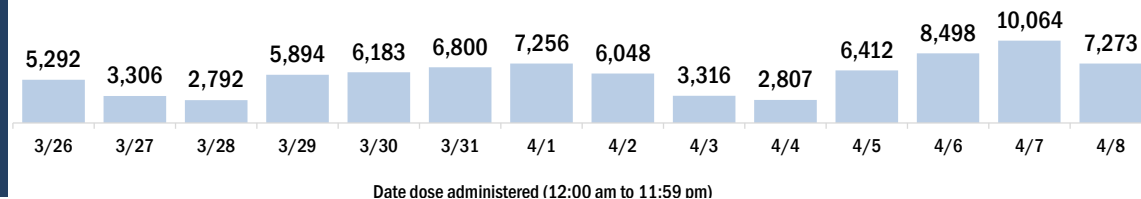


Persons vaccinated for COVID-19 for the past 2 weeks

Number of persons who received their first dose of a two-dose series of the COVID-19 vaccine



Number of persons who completed the COVID-19 vaccine series



COVID-19: Holmes County vaccine summary

Vaccination data through Apr 8, 2021 as of Apr 9, 2021 at 12:05 AM

Data in this report are provisional and subject to change.

Data in this summary pertain to COVID-19 vaccines approved by the U.S. Food and Drug Administration and have been issued an Emergency Use Authorization (Janssen COVID-19 Vaccine, Moderna COVID-19 Vaccine and Pfizer-BioNTech COVID-19 Vaccine). These data summarize the number of people who have received either their first dose or have completed the series for a COVID-19 vaccine. **A person can only be counted in one category, first dose or series complete.** For persons receiving Moderna or Pfizer vaccines, once they receive their second dose, they are moved from the first dose column to the series completed column. **Because of this, the total first dose category may show a change from report to report not matching the total receiving their first dose from the previous day.** Persons receiving Johnson & Johnson vaccines will always be counted in the series completed column.

COVID-19 doses for vaccinated persons in Florida

Doses administered 5,486

People receiving one dose of a 1-dose series (Johnson & Johnson) or receiving only one dose of a 2-dose series (Moderna, Pfizer) count once. Persons receiving both doses of a 2-dose series count twice.

Current status of persons vaccinated for COVID-19 in Florida

Total people vaccinated 3,308

First dose 893

Series completed 2,415

Completed 1-dose series 237

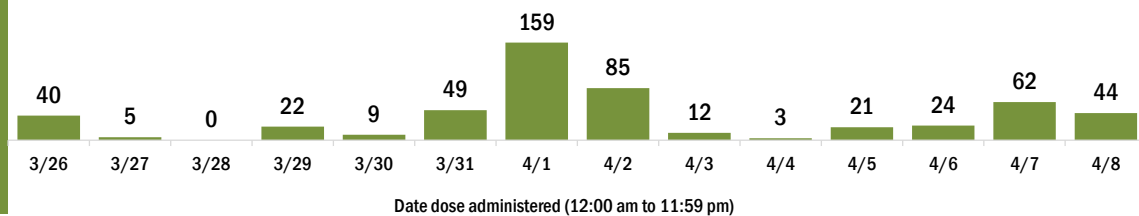
Completed 2-dose series 2,178

First dose: current number of people who have only received their first dose of the Moderna or Pfizer vaccine.

Series complete: current number of people who have received both Moderna or Pfizer vaccine doses or one Johnson & Johnson dose and are considered fully immunized.

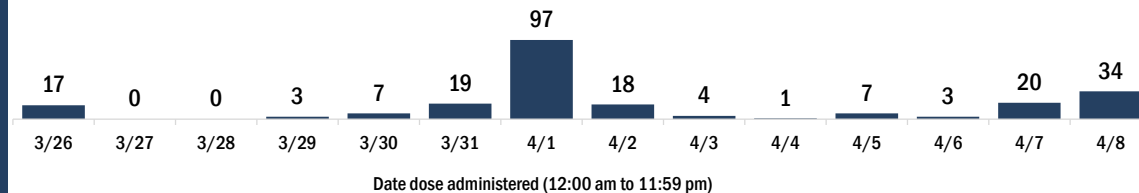
Demographic summary	First dose	Series complete	Total people vaccinated
Age group	893	2,415	3,308
16-24 years	19	22	41
25-34 years	34	57	91
35-44 years	51	110	161
45-54 years	123	178	301
55-64 years	317	344	661
65-74 years	189	925	1,114
75-84 years	129	607	736
85+ years	31	172	203
Race	893	2,415	3,308
White	762	2,070	2,832
Black	36	78	114
American Indian/Alaskan	7	28	35
Other	42	159	201
Unknown	46	80	126
Other race includes Asian, native Hawaiian/Pacific Islander, or other.			
Ethnicity	893	2,415	3,308
Hispanic	17	16	33
Non-Hispanic	698	2,028	2,726
Unknown	178	371	549
Gender	893	2,415	3,308
Female	490	1,329	1,819
Male	403	1,086	1,489
Unknown	0	0	0

COVID-19 doses administered for the past 2 weeks

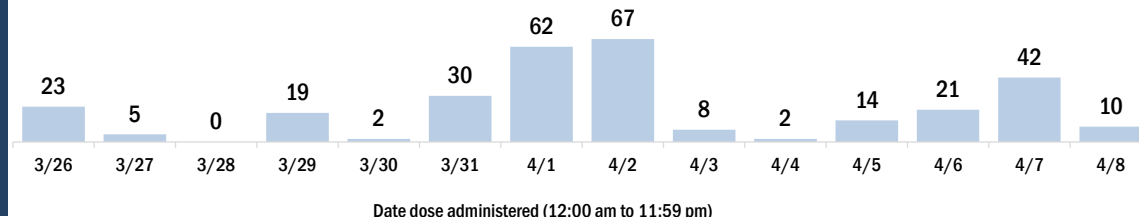


Persons vaccinated for COVID-19 for the past 2 weeks

Number of persons who received their first dose of a two-dose series of the COVID-19 vaccine



Number of persons who completed the COVID-19 vaccine series



COVID-19: Indian River County vaccine summary

Vaccination data through Apr 8, 2021 as of Apr 9, 2021 at 12:05 AM

Data in this report are provisional and subject to change.

Data in this summary pertain to COVID-19 vaccines approved by the U.S. Food and Drug Administration and have been issued an Emergency Use Authorization (Janssen COVID-19 Vaccine, Moderna COVID-19 Vaccine and Pfizer-BioNTech COVID-19 Vaccine). These data summarize the number of people who have received either their first dose or have completed the series for a COVID-19 vaccine. **A person can only be counted in one category, first dose or series complete.** For persons receiving Moderna or Pfizer vaccines, once they receive their second dose, they are moved from the first dose column to the series completed column. **Because of this, the total first dose category may show a change from report to report not matching the total receiving their first dose from the previous day.** Persons receiving Johnson & Johnson vaccines will always be counted in the series completed column.

COVID-19 doses for vaccinated persons in Florida

Doses administered 107,660

People receiving one dose of a 1-dose series (Johnson & Johnson) or receiving only one dose of a 2-dose series (Moderna, Pfizer) count once. Persons receiving both doses of a 2-dose series count twice.

Current status of persons vaccinated for COVID-19 in Florida

Total people vaccinated 68,174

First dose 27,531

Series completed 40,643

Completed 1-dose series 1,157

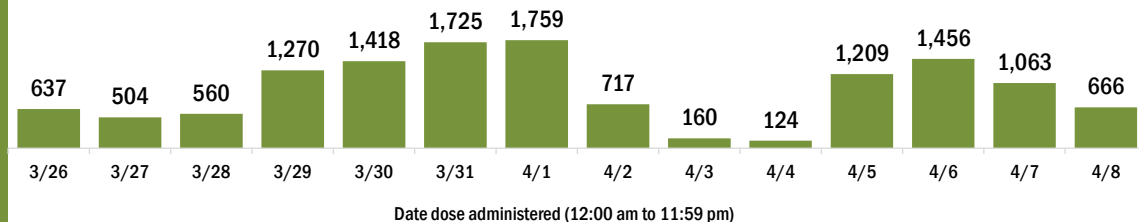
Completed 2-dose series 39,486

First dose: current number of people who have only received their first dose of the Moderna or Pfizer vaccine.

Series complete: current number of people who have received both Moderna or Pfizer vaccine doses or one Johnson & Johnson dose and are considered fully immunized.

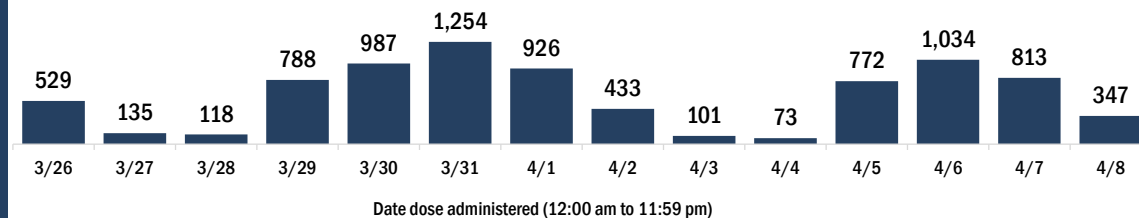
Demographic summary	First dose	Series complete	Total people vaccinated
Age group	27,531	40,643	68,174
16-24 years	575	272	847
25-34 years	941	645	1,586
35-44 years	1,590	866	2,456
45-54 years	3,347	1,526	4,873
55-64 years	8,427	3,597	12,024
65-74 years	6,257	18,265	24,522
75-84 years	4,529	11,579	16,108
85+ years	1,865	3,893	5,758
Race	27,531	40,643	68,174
White	20,279	30,131	50,410
Black	1,201	998	2,199
American Indian/Alaskan	186	203	389
Other	1,743	2,820	4,563
Unknown	4,122	6,491	10,613
Other race includes Asian, native Hawaiian/Pacific Islander, or other.			
Ethnicity	27,531	40,643	68,174
Hispanic	1,547	878	2,425
Non-Hispanic	16,188	25,769	41,957
Unknown	9,796	13,996	23,792
Gender	27,531	40,643	68,174
Female	15,099	23,049	38,148
Male	12,403	17,559	29,962
Unknown	29	35	64

COVID-19 doses administered for the past 2 weeks

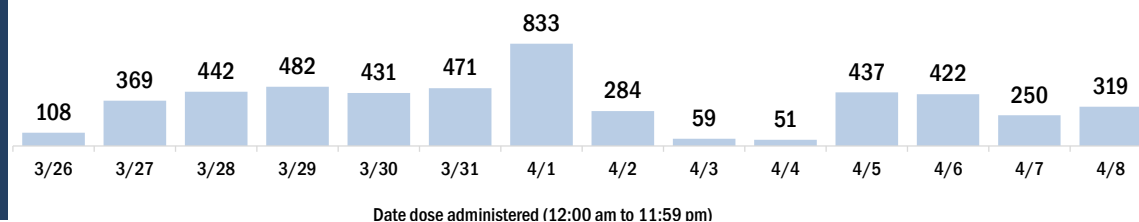


Persons vaccinated for COVID-19 for the past 2 weeks

Number of persons who received their first dose of a two-dose series of the COVID-19 vaccine



Number of persons who completed the COVID-19 vaccine series



COVID-19: Jackson County vaccine summary

Vaccination data through Apr 8, 2021 as of Apr 9, 2021 at 12:05 AM

Data in this report are provisional and subject to change.

Data in this summary pertain to COVID-19 vaccines approved by the U.S. Food and Drug Administration and have been issued an Emergency Use Authorization (Janssen COVID-19 Vaccine, Moderna COVID-19 Vaccine and Pfizer-BioNTech COVID-19 Vaccine). These data summarize the number of people who have received either their first dose or have completed the series for a COVID-19 vaccine. **A person can only be counted in one category, first dose or series complete.** For persons receiving Moderna or Pfizer vaccines, once they receive their second dose, they are moved from the first dose column to the series completed column. **Because of this, the total first dose category may show a change from report to report not matching the total receiving their first dose from the previous day.** Persons receiving Johnson & Johnson vaccines will always be counted in the series completed column.

COVID-19 doses for vaccinated persons in Florida

Doses administered 18,395

People receiving one dose of a 1-dose series (Johnson & Johnson) or receiving only one dose of a 2-dose series (Moderna, Pfizer) count once. Persons receiving both doses of a 2-dose series count twice.

Current status of persons vaccinated for COVID-19 in Florida

Total people vaccinated 11,456

First dose 3,800

Series completed 7,656

Completed 1-dose series 717

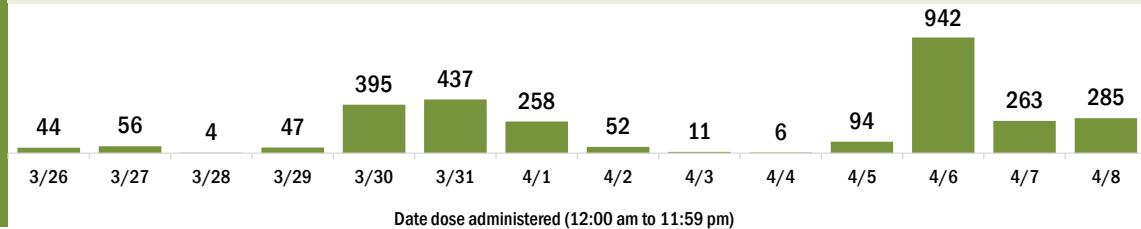
Completed 2-dose series 6,939

First dose: current number of people who have only received their first dose of the Moderna or Pfizer vaccine.

Series complete: current number of people who have received both Moderna or Pfizer vaccine doses or one Johnson & Johnson dose and are considered fully immunized.

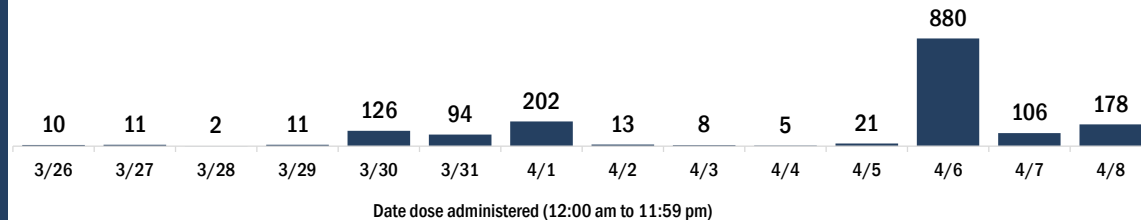
Demographic summary	First dose	Series complete	Total people vaccinated
Age group	3,800	7,656	11,456
16-24 years	107	89	196
25-34 years	304	211	515
35-44 years	449	357	806
45-54 years	687	670	1,357
55-64 years	1,029	1,353	2,382
65-74 years	673	2,735	3,408
75-84 years	408	1,679	2,087
85+ years	143	562	705
Race	3,800	7,656	11,456
White	2,365	5,409	7,774
Black	933	1,435	2,368
American Indian/Alaskan	21	39	60
Other	182	316	498
Unknown	299	457	756
Other race includes Asian, native Hawaiian/Pacific Islander, or other.			
Ethnicity	3,800	7,656	11,456
Hispanic	175	80	255
Non-Hispanic	2,741	5,529	8,270
Unknown	884	2,047	2,931
Gender	3,800	7,656	11,456
Female	1,714	4,356	6,070
Male	2,085	3,300	5,385
Unknown	1	0	1

COVID-19 doses administered for the past 2 weeks

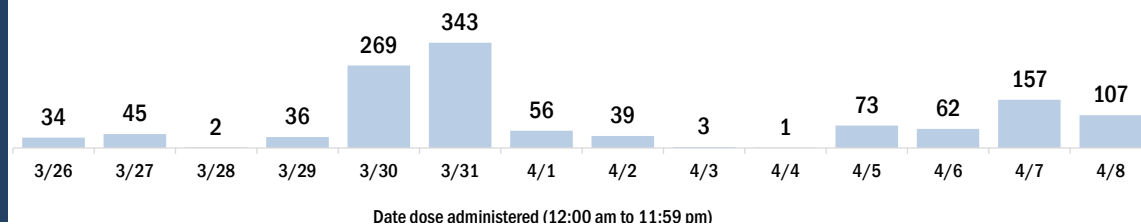


Persons vaccinated for COVID-19 for the past 2 weeks

Number of persons who received their first dose of a two-dose series of the COVID-19 vaccine



Number of persons who completed the COVID-19 vaccine series



COVID-19: Jefferson County vaccine summary

Vaccination data through Apr 8, 2021 as of Apr 9, 2021 at 12:05 AM

Data in this report are provisional and subject to change.

Data in this summary pertain to COVID-19 vaccines approved by the U.S. Food and Drug Administration and have been issued an Emergency Use Authorization (Janssen COVID-19 Vaccine, Moderna COVID-19 Vaccine and Pfizer-BioNTech COVID-19 Vaccine). These data summarize the number of people who have received either their first dose or have completed the series for a COVID-19 vaccine. **A person can only be counted in one category, first dose or series complete.** For persons receiving Moderna or Pfizer vaccines, once they receive their second dose, they are moved from the first dose column to the series completed column. **Because of this, the total first dose category may show a change from report to report not matching the total receiving their first dose from the previous day.** Persons receiving Johnson & Johnson vaccines will always be counted in the series completed column.

COVID-19 doses for vaccinated persons in Florida

Doses administered 6,819

People receiving one dose of a 1-dose series (Johnson & Johnson) or receiving only one dose of a 2-dose series (Moderna, Pfizer) count once. Persons receiving both doses of a 2-dose series count twice.

Current status of persons vaccinated for COVID-19 in Florida

Total people vaccinated 4,092

First dose 1,181

Series completed 2,911

Completed 1-dose series 184

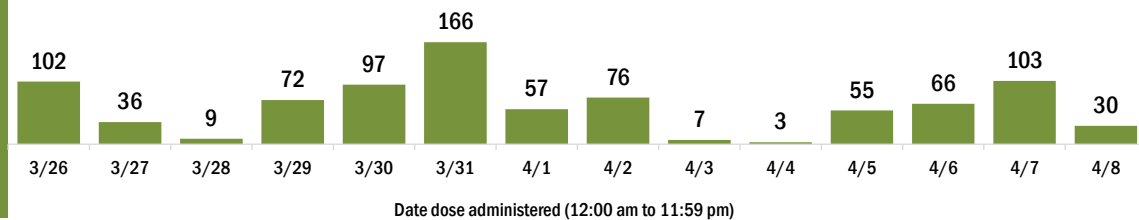
Completed 2-dose series 2,727

First dose: current number of people who have only received their first dose of the Moderna or Pfizer vaccine.

Series complete: current number of people who have received both Moderna or Pfizer vaccine doses or one Johnson & Johnson dose and are considered fully immunized.

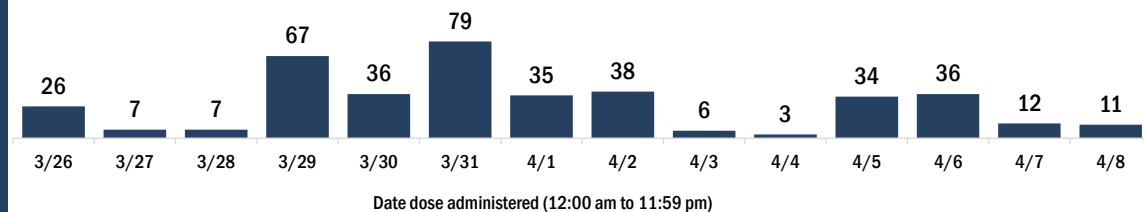
Demographic summary	First dose	Series complete	Total people vaccinated
Age group	1,181	2,911	4,092
16-24 years	44	18	62
25-34 years	56	67	123
35-44 years	100	108	208
45-54 years	224	234	458
55-64 years	518	449	967
65-74 years	133	1,248	1,381
75-84 years	79	617	696
85+ years	27	170	197
Race	1,181	2,911	4,092
White	618	1,557	2,175
Black	318	579	897
American Indian/Alaskan	3	5	8
Other	128	481	609
Unknown	114	289	403
Other race includes Asian, native Hawaiian/Pacific Islander, or other.			
Ethnicity	1,181	2,911	4,092
Hispanic	37	39	76
Non-Hispanic	822	1,514	2,336
Unknown	322	1,358	1,680
Gender	1,181	2,911	4,092
Female	690	1,704	2,394
Male	491	1,207	1,698
Unknown	0	0	0

COVID-19 doses administered for the past 2 weeks

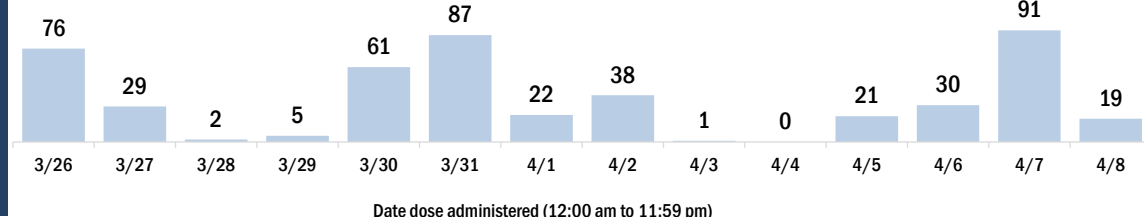


Persons vaccinated for COVID-19 for the past 2 weeks

Number of persons who received their first dose of a two-dose series of the COVID-19 vaccine



Number of persons who completed the COVID-19 vaccine series



COVID-19: Lafayette County vaccine summary

Vaccination data through Apr 8, 2021 as of Apr 9, 2021 at 12:05 AM

Data in this report are provisional and subject to change.

Data in this summary pertain to COVID-19 vaccines approved by the U.S. Food and Drug Administration and have been issued an Emergency Use Authorization (Janssen COVID-19 Vaccine, Moderna COVID-19 Vaccine and Pfizer-BioNTech COVID-19 Vaccine). These data summarize the number of people who have received either their first dose or have completed the series for a COVID-19 vaccine. **A person can only be counted in one category, first dose or series complete.** For persons receiving Moderna or Pfizer vaccines, once they receive their second dose, they are moved from the first dose column to the series completed column. **Because of this, the total first dose category may show a change from report to report not matching the total receiving their first dose from the previous day.** Persons receiving Johnson & Johnson vaccines will always be counted in the series completed column.

COVID-19 doses for vaccinated persons in Florida

Doses administered 2,820

People receiving one dose of a 1-dose series (Johnson & Johnson) or receiving only one dose of a 2-dose series (Moderna, Pfizer) count once. Persons receiving both doses of a 2-dose series count twice.

Current status of persons vaccinated for COVID-19 in Florida

Total people vaccinated 1,635

First dose 432

Series completed 1,203

Completed 1-dose series 18

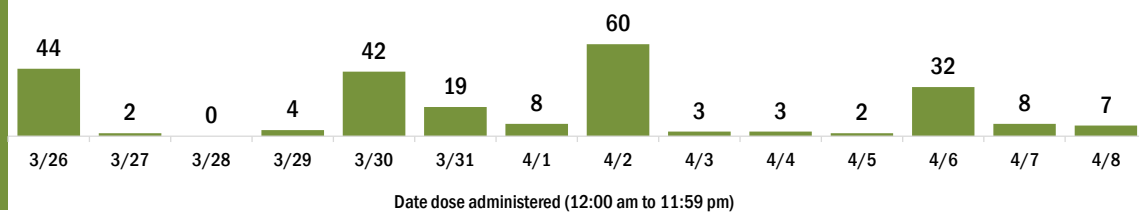
Completed 2-dose series 1,185

First dose: current number of people who have only received their first dose of the Moderna or Pfizer vaccine.

Series complete: current number of people who have received both Moderna or Pfizer vaccine doses or one Johnson & Johnson dose and are considered fully immunized.

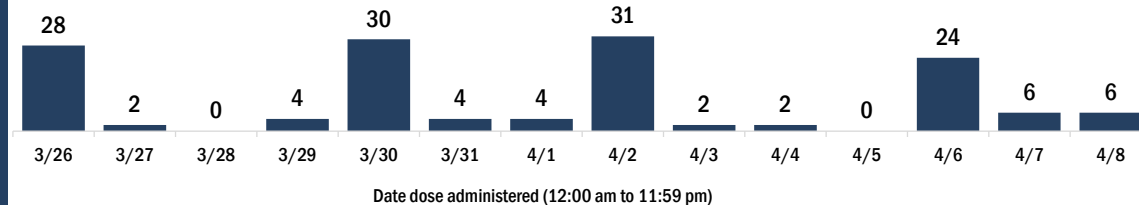
Demographic summary	First dose	Series complete	Total people vaccinated
Age group	432	1,203	1,635
16-24 years	8	3	11
25-34 years	10	9	19
35-44 years	31	22	53
45-54 years	69	52	121
55-64 years	128	93	221
65-74 years	108	587	695
75-84 years	54	338	392
85+ years	24	99	123
Race	432	1,203	1,635
White	329	1,024	1,353
Black	19	37	56
American Indian/Alaskan	4	4	8
Other	22	68	90
Unknown	58	70	128
Other race includes Asian, native Hawaiian/Pacific Islander, or other.			
Ethnicity	432	1,203	1,635
Hispanic	29	26	55
Non-Hispanic	266	974	1,240
Unknown	137	203	340
Gender	432	1,203	1,635
Female	235	624	859
Male	196	579	775
Unknown	1	0	1

COVID-19 doses administered for the past 2 weeks

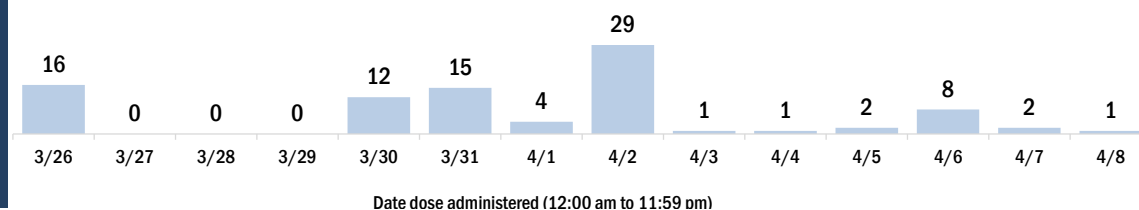


Persons vaccinated for COVID-19 for the past 2 weeks

Number of persons who received their first dose of a two-dose series of the COVID-19 vaccine



Number of persons who completed the COVID-19 vaccine series



COVID-19: Lake County vaccine summary

Vaccination data through Apr 8, 2021 as of Apr 9, 2021 at 12:05 AM

Data in this report are provisional and subject to change.

Data in this summary pertain to COVID-19 vaccines approved by the U.S. Food and Drug Administration and have been issued an Emergency Use Authorization (Janssen COVID-19 Vaccine, Moderna COVID-19 Vaccine and Pfizer-BioNTech COVID-19 Vaccine). These data summarize the number of people who have received either their first dose or have completed the series for a COVID-19 vaccine. **A person can only be counted in one category, first dose or series complete.** For persons receiving Moderna or Pfizer vaccines, once they receive their second dose, they are moved from the first dose column to the series completed column. **Because of this, the total first dose category may show a change from report to report not matching the total receiving their first dose from the previous day.** Persons receiving Johnson & Johnson vaccines will always be counted in the series completed column.

COVID-19 doses for vaccinated persons in Florida

Doses administered 216,554

People receiving one dose of a 1-dose series (Johnson & Johnson) or receiving only one dose of a 2-dose series (Moderna, Pfizer) count once. Persons receiving both doses of a 2-dose series count twice.

Current status of persons vaccinated for COVID-19 in Florida

Total people vaccinated 136,063

First dose 51,258

Series completed 84,805

Completed 1-dose series 4,314

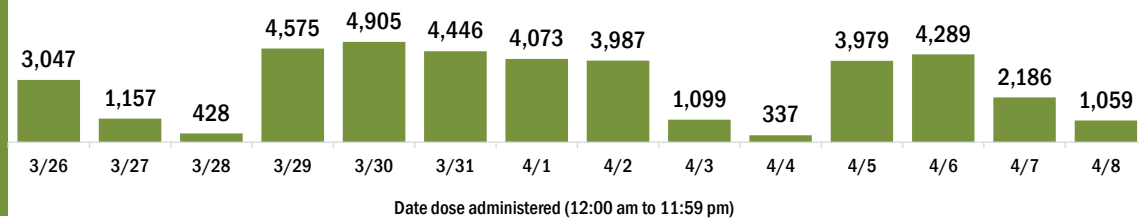
Completed 2-dose series 80,491

First dose: current number of people who have only received their first dose of the Moderna or Pfizer vaccine.

Series complete: current number of people who have received both Moderna or Pfizer vaccine doses or one Johnson & Johnson dose and are considered fully immunized.

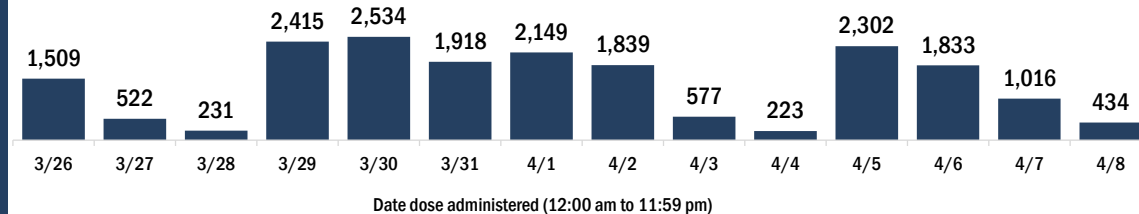
Demographic summary	First dose	Series complete	Total people vaccinated
Age group	51,258	84,805	136,063
16-24 years	1,967	798	2,765
25-34 years	2,873	2,080	4,953
35-44 years	4,837	3,248	8,085
45-54 years	8,609	4,573	13,182
55-64 years	15,197	8,621	23,818
65-74 years	9,161	34,489	43,650
75-84 years	6,319	24,055	30,374
85+ years	2,295	6,941	9,236
Race	51,258	84,805	136,063
White	33,670	65,034	98,704
Black	2,803	3,767	6,570
American Indian/Alaskan	233	453	686
Other	4,992	7,097	12,089
Unknown	9,560	8,454	18,014
Other race includes Asian, native Hawaiian/Pacific Islander, or other.			
Ethnicity	51,258	84,805	136,063
Hispanic	4,586	3,660	8,246
Non-Hispanic	24,687	48,206	72,893
Unknown	21,985	32,939	54,924
Gender	51,258	84,805	136,063
Female	28,247	48,627	76,874
Male	22,814	36,138	58,952
Unknown	197	40	237

COVID-19 doses administered for the past 2 weeks

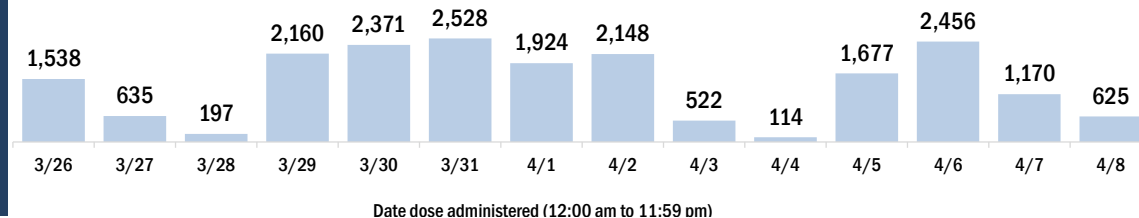


Persons vaccinated for COVID-19 for the past 2 weeks

Number of persons who received their first dose of a two-dose series of the COVID-19 vaccine



Number of persons who completed the COVID-19 vaccine series



COVID-19: Lee County vaccine summary

Vaccination data through Apr 8, 2021 as of Apr 9, 2021 at 12:05 AM

Data in this report are provisional and subject to change.

Data in this summary pertain to COVID-19 vaccines approved by the U.S. Food and Drug Administration and have been issued an Emergency Use Authorization (Janssen COVID-19 Vaccine, Moderna COVID-19 Vaccine and Pfizer-BioNTech COVID-19 Vaccine). These data summarize the number of people who have received either their first dose or have completed the series for a COVID-19 vaccine. **A person can only be counted in one category, first dose or series complete.** For persons receiving Moderna or Pfizer vaccines, once they receive their second dose, they are moved from the first dose column to the series completed column. **Because of this, the total first dose category may show a change from report to report not matching the total receiving their first dose from the previous day.** Persons receiving Johnson & Johnson vaccines will always be counted in the series completed column.

COVID-19 doses for vaccinated persons in Florida

Doses administered 407,728

People receiving one dose of a 1-dose series (Johnson & Johnson) or receiving only one dose of a 2-dose series (Moderna, Pfizer) count once. Persons receiving both doses of a 2-dose series count twice.

Current status of persons vaccinated for COVID-19 in Florida

Total people vaccinated 261,999

First dose 107,464

Series completed 154,535

Completed 1-dose series 8,806

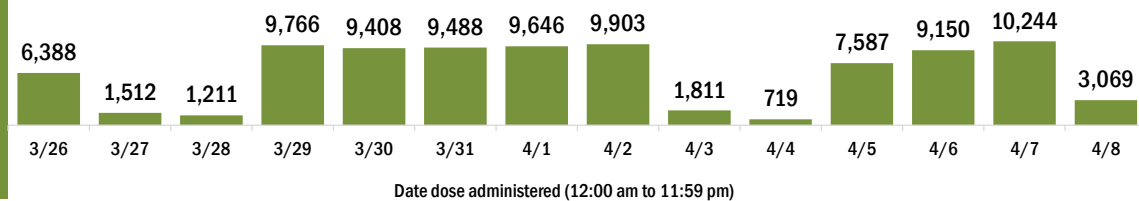
Completed 2-dose series 145,729

First dose: current number of people who have only received their first dose of the Moderna or Pfizer vaccine.

Series complete: current number of people who have received both Moderna or Pfizer vaccine doses or one Johnson & Johnson dose and are considered fully immunized.

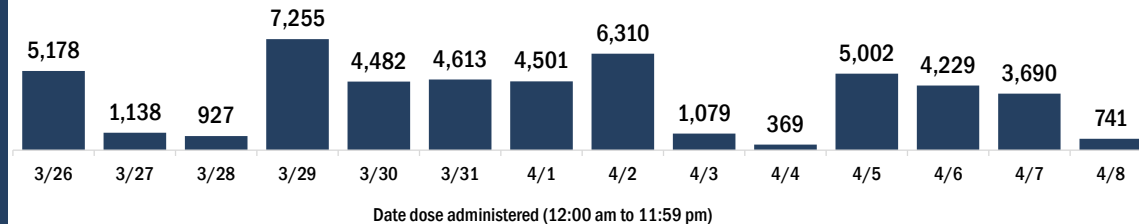
Demographic summary	First dose	Series complete	Total people vaccinated
Age group	107,464	154,535	261,999
16-24 years	1,865	1,120	2,985
25-34 years	3,505	3,356	6,861
35-44 years	7,331	4,629	11,960
45-54 years	14,471	7,195	21,666
55-64 years	33,422	14,761	48,183
65-74 years	26,680	69,394	96,074
75-84 years	15,482	42,705	58,187
85+ years	4,708	11,375	16,083
Race	107,464	154,535	261,999
White	78,084	109,614	187,698
Black	3,121	3,204	6,325
American Indian/Alaskan	458	459	917
Other	6,834	9,773	16,607
Unknown	18,967	31,485	50,452
Other race includes Asian, native Hawaiian/Pacific Islander, or other.			
Ethnicity	107,464	154,535	261,999
Hispanic	10,046	6,749	16,795
Non-Hispanic	61,826	87,904	149,730
Unknown	35,592	59,882	95,474
Gender	107,464	154,535	261,999
Female	59,028	86,836	145,864
Male	48,113	67,415	115,528
Unknown	323	284	607

COVID-19 doses administered for the past 2 weeks

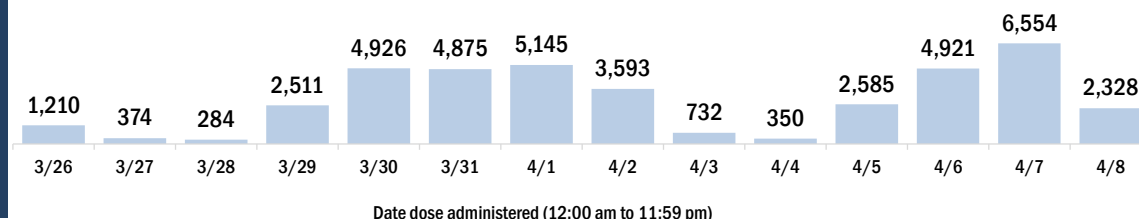


Persons vaccinated for COVID-19 for the past 2 weeks

Number of persons who received their first dose of a two-dose series of the COVID-19 vaccine



Number of persons who completed the COVID-19 vaccine series



COVID-19: Leon County vaccine summary

Vaccination data through Apr 8, 2021 as of Apr 9, 2021 at 12:05 AM

Data in this report are provisional and subject to change.

Data in this summary pertain to COVID-19 vaccines approved by the U.S. Food and Drug Administration and have been issued an Emergency Use Authorization (Janssen COVID-19 Vaccine, Moderna COVID-19 Vaccine and Pfizer-BioNTech COVID-19 Vaccine). These data summarize the number of people who have received either their first dose or have completed the series for a COVID-19 vaccine. **A person can only be counted in one category, first dose or series complete.** For persons receiving Moderna or Pfizer vaccines, once they receive their second dose, they are moved from the first dose column to the series completed column. **Because of this, the total first dose category may show a change from report to report not matching the total receiving their first dose from the previous day.** Persons receiving Johnson & Johnson vaccines will always be counted in the series completed column.

COVID-19 doses for vaccinated persons in Florida

Doses administered 143,681

People receiving one dose of a 1-dose series (Johnson & Johnson) or receiving only one dose of a 2-dose series (Moderna, Pfizer) count once. Persons receiving both doses of a 2-dose series count twice.

Current status of persons vaccinated for COVID-19 in Florida

Total people vaccinated 91,206

First dose 35,663

Series completed 55,543

Completed 1-dose series 3,068

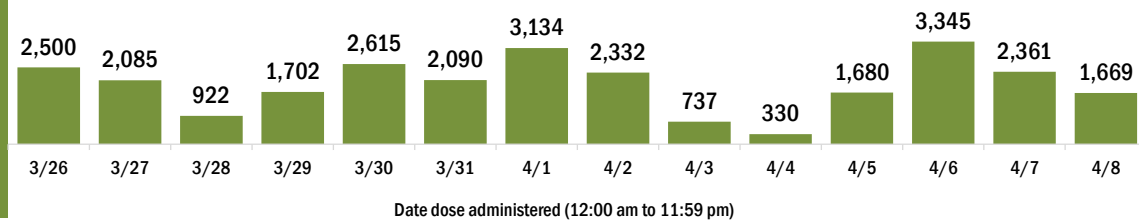
Completed 2-dose series 52,475

First dose: current number of people who have only received their first dose of the Moderna or Pfizer vaccine.

Series complete: current number of people who have received both Moderna or Pfizer vaccine doses or one Johnson & Johnson dose and are considered fully immunized.

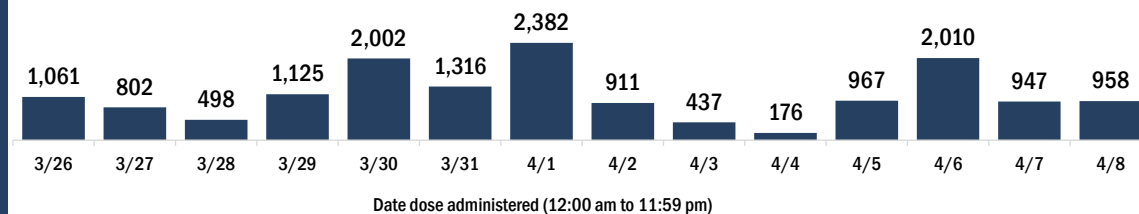
Demographic summary	First dose	Series complete	Total people vaccinated
Age group	35,663	55,543	91,206
16-24 years	4,184	1,990	6,174
25-34 years	4,817	3,645	8,462
35-44 years	5,947	4,529	10,476
45-54 years	7,610	5,624	13,234
55-64 years	8,672	10,048	18,720
65-74 years	2,554	18,406	20,960
75-84 years	1,217	8,444	9,661
85+ years	662	2,857	3,519
Race	35,663	55,543	91,206
White	20,426	33,048	53,474
Black	4,802	7,762	12,564
American Indian/Alaskan	101	170	271
Other	5,308	10,217	15,525
Unknown	5,026	4,346	9,372
Other race includes Asian, native Hawaiian/Pacific Islander, or other.			
Ethnicity	35,663	55,543	91,206
Hispanic	1,924	2,002	3,926
Non-Hispanic	23,781	40,222	64,003
Unknown	9,958	13,319	23,277
Gender	35,663	55,543	91,206
Female	19,719	33,009	52,728
Male	15,903	22,504	38,407
Unknown	41	30	71

COVID-19 doses administered for the past 2 weeks

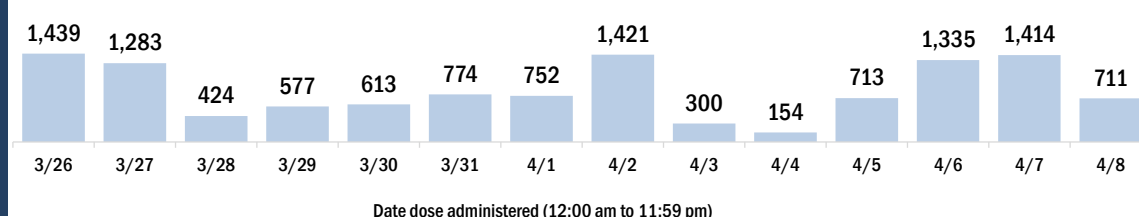


Persons vaccinated for COVID-19 for the past 2 weeks

Number of persons who received their first dose of a two-dose series of the COVID-19 vaccine



Number of persons who completed the COVID-19 vaccine series



COVID-19: Levy County vaccine summary

Vaccination data through Apr 8, 2021 as of Apr 9, 2021 at 12:05 AM

Data in this report are provisional and subject to change.

Data in this summary pertain to COVID-19 vaccines approved by the U.S. Food and Drug Administration and have been issued an Emergency Use Authorization (Janssen COVID-19 Vaccine, Moderna COVID-19 Vaccine and Pfizer-BioNTech COVID-19 Vaccine). These data summarize the number of people who have received either their first dose or have completed the series for a COVID-19 vaccine. **A person can only be counted in one category, first dose or series complete.** For persons receiving Moderna or Pfizer vaccines, once they receive their second dose, they are moved from the first dose column to the series completed column. **Because of this, the total first dose category may show a change from report to report not matching the total receiving their first dose from the previous day.** Persons receiving Johnson & Johnson vaccines will always be counted in the series completed column.

COVID-19 doses for vaccinated persons in Florida

Doses administered 14,163

People receiving one dose of a 1-dose series (Johnson & Johnson) or receiving only one dose of a 2-dose series (Moderna, Pfizer) count once. Persons receiving both doses of a 2-dose series count twice.

Current status of persons vaccinated for COVID-19 in Florida

Total people vaccinated 8,979

First dose 2,970

Series completed 6,009

Completed 1-dose series 825

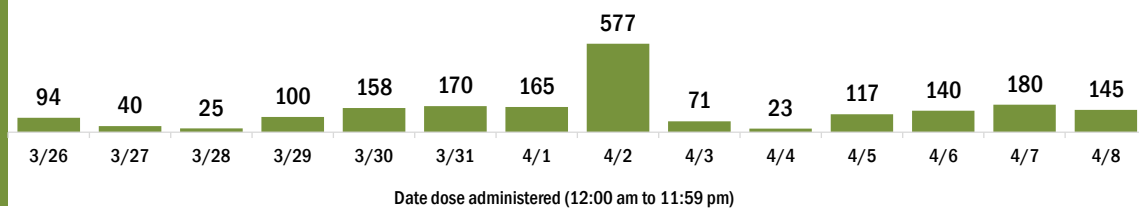
Completed 2-dose series 5,184

First dose: current number of people who have only received their first dose of the Moderna or Pfizer vaccine.

Series complete: current number of people who have received both Moderna or Pfizer vaccine doses or one Johnson & Johnson dose and are considered fully immunized.

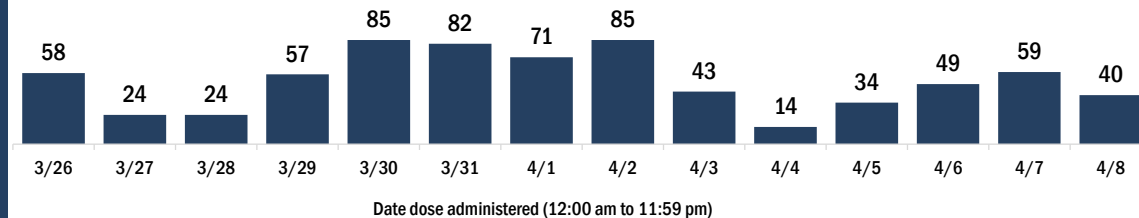
Demographic summary	First dose	Series complete	Total people vaccinated
Age group	2,970	6,009	8,979
16-24 years	51	56	107
25-34 years	82	165	247
35-44 years	143	194	337
45-54 years	336	354	690
55-64 years	1,108	758	1,866
65-74 years	753	2,692	3,445
75-84 years	383	1,449	1,832
85+ years	114	341	455
Race	2,970	6,009	8,979
White	2,224	4,706	6,930
Black	226	352	578
American Indian/Alaskan	29	37	66
Other	200	339	539
Unknown	291	575	866
Other race includes Asian, native Hawaiian/Pacific Islander, or other.			
Ethnicity	2,970	6,009	8,979
Hispanic	178	164	342
Non-Hispanic	1,818	4,309	6,127
Unknown	974	1,536	2,510
Gender	2,970	6,009	8,979
Female	1,710	3,427	5,137
Male	1,258	2,582	3,840
Unknown	2	0	2

COVID-19 doses administered for the past 2 weeks

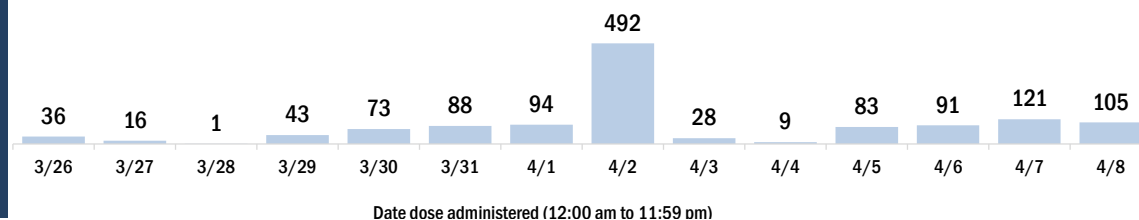


Persons vaccinated for COVID-19 for the past 2 weeks

Number of persons who received their first dose of a two-dose series of the COVID-19 vaccine



Number of persons who completed the COVID-19 vaccine series



COVID-19: Liberty County vaccine summary

Vaccination data through Apr 8, 2021 as of Apr 9, 2021 at 12:05 AM

Data in this report are provisional and subject to change.

Data in this summary pertain to COVID-19 vaccines approved by the U.S. Food and Drug Administration and have been issued an Emergency Use Authorization (Janssen COVID-19 Vaccine, Moderna COVID-19 Vaccine and Pfizer-BioNTech COVID-19 Vaccine). These data summarize the number of people who have received either their first dose or have completed the series for a COVID-19 vaccine. **A person can only be counted in one category, first dose or series complete.** For persons receiving Moderna or Pfizer vaccines, once they receive their second dose, they are moved from the first dose column to the series completed column. **Because of this, the total first dose category may show a change from report to report not matching the total receiving their first dose from the previous day.** Persons receiving Johnson & Johnson vaccines will always be counted in the series completed column.

COVID-19 doses for vaccinated persons in Florida

Doses administered 2,401

People receiving one dose of a 1-dose series (Johnson & Johnson) or receiving only one dose of a 2-dose series (Moderna, Pfizer) count once. Persons receiving both doses of a 2-dose series count twice.

Current status of persons vaccinated for COVID-19 in Florida

Total people vaccinated 1,397

First dose 330

Series completed 1,067

Completed 1-dose series 63

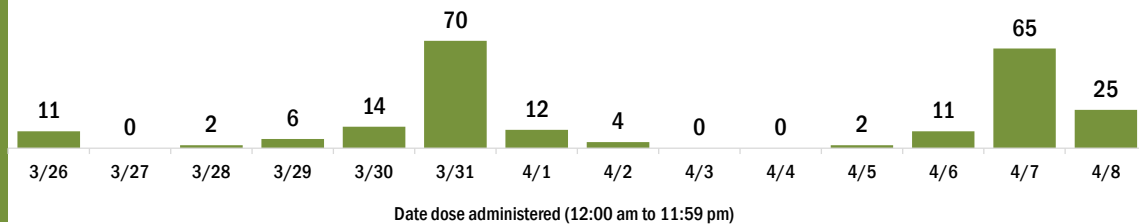
Completed 2-dose series 1,004

First dose: current number of people who have only received their first dose of the Moderna or Pfizer vaccine.

Series complete: current number of people who have received both Moderna or Pfizer vaccine doses or one Johnson & Johnson dose and are considered fully immunized.

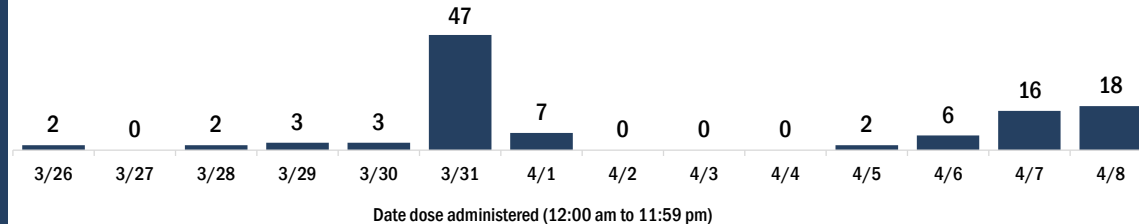
Demographic summary	First dose	Series complete	Total people vaccinated
Age group	330	1,067	1,397
16-24 years	15	12	27
25-34 years	21	26	47
35-44 years	36	64	100
45-54 years	66	69	135
55-64 years	109	232	341
65-74 years	48	398	446
75-84 years	26	212	238
85+ years	9	54	63
Race	330	1,067	1,397
White	216	777	993
Black	49	88	137
American Indian/Alaskan	5	7	12
Other	25	94	119
Unknown	35	101	136
Other race includes Asian, native Hawaiian/Pacific Islander, or other.			
Ethnicity	330	1,067	1,397
Hispanic	3	14	17
Non-Hispanic	158	592	750
Unknown	169	461	630
Gender	330	1,067	1,397
Female	188	570	758
Male	142	497	639
Unknown	0	0	0

COVID-19 doses administered for the past 2 weeks

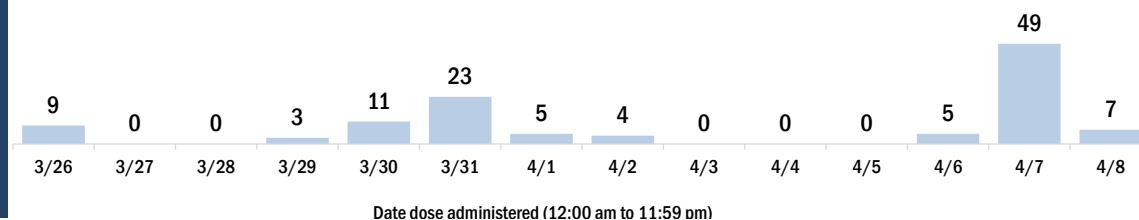


Persons vaccinated for COVID-19 for the past 2 weeks

Number of persons who received their first dose of a two-dose series of the COVID-19 vaccine



Number of persons who completed the COVID-19 vaccine series



COVID-19: Madison County vaccine summary

Vaccination data through Apr 8, 2021 as of Apr 9, 2021 at 12:05 AM

Data in this report are provisional and subject to change.

Data in this summary pertain to COVID-19 vaccines approved by the U.S. Food and Drug Administration and have been issued an Emergency Use Authorization (Janssen COVID-19 Vaccine, Moderna COVID-19 Vaccine and Pfizer-BioNTech COVID-19 Vaccine). These data summarize the number of people who have received either their first dose or have completed the series for a COVID-19 vaccine. **A person can only be counted in one category, first dose or series complete.** For persons receiving Moderna or Pfizer vaccines, once they receive their second dose, they are moved from the first dose column to the series completed column. **Because of this, the total first dose category may show a change from report to report not matching the total receiving their first dose from the previous day.** Persons receiving Johnson & Johnson vaccines will always be counted in the series completed column.

COVID-19 doses for vaccinated persons in Florida

Doses administered 7,411

People receiving one dose of a 1-dose series (Johnson & Johnson) or receiving only one dose of a 2-dose series (Moderna, Pfizer) count once. Persons receiving both doses of a 2-dose series count twice.

Current status of persons vaccinated for COVID-19 in Florida

Total people vaccinated 4,404

First dose 1,159

Series completed 3,245

Completed 1-dose series 238

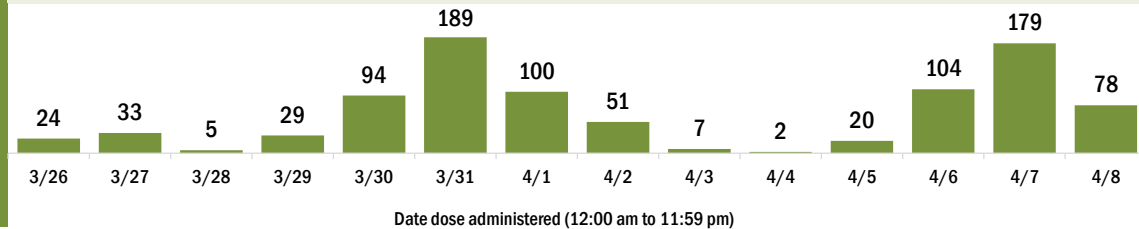
Completed 2-dose series 3,007

First dose: current number of people who have only received their first dose of the Moderna or Pfizer vaccine.

Series complete: current number of people who have received both Moderna or Pfizer vaccine doses or one Johnson & Johnson dose and are considered fully immunized.

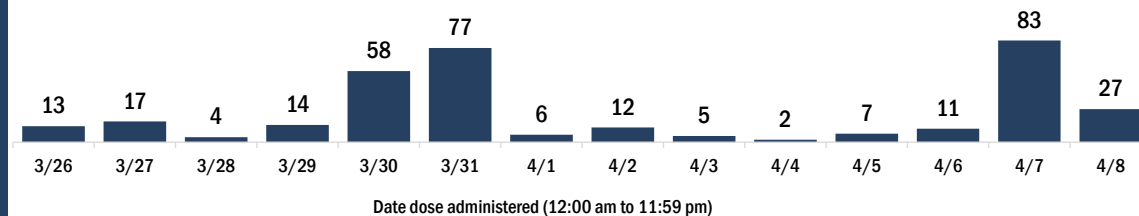
Demographic summary	First dose	Series complete	Total people vaccinated
Age group	1,159	3,245	4,404
16-24 years	34	27	61
25-34 years	59	79	138
35-44 years	101	147	248
45-54 years	248	233	481
55-64 years	431	520	951
65-74 years	184	1,306	1,490
75-84 years	75	731	806
85+ years	27	202	229
Race	1,159	3,245	4,404
White	561	1,712	2,273
Black	355	801	1,156
American Indian/Alaskan	0	6	6
Other	96	272	368
Unknown	147	454	601
Other race includes Asian, native Hawaiian/Pacific Islander, or other.			
Ethnicity	1,159	3,245	4,404
Hispanic	26	36	62
Non-Hispanic	601	1,176	1,777
Unknown	532	2,033	2,565
Gender	1,159	3,245	4,404
Female	658	1,848	2,506
Male	501	1,397	1,898
Unknown	0	0	0

COVID-19 doses administered for the past 2 weeks

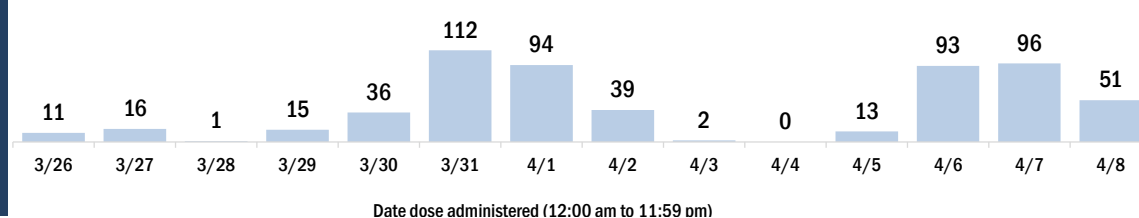


Persons vaccinated for COVID-19 for the past 2 weeks

Number of persons who received their first dose of a two-dose series of the COVID-19 vaccine



Number of persons who completed the COVID-19 vaccine series



COVID-19: Manatee County vaccine summary

Vaccination data through Apr 8, 2021 as of Apr 9, 2021 at 12:05 AM

Data in this report are provisional and subject to change.

Data in this summary pertain to COVID-19 vaccines approved by the U.S. Food and Drug Administration and have been issued an Emergency Use Authorization (Janssen COVID-19 Vaccine, Moderna COVID-19 Vaccine and Pfizer-BioNTech COVID-19 Vaccine). These data summarize the number of people who have received either their first dose or have completed the series for a COVID-19 vaccine. **A person can only be counted in one category, first dose or series complete.** For persons receiving Moderna or Pfizer vaccines, once they receive their second dose, they are moved from the first dose column to the series completed column. **Because of this, the total first dose category may show a change from report to report not matching the total receiving their first dose from the previous day.** Persons receiving Johnson & Johnson vaccines will always be counted in the series completed column.

COVID-19 doses for vaccinated persons in Florida

Doses administered 216,522

People receiving one dose of a 1-dose series (Johnson & Johnson) or receiving only one dose of a 2-dose series (Moderna, Pfizer) count once. Persons receiving both doses of a 2-dose series count twice.

Current status of persons vaccinated for COVID-19 in Florida

Total people vaccinated 139,618

First dose 58,946

Series completed 80,672

Completed 1-dose series 3,768

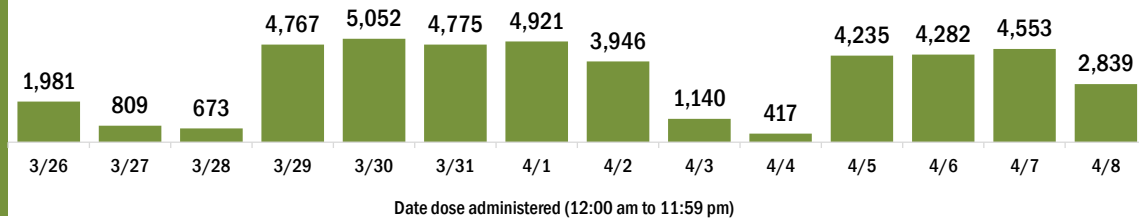
Completed 2-dose series 76,904

First dose: current number of people who have only received their first dose of the Moderna or Pfizer vaccine.

Series complete: current number of people who have received both Moderna or Pfizer vaccine doses or one Johnson & Johnson dose and are considered fully immunized.

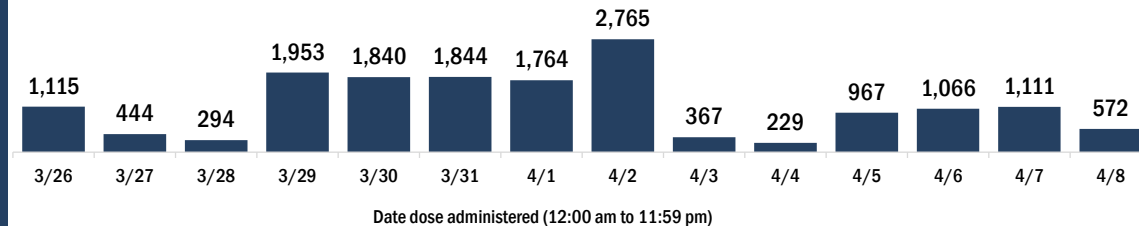
Demographic summary	First dose	Series complete	Total people vaccinated
Age group	58,946	80,672	139,618
16-24 years	1,347	816	2,163
25-34 years	2,109	2,417	4,526
35-44 years	4,217	3,061	7,278
45-54 years	9,265	4,199	13,464
55-64 years	19,635	7,923	27,558
65-74 years	12,246	35,549	47,795
75-84 years	7,480	20,428	27,908
85+ years	2,647	6,279	8,926
Race	58,946	80,672	139,618
White	43,410	63,203	106,613
Black	2,002	2,134	4,136
American Indian/Alaskan	275	292	567
Other	4,051	5,907	9,958
Unknown	9,208	9,136	18,344
Other race includes Asian, native Hawaiian/Pacific Islander, or other.			
Ethnicity	58,946	80,672	139,618
Hispanic	3,592	2,472	6,064
Non-Hispanic	33,546	50,245	83,791
Unknown	21,808	27,955	49,763
Gender	58,946	80,672	139,618
Female	32,286	45,857	78,143
Male	26,508	34,774	61,282
Unknown	152	41	193

COVID-19 doses administered for the past 2 weeks

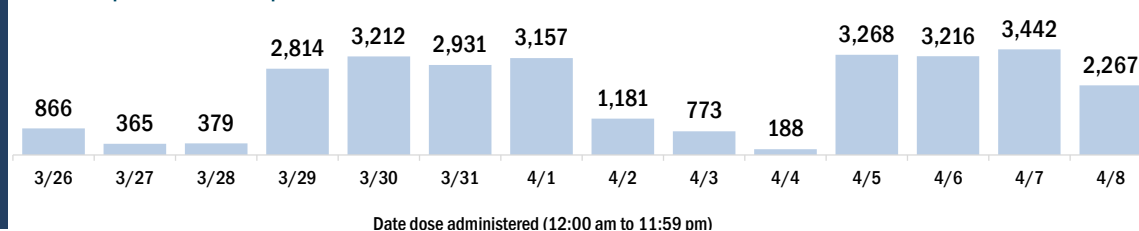


Persons vaccinated for COVID-19 for the past 2 weeks

Number of persons who received their first dose of a two-dose series of the COVID-19 vaccine



Number of persons who completed the COVID-19 vaccine series



COVID-19: Marion County vaccine summary

Vaccination data through Apr 8, 2021 as of Apr 9, 2021 at 12:05 AM

Data in this report are provisional and subject to change.

Data in this summary pertain to COVID-19 vaccines approved by the U.S. Food and Drug Administration and have been issued an Emergency Use Authorization (Janssen COVID-19 Vaccine, Moderna COVID-19 Vaccine and Pfizer-BioNTech COVID-19 Vaccine). These data summarize the number of people who have received either their first dose or have completed the series for a COVID-19 vaccine. **A person can only be counted in one category, first dose or series complete.** For persons receiving Moderna or Pfizer vaccines, once they receive their second dose, they are moved from the first dose column to the series completed column. **Because of this, the total first dose category may show a change from report to report not matching the total receiving their first dose from the previous day.** Persons receiving Johnson & Johnson vaccines will always be counted in the series completed column.

COVID-19 doses for vaccinated persons in Florida

Doses administered 177,703

People receiving one dose of a 1-dose series (Johnson & Johnson) or receiving only one dose of a 2-dose series (Moderna, Pfizer) count once. Persons receiving both doses of a 2-dose series count twice.

Current status of persons vaccinated for COVID-19 in Florida

Total people vaccinated 109,168

First dose 37,500

Series completed 71,668

Completed 1-dose series 3,133

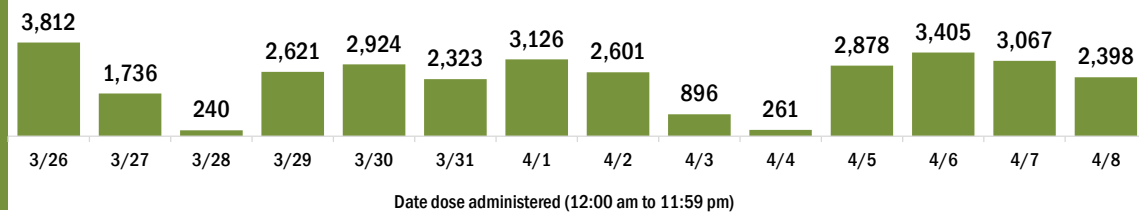
Completed 2-dose series 68,535

First dose: current number of people who have only received their first dose of the Moderna or Pfizer vaccine.

Series complete: current number of people who have received both Moderna or Pfizer vaccine doses or one Johnson & Johnson dose and are considered fully immunized.

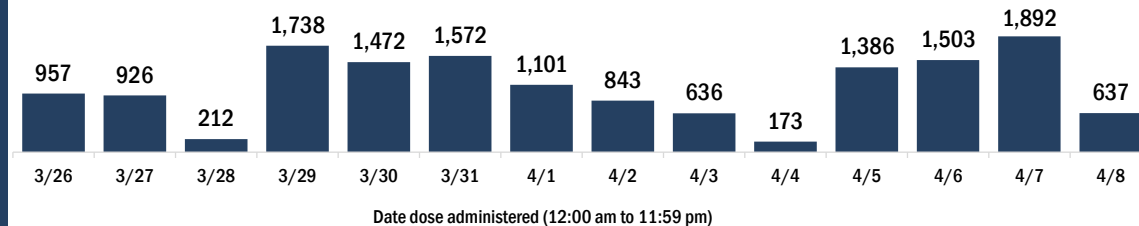
Demographic summary	First dose	Series complete	Total people vaccinated
Age group	37,500	71,668	109,168
16-24 years	1,343	697	2,040
25-34 years	1,945	1,700	3,645
35-44 years	3,107	2,359	5,466
45-54 years	5,463	3,762	9,225
55-64 years	12,009	7,229	19,238
65-74 years	7,183	29,736	36,919
75-84 years	4,702	20,434	25,136
85+ years	1,748	5,751	7,499
Race	37,500	71,668	109,168
White	24,906	51,078	75,984
Black	2,843	4,095	6,938
American Indian/Alaskan	121	267	388
Other	3,649	6,389	10,038
Unknown	5,981	9,839	15,820
Other race includes Asian, native Hawaiian/Pacific Islander, or other.			
Ethnicity	37,500	71,668	109,168
Hispanic	4,101	3,348	7,449
Non-Hispanic	21,716	45,662	67,378
Unknown	11,683	22,658	34,341
Gender	37,500	71,668	109,168
Female	21,410	41,387	62,797
Male	16,052	30,243	46,295
Unknown	38	38	76

COVID-19 doses administered for the past 2 weeks

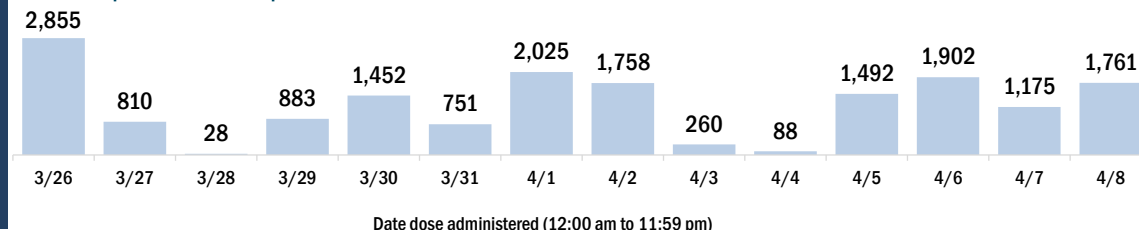


Persons vaccinated for COVID-19 for the past 2 weeks

Number of persons who received their first dose of a two-dose series of the COVID-19 vaccine



Number of persons who completed the COVID-19 vaccine series



COVID-19: Martin County vaccine summary

Vaccination data through Apr 8, 2021 as of Apr 9, 2021 at 12:05 AM

Data in this report are provisional and subject to change.

Data in this summary pertain to COVID-19 vaccines approved by the U.S. Food and Drug Administration and have been issued an Emergency Use Authorization (Janssen COVID-19 Vaccine, Moderna COVID-19 Vaccine and Pfizer-BioNTech COVID-19 Vaccine). These data summarize the number of people who have received either their first dose or have completed the series for a COVID-19 vaccine. **A person can only be counted in one category, first dose or series complete.** For persons receiving Moderna or Pfizer vaccines, once they receive their second dose, they are moved from the first dose column to the series completed column. **Because of this, the total first dose category may show a change from report to report not matching the total receiving their first dose from the previous day.** Persons receiving Johnson & Johnson vaccines will always be counted in the series completed column.

COVID-19 doses for vaccinated persons in Florida

Doses administered 99,192

People receiving one dose of a 1-dose series (Johnson & Johnson) or receiving only one dose of a 2-dose series (Moderna, Pfizer) count once. Persons receiving both doses of a 2-dose series count twice.

Current status of persons vaccinated for COVID-19 in Florida

Total people vaccinated 61,199

First dose 21,251

Series completed 39,948

Completed 1-dose series 1,955

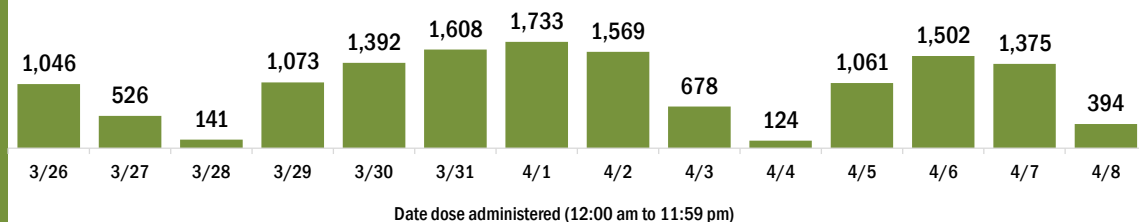
Completed 2-dose series 37,993

First dose: current number of people who have only received their first dose of the Moderna or Pfizer vaccine.

Series complete: current number of people who have received both Moderna or Pfizer vaccine doses or one Johnson & Johnson dose and are considered fully immunized.

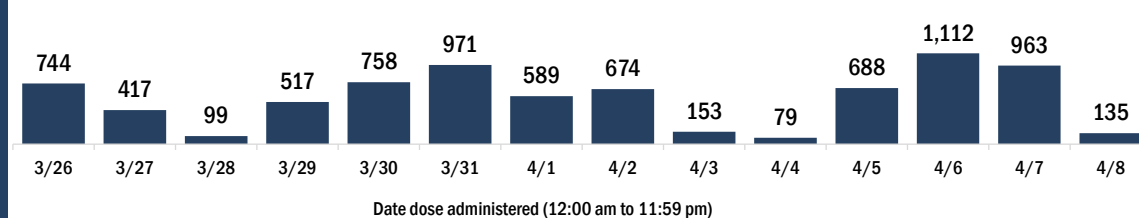
Demographic summary	First dose	Series complete	Total people vaccinated
Age group	21,251	39,948	61,199
16-24 years	508	264	772
25-34 years	721	666	1,387
35-44 years	1,426	1,160	2,586
45-54 years	2,917	1,831	4,748
55-64 years	7,403	4,103	11,506
65-74 years	4,329	16,190	20,519
75-84 years	2,856	11,492	14,348
85+ years	1,091	4,242	5,333
Race	21,251	39,948	61,199
White	14,974	26,503	41,477
Black	368	810	1,178
American Indian/Alaskan	77	64	141
Other	1,290	3,014	4,304
Unknown	4,542	9,557	14,099
Other race includes Asian, native Hawaiian/Pacific Islander, or other.			
Ethnicity	21,251	39,948	61,199
Hispanic	1,034	952	1,986
Non-Hispanic	11,238	14,855	26,093
Unknown	8,979	24,141	33,120
Gender	21,251	39,948	61,199
Female	11,766	22,855	34,621
Male	9,467	17,075	26,542
Unknown	18	18	36

COVID-19 doses administered for the past 2 weeks

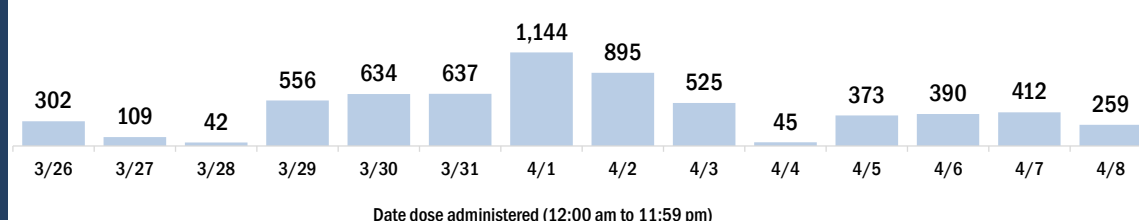


Persons vaccinated for COVID-19 for the past 2 weeks

Number of persons who received their first dose of a two-dose series of the COVID-19 vaccine



Number of persons who completed the COVID-19 vaccine series



COVID-19: Monroe County vaccine summary

Vaccination data through Apr 8, 2021 as of Apr 9, 2021 at 12:05 AM

Data in this report are provisional and subject to change.

Data in this summary pertain to COVID-19 vaccines approved by the U.S. Food and Drug Administration and have been issued an Emergency Use Authorization (Janssen COVID-19 Vaccine, Moderna COVID-19 Vaccine and Pfizer-BioNTech COVID-19 Vaccine). These data summarize the number of people who have received either their first dose or have completed the series for a COVID-19 vaccine. **A person can only be counted in one category, first dose or series complete.** For persons receiving Moderna or Pfizer vaccines, once they receive their second dose, they are moved from the first dose column to the series completed column. **Because of this, the total first dose category may show a change from report to report not matching the total receiving their first dose from the previous day.** Persons receiving Johnson & Johnson vaccines will always be counted in the series completed column.

COVID-19 doses for vaccinated persons in Florida

Doses administered 41,182

People receiving one dose of a 1-dose series (Johnson & Johnson) or receiving only one dose of a 2-dose series (Moderna, Pfizer) count once. Persons receiving both doses of a 2-dose series count twice.

Current status of persons vaccinated for COVID-19 in Florida

Total people vaccinated 26,872

First dose 11,721

Series completed 15,151

Completed 1-dose series 841

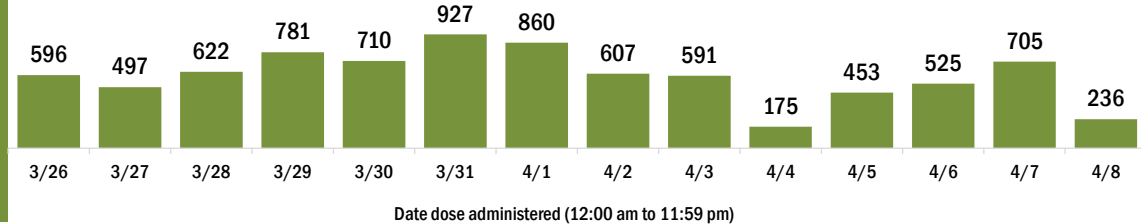
Completed 2-dose series 14,310

First dose: current number of people who have only received their first dose of the Moderna or Pfizer vaccine.

Series complete: current number of people who have received both Moderna or Pfizer vaccine doses or one Johnson & Johnson dose and are considered fully immunized.

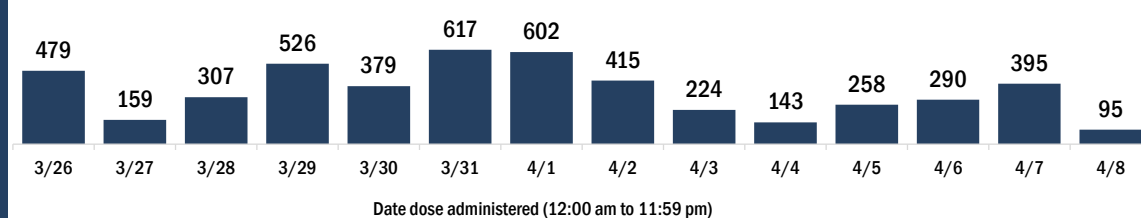
Demographic summary	First dose	Series complete	Total people vaccinated
Age group	11,721	15,151	26,872
16-24 years	221	137	358
25-34 years	497	364	861
35-44 years	930	654	1,584
45-54 years	2,004	1,044	3,048
55-64 years	4,067	2,194	6,261
65-74 years	2,750	6,802	9,552
75-84 years	1,016	3,173	4,189
85+ years	236	783	1,019
Race	11,721	15,151	26,872
White	8,142	11,130	19,272
Black	233	298	531
American Indian/Alaskan	52	50	102
Other	548	809	1,357
Unknown	2,746	2,864	5,610
Other race includes Asian, native Hawaiian/Pacific Islander, or other.			
Ethnicity	11,721	15,151	26,872
Hispanic	1,242	1,163	2,405
Non-Hispanic	5,861	8,819	14,680
Unknown	4,618	5,169	9,787
Gender	11,721	15,151	26,872
Female	6,066	7,961	14,027
Male	5,646	7,189	12,835
Unknown	9	1	10

COVID-19 doses administered for the past 2 weeks

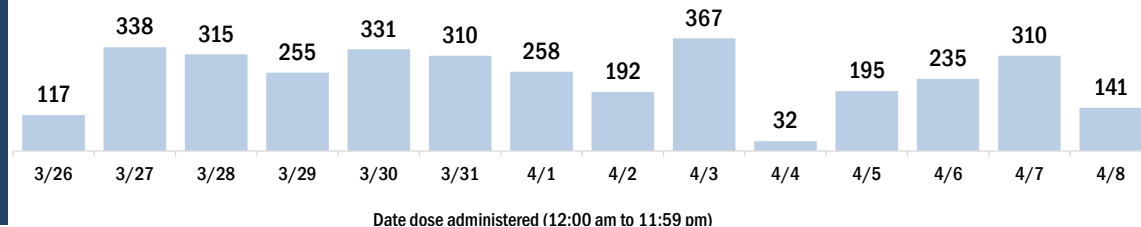


Persons vaccinated for COVID-19 for the past 2 weeks

Number of persons who received their first dose of a two-dose series of the COVID-19 vaccine



Number of persons who completed the COVID-19 vaccine series



COVID-19: Nassau County vaccine summary

Vaccination data through Apr 8, 2021 as of Apr 9, 2021 at 12:05 AM

Data in this report are provisional and subject to change.

Data in this summary pertain to COVID-19 vaccines approved by the U.S. Food and Drug Administration and have been issued an Emergency Use Authorization (Janssen COVID-19 Vaccine, Moderna COVID-19 Vaccine and Pfizer-BioNTech COVID-19 Vaccine). These data summarize the number of people who have received either their first dose or have completed the series for a COVID-19 vaccine. **A person can only be counted in one category, first dose or series complete.** For persons receiving Moderna or Pfizer vaccines, once they receive their second dose, they are moved from the first dose column to the series completed column. **Because of this, the total first dose category may show a change from report to report not matching the total receiving their first dose from the previous day.** Persons receiving Johnson & Johnson vaccines will always be counted in the series completed column.

COVID-19 doses for vaccinated persons in Florida

Doses administered 48,994

People receiving one dose of a 1-dose series (Johnson & Johnson) or receiving only one dose of a 2-dose series (Moderna, Pfizer) count once. Persons receiving both doses of a 2-dose series count twice.

Current status of persons vaccinated for COVID-19 in Florida

Total people vaccinated 29,575

First dose 8,329

Series completed 21,246

Completed 1-dose series 1,827

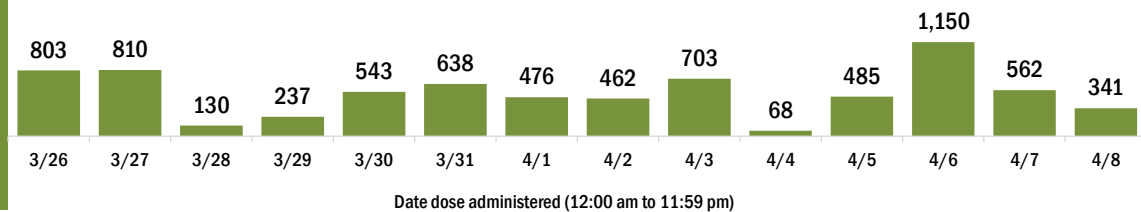
Completed 2-dose series 19,419

First dose: current number of people who have only received their first dose of the Moderna or Pfizer vaccine.

Series complete: current number of people who have received both Moderna or Pfizer vaccine doses or one Johnson & Johnson dose and are considered fully immunized.

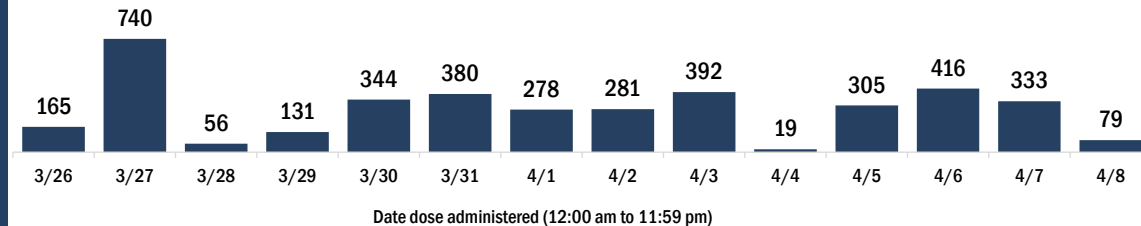
Demographic summary	First dose	Series complete	Total people vaccinated
Age group	8,329	21,246	29,575
16-24 years	348	219	567
25-34 years	491	523	1,014
35-44 years	880	999	1,879
45-54 years	1,643	1,414	3,057
55-64 years	3,275	3,333	6,608
65-74 years	1,016	9,036	10,052
75-84 years	514	4,446	4,960
85+ years	162	1,276	1,438
Race	8,329	21,246	29,575
White	6,426	17,260	23,686
Black	360	932	1,292
American Indian/Alaskan	36	70	106
Other	491	1,061	1,552
Unknown	1,016	1,923	2,939
Other race includes Asian, native Hawaiian/Pacific Islander, or other.			
Ethnicity	8,329	21,246	29,575
Hispanic	287	353	640
Non-Hispanic	6,297	16,445	22,742
Unknown	1,745	4,448	6,193
Gender	8,329	21,246	29,575
Female	4,650	11,935	16,585
Male	3,673	9,310	12,983
Unknown	6	1	7

COVID-19 doses administered for the past 2 weeks

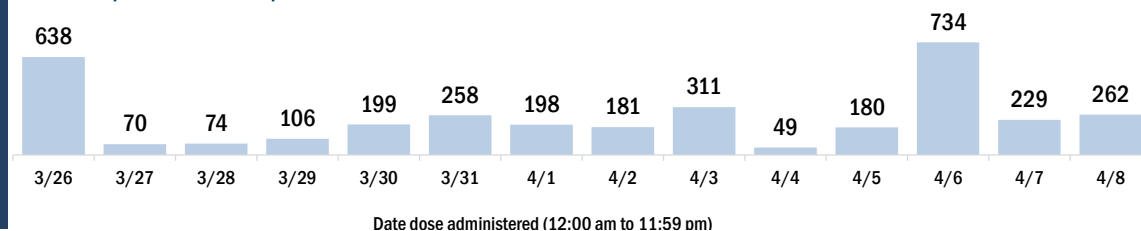


Persons vaccinated for COVID-19 for the past 2 weeks

Number of persons who received their first dose of a two-dose series of the COVID-19 vaccine



Number of persons who completed the COVID-19 vaccine series



COVID-19: Okaloosa County vaccine summary

Vaccination data through Apr 8, 2021 as of Apr 9, 2021 at 12:05 AM

Data in this report are provisional and subject to change.

Data in this summary pertain to COVID-19 vaccines approved by the U.S. Food and Drug Administration and have been issued an Emergency Use Authorization (Janssen COVID-19 Vaccine, Moderna COVID-19 Vaccine and Pfizer-BioNTech COVID-19 Vaccine). These data summarize the number of people who have received either their first dose or have completed the series for a COVID-19 vaccine. **A person can only be counted in one category, first dose or series complete.** For persons receiving Moderna or Pfizer vaccines, once they receive their second dose, they are moved from the first dose column to the series completed column. **Because of this, the total first dose category may show a change from report to report not matching the total receiving their first dose from the previous day.** Persons receiving Johnson & Johnson vaccines will always be counted in the series completed column.

COVID-19 doses for vaccinated persons in Florida

Doses administered 79,028

People receiving one dose of a 1-dose series (Johnson & Johnson) or receiving only one dose of a 2-dose series (Moderna, Pfizer) count once. Persons receiving both doses of a 2-dose series count twice.

Current status of persons vaccinated for COVID-19 in Florida

Total people vaccinated 48,759

First dose 15,453

Series completed 33,306

Completed 1-dose series 3,037

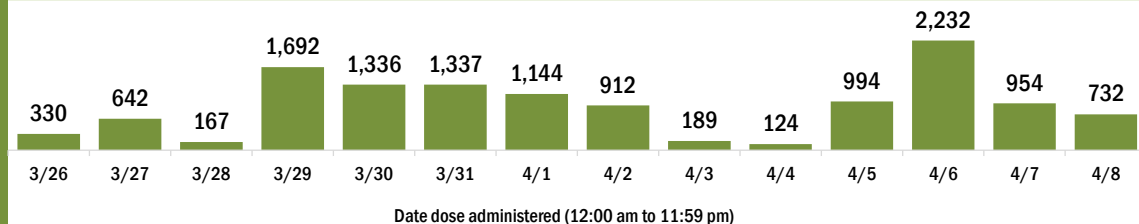
Completed 2-dose series 30,269

First dose: current number of people who have only received their first dose of the Moderna or Pfizer vaccine.

Series complete: current number of people who have received both Moderna or Pfizer vaccine doses or one Johnson & Johnson dose and are considered fully immunized.

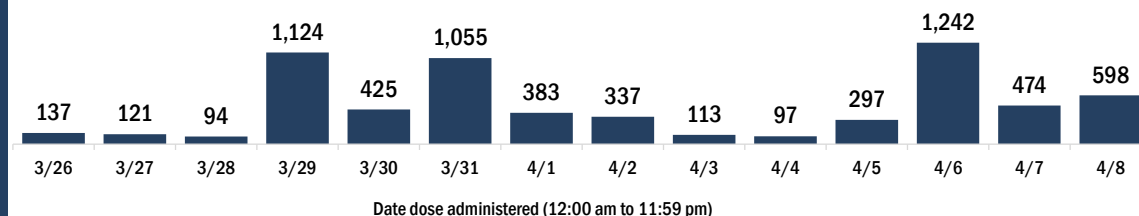
Demographic summary	First dose	Series complete	Total people vaccinated
Age group	15,453	33,306	48,759
16-24 years	699	380	1,079
25-34 years	1,263	1,188	2,451
35-44 years	2,050	1,720	3,770
45-54 years	2,754	2,513	5,267
55-64 years	5,066	5,682	10,748
65-74 years	2,114	12,296	14,410
75-84 years	1,104	6,960	8,064
85+ years	403	2,567	2,970
Race	15,453	33,306	48,759
White	9,697	23,700	33,397
Black	787	1,590	2,377
American Indian/Alaskan	66	117	183
Other	1,350	2,897	4,247
Unknown	3,553	5,002	8,555
Other race includes Asian, native Hawaiian/Pacific Islander, or other.			
Ethnicity	15,453	33,306	48,759
Hispanic	657	813	1,470
Non-Hispanic	8,916	20,698	29,614
Unknown	5,880	11,795	17,675
Gender	15,453	33,306	48,759
Female	8,660	19,323	27,983
Male	6,672	13,956	20,628
Unknown	121	27	148

COVID-19 doses administered for the past 2 weeks

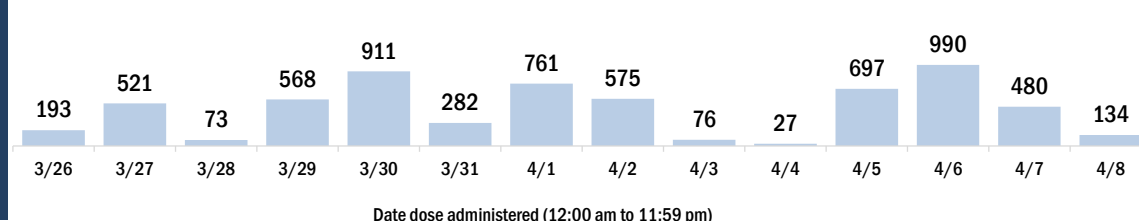


Persons vaccinated for COVID-19 for the past 2 weeks

Number of persons who received their first dose of a two-dose series of the COVID-19 vaccine



Number of persons who completed the COVID-19 vaccine series



COVID-19: Okeechobee County vaccine summary

Vaccination data through Apr 8, 2021 as of Apr 9, 2021 at 12:05 AM

Data in this report are provisional and subject to change.

Data in this summary pertain to COVID-19 vaccines approved by the U.S. Food and Drug Administration and have been issued an Emergency Use Authorization (Janssen COVID-19 Vaccine, Moderna COVID-19 Vaccine and Pfizer-BioNTech COVID-19 Vaccine). These data summarize the number of people who have received either their first dose or have completed the series for a COVID-19 vaccine. **A person can only be counted in one category, first dose or series complete.** For persons receiving Moderna or Pfizer vaccines, once they receive their second dose, they are moved from the first dose column to the series completed column. **Because of this, the total first dose category may show a change from report to report not matching the total receiving their first dose from the previous day.** Persons receiving Johnson & Johnson vaccines will always be counted in the series completed column.

COVID-19 doses for vaccinated persons in Florida

Doses administered 14,531

People receiving one dose of a 1-dose series (Johnson & Johnson) or receiving only one dose of a 2-dose series (Moderna, Pfizer) count once. Persons receiving both doses of a 2-dose series count twice.

Current status of persons vaccinated for COVID-19 in Florida

Total people vaccinated 9,032

First dose 3,210

Series completed 5,822

Completed 1-dose series 323

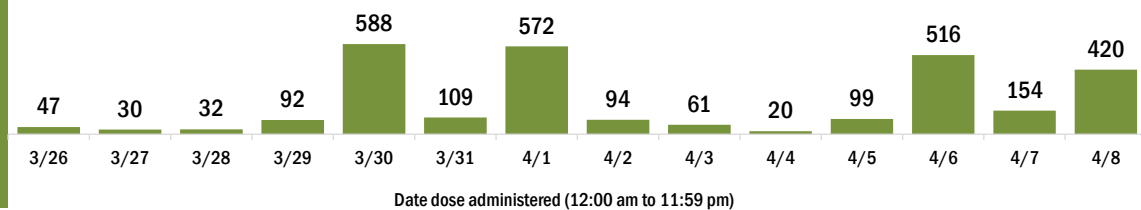
Completed 2-dose series 5,499

First dose: current number of people who have only received their first dose of the Moderna or Pfizer vaccine.

Series complete: current number of people who have received both Moderna or Pfizer vaccine doses or one Johnson & Johnson dose and are considered fully immunized.

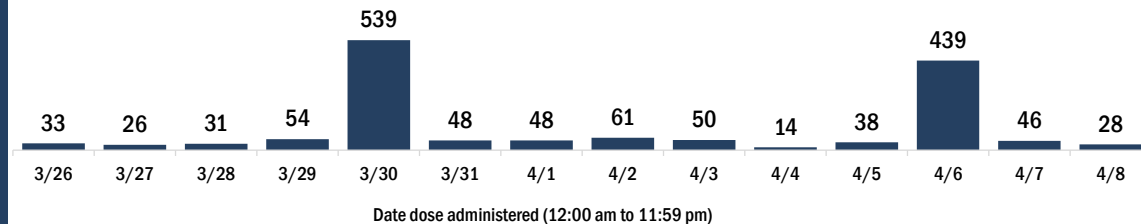
Demographic summary	First dose	Series complete	Total people vaccinated
Age group	3,210	5,822	9,032
16-24 years	94	48	142
25-34 years	167	140	307
35-44 years	270	201	471
45-54 years	525	257	782
55-64 years	1,157	459	1,616
65-74 years	570	2,512	3,082
75-84 years	328	1,734	2,062
85+ years	99	471	570
Race	3,210	5,822	9,032
White	2,507	4,758	7,265
Black	108	105	213
American Indian/Alaskan	16	28	44
Other	237	545	782
Unknown	342	386	728
Other race includes Asian, native Hawaiian/Pacific Islander, or other.			
Ethnicity	3,210	5,822	9,032
Hispanic	557	383	940
Non-Hispanic	1,947	4,368	6,315
Unknown	706	1,071	1,777
Gender	3,210	5,822	9,032
Female	1,780	3,252	5,032
Male	1,425	2,570	3,995
Unknown	5	0	5

COVID-19 doses administered for the past 2 weeks

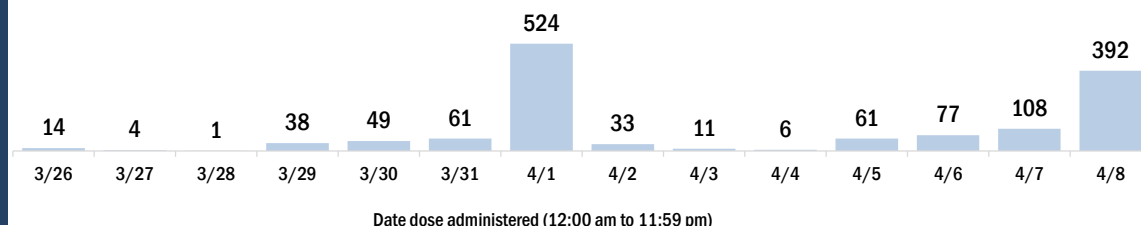


Persons vaccinated for COVID-19 for the past 2 weeks

Number of persons who received their first dose of a two-dose series of the COVID-19 vaccine



Number of persons who completed the COVID-19 vaccine series



COVID-19: Orange County vaccine summary

Vaccination data through Apr 8, 2021 as of Apr 9, 2021 at 12:05 AM

Data in this report are provisional and subject to change.

Data in this summary pertain to COVID-19 vaccines approved by the U.S. Food and Drug Administration and have been issued an Emergency Use Authorization (Janssen COVID-19 Vaccine, Moderna COVID-19 Vaccine and Pfizer-BioNTech COVID-19 Vaccine). These data summarize the number of people who have received either their first dose or have completed the series for a COVID-19 vaccine. **A person can only be counted in one category, first dose or series complete.** For persons receiving Moderna or Pfizer vaccines, once they receive their second dose, they are moved from the first dose column to the series completed column. **Because of this, the total first dose category may show a change from report to report not matching the total receiving their first dose from the previous day.** Persons receiving Johnson & Johnson vaccines will always be counted in the series completed column.

COVID-19 doses for vaccinated persons in Florida

Doses administered 583,279

People receiving one dose of a 1-dose series (Johnson & Johnson) or receiving only one dose of a 2-dose series (Moderna, Pfizer) count once. Persons receiving both doses of a 2-dose series count twice.

Current status of persons vaccinated for COVID-19 in Florida

Total people vaccinated 396,144

First dose 168,957

Series completed 227,187

Completed 1-dose series 40,052

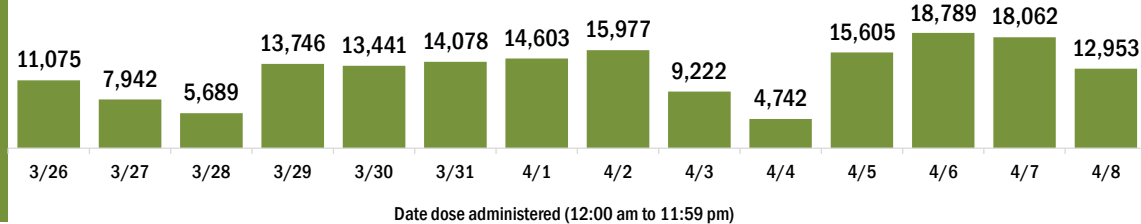
Completed 2-dose series 187,135

First dose: current number of people who have only received their first dose of the Moderna or Pfizer vaccine.

Series complete: current number of people who have received both Moderna or Pfizer vaccine doses or one Johnson & Johnson dose and are considered fully immunized.

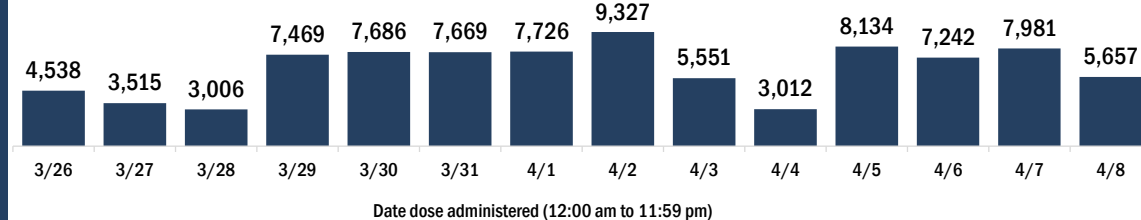
Demographic summary	First dose	Series complete	Total people vaccinated
Age group	168,957	227,187	396,144
16-24 years	13,067	8,069	21,136
25-34 years	19,556	19,823	39,379
35-44 years	30,501	25,930	56,431
45-54 years	40,682	29,303	69,985
55-64 years	41,266	39,853	81,119
65-74 years	13,571	63,862	77,433
75-84 years	6,514	29,689	36,203
85+ years	3,800	10,658	14,458
Race	168,957	227,187	396,144
White	96,724	138,552	235,276
Black	12,130	19,647	31,777
American Indian/Alaskan	493	617	1,110
Other	27,168	39,840	67,008
Unknown	32,442	28,531	60,973
Other race includes Asian, native Hawaiian/Pacific Islander, or other.			
Ethnicity	168,957	227,187	396,144
Hispanic	22,081	24,398	46,479
Non-Hispanic	77,571	120,089	197,660
Unknown	69,305	82,700	152,005
Gender	168,957	227,187	396,144
Female	88,556	131,693	220,249
Male	78,250	94,725	172,975
Unknown	2,151	769	2,920

COVID-19 doses administered for the past 2 weeks

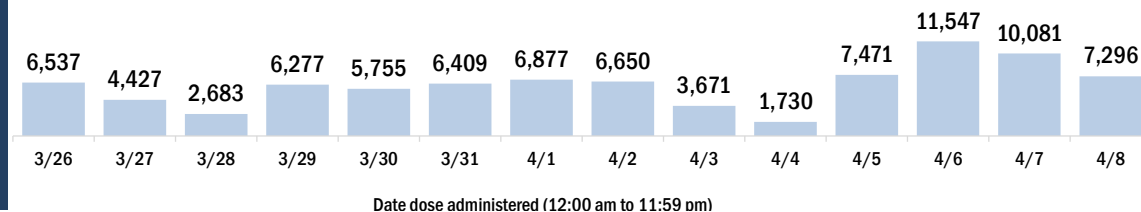


Persons vaccinated for COVID-19 for the past 2 weeks

Number of persons who received their first dose of a two-dose series of the COVID-19 vaccine



Number of persons who completed the COVID-19 vaccine series



COVID-19: Osceola County vaccine summary

Vaccination data through Apr 8, 2021 as of Apr 9, 2021 at 12:05 AM

Data in this report are provisional and subject to change.

Data in this summary pertain to COVID-19 vaccines approved by the U.S. Food and Drug Administration and have been issued an Emergency Use Authorization (Janssen COVID-19 Vaccine, Moderna COVID-19 Vaccine and Pfizer-BioNTech COVID-19 Vaccine). These data summarize the number of people who have received either their first dose or have completed the series for a COVID-19 vaccine. **A person can only be counted in one category, first dose or series complete.** For persons receiving Moderna or Pfizer vaccines, once they receive their second dose, they are moved from the first dose column to the series completed column. **Because of this, the total first dose category may show a change from report to report not matching the total receiving their first dose from the previous day.** Persons receiving Johnson & Johnson vaccines will always be counted in the series completed column.

COVID-19 doses for vaccinated persons in Florida

Doses administered 141,362

People receiving one dose of a 1-dose series (Johnson & Johnson) or receiving only one dose of a 2-dose series (Moderna, Pfizer) count once. Persons receiving both doses of a 2-dose series count twice.

Current status of persons vaccinated for COVID-19 in Florida

Total people vaccinated 95,387

First dose 42,055

Series completed 53,332

Completed 1-dose series 7,357

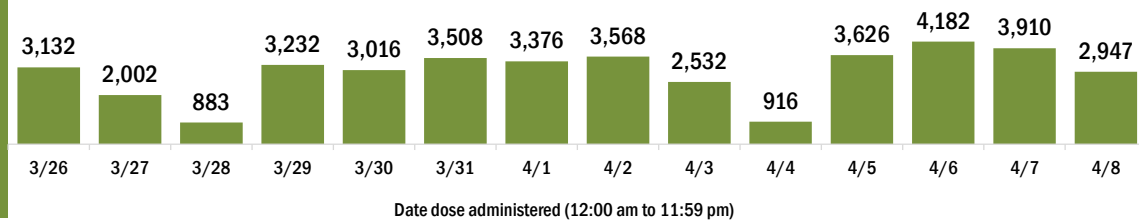
Completed 2-dose series 45,975

First dose: current number of people who have only received their first dose of the Moderna or Pfizer vaccine.

Series complete: current number of people who have received both Moderna or Pfizer vaccine doses or one Johnson & Johnson dose and are considered fully immunized.

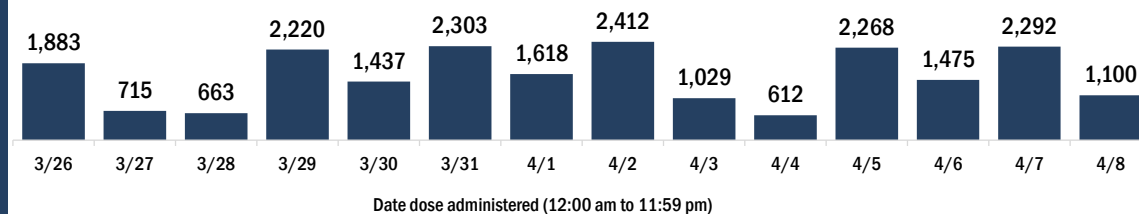
Demographic summary	First dose	Series complete	Total people vaccinated
Age group	42,055	53,332	95,387
16-24 years	2,217	1,271	3,488
25-34 years	3,654	3,091	6,745
35-44 years	6,313	4,335	10,648
45-54 years	10,499	5,726	16,225
55-64 years	11,891	8,579	20,470
65-74 years	4,517	18,737	23,254
75-84 years	2,286	8,985	11,271
85+ years	678	2,608	3,286
Race	42,055	53,332	95,387
White	23,498	32,692	56,190
Black	2,035	3,058	5,093
American Indian/Alaskan	165	287	452
Other	6,909	10,223	17,132
Unknown	9,448	7,072	16,520
Other race includes Asian, native Hawaiian/Pacific Islander, or other.			
Ethnicity	42,055	53,332	95,387
Hispanic	12,953	14,490	27,443
Non-Hispanic	12,424	22,879	35,303
Unknown	16,678	15,963	32,641
Gender	42,055	53,332	95,387
Female	22,830	31,378	54,208
Male	19,068	21,925	40,993
Unknown	157	29	186

COVID-19 doses administered for the past 2 weeks

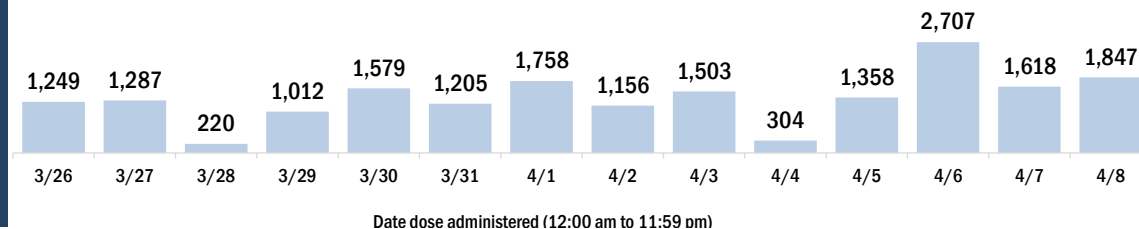


Persons vaccinated for COVID-19 for the past 2 weeks

Number of persons who received their first dose of a two-dose series of the COVID-19 vaccine



Number of persons who completed the COVID-19 vaccine series



COVID-19: Palm Beach County vaccine summary

Vaccination data through Apr 8, 2021 as of Apr 9, 2021 at 12:05 AM

Data in this report are provisional and subject to change.

Data in this summary pertain to COVID-19 vaccines approved by the U.S. Food and Drug Administration and have been issued an Emergency Use Authorization (Janssen COVID-19 Vaccine, Moderna COVID-19 Vaccine and Pfizer-BioNTech COVID-19 Vaccine). These data summarize the number of people who have received either their first dose or have completed the series for a COVID-19 vaccine. **A person can only be counted in one category, first dose or series complete.** For persons receiving Moderna or Pfizer vaccines, once they receive their second dose, they are moved from the first dose column to the series completed column. **Because of this, the total first dose category may show a change from report to report not matching the total receiving their first dose from the previous day.** Persons receiving Johnson & Johnson vaccines will always be counted in the series completed column.

COVID-19 doses for vaccinated persons in Florida

Doses administered 799,138

People receiving one dose of a 1-dose series (Johnson & Johnson) or receiving only one dose of a 2-dose series (Moderna, Pfizer) count once. Persons receiving both doses of a 2-dose series count twice.

Current status of persons vaccinated for COVID-19 in Florida

Total people vaccinated 503,642

First dose 180,393

Series completed 323,249

Completed 1-dose series 27,753

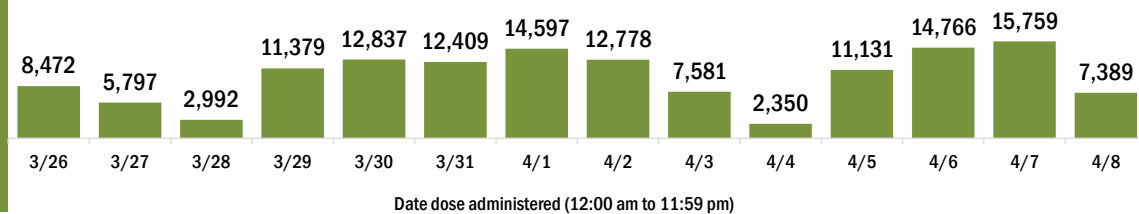
Completed 2-dose series 295,496

First dose: current number of people who have only received their first dose of the Moderna or Pfizer vaccine.

Series complete: current number of people who have received both Moderna or Pfizer vaccine doses or one Johnson & Johnson dose and are considered fully immunized.

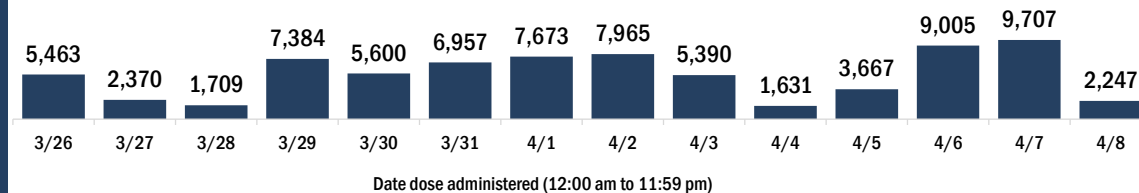
Demographic summary	First dose	Series complete	Total people vaccinated
Age group	180,393	323,249	503,642
16-24 years	7,413	4,115	11,528
25-34 years	11,101	10,838	21,939
35-44 years	19,463	16,143	35,606
45-54 years	34,070	24,423	58,493
55-64 years	54,303	41,015	95,318
65-74 years	27,513	114,277	141,790
75-84 years	18,208	79,846	98,054
85+ years	8,322	32,592	40,914
Race	180,393	323,249	503,642
White	108,331	216,564	324,895
Black	10,513	16,093	26,606
American Indian/Alaskan	548	871	1,419
Other	16,670	28,111	44,781
Unknown	44,331	61,610	105,941
Other race includes Asian, native Hawaiian/Pacific Islander, or other.			
Ethnicity	180,393	323,249	503,642
Hispanic	20,784	21,331	42,115
Non-Hispanic	82,121	179,372	261,493
Unknown	77,488	122,546	200,034
Gender	180,393	323,249	503,642
Female	99,368	187,752	287,120
Male	80,443	135,356	215,799
Unknown	582	141	723

COVID-19 doses administered for the past 2 weeks

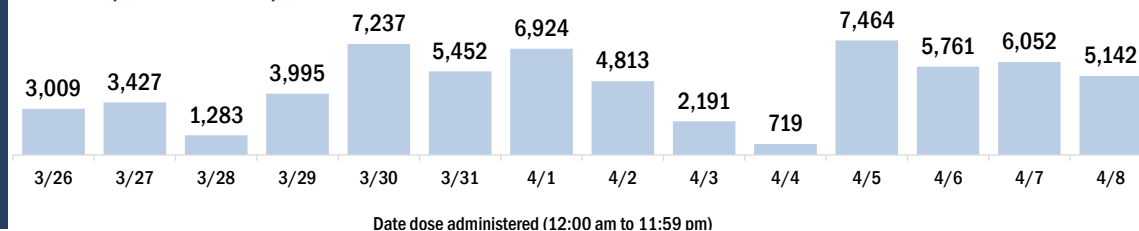


Persons vaccinated for COVID-19 for the past 2 weeks

Number of persons who received their first dose of a two-dose series of the COVID-19 vaccine



Number of persons who completed the COVID-19 vaccine series



COVID-19: Pasco County vaccine summary

Vaccination data through Apr 8, 2021 as of Apr 9, 2021 at 12:05 AM

Data in this report are provisional and subject to change.

Data in this summary pertain to COVID-19 vaccines approved by the U.S. Food and Drug Administration and have been issued an Emergency Use Authorization (Janssen COVID-19 Vaccine, Moderna COVID-19 Vaccine and Pfizer-BioNTech COVID-19 Vaccine). These data summarize the number of people who have received either their first dose or have completed the series for a COVID-19 vaccine. **A person can only be counted in one category, first dose or series complete.** For persons receiving Moderna or Pfizer vaccines, once they receive their second dose, they are moved from the first dose column to the series completed column. **Because of this, the total first dose category may show a change from report to report not matching the total receiving their first dose from the previous day.** Persons receiving Johnson & Johnson vaccines will always be counted in the series completed column.

COVID-19 doses for vaccinated persons in Florida

Doses administered 243,478

People receiving one dose of a 1-dose series (Johnson & Johnson) or receiving only one dose of a 2-dose series (Moderna, Pfizer) count once. Persons receiving both doses of a 2-dose series count twice.

Current status of persons vaccinated for COVID-19 in Florida

Total people vaccinated 159,621

First dose 67,563

Series completed 92,058

Completed 1-dose series 8,201

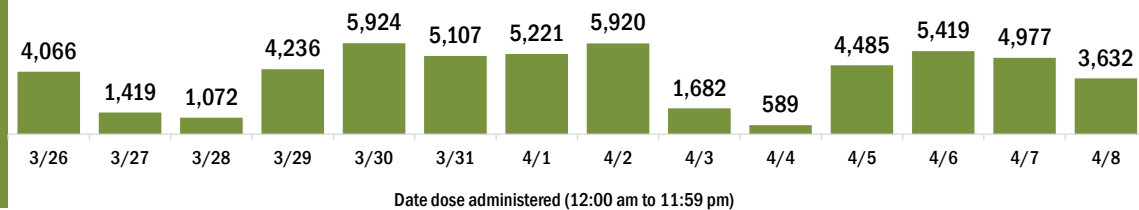
Completed 2-dose series 83,857

First dose: current number of people who have only received their first dose of the Moderna or Pfizer vaccine.

Series complete: current number of people who have received both Moderna or Pfizer vaccine doses or one Johnson & Johnson dose and are considered fully immunized.

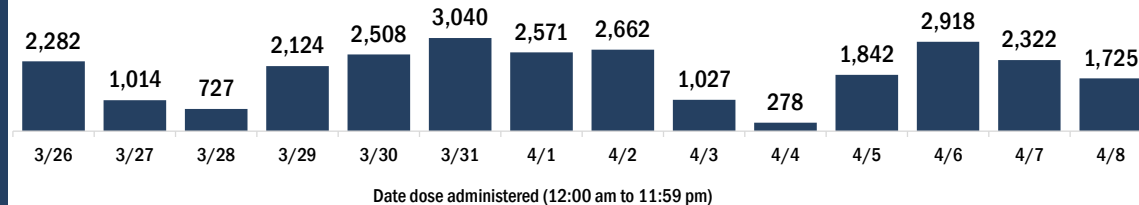
Demographic summary	First dose	Series complete	Total people vaccinated
Age group	67,563	92,058	159,621
16-24 years	2,806	1,430	4,236
25-34 years	3,656	3,491	7,147
35-44 years	7,239	5,667	12,906
45-54 years	11,690	7,924	19,614
55-64 years	19,264	11,405	30,669
65-74 years	12,419	34,707	47,126
75-84 years	8,012	21,082	29,094
85+ years	2,477	6,352	8,829
Race	67,563	92,058	159,621
White	49,003	71,005	120,008
Black	2,050	2,364	4,414
American Indian/Alaskan	222	286	508
Other	6,382	8,627	15,009
Unknown	9,906	9,776	19,682
Other race includes Asian, native Hawaiian/Pacific Islander, or other.			
Ethnicity	67,563	92,058	159,621
Hispanic	4,574	4,184	8,758
Non-Hispanic	37,762	57,121	94,883
Unknown	25,227	30,753	55,980
Gender	67,563	92,058	159,621
Female	37,455	54,760	92,215
Male	30,011	37,222	67,233
Unknown	97	76	173

COVID-19 doses administered for the past 2 weeks

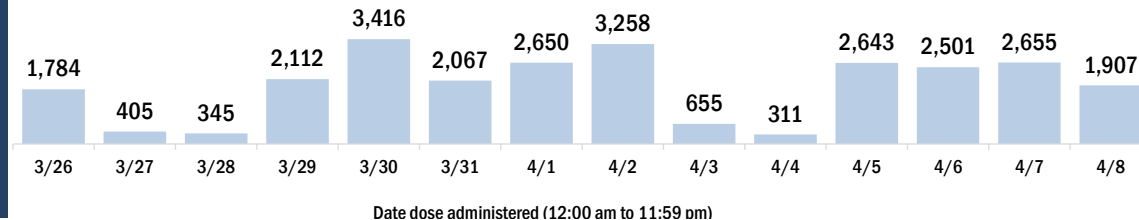


Persons vaccinated for COVID-19 for the past 2 weeks

Number of persons who received their first dose of a two-dose series of the COVID-19 vaccine



Number of persons who completed the COVID-19 vaccine series



COVID-19: Pinellas County vaccine summary

Vaccination data through Apr 8, 2021 as of Apr 9, 2021 at 12:05 AM

Data in this report are provisional and subject to change.

Data in this summary pertain to COVID-19 vaccines approved by the U.S. Food and Drug Administration and have been issued an Emergency Use Authorization (Janssen COVID-19 Vaccine, Moderna COVID-19 Vaccine and Pfizer-BioNTech COVID-19 Vaccine). These data summarize the number of people who have received either their first dose or have completed the series for a COVID-19 vaccine. **A person can only be counted in one category, first dose or series complete.** For persons receiving Moderna or Pfizer vaccines, once they receive their second dose, they are moved from the first dose column to the series completed column. **Because of this, the total first dose category may show a change from report to report not matching the total receiving their first dose from the previous day.** Persons receiving Johnson & Johnson vaccines will always be counted in the series completed column.

COVID-19 doses for vaccinated persons in Florida

Doses administered 539,324

People receiving one dose of a 1-dose series (Johnson & Johnson) or receiving only one dose of a 2-dose series (Moderna, Pfizer) count once. Persons receiving both doses of a 2-dose series count twice.

Current status of persons vaccinated for COVID-19 in Florida

Total people vaccinated 344,905

First dose 135,092

Series completed 209,813

Completed 1-dose series 15,394

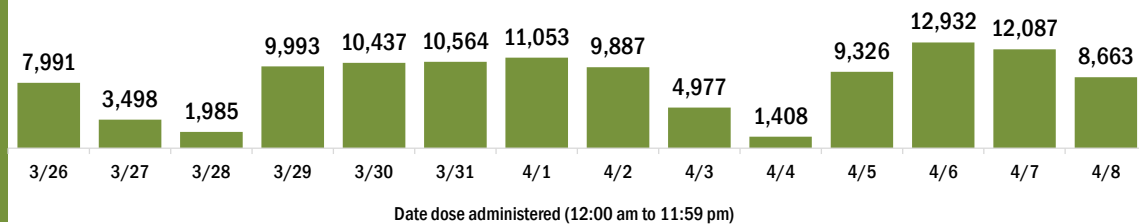
Completed 2-dose series 194,419

First dose: current number of people who have only received their first dose of the Moderna or Pfizer vaccine.

Series complete: current number of people who have received both Moderna or Pfizer vaccine doses or one Johnson & Johnson dose and are considered fully immunized.

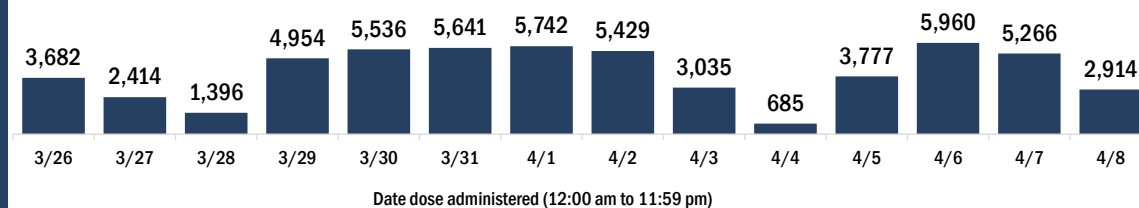
Demographic summary	First dose	Series complete	Total people vaccinated
Age group	135,092	209,813	344,905
16-24 years	4,710	2,899	7,609
25-34 years	8,953	8,989	17,942
35-44 years	13,985	11,413	25,398
45-54 years	25,256	15,407	40,663
55-64 years	45,991	31,421	77,412
65-74 years	19,632	80,919	100,551
75-84 years	11,657	42,562	54,219
85+ years	4,908	16,203	21,111
Race	135,092	209,813	344,905
White	94,969	160,164	255,133
Black	6,922	8,374	15,296
American Indian/Alaskan	388	420	808
Other	11,502	16,091	27,593
Unknown	21,311	24,764	46,075
Other race includes Asian, native Hawaiian/Pacific Islander, or other.			
Ethnicity	135,092	209,813	344,905
Hispanic	5,133	5,689	10,822
Non-Hispanic	80,687	128,795	209,482
Unknown	49,272	75,329	124,601
Gender	135,092	209,813	344,905
Female	74,411	123,612	198,023
Male	60,290	85,871	146,161
Unknown	391	330	721

COVID-19 doses administered for the past 2 weeks

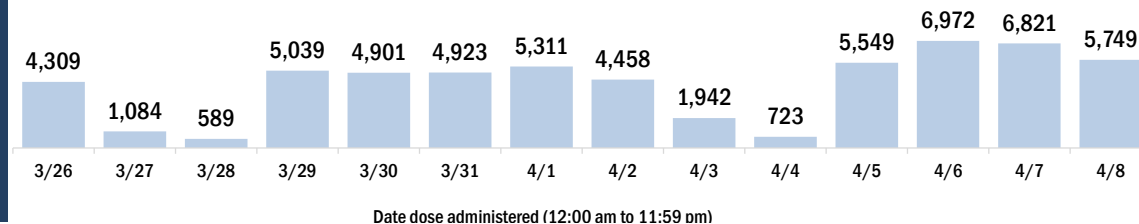


Persons vaccinated for COVID-19 for the past 2 weeks

Number of persons who received their first dose of a two-dose series of the COVID-19 vaccine



Number of persons who completed the COVID-19 vaccine series



COVID-19: Polk County vaccine summary

Vaccination data through Apr 8, 2021 as of Apr 9, 2021 at 12:05 AM

Data in this report are provisional and subject to change.

Data in this summary pertain to COVID-19 vaccines approved by the U.S. Food and Drug Administration and have been issued an Emergency Use Authorization (Janssen COVID-19 Vaccine, Moderna COVID-19 Vaccine and Pfizer-BioNTech COVID-19 Vaccine). These data summarize the number of people who have received either their first dose or have completed the series for a COVID-19 vaccine. **A person can only be counted in one category, first dose or series complete.** For persons receiving Moderna or Pfizer vaccines, once they receive their second dose, they are moved from the first dose column to the series completed column. **Because of this, the total first dose category may show a change from report to report not matching the total receiving their first dose from the previous day.** Persons receiving Johnson & Johnson vaccines will always be counted in the series completed column.

COVID-19 doses for vaccinated persons in Florida

Doses administered 282,465

People receiving one dose of a 1-dose series (Johnson & Johnson) or receiving only one dose of a 2-dose series (Moderna, Pfizer) count once. Persons receiving both doses of a 2-dose series count twice.

Current status of persons vaccinated for COVID-19 in Florida

Total people vaccinated 181,894

First dose 74,814

Series completed 107,080

Completed 1-dose series 6,509

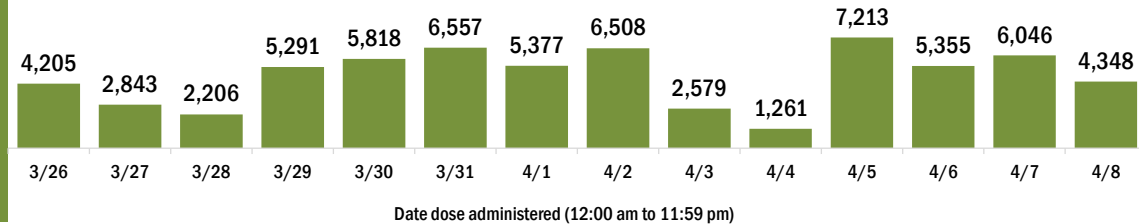
Completed 2-dose series 100,571

First dose: current number of people who have only received their first dose of the Moderna or Pfizer vaccine.

Series complete: current number of people who have received both Moderna or Pfizer vaccine doses or one Johnson & Johnson dose and are considered fully immunized.

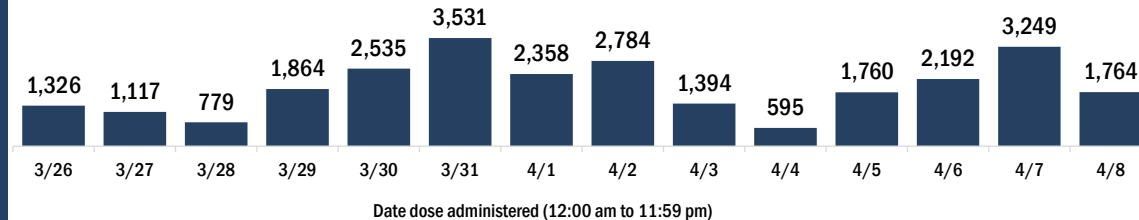
Demographic summary	First dose	Series complete	Total people vaccinated
Age group	74,814	107,080	181,894
16-24 years	2,610	1,480	4,090
25-34 years	4,960	3,870	8,830
35-44 years	7,361	5,529	12,890
45-54 years	12,266	7,525	19,791
55-64 years	20,907	13,382	34,289
65-74 years	14,698	42,099	56,797
75-84 years	9,066	25,761	34,827
85+ years	2,946	7,434	10,380
Race	74,814	107,080	181,894
White	49,065	79,764	128,829
Black	5,625	6,418	12,043
American Indian/Alaskan	552	521	1,073
Other	6,483	7,811	14,294
Unknown	13,089	12,566	25,655
Other race includes Asian, native Hawaiian/Pacific Islander, or other.			
Ethnicity	74,814	107,080	181,894
Hispanic	10,115	7,181	17,296
Non-Hispanic	37,545	65,499	103,044
Unknown	27,154	34,400	61,554
Gender	74,814	107,080	181,894
Female	41,486	61,952	103,438
Male	33,050	45,087	78,137
Unknown	278	41	319

COVID-19 doses administered for the past 2 weeks

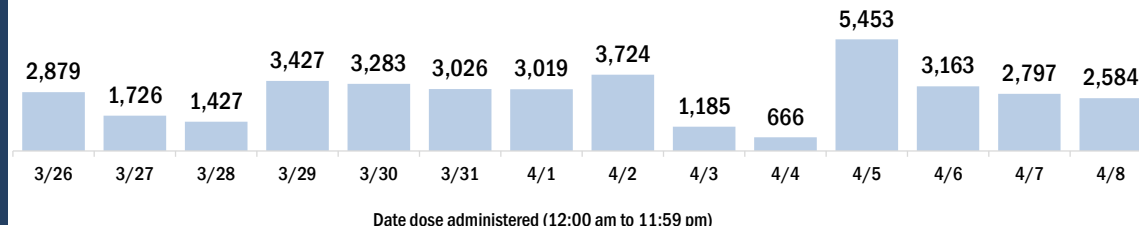


Persons vaccinated for COVID-19 for the past 2 weeks

Number of persons who received their first dose of a two-dose series of the COVID-19 vaccine



Number of persons who completed the COVID-19 vaccine series



COVID-19: Putnam County vaccine summary

Vaccination data through Apr 8, 2021 as of Apr 9, 2021 at 12:05 AM

Data in this report are provisional and subject to change.

Data in this summary pertain to COVID-19 vaccines approved by the U.S. Food and Drug Administration and have been issued an Emergency Use Authorization (Janssen COVID-19 Vaccine, Moderna COVID-19 Vaccine and Pfizer-BioNTech COVID-19 Vaccine). These data summarize the number of people who have received either their first dose or have completed the series for a COVID-19 vaccine. **A person can only be counted in one category, first dose or series complete.** For persons receiving Moderna or Pfizer vaccines, once they receive their second dose, they are moved from the first dose column to the series completed column. **Because of this, the total first dose category may show a change from report to report not matching the total receiving their first dose from the previous day.** Persons receiving Johnson & Johnson vaccines will always be counted in the series completed column.

COVID-19 doses for vaccinated persons in Florida

Doses administered 24,529

People receiving one dose of a 1-dose series (Johnson & Johnson) or receiving only one dose of a 2-dose series (Moderna, Pfizer) count once. Persons receiving both doses of a 2-dose series count twice.

Current status of persons vaccinated for COVID-19 in Florida

Total people vaccinated 15,827

First dose 6,356

Series completed 9,471

Completed 1-dose series 769

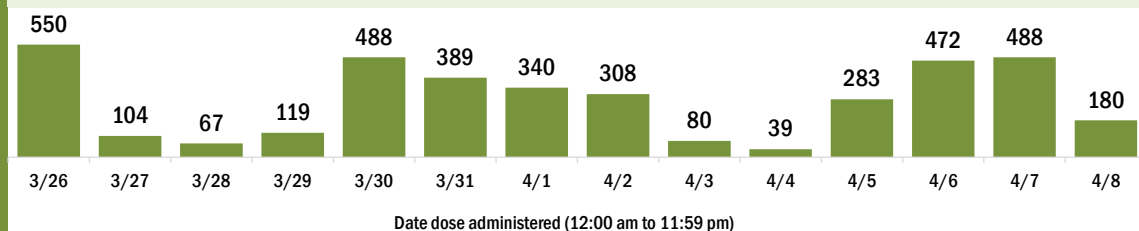
Completed 2-dose series 8,702

First dose: current number of people who have only received their first dose of the Moderna or Pfizer vaccine.

Series complete: current number of people who have received both Moderna or Pfizer vaccine doses or one Johnson & Johnson dose and are considered fully immunized.

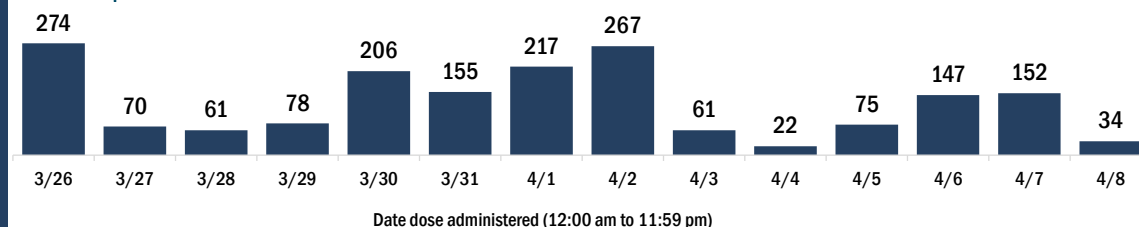
Demographic summary	First dose	Series complete	Total people vaccinated
Age group	6,356	9,471	15,827
16-24 years	138	78	216
25-34 years	253	208	461
35-44 years	387	311	698
45-54 years	819	564	1,383
55-64 years	1,957	1,372	3,329
65-74 years	1,672	3,974	5,646
75-84 years	847	2,261	3,108
85+ years	283	703	986
Race	6,356	9,471	15,827
White	4,839	7,424	12,263
Black	675	886	1,561
American Indian/Alaskan	68	68	136
Other	470	550	1,020
Unknown	304	543	847
Other race includes Asian, native Hawaiian/Pacific Islander, or other.			
Ethnicity	6,356	9,471	15,827
Hispanic	308	307	615
Non-Hispanic	4,971	7,295	12,266
Unknown	1,077	1,869	2,946
Gender	6,356	9,471	15,827
Female	3,521	5,479	9,000
Male	2,826	3,988	6,814
Unknown	9	4	13

COVID-19 doses administered for the past 2 weeks

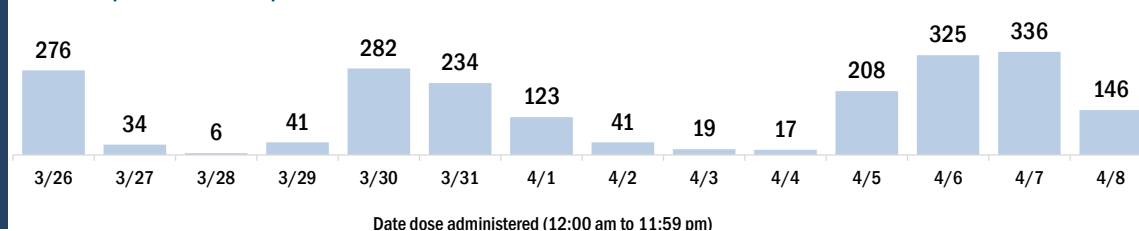


Persons vaccinated for COVID-19 for the past 2 weeks

Number of persons who received their first dose of a two-dose series of the COVID-19 vaccine



Number of persons who completed the COVID-19 vaccine series



COVID-19: Santa Rosa County vaccine summary

Vaccination data through Apr 8, 2021 as of Apr 9, 2021 at 12:05 AM

Data in this report are provisional and subject to change.

Data in this summary pertain to COVID-19 vaccines approved by the U.S. Food and Drug Administration and have been issued an Emergency Use Authorization (Janssen COVID-19 Vaccine, Moderna COVID-19 Vaccine and Pfizer-BioNTech COVID-19 Vaccine). These data summarize the number of people who have received either their first dose or have completed the series for a COVID-19 vaccine. **A person can only be counted in one category, first dose or series complete.** For persons receiving Moderna or Pfizer vaccines, once they receive their second dose, they are moved from the first dose column to the series completed column. **Because of this, the total first dose category may show a change from report to report not matching the total receiving their first dose from the previous day.** Persons receiving Johnson & Johnson vaccines will always be counted in the series completed column.

COVID-19 doses for vaccinated persons in Florida

Doses administered 75,304

People receiving one dose of a 1-dose series (Johnson & Johnson) or receiving only one dose of a 2-dose series (Moderna, Pfizer) count once. Persons receiving both doses of a 2-dose series count twice.

Current status of persons vaccinated for COVID-19 in Florida

Total people vaccinated 47,830

First dose 18,653

Series completed 29,177

Completed 1-dose series 1,703

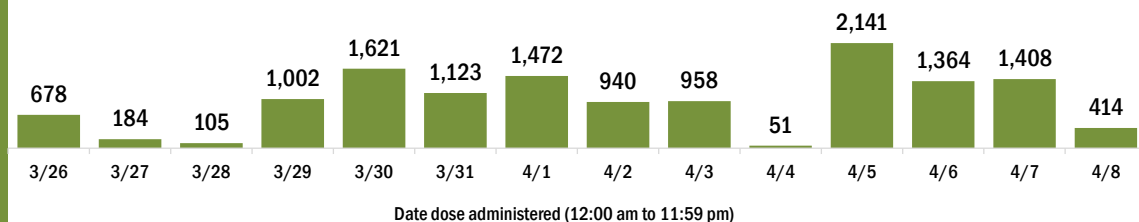
Completed 2-dose series 27,474

First dose: current number of people who have only received their first dose of the Moderna or Pfizer vaccine.

Series complete: current number of people who have received both Moderna or Pfizer vaccine doses or one Johnson & Johnson dose and are considered fully immunized.

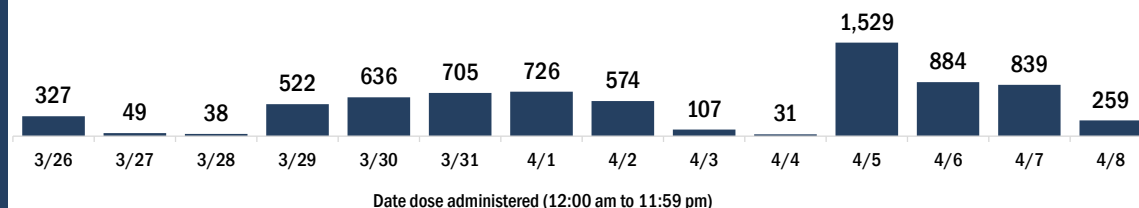
Demographic summary	First dose	Series complete	Total people vaccinated
Age group	18,653	29,177	47,830
16-24 years	824	414	1,238
25-34 years	1,332	1,149	2,481
35-44 years	2,215	1,869	4,084
45-54 years	3,288	2,823	6,111
55-64 years	5,658	4,779	10,437
65-74 years	3,254	11,093	14,347
75-84 years	1,570	5,501	7,071
85+ years	512	1,549	2,061
Race	18,653	29,177	47,830
White	12,130	22,002	34,132
Black	848	813	1,661
American Indian/Alaskan	109	156	265
Other	1,285	1,963	3,248
Unknown	4,281	4,243	8,524
Other race includes Asian, native Hawaiian/Pacific Islander, or other.			
Ethnicity	18,653	29,177	47,830
Hispanic	723	546	1,269
Non-Hispanic	11,383	19,139	30,522
Unknown	6,547	9,492	16,039
Gender	18,653	29,177	47,830
Female	10,055	16,771	26,826
Male	8,577	12,405	20,982
Unknown	21	1	22

COVID-19 doses administered for the past 2 weeks

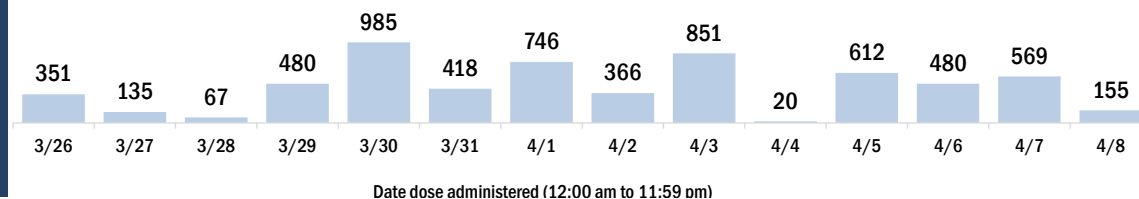


Persons vaccinated for COVID-19 for the past 2 weeks

Number of persons who received their first dose of a two-dose series of the COVID-19 vaccine



Number of persons who completed the COVID-19 vaccine series



COVID-19: Sarasota County vaccine summary

Vaccination data through Apr 8, 2021 as of Apr 9, 2021 at 12:05 AM

Data in this report are provisional and subject to change.

Data in this summary pertain to COVID-19 vaccines approved by the U.S. Food and Drug Administration and have been issued an Emergency Use Authorization (Janssen COVID-19 Vaccine, Moderna COVID-19 Vaccine and Pfizer-BioNTech COVID-19 Vaccine). These data summarize the number of people who have received either their first dose or have completed the series for a COVID-19 vaccine. **A person can only be counted in one category, first dose or series complete.** For persons receiving Moderna or Pfizer vaccines, once they receive their second dose, they are moved from the first dose column to the series completed column. **Because of this, the total first dose category may show a change from report to report not matching the total receiving their first dose from the previous day.** Persons receiving Johnson & Johnson vaccines will always be counted in the series completed column.

COVID-19 doses for vaccinated persons in Florida

Doses administered 313,850

People receiving one dose of a 1-dose series (Johnson & Johnson) or receiving only one dose of a 2-dose series (Moderna, Pfizer) count once. Persons receiving both doses of a 2-dose series count twice.

Current status of persons vaccinated for COVID-19 in Florida

Total people vaccinated 202,755

First dose 85,804

Series completed 116,951

Completed 1-dose series 5,856

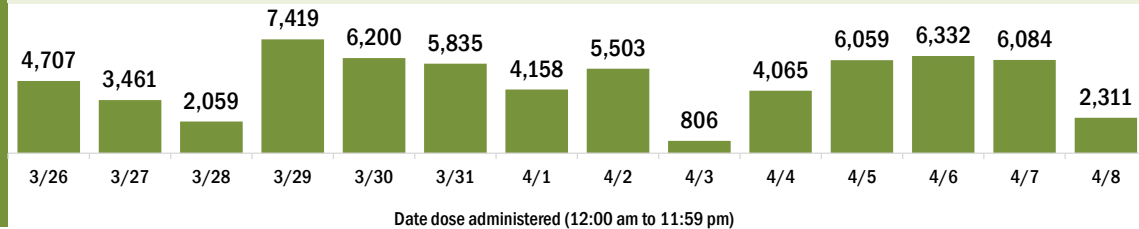
Completed 2-dose series 111,095

First dose: current number of people who have only received their first dose of the Moderna or Pfizer vaccine.

Series complete: current number of people who have received both Moderna or Pfizer vaccine doses or one Johnson & Johnson dose and are considered fully immunized.

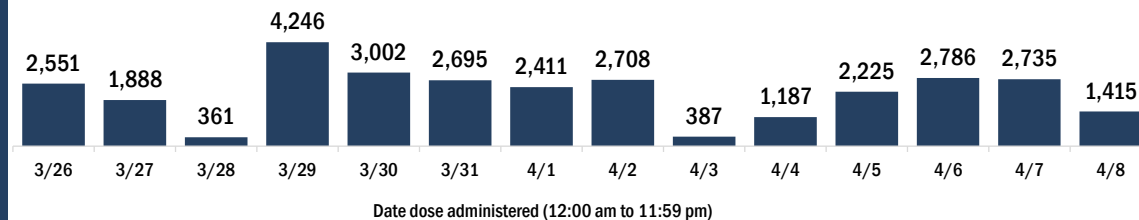
Demographic summary	First dose	Series complete	Total people vaccinated
Age group	85,804	116,951	202,755
16-24 years	2,355	944	3,299
25-34 years	3,395	2,317	5,712
35-44 years	5,362	3,157	8,519
45-54 years	9,826	5,187	15,013
55-64 years	23,879	10,612	34,491
65-74 years	21,304	50,664	71,968
75-84 years	14,366	32,589	46,955
85+ years	5,317	11,481	16,798
Race	85,804	116,951	202,755
White	67,709	93,626	161,335
Black	1,284	1,512	2,796
American Indian/Alaskan	286	438	724
Other	5,091	8,265	13,356
Unknown	11,434	13,110	24,544
Other race includes Asian, native Hawaiian/Pacific Islander, or other.			
Ethnicity	85,804	116,951	202,755
Hispanic	4,076	2,271	6,347
Non-Hispanic	56,687	78,976	135,663
Unknown	25,041	35,704	60,745
Gender	85,804	116,951	202,755
Female	47,032	66,667	113,699
Male	38,632	50,202	88,834
Unknown	140	82	222

COVID-19 doses administered for the past 2 weeks

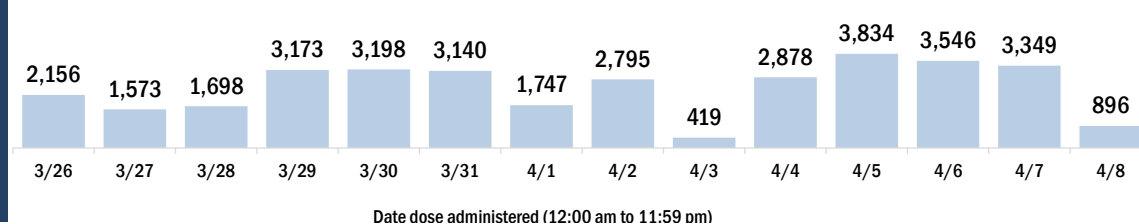


Persons vaccinated for COVID-19 for the past 2 weeks

Number of persons who received their first dose of a two-dose series of the COVID-19 vaccine



Number of persons who completed the COVID-19 vaccine series



COVID-19: Seminole County vaccine summary

Vaccination data through Apr 8, 2021 as of Apr 9, 2021 at 12:05 AM

Data in this report are provisional and subject to change.

Data in this summary pertain to COVID-19 vaccines approved by the U.S. Food and Drug Administration and have been issued an Emergency Use Authorization (Janssen COVID-19 Vaccine, Moderna COVID-19 Vaccine and Pfizer-BioNTech COVID-19 Vaccine). These data summarize the number of people who have received either their first dose or have completed the series for a COVID-19 vaccine. **A person can only be counted in one category, first dose or series complete.** For persons receiving Moderna or Pfizer vaccines, once they receive their second dose, they are moved from the first dose column to the series completed column. **Because of this, the total first dose category may show a change from report to report not matching the total receiving their first dose from the previous day.** Persons receiving Johnson & Johnson vaccines will always be counted in the series completed column.

COVID-19 doses for vaccinated persons in Florida

Doses administered 208,089

People receiving one dose of a 1-dose series (Johnson & Johnson) or receiving only one dose of a 2-dose series (Moderna, Pfizer) count once. Persons receiving both doses of a 2-dose series count twice.

Current status of persons vaccinated for COVID-19 in Florida

Total people vaccinated 135,350

First dose 54,976

Series completed 80,374

Completed 1-dose series 7,635

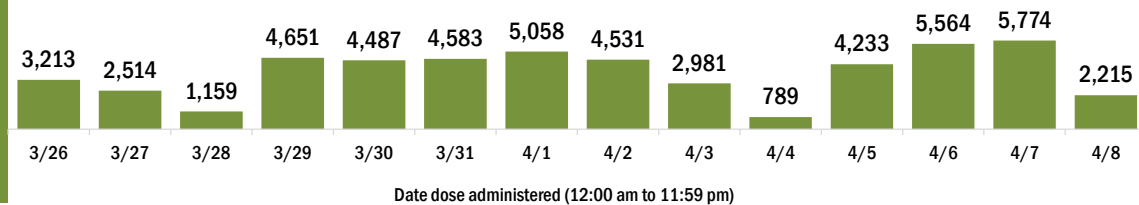
Completed 2-dose series 72,739

First dose: current number of people who have only received their first dose of the Moderna or Pfizer vaccine.

Series complete: current number of people who have received both Moderna or Pfizer vaccine doses or one Johnson & Johnson dose and are considered fully immunized.

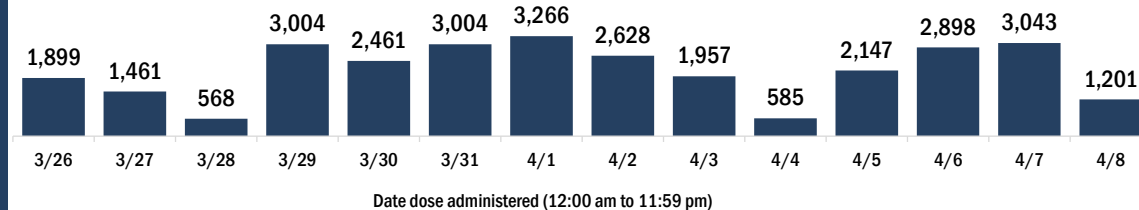
Demographic summary	First dose	Series complete	Total people vaccinated
Age group	54,976	80,374	135,350
16-24 years	4,186	2,125	6,311
25-34 years	5,291	5,145	10,436
35-44 years	9,363	7,183	16,546
45-54 years	13,087	8,892	21,979
55-64 years	15,453	12,925	28,378
65-74 years	4,447	26,207	30,654
75-84 years	2,178	12,946	15,124
85+ years	971	4,951	5,922
Race	54,976	80,374	135,350
White	35,731	59,036	94,767
Black	3,362	5,226	8,588
American Indian/Alaskan	202	391	593
Other	8,159	11,236	19,395
Unknown	7,522	4,485	12,007
Other race includes Asian, native Hawaiian/Pacific Islander, or other.			
Ethnicity	54,976	80,374	135,350
Hispanic	6,845	7,752	14,597
Non-Hispanic	30,723	53,662	84,385
Unknown	17,408	18,960	36,368
Gender	54,976	80,374	135,350
Female	29,336	47,933	77,269
Male	25,385	32,384	57,769
Unknown	255	57	312

COVID-19 doses administered for the past 2 weeks

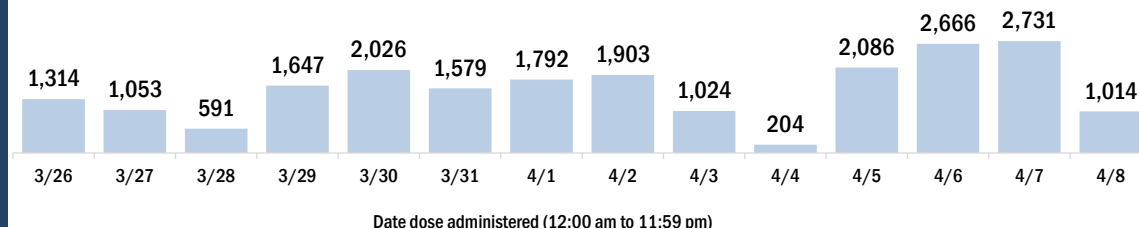


Persons vaccinated for COVID-19 for the past 2 weeks

Number of persons who received their first dose of a two-dose series of the COVID-19 vaccine



Number of persons who completed the COVID-19 vaccine series



COVID-19: St. Johns County vaccine summary

Vaccination data through Apr 8, 2021 as of Apr 9, 2021 at 12:05 AM

Data in this report are provisional and subject to change.

Data in this summary pertain to COVID-19 vaccines approved by the U.S. Food and Drug Administration and have been issued an Emergency Use Authorization (Janssen COVID-19 Vaccine, Moderna COVID-19 Vaccine and Pfizer-BioNTech COVID-19 Vaccine). These data summarize the number of people who have received either their first dose or have completed the series for a COVID-19 vaccine. **A person can only be counted in one category, first dose or series complete.** For persons receiving Moderna or Pfizer vaccines, once they receive their second dose, they are moved from the first dose column to the series completed column. **Because of this, the total first dose category may show a change from report to report not matching the total receiving their first dose from the previous day.** Persons receiving Johnson & Johnson vaccines will always be counted in the series completed column.

COVID-19 doses for vaccinated persons in Florida

Doses administered 174,604

People receiving one dose of a 1-dose series (Johnson & Johnson) or receiving only one dose of a 2-dose series (Moderna, Pfizer) count once. Persons receiving both doses of a 2-dose series count twice.

Current status of persons vaccinated for COVID-19 in Florida

Total people vaccinated 108,086

First dose 37,495

Series completed 70,591

Completed 1-dose series 4,073

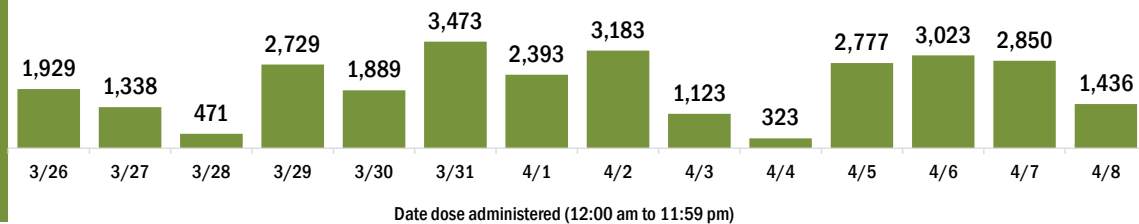
Completed 2-dose series 66,518

First dose: current number of people who have only received their first dose of the Moderna or Pfizer vaccine.

Series complete: current number of people who have received both Moderna or Pfizer vaccine doses or one Johnson & Johnson dose and are considered fully immunized.

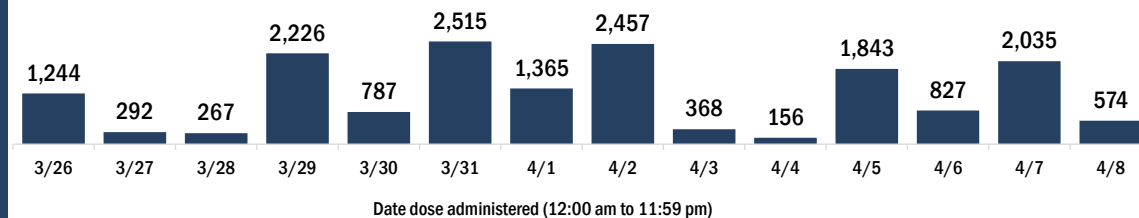
Demographic summary	First dose	Series complete	Total people vaccinated
Age group	37,495	70,591	108,086
16-24 years	2,896	1,144	4,040
25-34 years	2,761	2,648	5,409
35-44 years	6,700	5,801	12,501
45-54 years	9,176	6,734	15,910
55-64 years	10,927	11,266	22,193
65-74 years	2,971	26,401	29,372
75-84 years	1,491	12,941	14,432
85+ years	573	3,656	4,229
Race	37,495	70,591	108,086
White	26,907	53,411	80,318
Black	1,139	1,965	3,104
American Indian/Alaskan	87	196	283
Other	3,933	6,618	10,551
Unknown	5,429	8,401	13,830
Other race includes Asian, native Hawaiian/Pacific Islander, or other.			
Ethnicity	37,495	70,591	108,086
Hispanic	2,050	2,047	4,097
Non-Hispanic	24,351	46,669	71,020
Unknown	11,094	21,875	32,969
Gender	37,495	70,591	108,086
Female	19,902	40,055	59,957
Male	17,571	30,524	48,095
Unknown	22	12	34

COVID-19 doses administered for the past 2 weeks

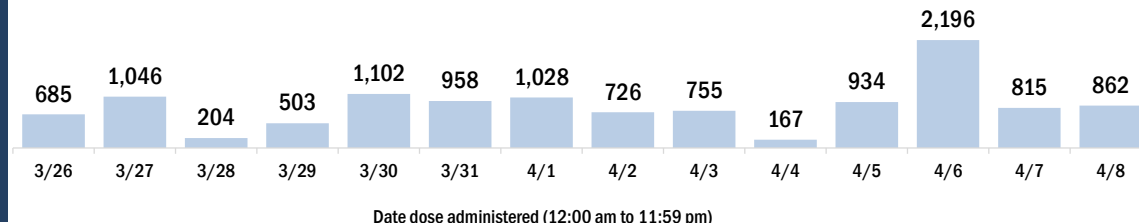


Persons vaccinated for COVID-19 for the past 2 weeks

Number of persons who received their first dose of a two-dose series of the COVID-19 vaccine



Number of persons who completed the COVID-19 vaccine series



COVID-19: St. Lucie County vaccine summary

Vaccination data through Apr 8, 2021 as of Apr 9, 2021 at 12:05 AM

Data in this report are provisional and subject to change.

Data in this summary pertain to COVID-19 vaccines approved by the U.S. Food and Drug Administration and have been issued an Emergency Use Authorization (Janssen COVID-19 Vaccine, Moderna COVID-19 Vaccine and Pfizer-BioNTech COVID-19 Vaccine). These data summarize the number of people who have received either their first dose or have completed the series for a COVID-19 vaccine. **A person can only be counted in one category, first dose or series complete.** For persons receiving Moderna or Pfizer vaccines, once they receive their second dose, they are moved from the first dose column to the series completed column. **Because of this, the total first dose category may show a change from report to report not matching the total receiving their first dose from the previous day.** Persons receiving Johnson & Johnson vaccines will always be counted in the series completed column.

COVID-19 doses for vaccinated persons in Florida

Doses administered 149,043

People receiving one dose of a 1-dose series (Johnson & Johnson) or receiving only one dose of a 2-dose series (Moderna, Pfizer) count once. Persons receiving both doses of a 2-dose series count twice.

Current status of persons vaccinated for COVID-19 in Florida

Total people vaccinated 92,772

First dose 34,097

Series completed 58,675

Completed 1-dose series 2,404

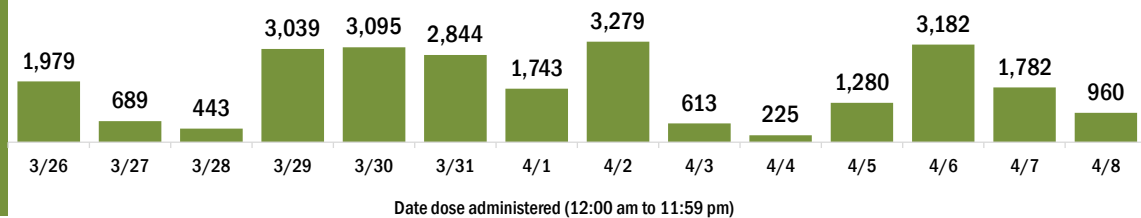
Completed 2-dose series 56,271

First dose: current number of people who have only received their first dose of the Moderna or Pfizer vaccine.

Series complete: current number of people who have received both Moderna or Pfizer vaccine doses or one Johnson & Johnson dose and are considered fully immunized.

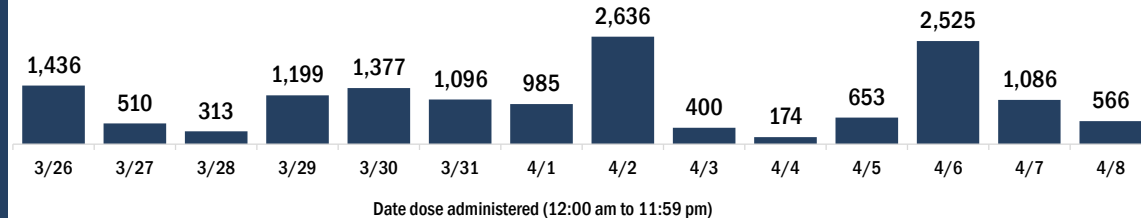
Demographic summary	First dose	Series complete	Total people vaccinated
Age group	34,097	58,675	92,772
16-24 years	1,018	573	1,591
25-34 years	1,649	1,403	3,052
35-44 years	2,840	2,255	5,095
45-54 years	5,271	3,822	9,093
55-64 years	10,926	7,086	18,012
65-74 years	6,974	24,755	31,729
75-84 years	4,022	14,443	18,465
85+ years	1,397	4,338	5,735
Race	34,097	58,675	92,772
White	20,896	39,745	60,641
Black	3,058	5,457	8,515
American Indian/Alaskan	170	284	454
Other	2,872	5,213	8,085
Unknown	7,101	7,976	15,077
Other race includes Asian, native Hawaiian/Pacific Islander, or other.			
Ethnicity	34,097	58,675	92,772
Hispanic	3,805	4,099	7,904
Non-Hispanic	16,676	34,862	51,538
Unknown	13,616	19,714	33,330
Gender	34,097	58,675	92,772
Female	18,819	33,909	52,728
Male	15,175	24,719	39,894
Unknown	103	47	150

COVID-19 doses administered for the past 2 weeks

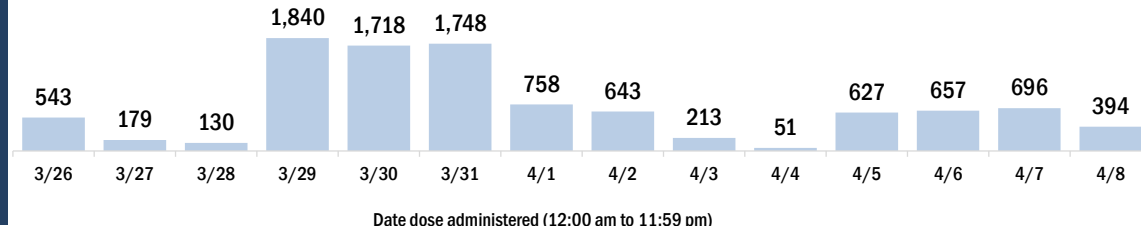


Persons vaccinated for COVID-19 for the past 2 weeks

Number of persons who received their first dose of a two-dose series of the COVID-19 vaccine



Number of persons who completed the COVID-19 vaccine series



COVID-19: Sumter County vaccine summary

Vaccination data through Apr 8, 2021 as of Apr 9, 2021 at 12:05 AM

Data in this report are provisional and subject to change.

Data in this summary pertain to COVID-19 vaccines approved by the U.S. Food and Drug Administration and have been issued an Emergency Use Authorization (Janssen COVID-19 Vaccine, Moderna COVID-19 Vaccine and Pfizer-BioNTech COVID-19 Vaccine). These data summarize the number of people who have received either their first dose or have completed the series for a COVID-19 vaccine. **A person can only be counted in one category, first dose or series complete.** For persons receiving Moderna or Pfizer vaccines, once they receive their second dose, they are moved from the first dose column to the series completed column. **Because of this, the total first dose category may show a change from report to report not matching the total receiving their first dose from the previous day.** Persons receiving Johnson & Johnson vaccines will always be counted in the series completed column.

COVID-19 doses for vaccinated persons in Florida

Doses administered 132,761

People receiving one dose of a 1-dose series (Johnson & Johnson) or receiving only one dose of a 2-dose series (Moderna, Pfizer) count once. Persons receiving both doses of a 2-dose series count twice.

Current status of persons vaccinated for COVID-19 in Florida

Total people vaccinated 77,465

First dose 18,678

Series completed 58,787

Completed 1-dose series 3,491

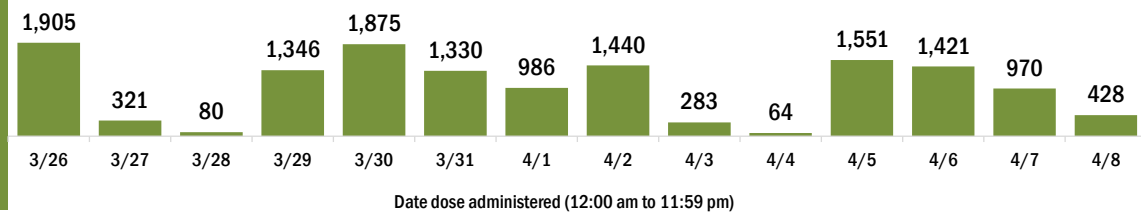
Completed 2-dose series 55,296

First dose: current number of people who have only received their first dose of the Moderna or Pfizer vaccine.

Series complete: current number of people who have received both Moderna or Pfizer vaccine doses or one Johnson & Johnson dose and are considered fully immunized.

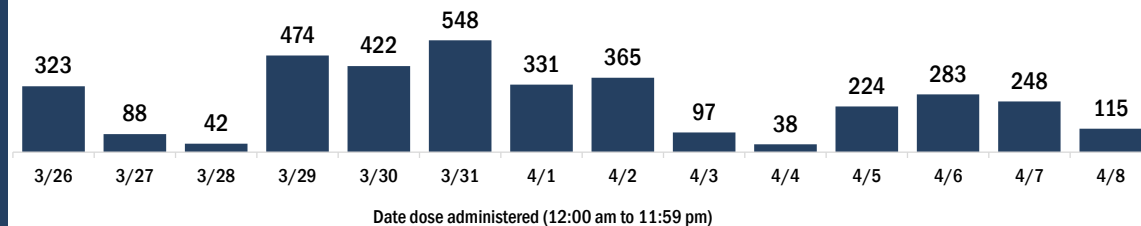
Demographic summary	First dose	Series complete	Total people vaccinated
Age group	18,678	58,787	77,465
16-24 years	132	66	198
25-34 years	266	169	435
35-44 years	454	256	710
45-54 years	1,241	496	1,737
55-64 years	6,792	2,409	9,201
65-74 years	5,052	31,074	36,126
75-84 years	3,822	20,951	24,773
85+ years	919	3,366	4,285
Race	18,678	58,787	77,465
White	14,398	50,172	64,570
Black	337	555	892
American Indian/Alaskan	27	129	156
Other	1,087	2,115	3,202
Unknown	2,829	5,816	8,645
Other race includes Asian, native Hawaiian/Pacific Islander, or other.			
Ethnicity	18,678	58,787	77,465
Hispanic	456	818	1,274
Non-Hispanic	11,344	39,003	50,347
Unknown	6,878	18,966	25,844
Gender	18,678	58,787	77,465
Female	10,833	32,447	43,280
Male	7,779	26,331	34,110
Unknown	66	9	75

COVID-19 doses administered for the past 2 weeks

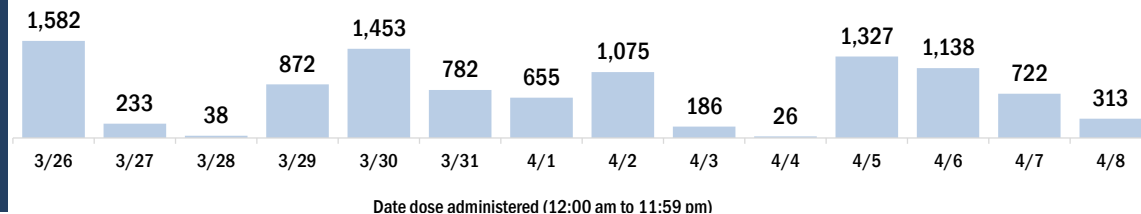


Persons vaccinated for COVID-19 for the past 2 weeks

Number of persons who received their first dose of a two-dose series of the COVID-19 vaccine



Number of persons who completed the COVID-19 vaccine series



COVID-19: Suwannee County vaccine summary

Vaccination data through Apr 8, 2021 as of Apr 9, 2021 at 12:05 AM

Data in this report are provisional and subject to change.

Data in this summary pertain to COVID-19 vaccines approved by the U.S. Food and Drug Administration and have been issued an Emergency Use Authorization (Janssen COVID-19 Vaccine, Moderna COVID-19 Vaccine and Pfizer-BioNTech COVID-19 Vaccine). These data summarize the number of people who have received either their first dose or have completed the series for a COVID-19 vaccine. **A person can only be counted in one category, first dose or series complete.** For persons receiving Moderna or Pfizer vaccines, once they receive their second dose, they are moved from the first dose column to the series completed column. **Because of this, the total first dose category may show a change from report to report not matching the total receiving their first dose from the previous day.** Persons receiving Johnson & Johnson vaccines will always be counted in the series completed column.

COVID-19 doses for vaccinated persons in Florida

Doses administered 13,946

People receiving one dose of a 1-dose series (Johnson & Johnson) or receiving only one dose of a 2-dose series (Moderna, Pfizer) count once. Persons receiving both doses of a 2-dose series count twice.

Current status of persons vaccinated for COVID-19 in Florida

Total people vaccinated 8,434

First dose 2,439

Series completed 5,995

Completed 1-dose series 483

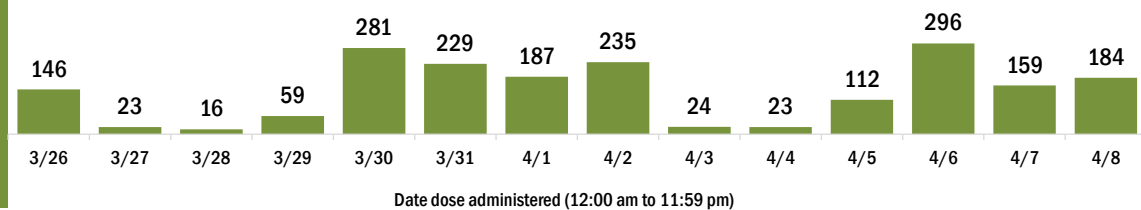
Completed 2-dose series 5,512

First dose: current number of people who have only received their first dose of the Moderna or Pfizer vaccine.

Series complete: current number of people who have received both Moderna or Pfizer vaccine doses or one Johnson & Johnson dose and are considered fully immunized.

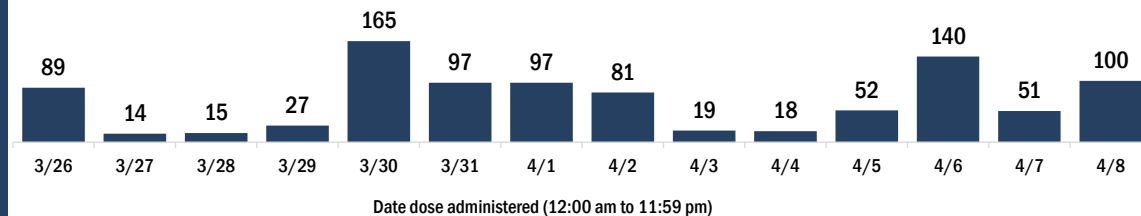
Demographic summary	First dose	Series complete	Total people vaccinated
Age group	2,439	5,995	8,434
16-24 years	99	60	159
25-34 years	120	112	232
35-44 years	216	193	409
45-54 years	380	317	697
55-64 years	1,053	689	1,742
65-74 years	331	2,498	2,829
75-84 years	177	1,585	1,762
85+ years	63	541	604
Race	2,439	5,995	8,434
White	1,673	4,152	5,825
Black	236	418	654
American Indian/Alaskan	5	4	9
Other	194	393	587
Unknown	331	1,028	1,359
Other race includes Asian, native Hawaiian/Pacific Islander, or other.			
Ethnicity	2,439	5,995	8,434
Hispanic	124	174	298
Non-Hispanic	1,369	2,990	4,359
Unknown	946	2,831	3,777
Gender	2,439	5,995	8,434
Female	1,368	3,511	4,879
Male	1,071	2,484	3,555
Unknown	0	0	0

COVID-19 doses administered for the past 2 weeks

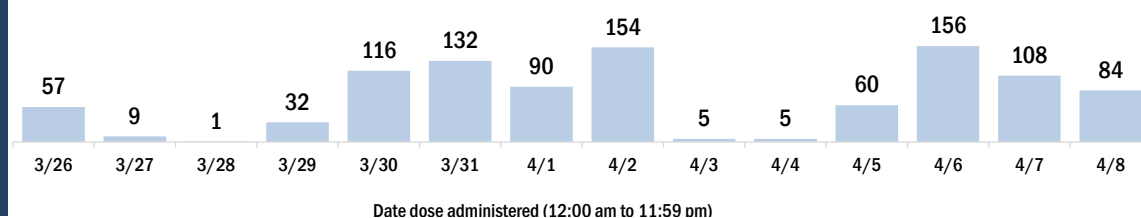


Persons vaccinated for COVID-19 for the past 2 weeks

Number of persons who received their first dose of a two-dose series of the COVID-19 vaccine



Number of persons who completed the COVID-19 vaccine series



COVID-19: Taylor County vaccine summary

Vaccination data through Apr 8, 2021 as of Apr 9, 2021 at 12:05 AM

Data in this report are provisional and subject to change.

Data in this summary pertain to COVID-19 vaccines approved by the U.S. Food and Drug Administration and have been issued an Emergency Use Authorization (Janssen COVID-19 Vaccine, Moderna COVID-19 Vaccine and Pfizer-BioNTech COVID-19 Vaccine). These data summarize the number of people who have received either their first dose or have completed the series for a COVID-19 vaccine. **A person can only be counted in one category, first dose or series complete.** For persons receiving Moderna or Pfizer vaccines, once they receive their second dose, they are moved from the first dose column to the series completed column. **Because of this, the total first dose category may show a change from report to report not matching the total receiving their first dose from the previous day.** Persons receiving Johnson & Johnson vaccines will always be counted in the series completed column.

COVID-19 doses for vaccinated persons in Florida

Doses administered 7,400

People receiving one dose of a 1-dose series (Johnson & Johnson) or receiving only one dose of a 2-dose series (Moderna, Pfizer) count once. Persons receiving both doses of a 2-dose series count twice.

Current status of persons vaccinated for COVID-19 in Florida

Total people vaccinated 4,665

First dose 1,734

Series completed 2,931

Completed 1-dose series 196

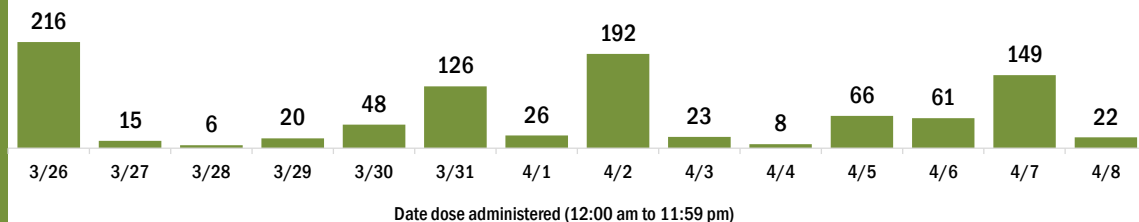
Completed 2-dose series 2,735

First dose: current number of people who have only received their first dose of the Moderna or Pfizer vaccine.

Series complete: current number of people who have received both Moderna or Pfizer vaccine doses or one Johnson & Johnson dose and are considered fully immunized.

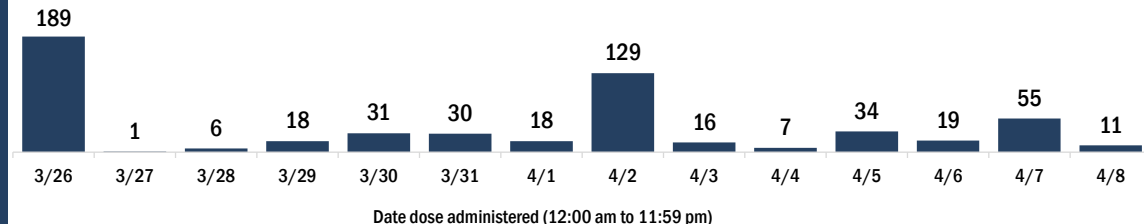
Demographic summary	First dose	Series complete	Total people vaccinated
Age group	1,734	2,931	4,665
16-24 years	45	25	70
25-34 years	63	66	129
35-44 years	116	82	198
45-54 years	240	153	393
55-64 years	599	446	1,045
65-74 years	407	1,234	1,641
75-84 years	206	721	927
85+ years	58	204	262
Race	1,734	2,931	4,665
White	1,243	2,184	3,427
Black	250	308	558
American Indian/Alaskan	13	25	38
Other	83	187	270
Unknown	145	227	372
Other race includes Asian, native Hawaiian/Pacific Islander, or other.			
Ethnicity	1,734	2,931	4,665
Hispanic	38	37	75
Non-Hispanic	1,141	1,712	2,853
Unknown	555	1,182	1,737
Gender	1,734	2,931	4,665
Female	924	1,645	2,569
Male	808	1,286	2,094
Unknown	2	0	2

COVID-19 doses administered for the past 2 weeks

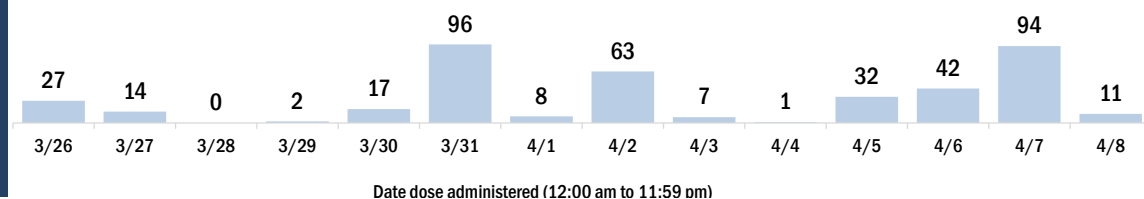


Persons vaccinated for COVID-19 for the past 2 weeks

Number of persons who received their first dose of a two-dose series of the COVID-19 vaccine



Number of persons who completed the COVID-19 vaccine series



COVID-19: Union County vaccine summary

Vaccination data through Apr 8, 2021 as of Apr 9, 2021 at 12:05 AM

Data in this report are provisional and subject to change.

Data in this summary pertain to COVID-19 vaccines approved by the U.S. Food and Drug Administration and have been issued an Emergency Use Authorization (Janssen COVID-19 Vaccine, Moderna COVID-19 Vaccine and Pfizer-BioNTech COVID-19 Vaccine). These data summarize the number of people who have received either their first dose or have completed the series for a COVID-19 vaccine. **A person can only be counted in one category, first dose or series complete.** For persons receiving Moderna or Pfizer vaccines, once they receive their second dose, they are moved from the first dose column to the series completed column. **Because of this, the total first dose category may show a change from report to report not matching the total receiving their first dose from the previous day.** Persons receiving Johnson & Johnson vaccines will always be counted in the series completed column.

COVID-19 doses for vaccinated persons in Florida

Doses administered 3,416

People receiving one dose of a 1-dose series (Johnson & Johnson) or receiving only one dose of a 2-dose series (Moderna, Pfizer) count once. Persons receiving both doses of a 2-dose series count twice.

Current status of persons vaccinated for COVID-19 in Florida

Total people vaccinated 2,110

First dose 697

Series completed 1,413

Completed 1-dose series 107

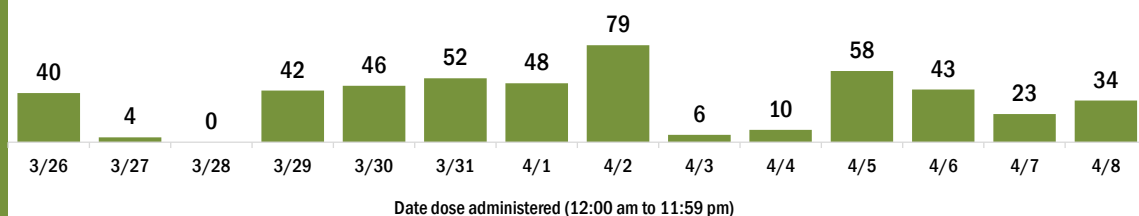
Completed 2-dose series 1,306

First dose: current number of people who have only received their first dose of the Moderna or Pfizer vaccine.

Series complete: current number of people who have received both Moderna or Pfizer vaccine doses or one Johnson & Johnson dose and are considered fully immunized.

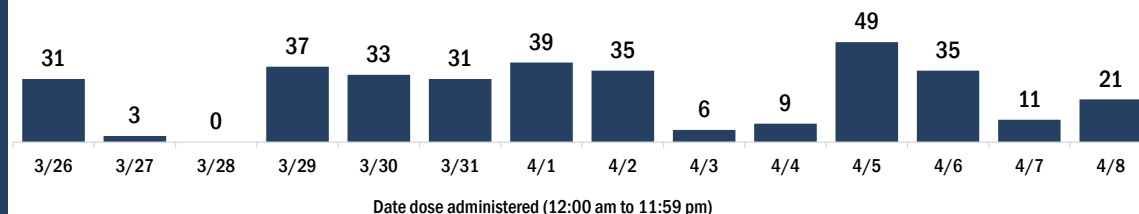
Demographic summary	First dose	Series complete	Total people vaccinated
Age group	697	1,413	2,110
16-24 years	34	19	53
25-34 years	38	66	104
35-44 years	76	48	124
45-54 years	125	82	207
55-64 years	293	175	468
65-74 years	83	578	661
75-84 years	37	345	382
85+ years	11	100	111
Race	697	1,413	2,110
White	516	1,164	1,680
Black	98	109	207
American Indian/Alaskan	9	12	21
Other	45	100	145
Unknown	29	28	57
Other race includes Asian, native Hawaiian/Pacific Islander, or other.			
Ethnicity	697	1,413	2,110
Hispanic	22	28	50
Non-Hispanic	575	1,302	1,877
Unknown	100	83	183
Gender	697	1,413	2,110
Female	386	817	1,203
Male	306	596	902
Unknown	5	0	5

COVID-19 doses administered for the past 2 weeks

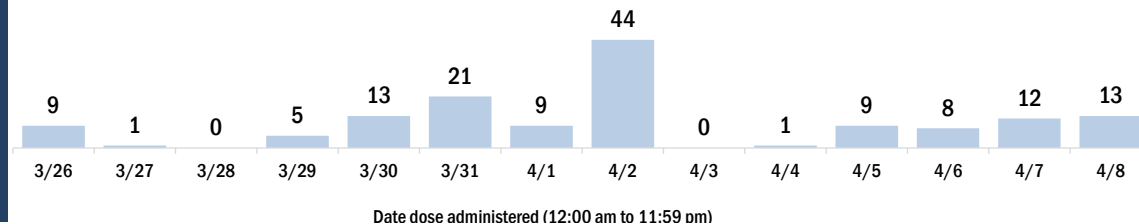


Persons vaccinated for COVID-19 for the past 2 weeks

Number of persons who received their first dose of a two-dose series of the COVID-19 vaccine



Number of persons who completed the COVID-19 vaccine series



COVID-19: Volusia County vaccine summary

Vaccination data through Apr 8, 2021 as of Apr 9, 2021 at 12:05 AM

Data in this report are provisional and subject to change.

Data in this summary pertain to COVID-19 vaccines approved by the U.S. Food and Drug Administration and have been issued an Emergency Use Authorization (Janssen COVID-19 Vaccine, Moderna COVID-19 Vaccine and Pfizer-BioNTech COVID-19 Vaccine). These data summarize the number of people who have received either their first dose or have completed the series for a COVID-19 vaccine. **A person can only be counted in one category, first dose or series complete.** For persons receiving Moderna or Pfizer vaccines, once they receive their second dose, they are moved from the first dose column to the series completed column. **Because of this, the total first dose category may show a change from report to report not matching the total receiving their first dose from the previous day.** Persons receiving Johnson & Johnson vaccines will always be counted in the series completed column.

COVID-19 doses for vaccinated persons in Florida

Doses administered 262,331

People receiving one dose of a 1-dose series (Johnson & Johnson) or receiving only one dose of a 2-dose series (Moderna, Pfizer) count once. Persons receiving both doses of a 2-dose series count twice.

Current status of persons vaccinated for COVID-19 in Florida

Total people vaccinated 168,566

First dose 59,812

Series completed 108,754

Completed 1-dose series 14,989

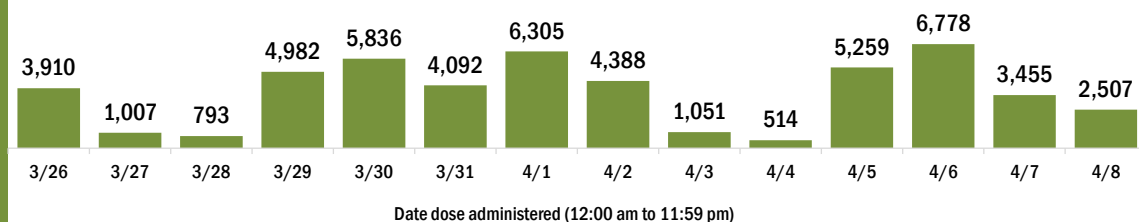
Completed 2-dose series 93,765

First dose: current number of people who have only received their first dose of the Moderna or Pfizer vaccine.

Series complete: current number of people who have received both Moderna or Pfizer vaccine doses or one Johnson & Johnson dose and are considered fully immunized.

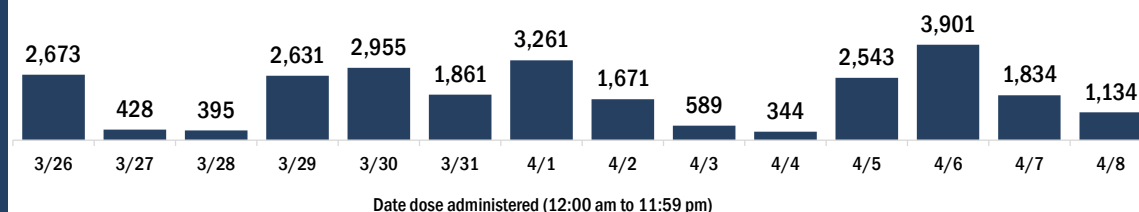
Demographic summary	First dose	Series complete	Total people vaccinated
Age group	59,812	108,754	168,566
16-24 years	2,401	1,408	3,809
25-34 years	2,782	3,259	6,041
35-44 years	4,799	4,505	9,304
45-54 years	9,335	7,069	16,404
55-64 years	20,023	14,326	34,349
65-74 years	12,166	43,973	56,139
75-84 years	6,226	25,238	31,464
85+ years	2,080	8,976	11,056
Race	59,812	108,754	168,566
White	39,649	71,621	111,270
Black	2,720	4,741	7,461
American Indian/Alaskan	202	404	606
Other	5,381	13,186	18,567
Unknown	11,860	18,802	30,662
Other race includes Asian, native Hawaiian/Pacific Islander, or other.			
Ethnicity	59,812	108,754	168,566
Hispanic	4,822	4,661	9,483
Non-Hispanic	32,347	54,412	86,759
Unknown	22,643	49,681	72,324
Gender	59,812	108,754	168,566
Female	32,265	63,265	95,530
Male	25,919	44,332	70,251
Unknown	1,628	1,157	2,785

COVID-19 doses administered for the past 2 weeks

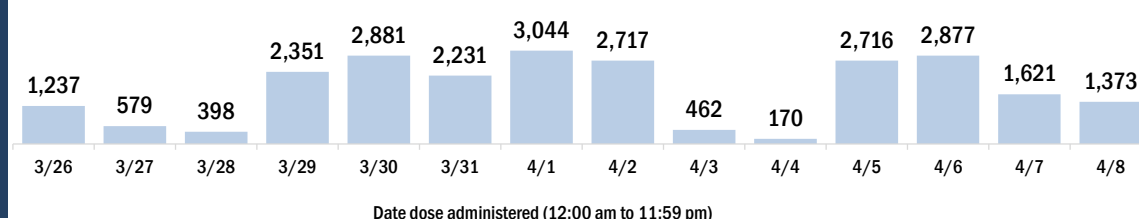


Persons vaccinated for COVID-19 for the past 2 weeks

Number of persons who received their first dose of a two-dose series of the COVID-19 vaccine



Number of persons who completed the COVID-19 vaccine series



COVID-19: Wakulla County vaccine summary

Vaccination data through Apr 8, 2021 as of Apr 9, 2021 at 12:05 AM

Data in this report are provisional and subject to change.

Data in this summary pertain to COVID-19 vaccines approved by the U.S. Food and Drug Administration and have been issued an Emergency Use Authorization (Janssen COVID-19 Vaccine, Moderna COVID-19 Vaccine and Pfizer-BioNTech COVID-19 Vaccine). These data summarize the number of people who have received either their first dose or have completed the series for a COVID-19 vaccine. **A person can only be counted in one category, first dose or series complete.** For persons receiving Moderna or Pfizer vaccines, once they receive their second dose, they are moved from the first dose column to the series completed column. **Because of this, the total first dose category may show a change from report to report not matching the total receiving their first dose from the previous day.** Persons receiving Johnson & Johnson vaccines will always be counted in the series completed column.

COVID-19 doses for vaccinated persons in Florida

Doses administered 13,631

People receiving one dose of a 1-dose series (Johnson & Johnson) or receiving only one dose of a 2-dose series (Moderna, Pfizer) count once. Persons receiving both doses of a 2-dose series count twice.

Current status of persons vaccinated for COVID-19 in Florida

Total people vaccinated 8,335

First dose 2,714

Series completed 5,621

Completed 1-dose series 325

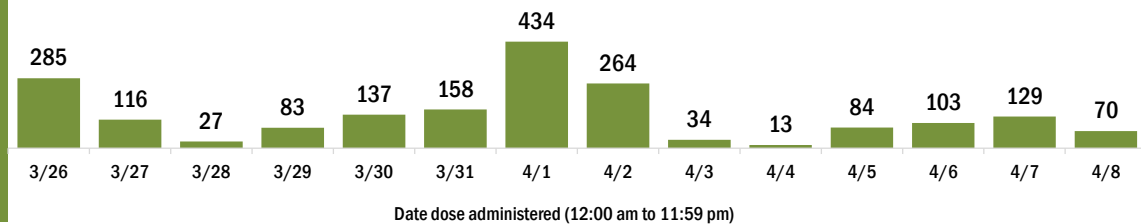
Completed 2-dose series 5,296

First dose: current number of people who have only received their first dose of the Moderna or Pfizer vaccine.

Series complete: current number of people who have received both Moderna or Pfizer vaccine doses or one Johnson & Johnson dose and are considered fully immunized.

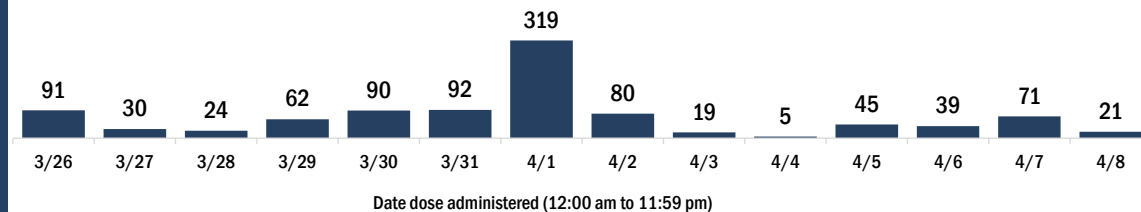
Demographic summary	First dose	Series complete	Total people vaccinated
Age group	2,714	5,621	8,335
16-24 years	114	66	180
25-34 years	173	195	368
35-44 years	295	304	599
45-54 years	516	459	975
55-64 years	927	917	1,844
65-74 years	420	2,338	2,758
75-84 years	213	1,079	1,292
85+ years	56	263	319
Race	2,714	5,621	8,335
White	1,952	4,204	6,156
Black	212	375	587
American Indian/Alaskan	19	26	45
Other	272	753	1,025
Unknown	259	263	522
Other race includes Asian, native Hawaiian/Pacific Islander, or other.			
Ethnicity	2,714	5,621	8,335
Hispanic	76	77	153
Non-Hispanic	2,015	4,441	6,456
Unknown	623	1,103	1,726
Gender	2,714	5,621	8,335
Female	1,514	3,166	4,680
Male	1,199	2,454	3,653
Unknown	1	1	2

COVID-19 doses administered for the past 2 weeks

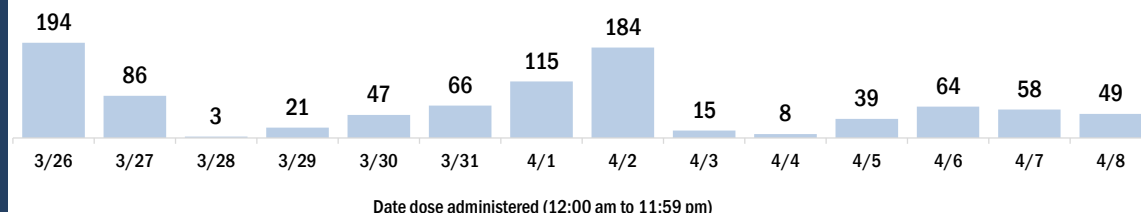


Persons vaccinated for COVID-19 for the past 2 weeks

Number of persons who received their first dose of a two-dose series of the COVID-19 vaccine



Number of persons who completed the COVID-19 vaccine series



COVID-19: Walton County vaccine summary

Vaccination data through Apr 8, 2021 as of Apr 9, 2021 at 12:05 AM

Data in this report are provisional and subject to change.

Data in this summary pertain to COVID-19 vaccines approved by the U.S. Food and Drug Administration and have been issued an Emergency Use Authorization (Janssen COVID-19 Vaccine, Moderna COVID-19 Vaccine and Pfizer-BioNTech COVID-19 Vaccine). These data summarize the number of people who have received either their first dose or have completed the series for a COVID-19 vaccine. **A person can only be counted in one category, first dose or series complete.** For persons receiving Moderna or Pfizer vaccines, once they receive their second dose, they are moved from the first dose column to the series completed column. **Because of this, the total first dose category may show a change from report to report not matching the total receiving their first dose from the previous day.** Persons receiving Johnson & Johnson vaccines will always be counted in the series completed column.

COVID-19 doses for vaccinated persons in Florida

Doses administered 30,810

People receiving one dose of a 1-dose series (Johnson & Johnson) or receiving only one dose of a 2-dose series (Moderna, Pfizer) count once. Persons receiving both doses of a 2-dose series count twice.

Current status of persons vaccinated for COVID-19 in Florida

Total people vaccinated 19,227

First dose 6,733

Series completed 12,494

Completed 1-dose series 911

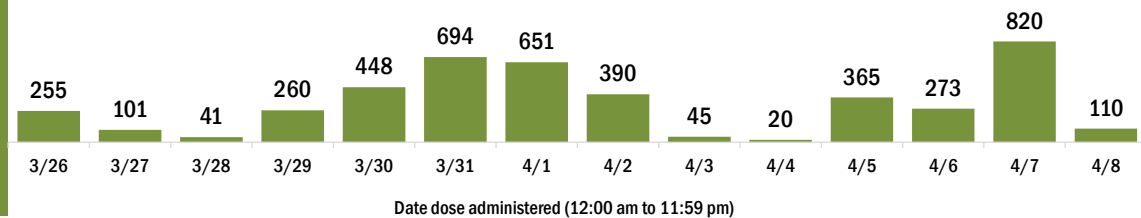
Completed 2-dose series 11,583

First dose: current number of people who have only received their first dose of the Moderna or Pfizer vaccine.

Series complete: current number of people who have received both Moderna or Pfizer vaccine doses or one Johnson & Johnson dose and are considered fully immunized.

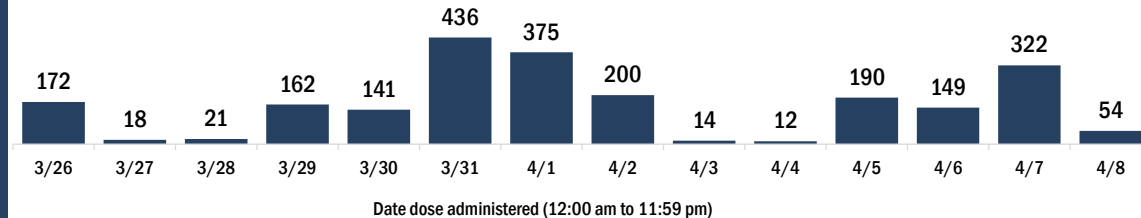
Demographic summary	First dose	Series complete	Total people vaccinated
Age group	6,733	12,494	19,227
16-24 years	180	101	281
25-34 years	315	279	594
35-44 years	653	605	1,258
45-54 years	1,125	905	2,030
55-64 years	2,456	2,076	4,532
65-74 years	1,274	5,512	6,786
75-84 years	576	2,362	2,938
85+ years	154	654	808
Race	6,733	12,494	19,227
White	4,775	9,639	14,414
Black	161	196	357
American Indian/Alaskan	26	48	74
Other	365	548	913
Unknown	1,406	2,063	3,469
Other race includes Asian, native Hawaiian/Pacific Islander, or other.			
Ethnicity	6,733	12,494	19,227
Hispanic	217	207	424
Non-Hispanic	4,134	8,362	12,496
Unknown	2,382	3,925	6,307
Gender	6,733	12,494	19,227
Female	3,668	6,848	10,516
Male	3,064	5,644	8,708
Unknown	1	2	3

COVID-19 doses administered for the past 2 weeks

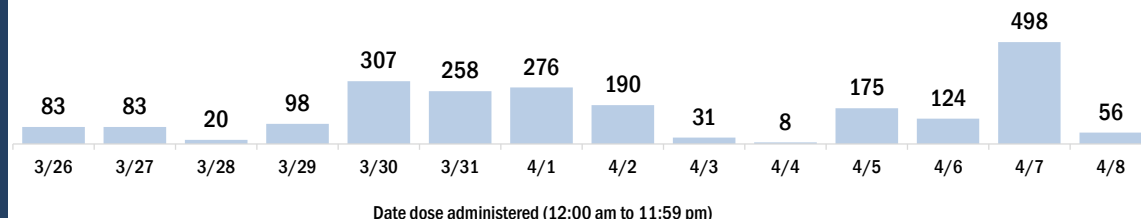


Persons vaccinated for COVID-19 for the past 2 weeks

Number of persons who received their first dose of a two-dose series of the COVID-19 vaccine



Number of persons who completed the COVID-19 vaccine series



COVID-19: Washington County vaccine summary

Vaccination data through Apr 8, 2021 as of Apr 9, 2021 at 12:05 AM

Data in this report are provisional and subject to change.

Data in this summary pertain to COVID-19 vaccines approved by the U.S. Food and Drug Administration and have been issued an Emergency Use Authorization (Janssen COVID-19 Vaccine, Moderna COVID-19 Vaccine and Pfizer-BioNTech COVID-19 Vaccine). These data summarize the number of people who have received either their first dose or have completed the series for a COVID-19 vaccine. **A person can only be counted in one category, first dose or series complete.** For persons receiving Moderna or Pfizer vaccines, once they receive their second dose, they are moved from the first dose column to the series completed column. **Because of this, the total first dose category may show a change from report to report not matching the total receiving their first dose from the previous day.** Persons receiving Johnson & Johnson vaccines will always be counted in the series completed column.

COVID-19 doses for vaccinated persons in Florida

Doses administered 7,213

People receiving one dose of a 1-dose series (Johnson & Johnson) or receiving only one dose of a 2-dose series (Moderna, Pfizer) count once. Persons receiving both doses of a 2-dose series count twice.

Current status of persons vaccinated for COVID-19 in Florida

Total people vaccinated 4,425

First dose 1,398

Series completed 3,027

Completed 1-dose series 239

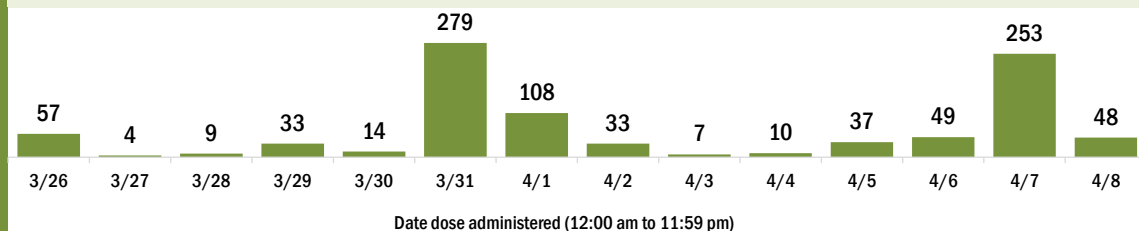
Completed 2-dose series 2,788

First dose: current number of people who have only received their first dose of the Moderna or Pfizer vaccine.

Series complete: current number of people who have received both Moderna or Pfizer vaccine doses or one Johnson & Johnson dose and are considered fully immunized.

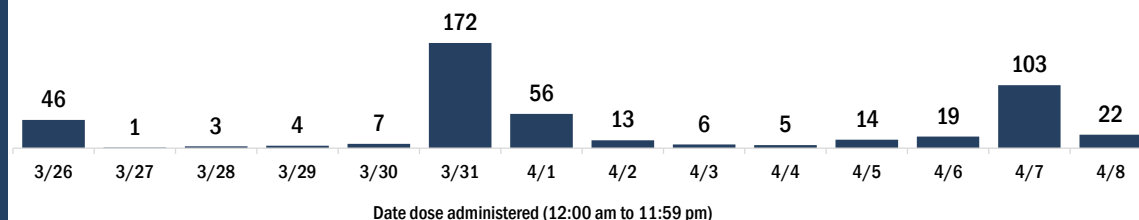
Demographic summary	First dose	Series complete	Total people vaccinated
Age group	1,398	3,027	4,425
16-24 years	43	23	66
25-34 years	70	71	141
35-44 years	115	126	241
45-54 years	239	231	470
55-64 years	554	486	1,040
65-74 years	239	1,172	1,411
75-84 years	100	686	786
85+ years	38	232	270
Race	1,398	3,027	4,425
White	1,022	2,405	3,427
Black	193	273	466
American Indian/Alaskan	28	33	61
Other	62	151	213
Unknown	93	165	258
Other race includes Asian, native Hawaiian/Pacific Islander, or other.			
Ethnicity	1,398	3,027	4,425
Hispanic	45	31	76
Non-Hispanic	999	2,425	3,424
Unknown	354	571	925
Gender	1,398	3,027	4,425
Female	775	1,677	2,452
Male	622	1,350	1,972
Unknown	1	0	1

COVID-19 doses administered for the past 2 weeks



Persons vaccinated for COVID-19 for the past 2 weeks

Number of persons who received their first dose of a two-dose series of the COVID-19 vaccine



Number of persons who completed the COVID-19 vaccine series

