

COVID-19: Florida vaccine summary

Vaccination data through Apr 7, 2021 as of Apr 8, 2021 at 12:05 AM

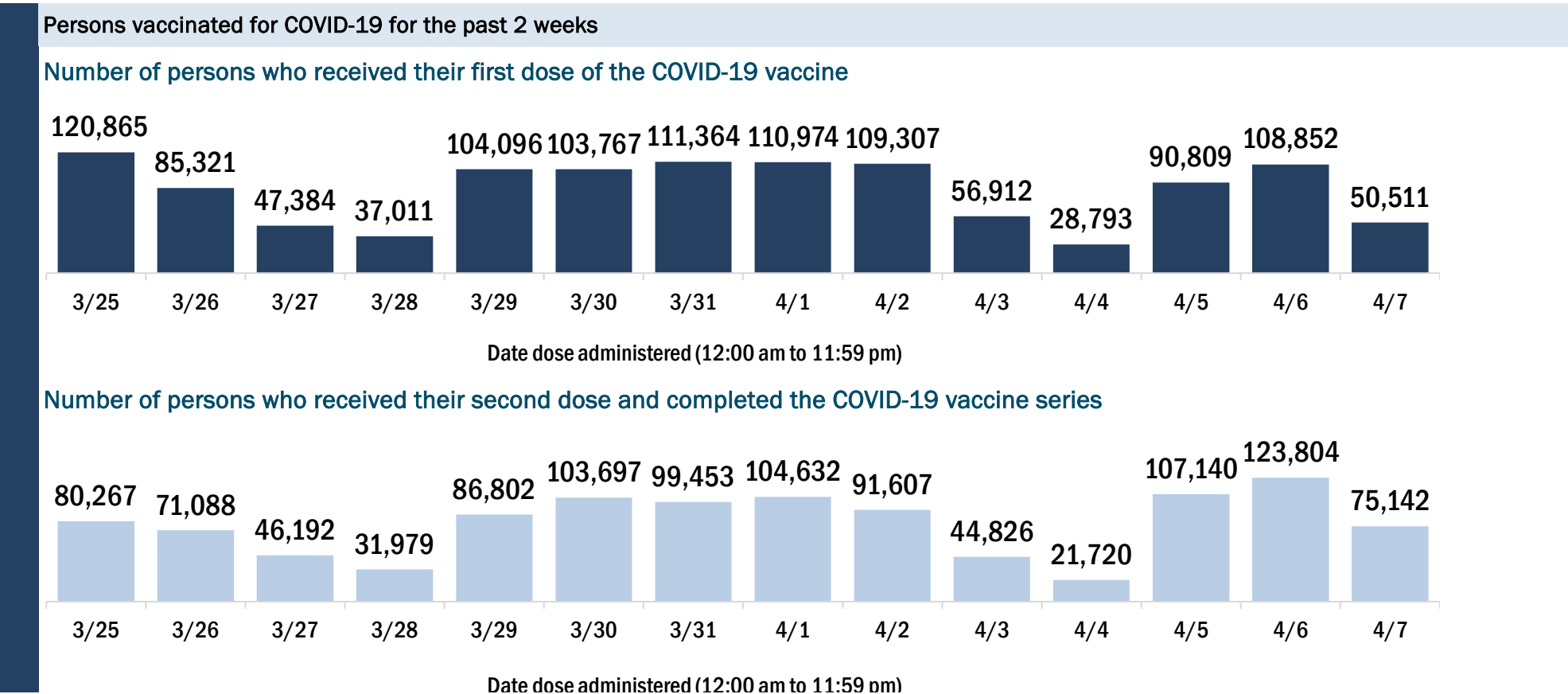
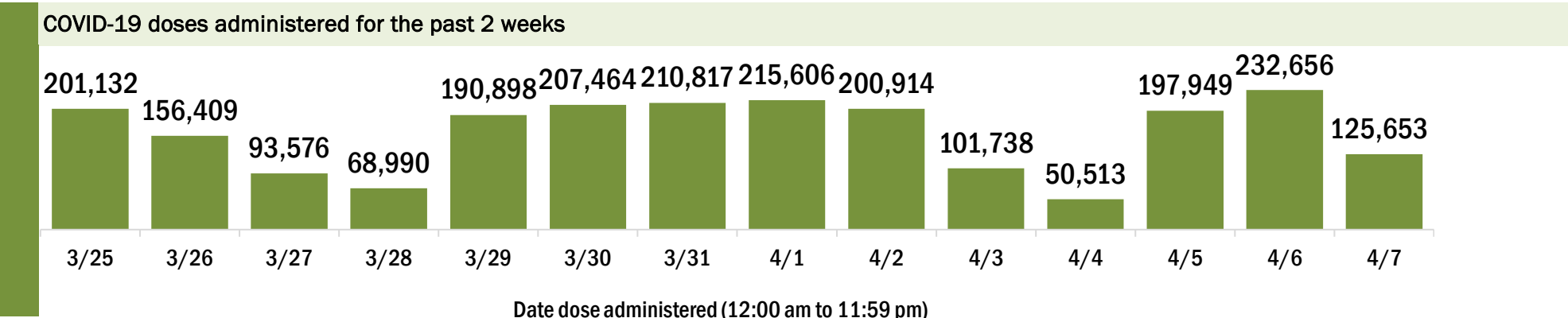
Data in this report are provisional and subject to change. Data are based on county of residence.

Data in this summary pertain to COVID-19 vaccines approved by the U.S. Food and Drug Administration and have been issued an Emergency Use Authorization (Janssen COVID-19 Vaccine, Moderna COVID-19 Vaccine and Pfizer-BioNTech COVID-19 Vaccine). These data summarize the number of people who have received either their first dose or have completed the series for a COVID-19 vaccine. **A person can only be counted in one category, first dose or series complete.** For persons receiving Moderna or Pfizer vaccines, once they receive their second dose, they are moved from the first dose column to the series completed column. **Because of this, the total first dose category may show a change from report to report not matching the total receiving their first dose from the previous day.** Persons receiving Johnson & Johnson vaccines will always be counted in the series completed column.

COVID-19 doses for vaccinated persons in Florida	
Doses administered	10,470,325
People receiving one dose of a 1-dose series (Johnson & Johnson) or receiving only one dose of a 2-dose series (Moderna, Pfizer) count once. Persons receiving both doses of a 2-dose series count twice.	

Current status of persons vaccinated for COVID-19 in Florida	
Total people vaccinated	6,786,461
First dose	2,732,864
Series completed	4,053,597
Completed 1-dose series	369,733
Completed 2-dose series	3,683,864
First dose: current number of people who have only received their first dose of the Moderna or Pfizer vaccine.	
Series complete: current number of people who have received both Moderna or Pfizer vaccine doses or one Johnson & Johnson dose and are considered fully immunized.	

Demographic summary	First dose	Series complete	Total people vaccinated
Age group	2,732,864	4,053,597	6,786,461
16-24 years	110,627	71,372	181,999
25-34 years	176,748	185,964	362,712
35-44 years	300,817	253,653	554,470
45-54 years	505,868	349,546	855,414
55-64 years	810,597	572,340	1,382,937
65-74 years	458,860	1,476,723	1,935,583
75-84 years	267,656	858,234	1,125,890
85+ years	101,691	285,765	387,456
Race	2,732,864	4,053,597	6,786,461
White	1,784,798	2,819,935	4,604,733
Black	176,605	264,575	441,180
American Indian/Alaskan	9,956	14,002	23,958
Other	269,017	416,850	685,867
Unknown	492,488	538,235	1,030,723
Other race includes Asian, native Hawaiian/Pacific Islander, or other.			
Ethnicity	2,732,864	4,053,597	6,786,461
Hispanic	401,175	510,667	911,842
Non-Hispanic	1,343,472	2,222,854	3,566,326
Unknown	988,217	1,320,076	2,308,293
Gender	2,732,864	4,053,597	6,786,461
Female	1,493,332	2,332,199	3,825,531
Male	1,225,674	1,716,596	2,942,270
Unknown	13,858	4,802	18,660



COVID-19: Alachua County vaccine summary

Vaccination data through Apr 7, 2021 as of Apr 8, 2021 at 12:05 AM

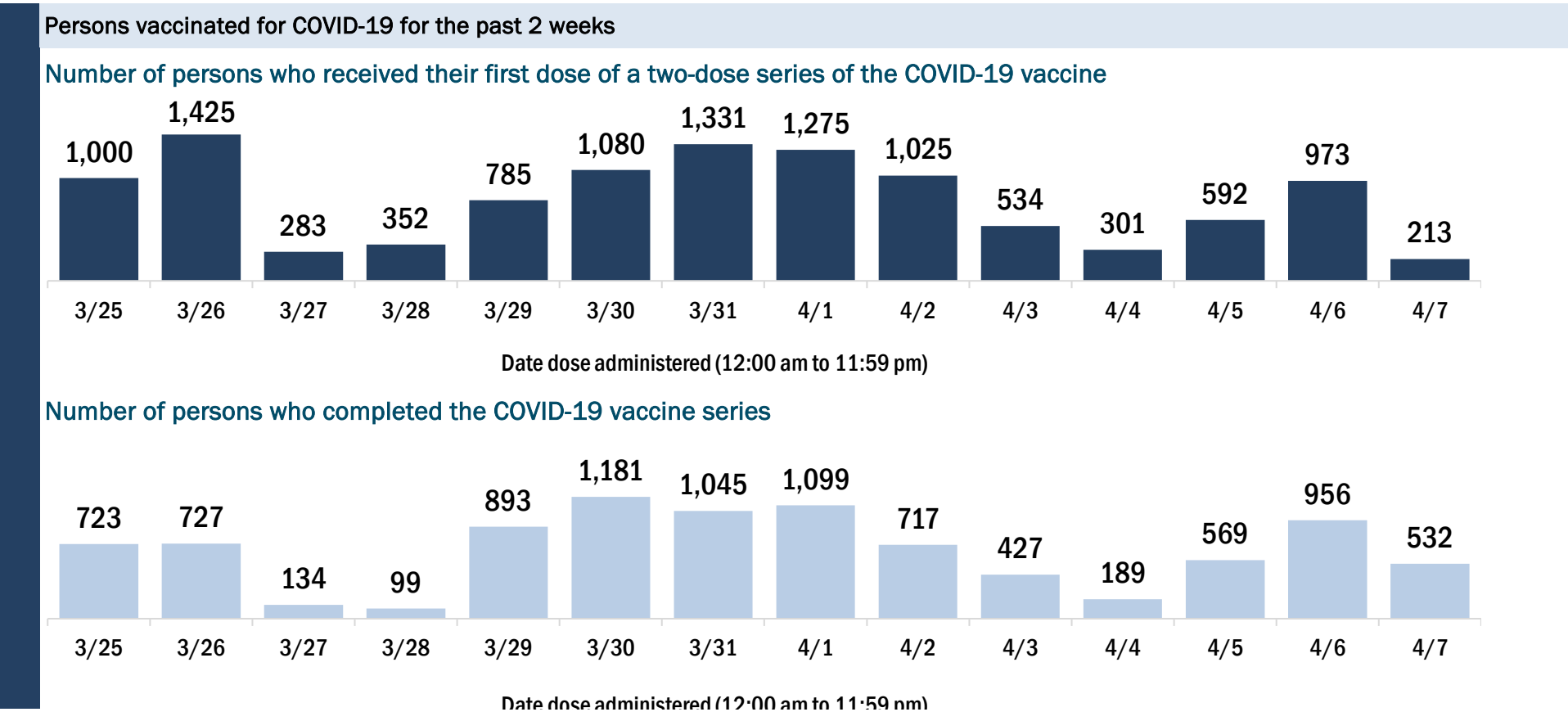
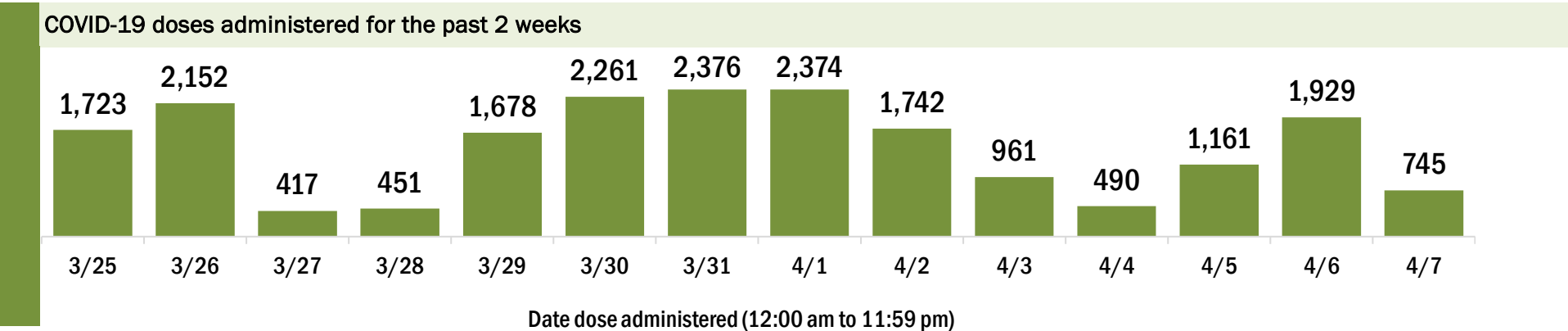
Data in this report are provisional and subject to change.

Data in this summary pertain to COVID-19 vaccines approved by the U.S. Food and Drug Administration and have been issued an Emergency Use Authorization (Janssen COVID-19 Vaccine, Moderna COVID-19 Vaccine and Pfizer-BioNTech COVID-19 Vaccine). These data summarize the number of people who have received either their first dose or have completed the series for a COVID-19 vaccine. **A person can only be counted in one category, first dose or series complete.** For persons receiving Moderna or Pfizer vaccines, once they receive their second dose, they are moved from the first dose column to the series completed column. **Because of this, the total first dose category may show a change from report to report not matching the total receiving their first dose from the previous day.** Persons receiving Johnson & Johnson vaccines will always be counted in the series completed column.

COVID-19 doses for vaccinated persons in Florida	
Doses administered	145,207
People receiving one dose of a 1-dose series (Johnson & Johnson) or receiving only one dose of a 2-dose series (Moderna, Pfizer) count once. Persons receiving both doses of a 2-dose series count twice.	

Current status of persons vaccinated for COVID-19 in Florida	
Total people vaccinated	90,108
First dose	31,344
Series completed	58,764
Completed 1-dose series	3,665
Completed 2-dose series	55,099
First dose: current number of people who have only received their first dose of the Moderna or Pfizer vaccine.	
Series complete: current number of people who have received both Moderna or Pfizer vaccine doses or one Johnson & Johnson dose and are considered fully immunized.	

Demographic summary	First dose	Series complete	Total people vaccinated
Age group	31,344	58,764	90,108
16-24 years	4,335	3,396	7,731
25-34 years	4,479	8,065	12,544
35-44 years	4,703	6,191	10,894
45-54 years	5,571	5,854	11,425
55-64 years	8,285	7,111	15,396
65-74 years	2,430	16,537	18,967
75-84 years	1,062	8,483	9,545
85+ years	479	3,127	3,606
Race	31,344	58,764	90,108
White	20,183	41,615	61,798
Black	3,560	5,575	9,135
American Indian/Alaskan	80	178	258
Other	4,653	8,680	13,333
Unknown	2,868	2,716	5,584
Other race includes Asian, native Hawaiian/Pacific Islander, or other.			
Ethnicity	31,344	58,764	90,108
Hispanic	2,804	3,081	5,885
Non-Hispanic	16,890	40,687	57,577
Unknown	11,650	14,996	26,646
Gender	31,344	58,764	90,108
Female	17,433	34,903	52,336
Male	13,824	23,837	37,661
Unknown	87	24	111



COVID-19: Baker County vaccine summary

Vaccination data through Apr 7, 2021 as of Apr 8, 2021 at 12:05 AM

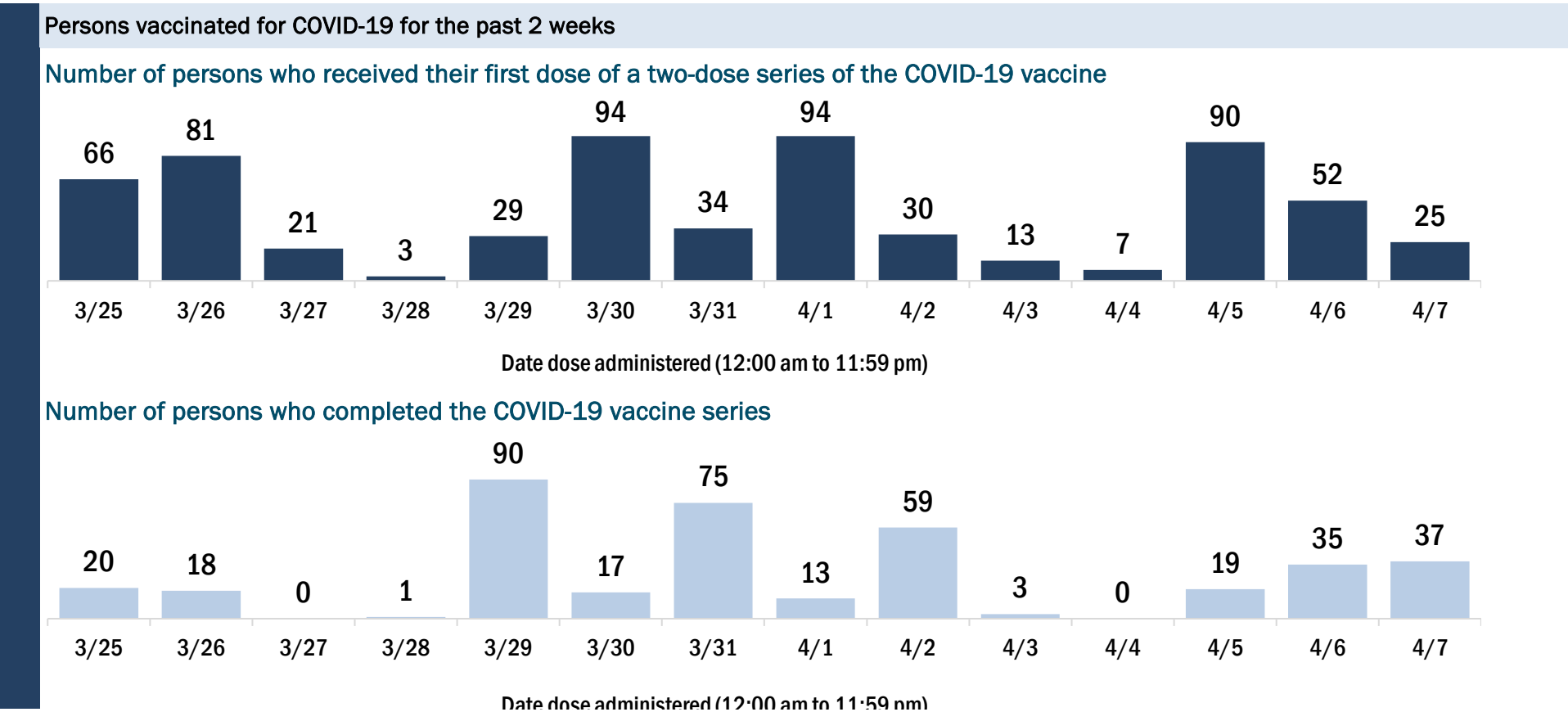
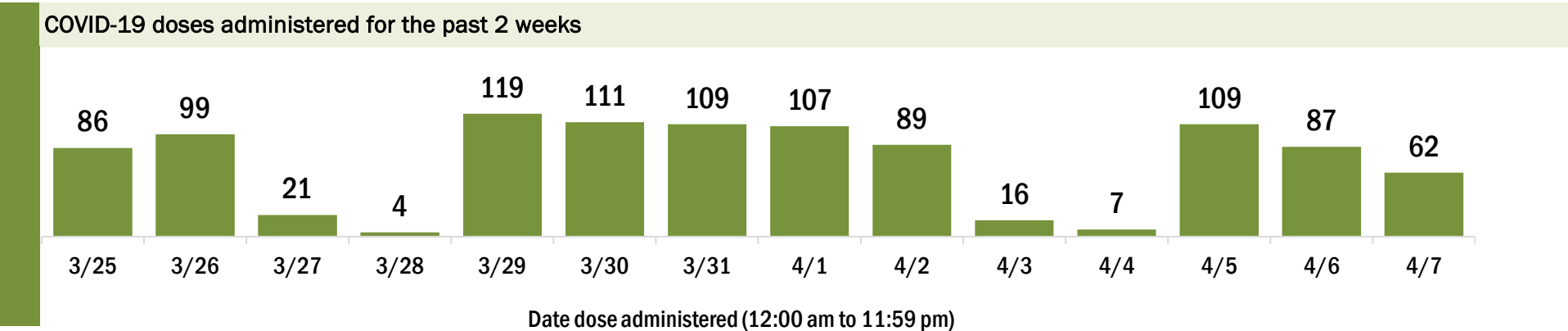
Data in this report are provisional and subject to change.

Data in this summary pertain to COVID-19 vaccines approved by the U.S. Food and Drug Administration and have been issued an Emergency Use Authorization (Janssen COVID-19 Vaccine, Moderna COVID-19 Vaccine and Pfizer-BioNTech COVID-19 Vaccine). These data summarize the number of people who have received either their first dose or have completed the series for a COVID-19 vaccine. **A person can only be counted in one category, first dose or series complete.** For persons receiving Moderna or Pfizer vaccines, once they receive their second dose, they are moved from the first dose column to the series completed column. **Because of this, the total first dose category may show a change from report to report not matching the total receiving their first dose from the previous day.** Persons receiving Johnson & Johnson vaccines will always be counted in the series completed column.

COVID-19 doses for vaccinated persons in Florida	
Doses administered	7,251
People receiving one dose of a 1-dose series (Johnson & Johnson) or receiving only one dose of a 2-dose series (Moderna, Pfizer) count once. Persons receiving both doses of a 2-dose series count twice.	

Current status of persons vaccinated for COVID-19 in Florida	
Total people vaccinated	4,434
First dose	1,516
Series completed	2,918
Completed 1-dose series	101
Completed 2-dose series	2,817
First dose: current number of people who have only received their first dose of the Moderna or Pfizer vaccine.	
Series complete: current number of people who have received both Moderna or Pfizer vaccine doses or one Johnson & Johnson dose and are considered fully immunized.	

Demographic summary	First dose	Series complete	Total people vaccinated
Age group	1,516	2,918	4,434
16-24 years	43	40	83
25-34 years	89	111	200
35-44 years	166	162	328
45-54 years	301	215	516
55-64 years	605	398	1,003
65-74 years	170	1,195	1,365
75-84 years	97	626	723
85+ years	45	171	216
Race	1,516	2,918	4,434
White	1,219	2,286	3,505
Black	152	243	395
American Indian/Alaskan	4	20	24
Other	85	189	274
Unknown	56	180	236
Other race includes Asian, native Hawaiian/Pacific Islander, or other.			
Ethnicity	1,516	2,918	4,434
Hispanic	46	41	87
Non-Hispanic	1,251	1,943	3,194
Unknown	219	934	1,153
Gender	1,516	2,918	4,434
Female	839	1,639	2,478
Male	676	1,279	1,955
Unknown	1	0	1



COVID-19: Bay County vaccine summary

Vaccination data through Apr 7, 2021 as of Apr 8, 2021 at 12:05 AM

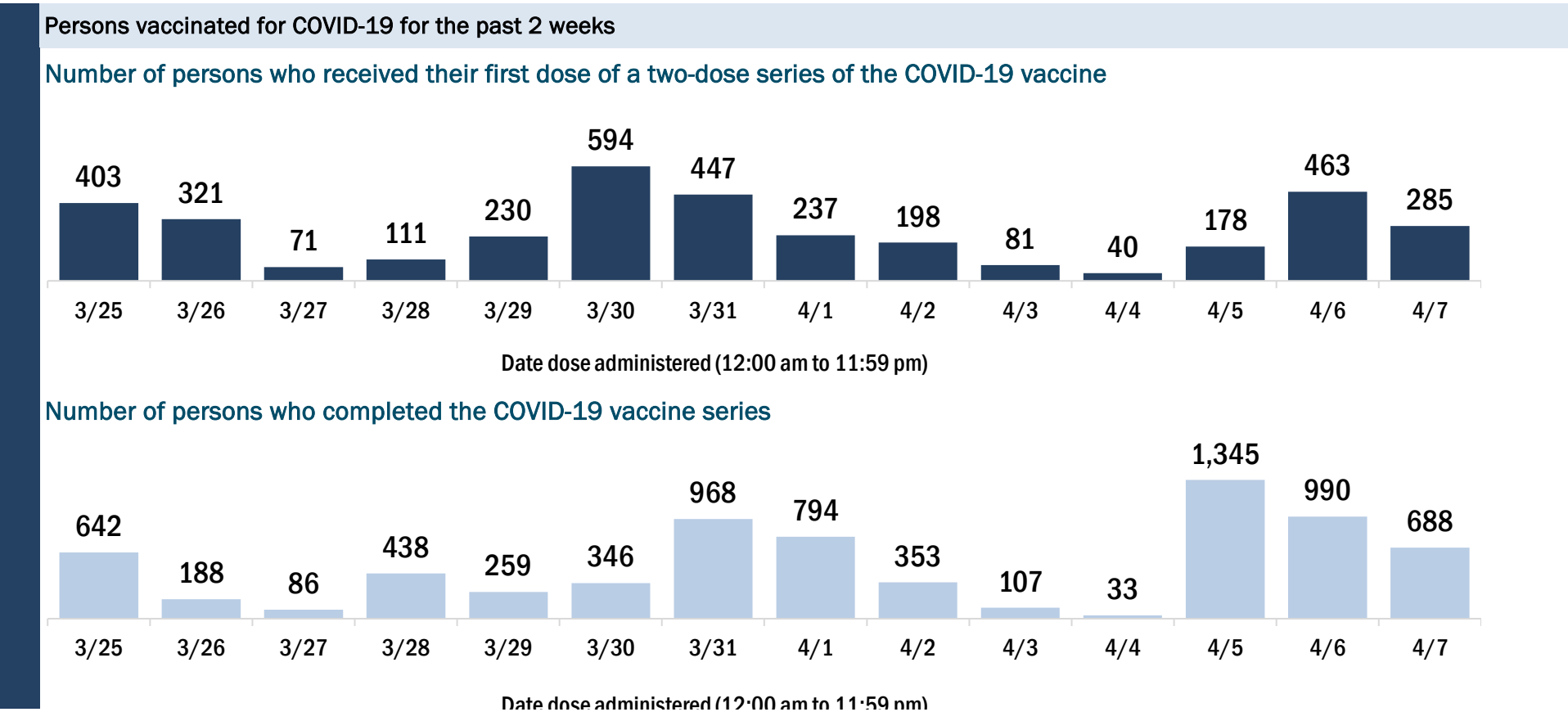
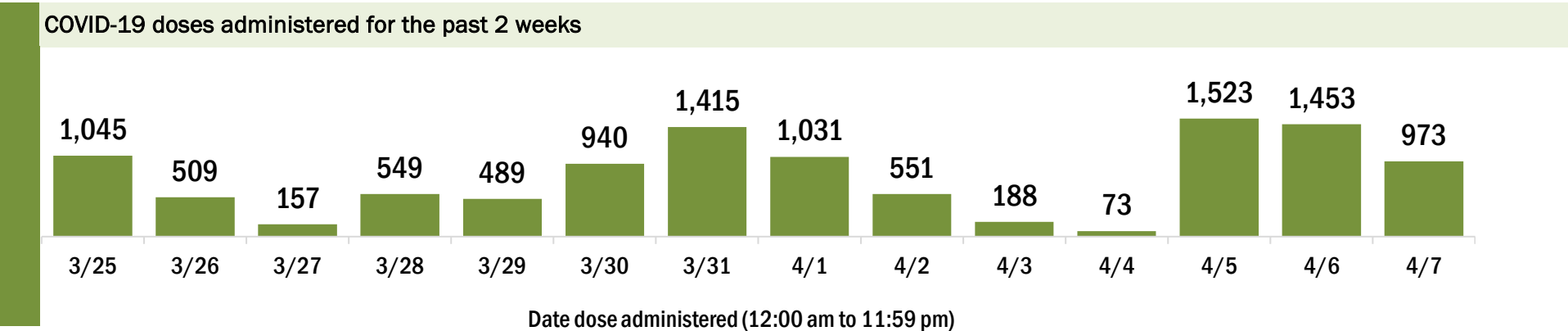
Data in this report are provisional and subject to change.

Data in this summary pertain to COVID-19 vaccines approved by the U.S. Food and Drug Administration and have been issued an Emergency Use Authorization (Janssen COVID-19 Vaccine, Moderna COVID-19 Vaccine and Pfizer-BioNTech COVID-19 Vaccine). These data summarize the number of people who have received either their first dose or have completed the series for a COVID-19 vaccine. **A person can only be counted in one category, first dose or series complete.** For persons receiving Moderna or Pfizer vaccines, once they receive their second dose, they are moved from the first dose column to the series completed column. **Because of this, the total first dose category may show a change from report to report not matching the total receiving their first dose from the previous day.** Persons receiving Johnson & Johnson vaccines will always be counted in the series completed column.

COVID-19 doses for vaccinated persons in Florida	
Doses administered	68,110
People receiving one dose of a 1-dose series (Johnson & Johnson) or receiving only one dose of a 2-dose series (Moderna, Pfizer) count once. Persons receiving both doses of a 2-dose series count twice.	

Current status of persons vaccinated for COVID-19 in Florida	
Total people vaccinated	42,111
First dose	12,361
Series completed	29,750
Completed 1-dose series	3,751
Completed 2-dose series	25,999
First dose: current number of people who have only received their first dose of the Moderna or Pfizer vaccine.	
Series complete: current number of people who have received both Moderna or Pfizer vaccine doses or one Johnson & Johnson dose and are considered fully immunized.	

Demographic summary	First dose	Series complete	Total people vaccinated
Age group	12,361	29,750	42,111
16-24 years	426	447	873
25-34 years	718	1,121	1,839
35-44 years	1,282	1,983	3,265
45-54 years	2,098	2,917	5,015
55-64 years	3,955	5,907	9,862
65-74 years	2,390	10,412	12,802
75-84 years	1,091	5,318	6,409
85+ years	401	1,645	2,046
Race	12,361	29,750	42,111
White	8,074	21,053	29,127
Black	799	1,878	2,677
American Indian/Alaskan	55	136	191
Other	1,230	2,419	3,649
Unknown	2,203	4,264	6,467
Other race includes Asian, native Hawaiian/Pacific Islander, or other.			
Ethnicity	12,361	29,750	42,111
Hispanic	687	810	1,497
Non-Hispanic	7,267	17,900	25,167
Unknown	4,407	11,040	15,447
Gender	12,361	29,750	42,111
Female	7,024	16,602	23,626
Male	5,336	13,142	18,478
Unknown	1	6	7



COVID-19: Bradford County vaccine summary

Vaccination data through Apr 7, 2021 as of Apr 8, 2021 at 12:05 AM

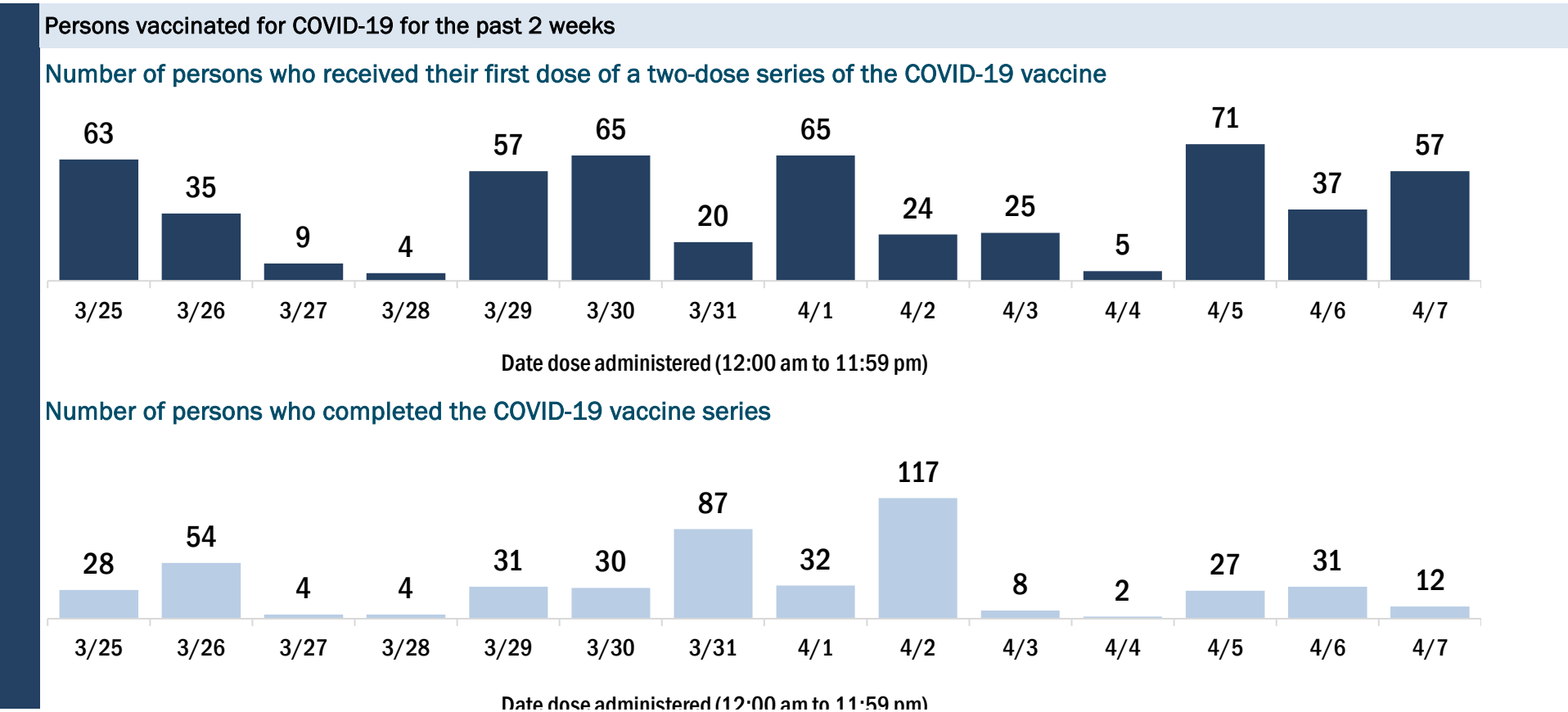
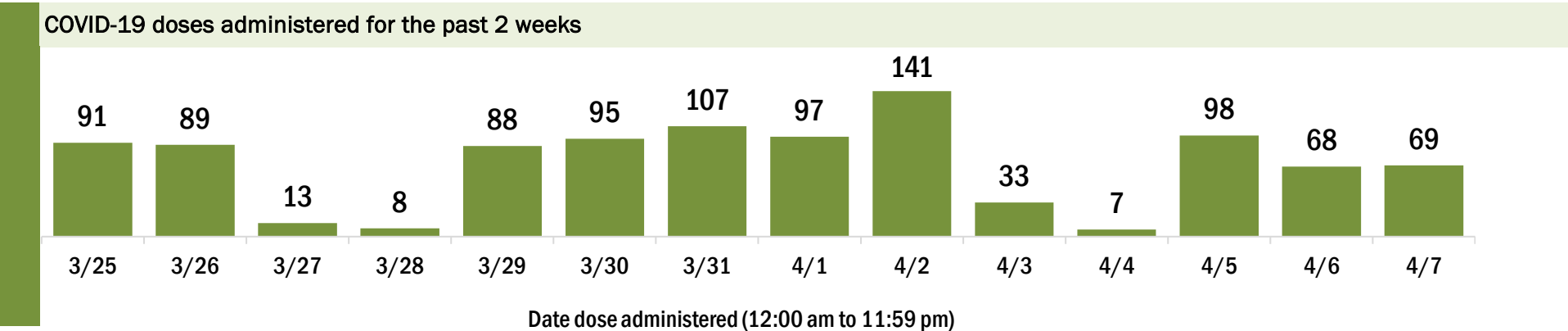
Data in this report are provisional and subject to change.

Data in this summary pertain to COVID-19 vaccines approved by the U.S. Food and Drug Administration and have been issued an Emergency Use Authorization (Janssen COVID-19 Vaccine, Moderna COVID-19 Vaccine and Pfizer-BioNTech COVID-19 Vaccine). These data summarize the number of people who have received either their first dose or have completed the series for a COVID-19 vaccine. **A person can only be counted in one category, first dose or series complete.** For persons receiving Moderna or Pfizer vaccines, once they receive their second dose, they are moved from the first dose column to the series completed column. **Because of this, the total first dose category may show a change from report to report not matching the total receiving their first dose from the previous day.** Persons receiving Johnson & Johnson vaccines will always be counted in the series completed column.

COVID-19 doses for vaccinated persons in Florida	
Doses administered	7,402
People receiving one dose of a 1-dose series (Johnson & Johnson) or receiving only one dose of a 2-dose series (Moderna, Pfizer) count once. Persons receiving both doses of a 2-dose series count twice.	

Current status of persons vaccinated for COVID-19 in Florida	
Total people vaccinated	4,508
First dose	1,302
Series completed	3,206
Completed 1-dose series	312
Completed 2-dose series	2,894
First dose: current number of people who have only received their first dose of the Moderna or Pfizer vaccine.	
Series complete: current number of people who have received both Moderna or Pfizer vaccine doses or one Johnson & Johnson dose and are considered fully immunized.	

Demographic summary	First dose	Series complete	Total people vaccinated
Age group	1,302	3,206	4,508
16-24 years	46	24	70
25-34 years	64	91	155
35-44 years	122	106	228
45-54 years	237	212	449
55-64 years	552	455	1,007
65-74 years	168	1,305	1,473
75-84 years	83	765	848
85+ years	30	248	278
Race	1,302	3,206	4,508
White	934	2,450	3,384
Black	192	348	540
American Indian/Alaskan	10	20	30
Other	93	284	377
Unknown	73	104	177
Other race includes Asian, native Hawaiian/Pacific Islander, or other.			
Ethnicity	1,302	3,206	4,508
Hispanic	36	35	71
Non-Hispanic	955	2,807	3,762
Unknown	311	364	675
Gender	1,302	3,206	4,508
Female	758	1,886	2,644
Male	543	1,320	1,863
Unknown	1	0	1



COVID-19: Brevard County vaccine summary

Vaccination data through Apr 7, 2021 as of Apr 8, 2021 at 12:05 AM

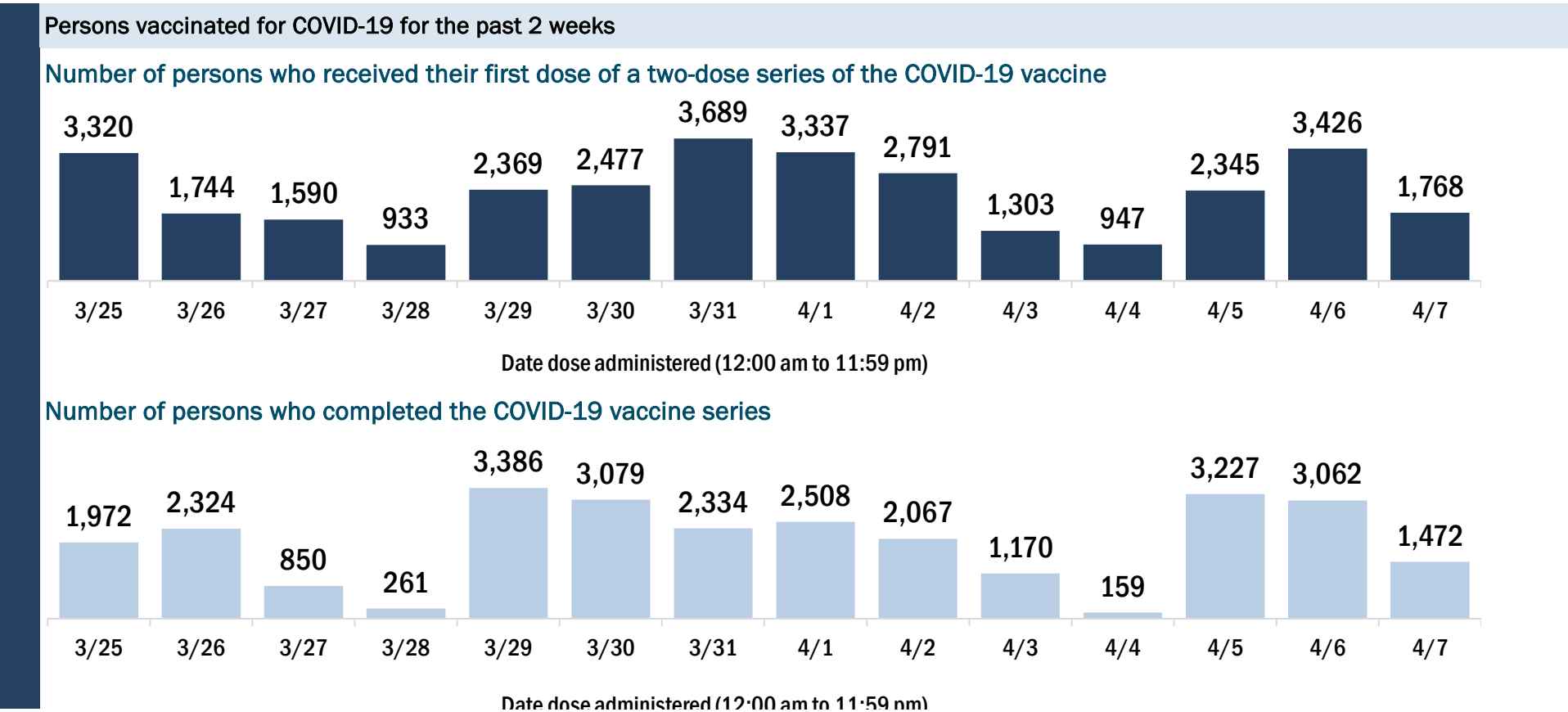
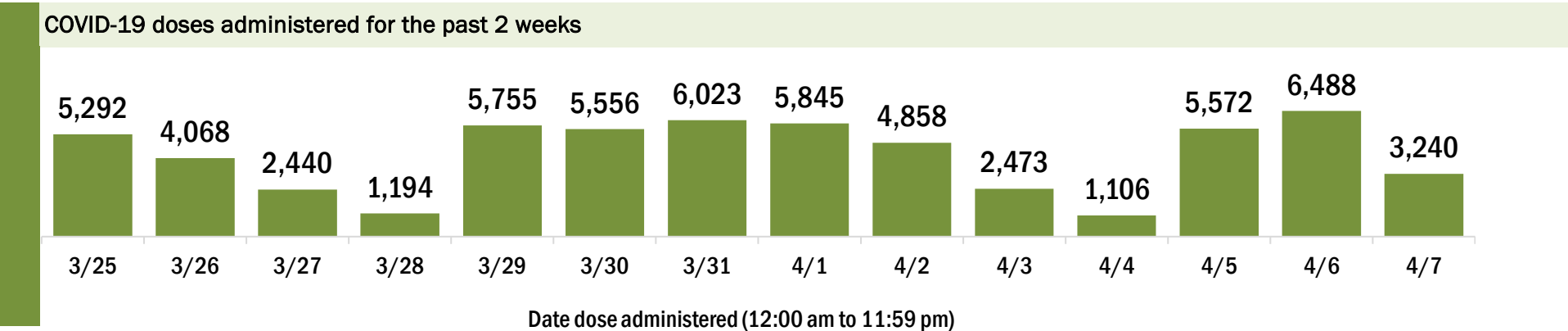
Data in this report are provisional and subject to change.

Data in this summary pertain to COVID-19 vaccines approved by the U.S. Food and Drug Administration and have been issued an Emergency Use Authorization (Janssen COVID-19 Vaccine, Moderna COVID-19 Vaccine and Pfizer-BioNTech COVID-19 Vaccine). These data summarize the number of people who have received either their first dose or have completed the series for a COVID-19 vaccine. **A person can only be counted in one category, first dose or series complete.** For persons receiving Moderna or Pfizer vaccines, once they receive their second dose, they are moved from the first dose column to the series completed column. **Because of this, the total first dose category may show a change from report to report not matching the total receiving their first dose from the previous day.** Persons receiving Johnson & Johnson vaccines will always be counted in the series completed column.

COVID-19 doses for vaccinated persons in Florida	
Doses administered	280,516
People receiving one dose of a 1-dose series (Johnson & Johnson) or receiving only one dose of a 2-dose series (Moderna, Pfizer) count once. Persons receiving both doses of a 2-dose series count twice.	

Current status of persons vaccinated for COVID-19 in Florida	
Total people vaccinated	184,432
First dose	76,899
Series completed	107,533
Completed 1-dose series	11,449
Completed 2-dose series	96,084
First dose: current number of people who have only received their first dose of the Moderna or Pfizer vaccine.	
Series complete: current number of people who have received both Moderna or Pfizer vaccine doses or one Johnson & Johnson dose and are considered fully immunized.	

Demographic summary	First dose	Series complete	Total people vaccinated
Age group	76,899	107,533	184,432
16-24 years	2,058	1,219	3,277
25-34 years	3,370	3,428	6,798
35-44 years	6,756	4,926	11,682
45-54 years	11,806	7,583	19,389
55-64 years	26,147	15,509	41,656
65-74 years	14,730	41,860	56,590
75-84 years	8,536	24,207	32,743
85+ years	3,496	8,801	12,297
Race	76,899	107,533	184,432
White	51,993	72,037	124,030
Black	4,489	4,979	9,468
American Indian/Alaskan	362	499	861
Other	6,412	9,977	16,389
Unknown	13,643	20,041	33,684
Other race includes Asian, native Hawaiian/Pacific Islander, or other.			
Ethnicity	76,899	107,533	184,432
Hispanic	4,678	3,402	8,080
Non-Hispanic	44,823	54,845	99,668
Unknown	27,398	49,286	76,684
Gender	76,899	107,533	184,432
Female	42,827	63,506	106,333
Male	33,937	43,847	77,784
Unknown	135	180	315



COVID-19: Broward County vaccine summary

Vaccination data through Apr 7, 2021 as of Apr 8, 2021 at 12:05 AM

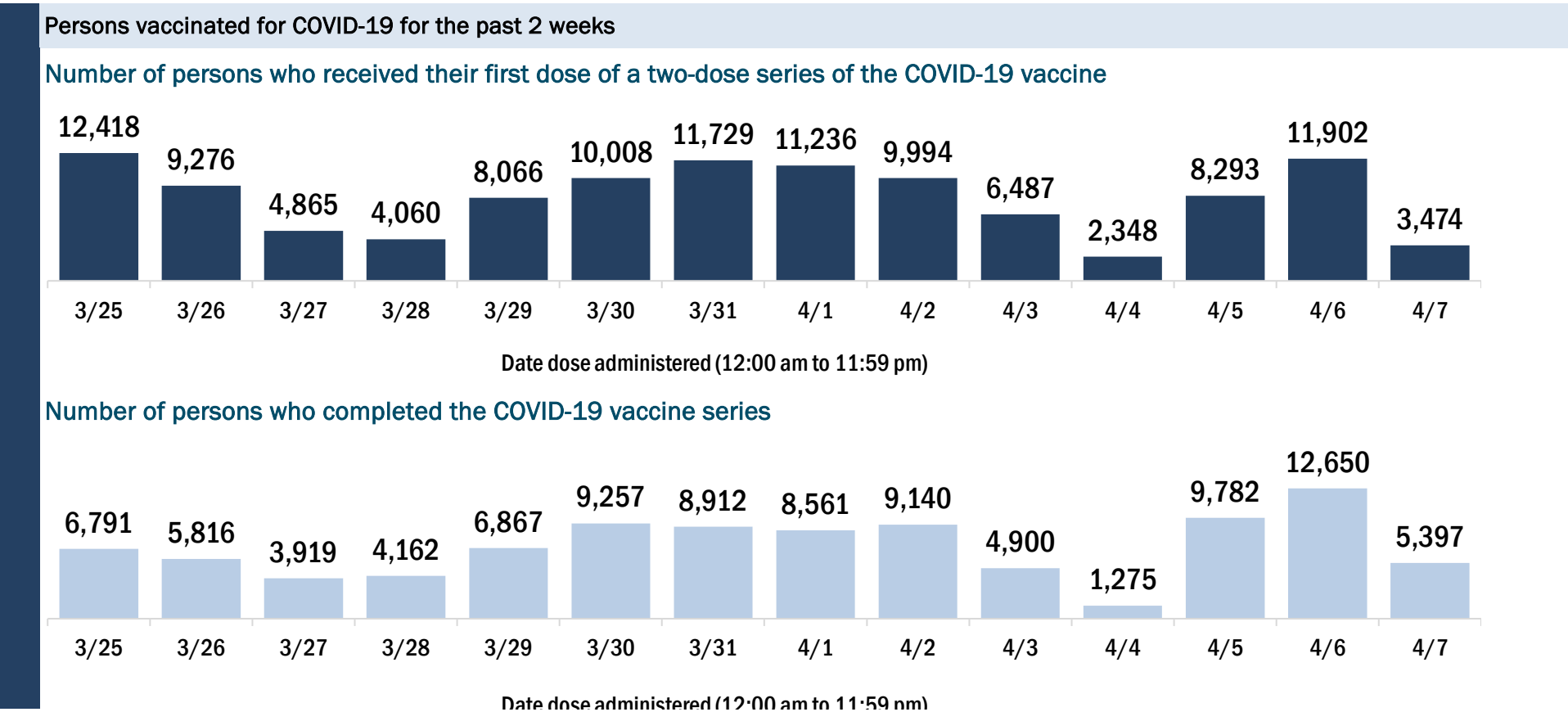
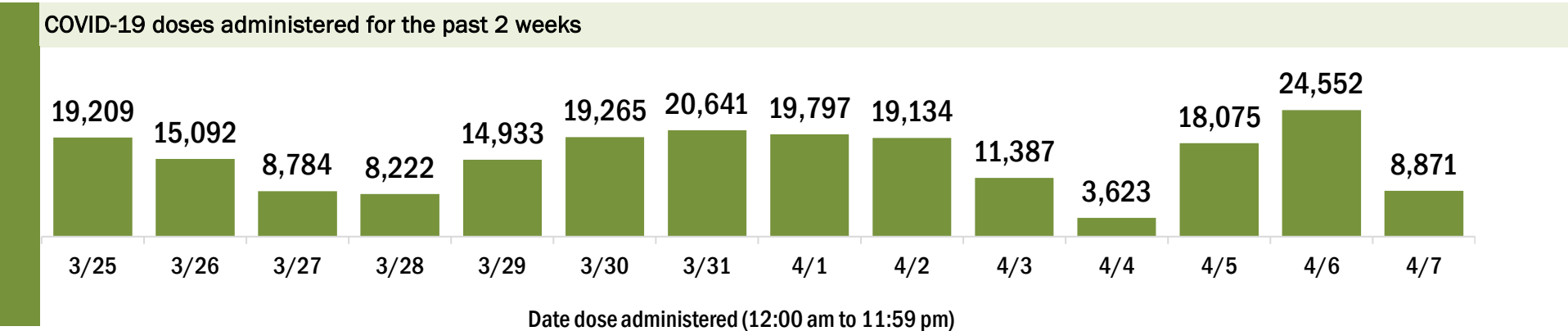
Data in this report are provisional and subject to change.

Data in this summary pertain to COVID-19 vaccines approved by the U.S. Food and Drug Administration and have been issued an Emergency Use Authorization (Janssen COVID-19 Vaccine, Moderna COVID-19 Vaccine and Pfizer-BioNTech COVID-19 Vaccine). These data summarize the number of people who have received either their first dose or have completed the series for a COVID-19 vaccine. **A person can only be counted in one category, first dose or series complete.** For persons receiving Moderna or Pfizer vaccines, once they receive their second dose, they are moved from the first dose column to the series completed column. **Because of this, the total first dose category may show a change from report to report not matching the total receiving their first dose from the previous day.** Persons receiving Johnson & Johnson vaccines will always be counted in the series completed column.

COVID-19 doses for vaccinated persons in Florida	
Doses administered	930,070
People receiving one dose of a 1-dose series (Johnson & Johnson) or receiving only one dose of a 2-dose series (Moderna, Pfizer) count once. Persons receiving both doses of a 2-dose series count twice.	

Current status of persons vaccinated for COVID-19 in Florida	
Total people vaccinated	604,208
First dose	248,448
Series completed	355,760
Completed 1-dose series	29,898
Completed 2-dose series	325,862
First dose: current number of people who have only received their first dose of the Moderna or Pfizer vaccine.	
Series complete: current number of people who have received both Moderna or Pfizer vaccine doses or one Johnson & Johnson dose and are considered fully immunized.	

Demographic summary	First dose	Series complete	Total people vaccinated
Age group	248,448	355,760	604,208
16-24 years	10,602	7,442	18,044
25-34 years	16,189	18,159	34,348
35-44 years	32,456	27,109	59,565
45-54 years	57,709	40,519	98,228
55-64 years	76,115	63,485	139,600
65-74 years	30,924	116,275	147,199
75-84 years	16,708	60,483	77,191
85+ years	7,745	22,288	30,033
Race	248,448	355,760	604,208
White	139,116	234,567	373,683
Black	28,749	43,448	72,197
American Indian/Alaskan	915	1,642	2,557
Other	27,032	39,730	66,762
Unknown	52,636	36,373	89,009
Other race includes Asian, native Hawaiian/Pacific Islander, or other.			
Ethnicity	248,448	355,760	604,208
Hispanic	55,742	69,631	125,373
Non-Hispanic	100,347	195,960	296,307
Unknown	92,359	90,169	182,528
Gender	248,448	355,760	604,208
Female	131,891	200,918	332,809
Male	115,332	154,661	269,993
Unknown	1,225	181	1,406



COVID-19: Calhoun County vaccine summary

Vaccination data through Apr 7, 2021 as of Apr 8, 2021 at 12:05 AM

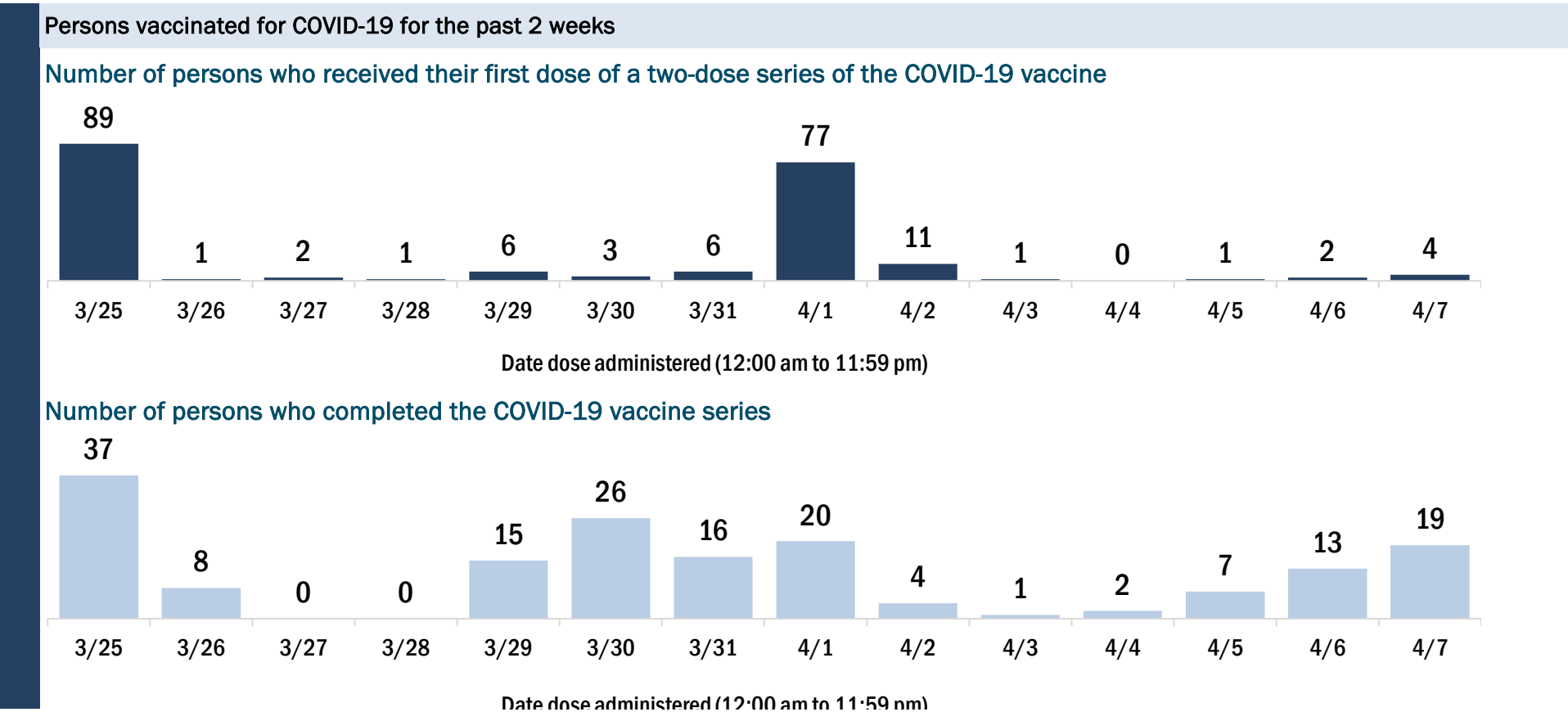
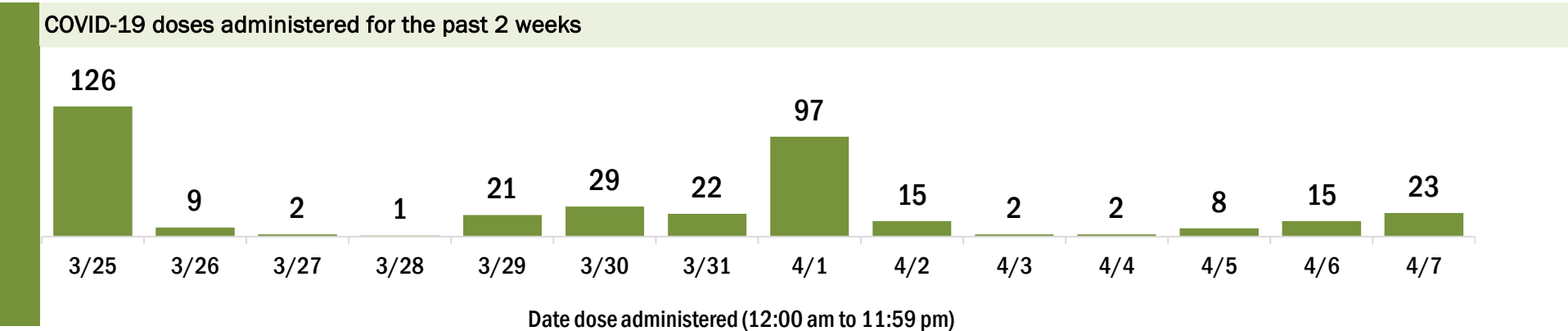
Data in this report are provisional and subject to change.

Data in this summary pertain to COVID-19 vaccines approved by the U.S. Food and Drug Administration and have been issued an Emergency Use Authorization (Janssen COVID-19 Vaccine, Moderna COVID-19 Vaccine and Pfizer-BioNTech COVID-19 Vaccine). These data summarize the number of people who have received either their first dose or have completed the series for a COVID-19 vaccine. **A person can only be counted in one category, first dose or series complete.** For persons receiving Moderna or Pfizer vaccines, once they receive their second dose, they are moved from the first dose column to the series completed column. **Because of this, the total first dose category may show a change from report to report not matching the total receiving their first dose from the previous day.** Persons receiving Johnson & Johnson vaccines will always be counted in the series completed column.

COVID-19 doses for vaccinated persons in Florida	
Doses administered	4,301
People receiving one dose of a 1-dose series (Johnson & Johnson) or receiving only one dose of a 2-dose series (Moderna, Pfizer) count once. Persons receiving both doses of a 2-dose series count twice.	

Current status of persons vaccinated for COVID-19 in Florida	
Total people vaccinated	2,498
First dose	553
Series completed	1,945
Completed 1-dose series	142
Completed 2-dose series	1,803
First dose: current number of people who have only received their first dose of the Moderna or Pfizer vaccine.	
Series complete: current number of people who have received both Moderna or Pfizer vaccine doses or one Johnson & Johnson dose and are considered fully immunized.	

Demographic summary	First dose	Series complete	Total people vaccinated
Age group	553	1,945	2,498
16-24 years	15	16	31
25-34 years	10	52	62
35-44 years	47	87	134
45-54 years	81	162	243
55-64 years	192	287	479
65-74 years	113	733	846
75-84 years	72	435	507
85+ years	23	173	196
Race	553	1,945	2,498
White	360	1,371	1,731
Black	54	118	172
American Indian/Alaskan	8	11	19
Other	47	299	346
Unknown	84	146	230
Other race includes Asian, native Hawaiian/Pacific Islander, or other.			
Ethnicity	553	1,945	2,498
Hispanic	9	37	46
Non-Hispanic	234	1,133	1,367
Unknown	310	775	1,085
Gender	553	1,945	2,498
Female	295	1,092	1,387
Male	258	852	1,110
Unknown	0	1	1



COVID-19: Charlotte County vaccine summary

Vaccination data through Apr 7, 2021 as of Apr 8, 2021 at 12:05 AM

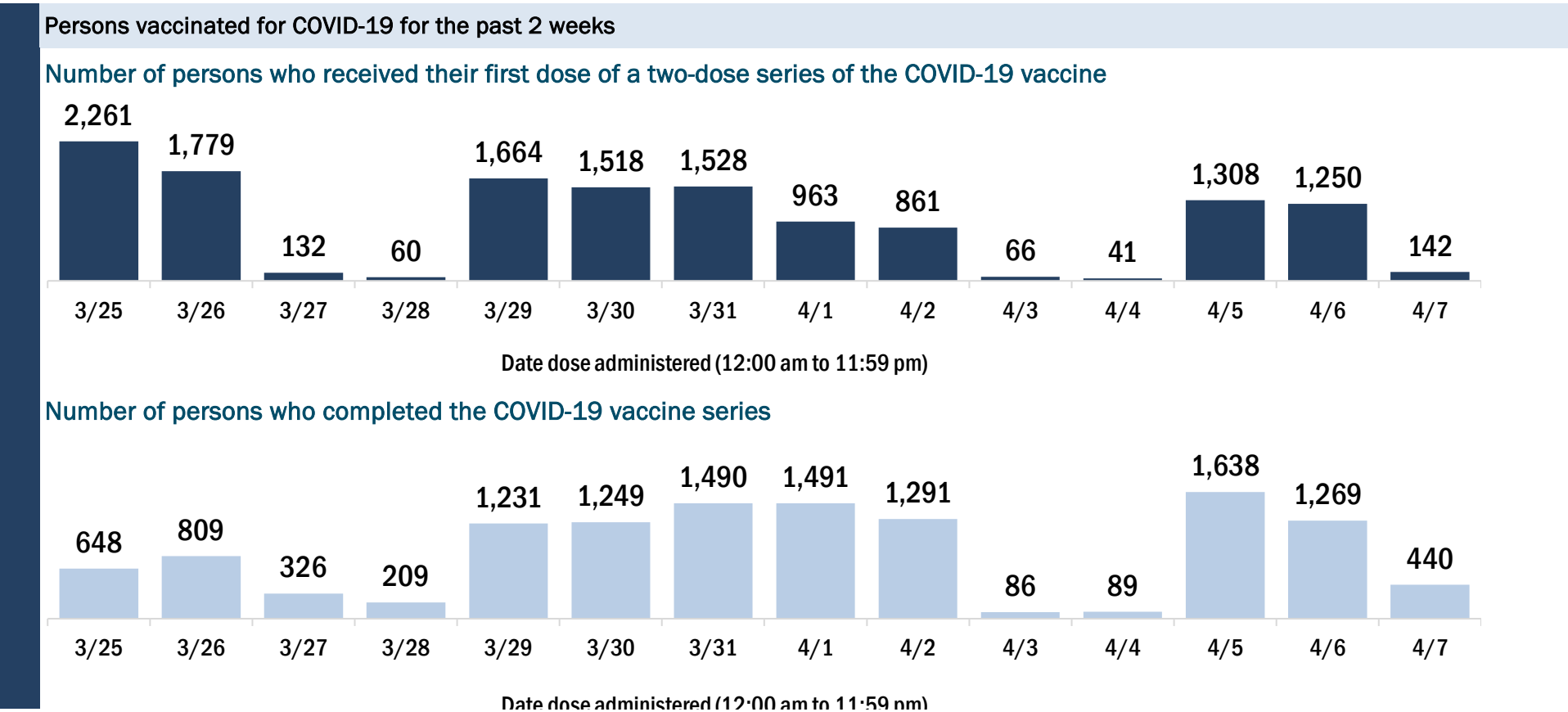
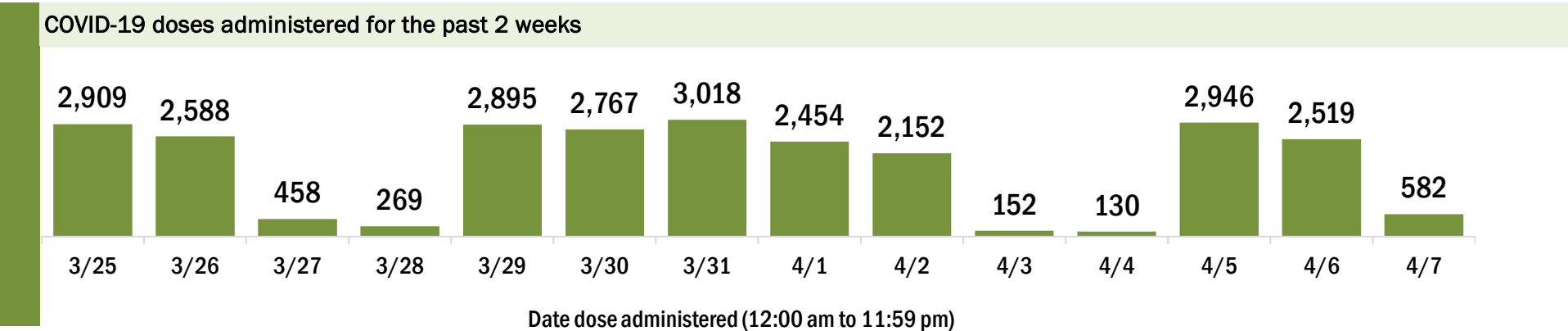
Data in this report are provisional and subject to change.

Data in this summary pertain to COVID-19 vaccines approved by the U.S. Food and Drug Administration and have been issued an Emergency Use Authorization (Janssen COVID-19 Vaccine, Moderna COVID-19 Vaccine and Pfizer-BioNTech COVID-19 Vaccine). These data summarize the number of people who have received either their first dose or have completed the series for a COVID-19 vaccine. **A person can only be counted in one category, first dose or series complete.** For persons receiving Moderna or Pfizer vaccines, once they receive their second dose, they are moved from the first dose column to the series completed column. **Because of this, the total first dose category may show a change from report to report not matching the total receiving their first dose from the previous day.** Persons receiving Johnson & Johnson vaccines will always be counted in the series completed column.

COVID-19 doses for vaccinated persons in Florida	
Doses administered	132,242
People receiving one dose of a 1-dose series (Johnson & Johnson) or receiving only one dose of a 2-dose series (Moderna, Pfizer) count once. Persons receiving both doses of a 2-dose series count twice.	

Current status of persons vaccinated for COVID-19 in Florida	
Total people vaccinated	88,726
First dose	40,876
Series completed	47,850
Completed 1-dose series	4,334
Completed 2-dose series	43,516
First dose: current number of people who have only received their first dose of the Moderna or Pfizer vaccine.	
Series complete: current number of people who have received both Moderna or Pfizer vaccine doses or one Johnson & Johnson dose and are considered fully immunized.	

Demographic summary	First dose	Series complete	Total people vaccinated
Age group	40,876	47,850	88,726
16-24 years	446	210	656
25-34 years	881	521	1,402
35-44 years	1,478	830	2,308
45-54 years	3,644	1,653	5,297
55-64 years	12,279	3,989	16,268
65-74 years	12,173	22,758	34,931
75-84 years	7,668	13,850	21,518
85+ years	2,307	4,039	6,346
Race	40,876	47,850	88,726
White	32,350	35,180	67,530
Black	887	652	1,539
American Indian/Alaskan	242	157	399
Other	2,293	3,461	5,754
Unknown	5,104	8,400	13,504
Other race includes Asian, native Hawaiian/Pacific Islander, or other.			
Ethnicity	40,876	47,850	88,726
Hispanic	1,289	745	2,034
Non-Hispanic	24,463	26,171	50,634
Unknown	15,124	20,934	36,058
Gender	40,876	47,850	88,726
Female	22,428	26,748	49,176
Male	18,415	21,075	39,490
Unknown	33	27	60



COVID-19: Citrus County vaccine summary

Vaccination data through Apr 7, 2021 as of Apr 8, 2021 at 12:05 AM

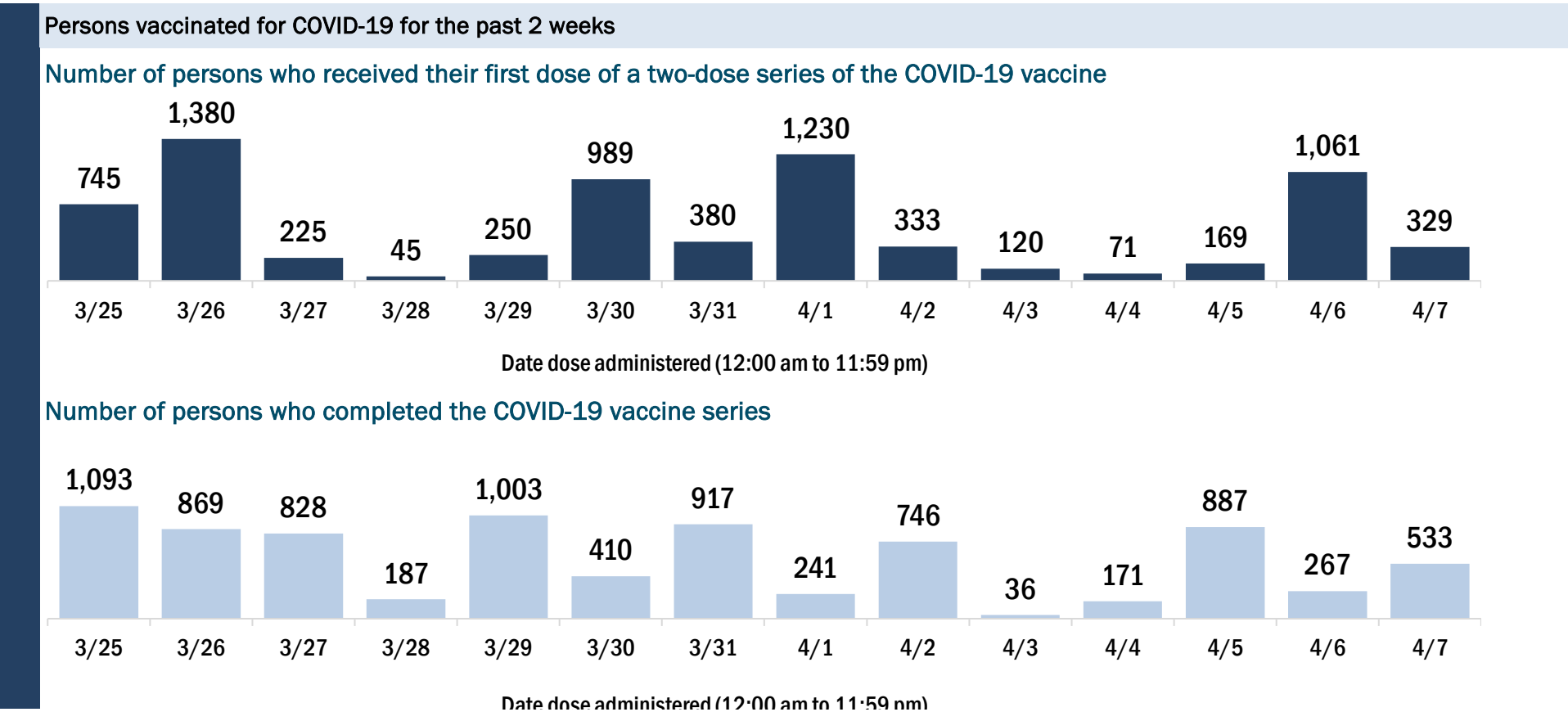
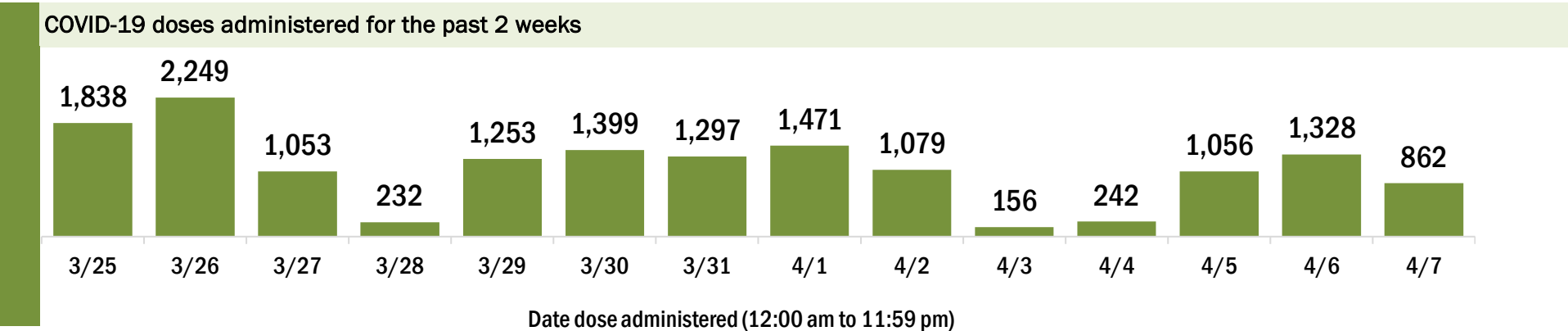
Data in this report are provisional and subject to change.

Data in this summary pertain to COVID-19 vaccines approved by the U.S. Food and Drug Administration and have been issued an Emergency Use Authorization (Janssen COVID-19 Vaccine, Moderna COVID-19 Vaccine and Pfizer-BioNTech COVID-19 Vaccine). These data summarize the number of people who have received either their first dose or have completed the series for a COVID-19 vaccine. **A person can only be counted in one category, first dose or series complete.** For persons receiving Moderna or Pfizer vaccines, once they receive their second dose, they are moved from the first dose column to the series completed column. **Because of this, the total first dose category may show a change from report to report not matching the total receiving their first dose from the previous day.** Persons receiving Johnson & Johnson vaccines will always be counted in the series completed column.

COVID-19 doses for vaccinated persons in Florida	
Doses administered	82,398
People receiving one dose of a 1-dose series (Johnson & Johnson) or receiving only one dose of a 2-dose series (Moderna, Pfizer) count once. Persons receiving both doses of a 2-dose series count twice.	

Current status of persons vaccinated for COVID-19 in Florida	
Total people vaccinated	51,503
First dose	19,608
Series completed	31,895
Completed 1-dose series	1,000
Completed 2-dose series	30,895
First dose: current number of people who have only received their first dose of the Moderna or Pfizer vaccine.	
Series complete: current number of people who have received both Moderna or Pfizer vaccine doses or one Johnson & Johnson dose and are considered fully immunized.	

Demographic summary	First dose	Series complete	Total people vaccinated
Age group	19,608	31,895	51,503
16-24 years	292	203	495
25-34 years	403	467	870
35-44 years	773	639	1,412
45-54 years	2,067	1,081	3,148
55-64 years	6,556	2,198	8,754
65-74 years	5,245	14,478	19,723
75-84 years	3,272	9,940	13,212
85+ years	1,000	2,889	3,889
Race	19,608	31,895	51,503
White	15,595	23,105	38,700
Black	347	374	721
American Indian/Alaskan	118	155	273
Other	938	2,506	3,444
Unknown	2,610	5,755	8,365
Other race includes Asian, native Hawaiian/Pacific Islander, or other.			
Ethnicity	19,608	31,895	51,503
Hispanic	826	647	1,473
Non-Hispanic	12,810	17,361	30,171
Unknown	5,972	13,887	19,859
Gender	19,608	31,895	51,503
Female	11,187	18,119	29,306
Male	8,395	13,765	22,160
Unknown	26	11	37



COVID-19: Clay County vaccine summary

Vaccination data through Apr 7, 2021 as of Apr 8, 2021 at 12:05 AM

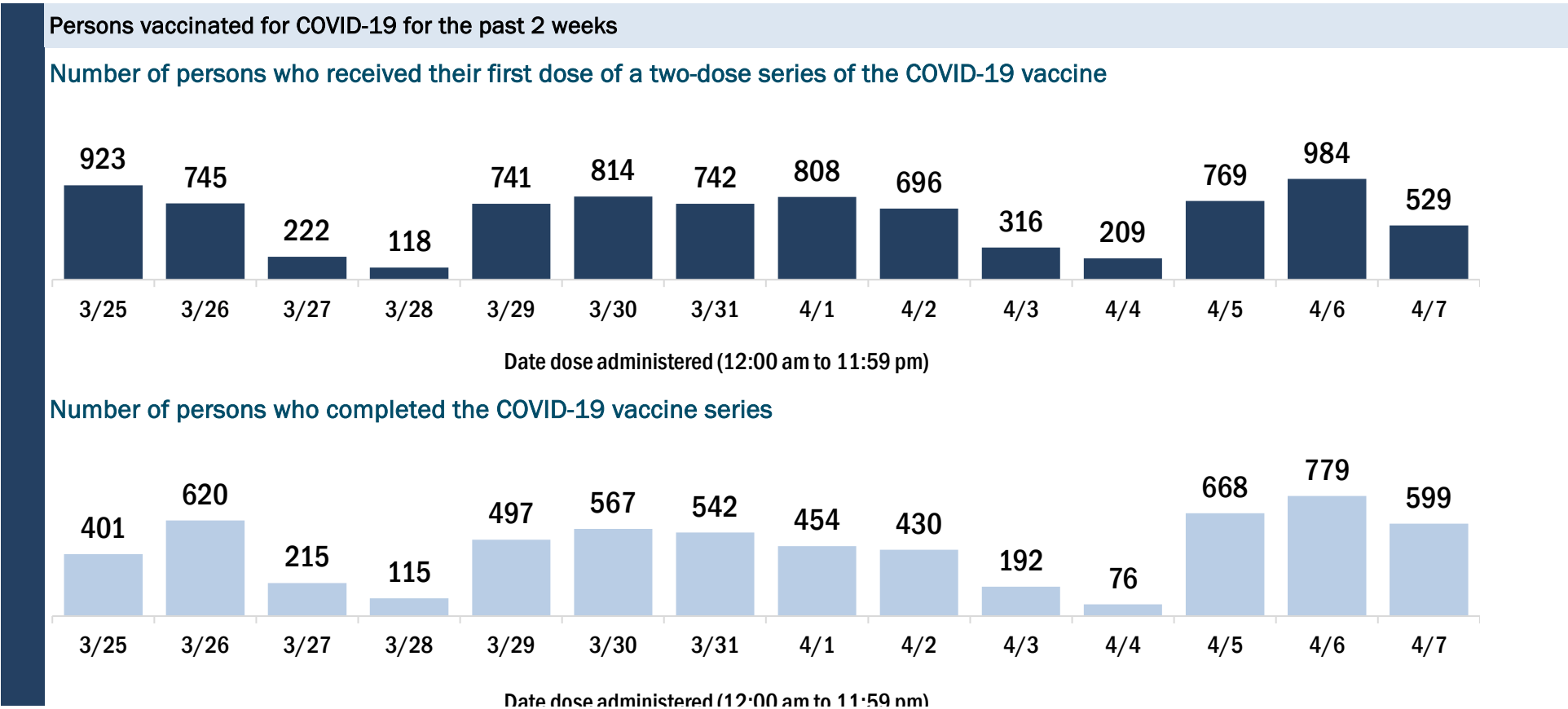
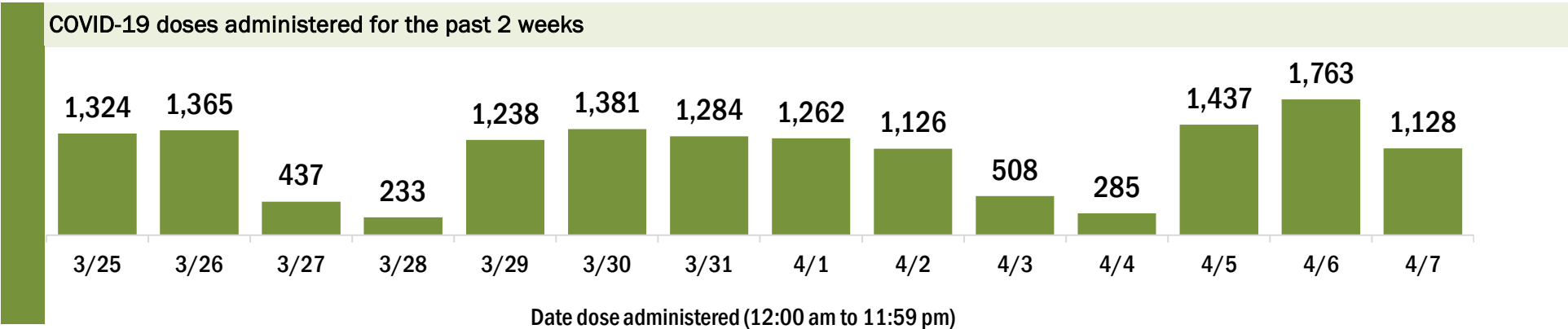
Data in this report are provisional and subject to change.

Data in this summary pertain to COVID-19 vaccines approved by the U.S. Food and Drug Administration and have been issued an Emergency Use Authorization (Janssen COVID-19 Vaccine, Moderna COVID-19 Vaccine and Pfizer-BioNTech COVID-19 Vaccine). These data summarize the number of people who have received either their first dose or have completed the series for a COVID-19 vaccine. **A person can only be counted in one category, first dose or series complete.** For persons receiving Moderna or Pfizer vaccines, once they receive their second dose, they are moved from the first dose column to the series completed column. **Because of this, the total first dose category may show a change from report to report not matching the total receiving their first dose from the previous day.** Persons receiving Johnson & Johnson vaccines will always be counted in the series completed column.

COVID-19 doses for vaccinated persons in Florida	
Doses administered	82,458
People receiving one dose of a 1-dose series (Johnson & Johnson) or receiving only one dose of a 2-dose series (Moderna, Pfizer) count once. Persons receiving both doses of a 2-dose series count twice.	

Current status of persons vaccinated for COVID-19 in Florida	
Total people vaccinated	51,423
First dose	18,109
Series completed	33,314
Completed 1-dose series	2,279
Completed 2-dose series	31,035
First dose: current number of people who have only received their first dose of the Moderna or Pfizer vaccine.	
Series complete: current number of people who have received both Moderna or Pfizer vaccine doses or one Johnson & Johnson dose and are considered fully immunized.	

Demographic summary	First dose	Series complete	Total people vaccinated
Age group	18,109	33,314	51,423
16-24 years	1,118	599	1,717
25-34 years	1,244	1,303	2,547
35-44 years	2,434	2,167	4,601
45-54 years	4,131	3,109	7,240
55-64 years	6,113	5,303	11,416
65-74 years	1,838	12,572	14,410
75-84 years	902	6,368	7,270
85+ years	329	1,893	2,222
Race	18,109	33,314	51,423
White	11,360	24,744	36,104
Black	1,485	2,059	3,544
American Indian/Alaskan	85	170	255
Other	2,186	3,009	5,195
Unknown	2,993	3,332	6,325
Other race includes Asian, native Hawaiian/Pacific Islander, or other.			
Ethnicity	18,109	33,314	51,423
Hispanic	1,287	1,253	2,540
Non-Hispanic	11,472	25,168	36,640
Unknown	5,350	6,893	12,243
Gender	18,109	33,314	51,423
Female	10,260	19,470	29,730
Male	7,816	13,842	21,658
Unknown	33	2	35



COVID-19: Collier County vaccine summary

Vaccination data through Apr 7, 2021 as of Apr 8, 2021 at 12:05 AM

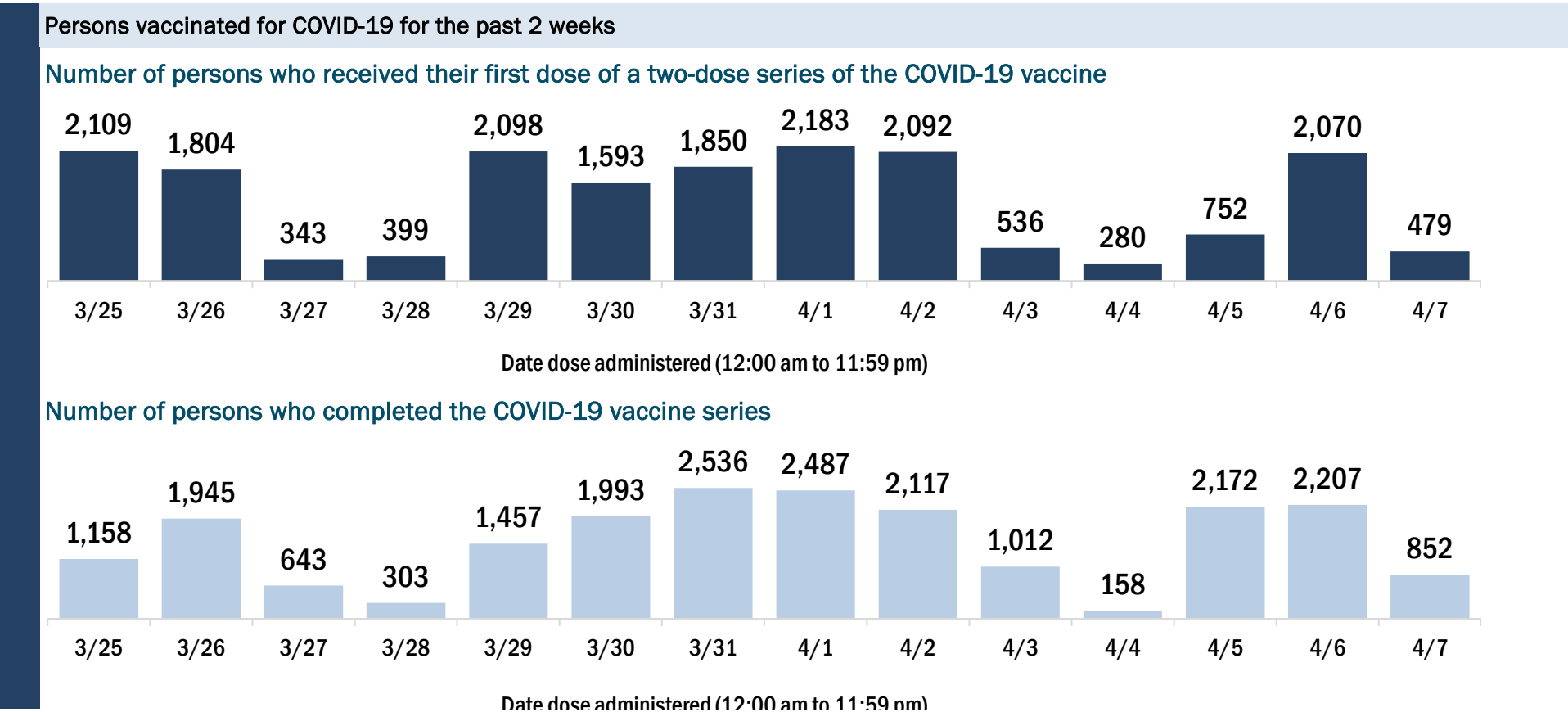
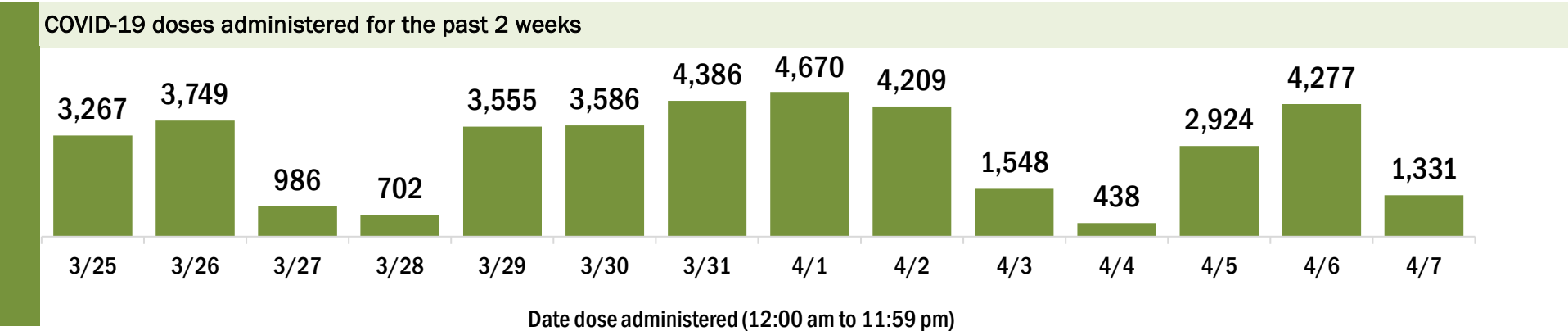
Data in this report are provisional and subject to change.

Data in this summary pertain to COVID-19 vaccines approved by the U.S. Food and Drug Administration and have been issued an Emergency Use Authorization (Janssen COVID-19 Vaccine, Moderna COVID-19 Vaccine and Pfizer-BioNTech COVID-19 Vaccine). These data summarize the number of people who have received either their first dose or have completed the series for a COVID-19 vaccine. **A person can only be counted in one category, first dose or series complete.** For persons receiving Moderna or Pfizer vaccines, once they receive their second dose, they are moved from the first dose column to the series completed column. **Because of this, the total first dose category may show a change from report to report not matching the total receiving their first dose from the previous day.** Persons receiving Johnson & Johnson vaccines will always be counted in the series completed column.

COVID-19 doses for vaccinated persons in Florida	
Doses administered	234,522
People receiving one dose of a 1-dose series (Johnson & Johnson) or receiving only one dose of a 2-dose series (Moderna, Pfizer) count once. Persons receiving both doses of a 2-dose series count twice.	

Current status of persons vaccinated for COVID-19 in Florida	
Total people vaccinated	148,314
First dose	54,167
Series completed	94,147
Completed 1-dose series	7,939
Completed 2-dose series	86,208
First dose: current number of people who have only received their first dose of the Moderna or Pfizer vaccine.	
Series complete: current number of people who have received both Moderna or Pfizer vaccine doses or one Johnson & Johnson dose and are considered fully immunized.	

Demographic summary	First dose	Series complete	Total people vaccinated
Age group	54,167	94,147	148,314
16-24 years	764	826	1,590
25-34 years	1,381	2,026	3,407
35-44 years	2,556	2,679	5,235
45-54 years	6,162	4,109	10,271
55-64 years	17,206	7,700	24,906
65-74 years	13,226	40,562	53,788
75-84 years	9,803	27,916	37,719
85+ years	3,069	8,329	11,398
Race	54,167	94,147	148,314
White	37,246	59,659	96,905
Black	726	882	1,608
American Indian/Alaskan	178	272	450
Other	3,688	7,441	11,129
Unknown	12,329	25,893	38,222
Other race includes Asian, native Hawaiian/Pacific Islander, or other.			
Ethnicity	54,167	94,147	148,314
Hispanic	4,722	3,767	8,489
Non-Hispanic	25,388	41,038	66,426
Unknown	24,057	49,342	73,399
Gender	54,167	94,147	148,314
Female	29,803	51,810	81,613
Male	24,082	42,104	66,186
Unknown	282	233	515



COVID-19: Columbia County vaccine summary

Vaccination data through Apr 7, 2021 as of Apr 8, 2021 at 12:05 AM

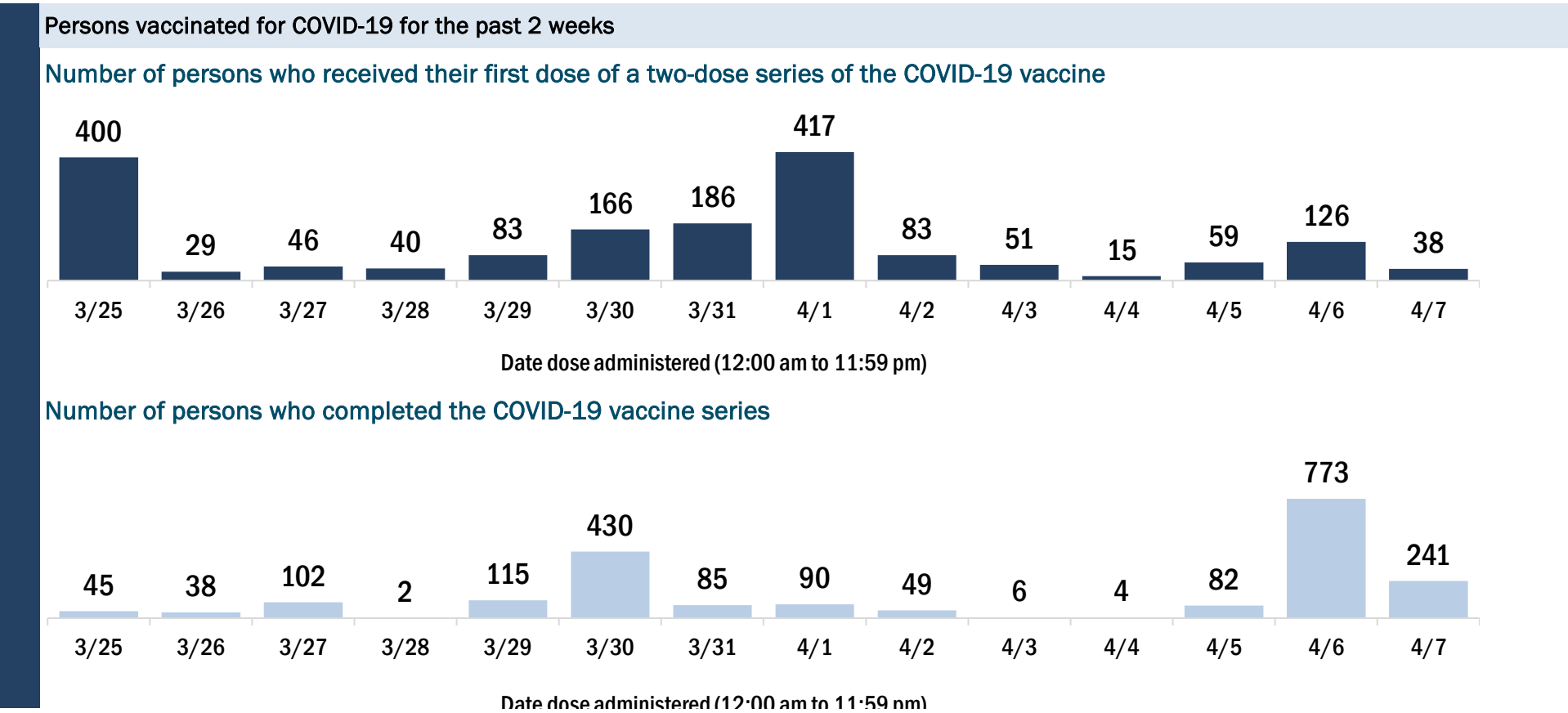
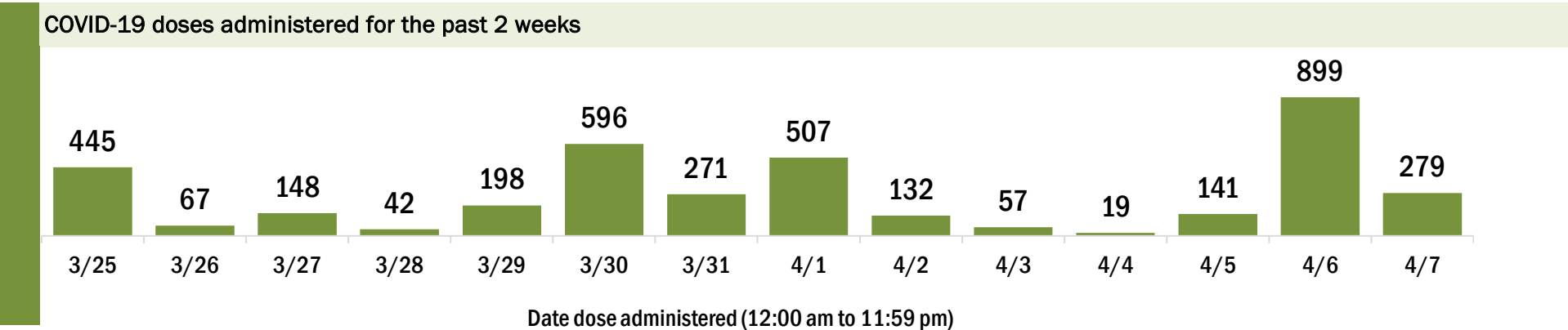
Data in this report are provisional and subject to change.

Data in this summary pertain to COVID-19 vaccines approved by the U.S. Food and Drug Administration and have been issued an Emergency Use Authorization (Janssen COVID-19 Vaccine, Moderna COVID-19 Vaccine and Pfizer-BioNTech COVID-19 Vaccine). These data summarize the number of people who have received either their first dose or have completed the series for a COVID-19 vaccine. **A person can only be counted in one category, first dose or series complete.** For persons receiving Moderna or Pfizer vaccines, once they receive their second dose, they are moved from the first dose column to the series completed column. **Because of this, the total first dose category may show a change from report to report not matching the total receiving their first dose from the previous day.** Persons receiving Johnson & Johnson vaccines will always be counted in the series completed column.

COVID-19 doses for vaccinated persons in Florida	
Doses administered	21,228
People receiving one dose of a 1-dose series (Johnson & Johnson) or receiving only one dose of a 2-dose series (Moderna, Pfizer) count once. Persons receiving both doses of a 2-dose series count twice.	

Current status of persons vaccinated for COVID-19 in Florida	
Total people vaccinated	12,974
First dose	3,445
Series completed	9,529
Completed 1-dose series	1,275
Completed 2-dose series	8,254
First dose: current number of people who have only received their first dose of the Moderna or Pfizer vaccine.	
Series complete: current number of people who have received both Moderna or Pfizer vaccine doses or one Johnson & Johnson dose and are considered fully immunized.	

Demographic summary	First dose	Series complete	Total people vaccinated
Age group	3,445	9,529	12,974
16-24 years	120	115	235
25-34 years	199	295	494
35-44 years	317	474	791
45-54 years	650	733	1,383
55-64 years	1,271	1,400	2,671
65-74 years	524	3,709	4,233
75-84 years	274	2,172	2,446
85+ years	90	631	721
Race	3,445	9,529	12,974
White	2,353	6,776	9,129
Black	384	962	1,346
American Indian/Alaskan	23	51	74
Other	297	670	967
Unknown	388	1,070	1,458
Other race includes Asian, native Hawaiian/Pacific Islander, or other.			
Ethnicity	3,445	9,529	12,974
Hispanic	166	229	395
Non-Hispanic	2,330	6,640	8,970
Unknown	949	2,660	3,609
Gender	3,445	9,529	12,974
Female	2,013	5,590	7,603
Male	1,430	3,939	5,369
Unknown	2	0	2



COVID-19: Dade County vaccine summary

Vaccination data through Apr 7, 2021 as of Apr 8, 2021 at 12:05 AM

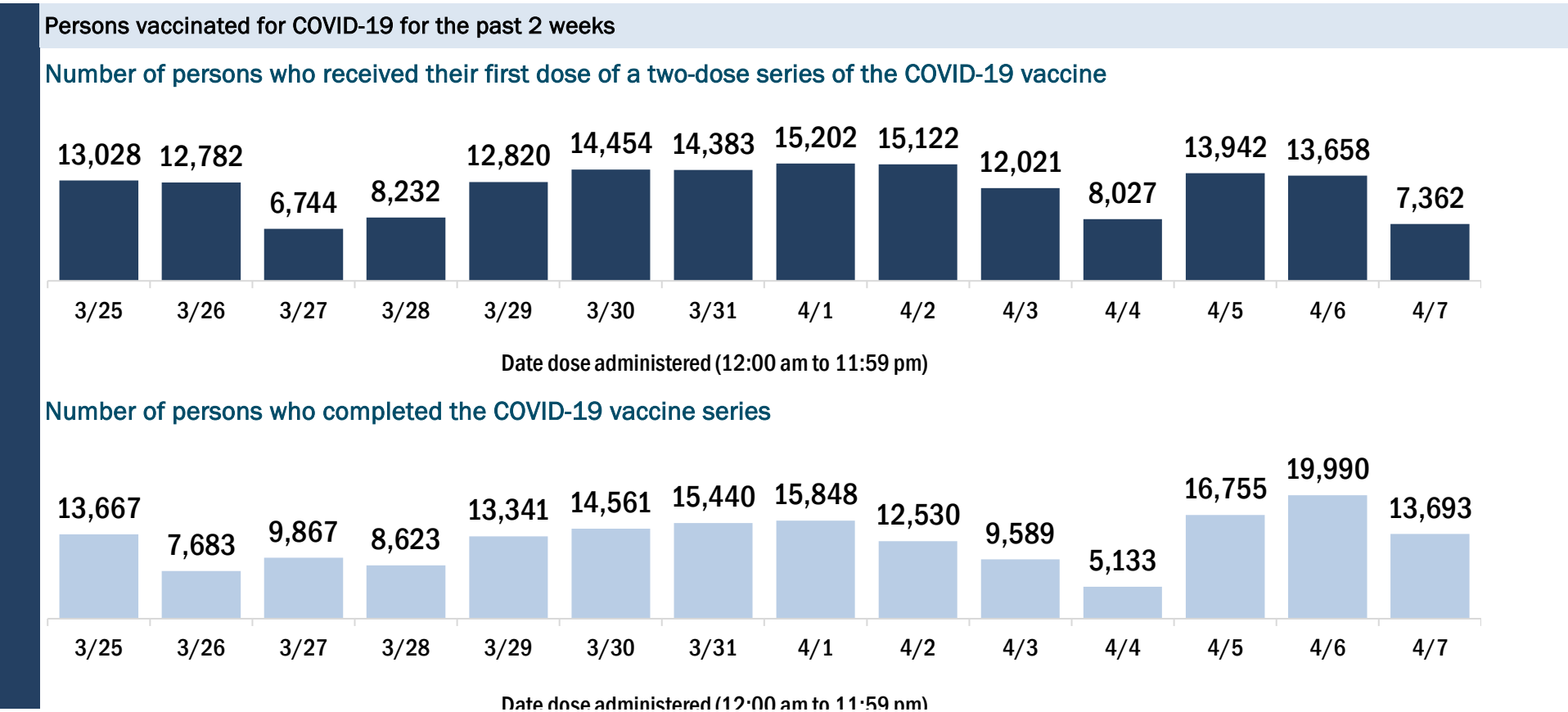
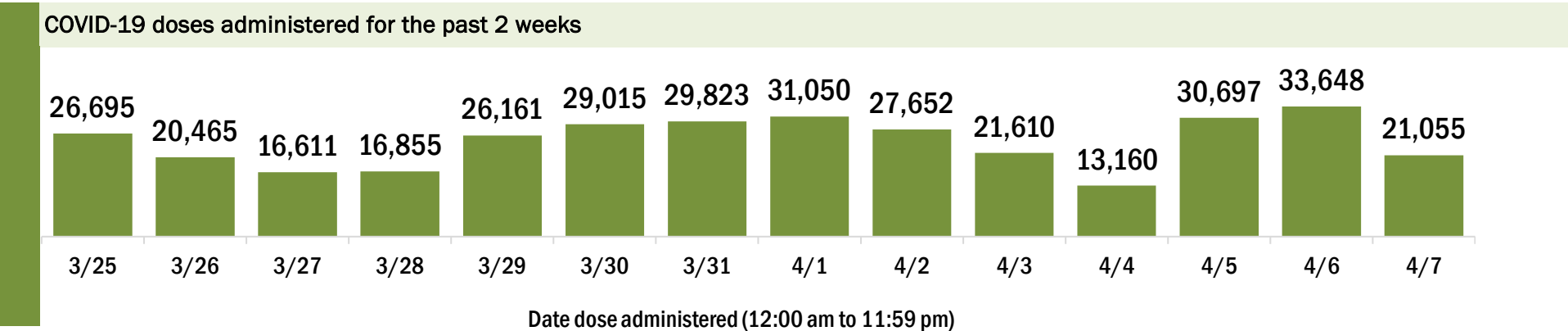
Data in this report are provisional and subject to change.

Data in this summary pertain to COVID-19 vaccines approved by the U.S. Food and Drug Administration and have been issued an Emergency Use Authorization (Janssen COVID-19 Vaccine, Moderna COVID-19 Vaccine and Pfizer-BioNTech COVID-19 Vaccine). These data summarize the number of people who have received either their first dose or have completed the series for a COVID-19 vaccine. **A person can only be counted in one category, first dose or series complete.** For persons receiving Moderna or Pfizer vaccines, once they receive their second dose, they are moved from the first dose column to the series completed column. **Because of this, the total first dose category may show a change from report to report not matching the total receiving their first dose from the previous day.** Persons receiving Johnson & Johnson vaccines will always be counted in the series completed column.

COVID-19 doses for vaccinated persons in Florida	
Doses administered	1,336,353
People receiving one dose of a 1-dose series (Johnson & Johnson) or receiving only one dose of a 2-dose series (Moderna, Pfizer) count once. Persons receiving both doses of a 2-dose series count twice.	

Current status of persons vaccinated for COVID-19 in Florida	
Total people vaccinated	878,056
First dose	355,493
Series completed	522,563
Completed 1-dose series	64,266
Completed 2-dose series	458,297
First dose: current number of people who have only received their first dose of the Moderna or Pfizer vaccine.	
Series complete: current number of people who have received both Moderna or Pfizer vaccine doses or one Johnson & Johnson dose and are considered fully immunized.	

Demographic summary	First dose	Series complete	Total people vaccinated
Age group	355,493	522,563	878,056
16-24 years	17,394	13,455	30,849
25-34 years	29,267	33,314	62,581
35-44 years	47,517	46,433	93,950
45-54 years	79,435	66,911	146,346
55-64 years	95,321	92,953	188,274
65-74 years	48,626	145,347	193,973
75-84 years	26,551	89,667	116,218
85+ years	11,382	34,483	45,865
Race	355,493	522,563	878,056
White	241,353	369,236	610,589
Black	20,993	39,095	60,088
American Indian/Alaskan	863	1,168	2,031
Other	32,445	60,517	92,962
Unknown	59,839	52,547	112,386
Other race includes Asian, native Hawaiian/Pacific Islander, or other.			
Ethnicity	355,493	522,563	878,056
Hispanic	160,629	271,819	432,448
Non-Hispanic	62,360	126,682	189,042
Unknown	132,504	124,062	256,566
Gender	355,493	522,563	878,056
Female	189,579	296,363	485,942
Male	163,804	225,674	389,478
Unknown	2,110	526	2,636



COVID-19: Desoto County vaccine summary

Vaccination data through Apr 7, 2021 as of Apr 8, 2021 at 12:05 AM

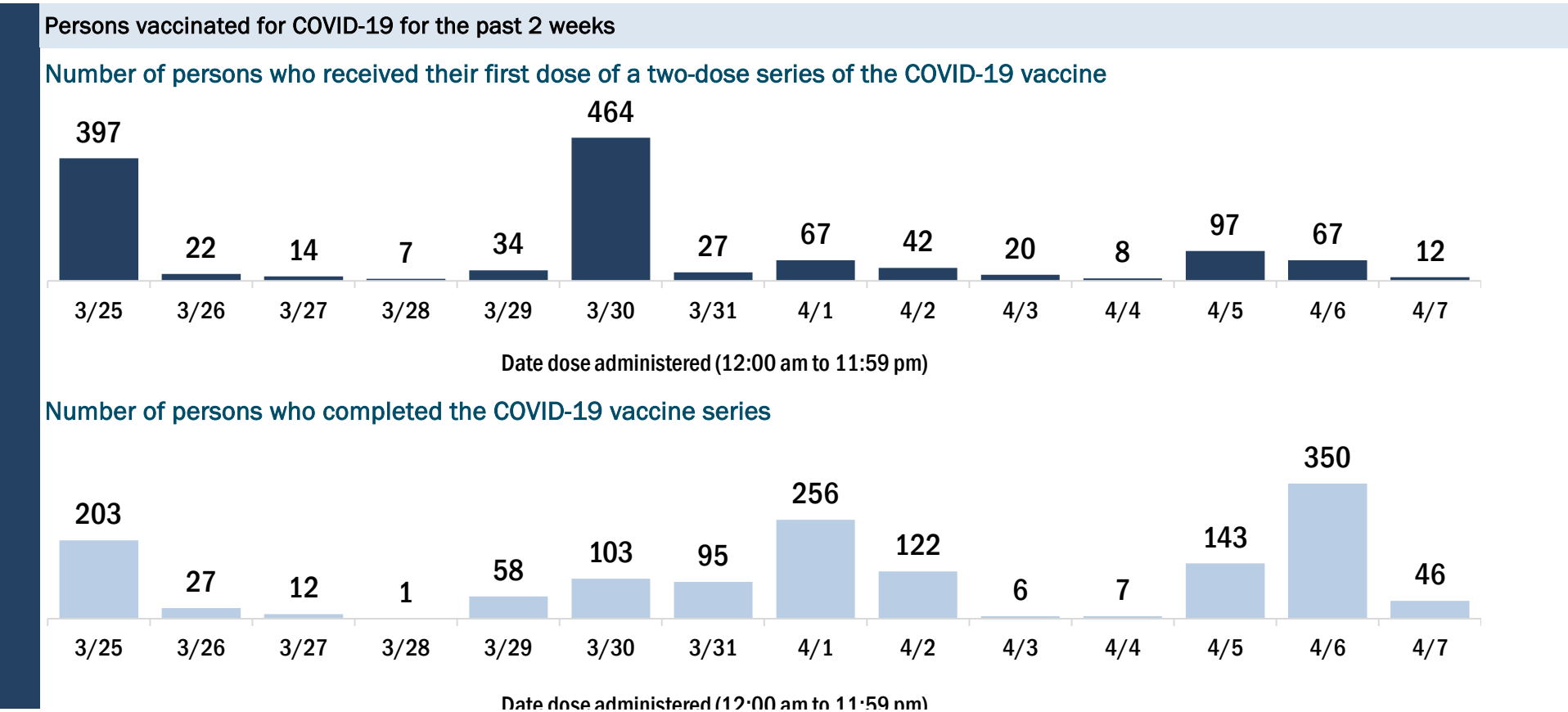
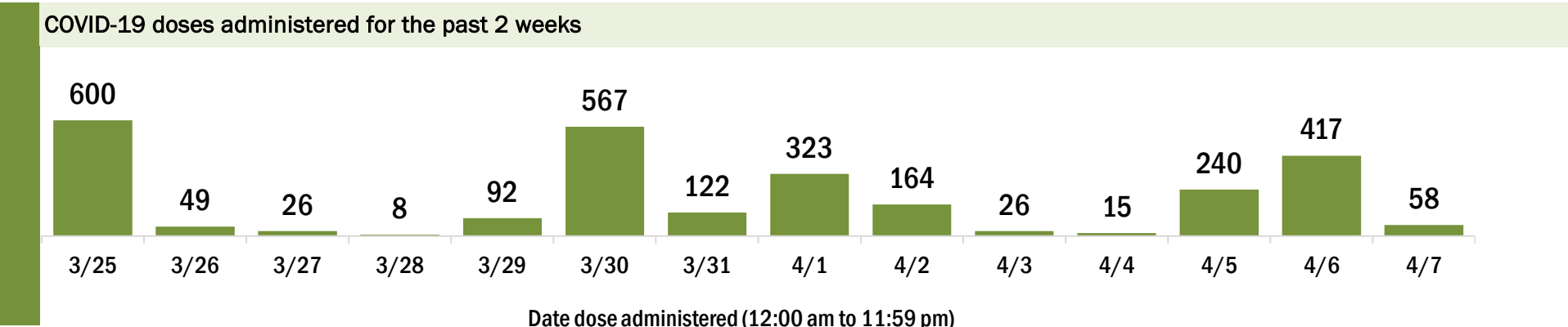
Data in this report are provisional and subject to change.

Data in this summary pertain to COVID-19 vaccines approved by the U.S. Food and Drug Administration and have been issued an Emergency Use Authorization (Janssen COVID-19 Vaccine, Moderna COVID-19 Vaccine and Pfizer-BioNTech COVID-19 Vaccine). These data summarize the number of people who have received either their first dose or have completed the series for a COVID-19 vaccine. **A person can only be counted in one category, first dose or series complete.** For persons receiving Moderna or Pfizer vaccines, once they receive their second dose, they are moved from the first dose column to the series completed column. **Because of this, the total first dose category may show a change from report to report not matching the total receiving their first dose from the previous day.** Persons receiving Johnson & Johnson vaccines will always be counted in the series completed column.

COVID-19 doses for vaccinated persons in Florida	
Doses administered	12,591
People receiving one dose of a 1-dose series (Johnson & Johnson) or receiving only one dose of a 2-dose series (Moderna, Pfizer) count once. Persons receiving both doses of a 2-dose series count twice.	

Current status of persons vaccinated for COVID-19 in Florida	
Total people vaccinated	8,205
First dose	3,598
Series completed	4,607
Completed 1-dose series	221
Completed 2-dose series	4,386
First dose: current number of people who have only received their first dose of the Moderna or Pfizer vaccine.	
Series complete: current number of people who have received both Moderna or Pfizer vaccine doses or one Johnson & Johnson dose and are considered fully immunized.	

Demographic summary	First dose	Series complete	Total people vaccinated
Age group	3,598	4,607	8,205
16-24 years	69	34	103
25-34 years	105	123	228
35-44 years	202	152	354
45-54 years	461	262	723
55-64 years	1,040	461	1,501
65-74 years	992	1,948	2,940
75-84 years	581	1,317	1,898
85+ years	148	310	458
Race	3,598	4,607	8,205
White	2,270	3,304	5,574
Black	213	290	503
American Indian/Alaskan	15	9	24
Other	332	356	688
Unknown	768	648	1,416
Other race includes Asian, native Hawaiian/Pacific Islander, or other.			
Ethnicity	3,598	4,607	8,205
Hispanic	370	212	582
Non-Hispanic	1,757	2,022	3,779
Unknown	1,471	2,373	3,844
Gender	3,598	4,607	8,205
Female	1,694	2,516	4,210
Male	1,904	2,090	3,994
Unknown	0	1	1



COVID-19: Dixie County vaccine summary

Vaccination data through Apr 7, 2021 as of Apr 8, 2021 at 12:05 AM

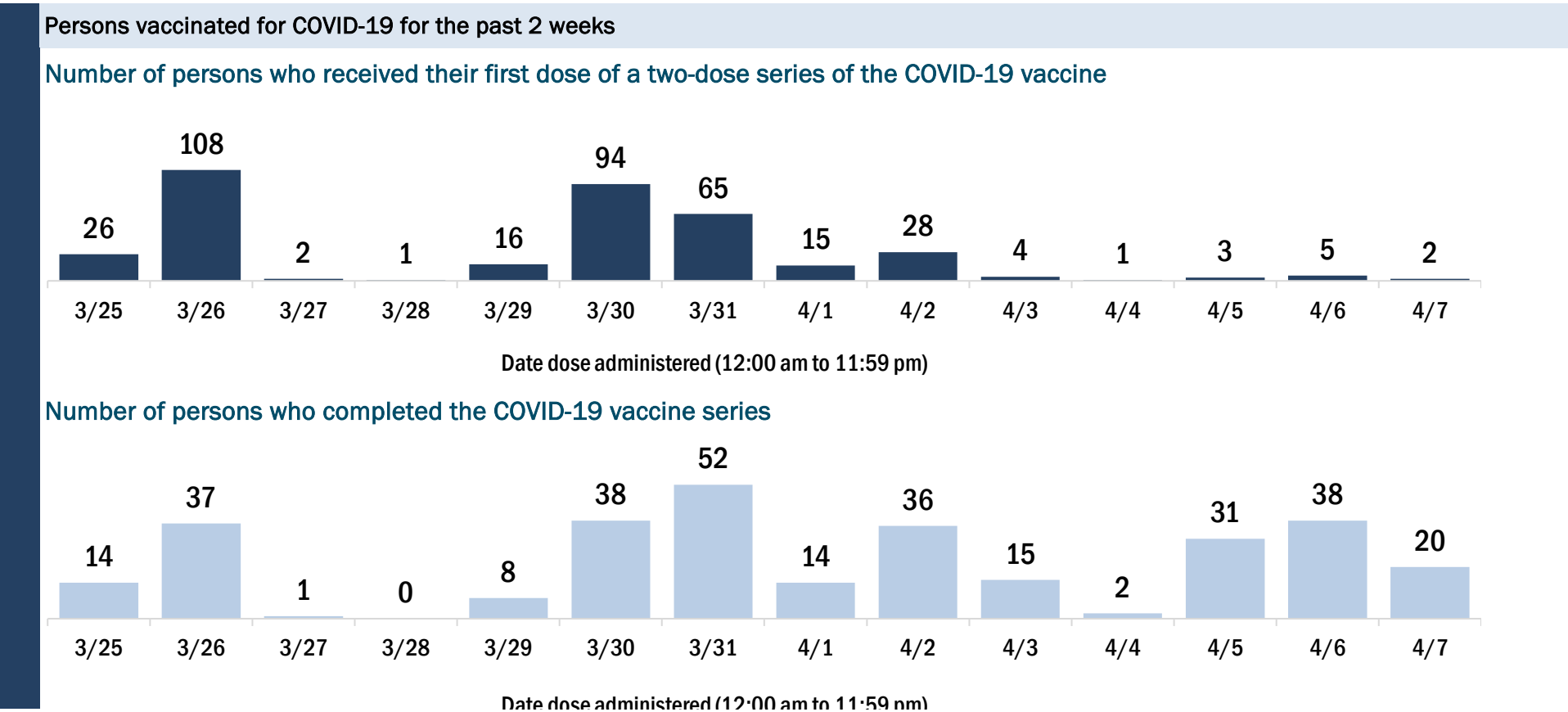
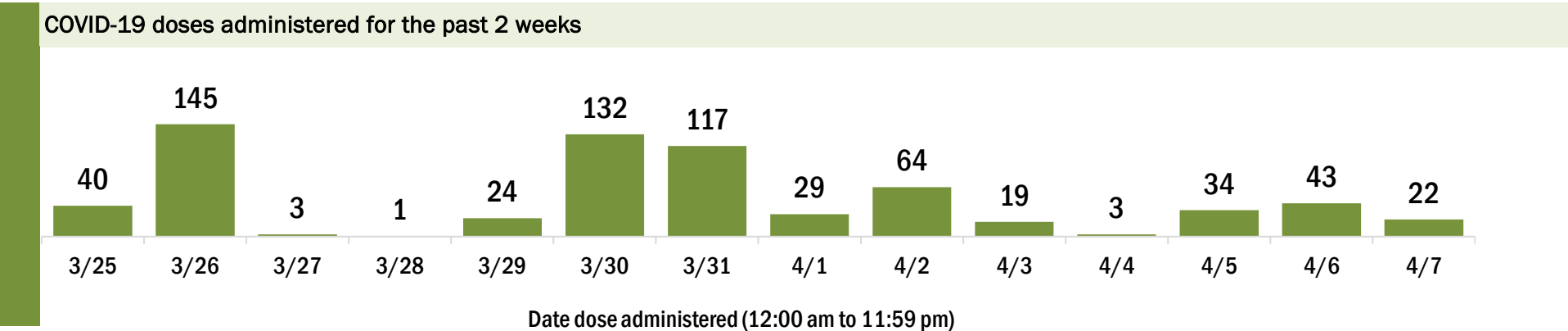
Data in this report are provisional and subject to change.

Data in this summary pertain to COVID-19 vaccines approved by the U.S. Food and Drug Administration and have been issued an Emergency Use Authorization (Janssen COVID-19 Vaccine, Moderna COVID-19 Vaccine and Pfizer-BioNTech COVID-19 Vaccine). These data summarize the number of people who have received either their first dose or have completed the series for a COVID-19 vaccine. **A person can only be counted in one category, first dose or series complete.** For persons receiving Moderna or Pfizer vaccines, once they receive their second dose, they are moved from the first dose column to the series completed column. **Because of this, the total first dose category may show a change from report to report not matching the total receiving their first dose from the previous day.** Persons receiving Johnson & Johnson vaccines will always be counted in the series completed column.

COVID-19 doses for vaccinated persons in Florida	
Doses administered	4,448
People receiving one dose of a 1-dose series (Johnson & Johnson) or receiving only one dose of a 2-dose series (Moderna, Pfizer) count once. Persons receiving both doses of a 2-dose series count twice.	

Current status of persons vaccinated for COVID-19 in Florida	
Total people vaccinated	2,877
First dose	1,070
Series completed	1,807
Completed 1-dose series	236
Completed 2-dose series	1,571
First dose: current number of people who have only received their first dose of the Moderna or Pfizer vaccine.	
Series complete: current number of people who have received both Moderna or Pfizer vaccine doses or one Johnson & Johnson dose and are considered fully immunized.	

Demographic summary	First dose	Series complete	Total people vaccinated
Age group	1,070	1,807	2,877
16-24 years	14	11	25
25-34 years	22	18	40
35-44 years	52	44	96
45-54 years	108	74	182
55-64 years	374	222	596
65-74 years	304	822	1,126
75-84 years	154	485	639
85+ years	42	131	173
Race	1,070	1,807	2,877
White	925	1,572	2,497
Black	63	50	113
American Indian/Alaskan	17	10	27
Other	33	54	87
Unknown	32	121	153
Other race includes Asian, native Hawaiian/Pacific Islander, or other.			
Ethnicity	1,070	1,807	2,877
Hispanic	25	29	54
Non-Hispanic	889	1,288	2,177
Unknown	156	490	646
Gender	1,070	1,807	2,877
Female	583	960	1,543
Male	487	847	1,334
Unknown	0	0	0



COVID-19: Duval County vaccine summary

Vaccination data through Apr 7, 2021 as of Apr 8, 2021 at 12:05 AM

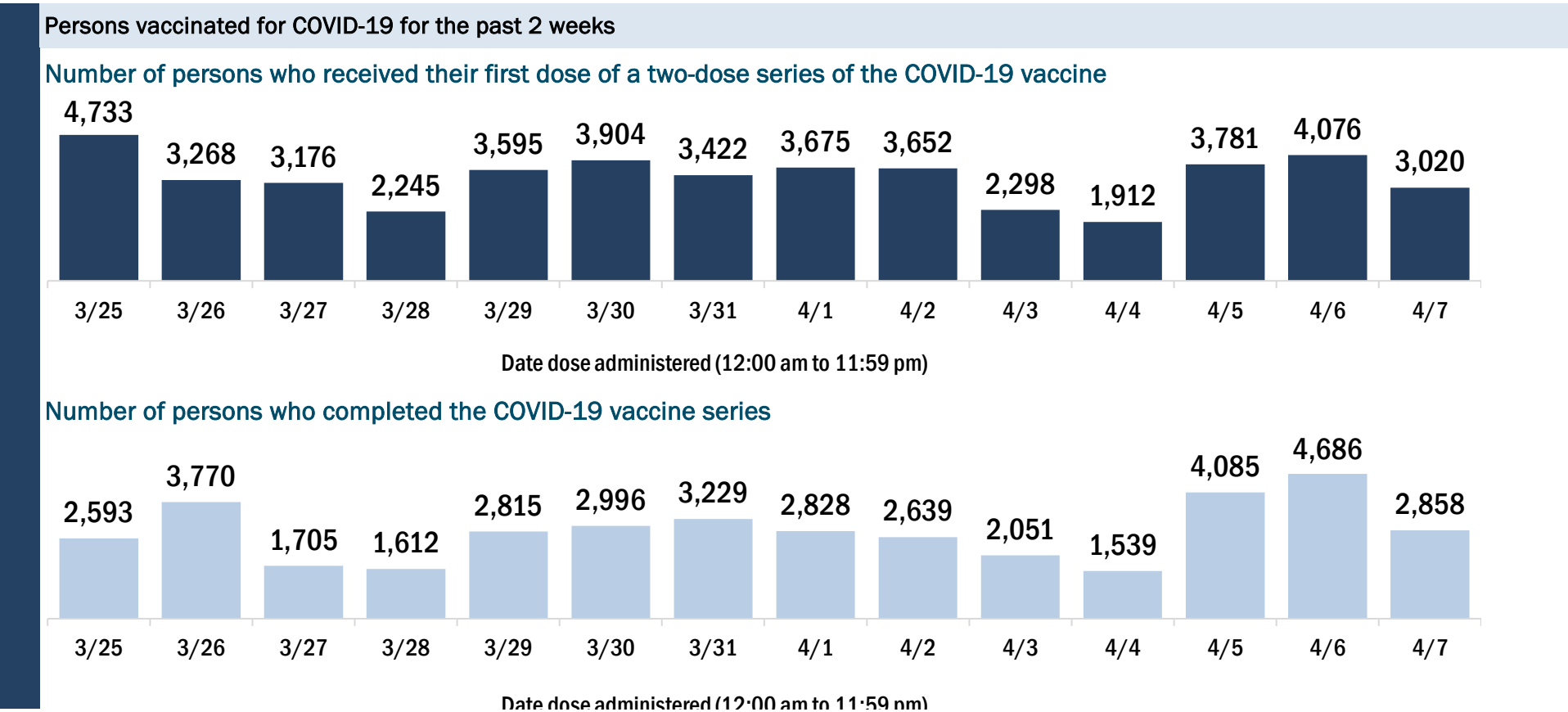
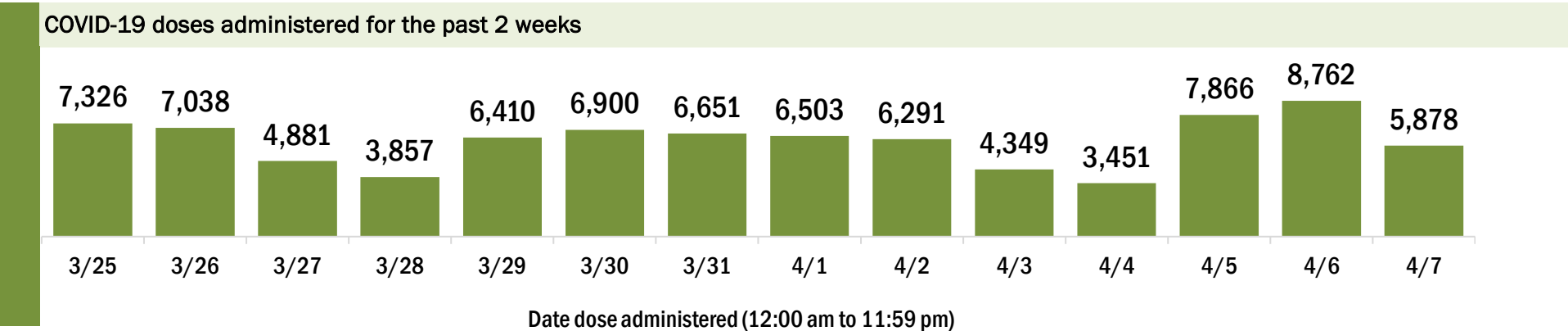
Data in this report are provisional and subject to change.

Data in this summary pertain to COVID-19 vaccines approved by the U.S. Food and Drug Administration and have been issued an Emergency Use Authorization (Janssen COVID-19 Vaccine, Moderna COVID-19 Vaccine and Pfizer-BioNTech COVID-19 Vaccine). These data summarize the number of people who have received either their first dose or have completed the series for a COVID-19 vaccine. **A person can only be counted in one category, first dose or series complete.** For persons receiving Moderna or Pfizer vaccines, once they receive their second dose, they are moved from the first dose column to the series completed column. **Because of this, the total first dose category may show a change from report to report not matching the total receiving their first dose from the previous day.** Persons receiving Johnson & Johnson vaccines will always be counted in the series completed column.

COVID-19 doses for vaccinated persons in Florida	
Doses administered	410,495
People receiving one dose of a 1-dose series (Johnson & Johnson) or receiving only one dose of a 2-dose series (Moderna, Pfizer) count once. Persons receiving both doses of a 2-dose series count twice.	

Current status of persons vaccinated for COVID-19 in Florida	
Total people vaccinated	267,527
First dose	105,796
Series completed	161,731
Completed 1-dose series	18,763
Completed 2-dose series	142,968
First dose: current number of people who have only received their first dose of the Moderna or Pfizer vaccine.	
Series complete: current number of people who have received both Moderna or Pfizer vaccine doses or one Johnson & Johnson dose and are considered fully immunized.	

Demographic summary	First dose	Series complete	Total people vaccinated
Age group	105,796	161,731	267,527
16-24 years	6,185	3,415	9,600
25-34 years	10,960	11,117	22,077
35-44 years	15,075	13,719	28,794
45-54 years	22,075	17,711	39,786
55-64 years	29,401	30,169	59,570
65-74 years	13,981	52,931	66,912
75-84 years	5,855	24,252	30,107
85+ years	2,264	8,417	10,681
Race	105,796	161,731	267,527
White	57,208	95,377	152,585
Black	16,445	27,711	44,156
American Indian/Alaskan	244	382	626
Other	14,687	18,880	33,567
Unknown	17,212	19,381	36,593
Other race includes Asian, native Hawaiian/Pacific Islander, or other.			
Ethnicity	105,796	161,731	267,527
Hispanic	7,695	5,962	13,657
Non-Hispanic	72,400	115,997	188,397
Unknown	25,701	39,772	65,473
Gender	105,796	161,731	267,527
Female	56,901	95,073	151,974
Male	46,564	66,587	113,151
Unknown	2,331	71	2,402



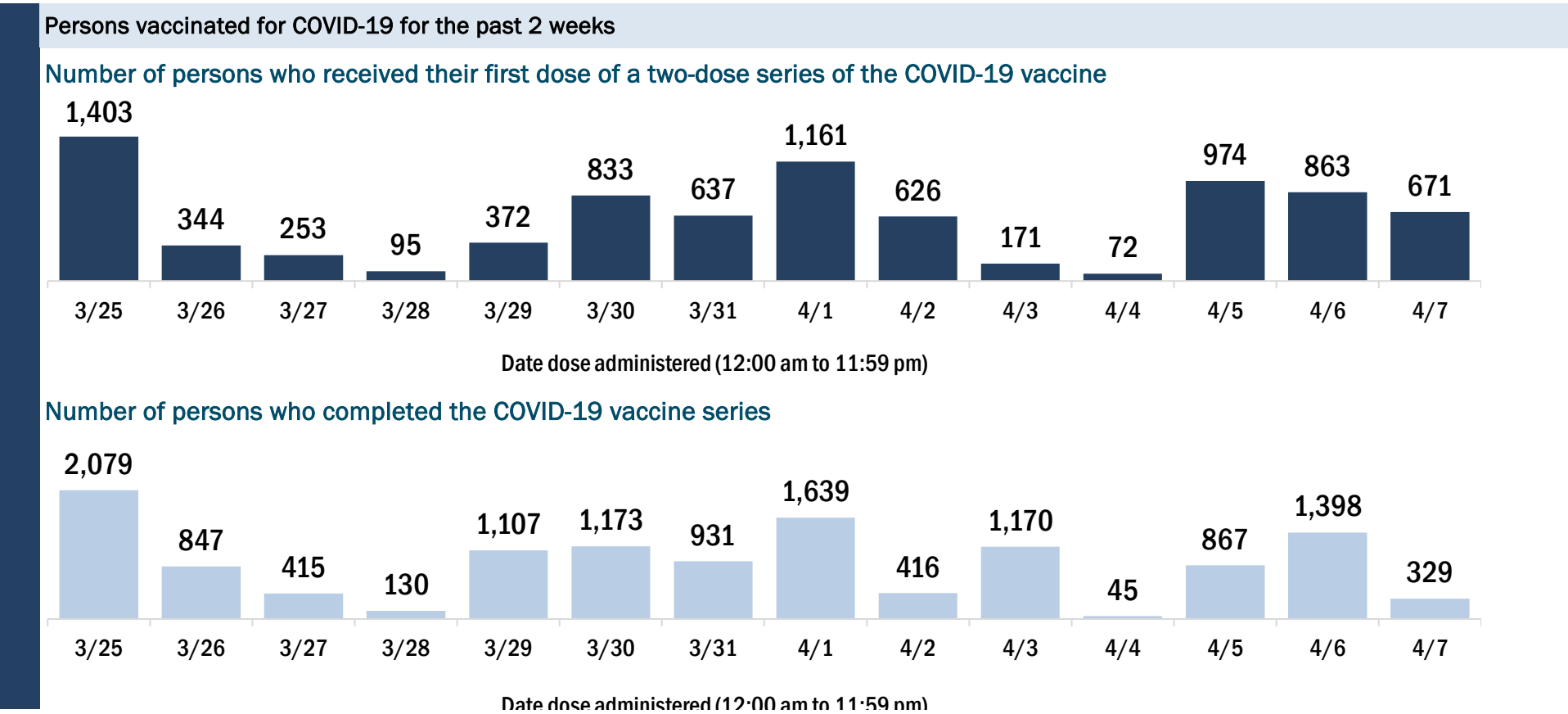
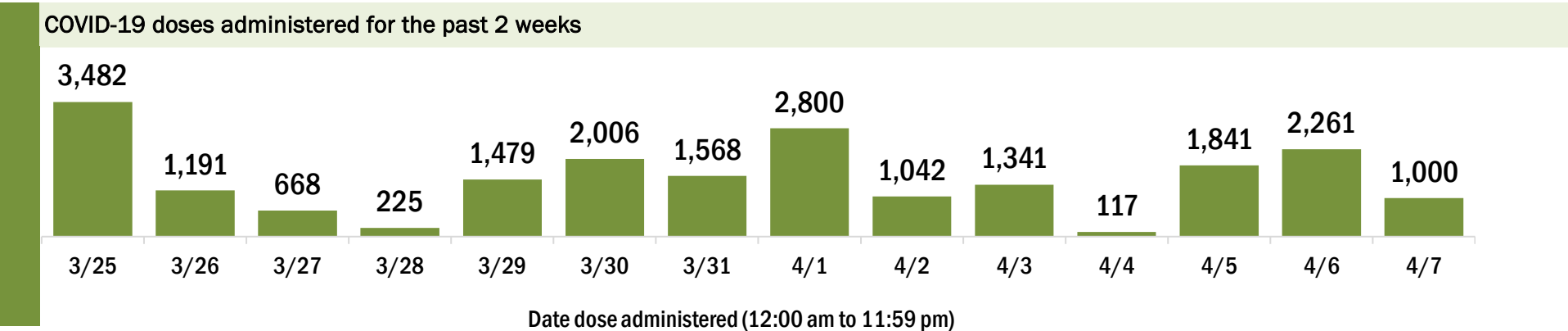
COVID-19: Escambia County vaccine summary

Vaccination data through Apr 7, 2021 as of Apr 8, 2021 at 12:05 AM

Data in this report are provisional and subject to change.

Data in this summary pertain to COVID-19 vaccines approved by the U.S. Food and Drug Administration and have been issued an Emergency Use Authorization (Janssen COVID-19 Vaccine, Moderna COVID-19 Vaccine and Pfizer-BioNTech COVID-19 Vaccine). These data summarize the number of people who have received either their first dose or have completed the series for a COVID-19 vaccine. **A person can only be counted in one category, first dose or series complete.** For persons receiving Moderna or Pfizer vaccines, once they receive their second dose, they are moved from the first dose column to the series completed column. **Because of this, the total first dose category may show a change from report to report not matching the total receiving their first dose from the previous day.** Persons receiving Johnson & Johnson vaccines will always be counted in the series completed column.

COVID-19 doses for vaccinated persons in Florida		Demographic summary			
Doses administered	125,102	First dose	Series complete	Total people vaccinated	
People receiving one dose of a 1-dose series (Johnson & Johnson) or receiving only one dose of a 2-dose series (Moderna, Pfizer) count once. Persons receiving both doses of a 2-dose series count twice.		Age group	28,591	51,066	79,657
		16-24 years	1,313	715	2,028
		25-34 years	2,594	2,246	4,840
		35-44 years	3,243	2,939	6,182
		45-54 years	4,640	4,845	9,485
		55-64 years	8,190	9,320	17,510
		65-74 years	5,027	17,776	22,803
		75-84 years	2,600	9,697	12,297
		85+ years	984	3,528	4,512
		Race	28,591	51,066	79,657
		White	15,656	31,537	47,193
		Black	3,921	7,474	11,395
		American Indian/Alaskan	180	374	554
		Other	2,463	4,838	7,301
		Unknown	6,371	6,843	13,214
		Other race includes Asian, native Hawaiian/Pacific Islander, or other.			
		Ethnicity	28,591	51,066	79,657
		Hispanic	898	972	1,870
		Non-Hispanic	18,028	34,730	52,758
		Unknown	9,665	15,364	25,029
		Gender	28,591	51,066	79,657
		Female	16,431	30,292	46,723
		Male	12,057	20,762	32,819
		Unknown	103	12	115



COVID-19: Flagler County vaccine summary

Vaccination data through Apr 7, 2021 as of Apr 8, 2021 at 12:05 AM

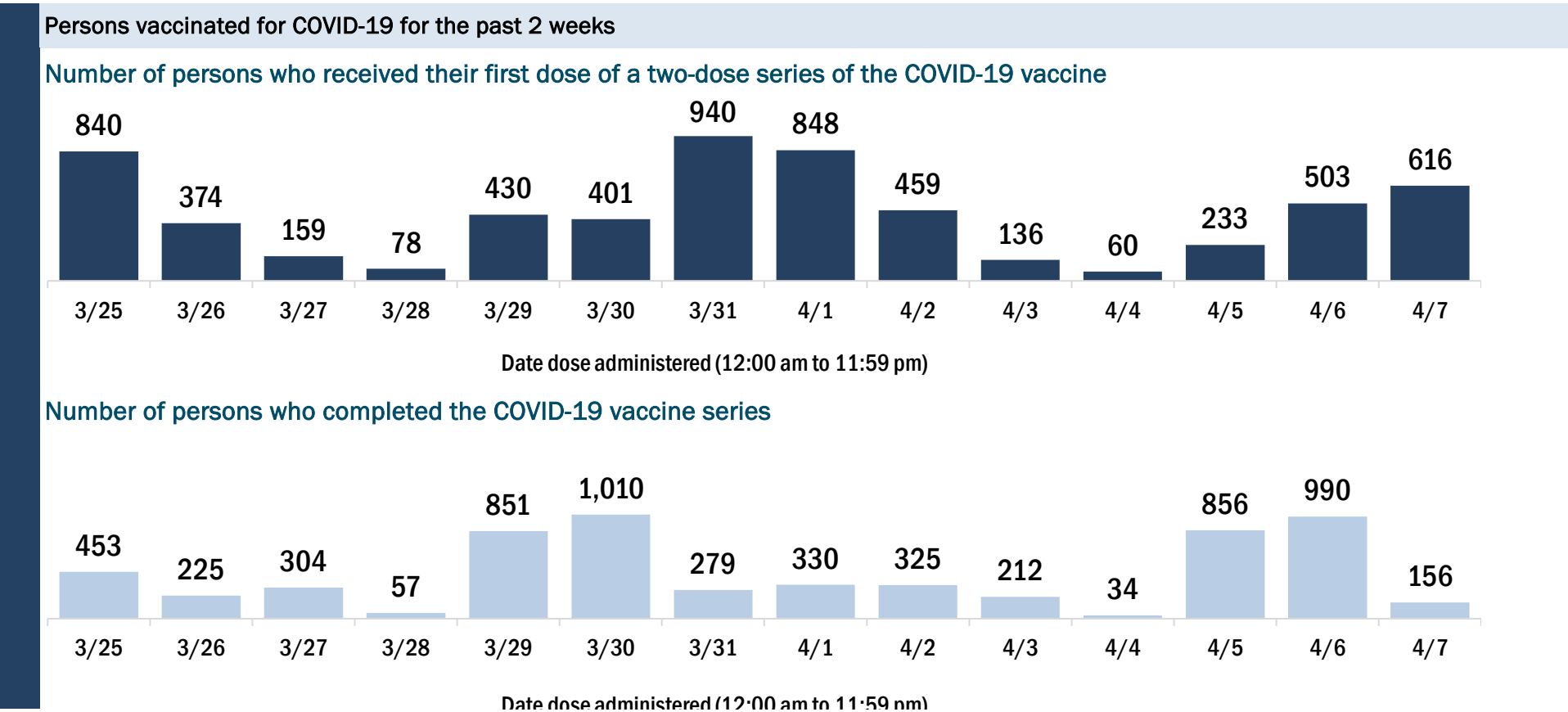
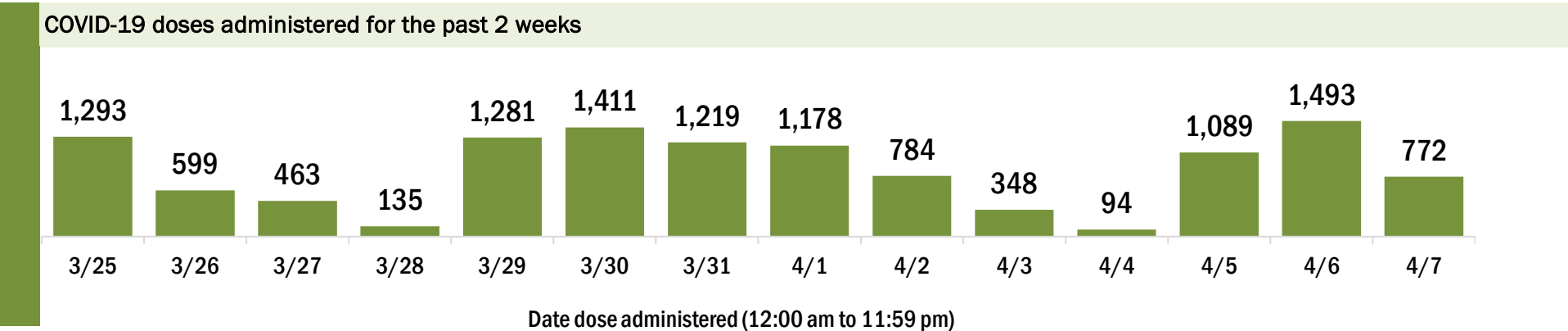
Data in this report are provisional and subject to change.

Data in this summary pertain to COVID-19 vaccines approved by the U.S. Food and Drug Administration and have been issued an Emergency Use Authorization (Janssen COVID-19 Vaccine, Moderna COVID-19 Vaccine and Pfizer-BioNTech COVID-19 Vaccine). These data summarize the number of people who have received either their first dose or have completed the series for a COVID-19 vaccine. **A person can only be counted in one category, first dose or series complete.** For persons receiving Moderna or Pfizer vaccines, once they receive their second dose, they are moved from the first dose column to the series completed column. **Because of this, the total first dose category may show a change from report to report not matching the total receiving their first dose from the previous day.** Persons receiving Johnson & Johnson vaccines will always be counted in the series completed column.

COVID-19 doses for vaccinated persons in Florida	
Doses administered	69,074
People receiving one dose of a 1-dose series (Johnson & Johnson) or receiving only one dose of a 2-dose series (Moderna, Pfizer) count once. Persons receiving both doses of a 2-dose series count twice.	

Current status of persons vaccinated for COVID-19 in Florida	
Total people vaccinated	43,074
First dose	15,560
Series completed	27,514
Completed 1-dose series	1,514
Completed 2-dose series	26,000
First dose: current number of people who have only received their first dose of the Moderna or Pfizer vaccine.	
Series complete: current number of people who have received both Moderna or Pfizer vaccine doses or one Johnson & Johnson dose and are considered fully immunized.	

Demographic summary	First dose	Series complete	Total people vaccinated
Age group	15,560	27,514	43,074
16-24 years	393	209	602
25-34 years	504	493	997
35-44 years	1,094	885	1,979
45-54 years	2,416	1,359	3,775
55-64 years	5,339	2,991	8,330
65-74 years	3,333	12,329	15,662
75-84 years	1,855	7,274	9,129
85+ years	626	1,974	2,600
Race	15,560	27,514	43,074
White	10,487	18,431	28,918
Black	985	1,751	2,736
American Indian/Alaskan	108	153	261
Other	1,250	2,630	3,880
Unknown	2,730	4,549	7,279
Other race includes Asian, native Hawaiian/Pacific Islander, or other.			
Ethnicity	15,560	27,514	43,074
Hispanic	1,270	1,222	2,492
Non-Hispanic	9,808	16,044	25,852
Unknown	4,482	10,248	14,730
Gender	15,560	27,514	43,074
Female	8,606	15,487	24,093
Male	6,757	11,937	18,694
Unknown	197	90	287



COVID-19: Franklin County vaccine summary

Vaccination data through Apr 7, 2021 as of Apr 8, 2021 at 12:05 AM

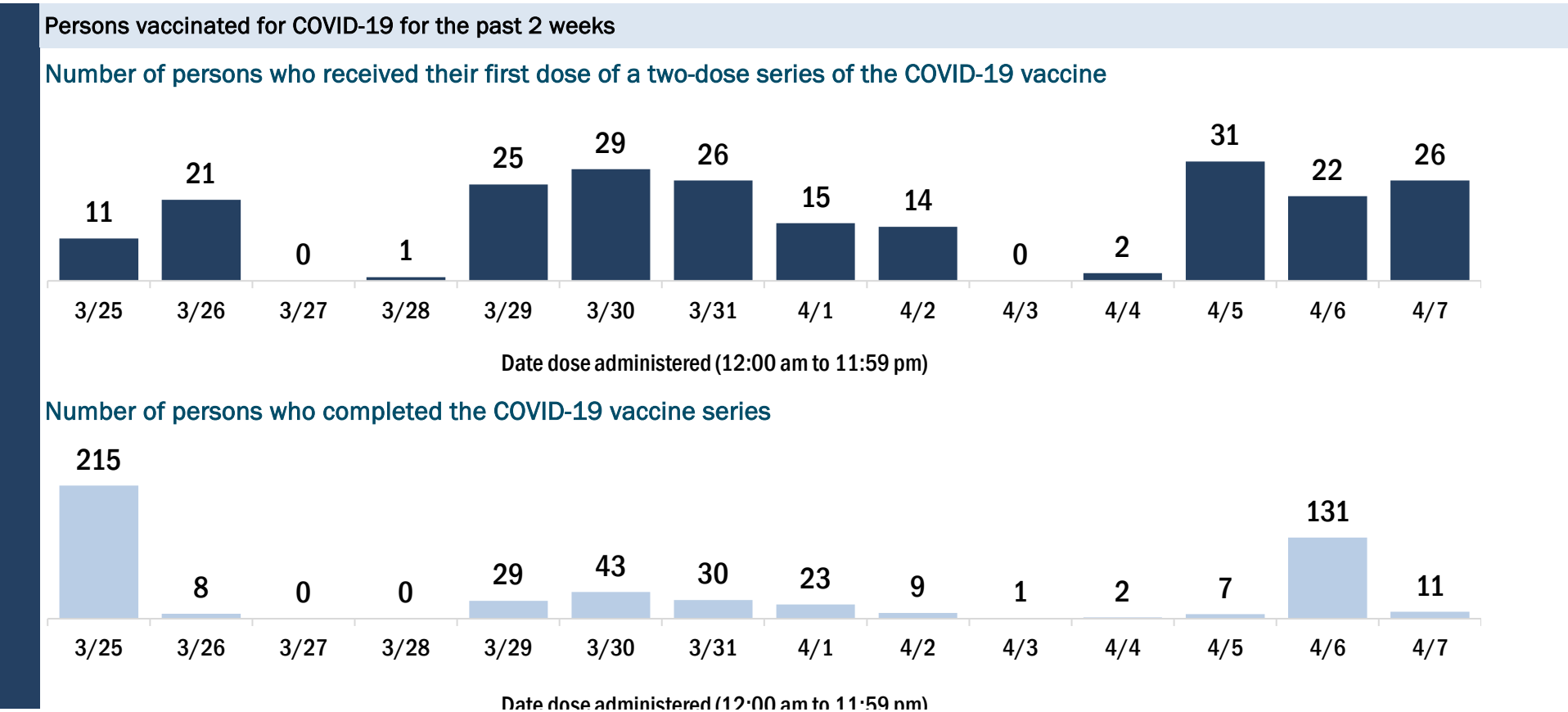
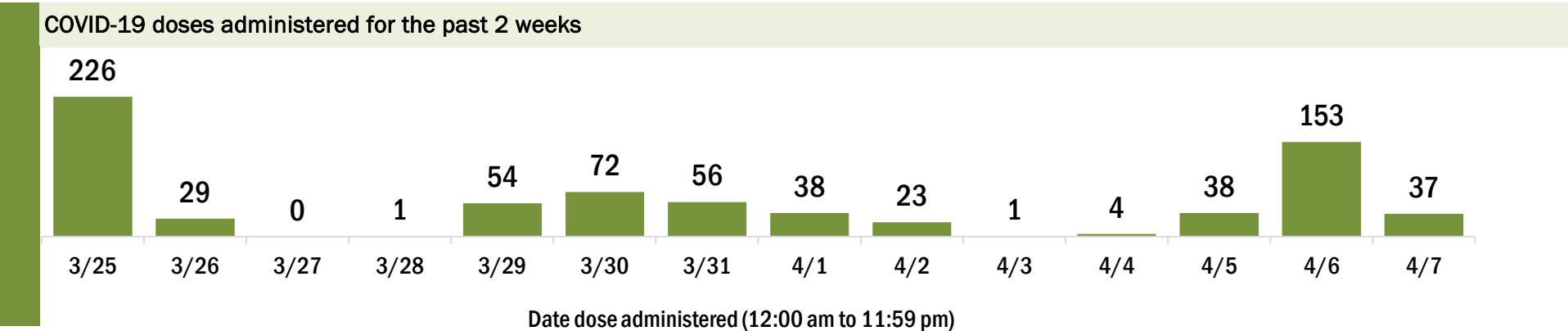
Data in this report are provisional and subject to change.

Data in this summary pertain to COVID-19 vaccines approved by the U.S. Food and Drug Administration and have been issued an Emergency Use Authorization (Janssen COVID-19 Vaccine, Moderna COVID-19 Vaccine and Pfizer-BioNTech COVID-19 Vaccine). These data summarize the number of people who have received either their first dose or have completed the series for a COVID-19 vaccine. **A person can only be counted in one category, first dose or series complete.** For persons receiving Moderna or Pfizer vaccines, once they receive their second dose, they are moved from the first dose column to the series completed column. **Because of this, the total first dose category may show a change from report to report not matching the total receiving their first dose from the previous day.** Persons receiving Johnson & Johnson vaccines will always be counted in the series completed column.

COVID-19 doses for vaccinated persons in Florida	
Doses administered	5,908
People receiving one dose of a 1-dose series (Johnson & Johnson) or receiving only one dose of a 2-dose series (Moderna, Pfizer) count once. Persons receiving both doses of a 2-dose series count twice.	

Current status of persons vaccinated for COVID-19 in Florida	
Total people vaccinated	3,423
First dose	872
Series completed	2,551
Completed 1-dose series	66
Completed 2-dose series	2,485
First dose: current number of people who have only received their first dose of the Moderna or Pfizer vaccine.	
Series complete: current number of people who have received both Moderna or Pfizer vaccine doses or one Johnson & Johnson dose and are considered fully immunized.	

Demographic summary	First dose	Series complete	Total people vaccinated
Age group	872	2,551	3,423
16-24 years	15	14	29
25-34 years	42	30	72
35-44 years	61	59	120
45-54 years	130	144	274
55-64 years	385	384	769
65-74 years	162	1,223	1,385
75-84 years	60	584	644
85+ years	17	113	130
Race	872	2,551	3,423
White	741	2,289	3,030
Black	53	117	170
American Indian/Alaskan	2	6	8
Other	50	93	143
Unknown	26	46	72
Other race includes Asian, native Hawaiian/Pacific Islander, or other.			
Ethnicity	872	2,551	3,423
Hispanic	23	29	52
Non-Hispanic	741	2,167	2,908
Unknown	108	355	463
Gender	872	2,551	3,423
Female	478	1,341	1,819
Male	394	1,210	1,604
Unknown	0	0	0



COVID-19: Gadsden County vaccine summary

Vaccination data through Apr 7, 2021 as of Apr 8, 2021 at 12:05 AM

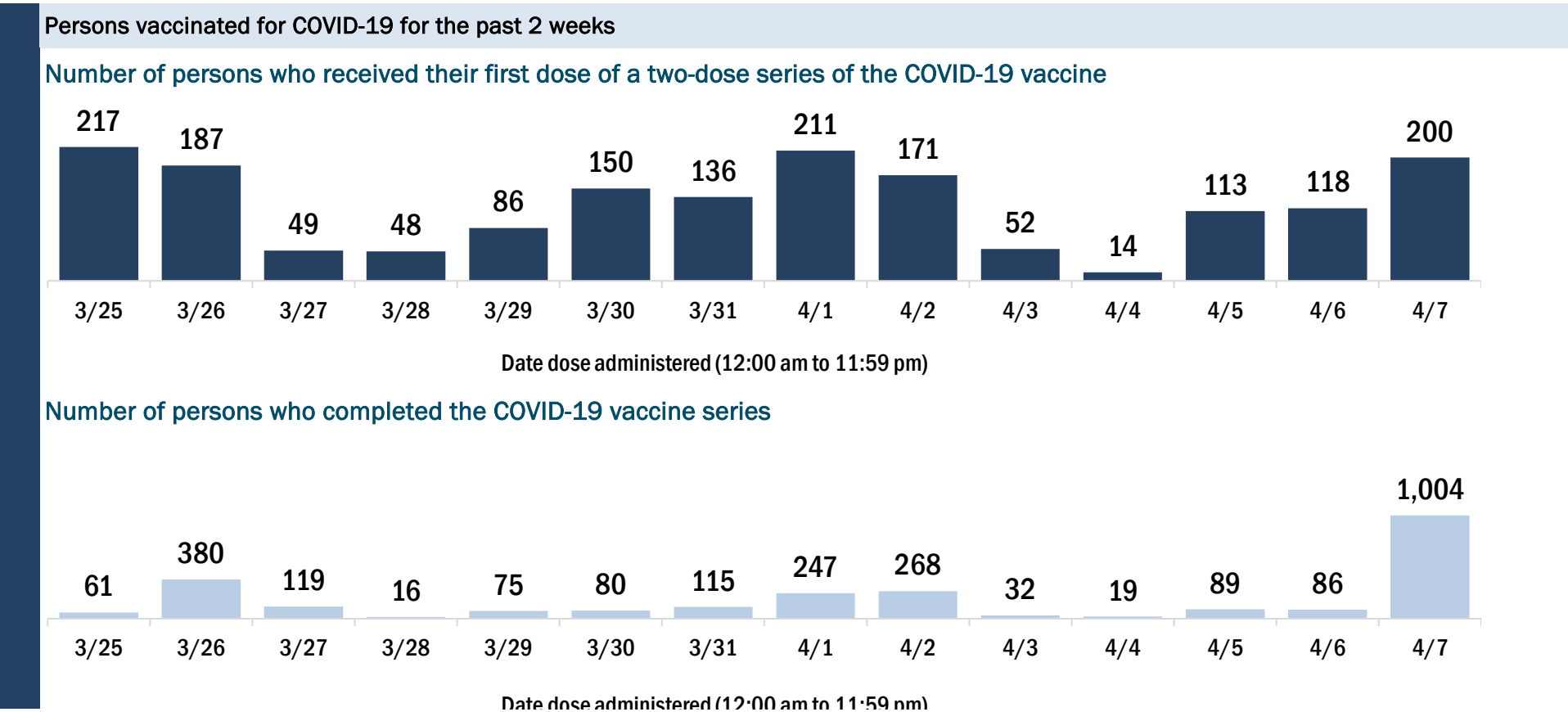
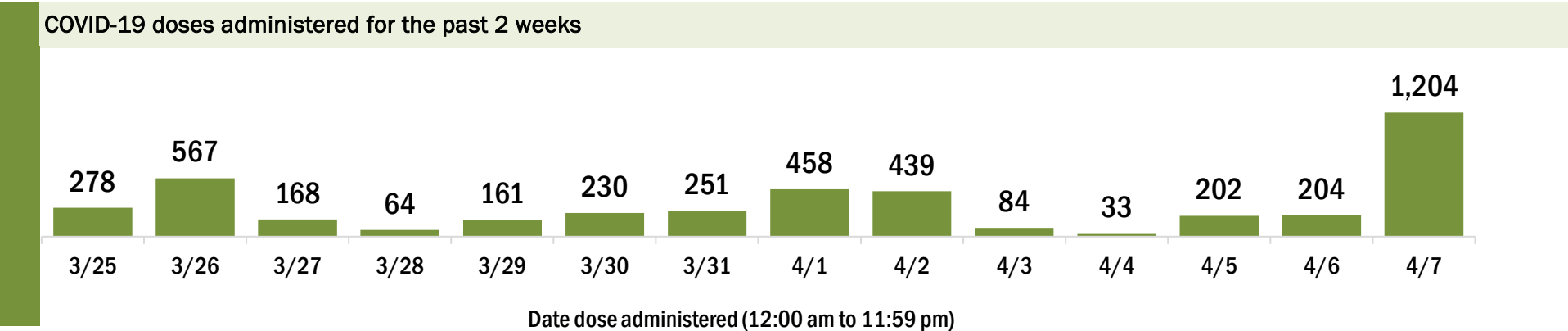
Data in this report are provisional and subject to change.

Data in this summary pertain to COVID-19 vaccines approved by the U.S. Food and Drug Administration and have been issued an Emergency Use Authorization (Janssen COVID-19 Vaccine, Moderna COVID-19 Vaccine and Pfizer-BioNTech COVID-19 Vaccine). These data summarize the number of people who have received either their first dose or have completed the series for a COVID-19 vaccine. **A person can only be counted in one category, first dose or series complete.** For persons receiving Moderna or Pfizer vaccines, once they receive their second dose, they are moved from the first dose column to the series completed column. **Because of this, the total first dose category may show a change from report to report not matching the total receiving their first dose from the previous day.** Persons receiving Johnson & Johnson vaccines will always be counted in the series completed column.

COVID-19 doses for vaccinated persons in Florida	
Doses administered	21,871
People receiving one dose of a 1-dose series (Johnson & Johnson) or receiving only one dose of a 2-dose series (Moderna, Pfizer) count once. Persons receiving both doses of a 2-dose series count twice.	

Current status of persons vaccinated for COVID-19 in Florida	
Total people vaccinated	13,921
First dose	4,373
Series completed	9,548
Completed 1-dose series	1,598
Completed 2-dose series	7,950
First dose: current number of people who have only received their first dose of the Moderna or Pfizer vaccine.	
Series complete: current number of people who have received both Moderna or Pfizer vaccine doses or one Johnson & Johnson dose and are considered fully immunized.	

Demographic summary	First dose	Series complete	Total people vaccinated
Age group	4,373	9,548	13,921
16-24 years	118	140	258
25-34 years	243	500	743
35-44 years	520	751	1,271
45-54 years	928	1,001	1,929
55-64 years	1,456	1,719	3,175
65-74 years	672	3,318	3,990
75-84 years	325	1,593	1,918
85+ years	111	526	637
Race	4,373	9,548	13,921
White	1,248	3,769	5,017
Black	2,129	3,768	5,897
American Indian/Alaskan	6	20	26
Other	523	1,271	1,794
Unknown	467	720	1,187
Other race includes Asian, native Hawaiian/Pacific Islander, or other.			
Ethnicity	4,373	9,548	13,921
Hispanic	258	246	504
Non-Hispanic	3,046	6,782	9,828
Unknown	1,069	2,520	3,589
Gender	4,373	9,548	13,921
Female	2,508	6,083	8,591
Male	1,865	3,465	5,330
Unknown	0	0	0



COVID-19: Gilchrist County vaccine summary

Vaccination data through Apr 7, 2021 as of Apr 8, 2021 at 12:05 AM

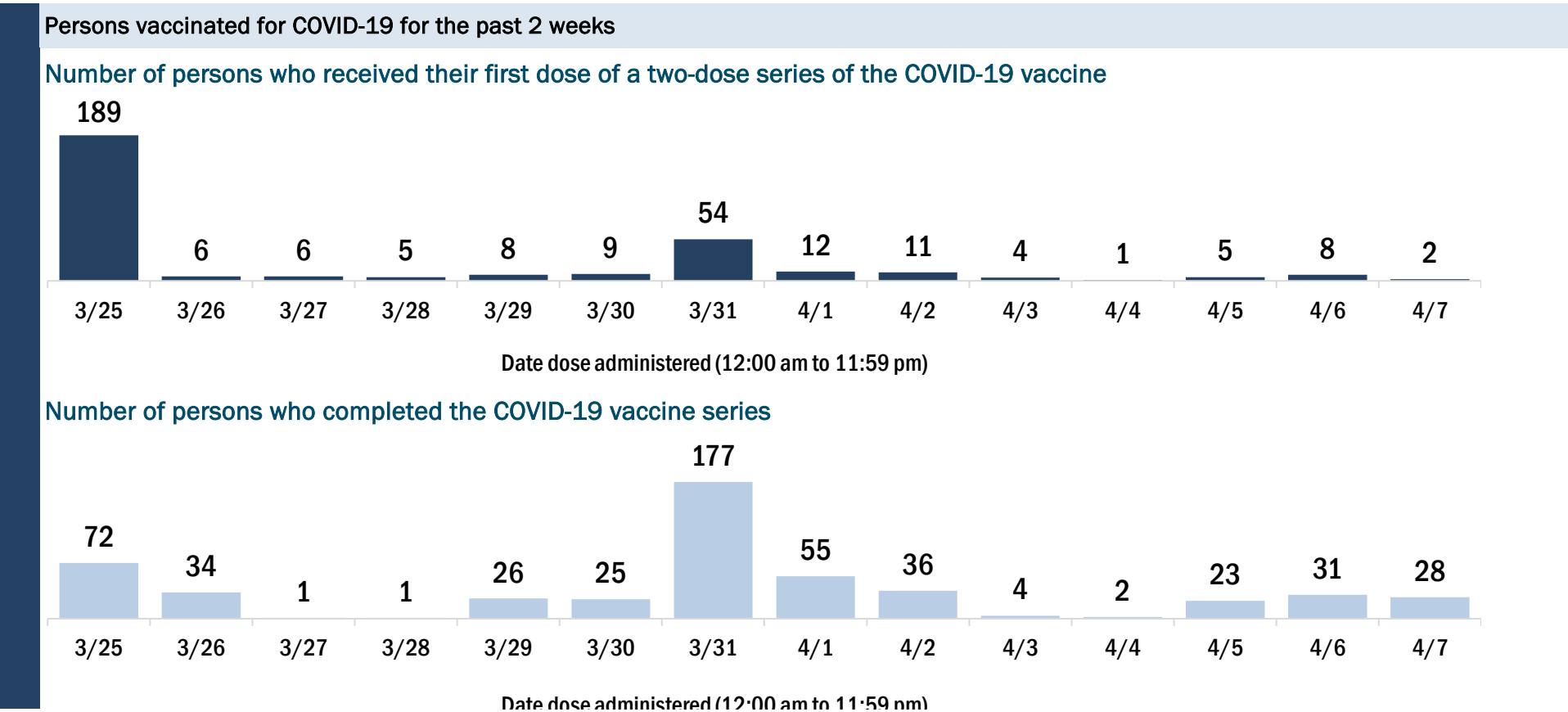
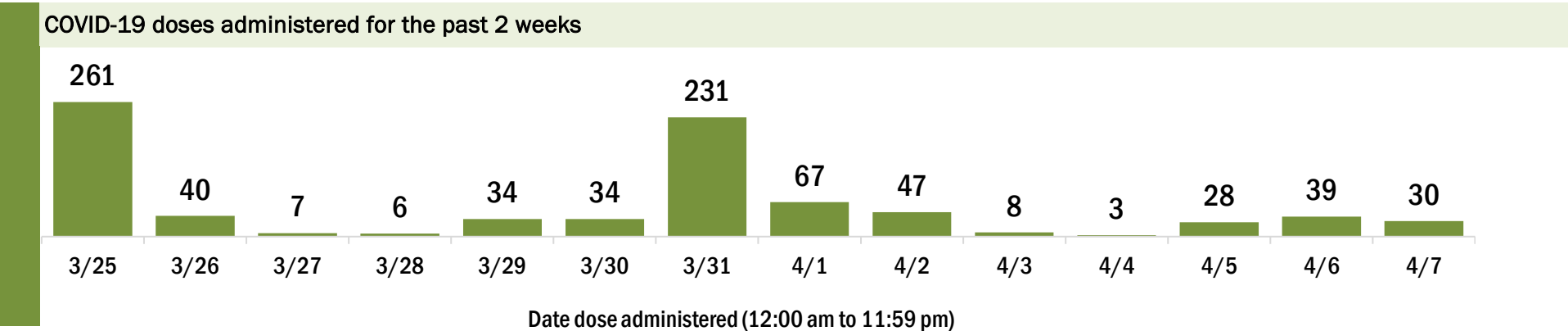
Data in this report are provisional and subject to change.

Data in this summary pertain to COVID-19 vaccines approved by the U.S. Food and Drug Administration and have been issued an Emergency Use Authorization (Janssen COVID-19 Vaccine, Moderna COVID-19 Vaccine and Pfizer-BioNTech COVID-19 Vaccine). These data summarize the number of people who have received either their first dose or have completed the series for a COVID-19 vaccine. **A person can only be counted in one category, first dose or series complete.** For persons receiving Moderna or Pfizer vaccines, once they receive their second dose, they are moved from the first dose column to the series completed column. **Because of this, the total first dose category may show a change from report to report not matching the total receiving their first dose from the previous day.** Persons receiving Johnson & Johnson vaccines will always be counted in the series completed column.

COVID-19 doses for vaccinated persons in Florida	
Doses administered	5,050
People receiving one dose of a 1-dose series (Johnson & Johnson) or receiving only one dose of a 2-dose series (Moderna, Pfizer) count once. Persons receiving both doses of a 2-dose series count twice.	

Current status of persons vaccinated for COVID-19 in Florida	
Total people vaccinated	3,108
First dose	850
Series completed	2,258
Completed 1-dose series	316
Completed 2-dose series	1,942
First dose: current number of people who have only received their first dose of the Moderna or Pfizer vaccine.	
Series complete: current number of people who have received both Moderna or Pfizer vaccine doses or one Johnson & Johnson dose and are considered fully immunized.	

Demographic summary	First dose	Series complete	Total people vaccinated
Age group	850	2,258	3,108
16-24 years	17	37	54
25-34 years	27	57	84
35-44 years	40	99	139
45-54 years	105	173	278
55-64 years	357	300	657
65-74 years	190	853	1,043
75-84 years	89	558	647
85+ years	25	181	206
Race	850	2,258	3,108
White	702	1,552	2,254
Black	23	27	50
American Indian/Alaskan	4	7	11
Other	57	192	249
Unknown	64	480	544
Other race includes Asian, native Hawaiian/Pacific Islander, or other.			
Ethnicity	850	2,258	3,108
Hispanic	32	40	72
Non-Hispanic	508	903	1,411
Unknown	310	1,315	1,625
Gender	850	2,258	3,108
Female	493	1,337	1,830
Male	356	921	1,277
Unknown	1	0	1



COVID-19: Glades County vaccine summary

Vaccination data through Apr 7, 2021 as of Apr 8, 2021 at 12:05 AM

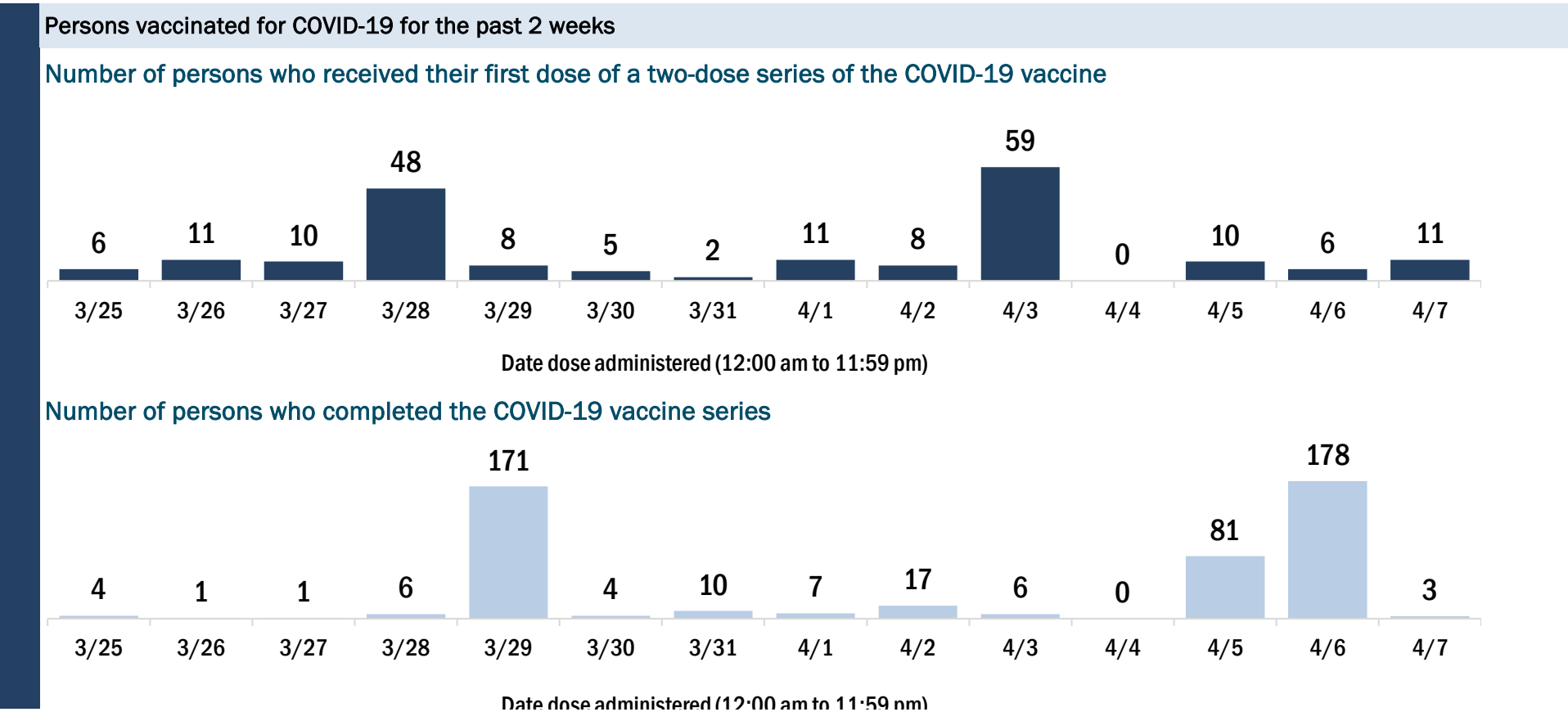
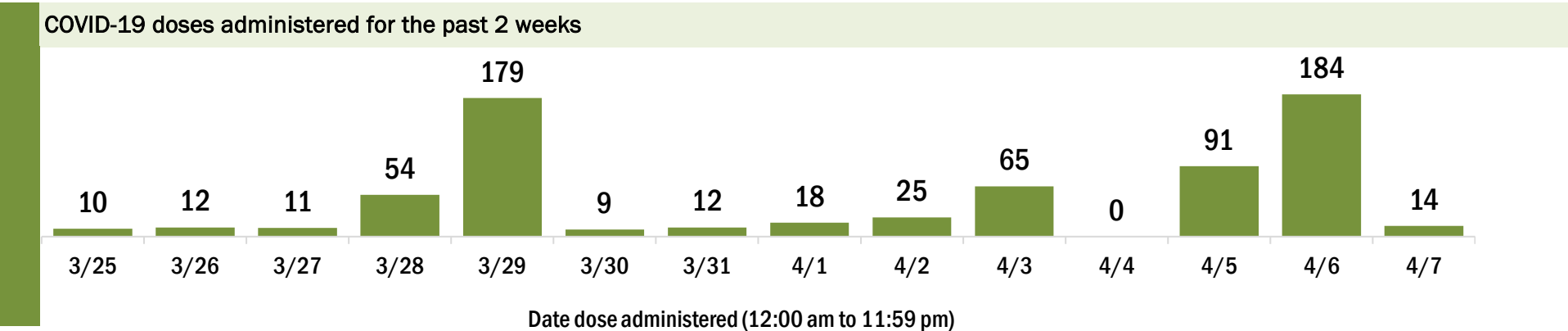
Data in this report are provisional and subject to change.

Data in this summary pertain to COVID-19 vaccines approved by the U.S. Food and Drug Administration and have been issued an Emergency Use Authorization (Janssen COVID-19 Vaccine, Moderna COVID-19 Vaccine and Pfizer-BioNTech COVID-19 Vaccine). These data summarize the number of people who have received either their first dose or have completed the series for a COVID-19 vaccine. **A person can only be counted in one category, first dose or series complete.** For persons receiving Moderna or Pfizer vaccines, once they receive their second dose, they are moved from the first dose column to the series completed column. **Because of this, the total first dose category may show a change from report to report not matching the total receiving their first dose from the previous day.** Persons receiving Johnson & Johnson vaccines will always be counted in the series completed column.

COVID-19 doses for vaccinated persons in Florida	
Doses administered	3,848
People receiving one dose of a 1-dose series (Johnson & Johnson) or receiving only one dose of a 2-dose series (Moderna, Pfizer) count once. Persons receiving both doses of a 2-dose series count twice.	

Current status of persons vaccinated for COVID-19 in Florida	
Total people vaccinated	2,312
First dose	581
Series completed	1,731
Completed 1-dose series	195
Completed 2-dose series	1,536
First dose: current number of people who have only received their first dose of the Moderna or Pfizer vaccine.	
Series complete: current number of people who have received both Moderna or Pfizer vaccine doses or one Johnson & Johnson dose and are considered fully immunized.	

Demographic summary	First dose	Series complete	Total people vaccinated
Age group	581	1,731	2,312
16-24 years	11	5	16
25-34 years	15	39	54
35-44 years	34	55	89
45-54 years	102	85	187
55-64 years	236	159	395
65-74 years	95	750	845
75-84 years	69	540	609
85+ years	19	98	117
Race	581	1,731	2,312
White	403	1,294	1,697
Black	48	73	121
American Indian/Alaskan	4	13	17
Other	46	73	119
Unknown	80	278	358
Other race includes Asian, native Hawaiian/Pacific Islander, or other.			
Ethnicity	581	1,731	2,312
Hispanic	86	43	129
Non-Hispanic	284	770	1,054
Unknown	211	918	1,129
Gender	581	1,731	2,312
Female	289	799	1,088
Male	292	932	1,224
Unknown	0	0	0



COVID-19: Gulf County vaccine summary

Vaccination data through Apr 7, 2021 as of Apr 8, 2021 at 12:05 AM

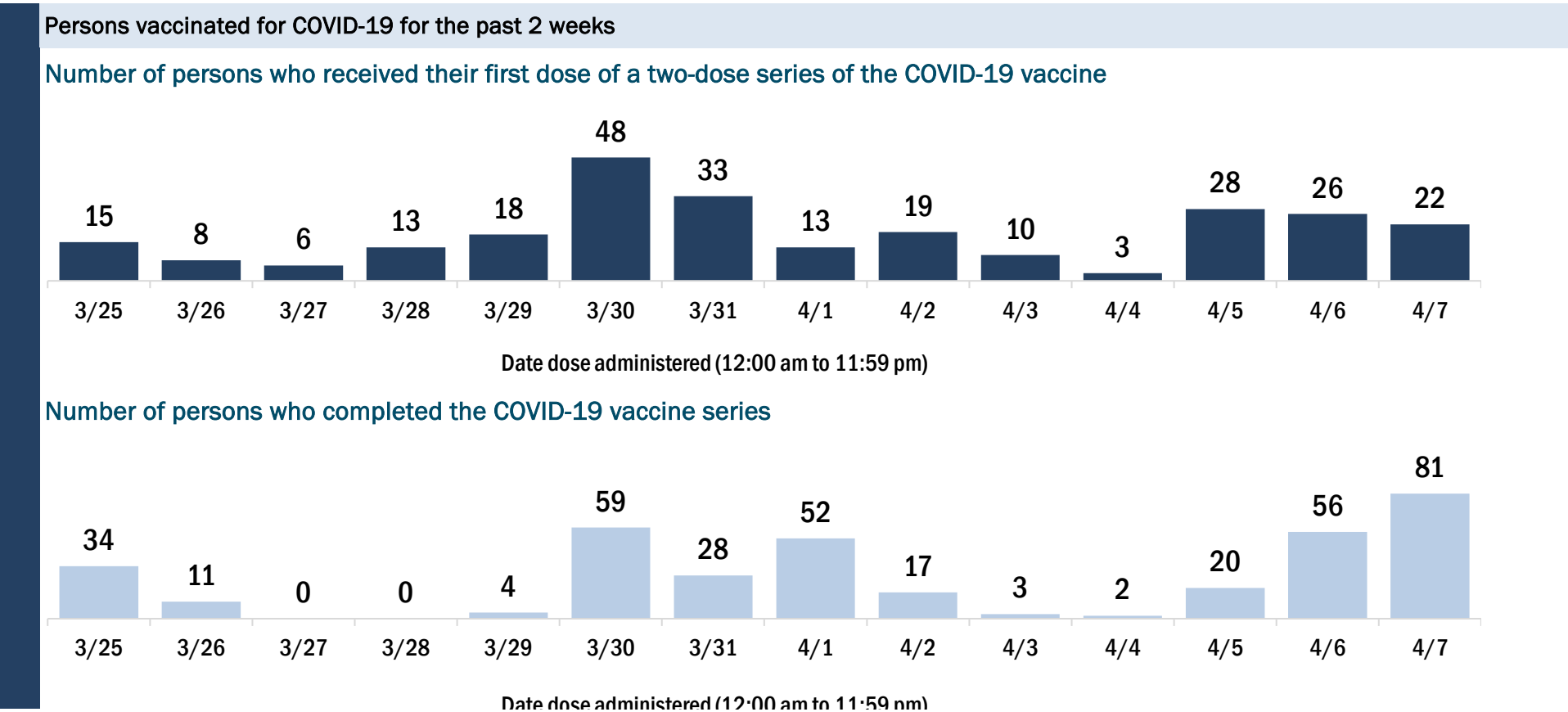
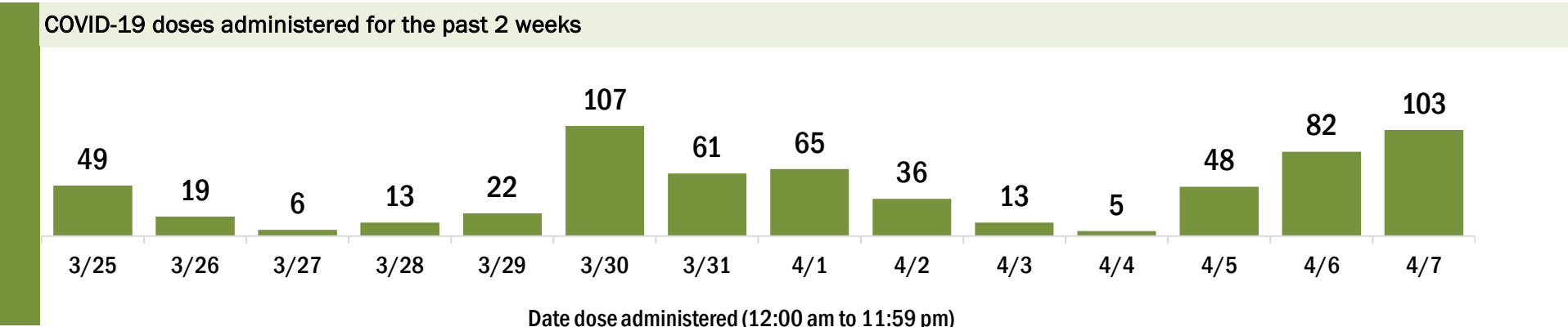
Data in this report are provisional and subject to change.

Data in this summary pertain to COVID-19 vaccines approved by the U.S. Food and Drug Administration and have been issued an Emergency Use Authorization (Janssen COVID-19 Vaccine, Moderna COVID-19 Vaccine and Pfizer-BioNTech COVID-19 Vaccine). These data summarize the number of people who have received either their first dose or have completed the series for a COVID-19 vaccine. **A person can only be counted in one category, first dose or series complete.** For persons receiving Moderna or Pfizer vaccines, once they receive their second dose, they are moved from the first dose column to the series completed column. **Because of this, the total first dose category may show a change from report to report not matching the total receiving their first dose from the previous day.** Persons receiving Johnson & Johnson vaccines will always be counted in the series completed column.

COVID-19 doses for vaccinated persons in Florida	
Doses administered	6,318
People receiving one dose of a 1-dose series (Johnson & Johnson) or receiving only one dose of a 2-dose series (Moderna, Pfizer) count once. Persons receiving both doses of a 2-dose series count twice.	

Current status of persons vaccinated for COVID-19 in Florida	
Total people vaccinated	3,721
First dose	937
Series completed	2,784
Completed 1-dose series	187
Completed 2-dose series	2,597
First dose: current number of people who have only received their first dose of the Moderna or Pfizer vaccine.	
Series complete: current number of people who have received both Moderna or Pfizer vaccine doses or one Johnson & Johnson dose and are considered fully immunized.	

Demographic summary	First dose	Series complete	Total people vaccinated
Age group	937	2,784	3,721
16-24 years	21	28	49
25-34 years	36	42	78
35-44 years	74	67	141
45-54 years	166	146	312
55-64 years	342	316	658
65-74 years	167	1,374	1,541
75-84 years	112	633	745
85+ years	19	178	197
Race	937	2,784	3,721
White	785	2,474	3,259
Black	80	191	271
American Indian/Alaskan	1	8	9
Other	44	64	108
Unknown	27	47	74
Other race includes Asian, native Hawaiian/Pacific Islander, or other.			
Ethnicity	937	2,784	3,721
Hispanic	21	23	44
Non-Hispanic	713	2,598	3,311
Unknown	203	163	366
Gender	937	2,784	3,721
Female	524	1,479	2,003
Male	413	1,305	1,718
Unknown	0	0	0



COVID-19: Hamilton County vaccine summary

Vaccination data through Apr 7, 2021 as of Apr 8, 2021 at 12:05 AM

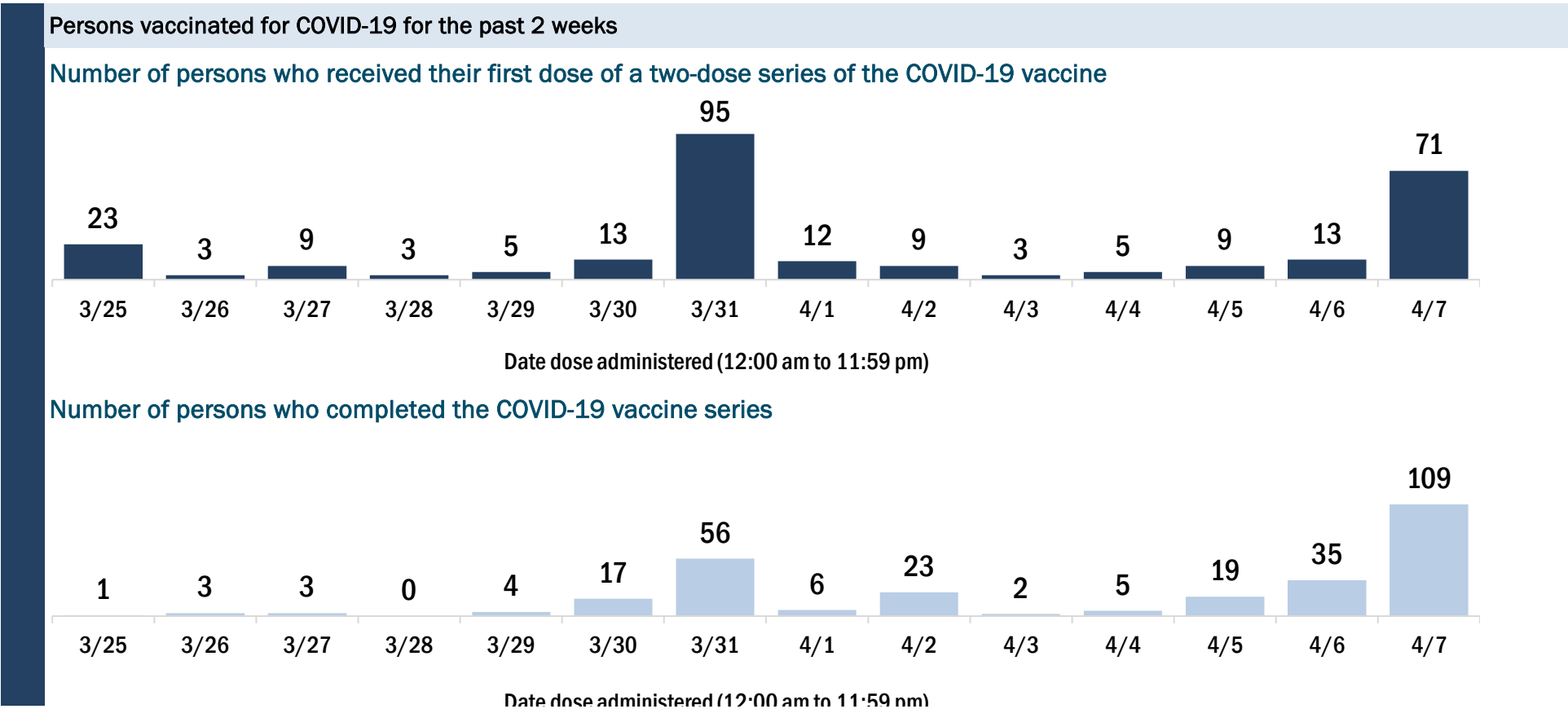
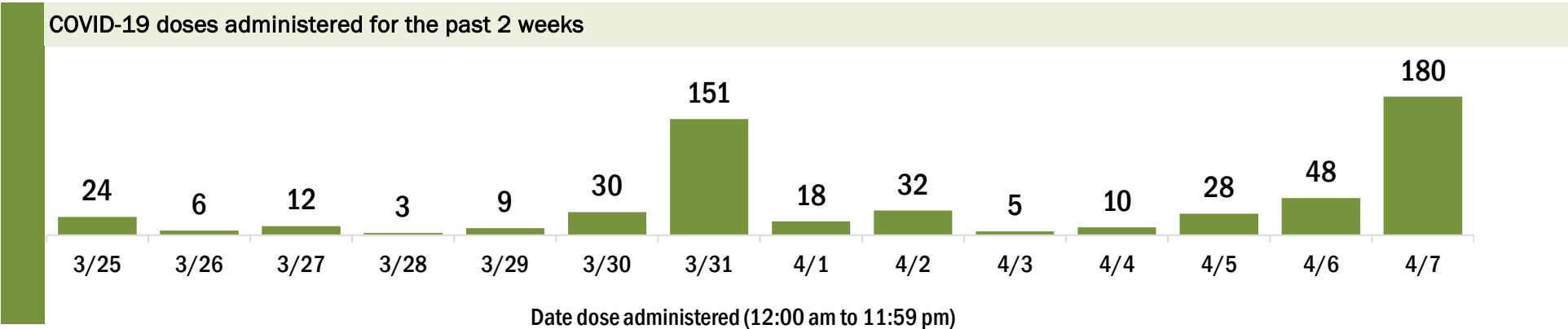
Data in this report are provisional and subject to change.

Data in this summary pertain to COVID-19 vaccines approved by the U.S. Food and Drug Administration and have been issued an Emergency Use Authorization (Janssen COVID-19 Vaccine, Moderna COVID-19 Vaccine and Pfizer-BioNTech COVID-19 Vaccine). These data summarize the number of people who have received either their first dose or have completed the series for a COVID-19 vaccine. **A person can only be counted in one category, first dose or series complete.** For persons receiving Moderna or Pfizer vaccines, once they receive their second dose, they are moved from the first dose column to the series completed column. **Because of this, the total first dose category may show a change from report to report not matching the total receiving their first dose from the previous day.** Persons receiving Johnson & Johnson vaccines will always be counted in the series completed column.

COVID-19 doses for vaccinated persons in Florida	
Doses administered	4,047
People receiving one dose of a 1-dose series (Johnson & Johnson) or receiving only one dose of a 2-dose series (Moderna, Pfizer) count once. Persons receiving both doses of a 2-dose series count twice.	

Current status of persons vaccinated for COVID-19 in Florida	
Total people vaccinated	2,445
First dose	674
Series completed	1,771
Completed 1-dose series	169
Completed 2-dose series	1,602
First dose: current number of people who have only received their first dose of the Moderna or Pfizer vaccine.	
Series complete: current number of people who have received both Moderna or Pfizer vaccine doses or one Johnson & Johnson dose and are considered fully immunized.	

Demographic summary	First dose	Series complete	Total people vaccinated
Age group	674	1,771	2,445
16-24 years	14	14	28
25-34 years	26	26	52
35-44 years	52	52	104
45-54 years	113	98	211
55-64 years	302	228	530
65-74 years	104	832	936
75-84 years	36	424	460
85+ years	27	97	124
Race	674	1,771	2,445
White	363	1,062	1,425
Black	197	377	574
American Indian/Alaskan	2	1	3
Other	77	120	197
Unknown	35	211	246
Other race includes Asian, native Hawaiian/Pacific Islander, or other.			
Ethnicity	674	1,771	2,445
Hispanic	29	28	57
Non-Hispanic	435	982	1,417
Unknown	210	761	971
Gender	674	1,771	2,445
Female	412	993	1,405
Male	261	778	1,039
Unknown	1	0	1



COVID-19: Hardee County vaccine summary

Vaccination data through Apr 7, 2021 as of Apr 8, 2021 at 12:05 AM

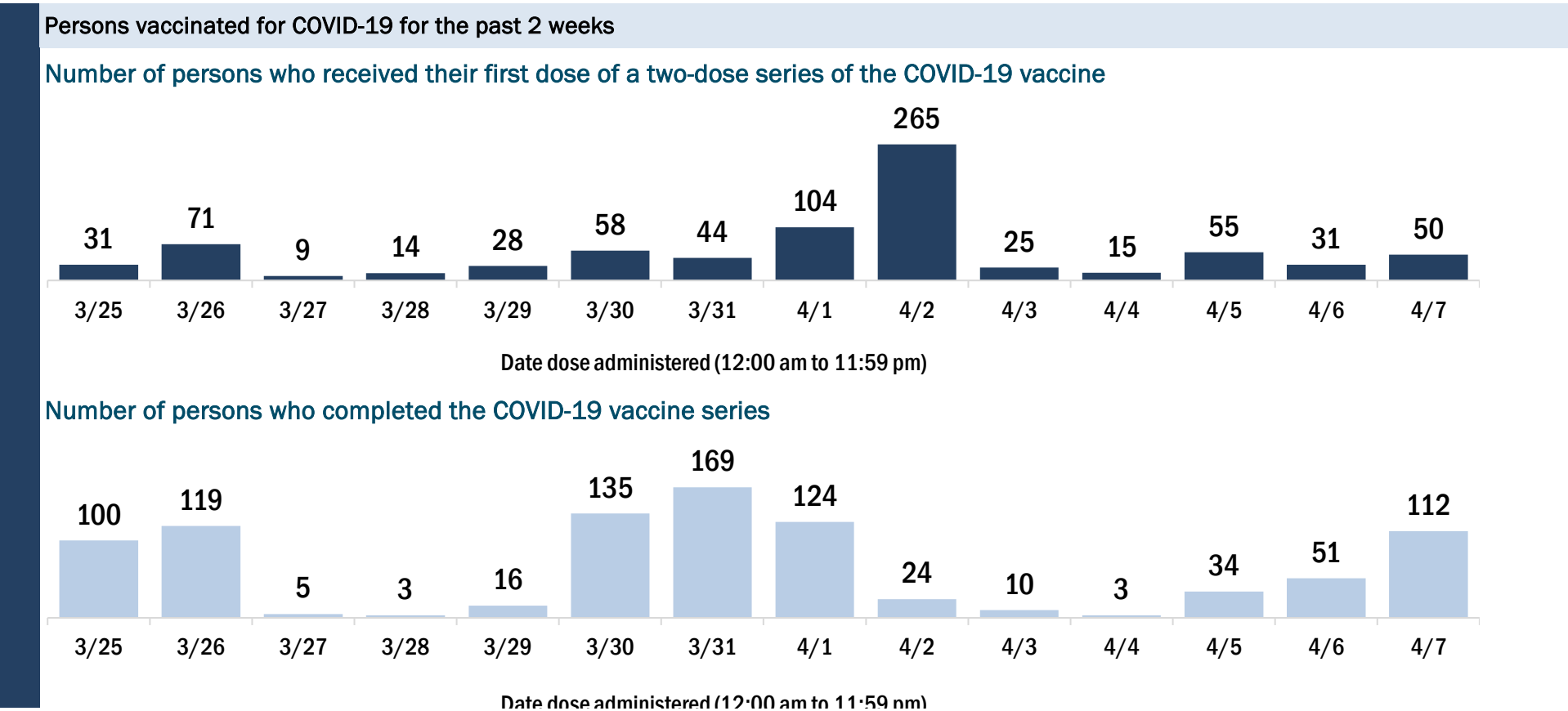
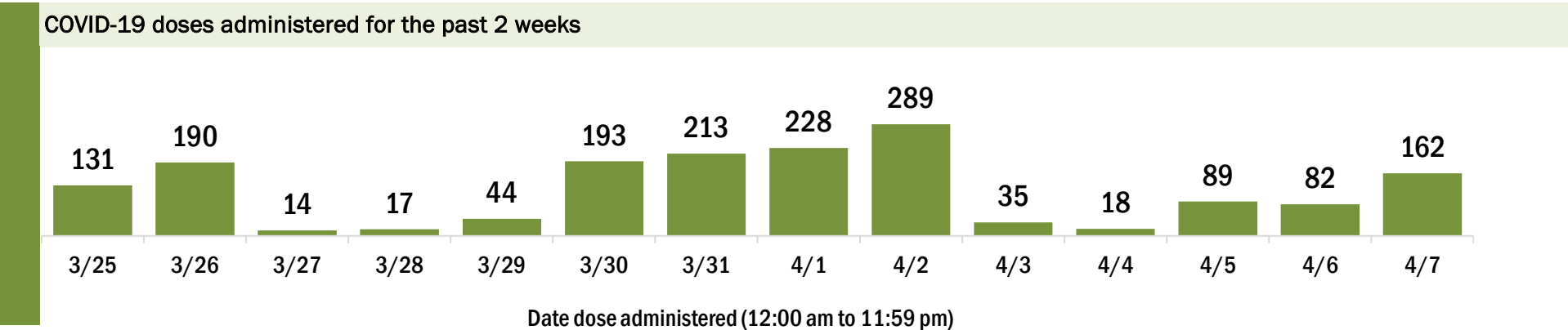
Data in this report are provisional and subject to change.

Data in this summary pertain to COVID-19 vaccines approved by the U.S. Food and Drug Administration and have been issued an Emergency Use Authorization (Janssen COVID-19 Vaccine, Moderna COVID-19 Vaccine and Pfizer-BioNTech COVID-19 Vaccine). These data summarize the number of people who have received either their first dose or have completed the series for a COVID-19 vaccine. **A person can only be counted in one category, first dose or series complete.** For persons receiving Moderna or Pfizer vaccines, once they receive their second dose, they are moved from the first dose column to the series completed column. **Because of this, the total first dose category may show a change from report to report not matching the total receiving their first dose from the previous day.** Persons receiving Johnson & Johnson vaccines will always be counted in the series completed column.

COVID-19 doses for vaccinated persons in Florida	
Doses administered	7,151
People receiving one dose of a 1-dose series (Johnson & Johnson) or receiving only one dose of a 2-dose series (Moderna, Pfizer) count once. Persons receiving both doses of a 2-dose series count twice.	

Current status of persons vaccinated for COVID-19 in Florida	
Total people vaccinated	4,479
First dose	1,713
Series completed	2,766
Completed 1-dose series	94
Completed 2-dose series	2,672
First dose: current number of people who have only received their first dose of the Moderna or Pfizer vaccine.	
Series complete: current number of people who have received both Moderna or Pfizer vaccine doses or one Johnson & Johnson dose and are considered fully immunized.	

Demographic summary	First dose	Series complete	Total people vaccinated
Age group	1,713	2,766	4,479
16-24 years	61	28	89
25-34 years	74	89	163
35-44 years	131	78	209
45-54 years	330	110	440
55-64 years	593	218	811
65-74 years	313	1,167	1,480
75-84 years	169	833	1,002
85+ years	42	243	285
Race	1,713	2,766	4,479
White	1,241	2,292	3,533
Black	94	90	184
American Indian/Alaskan	3	18	21
Other	262	297	559
Unknown	113	69	182
Other race includes Asian, native Hawaiian/Pacific Islander, or other.			
Ethnicity	1,713	2,766	4,479
Hispanic	371	282	653
Non-Hispanic	789	2,097	2,886
Unknown	553	387	940
Gender	1,713	2,766	4,479
Female	923	1,519	2,442
Male	788	1,246	2,034
Unknown	2	1	3



COVID-19: Hendry County vaccine summary

Vaccination data through Apr 7, 2021 as of Apr 8, 2021 at 12:05 AM

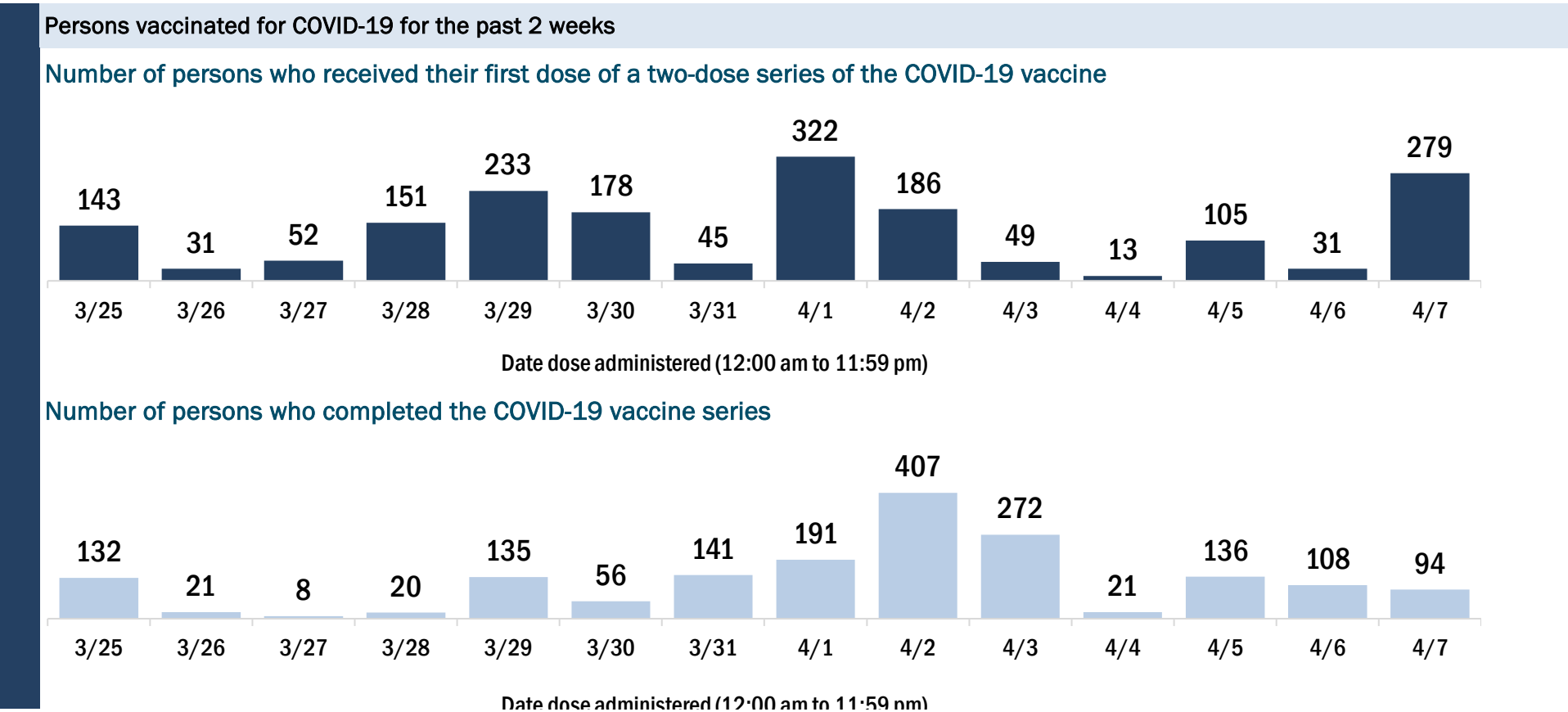
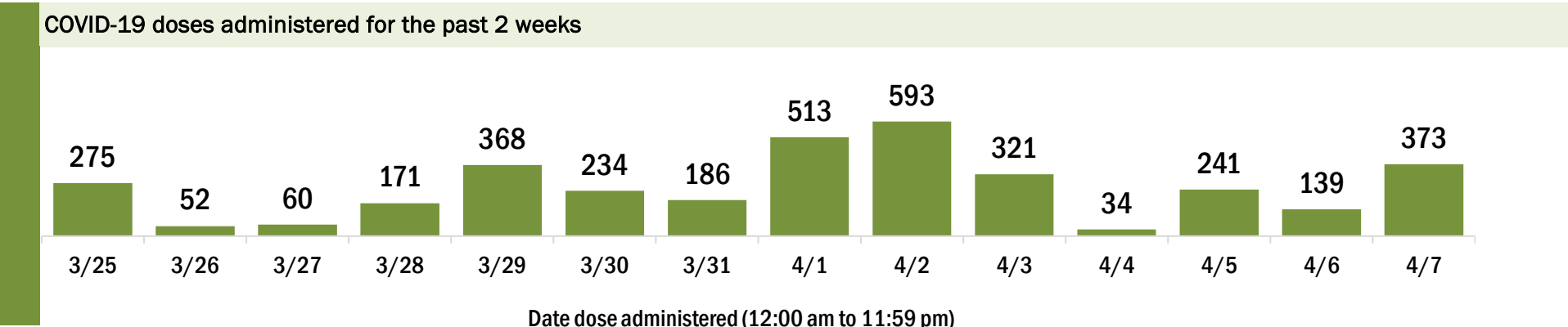
Data in this report are provisional and subject to change.

Data in this summary pertain to COVID-19 vaccines approved by the U.S. Food and Drug Administration and have been issued an Emergency Use Authorization (Janssen COVID-19 Vaccine, Moderna COVID-19 Vaccine and Pfizer-BioNTech COVID-19 Vaccine). These data summarize the number of people who have received either their first dose or have completed the series for a COVID-19 vaccine. **A person can only be counted in one category, first dose or series complete.** For persons receiving Moderna or Pfizer vaccines, once they receive their second dose, they are moved from the first dose column to the series completed column. **Because of this, the total first dose category may show a change from report to report not matching the total receiving their first dose from the previous day.** Persons receiving Johnson & Johnson vaccines will always be counted in the series completed column.

COVID-19 doses for vaccinated persons in Florida	
Doses administered	12,381
People receiving one dose of a 1-dose series (Johnson & Johnson) or receiving only one dose of a 2-dose series (Moderna, Pfizer) count once. Persons receiving both doses of a 2-dose series count twice.	

Current status of persons vaccinated for COVID-19 in Florida	
Total people vaccinated	8,552
First dose	3,976
Series completed	4,576
Completed 1-dose series	747
Completed 2-dose series	3,829
First dose: current number of people who have only received their first dose of the Moderna or Pfizer vaccine.	
Series complete: current number of people who have received both Moderna or Pfizer vaccine doses or one Johnson & Johnson dose and are considered fully immunized.	

Demographic summary	First dose	Series complete	Total people vaccinated
Age group	3,976	4,576	8,552
16-24 years	175	113	288
25-34 years	325	204	529
35-44 years	452	218	670
45-54 years	836	374	1,210
55-64 years	1,314	587	1,901
65-74 years	541	1,826	2,367
75-84 years	250	987	1,237
85+ years	83	267	350
Race	3,976	4,576	8,552
White	2,760	3,021	5,781
Black	306	271	577
American Indian/Alaskan	7	18	25
Other	611	706	1,317
Unknown	292	560	852
Other race includes Asian, native Hawaiian/Pacific Islander, or other.			
Ethnicity	3,976	4,576	8,552
Hispanic	1,616	934	2,550
Non-Hispanic	1,403	1,992	3,395
Unknown	957	1,650	2,607
Gender	3,976	4,576	8,552
Female	1,998	2,329	4,327
Male	1,975	2,247	4,222
Unknown	3	0	3



COVID-19: Hernando County vaccine summary

Vaccination data through Apr 7, 2021 as of Apr 8, 2021 at 12:05 AM

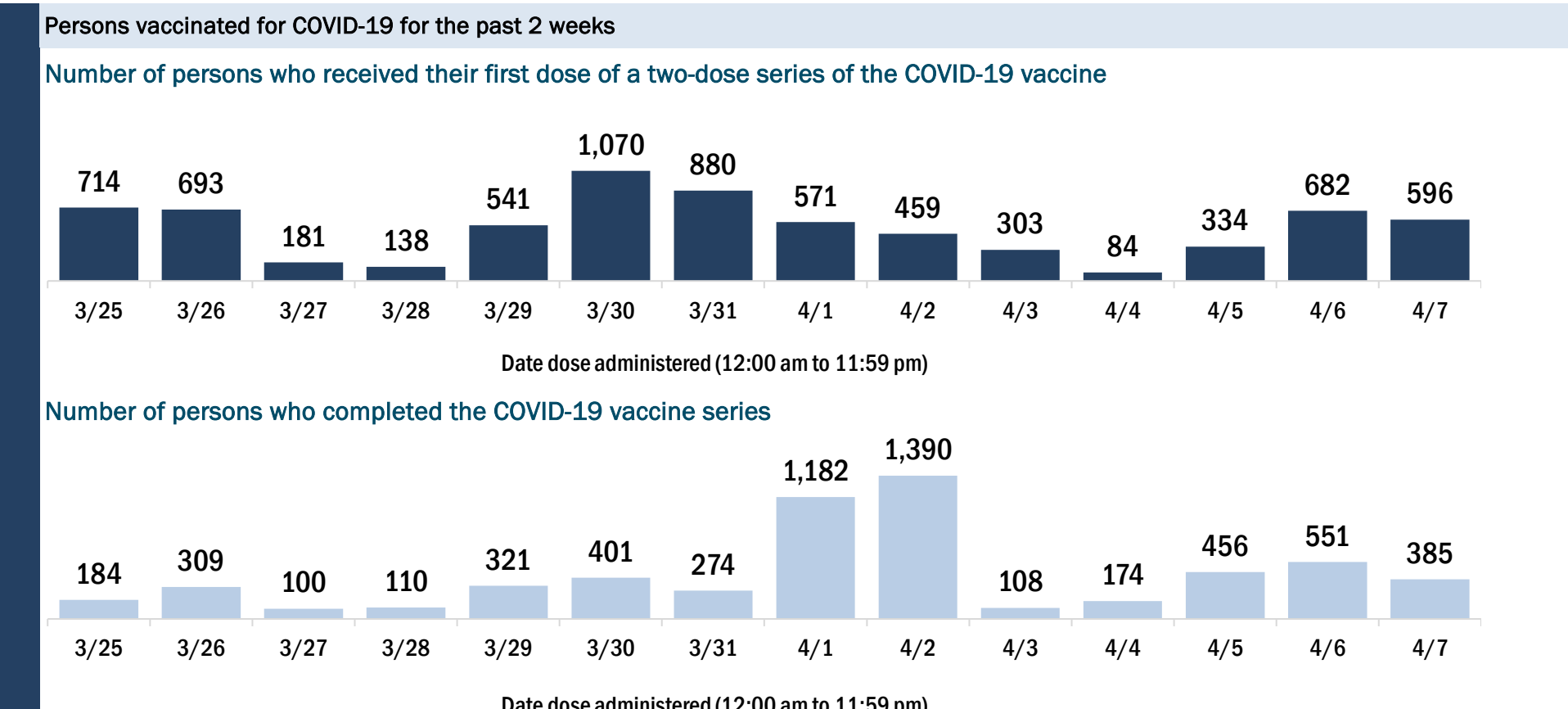
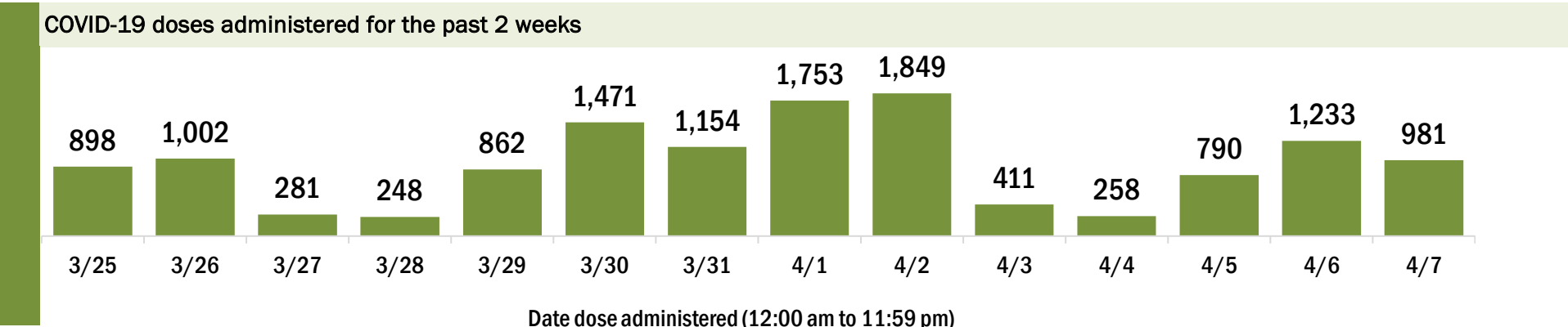
Data in this report are provisional and subject to change.

Data in this summary pertain to COVID-19 vaccines approved by the U.S. Food and Drug Administration and have been issued an Emergency Use Authorization (Janssen COVID-19 Vaccine, Moderna COVID-19 Vaccine and Pfizer-BioNTech COVID-19 Vaccine). These data summarize the number of people who have received either their first dose or have completed the series for a COVID-19 vaccine. **A person can only be counted in one category, first dose or series complete.** For persons receiving Moderna or Pfizer vaccines, once they receive their second dose, they are moved from the first dose column to the series completed column. **Because of this, the total first dose category may show a change from report to report not matching the total receiving their first dose from the previous day.** Persons receiving Johnson & Johnson vaccines will always be counted in the series completed column.

COVID-19 doses for vaccinated persons in Florida	
Doses administered	83,745
People receiving one dose of a 1-dose series (Johnson & Johnson) or receiving only one dose of a 2-dose series (Moderna, Pfizer) count once. Persons receiving both doses of a 2-dose series count twice.	

Current status of persons vaccinated for COVID-19 in Florida	
Total people vaccinated	55,022
First dose	22,522
Series completed	32,500
Completed 1-dose series	3,777
Completed 2-dose series	28,723
First dose: current number of people who have only received their first dose of the Moderna or Pfizer vaccine.	
Series complete: current number of people who have received both Moderna or Pfizer vaccine doses or one Johnson & Johnson dose and are considered fully immunized.	

Demographic summary	First dose	Series complete	Total people vaccinated
Age group	22,522	32,500	55,022
16-24 years	533	303	836
25-34 years	784	741	1,525
35-44 years	1,551	1,048	2,599
45-54 years	3,301	1,831	5,132
55-64 years	7,122	3,359	10,481
65-74 years	4,976	13,433	18,409
75-84 years	3,179	8,956	12,135
85+ years	1,076	2,829	3,905
Race	22,522	32,500	55,022
White	15,623	23,088	38,711
Black	546	768	1,314
American Indian/Alaskan	59	108	167
Other	1,453	2,352	3,805
Unknown	4,841	6,184	11,025
Other race includes Asian, native Hawaiian/Pacific Islander, or other.			
Ethnicity	22,522	32,500	55,022
Hispanic	1,118	1,245	2,363
Non-Hispanic	11,534	17,938	29,472
Unknown	9,870	13,317	23,187
Gender	22,522	32,500	55,022
Female	12,887	18,862	31,749
Male	9,588	13,607	23,195
Unknown	47	31	78



COVID-19: Highlands County vaccine summary

Vaccination data through Apr 7, 2021 as of Apr 8, 2021 at 12:05 AM

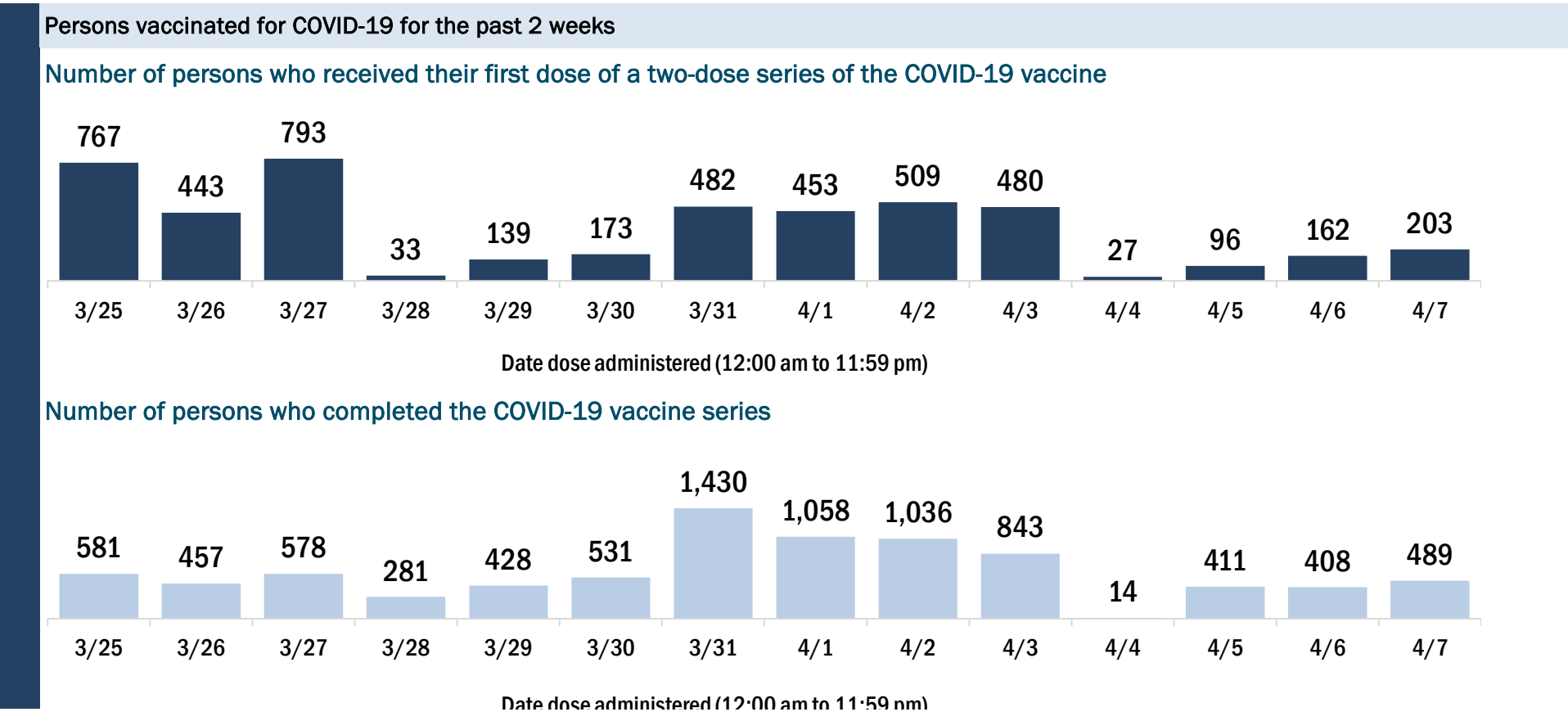
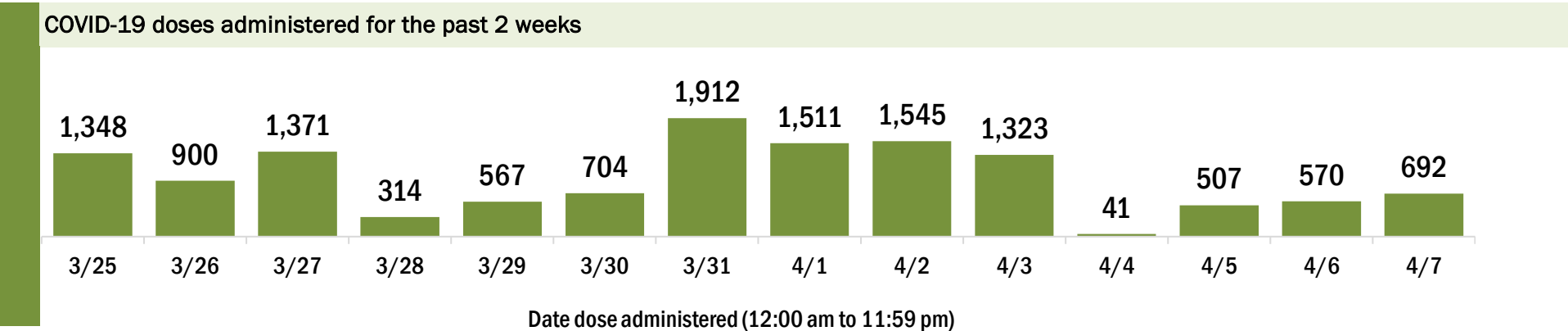
Data in this report are provisional and subject to change.

Data in this summary pertain to COVID-19 vaccines approved by the U.S. Food and Drug Administration and have been issued an Emergency Use Authorization (Janssen COVID-19 Vaccine, Moderna COVID-19 Vaccine and Pfizer-BioNTech COVID-19 Vaccine). These data summarize the number of people who have received either their first dose or have completed the series for a COVID-19 vaccine. **A person can only be counted in one category, first dose or series complete.** For persons receiving Moderna or Pfizer vaccines, once they receive their second dose, they are moved from the first dose column to the series completed column. **Because of this, the total first dose category may show a change from report to report not matching the total receiving their first dose from the previous day.** Persons receiving Johnson & Johnson vaccines will always be counted in the series completed column.

COVID-19 doses for vaccinated persons in Florida	
Doses administered	54,992
People receiving one dose of a 1-dose series (Johnson & Johnson) or receiving only one dose of a 2-dose series (Moderna, Pfizer) count once. Persons receiving both doses of a 2-dose series count twice.	

Current status of persons vaccinated for COVID-19 in Florida	
Total people vaccinated	35,950
First dose	16,602
Series completed	19,348
Completed 1-dose series	306
Completed 2-dose series	19,042
First dose: current number of people who have only received their first dose of the Moderna or Pfizer vaccine.	
Series complete: current number of people who have received both Moderna or Pfizer vaccine doses or one Johnson & Johnson dose and are considered fully immunized.	

Demographic summary	First dose	Series complete	Total people vaccinated
Age group	16,602	19,348	35,950
16-24 years	186	91	277
25-34 years	291	276	567
35-44 years	589	428	1,017
45-54 years	1,388	702	2,090
55-64 years	3,798	1,718	5,516
65-74 years	5,163	7,964	13,127
75-84 years	3,964	6,433	10,397
85+ years	1,223	1,736	2,959
Race	16,602	19,348	35,950
White	13,631	15,972	29,603
Black	649	568	1,217
American Indian/Alaskan	156	132	288
Other	897	1,179	2,076
Unknown	1,269	1,497	2,766
Other race includes Asian, native Hawaiian/Pacific Islander, or other.			
Ethnicity	16,602	19,348	35,950
Hispanic	1,591	716	2,307
Non-Hispanic	11,148	14,522	25,670
Unknown	3,863	4,110	7,973
Gender	16,602	19,348	35,950
Female	8,955	10,615	19,570
Male	7,617	8,724	16,341
Unknown	30	9	39



COVID-19: Hillsborough County vaccine summary

Vaccination data through Apr 7, 2021 as of Apr 8, 2021 at 12:05 AM

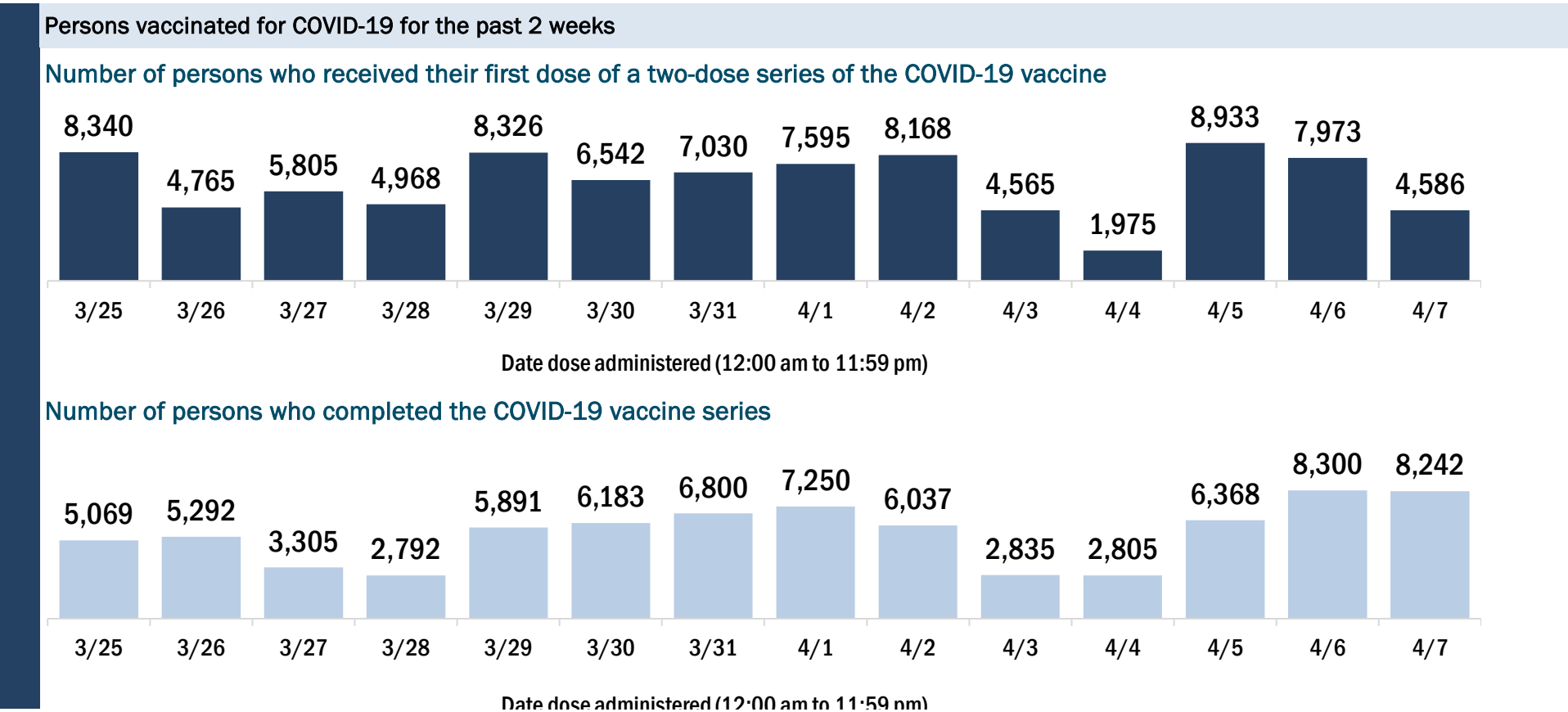
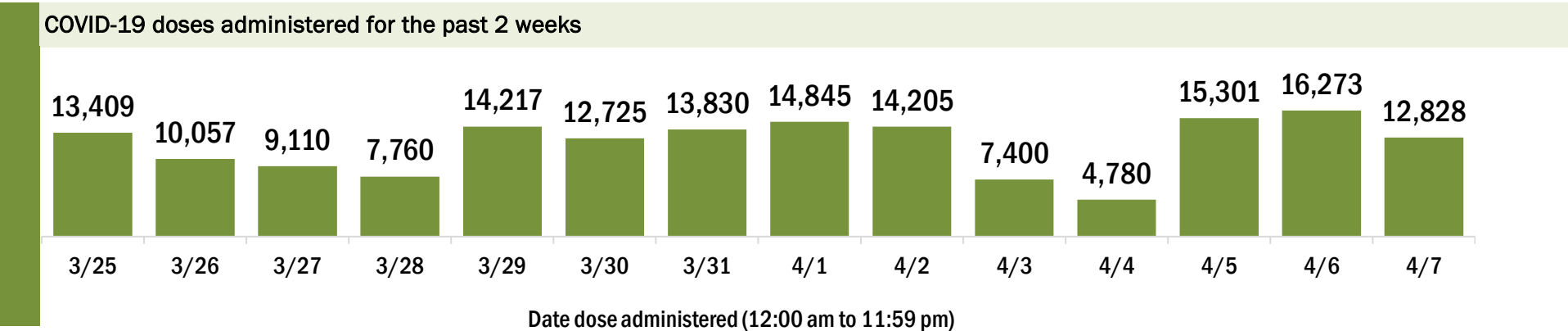
Data in this report are provisional and subject to change.

Data in this summary pertain to COVID-19 vaccines approved by the U.S. Food and Drug Administration and have been issued an Emergency Use Authorization (Janssen COVID-19 Vaccine, Moderna COVID-19 Vaccine and Pfizer-BioNTech COVID-19 Vaccine). These data summarize the number of people who have received either their first dose or have completed the series for a COVID-19 vaccine. **A person can only be counted in one category, first dose or series complete.** For persons receiving Moderna or Pfizer vaccines, once they receive their second dose, they are moved from the first dose column to the series completed column. **Because of this, the total first dose category may show a change from report to report not matching the total receiving their first dose from the previous day.** Persons receiving Johnson & Johnson vaccines will always be counted in the series completed column.

COVID-19 doses for vaccinated persons in Florida	
Doses administered	593,655
People receiving one dose of a 1-dose series (Johnson & Johnson) or receiving only one dose of a 2-dose series (Moderna, Pfizer) count once. Persons receiving both doses of a 2-dose series count twice.	

Current status of persons vaccinated for COVID-19 in Florida	
Total people vaccinated	411,259
First dose	197,409
Series completed	213,850
Completed 1-dose series	31,454
Completed 2-dose series	182,396
First dose: current number of people who have only received their first dose of the Moderna or Pfizer vaccine.	
Series complete: current number of people who have received both Moderna or Pfizer vaccine doses or one Johnson & Johnson dose and are considered fully immunized.	

Demographic summary	First dose	Series complete	Total people vaccinated
Age group	197,409	213,850	411,259
16-24 years	10,189	6,385	16,574
25-34 years	15,442	17,851	33,293
35-44 years	25,993	22,029	48,022
45-54 years	39,770	26,449	66,219
55-64 years	48,130	39,019	87,149
65-74 years	34,575	60,570	95,145
75-84 years	17,682	30,503	48,185
85+ years	5,628	11,044	16,672
Race	197,409	213,850	411,259
White	126,436	142,529	268,965
Black	12,271	15,282	27,553
American Indian/Alaskan	632	683	1,315
Other	25,413	29,474	54,887
Unknown	32,657	25,882	58,539
Other race includes Asian, native Hawaiian/Pacific Islander, or other.			
Ethnicity	197,409	213,850	411,259
Hispanic	23,279	22,164	45,443
Non-Hispanic	106,038	130,157	236,195
Unknown	68,092	61,529	129,621
Gender	197,409	213,850	411,259
Female	107,112	127,102	234,214
Male	90,010	86,585	176,595
Unknown	287	163	450



COVID-19: Holmes County vaccine summary

Vaccination data through Apr 7, 2021 as of Apr 8, 2021 at 12:05 AM

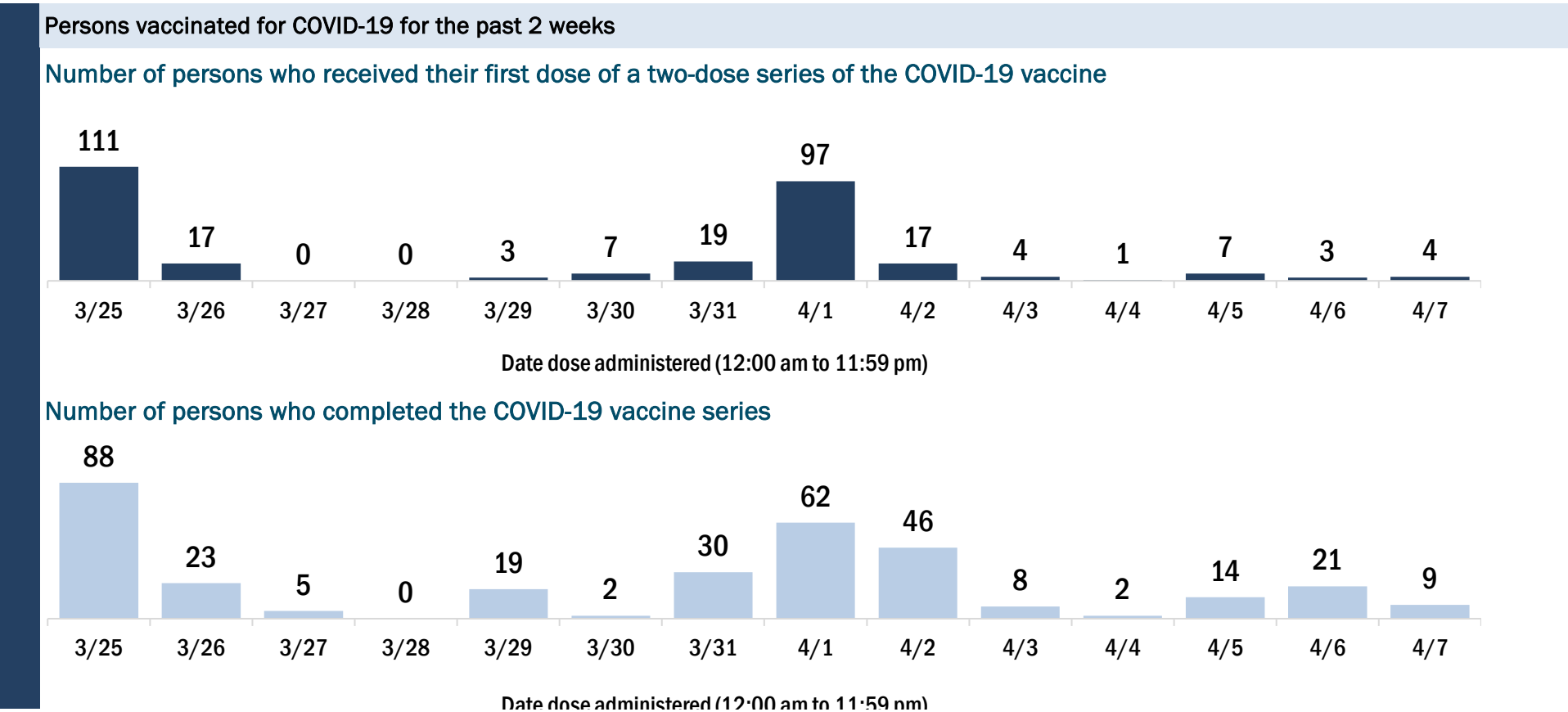
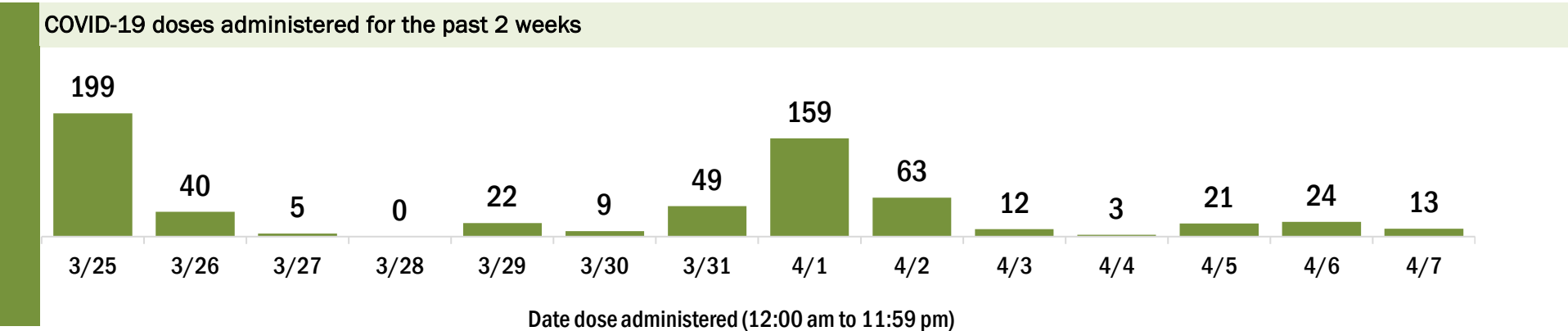
Data in this report are provisional and subject to change.

Data in this summary pertain to COVID-19 vaccines approved by the U.S. Food and Drug Administration and have been issued an Emergency Use Authorization (Janssen COVID-19 Vaccine, Moderna COVID-19 Vaccine and Pfizer-BioNTech COVID-19 Vaccine). These data summarize the number of people who have received either their first dose or have completed the series for a COVID-19 vaccine. **A person can only be counted in one category, first dose or series complete.** For persons receiving Moderna or Pfizer vaccines, once they receive their second dose, they are moved from the first dose column to the series completed column. **Because of this, the total first dose category may show a change from report to report not matching the total receiving their first dose from the previous day.** Persons receiving Johnson & Johnson vaccines will always be counted in the series completed column.

COVID-19 doses for vaccinated persons in Florida	
Doses administered	5,370
People receiving one dose of a 1-dose series (Johnson & Johnson) or receiving only one dose of a 2-dose series (Moderna, Pfizer) count once. Persons receiving both doses of a 2-dose series count twice.	

Current status of persons vaccinated for COVID-19 in Florida	
Total people vaccinated	3,248
First dose	897
Series completed	2,351
Completed 1-dose series	229
Completed 2-dose series	2,122
First dose: current number of people who have only received their first dose of the Moderna or Pfizer vaccine.	
Series complete: current number of people who have received both Moderna or Pfizer vaccine doses or one Johnson & Johnson dose and are considered fully immunized.	

Demographic summary	First dose	Series complete	Total people vaccinated
Age group	897	2,351	3,248
16-24 years	12	21	33
25-34 years	29	51	80
35-44 years	51	99	150
45-54 years	130	163	293
55-64 years	325	326	651
65-74 years	190	917	1,107
75-84 years	129	602	731
85+ years	31	172	203
Race	897	2,351	3,248
White	773	2,011	2,784
Black	33	77	110
American Indian/Alaskan	6	27	33
Other	39	159	198
Unknown	46	77	123
Other race includes Asian, native Hawaiian/Pacific Islander, or other.			
Ethnicity	897	2,351	3,248
Hispanic	14	16	30
Non-Hispanic	695	1,972	2,667
Unknown	188	363	551
Gender	897	2,351	3,248
Female	489	1,291	1,780
Male	408	1,060	1,468
Unknown	0	0	0



COVID-19: Indian River County vaccine summary

Vaccination data through Apr 7, 2021 as of Apr 8, 2021 at 12:05 AM

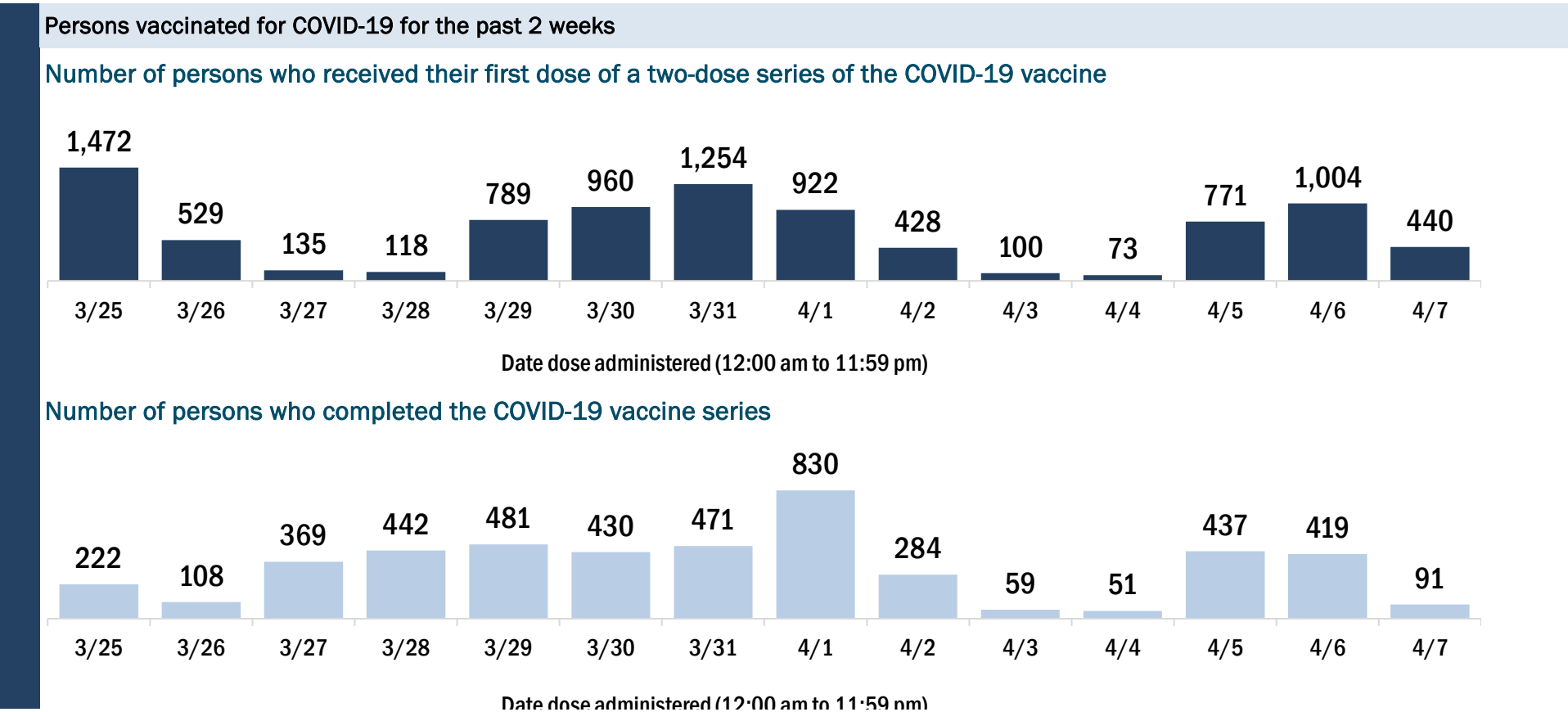
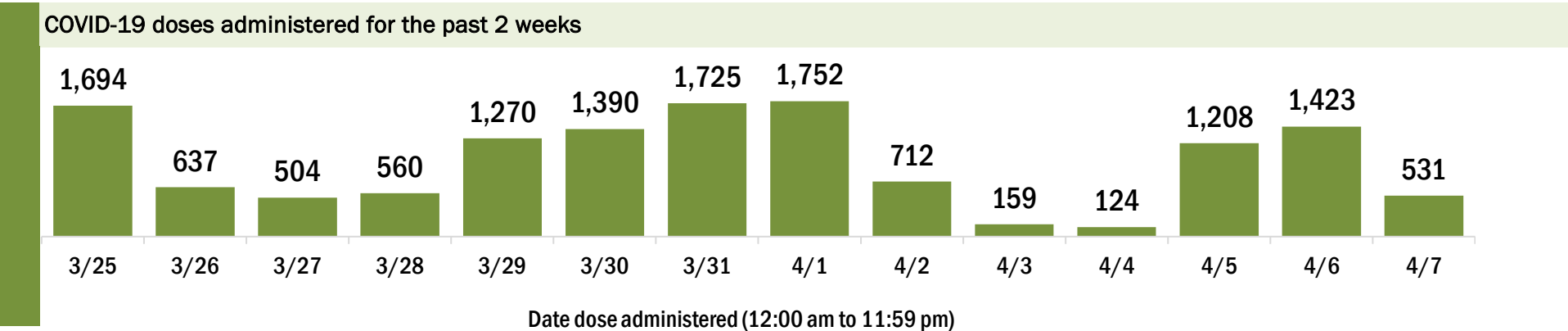
Data in this report are provisional and subject to change.

Data in this summary pertain to COVID-19 vaccines approved by the U.S. Food and Drug Administration and have been issued an Emergency Use Authorization (Janssen COVID-19 Vaccine, Moderna COVID-19 Vaccine and Pfizer-BioNTech COVID-19 Vaccine). These data summarize the number of people who have received either their first dose or have completed the series for a COVID-19 vaccine. **A person can only be counted in one category, first dose or series complete.** For persons receiving Moderna or Pfizer vaccines, once they receive their second dose, they are moved from the first dose column to the series completed column. **Because of this, the total first dose category may show a change from report to report not matching the total receiving their first dose from the previous day.** Persons receiving Johnson & Johnson vaccines will always be counted in the series completed column.

COVID-19 doses for vaccinated persons in Florida	
Doses administered	106,225
People receiving one dose of a 1-dose series (Johnson & Johnson) or receiving only one dose of a 2-dose series (Moderna, Pfizer) count once. Persons receiving both doses of a 2-dose series count twice.	

Current status of persons vaccinated for COVID-19 in Florida	
Total people vaccinated	67,311
First dose	27,302
Series completed	40,009
Completed 1-dose series	1,095
Completed 2-dose series	38,914
First dose: current number of people who have only received their first dose of the Moderna or Pfizer vaccine.	
Series complete: current number of people who have received both Moderna or Pfizer vaccine doses or one Johnson & Johnson dose and are considered fully immunized.	

Demographic summary	First dose	Series complete	Total people vaccinated
Age group	27,302	40,009	67,311
16-24 years	499	258	757
25-34 years	820	629	1,449
35-44 years	1,477	849	2,326
45-54 years	3,272	1,486	4,758
55-64 years	8,464	3,352	11,816
65-74 years	6,246	18,161	24,407
75-84 years	4,590	11,466	16,056
85+ years	1,934	3,808	5,742
Race	27,302	40,009	67,311
White	20,181	29,618	49,799
Black	1,171	988	2,159
American Indian/Alaskan	186	198	384
Other	1,718	2,808	4,526
Unknown	4,046	6,397	10,443
Other race includes Asian, native Hawaiian/Pacific Islander, or other.			
Ethnicity	27,302	40,009	67,311
Hispanic	1,524	857	2,381
Non-Hispanic	16,145	25,346	41,491
Unknown	9,633	13,806	23,439
Gender	27,302	40,009	67,311
Female	15,030	22,668	37,698
Male	12,236	17,309	29,545
Unknown	36	32	68



COVID-19: Jackson County vaccine summary

Vaccination data through Apr 7, 2021 as of Apr 8, 2021 at 12:05 AM

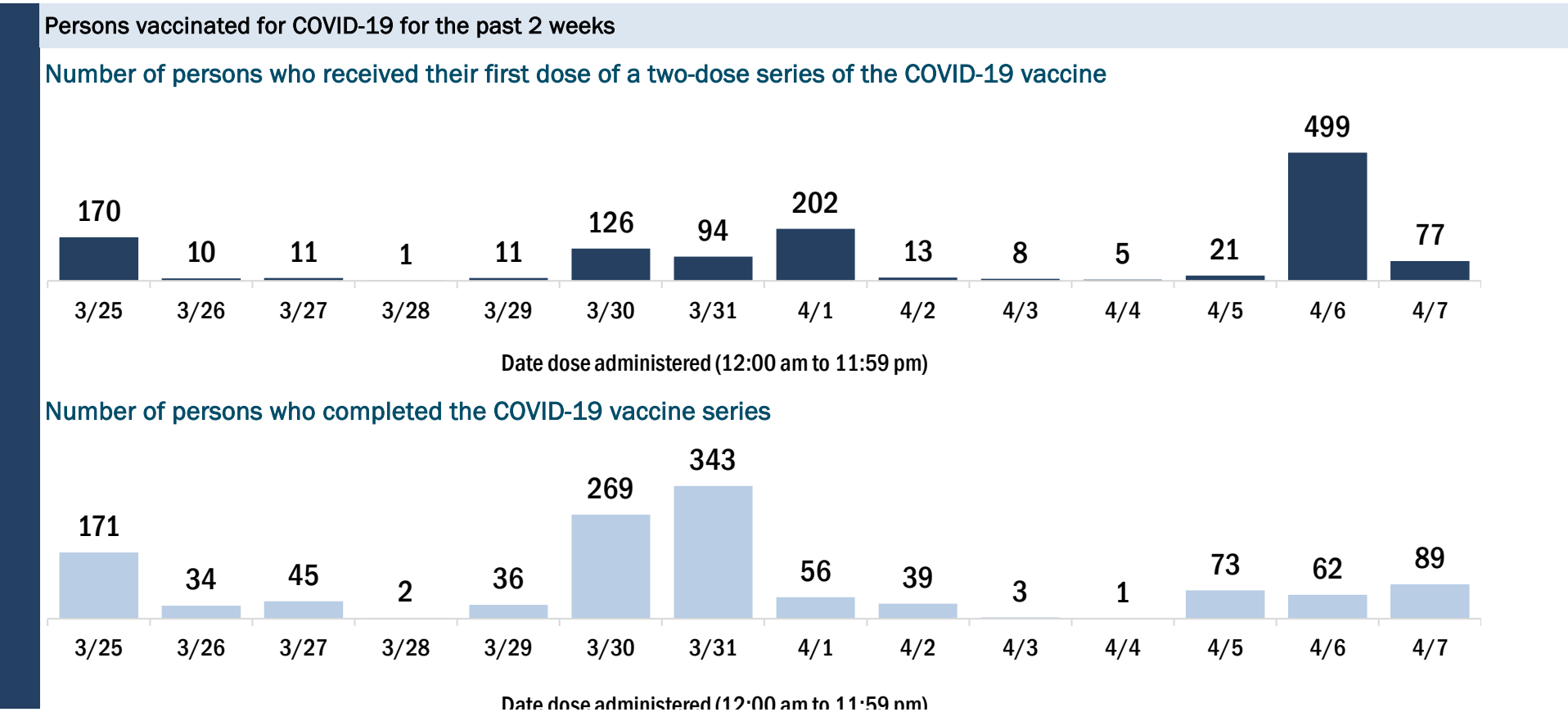
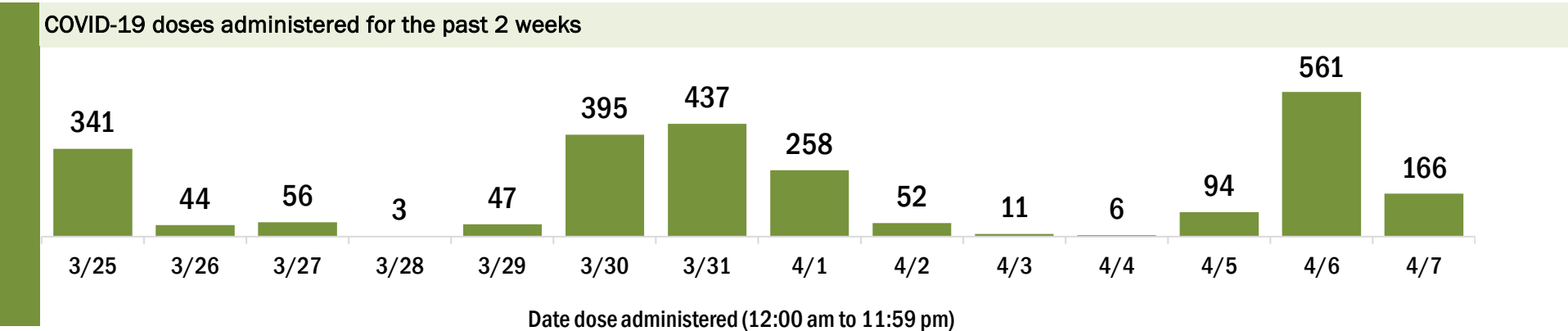
Data in this report are provisional and subject to change.

Data in this summary pertain to COVID-19 vaccines approved by the U.S. Food and Drug Administration and have been issued an Emergency Use Authorization (Janssen COVID-19 Vaccine, Moderna COVID-19 Vaccine and Pfizer-BioNTech COVID-19 Vaccine). These data summarize the number of people who have received either their first dose or have completed the series for a COVID-19 vaccine. **A person can only be counted in one category, first dose or series complete.** For persons receiving Moderna or Pfizer vaccines, once they receive their second dose, they are moved from the first dose column to the series completed column. **Because of this, the total first dose category may show a change from report to report not matching the total receiving their first dose from the previous day.** Persons receiving Johnson & Johnson vaccines will always be counted in the series completed column.

COVID-19 doses for vaccinated persons in Florida	
Doses administered	17,631
People receiving one dose of a 1-dose series (Johnson & Johnson) or receiving only one dose of a 2-dose series (Moderna, Pfizer) count once. Persons receiving both doses of a 2-dose series count twice.	

Current status of persons vaccinated for COVID-19 in Florida	
Total people vaccinated	10,815
First dose	3,334
Series completed	7,481
Completed 1-dose series	665
Completed 2-dose series	6,816
First dose: current number of people who have only received their first dose of the Moderna or Pfizer vaccine.	
Series complete: current number of people who have received both Moderna or Pfizer vaccine doses or one Johnson & Johnson dose and are considered fully immunized.	

Demographic summary	First dose	Series complete	Total people vaccinated
Age group	3,334	7,481	10,815
16-24 years	77	80	157
25-34 years	225	200	425
35-44 years	325	338	663
45-54 years	534	650	1,184
55-64 years	965	1,297	2,262
65-74 years	660	2,697	3,357
75-84 years	407	1,660	2,067
85+ years	141	559	700
Race	3,334	7,481	10,815
White	2,075	5,279	7,354
Black	791	1,401	2,192
American Indian/Alaskan	16	35	51
Other	163	312	475
Unknown	289	454	743
Other race includes Asian, native Hawaiian/Pacific Islander, or other.			
Ethnicity	3,334	7,481	10,815
Hispanic	122	74	196
Non-Hispanic	2,377	5,374	7,751
Unknown	835	2,033	2,868
Gender	3,334	7,481	10,815
Female	1,663	4,261	5,924
Male	1,670	3,220	4,890
Unknown	1	0	1



COVID-19: Jefferson County vaccine summary

Vaccination data through Apr 7, 2021 as of Apr 8, 2021 at 12:05 AM

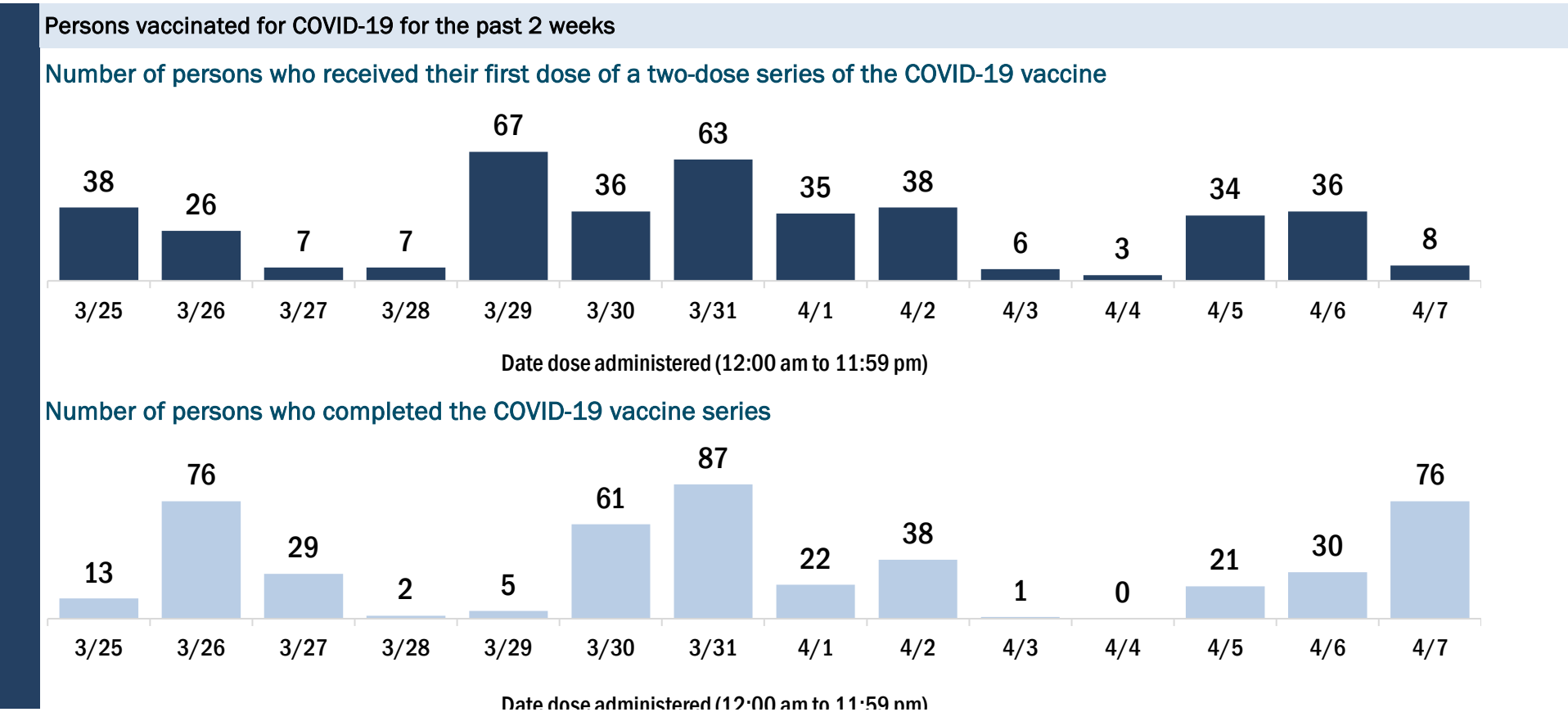
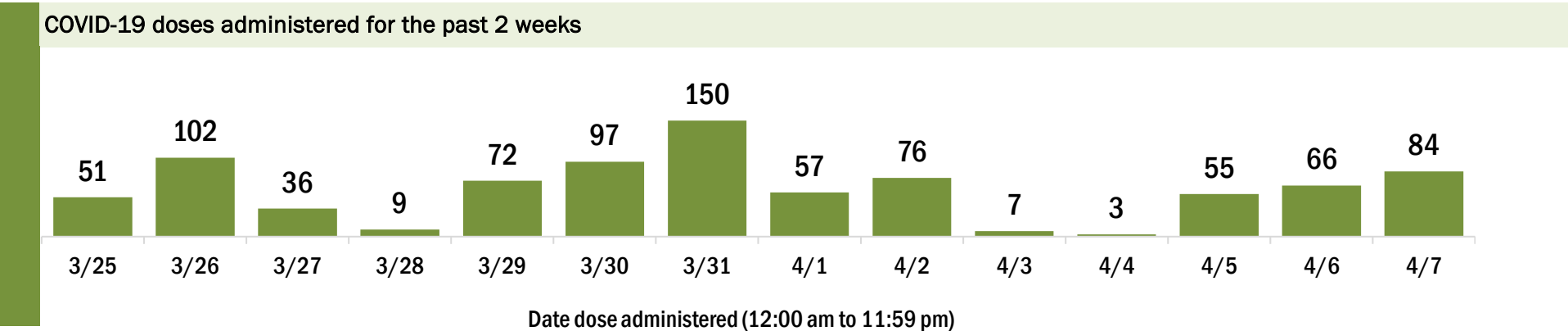
Data in this report are provisional and subject to change.

Data in this summary pertain to COVID-19 vaccines approved by the U.S. Food and Drug Administration and have been issued an Emergency Use Authorization (Janssen COVID-19 Vaccine, Moderna COVID-19 Vaccine and Pfizer-BioNTech COVID-19 Vaccine). These data summarize the number of people who have received either their first dose or have completed the series for a COVID-19 vaccine. **A person can only be counted in one category, first dose or series complete.** For persons receiving Moderna or Pfizer vaccines, once they receive their second dose, they are moved from the first dose column to the series completed column. **Because of this, the total first dose category may show a change from report to report not matching the total receiving their first dose from the previous day.** Persons receiving Johnson & Johnson vaccines will always be counted in the series completed column.

COVID-19 doses for vaccinated persons in Florida	
Doses administered	6,751
People receiving one dose of a 1-dose series (Johnson & Johnson) or receiving only one dose of a 2-dose series (Moderna, Pfizer) count once. Persons receiving both doses of a 2-dose series count twice.	

Current status of persons vaccinated for COVID-19 in Florida	
Total people vaccinated	4,043
First dose	1,168
Series completed	2,875
Completed 1-dose series	167
Completed 2-dose series	2,708
First dose: current number of people who have only received their first dose of the Moderna or Pfizer vaccine.	
Series complete: current number of people who have received both Moderna or Pfizer vaccine doses or one Johnson & Johnson dose and are considered fully immunized.	

Demographic summary	First dose	Series complete	Total people vaccinated
Age group	1,168	2,875	4,043
16-24 years	42	15	57
25-34 years	53	62	115
35-44 years	98	102	200
45-54 years	218	228	446
55-64 years	517	438	955
65-74 years	133	1,245	1,378
75-84 years	80	615	695
85+ years	27	170	197
Race	1,168	2,875	4,043
White	612	1,533	2,145
Black	314	571	885
American Indian/Alaskan	3	5	8
Other	129	477	606
Unknown	110	289	399
Other race includes Asian, native Hawaiian/Pacific Islander, or other.			
Ethnicity	1,168	2,875	4,043
Hispanic	36	35	71
Non-Hispanic	808	1,487	2,295
Unknown	324	1,353	1,677
Gender	1,168	2,875	4,043
Female	682	1,679	2,361
Male	486	1,196	1,682
Unknown	0	0	0



COVID-19: Lafayette County vaccine summary

Vaccination data through Apr 7, 2021 as of Apr 8, 2021 at 12:05 AM

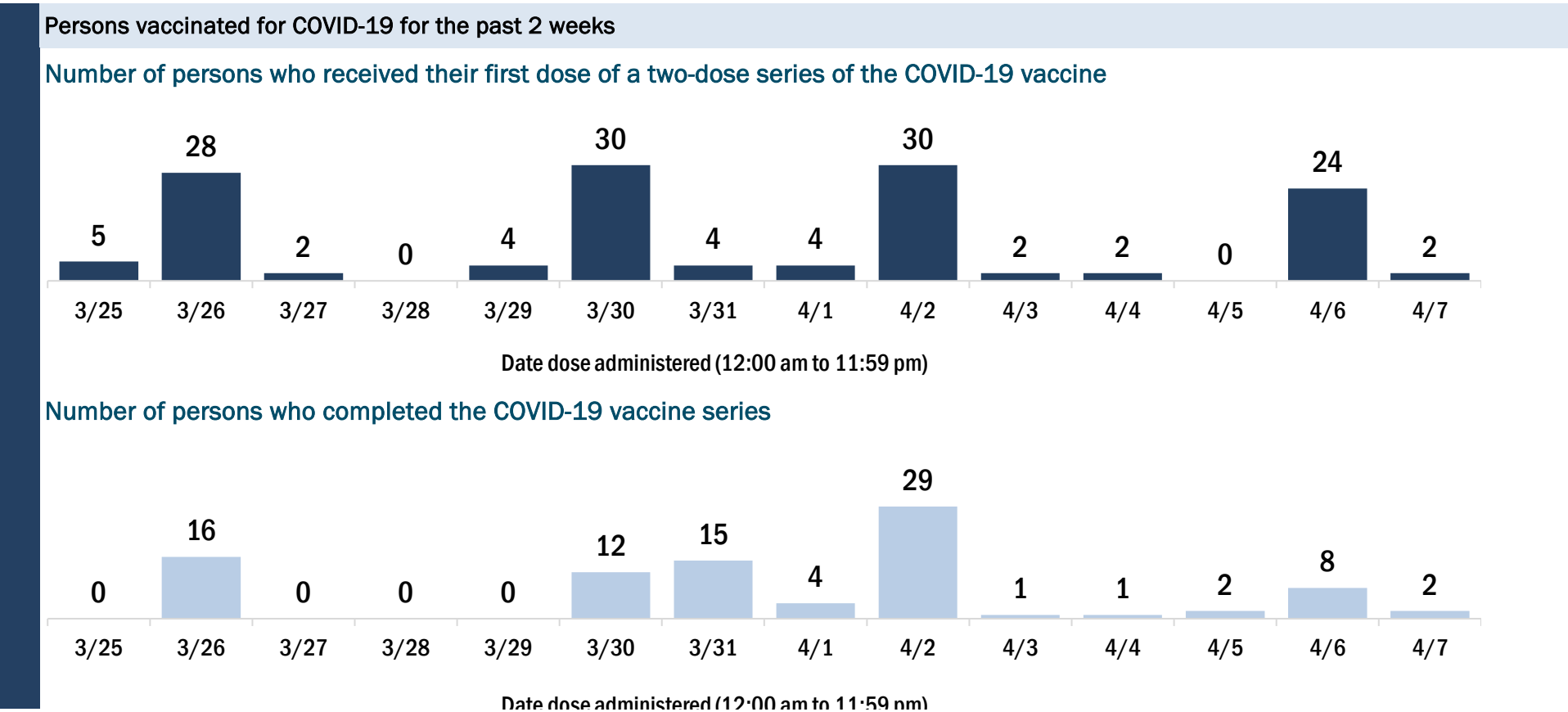
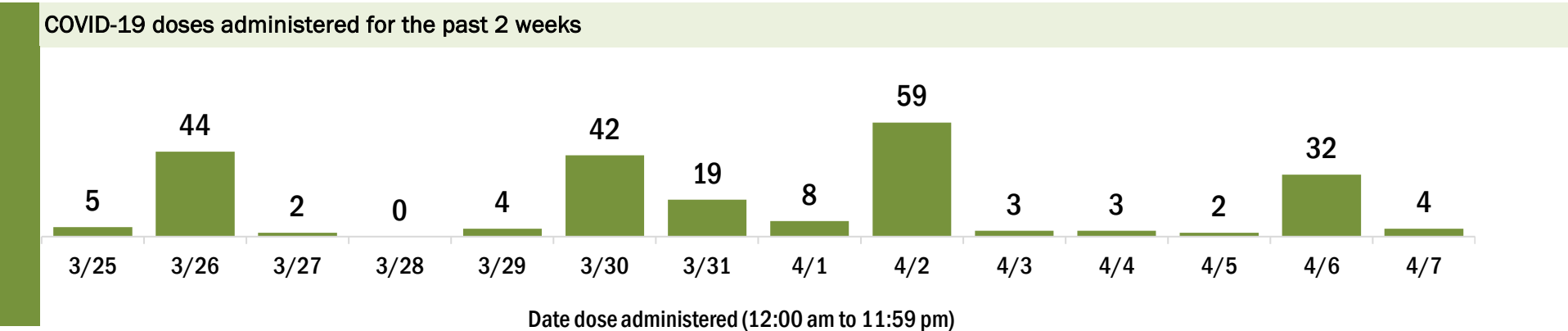
Data in this report are provisional and subject to change.

Data in this summary pertain to COVID-19 vaccines approved by the U.S. Food and Drug Administration and have been issued an Emergency Use Authorization (Janssen COVID-19 Vaccine, Moderna COVID-19 Vaccine and Pfizer-BioNTech COVID-19 Vaccine). These data summarize the number of people who have received either their first dose or have completed the series for a COVID-19 vaccine. **A person can only be counted in one category, first dose or series complete.** For persons receiving Moderna or Pfizer vaccines, once they receive their second dose, they are moved from the first dose column to the series completed column. **Because of this, the total first dose category may show a change from report to report not matching the total receiving their first dose from the previous day.** Persons receiving Johnson & Johnson vaccines will always be counted in the series completed column.

COVID-19 doses for vaccinated persons in Florida	
Doses administered	2,810
People receiving one dose of a 1-dose series (Johnson & Johnson) or receiving only one dose of a 2-dose series (Moderna, Pfizer) count once. Persons receiving both doses of a 2-dose series count twice.	

Current status of persons vaccinated for COVID-19 in Florida	
Total people vaccinated	1,626
First dose	424
Series completed	1,202
Completed 1-dose series	18
Completed 2-dose series	1,184
First dose: current number of people who have only received their first dose of the Moderna or Pfizer vaccine.	
Series complete: current number of people who have received both Moderna or Pfizer vaccine doses or one Johnson & Johnson dose and are considered fully immunized.	

Demographic summary	First dose	Series complete	Total people vaccinated
Age group	424	1,202	1,626
16-24 years	6	3	9
25-34 years	8	9	17
35-44 years	29	22	51
45-54 years	67	52	119
55-64 years	129	92	221
65-74 years	106	587	693
75-84 years	55	338	393
85+ years	24	99	123
Race	424	1,202	1,626
White	325	1,023	1,348
Black	19	37	56
American Indian/Alaskan	4	4	8
Other	18	68	86
Unknown	58	70	128
Other race includes Asian, native Hawaiian/Pacific Islander, or other.			
Ethnicity	424	1,202	1,626
Hispanic	24	26	50
Non-Hispanic	263	974	1,237
Unknown	137	202	339
Gender	424	1,202	1,626
Female	233	623	856
Male	190	579	769
Unknown	1	0	1



COVID-19: Lake County vaccine summary

Vaccination data through Apr 7, 2021 as of Apr 8, 2021 at 12:05 AM

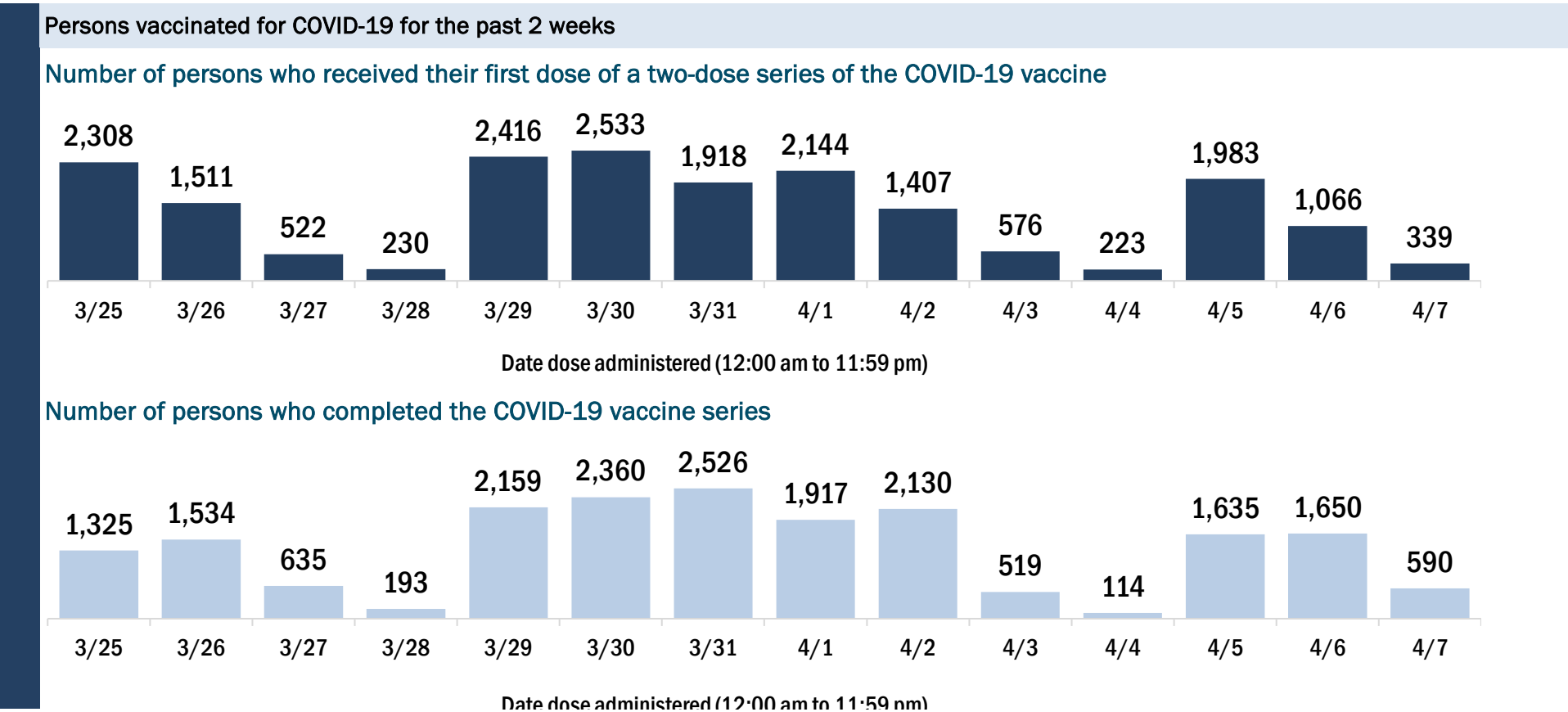
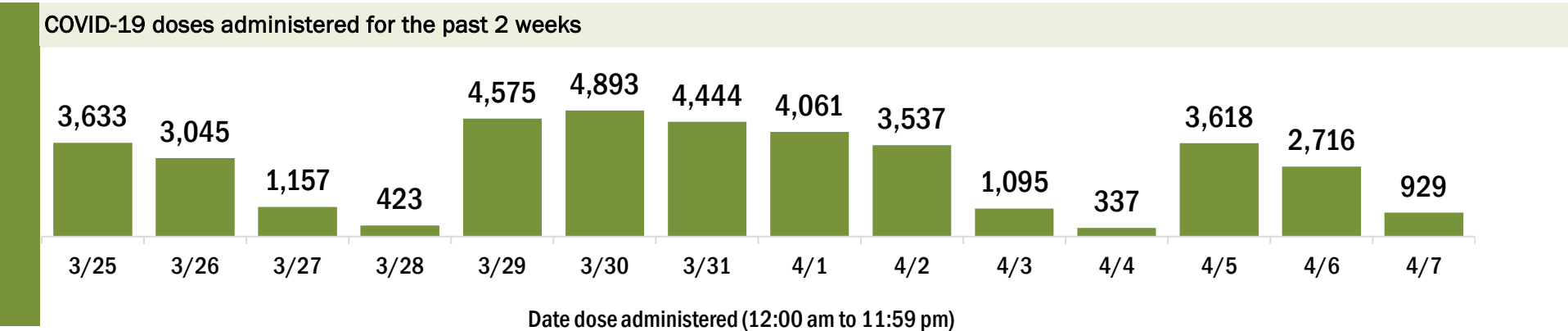
Data in this report are provisional and subject to change.

Data in this summary pertain to COVID-19 vaccines approved by the U.S. Food and Drug Administration and have been issued an Emergency Use Authorization (Janssen COVID-19 Vaccine, Moderna COVID-19 Vaccine and Pfizer-BioNTech COVID-19 Vaccine). These data summarize the number of people who have received either their first dose or have completed the series for a COVID-19 vaccine. **A person can only be counted in one category, first dose or series complete.** For persons receiving Moderna or Pfizer vaccines, once they receive their second dose, they are moved from the first dose column to the series completed column. **Because of this, the total first dose category may show a change from report to report not matching the total receiving their first dose from the previous day.** Persons receiving Johnson & Johnson vaccines will always be counted in the series completed column.

COVID-19 doses for vaccinated persons in Florida	
Doses administered	211,721
People receiving one dose of a 1-dose series (Johnson & Johnson) or receiving only one dose of a 2-dose series (Moderna, Pfizer) count once. Persons receiving both doses of a 2-dose series count twice.	

Current status of persons vaccinated for COVID-19 in Florida	
Total people vaccinated	133,097
First dose	50,460
Series completed	82,637
Completed 1-dose series	4,013
Completed 2-dose series	78,624
First dose: current number of people who have only received their first dose of the Moderna or Pfizer vaccine.	
Series complete: current number of people who have received both Moderna or Pfizer vaccine doses or one Johnson & Johnson dose and are considered fully immunized.	

Demographic summary	First dose	Series complete	Total people vaccinated
Age group	50,460	82,637	133,097
16-24 years	1,508	736	2,244
25-34 years	2,446	1,987	4,433
35-44 years	4,419	3,122	7,541
45-54 years	8,289	4,390	12,679
55-64 years	15,384	7,956	23,340
65-74 years	9,454	33,959	43,413
75-84 years	6,574	23,675	30,249
85+ years	2,386	6,812	9,198
Race	50,460	82,637	133,097
White	33,216	63,493	96,709
Black	2,740	3,642	6,382
American Indian/Alaskan	221	442	663
Other	4,833	6,930	11,763
Unknown	9,450	8,130	17,580
Other race includes Asian, native Hawaiian/Pacific Islander, or other.			
Ethnicity	50,460	82,637	133,097
Hispanic	4,275	3,537	7,812
Non-Hispanic	24,196	46,889	71,085
Unknown	21,989	32,211	54,200
Gender	50,460	82,637	133,097
Female	27,886	47,407	75,293
Male	22,377	35,190	57,567
Unknown	197	40	237



COVID-19: Lee County vaccine summary

Vaccination data through Apr 7, 2021 as of Apr 8, 2021 at 12:05 AM

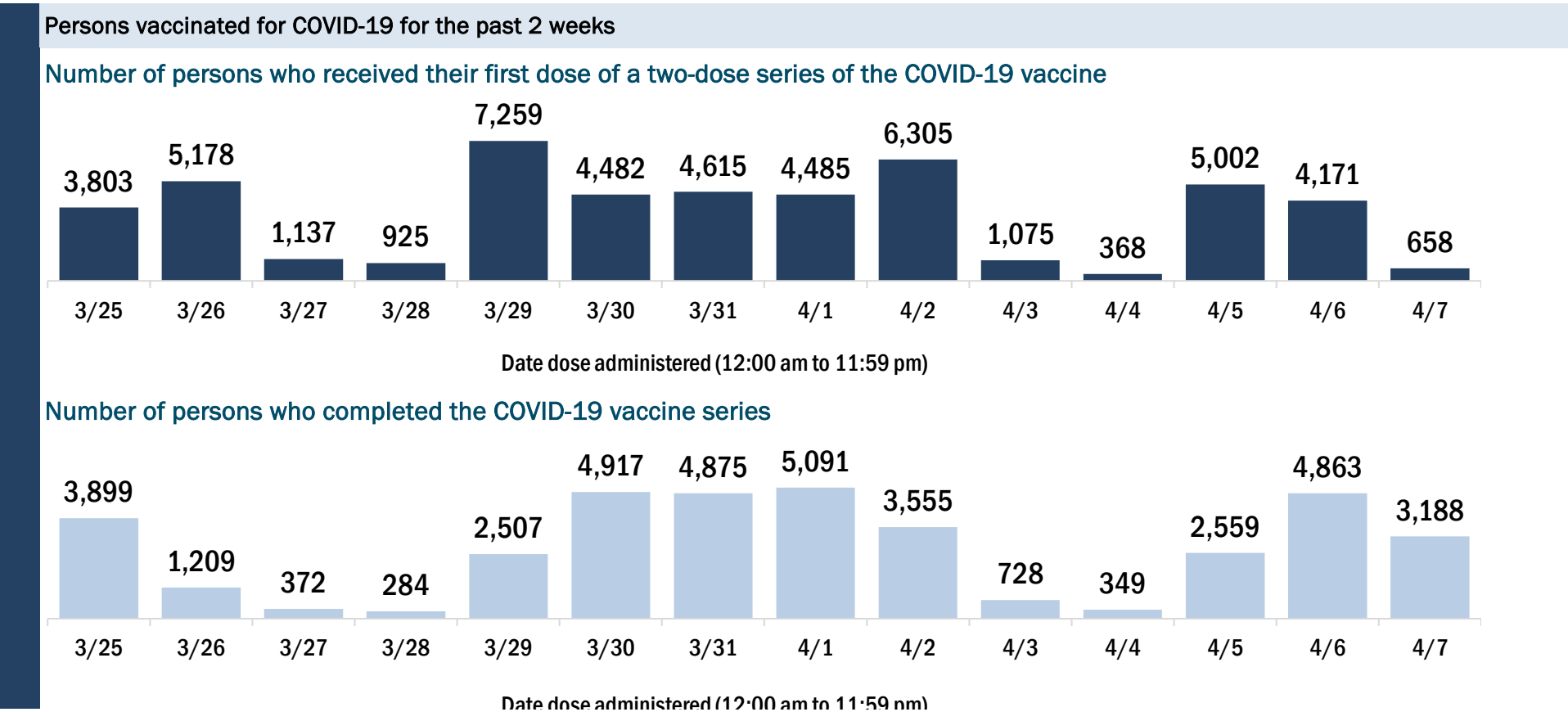
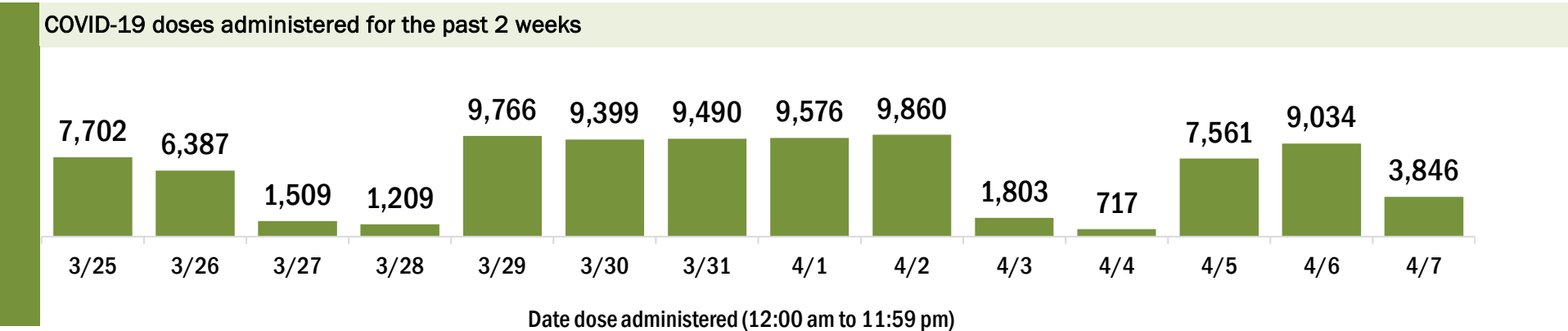
Data in this report are provisional and subject to change.

Data in this summary pertain to COVID-19 vaccines approved by the U.S. Food and Drug Administration and have been issued an Emergency Use Authorization (Janssen COVID-19 Vaccine, Moderna COVID-19 Vaccine and Pfizer-BioNTech COVID-19 Vaccine). These data summarize the number of people who have received either their first dose or have completed the series for a COVID-19 vaccine. **A person can only be counted in one category, first dose or series complete.** For persons receiving Moderna or Pfizer vaccines, once they receive their second dose, they are moved from the first dose column to the series completed column. **Because of this, the total first dose category may show a change from report to report not matching the total receiving their first dose from the previous day.** Persons receiving Johnson & Johnson vaccines will always be counted in the series completed column.

COVID-19 doses for vaccinated persons in Florida	
Doses administered	397,022
People receiving one dose of a 1-dose series (Johnson & Johnson) or receiving only one dose of a 2-dose series (Moderna, Pfizer) count once. Persons receiving both doses of a 2-dose series count twice.	

Current status of persons vaccinated for COVID-19 in Florida	
Total people vaccinated	257,151
First dose	109,037
Series completed	148,114
Completed 1-dose series	8,243
Completed 2-dose series	139,871
First dose: current number of people who have only received their first dose of the Moderna or Pfizer vaccine.	
Series complete: current number of people who have received both Moderna or Pfizer vaccine doses or one Johnson & Johnson dose and are considered fully immunized.	

Demographic summary	First dose	Series complete	Total people vaccinated
Age group	109,037	148,114	257,151
16-24 years	1,461	1,031	2,492
25-34 years	2,882	3,206	6,088
35-44 years	6,740	4,424	11,164
45-54 years	14,007	6,845	20,852
55-64 years	33,322	13,917	47,239
65-74 years	28,588	66,967	95,555
75-84 years	16,883	40,990	57,873
85+ years	5,154	10,734	15,888
Race	109,037	148,114	257,151
White	80,125	104,219	184,344
Black	3,065	3,083	6,148
American Indian/Alaskan	468	431	899
Other	6,743	9,512	16,255
Unknown	18,636	30,869	49,505
Other race includes Asian, native Hawaiian/Pacific Islander, or other.			
Ethnicity	109,037	148,114	257,151
Hispanic	9,587	6,361	15,948
Non-Hispanic	64,093	83,252	147,345
Unknown	35,357	58,501	93,858
Gender	109,037	148,114	257,151
Female	60,257	83,063	143,320
Male	48,480	64,777	113,257
Unknown	300	274	574



COVID-19: Leon County vaccine summary

Vaccination data through Apr 7, 2021 as of Apr 8, 2021 at 12:05 AM

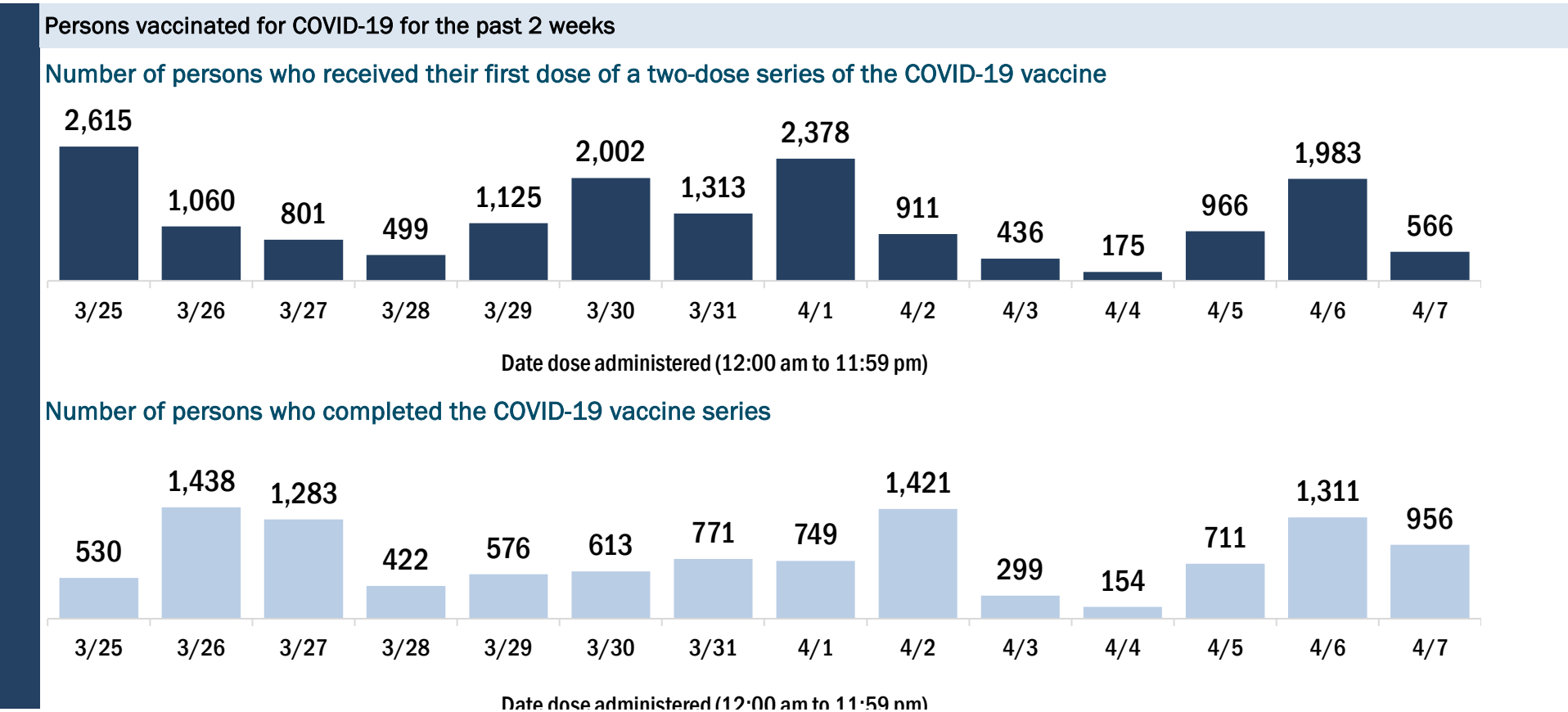
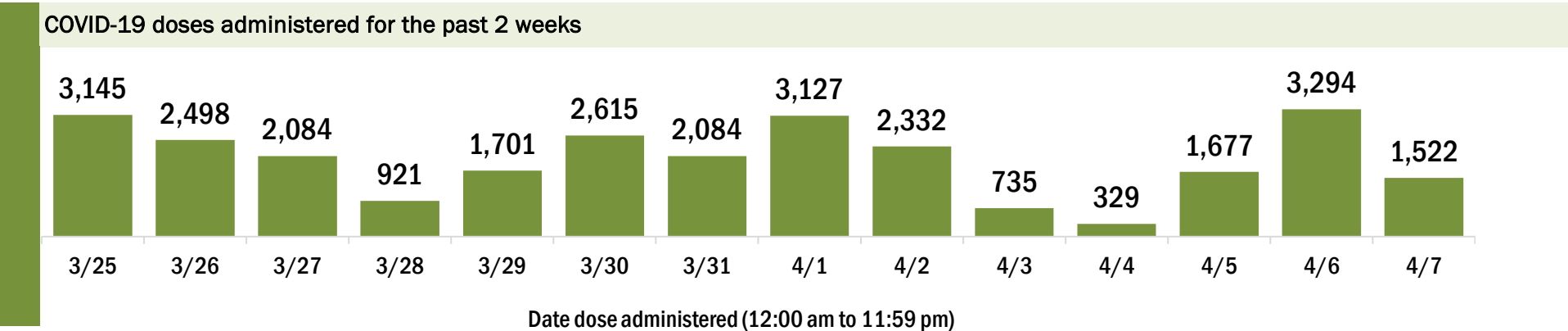
Data in this report are provisional and subject to change.

Data in this summary pertain to COVID-19 vaccines approved by the U.S. Food and Drug Administration and have been issued an Emergency Use Authorization (Janssen COVID-19 Vaccine, Moderna COVID-19 Vaccine and Pfizer-BioNTech COVID-19 Vaccine). These data summarize the number of people who have received either their first dose or have completed the series for a COVID-19 vaccine. **A person can only be counted in one category, first dose or series complete.** For persons receiving Moderna or Pfizer vaccines, once they receive their second dose, they are moved from the first dose column to the series completed column. **Because of this, the total first dose category may show a change from report to report not matching the total receiving their first dose from the previous day.** Persons receiving Johnson & Johnson vaccines will always be counted in the series completed column.

COVID-19 doses for vaccinated persons in Florida	
Doses administered	141,055
People receiving one dose of a 1-dose series (Johnson & Johnson) or receiving only one dose of a 2-dose series (Moderna, Pfizer) count once. Persons receiving both doses of a 2-dose series count twice.	

Current status of persons vaccinated for COVID-19 in Florida	
Total people vaccinated	89,550
First dose	35,227
Series completed	54,323
Completed 1-dose series	2,818
Completed 2-dose series	51,505
First dose: current number of people who have only received their first dose of the Moderna or Pfizer vaccine.	
Series complete: current number of people who have received both Moderna or Pfizer vaccine doses or one Johnson & Johnson dose and are considered fully immunized.	

Demographic summary	First dose	Series complete	Total people vaccinated
Age group	35,227	54,323	89,550
16-24 years	3,793	1,823	5,616
25-34 years	4,541	3,414	7,955
35-44 years	5,885	4,318	10,203
45-54 years	7,699	5,406	13,105
55-64 years	8,827	9,796	18,623
65-74 years	2,595	18,311	20,906
75-84 years	1,225	8,416	9,641
85+ years	662	2,839	3,501
Race	35,227	54,323	89,550
White	20,199	32,276	52,475
Black	4,823	7,589	12,412
American Indian/Alaskan	101	168	269
Other	5,235	10,070	15,305
Unknown	4,869	4,220	9,089
Other race includes Asian, native Hawaiian/Pacific Islander, or other.			
Ethnicity	35,227	54,323	89,550
Hispanic	1,960	1,908	3,868
Non-Hispanic	23,604	39,357	62,961
Unknown	9,663	13,058	22,721
Gender	35,227	54,323	89,550
Female	19,555	32,291	51,846
Male	15,633	22,004	37,637
Unknown	39	28	67



COVID-19: Levy County vaccine summary

Vaccination data through Apr 7, 2021 as of Apr 8, 2021 at 12:05 AM

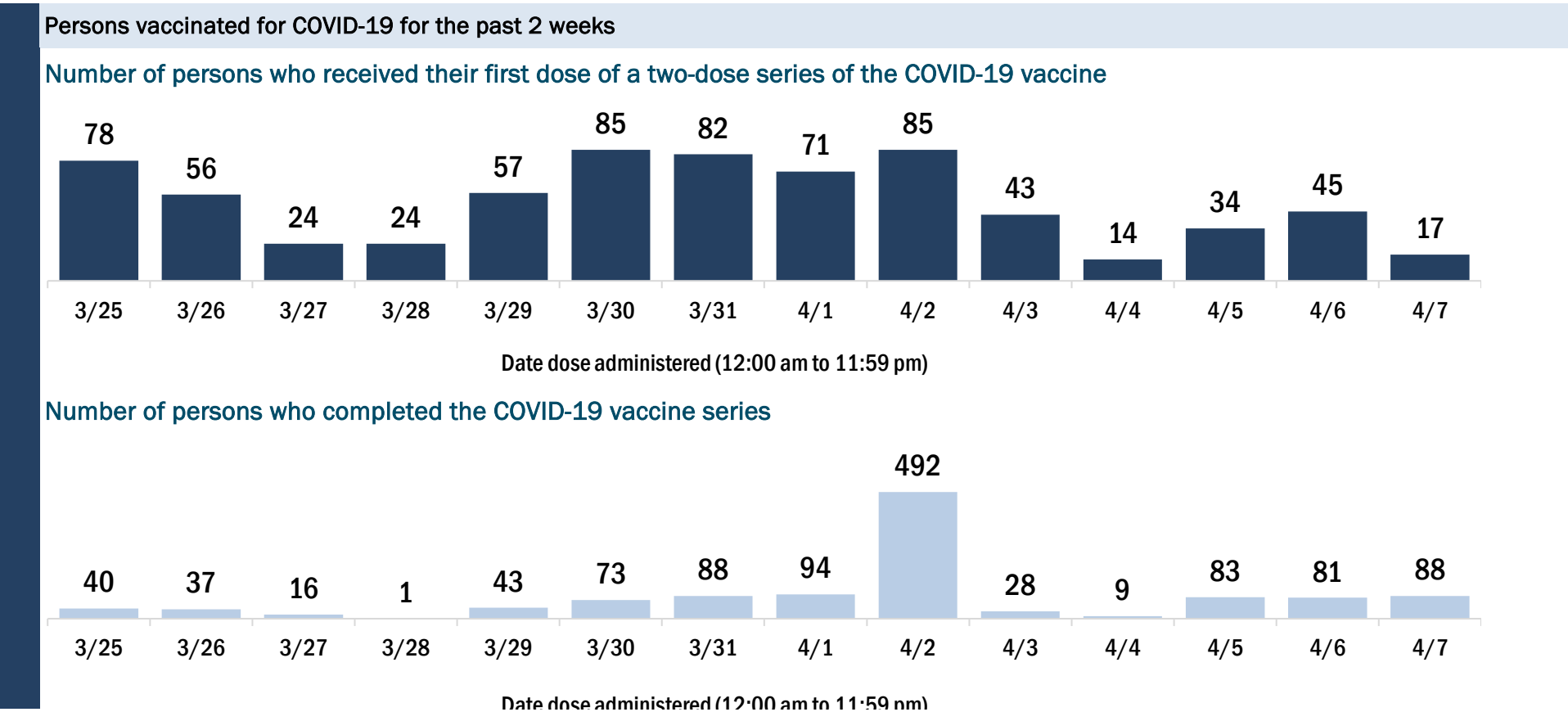
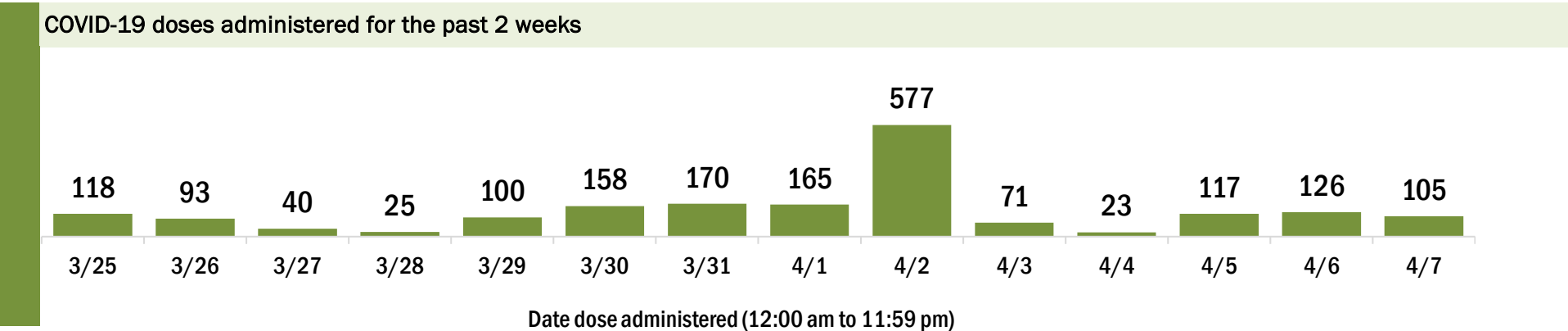
Data in this report are provisional and subject to change.

Data in this summary pertain to COVID-19 vaccines approved by the U.S. Food and Drug Administration and have been issued an Emergency Use Authorization (Janssen COVID-19 Vaccine, Moderna COVID-19 Vaccine and Pfizer-BioNTech COVID-19 Vaccine). These data summarize the number of people who have received either their first dose or have completed the series for a COVID-19 vaccine. **A person can only be counted in one category, first dose or series complete.** For persons receiving Moderna or Pfizer vaccines, once they receive their second dose, they are moved from the first dose column to the series completed column. **Because of this, the total first dose category may show a change from report to report not matching the total receiving their first dose from the previous day.** Persons receiving Johnson & Johnson vaccines will always be counted in the series completed column.

COVID-19 doses for vaccinated persons in Florida	
Doses administered	13,913
People receiving one dose of a 1-dose series (Johnson & Johnson) or receiving only one dose of a 2-dose series (Moderna, Pfizer) count once. Persons receiving both doses of a 2-dose series count twice.	

Current status of persons vaccinated for COVID-19 in Florida	
Total people vaccinated	8,790
First dose	2,928
Series completed	5,862
Completed 1-dose series	739
Completed 2-dose series	5,123
First dose: current number of people who have only received their first dose of the Moderna or Pfizer vaccine.	
Series complete: current number of people who have received both Moderna or Pfizer vaccine doses or one Johnson & Johnson dose and are considered fully immunized.	

Demographic summary	First dose	Series complete	Total people vaccinated
Age group	2,928	5,862	8,790
16-24 years	42	54	96
25-34 years	70	157	227
35-44 years	135	188	323
45-54 years	329	324	653
55-64 years	1,099	710	1,809
65-74 years	758	2,656	3,414
75-84 years	382	1,435	1,817
85+ years	113	338	451
Race	2,928	5,862	8,790
White	2,197	4,599	6,796
Black	222	348	570
American Indian/Alaskan	29	37	66
Other	194	330	524
Unknown	286	548	834
Other race includes Asian, native Hawaiian/Pacific Islander, or other.			
Ethnicity	2,928	5,862	8,790
Hispanic	168	159	327
Non-Hispanic	1,801	4,215	6,016
Unknown	959	1,488	2,447
Gender	2,928	5,862	8,790
Female	1,697	3,336	5,033
Male	1,229	2,526	3,755
Unknown	2	0	2



COVID-19: Liberty County vaccine summary

Vaccination data through Apr 7, 2021 as of Apr 8, 2021 at 12:05 AM

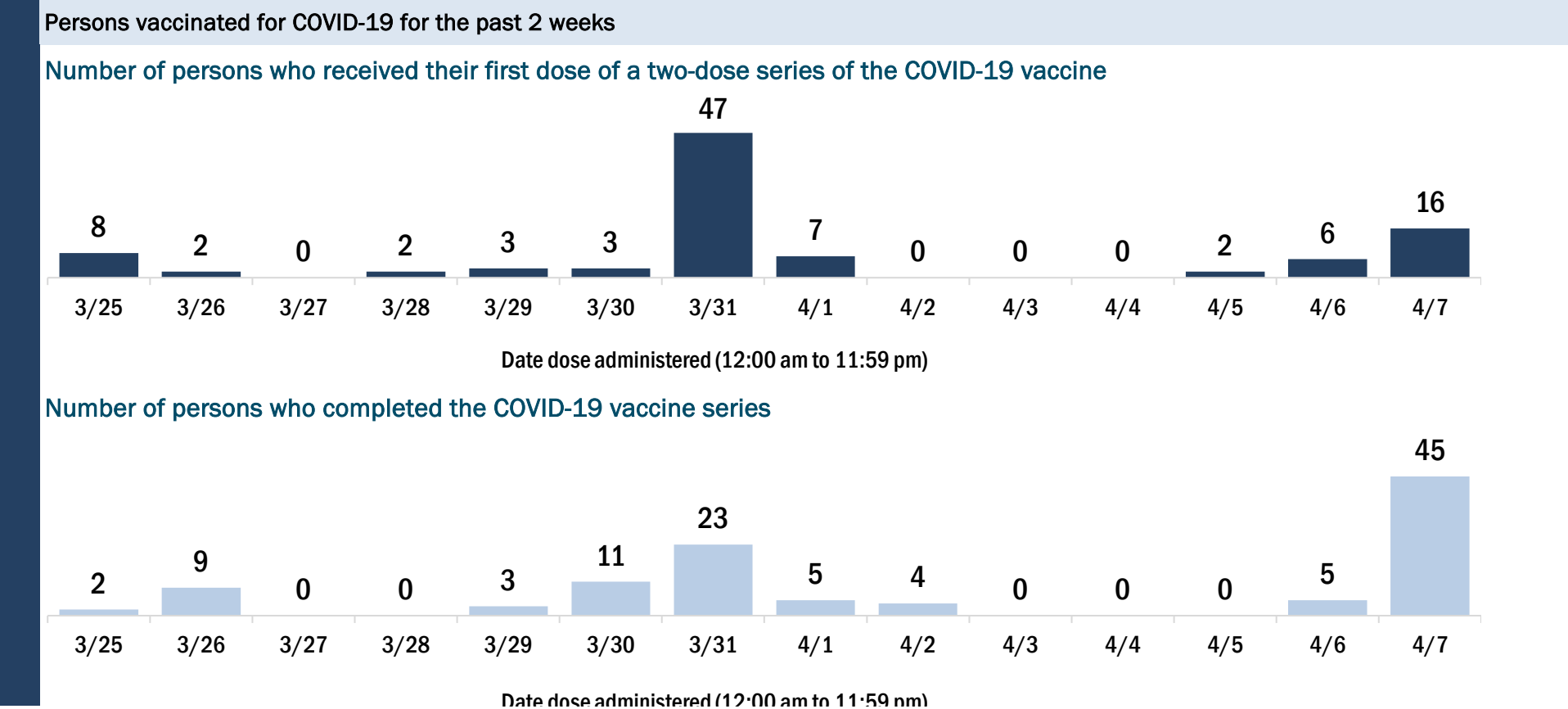
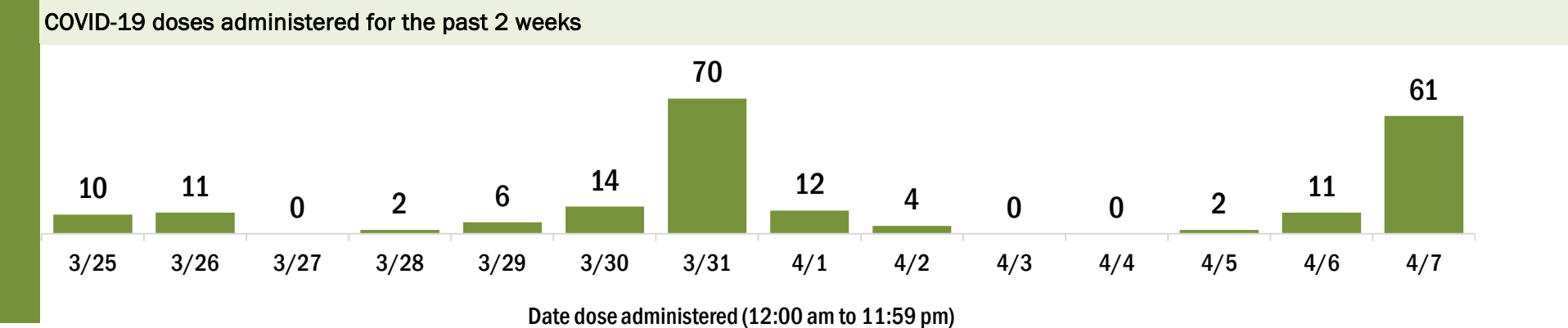
Data in this report are provisional and subject to change.

Data in this summary pertain to COVID-19 vaccines approved by the U.S. Food and Drug Administration and have been issued an Emergency Use Authorization (Janssen COVID-19 Vaccine, Moderna COVID-19 Vaccine and Pfizer-BioNTech COVID-19 Vaccine). These data summarize the number of people who have received either their first dose or have completed the series for a COVID-19 vaccine. **A person can only be counted in one category, first dose or series complete.** For persons receiving Moderna or Pfizer vaccines, once they receive their second dose, they are moved from the first dose column to the series completed column. **Because of this, the total first dose category may show a change from report to report not matching the total receiving their first dose from the previous day.** Persons receiving Johnson & Johnson vaccines will always be counted in the series completed column.

COVID-19 doses for vaccinated persons in Florida	
Doses administered	2,370
People receiving one dose of a 1-dose series (Johnson & Johnson) or receiving only one dose of a 2-dose series (Moderna, Pfizer) count once. Persons receiving both doses of a 2-dose series count twice.	

Current status of persons vaccinated for COVID-19 in Florida	
Total people vaccinated	1,377
First dose	322
Series completed	1,055
Completed 1-dose series	62
Completed 2-dose series	993
First dose: current number of people who have only received their first dose of the Moderna or Pfizer vaccine.	
Series complete: current number of people who have received both Moderna or Pfizer vaccine doses or one Johnson & Johnson dose and are considered fully immunized.	

Demographic summary	First dose	Series complete	Total people vaccinated
Age group	322	1,055	1,377
16-24 years	12	12	24
25-34 years	21	25	46
35-44 years	37	60	97
45-54 years	60	66	126
55-64 years	108	229	337
65-74 years	48	398	446
75-84 years	27	211	238
85+ years	9	54	63
Race	322	1,055	1,377
White	215	766	981
Black	47	88	135
American Indian/Alaskan	4	7	11
Other	21	94	115
Unknown	35	100	135
Other race includes Asian, native Hawaiian/Pacific Islander, or other.			
Ethnicity	322	1,055	1,377
Hispanic	3	14	17
Non-Hispanic	156	580	736
Unknown	163	461	624
Gender	322	1,055	1,377
Female	184	563	747
Male	138	492	630
Unknown	0	0	0



COVID-19: Madison County vaccine summary

Vaccination data through Apr 7, 2021 as of Apr 8, 2021 at 12:05 AM

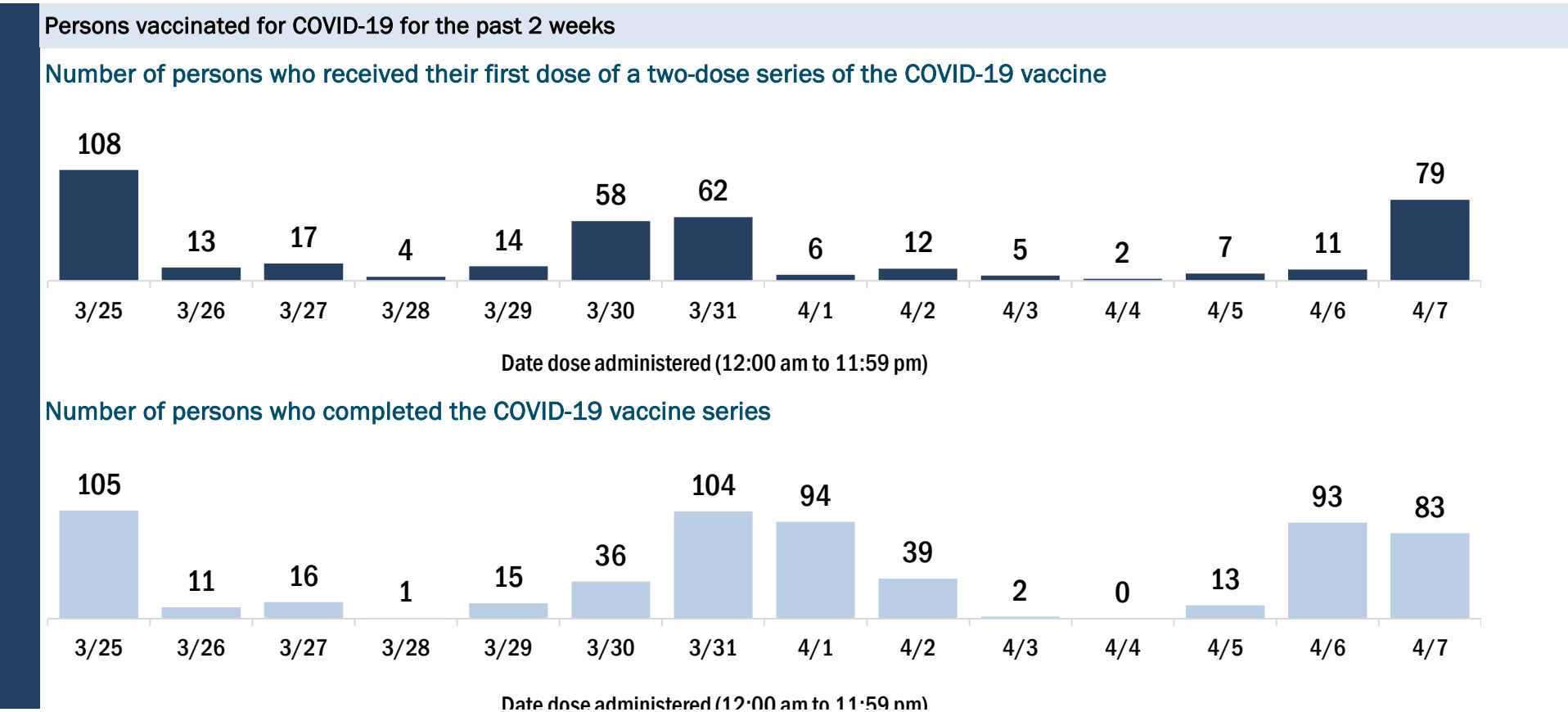
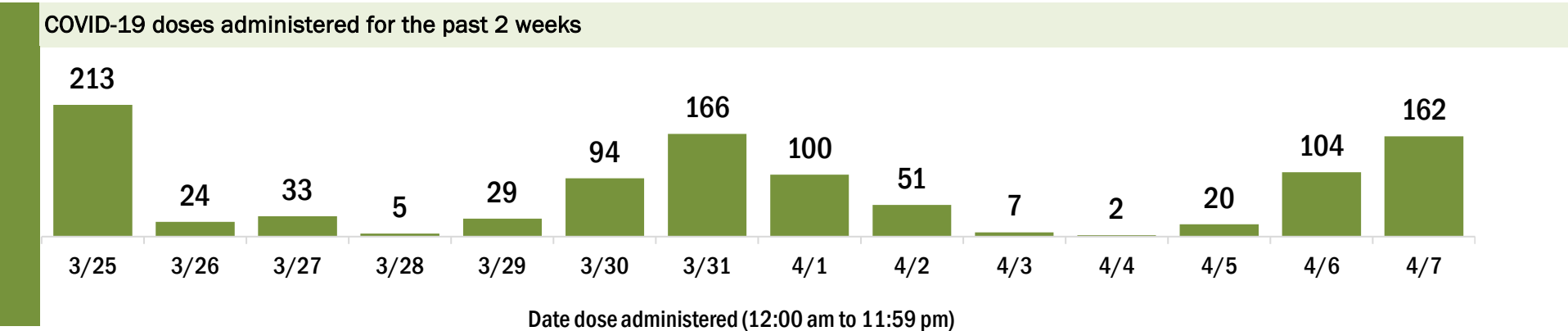
Data in this report are provisional and subject to change.

Data in this summary pertain to COVID-19 vaccines approved by the U.S. Food and Drug Administration and have been issued an Emergency Use Authorization (Janssen COVID-19 Vaccine, Moderna COVID-19 Vaccine and Pfizer-BioNTech COVID-19 Vaccine). These data summarize the number of people who have received either their first dose or have completed the series for a COVID-19 vaccine. **A person can only be counted in one category, first dose or series complete.** For persons receiving Moderna or Pfizer vaccines, once they receive their second dose, they are moved from the first dose column to the series completed column. **Because of this, the total first dose category may show a change from report to report not matching the total receiving their first dose from the previous day.** Persons receiving Johnson & Johnson vaccines will always be counted in the series completed column.

COVID-19 doses for vaccinated persons in Florida	
Doses administered	7,287
People receiving one dose of a 1-dose series (Johnson & Johnson) or receiving only one dose of a 2-dose series (Moderna, Pfizer) count once. Persons receiving both doses of a 2-dose series count twice.	

Current status of persons vaccinated for COVID-19 in Florida	
Total people vaccinated	4,340
First dose	1,171
Series completed	3,169
Completed 1-dose series	222
Completed 2-dose series	2,947
First dose: current number of people who have only received their first dose of the Moderna or Pfizer vaccine.	
Series complete: current number of people who have received both Moderna or Pfizer vaccine doses or one Johnson & Johnson dose and are considered fully immunized.	

Demographic summary	First dose	Series complete	Total people vaccinated
Age group	1,171	3,169	4,340
16-24 years	30	24	54
25-34 years	58	75	133
35-44 years	100	140	240
45-54 years	253	211	464
55-64 years	446	490	936
65-74 years	182	1,297	1,479
75-84 years	74	731	805
85+ years	28	201	229
Race	1,171	3,169	4,340
White	568	1,669	2,237
Black	352	787	1,139
American Indian/Alaskan	0	6	6
Other	98	262	360
Unknown	153	445	598
Other race includes Asian, native Hawaiian/Pacific Islander, or other.			
Ethnicity	1,171	3,169	4,340
Hispanic	26	30	56
Non-Hispanic	589	1,138	1,727
Unknown	556	2,001	2,557
Gender	1,171	3,169	4,340
Female	665	1,802	2,467
Male	506	1,367	1,873
Unknown	0	0	0



COVID-19: Manatee County vaccine summary

Vaccination data through Apr 7, 2021 as of Apr 8, 2021 at 12:05 AM

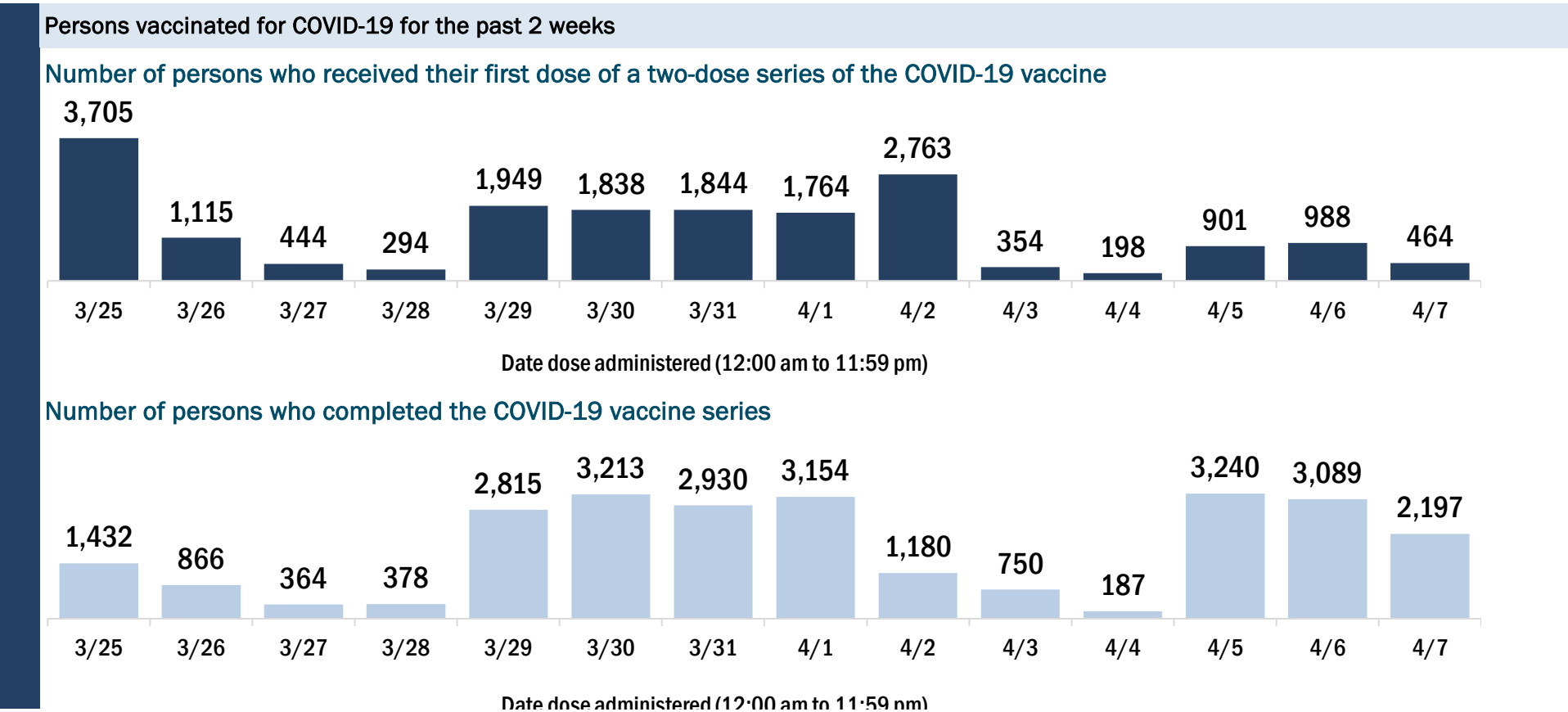
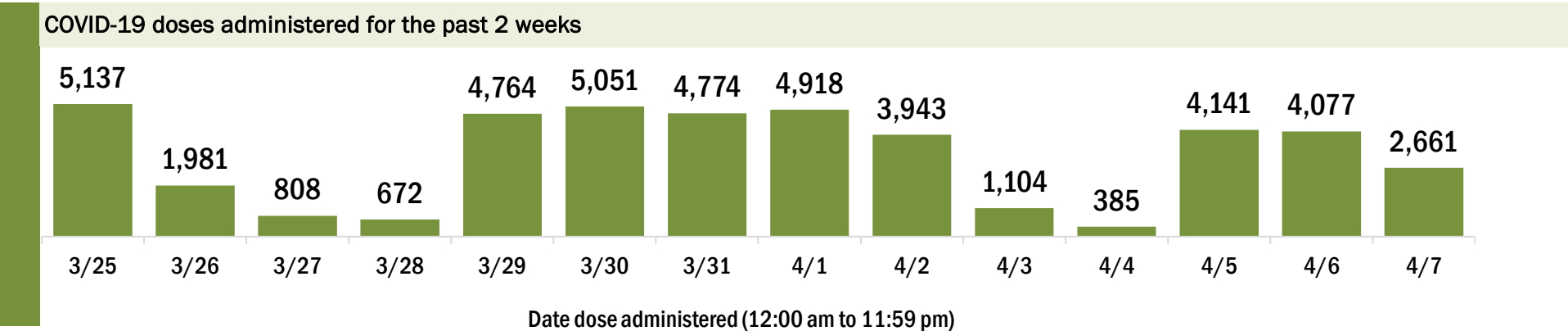
Data in this report are provisional and subject to change.

Data in this summary pertain to COVID-19 vaccines approved by the U.S. Food and Drug Administration and have been issued an Emergency Use Authorization (Janssen COVID-19 Vaccine, Moderna COVID-19 Vaccine and Pfizer-BioNTech COVID-19 Vaccine). These data summarize the number of people who have received either their first dose or have completed the series for a COVID-19 vaccine. **A person can only be counted in one category, first dose or series complete.** For persons receiving Moderna or Pfizer vaccines, once they receive their second dose, they are moved from the first dose column to the series completed column. **Because of this, the total first dose category may show a change from report to report not matching the total receiving their first dose from the previous day.** Persons receiving Johnson & Johnson vaccines will always be counted in the series completed column.

COVID-19 doses for vaccinated persons in Florida	
Doses administered	210,957
People receiving one dose of a 1-dose series (Johnson & Johnson) or receiving only one dose of a 2-dose series (Moderna, Pfizer) count once. Persons receiving both doses of a 2-dose series count twice.	

Current status of persons vaccinated for COVID-19 in Florida	
Total people vaccinated	137,697
First dose	60,882
Series completed	76,815
Completed 1-dose series	3,555
Completed 2-dose series	73,260
First dose: current number of people who have only received their first dose of the Moderna or Pfizer vaccine.	
Series complete: current number of people who have received both Moderna or Pfizer vaccine doses or one Johnson & Johnson dose and are considered fully immunized.	

Demographic summary	First dose	Series complete	Total people vaccinated
Age group	60,882	76,815	137,697
16-24 years	1,169	765	1,934
25-34 years	1,909	2,319	4,228
35-44 years	4,049	2,964	7,013
45-54 years	9,194	4,030	13,224
55-64 years	20,016	7,224	27,240
65-74 years	13,469	34,070	47,539
75-84 years	8,237	19,483	27,720
85+ years	2,839	5,960	8,799
Race	60,882	76,815	137,697
White	45,201	60,057	105,258
Black	2,007	2,024	4,031
American Indian/Alaskan	280	281	561
Other	4,019	5,766	9,785
Unknown	9,375	8,687	18,062
Other race includes Asian, native Hawaiian/Pacific Islander, or other.			
Ethnicity	60,882	76,815	137,697
Hispanic	3,553	2,321	5,874
Non-Hispanic	34,548	48,034	82,582
Unknown	22,781	26,460	49,241
Gender	60,882	76,815	137,697
Female	33,476	43,695	77,171
Male	27,263	33,080	60,343
Unknown	143	40	183



COVID-19: Marion County vaccine summary

Vaccination data through Apr 7, 2021 as of Apr 8, 2021 at 12:05 AM

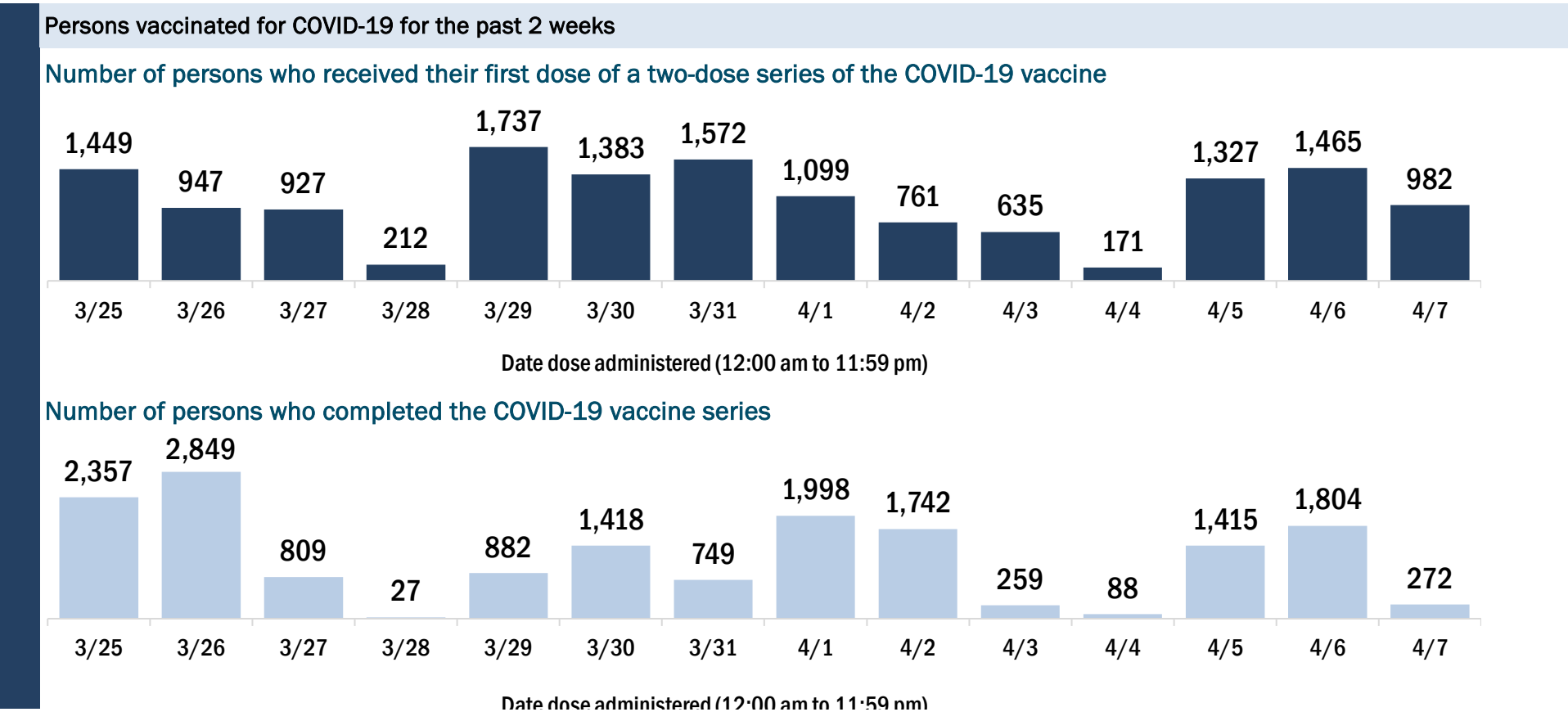
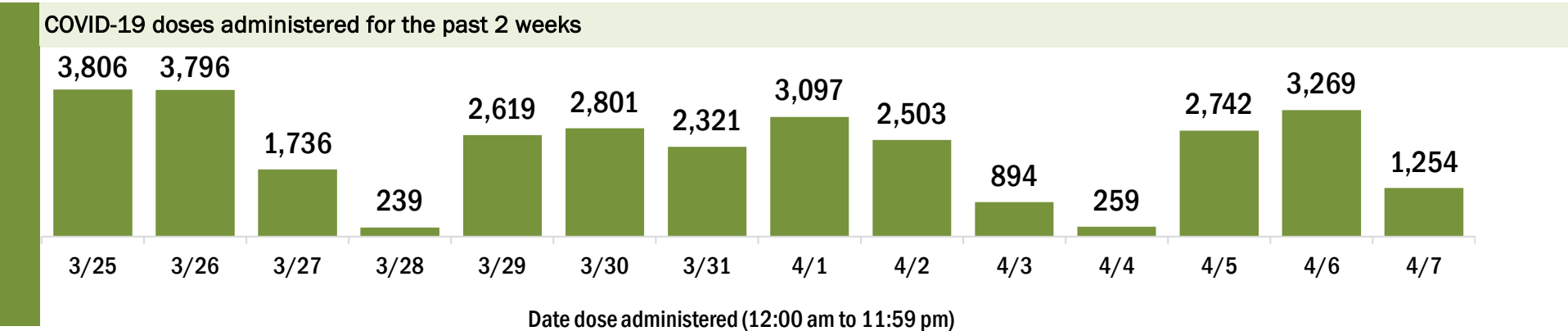
Data in this report are provisional and subject to change.

Data in this summary pertain to COVID-19 vaccines approved by the U.S. Food and Drug Administration and have been issued an Emergency Use Authorization (Janssen COVID-19 Vaccine, Moderna COVID-19 Vaccine and Pfizer-BioNTech COVID-19 Vaccine). These data summarize the number of people who have received either their first dose or have completed the series for a COVID-19 vaccine. **A person can only be counted in one category, first dose or series complete.** For persons receiving Moderna or Pfizer vaccines, once they receive their second dose, they are moved from the first dose column to the series completed column. **Because of this, the total first dose category may show a change from report to report not matching the total receiving their first dose from the previous day.** Persons receiving Johnson & Johnson vaccines will always be counted in the series completed column.

COVID-19 doses for vaccinated persons in Florida	
Doses administered	172,892
People receiving one dose of a 1-dose series (Johnson & Johnson) or receiving only one dose of a 2-dose series (Moderna, Pfizer) count once. Persons receiving both doses of a 2-dose series count twice.	

Current status of persons vaccinated for COVID-19 in Florida	
Total people vaccinated	106,668
First dose	37,971
Series completed	68,697
Completed 1-dose series	2,473
Completed 2-dose series	66,224
First dose: current number of people who have only received their first dose of the Moderna or Pfizer vaccine.	
Series complete: current number of people who have received both Moderna or Pfizer vaccine doses or one Johnson & Johnson dose and are considered fully immunized.	

Demographic summary	First dose	Series complete	Total people vaccinated
Age group	37,971	68,697	106,668
16-24 years	1,125	623	1,748
25-34 years	1,653	1,600	3,253
35-44 years	2,778	2,209	4,987
45-54 years	5,279	3,533	8,812
55-64 years	12,352	6,390	18,742
65-74 years	7,756	28,928	36,684
75-84 years	5,147	19,849	24,996
85+ years	1,881	5,565	7,446
Race	37,971	68,697	106,668
White	25,514	49,057	74,571
Black	2,806	3,561	6,367
American Indian/Alaskan	122	253	375
Other	3,625	6,214	9,839
Unknown	5,904	9,612	15,516
Other race includes Asian, native Hawaiian/Pacific Islander, or other.			
Ethnicity	37,971	68,697	106,668
Hispanic	4,019	3,090	7,109
Non-Hispanic	22,352	43,429	65,781
Unknown	11,600	22,178	33,778
Gender	37,971	68,697	106,668
Female	21,738	39,693	61,431
Male	16,195	28,966	45,161
Unknown	38	38	76



COVID-19: Martin County vaccine summary

Vaccination data through Apr 7, 2021 as of Apr 8, 2021 at 12:05 AM

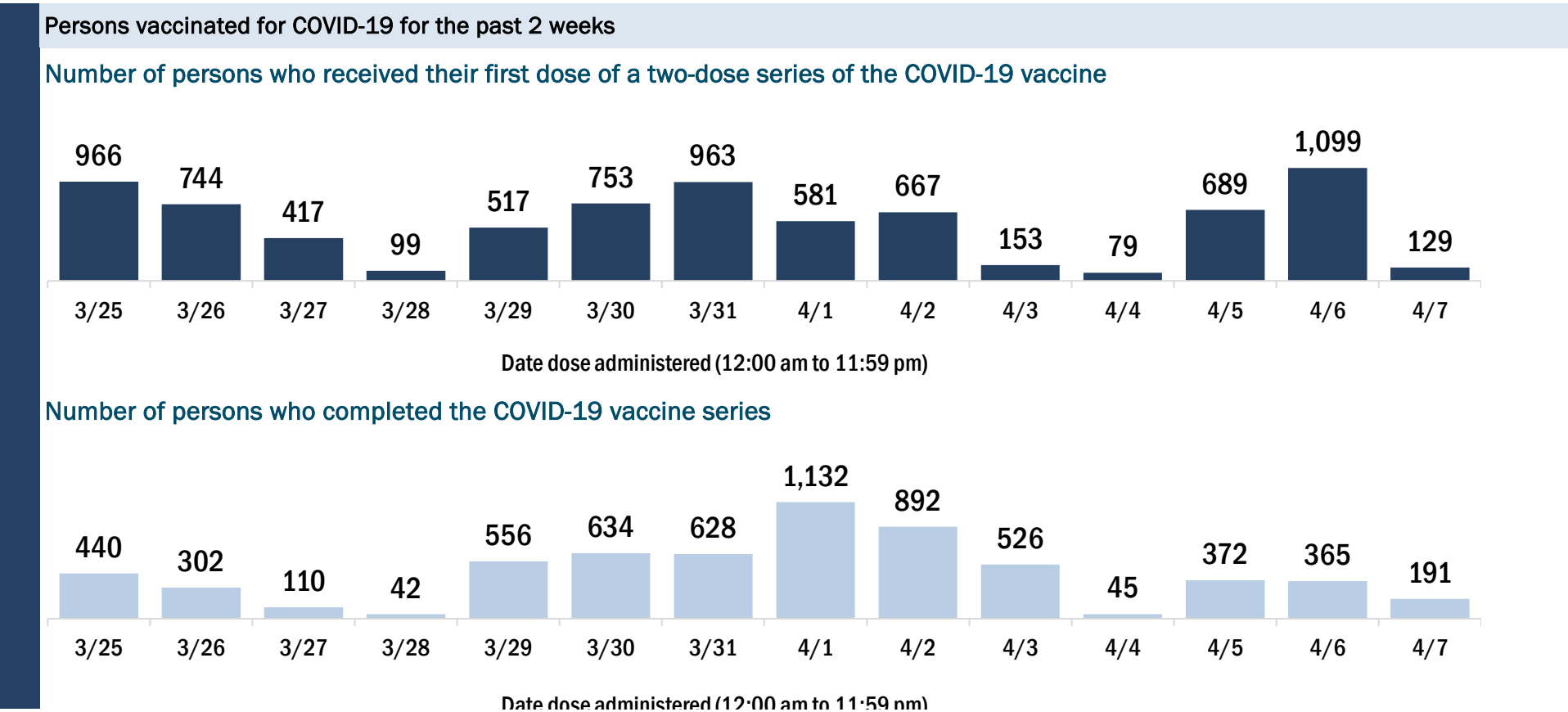
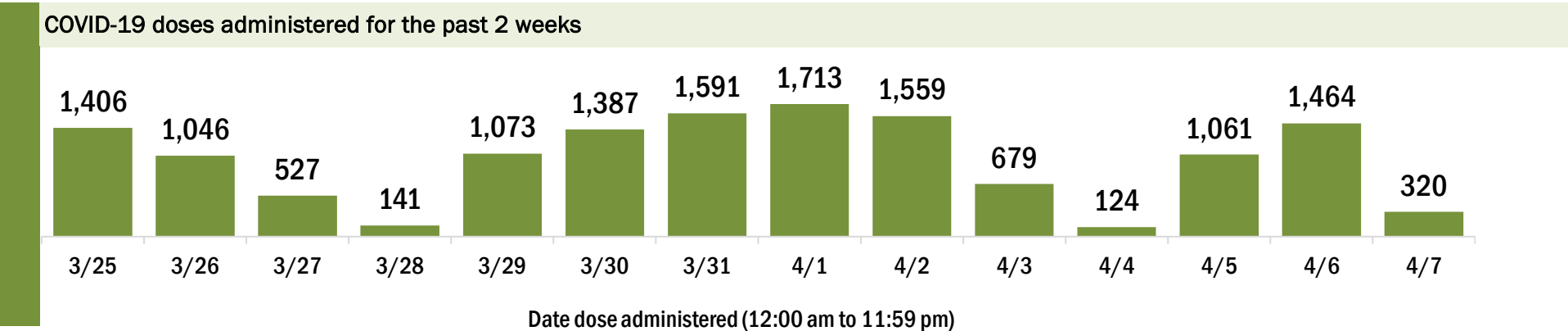
Data in this report are provisional and subject to change.

Data in this summary pertain to COVID-19 vaccines approved by the U.S. Food and Drug Administration and have been issued an Emergency Use Authorization (Janssen COVID-19 Vaccine, Moderna COVID-19 Vaccine and Pfizer-BioNTech COVID-19 Vaccine). These data summarize the number of people who have received either their first dose or have completed the series for a COVID-19 vaccine. **A person can only be counted in one category, first dose or series complete.** For persons receiving Moderna or Pfizer vaccines, once they receive their second dose, they are moved from the first dose column to the series completed column. **Because of this, the total first dose category may show a change from report to report not matching the total receiving their first dose from the previous day.** Persons receiving Johnson & Johnson vaccines will always be counted in the series completed column.

COVID-19 doses for vaccinated persons in Florida	
Doses administered	97,491
People receiving one dose of a 1-dose series (Johnson & Johnson) or receiving only one dose of a 2-dose series (Moderna, Pfizer) count once. Persons receiving both doses of a 2-dose series count twice.	

Current status of persons vaccinated for COVID-19 in Florida	
Total people vaccinated	59,981
First dose	20,665
Series completed	39,316
Completed 1-dose series	1,806
Completed 2-dose series	37,510
First dose: current number of people who have only received their first dose of the Moderna or Pfizer vaccine.	
Series complete: current number of people who have received both Moderna or Pfizer vaccine doses or one Johnson & Johnson dose and are considered fully immunized.	

Demographic summary	First dose	Series complete	Total people vaccinated
Age group	20,665	39,316	59,981
16-24 years	409	250	659
25-34 years	609	645	1,254
35-44 years	1,251	1,102	2,353
45-54 years	2,737	1,764	4,501
55-64 years	7,273	3,928	11,201
65-74 years	4,390	16,029	20,419
75-84 years	2,892	11,387	14,279
85+ years	1,104	4,211	5,315
Race	20,665	39,316	59,981
White	14,487	26,120	40,607
Black	349	801	1,150
American Indian/Alaskan	76	63	139
Other	1,239	2,944	4,183
Unknown	4,514	9,388	13,902
Other race includes Asian, native Hawaiian/Pacific Islander, or other.			
Ethnicity	20,665	39,316	59,981
Hispanic	960	888	1,848
Non-Hispanic	10,791	14,614	25,405
Unknown	8,914	23,814	32,728
Gender	20,665	39,316	59,981
Female	11,511	22,489	34,000
Male	9,138	16,812	25,950
Unknown	16	15	31



COVID-19: Monroe County vaccine summary

Vaccination data through Apr 7, 2021 as of Apr 8, 2021 at 12:05 AM

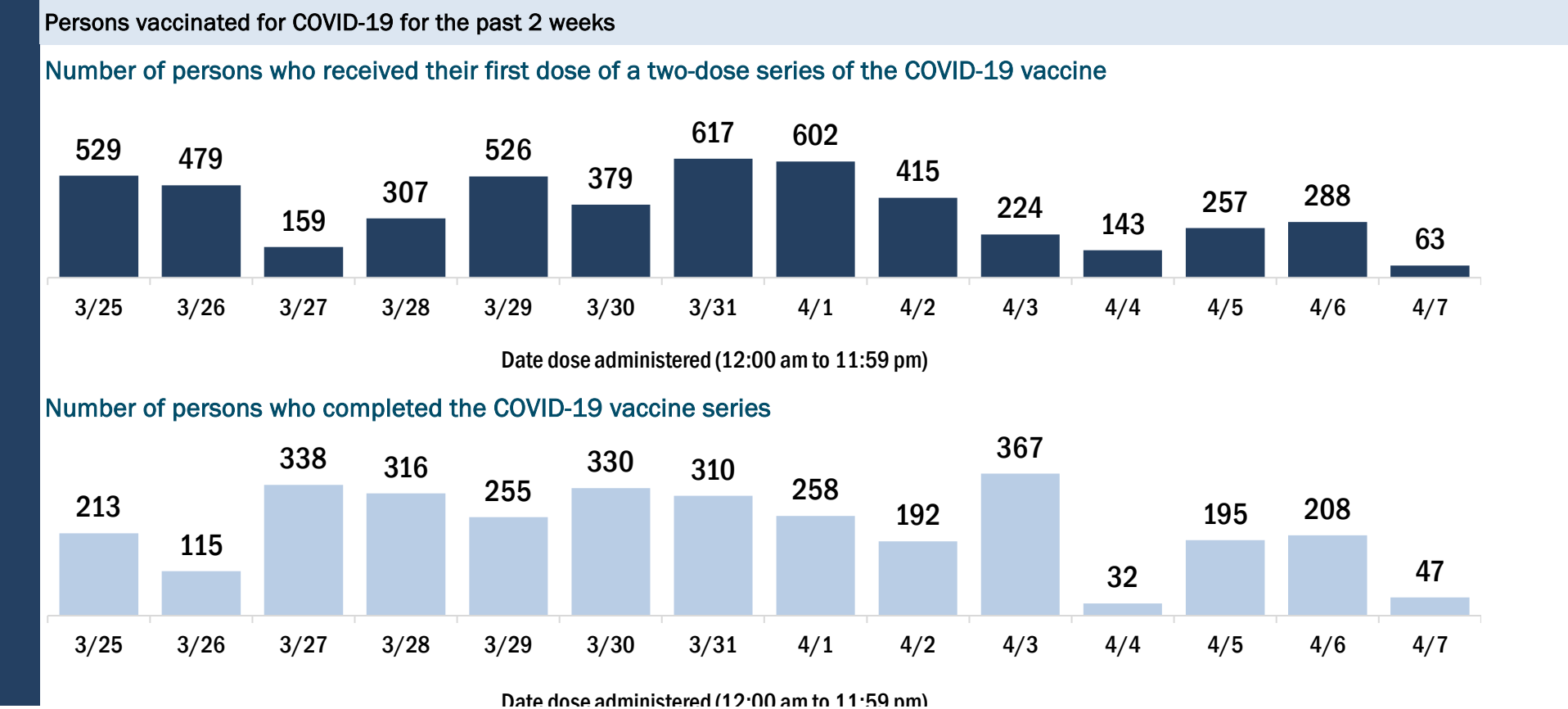
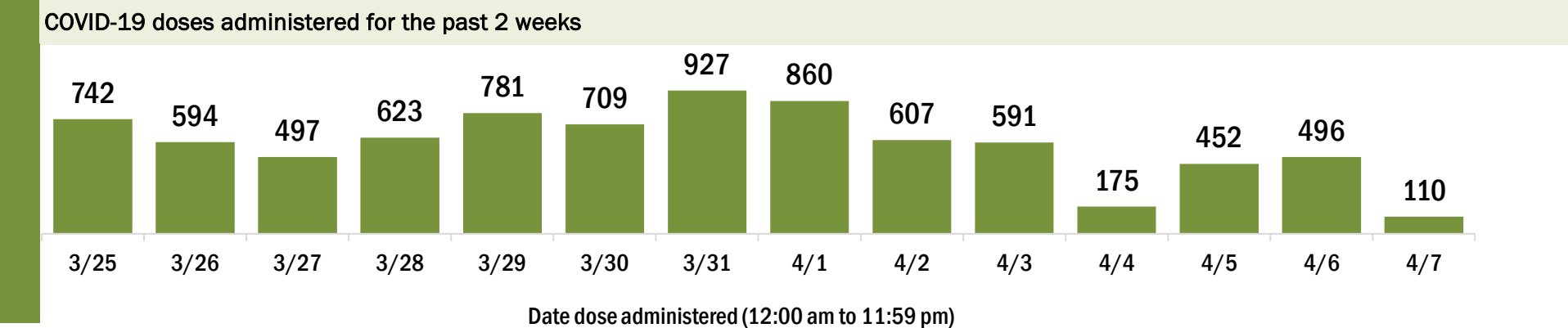
Data in this report are provisional and subject to change.

Data in this summary pertain to COVID-19 vaccines approved by the U.S. Food and Drug Administration and have been issued an Emergency Use Authorization (Janssen COVID-19 Vaccine, Moderna COVID-19 Vaccine and Pfizer-BioNTech COVID-19 Vaccine). These data summarize the number of people who have received either their first dose or have completed the series for a COVID-19 vaccine. **A person can only be counted in one category, first dose or series complete.** For persons receiving Moderna or Pfizer vaccines, once they receive their second dose, they are moved from the first dose column to the series completed column. **Because of this, the total first dose category may show a change from report to report not matching the total receiving their first dose from the previous day.** Persons receiving Johnson & Johnson vaccines will always be counted in the series completed column.

COVID-19 doses for vaccinated persons in Florida	
Doses administered	40,319
People receiving one dose of a 1-dose series (Johnson & Johnson) or receiving only one dose of a 2-dose series (Moderna, Pfizer) count once. Persons receiving both doses of a 2-dose series count twice.	

Current status of persons vaccinated for COVID-19 in Florida	
Total people vaccinated	26,383
First dose	11,665
Series completed	14,718
Completed 1-dose series	782
Completed 2-dose series	13,936
First dose: current number of people who have only received their first dose of the Moderna or Pfizer vaccine.	
Series complete: current number of people who have received both Moderna or Pfizer vaccine doses or one Johnson & Johnson dose and are considered fully immunized.	

Demographic summary	First dose	Series complete	Total people vaccinated
Age group	11,665	14,718	26,383
16-24 years	180	128	308
25-34 years	428	348	776
35-44 years	853	637	1,490
45-54 years	1,959	984	2,943
55-64 years	4,129	2,024	6,153
65-74 years	2,832	6,687	9,519
75-84 years	1,043	3,135	4,178
85+ years	241	775	1,016
Race	11,665	14,718	26,383
White	8,112	10,811	18,923
Black	227	293	520
American Indian/Alaskan	52	49	101
Other	533	796	1,329
Unknown	2,741	2,769	5,510
Other race includes Asian, native Hawaiian/Pacific Islander, or other.			
Ethnicity	11,665	14,718	26,383
Hispanic	1,220	1,124	2,344
Non-Hispanic	5,821	8,598	14,419
Unknown	4,624	4,996	9,620
Gender	11,665	14,718	26,383
Female	6,051	7,748	13,799
Male	5,604	6,969	12,573
Unknown	10	1	11



COVID-19: Nassau County vaccine summary

Vaccination data through Apr 7, 2021 as of Apr 8, 2021 at 12:05 AM

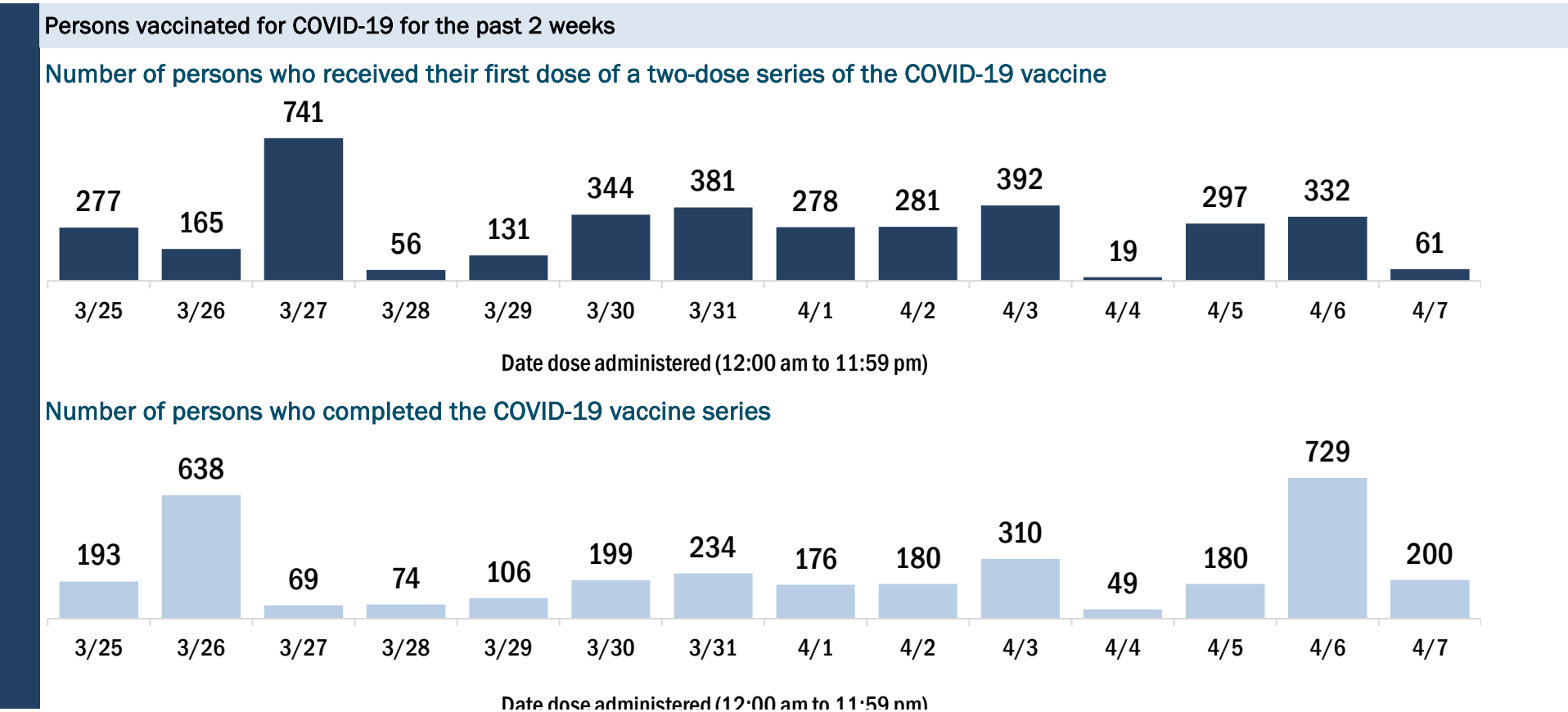
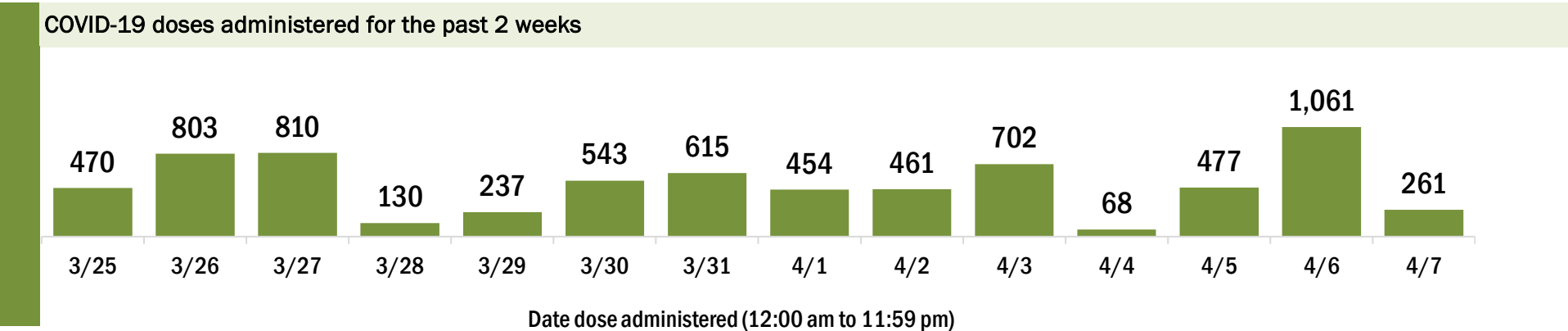
Data in this report are provisional and subject to change.

Data in this summary pertain to COVID-19 vaccines approved by the U.S. Food and Drug Administration and have been issued an Emergency Use Authorization (Janssen COVID-19 Vaccine, Moderna COVID-19 Vaccine and Pfizer-BioNTech COVID-19 Vaccine). These data summarize the number of people who have received either their first dose or have completed the series for a COVID-19 vaccine. **A person can only be counted in one category, first dose or series complete.** For persons receiving Moderna or Pfizer vaccines, once they receive their second dose, they are moved from the first dose column to the series completed column. **Because of this, the total first dose category may show a change from report to report not matching the total receiving their first dose from the previous day.** Persons receiving Johnson & Johnson vaccines will always be counted in the series completed column.

COVID-19 doses for vaccinated persons in Florida	
Doses administered	48,191
People receiving one dose of a 1-dose series (Johnson & Johnson) or receiving only one dose of a 2-dose series (Moderna, Pfizer) count once. Persons receiving both doses of a 2-dose series count twice.	

Current status of persons vaccinated for COVID-19 in Florida	
Total people vaccinated	29,095
First dose	8,201
Series completed	20,894
Completed 1-dose series	1,798
Completed 2-dose series	19,096
First dose: current number of people who have only received their first dose of the Moderna or Pfizer vaccine.	
Series complete: current number of people who have received both Moderna or Pfizer vaccine doses or one Johnson & Johnson dose and are considered fully immunized.	

Demographic summary	First dose	Series complete	Total people vaccinated
Age group	8,201	20,894	29,095
16-24 years	271	210	481
25-34 years	398	508	906
35-44 years	814	962	1,776
45-54 years	1,628	1,359	2,987
55-64 years	3,381	3,154	6,535
65-74 years	1,026	9,001	10,027
75-84 years	515	4,433	4,948
85+ years	168	1,267	1,435
Race	8,201	20,894	29,095
White	6,356	16,955	23,311
Black	355	911	1,266
American Indian/Alaskan	35	70	105
Other	468	1,050	1,518
Unknown	987	1,908	2,895
Other race includes Asian, native Hawaiian/Pacific Islander, or other.			
Ethnicity	8,201	20,894	29,095
Hispanic	274	345	619
Non-Hispanic	6,201	16,134	22,335
Unknown	1,726	4,415	6,141
Gender	8,201	20,894	29,095
Female	4,592	11,727	16,319
Male	3,603	9,166	12,769
Unknown	6	1	7



COVID-19: Okaloosa County vaccine summary

Vaccination data through Apr 7, 2021 as of Apr 8, 2021 at 12:05 AM

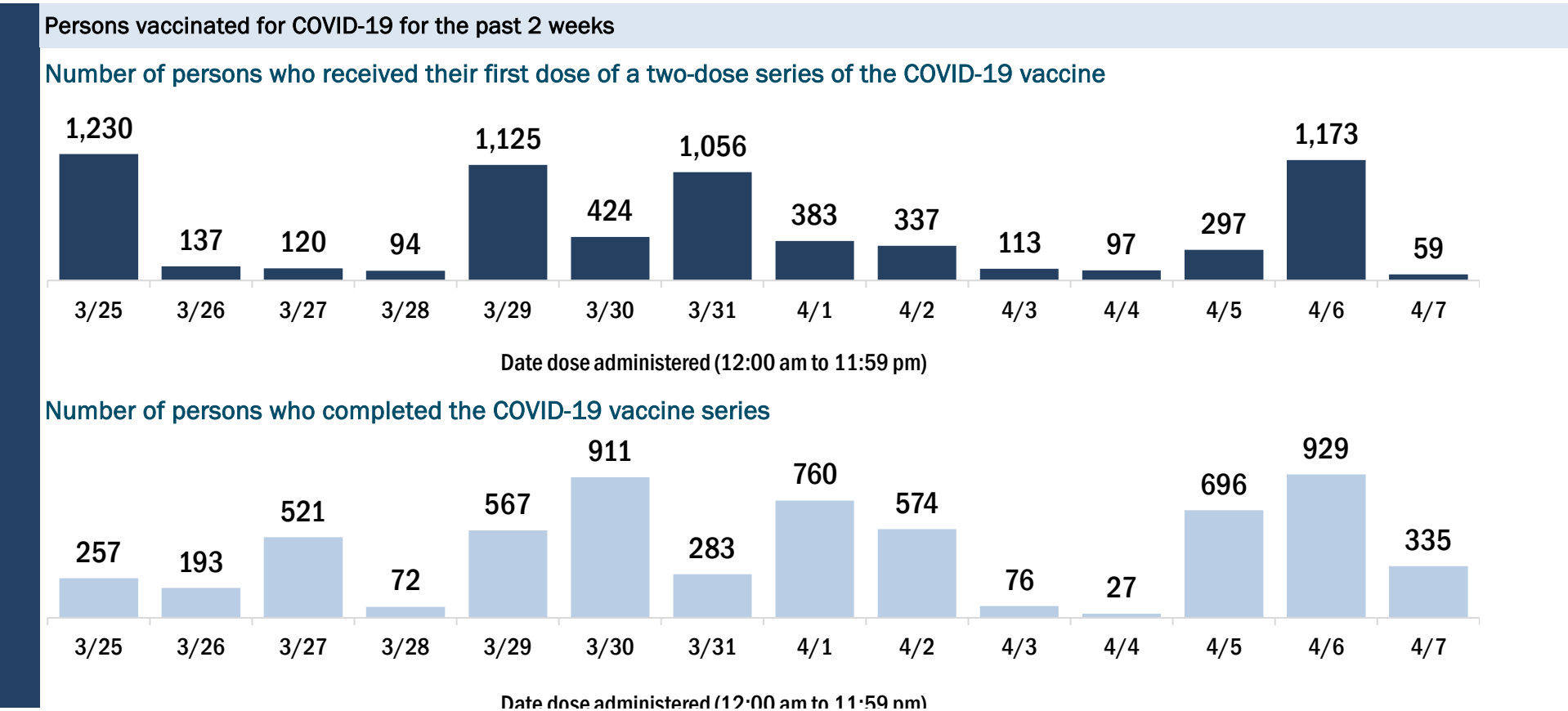
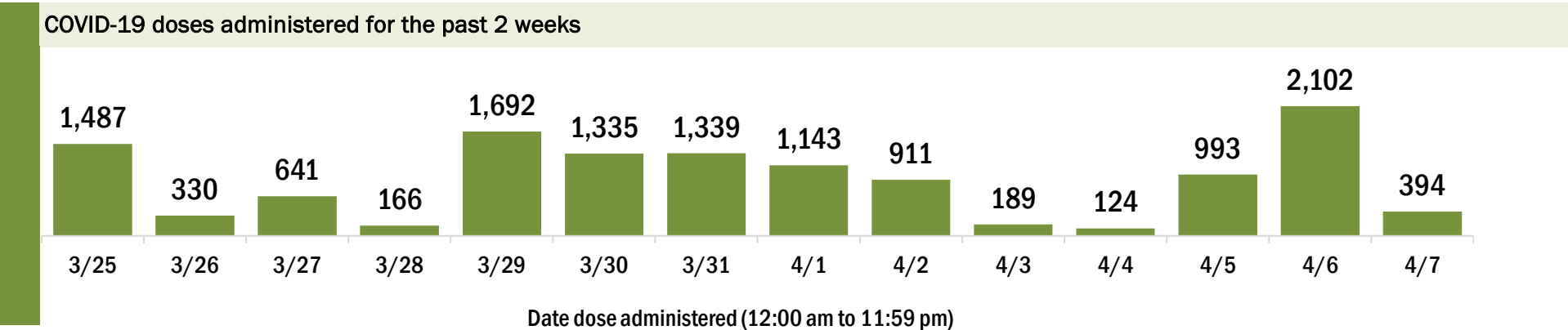
Data in this report are provisional and subject to change.

Data in this summary pertain to COVID-19 vaccines approved by the U.S. Food and Drug Administration and have been issued an Emergency Use Authorization (Janssen COVID-19 Vaccine, Moderna COVID-19 Vaccine and Pfizer-BioNTech COVID-19 Vaccine). These data summarize the number of people who have received either their first dose or have completed the series for a COVID-19 vaccine. **A person can only be counted in one category, first dose or series complete.** For persons receiving Moderna or Pfizer vaccines, once they receive their second dose, they are moved from the first dose column to the series completed column. **Because of this, the total first dose category may show a change from report to report not matching the total receiving their first dose from the previous day.** Persons receiving Johnson & Johnson vaccines will always be counted in the series completed column.

COVID-19 doses for vaccinated persons in Florida	
Doses administered	77,589
People receiving one dose of a 1-dose series (Johnson & Johnson) or receiving only one dose of a 2-dose series (Moderna, Pfizer) count once. Persons receiving both doses of a 2-dose series count twice.	

Current status of persons vaccinated for COVID-19 in Florida	
Total people vaccinated	47,557
First dose	14,602
Series completed	32,955
Completed 1-dose series	2,923
Completed 2-dose series	30,032
First dose: current number of people who have only received their first dose of the Moderna or Pfizer vaccine.	
Series complete: current number of people who have received both Moderna or Pfizer vaccine doses or one Johnson & Johnson dose and are considered fully immunized.	

Demographic summary	First dose	Series complete	Total people vaccinated
Age group	14,602	32,955	47,557
16-24 years	528	376	904
25-34 years	1,020	1,165	2,185
35-44 years	1,802	1,674	3,476
45-54 years	2,645	2,462	5,107
55-64 years	5,010	5,531	10,541
65-74 years	2,099	12,248	14,347
75-84 years	1,100	6,938	8,038
85+ years	398	2,561	2,959
Race	14,602	32,955	47,557
White	9,155	23,490	32,645
Black	713	1,568	2,281
American Indian/Alaskan	65	112	177
Other	1,246	2,870	4,116
Unknown	3,423	4,915	8,338
Other race includes Asian, native Hawaiian/Pacific Islander, or other.			
Ethnicity	14,602	32,955	47,557
Hispanic	574	792	1,366
Non-Hispanic	8,315	20,535	28,850
Unknown	5,713	11,628	17,341
Gender	14,602	32,955	47,557
Female	8,229	19,127	27,356
Male	6,252	13,801	20,053
Unknown	121	27	148



COVID-19: Okeechobee County vaccine summary

Vaccination data through Apr 7, 2021 as of Apr 8, 2021 at 12:05 AM

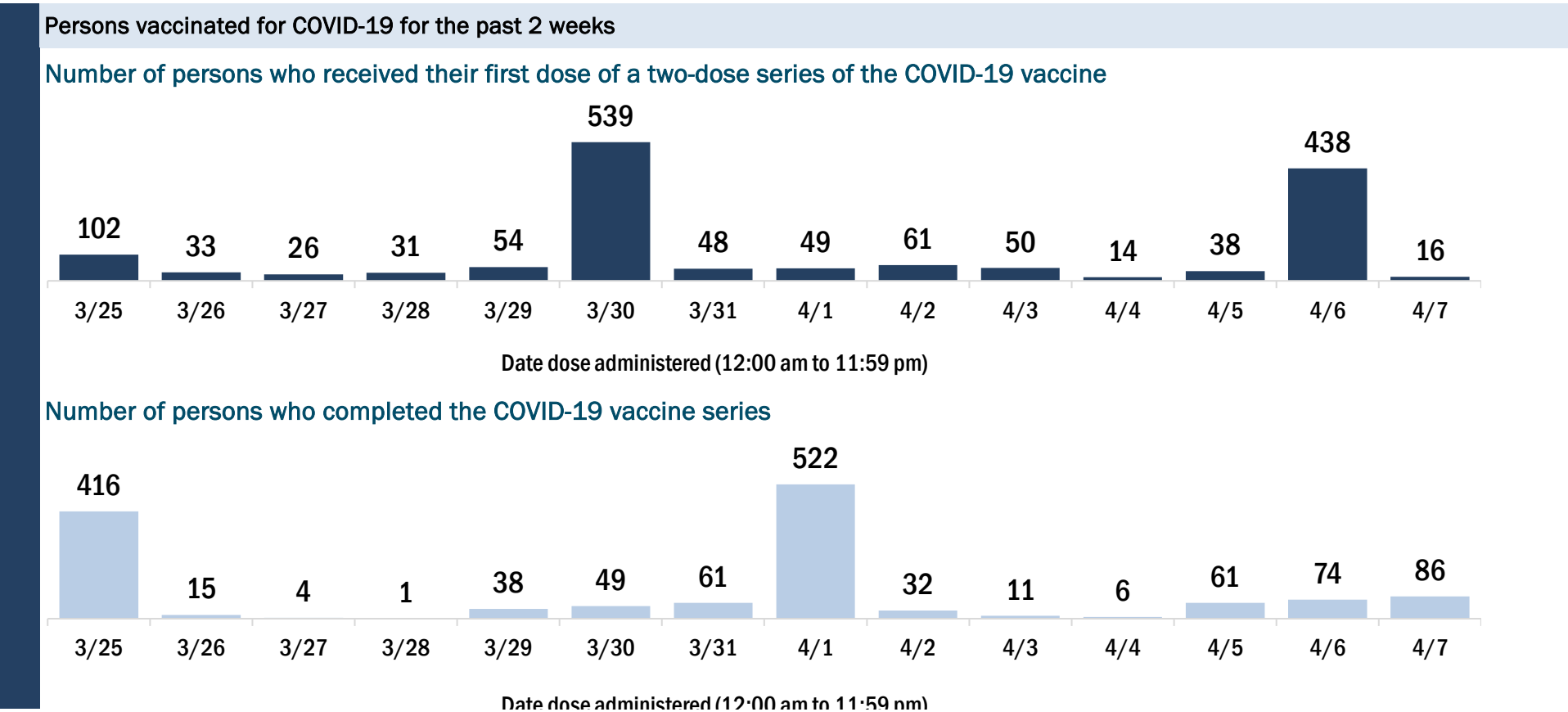
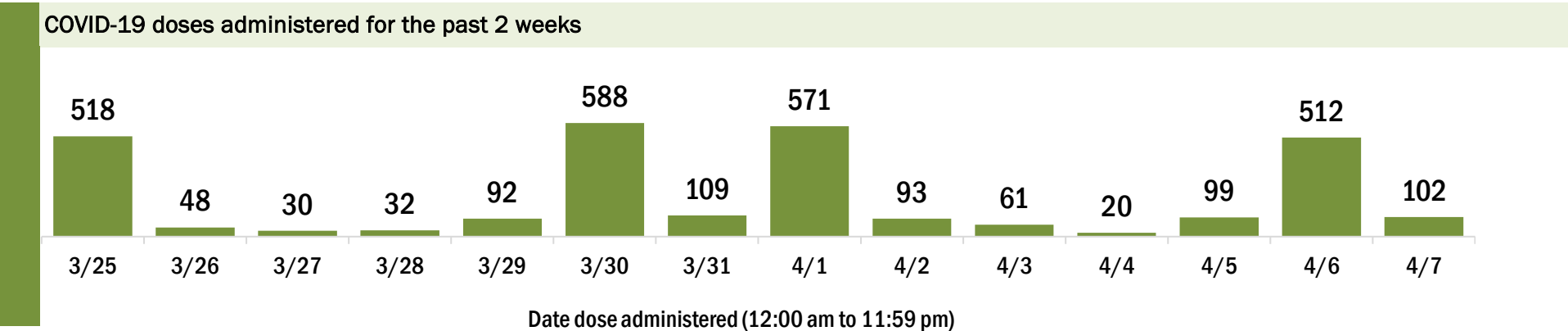
Data in this report are provisional and subject to change.

Data in this summary pertain to COVID-19 vaccines approved by the U.S. Food and Drug Administration and have been issued an Emergency Use Authorization (Janssen COVID-19 Vaccine, Moderna COVID-19 Vaccine and Pfizer-BioNTech COVID-19 Vaccine). These data summarize the number of people who have received either their first dose or have completed the series for a COVID-19 vaccine. **A person can only be counted in one category, first dose or series complete.** For persons receiving Moderna or Pfizer vaccines, once they receive their second dose, they are moved from the first dose column to the series completed column. **Because of this, the total first dose category may show a change from report to report not matching the total receiving their first dose from the previous day.** Persons receiving Johnson & Johnson vaccines will always be counted in the series completed column.

COVID-19 doses for vaccinated persons in Florida	
Doses administered	14,050
People receiving one dose of a 1-dose series (Johnson & Johnson) or receiving only one dose of a 2-dose series (Moderna, Pfizer) count once. Persons receiving both doses of a 2-dose series count twice.	

Current status of persons vaccinated for COVID-19 in Florida	
Total people vaccinated	8,951
First dose	3,549
Series completed	5,402
Completed 1-dose series	303
Completed 2-dose series	5,099
First dose: current number of people who have only received their first dose of the Moderna or Pfizer vaccine.	
Series complete: current number of people who have received both Moderna or Pfizer vaccine doses or one Johnson & Johnson dose and are considered fully immunized.	

Demographic summary	First dose	Series complete	Total people vaccinated
Age group	3,549	5,402	8,951
16-24 years	89	46	135
25-34 years	171	135	306
35-44 years	268	191	459
45-54 years	528	232	760
55-64 years	1,174	425	1,599
65-74 years	745	2,327	3,072
75-84 years	446	1,603	2,049
85+ years	128	443	571
Race	3,549	5,402	8,951
White	2,822	4,393	7,215
Black	116	91	207
American Indian/Alaskan	18	26	44
Other	242	530	772
Unknown	351	362	713
Other race includes Asian, native Hawaiian/Pacific Islander, or other.			
Ethnicity	3,549	5,402	8,951
Hispanic	576	354	930
Non-Hispanic	2,200	4,067	6,267
Unknown	773	981	1,754
Gender	3,549	5,402	8,951
Female	1,958	3,028	4,986
Male	1,586	2,374	3,960
Unknown	5	0	5



COVID-19: Orange County vaccine summary

Vaccination data through Apr 7, 2021 as of Apr 8, 2021 at 12:05 AM

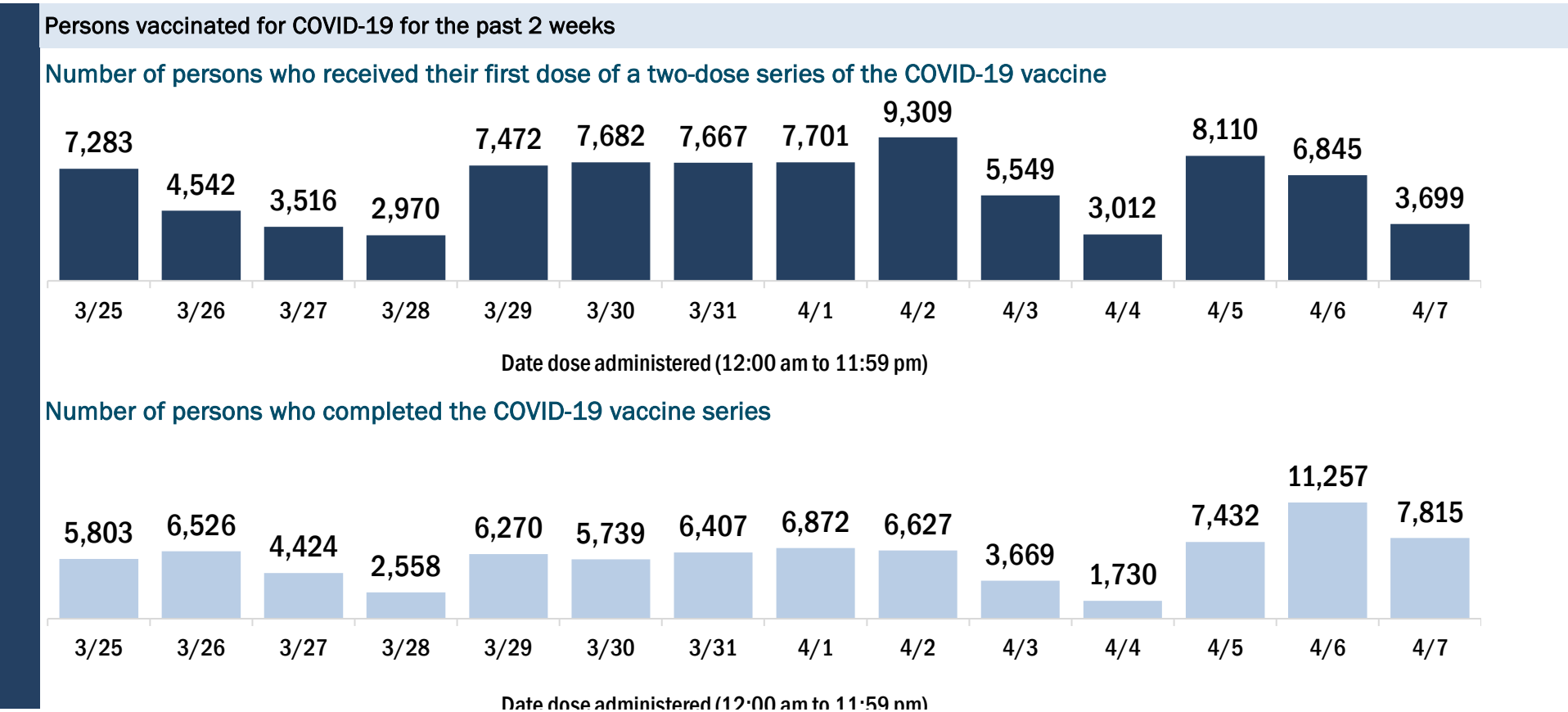
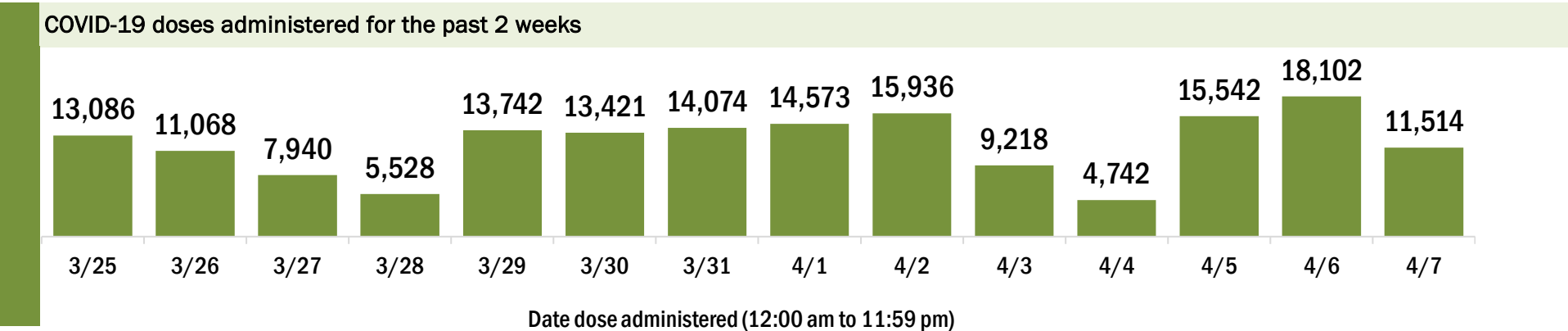
Data in this report are provisional and subject to change.

Data in this summary pertain to COVID-19 vaccines approved by the U.S. Food and Drug Administration and have been issued an Emergency Use Authorization (Janssen COVID-19 Vaccine, Moderna COVID-19 Vaccine and Pfizer-BioNTech COVID-19 Vaccine). These data summarize the number of people who have received either their first dose or have completed the series for a COVID-19 vaccine. **A person can only be counted in one category, first dose or series complete.** For persons receiving Moderna or Pfizer vaccines, once they receive their second dose, they are moved from the first dose column to the series completed column. **Because of this, the total first dose category may show a change from report to report not matching the total receiving their first dose from the previous day.** Persons receiving Johnson & Johnson vaccines will always be counted in the series completed column.

COVID-19 doses for vaccinated persons in Florida	
Doses administered	562,633
People receiving one dose of a 1-dose series (Johnson & Johnson) or receiving only one dose of a 2-dose series (Moderna, Pfizer) count once. Persons receiving both doses of a 2-dose series count twice.	

Current status of persons vaccinated for COVID-19 in Florida	
Total people vaccinated	381,507
First dose	164,486
Series completed	217,021
Completed 1-dose series	35,895
Completed 2-dose series	181,126
First dose: current number of people who have only received their first dose of the Moderna or Pfizer vaccine.	
Series complete: current number of people who have received both Moderna or Pfizer vaccine doses or one Johnson & Johnson dose and are considered fully immunized.	

Demographic summary	First dose	Series complete	Total people vaccinated
Age group	164,486	217,021	381,507
16-24 years	9,991	7,269	17,260
25-34 years	17,382	18,537	35,919
35-44 years	29,158	24,310	53,468
45-54 years	40,359	27,570	67,929
55-64 years	42,881	36,721	79,602
65-74 years	14,034	62,900	76,934
75-84 years	6,760	29,247	36,007
85+ years	3,921	10,467	14,388
Race	164,486	217,021	381,507
White	94,149	132,628	226,777
Black	11,893	18,771	30,664
American Indian/Alaskan	474	593	1,067
Other	26,083	38,606	64,689
Unknown	31,887	26,423	58,310
Other race includes Asian, native Hawaiian/Pacific Islander, or other.			
Ethnicity	164,486	217,021	381,507
Hispanic	20,575	23,433	44,008
Non-Hispanic	75,363	114,940	190,303
Unknown	68,548	78,648	147,196
Gender	164,486	217,021	381,507
Female	86,613	126,297	212,910
Male	75,736	89,961	165,697
Unknown	2,137	763	2,900



COVID-19: Osceola County vaccine summary

Vaccination data through Apr 7, 2021 as of Apr 8, 2021 at 12:05 AM

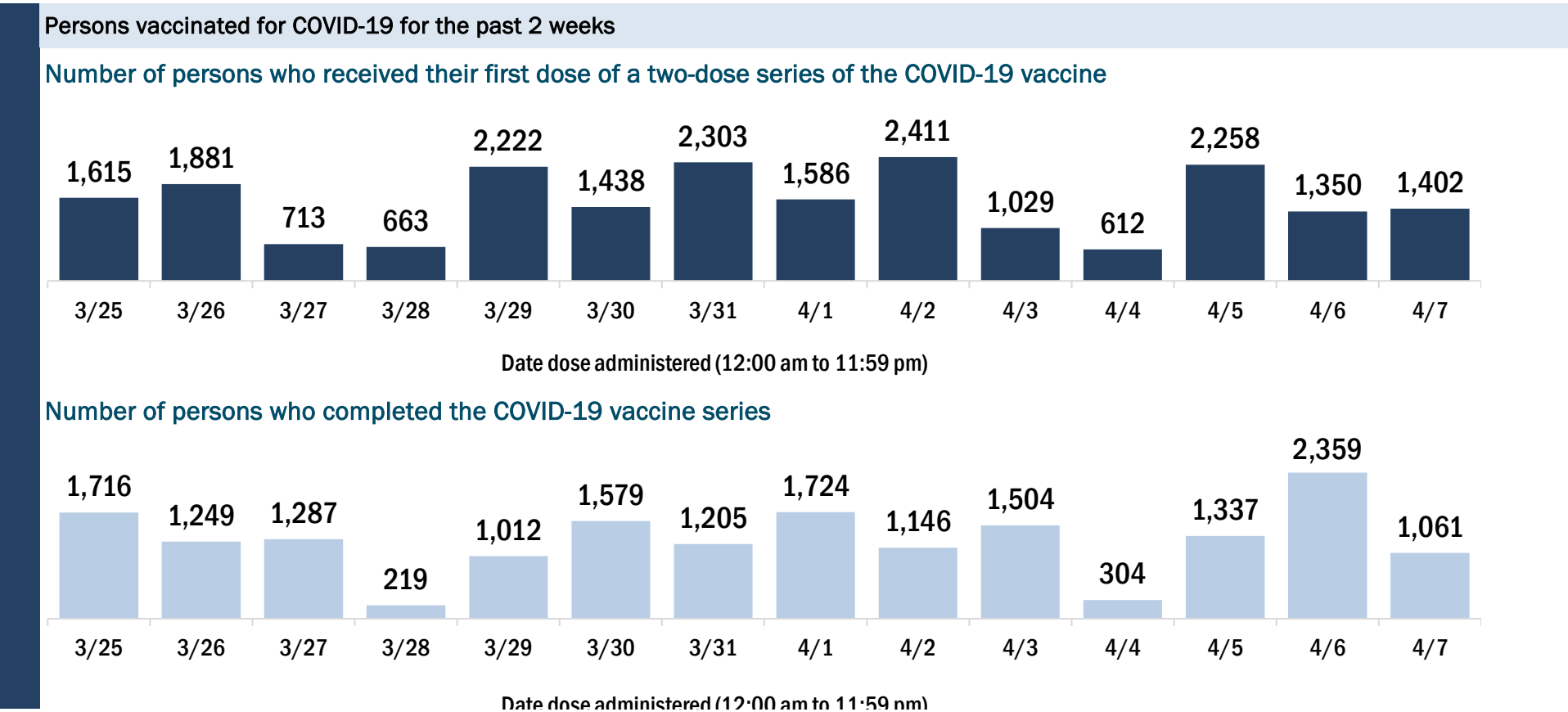
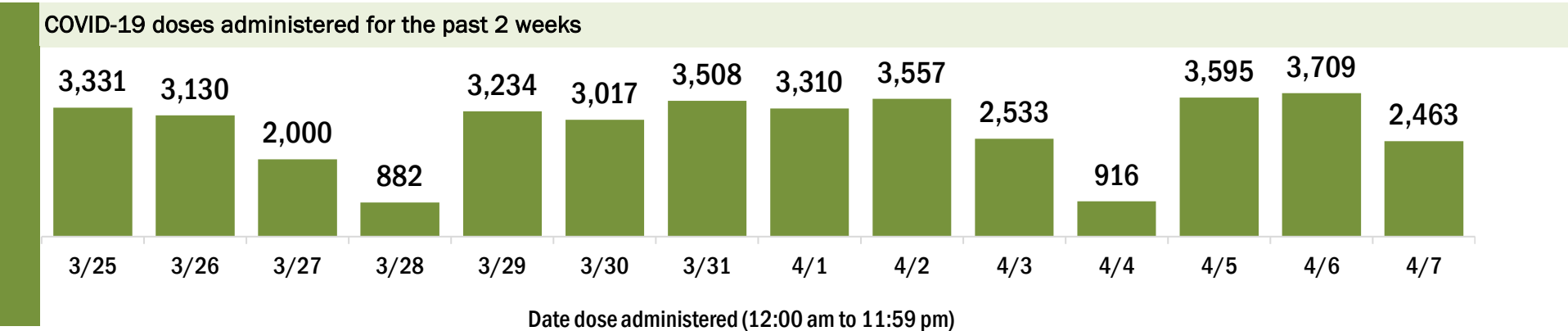
Data in this report are provisional and subject to change.

Data in this summary pertain to COVID-19 vaccines approved by the U.S. Food and Drug Administration and have been issued an Emergency Use Authorization (Janssen COVID-19 Vaccine, Moderna COVID-19 Vaccine and Pfizer-BioNTech COVID-19 Vaccine). These data summarize the number of people who have received either their first dose or have completed the series for a COVID-19 vaccine. **A person can only be counted in one category, first dose or series complete.** For persons receiving Moderna or Pfizer vaccines, once they receive their second dose, they are moved from the first dose column to the series completed column. **Because of this, the total first dose category may show a change from report to report not matching the total receiving their first dose from the previous day.** Persons receiving Johnson & Johnson vaccines will always be counted in the series completed column.

COVID-19 doses for vaccinated persons in Florida	
Doses administered	136,345
People receiving one dose of a 1-dose series (Johnson & Johnson) or receiving only one dose of a 2-dose series (Moderna, Pfizer) count once. Persons receiving both doses of a 2-dose series count twice.	

Current status of persons vaccinated for COVID-19 in Florida	
Total people vaccinated	92,325
First dose	41,833
Series completed	50,492
Completed 1-dose series	6,472
Completed 2-dose series	44,020
First dose: current number of people who have only received their first dose of the Moderna or Pfizer vaccine.	
Series complete: current number of people who have received both Moderna or Pfizer vaccine doses or one Johnson & Johnson dose and are considered fully immunized.	

Demographic summary	First dose	Series complete	Total people vaccinated
Age group	41,833	50,492	92,325
16-24 years	1,847	1,128	2,975
25-34 years	3,242	2,849	6,091
35-44 years	5,997	4,006	10,003
45-54 years	10,341	5,322	15,663
55-64 years	12,512	7,516	20,028
65-74 years	4,787	18,306	23,093
75-84 years	2,405	8,806	11,211
85+ years	702	2,559	3,261
Race	41,833	50,492	92,325
White	23,270	31,041	54,311
Black	2,059	2,898	4,957
American Indian/Alaskan	160	279	439
Other	6,940	9,743	16,683
Unknown	9,404	6,531	15,935
Other race includes Asian, native Hawaiian/Pacific Islander, or other.			
Ethnicity	41,833	50,492	92,325
Hispanic	12,711	13,572	26,283
Non-Hispanic	12,476	21,943	34,419
Unknown	16,646	14,977	31,623
Gender	41,833	50,492	92,325
Female	22,845	29,790	52,635
Male	18,833	20,674	39,507
Unknown	155	28	183



COVID-19: Palm Beach County vaccine summary

Vaccination data through Apr 7, 2021 as of Apr 8, 2021 at 12:05 AM

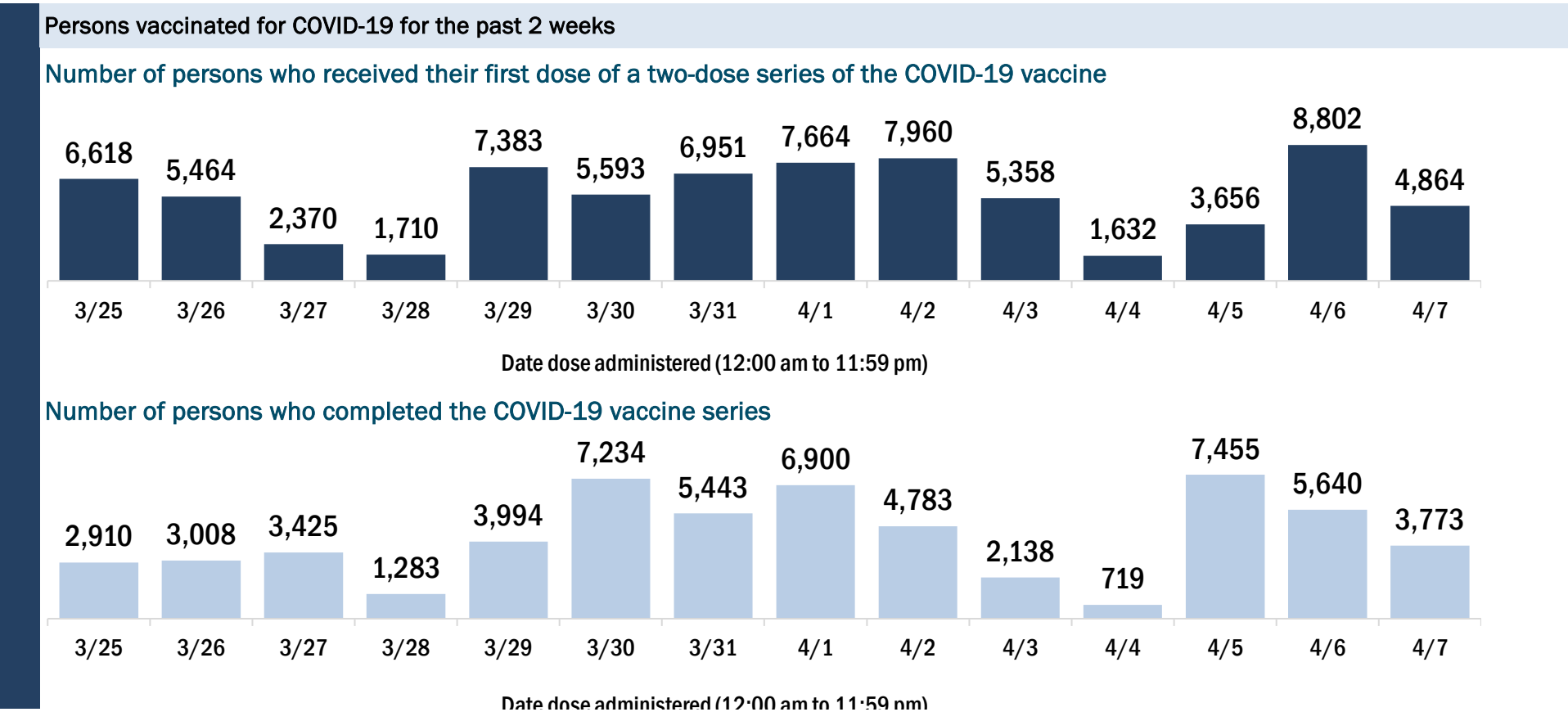
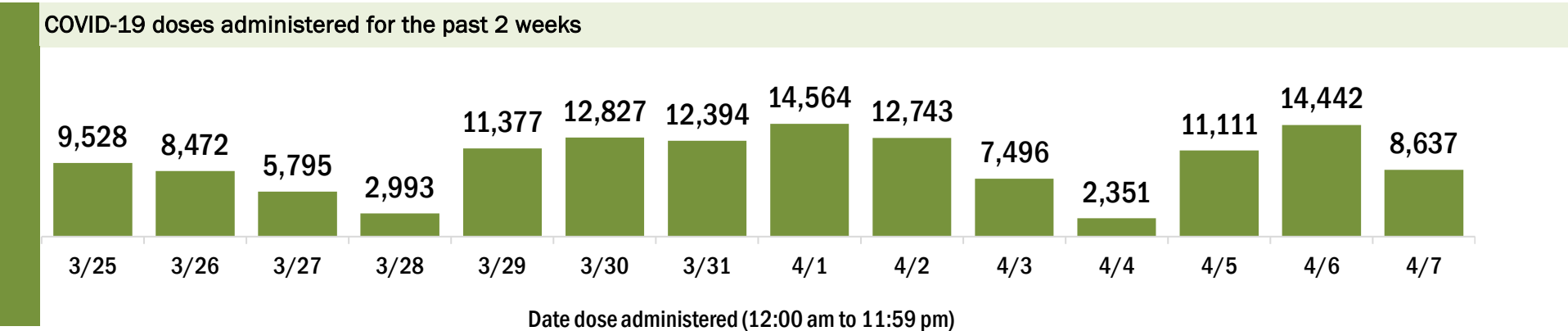
Data in this report are provisional and subject to change.

Data in this summary pertain to COVID-19 vaccines approved by the U.S. Food and Drug Administration and have been issued an Emergency Use Authorization (Janssen COVID-19 Vaccine, Moderna COVID-19 Vaccine and Pfizer-BioNTech COVID-19 Vaccine). These data summarize the number of people who have received either their first dose or have completed the series for a COVID-19 vaccine. **A person can only be counted in one category, first dose or series complete.** For persons receiving Moderna or Pfizer vaccines, once they receive their second dose, they are moved from the first dose column to the series completed column. **Because of this, the total first dose category may show a change from report to report not matching the total receiving their first dose from the previous day.** Persons receiving Johnson & Johnson vaccines will always be counted in the series completed column.

COVID-19 doses for vaccinated persons in Florida	
Doses administered	783,981
People receiving one dose of a 1-dose series (Johnson & Johnson) or receiving only one dose of a 2-dose series (Moderna, Pfizer) count once. Persons receiving both doses of a 2-dose series count twice.	

Current status of persons vaccinated for COVID-19 in Florida	
Total people vaccinated	494,374
First dose	178,846
Series completed	315,528
Completed 1-dose series	25,921
Completed 2-dose series	289,607
First dose: current number of people who have only received their first dose of the Moderna or Pfizer vaccine.	
Series complete: current number of people who have received both Moderna or Pfizer vaccine doses or one Johnson & Johnson dose and are considered fully immunized.	

Demographic summary	First dose	Series complete	Total people vaccinated
Age group	178,846	315,528	494,374
16-24 years	6,409	3,823	10,232
25-34 years	10,029	10,275	20,304
35-44 years	18,475	15,330	33,805
45-54 years	33,531	23,120	56,651
55-64 years	55,166	38,456	93,622
65-74 years	28,186	113,002	141,188
75-84 years	18,580	79,201	97,781
85+ years	8,470	32,321	40,791
Race	178,846	315,528	494,374
White	108,122	211,528	319,650
Black	10,452	15,463	25,915
American Indian/Alaskan	545	835	1,380
Other	16,174	27,516	43,690
Unknown	43,553	60,186	103,739
Other race includes Asian, native Hawaiian/Pacific Islander, or other.			
Ethnicity	178,846	315,528	494,374
Hispanic	20,234	20,311	40,545
Non-Hispanic	82,151	175,312	257,463
Unknown	76,461	119,905	196,366
Gender	178,846	315,528	494,374
Female	99,005	183,327	282,332
Male	79,267	132,062	211,329
Unknown	574	139	713



COVID-19: Pasco County vaccine summary

Vaccination data through Apr 7, 2021 as of Apr 8, 2021 at 12:05 AM

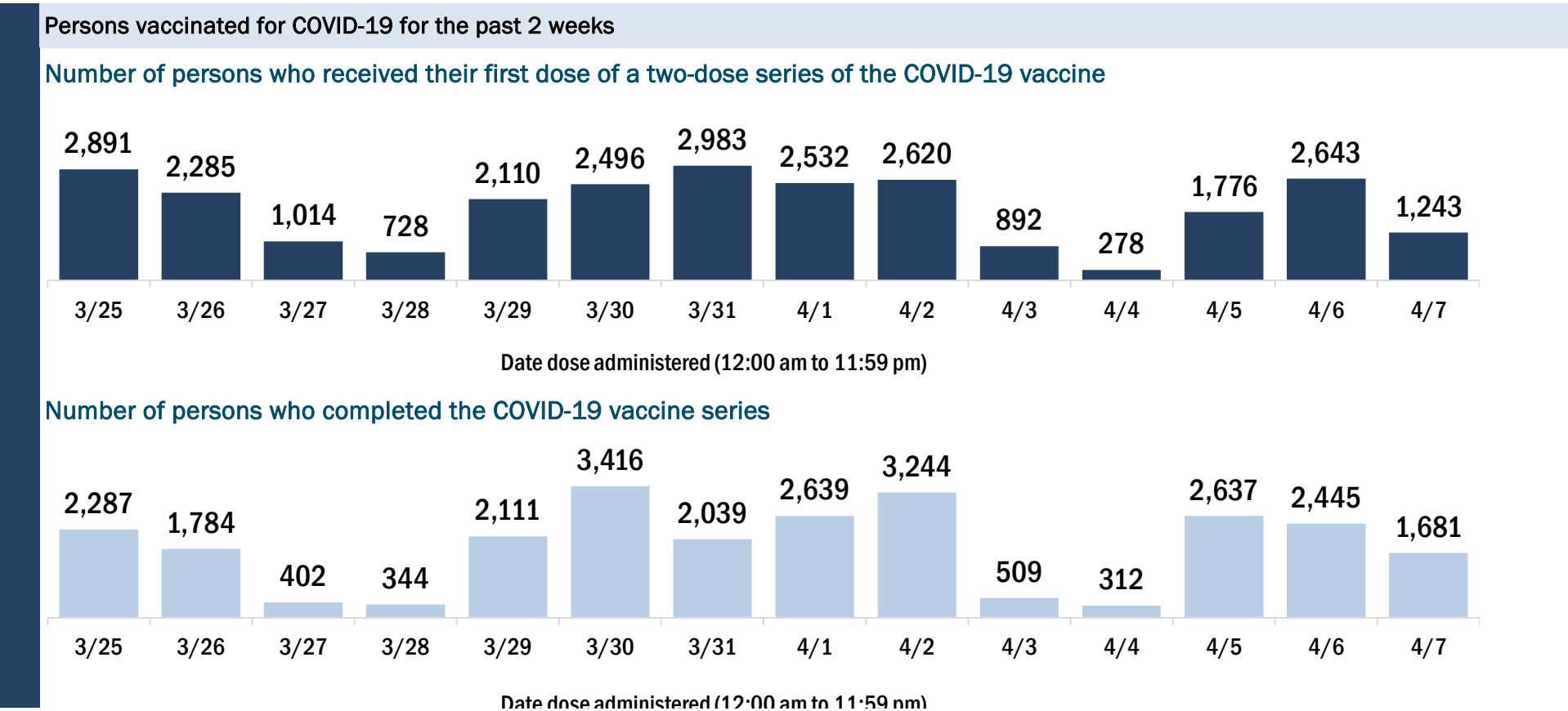
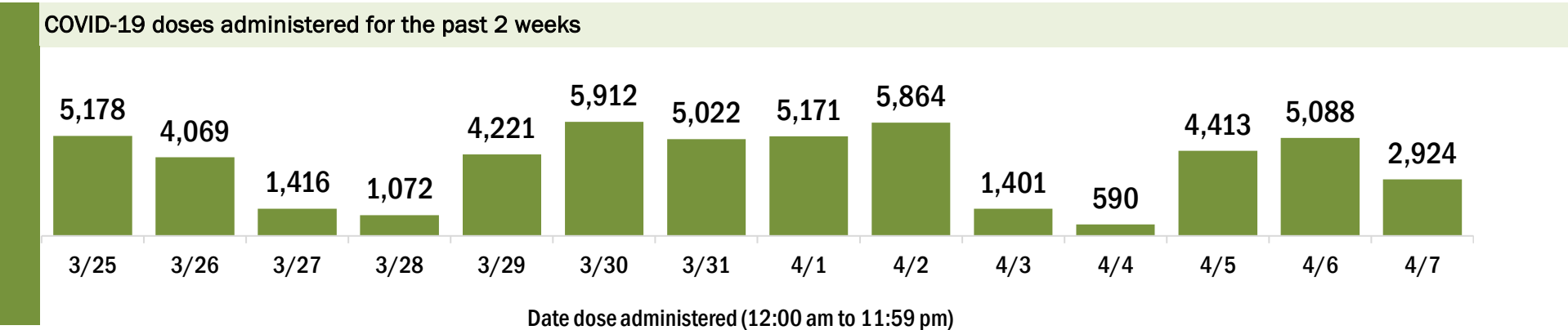
Data in this report are provisional and subject to change.

Data in this summary pertain to COVID-19 vaccines approved by the U.S. Food and Drug Administration and have been issued an Emergency Use Authorization (Janssen COVID-19 Vaccine, Moderna COVID-19 Vaccine and Pfizer-BioNTech COVID-19 Vaccine). These data summarize the number of people who have received either their first dose or have completed the series for a COVID-19 vaccine. **A person can only be counted in one category, first dose or series complete.** For persons receiving Moderna or Pfizer vaccines, once they receive their second dose, they are moved from the first dose column to the series completed column. **Because of this, the total first dose category may show a change from report to report not matching the total receiving their first dose from the previous day.** Persons receiving Johnson & Johnson vaccines will always be counted in the series completed column.

COVID-19 doses for vaccinated persons in Florida	
Doses administered	236,723
People receiving one dose of a 1-dose series (Johnson & Johnson) or receiving only one dose of a 2-dose series (Moderna, Pfizer) count once. Persons receiving both doses of a 2-dose series count twice.	

Current status of persons vaccinated for COVID-19 in Florida	
Total people vaccinated	155,114
First dose	66,288
Series completed	88,826
Completed 1-dose series	7,217
Completed 2-dose series	81,609
First dose: current number of people who have only received their first dose of the Moderna or Pfizer vaccine.	
Series complete: current number of people who have received both Moderna or Pfizer vaccine doses or one Johnson & Johnson dose and are considered fully immunized.	

Demographic summary	First dose	Series complete	Total people vaccinated
Age group	66,288	88,826	155,114
16-24 years	2,266	1,293	3,559
25-34 years	3,220	3,252	6,472
35-44 years	6,724	5,276	12,000
45-54 years	11,333	7,486	18,819
55-64 years	19,374	10,486	29,860
65-74 years	12,686	34,060	46,746
75-84 years	8,162	20,728	28,890
85+ years	2,523	6,245	8,768
Race	66,288	88,826	155,114
White	48,227	68,562	116,789
Black	2,002	2,259	4,261
American Indian/Alaskan	217	276	493
Other	6,205	8,336	14,541
Unknown	9,637	9,393	19,030
Other race includes Asian, native Hawaiian/Pacific Islander, or other.			
Ethnicity	66,288	88,826	155,114
Hispanic	4,375	4,013	8,388
Non-Hispanic	37,198	55,069	92,267
Unknown	24,715	29,744	54,459
Gender	66,288	88,826	155,114
Female	36,909	52,940	89,849
Male	29,273	35,814	65,087
Unknown	106	72	178



COVID-19: Pinellas County vaccine summary

Vaccination data through Apr 7, 2021 as of Apr 8, 2021 at 12:05 AM

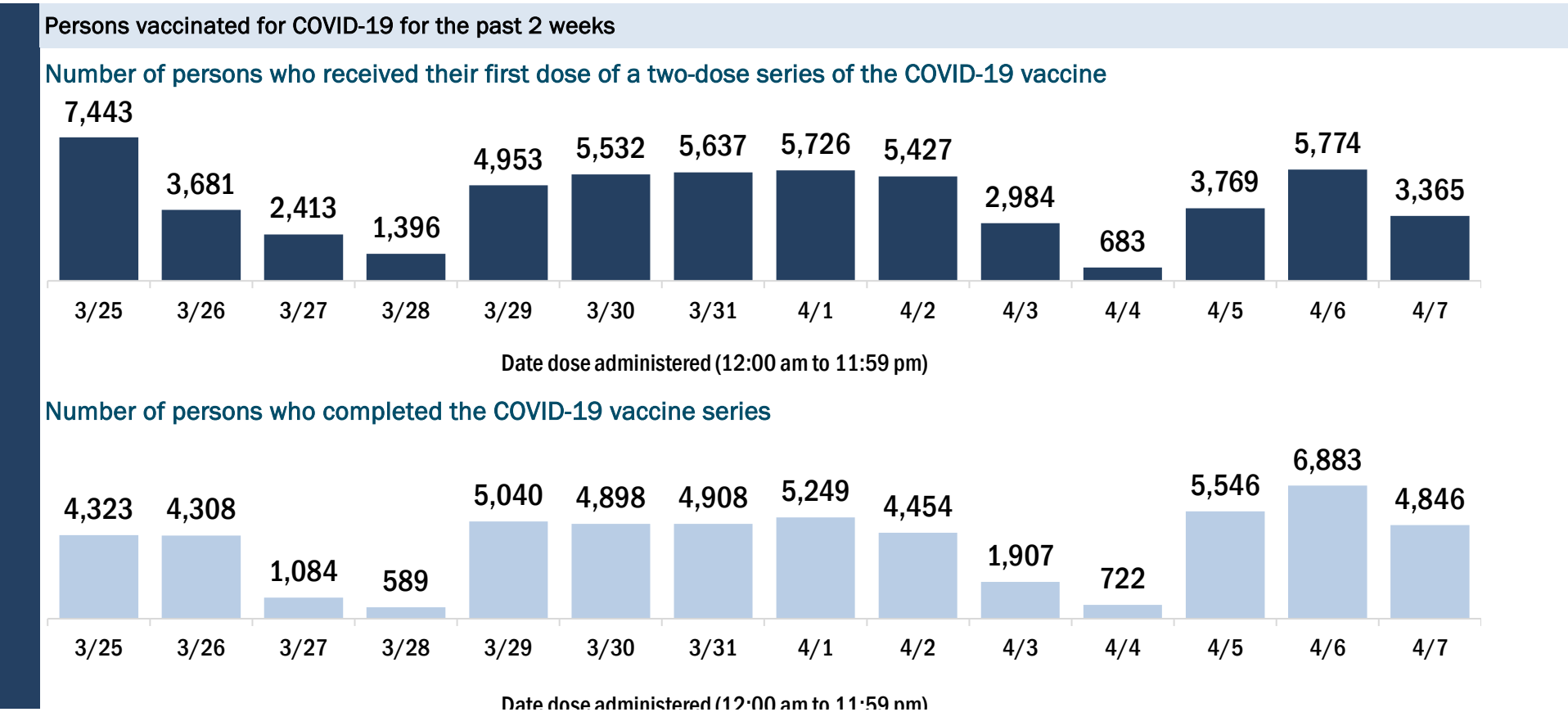
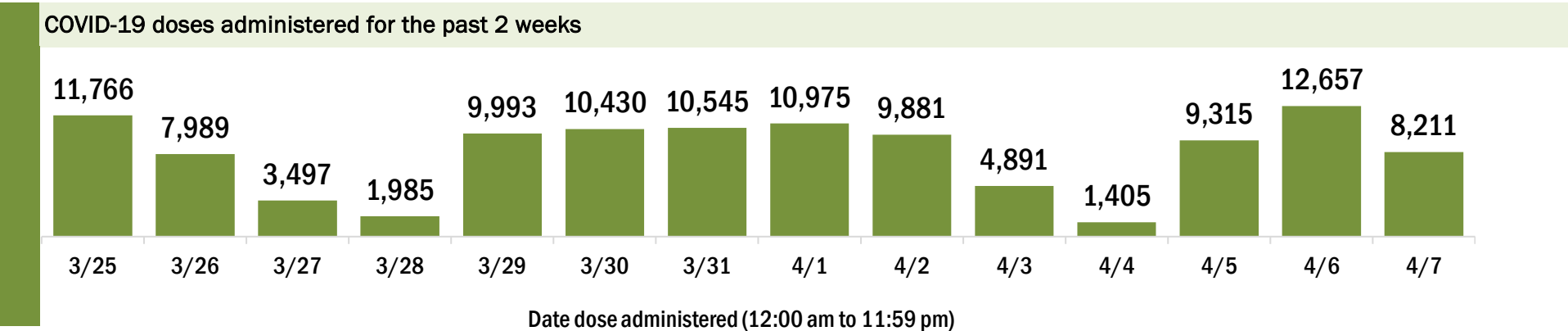
Data in this report are provisional and subject to change.

Data in this summary pertain to COVID-19 vaccines approved by the U.S. Food and Drug Administration and have been issued an Emergency Use Authorization (Janssen COVID-19 Vaccine, Moderna COVID-19 Vaccine and Pfizer-BioNTech COVID-19 Vaccine). These data summarize the number of people who have received either their first dose or have completed the series for a COVID-19 vaccine. **A person can only be counted in one category, first dose or series complete.** For persons receiving Moderna or Pfizer vaccines, once they receive their second dose, they are moved from the first dose column to the series completed column. **Because of this, the total first dose category may show a change from report to report not matching the total receiving their first dose from the previous day.** Persons receiving Johnson & Johnson vaccines will always be counted in the series completed column.

COVID-19 doses for vaccinated persons in Florida	
Doses administered	525,650
People receiving one dose of a 1-dose series (Johnson & Johnson) or receiving only one dose of a 2-dose series (Moderna, Pfizer) count once. Persons receiving both doses of a 2-dose series count twice.	

Current status of persons vaccinated for COVID-19 in Florida	
Total people vaccinated	337,891
First dose	136,341
Series completed	201,550
Completed 1-dose series	13,791
Completed 2-dose series	187,759
First dose: current number of people who have only received their first dose of the Moderna or Pfizer vaccine.	
Series complete: current number of people who have received both Moderna or Pfizer vaccine doses or one Johnson & Johnson dose and are considered fully immunized.	

Demographic summary	First dose	Series complete	Total people vaccinated
Age group	136,341	201,550	337,891
16-24 years	4,180	2,475	6,655
25-34 years	8,072	8,385	16,457
35-44 years	13,181	10,820	24,001
45-54 years	24,873	14,611	39,484
55-64 years	48,157	28,172	76,329
65-74 years	20,650	79,349	99,999
75-84 years	12,127	41,820	53,947
85+ years	5,101	15,918	21,019
Race	136,341	201,550	337,891
White	96,882	153,666	250,548
Black	6,959	8,113	15,072
American Indian/Alaskan	389	405	794
Other	11,394	15,577	26,971
Unknown	20,717	23,789	44,506
Other race includes Asian, native Hawaiian/Pacific Islander, or other.			
Ethnicity	136,341	201,550	337,891
Hispanic	5,131	5,446	10,577
Non-Hispanic	82,375	123,176	205,551
Unknown	48,835	72,928	121,763
Gender	136,341	201,550	337,891
Female	75,475	119,146	194,621
Male	60,494	82,075	142,569
Unknown	372	329	701



COVID-19: Polk County vaccine summary

Vaccination data through Apr 7, 2021 as of Apr 8, 2021 at 12:05 AM

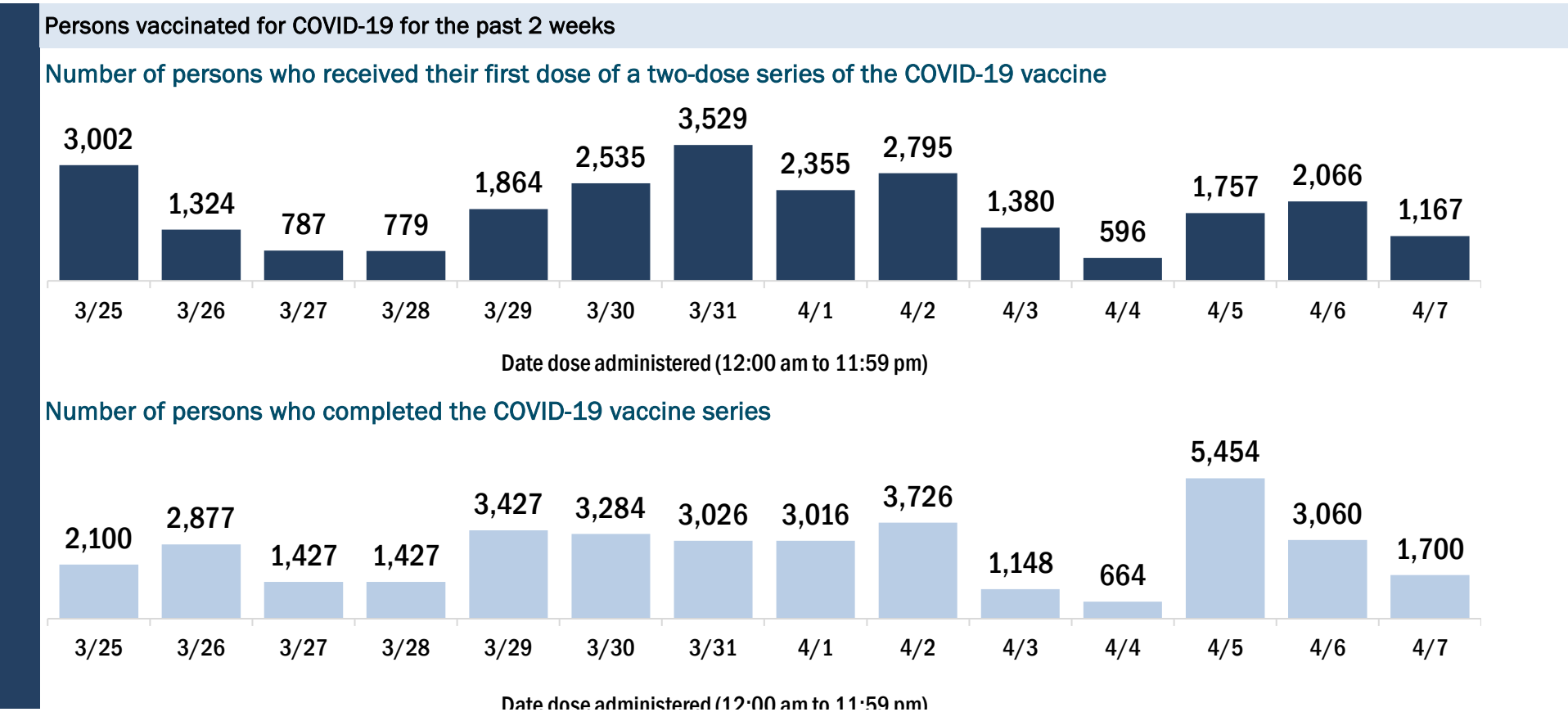
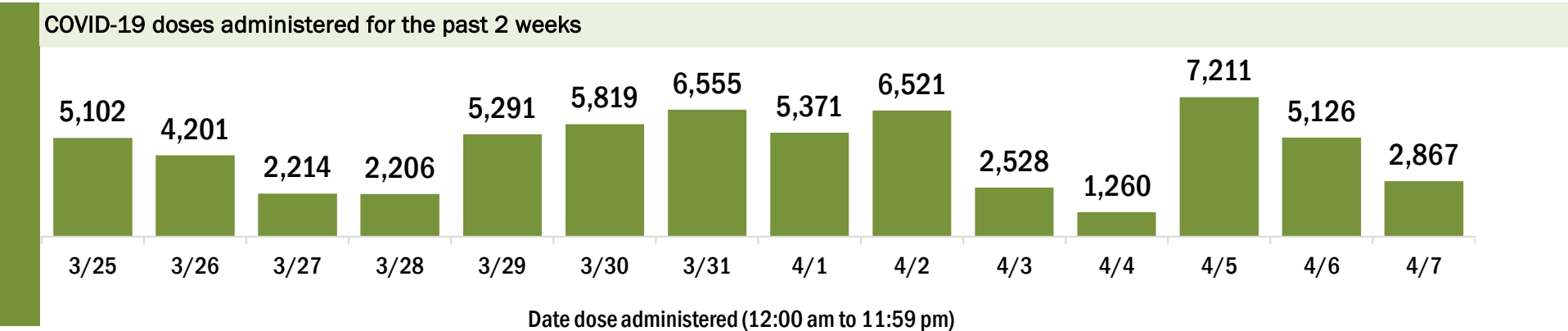
Data in this report are provisional and subject to change.

Data in this summary pertain to COVID-19 vaccines approved by the U.S. Food and Drug Administration and have been issued an Emergency Use Authorization (Janssen COVID-19 Vaccine, Moderna COVID-19 Vaccine and Pfizer-BioNTech COVID-19 Vaccine). These data summarize the number of people who have received either their first dose or have completed the series for a COVID-19 vaccine. **A person can only be counted in one category, first dose or series complete.** For persons receiving Moderna or Pfizer vaccines, once they receive their second dose, they are moved from the first dose column to the series completed column. **Because of this, the total first dose category may show a change from report to report not matching the total receiving their first dose from the previous day.** Persons receiving Johnson & Johnson vaccines will always be counted in the series completed column.

COVID-19 doses for vaccinated persons in Florida	
Doses administered	273,816
People receiving one dose of a 1-dose series (Johnson & Johnson) or receiving only one dose of a 2-dose series (Moderna, Pfizer) count once. Persons receiving both doses of a 2-dose series count twice.	

Current status of persons vaccinated for COVID-19 in Florida	
Total people vaccinated	176,794
First dose	73,988
Series completed	102,806
Completed 1-dose series	5,784
Completed 2-dose series	97,022
First dose: current number of people who have only received their first dose of the Moderna or Pfizer vaccine.	
Series complete: current number of people who have received both Moderna or Pfizer vaccine doses or one Johnson & Johnson dose and are considered fully immunized.	

Demographic summary	First dose	Series complete	Total people vaccinated
Age group	73,988	102,806	176,794
16-24 years	2,103	1,205	3,308
25-34 years	4,153	3,601	7,754
35-44 years	6,689	5,220	11,909
45-54 years	11,877	7,176	19,053
55-64 years	20,951	12,526	33,477
65-74 years	15,527	40,892	56,419
75-84 years	9,583	24,999	34,582
85+ years	3,105	7,187	10,292
Race	73,988	102,806	176,794
White	48,523	76,837	125,360
Black	5,569	6,102	11,671
American Indian/Alaskan	525	505	1,030
Other	6,346	7,510	13,856
Unknown	13,025	11,852	24,877
Other race includes Asian, native Hawaiian/Pacific Islander, or other.			
Ethnicity	73,988	102,806	176,794
Hispanic	9,605	6,829	16,434
Non-Hispanic	37,240	63,031	100,271
Unknown	27,143	32,946	60,089
Gender	73,988	102,806	176,794
Female	41,272	59,513	100,785
Male	32,470	43,254	75,724
Unknown	246	39	285



COVID-19: Putnam County vaccine summary

Vaccination data through Apr 7, 2021 as of Apr 8, 2021 at 12:05 AM

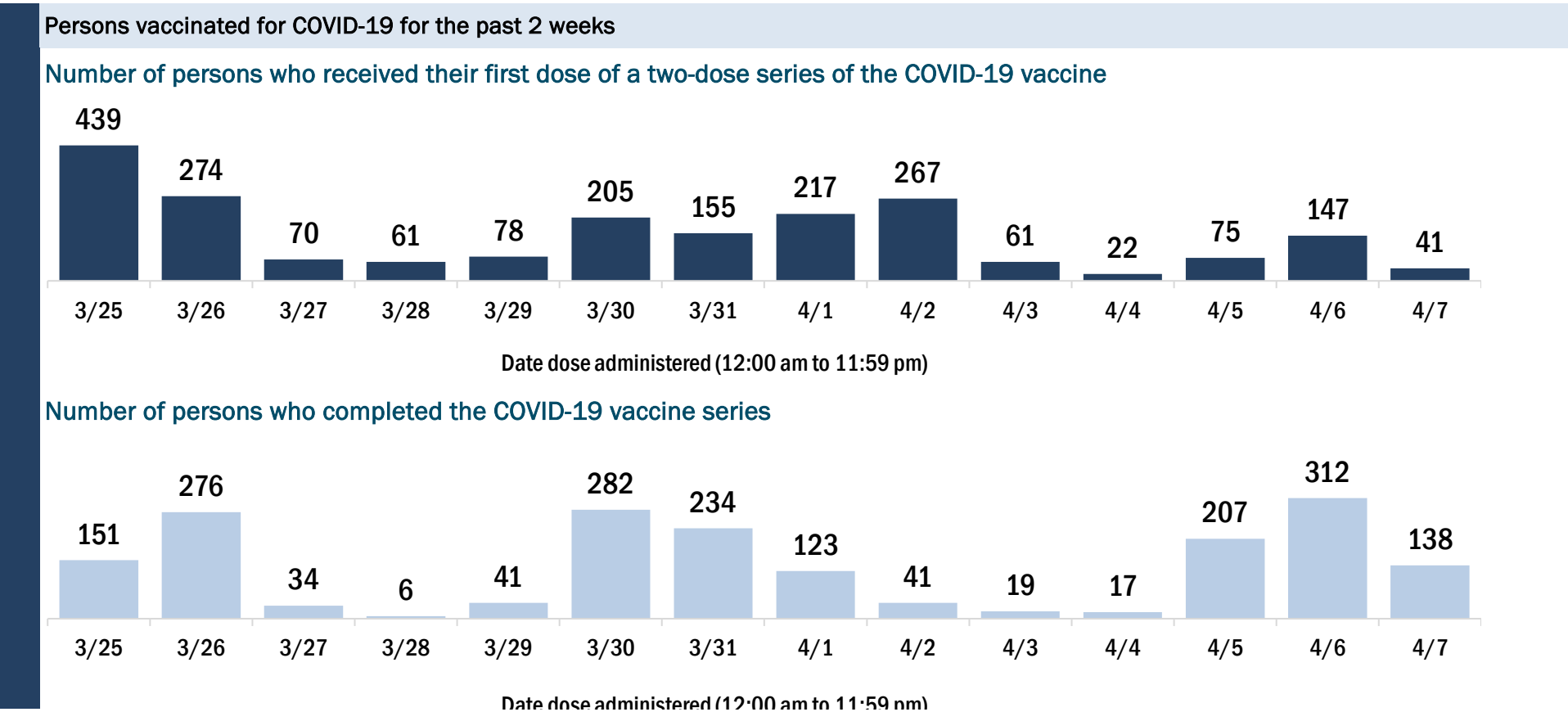
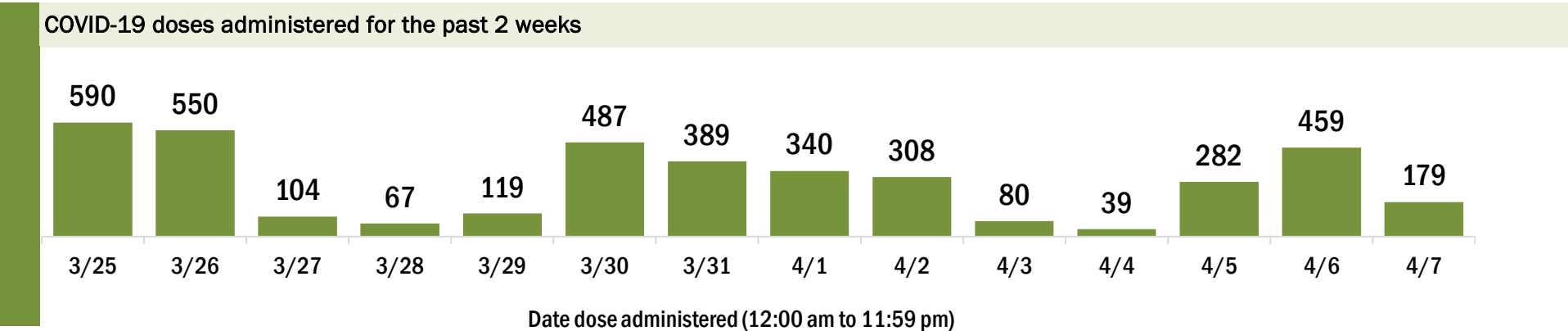
Data in this report are provisional and subject to change.

Data in this summary pertain to COVID-19 vaccines approved by the U.S. Food and Drug Administration and have been issued an Emergency Use Authorization (Janssen COVID-19 Vaccine, Moderna COVID-19 Vaccine and Pfizer-BioNTech COVID-19 Vaccine). These data summarize the number of people who have received either their first dose or have completed the series for a COVID-19 vaccine. **A person can only be counted in one category, first dose or series complete.** For persons receiving Moderna or Pfizer vaccines, once they receive their second dose, they are moved from the first dose column to the series completed column. **Because of this, the total first dose category may show a change from report to report not matching the total receiving their first dose from the previous day.** Persons receiving Johnson & Johnson vaccines will always be counted in the series completed column.

COVID-19 doses for vaccinated persons in Florida	
Doses administered	24,002
People receiving one dose of a 1-dose series (Johnson & Johnson) or receiving only one dose of a 2-dose series (Moderna, Pfizer) count once. Persons receiving both doses of a 2-dose series count twice.	

Current status of persons vaccinated for COVID-19 in Florida	
Total people vaccinated	15,598
First dose	6,491
Series completed	9,107
Completed 1-dose series	703
Completed 2-dose series	8,404
First dose: current number of people who have only received their first dose of the Moderna or Pfizer vaccine.	
Series complete: current number of people who have received both Moderna or Pfizer vaccine doses or one Johnson & Johnson dose and are considered fully immunized.	

Demographic summary	First dose	Series complete	Total people vaccinated
Age group	6,491	9,107	15,598
16-24 years	116	73	189
25-34 years	236	196	432
35-44 years	371	290	661
45-54 years	825	533	1,358
55-64 years	2,007	1,282	3,289
65-74 years	1,747	3,847	5,594
75-84 years	894	2,198	3,092
85+ years	295	688	983
Race	6,491	9,107	15,598
White	4,941	7,138	12,079
Black	700	839	1,539
American Indian/Alaskan	73	61	134
Other	473	538	1,011
Unknown	304	531	835
Other race includes Asian, native Hawaiian/Pacific Islander, or other.			
Ethnicity	6,491	9,107	15,598
Hispanic	314	285	599
Non-Hispanic	5,092	6,986	12,078
Unknown	1,085	1,836	2,921
Gender	6,491	9,107	15,598
Female	3,614	5,265	8,879
Male	2,869	3,838	6,707
Unknown	8	4	12



COVID-19: Santa Rosa County vaccine summary

Vaccination data through Apr 7, 2021 as of Apr 8, 2021 at 12:05 AM

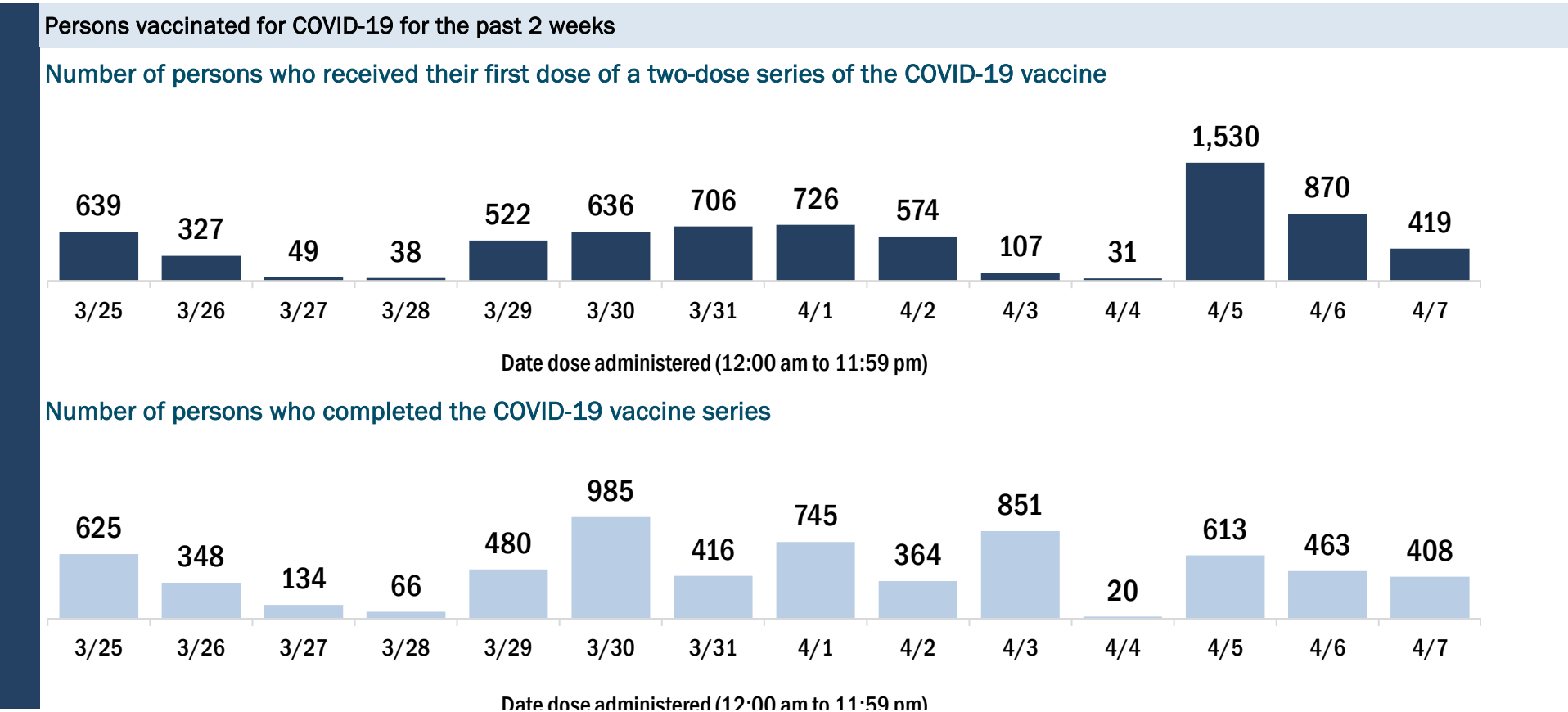
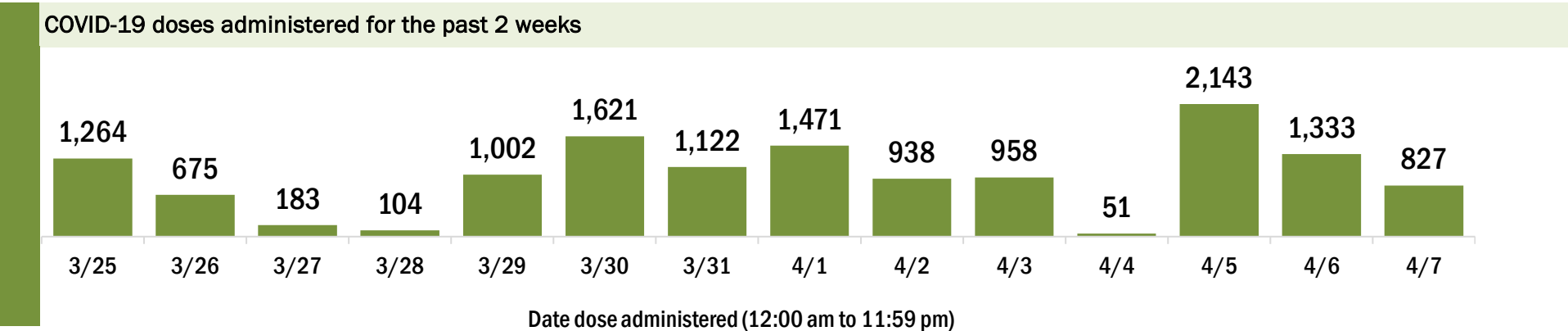
Data in this report are provisional and subject to change.

Data in this summary pertain to COVID-19 vaccines approved by the U.S. Food and Drug Administration and have been issued an Emergency Use Authorization (Janssen COVID-19 Vaccine, Moderna COVID-19 Vaccine and Pfizer-BioNTech COVID-19 Vaccine). These data summarize the number of people who have received either their first dose or have completed the series for a COVID-19 vaccine. **A person can only be counted in one category, first dose or series complete.** For persons receiving Moderna or Pfizer vaccines, once they receive their second dose, they are moved from the first dose column to the series completed column. **Because of this, the total first dose category may show a change from report to report not matching the total receiving their first dose from the previous day.** Persons receiving Johnson & Johnson vaccines will always be counted in the series completed column.

COVID-19 doses for vaccinated persons in Florida	
Doses administered	74,258
People receiving one dose of a 1-dose series (Johnson & Johnson) or receiving only one dose of a 2-dose series (Moderna, Pfizer) count once. Persons receiving both doses of a 2-dose series count twice.	

Current status of persons vaccinated for COVID-19 in Florida	
Total people vaccinated	47,102
First dose	18,297
Series completed	28,805
Completed 1-dose series	1,649
Completed 2-dose series	27,156
First dose: current number of people who have only received their first dose of the Moderna or Pfizer vaccine.	
Series complete: current number of people who have received both Moderna or Pfizer vaccine doses or one Johnson & Johnson dose and are considered fully immunized.	

Demographic summary	First dose	Series complete	Total people vaccinated
Age group	18,297	28,805	47,102
16-24 years	670	408	1,078
25-34 years	1,197	1,124	2,321
35-44 years	2,107	1,836	3,943
45-54 years	3,214	2,771	5,985
55-64 years	5,665	4,664	10,329
65-74 years	3,324	11,003	14,327
75-84 years	1,602	5,460	7,062
85+ years	518	1,539	2,057
Race	18,297	28,805	47,102
White	11,893	21,737	33,630
Black	832	799	1,631
American Indian/Alaskan	108	155	263
Other	1,232	1,937	3,169
Unknown	4,232	4,177	8,409
Other race includes Asian, native Hawaiian/Pacific Islander, or other.			
Ethnicity	18,297	28,805	47,102
Hispanic	688	535	1,223
Non-Hispanic	11,167	18,862	30,029
Unknown	6,442	9,408	15,850
Gender	18,297	28,805	47,102
Female	9,867	16,552	26,419
Male	8,410	12,252	20,662
Unknown	20	1	21



COVID-19: Sarasota County vaccine summary

Vaccination data through Apr 7, 2021 as of Apr 8, 2021 at 12:05 AM

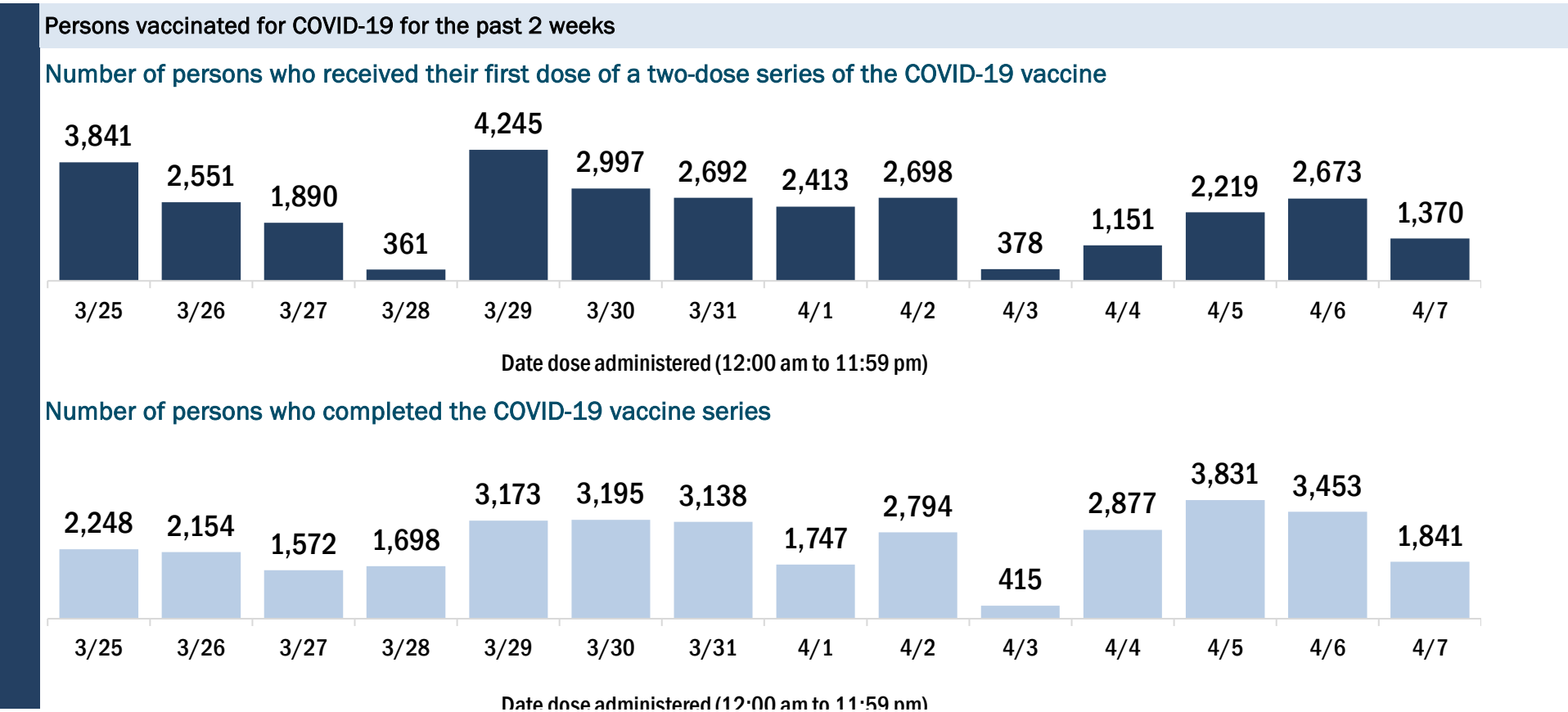
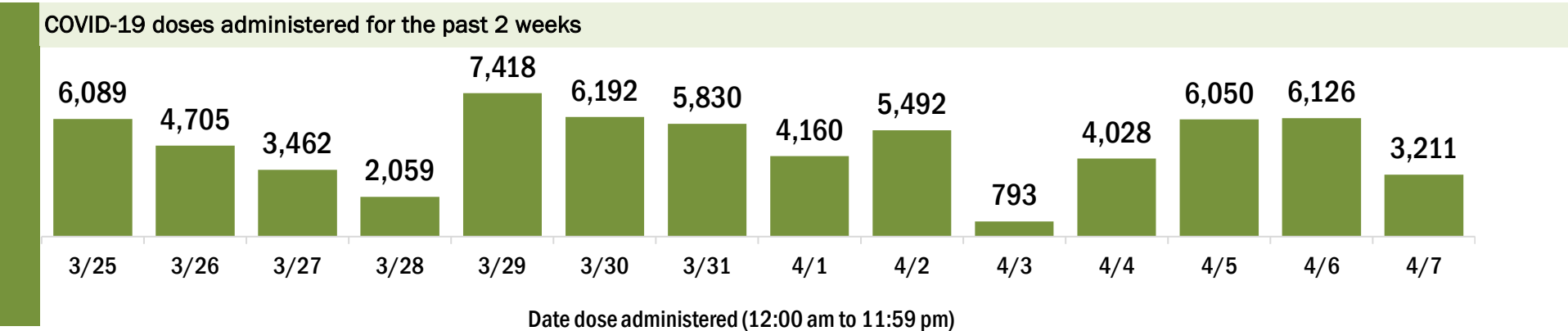
Data in this report are provisional and subject to change.

Data in this summary pertain to COVID-19 vaccines approved by the U.S. Food and Drug Administration and have been issued an Emergency Use Authorization (Janssen COVID-19 Vaccine, Moderna COVID-19 Vaccine and Pfizer-BioNTech COVID-19 Vaccine). These data summarize the number of people who have received either their first dose or have completed the series for a COVID-19 vaccine. **A person can only be counted in one category, first dose or series complete.** For persons receiving Moderna or Pfizer vaccines, once they receive their second dose, they are moved from the first dose column to the series completed column. **Because of this, the total first dose category may show a change from report to report not matching the total receiving their first dose from the previous day.** Persons receiving Johnson & Johnson vaccines will always be counted in the series completed column.

COVID-19 doses for vaccinated persons in Florida	
Doses administered	308,307
People receiving one dose of a 1-dose series (Johnson & Johnson) or receiving only one dose of a 2-dose series (Moderna, Pfizer) count once. Persons receiving both doses of a 2-dose series count twice.	

Current status of persons vaccinated for COVID-19 in Florida	
Total people vaccinated	199,584
First dose	85,198
Series completed	114,386
Completed 1-dose series	5,663
Completed 2-dose series	108,723
First dose: current number of people who have only received their first dose of the Moderna or Pfizer vaccine.	
Series complete: current number of people who have received both Moderna or Pfizer vaccine doses or one Johnson & Johnson dose and are considered fully immunized.	

Demographic summary	First dose	Series complete	Total people vaccinated
Age group	85,198	114,386	199,584
16-24 years	2,002	900	2,902
25-34 years	3,062	2,251	5,313
35-44 years	4,965	3,061	8,026
45-54 years	9,350	5,039	14,389
55-64 years	23,733	10,035	33,768
65-74 years	21,814	49,855	71,669
75-84 years	14,795	31,982	46,777
85+ years	5,477	11,263	16,740
Race	85,198	114,386	199,584
White	67,386	91,600	158,986
Black	1,248	1,488	2,736
American Indian/Alaskan	284	431	715
Other	4,873	8,177	13,050
Unknown	11,407	12,690	24,097
Other race includes Asian, native Hawaiian/Pacific Islander, or other.			
Ethnicity	85,198	114,386	199,584
Hispanic	3,787	2,210	5,997
Non-Hispanic	56,214	77,456	133,670
Unknown	25,197	34,720	59,917
Gender	85,198	114,386	199,584
Female	46,842	65,208	112,050
Male	38,216	49,098	87,314
Unknown	140	80	220



COVID-19: Seminole County vaccine summary

Vaccination data through Apr 7, 2021 as of Apr 8, 2021 at 12:05 AM

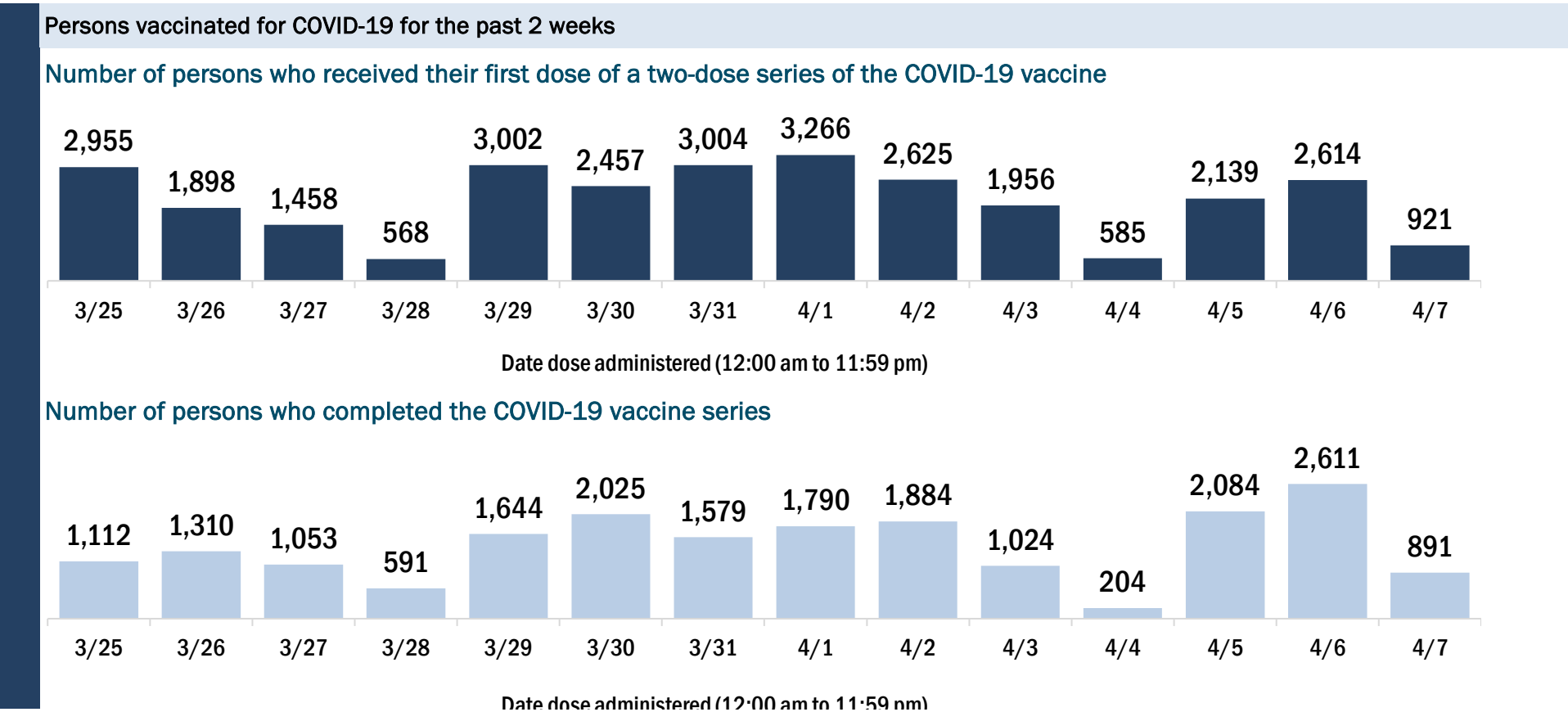
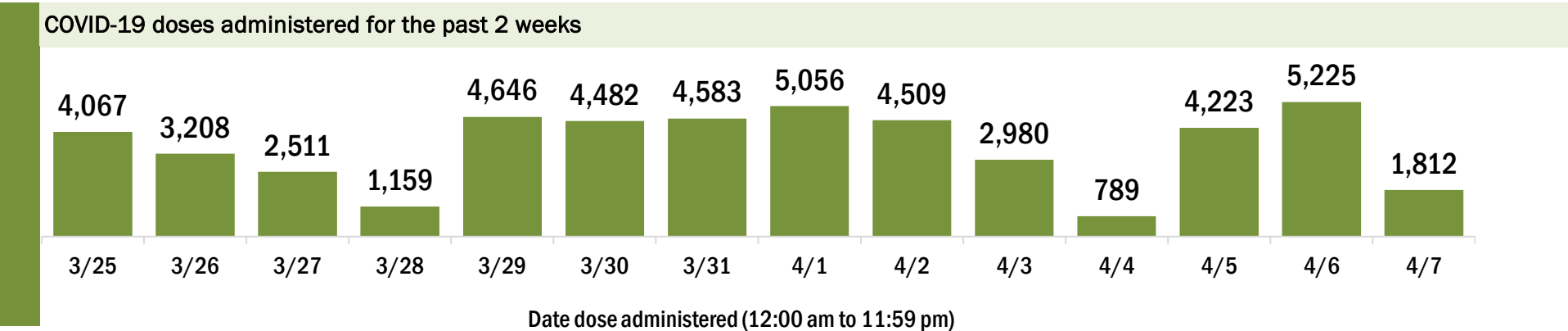
Data in this report are provisional and subject to change.

Data in this summary pertain to COVID-19 vaccines approved by the U.S. Food and Drug Administration and have been issued an Emergency Use Authorization (Janssen COVID-19 Vaccine, Moderna COVID-19 Vaccine and Pfizer-BioNTech COVID-19 Vaccine). These data summarize the number of people who have received either their first dose or have completed the series for a COVID-19 vaccine. **A person can only be counted in one category, first dose or series complete.** For persons receiving Moderna or Pfizer vaccines, once they receive their second dose, they are moved from the first dose column to the series completed column. **Because of this, the total first dose category may show a change from report to report not matching the total receiving their first dose from the previous day.** Persons receiving Johnson & Johnson vaccines will always be counted in the series completed column.

COVID-19 doses for vaccinated persons in Florida	
Doses administered	201,456
People receiving one dose of a 1-dose series (Johnson & Johnson) or receiving only one dose of a 2-dose series (Moderna, Pfizer) count once. Persons receiving both doses of a 2-dose series count twice.	

Current status of persons vaccinated for COVID-19 in Florida	
Total people vaccinated	131,255
First dose	53,869
Series completed	77,386
Completed 1-dose series	7,185
Completed 2-dose series	70,201
First dose: current number of people who have only received their first dose of the Moderna or Pfizer vaccine.	
Series complete: current number of people who have received both Moderna or Pfizer vaccine doses or one Johnson & Johnson dose and are considered fully immunized.	

Demographic summary	First dose	Series complete	Total people vaccinated
Age group	53,869	77,386	131,255
16-24 years	3,230	1,958	5,188
25-34 years	4,583	4,850	9,433
35-44 years	8,841	6,829	15,670
45-54 years	13,010	8,423	21,433
55-64 years	16,310	11,708	28,018
65-74 years	4,608	25,925	30,533
75-84 years	2,277	12,803	15,080
85+ years	1,010	4,890	5,900
Race	53,869	77,386	131,255
White	35,278	56,864	92,142
Black	3,317	5,036	8,353
American Indian/Alaskan	198	383	581
Other	7,846	10,904	18,750
Unknown	7,230	4,199	11,429
Other race includes Asian, native Hawaiian/Pacific Islander, or other.			
Ethnicity	53,869	77,386	131,255
Hispanic	6,555	7,399	13,954
Non-Hispanic	30,341	51,680	82,021
Unknown	16,973	18,307	35,280
Gender	53,869	77,386	131,255
Female	29,065	46,237	75,302
Male	24,554	31,093	55,647
Unknown	250	56	306



COVID-19: St. Johns County vaccine summary

Vaccination data through Apr 7, 2021 as of Apr 8, 2021 at 12:05 AM

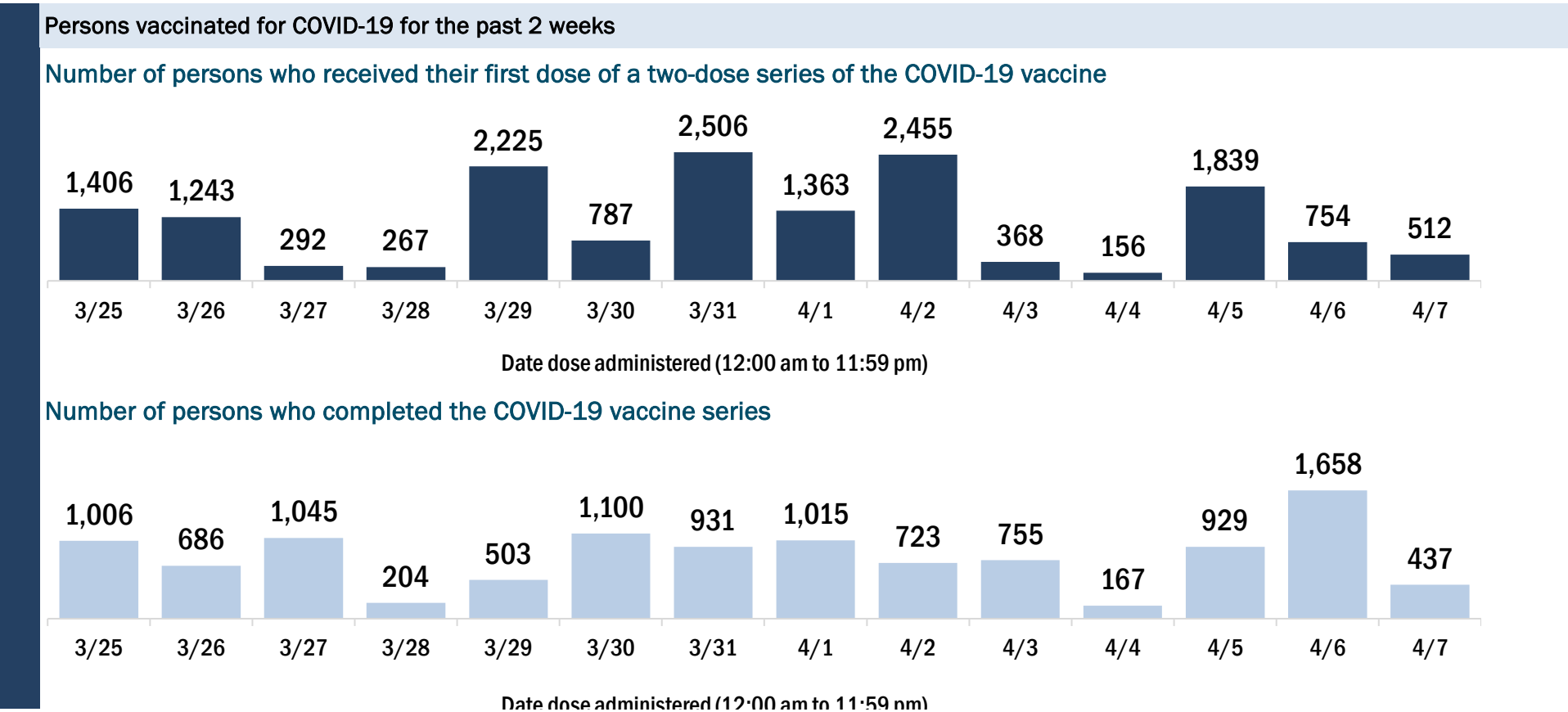
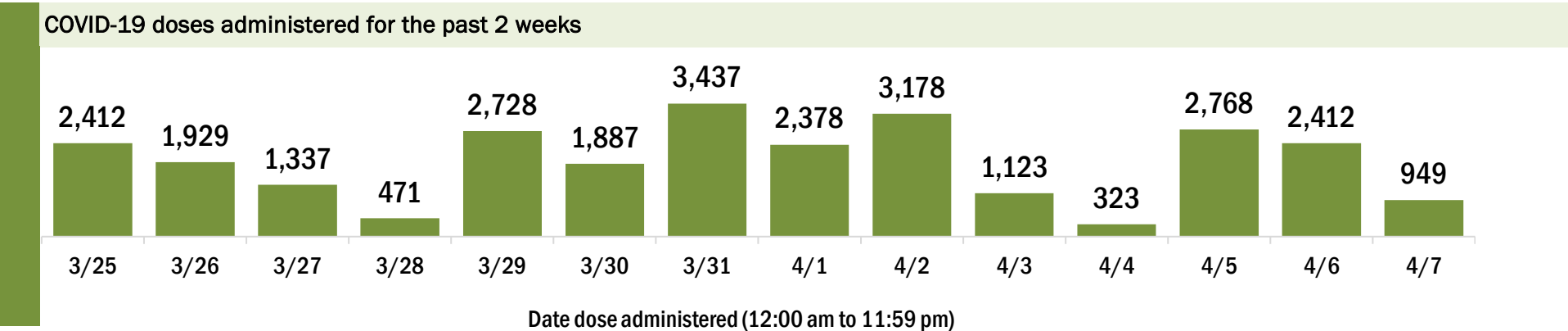
Data in this report are provisional and subject to change.

Data in this summary pertain to COVID-19 vaccines approved by the U.S. Food and Drug Administration and have been issued an Emergency Use Authorization (Janssen COVID-19 Vaccine, Moderna COVID-19 Vaccine and Pfizer-BioNTech COVID-19 Vaccine). These data summarize the number of people who have received either their first dose or have completed the series for a COVID-19 vaccine. **A person can only be counted in one category, first dose or series complete.** For persons receiving Moderna or Pfizer vaccines, once they receive their second dose, they are moved from the first dose column to the series completed column. **Because of this, the total first dose category may show a change from report to report not matching the total receiving their first dose from the previous day.** Persons receiving Johnson & Johnson vaccines will always be counted in the series completed column.

COVID-19 doses for vaccinated persons in Florida	
Doses administered	170,587
People receiving one dose of a 1-dose series (Johnson & Johnson) or receiving only one dose of a 2-dose series (Moderna, Pfizer) count once. Persons receiving both doses of a 2-dose series count twice.	

Current status of persons vaccinated for COVID-19 in Florida	
Total people vaccinated	105,670
First dose	36,911
Series completed	68,759
Completed 1-dose series	3,842
Completed 2-dose series	64,917
First dose: current number of people who have only received their first dose of the Moderna or Pfizer vaccine.	
Series complete: current number of people who have received both Moderna or Pfizer vaccine doses or one Johnson & Johnson dose and are considered fully immunized.	

Demographic summary	First dose	Series complete	Total people vaccinated
Age group	36,911	68,759	105,670
16-24 years	2,340	1,071	3,411
25-34 years	2,422	2,521	4,943
35-44 years	6,343	5,563	11,906
45-54 years	9,209	6,354	15,563
55-64 years	11,501	10,433	21,934
65-74 years	3,002	26,285	29,287
75-84 years	1,517	12,891	14,408
85+ years	577	3,641	4,218
Race	36,911	68,759	105,670
White	26,548	51,992	78,540
Black	1,105	1,915	3,020
American Indian/Alaskan	90	192	282
Other	3,864	6,450	10,314
Unknown	5,304	8,210	13,514
Other race includes Asian, native Hawaiian/Pacific Islander, or other.			
Ethnicity	36,911	68,759	105,670
Hispanic	1,955	1,962	3,917
Non-Hispanic	24,032	45,328	69,360
Unknown	10,924	21,469	32,393
Gender	36,911	68,759	105,670
Female	19,712	39,029	58,741
Male	17,177	29,718	46,895
Unknown	22	12	34



COVID-19: St. Lucie County vaccine summary

Vaccination data through Apr 7, 2021 as of Apr 8, 2021 at 12:05 AM

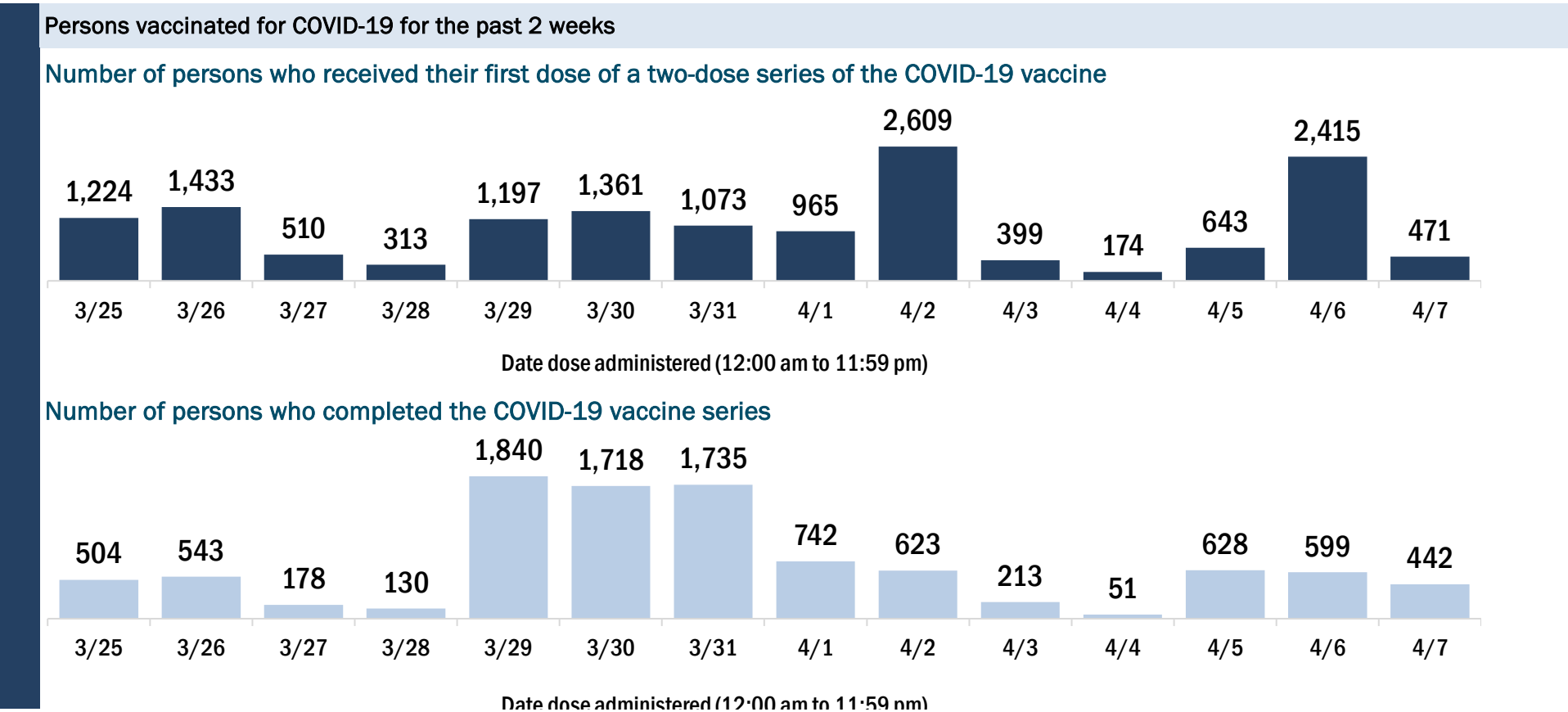
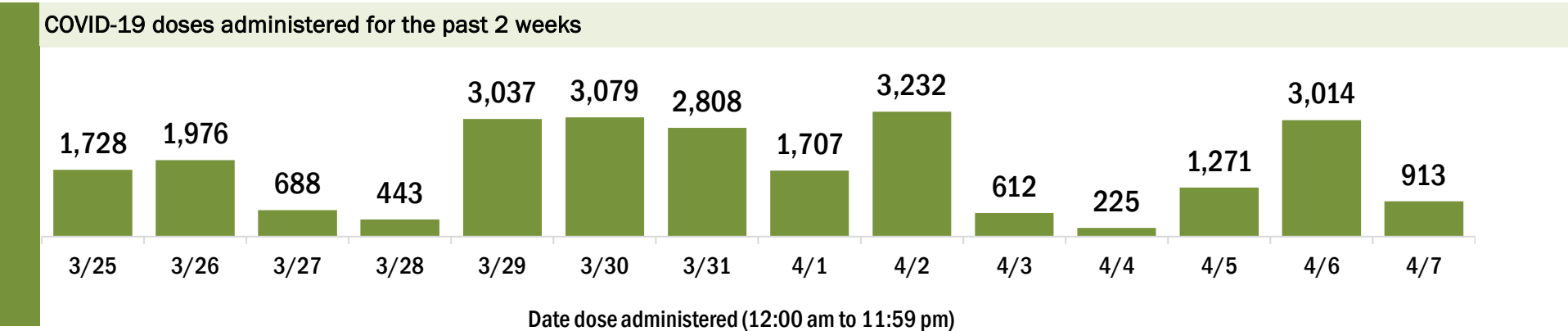
Data in this report are provisional and subject to change.

Data in this summary pertain to COVID-19 vaccines approved by the U.S. Food and Drug Administration and have been issued an Emergency Use Authorization (Janssen COVID-19 Vaccine, Moderna COVID-19 Vaccine and Pfizer-BioNTech COVID-19 Vaccine). These data summarize the number of people who have received either their first dose or have completed the series for a COVID-19 vaccine. **A person can only be counted in one category, first dose or series complete.** For persons receiving Moderna or Pfizer vaccines, once they receive their second dose, they are moved from the first dose column to the series completed column. **Because of this, the total first dose category may show a change from report to report not matching the total receiving their first dose from the previous day.** Persons receiving Johnson & Johnson vaccines will always be counted in the series completed column.

COVID-19 doses for vaccinated persons in Florida	
Doses administered	146,732
People receiving one dose of a 1-dose series (Johnson & Johnson) or receiving only one dose of a 2-dose series (Moderna, Pfizer) count once. Persons receiving both doses of a 2-dose series count twice.	

Current status of persons vaccinated for COVID-19 in Florida	
Total people vaccinated	91,112
First dose	33,287
Series completed	57,825
Completed 1-dose series	2,205
Completed 2-dose series	55,620
First dose: current number of people who have only received their first dose of the Moderna or Pfizer vaccine.	
Series complete: current number of people who have received both Moderna or Pfizer vaccine doses or one Johnson & Johnson dose and are considered fully immunized.	

Demographic summary	First dose	Series complete	Total people vaccinated
Age group	33,287	57,825	91,112
16-24 years	850	543	1,393
25-34 years	1,481	1,359	2,840
35-44 years	2,653	2,183	4,836
45-54 years	5,122	3,686	8,808
55-64 years	10,783	6,832	17,615
65-74 years	6,943	24,591	31,534
75-84 years	4,051	14,331	18,382
85+ years	1,404	4,300	5,704
Race	33,287	57,825	91,112
White	20,444	39,261	59,705
Black	3,036	5,350	8,386
American Indian/Alaskan	170	281	451
Other	2,780	5,134	7,914
Unknown	6,857	7,799	14,656
Other race includes Asian, native Hawaiian/Pacific Islander, or other.			
Ethnicity	33,287	57,825	91,112
Hispanic	3,666	3,982	7,648
Non-Hispanic	16,344	34,443	50,787
Unknown	13,277	19,400	32,677
Gender	33,287	57,825	91,112
Female	18,437	33,432	51,869
Male	14,780	24,356	39,136
Unknown	70	37	107



COVID-19: Sumter County vaccine summary

Vaccination data through Apr 7, 2021 as of Apr 8, 2021 at 12:05 AM

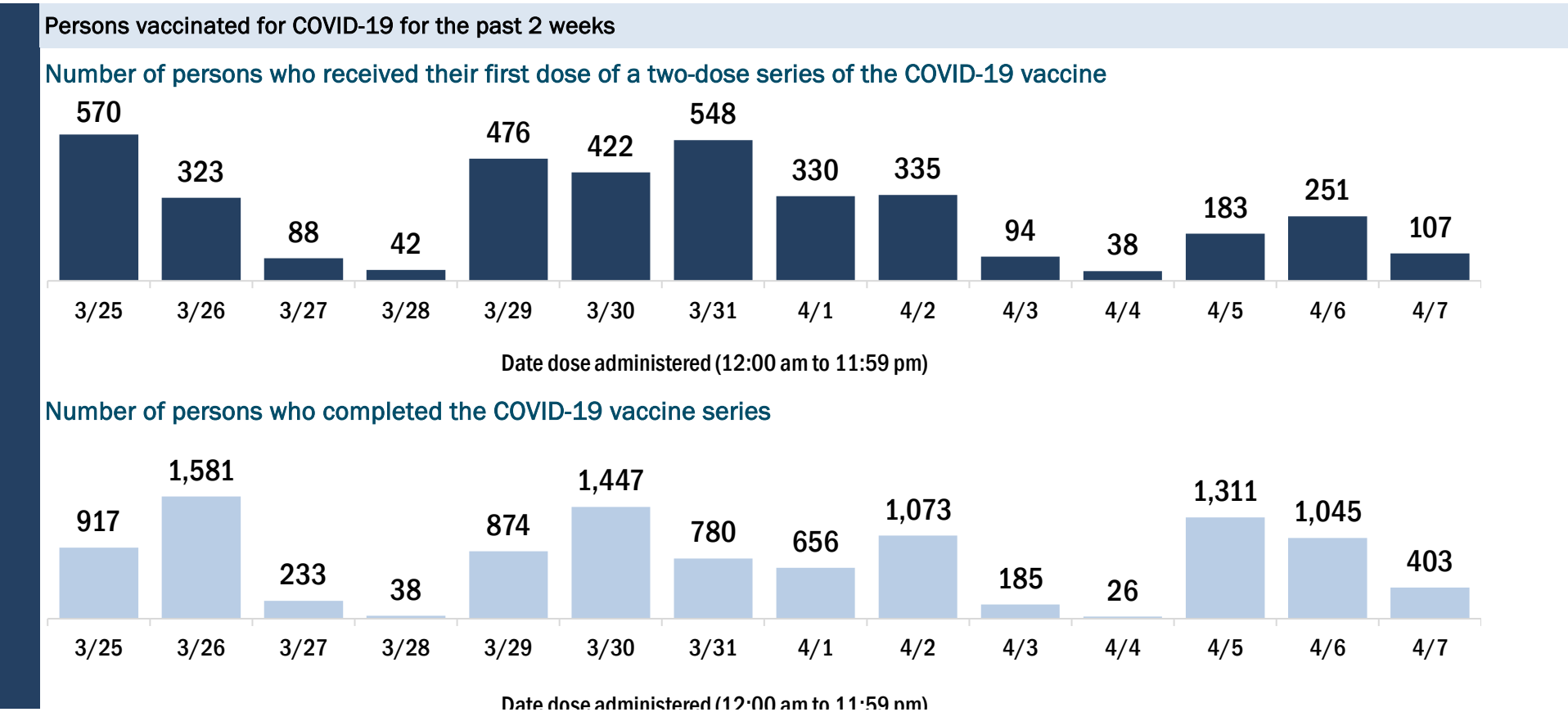
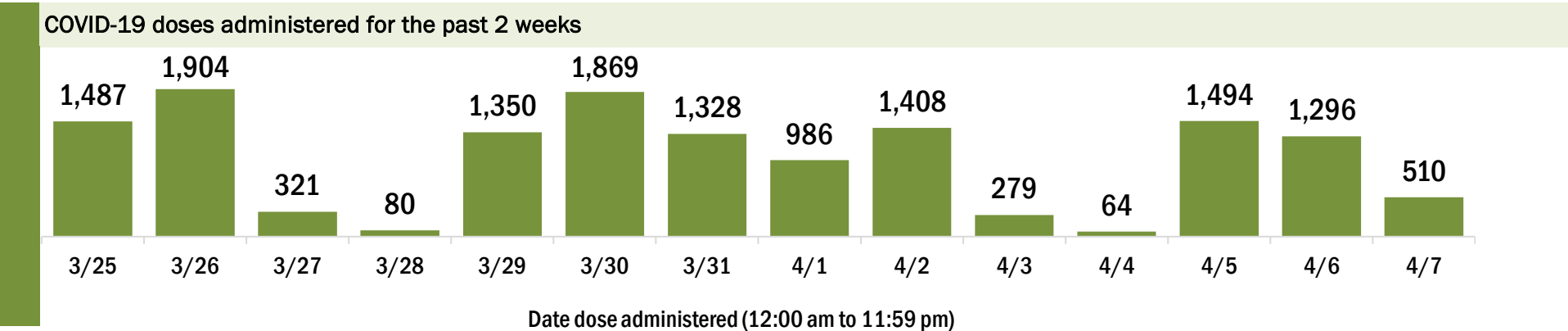
Data in this report are provisional and subject to change.

Data in this summary pertain to COVID-19 vaccines approved by the U.S. Food and Drug Administration and have been issued an Emergency Use Authorization (Janssen COVID-19 Vaccine, Moderna COVID-19 Vaccine and Pfizer-BioNTech COVID-19 Vaccine). These data summarize the number of people who have received either their first dose or have completed the series for a COVID-19 vaccine. **A person can only be counted in one category, first dose or series complete.** For persons receiving Moderna or Pfizer vaccines, once they receive their second dose, they are moved from the first dose column to the series completed column. **Because of this, the total first dose category may show a change from report to report not matching the total receiving their first dose from the previous day.** Persons receiving Johnson & Johnson vaccines will always be counted in the series completed column.

COVID-19 doses for vaccinated persons in Florida	
Doses administered	131,524
People receiving one dose of a 1-dose series (Johnson & Johnson) or receiving only one dose of a 2-dose series (Moderna, Pfizer) count once. Persons receiving both doses of a 2-dose series count twice.	

Current status of persons vaccinated for COVID-19 in Florida	
Total people vaccinated	76,970
First dose	18,998
Series completed	57,972
Completed 1-dose series	3,418
Completed 2-dose series	54,554
First dose: current number of people who have only received their first dose of the Moderna or Pfizer vaccine.	
Series complete: current number of people who have received both Moderna or Pfizer vaccine doses or one Johnson & Johnson dose and are considered fully immunized.	

Demographic summary	First dose	Series complete	Total people vaccinated
Age group	18,998	57,972	76,970
16-24 years	117	60	177
25-34 years	228	160	388
35-44 years	415	246	661
45-54 years	1,202	459	1,661
55-64 years	6,866	2,207	9,073
65-74 years	5,218	30,823	36,041
75-84 years	3,966	20,734	24,700
85+ years	986	3,283	4,269
Race	18,998	57,972	76,970
White	14,697	49,481	64,178
Black	340	538	878
American Indian/Alaskan	28	128	156
Other	1,083	2,080	3,163
Unknown	2,850	5,745	8,595
Other race includes Asian, native Hawaiian/Pacific Islander, or other.			
Ethnicity	18,998	57,972	76,970
Hispanic	438	796	1,234
Non-Hispanic	11,581	38,419	50,000
Unknown	6,979	18,757	25,736
Gender	18,998	57,972	76,970
Female	11,041	31,970	43,011
Male	7,891	25,993	33,884
Unknown	66	9	75



COVID-19: Suwannee County vaccine summary

Vaccination data through Apr 7, 2021 as of Apr 8, 2021 at 12:05 AM

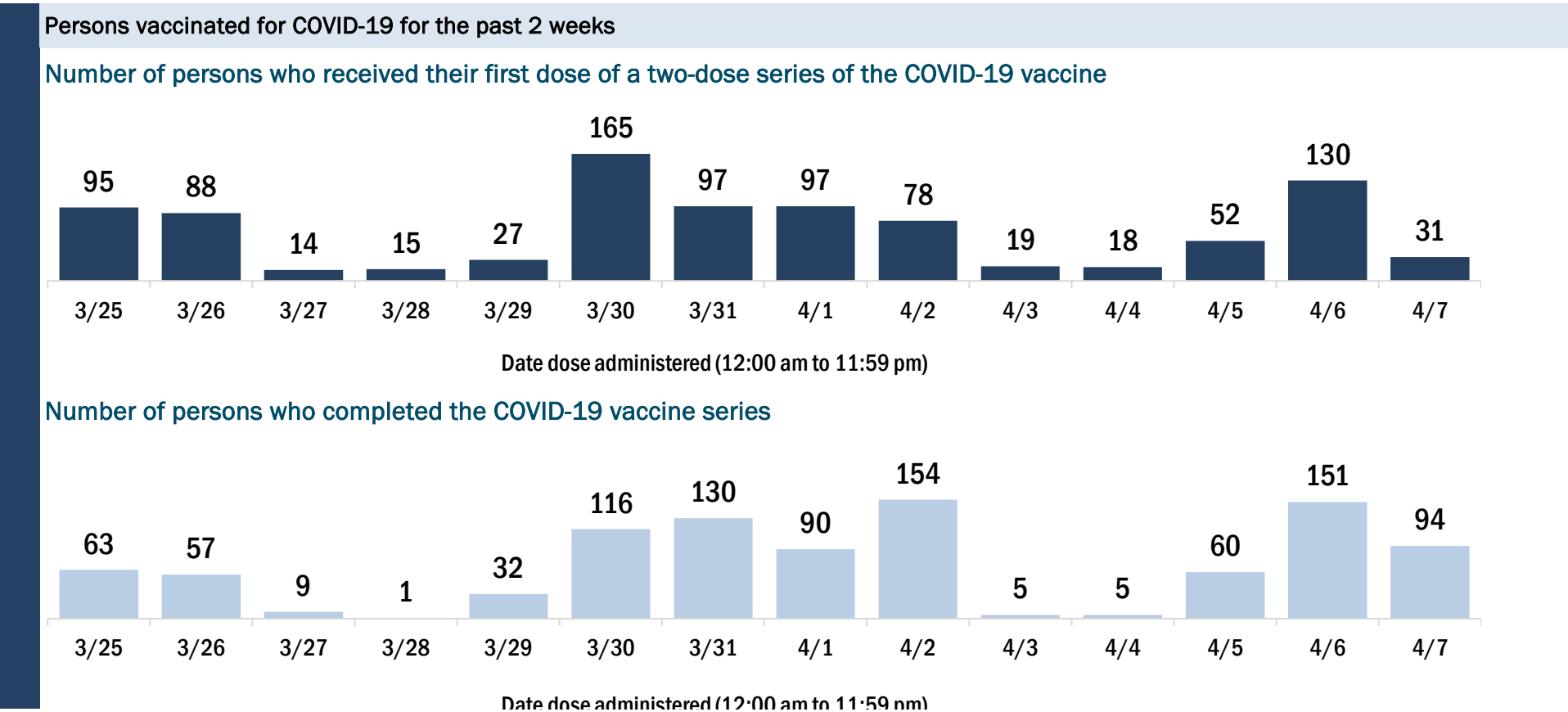
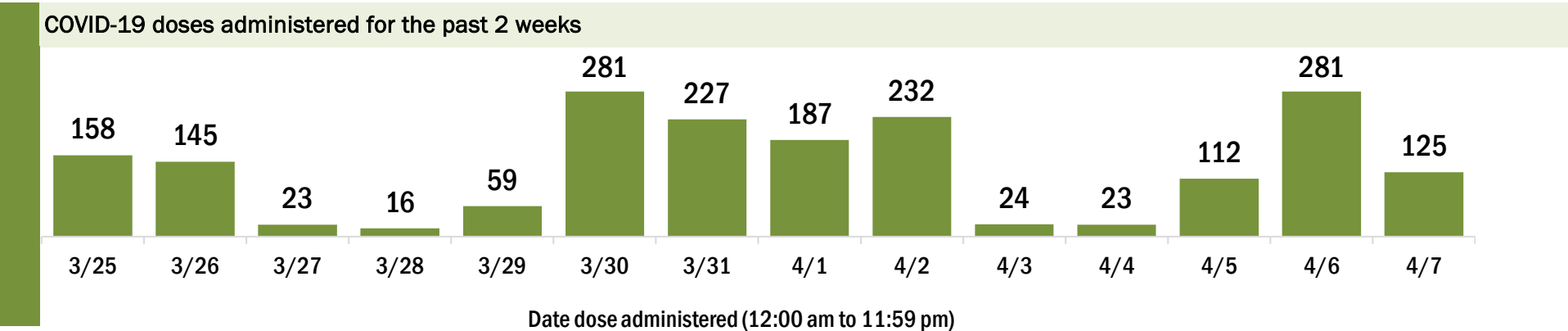
Data in this report are provisional and subject to change.

Data in this summary pertain to COVID-19 vaccines approved by the U.S. Food and Drug Administration and have been issued an Emergency Use Authorization (Janssen COVID-19 Vaccine, Moderna COVID-19 Vaccine and Pfizer-BioNTech COVID-19 Vaccine). These data summarize the number of people who have received either their first dose or have completed the series for a COVID-19 vaccine. **A person can only be counted in one category, first dose or series complete.** For persons receiving Moderna or Pfizer vaccines, once they receive their second dose, they are moved from the first dose column to the series completed column. **Because of this, the total first dose category may show a change from report to report not matching the total receiving their first dose from the previous day.** Persons receiving Johnson & Johnson vaccines will always be counted in the series completed column.

COVID-19 doses for vaccinated persons in Florida	
Doses administered	13,704
People receiving one dose of a 1-dose series (Johnson & Johnson) or receiving only one dose of a 2-dose series (Moderna, Pfizer) count once. Persons receiving both doses of a 2-dose series count twice.	

Current status of persons vaccinated for COVID-19 in Florida	
Total people vaccinated	8,258
First dose	2,367
Series completed	5,891
Completed 1-dose series	445
Completed 2-dose series	5,446
First dose: current number of people who have only received their first dose of the Moderna or Pfizer vaccine.	
Series complete: current number of people who have received both Moderna or Pfizer vaccine doses or one Johnson & Johnson dose and are considered fully immunized.	

Demographic summary	First dose	Series complete	Total people vaccinated
Age group	2,367	5,891	8,258
16-24 years	86	55	141
25-34 years	101	102	203
35-44 years	208	181	389
45-54 years	368	304	672
55-64 years	1,039	652	1,691
65-74 years	330	2,476	2,806
75-84 years	172	1,582	1,754
85+ years	63	539	602
Race	2,367	5,891	8,258
White	1,633	4,079	5,712
Black	230	407	637
American Indian/Alaskan	5	4	9
Other	176	388	564
Unknown	323	1,013	1,336
Other race includes Asian, native Hawaiian/Pacific Islander, or other.			
Ethnicity	2,367	5,891	8,258
Hispanic	119	168	287
Non-Hispanic	1,336	2,924	4,260
Unknown	912	2,799	3,711
Gender	2,367	5,891	8,258
Female	1,330	3,459	4,789
Male	1,037	2,432	3,469
Unknown	0	0	0



COVID-19: Taylor County vaccine summary

Vaccination data through Apr 7, 2021 as of Apr 8, 2021 at 12:05 AM

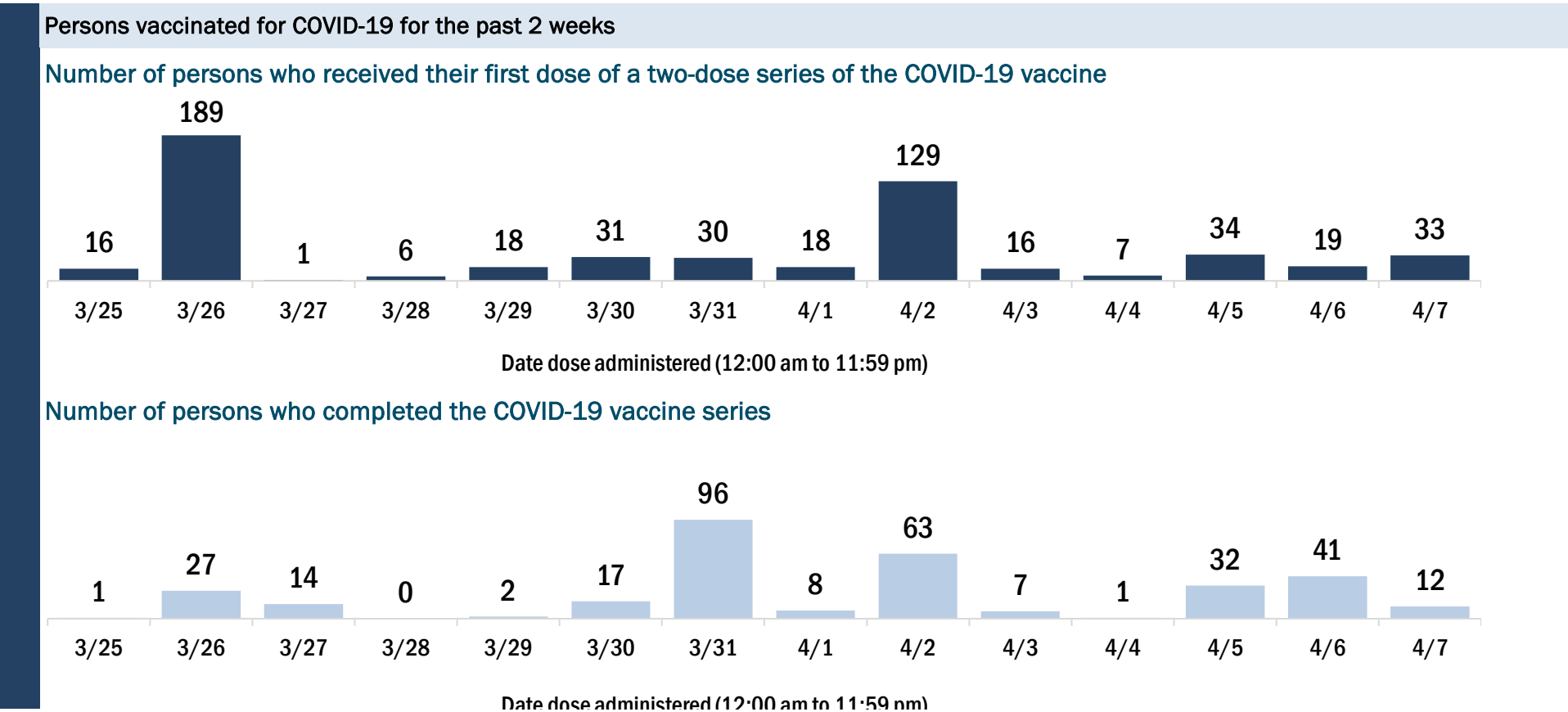
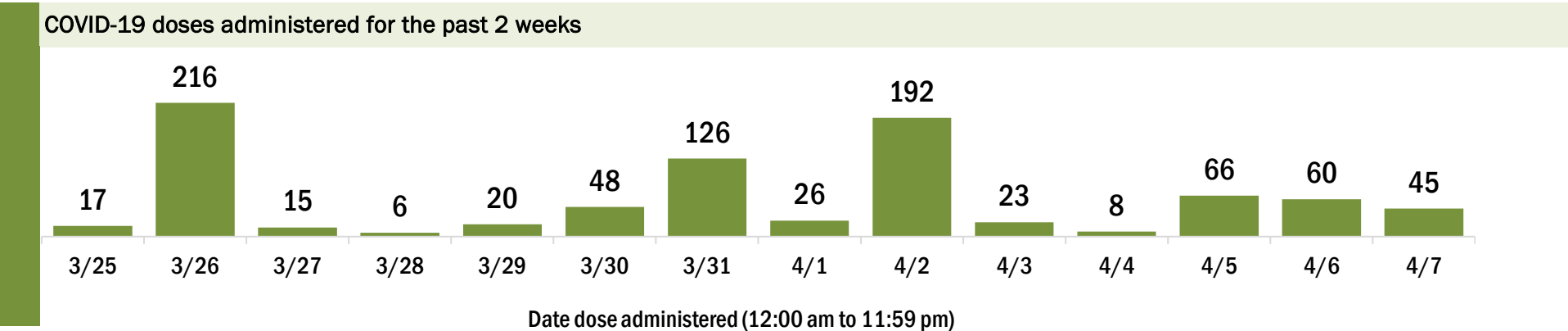
Data in this report are provisional and subject to change.

Data in this summary pertain to COVID-19 vaccines approved by the U.S. Food and Drug Administration and have been issued an Emergency Use Authorization (Janssen COVID-19 Vaccine, Moderna COVID-19 Vaccine and Pfizer-BioNTech COVID-19 Vaccine). These data summarize the number of people who have received either their first dose or have completed the series for a COVID-19 vaccine. **A person can only be counted in one category, first dose or series complete.** For persons receiving Moderna or Pfizer vaccines, once they receive their second dose, they are moved from the first dose column to the series completed column. **Because of this, the total first dose category may show a change from report to report not matching the total receiving their first dose from the previous day.** Persons receiving Johnson & Johnson vaccines will always be counted in the series completed column.

COVID-19 doses for vaccinated persons in Florida	
Doses administered	7,268
People receiving one dose of a 1-dose series (Johnson & Johnson) or receiving only one dose of a 2-dose series (Moderna, Pfizer) count once. Persons receiving both doses of a 2-dose series count twice.	

Current status of persons vaccinated for COVID-19 in Florida	
Total people vaccinated	4,616
First dose	1,779
Series completed	2,837
Completed 1-dose series	185
Completed 2-dose series	2,652
First dose: current number of people who have only received their first dose of the Moderna or Pfizer vaccine.	
Series complete: current number of people who have received both Moderna or Pfizer vaccine doses or one Johnson & Johnson dose and are considered fully immunized.	

Demographic summary	First dose	Series complete	Total people vaccinated
Age group	1,779	2,837	4,616
16-24 years	44	25	69
25-34 years	61	63	124
35-44 years	121	71	192
45-54 years	248	141	389
55-64 years	610	416	1,026
65-74 years	422	1,211	1,633
75-84 years	212	710	922
85+ years	61	200	261
Race	1,779	2,837	4,616
White	1,266	2,122	3,388
Black	262	283	545
American Indian/Alaskan	15	21	36
Other	86	186	272
Unknown	150	225	375
Other race includes Asian, native Hawaiian/Pacific Islander, or other.			
Ethnicity	1,779	2,837	4,616
Hispanic	38	34	72
Non-Hispanic	1,147	1,635	2,782
Unknown	594	1,168	1,762
Gender	1,779	2,837	4,616
Female	956	1,580	2,536
Male	821	1,257	2,078
Unknown	2	0	2



COVID-19: Union County vaccine summary

Vaccination data through Apr 7, 2021 as of Apr 8, 2021 at 12:05 AM

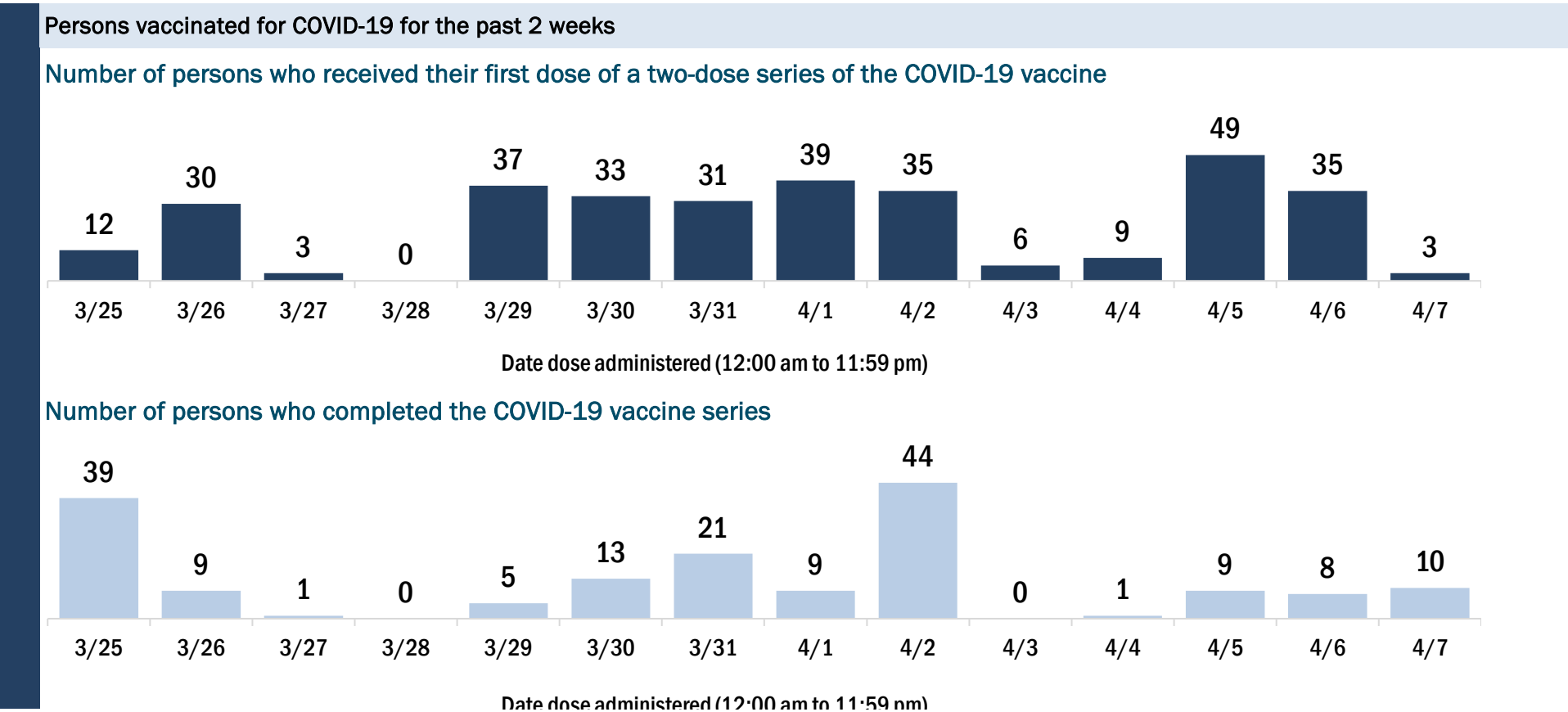
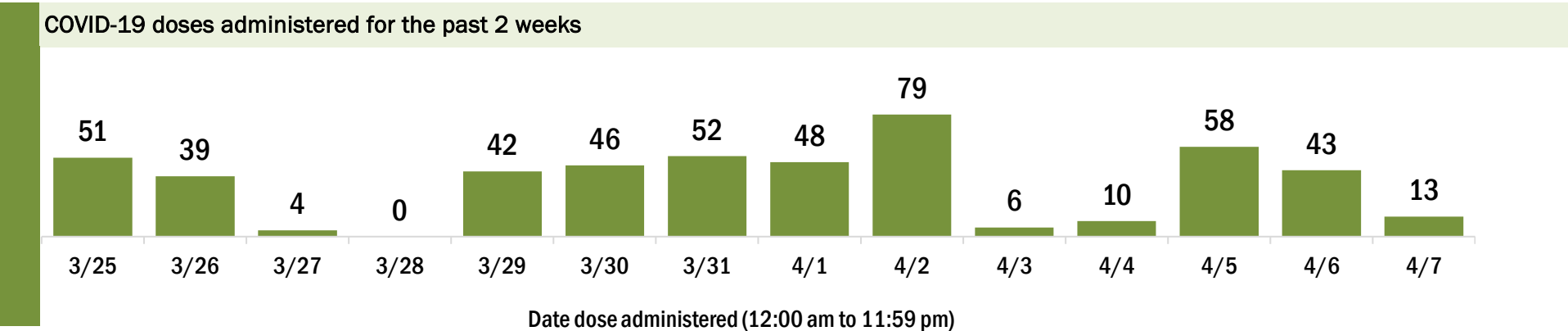
Data in this report are provisional and subject to change.

Data in this summary pertain to COVID-19 vaccines approved by the U.S. Food and Drug Administration and have been issued an Emergency Use Authorization (Janssen COVID-19 Vaccine, Moderna COVID-19 Vaccine and Pfizer-BioNTech COVID-19 Vaccine). These data summarize the number of people who have received either their first dose or have completed the series for a COVID-19 vaccine. **A person can only be counted in one category, first dose or series complete.** For persons receiving Moderna or Pfizer vaccines, once they receive their second dose, they are moved from the first dose column to the series completed column. **Because of this, the total first dose category may show a change from report to report not matching the total receiving their first dose from the previous day.** Persons receiving Johnson & Johnson vaccines will always be counted in the series completed column.

COVID-19 doses for vaccinated persons in Florida	
Doses administered	3,373
People receiving one dose of a 1-dose series (Johnson & Johnson) or receiving only one dose of a 2-dose series (Moderna, Pfizer) count once. Persons receiving both doses of a 2-dose series count twice.	

Current status of persons vaccinated for COVID-19 in Florida	
Total people vaccinated	2,072
First dose	672
Series completed	1,400
Completed 1-dose series	99
Completed 2-dose series	1,301
First dose: current number of people who have only received their first dose of the Moderna or Pfizer vaccine.	
Series complete: current number of people who have received both Moderna or Pfizer vaccine doses or one Johnson & Johnson dose and are considered fully immunized.	

Demographic summary	First dose	Series complete	Total people vaccinated
Age group	672	1,400	2,072
16-24 years	29	17	46
25-34 years	32	65	97
35-44 years	72	46	118
45-54 years	119	80	199
55-64 years	290	172	462
65-74 years	82	578	660
75-84 years	37	342	379
85+ years	11	100	111
Race	672	1,400	2,072
White	499	1,151	1,650
Black	95	110	205
American Indian/Alaskan	9	12	21
Other	41	100	141
Unknown	28	27	55
Other race includes Asian, native Hawaiian/Pacific Islander, or other.			
Ethnicity	672	1,400	2,072
Hispanic	21	26	47
Non-Hispanic	552	1,292	1,844
Unknown	99	82	181
Gender	672	1,400	2,072
Female	380	806	1,186
Male	287	594	881
Unknown	5	0	5



COVID-19: Volusia County vaccine summary

Vaccination data through Apr 7, 2021 as of Apr 8, 2021 at 12:05 AM

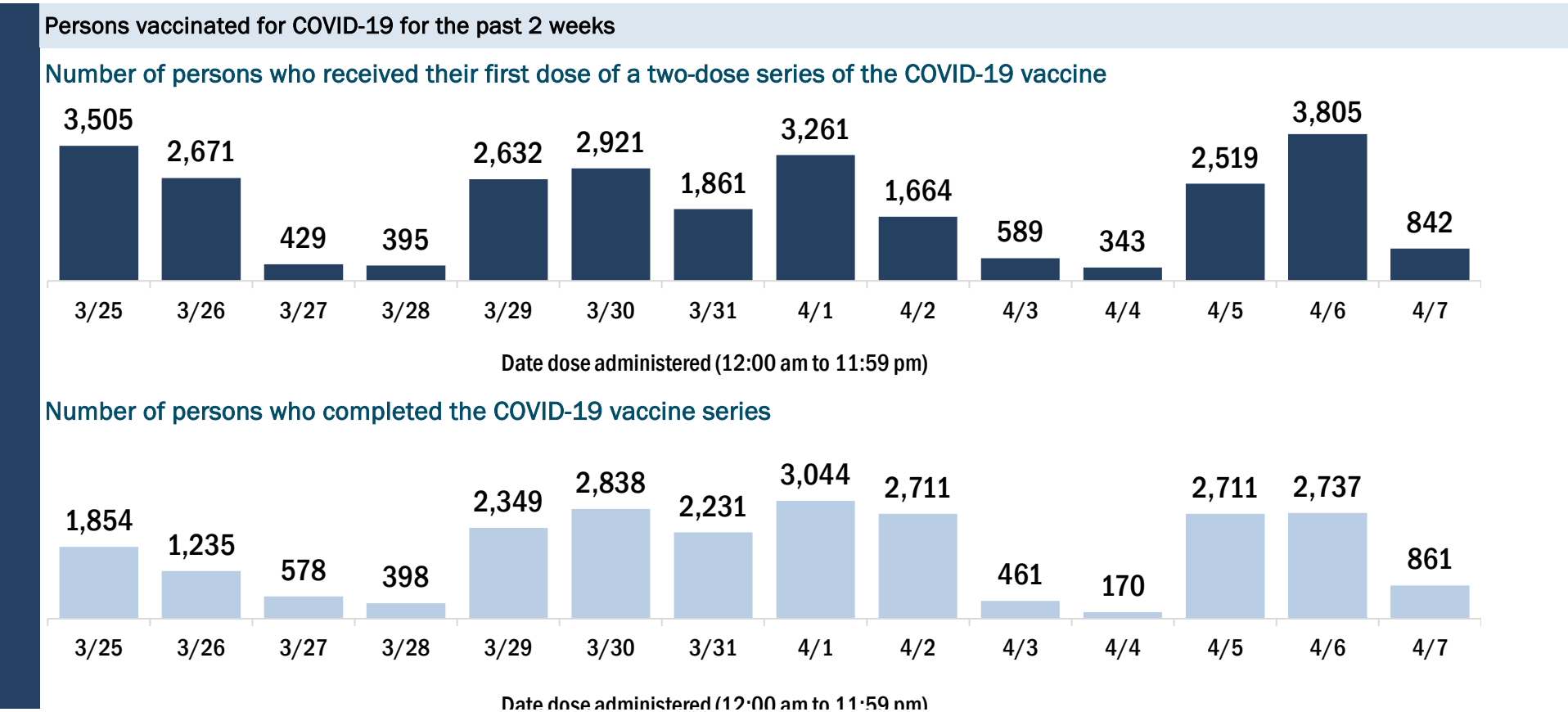
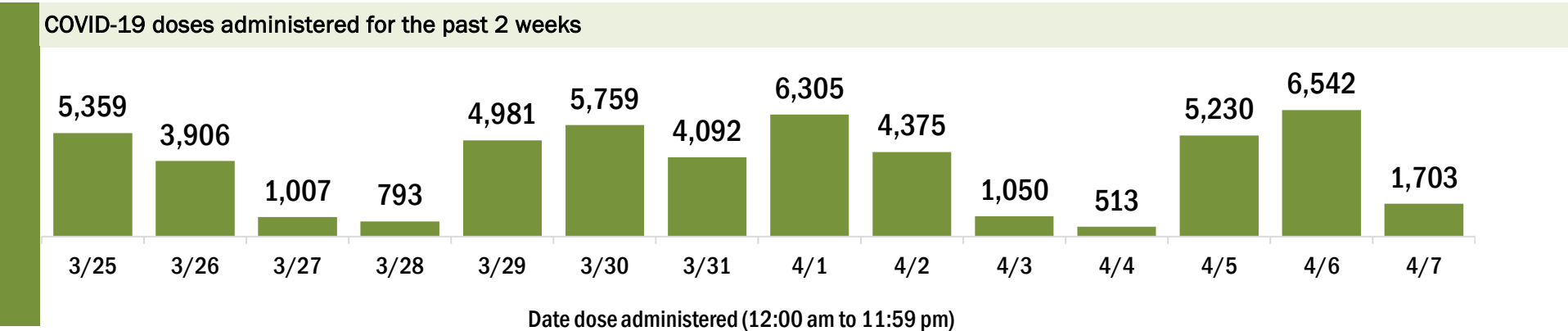
Data in this report are provisional and subject to change.

Data in this summary pertain to COVID-19 vaccines approved by the U.S. Food and Drug Administration and have been issued an Emergency Use Authorization (Janssen COVID-19 Vaccine, Moderna COVID-19 Vaccine and Pfizer-BioNTech COVID-19 Vaccine). These data summarize the number of people who have received either their first dose or have completed the series for a COVID-19 vaccine. **A person can only be counted in one category, first dose or series complete.** For persons receiving Moderna or Pfizer vaccines, once they receive their second dose, they are moved from the first dose column to the series completed column. **Because of this, the total first dose category may show a change from report to report not matching the total receiving their first dose from the previous day.** Persons receiving Johnson & Johnson vaccines will always be counted in the series completed column.

COVID-19 doses for vaccinated persons in Florida	
Doses administered	257,524
People receiving one dose of a 1-dose series (Johnson & Johnson) or receiving only one dose of a 2-dose series (Moderna, Pfizer) count once. Persons receiving both doses of a 2-dose series count twice.	

Current status of persons vaccinated for COVID-19 in Florida	
Total people vaccinated	165,934
First dose	59,629
Series completed	106,305
Completed 1-dose series	14,715
Completed 2-dose series	91,590
First dose: current number of people who have only received their first dose of the Moderna or Pfizer vaccine.	
Series complete: current number of people who have received both Moderna or Pfizer vaccine doses or one Johnson & Johnson dose and are considered fully immunized.	

Demographic summary	First dose	Series complete	Total people vaccinated
Age group	59,629	106,305	165,934
16-24 years	1,900	1,316	3,216
25-34 years	2,504	3,100	5,604
35-44 years	4,564	4,317	8,881
45-54 years	9,270	6,761	16,031
55-64 years	20,417	13,502	33,919
65-74 years	12,423	43,476	55,899
75-84 years	6,408	24,958	31,366
85+ years	2,143	8,875	11,018
Race	59,629	106,305	165,934
White	39,940	69,827	109,767
Black	2,602	4,597	7,199
American Indian/Alaskan	205	397	602
Other	5,242	13,008	18,250
Unknown	11,640	18,476	30,116
Other race includes Asian, native Hawaiian/Pacific Islander, or other.			
Ethnicity	59,629	106,305	165,934
Hispanic	4,717	4,486	9,203
Non-Hispanic	32,412	52,923	85,335
Unknown	22,500	48,896	71,396
Gender	59,629	106,305	165,934
Female	32,428	61,856	94,284
Male	25,638	43,358	68,996
Unknown	1,563	1,091	2,654



COVID-19: Wakulla County vaccine summary

Vaccination data through Apr 7, 2021 as of Apr 8, 2021 at 12:05 AM

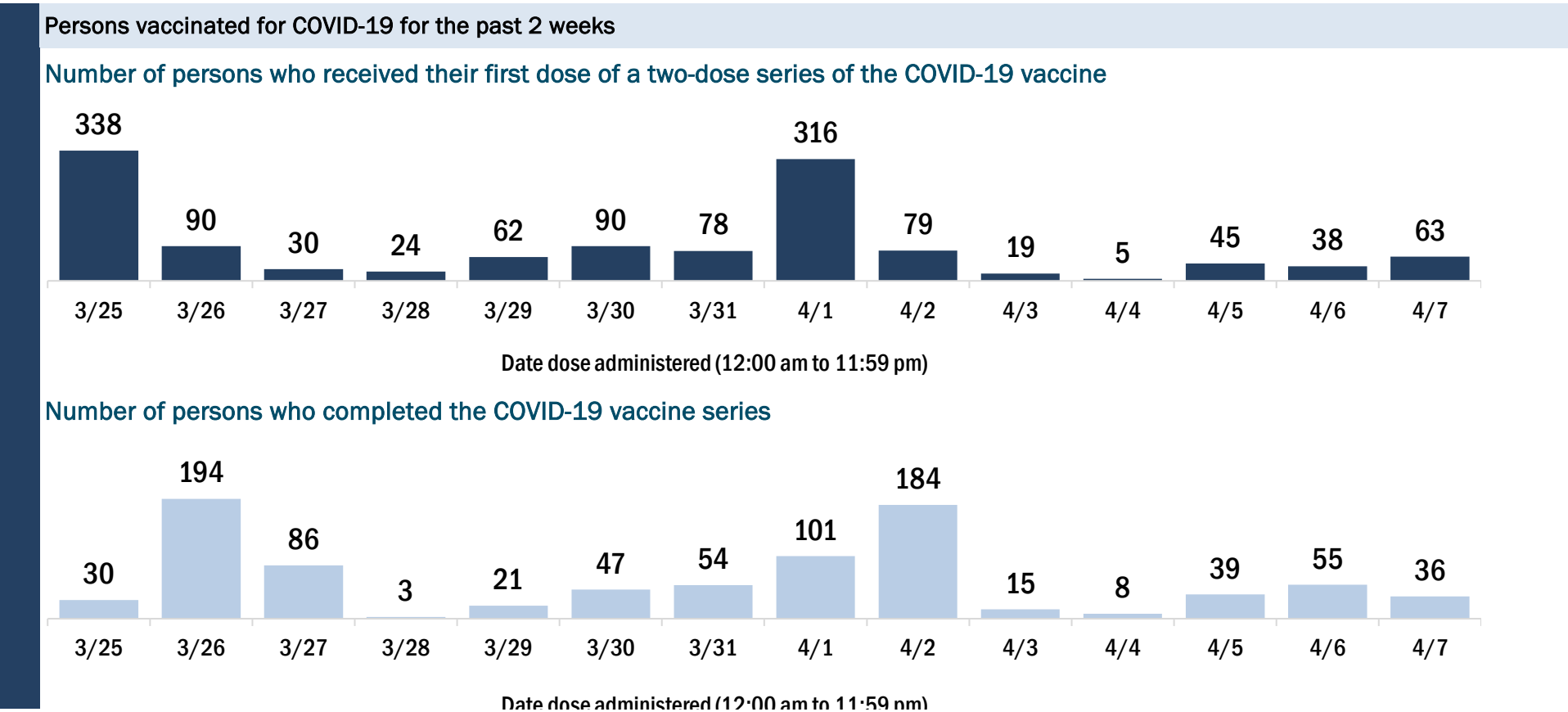
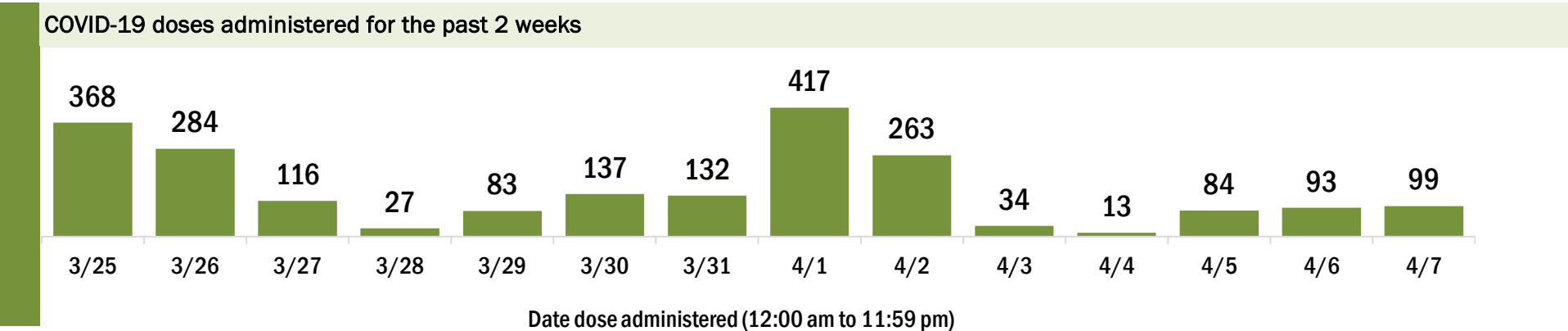
Data in this report are provisional and subject to change.

Data in this summary pertain to COVID-19 vaccines approved by the U.S. Food and Drug Administration and have been issued an Emergency Use Authorization (Janssen COVID-19 Vaccine, Moderna COVID-19 Vaccine and Pfizer-BioNTech COVID-19 Vaccine). These data summarize the number of people who have received either their first dose or have completed the series for a COVID-19 vaccine. **A person can only be counted in one category, first dose or series complete.** For persons receiving Moderna or Pfizer vaccines, once they receive their second dose, they are moved from the first dose column to the series completed column. **Because of this, the total first dose category may show a change from report to report not matching the total receiving their first dose from the previous day.** Persons receiving Johnson & Johnson vaccines will always be counted in the series completed column.

COVID-19 doses for vaccinated persons in Florida	
Doses administered	13,469
People receiving one dose of a 1-dose series (Johnson & Johnson) or receiving only one dose of a 2-dose series (Moderna, Pfizer) count once. Persons receiving both doses of a 2-dose series count twice.	

Current status of persons vaccinated for COVID-19 in Florida	
Total people vaccinated	8,257
First dose	2,744
Series completed	5,513
Completed 1-dose series	301
Completed 2-dose series	5,212
First dose: current number of people who have only received their first dose of the Moderna or Pfizer vaccine.	
Series complete: current number of people who have received both Moderna or Pfizer vaccine doses or one Johnson & Johnson dose and are considered fully immunized.	

Demographic summary	First dose	Series complete	Total people vaccinated
Age group	2,744	5,513	8,257
16-24 years	107	61	168
25-34 years	173	183	356
35-44 years	296	294	590
45-54 years	511	451	962
55-64 years	957	861	1,818
65-74 years	429	2,327	2,756
75-84 years	214	1,075	1,289
85+ years	57	261	318
Race	2,744	5,513	8,257
White	1,979	4,114	6,093
Black	214	369	583
American Indian/Alaskan	19	26	45
Other	271	748	1,019
Unknown	261	256	517
Other race includes Asian, native Hawaiian/Pacific Islander, or other.			
Ethnicity	2,744	5,513	8,257
Hispanic	77	74	151
Non-Hispanic	2,041	4,349	6,390
Unknown	626	1,090	1,716
Gender	2,744	5,513	8,257
Female	1,530	3,104	4,634
Male	1,213	2,408	3,621
Unknown	1	1	2



COVID-19: Walton County vaccine summary

Vaccination data through Apr 7, 2021 as of Apr 8, 2021 at 12:05 AM

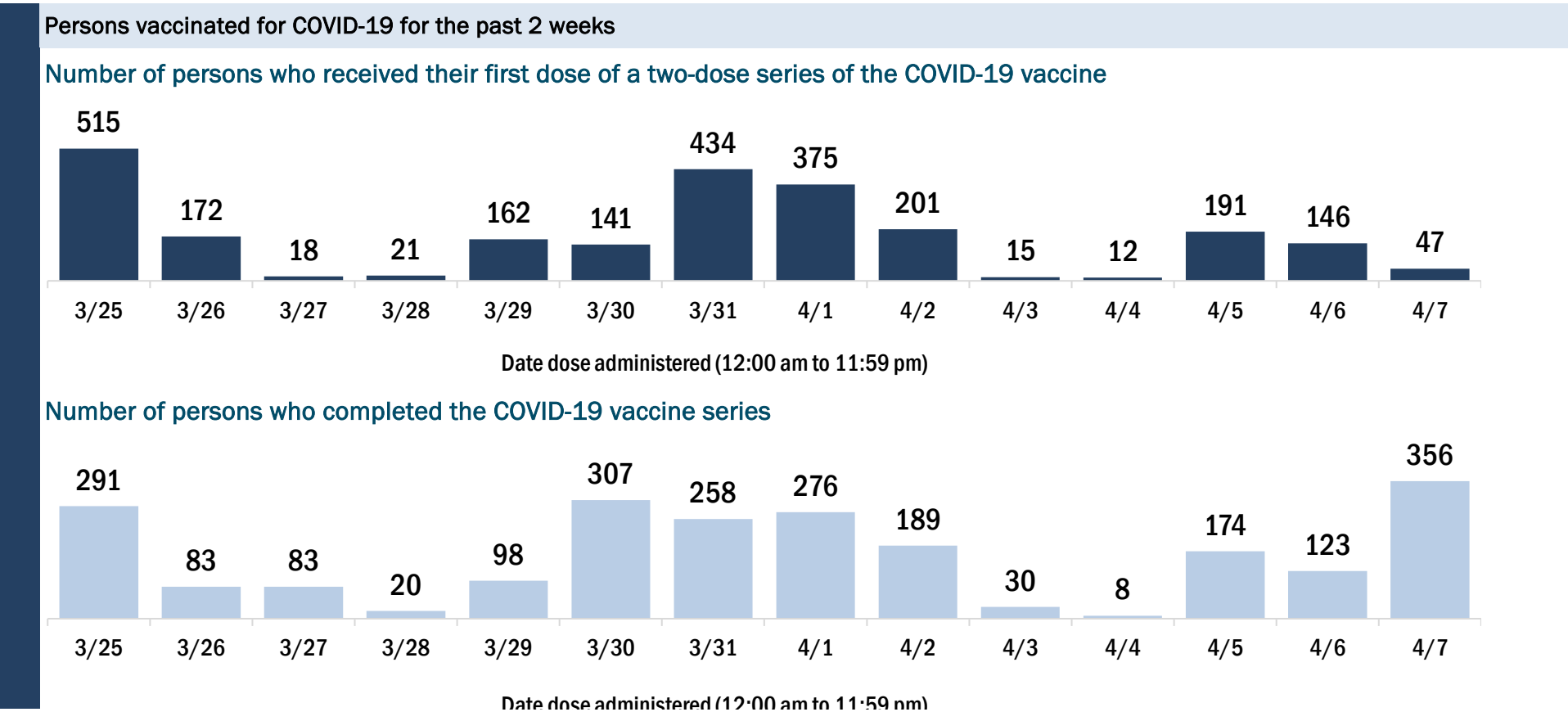
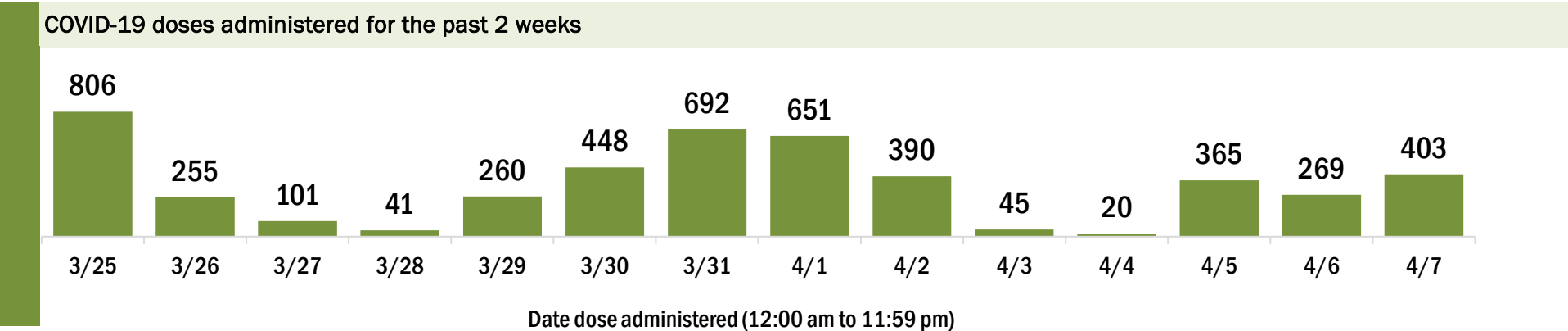
Data in this report are provisional and subject to change.

Data in this summary pertain to COVID-19 vaccines approved by the U.S. Food and Drug Administration and have been issued an Emergency Use Authorization (Janssen COVID-19 Vaccine, Moderna COVID-19 Vaccine and Pfizer-BioNTech COVID-19 Vaccine). These data summarize the number of people who have received either their first dose or have completed the series for a COVID-19 vaccine. **A person can only be counted in one category, first dose or series complete.** For persons receiving Moderna or Pfizer vaccines, once they receive their second dose, they are moved from the first dose column to the series completed column. **Because of this, the total first dose category may show a change from report to report not matching the total receiving their first dose from the previous day.** Persons receiving Johnson & Johnson vaccines will always be counted in the series completed column.

COVID-19 doses for vaccinated persons in Florida	
Doses administered	30,266
People receiving one dose of a 1-dose series (Johnson & Johnson) or receiving only one dose of a 2-dose series (Moderna, Pfizer) count once. Persons receiving both doses of a 2-dose series count twice.	

Current status of persons vaccinated for COVID-19 in Florida	
Total people vaccinated	18,852
First dose	6,565
Series completed	12,287
Completed 1-dose series	873
Completed 2-dose series	11,414
First dose: current number of people who have only received their first dose of the Moderna or Pfizer vaccine.	
Series complete: current number of people who have received both Moderna or Pfizer vaccine doses or one Johnson & Johnson dose and are considered fully immunized.	

Demographic summary	First dose	Series complete	Total people vaccinated
Age group	6,565	12,287	18,852
16-24 years	136	96	232
25-34 years	254	273	527
35-44 years	578	595	1,173
45-54 years	1,093	886	1,979
55-64 years	2,477	1,989	4,466
65-74 years	1,290	5,456	6,746
75-84 years	583	2,343	2,926
85+ years	154	649	803
Race	6,565	12,287	18,852
White	4,672	9,499	14,171
Black	154	192	346
American Indian/Alaskan	26	48	74
Other	346	541	887
Unknown	1,367	2,007	3,374
Other race includes Asian, native Hawaiian/Pacific Islander, or other.			
Ethnicity	6,565	12,287	18,852
Hispanic	194	201	395
Non-Hispanic	4,020	8,249	12,269
Unknown	2,351	3,837	6,188
Gender	6,565	12,287	18,852
Female	3,585	6,749	10,334
Male	2,979	5,536	8,515
Unknown	1	2	3



COVID-19: Washington County vaccine summary

Vaccination data through Apr 7, 2021 as of Apr 8, 2021 at 12:05 AM

Data in this report are provisional and subject to change.

Data in this summary pertain to COVID-19 vaccines approved by the U.S. Food and Drug Administration and have been issued an Emergency Use Authorization (Janssen COVID-19 Vaccine, Moderna COVID-19 Vaccine and Pfizer-BioNTech COVID-19 Vaccine). These data summarize the number of people who have received either their first dose or have completed the series for a COVID-19 vaccine. **A person can only be counted in one category, first dose or series complete.** For persons receiving Moderna or Pfizer vaccines, once they receive their second dose, they are moved from the first dose column to the series completed column. **Because of this, the total first dose category may show a change from report to report not matching the total receiving their first dose from the previous day.** Persons receiving Johnson & Johnson vaccines will always be counted in the series completed column.

COVID-19 doses for vaccinated persons in Florida	
Doses administered	6,948
People receiving one dose of a 1-dose series (Johnson & Johnson) or receiving only one dose of a 2-dose series (Moderna, Pfizer) count once. Persons receiving both doses of a 2-dose series count twice.	

Current status of persons vaccinated for COVID-19 in Florida	
Total people vaccinated	4,287
First dose	1,401
Series completed	2,886
Completed 1-dose series	225
Completed 2-dose series	2,661
First dose: current number of people who have only received their first dose of the Moderna or Pfizer vaccine.	
Series complete: current number of people who have received both Moderna or Pfizer vaccine doses or one Johnson & Johnson dose and are considered fully immunized.	

Demographic summary	First dose	Series complete	Total people vaccinated
Age group	1,401	2,886	4,287
16-24 years	28	21	49
25-34 years	49	70	119
35-44 years	97	118	215
45-54 years	229	216	445
55-64 years	561	443	1,004
65-74 years	270	1,133	1,403
75-84 years	122	662	784
85+ years	45	223	268
Race	1,401	2,886	4,287
White	1,031	2,285	3,316
Black	192	256	448
American Indian/Alaskan	23	30	53
Other	62	150	212
Unknown	93	165	258
Other race includes Asian, native Hawaiian/Pacific Islander, or other.			
Ethnicity	1,401	2,886	4,287
Hispanic	40	29	69
Non-Hispanic	986	2,294	3,280
Unknown	375	563	938
Gender	1,401	2,886	4,287
Female	772	1,604	2,376
Male	629	1,282	1,911
Unknown	0	0	0

