

# COVID-19: Florida vaccine summary

Vaccination data through Apr 6, 2021 as of Apr 7, 2021 at 12:05 AM

Data in this report are provisional and subject to change. Data are based on county of residence.

Data in this summary pertain to COVID-19 vaccines approved by the U.S. Food and Drug Administration and have been issued an Emergency Use Authorization (Janssen COVID-19 Vaccine, Moderna COVID-19 Vaccine and Pfizer-BioNTech COVID-19 Vaccine). These data summarize the number of people who have received either their first dose or have completed the series for a COVID-19 vaccine. **A person can only be counted in one category, first dose or series complete.** For persons receiving Moderna or Pfizer vaccines, once they receive their second dose, they are moved from the first dose column to the series completed column. **Because of this, the total first dose category may show a change from report to report not matching the total receiving their first dose from the previous day.** Persons receiving Johnson & Johnson vaccines will always be counted in the series completed column.

## COVID-19 doses for vaccinated persons in Florida

**Doses administered** 10,212,057

People receiving one dose of a 1-dose series (Johnson & Johnson) or receiving only one dose of a 2-dose series (Moderna, Pfizer) count once. Persons receiving both doses of a 2-dose series count twice.

## Current status of persons vaccinated for COVID-19 in Florida

**Total people vaccinated** 6,630,107

First dose 2,715,857

Series completed 3,914,250

Completed 1-dose series 332,300

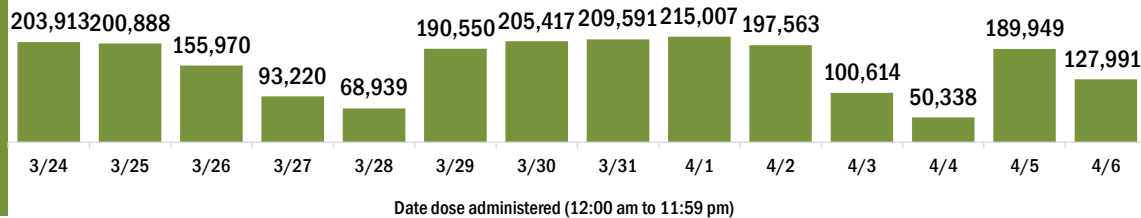
Completed 2-dose series 3,581,950

**First dose:** current number of people who have only received their first dose of the Moderna or Pfizer vaccine.

**Series complete:** current number of people who have received both Moderna or Pfizer vaccine doses or one Johnson & Johnson dose and are considered fully immunized.

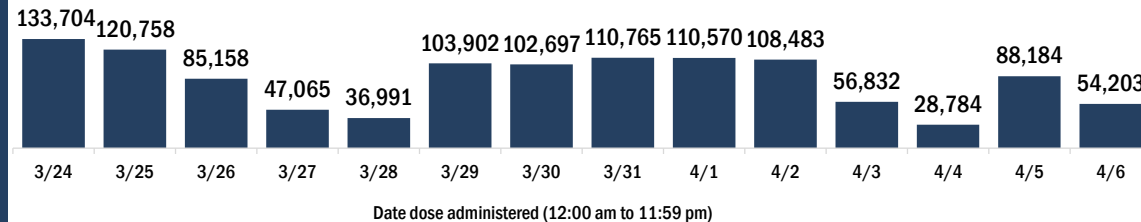
Demographic summary	First dose	Series complete	Total people vaccinated
<b>Age group</b>	2,715,857	3,914,250	6,630,107
16-24 years	99,004	64,125	163,129
25-34 years	162,438	173,416	335,854
35-44 years	284,801	237,986	522,787
45-54 years	495,140	329,383	824,523
55-64 years	821,881	531,603	1,353,484
65-74 years	471,913	1,452,335	1,924,248
75-84 years	276,590	843,913	1,120,503
85+ years	104,090	281,489	385,579
<b>Race</b>	2,715,857	3,914,250	6,630,107
White	1,781,106	2,723,279	4,504,385
Black	174,699	255,377	430,076
American Indian/Alaskan	9,927	13,663	23,590
Other	264,028	405,640	669,668
Unknown	486,097	516,291	1,002,388
<b>Other race</b> includes Asian, native Hawaiian/Pacific Islander, or other.			
<b>Ethnicity</b>	2,715,857	3,914,250	6,630,107
Hispanic	391,186	495,026	886,212
Non-Hispanic	1,342,438	2,147,324	3,489,762
Unknown	982,233	1,271,900	2,254,133
<b>Gender</b>	2,715,857	3,914,250	6,630,107
Female	1,489,463	2,255,797	3,745,260
Male	1,212,960	1,653,979	2,866,939
Unknown	13,434	4,474	17,908

## COVID-19 doses administered for the past 2 weeks

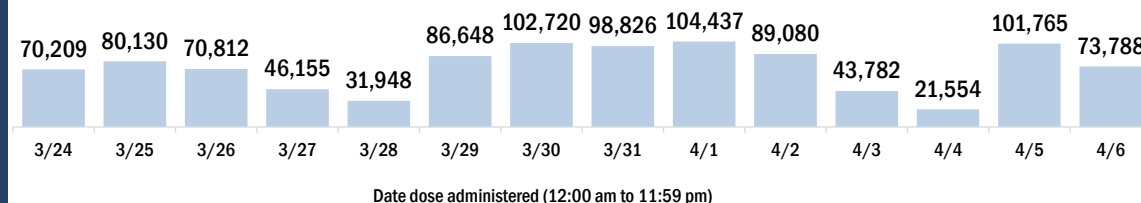


## Persons vaccinated for COVID-19 for the past 2 weeks

### Number of persons who received their first dose of the COVID-19 vaccine



### Number of persons who received their second dose and completed the COVID-19 vaccine series



# COVID-19: Alachua County vaccine summary

Vaccination data through Apr 6, 2021 as of Apr 7, 2021 at 12:05 AM

Data in this report are provisional and subject to change.

Data in this summary pertain to COVID-19 vaccines approved by the U.S. Food and Drug Administration and have been issued an Emergency Use Authorization (Janssen COVID-19 Vaccine, Moderna COVID-19 Vaccine and Pfizer-BioNTech COVID-19 Vaccine). These data summarize the number of people who have received either their first dose or have completed the series for a COVID-19 vaccine. **A person can only be counted in one category, first dose or series complete.** For persons receiving Moderna or Pfizer vaccines, once they receive their second dose, they are moved from the first dose column to the series completed column. **Because of this, the total first dose category may show a change from report to report not matching the total receiving their first dose from the previous day.** Persons receiving Johnson & Johnson vaccines will always be counted in the series completed column.

## COVID-19 doses for vaccinated persons in Florida

**Doses administered** 142,624

People receiving one dose of a 1-dose series (Johnson & Johnson) or receiving only one dose of a 2-dose series (Moderna, Pfizer) count once. Persons receiving both doses of a 2-dose series count twice.

## Current status of persons vaccinated for COVID-19 in Florida

**Total people vaccinated** 88,304

First dose 30,481

Series completed 57,823

Completed 1-dose series 3,503

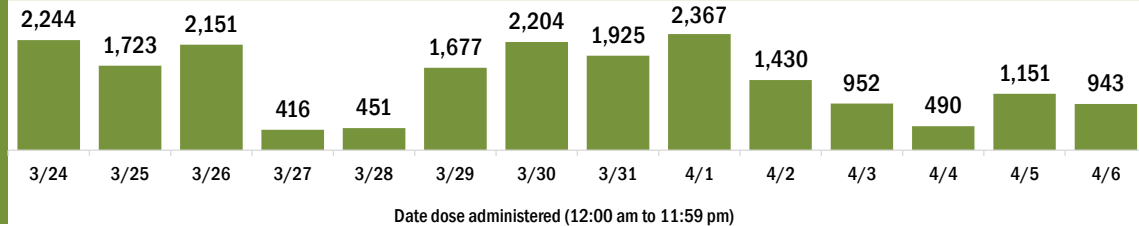
Completed 2-dose series 54,320

**First dose:** current number of people who have only received their first dose of the Moderna or Pfizer vaccine.

**Series complete:** current number of people who have received both Moderna or Pfizer vaccine doses or one Johnson & Johnson dose and are considered fully immunized.

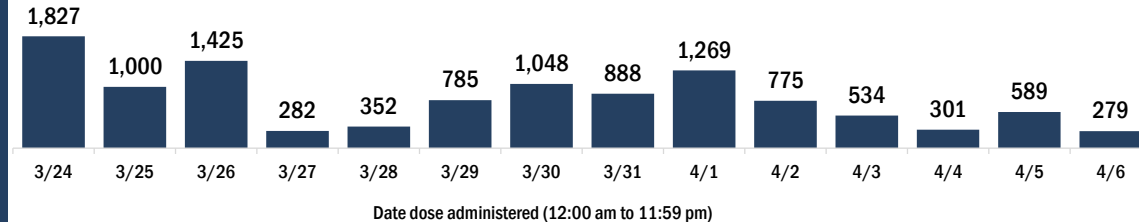
Demographic summary	First dose	Series complete	Total people vaccinated
<b>Age group</b>	30,481	57,823	88,304
16-24 years	4,185	3,225	7,410
25-34 years	4,351	7,859	12,210
35-44 years	4,438	6,034	10,472
45-54 years	5,338	5,722	11,060
55-64 years	8,228	6,929	15,157
65-74 years	2,426	16,468	18,894
75-84 years	1,040	8,465	9,505
85+ years	475	3,121	3,596
<b>Race</b>	30,481	57,823	88,304
White	19,560	41,048	60,608
Black	3,479	5,446	8,925
American Indian/Alaskan	76	177	253
Other	4,590	8,486	13,076
Unknown	2,776	2,666	5,442
<b>Other race</b> includes Asian, native Hawaiian/Pacific Islander, or other.			
<b>Ethnicity</b>	30,481	57,823	88,304
Hispanic	2,674	3,000	5,674
Non-Hispanic	16,483	40,042	56,525
Unknown	11,324	14,781	26,105
<b>Gender</b>	30,481	57,823	88,304
Female	17,083	34,337	51,420
Male	13,311	23,468	36,779
Unknown	87	18	105

## COVID-19 doses administered for the past 2 weeks

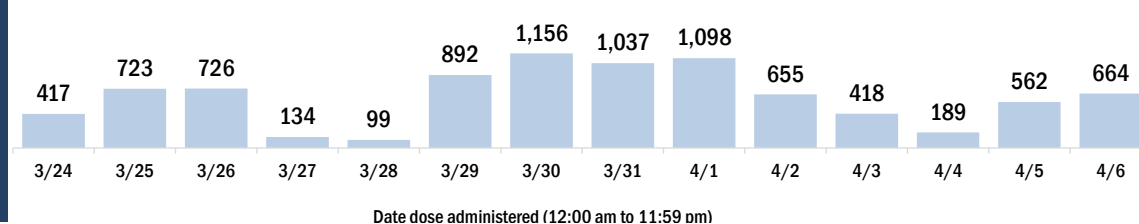


## Persons vaccinated for COVID-19 for the past 2 weeks

### Number of persons who received their first dose of a two-dose series of the COVID-19 vaccine



### Number of persons who completed the COVID-19 vaccine series



# COVID-19: Baker County vaccine summary

Vaccination data through Apr 6, 2021 as of Apr 7, 2021 at 12:05 AM

Data in this report are provisional and subject to change.

Data in this summary pertain to COVID-19 vaccines approved by the U.S. Food and Drug Administration and have been issued an Emergency Use Authorization (Janssen COVID-19 Vaccine, Moderna COVID-19 Vaccine and Pfizer-BioNTech COVID-19 Vaccine). These data summarize the number of people who have received either their first dose or have completed the series for a COVID-19 vaccine. **A person can only be counted in one category, first dose or series complete.** For persons receiving Moderna or Pfizer vaccines, once they receive their second dose, they are moved from the first dose column to the series completed column. **Because of this, the total first dose category may show a change from report to report not matching the total receiving their first dose from the previous day.** Persons receiving Johnson & Johnson vaccines will always be counted in the series completed column.

## COVID-19 doses for vaccinated persons in Florida

**Doses administered** 7,138

People receiving one dose of a 1-dose series (Johnson & Johnson) or receiving only one dose of a 2-dose series (Moderna, Pfizer) count once. Persons receiving both doses of a 2-dose series count twice.

## Current status of persons vaccinated for COVID-19 in Florida

**Total people vaccinated** 4,371

First dose 1,516

Series completed 2,855

Completed 1-dose series 88

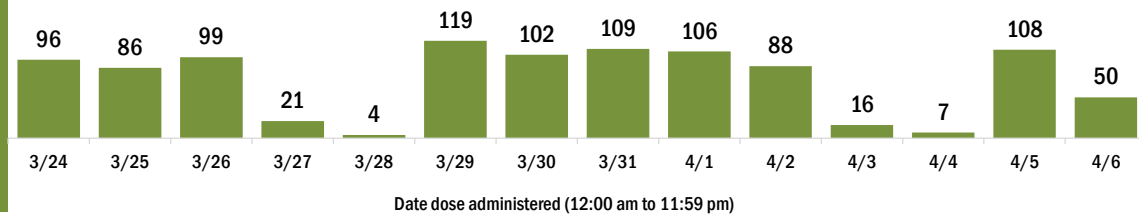
Completed 2-dose series 2,767

**First dose:** current number of people who have only received their first dose of the Moderna or Pfizer vaccine.

**Series complete:** current number of people who have received both Moderna or Pfizer vaccine doses or one Johnson & Johnson dose and are considered fully immunized.

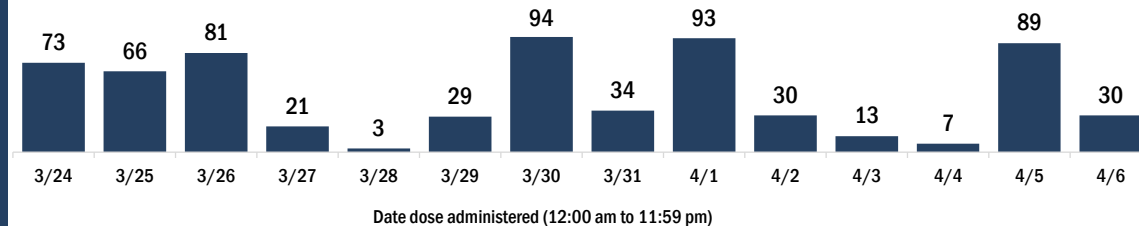
Demographic summary	First dose	Series complete	Total people vaccinated
<b>Age group</b>	<b>1,516</b>	<b>2,855</b>	<b>4,371</b>
16-24 years	35	38	73
25-34 years	81	109	190
35-44 years	159	156	315
45-54 years	295	208	503
55-64 years	612	378	990
65-74 years	179	1,183	1,362
75-84 years	109	613	722
85+ years	46	170	216
<b>Race</b>	<b>1,516</b>	<b>2,855</b>	<b>4,371</b>
White	1,223	2,231	3,454
Black	155	235	390
American Indian/Alaskan	5	20	25
Other	79	189	268
Unknown	54	180	234
<b>Other race</b> includes Asian, native Hawaiian/Pacific Islander, or other.			
<b>Ethnicity</b>	<b>1,516</b>	<b>2,855</b>	<b>4,371</b>
Hispanic	40	41	81
Non-Hispanic	1,256	1,881	3,137
Unknown	220	933	1,153
<b>Gender</b>	<b>1,516</b>	<b>2,855</b>	<b>4,371</b>
Female	838	1,604	2,442
Male	677	1,251	1,928
Unknown	1	0	1

## COVID-19 doses administered for the past 2 weeks

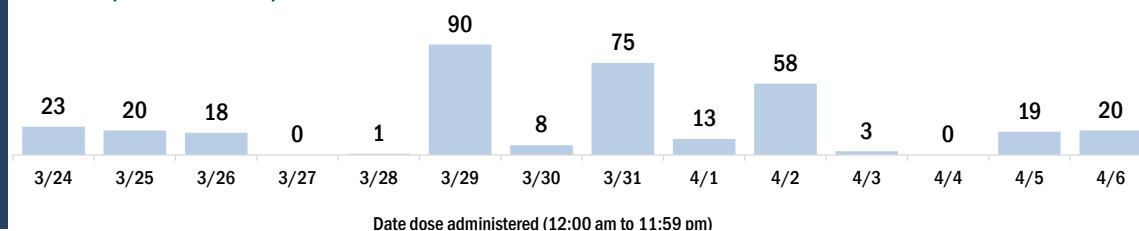


## Persons vaccinated for COVID-19 for the past 2 weeks

### Number of persons who received their first dose of a two-dose series of the COVID-19 vaccine



### Number of persons who completed the COVID-19 vaccine series



# COVID-19: Bay County vaccine summary

Vaccination data through Apr 6, 2021 as of Apr 7, 2021 at 12:05 AM

Data in this report are provisional and subject to change.

Data in this summary pertain to COVID-19 vaccines approved by the U.S. Food and Drug Administration and have been issued an Emergency Use Authorization (Janssen COVID-19 Vaccine, Moderna COVID-19 Vaccine and Pfizer-BioNTech COVID-19 Vaccine). These data summarize the number of people who have received either their first dose or have completed the series for a COVID-19 vaccine. **A person can only be counted in one category, first dose or series complete.** For persons receiving Moderna or Pfizer vaccines, once they receive their second dose, they are moved from the first dose column to the series completed column. **Because of this, the total first dose category may show a change from report to report not matching the total receiving their first dose from the previous day.** Persons receiving Johnson & Johnson vaccines will always be counted in the series completed column.

## COVID-19 doses for vaccinated persons in Florida

**Doses administered** 65,823

People receiving one dose of a 1-dose series (Johnson & Johnson) or receiving only one dose of a 2-dose series (Moderna, Pfizer) count once. Persons receiving both doses of a 2-dose series count twice.

## Current status of persons vaccinated for COVID-19 in Florida

**Total people vaccinated** 41,065

First dose 12,859

Series completed 28,206

Completed 1-dose series 3,448

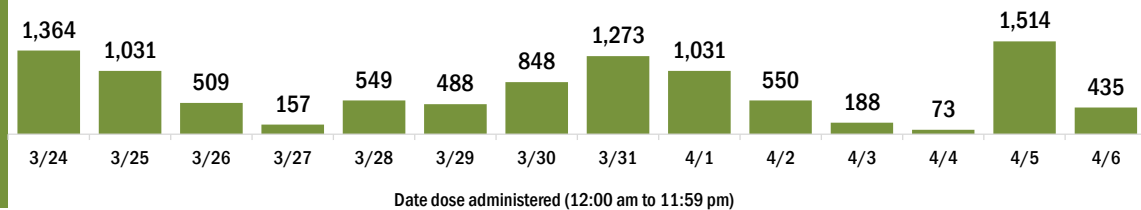
Completed 2-dose series 24,758

**First dose:** current number of people who have only received their first dose of the Moderna or Pfizer vaccine.

**Series complete:** current number of people who have received both Moderna or Pfizer vaccine doses or one Johnson & Johnson dose and are considered fully immunized.

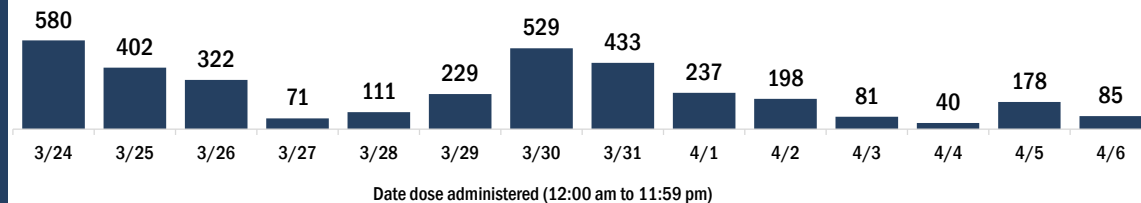
Demographic summary	First dose	Series complete	Total people vaccinated
<b>Age group</b>	<b>12,859</b>	<b>28,206</b>	<b>41,065</b>
16-24 years	376	422	798
25-34 years	668	1,022	1,690
35-44 years	1,241	1,800	3,041
45-54 years	2,135	2,654	4,789
55-64 years	4,284	5,318	9,602
65-74 years	2,593	10,142	12,735
75-84 years	1,145	5,227	6,372
85+ years	417	1,621	2,038
<b>Race</b>	<b>12,859</b>	<b>28,206</b>	<b>41,065</b>
White	8,543	19,881	28,424
Black	886	1,676	2,562
American Indian/Alaskan	53	130	183
Other	1,184	2,359	3,543
Unknown	2,193	4,160	6,353
<b>Other race</b> includes Asian, native Hawaiian/Pacific Islander, or other.			
<b>Ethnicity</b>	<b>12,859</b>	<b>28,206</b>	<b>41,065</b>
Hispanic	656	743	1,399
Non-Hispanic	7,612	16,878	24,490
Unknown	4,591	10,585	15,176
<b>Gender</b>	<b>12,859</b>	<b>28,206</b>	<b>41,065</b>
Female	7,350	15,817	23,167
Male	5,508	12,384	17,892
Unknown	1	5	6

## COVID-19 doses administered for the past 2 weeks

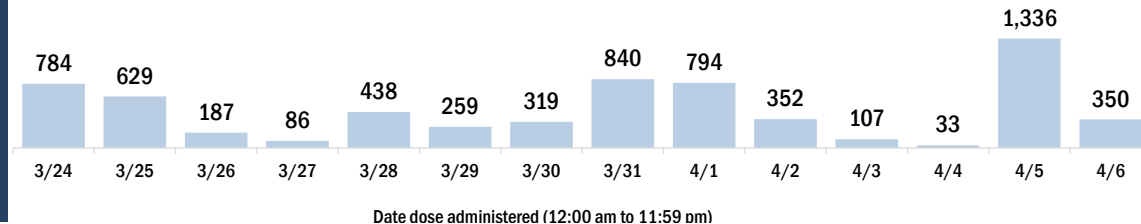


## Persons vaccinated for COVID-19 for the past 2 weeks

### Number of persons who received their first dose of a two-dose series of the COVID-19 vaccine



### Number of persons who completed the COVID-19 vaccine series



# COVID-19: Bradford County vaccine summary

Vaccination data through Apr 6, 2021 as of Apr 7, 2021 at 12:05 AM

Data in this report are provisional and subject to change.

Data in this summary pertain to COVID-19 vaccines approved by the U.S. Food and Drug Administration and have been issued an Emergency Use Authorization (Janssen COVID-19 Vaccine, Moderna COVID-19 Vaccine and Pfizer-BioNTech COVID-19 Vaccine). These data summarize the number of people who have received either their first dose or have completed the series for a COVID-19 vaccine. **A person can only be counted in one category, first dose or series complete.** For persons receiving Moderna or Pfizer vaccines, once they receive their second dose, they are moved from the first dose column to the series completed column. **Because of this, the total first dose category may show a change from report to report not matching the total receiving their first dose from the previous day.** Persons receiving Johnson & Johnson vaccines will always be counted in the series completed column.

## COVID-19 doses for vaccinated persons in Florida

**Doses administered** 7,320

People receiving one dose of a 1-dose series (Johnson & Johnson) or receiving only one dose of a 2-dose series (Moderna, Pfizer) count once. Persons receiving both doses of a 2-dose series count twice.

## Current status of persons vaccinated for COVID-19 in Florida

**Total people vaccinated** 4,438

First dose 1,248

Series completed 3,190

Completed 1-dose series 308

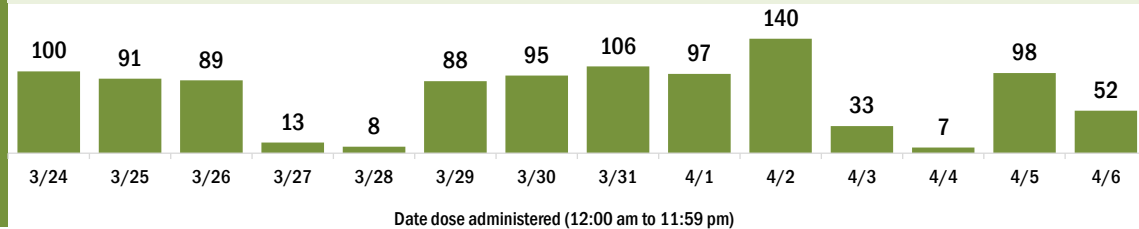
Completed 2-dose series 2,882

**First dose:** current number of people who have only received their first dose of the Moderna or Pfizer vaccine.

**Series complete:** current number of people who have received both Moderna or Pfizer vaccine doses or one Johnson & Johnson dose and are considered fully immunized.

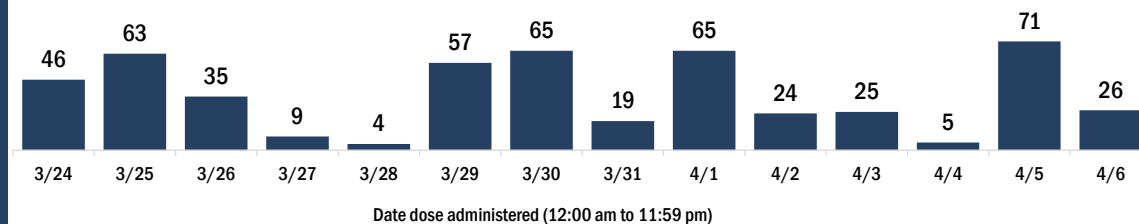
Demographic summary	First dose	Series complete	Total people vaccinated
<b>Age group</b>	<b>1,248</b>	<b>3,190</b>	<b>4,438</b>
16-24 years	38	23	61
25-34 years	56	90	146
35-44 years	114	105	219
45-54 years	227	209	436
55-64 years	538	446	984
65-74 years	166	1,304	1,470
75-84 years	80	765	845
85+ years	29	248	277
<b>Race</b>	<b>1,248</b>	<b>3,190</b>	<b>4,438</b>
White	897	2,440	3,337
Black	178	345	523
American Indian/Alaskan	10	20	30
Other	90	283	373
Unknown	73	102	175
<b>Other race</b> includes Asian, native Hawaiian/Pacific Islander, or other.			
<b>Ethnicity</b>	<b>1,248</b>	<b>3,190</b>	<b>4,438</b>
Hispanic	32	35	67
Non-Hispanic	910	2,798	3,708
Unknown	306	357	663
<b>Gender</b>	<b>1,248</b>	<b>3,190</b>	<b>4,438</b>
Female	723	1,876	2,599
Male	524	1,314	1,838
Unknown	1	0	1

## COVID-19 doses administered for the past 2 weeks

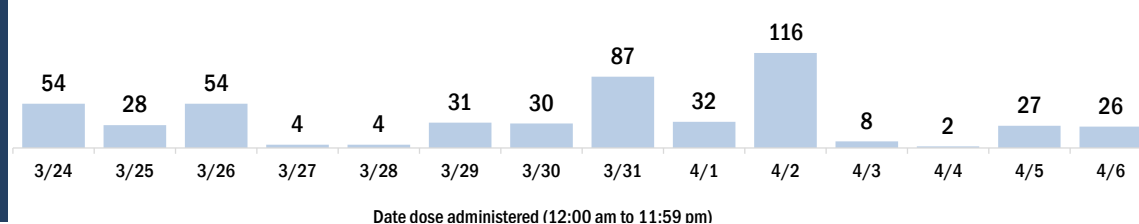


## Persons vaccinated for COVID-19 for the past 2 weeks

### Number of persons who received their first dose of a two-dose series of the COVID-19 vaccine



### Number of persons who completed the COVID-19 vaccine series



# COVID-19: Brevard County vaccine summary

Vaccination data through Apr 6, 2021 as of Apr 7, 2021 at 12:05 AM

Data in this report are provisional and subject to change.

Data in this summary pertain to COVID-19 vaccines approved by the U.S. Food and Drug Administration and have been issued an Emergency Use Authorization (Janssen COVID-19 Vaccine, Moderna COVID-19 Vaccine and Pfizer-BioNTech COVID-19 Vaccine). These data summarize the number of people who have received either their first dose or have completed the series for a COVID-19 vaccine. **A person can only be counted in one category, first dose or series complete.** For persons receiving Moderna or Pfizer vaccines, once they receive their second dose, they are moved from the first dose column to the series completed column. **Because of this, the total first dose category may show a change from report to report not matching the total receiving their first dose from the previous day.** Persons receiving Johnson & Johnson vaccines will always be counted in the series completed column.

## COVID-19 doses for vaccinated persons in Florida

**Doses administered** 272,324

People receiving one dose of a 1-dose series (Johnson & Johnson) or receiving only one dose of a 2-dose series (Moderna, Pfizer) count once. Persons receiving both doses of a 2-dose series count twice.

## Current status of persons vaccinated for COVID-19 in Florida

**Total people vaccinated** 179,513

First dose 75,735

Series completed 103,778

Completed 1-dose series 10,967

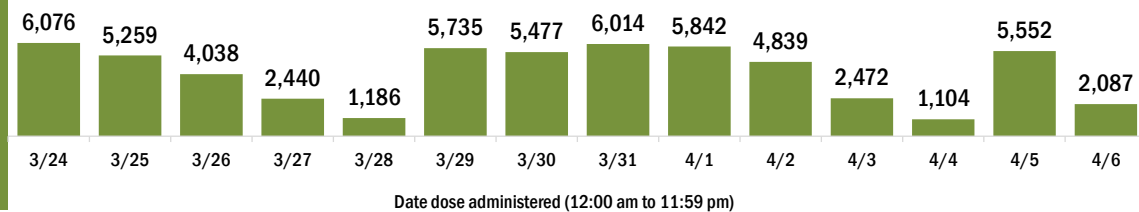
Completed 2-dose series 92,811

**First dose:** current number of people who have only received their first dose of the Moderna or Pfizer vaccine.

**Series complete:** current number of people who have received both Moderna or Pfizer vaccine doses or one Johnson & Johnson dose and are considered fully immunized.

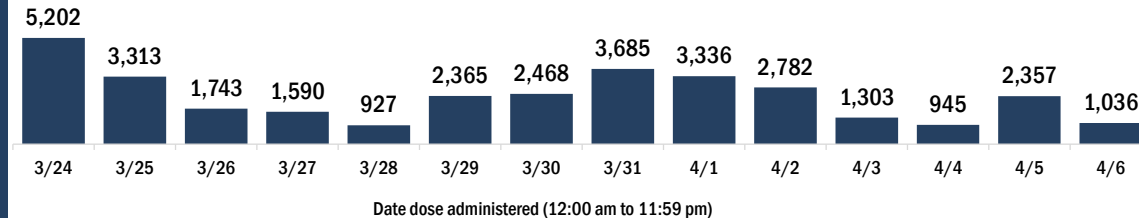
Demographic summary	First dose	Series complete	Total people vaccinated
<b>Age group</b>	75,735	103,778	179,513
16-24 years	1,700	1,122	2,822
25-34 years	2,925	3,205	6,130
35-44 years	6,084	4,665	10,749
45-54 years	11,202	7,259	18,461
55-64 years	25,910	14,496	40,406
65-74 years	15,338	40,837	56,175
75-84 years	8,950	23,581	32,531
85+ years	3,626	8,613	12,239
<b>Race</b>	75,735	103,778	179,513
White	51,453	69,182	120,635
Black	4,372	4,817	9,189
American Indian/Alaskan	351	484	835
Other	6,197	9,744	15,941
Unknown	13,362	19,551	32,913
<b>Other race</b> includes Asian, native Hawaiian/Pacific Islander, or other.			
<b>Ethnicity</b>	75,735	103,778	179,513
Hispanic	4,548	3,173	7,721
Non-Hispanic	43,812	52,592	96,404
Unknown	27,375	48,013	75,388
<b>Gender</b>	75,735	103,778	179,513
Female	42,497	61,295	103,792
Male	33,103	42,304	75,407
Unknown	135	179	314

## COVID-19 doses administered for the past 2 weeks

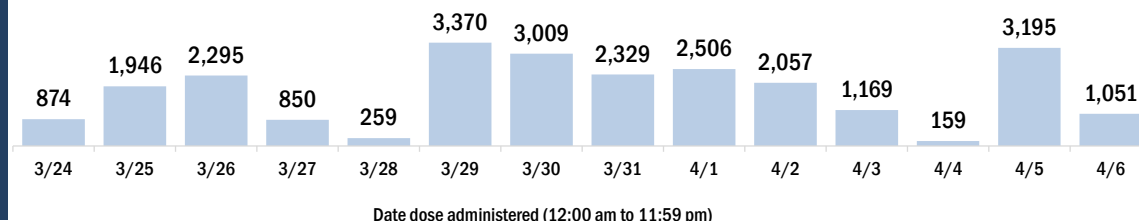


## Persons vaccinated for COVID-19 for the past 2 weeks

### Number of persons who received their first dose of a two-dose series of the COVID-19 vaccine



### Number of persons who completed the COVID-19 vaccine series





# COVID-19: Broward County vaccine summary

Vaccination data through Apr 6, 2021 as of Apr 7, 2021 at 12:05 AM

Data in this report are provisional and subject to change.

Data in this summary pertain to COVID-19 vaccines approved by the U.S. Food and Drug Administration and have been issued an Emergency Use Authorization (Janssen COVID-19 Vaccine, Moderna COVID-19 Vaccine and Pfizer-BioNTech COVID-19 Vaccine). These data summarize the number of people who have received either their first dose or have completed the series for a COVID-19 vaccine. **A person can only be counted in one category, first dose or series complete.** For persons receiving Moderna or Pfizer vaccines, once they receive their second dose, they are moved from the first dose column to the series completed column. **Because of this, the total first dose category may show a change from report to report not matching the total receiving their first dose from the previous day.** Persons receiving Johnson & Johnson vaccines will always be counted in the series completed column.

## COVID-19 doses for vaccinated persons in Florida

**Doses administered** 901,508

People receiving one dose of a 1-dose series (Johnson & Johnson) or receiving only one dose of a 2-dose series (Moderna, Pfizer) count once. Persons receiving both doses of a 2-dose series count twice.

## Current status of persons vaccinated for COVID-19 in Florida

**Total people vaccinated** 586,457

First dose 244,061

Series completed 342,396

Completed 1-dose series 27,345

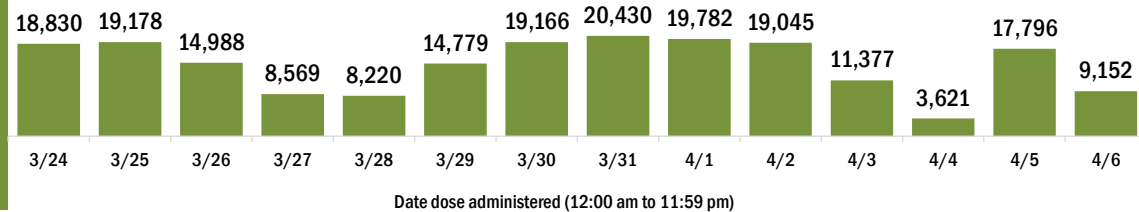
Completed 2-dose series 315,051

**First dose:** current number of people who have only received their first dose of the Moderna or Pfizer vaccine.

**Series complete:** current number of people who have received both Moderna or Pfizer vaccine doses or one Johnson & Johnson dose and are considered fully immunized.

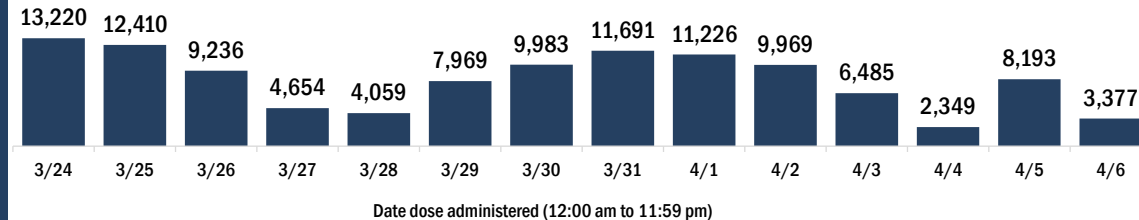
Demographic summary	First dose	Series complete	Total people vaccinated
<b>Age group</b>	<b>244,061</b>	<b>342,396</b>	<b>586,457</b>
16-24 years	9,507	6,577	16,084
25-34 years	15,065	16,877	31,942
35-44 years	30,369	25,195	55,564
45-54 years	55,851	38,057	93,908
55-64 years	77,717	58,514	136,231
65-74 years	30,963	115,124	146,087
75-84 years	16,797	59,963	76,760
85+ years	7,792	22,089	29,881
<b>Race</b>	<b>244,061</b>	<b>342,396</b>	<b>586,457</b>
White	137,274	226,732	364,006
Black	28,309	41,957	70,266
American Indian/Alaskan	921	1,619	2,540
Other	26,161	38,434	64,595
Unknown	51,396	33,654	85,050
<b>Other race</b> includes Asian, native Hawaiian/Pacific Islander, or other.			
<b>Ethnicity</b>	<b>244,061</b>	<b>342,396</b>	<b>586,457</b>
Hispanic	54,045	67,235	121,280
Non-Hispanic	99,107	190,361	289,468
Unknown	90,909	84,800	175,709
<b>Gender</b>	<b>244,061</b>	<b>342,396</b>	<b>586,457</b>
Female	129,813	193,865	323,678
Male	113,218	148,460	261,678
Unknown	1,030	71	1,101

## COVID-19 doses administered for the past 2 weeks

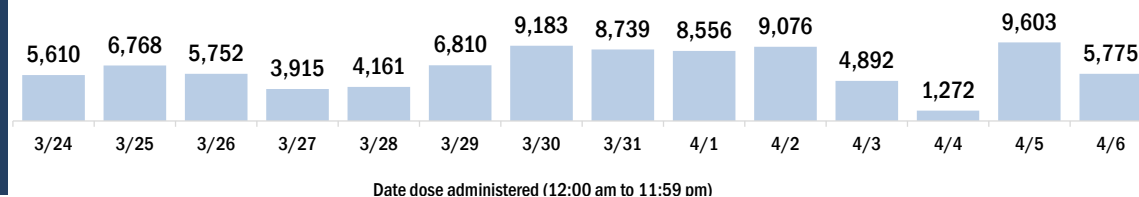


## Persons vaccinated for COVID-19 for the past 2 weeks

### Number of persons who received their first dose of a two-dose series of the COVID-19 vaccine



### Number of persons who completed the COVID-19 vaccine series



# COVID-19: Calhoun County vaccine summary

Vaccination data through Apr 6, 2021 as of Apr 7, 2021 at 12:05 AM

Data in this report are provisional and subject to change.

Data in this summary pertain to COVID-19 vaccines approved by the U.S. Food and Drug Administration and have been issued an Emergency Use Authorization (Janssen COVID-19 Vaccine, Moderna COVID-19 Vaccine and Pfizer-BioNTech COVID-19 Vaccine). These data summarize the number of people who have received either their first dose or have completed the series for a COVID-19 vaccine. **A person can only be counted in one category, first dose or series complete.** For persons receiving Moderna or Pfizer vaccines, once they receive their second dose, they are moved from the first dose column to the series completed column. **Because of this, the total first dose category may show a change from report to report not matching the total receiving their first dose from the previous day.** Persons receiving Johnson & Johnson vaccines will always be counted in the series completed column.

## COVID-19 doses for vaccinated persons in Florida

**Doses administered** 4,274

People receiving one dose of a 1-dose series (Johnson & Johnson) or receiving only one dose of a 2-dose series (Moderna, Pfizer) count once. Persons receiving both doses of a 2-dose series count twice.

## Current status of persons vaccinated for COVID-19 in Florida

**Total people vaccinated** 2,484

First dose 560

Series completed 1,924

Completed 1-dose series 134

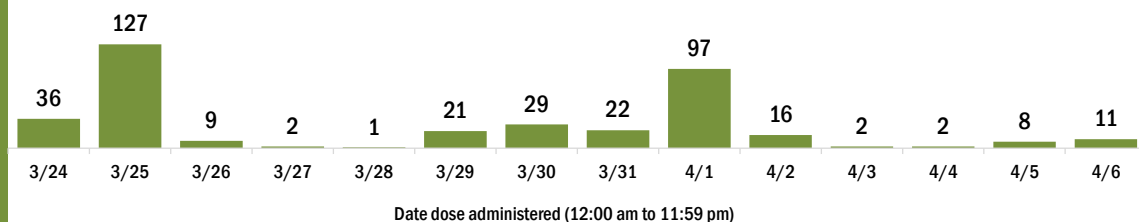
Completed 2-dose series 1,790

**First dose:** current number of people who have only received their first dose of the Moderna or Pfizer vaccine.

**Series complete:** current number of people who have received both Moderna or Pfizer vaccine doses or one Johnson & Johnson dose and are considered fully immunized.

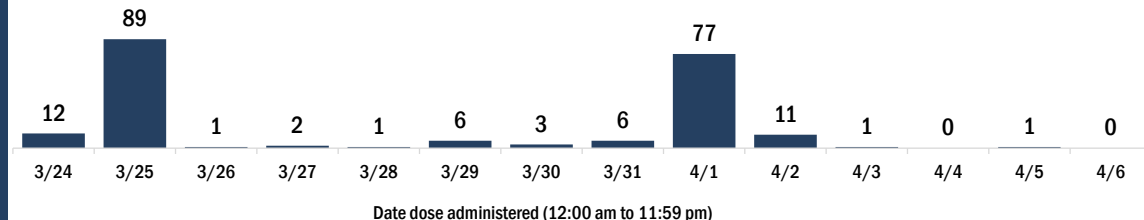
Demographic summary	First dose	Series complete	Total people vaccinated
<b>Age group</b>	560	1,924	2,484
16-24 years	14	16	30
25-34 years	10	51	61
35-44 years	48	85	133
45-54 years	84	156	240
55-64 years	192	282	474
65-74 years	116	727	843
75-84 years	72	435	507
85+ years	24	172	196
<b>Race</b>	560	1,924	2,484
White	367	1,355	1,722
Black	54	113	167
American Indian/Alaskan	8	11	19
Other	47	299	346
Unknown	84	146	230
<b>Other race</b> includes Asian, native Hawaiian/Pacific Islander, or other.			
<b>Ethnicity</b>	560	1,924	2,484
Hispanic	9	36	45
Non-Hispanic	236	1,117	1,353
Unknown	315	771	1,086
<b>Gender</b>	560	1,924	2,484
Female	297	1,082	1,379
Male	263	841	1,104
Unknown	0	1	1

## COVID-19 doses administered for the past 2 weeks

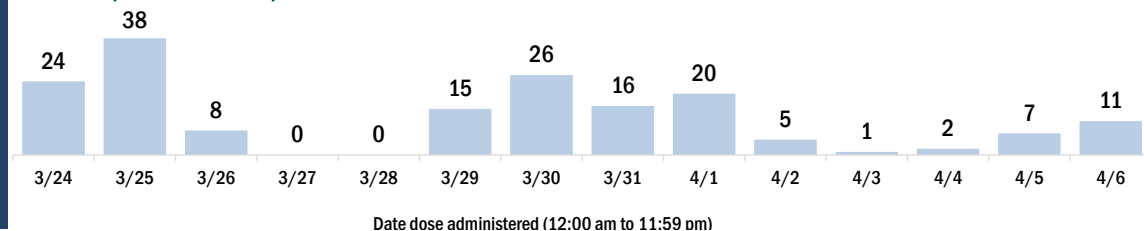


## Persons vaccinated for COVID-19 for the past 2 weeks

### Number of persons who received their first dose of a two-dose series of the COVID-19 vaccine



### Number of persons who completed the COVID-19 vaccine series





# COVID-19: Charlotte County vaccine summary

Vaccination data through Apr 6, 2021 as of Apr 7, 2021 at 12:05 AM

Data in this report are provisional and subject to change.

Data in this summary pertain to COVID-19 vaccines approved by the U.S. Food and Drug Administration and have been issued an Emergency Use Authorization (Janssen COVID-19 Vaccine, Moderna COVID-19 Vaccine and Pfizer-BioNTech COVID-19 Vaccine). These data summarize the number of people who have received either their first dose or have completed the series for a COVID-19 vaccine. **A person can only be counted in one category, first dose or series complete.** For persons receiving Moderna or Pfizer vaccines, once they receive their second dose, they are moved from the first dose column to the series completed column. **Because of this, the total first dose category may show a change from report to report not matching the total receiving their first dose from the previous day.** Persons receiving Johnson & Johnson vaccines will always be counted in the series completed column.

## COVID-19 doses for vaccinated persons in Florida

**Doses administered** 129,081

People receiving one dose of a 1-dose series (Johnson & Johnson) or receiving only one dose of a 2-dose series (Moderna, Pfizer) count once. Persons receiving both doses of a 2-dose series count twice.

## Current status of persons vaccinated for COVID-19 in Florida

**Total people vaccinated** 87,349

First dose 41,442

Series completed 45,907

Completed 1-dose series 4,175

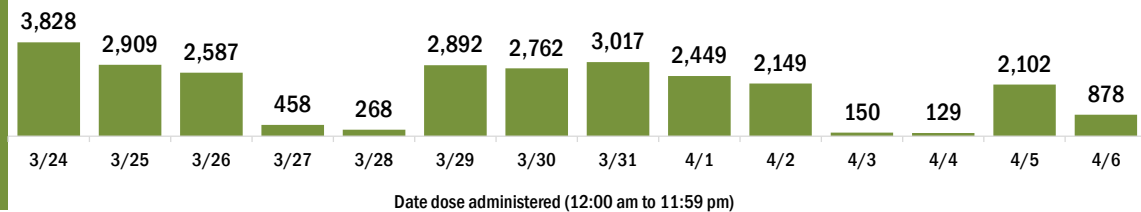
Completed 2-dose series 41,732

**First dose:** current number of people who have only received their first dose of the Moderna or Pfizer vaccine.

**Series complete:** current number of people who have received both Moderna or Pfizer vaccine doses or one Johnson & Johnson dose and are considered fully immunized.

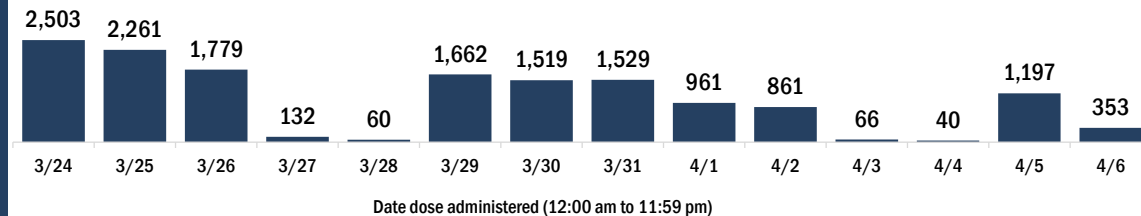
Demographic summary	First dose	Series complete	Total people vaccinated
<b>Age group</b>	<b>41,442</b>	<b>45,907</b>	<b>87,349</b>
16-24 years	340	201	541
25-34 years	752	510	1,262
35-44 years	1,319	806	2,125
45-54 years	3,563	1,571	5,134
55-64 years	12,274	3,663	15,937
65-74 years	12,698	21,982	34,680
75-84 years	8,109	13,264	21,373
85+ years	2,387	3,910	6,297
<b>Race</b>	<b>41,442</b>	<b>45,907</b>	<b>87,349</b>
White	32,911	33,548	66,459
Black	901	617	1,518
American Indian/Alaskan	247	145	392
Other	2,228	3,398	5,626
Unknown	5,155	8,199	13,354
<b>Other race</b> includes Asian, native Hawaiian/Pacific Islander, or other.			
<b>Ethnicity</b>	<b>41,442</b>	<b>45,907</b>	<b>87,349</b>
Hispanic	1,252	689	1,941
Non-Hispanic	24,766	24,784	49,550
Unknown	15,424	20,434	35,858
<b>Gender</b>	<b>41,442</b>	<b>45,907</b>	<b>87,349</b>
Female	22,759	25,670	48,429
Male	18,652	20,210	38,862
Unknown	31	27	58

## COVID-19 doses administered for the past 2 weeks

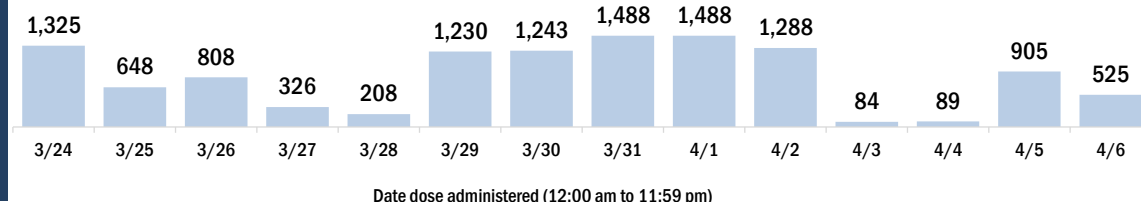


## Persons vaccinated for COVID-19 for the past 2 weeks

### Number of persons who received their first dose of a two-dose series of the COVID-19 vaccine



### Number of persons who completed the COVID-19 vaccine series



# COVID-19: Citrus County vaccine summary

Vaccination data through Apr 6, 2021 as of Apr 7, 2021 at 12:05 AM

Data in this report are provisional and subject to change.

Data in this summary pertain to COVID-19 vaccines approved by the U.S. Food and Drug Administration and have been issued an Emergency Use Authorization (Janssen COVID-19 Vaccine, Moderna COVID-19 Vaccine and Pfizer-BioNTech COVID-19 Vaccine). These data summarize the number of people who have received either their first dose or have completed the series for a COVID-19 vaccine. **A person can only be counted in one category, first dose or series complete.** For persons receiving Moderna or Pfizer vaccines, once they receive their second dose, they are moved from the first dose column to the series completed column. **Because of this, the total first dose category may show a change from report to report not matching the total receiving their first dose from the previous day.** Persons receiving Johnson & Johnson vaccines will always be counted in the series completed column.

## COVID-19 doses for vaccinated persons in Florida

**Doses administered** 80,640

People receiving one dose of a 1-dose series (Johnson & Johnson) or receiving only one dose of a 2-dose series (Moderna, Pfizer) count once. Persons receiving both doses of a 2-dose series count twice.

## Current status of persons vaccinated for COVID-19 in Florida

**Total people vaccinated** 50,513

First dose 19,442

Series completed 31,071

Completed 1-dose series 944

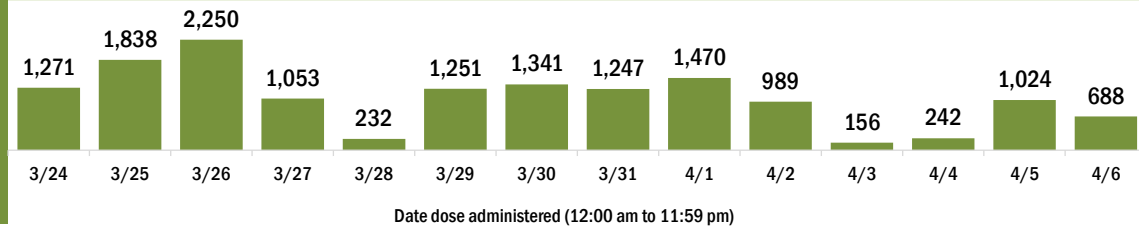
Completed 2-dose series 30,127

**First dose:** current number of people who have only received their first dose of the Moderna or Pfizer vaccine.

**Series complete:** current number of people who have received both Moderna or Pfizer vaccine doses or one Johnson & Johnson dose and are considered fully immunized.

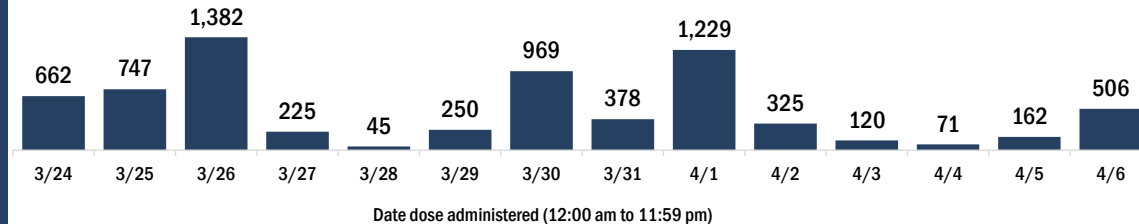
Demographic summary	First dose	Series complete	Total people vaccinated
<b>Age group</b>	<b>19,442</b>	<b>31,071</b>	<b>50,513</b>
16-24 years	240	194	434
25-34 years	335	453	788
35-44 years	683	623	1,306
45-54 years	1,915	1,035	2,950
55-64 years	6,370	2,110	8,480
65-74 years	5,470	14,093	19,563
75-84 years	3,407	9,723	13,130
85+ years	1,022	2,840	3,862
<b>Race</b>	<b>19,442</b>	<b>31,071</b>	<b>50,513</b>
White	15,517	22,363	37,880
Black	341	362	703
American Indian/Alaskan	119	150	269
Other	910	2,489	3,399
Unknown	2,555	5,707	8,262
<b>Other race</b> includes Asian, native Hawaiian/Pacific Islander, or other.			
<b>Ethnicity</b>	<b>19,442</b>	<b>31,071</b>	<b>50,513</b>
Hispanic	775	635	1,410
Non-Hispanic	12,737	16,730	29,467
Unknown	5,930	13,706	19,636
<b>Gender</b>	<b>19,442</b>	<b>31,071</b>	<b>50,513</b>
Female	11,118	17,674	28,792
Male	8,298	13,386	21,684
Unknown	26	11	37

## COVID-19 doses administered for the past 2 weeks

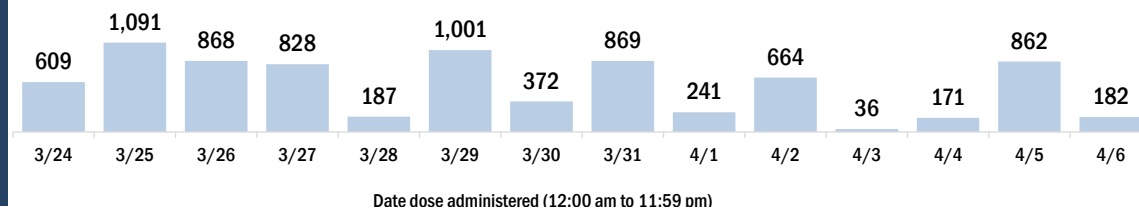


## Persons vaccinated for COVID-19 for the past 2 weeks

### Number of persons who received their first dose of a two-dose series of the COVID-19 vaccine



### Number of persons who completed the COVID-19 vaccine series



# COVID-19: Clay County vaccine summary

Vaccination data through Apr 6, 2021 as of Apr 7, 2021 at 12:05 AM

Data in this report are provisional and subject to change.

Data in this summary pertain to COVID-19 vaccines approved by the U.S. Food and Drug Administration and have been issued an Emergency Use Authorization (Janssen COVID-19 Vaccine, Moderna COVID-19 Vaccine and Pfizer-BioNTech COVID-19 Vaccine). These data summarize the number of people who have received either their first dose or have completed the series for a COVID-19 vaccine. **A person can only be counted in one category, first dose or series complete.** For persons receiving Moderna or Pfizer vaccines, once they receive their second dose, they are moved from the first dose column to the series completed column. **Because of this, the total first dose category may show a change from report to report not matching the total receiving their first dose from the previous day.** Persons receiving Johnson & Johnson vaccines will always be counted in the series completed column.

## COVID-19 doses for vaccinated persons in Florida

**Doses administered** 80,784

People receiving one dose of a 1-dose series (Johnson & Johnson) or receiving only one dose of a 2-dose series (Moderna, Pfizer) count once. Persons receiving both doses of a 2-dose series count twice.

## Current status of persons vaccinated for COVID-19 in Florida

**Total people vaccinated** 50,366

First dose 17,825

Series completed 32,541

Completed 1-dose series 2,123

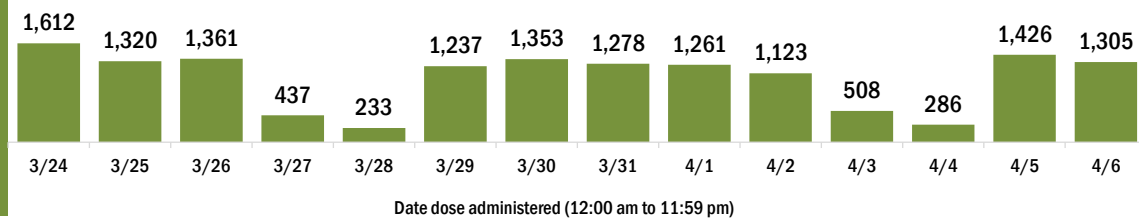
Completed 2-dose series 30,418

**First dose:** current number of people who have only received their first dose of the Moderna or Pfizer vaccine.

**Series complete:** current number of people who have received both Moderna or Pfizer vaccine doses or one Johnson & Johnson dose and are considered fully immunized.

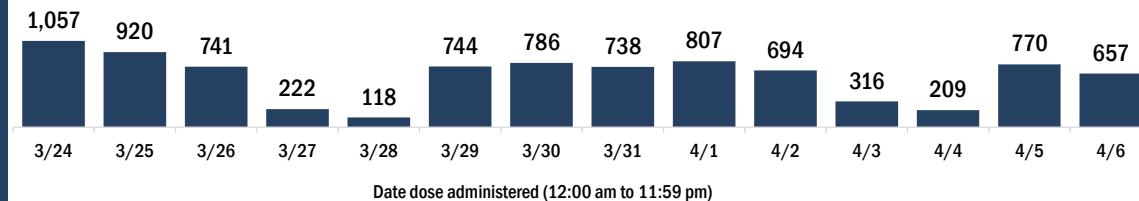
Demographic summary	First dose	Series complete	Total people vaccinated
<b>Age group</b>	17,825	32,541	50,366
16-24 years	969	556	1,525
25-34 years	1,083	1,263	2,346
35-44 years	2,281	2,103	4,384
45-54 years	4,066	3,005	7,071
55-64 years	6,298	4,937	11,235
65-74 years	1,876	12,467	14,343
75-84 years	916	6,327	7,243
85+ years	336	1,883	2,219
<b>Race</b>	17,825	32,541	50,366
White	11,286	24,173	35,459
Black	1,451	1,983	3,434
American Indian/Alaskan	83	165	248
Other	2,121	2,954	5,075
Unknown	2,884	3,266	6,150
<b>Other race</b> includes Asian, native Hawaiian/Pacific Islander, or other.			
<b>Ethnicity</b>	17,825	32,541	50,366
Hispanic	1,217	1,203	2,420
Non-Hispanic	11,435	24,580	36,015
Unknown	5,173	6,758	11,931
<b>Gender</b>	17,825	32,541	50,366
Female	10,166	19,006	29,172
Male	7,627	13,533	21,160
Unknown	32	2	34

## COVID-19 doses administered for the past 2 weeks

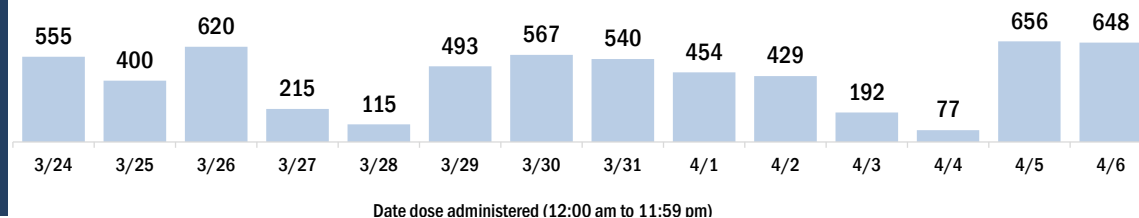


## Persons vaccinated for COVID-19 for the past 2 weeks

### Number of persons who received their first dose of a two-dose series of the COVID-19 vaccine



### Number of persons who completed the COVID-19 vaccine series



# COVID-19: Collier County vaccine summary

Vaccination data through Apr 6, 2021 as of Apr 7, 2021 at 12:05 AM

Data in this report are provisional and subject to change.

Data in this summary pertain to COVID-19 vaccines approved by the U.S. Food and Drug Administration and have been issued an Emergency Use Authorization (Janssen COVID-19 Vaccine, Moderna COVID-19 Vaccine and Pfizer-BioNTech COVID-19 Vaccine). These data summarize the number of people who have received either their first dose or have completed the series for a COVID-19 vaccine. **A person can only be counted in one category, first dose or series complete.** For persons receiving Moderna or Pfizer vaccines, once they receive their second dose, they are moved from the first dose column to the series completed column. **Because of this, the total first dose category may show a change from report to report not matching the total receiving their first dose from the previous day.** Persons receiving Johnson & Johnson vaccines will always be counted in the series completed column.

## COVID-19 doses for vaccinated persons in Florida

**Doses administered** 229,853

People receiving one dose of a 1-dose series (Johnson & Johnson) or receiving only one dose of a 2-dose series (Moderna, Pfizer) count once. Persons receiving both doses of a 2-dose series count twice.

## Current status of persons vaccinated for COVID-19 in Florida

**Total people vaccinated** 145,237

First dose 53,552

Series completed 91,685

Completed 1-dose series 7,069

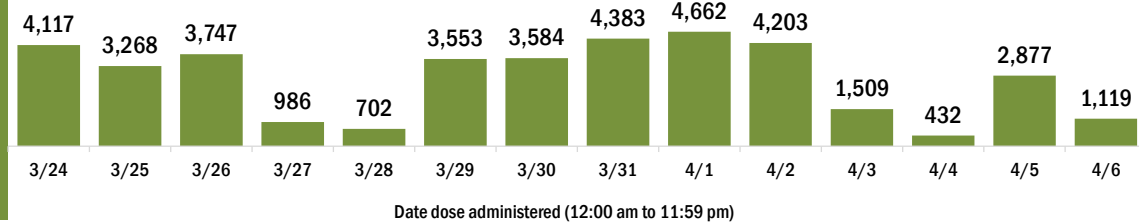
Completed 2-dose series 84,616

**First dose:** current number of people who have only received their first dose of the Moderna or Pfizer vaccine.

**Series complete:** current number of people who have received both Moderna or Pfizer vaccine doses or one Johnson & Johnson dose and are considered fully immunized.

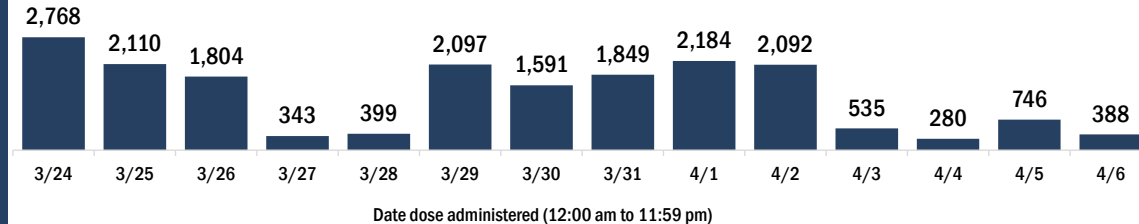
Demographic summary	First dose	Series complete	Total people vaccinated
<b>Age group</b>	<b>53,552</b>	<b>91,685</b>	<b>145,237</b>
16-24 years	638	754	1,392
25-34 years	1,133	1,847	2,980
35-44 years	2,211	2,476	4,687
45-54 years	5,717	3,849	9,566
55-64 years	16,989	7,157	24,146
65-74 years	13,519	39,992	53,511
75-84 years	10,174	27,423	37,597
85+ years	3,171	8,187	11,358
<b>Race</b>	<b>53,552</b>	<b>91,685</b>	<b>145,237</b>
White	36,910	58,087	94,997
Black	688	848	1,536
American Indian/Alaskan	171	270	441
Other	3,599	7,195	10,794
Unknown	12,184	25,285	37,469
<b>Other race</b> includes Asian, native Hawaiian/Pacific Islander, or other.			
<b>Ethnicity</b>	<b>53,552</b>	<b>91,685</b>	<b>145,237</b>
Hispanic	4,370	3,612	7,982
Non-Hispanic	25,303	40,027	65,330
Unknown	23,879	48,046	71,925
<b>Gender</b>	<b>53,552</b>	<b>91,685</b>	<b>145,237</b>
Female	29,530	50,572	80,102
Male	23,743	40,884	64,627
Unknown	279	229	508

## COVID-19 doses administered for the past 2 weeks

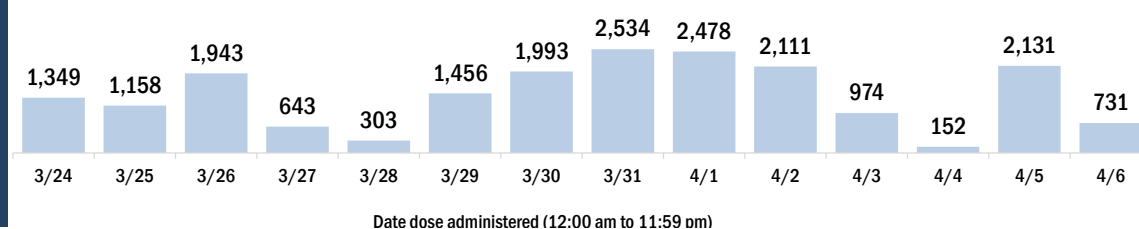


## Persons vaccinated for COVID-19 for the past 2 weeks

### Number of persons who received their first dose of a two-dose series of the COVID-19 vaccine



### Number of persons who completed the COVID-19 vaccine series



# COVID-19: Columbia County vaccine summary

Vaccination data through Apr 6, 2021 as of Apr 7, 2021 at 12:05 AM

Data in this report are provisional and subject to change.

Data in this summary pertain to COVID-19 vaccines approved by the U.S. Food and Drug Administration and have been issued an Emergency Use Authorization (Janssen COVID-19 Vaccine, Moderna COVID-19 Vaccine and Pfizer-BioNTech COVID-19 Vaccine). These data summarize the number of people who have received either their first dose or have completed the series for a COVID-19 vaccine. **A person can only be counted in one category, first dose or series complete.** For persons receiving Moderna or Pfizer vaccines, once they receive their second dose, they are moved from the first dose column to the series completed column. **Because of this, the total first dose category may show a change from report to report not matching the total receiving their first dose from the previous day.** Persons receiving Johnson & Johnson vaccines will always be counted in the series completed column.

## COVID-19 doses for vaccinated persons in Florida

**Doses administered** 20,772

People receiving one dose of a 1-dose series (Johnson & Johnson) or receiving only one dose of a 2-dose series (Moderna, Pfizer) count once. Persons receiving both doses of a 2-dose series count twice.

## Current status of persons vaccinated for COVID-19 in Florida

**Total people vaccinated** 12,625

First dose 3,473

Series completed 9,152

Completed 1-dose series 1,005

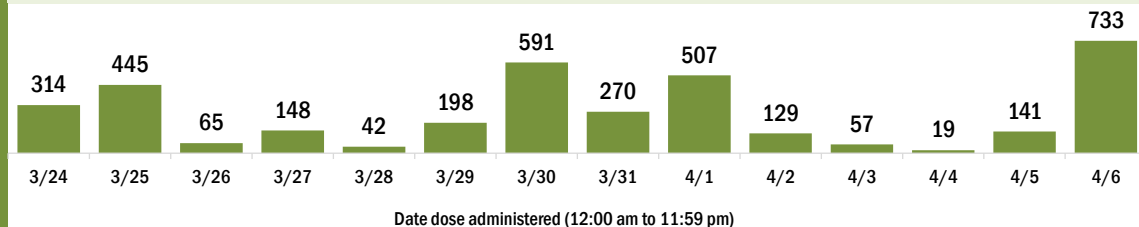
Completed 2-dose series 8,147

**First dose:** current number of people who have only received their first dose of the Moderna or Pfizer vaccine.

**Series complete:** current number of people who have received both Moderna or Pfizer vaccine doses or one Johnson & Johnson dose and are considered fully immunized.

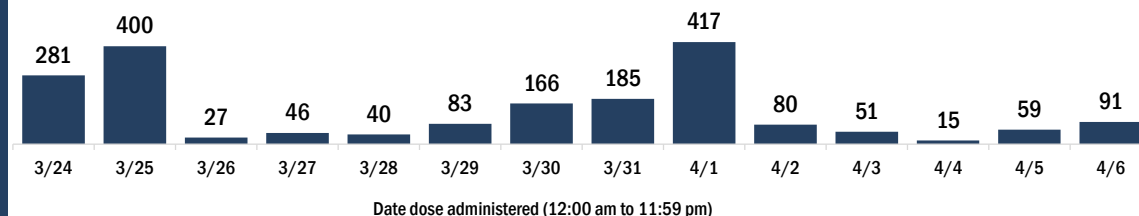
Demographic summary	First dose	Series complete	Total people vaccinated
<b>Age group</b>	<b>3,473</b>	<b>9,152</b>	<b>12,625</b>
16-24 years	107	96	203
25-34 years	199	249	448
35-44 years	323	413	736
45-54 years	656	663	1,319
55-64 years	1,289	1,285	2,574
65-74 years	537	3,663	4,200
75-84 years	272	2,155	2,427
85+ years	90	628	718
<b>Race</b>	<b>3,473</b>	<b>9,152</b>	<b>12,625</b>
White	2,377	6,553	8,930
Black	394	901	1,295
American Indian/Alaskan	23	49	72
Other	297	652	949
Unknown	382	997	1,379
<b>Other race</b> includes Asian, native Hawaiian/Pacific Islander, or other.			
<b>Ethnicity</b>	<b>3,473</b>	<b>9,152</b>	<b>12,625</b>
Hispanic	161	209	370
Non-Hispanic	2,371	6,372	8,743
Unknown	941	2,571	3,512
<b>Gender</b>	<b>3,473</b>	<b>9,152</b>	<b>12,625</b>
Female	2,042	5,392	7,434
Male	1,429	3,760	5,189
Unknown	2	0	2

## COVID-19 doses administered for the past 2 weeks

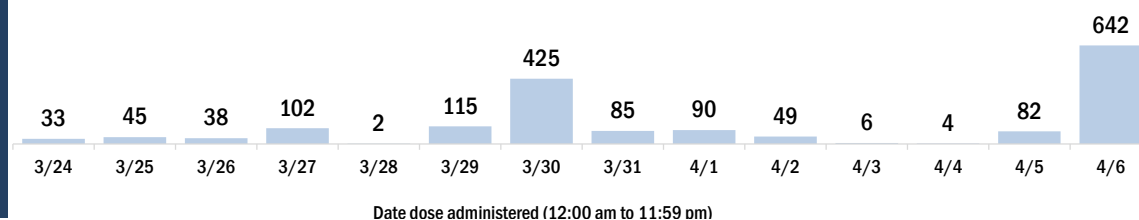


## Persons vaccinated for COVID-19 for the past 2 weeks

### Number of persons who received their first dose of a two-dose series of the COVID-19 vaccine



### Number of persons who completed the COVID-19 vaccine series



# COVID-19: Dade County vaccine summary

Vaccination data through Apr 6, 2021 as of Apr 7, 2021 at 12:05 AM

Data in this report are provisional and subject to change.

Data in this summary pertain to COVID-19 vaccines approved by the U.S. Food and Drug Administration and have been issued an Emergency Use Authorization (Janssen COVID-19 Vaccine, Moderna COVID-19 Vaccine and Pfizer-BioNTech COVID-19 Vaccine). These data summarize the number of people who have received either their first dose or have completed the series for a COVID-19 vaccine. **A person can only be counted in one category, first dose or series complete.** For persons receiving Moderna or Pfizer vaccines, once they receive their second dose, they are moved from the first dose column to the series completed column. **Because of this, the total first dose category may show a change from report to report not matching the total receiving their first dose from the previous day.** Persons receiving Johnson & Johnson vaccines will always be counted in the series completed column.

## COVID-19 doses for vaccinated persons in Florida

**Doses administered** 1,299,856

People receiving one dose of a 1-dose series (Johnson & Johnson) or receiving only one dose of a 2-dose series (Moderna, Pfizer) count once. Persons receiving both doses of a 2-dose series count twice.

## Current status of persons vaccinated for COVID-19 in Florida

**Total people vaccinated** 854,831

First dose 353,232

Series completed 501,599

Completed 1-dose series 56,574

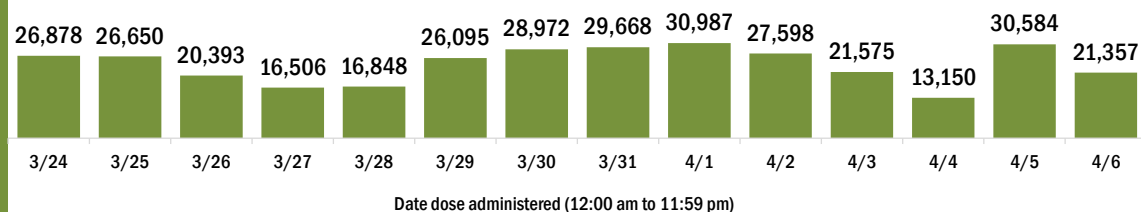
Completed 2-dose series 445,025

**First dose:** current number of people who have only received their first dose of the Moderna or Pfizer vaccine.

**Series complete:** current number of people who have received both Moderna or Pfizer vaccine doses or one Johnson & Johnson dose and are considered fully immunized.

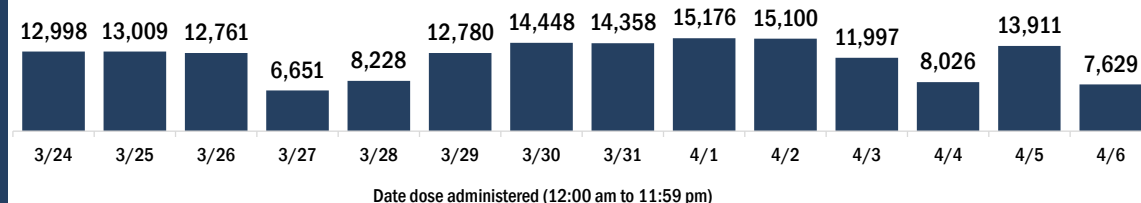
Demographic summary	First dose	Series complete	Total people vaccinated
<b>Age group</b>	<b>353,232</b>	<b>501,599</b>	<b>854,831</b>
16-24 years	16,248	11,952	28,200
25-34 years	27,897	30,635	58,532
35-44 years	46,240	42,940	89,180
45-54 years	78,943	62,354	141,297
55-64 years	96,588	87,388	183,976
65-74 years	48,963	143,525	192,488
75-84 years	26,868	88,678	115,546
85+ years	11,485	34,127	45,612
<b>Race</b>	<b>353,232</b>	<b>501,599</b>	<b>854,831</b>
White	239,562	355,271	594,833
Black	20,852	37,972	58,824
American Indian/Alaskan	855	1,130	1,985
Other	32,456	58,569	91,025
Unknown	59,507	48,657	108,164
<b>Other race</b> includes Asian, native Hawaiian/Pacific Islander, or other.			
<b>Ethnicity</b>	<b>353,232</b>	<b>501,599</b>	<b>854,831</b>
Hispanic	158,551	265,368	423,919
Non-Hispanic	61,938	123,383	185,321
Unknown	132,743	112,848	245,591
<b>Gender</b>	<b>353,232</b>	<b>501,599</b>	<b>854,831</b>
Female	188,498	285,501	473,999
Male	162,721	215,666	378,387
Unknown	2,013	432	2,445

## COVID-19 doses administered for the past 2 weeks

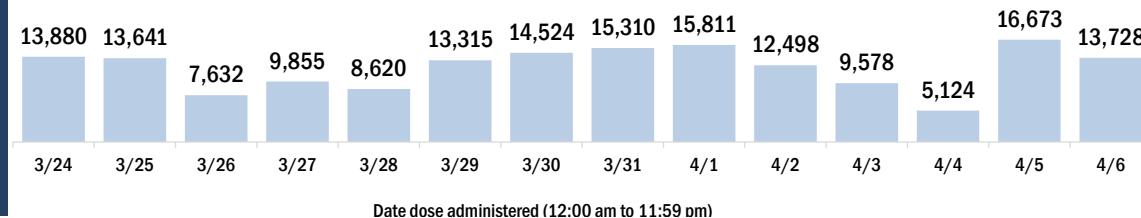


## Persons vaccinated for COVID-19 for the past 2 weeks

### Number of persons who received their first dose of a two-dose series of the COVID-19 vaccine



### Number of persons who completed the COVID-19 vaccine series





# COVID-19: Desoto County vaccine summary

Vaccination data through Apr 6, 2021 as of Apr 7, 2021 at 12:05 AM

Data in this report are provisional and subject to change.

Data in this summary pertain to COVID-19 vaccines approved by the U.S. Food and Drug Administration and have been issued an Emergency Use Authorization (Janssen COVID-19 Vaccine, Moderna COVID-19 Vaccine and Pfizer-BioNTech COVID-19 Vaccine). These data summarize the number of people who have received either their first dose or have completed the series for a COVID-19 vaccine. **A person can only be counted in one category, first dose or series complete.** For persons receiving Moderna or Pfizer vaccines, once they receive their second dose, they are moved from the first dose column to the series completed column. **Because of this, the total first dose category may show a change from report to report not matching the total receiving their first dose from the previous day.** Persons receiving Johnson & Johnson vaccines will always be counted in the series completed column.

## COVID-19 doses for vaccinated persons in Florida

**Doses administered** 12,445

People receiving one dose of a 1-dose series (Johnson & Johnson) or receiving only one dose of a 2-dose series (Moderna, Pfizer) count once. Persons receiving both doses of a 2-dose series count twice.

## Current status of persons vaccinated for COVID-19 in Florida

**Total people vaccinated** 8,128

First dose 3,615

Series completed 4,513

Completed 1-dose series 196

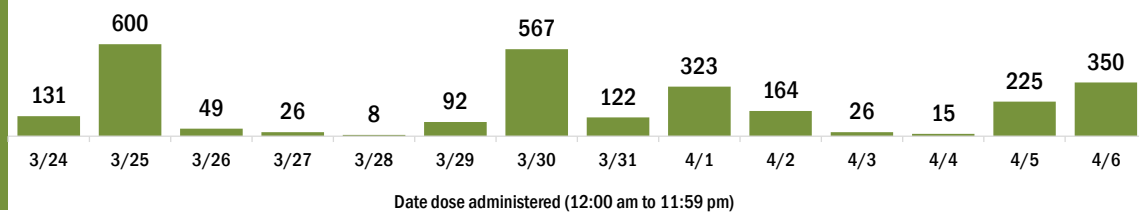
Completed 2-dose series 4,317

**First dose:** current number of people who have only received their first dose of the Moderna or Pfizer vaccine.

**Series complete:** current number of people who have received both Moderna or Pfizer vaccine doses or one Johnson & Johnson dose and are considered fully immunized.

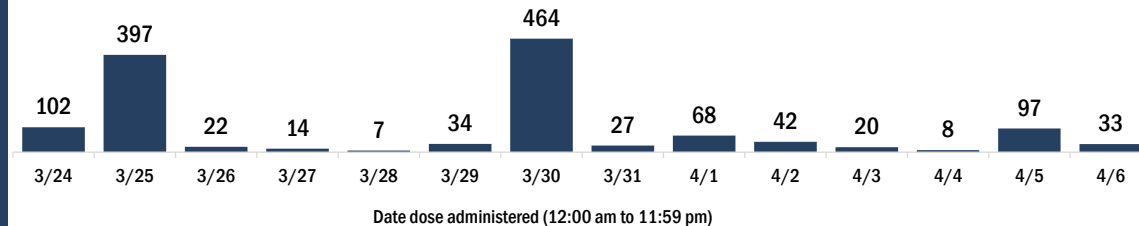
Demographic summary	First dose	Series complete	Total people vaccinated
<b>Age group</b>	<b>3,615</b>	<b>4,513</b>	<b>8,128</b>
16-24 years	65	33	98
25-34 years	105	111	216
35-44 years	194	147	341
45-54 years	453	256	709
55-64 years	1,042	446	1,488
65-74 years	1,009	1,919	2,928
75-84 years	599	1,294	1,893
85+ years	148	307	455
<b>Race</b>	<b>3,615</b>	<b>4,513</b>	<b>8,128</b>
White	2,282	3,233	5,515
Black	213	289	502
American Indian/Alaskan	15	9	24
Other	329	347	676
Unknown	776	635	1,411
<b>Other race</b> includes Asian, native Hawaiian/Pacific Islander, or other.			
<b>Ethnicity</b>	<b>3,615</b>	<b>4,513</b>	<b>8,128</b>
Hispanic	368	195	563
Non-Hispanic	1,758	1,969	3,727
Unknown	1,489	2,349	3,838
<b>Gender</b>	<b>3,615</b>	<b>4,513</b>	<b>8,128</b>
Female	1,702	2,471	4,173
Male	1,913	2,041	3,954
Unknown	0	1	1

## COVID-19 doses administered for the past 2 weeks

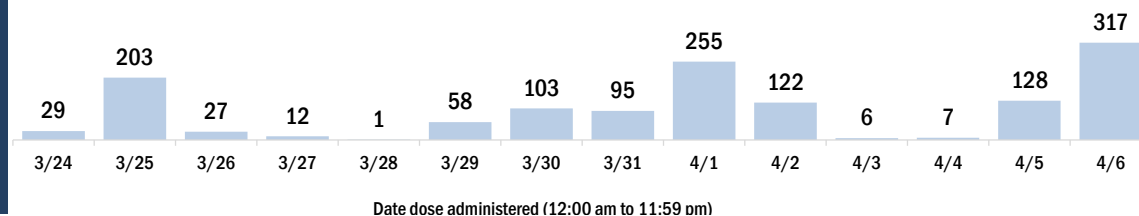


## Persons vaccinated for COVID-19 for the past 2 weeks

### Number of persons who received their first dose of a two-dose series of the COVID-19 vaccine



### Number of persons who completed the COVID-19 vaccine series



# COVID-19: Dixie County vaccine summary

Vaccination data through Apr 6, 2021 as of Apr 7, 2021 at 12:05 AM

Data in this report are provisional and subject to change.

Data in this summary pertain to COVID-19 vaccines approved by the U.S. Food and Drug Administration and have been issued an Emergency Use Authorization (Janssen COVID-19 Vaccine, Moderna COVID-19 Vaccine and Pfizer-BioNTech COVID-19 Vaccine). These data summarize the number of people who have received either their first dose or have completed the series for a COVID-19 vaccine. **A person can only be counted in one category, first dose or series complete.** For persons receiving Moderna or Pfizer vaccines, once they receive their second dose, they are moved from the first dose column to the series completed column. **Because of this, the total first dose category may show a change from report to report not matching the total receiving their first dose from the previous day.** Persons receiving Johnson & Johnson vaccines will always be counted in the series completed column.

## COVID-19 doses for vaccinated persons in Florida

**Doses administered** 4,417

People receiving one dose of a 1-dose series (Johnson & Johnson) or receiving only one dose of a 2-dose series (Moderna, Pfizer) count once. Persons receiving both doses of a 2-dose series count twice.

## Current status of persons vaccinated for COVID-19 in Florida

**Total people vaccinated** 2,849

First dose 1,065

Series completed 1,784

Completed 1-dose series 216

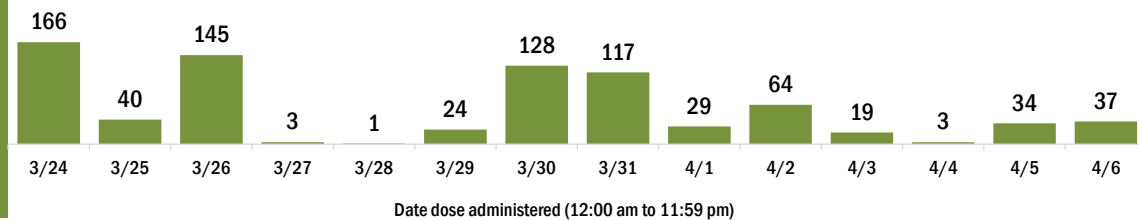
Completed 2-dose series 1,568

**First dose:** current number of people who have only received their first dose of the Moderna or Pfizer vaccine.

**Series complete:** current number of people who have received both Moderna or Pfizer vaccine doses or one Johnson & Johnson dose and are considered fully immunized.

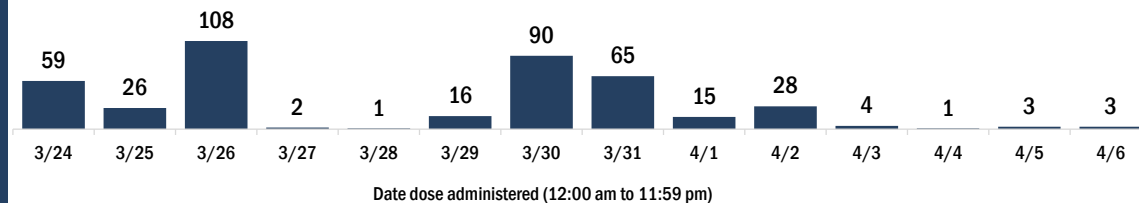
Demographic summary	First dose	Series complete	Total people vaccinated
<b>Age group</b>	1,065	1,784	2,849
16-24 years	13	8	21
25-34 years	20	16	36
35-44 years	52	40	92
45-54 years	110	70	180
55-64 years	372	217	589
65-74 years	303	821	1,124
75-84 years	153	481	634
85+ years	42	131	173
<b>Race</b>	1,065	1,784	2,849
White	922	1,556	2,478
Black	61	46	107
American Indian/Alaskan	17	10	27
Other	33	54	87
Unknown	32	118	150
<b>Other race</b> includes Asian, native Hawaiian/Pacific Islander, or other.			
<b>Ethnicity</b>	1,065	1,784	2,849
Hispanic	25	29	54
Non-Hispanic	886	1,271	2,157
Unknown	154	484	638
<b>Gender</b>	1,065	1,784	2,849
Female	580	949	1,529
Male	485	835	1,320
Unknown	0	0	0

## COVID-19 doses administered for the past 2 weeks

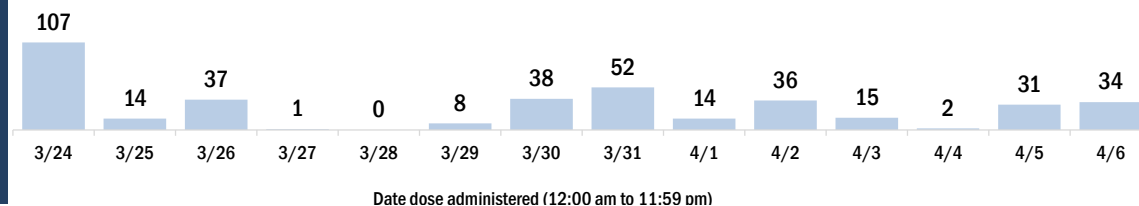


## Persons vaccinated for COVID-19 for the past 2 weeks

### Number of persons who received their first dose of a two-dose series of the COVID-19 vaccine



### Number of persons who completed the COVID-19 vaccine series



# COVID-19: Duval County vaccine summary

Vaccination data through Apr 6, 2021 as of Apr 7, 2021 at 12:05 AM

Data in this report are provisional and subject to change.

Data in this summary pertain to COVID-19 vaccines approved by the U.S. Food and Drug Administration and have been issued an Emergency Use Authorization (Janssen COVID-19 Vaccine, Moderna COVID-19 Vaccine and Pfizer-BioNTech COVID-19 Vaccine). These data summarize the number of people who have received either their first dose or have completed the series for a COVID-19 vaccine. **A person can only be counted in one category, first dose or series complete.** For persons receiving Moderna or Pfizer vaccines, once they receive their second dose, they are moved from the first dose column to the series completed column. **Because of this, the total first dose category may show a change from report to report not matching the total receiving their first dose from the previous day.** Persons receiving Johnson & Johnson vaccines will always be counted in the series completed column.

## COVID-19 doses for vaccinated persons in Florida

**Doses administered** 402,181

People receiving one dose of a 1-dose series (Johnson & Johnson) or receiving only one dose of a 2-dose series (Moderna, Pfizer) count once. Persons receiving both doses of a 2-dose series count twice.

## Current status of persons vaccinated for COVID-19 in Florida

**Total people vaccinated** 261,574

First dose 103,702

Series completed 157,872

Completed 1-dose series 17,265

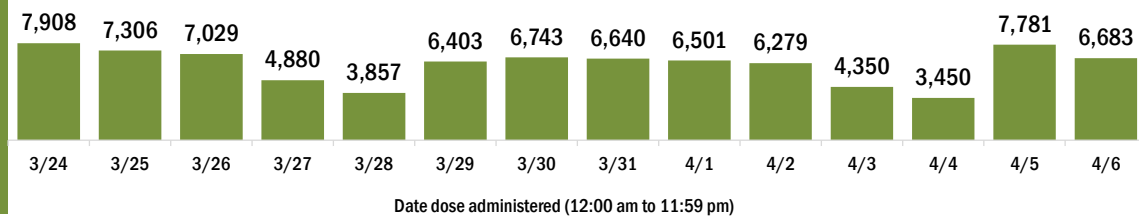
Completed 2-dose series 140,607

**First dose:** current number of people who have only received their first dose of the Moderna or Pfizer vaccine.

**Series complete:** current number of people who have received both Moderna or Pfizer vaccine doses or one Johnson & Johnson dose and are considered fully immunized.

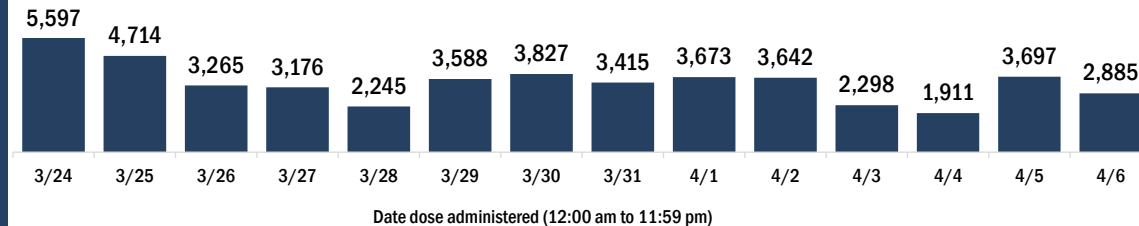
Demographic summary	First dose	Series complete	Total people vaccinated
<b>Age group</b>	<b>103,702</b>	<b>157,872</b>	<b>261,574</b>
16-24 years	5,366	3,213	8,579
25-34 years	9,993	10,694	20,687
35-44 years	14,389	13,162	27,551
45-54 years	21,816	17,076	38,892
55-64 years	29,851	28,829	58,680
65-74 years	14,115	52,476	66,591
75-84 years	5,905	24,059	29,964
85+ years	2,267	8,363	10,630
<b>Race</b>	<b>103,702</b>	<b>157,872</b>	<b>261,574</b>
White	56,128	93,199	149,327
Black	16,241	27,010	43,251
American Indian/Alaskan	232	378	610
Other	14,204	18,485	32,689
Unknown	16,897	18,800	35,697
<b>Other race</b> includes Asian, native Hawaiian/Pacific Islander, or other.			
<b>Ethnicity</b>	<b>103,702</b>	<b>157,872</b>	<b>261,574</b>
Hispanic	7,311	5,770	13,081
Non-Hispanic	71,408	112,943	184,351
Unknown	24,983	39,159	64,142
<b>Gender</b>	<b>103,702</b>	<b>157,872</b>	<b>261,574</b>
Female	56,040	92,937	148,977
Male	45,337	64,865	110,202
Unknown	2,325	70	2,395

## COVID-19 doses administered for the past 2 weeks

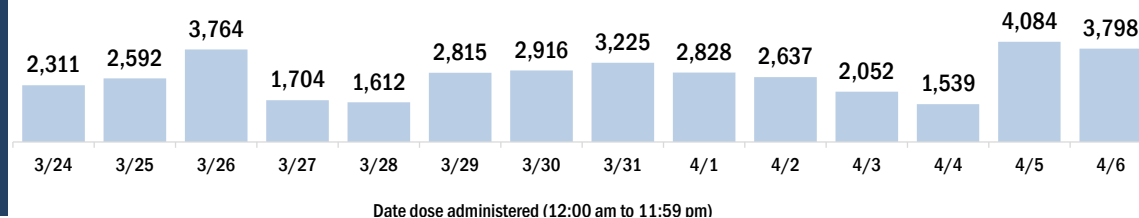


## Persons vaccinated for COVID-19 for the past 2 weeks

### Number of persons who received their first dose of a two-dose series of the COVID-19 vaccine



### Number of persons who completed the COVID-19 vaccine series



# COVID-19: Escambia County vaccine summary

Vaccination data through Apr 6, 2021 as of Apr 7, 2021 at 12:05 AM

Data in this report are provisional and subject to change.

Data in this summary pertain to COVID-19 vaccines approved by the U.S. Food and Drug Administration and have been issued an Emergency Use Authorization (Janssen COVID-19 Vaccine, Moderna COVID-19 Vaccine and Pfizer-BioNTech COVID-19 Vaccine). These data summarize the number of people who have received either their first dose or have completed the series for a COVID-19 vaccine. **A person can only be counted in one category, first dose or series complete.** For persons receiving Moderna or Pfizer vaccines, once they receive their second dose, they are moved from the first dose column to the series completed column. **Because of this, the total first dose category may show a change from report to report not matching the total receiving their first dose from the previous day.** Persons receiving Johnson & Johnson vaccines will always be counted in the series completed column.

## COVID-19 doses for vaccinated persons in Florida

**Doses administered** 123,558

People receiving one dose of a 1-dose series (Johnson & Johnson) or receiving only one dose of a 2-dose series (Moderna, Pfizer) count once. Persons receiving both doses of a 2-dose series count twice.

## Current status of persons vaccinated for COVID-19 in Florida

**Total people vaccinated** 78,612

First dose 28,083

Series completed 50,529

Completed 1-dose series 5,583

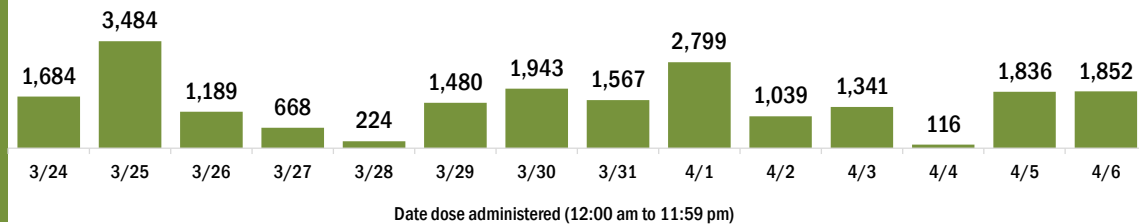
Completed 2-dose series 44,946

**First dose:** current number of people who have only received their first dose of the Moderna or Pfizer vaccine.

**Series complete:** current number of people who have received both Moderna or Pfizer vaccine doses or one Johnson & Johnson dose and are considered fully immunized.

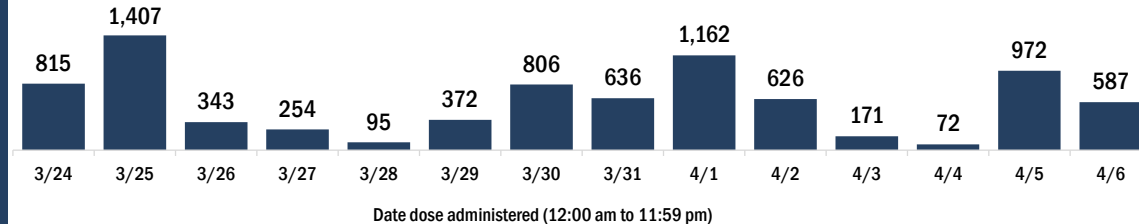
Demographic summary	First dose	Series complete	Total people vaccinated
<b>Age group</b>	<b>28,083</b>	<b>50,529</b>	<b>78,612</b>
16-24 years	1,175	678	1,853
25-34 years	2,368	2,210	4,578
35-44 years	3,100	2,903	6,003
45-54 years	4,556	4,774	9,330
55-64 years	8,186	9,148	17,334
65-74 years	5,082	17,666	22,748
75-84 years	2,630	9,637	12,267
85+ years	986	3,513	4,499
<b>Race</b>	<b>28,083</b>	<b>50,529</b>	<b>78,612</b>
White	15,536	31,179	46,715
Black	3,891	7,420	11,311
American Indian/Alaskan	182	369	551
Other	2,393	4,791	7,184
Unknown	6,081	6,770	12,851
<b>Other race</b> includes Asian, native Hawaiian/Pacific Islander, or other.			
<b>Ethnicity</b>	<b>28,083</b>	<b>50,529</b>	<b>78,612</b>
Hispanic	870	952	1,822
Non-Hispanic	17,861	34,280	52,141
Unknown	9,352	15,297	24,649
<b>Gender</b>	<b>28,083</b>	<b>50,529</b>	<b>78,612</b>
Female	16,215	29,961	46,176
Male	11,774	20,559	32,333
Unknown	94	9	103

## COVID-19 doses administered for the past 2 weeks

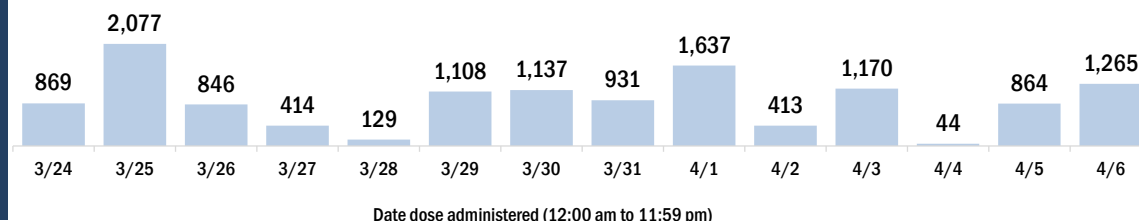


## Persons vaccinated for COVID-19 for the past 2 weeks

### Number of persons who received their first dose of a two-dose series of the COVID-19 vaccine



### Number of persons who completed the COVID-19 vaccine series



# COVID-19: Flagler County vaccine summary

Vaccination data through Apr 6, 2021 as of Apr 7, 2021 at 12:05 AM

Data in this report are provisional and subject to change.

Data in this summary pertain to COVID-19 vaccines approved by the U.S. Food and Drug Administration and have been issued an Emergency Use Authorization (Janssen COVID-19 Vaccine, Moderna COVID-19 Vaccine and Pfizer-BioNTech COVID-19 Vaccine). These data summarize the number of people who have received either their first dose or have completed the series for a COVID-19 vaccine. **A person can only be counted in one category, first dose or series complete.** For persons receiving Moderna or Pfizer vaccines, once they receive their second dose, they are moved from the first dose column to the series completed column. **Because of this, the total first dose category may show a change from report to report not matching the total receiving their first dose from the previous day.** Persons receiving Johnson & Johnson vaccines will always be counted in the series completed column.

## COVID-19 doses for vaccinated persons in Florida

**Doses administered** 67,251

People receiving one dose of a 1-dose series (Johnson & Johnson) or receiving only one dose of a 2-dose series (Moderna, Pfizer) count once. Persons receiving both doses of a 2-dose series count twice.

## Current status of persons vaccinated for COVID-19 in Florida

**Total people vaccinated** 41,992

First dose 15,297

Series completed 26,695

Completed 1-dose series 1,436

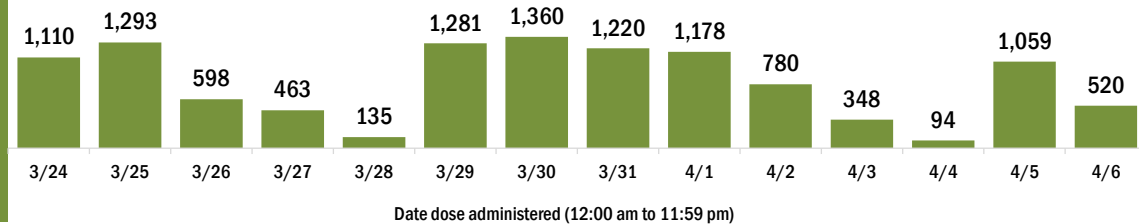
Completed 2-dose series 25,259

**First dose:** current number of people who have only received their first dose of the Moderna or Pfizer vaccine.

**Series complete:** current number of people who have received both Moderna or Pfizer vaccine doses or one Johnson & Johnson dose and are considered fully immunized.

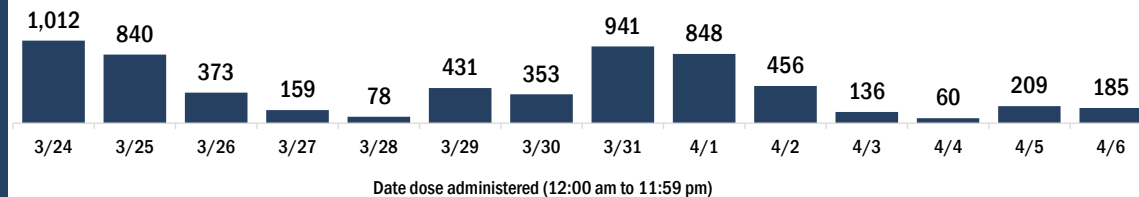
Demographic summary	First dose	Series complete	Total people vaccinated
<b>Age group</b>	15,297	26,695	41,992
16-24 years	274	197	471
25-34 years	381	474	855
35-44 years	939	854	1,793
45-54 years	2,249	1,301	3,550
55-64 years	5,353	2,752	8,105
65-74 years	3,519	12,047	15,566
75-84 years	1,938	7,138	9,076
85+ years	644	1,932	2,576
<b>Race</b>	15,297	26,695	41,992
White	10,370	17,765	28,135
Black	953	1,699	2,652
American Indian/Alaskan	103	148	251
Other	1,193	2,593	3,786
Unknown	2,678	4,490	7,168
<b>Other race</b> includes Asian, native Hawaiian/Pacific Islander, or other.			
<b>Ethnicity</b>	15,297	26,695	41,992
Hispanic	1,209	1,160	2,369
Non-Hispanic	9,660	15,382	25,042
Unknown	4,428	10,153	14,581
<b>Gender</b>	15,297	26,695	41,992
Female	8,474	15,029	23,503
Male	6,625	11,579	18,204
Unknown	198	87	285

## COVID-19 doses administered for the past 2 weeks

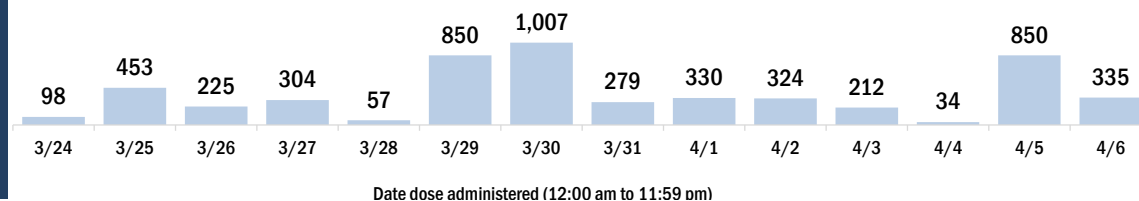


## Persons vaccinated for COVID-19 for the past 2 weeks

### Number of persons who received their first dose of a two-dose series of the COVID-19 vaccine



### Number of persons who completed the COVID-19 vaccine series



# COVID-19: Franklin County vaccine summary

Vaccination data through Apr 6, 2021 as of Apr 7, 2021 at 12:05 AM

Data in this report are provisional and subject to change.

Data in this summary pertain to COVID-19 vaccines approved by the U.S. Food and Drug Administration and have been issued an Emergency Use Authorization (Janssen COVID-19 Vaccine, Moderna COVID-19 Vaccine and Pfizer-BioNTech COVID-19 Vaccine). These data summarize the number of people who have received either their first dose or have completed the series for a COVID-19 vaccine. **A person can only be counted in one category, first dose or series complete.** For persons receiving Moderna or Pfizer vaccines, once they receive their second dose, they are moved from the first dose column to the series completed column. **Because of this, the total first dose category may show a change from report to report not matching the total receiving their first dose from the previous day.** Persons receiving Johnson & Johnson vaccines will always be counted in the series completed column.

## COVID-19 doses for vaccinated persons in Florida

**Doses administered** 5,782

People receiving one dose of a 1-dose series (Johnson & Johnson) or receiving only one dose of a 2-dose series (Moderna, Pfizer) count once. Persons receiving both doses of a 2-dose series count twice.

## Current status of persons vaccinated for COVID-19 in Florida

**Total people vaccinated** 3,383

First dose 918

Series completed 2,465

Completed 1-dose series 66

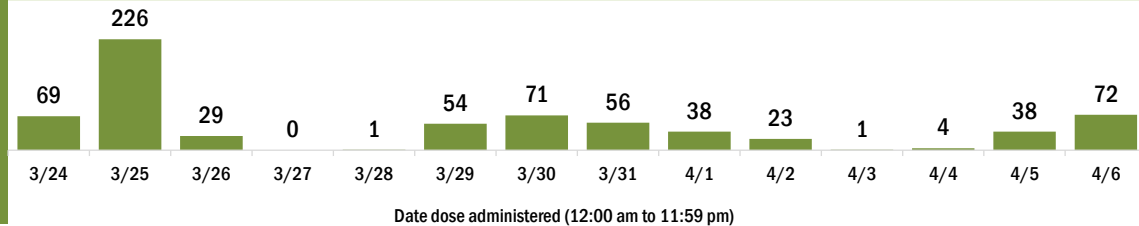
Completed 2-dose series 2,399

**First dose:** current number of people who have only received their first dose of the Moderna or Pfizer vaccine.

**Series complete:** current number of people who have received both Moderna or Pfizer vaccine doses or one Johnson & Johnson dose and are considered fully immunized.

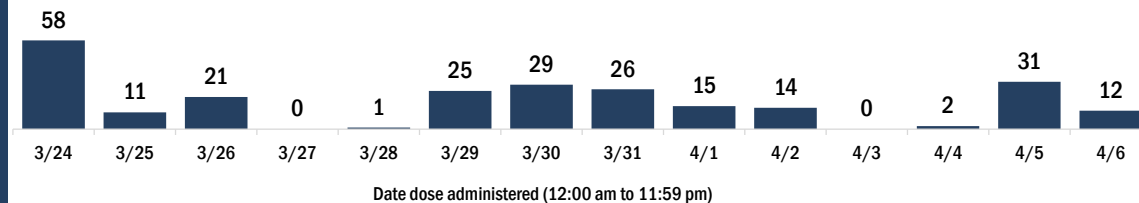
Demographic summary	First dose	Series complete	Total people vaccinated
<b>Age group</b>	<b>918</b>	<b>2,465</b>	<b>3,383</b>
16-24 years	17	10	27
25-34 years	42	27	69
35-44 years	58	57	115
45-54 years	134	128	262
55-64 years	427	332	759
65-74 years	166	1,217	1,383
75-84 years	57	581	638
85+ years	17	113	130
<b>Race</b>	<b>918</b>	<b>2,465</b>	<b>3,383</b>
White	773	2,216	2,989
Black	62	108	170
American Indian/Alaskan	3	6	9
Other	53	90	143
Unknown	27	45	72
<b>Other race</b> includes Asian, native Hawaiian/Pacific Islander, or other.			
<b>Ethnicity</b>	<b>918</b>	<b>2,465</b>	<b>3,383</b>
Hispanic	24	25	49
Non-Hispanic	785	2,085	2,870
Unknown	109	355	464
<b>Gender</b>	<b>918</b>	<b>2,465</b>	<b>3,383</b>
Female	500	1,299	1,799
Male	418	1,166	1,584
Unknown	0	0	0

## COVID-19 doses administered for the past 2 weeks

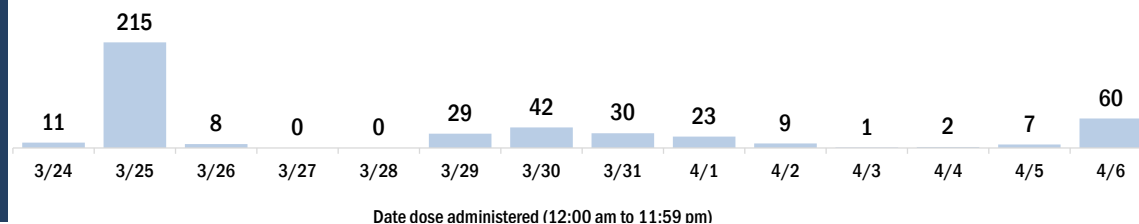


## Persons vaccinated for COVID-19 for the past 2 weeks

### Number of persons who received their first dose of a two-dose series of the COVID-19 vaccine



### Number of persons who completed the COVID-19 vaccine series





# COVID-19: Gadsden County vaccine summary

Vaccination data through Apr 6, 2021 as of Apr 7, 2021 at 12:05 AM

Data in this report are provisional and subject to change.

Data in this summary pertain to COVID-19 vaccines approved by the U.S. Food and Drug Administration and have been issued an Emergency Use Authorization (Janssen COVID-19 Vaccine, Moderna COVID-19 Vaccine and Pfizer-BioNTech COVID-19 Vaccine). These data summarize the number of people who have received either their first dose or have completed the series for a COVID-19 vaccine. **A person can only be counted in one category, first dose or series complete.** For persons receiving Moderna or Pfizer vaccines, once they receive their second dose, they are moved from the first dose column to the series completed column. **Because of this, the total first dose category may show a change from report to report not matching the total receiving their first dose from the previous day.** Persons receiving Johnson & Johnson vaccines will always be counted in the series completed column.

## COVID-19 doses for vaccinated persons in Florida

**Doses administered** 20,568

People receiving one dose of a 1-dose series (Johnson & Johnson) or receiving only one dose of a 2-dose series (Moderna, Pfizer) count once. Persons receiving both doses of a 2-dose series count twice.

## Current status of persons vaccinated for COVID-19 in Florida

**Total people vaccinated** 12,815

First dose 4,347

Series completed 8,468

Completed 1-dose series 715

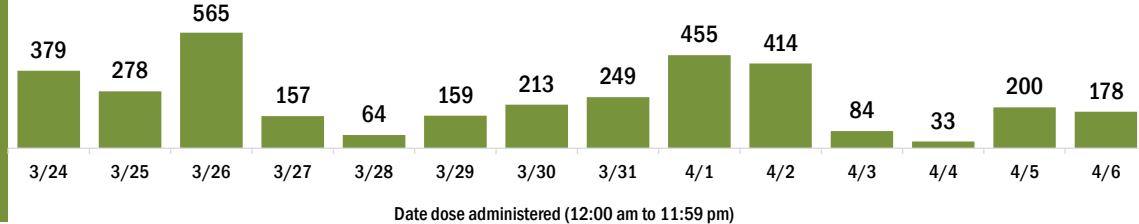
Completed 2-dose series 7,753

**First dose:** current number of people who have only received their first dose of the Moderna or Pfizer vaccine.

**Series complete:** current number of people who have received both Moderna or Pfizer vaccine doses or one Johnson & Johnson dose and are considered fully immunized.

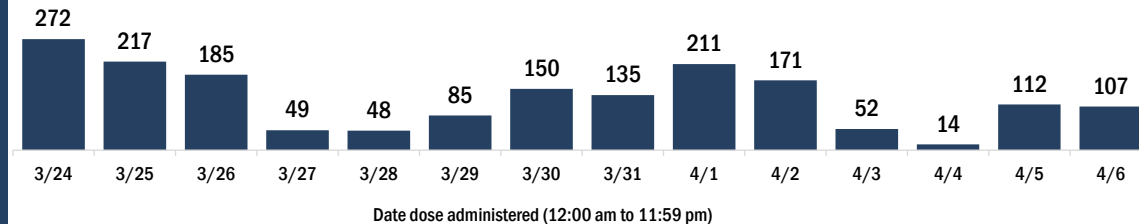
Demographic summary	First dose	Series complete	Total people vaccinated
<b>Age group</b>	<b>4,347</b>	<b>8,468</b>	<b>12,815</b>
16-24 years	104	98	202
25-34 years	229	204	433
35-44 years	473	457	930
45-54 years	920	790	1,710
55-64 years	1,499	1,546	3,045
65-74 years	685	3,268	3,953
75-84 years	326	1,582	1,908
85+ years	111	523	634
<b>Race</b>	<b>4,347</b>	<b>8,468</b>	<b>12,815</b>
White	1,270	3,092	4,362
Black	2,096	3,569	5,665
American Indian/Alaskan	6	20	26
Other	508	1,254	1,762
Unknown	467	533	1,000
<b>Other race</b> includes Asian, native Hawaiian/Pacific Islander, or other.			
<b>Ethnicity</b>	<b>4,347</b>	<b>8,468</b>	<b>12,815</b>
Hispanic	247	226	473
Non-Hispanic	3,025	5,957	8,982
Unknown	1,075	2,285	3,360
<b>Gender</b>	<b>4,347</b>	<b>8,468</b>	<b>12,815</b>
Female	2,501	5,100	7,601
Male	1,846	3,367	5,213
Unknown	0	1	1

## COVID-19 doses administered for the past 2 weeks

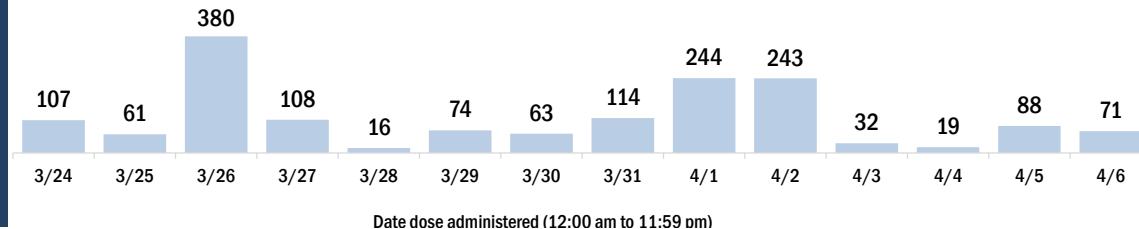


## Persons vaccinated for COVID-19 for the past 2 weeks

### Number of persons who received their first dose of a two-dose series of the COVID-19 vaccine



### Number of persons who completed the COVID-19 vaccine series



# COVID-19: Gilchrist County vaccine summary

Vaccination data through Apr 6, 2021 as of Apr 7, 2021 at 12:05 AM

Data in this report are provisional and subject to change.

Data in this summary pertain to COVID-19 vaccines approved by the U.S. Food and Drug Administration and have been issued an Emergency Use Authorization (Janssen COVID-19 Vaccine, Moderna COVID-19 Vaccine and Pfizer-BioNTech COVID-19 Vaccine). These data summarize the number of people who have received either their first dose or have completed the series for a COVID-19 vaccine. **A person can only be counted in one category, first dose or series complete.** For persons receiving Moderna or Pfizer vaccines, once they receive their second dose, they are moved from the first dose column to the series completed column. **Because of this, the total first dose category may show a change from report to report not matching the total receiving their first dose from the previous day.** Persons receiving Johnson & Johnson vaccines will always be counted in the series completed column.

## COVID-19 doses for vaccinated persons in Florida

**Doses administered** 5,009

People receiving one dose of a 1-dose series (Johnson & Johnson) or receiving only one dose of a 2-dose series (Moderna, Pfizer) count once. Persons receiving both doses of a 2-dose series count twice.

## Current status of persons vaccinated for COVID-19 in Florida

**Total people vaccinated** 3,080

First dose 857

Series completed 2,223

Completed 1-dose series 294

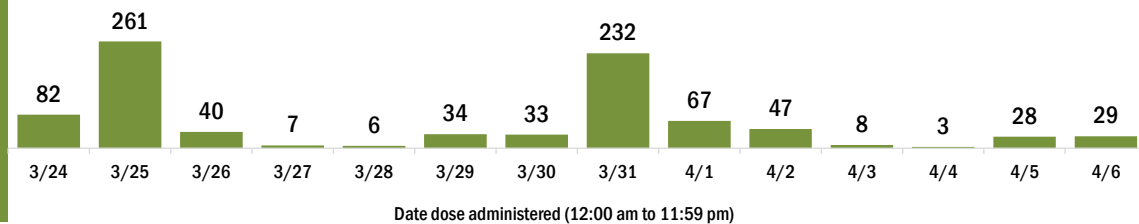
Completed 2-dose series 1,929

**First dose:** current number of people who have only received their first dose of the Moderna or Pfizer vaccine.

**Series complete:** current number of people who have received both Moderna or Pfizer vaccine doses or one Johnson & Johnson dose and are considered fully immunized.

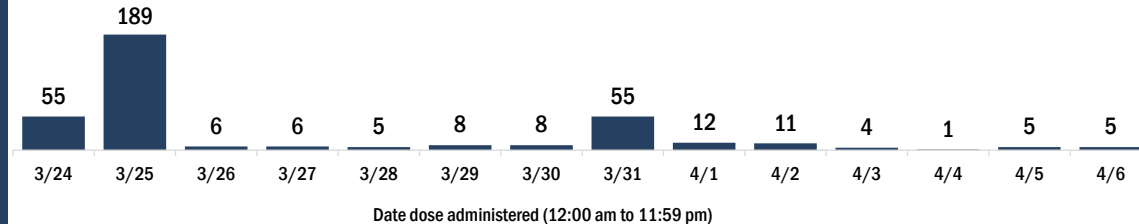
Demographic summary	First dose	Series complete	Total people vaccinated
<b>Age group</b>	<b>857</b>	<b>2,223</b>	<b>3,080</b>
16-24 years	17	35	52
25-34 years	28	55	83
35-44 years	40	94	134
45-54 years	110	166	276
55-64 years	359	290	649
65-74 years	189	845	1,034
75-84 years	89	557	646
85+ years	25	181	206
<b>Race</b>	<b>857</b>	<b>2,223</b>	<b>3,080</b>
White	711	1,529	2,240
Black	23	26	49
American Indian/Alaskan	4	7	11
Other	56	191	247
Unknown	63	470	533
<b>Other race</b> includes Asian, native Hawaiian/Pacific Islander, or other.			
<b>Ethnicity</b>	<b>857</b>	<b>2,223</b>	<b>3,080</b>
Hispanic	32	40	72
Non-Hispanic	512	891	1,403
Unknown	313	1,292	1,605
<b>Gender</b>	<b>857</b>	<b>2,223</b>	<b>3,080</b>
Female	500	1,319	1,819
Male	356	904	1,260
Unknown	1	0	1

## COVID-19 doses administered for the past 2 weeks

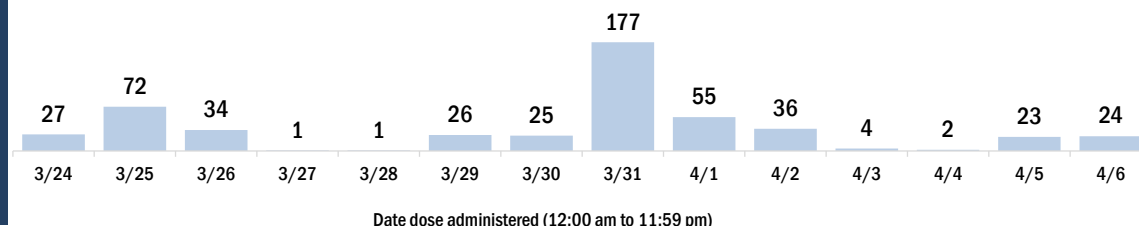


## Persons vaccinated for COVID-19 for the past 2 weeks

### Number of persons who received their first dose of a two-dose series of the COVID-19 vaccine



### Number of persons who completed the COVID-19 vaccine series



# COVID-19: Glades County vaccine summary

Vaccination data through Apr 6, 2021 as of Apr 7, 2021 at 12:05 AM

Data in this report are provisional and subject to change.

Data in this summary pertain to COVID-19 vaccines approved by the U.S. Food and Drug Administration and have been issued an Emergency Use Authorization (Janssen COVID-19 Vaccine, Moderna COVID-19 Vaccine and Pfizer-BioNTech COVID-19 Vaccine). These data summarize the number of people who have received either their first dose or have completed the series for a COVID-19 vaccine. **A person can only be counted in one category, first dose or series complete.** For persons receiving Moderna or Pfizer vaccines, once they receive their second dose, they are moved from the first dose column to the series completed column. **Because of this, the total first dose category may show a change from report to report not matching the total receiving their first dose from the previous day.** Persons receiving Johnson & Johnson vaccines will always be counted in the series completed column.

## COVID-19 doses for vaccinated persons in Florida

**Doses administered** 3,652

People receiving one dose of a 1-dose series (Johnson & Johnson) or receiving only one dose of a 2-dose series (Moderna, Pfizer) count once. Persons receiving both doses of a 2-dose series count twice.

## Current status of persons vaccinated for COVID-19 in Florida

**Total people vaccinated** 2,126

First dose 521

Series completed 1,605

Completed 1-dose series 79

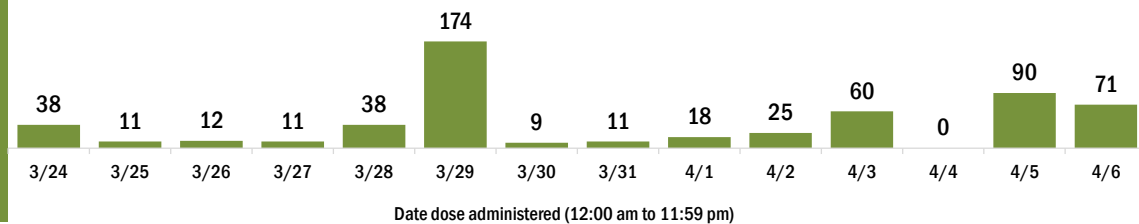
Completed 2-dose series 1,526

**First dose:** current number of people who have only received their first dose of the Moderna or Pfizer vaccine.

**Series complete:** current number of people who have received both Moderna or Pfizer vaccine doses or one Johnson & Johnson dose and are considered fully immunized.

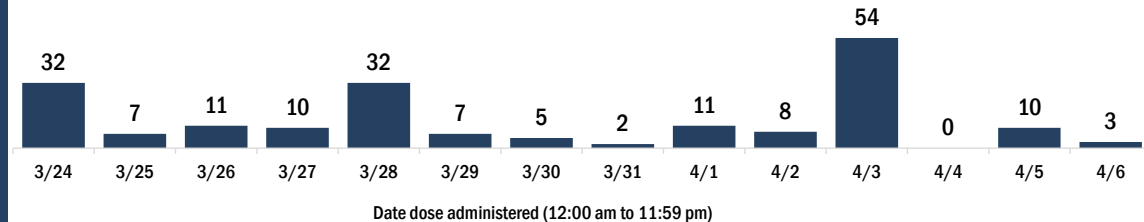
Demographic summary	First dose	Series complete	Total people vaccinated
<b>Age group</b>	521	1,605	2,126
16-24 years	8	4	12
25-34 years	13	18	31
35-44 years	33	18	51
45-54 years	97	57	154
55-64 years	202	130	332
65-74 years	86	743	829
75-84 years	66	538	604
85+ years	16	97	113
<b>Race</b>	521	1,605	2,126
White	359	1,220	1,579
Black	46	59	105
American Indian/Alaskan	2	13	15
Other	46	71	117
Unknown	68	242	310
<b>Other race</b> includes Asian, native Hawaiian/Pacific Islander, or other.			
<b>Ethnicity</b>	521	1,605	2,126
Hispanic	82	43	125
Non-Hispanic	258	669	927
Unknown	181	893	1,074
<b>Gender</b>	521	1,605	2,126
Female	259	790	1,049
Male	262	815	1,077
Unknown	0	0	0

## COVID-19 doses administered for the past 2 weeks

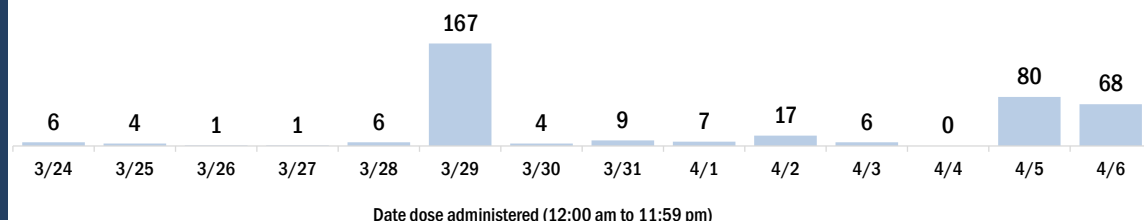


## Persons vaccinated for COVID-19 for the past 2 weeks

### Number of persons who received their first dose of a two-dose series of the COVID-19 vaccine



### Number of persons who completed the COVID-19 vaccine series



# COVID-19: Gulf County vaccine summary

Vaccination data through Apr 6, 2021 as of Apr 7, 2021 at 12:05 AM

Data in this report are provisional and subject to change.

Data in this summary pertain to COVID-19 vaccines approved by the U.S. Food and Drug Administration and have been issued an Emergency Use Authorization (Janssen COVID-19 Vaccine, Moderna COVID-19 Vaccine and Pfizer-BioNTech COVID-19 Vaccine). These data summarize the number of people who have received either their first dose or have completed the series for a COVID-19 vaccine. **A person can only be counted in one category, first dose or series complete.** For persons receiving Moderna or Pfizer vaccines, once they receive their second dose, they are moved from the first dose column to the series completed column. **Because of this, the total first dose category may show a change from report to report not matching the total receiving their first dose from the previous day.** Persons receiving Johnson & Johnson vaccines will always be counted in the series completed column.

## COVID-19 doses for vaccinated persons in Florida

**Doses administered** 6,190

People receiving one dose of a 1-dose series (Johnson & Johnson) or receiving only one dose of a 2-dose series (Moderna, Pfizer) count once. Persons receiving both doses of a 2-dose series count twice.

## Current status of persons vaccinated for COVID-19 in Florida

**Total people vaccinated** 3,686

First dose 1,003

Series completed 2,683

Completed 1-dose series 179

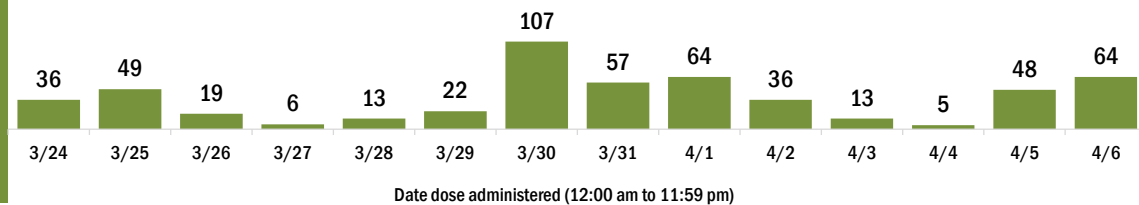
Completed 2-dose series 2,504

**First dose:** current number of people who have only received their first dose of the Moderna or Pfizer vaccine.

**Series complete:** current number of people who have received both Moderna or Pfizer vaccine doses or one Johnson & Johnson dose and are considered fully immunized.

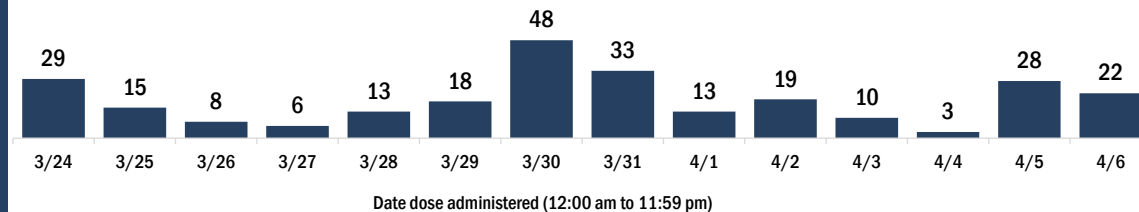
Demographic summary	First dose	Series complete	Total people vaccinated
<b>Age group</b>	<b>1,003</b>	<b>2,683</b>	<b>3,686</b>
16-24 years	24	23	47
25-34 years	36	41	77
35-44 years	76	63	139
45-54 years	166	137	303
55-64 years	353	293	646
65-74 years	201	1,336	1,537
75-84 years	125	616	741
85+ years	22	174	196
<b>Race</b>	<b>1,003</b>	<b>2,683</b>	<b>3,686</b>
White	816	2,400	3,216
Black	102	167	269
American Indian/Alaskan	1	8	9
Other	53	63	116
Unknown	31	45	76
<b>Other race</b> includes Asian, native Hawaiian/Pacific Islander, or other.			
<b>Ethnicity</b>	<b>1,003</b>	<b>2,683</b>	<b>3,686</b>
Hispanic	21	22	43
Non-Hispanic	765	2,517	3,282
Unknown	217	144	361
<b>Gender</b>	<b>1,003</b>	<b>2,683</b>	<b>3,686</b>
Female	554	1,428	1,982
Male	449	1,255	1,704
Unknown	0	0	0

## COVID-19 doses administered for the past 2 weeks

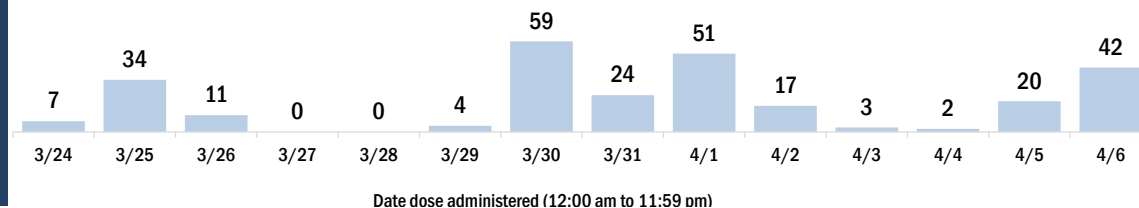


## Persons vaccinated for COVID-19 for the past 2 weeks

### Number of persons who received their first dose of a two-dose series of the COVID-19 vaccine



### Number of persons who completed the COVID-19 vaccine series



# COVID-19: Hamilton County vaccine summary

Vaccination data through Apr 6, 2021 as of Apr 7, 2021 at 12:05 AM

Data in this report are provisional and subject to change.

Data in this summary pertain to COVID-19 vaccines approved by the U.S. Food and Drug Administration and have been issued an Emergency Use Authorization (Janssen COVID-19 Vaccine, Moderna COVID-19 Vaccine and Pfizer-BioNTech COVID-19 Vaccine). These data summarize the number of people who have received either their first dose or have completed the series for a COVID-19 vaccine. **A person can only be counted in one category, first dose or series complete.** For persons receiving Moderna or Pfizer vaccines, once they receive their second dose, they are moved from the first dose column to the series completed column. **Because of this, the total first dose category may show a change from report to report not matching the total receiving their first dose from the previous day.** Persons receiving Johnson & Johnson vaccines will always be counted in the series completed column.

## COVID-19 doses for vaccinated persons in Florida

**Doses administered** 3,843

People receiving one dose of a 1-dose series (Johnson & Johnson) or receiving only one dose of a 2-dose series (Moderna, Pfizer) count once. Persons receiving both doses of a 2-dose series count twice.

## Current status of persons vaccinated for COVID-19 in Florida

**Total people vaccinated** 2,349

First dose 701

Series completed 1,648

Completed 1-dose series 154

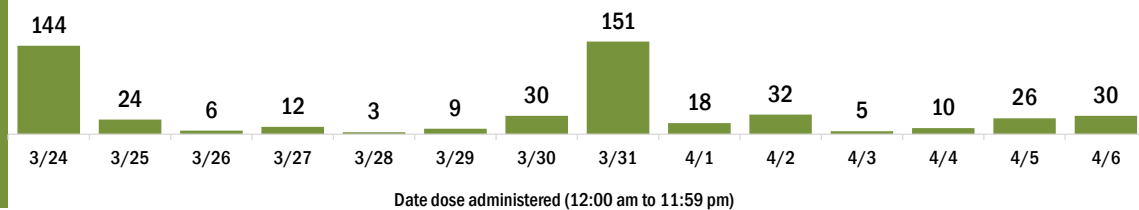
Completed 2-dose series 1,494

**First dose:** current number of people who have only received their first dose of the Moderna or Pfizer vaccine.

**Series complete:** current number of people who have received both Moderna or Pfizer vaccine doses or one Johnson & Johnson dose and are considered fully immunized.

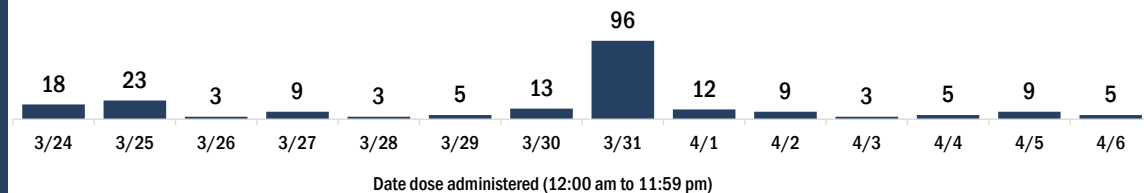
Demographic summary	First dose	Series complete	Total people vaccinated
<b>Age group</b>	701	1,648	2,349
16-24 years	11	12	23
25-34 years	21	24	45
35-44 years	48	44	92
45-54 years	115	80	195
55-64 years	313	185	498
65-74 years	120	796	916
75-84 years	44	412	456
85+ years	29	95	124
<b>Race</b>	701	1,648	2,349
White	373	996	1,369
Black	205	330	535
American Indian/Alaskan	1	1	2
Other	77	118	195
Unknown	45	203	248
<b>Other race</b> includes Asian, native Hawaiian/Pacific Islander, or other.			
<b>Ethnicity</b>	701	1,648	2,349
Hispanic	25	27	52
Non-Hispanic	424	888	1,312
Unknown	252	733	985
<b>Gender</b>	701	1,648	2,349
Female	431	916	1,347
Male	269	732	1,001
Unknown	1	0	1

## COVID-19 doses administered for the past 2 weeks

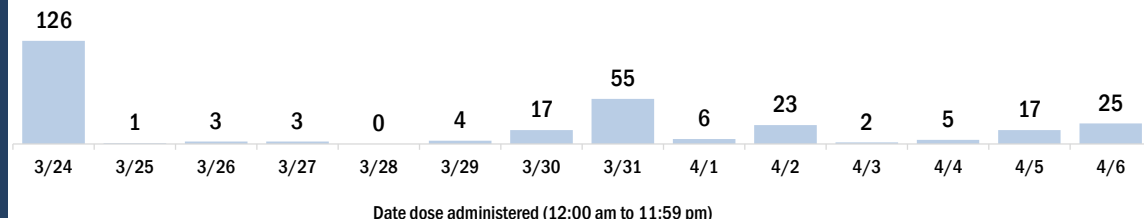


## Persons vaccinated for COVID-19 for the past 2 weeks

### Number of persons who received their first dose of a two-dose series of the COVID-19 vaccine



### Number of persons who completed the COVID-19 vaccine series



# COVID-19: Hardee County vaccine summary

Vaccination data through Apr 6, 2021 as of Apr 7, 2021 at 12:05 AM

Data in this report are provisional and subject to change.

Data in this summary pertain to COVID-19 vaccines approved by the U.S. Food and Drug Administration and have been issued an Emergency Use Authorization (Janssen COVID-19 Vaccine, Moderna COVID-19 Vaccine and Pfizer-BioNTech COVID-19 Vaccine). These data summarize the number of people who have received either their first dose or have completed the series for a COVID-19 vaccine. **A person can only be counted in one category, first dose or series complete.** For persons receiving Moderna or Pfizer vaccines, once they receive their second dose, they are moved from the first dose column to the series completed column. **Because of this, the total first dose category may show a change from report to report not matching the total receiving their first dose from the previous day.** Persons receiving Johnson & Johnson vaccines will always be counted in the series completed column.

## COVID-19 doses for vaccinated persons in Florida

**Doses administered** 6,968

People receiving one dose of a 1-dose series (Johnson & Johnson) or receiving only one dose of a 2-dose series (Moderna, Pfizer) count once. Persons receiving both doses of a 2-dose series count twice.

## Current status of persons vaccinated for COVID-19 in Florida

**Total people vaccinated** 4,413

First dose 1,765

Series completed 2,648

Completed 1-dose series 93

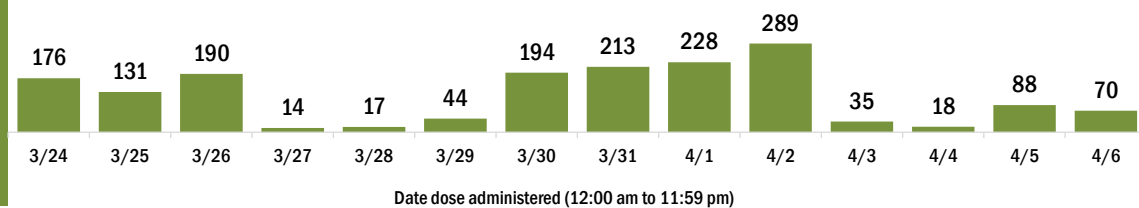
Completed 2-dose series 2,555

**First dose:** current number of people who have only received their first dose of the Moderna or Pfizer vaccine.

**Series complete:** current number of people who have received both Moderna or Pfizer vaccine doses or one Johnson & Johnson dose and are considered fully immunized.

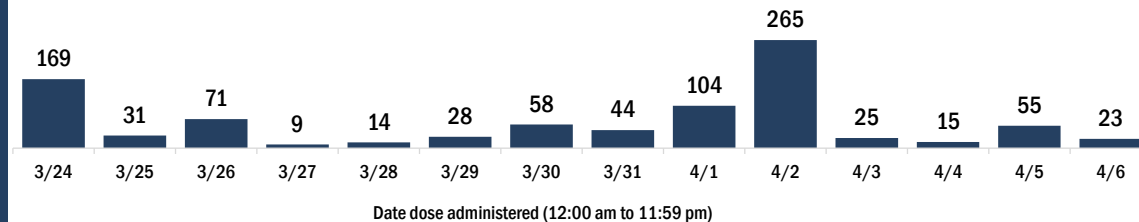
Demographic summary	First dose	Series complete	Total people vaccinated
<b>Age group</b>	<b>1,765</b>	<b>2,648</b>	<b>4,413</b>
16-24 years	54	25	79
25-34 years	68	86	154
35-44 years	122	77	199
45-54 years	325	105	430
55-64 years	611	186	797
65-74 years	348	1,123	1,471
75-84 years	188	810	998
85+ years	49	236	285
<b>Race</b>	<b>1,765</b>	<b>2,648</b>	<b>4,413</b>
White	1,271	2,197	3,468
Black	98	76	174
American Indian/Alaskan	3	17	20
Other	274	291	565
Unknown	119	67	186
<b>Other race</b> includes Asian, native Hawaiian/Pacific Islander, or other.			
<b>Ethnicity</b>	<b>1,765</b>	<b>2,648</b>	<b>4,413</b>
Hispanic	360	268	628
Non-Hispanic	795	1,994	2,789
Unknown	610	386	996
<b>Gender</b>	<b>1,765</b>	<b>2,648</b>	<b>4,413</b>
Female	944	1,458	2,402
Male	819	1,189	2,008
Unknown	2	1	3

## COVID-19 doses administered for the past 2 weeks

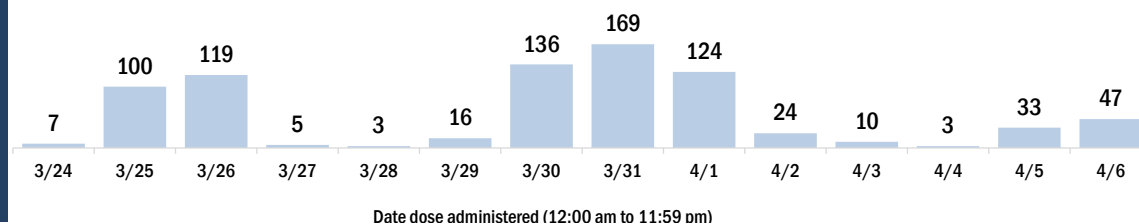


## Persons vaccinated for COVID-19 for the past 2 weeks

### Number of persons who received their first dose of a two-dose series of the COVID-19 vaccine



### Number of persons who completed the COVID-19 vaccine series





# COVID-19: Hendry County vaccine summary

Vaccination data through Apr 6, 2021 as of Apr 7, 2021 at 12:05 AM

Data in this report are provisional and subject to change.

Data in this summary pertain to COVID-19 vaccines approved by the U.S. Food and Drug Administration and have been issued an Emergency Use Authorization (Janssen COVID-19 Vaccine, Moderna COVID-19 Vaccine and Pfizer-BioNTech COVID-19 Vaccine). These data summarize the number of people who have received either their first dose or have completed the series for a COVID-19 vaccine. **A person can only be counted in one category, first dose or series complete.** For persons receiving Moderna or Pfizer vaccines, once they receive their second dose, they are moved from the first dose column to the series completed column. **Because of this, the total first dose category may show a change from report to report not matching the total receiving their first dose from the previous day.** Persons receiving Johnson & Johnson vaccines will always be counted in the series completed column.

## COVID-19 doses for vaccinated persons in Florida

**Doses administered** 11,972

People receiving one dose of a 1-dose series (Johnson & Johnson) or receiving only one dose of a 2-dose series (Moderna, Pfizer) count once. Persons receiving both doses of a 2-dose series count twice.

## Current status of persons vaccinated for COVID-19 in Florida

**Total people vaccinated** 8,167

First dose 3,701

Series completed 4,466

Completed 1-dose series 661

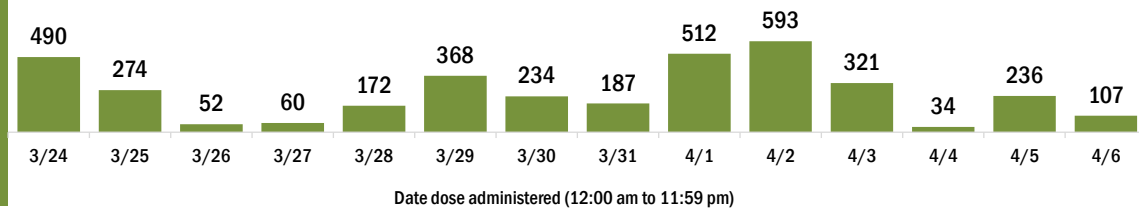
Completed 2-dose series 3,805

**First dose:** current number of people who have only received their first dose of the Moderna or Pfizer vaccine.

**Series complete:** current number of people who have received both Moderna or Pfizer vaccine doses or one Johnson & Johnson dose and are considered fully immunized.

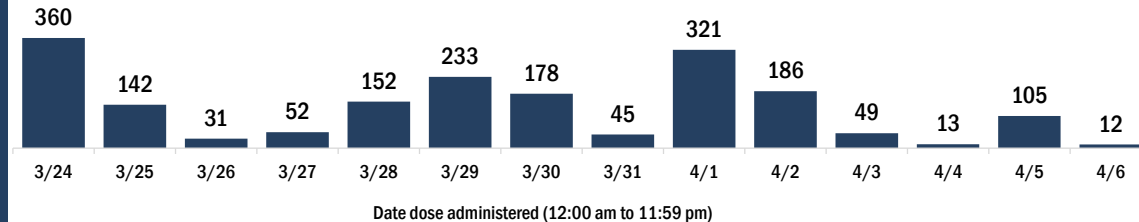
Demographic summary	First dose	Series complete	Total people vaccinated
<b>Age group</b>	<b>3,701</b>	<b>4,466</b>	<b>8,167</b>
16-24 years	142	100	242
25-34 years	262	185	447
35-44 years	375	198	573
45-54 years	795	349	1,144
55-64 years	1,280	564	1,844
65-74 years	523	1,822	2,345
75-84 years	243	981	1,224
85+ years	81	267	348
<b>Race</b>	<b>3,701</b>	<b>4,466</b>	<b>8,167</b>
White	2,531	2,945	5,476
Black	296	267	563
American Indian/Alaskan	7	18	25
Other	589	686	1,275
Unknown	278	550	828
<b>Other race</b> includes Asian, native Hawaiian/Pacific Islander, or other.			
<b>Ethnicity</b>	<b>3,701</b>	<b>4,466</b>	<b>8,167</b>
Hispanic	1,452	881	2,333
Non-Hispanic	1,366	1,968	3,334
Unknown	883	1,617	2,500
<b>Gender</b>	<b>3,701</b>	<b>4,466</b>	<b>8,167</b>
Female	1,881	2,288	4,169
Male	1,818	2,178	3,996
Unknown	2	0	2

## COVID-19 doses administered for the past 2 weeks

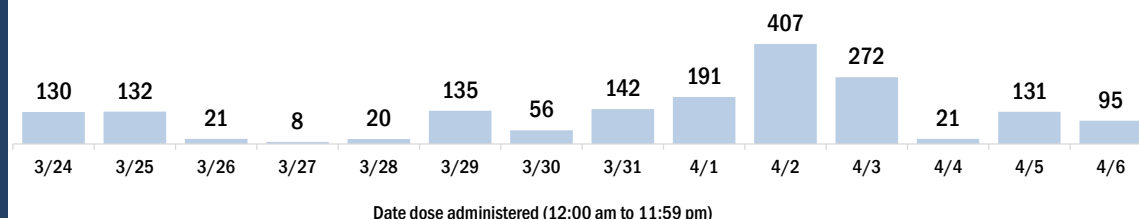


## Persons vaccinated for COVID-19 for the past 2 weeks

### Number of persons who received their first dose of a two-dose series of the COVID-19 vaccine



### Number of persons who completed the COVID-19 vaccine series



# COVID-19: Hernando County vaccine summary

Vaccination data through Apr 6, 2021 as of Apr 7, 2021 at 12:05 AM

Data in this report are provisional and subject to change.

Data in this summary pertain to COVID-19 vaccines approved by the U.S. Food and Drug Administration and have been issued an Emergency Use Authorization (Janssen COVID-19 Vaccine, Moderna COVID-19 Vaccine and Pfizer-BioNTech COVID-19 Vaccine). These data summarize the number of people who have received either their first dose or have completed the series for a COVID-19 vaccine. **A person can only be counted in one category, first dose or series complete.** For persons receiving Moderna or Pfizer vaccines, once they receive their second dose, they are moved from the first dose column to the series completed column. **Because of this, the total first dose category may show a change from report to report not matching the total receiving their first dose from the previous day.** Persons receiving Johnson & Johnson vaccines will always be counted in the series completed column.

## COVID-19 doses for vaccinated persons in Florida

**Doses administered** 82,000

People receiving one dose of a 1-dose series (Johnson & Johnson) or receiving only one dose of a 2-dose series (Moderna, Pfizer) count once. Persons receiving both doses of a 2-dose series count twice.

## Current status of persons vaccinated for COVID-19 in Florida

**Total people vaccinated** 53,959

First dose 22,283

Series completed 31,676

Completed 1-dose series 3,635

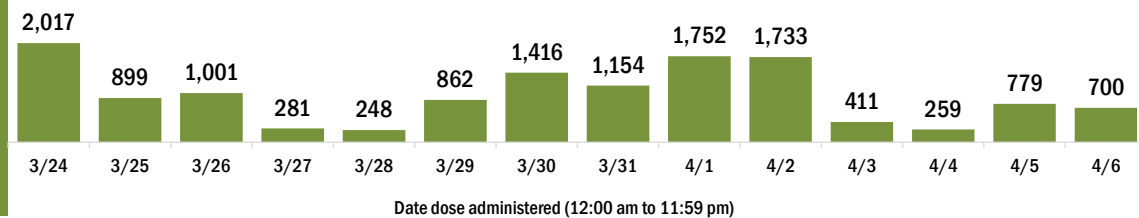
Completed 2-dose series 28,041

**First dose:** current number of people who have only received their first dose of the Moderna or Pfizer vaccine.

**Series complete:** current number of people who have received both Moderna or Pfizer vaccine doses or one Johnson & Johnson dose and are considered fully immunized.

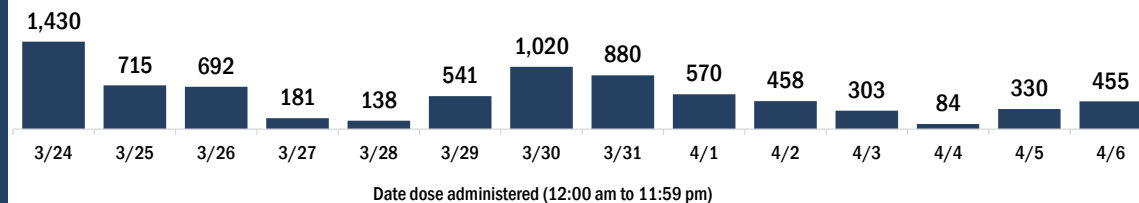
Demographic summary	First dose	Series complete	Total people vaccinated
<b>Age group</b>	22,283	31,676	53,959
16-24 years	447	283	730
25-34 years	692	709	1,401
35-44 years	1,411	1,011	2,422
45-54 years	3,201	1,726	4,927
55-64 years	7,134	3,098	10,232
65-74 years	5,056	13,258	18,314
75-84 years	3,257	8,800	12,057
85+ years	1,085	2,791	3,876
<b>Race</b>	22,283	31,676	53,959
White	15,421	22,481	37,902
Black	546	747	1,293
American Indian/Alaskan	60	108	168
Other	1,424	2,306	3,730
Unknown	4,832	6,034	10,866
<b>Other race</b> includes Asian, native Hawaiian/Pacific Islander, or other.			
<b>Ethnicity</b>	22,283	31,676	53,959
Hispanic	1,106	1,195	2,301
Non-Hispanic	11,363	17,520	28,883
Unknown	9,814	12,961	22,775
<b>Gender</b>	22,283	31,676	53,959
Female	12,796	18,366	31,162
Male	9,440	13,280	22,720
Unknown	47	30	77

## COVID-19 doses administered for the past 2 weeks

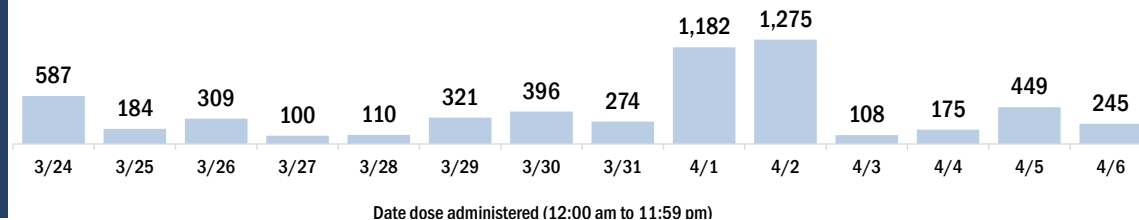


## Persons vaccinated for COVID-19 for the past 2 weeks

### Number of persons who received their first dose of a two-dose series of the COVID-19 vaccine



### Number of persons who completed the COVID-19 vaccine series



# COVID-19: Highlands County vaccine summary

Vaccination data through Apr 6, 2021 as of Apr 7, 2021 at 12:05 AM

Data in this report are provisional and subject to change.

Data in this summary pertain to COVID-19 vaccines approved by the U.S. Food and Drug Administration and have been issued an Emergency Use Authorization (Janssen COVID-19 Vaccine, Moderna COVID-19 Vaccine and Pfizer-BioNTech COVID-19 Vaccine). These data summarize the number of people who have received either their first dose or have completed the series for a COVID-19 vaccine. **A person can only be counted in one category, first dose or series complete.** For persons receiving Moderna or Pfizer vaccines, once they receive their second dose, they are moved from the first dose column to the series completed column. **Because of this, the total first dose category may show a change from report to report not matching the total receiving their first dose from the previous day.** Persons receiving Johnson & Johnson vaccines will always be counted in the series completed column.

## COVID-19 doses for vaccinated persons in Florida

**Doses administered** 54,007

People receiving one dose of a 1-dose series (Johnson & Johnson) or receiving only one dose of a 2-dose series (Moderna, Pfizer) count once. Persons receiving both doses of a 2-dose series count twice.

## Current status of persons vaccinated for COVID-19 in Florida

**Total people vaccinated** 35,628

First dose 16,960

Series completed 18,668

Completed 1-dose series 289

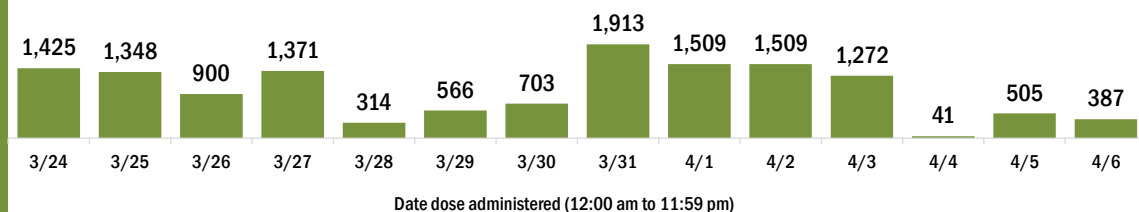
Completed 2-dose series 18,379

**First dose:** current number of people who have only received their first dose of the Moderna or Pfizer vaccine.

**Series complete:** current number of people who have received both Moderna or Pfizer vaccine doses or one Johnson & Johnson dose and are considered fully immunized.

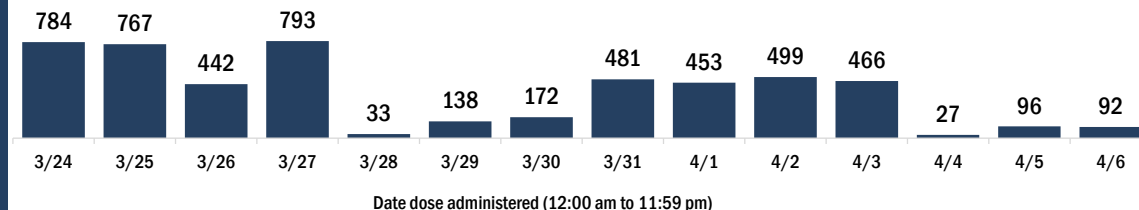
Demographic summary	First dose	Series complete	Total people vaccinated
<b>Age group</b>	<b>16,960</b>	<b>18,668</b>	<b>35,628</b>
16-24 years	158	89	247
25-34 years	264	266	530
35-44 years	554	415	969
45-54 years	1,375	669	2,044
55-64 years	3,863	1,598	5,461
65-74 years	5,366	7,711	13,077
75-84 years	4,111	6,249	10,360
85+ years	1,269	1,671	2,940
<b>Race</b>	<b>16,960</b>	<b>18,668</b>	<b>35,628</b>
White	13,938	15,429	29,367
Black	647	549	1,196
American Indian/Alaskan	161	125	286
Other	900	1,148	2,048
Unknown	1,314	1,417	2,731
<b>Other race</b> includes Asian, native Hawaiian/Pacific Islander, or other.			
<b>Ethnicity</b>	<b>16,960</b>	<b>18,668</b>	<b>35,628</b>
Hispanic	1,554	684	2,238
Non-Hispanic	11,350	14,061	25,411
Unknown	4,056	3,923	7,979
<b>Gender</b>	<b>16,960</b>	<b>18,668</b>	<b>35,628</b>
Female	9,159	10,259	19,418
Male	7,771	8,400	16,171
Unknown	30	9	39

## COVID-19 doses administered for the past 2 weeks

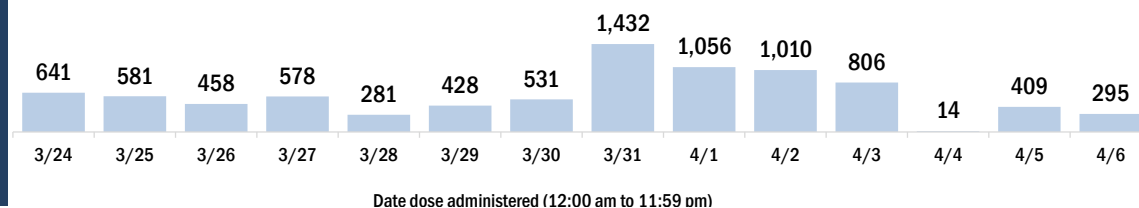


## Persons vaccinated for COVID-19 for the past 2 weeks

### Number of persons who received their first dose of a two-dose series of the COVID-19 vaccine



### Number of persons who completed the COVID-19 vaccine series



# COVID-19: Hillsborough County vaccine summary

Vaccination data through Apr 6, 2021 as of Apr 7, 2021 at 12:05 AM

Data in this report are provisional and subject to change.

Data in this summary pertain to COVID-19 vaccines approved by the U.S. Food and Drug Administration and have been issued an Emergency Use Authorization (Janssen COVID-19 Vaccine, Moderna COVID-19 Vaccine and Pfizer-BioNTech COVID-19 Vaccine). These data summarize the number of people who have received either their first dose or have completed the series for a COVID-19 vaccine. **A person can only be counted in one category, first dose or series complete.** For persons receiving Moderna or Pfizer vaccines, once they receive their second dose, they are moved from the first dose column to the series completed column. **Because of this, the total first dose category may show a change from report to report not matching the total receiving their first dose from the previous day.** Persons receiving Johnson & Johnson vaccines will always be counted in the series completed column.

## COVID-19 doses for vaccinated persons in Florida

**Doses administered** 575,219

People receiving one dose of a 1-dose series (Johnson & Johnson) or receiving only one dose of a 2-dose series (Moderna, Pfizer) count once. Persons receiving both doses of a 2-dose series count twice.

## Current status of persons vaccinated for COVID-19 in Florida

**Total people vaccinated** 399,556

First dose 197,209

Series completed 202,347

Completed 1-dose series 26,684

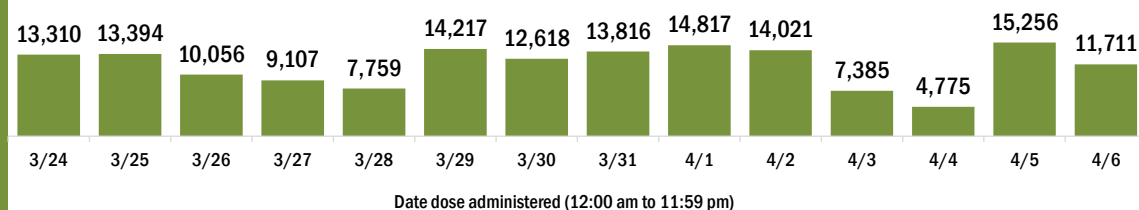
Completed 2-dose series 175,663

**First dose:** current number of people who have only received their first dose of the Moderna or Pfizer vaccine.

**Series complete:** current number of people who have received both Moderna or Pfizer vaccine doses or one Johnson & Johnson dose and are considered fully immunized.

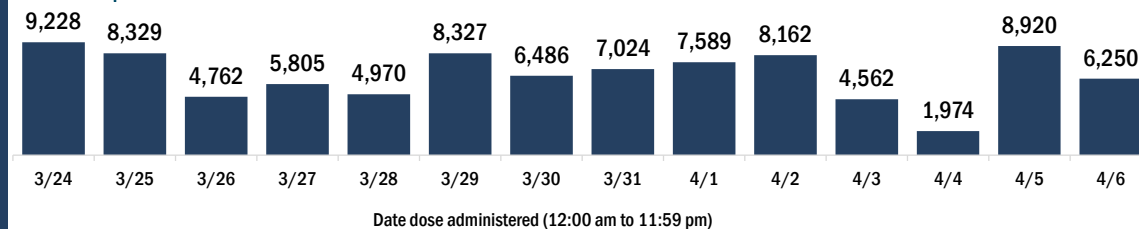
Demographic summary	First dose	Series complete	Total people vaccinated
<b>Age group</b>	197,209	202,347	399,556
16-24 years	9,151	5,432	14,583
25-34 years	14,245	16,185	30,430
35-44 years	25,065	20,483	45,548
45-54 years	39,603	24,677	64,280
55-64 years	49,973	35,608	85,581
65-74 years	35,350	59,244	94,594
75-84 years	18,081	29,863	47,944
85+ years	5,741	10,855	16,596
<b>Race</b>	197,209	202,347	399,556
White	126,247	134,952	261,199
Black	12,431	14,574	27,005
American Indian/Alaskan	640	673	1,313
Other	25,326	28,335	53,661
Unknown	32,565	23,813	56,378
<b>Other race</b> includes Asian, native Hawaiian/Pacific Islander, or other.			
<b>Ethnicity</b>	197,209	202,347	399,556
Hispanic	23,403	21,341	44,744
Non-Hispanic	106,548	123,300	229,848
Unknown	67,258	57,706	124,964
<b>Gender</b>	197,209	202,347	399,556
Female	107,433	120,918	228,351
Male	89,481	81,279	170,760
Unknown	295	150	445

## COVID-19 doses administered for the past 2 weeks

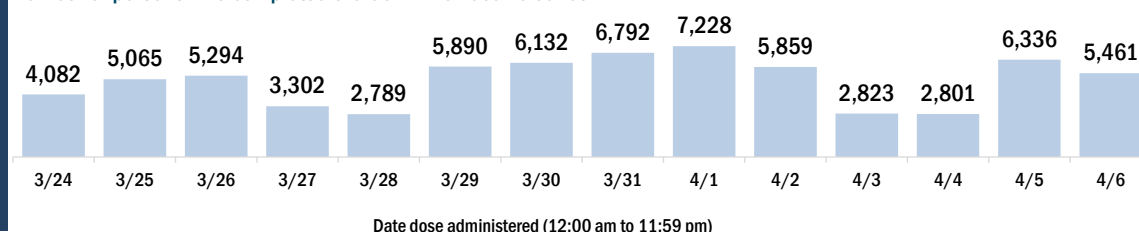


## Persons vaccinated for COVID-19 for the past 2 weeks

### Number of persons who received their first dose of a two-dose series of the COVID-19 vaccine



### Number of persons who completed the COVID-19 vaccine series



# COVID-19: Holmes County vaccine summary

Vaccination data through Apr 6, 2021 as of Apr 7, 2021 at 12:05 AM

Data in this report are provisional and subject to change.

Data in this summary pertain to COVID-19 vaccines approved by the U.S. Food and Drug Administration and have been issued an Emergency Use Authorization (Janssen COVID-19 Vaccine, Moderna COVID-19 Vaccine and Pfizer-BioNTech COVID-19 Vaccine). These data summarize the number of people who have received either their first dose or have completed the series for a COVID-19 vaccine. **A person can only be counted in one category, first dose or series complete.** For persons receiving Moderna or Pfizer vaccines, once they receive their second dose, they are moved from the first dose column to the series completed column. **Because of this, the total first dose category may show a change from report to report not matching the total receiving their first dose from the previous day.** Persons receiving Johnson & Johnson vaccines will always be counted in the series completed column.

## COVID-19 doses for vaccinated persons in Florida

**Doses administered** 5,308

People receiving one dose of a 1-dose series (Johnson & Johnson) or receiving only one dose of a 2-dose series (Moderna, Pfizer) count once. Persons receiving both doses of a 2-dose series count twice.

## Current status of persons vaccinated for COVID-19 in Florida

**Total people vaccinated** 3,211

First dose 913

Series completed 2,298

Completed 1-dose series 201

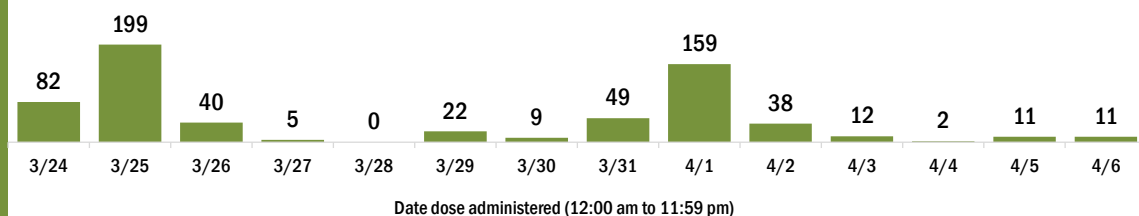
Completed 2-dose series 2,097

**First dose:** current number of people who have only received their first dose of the Moderna or Pfizer vaccine.

**Series complete:** current number of people who have received both Moderna or Pfizer vaccine doses or one Johnson & Johnson dose and are considered fully immunized.

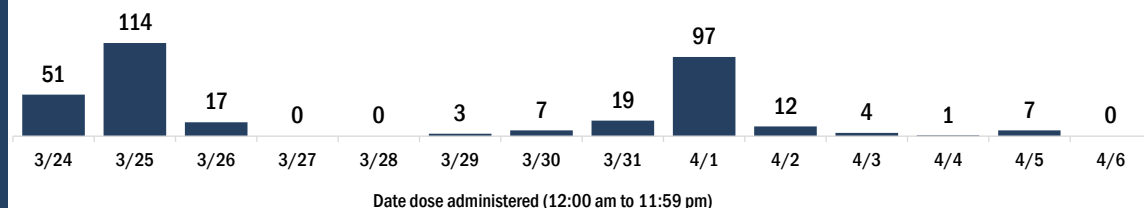
Demographic summary	First dose	Series complete	Total people vaccinated
<b>Age group</b>	<b>913</b>	<b>2,298</b>	<b>3,211</b>
16-24 years	10	17	27
25-34 years	30	47	77
35-44 years	57	85	142
45-54 years	136	153	289
55-64 years	326	313	639
65-74 years	194	912	1,106
75-84 years	129	599	728
85+ years	31	172	203
<b>Race</b>	<b>913</b>	<b>2,298</b>	<b>3,211</b>
White	788	1,965	2,753
Black	33	76	109
American Indian/Alaskan	6	27	33
Other	38	159	197
Unknown	48	71	119
<b>Other race</b> includes Asian, native Hawaiian/Pacific Islander, or other.			
<b>Ethnicity</b>	<b>913</b>	<b>2,298</b>	<b>3,211</b>
Hispanic	14	16	30
Non-Hispanic	707	1,947	2,654
Unknown	192	335	527
<b>Gender</b>	<b>913</b>	<b>2,298</b>	<b>3,211</b>
Female	501	1,257	1,758
Male	412	1,041	1,453
Unknown	0	0	0

## COVID-19 doses administered for the past 2 weeks

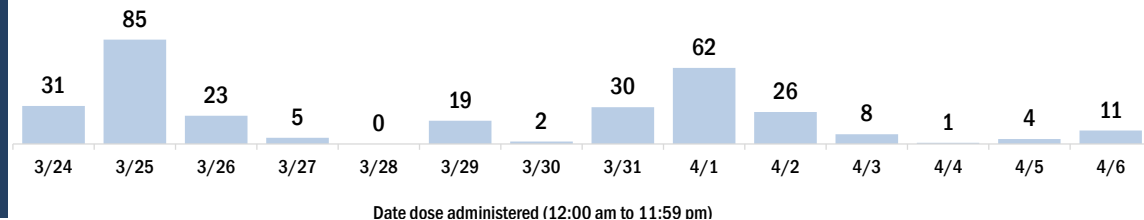


## Persons vaccinated for COVID-19 for the past 2 weeks

### Number of persons who received their first dose of a two-dose series of the COVID-19 vaccine



### Number of persons who completed the COVID-19 vaccine series



# COVID-19: Indian River County vaccine summary

Vaccination data through Apr 6, 2021 as of Apr 7, 2021 at 12:05 AM

Data in this report are provisional and subject to change.

Data in this summary pertain to COVID-19 vaccines approved by the U.S. Food and Drug Administration and have been issued an Emergency Use Authorization (Janssen COVID-19 Vaccine, Moderna COVID-19 Vaccine and Pfizer-BioNTech COVID-19 Vaccine). These data summarize the number of people who have received either their first dose or have completed the series for a COVID-19 vaccine. **A person can only be counted in one category, first dose or series complete.** For persons receiving Moderna or Pfizer vaccines, once they receive their second dose, they are moved from the first dose column to the series completed column. **Because of this, the total first dose category may show a change from report to report not matching the total receiving their first dose from the previous day.** Persons receiving Johnson & Johnson vaccines will always be counted in the series completed column.

## COVID-19 doses for vaccinated persons in Florida

**Doses administered** 104,949

People receiving one dose of a 1-dose series (Johnson & Johnson) or receiving only one dose of a 2-dose series (Moderna, Pfizer) count once. Persons receiving both doses of a 2-dose series count twice.

## Current status of persons vaccinated for COVID-19 in Florida

**Total people vaccinated** 66,318

First dose 26,669

Series completed 39,649

Completed 1-dose series 1,018

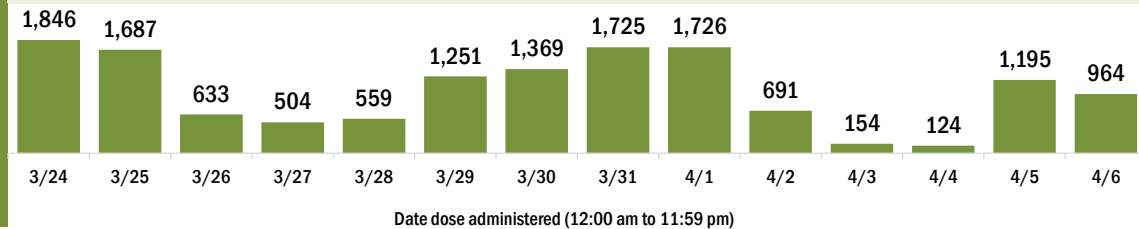
Completed 2-dose series 38,631

**First dose:** current number of people who have only received their first dose of the Moderna or Pfizer vaccine.

**Series complete:** current number of people who have received both Moderna or Pfizer vaccine doses or one Johnson & Johnson dose and are considered fully immunized.

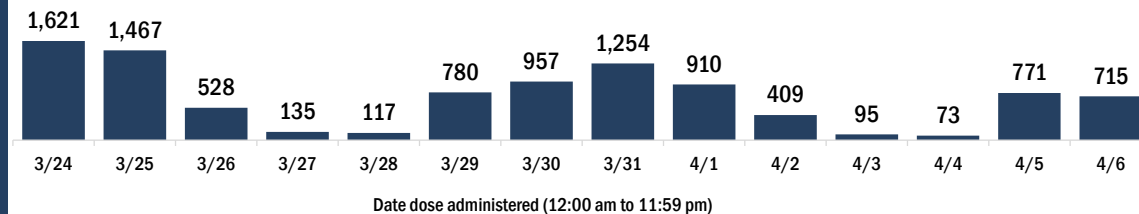
Demographic summary	First dose	Series complete	Total people vaccinated
<b>Age group</b>	26,669	39,649	66,318
16-24 years	425	249	674
25-34 years	703	592	1,295
35-44 years	1,373	825	2,198
45-54 years	3,129	1,439	4,568
55-64 years	8,333	3,224	11,557
65-74 years	6,218	18,090	24,308
75-84 years	4,583	11,431	16,014
85+ years	1,905	3,799	5,704
<b>Race</b>	26,669	39,649	66,318
White	19,704	29,375	49,079
Black	1,146	979	2,125
American Indian/Alaskan	185	197	382
Other	1,683	2,789	4,472
Unknown	3,951	6,309	10,260
<b>Other race</b> includes Asian, native Hawaiian/Pacific Islander, or other.			
<b>Ethnicity</b>	26,669	39,649	66,318
Hispanic	1,459	850	2,309
Non-Hispanic	15,726	25,165	40,891
Unknown	9,484	13,634	23,118
<b>Gender</b>	26,669	39,649	66,318
Female	14,729	22,476	37,205
Male	11,904	17,142	29,046
Unknown	36	31	67

## COVID-19 doses administered for the past 2 weeks

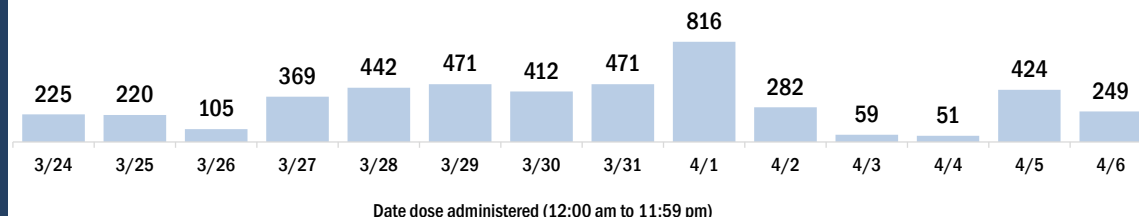


## Persons vaccinated for COVID-19 for the past 2 weeks

### Number of persons who received their first dose of a two-dose series of the COVID-19 vaccine



### Number of persons who completed the COVID-19 vaccine series





# COVID-19: Jackson County vaccine summary

Vaccination data through Apr 6, 2021 as of Apr 7, 2021 at 12:05 AM

Data in this report are provisional and subject to change.

Data in this summary pertain to COVID-19 vaccines approved by the U.S. Food and Drug Administration and have been issued an Emergency Use Authorization (Janssen COVID-19 Vaccine, Moderna COVID-19 Vaccine and Pfizer-BioNTech COVID-19 Vaccine). These data summarize the number of people who have received either their first dose or have completed the series for a COVID-19 vaccine. **A person can only be counted in one category, first dose or series complete.** For persons receiving Moderna or Pfizer vaccines, once they receive their second dose, they are moved from the first dose column to the series completed column. **Because of this, the total first dose category may show a change from report to report not matching the total receiving their first dose from the previous day.** Persons receiving Johnson & Johnson vaccines will always be counted in the series completed column.

## COVID-19 doses for vaccinated persons in Florida

**Doses administered** 16,977

People receiving one dose of a 1-dose series (Johnson & Johnson) or receiving only one dose of a 2-dose series (Moderna, Pfizer) count once. Persons receiving both doses of a 2-dose series count twice.

## Current status of persons vaccinated for COVID-19 in Florida

**Total people vaccinated** 10,283

First dose 2,941

Series completed 7,342

Completed 1-dose series 648

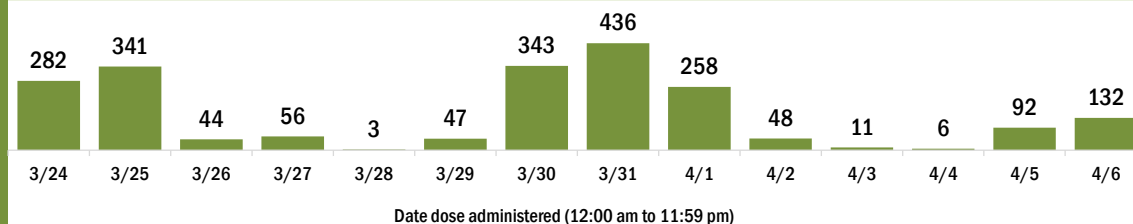
Completed 2-dose series 6,694

**First dose:** current number of people who have only received their first dose of the Moderna or Pfizer vaccine.

**Series complete:** current number of people who have received both Moderna or Pfizer vaccine doses or one Johnson & Johnson dose and are considered fully immunized.

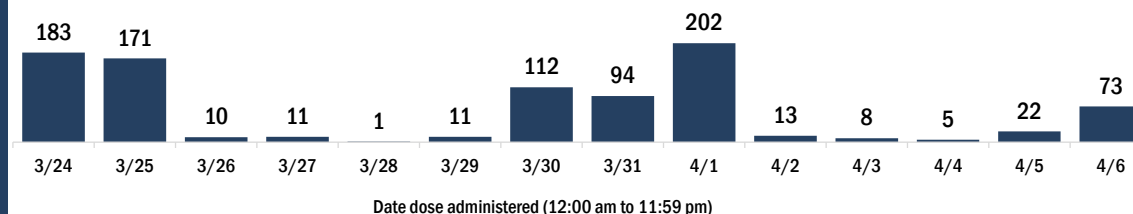
Demographic summary	First dose	Series complete	Total people vaccinated
<b>Age group</b>	2,941	7,342	10,283
16-24 years	58	74	132
25-34 years	138	196	334
35-44 years	225	330	555
45-54 years	400	636	1,036
55-64 years	926	1,234	2,160
65-74 years	633	2,677	3,310
75-84 years	417	1,643	2,060
85+ years	144	552	696
<b>Race</b>	2,941	7,342	10,283
White	1,847	5,190	7,037
Black	634	1,361	1,995
American Indian/Alaskan	15	35	50
Other	158	306	464
Unknown	287	450	737
<b>Other race</b> includes Asian, native Hawaiian/Pacific Islander, or other.			
<b>Ethnicity</b>	2,941	7,342	10,283
Hispanic	71	72	143
Non-Hispanic	2,040	5,247	7,287
Unknown	830	2,023	2,853
<b>Gender</b>	2,941	7,342	10,283
Female	1,684	4,170	5,854
Male	1,256	3,172	4,428
Unknown	1	0	1

## COVID-19 doses administered for the past 2 weeks

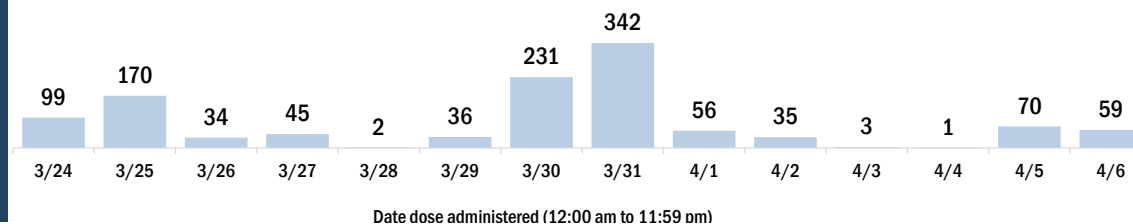


## Persons vaccinated for COVID-19 for the past 2 weeks

### Number of persons who received their first dose of a two-dose series of the COVID-19 vaccine



### Number of persons who completed the COVID-19 vaccine series



# COVID-19: Jefferson County vaccine summary

Vaccination data through Apr 6, 2021 as of Apr 7, 2021 at 12:05 AM

Data in this report are provisional and subject to change.

Data in this summary pertain to COVID-19 vaccines approved by the U.S. Food and Drug Administration and have been issued an Emergency Use Authorization (Janssen COVID-19 Vaccine, Moderna COVID-19 Vaccine and Pfizer-BioNTech COVID-19 Vaccine). These data summarize the number of people who have received either their first dose or have completed the series for a COVID-19 vaccine. **A person can only be counted in one category, first dose or series complete.** For persons receiving Moderna or Pfizer vaccines, once they receive their second dose, they are moved from the first dose column to the series completed column. **Because of this, the total first dose category may show a change from report to report not matching the total receiving their first dose from the previous day.** Persons receiving Johnson & Johnson vaccines will always be counted in the series completed column.

## COVID-19 doses for vaccinated persons in Florida

**Doses administered** 6,635

People receiving one dose of a 1-dose series (Johnson & Johnson) or receiving only one dose of a 2-dose series (Moderna, Pfizer) count once. Persons receiving both doses of a 2-dose series count twice.

## Current status of persons vaccinated for COVID-19 in Florida

**Total people vaccinated** 4,012

First dose 1,234

Series completed 2,778

Completed 1-dose series 155

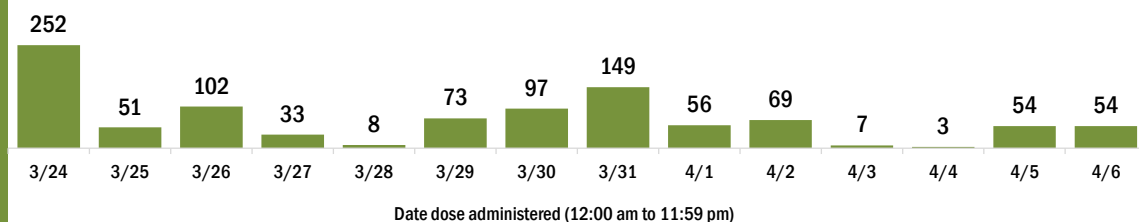
Completed 2-dose series 2,623

**First dose:** current number of people who have only received their first dose of the Moderna or Pfizer vaccine.

**Series complete:** current number of people who have received both Moderna or Pfizer vaccine doses or one Johnson & Johnson dose and are considered fully immunized.

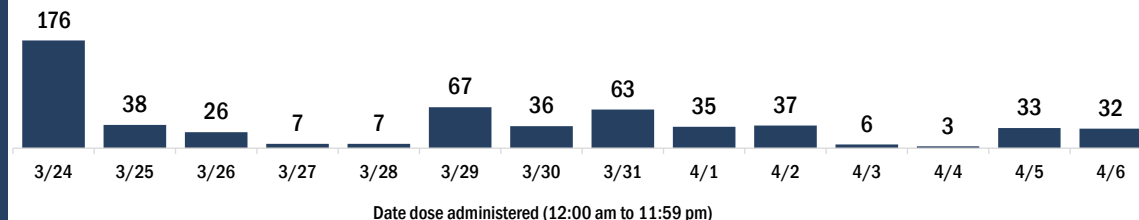
Demographic summary	First dose	Series complete	Total people vaccinated
<b>Age group</b>	1,234	2,778	4,012
16-24 years	40	15	55
25-34 years	49	59	108
35-44 years	99	96	195
45-54 years	223	215	438
55-64 years	545	404	949
65-74 years	161	1,216	1,377
75-84 years	87	606	693
85+ years	30	167	197
<b>Race</b>	1,234	2,778	4,012
White	641	1,476	2,117
Black	335	541	876
American Indian/Alaskan	3	5	8
Other	140	470	610
Unknown	115	286	401
<b>Other race</b> includes Asian, native Hawaiian/Pacific Islander, or other.			
<b>Ethnicity</b>	1,234	2,778	4,012
Hispanic	34	33	67
Non-Hispanic	840	1,414	2,254
Unknown	360	1,331	1,691
<b>Gender</b>	1,234	2,778	4,012
Female	719	1,623	2,342
Male	515	1,155	1,670
Unknown	0	0	0

## COVID-19 doses administered for the past 2 weeks

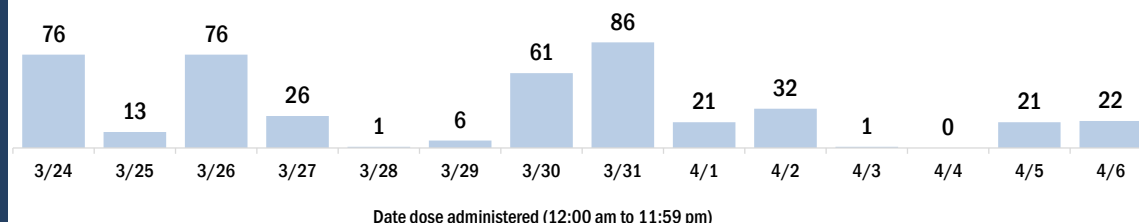


## Persons vaccinated for COVID-19 for the past 2 weeks

### Number of persons who received their first dose of a two-dose series of the COVID-19 vaccine



### Number of persons who completed the COVID-19 vaccine series



# COVID-19: Lafayette County vaccine summary

Vaccination data through Apr 6, 2021 as of Apr 7, 2021 at 12:05 AM

Data in this report are provisional and subject to change.

Data in this summary pertain to COVID-19 vaccines approved by the U.S. Food and Drug Administration and have been issued an Emergency Use Authorization (Janssen COVID-19 Vaccine, Moderna COVID-19 Vaccine and Pfizer-BioNTech COVID-19 Vaccine). These data summarize the number of people who have received either their first dose or have completed the series for a COVID-19 vaccine. **A person can only be counted in one category, first dose or series complete.** For persons receiving Moderna or Pfizer vaccines, once they receive their second dose, they are moved from the first dose column to the series completed column. **Because of this, the total first dose category may show a change from report to report not matching the total receiving their first dose from the previous day.** Persons receiving Johnson & Johnson vaccines will always be counted in the series completed column.

## COVID-19 doses for vaccinated persons in Florida

**Doses administered** 2,800

People receiving one dose of a 1-dose series (Johnson & Johnson) or receiving only one dose of a 2-dose series (Moderna, Pfizer) count once. Persons receiving both doses of a 2-dose series count twice.

## Current status of persons vaccinated for COVID-19 in Florida

**Total people vaccinated** 1,615

First dose 415

Series completed 1,200

Completed 1-dose series 15

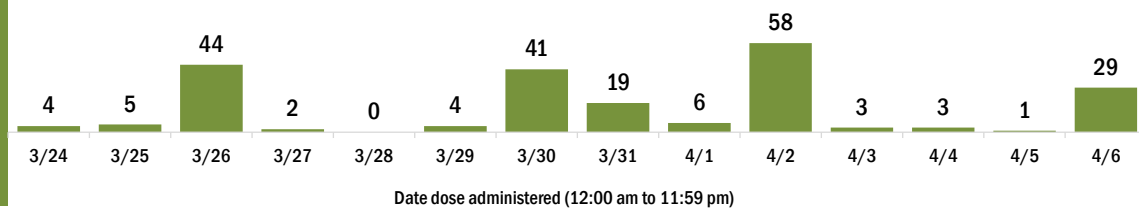
Completed 2-dose series 1,185

**First dose:** current number of people who have only received their first dose of the Moderna or Pfizer vaccine.

**Series complete:** current number of people who have received both Moderna or Pfizer vaccine doses or one Johnson & Johnson dose and are considered fully immunized.

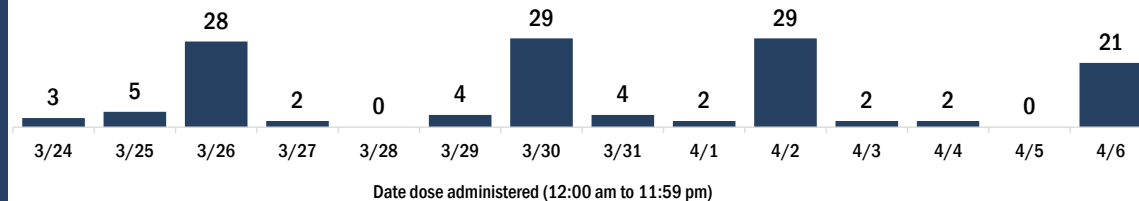
Demographic summary	First dose	Series complete	Total people vaccinated
<b>Age group</b>	<b>415</b>	<b>1,200</b>	<b>1,615</b>
16-24 years	5	3	8
25-34 years	8	9	17
35-44 years	28	22	50
45-54 years	63	51	114
55-64 years	127	91	218
65-74 years	105	588	693
75-84 years	55	337	392
85+ years	24	99	123
<b>Race</b>	<b>415</b>	<b>1,200</b>	<b>1,615</b>
White	317	1,021	1,338
Black	18	37	55
American Indian/Alaskan	4	4	8
Other	18	68	86
Unknown	58	70	128
<b>Other race</b> includes Asian, native Hawaiian/Pacific Islander, or other.			
<b>Ethnicity</b>	<b>415</b>	<b>1,200</b>	<b>1,615</b>
Hispanic	24	26	50
Non-Hispanic	256	973	1,229
Unknown	135	201	336
<b>Gender</b>	<b>415</b>	<b>1,200</b>	<b>1,615</b>
Female	227	622	849
Male	187	578	765
Unknown	1	0	1

## COVID-19 doses administered for the past 2 weeks

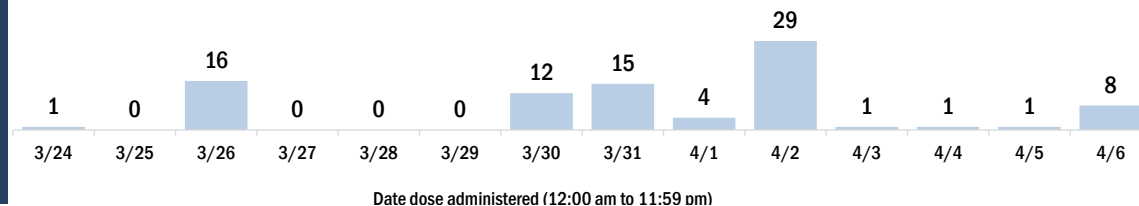


## Persons vaccinated for COVID-19 for the past 2 weeks

### Number of persons who received their first dose of a two-dose series of the COVID-19 vaccine



### Number of persons who completed the COVID-19 vaccine series



# COVID-19: Lake County vaccine summary

Vaccination data through Apr 6, 2021 as of Apr 7, 2021 at 12:05 AM

Data in this report are provisional and subject to change.

Data in this summary pertain to COVID-19 vaccines approved by the U.S. Food and Drug Administration and have been issued an Emergency Use Authorization (Janssen COVID-19 Vaccine, Moderna COVID-19 Vaccine and Pfizer-BioNTech COVID-19 Vaccine). These data summarize the number of people who have received either their first dose or have completed the series for a COVID-19 vaccine. **A person can only be counted in one category, first dose or series complete.** For persons receiving Moderna or Pfizer vaccines, once they receive their second dose, they are moved from the first dose column to the series completed column. **Because of this, the total first dose category may show a change from report to report not matching the total receiving their first dose from the previous day.** Persons receiving Johnson & Johnson vaccines will always be counted in the series completed column.

## COVID-19 doses for vaccinated persons in Florida

**Doses administered** 208,073

People receiving one dose of a 1-dose series (Johnson & Johnson) or receiving only one dose of a 2-dose series (Moderna, Pfizer) count once. Persons receiving both doses of a 2-dose series count twice.

## Current status of persons vaccinated for COVID-19 in Florida

**Total people vaccinated** 130,741

First dose 49,716

Series completed 81,025

Completed 1-dose series 3,693

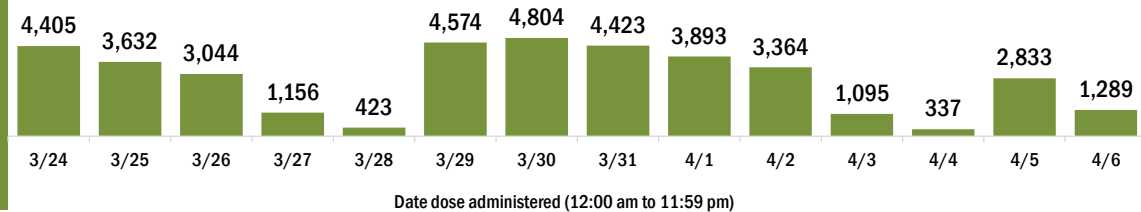
Completed 2-dose series 77,332

**First dose:** current number of people who have only received their first dose of the Moderna or Pfizer vaccine.

**Series complete:** current number of people who have received both Moderna or Pfizer vaccine doses or one Johnson & Johnson dose and are considered fully immunized.

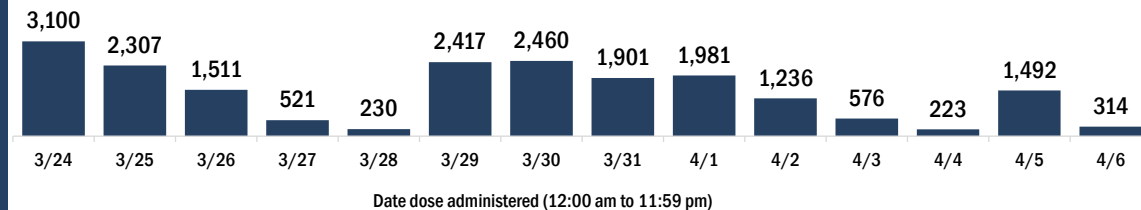
Demographic summary	First dose	Series complete	Total people vaccinated
<b>Age group</b>	<b>49,716</b>	<b>81,025</b>	<b>130,741</b>
16-24 years	1,198	662	1,860
25-34 years	2,189	1,886	4,075
35-44 years	4,125	2,988	7,113
45-54 years	7,989	4,221	12,210
55-64 years	15,410	7,539	22,949
65-74 years	9,669	33,544	43,213
75-84 years	6,713	23,439	30,152
85+ years	2,423	6,746	9,169
<b>Race</b>	<b>49,716</b>	<b>81,025</b>	<b>130,741</b>
White	32,678	62,404	95,082
Black	2,628	3,556	6,184
American Indian/Alaskan	212	439	651
Other	4,691	6,804	11,495
Unknown	9,507	7,822	17,329
<b>Other race</b> includes Asian, native Hawaiian/Pacific Islander, or other.			
<b>Ethnicity</b>	<b>49,716</b>	<b>81,025</b>	<b>130,741</b>
Hispanic	4,007	3,456	7,463
Non-Hispanic	23,475	45,990	69,465
Unknown	22,234	31,579	53,813
<b>Gender</b>	<b>49,716</b>	<b>81,025</b>	<b>130,741</b>
Female	27,564	46,463	74,027
Male	21,955	34,522	56,477
Unknown	197	40	237

## COVID-19 doses administered for the past 2 weeks

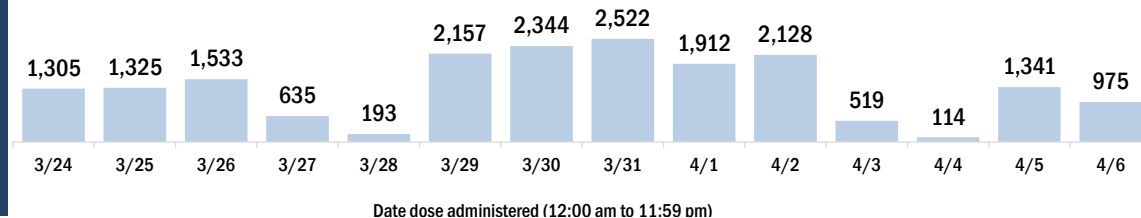


## Persons vaccinated for COVID-19 for the past 2 weeks

### Number of persons who received their first dose of a two-dose series of the COVID-19 vaccine



### Number of persons who completed the COVID-19 vaccine series



# COVID-19: Lee County vaccine summary

Vaccination data through Apr 6, 2021 as of Apr 7, 2021 at 12:05 AM

Data in this report are provisional and subject to change.

Data in this summary pertain to COVID-19 vaccines approved by the U.S. Food and Drug Administration and have been issued an Emergency Use Authorization (Janssen COVID-19 Vaccine, Moderna COVID-19 Vaccine and Pfizer-BioNTech COVID-19 Vaccine). These data summarize the number of people who have received either their first dose or have completed the series for a COVID-19 vaccine. **A person can only be counted in one category, first dose or series complete.** For persons receiving Moderna or Pfizer vaccines, once they receive their second dose, they are moved from the first dose column to the series completed column. **Because of this, the total first dose category may show a change from report to report not matching the total receiving their first dose from the previous day.** Persons receiving Johnson & Johnson vaccines will always be counted in the series completed column.

## COVID-19 doses for vaccinated persons in Florida

**Doses administered** 385,967

People receiving one dose of a 1-dose series (Johnson & Johnson) or receiving only one dose of a 2-dose series (Moderna, Pfizer) count once. Persons receiving both doses of a 2-dose series count twice.

## Current status of persons vaccinated for COVID-19 in Florida

**Total people vaccinated** 251,825

First dose 110,240

Series completed 141,585

Completed 1-dose series 7,443

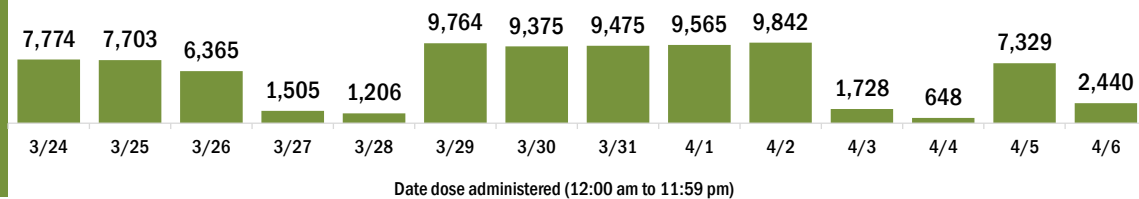
Completed 2-dose series 134,142

**First dose:** current number of people who have only received their first dose of the Moderna or Pfizer vaccine.

**Series complete:** current number of people who have received both Moderna or Pfizer vaccine doses or one Johnson & Johnson dose and are considered fully immunized.

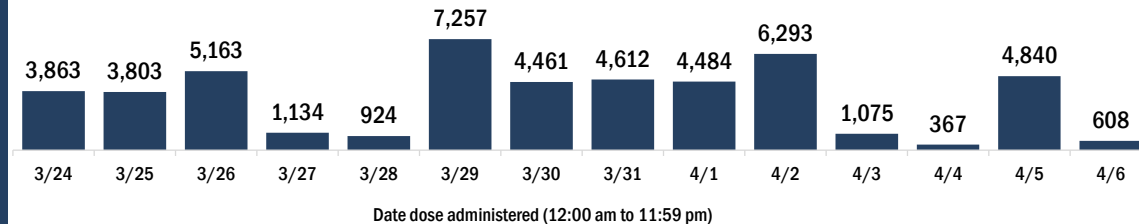
Demographic summary	First dose	Series complete	Total people vaccinated
<b>Age group</b>	<b>110,240</b>	<b>141,585</b>	<b>251,825</b>
16-24 years	1,273	965	2,238
25-34 years	2,537	3,064	5,601
35-44 years	6,103	4,202	10,305
45-54 years	13,274	6,400	19,674
55-64 years	33,028	12,756	45,784
65-74 years	30,305	64,622	94,927
75-84 years	18,235	39,275	57,510
85+ years	5,485	10,301	15,786
<b>Race</b>	<b>110,240</b>	<b>141,585</b>	<b>251,825</b>
White	81,769	98,785	180,554
Black	2,979	2,977	5,956
American Indian/Alaskan	471	417	888
Other	6,546	9,246	15,792
Unknown	18,475	30,160	48,635
<b>Other race</b> includes Asian, native Hawaiian/Pacific Islander, or other.			
<b>Ethnicity</b>	<b>110,240</b>	<b>141,585</b>	<b>251,825</b>
Hispanic	9,109	5,951	15,060
Non-Hispanic	65,875	78,614	144,489
Unknown	35,256	57,020	92,276
<b>Gender</b>	<b>110,240</b>	<b>141,585</b>	<b>251,825</b>
Female	61,141	79,314	140,455
Male	48,806	61,999	110,805
Unknown	293	272	565

## COVID-19 doses administered for the past 2 weeks

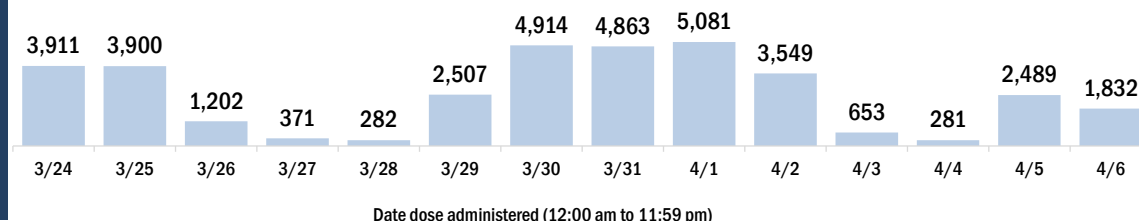


## Persons vaccinated for COVID-19 for the past 2 weeks

### Number of persons who received their first dose of a two-dose series of the COVID-19 vaccine



### Number of persons who completed the COVID-19 vaccine series



# COVID-19: Leon County vaccine summary

Vaccination data through Apr 6, 2021 as of Apr 7, 2021 at 12:05 AM

Data in this report are provisional and subject to change.

Data in this summary pertain to COVID-19 vaccines approved by the U.S. Food and Drug Administration and have been issued an Emergency Use Authorization (Janssen COVID-19 Vaccine, Moderna COVID-19 Vaccine and Pfizer-BioNTech COVID-19 Vaccine). These data summarize the number of people who have received either their first dose or have completed the series for a COVID-19 vaccine. **A person can only be counted in one category, first dose or series complete.** For persons receiving Moderna or Pfizer vaccines, once they receive their second dose, they are moved from the first dose column to the series completed column. **Because of this, the total first dose category may show a change from report to report not matching the total receiving their first dose from the previous day.** Persons receiving Johnson & Johnson vaccines will always be counted in the series completed column.

## COVID-19 doses for vaccinated persons in Florida

**Doses administered** 138,624

People receiving one dose of a 1-dose series (Johnson & Johnson) or receiving only one dose of a 2-dose series (Moderna, Pfizer) count once. Persons receiving both doses of a 2-dose series count twice.

## Current status of persons vaccinated for COVID-19 in Florida

**Total people vaccinated** 88,418

First dose 35,576

Series completed 52,842

Completed 1-dose series 2,636

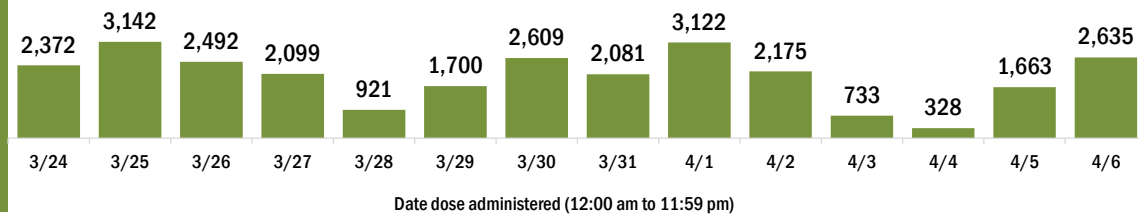
Completed 2-dose series 50,206

**First dose:** current number of people who have only received their first dose of the Moderna or Pfizer vaccine.

**Series complete:** current number of people who have received both Moderna or Pfizer vaccine doses or one Johnson & Johnson dose and are considered fully immunized.

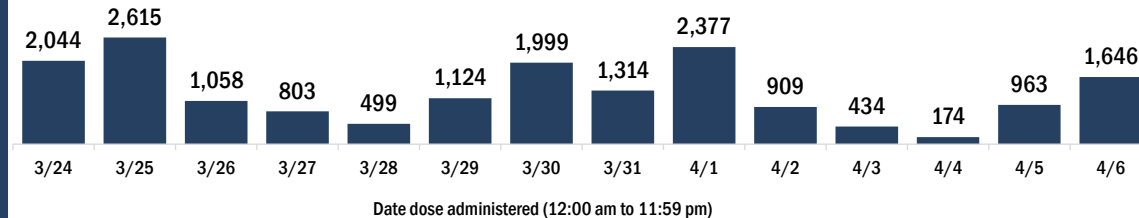
Demographic summary	First dose	Series complete	Total people vaccinated
<b>Age group</b>	<b>35,576</b>	<b>52,842</b>	<b>88,418</b>
16-24 years	3,737	1,617	5,354
25-34 years	4,428	3,207	7,635
35-44 years	5,832	4,115	9,947
45-54 years	7,791	5,191	12,982
55-64 years	9,232	9,255	18,487
65-74 years	2,644	18,239	20,883
75-84 years	1,242	8,391	9,633
85+ years	670	2,827	3,497
<b>Race</b>	<b>35,576</b>	<b>52,842</b>	<b>88,418</b>
White	20,569	31,258	51,827
Black	4,903	7,363	12,266
American Indian/Alaskan	101	165	266
Other	5,234	9,936	15,170
Unknown	4,769	4,120	8,889
<b>Other race</b> includes Asian, native Hawaiian/Pacific Islander, or other.			
<b>Ethnicity</b>	<b>35,576</b>	<b>52,842</b>	<b>88,418</b>
Hispanic	1,969	1,819	3,788
Non-Hispanic	24,011	38,145	62,156
Unknown	9,596	12,878	22,474
<b>Gender</b>	<b>35,576</b>	<b>52,842</b>	<b>88,418</b>
Female	19,800	31,431	51,231
Male	15,737	21,383	37,120
Unknown	39	28	67

## COVID-19 doses administered for the past 2 weeks

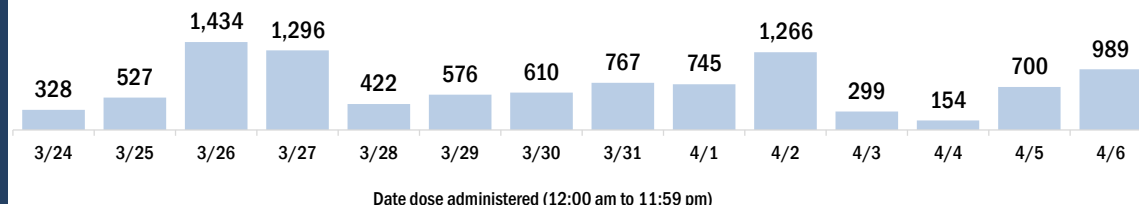


## Persons vaccinated for COVID-19 for the past 2 weeks

### Number of persons who received their first dose of a two-dose series of the COVID-19 vaccine



### Number of persons who completed the COVID-19 vaccine series



# COVID-19: Levy County vaccine summary

Vaccination data through Apr 6, 2021 as of Apr 7, 2021 at 12:05 AM

Data in this report are provisional and subject to change.

Data in this summary pertain to COVID-19 vaccines approved by the U.S. Food and Drug Administration and have been issued an Emergency Use Authorization (Janssen COVID-19 Vaccine, Moderna COVID-19 Vaccine and Pfizer-BioNTech COVID-19 Vaccine). These data summarize the number of people who have received either their first dose or have completed the series for a COVID-19 vaccine. **A person can only be counted in one category, first dose or series complete.** For persons receiving Moderna or Pfizer vaccines, once they receive their second dose, they are moved from the first dose column to the series completed column. **Because of this, the total first dose category may show a change from report to report not matching the total receiving their first dose from the previous day.** Persons receiving Johnson & Johnson vaccines will always be counted in the series completed column.

## COVID-19 doses for vaccinated persons in Florida

**Doses administered** 13,726

People receiving one dose of a 1-dose series (Johnson & Johnson) or receiving only one dose of a 2-dose series (Moderna, Pfizer) count once. Persons receiving both doses of a 2-dose series count twice.

## Current status of persons vaccinated for COVID-19 in Florida

**Total people vaccinated** 8,641

First dose 2,895

Series completed 5,746

Completed 1-dose series 661

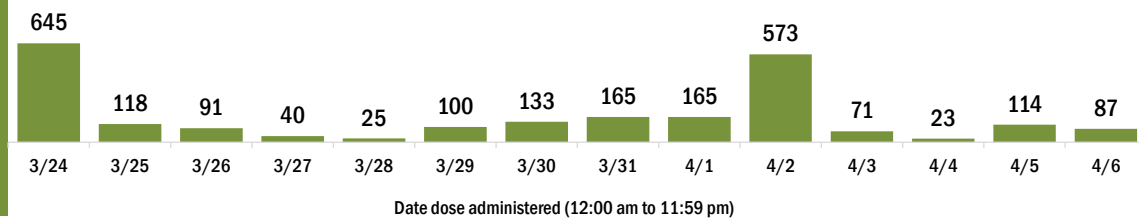
Completed 2-dose series 5,085

**First dose:** current number of people who have only received their first dose of the Moderna or Pfizer vaccine.

**Series complete:** current number of people who have received both Moderna or Pfizer vaccine doses or one Johnson & Johnson dose and are considered fully immunized.

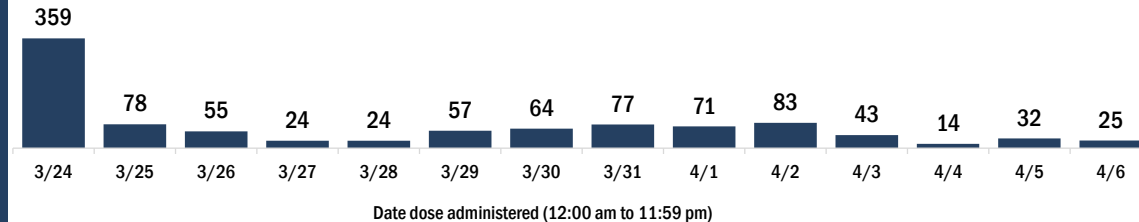
Demographic summary	First dose	Series complete	Total people vaccinated
<b>Age group</b>	2,895	5,746	8,641
16-24 years	38	49	87
25-34 years	67	148	215
35-44 years	126	178	304
45-54 years	319	315	634
55-64 years	1,087	678	1,765
65-74 years	756	2,628	3,384
75-84 years	389	1,413	1,802
85+ years	113	337	450
<b>Race</b>	2,895	5,746	8,641
White	2,168	4,518	6,686
Black	220	341	561
American Indian/Alaskan	29	37	66
Other	192	321	513
Unknown	286	529	815
<b>Other race</b> includes Asian, native Hawaiian/Pacific Islander, or other.			
<b>Ethnicity</b>	2,895	5,746	8,641
Hispanic	165	152	317
Non-Hispanic	1,774	4,145	5,919
Unknown	956	1,449	2,405
<b>Gender</b>	2,895	5,746	8,641
Female	1,692	3,271	4,963
Male	1,201	2,475	3,676
Unknown	2	0	2

## COVID-19 doses administered for the past 2 weeks

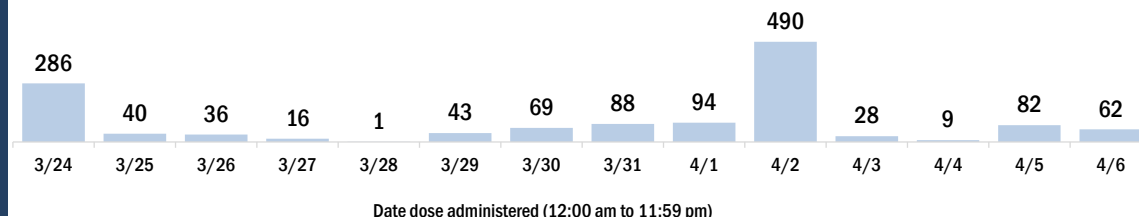


## Persons vaccinated for COVID-19 for the past 2 weeks

### Number of persons who received their first dose of a two-dose series of the COVID-19 vaccine



### Number of persons who completed the COVID-19 vaccine series





# COVID-19: Liberty County vaccine summary

Vaccination data through Apr 6, 2021 as of Apr 7, 2021 at 12:05 AM

Data in this report are provisional and subject to change.

Data in this summary pertain to COVID-19 vaccines approved by the U.S. Food and Drug Administration and have been issued an Emergency Use Authorization (Janssen COVID-19 Vaccine, Moderna COVID-19 Vaccine and Pfizer-BioNTech COVID-19 Vaccine). These data summarize the number of people who have received either their first dose or have completed the series for a COVID-19 vaccine. **A person can only be counted in one category, first dose or series complete.** For persons receiving Moderna or Pfizer vaccines, once they receive their second dose, they are moved from the first dose column to the series completed column. **Because of this, the total first dose category may show a change from report to report not matching the total receiving their first dose from the previous day.** Persons receiving Johnson & Johnson vaccines will always be counted in the series completed column.

## COVID-19 doses for vaccinated persons in Florida

**Doses administered** 2,307

People receiving one dose of a 1-dose series (Johnson & Johnson) or receiving only one dose of a 2-dose series (Moderna, Pfizer) count once. Persons receiving both doses of a 2-dose series count twice.

## Current status of persons vaccinated for COVID-19 in Florida

**Total people vaccinated** 1,337

First dose 327

Series completed 1,010

Completed 1-dose series 40

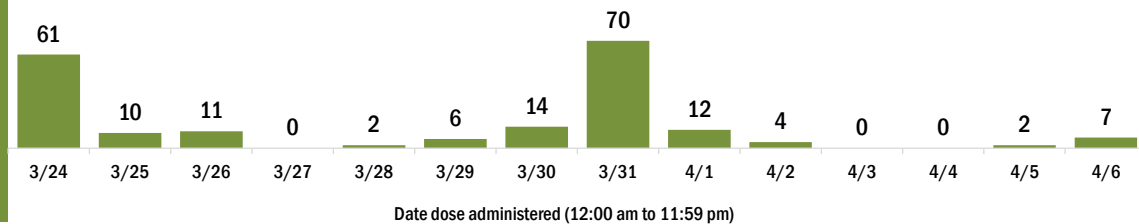
Completed 2-dose series 970

**First dose:** current number of people who have only received their first dose of the Moderna or Pfizer vaccine.

**Series complete:** current number of people who have received both Moderna or Pfizer vaccine doses or one Johnson & Johnson dose and are considered fully immunized.

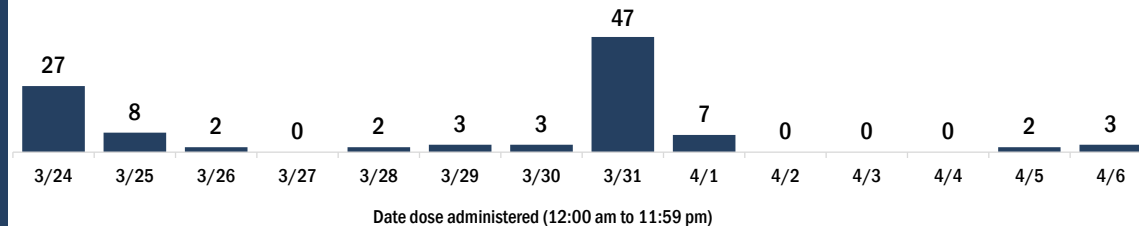
Demographic summary	First dose	Series complete	Total people vaccinated
<b>Age group</b>	327	1,010	1,337
16-24 years	13	9	22
25-34 years	18	25	43
35-44 years	35	56	91
45-54 years	58	61	119
55-64 years	113	210	323
65-74 years	51	390	441
75-84 years	30	206	236
85+ years	9	53	62
<b>Race</b>	327	1,010	1,337
White	219	735	954
Black	47	80	127
American Indian/Alaskan	3	7	10
Other	20	92	112
Unknown	38	96	134
<b>Other race</b> includes Asian, native Hawaiian/Pacific Islander, or other.			
<b>Ethnicity</b>	327	1,010	1,337
Hispanic	3	11	14
Non-Hispanic	158	550	708
Unknown	166	449	615
<b>Gender</b>	327	1,010	1,337
Female	184	536	720
Male	143	474	617
Unknown	0	0	0

## COVID-19 doses administered for the past 2 weeks

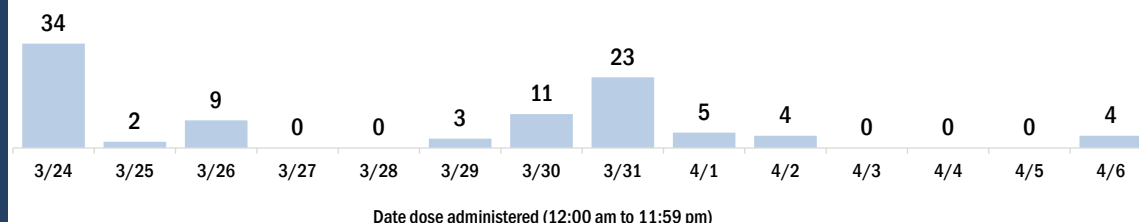


## Persons vaccinated for COVID-19 for the past 2 weeks

### Number of persons who received their first dose of a two-dose series of the COVID-19 vaccine



### Number of persons who completed the COVID-19 vaccine series



# COVID-19: Madison County vaccine summary

Vaccination data through Apr 6, 2021 as of Apr 7, 2021 at 12:05 AM

Data in this report are provisional and subject to change.

Data in this summary pertain to COVID-19 vaccines approved by the U.S. Food and Drug Administration and have been issued an Emergency Use Authorization (Janssen COVID-19 Vaccine, Moderna COVID-19 Vaccine and Pfizer-BioNTech COVID-19 Vaccine). These data summarize the number of people who have received either their first dose or have completed the series for a COVID-19 vaccine. **A person can only be counted in one category, first dose or series complete.** For persons receiving Moderna or Pfizer vaccines, once they receive their second dose, they are moved from the first dose column to the series completed column. **Because of this, the total first dose category may show a change from report to report not matching the total receiving their first dose from the previous day.** Persons receiving Johnson & Johnson vaccines will always be counted in the series completed column.

## COVID-19 doses for vaccinated persons in Florida

**Doses administered** 7,106

People receiving one dose of a 1-dose series (Johnson & Johnson) or receiving only one dose of a 2-dose series (Moderna, Pfizer) count once. Persons receiving both doses of a 2-dose series count twice.

## Current status of persons vaccinated for COVID-19 in Florida

**Total people vaccinated** 4,240

First dose 1,169

Series completed 3,071

Completed 1-dose series 205

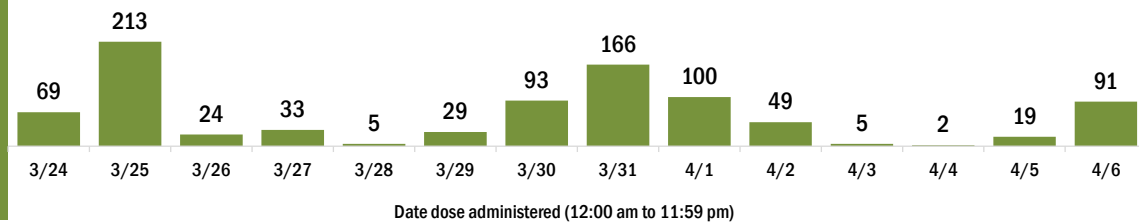
Completed 2-dose series 2,866

**First dose:** current number of people who have only received their first dose of the Moderna or Pfizer vaccine.

**Series complete:** current number of people who have received both Moderna or Pfizer vaccine doses or one Johnson & Johnson dose and are considered fully immunized.

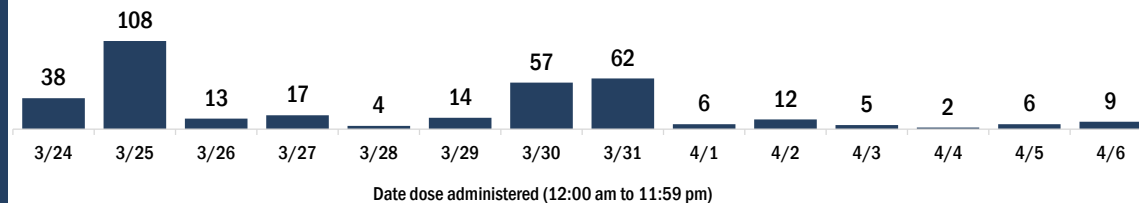
Demographic summary	First dose	Series complete	Total people vaccinated
<b>Age group</b>	<b>1,169</b>	<b>3,071</b>	<b>4,240</b>
16-24 years	21	22	43
25-34 years	57	69	126
35-44 years	95	120	215
45-54 years	240	195	435
55-64 years	448	469	917
65-74 years	198	1,274	1,472
75-84 years	82	722	804
85+ years	28	200	228
<b>Race</b>	<b>1,169</b>	<b>3,071</b>	<b>4,240</b>
White	567	1,611	2,178
Black	346	749	1,095
American Indian/Alaskan	0	6	6
Other	98	260	358
Unknown	158	445	603
<b>Other race</b> includes Asian, native Hawaiian/Pacific Islander, or other.			
<b>Ethnicity</b>	<b>1,169</b>	<b>3,071</b>	<b>4,240</b>
Hispanic	23	28	51
Non-Hispanic	534	1,060	1,594
Unknown	612	1,983	2,595
<b>Gender</b>	<b>1,169</b>	<b>3,071</b>	<b>4,240</b>
Female	672	1,744	2,416
Male	497	1,327	1,824
Unknown	0	0	0

## COVID-19 doses administered for the past 2 weeks

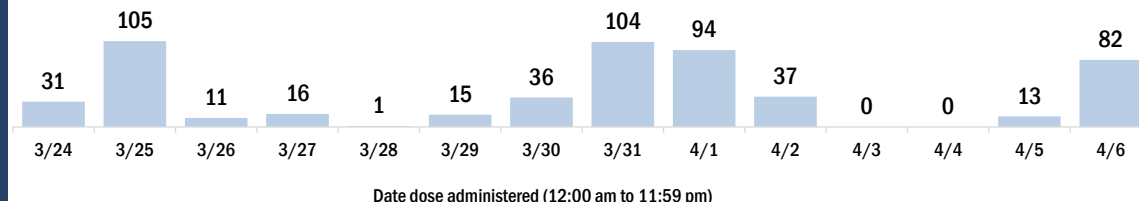


## Persons vaccinated for COVID-19 for the past 2 weeks

### Number of persons who received their first dose of a two-dose series of the COVID-19 vaccine



### Number of persons who completed the COVID-19 vaccine series



# COVID-19: Manatee County vaccine summary

Vaccination data through Apr 6, 2021 as of Apr 7, 2021 at 12:05 AM

Data in this report are provisional and subject to change.

Data in this summary pertain to COVID-19 vaccines approved by the U.S. Food and Drug Administration and have been issued an Emergency Use Authorization (Janssen COVID-19 Vaccine, Moderna COVID-19 Vaccine and Pfizer-BioNTech COVID-19 Vaccine). These data summarize the number of people who have received either their first dose or have completed the series for a COVID-19 vaccine. **A person can only be counted in one category, first dose or series complete.** For persons receiving Moderna or Pfizer vaccines, once they receive their second dose, they are moved from the first dose column to the series completed column. **Because of this, the total first dose category may show a change from report to report not matching the total receiving their first dose from the previous day.** Persons receiving Johnson & Johnson vaccines will always be counted in the series completed column.

## COVID-19 doses for vaccinated persons in Florida

**Doses administered** 206,032

People receiving one dose of a 1-dose series (Johnson & Johnson) or receiving only one dose of a 2-dose series (Moderna, Pfizer) count once. Persons receiving both doses of a 2-dose series count twice.

## Current status of persons vaccinated for COVID-19 in Florida

**Total people vaccinated** 136,229

First dose 63,066

Series completed 73,163

Completed 1-dose series 3,360

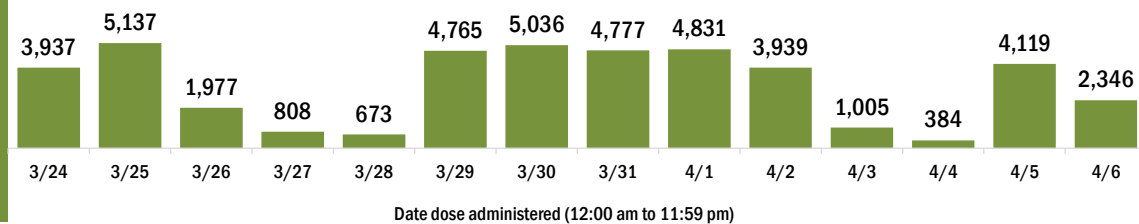
Completed 2-dose series 69,803

**First dose:** current number of people who have only received their first dose of the Moderna or Pfizer vaccine.

**Series complete:** current number of people who have received both Moderna or Pfizer vaccine doses or one Johnson & Johnson dose and are considered fully immunized.

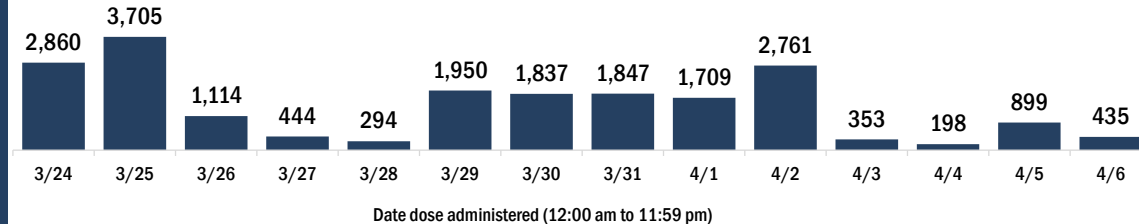
Demographic summary	First dose	Series complete	Total people vaccinated
<b>Age group</b>	<b>63,066</b>	<b>73,163</b>	<b>136,229</b>
16-24 years	1,057	717	1,774
25-34 years	1,793	2,248	4,041
35-44 years	3,931	2,879	6,810
45-54 years	9,111	3,867	12,978
55-64 years	20,317	6,637	26,954
65-74 years	14,749	32,581	47,330
75-84 years	9,059	18,543	27,602
85+ years	3,049	5,691	8,740
<b>Race</b>	<b>63,066</b>	<b>73,163</b>	<b>136,229</b>
White	47,177	57,011	104,188
Black	2,025	1,902	3,927
American Indian/Alaskan	288	271	559
Other	4,076	5,627	9,703
Unknown	9,500	8,352	17,852
<b>Other race</b> includes Asian, native Hawaiian/Pacific Islander, or other.			
<b>Ethnicity</b>	<b>63,066</b>	<b>73,163</b>	<b>136,229</b>
Hispanic	3,567	2,172	5,739
Non-Hispanic	35,758	45,781	81,539
Unknown	23,741	25,210	48,951
<b>Gender</b>	<b>63,066</b>	<b>73,163</b>	<b>136,229</b>
Female	34,731	41,637	76,368
Male	28,195	31,487	59,682
Unknown	140	39	179

## COVID-19 doses administered for the past 2 weeks

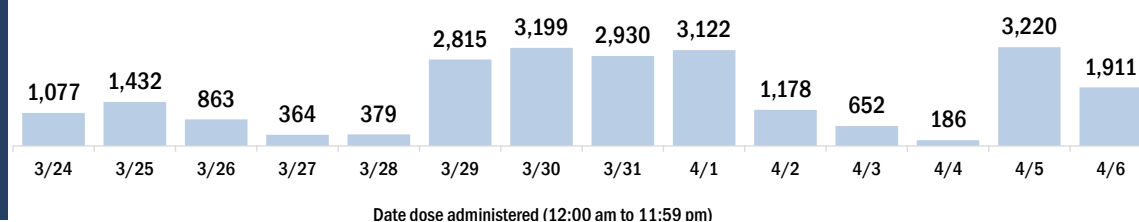


## Persons vaccinated for COVID-19 for the past 2 weeks

### Number of persons who received their first dose of a two-dose series of the COVID-19 vaccine



### Number of persons who completed the COVID-19 vaccine series



# COVID-19: Marion County vaccine summary

Vaccination data through Apr 6, 2021 as of Apr 7, 2021 at 12:05 AM

Data in this report are provisional and subject to change.

Data in this summary pertain to COVID-19 vaccines approved by the U.S. Food and Drug Administration and have been issued an Emergency Use Authorization (Janssen COVID-19 Vaccine, Moderna COVID-19 Vaccine and Pfizer-BioNTech COVID-19 Vaccine). These data summarize the number of people who have received either their first dose or have completed the series for a COVID-19 vaccine. **A person can only be counted in one category, first dose or series complete.** For persons receiving Moderna or Pfizer vaccines, once they receive their second dose, they are moved from the first dose column to the series completed column. **Because of this, the total first dose category may show a change from report to report not matching the total receiving their first dose from the previous day.** Persons receiving Johnson & Johnson vaccines will always be counted in the series completed column.

## COVID-19 doses for vaccinated persons in Florida

**Doses administered** 170,034

People receiving one dose of a 1-dose series (Johnson & Johnson) or receiving only one dose of a 2-dose series (Moderna, Pfizer) count once. Persons receiving both doses of a 2-dose series count twice.

## Current status of persons vaccinated for COVID-19 in Florida

**Total people vaccinated** 104,919

First dose 37,442

Series completed 67,477

Completed 1-dose series 2,362

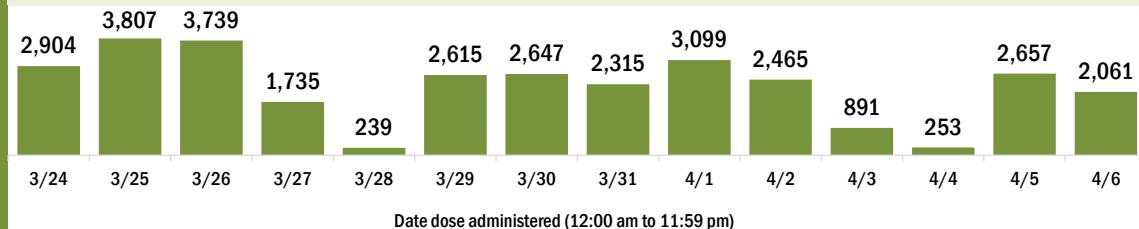
Completed 2-dose series 65,115

**First dose:** current number of people who have only received their first dose of the Moderna or Pfizer vaccine.

**Series complete:** current number of people who have received both Moderna or Pfizer vaccine doses or one Johnson & Johnson dose and are considered fully immunized.

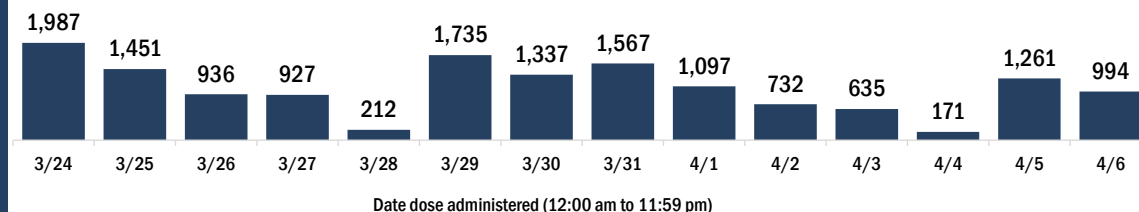
Demographic summary	First dose	Series complete	Total people vaccinated
<b>Age group</b>	<b>37,442</b>	<b>67,477</b>	<b>104,919</b>
16-24 years	912	604	1,516
25-34 years	1,453	1,560	3,013
35-44 years	2,509	2,156	4,665
45-54 years	5,076	3,455	8,531
55-64 years	12,251	6,145	18,396
65-74 years	7,965	28,537	36,502
75-84 years	5,334	19,551	24,885
85+ years	1,942	5,469	7,411
<b>Race</b>	<b>37,442</b>	<b>67,477</b>	<b>104,919</b>
White	25,218	48,092	73,310
Black	2,710	3,483	6,193
American Indian/Alaskan	123	245	368
Other	3,525	6,156	9,681
Unknown	5,866	9,501	15,367
<b>Other race</b> includes Asian, native Hawaiian/Pacific Islander, or other.			
<b>Ethnicity</b>	<b>37,442</b>	<b>67,477</b>	<b>104,919</b>
Hispanic	3,794	3,002	6,796
Non-Hispanic	21,988	42,561	64,549
Unknown	11,660	21,914	33,574
<b>Gender</b>	<b>37,442</b>	<b>67,477</b>	<b>104,919</b>
Female	21,481	38,980	60,461
Male	15,923	28,459	44,382
Unknown	38	38	76

## COVID-19 doses administered for the past 2 weeks

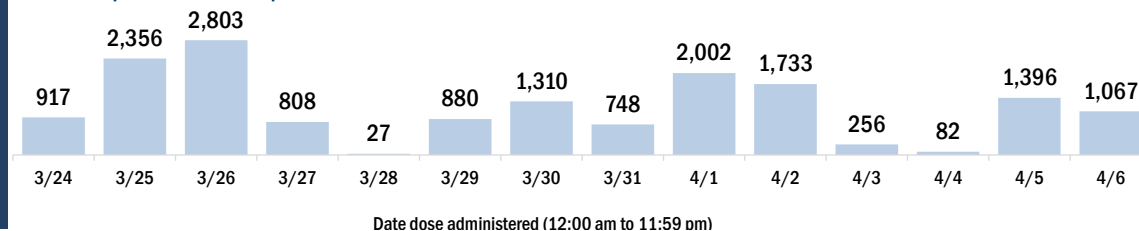


## Persons vaccinated for COVID-19 for the past 2 weeks

### Number of persons who received their first dose of a two-dose series of the COVID-19 vaccine



### Number of persons who completed the COVID-19 vaccine series



# COVID-19: Martin County vaccine summary

Vaccination data through Apr 6, 2021 as of Apr 7, 2021 at 12:05 AM

Data in this report are provisional and subject to change.

Data in this summary pertain to COVID-19 vaccines approved by the U.S. Food and Drug Administration and have been issued an Emergency Use Authorization (Janssen COVID-19 Vaccine, Moderna COVID-19 Vaccine and Pfizer-BioNTech COVID-19 Vaccine). These data summarize the number of people who have received either their first dose or have completed the series for a COVID-19 vaccine. **A person can only be counted in one category, first dose or series complete.** For persons receiving Moderna or Pfizer vaccines, once they receive their second dose, they are moved from the first dose column to the series completed column. **Because of this, the total first dose category may show a change from report to report not matching the total receiving their first dose from the previous day.** Persons receiving Johnson & Johnson vaccines will always be counted in the series completed column.

## COVID-19 doses for vaccinated persons in Florida

**Doses administered** 95,245

People receiving one dose of a 1-dose series (Johnson & Johnson) or receiving only one dose of a 2-dose series (Moderna, Pfizer) count once. Persons receiving both doses of a 2-dose series count twice.

## Current status of persons vaccinated for COVID-19 in Florida

**Total people vaccinated** 58,184

First dose 19,878

Series completed 38,306

Completed 1-dose series 1,245

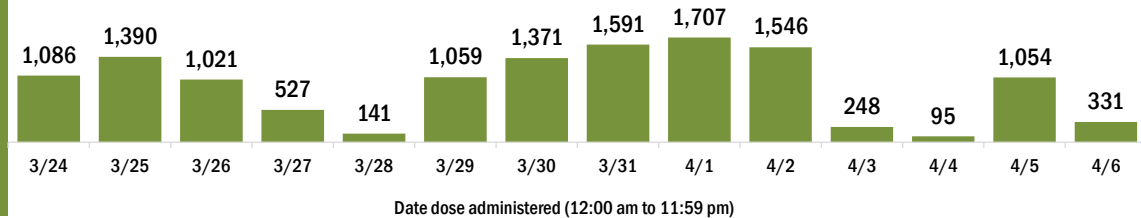
Completed 2-dose series 37,061

**First dose:** current number of people who have only received their first dose of the Moderna or Pfizer vaccine.

**Series complete:** current number of people who have received both Moderna or Pfizer vaccine doses or one Johnson & Johnson dose and are considered fully immunized.

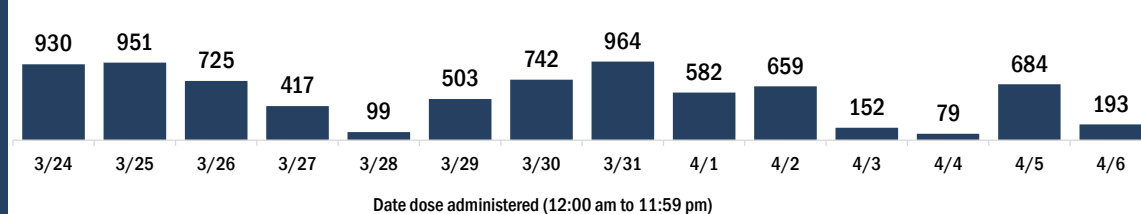
Demographic summary	First dose	Series complete	Total people vaccinated
<b>Age group</b>	<b>19,878</b>	<b>38,306</b>	<b>58,184</b>
16-24 years	349	234	583
25-34 years	554	615	1,169
35-44 years	1,096	1,032	2,128
45-54 years	2,452	1,593	4,045
55-64 years	7,022	3,586	10,608
65-74 years	4,417	15,802	20,219
75-84 years	2,886	11,283	14,169
85+ years	1,102	4,161	5,263
<b>Race</b>	<b>19,878</b>	<b>38,306</b>	<b>58,184</b>
White	13,869	25,516	39,385
Black	332	634	966
American Indian/Alaskan	75	58	133
Other	1,199	2,870	4,069
Unknown	4,403	9,228	13,631
<b>Other race</b> includes Asian, native Hawaiian/Pacific Islander, or other.			
<b>Ethnicity</b>	<b>19,878</b>	<b>38,306</b>	<b>58,184</b>
Hispanic	880	779	1,659
Non-Hispanic	10,289	14,049	24,338
Unknown	8,709	23,478	32,187
<b>Gender</b>	<b>19,878</b>	<b>38,306</b>	<b>58,184</b>
Female	11,099	21,939	33,038
Male	8,763	16,353	25,116
Unknown	16	14	30

## COVID-19 doses administered for the past 2 weeks

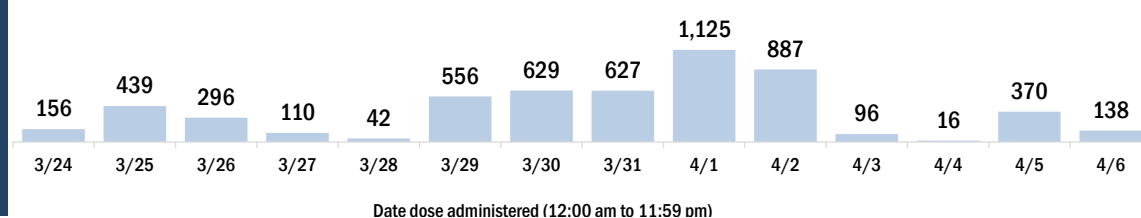


## Persons vaccinated for COVID-19 for the past 2 weeks

### Number of persons who received their first dose of a two-dose series of the COVID-19 vaccine



### Number of persons who completed the COVID-19 vaccine series



# COVID-19: Monroe County vaccine summary

Vaccination data through Apr 6, 2021 as of Apr 7, 2021 at 12:05 AM

Data in this report are provisional and subject to change.

Data in this summary pertain to COVID-19 vaccines approved by the U.S. Food and Drug Administration and have been issued an Emergency Use Authorization (Janssen COVID-19 Vaccine, Moderna COVID-19 Vaccine and Pfizer-BioNTech COVID-19 Vaccine). These data summarize the number of people who have received either their first dose or have completed the series for a COVID-19 vaccine. **A person can only be counted in one category, first dose or series complete.** For persons receiving Moderna or Pfizer vaccines, once they receive their second dose, they are moved from the first dose column to the series completed column. **Because of this, the total first dose category may show a change from report to report not matching the total receiving their first dose from the previous day.** Persons receiving Johnson & Johnson vaccines will always be counted in the series completed column.

## COVID-19 doses for vaccinated persons in Florida

**Doses administered** 39,822

People receiving one dose of a 1-dose series (Johnson & Johnson) or receiving only one dose of a 2-dose series (Moderna, Pfizer) count once. Persons receiving both doses of a 2-dose series count twice.

## Current status of persons vaccinated for COVID-19 in Florida

**Total people vaccinated** 26,051

First dose 11,524

Series completed 14,527

Completed 1-dose series 756

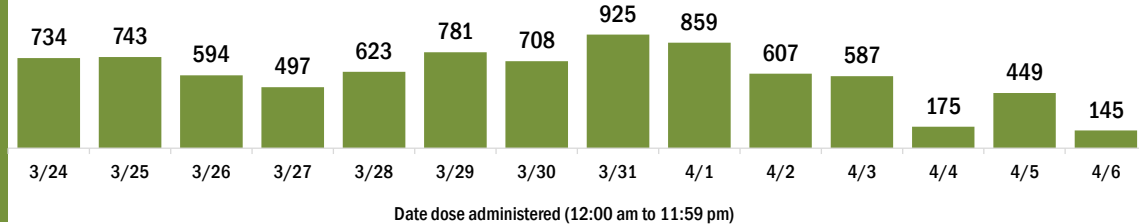
Completed 2-dose series 13,771

**First dose:** current number of people who have only received their first dose of the Moderna or Pfizer vaccine.

**Series complete:** current number of people who have received both Moderna or Pfizer vaccine doses or one Johnson & Johnson dose and are considered fully immunized.

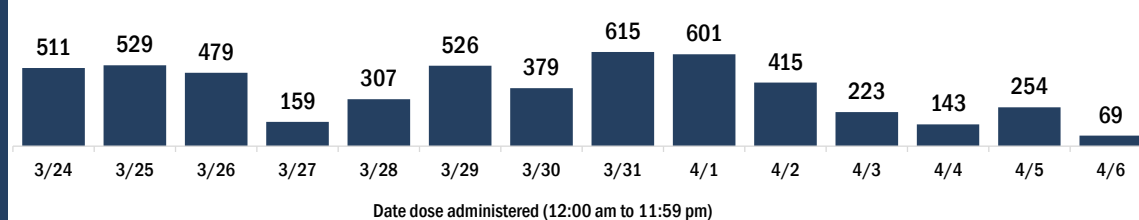
Demographic summary	First dose	Series complete	Total people vaccinated
<b>Age group</b>	<b>11,524</b>	<b>14,527</b>	<b>26,051</b>
16-24 years	172	121	293
25-34 years	389	339	728
35-44 years	811	619	1,430
45-54 years	1,880	972	2,852
55-64 years	4,098	1,959	6,057
65-74 years	2,873	6,634	9,507
75-84 years	1,056	3,113	4,169
85+ years	245	770	1,015
<b>Race</b>	<b>11,524</b>	<b>14,527</b>	<b>26,051</b>
White	8,002	10,719	18,721
Black	222	293	515
American Indian/Alaskan	52	49	101
Other	519	782	1,301
Unknown	2,729	2,684	5,413
<b>Other race</b> includes Asian, native Hawaiian/Pacific Islander, or other.			
<b>Ethnicity</b>	<b>11,524</b>	<b>14,527</b>	<b>26,051</b>
Hispanic	1,191	1,110	2,301
Non-Hispanic	5,730	8,554	14,284
Unknown	4,603	4,863	9,466
<b>Gender</b>	<b>11,524</b>	<b>14,527</b>	<b>26,051</b>
Female	5,965	7,660	13,625
Male	5,549	6,866	12,415
Unknown	10	1	11

## COVID-19 doses administered for the past 2 weeks

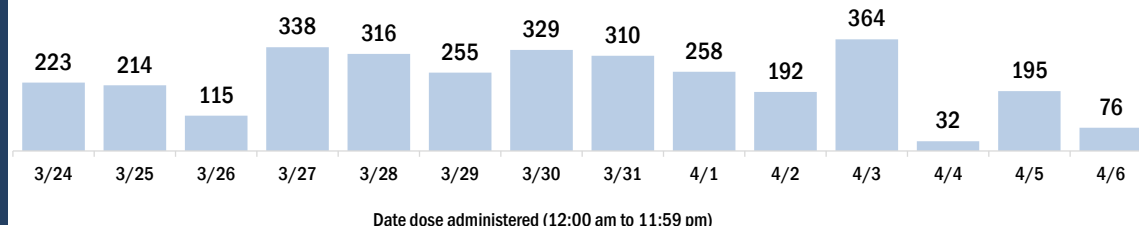


## Persons vaccinated for COVID-19 for the past 2 weeks

### Number of persons who received their first dose of a two-dose series of the COVID-19 vaccine



### Number of persons who completed the COVID-19 vaccine series



# COVID-19: Nassau County vaccine summary

Vaccination data through Apr 6, 2021 as of Apr 7, 2021 at 12:05 AM

Data in this report are provisional and subject to change.

Data in this summary pertain to COVID-19 vaccines approved by the U.S. Food and Drug Administration and have been issued an Emergency Use Authorization (Janssen COVID-19 Vaccine, Moderna COVID-19 Vaccine and Pfizer-BioNTech COVID-19 Vaccine). These data summarize the number of people who have received either their first dose or have completed the series for a COVID-19 vaccine. **A person can only be counted in one category, first dose or series complete.** For persons receiving Moderna or Pfizer vaccines, once they receive their second dose, they are moved from the first dose column to the series completed column. **Because of this, the total first dose category may show a change from report to report not matching the total receiving their first dose from the previous day.** Persons receiving Johnson & Johnson vaccines will always be counted in the series completed column.

## COVID-19 doses for vaccinated persons in Florida

**Doses administered** 47,065

People receiving one dose of a 1-dose series (Johnson & Johnson) or receiving only one dose of a 2-dose series (Moderna, Pfizer) count once. Persons receiving both doses of a 2-dose series count twice.

## Current status of persons vaccinated for COVID-19 in Florida

**Total people vaccinated** 28,314

First dose 8,135

Series completed 20,179

Completed 1-dose series 1,428

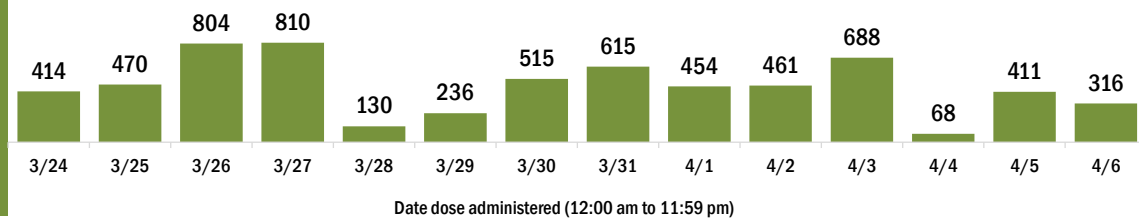
Completed 2-dose series 18,751

**First dose:** current number of people who have only received their first dose of the Moderna or Pfizer vaccine.

**Series complete:** current number of people who have received both Moderna or Pfizer vaccine doses or one Johnson & Johnson dose and are considered fully immunized.

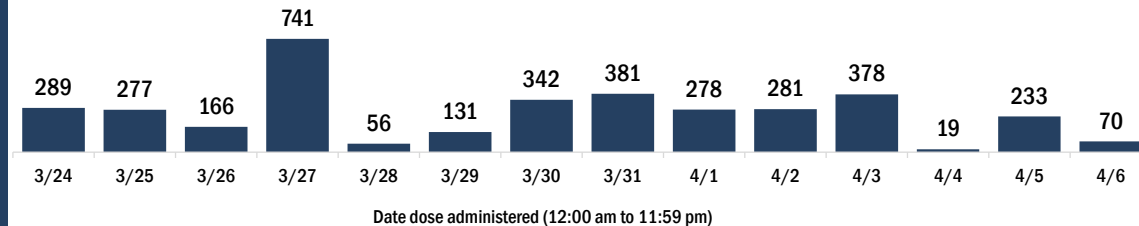
Demographic summary	First dose	Series complete	Total people vaccinated
<b>Age group</b>	8,135	20,179	28,314
16-24 years	208	195	403
25-34 years	308	451	759
35-44 years	736	865	1,601
45-54 years	1,594	1,257	2,851
55-64 years	3,553	2,820	6,373
65-74 years	1,047	8,918	9,965
75-84 years	519	4,414	4,933
85+ years	170	1,259	1,429
<b>Race</b>	8,135	20,179	28,314
White	6,345	16,374	22,719
Black	356	845	1,201
American Indian/Alaskan	33	65	98
Other	459	1,019	1,478
Unknown	942	1,876	2,818
<b>Other race</b> includes Asian, native Hawaiian/Pacific Islander, or other.			
<b>Ethnicity</b>	8,135	20,179	28,314
Hispanic	257	324	581
Non-Hispanic	6,185	15,499	21,684
Unknown	1,693	4,356	6,049
<b>Gender</b>	8,135	20,179	28,314
Female	4,575	11,327	15,902
Male	3,554	8,851	12,405
Unknown	6	1	7

## COVID-19 doses administered for the past 2 weeks

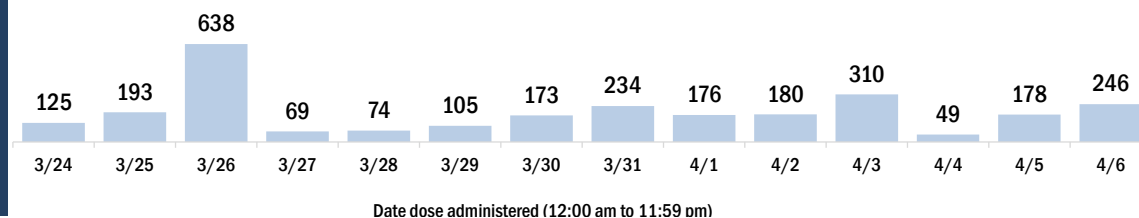


## Persons vaccinated for COVID-19 for the past 2 weeks

### Number of persons who received their first dose of a two-dose series of the COVID-19 vaccine



### Number of persons who completed the COVID-19 vaccine series





# COVID-19: Okaloosa County vaccine summary

Vaccination data through Apr 6, 2021 as of Apr 7, 2021 at 12:05 AM

Data in this report are provisional and subject to change.

Data in this summary pertain to COVID-19 vaccines approved by the U.S. Food and Drug Administration and have been issued an Emergency Use Authorization (Janssen COVID-19 Vaccine, Moderna COVID-19 Vaccine and Pfizer-BioNTech COVID-19 Vaccine). These data summarize the number of people who have received either their first dose or have completed the series for a COVID-19 vaccine. **A person can only be counted in one category, first dose or series complete.** For persons receiving Moderna or Pfizer vaccines, once they receive their second dose, they are moved from the first dose column to the series completed column. **Because of this, the total first dose category may show a change from report to report not matching the total receiving their first dose from the previous day.** Persons receiving Johnson & Johnson vaccines will always be counted in the series completed column.

## COVID-19 doses for vaccinated persons in Florida

**Doses administered** 76,701

People receiving one dose of a 1-dose series (Johnson & Johnson) or receiving only one dose of a 2-dose series (Moderna, Pfizer) count once. Persons receiving both doses of a 2-dose series count twice.

## Current status of persons vaccinated for COVID-19 in Florida

**Total people vaccinated** 47,010

First dose 14,526

Series completed 32,484

Completed 1-dose series 2,793

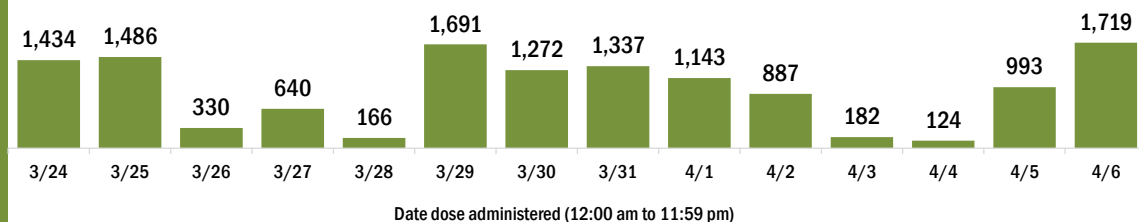
Completed 2-dose series 29,691

**First dose:** current number of people who have only received their first dose of the Moderna or Pfizer vaccine.

**Series complete:** current number of people who have received both Moderna or Pfizer vaccine doses or one Johnson & Johnson dose and are considered fully immunized.

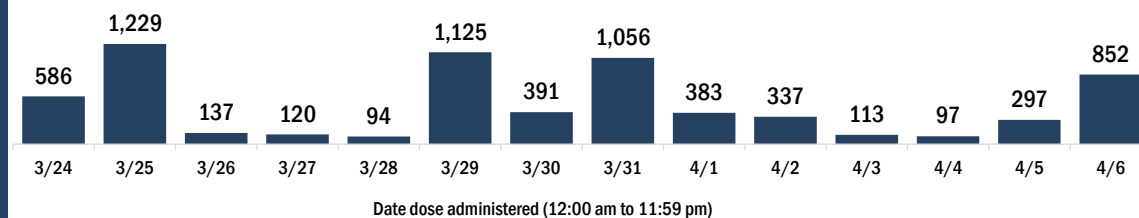
Demographic summary	First dose	Series complete	Total people vaccinated
<b>Age group</b>	<b>14,526</b>	<b>32,484</b>	<b>47,010</b>
16-24 years	487	367	854
25-34 years	973	1,128	2,101
35-44 years	1,763	1,601	3,364
45-54 years	2,641	2,357	4,998
55-64 years	5,050	5,348	10,398
65-74 years	2,109	12,200	14,309
75-84 years	1,105	6,922	8,027
85+ years	398	2,561	2,959
<b>Race</b>	<b>14,526</b>	<b>32,484</b>	<b>47,010</b>
White	9,203	23,123	32,326
Black	713	1,542	2,255
American Indian/Alaskan	69	108	177
Other	1,234	2,839	4,073
Unknown	3,307	4,872	8,179
<b>Other race</b> includes Asian, native Hawaiian/Pacific Islander, or other.			
<b>Ethnicity</b>	<b>14,526</b>	<b>32,484</b>	<b>47,010</b>
Hispanic	563	773	1,336
Non-Hispanic	8,394	20,156	28,550
Unknown	5,569	11,555	17,124
<b>Gender</b>	<b>14,526</b>	<b>32,484</b>	<b>47,010</b>
Female	8,202	18,834	27,036
Male	6,203	13,623	19,826
Unknown	121	27	148

## COVID-19 doses administered for the past 2 weeks

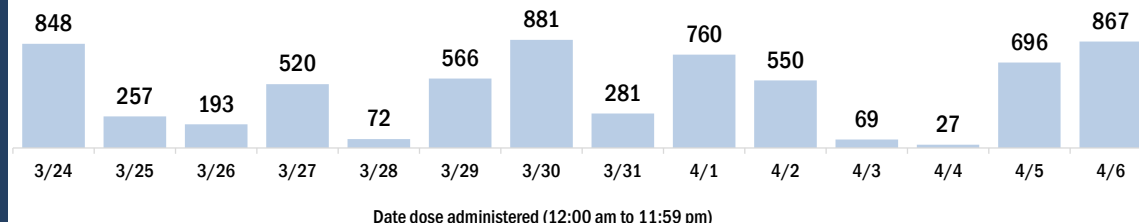


## Persons vaccinated for COVID-19 for the past 2 weeks

### Number of persons who received their first dose of a two-dose series of the COVID-19 vaccine



### Number of persons who completed the COVID-19 vaccine series



# COVID-19: Okeechobee County vaccine summary

Vaccination data through Apr 6, 2021 as of Apr 7, 2021 at 12:05 AM

Data in this report are provisional and subject to change.

Data in this summary pertain to COVID-19 vaccines approved by the U.S. Food and Drug Administration and have been issued an Emergency Use Authorization (Janssen COVID-19 Vaccine, Moderna COVID-19 Vaccine and Pfizer-BioNTech COVID-19 Vaccine). These data summarize the number of people who have received either their first dose or have completed the series for a COVID-19 vaccine. **A person can only be counted in one category, first dose or series complete.** For persons receiving Moderna or Pfizer vaccines, once they receive their second dose, they are moved from the first dose column to the series completed column. **Because of this, the total first dose category may show a change from report to report not matching the total receiving their first dose from the previous day.** Persons receiving Johnson & Johnson vaccines will always be counted in the series completed column.

## COVID-19 doses for vaccinated persons in Florida

**Doses administered** 13,951

People receiving one dose of a 1-dose series (Johnson & Johnson) or receiving only one dose of a 2-dose series (Moderna, Pfizer) count once. Persons receiving both doses of a 2-dose series count twice.

## Current status of persons vaccinated for COVID-19 in Florida

**Total people vaccinated** 8,920

First dose 3,619

Series completed 5,301

Completed 1-dose series 270

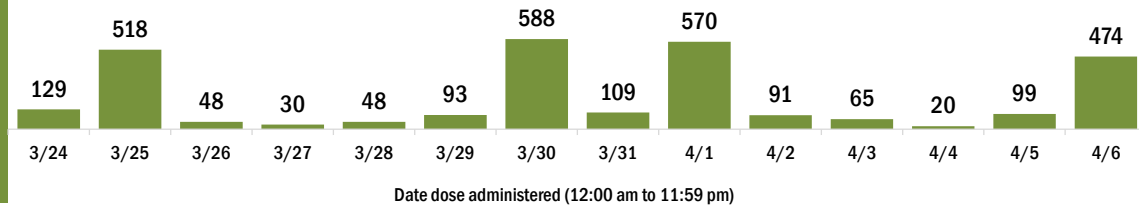
Completed 2-dose series 5,031

**First dose:** current number of people who have only received their first dose of the Moderna or Pfizer vaccine.

**Series complete:** current number of people who have received both Moderna or Pfizer vaccine doses or one Johnson & Johnson dose and are considered fully immunized.

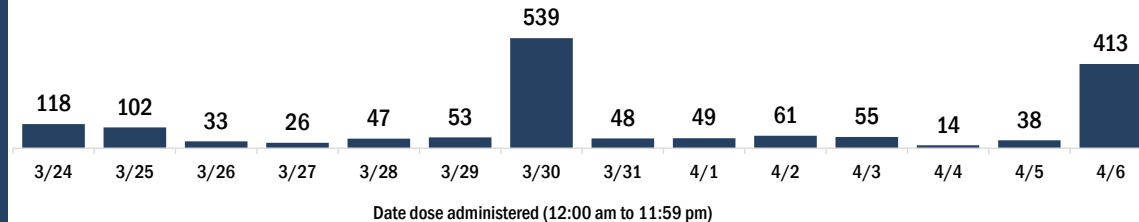
Demographic summary	First dose	Series complete	Total people vaccinated
<b>Age group</b>	<b>3,619</b>	<b>5,301</b>	<b>8,920</b>
16-24 years	87	39	126
25-34 years	169	133	302
35-44 years	265	188	453
45-54 years	525	218	743
55-64 years	1,209	397	1,606
65-74 years	766	2,301	3,067
75-84 years	464	1,586	2,050
85+ years	134	439	573
<b>Race</b>	<b>3,619</b>	<b>5,301</b>	<b>8,920</b>
White	2,874	4,309	7,183
Black	117	90	207
American Indian/Alaskan	19	26	45
Other	245	521	766
Unknown	364	355	719
<b>Other race</b> includes Asian, native Hawaiian/Pacific Islander, or other.			
<b>Ethnicity</b>	<b>3,619</b>	<b>5,301</b>	<b>8,920</b>
Hispanic	583	329	912
Non-Hispanic	2,235	4,008	6,243
Unknown	801	964	1,765
<b>Gender</b>	<b>3,619</b>	<b>5,301</b>	<b>8,920</b>
Female	1,994	2,973	4,967
Male	1,620	2,328	3,948
Unknown	5	0	5

## COVID-19 doses administered for the past 2 weeks

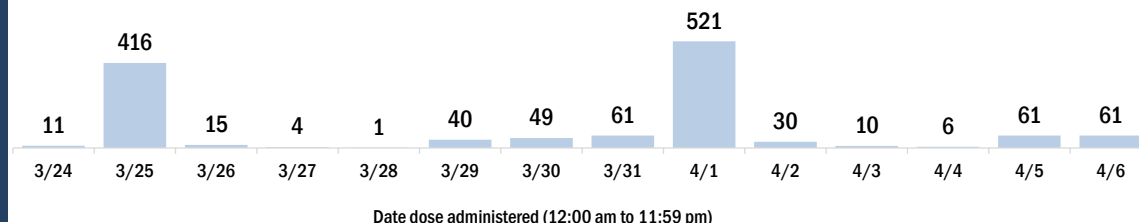


## Persons vaccinated for COVID-19 for the past 2 weeks

### Number of persons who received their first dose of a two-dose series of the COVID-19 vaccine



### Number of persons who completed the COVID-19 vaccine series



# COVID-19: Orange County vaccine summary

Vaccination data through Apr 6, 2021 as of Apr 7, 2021 at 12:05 AM

Data in this report are provisional and subject to change.

Data in this summary pertain to COVID-19 vaccines approved by the U.S. Food and Drug Administration and have been issued an Emergency Use Authorization (Janssen COVID-19 Vaccine, Moderna COVID-19 Vaccine and Pfizer-BioNTech COVID-19 Vaccine). These data summarize the number of people who have received either their first dose or have completed the series for a COVID-19 vaccine. **A person can only be counted in one category, first dose or series complete.** For persons receiving Moderna or Pfizer vaccines, once they receive their second dose, they are moved from the first dose column to the series completed column. **Because of this, the total first dose category may show a change from report to report not matching the total receiving their first dose from the previous day.** Persons receiving Johnson & Johnson vaccines will always be counted in the series completed column.

## COVID-19 doses for vaccinated persons in Florida

**Doses administered** 544,277

People receiving one dose of a 1-dose series (Johnson & Johnson) or receiving only one dose of a 2-dose series (Moderna, Pfizer) count once. Persons receiving both doses of a 2-dose series count twice.

## Current status of persons vaccinated for COVID-19 in Florida

**Total people vaccinated** 369,382

First dose 163,731

Series completed 205,651

Completed 1-dose series 30,756

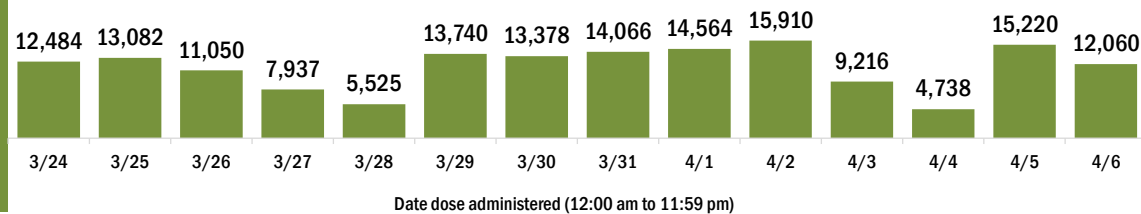
Completed 2-dose series 174,895

**First dose:** current number of people who have only received their first dose of the Moderna or Pfizer vaccine.

**Series complete:** current number of people who have received both Moderna or Pfizer vaccine doses or one Johnson & Johnson dose and are considered fully immunized.

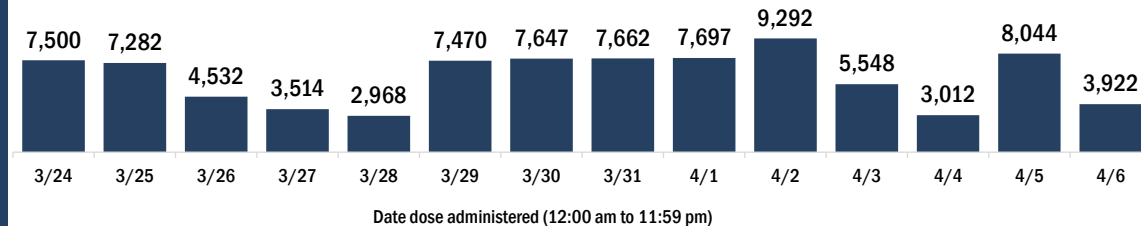
Demographic summary	First dose	Series complete	Total people vaccinated
<b>Age group</b>	<b>163,731</b>	<b>205,651</b>	<b>369,382</b>
16-24 years	9,185	6,184	15,369
25-34 years	16,070	16,849	32,919
35-44 years	28,094	22,436	50,530
45-54 years	40,039	25,836	65,875
55-64 years	44,918	33,202	78,120
65-74 years	14,483	61,958	76,441
75-84 years	6,961	28,843	35,804
85+ years	3,981	10,343	14,324
<b>Race</b>	<b>163,731</b>	<b>205,651</b>	<b>369,382</b>
White	93,863	125,965	219,828
Black	11,912	17,853	29,765
American Indian/Alaskan	482	572	1,054
Other	25,787	37,139	62,926
Unknown	31,687	24,122	55,809
<b>Other race</b> includes Asian, native Hawaiian/Pacific Islander, or other.			
<b>Ethnicity</b>	<b>163,731</b>	<b>205,651</b>	<b>369,382</b>
Hispanic	20,078	22,620	42,698
Non-Hispanic	75,584	109,142	184,726
Unknown	68,069	73,889	141,958
<b>Gender</b>	<b>163,731</b>	<b>205,651</b>	<b>369,382</b>
Female	86,400	120,337	206,737
Male	75,208	84,556	159,764
Unknown	2,123	758	2,881

## COVID-19 doses administered for the past 2 weeks

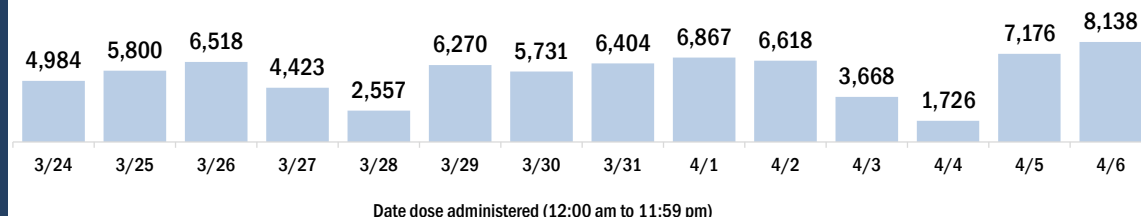


## Persons vaccinated for COVID-19 for the past 2 weeks

### Number of persons who received their first dose of a two-dose series of the COVID-19 vaccine



### Number of persons who completed the COVID-19 vaccine series



# COVID-19: Osceola County vaccine summary

Vaccination data through Apr 6, 2021 as of Apr 7, 2021 at 12:05 AM

Data in this report are provisional and subject to change.

Data in this summary pertain to COVID-19 vaccines approved by the U.S. Food and Drug Administration and have been issued an Emergency Use Authorization (Janssen COVID-19 Vaccine, Moderna COVID-19 Vaccine and Pfizer-BioNTech COVID-19 Vaccine). These data summarize the number of people who have received either their first dose or have completed the series for a COVID-19 vaccine. **A person can only be counted in one category, first dose or series complete.** For persons receiving Moderna or Pfizer vaccines, once they receive their second dose, they are moved from the first dose column to the series completed column. **Because of this, the total first dose category may show a change from report to report not matching the total receiving their first dose from the previous day.** Persons receiving Johnson & Johnson vaccines will always be counted in the series completed column.

## COVID-19 doses for vaccinated persons in Florida

**Doses administered** 132,502

People receiving one dose of a 1-dose series (Johnson & Johnson) or receiving only one dose of a 2-dose series (Moderna, Pfizer) count once. Persons receiving both doses of a 2-dose series count twice.

## Current status of persons vaccinated for COVID-19 in Florida

**Total people vaccinated** 89,580

First dose 40,816

Series completed 48,764

Completed 1-dose series 5,842

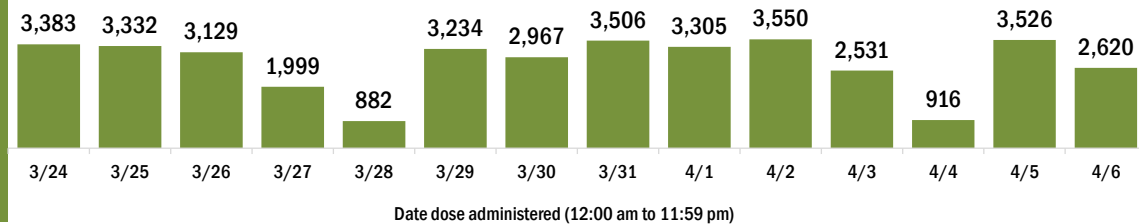
Completed 2-dose series 42,922

**First dose:** current number of people who have only received their first dose of the Moderna or Pfizer vaccine.

**Series complete:** current number of people who have received both Moderna or Pfizer vaccine doses or one Johnson & Johnson dose and are considered fully immunized.

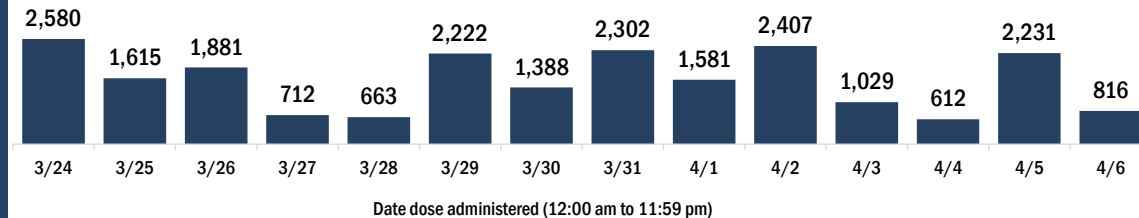
Demographic summary	First dose	Series complete	Total people vaccinated
<b>Age group</b>	<b>40,816</b>	<b>48,764</b>	<b>89,580</b>
16-24 years	1,645	989	2,634
25-34 years	2,984	2,584	5,568
35-44 years	5,624	3,764	9,388
45-54 years	9,995	5,061	15,056
55-64 years	12,583	7,057	19,640
65-74 years	4,846	18,071	22,917
75-84 years	2,429	8,707	11,136
85+ years	710	2,531	3,241
<b>Race</b>	<b>40,816</b>	<b>48,764</b>	<b>89,580</b>
White	22,691	30,050	52,741
Black	2,007	2,830	4,837
American Indian/Alaskan	151	272	423
Other	6,785	9,466	16,251
Unknown	9,182	6,146	15,328
<b>Other race</b> includes Asian, native Hawaiian/Pacific Islander, or other.			
<b>Ethnicity</b>	<b>40,816</b>	<b>48,764</b>	<b>89,580</b>
Hispanic	12,284	13,200	25,484
Non-Hispanic	12,233	21,391	33,624
Unknown	16,299	14,173	30,472
<b>Gender</b>	<b>40,816</b>	<b>48,764</b>	<b>89,580</b>
Female	22,363	28,816	51,179
Male	18,299	19,922	38,221
Unknown	154	26	180

## COVID-19 doses administered for the past 2 weeks

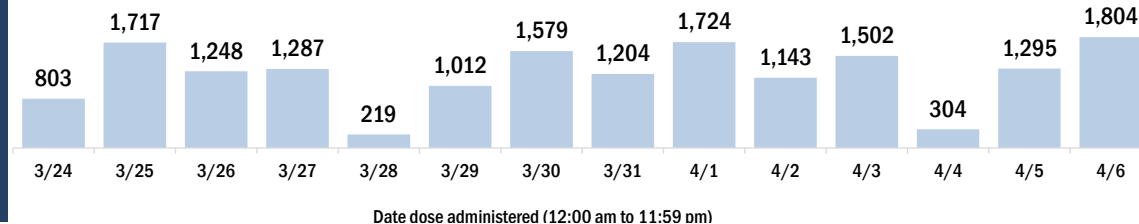


## Persons vaccinated for COVID-19 for the past 2 weeks

### Number of persons who received their first dose of a two-dose series of the COVID-19 vaccine



### Number of persons who completed the COVID-19 vaccine series



# COVID-19: Palm Beach County vaccine summary

Vaccination data through Apr 6, 2021 as of Apr 7, 2021 at 12:05 AM

Data in this report are provisional and subject to change.

Data in this summary pertain to COVID-19 vaccines approved by the U.S. Food and Drug Administration and have been issued an Emergency Use Authorization (Janssen COVID-19 Vaccine, Moderna COVID-19 Vaccine and Pfizer-BioNTech COVID-19 Vaccine). These data summarize the number of people who have received either their first dose or have completed the series for a COVID-19 vaccine. **A person can only be counted in one category, first dose or series complete.** For persons receiving Moderna or Pfizer vaccines, once they receive their second dose, they are moved from the first dose column to the series completed column. **Because of this, the total first dose category may show a change from report to report not matching the total receiving their first dose from the previous day.** Persons receiving Johnson & Johnson vaccines will always be counted in the series completed column.

## COVID-19 doses for vaccinated persons in Florida

**Doses administered** 767,125

People receiving one dose of a 1-dose series (Johnson & Johnson) or receiving only one dose of a 2-dose series (Moderna, Pfizer) count once. Persons receiving both doses of a 2-dose series count twice.

## Current status of persons vaccinated for COVID-19 in Florida

**Total people vaccinated** 481,696

First dose 173,430

Series completed 308,266

Completed 1-dose series 22,837

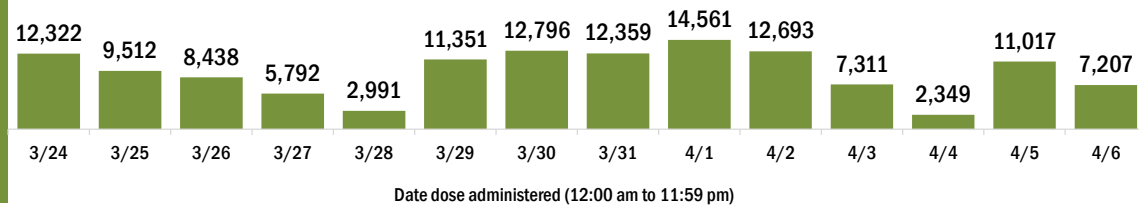
Completed 2-dose series 285,429

**First dose:** current number of people who have only received their first dose of the Moderna or Pfizer vaccine.

**Series complete:** current number of people who have received both Moderna or Pfizer vaccine doses or one Johnson & Johnson dose and are considered fully immunized.

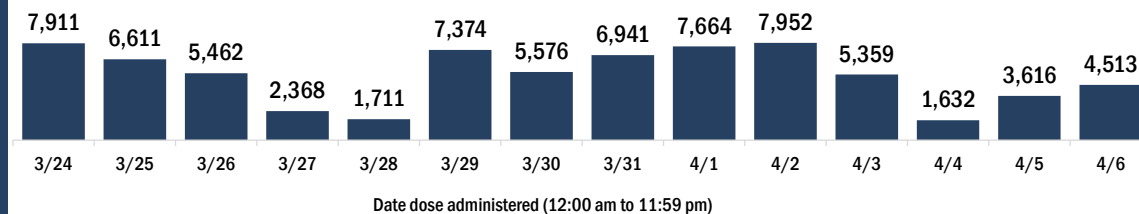
Demographic summary	First dose	Series complete	Total people vaccinated
<b>Age group</b>	<b>173,430</b>	<b>308,266</b>	<b>481,696</b>
16-24 years	5,156	3,537	8,693
25-34 years	8,698	9,570	18,268
35-44 years	16,814	14,296	31,110
45-54 years	32,352	21,668	54,020
55-64 years	55,057	36,172	91,229
65-74 years	28,190	112,167	140,357
75-84 years	18,653	78,740	97,393
85+ years	8,510	32,116	40,626
<b>Race</b>	<b>173,430</b>	<b>308,266</b>	<b>481,696</b>
White	104,681	207,567	312,248
Black	10,190	14,816	25,006
American Indian/Alaskan	526	824	1,350
Other	15,465	26,996	42,461
Unknown	42,568	58,063	100,631
<b>Other race</b> includes Asian, native Hawaiian/Pacific Islander, or other.			
<b>Ethnicity</b>	<b>173,430</b>	<b>308,266</b>	<b>481,696</b>
Hispanic	18,811	19,660	38,471
Non-Hispanic	79,283	171,815	251,098
Unknown	75,336	116,791	192,127
<b>Gender</b>	<b>173,430</b>	<b>308,266</b>	<b>481,696</b>
Female	96,426	179,846	276,272
Male	76,445	128,288	204,733
Unknown	559	132	691

## COVID-19 doses administered for the past 2 weeks

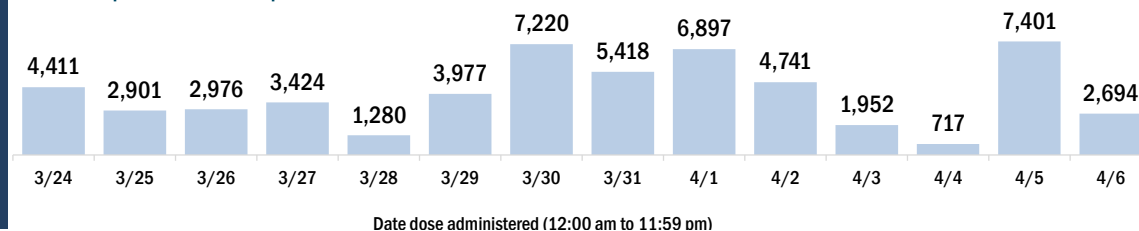


## Persons vaccinated for COVID-19 for the past 2 weeks

### Number of persons who received their first dose of a two-dose series of the COVID-19 vaccine



### Number of persons who completed the COVID-19 vaccine series



# COVID-19: Pasco County vaccine summary

Vaccination data through Apr 6, 2021 as of Apr 7, 2021 at 12:05 AM

Data in this report are provisional and subject to change.

Data in this summary pertain to COVID-19 vaccines approved by the U.S. Food and Drug Administration and have been issued an Emergency Use Authorization (Janssen COVID-19 Vaccine, Moderna COVID-19 Vaccine and Pfizer-BioNTech COVID-19 Vaccine). These data summarize the number of people who have received either their first dose or have completed the series for a COVID-19 vaccine. **A person can only be counted in one category, first dose or series complete.** For persons receiving Moderna or Pfizer vaccines, once they receive their second dose, they are moved from the first dose column to the series completed column. **Because of this, the total first dose category may show a change from report to report not matching the total receiving their first dose from the previous day.** Persons receiving Johnson & Johnson vaccines will always be counted in the series completed column.

## COVID-19 doses for vaccinated persons in Florida

**Doses administered** 229,151

People receiving one dose of a 1-dose series (Johnson & Johnson) or receiving only one dose of a 2-dose series (Moderna, Pfizer) count once. Persons receiving both doses of a 2-dose series count twice.

## Current status of persons vaccinated for COVID-19 in Florida

**Total people vaccinated** 152,048

First dose 68,467

Series completed 83,581

Completed 1-dose series 6,478

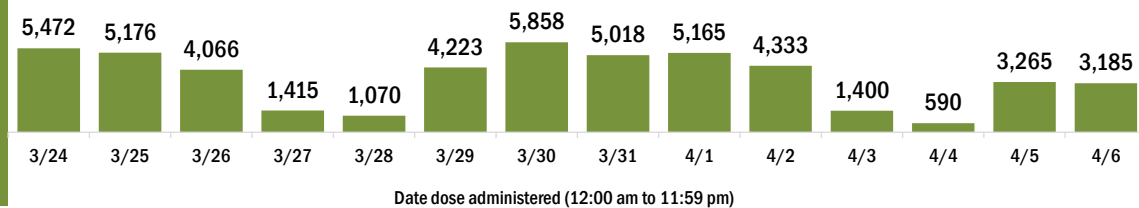
Completed 2-dose series 77,103

**First dose:** current number of people who have only received their first dose of the Moderna or Pfizer vaccine.

**Series complete:** current number of people who have received both Moderna or Pfizer vaccine doses or one Johnson & Johnson dose and are considered fully immunized.

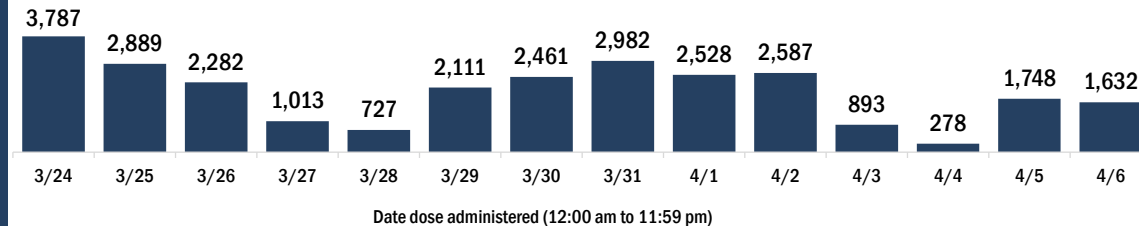
Demographic summary	First dose	Series complete	Total people vaccinated
<b>Age group</b>	<b>68,467</b>	<b>83,581</b>	<b>152,048</b>
16-24 years	2,017	1,159	3,176
25-34 years	2,932	3,094	6,026
35-44 years	6,384	4,960	11,344
45-54 years	11,743	6,535	18,278
55-64 years	20,518	8,849	29,367
65-74 years	13,426	33,013	46,439
75-84 years	8,744	19,958	28,702
85+ years	2,703	6,013	8,716
<b>Race</b>	<b>68,467</b>	<b>83,581</b>	<b>152,048</b>
White	50,509	64,134	114,643
Black	2,050	2,134	4,184
American Indian/Alaskan	245	243	488
Other	6,195	8,070	14,265
Unknown	9,468	9,000	18,468
<b>Other race</b> includes Asian, native Hawaiian/Pacific Islander, or other.			
<b>Ethnicity</b>	<b>68,467</b>	<b>83,581</b>	<b>152,048</b>
Hispanic	4,532	3,681	8,213
Non-Hispanic	39,405	51,249	90,654
Unknown	24,530	28,651	53,181
<b>Gender</b>	<b>68,467</b>	<b>83,581</b>	<b>152,048</b>
Female	38,631	49,644	88,275
Male	29,730	33,866	63,596
Unknown	106	71	177

## COVID-19 doses administered for the past 2 weeks

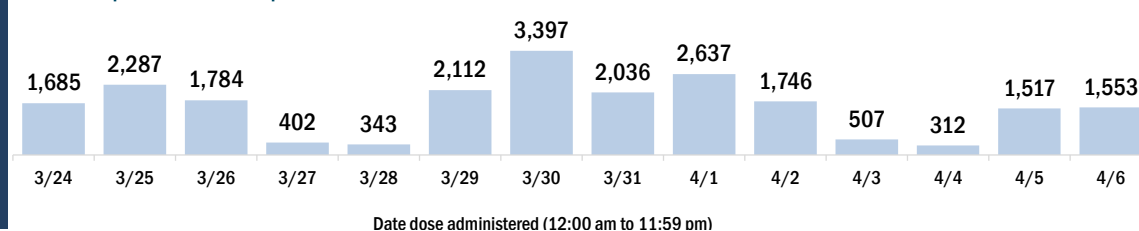


## Persons vaccinated for COVID-19 for the past 2 weeks

### Number of persons who received their first dose of a two-dose series of the COVID-19 vaccine



### Number of persons who completed the COVID-19 vaccine series





# COVID-19: Pinellas County vaccine summary

Vaccination data through Apr 6, 2021 as of Apr 7, 2021 at 12:05 AM

Data in this report are provisional and subject to change.

Data in this summary pertain to COVID-19 vaccines approved by the U.S. Food and Drug Administration and have been issued an Emergency Use Authorization (Janssen COVID-19 Vaccine, Moderna COVID-19 Vaccine and Pfizer-BioNTech COVID-19 Vaccine). These data summarize the number of people who have received either their first dose or have completed the series for a COVID-19 vaccine. **A person can only be counted in one category, first dose or series complete.** For persons receiving Moderna or Pfizer vaccines, once they receive their second dose, they are moved from the first dose column to the series completed column. **Because of this, the total first dose category may show a change from report to report not matching the total receiving their first dose from the previous day.** Persons receiving Johnson & Johnson vaccines will always be counted in the series completed column.

## COVID-19 doses for vaccinated persons in Florida

**Doses administered** 513,127

People receiving one dose of a 1-dose series (Johnson & Johnson) or receiving only one dose of a 2-dose series (Moderna, Pfizer) count once. Persons receiving both doses of a 2-dose series count twice.

## Current status of persons vaccinated for COVID-19 in Florida

**Total people vaccinated** 331,280

First dose 136,874

Series completed 194,406

Completed 1-dose series 12,559

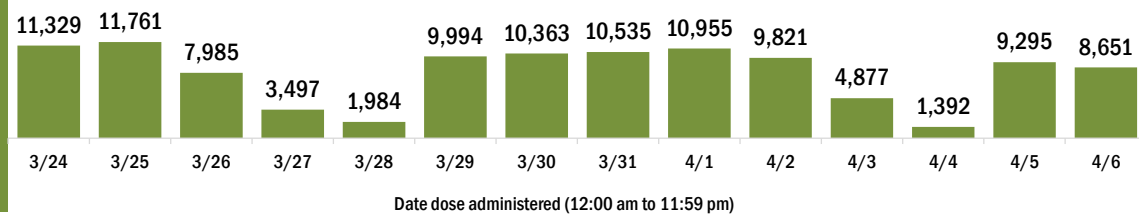
Completed 2-dose series 181,847

**First dose:** current number of people who have only received their first dose of the Moderna or Pfizer vaccine.

**Series complete:** current number of people who have received both Moderna or Pfizer vaccine doses or one Johnson & Johnson dose and are considered fully immunized.

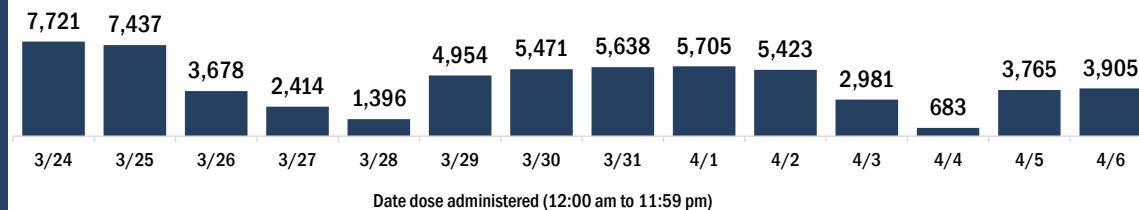
Demographic summary	First dose	Series complete	Total people vaccinated
<b>Age group</b>	<b>136,874</b>	<b>194,406</b>	<b>331,280</b>
16-24 years	3,737	2,258	5,995
25-34 years	7,269	7,864	15,133
35-44 years	12,393	10,198	22,591
45-54 years	24,341	13,808	38,149
55-64 years	49,722	25,369	75,091
65-74 years	21,549	78,055	99,604
75-84 years	12,583	41,176	53,759
85+ years	5,280	15,678	20,958
<b>Race</b>	<b>136,874</b>	<b>194,406</b>	<b>331,280</b>
White	97,908	148,015	245,923
Black	6,997	7,835	14,832
American Indian/Alaskan	387	399	786
Other	11,302	15,100	26,402
Unknown	20,280	23,057	43,337
<b>Other race</b> includes Asian, native Hawaiian/Pacific Islander, or other.			
<b>Ethnicity</b>	<b>136,874</b>	<b>194,406</b>	<b>331,280</b>
Hispanic	5,114	5,267	10,381
Non-Hispanic	83,487	118,254	201,741
Unknown	48,273	70,885	119,158
<b>Gender</b>	<b>136,874</b>	<b>194,406</b>	<b>331,280</b>
Female	76,231	115,007	191,238
Male	60,274	79,070	139,344
Unknown	369	329	698

## COVID-19 doses administered for the past 2 weeks

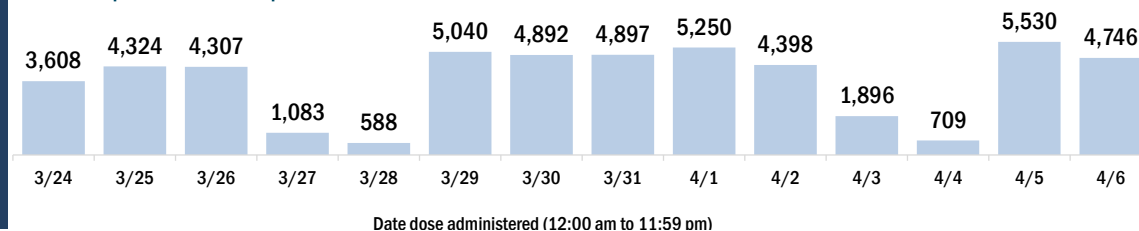


## Persons vaccinated for COVID-19 for the past 2 weeks

### Number of persons who received their first dose of a two-dose series of the COVID-19 vaccine



### Number of persons who completed the COVID-19 vaccine series





# COVID-19: Polk County vaccine summary

Vaccination data through Apr 6, 2021 as of Apr 7, 2021 at 12:05 AM

Data in this report are provisional and subject to change.

Data in this summary pertain to COVID-19 vaccines approved by the U.S. Food and Drug Administration and have been issued an Emergency Use Authorization (Janssen COVID-19 Vaccine, Moderna COVID-19 Vaccine and Pfizer-BioNTech COVID-19 Vaccine). These data summarize the number of people who have received either their first dose or have completed the series for a COVID-19 vaccine. **A person can only be counted in one category, first dose or series complete.** For persons receiving Moderna or Pfizer vaccines, once they receive their second dose, they are moved from the first dose column to the series completed column. **Because of this, the total first dose category may show a change from report to report not matching the total receiving their first dose from the previous day.** Persons receiving Johnson & Johnson vaccines will always be counted in the series completed column.

## COVID-19 doses for vaccinated persons in Florida

**Doses administered** 266,778

People receiving one dose of a 1-dose series (Johnson & Johnson) or receiving only one dose of a 2-dose series (Moderna, Pfizer) count once. Persons receiving both doses of a 2-dose series count twice.

## Current status of persons vaccinated for COVID-19 in Florida

**Total people vaccinated** 173,711

First dose 75,325

Series completed 98,386

Completed 1-dose series 5,319

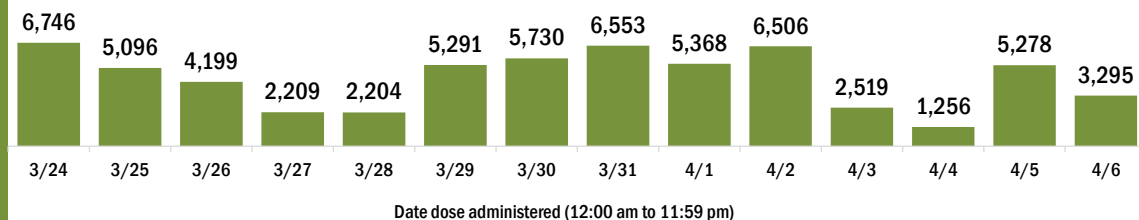
Completed 2-dose series 93,067

**First dose:** current number of people who have only received their first dose of the Moderna or Pfizer vaccine.

**Series complete:** current number of people who have received both Moderna or Pfizer vaccine doses or one Johnson & Johnson dose and are considered fully immunized.

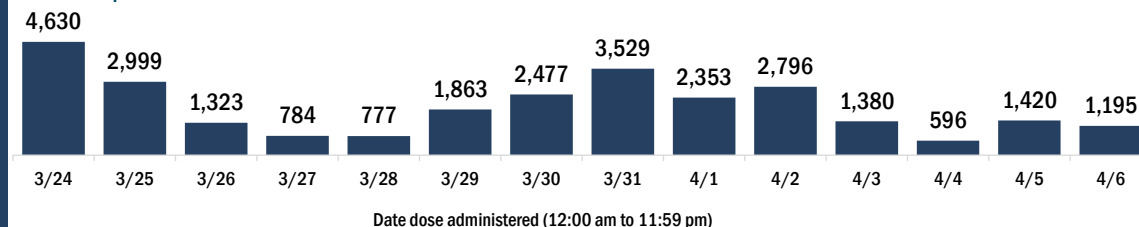
Demographic summary	First dose	Series complete	Total people vaccinated
<b>Age group</b>	<b>75,325</b>	<b>98,386</b>	<b>173,711</b>
16-24 years	1,966	1,112	3,078
25-34 years	3,882	3,401	7,283
35-44 years	6,438	4,969	11,407
45-54 years	11,627	6,852	18,479
55-64 years	21,221	11,683	32,904
65-74 years	16,631	39,373	56,004
75-84 years	10,276	24,070	34,346
85+ years	3,284	6,926	10,210
<b>Race</b>	<b>75,325</b>	<b>98,386</b>	<b>173,711</b>
White	49,969	73,452	123,421
Black	5,614	5,853	11,467
American Indian/Alaskan	526	488	1,014
Other	6,308	7,220	13,528
Unknown	12,908	11,373	24,281
<b>Other race</b> includes Asian, native Hawaiian/Pacific Islander, or other.			
<b>Ethnicity</b>	<b>75,325</b>	<b>98,386</b>	<b>173,711</b>
Hispanic	9,565	6,439	16,004
Non-Hispanic	38,566	60,138	98,704
Unknown	27,194	31,809	59,003
<b>Gender</b>	<b>75,325</b>	<b>98,386</b>	<b>173,711</b>
Female	42,140	57,027	99,167
Male	32,936	41,322	74,258
Unknown	249	37	286

## COVID-19 doses administered for the past 2 weeks

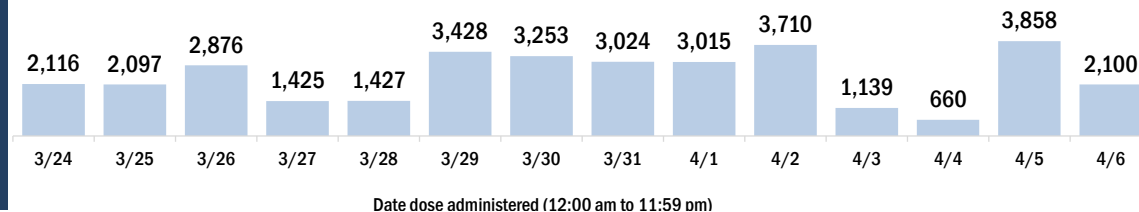


## Persons vaccinated for COVID-19 for the past 2 weeks

### Number of persons who received their first dose of a two-dose series of the COVID-19 vaccine



### Number of persons who completed the COVID-19 vaccine series



# COVID-19: Putnam County vaccine summary

Vaccination data through Apr 6, 2021 as of Apr 7, 2021 at 12:05 AM

Data in this report are provisional and subject to change.

Data in this summary pertain to COVID-19 vaccines approved by the U.S. Food and Drug Administration and have been issued an Emergency Use Authorization (Janssen COVID-19 Vaccine, Moderna COVID-19 Vaccine and Pfizer-BioNTech COVID-19 Vaccine). These data summarize the number of people who have received either their first dose or have completed the series for a COVID-19 vaccine. **A person can only be counted in one category, first dose or series complete.** For persons receiving Moderna or Pfizer vaccines, once they receive their second dose, they are moved from the first dose column to the series completed column. **Because of this, the total first dose category may show a change from report to report not matching the total receiving their first dose from the previous day.** Persons receiving Johnson & Johnson vaccines will always be counted in the series completed column.

## COVID-19 doses for vaccinated persons in Florida

**Doses administered** 23,404

People receiving one dose of a 1-dose series (Johnson & Johnson) or receiving only one dose of a 2-dose series (Moderna, Pfizer) count once. Persons receiving both doses of a 2-dose series count twice.

## Current status of persons vaccinated for COVID-19 in Florida

**Total people vaccinated** 15,340

First dose 6,630

Series completed 8,710

Completed 1-dose series 646

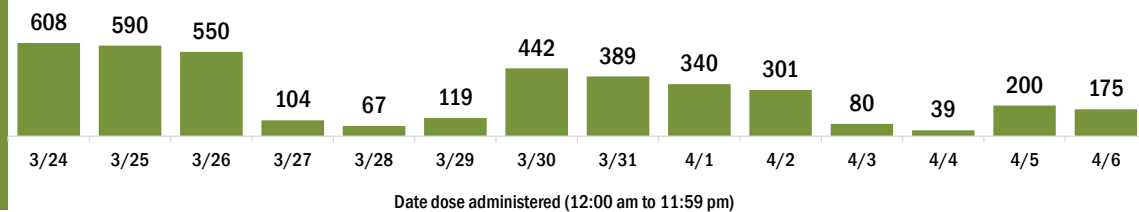
Completed 2-dose series 8,064

**First dose:** current number of people who have only received their first dose of the Moderna or Pfizer vaccine.

**Series complete:** current number of people who have received both Moderna or Pfizer vaccine doses or one Johnson & Johnson dose and are considered fully immunized.

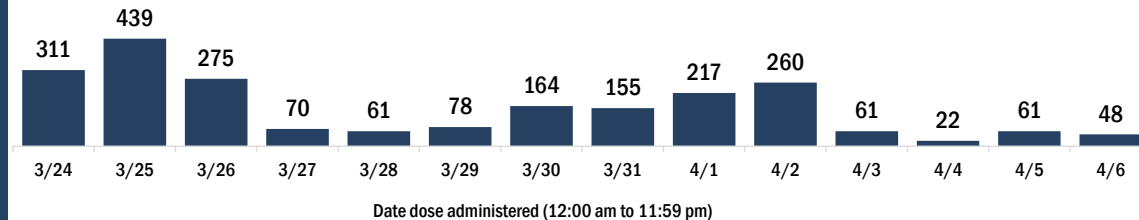
Demographic summary	First dose	Series complete	Total people vaccinated
<b>Age group</b>	<b>6,630</b>	<b>8,710</b>	<b>15,340</b>
16-24 years	97	72	169
25-34 years	230	177	407
35-44 years	357	270	627
45-54 years	844	478	1,322
55-64 years	2,117	1,100	3,217
65-74 years	1,786	3,769	5,555
75-84 years	900	2,169	3,069
85+ years	299	675	974
<b>Race</b>	<b>6,630</b>	<b>8,710</b>	<b>15,340</b>
White	5,053	6,836	11,889
Black	738	775	1,513
American Indian/Alaskan	72	60	132
Other	470	512	982
Unknown	297	527	824
<b>Other race</b> includes Asian, native Hawaiian/Pacific Islander, or other.			
<b>Ethnicity</b>	<b>6,630</b>	<b>8,710</b>	<b>15,340</b>
Hispanic	321	259	580
Non-Hispanic	5,174	6,677	11,851
Unknown	1,135	1,774	2,909
<b>Gender</b>	<b>6,630</b>	<b>8,710</b>	<b>15,340</b>
Female	3,718	5,017	8,735
Male	2,904	3,689	6,593
Unknown	8	4	12

## COVID-19 doses administered for the past 2 weeks

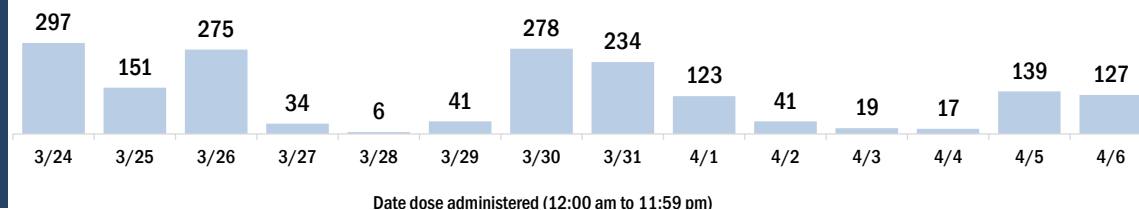


## Persons vaccinated for COVID-19 for the past 2 weeks

### Number of persons who received their first dose of a two-dose series of the COVID-19 vaccine



### Number of persons who completed the COVID-19 vaccine series



# COVID-19: Santa Rosa County vaccine summary

Vaccination data through Apr 6, 2021 as of Apr 7, 2021 at 12:05 AM

Data in this report are provisional and subject to change.

Data in this summary pertain to COVID-19 vaccines approved by the U.S. Food and Drug Administration and have been issued an Emergency Use Authorization (Janssen COVID-19 Vaccine, Moderna COVID-19 Vaccine and Pfizer-BioNTech COVID-19 Vaccine). These data summarize the number of people who have received either their first dose or have completed the series for a COVID-19 vaccine. **A person can only be counted in one category, first dose or series complete.** For persons receiving Moderna or Pfizer vaccines, once they receive their second dose, they are moved from the first dose column to the series completed column. **Because of this, the total first dose category may show a change from report to report not matching the total receiving their first dose from the previous day.** Persons receiving Johnson & Johnson vaccines will always be counted in the series completed column.

## COVID-19 doses for vaccinated persons in Florida

**Doses administered** 72,701

People receiving one dose of a 1-dose series (Johnson & Johnson) or receiving only one dose of a 2-dose series (Moderna, Pfizer) count once. Persons receiving both doses of a 2-dose series count twice.

## Current status of persons vaccinated for COVID-19 in Florida

**Total people vaccinated** 46,193

First dose 18,084

Series completed 28,109

Completed 1-dose series 1,601

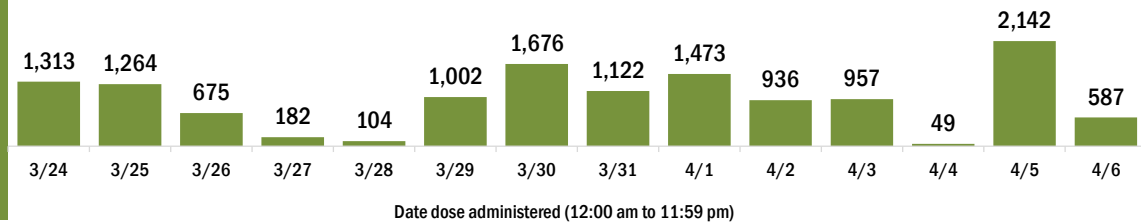
Completed 2-dose series 26,508

**First dose:** current number of people who have only received their first dose of the Moderna or Pfizer vaccine.

**Series complete:** current number of people who have received both Moderna or Pfizer vaccine doses or one Johnson & Johnson dose and are considered fully immunized.

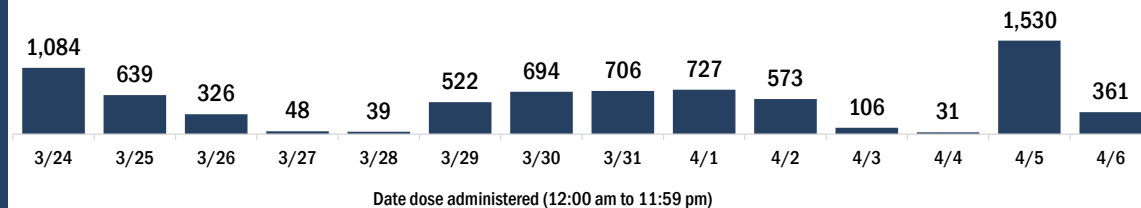
Demographic summary	First dose	Series complete	Total people vaccinated
<b>Age group</b>	<b>18,084</b>	<b>28,109</b>	<b>46,193</b>
16-24 years	533	389	922
25-34 years	1,068	1,093	2,161
35-44 years	1,950	1,783	3,733
45-54 years	3,163	2,664	5,827
55-64 years	5,671	4,471	10,142
65-74 years	3,491	10,803	14,294
75-84 years	1,676	5,383	7,059
85+ years	532	1,523	2,055
<b>Race</b>	<b>18,084</b>	<b>28,109</b>	<b>46,193</b>
White	11,809	21,280	33,089
Black	821	786	1,607
American Indian/Alaskan	111	153	264
Other	1,204	1,911	3,115
Unknown	4,139	3,979	8,118
<b>Other race</b> includes Asian, native Hawaiian/Pacific Islander, or other.			
<b>Ethnicity</b>	<b>18,084</b>	<b>28,109</b>	<b>46,193</b>
Hispanic	656	521	1,177
Non-Hispanic	11,152	18,264	29,416
Unknown	6,276	9,324	15,600
<b>Gender</b>	<b>18,084</b>	<b>28,109</b>	<b>46,193</b>
Female	9,761	16,150	25,911
Male	8,303	11,958	20,261
Unknown	20	1	21

## COVID-19 doses administered for the past 2 weeks

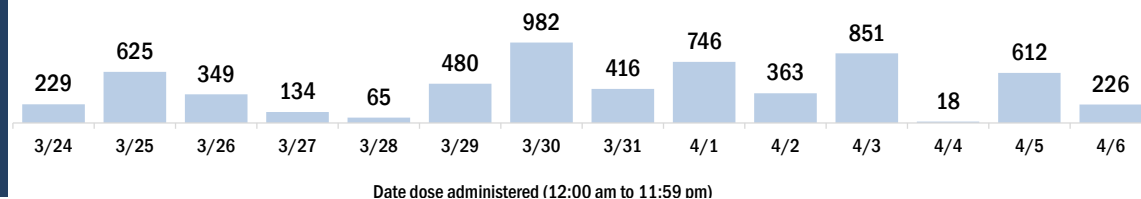


## Persons vaccinated for COVID-19 for the past 2 weeks

### Number of persons who received their first dose of a two-dose series of the COVID-19 vaccine



### Number of persons who completed the COVID-19 vaccine series



# COVID-19: Sarasota County vaccine summary

Vaccination data through Apr 6, 2021 as of Apr 7, 2021 at 12:05 AM

Data in this report are provisional and subject to change.

Data in this summary pertain to COVID-19 vaccines approved by the U.S. Food and Drug Administration and have been issued an Emergency Use Authorization (Janssen COVID-19 Vaccine, Moderna COVID-19 Vaccine and Pfizer-BioNTech COVID-19 Vaccine). These data summarize the number of people who have received either their first dose or have completed the series for a COVID-19 vaccine. **A person can only be counted in one category, first dose or series complete.** For persons receiving Moderna or Pfizer vaccines, once they receive their second dose, they are moved from the first dose column to the series completed column. **Because of this, the total first dose category may show a change from report to report not matching the total receiving their first dose from the previous day.** Persons receiving Johnson & Johnson vaccines will always be counted in the series completed column.

## COVID-19 doses for vaccinated persons in Florida

**Doses administered** 303,081

People receiving one dose of a 1-dose series (Johnson & Johnson) or receiving only one dose of a 2-dose series (Moderna, Pfizer) count once. Persons receiving both doses of a 2-dose series count twice.

## Current status of persons vaccinated for COVID-19 in Florida

**Total people vaccinated** 197,149

First dose 85,858

Series completed 111,291

Completed 1-dose series 5,359

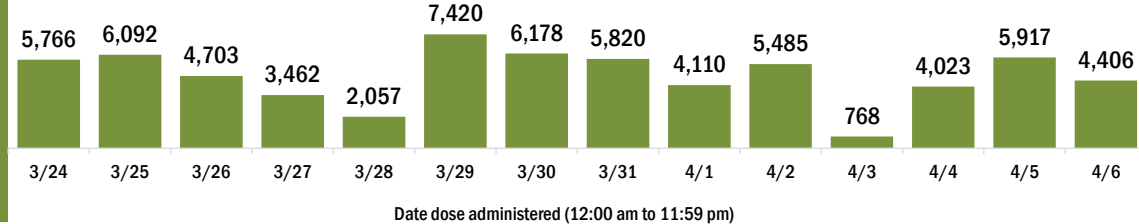
Completed 2-dose series 105,932

**First dose:** current number of people who have only received their first dose of the Moderna or Pfizer vaccine.

**Series complete:** current number of people who have received both Moderna or Pfizer vaccine doses or one Johnson & Johnson dose and are considered fully immunized.

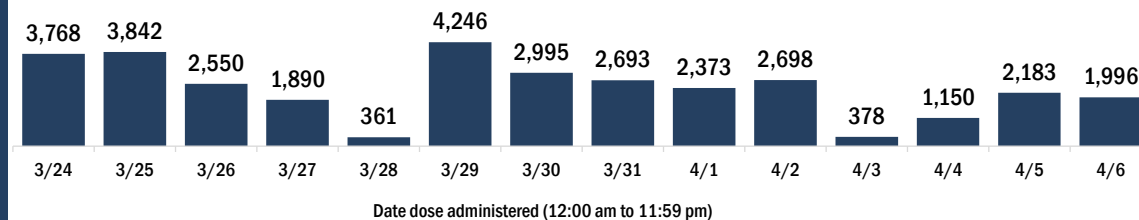
Demographic summary	First dose	Series complete	Total people vaccinated
<b>Age group</b>	<b>85,858</b>	<b>111,291</b>	<b>197,149</b>
16-24 years	1,790	847	2,637
25-34 years	2,797	2,188	4,985
35-44 years	4,685	2,967	7,652
45-54 years	9,059	4,897	13,956
55-64 years	23,722	9,450	33,172
65-74 years	22,629	48,777	71,406
75-84 years	15,508	31,151	46,659
85+ years	5,668	11,014	16,682
<b>Race</b>	<b>85,858</b>	<b>111,291</b>	<b>197,149</b>
White	68,100	88,995	157,095
Black	1,227	1,451	2,678
American Indian/Alaskan	286	420	706
Other	4,776	8,088	12,864
Unknown	11,469	12,337	23,806
<b>Other race</b> includes Asian, native Hawaiian/Pacific Islander, or other.			
<b>Ethnicity</b>	<b>85,858</b>	<b>111,291</b>	<b>197,149</b>
Hispanic	3,628	2,125	5,753
Non-Hispanic	56,653	75,371	132,024
Unknown	25,577	33,795	59,372
<b>Gender</b>	<b>85,858</b>	<b>111,291</b>	<b>197,149</b>
Female	47,385	63,449	110,834
Male	38,334	47,762	86,096
Unknown	139	80	219

## COVID-19 doses administered for the past 2 weeks

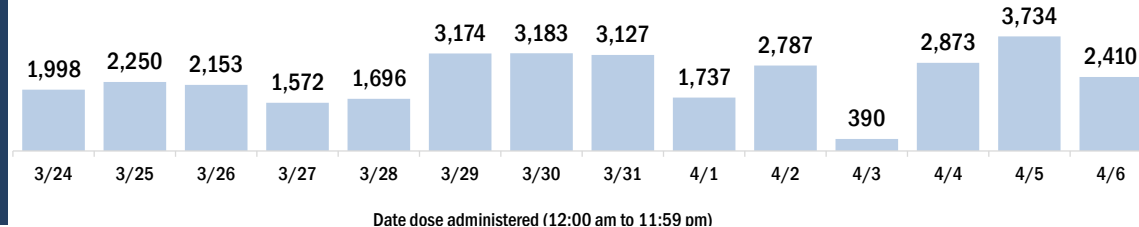


## Persons vaccinated for COVID-19 for the past 2 weeks

### Number of persons who received their first dose of a two-dose series of the COVID-19 vaccine



### Number of persons who completed the COVID-19 vaccine series



# COVID-19: Seminole County vaccine summary

Vaccination data through Apr 6, 2021 as of Apr 7, 2021 at 12:05 AM

Data in this report are provisional and subject to change.

Data in this summary pertain to COVID-19 vaccines approved by the U.S. Food and Drug Administration and have been issued an Emergency Use Authorization (Janssen COVID-19 Vaccine, Moderna COVID-19 Vaccine and Pfizer-BioNTech COVID-19 Vaccine). These data summarize the number of people who have received either their first dose or have completed the series for a COVID-19 vaccine. **A person can only be counted in one category, first dose or series complete.** For persons receiving Moderna or Pfizer vaccines, once they receive their second dose, they are moved from the first dose column to the series completed column. **Because of this, the total first dose category may show a change from report to report not matching the total receiving their first dose from the previous day.** Persons receiving Johnson & Johnson vaccines will always be counted in the series completed column.

## COVID-19 doses for vaccinated persons in Florida

**Doses administered** 195,672

People receiving one dose of a 1-dose series (Johnson & Johnson) or receiving only one dose of a 2-dose series (Moderna, Pfizer) count once. Persons receiving both doses of a 2-dose series count twice.

## Current status of persons vaccinated for COVID-19 in Florida

**Total people vaccinated** 127,676

First dose 53,071

Series completed 74,605

Completed 1-dose series 6,609

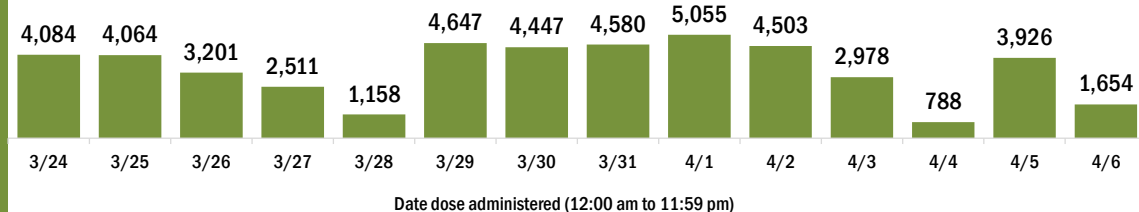
Completed 2-dose series 67,996

**First dose:** current number of people who have only received their first dose of the Moderna or Pfizer vaccine.

**Series complete:** current number of people who have received both Moderna or Pfizer vaccine doses or one Johnson & Johnson dose and are considered fully immunized.

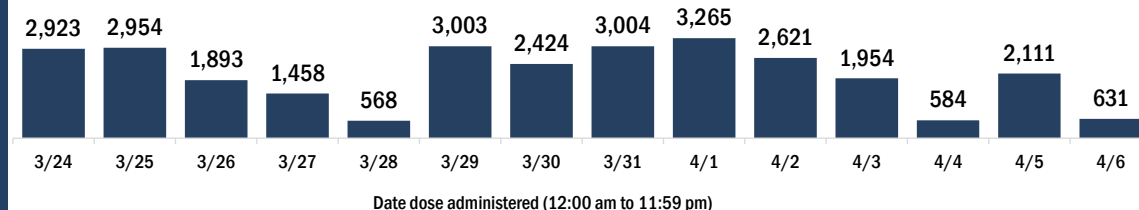
Demographic summary	First dose	Series complete	Total people vaccinated
<b>Age group</b>	<b>53,071</b>	<b>74,605</b>	<b>127,676</b>
16-24 years	2,766	1,762	4,528
25-34 years	4,023	4,581	8,604
35-44 years	8,348	6,456	14,804
45-54 years	12,819	7,999	20,818
55-64 years	17,055	10,555	27,610
65-74 years	4,704	25,700	30,404
75-84 years	2,327	12,700	15,027
85+ years	1,029	4,852	5,881
<b>Race</b>	<b>53,071</b>	<b>74,605</b>	<b>127,676</b>
White	34,971	54,855	89,826
Black	3,261	4,877	8,138
American Indian/Alaskan	200	374	574
Other	7,548	10,600	18,148
Unknown	7,091	3,899	10,990
<b>Other race</b> includes Asian, native Hawaiian/Pacific Islander, or other.			
<b>Ethnicity</b>	<b>53,071</b>	<b>74,605</b>	<b>127,676</b>
Hispanic	6,298	7,099	13,397
Non-Hispanic	30,167	49,889	80,056
Unknown	16,606	17,617	34,223
<b>Gender</b>	<b>53,071</b>	<b>74,605</b>	<b>127,676</b>
Female	28,815	44,680	73,495
Male	24,010	29,870	53,880
Unknown	246	55	301

## COVID-19 doses administered for the past 2 weeks

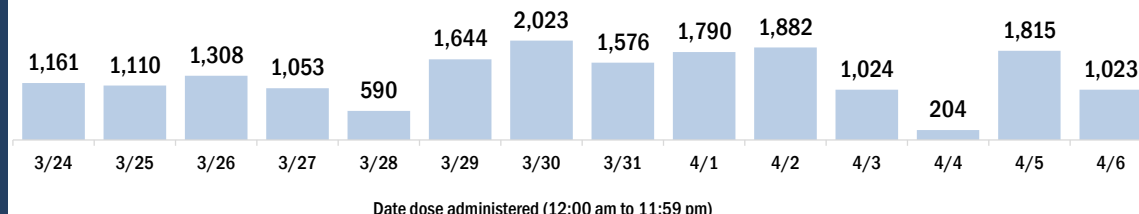


## Persons vaccinated for COVID-19 for the past 2 weeks

### Number of persons who received their first dose of a two-dose series of the COVID-19 vaccine



### Number of persons who completed the COVID-19 vaccine series



# COVID-19: St. Johns County vaccine summary

Vaccination data through Apr 6, 2021 as of Apr 7, 2021 at 12:05 AM

Data in this report are provisional and subject to change.

Data in this summary pertain to COVID-19 vaccines approved by the U.S. Food and Drug Administration and have been issued an Emergency Use Authorization (Janssen COVID-19 Vaccine, Moderna COVID-19 Vaccine and Pfizer-BioNTech COVID-19 Vaccine). These data summarize the number of people who have received either their first dose or have completed the series for a COVID-19 vaccine. **A person can only be counted in one category, first dose or series complete.** For persons receiving Moderna or Pfizer vaccines, once they receive their second dose, they are moved from the first dose column to the series completed column. **Because of this, the total first dose category may show a change from report to report not matching the total receiving their first dose from the previous day.** Persons receiving Johnson & Johnson vaccines will always be counted in the series completed column.

## COVID-19 doses for vaccinated persons in Florida

**Doses administered** 167,440

People receiving one dose of a 1-dose series (Johnson & Johnson) or receiving only one dose of a 2-dose series (Moderna, Pfizer) count once. Persons receiving both doses of a 2-dose series count twice.

## Current status of persons vaccinated for COVID-19 in Florida

**Total people vaccinated** 103,787

First dose 36,549

Series completed 67,238

Completed 1-dose series 3,585

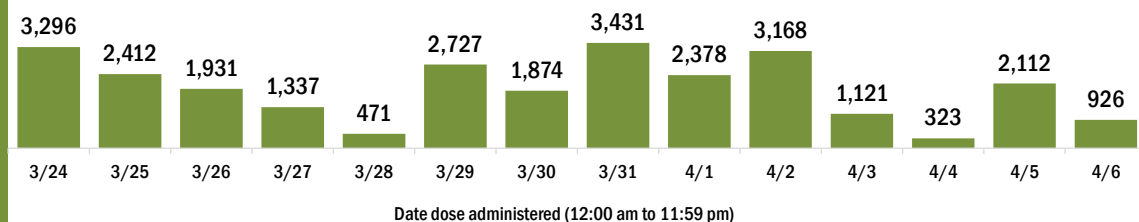
Completed 2-dose series 63,653

**First dose:** current number of people who have only received their first dose of the Moderna or Pfizer vaccine.

**Series complete:** current number of people who have received both Moderna or Pfizer vaccine doses or one Johnson & Johnson dose and are considered fully immunized.

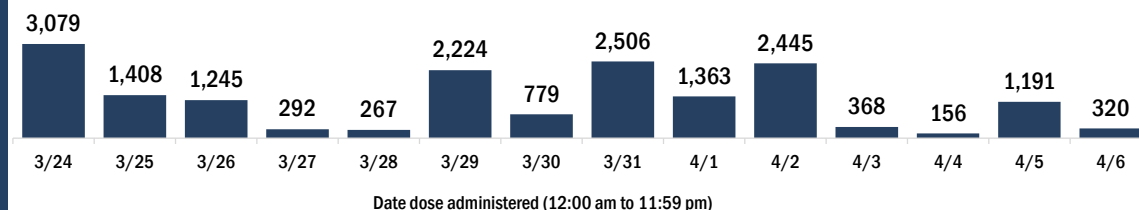
Demographic summary	First dose	Series complete	Total people vaccinated
<b>Age group</b>	<b>36,549</b>	<b>67,238</b>	<b>103,787</b>
16-24 years	2,017	1,010	3,027
25-34 years	2,166	2,438	4,604
35-44 years	6,043	5,385	11,428
45-54 years	9,072	6,145	15,217
55-64 years	12,049	9,652	21,701
65-74 years	3,076	26,144	29,220
75-84 years	1,543	12,839	14,382
85+ years	583	3,625	4,208
<b>Race</b>	<b>36,549</b>	<b>67,238</b>	<b>103,787</b>
White	26,430	50,755	77,185
Black	1,074	1,862	2,936
American Indian/Alaskan	86	190	276
Other	3,803	6,341	10,144
Unknown	5,156	8,090	13,246
<b>Other race</b> includes Asian, native Hawaiian/Pacific Islander, or other.			
<b>Ethnicity</b>	<b>36,549</b>	<b>67,238</b>	<b>103,787</b>
Hispanic	1,861	1,880	3,741
Non-Hispanic	23,950	44,173	68,123
Unknown	10,738	21,185	31,923
<b>Gender</b>	<b>36,549</b>	<b>67,238</b>	<b>103,787</b>
Female	19,622	38,165	57,787
Male	16,906	29,061	45,967
Unknown	21	12	33

## COVID-19 doses administered for the past 2 weeks

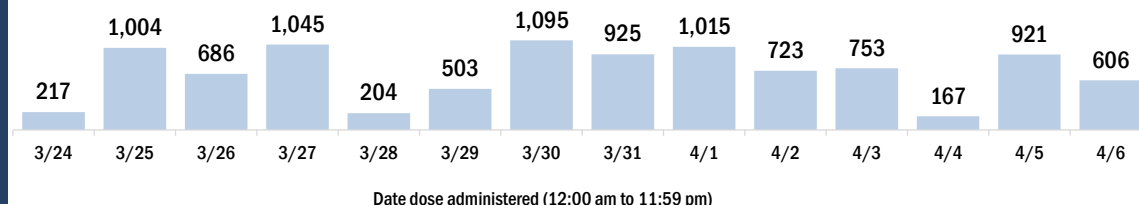


## Persons vaccinated for COVID-19 for the past 2 weeks

### Number of persons who received their first dose of a two-dose series of the COVID-19 vaccine



### Number of persons who completed the COVID-19 vaccine series





# COVID-19: St. Lucie County vaccine summary

Vaccination data through Apr 6, 2021 as of Apr 7, 2021 at 12:05 AM

Data in this report are provisional and subject to change.

Data in this summary pertain to COVID-19 vaccines approved by the U.S. Food and Drug Administration and have been issued an Emergency Use Authorization (Janssen COVID-19 Vaccine, Moderna COVID-19 Vaccine and Pfizer-BioNTech COVID-19 Vaccine). These data summarize the number of people who have received either their first dose or have completed the series for a COVID-19 vaccine. **A person can only be counted in one category, first dose or series complete.** For persons receiving Moderna or Pfizer vaccines, once they receive their second dose, they are moved from the first dose column to the series completed column. **Because of this, the total first dose category may show a change from report to report not matching the total receiving their first dose from the previous day.** Persons receiving Johnson & Johnson vaccines will always be counted in the series completed column.

## COVID-19 doses for vaccinated persons in Florida

**Doses administered** 143,296

People receiving one dose of a 1-dose series (Johnson & Johnson) or receiving only one dose of a 2-dose series (Moderna, Pfizer) count once. Persons receiving both doses of a 2-dose series count twice.

## Current status of persons vaccinated for COVID-19 in Florida

**Total people vaccinated** 88,343

First dose 31,410

Series completed 56,933

Completed 1-dose series 1,980

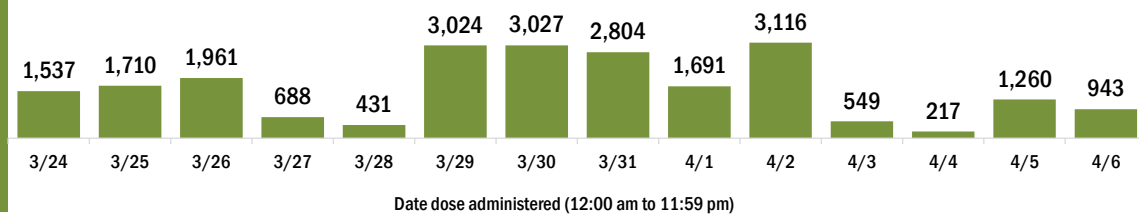
Completed 2-dose series 54,953

**First dose:** current number of people who have only received their first dose of the Moderna or Pfizer vaccine.

**Series complete:** current number of people who have received both Moderna or Pfizer vaccine doses or one Johnson & Johnson dose and are considered fully immunized.

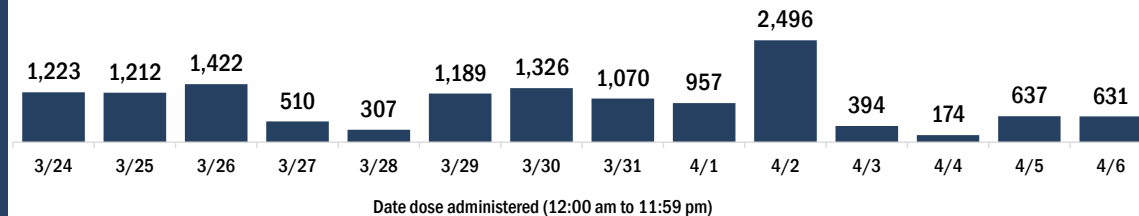
Demographic summary	First dose	Series complete	Total people vaccinated
<b>Age group</b>	<b>31,410</b>	<b>56,933</b>	<b>88,343</b>
16-24 years	692	510	1,202
25-34 years	1,283	1,299	2,582
35-44 years	2,381	2,102	4,483
45-54 years	4,743	3,544	8,287
55-64 years	10,085	6,545	16,630
65-74 years	6,845	24,404	31,249
75-84 years	4,001	14,249	18,250
85+ years	1,380	4,280	5,660
<b>Race</b>	<b>31,410</b>	<b>56,933</b>	<b>88,343</b>
White	19,213	38,714	57,927
Black	2,828	5,256	8,084
American Indian/Alaskan	152	279	431
Other	2,628	5,061	7,689
Unknown	6,589	7,623	14,212
<b>Other race</b> includes Asian, native Hawaiian/Pacific Islander, or other.			
<b>Ethnicity</b>	<b>31,410</b>	<b>56,933</b>	<b>88,343</b>
Hispanic	3,289	3,853	7,142
Non-Hispanic	15,241	34,012	49,253
Unknown	12,880	19,068	31,948
<b>Gender</b>	<b>31,410</b>	<b>56,933</b>	<b>88,343</b>
Female	17,418	32,931	50,349
Male	13,919	23,969	37,888
Unknown	73	33	106

## COVID-19 doses administered for the past 2 weeks

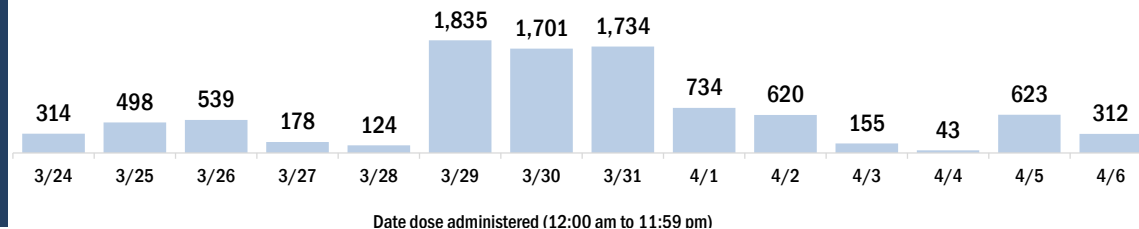


## Persons vaccinated for COVID-19 for the past 2 weeks

### Number of persons who received their first dose of a two-dose series of the COVID-19 vaccine



### Number of persons who completed the COVID-19 vaccine series





# COVID-19: Sumter County vaccine summary

Vaccination data through Apr 6, 2021 as of Apr 7, 2021 at 12:05 AM

Data in this report are provisional and subject to change.

Data in this summary pertain to COVID-19 vaccines approved by the U.S. Food and Drug Administration and have been issued an Emergency Use Authorization (Janssen COVID-19 Vaccine, Moderna COVID-19 Vaccine and Pfizer-BioNTech COVID-19 Vaccine). These data summarize the number of people who have received either their first dose or have completed the series for a COVID-19 vaccine. **A person can only be counted in one category, first dose or series complete.** For persons receiving Moderna or Pfizer vaccines, once they receive their second dose, they are moved from the first dose column to the series completed column. **Because of this, the total first dose category may show a change from report to report not matching the total receiving their first dose from the previous day.** Persons receiving Johnson & Johnson vaccines will always be counted in the series completed column.

## COVID-19 doses for vaccinated persons in Florida

**Doses administered** 129,820

People receiving one dose of a 1-dose series (Johnson & Johnson) or receiving only one dose of a 2-dose series (Moderna, Pfizer) count once. Persons receiving both doses of a 2-dose series count twice.

## Current status of persons vaccinated for COVID-19 in Florida

**Total people vaccinated** 76,539

First dose 19,938

Series completed 56,601

Completed 1-dose series 3,320

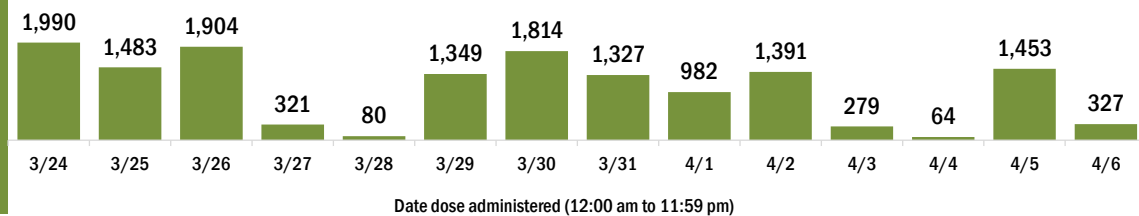
Completed 2-dose series 53,281

**First dose:** current number of people who have only received their first dose of the Moderna or Pfizer vaccine.

**Series complete:** current number of people who have received both Moderna or Pfizer vaccine doses or one Johnson & Johnson dose and are considered fully immunized.

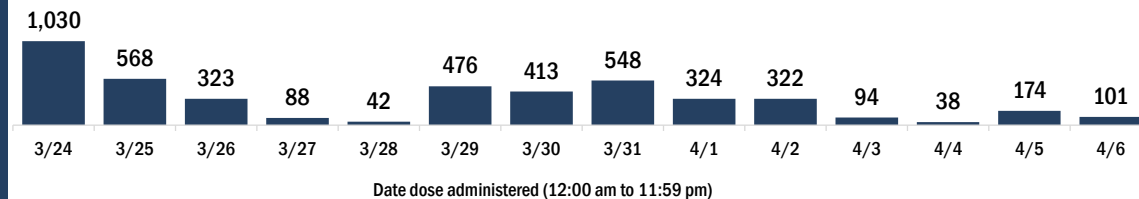
Demographic summary	First dose	Series complete	Total people vaccinated
<b>Age group</b>	19,938	56,601	76,539
16-24 years	104	55	159
25-34 years	199	147	346
35-44 years	388	231	619
45-54 years	1,178	428	1,606
55-64 years	6,944	2,018	8,962
65-74 years	5,745	30,200	35,945
75-84 years	4,319	20,327	24,646
85+ years	1,061	3,195	4,256
<b>Race</b>	19,938	56,601	76,539
White	15,567	48,264	63,831
Black	343	517	860
American Indian/Alaskan	27	128	155
Other	1,107	2,025	3,132
Unknown	2,894	5,667	8,561
<b>Other race</b> includes Asian, native Hawaiian/Pacific Islander, or other.			
<b>Ethnicity</b>	19,938	56,601	76,539
Hispanic	438	763	1,201
Non-Hispanic	12,295	37,353	49,648
Unknown	7,205	18,485	25,690
<b>Gender</b>	19,938	56,601	76,539
Female	11,592	31,192	42,784
Male	8,279	25,400	33,679
Unknown	67	9	76

## COVID-19 doses administered for the past 2 weeks

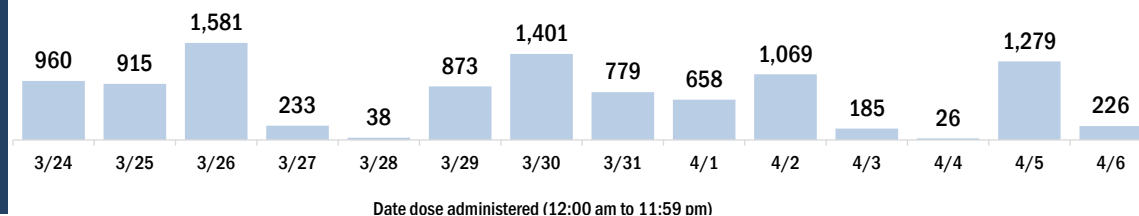


## Persons vaccinated for COVID-19 for the past 2 weeks

### Number of persons who received their first dose of a two-dose series of the COVID-19 vaccine



### Number of persons who completed the COVID-19 vaccine series



# COVID-19: Suwannee County vaccine summary

Vaccination data through Apr 6, 2021 as of Apr 7, 2021 at 12:05 AM

Data in this report are provisional and subject to change.

Data in this summary pertain to COVID-19 vaccines approved by the U.S. Food and Drug Administration and have been issued an Emergency Use Authorization (Janssen COVID-19 Vaccine, Moderna COVID-19 Vaccine and Pfizer-BioNTech COVID-19 Vaccine). These data summarize the number of people who have received either their first dose or have completed the series for a COVID-19 vaccine. **A person can only be counted in one category, first dose or series complete.** For persons receiving Moderna or Pfizer vaccines, once they receive their second dose, they are moved from the first dose column to the series completed column. **Because of this, the total first dose category may show a change from report to report not matching the total receiving their first dose from the previous day.** Persons receiving Johnson & Johnson vaccines will always be counted in the series completed column.

## COVID-19 doses for vaccinated persons in Florida

**Doses administered** 13,526

People receiving one dose of a 1-dose series (Johnson & Johnson) or receiving only one dose of a 2-dose series (Moderna, Pfizer) count once. Persons receiving both doses of a 2-dose series count twice.

## Current status of persons vaccinated for COVID-19 in Florida

**Total people vaccinated** 8,129

First dose 2,355

Series completed 5,774

Completed 1-dose series 377

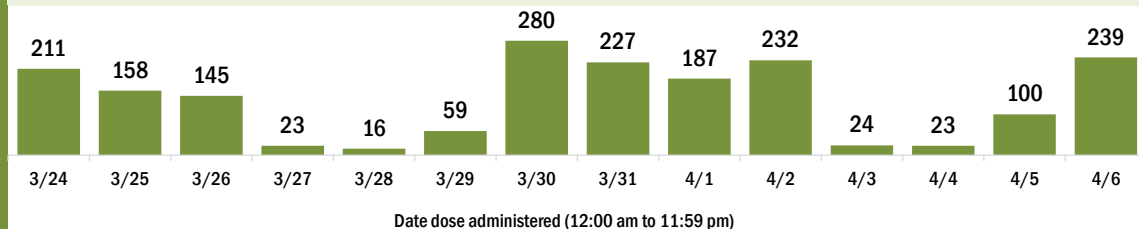
Completed 2-dose series 5,397

**First dose:** current number of people who have only received their first dose of the Moderna or Pfizer vaccine.

**Series complete:** current number of people who have received both Moderna or Pfizer vaccine doses or one Johnson & Johnson dose and are considered fully immunized.

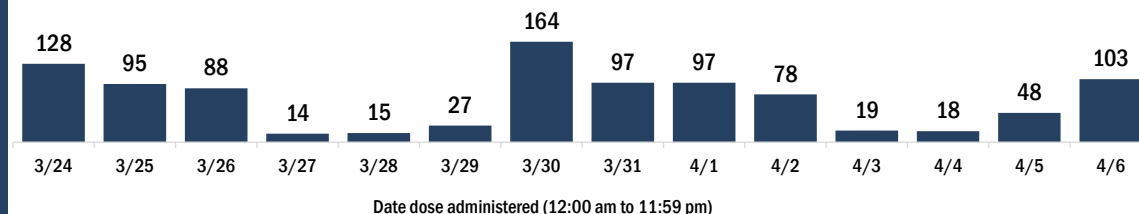
Demographic summary	First dose	Series complete	Total people vaccinated
<b>Age group</b>	2,355	5,774	8,129
16-24 years	80	51	131
25-34 years	93	97	190
35-44 years	200	170	370
45-54 years	362	289	651
55-64 years	1,035	618	1,653
65-74 years	340	2,443	2,783
75-84 years	179	1,571	1,750
85+ years	66	535	601
<b>Race</b>	2,355	5,774	8,129
White	1,638	3,993	5,631
Black	226	395	621
American Indian/Alaskan	5	4	9
Other	172	386	558
Unknown	314	996	1,310
<b>Other race</b> includes Asian, native Hawaiian/Pacific Islander, or other.			
<b>Ethnicity</b>	2,355	5,774	8,129
Hispanic	117	164	281
Non-Hispanic	1,346	2,839	4,185
Unknown	892	2,771	3,663
<b>Gender</b>	2,355	5,774	8,129
Female	1,326	3,392	4,718
Male	1,029	2,382	3,411
Unknown	0	0	0

## COVID-19 doses administered for the past 2 weeks

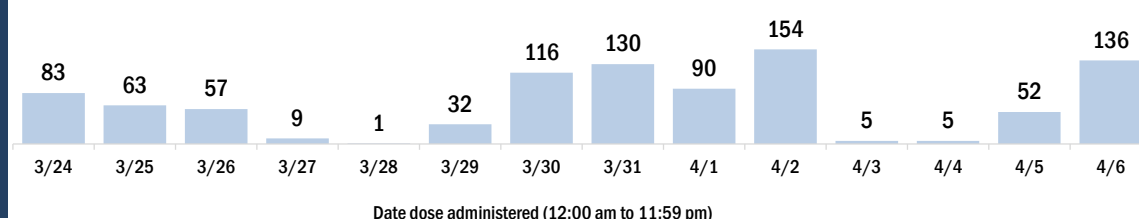


## Persons vaccinated for COVID-19 for the past 2 weeks

### Number of persons who received their first dose of a two-dose series of the COVID-19 vaccine



### Number of persons who completed the COVID-19 vaccine series



# COVID-19: Taylor County vaccine summary

Vaccination data through Apr 6, 2021 as of Apr 7, 2021 at 12:05 AM

Data in this report are provisional and subject to change.

Data in this summary pertain to COVID-19 vaccines approved by the U.S. Food and Drug Administration and have been issued an Emergency Use Authorization (Janssen COVID-19 Vaccine, Moderna COVID-19 Vaccine and Pfizer-BioNTech COVID-19 Vaccine). These data summarize the number of people who have received either their first dose or have completed the series for a COVID-19 vaccine. **A person can only be counted in one category, first dose or series complete.** For persons receiving Moderna or Pfizer vaccines, once they receive their second dose, they are moved from the first dose column to the series completed column. **Because of this, the total first dose category may show a change from report to report not matching the total receiving their first dose from the previous day.** Persons receiving Johnson & Johnson vaccines will always be counted in the series completed column.

## COVID-19 doses for vaccinated persons in Florida

**Doses administered** 7,202

People receiving one dose of a 1-dose series (Johnson & Johnson) or receiving only one dose of a 2-dose series (Moderna, Pfizer) count once. Persons receiving both doses of a 2-dose series count twice.

## Current status of persons vaccinated for COVID-19 in Florida

**Total people vaccinated** 4,556

First dose 1,736

Series completed 2,820

Completed 1-dose series 174

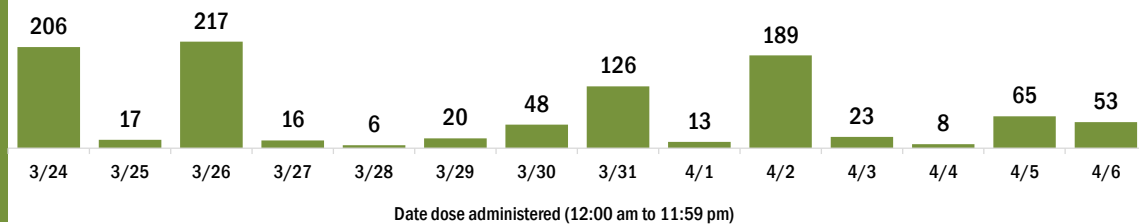
Completed 2-dose series 2,646

**First dose:** current number of people who have only received their first dose of the Moderna or Pfizer vaccine.

**Series complete:** current number of people who have received both Moderna or Pfizer vaccine doses or one Johnson & Johnson dose and are considered fully immunized.

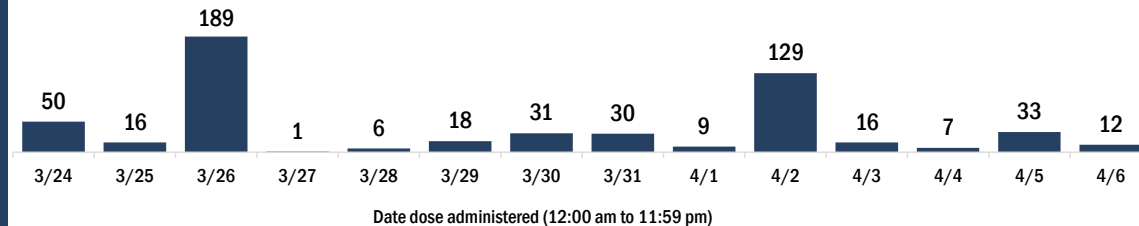
Demographic summary	First dose	Series complete	Total people vaccinated
<b>Age group</b>	<b>1,736</b>	<b>2,820</b>	<b>4,556</b>
16-24 years	42	22	64
25-34 years	59	60	119
35-44 years	109	69	178
45-54 years	240	140	380
55-64 years	603	410	1,013
65-74 years	414	1,209	1,623
75-84 years	209	710	919
85+ years	60	200	260
<b>Race</b>	<b>1,736</b>	<b>2,820</b>	<b>4,556</b>
White	1,239	2,109	3,348
Black	253	278	531
American Indian/Alaskan	15	21	36
Other	83	186	269
Unknown	146	226	372
<b>Other race</b> includes Asian, native Hawaiian/Pacific Islander, or other.			
<b>Ethnicity</b>	<b>1,736</b>	<b>2,820</b>	<b>4,556</b>
Hispanic	35	33	68
Non-Hispanic	1,115	1,622	2,737
Unknown	586	1,165	1,751
<b>Gender</b>	<b>1,736</b>	<b>2,820</b>	<b>4,556</b>
Female	929	1,567	2,496
Male	806	1,253	2,059
Unknown	1	0	1

## COVID-19 doses administered for the past 2 weeks

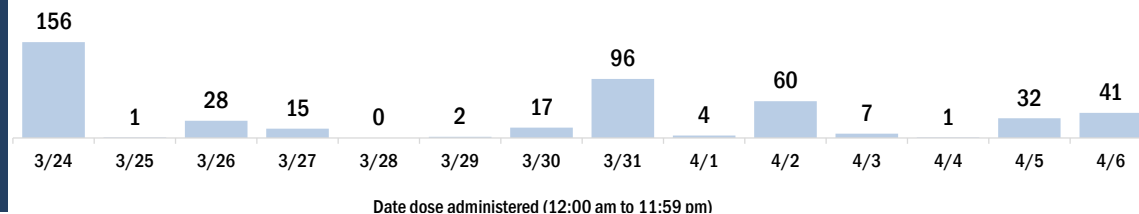


## Persons vaccinated for COVID-19 for the past 2 weeks

### Number of persons who received their first dose of a two-dose series of the COVID-19 vaccine



### Number of persons who completed the COVID-19 vaccine series



# COVID-19: Union County vaccine summary

Vaccination data through Apr 6, 2021 as of Apr 7, 2021 at 12:05 AM

Data in this report are provisional and subject to change.

Data in this summary pertain to COVID-19 vaccines approved by the U.S. Food and Drug Administration and have been issued an Emergency Use Authorization (Janssen COVID-19 Vaccine, Moderna COVID-19 Vaccine and Pfizer-BioNTech COVID-19 Vaccine). These data summarize the number of people who have received either their first dose or have completed the series for a COVID-19 vaccine. **A person can only be counted in one category, first dose or series complete.** For persons receiving Moderna or Pfizer vaccines, once they receive their second dose, they are moved from the first dose column to the series completed column. **Because of this, the total first dose category may show a change from report to report not matching the total receiving their first dose from the previous day.** Persons receiving Johnson & Johnson vaccines will always be counted in the series completed column.

## COVID-19 doses for vaccinated persons in Florida

**Doses administered** 3,350

People receiving one dose of a 1-dose series (Johnson & Johnson) or receiving only one dose of a 2-dose series (Moderna, Pfizer) count once. Persons receiving both doses of a 2-dose series count twice.

## Current status of persons vaccinated for COVID-19 in Florida

**Total people vaccinated** 2,059

First dose 674

Series completed 1,385

Completed 1-dose series 94

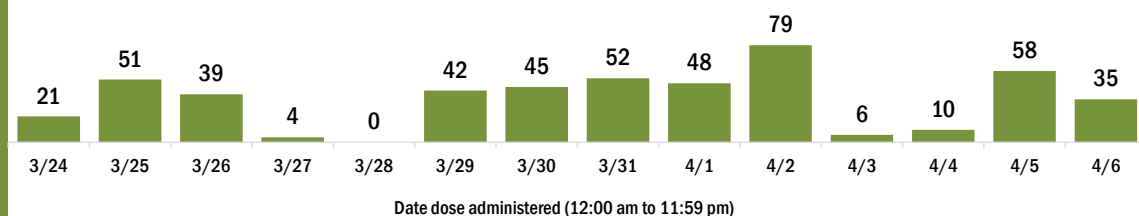
Completed 2-dose series 1,291

**First dose:** current number of people who have only received their first dose of the Moderna or Pfizer vaccine.

**Series complete:** current number of people who have received both Moderna or Pfizer vaccine doses or one Johnson & Johnson dose and are considered fully immunized.

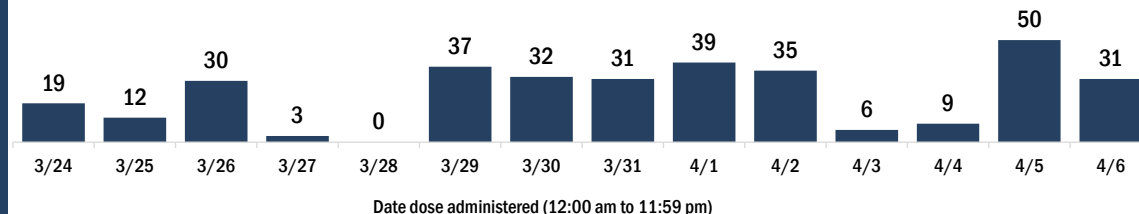
Demographic summary	First dose	Series complete	Total people vaccinated
<b>Age group</b>	674	1,385	2,059
16-24 years	25	16	41
25-34 years	33	64	97
35-44 years	73	44	117
45-54 years	120	78	198
55-64 years	290	169	459
65-74 years	84	573	657
75-84 years	38	341	379
85+ years	11	100	111
<b>Race</b>	674	1,385	2,059
White	497	1,139	1,636
Black	98	108	206
American Indian/Alaskan	9	12	21
Other	40	100	140
Unknown	30	26	56
<b>Other race</b> includes Asian, native Hawaiian/Pacific Islander, or other.			
<b>Ethnicity</b>	674	1,385	2,059
Hispanic	22	24	46
Non-Hispanic	548	1,282	1,830
Unknown	104	79	183
<b>Gender</b>	674	1,385	2,059
Female	382	794	1,176
Male	287	591	878
Unknown	5	0	5

## COVID-19 doses administered for the past 2 weeks

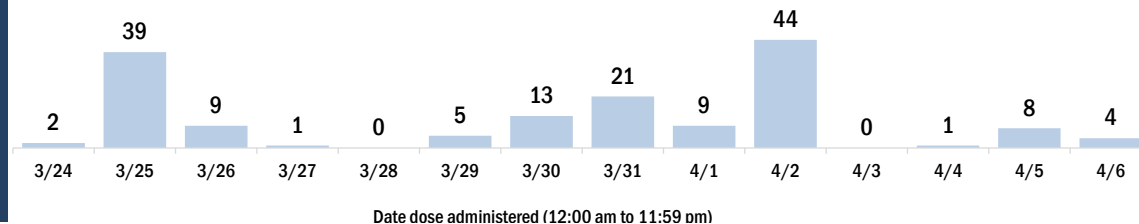


## Persons vaccinated for COVID-19 for the past 2 weeks

### Number of persons who received their first dose of a two-dose series of the COVID-19 vaccine



### Number of persons who completed the COVID-19 vaccine series



# COVID-19: Volusia County vaccine summary

Vaccination data through Apr 6, 2021 as of Apr 7, 2021 at 12:05 AM

Data in this report are provisional and subject to change.

Data in this summary pertain to COVID-19 vaccines approved by the U.S. Food and Drug Administration and have been issued an Emergency Use Authorization (Janssen COVID-19 Vaccine, Moderna COVID-19 Vaccine and Pfizer-BioNTech COVID-19 Vaccine). These data summarize the number of people who have received either their first dose or have completed the series for a COVID-19 vaccine. **A person can only be counted in one category, first dose or series complete.** For persons receiving Moderna or Pfizer vaccines, once they receive their second dose, they are moved from the first dose column to the series completed column. **Because of this, the total first dose category may show a change from report to report not matching the total receiving their first dose from the previous day.** Persons receiving Johnson & Johnson vaccines will always be counted in the series completed column.

## COVID-19 doses for vaccinated persons in Florida

**Doses administered** 251,481

People receiving one dose of a 1-dose series (Johnson & Johnson) or receiving only one dose of a 2-dose series (Moderna, Pfizer) count once. Persons receiving both doses of a 2-dose series count twice.

## Current status of persons vaccinated for COVID-19 in Florida

**Total people vaccinated** 162,267

First dose 58,695

Series completed 103,572

Completed 1-dose series 14,358

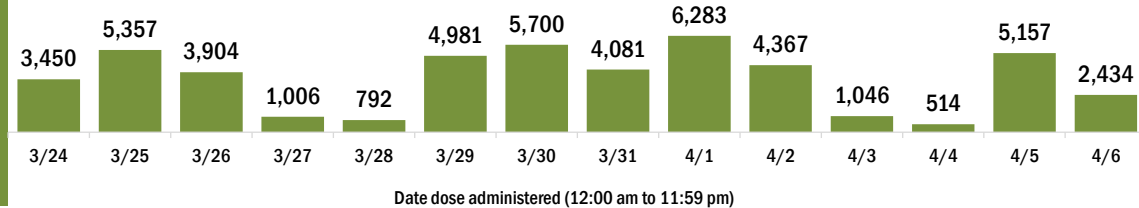
Completed 2-dose series 89,214

**First dose:** current number of people who have only received their first dose of the Moderna or Pfizer vaccine.

**Series complete:** current number of people who have received both Moderna or Pfizer vaccine doses or one Johnson & Johnson dose and are considered fully immunized.

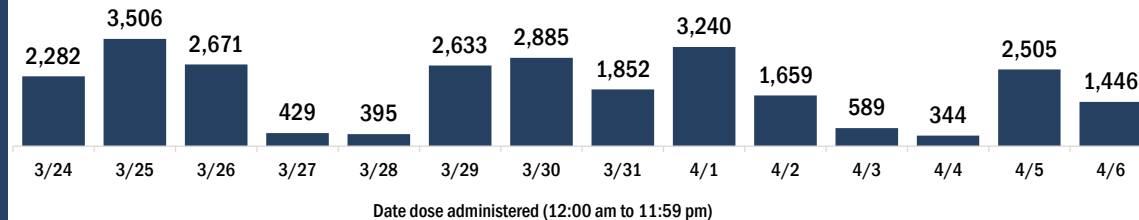
Demographic summary	First dose	Series complete	Total people vaccinated
<b>Age group</b>	<b>58,695</b>	<b>103,572</b>	<b>162,267</b>
16-24 years	1,658	1,240	2,898
25-34 years	2,294	2,979	5,273
35-44 years	4,143	4,154	8,297
45-54 years	8,702	6,502	15,204
55-64 years	20,239	12,815	33,054
65-74 years	12,784	42,632	55,416
75-84 years	6,638	24,537	31,175
85+ years	2,237	8,713	10,950
<b>Race</b>	<b>58,695</b>	<b>103,572</b>	<b>162,267</b>
White	39,485	67,774	107,259
Black	2,477	4,482	6,959
American Indian/Alaskan	213	387	600
Other	5,089	12,845	17,934
Unknown	11,431	18,084	29,515
<b>Other race</b> includes Asian, native Hawaiian/Pacific Islander, or other.			
<b>Ethnicity</b>	<b>58,695</b>	<b>103,572</b>	<b>162,267</b>
Hispanic	4,437	4,329	8,766
Non-Hispanic	31,937	51,174	83,111
Unknown	22,321	48,069	70,390
<b>Gender</b>	<b>58,695</b>	<b>103,572</b>	<b>162,267</b>
Female	32,081	60,356	92,437
Male	25,111	42,188	67,299
Unknown	1,503	1,028	2,531

## COVID-19 doses administered for the past 2 weeks

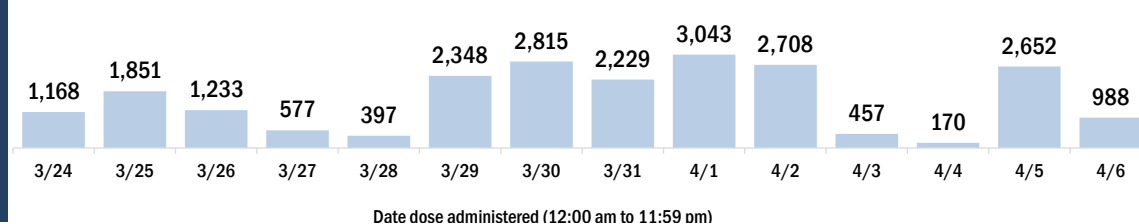


## Persons vaccinated for COVID-19 for the past 2 weeks

### Number of persons who received their first dose of a two-dose series of the COVID-19 vaccine



### Number of persons who completed the COVID-19 vaccine series



# COVID-19: Wakulla County vaccine summary

Vaccination data through Apr 6, 2021 as of Apr 7, 2021 at 12:05 AM

Data in this report are provisional and subject to change.

Data in this summary pertain to COVID-19 vaccines approved by the U.S. Food and Drug Administration and have been issued an Emergency Use Authorization (Janssen COVID-19 Vaccine, Moderna COVID-19 Vaccine and Pfizer-BioNTech COVID-19 Vaccine). These data summarize the number of people who have received either their first dose or have completed the series for a COVID-19 vaccine. **A person can only be counted in one category, first dose or series complete.** For persons receiving Moderna or Pfizer vaccines, once they receive their second dose, they are moved from the first dose column to the series completed column. **Because of this, the total first dose category may show a change from report to report not matching the total receiving their first dose from the previous day.** Persons receiving Johnson & Johnson vaccines will always be counted in the series completed column.

## COVID-19 doses for vaccinated persons in Florida

**Doses administered** 13,295

People receiving one dose of a 1-dose series (Johnson & Johnson) or receiving only one dose of a 2-dose series (Moderna, Pfizer) count once. Persons receiving both doses of a 2-dose series count twice.

## Current status of persons vaccinated for COVID-19 in Florida

**Total people vaccinated** 8,163

First dose 2,738

Series completed 5,425

Completed 1-dose series 293

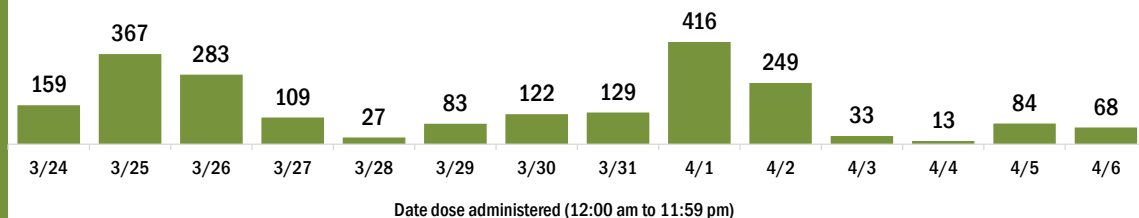
Completed 2-dose series 5,132

**First dose:** current number of people who have only received their first dose of the Moderna or Pfizer vaccine.

**Series complete:** current number of people who have received both Moderna or Pfizer vaccine doses or one Johnson & Johnson dose and are considered fully immunized.

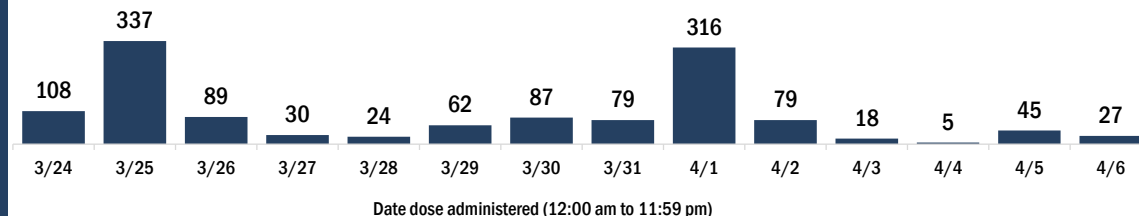
Demographic summary	First dose	Series complete	Total people vaccinated
<b>Age group</b>	2,738	5,425	8,163
16-24 years	105	53	158
25-34 years	153	181	334
35-44 years	290	286	576
45-54 years	507	438	945
55-64 years	977	818	1,795
65-74 years	430	2,319	2,749
75-84 years	219	1,069	1,288
85+ years	57	261	318
<b>Race</b>	2,738	5,425	8,163
White	1,977	4,051	6,028
Black	214	360	574
American Indian/Alaskan	18	26	44
Other	273	739	1,012
Unknown	256	249	505
<b>Other race</b> includes Asian, native Hawaiian/Pacific Islander, or other.			
<b>Ethnicity</b>	2,738	5,425	8,163
Hispanic	77	72	149
Non-Hispanic	2,050	4,273	6,323
Unknown	611	1,080	1,691
<b>Gender</b>	2,738	5,425	8,163
Female	1,521	3,059	4,580
Male	1,216	2,365	3,581
Unknown	1	1	2

## COVID-19 doses administered for the past 2 weeks

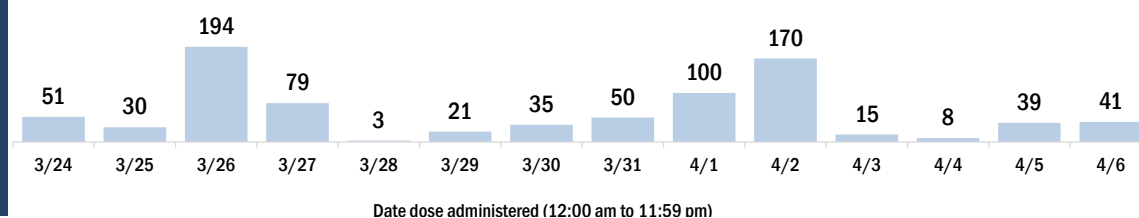


## Persons vaccinated for COVID-19 for the past 2 weeks

### Number of persons who received their first dose of a two-dose series of the COVID-19 vaccine



### Number of persons who completed the COVID-19 vaccine series



# COVID-19: Walton County vaccine summary

Vaccination data through Apr 6, 2021 as of Apr 7, 2021 at 12:05 AM

Data in this report are provisional and subject to change.

Data in this summary pertain to COVID-19 vaccines approved by the U.S. Food and Drug Administration and have been issued an Emergency Use Authorization (Janssen COVID-19 Vaccine, Moderna COVID-19 Vaccine and Pfizer-BioNTech COVID-19 Vaccine). These data summarize the number of people who have received either their first dose or have completed the series for a COVID-19 vaccine. **A person can only be counted in one category, first dose or series complete.** For persons receiving Moderna or Pfizer vaccines, once they receive their second dose, they are moved from the first dose column to the series completed column. **Because of this, the total first dose category may show a change from report to report not matching the total receiving their first dose from the previous day.** Persons receiving Johnson & Johnson vaccines will always be counted in the series completed column.

## COVID-19 doses for vaccinated persons in Florida

**Doses administered** 29,680

People receiving one dose of a 1-dose series (Johnson & Johnson) or receiving only one dose of a 2-dose series (Moderna, Pfizer) count once. Persons receiving both doses of a 2-dose series count twice.

## Current status of persons vaccinated for COVID-19 in Florida

**Total people vaccinated** 18,635

First dose 6,755

Series completed 11,880

Completed 1-dose series 835

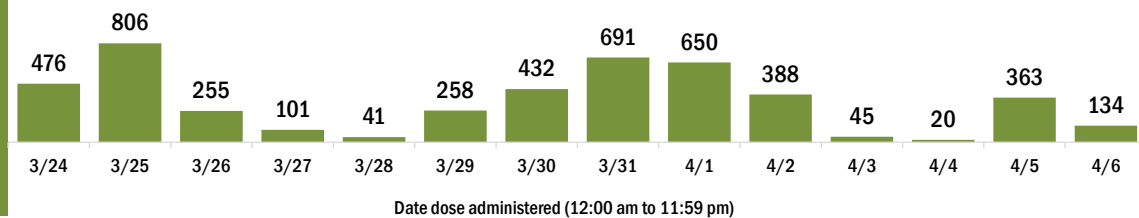
Completed 2-dose series 11,045

**First dose:** current number of people who have only received their first dose of the Moderna or Pfizer vaccine.

**Series complete:** current number of people who have received both Moderna or Pfizer vaccine doses or one Johnson & Johnson dose and are considered fully immunized.

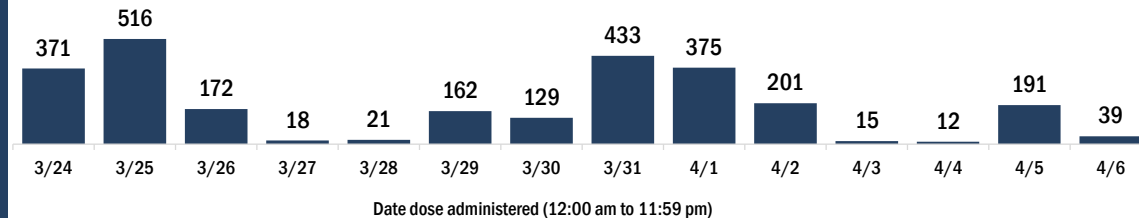
Demographic summary	First dose	Series complete	Total people vaccinated
<b>Age group</b>	<b>6,755</b>	<b>11,880</b>	<b>18,635</b>
16-24 years	134	86	220
25-34 years	244	253	497
35-44 years	610	531	1,141
45-54 years	1,130	806	1,936
55-64 years	2,617	1,793	4,410
65-74 years	1,286	5,433	6,719
75-84 years	583	2,330	2,913
85+ years	151	648	799
<b>Race</b>	<b>6,755</b>	<b>11,880</b>	<b>18,635</b>
White	4,883	9,147	14,030
Black	159	186	345
American Indian/Alaskan	24	47	71
Other	359	526	885
Unknown	1,330	1,974	3,304
<b>Other race</b> includes Asian, native Hawaiian/Pacific Islander, or other.			
<b>Ethnicity</b>	<b>6,755</b>	<b>11,880</b>	<b>18,635</b>
Hispanic	213	178	391
Non-Hispanic	4,260	7,920	12,180
Unknown	2,282	3,782	6,064
<b>Gender</b>	<b>6,755</b>	<b>11,880</b>	<b>18,635</b>
Female	3,725	6,503	10,228
Male	3,029	5,375	8,404
Unknown	1	2	3

## COVID-19 doses administered for the past 2 weeks

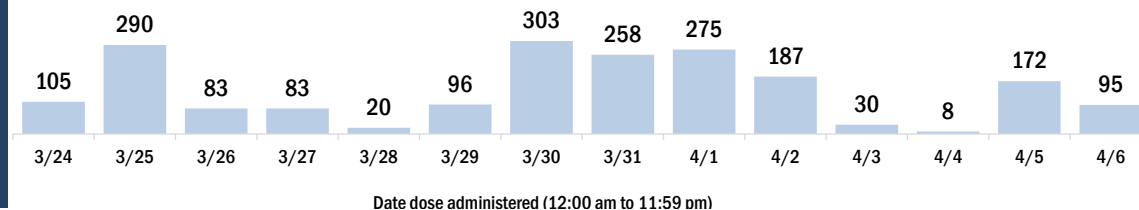


## Persons vaccinated for COVID-19 for the past 2 weeks

### Number of persons who received their first dose of a two-dose series of the COVID-19 vaccine



### Number of persons who completed the COVID-19 vaccine series





# COVID-19: Washington County vaccine summary

Vaccination data through Apr 6, 2021 as of Apr 7, 2021 at 12:05 AM

Data in this report are provisional and subject to change.

Data in this summary pertain to COVID-19 vaccines approved by the U.S. Food and Drug Administration and have been issued an Emergency Use Authorization (Janssen COVID-19 Vaccine, Moderna COVID-19 Vaccine and Pfizer-BioNTech COVID-19 Vaccine). These data summarize the number of people who have received either their first dose or have completed the series for a COVID-19 vaccine. **A person can only be counted in one category, first dose or series complete.** For persons receiving Moderna or Pfizer vaccines, once they receive their second dose, they are moved from the first dose column to the series completed column. **Because of this, the total first dose category may show a change from report to report not matching the total receiving their first dose from the previous day.** Persons receiving Johnson & Johnson vaccines will always be counted in the series completed column.

## COVID-19 doses for vaccinated persons in Florida

**Doses administered** 6,867

People receiving one dose of a 1-dose series (Johnson & Johnson) or receiving only one dose of a 2-dose series (Moderna, Pfizer) count once. Persons receiving both doses of a 2-dose series count twice.

## Current status of persons vaccinated for COVID-19 in Florida

**Total people vaccinated** 4,229

First dose 1,399

Series completed 2,830

Completed 1-dose series 192

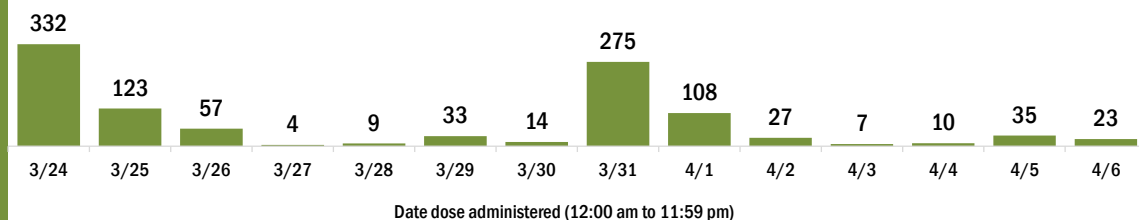
Completed 2-dose series 2,638

**First dose:** current number of people who have only received their first dose of the Moderna or Pfizer vaccine.

**Series complete:** current number of people who have received both Moderna or Pfizer vaccine doses or one Johnson & Johnson dose and are considered fully immunized.

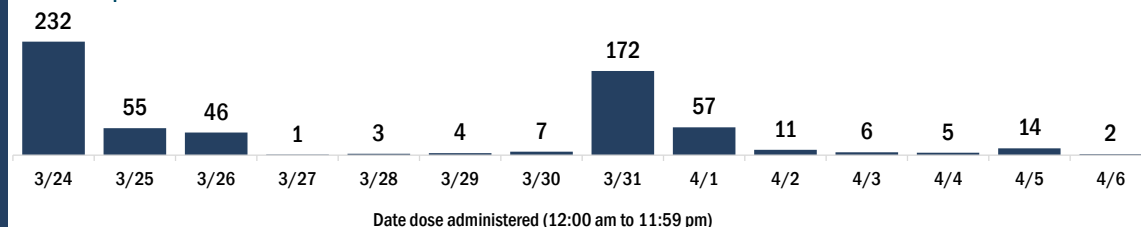
Demographic summary	First dose	Series complete	Total people vaccinated
<b>Age group</b>	<b>1,399</b>	<b>2,830</b>	<b>4,229</b>
16-24 years	20	19	39
25-34 years	47	68	115
35-44 years	94	111	205
45-54 years	233	204	437
55-64 years	565	425	990
65-74 years	271	1,123	1,394
75-84 years	124	658	782
85+ years	45	222	267
<b>Race</b>	<b>1,399</b>	<b>2,830</b>	<b>4,229</b>
White	1,034	2,237	3,271
Black	192	254	446
American Indian/Alaskan	22	30	52
Other	59	147	206
Unknown	92	162	254
<b>Other race</b> includes Asian, native Hawaiian/Pacific Islander, or other.			
<b>Ethnicity</b>	<b>1,399</b>	<b>2,830</b>	<b>4,229</b>
Hispanic	34	29	63
Non-Hispanic	987	2,260	3,247
Unknown	378	541	919
<b>Gender</b>	<b>1,399</b>	<b>2,830</b>	<b>4,229</b>
Female	772	1,573	2,345
Male	627	1,257	1,884
Unknown	0	0	0

## COVID-19 doses administered for the past 2 weeks



## Persons vaccinated for COVID-19 for the past 2 weeks

### Number of persons who received their first dose of a two-dose series of the COVID-19 vaccine



### Number of persons who completed the COVID-19 vaccine series

