

# COVID-19: Florida vaccine summary

Vaccination data through Apr 5, 2021 as of Apr 6, 2021 at 12:05 AM

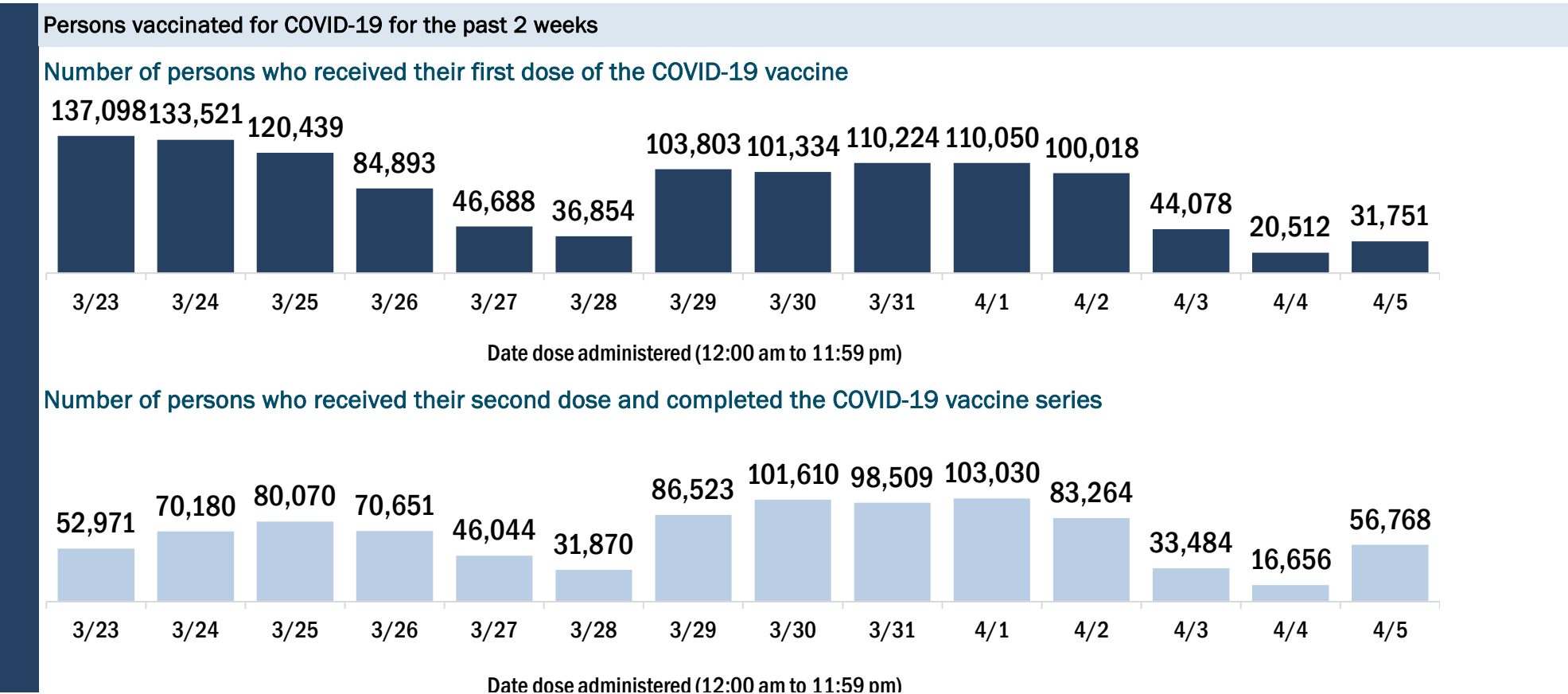
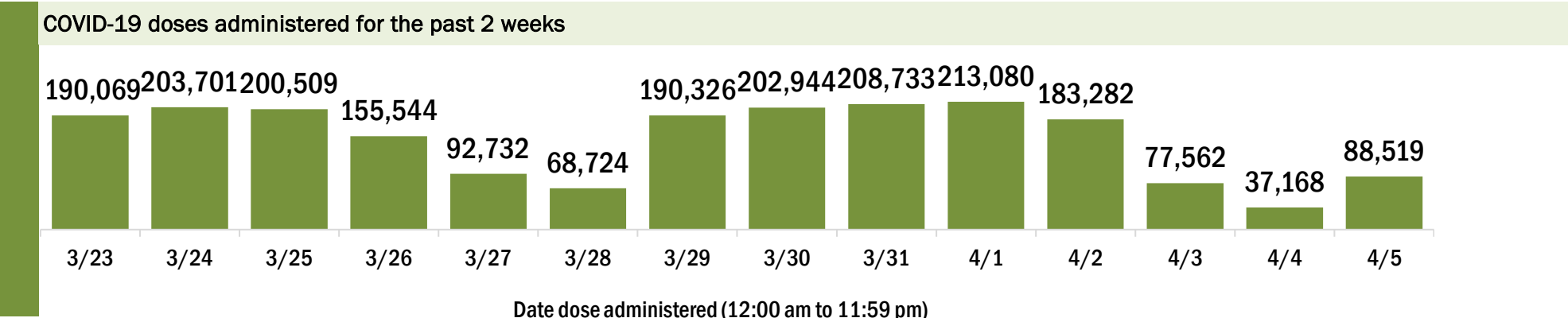
Data in this report are provisional and subject to change. Data are based on county of residence.

Data in this summary pertain to COVID-19 vaccines approved by the U.S. Food and Drug Administration and have been issued an Emergency Use Authorization (Janssen COVID-19 Vaccine, Moderna COVID-19 Vaccine and Pfizer-BioNTech COVID-19 Vaccine). These data summarize the number of people who have received either their first dose or have completed the series for a COVID-19 vaccine. **A person can only be counted in one category, first dose or series complete.** For persons receiving Moderna or Pfizer vaccines, once they receive their second dose, they are moved from the first dose column to the series completed column. **Because of this, the total first dose category may show a change from report to report not matching the total receiving their first dose from the previous day.** Persons receiving Johnson & Johnson vaccines will always be counted in the series completed column.

COVID-19 doses for vaccinated persons in Florida	
Doses administered	9,922,411
People receiving one dose of a 1-dose series (Johnson & Johnson) or receiving only one dose of a 2-dose series (Moderna, Pfizer) count once. Persons receiving both doses of a 2-dose series count twice.	

Current status of persons vaccinated for COVID-19 in Florida	
Total people vaccinated	6,437,330
First dose	2,667,663
Series completed	3,769,667
Completed 1-dose series	284,586
Completed 2-dose series	3,485,081
First dose: current number of people who have only received their first dose of the Moderna or Pfizer vaccine.	
Series complete: current number of people who have received both Moderna or Pfizer vaccine doses or one Johnson & Johnson dose and are considered fully immunized.	

Demographic summary	First dose	Series complete	Total people vaccinated
Age group	2,667,663	3,769,667	6,437,330
16-24 years	82,373	57,072	139,445
25-34 years	145,509	161,087	306,596
35-44 years	263,429	221,343	484,772
45-54 years	475,257	307,777	783,034
55-64 years	826,484	489,909	1,316,393
65-74 years	483,581	1,426,655	1,910,236
75-84 years	284,579	829,286	1,113,865
85+ years	106,451	276,538	382,989
Race	2,667,663	3,769,667	6,437,330
White	1,744,219	2,624,625	4,368,844
Black	171,851	245,399	417,250
American Indian/Alaskan	9,919	13,301	23,220
Other	256,735	393,948	650,683
Unknown	484,939	492,394	977,333
Other race includes Asian, native Hawaiian/Pacific Islander, or other.			
Ethnicity	2,667,663	3,769,667	6,437,330
Hispanic	382,051	478,143	860,194
Non-Hispanic	1,312,082	2,071,937	3,384,019
Unknown	973,530	1,219,587	2,193,117
Gender	2,667,663	3,769,667	6,437,330
Female	1,470,322	2,177,039	3,647,361
Male	1,184,183	1,588,508	2,772,691
Unknown	13,158	4,120	17,278



# COVID-19: Alachua County vaccine summary

Vaccination data through Apr 5, 2021 as of Apr 6, 2021 at 12:05 AM

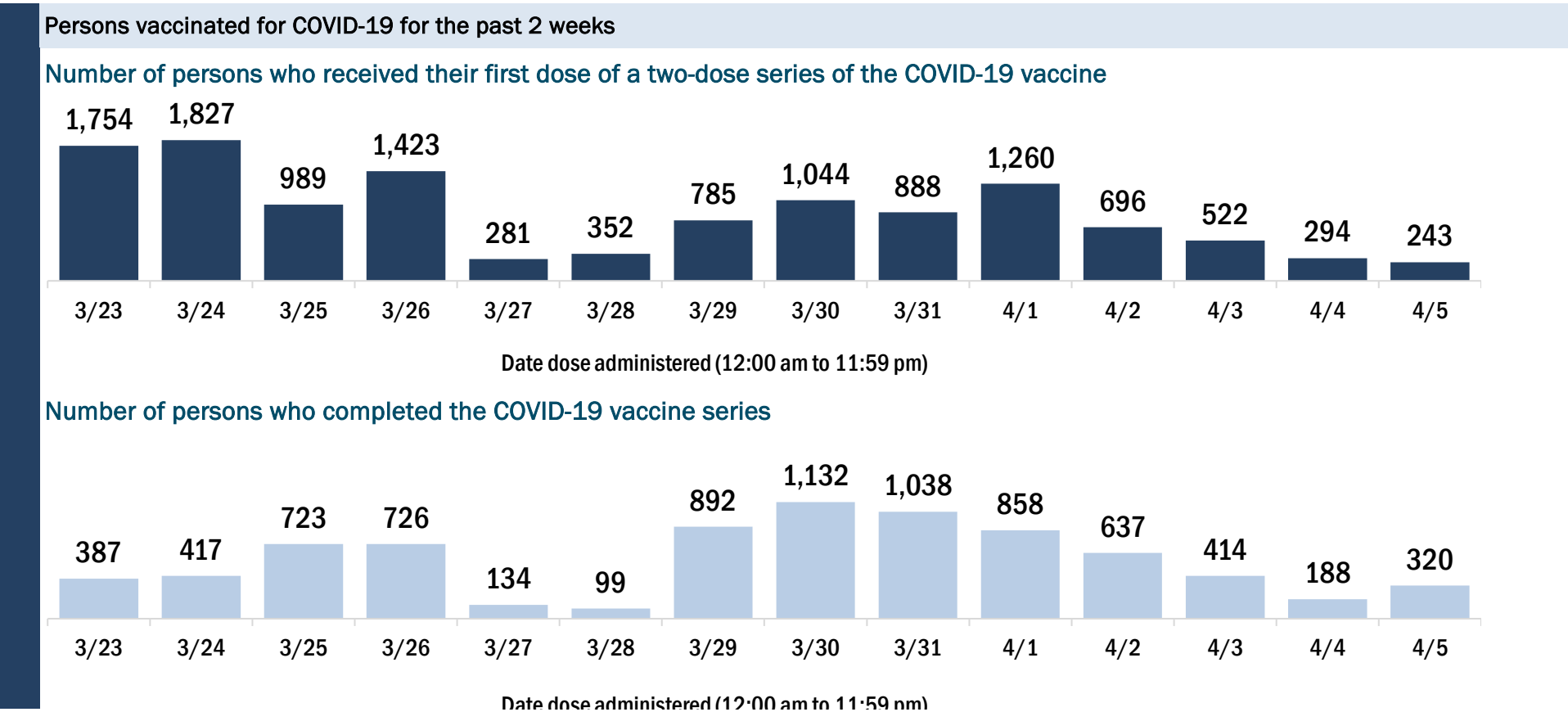
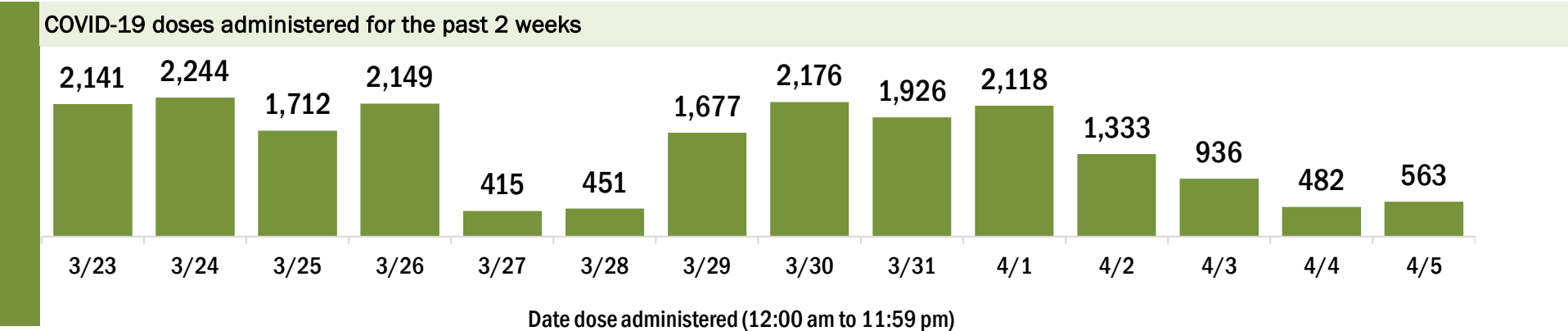
Data in this report are provisional and subject to change.

Data in this summary pertain to COVID-19 vaccines approved by the U.S. Food and Drug Administration and have been issued an Emergency Use Authorization (Janssen COVID-19 Vaccine, Moderna COVID-19 Vaccine and Pfizer-BioNTech COVID-19 Vaccine). These data summarize the number of people who have received either their first dose or have completed the series for a COVID-19 vaccine. **A person can only be counted in one category, first dose or series complete.** For persons receiving Moderna or Pfizer vaccines, once they receive their second dose, they are moved from the first dose column to the series completed column. **Because of this, the total first dose category may show a change from report to report not matching the total receiving their first dose from the previous day.** Persons receiving Johnson & Johnson vaccines will always be counted in the series completed column.

COVID-19 doses for vaccinated persons in Florida	
Doses administered	140,608
People receiving one dose of a 1-dose series (Johnson & Johnson) or receiving only one dose of a 2-dose series (Moderna, Pfizer) count once. Persons receiving both doses of a 2-dose series count twice.	

Current status of persons vaccinated for COVID-19 in Florida	
Total people vaccinated	87,419
First dose	30,830
Series completed	56,589
Completed 1-dose series	3,400
Completed 2-dose series	53,189
First dose: current number of people who have only received their first dose of the Moderna or Pfizer vaccine.	
Series complete: current number of people who have received both Moderna or Pfizer vaccine doses or one Johnson & Johnson dose and are considered fully immunized.	

Demographic summary	First dose	Series complete	Total people vaccinated
Age group	30,830	56,589	87,419
16-24 years	4,151	3,063	7,214
25-34 years	4,434	7,602	12,036
35-44 years	4,519	5,794	10,313
45-54 years	5,419	5,533	10,952
55-64 years	8,330	6,684	15,014
65-74 years	2,467	16,372	18,839
75-84 years	1,040	8,432	9,472
85+ years	470	3,109	3,579
Race	30,830	56,589	87,419
White	19,670	40,199	59,869
Black	3,623	5,151	8,774
American Indian/Alaskan	82	168	250
Other	4,612	8,329	12,941
Unknown	2,843	2,742	5,585
Other race includes Asian, native Hawaiian/Pacific Islander, or other.			
Ethnicity	30,830	56,589	87,419
Hispanic	2,648	2,901	5,549
Non-Hispanic	16,513	39,044	55,557
Unknown	11,669	14,644	26,313
Gender	30,830	56,589	87,419
Female	17,406	33,558	50,964
Male	13,338	23,013	36,351
Unknown	86	18	104



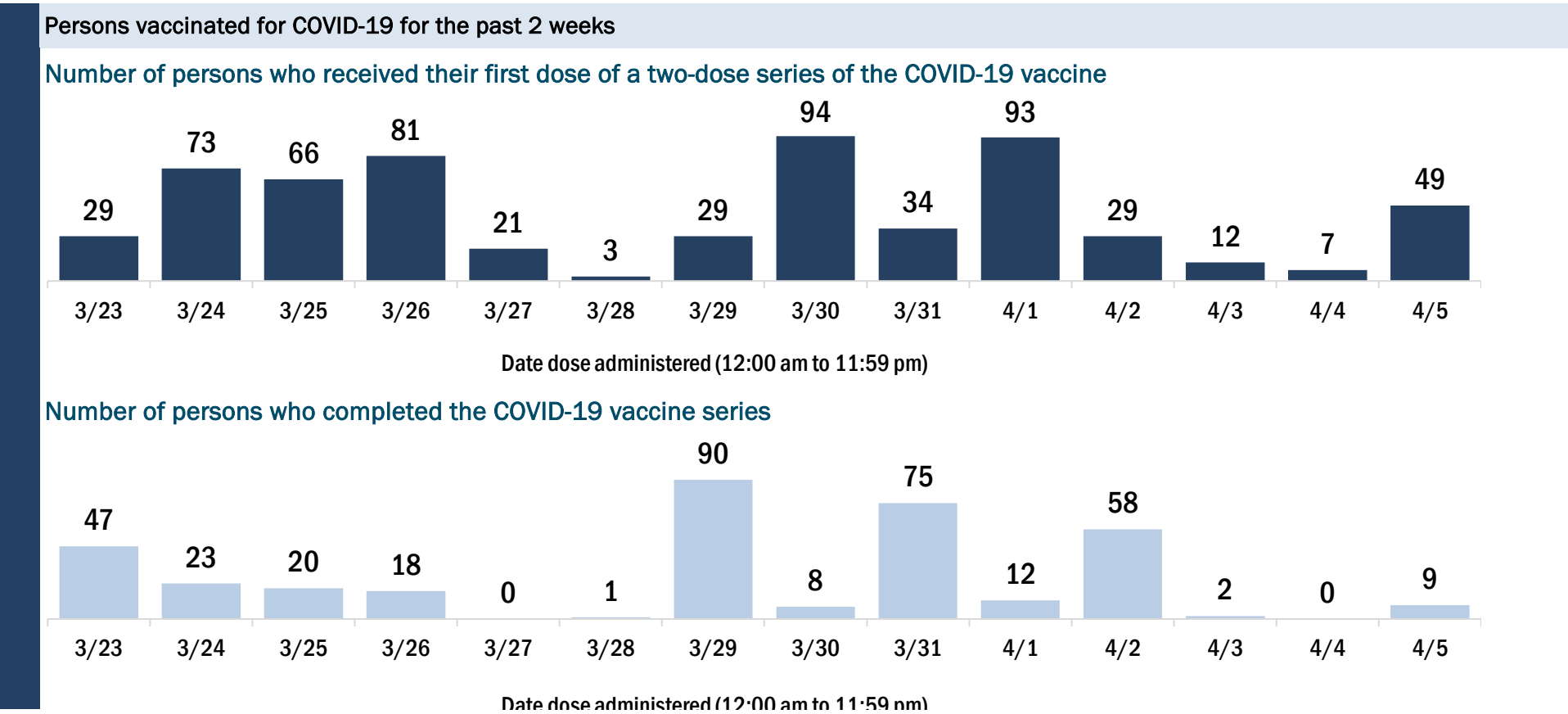
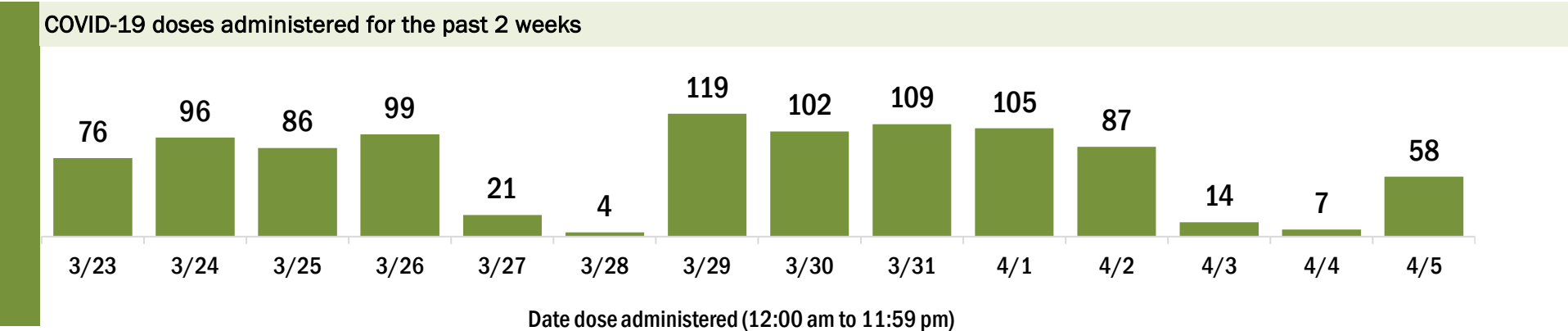
# COVID-19: Baker County vaccine summary

Vaccination data through Apr 5, 2021 as of Apr 6, 2021 at 12:05 AM

Data in this report are provisional and subject to change.

Data in this summary pertain to COVID-19 vaccines approved by the U.S. Food and Drug Administration and have been issued an Emergency Use Authorization (Janssen COVID-19 Vaccine, Moderna COVID-19 Vaccine and Pfizer-BioNTech COVID-19 Vaccine). These data summarize the number of people who have received either their first dose or have completed the series for a COVID-19 vaccine. **A person can only be counted in one category, first dose or series complete.** For persons receiving Moderna or Pfizer vaccines, once they receive their second dose, they are moved from the first dose column to the series completed column. **Because of this, the total first dose category may show a change from report to report not matching the total receiving their first dose from the previous day.** Persons receiving Johnson & Johnson vaccines will always be counted in the series completed column.

COVID-19 doses for vaccinated persons in Florida		Demographic summary			
Doses administered	7,032	First dose	Series complete	Total people vaccinated	
People receiving one dose of a 1-dose series (Johnson & Johnson) or receiving only one dose of a 2-dose series (Moderna, Pfizer) count once. Persons receiving both doses of a 2-dose series count twice.		Age group	1,467	2,822	4,289
		16-24 years	31	36	67
		25-34 years	71	105	176
		35-44 years	145	155	300
		45-54 years	281	203	484
		55-64 years	607	363	970
		65-74 years	176	1,182	1,358
		75-84 years	110	610	720
		85+ years	46	168	214
		Race	1,467	2,822	4,289
		White	1,184	2,204	3,388
		Black	147	233	380
		American Indian/Alaskan	5	19	24
		Other	78	188	266
		Unknown	53	178	231
		Other race includes Asian, native Hawaiian/Pacific Islander, or other.			
		Ethnicity	1,467	2,822	4,289
		Hispanic	37	41	78
		Non-Hispanic	1,211	1,853	3,064
		Unknown	219	928	1,147
		Gender	1,467	2,822	4,289
		Female	816	1,582	2,398
		Male	650	1,240	1,890
		Unknown	1	0	1



# COVID-19: Bay County vaccine summary

Vaccination data through Apr 5, 2021 as of Apr 6, 2021 at 12:05 AM

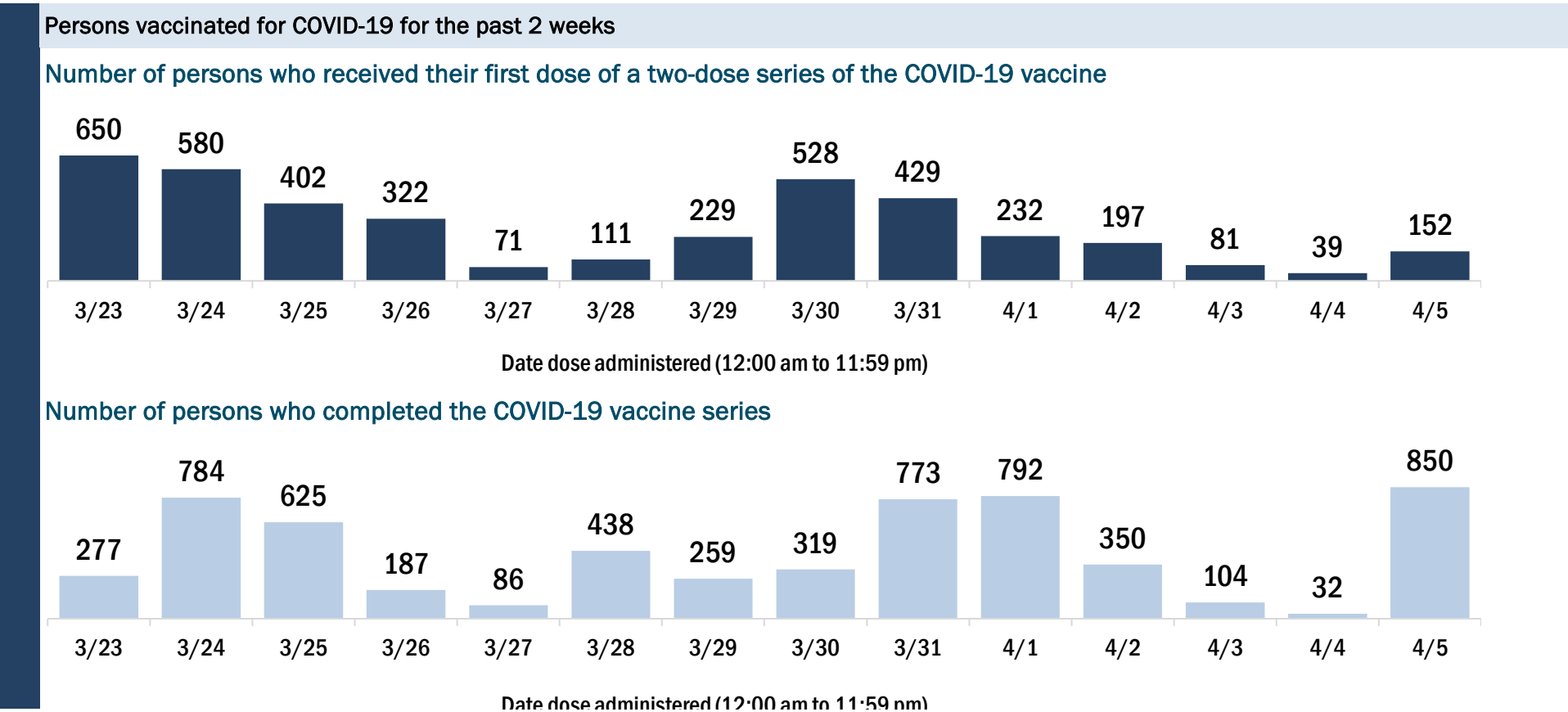
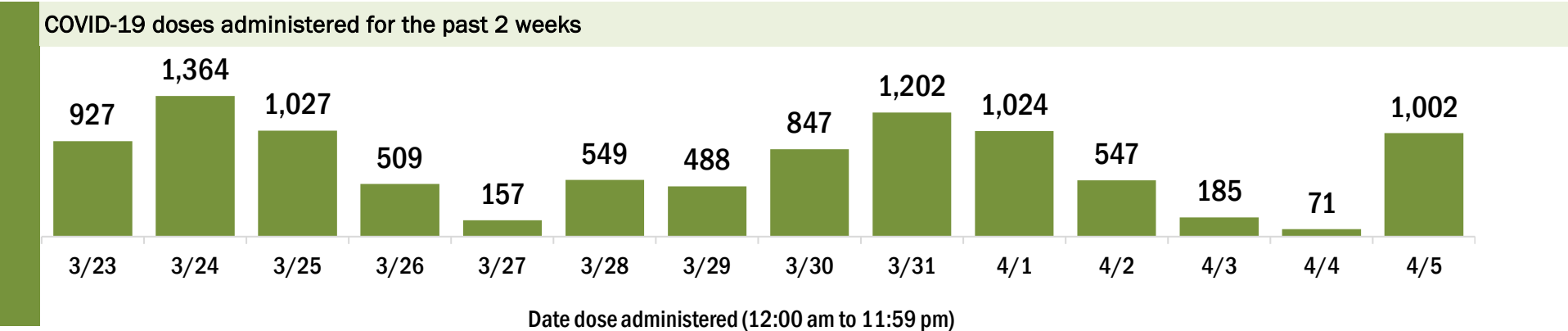
Data in this report are provisional and subject to change.

Data in this summary pertain to COVID-19 vaccines approved by the U.S. Food and Drug Administration and have been issued an Emergency Use Authorization (Janssen COVID-19 Vaccine, Moderna COVID-19 Vaccine and Pfizer-BioNTech COVID-19 Vaccine). These data summarize the number of people who have received either their first dose or have completed the series for a COVID-19 vaccine. **A person can only be counted in one category, first dose or series complete.** For persons receiving Moderna or Pfizer vaccines, once they receive their second dose, they are moved from the first dose column to the series completed column. **Because of this, the total first dose category may show a change from report to report not matching the total receiving their first dose from the previous day.** Persons receiving Johnson & Johnson vaccines will always be counted in the series completed column.

COVID-19 doses for vaccinated persons in Florida	
Doses administered	64,752
People receiving one dose of a 1-dose series (Johnson & Johnson) or receiving only one dose of a 2-dose series (Moderna, Pfizer) count once. Persons receiving both doses of a 2-dose series count twice.	

Current status of persons vaccinated for COVID-19 in Florida	
Total people vaccinated	40,414
First dose	13,158
Series completed	27,256
Completed 1-dose series	2,918
Completed 2-dose series	24,338
First dose: current number of people who have only received their first dose of the Moderna or Pfizer vaccine.	
Series complete: current number of people who have received both Moderna or Pfizer vaccine doses or one Johnson & Johnson dose and are considered fully immunized.	

Demographic summary	First dose	Series complete	Total people vaccinated
Age group	13,158	27,256	40,414
16-24 years	367	353	720
25-34 years	679	911	1,590
35-44 years	1,258	1,627	2,885
45-54 years	2,170	2,469	4,639
55-64 years	4,421	5,066	9,487
65-74 years	2,665	10,028	12,693
75-84 years	1,174	5,190	6,364
85+ years	424	1,612	2,036
Race	13,158	27,256	40,414
White	8,756	19,143	27,899
Black	919	1,605	2,524
American Indian/Alaskan	54	127	181
Other	1,192	2,288	3,480
Unknown	2,237	4,093	6,330
Other race includes Asian, native Hawaiian/Pacific Islander, or other.			
Ethnicity	13,158	27,256	40,414
Hispanic	667	684	1,351
Non-Hispanic	7,782	16,180	23,962
Unknown	4,709	10,392	15,101
Gender	13,158	27,256	40,414
Female	7,536	15,308	22,844
Male	5,621	11,943	17,564
Unknown	1	5	6





# COVID-19: Bradford County vaccine summary

Vaccination data through Apr 5, 2021 as of Apr 6, 2021 at 12:05 AM

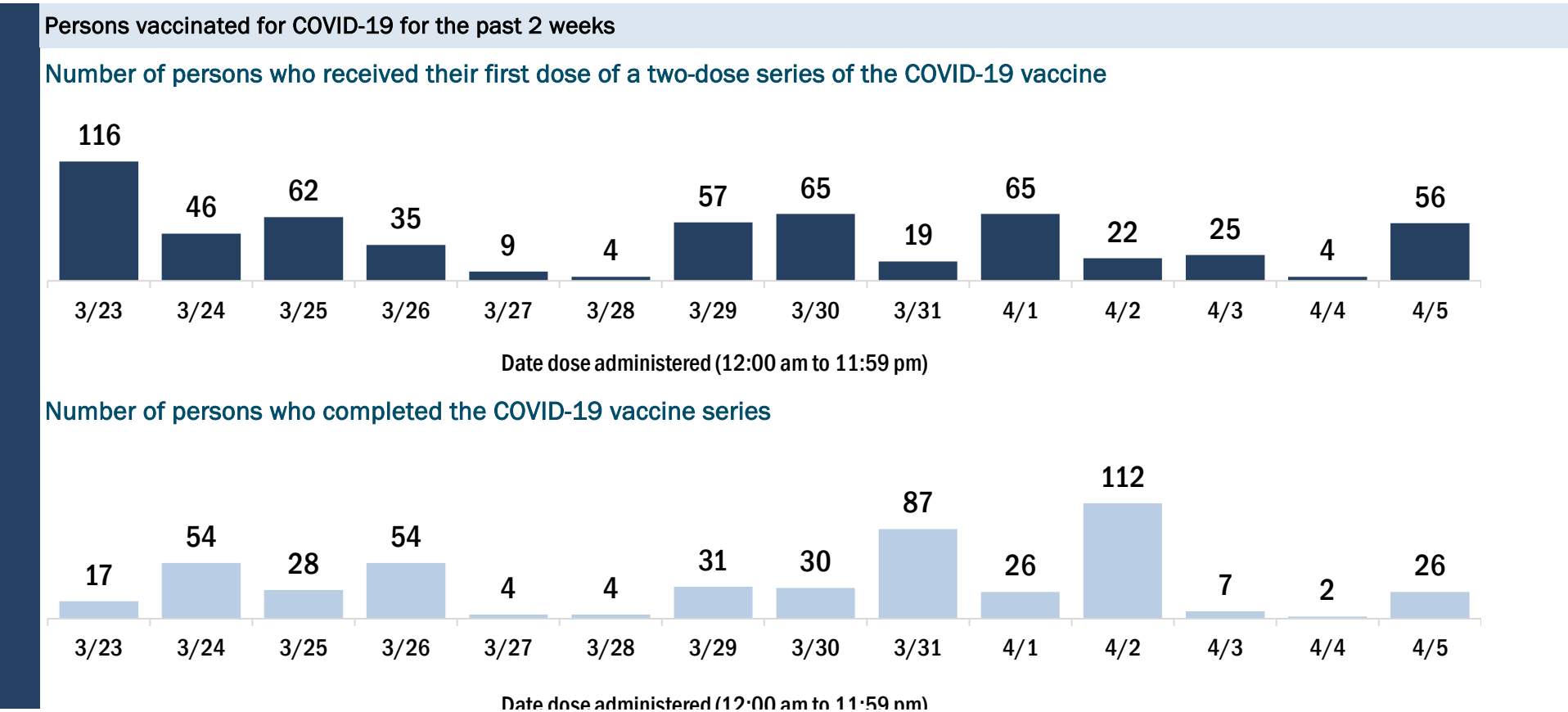
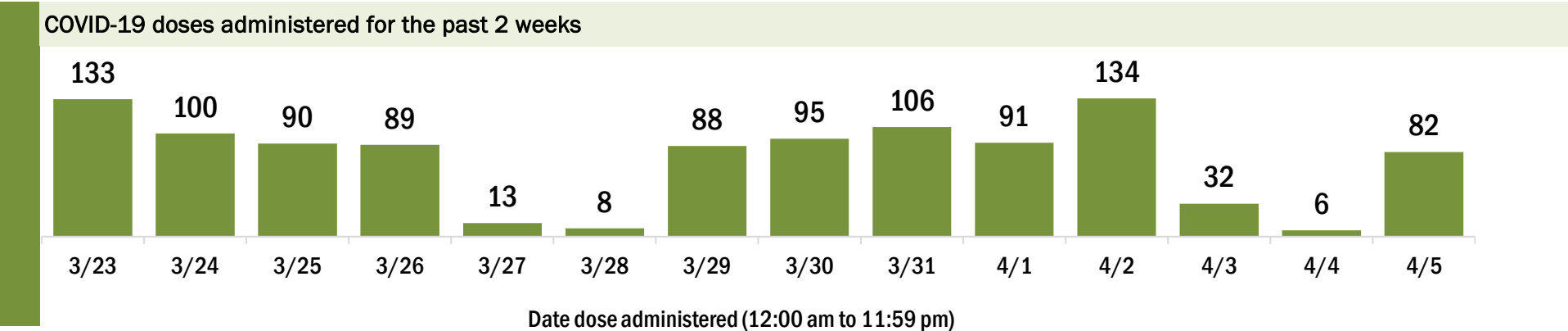
Data in this report are provisional and subject to change.

Data in this summary pertain to COVID-19 vaccines approved by the U.S. Food and Drug Administration and have been issued an Emergency Use Authorization (Janssen COVID-19 Vaccine, Moderna COVID-19 Vaccine and Pfizer-BioNTech COVID-19 Vaccine). These data summarize the number of people who have received either their first dose or have completed the series for a COVID-19 vaccine. **A person can only be counted in one category, first dose or series complete.** For persons receiving Moderna or Pfizer vaccines, once they receive their second dose, they are moved from the first dose column to the series completed column. **Because of this, the total first dose category may show a change from report to report not matching the total receiving their first dose from the previous day.** Persons receiving Johnson & Johnson vaccines will always be counted in the series completed column.

COVID-19 doses for vaccinated persons in Florida	
Doses administered	7,234
People receiving one dose of a 1-dose series (Johnson & Johnson) or receiving only one dose of a 2-dose series (Moderna, Pfizer) count once. Persons receiving both doses of a 2-dose series count twice.	

Current status of persons vaccinated for COVID-19 in Florida	
Total people vaccinated	4,380
First dose	1,228
Series completed	3,152
Completed 1-dose series	298
Completed 2-dose series	2,854
First dose: current number of people who have only received their first dose of the Moderna or Pfizer vaccine.	
Series complete: current number of people who have received both Moderna or Pfizer vaccine doses or one Johnson & Johnson dose and are considered fully immunized.	

Demographic summary	First dose	Series complete	Total people vaccinated
Age group	1,228	3,152	4,380
16-24 years	39	20	59
25-34 years	54	86	140
35-44 years	106	102	208
45-54 years	221	202	423
55-64 years	538	430	968
65-74 years	162	1,302	1,464
75-84 years	79	762	841
85+ years	29	248	277
Race	1,228	3,152	4,380
White	878	2,419	3,297
Black	180	336	516
American Indian/Alaskan	10	20	30
Other	88	281	369
Unknown	72	96	168
Other race includes Asian, native Hawaiian/Pacific Islander, or other.			
Ethnicity	1,228	3,152	4,380
Hispanic	31	34	65
Non-Hispanic	883	2,769	3,652
Unknown	314	349	663
Gender	1,228	3,152	4,380
Female	715	1,856	2,571
Male	512	1,296	1,808
Unknown	1	0	1



# COVID-19: Brevard County vaccine summary

Vaccination data through Apr 5, 2021 as of Apr 6, 2021 at 12:05 AM

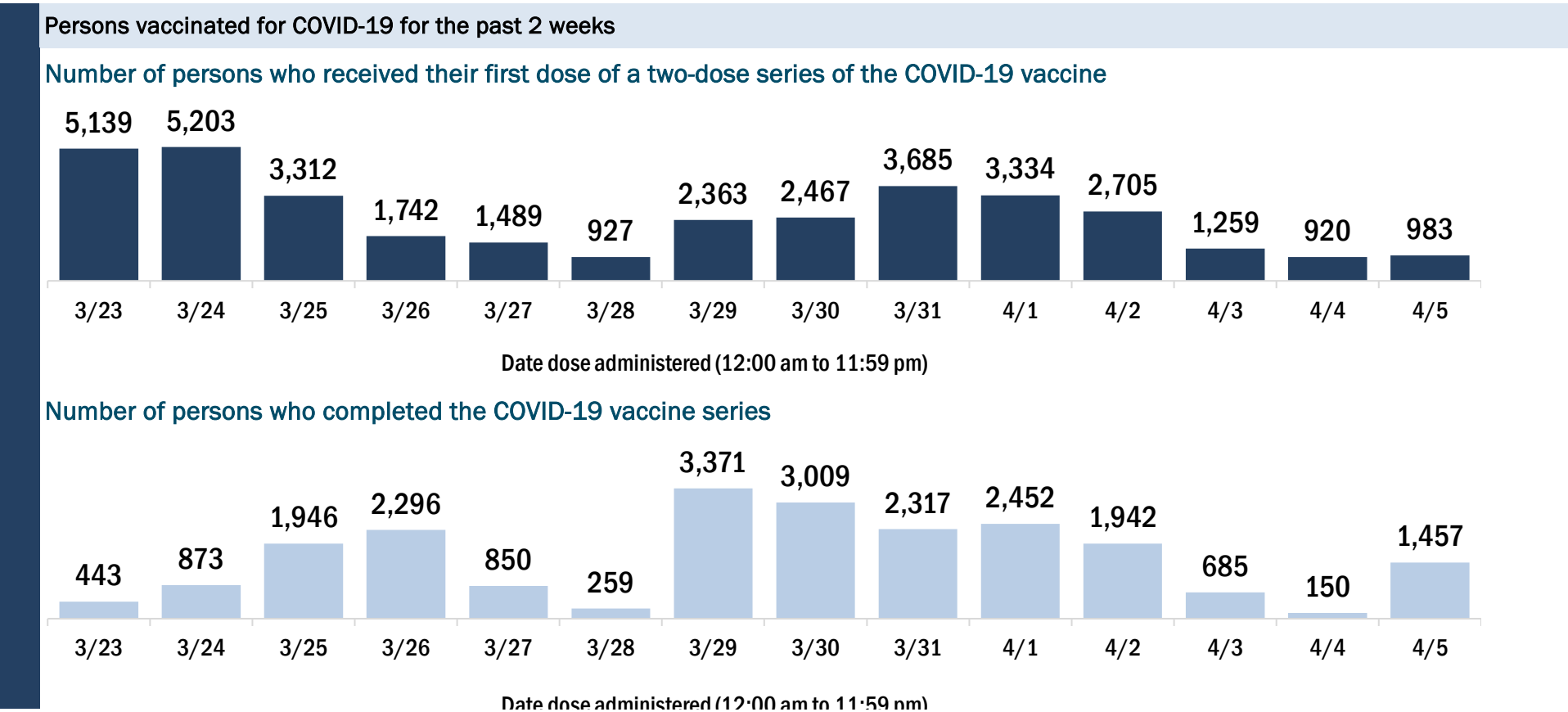
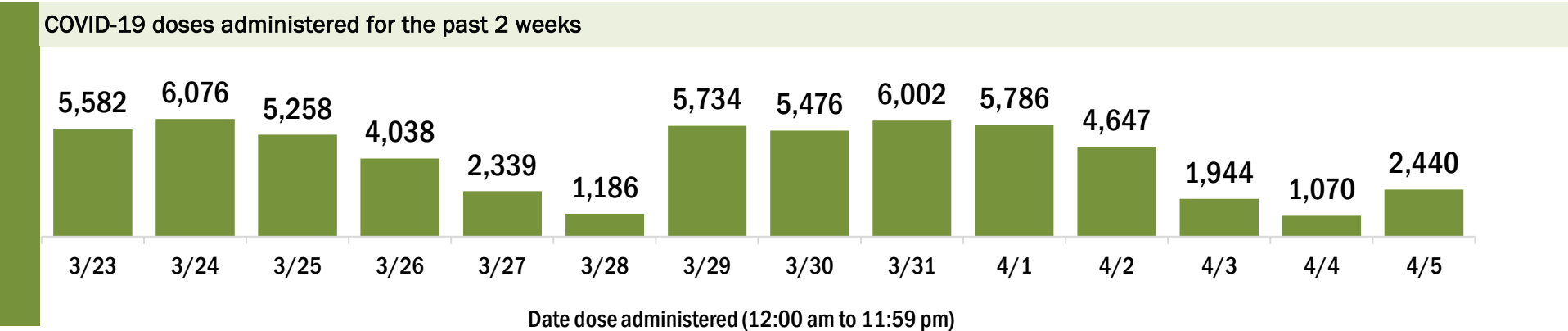
Data in this report are provisional and subject to change.

Data in this summary pertain to COVID-19 vaccines approved by the U.S. Food and Drug Administration and have been issued an Emergency Use Authorization (Janssen COVID-19 Vaccine, Moderna COVID-19 Vaccine and Pfizer-BioNTech COVID-19 Vaccine). These data summarize the number of people who have received either their first dose or have completed the series for a COVID-19 vaccine. **A person can only be counted in one category, first dose or series complete.** For persons receiving Moderna or Pfizer vaccines, once they receive their second dose, they are moved from the first dose column to the series completed column. **Because of this, the total first dose category may show a change from report to report not matching the total receiving their first dose from the previous day.** Persons receiving Johnson & Johnson vaccines will always be counted in the series completed column.

COVID-19 doses for vaccinated persons in Florida	
Doses administered	266,190
People receiving one dose of a 1-dose series (Johnson & Johnson) or receiving only one dose of a 2-dose series (Moderna, Pfizer) count once. Persons receiving both doses of a 2-dose series count twice.	

Current status of persons vaccinated for COVID-19 in Florida	
Total people vaccinated	175,639
First dose	75,452
Series completed	100,187
Completed 1-dose series	9,636
Completed 2-dose series	90,551
First dose: current number of people who have only received their first dose of the Moderna or Pfizer vaccine.	
Series complete: current number of people who have received both Moderna or Pfizer vaccine doses or one Johnson & Johnson dose and are considered fully immunized.	

Demographic summary	First dose	Series complete	Total people vaccinated
Age group	75,452	100,187	175,639
16-24 years	1,477	994	2,471
25-34 years	2,718	2,988	5,706
35-44 years	5,698	4,402	10,100
45-54 years	10,804	6,843	17,647
55-64 years	25,782	13,621	39,403
65-74 years	15,908	39,900	55,808
75-84 years	9,308	23,041	32,349
85+ years	3,757	8,398	12,155
Race	75,452	100,187	175,639
White	51,079	66,896	117,975
Black	4,297	4,283	8,580
American Indian/Alaskan	347	464	811
Other	6,010	9,542	15,552
Unknown	13,719	19,002	32,721
Other race includes Asian, native Hawaiian/Pacific Islander, or other.			
Ethnicity	75,452	100,187	175,639
Hispanic	4,345	2,998	7,343
Non-Hispanic	43,066	50,230	93,296
Unknown	28,041	46,959	75,000
Gender	75,452	100,187	175,639
Female	42,526	59,229	101,755
Male	32,792	40,783	73,575
Unknown	134	175	309



# COVID-19: Broward County vaccine summary

Vaccination data through Apr 5, 2021 as of Apr 6, 2021 at 12:05 AM

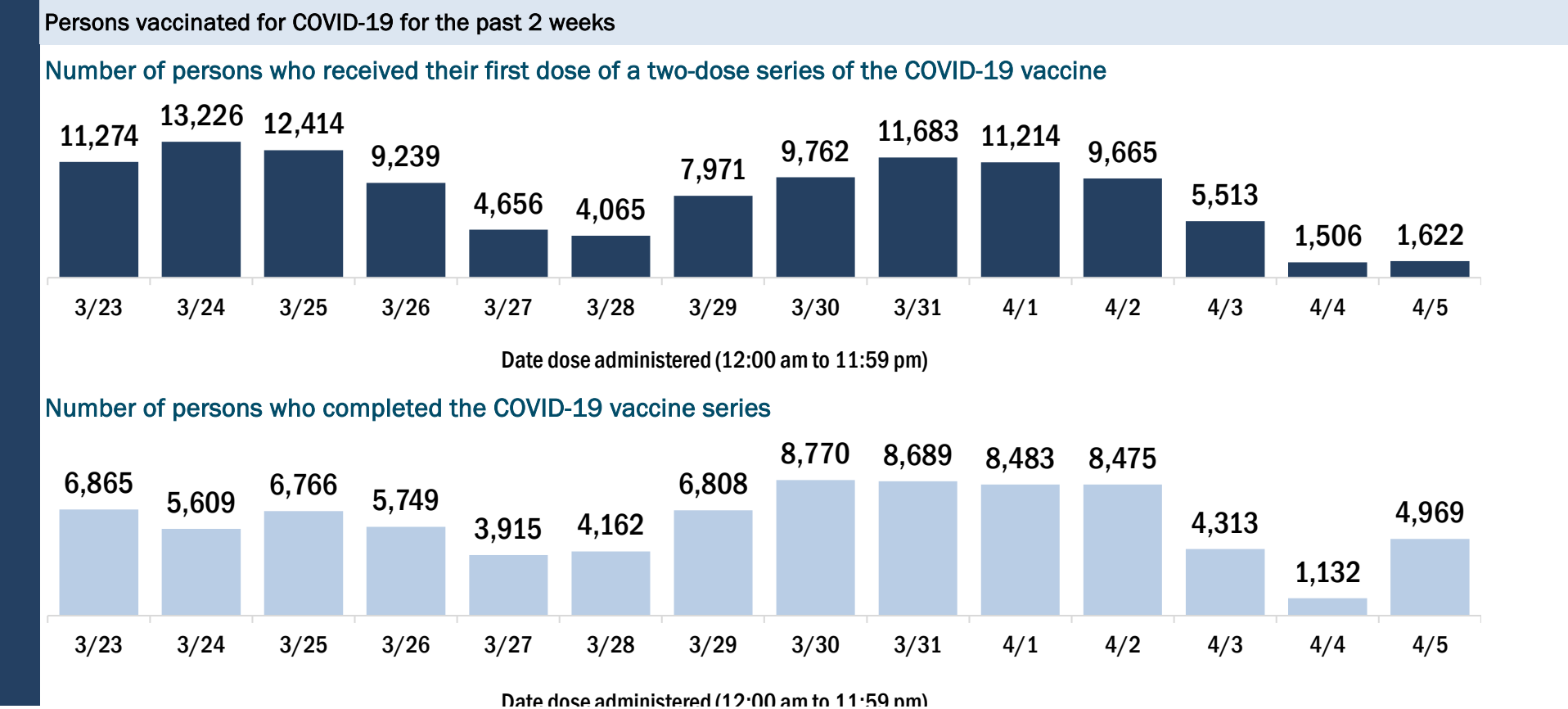
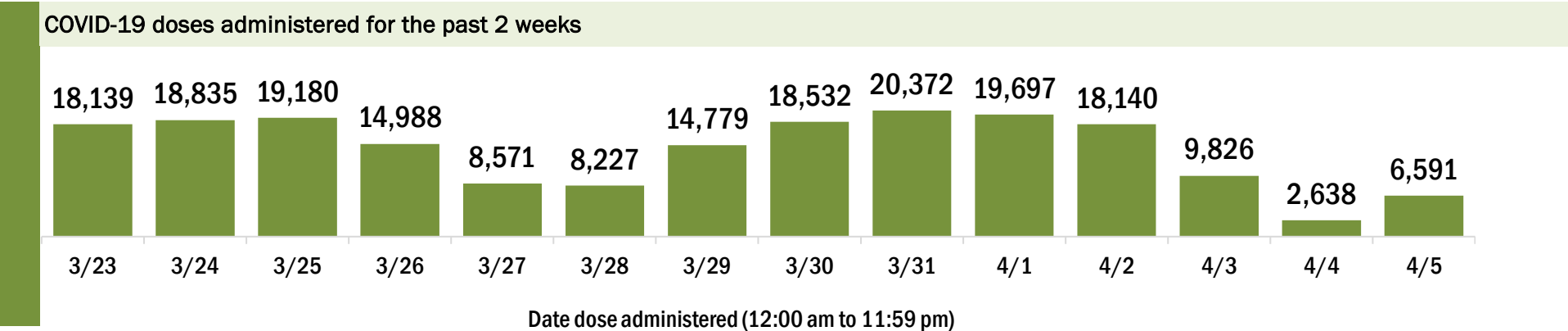
Data in this report are provisional and subject to change.

Data in this summary pertain to COVID-19 vaccines approved by the U.S. Food and Drug Administration and have been issued an Emergency Use Authorization (Janssen COVID-19 Vaccine, Moderna COVID-19 Vaccine and Pfizer-BioNTech COVID-19 Vaccine). These data summarize the number of people who have received either their first dose or have completed the series for a COVID-19 vaccine. **A person can only be counted in one category, first dose or series complete.** For persons receiving Moderna or Pfizer vaccines, once they receive their second dose, they are moved from the first dose column to the series completed column. **Because of this, the total first dose category may show a change from report to report not matching the total receiving their first dose from the previous day.** Persons receiving Johnson & Johnson vaccines will always be counted in the series completed column.

COVID-19 doses for vaccinated persons in Florida	
Doses administered	876,902
People receiving one dose of a 1-dose series (Johnson & Johnson) or receiving only one dose of a 2-dose series (Moderna, Pfizer) count once. Persons receiving both doses of a 2-dose series count twice.	

Current status of persons vaccinated for COVID-19 in Florida	
Total people vaccinated	570,571
First dose	240,470
Series completed	330,101
Completed 1-dose series	23,770
Completed 2-dose series	306,331
First dose: current number of people who have only received their first dose of the Moderna or Pfizer vaccine.	
Series complete: current number of people who have received both Moderna or Pfizer vaccine doses or one Johnson & Johnson dose and are considered fully immunized.	

Demographic summary	First dose	Series complete	Total people vaccinated
Age group	240,470	330,101	570,571
16-24 years	8,495	5,918	14,413
25-34 years	14,279	15,791	30,070
35-44 years	28,658	23,625	52,283
45-54 years	54,149	35,615	89,764
55-64 years	78,952	54,097	133,049
65-74 years	31,118	113,850	144,968
75-84 years	16,963	59,355	76,318
85+ years	7,856	21,850	29,706
Race	240,470	330,101	570,571
White	134,568	219,583	354,151
Black	27,953	40,677	68,630
American Indian/Alaskan	920	1,598	2,518
Other	25,445	37,297	62,742
Unknown	51,584	30,946	82,530
Other race includes Asian, native Hawaiian/Pacific Islander, or other.			
Ethnicity	240,470	330,101	570,571
Hispanic	52,765	65,285	118,050
Non-Hispanic	97,139	185,380	282,519
Unknown	90,566	79,436	170,002
Gender	240,470	330,101	570,571
Female	128,244	187,296	315,540
Male	111,229	142,738	253,967
Unknown	997	67	1,064



# COVID-19: Calhoun County vaccine summary

Vaccination data through Apr 5, 2021 as of Apr 6, 2021 at 12:05 AM

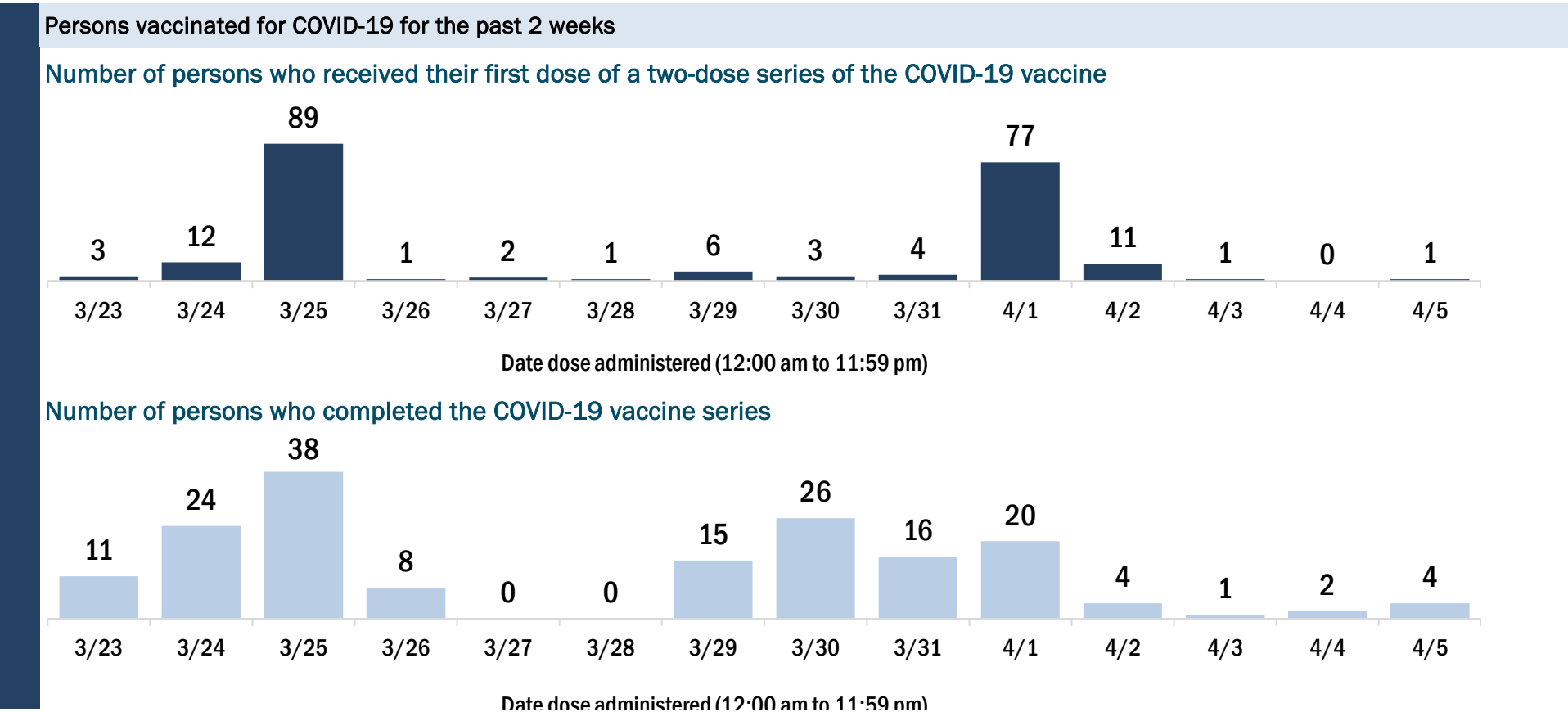
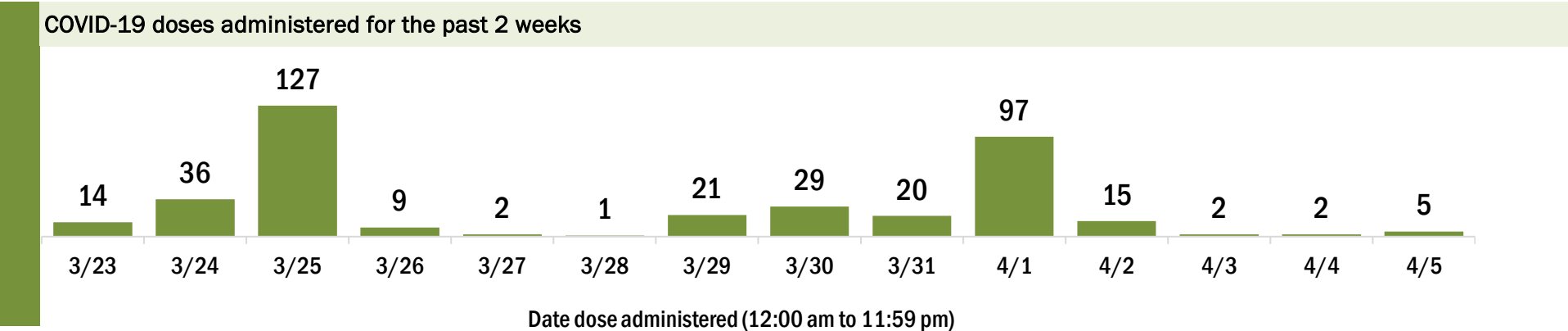
Data in this report are provisional and subject to change.

Data in this summary pertain to COVID-19 vaccines approved by the U.S. Food and Drug Administration and have been issued an Emergency Use Authorization (Janssen COVID-19 Vaccine, Moderna COVID-19 Vaccine and Pfizer-BioNTech COVID-19 Vaccine). These data summarize the number of people who have received either their first dose or have completed the series for a COVID-19 vaccine. **A person can only be counted in one category, first dose or series complete.** For persons receiving Moderna or Pfizer vaccines, once they receive their second dose, they are moved from the first dose column to the series completed column. **Because of this, the total first dose category may show a change from report to report not matching the total receiving their first dose from the previous day.** Persons receiving Johnson & Johnson vaccines will always be counted in the series completed column.

COVID-19 doses for vaccinated persons in Florida	
Doses administered	4,259
People receiving one dose of a 1-dose series (Johnson & Johnson) or receiving only one dose of a 2-dose series (Moderna, Pfizer) count once. Persons receiving both doses of a 2-dose series count twice.	

Current status of persons vaccinated for COVID-19 in Florida	
Total people vaccinated	2,476
First dose	566
Series completed	1,910
Completed 1-dose series	127
Completed 2-dose series	1,783
First dose: current number of people who have only received their first dose of the Moderna or Pfizer vaccine.	
Series complete: current number of people who have received both Moderna or Pfizer vaccine doses or one Johnson & Johnson dose and are considered fully immunized.	

Demographic summary	First dose	Series complete	Total people vaccinated
Age group	566	1,910	2,476
16-24 years	16	14	30
25-34 years	10	50	60
35-44 years	48	83	131
45-54 years	83	154	237
55-64 years	193	279	472
65-74 years	119	724	843
75-84 years	73	434	507
85+ years	24	172	196
Race	566	1,910	2,476
White	370	1,343	1,713
Black	55	112	167
American Indian/Alaskan	8	11	19
Other	49	299	348
Unknown	84	145	229
Other race includes Asian, native Hawaiian/Pacific Islander, or other.			
Ethnicity	566	1,910	2,476
Hispanic	10	35	45
Non-Hispanic	241	1,101	1,342
Unknown	315	774	1,089
Gender	566	1,910	2,476
Female	302	1,073	1,375
Male	264	836	1,100
Unknown	0	1	1





# COVID-19: Charlotte County vaccine summary

Vaccination data through Apr 5, 2021 as of Apr 6, 2021 at 12:05 AM

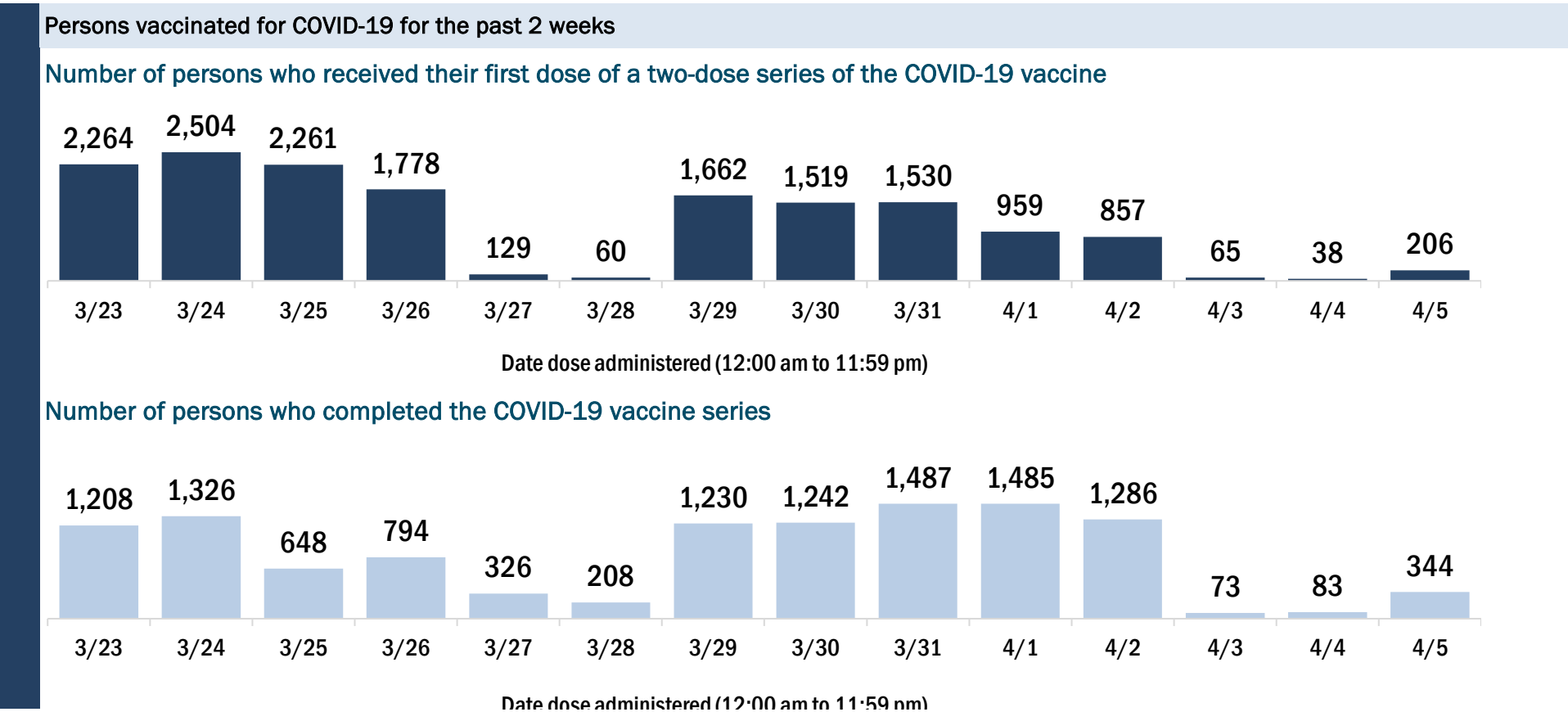
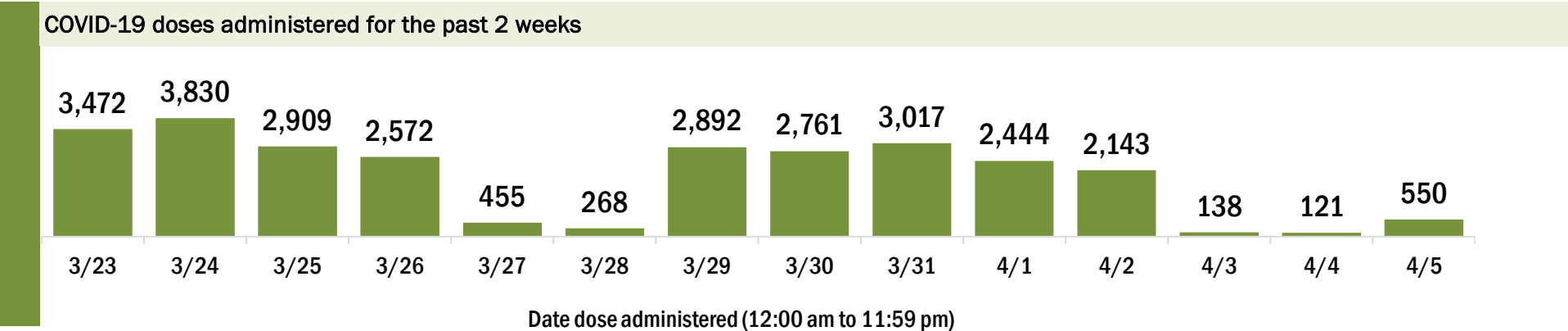
Data in this report are provisional and subject to change.

Data in this summary pertain to COVID-19 vaccines approved by the U.S. Food and Drug Administration and have been issued an Emergency Use Authorization (Janssen COVID-19 Vaccine, Moderna COVID-19 Vaccine and Pfizer-BioNTech COVID-19 Vaccine). These data summarize the number of people who have received either their first dose or have completed the series for a COVID-19 vaccine. **A person can only be counted in one category, first dose or series complete.** For persons receiving Moderna or Pfizer vaccines, once they receive their second dose, they are moved from the first dose column to the series completed column. **Because of this, the total first dose category may show a change from report to report not matching the total receiving their first dose from the previous day.** Persons receiving Johnson & Johnson vaccines will always be counted in the series completed column.

COVID-19 doses for vaccinated persons in Florida	
Doses administered	126,577
People receiving one dose of a 1-dose series (Johnson & Johnson) or receiving only one dose of a 2-dose series (Moderna, Pfizer) count once. Persons receiving both doses of a 2-dose series count twice.	

Current status of persons vaccinated for COVID-19 in Florida	
Total people vaccinated	85,819
First dose	41,044
Series completed	44,775
Completed 1-dose series	4,017
Completed 2-dose series	40,758
First dose: current number of people who have only received their first dose of the Moderna or Pfizer vaccine.	
Series complete: current number of people who have received both Moderna or Pfizer vaccine doses or one Johnson & Johnson dose and are considered fully immunized.	

Demographic summary	First dose	Series complete	Total people vaccinated
Age group	41,044	44,775	85,819
16-24 years	220	193	413
25-34 years	502	501	1,003
35-44 years	1,113	773	1,886
45-54 years	3,442	1,489	4,931
55-64 years	12,195	3,400	15,595
65-74 years	12,892	21,594	34,486
75-84 years	8,269	12,990	21,259
85+ years	2,411	3,835	6,246
Race	41,044	44,775	85,819
White	32,565	32,662	65,227
Black	865	599	1,464
American Indian/Alaskan	255	140	395
Other	2,144	3,341	5,485
Unknown	5,215	8,033	13,248
Other race includes Asian, native Hawaiian/Pacific Islander, or other.			
Ethnicity	41,044	44,775	85,819
Hispanic	1,173	649	1,822
Non-Hispanic	24,341	24,100	48,441
Unknown	15,530	20,026	35,556
Gender	41,044	44,775	85,819
Female	22,623	25,033	47,656
Male	18,390	19,717	38,107
Unknown	31	25	56



# COVID-19: Citrus County vaccine summary

Vaccination data through Apr 5, 2021 as of Apr 6, 2021 at 12:05 AM

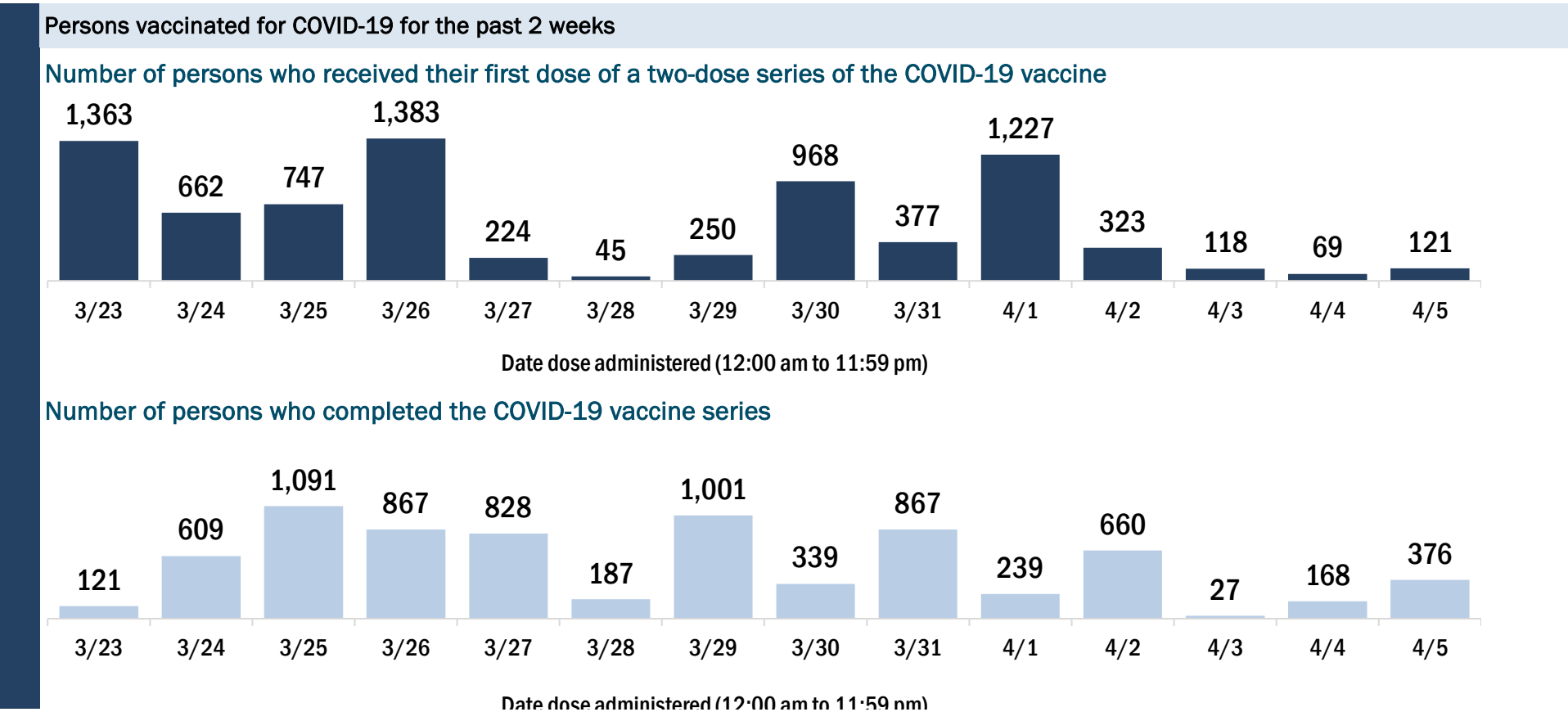
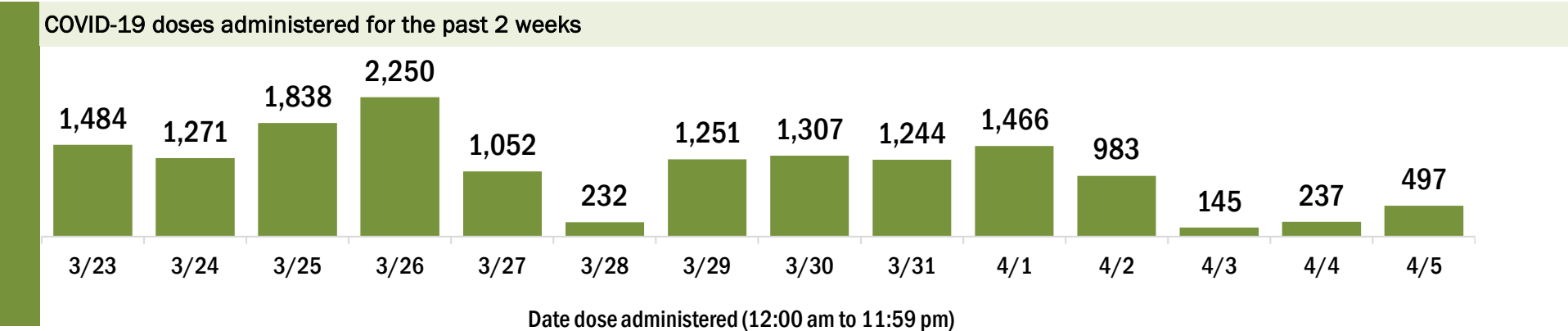
Data in this report are provisional and subject to change.

Data in this summary pertain to COVID-19 vaccines approved by the U.S. Food and Drug Administration and have been issued an Emergency Use Authorization (Janssen COVID-19 Vaccine, Moderna COVID-19 Vaccine and Pfizer-BioNTech COVID-19 Vaccine). These data summarize the number of people who have received either their first dose or have completed the series for a COVID-19 vaccine. **A person can only be counted in one category, first dose or series complete.** For persons receiving Moderna or Pfizer vaccines, once they receive their second dose, they are moved from the first dose column to the series completed column. **Because of this, the total first dose category may show a change from report to report not matching the total receiving their first dose from the previous day.** Persons receiving Johnson & Johnson vaccines will always be counted in the series completed column.

COVID-19 doses for vaccinated persons in Florida	
Doses administered	79,339
People receiving one dose of a 1-dose series (Johnson & Johnson) or receiving only one dose of a 2-dose series (Moderna, Pfizer) count once. Persons receiving both doses of a 2-dose series count twice.	

Current status of persons vaccinated for COVID-19 in Florida	
Total people vaccinated	49,865
First dose	19,518
Series completed	30,347
Completed 1-dose series	873
Completed 2-dose series	29,474
First dose: current number of people who have only received their first dose of the Moderna or Pfizer vaccine.	
Series complete: current number of people who have received both Moderna or Pfizer vaccine doses or one Johnson & Johnson dose and are considered fully immunized.	

Demographic summary	First dose	Series complete	Total people vaccinated
Age group	19,518	30,347	49,865
16-24 years	213	188	401
25-34 years	303	440	743
35-44 years	626	612	1,238
45-54 years	1,824	1,004	2,828
55-64 years	6,277	2,030	8,307
65-74 years	5,676	13,774	19,450
75-84 years	3,562	9,502	13,064
85+ years	1,037	2,797	3,834
Race	19,518	30,347	49,865
White	15,583	21,742	37,325
Black	331	347	678
American Indian/Alaskan	116	147	263
Other	910	2,460	3,370
Unknown	2,578	5,651	8,229
Other race includes Asian, native Hawaiian/Pacific Islander, or other.			
Ethnicity	19,518	30,347	49,865
Hispanic	762	597	1,359
Non-Hispanic	12,764	16,212	28,976
Unknown	5,992	13,538	19,530
Gender	19,518	30,347	49,865
Female	11,192	17,259	28,451
Male	8,300	13,077	21,377
Unknown	26	11	37



# COVID-19: Clay County vaccine summary

Vaccination data through Apr 5, 2021 as of Apr 6, 2021 at 12:05 AM

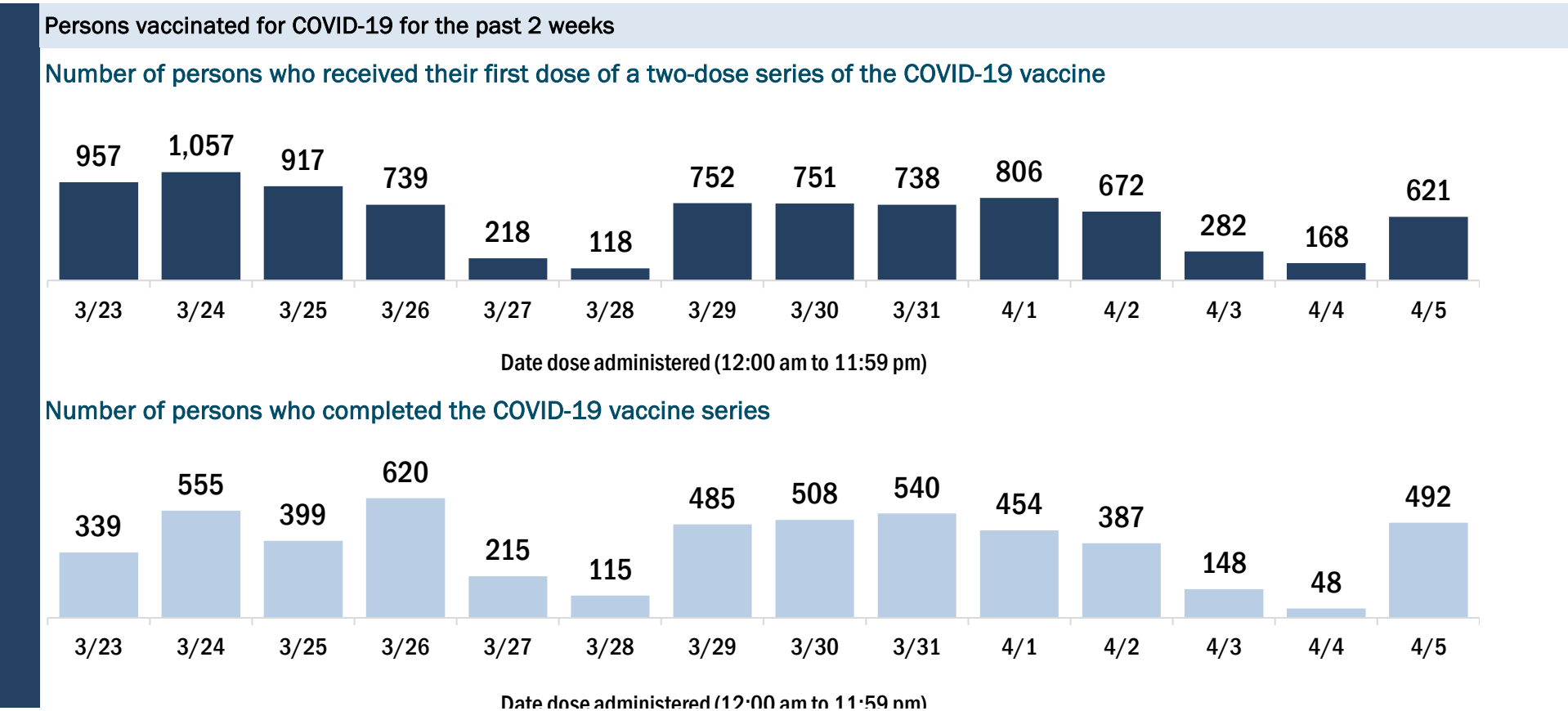
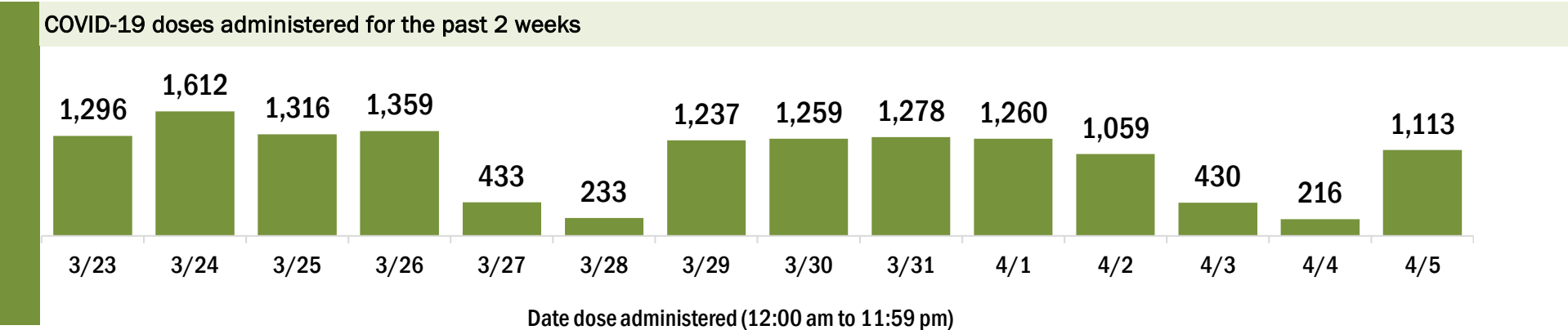
Data in this report are provisional and subject to change.

Data in this summary pertain to COVID-19 vaccines approved by the U.S. Food and Drug Administration and have been issued an Emergency Use Authorization (Janssen COVID-19 Vaccine, Moderna COVID-19 Vaccine and Pfizer-BioNTech COVID-19 Vaccine). These data summarize the number of people who have received either their first dose or have completed the series for a COVID-19 vaccine. **A person can only be counted in one category, first dose or series complete.** For persons receiving Moderna or Pfizer vaccines, once they receive their second dose, they are moved from the first dose column to the series completed column. **Because of this, the total first dose category may show a change from report to report not matching the total receiving their first dose from the previous day.** Persons receiving Johnson & Johnson vaccines will always be counted in the series completed column.

COVID-19 doses for vaccinated persons in Florida	
Doses administered	78,855
People receiving one dose of a 1-dose series (Johnson & Johnson) or receiving only one dose of a 2-dose series (Moderna, Pfizer) count once. Persons receiving both doses of a 2-dose series count twice.	

Current status of persons vaccinated for COVID-19 in Florida	
Total people vaccinated	49,156
First dose	17,623
Series completed	31,533
Completed 1-dose series	1,834
Completed 2-dose series	29,699
First dose: current number of people who have only received their first dose of the Moderna or Pfizer vaccine.	
Series complete: current number of people who have received both Moderna or Pfizer vaccine doses or one Johnson & Johnson dose and are considered fully immunized.	

Demographic summary	First dose	Series complete	Total people vaccinated
Age group	17,623	31,533	49,156
16-24 years	774	508	1,282
25-34 years	965	1,211	2,176
35-44 years	2,177	2,006	4,183
45-54 years	3,979	2,874	6,853
55-64 years	6,530	4,465	10,995
65-74 years	1,915	12,335	14,250
75-84 years	942	6,273	7,215
85+ years	341	1,861	2,202
Race	17,623	31,533	49,156
White	11,166	23,425	34,591
Black	1,417	1,922	3,339
American Indian/Alaskan	82	162	244
Other	2,071	2,880	4,951
Unknown	2,887	3,144	6,031
Other race includes Asian, native Hawaiian/Pacific Islander, or other.			
Ethnicity	17,623	31,533	49,156
Hispanic	1,135	1,162	2,297
Non-Hispanic	11,276	23,810	35,086
Unknown	5,212	6,561	11,773
Gender	17,623	31,533	49,156
Female	10,104	18,412	28,516
Male	7,487	13,119	20,606
Unknown	32	2	34



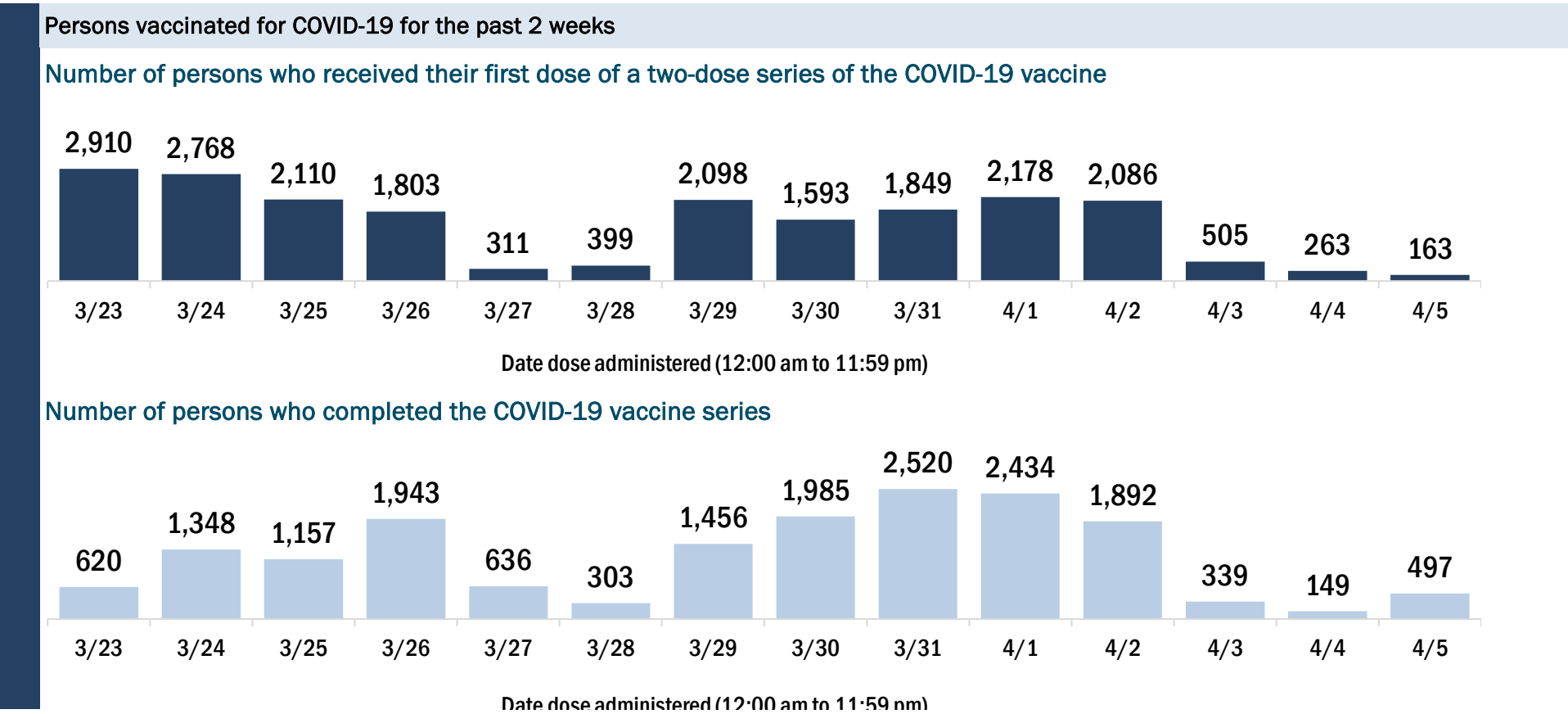
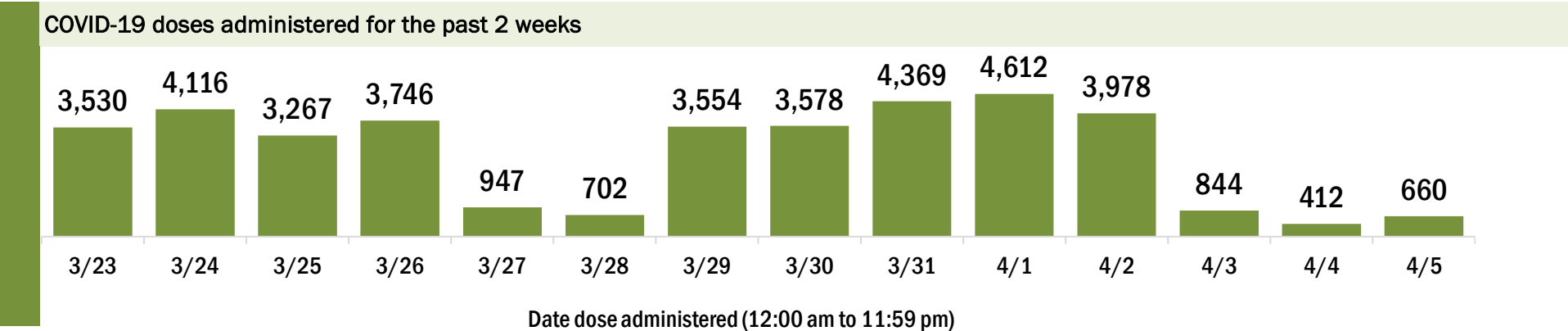
# COVID-19: Collier County vaccine summary

Vaccination data through Apr 5, 2021 as of Apr 6, 2021 at 12:05 AM

Data in this report are provisional and subject to change.

Data in this summary pertain to COVID-19 vaccines approved by the U.S. Food and Drug Administration and have been issued an Emergency Use Authorization (Janssen COVID-19 Vaccine, Moderna COVID-19 Vaccine and Pfizer-BioNTech COVID-19 Vaccine). These data summarize the number of people who have received either their first dose or have completed the series for a COVID-19 vaccine. **A person can only be counted in one category, first dose or series complete.** For persons receiving Moderna or Pfizer vaccines, once they receive their second dose, they are moved from the first dose column to the series completed column. **Because of this, the total first dose category may show a change from report to report not matching the total receiving their first dose from the previous day.** Persons receiving Johnson & Johnson vaccines will always be counted in the series completed column.

COVID-19 doses for vaccinated persons in Florida		Demographic summary			
Doses administered		First dose	Series complete	Total people vaccinated	
225,454		Age group	54,045	88,362	142,407
People receiving one dose of a 1-dose series (Johnson & Johnson) or receiving only one dose of a 2-dose series (Moderna, Pfizer) count once. Persons receiving both doses of a 2-dose series count twice.		16-24 years	573	606	1,179
		25-34 years	1,053	1,568	2,621
		35-44 years	2,070	2,125	4,195
		45-54 years	5,556	3,402	8,958
		55-64 years	16,983	6,497	23,480
		65-74 years	13,910	39,276	53,186
		75-84 years	10,588	26,898	37,486
		85+ years	3,312	7,990	11,302
		Race	54,045	88,362	142,407
Current status of persons vaccinated for COVID-19 in Florida		White	37,116	55,928	93,044
		Black	684	803	1,487
		American Indian/Alaskan	168	268	436
		Other	3,613	6,984	10,597
		Unknown	12,464	24,379	36,843
		Other race includes Asian, native Hawaiian/Pacific Islander, or other.			
		Ethnicity	54,045	88,362	142,407
		Hispanic	4,153	3,404	7,557
		Non-Hispanic	25,499	38,829	64,328
		Unknown	24,393	46,129	70,522
		Gender	54,045	88,362	142,407
		Female	29,862	48,944	78,806
		Male	23,909	39,191	63,100
		Unknown	274	227	501
Total people vaccinated					
142,407					
First dose					
54,045					
Series completed					
88,362					
Completed 1-dose series					
5,315					
Completed 2-dose series					
83,047					
First dose:					
current number of people who have only received their first dose of the Moderna or Pfizer vaccine.					
Series complete:					
current number of people who have received both Moderna or Pfizer vaccine doses or one Johnson & Johnson dose and are considered fully immunized.					





# COVID-19: Columbia County vaccine summary

Vaccination data through Apr 5, 2021 as of Apr 6, 2021 at 12:05 AM

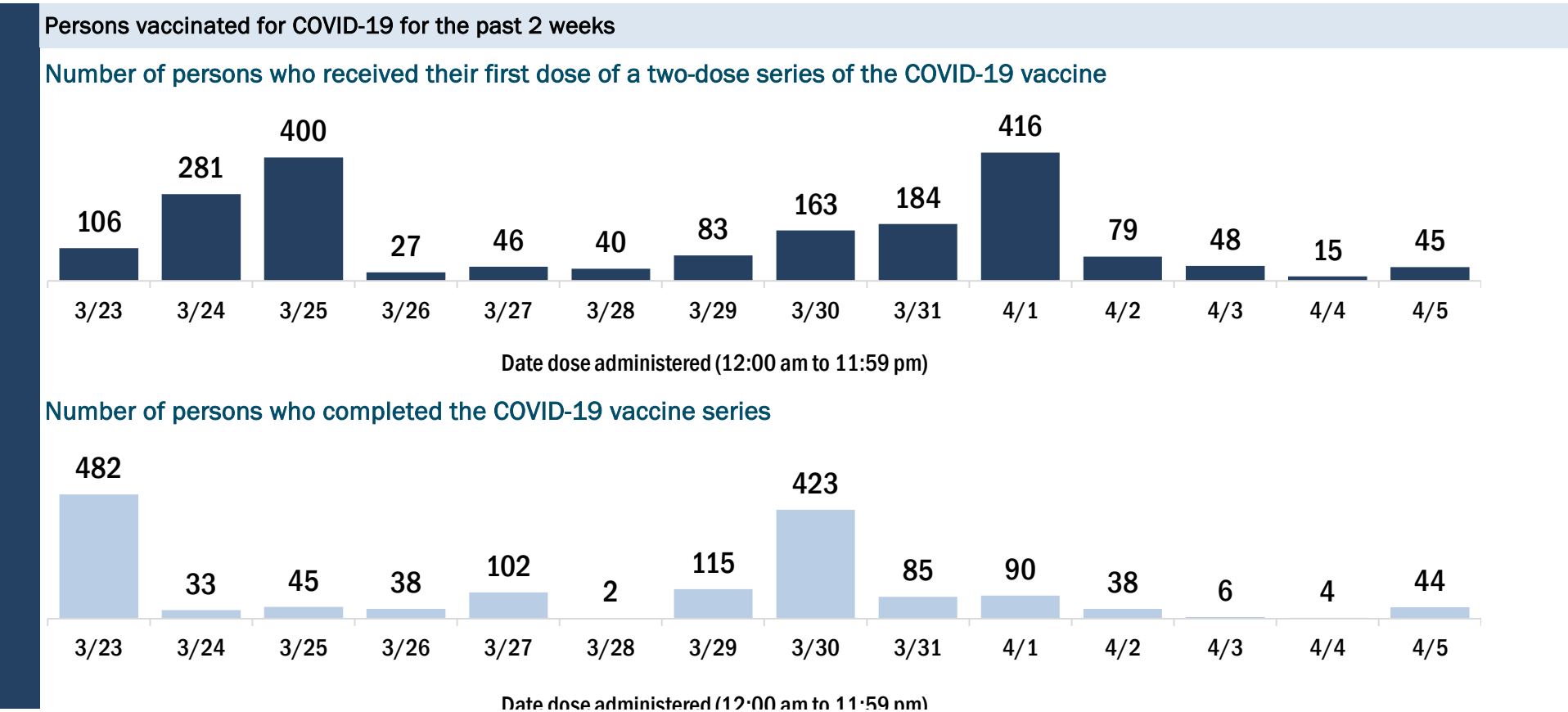
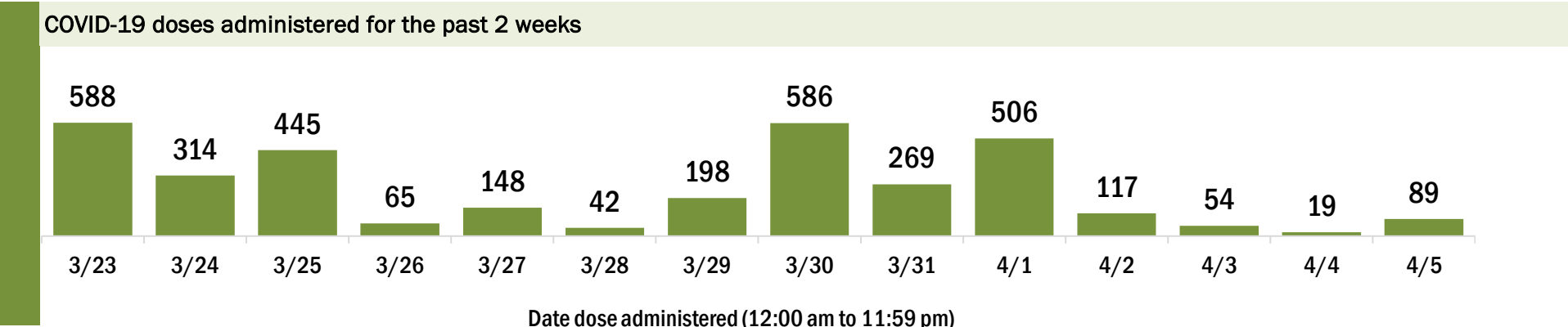
Data in this report are provisional and subject to change.

Data in this summary pertain to COVID-19 vaccines approved by the U.S. Food and Drug Administration and have been issued an Emergency Use Authorization (Janssen COVID-19 Vaccine, Moderna COVID-19 Vaccine and Pfizer-BioNTech COVID-19 Vaccine). These data summarize the number of people who have received either their first dose or have completed the series for a COVID-19 vaccine. **A person can only be counted in one category, first dose or series complete.** For persons receiving Moderna or Pfizer vaccines, once they receive their second dose, they are moved from the first dose column to the series completed column. **Because of this, the total first dose category may show a change from report to report not matching the total receiving their first dose from the previous day.** Persons receiving Johnson & Johnson vaccines will always be counted in the series completed column.

COVID-19 doses for vaccinated persons in Florida	
Doses administered	19,964
People receiving one dose of a 1-dose series (Johnson & Johnson) or receiving only one dose of a 2-dose series (Moderna, Pfizer) count once. Persons receiving both doses of a 2-dose series count twice.	

Current status of persons vaccinated for COVID-19 in Florida	
Total people vaccinated	12,280
First dose	3,817
Series completed	8,463
Completed 1-dose series	779
Completed 2-dose series	7,684
<b>First dose:</b> current number of people who have only received their first dose of the Moderna or Pfizer vaccine.	
<b>Series complete:</b> current number of people who have received both Moderna or Pfizer vaccine doses or one Johnson & Johnson dose and are considered fully immunized.	

Demographic summary	First dose	Series complete	Total people vaccinated
Age group	3,817	8,463	12,280
16-24 years	98	84	182
25-34 years	194	211	405
35-44 years	343	332	675
45-54 years	700	549	1,249
55-64 years	1,440	1,052	2,492
65-74 years	618	3,539	4,157
75-84 years	321	2,087	2,408
85+ years	103	609	712
Race	3,817	8,463	12,280
White	2,570	6,066	8,636
Black	442	804	1,246
American Indian/Alaskan	25	45	70
Other	317	629	946
Unknown	463	919	1,382
Other race includes Asian, native Hawaiian/Pacific Islander, or other.			
Ethnicity	3,817	8,463	12,280
Hispanic	165	191	356
Non-Hispanic	2,495	5,802	8,297
Unknown	1,157	2,470	3,627
Gender	3,817	8,463	12,280
Female	2,260	5,036	7,296
Male	1,555	3,427	4,982
Unknown	2	0	2



# COVID-19: Dade County vaccine summary

Vaccination data through Apr 5, 2021 as of Apr 6, 2021 at 12:05 AM

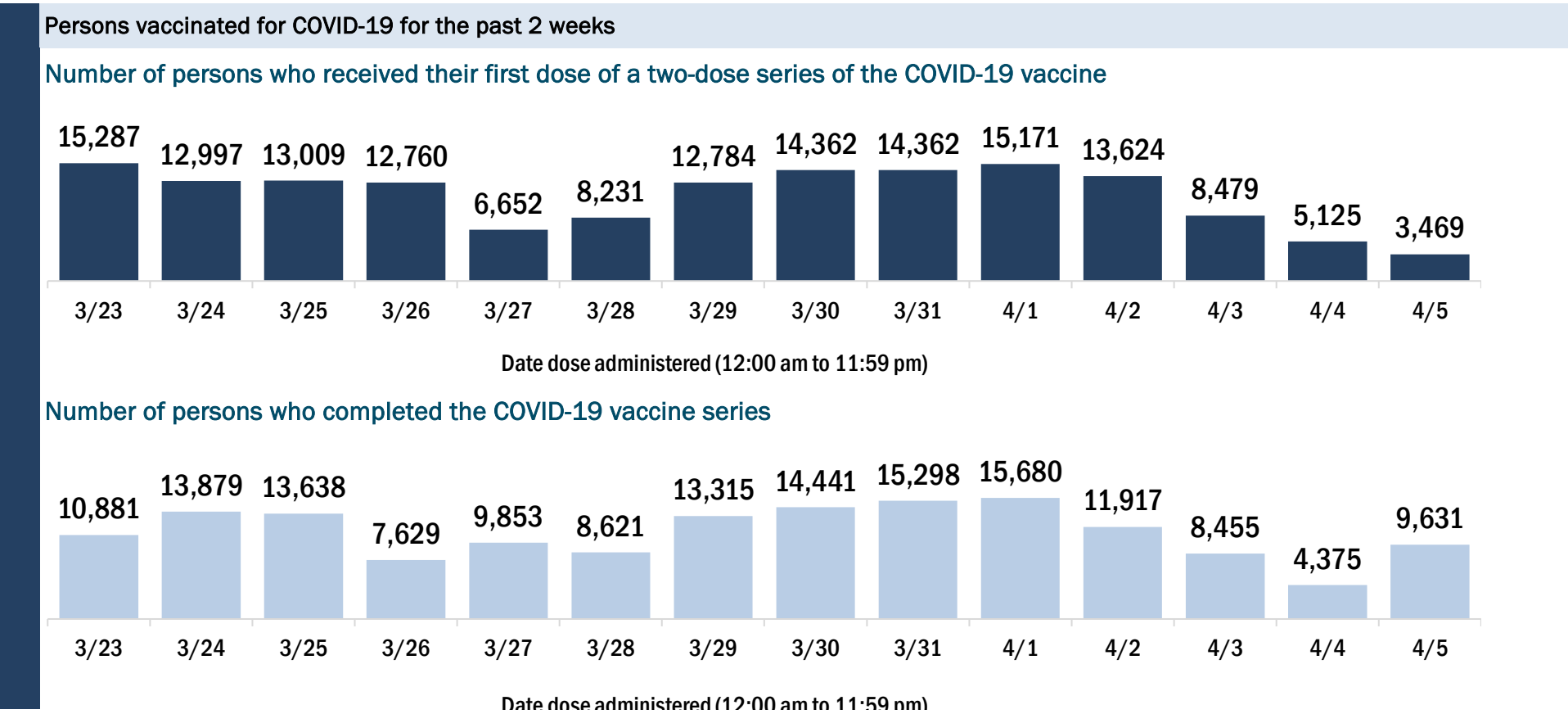
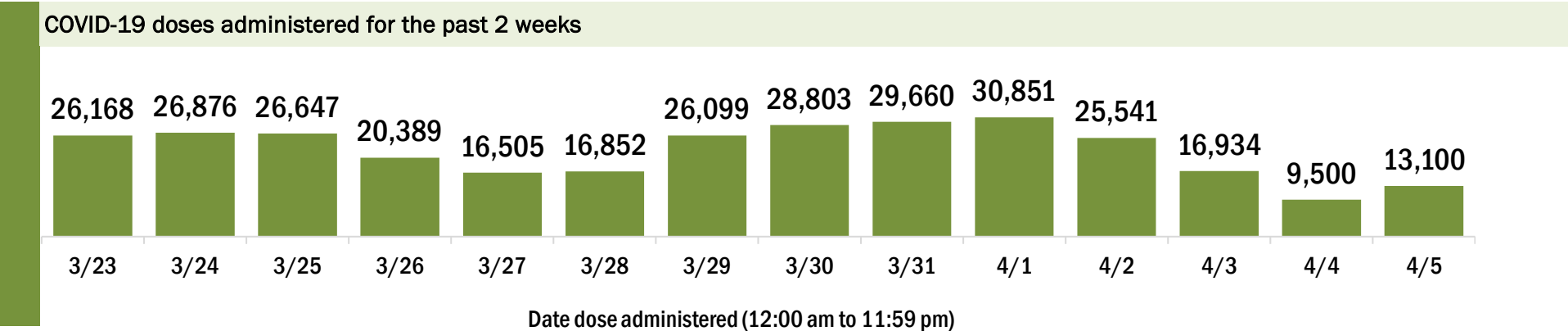
Data in this report are provisional and subject to change.

Data in this summary pertain to COVID-19 vaccines approved by the U.S. Food and Drug Administration and have been issued an Emergency Use Authorization (Janssen COVID-19 Vaccine, Moderna COVID-19 Vaccine and Pfizer-BioNTech COVID-19 Vaccine). These data summarize the number of people who have received either their first dose or have completed the series for a COVID-19 vaccine. **A person can only be counted in one category, first dose or series complete.** For persons receiving Moderna or Pfizer vaccines, once they receive their second dose, they are moved from the first dose column to the series completed column. **Because of this, the total first dose category may show a change from report to report not matching the total receiving their first dose from the previous day.** Persons receiving Johnson & Johnson vaccines will always be counted in the series completed column.

COVID-19 doses for vaccinated persons in Florida	
Doses administered	1,250,262
People receiving one dose of a 1-dose series (Johnson & Johnson) or receiving only one dose of a 2-dose series (Moderna, Pfizer) count once. Persons receiving both doses of a 2-dose series count twice.	

Current status of persons vaccinated for COVID-19 in Florida	
Total people vaccinated	819,492
First dose	341,386
Series completed	478,106
Completed 1-dose series	47,336
Completed 2-dose series	430,770
First dose: current number of people who have only received their first dose of the Moderna or Pfizer vaccine.	
Series complete: current number of people who have received both Moderna or Pfizer vaccine doses or one Johnson & Johnson dose and are considered fully immunized.	

Demographic summary	First dose	Series complete	Total people vaccinated
Age group	341,386	478,106	819,492
16-24 years	13,760	10,208	23,968
25-34 years	25,541	27,897	53,438
35-44 years	43,056	39,188	82,244
45-54 years	74,986	57,407	132,393
55-64 years	95,910	81,199	177,109
65-74 years	49,249	141,169	190,418
75-84 years	27,243	87,419	114,662
85+ years	11,641	33,619	45,260
Race	341,386	478,106	819,492
White	230,085	339,012	569,097
Black	20,486	36,834	57,320
American Indian/Alaskan	857	1,089	1,946
Other	32,053	56,528	88,581
Unknown	57,905	44,643	102,548
Other race includes Asian, native Hawaiian/Pacific Islander, or other.			
Ethnicity	341,386	478,106	819,492
Hispanic	157,273	257,576	414,849
Non-Hispanic	60,046	119,330	179,376
Unknown	124,067	101,200	225,267
Gender	341,386	478,106	819,492
Female	183,052	273,158	456,210
Male	156,343	204,679	361,022
Unknown	1,991	269	2,260



# COVID-19: Desoto County vaccine summary

Vaccination data through Apr 5, 2021 as of Apr 6, 2021 at 12:05 AM

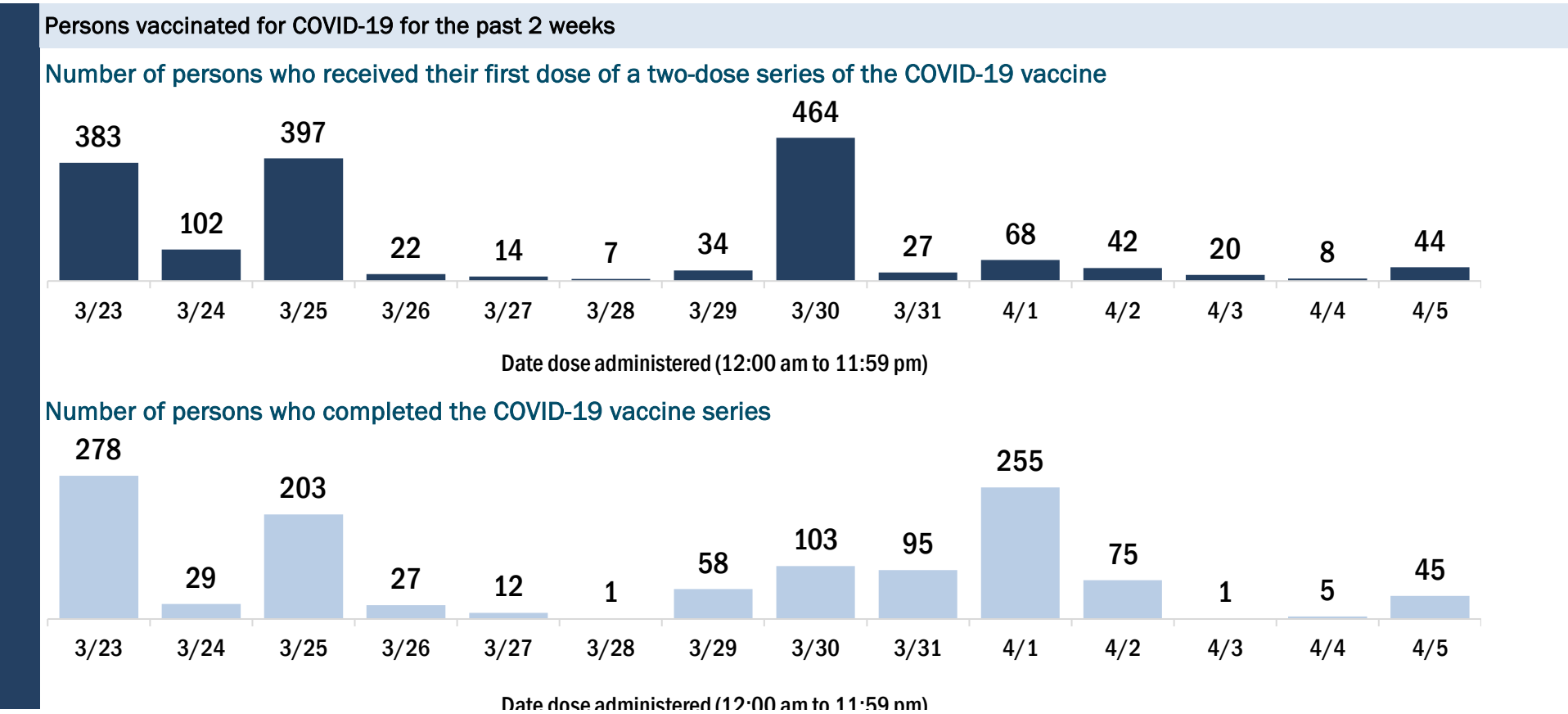
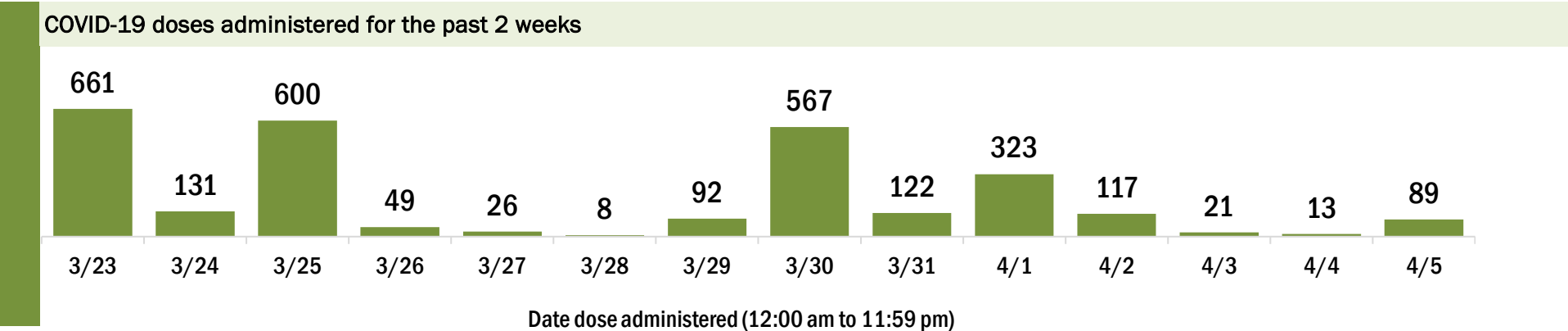
Data in this report are provisional and subject to change.

Data in this summary pertain to COVID-19 vaccines approved by the U.S. Food and Drug Administration and have been issued an Emergency Use Authorization (Janssen COVID-19 Vaccine, Moderna COVID-19 Vaccine and Pfizer-BioNTech COVID-19 Vaccine). These data summarize the number of people who have received either their first dose or have completed the series for a COVID-19 vaccine. **A person can only be counted in one category, first dose or series complete.** For persons receiving Moderna or Pfizer vaccines, once they receive their second dose, they are moved from the first dose column to the series completed column. **Because of this, the total first dose category may show a change from report to report not matching the total receiving their first dose from the previous day.** Persons receiving Johnson & Johnson vaccines will always be counted in the series completed column.

COVID-19 doses for vaccinated persons in Florida	
Doses administered	11,908
People receiving one dose of a 1-dose series (Johnson & Johnson) or receiving only one dose of a 2-dose series (Moderna, Pfizer) count once. Persons receiving both doses of a 2-dose series count twice.	

Current status of persons vaccinated for COVID-19 in Florida	
Total people vaccinated	7,982
First dose	3,922
Series completed	4,060
Completed 1-dose series	134
Completed 2-dose series	3,926
First dose: current number of people who have only received their first dose of the Moderna or Pfizer vaccine.	
Series complete: current number of people who have received both Moderna or Pfizer vaccine doses or one Johnson & Johnson dose and are considered fully immunized.	

Demographic summary	First dose	Series complete	Total people vaccinated
Age group	3,922	4,060	7,982
16-24 years	54	24	78
25-34 years	106	83	189
35-44 years	198	122	320
45-54 years	473	213	686
55-64 years	1,099	363	1,462
65-74 years	1,131	1,780	2,911
75-84 years	698	1,187	1,885
85+ years	163	288	451
Race	3,922	4,060	7,982
White	2,500	2,960	5,460
Black	265	208	473
American Indian/Alaskan	14	9	23
Other	356	296	652
Unknown	787	587	1,374
Other race includes Asian, native Hawaiian/Pacific Islander, or other.			
Ethnicity	3,922	4,060	7,982
Hispanic	381	165	546
Non-Hispanic	2,018	1,626	3,644
Unknown	1,523	2,269	3,792
Gender	3,922	4,060	7,982
Female	1,863	2,254	4,117
Male	2,059	1,806	3,865
Unknown	0	0	0



# COVID-19: Dixie County vaccine summary

Vaccination data through Apr 5, 2021 as of Apr 6, 2021 at 12:05 AM

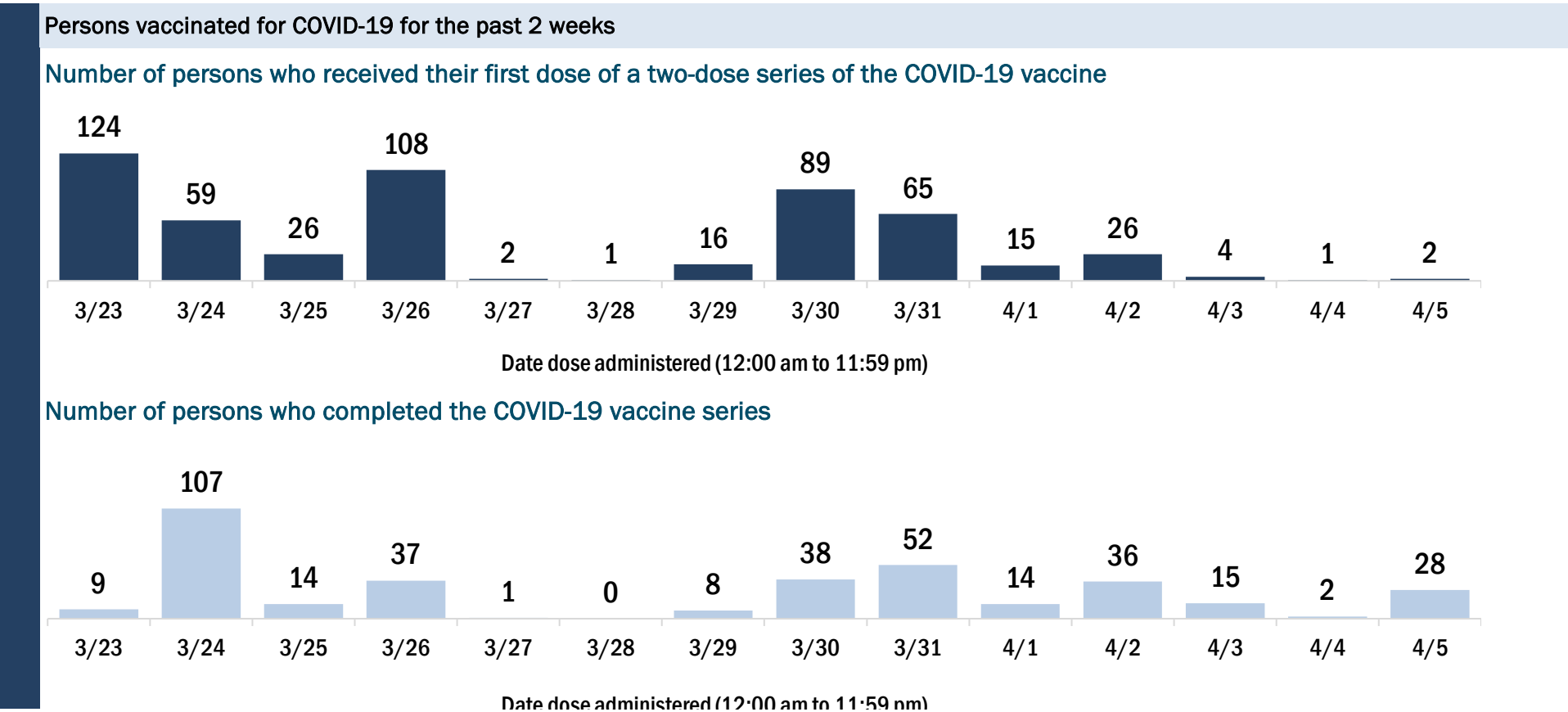
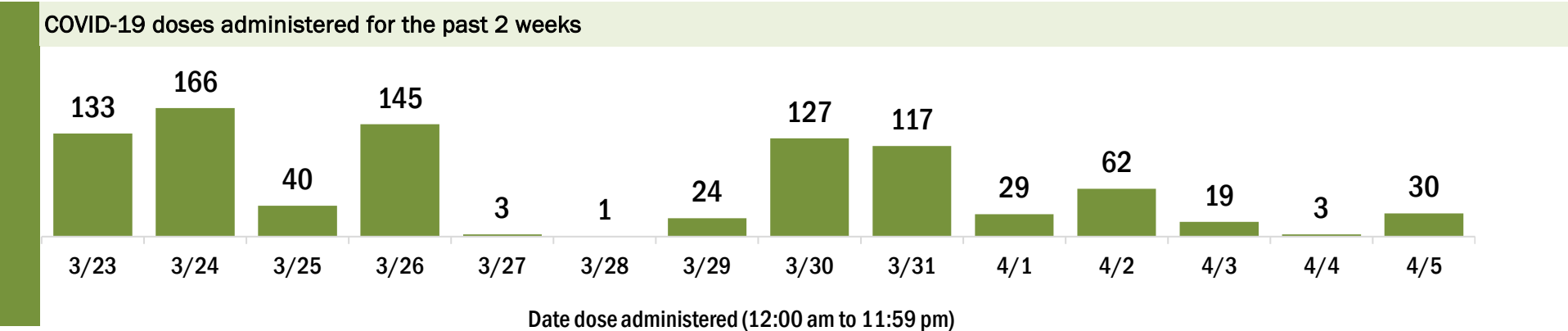
Data in this report are provisional and subject to change.

Data in this summary pertain to COVID-19 vaccines approved by the U.S. Food and Drug Administration and have been issued an Emergency Use Authorization (Janssen COVID-19 Vaccine, Moderna COVID-19 Vaccine and Pfizer-BioNTech COVID-19 Vaccine). These data summarize the number of people who have received either their first dose or have completed the series for a COVID-19 vaccine. **A person can only be counted in one category, first dose or series complete.** For persons receiving Moderna or Pfizer vaccines, once they receive their second dose, they are moved from the first dose column to the series completed column. **Because of this, the total first dose category may show a change from report to report not matching the total receiving their first dose from the previous day.** Persons receiving Johnson & Johnson vaccines will always be counted in the series completed column.

COVID-19 doses for vaccinated persons in Florida	
Doses administered	4,372
People receiving one dose of a 1-dose series (Johnson & Johnson) or receiving only one dose of a 2-dose series (Moderna, Pfizer) count once. Persons receiving both doses of a 2-dose series count twice.	

Current status of persons vaccinated for COVID-19 in Florida	
Total people vaccinated	2,807
First dose	1,060
Series completed	1,747
Completed 1-dose series	182
Completed 2-dose series	1,565
<b>First dose:</b> current number of people who have only received their first dose of the Moderna or Pfizer vaccine.	
<b>Series complete:</b> current number of people who have received both Moderna or Pfizer vaccine doses or one Johnson & Johnson dose and are considered fully immunized.	

Demographic summary	First dose	Series complete	Total people vaccinated
Age group	1,060	1,747	2,807
16-24 years	12	7	19
25-34 years	19	16	35
35-44 years	50	38	88
45-54 years	109	67	176
55-64 years	371	199	570
65-74 years	303	809	1,112
75-84 years	153	481	634
85+ years	43	130	173
Race	1,060	1,747	2,807
White	917	1,529	2,446
Black	61	46	107
American Indian/Alaskan	17	10	27
Other	32	50	82
Unknown	33	112	145
Other race includes Asian, native Hawaiian/Pacific Islander, or other.			
Ethnicity	1,060	1,747	2,807
Hispanic	24	28	52
Non-Hispanic	880	1,247	2,127
Unknown	156	472	628
Gender	1,060	1,747	2,807
Female	577	935	1,512
Male	483	812	1,295
Unknown	0	0	0





# COVID-19: Duval County vaccine summary

Vaccination data through Apr 5, 2021 as of Apr 6, 2021 at 12:05 AM

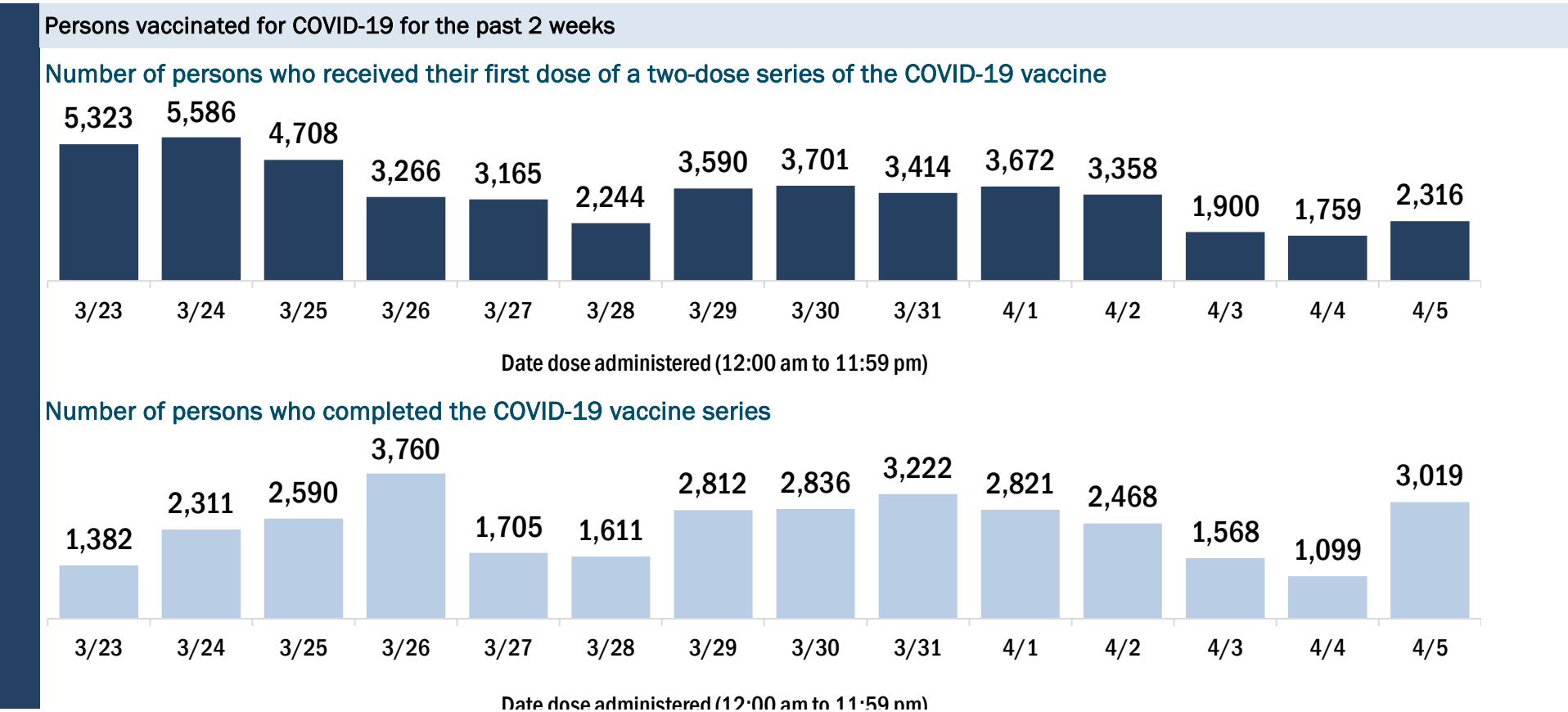
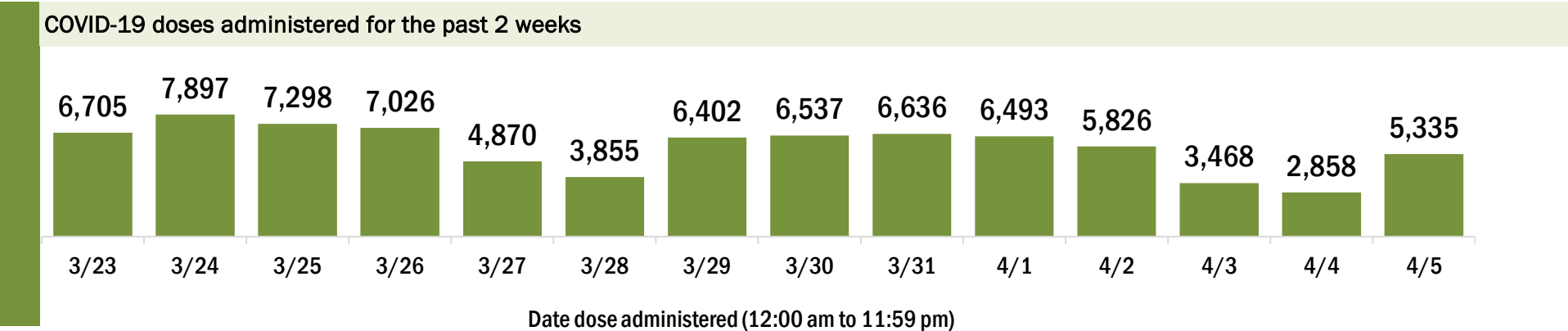
Data in this report are provisional and subject to change.

Data in this summary pertain to COVID-19 vaccines approved by the U.S. Food and Drug Administration and have been issued an Emergency Use Authorization (Janssen COVID-19 Vaccine, Moderna COVID-19 Vaccine and Pfizer-BioNTech COVID-19 Vaccine). These data summarize the number of people who have received either their first dose or have completed the series for a COVID-19 vaccine. **A person can only be counted in one category, first dose or series complete.** For persons receiving Moderna or Pfizer vaccines, once they receive their second dose, they are moved from the first dose column to the series completed column. **Because of this, the total first dose category may show a change from report to report not matching the total receiving their first dose from the previous day.** Persons receiving Johnson & Johnson vaccines will always be counted in the series completed column.

COVID-19 doses for vaccinated persons in Florida	
Doses administered	390,820
People receiving one dose of a 1-dose series (Johnson & Johnson) or receiving only one dose of a 2-dose series (Moderna, Pfizer) count once. Persons receiving both doses of a 2-dose series count twice.	

Current status of persons vaccinated for COVID-19 in Florida	
Total people vaccinated	253,499
First dose	101,714
Series completed	151,785
Completed 1-dose series	14,464
Completed 2-dose series	137,321
First dose: current number of people who have only received their first dose of the Moderna or Pfizer vaccine.	
Series complete: current number of people who have received both Moderna or Pfizer vaccine doses or one Johnson & Johnson dose and are considered fully immunized.	

Demographic summary	First dose	Series complete	Total people vaccinated
Age group	101,714	151,785	253,499
16-24 years	4,330	2,928	7,258
25-34 years	8,971	10,072	19,043
35-44 years	13,706	12,301	26,007
45-54 years	21,478	15,998	37,476
55-64 years	30,533	26,789	57,322
65-74 years	14,372	51,695	66,067
75-84 years	6,000	23,768	29,768
85+ years	2,324	8,234	10,558
Race	101,714	151,785	253,499
White	55,237	89,729	144,966
Black	15,895	25,981	41,876
American Indian/Alaskan	219	364	583
Other	13,743	17,974	31,717
Unknown	16,620	17,737	34,357
Other race includes Asian, native Hawaiian/Pacific Islander, or other.			
Ethnicity	101,714	151,785	253,499
Hispanic	7,007	5,517	12,524
Non-Hispanic	69,552	108,109	177,661
Unknown	25,155	38,159	63,314
Gender	101,714	151,785	253,499
Female	55,214	89,605	144,819
Male	44,196	62,115	106,311
Unknown	2,304	65	2,369



# COVID-19: Escambia County vaccine summary

Vaccination data through Apr 5, 2021 as of Apr 6, 2021 at 12:05 AM

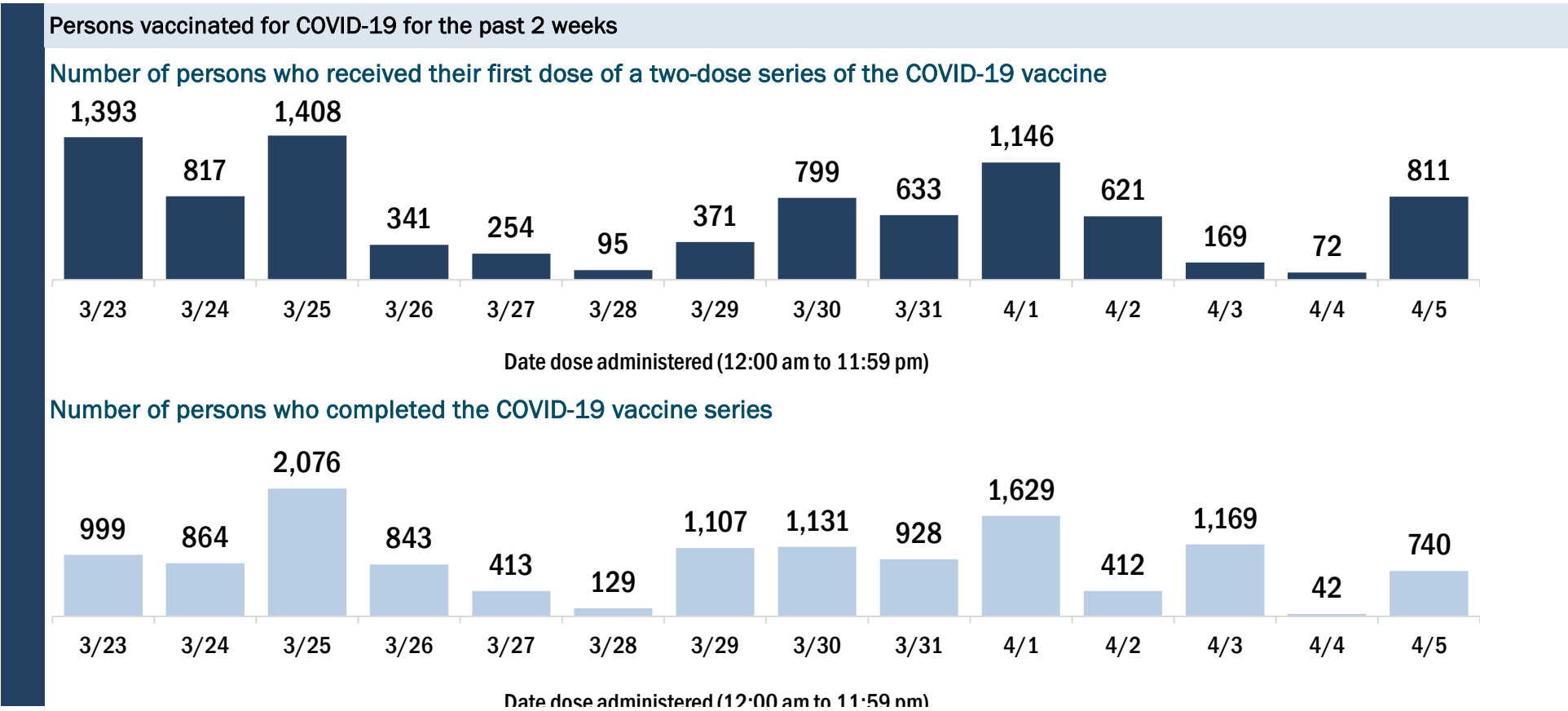
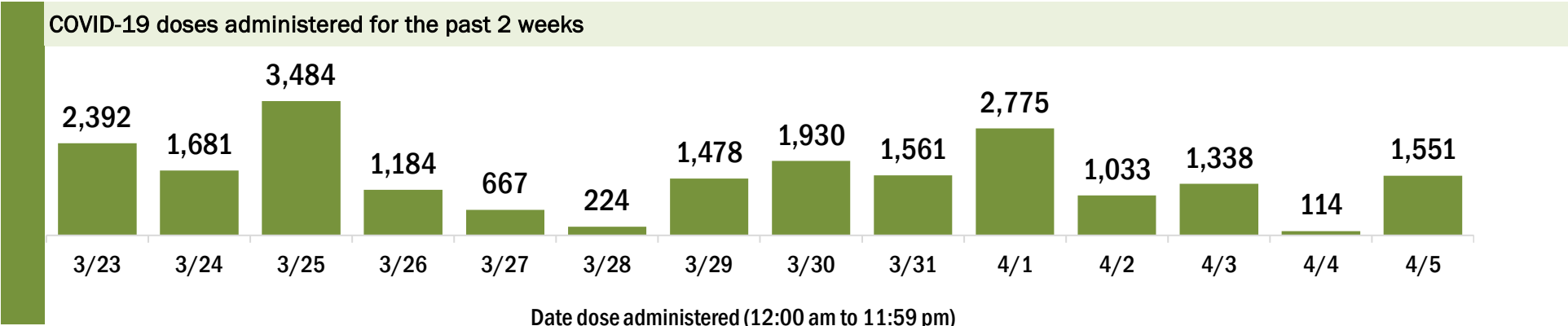
Data in this report are provisional and subject to change.

Data in this summary pertain to COVID-19 vaccines approved by the U.S. Food and Drug Administration and have been issued an Emergency Use Authorization (Janssen COVID-19 Vaccine, Moderna COVID-19 Vaccine and Pfizer-BioNTech COVID-19 Vaccine). These data summarize the number of people who have received either their first dose or have completed the series for a COVID-19 vaccine. **A person can only be counted in one category, first dose or series complete.** For persons receiving Moderna or Pfizer vaccines, once they receive their second dose, they are moved from the first dose column to the series completed column. **Because of this, the total first dose category may show a change from report to report not matching the total receiving their first dose from the previous day.** Persons receiving Johnson & Johnson vaccines will always be counted in the series completed column.

COVID-19 doses for vaccinated persons in Florida	
Doses administered	121,285
People receiving one dose of a 1-dose series (Johnson & Johnson) or receiving only one dose of a 2-dose series (Moderna, Pfizer) count once. Persons receiving both doses of a 2-dose series count twice.	

Current status of persons vaccinated for COVID-19 in Florida	
Total people vaccinated	77,709
First dose	28,634
Series completed	49,075
Completed 1-dose series	5,499
Completed 2-dose series	43,576
<b>First dose:</b> current number of people who have only received their first dose of the Moderna or Pfizer vaccine.	
<b>Series complete:</b> current number of people who have received both Moderna or Pfizer vaccine doses or one Johnson & Johnson dose and are considered fully immunized.	

Demographic summary	First dose	Series complete	Total people vaccinated
Age group	28,634	49,075	77,709
16-24 years	1,100	627	1,727
25-34 years	2,237	2,094	4,331
35-44 years	3,089	2,733	5,822
45-54 years	4,683	4,514	9,197
55-64 years	8,576	8,624	17,200
65-74 years	5,227	17,468	22,695
75-84 years	2,721	9,527	12,248
85+ years	1,001	3,488	4,489
Race	28,634	49,075	77,709
White	15,887	30,329	46,216
Black	4,109	7,106	11,215
American Indian/Alaskan	202	354	556
Other	2,394	4,673	7,067
Unknown	6,042	6,613	12,655
Other race includes Asian, native Hawaiian/Pacific Islander, or other.			
Ethnicity	28,634	49,075	77,709
Hispanic	873	894	1,767
Non-Hispanic	18,357	33,097	51,454
Unknown	9,404	15,084	24,488
Gender	28,634	49,075	77,709
Female	16,618	29,088	45,706
Male	11,923	19,978	31,901
Unknown	93	9	102



# COVID-19: Flagler County vaccine summary

Vaccination data through Apr 5, 2021 as of Apr 6, 2021 at 12:05 AM

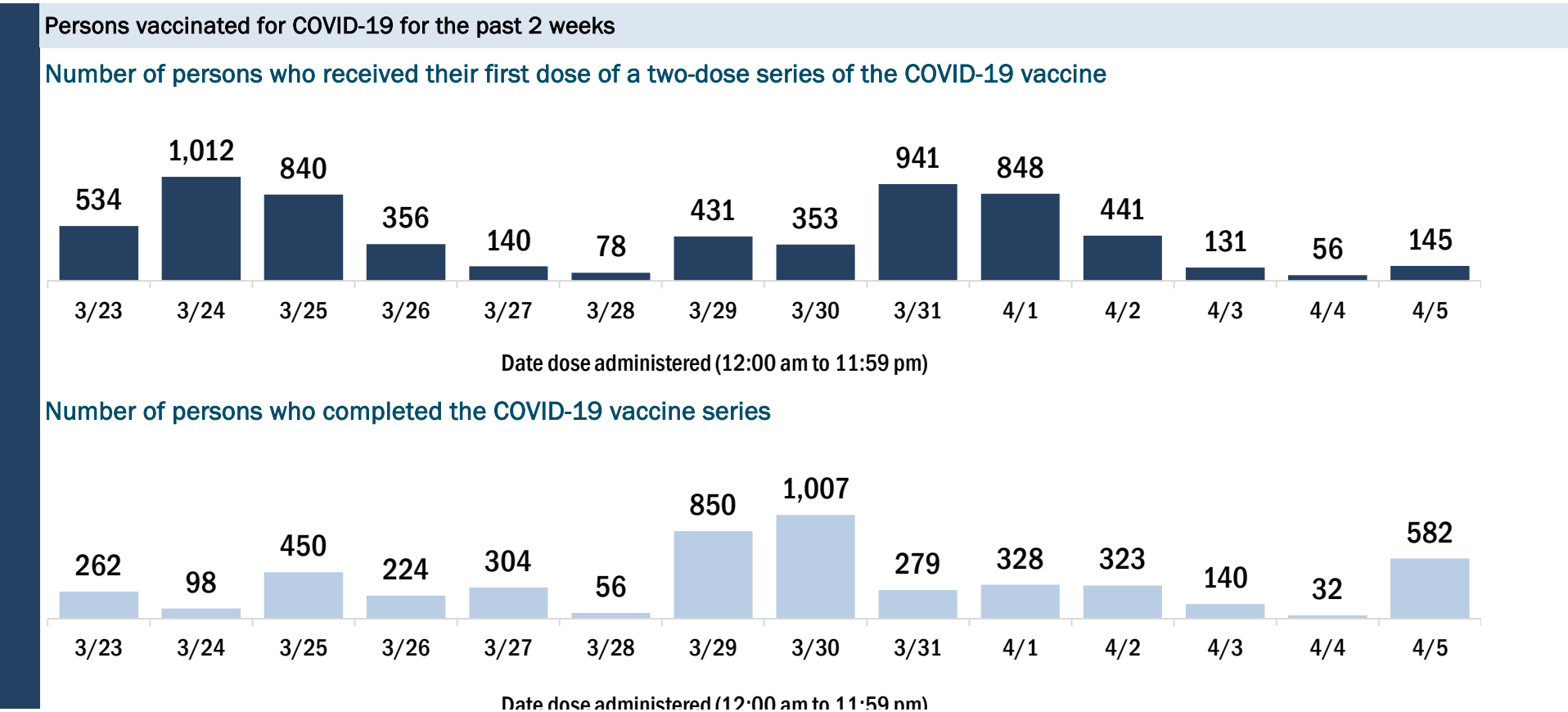
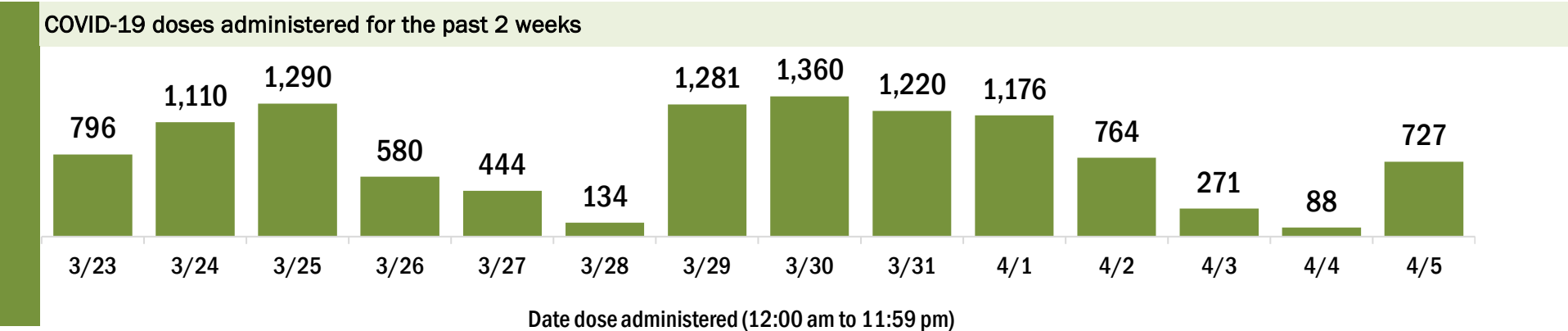
Data in this report are provisional and subject to change.

Data in this summary pertain to COVID-19 vaccines approved by the U.S. Food and Drug Administration and have been issued an Emergency Use Authorization (Janssen COVID-19 Vaccine, Moderna COVID-19 Vaccine and Pfizer-BioNTech COVID-19 Vaccine). These data summarize the number of people who have received either their first dose or have completed the series for a COVID-19 vaccine. **A person can only be counted in one category, first dose or series complete.** For persons receiving Moderna or Pfizer vaccines, once they receive their second dose, they are moved from the first dose column to the series completed column. **Because of this, the total first dose category may show a change from report to report not matching the total receiving their first dose from the previous day.** Persons receiving Johnson & Johnson vaccines will always be counted in the series completed column.

COVID-19 doses for vaccinated persons in Florida	
Doses administered	66,240
People receiving one dose of a 1-dose series (Johnson & Johnson) or receiving only one dose of a 2-dose series (Moderna, Pfizer) count once. Persons receiving both doses of a 2-dose series count twice.	

Current status of persons vaccinated for COVID-19 in Florida	
Total people vaccinated	41,585
First dose	15,581
Series completed	26,004
Completed 1-dose series	1,349
Completed 2-dose series	24,655
First dose: current number of people who have only received their first dose of the Moderna or Pfizer vaccine.	
Series complete: current number of people who have received both Moderna or Pfizer vaccine doses or one Johnson & Johnson dose and are considered fully immunized.	

Demographic summary	First dose	Series complete	Total people vaccinated
Age group	15,581	26,004	41,585
16-24 years	247	188	435
25-34 years	341	458	799
35-44 years	918	824	1,742
45-54 years	2,234	1,251	3,485
55-64 years	5,405	2,603	8,008
65-74 years	3,743	11,767	15,510
75-84 years	2,037	7,004	9,041
85+ years	656	1,909	2,565
Race	15,581	26,004	41,585
White	10,598	17,234	27,832
Black	967	1,656	2,623
American Indian/Alaskan	110	142	252
Other	1,199	2,559	3,758
Unknown	2,707	4,413	7,120
Other race includes Asian, native Hawaiian/Pacific Islander, or other.			
Ethnicity	15,581	26,004	41,585
Hispanic	1,229	1,088	2,317
Non-Hispanic	9,848	14,860	24,708
Unknown	4,504	10,056	14,560
Gender	15,581	26,004	41,585
Female	8,642	14,648	23,290
Male	6,744	11,271	18,015
Unknown	195	85	280



# COVID-19: Franklin County vaccine summary

Vaccination data through Apr 5, 2021 as of Apr 6, 2021 at 12:05 AM

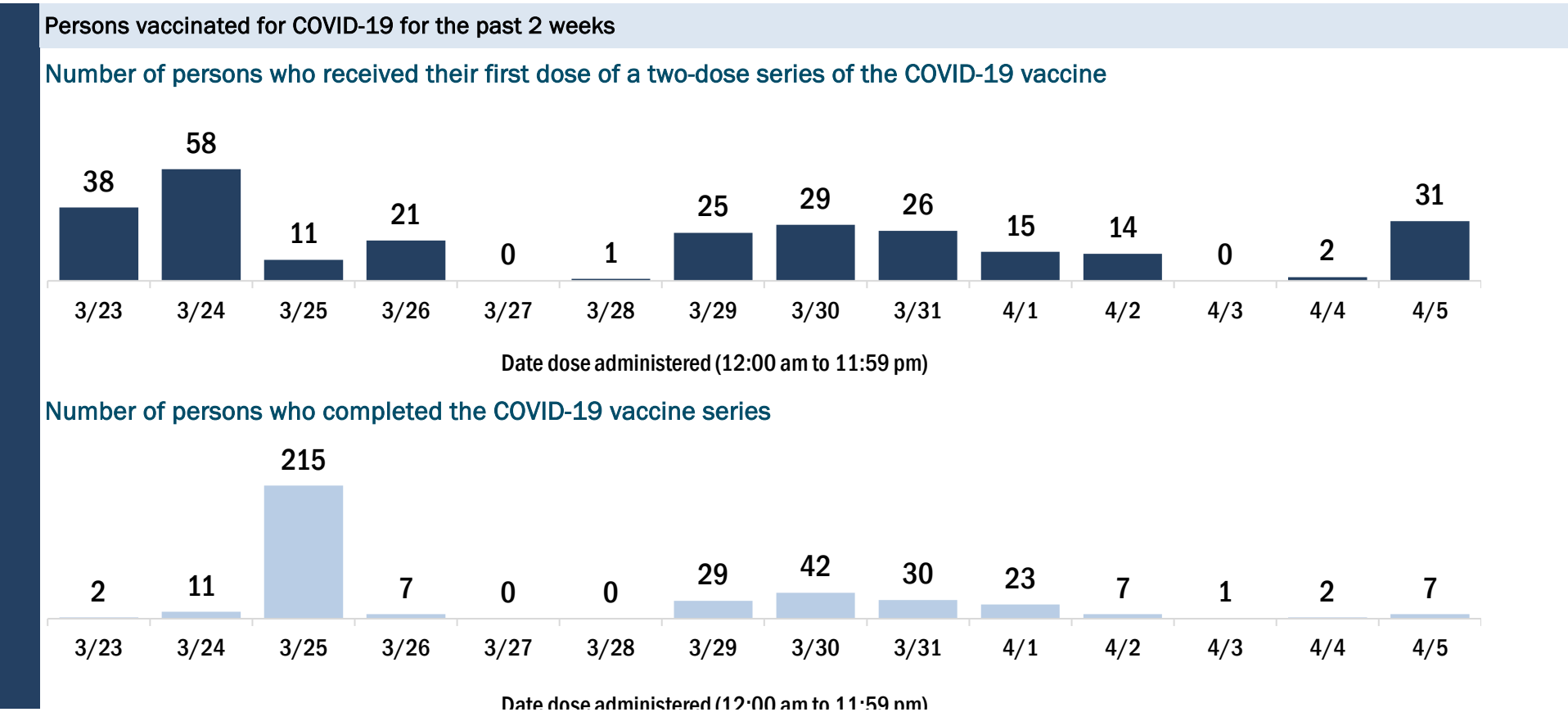
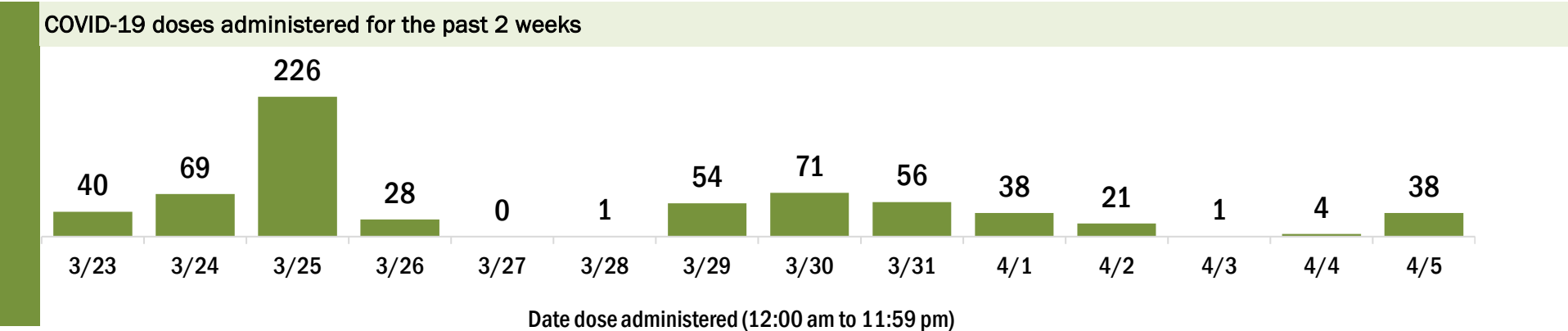
Data in this report are provisional and subject to change.

Data in this summary pertain to COVID-19 vaccines approved by the U.S. Food and Drug Administration and have been issued an Emergency Use Authorization (Janssen COVID-19 Vaccine, Moderna COVID-19 Vaccine and Pfizer-BioNTech COVID-19 Vaccine). These data summarize the number of people who have received either their first dose or have completed the series for a COVID-19 vaccine. **A person can only be counted in one category, first dose or series complete.** For persons receiving Moderna or Pfizer vaccines, once they receive their second dose, they are moved from the first dose column to the series completed column. **Because of this, the total first dose category may show a change from report to report not matching the total receiving their first dose from the previous day.** Persons receiving Johnson & Johnson vaccines will always be counted in the series completed column.

COVID-19 doses for vaccinated persons in Florida	
Doses administered	5,704
People receiving one dose of a 1-dose series (Johnson & Johnson) or receiving only one dose of a 2-dose series (Moderna, Pfizer) count once. Persons receiving both doses of a 2-dose series count twice.	

Current status of persons vaccinated for COVID-19 in Florida	
Total people vaccinated	3,362
First dose	959
Series completed	2,403
Completed 1-dose series	61
Completed 2-dose series	2,342
First dose: current number of people who have only received their first dose of the Moderna or Pfizer vaccine.	
Series complete: current number of people who have received both Moderna or Pfizer vaccine doses or one Johnson & Johnson dose and are considered fully immunized.	

Demographic summary	First dose	Series complete	Total people vaccinated
Age group	959	2,403	3,362
16-24 years	15	11	26
25-34 years	40	27	67
35-44 years	55	53	108
45-54 years	137	122	259
55-64 years	447	311	758
65-74 years	184	1,193	1,377
75-84 years	63	575	638
85+ years	18	111	129
Race	959	2,403	3,362
White	807	2,160	2,967
Black	67	102	169
American Indian/Alaskan	3	6	9
Other	54	90	144
Unknown	28	45	73
Other race includes Asian, native Hawaiian/Pacific Islander, or other.			
Ethnicity	959	2,403	3,362
Hispanic	24	25	49
Non-Hispanic	829	2,023	2,852
Unknown	106	355	461
Gender	959	2,403	3,362
Female	526	1,259	1,785
Male	433	1,144	1,577
Unknown	0	0	0





# COVID-19: Gadsden County vaccine summary

Vaccination data through Apr 5, 2021 as of Apr 6, 2021 at 12:05 AM

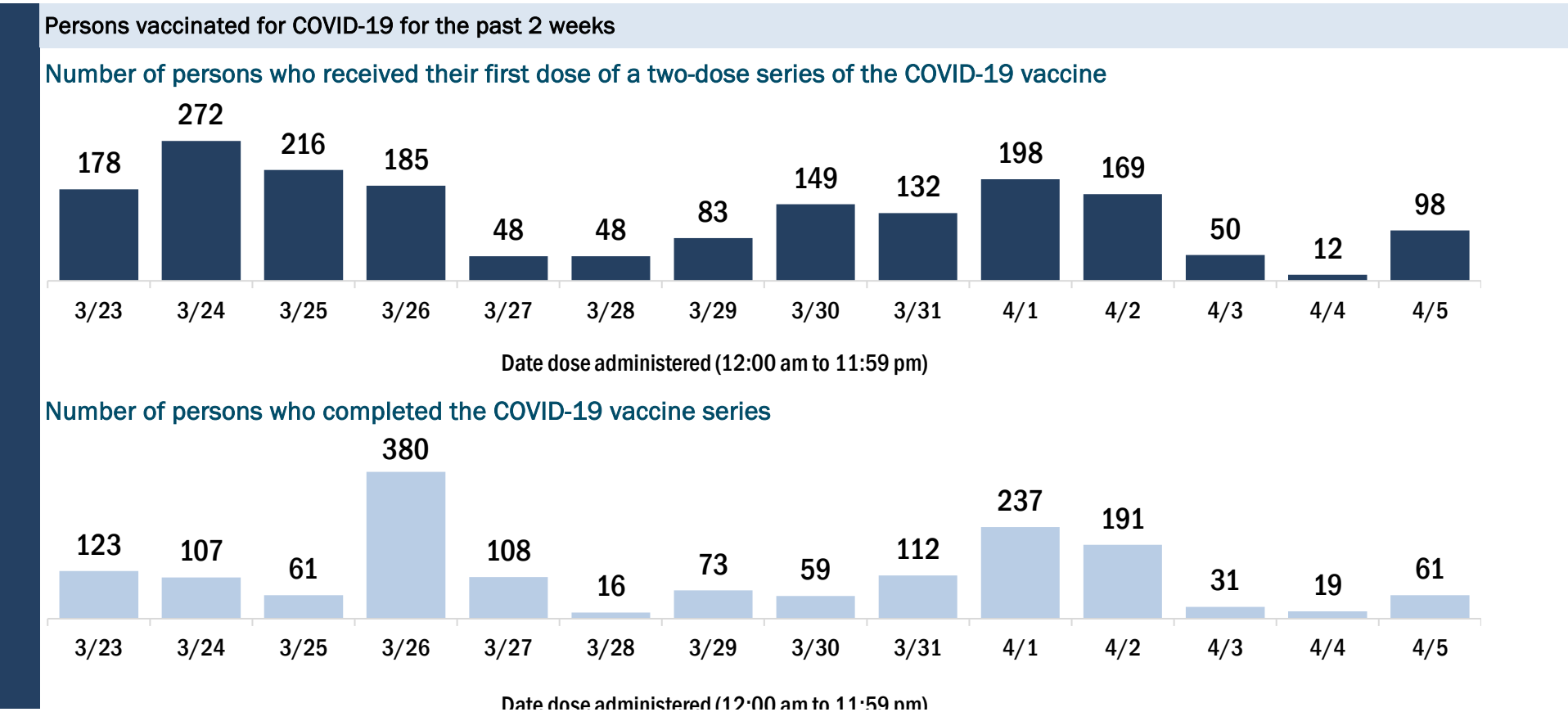
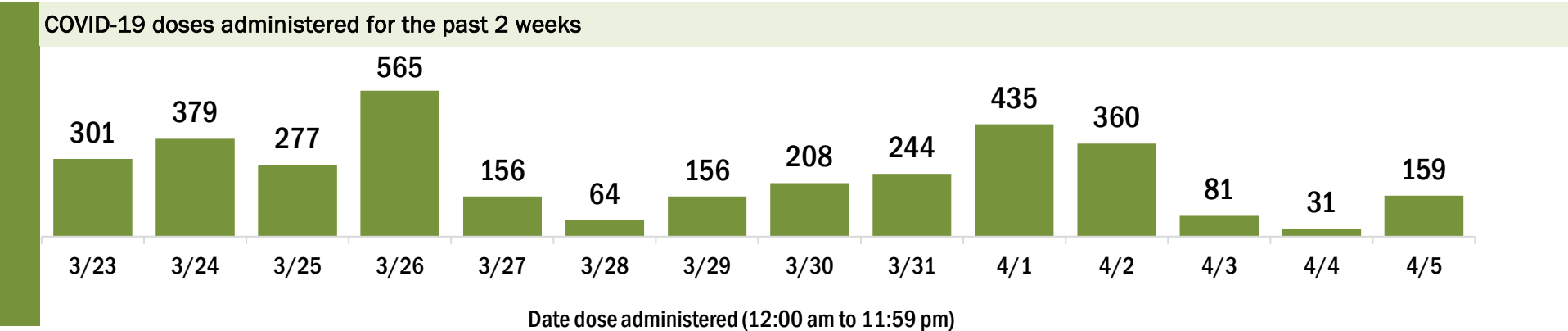
Data in this report are provisional and subject to change.

Data in this summary pertain to COVID-19 vaccines approved by the U.S. Food and Drug Administration and have been issued an Emergency Use Authorization (Janssen COVID-19 Vaccine, Moderna COVID-19 Vaccine and Pfizer-BioNTech COVID-19 Vaccine). These data summarize the number of people who have received either their first dose or have completed the series for a COVID-19 vaccine. **A person can only be counted in one category, first dose or series complete.** For persons receiving Moderna or Pfizer vaccines, once they receive their second dose, they are moved from the first dose column to the series completed column. **Because of this, the total first dose category may show a change from report to report not matching the total receiving their first dose from the previous day.** Persons receiving Johnson & Johnson vaccines will always be counted in the series completed column.

COVID-19 doses for vaccinated persons in Florida	
Doses administered	20,244
People receiving one dose of a 1-dose series (Johnson & Johnson) or receiving only one dose of a 2-dose series (Moderna, Pfizer) count once. Persons receiving both doses of a 2-dose series count twice.	

Current status of persons vaccinated for COVID-19 in Florida	
Total people vaccinated	12,649
First dose	4,353
Series completed	8,296
Completed 1-dose series	701
Completed 2-dose series	7,595
First dose: current number of people who have only received their first dose of the Moderna or Pfizer vaccine.	
Series complete: current number of people who have received both Moderna or Pfizer vaccine doses or one Johnson & Johnson dose and are considered fully immunized.	

Demographic summary	First dose	Series complete	Total people vaccinated
Age group	4,353	8,296	12,649
16-24 years	91	92	183
25-34 years	223	198	421
35-44 years	461	435	896
45-54 years	904	761	1,665
55-64 years	1,551	1,466	3,017
65-74 years	684	3,247	3,931
75-84 years	328	1,575	1,903
85+ years	111	522	633
Race	4,353	8,296	12,649
White	1,301	3,018	4,319
Black	2,085	3,480	5,565
American Indian/Alaskan	7	19	26
Other	500	1,249	1,749
Unknown	460	530	990
Other race includes Asian, native Hawaiian/Pacific Islander, or other.			
Ethnicity	4,353	8,296	12,649
Hispanic	247	218	465
Non-Hispanic	3,020	5,788	8,808
Unknown	1,086	2,290	3,376
Gender	4,353	8,296	12,649
Female	2,516	5,000	7,516
Male	1,837	3,295	5,132
Unknown	0	1	1



# COVID-19: Gilchrist County vaccine summary

Vaccination data through Apr 5, 2021 as of Apr 6, 2021 at 12:05 AM

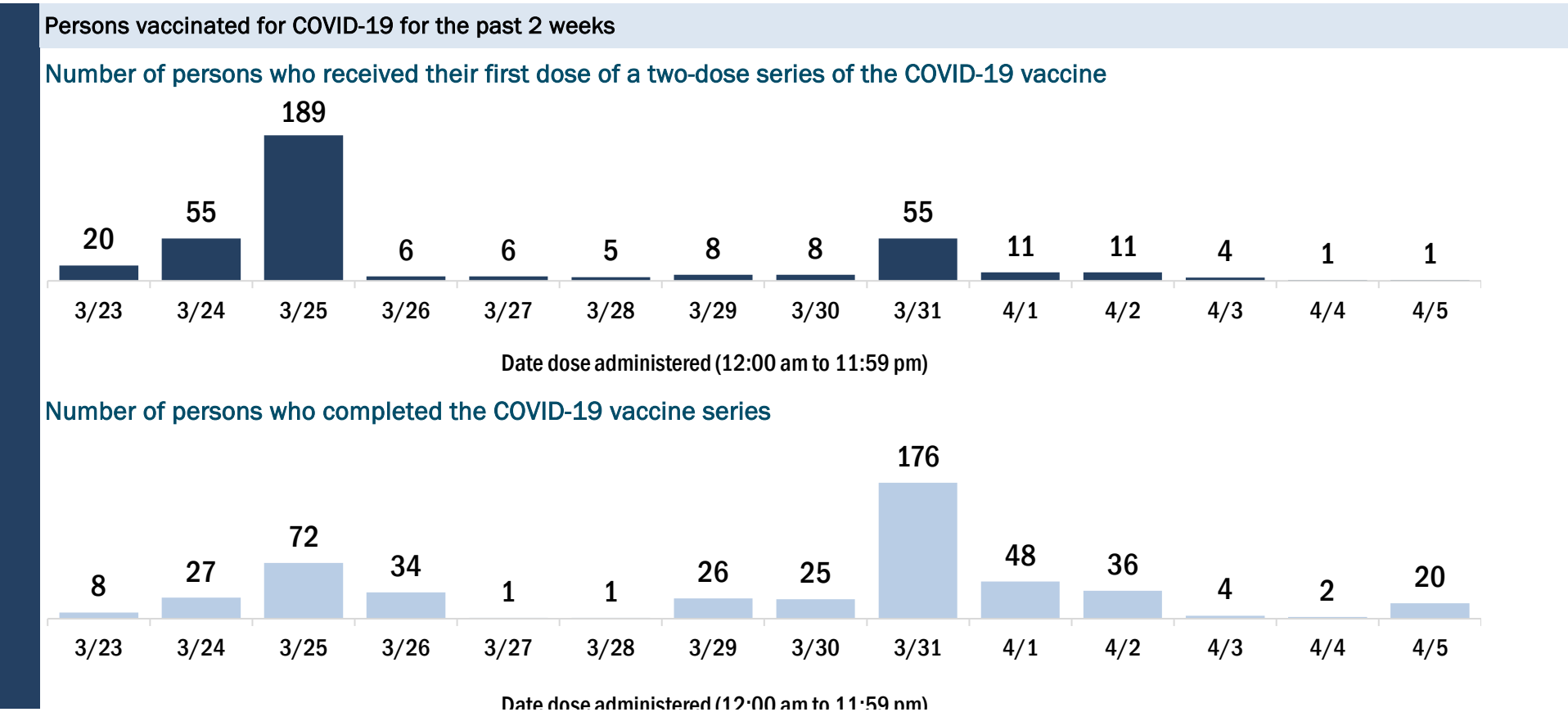
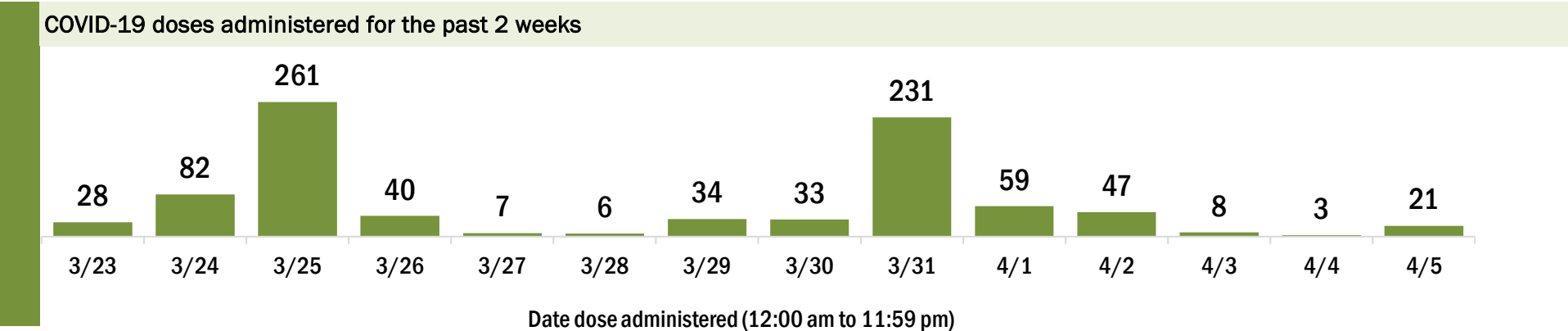
Data in this report are provisional and subject to change.

Data in this summary pertain to COVID-19 vaccines approved by the U.S. Food and Drug Administration and have been issued an Emergency Use Authorization (Janssen COVID-19 Vaccine, Moderna COVID-19 Vaccine and Pfizer-BioNTech COVID-19 Vaccine). These data summarize the number of people who have received either their first dose or have completed the series for a COVID-19 vaccine. **A person can only be counted in one category, first dose or series complete.** For persons receiving Moderna or Pfizer vaccines, once they receive their second dose, they are moved from the first dose column to the series completed column. **Because of this, the total first dose category may show a change from report to report not matching the total receiving their first dose from the previous day.** Persons receiving Johnson & Johnson vaccines will always be counted in the series completed column.

COVID-19 doses for vaccinated persons in Florida	
Doses administered	4,963
People receiving one dose of a 1-dose series (Johnson & Johnson) or receiving only one dose of a 2-dose series (Moderna, Pfizer) count once. Persons receiving both doses of a 2-dose series count twice.	

Current status of persons vaccinated for COVID-19 in Florida	
Total people vaccinated	3,047
First dose	860
Series completed	2,187
Completed 1-dose series	271
Completed 2-dose series	1,916
<b>First dose:</b> current number of people who have only received their first dose of the Moderna or Pfizer vaccine.	
<b>Series complete:</b> current number of people who have received both Moderna or Pfizer vaccine doses or one Johnson & Johnson dose and are considered fully immunized.	

Demographic summary	First dose	Series complete	Total people vaccinated
Age group	860	2,187	3,047
16-24 years	15	35	50
25-34 years	28	55	83
35-44 years	45	84	129
45-54 years	111	160	271
55-64 years	356	280	636
65-74 years	190	843	1,033
75-84 years	90	550	640
85+ years	25	180	205
Race	860	2,187	3,047
White	711	1,501	2,212
Black	23	26	49
American Indian/Alaskan	4	7	11
Other	55	190	245
Unknown	67	463	530
Other race includes Asian, native Hawaiian/Pacific Islander, or other.			
Ethnicity	860	2,187	3,047
Hispanic	28	32	60
Non-Hispanic	513	880	1,393
Unknown	319	1,275	1,594
Gender	860	2,187	3,047
Female	503	1,298	1,801
Male	356	889	1,245
Unknown	1	0	1



# COVID-19: Glades County vaccine summary

Vaccination data through Apr 5, 2021 as of Apr 6, 2021 at 12:05 AM

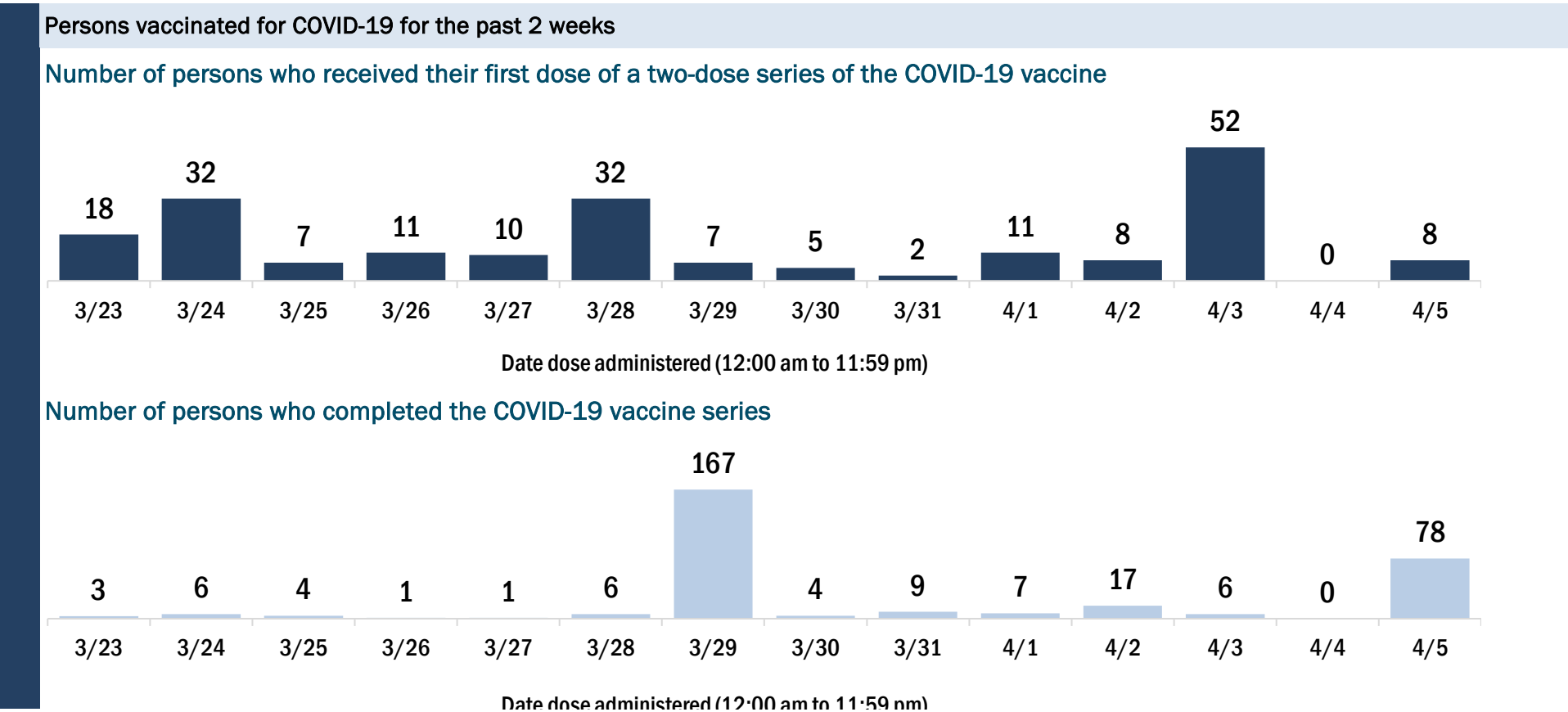
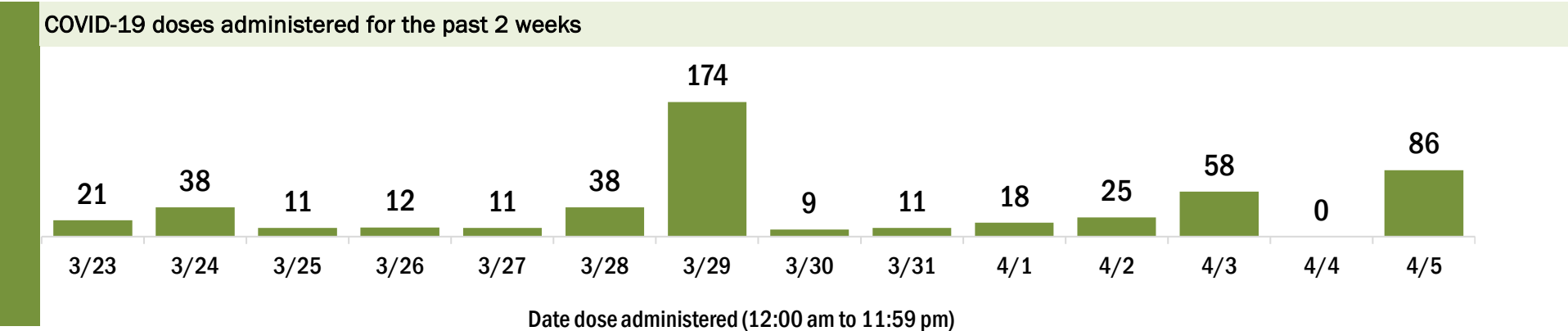
Data in this report are provisional and subject to change.

Data in this summary pertain to COVID-19 vaccines approved by the U.S. Food and Drug Administration and have been issued an Emergency Use Authorization (Janssen COVID-19 Vaccine, Moderna COVID-19 Vaccine and Pfizer-BioNTech COVID-19 Vaccine). These data summarize the number of people who have received either their first dose or have completed the series for a COVID-19 vaccine. **A person can only be counted in one category, first dose or series complete.** For persons receiving Moderna or Pfizer vaccines, once they receive their second dose, they are moved from the first dose column to the series completed column. **Because of this, the total first dose category may show a change from report to report not matching the total receiving their first dose from the previous day.** Persons receiving Johnson & Johnson vaccines will always be counted in the series completed column.

COVID-19 doses for vaccinated persons in Florida	
Doses administered	3,575
People receiving one dose of a 1-dose series (Johnson & Johnson) or receiving only one dose of a 2-dose series (Moderna, Pfizer) count once. Persons receiving both doses of a 2-dose series count twice.	

Current status of persons vaccinated for COVID-19 in Florida	
Total people vaccinated	2,054
First dose	519
Series completed	1,535
Completed 1-dose series	14
Completed 2-dose series	1,521
First dose: current number of people who have only received their first dose of the Moderna or Pfizer vaccine.	
Series complete: current number of people who have received both Moderna or Pfizer vaccine doses or one Johnson & Johnson dose and are considered fully immunized.	

Demographic summary	First dose	Series complete	Total people vaccinated
Age group	519	1,535	2,054
16-24 years	8	3	11
25-34 years	13	8	21
35-44 years	32	7	39
45-54 years	95	37	132
55-64 years	202	110	312
65-74 years	85	740	825
75-84 years	68	535	603
85+ years	16	95	111
Race	519	1,535	2,054
White	359	1,176	1,535
Black	44	53	97
American Indian/Alaskan	2	13	15
Other	46	67	113
Unknown	68	226	294
Other race includes Asian, native Hawaiian/Pacific Islander, or other.			
Ethnicity	519	1,535	2,054
Hispanic	81	38	119
Non-Hispanic	254	637	891
Unknown	184	860	1,044
Gender	519	1,535	2,054
Female	256	783	1,039
Male	263	752	1,015
Unknown	0	0	0



# COVID-19: Gulf County vaccine summary

Vaccination data through Apr 5, 2021 as of Apr 6, 2021 at 12:05 AM

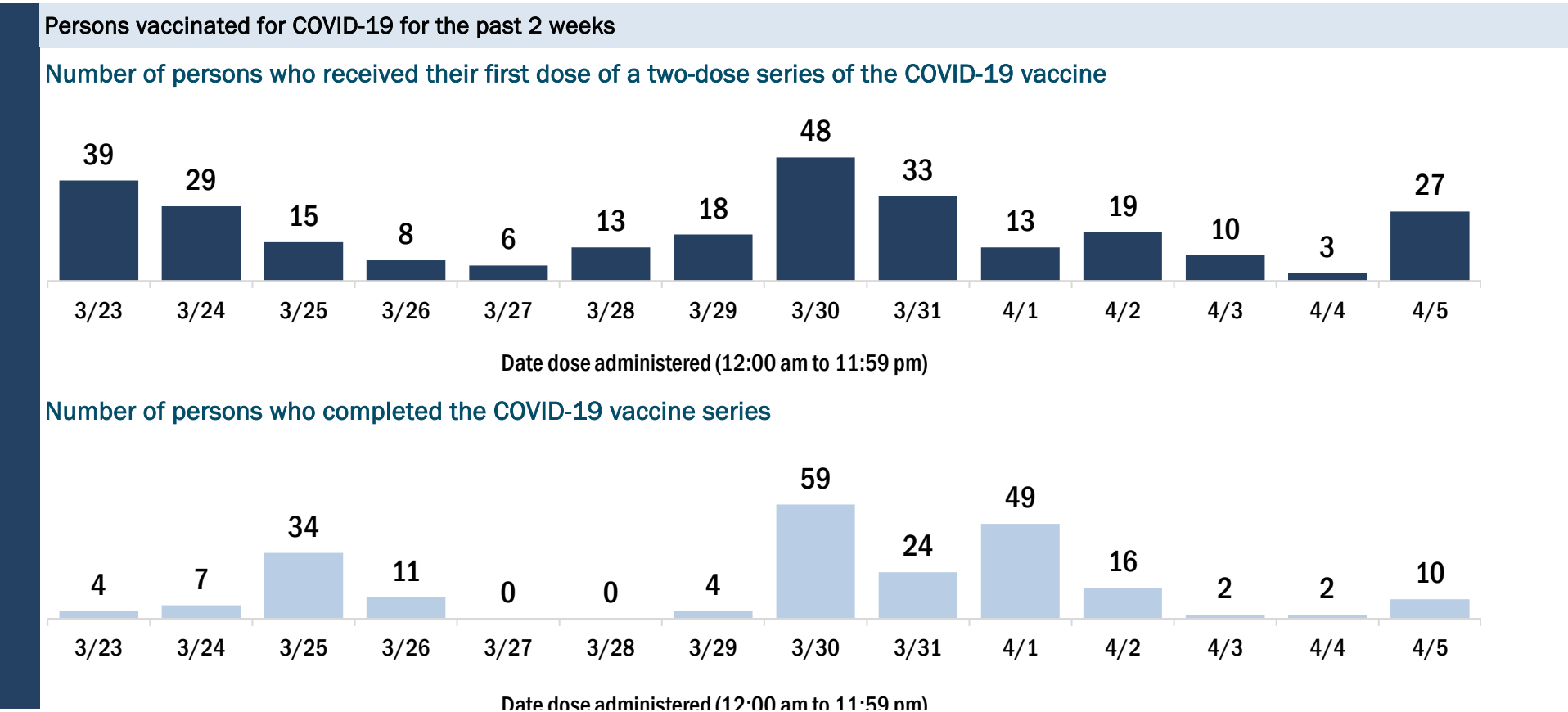
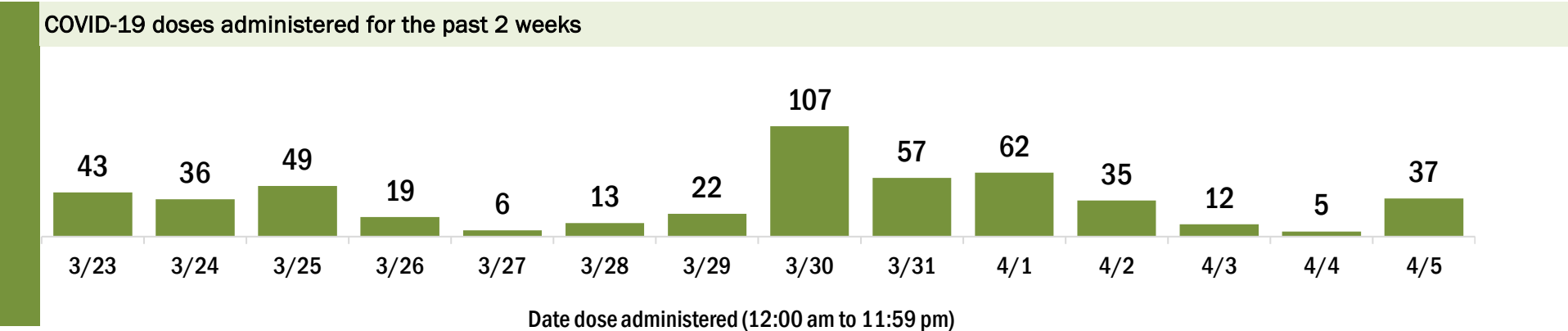
Data in this report are provisional and subject to change.

Data in this summary pertain to COVID-19 vaccines approved by the U.S. Food and Drug Administration and have been issued an Emergency Use Authorization (Janssen COVID-19 Vaccine, Moderna COVID-19 Vaccine and Pfizer-BioNTech COVID-19 Vaccine). These data summarize the number of people who have received either their first dose or have completed the series for a COVID-19 vaccine. **A person can only be counted in one category, first dose or series complete.** For persons receiving Moderna or Pfizer vaccines, once they receive their second dose, they are moved from the first dose column to the series completed column. **Because of this, the total first dose category may show a change from report to report not matching the total receiving their first dose from the previous day.** Persons receiving Johnson & Johnson vaccines will always be counted in the series completed column.

COVID-19 doses for vaccinated persons in Florida	
Doses administered	6,104
People receiving one dose of a 1-dose series (Johnson & Johnson) or receiving only one dose of a 2-dose series (Moderna, Pfizer) count once. Persons receiving both doses of a 2-dose series count twice.	

Current status of persons vaccinated for COVID-19 in Florida	
Total people vaccinated	3,640
First dose	1,017
Series completed	2,623
Completed 1-dose series	159
Completed 2-dose series	2,464
First dose: current number of people who have only received their first dose of the Moderna or Pfizer vaccine.	
Series complete: current number of people who have received both Moderna or Pfizer vaccine doses or one Johnson & Johnson dose and are considered fully immunized.	

Demographic summary	First dose	Series complete	Total people vaccinated
Age group	1,017	2,623	3,640
16-24 years	24	22	46
25-34 years	34	37	71
35-44 years	73	61	134
45-54 years	160	127	287
55-64 years	357	274	631
65-74 years	217	1,320	1,537
75-84 years	129	609	738
85+ years	23	173	196
Race	1,017	2,623	3,640
White	825	2,349	3,174
Black	105	162	267
American Indian/Alaskan	1	8	9
Other	54	61	115
Unknown	32	43	75
Other race includes Asian, native Hawaiian/Pacific Islander, or other.			
Ethnicity	1,017	2,623	3,640
Hispanic	21	21	42
Non-Hispanic	787	2,467	3,254
Unknown	209	135	344
Gender	1,017	2,623	3,640
Female	560	1,397	1,957
Male	457	1,226	1,683
Unknown	0	0	0





# COVID-19: Hamilton County vaccine summary

Vaccination data through Apr 5, 2021 as of Apr 6, 2021 at 12:05 AM

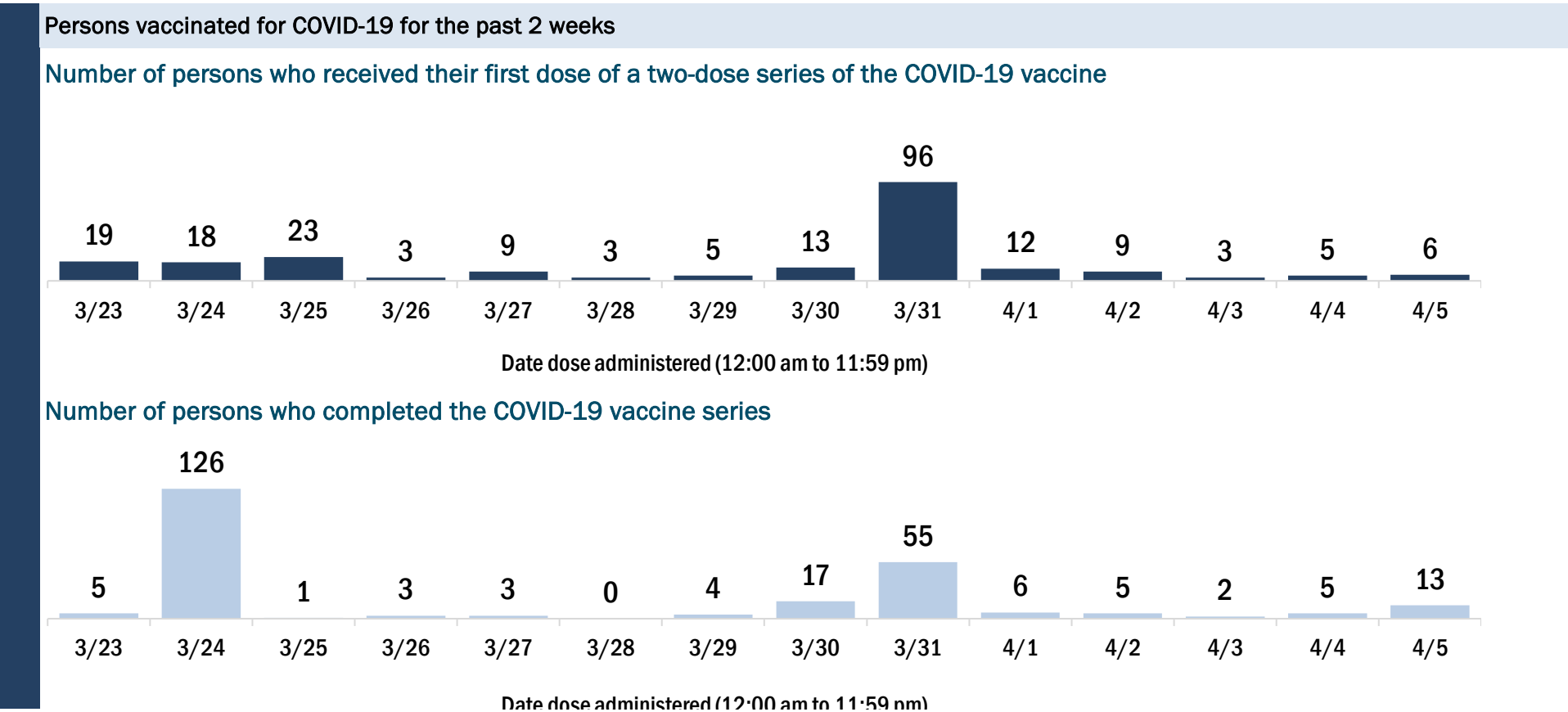
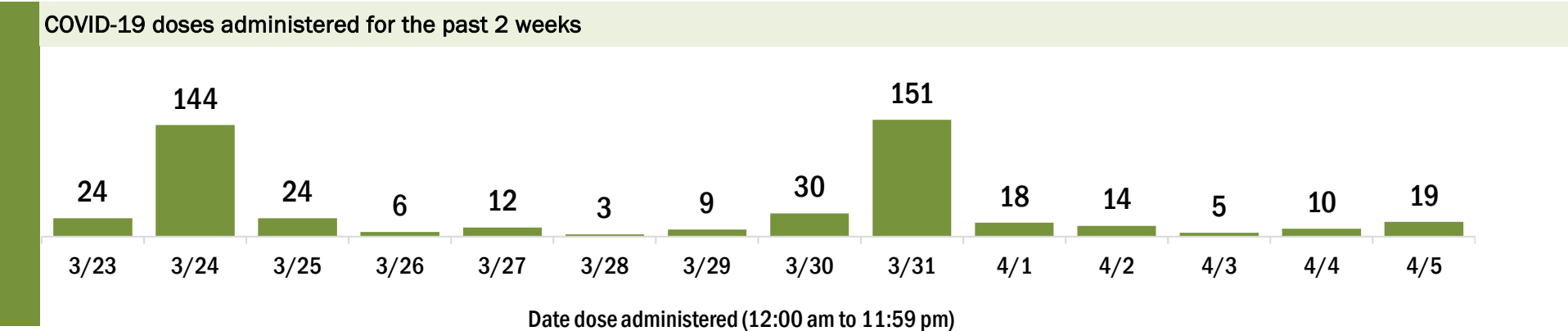
Data in this report are provisional and subject to change.

Data in this summary pertain to COVID-19 vaccines approved by the U.S. Food and Drug Administration and have been issued an Emergency Use Authorization (Janssen COVID-19 Vaccine, Moderna COVID-19 Vaccine and Pfizer-BioNTech COVID-19 Vaccine). These data summarize the number of people who have received either their first dose or have completed the series for a COVID-19 vaccine. **A person can only be counted in one category, first dose or series complete.** For persons receiving Moderna or Pfizer vaccines, once they receive their second dose, they are moved from the first dose column to the series completed column. **Because of this, the total first dose category may show a change from report to report not matching the total receiving their first dose from the previous day.** Persons receiving Johnson & Johnson vaccines will always be counted in the series completed column.

COVID-19 doses for vaccinated persons in Florida	
Doses administered	3,789
People receiving one dose of a 1-dose series (Johnson & Johnson) or receiving only one dose of a 2-dose series (Moderna, Pfizer) count once. Persons receiving both doses of a 2-dose series count twice.	

Current status of persons vaccinated for COVID-19 in Florida	
Total people vaccinated	2,315
First dose	714
Series completed	1,601
Completed 1-dose series	127
Completed 2-dose series	1,474
First dose: current number of people who have only received their first dose of the Moderna or Pfizer vaccine.	
Series complete: current number of people who have received both Moderna or Pfizer vaccine doses or one Johnson & Johnson dose and are considered fully immunized.	

Demographic summary	First dose	Series complete	Total people vaccinated
Age group	714	1,601	2,315
16-24 years	9	10	19
25-34 years	20	20	40
35-44 years	47	38	85
45-54 years	119	69	188
55-64 years	320	169	489
65-74 years	122	792	914
75-84 years	48	408	456
85+ years	29	95	124
Race	714	1,601	2,315
White	378	971	1,349
Black	210	314	524
American Indian/Alaskan	1	1	2
Other	76	115	191
Unknown	49	200	249
Other race includes Asian, native Hawaiian/Pacific Islander, or other.			
Ethnicity	714	1,601	2,315
Hispanic	26	20	46
Non-Hispanic	428	857	1,285
Unknown	260	724	984
Gender	714	1,601	2,315
Female	443	886	1,329
Male	270	715	985
Unknown	1	0	1



# COVID-19: Hardee County vaccine summary

Vaccination data through Apr 5, 2021 as of Apr 6, 2021 at 12:05 AM

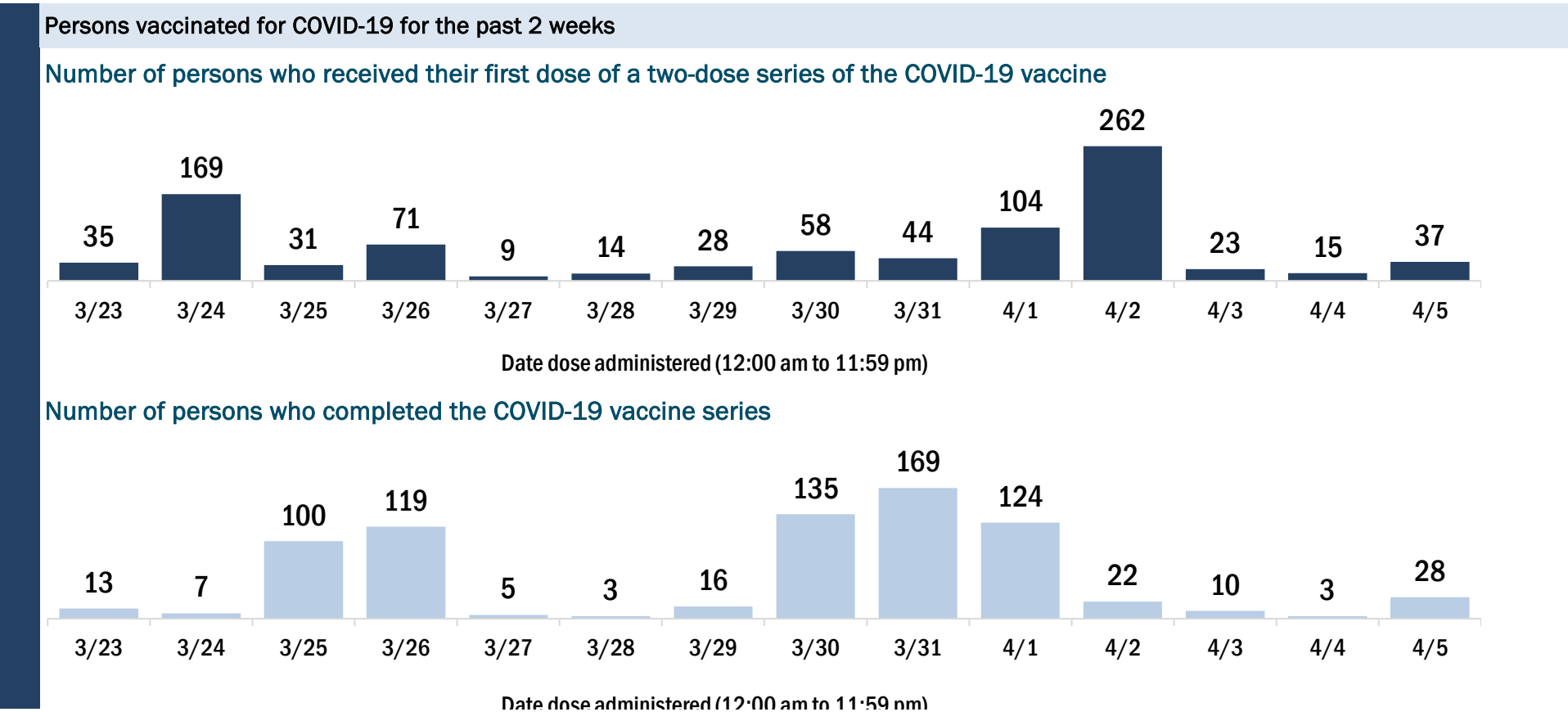
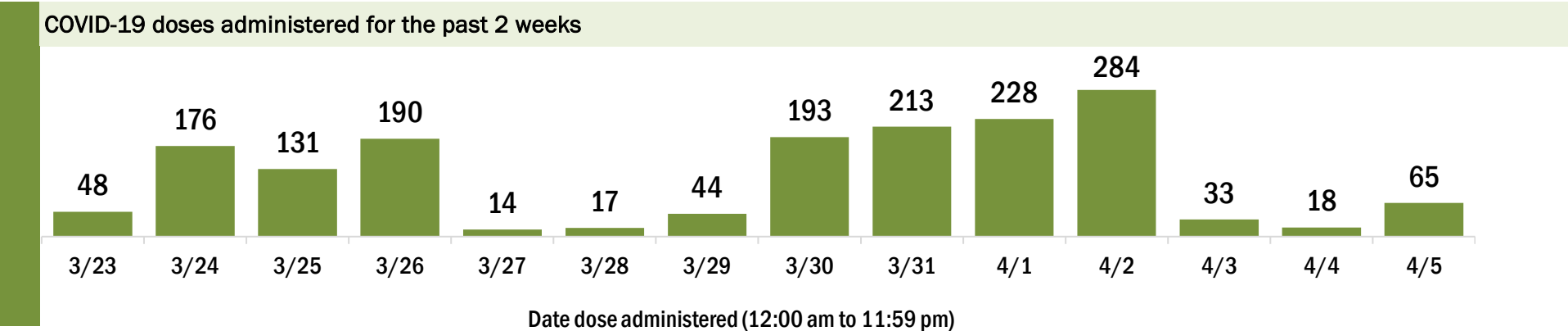
Data in this report are provisional and subject to change.

Data in this summary pertain to COVID-19 vaccines approved by the U.S. Food and Drug Administration and have been issued an Emergency Use Authorization (Janssen COVID-19 Vaccine, Moderna COVID-19 Vaccine and Pfizer-BioNTech COVID-19 Vaccine). These data summarize the number of people who have received either their first dose or have completed the series for a COVID-19 vaccine. **A person can only be counted in one category, first dose or series complete.** For persons receiving Moderna or Pfizer vaccines, once they receive their second dose, they are moved from the first dose column to the series completed column. **Because of this, the total first dose category may show a change from report to report not matching the total receiving their first dose from the previous day.** Persons receiving Johnson & Johnson vaccines will always be counted in the series completed column.

COVID-19 doses for vaccinated persons in Florida	
Doses administered	6,856
People receiving one dose of a 1-dose series (Johnson & Johnson) or receiving only one dose of a 2-dose series (Moderna, Pfizer) count once. Persons receiving both doses of a 2-dose series count twice.	

Current status of persons vaccinated for COVID-19 in Florida	
Total people vaccinated	4,354
First dose	1,765
Series completed	2,589
Completed 1-dose series	87
Completed 2-dose series	2,502
First dose: current number of people who have only received their first dose of the Moderna or Pfizer vaccine.	
Series complete: current number of people who have received both Moderna or Pfizer vaccine doses or one Johnson & Johnson dose and are considered fully immunized.	

Demographic summary	First dose	Series complete	Total people vaccinated
Age group	1,765	2,589	4,354
16-24 years	51	24	75
25-34 years	66	85	151
35-44 years	118	73	191
45-54 years	322	95	417
55-64 years	605	171	776
65-74 years	358	1,104	1,462
75-84 years	195	802	997
85+ years	50	235	285
Race	1,765	2,589	4,354
White	1,274	2,155	3,429
Black	100	67	167
American Indian/Alaskan	3	17	20
Other	269	279	548
Unknown	119	71	190
Other race includes Asian, native Hawaiian/Pacific Islander, or other.			
Ethnicity	1,765	2,589	4,354
Hispanic	346	248	594
Non-Hispanic	805	1,933	2,738
Unknown	614	408	1,022
Gender	1,765	2,589	4,354
Female	945	1,428	2,373
Male	818	1,160	1,978
Unknown	2	1	3



# COVID-19: Hendry County vaccine summary

Vaccination data through Apr 5, 2021 as of Apr 6, 2021 at 12:05 AM

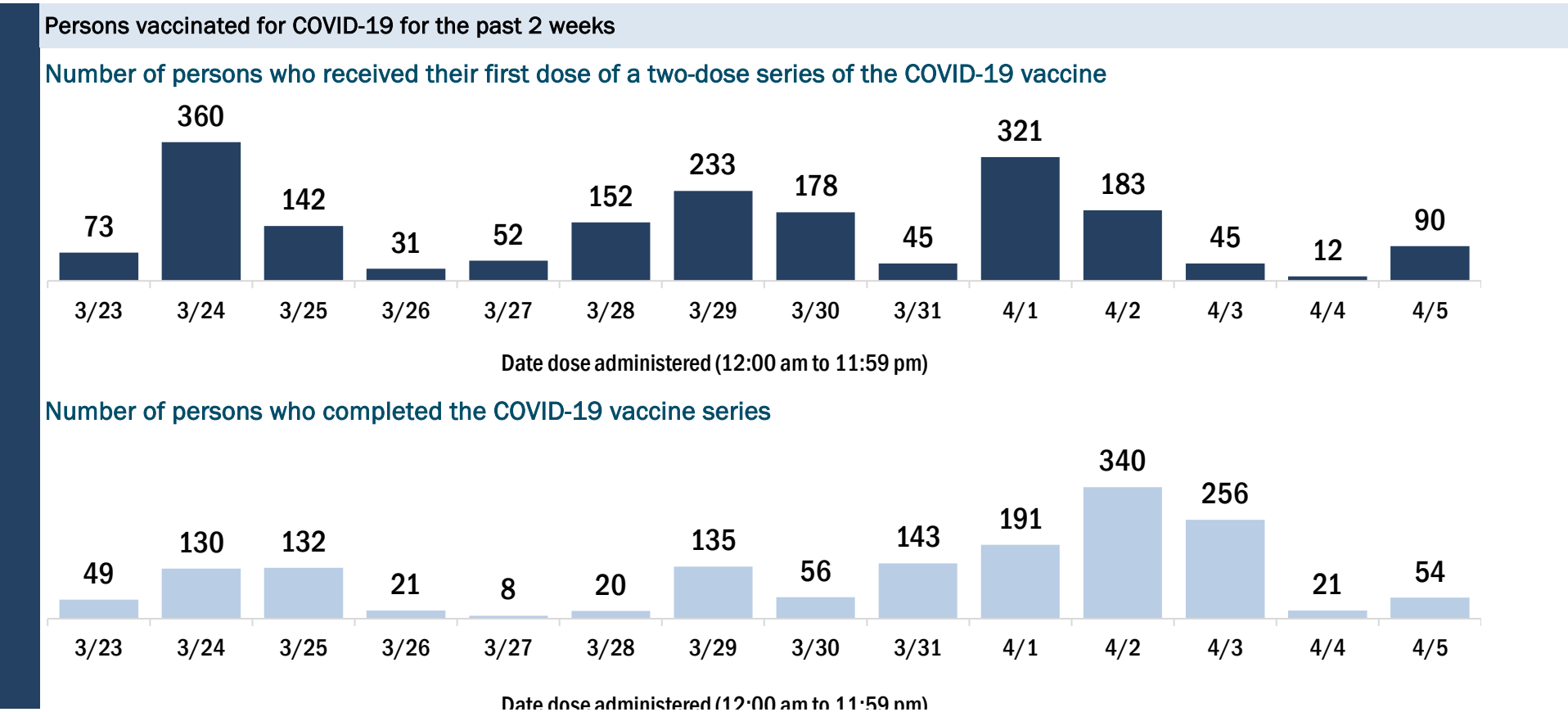
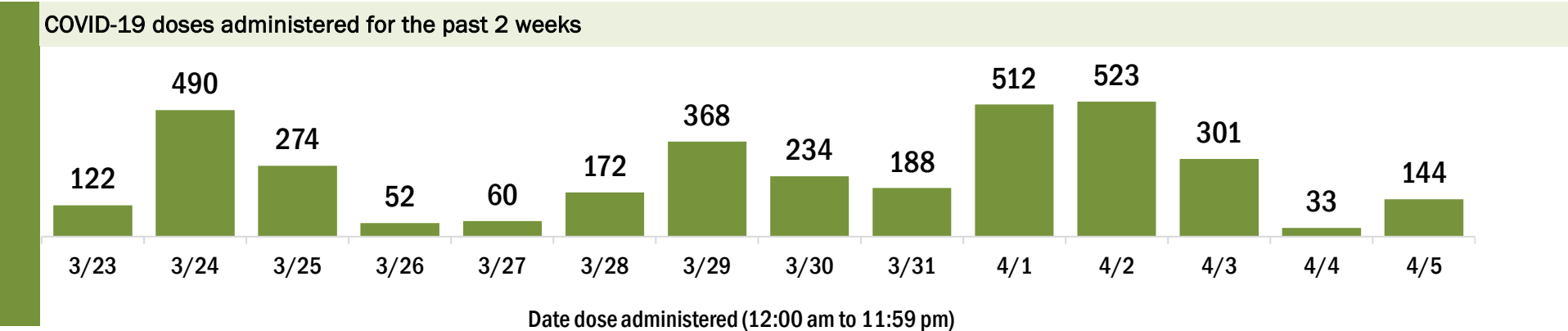
Data in this report are provisional and subject to change.

Data in this summary pertain to COVID-19 vaccines approved by the U.S. Food and Drug Administration and have been issued an Emergency Use Authorization (Janssen COVID-19 Vaccine, Moderna COVID-19 Vaccine and Pfizer-BioNTech COVID-19 Vaccine). These data summarize the number of people who have received either their first dose or have completed the series for a COVID-19 vaccine. **A person can only be counted in one category, first dose or series complete.** For persons receiving Moderna or Pfizer vaccines, once they receive their second dose, they are moved from the first dose column to the series completed column. **Because of this, the total first dose category may show a change from report to report not matching the total receiving their first dose from the previous day.** Persons receiving Johnson & Johnson vaccines will always be counted in the series completed column.

COVID-19 doses for vaccinated persons in Florida	
Doses administered	11,683
People receiving one dose of a 1-dose series (Johnson & Johnson) or receiving only one dose of a 2-dose series (Moderna, Pfizer) count once. Persons receiving both doses of a 2-dose series count twice.	

Current status of persons vaccinated for COVID-19 in Florida	
Total people vaccinated	7,917
First dose	3,705
Series completed	4,212
Completed 1-dose series	446
Completed 2-dose series	3,766
<b>First dose:</b> current number of people who have only received their first dose of the Moderna or Pfizer vaccine.	
<b>Series complete:</b> current number of people who have received both Moderna or Pfizer vaccine doses or one Johnson & Johnson dose and are considered fully immunized.	

Demographic summary	First dose	Series complete	Total people vaccinated
Age group	3,705	4,212	7,917
16-24 years	141	77	218
25-34 years	262	134	396
35-44 years	374	139	513
45-54 years	791	293	1,084
55-64 years	1,291	518	1,809
65-74 years	527	1,808	2,335
75-84 years	240	980	1,220
85+ years	79	263	342
Race	3,705	4,212	7,917
White	2,532	2,791	5,323
Black	297	263	560
American Indian/Alaskan	7	18	25
Other	587	657	1,244
Unknown	282	483	765
Other race includes Asian, native Hawaiian/Pacific Islander, or other.			
Ethnicity	3,705	4,212	7,917
Hispanic	1,445	798	2,243
Non-Hispanic	1,376	1,920	3,296
Unknown	884	1,494	2,378
Gender	3,705	4,212	7,917
Female	1,885	2,181	4,066
Male	1,818	2,031	3,849
Unknown	2	0	2



# COVID-19: Hernando County vaccine summary

Vaccination data through Apr 5, 2021 as of Apr 6, 2021 at 12:05 AM

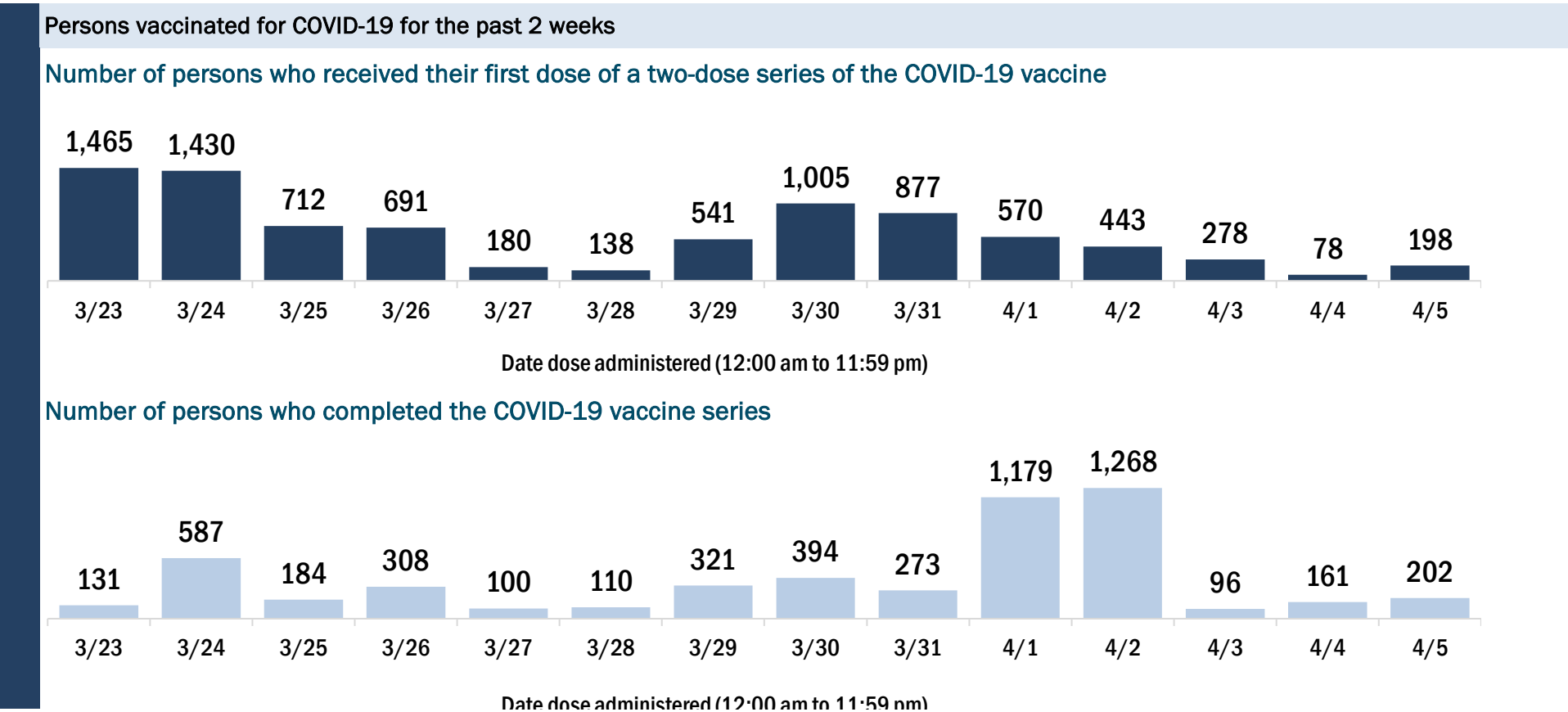
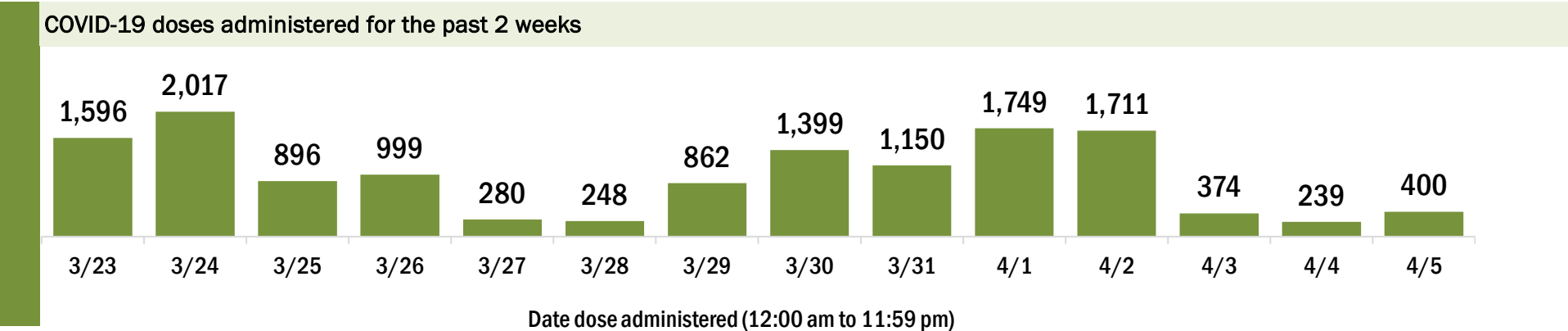
Data in this report are provisional and subject to change.

Data in this summary pertain to COVID-19 vaccines approved by the U.S. Food and Drug Administration and have been issued an Emergency Use Authorization (Janssen COVID-19 Vaccine, Moderna COVID-19 Vaccine and Pfizer-BioNTech COVID-19 Vaccine). These data summarize the number of people who have received either their first dose or have completed the series for a COVID-19 vaccine. **A person can only be counted in one category, first dose or series complete.** For persons receiving Moderna or Pfizer vaccines, once they receive their second dose, they are moved from the first dose column to the series completed column. **Because of this, the total first dose category may show a change from report to report not matching the total receiving their first dose from the previous day.** Persons receiving Johnson & Johnson vaccines will always be counted in the series completed column.

COVID-19 doses for vaccinated persons in Florida	
Doses administered	80,801
People receiving one dose of a 1-dose series (Johnson & Johnson) or receiving only one dose of a 2-dose series (Moderna, Pfizer) count once. Persons receiving both doses of a 2-dose series count twice.	

Current status of persons vaccinated for COVID-19 in Florida	
Total people vaccinated	53,190
First dose	22,051
Series completed	31,139
Completed 1-dose series	3,528
Completed 2-dose series	27,611
First dose: current number of people who have only received their first dose of the Moderna or Pfizer vaccine.	
Series complete: current number of people who have received both Moderna or Pfizer vaccine doses or one Johnson & Johnson dose and are considered fully immunized.	

Demographic summary	First dose	Series complete	Total people vaccinated
Age group	22,051	31,139	53,190
16-24 years	366	270	636
25-34 years	608	698	1,306
35-44 years	1,315	977	2,292
45-54 years	3,094	1,682	4,776
55-64 years	7,096	2,973	10,069
65-74 years	5,153	13,089	18,242
75-84 years	3,316	8,694	12,010
85+ years	1,103	2,756	3,859
Race	22,051	31,139	53,190
White	15,179	22,122	37,301
Black	537	735	1,272
American Indian/Alaskan	59	108	167
Other	1,411	2,274	3,685
Unknown	4,865	5,900	10,765
Other race includes Asian, native Hawaiian/Pacific Islander, or other.			
Ethnicity	22,051	31,139	53,190
Hispanic	1,098	1,164	2,262
Non-Hispanic	11,155	17,262	28,417
Unknown	9,798	12,713	22,511
Gender	22,051	31,139	53,190
Female	12,699	18,052	30,751
Male	9,304	13,058	22,362
Unknown	48	29	77





# COVID-19: Highlands County vaccine summary

Vaccination data through Apr 5, 2021 as of Apr 6, 2021 at 12:05 AM

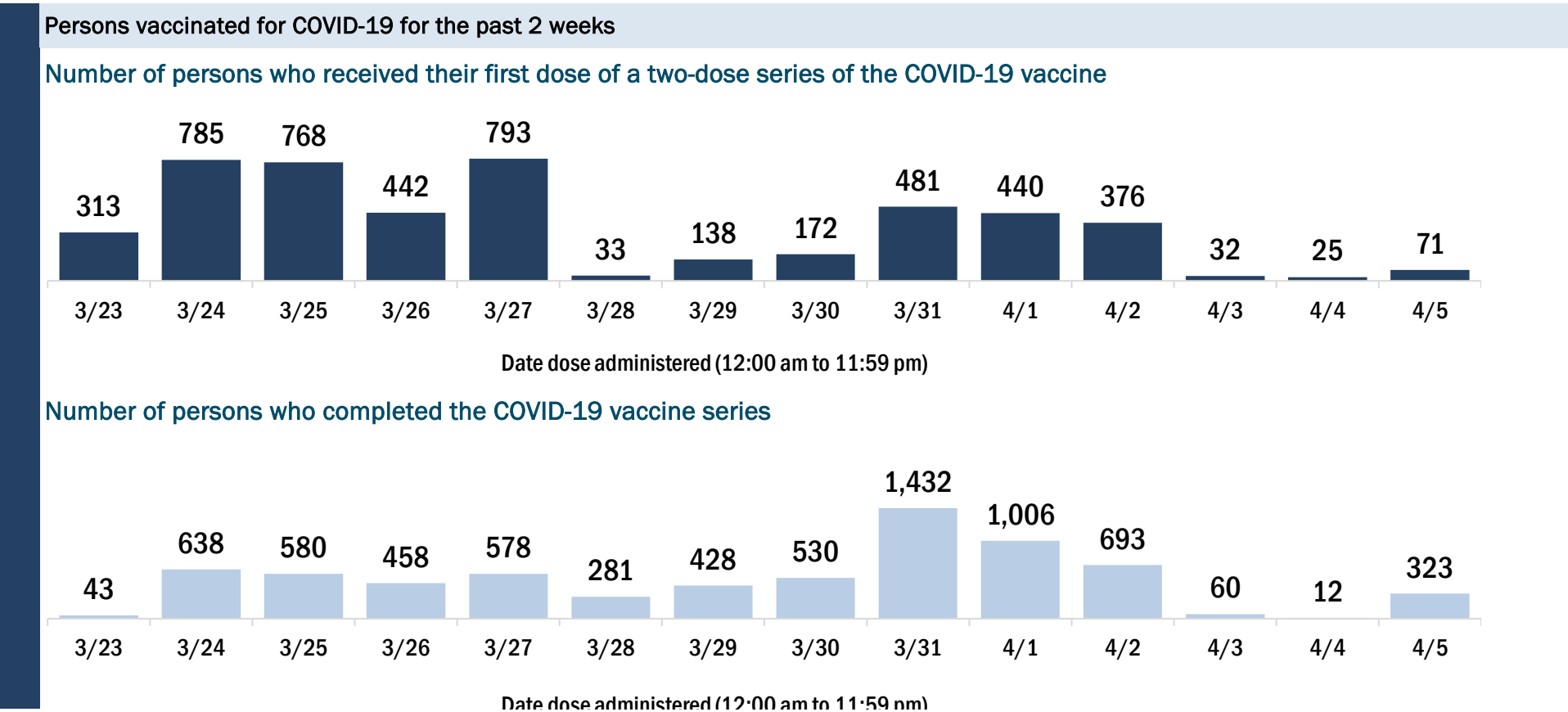
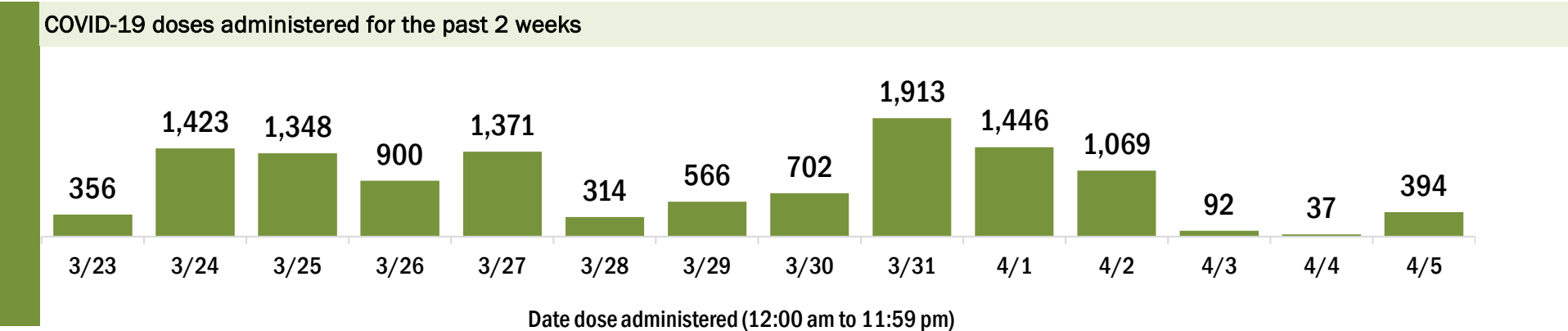
Data in this report are provisional and subject to change.

Data in this summary pertain to COVID-19 vaccines approved by the U.S. Food and Drug Administration and have been issued an Emergency Use Authorization (Janssen COVID-19 Vaccine, Moderna COVID-19 Vaccine and Pfizer-BioNTech COVID-19 Vaccine). These data summarize the number of people who have received either their first dose or have completed the series for a COVID-19 vaccine. **A person can only be counted in one category, first dose or series complete.** For persons receiving Moderna or Pfizer vaccines, once they receive their second dose, they are moved from the first dose column to the series completed column. **Because of this, the total first dose category may show a change from report to report not matching the total receiving their first dose from the previous day.** Persons receiving Johnson & Johnson vaccines will always be counted in the series completed column.

COVID-19 doses for vaccinated persons in Florida	
Doses administered	51,814
People receiving one dose of a 1-dose series (Johnson & Johnson) or receiving only one dose of a 2-dose series (Moderna, Pfizer) count once. Persons receiving both doses of a 2-dose series count twice.	

Current status of persons vaccinated for COVID-19 in Florida	
Total people vaccinated	34,917
First dose	17,754
Series completed	17,163
Completed 1-dose series	266
Completed 2-dose series	16,897
First dose: current number of people who have only received their first dose of the Moderna or Pfizer vaccine.	
Series complete: current number of people who have received both Moderna or Pfizer vaccine doses or one Johnson & Johnson dose and are considered fully immunized.	

Demographic summary	First dose	Series complete	Total people vaccinated
Age group	17,754	17,163	34,917
16-24 years	117	86	203
25-34 years	217	257	474
35-44 years	487	399	886
45-54 years	1,304	608	1,912
55-64 years	3,932	1,367	5,299
65-74 years	5,817	7,157	12,974
75-84 years	4,494	5,762	10,256
85+ years	1,386	1,527	2,913
Race	17,754	17,163	34,917
White	14,671	14,080	28,751
Black	635	511	1,146
American Indian/Alaskan	177	113	290
Other	896	1,111	2,007
Unknown	1,375	1,348	2,723
Other race includes Asian, native Hawaiian/Pacific Islander, or other.			
Ethnicity	17,754	17,163	34,917
Hispanic	1,468	614	2,082
Non-Hispanic	11,779	12,778	24,557
Unknown	4,507	3,771	8,278
Gender	17,754	17,163	34,917
Female	9,606	9,428	19,034
Male	8,117	7,726	15,843
Unknown	31	9	40



# COVID-19: Hillsborough County vaccine summary

Vaccination data through Apr 5, 2021 as of Apr 6, 2021 at 12:05 AM

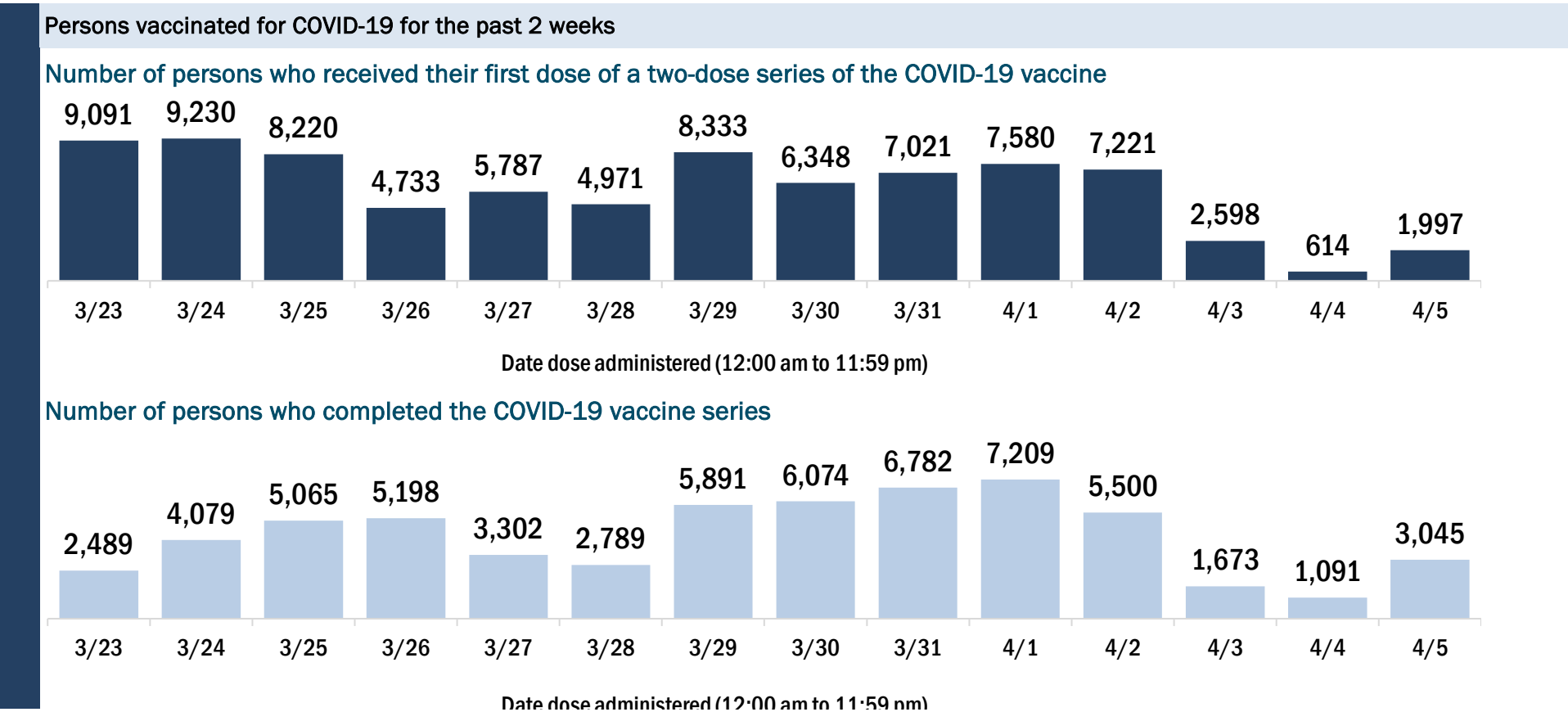
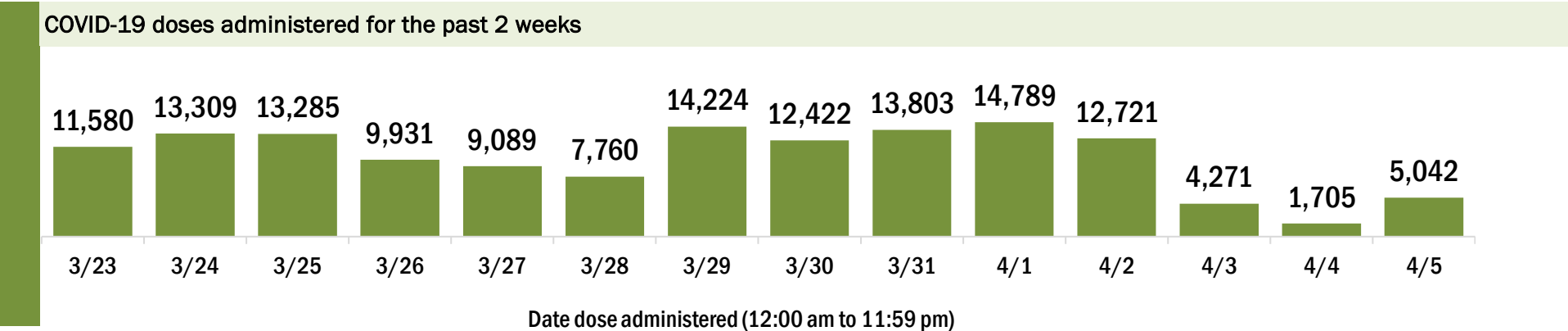
Data in this report are provisional and subject to change.

Data in this summary pertain to COVID-19 vaccines approved by the U.S. Food and Drug Administration and have been issued an Emergency Use Authorization (Janssen COVID-19 Vaccine, Moderna COVID-19 Vaccine and Pfizer-BioNTech COVID-19 Vaccine). These data summarize the number of people who have received either their first dose or have completed the series for a COVID-19 vaccine. **A person can only be counted in one category, first dose or series complete.** For persons receiving Moderna or Pfizer vaccines, once they receive their second dose, they are moved from the first dose column to the series completed column. **Because of this, the total first dose category may show a change from report to report not matching the total receiving their first dose from the previous day.** Persons receiving Johnson & Johnson vaccines will always be counted in the series completed column.

COVID-19 doses for vaccinated persons in Florida	
Doses administered	545,214
People receiving one dose of a 1-dose series (Johnson & Johnson) or receiving only one dose of a 2-dose series (Moderna, Pfizer) count once. Persons receiving both doses of a 2-dose series count twice.	

Current status of persons vaccinated for COVID-19 in Florida	
Total people vaccinated	376,478
First dose	186,368
Series completed	190,110
Completed 1-dose series	21,374
Completed 2-dose series	168,736
First dose: current number of people who have only received their first dose of the Moderna or Pfizer vaccine.	
Series complete: current number of people who have received both Moderna or Pfizer vaccine doses or one Johnson & Johnson dose and are considered fully immunized.	

Demographic summary	First dose	Series complete	Total people vaccinated
Age group	186,368	190,110	376,478
16-24 years	6,246	4,682	10,928
25-34 years	11,062	14,878	25,940
35-44 years	21,641	18,965	40,606
45-54 years	37,127	22,918	60,045
55-64 years	50,647	31,307	81,954
65-74 years	35,662	57,563	93,225
75-84 years	18,222	29,152	47,374
85+ years	5,761	10,645	16,406
Race	186,368	190,110	376,478
White	118,737	126,509	245,246
Black	12,193	13,865	26,058
American Indian/Alaskan	666	658	1,324
Other	24,045	27,184	51,229
Unknown	30,727	21,894	52,621
Other race includes Asian, native Hawaiian/Pacific Islander, or other.			
Ethnicity	186,368	190,110	376,478
Hispanic	23,714	20,209	43,923
Non-Hispanic	99,702	116,106	215,808
Unknown	62,952	53,795	116,747
Gender	186,368	190,110	376,478
Female	102,440	114,239	216,679
Male	83,645	75,727	159,372
Unknown	283	144	427



# COVID-19: Holmes County vaccine summary

Vaccination data through Apr 5, 2021 as of Apr 6, 2021 at 12:05 AM

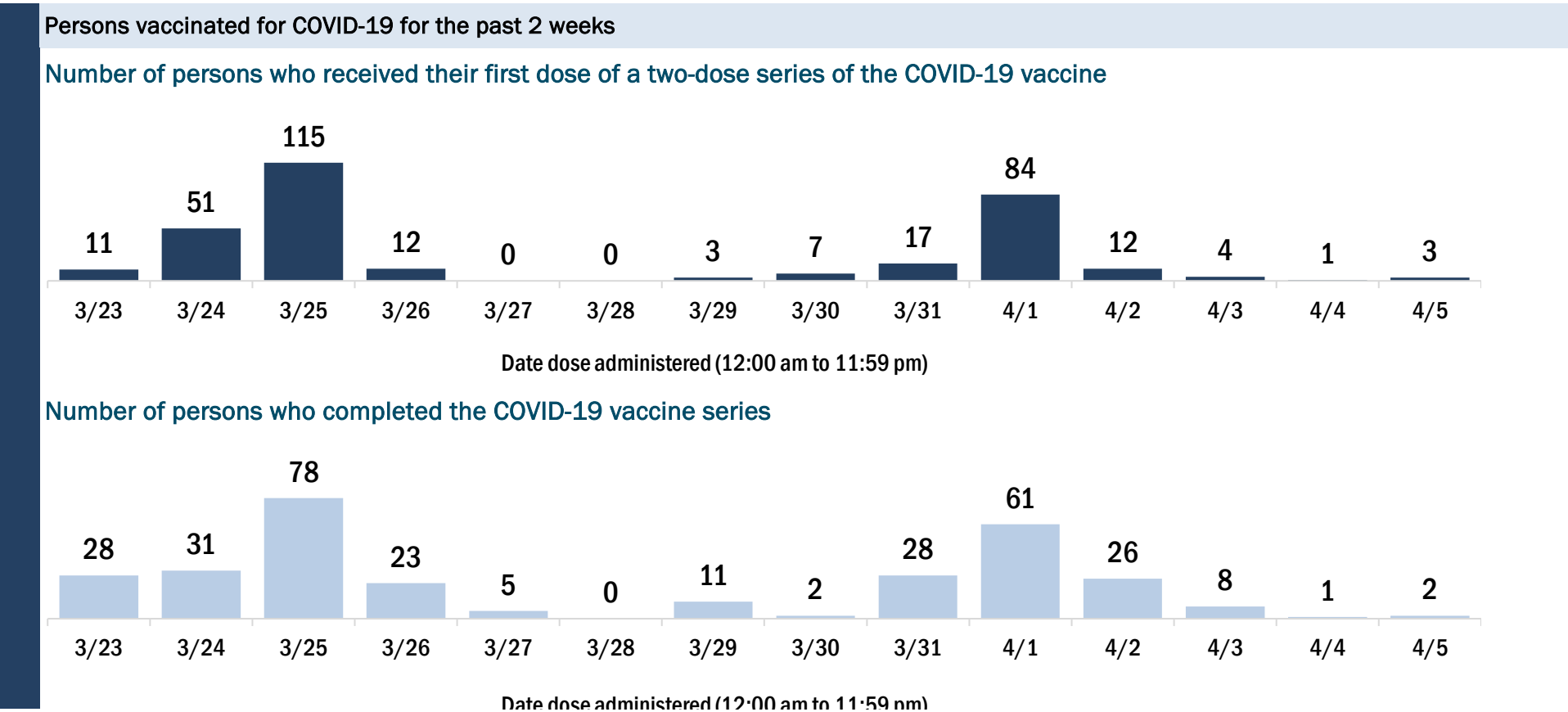
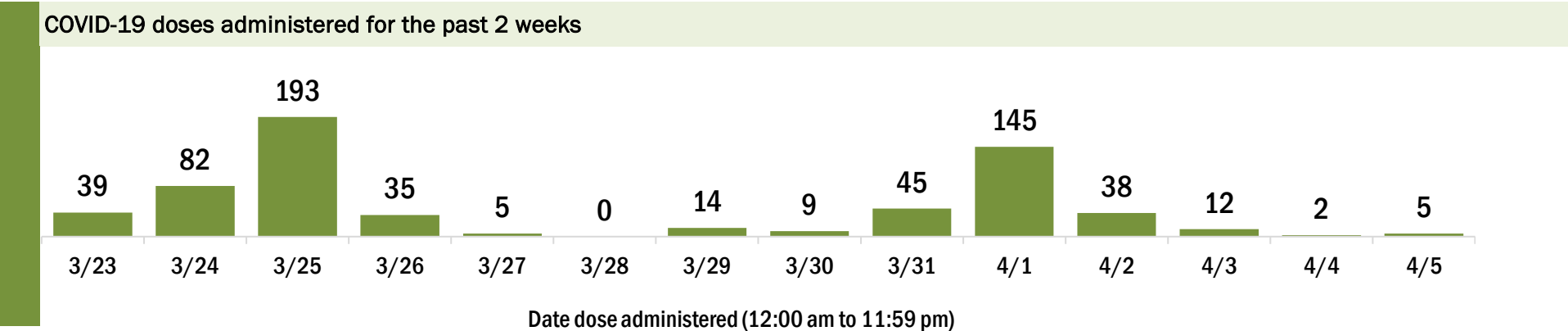
Data in this report are provisional and subject to change.

Data in this summary pertain to COVID-19 vaccines approved by the U.S. Food and Drug Administration and have been issued an Emergency Use Authorization (Janssen COVID-19 Vaccine, Moderna COVID-19 Vaccine and Pfizer-BioNTech COVID-19 Vaccine). These data summarize the number of people who have received either their first dose or have completed the series for a COVID-19 vaccine. **A person can only be counted in one category, first dose or series complete.** For persons receiving Moderna or Pfizer vaccines, once they receive their second dose, they are moved from the first dose column to the series completed column. **Because of this, the total first dose category may show a change from report to report not matching the total receiving their first dose from the previous day.** Persons receiving Johnson & Johnson vaccines will always be counted in the series completed column.

COVID-19 doses for vaccinated persons in Florida	
Doses administered	5,251
People receiving one dose of a 1-dose series (Johnson & Johnson) or receiving only one dose of a 2-dose series (Moderna, Pfizer) count once. Persons receiving both doses of a 2-dose series count twice.	

Current status of persons vaccinated for COVID-19 in Florida	
Total people vaccinated	3,173
First dose	905
Series completed	2,268
Completed 1-dose series	190
Completed 2-dose series	2,078
<b>First dose:</b> current number of people who have only received their first dose of the Moderna or Pfizer vaccine.	
<b>Series complete:</b> current number of people who have received both Moderna or Pfizer vaccine doses or one Johnson & Johnson dose and are considered fully immunized.	

Demographic summary	First dose	Series complete	Total people vaccinated
Age group	905	2,268	3,173
16-24 years	9	16	25
25-34 years	29	46	75
35-44 years	58	78	136
45-54 years	132	149	281
55-64 years	328	298	626
65-74 years	193	909	1,102
75-84 years	126	600	726
85+ years	30	172	202
Race	905	2,268	3,173
White	783	1,939	2,722
Black	31	75	106
American Indian/Alaskan	6	27	33
Other	38	156	194
Unknown	47	71	118
Other race includes Asian, native Hawaiian/Pacific Islander, or other.			
Ethnicity	905	2,268	3,173
Hispanic	14	15	29
Non-Hispanic	708	1,929	2,637
Unknown	183	324	507
Gender	905	2,268	3,173
Female	486	1,241	1,727
Male	419	1,027	1,446
Unknown	0	0	0



# COVID-19: Indian River County vaccine summary

Vaccination data through Apr 5, 2021 as of Apr 6, 2021 at 12:05 AM

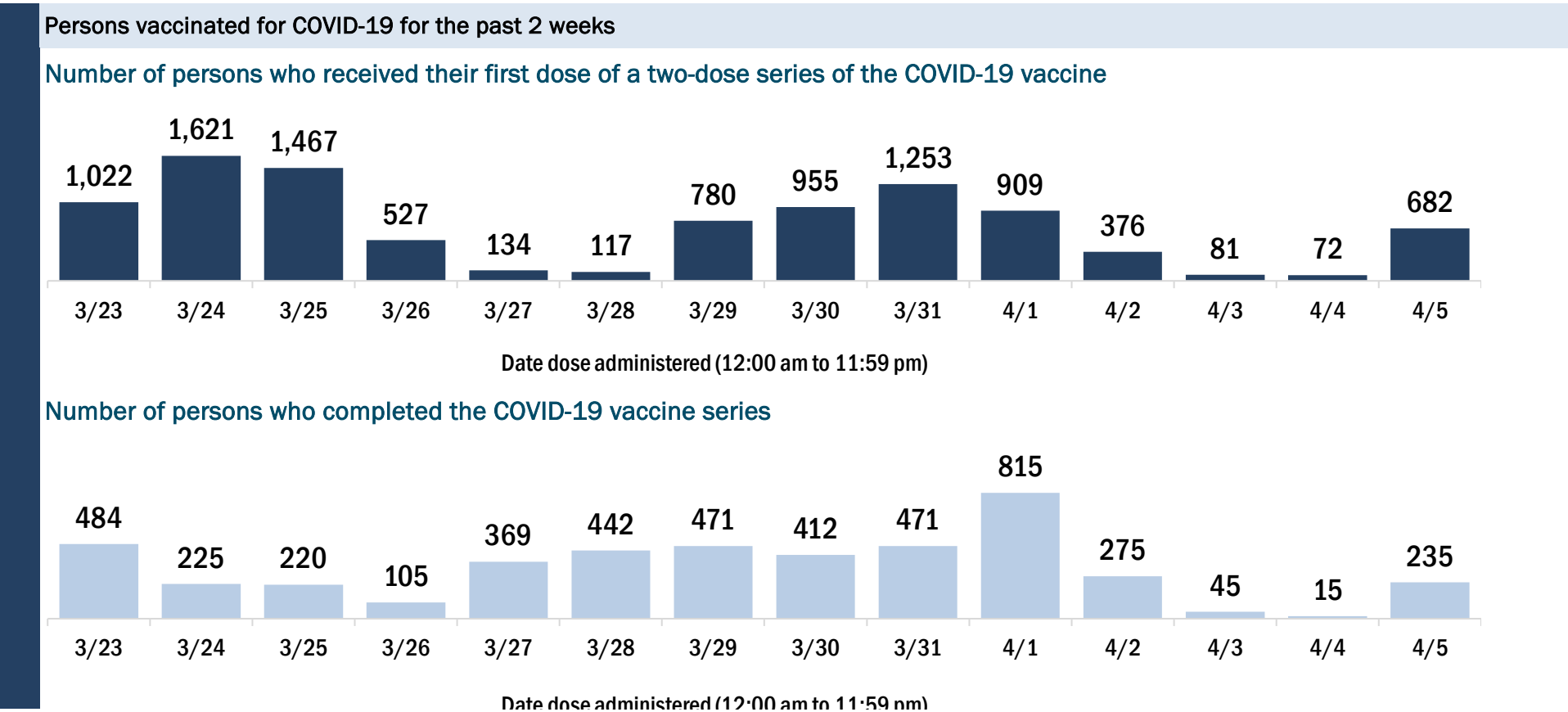
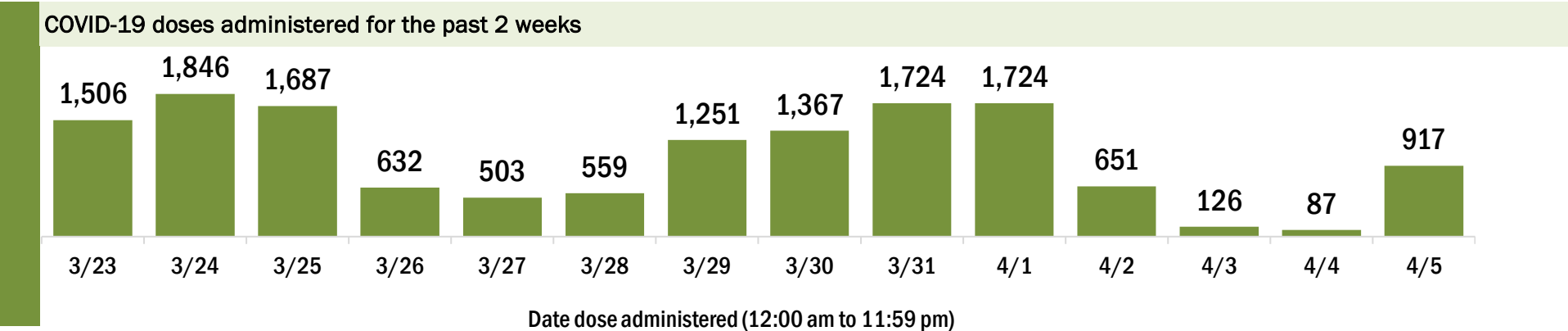
Data in this report are provisional and subject to change.

Data in this summary pertain to COVID-19 vaccines approved by the U.S. Food and Drug Administration and have been issued an Emergency Use Authorization (Janssen COVID-19 Vaccine, Moderna COVID-19 Vaccine and Pfizer-BioNTech COVID-19 Vaccine). These data summarize the number of people who have received either their first dose or have completed the series for a COVID-19 vaccine. **A person can only be counted in one category, first dose or series complete.** For persons receiving Moderna or Pfizer vaccines, once they receive their second dose, they are moved from the first dose column to the series completed column. **Because of this, the total first dose category may show a change from report to report not matching the total receiving their first dose from the previous day.** Persons receiving Johnson & Johnson vaccines will always be counted in the series completed column.

COVID-19 doses for vaccinated persons in Florida	
Doses administered	103,578
People receiving one dose of a 1-dose series (Johnson & Johnson) or receiving only one dose of a 2-dose series (Moderna, Pfizer) count once. Persons receiving both doses of a 2-dose series count twice.	

Current status of persons vaccinated for COVID-19 in Florida	
Total people vaccinated	65,356
First dose	26,240
Series completed	39,116
Completed 1-dose series	894
Completed 2-dose series	38,222
First dose: current number of people who have only received their first dose of the Moderna or Pfizer vaccine.	
Series complete: current number of people who have received both Moderna or Pfizer vaccine doses or one Johnson & Johnson dose and are considered fully immunized.	

Demographic summary	First dose	Series complete	Total people vaccinated
Age group	26,240	39,116	65,356
16-24 years	336	234	570
25-34 years	609	566	1,175
35-44 years	1,244	792	2,036
45-54 years	3,011	1,388	4,399
55-64 years	8,291	3,018	11,309
65-74 years	6,243	17,960	24,203
75-84 years	4,599	11,381	15,980
85+ years	1,907	3,777	5,684
Race	26,240	39,116	65,356
White	19,289	29,010	48,299
Black	1,087	928	2,015
American Indian/Alaskan	180	196	376
Other	1,669	2,767	4,436
Unknown	4,015	6,215	10,230
Other race includes Asian, native Hawaiian/Pacific Islander, or other.			
Ethnicity	26,240	39,116	65,356
Hispanic	1,379	826	2,205
Non-Hispanic	15,272	24,823	40,095
Unknown	9,589	13,467	23,056
Gender	26,240	39,116	65,356
Female	14,527	22,182	36,709
Male	11,677	16,903	28,580
Unknown	36	31	67





# COVID-19: Jackson County vaccine summary

Vaccination data through Apr 5, 2021 as of Apr 6, 2021 at 12:05 AM

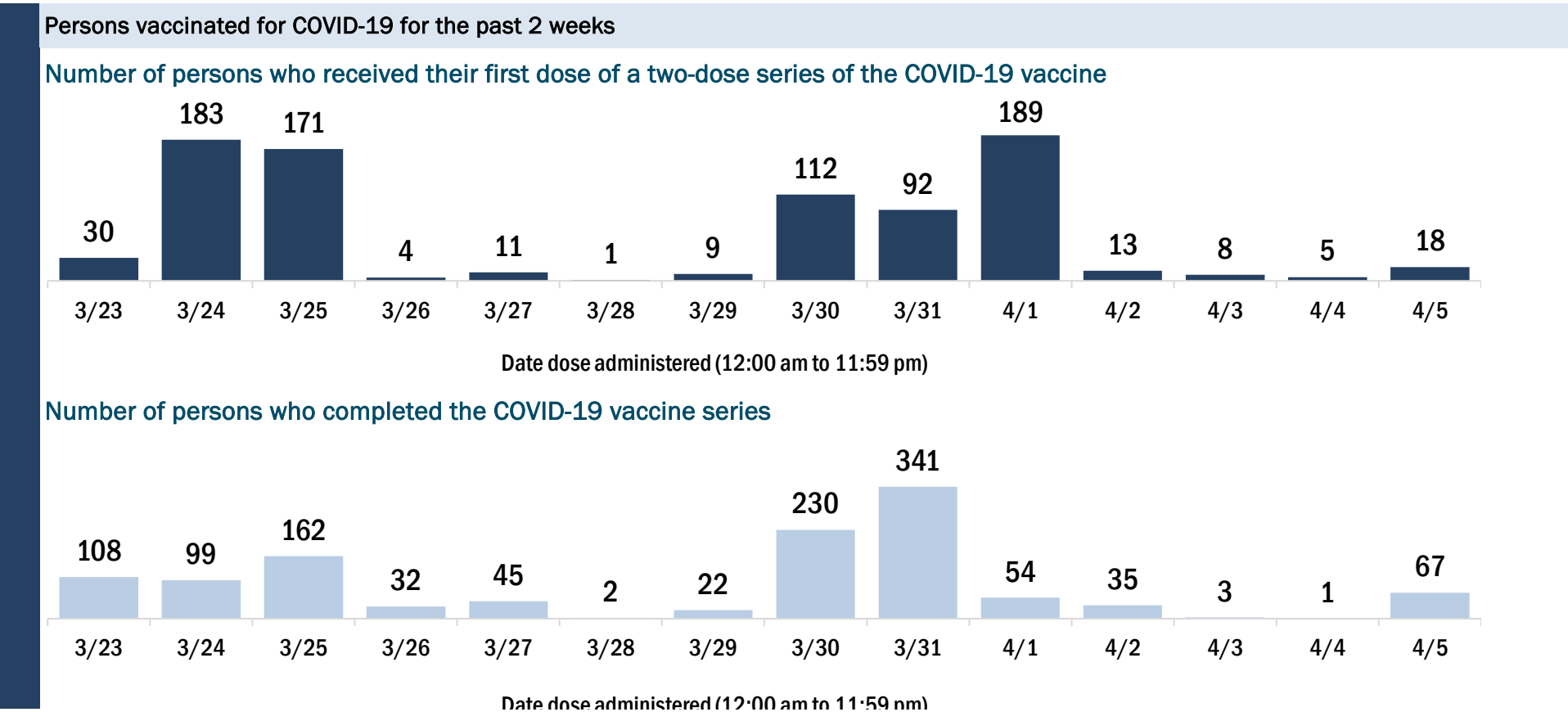
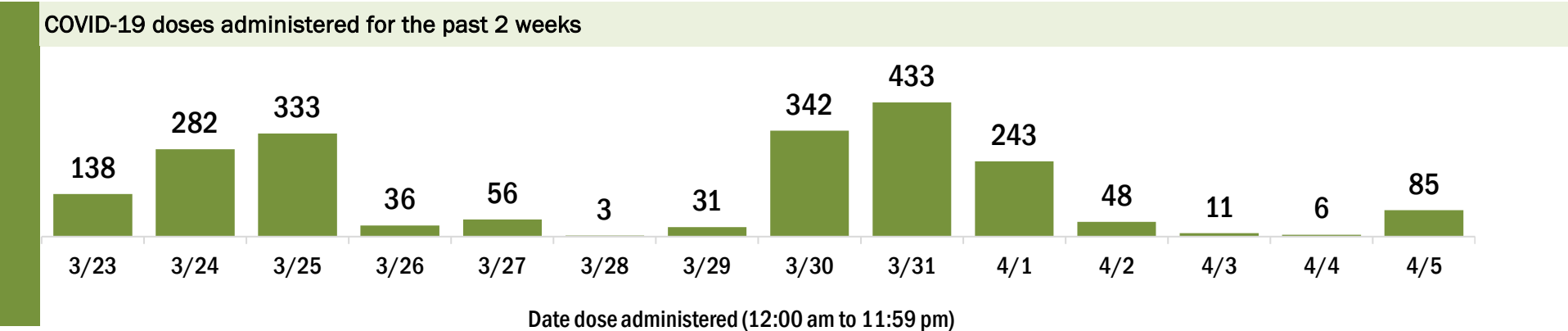
Data in this report are provisional and subject to change.

Data in this summary pertain to COVID-19 vaccines approved by the U.S. Food and Drug Administration and have been issued an Emergency Use Authorization (Janssen COVID-19 Vaccine, Moderna COVID-19 Vaccine and Pfizer-BioNTech COVID-19 Vaccine). These data summarize the number of people who have received either their first dose or have completed the series for a COVID-19 vaccine. **A person can only be counted in one category, first dose or series complete.** For persons receiving Moderna or Pfizer vaccines, once they receive their second dose, they are moved from the first dose column to the series completed column. **Because of this, the total first dose category may show a change from report to report not matching the total receiving their first dose from the previous day.** Persons receiving Johnson & Johnson vaccines will always be counted in the series completed column.

COVID-19 doses for vaccinated persons in Florida	
Doses administered	16,771
People receiving one dose of a 1-dose series (Johnson & Johnson) or receiving only one dose of a 2-dose series (Moderna, Pfizer) count once. Persons receiving both doses of a 2-dose series count twice.	

Current status of persons vaccinated for COVID-19 in Florida	
Total people vaccinated	10,138
First dose	2,889
Series completed	7,249
Completed 1-dose series	616
Completed 2-dose series	6,633
<b>First dose:</b> current number of people who have only received their first dose of the Moderna or Pfizer vaccine.	
<b>Series complete:</b> current number of people who have received both Moderna or Pfizer vaccine doses or one Johnson & Johnson dose and are considered fully immunized.	

Demographic summary	First dose	Series complete	Total people vaccinated
Age group	2,889	7,249	10,138
16-24 years	49	72	121
25-34 years	121	193	314
35-44 years	218	323	541
45-54 years	400	610	1,010
55-64 years	926	1,197	2,123
65-74 years	619	2,664	3,283
75-84 years	414	1,639	2,053
85+ years	142	551	693
Race	2,889	7,249	10,138
White	1,817	5,119	6,936
Black	631	1,352	1,983
American Indian/Alaskan	16	34	50
Other	150	300	450
Unknown	275	444	719
Other race includes Asian, native Hawaiian/Pacific Islander, or other.			
Ethnicity	2,889	7,249	10,138
Hispanic	68	68	136
Non-Hispanic	2,022	5,198	7,220
Unknown	799	1,983	2,782
Gender	2,889	7,249	10,138
Female	1,647	4,135	5,782
Male	1,241	3,114	4,355
Unknown	1	0	1



# COVID-19: Jefferson County vaccine summary

Vaccination data through Apr 5, 2021 as of Apr 6, 2021 at 12:05 AM

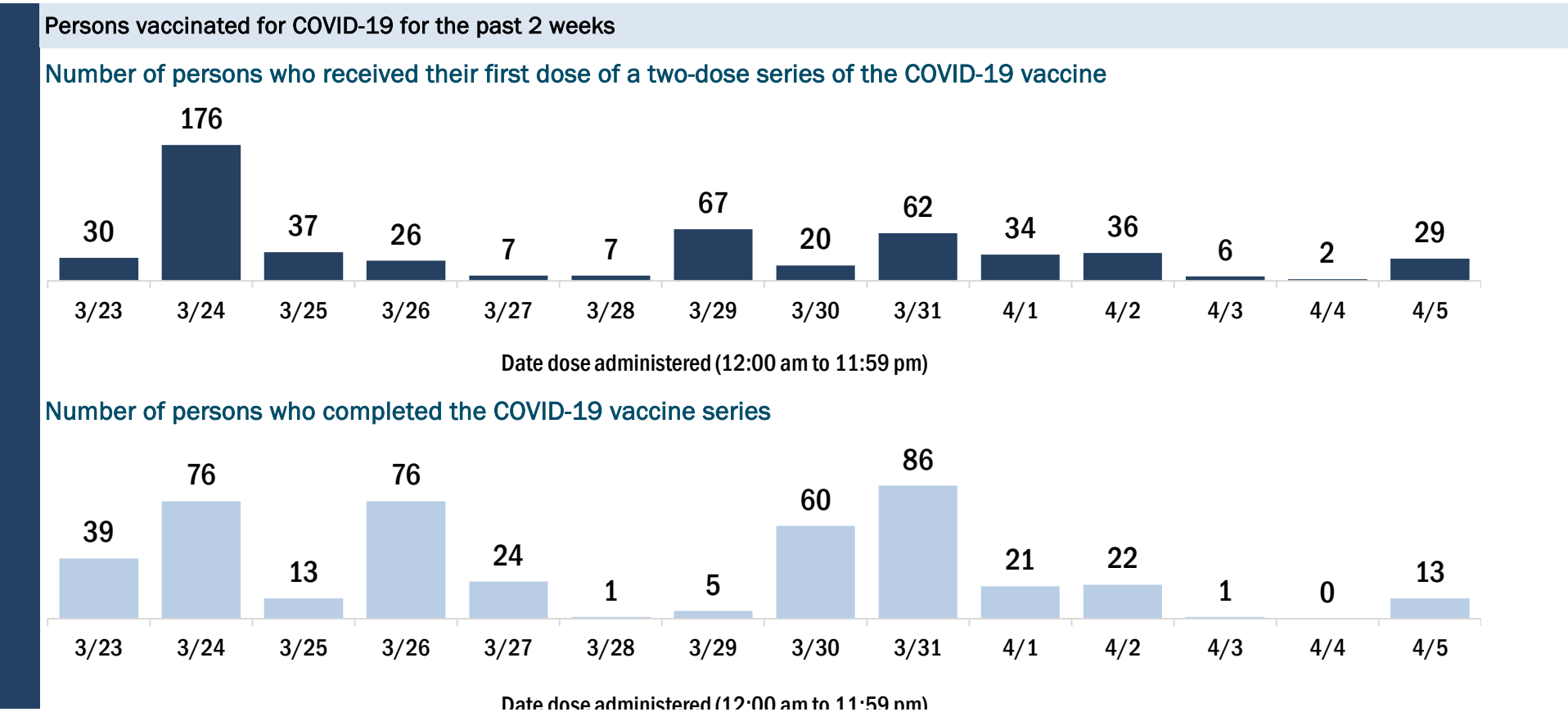
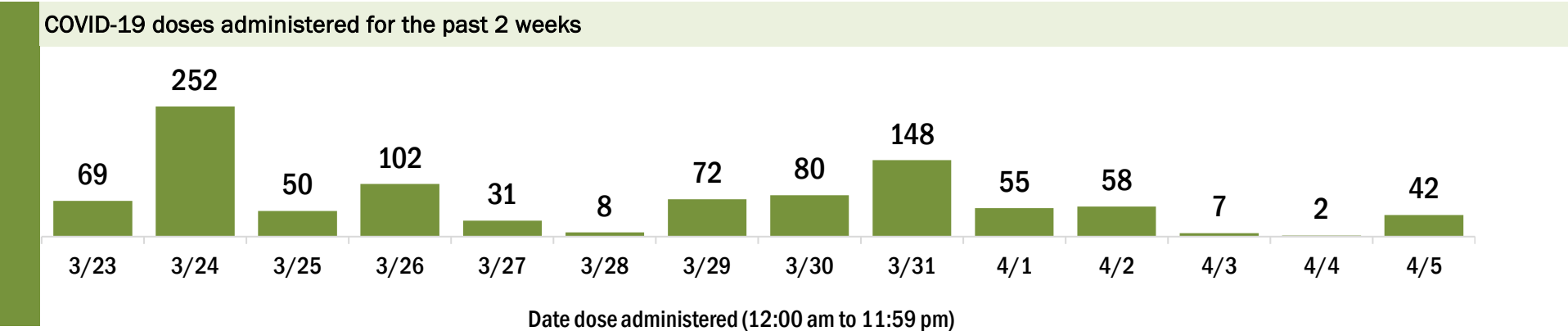
Data in this report are provisional and subject to change.

Data in this summary pertain to COVID-19 vaccines approved by the U.S. Food and Drug Administration and have been issued an Emergency Use Authorization (Janssen COVID-19 Vaccine, Moderna COVID-19 Vaccine and Pfizer-BioNTech COVID-19 Vaccine). These data summarize the number of people who have received either their first dose or have completed the series for a COVID-19 vaccine. **A person can only be counted in one category, first dose or series complete.** For persons receiving Moderna or Pfizer vaccines, once they receive their second dose, they are moved from the first dose column to the series completed column. **Because of this, the total first dose category may show a change from report to report not matching the total receiving their first dose from the previous day.** Persons receiving Johnson & Johnson vaccines will always be counted in the series completed column.

COVID-19 doses for vaccinated persons in Florida	
Doses administered	6,531
People receiving one dose of a 1-dose series (Johnson & Johnson) or receiving only one dose of a 2-dose series (Moderna, Pfizer) count once. Persons receiving both doses of a 2-dose series count twice.	

Current status of persons vaccinated for COVID-19 in Florida	
Total people vaccinated	3,941
First dose	1,208
Series completed	2,733
Completed 1-dose series	143
Completed 2-dose series	2,590
First dose: current number of people who have only received their first dose of the Moderna or Pfizer vaccine.	
Series complete: current number of people who have received both Moderna or Pfizer vaccine doses or one Johnson & Johnson dose and are considered fully immunized.	

Demographic summary	First dose	Series complete	Total people vaccinated
Age group	1,208	2,733	3,941
16-24 years	38	13	51
25-34 years	41	57	98
35-44 years	87	93	180
45-54 years	212	207	419
55-64 years	551	379	930
65-74 years	163	1,212	1,375
75-84 years	86	605	691
85+ years	30	167	197
Race	1,208	2,733	3,941
White	635	1,447	2,082
Black	321	531	852
American Indian/Alaskan	3	5	8
Other	136	468	604
Unknown	113	282	395
Other race includes Asian, native Hawaiian/Pacific Islander, or other.			
Ethnicity	1,208	2,733	3,941
Hispanic	28	33	61
Non-Hispanic	807	1,382	2,189
Unknown	373	1,318	1,691
Gender	1,208	2,733	3,941
Female	708	1,599	2,307
Male	500	1,134	1,634
Unknown	0	0	0



# COVID-19: Lafayette County vaccine summary

Vaccination data through Apr 5, 2021 as of Apr 6, 2021 at 12:05 AM

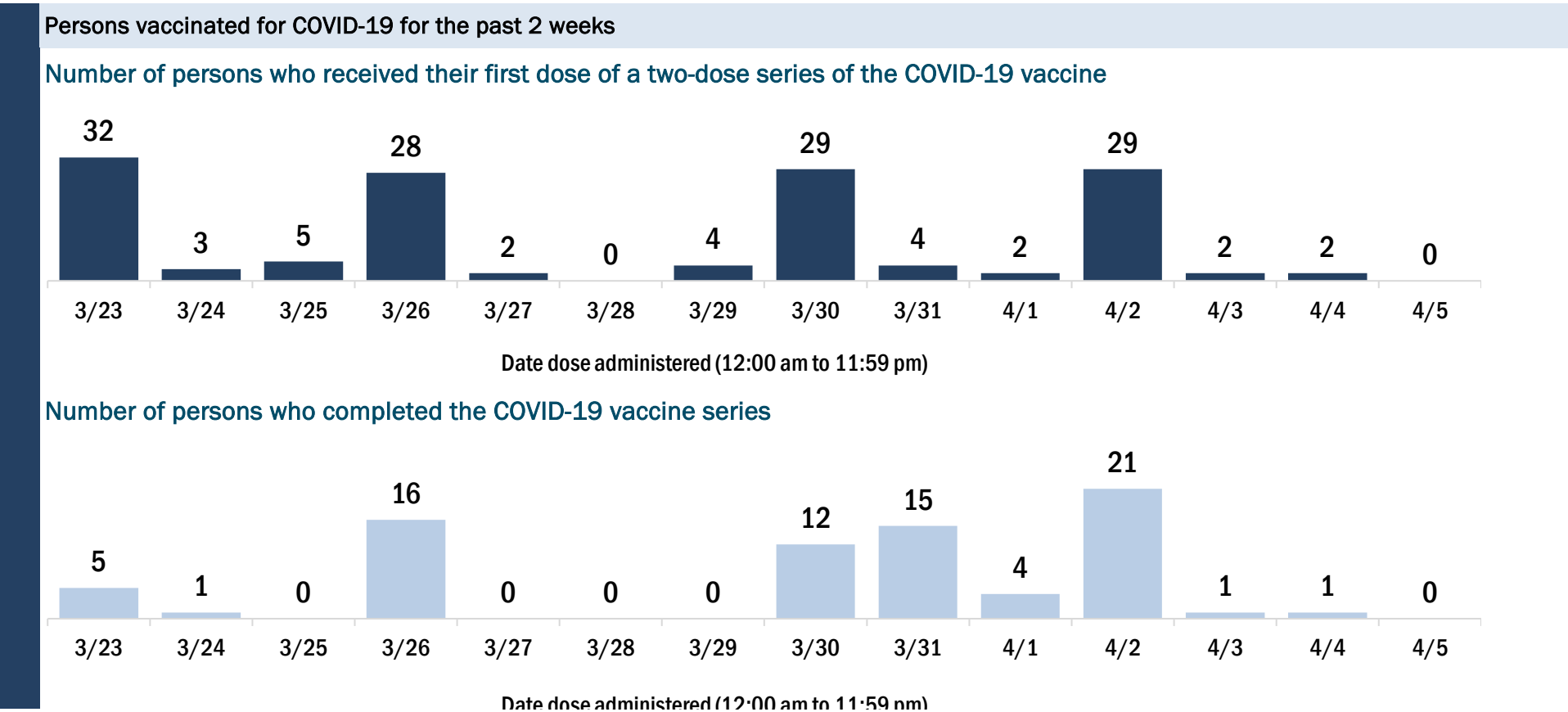
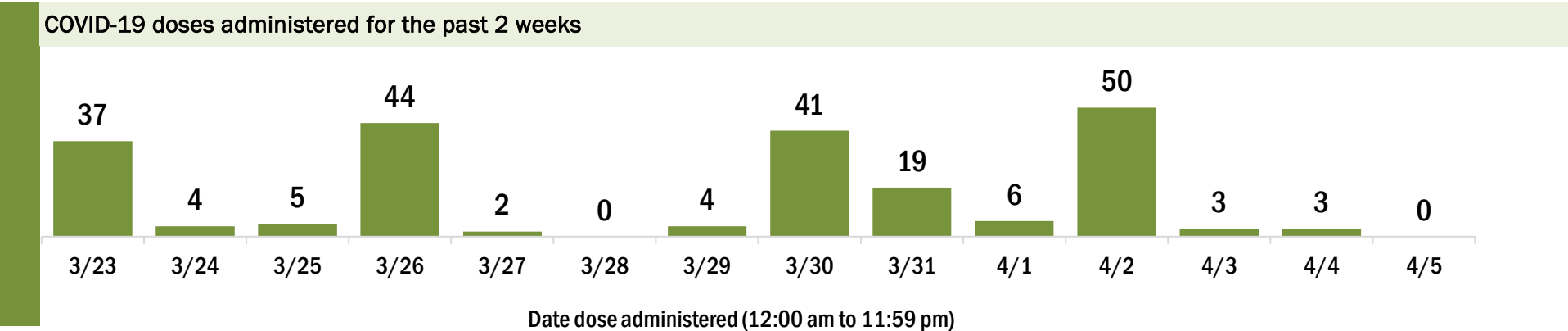
Data in this report are provisional and subject to change.

Data in this summary pertain to COVID-19 vaccines approved by the U.S. Food and Drug Administration and have been issued an Emergency Use Authorization (Janssen COVID-19 Vaccine, Moderna COVID-19 Vaccine and Pfizer-BioNTech COVID-19 Vaccine). These data summarize the number of people who have received either their first dose or have completed the series for a COVID-19 vaccine. **A person can only be counted in one category, first dose or series complete.** For persons receiving Moderna or Pfizer vaccines, once they receive their second dose, they are moved from the first dose column to the series completed column. **Because of this, the total first dose category may show a change from report to report not matching the total receiving their first dose from the previous day.** Persons receiving Johnson & Johnson vaccines will always be counted in the series completed column.

COVID-19 doses for vaccinated persons in Florida	
Doses administered	2,766
People receiving one dose of a 1-dose series (Johnson & Johnson) or receiving only one dose of a 2-dose series (Moderna, Pfizer) count once. Persons receiving both doses of a 2-dose series count twice.	

Current status of persons vaccinated for COVID-19 in Florida	
Total people vaccinated	1,587
First dose	402
Series completed	1,185
Completed 1-dose series	6
Completed 2-dose series	1,179
First dose: current number of people who have only received their first dose of the Moderna or Pfizer vaccine.	
Series complete: current number of people who have received both Moderna or Pfizer vaccine doses or one Johnson & Johnson dose and are considered fully immunized.	

Demographic summary	First dose	Series complete	Total people vaccinated
Age group	402	1,185	1,587
16-24 years	4	3	7
25-34 years	5	9	14
35-44 years	24	20	44
45-54 years	59	48	107
55-64 years	122	86	208
65-74 years	108	584	692
75-84 years	56	336	392
85+ years	24	99	123
Race	402	1,185	1,587
White	308	1,011	1,319
Black	17	34	51
American Indian/Alaskan	4	4	8
Other	17	66	83
Unknown	56	70	126
Other race includes Asian, native Hawaiian/Pacific Islander, or other.			
Ethnicity	402	1,185	1,587
Hispanic	20	21	41
Non-Hispanic	250	967	1,217
Unknown	132	197	329
Gender	402	1,185	1,587
Female	218	614	832
Male	183	571	754
Unknown	1	0	1



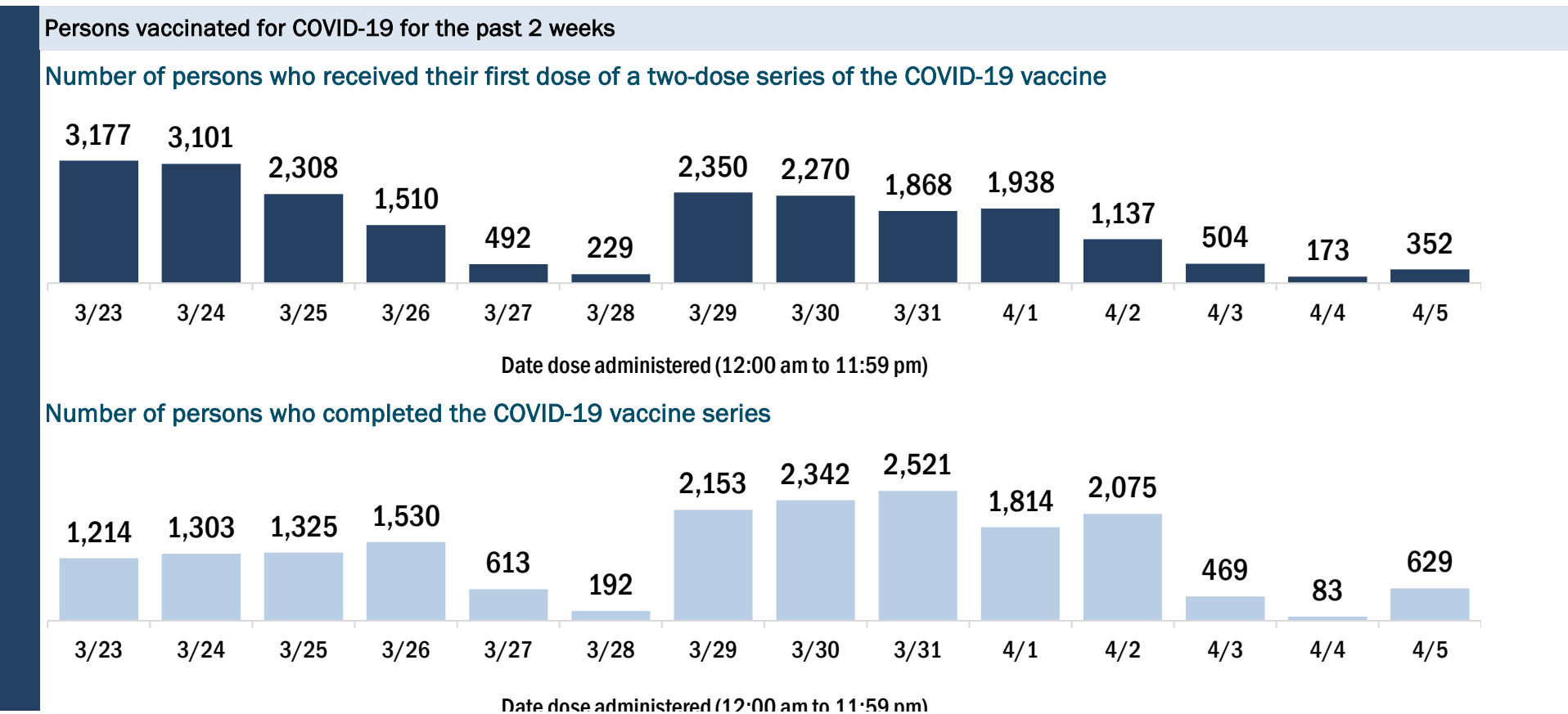
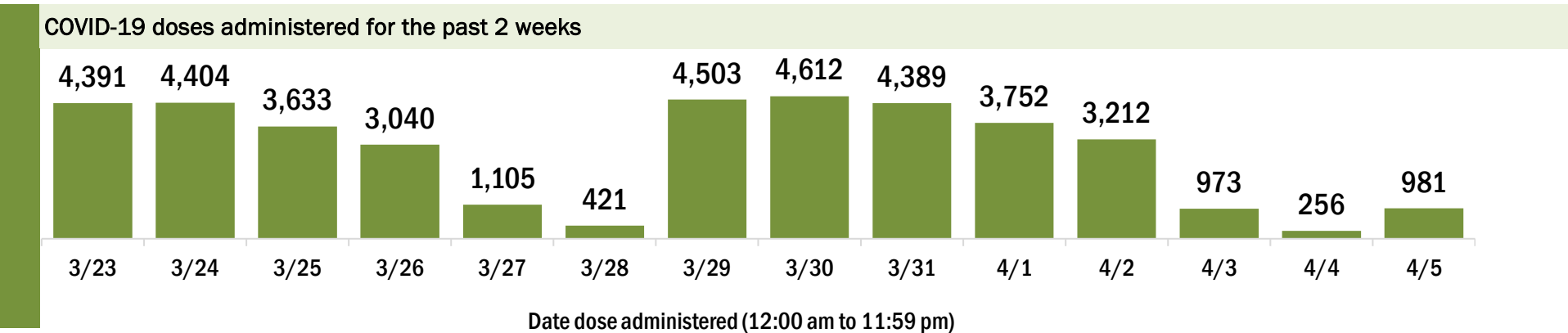
# COVID-19: Lake County vaccine summary

Vaccination data through Apr 5, 2021 as of Apr 6, 2021 at 12:05 AM

Data in this report are provisional and subject to change.

Data in this summary pertain to COVID-19 vaccines approved by the U.S. Food and Drug Administration and have been issued an Emergency Use Authorization (Janssen COVID-19 Vaccine, Moderna COVID-19 Vaccine and Pfizer-BioNTech COVID-19 Vaccine). These data summarize the number of people who have received either their first dose or have completed the series for a COVID-19 vaccine. **A person can only be counted in one category, first dose or series complete.** For persons receiving Moderna or Pfizer vaccines, once they receive their second dose, they are moved from the first dose column to the series completed column. **Because of this, the total first dose category may show a change from report to report not matching the total receiving their first dose from the previous day.** Persons receiving Johnson & Johnson vaccines will always be counted in the series completed column.

COVID-19 doses for vaccinated persons in Florida		Demographic summary			
Doses administered	204,049	First dose	Series complete	Total people vaccinated	
People receiving one dose of a 1-dose series (Johnson & Johnson) or receiving only one dose of a 2-dose series (Moderna, Pfizer) count once. Persons receiving both doses of a 2-dose series count twice.		Age group	49,057	79,058	128,115
		16-24 years	879	602	1,481
		25-34 years	1,915	1,757	3,672
		35-44 years	3,835	2,786	6,621
		45-54 years	7,661	4,023	11,684
		55-64 years	15,524	6,963	22,487
		65-74 years	9,915	33,095	43,010
		75-84 years	6,853	23,180	30,033
		85+ years	2,475	6,652	9,127
		Race	49,057	79,058	128,115
		White	32,009	61,075	93,084
		Black	2,561	3,439	6,000
		American Indian/Alaskan	207	434	641
		Other	4,560	6,658	11,218
		Unknown	9,720	7,452	17,172
		Other race includes Asian, native Hawaiian/Pacific Islander, or other.			
		Ethnicity	49,057	79,058	128,115
		Hispanic	3,679	3,346	7,025
		Non-Hispanic	22,657	44,918	67,575
		Unknown	22,721	30,794	53,515
		Gender	49,057	79,058	128,115
		Female	27,261	45,388	72,649
		Male	21,599	33,630	55,229
		Unknown	197	40	237





# COVID-19: Lee County vaccine summary

Vaccination data through Apr 5, 2021 as of Apr 6, 2021 at 12:05 AM

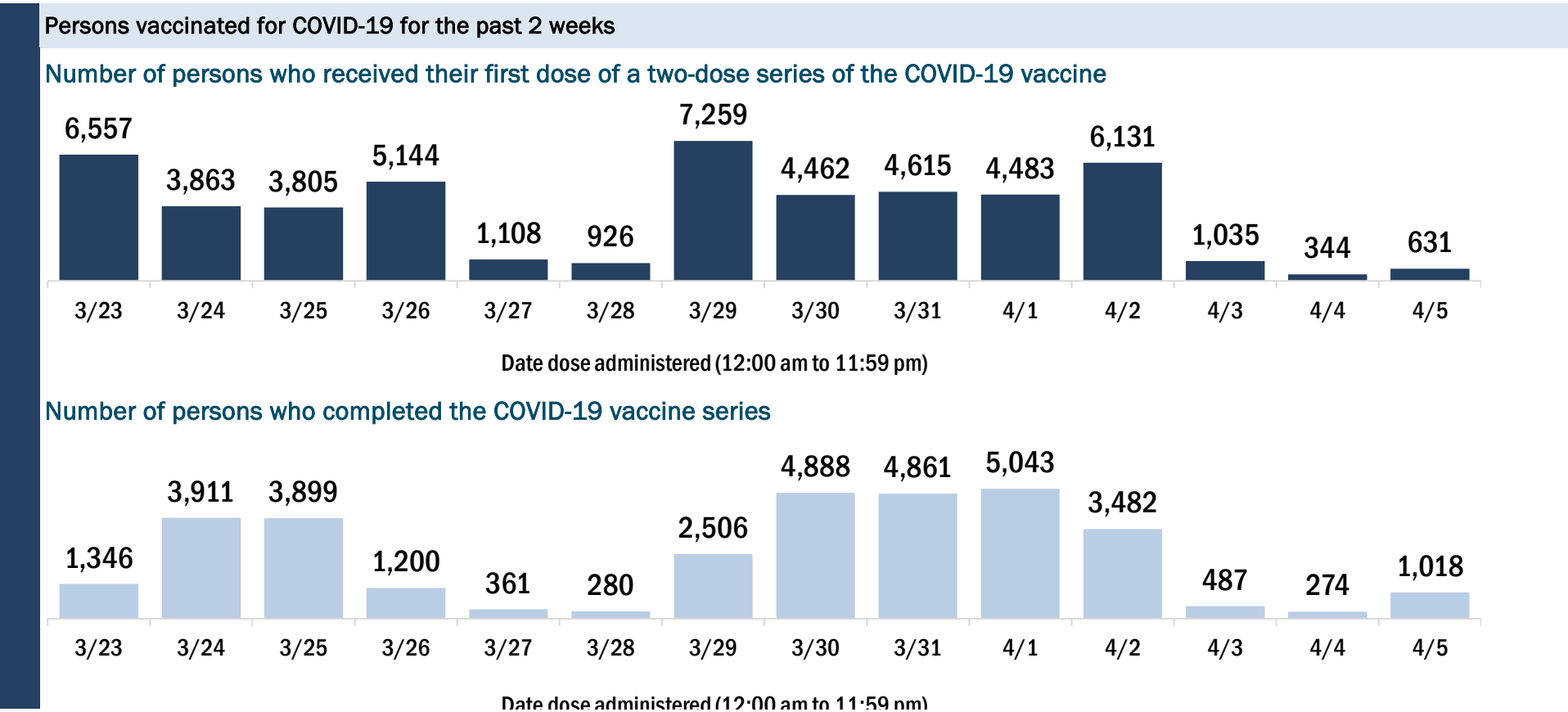
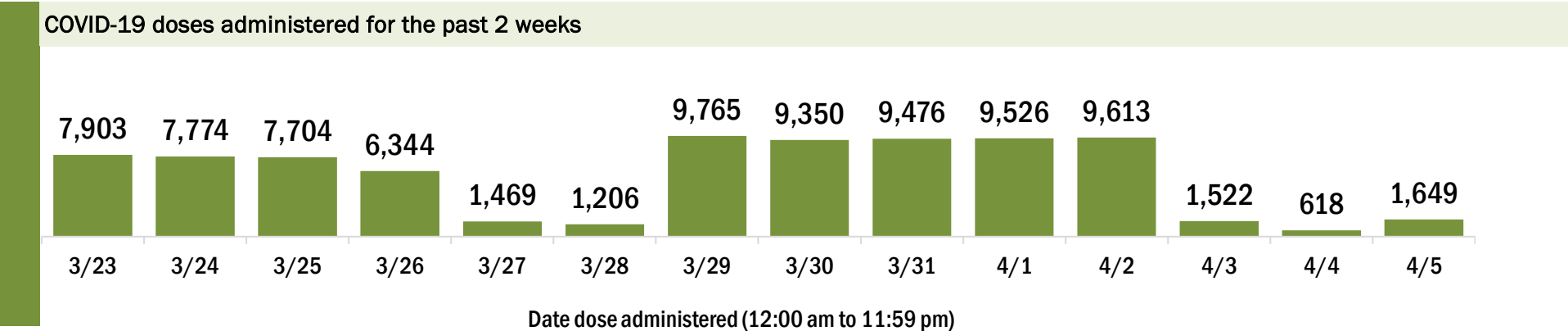
Data in this report are provisional and subject to change.

Data in this summary pertain to COVID-19 vaccines approved by the U.S. Food and Drug Administration and have been issued an Emergency Use Authorization (Janssen COVID-19 Vaccine, Moderna COVID-19 Vaccine and Pfizer-BioNTech COVID-19 Vaccine). These data summarize the number of people who have received either their first dose or have completed the series for a COVID-19 vaccine. **A person can only be counted in one category, first dose or series complete.** For persons receiving Moderna or Pfizer vaccines, once they receive their second dose, they are moved from the first dose column to the series completed column. **Because of this, the total first dose category may show a change from report to report not matching the total receiving their first dose from the previous day.** Persons receiving Johnson & Johnson vaccines will always be counted in the series completed column.

COVID-19 doses for vaccinated persons in Florida	
Doses administered	377,170
People receiving one dose of a 1-dose series (Johnson & Johnson) or receiving only one dose of a 2-dose series (Moderna, Pfizer) count once. Persons receiving both doses of a 2-dose series count twice.	

Current status of persons vaccinated for COVID-19 in Florida	
Total people vaccinated	246,017
First dose	108,111
Series completed	137,906
Completed 1-dose series	6,753
Completed 2-dose series	131,153
<b>First dose:</b> current number of people who have only received their first dose of the Moderna or Pfizer vaccine.	
<b>Series complete:</b> current number of people who have received both Moderna or Pfizer vaccine doses or one Johnson & Johnson dose and are considered fully immunized.	

Demographic summary	First dose	Series complete	Total people vaccinated
Age group	108,111	137,906	246,017
16-24 years	1,164	903	2,067
25-34 years	2,351	2,930	5,281
35-44 years	5,387	4,042	9,429
45-54 years	11,979	6,144	18,123
55-64 years	31,929	12,155	44,084
65-74 years	30,970	63,278	94,248
75-84 years	18,714	38,420	57,134
85+ years	5,617	10,034	15,651
Race	108,111	137,906	246,017
White	79,622	96,052	175,674
Black	2,861	2,871	5,732
American Indian/Alaskan	461	399	860
Other	6,357	9,029	15,386
Unknown	18,810	29,555	48,365
Other race includes Asian, native Hawaiian/Pacific Islander, or other.			
Ethnicity	108,111	137,906	246,017
Hispanic	8,262	5,721	13,983
Non-Hispanic	64,017	76,375	140,392
Unknown	35,832	55,810	91,642
Gender	108,111	137,906	246,017
Female	60,276	77,302	137,578
Male	47,551	60,333	107,884
Unknown	284	271	555



# COVID-19: Leon County vaccine summary

Vaccination data through Apr 5, 2021 as of Apr 6, 2021 at 12:05 AM

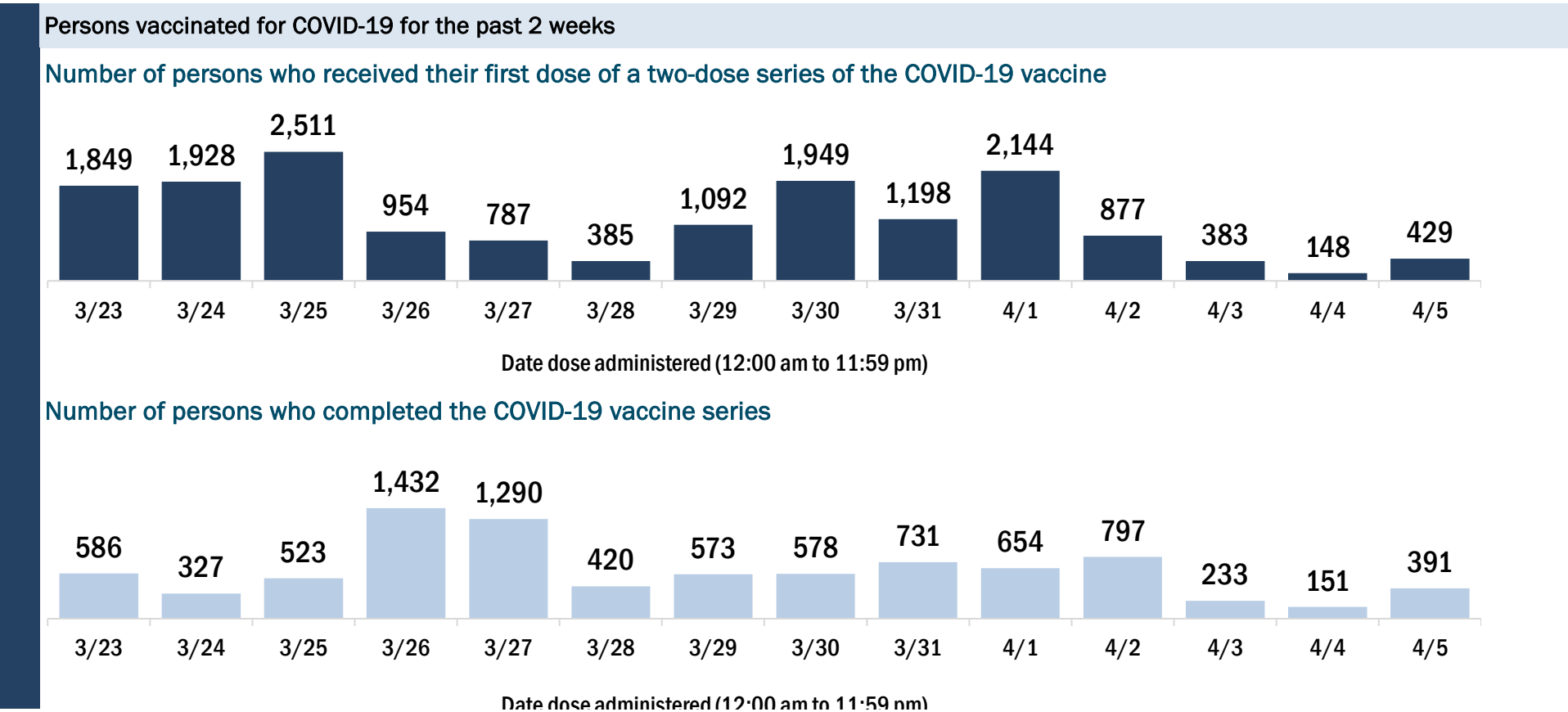
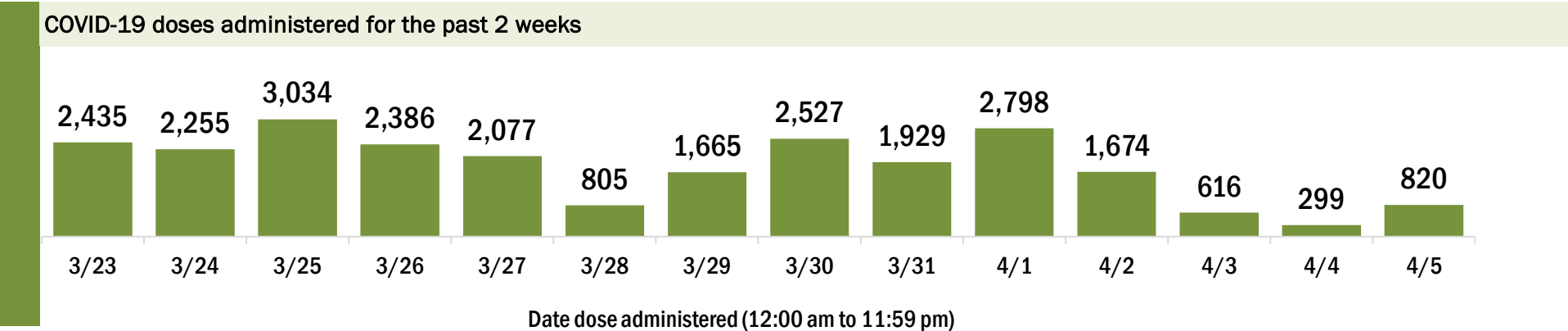
Data in this report are provisional and subject to change.

Data in this summary pertain to COVID-19 vaccines approved by the U.S. Food and Drug Administration and have been issued an Emergency Use Authorization (Janssen COVID-19 Vaccine, Moderna COVID-19 Vaccine and Pfizer-BioNTech COVID-19 Vaccine). These data summarize the number of people who have received either their first dose or have completed the series for a COVID-19 vaccine. **A person can only be counted in one category, first dose or series complete.** For persons receiving Moderna or Pfizer vaccines, once they receive their second dose, they are moved from the first dose column to the series completed column. **Because of this, the total first dose category may show a change from report to report not matching the total receiving their first dose from the previous day.** Persons receiving Johnson & Johnson vaccines will always be counted in the series completed column.

COVID-19 doses for vaccinated persons in Florida	
Doses administered	133,372
People receiving one dose of a 1-dose series (Johnson & Johnson) or receiving only one dose of a 2-dose series (Moderna, Pfizer) count once. Persons receiving both doses of a 2-dose series count twice.	

Current status of persons vaccinated for COVID-19 in Florida	
Total people vaccinated	84,719
First dose	33,895
Series completed	50,824
Completed 1-dose series	2,171
Completed 2-dose series	48,653
First dose: current number of people who have only received their first dose of the Moderna or Pfizer vaccine.	
Series complete: current number of people who have received both Moderna or Pfizer vaccine doses or one Johnson & Johnson dose and are considered fully immunized.	

Demographic summary	First dose	Series complete	Total people vaccinated
Age group	33,895	50,824	84,719
16-24 years	2,997	1,527	4,524
25-34 years	3,947	3,011	6,958
35-44 years	5,478	3,853	9,331
45-54 years	7,602	4,894	12,496
55-64 years	9,563	8,477	18,040
65-74 years	2,615	18,033	20,648
75-84 years	1,137	8,298	9,435
85+ years	556	2,731	3,287
Race	33,895	50,824	84,719
White	19,408	29,918	49,326
Black	4,765	7,086	11,851
American Indian/Alaskan	99	159	258
Other	5,056	9,793	14,849
Unknown	4,567	3,868	8,435
Other race includes Asian, native Hawaiian/Pacific Islander, or other.			
Ethnicity	33,895	50,824	84,719
Hispanic	1,899	1,726	3,625
Non-Hispanic	22,637	36,660	59,297
Unknown	9,359	12,438	21,797
Gender	33,895	50,824	84,719
Female	18,986	30,303	49,289
Male	14,900	20,497	35,397
Unknown	9	24	33



# COVID-19: Levy County vaccine summary

Vaccination data through Apr 5, 2021 as of Apr 6, 2021 at 12:05 AM

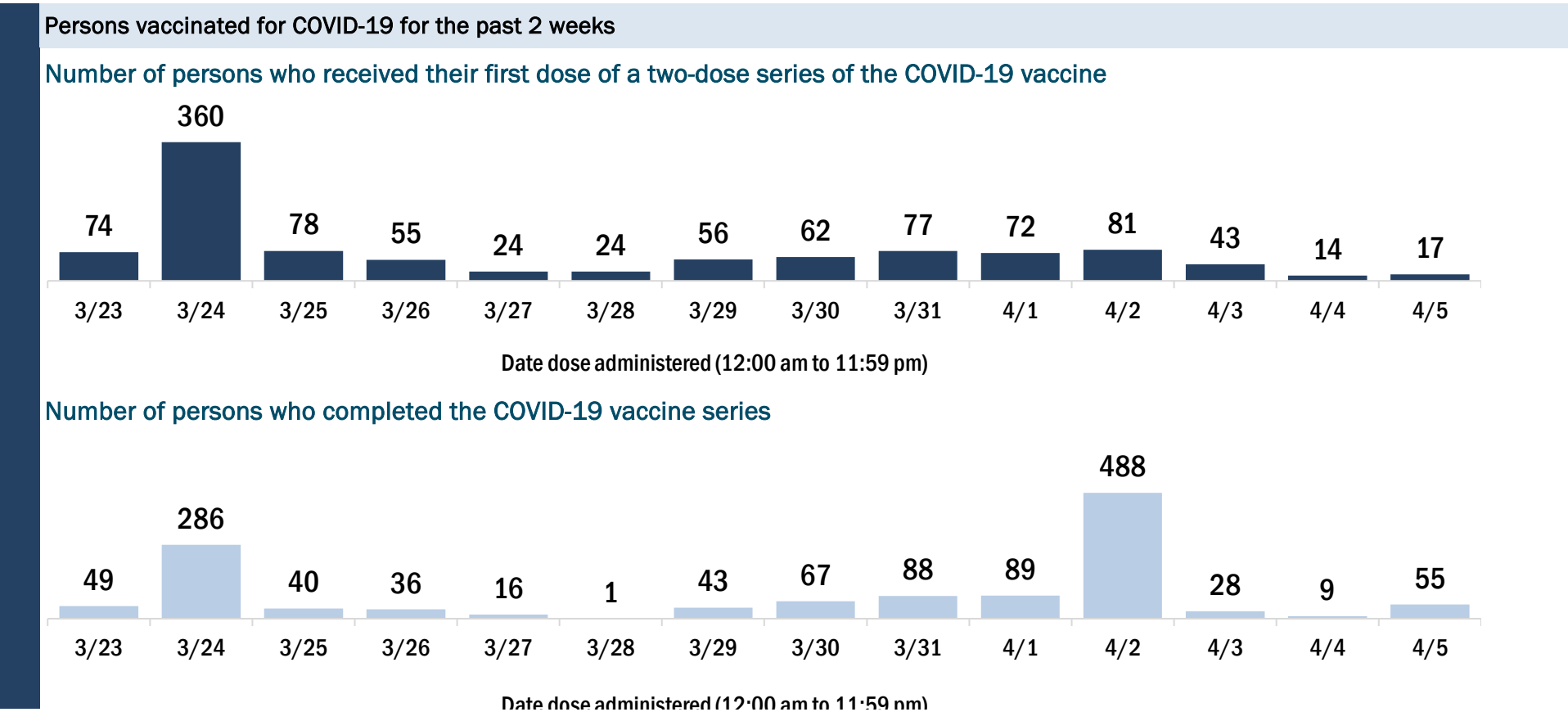
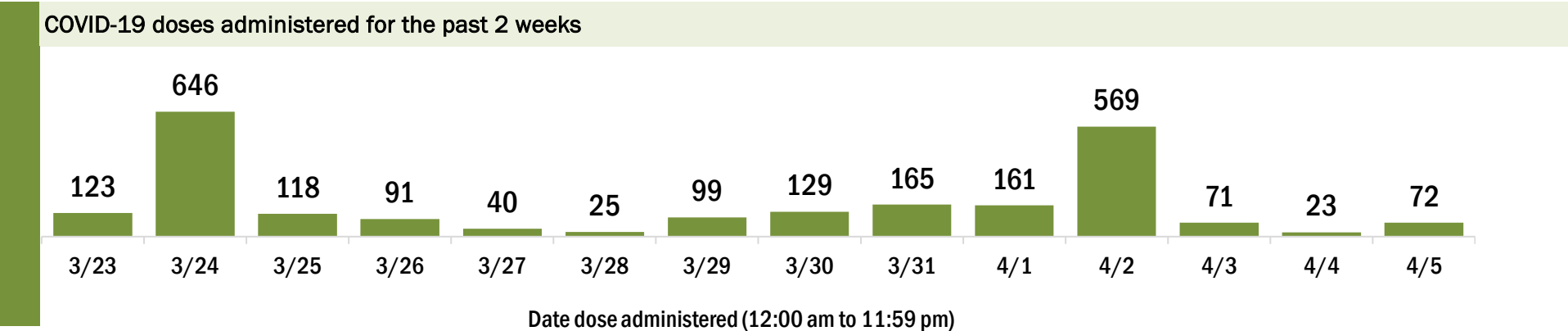
Data in this report are provisional and subject to change.

Data in this summary pertain to COVID-19 vaccines approved by the U.S. Food and Drug Administration and have been issued an Emergency Use Authorization (Janssen COVID-19 Vaccine, Moderna COVID-19 Vaccine and Pfizer-BioNTech COVID-19 Vaccine). These data summarize the number of people who have received either their first dose or have completed the series for a COVID-19 vaccine. **A person can only be counted in one category, first dose or series complete.** For persons receiving Moderna or Pfizer vaccines, once they receive their second dose, they are moved from the first dose column to the series completed column. **Because of this, the total first dose category may show a change from report to report not matching the total receiving their first dose from the previous day.** Persons receiving Johnson & Johnson vaccines will always be counted in the series completed column.

COVID-19 doses for vaccinated persons in Florida	
Doses administered	13,573
People receiving one dose of a 1-dose series (Johnson & Johnson) or receiving only one dose of a 2-dose series (Moderna, Pfizer) count once. Persons receiving both doses of a 2-dose series count twice.	

Current status of persons vaccinated for COVID-19 in Florida	
Total people vaccinated	8,553
First dose	2,916
Series completed	5,637
Completed 1-dose series	617
Completed 2-dose series	5,020
<b>First dose:</b> current number of people who have only received their first dose of the Moderna or Pfizer vaccine.	
<b>Series complete:</b> current number of people who have received both Moderna or Pfizer vaccine doses or one Johnson & Johnson dose and are considered fully immunized.	

Demographic summary	First dose	Series complete	Total people vaccinated
Age group	2,916	5,637	8,553
16-24 years	38	46	84
25-34 years	70	134	204
35-44 years	126	163	289
45-54 years	313	309	622
55-64 years	1,100	639	1,739
65-74 years	757	2,609	3,366
75-84 years	396	1,403	1,799
85+ years	116	334	450
Race	2,916	5,637	8,553
White	2,166	4,458	6,624
Black	235	318	553
American Indian/Alaskan	29	37	66
Other	192	313	505
Unknown	294	511	805
Other race includes Asian, native Hawaiian/Pacific Islander, or other.			
Ethnicity	2,916	5,637	8,553
Hispanic	168	136	304
Non-Hispanic	1,777	4,088	5,865
Unknown	971	1,413	2,384
Gender	2,916	5,637	8,553
Female	1,718	3,192	4,910
Male	1,196	2,445	3,641
Unknown	2	0	2



# COVID-19: Liberty County vaccine summary

Vaccination data through Apr 5, 2021 as of Apr 6, 2021 at 12:05 AM

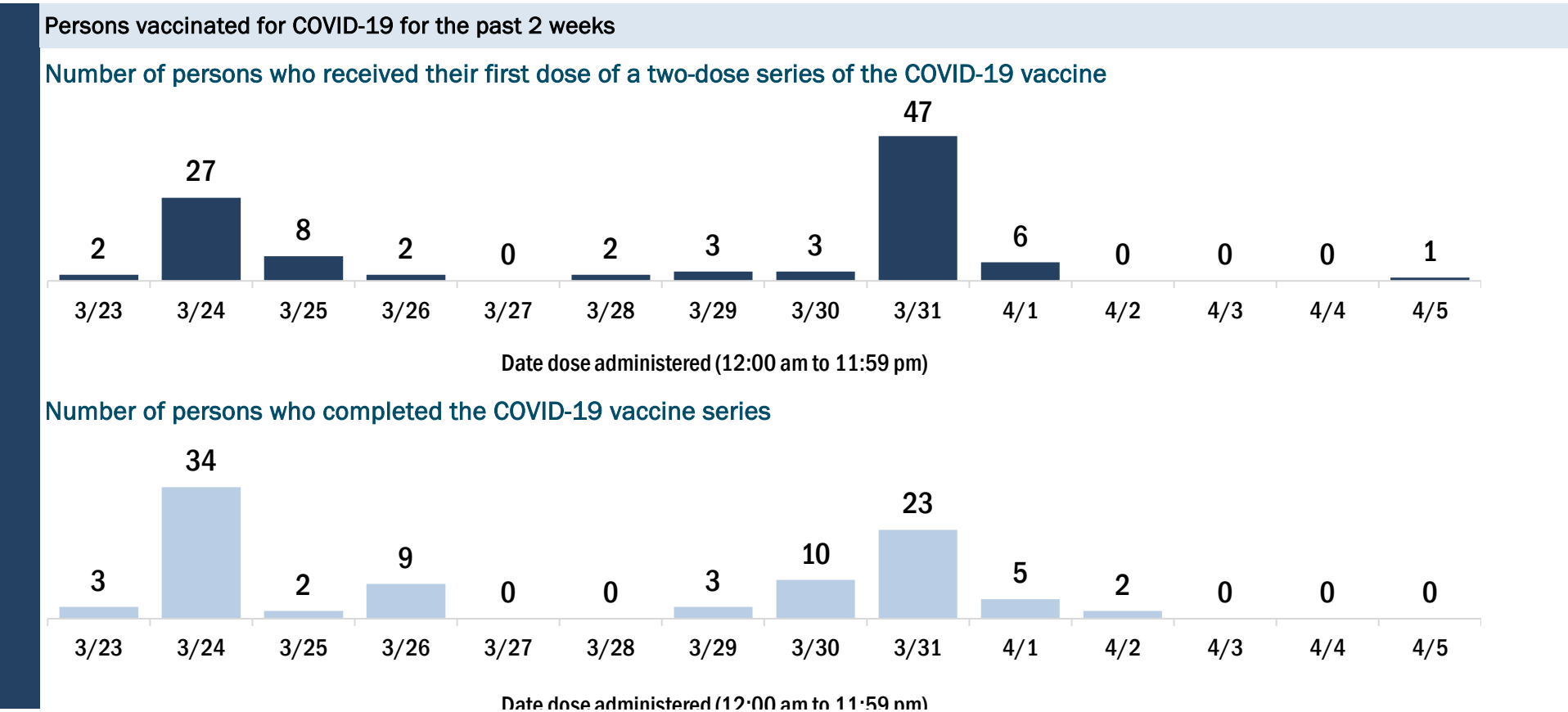
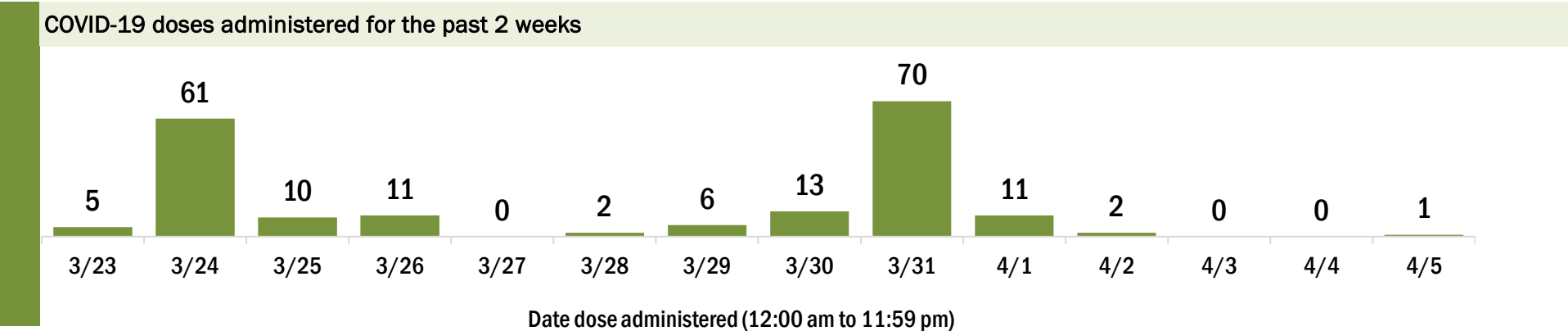
Data in this report are provisional and subject to change.

Data in this summary pertain to COVID-19 vaccines approved by the U.S. Food and Drug Administration and have been issued an Emergency Use Authorization (Janssen COVID-19 Vaccine, Moderna COVID-19 Vaccine and Pfizer-BioNTech COVID-19 Vaccine). These data summarize the number of people who have received either their first dose or have completed the series for a COVID-19 vaccine. **A person can only be counted in one category, first dose or series complete.** For persons receiving Moderna or Pfizer vaccines, once they receive their second dose, they are moved from the first dose column to the series completed column. **Because of this, the total first dose category may show a change from report to report not matching the total receiving their first dose from the previous day.** Persons receiving Johnson & Johnson vaccines will always be counted in the series completed column.

COVID-19 doses for vaccinated persons in Florida	
Doses administered	2,299
People receiving one dose of a 1-dose series (Johnson & Johnson) or receiving only one dose of a 2-dose series (Moderna, Pfizer) count once. Persons receiving both doses of a 2-dose series count twice.	

Current status of persons vaccinated for COVID-19 in Florida	
Total people vaccinated	1,333
First dose	328
Series completed	1,005
Completed 1-dose series	39
Completed 2-dose series	966
<b>First dose:</b> current number of people who have only received their first dose of the Moderna or Pfizer vaccine.	
<b>Series complete:</b> current number of people who have received both Moderna or Pfizer vaccine doses or one Johnson & Johnson dose and are considered fully immunized.	

Demographic summary	First dose	Series complete	Total people vaccinated
Age group	328	1,005	1,333
16-24 years	13	9	22
25-34 years	18	24	42
35-44 years	34	53	87
45-54 years	59	60	119
55-64 years	113	209	322
65-74 years	52	390	442
75-84 years	30	207	237
85+ years	9	53	62
Race	328	1,005	1,333
White	221	729	950
Black	46	80	126
American Indian/Alaskan	3	7	10
Other	20	92	112
Unknown	38	97	135
Other race includes Asian, native Hawaiian/Pacific Islander, or other.			
Ethnicity	328	1,005	1,333
Hispanic	2	11	13
Non-Hispanic	157	545	702
Unknown	169	449	618
Gender	328	1,005	1,333
Female	187	533	720
Male	141	472	613
Unknown	0	0	0





# COVID-19: Madison County vaccine summary

Vaccination data through Apr 5, 2021 as of Apr 6, 2021 at 12:05 AM

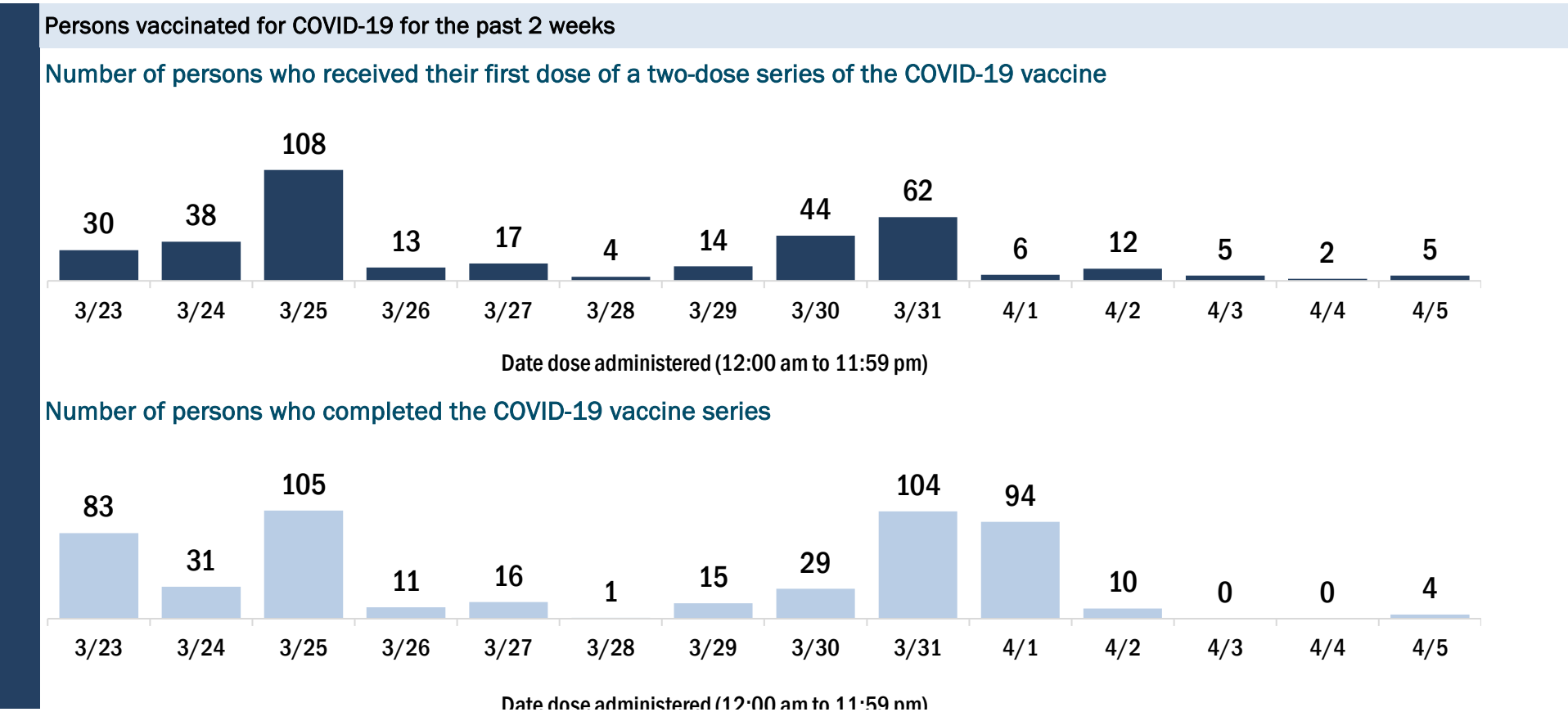
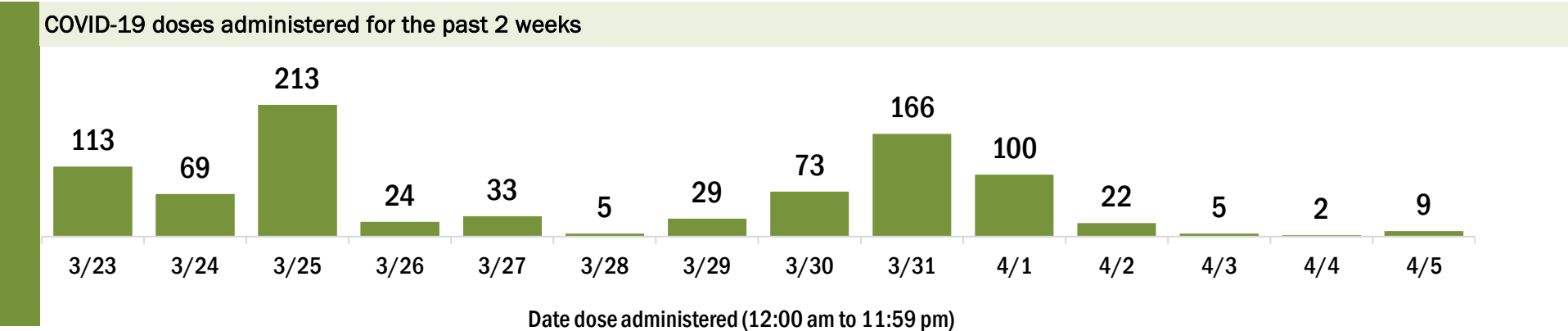
Data in this report are provisional and subject to change.

Data in this summary pertain to COVID-19 vaccines approved by the U.S. Food and Drug Administration and have been issued an Emergency Use Authorization (Janssen COVID-19 Vaccine, Moderna COVID-19 Vaccine and Pfizer-BioNTech COVID-19 Vaccine). These data summarize the number of people who have received either their first dose or have completed the series for a COVID-19 vaccine. **A person can only be counted in one category, first dose or series complete.** For persons receiving Moderna or Pfizer vaccines, once they receive their second dose, they are moved from the first dose column to the series completed column. **Because of this, the total first dose category may show a change from report to report not matching the total receiving their first dose from the previous day.** Persons receiving Johnson & Johnson vaccines will always be counted in the series completed column.

COVID-19 doses for vaccinated persons in Florida	
Doses administered	6,959
People receiving one dose of a 1-dose series (Johnson & Johnson) or receiving only one dose of a 2-dose series (Moderna, Pfizer) count once. Persons receiving both doses of a 2-dose series count twice.	

Current status of persons vaccinated for COVID-19 in Florida	
Total people vaccinated	4,179
First dose	1,233
Series completed	2,946
Completed 1-dose series	166
Completed 2-dose series	2,780
First dose: current number of people who have only received their first dose of the Moderna or Pfizer vaccine.	
Series complete: current number of people who have received both Moderna or Pfizer vaccine doses or one Johnson & Johnson dose and are considered fully immunized.	

Demographic summary	First dose	Series complete	Total people vaccinated
Age group	1,233	2,946	4,179
16-24 years	20	21	41
25-34 years	62	56	118
35-44 years	100	106	206
45-54 years	252	164	416
55-64 years	482	419	901
65-74 years	206	1,263	1,469
75-84 years	83	717	800
85+ years	28	200	228
Race	1,233	2,946	4,179
White	607	1,544	2,151
Black	361	705	1,066
American Indian/Alaskan	0	6	6
Other	100	256	356
Unknown	165	435	600
Other race includes Asian, native Hawaiian/Pacific Islander, or other.			
Ethnicity	1,233	2,946	4,179
Hispanic	22	24	46
Non-Hispanic	540	1,007	1,547
Unknown	671	1,915	2,586
Gender	1,233	2,946	4,179
Female	709	1,678	2,387
Male	524	1,268	1,792
Unknown	0	0	0



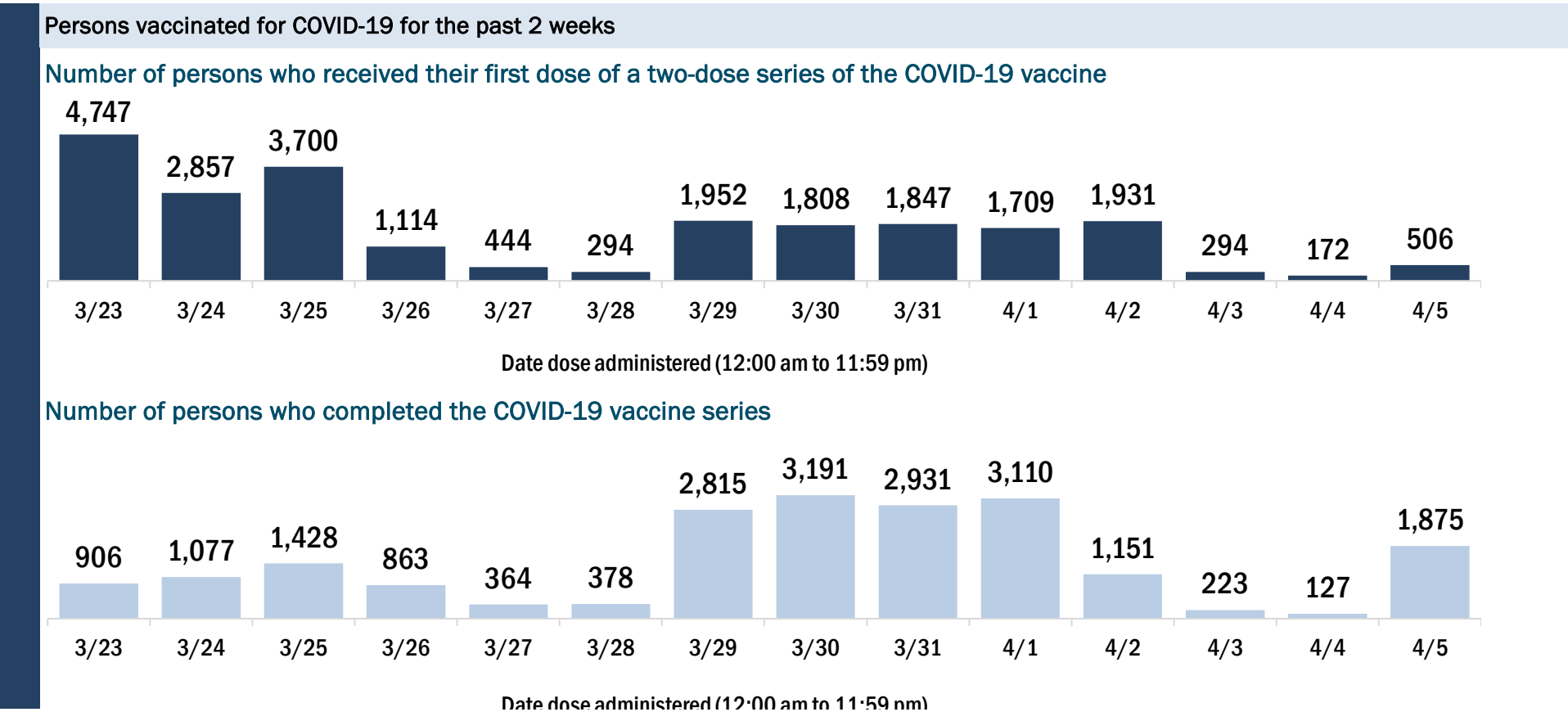
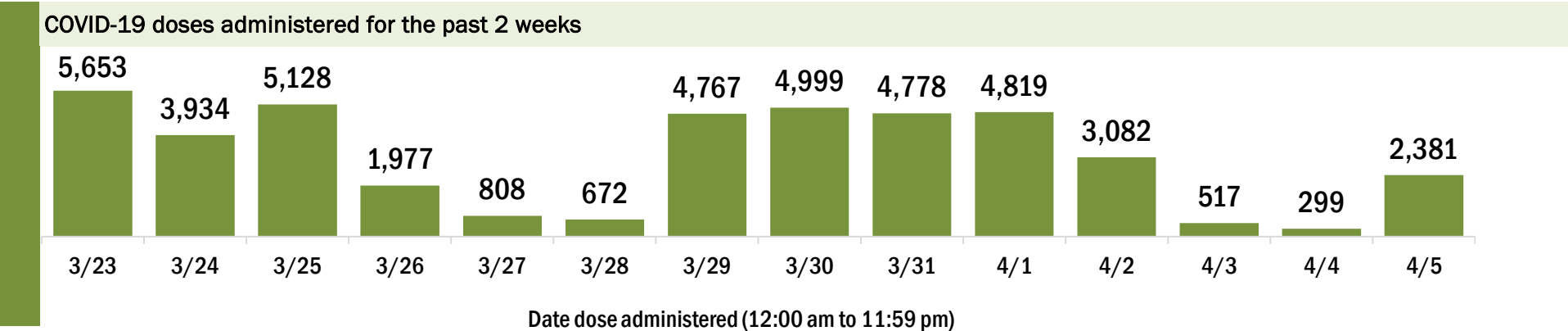
# COVID-19: Manatee County vaccine summary

Vaccination data through Apr 5, 2021 as of Apr 6, 2021 at 12:05 AM

Data in this report are provisional and subject to change.

Data in this summary pertain to COVID-19 vaccines approved by the U.S. Food and Drug Administration and have been issued an Emergency Use Authorization (Janssen COVID-19 Vaccine, Moderna COVID-19 Vaccine and Pfizer-BioNTech COVID-19 Vaccine). These data summarize the number of people who have received either their first dose or have completed the series for a COVID-19 vaccine. **A person can only be counted in one category, first dose or series complete.** For persons receiving Moderna or Pfizer vaccines, once they receive their second dose, they are moved from the first dose column to the series completed column. **Because of this, the total first dose category may show a change from report to report not matching the total receiving their first dose from the previous day.** Persons receiving Johnson & Johnson vaccines will always be counted in the series completed column.

COVID-19 doses for vaccinated persons in Florida		Demographic summary			
Doses administered	200,289	First dose	Series complete	Total people vaccinated	
People receiving one dose of a 1-dose series (Johnson & Johnson) or receiving only one dose of a 2-dose series (Moderna, Pfizer) count once. Persons receiving both doses of a 2-dose series count twice.		Age group	64,408	69,305	133,713
		16-24 years	966	672	1,638
		25-34 years	1,627	2,162	3,789
		35-44 years	3,658	2,746	6,404
		45-54 years	8,825	3,587	12,412
		55-64 years	20,430	5,901	26,331
		65-74 years	15,841	31,165	47,006
		75-84 years	9,800	17,647	27,447
		85+ years	3,261	5,425	8,686
		Race	64,408	69,305	133,713
		White	48,154	53,937	102,091
		Black	2,056	1,617	3,673
		American Indian/Alaskan	298	256	554
		Other	4,101	5,514	9,615
		Unknown	9,799	7,981	17,780
		Other race includes Asian, native Hawaiian/Pacific Islander, or other.			
		Ethnicity	64,408	69,305	133,713
		Hispanic	3,494	2,033	5,527
		Non-Hispanic	36,074	43,297	79,371
		Unknown	24,840	23,975	48,815
		Gender	64,408	69,305	133,713
		Female	35,532	39,525	75,057
		Male	28,758	29,744	58,502
		Unknown	118	36	154



# COVID-19: Marion County vaccine summary

Vaccination data through Apr 5, 2021 as of Apr 6, 2021 at 12:05 AM

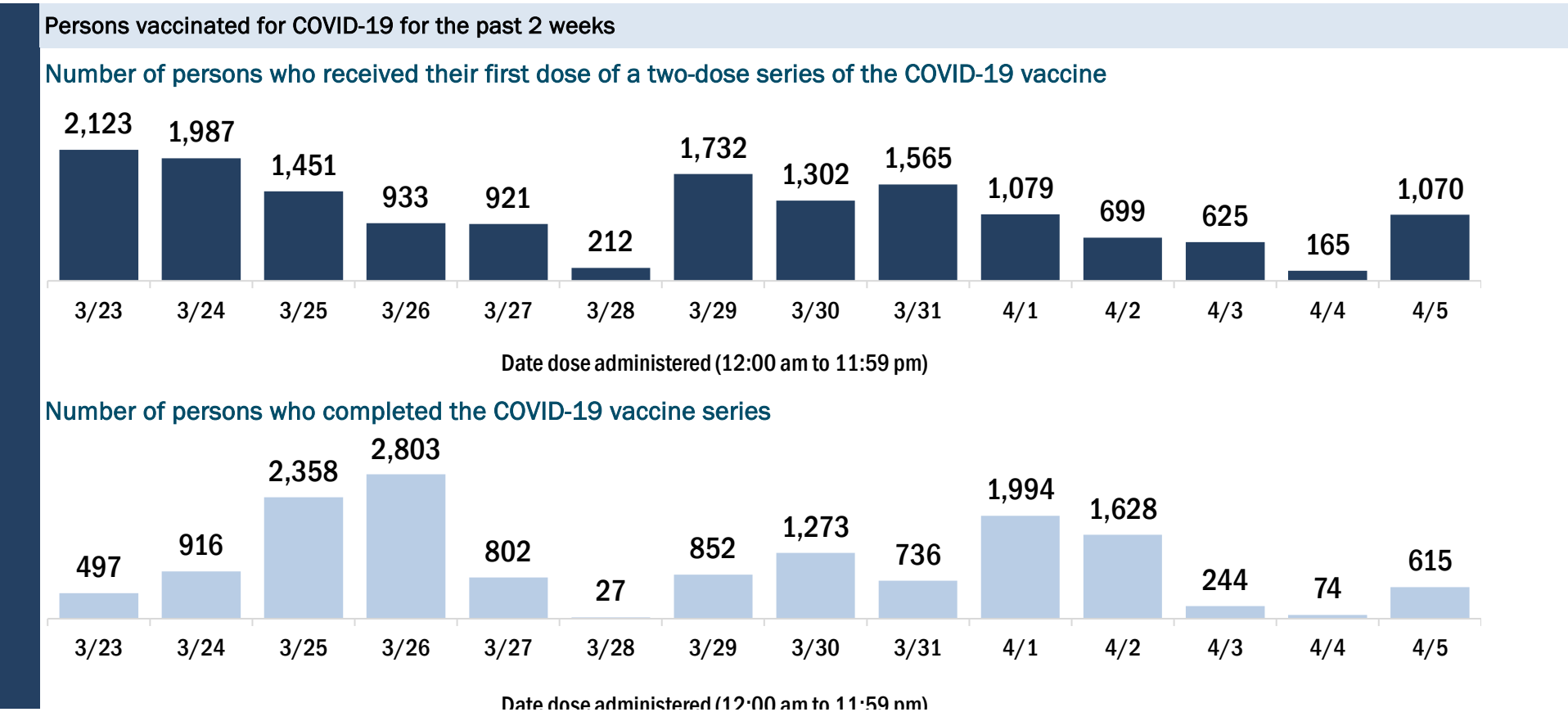
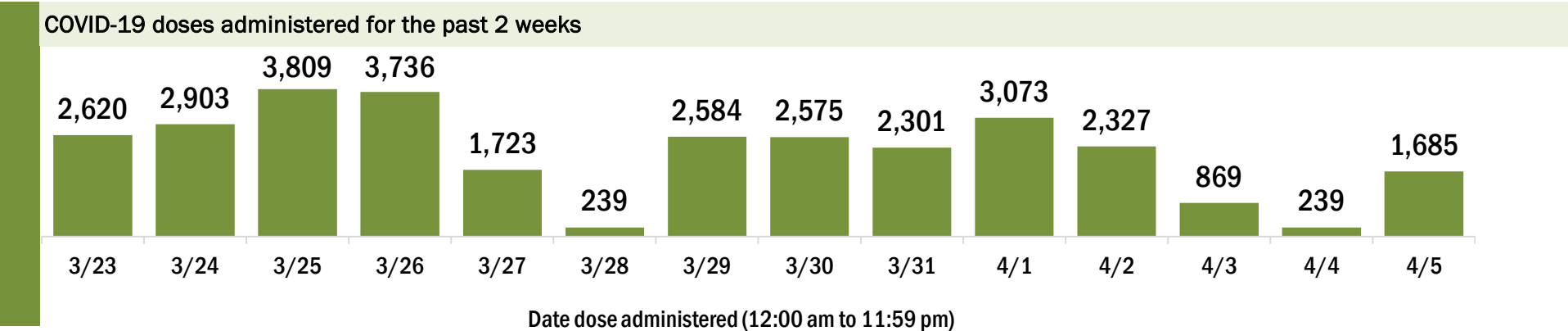
Data in this report are provisional and subject to change.

Data in this summary pertain to COVID-19 vaccines approved by the U.S. Food and Drug Administration and have been issued an Emergency Use Authorization (Janssen COVID-19 Vaccine, Moderna COVID-19 Vaccine and Pfizer-BioNTech COVID-19 Vaccine). These data summarize the number of people who have received either their first dose or have completed the series for a COVID-19 vaccine. **A person can only be counted in one category, first dose or series complete.** For persons receiving Moderna or Pfizer vaccines, once they receive their second dose, they are moved from the first dose column to the series completed column. **Because of this, the total first dose category may show a change from report to report not matching the total receiving their first dose from the previous day.** Persons receiving Johnson & Johnson vaccines will always be counted in the series completed column.

COVID-19 doses for vaccinated persons in Florida	
Doses administered	166,586
People receiving one dose of a 1-dose series (Johnson & Johnson) or receiving only one dose of a 2-dose series (Moderna, Pfizer) count once. Persons receiving both doses of a 2-dose series count twice.	

Current status of persons vaccinated for COVID-19 in Florida	
Total people vaccinated	103,302
First dose	37,915
Series completed	65,387
Completed 1-dose series	2,103
Completed 2-dose series	63,284
First dose: current number of people who have only received their first dose of the Moderna or Pfizer vaccine.	
Series complete: current number of people who have received both Moderna or Pfizer vaccine doses or one Johnson & Johnson dose and are considered fully immunized.	

Demographic summary	First dose	Series complete	Total people vaccinated
Age group	37,915	65,387	103,302
16-24 years	770	584	1,354
25-34 years	1,311	1,513	2,824
35-44 years	2,375	2,077	4,452
45-54 years	4,917	3,354	8,271
55-64 years	12,280	5,777	18,057
65-74 years	8,461	27,802	36,263
75-84 years	5,728	18,996	24,724
85+ years	2,073	5,284	7,357
Race	37,915	65,387	103,302
White	25,451	46,505	71,956
Black	2,705	3,364	6,069
American Indian/Alaskan	123	233	356
Other	3,498	6,032	9,530
Unknown	6,138	9,253	15,391
Other race includes Asian, native Hawaiian/Pacific Islander, or other.			
Ethnicity	37,915	65,387	103,302
Hispanic	3,658	2,857	6,515
Non-Hispanic	22,009	41,068	63,077
Unknown	12,248	21,462	33,710
Gender	37,915	65,387	103,302
Female	21,851	37,767	59,618
Male	16,025	27,583	43,608
Unknown	39	37	76



# COVID-19: Martin County vaccine summary

Vaccination data through Apr 5, 2021 as of Apr 6, 2021 at 12:05 AM

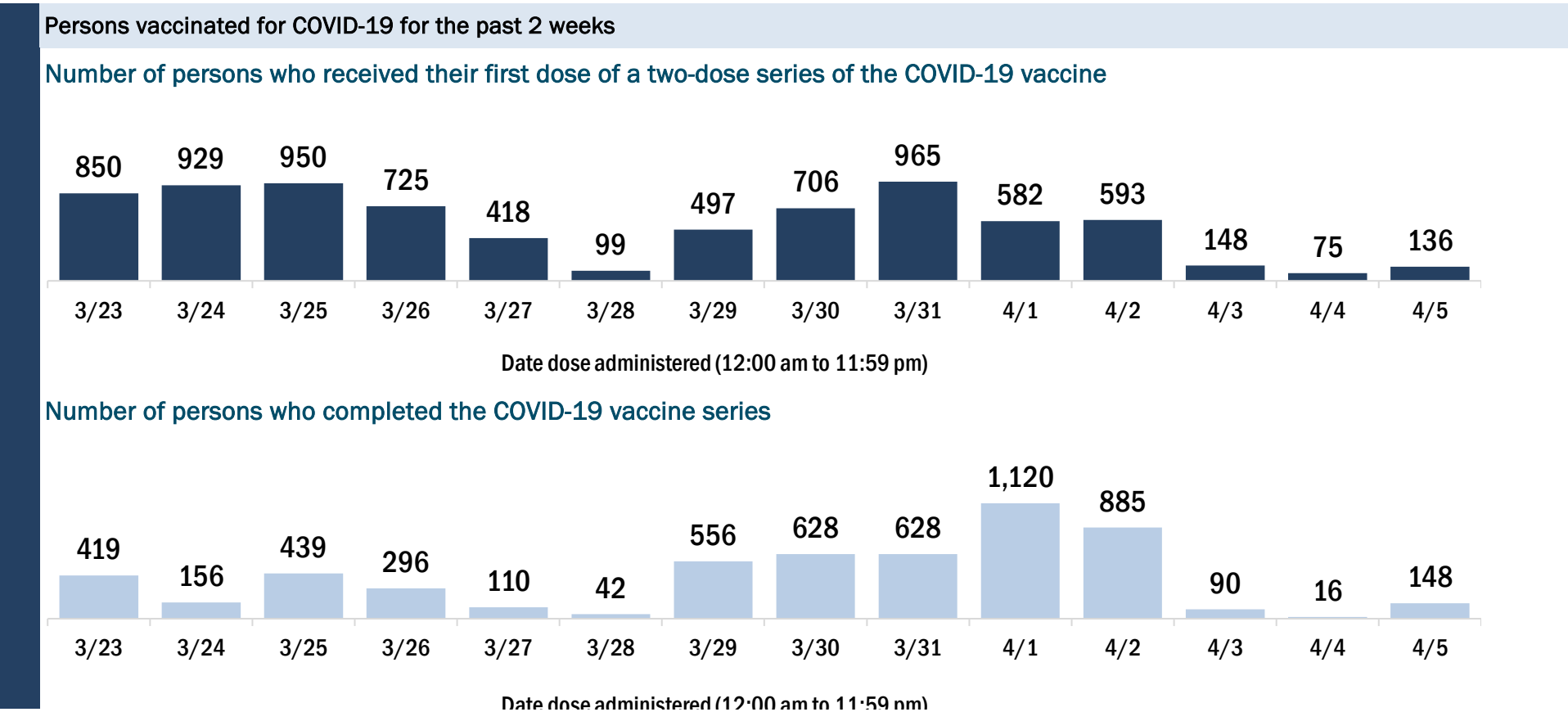
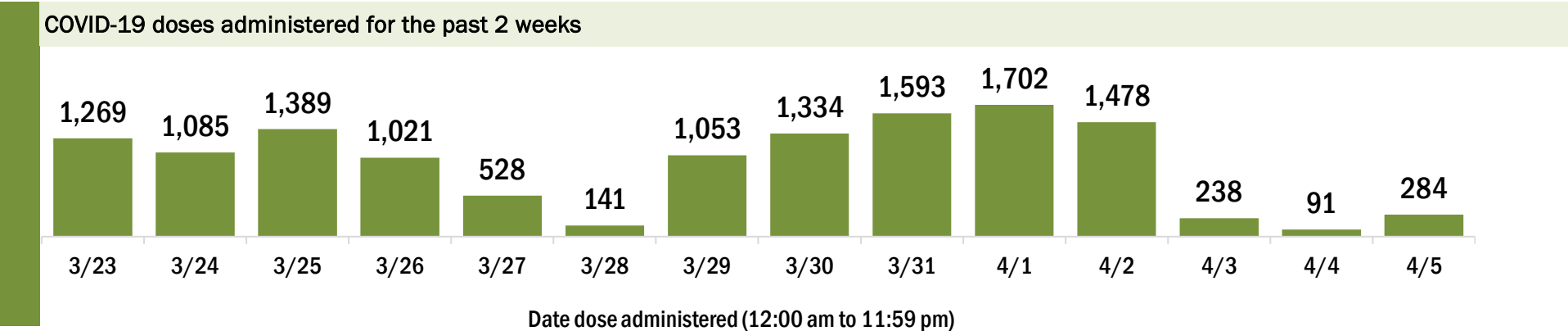
Data in this report are provisional and subject to change.

Data in this summary pertain to COVID-19 vaccines approved by the U.S. Food and Drug Administration and have been issued an Emergency Use Authorization (Janssen COVID-19 Vaccine, Moderna COVID-19 Vaccine and Pfizer-BioNTech COVID-19 Vaccine). These data summarize the number of people who have received either their first dose or have completed the series for a COVID-19 vaccine. **A person can only be counted in one category, first dose or series complete.** For persons receiving Moderna or Pfizer vaccines, once they receive their second dose, they are moved from the first dose column to the series completed column. **Because of this, the total first dose category may show a change from report to report not matching the total receiving their first dose from the previous day.** Persons receiving Johnson & Johnson vaccines will always be counted in the series completed column.

COVID-19 doses for vaccinated persons in Florida	
Doses administered	93,748
People receiving one dose of a 1-dose series (Johnson & Johnson) or receiving only one dose of a 2-dose series (Moderna, Pfizer) count once. Persons receiving both doses of a 2-dose series count twice.	

Current status of persons vaccinated for COVID-19 in Florida	
Total people vaccinated	57,130
First dose	19,331
Series completed	37,799
Completed 1-dose series	1,181
Completed 2-dose series	36,618
First dose: current number of people who have only received their first dose of the Moderna or Pfizer vaccine.	
Series complete: current number of people who have received both Moderna or Pfizer vaccine doses or one Johnson & Johnson dose and are considered fully immunized.	

Demographic summary	First dose	Series complete	Total people vaccinated
Age group	19,331	37,799	57,130
16-24 years	307	221	528
25-34 years	521	593	1,114
35-44 years	983	996	1,979
45-54 years	2,269	1,538	3,807
55-64 years	6,823	3,445	10,268
65-74 years	4,432	15,668	20,100
75-84 years	2,899	11,201	14,100
85+ years	1,097	4,137	5,234
Race	19,331	37,799	57,130
White	13,260	25,248	38,508
Black	321	623	944
American Indian/Alaskan	74	57	131
Other	1,165	2,841	4,006
Unknown	4,511	9,030	13,541
Other race includes Asian, native Hawaiian/Pacific Islander, or other.			
Ethnicity	19,331	37,799	57,130
Hispanic	800	768	1,568
Non-Hispanic	9,689	13,941	23,630
Unknown	8,842	23,090	31,932
Gender	19,331	37,799	57,130
Female	10,830	21,652	32,482
Male	8,485	16,133	24,618
Unknown	16	14	30





# COVID-19: Monroe County vaccine summary

Vaccination data through Apr 5, 2021 as of Apr 6, 2021 at 12:05 AM

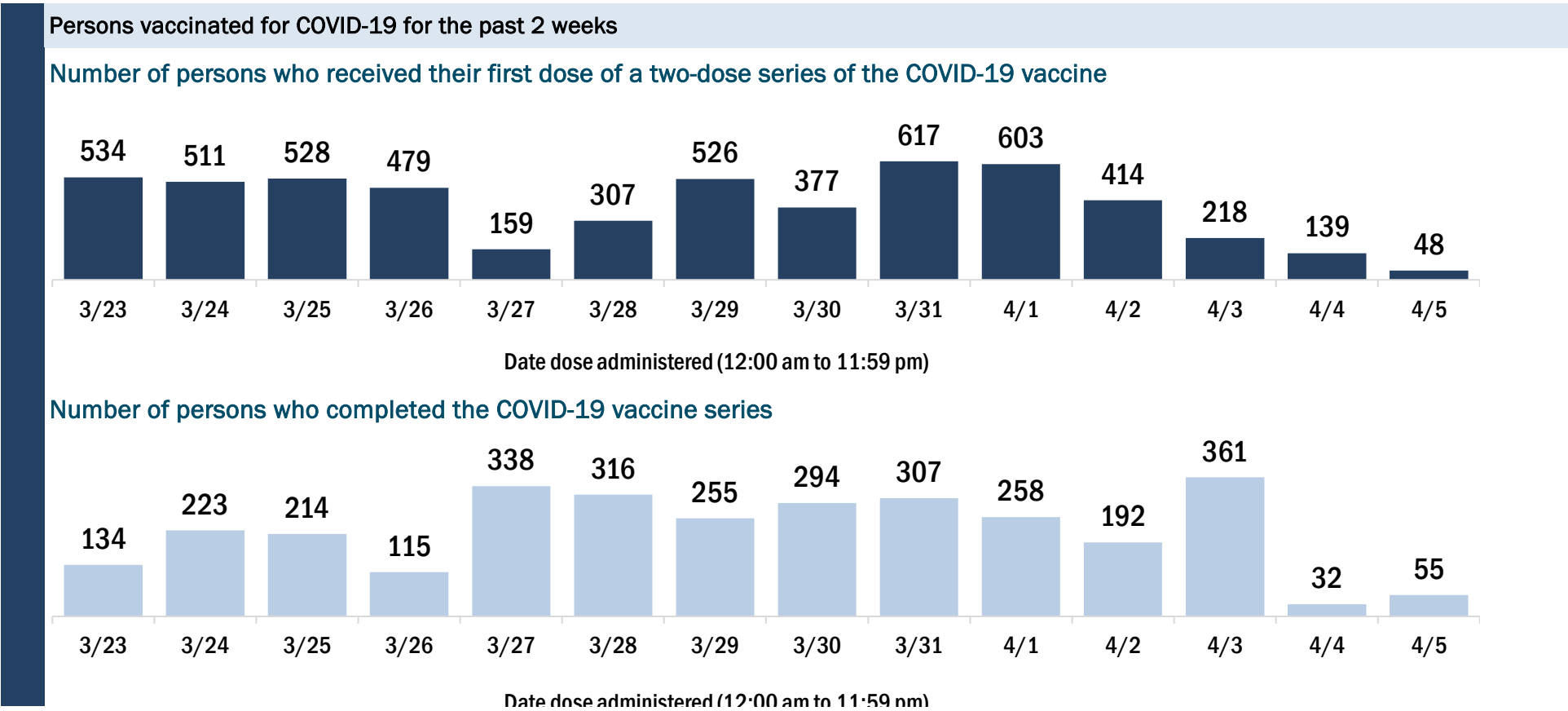
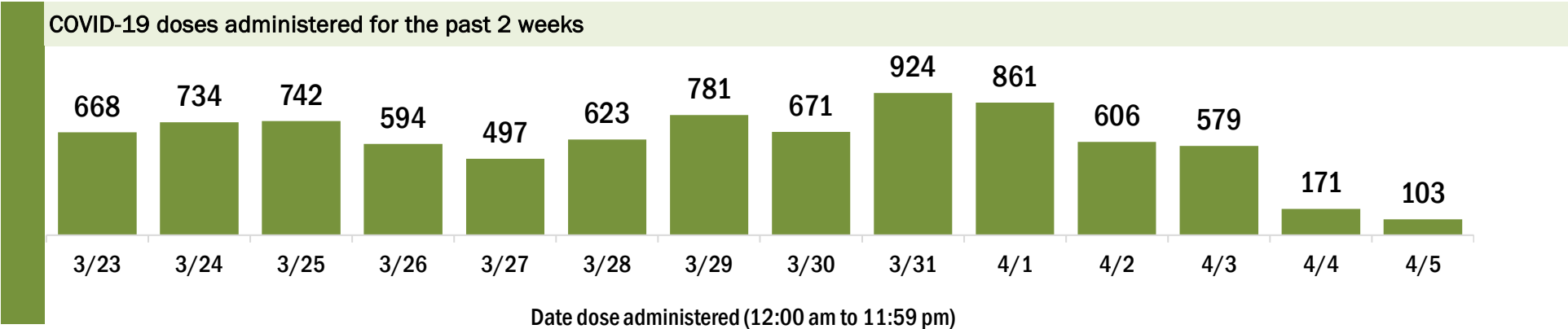
Data in this report are provisional and subject to change.

Data in this summary pertain to COVID-19 vaccines approved by the U.S. Food and Drug Administration and have been issued an Emergency Use Authorization (Janssen COVID-19 Vaccine, Moderna COVID-19 Vaccine and Pfizer-BioNTech COVID-19 Vaccine). These data summarize the number of people who have received either their first dose or have completed the series for a COVID-19 vaccine. **A person can only be counted in one category, first dose or series complete.** For persons receiving Moderna or Pfizer vaccines, once they receive their second dose, they are moved from the first dose column to the series completed column. **Because of this, the total first dose category may show a change from report to report not matching the total receiving their first dose from the previous day.** Persons receiving Johnson & Johnson vaccines will always be counted in the series completed column.

COVID-19 doses for vaccinated persons in Florida	
Doses administered	39,282
People receiving one dose of a 1-dose series (Johnson & Johnson) or receiving only one dose of a 2-dose series (Moderna, Pfizer) count once. Persons receiving both doses of a 2-dose series count twice.	

Current status of persons vaccinated for COVID-19 in Florida	
Total people vaccinated	25,740
First dose	11,470
Series completed	14,270
Completed 1-dose series	728
Completed 2-dose series	13,542
<b>First dose:</b> current number of people who have only received their first dose of the Moderna or Pfizer vaccine.	
<b>Series complete:</b> current number of people who have received both Moderna or Pfizer vaccine doses or one Johnson & Johnson dose and are considered fully immunized.	

Demographic summary	First dose	Series complete	Total people vaccinated
Age group	11,470	14,270	25,740
16-24 years	155	115	270
25-34 years	365	331	696
35-44 years	793	598	1,391
45-54 years	1,821	947	2,768
55-64 years	4,100	1,871	5,971
65-74 years	2,910	6,562	9,472
75-84 years	1,078	3,082	4,160
85+ years	248	764	1,012
Race	11,470	14,270	25,740
White	7,897	10,564	18,461
Black	214	287	501
American Indian/Alaskan	54	48	102
Other	518	764	1,282
Unknown	2,787	2,607	5,394
Other race includes Asian, native Hawaiian/Pacific Islander, or other.			
Ethnicity	11,470	14,270	25,740
Hispanic	1,158	1,088	2,246
Non-Hispanic	5,645	8,455	14,100
Unknown	4,667	4,727	9,394
Gender	11,470	14,270	25,740
Female	5,952	7,538	13,490
Male	5,508	6,731	12,239
Unknown	10	1	11



# COVID-19: Nassau County vaccine summary

Vaccination data through Apr 5, 2021 as of Apr 6, 2021 at 12:05 AM

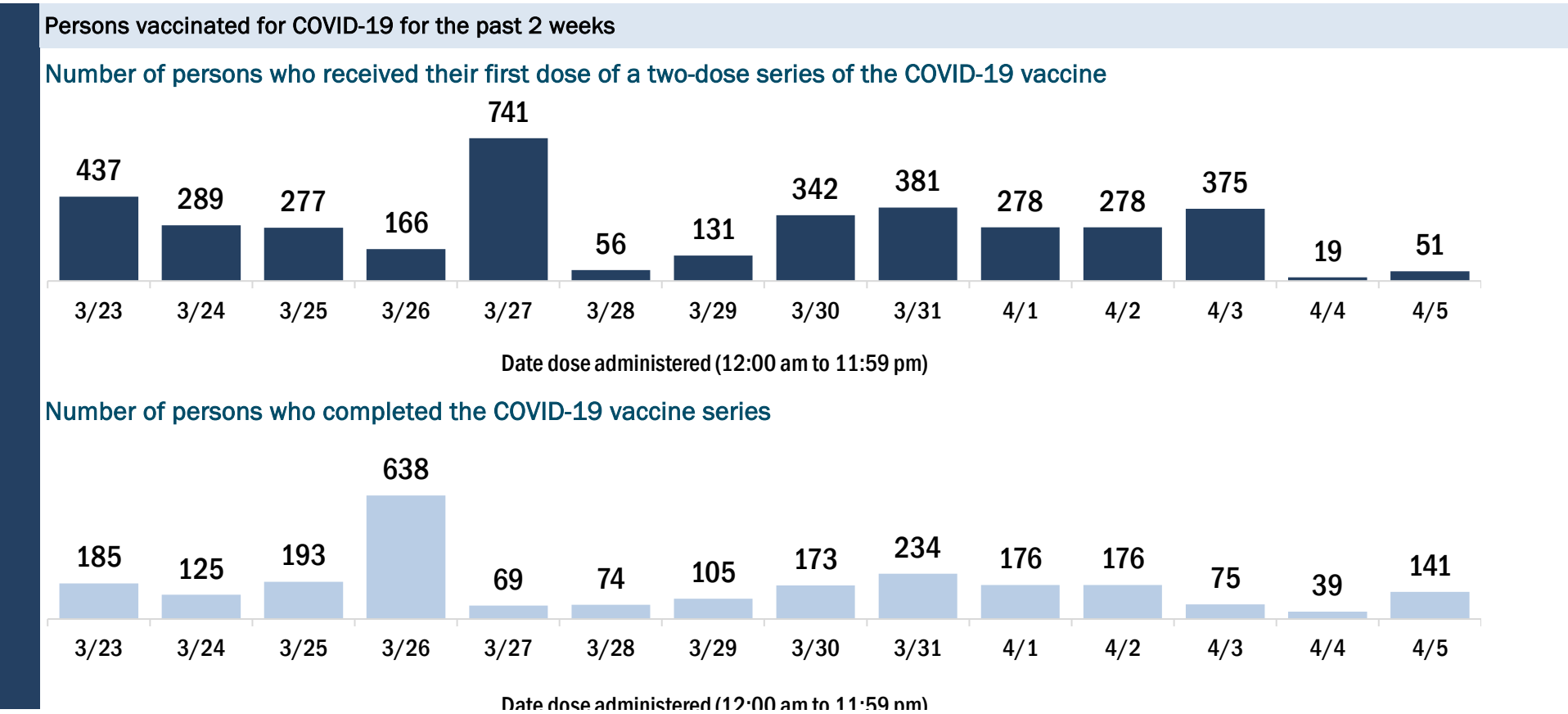
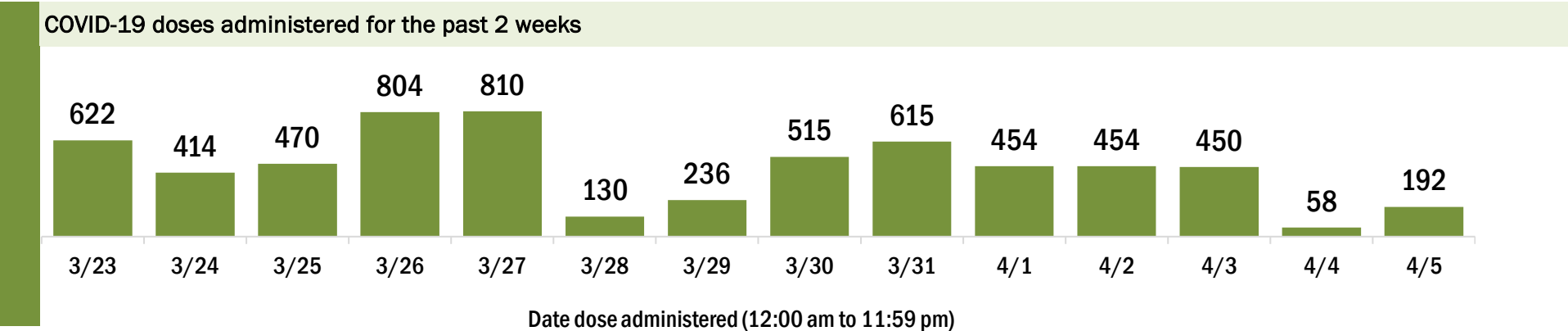
Data in this report are provisional and subject to change.

Data in this summary pertain to COVID-19 vaccines approved by the U.S. Food and Drug Administration and have been issued an Emergency Use Authorization (Janssen COVID-19 Vaccine, Moderna COVID-19 Vaccine and Pfizer-BioNTech COVID-19 Vaccine). These data summarize the number of people who have received either their first dose or have completed the series for a COVID-19 vaccine. **A person can only be counted in one category, first dose or series complete.** For persons receiving Moderna or Pfizer vaccines, once they receive their second dose, they are moved from the first dose column to the series completed column. **Because of this, the total first dose category may show a change from report to report not matching the total receiving their first dose from the previous day.** Persons receiving Johnson & Johnson vaccines will always be counted in the series completed column.

COVID-19 doses for vaccinated persons in Florida	
Doses administered	46,270
People receiving one dose of a 1-dose series (Johnson & Johnson) or receiving only one dose of a 2-dose series (Moderna, Pfizer) count once. Persons receiving both doses of a 2-dose series count twice.	

Current status of persons vaccinated for COVID-19 in Florida	
Total people vaccinated	27,979
First dose	8,332
Series completed	19,647
Completed 1-dose series	1,356
Completed 2-dose series	18,291
First dose: current number of people who have only received their first dose of the Moderna or Pfizer vaccine.	
Series complete: current number of people who have received both Moderna or Pfizer vaccine doses or one Johnson & Johnson dose and are considered fully immunized.	

Demographic summary	First dose	Series complete	Total people vaccinated
Age group	8,332	19,647	27,979
16-24 years	162	187	349
25-34 years	263	436	699
35-44 years	695	828	1,523
45-54 years	1,612	1,181	2,793
55-64 years	3,751	2,557	6,308
65-74 years	1,126	8,823	9,949
75-84 years	545	4,383	4,928
85+ years	178	1,252	1,430
Race	8,332	19,647	27,979
White	6,543	15,934	22,477
Black	366	819	1,185
American Indian/Alaskan	34	61	95
Other	446	1,002	1,448
Unknown	943	1,831	2,774
Other race includes Asian, native Hawaiian/Pacific Islander, or other.			
Ethnicity	8,332	19,647	27,979
Hispanic	256	310	566
Non-Hispanic	6,344	15,048	21,392
Unknown	1,732	4,289	6,021
Gender	8,332	19,647	27,979
Female	4,711	11,027	15,738
Male	3,615	8,619	12,234
Unknown	6	1	7



# COVID-19: Okaloosa County vaccine summary

Vaccination data through Apr 5, 2021 as of Apr 6, 2021 at 12:05 AM

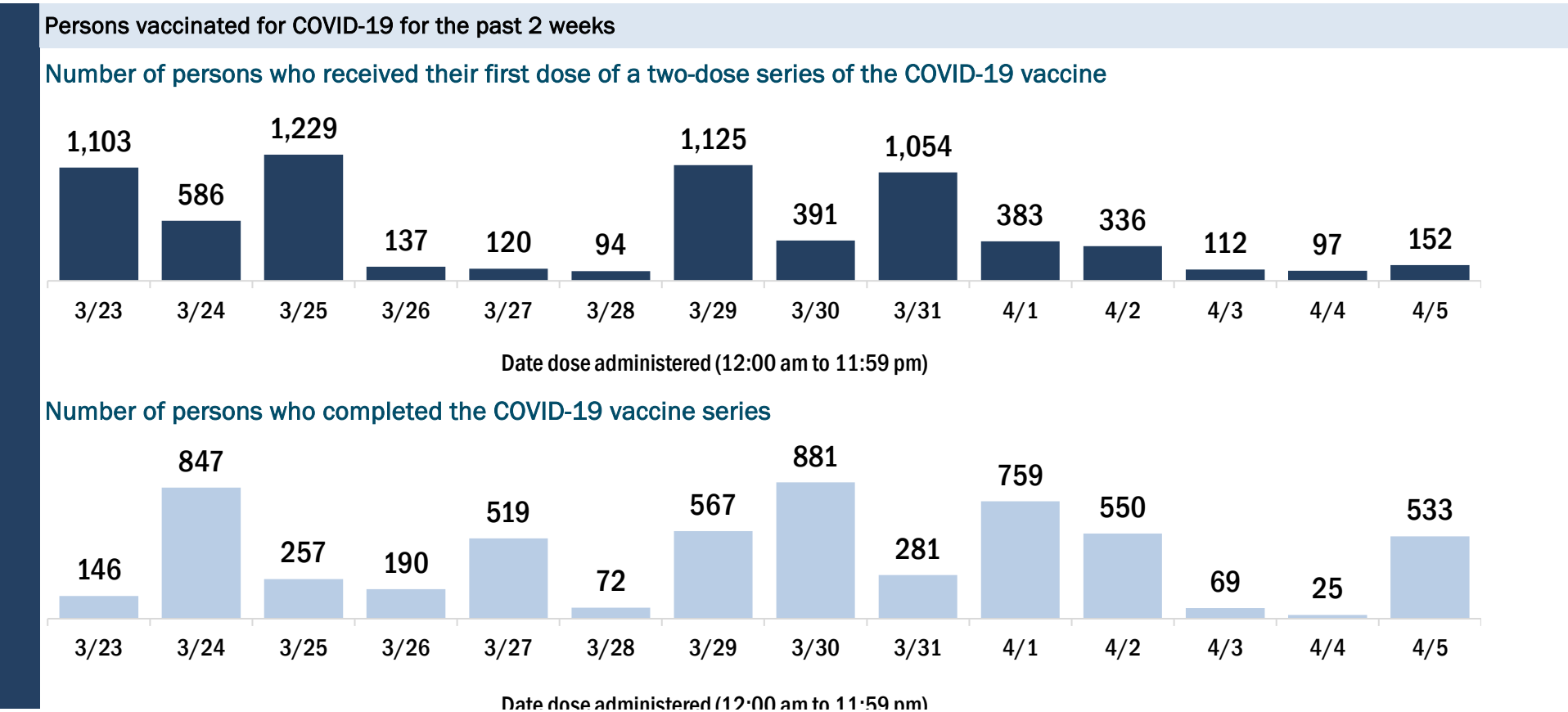
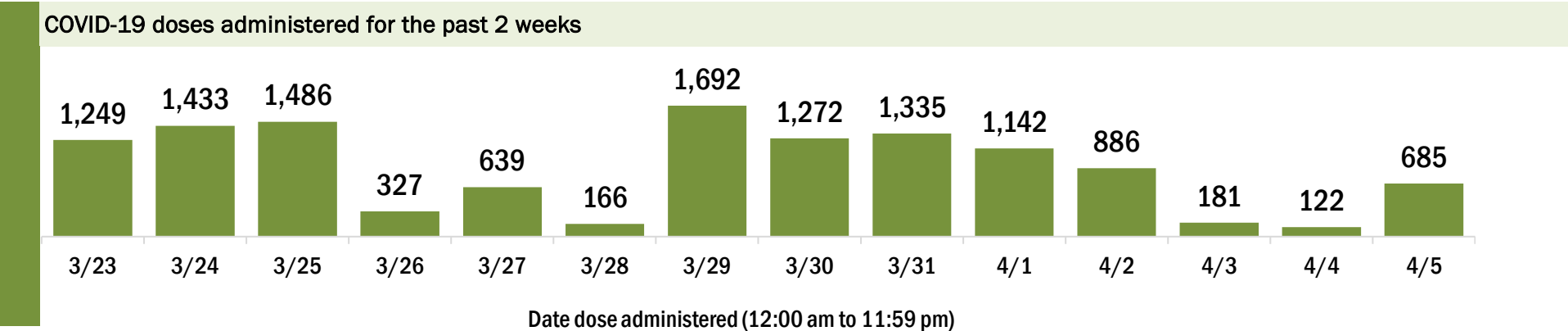
Data in this report are provisional and subject to change.

Data in this summary pertain to COVID-19 vaccines approved by the U.S. Food and Drug Administration and have been issued an Emergency Use Authorization (Janssen COVID-19 Vaccine, Moderna COVID-19 Vaccine and Pfizer-BioNTech COVID-19 Vaccine). These data summarize the number of people who have received either their first dose or have completed the series for a COVID-19 vaccine. **A person can only be counted in one category, first dose or series complete.** For persons receiving Moderna or Pfizer vaccines, once they receive their second dose, they are moved from the first dose column to the series completed column. **Because of this, the total first dose category may show a change from report to report not matching the total receiving their first dose from the previous day.** Persons receiving Johnson & Johnson vaccines will always be counted in the series completed column.

COVID-19 doses for vaccinated persons in Florida	
Doses administered	74,646
People receiving one dose of a 1-dose series (Johnson & Johnson) or receiving only one dose of a 2-dose series (Moderna, Pfizer) count once. Persons receiving both doses of a 2-dose series count twice.	

Current status of persons vaccinated for COVID-19 in Florida	
Total people vaccinated	45,868
First dose	14,438
Series completed	31,430
Completed 1-dose series	2,652
Completed 2-dose series	28,778
First dose: current number of people who have only received their first dose of the Moderna or Pfizer vaccine.	
Series complete: current number of people who have received both Moderna or Pfizer vaccine doses or one Johnson & Johnson dose and are considered fully immunized.	

Demographic summary	First dose	Series complete	Total people vaccinated
Age group	14,438	31,430	45,868
16-24 years	349	347	696
25-34 years	772	1,096	1,868
35-44 years	1,541	1,539	3,080
45-54 years	2,544	2,262	4,806
55-64 years	5,509	4,718	10,227
65-74 years	2,177	12,066	14,243
75-84 years	1,137	6,864	8,001
85+ years	409	2,538	2,947
Race	14,438	31,430	45,868
White	9,134	22,308	31,442
Black	709	1,473	2,182
American Indian/Alaskan	70	106	176
Other	1,164	2,766	3,930
Unknown	3,361	4,777	8,138
Other race includes Asian, native Hawaiian/Pacific Islander, or other.			
Ethnicity	14,438	31,430	45,868
Hispanic	478	729	1,207
Non-Hispanic	8,304	19,298	27,602
Unknown	5,656	11,403	17,059
Gender	14,438	31,430	45,868
Female	8,154	18,245	26,399
Male	6,164	13,158	19,322
Unknown	120	27	147



# COVID-19: Okeechobee County vaccine summary

Vaccination data through Apr 5, 2021 as of Apr 6, 2021 at 12:05 AM

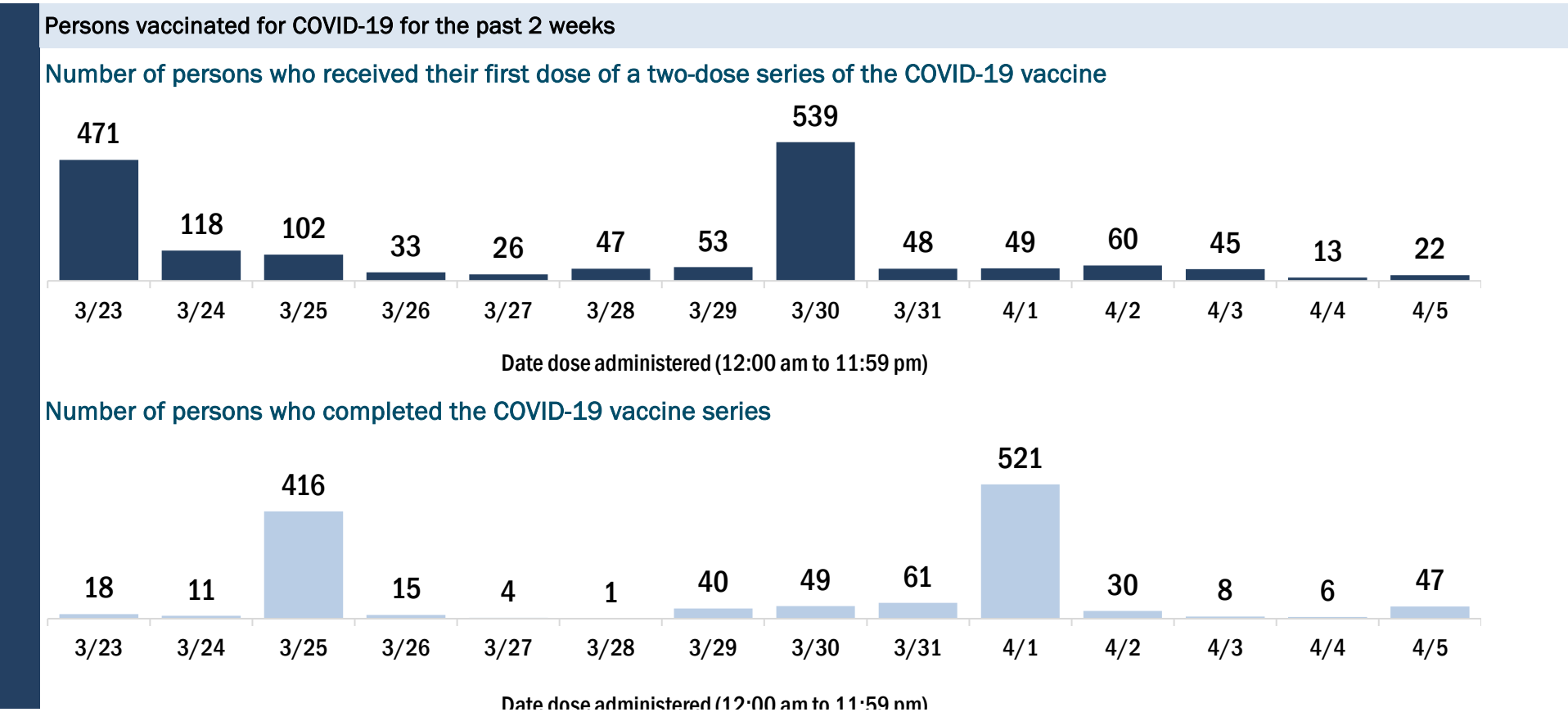
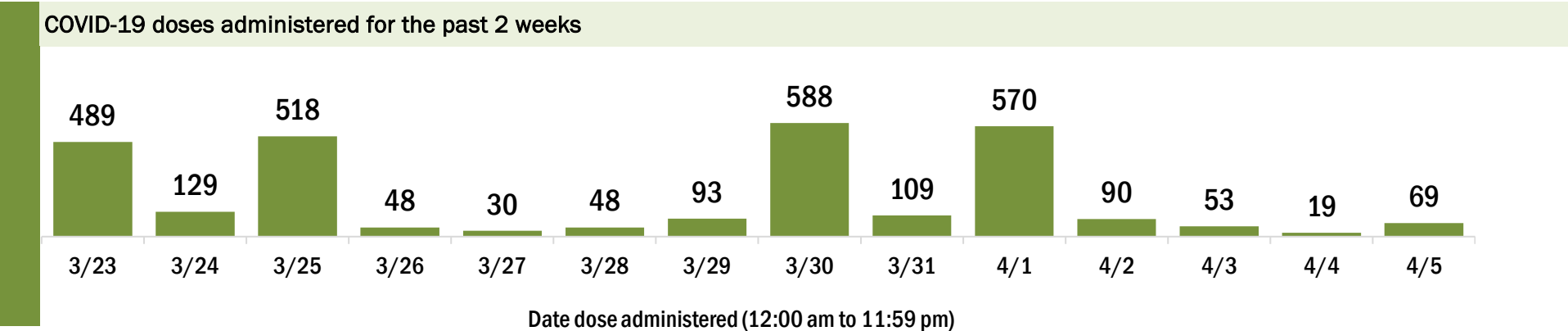
Data in this report are provisional and subject to change.

Data in this summary pertain to COVID-19 vaccines approved by the U.S. Food and Drug Administration and have been issued an Emergency Use Authorization (Janssen COVID-19 Vaccine, Moderna COVID-19 Vaccine and Pfizer-BioNTech COVID-19 Vaccine). These data summarize the number of people who have received either their first dose or have completed the series for a COVID-19 vaccine. **A person can only be counted in one category, first dose or series complete.** For persons receiving Moderna or Pfizer vaccines, once they receive their second dose, they are moved from the first dose column to the series completed column. **Because of this, the total first dose category may show a change from report to report not matching the total receiving their first dose from the previous day.** Persons receiving Johnson & Johnson vaccines will always be counted in the series completed column.

COVID-19 doses for vaccinated persons in Florida	
Doses administered	13,431
People receiving one dose of a 1-dose series (Johnson & Johnson) or receiving only one dose of a 2-dose series (Moderna, Pfizer) count once. Persons receiving both doses of a 2-dose series count twice.	

Current status of persons vaccinated for COVID-19 in Florida	
Total people vaccinated	8,445
First dose	3,223
Series completed	5,222
Completed 1-dose series	236
Completed 2-dose series	4,986
First dose: current number of people who have only received their first dose of the Moderna or Pfizer vaccine.	
Series complete: current number of people who have received both Moderna or Pfizer vaccine doses or one Johnson & Johnson dose and are considered fully immunized.	

Demographic summary	First dose	Series complete	Total people vaccinated
Age group	3,223	5,222	8,445
16-24 years	80	37	117
25-34 years	157	129	286
35-44 years	235	179	414
45-54 years	438	209	647
55-64 years	1,021	377	1,398
65-74 years	731	2,279	3,010
75-84 years	431	1,577	2,008
85+ years	130	435	565
Race	3,223	5,222	8,445
White	2,508	4,252	6,760
Black	106	89	195
American Indian/Alaskan	17	26	43
Other	232	509	741
Unknown	360	346	706
Other race includes Asian, native Hawaiian/Pacific Islander, or other.			
Ethnicity	3,223	5,222	8,445
Hispanic	499	309	808
Non-Hispanic	1,948	3,966	5,914
Unknown	776	947	1,723
Gender	3,223	5,222	8,445
Female	1,784	2,933	4,717
Male	1,434	2,289	3,723
Unknown	5	0	5





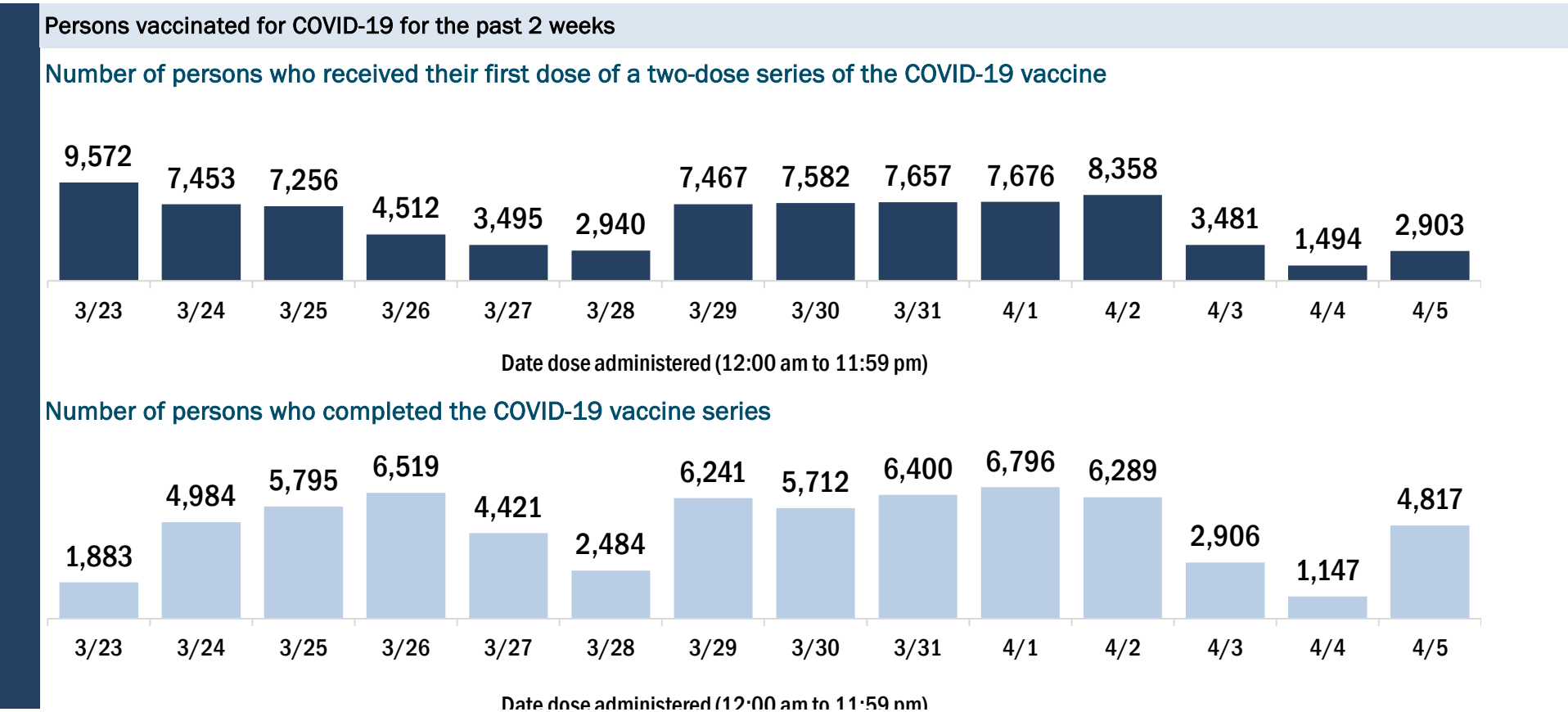
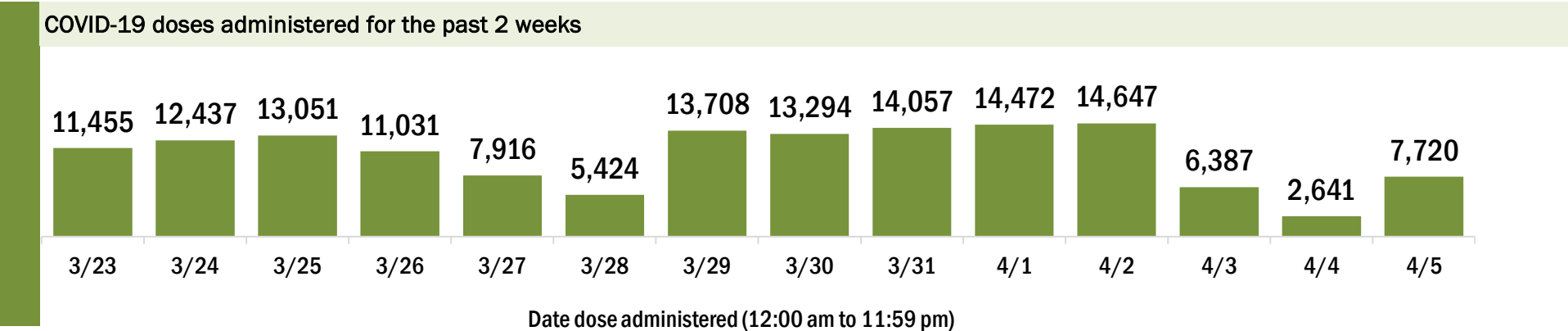
# COVID-19: Orange County vaccine summary

Vaccination data through Apr 5, 2021 as of Apr 6, 2021 at 12:05 AM

Data in this report are provisional and subject to change.

Data in this summary pertain to COVID-19 vaccines approved by the U.S. Food and Drug Administration and have been issued an Emergency Use Authorization (Janssen COVID-19 Vaccine, Moderna COVID-19 Vaccine and Pfizer-BioNTech COVID-19 Vaccine). These data summarize the number of people who have received either their first dose or have completed the series for a COVID-19 vaccine. **A person can only be counted in one category, first dose or series complete.** For persons receiving Moderna or Pfizer vaccines, once they receive their second dose, they are moved from the first dose column to the series completed column. **Because of this, the total first dose category may show a change from report to report not matching the total receiving their first dose from the previous day.** Persons receiving Johnson & Johnson vaccines will always be counted in the series completed column.

COVID-19 doses for vaccinated persons in Florida		Demographic summary			
Doses administered		First dose	Series complete	Total people vaccinated	
517,953		Age group	156,028	193,236	349,264
People receiving one dose of a 1-dose series (Johnson & Johnson) or receiving only one dose of a 2-dose series (Moderna, Pfizer) count once. Persons receiving both doses of a 2-dose series count twice.		16-24 years	7,134	5,202	12,336
		25-34 years	13,946	15,214	29,160
		35-44 years	25,577	20,341	45,918
		45-54 years	37,890	23,676	61,566
		55-64 years	45,697	29,429	75,126
		65-74 years	14,695	60,816	75,511
		75-84 years	7,076	28,356	35,432
		85+ years	4,013	10,202	14,215
		Race	156,028	193,236	349,264
		White	88,808	118,848	207,656
Current status of persons vaccinated for COVID-19 in Florida		Black	11,528	16,911	28,439
		American Indian/Alaskan	467	553	1,020
		Other	24,700	35,596	60,296
		Unknown	30,525	21,328	51,853
		Other race includes Asian, native Hawaiian/Pacific Islander, or other.			
		Ethnicity	156,028	193,236	349,264
		Hispanic	19,165	21,890	41,055
		Non-Hispanic	71,542	102,829	174,371
		Unknown	65,321	68,517	133,838
		Gender	156,028	193,236	349,264
		Female	82,773	113,813	196,586
		Male	71,139	78,681	149,820
		Unknown	2,116	742	2,858
Total people vaccinated					
First dose					
Series completed					
Completed 1-dose series					
Completed 2-dose series					
24,547					
168,689					
First dose:					
current number of people who have only received their first dose of the Moderna or Pfizer vaccine.					
Series complete:					
current number of people who have received both Moderna or Pfizer vaccine doses or one Johnson & Johnson dose and are considered fully immunized.					



# COVID-19: Osceola County vaccine summary

Vaccination data through Apr 5, 2021 as of Apr 6, 2021 at 12:05 AM

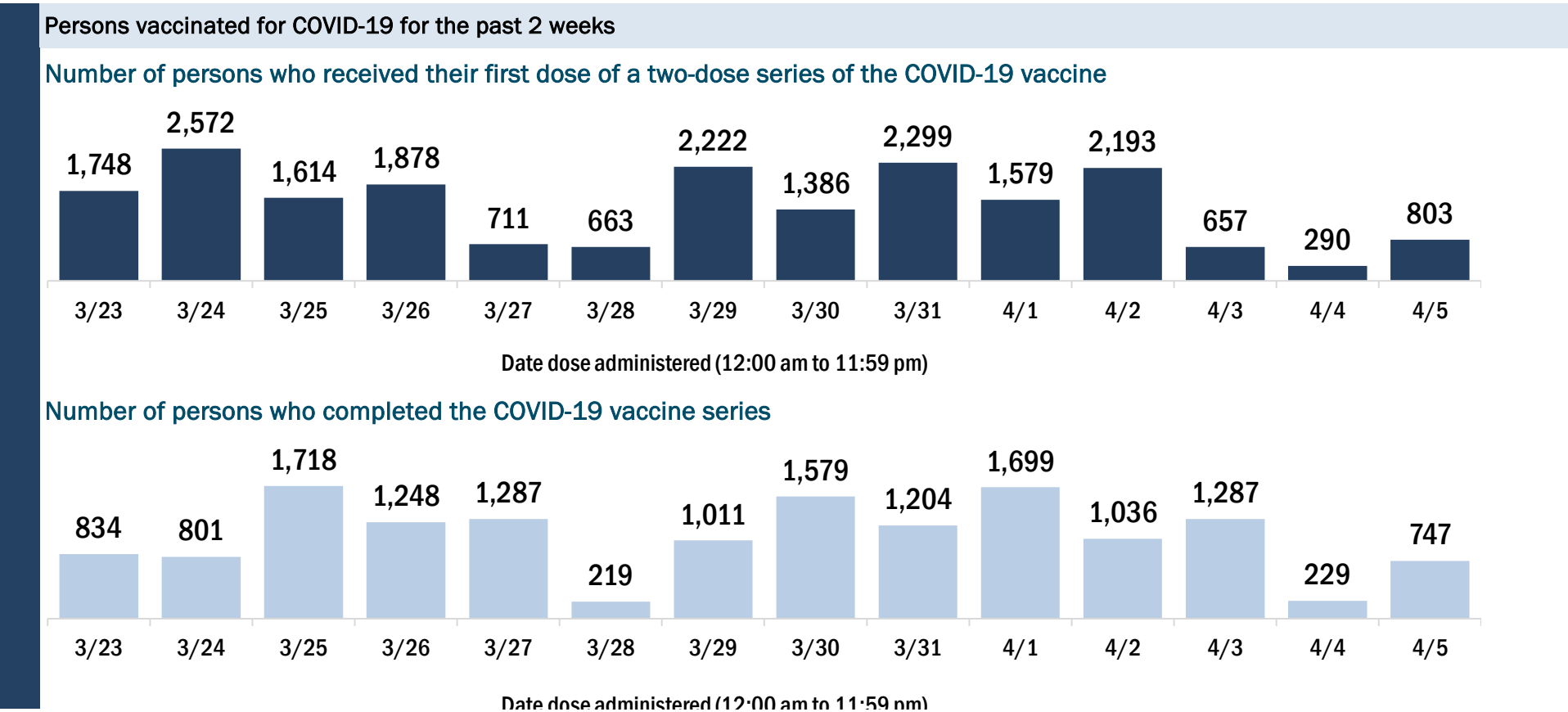
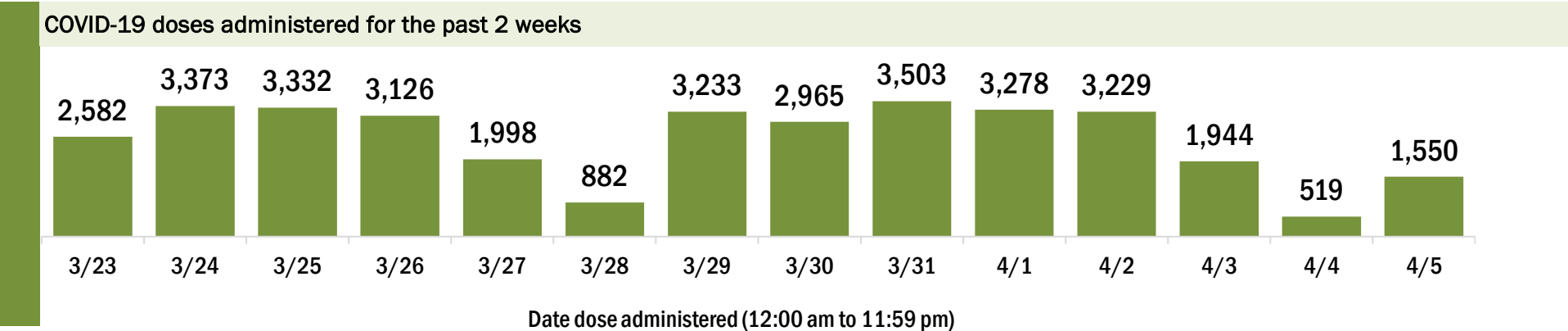
Data in this report are provisional and subject to change.

Data in this summary pertain to COVID-19 vaccines approved by the U.S. Food and Drug Administration and have been issued an Emergency Use Authorization (Janssen COVID-19 Vaccine, Moderna COVID-19 Vaccine and Pfizer-BioNTech COVID-19 Vaccine). These data summarize the number of people who have received either their first dose or have completed the series for a COVID-19 vaccine. **A person can only be counted in one category, first dose or series complete.** For persons receiving Moderna or Pfizer vaccines, once they receive their second dose, they are moved from the first dose column to the series completed column. **Because of this, the total first dose category may show a change from report to report not matching the total receiving their first dose from the previous day.** Persons receiving Johnson & Johnson vaccines will always be counted in the series completed column.

COVID-19 doses for vaccinated persons in Florida	
Doses administered	126,530
People receiving one dose of a 1-dose series (Johnson & Johnson) or receiving only one dose of a 2-dose series (Moderna, Pfizer) count once. Persons receiving both doses of a 2-dose series count twice.	

Current status of persons vaccinated for COVID-19 in Florida	
Total people vaccinated	85,374
First dose	39,394
Series completed	45,980
Completed 1-dose series	4,824
Completed 2-dose series	41,156
First dose: current number of people who have only received their first dose of the Moderna or Pfizer vaccine.	
Series complete: current number of people who have received both Moderna or Pfizer vaccine doses or one Johnson & Johnson dose and are considered fully immunized.	

Demographic summary	First dose	Series complete	Total people vaccinated
Age group	39,394	45,980	85,374
16-24 years	1,328	876	2,204
25-34 years	2,667	2,320	4,987
35-44 years	5,043	3,397	8,440
45-54 years	9,290	4,636	13,926
55-64 years	12,804	6,060	18,864
65-74 years	5,017	17,684	22,701
75-84 years	2,512	8,529	11,041
85+ years	733	2,478	3,211
Race	39,394	45,980	85,374
White	21,654	28,402	50,056
Black	1,972	2,687	4,659
American Indian/Alaskan	152	263	415
Other	6,685	9,093	15,778
Unknown	8,931	5,535	14,466
Other race includes Asian, native Hawaiian/Pacific Islander, or other.			
Ethnicity	39,394	45,980	85,374
Hispanic	12,039	12,476	24,515
Non-Hispanic	12,063	20,522	32,585
Unknown	15,292	12,982	28,274
Gender	39,394	45,980	85,374
Female	21,803	27,251	49,054
Male	17,436	18,703	36,139
Unknown	155	26	181



# COVID-19: Palm Beach County vaccine summary

Vaccination data through Apr 5, 2021 as of Apr 6, 2021 at 12:05 AM

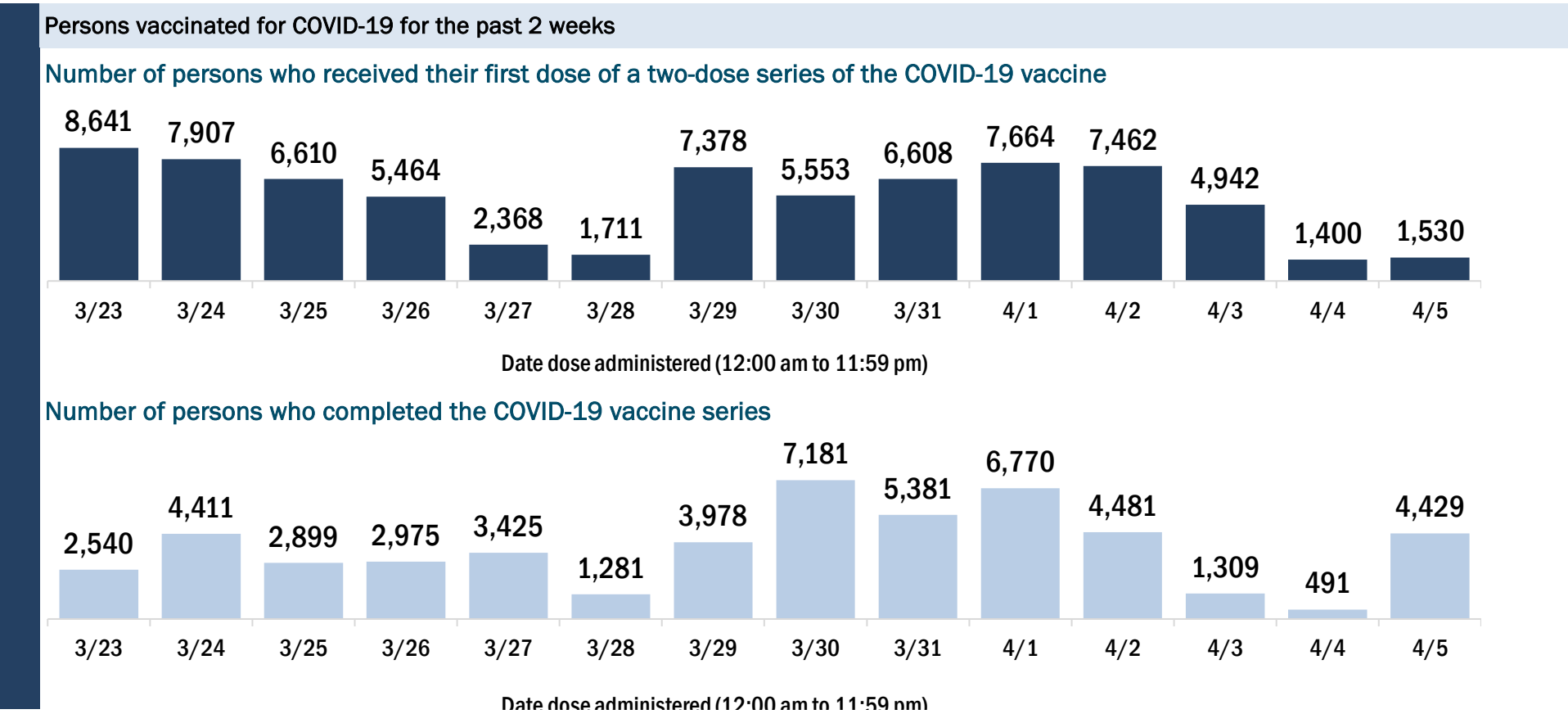
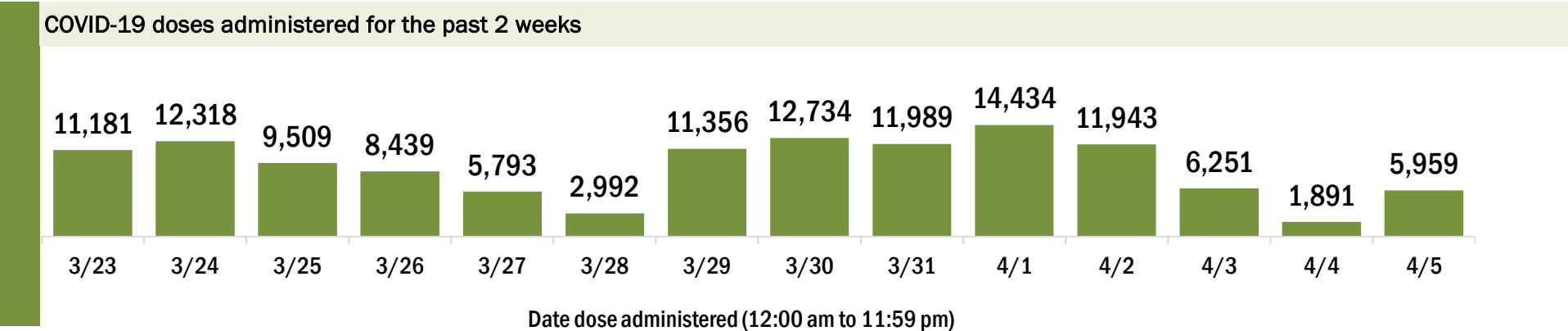
Data in this report are provisional and subject to change.

Data in this summary pertain to COVID-19 vaccines approved by the U.S. Food and Drug Administration and have been issued an Emergency Use Authorization (Janssen COVID-19 Vaccine, Moderna COVID-19 Vaccine and Pfizer-BioNTech COVID-19 Vaccine). These data summarize the number of people who have received either their first dose or have completed the series for a COVID-19 vaccine. **A person can only be counted in one category, first dose or series complete.** For persons receiving Moderna or Pfizer vaccines, once they receive their second dose, they are moved from the first dose column to the series completed column. **Because of this, the total first dose category may show a change from report to report not matching the total receiving their first dose from the previous day.** Persons receiving Johnson & Johnson vaccines will always be counted in the series completed column.

COVID-19 doses for vaccinated persons in Florida	
Doses administered	751,901
People receiving one dose of a 1-dose series (Johnson & Johnson) or receiving only one dose of a 2-dose series (Moderna, Pfizer) count once. Persons receiving both doses of a 2-dose series count twice.	

Current status of persons vaccinated for COVID-19 in Florida	
Total people vaccinated	470,066
First dose	168,859
Series completed	301,207
Completed 1-dose series	19,372
Completed 2-dose series	281,835
First dose: current number of people who have only received their first dose of the Moderna or Pfizer vaccine.	
Series complete: current number of people who have received both Moderna or Pfizer vaccine doses or one Johnson & Johnson dose and are considered fully immunized.	

Demographic summary	First dose	Series complete	Total people vaccinated
Age group	168,859	301,207	470,066
16-24 years	4,426	3,147	7,573
25-34 years	7,801	8,827	16,628
35-44 years	15,418	13,369	28,787
45-54 years	31,007	20,344	51,351
55-64 years	54,643	34,170	88,813
65-74 years	28,216	111,336	139,552
75-84 years	18,764	78,195	96,959
85+ years	8,584	31,819	40,403
Race	168,859	301,207	470,066
White	100,487	203,170	303,657
Black	9,797	14,451	24,248
American Indian/Alaskan	519	803	1,322
Other	14,832	26,453	41,285
Unknown	43,224	56,330	99,554
Other race includes Asian, native Hawaiian/Pacific Islander, or other.			
Ethnicity	168,859	301,207	470,066
Hispanic	17,612	19,081	36,693
Non-Hispanic	75,569	168,897	244,466
Unknown	75,678	113,229	188,907
Gender	168,859	301,207	470,066
Female	94,326	175,986	270,312
Male	73,976	125,095	199,071
Unknown	557	126	683





# COVID-19: Pasco County vaccine summary

Vaccination data through Apr 5, 2021 as of Apr 6, 2021 at 12:05 AM

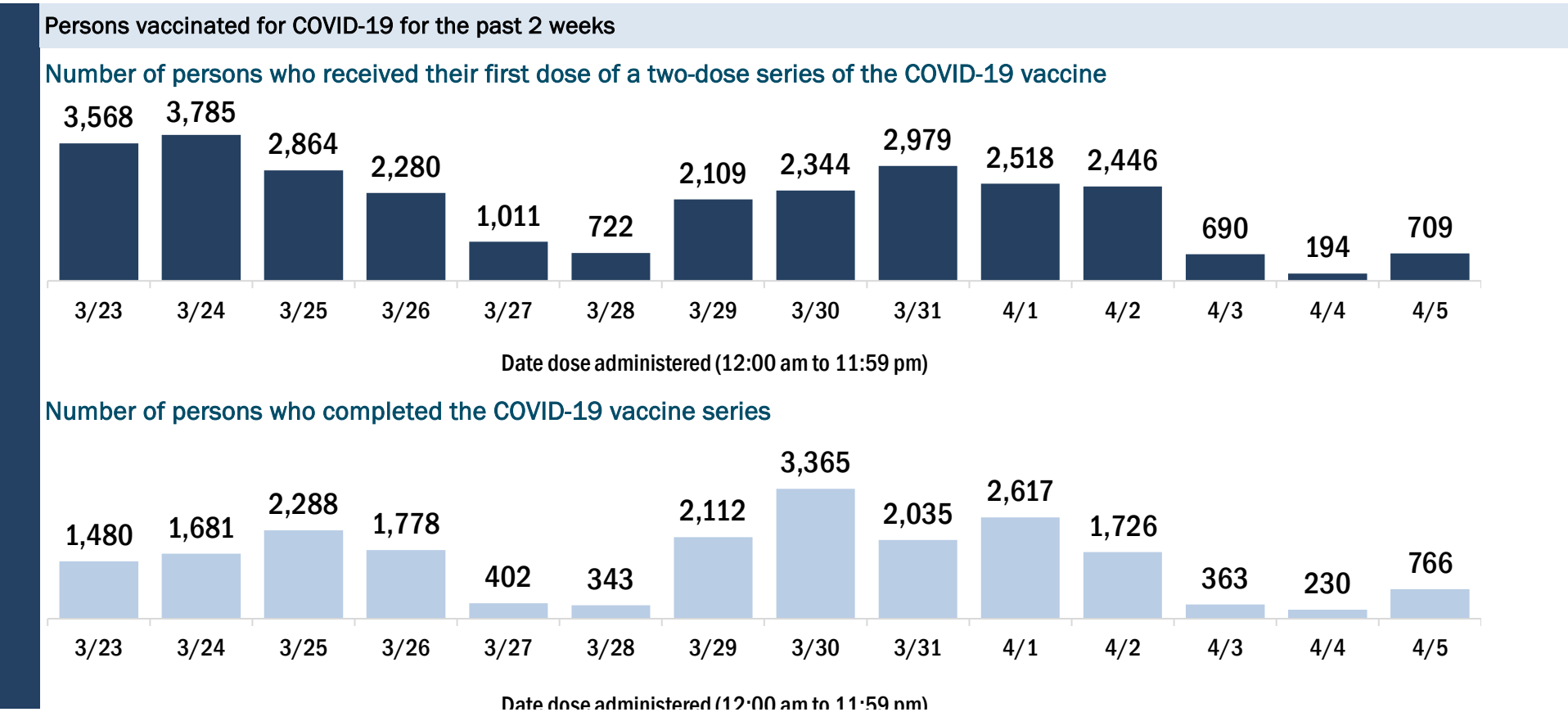
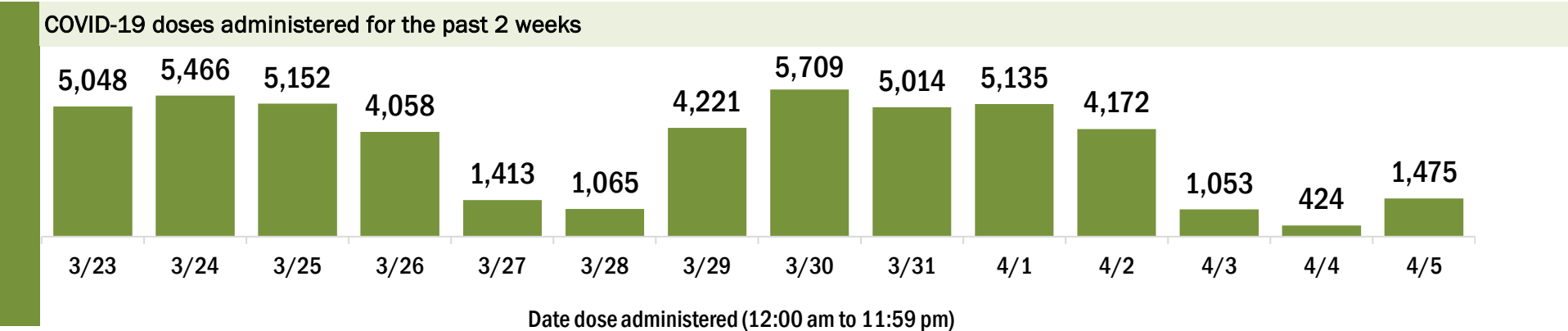
Data in this report are provisional and subject to change.

Data in this summary pertain to COVID-19 vaccines approved by the U.S. Food and Drug Administration and have been issued an Emergency Use Authorization (Janssen COVID-19 Vaccine, Moderna COVID-19 Vaccine and Pfizer-BioNTech COVID-19 Vaccine). These data summarize the number of people who have received either their first dose or have completed the series for a COVID-19 vaccine. **A person can only be counted in one category, first dose or series complete.** For persons receiving Moderna or Pfizer vaccines, once they receive their second dose, they are moved from the first dose column to the series completed column. **Because of this, the total first dose category may show a change from report to report not matching the total receiving their first dose from the previous day.** Persons receiving Johnson & Johnson vaccines will always be counted in the series completed column.

COVID-19 doses for vaccinated persons in Florida	
Doses administered	223,179
People receiving one dose of a 1-dose series (Johnson & Johnson) or receiving only one dose of a 2-dose series (Moderna, Pfizer) count once. Persons receiving both doses of a 2-dose series count twice.	

Current status of persons vaccinated for COVID-19 in Florida	
Total people vaccinated	147,775
First dose	66,858
Series completed	80,917
Completed 1-dose series	5,513
Completed 2-dose series	75,404
<b>First dose:</b> current number of people who have only received their first dose of the Moderna or Pfizer vaccine.	
<b>Series complete:</b> current number of people who have received both Moderna or Pfizer vaccine doses or one Johnson & Johnson dose and are considered fully immunized.	

Demographic summary	First dose	Series complete	Total people vaccinated
Age group	66,858	80,917	147,775
16-24 years	1,575	1,055	2,630
25-34 years	2,535	2,926	5,461
35-44 years	5,846	4,678	10,524
45-54 years	11,270	6,169	17,439
55-64 years	20,298	8,217	28,515
65-74 years	13,668	32,366	46,034
75-84 years	8,925	19,591	28,516
85+ years	2,741	5,915	8,656
Race	66,858	80,917	147,775
White	49,203	62,209	111,412
Black	2,006	2,048	4,054
American Indian/Alaskan	241	239	480
Other	6,010	7,876	13,886
Unknown	9,398	8,545	17,943
Other race includes Asian, native Hawaiian/Pacific Islander, or other.			
Ethnicity	66,858	80,917	147,775
Hispanic	4,488	3,549	8,037
Non-Hispanic	38,088	49,756	87,844
Unknown	24,282	27,612	51,894
Gender	66,858	80,917	147,775
Female	37,929	48,137	86,066
Male	28,825	32,714	61,539
Unknown	104	66	170





# COVID-19: Pinellas County vaccine summary

Vaccination data through Apr 5, 2021 as of Apr 6, 2021 at 12:05 AM

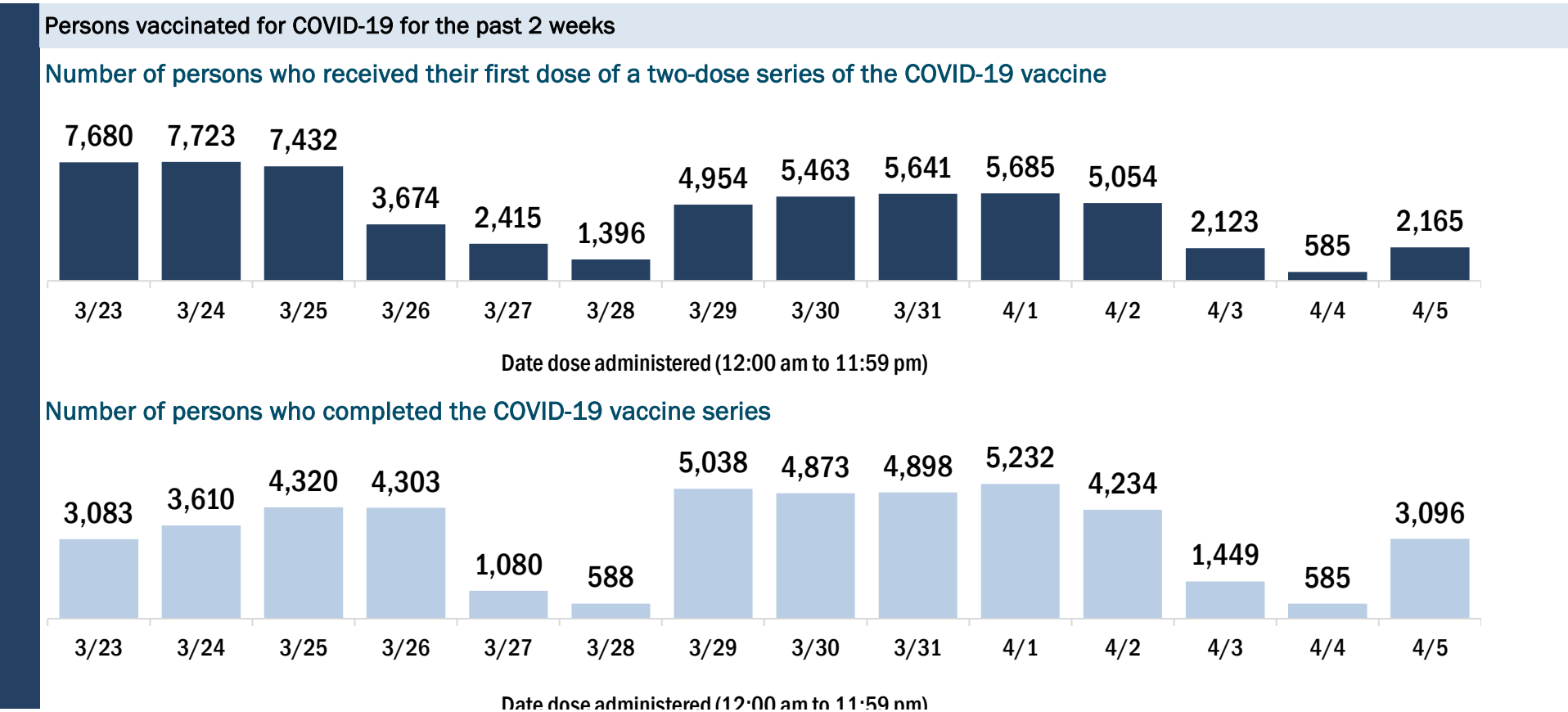
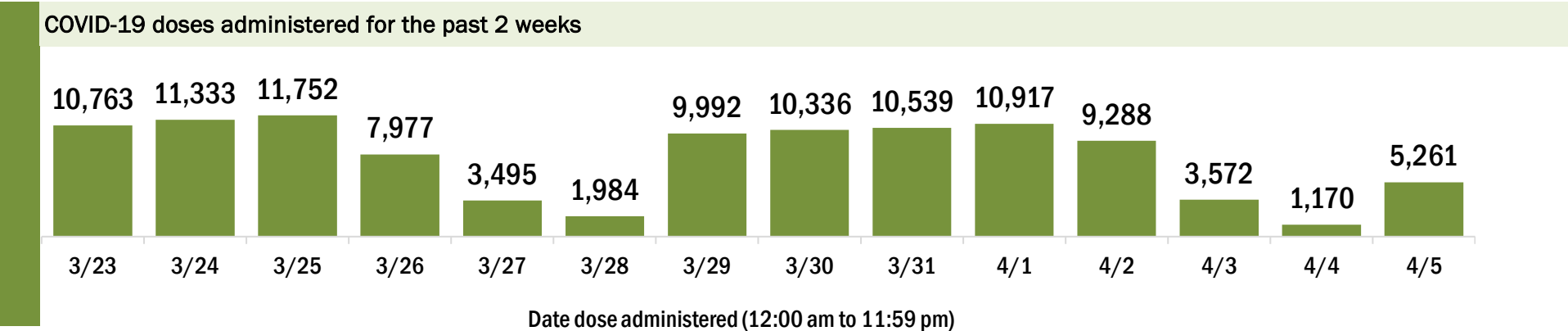
Data in this report are provisional and subject to change.

Data in this summary pertain to COVID-19 vaccines approved by the U.S. Food and Drug Administration and have been issued an Emergency Use Authorization (Janssen COVID-19 Vaccine, Moderna COVID-19 Vaccine and Pfizer-BioNTech COVID-19 Vaccine). These data summarize the number of people who have received either their first dose or have completed the series for a COVID-19 vaccine. **A person can only be counted in one category, first dose or series complete.** For persons receiving Moderna or Pfizer vaccines, once they receive their second dose, they are moved from the first dose column to the series completed column. **Because of this, the total first dose category may show a change from report to report not matching the total receiving their first dose from the previous day.** Persons receiving Johnson & Johnson vaccines will always be counted in the series completed column.

COVID-19 doses for vaccinated persons in Florida	
Doses administered	498,166
People receiving one dose of a 1-dose series (Johnson & Johnson) or receiving only one dose of a 2-dose series (Moderna, Pfizer) count once. Persons receiving both doses of a 2-dose series count twice.	

Current status of persons vaccinated for COVID-19 in Florida	
Total people vaccinated	322,242
First dose	135,865
Series completed	186,377
Completed 1-dose series	10,453
Completed 2-dose series	175,924
First dose: current number of people who have only received their first dose of the Moderna or Pfizer vaccine.	
Series complete: current number of people who have received both Moderna or Pfizer vaccine doses or one Johnson & Johnson dose and are considered fully immunized.	

Demographic summary	First dose	Series complete	Total people vaccinated
Age group	135,865	186,377	322,242
16-24 years	3,122	2,021	5,143
25-34 years	6,385	7,336	13,721
35-44 years	11,318	9,384	20,702
45-54 years	23,456	12,767	36,223
55-64 years	50,657	22,576	73,233
65-74 years	22,383	76,545	98,928
75-84 years	13,062	40,384	53,446
85+ years	5,482	15,364	20,846
Race	135,865	186,377	322,242
White	97,304	141,860	239,164
Black	7,084	7,370	14,454
American Indian/Alaskan	385	385	770
Other	10,799	14,585	25,384
Unknown	20,293	22,177	42,470
Other race includes Asian, native Hawaiian/Pacific Islander, or other.			
Ethnicity	135,865	186,377	322,242
Hispanic	5,096	5,033	10,129
Non-Hispanic	82,438	112,800	195,238
Unknown	48,331	68,544	116,875
Gender	135,865	186,377	322,242
Female	76,268	110,375	186,643
Male	59,298	75,701	134,999
Unknown	299	301	600



# COVID-19: Polk County vaccine summary

Vaccination data through Apr 5, 2021 as of Apr 6, 2021 at 12:05 AM

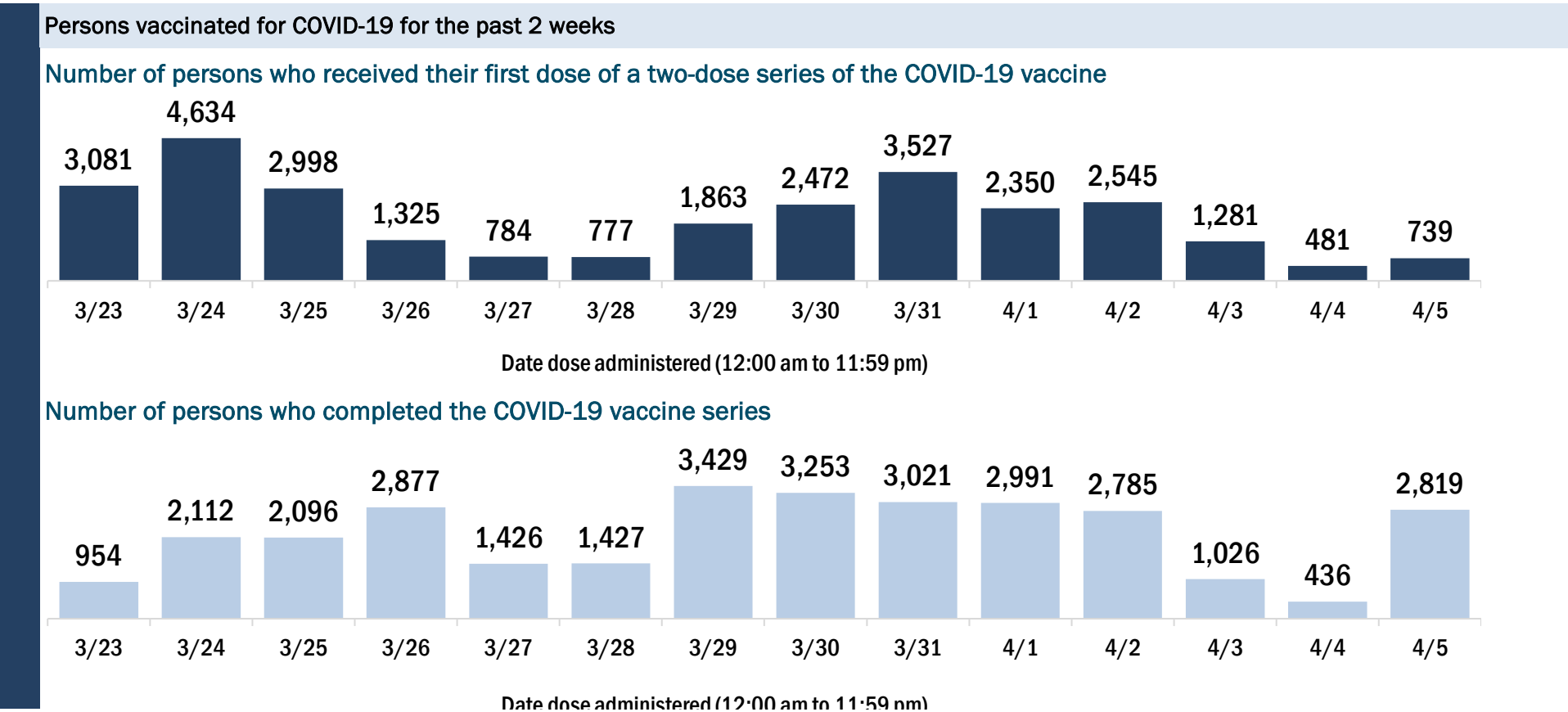
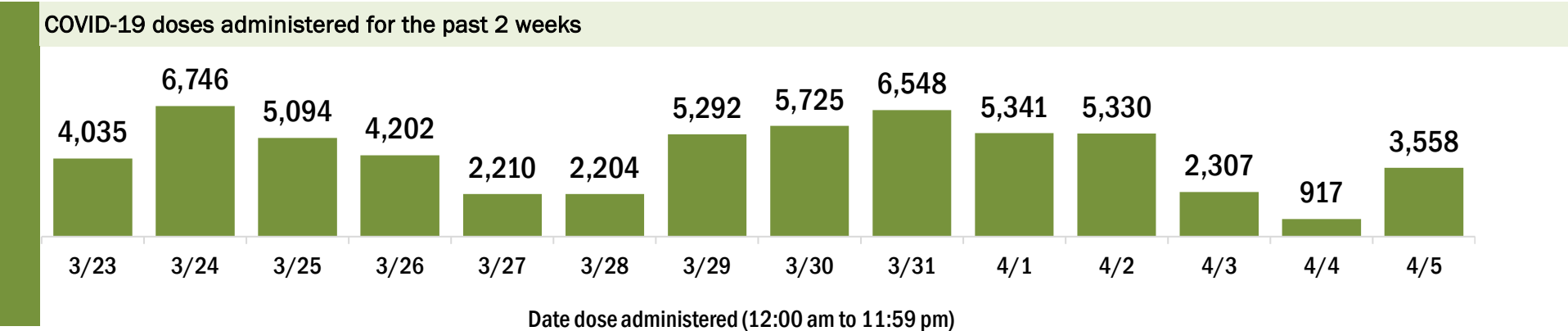
Data in this report are provisional and subject to change.

Data in this summary pertain to COVID-19 vaccines approved by the U.S. Food and Drug Administration and have been issued an Emergency Use Authorization (Janssen COVID-19 Vaccine, Moderna COVID-19 Vaccine and Pfizer-BioNTech COVID-19 Vaccine). These data summarize the number of people who have received either their first dose or have completed the series for a COVID-19 vaccine. **A person can only be counted in one category, first dose or series complete.** For persons receiving Moderna or Pfizer vaccines, once they receive their second dose, they are moved from the first dose column to the series completed column. **Because of this, the total first dose category may show a change from report to report not matching the total receiving their first dose from the previous day.** Persons receiving Johnson & Johnson vaccines will always be counted in the series completed column.

COVID-19 doses for vaccinated persons in Florida	
Doses administered	259,904
People receiving one dose of a 1-dose series (Johnson & Johnson) or receiving only one dose of a 2-dose series (Moderna, Pfizer) count once. Persons receiving both doses of a 2-dose series count twice.	

Current status of persons vaccinated for COVID-19 in Florida	
Total people vaccinated	170,668
First dose	76,762
Series completed	93,906
Completed 1-dose series	4,670
Completed 2-dose series	89,236
First dose: current number of people who have only received their first dose of the Moderna or Pfizer vaccine.	
Series complete: current number of people who have received both Moderna or Pfizer vaccine doses or one Johnson & Johnson dose and are considered fully immunized.	

Demographic summary	First dose	Series complete	Total people vaccinated
Age group	76,762	93,906	170,668
16-24 years	1,786	1,019	2,805
25-34 years	3,702	3,192	6,894
35-44 years	6,197	4,695	10,892
45-54 years	11,355	6,494	17,849
55-64 years	21,393	10,908	32,301
65-74 years	17,809	37,858	55,667
75-84 years	11,022	23,095	34,117
85+ years	3,498	6,645	10,143
Race	76,762	93,906	170,668
White	51,266	70,114	121,380
Black	5,623	5,652	11,275
American Indian/Alaskan	525	472	997
Other	6,270	6,925	13,195
Unknown	13,078	10,743	23,821
Other race includes Asian, native Hawaiian/Pacific Islander, or other.			
Ethnicity	76,762	93,906	170,668
Hispanic	9,442	6,103	15,545
Non-Hispanic	39,716	57,449	97,165
Unknown	27,604	30,354	57,958
Gender	76,762	93,906	170,668
Female	43,060	54,509	97,569
Male	33,454	39,361	72,815
Unknown	248	36	284



# COVID-19: Putnam County vaccine summary

Vaccination data through Apr 5, 2021 as of Apr 6, 2021 at 12:05 AM

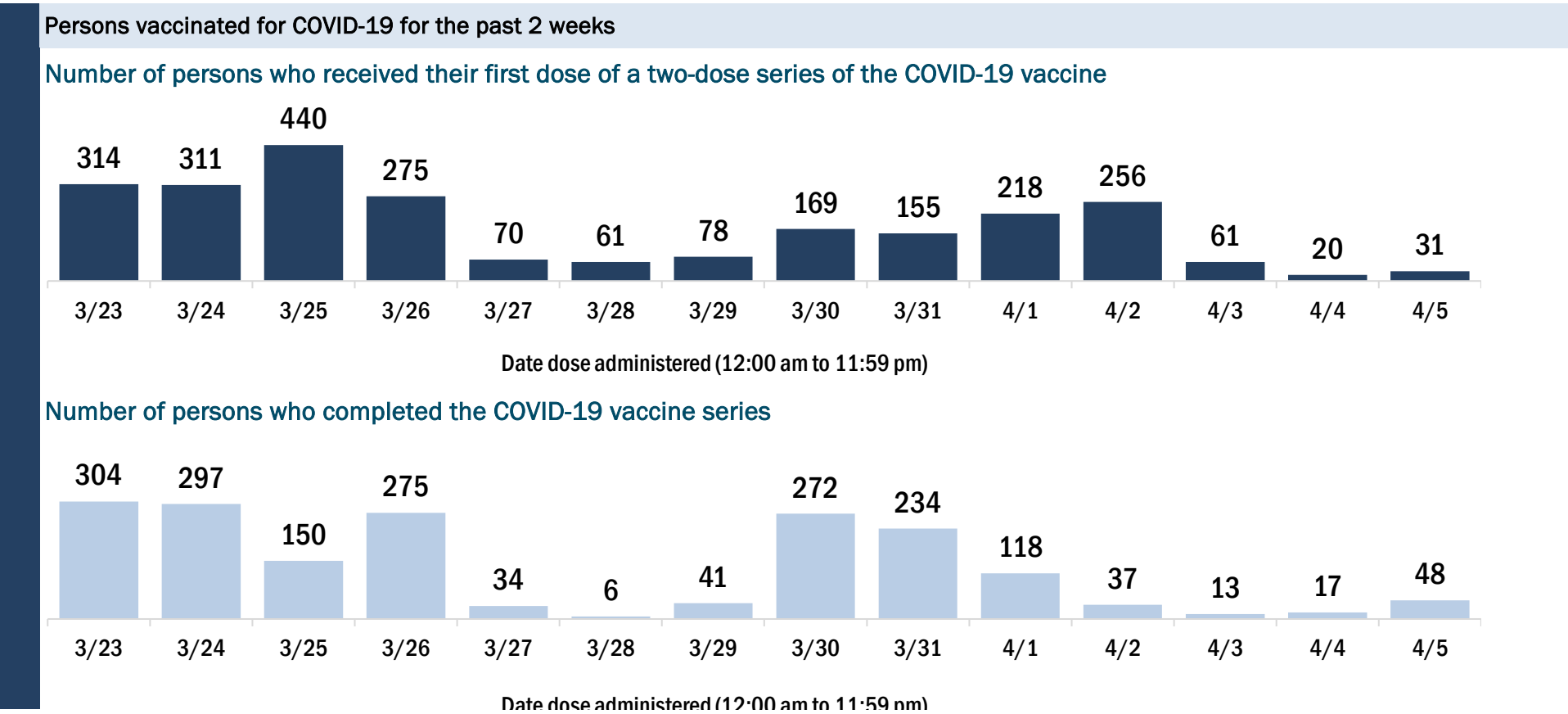
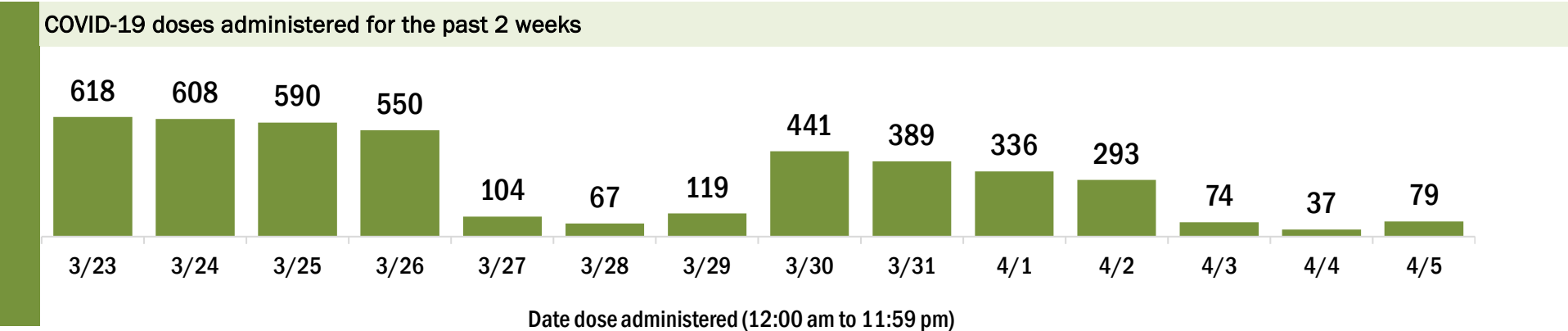
Data in this report are provisional and subject to change.

Data in this summary pertain to COVID-19 vaccines approved by the U.S. Food and Drug Administration and have been issued an Emergency Use Authorization (Janssen COVID-19 Vaccine, Moderna COVID-19 Vaccine and Pfizer-BioNTech COVID-19 Vaccine). These data summarize the number of people who have received either their first dose or have completed the series for a COVID-19 vaccine. **A person can only be counted in one category, first dose or series complete.** For persons receiving Moderna or Pfizer vaccines, once they receive their second dose, they are moved from the first dose column to the series completed column. **Because of this, the total first dose category may show a change from report to report not matching the total receiving their first dose from the previous day.** Persons receiving Johnson & Johnson vaccines will always be counted in the series completed column.

COVID-19 doses for vaccinated persons in Florida	
Doses administered	23,078
People receiving one dose of a 1-dose series (Johnson & Johnson) or receiving only one dose of a 2-dose series (Moderna, Pfizer) count once. Persons receiving both doses of a 2-dose series count twice.	

Current status of persons vaccinated for COVID-19 in Florida	
Total people vaccinated	15,190
First dose	6,722
Series completed	8,468
Completed 1-dose series	580
Completed 2-dose series	7,888
<b>First dose:</b> current number of people who have only received their first dose of the Moderna or Pfizer vaccine.	
<b>Series complete:</b> current number of people who have received both Moderna or Pfizer vaccine doses or one Johnson & Johnson dose and are considered fully immunized.	

Demographic summary	First dose	Series complete	Total people vaccinated
Age group	6,722	8,468	15,190
16-24 years	90	69	159
25-34 years	223	169	392
35-44 years	361	253	614
45-54 years	856	428	1,284
55-64 years	2,187	991	3,178
65-74 years	1,804	3,727	5,531
75-84 years	902	2,158	3,060
85+ years	299	673	972
Race	6,722	8,468	15,190
White	5,123	6,654	11,777
Black	764	730	1,494
American Indian/Alaskan	74	58	132
Other	472	503	975
Unknown	289	523	812
Other race includes Asian, native Hawaiian/Pacific Islander, or other.			
Ethnicity	6,722	8,468	15,190
Hispanic	326	244	570
Non-Hispanic	5,240	6,489	11,729
Unknown	1,156	1,735	2,891
Gender	6,722	8,468	15,190
Female	3,785	4,859	8,644
Male	2,929	3,605	6,534
Unknown	8	4	12



# COVID-19: Santa Rosa County vaccine summary

Vaccination data through Apr 5, 2021 as of Apr 6, 2021 at 12:05 AM

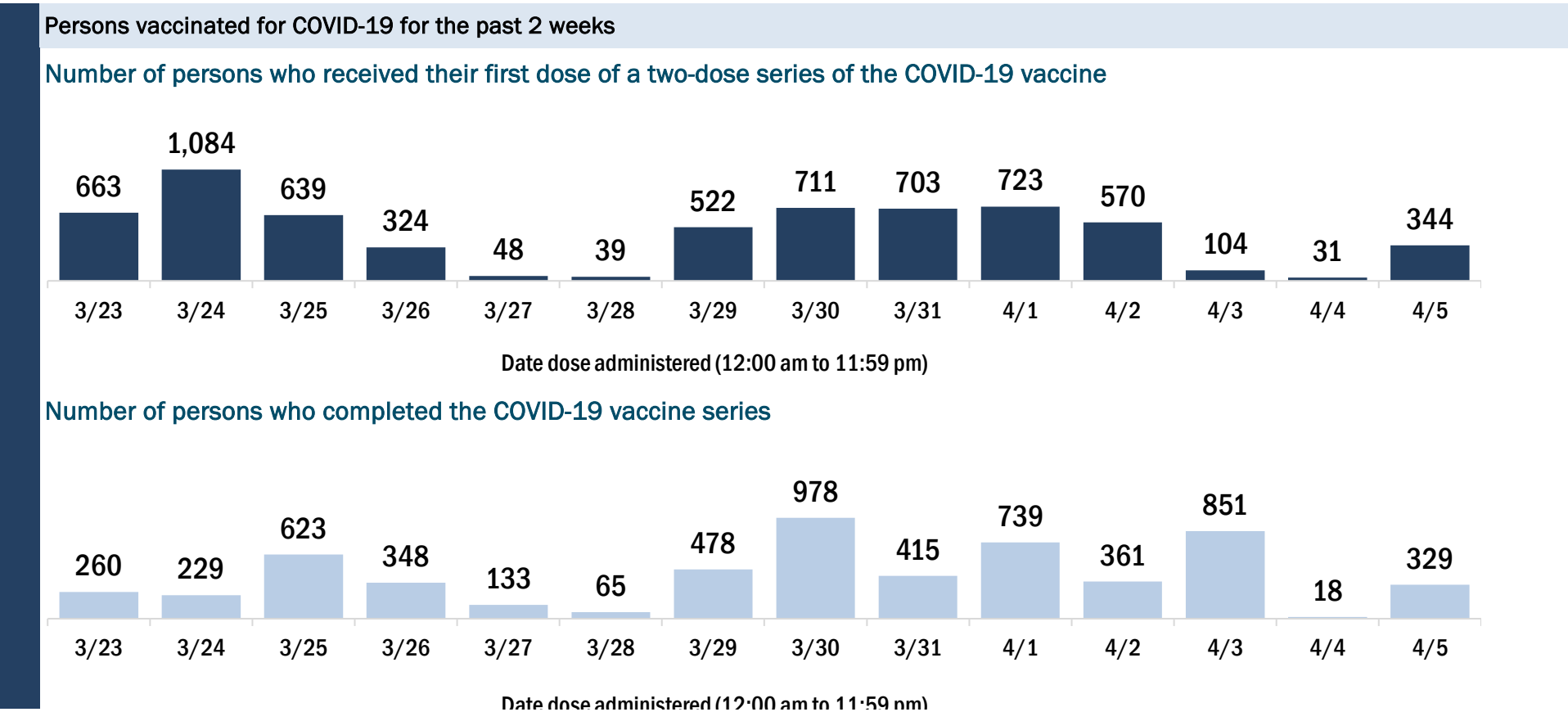
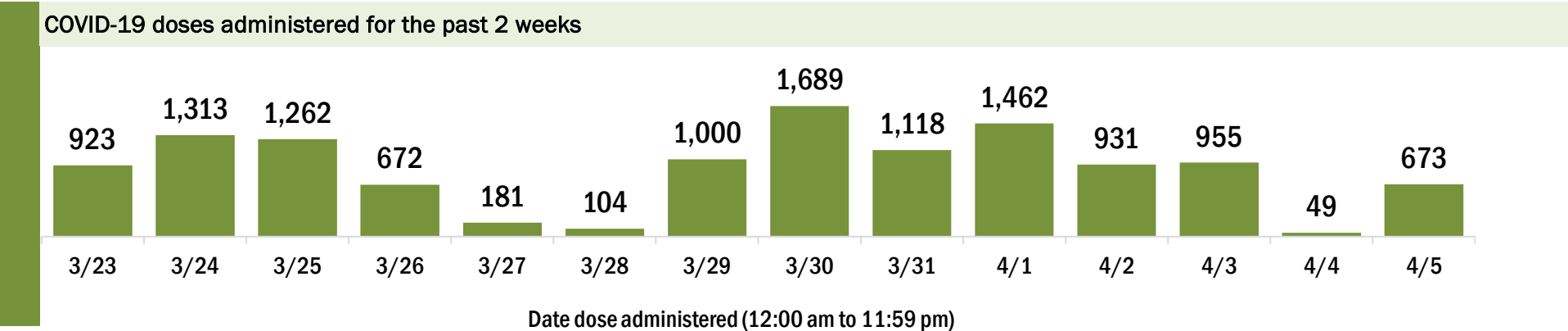
Data in this report are provisional and subject to change.

Data in this summary pertain to COVID-19 vaccines approved by the U.S. Food and Drug Administration and have been issued an Emergency Use Authorization (Janssen COVID-19 Vaccine, Moderna COVID-19 Vaccine and Pfizer-BioNTech COVID-19 Vaccine). These data summarize the number of people who have received either their first dose or have completed the series for a COVID-19 vaccine. **A person can only be counted in one category, first dose or series complete.** For persons receiving Moderna or Pfizer vaccines, once they receive their second dose, they are moved from the first dose column to the series completed column. **Because of this, the total first dose category may show a change from report to report not matching the total receiving their first dose from the previous day.** Persons receiving Johnson & Johnson vaccines will always be counted in the series completed column.

COVID-19 doses for vaccinated persons in Florida	
Doses administered	70,594
People receiving one dose of a 1-dose series (Johnson & Johnson) or receiving only one dose of a 2-dose series (Moderna, Pfizer) count once. Persons receiving both doses of a 2-dose series count twice.	

Current status of persons vaccinated for COVID-19 in Florida	
Total people vaccinated	44,553
First dose	16,988
Series completed	27,565
Completed 1-dose series	1,524
Completed 2-dose series	26,041
<b>First dose:</b> current number of people who have only received their first dose of the Moderna or Pfizer vaccine.	
<b>Series complete:</b> current number of people who have received both Moderna or Pfizer vaccine doses or one Johnson & Johnson dose and are considered fully immunized.	

Demographic summary	First dose	Series complete	Total people vaccinated
Age group	16,988	27,565	44,553
16-24 years	421	379	800
25-34 years	802	1,056	1,858
35-44 years	1,587	1,753	3,340
45-54 years	2,897	2,569	5,466
55-64 years	5,521	4,298	9,819
65-74 years	3,518	10,671	14,189
75-84 years	1,701	5,333	7,034
85+ years	541	1,506	2,047
Race	16,988	27,565	44,553
White	11,125	20,882	32,007
Black	521	762	1,283
American Indian/Alaskan	101	150	251
Other	1,108	1,876	2,984
Unknown	4,133	3,895	8,028
Other race includes Asian, native Hawaiian/Pacific Islander, or other.			
Ethnicity	16,988	27,565	44,553
Hispanic	491	503	994
Non-Hispanic	10,246	17,876	28,122
Unknown	6,251	9,186	15,437
Gender	16,988	27,565	44,553
Female	9,612	15,855	25,467
Male	7,357	11,709	19,066
Unknown	19	1	20





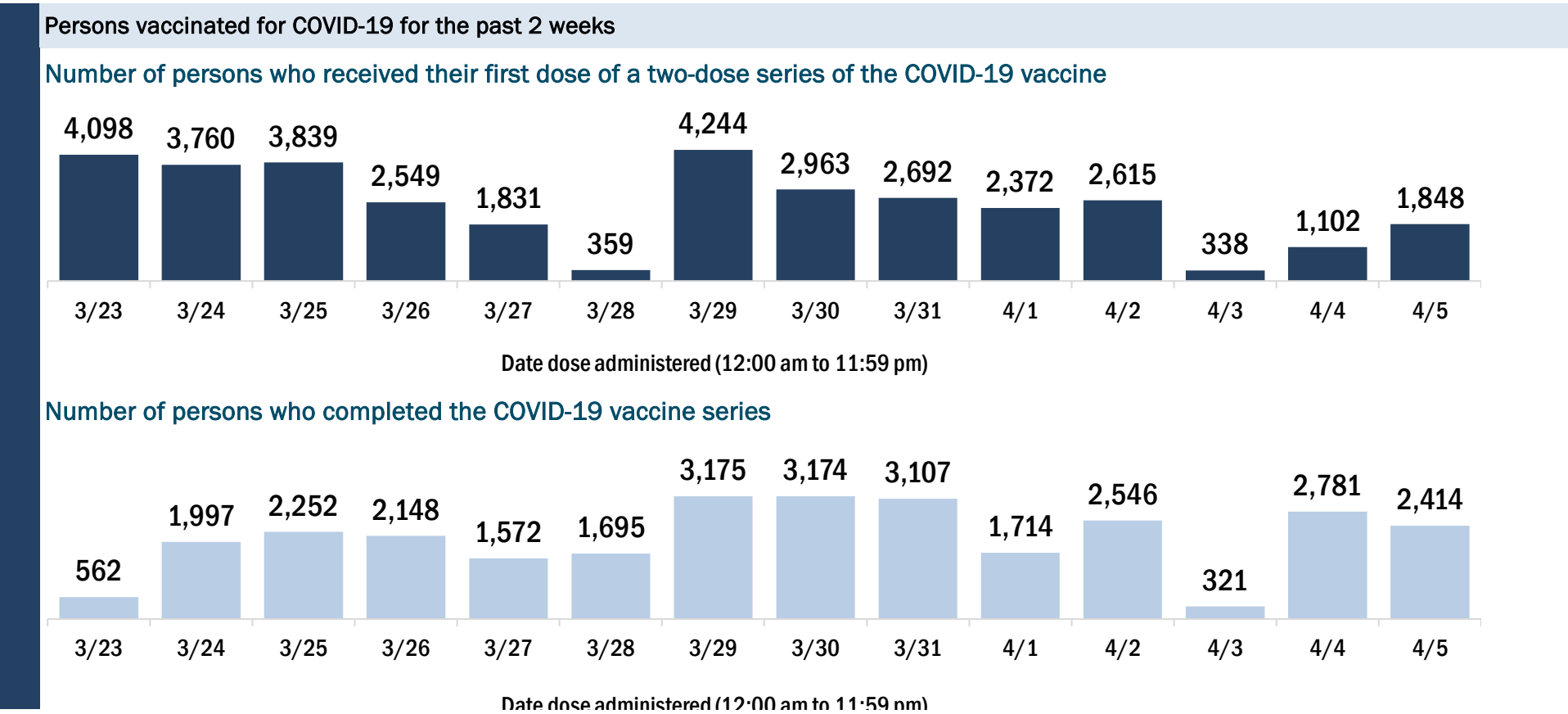
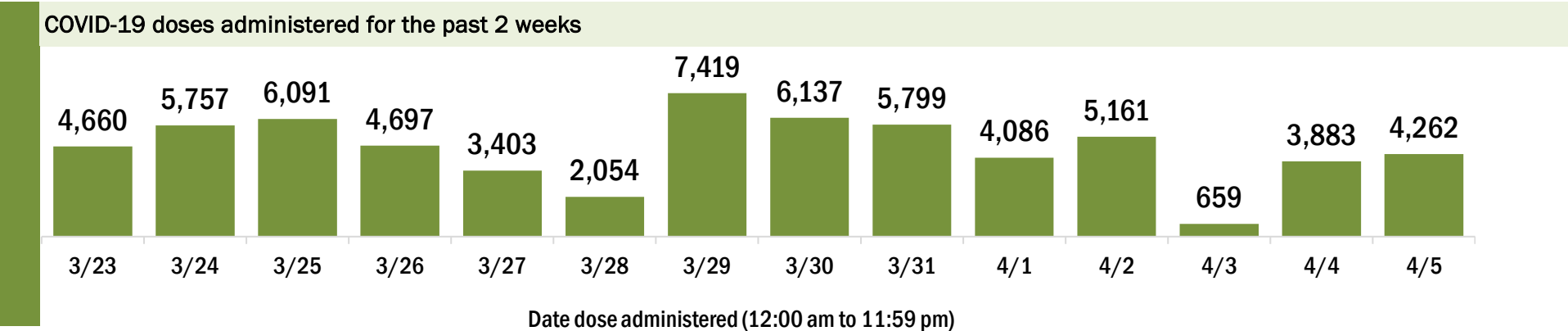
# COVID-19: Sarasota County vaccine summary

Vaccination data through Apr 5, 2021 as of Apr 6, 2021 at 12:05 AM

Data in this report are provisional and subject to change.

Data in this summary pertain to COVID-19 vaccines approved by the U.S. Food and Drug Administration and have been issued an Emergency Use Authorization (Janssen COVID-19 Vaccine, Moderna COVID-19 Vaccine and Pfizer-BioNTech COVID-19 Vaccine). These data summarize the number of people who have received either their first dose or have completed the series for a COVID-19 vaccine. **A person can only be counted in one category, first dose or series complete.** For persons receiving Moderna or Pfizer vaccines, once they receive their second dose, they are moved from the first dose column to the series completed column. **Because of this, the total first dose category may show a change from report to report not matching the total receiving their first dose from the previous day.** Persons receiving Johnson & Johnson vaccines will always be counted in the series completed column.

COVID-19 doses for vaccinated persons in Florida		Demographic summary			
Doses administered	296,244	First dose	Series complete	Total people vaccinated	
People receiving one dose of a 1-dose series (Johnson & Johnson) or receiving only one dose of a 2-dose series (Moderna, Pfizer) count once. Persons receiving both doses of a 2-dose series count twice.		Age group	87,035	107,077	194,112
		16-24 years	1,390	776	2,166
		25-34 years	2,273	2,074	4,347
		35-44 years	4,243	2,830	7,073
		45-54 years	8,976	4,666	13,642
		55-64 years	23,920	8,748	32,668
		65-74 years	23,864	47,271	71,135
		75-84 years	16,394	30,098	46,492
		85+ years	5,975	10,614	16,589
		Race	87,035	107,077	194,112
		White	69,070	85,464	154,534
		Black	1,202	1,408	2,610
		American Indian/Alaskan	282	410	692
		Other	4,659	7,949	12,608
		Unknown	11,822	11,846	23,668
		Other race includes Asian, native Hawaiian/Pacific Islander, or other.			
		Ethnicity	87,035	107,077	194,112
		Hispanic	3,404	1,990	5,394
		Non-Hispanic	57,219	72,401	129,620
		Unknown	26,412	32,686	59,098
		Gender	87,035	107,077	194,112
		Female	48,040	61,157	109,197
		Male	38,858	45,842	84,700
		Unknown	137	78	215



# COVID-19: Seminole County vaccine summary

Vaccination data through Apr 5, 2021 as of Apr 6, 2021 at 12:05 AM

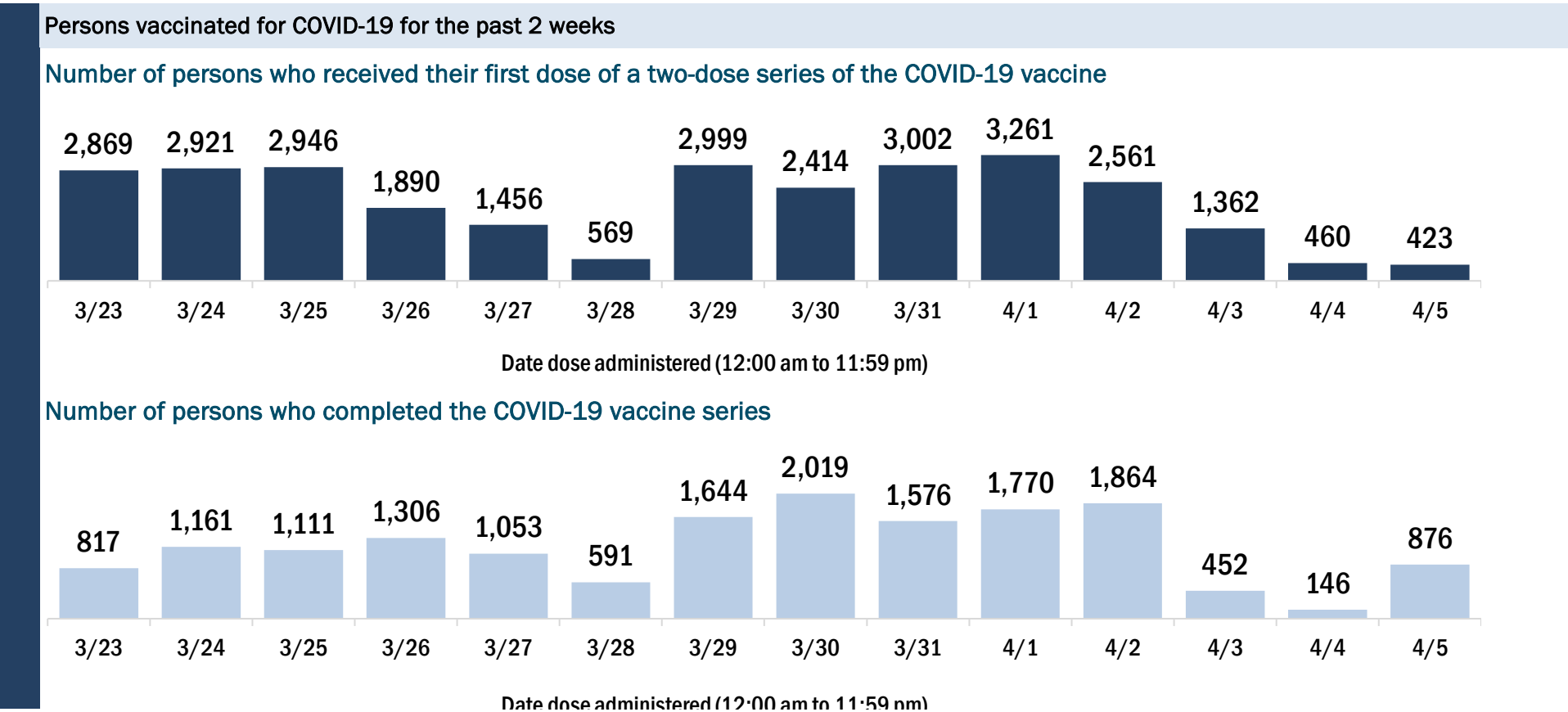
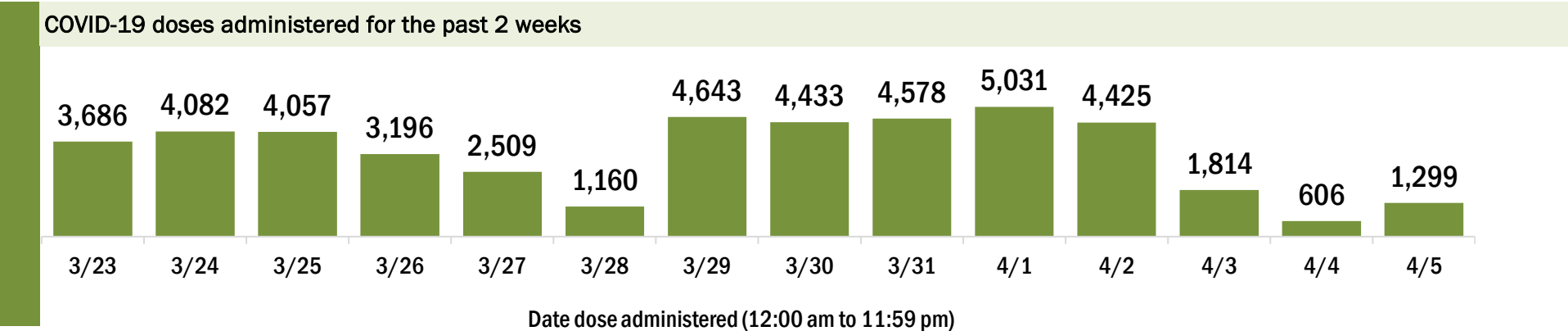
Data in this report are provisional and subject to change.

Data in this summary pertain to COVID-19 vaccines approved by the U.S. Food and Drug Administration and have been issued an Emergency Use Authorization (Janssen COVID-19 Vaccine, Moderna COVID-19 Vaccine and Pfizer-BioNTech COVID-19 Vaccine). These data summarize the number of people who have received either their first dose or have completed the series for a COVID-19 vaccine. **A person can only be counted in one category, first dose or series complete.** For persons receiving Moderna or Pfizer vaccines, once they receive their second dose, they are moved from the first dose column to the series completed column. **Because of this, the total first dose category may show a change from report to report not matching the total receiving their first dose from the previous day.** Persons receiving Johnson & Johnson vaccines will always be counted in the series completed column.

COVID-19 doses for vaccinated persons in Florida	
Doses administered	189,879
People receiving one dose of a 1-dose series (Johnson & Johnson) or receiving only one dose of a 2-dose series (Moderna, Pfizer) count once. Persons receiving both doses of a 2-dose series count twice.	

Current status of persons vaccinated for COVID-19 in Florida	
Total people vaccinated	123,782
First dose	51,827
Series completed	71,955
Completed 1-dose series	5,858
Completed 2-dose series	66,097
<b>First dose:</b> current number of people who have only received their first dose of the Moderna or Pfizer vaccine.	
<b>Series complete:</b> current number of people who have received both Moderna or Pfizer vaccine doses or one Johnson & Johnson dose and are considered fully immunized.	

Demographic summary	First dose	Series complete	Total people vaccinated
Age group	51,827	71,955	123,782
16-24 years	2,223	1,596	3,819
25-34 years	3,600	4,264	7,864
35-44 years	7,888	6,050	13,938
45-54 years	12,532	7,538	20,070
55-64 years	17,383	9,628	27,011
65-74 years	4,796	25,460	30,256
75-84 years	2,354	12,613	14,967
85+ years	1,051	4,806	5,857
Race	51,827	71,955	123,782
White	34,000	53,067	87,067
Black	3,194	4,726	7,920
American Indian/Alaskan	199	367	566
Other	7,300	10,255	17,555
Unknown	7,134	3,540	10,674
Other race includes Asian, native Hawaiian/Pacific Islander, or other.			
Ethnicity	51,827	71,955	123,782
Hispanic	6,016	6,854	12,870
Non-Hispanic	29,028	48,355	77,383
Unknown	16,783	16,746	33,529
Gender	51,827	71,955	123,782
Female	28,362	43,203	71,565
Male	23,219	28,699	51,918
Unknown	246	53	299



# COVID-19: St. Johns County vaccine summary

Vaccination data through Apr 5, 2021 as of Apr 6, 2021 at 12:05 AM

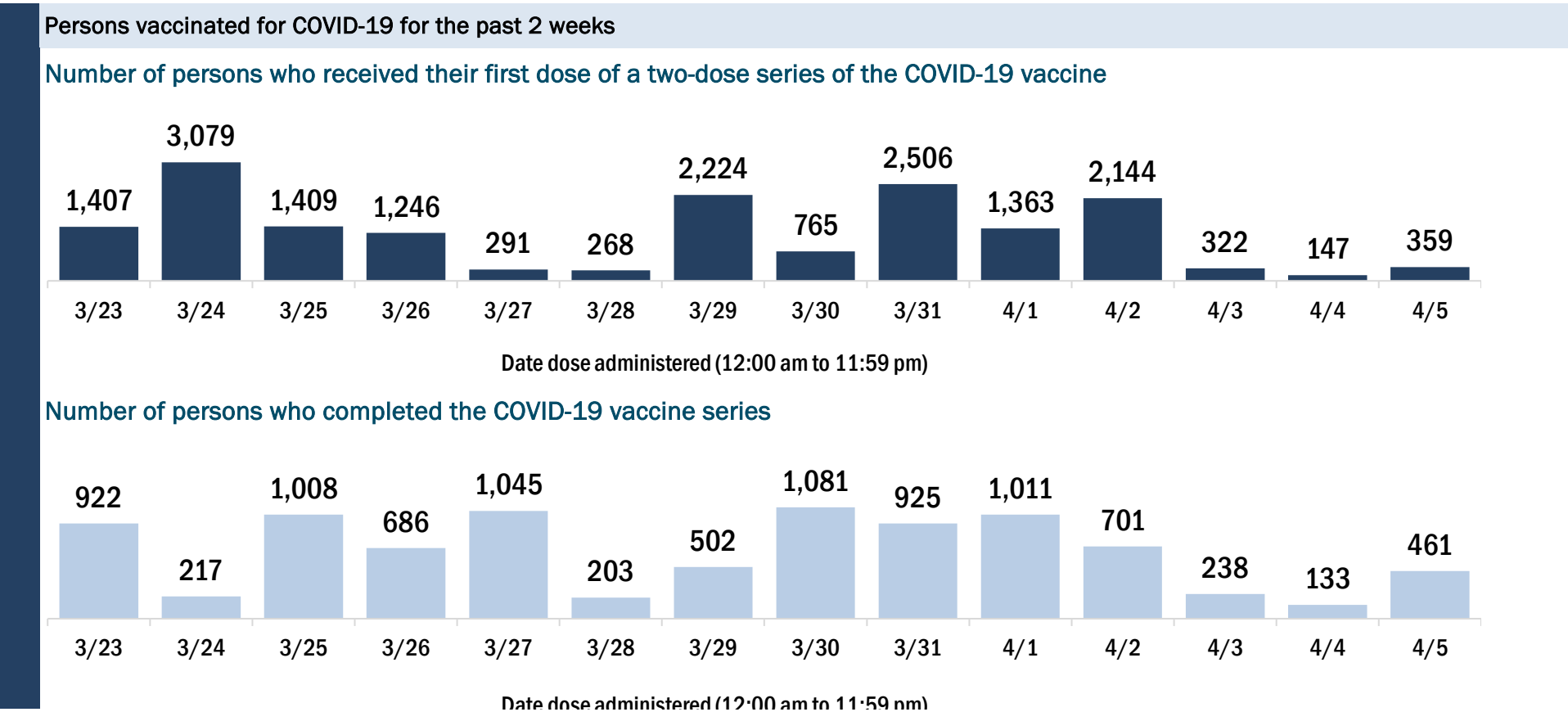
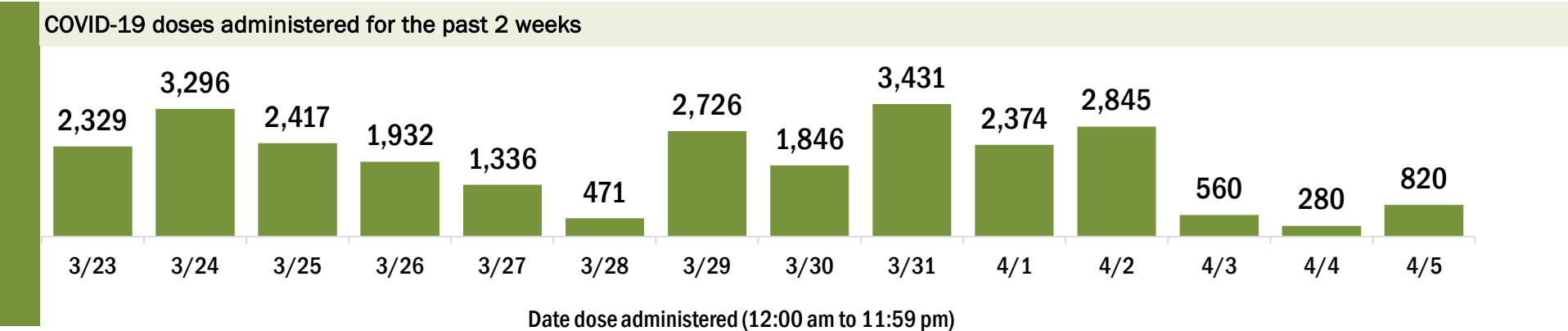
Data in this report are provisional and subject to change.

Data in this summary pertain to COVID-19 vaccines approved by the U.S. Food and Drug Administration and have been issued an Emergency Use Authorization (Janssen COVID-19 Vaccine, Moderna COVID-19 Vaccine and Pfizer-BioNTech COVID-19 Vaccine). These data summarize the number of people who have received either their first dose or have completed the series for a COVID-19 vaccine. **A person can only be counted in one category, first dose or series complete.** For persons receiving Moderna or Pfizer vaccines, once they receive their second dose, they are moved from the first dose column to the series completed column. **Because of this, the total first dose category may show a change from report to report not matching the total receiving their first dose from the previous day.** Persons receiving Johnson & Johnson vaccines will always be counted in the series completed column.

COVID-19 doses for vaccinated persons in Florida	
Doses administered	164,260
People receiving one dose of a 1-dose series (Johnson & Johnson) or receiving only one dose of a 2-dose series (Moderna, Pfizer) count once. Persons receiving both doses of a 2-dose series count twice.	

Current status of persons vaccinated for COVID-19 in Florida	
Total people vaccinated	101,875
First dose	36,293
Series completed	65,582
Completed 1-dose series	3,197
Completed 2-dose series	62,385
<b>First dose:</b> current number of people who have only received their first dose of the Moderna or Pfizer vaccine.	
<b>Series complete:</b> current number of people who have received both Moderna or Pfizer vaccine doses or one Johnson & Johnson dose and are considered fully immunized.	

Demographic summary	First dose	Series complete	Total people vaccinated
Age group	36,293	65,582	101,875
16-24 years	1,669	959	2,628
25-34 years	1,970	2,326	4,296
35-44 years	5,792	5,140	10,932
45-54 years	9,016	5,858	14,874
55-64 years	12,511	8,952	21,463
65-74 years	3,164	25,971	29,135
75-84 years	1,581	12,766	14,347
85+ years	590	3,610	4,200
Race	36,293	65,582	101,875
White	26,149	49,444	75,593
Black	1,071	1,805	2,876
American Indian/Alaskan	82	189	271
Other	3,739	6,230	9,969
Unknown	5,252	7,914	13,166
Other race includes Asian, native Hawaiian/Pacific Islander, or other.			
Ethnicity	36,293	65,582	101,875
Hispanic	1,758	1,820	3,578
Non-Hispanic	23,550	42,979	66,529
Unknown	10,985	20,783	31,768
Gender	36,293	65,582	101,875
Female	19,532	37,240	56,772
Male	16,739	28,331	45,070
Unknown	22	11	33



# COVID-19: St. Lucie County vaccine summary

Vaccination data through Apr 5, 2021 as of Apr 6, 2021 at 12:05 AM

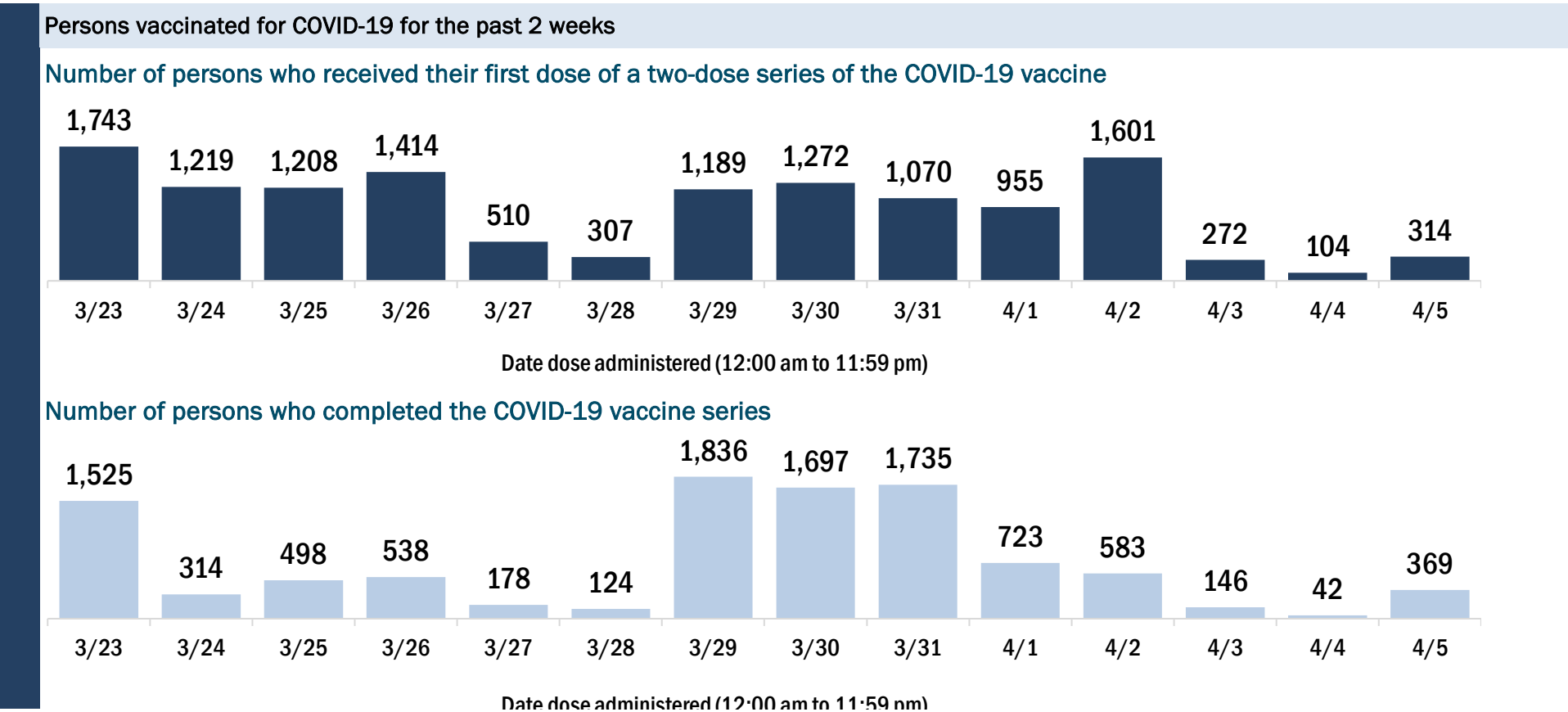
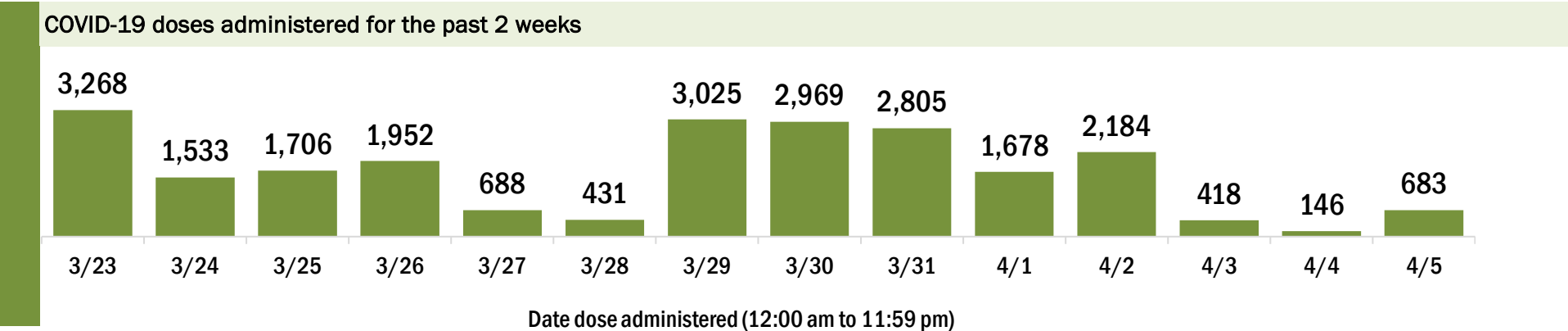
Data in this report are provisional and subject to change.

Data in this summary pertain to COVID-19 vaccines approved by the U.S. Food and Drug Administration and have been issued an Emergency Use Authorization (Janssen COVID-19 Vaccine, Moderna COVID-19 Vaccine and Pfizer-BioNTech COVID-19 Vaccine). These data summarize the number of people who have received either their first dose or have completed the series for a COVID-19 vaccine. **A person can only be counted in one category, first dose or series complete.** For persons receiving Moderna or Pfizer vaccines, once they receive their second dose, they are moved from the first dose column to the series completed column. **Because of this, the total first dose category may show a change from report to report not matching the total receiving their first dose from the previous day.** Persons receiving Johnson & Johnson vaccines will always be counted in the series completed column.

COVID-19 doses for vaccinated persons in Florida	
Doses administered	140,477
People receiving one dose of a 1-dose series (Johnson & Johnson) or receiving only one dose of a 2-dose series (Moderna, Pfizer) count once. Persons receiving both doses of a 2-dose series count twice.	

Current status of persons vaccinated for COVID-19 in Florida	
Total people vaccinated	85,998
First dose	29,734
Series completed	56,264
Completed 1-dose series	1,785
Completed 2-dose series	54,479
First dose: current number of people who have only received their first dose of the Moderna or Pfizer vaccine.	
Series complete: current number of people who have received both Moderna or Pfizer vaccine doses or one Johnson & Johnson dose and are considered fully immunized.	

Demographic summary	First dose	Series complete	Total people vaccinated
Age group	29,734	56,264	85,998
16-24 years	570	487	1,057
25-34 years	1,153	1,253	2,406
35-44 years	2,050	2,022	4,072
45-54 years	4,278	3,442	7,720
55-64 years	9,630	6,368	15,998
65-74 years	6,725	24,269	30,994
75-84 years	3,951	14,169	18,120
85+ years	1,377	4,254	5,631
Race	29,734	56,264	85,998
White	18,009	38,324	56,333
Black	2,653	5,195	7,848
American Indian/Alaskan	143	280	423
Other	2,499	5,005	7,504
Unknown	6,430	7,460	13,890
Other race includes Asian, native Hawaiian/Pacific Islander, or other.			
Ethnicity	29,734	56,264	85,998
Hispanic	2,960	3,787	6,747
Non-Hispanic	14,121	33,761	47,882
Unknown	12,653	18,716	31,369
Gender	29,734	56,264	85,998
Female	16,519	32,549	49,068
Male	13,138	23,690	36,828
Unknown	77	25	102





# COVID-19: Sumter County vaccine summary

Vaccination data through Apr 5, 2021 as of Apr 6, 2021 at 12:05 AM

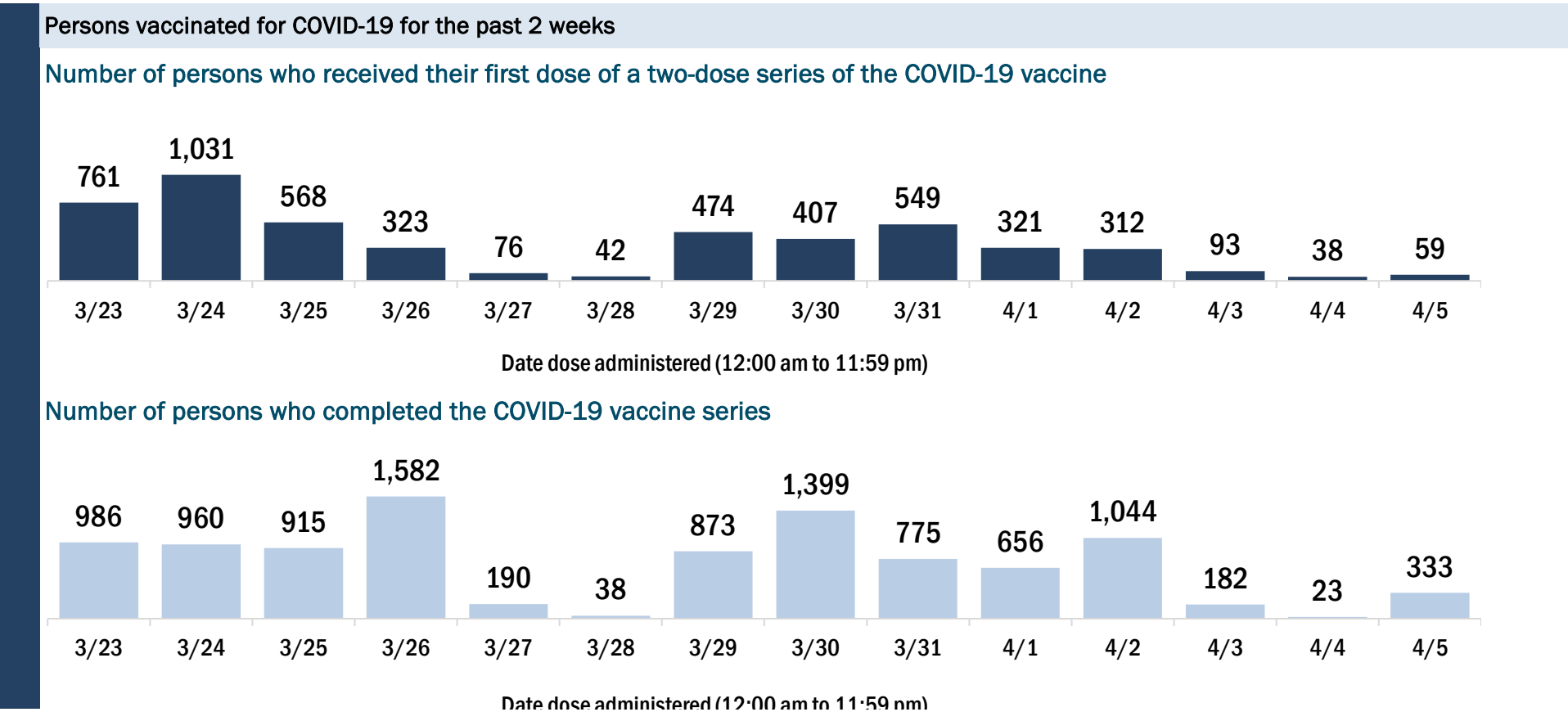
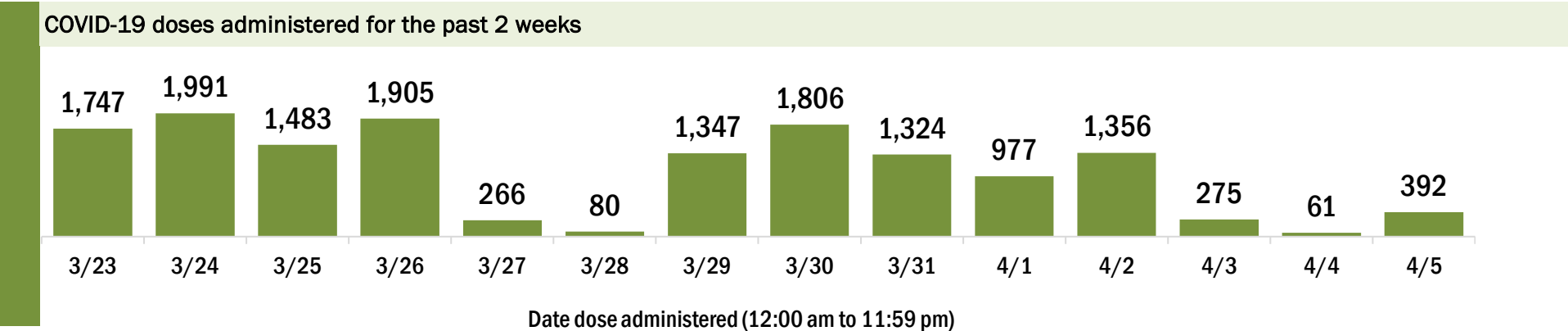
Data in this report are provisional and subject to change.

Data in this summary pertain to COVID-19 vaccines approved by the U.S. Food and Drug Administration and have been issued an Emergency Use Authorization (Janssen COVID-19 Vaccine, Moderna COVID-19 Vaccine and Pfizer-BioNTech COVID-19 Vaccine). These data summarize the number of people who have received either their first dose or have completed the series for a COVID-19 vaccine. **A person can only be counted in one category, first dose or series complete.** For persons receiving Moderna or Pfizer vaccines, once they receive their second dose, they are moved from the first dose column to the series completed column. **Because of this, the total first dose category may show a change from report to report not matching the total receiving their first dose from the previous day.** Persons receiving Johnson & Johnson vaccines will always be counted in the series completed column.

COVID-19 doses for vaccinated persons in Florida	
Doses administered	128,260
People receiving one dose of a 1-dose series (Johnson & Johnson) or receiving only one dose of a 2-dose series (Moderna, Pfizer) count once. Persons receiving both doses of a 2-dose series count twice.	

Current status of persons vaccinated for COVID-19 in Florida	
Total people vaccinated	76,197
First dose	20,883
Series completed	55,314
Completed 1-dose series	3,251
Completed 2-dose series	52,063
First dose: current number of people who have only received their first dose of the Moderna or Pfizer vaccine.	
Series complete: current number of people who have received both Moderna or Pfizer vaccine doses or one Johnson & Johnson dose and are considered fully immunized.	

Demographic summary	First dose	Series complete	Total people vaccinated
Age group	20,883	55,314	76,197
16-24 years	93	51	144
25-34 years	171	136	307
35-44 years	372	219	591
45-54 years	1,162	409	1,571
55-64 years	7,010	1,851	8,861
65-74 years	6,252	29,639	35,891
75-84 years	4,687	19,899	24,586
85+ years	1,136	3,110	4,246
Race	20,883	55,314	76,197
White	16,406	47,116	63,522
Black	347	497	844
American Indian/Alaskan	28	128	156
Other	1,115	1,996	3,111
Unknown	2,987	5,577	8,564
Other race includes Asian, native Hawaiian/Pacific Islander, or other.			
Ethnicity	20,883	55,314	76,197
Hispanic	464	725	1,189
Non-Hispanic	12,941	36,367	49,308
Unknown	7,478	18,222	25,700
Gender	20,883	55,314	76,197
Female	12,093	30,496	42,589
Male	8,724	24,809	33,533
Unknown	66	9	75



# COVID-19: Suwannee County vaccine summary

Vaccination data through Apr 5, 2021 as of Apr 6, 2021 at 12:05 AM

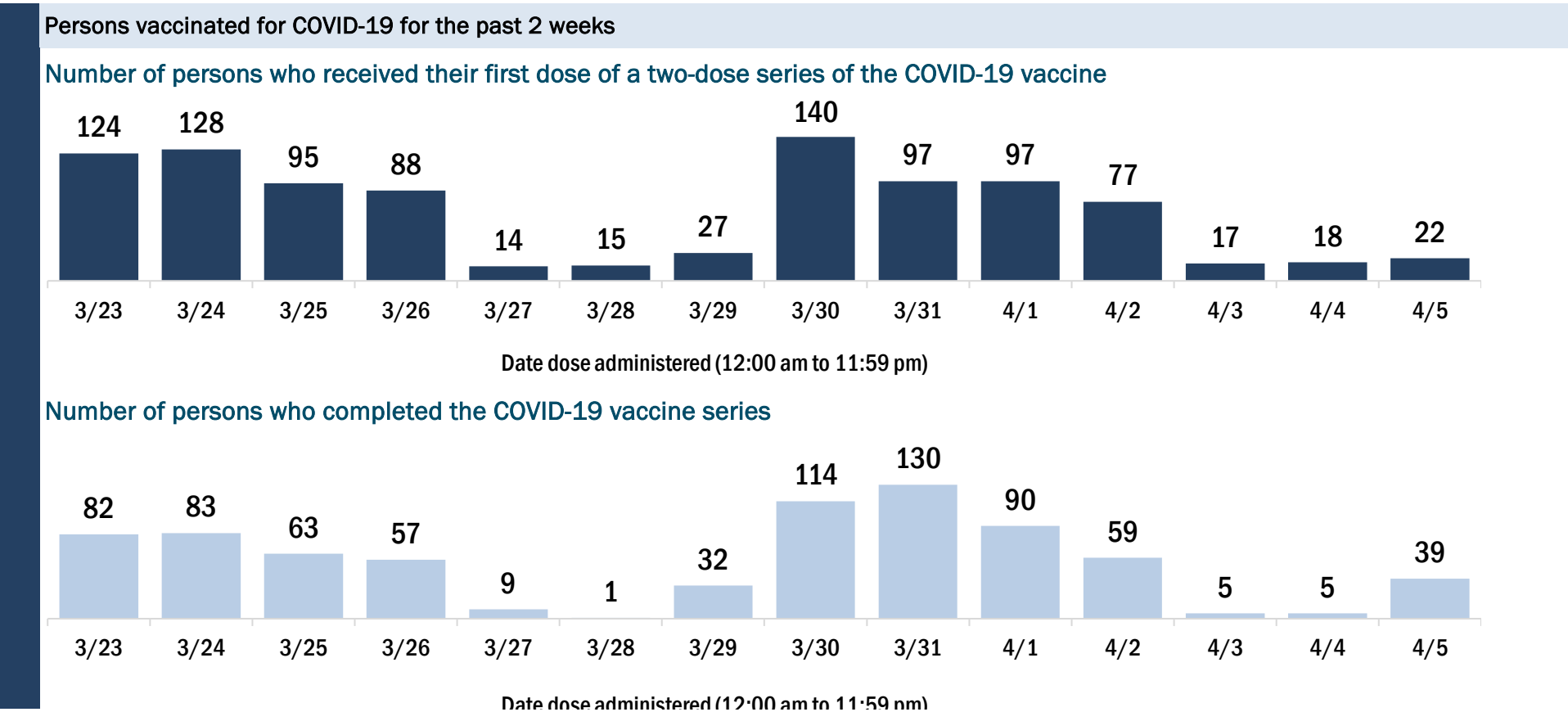
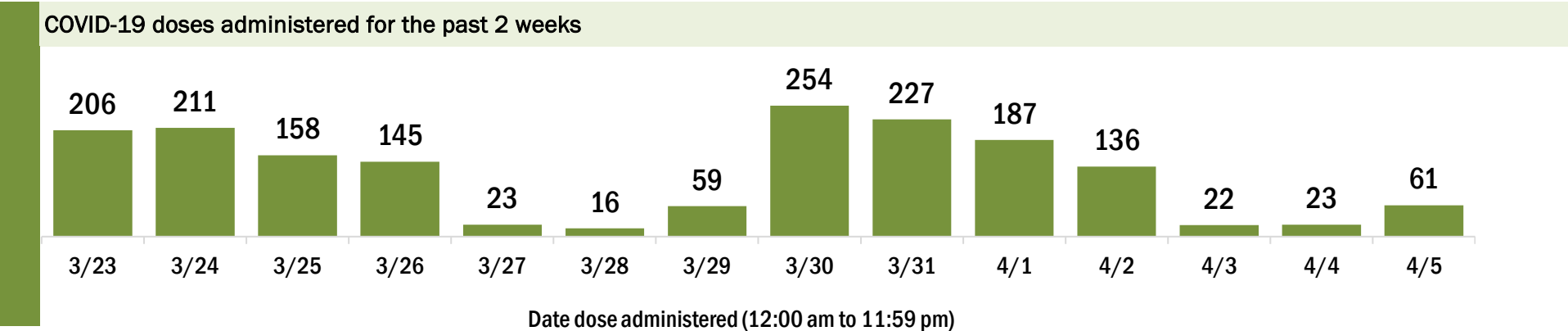
Data in this report are provisional and subject to change.

Data in this summary pertain to COVID-19 vaccines approved by the U.S. Food and Drug Administration and have been issued an Emergency Use Authorization (Janssen COVID-19 Vaccine, Moderna COVID-19 Vaccine and Pfizer-BioNTech COVID-19 Vaccine). These data summarize the number of people who have received either their first dose or have completed the series for a COVID-19 vaccine. **A person can only be counted in one category, first dose or series complete.** For persons receiving Moderna or Pfizer vaccines, once they receive their second dose, they are moved from the first dose column to the series completed column. **Because of this, the total first dose category may show a change from report to report not matching the total receiving their first dose from the previous day.** Persons receiving Johnson & Johnson vaccines will always be counted in the series completed column.

COVID-19 doses for vaccinated persons in Florida	
Doses administered	13,122
People receiving one dose of a 1-dose series (Johnson & Johnson) or receiving only one dose of a 2-dose series (Moderna, Pfizer) count once. Persons receiving both doses of a 2-dose series count twice.	

Current status of persons vaccinated for COVID-19 in Florida	
Total people vaccinated	7,835
First dose	2,309
Series completed	5,526
Completed 1-dose series	239
Completed 2-dose series	5,287
First dose: current number of people who have only received their first dose of the Moderna or Pfizer vaccine.	
Series complete: current number of people who have received both Moderna or Pfizer vaccine doses or one Johnson & Johnson dose and are considered fully immunized.	

Demographic summary	First dose	Series complete	Total people vaccinated
Age group	2,309	5,526	7,835
16-24 years	61	46	107
25-34 years	81	88	169
35-44 years	171	140	311
45-54 years	349	234	583
55-64 years	1,032	536	1,568
65-74 years	355	2,409	2,764
75-84 years	191	1,544	1,735
85+ years	69	529	598
Race	2,309	5,526	7,835
White	1,607	3,840	5,447
Black	219	367	586
American Indian/Alaskan	5	4	9
Other	163	359	522
Unknown	315	956	1,271
Other race includes Asian, native Hawaiian/Pacific Islander, or other.			
Ethnicity	2,309	5,526	7,835
Hispanic	111	101	212
Non-Hispanic	1,312	2,719	4,031
Unknown	886	2,706	3,592
Gender	2,309	5,526	7,835
Female	1,312	3,250	4,562
Male	997	2,276	3,273
Unknown	0	0	0



# COVID-19: Taylor County vaccine summary

Vaccination data through Apr 5, 2021 as of Apr 6, 2021 at 12:05 AM

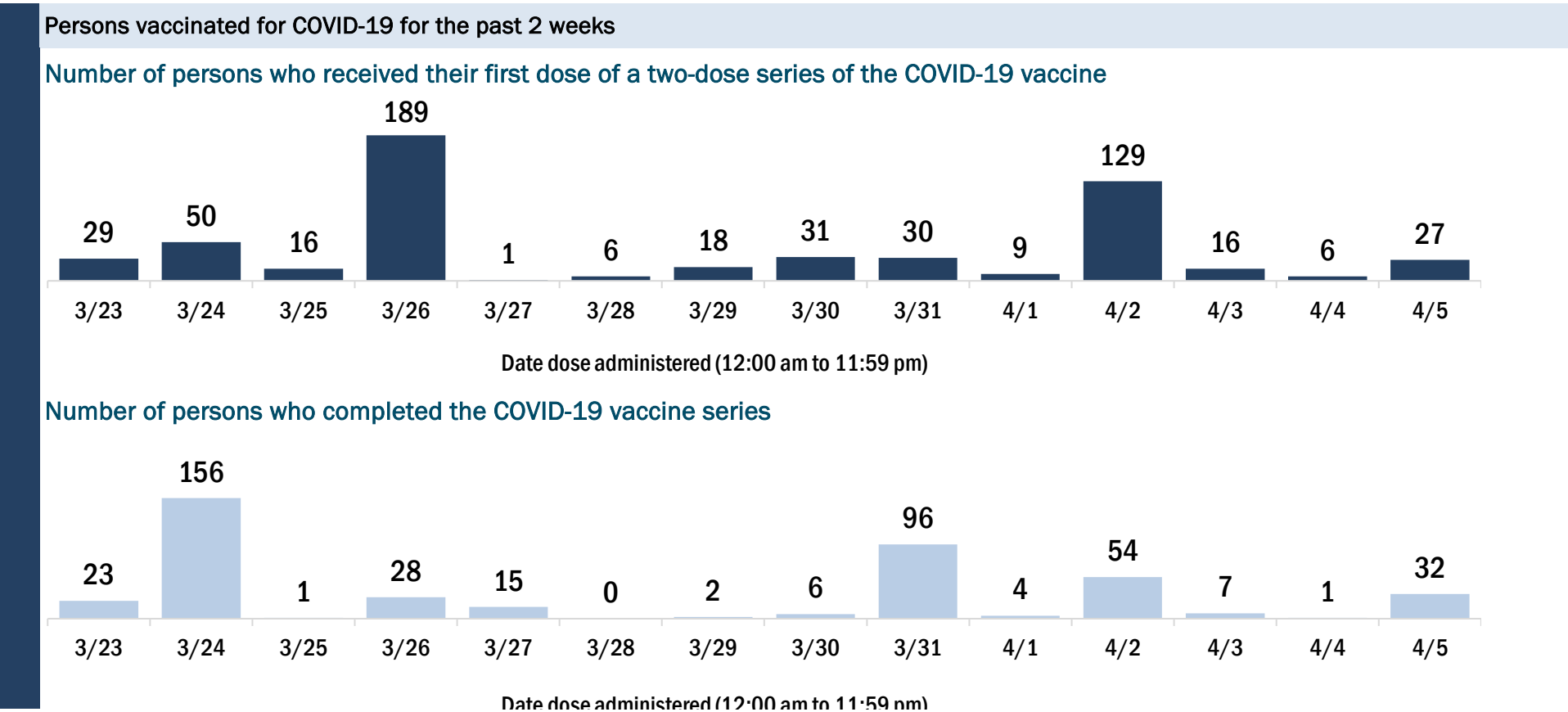
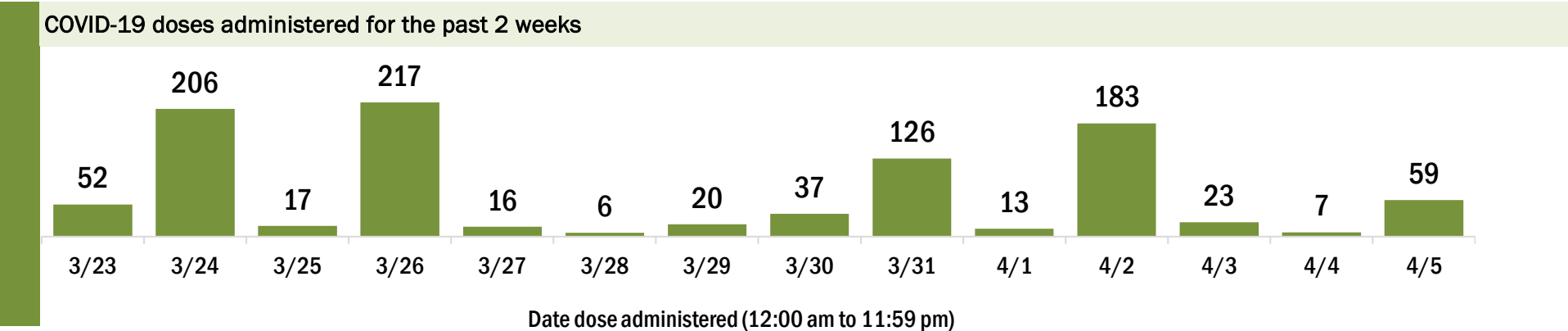
Data in this report are provisional and subject to change.

Data in this summary pertain to COVID-19 vaccines approved by the U.S. Food and Drug Administration and have been issued an Emergency Use Authorization (Janssen COVID-19 Vaccine, Moderna COVID-19 Vaccine and Pfizer-BioNTech COVID-19 Vaccine). These data summarize the number of people who have received either their first dose or have completed the series for a COVID-19 vaccine. **A person can only be counted in one category, first dose or series complete.** For persons receiving Moderna or Pfizer vaccines, once they receive their second dose, they are moved from the first dose column to the series completed column. **Because of this, the total first dose category may show a change from report to report not matching the total receiving their first dose from the previous day.** Persons receiving Johnson & Johnson vaccines will always be counted in the series completed column.

COVID-19 doses for vaccinated persons in Florida	
Doses administered	7,124
People receiving one dose of a 1-dose series (Johnson & Johnson) or receiving only one dose of a 2-dose series (Moderna, Pfizer) count once. Persons receiving both doses of a 2-dose series count twice.	

Current status of persons vaccinated for COVID-19 in Florida	
Total people vaccinated	4,499
First dose	1,737
Series completed	2,762
Completed 1-dose series	137
Completed 2-dose series	2,625
First dose: current number of people who have only received their first dose of the Moderna or Pfizer vaccine.	
Series complete: current number of people who have received both Moderna or Pfizer vaccine doses or one Johnson & Johnson dose and are considered fully immunized.	

Demographic summary	First dose	Series complete	Total people vaccinated
Age group	1,737	2,762	4,499
16-24 years	40	21	61
25-34 years	55	56	111
35-44 years	107	64	171
45-54 years	240	132	372
55-64 years	610	381	991
65-74 years	414	1,200	1,614
75-84 years	210	709	919
85+ years	61	199	260
Race	1,737	2,762	4,499
White	1,245	2,062	3,307
Black	257	269	526
American Indian/Alaskan	15	21	36
Other	78	185	263
Unknown	142	225	367
Other race includes Asian, native Hawaiian/Pacific Islander, or other.			
Ethnicity	1,737	2,762	4,499
Hispanic	35	31	66
Non-Hispanic	1,118	1,571	2,689
Unknown	584	1,160	1,744
Gender	1,737	2,762	4,499
Female	932	1,541	2,473
Male	804	1,221	2,025
Unknown	1	0	1



# COVID-19: Union County vaccine summary

Vaccination data through Apr 5, 2021 as of Apr 6, 2021 at 12:05 AM

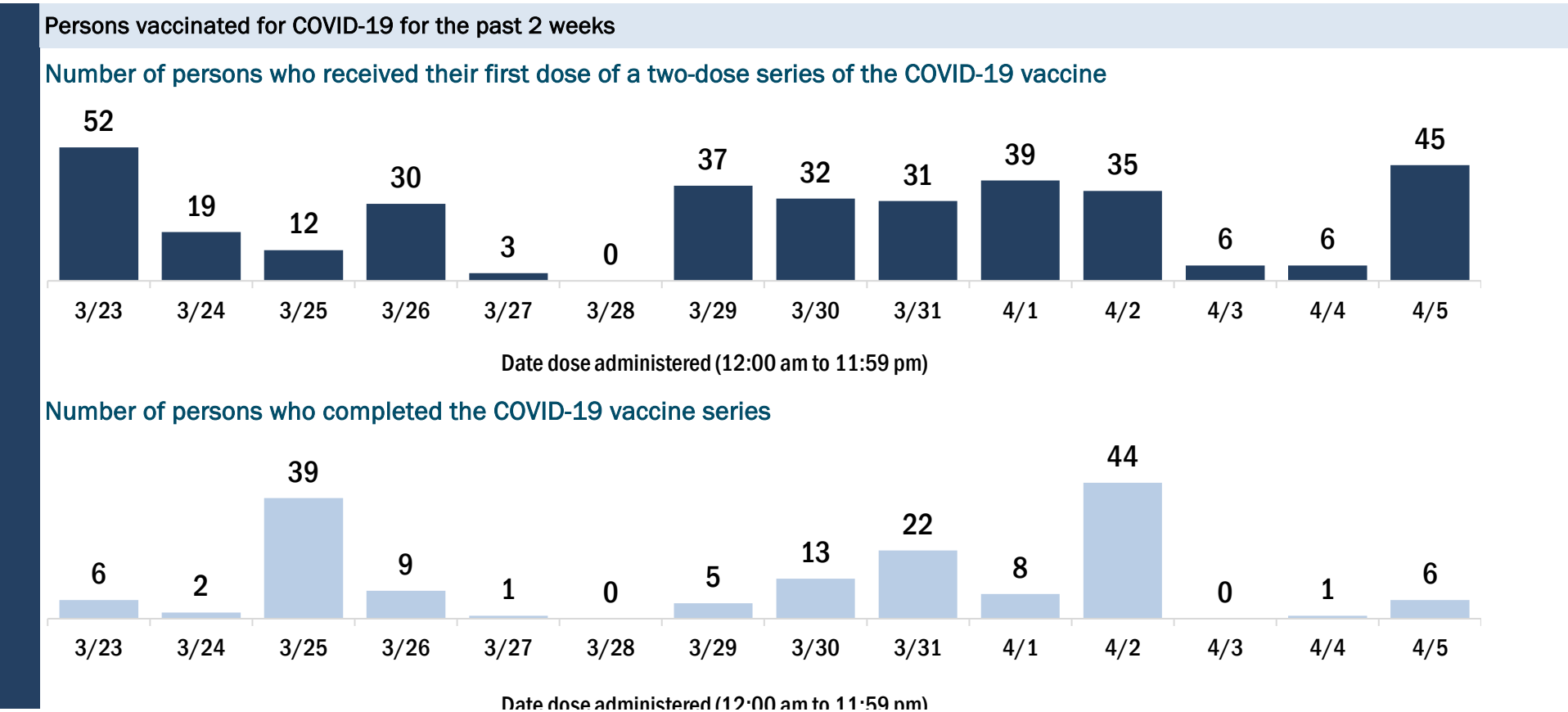
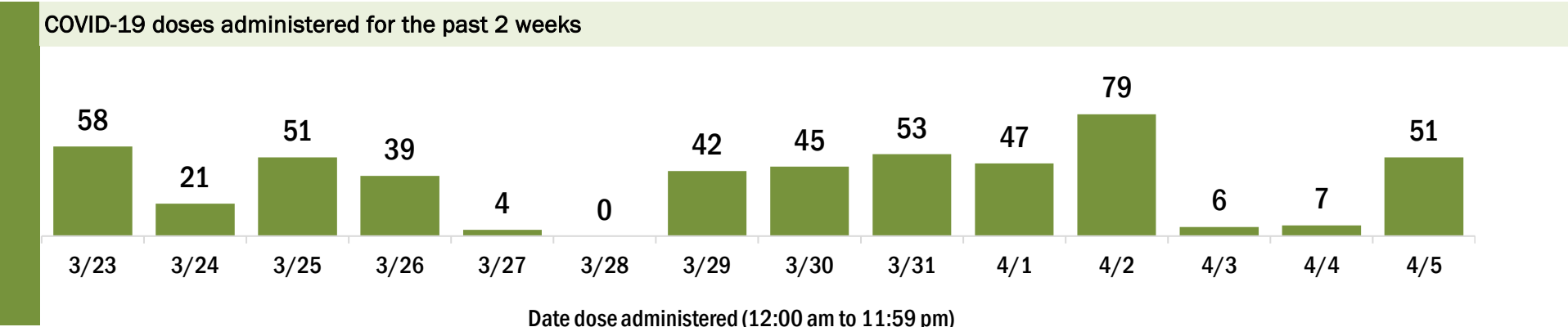
Data in this report are provisional and subject to change.

Data in this summary pertain to COVID-19 vaccines approved by the U.S. Food and Drug Administration and have been issued an Emergency Use Authorization (Janssen COVID-19 Vaccine, Moderna COVID-19 Vaccine and Pfizer-BioNTech COVID-19 Vaccine). These data summarize the number of people who have received either their first dose or have completed the series for a COVID-19 vaccine. **A person can only be counted in one category, first dose or series complete.** For persons receiving Moderna or Pfizer vaccines, once they receive their second dose, they are moved from the first dose column to the series completed column. **Because of this, the total first dose category may show a change from report to report not matching the total receiving their first dose from the previous day.** Persons receiving Johnson & Johnson vaccines will always be counted in the series completed column.

COVID-19 doses for vaccinated persons in Florida	
Doses administered	3,306
People receiving one dose of a 1-dose series (Johnson & Johnson) or receiving only one dose of a 2-dose series (Moderna, Pfizer) count once. Persons receiving both doses of a 2-dose series count twice.	

Current status of persons vaccinated for COVID-19 in Florida	
Total people vaccinated	2,019
First dose	640
Series completed	1,379
Completed 1-dose series	92
Completed 2-dose series	1,287
First dose: current number of people who have only received their first dose of the Moderna or Pfizer vaccine.	
Series complete: current number of people who have received both Moderna or Pfizer vaccine doses or one Johnson & Johnson dose and are considered fully immunized.	

Demographic summary	First dose	Series complete	Total people vaccinated
Age group	640	1,379	2,019
16-24 years	21	15	36
25-34 years	30	61	91
35-44 years	69	42	111
45-54 years	114	78	192
55-64 years	279	168	447
65-74 years	79	574	653
75-84 years	37	341	378
85+ years	11	100	111
Race	640	1,379	2,019
White	474	1,135	1,609
Black	88	107	195
American Indian/Alaskan	9	12	21
Other	40	100	140
Unknown	29	25	54
Other race includes Asian, native Hawaiian/Pacific Islander, or other.			
Ethnicity	640	1,379	2,019
Hispanic	21	24	45
Non-Hispanic	516	1,275	1,791
Unknown	103	80	183
Gender	640	1,379	2,019
Female	364	789	1,153
Male	271	590	861
Unknown	5	0	5





# COVID-19: Volusia County vaccine summary

Vaccination data through Apr 5, 2021 as of Apr 6, 2021 at 12:05 AM

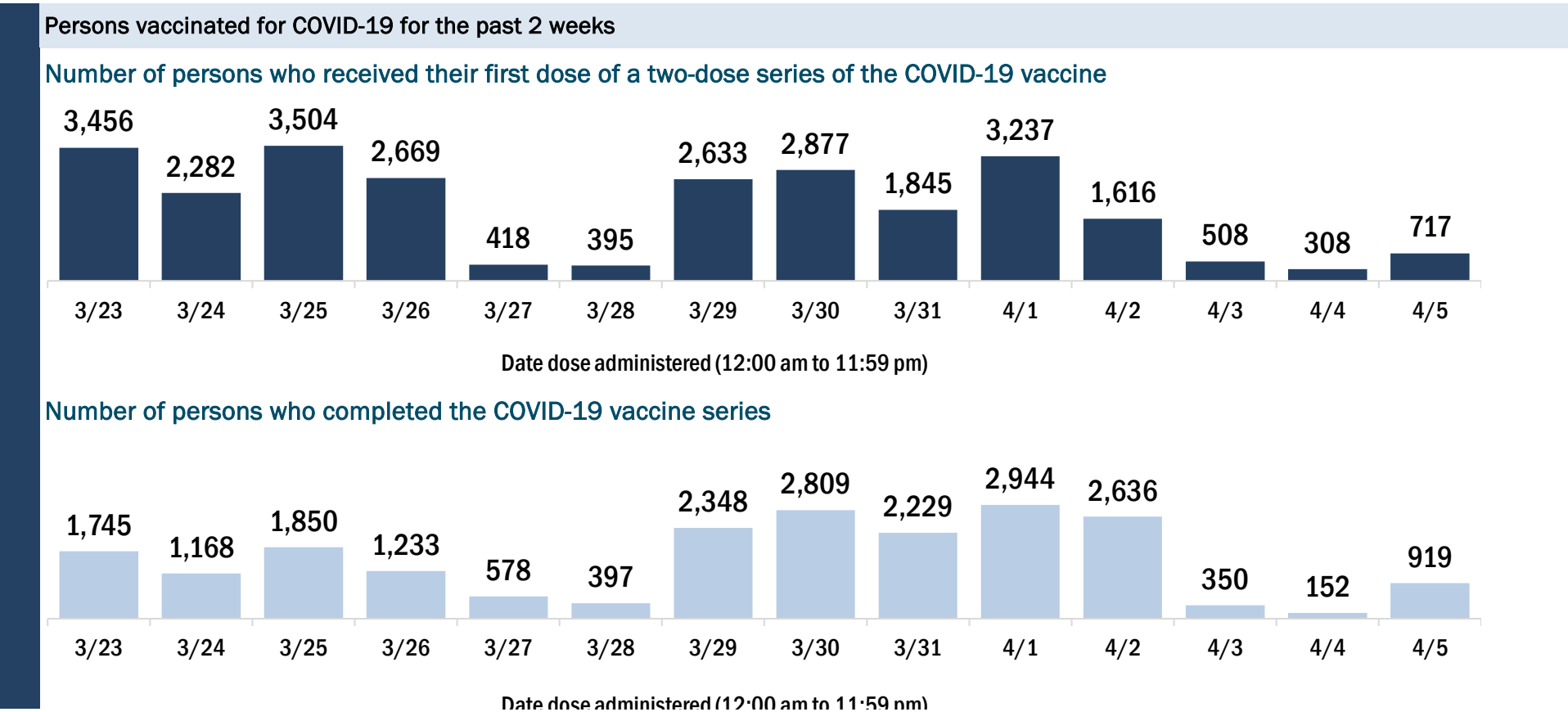
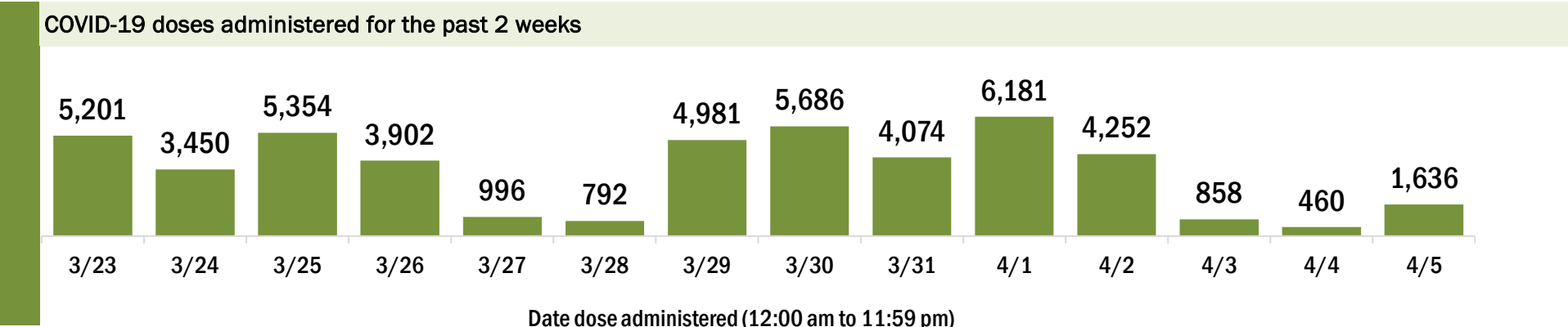
Data in this report are provisional and subject to change.

Data in this summary pertain to COVID-19 vaccines approved by the U.S. Food and Drug Administration and have been issued an Emergency Use Authorization (Janssen COVID-19 Vaccine, Moderna COVID-19 Vaccine and Pfizer-BioNTech COVID-19 Vaccine). These data summarize the number of people who have received either their first dose or have completed the series for a COVID-19 vaccine. **A person can only be counted in one category, first dose or series complete.** For persons receiving Moderna or Pfizer vaccines, once they receive their second dose, they are moved from the first dose column to the series completed column. **Because of this, the total first dose category may show a change from report to report not matching the total receiving their first dose from the previous day.** Persons receiving Johnson & Johnson vaccines will always be counted in the series completed column.

COVID-19 doses for vaccinated persons in Florida	
Doses administered	244,979
People receiving one dose of a 1-dose series (Johnson & Johnson) or receiving only one dose of a 2-dose series (Moderna, Pfizer) count once. Persons receiving both doses of a 2-dose series count twice.	

Current status of persons vaccinated for COVID-19 in Florida	
Total people vaccinated	158,021
First dose	57,497
Series completed	100,524
Completed 1-dose series	13,566
Completed 2-dose series	86,958
First dose: current number of people who have only received their first dose of the Moderna or Pfizer vaccine.	
Series complete: current number of people who have received both Moderna or Pfizer vaccine doses or one Johnson & Johnson dose and are considered fully immunized.	

Demographic summary	First dose	Series complete	Total people vaccinated
Age group	57,497	100,524	158,021
16-24 years	1,301	1,127	2,428
25-34 years	2,010	2,875	4,885
35-44 years	3,658	3,966	7,624
45-54 years	8,076	6,186	14,262
55-64 years	20,042	12,073	32,115
65-74 years	13,219	41,695	54,914
75-84 years	6,892	24,036	30,928
85+ years	2,299	8,566	10,865
Race	57,497	100,524	158,021
White	38,466	65,540	104,006
Black	2,384	4,352	6,736
American Indian/Alaskan	210	380	590
Other	4,935	12,640	17,575
Unknown	11,502	17,612	29,114
Other race includes Asian, native Hawaiian/Pacific Islander, or other.			
Ethnicity	57,497	100,524	158,021
Hispanic	4,146	4,154	8,300
Non-Hispanic	30,692	49,368	80,060
Unknown	22,659	47,002	69,661
Gender	57,497	100,524	158,021
Female	31,580	58,696	90,276
Male	24,445	40,887	65,332
Unknown	1,472	941	2,413



# COVID-19: Wakulla County vaccine summary

Vaccination data through Apr 5, 2021 as of Apr 6, 2021 at 12:05 AM

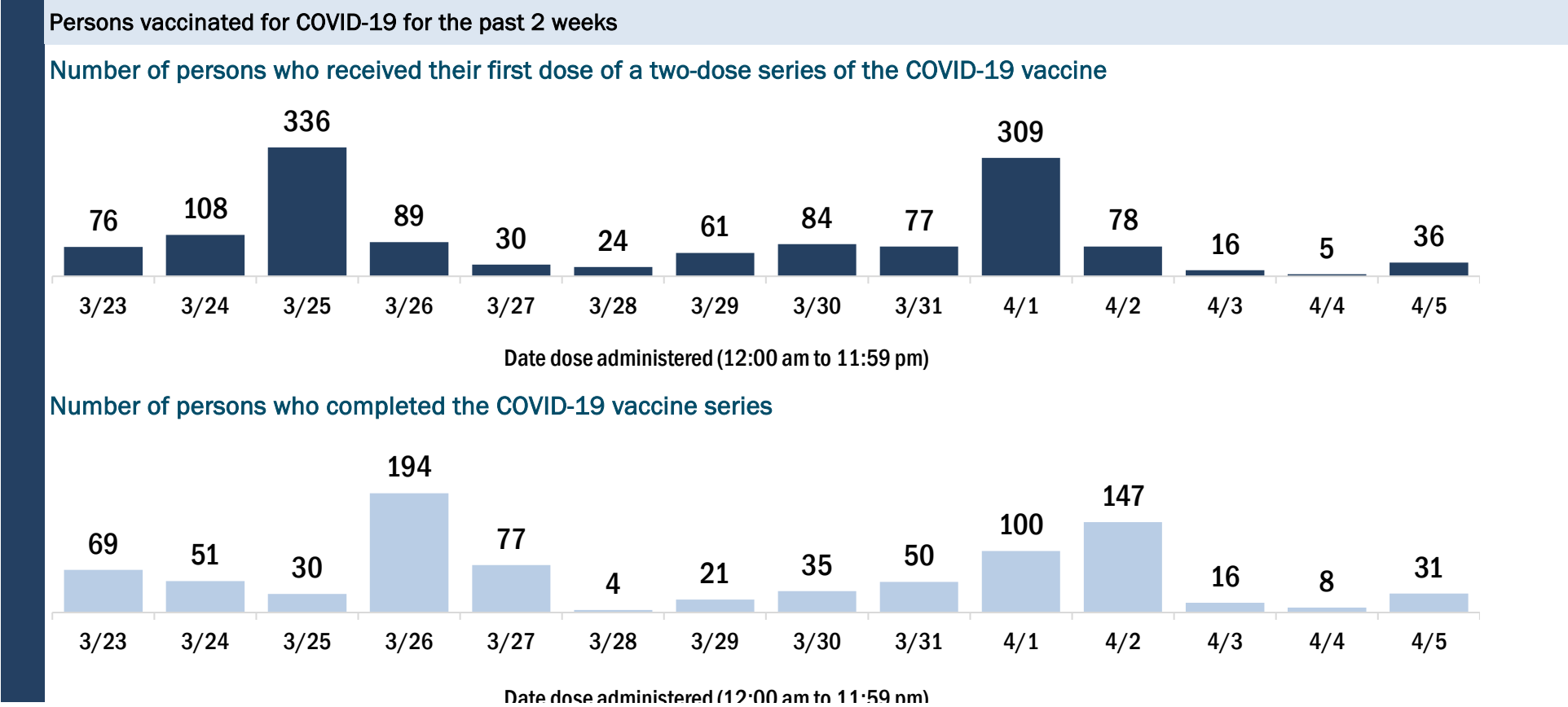
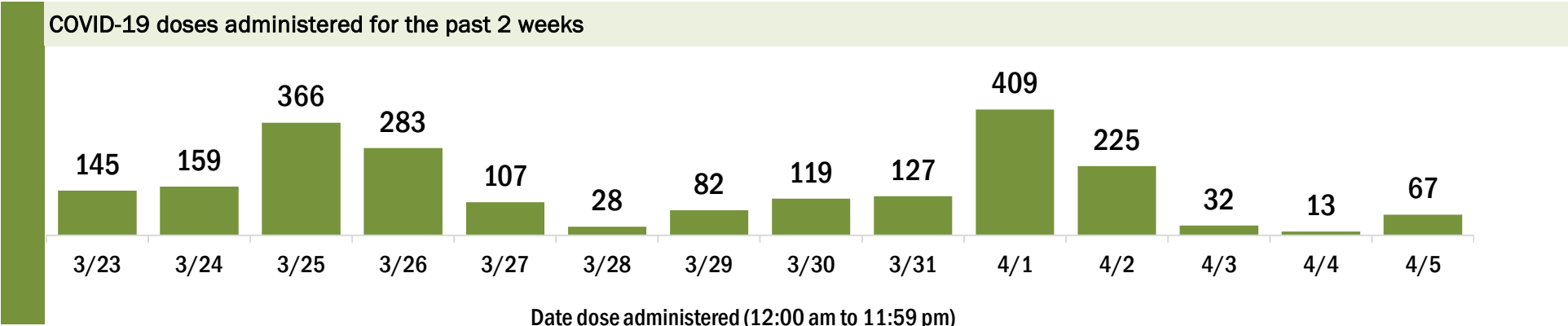
Data in this report are provisional and subject to change.

Data in this summary pertain to COVID-19 vaccines approved by the U.S. Food and Drug Administration and have been issued an Emergency Use Authorization (Janssen COVID-19 Vaccine, Moderna COVID-19 Vaccine and Pfizer-BioNTech COVID-19 Vaccine). These data summarize the number of people who have received either their first dose or have completed the series for a COVID-19 vaccine. **A person can only be counted in one category, first dose or series complete.** For persons receiving Moderna or Pfizer vaccines, once they receive their second dose, they are moved from the first dose column to the series completed column. **Because of this, the total first dose category may show a change from report to report not matching the total receiving their first dose from the previous day.** Persons receiving Johnson & Johnson vaccines will always be counted in the series completed column.

COVID-19 doses for vaccinated persons in Florida	
Doses administered	13,171
People receiving one dose of a 1-dose series (Johnson & Johnson) or receiving only one dose of a 2-dose series (Moderna, Pfizer) count once. Persons receiving both doses of a 2-dose series count twice.	

Current status of persons vaccinated for COVID-19 in Florida	
Total people vaccinated	8,094
First dose	2,743
Series completed	5,351
Completed 1-dose series	274
Completed 2-dose series	5,077
<b>First dose:</b> current number of people who have only received their first dose of the Moderna or Pfizer vaccine.	
<b>Series complete:</b> current number of people who have received both Moderna or Pfizer vaccine doses or one Johnson & Johnson dose and are considered fully immunized.	

Demographic summary	First dose	Series complete	Total people vaccinated
Age group	2,743	5,351	8,094
16-24 years	104	49	153
25-34 years	146	176	322
35-44 years	283	279	562
45-54 years	503	424	927
55-64 years	995	785	1,780
65-74 years	432	2,312	2,744
75-84 years	222	1,065	1,287
85+ years	58	261	319
Race	2,743	5,351	8,094
White	1,977	3,999	5,976
Black	211	355	566
American Indian/Alaskan	18	26	44
Other	278	730	1,008
Unknown	259	241	500
Other race includes Asian, native Hawaiian/Pacific Islander, or other.			
Ethnicity	2,743	5,351	8,094
Hispanic	78	70	148
Non-Hispanic	2,041	4,216	6,257
Unknown	624	1,065	1,689
Gender	2,743	5,351	8,094
Female	1,512	3,029	4,541
Male	1,230	2,321	3,551
Unknown	1	1	2



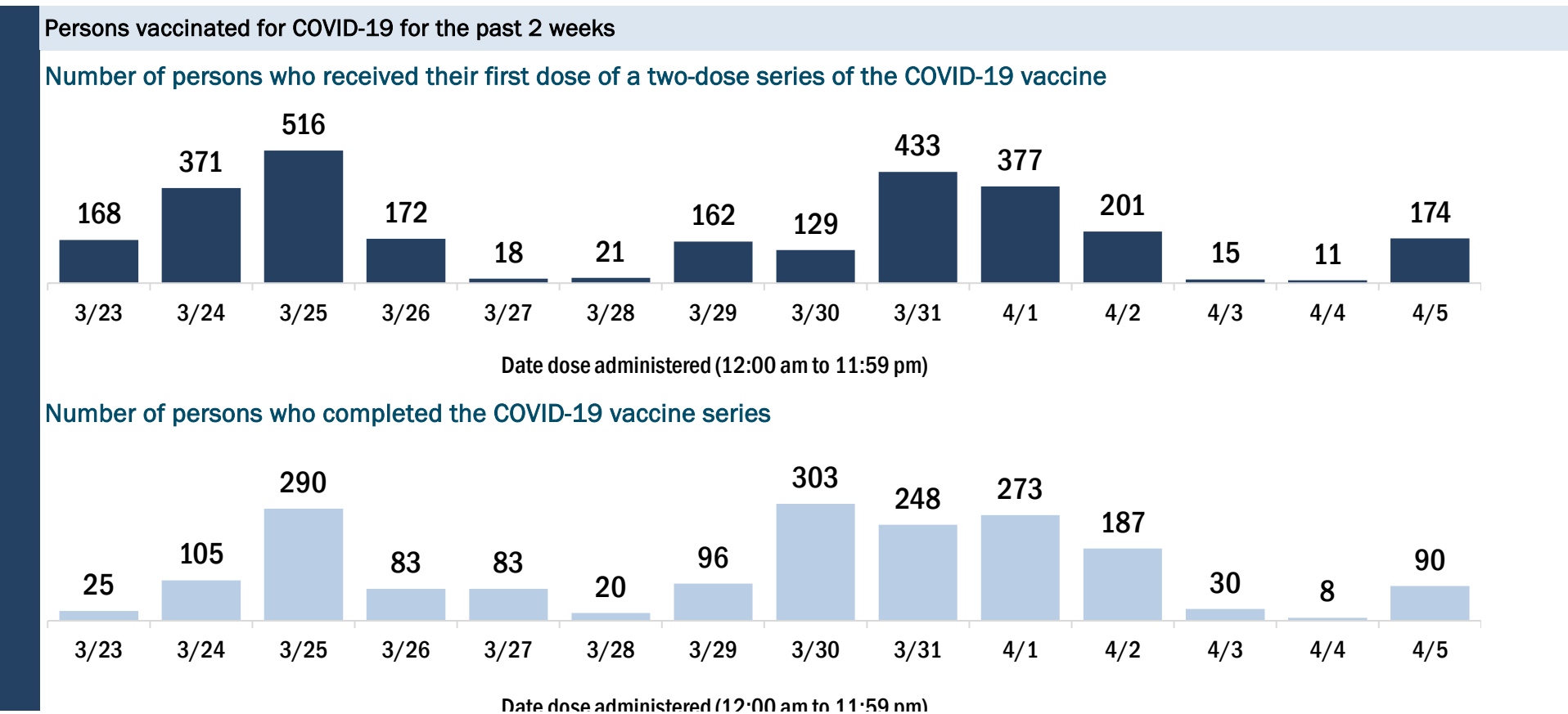
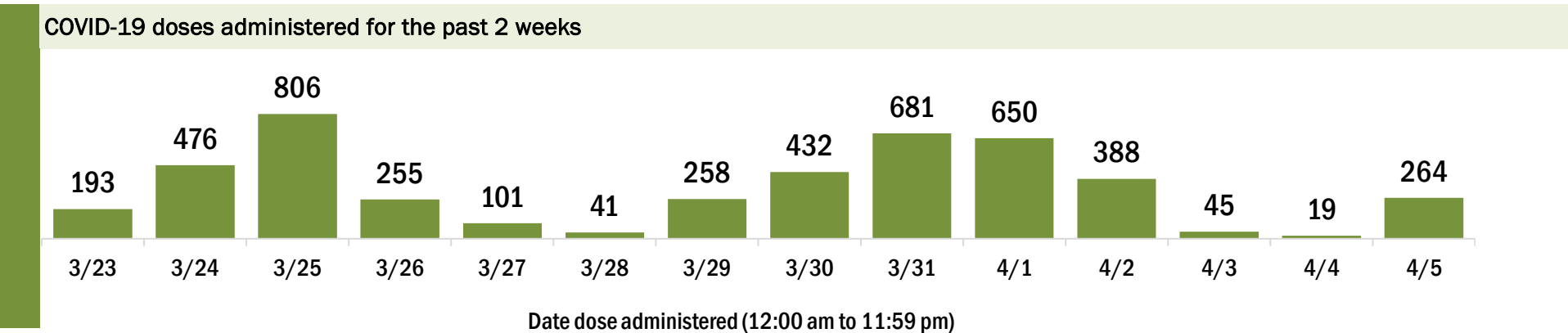
# COVID-19: Walton County vaccine summary

Vaccination data through Apr 5, 2021 as of Apr 6, 2021 at 12:05 AM

Data in this report are provisional and subject to change.

Data in this summary pertain to COVID-19 vaccines approved by the U.S. Food and Drug Administration and have been issued an Emergency Use Authorization (Janssen COVID-19 Vaccine, Moderna COVID-19 Vaccine and Pfizer-BioNTech COVID-19 Vaccine). These data summarize the number of people who have received either their first dose or have completed the series for a COVID-19 vaccine. **A person can only be counted in one category, first dose or series complete.** For persons receiving Moderna or Pfizer vaccines, once they receive their second dose, they are moved from the first dose column to the series completed column. **Because of this, the total first dose category may show a change from report to report not matching the total receiving their first dose from the previous day.** Persons receiving Johnson & Johnson vaccines will always be counted in the series completed column.

COVID-19 doses for vaccinated persons in Florida		Demographic summary			
Doses administered	29,421	First dose	Series complete	Total people vaccinated	
People receiving one dose of a 1-dose series (Johnson & Johnson) or receiving only one dose of a 2-dose series (Moderna, Pfizer) count once. Persons receiving both doses of a 2-dose series count twice.		Age group	6,813	11,682	18,495
		16-24 years	126	80	206
		25-34 years	239	243	482
		35-44 years	610	508	1,118
		45-54 years	1,134	769	1,903
		55-64 years	2,662	1,714	4,376
		65-74 years	1,303	5,401	6,704
		75-84 years	587	2,323	2,910
		85+ years	152	644	796
		Race	6,813	11,682	18,495
		White	4,903	9,004	13,907
		Black	157	182	339
		American Indian/Alaskan	23	47	70
		Other	362	515	877
		Unknown	1,368	1,934	3,302
		Other race includes Asian, native Hawaiian/Pacific Islander, or other.			
		Ethnicity	6,813	11,682	18,495
		Hispanic	215	171	386
		Non-Hispanic	4,249	7,798	12,047
		Unknown	2,349	3,713	6,062
		Gender	6,813	11,682	18,495
		Female	3,754	6,392	10,146
		Male	3,058	5,288	8,346
		Unknown	1	2	3



# COVID-19: Washington County vaccine summary

Vaccination data through Apr 5, 2021 as of Apr 6, 2021 at 12:05 AM

Data in this report are provisional and subject to change.

Data in this summary pertain to COVID-19 vaccines approved by the U.S. Food and Drug Administration and have been issued an Emergency Use Authorization (Janssen COVID-19 Vaccine, Moderna COVID-19 Vaccine and Pfizer-BioNTech COVID-19 Vaccine). These data summarize the number of people who have received either their first dose or have completed the series for a COVID-19 vaccine. **A person can only be counted in one category, first dose or series complete.** For persons receiving Moderna or Pfizer vaccines, once they receive their second dose, they are moved from the first dose column to the series completed column. **Because of this, the total first dose category may show a change from report to report not matching the total receiving their first dose from the previous day.** Persons receiving Johnson & Johnson vaccines will always be counted in the series completed column.

COVID-19 doses for vaccinated persons in Florida	
Doses administered	6,691
People receiving one dose of a 1-dose series (Johnson & Johnson) or receiving only one dose of a 2-dose series (Moderna, Pfizer) count once. Persons receiving both doses of a 2-dose series count twice.	

Current status of persons vaccinated for COVID-19 in Florida	
Total people vaccinated	4,099
First dose	1,335
Series completed	2,764
Completed 1-dose series	172
Completed 2-dose series	2,592
First dose: current number of people who have only received their first dose of the Moderna or Pfizer vaccine.	
Series complete: current number of people who have received both Moderna or Pfizer vaccine doses or one Johnson & Johnson dose and are considered fully immunized.	

Demographic summary	First dose	Series complete	Total people vaccinated
Age group	1,335	2,764	4,099
16-24 years	20	17	37
25-34 years	44	65	109
35-44 years	77	110	187
45-54 years	227	181	408
55-64 years	533	401	934
65-74 years	268	1,113	1,381
75-84 years	122	655	777
85+ years	44	222	266
Race	1,335	2,764	4,099
White	991	2,186	3,177
Black	186	244	430
American Indian/Alaskan	22	30	52
Other	52	145	197
Unknown	84	159	243
Other race includes Asian, native Hawaiian/Pacific Islander, or other.			
Ethnicity	1,335	2,764	4,099
Hispanic	35	26	61
Non-Hispanic	956	2,219	3,175
Unknown	344	519	863
Gender	1,335	2,764	4,099
Female	741	1,541	2,282
Male	594	1,223	1,817
Unknown	0	0	0

