

COVID-19: Florida vaccine summary

Vaccination data through Apr 4, 2021 as of Apr 5, 2021 at 12:05 AM

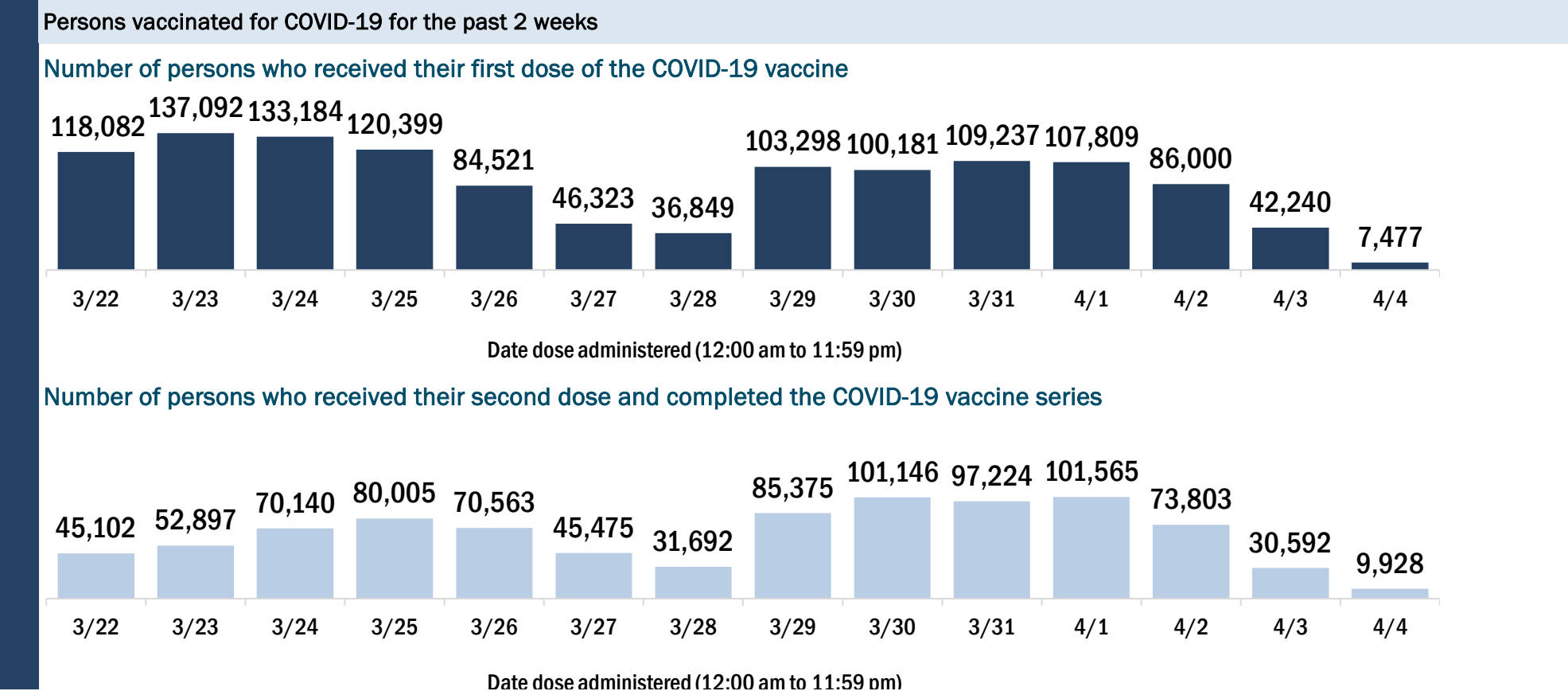
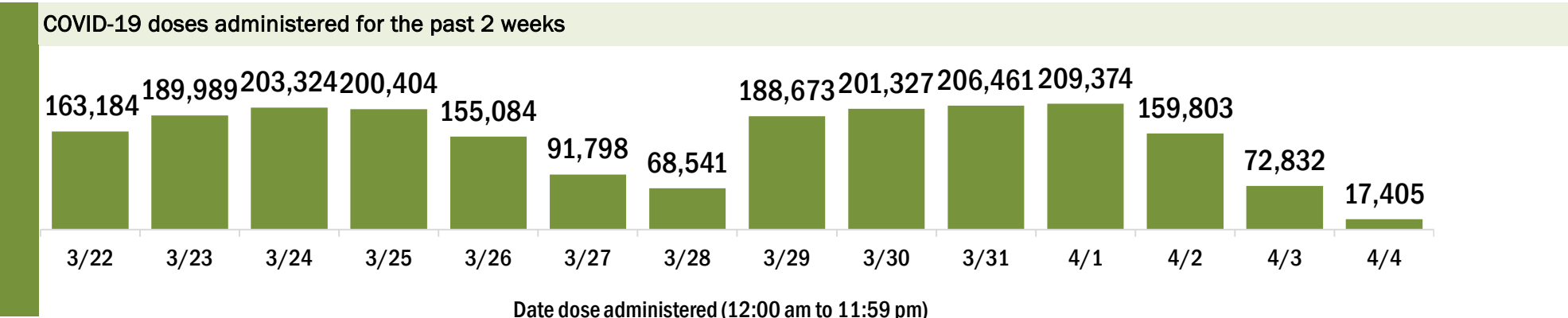
Data in this report are provisional and subject to change. Data are based on county of residence.

Data in this summary pertain to COVID-19 vaccines approved by the U.S. Food and Drug Administration and have been issued an Emergency Use Authorization (Janssen COVID-19 Vaccine, Moderna COVID-19 Vaccine and Pfizer-BioNTech COVID-19 Vaccine). These data summarize the number of people who have received either their first dose or have completed the series for a COVID-19 vaccine. **A person can only be counted in one category, first dose or series complete.** For persons receiving Moderna or Pfizer vaccines, once they receive their second dose, they are moved from the first dose column to the series completed column. **Because of this, the total first dose category may show a change from report to report not matching the total receiving their first dose from the previous day.** Persons receiving Johnson & Johnson vaccines will always be counted in the series completed column.

COVID-19 doses for vaccinated persons in Florida	
Doses administered	9,770,060
People receiving one dose of a 1-dose series (Johnson & Johnson) or receiving only one dose of a 2-dose series (Moderna, Pfizer) count once. Persons receiving both doses of a 2-dose series count twice.	

Current status of persons vaccinated for COVID-19 in Florida	
Total people vaccinated	6,357,049
First dose	2,670,869
Series completed	3,686,180
Completed 1-dose series	273,169
Completed 2-dose series	3,413,011
First dose: current number of people who have only received their first dose of the Moderna or Pfizer vaccine.	
Series complete: current number of people who have received both Moderna or Pfizer vaccine doses or one Johnson & Johnson dose and are considered fully immunized.	

Demographic summary	First dose	Series complete	Total people vaccinated
Age group	2,670,869	3,686,180	6,357,049
16-24 years	78,669	54,471	133,140
25-34 years	140,677	155,992	296,669
35-44 years	255,380	213,935	469,315
45-54 years	467,955	296,787	764,742
55-64 years	833,448	465,570	1,299,018
65-74 years	494,768	1,407,977	1,902,745
75-84 years	291,629	818,280	1,109,909
85+ years	108,343	273,168	381,511
Race	2,670,869	3,686,180	6,357,049
White	1,748,807	2,560,464	4,309,271
Black	172,475	238,630	411,105
American Indian/Alaskan	9,987	12,955	22,942
Other	253,463	387,189	640,652
Unknown	486,137	486,942	973,079
Other race includes Asian, native Hawaiian/Pacific Islander, or other.			
Ethnicity	2,670,869	3,686,180	6,357,049
Hispanic	379,064	464,604	843,668
Non-Hispanic	1,314,492	2,017,995	3,332,487
Unknown	977,313	1,203,581	2,180,894
Gender	2,670,869	3,686,180	6,357,049
Female	1,474,863	2,130,414	3,605,277
Male	1,182,945	1,551,727	2,734,672
Unknown	13,061	4,039	17,100



COVID-19: Alachua County vaccine summary

Vaccination data through Apr 4, 2021 as of Apr 5, 2021 at 12:05 AM

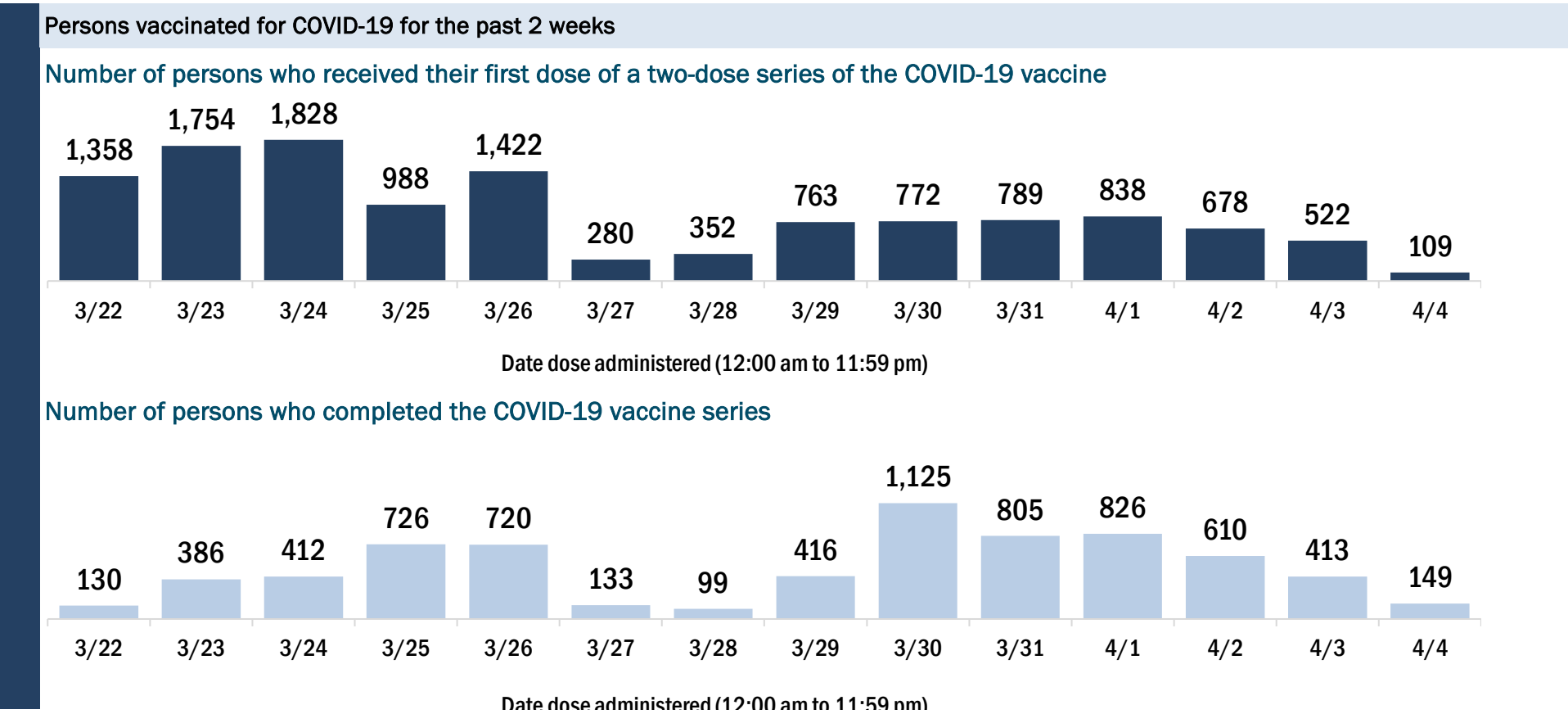
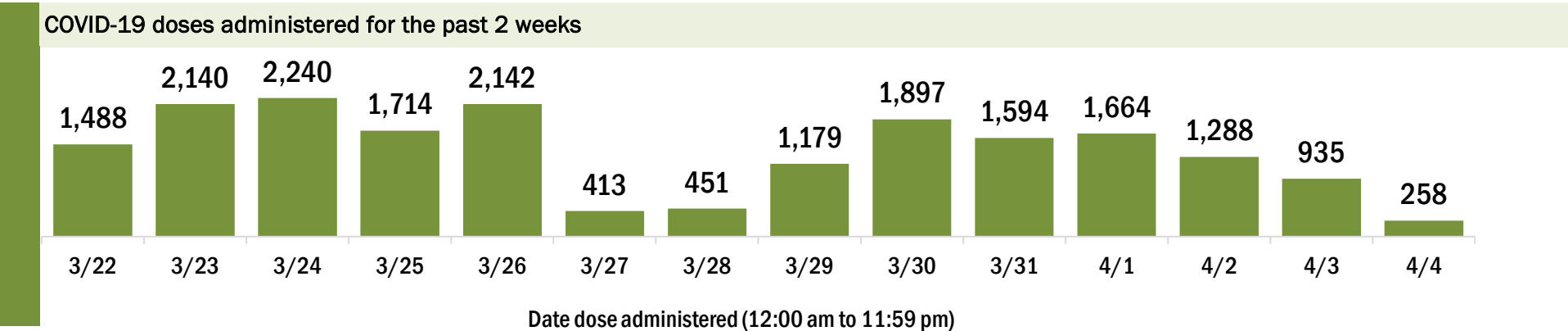
Data in this report are provisional and subject to change.

Data in this summary pertain to COVID-19 vaccines approved by the U.S. Food and Drug Administration and have been issued an Emergency Use Authorization (Janssen COVID-19 Vaccine, Moderna COVID-19 Vaccine and Pfizer-BioNTech COVID-19 Vaccine). These data summarize the number of people who have received either their first dose or have completed the series for a COVID-19 vaccine. **A person can only be counted in one category, first dose or series complete.** For persons receiving Moderna or Pfizer vaccines, once they receive their second dose, they are moved from the first dose column to the series completed column. **Because of this, the total first dose category may show a change from report to report not matching the total receiving their first dose from the previous day.** Persons receiving Johnson & Johnson vaccines will always be counted in the series completed column.

COVID-19 doses for vaccinated persons in Florida	
Doses administered	138,151
People receiving one dose of a 1-dose series (Johnson & Johnson) or receiving only one dose of a 2-dose series (Moderna, Pfizer) count once. Persons receiving both doses of a 2-dose series count twice.	

Current status of persons vaccinated for COVID-19 in Florida	
Total people vaccinated	86,036
First dose	30,638
Series completed	55,398
Completed 1-dose series	3,283
Completed 2-dose series	52,115
First dose: current number of people who have only received their first dose of the Moderna or Pfizer vaccine.	
Series complete: current number of people who have received both Moderna or Pfizer vaccine doses or one Johnson & Johnson dose and are considered fully immunized.	

Demographic summary	First dose	Series complete	Total people vaccinated
Age group	30,638	55,398	86,036
16-24 years	4,067	2,983	7,050
25-34 years	4,389	7,469	11,858
35-44 years	4,312	5,654	9,966
45-54 years	5,231	5,406	10,637
55-64 years	8,271	6,491	14,762
65-74 years	2,758	15,987	18,745
75-84 years	1,121	8,327	9,448
85+ years	489	3,081	3,570
Race	30,638	55,398	86,036
White	19,566	39,350	58,916
Black	3,569	4,873	8,442
American Indian/Alaskan	85	162	247
Other	4,524	8,203	12,727
Unknown	2,894	2,810	5,704
Other race includes Asian, native Hawaiian/Pacific Islander, or other.			
Ethnicity	30,638	55,398	86,036
Hispanic	2,545	2,817	5,362
Non-Hispanic	16,009	38,141	54,150
Unknown	12,084	14,440	26,524
Gender	30,638	55,398	86,036
Female	17,374	32,855	50,229
Male	13,173	22,526	35,699
Unknown	91	17	108



COVID-19: Baker County vaccine summary

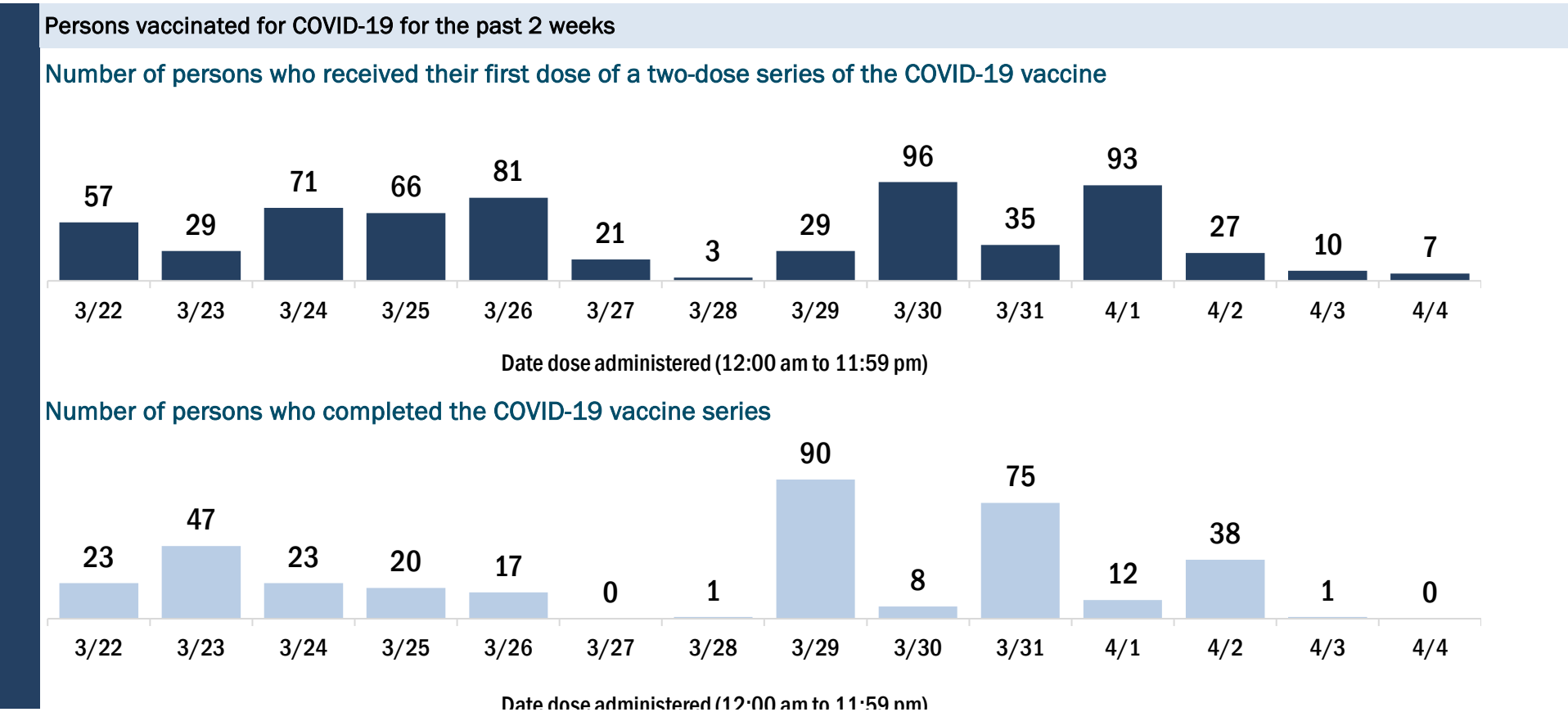
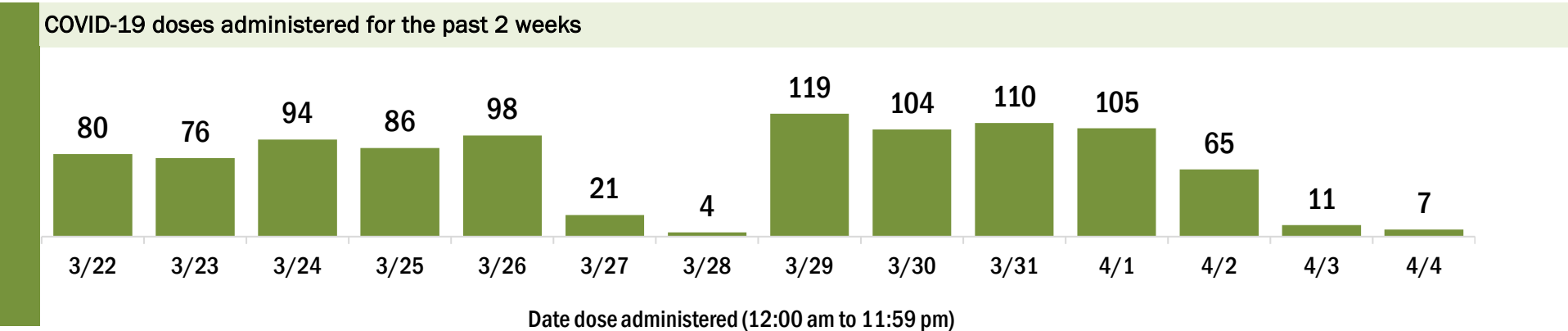
Vaccination data through Apr 4, 2021 as of Apr 5, 2021 at 12:05 AM

Data in this report are provisional and subject to change.

Data in this summary pertain to COVID-19 vaccines approved by the U.S. Food and Drug Administration and have been issued an Emergency Use Authorization (Janssen COVID-19 Vaccine, Moderna COVID-19 Vaccine and Pfizer-BioNTech COVID-19 Vaccine). These data summarize the number of people who have received either their first dose or have completed the series for a COVID-19 vaccine. **A person can only be counted in one category, first dose or series complete.** For persons receiving Moderna or Pfizer vaccines, once they receive their second dose, they are moved from the first dose column to the series completed column. **Because of this, the total first dose category may show a change from report to report not matching the total receiving their first dose from the previous day.** Persons receiving Johnson & Johnson vaccines will always be counted in the series completed column.

COVID-19 doses for vaccinated persons in Florida	
Doses administered	6,950
People receiving one dose of a 1-dose series (Johnson & Johnson) or receiving only one dose of a 2-dose series (Moderna, Pfizer) count once. Persons receiving both doses of a 2-dose series count twice.	
Current status of persons vaccinated for COVID-19 in Florida	
Total people vaccinated	4,232
First dose	1,440
Series completed	2,792
Completed 1-dose series	74
Completed 2-dose series	2,718
First dose: current number of people who have only received their first dose of the Moderna or Pfizer vaccine.	
Series complete: current number of people who have received both Moderna or Pfizer vaccine doses or one Johnson & Johnson dose and are considered fully immunized.	

Demographic summary		First dose	Series complete	Total people vaccinated
Age group		1,440	2,792	4,232
16-24 years		27	36	63
25-34 years		65	104	169
35-44 years		138	152	290
45-54 years		266	202	468
55-64 years		603	355	958
65-74 years		181	1,172	1,353
75-84 years		113	604	717
85+ years		47	167	214
Race		1,440	2,792	4,232
White		1,165	2,179	3,344
Black		140	228	368
American Indian/Alaskan		5	19	24
Other		76	188	264
Unknown		54	178	232
Other race includes Asian, native Hawaiian/Pacific Islander, or other.				
Ethnicity		1,440	2,792	4,232
Hispanic		34	39	73
Non-Hispanic		1,185	1,826	3,011
Unknown		221	927	1,148
Gender		1,440	2,792	4,232
Female		808	1,567	2,375
Male		631	1,225	1,856
Unknown		1	0	1



COVID-19: Bay County vaccine summary

Vaccination data through Apr 4, 2021 as of Apr 5, 2021 at 12:05 AM

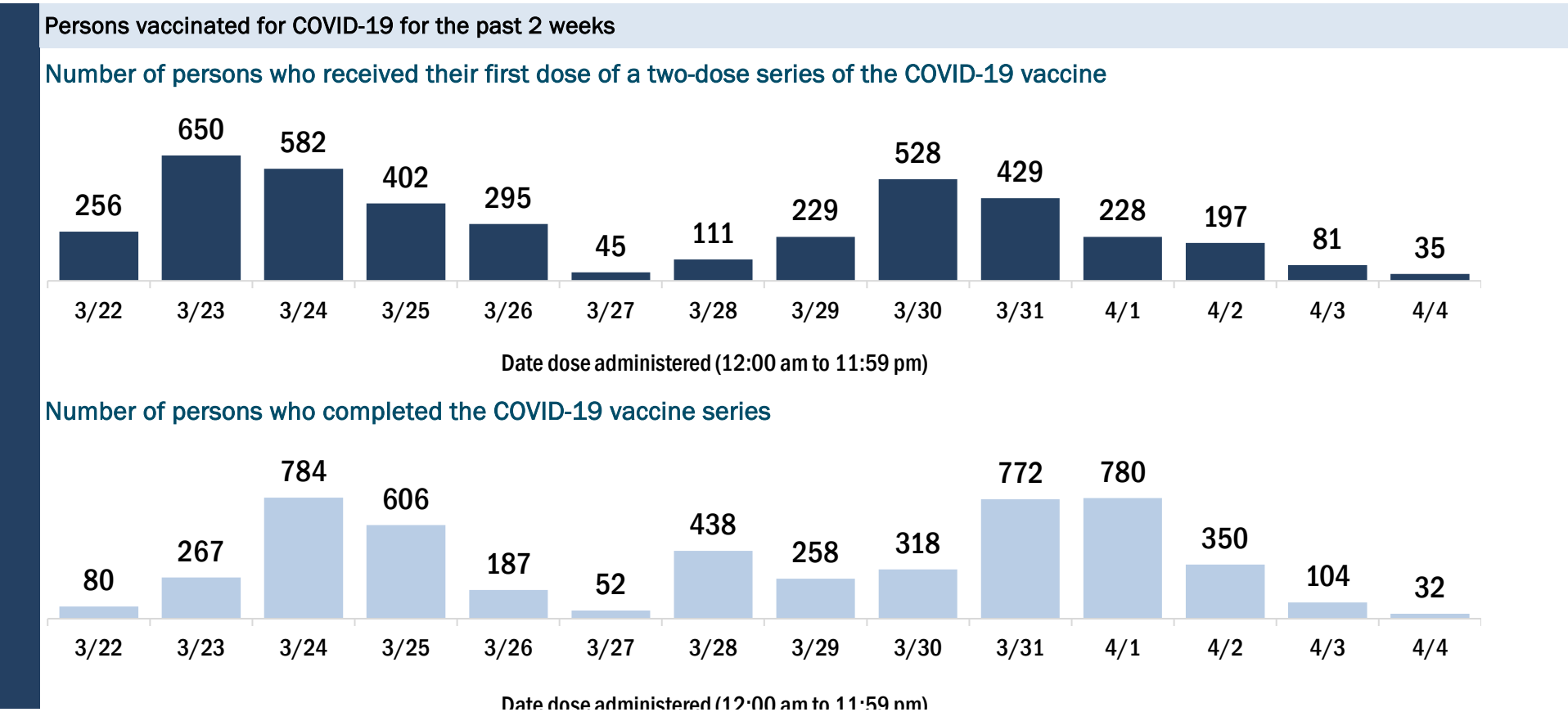
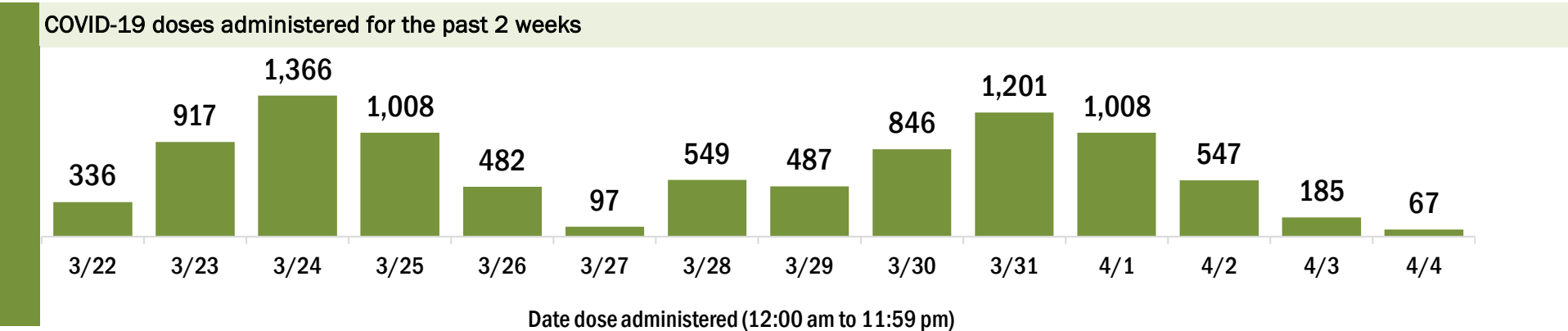
Data in this report are provisional and subject to change.

Data in this summary pertain to COVID-19 vaccines approved by the U.S. Food and Drug Administration and have been issued an Emergency Use Authorization (Janssen COVID-19 Vaccine, Moderna COVID-19 Vaccine and Pfizer-BioNTech COVID-19 Vaccine). These data summarize the number of people who have received either their first dose or have completed the series for a COVID-19 vaccine. **A person can only be counted in one category, first dose or series complete.** For persons receiving Moderna or Pfizer vaccines, once they receive their second dose, they are moved from the first dose column to the series completed column. **Because of this, the total first dose category may show a change from report to report not matching the total receiving their first dose from the previous day.** Persons receiving Johnson & Johnson vaccines will always be counted in the series completed column.

COVID-19 doses for vaccinated persons in Florida	
Doses administered	63,603
People receiving one dose of a 1-dose series (Johnson & Johnson) or receiving only one dose of a 2-dose series (Moderna, Pfizer) count once. Persons receiving both doses of a 2-dose series count twice.	

Current status of persons vaccinated for COVID-19 in Florida	
Total people vaccinated	39,936
First dose	13,614
Series completed	26,322
Completed 1-dose series	2,655
Completed 2-dose series	23,667
First dose: current number of people who have only received their first dose of the Moderna or Pfizer vaccine.	
Series complete: current number of people who have received both Moderna or Pfizer vaccine doses or one Johnson & Johnson dose and are considered fully immunized.	

Demographic summary	First dose	Series complete	Total people vaccinated
Age group	13,614	26,322	39,936
16-24 years	358	329	687
25-34 years	692	839	1,531
35-44 years	1,286	1,508	2,794
45-54 years	2,215	2,311	4,526
55-64 years	4,654	4,707	9,361
65-74 years	2,760	9,896	12,656
75-84 years	1,214	5,135	6,349
85+ years	435	1,597	2,032
Race	13,614	26,322	39,936
White	9,105	18,399	27,504
Black	941	1,550	2,491
American Indian/Alaskan	54	125	179
Other	1,188	2,244	3,432
Unknown	2,326	4,004	6,330
Other race includes Asian, native Hawaiian/Pacific Islander, or other.			
Ethnicity	13,614	26,322	39,936
Hispanic	671	631	1,302
Non-Hispanic	8,018	15,535	23,553
Unknown	4,925	10,156	15,081
Gender	13,614	26,322	39,936
Female	7,800	14,800	22,600
Male	5,813	11,517	17,330
Unknown	1	5	6



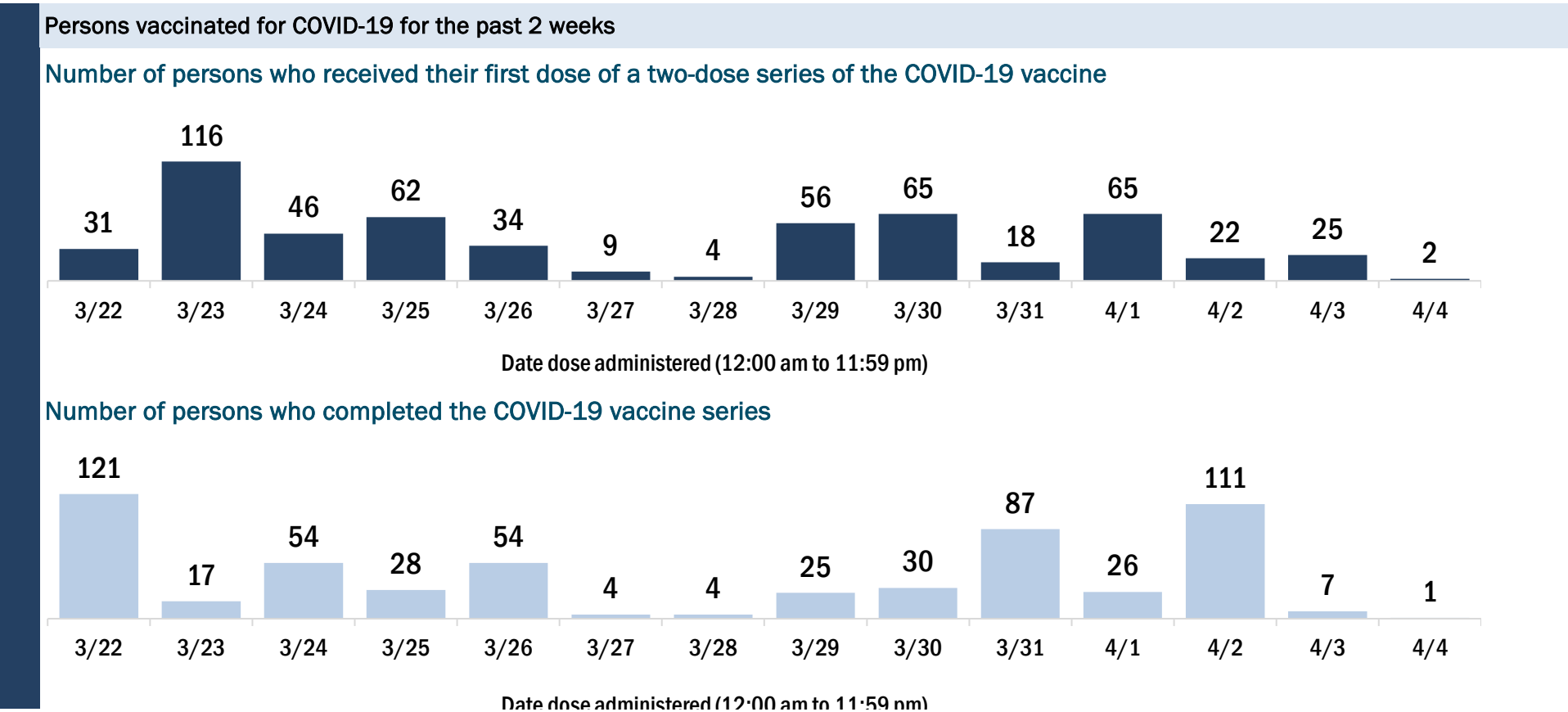
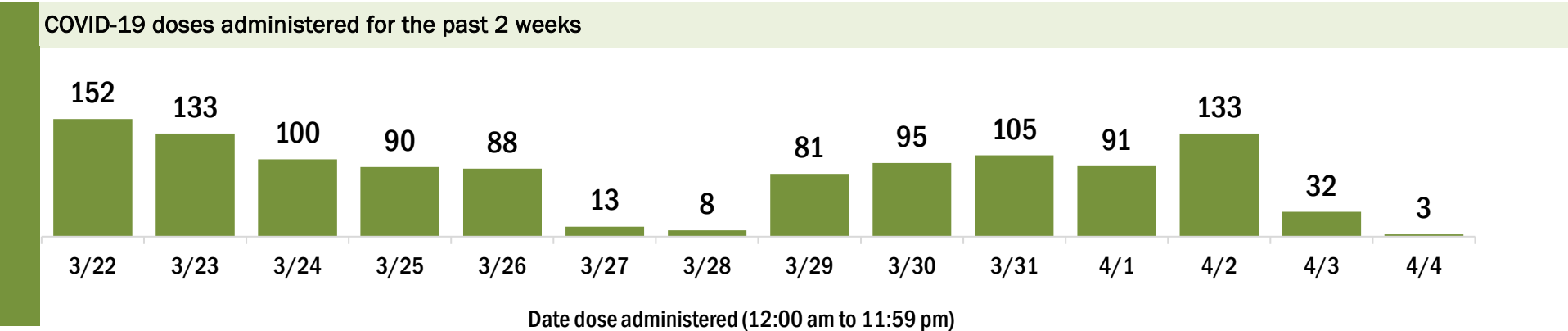
COVID-19: Bradford County vaccine summary

Vaccination data through Apr 4, 2021 as of Apr 5, 2021 at 12:05 AM

Data in this report are provisional and subject to change.

Data in this summary pertain to COVID-19 vaccines approved by the U.S. Food and Drug Administration and have been issued an Emergency Use Authorization (Janssen COVID-19 Vaccine, Moderna COVID-19 Vaccine and Pfizer-BioNTech COVID-19 Vaccine). These data summarize the number of people who have received either their first dose or have completed the series for a COVID-19 vaccine. **A person can only be counted in one category, first dose or series complete.** For persons receiving Moderna or Pfizer vaccines, once they receive their second dose, they are moved from the first dose column to the series completed column. **Because of this, the total first dose category may show a change from report to report not matching the total receiving their first dose from the previous day.** Persons receiving Johnson & Johnson vaccines will always be counted in the series completed column.

COVID-19 doses for vaccinated persons in Florida		Demographic summary			
Doses administered	7,135	First dose	Series complete	Total people vaccinated	
People receiving one dose of a 1-dose series (Johnson & Johnson) or receiving only one dose of a 2-dose series (Moderna, Pfizer) count once. Persons receiving both doses of a 2-dose series count twice.		Age group	1,193	3,117	4,310
		16-24 years	36	20	56
		25-34 years	47	85	132
		35-44 years	102	98	200
		45-54 years	212	197	409
		55-64 years	528	418	946
		65-74 years	159	1,294	1,453
		75-84 years	79	758	837
		85+ years	30	247	277
		Race	1,193	3,117	4,310
		White	855	2,393	3,248
		Black	172	333	505
		American Indian/Alaskan	10	20	30
		Other	88	277	365
		Unknown	68	94	162
		Other race includes Asian, native Hawaiian/Pacific Islander, or other.			
		Ethnicity	1,193	3,117	4,310
		Hispanic	32	34	66
		Non-Hispanic	865	2,737	3,602
		Unknown	296	346	642
		Gender	1,193	3,117	4,310
		Female	703	1,835	2,538
		Male	489	1,282	1,771
		Unknown	1	0	1



COVID-19: Brevard County vaccine summary

Vaccination data through Apr 4, 2021 as of Apr 5, 2021 at 12:05 AM

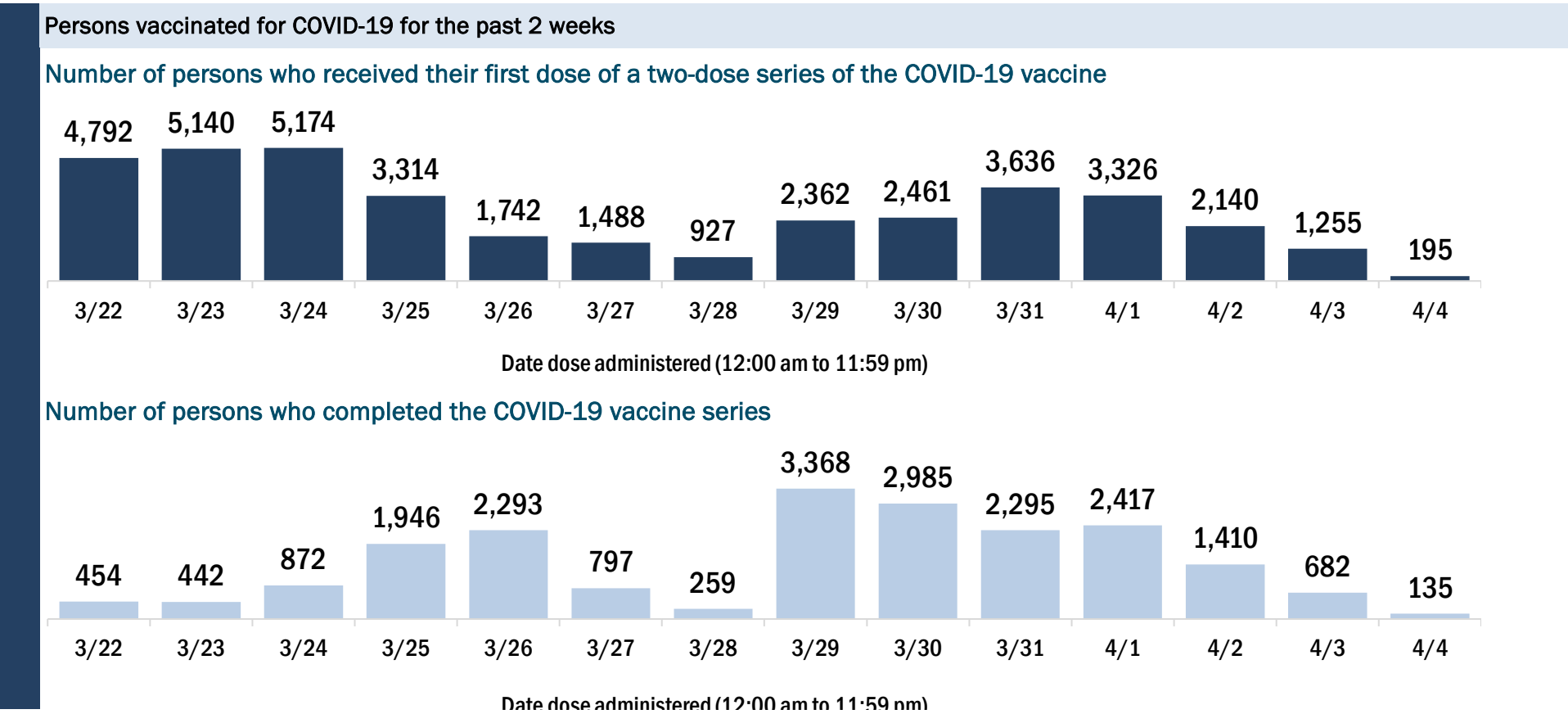
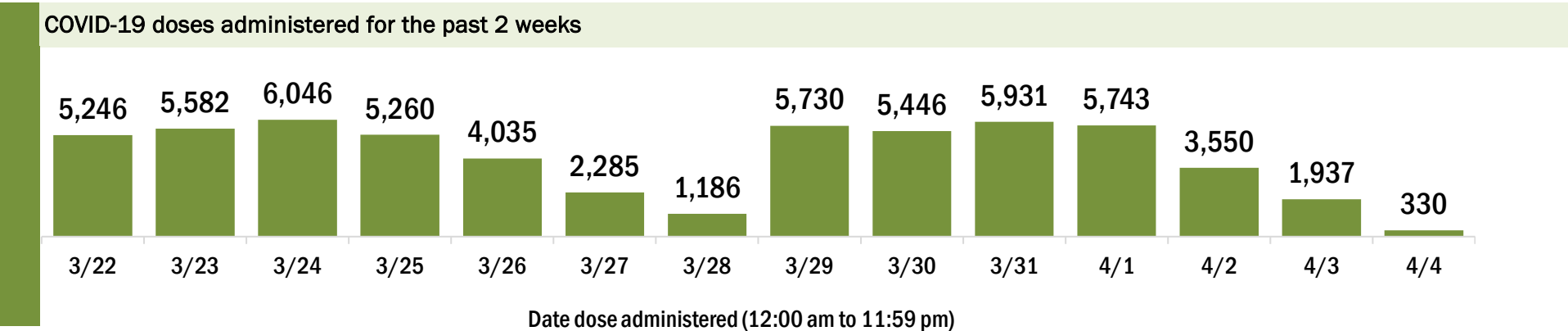
Data in this report are provisional and subject to change.

Data in this summary pertain to COVID-19 vaccines approved by the U.S. Food and Drug Administration and have been issued an Emergency Use Authorization (Janssen COVID-19 Vaccine, Moderna COVID-19 Vaccine and Pfizer-BioNTech COVID-19 Vaccine). These data summarize the number of people who have received either their first dose or have completed the series for a COVID-19 vaccine. **A person can only be counted in one category, first dose or series complete.** For persons receiving Moderna or Pfizer vaccines, once they receive their second dose, they are moved from the first dose column to the series completed column. **Because of this, the total first dose category may show a change from report to report not matching the total receiving their first dose from the previous day.** Persons receiving Johnson & Johnson vaccines will always be counted in the series completed column.

COVID-19 doses for vaccinated persons in Florida	
Doses administered	261,658
People receiving one dose of a 1-dose series (Johnson & Johnson) or receiving only one dose of a 2-dose series (Moderna, Pfizer) count once. Persons receiving both doses of a 2-dose series count twice.	

Current status of persons vaccinated for COVID-19 in Florida	
Total people vaccinated	173,195
First dose	75,263
Series completed	97,932
Completed 1-dose series	9,469
Completed 2-dose series	88,463
First dose: current number of people who have only received their first dose of the Moderna or Pfizer vaccine.	
Series complete: current number of people who have received both Moderna or Pfizer vaccine doses or one Johnson & Johnson dose and are considered fully immunized.	

Demographic summary	First dose	Series complete	Total people vaccinated
Age group	75,263	97,932	173,195
16-24 years	1,402	956	2,358
25-34 years	2,607	2,897	5,504
35-44 years	5,334	4,279	9,613
45-54 years	10,396	6,631	17,027
55-64 years	25,636	13,089	38,725
65-74 years	16,383	39,223	55,606
75-84 years	9,634	22,607	32,241
85+ years	3,871	8,250	12,121
Race	75,263	97,932	173,195
White	51,033	64,946	115,979
Black	4,269	4,141	8,410
American Indian/Alaskan	337	457	794
Other	5,867	9,410	15,277
Unknown	13,757	18,978	32,735
Other race includes Asian, native Hawaiian/Pacific Islander, or other.			
Ethnicity	75,263	97,932	173,195
Hispanic	4,224	2,809	7,033
Non-Hispanic	42,876	48,407	91,283
Unknown	28,163	46,716	74,879
Gender	75,263	97,932	173,195
Female	42,588	57,912	100,500
Male	32,541	39,845	72,386
Unknown	134	175	309



COVID-19: Broward County vaccine summary

Vaccination data through Apr 4, 2021 as of Apr 5, 2021 at 12:05 AM

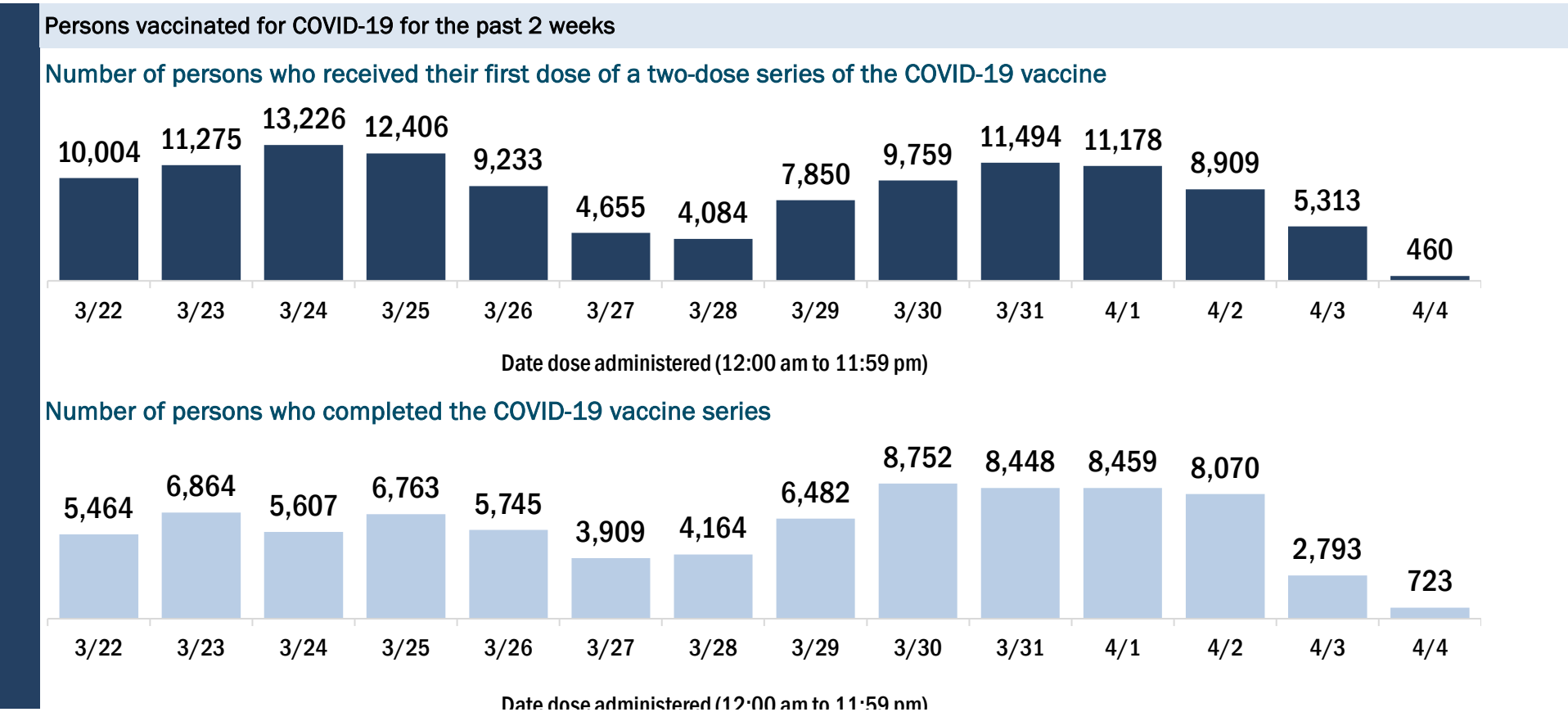
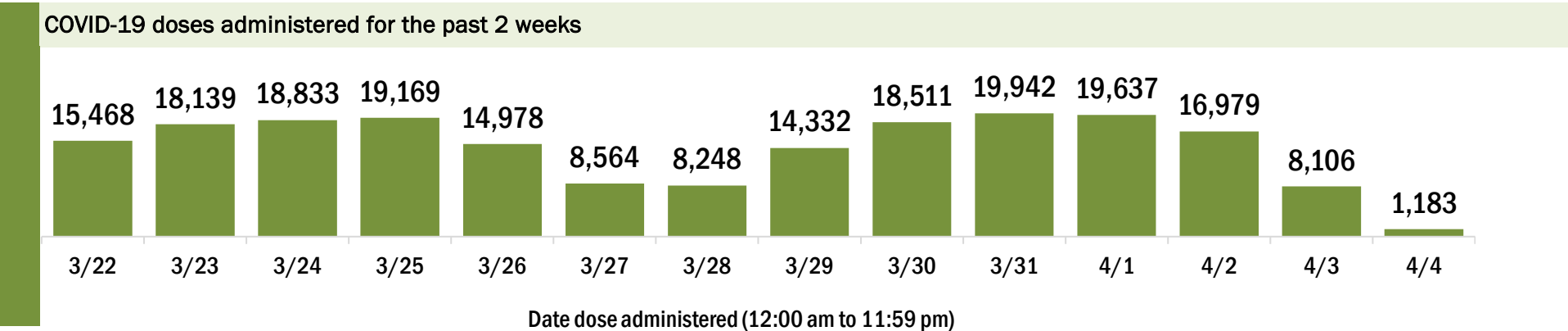
Data in this report are provisional and subject to change.

Data in this summary pertain to COVID-19 vaccines approved by the U.S. Food and Drug Administration and have been issued an Emergency Use Authorization (Janssen COVID-19 Vaccine, Moderna COVID-19 Vaccine and Pfizer-BioNTech COVID-19 Vaccine). These data summarize the number of people who have received either their first dose or have completed the series for a COVID-19 vaccine. **A person can only be counted in one category, first dose or series complete.** For persons receiving Moderna or Pfizer vaccines, once they receive their second dose, they are moved from the first dose column to the series completed column. **Because of this, the total first dose category may show a change from report to report not matching the total receiving their first dose from the previous day.** Persons receiving Johnson & Johnson vaccines will always be counted in the series completed column.

COVID-19 doses for vaccinated persons in Florida	
Doses administered	864,947
People receiving one dose of a 1-dose series (Johnson & Johnson) or receiving only one dose of a 2-dose series (Moderna, Pfizer) count once. Persons receiving both doses of a 2-dose series count twice.	

Current status of persons vaccinated for COVID-19 in Florida	
Total people vaccinated	565,645
First dose	243,488
Series completed	322,157
Completed 1-dose series	22,855
Completed 2-dose series	299,302
First dose: current number of people who have only received their first dose of the Moderna or Pfizer vaccine.	
Series complete: current number of people who have received both Moderna or Pfizer vaccine doses or one Johnson & Johnson dose and are considered fully immunized.	

Demographic summary	First dose	Series complete	Total people vaccinated
Age group	243,488	322,157	565,645
16-24 years	8,460	5,591	14,051
25-34 years	14,306	15,214	29,520
35-44 years	28,650	22,703	51,353
45-54 years	54,300	34,168	88,468
55-64 years	80,990	50,909	131,899
65-74 years	31,660	112,918	144,578
75-84 years	17,176	58,943	76,119
85+ years	7,946	21,711	29,657
Race	243,488	322,157	565,645
White	136,682	214,270	350,952
Black	28,414	39,488	67,902
American Indian/Alaskan	937	1,566	2,503
Other	25,543	36,432	61,975
Unknown	51,912	30,401	82,313
Other race includes Asian, native Hawaiian/Pacific Islander, or other.			
Ethnicity	243,488	322,157	565,645
Hispanic	53,309	63,216	116,525
Non-Hispanic	98,833	181,138	279,971
Unknown	91,346	77,803	169,149
Gender	243,488	322,157	565,645
Female	129,960	182,971	312,931
Male	112,529	139,119	251,648
Unknown	999	67	1,066



COVID-19: Calhoun County vaccine summary

Vaccination data through Apr 4, 2021 as of Apr 5, 2021 at 12:05 AM

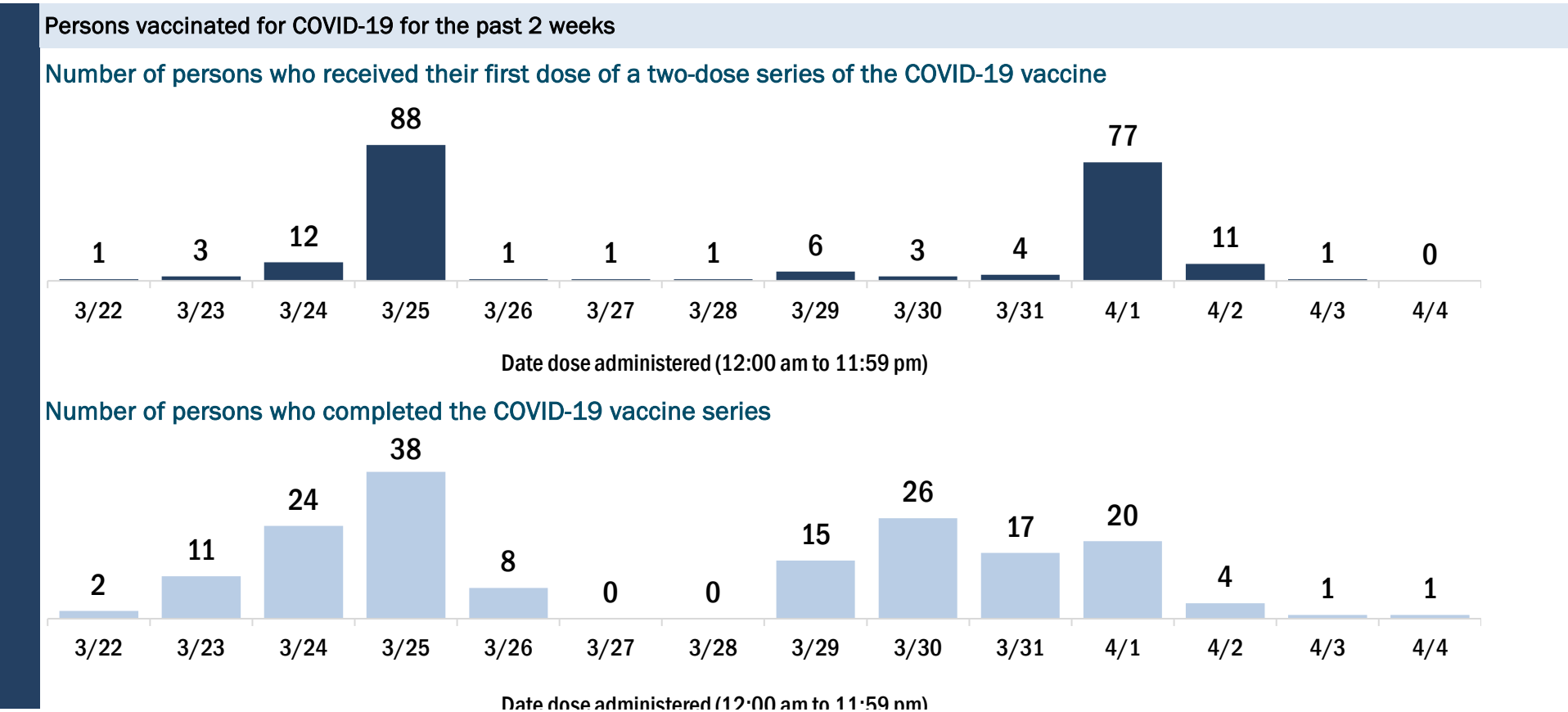
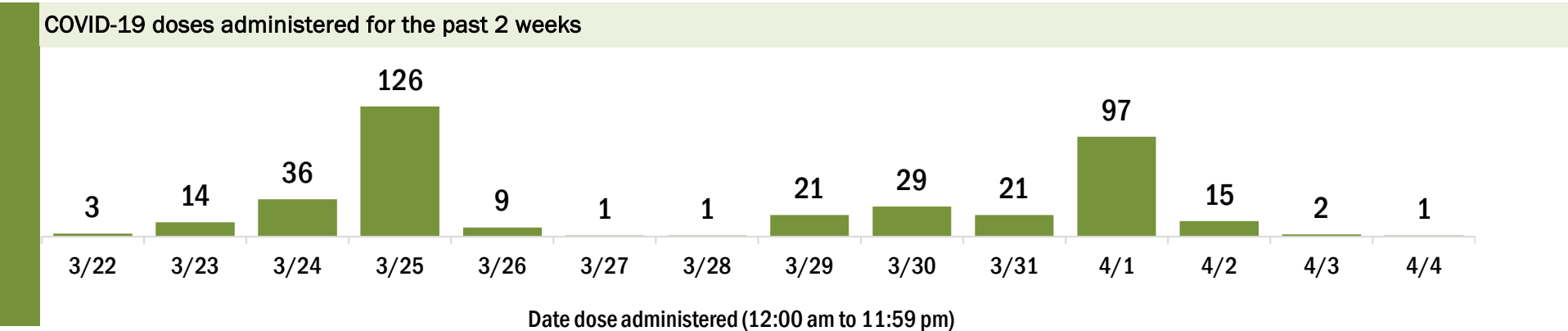
Data in this report are provisional and subject to change.

Data in this summary pertain to COVID-19 vaccines approved by the U.S. Food and Drug Administration and have been issued an Emergency Use Authorization (Janssen COVID-19 Vaccine, Moderna COVID-19 Vaccine and Pfizer-BioNTech COVID-19 Vaccine). These data summarize the number of people who have received either their first dose or have completed the series for a COVID-19 vaccine. **A person can only be counted in one category, first dose or series complete.** For persons receiving Moderna or Pfizer vaccines, once they receive their second dose, they are moved from the first dose column to the series completed column. **Because of this, the total first dose category may show a change from report to report not matching the total receiving their first dose from the previous day.** Persons receiving Johnson & Johnson vaccines will always be counted in the series completed column.

COVID-19 doses for vaccinated persons in Florida	
Doses administered	4,251
People receiving one dose of a 1-dose series (Johnson & Johnson) or receiving only one dose of a 2-dose series (Moderna, Pfizer) count once. Persons receiving both doses of a 2-dose series count twice.	

Current status of persons vaccinated for COVID-19 in Florida	
Total people vaccinated	2,469
First dose	564
Series completed	1,905
Completed 1-dose series	123
Completed 2-dose series	1,782
First dose: current number of people who have only received their first dose of the Moderna or Pfizer vaccine.	
Series complete: current number of people who have received both Moderna or Pfizer vaccine doses or one Johnson & Johnson dose and are considered fully immunized.	

Demographic summary	First dose	Series complete	Total people vaccinated
Age group	564	1,905	2,469
16-24 years	16	15	31
25-34 years	10	50	60
35-44 years	47	81	128
45-54 years	82	153	235
55-64 years	193	278	471
65-74 years	119	722	841
75-84 years	73	434	507
85+ years	24	172	196
Race	564	1,905	2,469
White	369	1,339	1,708
Black	54	111	165
American Indian/Alaskan	8	11	19
Other	48	299	347
Unknown	85	145	230
Other race includes Asian, native Hawaiian/Pacific Islander, or other.			
Ethnicity	564	1,905	2,469
Hispanic	10	35	45
Non-Hispanic	240	1,092	1,332
Unknown	314	778	1,092
Gender	564	1,905	2,469
Female	303	1,069	1,372
Male	261	835	1,096
Unknown	0	1	1



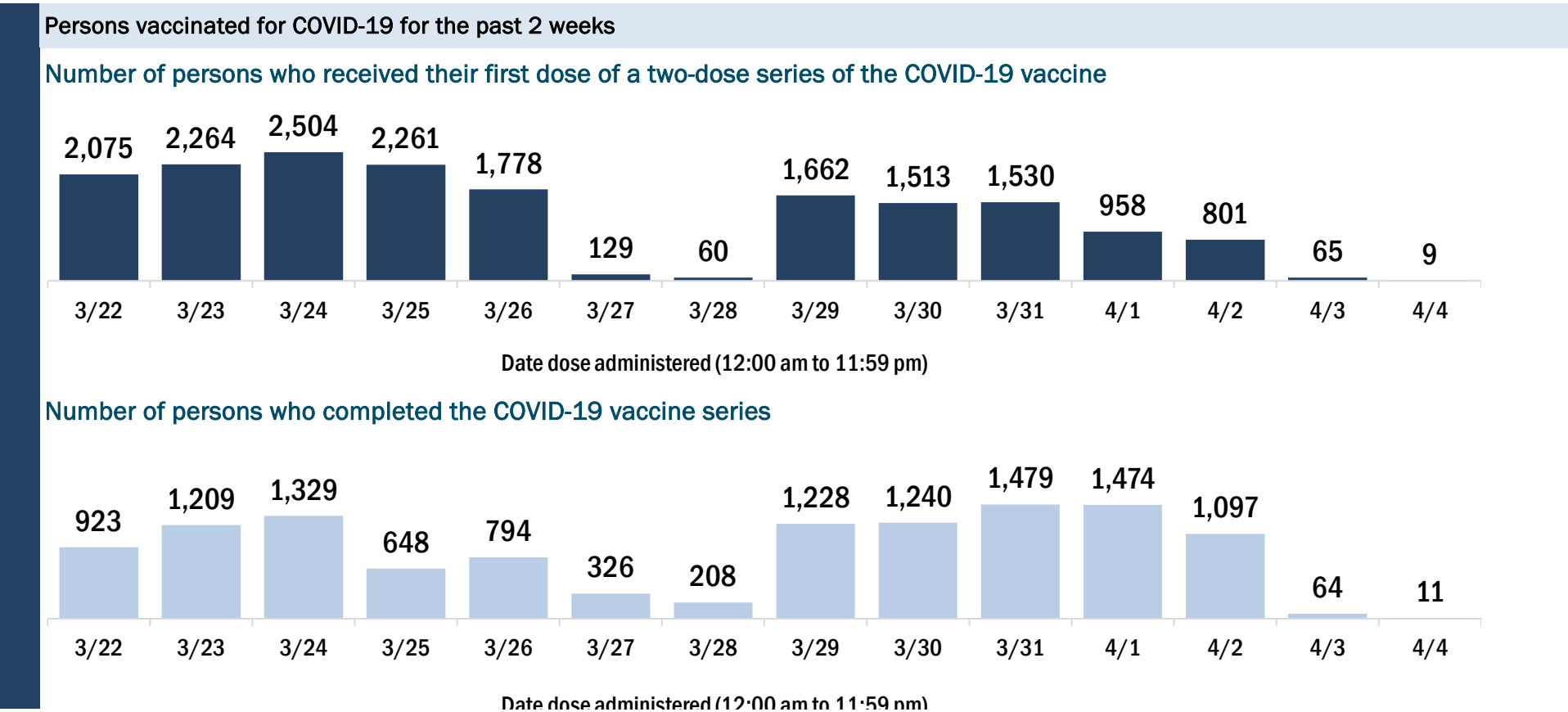
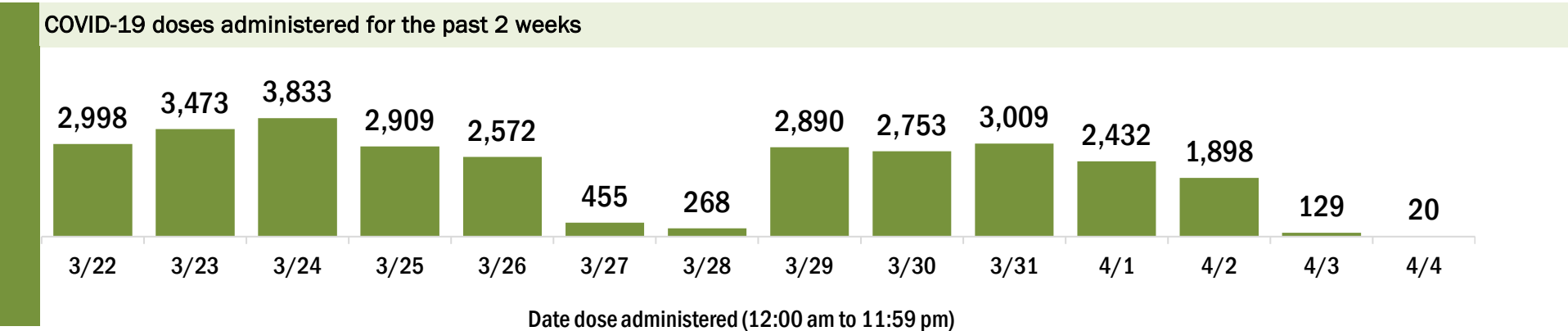
COVID-19: Charlotte County vaccine summary

Vaccination data through Apr 4, 2021 as of Apr 5, 2021 at 12:05 AM

Data in this report are provisional and subject to change.

Data in this summary pertain to COVID-19 vaccines approved by the U.S. Food and Drug Administration and have been issued an Emergency Use Authorization (Janssen COVID-19 Vaccine, Moderna COVID-19 Vaccine and Pfizer-BioNTech COVID-19 Vaccine). These data summarize the number of people who have received either their first dose or have completed the series for a COVID-19 vaccine. **A person can only be counted in one category, first dose or series complete.** For persons receiving Moderna or Pfizer vaccines, once they receive their second dose, they are moved from the first dose column to the series completed column. **Because of this, the total first dose category may show a change from report to report not matching the total receiving their first dose from the previous day.** Persons receiving Johnson & Johnson vaccines will always be counted in the series completed column.

COVID-19 doses for vaccinated persons in Florida		Demographic summary			
Doses administered	125,610	First dose	Series complete	Total people vaccinated	
People receiving one dose of a 1-dose series (Johnson & Johnson) or receiving only one dose of a 2-dose series (Moderna, Pfizer) count once. Persons receiving both doses of a 2-dose series count twice.		Age group	41,313	44,137	85,450
		16-24 years	205	189	394
		25-34 years	460	496	956
		35-44 years	1,098	757	1,855
		45-54 years	3,445	1,451	4,896
		55-64 years	12,271	3,257	15,528
		65-74 years	13,040	21,359	34,399
		75-84 years	8,362	12,832	21,194
		85+ years	2,432	3,796	6,228
		Race	41,313	44,137	85,450
		White	32,816	32,080	64,896
		Black	859	590	1,449
		American Indian/Alaskan	259	136	395
		Other	2,149	3,319	5,468
		Unknown	5,230	8,012	13,242
		Other race includes Asian, native Hawaiian/Pacific Islander, or other.			
		Ethnicity	41,313	44,137	85,450
		Hispanic	1,169	628	1,797
		Non-Hispanic	24,522	23,620	48,142
		Unknown	15,622	19,889	35,511
		Gender	41,313	44,137	85,450
		Female	22,792	24,667	47,459
		Male	18,490	19,445	37,935
		Unknown	31	25	56



COVID-19: Citrus County vaccine summary

Vaccination data through Apr 4, 2021 as of Apr 5, 2021 at 12:05 AM

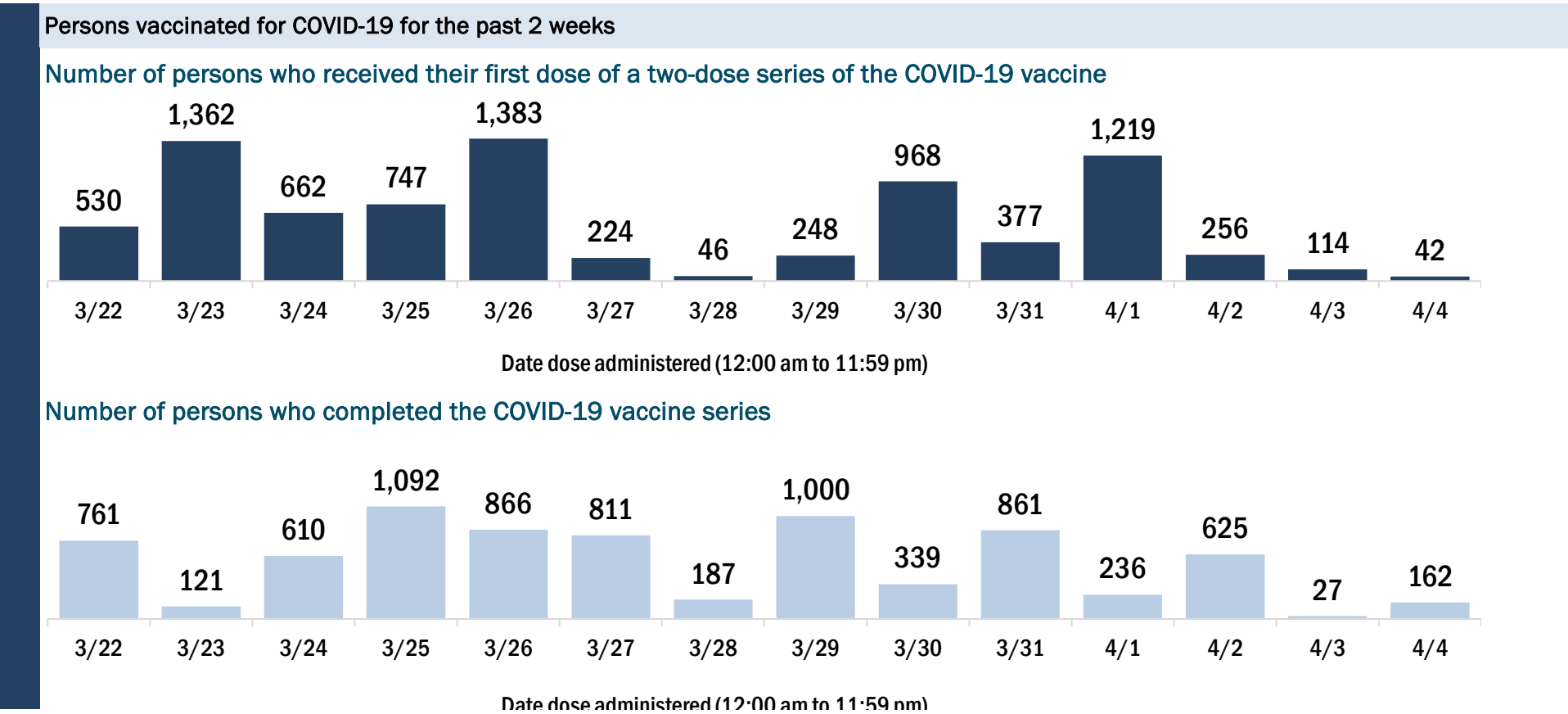
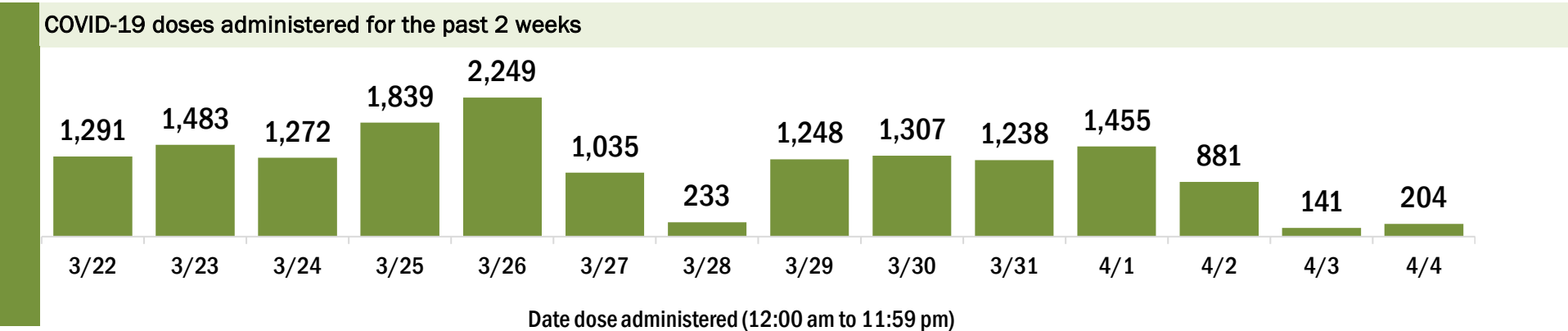
Data in this report are provisional and subject to change.

Data in this summary pertain to COVID-19 vaccines approved by the U.S. Food and Drug Administration and have been issued an Emergency Use Authorization (Janssen COVID-19 Vaccine, Moderna COVID-19 Vaccine and Pfizer-BioNTech COVID-19 Vaccine). These data summarize the number of people who have received either their first dose or have completed the series for a COVID-19 vaccine. **A person can only be counted in one category, first dose or series complete.** For persons receiving Moderna or Pfizer vaccines, once they receive their second dose, they are moved from the first dose column to the series completed column. **Because of this, the total first dose category may show a change from report to report not matching the total receiving their first dose from the previous day.** Persons receiving Johnson & Johnson vaccines will always be counted in the series completed column.

COVID-19 doses for vaccinated persons in Florida	
Doses administered	78,620
People receiving one dose of a 1-dose series (Johnson & Johnson) or receiving only one dose of a 2-dose series (Moderna, Pfizer) count once. Persons receiving both doses of a 2-dose series count twice.	

Current status of persons vaccinated for COVID-19 in Florida	
Total people vaccinated	49,552
First dose	19,656
Series completed	29,896
Completed 1-dose series	828
Completed 2-dose series	29,068
First dose: current number of people who have only received their first dose of the Moderna or Pfizer vaccine.	
Series complete: current number of people who have received both Moderna or Pfizer vaccine doses or one Johnson & Johnson dose and are considered fully immunized.	

Demographic summary	First dose	Series complete	Total people vaccinated
Age group	19,656	29,896	49,552
16-24 years	202	187	389
25-34 years	291	437	728
35-44 years	608	600	1,208
45-54 years	1,802	988	2,790
55-64 years	6,223	1,996	8,219
65-74 years	5,837	13,543	19,380
75-84 years	3,634	9,383	13,017
85+ years	1,059	2,762	3,821
Race	19,656	29,896	49,552
White	15,750	21,341	37,091
Black	335	341	676
American Indian/Alaskan	117	145	262
Other	912	2,441	3,353
Unknown	2,542	5,628	8,170
Other race includes Asian, native Hawaiian/Pacific Islander, or other.			
Ethnicity	19,656	29,896	49,552
Hispanic	756	583	1,339
Non-Hispanic	12,944	15,860	28,804
Unknown	5,956	13,453	19,409
Gender	19,656	29,896	49,552
Female	11,260	17,018	28,278
Male	8,370	12,867	21,237
Unknown	26	11	37



COVID-19: Clay County vaccine summary

Vaccination data through Apr 4, 2021 as of Apr 5, 2021 at 12:05 AM

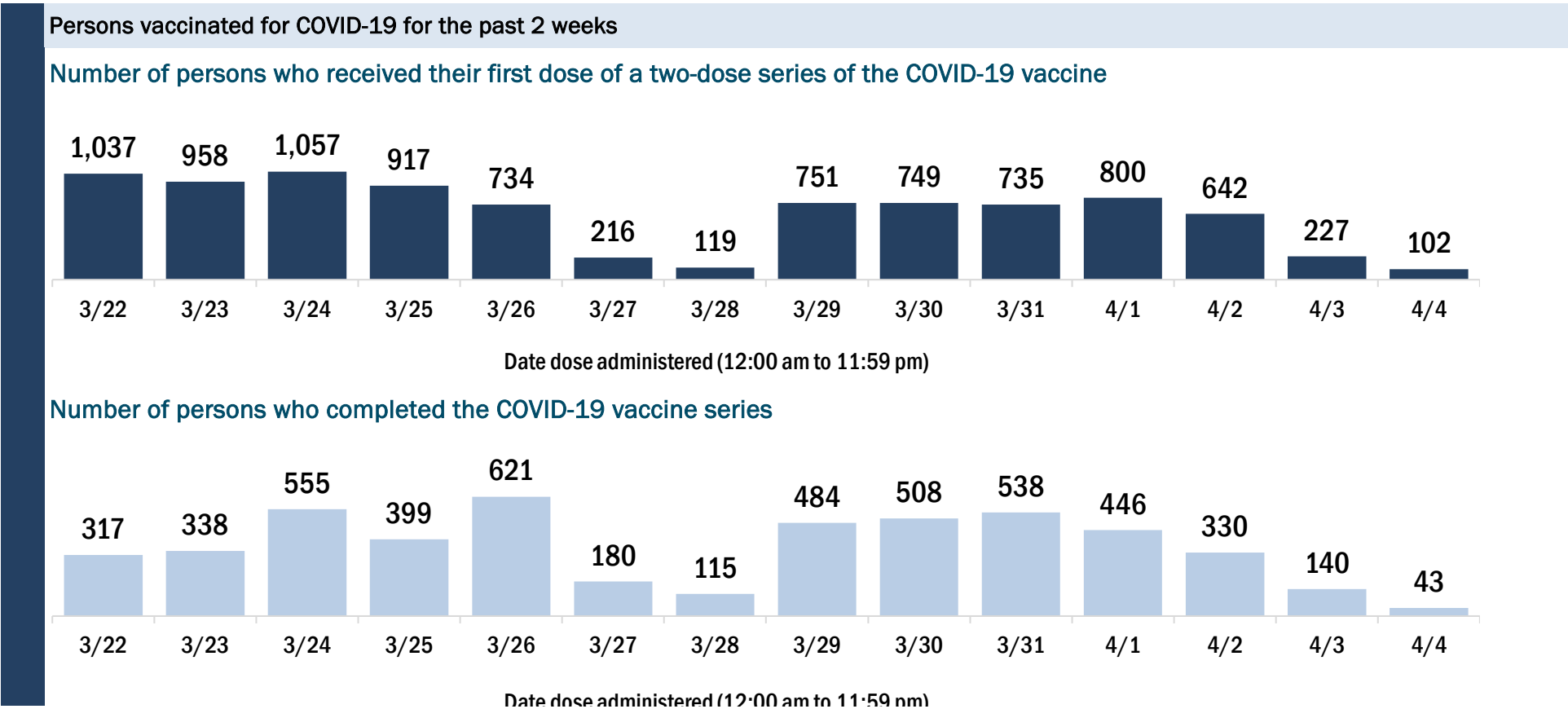
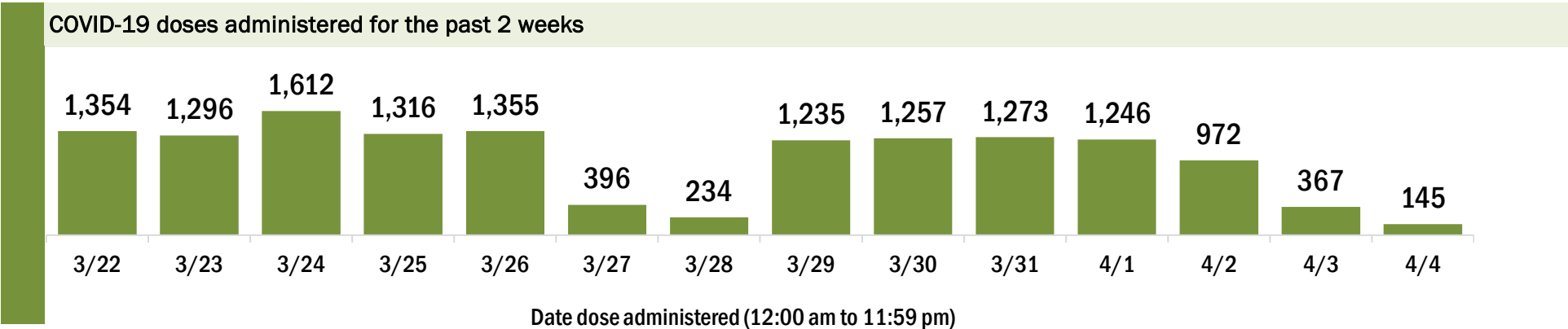
Data in this report are provisional and subject to change.

Data in this summary pertain to COVID-19 vaccines approved by the U.S. Food and Drug Administration and have been issued an Emergency Use Authorization (Janssen COVID-19 Vaccine, Moderna COVID-19 Vaccine and Pfizer-BioNTech COVID-19 Vaccine). These data summarize the number of people who have received either their first dose or have completed the series for a COVID-19 vaccine. **A person can only be counted in one category, first dose or series complete.** For persons receiving Moderna or Pfizer vaccines, once they receive their second dose, they are moved from the first dose column to the series completed column. **Because of this, the total first dose category may show a change from report to report not matching the total receiving their first dose from the previous day.** Persons receiving Johnson & Johnson vaccines will always be counted in the series completed column.

COVID-19 doses for vaccinated persons in Florida	
Doses administered	77,407
People receiving one dose of a 1-dose series (Johnson & Johnson) or receiving only one dose of a 2-dose series (Moderna, Pfizer) count once. Persons receiving both doses of a 2-dose series count twice.	

Current status of persons vaccinated for COVID-19 in Florida	
Total people vaccinated	48,249
First dose	17,334
Series completed	30,915
Completed 1-dose series	1,757
Completed 2-dose series	29,158
First dose: current number of people who have only received their first dose of the Moderna or Pfizer vaccine.	
Series complete: current number of people who have received both Moderna or Pfizer vaccine doses or one Johnson & Johnson dose and are considered fully immunized.	

Demographic summary	First dose	Series complete	Total people vaccinated
Age group	17,334	30,915	48,249
16-24 years	651	492	1,143
25-34 years	863	1,181	2,044
35-44 years	2,035	1,967	4,002
45-54 years	3,875	2,799	6,674
55-64 years	6,712	4,100	10,812
65-74 years	1,919	12,270	14,189
75-84 years	940	6,251	7,191
85+ years	339	1,855	2,194
Race	17,334	30,915	48,249
White	10,984	22,914	33,898
Black	1,378	1,871	3,249
American Indian/Alaskan	87	154	241
Other	2,007	2,852	4,859
Unknown	2,878	3,124	6,002
Other race includes Asian, native Hawaiian/Pacific Islander, or other.			
Ethnicity	17,334	30,915	48,249
Hispanic	1,079	1,125	2,204
Non-Hispanic	11,068	23,264	34,332
Unknown	5,187	6,526	11,713
Gender	17,334	30,915	48,249
Female	9,987	18,064	28,051
Male	7,315	12,849	20,164
Unknown	32	2	34



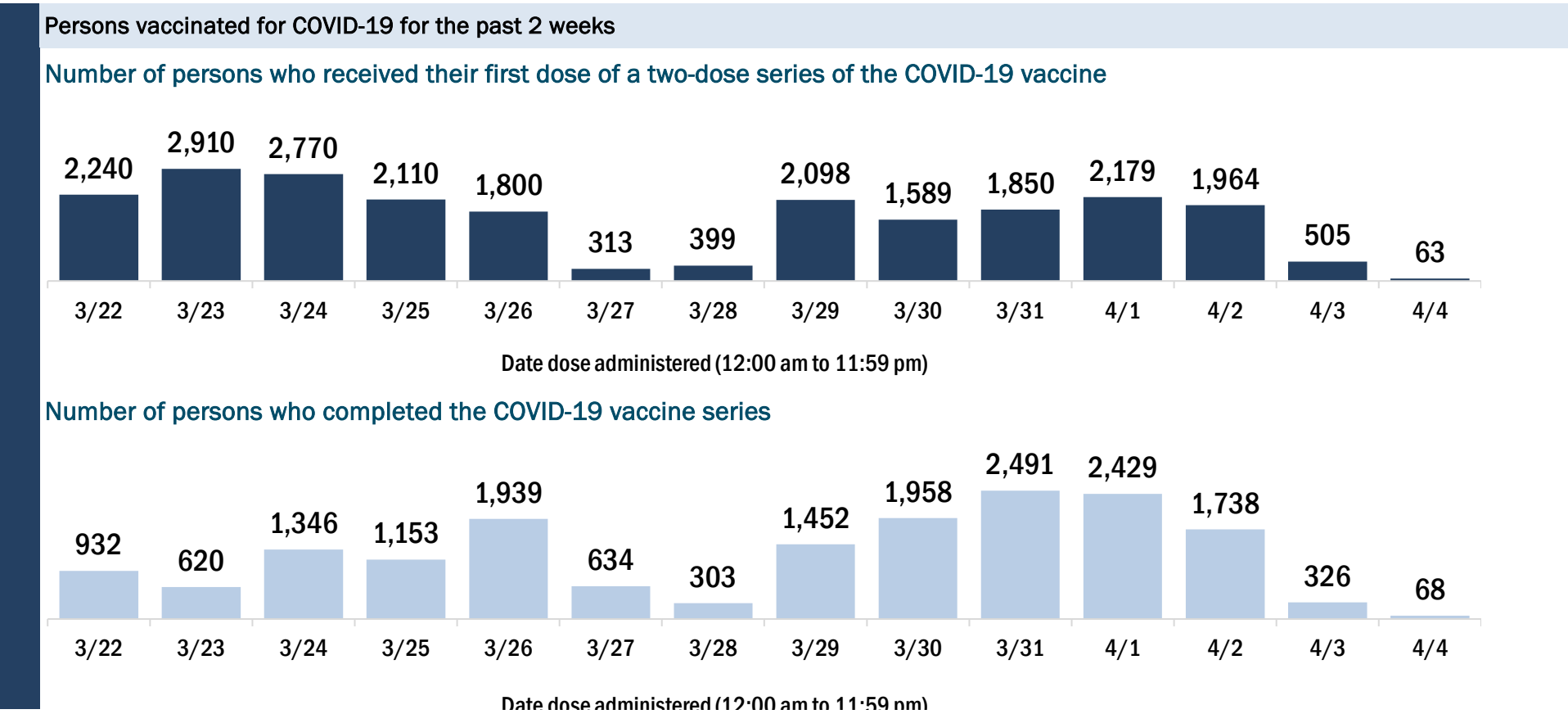
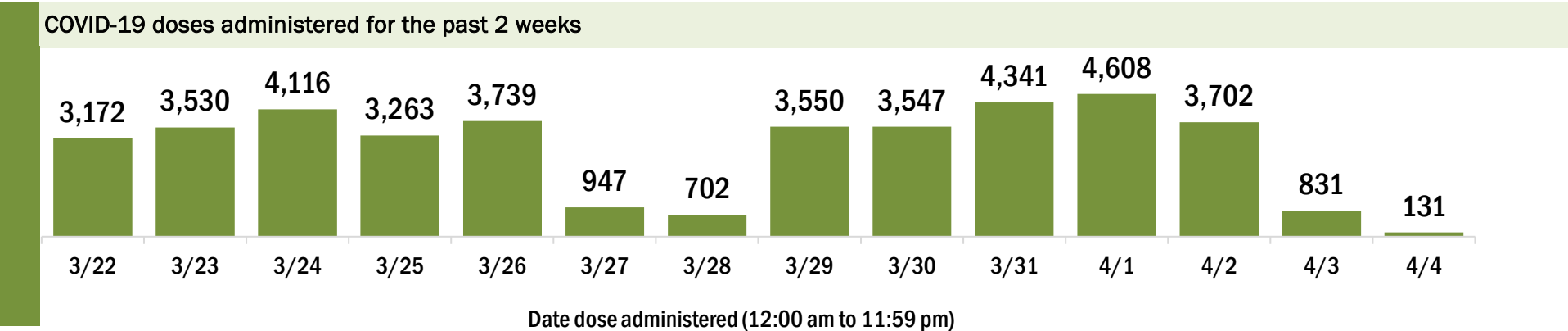
COVID-19: Collier County vaccine summary

Vaccination data through Apr 4, 2021 as of Apr 5, 2021 at 12:05 AM

Data in this report are provisional and subject to change.

Data in this summary pertain to COVID-19 vaccines approved by the U.S. Food and Drug Administration and have been issued an Emergency Use Authorization (Janssen COVID-19 Vaccine, Moderna COVID-19 Vaccine and Pfizer-BioNTech COVID-19 Vaccine). These data summarize the number of people who have received either their first dose or have completed the series for a COVID-19 vaccine. **A person can only be counted in one category, first dose or series complete.** For persons receiving Moderna or Pfizer vaccines, once they receive their second dose, they are moved from the first dose column to the series completed column. **Because of this, the total first dose category may show a change from report to report not matching the total receiving their first dose from the previous day.** Persons receiving Johnson & Johnson vaccines will always be counted in the series completed column.

COVID-19 doses for vaccinated persons in Florida		Demographic summary			
Doses administered	224,121	First dose	Series complete	Total people vaccinated	
People receiving one dose of a 1-dose series (Johnson & Johnson) or receiving only one dose of a 2-dose series (Moderna, Pfizer) count once. Persons receiving both doses of a 2-dose series count twice.		Age group	54,081	87,522	141,603
		16-24 years	576	575	1,151
		25-34 years	1,035	1,519	2,554
		35-44 years	2,028	2,063	4,091
		45-54 years	5,501	3,278	8,779
		55-64 years	16,977	6,265	23,242
		65-74 years	13,988	39,083	53,071
		75-84 years	10,654	26,779	37,433
		85+ years	3,322	7,960	11,282
		Race	54,081	87,522	141,603
		White	37,184	55,231	92,415
		Black	685	796	1,481
		American Indian/Alaskan	169	264	433
		Other	3,583	6,887	10,470
		Unknown	12,460	24,344	36,804
		Other race includes Asian, native Hawaiian/Pacific Islander, or other.			
		Ethnicity	54,081	87,522	141,603
		Hispanic	4,119	3,277	7,396
		Non-Hispanic	25,585	38,279	63,864
		Unknown	24,377	45,966	70,343
		Gender	54,081	87,522	141,603
		Female	29,887	48,479	78,366
		Male	23,920	38,816	62,736
		Unknown	274	227	501



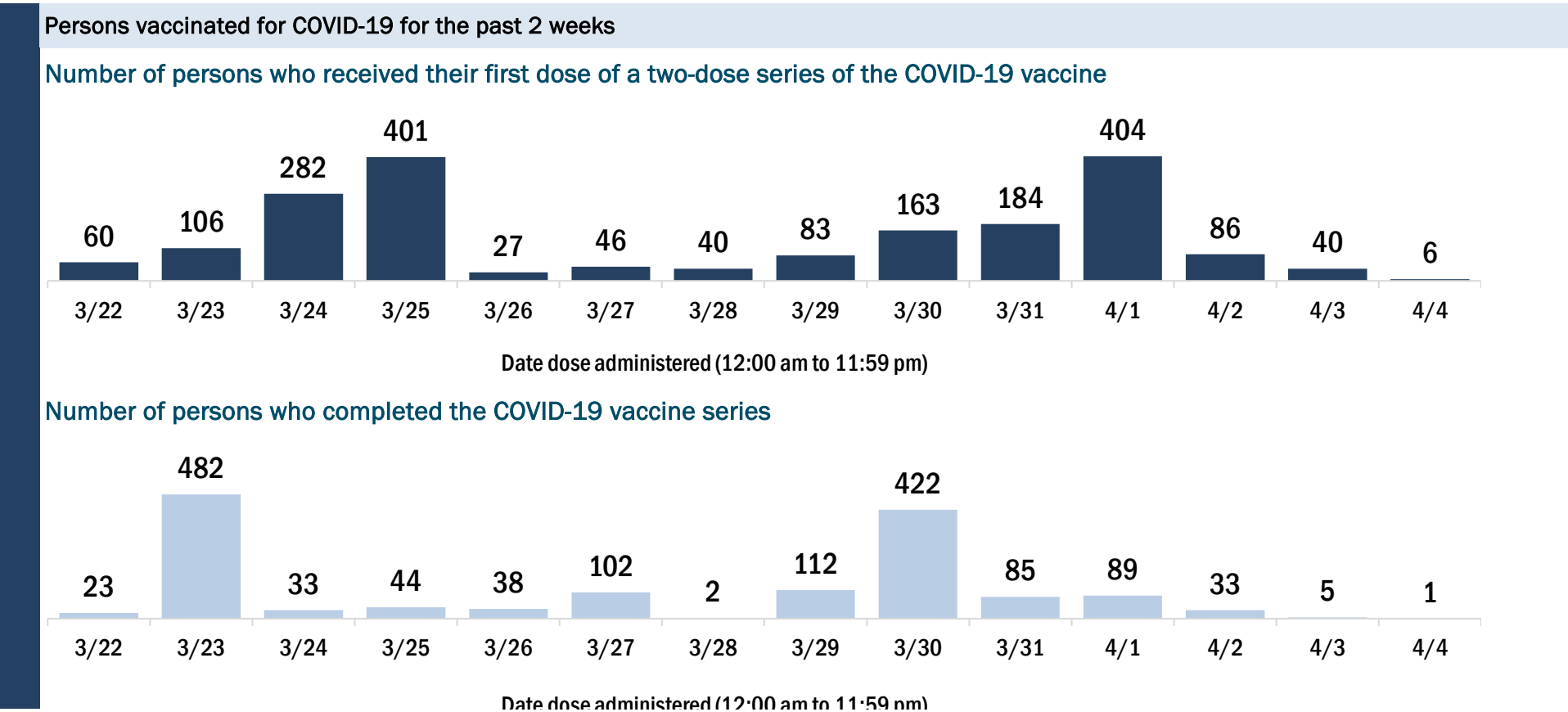
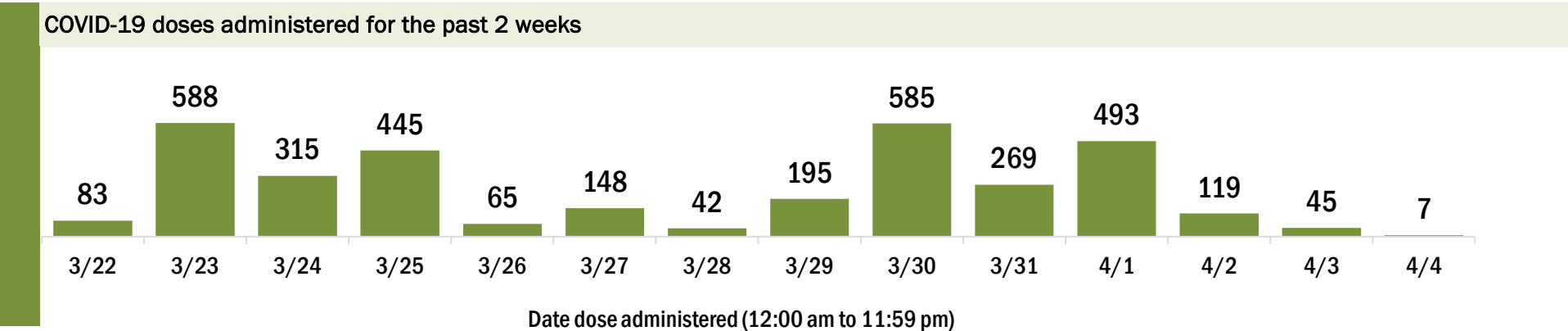
COVID-19: Columbia County vaccine summary

Vaccination data through Apr 4, 2021 as of Apr 5, 2021 at 12:05 AM

Data in this report are provisional and subject to change.

Data in this summary pertain to COVID-19 vaccines approved by the U.S. Food and Drug Administration and have been issued an Emergency Use Authorization (Janssen COVID-19 Vaccine, Moderna COVID-19 Vaccine and Pfizer-BioNTech COVID-19 Vaccine). These data summarize the number of people who have received either their first dose or have completed the series for a COVID-19 vaccine. **A person can only be counted in one category, first dose or series complete.** For persons receiving Moderna or Pfizer vaccines, once they receive their second dose, they are moved from the first dose column to the series completed column. **Because of this, the total first dose category may show a change from report to report not matching the total receiving their first dose from the previous day.** Persons receiving Johnson & Johnson vaccines will always be counted in the series completed column.

COVID-19 doses for vaccinated persons in Florida		Demographic summary			
Doses administered	19,821	First dose	Series complete	Total people vaccinated	
People receiving one dose of a 1-dose series (Johnson & Johnson) or receiving only one dose of a 2-dose series (Moderna, Pfizer) count once. Persons receiving both doses of a 2-dose series count twice.		Age group	3,787	8,395	12,182
		16-24 years	98	82	180
		25-34 years	194	204	398
		35-44 years	340	325	665
		45-54 years	689	539	1,228
		55-64 years	1,430	1,037	2,467
		65-74 years	615	3,521	4,136
		75-84 years	319	2,080	2,399
		85+ years	102	607	709
		Race	3,787	8,395	12,182
		White	2,545	5,981	8,526
		Black	440	794	1,234
		American Indian/Alaskan	26	44	70
		Other	319	635	954
		Unknown	457	941	1,398
		Other race includes Asian, native Hawaiian/Pacific Islander, or other.			
		Ethnicity	3,787	8,395	12,182
		Hispanic	167	182	349
		Non-Hispanic	2,478	5,679	8,157
		Unknown	1,142	2,534	3,676
		Gender	3,787	8,395	12,182
		Female	2,251	4,998	7,249
		Male	1,534	3,397	4,931
		Unknown	2	0	2



COVID-19: Dade County vaccine summary

Vaccination data through Apr 4, 2021 as of Apr 5, 2021 at 12:05 AM

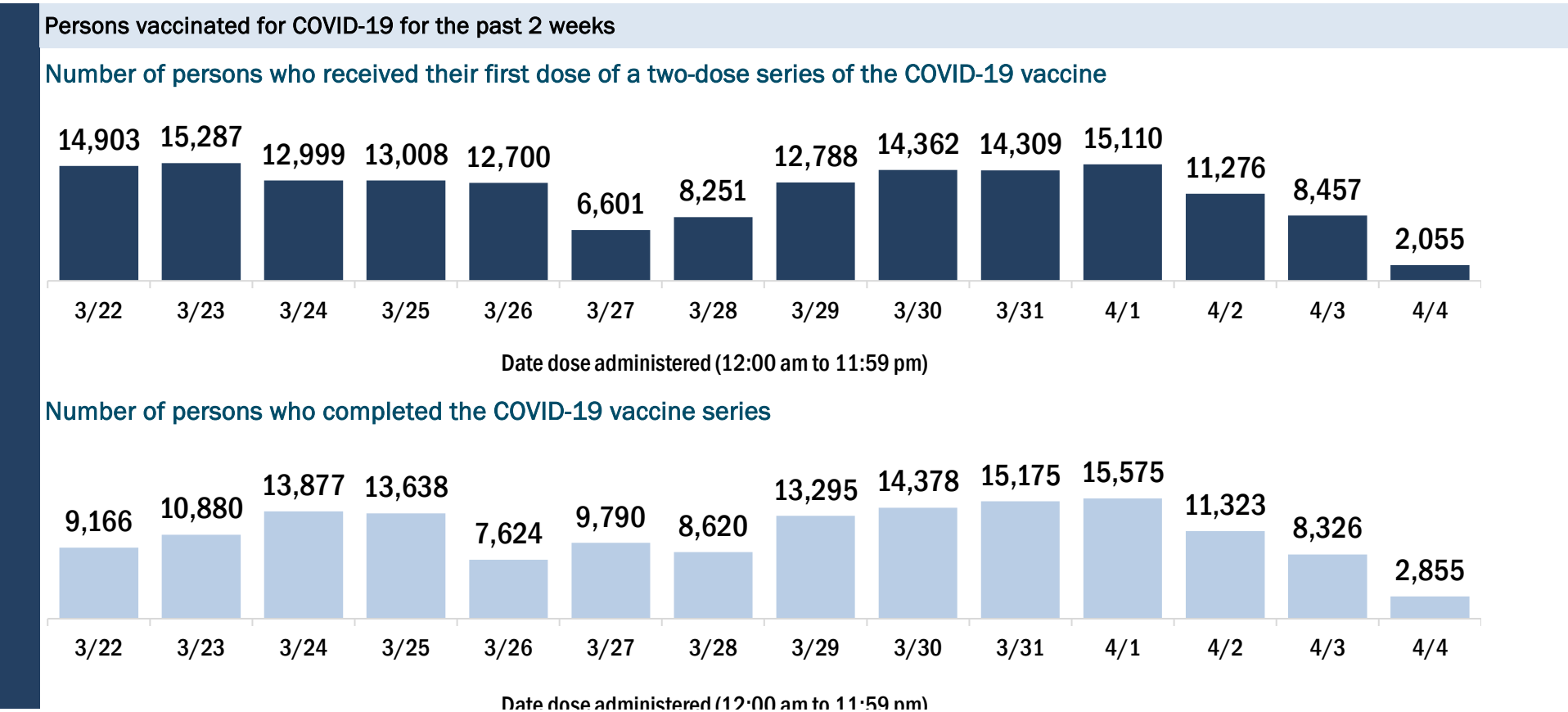
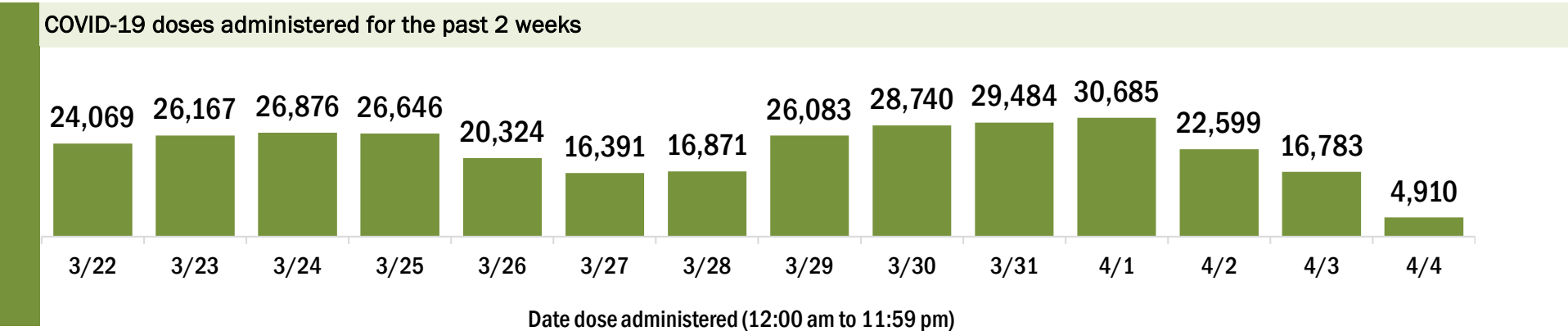
Data in this report are provisional and subject to change.

Data in this summary pertain to COVID-19 vaccines approved by the U.S. Food and Drug Administration and have been issued an Emergency Use Authorization (Janssen COVID-19 Vaccine, Moderna COVID-19 Vaccine and Pfizer-BioNTech COVID-19 Vaccine). These data summarize the number of people who have received either their first dose or have completed the series for a COVID-19 vaccine. **A person can only be counted in one category, first dose or series complete.** For persons receiving Moderna or Pfizer vaccines, once they receive their second dose, they are moved from the first dose column to the series completed column. **Because of this, the total first dose category may show a change from report to report not matching the total receiving their first dose from the previous day.** Persons receiving Johnson & Johnson vaccines will always be counted in the series completed column.

COVID-19 doses for vaccinated persons in Florida	
Doses administered	1,228,751
People receiving one dose of a 1-dose series (Johnson & Johnson) or receiving only one dose of a 2-dose series (Moderna, Pfizer) count once. Persons receiving both doses of a 2-dose series count twice.	

Current status of persons vaccinated for COVID-19 in Florida	
Total people vaccinated	808,345
First dose	342,566
Series completed	465,779
Completed 1-dose series	45,373
Completed 2-dose series	420,406
First dose: current number of people who have only received their first dose of the Moderna or Pfizer vaccine.	
Series complete: current number of people who have received both Moderna or Pfizer vaccine doses or one Johnson & Johnson dose and are considered fully immunized.	

Demographic summary	First dose	Series complete	Total people vaccinated
Age group	342,566	465,779	808,345
16-24 years	13,791	9,544	23,335
25-34 years	25,757	26,594	52,351
35-44 years	42,748	37,385	80,133
45-54 years	74,487	54,803	129,290
55-64 years	96,882	77,683	174,565
65-74 years	49,555	139,878	189,433
75-84 years	27,561	86,617	114,178
85+ years	11,785	33,275	45,060
Race	342,566	465,779	808,345
White	230,823	329,911	560,734
Black	20,756	36,017	56,773
American Indian/Alaskan	863	1,055	1,918
Other	31,910	55,277	87,187
Unknown	58,214	43,519	101,733
Other race includes Asian, native Hawaiian/Pacific Islander, or other.			
Ethnicity	342,566	465,779	808,345
Hispanic	157,508	251,667	409,175
Non-Hispanic	60,896	116,684	177,580
Unknown	124,162	97,428	221,590
Gender	342,566	465,779	808,345
Female	183,939	266,520	450,459
Male	156,632	198,995	355,627
Unknown	1,995	264	2,259



COVID-19: Desoto County vaccine summary

Vaccination data through Apr 4, 2021 as of Apr 5, 2021 at 12:05 AM

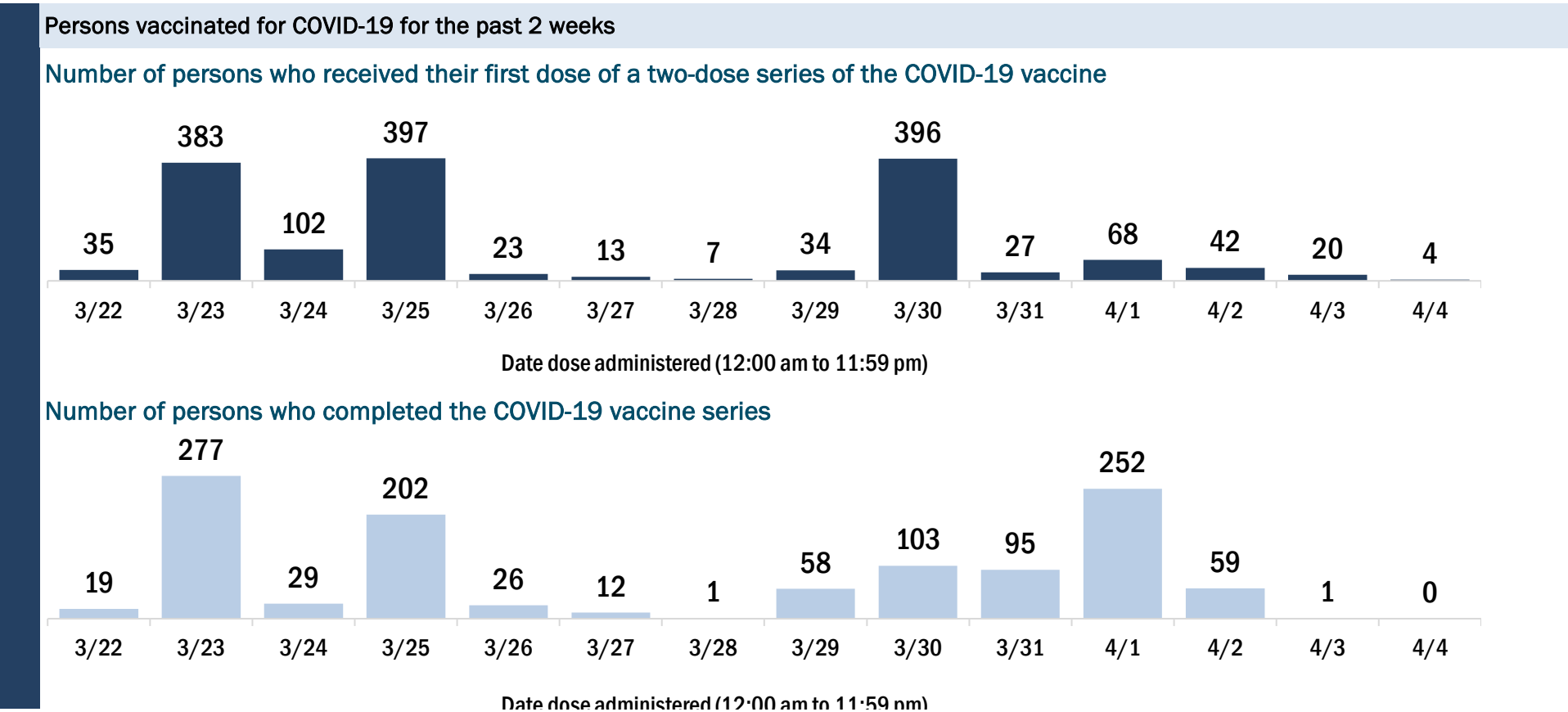
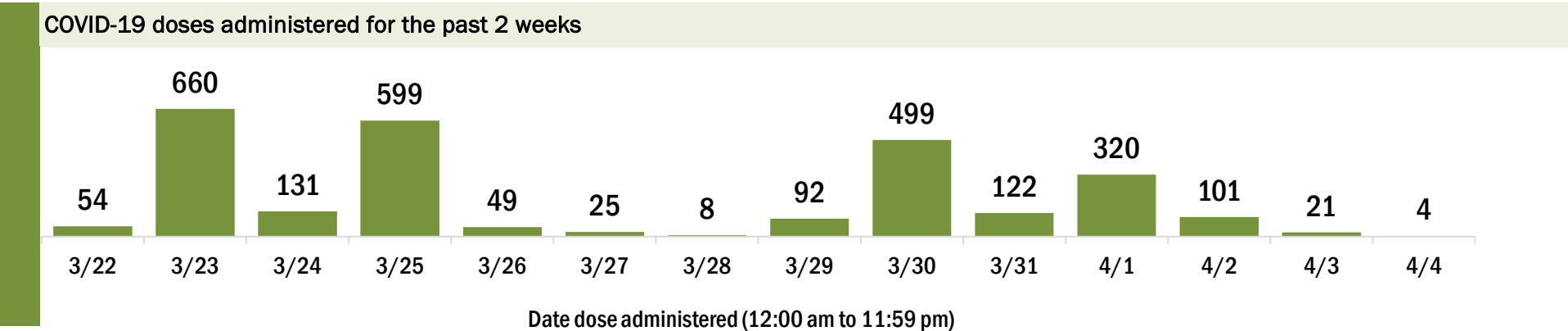
Data in this report are provisional and subject to change.

Data in this summary pertain to COVID-19 vaccines approved by the U.S. Food and Drug Administration and have been issued an Emergency Use Authorization (Janssen COVID-19 Vaccine, Moderna COVID-19 Vaccine and Pfizer-BioNTech COVID-19 Vaccine). These data summarize the number of people who have received either their first dose or have completed the series for a COVID-19 vaccine. **A person can only be counted in one category, first dose or series complete.** For persons receiving Moderna or Pfizer vaccines, once they receive their second dose, they are moved from the first dose column to the series completed column. **Because of this, the total first dose category may show a change from report to report not matching the total receiving their first dose from the previous day.** Persons receiving Johnson & Johnson vaccines will always be counted in the series completed column.

COVID-19 doses for vaccinated persons in Florida	
Doses administered	11,716
People receiving one dose of a 1-dose series (Johnson & Johnson) or receiving only one dose of a 2-dose series (Moderna, Pfizer) count once. Persons receiving both doses of a 2-dose series count twice.	

Current status of persons vaccinated for COVID-19 in Florida	
Total people vaccinated	7,851
First dose	3,863
Series completed	3,988
Completed 1-dose series	123
Completed 2-dose series	3,865
First dose: current number of people who have only received their first dose of the Moderna or Pfizer vaccine.	
Series complete: current number of people who have received both Moderna or Pfizer vaccine doses or one Johnson & Johnson dose and are considered fully immunized.	

Demographic summary	First dose	Series complete	Total people vaccinated
Age group	3,863	3,988	7,851
16-24 years	47	19	66
25-34 years	99	80	179
35-44 years	188	118	306
45-54 years	450	209	659
55-64 years	1,079	346	1,425
65-74 years	1,132	1,760	2,892
75-84 years	697	1,175	1,872
85+ years	171	281	452
Race	3,863	3,988	7,851
White	2,446	2,927	5,373
Black	277	180	457
American Indian/Alaskan	14	8	22
Other	344	292	636
Unknown	782	581	1,363
Other race includes Asian, native Hawaiian/Pacific Islander, or other.			
Ethnicity	3,863	3,988	7,851
Hispanic	366	161	527
Non-Hispanic	1,985	1,576	3,561
Unknown	1,512	2,251	3,763
Gender	3,863	3,988	7,851
Female	1,825	2,226	4,051
Male	2,038	1,762	3,800
Unknown	0	0	0



COVID-19: Dixie County vaccine summary

Vaccination data through Apr 4, 2021 as of Apr 5, 2021 at 12:05 AM

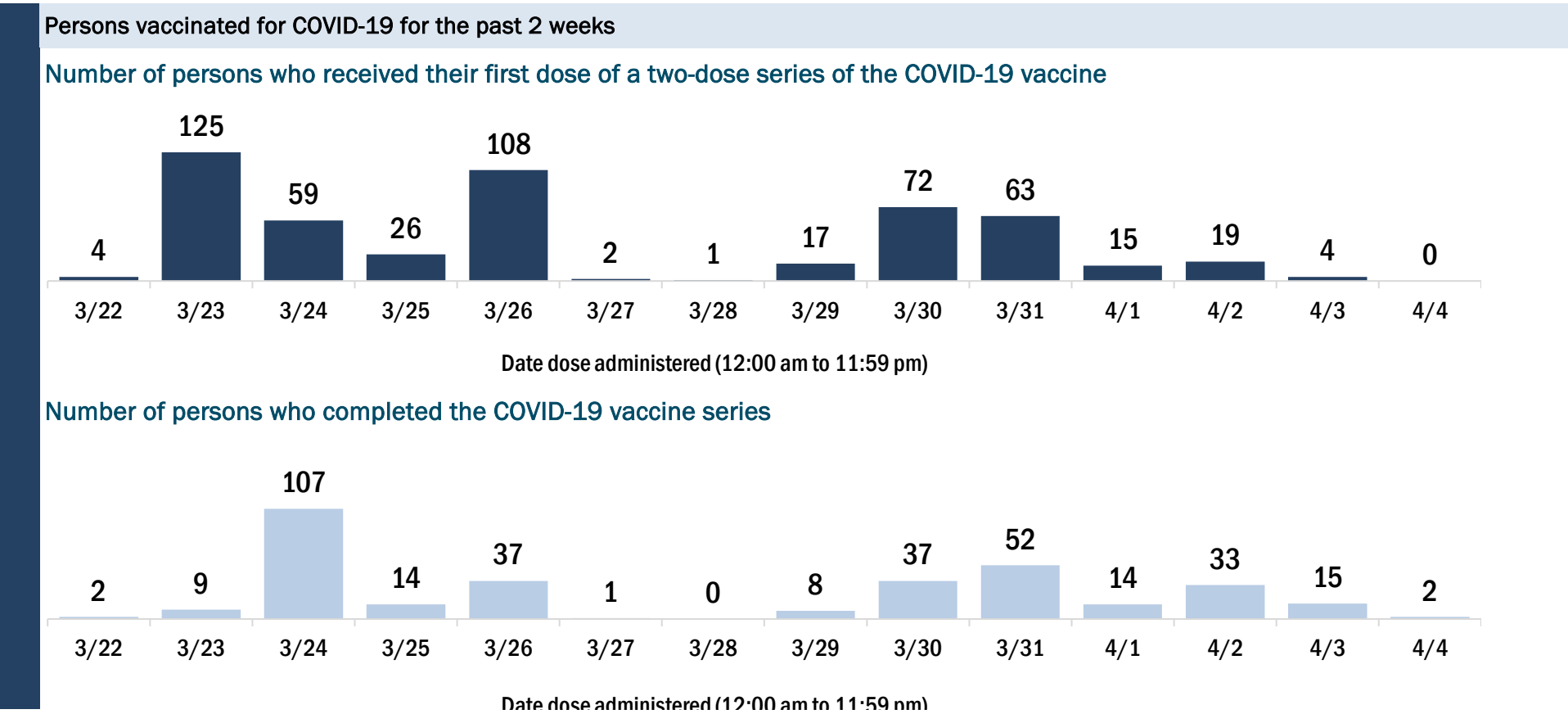
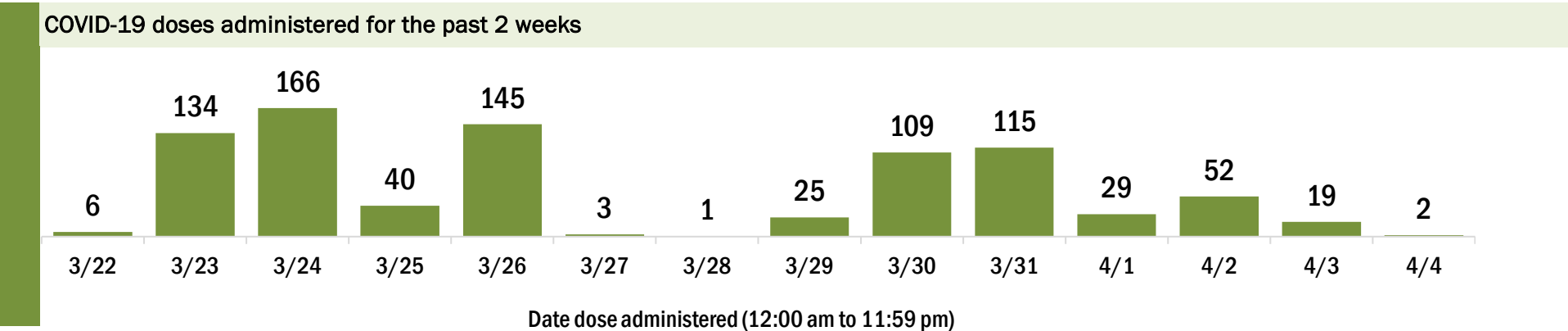
Data in this report are provisional and subject to change.

Data in this summary pertain to COVID-19 vaccines approved by the U.S. Food and Drug Administration and have been issued an Emergency Use Authorization (Janssen COVID-19 Vaccine, Moderna COVID-19 Vaccine and Pfizer-BioNTech COVID-19 Vaccine). These data summarize the number of people who have received either their first dose or have completed the series for a COVID-19 vaccine. **A person can only be counted in one category, first dose or series complete.** For persons receiving Moderna or Pfizer vaccines, once they receive their second dose, they are moved from the first dose column to the series completed column. **Because of this, the total first dose category may show a change from report to report not matching the total receiving their first dose from the previous day.** Persons receiving Johnson & Johnson vaccines will always be counted in the series completed column.

COVID-19 doses for vaccinated persons in Florida	
Doses administered	4,310
People receiving one dose of a 1-dose series (Johnson & Johnson) or receiving only one dose of a 2-dose series (Moderna, Pfizer) count once. Persons receiving both doses of a 2-dose series count twice.	

Current status of persons vaccinated for COVID-19 in Florida	
Total people vaccinated	2,752
First dose	1,037
Series completed	1,715
Completed 1-dose series	157
Completed 2-dose series	1,558
First dose: current number of people who have only received their first dose of the Moderna or Pfizer vaccine.	
Series complete: current number of people who have received both Moderna or Pfizer vaccine doses or one Johnson & Johnson dose and are considered fully immunized.	

Demographic summary	First dose	Series complete	Total people vaccinated
Age group	1,037	1,715	2,752
16-24 years	11	5	16
25-34 years	19	16	35
35-44 years	48	37	85
45-54 years	103	61	164
55-64 years	363	194	557
65-74 years	299	801	1,100
75-84 years	151	474	625
85+ years	43	127	170
Race	1,037	1,715	2,752
White	896	1,497	2,393
Black	61	46	107
American Indian/Alaskan	16	10	26
Other	32	50	82
Unknown	32	112	144
Other race includes Asian, native Hawaiian/Pacific Islander, or other.			
Ethnicity	1,037	1,715	2,752
Hispanic	23	28	51
Non-Hispanic	860	1,215	2,075
Unknown	154	472	626
Gender	1,037	1,715	2,752
Female	561	913	1,474
Male	476	802	1,278
Unknown	0	0	0



COVID-19: Duval County vaccine summary

Vaccination data through Apr 4, 2021 as of Apr 5, 2021 at 12:05 AM

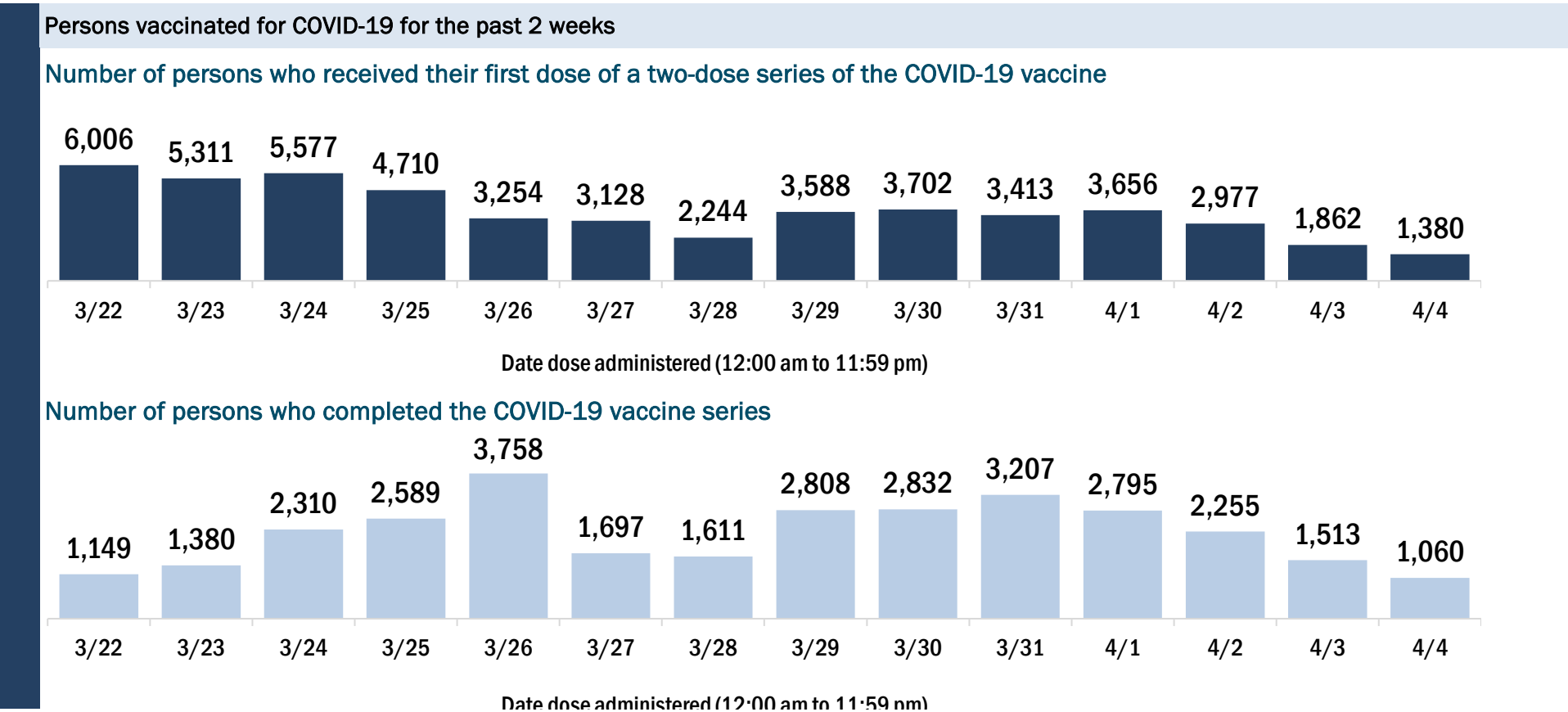
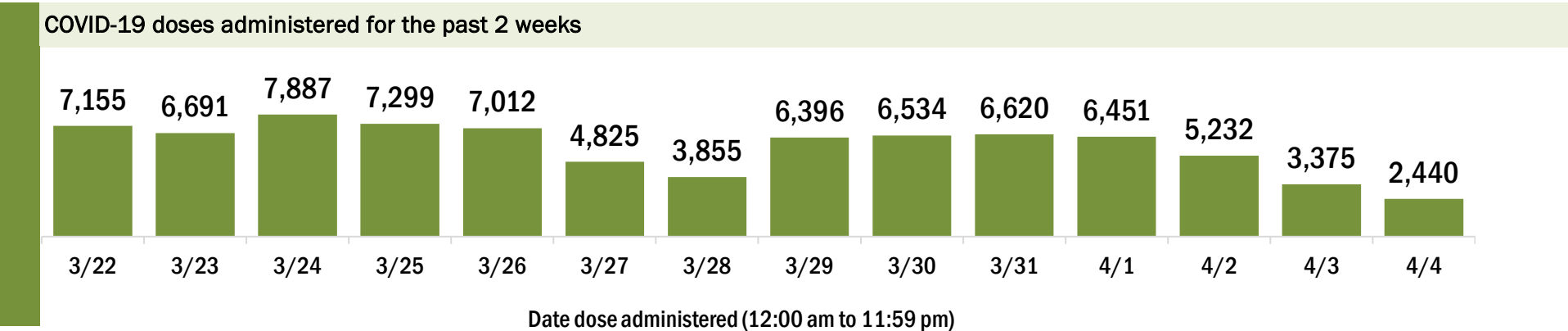
Data in this report are provisional and subject to change.

Data in this summary pertain to COVID-19 vaccines approved by the U.S. Food and Drug Administration and have been issued an Emergency Use Authorization (Janssen COVID-19 Vaccine, Moderna COVID-19 Vaccine and Pfizer-BioNTech COVID-19 Vaccine). These data summarize the number of people who have received either their first dose or have completed the series for a COVID-19 vaccine. **A person can only be counted in one category, first dose or series complete.** For persons receiving Moderna or Pfizer vaccines, once they receive their second dose, they are moved from the first dose column to the series completed column. **Because of this, the total first dose category may show a change from report to report not matching the total receiving their first dose from the previous day.** Persons receiving Johnson & Johnson vaccines will always be counted in the series completed column.

COVID-19 doses for vaccinated persons in Florida	
Doses administered	384,184
People receiving one dose of a 1-dose series (Johnson & Johnson) or receiving only one dose of a 2-dose series (Moderna, Pfizer) count once. Persons receiving both doses of a 2-dose series count twice.	

Current status of persons vaccinated for COVID-19 in Florida	
Total people vaccinated	249,825
First dose	101,449
Series completed	148,376
Completed 1-dose series	14,017
Completed 2-dose series	134,359
First dose: current number of people who have only received their first dose of the Moderna or Pfizer vaccine.	
Series complete: current number of people who have received both Moderna or Pfizer vaccine doses or one Johnson & Johnson dose and are considered fully immunized.	

Demographic summary	First dose	Series complete	Total people vaccinated
Age group	101,449	148,376	249,825
16-24 years	3,878	2,839	6,717
25-34 years	8,365	9,814	18,179
35-44 years	13,302	11,961	25,263
45-54 years	21,251	15,533	36,784
55-64 years	31,582	25,218	56,800
65-74 years	14,609	51,253	65,862
75-84 years	6,093	23,596	29,689
85+ years	2,369	8,162	10,531
Race	101,449	148,376	249,825
White	55,108	87,527	142,635
Black	15,894	25,408	41,302
American Indian/Alaskan	218	355	573
Other	13,431	17,666	31,097
Unknown	16,798	17,420	34,218
Other race includes Asian, native Hawaiian/Pacific Islander, or other.			
Ethnicity	101,449	148,376	249,825
Hispanic	6,758	5,331	12,089
Non-Hispanic	69,404	105,135	174,539
Unknown	25,287	37,910	63,197
Gender	101,449	148,376	249,825
Female	55,185	87,722	142,907
Male	43,957	60,591	104,548
Unknown	2,307	63	2,370



COVID-19: Escambia County vaccine summary

Vaccination data through Apr 4, 2021 as of Apr 5, 2021 at 12:05 AM

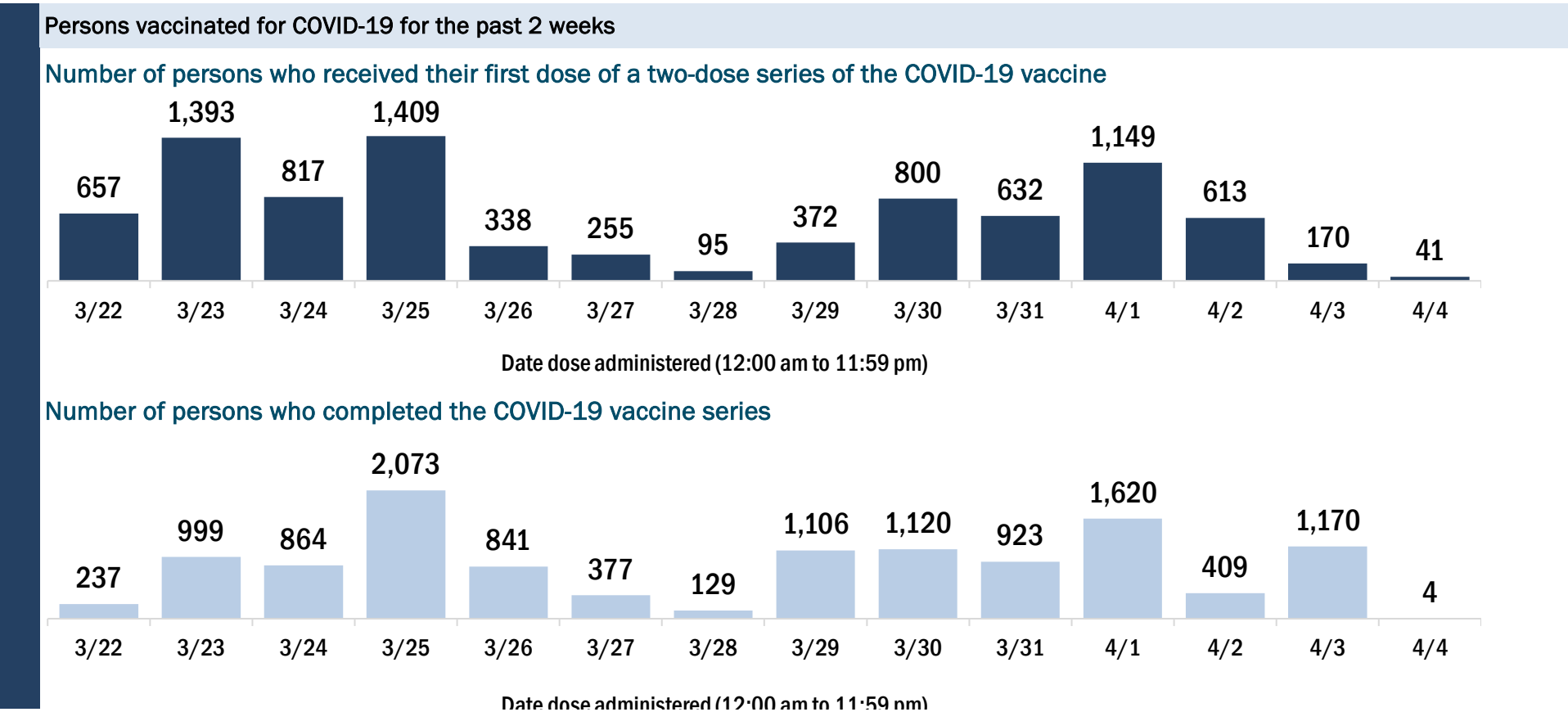
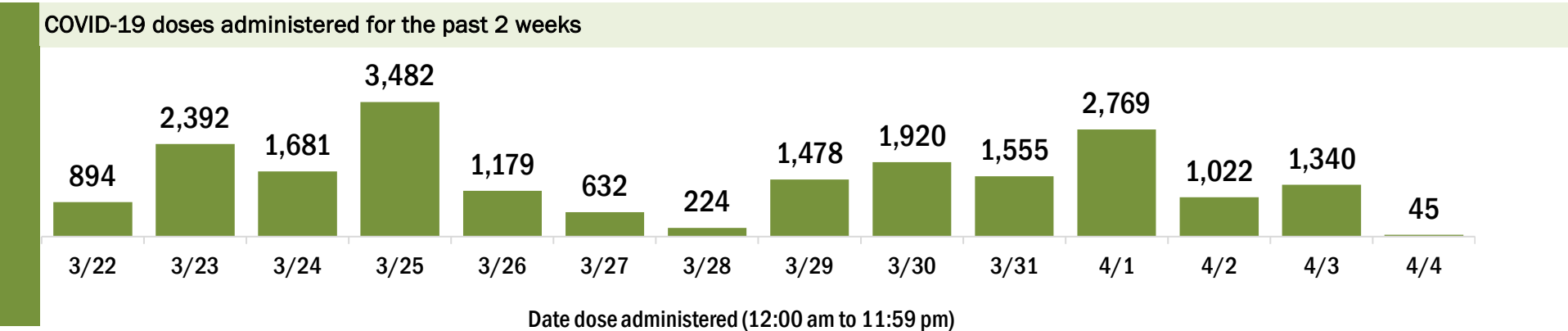
Data in this report are provisional and subject to change.

Data in this summary pertain to COVID-19 vaccines approved by the U.S. Food and Drug Administration and have been issued an Emergency Use Authorization (Janssen COVID-19 Vaccine, Moderna COVID-19 Vaccine and Pfizer-BioNTech COVID-19 Vaccine). These data summarize the number of people who have received either their first dose or have completed the series for a COVID-19 vaccine. **A person can only be counted in one category, first dose or series complete.** For persons receiving Moderna or Pfizer vaccines, once they receive their second dose, they are moved from the first dose column to the series completed column. **Because of this, the total first dose category may show a change from report to report not matching the total receiving their first dose from the previous day.** Persons receiving Johnson & Johnson vaccines will always be counted in the series completed column.

COVID-19 doses for vaccinated persons in Florida	
Doses administered	119,142
People receiving one dose of a 1-dose series (Johnson & Johnson) or receiving only one dose of a 2-dose series (Moderna, Pfizer) count once. Persons receiving both doses of a 2-dose series count twice.	

Current status of persons vaccinated for COVID-19 in Florida	
Total people vaccinated	76,762
First dose	28,909
Series completed	47,853
Completed 1-dose series	5,473
Completed 2-dose series	42,380
First dose: current number of people who have only received their first dose of the Moderna or Pfizer vaccine.	
Series complete: current number of people who have received both Moderna or Pfizer vaccine doses or one Johnson & Johnson dose and are considered fully immunized.	

Demographic summary	First dose	Series complete	Total people vaccinated
Age group	28,909	47,853	76,762
16-24 years	976	610	1,586
25-34 years	2,104	2,035	4,139
35-44 years	3,007	2,652	5,659
45-54 years	4,689	4,382	9,071
55-64 years	8,720	8,315	17,035
65-74 years	5,525	17,080	22,605
75-84 years	2,833	9,359	12,192
85+ years	1,055	3,420	4,475
Race	28,909	47,853	76,762
White	15,879	29,738	45,617
Black	4,450	6,623	11,073
American Indian/Alaskan	214	342	556
Other	2,410	4,581	6,991
Unknown	5,956	6,569	12,525
Other race includes Asian, native Hawaiian/Pacific Islander, or other.			
Ethnicity	28,909	47,853	76,762
Hispanic	875	860	1,735
Non-Hispanic	18,708	31,995	50,703
Unknown	9,326	14,998	24,324
Gender	28,909	47,853	76,762
Female	16,838	28,365	45,203
Male	11,979	19,480	31,459
Unknown	92	8	100



COVID-19: Flagler County vaccine summary

Vaccination data through Apr 4, 2021 as of Apr 5, 2021 at 12:05 AM

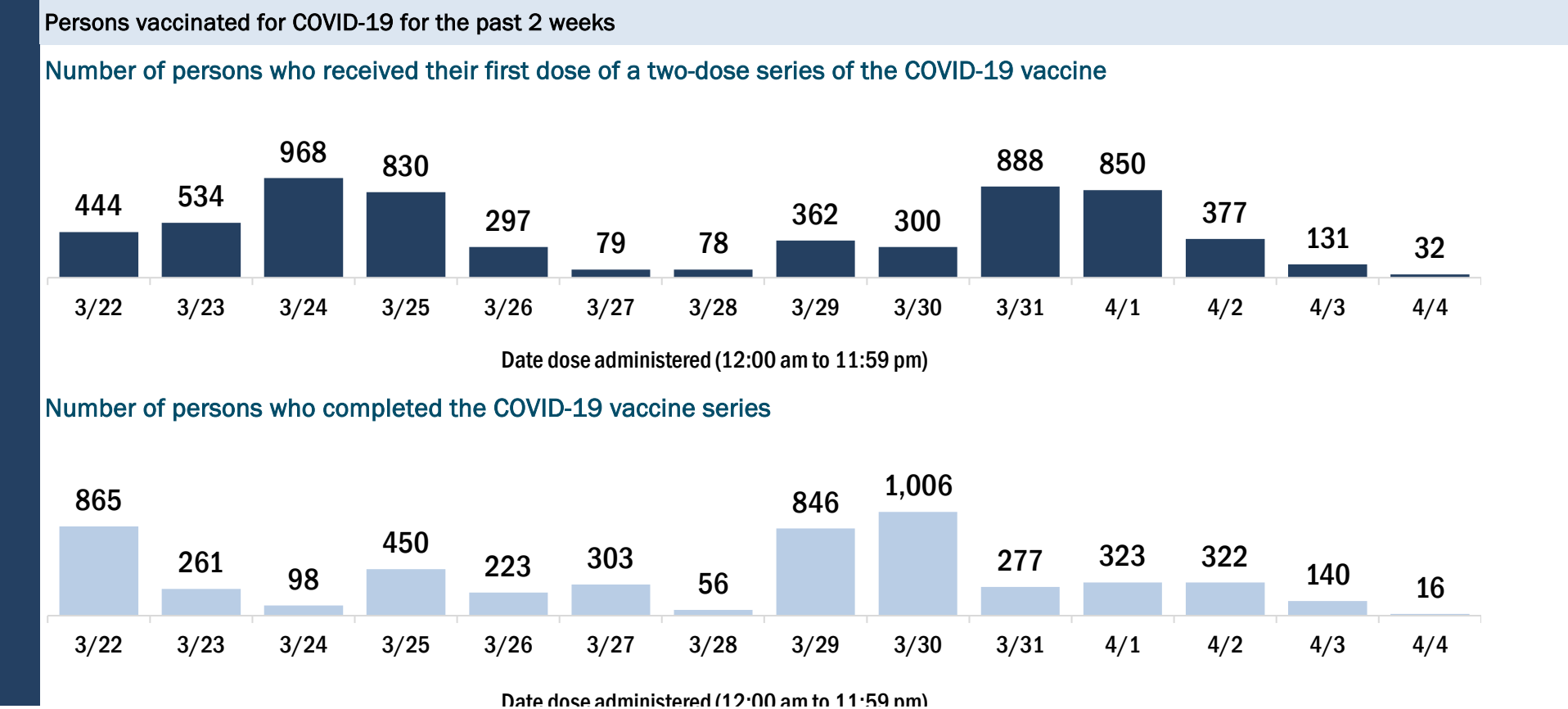
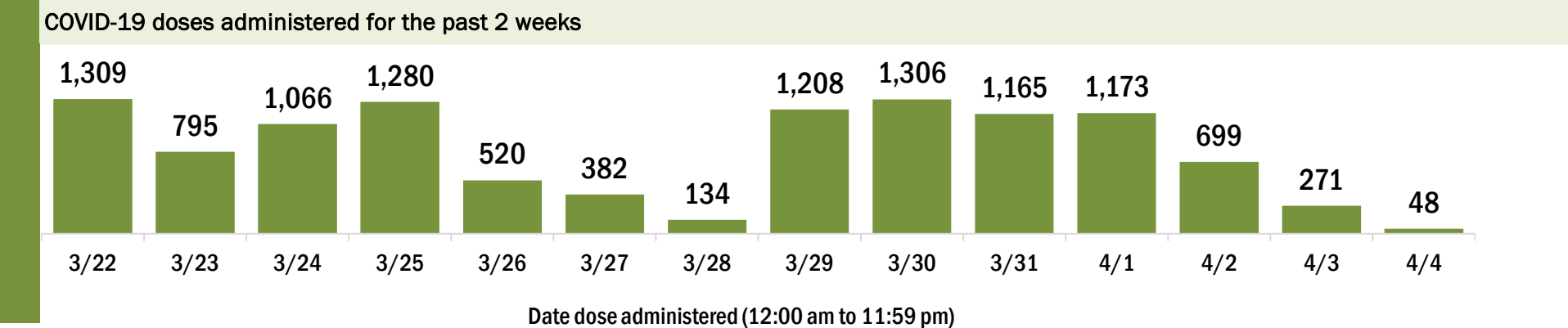
Data in this report are provisional and subject to change.

Data in this summary pertain to COVID-19 vaccines approved by the U.S. Food and Drug Administration and have been issued an Emergency Use Authorization (Janssen COVID-19 Vaccine, Moderna COVID-19 Vaccine and Pfizer-BioNTech COVID-19 Vaccine). These data summarize the number of people who have received either their first dose or have completed the series for a COVID-19 vaccine. **A person can only be counted in one category, first dose or series complete.** For persons receiving Moderna or Pfizer vaccines, once they receive their second dose, they are moved from the first dose column to the series completed column. **Because of this, the total first dose category may show a change from report to report not matching the total receiving their first dose from the previous day.** Persons receiving Johnson & Johnson vaccines will always be counted in the series completed column.

COVID-19 doses for vaccinated persons in Florida	
Doses administered	65,033
People receiving one dose of a 1-dose series (Johnson & Johnson) or receiving only one dose of a 2-dose series (Moderna, Pfizer) count once. Persons receiving both doses of a 2-dose series count twice.	

Current status of persons vaccinated for COVID-19 in Florida	
Total people vaccinated	40,946
First dose	15,561
Series completed	25,385
Completed 1-dose series	1,298
Completed 2-dose series	24,087
First dose: current number of people who have only received their first dose of the Moderna or Pfizer vaccine.	
Series complete: current number of people who have received both Moderna or Pfizer vaccine doses or one Johnson & Johnson dose and are considered fully immunized.	

Demographic summary	First dose	Series complete	Total people vaccinated
Age group	15,561	25,385	40,946
16-24 years	218	185	403
25-34 years	319	442	761
35-44 years	849	803	1,652
45-54 years	2,098	1,222	3,320
55-64 years	5,295	2,531	7,826
65-74 years	3,941	11,486	15,427
75-84 years	2,153	6,850	9,003
85+ years	688	1,866	2,554
Race	15,561	25,385	40,946
White	10,778	16,766	27,544
Black	1,003	1,594	2,597
American Indian/Alaskan	116	132	248
Other	1,181	2,512	3,693
Unknown	2,483	4,381	6,864
Other race includes Asian, native Hawaiian/Pacific Islander, or other.			
Ethnicity	15,561	25,385	40,946
Hispanic	1,174	1,034	2,208
Non-Hispanic	9,857	14,318	24,175
Unknown	4,530	10,033	14,563
Gender	15,561	25,385	40,946
Female	8,619	14,323	22,942
Male	6,752	10,980	17,732
Unknown	190	82	272



COVID-19: Franklin County vaccine summary

Vaccination data through Apr 4, 2021 as of Apr 5, 2021 at 12:05 AM

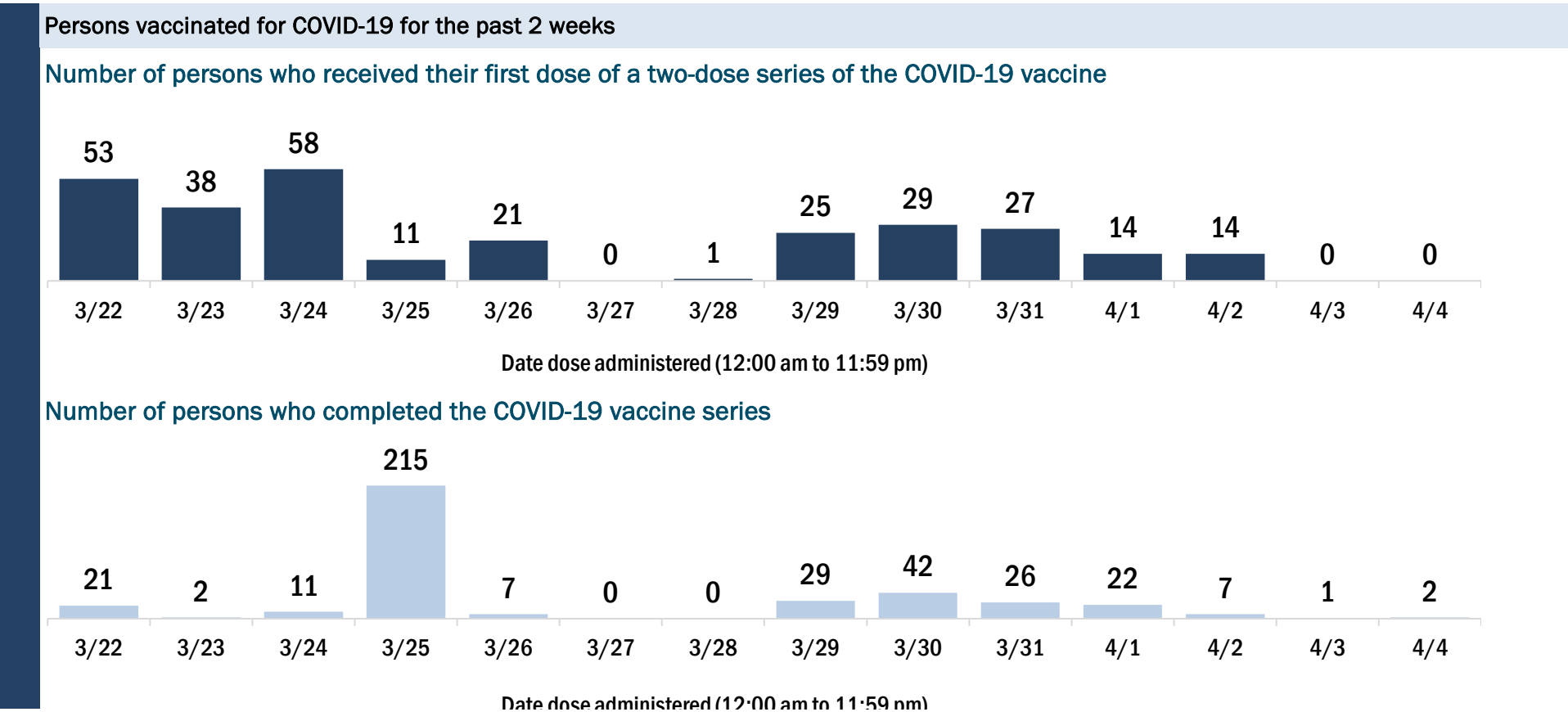
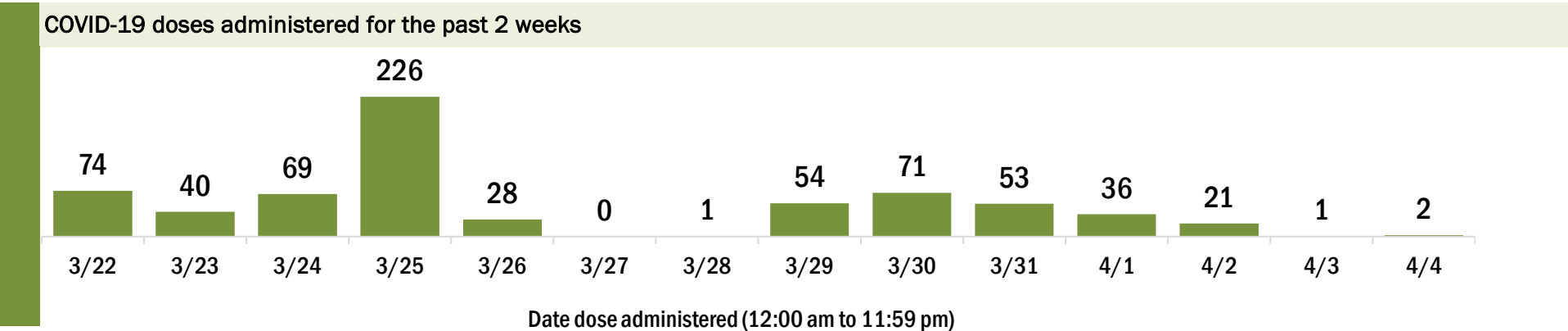
Data in this report are provisional and subject to change.

Data in this summary pertain to COVID-19 vaccines approved by the U.S. Food and Drug Administration and have been issued an Emergency Use Authorization (Janssen COVID-19 Vaccine, Moderna COVID-19 Vaccine and Pfizer-BioNTech COVID-19 Vaccine). These data summarize the number of people who have received either their first dose or have completed the series for a COVID-19 vaccine. **A person can only be counted in one category, first dose or series complete.** For persons receiving Moderna or Pfizer vaccines, once they receive their second dose, they are moved from the first dose column to the series completed column. **Because of this, the total first dose category may show a change from report to report not matching the total receiving their first dose from the previous day.** Persons receiving Johnson & Johnson vaccines will always be counted in the series completed column.

COVID-19 doses for vaccinated persons in Florida	
Doses administered	5,652
People receiving one dose of a 1-dose series (Johnson & Johnson) or receiving only one dose of a 2-dose series (Moderna, Pfizer) count once. Persons receiving both doses of a 2-dose series count twice.	

Current status of persons vaccinated for COVID-19 in Florida	
Total people vaccinated	3,321
First dose	931
Series completed	2,390
Completed 1-dose series	59
Completed 2-dose series	2,331
First dose: current number of people who have only received their first dose of the Moderna or Pfizer vaccine.	
Series complete: current number of people who have received both Moderna or Pfizer vaccine doses or one Johnson & Johnson dose and are considered fully immunized.	

Demographic summary	First dose	Series complete	Total people vaccinated
Age group	931	2,390	3,321
16-24 years	11	11	22
25-34 years	31	27	58
35-44 years	48	52	100
45-54 years	133	120	253
55-64 years	442	306	748
65-74 years	186	1,188	1,374
75-84 years	62	575	637
85+ years	18	111	129
Race	931	2,390	3,321
White	783	2,149	2,932
Black	66	101	167
American Indian/Alaskan	3	6	9
Other	52	89	141
Unknown	27	45	72
Other race includes Asian, native Hawaiian/Pacific Islander, or other.			
Ethnicity	931	2,390	3,321
Hispanic	24	24	48
Non-Hispanic	809	2,011	2,820
Unknown	98	355	453
Gender	931	2,390	3,321
Female	506	1,254	1,760
Male	425	1,136	1,561
Unknown	0	0	0



COVID-19: Gadsden County vaccine summary

Vaccination data through Apr 4, 2021 as of Apr 5, 2021 at 12:05 AM

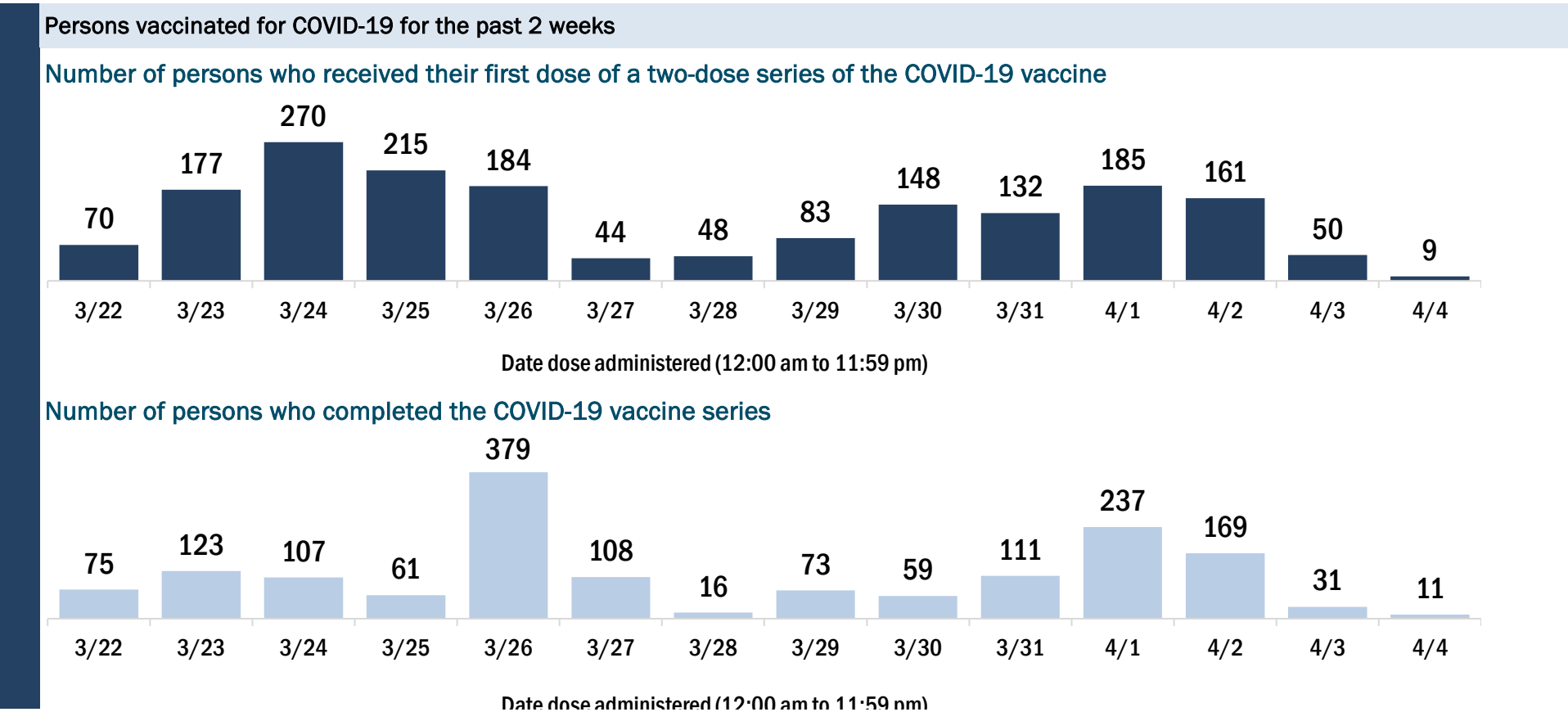
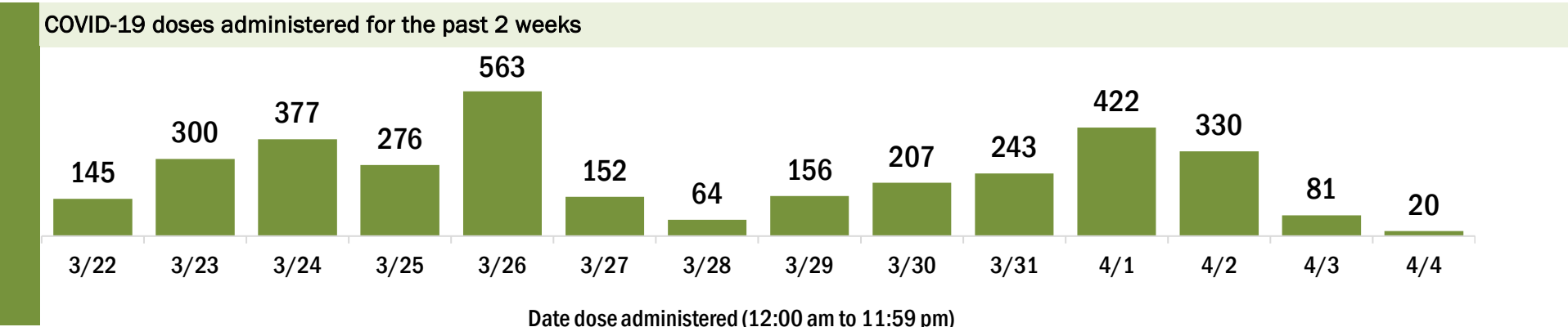
Data in this report are provisional and subject to change.

Data in this summary pertain to COVID-19 vaccines approved by the U.S. Food and Drug Administration and have been issued an Emergency Use Authorization (Janssen COVID-19 Vaccine, Moderna COVID-19 Vaccine and Pfizer-BioNTech COVID-19 Vaccine). These data summarize the number of people who have received either their first dose or have completed the series for a COVID-19 vaccine. **A person can only be counted in one category, first dose or series complete.** For persons receiving Moderna or Pfizer vaccines, once they receive their second dose, they are moved from the first dose column to the series completed column. **Because of this, the total first dose category may show a change from report to report not matching the total receiving their first dose from the previous day.** Persons receiving Johnson & Johnson vaccines will always be counted in the series completed column.

COVID-19 doses for vaccinated persons in Florida	
Doses administered	20,016
People receiving one dose of a 1-dose series (Johnson & Johnson) or receiving only one dose of a 2-dose series (Moderna, Pfizer) count once. Persons receiving both doses of a 2-dose series count twice.	

Current status of persons vaccinated for COVID-19 in Florida	
Total people vaccinated	12,493
First dose	4,291
Series completed	8,202
Completed 1-dose series	679
Completed 2-dose series	7,523
First dose: current number of people who have only received their first dose of the Moderna or Pfizer vaccine.	
Series complete: current number of people who have received both Moderna or Pfizer vaccine doses or one Johnson & Johnson dose and are considered fully immunized.	

Demographic summary	First dose	Series complete	Total people vaccinated
Age group	4,291	8,202	12,493
16-24 years	86	89	175
25-34 years	213	192	405
35-44 years	436	422	858
45-54 years	880	746	1,626
55-64 years	1,549	1,426	2,975
65-74 years	683	3,239	3,922
75-84 years	330	1,569	1,899
85+ years	114	519	633
Race	4,291	8,202	12,493
White	1,289	2,992	4,281
Black	2,074	3,426	5,500
American Indian/Alaskan	7	19	26
Other	467	1,237	1,704
Unknown	454	528	982
Other race includes Asian, native Hawaiian/Pacific Islander, or other.			
Ethnicity	4,291	8,202	12,493
Hispanic	228	215	443
Non-Hispanic	2,993	5,694	8,687
Unknown	1,070	2,293	3,363
Gender	4,291	8,202	12,493
Female	2,476	4,945	7,421
Male	1,815	3,256	5,071
Unknown	0	1	1



COVID-19: Gilchrist County vaccine summary

Vaccination data through Apr 4, 2021 as of Apr 5, 2021 at 12:05 AM

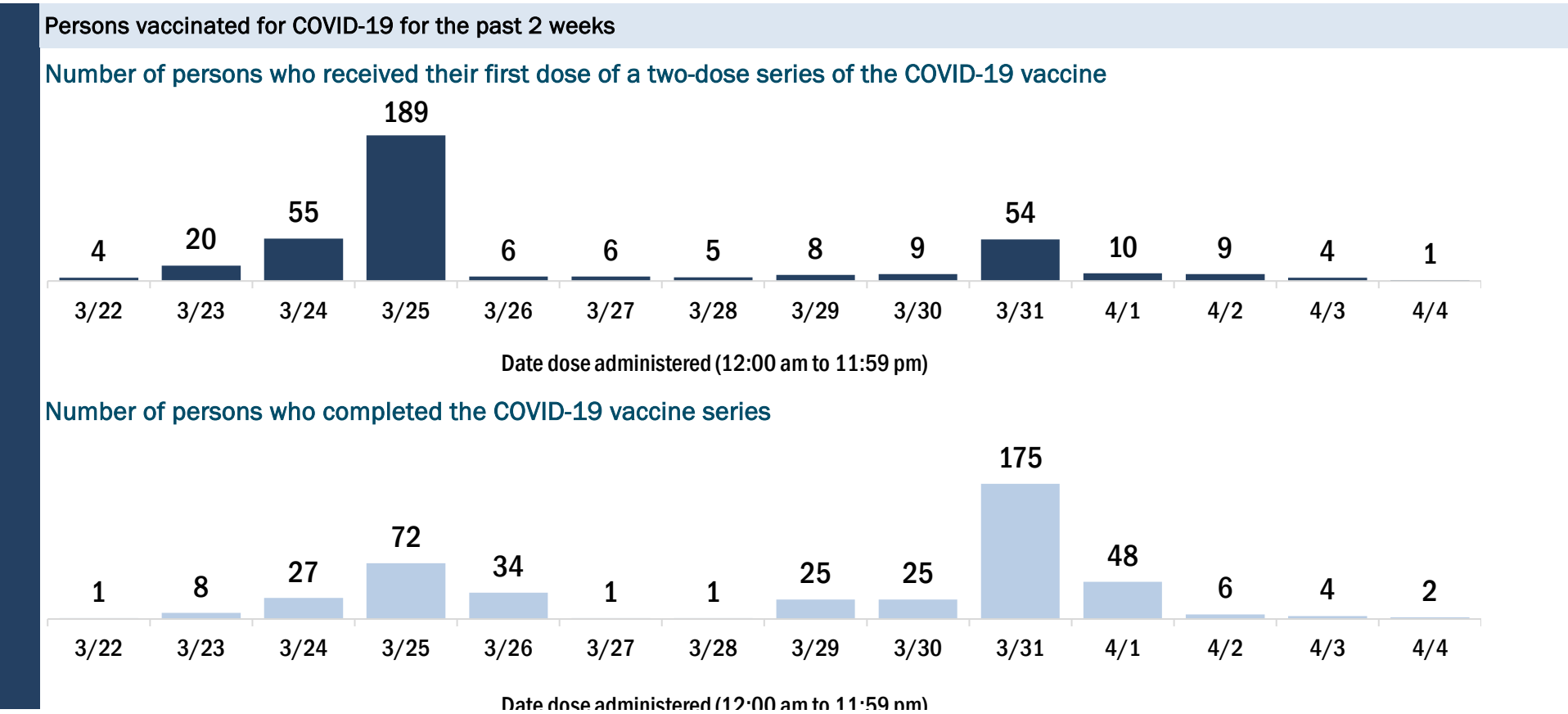
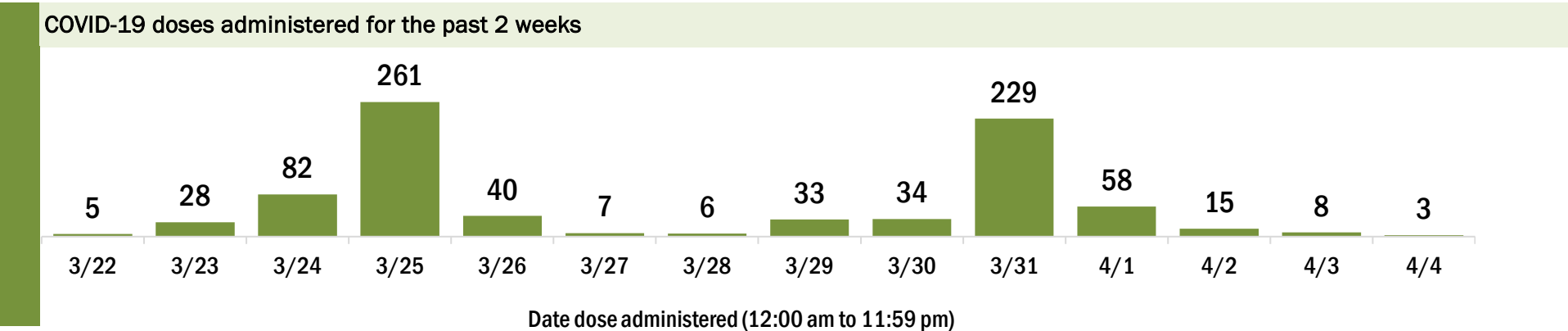
Data in this report are provisional and subject to change.

Data in this summary pertain to COVID-19 vaccines approved by the U.S. Food and Drug Administration and have been issued an Emergency Use Authorization (Janssen COVID-19 Vaccine, Moderna COVID-19 Vaccine and Pfizer-BioNTech COVID-19 Vaccine). These data summarize the number of people who have received either their first dose or have completed the series for a COVID-19 vaccine. **A person can only be counted in one category, first dose or series complete.** For persons receiving Moderna or Pfizer vaccines, once they receive their second dose, they are moved from the first dose column to the series completed column. **Because of this, the total first dose category may show a change from report to report not matching the total receiving their first dose from the previous day.** Persons receiving Johnson & Johnson vaccines will always be counted in the series completed column.

COVID-19 doses for vaccinated persons in Florida	
Doses administered	4,907
People receiving one dose of a 1-dose series (Johnson & Johnson) or receiving only one dose of a 2-dose series (Moderna, Pfizer) count once. Persons receiving both doses of a 2-dose series count twice.	

Current status of persons vaccinated for COVID-19 in Florida	
Total people vaccinated	3,011
First dose	881
Series completed	2,130
Completed 1-dose series	234
Completed 2-dose series	1,896
First dose: current number of people who have only received their first dose of the Moderna or Pfizer vaccine.	
Series complete: current number of people who have received both Moderna or Pfizer vaccine doses or one Johnson & Johnson dose and are considered fully immunized.	

Demographic summary	First dose	Series complete	Total people vaccinated
Age group	881	2,130	3,011
16-24 years	15	34	49
25-34 years	28	51	79
35-44 years	45	80	125
45-54 years	112	153	265
55-64 years	357	268	625
65-74 years	198	826	1,024
75-84 years	100	539	639
85+ years	26	179	205
Race	881	2,130	3,011
White	728	1,457	2,185
Black	25	23	48
American Indian/Alaskan	4	7	11
Other	56	186	242
Unknown	68	457	525
Other race includes Asian, native Hawaiian/Pacific Islander, or other.			
Ethnicity	881	2,130	3,011
Hispanic	27	30	57
Non-Hispanic	526	845	1,371
Unknown	328	1,255	1,583
Gender	881	2,130	3,011
Female	513	1,270	1,783
Male	367	860	1,227
Unknown	1	0	1



COVID-19: Glades County vaccine summary

Vaccination data through Apr 4, 2021 as of Apr 5, 2021 at 12:05 AM

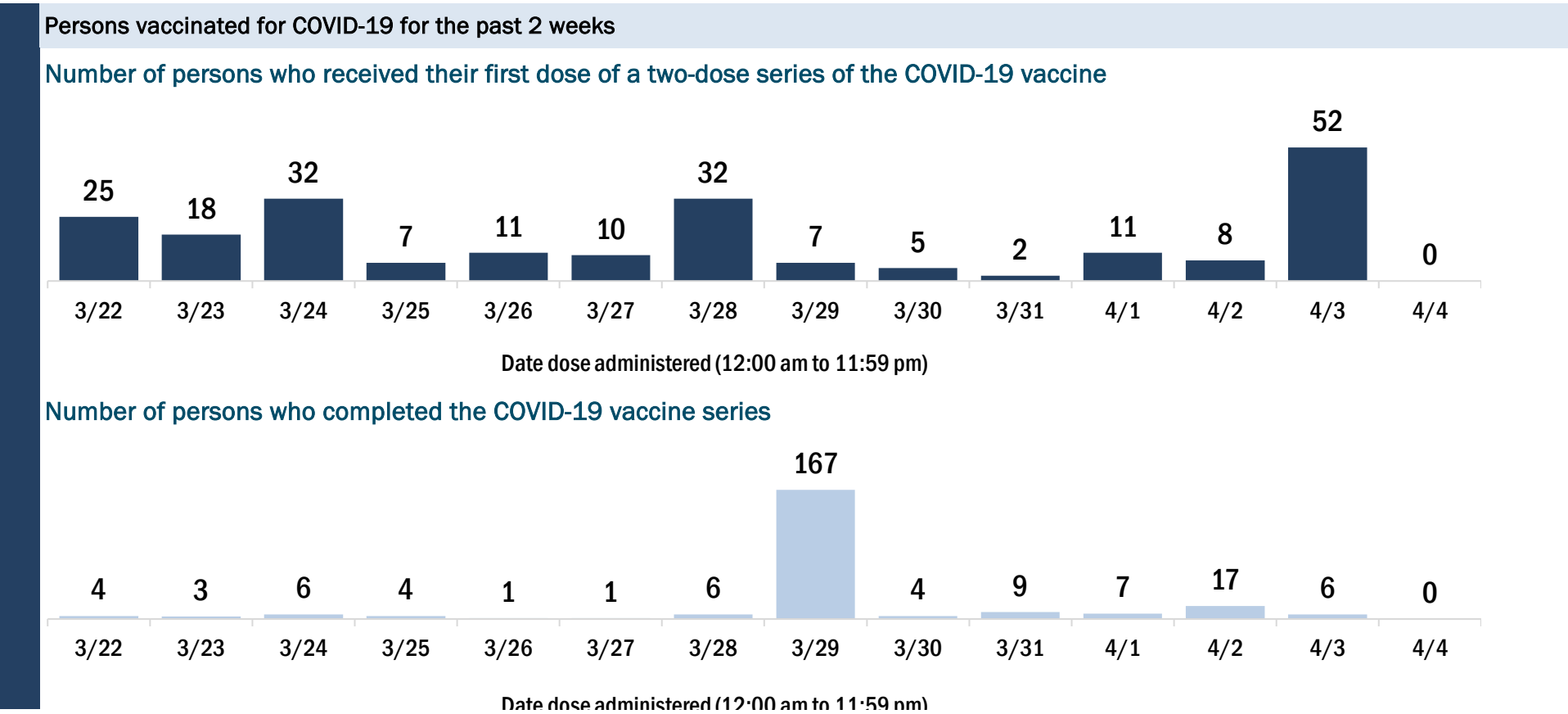
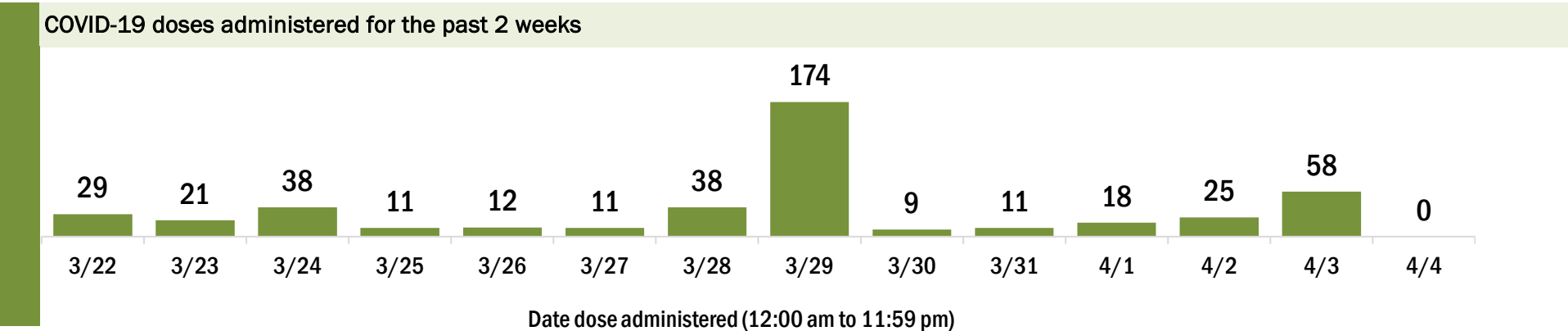
Data in this report are provisional and subject to change.

Data in this summary pertain to COVID-19 vaccines approved by the U.S. Food and Drug Administration and have been issued an Emergency Use Authorization (Janssen COVID-19 Vaccine, Moderna COVID-19 Vaccine and Pfizer-BioNTech COVID-19 Vaccine). These data summarize the number of people who have received either their first dose or have completed the series for a COVID-19 vaccine. **A person can only be counted in one category, first dose or series complete.** For persons receiving Moderna or Pfizer vaccines, once they receive their second dose, they are moved from the first dose column to the series completed column. **Because of this, the total first dose category may show a change from report to report not matching the total receiving their first dose from the previous day.** Persons receiving Johnson & Johnson vaccines will always be counted in the series completed column.

COVID-19 doses for vaccinated persons in Florida	
Doses administered	3,491
People receiving one dose of a 1-dose series (Johnson & Johnson) or receiving only one dose of a 2-dose series (Moderna, Pfizer) count once. Persons receiving both doses of a 2-dose series count twice.	

Current status of persons vaccinated for COVID-19 in Florida	
Total people vaccinated	2,047
First dose	589
Series completed	1,458
Completed 1-dose series	14
Completed 2-dose series	1,444
First dose: current number of people who have only received their first dose of the Moderna or Pfizer vaccine.	
Series complete: current number of people who have received both Moderna or Pfizer vaccine doses or one Johnson & Johnson dose and are considered fully immunized.	

Demographic summary	First dose	Series complete	Total people vaccinated
Age group	589	1,458	2,047
16-24 years	9	2	11
25-34 years	13	5	18
35-44 years	32	6	38
45-54 years	96	33	129
55-64 years	217	95	312
65-74 years	116	710	826
75-84 years	90	512	602
85+ years	16	95	111
Race	589	1,458	2,047
White	409	1,115	1,524
Black	46	51	97
American Indian/Alaskan	3	12	15
Other	53	61	114
Unknown	78	219	297
Other race includes Asian, native Hawaiian/Pacific Islander, or other.			
Ethnicity	589	1,458	2,047
Hispanic	78	32	110
Non-Hispanic	280	600	880
Unknown	231	826	1,057
Gender	589	1,458	2,047
Female	289	746	1,035
Male	300	712	1,012
Unknown	0	0	0



COVID-19: Gulf County vaccine summary

Vaccination data through Apr 4, 2021 as of Apr 5, 2021 at 12:05 AM

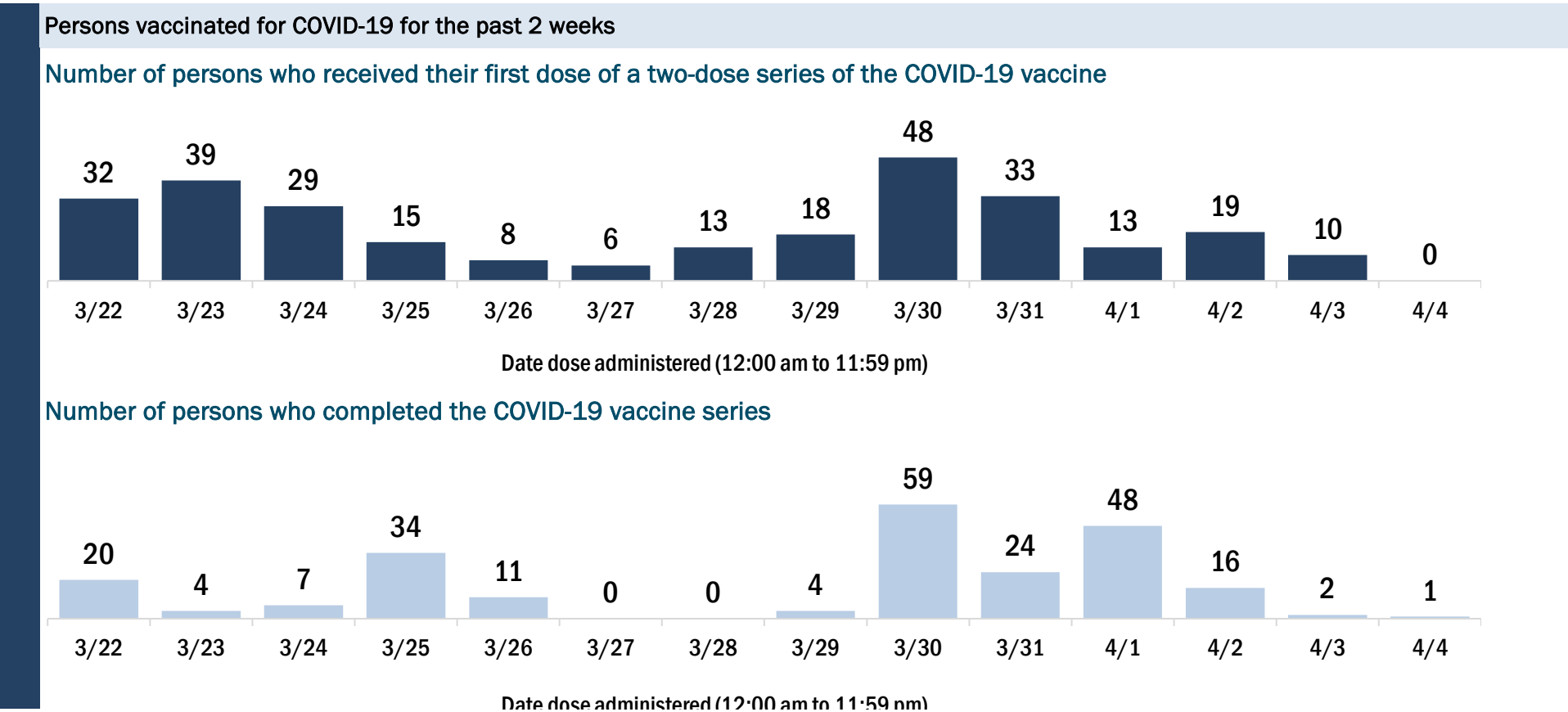
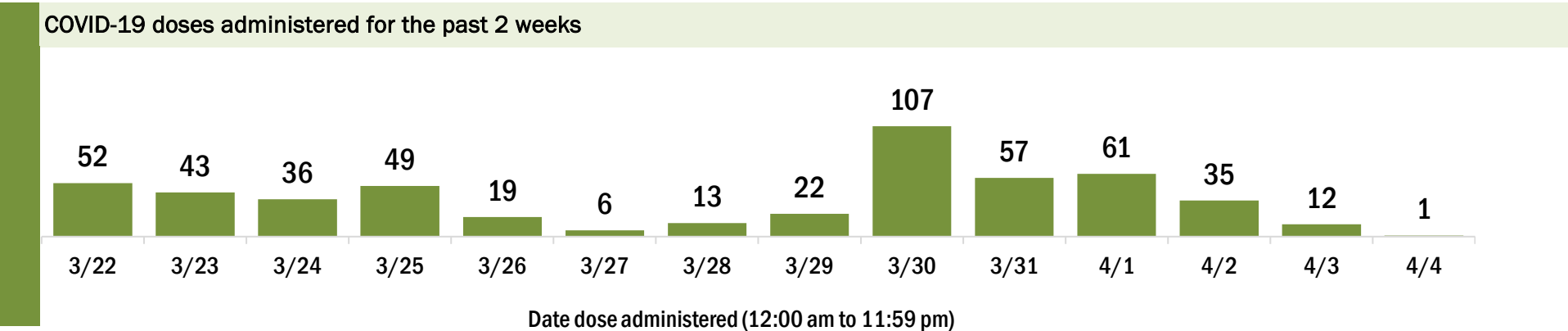
Data in this report are provisional and subject to change.

Data in this summary pertain to COVID-19 vaccines approved by the U.S. Food and Drug Administration and have been issued an Emergency Use Authorization (Janssen COVID-19 Vaccine, Moderna COVID-19 Vaccine and Pfizer-BioNTech COVID-19 Vaccine). These data summarize the number of people who have received either their first dose or have completed the series for a COVID-19 vaccine. **A person can only be counted in one category, first dose or series complete.** For persons receiving Moderna or Pfizer vaccines, once they receive their second dose, they are moved from the first dose column to the series completed column. **Because of this, the total first dose category may show a change from report to report not matching the total receiving their first dose from the previous day.** Persons receiving Johnson & Johnson vaccines will always be counted in the series completed column.

COVID-19 doses for vaccinated persons in Florida	
Doses administered	6,058
People receiving one dose of a 1-dose series (Johnson & Johnson) or receiving only one dose of a 2-dose series (Moderna, Pfizer) count once. Persons receiving both doses of a 2-dose series count twice.	

Current status of persons vaccinated for COVID-19 in Florida	
Total people vaccinated	3,607
First dose	998
Series completed	2,609
Completed 1-dose series	158
Completed 2-dose series	2,451
First dose: current number of people who have only received their first dose of the Moderna or Pfizer vaccine.	
Series complete: current number of people who have received both Moderna or Pfizer vaccine doses or one Johnson & Johnson dose and are considered fully immunized.	

Demographic summary	First dose	Series complete	Total people vaccinated
Age group	998	2,609	3,607
16-24 years	22	18	40
25-34 years	33	36	69
35-44 years	67	61	128
45-54 years	161	123	284
55-64 years	351	272	623
65-74 years	214	1,319	1,533
75-84 years	127	608	735
85+ years	23	172	195
Race	998	2,609	3,607
White	812	2,340	3,152
Black	101	162	263
American Indian/Alaskan	1	8	9
Other	52	56	108
Unknown	32	43	75
Other race includes Asian, native Hawaiian/Pacific Islander, or other.			
Ethnicity	998	2,609	3,607
Hispanic	22	15	37
Non-Hispanic	777	2,461	3,238
Unknown	199	133	332
Gender	998	2,609	3,607
Female	558	1,386	1,944
Male	440	1,223	1,663
Unknown	0	0	0



COVID-19: Hamilton County vaccine summary

Vaccination data through Apr 4, 2021 as of Apr 5, 2021 at 12:05 AM

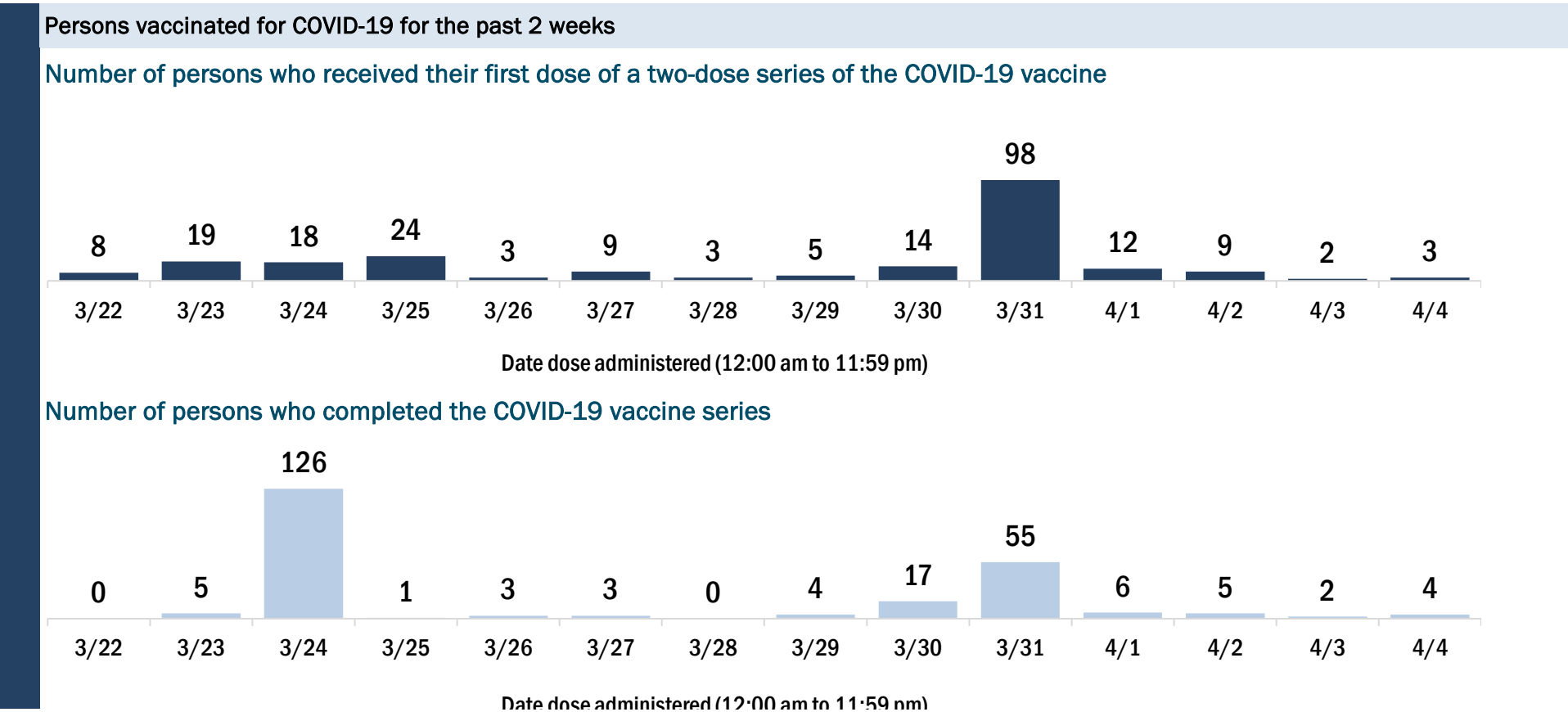
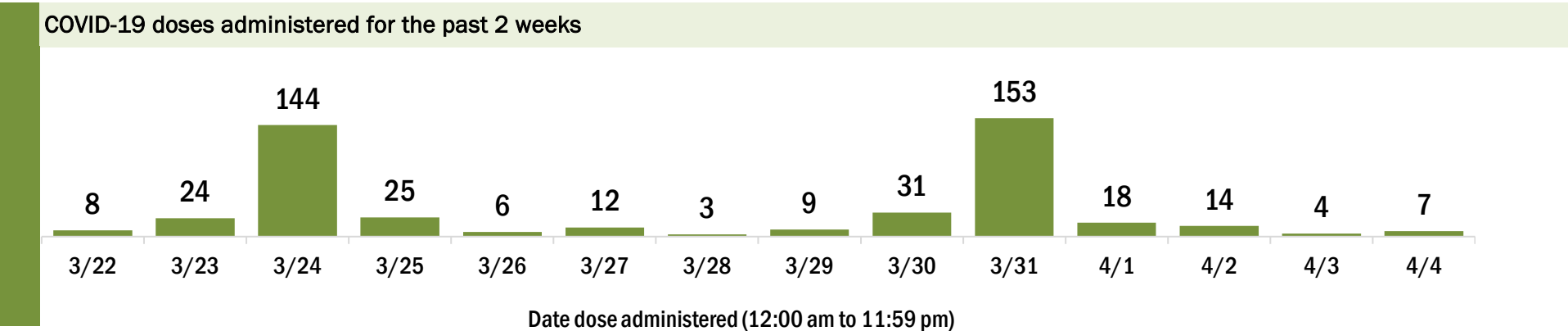
Data in this report are provisional and subject to change.

Data in this summary pertain to COVID-19 vaccines approved by the U.S. Food and Drug Administration and have been issued an Emergency Use Authorization (Janssen COVID-19 Vaccine, Moderna COVID-19 Vaccine and Pfizer-BioNTech COVID-19 Vaccine). These data summarize the number of people who have received either their first dose or have completed the series for a COVID-19 vaccine. **A person can only be counted in one category, first dose or series complete.** For persons receiving Moderna or Pfizer vaccines, once they receive their second dose, they are moved from the first dose column to the series completed column. **Because of this, the total first dose category may show a change from report to report not matching the total receiving their first dose from the previous day.** Persons receiving Johnson & Johnson vaccines will always be counted in the series completed column.

COVID-19 doses for vaccinated persons in Florida	
Doses administered	3,764
People receiving one dose of a 1-dose series (Johnson & Johnson) or receiving only one dose of a 2-dose series (Moderna, Pfizer) count once. Persons receiving both doses of a 2-dose series count twice.	

Current status of persons vaccinated for COVID-19 in Florida	
Total people vaccinated	2,299
First dose	713
Series completed	1,586
Completed 1-dose series	121
Completed 2-dose series	1,465
First dose: current number of people who have only received their first dose of the Moderna or Pfizer vaccine.	
Series complete: current number of people who have received both Moderna or Pfizer vaccine doses or one Johnson & Johnson dose and are considered fully immunized.	

Demographic summary	First dose	Series complete	Total people vaccinated
Age group	713	1,586	2,299
16-24 years	9	10	19
25-34 years	21	19	40
35-44 years	46	37	83
45-54 years	117	69	186
55-64 years	321	158	479
65-74 years	122	791	913
75-84 years	48	407	455
85+ years	29	95	124
Race	713	1,586	2,299
White	378	960	1,338
Black	210	312	522
American Indian/Alaskan	1	1	2
Other	75	114	189
Unknown	49	199	248
Other race includes Asian, native Hawaiian/Pacific Islander, or other.			
Ethnicity	713	1,586	2,299
Hispanic	25	20	45
Non-Hispanic	425	848	1,273
Unknown	263	718	981
Gender	713	1,586	2,299
Female	445	875	1,320
Male	267	711	978
Unknown	1	0	1



COVID-19: Hardee County vaccine summary

Vaccination data through Apr 4, 2021 as of Apr 5, 2021 at 12:05 AM

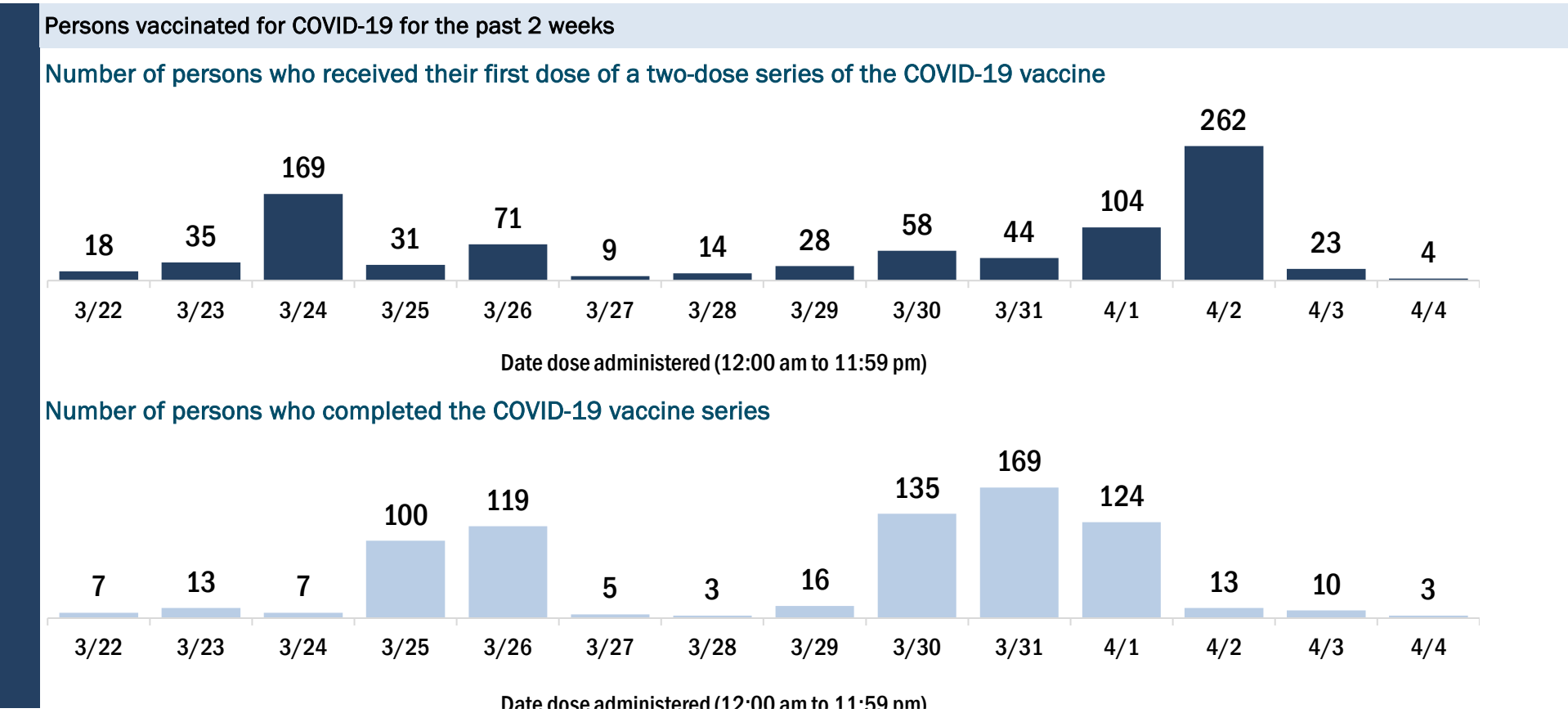
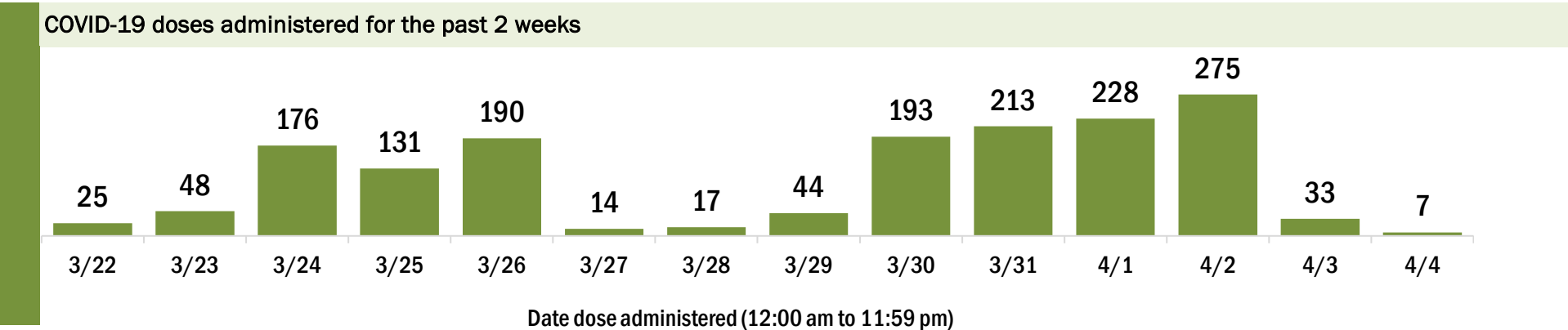
Data in this report are provisional and subject to change.

Data in this summary pertain to COVID-19 vaccines approved by the U.S. Food and Drug Administration and have been issued an Emergency Use Authorization (Janssen COVID-19 Vaccine, Moderna COVID-19 Vaccine and Pfizer-BioNTech COVID-19 Vaccine). These data summarize the number of people who have received either their first dose or have completed the series for a COVID-19 vaccine. **A person can only be counted in one category, first dose or series complete.** For persons receiving Moderna or Pfizer vaccines, once they receive their second dose, they are moved from the first dose column to the series completed column. **Because of this, the total first dose category may show a change from report to report not matching the total receiving their first dose from the previous day.** Persons receiving Johnson & Johnson vaccines will always be counted in the series completed column.

COVID-19 doses for vaccinated persons in Florida	
Doses administered	6,744
People receiving one dose of a 1-dose series (Johnson & Johnson) or receiving only one dose of a 2-dose series (Moderna, Pfizer) count once. Persons receiving both doses of a 2-dose series count twice.	

Current status of persons vaccinated for COVID-19 in Florida	
Total people vaccinated	4,270
First dose	1,731
Series completed	2,539
Completed 1-dose series	65
Completed 2-dose series	2,474
First dose: current number of people who have only received their first dose of the Moderna or Pfizer vaccine.	
Series complete: current number of people who have received both Moderna or Pfizer vaccine doses or one Johnson & Johnson dose and are considered fully immunized.	

Demographic summary	First dose	Series complete	Total people vaccinated
Age group	1,731	2,539	4,270
16-24 years	51	23	74
25-34 years	62	80	142
35-44 years	115	69	184
45-54 years	311	86	397
55-64 years	597	160	757
65-74 years	352	1,095	1,447
75-84 years	193	793	986
85+ years	50	233	283
Race	1,731	2,539	4,270
White	1,251	2,111	3,362
Black	96	61	157
American Indian/Alaskan	3	16	19
Other	259	283	542
Unknown	122	68	190
Other race includes Asian, native Hawaiian/Pacific Islander, or other.			
Ethnicity	1,731	2,539	4,270
Hispanic	328	233	561
Non-Hispanic	788	1,888	2,676
Unknown	615	418	1,033
Gender	1,731	2,539	4,270
Female	929	1,405	2,334
Male	800	1,133	1,933
Unknown	2	1	3



COVID-19: Hendry County vaccine summary

Vaccination data through Apr 4, 2021 as of Apr 5, 2021 at 12:05 AM

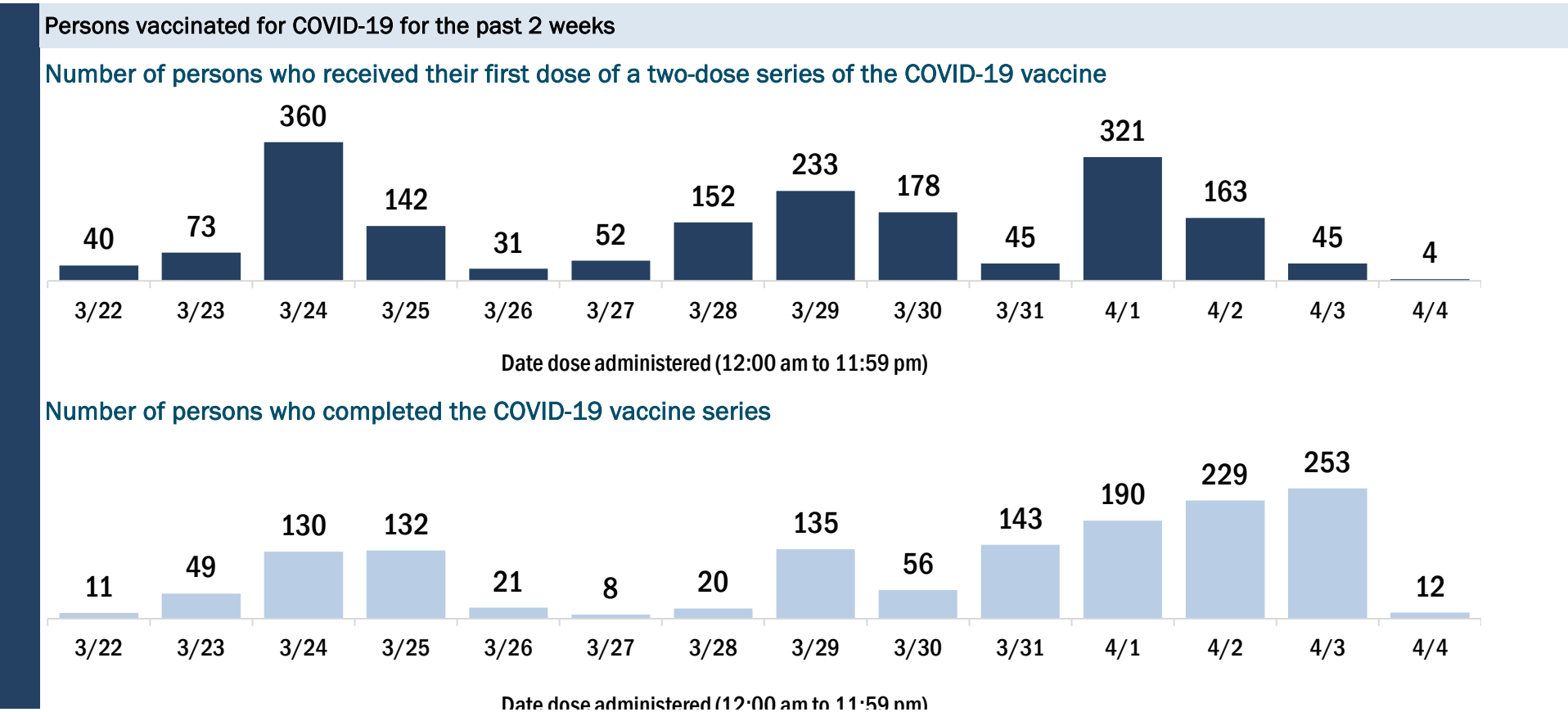
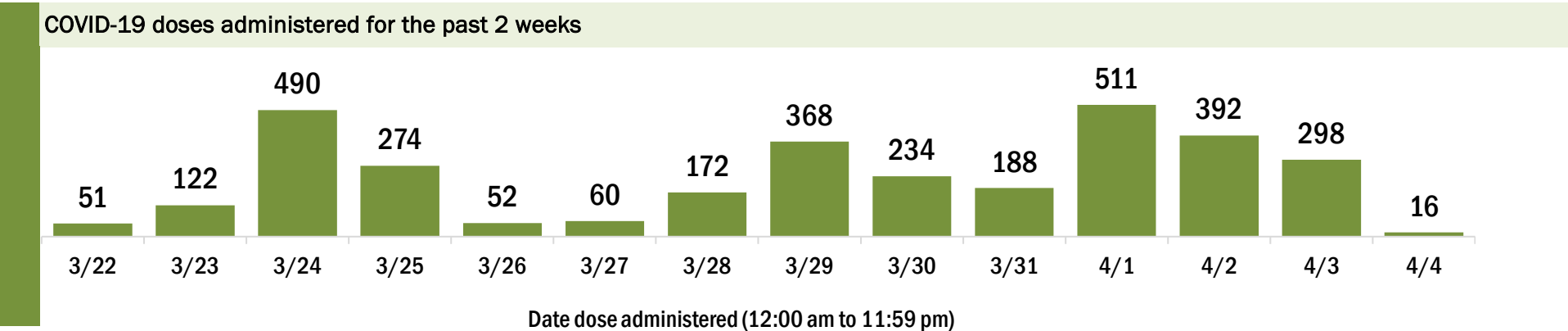
Data in this report are provisional and subject to change.

Data in this summary pertain to COVID-19 vaccines approved by the U.S. Food and Drug Administration and have been issued an Emergency Use Authorization (Janssen COVID-19 Vaccine, Moderna COVID-19 Vaccine and Pfizer-BioNTech COVID-19 Vaccine). These data summarize the number of people who have received either their first dose or have completed the series for a COVID-19 vaccine. **A person can only be counted in one category, first dose or series complete.** For persons receiving Moderna or Pfizer vaccines, once they receive their second dose, they are moved from the first dose column to the series completed column. **Because of this, the total first dose category may show a change from report to report not matching the total receiving their first dose from the previous day.** Persons receiving Johnson & Johnson vaccines will always be counted in the series completed column.

COVID-19 doses for vaccinated persons in Florida	
Doses administered	11,387
People receiving one dose of a 1-dose series (Johnson & Johnson) or receiving only one dose of a 2-dose series (Moderna, Pfizer) count once. Persons receiving both doses of a 2-dose series count twice.	

Current status of persons vaccinated for COVID-19 in Florida	
Total people vaccinated	7,667
First dose	3,633
Series completed	4,034
Completed 1-dose series	314
Completed 2-dose series	3,720
First dose: current number of people who have only received their first dose of the Moderna or Pfizer vaccine.	
Series complete: current number of people who have received both Moderna or Pfizer vaccine doses or one Johnson & Johnson dose and are considered fully immunized.	

Demographic summary	First dose	Series complete	Total people vaccinated
Age group	3,633	4,034	7,667
16-24 years	136	52	188
25-34 years	235	93	328
35-44 years	358	114	472
45-54 years	762	253	1,015
55-64 years	1,282	493	1,775
65-74 years	543	1,787	2,330
75-84 years	240	979	1,219
85+ years	77	263	340
Race	3,633	4,034	7,667
White	2,462	2,704	5,166
Black	300	256	556
American Indian/Alaskan	8	18	26
Other	588	629	1,217
Unknown	275	427	702
Other race includes Asian, native Hawaiian/Pacific Islander, or other.			
Ethnicity	3,633	4,034	7,667
Hispanic	1,373	769	2,142
Non-Hispanic	1,379	1,893	3,272
Unknown	881	1,372	2,253
Gender	3,633	4,034	7,667
Female	1,881	2,140	4,021
Male	1,750	1,894	3,644
Unknown	2	0	2



COVID-19: Hernando County vaccine summary

Vaccination data through Apr 4, 2021 as of Apr 5, 2021 at 12:05 AM

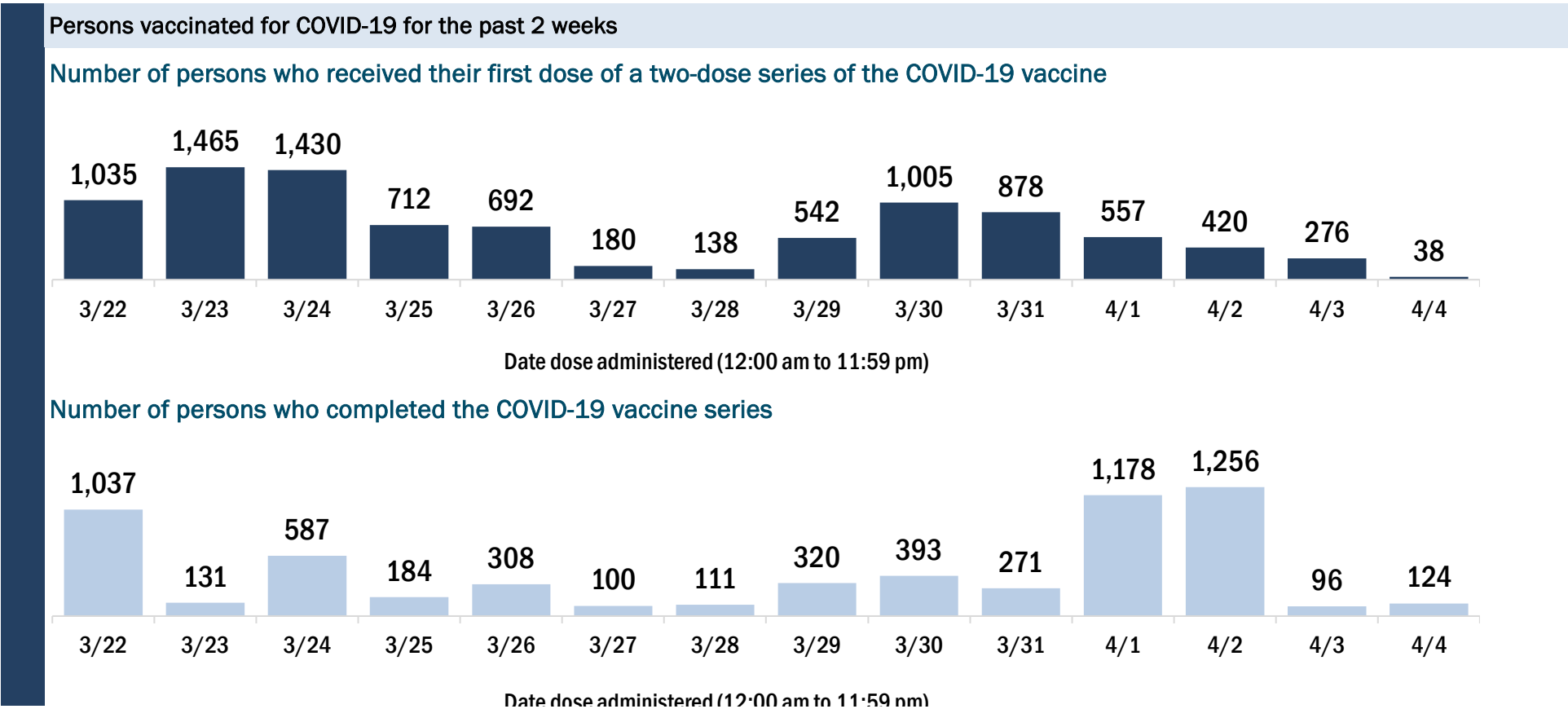
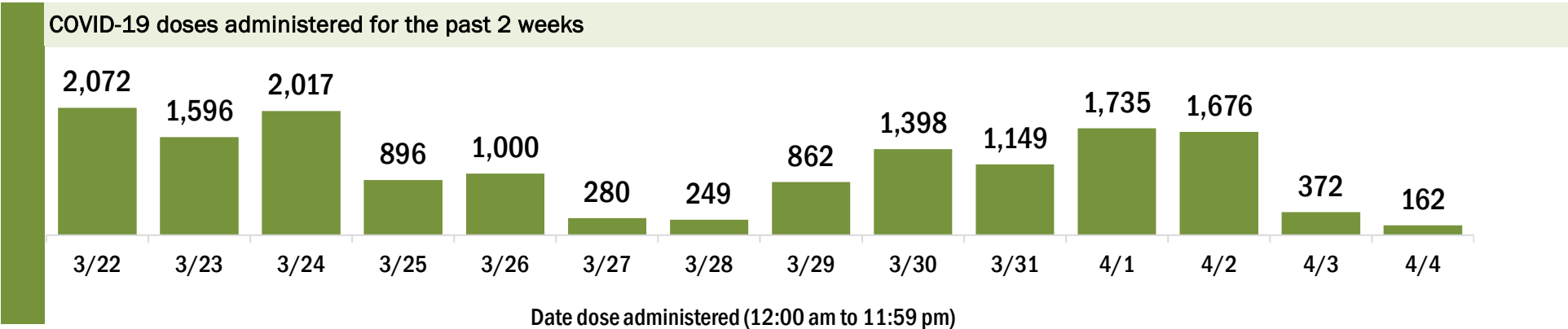
Data in this report are provisional and subject to change.

Data in this summary pertain to COVID-19 vaccines approved by the U.S. Food and Drug Administration and have been issued an Emergency Use Authorization (Janssen COVID-19 Vaccine, Moderna COVID-19 Vaccine and Pfizer-BioNTech COVID-19 Vaccine). These data summarize the number of people who have received either their first dose or have completed the series for a COVID-19 vaccine. **A person can only be counted in one category, first dose or series complete.** For persons receiving Moderna or Pfizer vaccines, once they receive their second dose, they are moved from the first dose column to the series completed column. **Because of this, the total first dose category may show a change from report to report not matching the total receiving their first dose from the previous day.** Persons receiving Johnson & Johnson vaccines will always be counted in the series completed column.

COVID-19 doses for vaccinated persons in Florida	
Doses administered	80,257
People receiving one dose of a 1-dose series (Johnson & Johnson) or receiving only one dose of a 2-dose series (Moderna, Pfizer) count once. Persons receiving both doses of a 2-dose series count twice.	

Current status of persons vaccinated for COVID-19 in Florida	
Total people vaccinated	52,826
First dose	21,951
Series completed	30,875
Completed 1-dose series	3,444
Completed 2-dose series	27,431
First dose: current number of people who have only received their first dose of the Moderna or Pfizer vaccine.	
Series complete: current number of people who have received both Moderna or Pfizer vaccine doses or one Johnson & Johnson dose and are considered fully immunized.	

Demographic summary	First dose	Series complete	Total people vaccinated
Age group	21,951	30,875	52,826
16-24 years	351	261	612
25-34 years	577	686	1,263
35-44 years	1,274	944	2,218
45-54 years	3,061	1,648	4,709
55-64 years	7,095	2,898	9,993
65-74 years	5,158	13,033	18,191
75-84 years	3,330	8,657	11,987
85+ years	1,105	2,748	3,853
Race	21,951	30,875	52,826
White	15,097	21,905	37,002
Black	524	724	1,248
American Indian/Alaskan	57	107	164
Other	1,399	2,263	3,662
Unknown	4,874	5,876	10,750
Other race includes Asian, native Hawaiian/Pacific Islander, or other.			
Ethnicity	21,951	30,875	52,826
Hispanic	1,085	1,138	2,223
Non-Hispanic	11,143	17,112	28,255
Unknown	9,723	12,625	22,348
Gender	21,951	30,875	52,826
Female	12,657	17,913	30,570
Male	9,246	12,933	22,179
Unknown	48	29	77



COVID-19: Highlands County vaccine summary

Vaccination data through Apr 4, 2021 as of Apr 5, 2021 at 12:05 AM

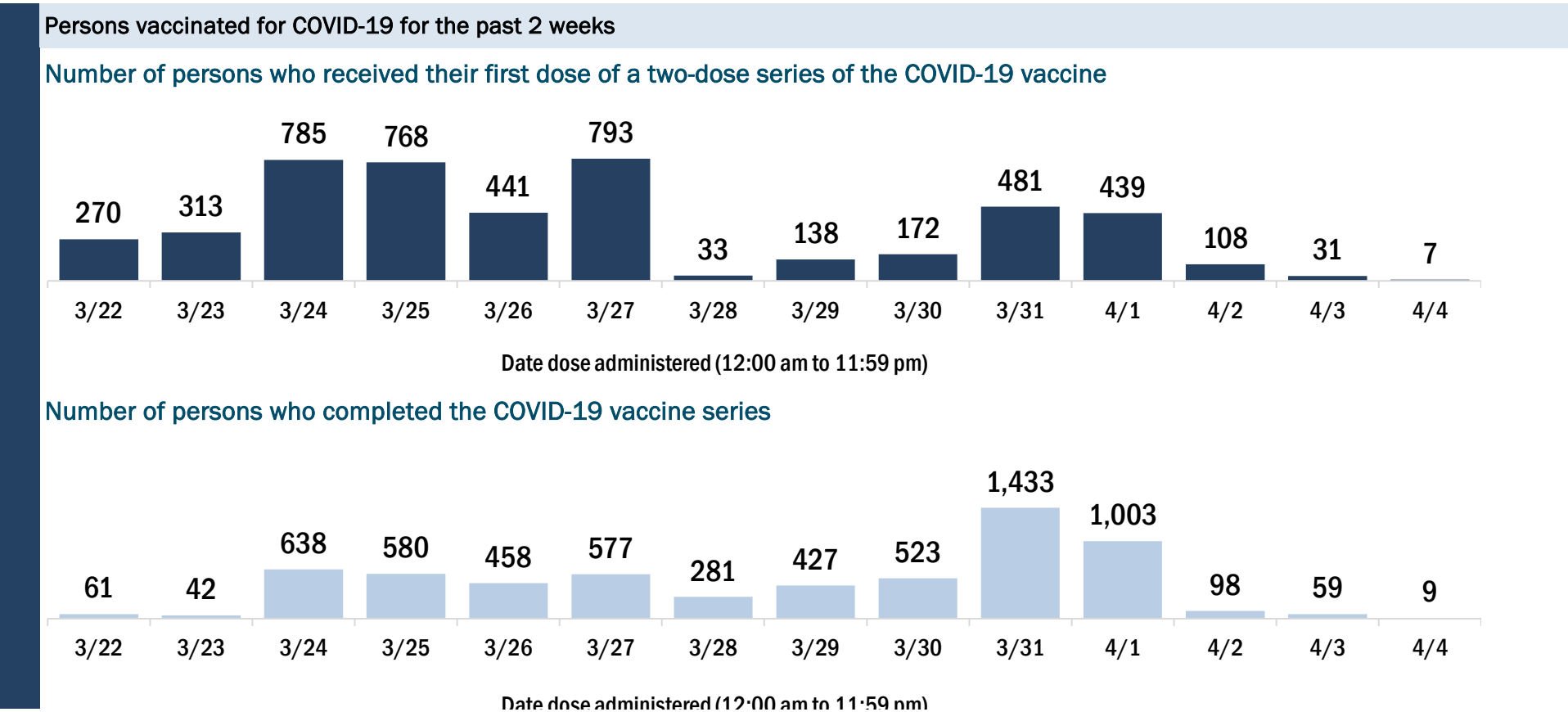
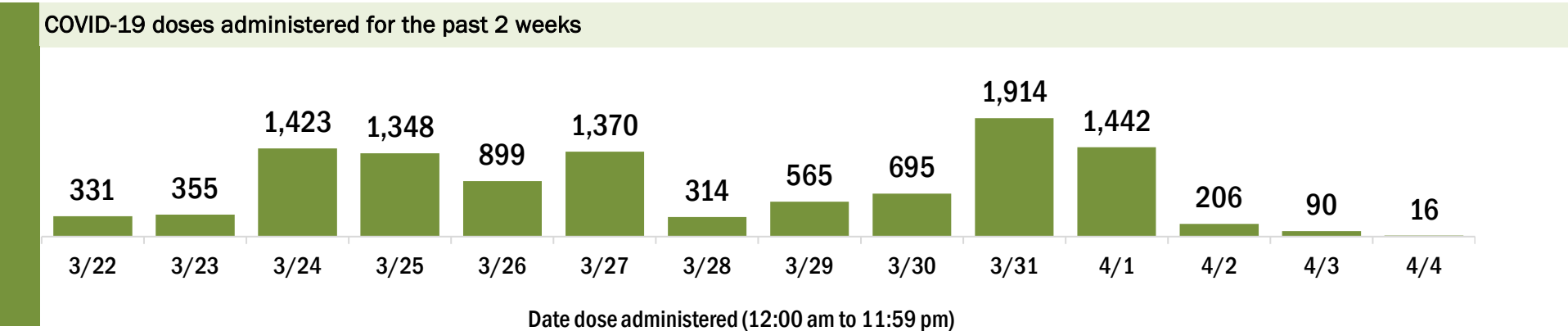
Data in this report are provisional and subject to change.

Data in this summary pertain to COVID-19 vaccines approved by the U.S. Food and Drug Administration and have been issued an Emergency Use Authorization (Janssen COVID-19 Vaccine, Moderna COVID-19 Vaccine and Pfizer-BioNTech COVID-19 Vaccine). These data summarize the number of people who have received either their first dose or have completed the series for a COVID-19 vaccine. **A person can only be counted in one category, first dose or series complete.** For persons receiving Moderna or Pfizer vaccines, once they receive their second dose, they are moved from the first dose column to the series completed column. **Because of this, the total first dose category may show a change from report to report not matching the total receiving their first dose from the previous day.** Persons receiving Johnson & Johnson vaccines will always be counted in the series completed column.

COVID-19 doses for vaccinated persons in Florida	
Doses administered	50,512
People receiving one dose of a 1-dose series (Johnson & Johnson) or receiving only one dose of a 2-dose series (Moderna, Pfizer) count once. Persons receiving both doses of a 2-dose series count twice.	

Current status of persons vaccinated for COVID-19 in Florida	
Total people vaccinated	34,541
First dose	18,320
Series completed	16,221
Completed 1-dose series	250
Completed 2-dose series	15,971
First dose: current number of people who have only received their first dose of the Moderna or Pfizer vaccine.	
Series complete: current number of people who have received both Moderna or Pfizer vaccine doses or one Johnson & Johnson dose and are considered fully immunized.	

Demographic summary	First dose	Series complete	Total people vaccinated
Age group	18,320	16,221	34,541
16-24 years	108	84	192
25-34 years	222	247	469
35-44 years	467	389	856
45-54 years	1,250	596	1,846
55-64 years	4,013	1,197	5,210
65-74 years	6,093	6,782	12,875
75-84 years	4,723	5,477	10,200
85+ years	1,444	1,449	2,893
Race	18,320	16,221	34,541
White	15,150	13,269	28,419
Black	651	474	1,125
American Indian/Alaskan	179	105	284
Other	898	1,088	1,986
Unknown	1,442	1,285	2,727
Other race includes Asian, native Hawaiian/Pacific Islander, or other.			
Ethnicity	18,320	16,221	34,541
Hispanic	1,436	593	2,029
Non-Hispanic	12,080	11,994	24,074
Unknown	4,804	3,634	8,438
Gender	18,320	16,221	34,541
Female	9,903	8,915	18,818
Male	8,385	7,298	15,683
Unknown	32	8	40



COVID-19: Hillsborough County vaccine summary

Vaccination data through Apr 4, 2021 as of Apr 5, 2021 at 12:05 AM

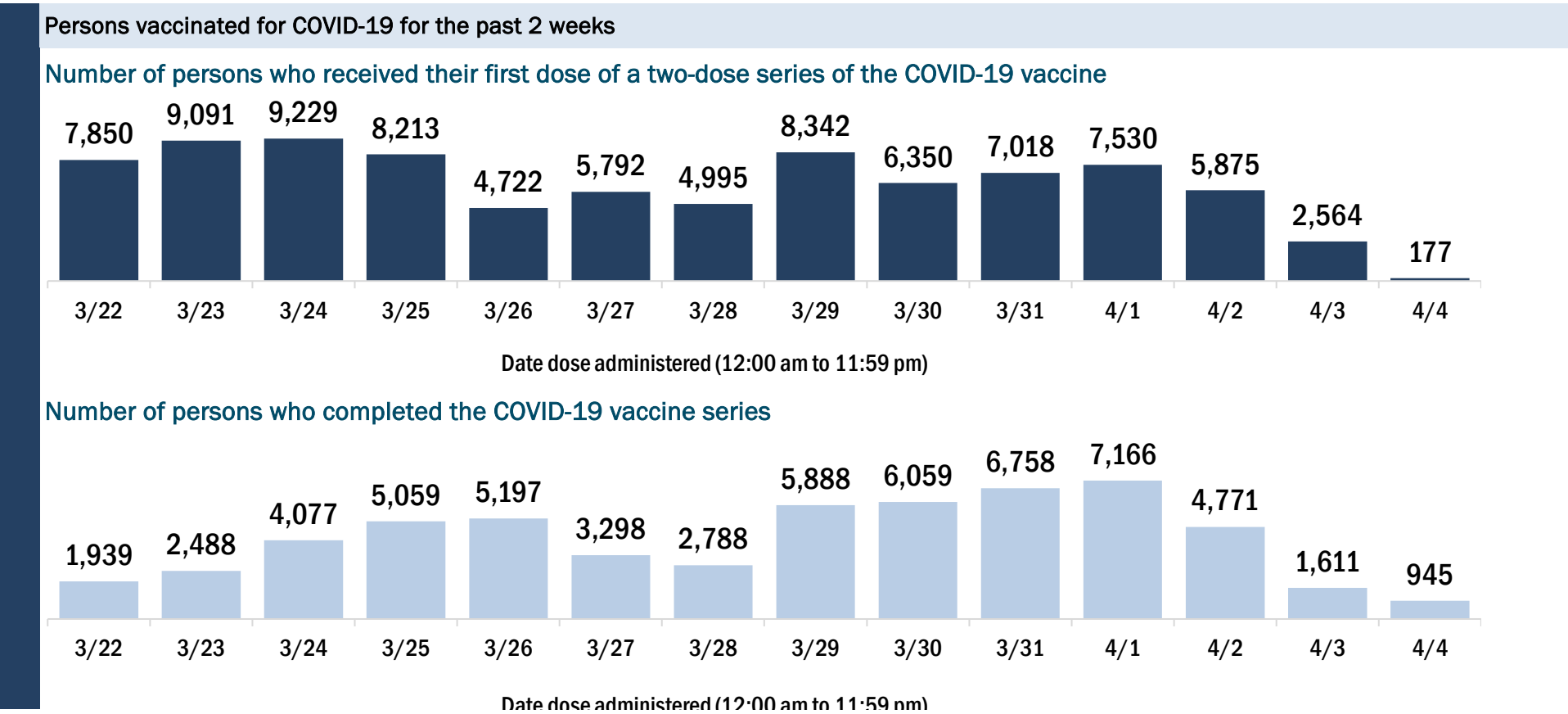
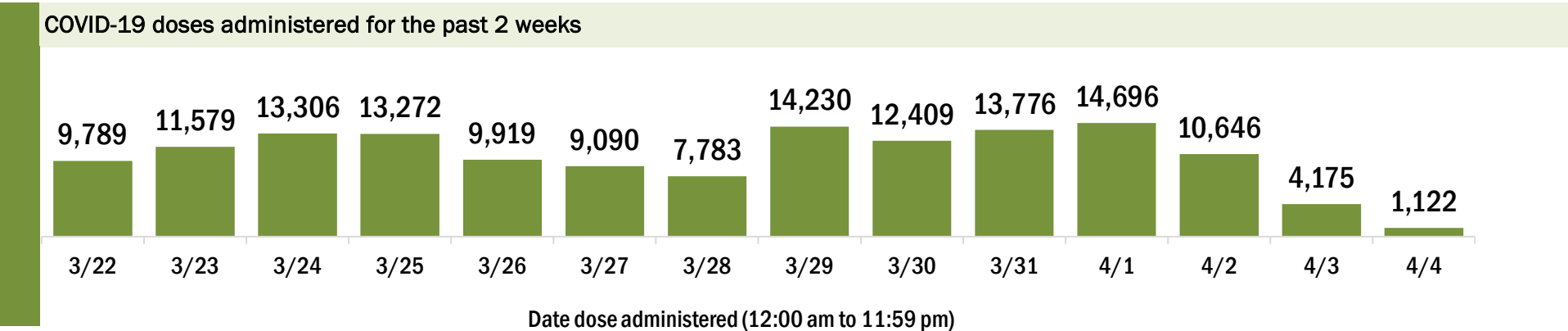
Data in this report are provisional and subject to change.

Data in this summary pertain to COVID-19 vaccines approved by the U.S. Food and Drug Administration and have been issued an Emergency Use Authorization (Janssen COVID-19 Vaccine, Moderna COVID-19 Vaccine and Pfizer-BioNTech COVID-19 Vaccine). These data summarize the number of people who have received either their first dose or have completed the series for a COVID-19 vaccine. **A person can only be counted in one category, first dose or series complete.** For persons receiving Moderna or Pfizer vaccines, once they receive their second dose, they are moved from the first dose column to the series completed column. **Because of this, the total first dose category may show a change from report to report not matching the total receiving their first dose from the previous day.** Persons receiving Johnson & Johnson vaccines will always be counted in the series completed column.

COVID-19 doses for vaccinated persons in Florida	
Doses administered	537,037
People receiving one dose of a 1-dose series (Johnson & Johnson) or receiving only one dose of a 2-dose series (Moderna, Pfizer) count once. Persons receiving both doses of a 2-dose series count twice.	

Current status of persons vaccinated for COVID-19 in Florida	
Total people vaccinated	371,492
First dose	185,539
Series completed	185,953
Completed 1-dose series	20,408
Completed 2-dose series	165,545
First dose: current number of people who have only received their first dose of the Moderna or Pfizer vaccine.	
Series complete: current number of people who have received both Moderna or Pfizer vaccine doses or one Johnson & Johnson dose and are considered fully immunized.	

Demographic summary	First dose	Series complete	Total people vaccinated
Age group	185,539	185,953	371,492
16-24 years	6,046	4,525	10,571
25-34 years	10,700	14,533	25,233
35-44 years	21,045	18,456	39,501
45-54 years	36,524	22,235	58,759
55-64 years	51,323	29,668	80,991
65-74 years	35,832	57,036	92,868
75-84 years	18,291	28,924	47,215
85+ years	5,778	10,576	16,354
Race	185,539	185,953	371,492
White	118,256	123,700	241,956
Black	12,184	13,547	25,731
American Indian/Alaskan	669	653	1,322
Other	23,845	26,739	50,584
Unknown	30,585	21,314	51,899
Other race includes Asian, native Hawaiian/Pacific Islander, or other.			
Ethnicity	185,539	185,953	371,492
Hispanic	23,504	19,667	43,171
Non-Hispanic	99,012	113,808	212,820
Unknown	63,023	52,478	115,501
Gender	185,539	185,953	371,492
Female	102,109	111,925	214,034
Male	83,149	73,885	157,034
Unknown	281	143	424



COVID-19: Holmes County vaccine summary

Vaccination data through Apr 4, 2021 as of Apr 5, 2021 at 12:05 AM

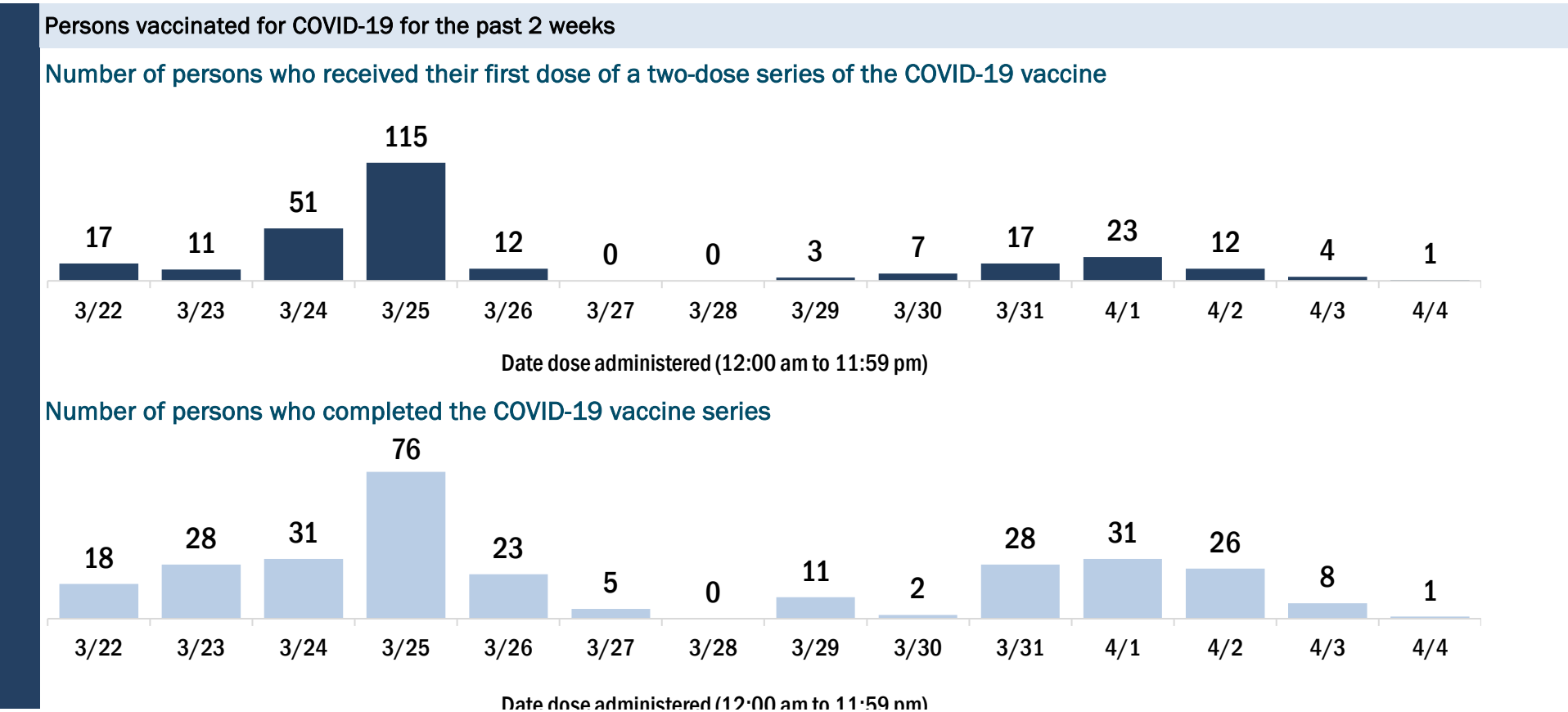
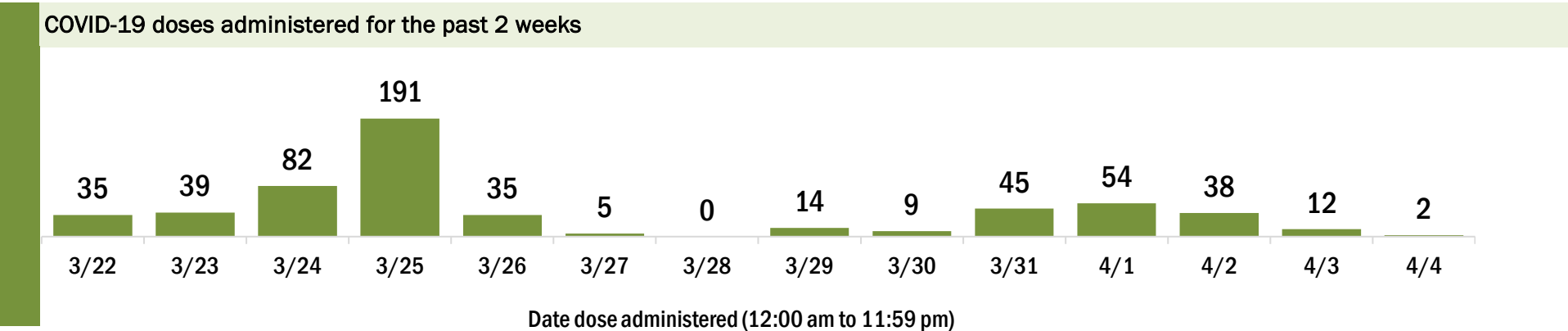
Data in this report are provisional and subject to change.

Data in this summary pertain to COVID-19 vaccines approved by the U.S. Food and Drug Administration and have been issued an Emergency Use Authorization (Janssen COVID-19 Vaccine, Moderna COVID-19 Vaccine and Pfizer-BioNTech COVID-19 Vaccine). These data summarize the number of people who have received either their first dose or have completed the series for a COVID-19 vaccine. **A person can only be counted in one category, first dose or series complete.** For persons receiving Moderna or Pfizer vaccines, once they receive their second dose, they are moved from the first dose column to the series completed column. **Because of this, the total first dose category may show a change from report to report not matching the total receiving their first dose from the previous day.** Persons receiving Johnson & Johnson vaccines will always be counted in the series completed column.

COVID-19 doses for vaccinated persons in Florida	
Doses administered	5,155
People receiving one dose of a 1-dose series (Johnson & Johnson) or receiving only one dose of a 2-dose series (Moderna, Pfizer) count once. Persons receiving both doses of a 2-dose series count twice.	

Current status of persons vaccinated for COVID-19 in Florida	
Total people vaccinated	3,107
First dose	872
Series completed	2,235
Completed 1-dose series	187
Completed 2-dose series	2,048
First dose: current number of people who have only received their first dose of the Moderna or Pfizer vaccine.	
Series complete: current number of people who have received both Moderna or Pfizer vaccine doses or one Johnson & Johnson dose and are considered fully immunized.	

Demographic summary	First dose	Series complete	Total people vaccinated
Age group	872	2,235	3,107
16-24 years	7	16	23
25-34 years	27	45	72
35-44 years	53	77	130
45-54 years	118	148	266
55-64 years	304	290	594
65-74 years	204	893	1,097
75-84 years	130	594	724
85+ years	29	172	201
Race	872	2,235	3,107
White	759	1,905	2,664
Black	27	75	102
American Indian/Alaskan	5	27	32
Other	35	157	192
Unknown	46	71	117
Other race includes Asian, native Hawaiian/Pacific Islander, or other.			
Ethnicity	872	2,235	3,107
Hispanic	10	15	25
Non-Hispanic	674	1,897	2,571
Unknown	188	323	511
Gender	872	2,235	3,107
Female	466	1,225	1,691
Male	406	1,010	1,416
Unknown	0	0	0



COVID-19: Indian River County vaccine summary

Vaccination data through Apr 4, 2021 as of Apr 5, 2021 at 12:05 AM

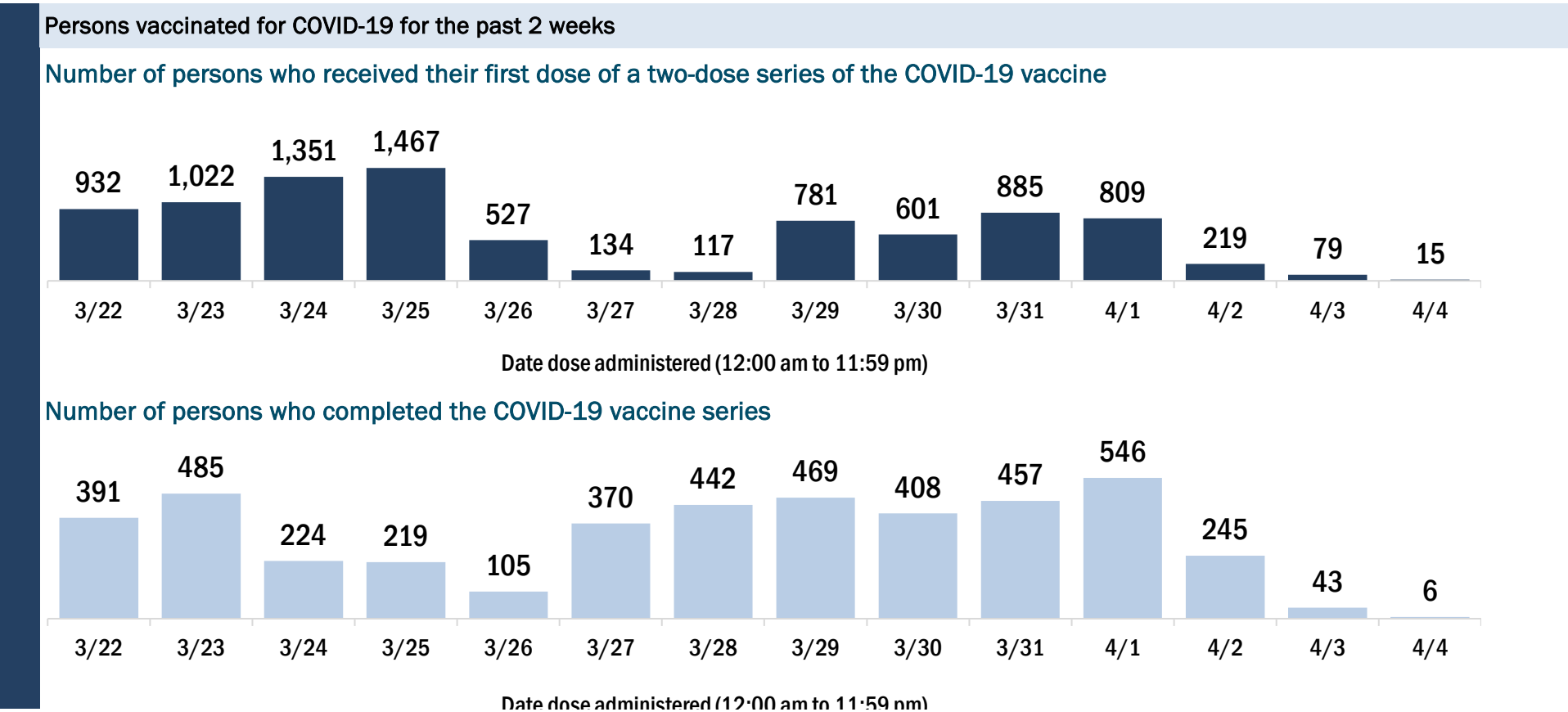
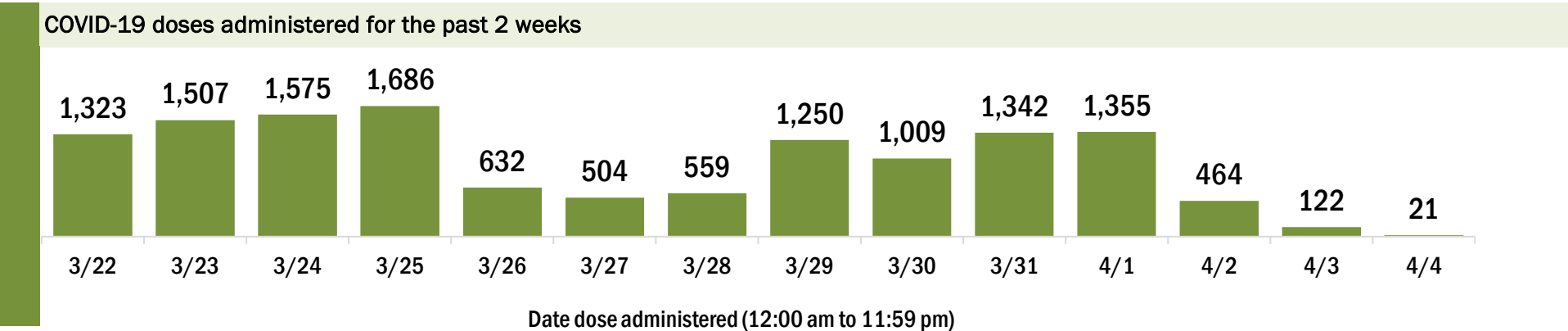
Data in this report are provisional and subject to change.

Data in this summary pertain to COVID-19 vaccines approved by the U.S. Food and Drug Administration and have been issued an Emergency Use Authorization (Janssen COVID-19 Vaccine, Moderna COVID-19 Vaccine and Pfizer-BioNTech COVID-19 Vaccine). These data summarize the number of people who have received either their first dose or have completed the series for a COVID-19 vaccine. **A person can only be counted in one category, first dose or series complete.** For persons receiving Moderna or Pfizer vaccines, once they receive their second dose, they are moved from the first dose column to the series completed column. **Because of this, the total first dose category may show a change from report to report not matching the total receiving their first dose from the previous day.** Persons receiving Johnson & Johnson vaccines will always be counted in the series completed column.

COVID-19 doses for vaccinated persons in Florida	
Doses administered	99,845
People receiving one dose of a 1-dose series (Johnson & Johnson) or receiving only one dose of a 2-dose series (Moderna, Pfizer) count once. Persons receiving both doses of a 2-dose series count twice.	

Current status of persons vaccinated for COVID-19 in Florida	
Total people vaccinated	62,453
First dose	24,246
Series completed	38,207
Completed 1-dose series	815
Completed 2-dose series	37,392
First dose: current number of people who have only received their first dose of the Moderna or Pfizer vaccine.	
Series complete: current number of people who have received both Moderna or Pfizer vaccine doses or one Johnson & Johnson dose and are considered fully immunized.	

Demographic summary	First dose	Series complete	Total people vaccinated
Age group	24,246	38,207	62,453
16-24 years	258	223	481
25-34 years	468	548	1,016
35-44 years	977	766	1,743
45-54 years	2,459	1,344	3,803
55-64 years	7,388	2,817	10,205
65-74 years	6,192	17,647	23,839
75-84 years	4,612	11,165	15,777
85+ years	1,892	3,697	5,589
Race	24,246	38,207	62,453
White	17,904	28,183	46,087
Black	912	903	1,815
American Indian/Alaskan	164	192	356
Other	1,336	2,726	4,062
Unknown	3,930	6,203	10,133
Other race includes Asian, native Hawaiian/Pacific Islander, or other.			
Ethnicity	24,246	38,207	62,453
Hispanic	924	795	1,719
Non-Hispanic	14,315	24,301	38,616
Unknown	9,007	13,111	22,118
Gender	24,246	38,207	62,453
Female	13,430	21,663	35,093
Male	10,781	16,513	27,294
Unknown	35	31	66



COVID-19: Jackson County vaccine summary

Vaccination data through Apr 4, 2021 as of Apr 5, 2021 at 12:05 AM

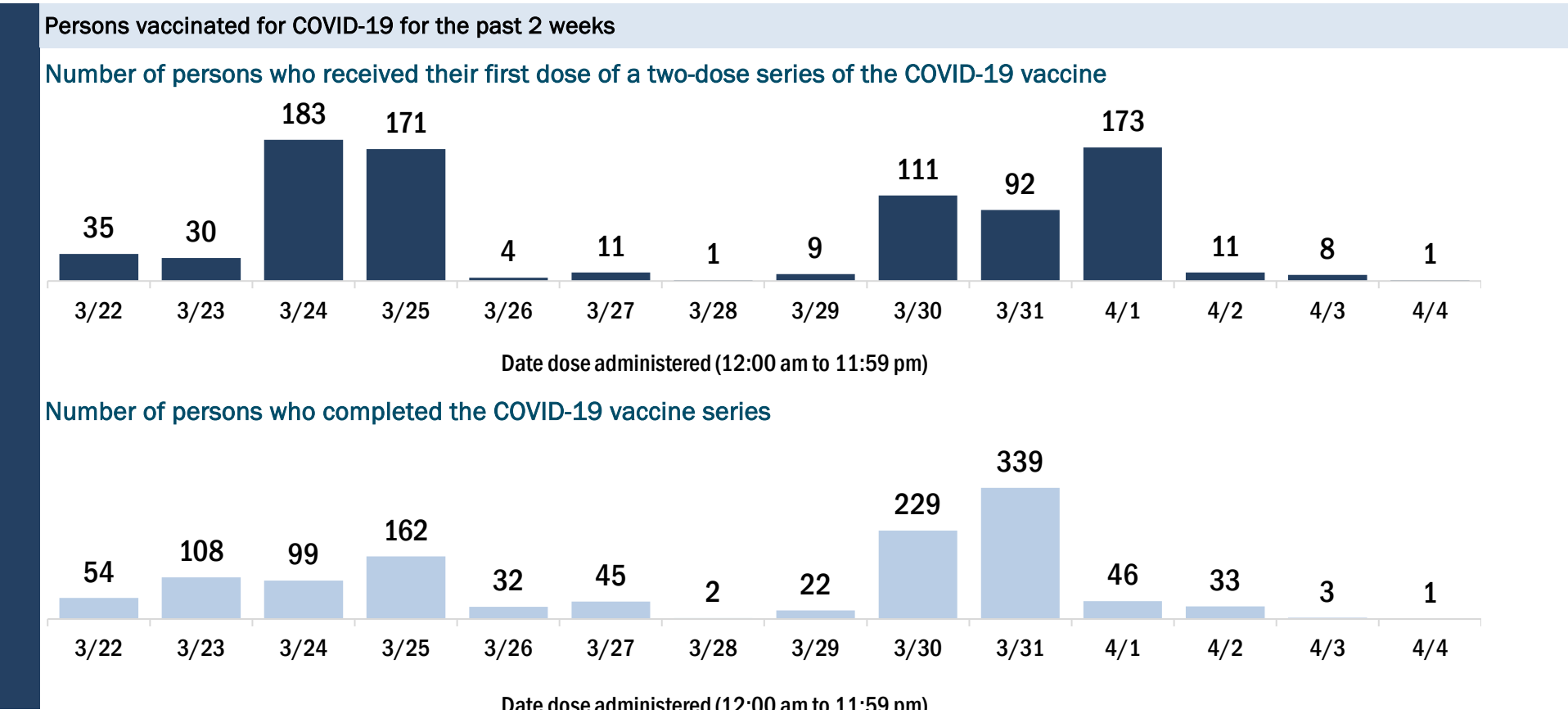
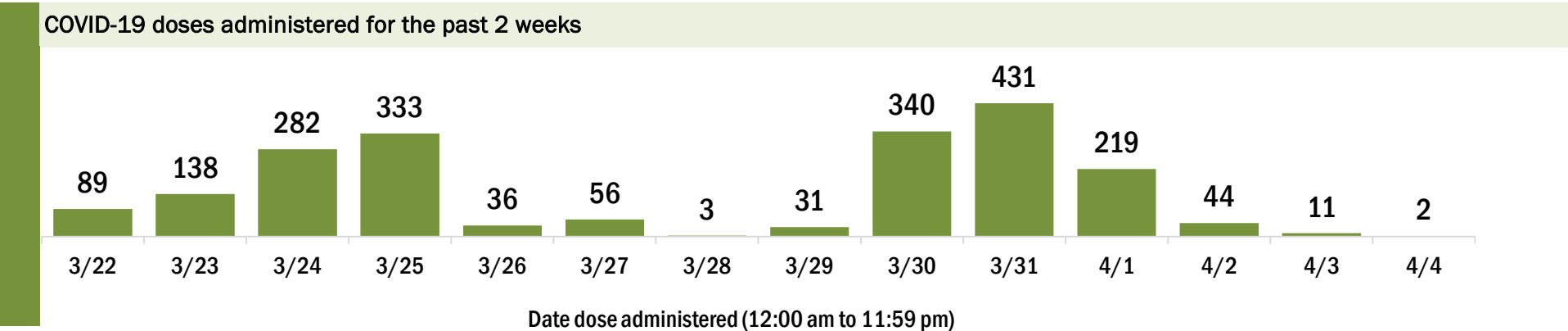
Data in this report are provisional and subject to change.

Data in this summary pertain to COVID-19 vaccines approved by the U.S. Food and Drug Administration and have been issued an Emergency Use Authorization (Janssen COVID-19 Vaccine, Moderna COVID-19 Vaccine and Pfizer-BioNTech COVID-19 Vaccine). These data summarize the number of people who have received either their first dose or have completed the series for a COVID-19 vaccine. **A person can only be counted in one category, first dose or series complete.** For persons receiving Moderna or Pfizer vaccines, once they receive their second dose, they are moved from the first dose column to the series completed column. **Because of this, the total first dose category may show a change from report to report not matching the total receiving their first dose from the previous day.** Persons receiving Johnson & Johnson vaccines will always be counted in the series completed column.

COVID-19 doses for vaccinated persons in Florida	
Doses administered	16,645
People receiving one dose of a 1-dose series (Johnson & Johnson) or receiving only one dose of a 2-dose series (Moderna, Pfizer) count once. Persons receiving both doses of a 2-dose series count twice.	

Current status of persons vaccinated for COVID-19 in Florida	
Total people vaccinated	10,072
First dose	2,905
Series completed	7,167
Completed 1-dose series	594
Completed 2-dose series	6,573
First dose: current number of people who have only received their first dose of the Moderna or Pfizer vaccine.	
Series complete: current number of people who have received both Moderna or Pfizer vaccine doses or one Johnson & Johnson dose and are considered fully immunized.	

Demographic summary	First dose	Series complete	Total people vaccinated
Age group	2,905	7,167	10,072
16-24 years	47	70	117
25-34 years	121	191	312
35-44 years	217	316	533
45-54 years	393	603	996
55-64 years	941	1,166	2,107
65-74 years	617	2,652	3,269
75-84 years	421	1,627	2,048
85+ years	148	542	690
Race	2,905	7,167	10,072
White	1,840	5,055	6,895
Black	628	1,340	1,968
American Indian/Alaskan	16	33	49
Other	147	298	445
Unknown	274	441	715
Other race includes Asian, native Hawaiian/Pacific Islander, or other.			
Ethnicity	2,905	7,167	10,072
Hispanic	70	65	135
Non-Hispanic	2,033	5,129	7,162
Unknown	802	1,973	2,775
Gender	2,905	7,167	10,072
Female	1,655	4,084	5,739
Male	1,249	3,083	4,332
Unknown	1	0	1



COVID-19: Jefferson County vaccine summary

Vaccination data through Apr 4, 2021 as of Apr 5, 2021 at 12:05 AM

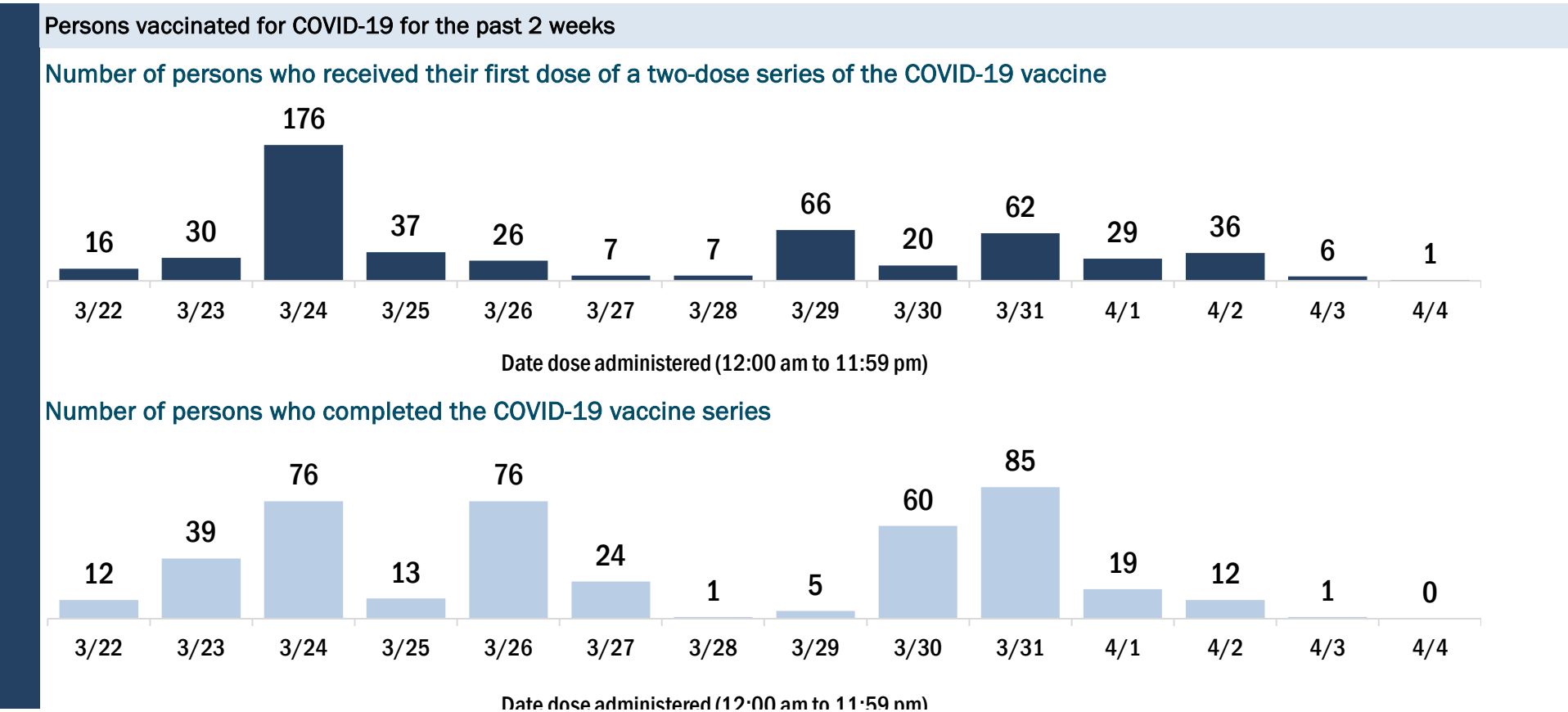
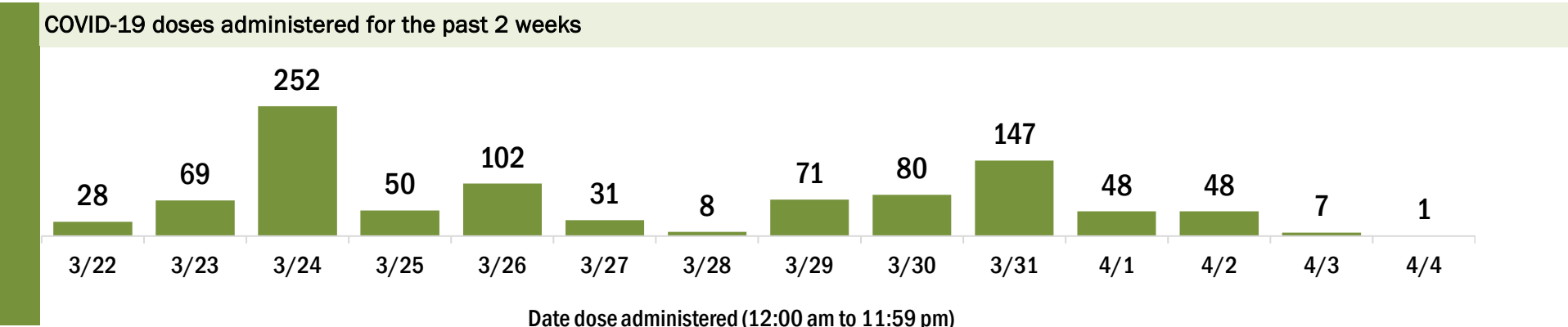
Data in this report are provisional and subject to change.

Data in this summary pertain to COVID-19 vaccines approved by the U.S. Food and Drug Administration and have been issued an Emergency Use Authorization (Janssen COVID-19 Vaccine, Moderna COVID-19 Vaccine and Pfizer-BioNTech COVID-19 Vaccine). These data summarize the number of people who have received either their first dose or have completed the series for a COVID-19 vaccine. **A person can only be counted in one category, first dose or series complete.** For persons receiving Moderna or Pfizer vaccines, once they receive their second dose, they are moved from the first dose column to the series completed column. **Because of this, the total first dose category may show a change from report to report not matching the total receiving their first dose from the previous day.** Persons receiving Johnson & Johnson vaccines will always be counted in the series completed column.

COVID-19 doses for vaccinated persons in Florida	
Doses administered	6,471
People receiving one dose of a 1-dose series (Johnson & Johnson) or receiving only one dose of a 2-dose series (Moderna, Pfizer) count once. Persons receiving both doses of a 2-dose series count twice.	

Current status of persons vaccinated for COVID-19 in Florida	
Total people vaccinated	3,899
First dose	1,192
Series completed	2,707
Completed 1-dose series	135
Completed 2-dose series	2,572
First dose: current number of people who have only received their first dose of the Moderna or Pfizer vaccine.	
Series complete: current number of people who have received both Moderna or Pfizer vaccine doses or one Johnson & Johnson dose and are considered fully immunized.	

Demographic summary	First dose	Series complete	Total people vaccinated
Age group	1,192	2,707	3,899
16-24 years	37	13	50
25-34 years	37	55	92
35-44 years	84	93	177
45-54 years	212	201	413
55-64 years	543	364	907
65-74 years	163	1,210	1,373
75-84 years	86	604	690
85+ years	30	167	197
Race	1,192	2,707	3,899
White	625	1,427	2,052
Black	317	525	842
American Indian/Alaskan	3	5	8
Other	133	468	601
Unknown	114	282	396
Other race includes Asian, native Hawaiian/Pacific Islander, or other.			
Ethnicity	1,192	2,707	3,899
Hispanic	27	32	59
Non-Hispanic	795	1,357	2,152
Unknown	370	1,318	1,688
Gender	1,192	2,707	3,899
Female	700	1,584	2,284
Male	492	1,123	1,615
Unknown	0	0	0



COVID-19: Lafayette County vaccine summary

Vaccination data through Apr 4, 2021 as of Apr 5, 2021 at 12:05 AM

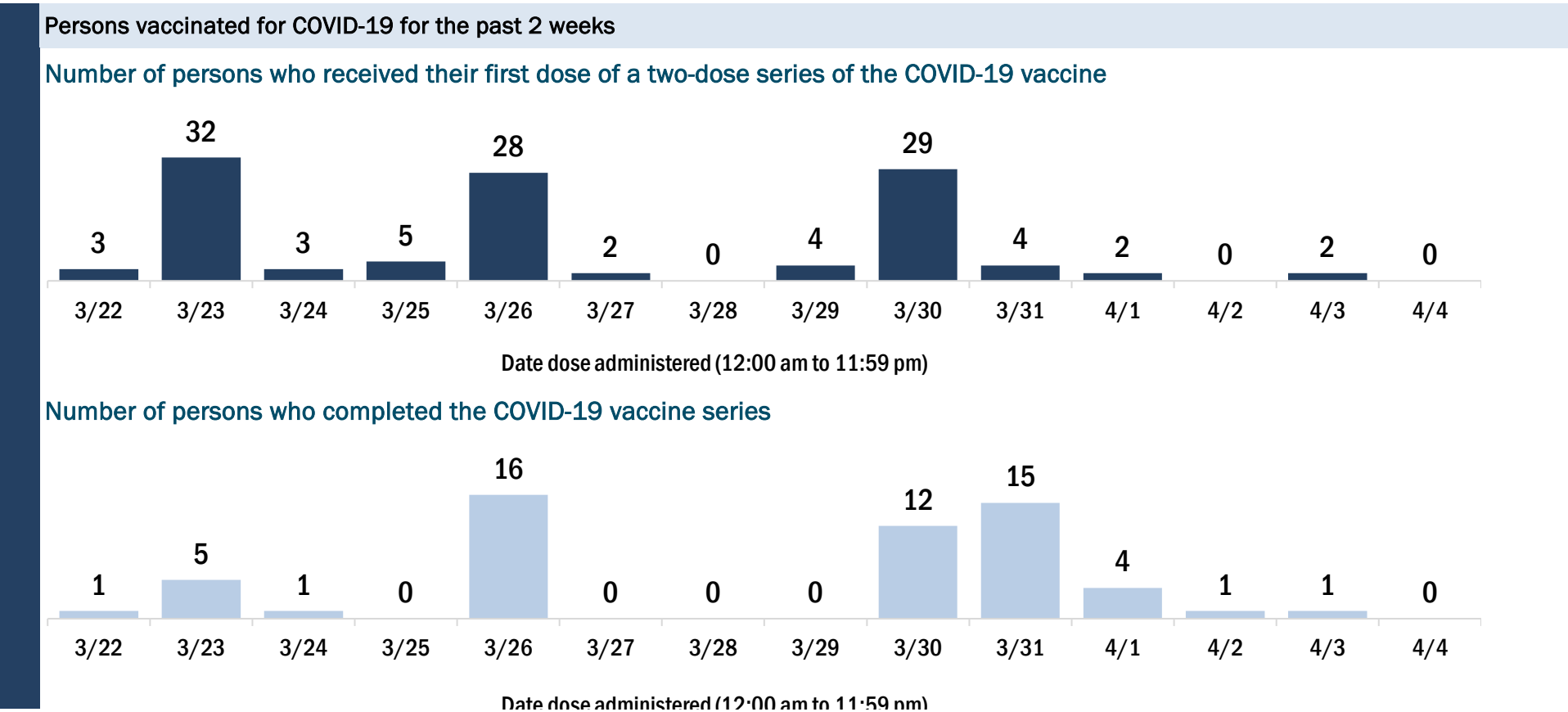
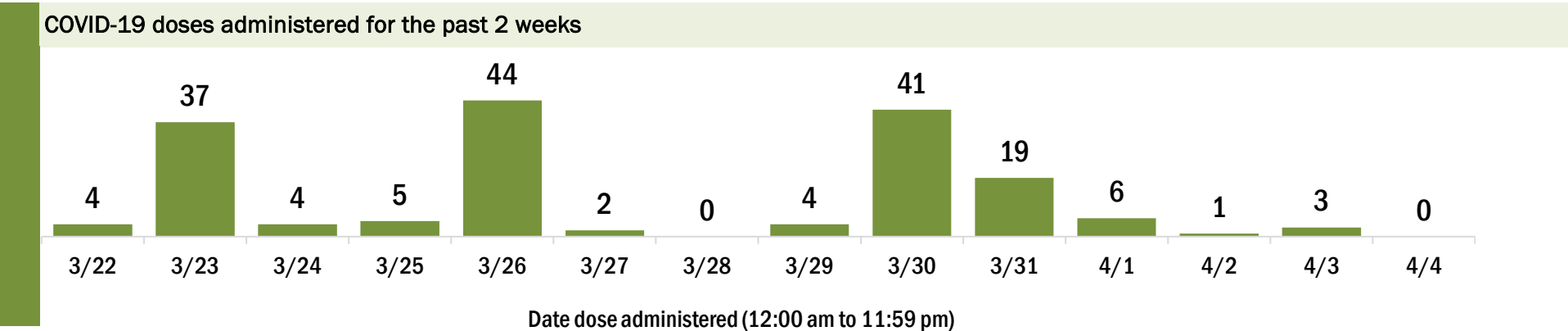
Data in this report are provisional and subject to change.

Data in this summary pertain to COVID-19 vaccines approved by the U.S. Food and Drug Administration and have been issued an Emergency Use Authorization (Janssen COVID-19 Vaccine, Moderna COVID-19 Vaccine and Pfizer-BioNTech COVID-19 Vaccine). These data summarize the number of people who have received either their first dose or have completed the series for a COVID-19 vaccine. **A person can only be counted in one category, first dose or series complete.** For persons receiving Moderna or Pfizer vaccines, once they receive their second dose, they are moved from the first dose column to the series completed column. **Because of this, the total first dose category may show a change from report to report not matching the total receiving their first dose from the previous day.** Persons receiving Johnson & Johnson vaccines will always be counted in the series completed column.

COVID-19 doses for vaccinated persons in Florida	
Doses administered	2,722
People receiving one dose of a 1-dose series (Johnson & Johnson) or receiving only one dose of a 2-dose series (Moderna, Pfizer) count once. Persons receiving both doses of a 2-dose series count twice.	

Current status of persons vaccinated for COVID-19 in Florida	
Total people vaccinated	1,565
First dose	402
Series completed	1,163
Completed 1-dose series	6
Completed 2-dose series	1,157
First dose: current number of people who have only received their first dose of the Moderna or Pfizer vaccine.	
Series complete: current number of people who have received both Moderna or Pfizer vaccine doses or one Johnson & Johnson dose and are considered fully immunized.	

Demographic summary	First dose	Series complete	Total people vaccinated
Age group	402	1,163	1,565
16-24 years	2	3	5
25-34 years	5	9	14
35-44 years	20	19	39
45-54 years	58	45	103
55-64 years	120	79	199
65-74 years	112	577	689
75-84 years	58	333	391
85+ years	27	98	125
Race	402	1,163	1,565
White	307	993	1,300
Black	17	31	48
American Indian/Alaskan	3	3	6
Other	15	66	81
Unknown	60	70	130
Other race includes Asian, native Hawaiian/Pacific Islander, or other.			
Ethnicity	402	1,163	1,565
Hispanic	19	20	39
Non-Hispanic	237	946	1,183
Unknown	146	197	343
Gender	402	1,163	1,565
Female	220	600	820
Male	181	563	744
Unknown	1	0	1



COVID-19: Lake County vaccine summary

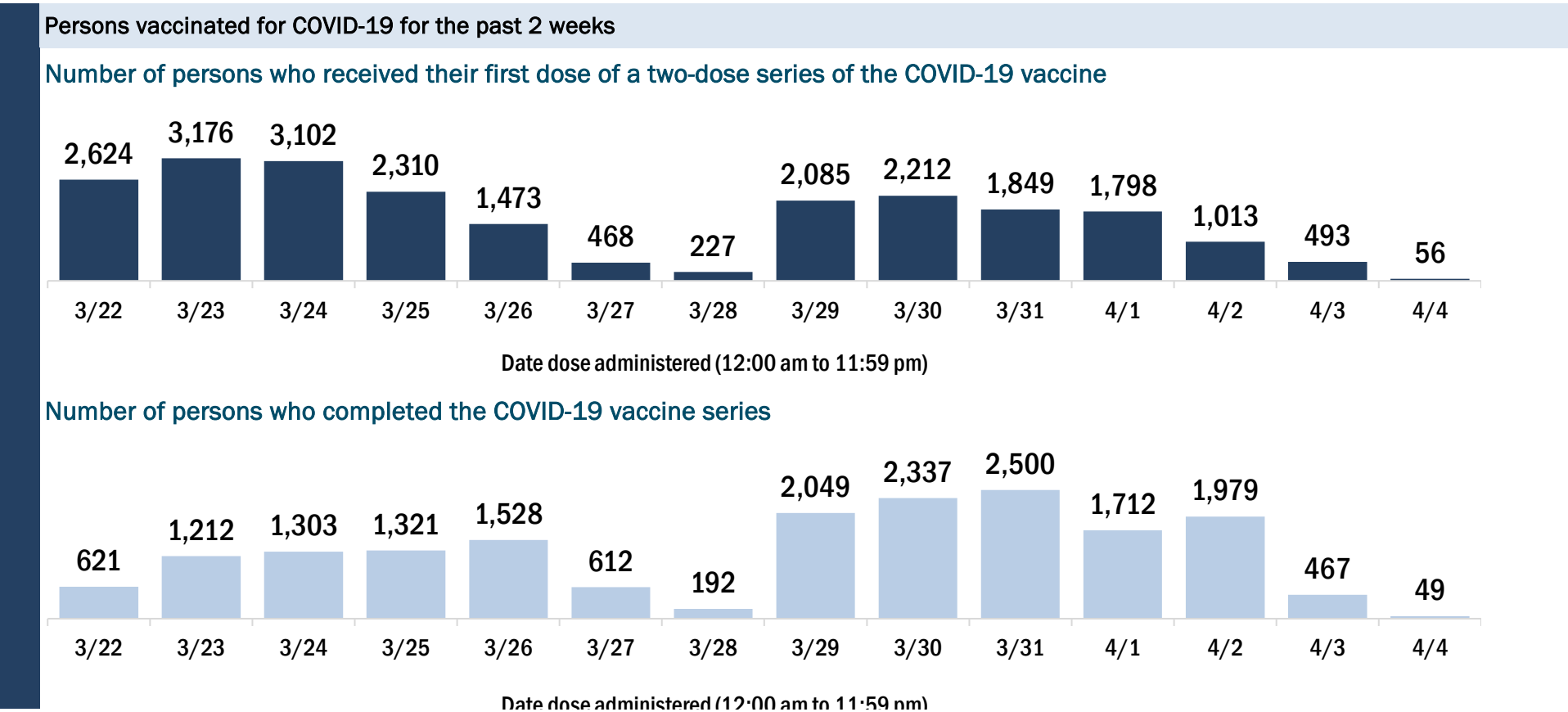
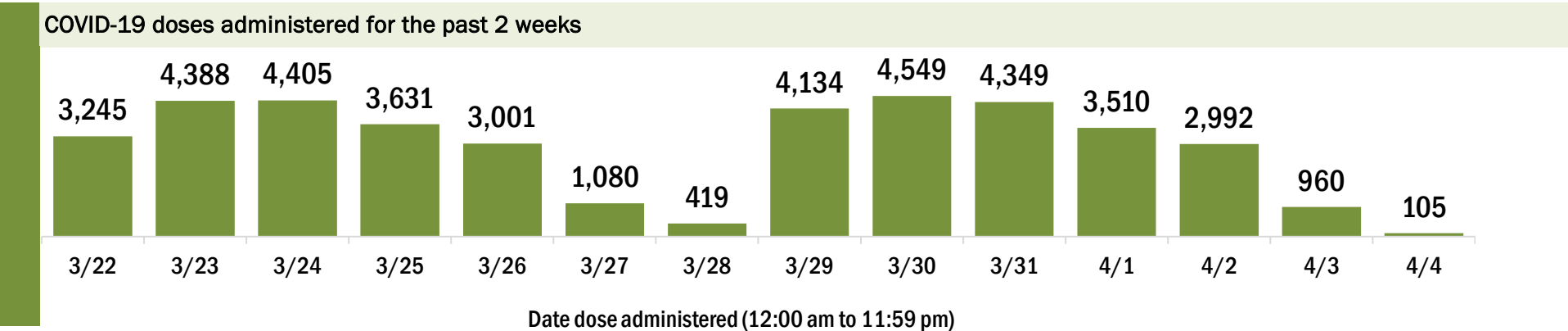
Vaccination data through Apr 4, 2021 as of Apr 5, 2021 at 12:05 AM

Data in this report are provisional and subject to change.

Data in this summary pertain to COVID-19 vaccines approved by the U.S. Food and Drug Administration and have been issued an Emergency Use Authorization (Janssen COVID-19 Vaccine, Moderna COVID-19 Vaccine and Pfizer-BioNTech COVID-19 Vaccine). These data summarize the number of people who have received either their first dose or have completed the series for a COVID-19 vaccine. **A person can only be counted in one category, first dose or series complete.** For persons receiving Moderna or Pfizer vaccines, once they receive their second dose, they are moved from the first dose column to the series completed column. **Because of this, the total first dose category may show a change from report to report not matching the total receiving their first dose from the previous day.** Persons receiving Johnson & Johnson vaccines will always be counted in the series completed column.

COVID-19 doses for vaccinated persons in Florida	
Doses administered	201,871
People receiving one dose of a 1-dose series (Johnson & Johnson) or receiving only one dose of a 2-dose series (Moderna, Pfizer) count once. Persons receiving both doses of a 2-dose series count twice.	
Current status of persons vaccinated for COVID-19 in Florida	
Total people vaccinated	126,846
First dose	48,809
Series completed	78,037
Completed 1-dose series	3,012
Completed 2-dose series	75,025
First dose: current number of people who have only received their first dose of the Moderna or Pfizer vaccine.	
Series complete: current number of people who have received both Moderna or Pfizer vaccine doses or one Johnson & Johnson dose and are considered fully immunized.	

Demographic summary		First dose	Series complete	Total people vaccinated
Age group		48,809	78,037	126,846
16-24 years		837	579	1,416
25-34 years		1,871	1,719	3,590
35-44 years		3,719	2,731	6,450
45-54 years		7,466	3,918	11,384
55-64 years		15,505	6,622	22,127
65-74 years		10,000	32,857	42,857
75-84 years		6,928	23,006	29,934
85+ years		2,483	6,605	9,088
Race		48,809	78,037	126,846
White		31,762	60,267	92,029
Black		2,485	3,397	5,882
American Indian/Alaskan		205	427	632
Other		4,498	6,563	11,061
Unknown		9,859	7,383	17,242
Other race includes Asian, native Hawaiian/Pacific Islander, or other.				
Ethnicity		48,809	78,037	126,846
Hispanic		3,556	3,268	6,824
Non-Hispanic		22,276	44,136	66,412
Unknown		22,977	30,633	53,610
Gender		48,809	78,037	126,846
Female		27,147	44,821	71,968
Male		21,459	33,182	54,641
Unknown		203	34	237



COVID-19: Lee County vaccine summary

Vaccination data through Apr 4, 2021 as of Apr 5, 2021 at 12:05 AM

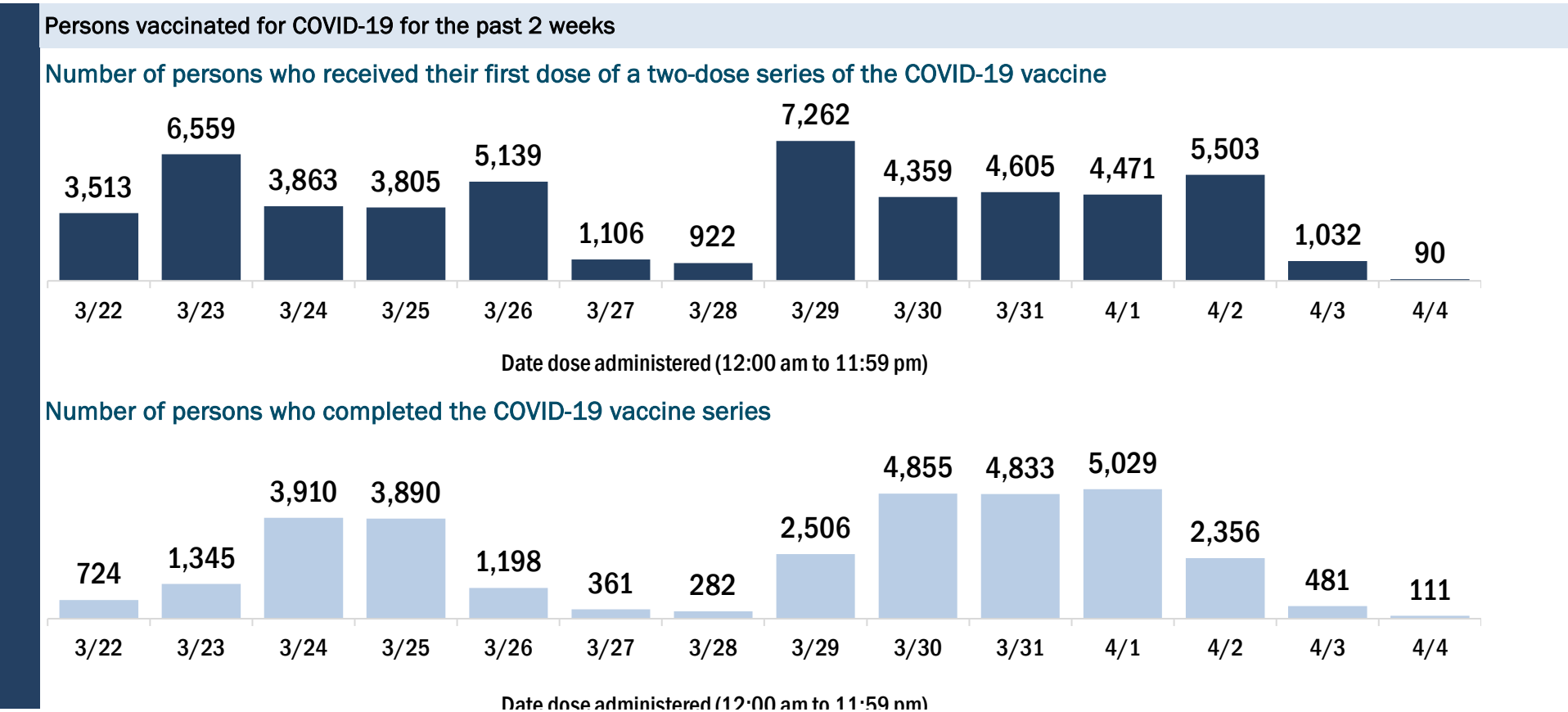
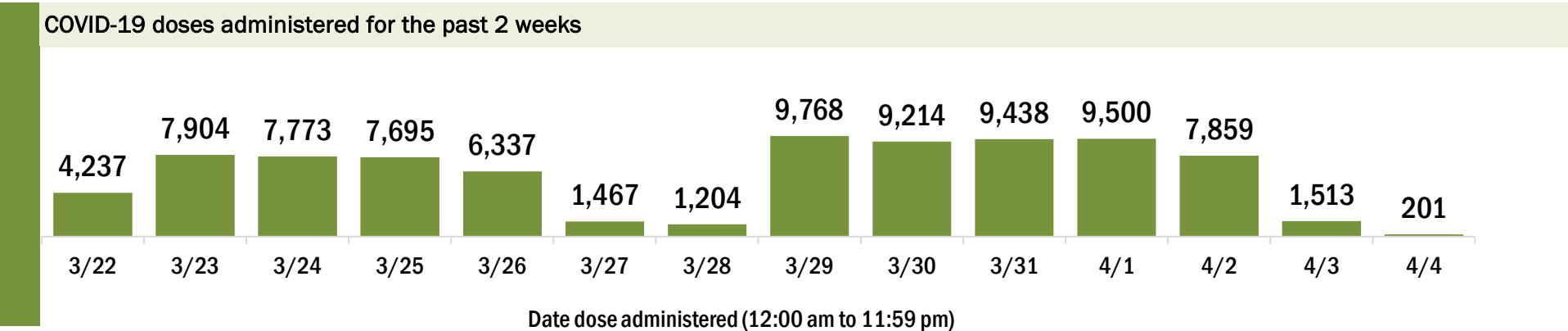
Data in this report are provisional and subject to change.

Data in this summary pertain to COVID-19 vaccines approved by the U.S. Food and Drug Administration and have been issued an Emergency Use Authorization (Janssen COVID-19 Vaccine, Moderna COVID-19 Vaccine and Pfizer-BioNTech COVID-19 Vaccine). These data summarize the number of people who have received either their first dose or have completed the series for a COVID-19 vaccine. **A person can only be counted in one category, first dose or series complete.** For persons receiving Moderna or Pfizer vaccines, once they receive their second dose, they are moved from the first dose column to the series completed column. **Because of this, the total first dose category may show a change from report to report not matching the total receiving their first dose from the previous day.** Persons receiving Johnson & Johnson vaccines will always be counted in the series completed column.

COVID-19 doses for vaccinated persons in Florida	
Doses administered	373,079
People receiving one dose of a 1-dose series (Johnson & Johnson) or receiving only one dose of a 2-dose series (Moderna, Pfizer) count once. Persons receiving both doses of a 2-dose series count twice.	

Current status of persons vaccinated for COVID-19 in Florida	
Total people vaccinated	243,950
First dose	108,469
Series completed	135,481
Completed 1-dose series	6,352
Completed 2-dose series	129,129
First dose: current number of people who have only received their first dose of the Moderna or Pfizer vaccine.	
Series complete: current number of people who have received both Moderna or Pfizer vaccine doses or one Johnson & Johnson dose and are considered fully immunized.	

Demographic summary	First dose	Series complete	Total people vaccinated
Age group	108,469	135,481	243,950
16-24 years	1,155	863	2,018
25-34 years	2,341	2,824	5,165
35-44 years	5,300	3,887	9,187
45-54 years	11,878	5,842	17,720
55-64 years	31,807	11,680	43,487
65-74 years	31,301	62,563	93,864
75-84 years	19,030	37,891	56,921
85+ years	5,657	9,931	15,588
Race	108,469	135,481	243,950
White	79,997	93,932	173,929
Black	2,868	2,814	5,682
American Indian/Alaskan	466	381	847
Other	6,308	8,894	15,202
Unknown	18,830	29,460	48,290
Other race includes Asian, native Hawaiian/Pacific Islander, or other.			
Ethnicity	108,469	135,481	243,950
Hispanic	8,163	5,473	13,636
Non-Hispanic	64,433	74,506	138,939
Unknown	35,873	55,502	91,375
Gender	108,469	135,481	243,950
Female	60,594	75,867	136,461
Male	47,595	59,348	106,943
Unknown	280	266	546



COVID-19: Leon County vaccine summary

Vaccination data through Apr 4, 2021 as of Apr 5, 2021 at 12:05 AM

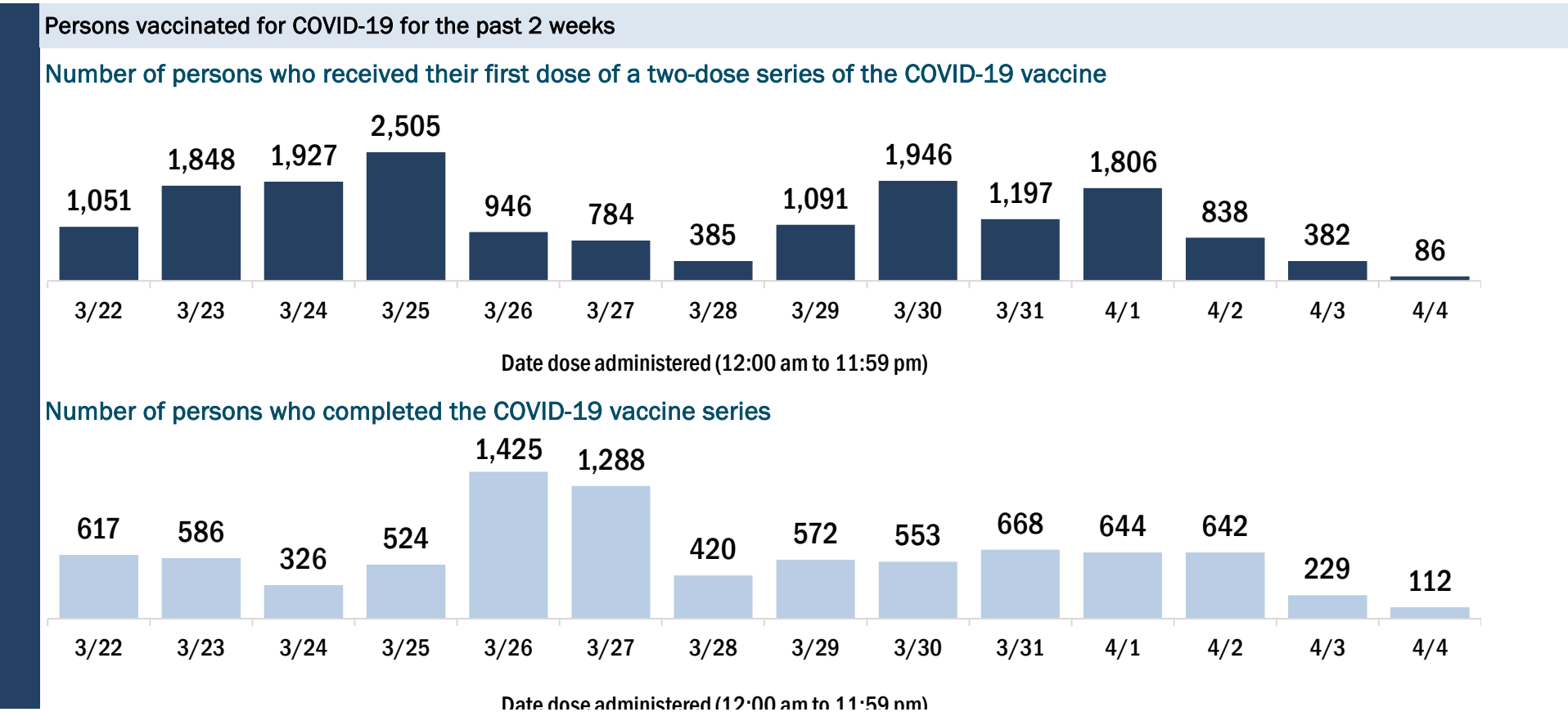
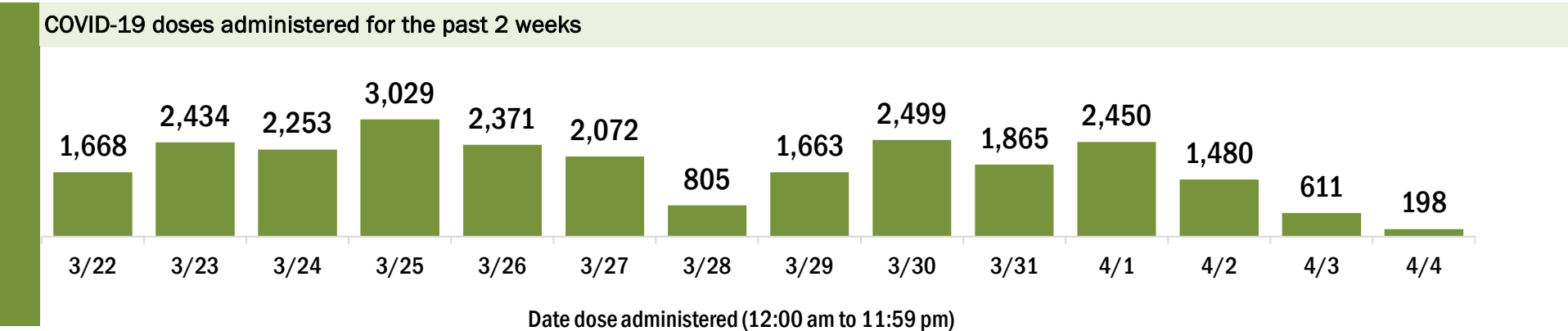
Data in this report are provisional and subject to change.

Data in this summary pertain to COVID-19 vaccines approved by the U.S. Food and Drug Administration and have been issued an Emergency Use Authorization (Janssen COVID-19 Vaccine, Moderna COVID-19 Vaccine and Pfizer-BioNTech COVID-19 Vaccine). These data summarize the number of people who have received either their first dose or have completed the series for a COVID-19 vaccine. **A person can only be counted in one category, first dose or series complete.** For persons receiving Moderna or Pfizer vaccines, once they receive their second dose, they are moved from the first dose column to the series completed column. **Because of this, the total first dose category may show a change from report to report not matching the total receiving their first dose from the previous day.** Persons receiving Johnson & Johnson vaccines will always be counted in the series completed column.

COVID-19 doses for vaccinated persons in Florida	
Doses administered	131,776
People receiving one dose of a 1-dose series (Johnson & Johnson) or receiving only one dose of a 2-dose series (Moderna, Pfizer) count once. Persons receiving both doses of a 2-dose series count twice.	

Current status of persons vaccinated for COVID-19 in Florida	
Total people vaccinated	83,702
First dose	33,579
Series completed	50,123
Completed 1-dose series	2,049
Completed 2-dose series	48,074
First dose: current number of people who have only received their first dose of the Moderna or Pfizer vaccine.	
Series complete: current number of people who have received both Moderna or Pfizer vaccine doses or one Johnson & Johnson dose and are considered fully immunized.	

Demographic summary	First dose	Series complete	Total people vaccinated
Age group	33,579	50,123	83,702
16-24 years	2,913	1,483	4,396
25-34 years	3,828	2,949	6,777
35-44 years	5,368	3,730	9,098
45-54 years	7,477	4,778	12,255
55-64 years	9,645	8,253	17,898
65-74 years	2,640	17,959	20,599
75-84 years	1,151	8,258	9,409
85+ years	557	2,713	3,270
Race	33,579	50,123	83,702
White	19,223	29,491	48,714
Black	4,729	6,997	11,726
American Indian/Alaskan	97	159	256
Other	4,957	9,709	14,666
Unknown	4,573	3,767	8,340
Other race includes Asian, native Hawaiian/Pacific Islander, or other.			
Ethnicity	33,579	50,123	83,702
Hispanic	1,870	1,691	3,561
Non-Hispanic	22,372	36,121	58,493
Unknown	9,337	12,311	21,648
Gender	33,579	50,123	83,702
Female	18,831	29,899	48,730
Male	14,739	20,207	34,946
Unknown	9	17	26



COVID-19: Levy County vaccine summary

Vaccination data through Apr 4, 2021 as of Apr 5, 2021 at 12:05 AM

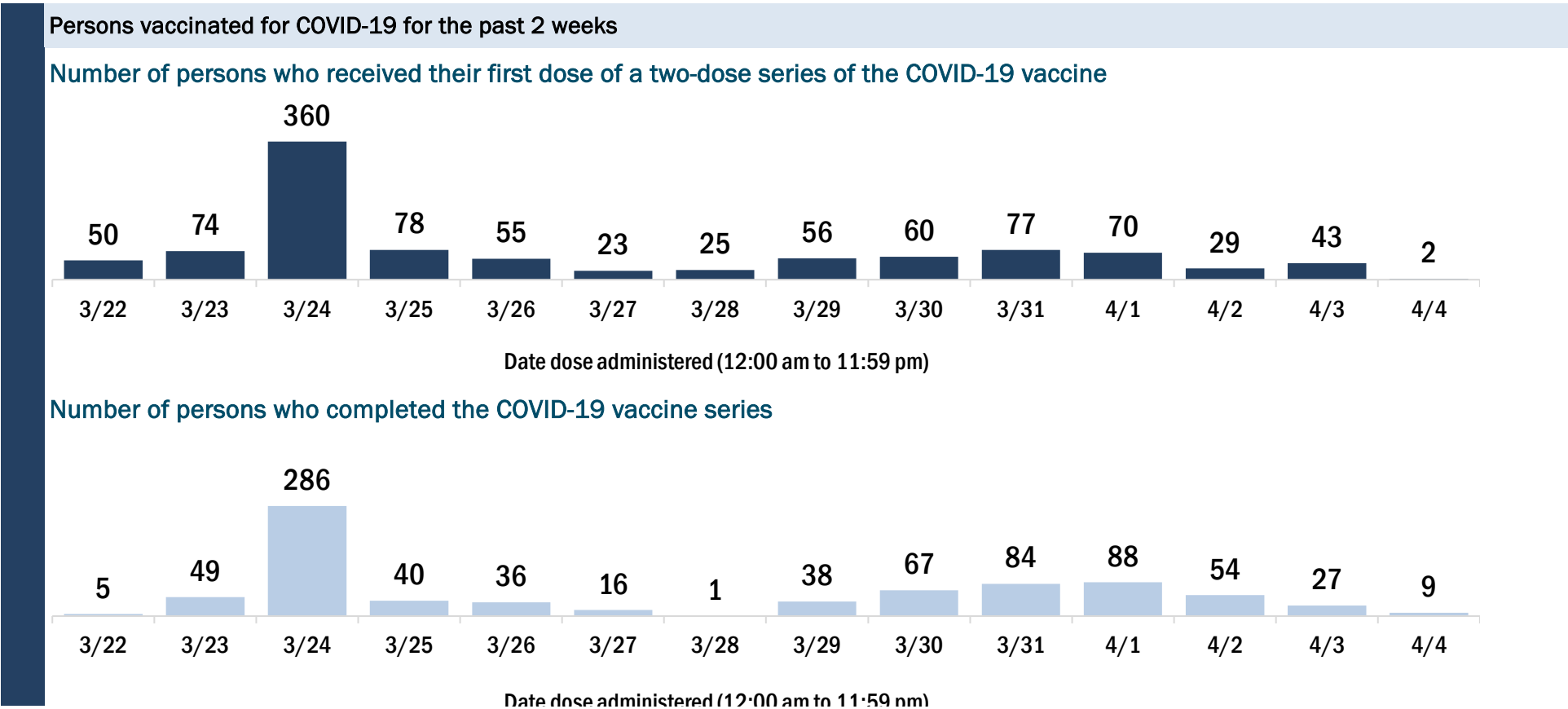
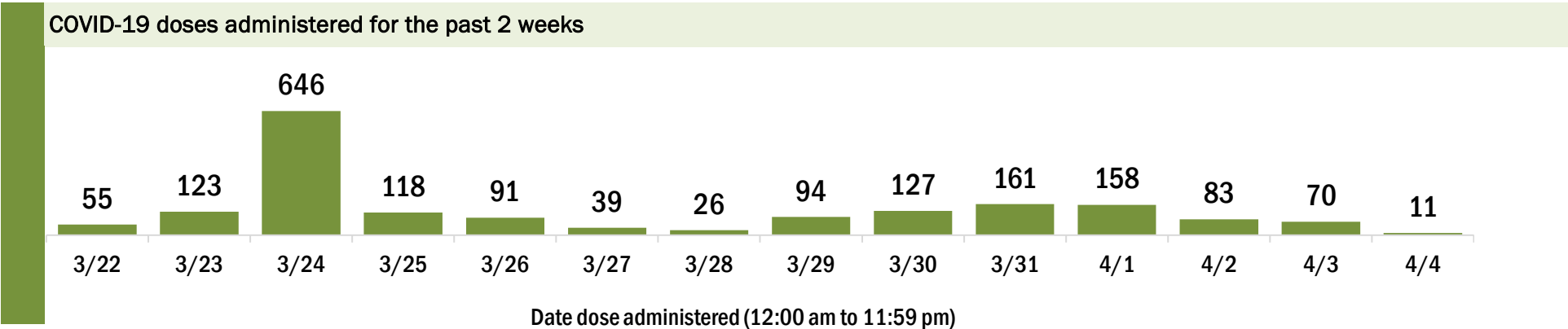
Data in this report are provisional and subject to change.

Data in this summary pertain to COVID-19 vaccines approved by the U.S. Food and Drug Administration and have been issued an Emergency Use Authorization (Janssen COVID-19 Vaccine, Moderna COVID-19 Vaccine and Pfizer-BioNTech COVID-19 Vaccine). These data summarize the number of people who have received either their first dose or have completed the series for a COVID-19 vaccine. **A person can only be counted in one category, first dose or series complete.** For persons receiving Moderna or Pfizer vaccines, once they receive their second dose, they are moved from the first dose column to the series completed column. **Because of this, the total first dose category may show a change from report to report not matching the total receiving their first dose from the previous day.** Persons receiving Johnson & Johnson vaccines will always be counted in the series completed column.

COVID-19 doses for vaccinated persons in Florida	
Doses administered	12,987
People receiving one dose of a 1-dose series (Johnson & Johnson) or receiving only one dose of a 2-dose series (Moderna, Pfizer) count once. Persons receiving both doses of a 2-dose series count twice.	

Current status of persons vaccinated for COVID-19 in Florida	
Total people vaccinated	8,258
First dose	3,165
Series completed	5,093
Completed 1-dose series	364
Completed 2-dose series	4,729
First dose: current number of people who have only received their first dose of the Moderna or Pfizer vaccine.	
Series complete: current number of people who have received both Moderna or Pfizer vaccine doses or one Johnson & Johnson dose and are considered fully immunized.	

Demographic summary	First dose	Series complete	Total people vaccinated
Age group	3,165	5,093	8,258
16-24 years	36	44	80
25-34 years	68	127	195
35-44 years	120	142	262
45-54 years	305	263	568
55-64 years	1,091	521	1,612
65-74 years	924	2,400	3,324
75-84 years	489	1,285	1,774
85+ years	132	311	443
Race	3,165	5,093	8,258
White	2,380	4,007	6,387
Black	249	276	525
American Indian/Alaskan	34	33	67
Other	197	276	473
Unknown	305	501	806
Other race includes Asian, native Hawaiian/Pacific Islander, or other.			
Ethnicity	3,165	5,093	8,258
Hispanic	168	106	274
Non-Hispanic	1,961	3,652	5,613
Unknown	1,036	1,335	2,371
Gender	3,165	5,093	8,258
Female	1,866	2,885	4,751
Male	1,297	2,208	3,505
Unknown	2	0	2



COVID-19: Liberty County vaccine summary

Vaccination data through Apr 4, 2021 as of Apr 5, 2021 at 12:05 AM

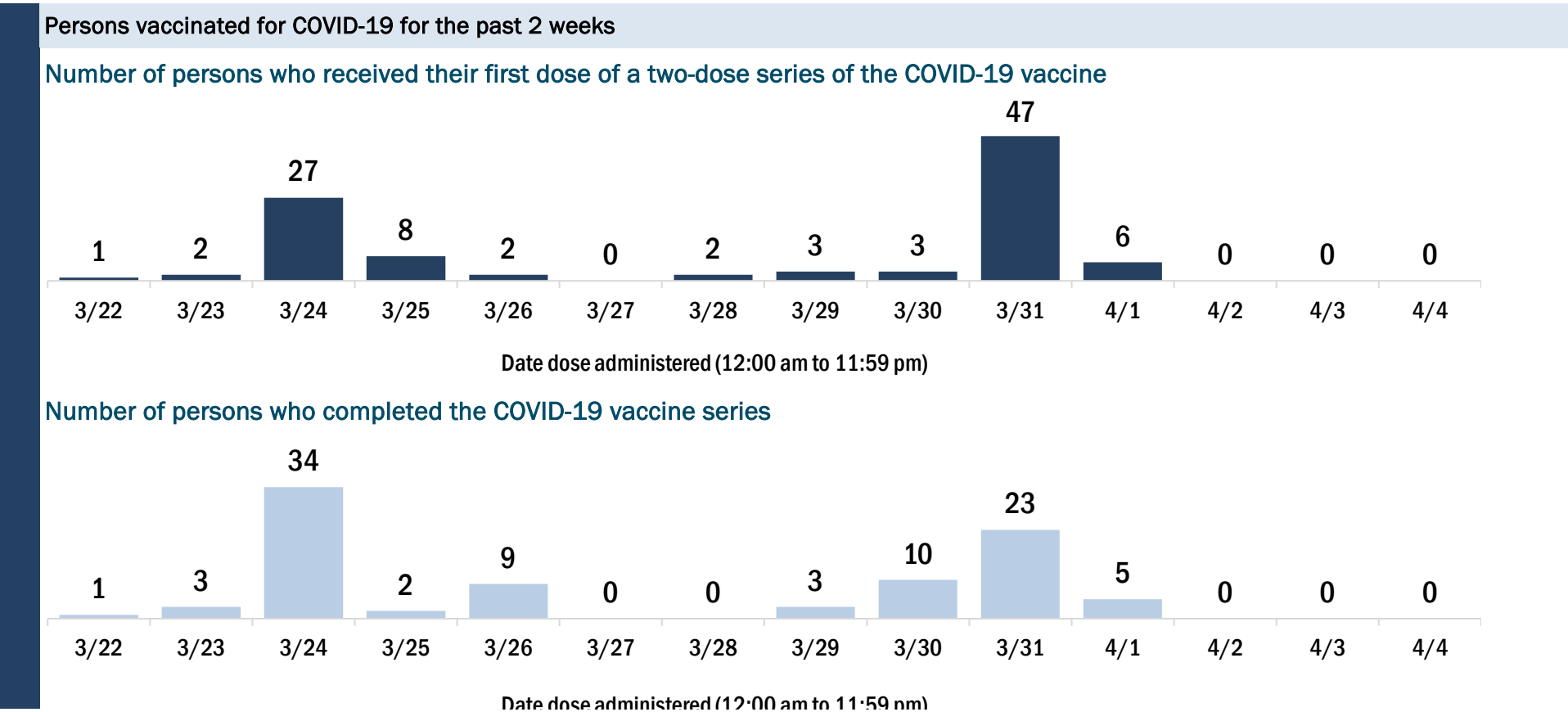
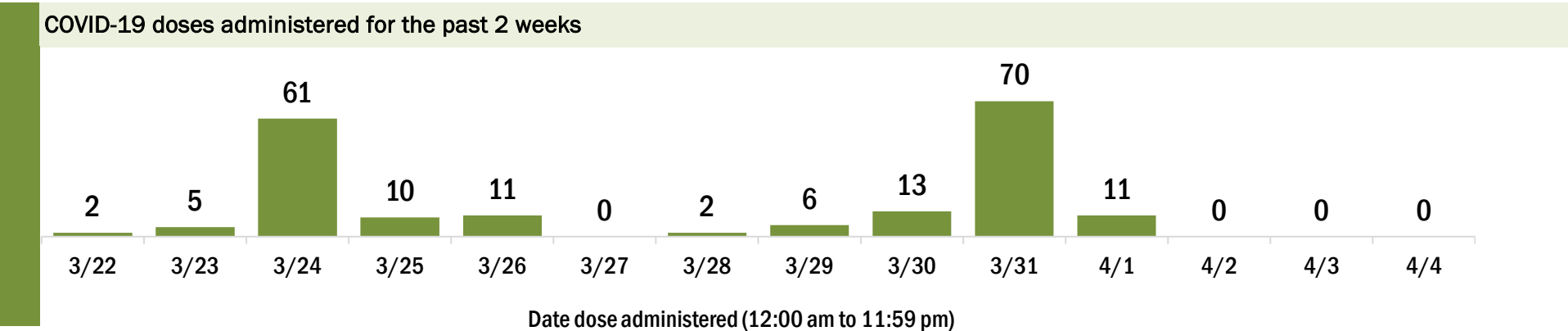
Data in this report are provisional and subject to change.

Data in this summary pertain to COVID-19 vaccines approved by the U.S. Food and Drug Administration and have been issued an Emergency Use Authorization (Janssen COVID-19 Vaccine, Moderna COVID-19 Vaccine and Pfizer-BioNTech COVID-19 Vaccine). These data summarize the number of people who have received either their first dose or have completed the series for a COVID-19 vaccine. **A person can only be counted in one category, first dose or series complete.** For persons receiving Moderna or Pfizer vaccines, once they receive their second dose, they are moved from the first dose column to the series completed column. **Because of this, the total first dose category may show a change from report to report not matching the total receiving their first dose from the previous day.** Persons receiving Johnson & Johnson vaccines will always be counted in the series completed column.

COVID-19 doses for vaccinated persons in Florida	
Doses administered	2,294
People receiving one dose of a 1-dose series (Johnson & Johnson) or receiving only one dose of a 2-dose series (Moderna, Pfizer) count once. Persons receiving both doses of a 2-dose series count twice.	

Current status of persons vaccinated for COVID-19 in Florida	
Total people vaccinated	1,330
First dose	328
Series completed	1,002
Completed 1-dose series	38
Completed 2-dose series	964
First dose: current number of people who have only received their first dose of the Moderna or Pfizer vaccine.	
Series complete: current number of people who have received both Moderna or Pfizer vaccine doses or one Johnson & Johnson dose and are considered fully immunized.	

Demographic summary	First dose	Series complete	Total people vaccinated
Age group	328	1,002	1,330
16-24 years	13	9	22
25-34 years	18	24	42
35-44 years	34	53	87
45-54 years	59	58	117
55-64 years	113	208	321
65-74 years	52	390	442
75-84 years	30	207	237
85+ years	9	53	62
Race	328	1,002	1,330
White	220	728	948
Black	47	78	125
American Indian/Alaskan	3	7	10
Other	20	92	112
Unknown	38	97	135
Other race includes Asian, native Hawaiian/Pacific Islander, or other.			
Ethnicity	328	1,002	1,330
Hispanic	2	11	13
Non-Hispanic	156	541	697
Unknown	170	450	620
Gender	328	1,002	1,330
Female	187	533	720
Male	141	469	610
Unknown	0	0	0



COVID-19: Madison County vaccine summary

Vaccination data through Apr 4, 2021 as of Apr 5, 2021 at 12:05 AM

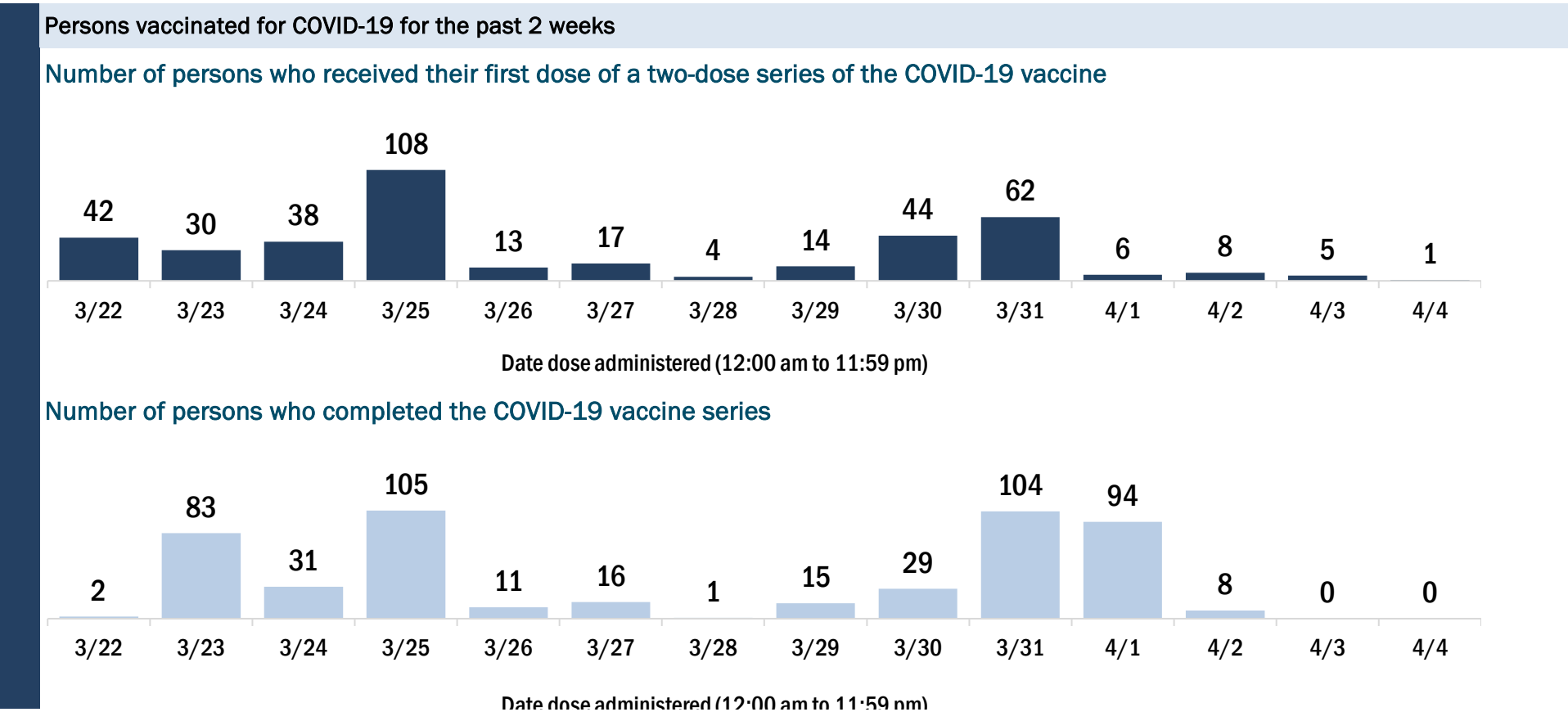
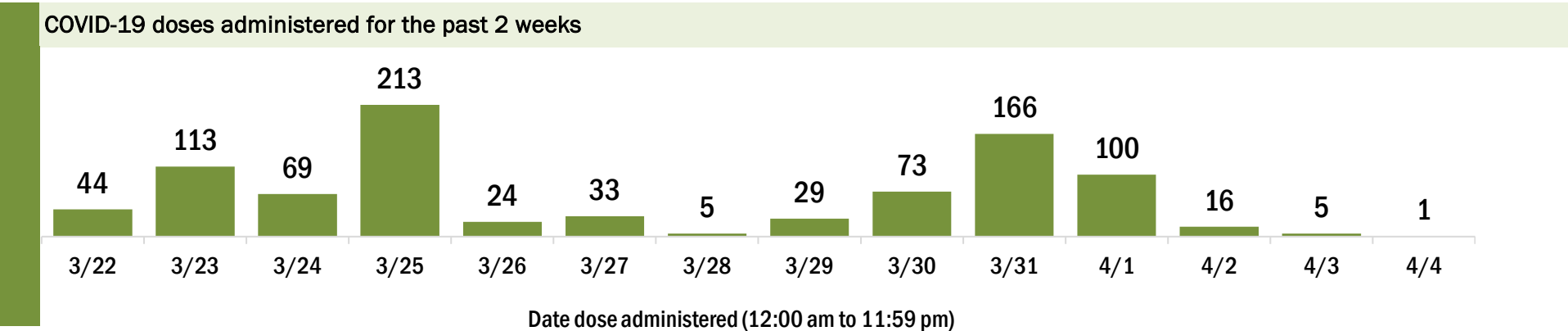
Data in this report are provisional and subject to change.

Data in this summary pertain to COVID-19 vaccines approved by the U.S. Food and Drug Administration and have been issued an Emergency Use Authorization (Janssen COVID-19 Vaccine, Moderna COVID-19 Vaccine and Pfizer-BioNTech COVID-19 Vaccine). These data summarize the number of people who have received either their first dose or have completed the series for a COVID-19 vaccine. **A person can only be counted in one category, first dose or series complete.** For persons receiving Moderna or Pfizer vaccines, once they receive their second dose, they are moved from the first dose column to the series completed column. **Because of this, the total first dose category may show a change from report to report not matching the total receiving their first dose from the previous day.** Persons receiving Johnson & Johnson vaccines will always be counted in the series completed column.

COVID-19 doses for vaccinated persons in Florida	
Doses administered	6,942
People receiving one dose of a 1-dose series (Johnson & Johnson) or receiving only one dose of a 2-dose series (Moderna, Pfizer) count once. Persons receiving both doses of a 2-dose series count twice.	

Current status of persons vaccinated for COVID-19 in Florida	
Total people vaccinated	4,164
First dose	1,225
Series completed	2,939
Completed 1-dose series	161
Completed 2-dose series	2,778
First dose: current number of people who have only received their first dose of the Moderna or Pfizer vaccine.	
Series complete: current number of people who have received both Moderna or Pfizer vaccine doses or one Johnson & Johnson dose and are considered fully immunized.	

Demographic summary	First dose	Series complete	Total people vaccinated
Age group	1,225	2,939	4,164
16-24 years	20	21	41
25-34 years	60	56	116
35-44 years	99	103	202
45-54 years	249	162	411
55-64 years	480	418	898
65-74 years	206	1,262	1,468
75-84 years	83	717	800
85+ years	28	200	228
Race	1,225	2,939	4,164
White	601	1,540	2,141
Black	361	703	1,064
American Indian/Alaskan	0	6	6
Other	99	256	355
Unknown	164	434	598
Other race includes Asian, native Hawaiian/Pacific Islander, or other.			
Ethnicity	1,225	2,939	4,164
Hispanic	20	24	44
Non-Hispanic	534	1,002	1,536
Unknown	671	1,913	2,584
Gender	1,225	2,939	4,164
Female	707	1,674	2,381
Male	518	1,265	1,783
Unknown	0	0	0



COVID-19: Manatee County vaccine summary

Vaccination data through Apr 4, 2021 as of Apr 5, 2021 at 12:05 AM

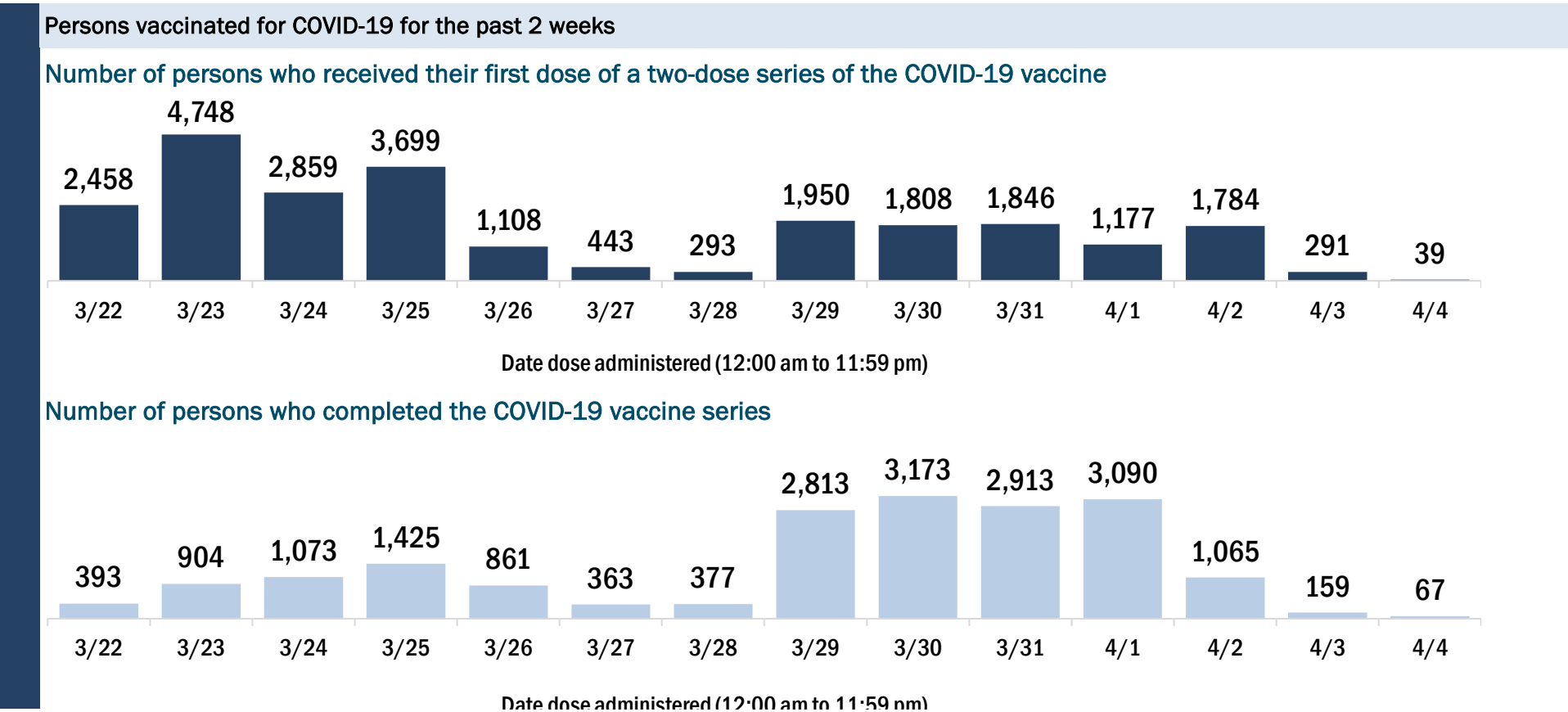
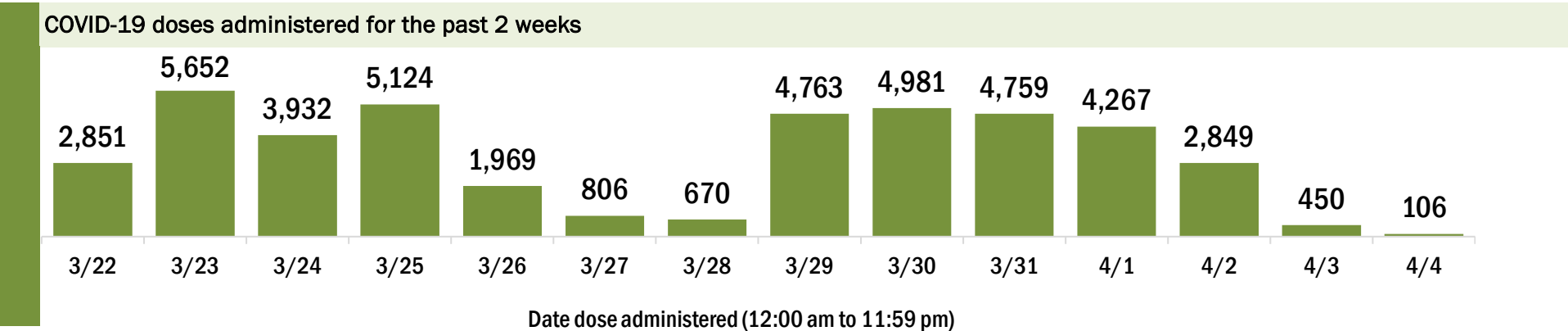
Data in this report are provisional and subject to change.

Data in this summary pertain to COVID-19 vaccines approved by the U.S. Food and Drug Administration and have been issued an Emergency Use Authorization (Janssen COVID-19 Vaccine, Moderna COVID-19 Vaccine and Pfizer-BioNTech COVID-19 Vaccine). These data summarize the number of people who have received either their first dose or have completed the series for a COVID-19 vaccine. **A person can only be counted in one category, first dose or series complete.** For persons receiving Moderna or Pfizer vaccines, once they receive their second dose, they are moved from the first dose column to the series completed column. **Because of this, the total first dose category may show a change from report to report not matching the total receiving their first dose from the previous day.** Persons receiving Johnson & Johnson vaccines will always be counted in the series completed column.

COVID-19 doses for vaccinated persons in Florida	
Doses administered	196,686
People receiving one dose of a 1-dose series (Johnson & Johnson) or receiving only one dose of a 2-dose series (Moderna, Pfizer) count once. Persons receiving both doses of a 2-dose series count twice.	

Current status of persons vaccinated for COVID-19 in Florida	
Total people vaccinated	132,159
First dose	65,059
Series completed	67,100
Completed 1-dose series	2,573
Completed 2-dose series	64,527
First dose: current number of people who have only received their first dose of the Moderna or Pfizer vaccine.	
Series complete: current number of people who have received both Moderna or Pfizer vaccine doses or one Johnson & Johnson dose and are considered fully immunized.	

Demographic summary	First dose	Series complete	Total people vaccinated
Age group	65,059	67,100	132,159
16-24 years	885	663	1,548
25-34 years	1,476	2,142	3,618
35-44 years	3,412	2,702	6,114
45-54 years	8,504	3,502	12,006
55-64 years	20,304	5,681	25,985
65-74 years	16,724	30,137	46,861
75-84 years	10,337	17,037	27,374
85+ years	3,417	5,236	8,653
Race	65,059	67,100	132,159
White	48,713	51,909	100,622
Black	2,066	1,564	3,630
American Indian/Alaskan	309	239	548
Other	4,101	5,459	9,560
Unknown	9,870	7,929	17,799
Other race includes Asian, native Hawaiian/Pacific Islander, or other.			
Ethnicity	65,059	67,100	132,159
Hispanic	3,440	1,914	5,354
Non-Hispanic	36,172	41,817	77,989
Unknown	25,447	23,369	48,816
Gender	65,059	67,100	132,159
Female	35,921	38,338	74,259
Male	29,033	28,726	57,759
Unknown	105	36	141



COVID-19: Marion County vaccine summary

Vaccination data through Apr 4, 2021 as of Apr 5, 2021 at 12:05 AM

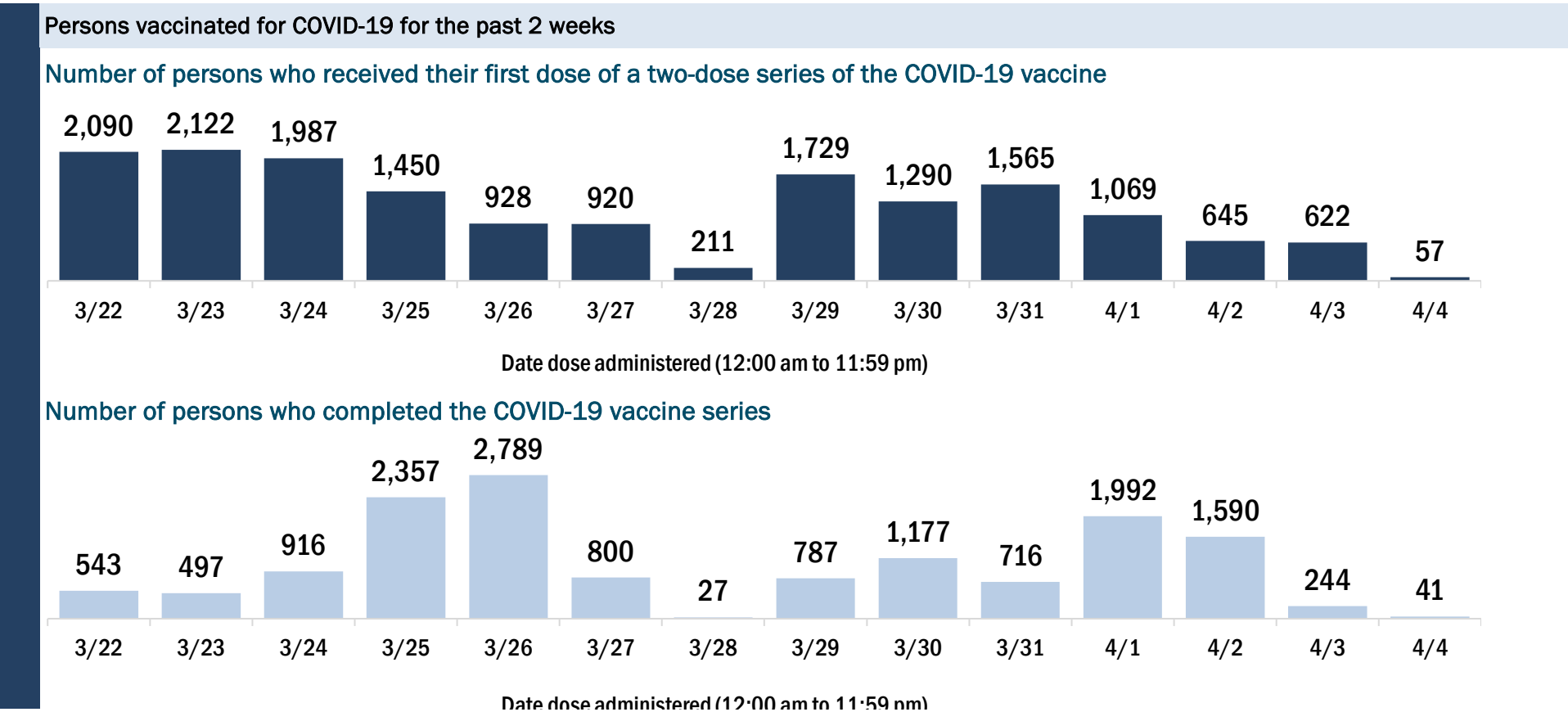
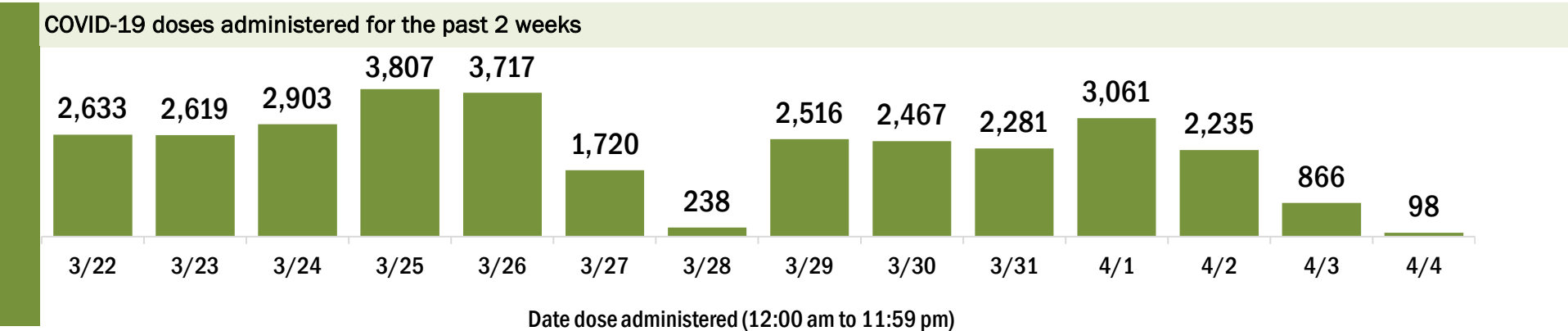
Data in this report are provisional and subject to change.

Data in this summary pertain to COVID-19 vaccines approved by the U.S. Food and Drug Administration and have been issued an Emergency Use Authorization (Janssen COVID-19 Vaccine, Moderna COVID-19 Vaccine and Pfizer-BioNTech COVID-19 Vaccine). These data summarize the number of people who have received either their first dose or have completed the series for a COVID-19 vaccine. **A person can only be counted in one category, first dose or series complete.** For persons receiving Moderna or Pfizer vaccines, once they receive their second dose, they are moved from the first dose column to the series completed column. **Because of this, the total first dose category may show a change from report to report not matching the total receiving their first dose from the previous day.** Persons receiving Johnson & Johnson vaccines will always be counted in the series completed column.

COVID-19 doses for vaccinated persons in Florida	
Doses administered	164,346
People receiving one dose of a 1-dose series (Johnson & Johnson) or receiving only one dose of a 2-dose series (Moderna, Pfizer) count once. Persons receiving both doses of a 2-dose series count twice.	

Current status of persons vaccinated for COVID-19 in Florida	
Total people vaccinated	101,946
First dose	37,503
Series completed	64,443
Completed 1-dose series	2,043
Completed 2-dose series	62,400
First dose: current number of people who have only received their first dose of the Moderna or Pfizer vaccine.	
Series complete: current number of people who have received both Moderna or Pfizer vaccine doses or one Johnson & Johnson dose and are considered fully immunized.	

Demographic summary	First dose	Series complete	Total people vaccinated
Age group	37,503	64,443	101,946
16-24 years	647	576	1,223
25-34 years	1,152	1,497	2,649
35-44 years	2,208	2,055	4,263
45-54 years	4,754	3,290	8,044
55-64 years	12,118	5,642	17,760
65-74 years	8,597	27,444	36,041
75-84 years	5,906	18,733	24,639
85+ years	2,121	5,206	7,327
Race	37,503	64,443	101,946
White	24,979	45,913	70,892
Black	2,754	3,106	5,860
American Indian/Alaskan	120	230	350
Other	3,472	5,954	9,426
Unknown	6,178	9,240	15,418
Other race includes Asian, native Hawaiian/Pacific Islander, or other.			
Ethnicity	37,503	64,443	101,946
Hispanic	3,520	2,747	6,267
Non-Hispanic	21,560	40,300	61,860
Unknown	12,423	21,396	33,819
Gender	37,503	64,443	101,946
Female	21,655	37,203	58,858
Male	15,810	27,203	43,013
Unknown	38	37	75



COVID-19: Martin County vaccine summary

Vaccination data through Apr 4, 2021 as of Apr 5, 2021 at 12:05 AM

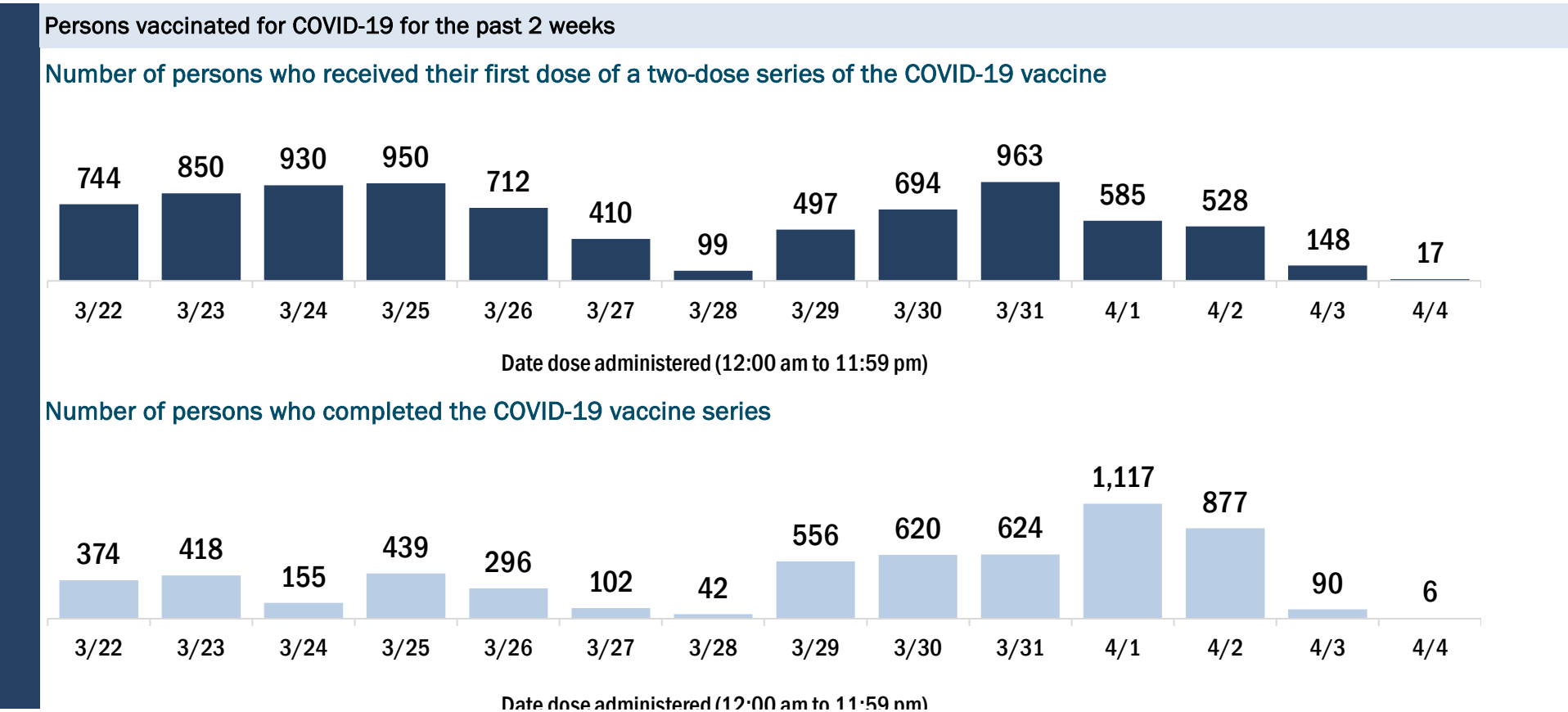
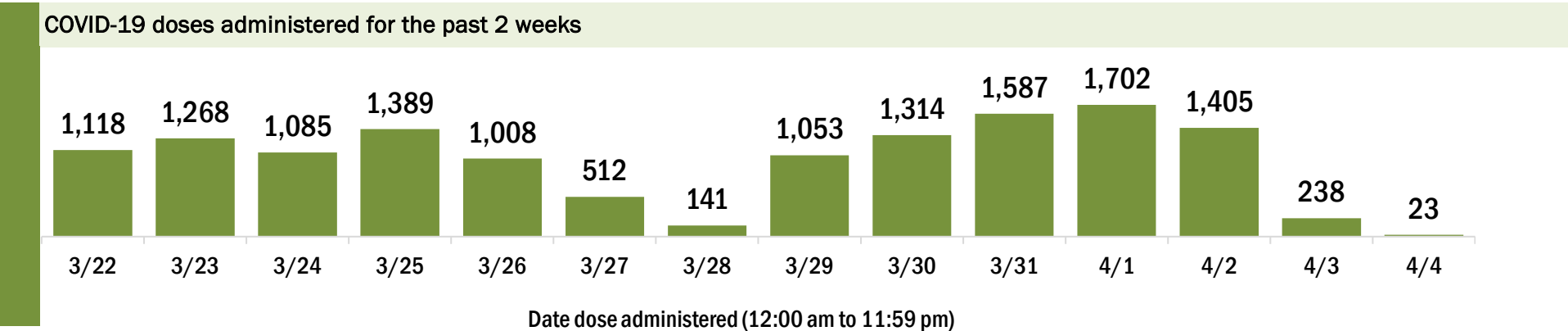
Data in this report are provisional and subject to change.

Data in this summary pertain to COVID-19 vaccines approved by the U.S. Food and Drug Administration and have been issued an Emergency Use Authorization (Janssen COVID-19 Vaccine, Moderna COVID-19 Vaccine and Pfizer-BioNTech COVID-19 Vaccine). These data summarize the number of people who have received either their first dose or have completed the series for a COVID-19 vaccine. **A person can only be counted in one category, first dose or series complete.** For persons receiving Moderna or Pfizer vaccines, once they receive their second dose, they are moved from the first dose column to the series completed column. **Because of this, the total first dose category may show a change from report to report not matching the total receiving their first dose from the previous day.** Persons receiving Johnson & Johnson vaccines will always be counted in the series completed column.

COVID-19 doses for vaccinated persons in Florida	
Doses administered	93,203
People receiving one dose of a 1-dose series (Johnson & Johnson) or receiving only one dose of a 2-dose series (Moderna, Pfizer) count once. Persons receiving both doses of a 2-dose series count twice.	

Current status of persons vaccinated for COVID-19 in Florida	
Total people vaccinated	56,780
First dose	19,209
Series completed	37,571
Completed 1-dose series	1,148
Completed 2-dose series	36,423
First dose: current number of people who have only received their first dose of the Moderna or Pfizer vaccine.	
Series complete: current number of people who have received both Moderna or Pfizer vaccine doses or one Johnson & Johnson dose and are considered fully immunized.	

Demographic summary	First dose	Series complete	Total people vaccinated
Age group	19,209	37,571	56,780
16-24 years	292	217	509
25-34 years	506	587	1,093
35-44 years	952	981	1,933
45-54 years	2,210	1,505	3,715
55-64 years	6,773	3,385	10,158
65-74 years	4,442	15,619	20,061
75-84 years	2,937	11,146	14,083
85+ years	1,097	4,131	5,228
Race	19,209	37,571	56,780
White	13,154	25,050	38,204
Black	318	619	937
American Indian/Alaskan	73	56	129
Other	1,145	2,830	3,975
Unknown	4,519	9,016	13,535
Other race includes Asian, native Hawaiian/Pacific Islander, or other.			
Ethnicity	19,209	37,571	56,780
Hispanic	778	757	1,535
Non-Hispanic	9,561	13,809	23,370
Unknown	8,870	23,005	31,875
Gender	19,209	37,571	56,780
Female	10,778	21,510	32,288
Male	8,415	16,047	24,462
Unknown	16	14	30



COVID-19: Monroe County vaccine summary

Vaccination data through Apr 4, 2021 as of Apr 5, 2021 at 12:05 AM

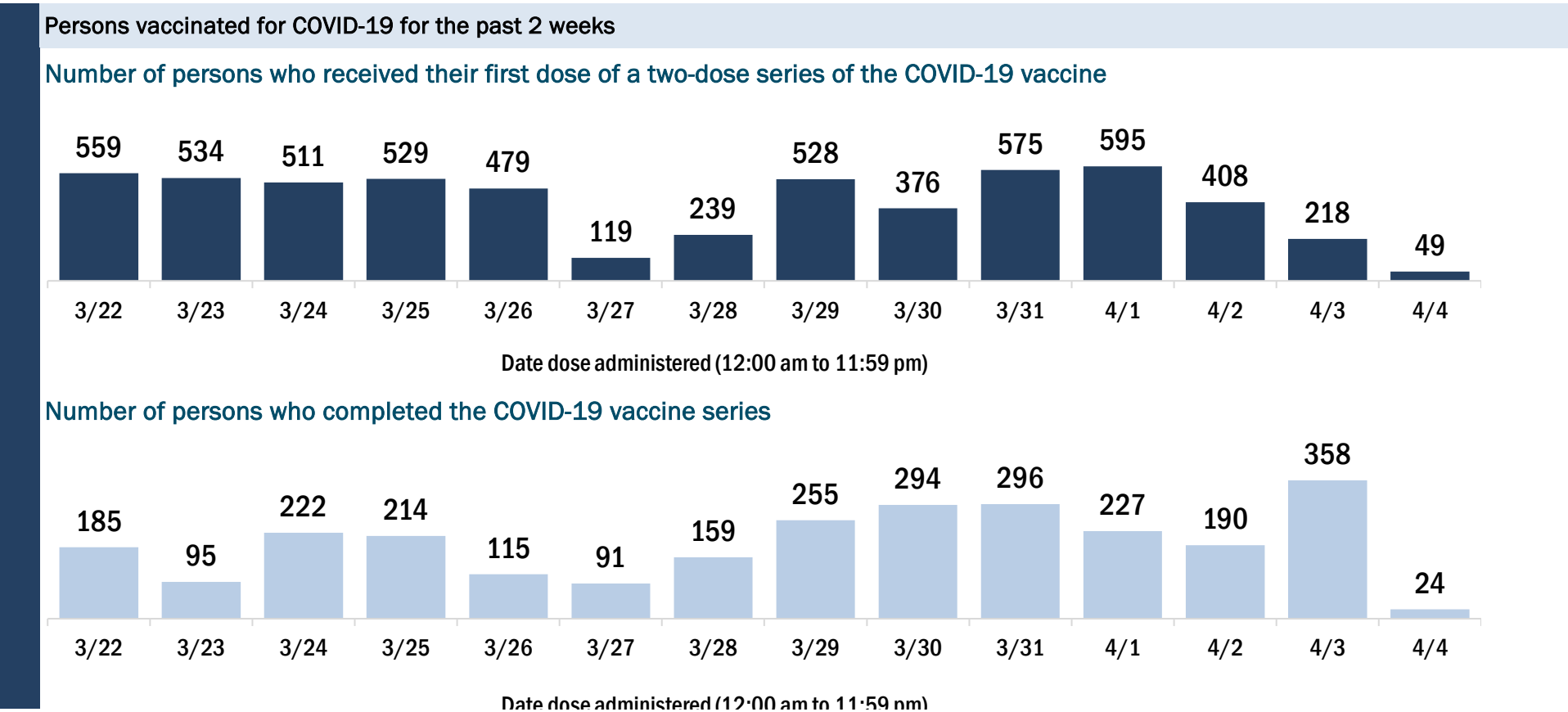
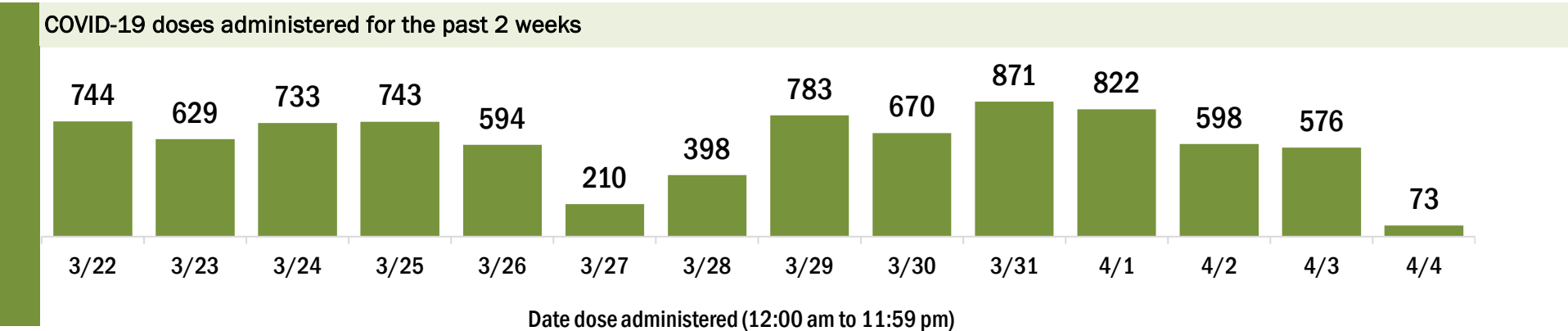
Data in this report are provisional and subject to change.

Data in this summary pertain to COVID-19 vaccines approved by the U.S. Food and Drug Administration and have been issued an Emergency Use Authorization (Janssen COVID-19 Vaccine, Moderna COVID-19 Vaccine and Pfizer-BioNTech COVID-19 Vaccine). These data summarize the number of people who have received either their first dose or have completed the series for a COVID-19 vaccine. **A person can only be counted in one category, first dose or series complete.** For persons receiving Moderna or Pfizer vaccines, once they receive their second dose, they are moved from the first dose column to the series completed column. **Because of this, the total first dose category may show a change from report to report not matching the total receiving their first dose from the previous day.** Persons receiving Johnson & Johnson vaccines will always be counted in the series completed column.

COVID-19 doses for vaccinated persons in Florida	
Doses administered	38,420
People receiving one dose of a 1-dose series (Johnson & Johnson) or receiving only one dose of a 2-dose series (Moderna, Pfizer) count once. Persons receiving both doses of a 2-dose series count twice.	

Current status of persons vaccinated for COVID-19 in Florida	
Total people vaccinated	25,374
First dose	11,662
Series completed	13,712
Completed 1-dose series	666
Completed 2-dose series	13,046
First dose: current number of people who have only received their first dose of the Moderna or Pfizer vaccine.	
Series complete: current number of people who have received both Moderna or Pfizer vaccine doses or one Johnson & Johnson dose and are considered fully immunized.	

Demographic summary	First dose	Series complete	Total people vaccinated
Age group	11,662	13,712	25,374
16-24 years	150	110	260
25-34 years	362	323	685
35-44 years	761	579	1,340
45-54 years	1,763	911	2,674
55-64 years	4,104	1,766	5,870
65-74 years	3,103	6,315	9,418
75-84 years	1,150	2,981	4,131
85+ years	269	727	996
Race	11,662	13,712	25,374
White	8,002	10,125	18,127
Black	276	198	474
American Indian/Alaskan	59	41	100
Other	515	751	1,266
Unknown	2,810	2,597	5,407
Other race includes Asian, native Hawaiian/Pacific Islander, or other.			
Ethnicity	11,662	13,712	25,374
Hispanic	1,161	1,033	2,194
Non-Hispanic	5,745	8,010	13,755
Unknown	4,756	4,669	9,425
Gender	11,662	13,712	25,374
Female	6,062	7,246	13,308
Male	5,590	6,465	12,055
Unknown	10	1	11



COVID-19: Nassau County vaccine summary

Vaccination data through Apr 4, 2021 as of Apr 5, 2021 at 12:05 AM

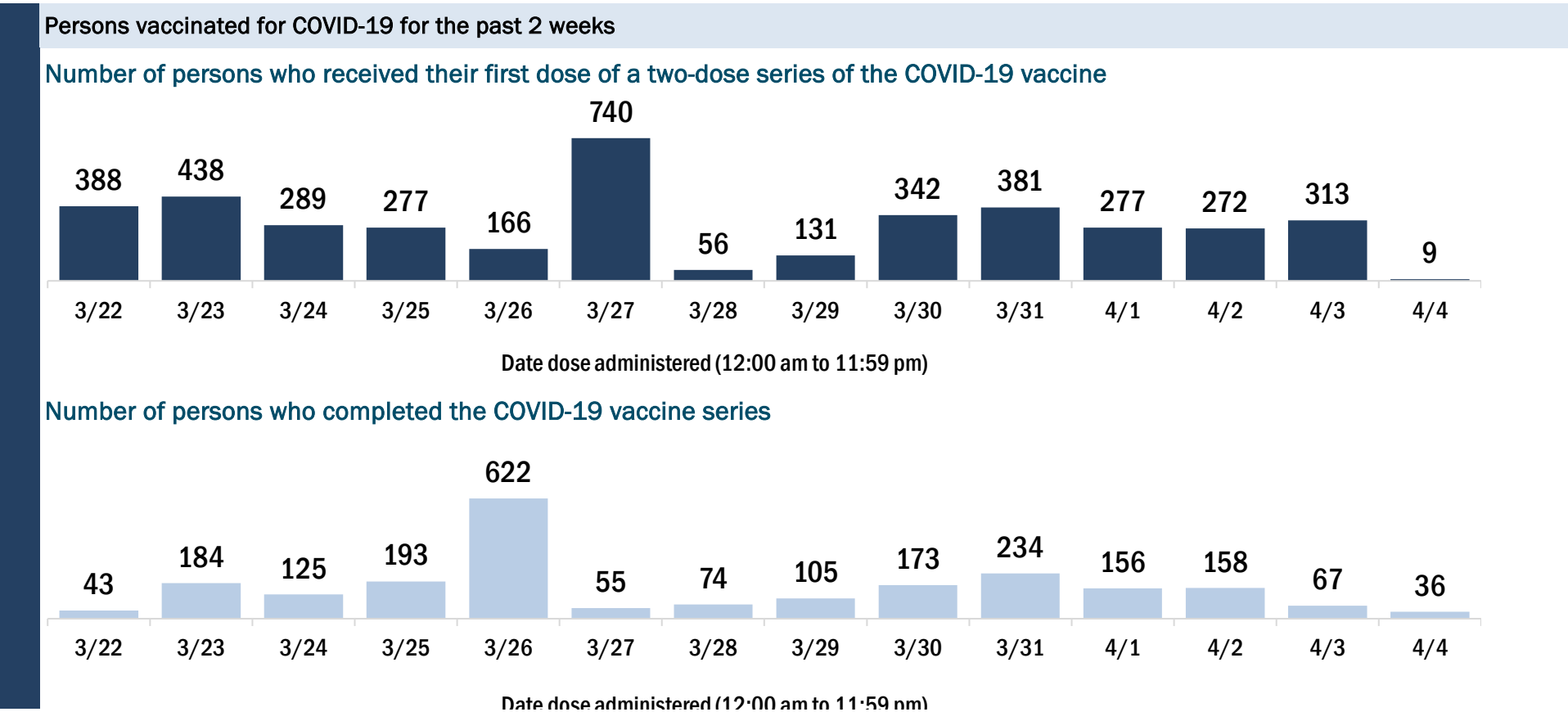
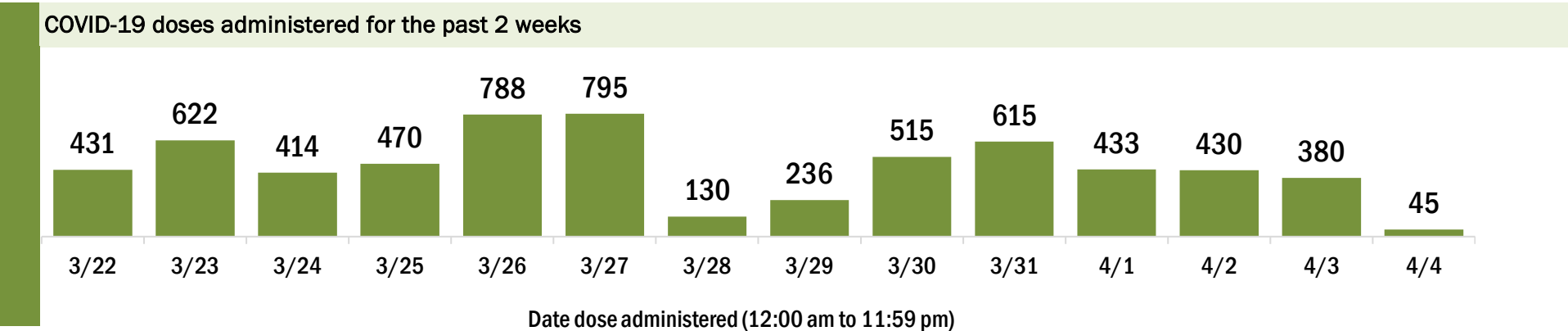
Data in this report are provisional and subject to change.

Data in this summary pertain to COVID-19 vaccines approved by the U.S. Food and Drug Administration and have been issued an Emergency Use Authorization (Janssen COVID-19 Vaccine, Moderna COVID-19 Vaccine and Pfizer-BioNTech COVID-19 Vaccine). These data summarize the number of people who have received either their first dose or have completed the series for a COVID-19 vaccine. **A person can only be counted in one category, first dose or series complete.** For persons receiving Moderna or Pfizer vaccines, once they receive their second dose, they are moved from the first dose column to the series completed column. **Because of this, the total first dose category may show a change from report to report not matching the total receiving their first dose from the previous day.** Persons receiving Johnson & Johnson vaccines will always be counted in the series completed column.

COVID-19 doses for vaccinated persons in Florida	
Doses administered	45,916
People receiving one dose of a 1-dose series (Johnson & Johnson) or receiving only one dose of a 2-dose series (Moderna, Pfizer) count once. Persons receiving both doses of a 2-dose series count twice.	

Current status of persons vaccinated for COVID-19 in Florida	
Total people vaccinated	27,784
First dose	8,360
Series completed	19,424
Completed 1-dose series	1,292
Completed 2-dose series	18,132
First dose: current number of people who have only received their first dose of the Moderna or Pfizer vaccine.	
Series complete: current number of people who have received both Moderna or Pfizer vaccine doses or one Johnson & Johnson dose and are considered fully immunized.	

Demographic summary	First dose	Series complete	Total people vaccinated
Age group	8,360	19,424	27,784
16-24 years	157	182	339
25-34 years	268	423	691
35-44 years	690	795	1,485
45-54 years	1,593	1,148	2,741
55-64 years	3,784	2,463	6,247
65-74 years	1,132	8,794	9,926
75-84 years	560	4,369	4,929
85+ years	176	1,250	1,426
Race	8,360	19,424	27,784
White	6,557	15,748	22,305
Black	367	808	1,175
American Indian/Alaskan	34	60	94
Other	443	993	1,436
Unknown	959	1,815	2,774
Other race includes Asian, native Hawaiian/Pacific Islander, or other.			
Ethnicity	8,360	19,424	27,784
Hispanic	249	302	551
Non-Hispanic	6,360	14,851	21,211
Unknown	1,751	4,271	6,022
Gender	8,360	19,424	27,784
Female	4,721	10,908	15,629
Male	3,633	8,515	12,148
Unknown	6	1	7



COVID-19: Okaloosa County vaccine summary

Vaccination data through Apr 4, 2021 as of Apr 5, 2021 at 12:05 AM

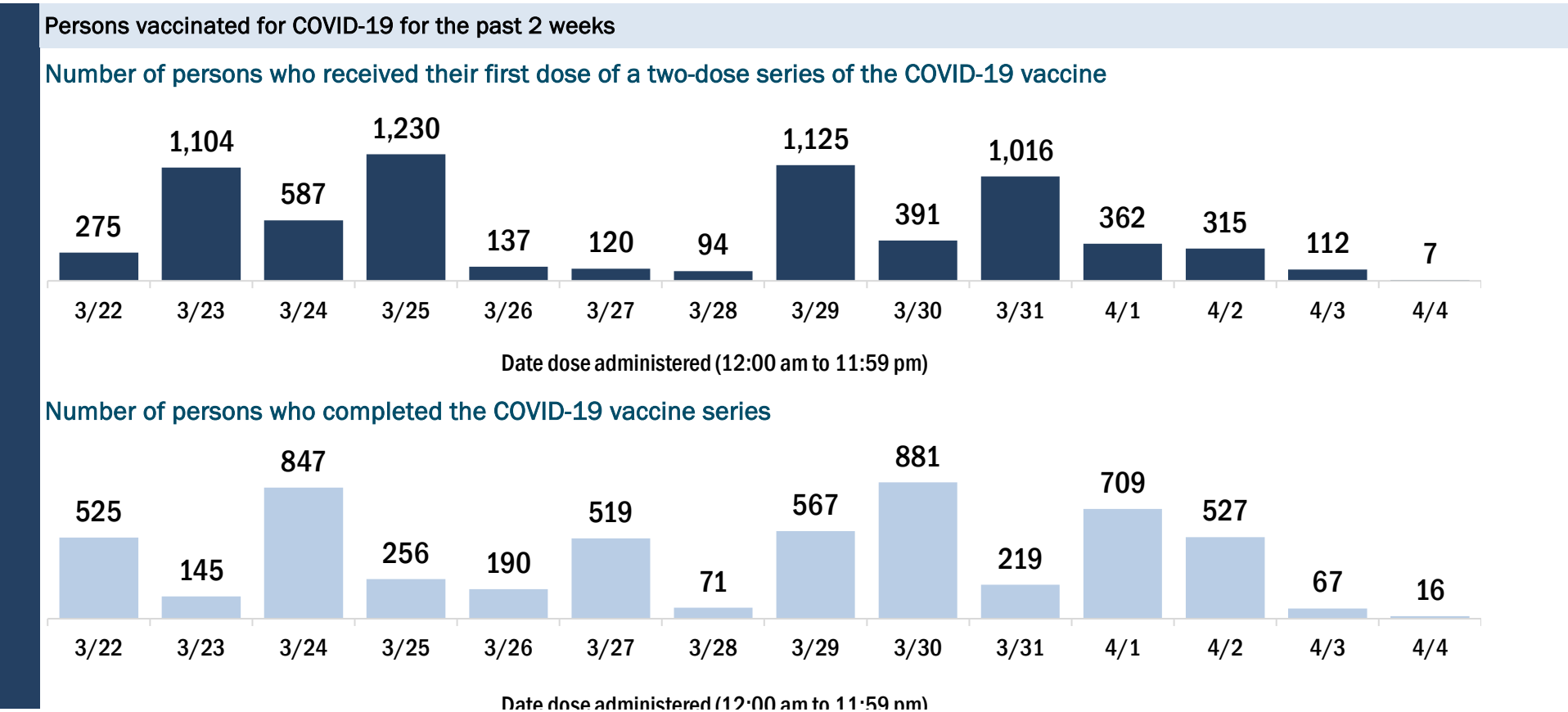
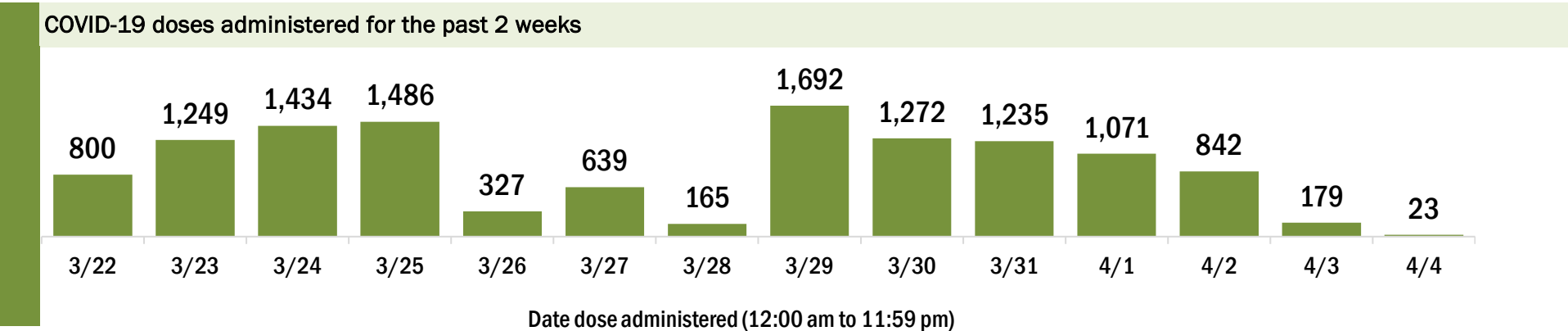
Data in this report are provisional and subject to change.

Data in this summary pertain to COVID-19 vaccines approved by the U.S. Food and Drug Administration and have been issued an Emergency Use Authorization (Janssen COVID-19 Vaccine, Moderna COVID-19 Vaccine and Pfizer-BioNTech COVID-19 Vaccine). These data summarize the number of people who have received either their first dose or have completed the series for a COVID-19 vaccine. **A person can only be counted in one category, first dose or series complete.** For persons receiving Moderna or Pfizer vaccines, once they receive their second dose, they are moved from the first dose column to the series completed column. **Because of this, the total first dose category may show a change from report to report not matching the total receiving their first dose from the previous day.** Persons receiving Johnson & Johnson vaccines will always be counted in the series completed column.

COVID-19 doses for vaccinated persons in Florida	
Doses administered	73,624
People receiving one dose of a 1-dose series (Johnson & Johnson) or receiving only one dose of a 2-dose series (Moderna, Pfizer) count once. Persons receiving both doses of a 2-dose series count twice.	

Current status of persons vaccinated for COVID-19 in Florida	
Total people vaccinated	45,424
First dose	14,688
Series completed	30,736
Completed 1-dose series	2,536
Completed 2-dose series	28,200
First dose: current number of people who have only received their first dose of the Moderna or Pfizer vaccine.	
Series complete: current number of people who have received both Moderna or Pfizer vaccine doses or one Johnson & Johnson dose and are considered fully immunized.	

Demographic summary	First dose	Series complete	Total people vaccinated
Age group	14,688	30,736	45,424
16-24 years	328	336	664
25-34 years	757	1,078	1,835
35-44 years	1,492	1,486	2,978
45-54 years	2,514	2,189	4,703
55-64 years	5,794	4,324	10,118
65-74 years	2,230	11,978	14,208
75-84 years	1,158	6,821	7,979
85+ years	415	2,524	2,939
Race	14,688	30,736	45,424
White	9,403	21,762	31,165
Black	710	1,441	2,151
American Indian/Alaskan	71	102	173
Other	1,173	2,718	3,891
Unknown	3,331	4,713	8,044
Other race includes Asian, native Hawaiian/Pacific Islander, or other.			
Ethnicity	14,688	30,736	45,424
Hispanic	475	709	1,184
Non-Hispanic	8,614	18,693	27,307
Unknown	5,599	11,334	16,933
Gender	14,688	30,736	45,424
Female	8,298	17,882	26,180
Male	6,270	12,827	19,097
Unknown	120	27	147



COVID-19: Okeechobee County vaccine summary

Vaccination data through Apr 4, 2021 as of Apr 5, 2021 at 12:05 AM

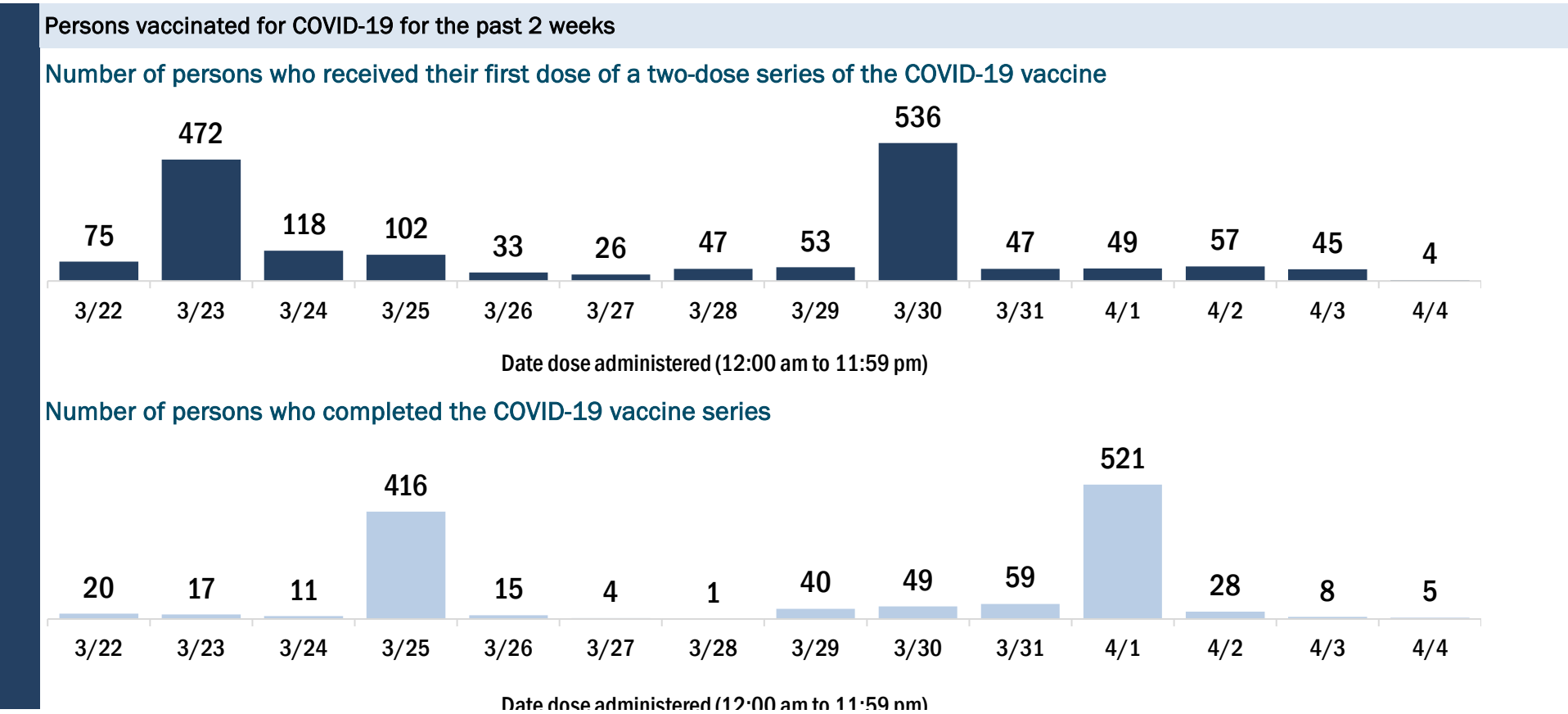
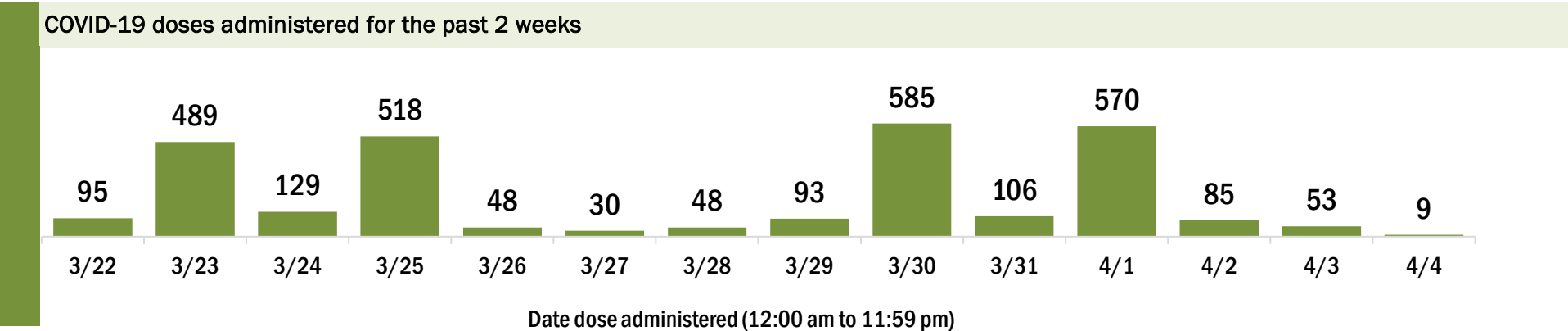
Data in this report are provisional and subject to change.

Data in this summary pertain to COVID-19 vaccines approved by the U.S. Food and Drug Administration and have been issued an Emergency Use Authorization (Janssen COVID-19 Vaccine, Moderna COVID-19 Vaccine and Pfizer-BioNTech COVID-19 Vaccine). These data summarize the number of people who have received either their first dose or have completed the series for a COVID-19 vaccine. **A person can only be counted in one category, first dose or series complete.** For persons receiving Moderna or Pfizer vaccines, once they receive their second dose, they are moved from the first dose column to the series completed column. **Because of this, the total first dose category may show a change from report to report not matching the total receiving their first dose from the previous day.** Persons receiving Johnson & Johnson vaccines will always be counted in the series completed column.

COVID-19 doses for vaccinated persons in Florida	
Doses administered	13,335
People receiving one dose of a 1-dose series (Johnson & Johnson) or receiving only one dose of a 2-dose series (Moderna, Pfizer) count once. Persons receiving both doses of a 2-dose series count twice.	

Current status of persons vaccinated for COVID-19 in Florida	
Total people vaccinated	8,368
First dose	3,200
Series completed	5,168
Completed 1-dose series	201
Completed 2-dose series	4,967
First dose: current number of people who have only received their first dose of the Moderna or Pfizer vaccine.	
Series complete: current number of people who have received both Moderna or Pfizer vaccine doses or one Johnson & Johnson dose and are considered fully immunized.	

Demographic summary	First dose	Series complete	Total people vaccinated
Age group	3,200	5,168	8,368
16-24 years	80	35	115
25-34 years	154	127	281
35-44 years	231	170	401
45-54 years	437	200	637
55-64 years	1,008	363	1,371
65-74 years	729	2,266	2,995
75-84 years	431	1,573	2,004
85+ years	130	434	564
Race	3,200	5,168	8,368
White	2,488	4,215	6,703
Black	106	89	195
American Indian/Alaskan	17	26	43
Other	229	497	726
Unknown	360	341	701
Other race includes Asian, native Hawaiian/Pacific Islander, or other.			
Ethnicity	3,200	5,168	8,368
Hispanic	489	289	778
Non-Hispanic	1,938	3,935	5,873
Unknown	773	944	1,717
Gender	3,200	5,168	8,368
Female	1,771	2,898	4,669
Male	1,424	2,270	3,694
Unknown	5	0	5



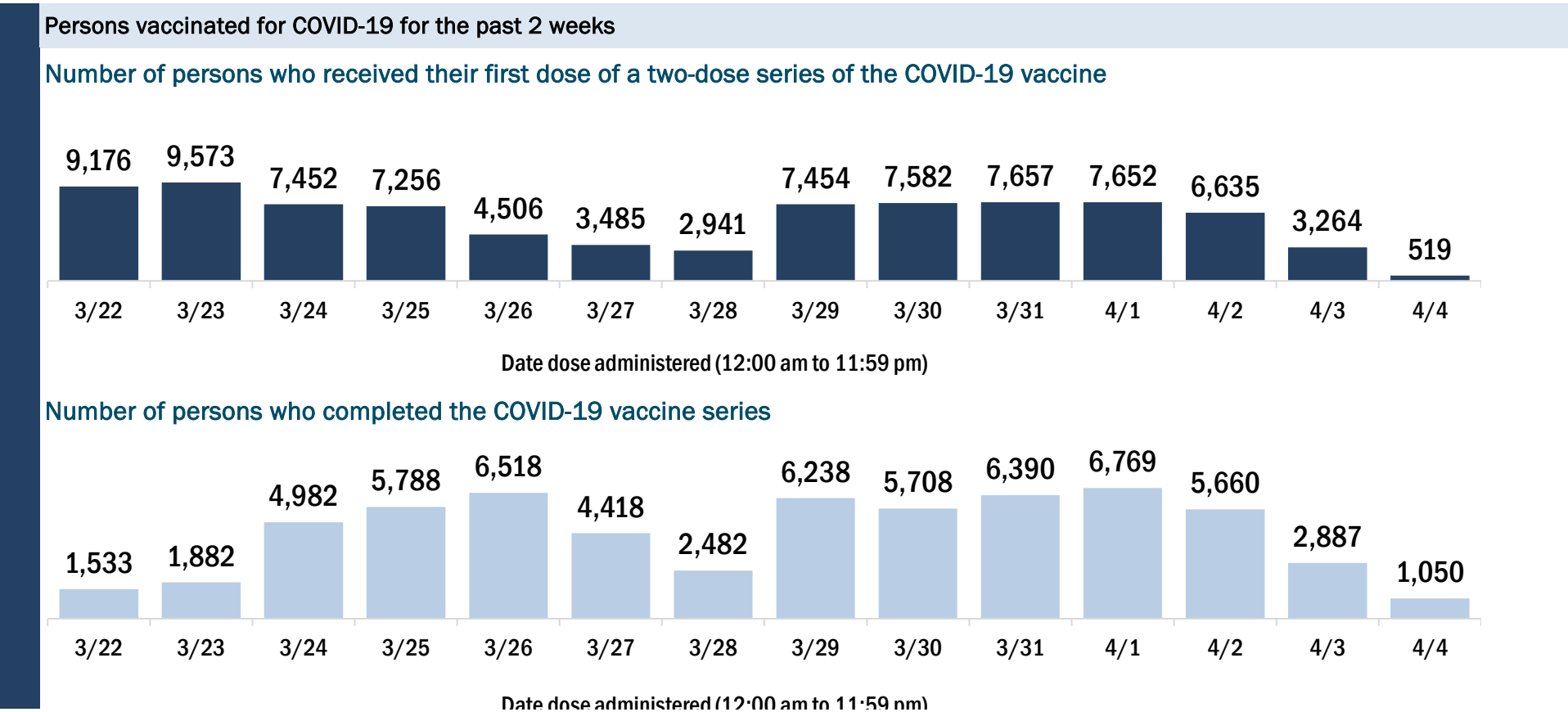
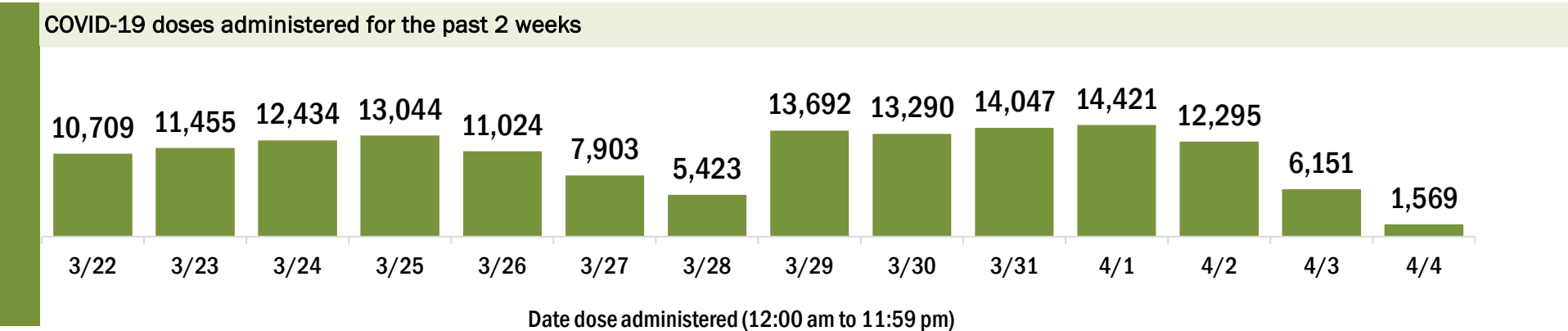
COVID-19: Orange County vaccine summary

Vaccination data through Apr 4, 2021 as of Apr 5, 2021 at 12:05 AM

Data in this report are provisional and subject to change.

Data in this summary pertain to COVID-19 vaccines approved by the U.S. Food and Drug Administration and have been issued an Emergency Use Authorization (Janssen COVID-19 Vaccine, Moderna COVID-19 Vaccine and Pfizer-BioNTech COVID-19 Vaccine). These data summarize the number of people who have received either their first dose or have completed the series for a COVID-19 vaccine. **A person can only be counted in one category, first dose or series complete.** For persons receiving Moderna or Pfizer vaccines, once they receive their second dose, they are moved from the first dose column to the series completed column. **Because of this, the total first dose category may show a change from report to report not matching the total receiving their first dose from the previous day.** Persons receiving Johnson & Johnson vaccines will always be counted in the series completed column.

COVID-19 doses for vaccinated persons in Florida		Demographic summary			
Doses administered	506,362	First dose	Series complete	Total people vaccinated	
People receiving one dose of a 1-dose series (Johnson & Johnson) or receiving only one dose of a 2-dose series (Moderna, Pfizer) count once. Persons receiving both doses of a 2-dose series count twice.		Age group	155,075	187,582	342,657
		16-24 years	6,641	4,938	11,579
		25-34 years	13,272	14,731	28,003
		35-44 years	24,422	19,730	44,152
		45-54 years	37,198	22,856	60,054
		55-64 years	47,294	26,837	74,131
		65-74 years	14,958	60,282	75,240
		75-84 years	7,250	28,080	35,330
		85+ years	4,040	10,128	14,168
		Race	155,075	187,582	342,657
		White	88,027	115,215	203,242
		Black	11,563	16,396	27,959
		American Indian/Alaskan	467	543	1,010
		Other	24,374	34,809	59,183
		Unknown	30,644	20,619	51,263
		Other race includes Asian, native Hawaiian/Pacific Islander, or other.			
		Ethnicity	155,075	187,582	342,657
		Hispanic	18,715	21,256	39,971
		Non-Hispanic	71,073	99,237	170,310
		Unknown	65,287	67,089	132,376
		Gender	155,075	187,582	342,657
		Female	82,529	110,729	193,258
		Male	70,430	76,112	146,542
		Unknown	2,116	741	2,857



COVID-19: Osceola County vaccine summary

Vaccination data through Apr 4, 2021 as of Apr 5, 2021 at 12:05 AM

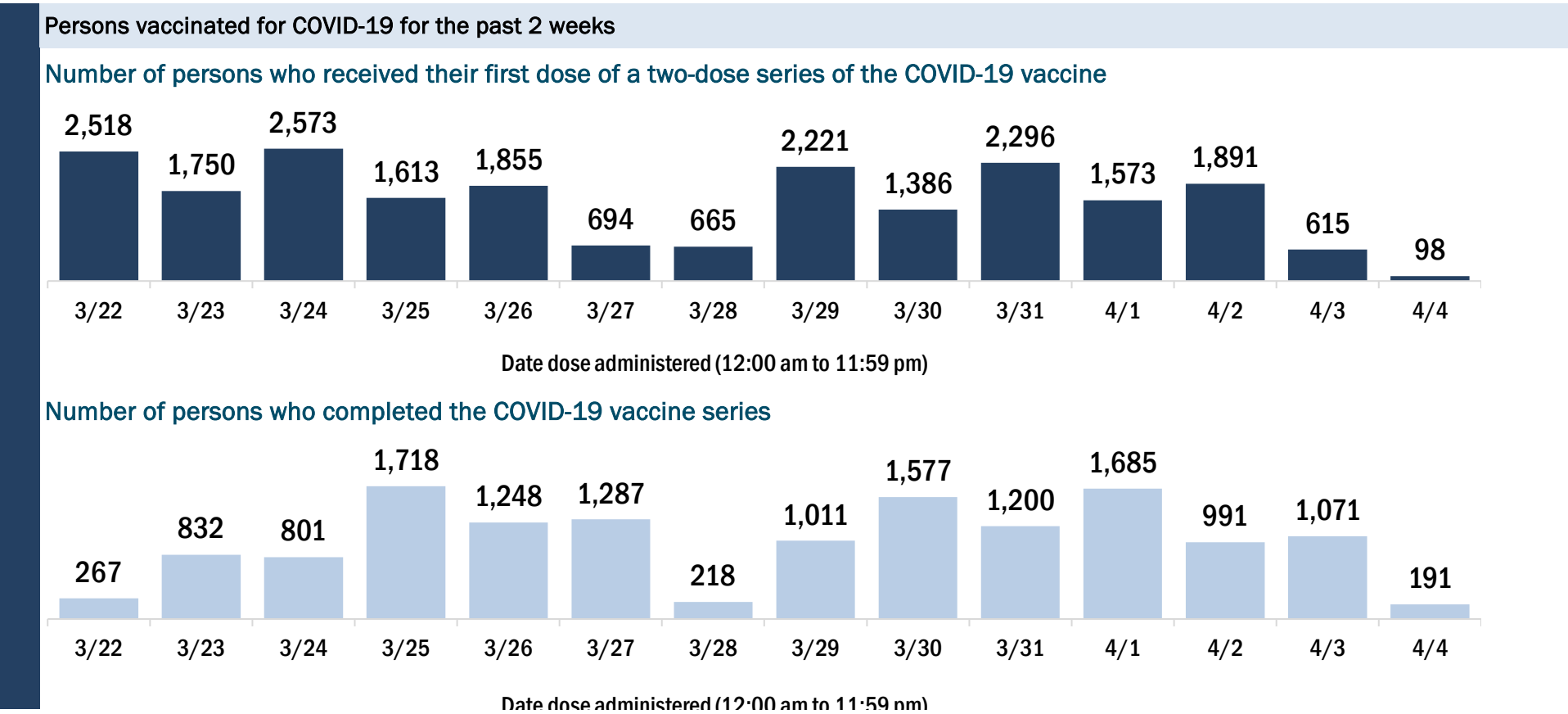
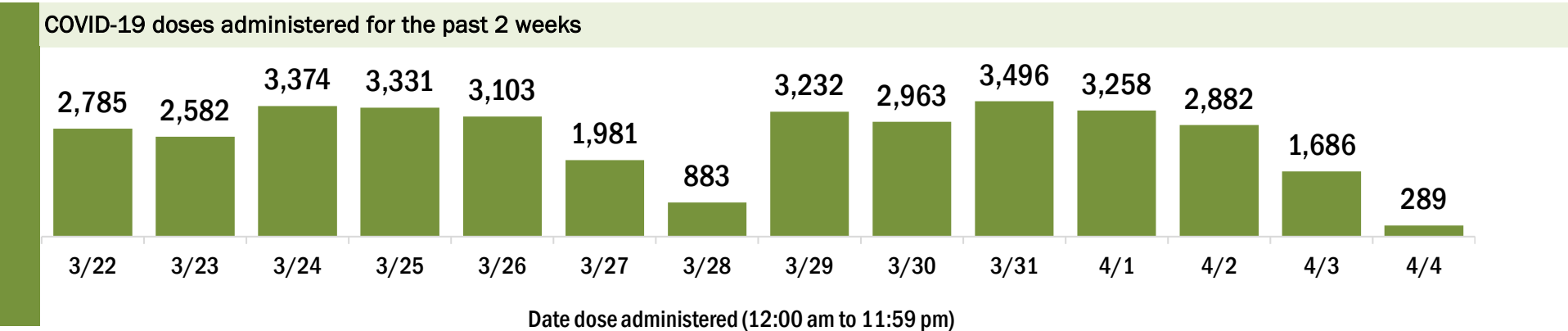
Data in this report are provisional and subject to change.

Data in this summary pertain to COVID-19 vaccines approved by the U.S. Food and Drug Administration and have been issued an Emergency Use Authorization (Janssen COVID-19 Vaccine, Moderna COVID-19 Vaccine and Pfizer-BioNTech COVID-19 Vaccine). These data summarize the number of people who have received either their first dose or have completed the series for a COVID-19 vaccine. **A person can only be counted in one category, first dose or series complete.** For persons receiving Moderna or Pfizer vaccines, once they receive their second dose, they are moved from the first dose column to the series completed column. **Because of this, the total first dose category may show a change from report to report not matching the total receiving their first dose from the previous day.** Persons receiving Johnson & Johnson vaccines will always be counted in the series completed column.

COVID-19 doses for vaccinated persons in Florida	
Doses administered	124,050
People receiving one dose of a 1-dose series (Johnson & Johnson) or receiving only one dose of a 2-dose series (Moderna, Pfizer) count once. Persons receiving both doses of a 2-dose series count twice.	

Current status of persons vaccinated for COVID-19 in Florida	
Total people vaccinated	83,749
First dose	38,845
Series completed	44,904
Completed 1-dose series	4,603
Completed 2-dose series	40,301
First dose: current number of people who have only received their first dose of the Moderna or Pfizer vaccine.	
Series complete: current number of people who have received both Moderna or Pfizer vaccine doses or one Johnson & Johnson dose and are considered fully immunized.	

Demographic summary	First dose	Series complete	Total people vaccinated
Age group	38,845	44,904	83,749
16-24 years	1,228	835	2,063
25-34 years	2,582	2,231	4,813
35-44 years	4,792	3,271	8,063
45-54 years	8,954	4,487	13,441
55-64 years	12,901	5,668	18,569
65-74 years	5,103	17,497	22,600
75-84 years	2,536	8,464	11,000
85+ years	749	2,451	3,200
Race	38,845	44,904	83,749
White	21,341	27,732	49,073
Black	1,960	2,629	4,589
American Indian/Alaskan	152	260	412
Other	6,528	8,886	15,414
Unknown	8,864	5,397	14,261
Other race includes Asian, native Hawaiian/Pacific Islander, or other.			
Ethnicity	38,845	44,904	83,749
Hispanic	11,780	12,119	23,899
Non-Hispanic	11,927	20,078	32,005
Unknown	15,138	12,707	27,845
Gender	38,845	44,904	83,749
Female	21,577	26,657	48,234
Male	17,113	18,221	35,334
Unknown	155	26	181



COVID-19: Palm Beach County vaccine summary

Vaccination data through Apr 4, 2021 as of Apr 5, 2021 at 12:05 AM

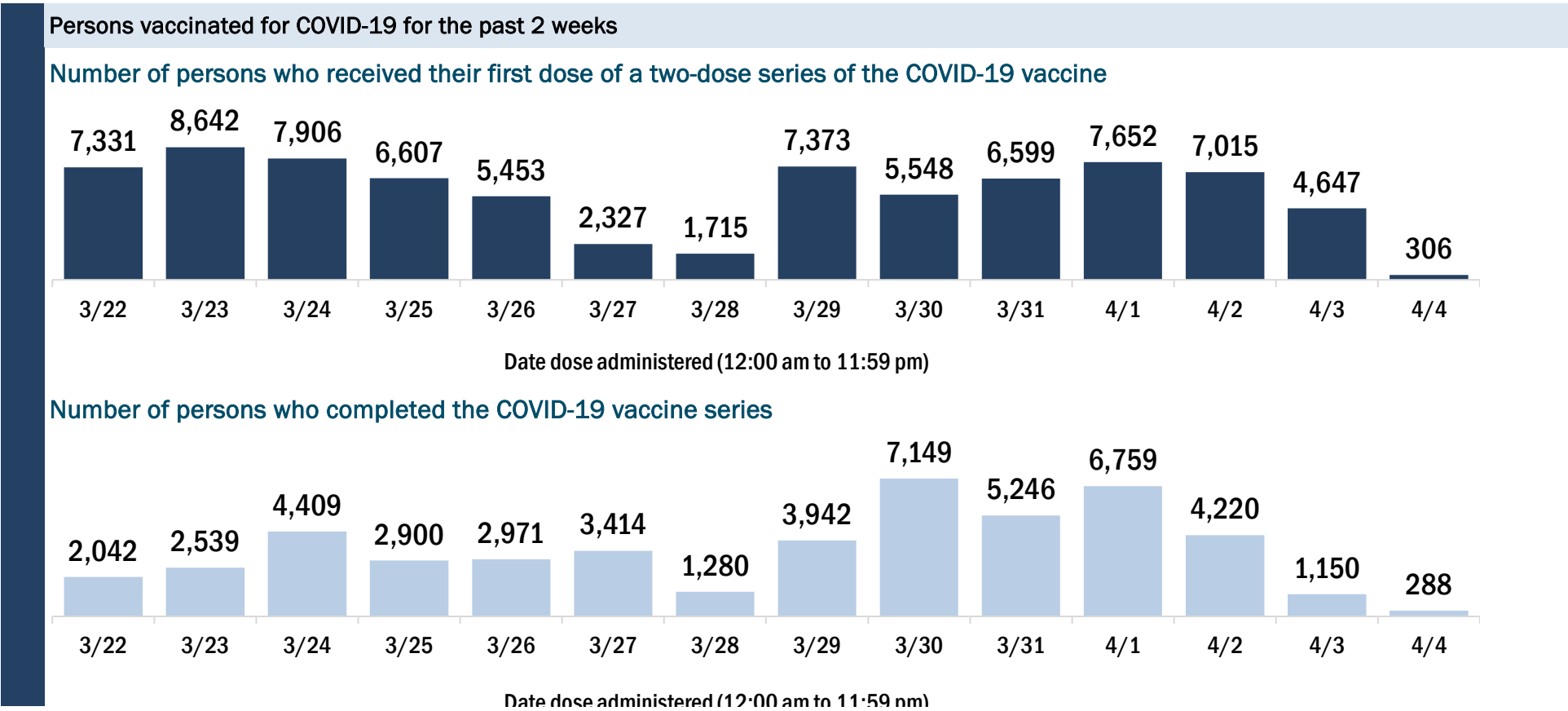
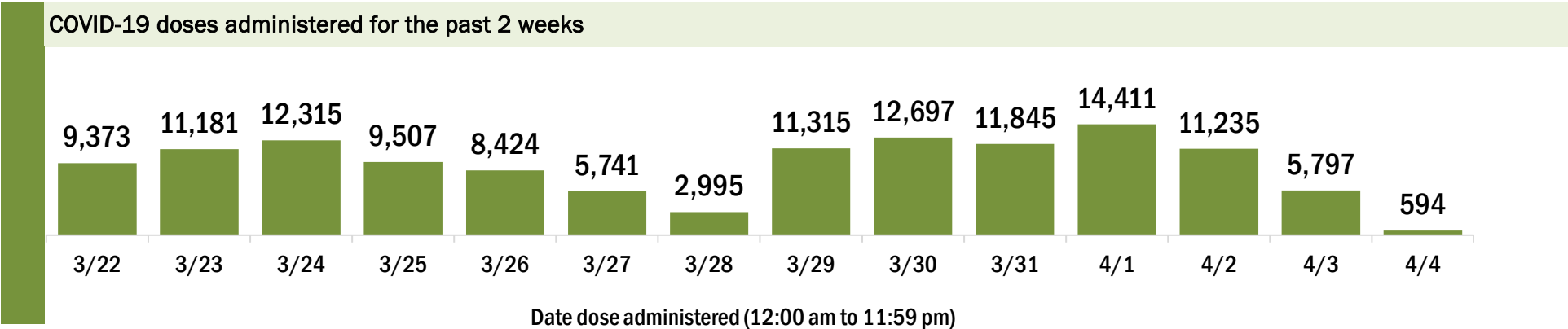
Data in this report are provisional and subject to change.

Data in this summary pertain to COVID-19 vaccines approved by the U.S. Food and Drug Administration and have been issued an Emergency Use Authorization (Janssen COVID-19 Vaccine, Moderna COVID-19 Vaccine and Pfizer-BioNTech COVID-19 Vaccine). These data summarize the number of people who have received either their first dose or have completed the series for a COVID-19 vaccine. **A person can only be counted in one category, first dose or series complete.** For persons receiving Moderna or Pfizer vaccines, once they receive their second dose, they are moved from the first dose column to the series completed column. **Because of this, the total first dose category may show a change from report to report not matching the total receiving their first dose from the previous day.** Persons receiving Johnson & Johnson vaccines will always be counted in the series completed column.

COVID-19 doses for vaccinated persons in Florida	
Doses administered	742,885
People receiving one dose of a 1-dose series (Johnson & Johnson) or receiving only one dose of a 2-dose series (Moderna, Pfizer) count once. Persons receiving both doses of a 2-dose series count twice.	

Current status of persons vaccinated for COVID-19 in Florida	
Total people vaccinated	465,615
First dose	169,800
Series completed	295,815
Completed 1-dose series	18,545
Completed 2-dose series	277,270
First dose: current number of people who have only received their first dose of the Moderna or Pfizer vaccine.	
Series complete: current number of people who have received both Moderna or Pfizer vaccine doses or one Johnson & Johnson dose and are considered fully immunized.	

Demographic summary	First dose	Series complete	Total people vaccinated
Age group	169,800	295,815	465,615
16-24 years	4,330	3,002	7,332
25-34 years	7,638	8,578	16,216
35-44 years	15,046	12,933	27,979
45-54 years	30,748	19,415	50,163
55-64 years	55,275	32,436	87,711
65-74 years	28,977	110,224	139,201
75-84 years	19,103	77,636	96,739
85+ years	8,683	31,591	40,274
Race	169,800	295,815	465,615
White	101,409	198,788	300,197
Black	9,785	14,048	23,833
American Indian/Alaskan	517	787	1,304
Other	14,611	26,109	40,720
Unknown	43,478	56,083	99,561
Other race includes Asian, native Hawaiian/Pacific Islander, or other.			
Ethnicity	169,800	295,815	465,615
Hispanic	17,574	18,182	35,756
Non-Hispanic	76,276	165,050	241,326
Unknown	75,950	112,583	188,533
Gender	169,800	295,815	465,615
Female	95,207	172,806	268,013
Male	74,034	122,884	196,918
Unknown	559	125	684



COVID-19: Pasco County vaccine summary

Vaccination data through Apr 4, 2021 as of Apr 5, 2021 at 12:05 AM

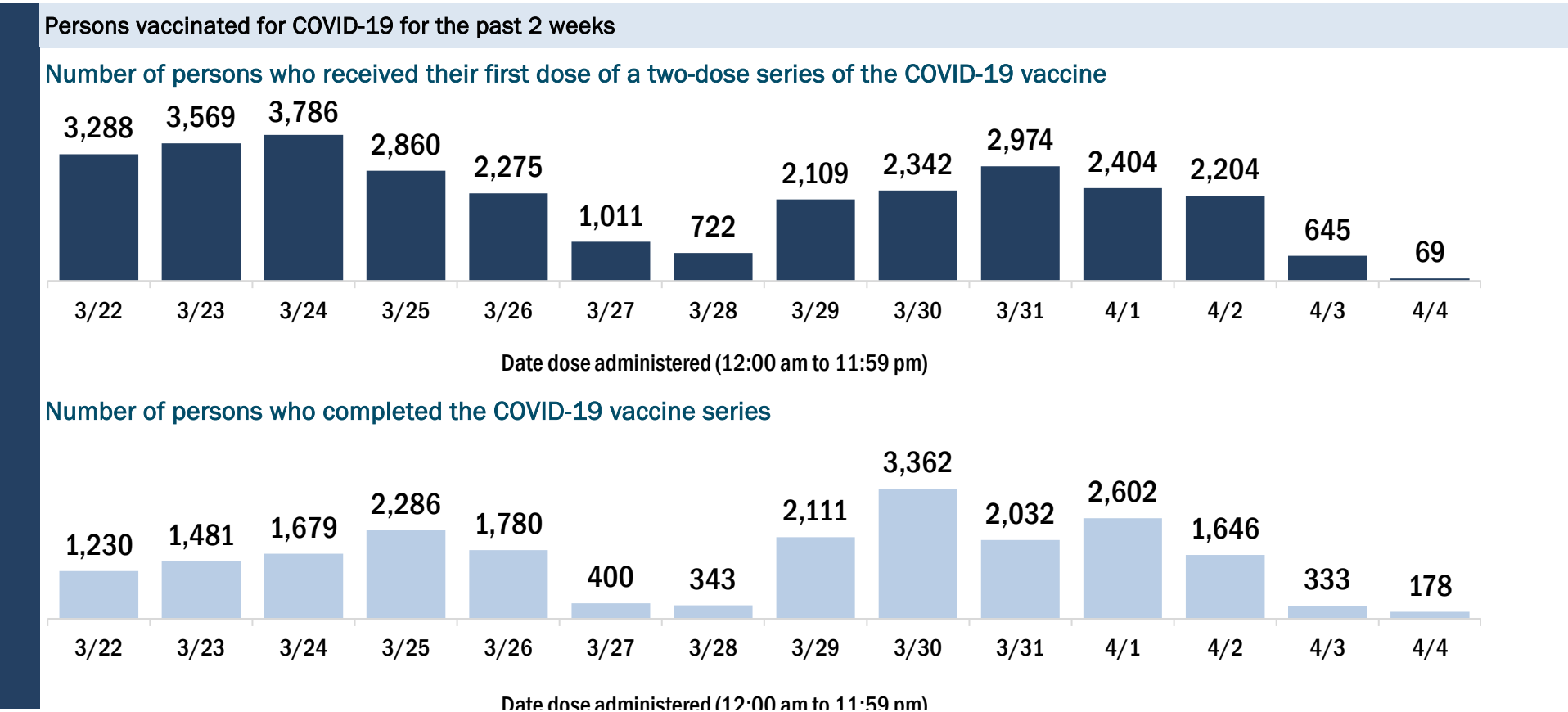
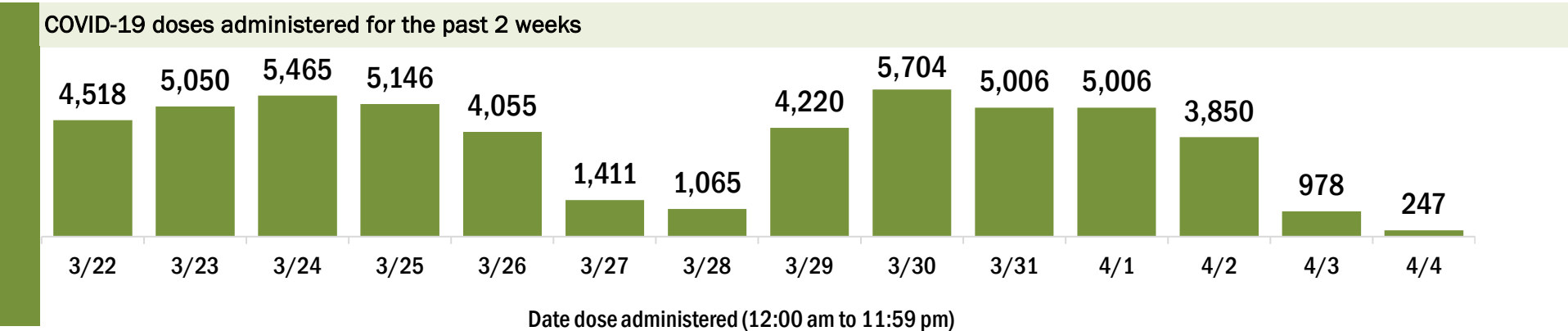
Data in this report are provisional and subject to change.

Data in this summary pertain to COVID-19 vaccines approved by the U.S. Food and Drug Administration and have been issued an Emergency Use Authorization (Janssen COVID-19 Vaccine, Moderna COVID-19 Vaccine and Pfizer-BioNTech COVID-19 Vaccine). These data summarize the number of people who have received either their first dose or have completed the series for a COVID-19 vaccine. **A person can only be counted in one category, first dose or series complete.** For persons receiving Moderna or Pfizer vaccines, once they receive their second dose, they are moved from the first dose column to the series completed column. **Because of this, the total first dose category may show a change from report to report not matching the total receiving their first dose from the previous day.** Persons receiving Johnson & Johnson vaccines will always be counted in the series completed column.

COVID-19 doses for vaccinated persons in Florida	
Doses administered	220,874
People receiving one dose of a 1-dose series (Johnson & Johnson) or receiving only one dose of a 2-dose series (Moderna, Pfizer) count once. Persons receiving both doses of a 2-dose series count twice.	

Current status of persons vaccinated for COVID-19 in Florida	
Total people vaccinated	146,200
First dose	66,295
Series completed	79,905
Completed 1-dose series	5,231
Completed 2-dose series	74,674
First dose: current number of people who have only received their first dose of the Moderna or Pfizer vaccine.	
Series complete: current number of people who have received both Moderna or Pfizer vaccine doses or one Johnson & Johnson dose and are considered fully immunized.	

Demographic summary	First dose	Series complete	Total people vaccinated
Age group	66,295	79,905	146,200
16-24 years	1,500	1,024	2,524
25-34 years	2,421	2,854	5,275
35-44 years	5,583	4,581	10,164
45-54 years	11,087	6,006	17,093
55-64 years	20,288	7,889	28,177
65-74 years	13,724	32,161	45,885
75-84 years	8,946	19,505	28,451
85+ years	2,746	5,885	8,631
Race	66,295	79,905	146,200
White	48,737	61,392	110,129
Black	1,996	2,013	4,009
American Indian/Alaskan	242	238	480
Other	5,943	7,786	13,729
Unknown	9,377	8,476	17,853
Other race includes Asian, native Hawaiian/Pacific Islander, or other.			
Ethnicity	66,295	79,905	146,200
Hispanic	4,363	3,455	7,818
Non-Hispanic	37,735	49,069	86,804
Unknown	24,197	27,381	51,578
Gender	66,295	79,905	146,200
Female	37,674	47,564	85,238
Male	28,517	32,275	60,792
Unknown	104	66	170



COVID-19: Pinellas County vaccine summary

Vaccination data through Apr 4, 2021 as of Apr 5, 2021 at 12:05 AM

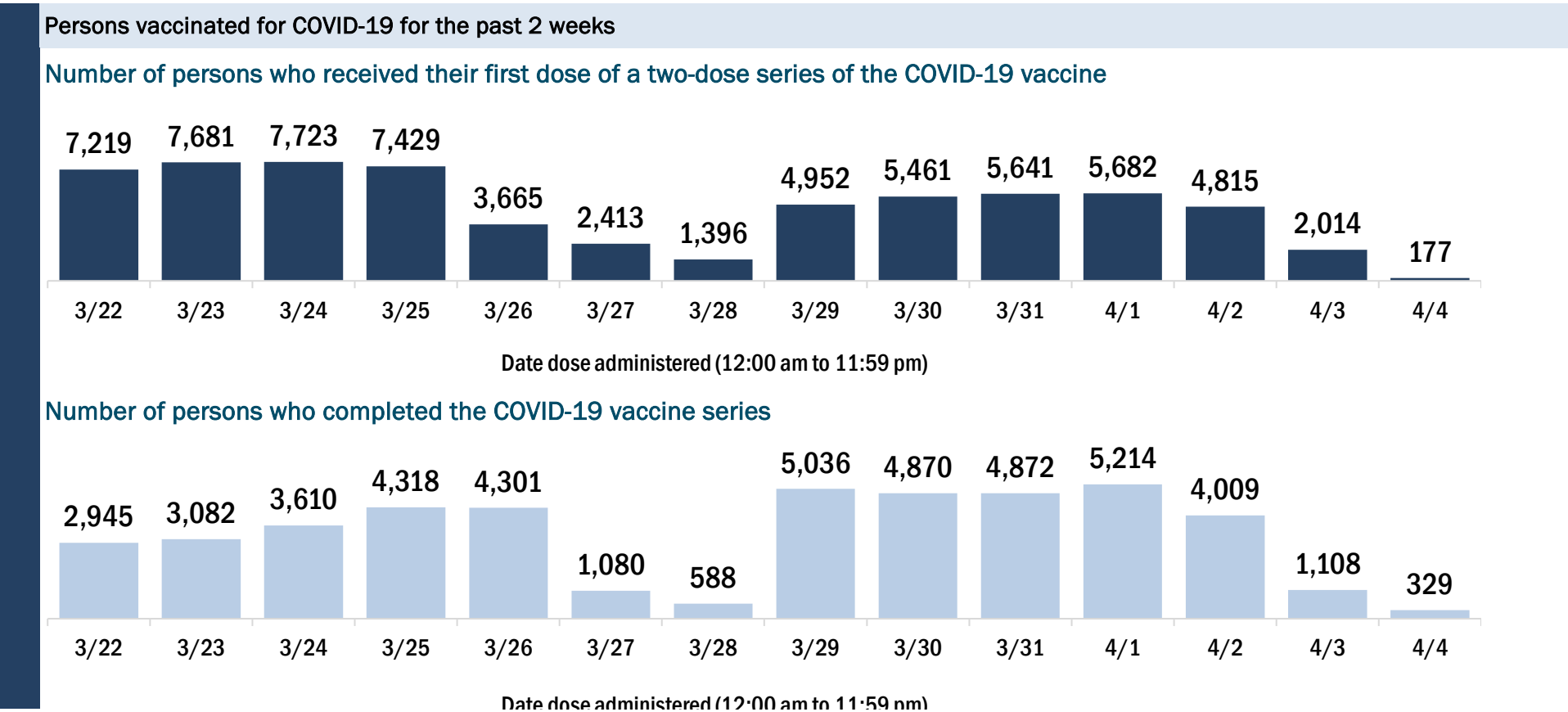
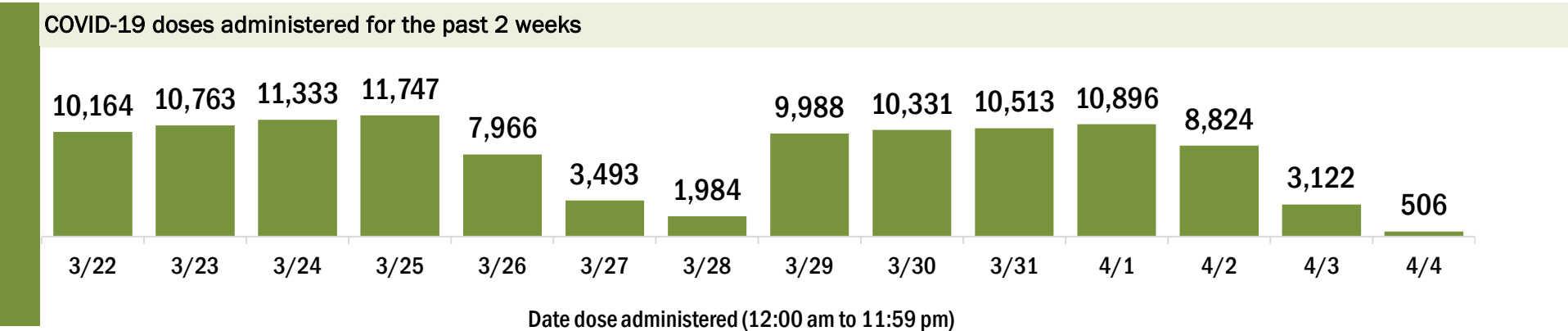
Data in this report are provisional and subject to change.

Data in this summary pertain to COVID-19 vaccines approved by the U.S. Food and Drug Administration and have been issued an Emergency Use Authorization (Janssen COVID-19 Vaccine, Moderna COVID-19 Vaccine and Pfizer-BioNTech COVID-19 Vaccine). These data summarize the number of people who have received either their first dose or have completed the series for a COVID-19 vaccine. **A person can only be counted in one category, first dose or series complete.** For persons receiving Moderna or Pfizer vaccines, once they receive their second dose, they are moved from the first dose column to the series completed column. **Because of this, the total first dose category may show a change from report to report not matching the total receiving their first dose from the previous day.** Persons receiving Johnson & Johnson vaccines will always be counted in the series completed column.

COVID-19 doses for vaccinated persons in Florida	
Doses administered	490,972
People receiving one dose of a 1-dose series (Johnson & Johnson) or receiving only one dose of a 2-dose series (Moderna, Pfizer) count once. Persons receiving both doses of a 2-dose series count twice.	

Current status of persons vaccinated for COVID-19 in Florida	
Total people vaccinated	318,703
First dose	136,544
Series completed	182,159
Completed 1-dose series	9,890
Completed 2-dose series	172,269
First dose: current number of people who have only received their first dose of the Moderna or Pfizer vaccine.	
Series complete: current number of people who have received both Moderna or Pfizer vaccine doses or one Johnson & Johnson dose and are considered fully immunized.	

Demographic summary	First dose	Series complete	Total people vaccinated
Age group	136,544	182,159	318,703
16-24 years	2,991	1,904	4,895
25-34 years	6,116	7,048	13,164
35-44 years	10,839	9,031	19,870
45-54 years	23,160	12,275	35,435
55-64 years	51,301	21,280	72,581
65-74 years	23,045	75,614	98,659
75-84 years	13,466	39,841	53,307
85+ years	5,626	15,166	20,792
Race	136,544	182,159	318,703
White	97,840	138,278	236,118
Black	7,132	7,193	14,325
American Indian/Alaskan	391	367	758
Other	10,700	14,347	25,047
Unknown	20,481	21,974	42,455
Other race includes Asian, native Hawaiian/Pacific Islander, or other.			
Ethnicity	136,544	182,159	318,703
Hispanic	5,048	4,857	9,905
Non-Hispanic	82,610	109,531	192,141
Unknown	48,886	67,771	116,657
Gender	136,544	182,159	318,703
Female	77,007	107,772	184,779
Male	59,230	74,087	133,317
Unknown	307	300	607



COVID-19: Polk County vaccine summary

Vaccination data through Apr 4, 2021 as of Apr 5, 2021 at 12:05 AM

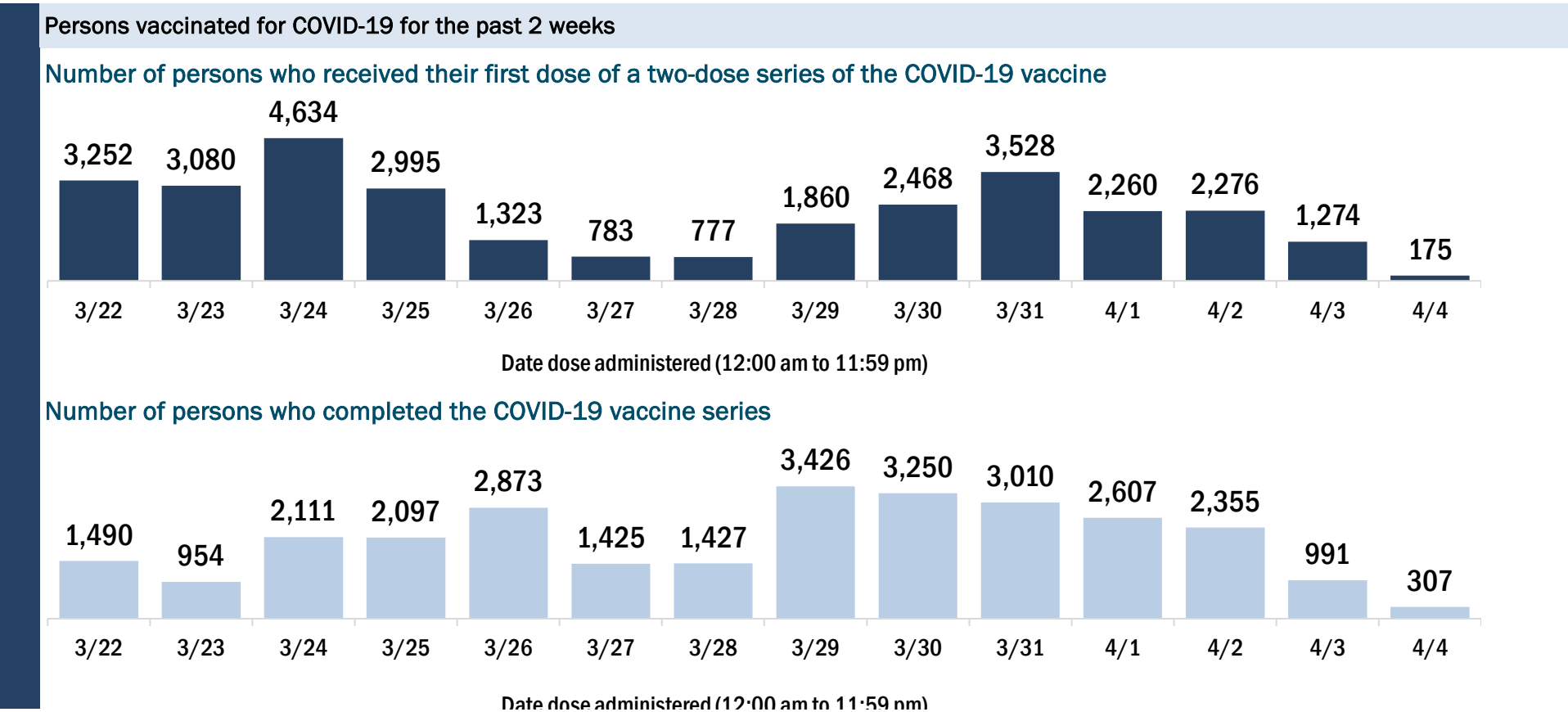
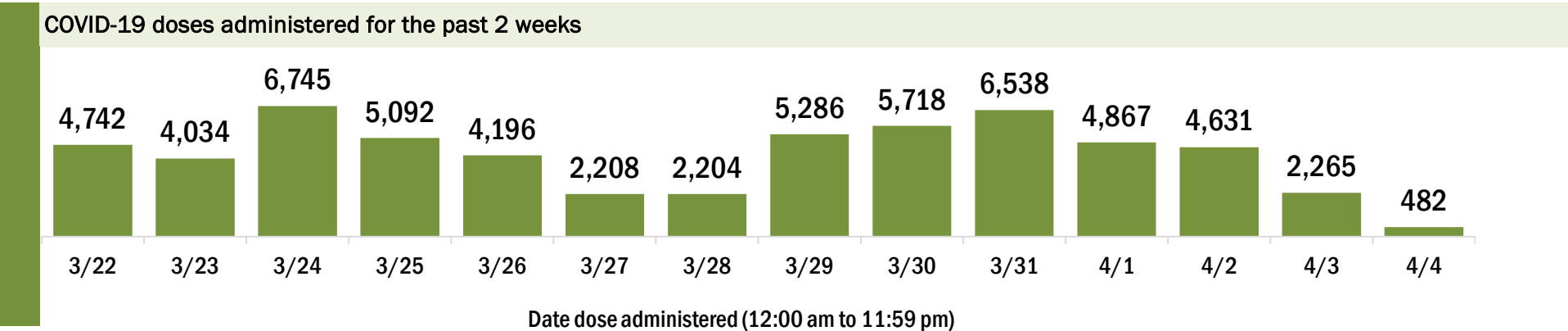
Data in this report are provisional and subject to change.

Data in this summary pertain to COVID-19 vaccines approved by the U.S. Food and Drug Administration and have been issued an Emergency Use Authorization (Janssen COVID-19 Vaccine, Moderna COVID-19 Vaccine and Pfizer-BioNTech COVID-19 Vaccine). These data summarize the number of people who have received either their first dose or have completed the series for a COVID-19 vaccine. **A person can only be counted in one category, first dose or series complete.** For persons receiving Moderna or Pfizer vaccines, once they receive their second dose, they are moved from the first dose column to the series completed column. **Because of this, the total first dose category may show a change from report to report not matching the total receiving their first dose from the previous day.** Persons receiving Johnson & Johnson vaccines will always be counted in the series completed column.

COVID-19 doses for vaccinated persons in Florida	
Doses administered	254,644
People receiving one dose of a 1-dose series (Johnson & Johnson) or receiving only one dose of a 2-dose series (Moderna, Pfizer) count once. Persons receiving both doses of a 2-dose series count twice.	

Current status of persons vaccinated for COVID-19 in Florida	
Total people vaccinated	169,056
First dose	78,980
Series completed	90,076
Completed 1-dose series	4,488
Completed 2-dose series	85,588
First dose: current number of people who have only received their first dose of the Moderna or Pfizer vaccine.	
Series complete: current number of people who have received both Moderna or Pfizer vaccine doses or one Johnson & Johnson dose and are considered fully immunized.	

Demographic summary	First dose	Series complete	Total people vaccinated
Age group	78,980	90,076	169,056
16-24 years	1,780	965	2,745
25-34 years	3,706	3,065	6,771
35-44 years	6,158	4,483	10,641
45-54 years	11,258	6,256	17,514
55-64 years	21,740	10,263	32,003
65-74 years	18,943	36,426	55,369
75-84 years	11,713	22,216	33,929
85+ years	3,682	6,402	10,084
Race	78,980	90,076	169,056
White	53,188	67,069	120,257
Black	5,812	5,336	11,148
American Indian/Alaskan	546	427	973
Other	6,264	6,701	12,965
Unknown	13,170	10,543	23,713
Other race includes Asian, native Hawaiian/Pacific Islander, or other.			
Ethnicity	78,980	90,076	169,056
Hispanic	9,435	5,705	15,140
Non-Hispanic	41,596	54,484	96,080
Unknown	27,949	29,887	57,836
Gender	78,980	90,076	169,056
Female	44,447	52,263	96,710
Male	34,286	37,777	72,063
Unknown	247	36	283



COVID-19: Putnam County vaccine summary

Vaccination data through Apr 4, 2021 as of Apr 5, 2021 at 12:05 AM

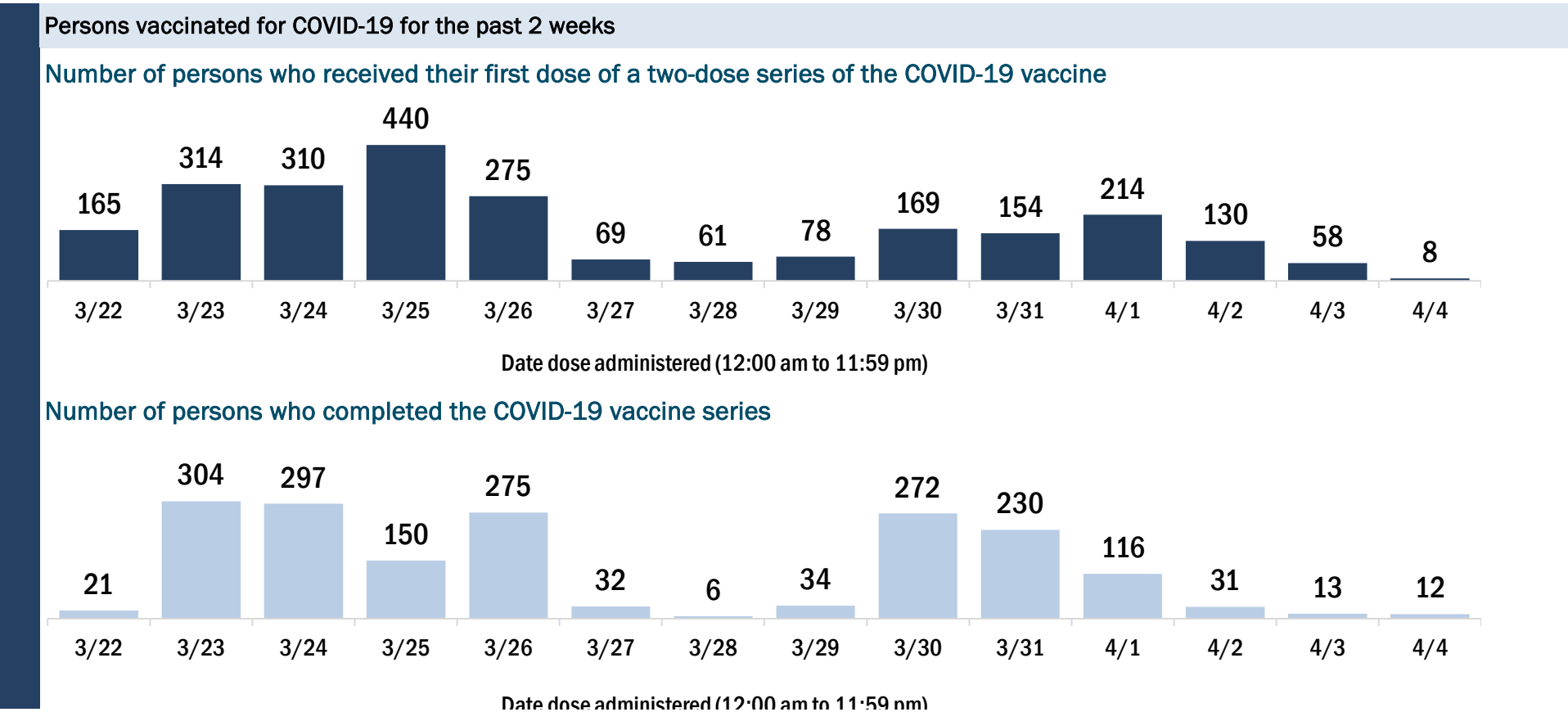
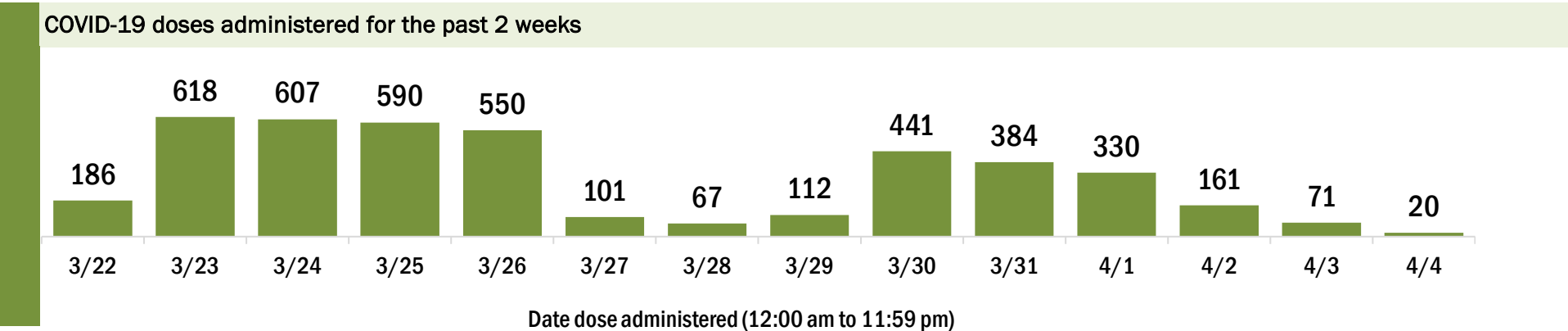
Data in this report are provisional and subject to change.

Data in this summary pertain to COVID-19 vaccines approved by the U.S. Food and Drug Administration and have been issued an Emergency Use Authorization (Janssen COVID-19 Vaccine, Moderna COVID-19 Vaccine and Pfizer-BioNTech COVID-19 Vaccine). These data summarize the number of people who have received either their first dose or have completed the series for a COVID-19 vaccine. **A person can only be counted in one category, first dose or series complete.** For persons receiving Moderna or Pfizer vaccines, once they receive their second dose, they are moved from the first dose column to the series completed column. **Because of this, the total first dose category may show a change from report to report not matching the total receiving their first dose from the previous day.** Persons receiving Johnson & Johnson vaccines will always be counted in the series completed column.

COVID-19 doses for vaccinated persons in Florida	
Doses administered	22,817
People receiving one dose of a 1-dose series (Johnson & Johnson) or receiving only one dose of a 2-dose series (Moderna, Pfizer) count once. Persons receiving both doses of a 2-dose series count twice.	

Current status of persons vaccinated for COVID-19 in Florida	
Total people vaccinated	15,004
First dose	6,616
Series completed	8,388
Completed 1-dose series	575
Completed 2-dose series	7,813
First dose: current number of people who have only received their first dose of the Moderna or Pfizer vaccine.	
Series complete: current number of people who have received both Moderna or Pfizer vaccine doses or one Johnson & Johnson dose and are considered fully immunized.	

Demographic summary	First dose	Series complete	Total people vaccinated
Age group	6,616	8,388	15,004
16-24 years	82	68	150
25-34 years	207	167	374
35-44 years	349	248	597
45-54 years	823	421	1,244
55-64 years	2,160	965	3,125
65-74 years	1,799	3,701	5,500
75-84 years	897	2,149	3,046
85+ years	299	669	968
Race	6,616	8,388	15,004
White	5,041	6,587	11,628
Black	744	723	1,467
American Indian/Alaskan	73	58	131
Other	472	498	970
Unknown	286	522	808
Other race includes Asian, native Hawaiian/Pacific Islander, or other.			
Ethnicity	6,616	8,388	15,004
Hispanic	319	238	557
Non-Hispanic	5,138	6,425	11,563
Unknown	1,159	1,725	2,884
Gender	6,616	8,388	15,004
Female	3,738	4,810	8,548
Male	2,870	3,574	6,444
Unknown	8	4	12



COVID-19: Santa Rosa County vaccine summary

Vaccination data through Apr 4, 2021 as of Apr 5, 2021 at 12:05 AM

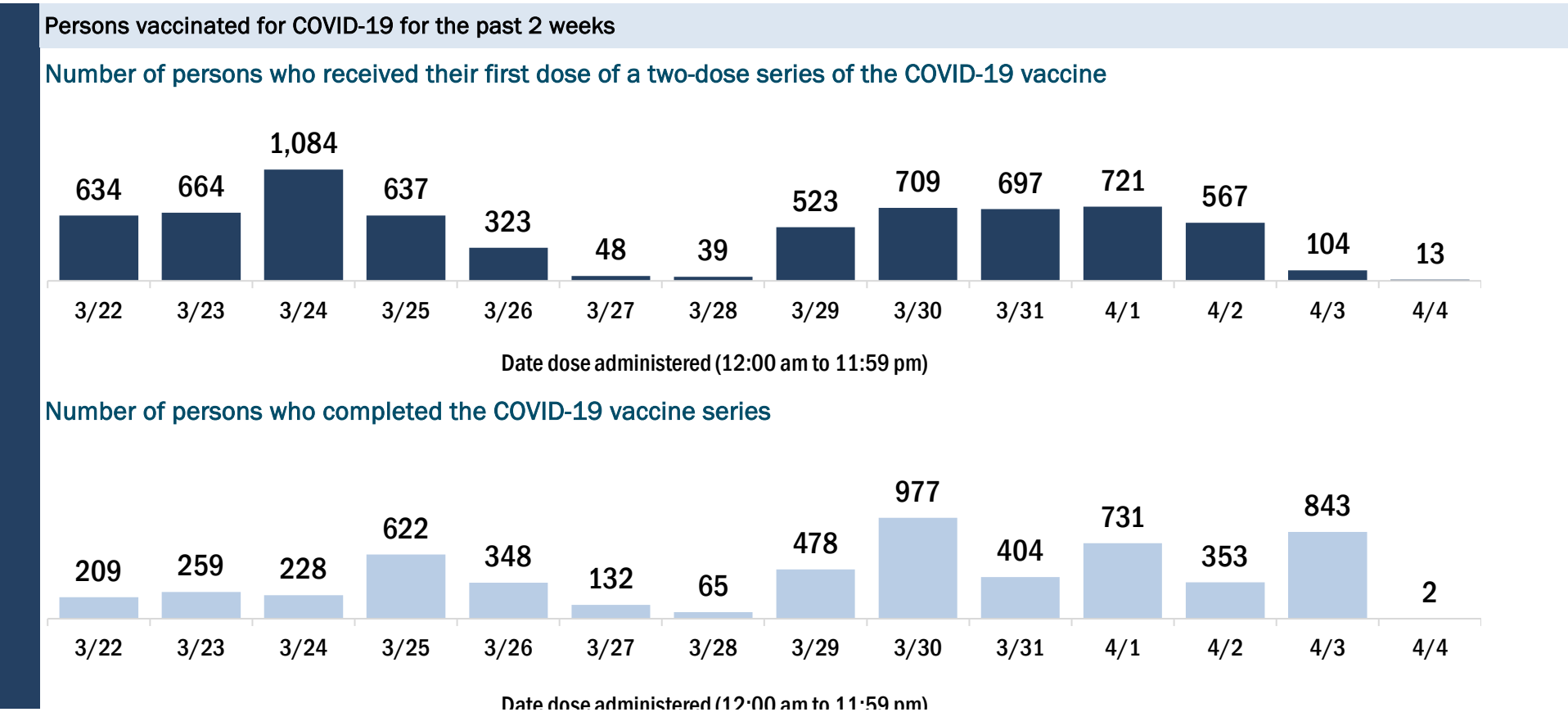
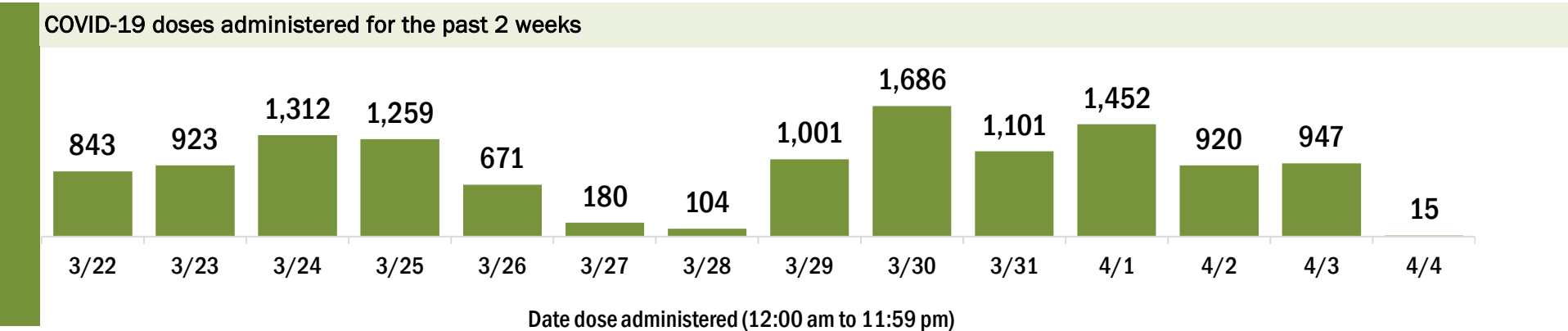
Data in this report are provisional and subject to change.

Data in this summary pertain to COVID-19 vaccines approved by the U.S. Food and Drug Administration and have been issued an Emergency Use Authorization (Janssen COVID-19 Vaccine, Moderna COVID-19 Vaccine and Pfizer-BioNTech COVID-19 Vaccine). These data summarize the number of people who have received either their first dose or have completed the series for a COVID-19 vaccine. **A person can only be counted in one category, first dose or series complete.** For persons receiving Moderna or Pfizer vaccines, once they receive their second dose, they are moved from the first dose column to the series completed column. **Because of this, the total first dose category may show a change from report to report not matching the total receiving their first dose from the previous day.** Persons receiving Johnson & Johnson vaccines will always be counted in the series completed column.

COVID-19 doses for vaccinated persons in Florida	
Doses administered	69,759
People receiving one dose of a 1-dose series (Johnson & Johnson) or receiving only one dose of a 2-dose series (Moderna, Pfizer) count once. Persons receiving both doses of a 2-dose series count twice.	

Current status of persons vaccinated for COVID-19 in Florida	
Total people vaccinated	44,103
First dose	16,965
Series completed	27,138
Completed 1-dose series	1,482
Completed 2-dose series	25,656
First dose: current number of people who have only received their first dose of the Moderna or Pfizer vaccine.	
Series complete: current number of people who have received both Moderna or Pfizer vaccine doses or one Johnson & Johnson dose and are considered fully immunized.	

Demographic summary	First dose	Series complete	Total people vaccinated
Age group	16,965	27,138	44,103
16-24 years	385	370	755
25-34 years	751	1,039	1,790
35-44 years	1,536	1,709	3,245
45-54 years	2,864	2,506	5,370
55-64 years	5,617	4,111	9,728
65-74 years	3,548	10,607	14,155
75-84 years	1,719	5,301	7,020
85+ years	545	1,495	2,040
Race	16,965	27,138	44,103
White	11,183	20,597	31,780
Black	540	739	1,279
American Indian/Alaskan	103	149	252
Other	1,117	1,833	2,950
Unknown	4,022	3,820	7,842
Other race includes Asian, native Hawaiian/Pacific Islander, or other.			
Ethnicity	16,965	27,138	44,103
Hispanic	484	489	973
Non-Hispanic	10,228	17,562	27,790
Unknown	6,253	9,087	15,340
Gender	16,965	27,138	44,103
Female	9,624	15,609	25,233
Male	7,323	11,528	18,851
Unknown	18	1	19



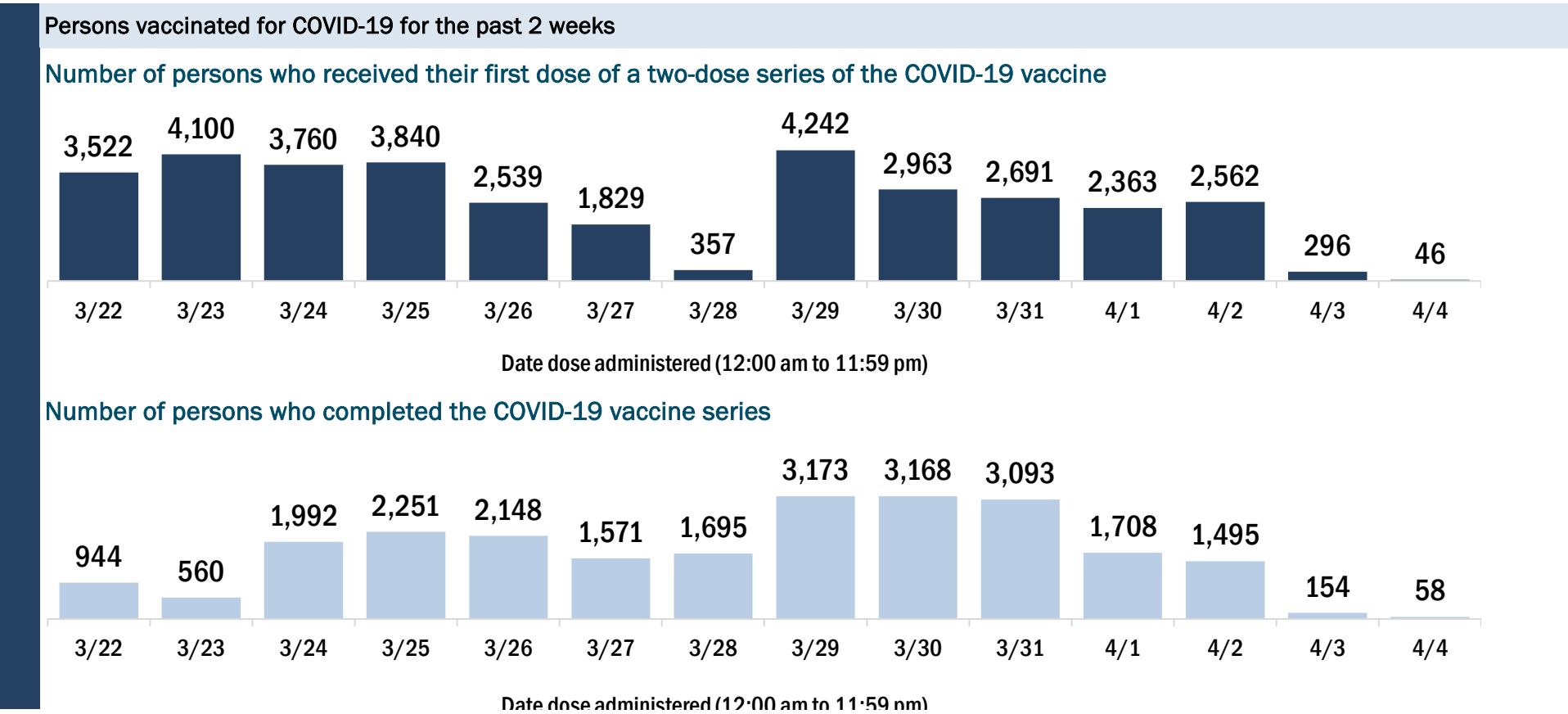
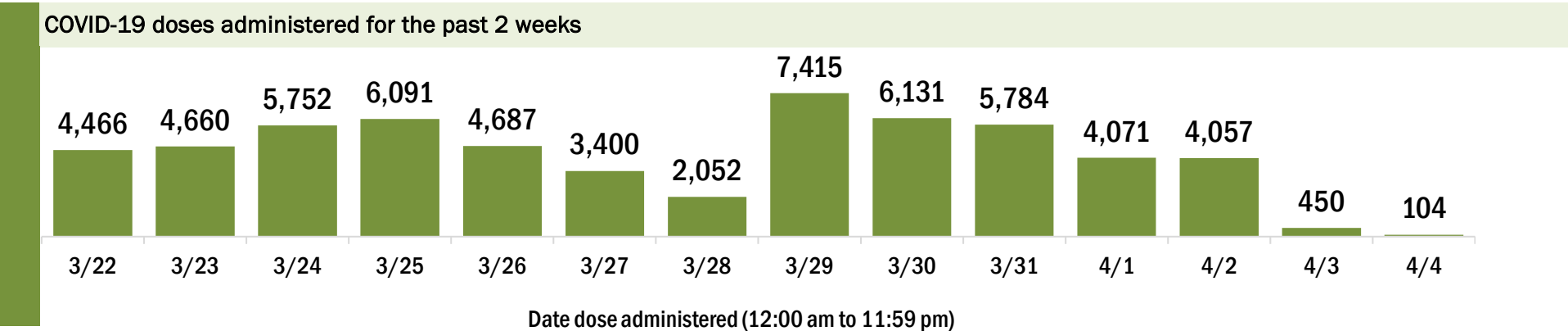
COVID-19: Sarasota County vaccine summary

Vaccination data through Apr 4, 2021 as of Apr 5, 2021 at 12:05 AM

Data in this report are provisional and subject to change.

Data in this summary pertain to COVID-19 vaccines approved by the U.S. Food and Drug Administration and have been issued an Emergency Use Authorization (Janssen COVID-19 Vaccine, Moderna COVID-19 Vaccine and Pfizer-BioNTech COVID-19 Vaccine). These data summarize the number of people who have received either their first dose or have completed the series for a COVID-19 vaccine. **A person can only be counted in one category, first dose or series complete.** For persons receiving Moderna or Pfizer vaccines, once they receive their second dose, they are moved from the first dose column to the series completed column. **Because of this, the total first dose category may show a change from report to report not matching the total receiving their first dose from the previous day.** Persons receiving Johnson & Johnson vaccines will always be counted in the series completed column.

COVID-19 doses for vaccinated persons in Florida		Demographic summary			
Doses administered	286,835	First dose	Series complete	Total people vaccinated	
People receiving one dose of a 1-dose series (Johnson & Johnson) or receiving only one dose of a 2-dose series (Moderna, Pfizer) count once. Persons receiving both doses of a 2-dose series count twice.		Age group	90,351	100,669	191,020
		16-24 years	1,004	750	1,754
		25-34 years	1,640	2,051	3,691
		35-44 years	3,745	2,776	6,521
		45-54 years	8,909	4,578	13,487
		55-64 years	23,982	8,483	32,465
		65-74 years	26,512	44,141	70,653
		75-84 years	18,163	27,877	46,040
		85+ years	6,396	10,013	16,409
		Race	90,351	100,669	191,020
		White	72,443	79,230	151,673
		Black	1,197	1,375	2,572
		American Indian/Alaskan	288	391	679
		Other	4,554	7,873	12,427
		Unknown	11,869	11,800	23,669
		Other race includes Asian, native Hawaiian/Pacific Islander, or other.			
		Ethnicity	90,351	100,669	191,020
		Hispanic	3,276	1,862	5,138
		Non-Hispanic	60,164	66,592	126,756
		Unknown	26,911	32,215	59,126
		Gender	90,351	100,669	191,020
		Female	49,894	57,642	107,536
		Male	40,325	42,949	83,274
		Unknown	132	78	210



COVID-19: Seminole County vaccine summary

Vaccination data through Apr 4, 2021 as of Apr 5, 2021 at 12:05 AM

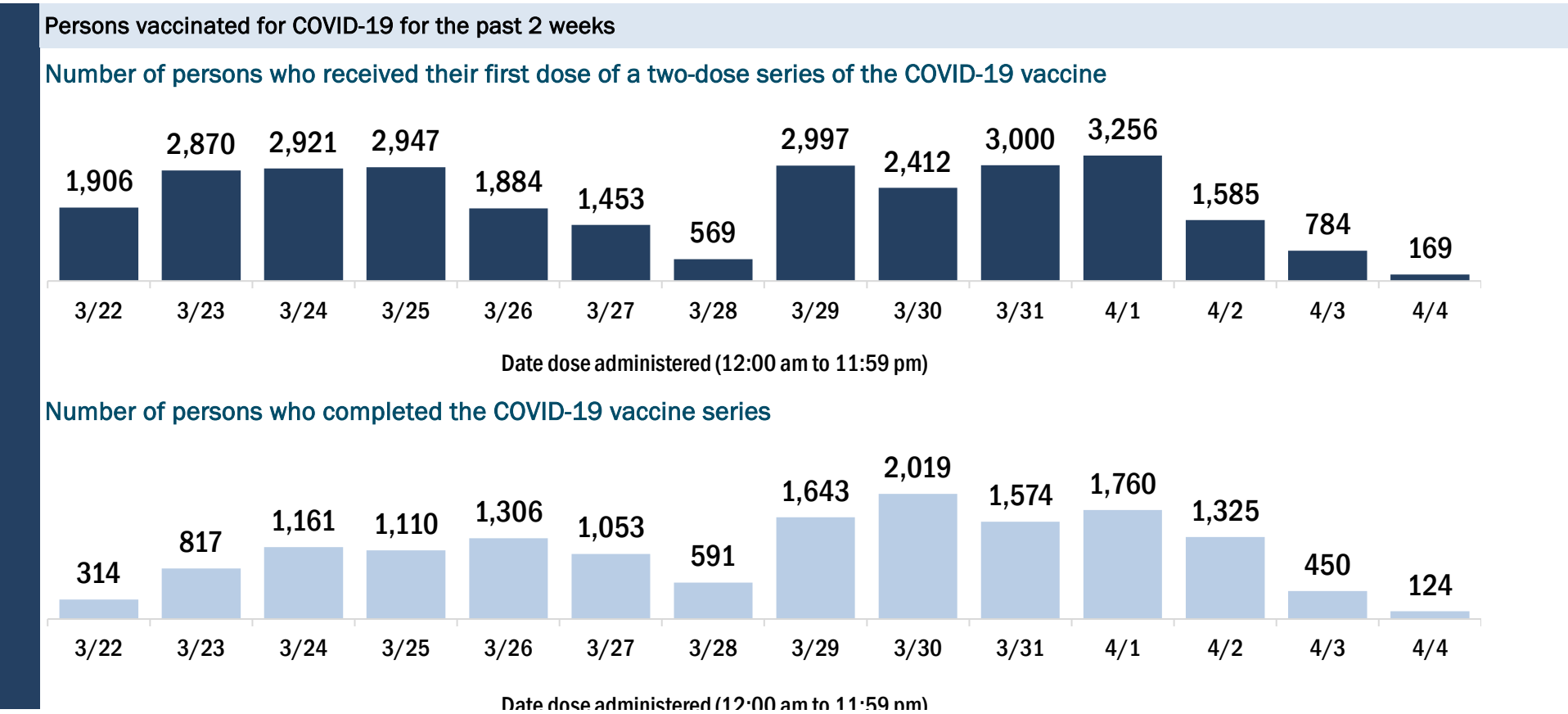
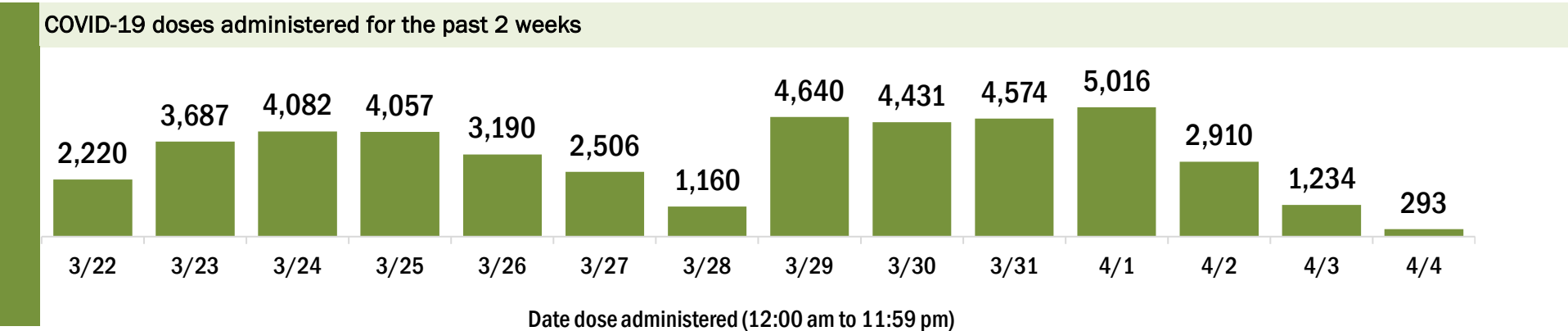
Data in this report are provisional and subject to change.

Data in this summary pertain to COVID-19 vaccines approved by the U.S. Food and Drug Administration and have been issued an Emergency Use Authorization (Janssen COVID-19 Vaccine, Moderna COVID-19 Vaccine and Pfizer-BioNTech COVID-19 Vaccine). These data summarize the number of people who have received either their first dose or have completed the series for a COVID-19 vaccine. **A person can only be counted in one category, first dose or series complete.** For persons receiving Moderna or Pfizer vaccines, once they receive their second dose, they are moved from the first dose column to the series completed column. **Because of this, the total first dose category may show a change from report to report not matching the total receiving their first dose from the previous day.** Persons receiving Johnson & Johnson vaccines will always be counted in the series completed column.

COVID-19 doses for vaccinated persons in Florida	
Doses administered	186,105
People receiving one dose of a 1-dose series (Johnson & Johnson) or receiving only one dose of a 2-dose series (Moderna, Pfizer) count once. Persons receiving both doses of a 2-dose series count twice.	

Current status of persons vaccinated for COVID-19 in Florida	
Total people vaccinated	121,303
First dose	50,827
Series completed	70,476
Completed 1-dose series	5,674
Completed 2-dose series	64,802
First dose: current number of people who have only received their first dose of the Moderna or Pfizer vaccine.	
Series complete: current number of people who have received both Moderna or Pfizer vaccine doses or one Johnson & Johnson dose and are considered fully immunized.	

Demographic summary	First dose	Series complete	Total people vaccinated
Age group	50,827	70,476	121,303
16-24 years	2,134	1,510	3,644
25-34 years	3,476	4,117	7,593
35-44 years	7,425	5,850	13,275
45-54 years	12,129	7,229	19,358
55-64 years	17,424	9,122	26,546
65-74 years	4,806	25,335	30,141
75-84 years	2,377	12,537	14,914
85+ years	1,056	4,776	5,832
Race	50,827	70,476	121,303
White	33,387	51,942	85,329
Black	3,080	4,631	7,711
American Indian/Alaskan	191	366	557
Other	7,012	10,064	17,076
Unknown	7,157	3,473	10,630
Other race includes Asian, native Hawaiian/Pacific Islander, or other.			
Ethnicity	50,827	70,476	121,303
Hispanic	5,839	6,611	12,450
Non-Hispanic	28,237	47,273	75,510
Unknown	16,751	16,592	33,343
Gender	50,827	70,476	121,303
Female	27,892	42,381	70,273
Male	22,690	28,042	50,732
Unknown	245	53	298



COVID-19: St. Johns County vaccine summary

Vaccination data through Apr 4, 2021 as of Apr 5, 2021 at 12:05 AM

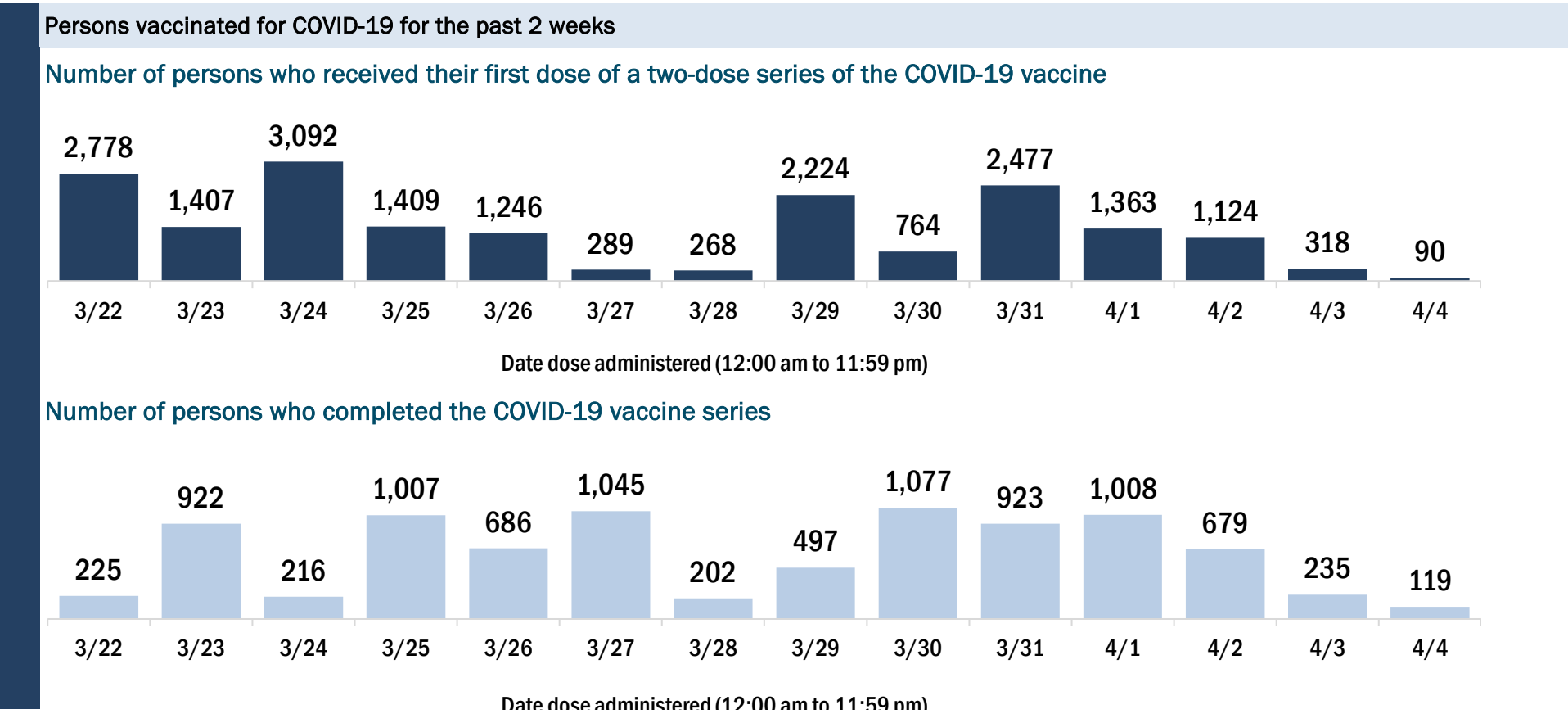
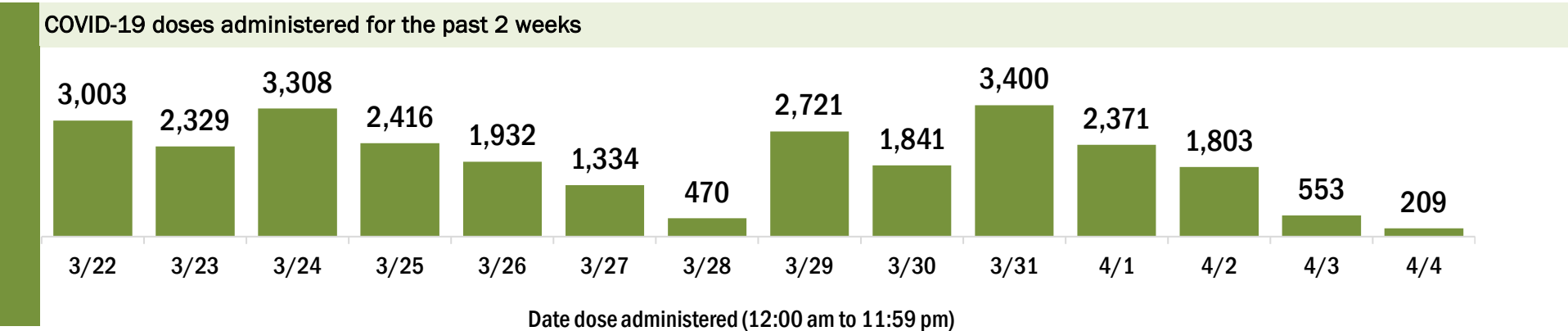
Data in this report are provisional and subject to change.

Data in this summary pertain to COVID-19 vaccines approved by the U.S. Food and Drug Administration and have been issued an Emergency Use Authorization (Janssen COVID-19 Vaccine, Moderna COVID-19 Vaccine and Pfizer-BioNTech COVID-19 Vaccine). These data summarize the number of people who have received either their first dose or have completed the series for a COVID-19 vaccine. **A person can only be counted in one category, first dose or series complete.** For persons receiving Moderna or Pfizer vaccines, once they receive their second dose, they are moved from the first dose column to the series completed column. **Because of this, the total first dose category may show a change from report to report not matching the total receiving their first dose from the previous day.** Persons receiving Johnson & Johnson vaccines will always be counted in the series completed column.

COVID-19 doses for vaccinated persons in Florida	
Doses administered	162,279
People receiving one dose of a 1-dose series (Johnson & Johnson) or receiving only one dose of a 2-dose series (Moderna, Pfizer) count once. Persons receiving both doses of a 2-dose series count twice.	

Current status of persons vaccinated for COVID-19 in Florida	
Total people vaccinated	100,345
First dose	35,283
Series completed	65,062
Completed 1-dose series	3,128
Completed 2-dose series	61,934
First dose: current number of people who have only received their first dose of the Moderna or Pfizer vaccine.	
Series complete: current number of people who have received both Moderna or Pfizer vaccine doses or one Johnson & Johnson dose and are considered fully immunized.	

Demographic summary	First dose	Series complete	Total people vaccinated
Age group	35,283	65,062	100,345
16-24 years	1,314	939	2,253
25-34 years	1,712	2,296	4,008
35-44 years	5,517	5,045	10,562
45-54 years	8,858	5,755	14,613
55-64 years	12,557	8,761	21,318
65-74 years	3,158	25,917	29,075
75-84 years	1,573	12,749	14,322
85+ years	594	3,600	4,194
Race	35,283	65,062	100,345
White	25,297	48,994	74,291
Black	1,045	1,785	2,830
American Indian/Alaskan	80	188	268
Other	3,623	6,189	9,812
Unknown	5,238	7,906	13,144
Other race includes Asian, native Hawaiian/Pacific Islander, or other.			
Ethnicity	35,283	65,062	100,345
Hispanic	1,648	1,797	3,445
Non-Hispanic	22,702	42,503	65,205
Unknown	10,933	20,762	31,695
Gender	35,283	65,062	100,345
Female	18,991	36,984	55,975
Male	16,273	28,067	44,340
Unknown	19	11	30



COVID-19: St. Lucie County vaccine summary

Vaccination data through Apr 4, 2021 as of Apr 5, 2021 at 12:05 AM

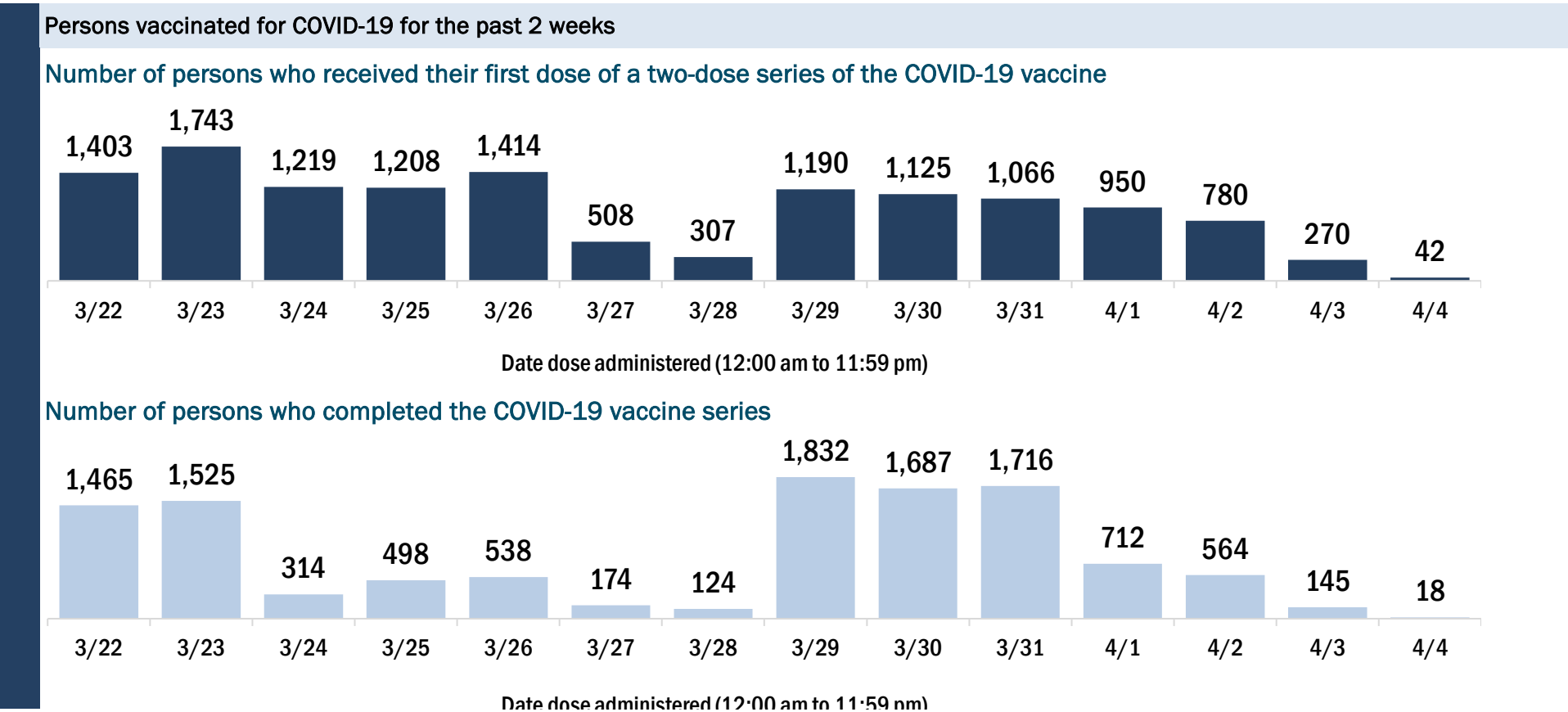
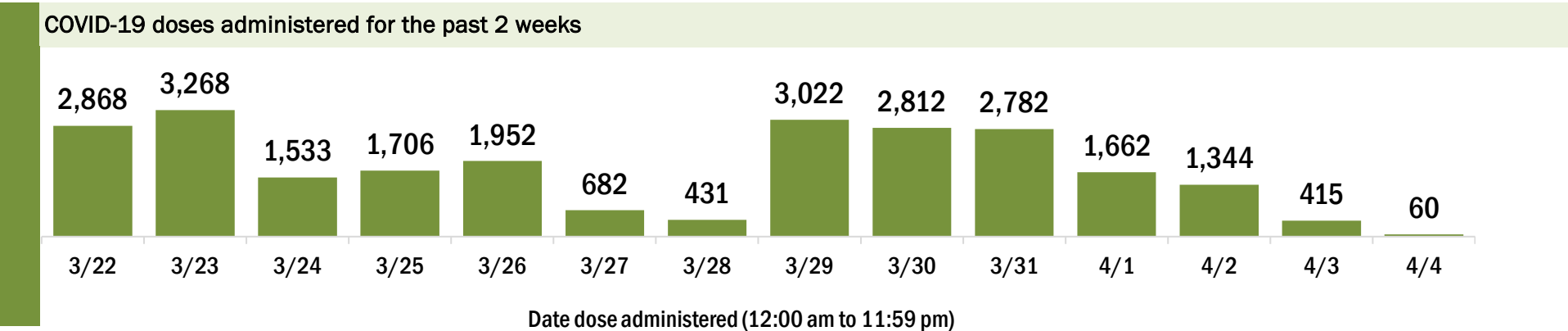
Data in this report are provisional and subject to change.

Data in this summary pertain to COVID-19 vaccines approved by the U.S. Food and Drug Administration and have been issued an Emergency Use Authorization (Janssen COVID-19 Vaccine, Moderna COVID-19 Vaccine and Pfizer-BioNTech COVID-19 Vaccine). These data summarize the number of people who have received either their first dose or have completed the series for a COVID-19 vaccine. **A person can only be counted in one category, first dose or series complete.** For persons receiving Moderna or Pfizer vaccines, once they receive their second dose, they are moved from the first dose column to the series completed column. **Because of this, the total first dose category may show a change from report to report not matching the total receiving their first dose from the previous day.** Persons receiving Johnson & Johnson vaccines will always be counted in the series completed column.

COVID-19 doses for vaccinated persons in Florida	
Doses administered	138,246
People receiving one dose of a 1-dose series (Johnson & Johnson) or receiving only one dose of a 2-dose series (Moderna, Pfizer) count once. Persons receiving both doses of a 2-dose series count twice.	

Current status of persons vaccinated for COVID-19 in Florida	
Total people vaccinated	84,227
First dose	28,556
Series completed	55,671
Completed 1-dose series	1,652
Completed 2-dose series	54,019
First dose: current number of people who have only received their first dose of the Moderna or Pfizer vaccine.	
Series complete: current number of people who have received both Moderna or Pfizer vaccine doses or one Johnson & Johnson dose and are considered fully immunized.	

Demographic summary	First dose	Series complete	Total people vaccinated
Age group	28,556	55,671	84,227
16-24 years	529	469	998
25-34 years	1,044	1,215	2,259
35-44 years	1,841	1,970	3,811
45-54 years	3,949	3,376	7,325
55-64 years	9,162	6,205	15,367
65-74 years	6,676	24,140	30,816
75-84 years	3,984	14,063	18,047
85+ years	1,371	4,233	5,604
Race	28,556	55,671	84,227
White	17,241	37,896	55,137
Black	2,477	5,129	7,606
American Indian/Alaskan	138	279	417
Other	2,375	4,950	7,325
Unknown	6,325	7,417	13,742
Other race includes Asian, native Hawaiian/Pacific Islander, or other.			
Ethnicity	28,556	55,671	84,227
Hispanic	2,703	3,717	6,420
Non-Hispanic	13,465	33,496	46,961
Unknown	12,388	18,458	30,846
Gender	28,556	55,671	84,227
Female	15,861	32,214	48,075
Male	12,613	23,437	36,050
Unknown	82	20	102



COVID-19: Sumter County vaccine summary

Vaccination data through Apr 4, 2021 as of Apr 5, 2021 at 12:05 AM

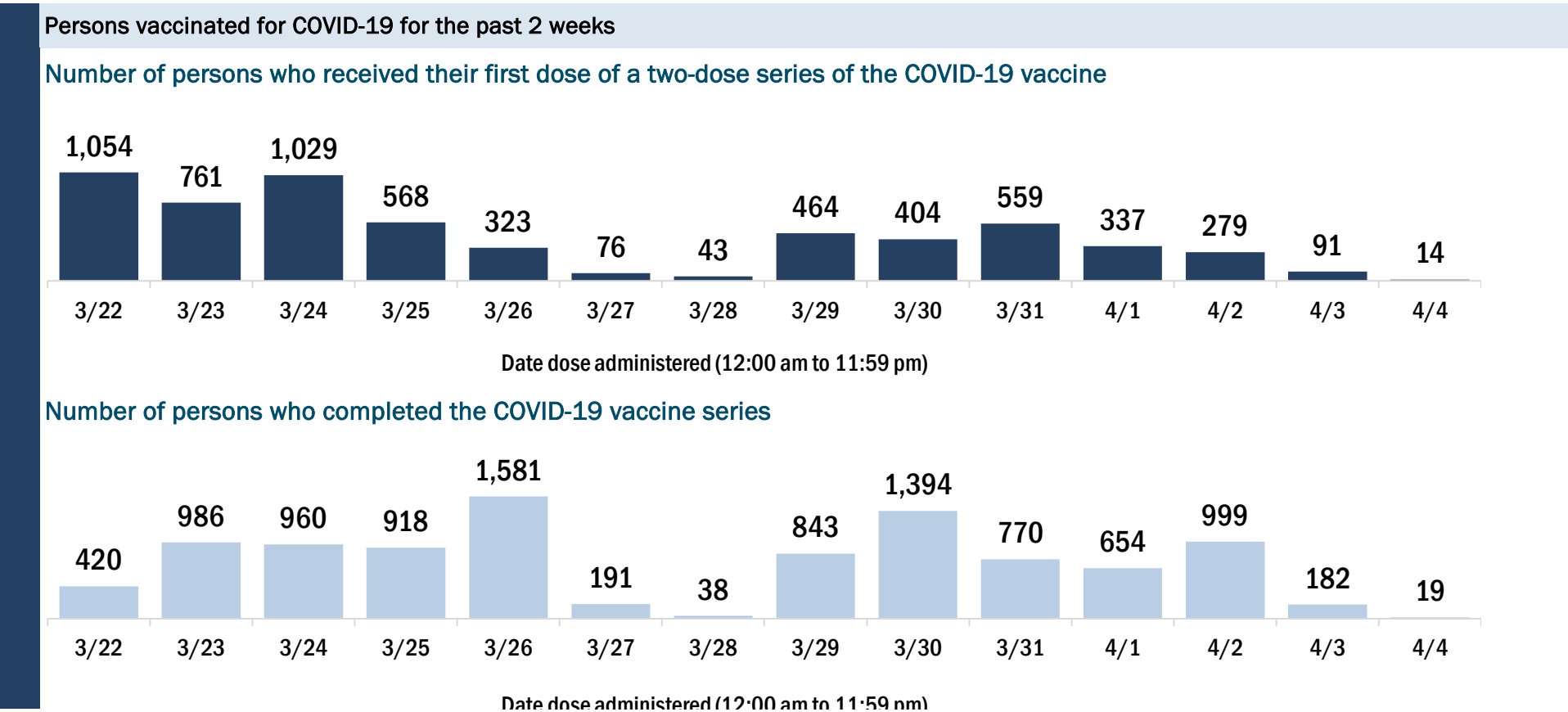
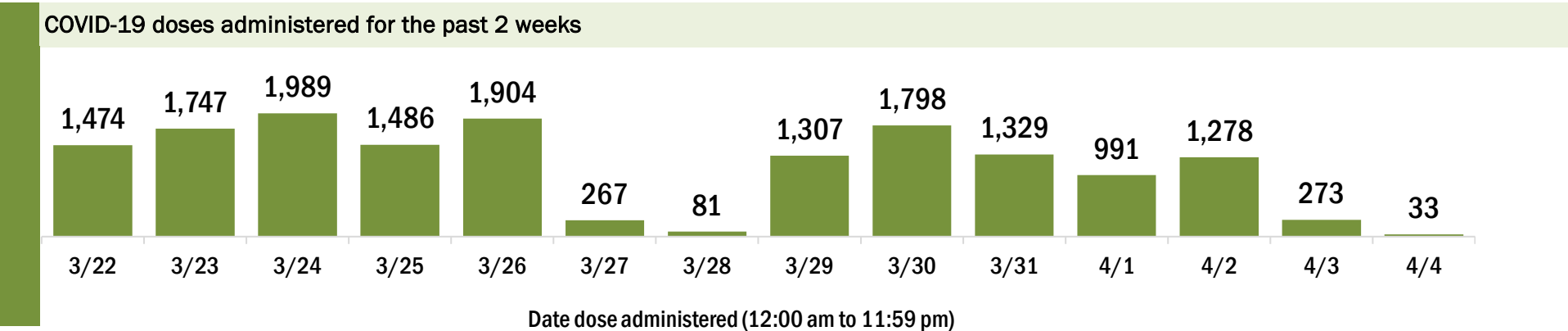
Data in this report are provisional and subject to change.

Data in this summary pertain to COVID-19 vaccines approved by the U.S. Food and Drug Administration and have been issued an Emergency Use Authorization (Janssen COVID-19 Vaccine, Moderna COVID-19 Vaccine and Pfizer-BioNTech COVID-19 Vaccine). These data summarize the number of people who have received either their first dose or have completed the series for a COVID-19 vaccine. **A person can only be counted in one category, first dose or series complete.** For persons receiving Moderna or Pfizer vaccines, once they receive their second dose, they are moved from the first dose column to the series completed column. **Because of this, the total first dose category may show a change from report to report not matching the total receiving their first dose from the previous day.** Persons receiving Johnson & Johnson vaccines will always be counted in the series completed column.

COVID-19 doses for vaccinated persons in Florida	
Doses administered	127,672
People receiving one dose of a 1-dose series (Johnson & Johnson) or receiving only one dose of a 2-dose series (Moderna, Pfizer) count once. Persons receiving both doses of a 2-dose series count twice.	

Current status of persons vaccinated for COVID-19 in Florida	
Total people vaccinated	76,057
First dose	21,213
Series completed	54,844
Completed 1-dose series	3,229
Completed 2-dose series	51,615
First dose: current number of people who have only received their first dose of the Moderna or Pfizer vaccine.	
Series complete: current number of people who have received both Moderna or Pfizer vaccine doses or one Johnson & Johnson dose and are considered fully immunized.	

Demographic summary	First dose	Series complete	Total people vaccinated
Age group	21,213	54,844	76,057
16-24 years	93	50	143
25-34 years	166	135	301
35-44 years	365	213	578
45-54 years	1,153	404	1,557
55-64 years	7,039	1,772	8,811
65-74 years	6,416	29,444	35,860
75-84 years	4,818	19,742	24,560
85+ years	1,163	3,084	4,247
Race	21,213	54,844	76,057
White	16,682	46,678	63,360
Black	342	493	835
American Indian/Alaskan	26	128	154
Other	1,130	1,987	3,117
Unknown	3,033	5,558	8,591
Other race includes Asian, native Hawaiian/Pacific Islander, or other.			
Ethnicity	21,213	54,844	76,057
Hispanic	460	713	1,173
Non-Hispanic	13,129	35,943	49,072
Unknown	7,624	18,188	25,812
Gender	21,213	54,844	76,057
Female	12,279	30,234	42,513
Male	8,868	24,601	33,469
Unknown	66	9	75



COVID-19: Suwannee County vaccine summary

Vaccination data through Apr 4, 2021 as of Apr 5, 2021 at 12:05 AM

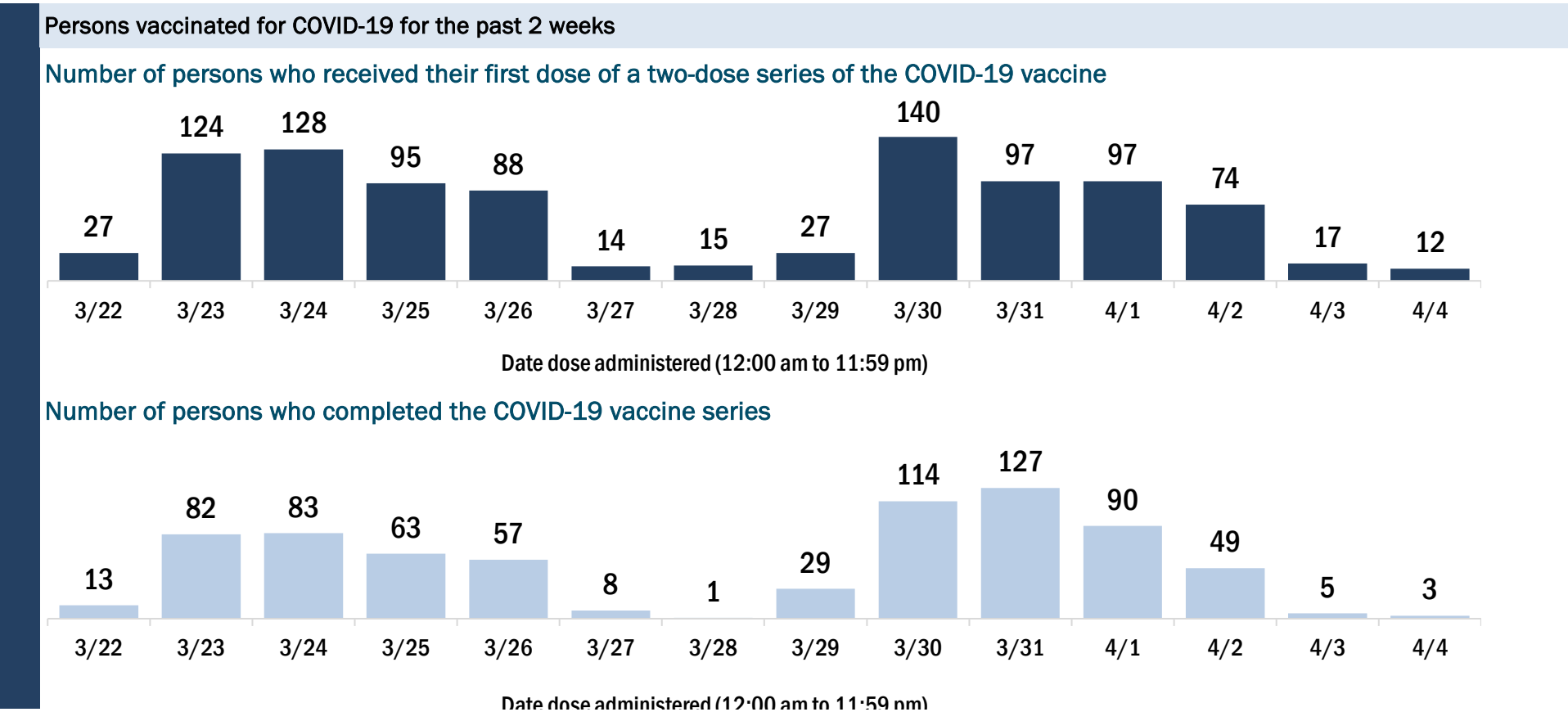
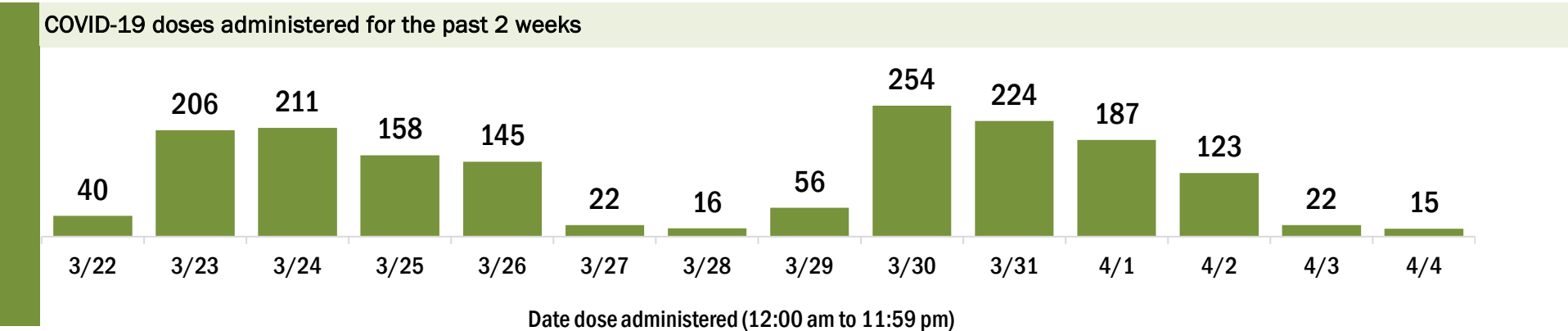
Data in this report are provisional and subject to change.

Data in this summary pertain to COVID-19 vaccines approved by the U.S. Food and Drug Administration and have been issued an Emergency Use Authorization (Janssen COVID-19 Vaccine, Moderna COVID-19 Vaccine and Pfizer-BioNTech COVID-19 Vaccine). These data summarize the number of people who have received either their first dose or have completed the series for a COVID-19 vaccine. **A person can only be counted in one category, first dose or series complete.** For persons receiving Moderna or Pfizer vaccines, once they receive their second dose, they are moved from the first dose column to the series completed column. **Because of this, the total first dose category may show a change from report to report not matching the total receiving their first dose from the previous day.** Persons receiving Johnson & Johnson vaccines will always be counted in the series completed column.

COVID-19 doses for vaccinated persons in Florida	
Doses administered	13,021
People receiving one dose of a 1-dose series (Johnson & Johnson) or receiving only one dose of a 2-dose series (Moderna, Pfizer) count once. Persons receiving both doses of a 2-dose series count twice.	

Current status of persons vaccinated for COVID-19 in Florida	
Total people vaccinated	7,759
First dose	2,293
Series completed	5,466
Completed 1-dose series	204
Completed 2-dose series	5,262
First dose: current number of people who have only received their first dose of the Moderna or Pfizer vaccine.	
Series complete: current number of people who have received both Moderna or Pfizer vaccine doses or one Johnson & Johnson dose and are considered fully immunized.	

Demographic summary	First dose	Series complete	Total people vaccinated
Age group	2,293	5,466	7,759
16-24 years	61	45	106
25-34 years	77	85	162
35-44 years	166	134	300
45-54 years	344	223	567
55-64 years	1,026	518	1,544
65-74 years	358	2,390	2,748
75-84 years	191	1,543	1,734
85+ years	70	528	598
Race	2,293	5,466	7,759
White	1,593	3,805	5,398
Black	219	362	581
American Indian/Alaskan	5	4	9
Other	162	353	515
Unknown	314	942	1,256
Other race includes Asian, native Hawaiian/Pacific Islander, or other.			
Ethnicity	2,293	5,466	7,759
Hispanic	108	100	208
Non-Hispanic	1,301	2,685	3,986
Unknown	884	2,681	3,565
Gender	2,293	5,466	7,759
Female	1,307	3,212	4,519
Male	986	2,254	3,240
Unknown	0	0	0



COVID-19: Taylor County vaccine summary

Vaccination data through Apr 4, 2021 as of Apr 5, 2021 at 12:05 AM

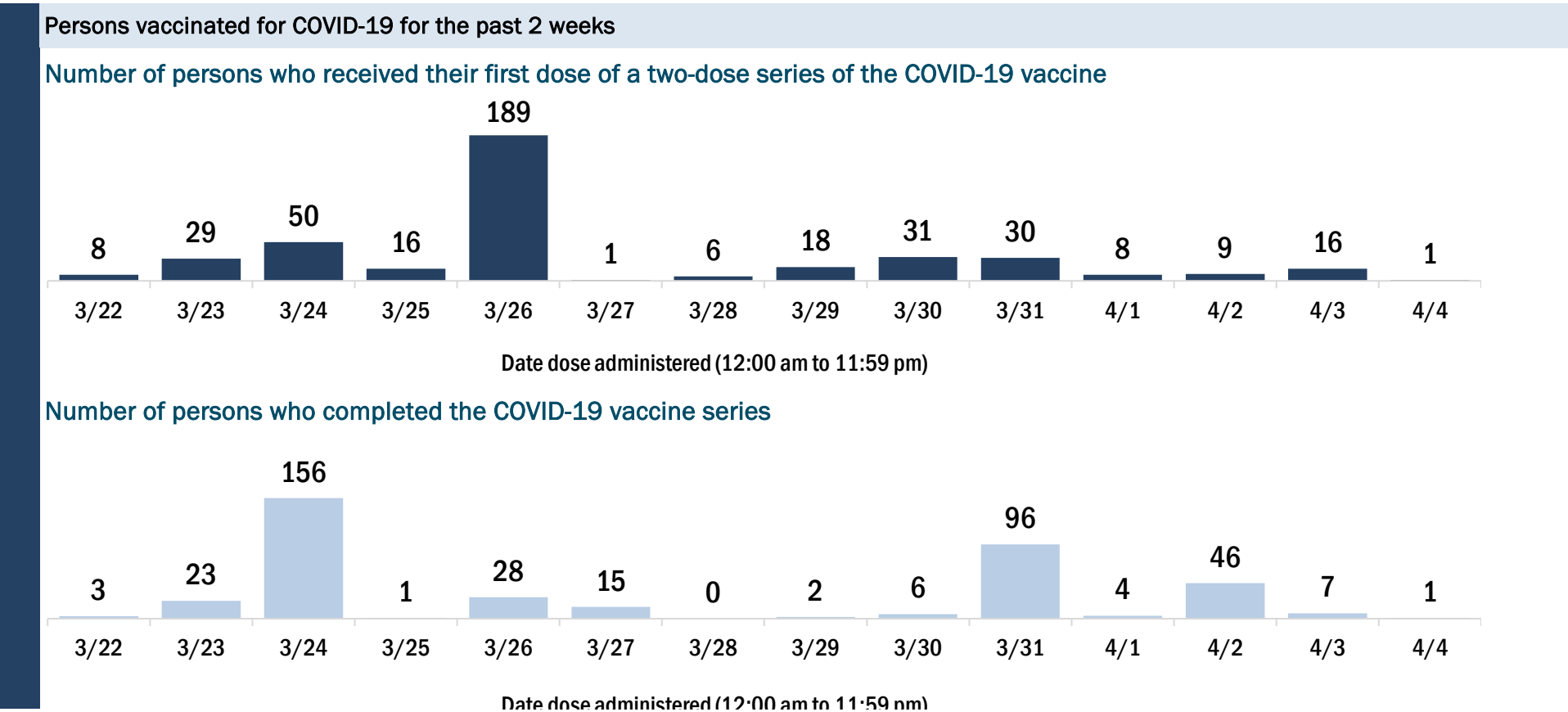
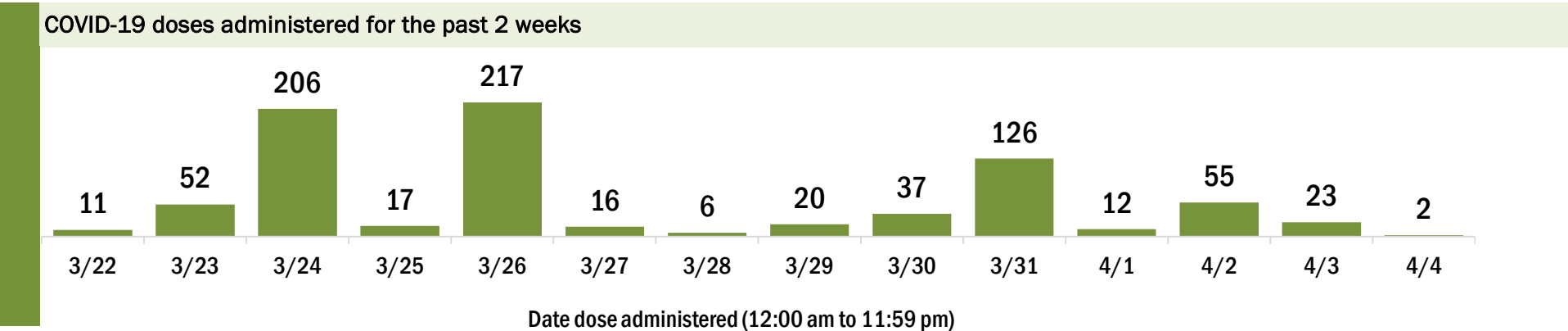
Data in this report are provisional and subject to change.

Data in this summary pertain to COVID-19 vaccines approved by the U.S. Food and Drug Administration and have been issued an Emergency Use Authorization (Janssen COVID-19 Vaccine, Moderna COVID-19 Vaccine and Pfizer-BioNTech COVID-19 Vaccine). These data summarize the number of people who have received either their first dose or have completed the series for a COVID-19 vaccine. **A person can only be counted in one category, first dose or series complete.** For persons receiving Moderna or Pfizer vaccines, once they receive their second dose, they are moved from the first dose column to the series completed column. **Because of this, the total first dose category may show a change from report to report not matching the total receiving their first dose from the previous day.** Persons receiving Johnson & Johnson vaccines will always be counted in the series completed column.

COVID-19 doses for vaccinated persons in Florida	
Doses administered	6,931
People receiving one dose of a 1-dose series (Johnson & Johnson) or receiving only one dose of a 2-dose series (Moderna, Pfizer) count once. Persons receiving both doses of a 2-dose series count twice.	

Current status of persons vaccinated for COVID-19 in Florida	
Total people vaccinated	4,314
First dose	1,592
Series completed	2,722
Completed 1-dose series	105
Completed 2-dose series	2,617
First dose: current number of people who have only received their first dose of the Moderna or Pfizer vaccine.	
Series complete: current number of people who have received both Moderna or Pfizer vaccine doses or one Johnson & Johnson dose and are considered fully immunized.	

Demographic summary	First dose	Series complete	Total people vaccinated
Age group	1,592	2,722	4,314
16-24 years	40	17	57
25-34 years	50	53	103
35-44 years	87	62	149
45-54 years	209	130	339
55-64 years	548	364	912
65-74 years	396	1,190	1,586
75-84 years	201	707	908
85+ years	61	199	260
Race	1,592	2,722	4,314
White	1,133	2,026	3,159
Black	238	267	505
American Indian/Alaskan	13	21	34
Other	69	183	252
Unknown	139	225	364
Other race includes Asian, native Hawaiian/Pacific Islander, or other.			
Ethnicity	1,592	2,722	4,314
Hispanic	30	31	61
Non-Hispanic	990	1,532	2,522
Unknown	572	1,159	1,731
Gender	1,592	2,722	4,314
Female	856	1,521	2,377
Male	735	1,201	1,936
Unknown	1	0	1



COVID-19: Union County vaccine summary

Vaccination data through Apr 4, 2021 as of Apr 5, 2021 at 12:05 AM

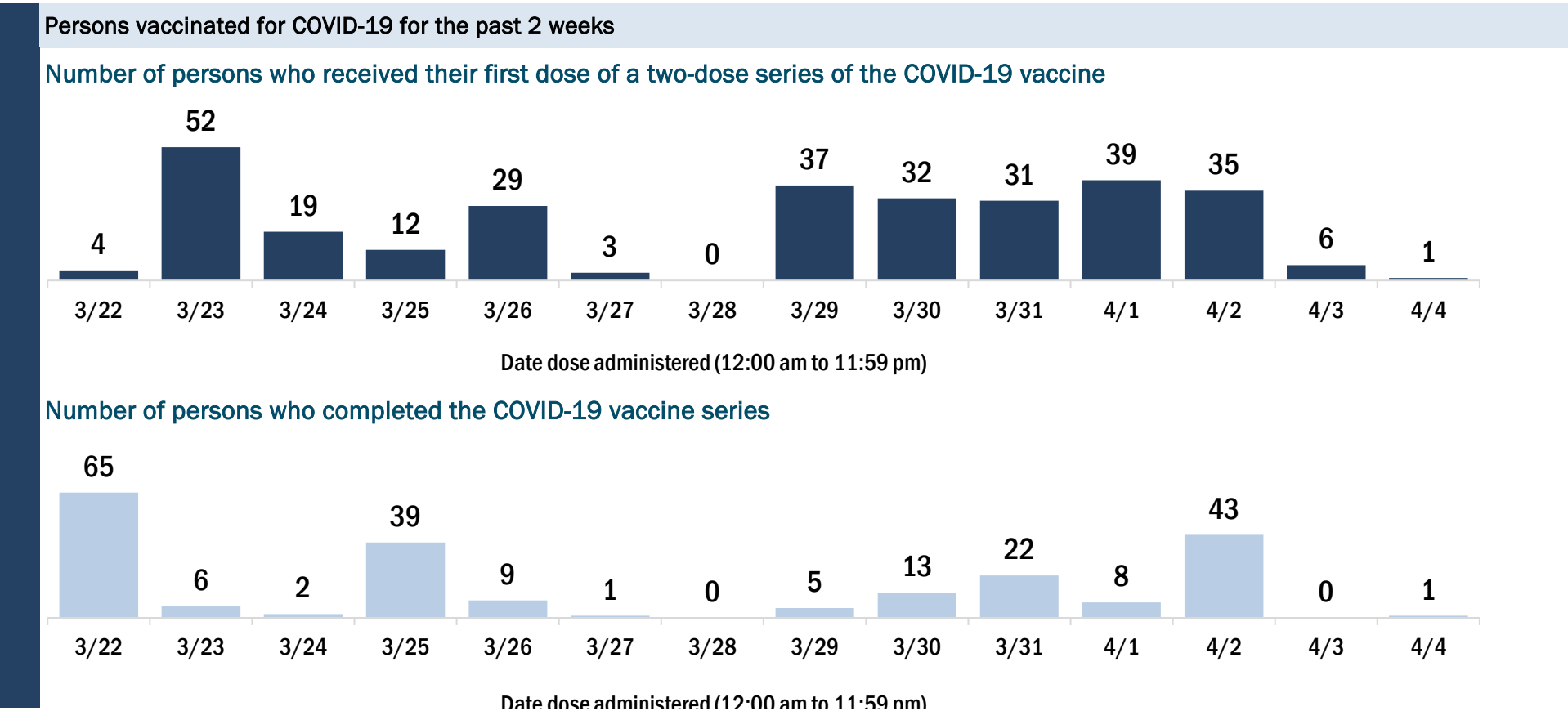
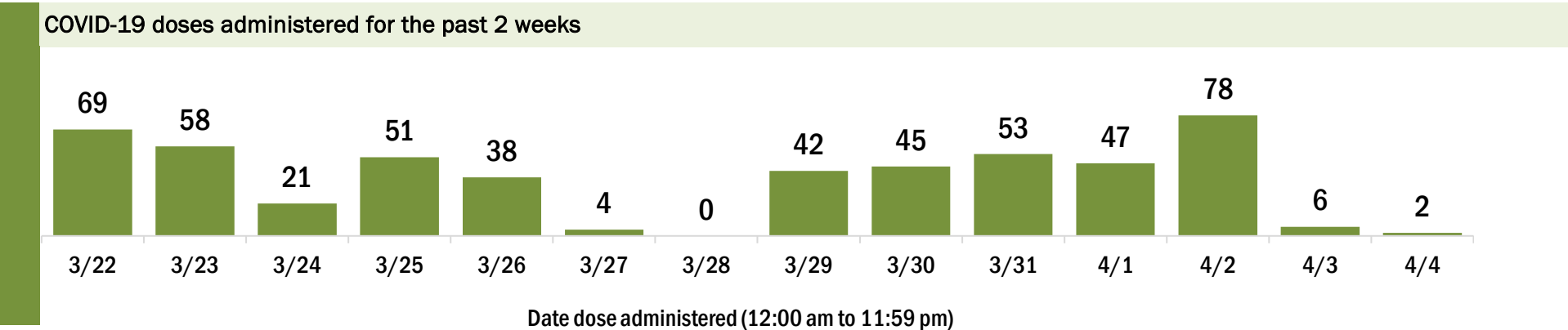
Data in this report are provisional and subject to change.

Data in this summary pertain to COVID-19 vaccines approved by the U.S. Food and Drug Administration and have been issued an Emergency Use Authorization (Janssen COVID-19 Vaccine, Moderna COVID-19 Vaccine and Pfizer-BioNTech COVID-19 Vaccine). These data summarize the number of people who have received either their first dose or have completed the series for a COVID-19 vaccine. **A person can only be counted in one category, first dose or series complete.** For persons receiving Moderna or Pfizer vaccines, once they receive their second dose, they are moved from the first dose column to the series completed column. **Because of this, the total first dose category may show a change from report to report not matching the total receiving their first dose from the previous day.** Persons receiving Johnson & Johnson vaccines will always be counted in the series completed column.

COVID-19 doses for vaccinated persons in Florida	
Doses administered	3,250
People receiving one dose of a 1-dose series (Johnson & Johnson) or receiving only one dose of a 2-dose series (Moderna, Pfizer) count once. Persons receiving both doses of a 2-dose series count twice.	

Current status of persons vaccinated for COVID-19 in Florida	
Total people vaccinated	1,969
First dose	597
Series completed	1,372
Completed 1-dose series	91
Completed 2-dose series	1,281
First dose: current number of people who have only received their first dose of the Moderna or Pfizer vaccine.	
Series complete: current number of people who have received both Moderna or Pfizer vaccine doses or one Johnson & Johnson dose and are considered fully immunized.	

Demographic summary	First dose	Series complete	Total people vaccinated
Age group	597	1,372	1,969
16-24 years	15	14	29
25-34 years	24	61	85
35-44 years	55	42	97
45-54 years	107	77	184
55-64 years	273	163	436
65-74 years	77	574	651
75-84 years	35	341	376
85+ years	11	100	111
Race	597	1,372	1,969
White	447	1,130	1,577
Black	76	105	181
American Indian/Alaskan	8	12	20
Other	39	100	139
Unknown	27	25	52
Other race includes Asian, native Hawaiian/Pacific Islander, or other.			
Ethnicity	597	1,372	1,969
Hispanic	18	24	42
Non-Hispanic	477	1,268	1,745
Unknown	102	80	182
Gender	597	1,372	1,969
Female	345	784	1,129
Male	247	588	835
Unknown	5	0	5



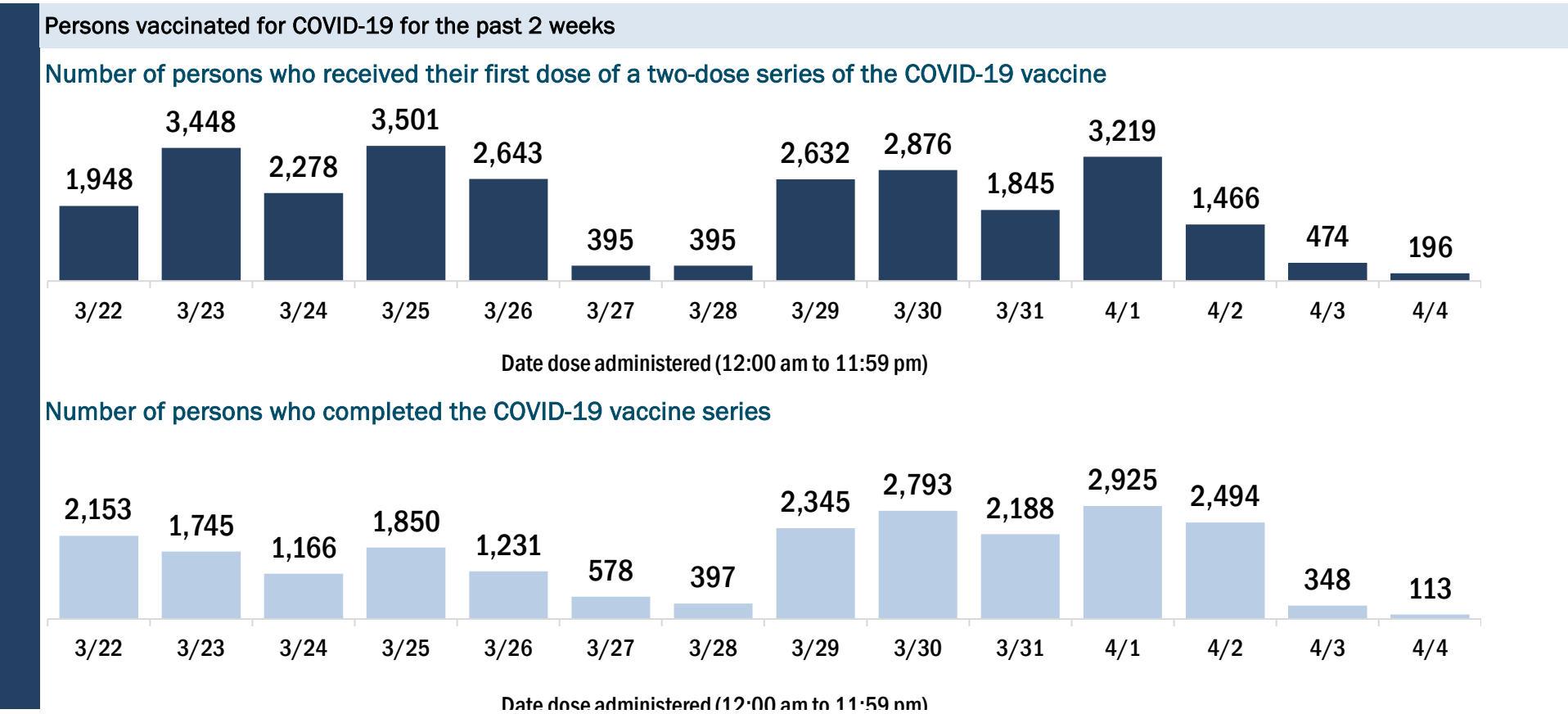
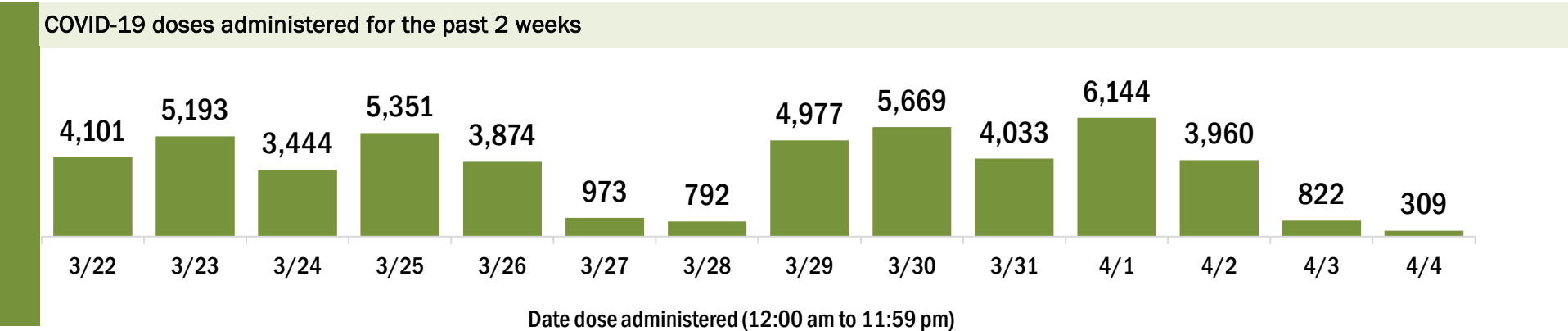
COVID-19: Volusia County vaccine summary

Vaccination data through Apr 4, 2021 as of Apr 5, 2021 at 12:05 AM

Data in this report are provisional and subject to change.

Data in this summary pertain to COVID-19 vaccines approved by the U.S. Food and Drug Administration and have been issued an Emergency Use Authorization (Janssen COVID-19 Vaccine, Moderna COVID-19 Vaccine and Pfizer-BioNTech COVID-19 Vaccine). These data summarize the number of people who have received either their first dose or have completed the series for a COVID-19 vaccine. **A person can only be counted in one category, first dose or series complete.** For persons receiving Moderna or Pfizer vaccines, once they receive their second dose, they are moved from the first dose column to the series completed column. **Because of this, the total first dose category may show a change from report to report not matching the total receiving their first dose from the previous day.** Persons receiving Johnson & Johnson vaccines will always be counted in the series completed column.

COVID-19 doses for vaccinated persons in Florida		Demographic summary			
Doses administered	242,634	First dose	Series complete	Total people vaccinated	
People receiving one dose of a 1-dose series (Johnson & Johnson) or receiving only one dose of a 2-dose series (Moderna, Pfizer) count once. Persons receiving both doses of a 2-dose series count twice.		Age group	57,179	99,311	156,490
		16-24 years	1,182	1,086	2,268
		25-34 years	1,880	2,823	4,703
		35-44 years	3,517	3,892	7,409
		45-54 years	7,951	6,040	13,991
		55-64 years	20,125	11,625	31,750
		65-74 years	13,266	41,444	54,710
		75-84 years	6,945	23,891	30,836
		85+ years	2,313	8,510	10,823
		Race	57,179	99,311	156,490
		White	38,229	64,654	102,883
		Black	2,377	4,279	6,656
		American Indian/Alaskan	212	375	587
		Other	4,877	12,505	17,382
		Unknown	11,484	17,498	28,982
		Other race includes Asian, native Hawaiian/Pacific Islander, or other.			
		Ethnicity	57,179	99,311	156,490
		Hispanic	4,089	4,028	8,117
		Non-Hispanic	30,417	48,617	79,034
		Unknown	22,673	46,666	69,339
		Gender	57,179	99,311	156,490
		Female	31,483	58,021	89,504
		Male	24,317	40,388	64,705
		Unknown	1,379	902	2,281



COVID-19: Wakulla County vaccine summary

Vaccination data through Apr 4, 2021 as of Apr 5, 2021 at 12:05 AM

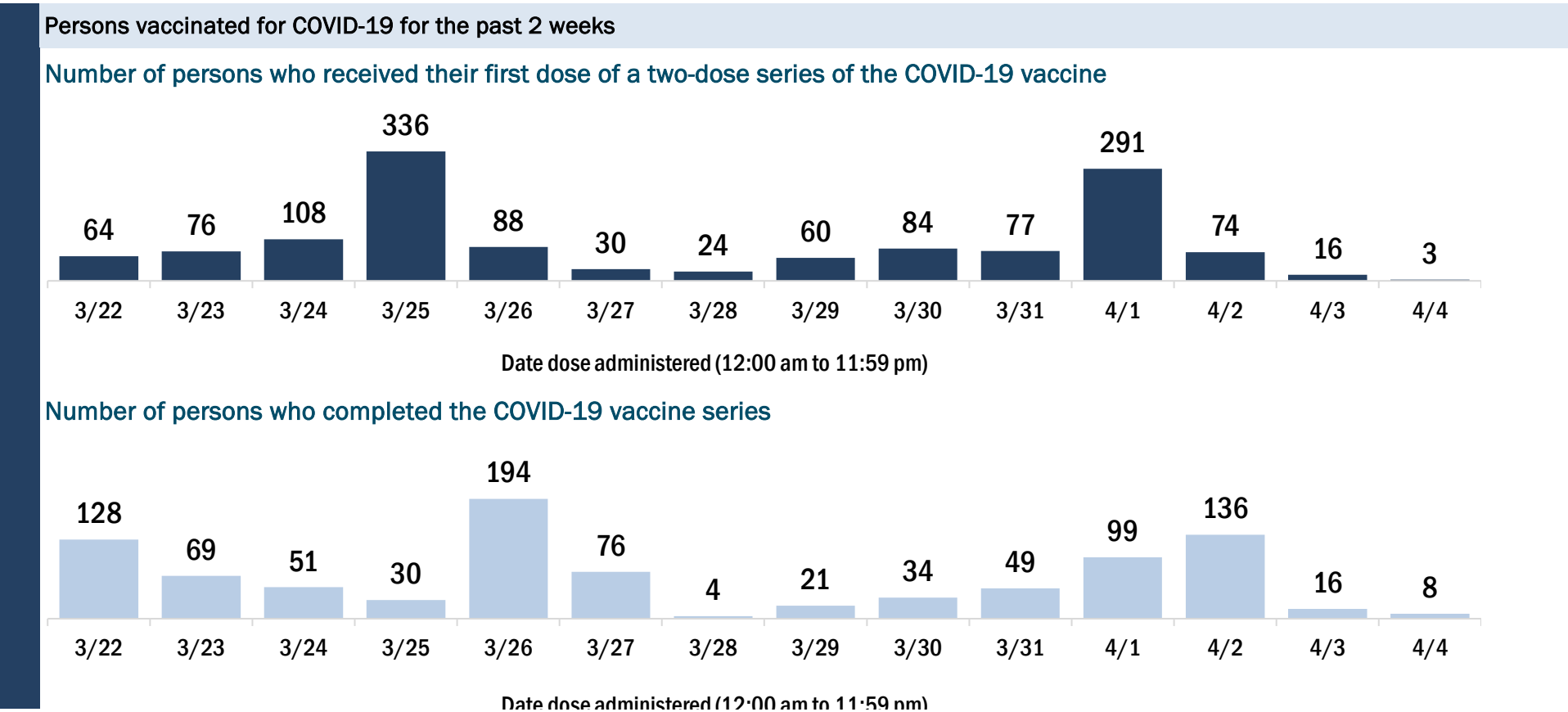
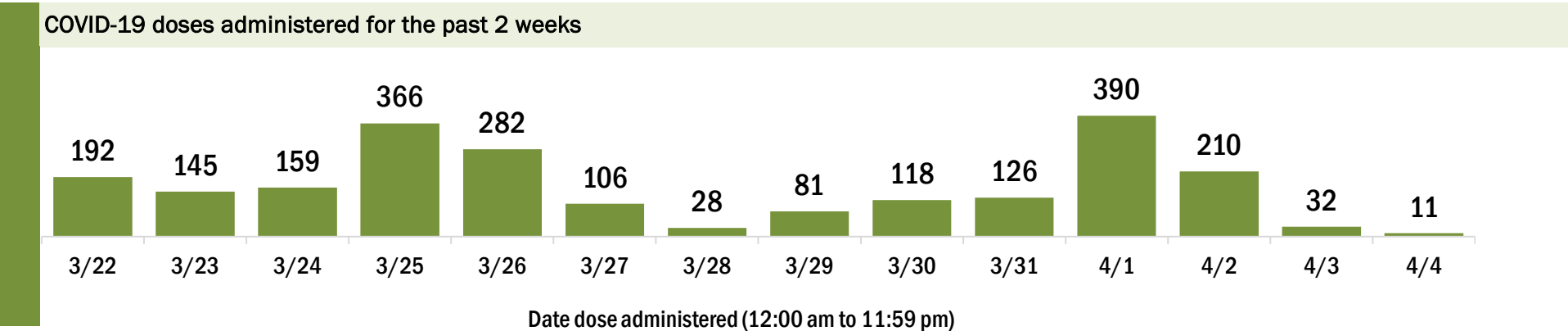
Data in this report are provisional and subject to change.

Data in this summary pertain to COVID-19 vaccines approved by the U.S. Food and Drug Administration and have been issued an Emergency Use Authorization (Janssen COVID-19 Vaccine, Moderna COVID-19 Vaccine and Pfizer-BioNTech COVID-19 Vaccine). These data summarize the number of people who have received either their first dose or have completed the series for a COVID-19 vaccine. **A person can only be counted in one category, first dose or series complete.** For persons receiving Moderna or Pfizer vaccines, once they receive their second dose, they are moved from the first dose column to the series completed column. **Because of this, the total first dose category may show a change from report to report not matching the total receiving their first dose from the previous day.** Persons receiving Johnson & Johnson vaccines will always be counted in the series completed column.

COVID-19 doses for vaccinated persons in Florida	
Doses administered	13,059
People receiving one dose of a 1-dose series (Johnson & Johnson) or receiving only one dose of a 2-dose series (Moderna, Pfizer) count once. Persons receiving both doses of a 2-dose series count twice.	

Current status of persons vaccinated for COVID-19 in Florida	
Total people vaccinated	8,008
First dose	2,704
Series completed	5,304
Completed 1-dose series	253
Completed 2-dose series	5,051
First dose: current number of people who have only received their first dose of the Moderna or Pfizer vaccine.	
Series complete: current number of people who have received both Moderna or Pfizer vaccine doses or one Johnson & Johnson dose and are considered fully immunized.	

Demographic summary	First dose	Series complete	Total people vaccinated
Age group	2,704	5,304	8,008
16-24 years	97	49	146
25-34 years	144	172	316
35-44 years	280	272	552
45-54 years	488	415	903
55-64 years	989	763	1,752
65-74 years	428	2,308	2,736
75-84 years	220	1,064	1,284
85+ years	58	261	319
Race	2,704	5,304	8,008
White	1,965	3,963	5,928
Black	208	351	559
American Indian/Alaskan	18	26	44
Other	256	725	981
Unknown	257	239	496
Other race includes Asian, native Hawaiian/Pacific Islander, or other.			
Ethnicity	2,704	5,304	8,008
Hispanic	76	70	146
Non-Hispanic	2,013	4,174	6,187
Unknown	615	1,060	1,675
Gender	2,704	5,304	8,008
Female	1,484	3,004	4,488
Male	1,219	2,299	3,518
Unknown	1	1	2



COVID-19: Walton County vaccine summary

Vaccination data through Apr 4, 2021 as of Apr 5, 2021 at 12:05 AM

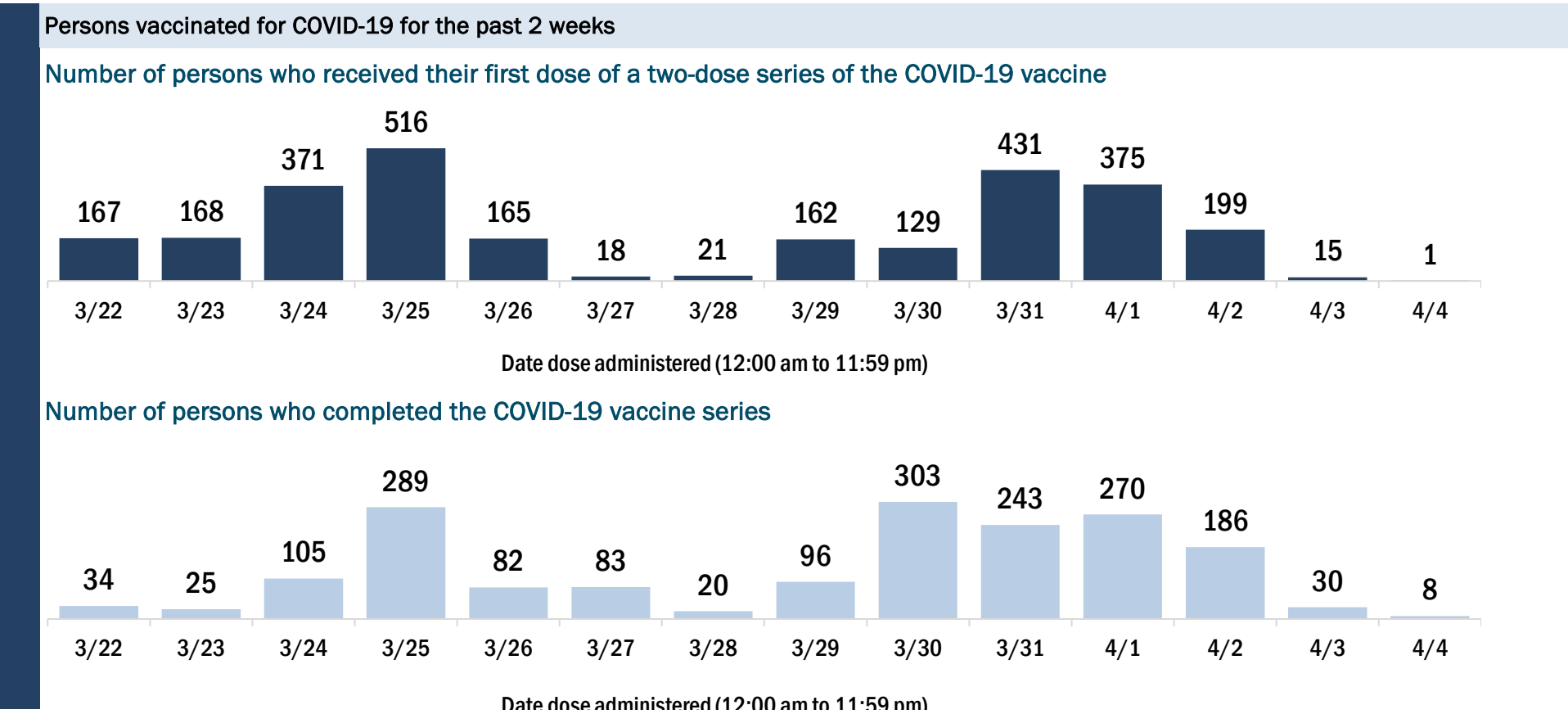
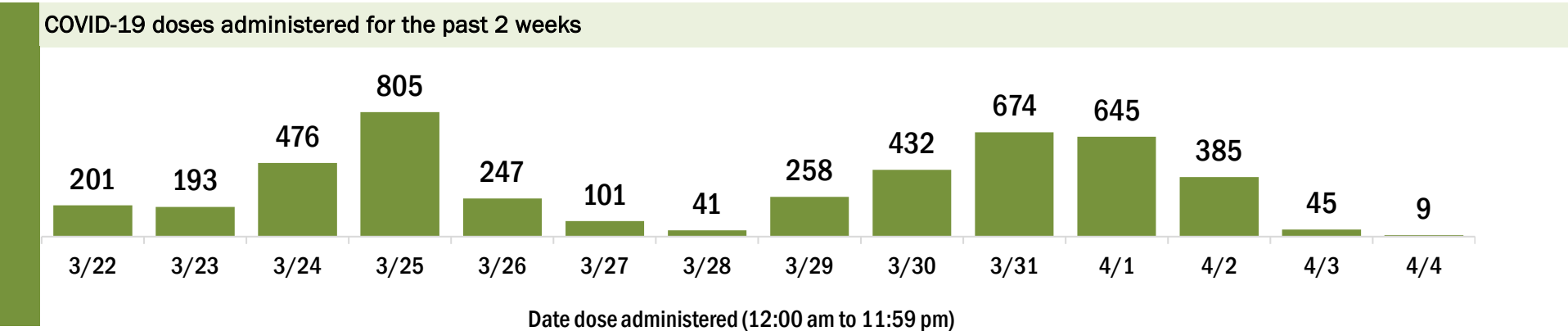
Data in this report are provisional and subject to change.

Data in this summary pertain to COVID-19 vaccines approved by the U.S. Food and Drug Administration and have been issued an Emergency Use Authorization (Janssen COVID-19 Vaccine, Moderna COVID-19 Vaccine and Pfizer-BioNTech COVID-19 Vaccine). These data summarize the number of people who have received either their first dose or have completed the series for a COVID-19 vaccine. **A person can only be counted in one category, first dose or series complete.** For persons receiving Moderna or Pfizer vaccines, once they receive their second dose, they are moved from the first dose column to the series completed column. **Because of this, the total first dose category may show a change from report to report not matching the total receiving their first dose from the previous day.** Persons receiving Johnson & Johnson vaccines will always be counted in the series completed column.

COVID-19 doses for vaccinated persons in Florida	
Doses administered	29,113
People receiving one dose of a 1-dose series (Johnson & Johnson) or receiving only one dose of a 2-dose series (Moderna, Pfizer) count once. Persons receiving both doses of a 2-dose series count twice.	

Current status of persons vaccinated for COVID-19 in Florida	
Total people vaccinated	18,246
First dose	6,668
Series completed	11,578
Completed 1-dose series	711
Completed 2-dose series	10,867
First dose: current number of people who have only received their first dose of the Moderna or Pfizer vaccine.	
Series complete: current number of people who have received both Moderna or Pfizer vaccine doses or one Johnson & Johnson dose and are considered fully immunized.	

Demographic summary	First dose	Series complete	Total people vaccinated
Age group	6,668	11,578	18,246
16-24 years	105	77	182
25-34 years	218	237	455
35-44 years	573	490	1,063
45-54 years	1,103	747	1,850
55-64 years	2,635	1,681	4,316
65-74 years	1,300	5,385	6,685
75-84 years	583	2,321	2,904
85+ years	151	640	791
Race	6,668	11,578	18,246
White	4,797	8,911	13,708
Black	153	182	335
American Indian/Alaskan	21	47	68
Other	351	513	864
Unknown	1,346	1,925	3,271
Other race includes Asian, native Hawaiian/Pacific Islander, or other.			
Ethnicity	6,668	11,578	18,246
Hispanic	203	170	373
Non-Hispanic	4,166	7,704	11,870
Unknown	2,299	3,704	6,003
Gender	6,668	11,578	18,246
Female	3,685	6,338	10,023
Male	2,982	5,238	8,220
Unknown	1	2	3



COVID-19: Washington County vaccine summary

Vaccination data through Apr 4, 2021 as of Apr 5, 2021 at 12:05 AM

Data in this report are provisional and subject to change.

Data in this summary pertain to COVID-19 vaccines approved by the U.S. Food and Drug Administration and have been issued an Emergency Use Authorization (Janssen COVID-19 Vaccine, Moderna COVID-19 Vaccine and Pfizer-BioNTech COVID-19 Vaccine). These data summarize the number of people who have received either their first dose or have completed the series for a COVID-19 vaccine. **A person can only be counted in one category, first dose or series complete.** For persons receiving Moderna or Pfizer vaccines, once they receive their second dose, they are moved from the first dose column to the series completed column. **Because of this, the total first dose category may show a change from report to report not matching the total receiving their first dose from the previous day.** Persons receiving Johnson & Johnson vaccines will always be counted in the series completed column.

COVID-19 doses for vaccinated persons in Florida	
Doses administered	6,604
People receiving one dose of a 1-dose series (Johnson & Johnson) or receiving only one dose of a 2-dose series (Moderna, Pfizer) count once. Persons receiving both doses of a 2-dose series count twice.	

Current status of persons vaccinated for COVID-19 in Florida	
Total people vaccinated	4,052
First dose	1,337
Series completed	2,715
Completed 1-dose series	163
Completed 2-dose series	2,552
First dose: current number of people who have only received their first dose of the Moderna or Pfizer vaccine.	
Series complete: current number of people who have received both Moderna or Pfizer vaccine doses or one Johnson & Johnson dose and are considered fully immunized.	

Demographic summary	First dose	Series complete	Total people vaccinated
Age group	1,337	2,715	4,052
16-24 years	18	16	34
25-34 years	45	64	109
35-44 years	72	108	180
45-54 years	215	174	389
55-64 years	538	382	920
65-74 years	276	1,099	1,375
75-84 years	128	651	779
85+ years	45	221	266
Race	1,337	2,715	4,052
White	991	2,149	3,140
Black	183	238	421
American Indian/Alaskan	22	31	53
Other	52	144	196
Unknown	89	153	242
Other race includes Asian, native Hawaiian/Pacific Islander, or other.			
Ethnicity	1,337	2,715	4,052
Hispanic	35	24	59
Non-Hispanic	952	2,180	3,132
Unknown	350	511	861
Gender	1,337	2,715	4,052
Female	745	1,511	2,256
Male	592	1,204	1,796
Unknown	0	0	0

