

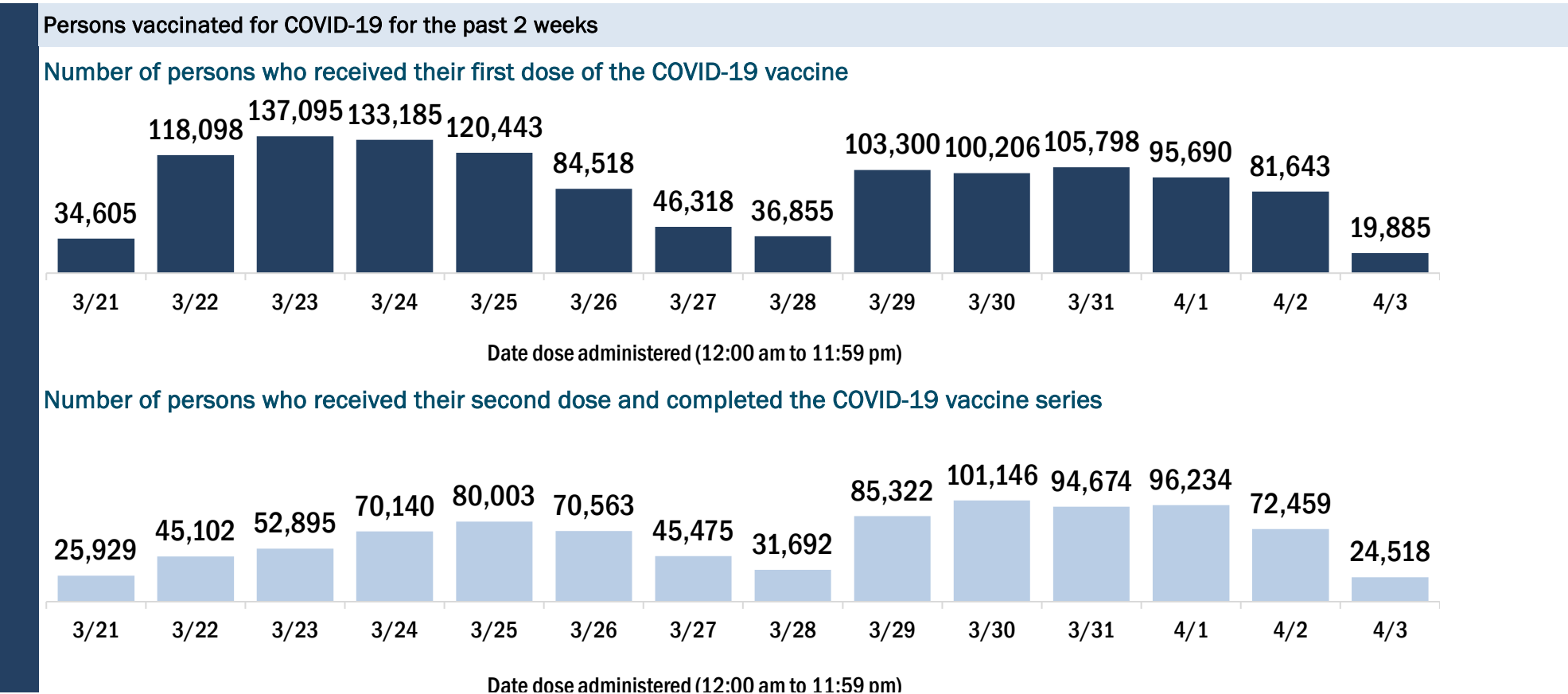
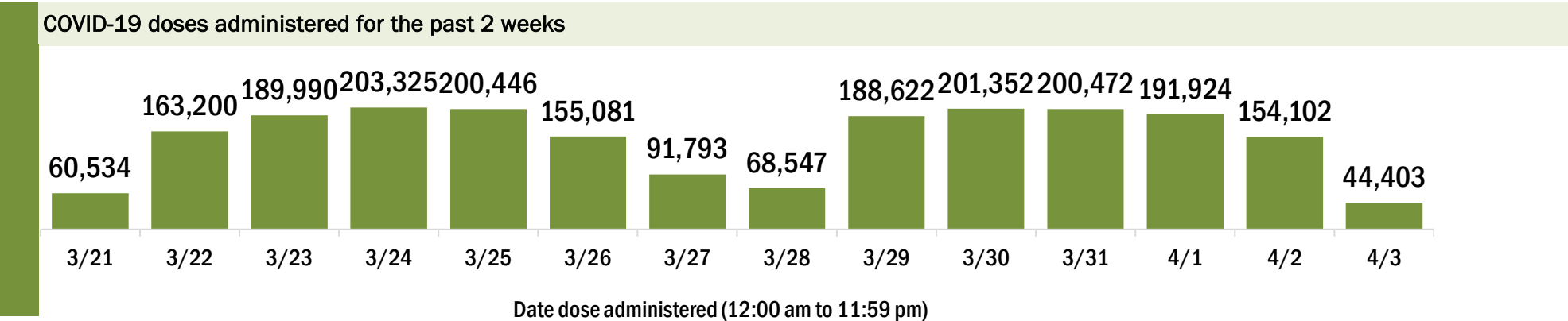
COVID-19: Florida vaccine summary

Vaccination data through Apr 3, 2021 as of Apr 4, 2021 at 12:05 AM

Data in this report are provisional and subject to change. Data are based on county of residence.

Data in this summary pertain to COVID-19 vaccines approved by the U.S. Food and Drug Administration and have been issued an Emergency Use Authorization (Janssen COVID-19 Vaccine, Moderna COVID-19 Vaccine and Pfizer-BioNTech COVID-19 Vaccine). These data summarize the number of people who have received either their first dose or have completed the series for a COVID-19 vaccine. **A person can only be counted in one category, first dose or series complete.** For persons receiving Moderna or Pfizer vaccines, once they receive their second dose, they are moved from the first dose column to the series completed column. **Because of this, the total first dose category may show a change from report to report not matching the total receiving their first dose from the previous day.** Persons receiving Johnson & Johnson vaccines will always be counted in the series completed column.

COVID-19 doses for vaccinated persons in Florida		Demographic summary			
Doses administered	9,694,951	First dose	Series complete	Total people vaccinated	
People receiving one dose of a 1-dose series (Johnson & Johnson) or receiving only one dose of a 2-dose series (Moderna, Pfizer) count once. Persons receiving both doses of a 2-dose series count twice.		Age group	2,638,758	3,660,880	6,299,638
		16-24 years	77,402	53,454	130,856
		25-34 years	138,850	153,790	292,640
		35-44 years	246,748	210,398	457,146
		45-54 years	454,601	291,788	746,389
		55-64 years	826,961	458,014	1,284,975
		65-74 years	494,185	1,404,254	1,898,439
		75-84 years	291,706	816,475	1,108,181
		85+ years	108,305	272,707	381,012
		Race	2,638,758	3,660,880	6,299,638
		White	1,726,625	2,542,215	4,268,840
		Black	170,705	236,976	407,681
		American Indian/Alaskan	9,953	12,871	22,824
		Other	248,587	384,859	633,446
		Unknown	482,888	483,959	966,847
		Other race includes Asian, native Hawaiian/Pacific Islander, or other.			
		Ethnicity	2,638,758	3,660,880	6,299,638
		Hispanic	371,260	459,725	830,985
		Non-Hispanic	1,298,467	2,004,249	3,302,716
		Unknown	969,031	1,196,906	2,165,937
		Gender	2,638,758	3,660,880	6,299,638
		Female	1,459,280	2,116,308	3,575,588
		Male	1,166,409	1,540,559	2,706,968
		Unknown	13,069	4,013	17,082



COVID-19: Alachua County vaccine summary

Vaccination data through Apr 3, 2021 as of Apr 4, 2021 at 12:05 AM

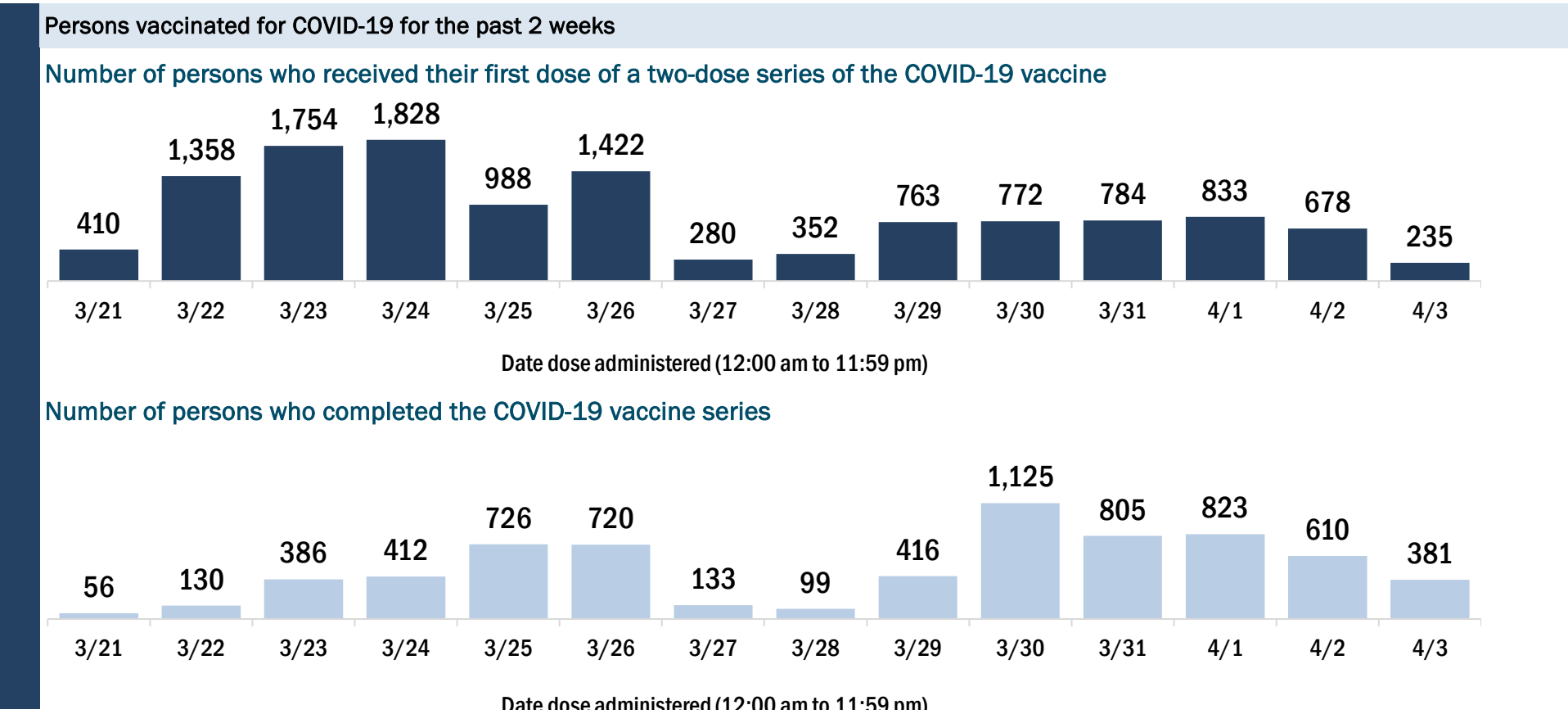
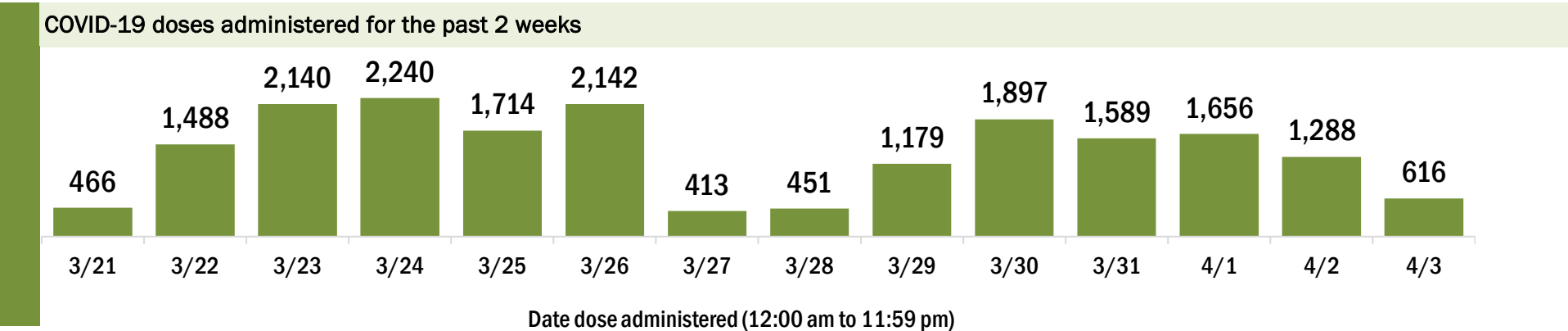
Data in this report are provisional and subject to change.

Data in this summary pertain to COVID-19 vaccines approved by the U.S. Food and Drug Administration and have been issued an Emergency Use Authorization (Janssen COVID-19 Vaccine, Moderna COVID-19 Vaccine and Pfizer-BioNTech COVID-19 Vaccine). These data summarize the number of people who have received either their first dose or have completed the series for a COVID-19 vaccine. **A person can only be counted in one category, first dose or series complete.** For persons receiving Moderna or Pfizer vaccines, once they receive their second dose, they are moved from the first dose column to the series completed column. **Because of this, the total first dose category may show a change from report to report not matching the total receiving their first dose from the previous day.** Persons receiving Johnson & Johnson vaccines will always be counted in the series completed column.

COVID-19 doses for vaccinated persons in Florida	
Doses administered	137,566
People receiving one dose of a 1-dose series (Johnson & Johnson) or receiving only one dose of a 2-dose series (Moderna, Pfizer) count once. Persons receiving both doses of a 2-dose series count twice.	

Current status of persons vaccinated for COVID-19 in Florida	
Total people vaccinated	85,627
First dose	30,413
Series completed	55,214
Completed 1-dose series	3,275
Completed 2-dose series	51,939
First dose: current number of people who have only received their first dose of the Moderna or Pfizer vaccine.	
Series complete: current number of people who have received both Moderna or Pfizer vaccine doses or one Johnson & Johnson dose and are considered fully immunized.	

Demographic summary	First dose	Series complete	Total people vaccinated
Age group	30,413	55,214	85,627
16-24 years	4,061	2,943	7,004
25-34 years	4,406	7,402	11,808
35-44 years	4,248	5,625	9,873
45-54 years	5,140	5,383	10,523
55-64 years	8,208	6,476	14,684
65-74 years	2,745	15,980	18,725
75-84 years	1,117	8,325	9,442
85+ years	488	3,080	3,568
Race	30,413	55,214	85,627
White	19,432	39,227	58,659
Black	3,526	4,864	8,390
American Indian/Alaskan	85	162	247
Other	4,475	8,165	12,640
Unknown	2,895	2,796	5,691
Other race includes Asian, native Hawaiian/Pacific Islander, or other.			
Ethnicity	30,413	55,214	85,627
Hispanic	2,494	2,791	5,285
Non-Hispanic	15,844	38,018	53,862
Unknown	12,075	14,405	26,480
Gender	30,413	55,214	85,627
Female	17,275	32,745	50,020
Male	13,047	22,452	35,499
Unknown	91	17	108



COVID-19: Baker County vaccine summary

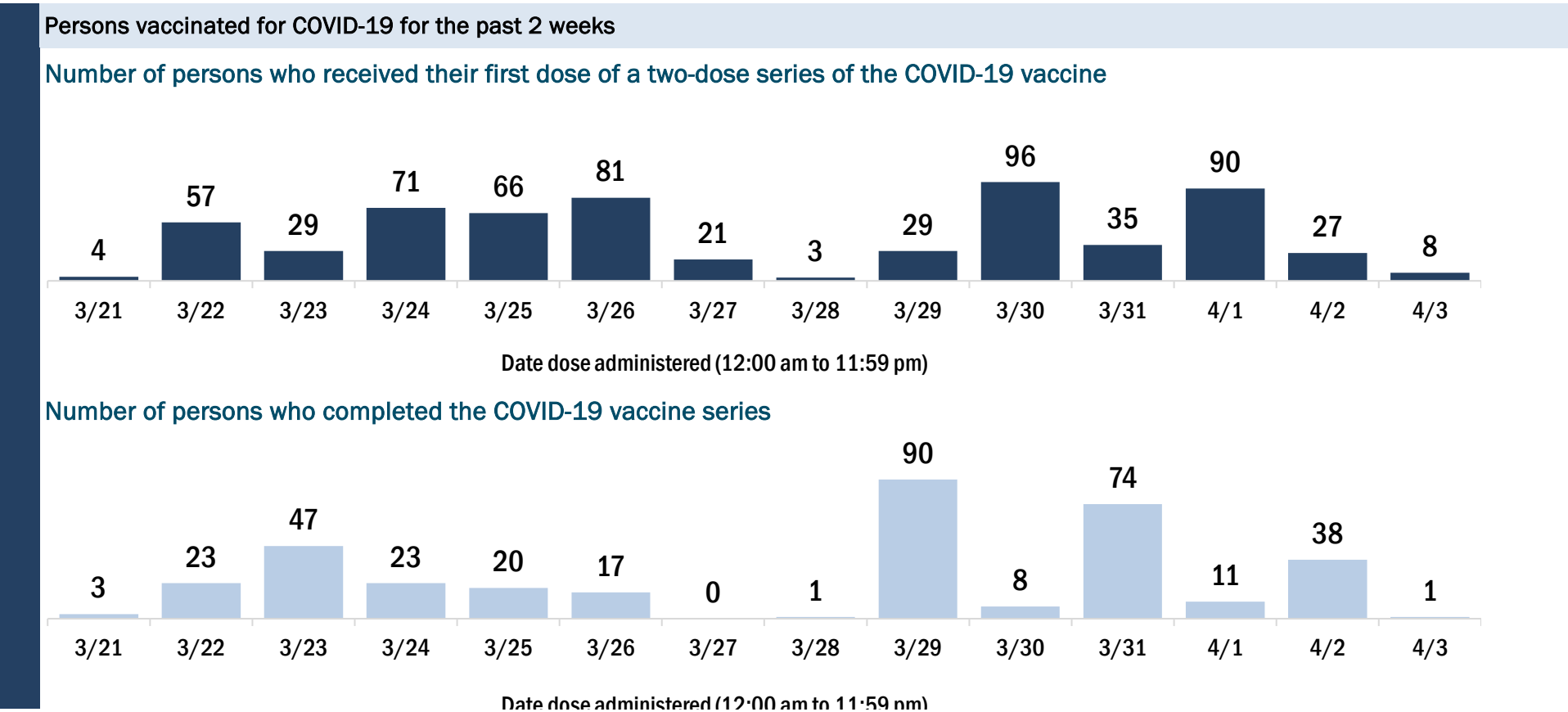
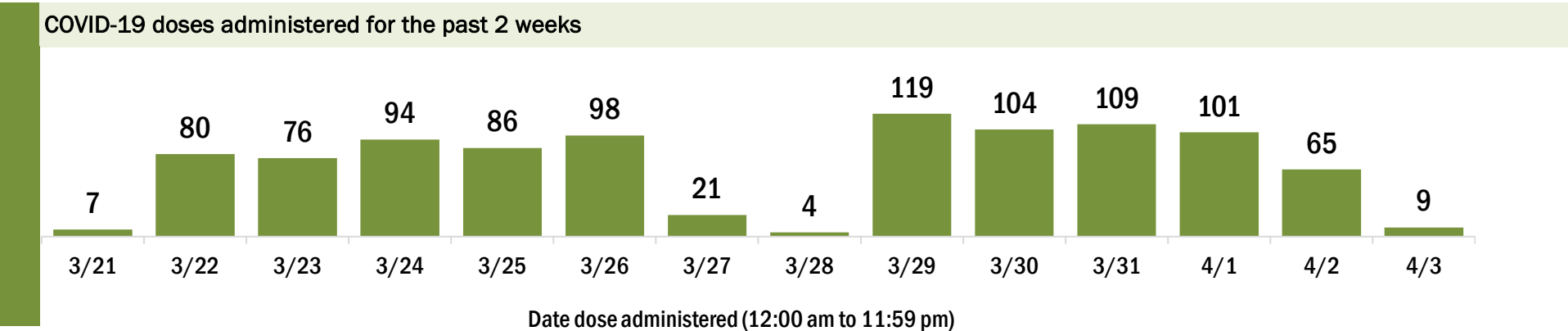
Vaccination data through Apr 3, 2021 as of Apr 4, 2021 at 12:05 AM

Data in this report are provisional and subject to change.

Data in this summary pertain to COVID-19 vaccines approved by the U.S. Food and Drug Administration and have been issued an Emergency Use Authorization (Janssen COVID-19 Vaccine, Moderna COVID-19 Vaccine and Pfizer-BioNTech COVID-19 Vaccine). These data summarize the number of people who have received either their first dose or have completed the series for a COVID-19 vaccine. **A person can only be counted in one category, first dose or series complete.** For persons receiving Moderna or Pfizer vaccines, once they receive their second dose, they are moved from the first dose column to the series completed column. **Because of this, the total first dose category may show a change from report to report not matching the total receiving their first dose from the previous day.** Persons receiving Johnson & Johnson vaccines will always be counted in the series completed column.

COVID-19 doses for vaccinated persons in Florida		Demographic summary			
Doses administered	6,936	First dose	Series complete	Total people vaccinated	
People receiving one dose of a 1-dose series (Johnson & Johnson) or receiving only one dose of a 2-dose series (Moderna, Pfizer) count once. Persons receiving both doses of a 2-dose series count twice.		Age group	1,428	2,790	4,218
		16-24 years	27	36	63
		25-34 years	64	104	168
		35-44 years	136	150	286
		45-54 years	260	202	462
		55-64 years	601	355	956
		65-74 years	181	1,172	1,353
		75-84 years	112	604	716
		85+ years	47	167	214
		Race	1,428	2,790	4,218
		White	1,155	2,177	3,332
		Black	138	228	366
		American Indian/Alaskan	5	19	24
		Other	76	188	264
		Unknown	54	178	232
		Other race includes Asian, native Hawaiian/Pacific Islander, or other.			
		Ethnicity	1,428	2,790	4,218
		Hispanic	33	39	72
		Non-Hispanic	1,175	1,823	2,998
		Unknown	220	928	1,148
		Gender	1,428	2,790	4,218
		Female	804	1,566	2,370
		Male	623	1,224	1,847
		Unknown	1	0	1

Current status of persons vaccinated for COVID-19 in Florida	
Total people vaccinated	4,218
First dose	1,428
Series completed	2,790
Completed 1-dose series	72
Completed 2-dose series	2,718
First dose: current number of people who have only received their first dose of the Moderna or Pfizer vaccine.	
Series complete: current number of people who have received both Moderna or Pfizer vaccine doses or one Johnson & Johnson dose and are considered fully immunized.	



COVID-19: Bay County vaccine summary

Vaccination data through Apr 3, 2021 as of Apr 4, 2021 at 12:05 AM

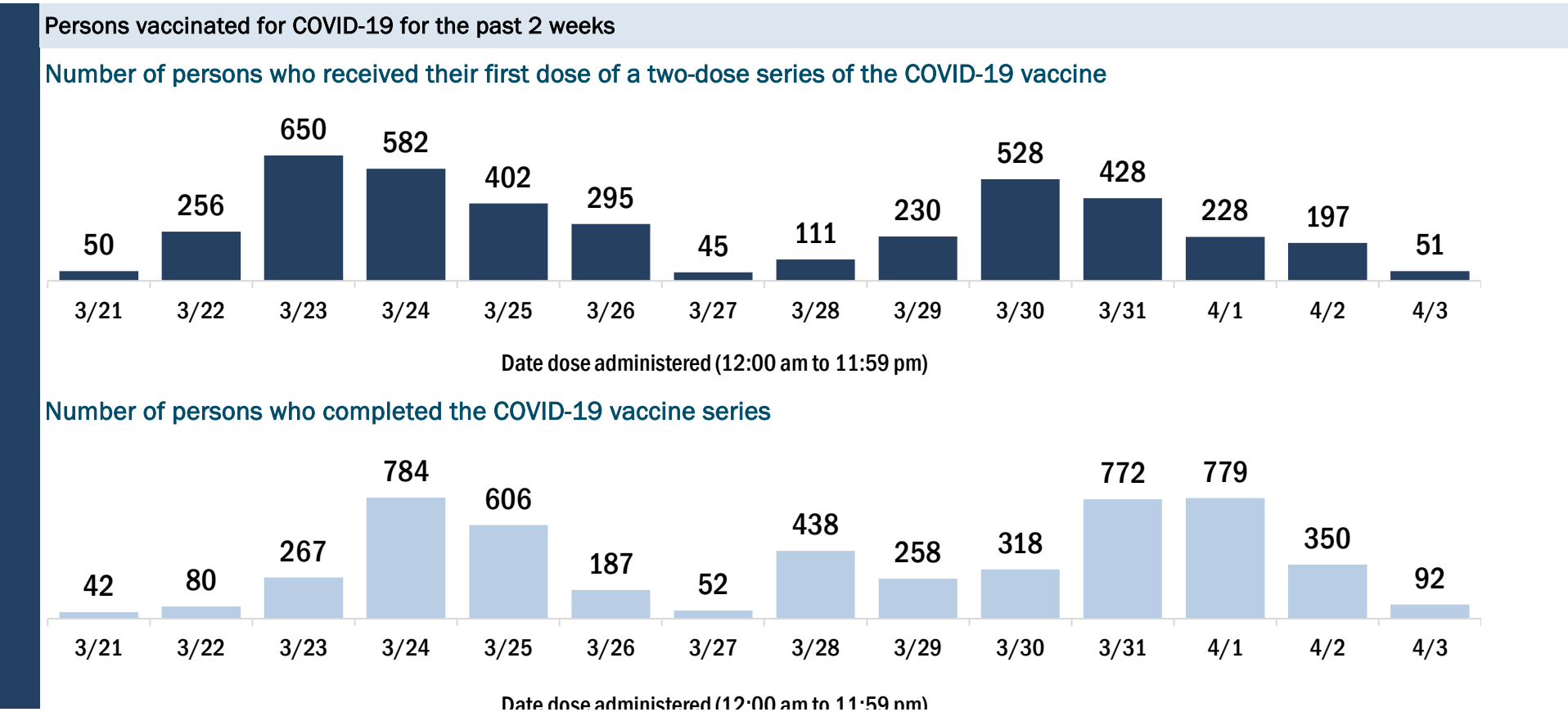
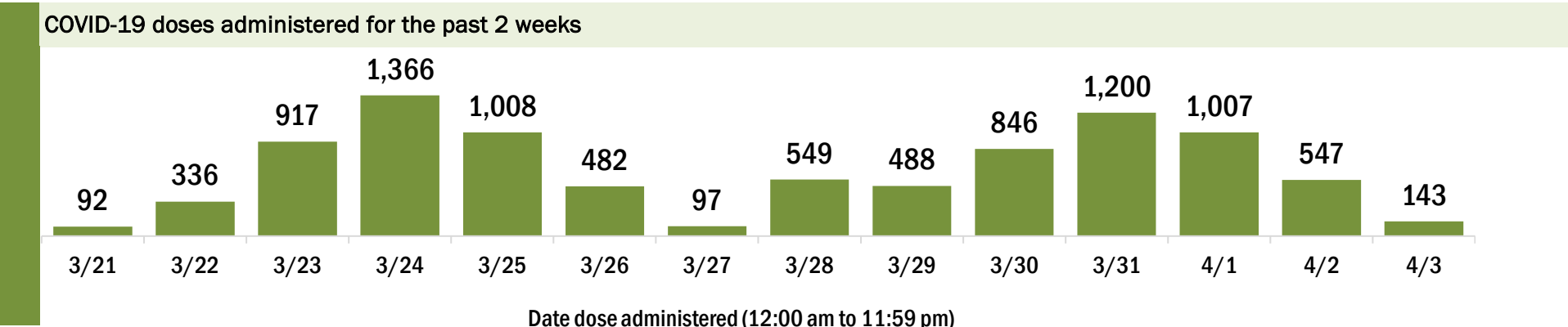
Data in this report are provisional and subject to change.

Data in this summary pertain to COVID-19 vaccines approved by the U.S. Food and Drug Administration and have been issued an Emergency Use Authorization (Janssen COVID-19 Vaccine, Moderna COVID-19 Vaccine and Pfizer-BioNTech COVID-19 Vaccine). These data summarize the number of people who have received either their first dose or have completed the series for a COVID-19 vaccine. **A person can only be counted in one category, first dose or series complete.** For persons receiving Moderna or Pfizer vaccines, once they receive their second dose, they are moved from the first dose column to the series completed column. **Because of this, the total first dose category may show a change from report to report not matching the total receiving their first dose from the previous day.** Persons receiving Johnson & Johnson vaccines will always be counted in the series completed column.

COVID-19 doses for vaccinated persons in Florida	
Doses administered	63,494
People receiving one dose of a 1-dose series (Johnson & Johnson) or receiving only one dose of a 2-dose series (Moderna, Pfizer) count once. Persons receiving both doses of a 2-dose series count twice.	

Current status of persons vaccinated for COVID-19 in Florida	
Total people vaccinated	39,869
First dose	13,591
Series completed	26,278
Completed 1-dose series	2,653
Completed 2-dose series	23,625
First dose: current number of people who have only received their first dose of the Moderna or Pfizer vaccine.	
Series complete: current number of people who have received both Moderna or Pfizer vaccine doses or one Johnson & Johnson dose and are considered fully immunized.	

Demographic summary	First dose	Series complete	Total people vaccinated
Age group	13,591	26,278	39,869
16-24 years	357	328	685
25-34 years	687	837	1,524
35-44 years	1,279	1,503	2,782
45-54 years	2,201	2,302	4,503
55-64 years	4,646	4,700	9,346
65-74 years	2,763	9,886	12,649
75-84 years	1,221	5,127	6,348
85+ years	437	1,595	2,032
Race	13,591	26,278	39,869
White	9,086	18,366	27,452
Black	938	1,549	2,487
American Indian/Alaskan	53	125	178
Other	1,190	2,244	3,434
Unknown	2,324	3,994	6,318
Other race includes Asian, native Hawaiian/Pacific Islander, or other.			
Ethnicity	13,591	26,278	39,869
Hispanic	666	630	1,296
Non-Hispanic	8,000	15,503	23,503
Unknown	4,925	10,145	15,070
Gender	13,591	26,278	39,869
Female	7,795	14,779	22,574
Male	5,795	11,494	17,289
Unknown	1	5	6



COVID-19: Bradford County vaccine summary

Vaccination data through Apr 3, 2021 as of Apr 4, 2021 at 12:05 AM

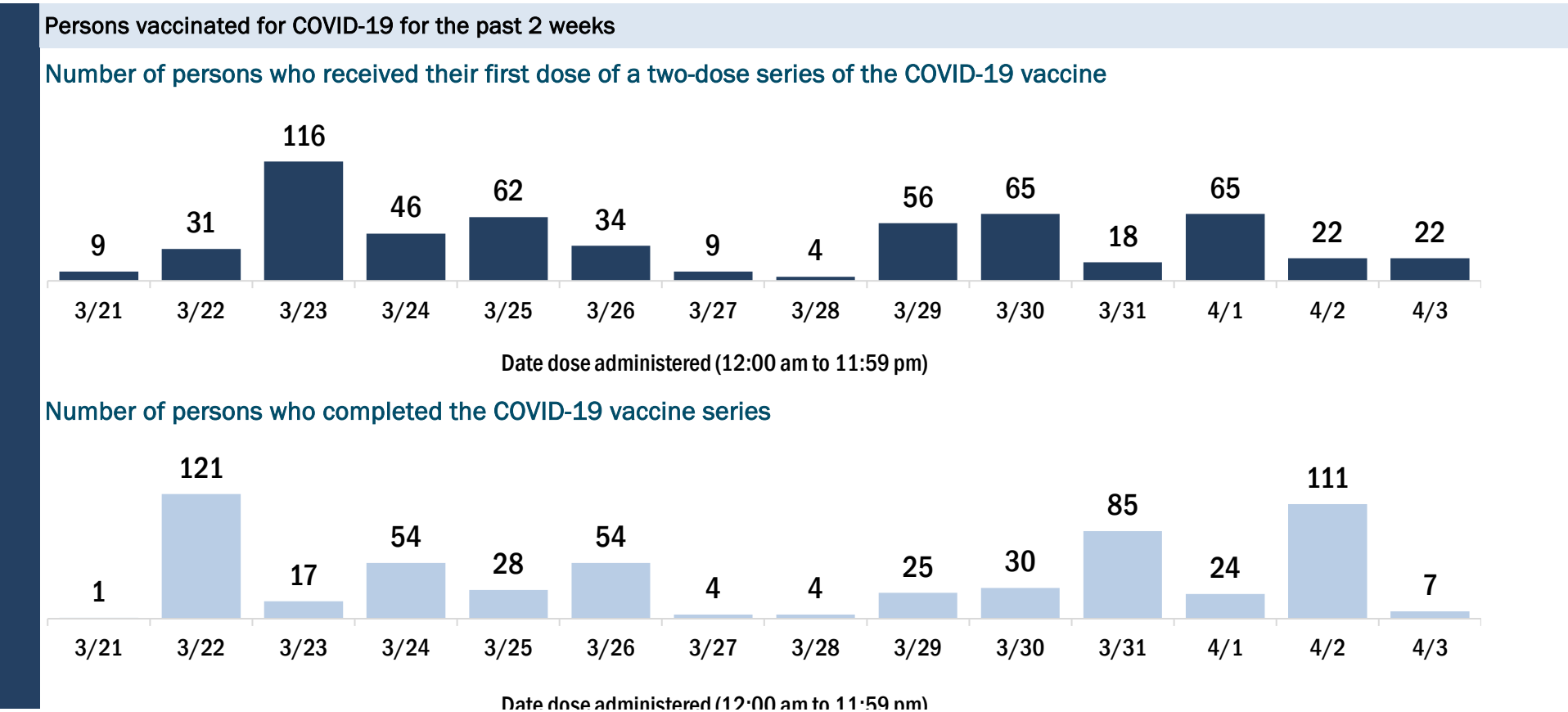
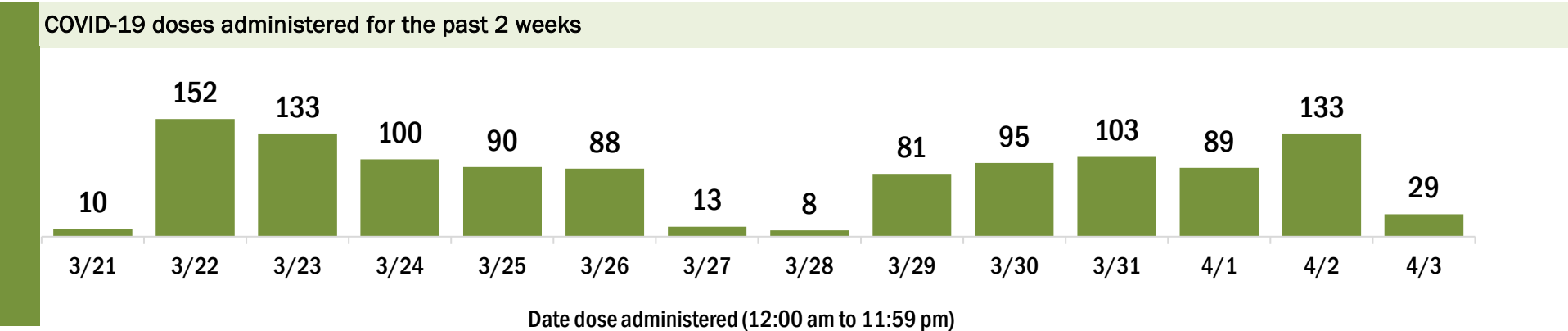
Data in this report are provisional and subject to change.

Data in this summary pertain to COVID-19 vaccines approved by the U.S. Food and Drug Administration and have been issued an Emergency Use Authorization (Janssen COVID-19 Vaccine, Moderna COVID-19 Vaccine and Pfizer-BioNTech COVID-19 Vaccine). These data summarize the number of people who have received either their first dose or have completed the series for a COVID-19 vaccine. **A person can only be counted in one category, first dose or series complete.** For persons receiving Moderna or Pfizer vaccines, once they receive their second dose, they are moved from the first dose column to the series completed column. **Because of this, the total first dose category may show a change from report to report not matching the total receiving their first dose from the previous day.** Persons receiving Johnson & Johnson vaccines will always be counted in the series completed column.

COVID-19 doses for vaccinated persons in Florida	
Doses administered	7,125
People receiving one dose of a 1-dose series (Johnson & Johnson) or receiving only one dose of a 2-dose series (Moderna, Pfizer) count once. Persons receiving both doses of a 2-dose series count twice.	

Current status of persons vaccinated for COVID-19 in Florida	
Total people vaccinated	4,301
First dose	1,189
Series completed	3,112
Completed 1-dose series	288
Completed 2-dose series	2,824
First dose: current number of people who have only received their first dose of the Moderna or Pfizer vaccine.	
Series complete: current number of people who have received both Moderna or Pfizer vaccine doses or one Johnson & Johnson dose and are considered fully immunized.	

Demographic summary	First dose	Series complete	Total people vaccinated
Age group	1,189	3,112	4,301
16-24 years	36	20	56
25-34 years	47	85	132
35-44 years	100	98	198
45-54 years	211	195	406
55-64 years	527	416	943
65-74 years	159	1,293	1,452
75-84 years	79	758	837
85+ years	30	247	277
Race	1,189	3,112	4,301
White	852	2,389	3,241
Black	172	333	505
American Indian/Alaskan	10	20	30
Other	87	277	364
Unknown	68	93	161
Other race includes Asian, native Hawaiian/Pacific Islander, or other.			
Ethnicity	1,189	3,112	4,301
Hispanic	30	34	64
Non-Hispanic	863	2,733	3,596
Unknown	296	345	641
Gender	1,189	3,112	4,301
Female	701	1,832	2,533
Male	487	1,280	1,767
Unknown	1	0	1



COVID-19: Brevard County vaccine summary

Vaccination data through Apr 3, 2021 as of Apr 4, 2021 at 12:05 AM

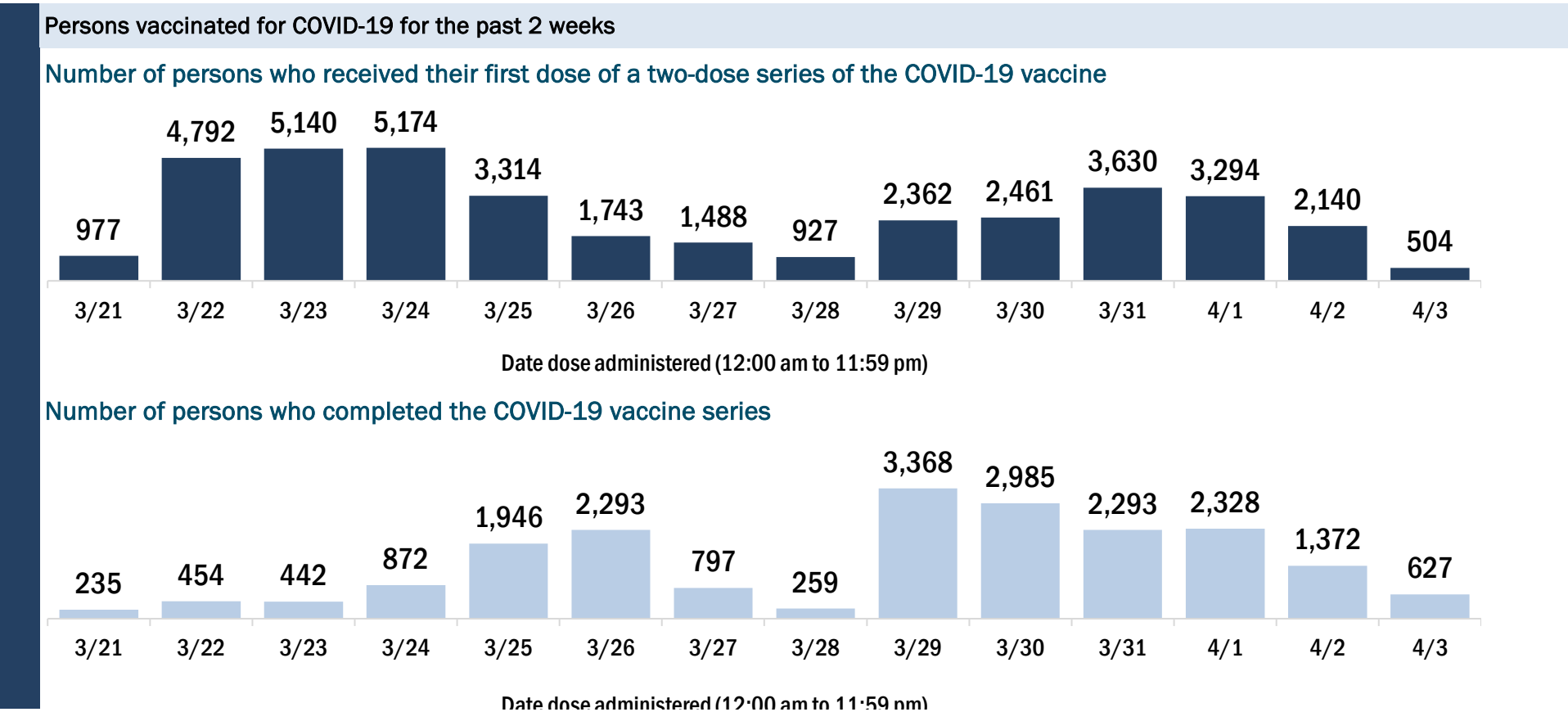
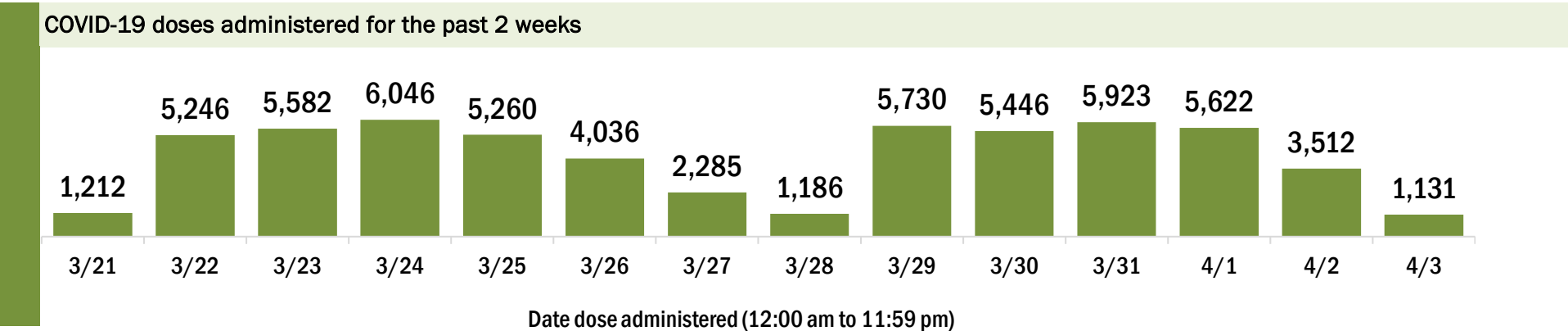
Data in this report are provisional and subject to change.

Data in this summary pertain to COVID-19 vaccines approved by the U.S. Food and Drug Administration and have been issued an Emergency Use Authorization (Janssen COVID-19 Vaccine, Moderna COVID-19 Vaccine and Pfizer-BioNTech COVID-19 Vaccine). These data summarize the number of people who have received either their first dose or have completed the series for a COVID-19 vaccine. **A person can only be counted in one category, first dose or series complete.** For persons receiving Moderna or Pfizer vaccines, once they receive their second dose, they are moved from the first dose column to the series completed column. **Because of this, the total first dose category may show a change from report to report not matching the total receiving their first dose from the previous day.** Persons receiving Johnson & Johnson vaccines will always be counted in the series completed column.

COVID-19 doses for vaccinated persons in Florida	
Doses administered	260,346
People receiving one dose of a 1-dose series (Johnson & Johnson) or receiving only one dose of a 2-dose series (Moderna, Pfizer) count once. Persons receiving both doses of a 2-dose series count twice.	

Current status of persons vaccinated for COVID-19 in Florida	
Total people vaccinated	171,983
First dose	74,372
Series completed	97,611
Completed 1-dose series	9,248
Completed 2-dose series	88,363
First dose: current number of people who have only received their first dose of the Moderna or Pfizer vaccine.	
Series complete: current number of people who have received both Moderna or Pfizer vaccine doses or one Johnson & Johnson dose and are considered fully immunized.	

Demographic summary	First dose	Series complete	Total people vaccinated
Age group	74,372	97,611	171,983
16-24 years	1,380	947	2,327
25-34 years	2,593	2,871	5,464
35-44 years	5,141	4,244	9,385
45-54 years	10,064	6,582	16,646
55-64 years	25,388	12,988	38,376
65-74 years	16,333	39,168	55,501
75-84 years	9,611	22,570	32,181
85+ years	3,862	8,241	12,103
Race	74,372	97,611	171,983
White	50,326	64,688	115,014
Black	4,202	4,124	8,326
American Indian/Alaskan	335	457	792
Other	5,752	9,394	15,146
Unknown	13,757	18,948	32,705
Other race includes Asian, native Hawaiian/Pacific Islander, or other.			
Ethnicity	74,372	97,611	171,983
Hispanic	4,124	2,795	6,919
Non-Hispanic	42,145	48,150	90,295
Unknown	28,103	46,666	74,769
Gender	74,372	97,611	171,983
Female	42,122	57,711	99,833
Male	32,116	39,732	71,848
Unknown	134	168	302



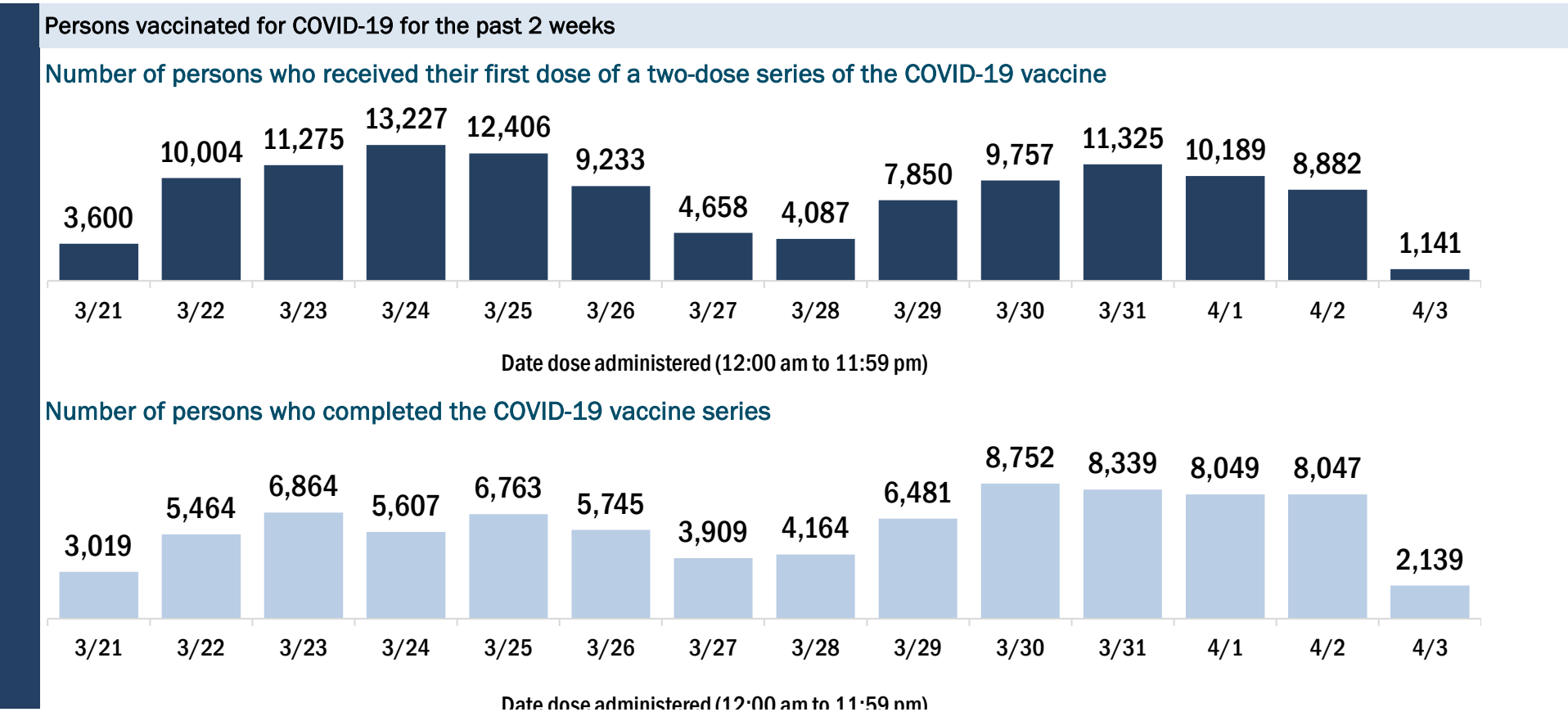
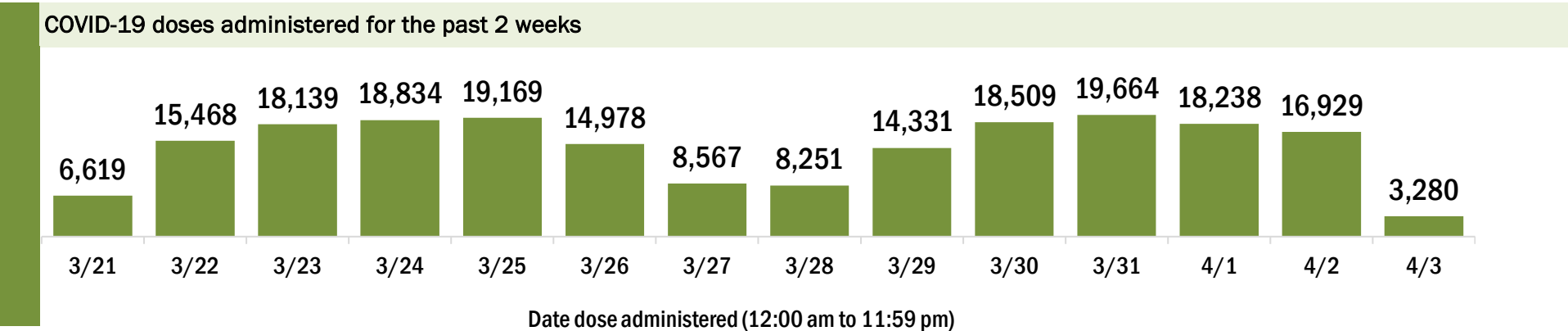
COVID-19: Broward County vaccine summary

Vaccination data through Apr 3, 2021 as of Apr 4, 2021 at 12:05 AM

Data in this report are provisional and subject to change.

Data in this summary pertain to COVID-19 vaccines approved by the U.S. Food and Drug Administration and have been issued an Emergency Use Authorization (Janssen COVID-19 Vaccine, Moderna COVID-19 Vaccine and Pfizer-BioNTech COVID-19 Vaccine). These data summarize the number of people who have received either their first dose or have completed the series for a COVID-19 vaccine. **A person can only be counted in one category, first dose or series complete.** For persons receiving Moderna or Pfizer vaccines, once they receive their second dose, they are moved from the first dose column to the series completed column. **Because of this, the total first dose category may show a change from report to report not matching the total receiving their first dose from the previous day.** Persons receiving Johnson & Johnson vaccines will always be counted in the series completed column.

COVID-19 doses for vaccinated persons in Florida		Demographic summary			
Doses administered	857,204	First dose	Series complete	Total people vaccinated	
People receiving one dose of a 1-dose series (Johnson & Johnson) or receiving only one dose of a 2-dose series (Moderna, Pfizer) count once. Persons receiving both doses of a 2-dose series count twice.		Age group	239,024	320,240	559,264
		16-24 years	8,313	5,487	13,800
		25-34 years	14,158	15,056	29,214
		35-44 years	27,464	22,375	49,839
		45-54 years	52,502	33,674	86,176
		55-64 years	80,157	50,301	130,458
		65-74 years	31,381	112,765	144,146
		75-84 years	17,117	58,887	76,004
		85+ years	7,932	21,695	29,627
		Race	239,024	320,240	559,264
		White	133,892	212,876	346,768
		Black	28,043	39,384	67,427
		American Indian/Alaskan	935	1,560	2,495
		Other	24,799	36,237	61,036
		Unknown	51,355	30,183	81,538
		Other race includes Asian, native Hawaiian/Pacific Islander, or other.			
		Ethnicity	239,024	320,240	559,264
		Hispanic	51,585	62,780	114,365
		Non-Hispanic	97,140	180,286	277,426
		Unknown	90,299	77,174	167,473
		Gender	239,024	320,240	559,264
		Female	127,758	181,901	309,659
		Male	110,265	138,272	248,537
		Unknown	1,001	67	1,068



COVID-19: Calhoun County vaccine summary

Vaccination data through Apr 3, 2021 as of Apr 4, 2021 at 12:05 AM

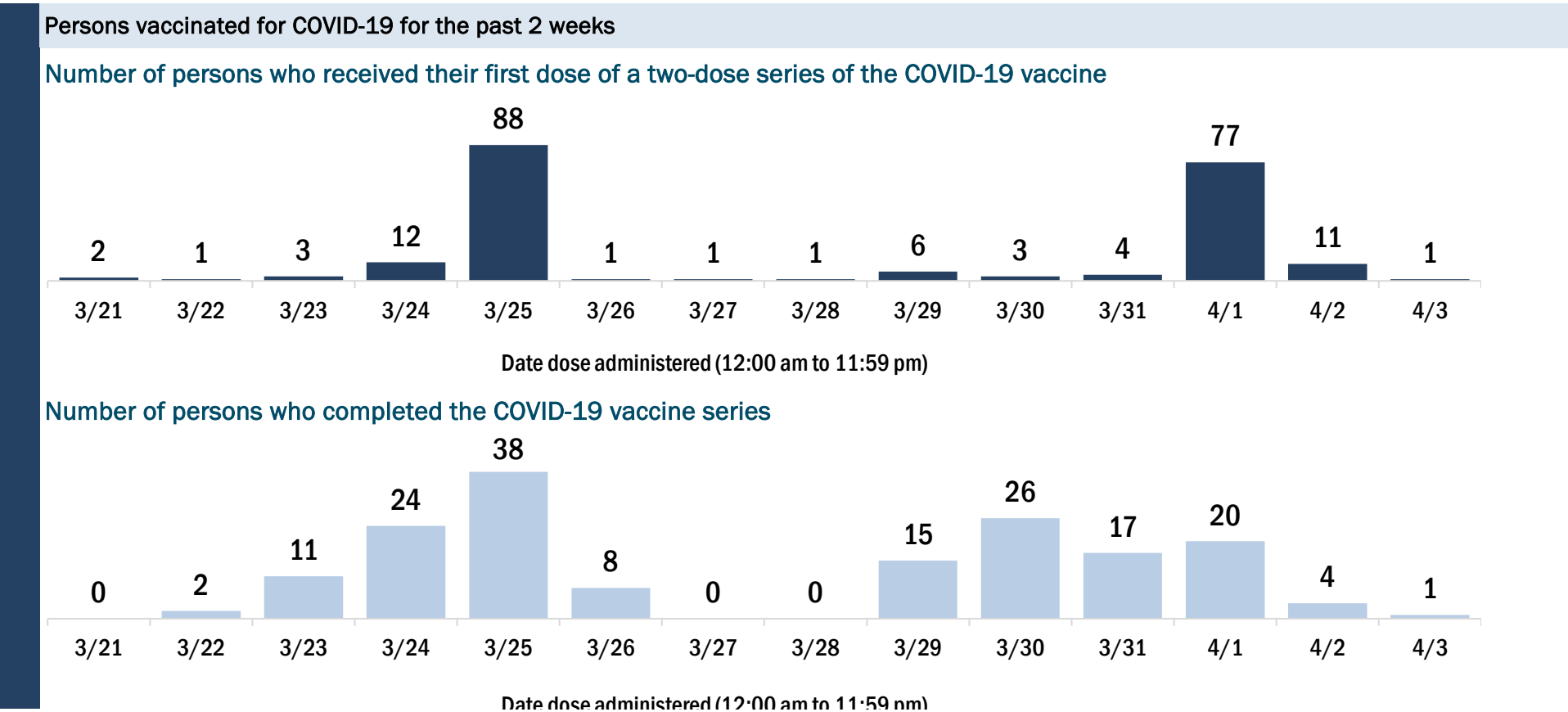
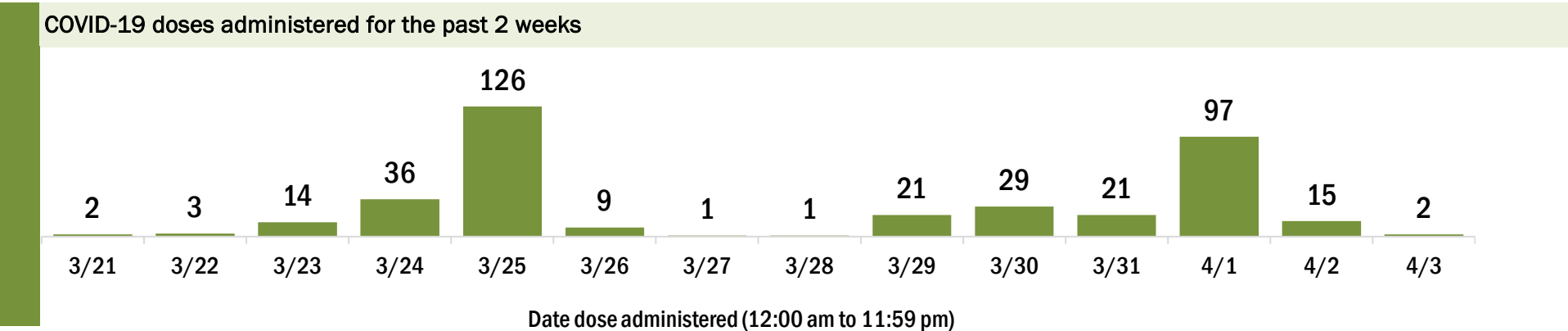
Data in this report are provisional and subject to change.

Data in this summary pertain to COVID-19 vaccines approved by the U.S. Food and Drug Administration and have been issued an Emergency Use Authorization (Janssen COVID-19 Vaccine, Moderna COVID-19 Vaccine and Pfizer-BioNTech COVID-19 Vaccine). These data summarize the number of people who have received either their first dose or have completed the series for a COVID-19 vaccine. **A person can only be counted in one category, first dose or series complete.** For persons receiving Moderna or Pfizer vaccines, once they receive their second dose, they are moved from the first dose column to the series completed column. **Because of this, the total first dose category may show a change from report to report not matching the total receiving their first dose from the previous day.** Persons receiving Johnson & Johnson vaccines will always be counted in the series completed column.

COVID-19 doses for vaccinated persons in Florida	
Doses administered	4,250
People receiving one dose of a 1-dose series (Johnson & Johnson) or receiving only one dose of a 2-dose series (Moderna, Pfizer) count once. Persons receiving both doses of a 2-dose series count twice.	

Current status of persons vaccinated for COVID-19 in Florida	
Total people vaccinated	2,469
First dose	565
Series completed	1,904
Completed 1-dose series	123
Completed 2-dose series	1,781
First dose: current number of people who have only received their first dose of the Moderna or Pfizer vaccine.	
Series complete: current number of people who have received both Moderna or Pfizer vaccine doses or one Johnson & Johnson dose and are considered fully immunized.	

Demographic summary	First dose	Series complete	Total people vaccinated
Age group	565	1,904	2,469
16-24 years	17	14	31
25-34 years	10	50	60
35-44 years	47	81	128
45-54 years	82	153	235
55-64 years	193	278	471
65-74 years	119	722	841
75-84 years	73	434	507
85+ years	24	172	196
Race	565	1,904	2,469
White	369	1,339	1,708
Black	55	110	165
American Indian/Alaskan	8	11	19
Other	48	299	347
Unknown	85	145	230
Other race includes Asian, native Hawaiian/Pacific Islander, or other.			
Ethnicity	565	1,904	2,469
Hispanic	10	35	45
Non-Hispanic	241	1,091	1,332
Unknown	314	778	1,092
Gender	565	1,904	2,469
Female	304	1,068	1,372
Male	261	835	1,096
Unknown	0	1	1



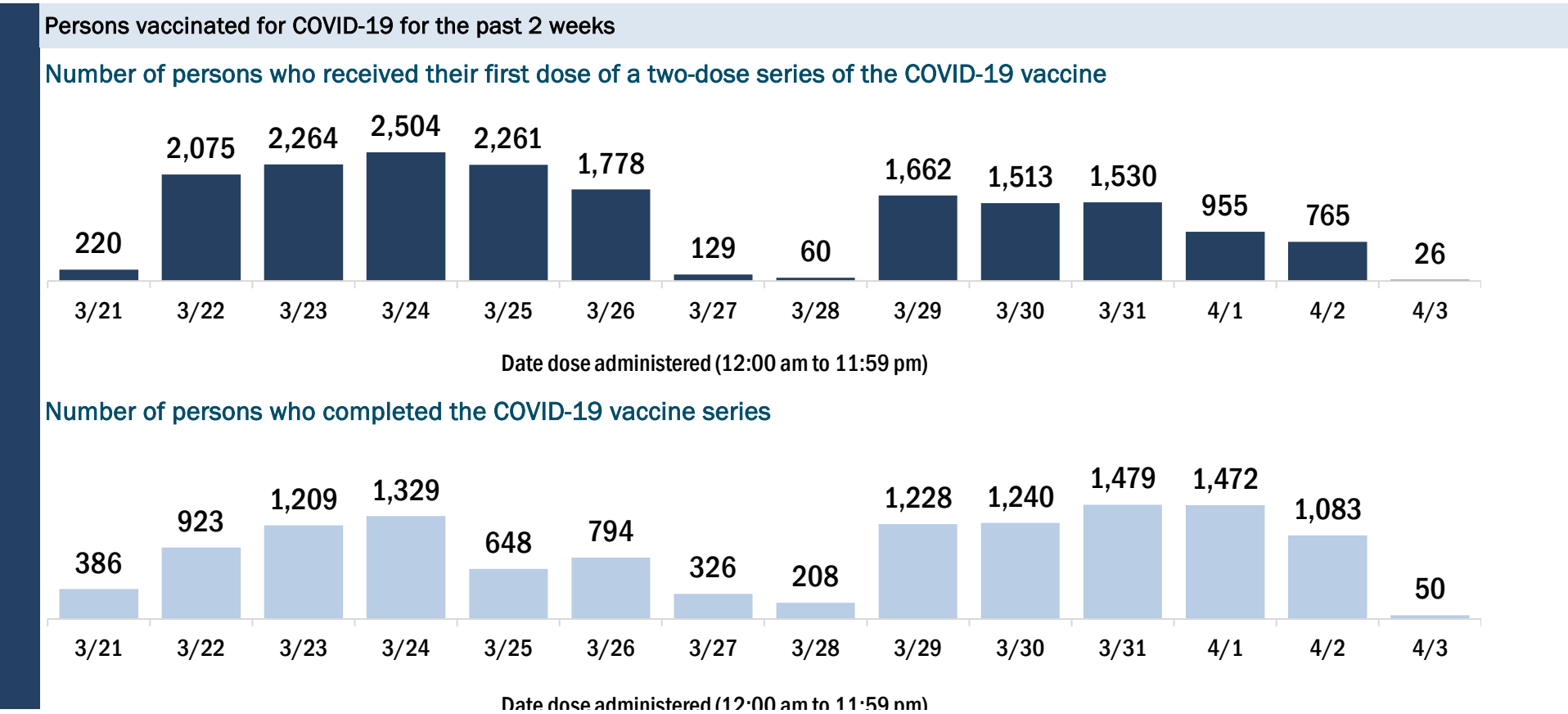
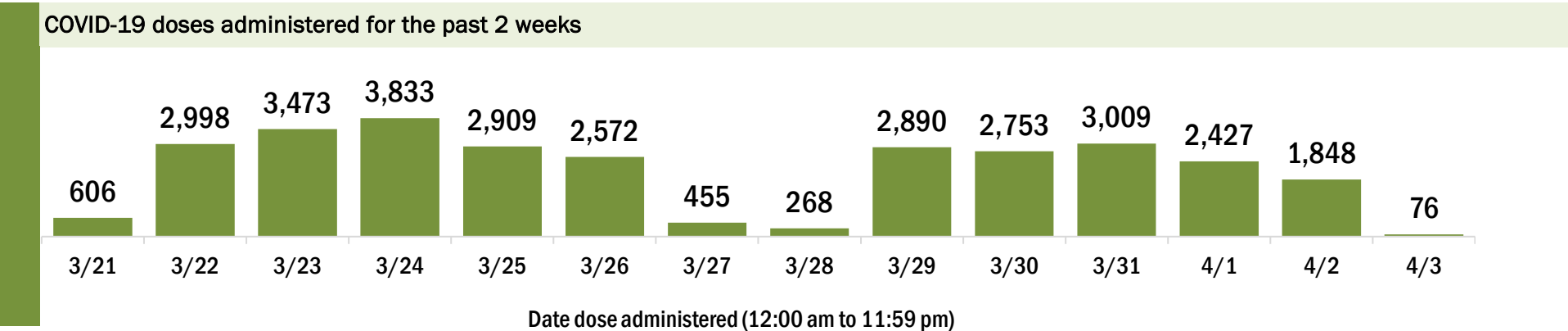
COVID-19: Charlotte County vaccine summary

Vaccination data through Apr 3, 2021 as of Apr 4, 2021 at 12:05 AM

Data in this report are provisional and subject to change.

Data in this summary pertain to COVID-19 vaccines approved by the U.S. Food and Drug Administration and have been issued an Emergency Use Authorization (Janssen COVID-19 Vaccine, Moderna COVID-19 Vaccine and Pfizer-BioNTech COVID-19 Vaccine). These data summarize the number of people who have received either their first dose or have completed the series for a COVID-19 vaccine. **A person can only be counted in one category, first dose or series complete.** For persons receiving Moderna or Pfizer vaccines, once they receive their second dose, they are moved from the first dose column to the series completed column. **Because of this, the total first dose category may show a change from report to report not matching the total receiving their first dose from the previous day.** Persons receiving Johnson & Johnson vaccines will always be counted in the series completed column.

COVID-19 doses for vaccinated persons in Florida		Demographic summary			
Doses administered	125,481	First dose	Series complete	Total people vaccinated	
People receiving one dose of a 1-dose series (Johnson & Johnson) or receiving only one dose of a 2-dose series (Moderna, Pfizer) count once. Persons receiving both doses of a 2-dose series count twice.		Age group	41,262	44,096	85,358
		16-24 years	204	189	393
		25-34 years	458	491	949
		35-44 years	1,090	755	1,845
		45-54 years	3,418	1,450	4,868
		55-64 years	12,256	3,246	15,502
		65-74 years	13,041	21,346	34,387
		75-84 years	8,360	12,826	21,186
		85+ years	2,435	3,793	6,228
		Race	41,262	44,096	85,358
		White	32,768	32,046	64,814
		Black	858	588	1,446
		American Indian/Alaskan	258	136	394
		Other	2,147	3,317	5,464
		Unknown	5,231	8,009	13,240
		Other race includes Asian, native Hawaiian/Pacific Islander, or other.			
		Ethnicity	41,262	44,096	85,358
		Hispanic	1,159	627	1,786
		Non-Hispanic	24,492	23,591	48,083
		Unknown	15,611	19,878	35,489
		Gender	41,262	44,096	85,358
		Female	22,766	24,642	47,408
		Male	18,465	19,429	37,894
		Unknown	31	25	56



COVID-19: Citrus County vaccine summary

Vaccination data through Apr 3, 2021 as of Apr 4, 2021 at 12:05 AM

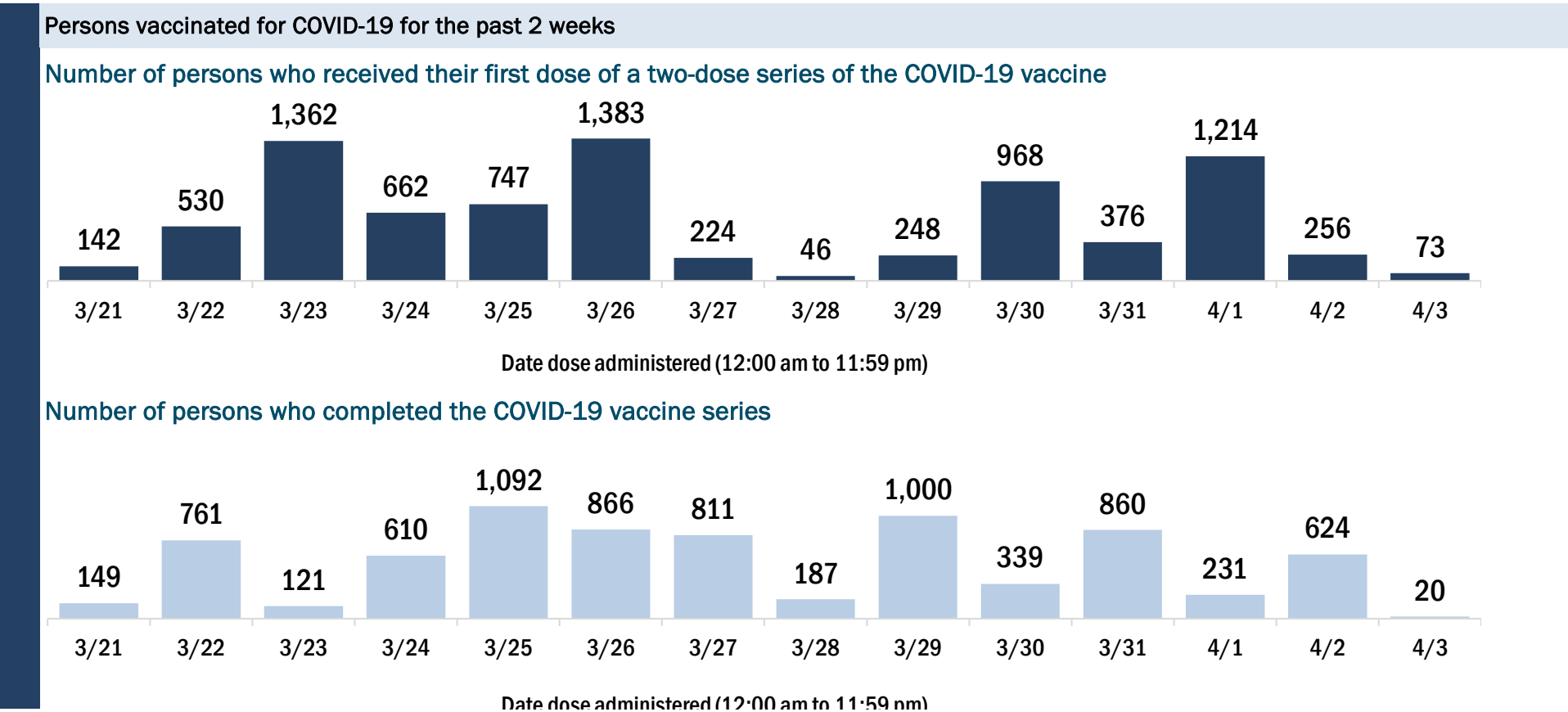
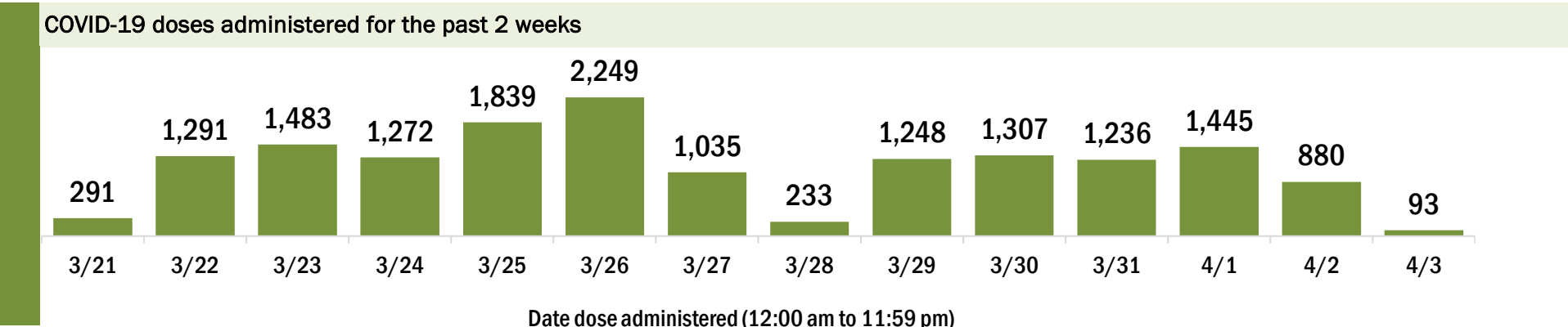
Data in this report are provisional and subject to change.

Data in this summary pertain to COVID-19 vaccines approved by the U.S. Food and Drug Administration and have been issued an Emergency Use Authorization (Janssen COVID-19 Vaccine, Moderna COVID-19 Vaccine and Pfizer-BioNTech COVID-19 Vaccine). These data summarize the number of people who have received either their first dose or have completed the series for a COVID-19 vaccine. **A person can only be counted in one category, first dose or series complete.** For persons receiving Moderna or Pfizer vaccines, once they receive their second dose, they are moved from the first dose column to the series completed column. **Because of this, the total first dose category may show a change from report to report not matching the total receiving their first dose from the previous day.** Persons receiving Johnson & Johnson vaccines will always be counted in the series completed column.

COVID-19 doses for vaccinated persons in Florida	
Doses administered	78,352
People receiving one dose of a 1-dose series (Johnson & Johnson) or receiving only one dose of a 2-dose series (Moderna, Pfizer) count once. Persons receiving both doses of a 2-dose series count twice.	

Current status of persons vaccinated for COVID-19 in Florida	
Total people vaccinated	49,460
First dose	19,742
Series completed	29,718
Completed 1-dose series	826
Completed 2-dose series	28,892
First dose: current number of people who have only received their first dose of the Moderna or Pfizer vaccine.	
Series complete: current number of people who have received both Moderna or Pfizer vaccine doses or one Johnson & Johnson dose and are considered fully immunized.	

Demographic summary	First dose	Series complete	Total people vaccinated
Age group	19,742	29,718	49,460
16-24 years	198	186	384
25-34 years	291	432	723
35-44 years	605	597	1,202
45-54 years	1,782	984	2,766
55-64 years	6,223	1,969	8,192
65-74 years	5,895	13,466	19,361
75-84 years	3,675	9,337	13,012
85+ years	1,073	2,747	3,820
Race	19,742	29,718	49,460
White	15,833	21,180	37,013
Black	334	339	673
American Indian/Alaskan	116	145	261
Other	913	2,436	3,349
Unknown	2,546	5,618	8,164
Other race includes Asian, native Hawaiian/Pacific Islander, or other.			
Ethnicity	19,742	29,718	49,460
Hispanic	764	564	1,328
Non-Hispanic	13,002	15,727	28,729
Unknown	5,976	13,427	19,403
Gender	19,742	29,718	49,460
Female	11,319	16,913	28,232
Male	8,397	12,794	21,191
Unknown	26	11	37



COVID-19: Clay County vaccine summary

Vaccination data through Apr 3, 2021 as of Apr 4, 2021 at 12:05 AM

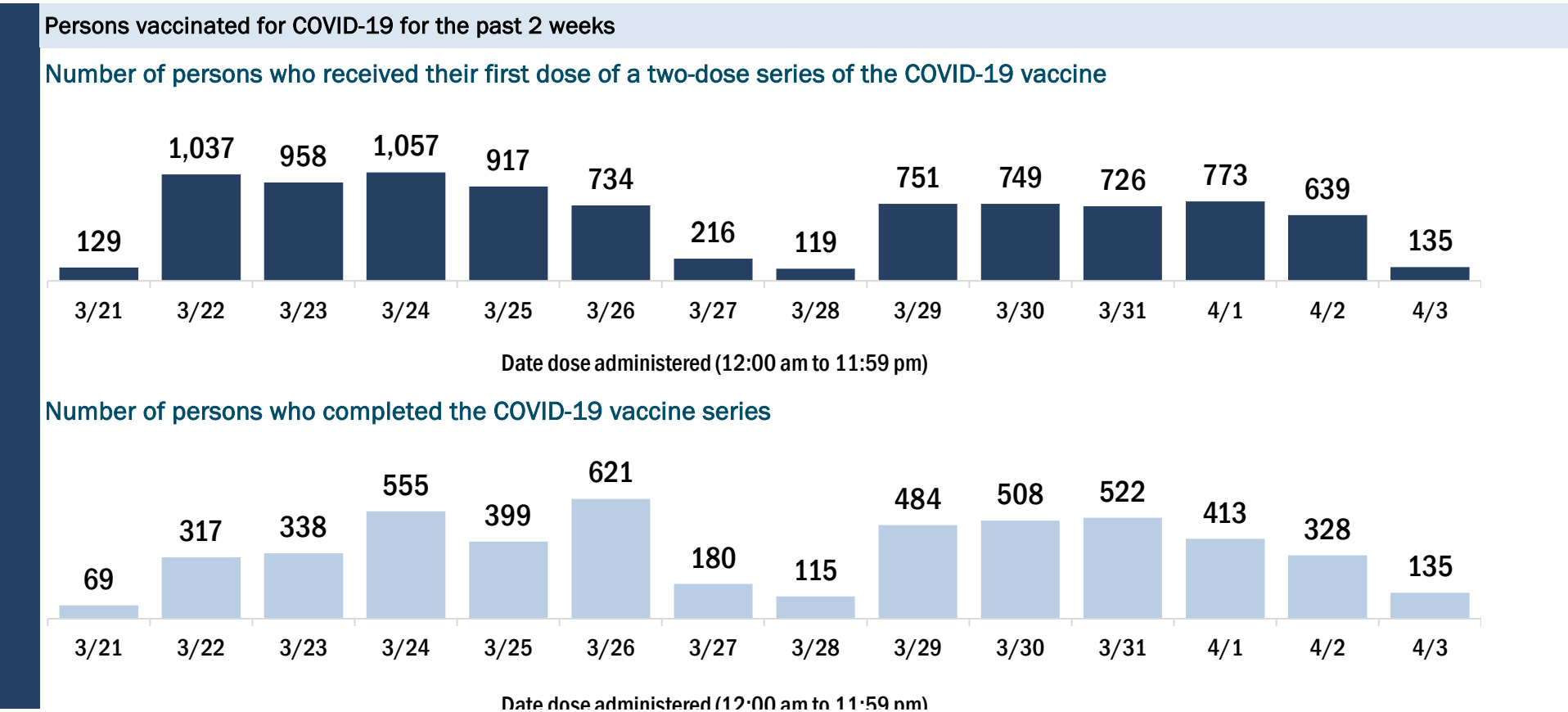
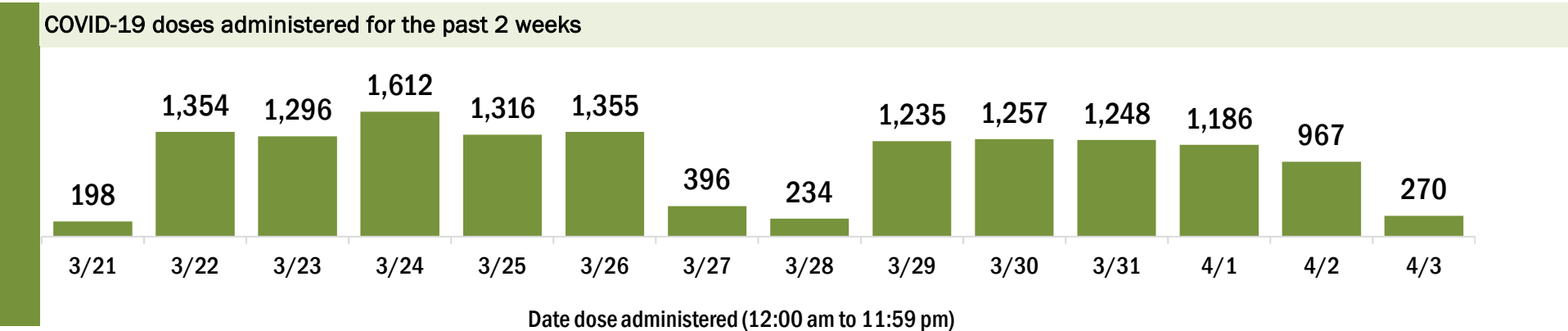
Data in this report are provisional and subject to change.

Data in this summary pertain to COVID-19 vaccines approved by the U.S. Food and Drug Administration and have been issued an Emergency Use Authorization (Janssen COVID-19 Vaccine, Moderna COVID-19 Vaccine and Pfizer-BioNTech COVID-19 Vaccine). These data summarize the number of people who have received either their first dose or have completed the series for a COVID-19 vaccine. **A person can only be counted in one category, first dose or series complete.** For persons receiving Moderna or Pfizer vaccines, once they receive their second dose, they are moved from the first dose column to the series completed column. **Because of this, the total first dose category may show a change from report to report not matching the total receiving their first dose from the previous day.** Persons receiving Johnson & Johnson vaccines will always be counted in the series completed column.

COVID-19 doses for vaccinated persons in Florida	
Doses administered	77,073
People receiving one dose of a 1-dose series (Johnson & Johnson) or receiving only one dose of a 2-dose series (Moderna, Pfizer) count once. Persons receiving both doses of a 2-dose series count twice.	

Current status of persons vaccinated for COVID-19 in Florida	
Total people vaccinated	47,966
First dose	17,150
Series completed	30,816
Completed 1-dose series	1,709
Completed 2-dose series	29,107
First dose: current number of people who have only received their first dose of the Moderna or Pfizer vaccine.	
Series complete: current number of people who have received both Moderna or Pfizer vaccine doses or one Johnson & Johnson dose and are considered fully immunized.	

Demographic summary	First dose	Series complete	Total people vaccinated
Age group	17,150	30,816	47,966
16-24 years	636	486	1,122
25-34 years	848	1,176	2,024
35-44 years	2,008	1,945	3,953
45-54 years	3,802	2,776	6,578
55-64 years	6,678	4,070	10,748
65-74 years	1,906	12,258	14,164
75-84 years	935	6,250	7,185
85+ years	337	1,855	2,192
Race	17,150	30,816	47,966
White	10,865	22,848	33,713
Black	1,358	1,861	3,219
American Indian/Alaskan	86	154	240
Other	1,969	2,844	4,813
Unknown	2,872	3,109	5,981
Other race includes Asian, native Hawaiian/Pacific Islander, or other.			
Ethnicity	17,150	30,816	47,966
Hispanic	1,049	1,121	2,170
Non-Hispanic	10,923	23,189	34,112
Unknown	5,178	6,506	11,684
Gender	17,150	30,816	47,966
Female	9,901	18,004	27,905
Male	7,217	12,810	20,027
Unknown	32	2	34



COVID-19: Collier County vaccine summary

Vaccination data through Apr 3, 2021 as of Apr 4, 2021 at 12:05 AM

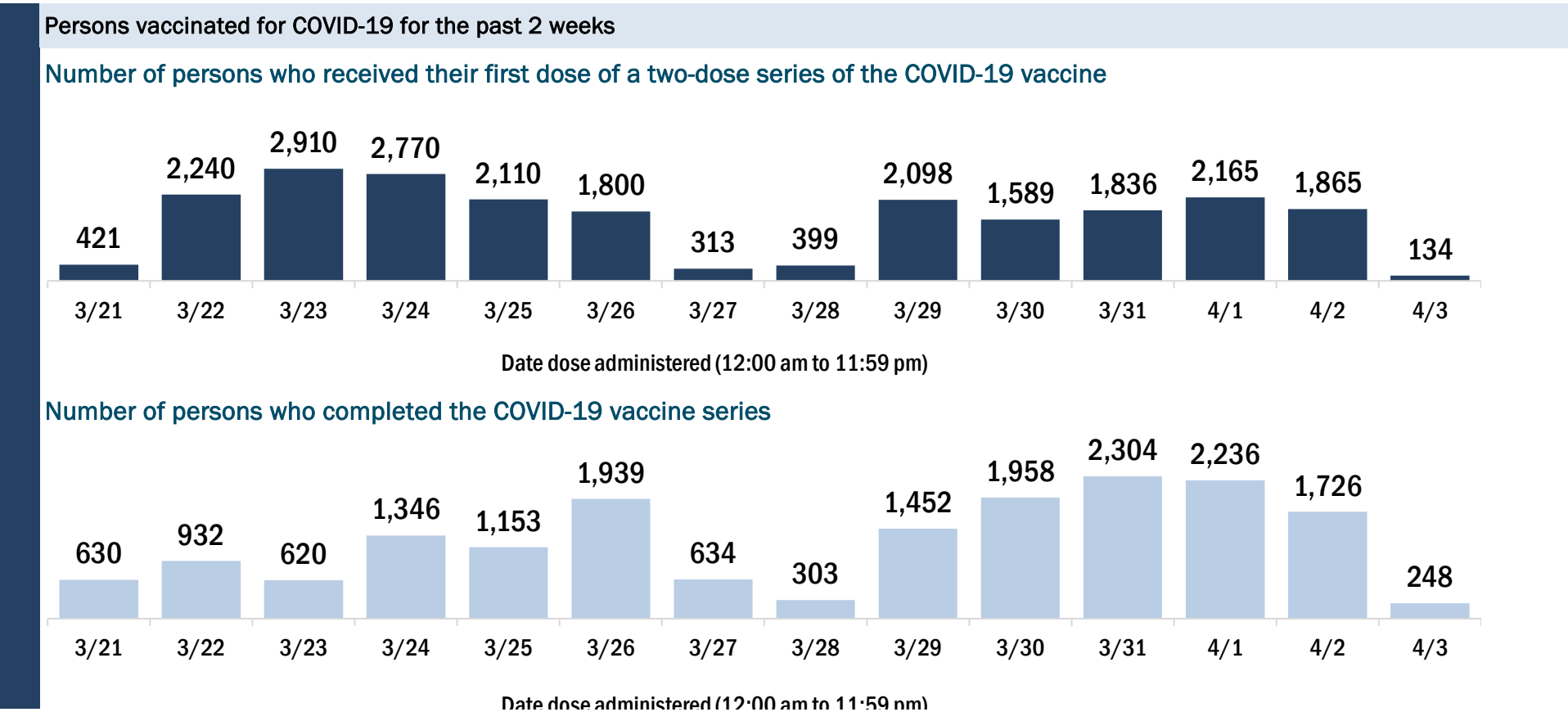
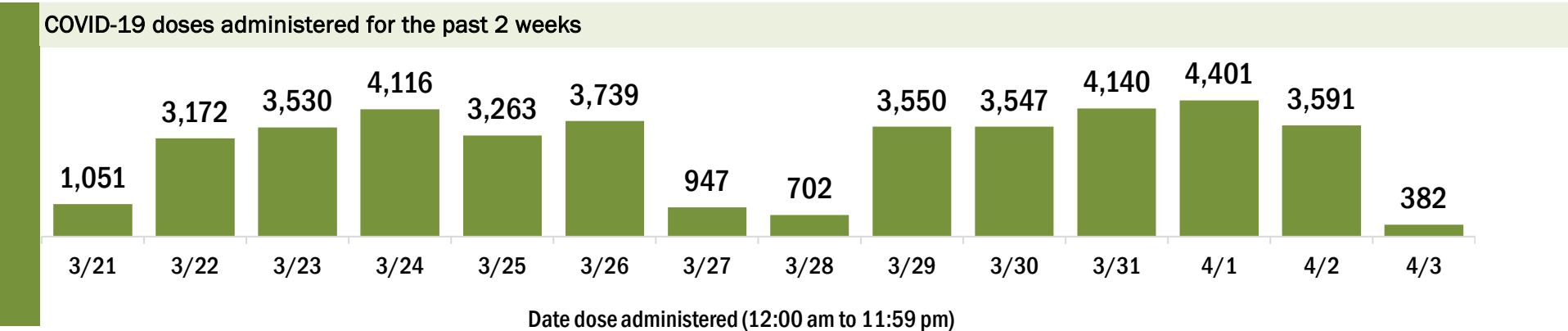
Data in this report are provisional and subject to change.

Data in this summary pertain to COVID-19 vaccines approved by the U.S. Food and Drug Administration and have been issued an Emergency Use Authorization (Janssen COVID-19 Vaccine, Moderna COVID-19 Vaccine and Pfizer-BioNTech COVID-19 Vaccine). These data summarize the number of people who have received either their first dose or have completed the series for a COVID-19 vaccine. **A person can only be counted in one category, first dose or series complete.** For persons receiving Moderna or Pfizer vaccines, once they receive their second dose, they are moved from the first dose column to the series completed column. **Because of this, the total first dose category may show a change from report to report not matching the total receiving their first dose from the previous day.** Persons receiving Johnson & Johnson vaccines will always be counted in the series completed column.

COVID-19 doses for vaccinated persons in Florida	
Doses administered	223,026
People receiving one dose of a 1-dose series (Johnson & Johnson) or receiving only one dose of a 2-dose series (Moderna, Pfizer) count once. Persons receiving both doses of a 2-dose series count twice.	

Current status of persons vaccinated for COVID-19 in Florida	
Total people vaccinated	140,645
First dose	53,659
Series completed	86,986
Completed 1-dose series	4,605
Completed 2-dose series	82,381
First dose: current number of people who have only received their first dose of the Moderna or Pfizer vaccine.	
Series complete: current number of people who have received both Moderna or Pfizer vaccine doses or one Johnson & Johnson dose and are considered fully immunized.	

Demographic summary	First dose	Series complete	Total people vaccinated
Age group	53,659	86,986	140,645
16-24 years	573	543	1,116
25-34 years	1,021	1,383	2,404
35-44 years	1,959	1,980	3,939
45-54 years	5,335	3,189	8,524
55-64 years	16,850	6,169	23,019
65-74 years	13,959	39,018	52,977
75-84 years	10,639	26,752	37,391
85+ years	3,323	7,952	11,275
Race	53,659	86,986	140,645
White	36,832	54,969	91,801
Black	675	787	1,462
American Indian/Alaskan	168	261	429
Other	3,531	6,847	10,378
Unknown	12,453	24,122	36,575
Other race includes Asian, native Hawaiian/Pacific Islander, or other.			
Ethnicity	53,659	86,986	140,645
Hispanic	3,990	3,235	7,225
Non-Hispanic	25,334	38,166	63,500
Unknown	24,335	45,585	69,920
Gender	53,659	86,986	140,645
Female	29,675	48,278	77,953
Male	23,710	38,483	62,193
Unknown	274	225	499



COVID-19: Columbia County vaccine summary

Vaccination data through Apr 3, 2021 as of Apr 4, 2021 at 12:05 AM

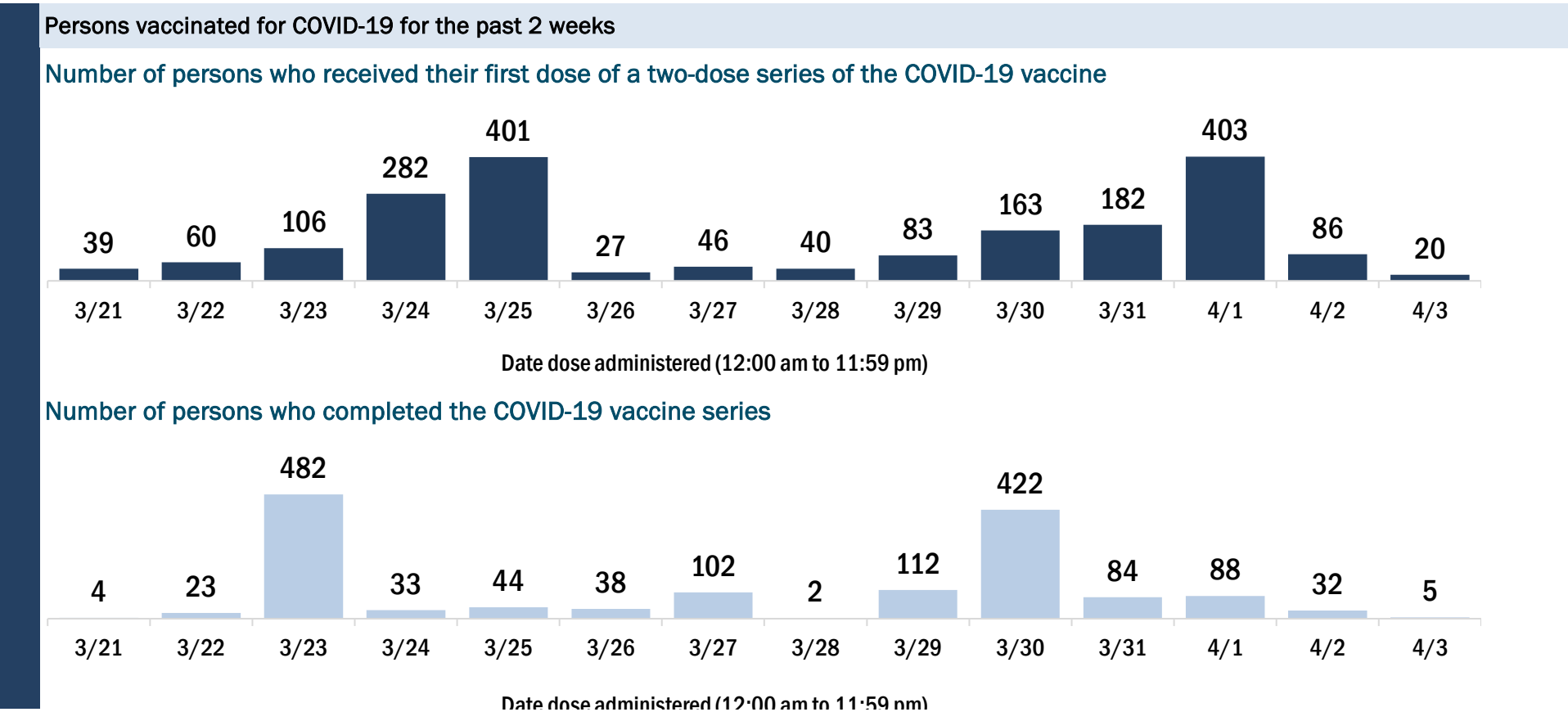
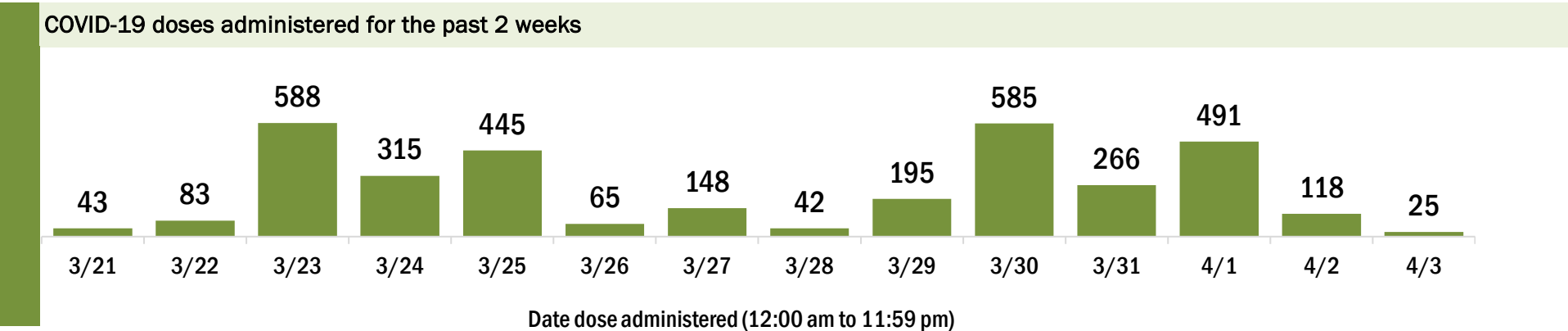
Data in this report are provisional and subject to change.

Data in this summary pertain to COVID-19 vaccines approved by the U.S. Food and Drug Administration and have been issued an Emergency Use Authorization (Janssen COVID-19 Vaccine, Moderna COVID-19 Vaccine and Pfizer-BioNTech COVID-19 Vaccine). These data summarize the number of people who have received either their first dose or have completed the series for a COVID-19 vaccine. **A person can only be counted in one category, first dose or series complete.** For persons receiving Moderna or Pfizer vaccines, once they receive their second dose, they are moved from the first dose column to the series completed column. **Because of this, the total first dose category may show a change from report to report not matching the total receiving their first dose from the previous day.** Persons receiving Johnson & Johnson vaccines will always be counted in the series completed column.

COVID-19 doses for vaccinated persons in Florida	
Doses administered	19,788
People receiving one dose of a 1-dose series (Johnson & Johnson) or receiving only one dose of a 2-dose series (Moderna, Pfizer) count once. Persons receiving both doses of a 2-dose series count twice.	

Current status of persons vaccinated for COVID-19 in Florida	
Total people vaccinated	12,150
First dose	3,759
Series completed	8,391
Completed 1-dose series	753
Completed 2-dose series	7,638
First dose: current number of people who have only received their first dose of the Moderna or Pfizer vaccine.	
Series complete: current number of people who have received both Moderna or Pfizer vaccine doses or one Johnson & Johnson dose and are considered fully immunized.	

Demographic summary	First dose	Series complete	Total people vaccinated
Age group	3,759	8,391	12,150
16-24 years	98	81	179
25-34 years	193	203	396
35-44 years	335	325	660
45-54 years	682	537	1,219
55-64 years	1,419	1,037	2,456
65-74 years	612	3,521	4,133
75-84 years	319	2,080	2,399
85+ years	101	607	708
Race	3,759	8,391	12,150
White	2,523	5,981	8,504
Black	437	793	1,230
American Indian/Alaskan	26	44	70
Other	319	633	952
Unknown	454	940	1,394
Other race includes Asian, native Hawaiian/Pacific Islander, or other.			
Ethnicity	3,759	8,391	12,150
Hispanic	161	181	342
Non-Hispanic	2,462	5,677	8,139
Unknown	1,136	2,533	3,669
Gender	3,759	8,391	12,150
Female	2,238	4,995	7,233
Male	1,519	3,396	4,915
Unknown	2	0	2



COVID-19: Dade County vaccine summary

Vaccination data through Apr 3, 2021 as of Apr 4, 2021 at 12:05 AM

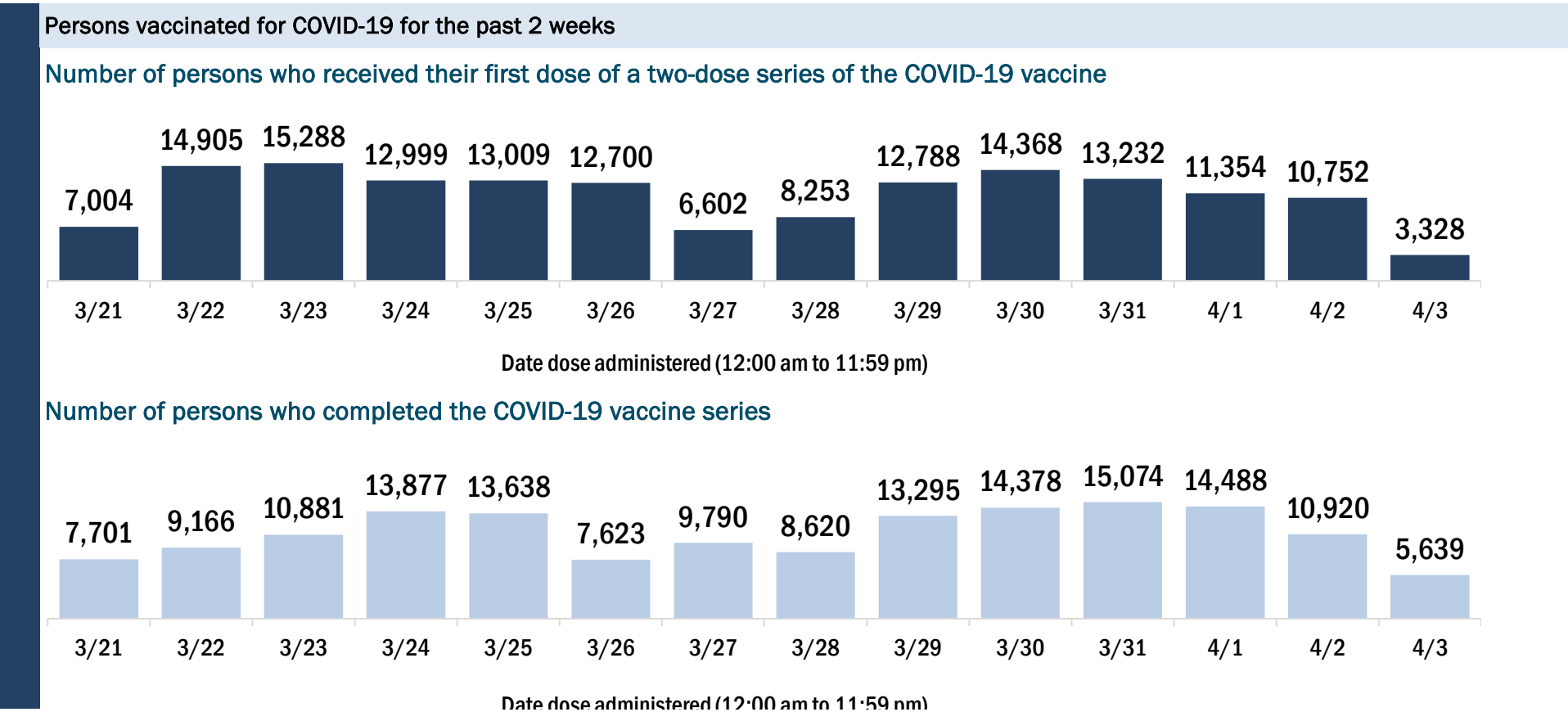
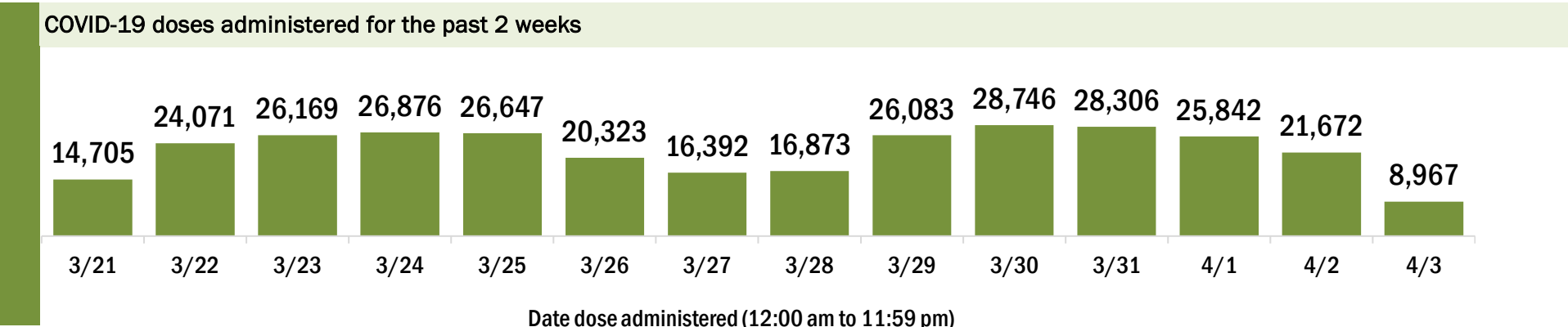
Data in this report are provisional and subject to change.

Data in this summary pertain to COVID-19 vaccines approved by the U.S. Food and Drug Administration and have been issued an Emergency Use Authorization (Janssen COVID-19 Vaccine, Moderna COVID-19 Vaccine and Pfizer-BioNTech COVID-19 Vaccine). These data summarize the number of people who have received either their first dose or have completed the series for a COVID-19 vaccine. **A person can only be counted in one category, first dose or series complete.** For persons receiving Moderna or Pfizer vaccines, once they receive their second dose, they are moved from the first dose column to the series completed column. **Because of this, the total first dose category may show a change from report to report not matching the total receiving their first dose from the previous day.** Persons receiving Johnson & Johnson vaccines will always be counted in the series completed column.

COVID-19 doses for vaccinated persons in Florida	
Doses administered	1,209,064
People receiving one dose of a 1-dose series (Johnson & Johnson) or receiving only one dose of a 2-dose series (Moderna, Pfizer) count once. Persons receiving both doses of a 2-dose series count twice.	

Current status of persons vaccinated for COVID-19 in Florida	
Total people vaccinated	794,555
First dose	335,913
Series completed	458,642
Completed 1-dose series	44,133
Completed 2-dose series	414,509
First dose: current number of people who have only received their first dose of the Moderna or Pfizer vaccine.	
Series complete: current number of people who have received both Moderna or Pfizer vaccine doses or one Johnson & Johnson dose and are considered fully immunized.	

Demographic summary	First dose	Series complete	Total people vaccinated
Age group	335,913	458,642	794,555
16-24 years	13,664	9,207	22,871
25-34 years	25,519	25,984	51,503
35-44 years	40,843	36,356	77,199
45-54 years	71,385	53,274	124,659
55-64 years	95,798	75,321	171,119
65-74 years	49,351	139,107	188,458
75-84 years	27,569	86,239	113,808
85+ years	11,784	33,154	44,938
Race	335,913	458,642	794,555
White	225,834	324,558	550,392
Black	20,656	35,672	56,328
American Indian/Alaskan	861	1,029	1,890
Other	31,328	54,554	85,882
Unknown	57,234	42,829	100,063
Other race includes Asian, native Hawaiian/Pacific Islander, or other.			
Ethnicity	335,913	458,642	794,555
Hispanic	155,218	248,492	403,710
Non-Hispanic	60,223	115,218	175,441
Unknown	120,472	94,932	215,404
Gender	335,913	458,642	794,555
Female	180,767	262,488	443,255
Male	153,130	195,902	349,032
Unknown	2,016	252	2,268



COVID-19: Desoto County vaccine summary

Vaccination data through Apr 3, 2021 as of Apr 4, 2021 at 12:05 AM

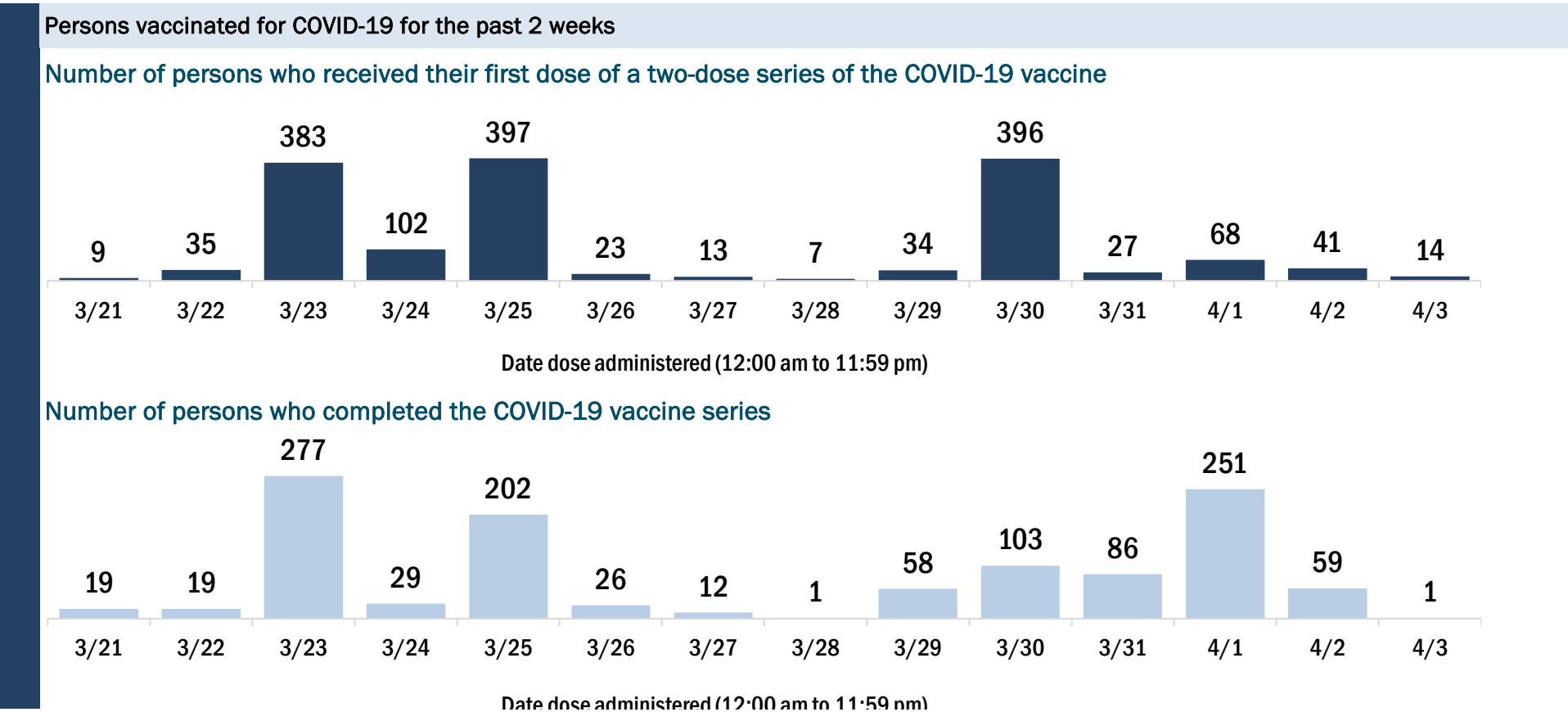
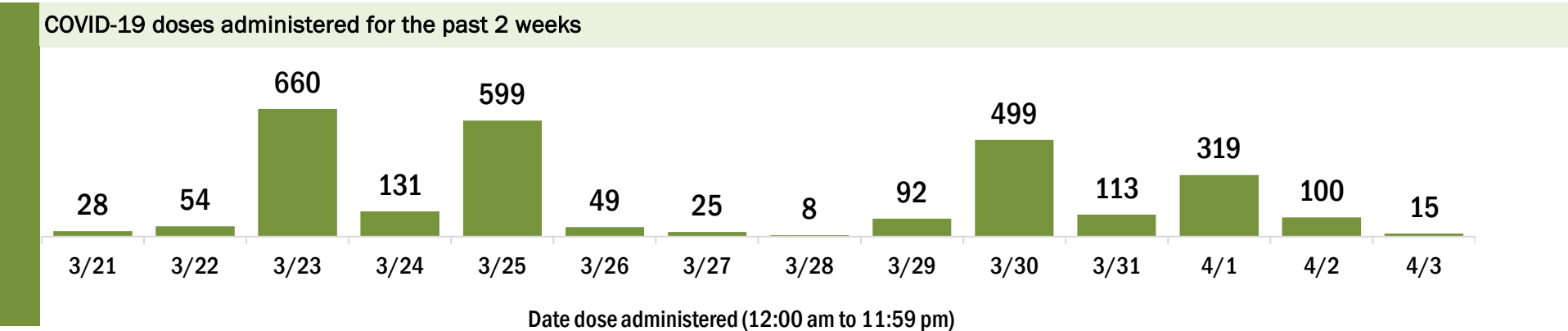
Data in this report are provisional and subject to change.

Data in this summary pertain to COVID-19 vaccines approved by the U.S. Food and Drug Administration and have been issued an Emergency Use Authorization (Janssen COVID-19 Vaccine, Moderna COVID-19 Vaccine and Pfizer-BioNTech COVID-19 Vaccine). These data summarize the number of people who have received either their first dose or have completed the series for a COVID-19 vaccine. **A person can only be counted in one category, first dose or series complete.** For persons receiving Moderna or Pfizer vaccines, once they receive their second dose, they are moved from the first dose column to the series completed column. **Because of this, the total first dose category may show a change from report to report not matching the total receiving their first dose from the previous day.** Persons receiving Johnson & Johnson vaccines will always be counted in the series completed column.

COVID-19 doses for vaccinated persons in Florida	
Doses administered	11,687
People receiving one dose of a 1-dose series (Johnson & Johnson) or receiving only one dose of a 2-dose series (Moderna, Pfizer) count once. Persons receiving both doses of a 2-dose series count twice.	

Current status of persons vaccinated for COVID-19 in Florida	
Total people vaccinated	7,826
First dose	3,852
Series completed	3,974
Completed 1-dose series	113
Completed 2-dose series	3,861
First dose: current number of people who have only received their first dose of the Moderna or Pfizer vaccine.	
Series complete: current number of people who have received both Moderna or Pfizer vaccine doses or one Johnson & Johnson dose and are considered fully immunized.	

Demographic summary	First dose	Series complete	Total people vaccinated
Age group	3,852	3,974	7,826
16-24 years	47	19	66
25-34 years	99	75	174
35-44 years	184	113	297
45-54 years	447	209	656
55-64 years	1,075	346	1,421
65-74 years	1,132	1,759	2,891
75-84 years	697	1,172	1,869
85+ years	171	281	452
Race	3,852	3,974	7,826
White	2,443	2,921	5,364
Black	276	180	456
American Indian/Alaskan	14	8	22
Other	339	292	631
Unknown	780	573	1,353
Other race includes Asian, native Hawaiian/Pacific Islander, or other.			
Ethnicity	3,852	3,974	7,826
Hispanic	363	161	524
Non-Hispanic	1,980	1,571	3,551
Unknown	1,509	2,242	3,751
Gender	3,852	3,974	7,826
Female	1,822	2,224	4,046
Male	2,030	1,750	3,780
Unknown	0	0	0



COVID-19: Dixie County vaccine summary

Vaccination data through Apr 3, 2021 as of Apr 4, 2021 at 12:05 AM

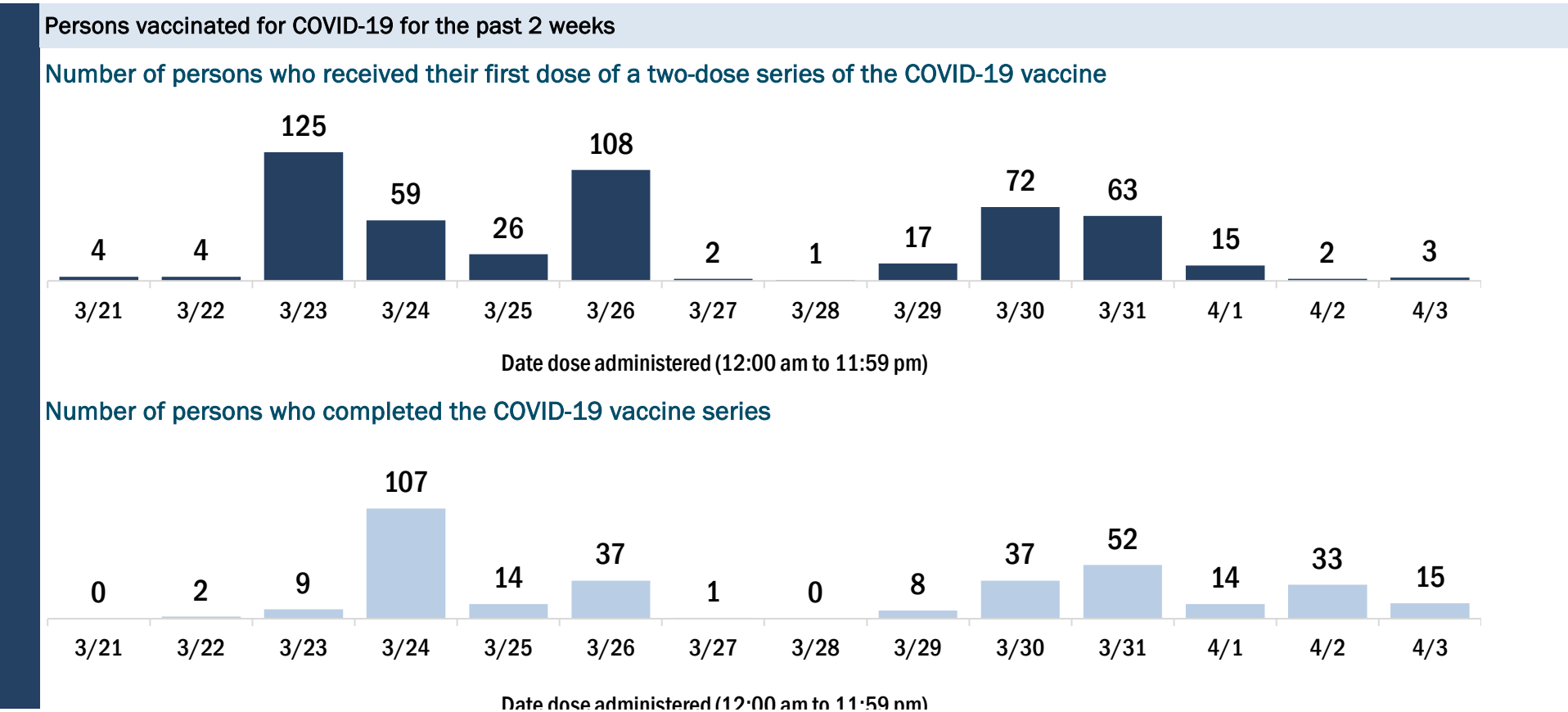
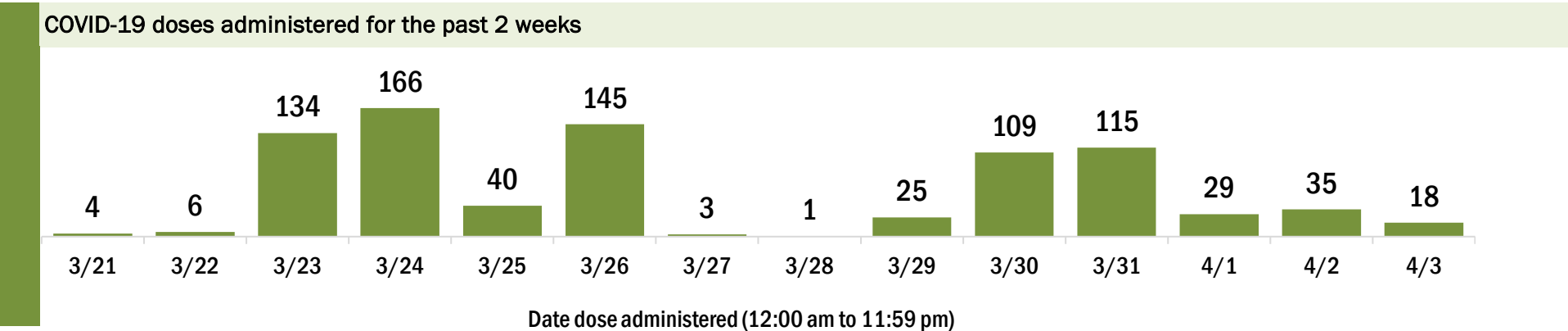
Data in this report are provisional and subject to change.

Data in this summary pertain to COVID-19 vaccines approved by the U.S. Food and Drug Administration and have been issued an Emergency Use Authorization (Janssen COVID-19 Vaccine, Moderna COVID-19 Vaccine and Pfizer-BioNTech COVID-19 Vaccine). These data summarize the number of people who have received either their first dose or have completed the series for a COVID-19 vaccine. **A person can only be counted in one category, first dose or series complete.** For persons receiving Moderna or Pfizer vaccines, once they receive their second dose, they are moved from the first dose column to the series completed column. **Because of this, the total first dose category may show a change from report to report not matching the total receiving their first dose from the previous day.** Persons receiving Johnson & Johnson vaccines will always be counted in the series completed column.

COVID-19 doses for vaccinated persons in Florida	
Doses administered	4,290
People receiving one dose of a 1-dose series (Johnson & Johnson) or receiving only one dose of a 2-dose series (Moderna, Pfizer) count once. Persons receiving both doses of a 2-dose series count twice.	

Current status of persons vaccinated for COVID-19 in Florida	
Total people vaccinated	2,732
First dose	1,019
Series completed	1,713
Completed 1-dose series	155
Completed 2-dose series	1,558
First dose: current number of people who have only received their first dose of the Moderna or Pfizer vaccine.	
Series complete: current number of people who have received both Moderna or Pfizer vaccine doses or one Johnson & Johnson dose and are considered fully immunized.	

Demographic summary	First dose	Series complete	Total people vaccinated
Age group	1,019	1,713	2,732
16-24 years	11	5	16
25-34 years	19	16	35
35-44 years	48	37	85
45-54 years	95	61	156
55-64 years	357	193	550
65-74 years	295	801	1,096
75-84 years	151	474	625
85+ years	43	126	169
Race	1,019	1,713	2,732
White	878	1,495	2,373
Black	61	46	107
American Indian/Alaskan	16	10	26
Other	32	50	82
Unknown	32	112	144
Other race includes Asian, native Hawaiian/Pacific Islander, or other.			
Ethnicity	1,019	1,713	2,732
Hispanic	22	28	50
Non-Hispanic	844	1,214	2,058
Unknown	153	471	624
Gender	1,019	1,713	2,732
Female	551	911	1,462
Male	468	802	1,270
Unknown	0	0	0



COVID-19: Duval County vaccine summary

Vaccination data through Apr 3, 2021 as of Apr 4, 2021 at 12:05 AM

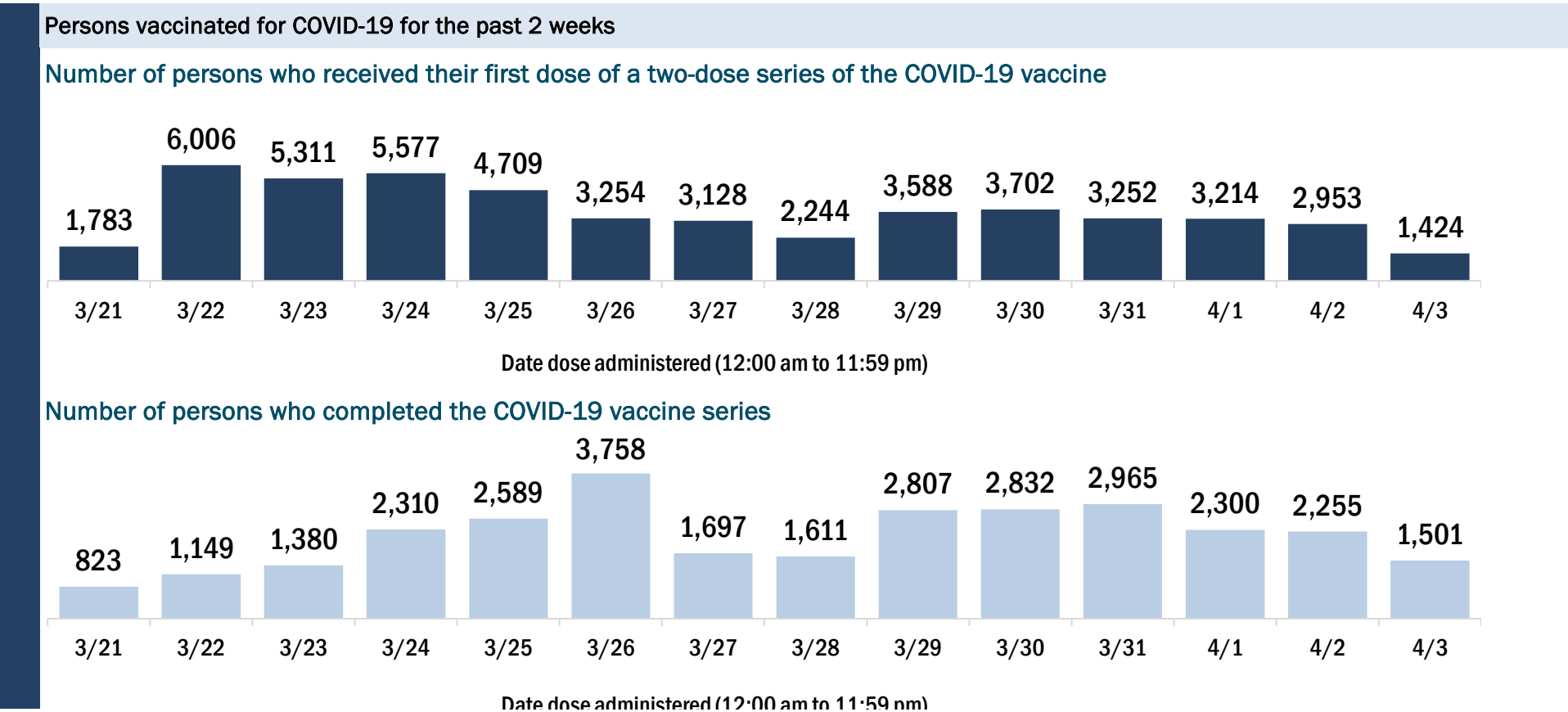
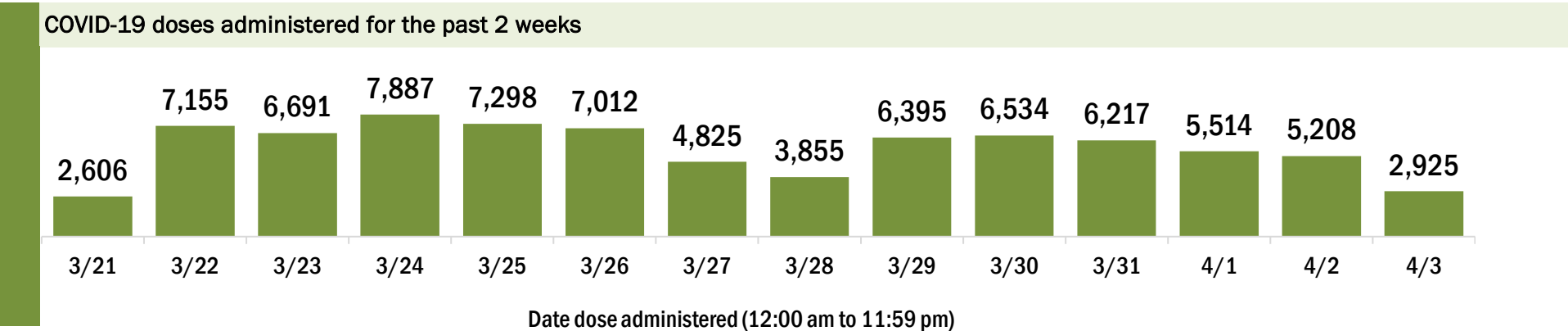
Data in this report are provisional and subject to change.

Data in this summary pertain to COVID-19 vaccines approved by the U.S. Food and Drug Administration and have been issued an Emergency Use Authorization (Janssen COVID-19 Vaccine, Moderna COVID-19 Vaccine and Pfizer-BioNTech COVID-19 Vaccine). These data summarize the number of people who have received either their first dose or have completed the series for a COVID-19 vaccine. **A person can only be counted in one category, first dose or series complete.** For persons receiving Moderna or Pfizer vaccines, once they receive their second dose, they are moved from the first dose column to the series completed column. **Because of this, the total first dose category may show a change from report to report not matching the total receiving their first dose from the previous day.** Persons receiving Johnson & Johnson vaccines will always be counted in the series completed column.

COVID-19 doses for vaccinated persons in Florida	
Doses administered	379,924
People receiving one dose of a 1-dose series (Johnson & Johnson) or receiving only one dose of a 2-dose series (Moderna, Pfizer) count once. Persons receiving both doses of a 2-dose series count twice.	

Current status of persons vaccinated for COVID-19 in Florida	
Total people vaccinated	246,652
First dose	100,086
Series completed	146,566
Completed 1-dose series	13,294
Completed 2-dose series	133,272
First dose: current number of people who have only received their first dose of the Moderna or Pfizer vaccine.	
Series complete: current number of people who have received both Moderna or Pfizer vaccine doses or one Johnson & Johnson dose and are considered fully immunized.	

Demographic summary	First dose	Series complete	Total people vaccinated
Age group	100,086	146,566	246,652
16-24 years	3,585	2,809	6,394
25-34 years	7,780	9,701	17,481
35-44 years	12,951	11,736	24,687
45-54 years	20,964	15,157	36,121
55-64 years	31,712	24,463	56,175
65-74 years	14,633	51,031	65,664
75-84 years	6,091	23,520	29,611
85+ years	2,370	8,149	10,519
Race	100,086	146,566	246,652
White	54,420	86,485	140,905
Black	15,686	25,146	40,832
American Indian/Alaskan	222	350	572
Other	13,038	17,498	30,536
Unknown	16,720	17,087	33,807
Other race includes Asian, native Hawaiian/Pacific Islander, or other.			
Ethnicity	100,086	146,566	246,652
Hispanic	6,464	5,247	11,711
Non-Hispanic	68,283	103,601	171,884
Unknown	25,339	37,718	63,057
Gender	100,086	146,566	246,652
Female	54,585	86,705	141,290
Male	43,194	59,798	102,992
Unknown	2,307	63	2,370



COVID-19: Escambia County vaccine summary

Vaccination data through Apr 3, 2021 as of Apr 4, 2021 at 12:05 AM

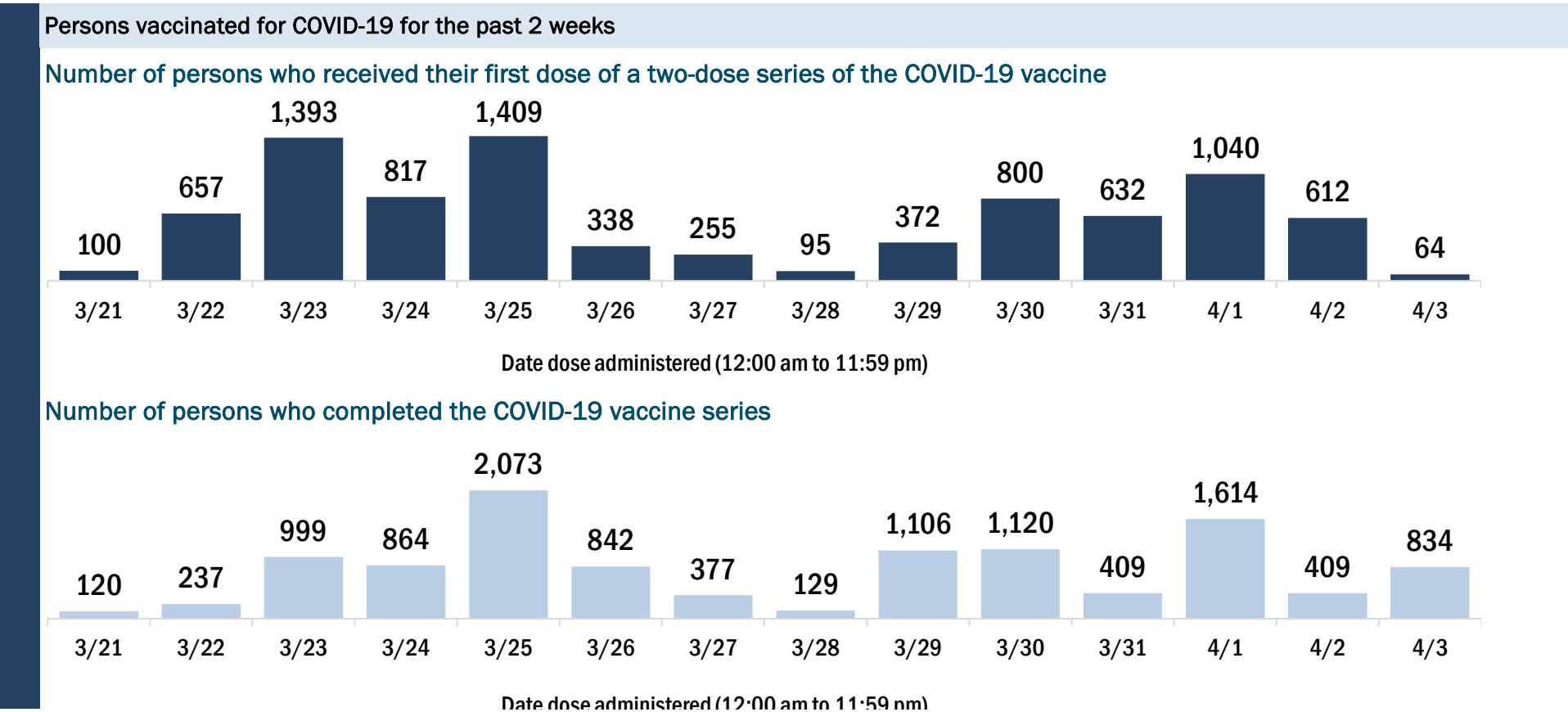
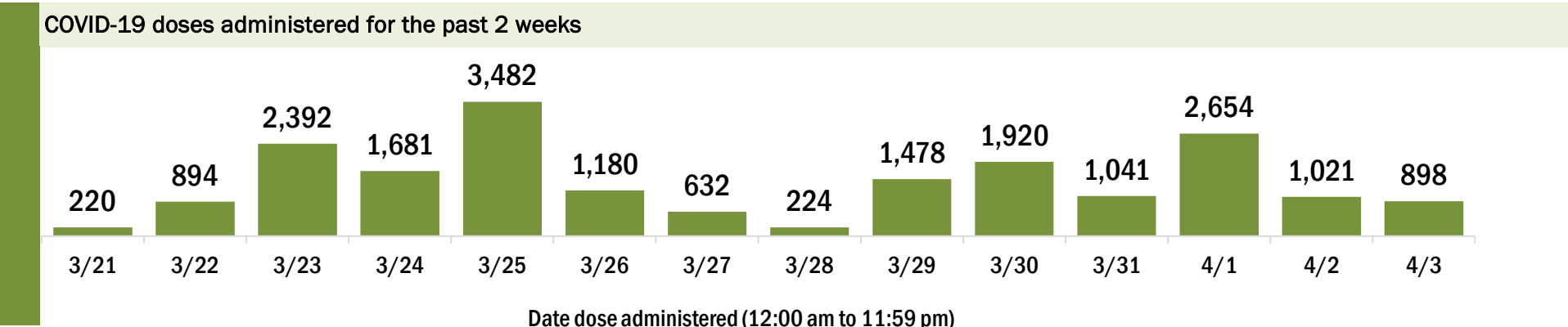
Data in this report are provisional and subject to change.

Data in this summary pertain to COVID-19 vaccines approved by the U.S. Food and Drug Administration and have been issued an Emergency Use Authorization (Janssen COVID-19 Vaccine, Moderna COVID-19 Vaccine and Pfizer-BioNTech COVID-19 Vaccine). These data summarize the number of people who have received either their first dose or have completed the series for a COVID-19 vaccine. **A person can only be counted in one category, first dose or series complete.** For persons receiving Moderna or Pfizer vaccines, once they receive their second dose, they are moved from the first dose column to the series completed column. **Because of this, the total first dose category may show a change from report to report not matching the total receiving their first dose from the previous day.** Persons receiving Johnson & Johnson vaccines will always be counted in the series completed column.

COVID-19 doses for vaccinated persons in Florida	
Doses administered	118,017
People receiving one dose of a 1-dose series (Johnson & Johnson) or receiving only one dose of a 2-dose series (Moderna, Pfizer) count once. Persons receiving both doses of a 2-dose series count twice.	

Current status of persons vaccinated for COVID-19 in Florida	
Total people vaccinated	75,988
First dose	28,999
Series completed	46,989
Completed 1-dose series	4,960
Completed 2-dose series	42,029
First dose: current number of people who have only received their first dose of the Moderna or Pfizer vaccine.	
Series complete: current number of people who have received both Moderna or Pfizer vaccine doses or one Johnson & Johnson dose and are considered fully immunized.	

Demographic summary	First dose	Series complete	Total people vaccinated
Age group	28,999	46,989	75,988
16-24 years	976	588	1,564
25-34 years	2,123	1,993	4,116
35-44 years	2,980	2,561	5,541
45-54 years	4,677	4,198	8,875
55-64 years	8,767	8,007	16,774
65-74 years	5,555	16,961	22,516
75-84 years	2,857	9,283	12,140
85+ years	1,064	3,398	4,462
Race	28,999	46,989	75,988
White	15,952	29,126	45,078
Black	4,457	6,468	10,925
American Indian/Alaskan	210	331	541
Other	2,404	4,536	6,940
Unknown	5,976	6,528	12,504
Other race includes Asian, native Hawaiian/Pacific Islander, or other.			
Ethnicity	28,999	46,989	75,988
Hispanic	866	832	1,698
Non-Hispanic	18,719	31,265	49,984
Unknown	9,414	14,892	24,306
Gender	28,999	46,989	75,988
Female	16,919	27,864	44,783
Male	11,988	19,118	31,106
Unknown	92	7	99



COVID-19: Flagler County vaccine summary

Vaccination data through Apr 3, 2021 as of Apr 4, 2021 at 12:05 AM

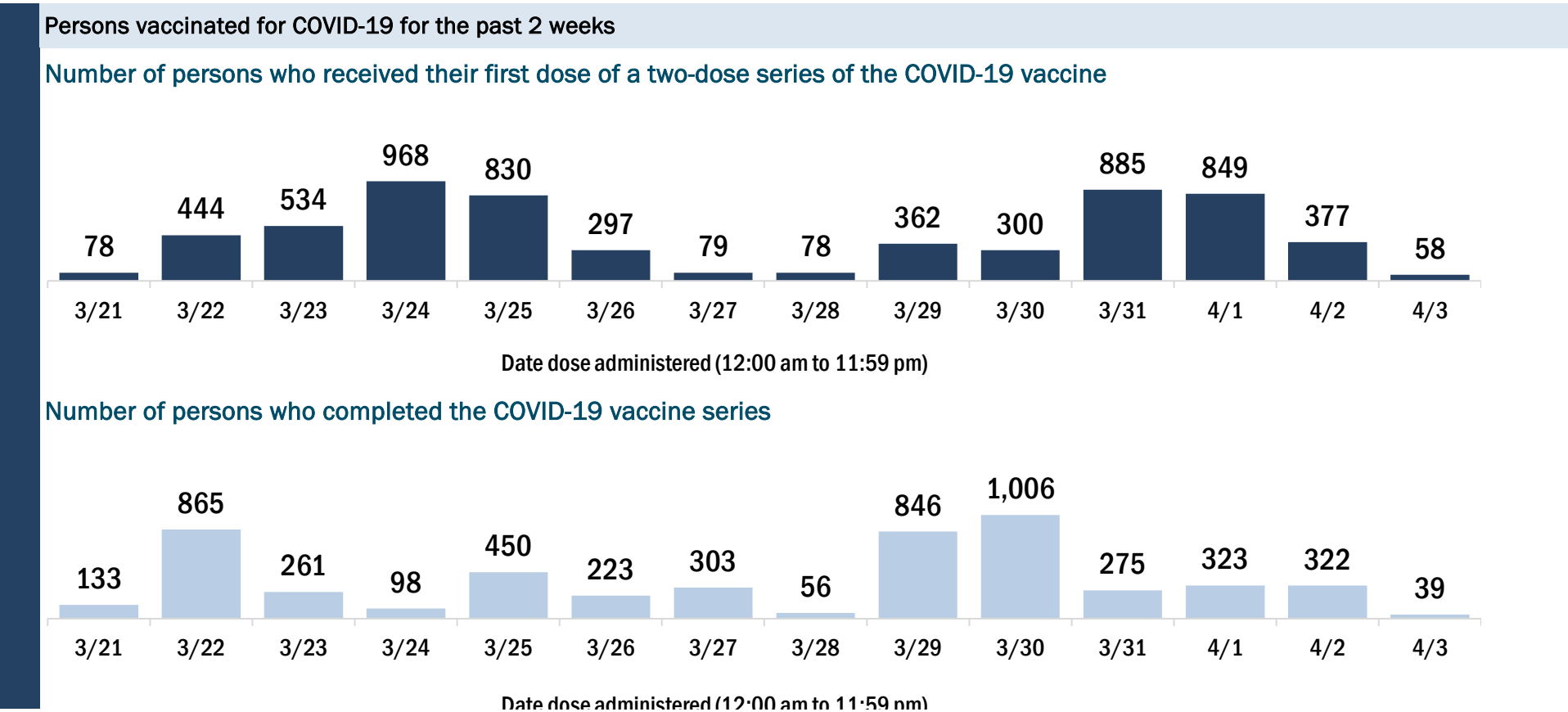
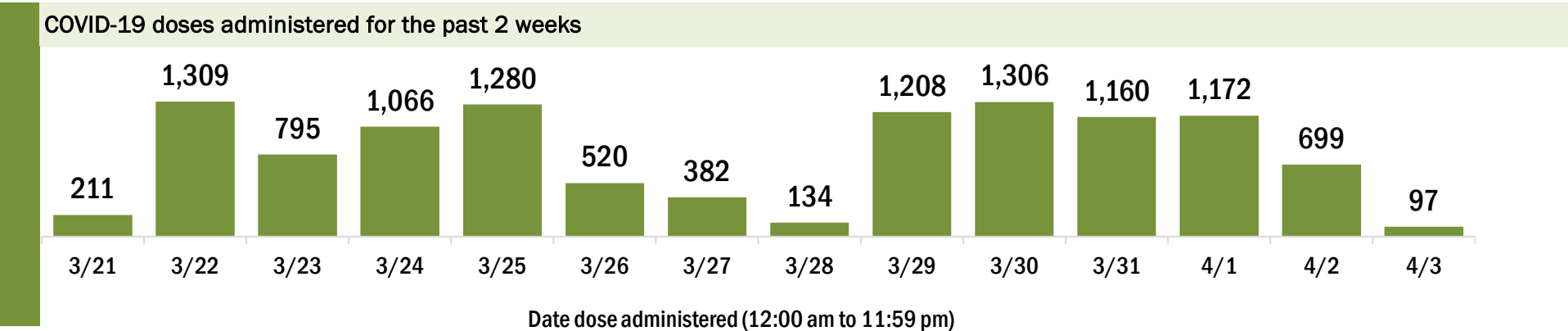
Data in this report are provisional and subject to change.

Data in this summary pertain to COVID-19 vaccines approved by the U.S. Food and Drug Administration and have been issued an Emergency Use Authorization (Janssen COVID-19 Vaccine, Moderna COVID-19 Vaccine and Pfizer-BioNTech COVID-19 Vaccine). These data summarize the number of people who have received either their first dose or have completed the series for a COVID-19 vaccine. **A person can only be counted in one category, first dose or series complete.** For persons receiving Moderna or Pfizer vaccines, once they receive their second dose, they are moved from the first dose column to the series completed column. **Because of this, the total first dose category may show a change from report to report not matching the total receiving their first dose from the previous day.** Persons receiving Johnson & Johnson vaccines will always be counted in the series completed column.

COVID-19 doses for vaccinated persons in Florida	
Doses administered	64,806
People receiving one dose of a 1-dose series (Johnson & Johnson) or receiving only one dose of a 2-dose series (Moderna, Pfizer) count once. Persons receiving both doses of a 2-dose series count twice.	

Current status of persons vaccinated for COVID-19 in Florida	
Total people vaccinated	40,834
First dose	15,568
Series completed	25,266
Completed 1-dose series	1,294
Completed 2-dose series	23,972
First dose: current number of people who have only received their first dose of the Moderna or Pfizer vaccine.	
Series complete: current number of people who have received both Moderna or Pfizer vaccine doses or one Johnson & Johnson dose and are considered fully immunized.	

Demographic summary	First dose	Series complete	Total people vaccinated
Age group	15,568	25,266	40,834
16-24 years	214	184	398
25-34 years	308	441	749
35-44 years	837	800	1,637
45-54 years	2,072	1,216	3,288
55-64 years	5,295	2,508	7,803
65-74 years	3,962	11,453	15,415
75-84 years	2,181	6,811	8,992
85+ years	699	1,853	2,552
Race	15,568	25,266	40,834
White	10,780	16,680	27,460
Black	1,010	1,567	2,577
American Indian/Alaskan	118	130	248
Other	1,179	2,509	3,688
Unknown	2,481	4,380	6,861
Other race includes Asian, native Hawaiian/Pacific Islander, or other.			
Ethnicity	15,568	25,266	40,834
Hispanic	1,153	1,029	2,182
Non-Hispanic	9,886	14,210	24,096
Unknown	4,529	10,027	14,556
Gender	15,568	25,266	40,834
Female	8,627	14,258	22,885
Male	6,751	10,926	17,677
Unknown	190	82	272



COVID-19: Franklin County vaccine summary

Vaccination data through Apr 3, 2021 as of Apr 4, 2021 at 12:05 AM

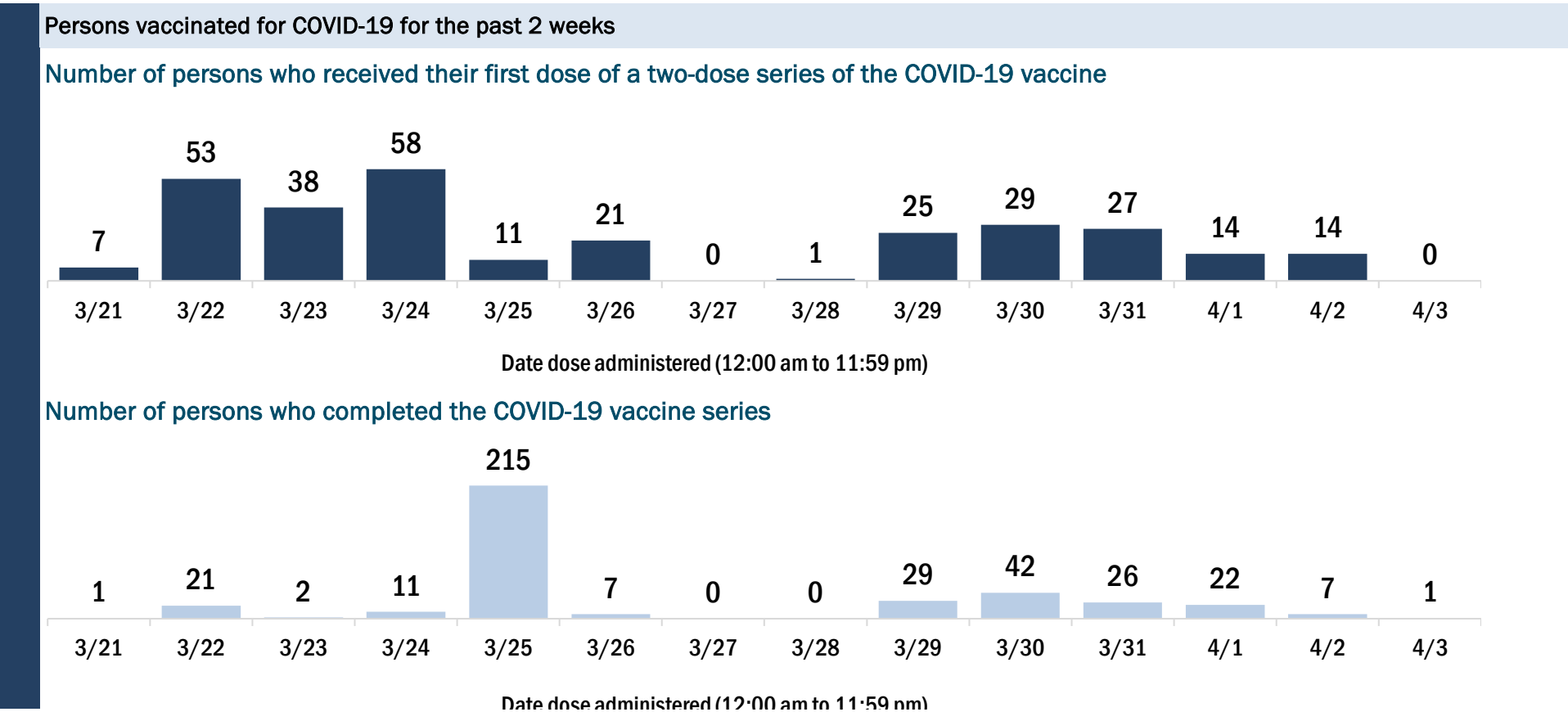
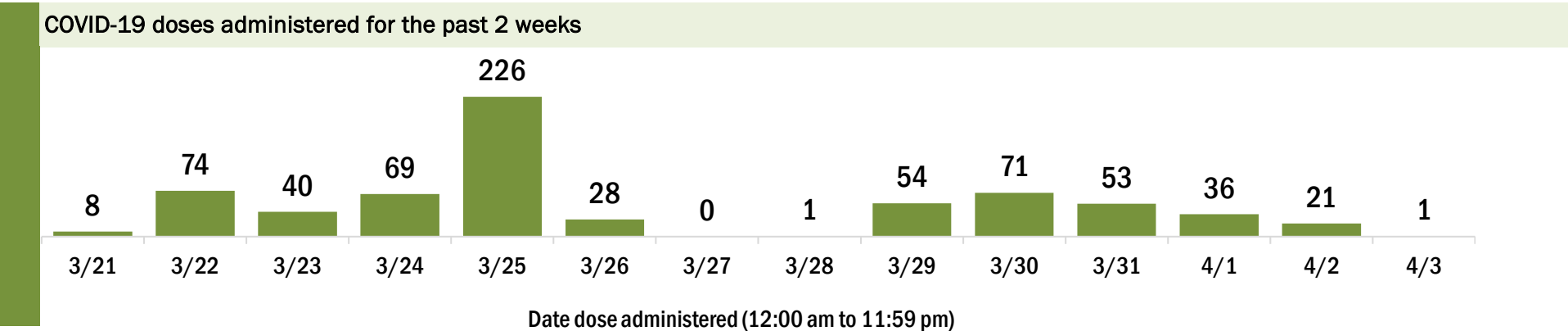
Data in this report are provisional and subject to change.

Data in this summary pertain to COVID-19 vaccines approved by the U.S. Food and Drug Administration and have been issued an Emergency Use Authorization (Janssen COVID-19 Vaccine, Moderna COVID-19 Vaccine and Pfizer-BioNTech COVID-19 Vaccine). These data summarize the number of people who have received either their first dose or have completed the series for a COVID-19 vaccine. **A person can only be counted in one category, first dose or series complete.** For persons receiving Moderna or Pfizer vaccines, once they receive their second dose, they are moved from the first dose column to the series completed column. **Because of this, the total first dose category may show a change from report to report not matching the total receiving their first dose from the previous day.** Persons receiving Johnson & Johnson vaccines will always be counted in the series completed column.

COVID-19 doses for vaccinated persons in Florida	
Doses administered	5,650
People receiving one dose of a 1-dose series (Johnson & Johnson) or receiving only one dose of a 2-dose series (Moderna, Pfizer) count once. Persons receiving both doses of a 2-dose series count twice.	

Current status of persons vaccinated for COVID-19 in Florida	
Total people vaccinated	3,321
First dose	933
Series completed	2,388
Completed 1-dose series	59
Completed 2-dose series	2,329
First dose: current number of people who have only received their first dose of the Moderna or Pfizer vaccine.	
Series complete: current number of people who have received both Moderna or Pfizer vaccine doses or one Johnson & Johnson dose and are considered fully immunized.	

Demographic summary	First dose	Series complete	Total people vaccinated
Age group	933	2,388	3,321
16-24 years	11	11	22
25-34 years	32	26	58
35-44 years	48	52	100
45-54 years	133	120	253
55-64 years	443	305	748
65-74 years	186	1,188	1,374
75-84 years	62	575	637
85+ years	18	111	129
Race	933	2,388	3,321
White	783	2,149	2,932
Black	66	101	167
American Indian/Alaskan	3	6	9
Other	54	87	141
Unknown	27	45	72
Other race includes Asian, native Hawaiian/Pacific Islander, or other.			
Ethnicity	933	2,388	3,321
Hispanic	26	22	48
Non-Hispanic	809	2,011	2,820
Unknown	98	355	453
Gender	933	2,388	3,321
Female	507	1,253	1,760
Male	426	1,135	1,561
Unknown	0	0	0



COVID-19: Gadsden County vaccine summary

Vaccination data through Apr 3, 2021 as of Apr 4, 2021 at 12:05 AM

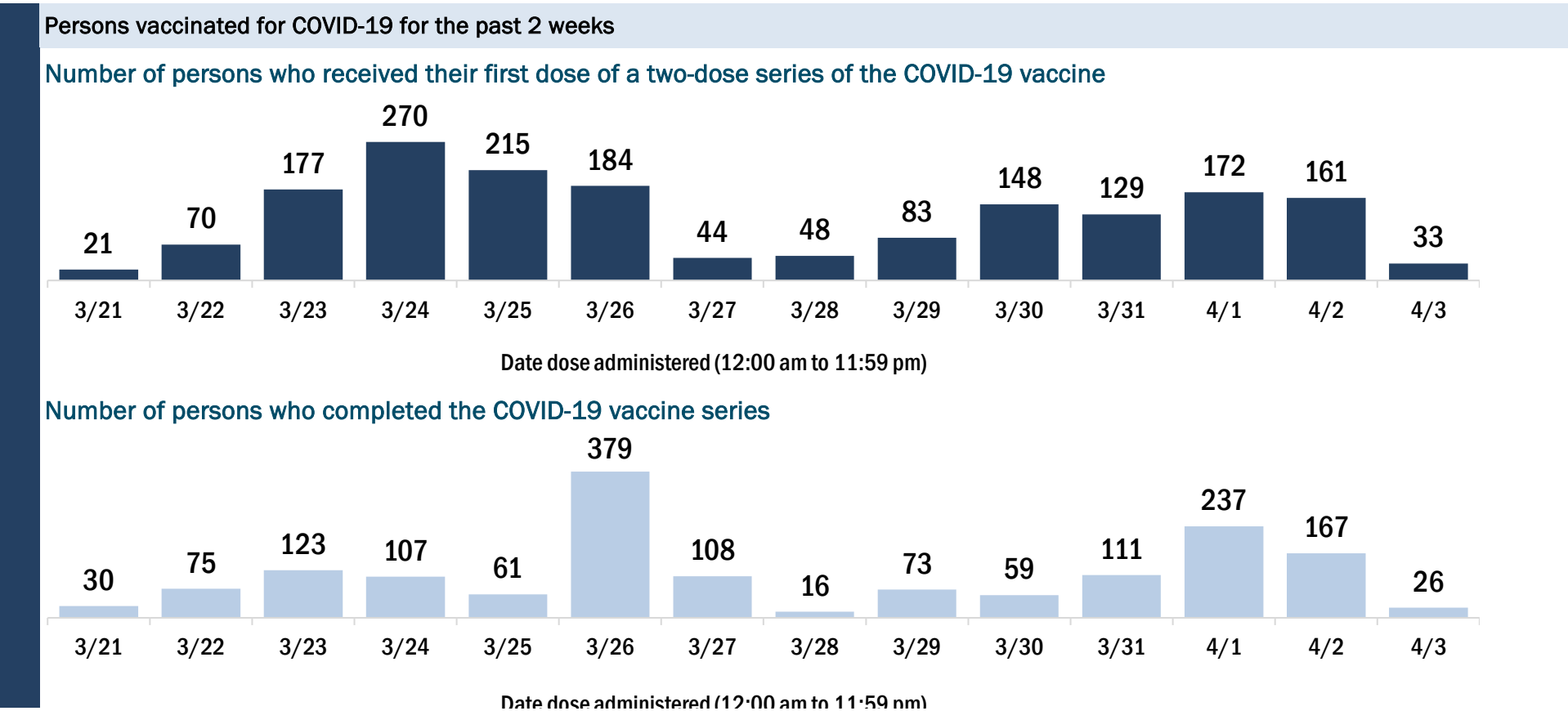
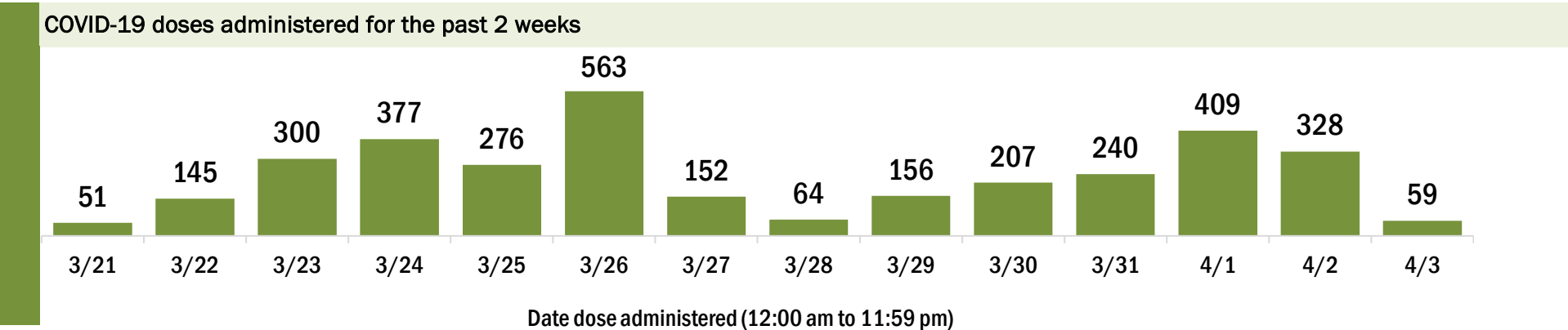
Data in this report are provisional and subject to change.

Data in this summary pertain to COVID-19 vaccines approved by the U.S. Food and Drug Administration and have been issued an Emergency Use Authorization (Janssen COVID-19 Vaccine, Moderna COVID-19 Vaccine and Pfizer-BioNTech COVID-19 Vaccine). These data summarize the number of people who have received either their first dose or have completed the series for a COVID-19 vaccine. **A person can only be counted in one category, first dose or series complete.** For persons receiving Moderna or Pfizer vaccines, once they receive their second dose, they are moved from the first dose column to the series completed column. **Because of this, the total first dose category may show a change from report to report not matching the total receiving their first dose from the previous day.** Persons receiving Johnson & Johnson vaccines will always be counted in the series completed column.

COVID-19 doses for vaccinated persons in Florida	
Doses administered	19,956
People receiving one dose of a 1-dose series (Johnson & Johnson) or receiving only one dose of a 2-dose series (Moderna, Pfizer) count once. Persons receiving both doses of a 2-dose series count twice.	

Current status of persons vaccinated for COVID-19 in Florida	
Total people vaccinated	12,449
First dose	4,265
Series completed	8,184
Completed 1-dose series	677
Completed 2-dose series	7,507
First dose: current number of people who have only received their first dose of the Moderna or Pfizer vaccine.	
Series complete: current number of people who have received both Moderna or Pfizer vaccine doses or one Johnson & Johnson dose and are considered fully immunized.	

Demographic summary	First dose	Series complete	Total people vaccinated
Age group	4,265	8,184	12,449
16-24 years	81	88	169
25-34 years	210	192	402
35-44 years	430	418	848
45-54 years	872	742	1,614
55-64 years	1,546	1,420	2,966
65-74 years	683	3,236	3,919
75-84 years	329	1,569	1,898
85+ years	114	519	633
Race	4,265	8,184	12,449
White	1,280	2,990	4,270
Black	2,060	3,415	5,475
American Indian/Alaskan	7	18	25
Other	468	1,235	1,703
Unknown	450	526	976
Other race includes Asian, native Hawaiian/Pacific Islander, or other.			
Ethnicity	4,265	8,184	12,449
Hispanic	229	212	441
Non-Hispanic	2,965	5,681	8,646
Unknown	1,071	2,291	3,362
Gender	4,265	8,184	12,449
Female	2,466	4,936	7,402
Male	1,799	3,247	5,046
Unknown	0	1	1



COVID-19: Gilchrist County vaccine summary

Vaccination data through Apr 3, 2021 as of Apr 4, 2021 at 12:05 AM

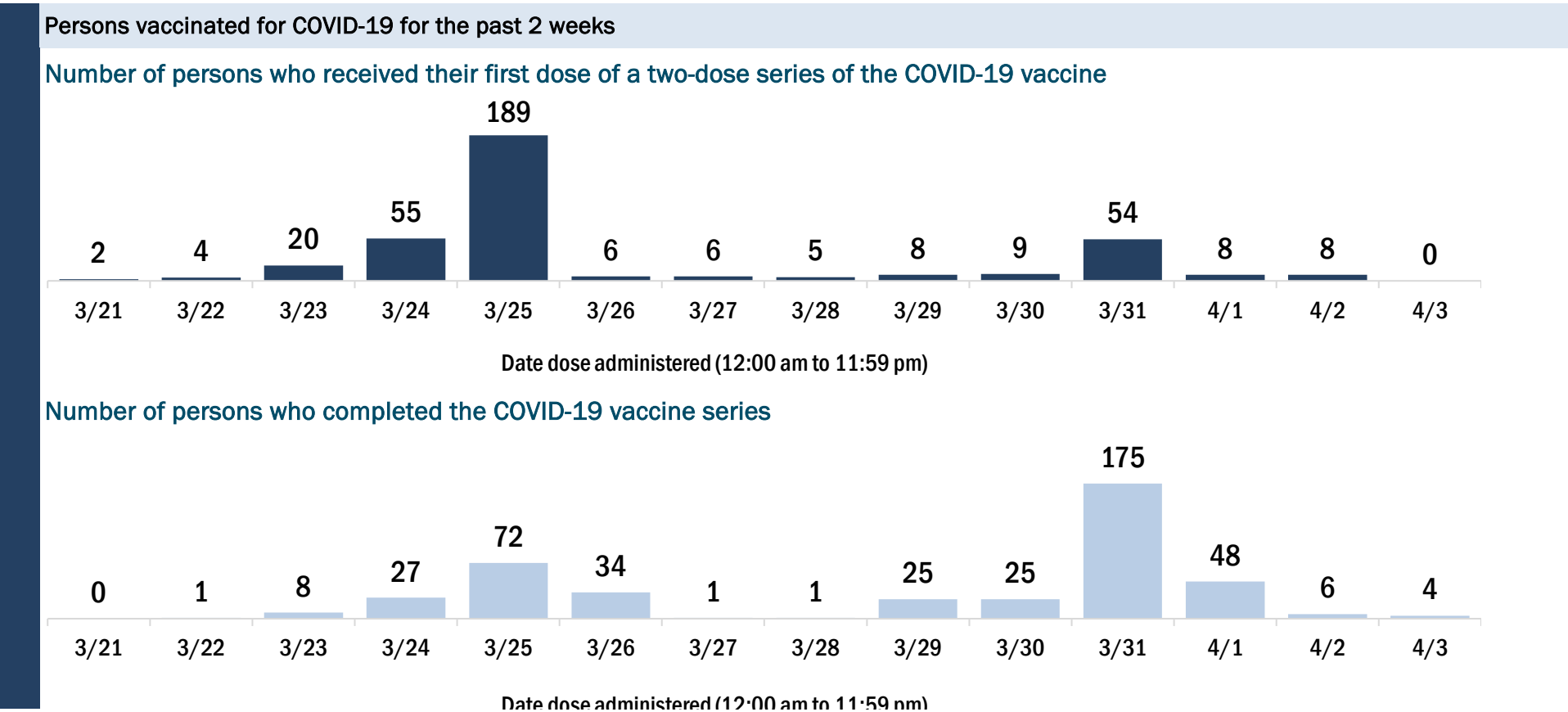
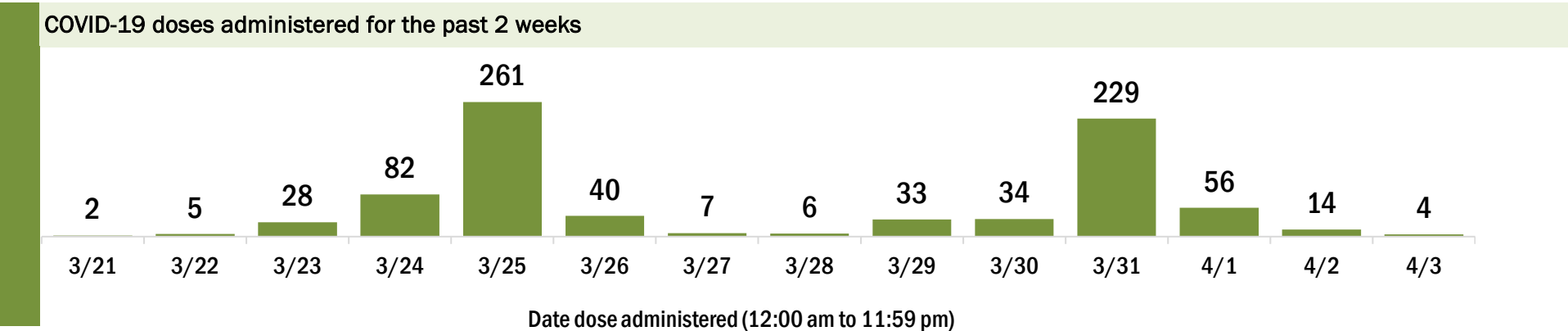
Data in this report are provisional and subject to change.

Data in this summary pertain to COVID-19 vaccines approved by the U.S. Food and Drug Administration and have been issued an Emergency Use Authorization (Janssen COVID-19 Vaccine, Moderna COVID-19 Vaccine and Pfizer-BioNTech COVID-19 Vaccine). These data summarize the number of people who have received either their first dose or have completed the series for a COVID-19 vaccine. **A person can only be counted in one category, first dose or series complete.** For persons receiving Moderna or Pfizer vaccines, once they receive their second dose, they are moved from the first dose column to the series completed column. **Because of this, the total first dose category may show a change from report to report not matching the total receiving their first dose from the previous day.** Persons receiving Johnson & Johnson vaccines will always be counted in the series completed column.

COVID-19 doses for vaccinated persons in Florida	
Doses administered	4,897
People receiving one dose of a 1-dose series (Johnson & Johnson) or receiving only one dose of a 2-dose series (Moderna, Pfizer) count once. Persons receiving both doses of a 2-dose series count twice.	

Current status of persons vaccinated for COVID-19 in Florida	
Total people vaccinated	3,003
First dose	875
Series completed	2,128
Completed 1-dose series	234
Completed 2-dose series	1,894
First dose: current number of people who have only received their first dose of the Moderna or Pfizer vaccine.	
Series complete: current number of people who have received both Moderna or Pfizer vaccine doses or one Johnson & Johnson dose and are considered fully immunized.	

Demographic summary	First dose	Series complete	Total people vaccinated
Age group	875	2,128	3,003
16-24 years	16	33	49
25-34 years	27	51	78
35-44 years	45	80	125
45-54 years	109	153	262
55-64 years	355	267	622
65-74 years	197	826	1,023
75-84 years	100	539	639
85+ years	26	179	205
Race	875	2,128	3,003
White	720	1,456	2,176
Black	25	23	48
American Indian/Alaskan	4	7	11
Other	57	185	242
Unknown	69	457	526
Other race includes Asian, native Hawaiian/Pacific Islander, or other.			
Ethnicity	875	2,128	3,003
Hispanic	26	30	56
Non-Hispanic	520	845	1,365
Unknown	329	1,253	1,582
Gender	875	2,128	3,003
Female	512	1,268	1,780
Male	362	860	1,222
Unknown	1	0	1



COVID-19: Glades County vaccine summary

Vaccination data through Apr 3, 2021 as of Apr 4, 2021 at 12:05 AM

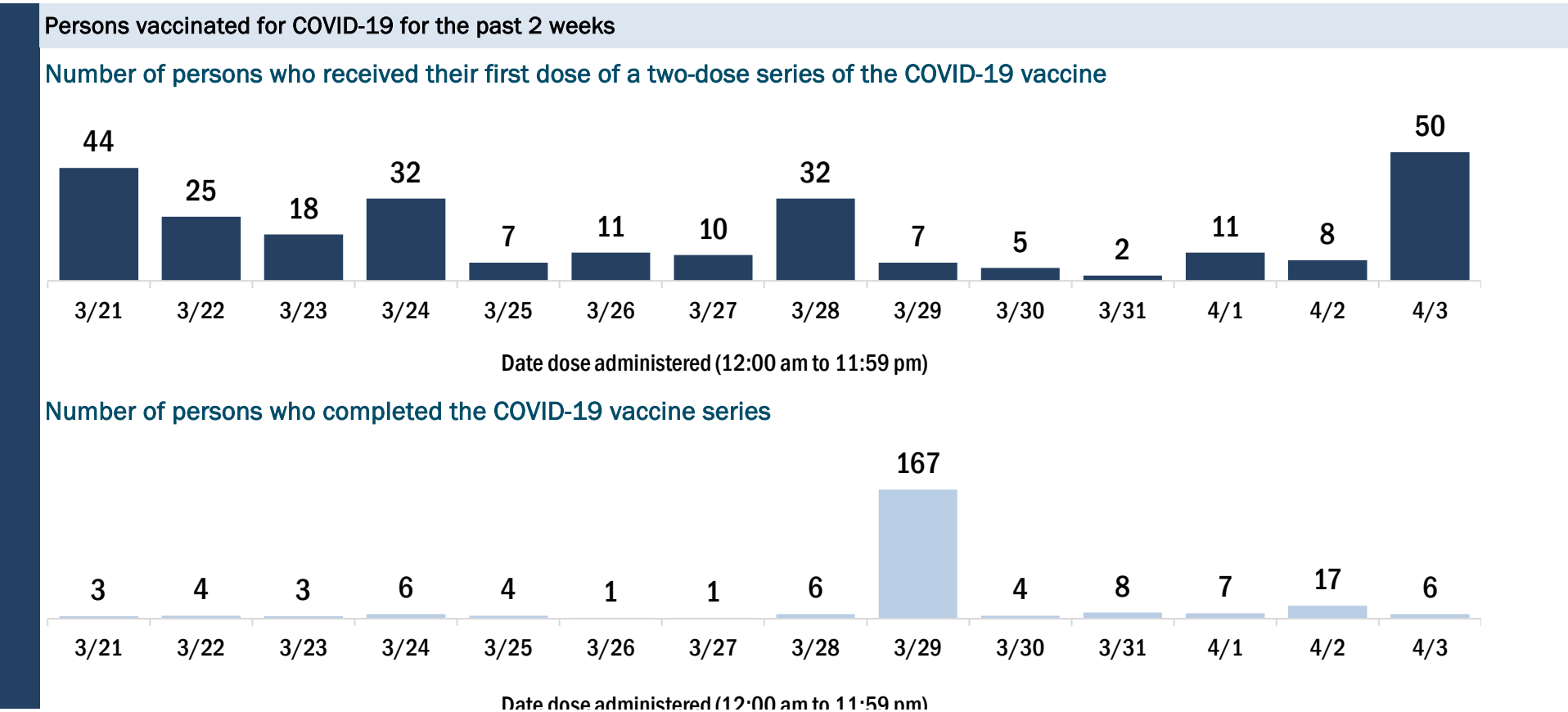
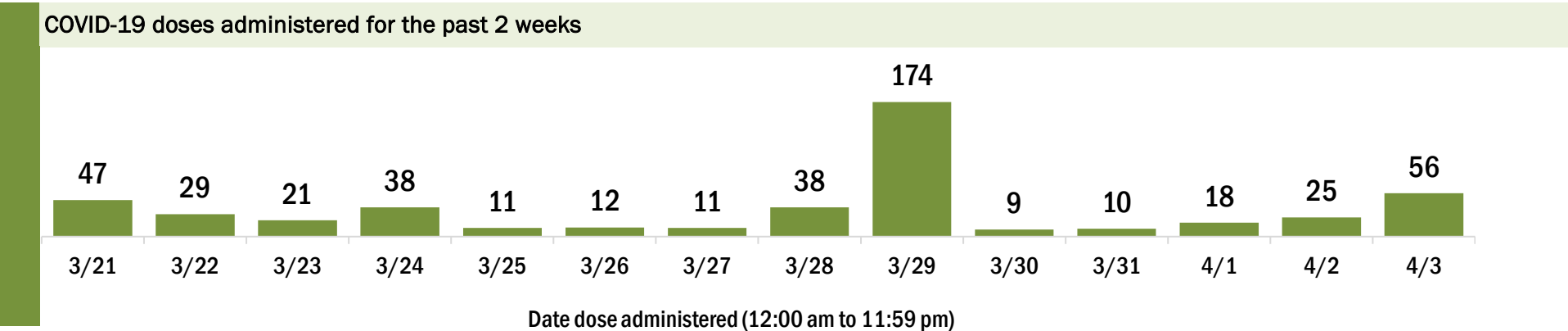
Data in this report are provisional and subject to change.

Data in this summary pertain to COVID-19 vaccines approved by the U.S. Food and Drug Administration and have been issued an Emergency Use Authorization (Janssen COVID-19 Vaccine, Moderna COVID-19 Vaccine and Pfizer-BioNTech COVID-19 Vaccine). These data summarize the number of people who have received either their first dose or have completed the series for a COVID-19 vaccine. **A person can only be counted in one category, first dose or series complete.** For persons receiving Moderna or Pfizer vaccines, once they receive their second dose, they are moved from the first dose column to the series completed column. **Because of this, the total first dose category may show a change from report to report not matching the total receiving their first dose from the previous day.** Persons receiving Johnson & Johnson vaccines will always be counted in the series completed column.

COVID-19 doses for vaccinated persons in Florida	
Doses administered	3,488
People receiving one dose of a 1-dose series (Johnson & Johnson) or receiving only one dose of a 2-dose series (Moderna, Pfizer) count once. Persons receiving both doses of a 2-dose series count twice.	

Current status of persons vaccinated for COVID-19 in Florida	
Total people vaccinated	2,044
First dose	587
Series completed	1,457
Completed 1-dose series	13
Completed 2-dose series	1,444
First dose: current number of people who have only received their first dose of the Moderna or Pfizer vaccine.	
Series complete: current number of people who have received both Moderna or Pfizer vaccine doses or one Johnson & Johnson dose and are considered fully immunized.	

Demographic summary	First dose	Series complete	Total people vaccinated
Age group	587	1,457	2,044
16-24 years	9	2	11
25-34 years	13	5	18
35-44 years	32	6	38
45-54 years	95	33	128
55-64 years	217	94	311
65-74 years	116	710	826
75-84 years	89	512	601
85+ years	16	95	111
Race	587	1,457	2,044
White	407	1,114	1,521
Black	46	51	97
American Indian/Alaskan	3	12	15
Other	53	61	114
Unknown	78	219	297
Other race includes Asian, native Hawaiian/Pacific Islander, or other.			
Ethnicity	587	1,457	2,044
Hispanic	78	32	110
Non-Hispanic	278	599	877
Unknown	231	826	1,057
Gender	587	1,457	2,044
Female	288	745	1,033
Male	299	712	1,011
Unknown	0	0	0



COVID-19: Gulf County vaccine summary

Vaccination data through Apr 3, 2021 as of Apr 4, 2021 at 12:05 AM

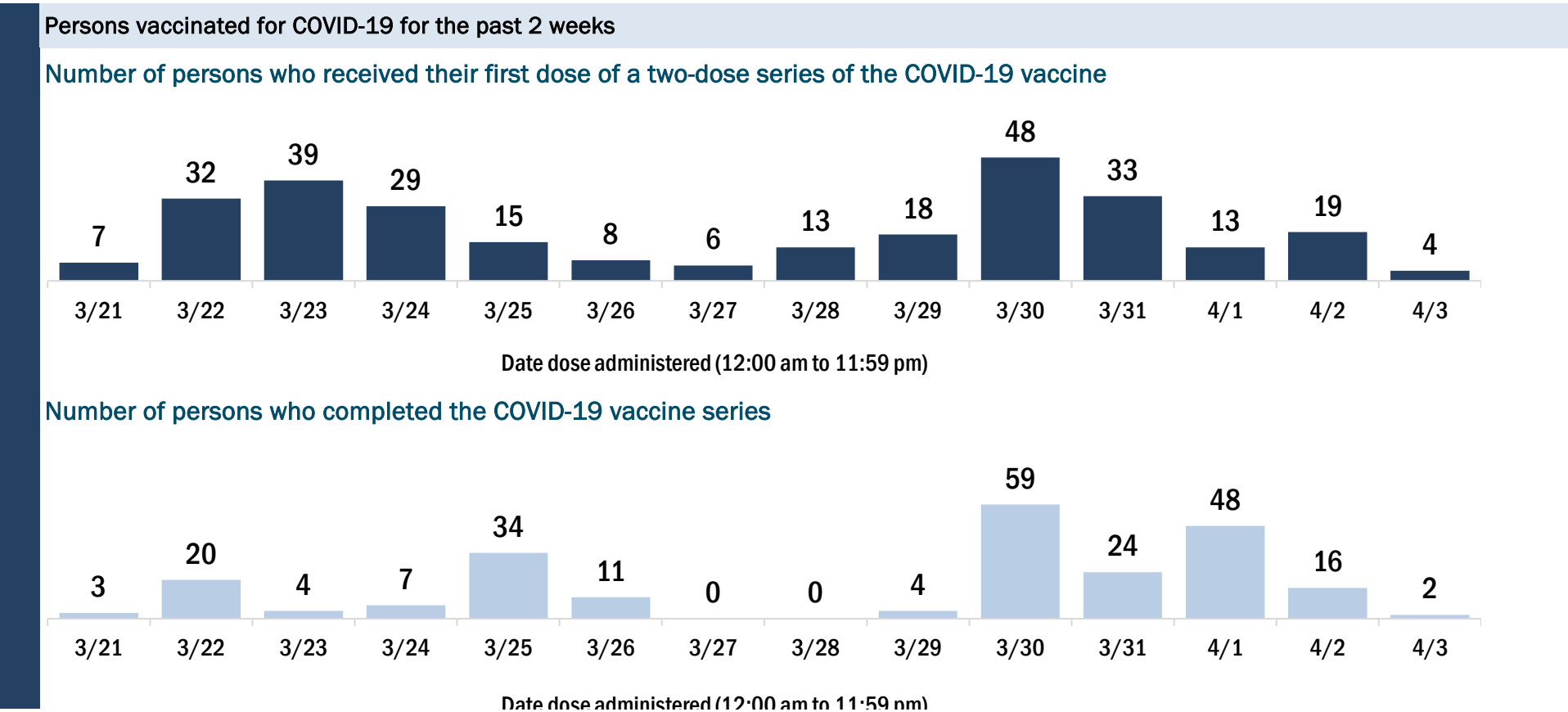
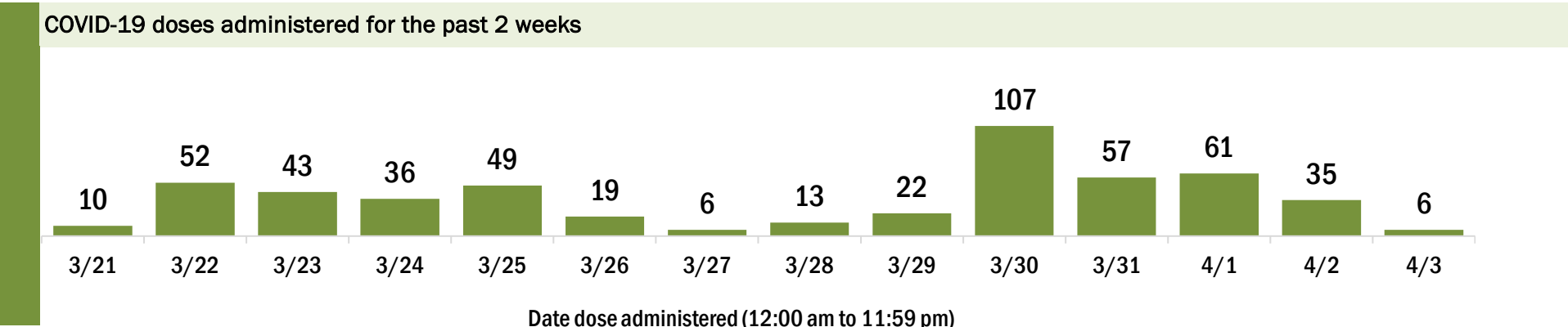
Data in this report are provisional and subject to change.

Data in this summary pertain to COVID-19 vaccines approved by the U.S. Food and Drug Administration and have been issued an Emergency Use Authorization (Janssen COVID-19 Vaccine, Moderna COVID-19 Vaccine and Pfizer-BioNTech COVID-19 Vaccine). These data summarize the number of people who have received either their first dose or have completed the series for a COVID-19 vaccine. **A person can only be counted in one category, first dose or series complete.** For persons receiving Moderna or Pfizer vaccines, once they receive their second dose, they are moved from the first dose column to the series completed column. **Because of this, the total first dose category may show a change from report to report not matching the total receiving their first dose from the previous day.** Persons receiving Johnson & Johnson vaccines will always be counted in the series completed column.

COVID-19 doses for vaccinated persons in Florida	
Doses administered	6,048
People receiving one dose of a 1-dose series (Johnson & Johnson) or receiving only one dose of a 2-dose series (Moderna, Pfizer) count once. Persons receiving both doses of a 2-dose series count twice.	

Current status of persons vaccinated for COVID-19 in Florida	
Total people vaccinated	3,599
First dose	992
Series completed	2,607
Completed 1-dose series	158
Completed 2-dose series	2,449
First dose: current number of people who have only received their first dose of the Moderna or Pfizer vaccine.	
Series complete: current number of people who have received both Moderna or Pfizer vaccine doses or one Johnson & Johnson dose and are considered fully immunized.	

Demographic summary	First dose	Series complete	Total people vaccinated
Age group	992	2,607	3,599
16-24 years	22	18	40
25-34 years	33	36	69
35-44 years	67	61	128
45-54 years	156	123	279
55-64 years	351	271	622
65-74 years	214	1,318	1,532
75-84 years	126	608	734
85+ years	23	172	195
Race	992	2,607	3,599
White	806	2,338	3,144
Black	101	162	263
American Indian/Alaskan	1	8	9
Other	52	56	108
Unknown	32	43	75
Other race includes Asian, native Hawaiian/Pacific Islander, or other.			
Ethnicity	992	2,607	3,599
Hispanic	22	15	37
Non-Hispanic	772	2,459	3,231
Unknown	198	133	331
Gender	992	2,607	3,599
Female	552	1,385	1,937
Male	440	1,222	1,662
Unknown	0	0	0



COVID-19: Hamilton County vaccine summary

Vaccination data through Apr 3, 2021 as of Apr 4, 2021 at 12:05 AM

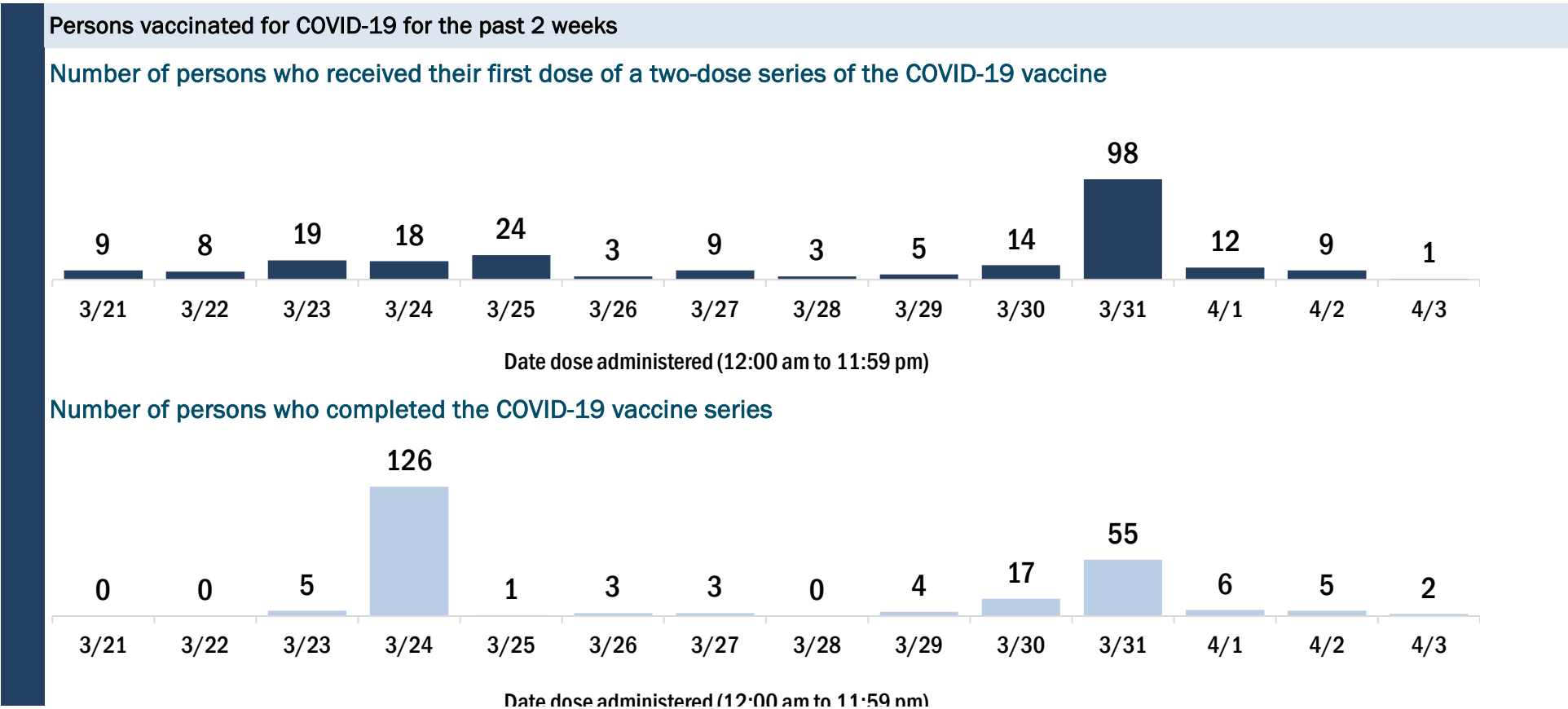
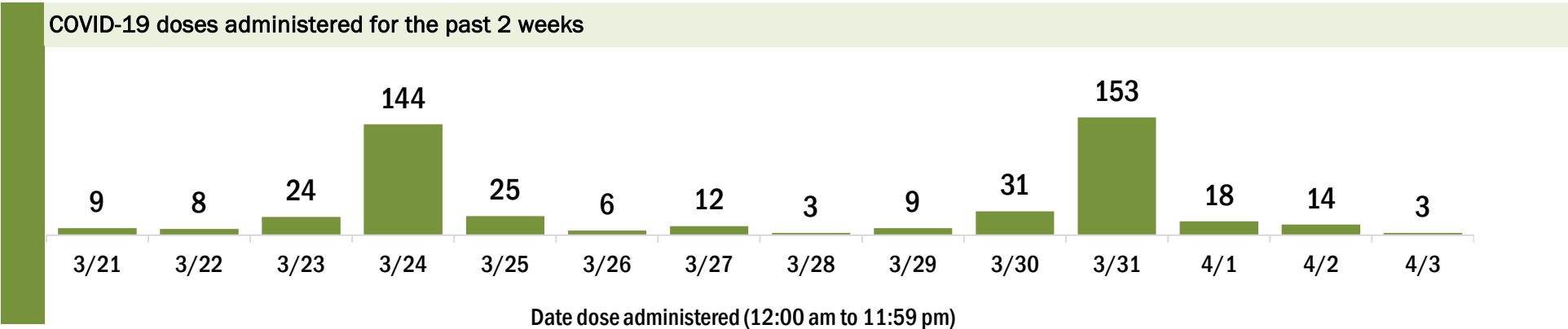
Data in this report are provisional and subject to change.

Data in this summary pertain to COVID-19 vaccines approved by the U.S. Food and Drug Administration and have been issued an Emergency Use Authorization (Janssen COVID-19 Vaccine, Moderna COVID-19 Vaccine and Pfizer-BioNTech COVID-19 Vaccine). These data summarize the number of people who have received either their first dose or have completed the series for a COVID-19 vaccine. **A person can only be counted in one category, first dose or series complete.** For persons receiving Moderna or Pfizer vaccines, once they receive their second dose, they are moved from the first dose column to the series completed column. **Because of this, the total first dose category may show a change from report to report not matching the total receiving their first dose from the previous day.** Persons receiving Johnson & Johnson vaccines will always be counted in the series completed column.

COVID-19 doses for vaccinated persons in Florida	
Doses administered	3,756
People receiving one dose of a 1-dose series (Johnson & Johnson) or receiving only one dose of a 2-dose series (Moderna, Pfizer) count once. Persons receiving both doses of a 2-dose series count twice.	

Current status of persons vaccinated for COVID-19 in Florida	
Total people vaccinated	2,295
First dose	713
Series completed	1,582
Completed 1-dose series	121
Completed 2-dose series	1,461
First dose: current number of people who have only received their first dose of the Moderna or Pfizer vaccine.	
Series complete: current number of people who have received both Moderna or Pfizer vaccine doses or one Johnson & Johnson dose and are considered fully immunized.	

Demographic summary	First dose	Series complete	Total people vaccinated
Age group	713	1,582	2,295
16-24 years	9	10	19
25-34 years	21	19	40
35-44 years	45	37	82
45-54 years	118	68	186
55-64 years	320	156	476
65-74 years	123	790	913
75-84 years	48	407	455
85+ years	29	95	124
Race	713	1,582	2,295
White	378	958	1,336
Black	210	310	520
American Indian/Alaskan	1	1	2
Other	75	114	189
Unknown	49	199	248
Other race includes Asian, native Hawaiian/Pacific Islander, or other.			
Ethnicity	713	1,582	2,295
Hispanic	25	20	45
Non-Hispanic	423	845	1,268
Unknown	265	717	982
Gender	713	1,582	2,295
Female	445	873	1,318
Male	267	709	976
Unknown	1	0	1



COVID-19: Hardee County vaccine summary

Vaccination data through Apr 3, 2021 as of Apr 4, 2021 at 12:05 AM

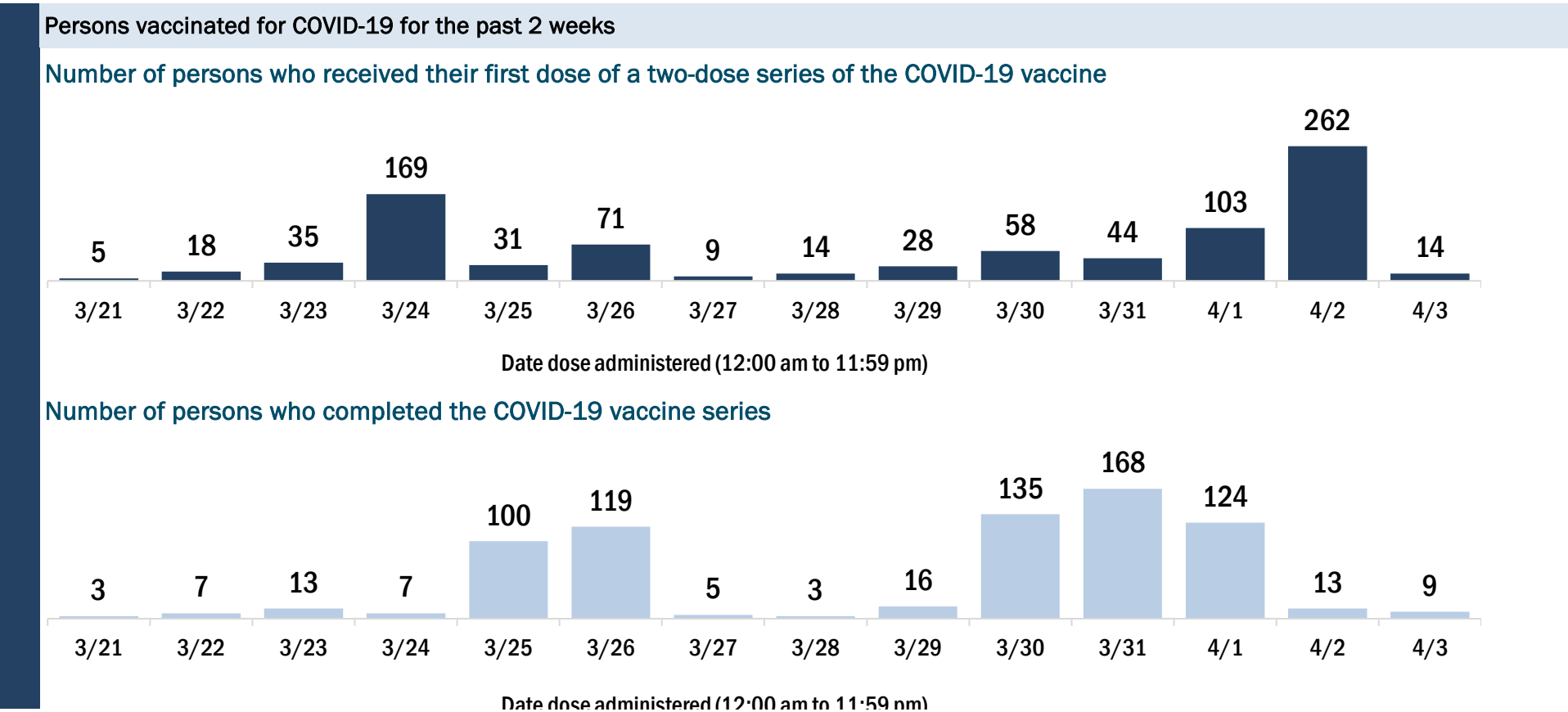
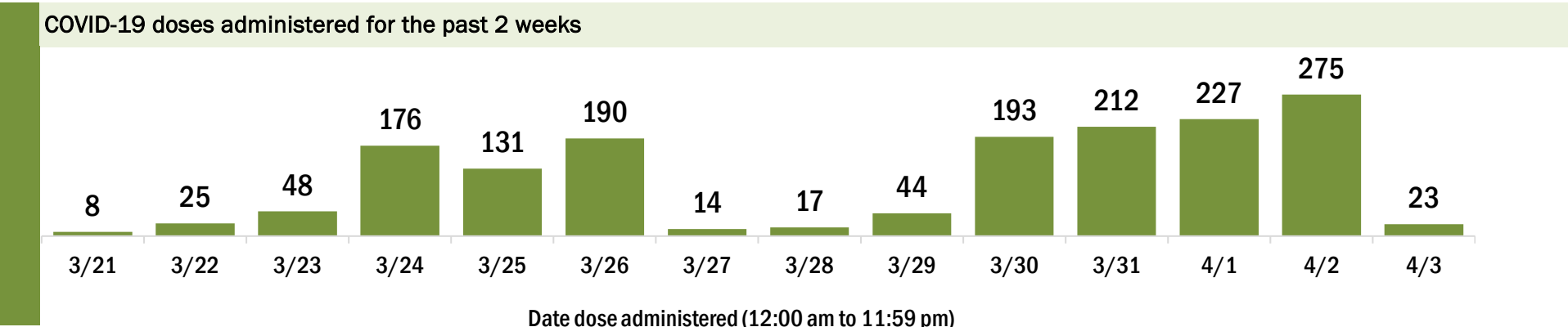
Data in this report are provisional and subject to change.

Data in this summary pertain to COVID-19 vaccines approved by the U.S. Food and Drug Administration and have been issued an Emergency Use Authorization (Janssen COVID-19 Vaccine, Moderna COVID-19 Vaccine and Pfizer-BioNTech COVID-19 Vaccine). These data summarize the number of people who have received either their first dose or have completed the series for a COVID-19 vaccine. **A person can only be counted in one category, first dose or series complete.** For persons receiving Moderna or Pfizer vaccines, once they receive their second dose, they are moved from the first dose column to the series completed column. **Because of this, the total first dose category may show a change from report to report not matching the total receiving their first dose from the previous day.** Persons receiving Johnson & Johnson vaccines will always be counted in the series completed column.

COVID-19 doses for vaccinated persons in Florida	
Doses administered	6,702
People receiving one dose of a 1-dose series (Johnson & Johnson) or receiving only one dose of a 2-dose series (Moderna, Pfizer) count once. Persons receiving both doses of a 2-dose series count twice.	

Current status of persons vaccinated for COVID-19 in Florida	
Total people vaccinated	4,244
First dose	1,722
Series completed	2,522
Completed 1-dose series	64
Completed 2-dose series	2,458
First dose: current number of people who have only received their first dose of the Moderna or Pfizer vaccine.	
Series complete: current number of people who have received both Moderna or Pfizer vaccine doses or one Johnson & Johnson dose and are considered fully immunized.	

Demographic summary	First dose	Series complete	Total people vaccinated
Age group	1,722	2,522	4,244
16-24 years	51	23	74
25-34 years	60	80	140
35-44 years	115	67	182
45-54 years	310	84	394
55-64 years	594	159	753
65-74 years	351	1,090	1,441
75-84 years	191	788	979
85+ years	50	231	281
Race	1,722	2,522	4,244
White	1,244	2,090	3,334
Black	96	61	157
American Indian/Alaskan	3	14	17
Other	257	287	544
Unknown	122	70	192
Other race includes Asian, native Hawaiian/Pacific Islander, or other.			
Ethnicity	1,722	2,522	4,244
Hispanic	324	232	556
Non-Hispanic	786	1,858	2,644
Unknown	612	432	1,044
Gender	1,722	2,522	4,244
Female	926	1,395	2,321
Male	794	1,126	1,920
Unknown	2	1	3



COVID-19: Hendry County vaccine summary

Vaccination data through Apr 3, 2021 as of Apr 4, 2021 at 12:05 AM

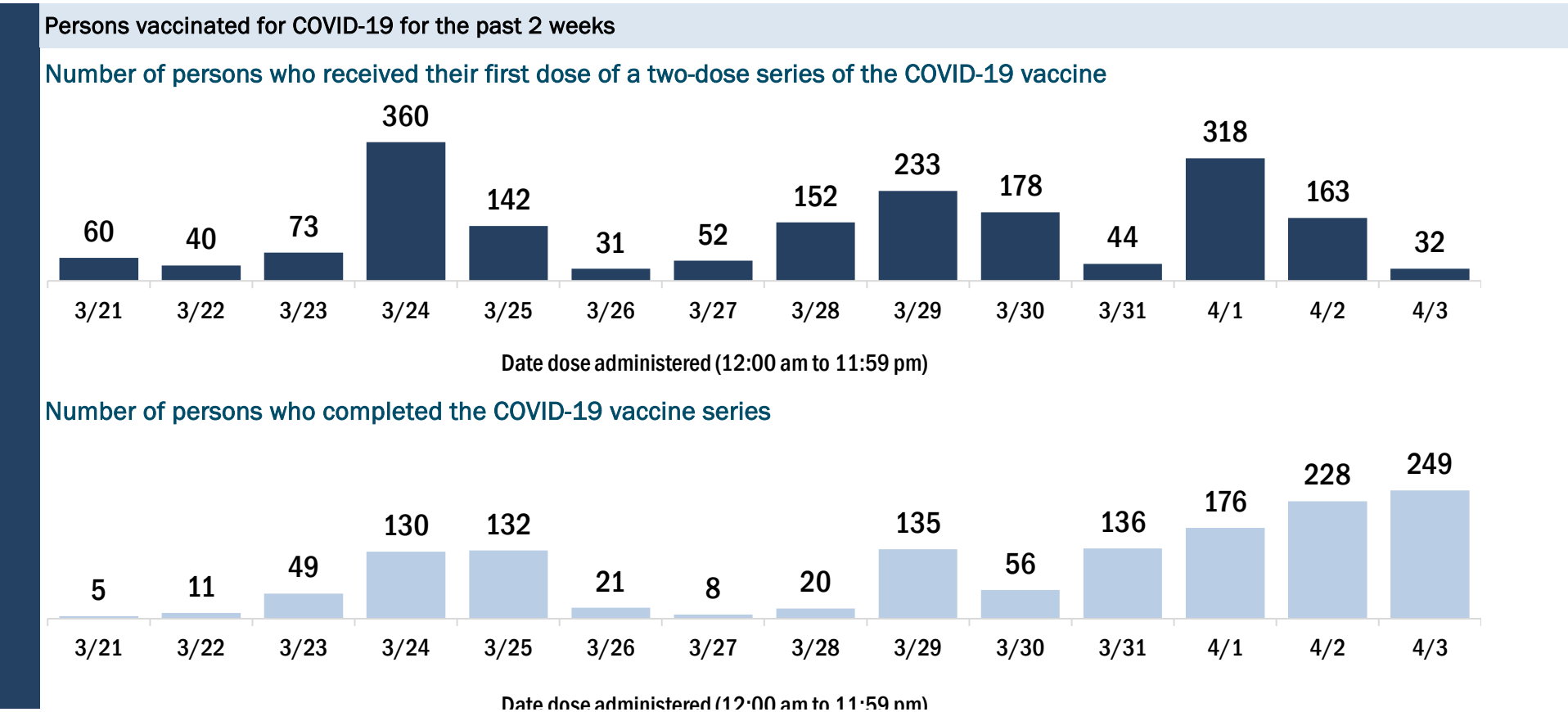
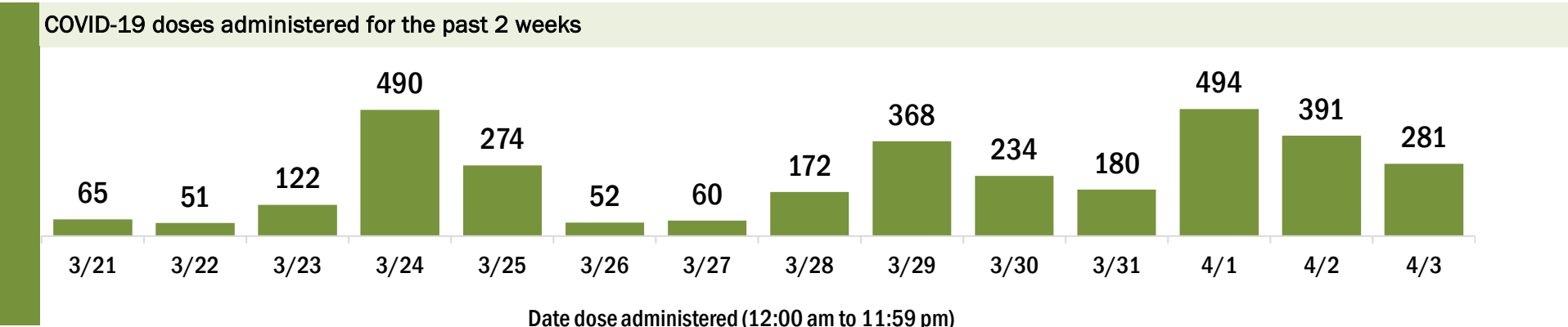
Data in this report are provisional and subject to change.

Data in this summary pertain to COVID-19 vaccines approved by the U.S. Food and Drug Administration and have been issued an Emergency Use Authorization (Janssen COVID-19 Vaccine, Moderna COVID-19 Vaccine and Pfizer-BioNTech COVID-19 Vaccine). These data summarize the number of people who have received either their first dose or have completed the series for a COVID-19 vaccine. **A person can only be counted in one category, first dose or series complete.** For persons receiving Moderna or Pfizer vaccines, once they receive their second dose, they are moved from the first dose column to the series completed column. **Because of this, the total first dose category may show a change from report to report not matching the total receiving their first dose from the previous day.** Persons receiving Johnson & Johnson vaccines will always be counted in the series completed column.

COVID-19 doses for vaccinated persons in Florida	
Doses administered	11,327
People receiving one dose of a 1-dose series (Johnson & Johnson) or receiving only one dose of a 2-dose series (Moderna, Pfizer) count once. Persons receiving both doses of a 2-dose series count twice.	

Current status of persons vaccinated for COVID-19 in Florida	
Total people vaccinated	7,624
First dose	3,628
Series completed	3,996
Completed 1-dose series	293
Completed 2-dose series	3,703
First dose: current number of people who have only received their first dose of the Moderna or Pfizer vaccine.	
Series complete: current number of people who have received both Moderna or Pfizer vaccine doses or one Johnson & Johnson dose and are considered fully immunized.	

Demographic summary	First dose	Series complete	Total people vaccinated
Age group	3,628	3,996	7,624
16-24 years	134	52	186
25-34 years	234	89	323
35-44 years	357	111	468
45-54 years	764	243	1,007
55-64 years	1,276	478	1,754
65-74 years	544	1,783	2,327
75-84 years	242	977	1,219
85+ years	77	263	340
Race	3,628	3,996	7,624
White	2,463	2,677	5,140
Black	300	256	556
American Indian/Alaskan	9	17	26
Other	584	628	1,212
Unknown	272	418	690
Other race includes Asian, native Hawaiian/Pacific Islander, or other.			
Ethnicity	3,628	3,996	7,624
Hispanic	1,373	758	2,131
Non-Hispanic	1,378	1,880	3,258
Unknown	877	1,358	2,235
Gender	3,628	3,996	7,624
Female	1,879	2,122	4,001
Male	1,747	1,874	3,621
Unknown	2	0	2



COVID-19: Hernando County vaccine summary

Vaccination data through Apr 3, 2021 as of Apr 4, 2021 at 12:05 AM

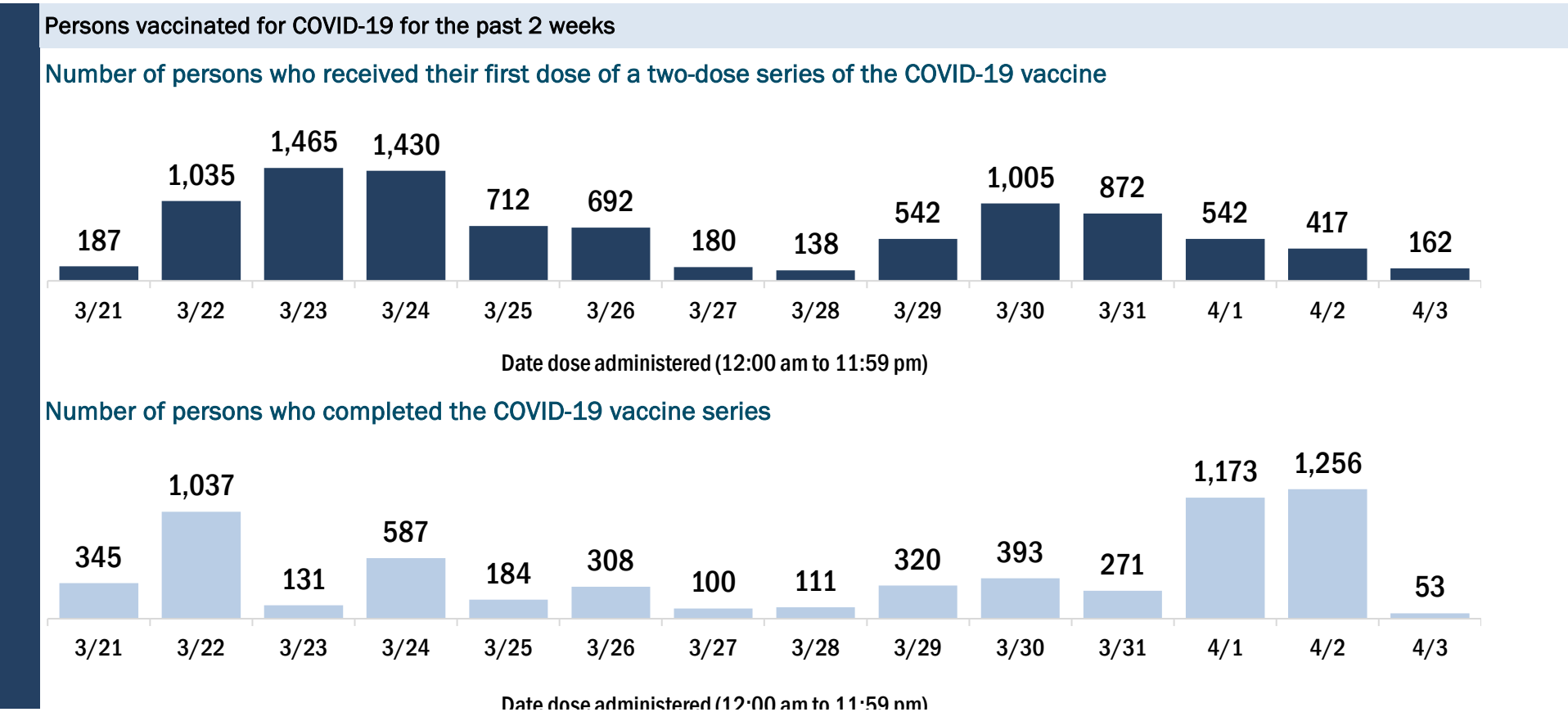
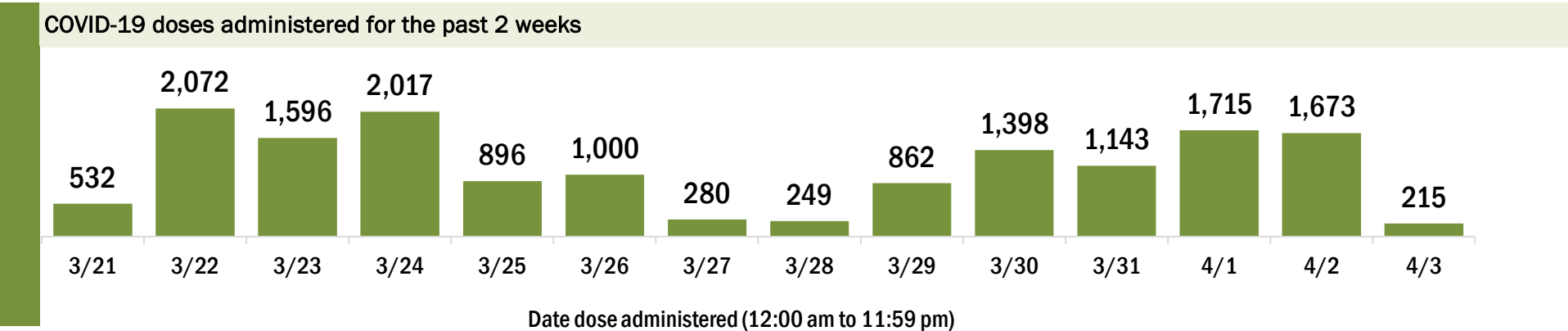
Data in this report are provisional and subject to change.

Data in this summary pertain to COVID-19 vaccines approved by the U.S. Food and Drug Administration and have been issued an Emergency Use Authorization (Janssen COVID-19 Vaccine, Moderna COVID-19 Vaccine and Pfizer-BioNTech COVID-19 Vaccine). These data summarize the number of people who have received either their first dose or have completed the series for a COVID-19 vaccine. **A person can only be counted in one category, first dose or series complete.** For persons receiving Moderna or Pfizer vaccines, once they receive their second dose, they are moved from the first dose column to the series completed column. **Because of this, the total first dose category may show a change from report to report not matching the total receiving their first dose from the previous day.** Persons receiving Johnson & Johnson vaccines will always be counted in the series completed column.

COVID-19 doses for vaccinated persons in Florida	
Doses administered	79,905
People receiving one dose of a 1-dose series (Johnson & Johnson) or receiving only one dose of a 2-dose series (Moderna, Pfizer) count once. Persons receiving both doses of a 2-dose series count twice.	

Current status of persons vaccinated for COVID-19 in Florida	
Total people vaccinated	52,619
First dose	21,915
Series completed	30,704
Completed 1-dose series	3,418
Completed 2-dose series	27,286
First dose: current number of people who have only received their first dose of the Moderna or Pfizer vaccine.	
Series complete: current number of people who have received both Moderna or Pfizer vaccine doses or one Johnson & Johnson dose and are considered fully immunized.	

Demographic summary	First dose	Series complete	Total people vaccinated
Age group	21,915	30,704	52,619
16-24 years	346	260	606
25-34 years	574	680	1,254
35-44 years	1,259	935	2,194
45-54 years	3,019	1,634	4,653
55-64 years	7,059	2,869	9,928
65-74 years	5,186	12,976	18,162
75-84 years	3,356	8,615	11,971
85+ years	1,116	2,735	3,851
Race	21,915	30,704	52,619
White	15,076	21,768	36,844
Black	517	721	1,238
American Indian/Alaskan	56	107	163
Other	1,402	2,247	3,649
Unknown	4,864	5,861	10,725
Other race includes Asian, native Hawaiian/Pacific Islander, or other.			
Ethnicity	21,915	30,704	52,619
Hispanic	1,079	1,108	2,187
Non-Hispanic	11,116	17,018	28,134
Unknown	9,720	12,578	22,298
Gender	21,915	30,704	52,619
Female	12,648	17,814	30,462
Male	9,220	12,861	22,081
Unknown	47	29	76



COVID-19: Highlands County vaccine summary

Vaccination data through Apr 3, 2021 as of Apr 4, 2021 at 12:05 AM

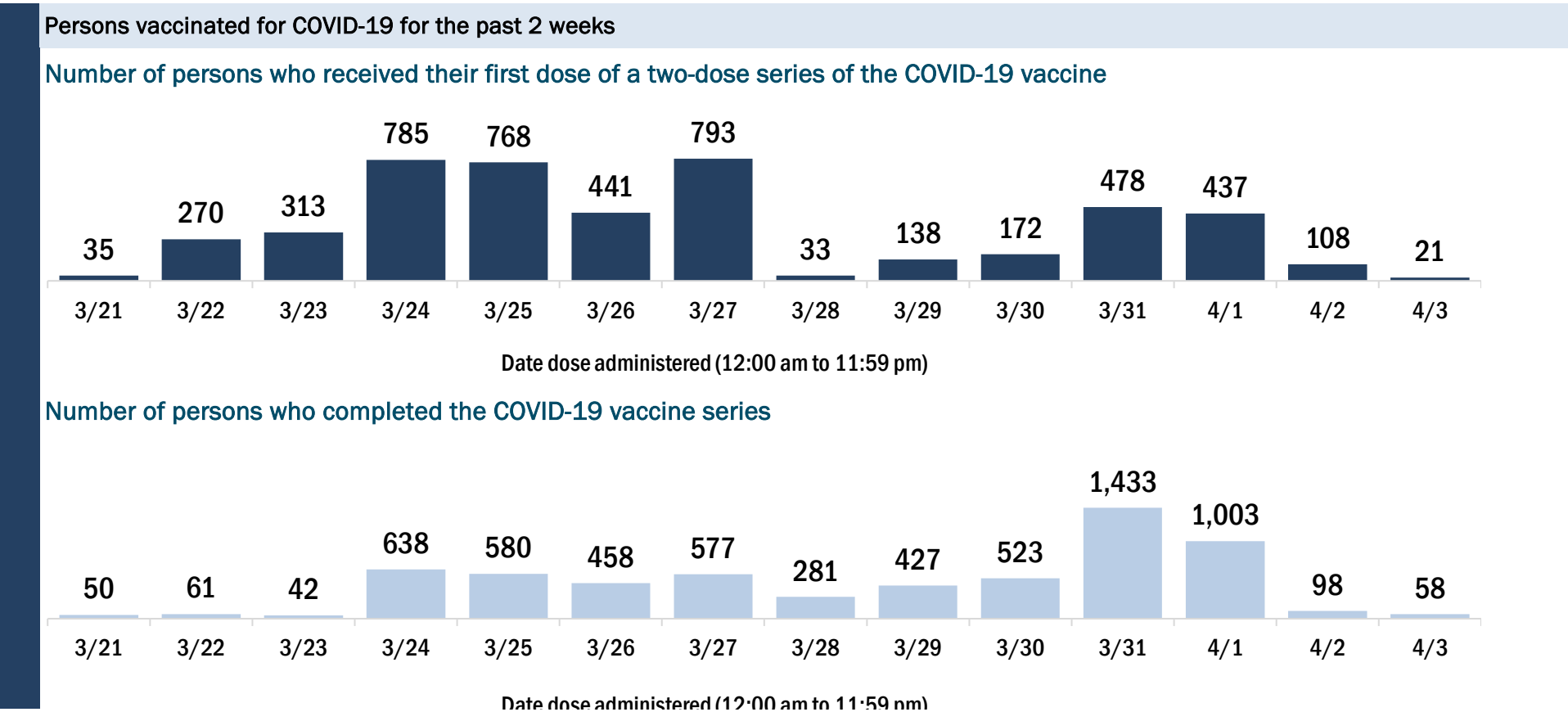
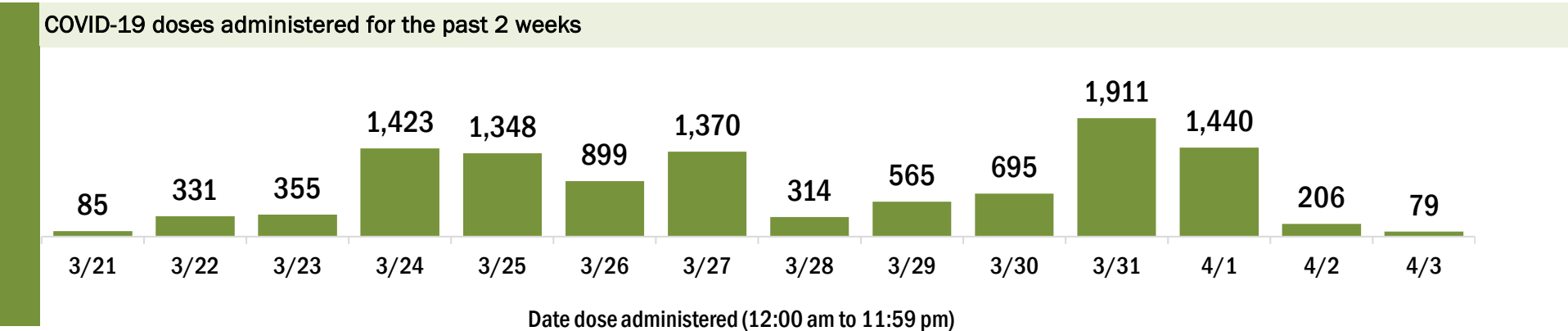
Data in this report are provisional and subject to change.

Data in this summary pertain to COVID-19 vaccines approved by the U.S. Food and Drug Administration and have been issued an Emergency Use Authorization (Janssen COVID-19 Vaccine, Moderna COVID-19 Vaccine and Pfizer-BioNTech COVID-19 Vaccine). These data summarize the number of people who have received either their first dose or have completed the series for a COVID-19 vaccine. **A person can only be counted in one category, first dose or series complete.** For persons receiving Moderna or Pfizer vaccines, once they receive their second dose, they are moved from the first dose column to the series completed column. **Because of this, the total first dose category may show a change from report to report not matching the total receiving their first dose from the previous day.** Persons receiving Johnson & Johnson vaccines will always be counted in the series completed column.

COVID-19 doses for vaccinated persons in Florida	
Doses administered	50,477
People receiving one dose of a 1-dose series (Johnson & Johnson) or receiving only one dose of a 2-dose series (Moderna, Pfizer) count once. Persons receiving both doses of a 2-dose series count twice.	

Current status of persons vaccinated for COVID-19 in Florida	
Total people vaccinated	34,519
First dose	18,312
Series completed	16,207
Completed 1-dose series	249
Completed 2-dose series	15,958
First dose: current number of people who have only received their first dose of the Moderna or Pfizer vaccine.	
Series complete: current number of people who have received both Moderna or Pfizer vaccine doses or one Johnson & Johnson dose and are considered fully immunized.	

Demographic summary	First dose	Series complete	Total people vaccinated
Age group	18,312	16,207	34,519
16-24 years	107	84	191
25-34 years	222	246	468
35-44 years	460	389	849
45-54 years	1,247	595	1,842
55-64 years	4,013	1,193	5,206
65-74 years	6,092	6,778	12,870
75-84 years	4,727	5,473	10,200
85+ years	1,444	1,449	2,893
Race	18,312	16,207	34,519
White	15,150	13,259	28,409
Black	650	473	1,123
American Indian/Alaskan	179	105	284
Other	891	1,086	1,977
Unknown	1,442	1,284	2,726
Other race includes Asian, native Hawaiian/Pacific Islander, or other.			
Ethnicity	18,312	16,207	34,519
Hispanic	1,429	592	2,021
Non-Hispanic	12,078	11,987	24,065
Unknown	4,805	3,628	8,433
Gender	18,312	16,207	34,519
Female	9,898	8,909	18,807
Male	8,382	7,290	15,672
Unknown	32	8	40



COVID-19: Hillsborough County vaccine summary

Vaccination data through Apr 3, 2021 as of Apr 4, 2021 at 12:05 AM

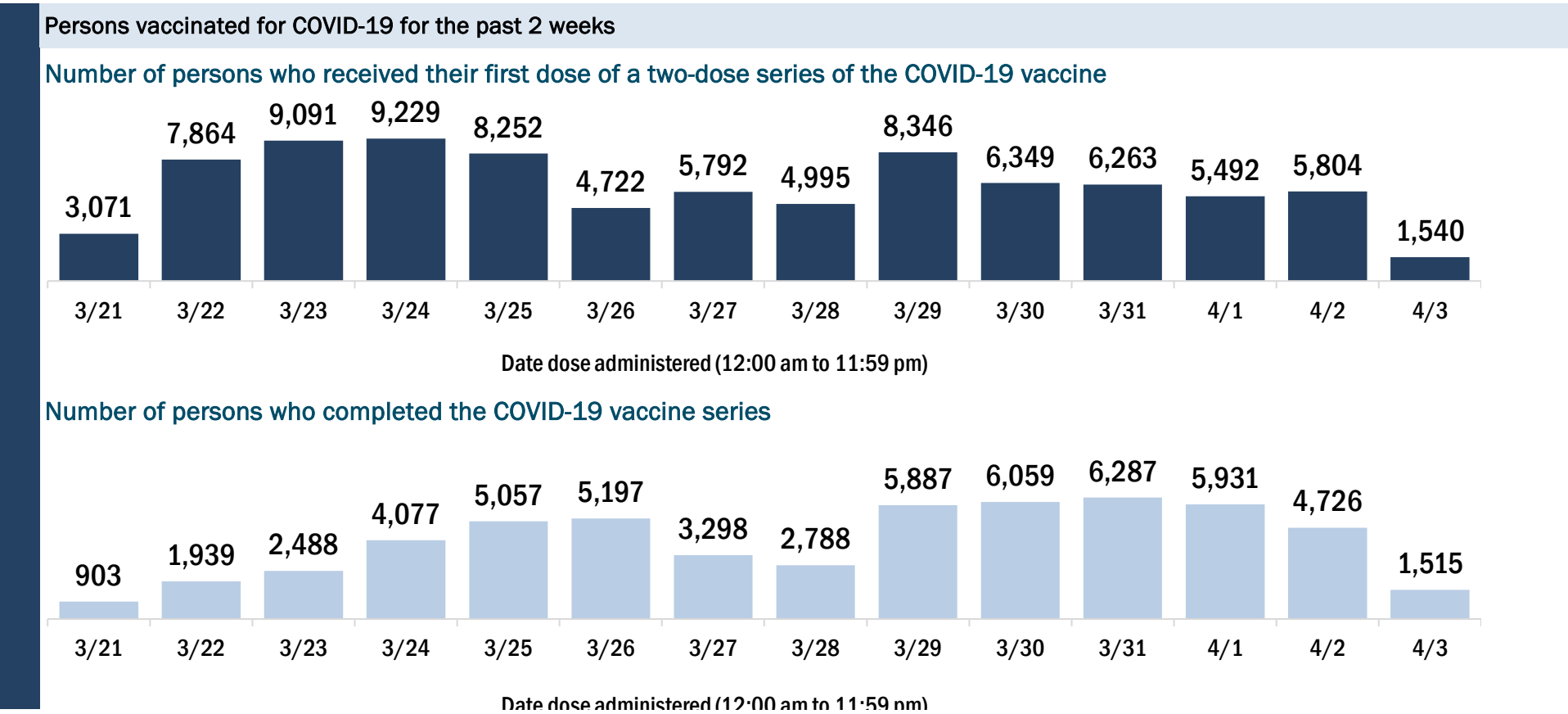
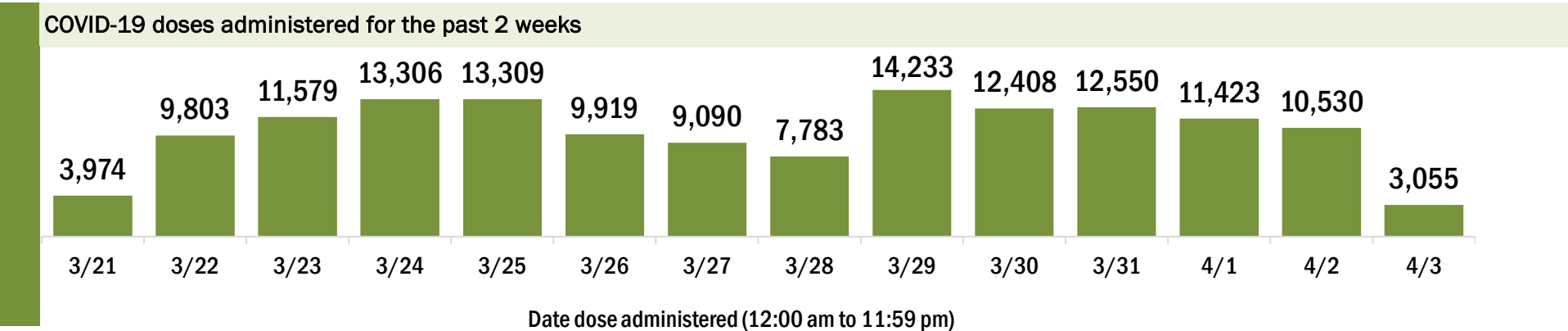
Data in this report are provisional and subject to change.

Data in this summary pertain to COVID-19 vaccines approved by the U.S. Food and Drug Administration and have been issued an Emergency Use Authorization (Janssen COVID-19 Vaccine, Moderna COVID-19 Vaccine and Pfizer-BioNTech COVID-19 Vaccine). These data summarize the number of people who have received either their first dose or have completed the series for a COVID-19 vaccine. **A person can only be counted in one category, first dose or series complete.** For persons receiving Moderna or Pfizer vaccines, once they receive their second dose, they are moved from the first dose column to the series completed column. **Because of this, the total first dose category may show a change from report to report not matching the total receiving their first dose from the previous day.** Persons receiving Johnson & Johnson vaccines will always be counted in the series completed column.

COVID-19 doses for vaccinated persons in Florida	
Doses administered	530,195
People receiving one dose of a 1-dose series (Johnson & Johnson) or receiving only one dose of a 2-dose series (Moderna, Pfizer) count once. Persons receiving both doses of a 2-dose series count twice.	

Current status of persons vaccinated for COVID-19 in Florida	
Total people vaccinated	366,635
First dose	183,475
Series completed	183,160
Completed 1-dose series	19,600
Completed 2-dose series	163,560
First dose: current number of people who have only received their first dose of the Moderna or Pfizer vaccine.	
Series complete: current number of people who have received both Moderna or Pfizer vaccine doses or one Johnson & Johnson dose and are considered fully immunized.	

Demographic summary	First dose	Series complete	Total people vaccinated
Age group	183,475	183,160	366,635
16-24 years	5,955	4,435	10,390
25-34 years	10,527	14,219	24,746
35-44 years	20,278	18,069	38,347
45-54 years	35,407	21,824	57,231
55-64 years	51,225	28,737	79,962
65-74 years	35,969	56,580	92,549
75-84 years	18,334	28,759	47,093
85+ years	5,780	10,537	16,317
Race	183,475	183,160	366,635
White	116,947	121,617	238,564
Black	12,082	13,379	25,461
American Indian/Alaskan	672	650	1,322
Other	23,538	26,444	49,982
Unknown	30,236	21,070	51,306
Other race includes Asian, native Hawaiian/Pacific Islander, or other.			
Ethnicity	183,475	183,160	366,635
Hispanic	23,499	19,401	42,900
Non-Hispanic	97,855	111,892	209,747
Unknown	62,121	51,867	113,988
Gender	183,475	183,160	366,635
Female	101,245	110,352	211,597
Male	81,951	72,668	154,619
Unknown	279	140	419



COVID-19: Holmes County vaccine summary

Vaccination data through Apr 3, 2021 as of Apr 4, 2021 at 12:05 AM

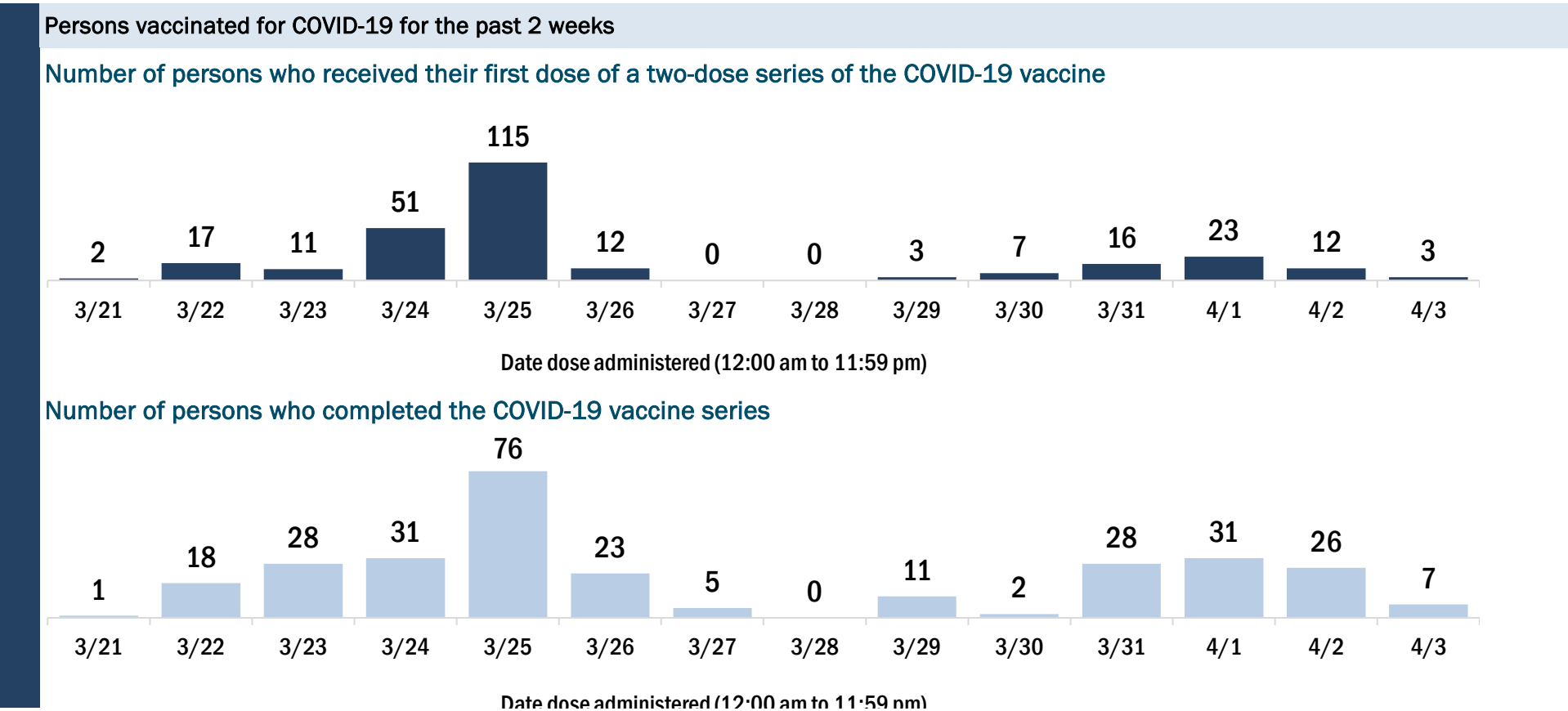
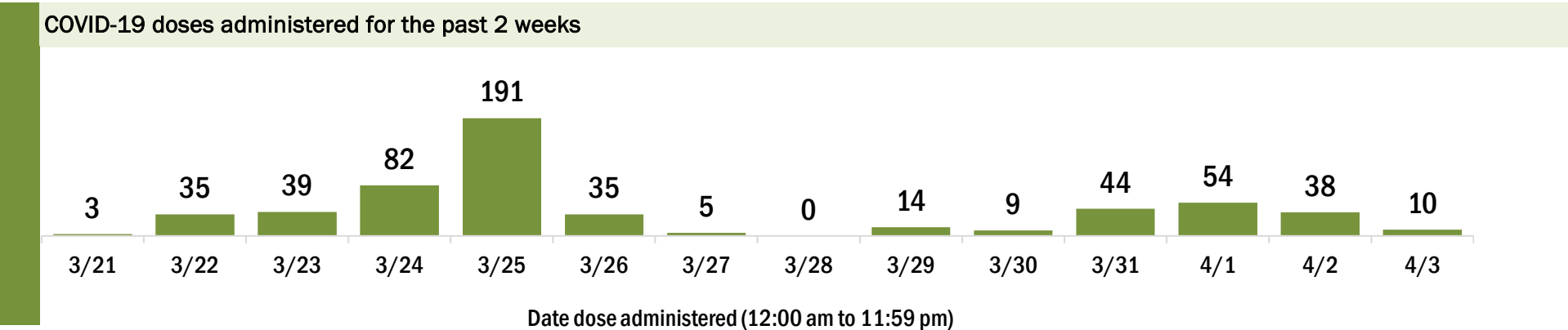
Data in this report are provisional and subject to change.

Data in this summary pertain to COVID-19 vaccines approved by the U.S. Food and Drug Administration and have been issued an Emergency Use Authorization (Janssen COVID-19 Vaccine, Moderna COVID-19 Vaccine and Pfizer-BioNTech COVID-19 Vaccine). These data summarize the number of people who have received either their first dose or have completed the series for a COVID-19 vaccine. **A person can only be counted in one category, first dose or series complete.** For persons receiving Moderna or Pfizer vaccines, once they receive their second dose, they are moved from the first dose column to the series completed column. **Because of this, the total first dose category may show a change from report to report not matching the total receiving their first dose from the previous day.** Persons receiving Johnson & Johnson vaccines will always be counted in the series completed column.

COVID-19 doses for vaccinated persons in Florida	
Doses administered	5,150
People receiving one dose of a 1-dose series (Johnson & Johnson) or receiving only one dose of a 2-dose series (Moderna, Pfizer) count once. Persons receiving both doses of a 2-dose series count twice.	

Current status of persons vaccinated for COVID-19 in Florida	
Total people vaccinated	3,103
First dose	870
Series completed	2,233
Completed 1-dose series	186
Completed 2-dose series	2,047
First dose: current number of people who have only received their first dose of the Moderna or Pfizer vaccine.	
Series complete: current number of people who have received both Moderna or Pfizer vaccine doses or one Johnson & Johnson dose and are considered fully immunized.	

Demographic summary	First dose	Series complete	Total people vaccinated
Age group	870	2,233	3,103
16-24 years	7	16	23
25-34 years	26	45	71
35-44 years	53	77	130
45-54 years	117	147	264
55-64 years	303	290	593
65-74 years	205	892	1,097
75-84 years	130	594	724
85+ years	29	172	201
Race	870	2,233	3,103
White	757	1,904	2,661
Black	27	75	102
American Indian/Alaskan	5	27	32
Other	35	157	192
Unknown	46	70	116
Other race includes Asian, native Hawaiian/Pacific Islander, or other.			
Ethnicity	870	2,233	3,103
Hispanic	10	15	25
Non-Hispanic	671	1,897	2,568
Unknown	189	321	510
Gender	870	2,233	3,103
Female	465	1,225	1,690
Male	405	1,008	1,413
Unknown	0	0	0



COVID-19: Indian River County vaccine summary

Vaccination data through Apr 3, 2021 as of Apr 4, 2021 at 12:05 AM

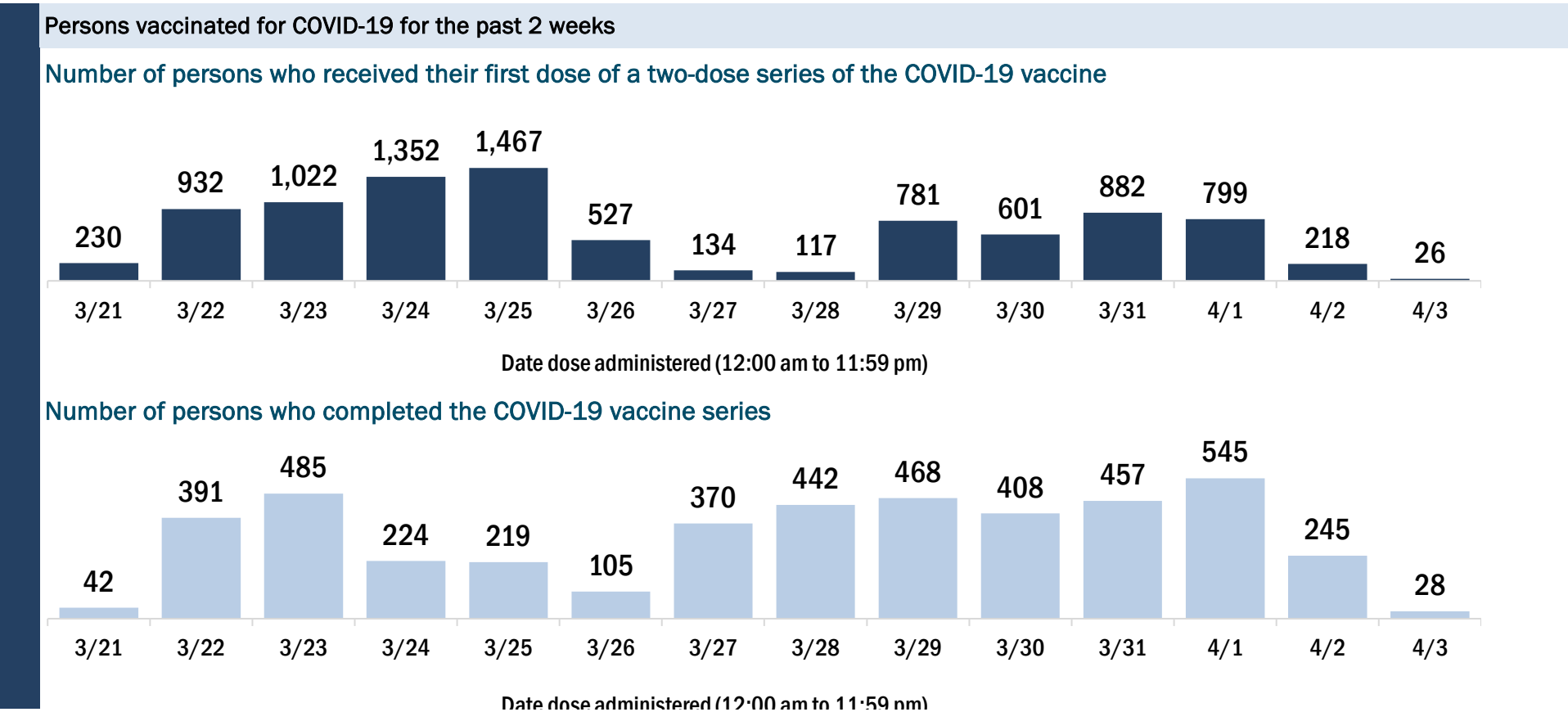
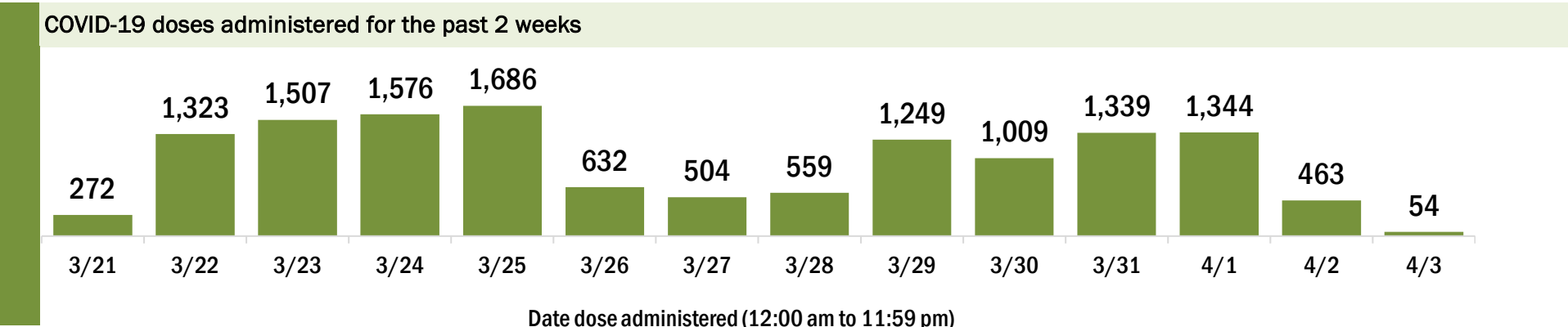
Data in this report are provisional and subject to change.

Data in this summary pertain to COVID-19 vaccines approved by the U.S. Food and Drug Administration and have been issued an Emergency Use Authorization (Janssen COVID-19 Vaccine, Moderna COVID-19 Vaccine and Pfizer-BioNTech COVID-19 Vaccine). These data summarize the number of people who have received either their first dose or have completed the series for a COVID-19 vaccine. **A person can only be counted in one category, first dose or series complete.** For persons receiving Moderna or Pfizer vaccines, once they receive their second dose, they are moved from the first dose column to the series completed column. **Because of this, the total first dose category may show a change from report to report not matching the total receiving their first dose from the previous day.** Persons receiving Johnson & Johnson vaccines will always be counted in the series completed column.

COVID-19 doses for vaccinated persons in Florida	
Doses administered	99,746
People receiving one dose of a 1-dose series (Johnson & Johnson) or receiving only one dose of a 2-dose series (Moderna, Pfizer) count once. Persons receiving both doses of a 2-dose series count twice.	

Current status of persons vaccinated for COVID-19 in Florida	
Total people vaccinated	62,374
First dose	24,188
Series completed	38,186
Completed 1-dose series	814
Completed 2-dose series	37,372
First dose: current number of people who have only received their first dose of the Moderna or Pfizer vaccine.	
Series complete: current number of people who have received both Moderna or Pfizer vaccine doses or one Johnson & Johnson dose and are considered fully immunized.	

Demographic summary	First dose	Series complete	Total people vaccinated
Age group	24,188	38,186	62,374
16-24 years	257	220	477
25-34 years	465	545	1,010
35-44 years	962	762	1,724
45-54 years	2,440	1,339	3,779
55-64 years	7,372	2,814	10,186
65-74 years	6,187	17,646	23,833
75-84 years	4,612	11,164	15,776
85+ years	1,893	3,696	5,589
Race	24,188	38,186	62,374
White	17,857	28,165	46,022
Black	911	901	1,812
American Indian/Alaskan	164	191	355
Other	1,329	2,726	4,055
Unknown	3,927	6,203	10,130
Other race includes Asian, native Hawaiian/Pacific Islander, or other.			
Ethnicity	24,188	38,186	62,374
Hispanic	915	795	1,710
Non-Hispanic	14,272	24,282	38,554
Unknown	9,001	13,109	22,110
Gender	24,188	38,186	62,374
Female	13,407	21,649	35,056
Male	10,746	16,506	27,252
Unknown	35	31	66



COVID-19: Jackson County vaccine summary

Vaccination data through Apr 3, 2021 as of Apr 4, 2021 at 12:05 AM

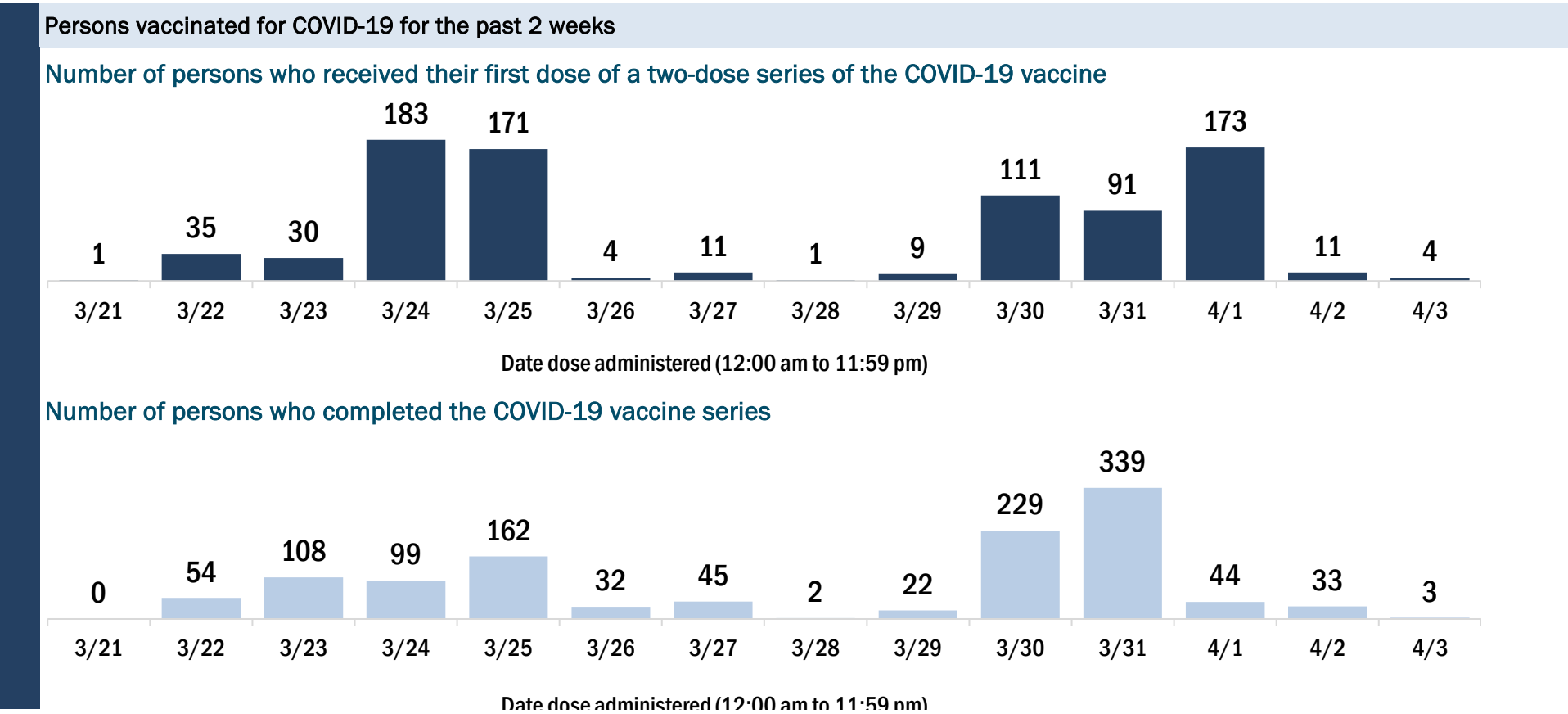
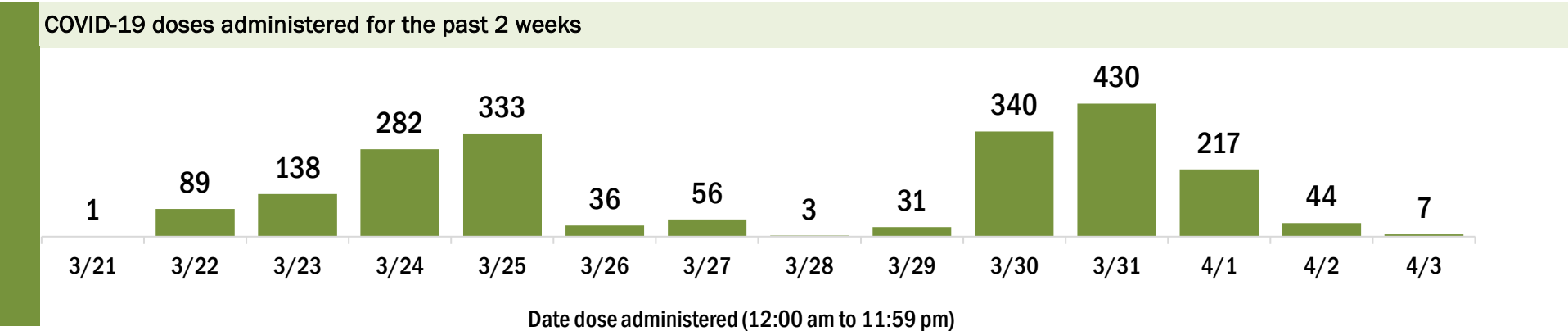
Data in this report are provisional and subject to change.

Data in this summary pertain to COVID-19 vaccines approved by the U.S. Food and Drug Administration and have been issued an Emergency Use Authorization (Janssen COVID-19 Vaccine, Moderna COVID-19 Vaccine and Pfizer-BioNTech COVID-19 Vaccine). These data summarize the number of people who have received either their first dose or have completed the series for a COVID-19 vaccine. **A person can only be counted in one category, first dose or series complete.** For persons receiving Moderna or Pfizer vaccines, once they receive their second dose, they are moved from the first dose column to the series completed column. **Because of this, the total first dose category may show a change from report to report not matching the total receiving their first dose from the previous day.** Persons receiving Johnson & Johnson vaccines will always be counted in the series completed column.

COVID-19 doses for vaccinated persons in Florida	
Doses administered	16,635
People receiving one dose of a 1-dose series (Johnson & Johnson) or receiving only one dose of a 2-dose series (Moderna, Pfizer) count once. Persons receiving both doses of a 2-dose series count twice.	

Current status of persons vaccinated for COVID-19 in Florida	
Total people vaccinated	10,062
First dose	2,898
Series completed	7,164
Completed 1-dose series	591
Completed 2-dose series	6,573
First dose: current number of people who have only received their first dose of the Moderna or Pfizer vaccine.	
Series complete: current number of people who have received both Moderna or Pfizer vaccine doses or one Johnson & Johnson dose and are considered fully immunized.	

Demographic summary	First dose	Series complete	Total people vaccinated
Age group	2,898	7,164	10,062
16-24 years	46	70	116
25-34 years	121	191	312
35-44 years	216	316	532
45-54 years	393	602	995
55-64 years	937	1,165	2,102
65-74 years	617	2,651	3,268
75-84 years	421	1,627	2,048
85+ years	147	542	689
Race	2,898	7,164	10,062
White	1,834	5,054	6,888
Black	628	1,340	1,968
American Indian/Alaskan	16	33	49
Other	147	298	445
Unknown	273	439	712
Other race includes Asian, native Hawaiian/Pacific Islander, or other.			
Ethnicity	2,898	7,164	10,062
Hispanic	70	65	135
Non-Hispanic	2,029	5,127	7,156
Unknown	799	1,972	2,771
Gender	2,898	7,164	10,062
Female	1,651	4,081	5,732
Male	1,246	3,083	4,329
Unknown	1	0	1



COVID-19: Jefferson County vaccine summary

Vaccination data through Apr 3, 2021 as of Apr 4, 2021 at 12:05 AM

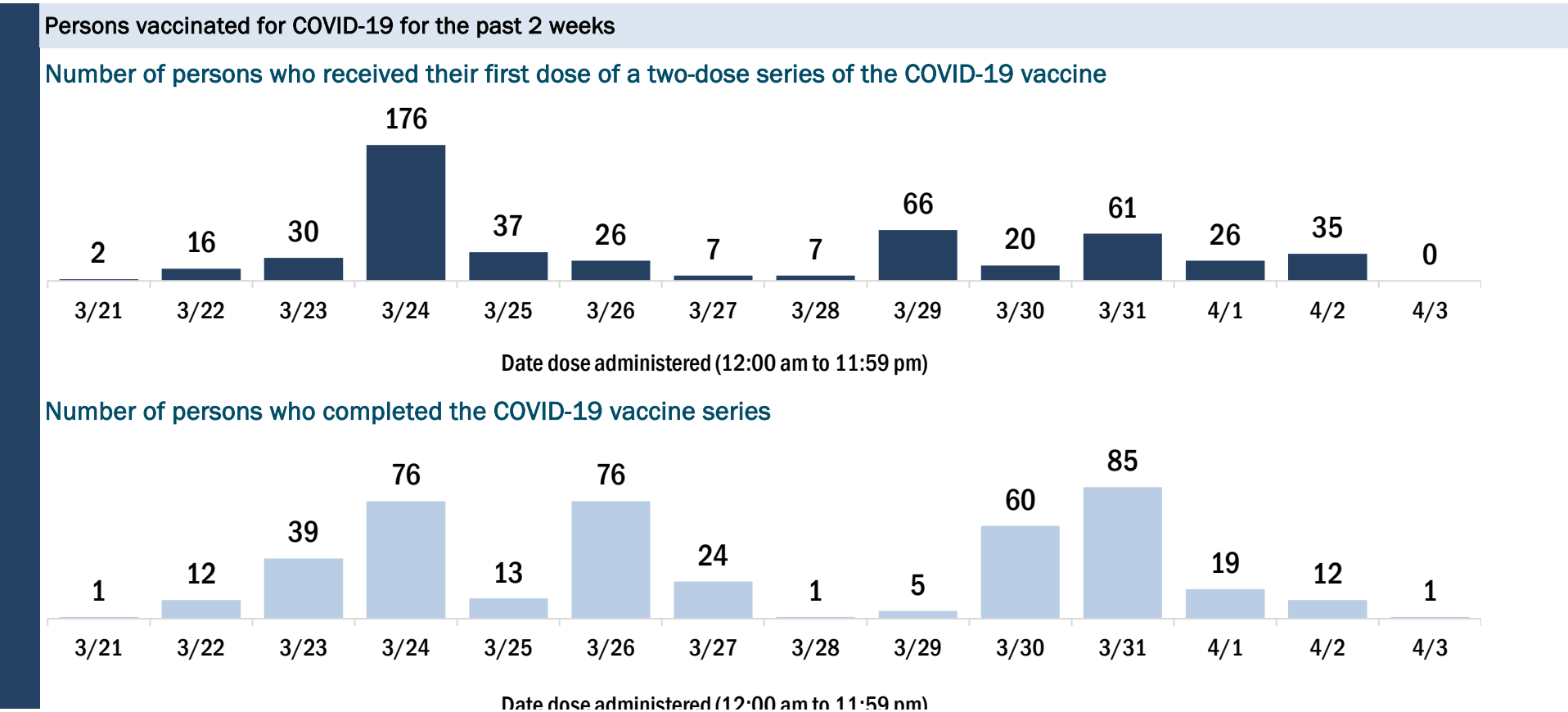
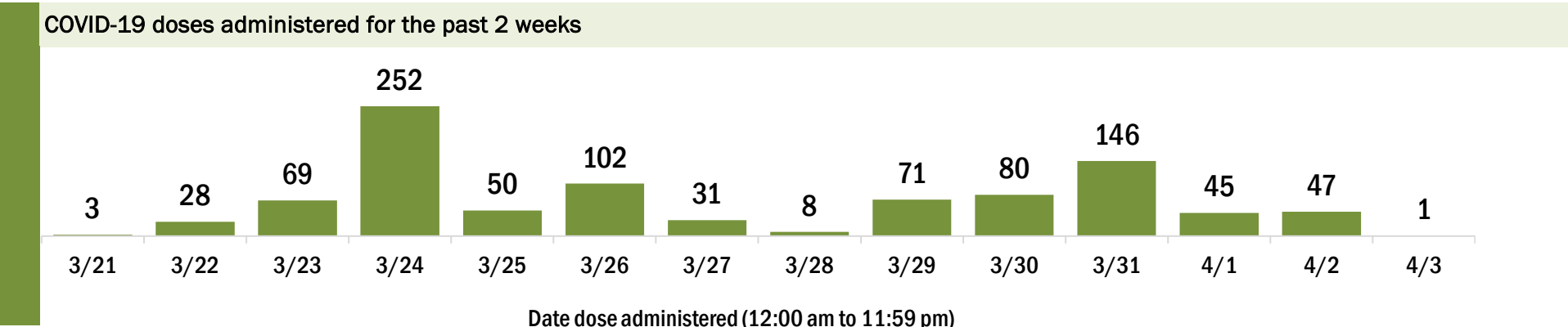
Data in this report are provisional and subject to change.

Data in this summary pertain to COVID-19 vaccines approved by the U.S. Food and Drug Administration and have been issued an Emergency Use Authorization (Janssen COVID-19 Vaccine, Moderna COVID-19 Vaccine and Pfizer-BioNTech COVID-19 Vaccine). These data summarize the number of people who have received either their first dose or have completed the series for a COVID-19 vaccine. **A person can only be counted in one category, first dose or series complete.** For persons receiving Moderna or Pfizer vaccines, once they receive their second dose, they are moved from the first dose column to the series completed column. **Because of this, the total first dose category may show a change from report to report not matching the total receiving their first dose from the previous day.** Persons receiving Johnson & Johnson vaccines will always be counted in the series completed column.

COVID-19 doses for vaccinated persons in Florida	
Doses administered	6,463
People receiving one dose of a 1-dose series (Johnson & Johnson) or receiving only one dose of a 2-dose series (Moderna, Pfizer) count once. Persons receiving both doses of a 2-dose series count twice.	

Current status of persons vaccinated for COVID-19 in Florida	
Total people vaccinated	3,889
First dose	1,180
Series completed	2,709
Completed 1-dose series	135
Completed 2-dose series	2,574
First dose: current number of people who have only received their first dose of the Moderna or Pfizer vaccine.	
Series complete: current number of people who have received both Moderna or Pfizer vaccine doses or one Johnson & Johnson dose and are considered fully immunized.	

Demographic summary	First dose	Series complete	Total people vaccinated
Age group	1,180	2,709	3,889
16-24 years	37	13	50
25-34 years	37	55	92
35-44 years	82	93	175
45-54 years	209	201	410
55-64 years	540	365	905
65-74 years	160	1,210	1,370
75-84 years	85	605	690
85+ years	30	167	197
Race	1,180	2,709	3,889
White	619	1,428	2,047
Black	313	525	838
American Indian/Alaskan	3	5	8
Other	133	468	601
Unknown	112	283	395
Other race includes Asian, native Hawaiian/Pacific Islander, or other.			
Ethnicity	1,180	2,709	3,889
Hispanic	25	32	57
Non-Hispanic	785	1,357	2,142
Unknown	370	1,320	1,690
Gender	1,180	2,709	3,889
Female	693	1,584	2,277
Male	487	1,125	1,612
Unknown	0	0	0



COVID-19: Lafayette County vaccine summary

Vaccination data through Apr 3, 2021 as of Apr 4, 2021 at 12:05 AM

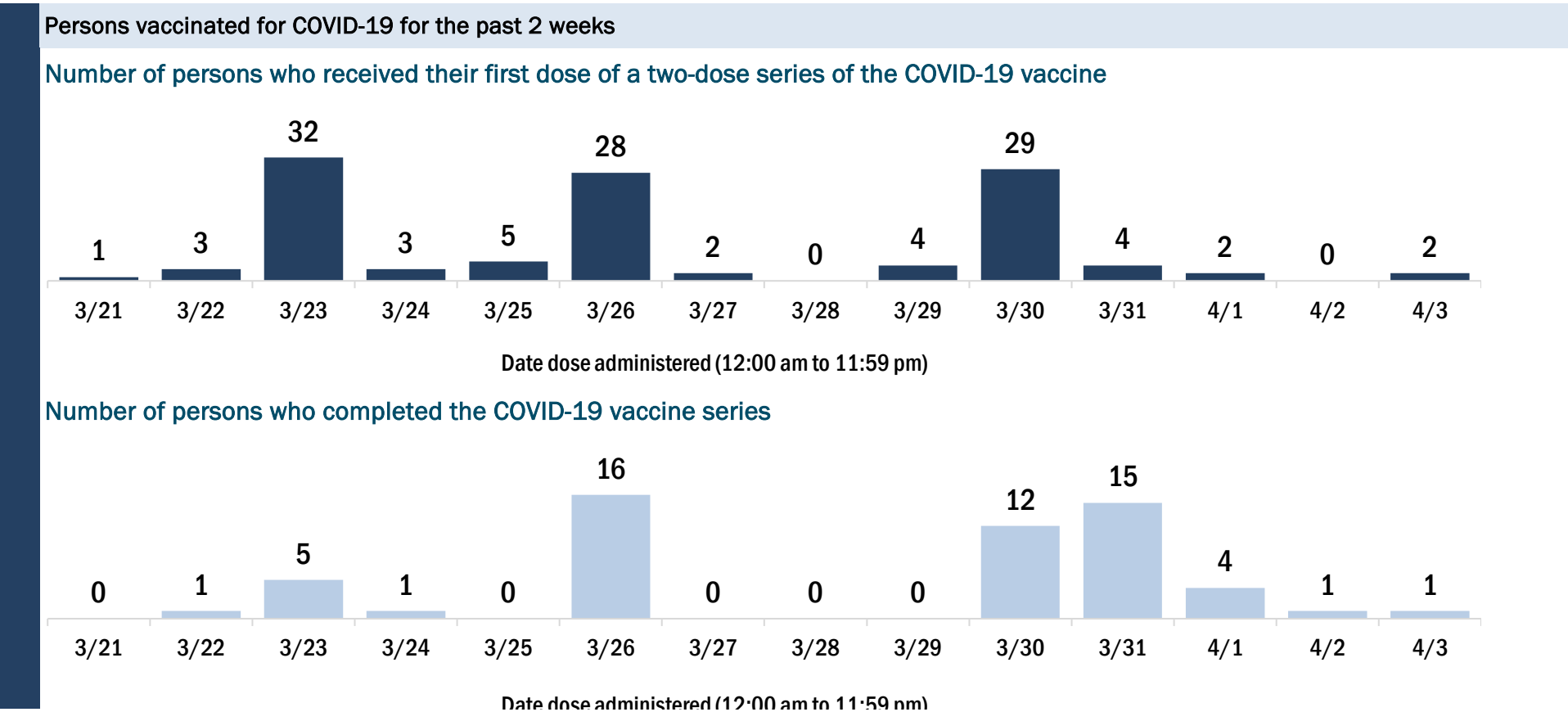
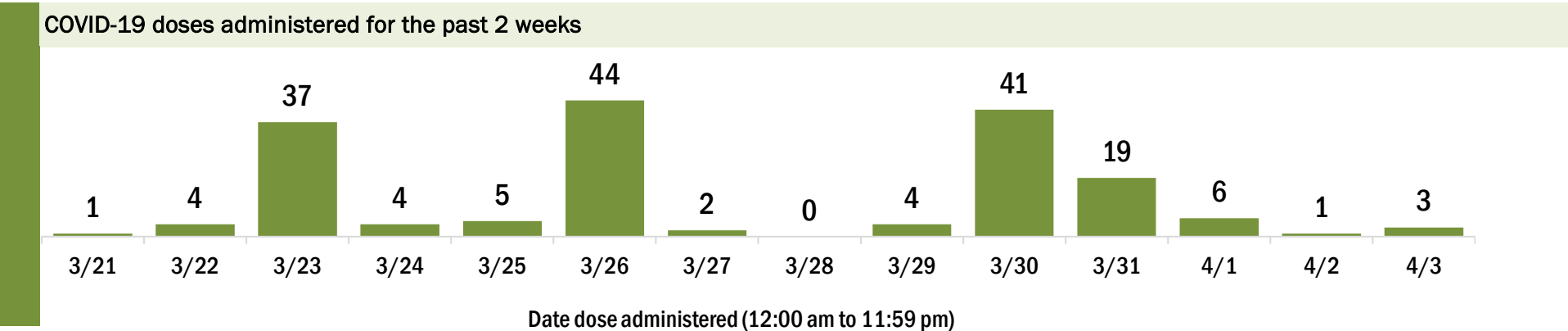
Data in this report are provisional and subject to change.

Data in this summary pertain to COVID-19 vaccines approved by the U.S. Food and Drug Administration and have been issued an Emergency Use Authorization (Janssen COVID-19 Vaccine, Moderna COVID-19 Vaccine and Pfizer-BioNTech COVID-19 Vaccine). These data summarize the number of people who have received either their first dose or have completed the series for a COVID-19 vaccine. **A person can only be counted in one category, first dose or series complete.** For persons receiving Moderna or Pfizer vaccines, once they receive their second dose, they are moved from the first dose column to the series completed column. **Because of this, the total first dose category may show a change from report to report not matching the total receiving their first dose from the previous day.** Persons receiving Johnson & Johnson vaccines will always be counted in the series completed column.

COVID-19 doses for vaccinated persons in Florida	
Doses administered	2,722
People receiving one dose of a 1-dose series (Johnson & Johnson) or receiving only one dose of a 2-dose series (Moderna, Pfizer) count once. Persons receiving both doses of a 2-dose series count twice.	

Current status of persons vaccinated for COVID-19 in Florida	
Total people vaccinated	1,565
First dose	402
Series completed	1,163
Completed 1-dose series	6
Completed 2-dose series	1,157
First dose: current number of people who have only received their first dose of the Moderna or Pfizer vaccine.	
Series complete: current number of people who have received both Moderna or Pfizer vaccine doses or one Johnson & Johnson dose and are considered fully immunized.	

Demographic summary	First dose	Series complete	Total people vaccinated
Age group	402	1,163	1,565
16-24 years	2	3	5
25-34 years	5	9	14
35-44 years	20	19	39
45-54 years	58	45	103
55-64 years	120	79	199
65-74 years	112	577	689
75-84 years	58	333	391
85+ years	27	98	125
Race	402	1,163	1,565
White	307	993	1,300
Black	17	31	48
American Indian/Alaskan	3	3	6
Other	15	66	81
Unknown	60	70	130
Other race includes Asian, native Hawaiian/Pacific Islander, or other.			
Ethnicity	402	1,163	1,565
Hispanic	19	20	39
Non-Hispanic	237	946	1,183
Unknown	146	197	343
Gender	402	1,163	1,565
Female	220	600	820
Male	181	563	744
Unknown	1	0	1



COVID-19: Lake County vaccine summary

Vaccination data through Apr 3, 2021 as of Apr 4, 2021 at 12:05 AM

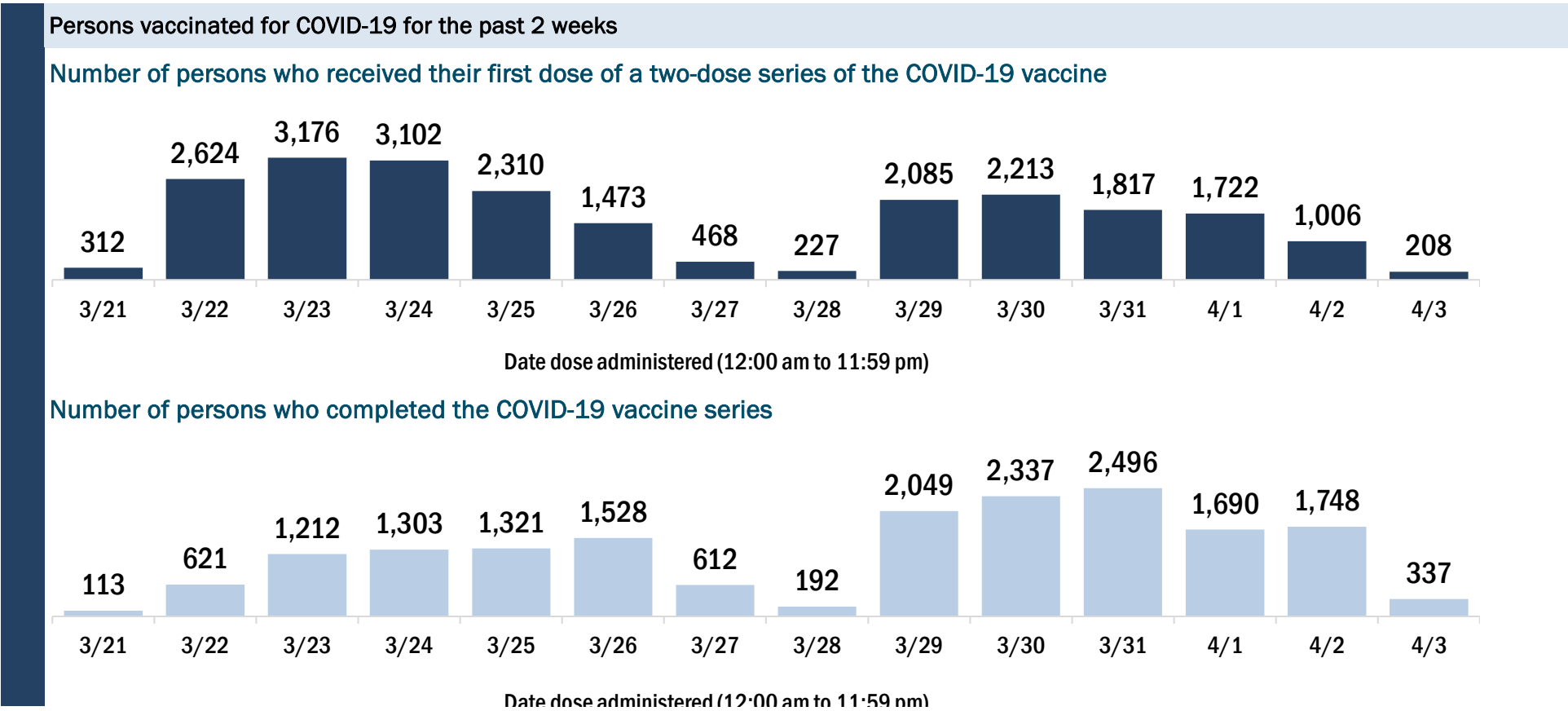
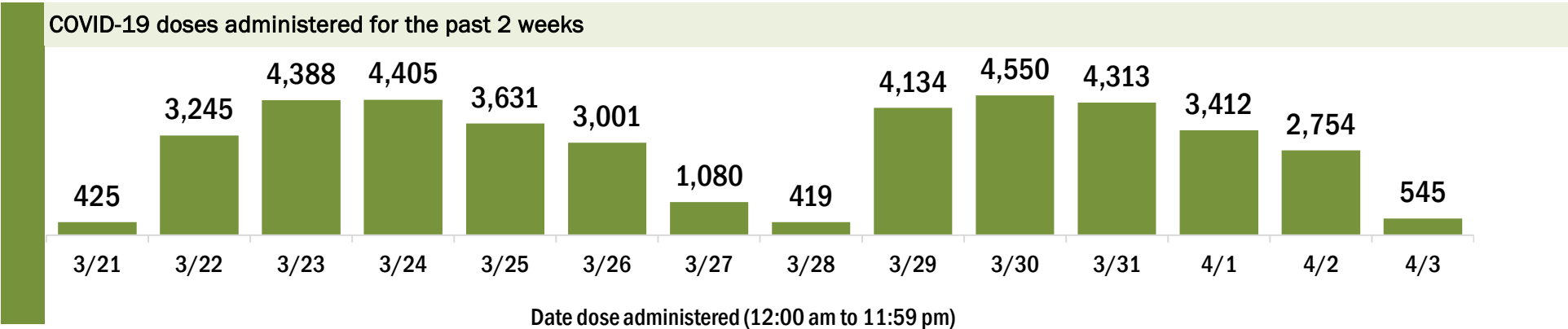
Data in this report are provisional and subject to change.

Data in this summary pertain to COVID-19 vaccines approved by the U.S. Food and Drug Administration and have been issued an Emergency Use Authorization (Janssen COVID-19 Vaccine, Moderna COVID-19 Vaccine and Pfizer-BioNTech COVID-19 Vaccine). These data summarize the number of people who have received either their first dose or have completed the series for a COVID-19 vaccine. **A person can only be counted in one category, first dose or series complete.** For persons receiving Moderna or Pfizer vaccines, once they receive their second dose, they are moved from the first dose column to the series completed column. **Because of this, the total first dose category may show a change from report to report not matching the total receiving their first dose from the previous day.** Persons receiving Johnson & Johnson vaccines will always be counted in the series completed column.

COVID-19 doses for vaccinated persons in Florida	
Doses administered	200,989
People receiving one dose of a 1-dose series (Johnson & Johnson) or receiving only one dose of a 2-dose series (Moderna, Pfizer) count once. Persons receiving both doses of a 2-dose series count twice.	

Current status of persons vaccinated for COVID-19 in Florida	
Total people vaccinated	126,369
First dose	48,765
Series completed	77,604
Completed 1-dose series	2,984
Completed 2-dose series	74,620
First dose: current number of people who have only received their first dose of the Moderna or Pfizer vaccine.	
Series complete: current number of people who have received both Moderna or Pfizer vaccine doses or one Johnson & Johnson dose and are considered fully immunized.	

Demographic summary	First dose	Series complete	Total people vaccinated
Age group	48,765	77,604	126,369
16-24 years	823	576	1,399
25-34 years	1,862	1,705	3,567
35-44 years	3,658	2,713	6,371
45-54 years	7,331	3,892	11,223
55-64 years	15,397	6,579	21,976
65-74 years	10,166	32,672	42,838
75-84 years	7,019	22,888	29,907
85+ years	2,509	6,579	9,088
Race	48,765	77,604	126,369
White	31,831	59,895	91,726
Black	2,462	3,374	5,836
American Indian/Alaskan	207	425	632
Other	4,435	6,554	10,989
Unknown	9,830	7,356	17,186
Other race includes Asian, native Hawaiian/Pacific Islander, or other.			
Ethnicity	48,765	77,604	126,369
Hispanic	3,476	3,240	6,716
Non-Hispanic	22,050	43,780	65,830
Unknown	23,239	30,584	53,823
Gender	48,765	77,604	126,369
Female	27,167	44,554	71,721
Male	21,395	33,016	54,411
Unknown	203	34	237



COVID-19: Lee County vaccine summary

Vaccination data through Apr 3, 2021 as of Apr 4, 2021 at 12:05 AM

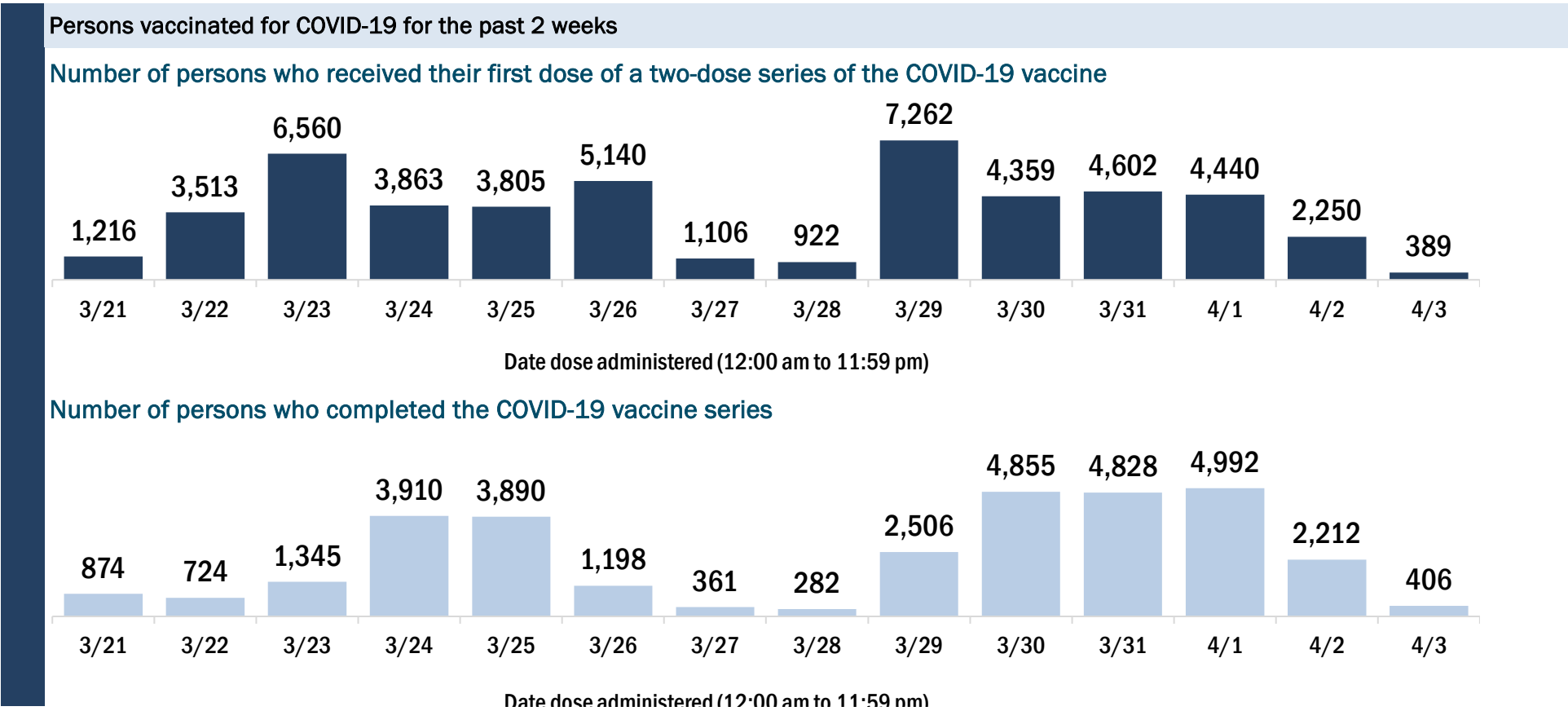
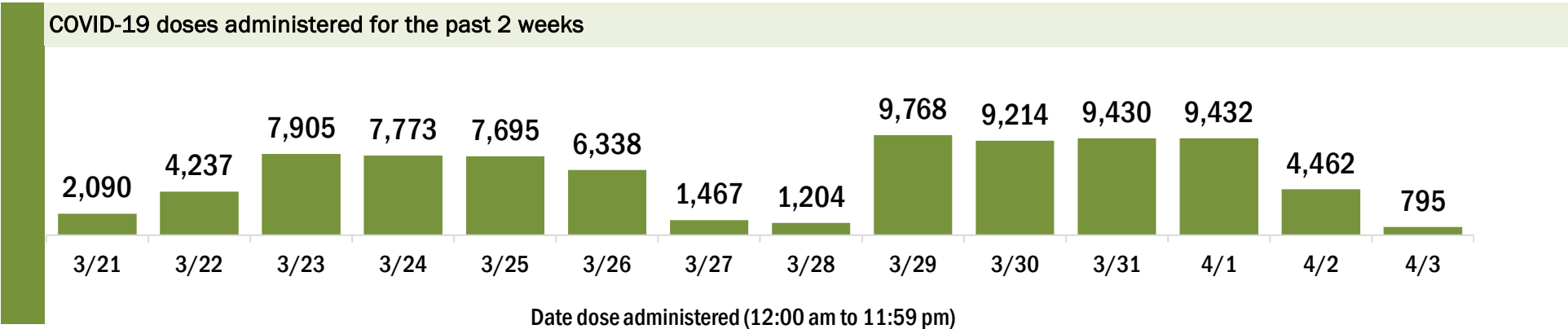
Data in this report are provisional and subject to change.

Data in this summary pertain to COVID-19 vaccines approved by the U.S. Food and Drug Administration and have been issued an Emergency Use Authorization (Janssen COVID-19 Vaccine, Moderna COVID-19 Vaccine and Pfizer-BioNTech COVID-19 Vaccine). These data summarize the number of people who have received either their first dose or have completed the series for a COVID-19 vaccine. **A person can only be counted in one category, first dose or series complete.** For persons receiving Moderna or Pfizer vaccines, once they receive their second dose, they are moved from the first dose column to the series completed column. **Because of this, the total first dose category may show a change from report to report not matching the total receiving their first dose from the previous day.** Persons receiving Johnson & Johnson vaccines will always be counted in the series completed column.

COVID-19 doses for vaccinated persons in Florida	
Doses administered	368,686
People receiving one dose of a 1-dose series (Johnson & Johnson) or receiving only one dose of a 2-dose series (Moderna, Pfizer) count once. Persons receiving both doses of a 2-dose series count twice.	

Current status of persons vaccinated for COVID-19 in Florida	
Total people vaccinated	239,866
First dose	104,755
Series completed	135,111
Completed 1-dose series	6,291
Completed 2-dose series	128,820
First dose: current number of people who have only received their first dose of the Moderna or Pfizer vaccine.	
Series complete: current number of people who have received both Moderna or Pfizer vaccine doses or one Johnson & Johnson dose and are considered fully immunized.	

Demographic summary	First dose	Series complete	Total people vaccinated
Age group	104,755	135,111	239,866
16-24 years	1,120	855	1,975
25-34 years	2,314	2,798	5,112
35-44 years	4,740	3,848	8,588
45-54 years	10,786	5,800	16,586
55-64 years	30,380	11,603	41,983
65-74 years	30,919	62,469	93,388
75-84 years	18,892	37,823	56,715
85+ years	5,604	9,915	15,519
Race	104,755	135,111	239,866
White	76,825	93,612	170,437
Black	2,718	2,806	5,524
American Indian/Alaskan	455	380	835
Other	6,017	8,875	14,892
Unknown	18,740	29,438	48,178
Other race includes Asian, native Hawaiian/Pacific Islander, or other.			
Ethnicity	104,755	135,111	239,866
Hispanic	7,311	5,433	12,744
Non-Hispanic	61,793	74,228	136,021
Unknown	35,651	55,450	91,101
Gender	104,755	135,111	239,866
Female	58,688	75,660	134,348
Male	45,787	59,185	104,972
Unknown	280	266	546



COVID-19: Leon County vaccine summary

Vaccination data through Apr 3, 2021 as of Apr 4, 2021 at 12:05 AM

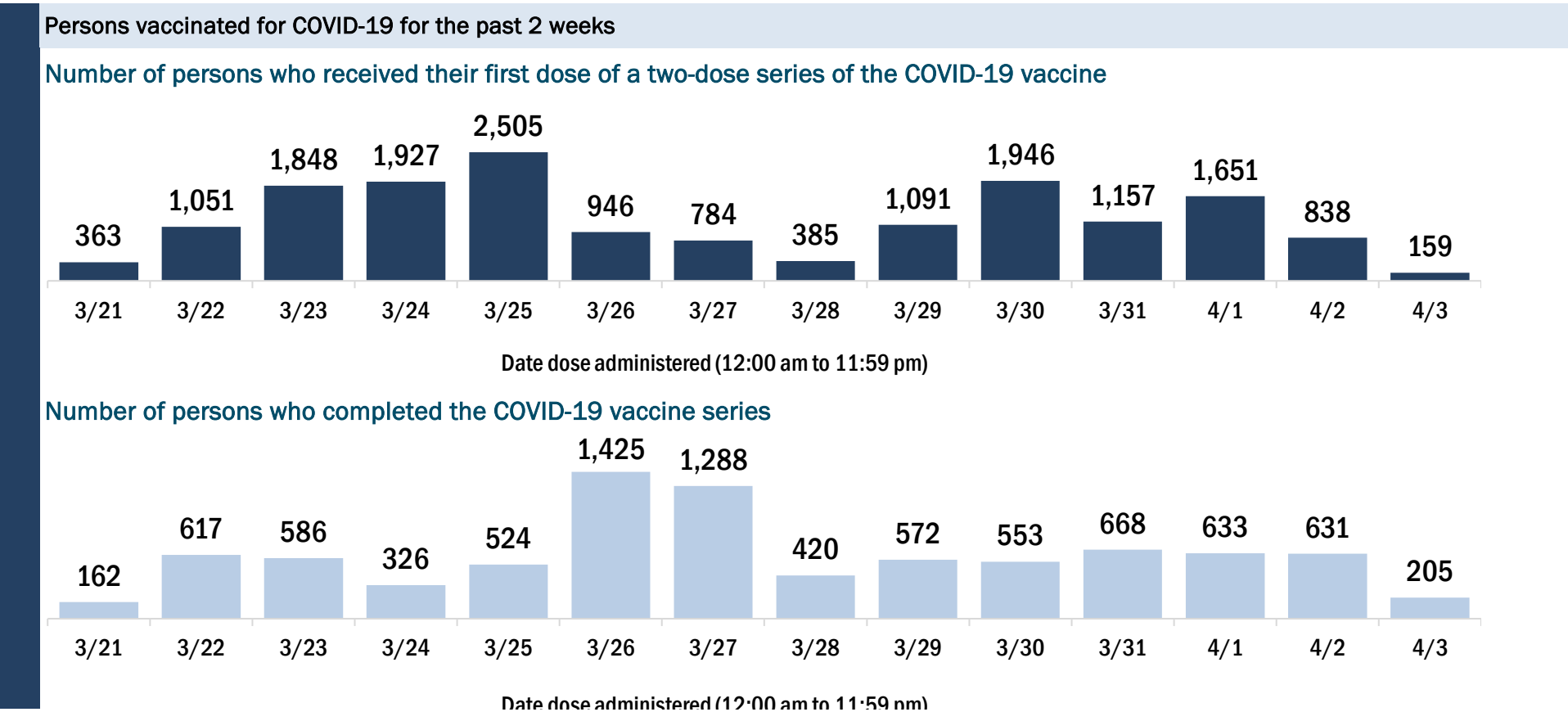
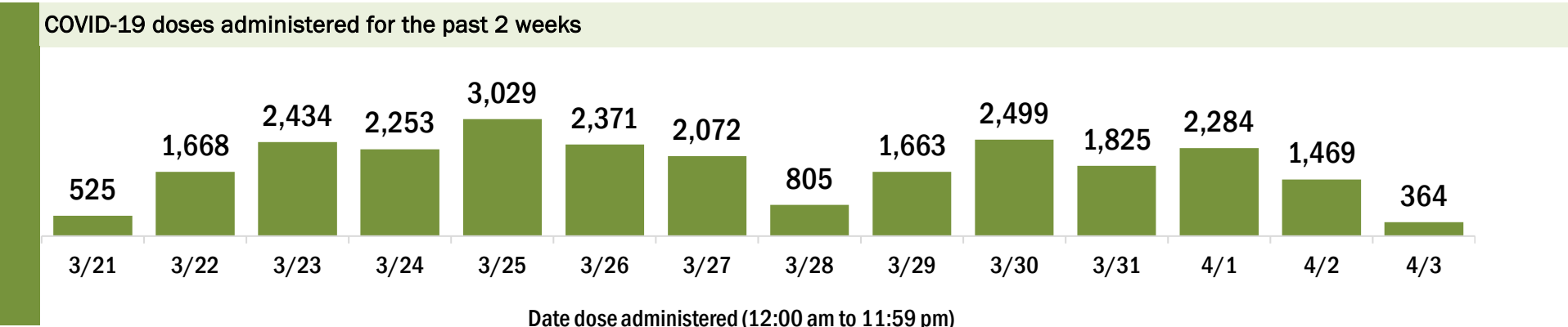
Data in this report are provisional and subject to change.

Data in this summary pertain to COVID-19 vaccines approved by the U.S. Food and Drug Administration and have been issued an Emergency Use Authorization (Janssen COVID-19 Vaccine, Moderna COVID-19 Vaccine and Pfizer-BioNTech COVID-19 Vaccine). These data summarize the number of people who have received either their first dose or have completed the series for a COVID-19 vaccine. **A person can only be counted in one category, first dose or series complete.** For persons receiving Moderna or Pfizer vaccines, once they receive their second dose, they are moved from the first dose column to the series completed column. **Because of this, the total first dose category may show a change from report to report not matching the total receiving their first dose from the previous day.** Persons receiving Johnson & Johnson vaccines will always be counted in the series completed column.

COVID-19 doses for vaccinated persons in Florida	
Doses administered	131,117
People receiving one dose of a 1-dose series (Johnson & Johnson) or receiving only one dose of a 2-dose series (Moderna, Pfizer) count once. Persons receiving both doses of a 2-dose series count twice.	

Current status of persons vaccinated for COVID-19 in Florida	
Total people vaccinated	83,179
First dose	33,215
Series completed	49,964
Completed 1-dose series	2,026
Completed 2-dose series	47,938
First dose: current number of people who have only received their first dose of the Moderna or Pfizer vaccine.	
Series complete: current number of people who have received both Moderna or Pfizer vaccine doses or one Johnson & Johnson dose and are considered fully immunized.	

Demographic summary	First dose	Series complete	Total people vaccinated
Age group	33,215	49,964	83,179
16-24 years	2,872	1,467	4,339
25-34 years	3,791	2,930	6,721
35-44 years	5,251	3,692	8,943
45-54 years	7,374	4,744	12,118
55-64 years	9,592	8,215	17,807
65-74 years	2,634	17,947	20,581
75-84 years	1,149	8,256	9,405
85+ years	552	2,713	3,265
Race	33,215	49,964	83,179
White	18,969	29,404	48,373
Black	4,681	6,973	11,654
American Indian/Alaskan	101	155	256
Other	4,916	9,683	14,599
Unknown	4,548	3,749	8,297
Other race includes Asian, native Hawaiian/Pacific Islander, or other.			
Ethnicity	33,215	49,964	83,179
Hispanic	1,832	1,676	3,508
Non-Hispanic	22,061	35,992	58,053
Unknown	9,322	12,296	21,618
Gender	33,215	49,964	83,179
Female	18,651	29,802	48,453
Male	14,555	20,145	34,700
Unknown	9	17	26



COVID-19: Levy County vaccine summary

Vaccination data through Apr 3, 2021 as of Apr 4, 2021 at 12:05 AM

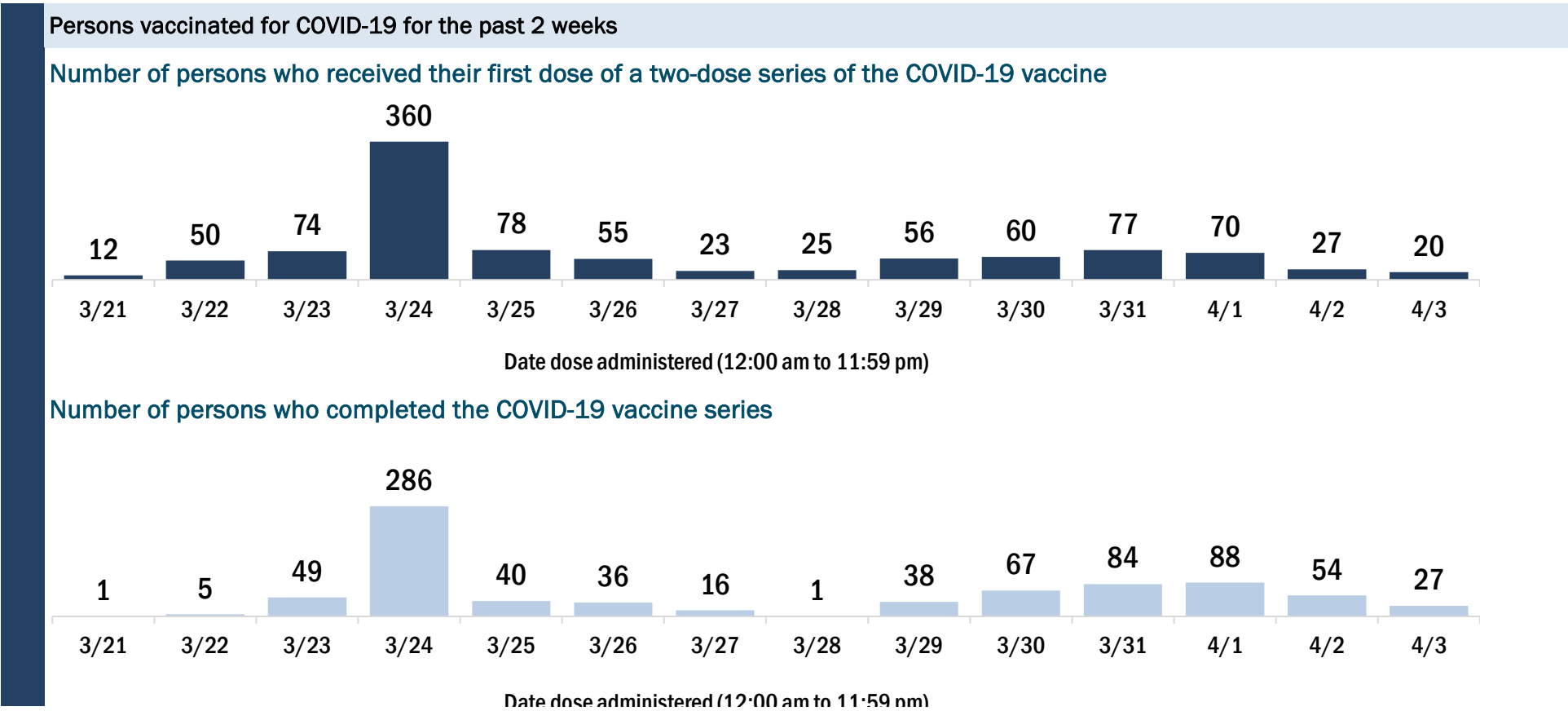
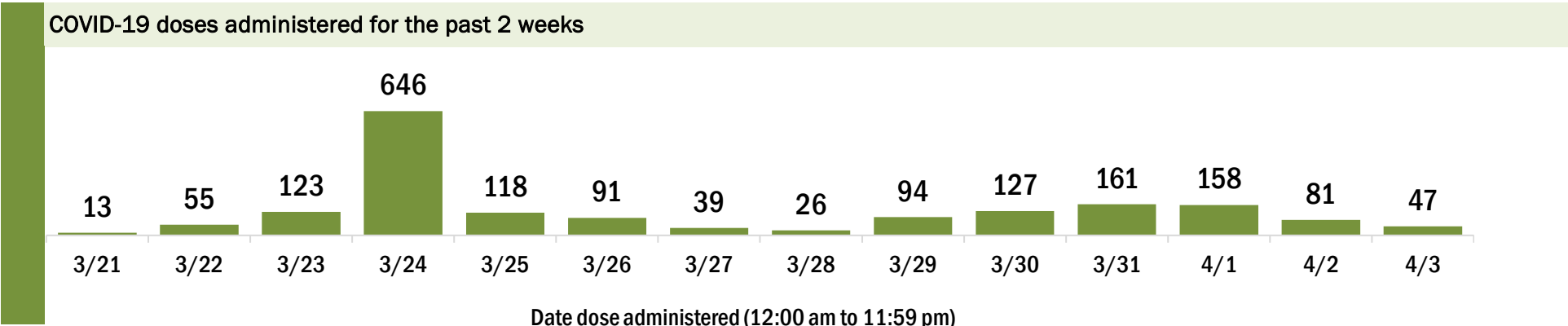
Data in this report are provisional and subject to change.

Data in this summary pertain to COVID-19 vaccines approved by the U.S. Food and Drug Administration and have been issued an Emergency Use Authorization (Janssen COVID-19 Vaccine, Moderna COVID-19 Vaccine and Pfizer-BioNTech COVID-19 Vaccine). These data summarize the number of people who have received either their first dose or have completed the series for a COVID-19 vaccine. **A person can only be counted in one category, first dose or series complete.** For persons receiving Moderna or Pfizer vaccines, once they receive their second dose, they are moved from the first dose column to the series completed column. **Because of this, the total first dose category may show a change from report to report not matching the total receiving their first dose from the previous day.** Persons receiving Johnson & Johnson vaccines will always be counted in the series completed column.

COVID-19 doses for vaccinated persons in Florida	
Doses administered	12,951
People receiving one dose of a 1-dose series (Johnson & Johnson) or receiving only one dose of a 2-dose series (Moderna, Pfizer) count once. Persons receiving both doses of a 2-dose series count twice.	

Current status of persons vaccinated for COVID-19 in Florida	
Total people vaccinated	8,229
First dose	3,145
Series completed	5,084
Completed 1-dose series	362
Completed 2-dose series	4,722
First dose: current number of people who have only received their first dose of the Moderna or Pfizer vaccine.	
Series complete: current number of people who have received both Moderna or Pfizer vaccine doses or one Johnson & Johnson dose and are considered fully immunized.	

Demographic summary	First dose	Series complete	Total people vaccinated
Age group	3,145	5,084	8,229
16-24 years	34	44	78
25-34 years	69	126	195
35-44 years	118	142	260
45-54 years	296	262	558
55-64 years	1,080	519	1,599
65-74 years	928	2,395	3,323
75-84 years	488	1,285	1,773
85+ years	132	311	443
Race	3,145	5,084	8,229
White	2,366	4,001	6,367
Black	244	276	520
American Indian/Alaskan	34	33	67
Other	193	276	469
Unknown	308	498	806
Other race includes Asian, native Hawaiian/Pacific Islander, or other.			
Ethnicity	3,145	5,084	8,229
Hispanic	159	106	265
Non-Hispanic	1,949	3,646	5,595
Unknown	1,037	1,332	2,369
Gender	3,145	5,084	8,229
Female	1,850	2,882	4,732
Male	1,293	2,202	3,495
Unknown	2	0	2



COVID-19: Liberty County vaccine summary

Vaccination data through Apr 3, 2021 as of Apr 4, 2021 at 12:05 AM

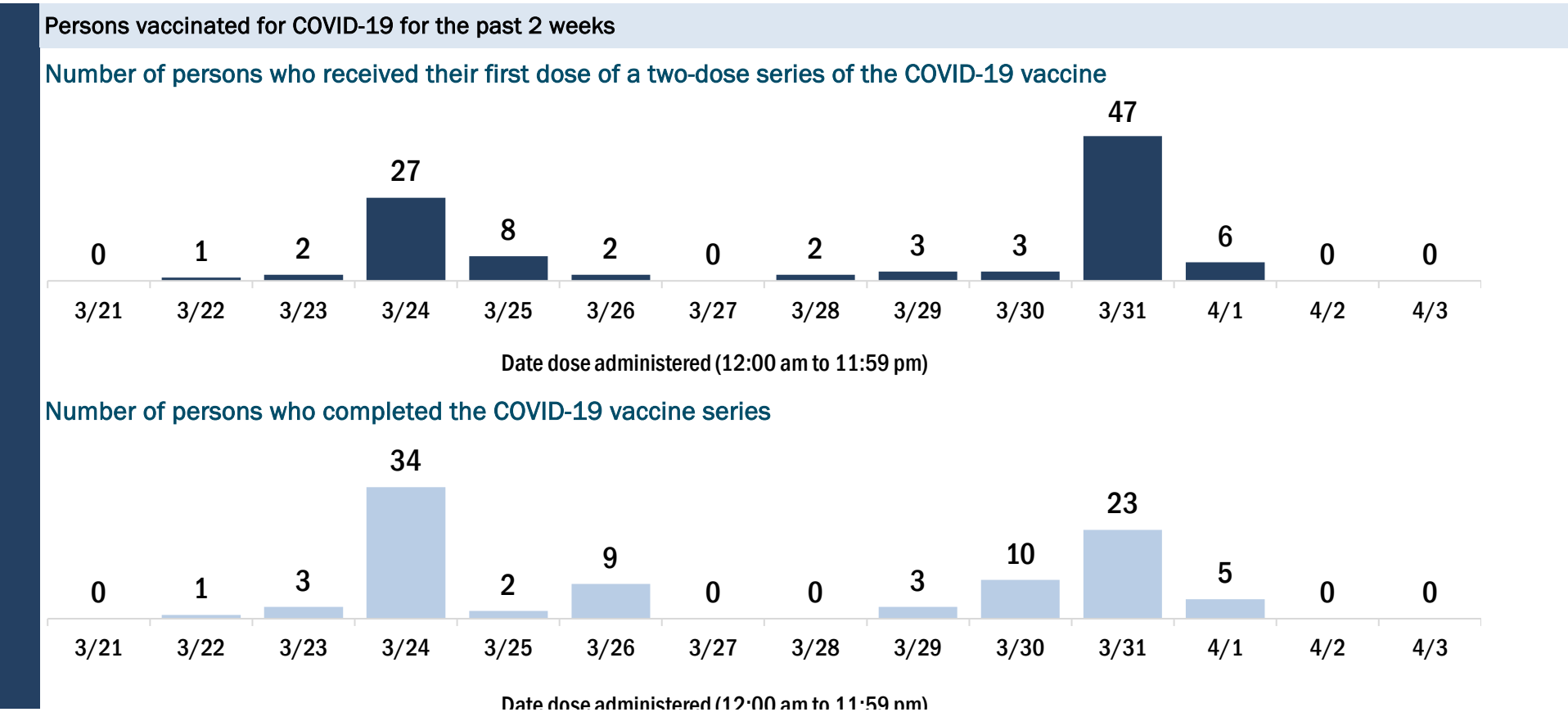
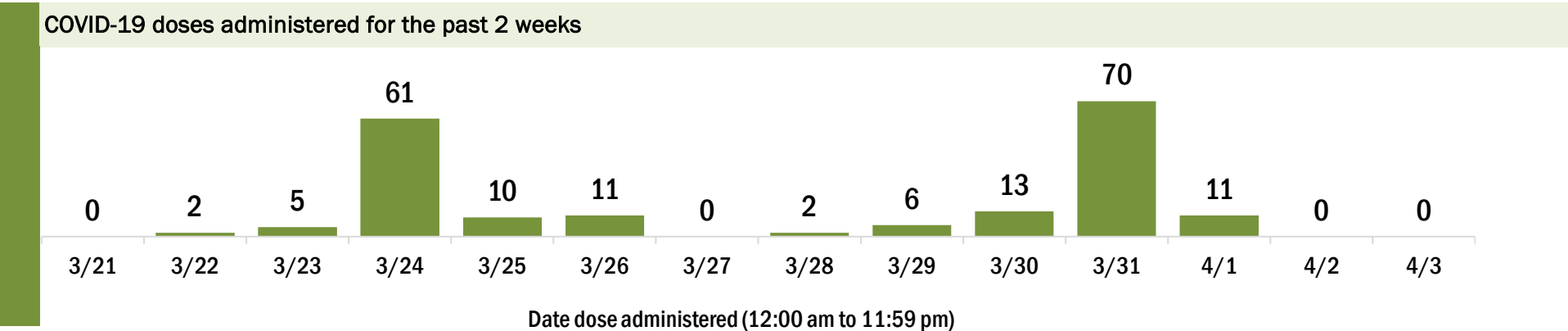
Data in this report are provisional and subject to change.

Data in this summary pertain to COVID-19 vaccines approved by the U.S. Food and Drug Administration and have been issued an Emergency Use Authorization (Janssen COVID-19 Vaccine, Moderna COVID-19 Vaccine and Pfizer-BioNTech COVID-19 Vaccine). These data summarize the number of people who have received either their first dose or have completed the series for a COVID-19 vaccine. **A person can only be counted in one category, first dose or series complete.** For persons receiving Moderna or Pfizer vaccines, once they receive their second dose, they are moved from the first dose column to the series completed column. **Because of this, the total first dose category may show a change from report to report not matching the total receiving their first dose from the previous day.** Persons receiving Johnson & Johnson vaccines will always be counted in the series completed column.

COVID-19 doses for vaccinated persons in Florida	
Doses administered	2,294
People receiving one dose of a 1-dose series (Johnson & Johnson) or receiving only one dose of a 2-dose series (Moderna, Pfizer) count once. Persons receiving both doses of a 2-dose series count twice.	

Current status of persons vaccinated for COVID-19 in Florida	
Total people vaccinated	1,330
First dose	328
Series completed	1,002
Completed 1-dose series	38
Completed 2-dose series	964
First dose: current number of people who have only received their first dose of the Moderna or Pfizer vaccine.	
Series complete: current number of people who have received both Moderna or Pfizer vaccine doses or one Johnson & Johnson dose and are considered fully immunized.	

Demographic summary	First dose	Series complete	Total people vaccinated
Age group	328	1,002	1,330
16-24 years	13	9	22
25-34 years	18	24	42
35-44 years	34	53	87
45-54 years	59	58	117
55-64 years	113	208	321
65-74 years	52	390	442
75-84 years	30	207	237
85+ years	9	53	62
Race	328	1,002	1,330
White	220	728	948
Black	47	78	125
American Indian/Alaskan	3	7	10
Other	20	92	112
Unknown	38	97	135
Other race includes Asian, native Hawaiian/Pacific Islander, or other.			
Ethnicity	328	1,002	1,330
Hispanic	2	11	13
Non-Hispanic	156	541	697
Unknown	170	450	620
Gender	328	1,002	1,330
Female	187	533	720
Male	141	469	610
Unknown	0	0	0



COVID-19: Madison County vaccine summary

Vaccination data through Apr 3, 2021 as of Apr 4, 2021 at 12:05 AM

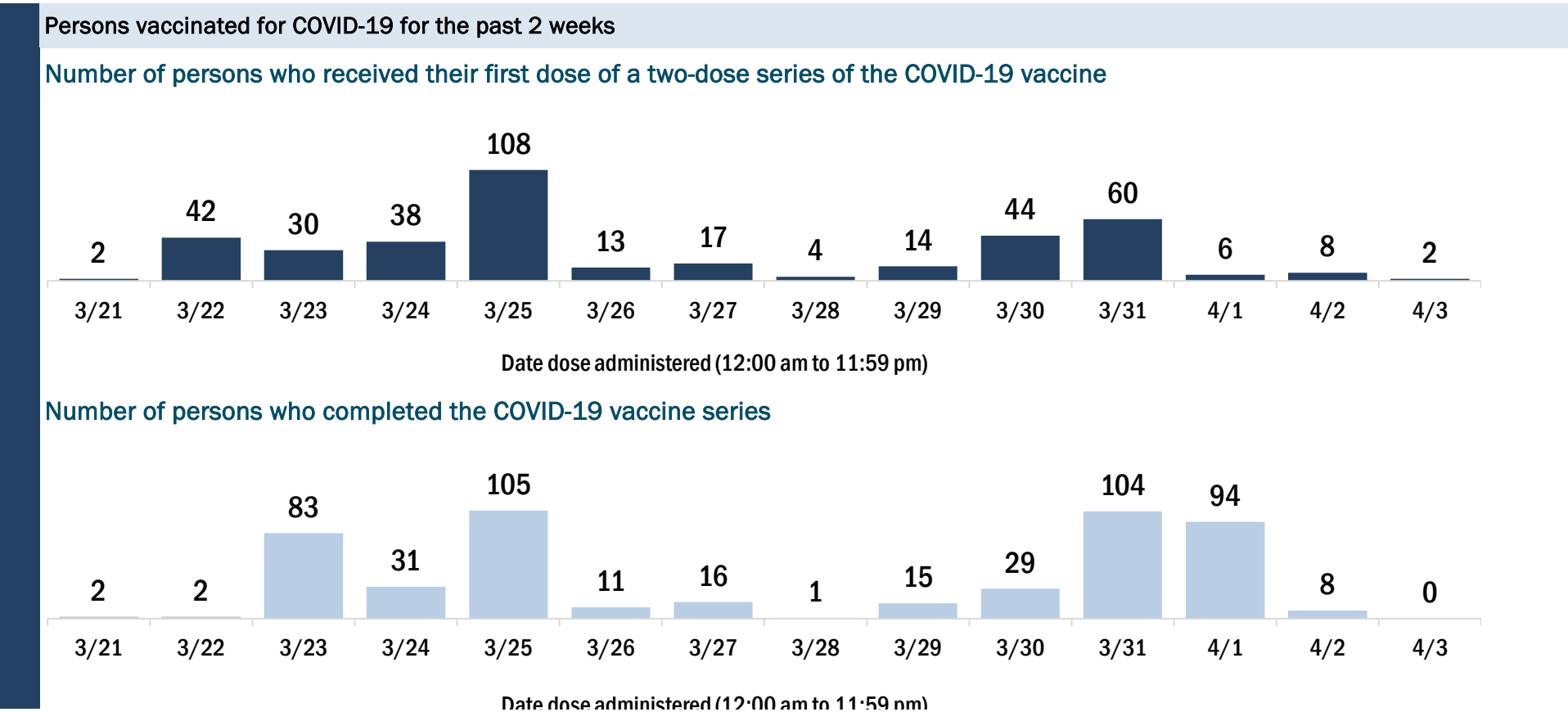
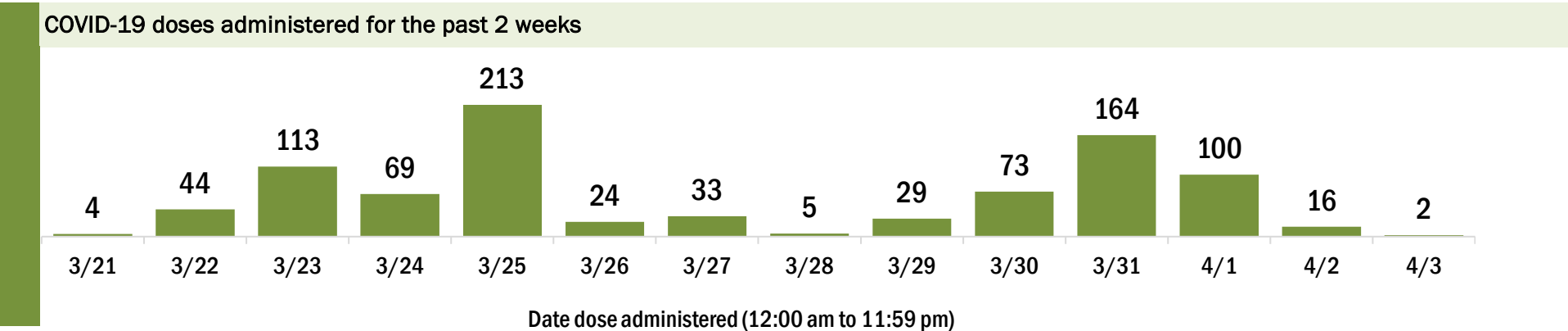
Data in this report are provisional and subject to change.

Data in this summary pertain to COVID-19 vaccines approved by the U.S. Food and Drug Administration and have been issued an Emergency Use Authorization (Janssen COVID-19 Vaccine, Moderna COVID-19 Vaccine and Pfizer-BioNTech COVID-19 Vaccine). These data summarize the number of people who have received either their first dose or have completed the series for a COVID-19 vaccine. **A person can only be counted in one category, first dose or series complete.** For persons receiving Moderna or Pfizer vaccines, once they receive their second dose, they are moved from the first dose column to the series completed column. **Because of this, the total first dose category may show a change from report to report not matching the total receiving their first dose from the previous day.** Persons receiving Johnson & Johnson vaccines will always be counted in the series completed column.

COVID-19 doses for vaccinated persons in Florida	
Doses administered	6,939
People receiving one dose of a 1-dose series (Johnson & Johnson) or receiving only one dose of a 2-dose series (Moderna, Pfizer) count once. Persons receiving both doses of a 2-dose series count twice.	

Current status of persons vaccinated for COVID-19 in Florida	
Total people vaccinated	4,160
First dose	1,220
Series completed	2,940
Completed 1-dose series	161
Completed 2-dose series	2,779
First dose: current number of people who have only received their first dose of the Moderna or Pfizer vaccine.	
Series complete: current number of people who have received both Moderna or Pfizer vaccine doses or one Johnson & Johnson dose and are considered fully immunized.	

Demographic summary	First dose	Series complete	Total people vaccinated
Age group	1,220	2,940	4,160
16-24 years	20	21	41
25-34 years	59	56	115
35-44 years	99	103	202
45-54 years	246	162	408
55-64 years	480	418	898
65-74 years	205	1,262	1,467
75-84 years	83	718	801
85+ years	28	200	228
Race	1,220	2,940	4,160
White	598	1,541	2,139
Black	361	703	1,064
American Indian/Alaskan	0	6	6
Other	99	256	355
Unknown	162	434	596
Other race includes Asian, native Hawaiian/Pacific Islander, or other.			
Ethnicity	1,220	2,940	4,160
Hispanic	19	24	43
Non-Hispanic	529	1,003	1,532
Unknown	672	1,913	2,585
Gender	1,220	2,940	4,160
Female	704	1,675	2,379
Male	516	1,265	1,781
Unknown	0	0	0



COVID-19: Manatee County vaccine summary

Vaccination data through Apr 3, 2021 as of Apr 4, 2021 at 12:05 AM

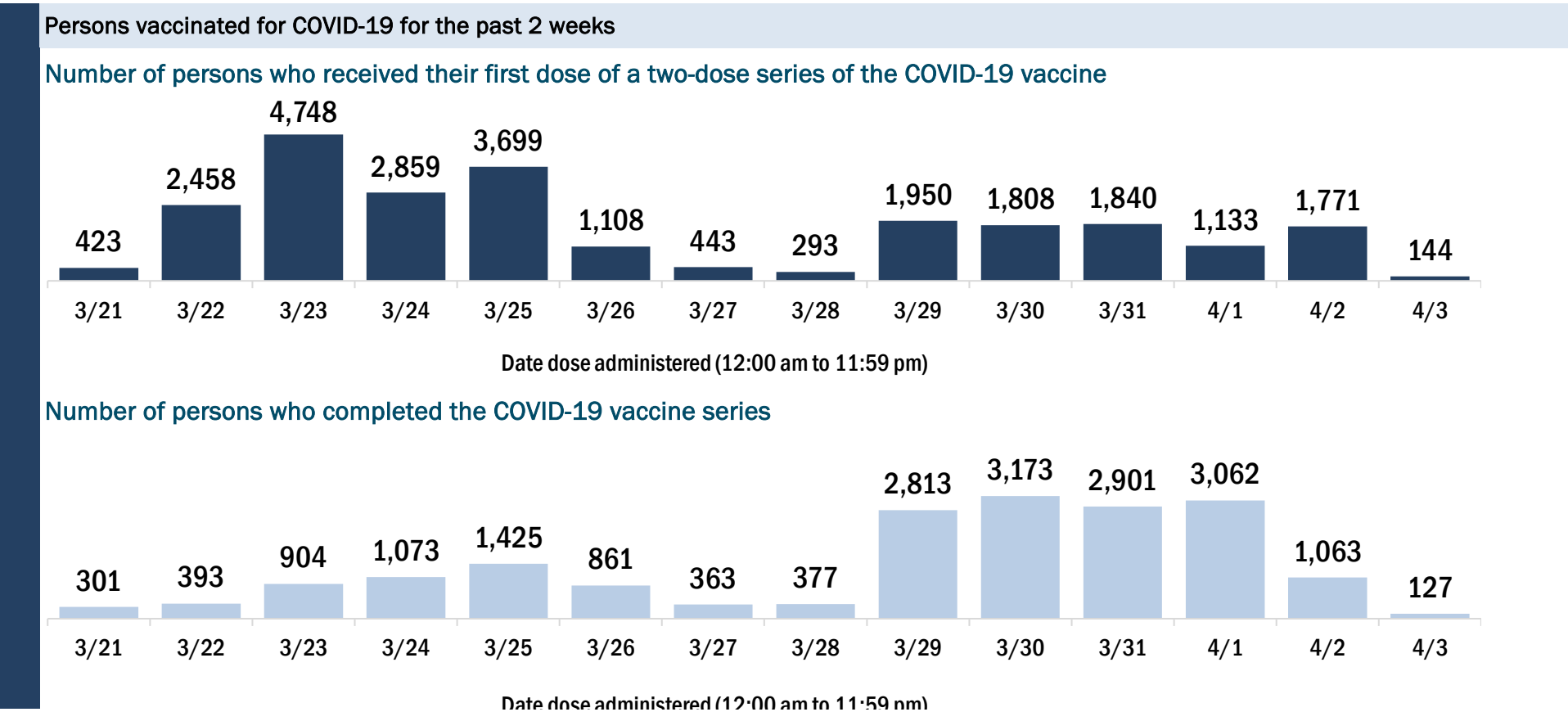
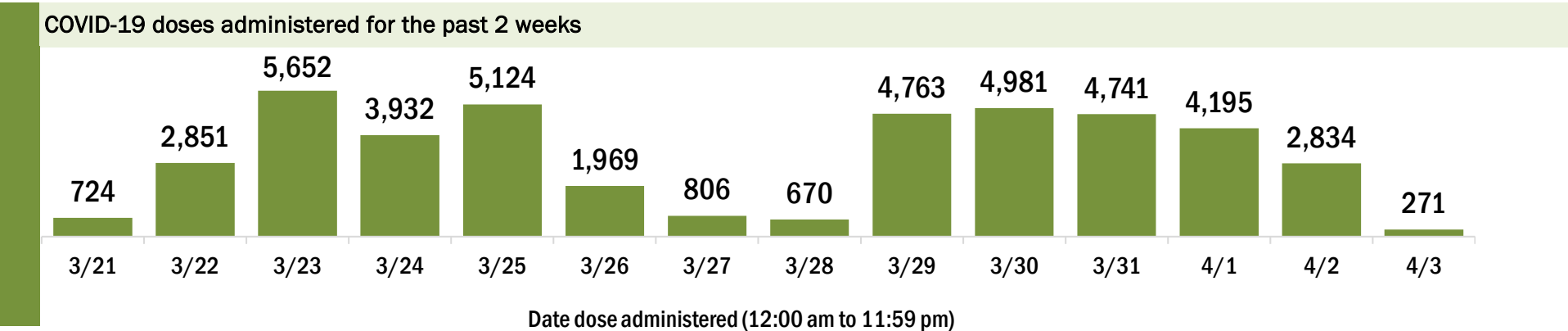
Data in this report are provisional and subject to change.

Data in this summary pertain to COVID-19 vaccines approved by the U.S. Food and Drug Administration and have been issued an Emergency Use Authorization (Janssen COVID-19 Vaccine, Moderna COVID-19 Vaccine and Pfizer-BioNTech COVID-19 Vaccine). These data summarize the number of people who have received either their first dose or have completed the series for a COVID-19 vaccine. **A person can only be counted in one category, first dose or series complete.** For persons receiving Moderna or Pfizer vaccines, once they receive their second dose, they are moved from the first dose column to the series completed column. **Because of this, the total first dose category may show a change from report to report not matching the total receiving their first dose from the previous day.** Persons receiving Johnson & Johnson vaccines will always be counted in the series completed column.

COVID-19 doses for vaccinated persons in Florida	
Doses administered	196,292
People receiving one dose of a 1-dose series (Johnson & Johnson) or receiving only one dose of a 2-dose series (Moderna, Pfizer) count once. Persons receiving both doses of a 2-dose series count twice.	

Current status of persons vaccinated for COVID-19 in Florida	
Total people vaccinated	131,884
First dose	64,926
Series completed	66,958
Completed 1-dose series	2,550
Completed 2-dose series	64,408
First dose: current number of people who have only received their first dose of the Moderna or Pfizer vaccine.	
Series complete: current number of people who have received both Moderna or Pfizer vaccine doses or one Johnson & Johnson dose and are considered fully immunized.	

Demographic summary	First dose	Series complete	Total people vaccinated
Age group	64,926	66,958	131,884
16-24 years	876	661	1,537
25-34 years	1,472	2,128	3,600
35-44 years	3,378	2,678	6,056
45-54 years	8,465	3,476	11,941
55-64 years	20,254	5,646	25,900
65-74 years	16,721	30,112	46,833
75-84 years	10,339	17,028	27,367
85+ years	3,421	5,229	8,650
Race	64,926	66,958	131,884
White	48,623	51,787	100,410
Black	2,056	1,561	3,617
American Indian/Alaskan	306	238	544
Other	4,070	5,442	9,512
Unknown	9,871	7,930	17,801
Other race includes Asian, native Hawaiian/Pacific Islander, or other.			
Ethnicity	64,926	66,958	131,884
Hispanic	3,432	1,891	5,323
Non-Hispanic	36,049	41,696	77,745
Unknown	25,445	23,371	48,816
Gender	64,926	66,958	131,884
Female	35,847	38,258	74,105
Male	28,974	28,664	57,638
Unknown	105	36	141



COVID-19: Marion County vaccine summary

Vaccination data through Apr 3, 2021 as of Apr 4, 2021 at 12:05 AM

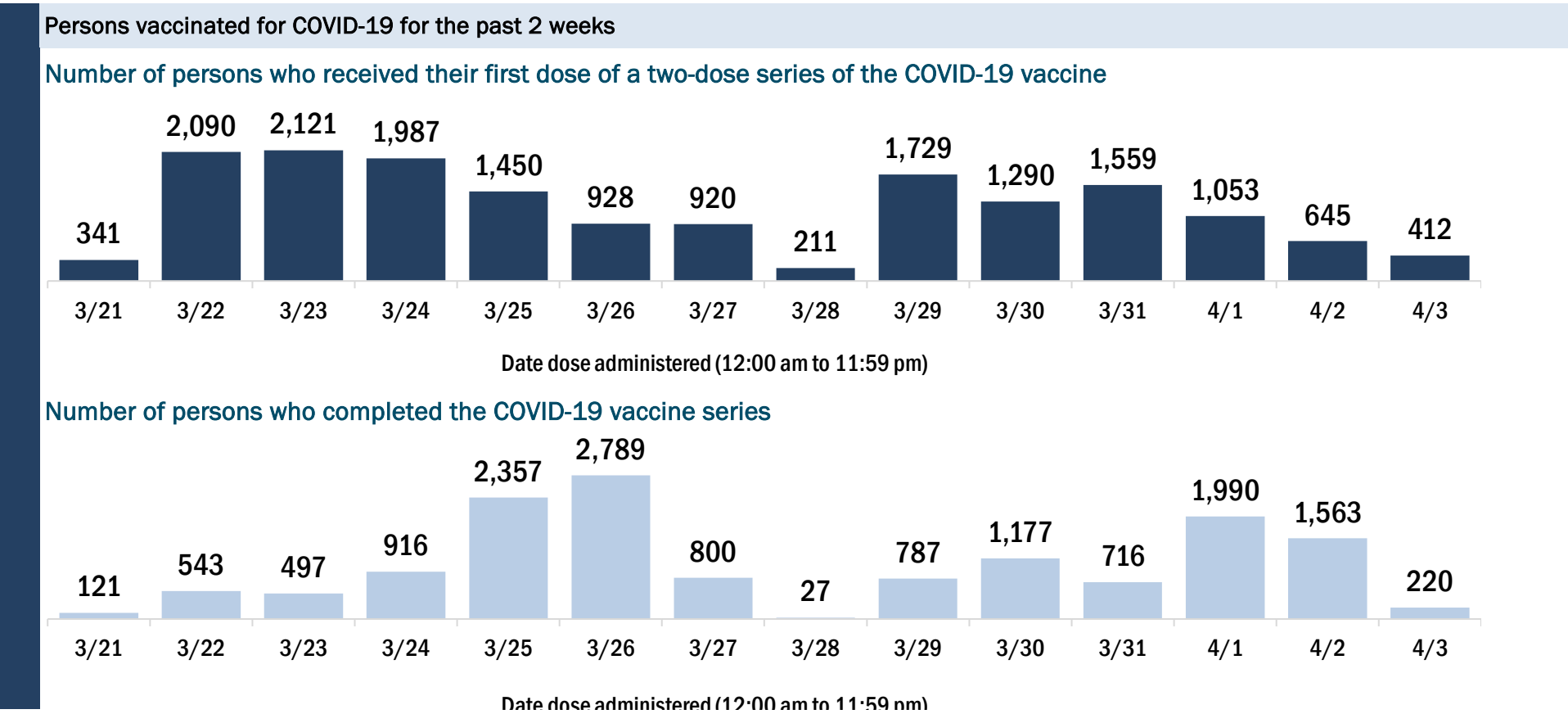
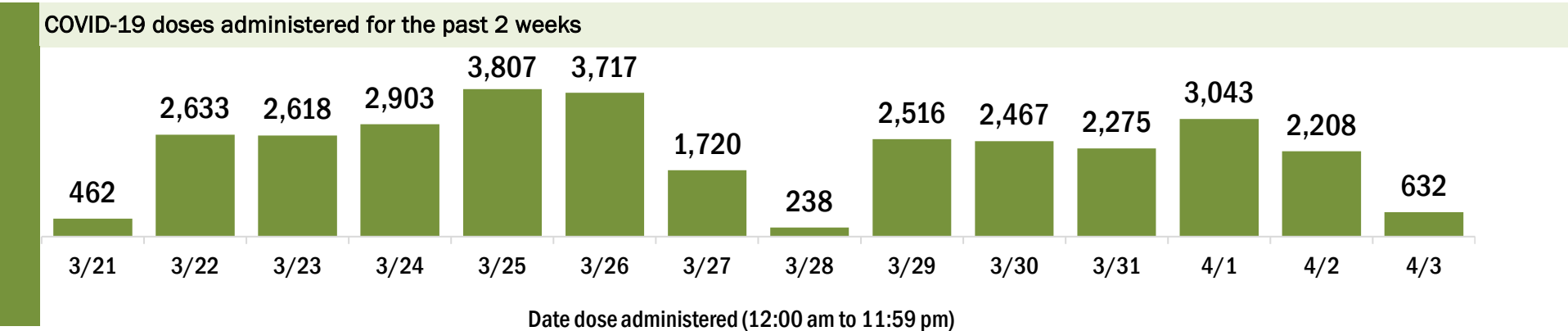
Data in this report are provisional and subject to change.

Data in this summary pertain to COVID-19 vaccines approved by the U.S. Food and Drug Administration and have been issued an Emergency Use Authorization (Janssen COVID-19 Vaccine, Moderna COVID-19 Vaccine and Pfizer-BioNTech COVID-19 Vaccine). These data summarize the number of people who have received either their first dose or have completed the series for a COVID-19 vaccine. **A person can only be counted in one category, first dose or series complete.** For persons receiving Moderna or Pfizer vaccines, once they receive their second dose, they are moved from the first dose column to the series completed column. **Because of this, the total first dose category may show a change from report to report not matching the total receiving their first dose from the previous day.** Persons receiving Johnson & Johnson vaccines will always be counted in the series completed column.

COVID-19 doses for vaccinated persons in Florida	
Doses administered	163,962
People receiving one dose of a 1-dose series (Johnson & Johnson) or receiving only one dose of a 2-dose series (Moderna, Pfizer) count once. Persons receiving both doses of a 2-dose series count twice.	

Current status of persons vaccinated for COVID-19 in Florida	
Total people vaccinated	101,655
First dose	37,306
Series completed	64,349
Completed 1-dose series	2,042
Completed 2-dose series	62,307
First dose: current number of people who have only received their first dose of the Moderna or Pfizer vaccine.	
Series complete: current number of people who have received both Moderna or Pfizer vaccine doses or one Johnson & Johnson dose and are considered fully immunized.	

Demographic summary	First dose	Series complete	Total people vaccinated
Age group	37,306	64,349	101,655
16-24 years	643	573	1,216
25-34 years	1,155	1,484	2,639
35-44 years	2,156	2,052	4,208
45-54 years	4,668	3,284	7,952
55-64 years	12,053	5,628	17,681
65-74 years	8,607	27,408	36,015
75-84 years	5,900	18,719	24,619
85+ years	2,124	5,201	7,325
Race	37,306	64,349	101,655
White	24,853	45,847	70,700
Black	2,731	3,099	5,830
American Indian/Alaskan	117	230	347
Other	3,435	5,943	9,378
Unknown	6,170	9,230	15,400
Other race includes Asian, native Hawaiian/Pacific Islander, or other.			
Ethnicity	37,306	64,349	101,655
Hispanic	3,476	2,736	6,212
Non-Hispanic	21,400	40,229	61,629
Unknown	12,430	21,384	33,814
Gender	37,306	64,349	101,655
Female	21,561	37,150	58,711
Male	15,707	27,162	42,869
Unknown	38	37	75



COVID-19: Martin County vaccine summary

Vaccination data through Apr 3, 2021 as of Apr 4, 2021 at 12:05 AM

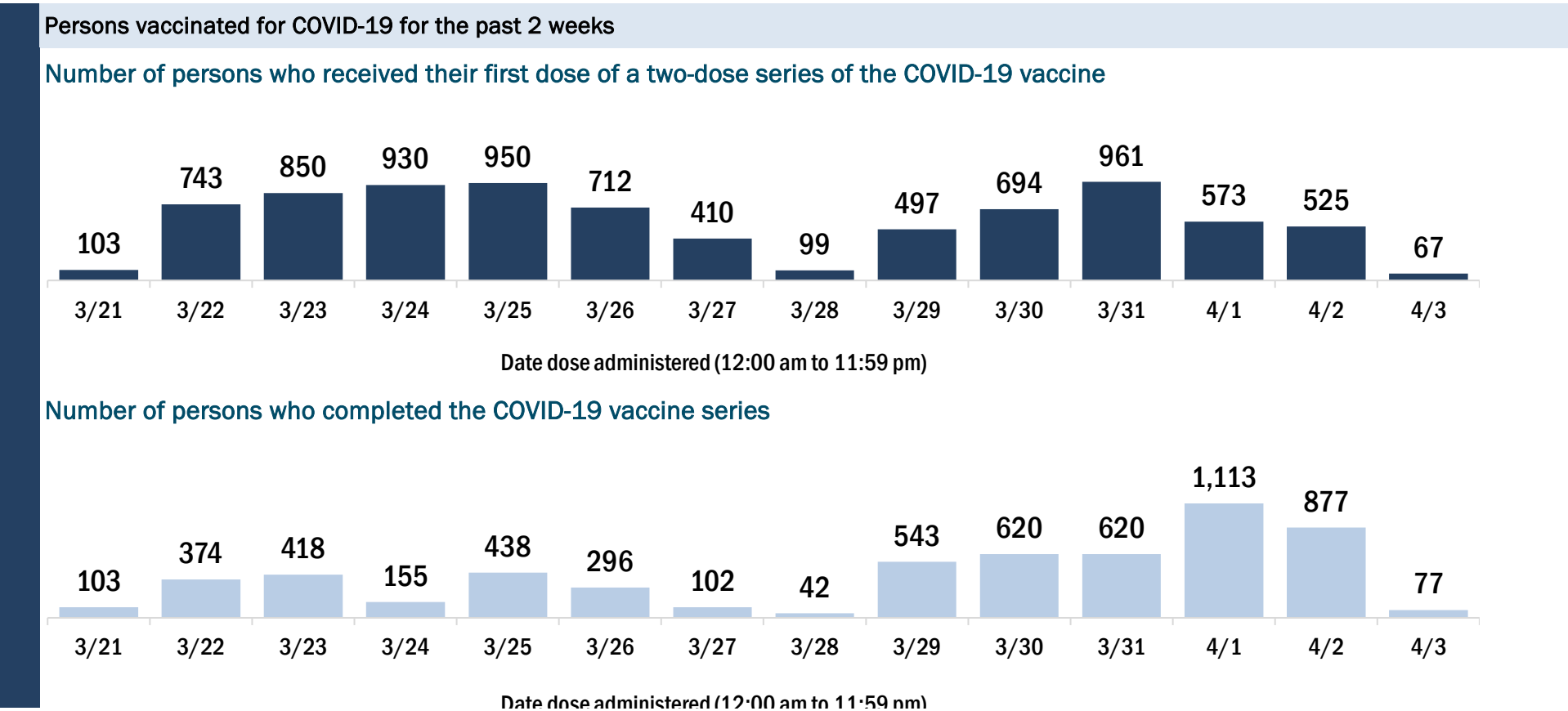
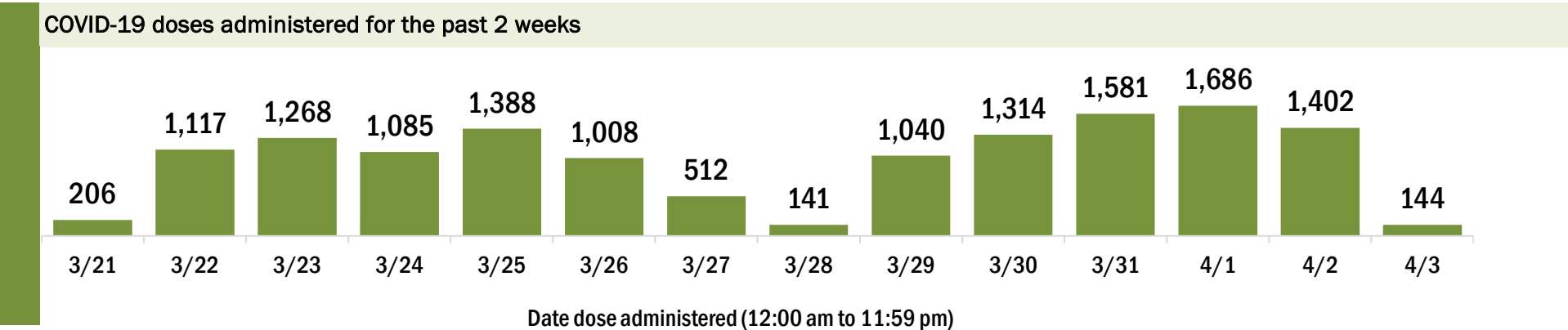
Data in this report are provisional and subject to change.

Data in this summary pertain to COVID-19 vaccines approved by the U.S. Food and Drug Administration and have been issued an Emergency Use Authorization (Janssen COVID-19 Vaccine, Moderna COVID-19 Vaccine and Pfizer-BioNTech COVID-19 Vaccine). These data summarize the number of people who have received either their first dose or have completed the series for a COVID-19 vaccine. **A person can only be counted in one category, first dose or series complete.** For persons receiving Moderna or Pfizer vaccines, once they receive their second dose, they are moved from the first dose column to the series completed column. **Because of this, the total first dose category may show a change from report to report not matching the total receiving their first dose from the previous day.** Persons receiving Johnson & Johnson vaccines will always be counted in the series completed column.

COVID-19 doses for vaccinated persons in Florida	
Doses administered	93,048
People receiving one dose of a 1-dose series (Johnson & Johnson) or receiving only one dose of a 2-dose series (Moderna, Pfizer) count once. Persons receiving both doses of a 2-dose series count twice.	

Current status of persons vaccinated for COVID-19 in Florida	
Total people vaccinated	56,657
First dose	19,127
Series completed	37,530
Completed 1-dose series	1,139
Completed 2-dose series	36,391
First dose: current number of people who have only received their first dose of the Moderna or Pfizer vaccine.	
Series complete: current number of people who have received both Moderna or Pfizer vaccine doses or one Johnson & Johnson dose and are considered fully immunized.	

Demographic summary	First dose	Series complete	Total people vaccinated
Age group	19,127	37,530	56,657
16-24 years	289	217	506
25-34 years	495	585	1,080
35-44 years	933	977	1,910
45-54 years	2,180	1,494	3,674
55-64 years	6,756	3,370	10,126
65-74 years	4,441	15,613	20,054
75-84 years	2,937	11,143	14,080
85+ years	1,096	4,131	5,227
Race	19,127	37,530	56,657
White	13,084	25,018	38,102
Black	317	616	933
American Indian/Alaskan	73	56	129
Other	1,130	2,827	3,957
Unknown	4,523	9,013	13,536
Other race includes Asian, native Hawaiian/Pacific Islander, or other.			
Ethnicity	19,127	37,530	56,657
Hispanic	771	752	1,523
Non-Hispanic	9,503	13,779	23,282
Unknown	8,853	22,999	31,852
Gender	19,127	37,530	56,657
Female	10,733	21,493	32,226
Male	8,378	16,023	24,401
Unknown	16	14	30



COVID-19: Monroe County vaccine summary

Vaccination data through Apr 3, 2021 as of Apr 4, 2021 at 12:05 AM

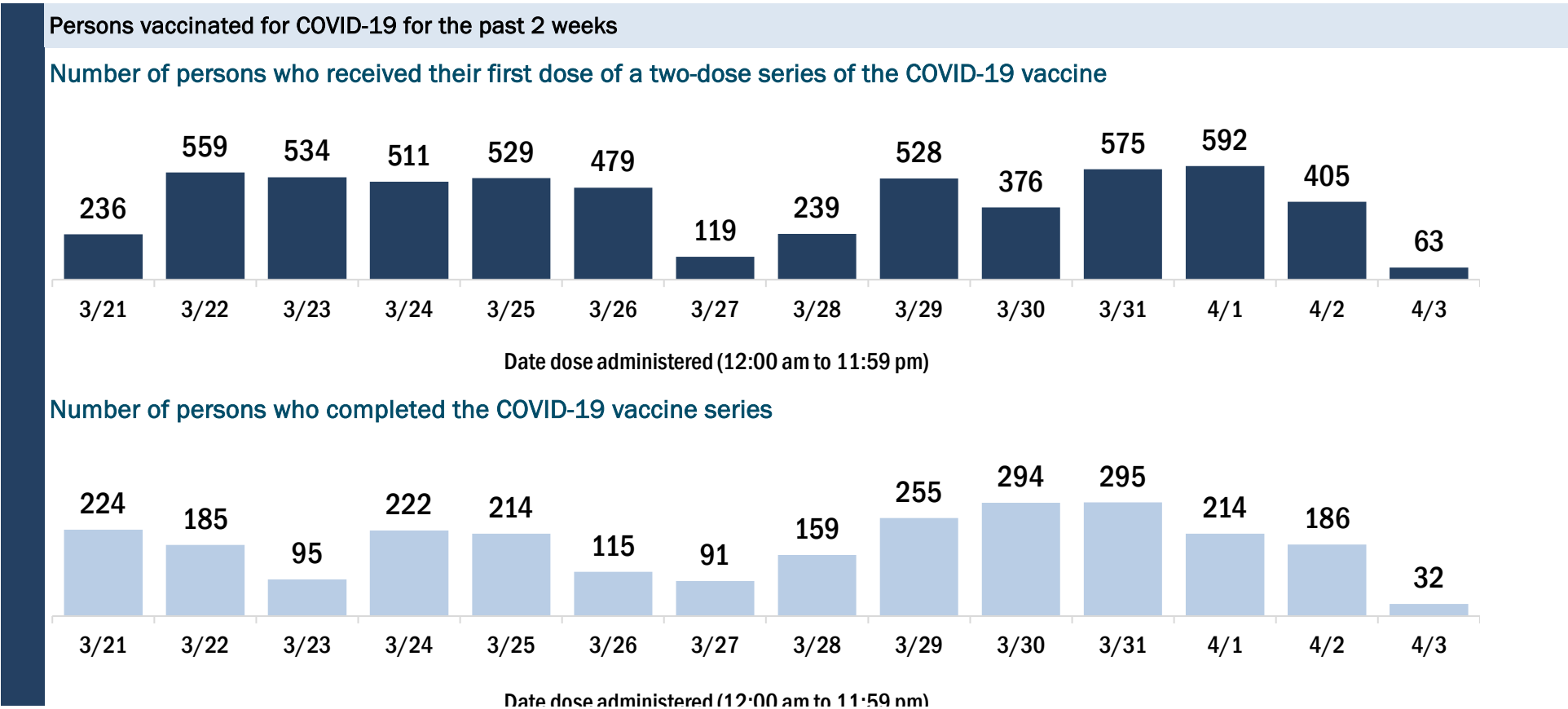
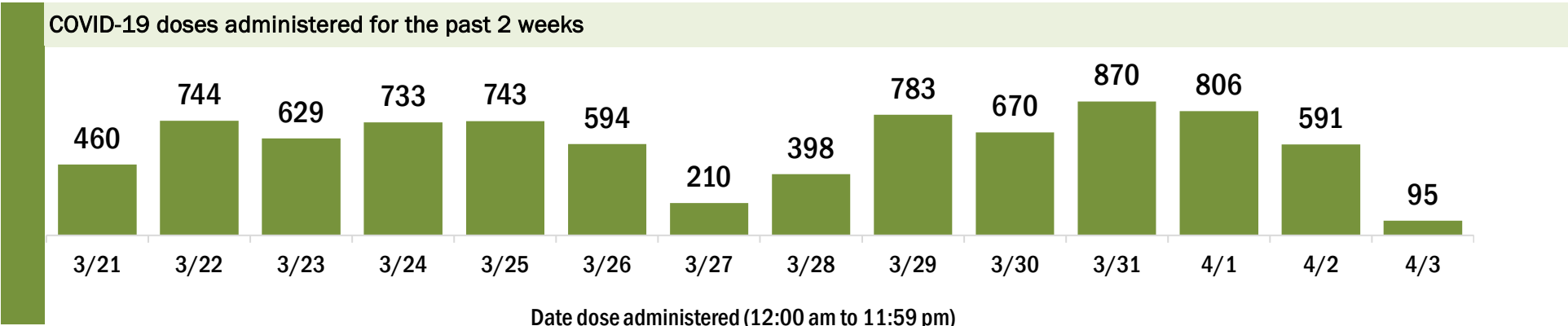
Data in this report are provisional and subject to change.

Data in this summary pertain to COVID-19 vaccines approved by the U.S. Food and Drug Administration and have been issued an Emergency Use Authorization (Janssen COVID-19 Vaccine, Moderna COVID-19 Vaccine and Pfizer-BioNTech COVID-19 Vaccine). These data summarize the number of people who have received either their first dose or have completed the series for a COVID-19 vaccine. **A person can only be counted in one category, first dose or series complete.** For persons receiving Moderna or Pfizer vaccines, once they receive their second dose, they are moved from the first dose column to the series completed column. **Because of this, the total first dose category may show a change from report to report not matching the total receiving their first dose from the previous day.** Persons receiving Johnson & Johnson vaccines will always be counted in the series completed column.

COVID-19 doses for vaccinated persons in Florida	
Doses administered	37,852
People receiving one dose of a 1-dose series (Johnson & Johnson) or receiving only one dose of a 2-dose series (Moderna, Pfizer) count once. Persons receiving both doses of a 2-dose series count twice.	

Current status of persons vaccinated for COVID-19 in Florida	
Total people vaccinated	25,155
First dose	11,811
Series completed	13,344
Completed 1-dose series	647
Completed 2-dose series	12,697
First dose: current number of people who have only received their first dose of the Moderna or Pfizer vaccine.	
Series complete: current number of people who have received both Moderna or Pfizer vaccine doses or one Johnson & Johnson dose and are considered fully immunized.	

Demographic summary	First dose	Series complete	Total people vaccinated
Age group	11,811	13,344	25,155
16-24 years	151	105	256
25-34 years	366	315	681
35-44 years	741	566	1,307
45-54 years	1,721	887	2,608
55-64 years	4,114	1,696	5,810
65-74 years	3,221	6,167	9,388
75-84 years	1,214	2,901	4,115
85+ years	283	707	990
Race	11,811	13,344	25,155
White	8,142	9,776	17,918
Black	274	196	470
American Indian/Alaskan	70	41	111
Other	509	744	1,253
Unknown	2,816	2,587	5,403
Other race includes Asian, native Hawaiian/Pacific Islander, or other.			
Ethnicity	11,811	13,344	25,155
Hispanic	1,157	997	2,154
Non-Hispanic	5,798	7,723	13,521
Unknown	4,856	4,624	9,480
Gender	11,811	13,344	25,155
Female	6,136	7,058	13,194
Male	5,665	6,285	11,950
Unknown	10	1	11



COVID-19: Nassau County vaccine summary

Vaccination data through Apr 3, 2021 as of Apr 4, 2021 at 12:05 AM

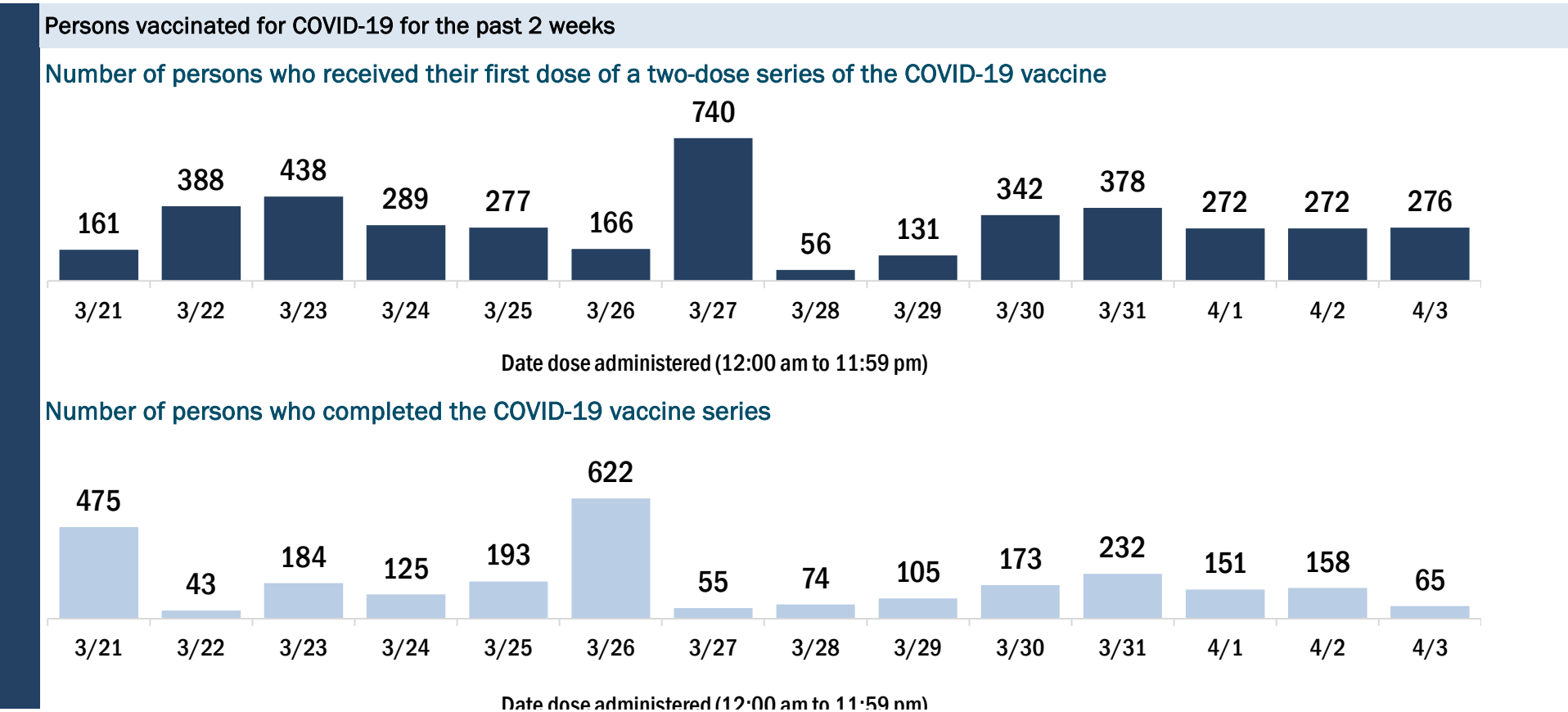
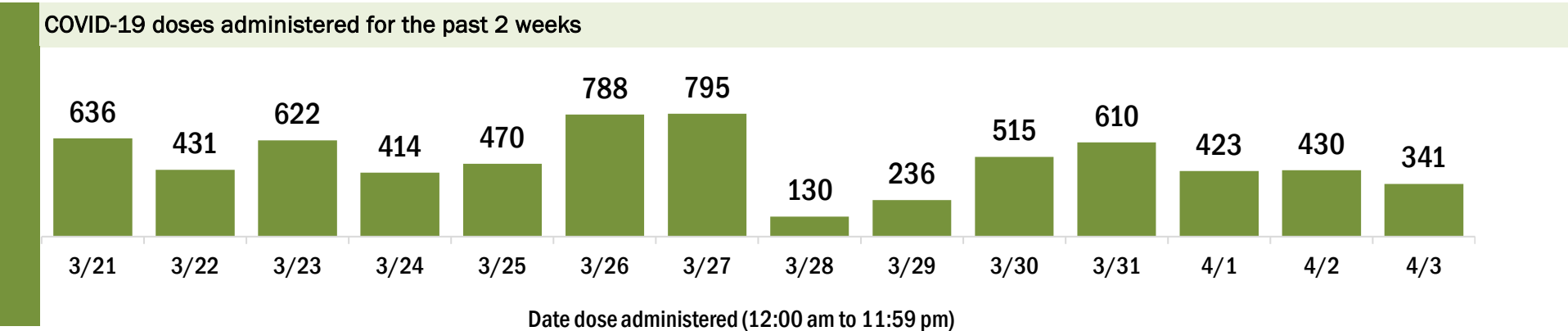
Data in this report are provisional and subject to change.

Data in this summary pertain to COVID-19 vaccines approved by the U.S. Food and Drug Administration and have been issued an Emergency Use Authorization (Janssen COVID-19 Vaccine, Moderna COVID-19 Vaccine and Pfizer-BioNTech COVID-19 Vaccine). These data summarize the number of people who have received either their first dose or have completed the series for a COVID-19 vaccine. **A person can only be counted in one category, first dose or series complete.** For persons receiving Moderna or Pfizer vaccines, once they receive their second dose, they are moved from the first dose column to the series completed column. **Because of this, the total first dose category may show a change from report to report not matching the total receiving their first dose from the previous day.** Persons receiving Johnson & Johnson vaccines will always be counted in the series completed column.

COVID-19 doses for vaccinated persons in Florida	
Doses administered	45,820
People receiving one dose of a 1-dose series (Johnson & Johnson) or receiving only one dose of a 2-dose series (Moderna, Pfizer) count once. Persons receiving both doses of a 2-dose series count twice.	

Current status of persons vaccinated for COVID-19 in Florida	
Total people vaccinated	27,726
First dose	8,346
Series completed	19,380
Completed 1-dose series	1,286
Completed 2-dose series	18,094
First dose: current number of people who have only received their first dose of the Moderna or Pfizer vaccine.	
Series complete: current number of people who have received both Moderna or Pfizer vaccine doses or one Johnson & Johnson dose and are considered fully immunized.	

Demographic summary	First dose	Series complete	Total people vaccinated
Age group	8,346	19,380	27,726
16-24 years	156	180	336
25-34 years	266	421	687
35-44 years	692	786	1,478
45-54 years	1,582	1,140	2,722
55-64 years	3,782	2,446	6,228
65-74 years	1,133	8,789	9,922
75-84 years	560	4,367	4,927
85+ years	175	1,251	1,426
Race	8,346	19,380	27,726
White	6,542	15,713	22,255
Black	368	806	1,174
American Indian/Alaskan	33	60	93
Other	436	991	1,427
Unknown	967	1,810	2,777
Other race includes Asian, native Hawaiian/Pacific Islander, or other.			
Ethnicity	8,346	19,380	27,726
Hispanic	244	298	542
Non-Hispanic	6,354	14,812	21,166
Unknown	1,748	4,270	6,018
Gender	8,346	19,380	27,726
Female	4,716	10,884	15,600
Male	3,624	8,495	12,119
Unknown	6	1	7



COVID-19: Okaloosa County vaccine summary

Vaccination data through Apr 3, 2021 as of Apr 4, 2021 at 12:05 AM

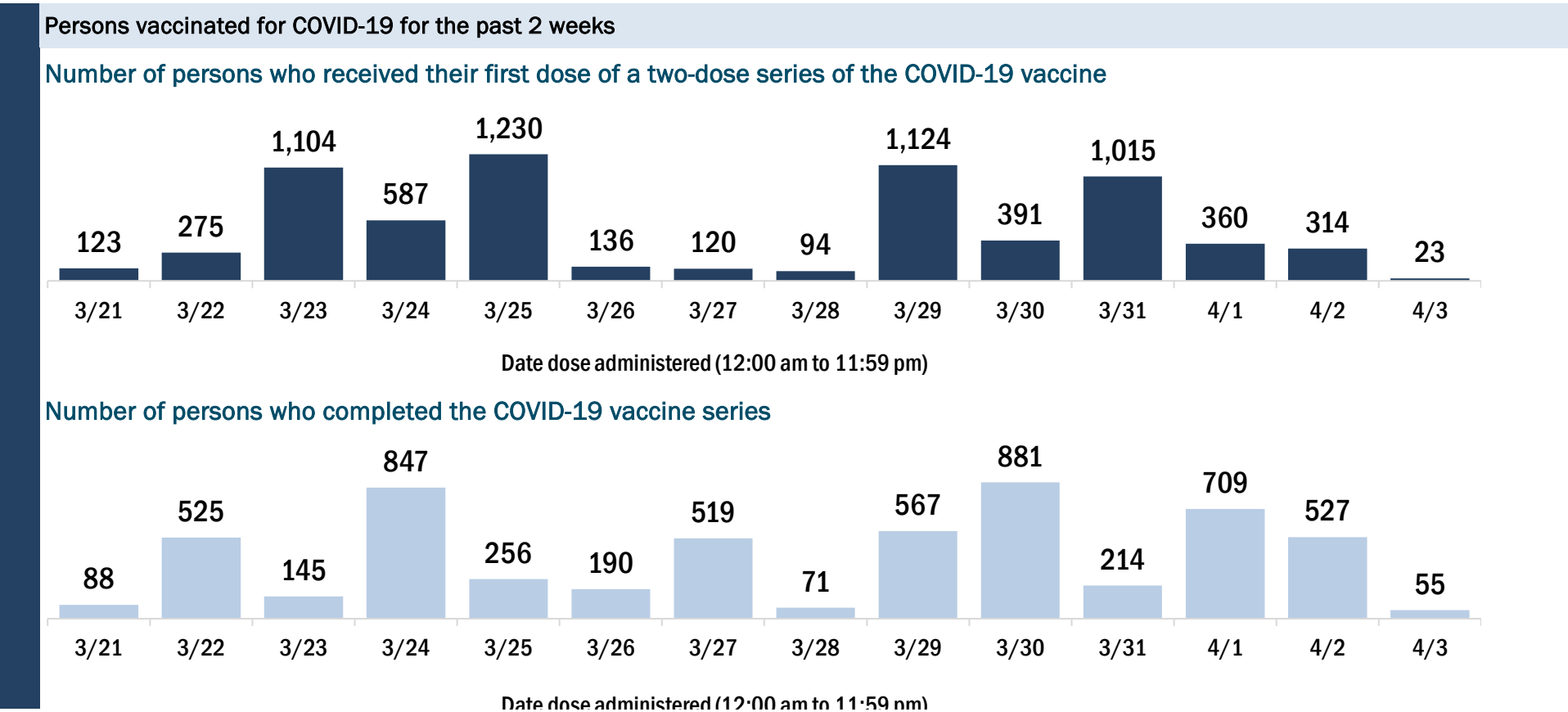
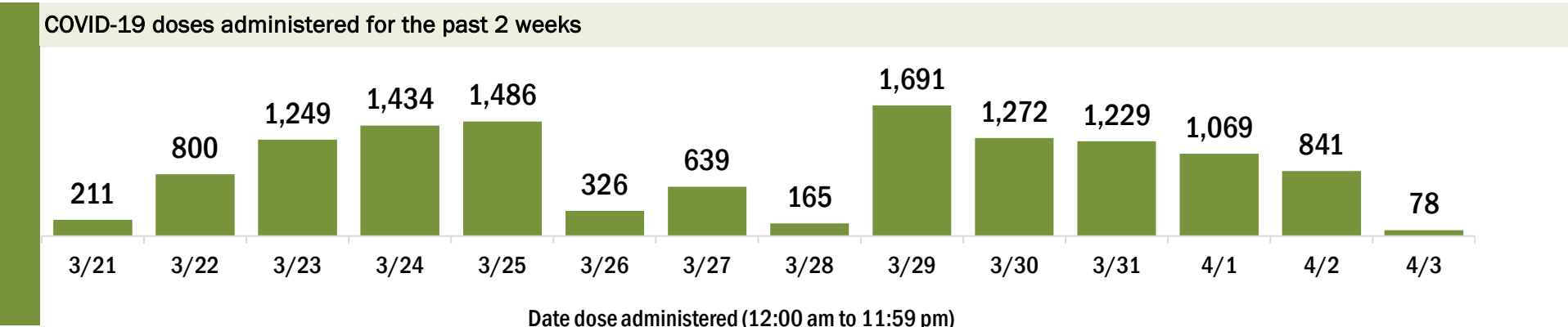
Data in this report are provisional and subject to change.

Data in this summary pertain to COVID-19 vaccines approved by the U.S. Food and Drug Administration and have been issued an Emergency Use Authorization (Janssen COVID-19 Vaccine, Moderna COVID-19 Vaccine and Pfizer-BioNTech COVID-19 Vaccine). These data summarize the number of people who have received either their first dose or have completed the series for a COVID-19 vaccine. **A person can only be counted in one category, first dose or series complete.** For persons receiving Moderna or Pfizer vaccines, once they receive their second dose, they are moved from the first dose column to the series completed column. **Because of this, the total first dose category may show a change from report to report not matching the total receiving their first dose from the previous day.** Persons receiving Johnson & Johnson vaccines will always be counted in the series completed column.

COVID-19 doses for vaccinated persons in Florida	
Doses administered	73,489
People receiving one dose of a 1-dose series (Johnson & Johnson) or receiving only one dose of a 2-dose series (Moderna, Pfizer) count once. Persons receiving both doses of a 2-dose series count twice.	

Current status of persons vaccinated for COVID-19 in Florida	
Total people vaccinated	45,304
First dose	14,601
Series completed	30,703
Completed 1-dose series	2,518
Completed 2-dose series	28,185
First dose: current number of people who have only received their first dose of the Moderna or Pfizer vaccine.	
Series complete: current number of people who have received both Moderna or Pfizer vaccine doses or one Johnson & Johnson dose and are considered fully immunized.	

Demographic summary	First dose	Series complete	Total people vaccinated
Age group	14,601	30,703	45,304
16-24 years	325	335	660
25-34 years	758	1,074	1,832
35-44 years	1,474	1,483	2,957
45-54 years	2,482	2,180	4,662
55-64 years	5,769	4,312	10,081
65-74 years	2,223	11,974	14,197
75-84 years	1,157	6,821	7,978
85+ years	413	2,524	2,937
Race	14,601	30,703	45,304
White	9,329	21,739	31,068
Black	703	1,439	2,142
American Indian/Alaskan	70	102	172
Other	1,168	2,714	3,882
Unknown	3,331	4,709	8,040
Other race includes Asian, native Hawaiian/Pacific Islander, or other.			
Ethnicity	14,601	30,703	45,304
Hispanic	469	707	1,176
Non-Hispanic	8,543	18,666	27,209
Unknown	5,589	11,330	16,919
Gender	14,601	30,703	45,304
Female	8,248	17,865	26,113
Male	6,233	12,811	19,044
Unknown	120	27	147



COVID-19: Okeechobee County vaccine summary

Vaccination data through Apr 3, 2021 as of Apr 4, 2021 at 12:05 AM

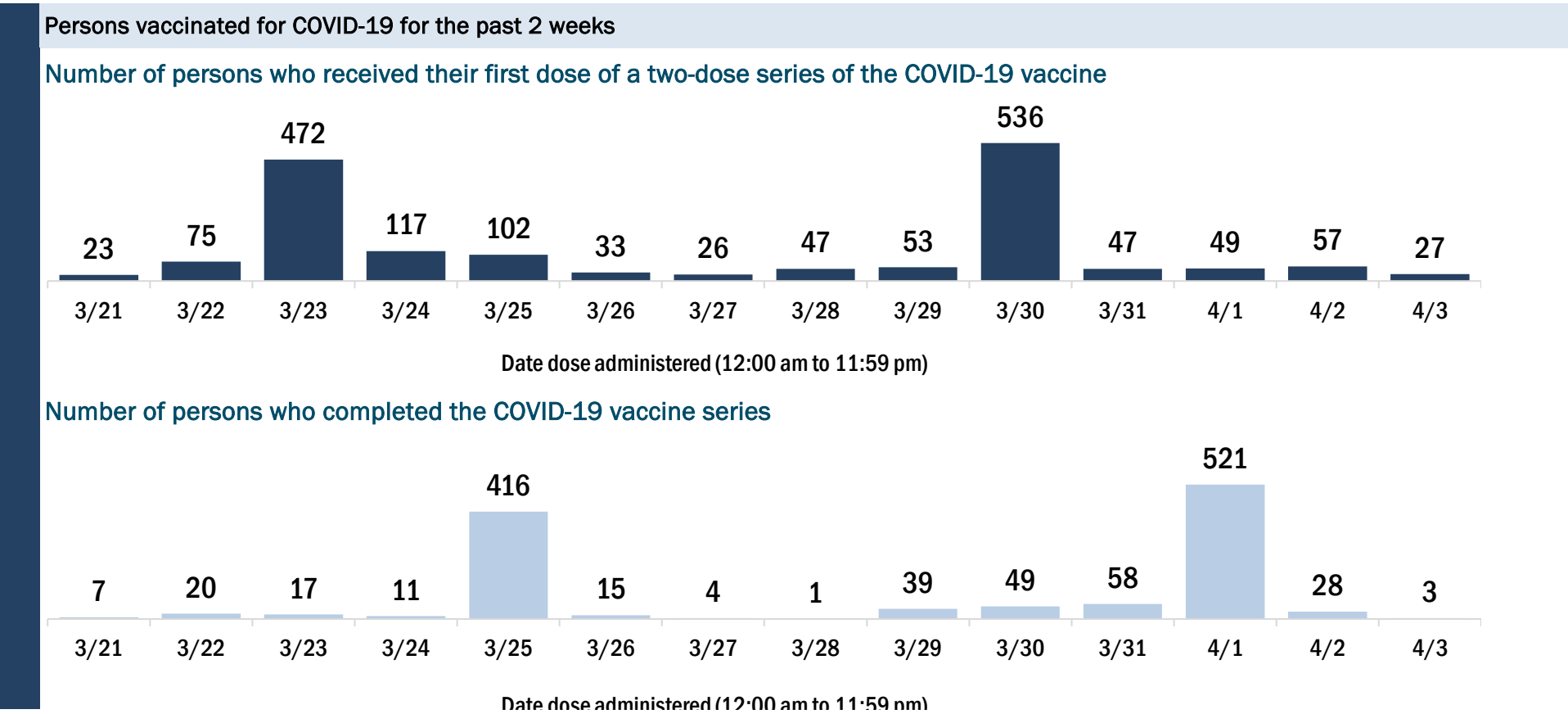
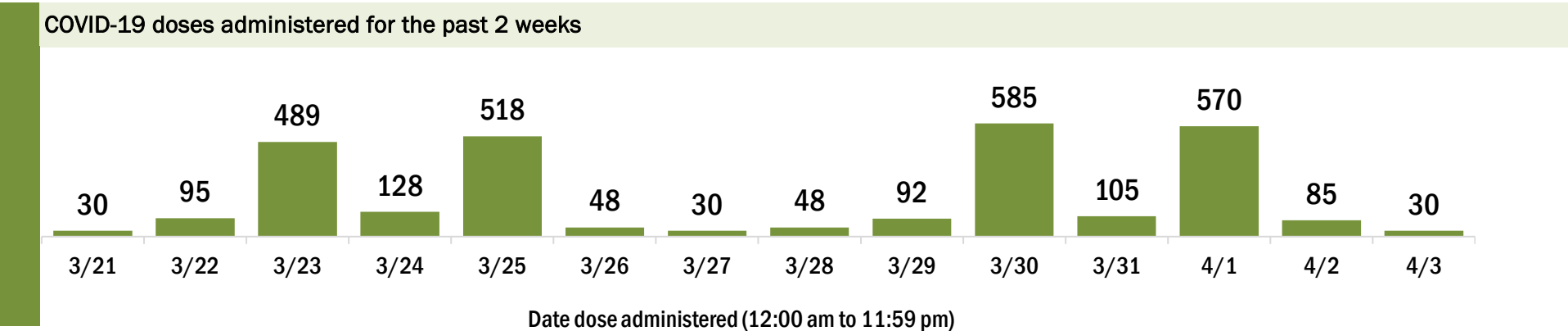
Data in this report are provisional and subject to change.

Data in this summary pertain to COVID-19 vaccines approved by the U.S. Food and Drug Administration and have been issued an Emergency Use Authorization (Janssen COVID-19 Vaccine, Moderna COVID-19 Vaccine and Pfizer-BioNTech COVID-19 Vaccine). These data summarize the number of people who have received either their first dose or have completed the series for a COVID-19 vaccine. **A person can only be counted in one category, first dose or series complete.** For persons receiving Moderna or Pfizer vaccines, once they receive their second dose, they are moved from the first dose column to the series completed column. **Because of this, the total first dose category may show a change from report to report not matching the total receiving their first dose from the previous day.** Persons receiving Johnson & Johnson vaccines will always be counted in the series completed column.

COVID-19 doses for vaccinated persons in Florida	
Doses administered	13,301
People receiving one dose of a 1-dose series (Johnson & Johnson) or receiving only one dose of a 2-dose series (Moderna, Pfizer) count once. Persons receiving both doses of a 2-dose series count twice.	

Current status of persons vaccinated for COVID-19 in Florida	
Total people vaccinated	8,345
First dose	3,189
Series completed	5,156
Completed 1-dose series	200
Completed 2-dose series	4,956
First dose: current number of people who have only received their first dose of the Moderna or Pfizer vaccine.	
Series complete: current number of people who have received both Moderna or Pfizer vaccine doses or one Johnson & Johnson dose and are considered fully immunized.	

Demographic summary	First dose	Series complete	Total people vaccinated
Age group	3,189	5,156	8,345
16-24 years	80	35	115
25-34 years	153	127	280
35-44 years	231	168	399
45-54 years	432	199	631
55-64 years	1,008	358	1,366
65-74 years	722	2,265	2,987
75-84 years	434	1,570	2,004
85+ years	129	434	563
Race	3,189	5,156	8,345
White	2,481	4,206	6,687
Black	105	87	192
American Indian/Alaskan	16	26	42
Other	226	497	723
Unknown	361	340	701
Other race includes Asian, native Hawaiian/Pacific Islander, or other.			
Ethnicity	3,189	5,156	8,345
Hispanic	488	288	776
Non-Hispanic	1,932	3,926	5,858
Unknown	769	942	1,711
Gender	3,189	5,156	8,345
Female	1,764	2,892	4,656
Male	1,420	2,264	3,684
Unknown	5	0	5



COVID-19: Orange County vaccine summary

Vaccination data through Apr 3, 2021 as of Apr 4, 2021 at 12:05 AM

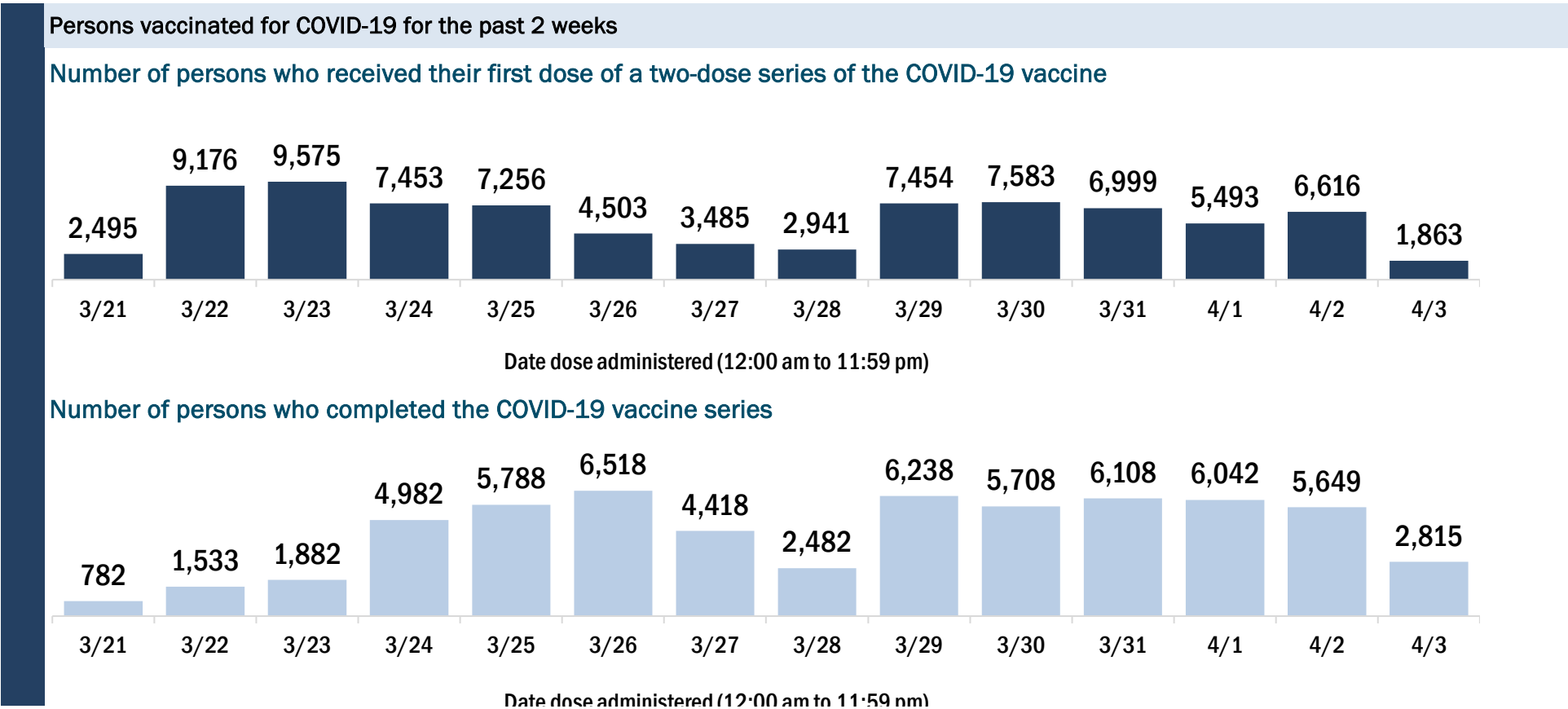
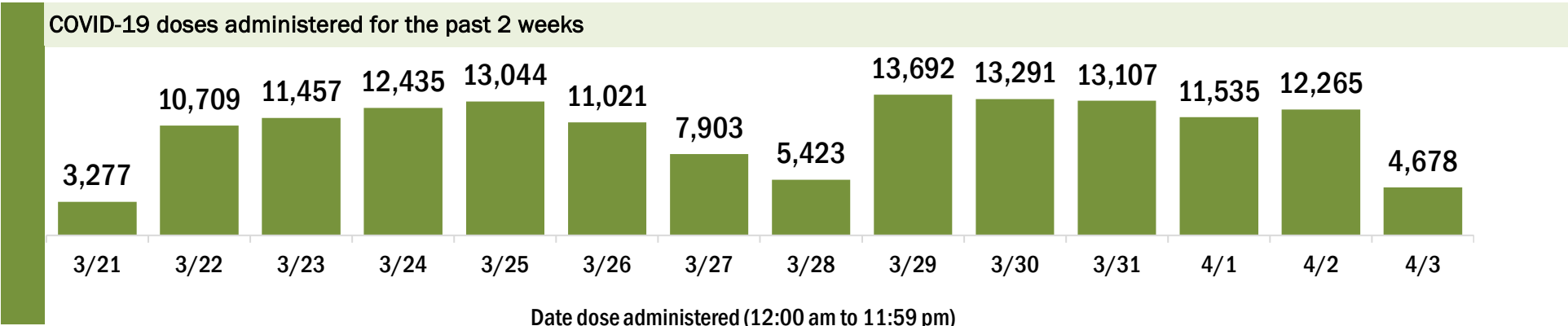
Data in this report are provisional and subject to change.

Data in this summary pertain to COVID-19 vaccines approved by the U.S. Food and Drug Administration and have been issued an Emergency Use Authorization (Janssen COVID-19 Vaccine, Moderna COVID-19 Vaccine and Pfizer-BioNTech COVID-19 Vaccine). These data summarize the number of people who have received either their first dose or have completed the series for a COVID-19 vaccine. **A person can only be counted in one category, first dose or series complete.** For persons receiving Moderna or Pfizer vaccines, once they receive their second dose, they are moved from the first dose column to the series completed column. **Because of this, the total first dose category may show a change from report to report not matching the total receiving their first dose from the previous day.** Persons receiving Johnson & Johnson vaccines will always be counted in the series completed column.

COVID-19 doses for vaccinated persons in Florida	
Doses administered	499,465
People receiving one dose of a 1-dose series (Johnson & Johnson) or receiving only one dose of a 2-dose series (Moderna, Pfizer) count once. Persons receiving both doses of a 2-dose series count twice.	

Current status of persons vaccinated for COVID-19 in Florida	
Total people vaccinated	336,841
First dose	151,402
Series completed	185,439
Completed 1-dose series	22,815
Completed 2-dose series	162,624
First dose: current number of people who have only received their first dose of the Moderna or Pfizer vaccine.	
Series complete: current number of people who have received both Moderna or Pfizer vaccine doses or one Johnson & Johnson dose and are considered fully immunized.	

Demographic summary	First dose	Series complete	Total people vaccinated
Age group	151,402	185,439	336,841
16-24 years	6,543	4,857	11,400
25-34 years	13,087	14,546	27,633
35-44 years	23,377	19,335	42,712
45-54 years	35,560	22,317	57,877
55-64 years	46,710	26,253	72,963
65-74 years	14,861	60,059	74,920
75-84 years	7,239	27,968	35,207
85+ years	4,025	10,104	14,129
Race	151,402	185,439	336,841
White	85,879	113,953	199,832
Black	11,320	16,255	27,575
American Indian/Alaskan	460	541	1,001
Other	23,762	34,556	58,318
Unknown	29,981	20,134	50,115
Other race includes Asian, native Hawaiian/Pacific Islander, or other.			
Ethnicity	151,402	185,439	336,841
Hispanic	18,123	21,165	39,288
Non-Hispanic	69,305	97,946	167,251
Unknown	63,974	66,328	130,302
Gender	151,402	185,439	336,841
Female	80,665	109,568	190,233
Male	68,621	75,131	143,752
Unknown	2,116	740	2,856



COVID-19: Osceola County vaccine summary

Vaccination data through Apr 3, 2021 as of Apr 4, 2021 at 12:05 AM

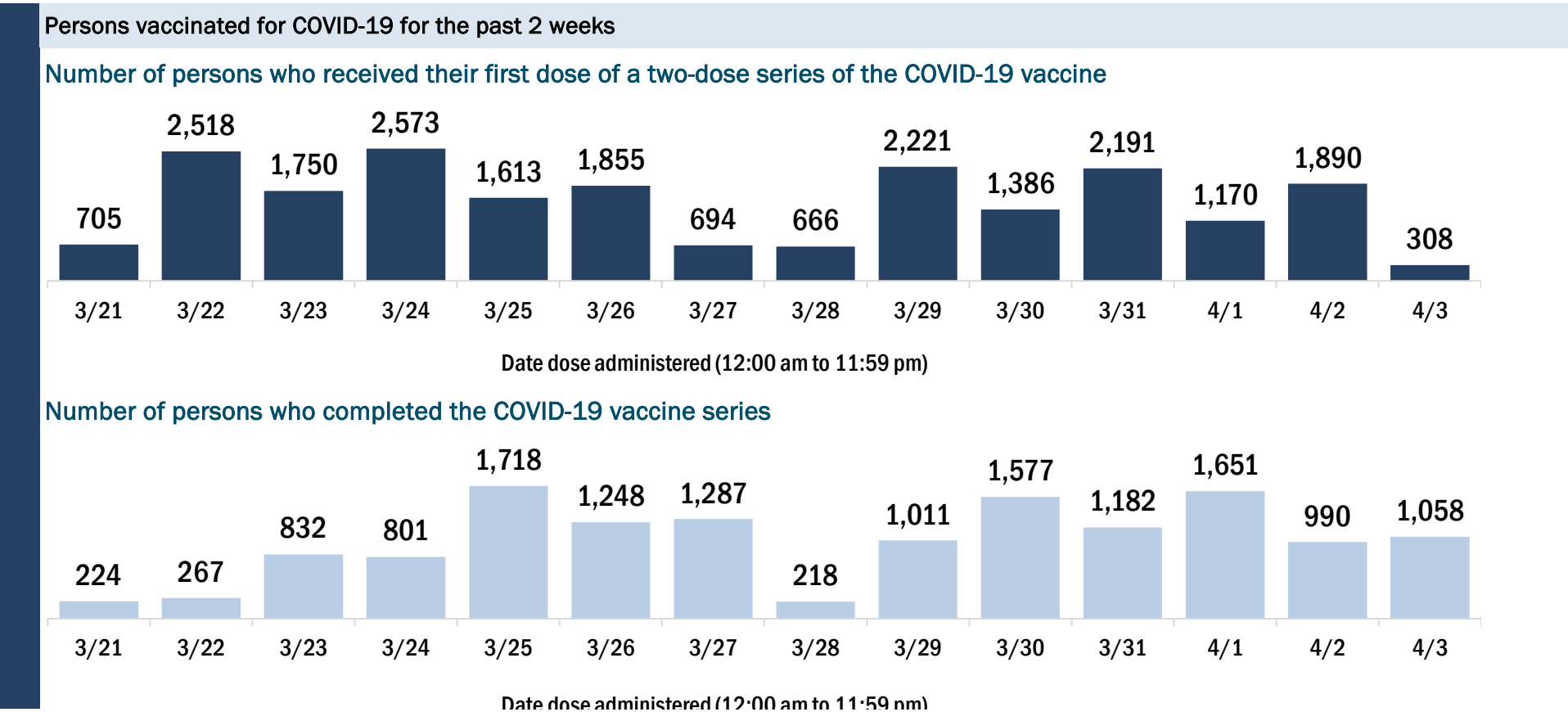
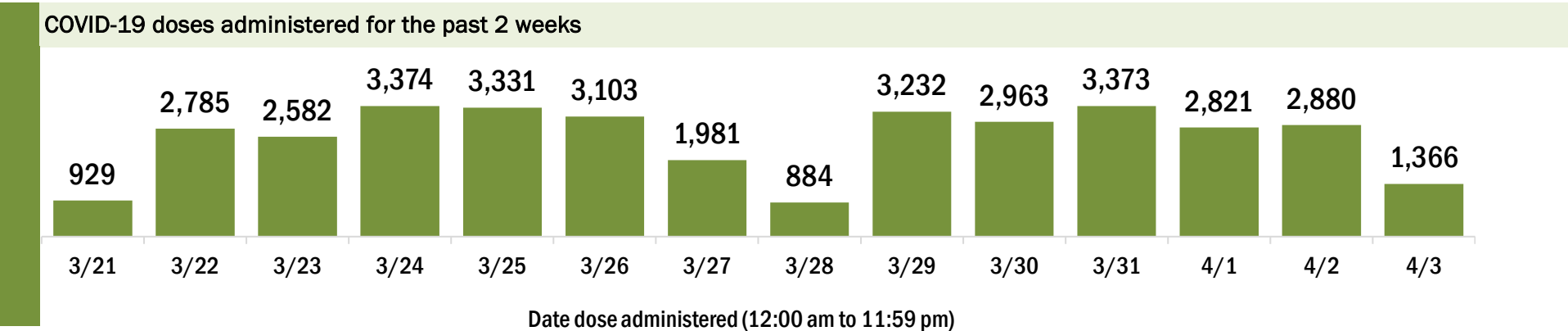
Data in this report are provisional and subject to change.

Data in this summary pertain to COVID-19 vaccines approved by the U.S. Food and Drug Administration and have been issued an Emergency Use Authorization (Janssen COVID-19 Vaccine, Moderna COVID-19 Vaccine and Pfizer-BioNTech COVID-19 Vaccine). These data summarize the number of people who have received either their first dose or have completed the series for a COVID-19 vaccine. **A person can only be counted in one category, first dose or series complete.** For persons receiving Moderna or Pfizer vaccines, once they receive their second dose, they are moved from the first dose column to the series completed column. **Because of this, the total first dose category may show a change from report to report not matching the total receiving their first dose from the previous day.** Persons receiving Johnson & Johnson vaccines will always be counted in the series completed column.

COVID-19 doses for vaccinated persons in Florida	
Doses administered	122,879
People receiving one dose of a 1-dose series (Johnson & Johnson) or receiving only one dose of a 2-dose series (Moderna, Pfizer) count once. Persons receiving both doses of a 2-dose series count twice.	

Current status of persons vaccinated for COVID-19 in Florida	
Total people vaccinated	82,754
First dose	38,106
Series completed	44,648
Completed 1-dose series	4,523
Completed 2-dose series	40,125
First dose: current number of people who have only received their first dose of the Moderna or Pfizer vaccine.	
Series complete: current number of people who have received both Moderna or Pfizer vaccine doses or one Johnson & Johnson dose and are considered fully immunized.	

Demographic summary	First dose	Series complete	Total people vaccinated
Age group	38,106	44,648	82,754
16-24 years	1,201	825	2,026
25-34 years	2,557	2,215	4,772
35-44 years	4,584	3,236	7,820
45-54 years	8,656	4,413	13,069
55-64 years	12,757	5,603	18,360
65-74 years	5,084	17,463	22,547
75-84 years	2,529	8,444	10,973
85+ years	738	2,449	3,187
Race	38,106	44,648	82,754
White	20,904	27,568	48,472
Black	1,935	2,618	4,553
American Indian/Alaskan	150	260	410
Other	6,389	8,841	15,230
Unknown	8,728	5,361	14,089
Other race includes Asian, native Hawaiian/Pacific Islander, or other.			
Ethnicity	38,106	44,648	82,754
Hispanic	11,620	12,025	23,645
Non-Hispanic	11,713	20,005	31,718
Unknown	14,773	12,618	27,391
Gender	38,106	44,648	82,754
Female	21,206	26,523	47,729
Male	16,749	18,099	34,848
Unknown	151	26	177



COVID-19: Palm Beach County vaccine summary

Vaccination data through Apr 3, 2021 as of Apr 4, 2021 at 12:05 AM

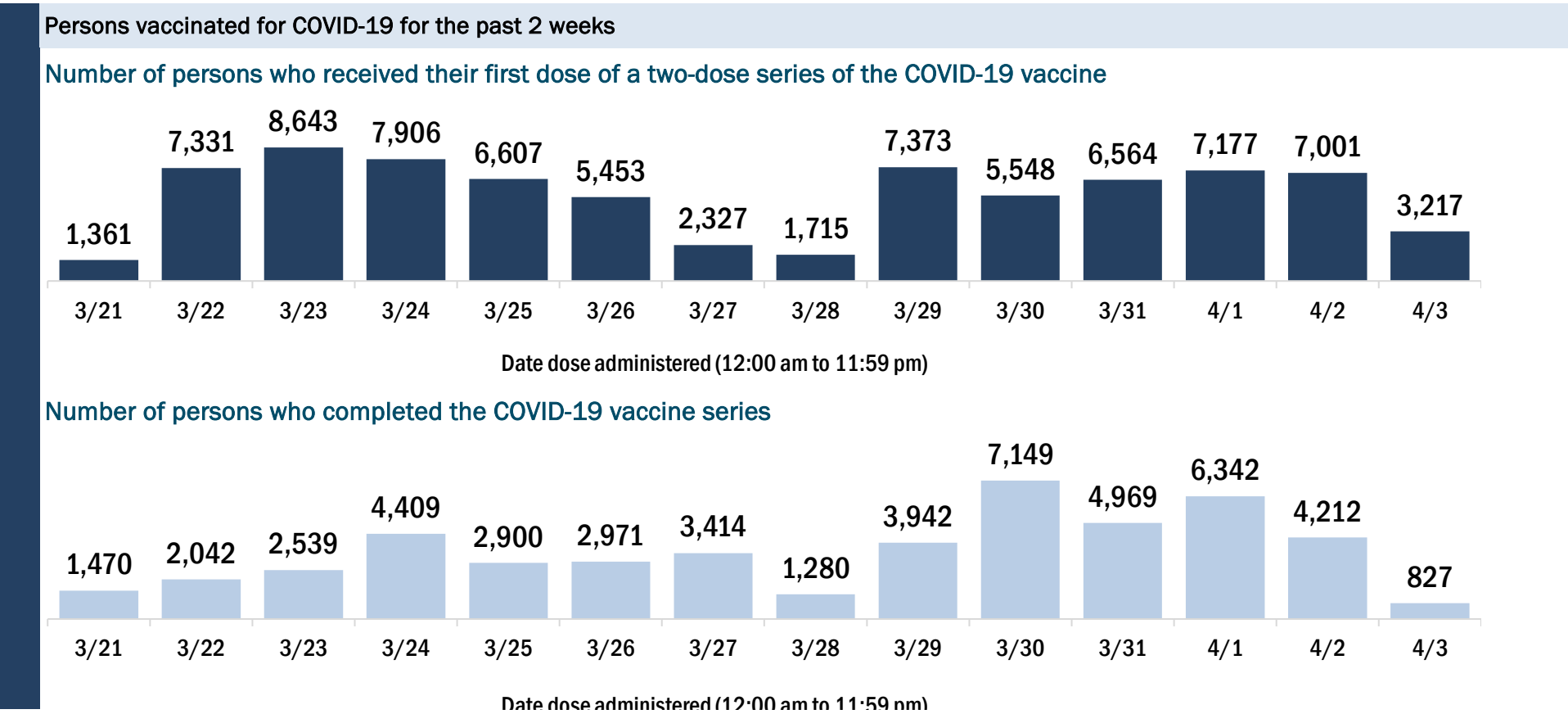
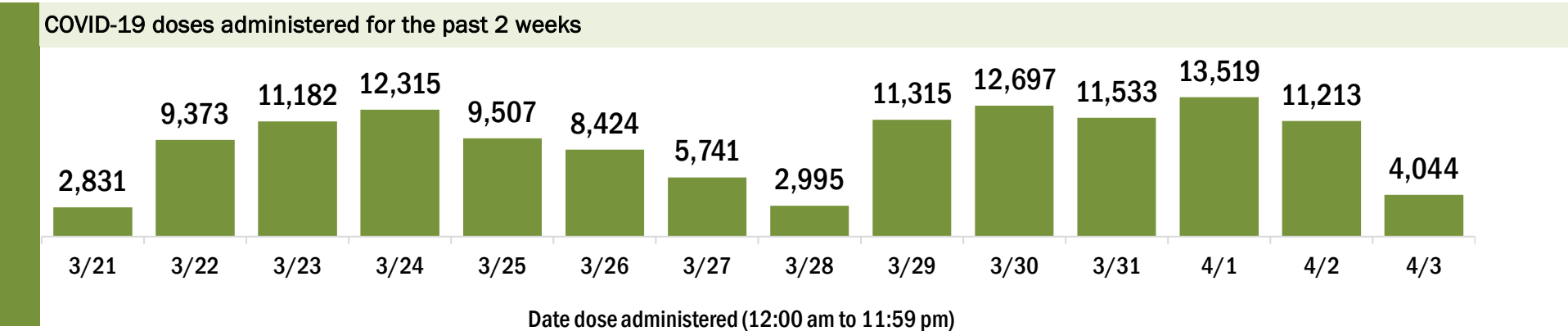
Data in this report are provisional and subject to change.

Data in this summary pertain to COVID-19 vaccines approved by the U.S. Food and Drug Administration and have been issued an Emergency Use Authorization (Janssen COVID-19 Vaccine, Moderna COVID-19 Vaccine and Pfizer-BioNTech COVID-19 Vaccine). These data summarize the number of people who have received either their first dose or have completed the series for a COVID-19 vaccine. **A person can only be counted in one category, first dose or series complete.** For persons receiving Moderna or Pfizer vaccines, once they receive their second dose, they are moved from the first dose column to the series completed column. **Because of this, the total first dose category may show a change from report to report not matching the total receiving their first dose from the previous day.** Persons receiving Johnson & Johnson vaccines will always be counted in the series completed column.

COVID-19 doses for vaccinated persons in Florida	
Doses administered	739,310
People receiving one dose of a 1-dose series (Johnson & Johnson) or receiving only one dose of a 2-dose series (Moderna, Pfizer) count once. Persons receiving both doses of a 2-dose series count twice.	

Current status of persons vaccinated for COVID-19 in Florida	
Total people vaccinated	462,590
First dose	168,087
Series completed	294,503
Completed 1-dose series	17,783
Completed 2-dose series	276,720
First dose: current number of people who have only received their first dose of the Moderna or Pfizer vaccine.	
Series complete: current number of people who have received both Moderna or Pfizer vaccine doses or one Johnson & Johnson dose and are considered fully immunized.	

Demographic summary	First dose	Series complete	Total people vaccinated
Age group	168,087	294,503	462,590
16-24 years	4,250	2,952	7,202
25-34 years	7,568	8,464	16,032
35-44 years	14,636	12,695	27,331
45-54 years	30,164	19,038	49,202
55-64 years	54,882	32,070	86,952
65-74 years	28,842	110,113	138,955
75-84 years	19,068	77,596	96,664
85+ years	8,677	31,575	40,252
Race	168,087	294,503	462,590
White	100,252	197,914	298,166
Black	9,686	13,976	23,662
American Indian/Alaskan	514	786	1,300
Other	14,235	26,013	40,248
Unknown	43,400	55,814	99,214
Other race includes Asian, native Hawaiian/Pacific Islander, or other.			
Ethnicity	168,087	294,503	462,590
Hispanic	17,146	18,063	35,209
Non-Hispanic	75,342	164,348	239,690
Unknown	75,599	112,092	187,691
Gender	168,087	294,503	462,590
Female	94,325	172,089	266,414
Male	73,200	122,290	195,490
Unknown	562	124	686



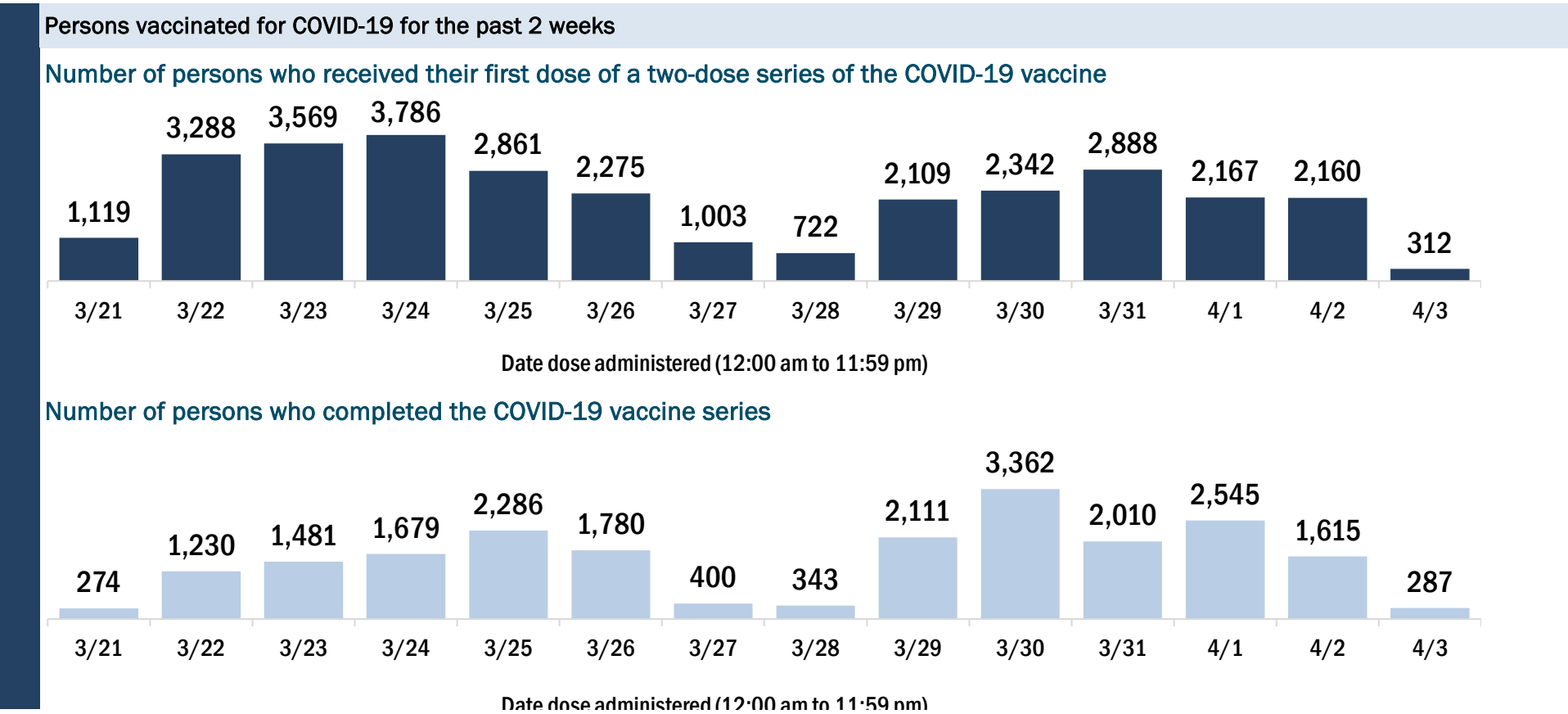
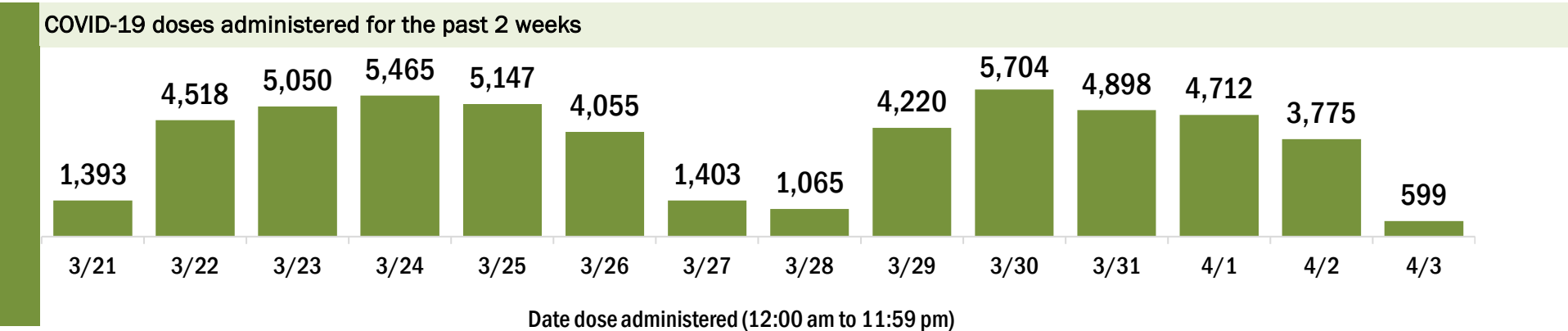
COVID-19: Pasco County vaccine summary

Vaccination data through Apr 3, 2021 as of Apr 4, 2021 at 12:05 AM

Data in this report are provisional and subject to change.

Data in this summary pertain to COVID-19 vaccines approved by the U.S. Food and Drug Administration and have been issued an Emergency Use Authorization (Janssen COVID-19 Vaccine, Moderna COVID-19 Vaccine and Pfizer-BioNTech COVID-19 Vaccine). These data summarize the number of people who have received either their first dose or have completed the series for a COVID-19 vaccine. **A person can only be counted in one category, first dose or series complete.** For persons receiving Moderna or Pfizer vaccines, once they receive their second dose, they are moved from the first dose column to the series completed column. **Because of this, the total first dose category may show a change from report to report not matching the total receiving their first dose from the previous day.** Persons receiving Johnson & Johnson vaccines will always be counted in the series completed column.

COVID-19 doses for vaccinated persons in Florida		Demographic summary			
Doses administered	219,764	First dose	Series complete	Total people vaccinated	
People receiving one dose of a 1-dose series (Johnson & Johnson) or receiving only one dose of a 2-dose series (Moderna, Pfizer) count once. Persons receiving both doses of a 2-dose series count twice.		Age group	65,716	79,570	145,286
		16-24 years	1,490	1,005	2,495
		25-34 years	2,404	2,827	5,231
		35-44 years	5,416	4,524	9,940
		45-54 years	10,871	5,933	16,804
		55-64 years	20,162	7,799	27,961
		65-74 years	13,704	32,113	45,817
		75-84 years	8,929	19,488	28,417
		85+ years	2,740	5,881	8,621
		Race	65,716	79,570	145,286
		White	48,300	61,156	109,456
		Black	1,980	2,001	3,981
		American Indian/Alaskan	240	237	477
		Other	5,875	7,745	13,620
		Unknown	9,321	8,431	17,752
		Other race includes Asian, native Hawaiian/Pacific Islander, or other.			
		Ethnicity	65,716	79,570	145,286
		Hispanic	4,304	3,432	7,736
		Non-Hispanic	37,345	48,864	86,209
		Unknown	24,067	27,274	51,341
		Gender	65,716	79,570	145,286
		Female	37,409	47,357	84,766
		Male	28,204	32,147	60,351
		Unknown	103	66	169



COVID-19: Pinellas County vaccine summary

Vaccination data through Apr 3, 2021 as of Apr 4, 2021 at 12:05 AM

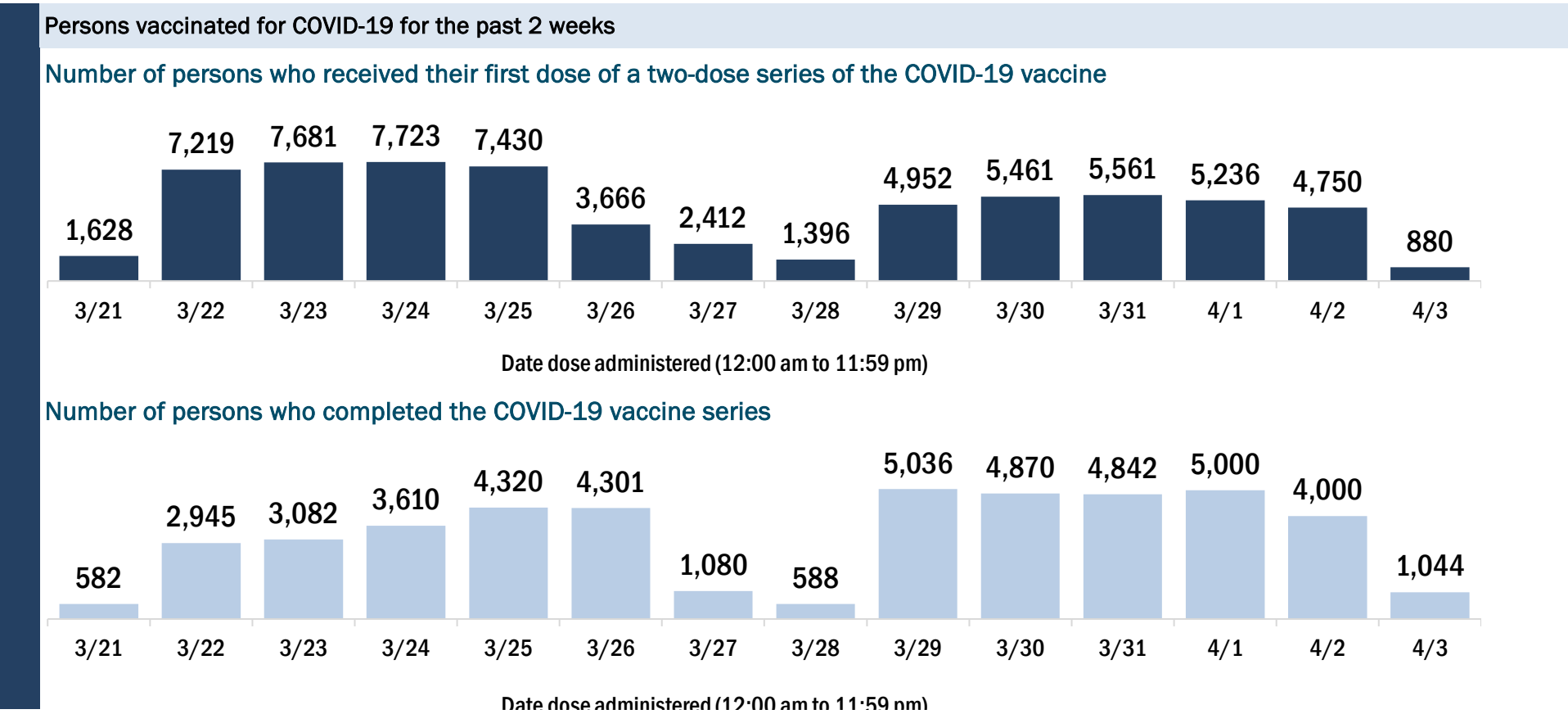
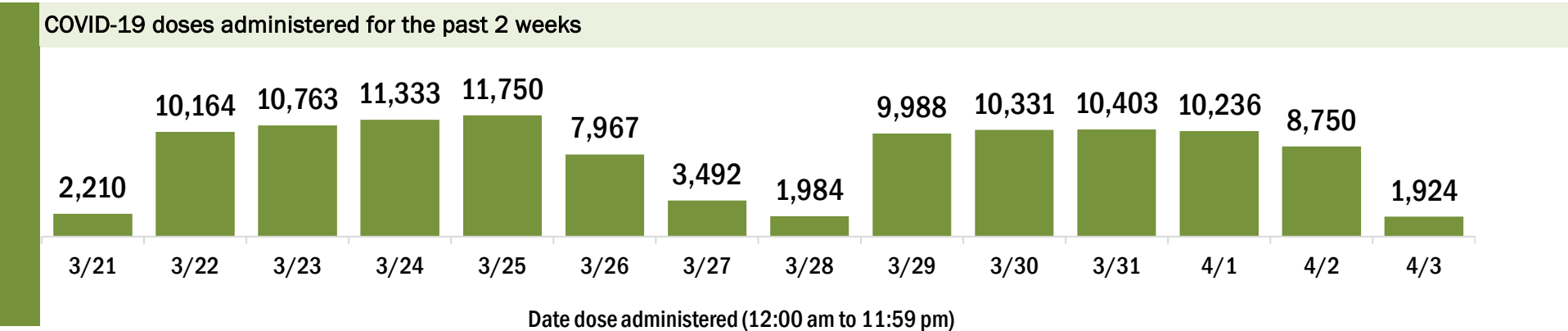
Data in this report are provisional and subject to change.

Data in this summary pertain to COVID-19 vaccines approved by the U.S. Food and Drug Administration and have been issued an Emergency Use Authorization (Janssen COVID-19 Vaccine, Moderna COVID-19 Vaccine and Pfizer-BioNTech COVID-19 Vaccine). These data summarize the number of people who have received either their first dose or have completed the series for a COVID-19 vaccine. **A person can only be counted in one category, first dose or series complete.** For persons receiving Moderna or Pfizer vaccines, once they receive their second dose, they are moved from the first dose column to the series completed column. **Because of this, the total first dose category may show a change from report to report not matching the total receiving their first dose from the previous day.** Persons receiving Johnson & Johnson vaccines will always be counted in the series completed column.

COVID-19 doses for vaccinated persons in Florida	
Doses administered	488,427
People receiving one dose of a 1-dose series (Johnson & Johnson) or receiving only one dose of a 2-dose series (Moderna, Pfizer) count once. Persons receiving both doses of a 2-dose series count twice.	

Current status of persons vaccinated for COVID-19 in Florida	
Total people vaccinated	316,512
First dose	134,995
Series completed	181,517
Completed 1-dose series	9,602
Completed 2-dose series	171,915
First dose: current number of people who have only received their first dose of the Moderna or Pfizer vaccine.	
Series complete: current number of people who have received both Moderna or Pfizer vaccine doses or one Johnson & Johnson dose and are considered fully immunized.	

Demographic summary	First dose	Series complete	Total people vaccinated
Age group	134,995	181,517	316,512
16-24 years	2,944	1,890	4,834
25-34 years	6,029	7,003	13,032
35-44 years	10,449	8,948	19,397
45-54 years	22,589	12,141	34,730
55-64 years	50,970	21,074	72,044
65-74 years	22,971	75,503	98,474
75-84 years	13,429	39,798	53,227
85+ years	5,614	15,160	20,774
Race	134,995	181,517	316,512
White	96,649	137,749	234,398
Black	7,059	7,177	14,236
American Indian/Alaskan	384	367	751
Other	10,477	14,288	24,765
Unknown	20,426	21,936	42,362
Other race includes Asian, native Hawaiian/Pacific Islander, or other.			
Ethnicity	134,995	181,517	316,512
Hispanic	4,915	4,836	9,751
Non-Hispanic	81,445	109,012	190,457
Unknown	48,635	67,669	116,304
Gender	134,995	181,517	316,512
Female	76,240	107,422	183,662
Male	58,456	73,794	132,250
Unknown	299	301	600



COVID-19: Polk County vaccine summary

Vaccination data through Apr 3, 2021 as of Apr 4, 2021 at 12:05 AM

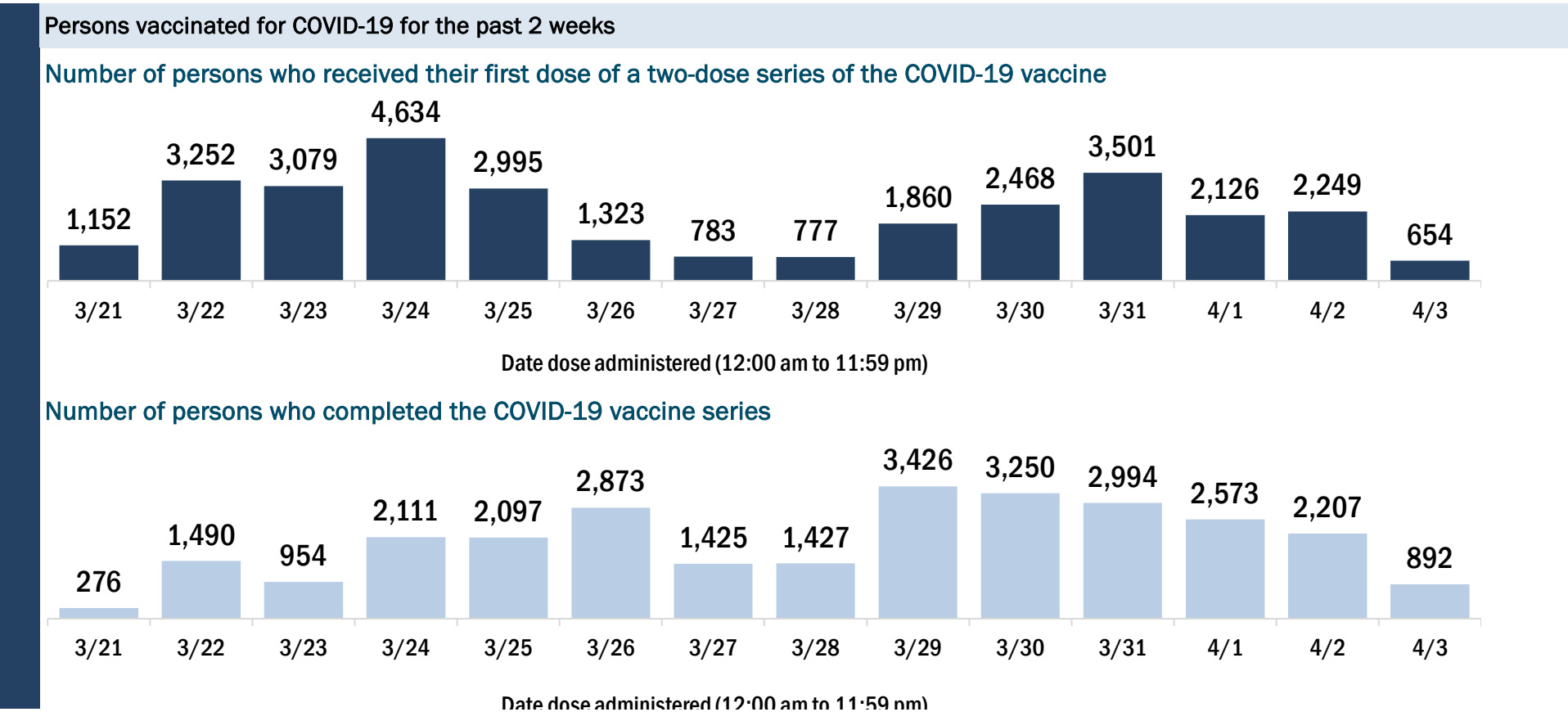
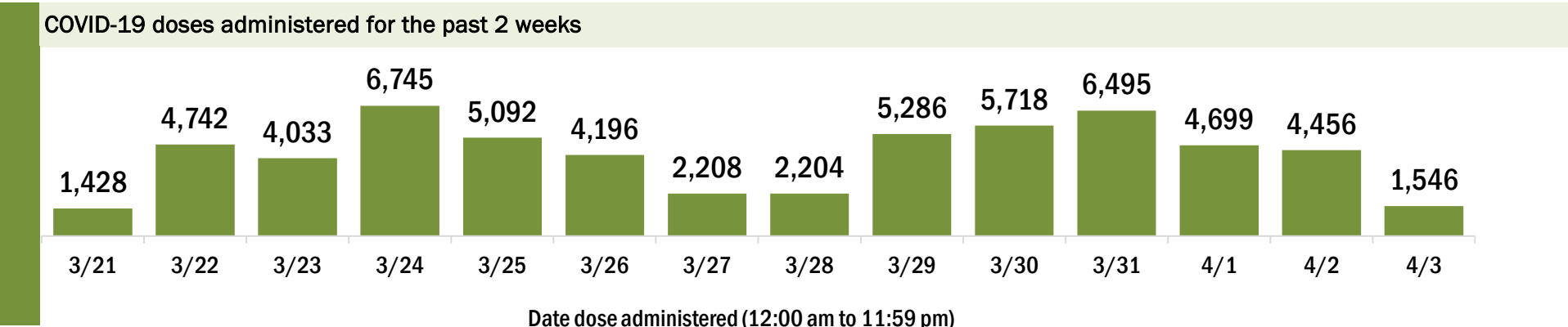
Data in this report are provisional and subject to change.

Data in this summary pertain to COVID-19 vaccines approved by the U.S. Food and Drug Administration and have been issued an Emergency Use Authorization (Janssen COVID-19 Vaccine, Moderna COVID-19 Vaccine and Pfizer-BioNTech COVID-19 Vaccine). These data summarize the number of people who have received either their first dose or have completed the series for a COVID-19 vaccine. **A person can only be counted in one category, first dose or series complete.** For persons receiving Moderna or Pfizer vaccines, once they receive their second dose, they are moved from the first dose column to the series completed column. **Because of this, the total first dose category may show a change from report to report not matching the total receiving their first dose from the previous day.** Persons receiving Johnson & Johnson vaccines will always be counted in the series completed column.

COVID-19 doses for vaccinated persons in Florida	
Doses administered	253,052
People receiving one dose of a 1-dose series (Johnson & Johnson) or receiving only one dose of a 2-dose series (Moderna, Pfizer) count once. Persons receiving both doses of a 2-dose series count twice.	

Current status of persons vaccinated for COVID-19 in Florida	
Total people vaccinated	168,007
First dose	78,534
Series completed	89,473
Completed 1-dose series	4,428
Completed 2-dose series	85,045
First dose: current number of people who have only received their first dose of the Moderna or Pfizer vaccine.	
Series complete: current number of people who have received both Moderna or Pfizer vaccine doses or one Johnson & Johnson dose and are considered fully immunized.	

Demographic summary	First dose	Series complete	Total people vaccinated
Age group	78,534	89,473	168,007
16-24 years	1,757	951	2,708
25-34 years	3,691	3,025	6,716
35-44 years	6,009	4,412	10,421
45-54 years	10,953	6,193	17,146
55-64 years	21,647	10,148	31,795
65-74 years	19,011	36,258	55,269
75-84 years	11,768	22,112	33,880
85+ years	3,698	6,374	10,072
Race	78,534	89,473	168,007
White	52,890	66,660	119,550
Black	5,832	5,235	11,067
American Indian/Alaskan	543	424	967
Other	6,130	6,661	12,791
Unknown	13,139	10,493	23,632
Other race includes Asian, native Hawaiian/Pacific Islander, or other.			
Ethnicity	78,534	89,473	168,007
Hispanic	9,224	5,638	14,862
Non-Hispanic	41,503	54,047	95,550
Unknown	27,807	29,788	57,595
Gender	78,534	89,473	168,007
Female	44,225	51,924	96,149
Male	34,061	37,513	71,574
Unknown	248	36	284



COVID-19: Putnam County vaccine summary

Vaccination data through Apr 3, 2021 as of Apr 4, 2021 at 12:05 AM

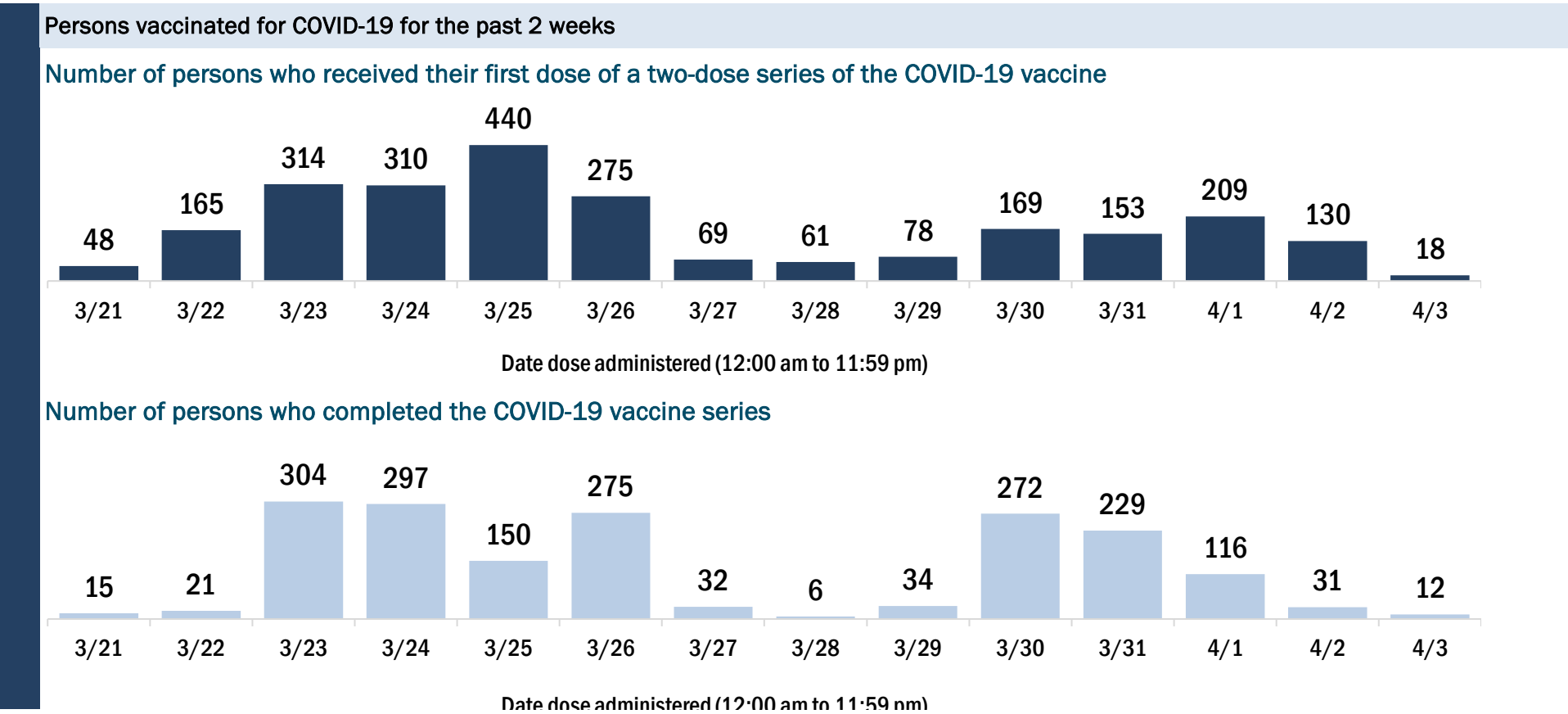
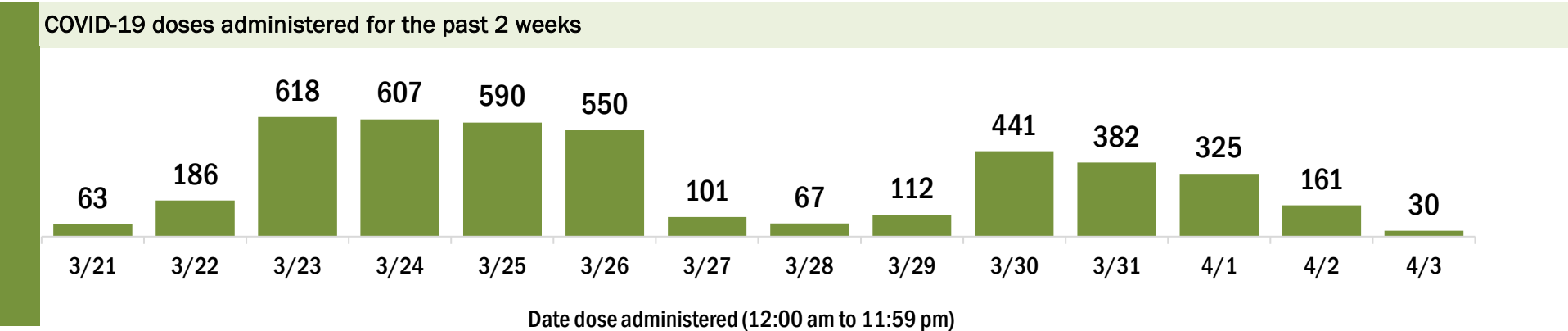
Data in this report are provisional and subject to change.

Data in this summary pertain to COVID-19 vaccines approved by the U.S. Food and Drug Administration and have been issued an Emergency Use Authorization (Janssen COVID-19 Vaccine, Moderna COVID-19 Vaccine and Pfizer-BioNTech COVID-19 Vaccine). These data summarize the number of people who have received either their first dose or have completed the series for a COVID-19 vaccine. **A person can only be counted in one category, first dose or series complete.** For persons receiving Moderna or Pfizer vaccines, once they receive their second dose, they are moved from the first dose column to the series completed column. **Because of this, the total first dose category may show a change from report to report not matching the total receiving their first dose from the previous day.** Persons receiving Johnson & Johnson vaccines will always be counted in the series completed column.

COVID-19 doses for vaccinated persons in Florida	
Doses administered	22,749
People receiving one dose of a 1-dose series (Johnson & Johnson) or receiving only one dose of a 2-dose series (Moderna, Pfizer) count once. Persons receiving both doses of a 2-dose series count twice.	

Current status of persons vaccinated for COVID-19 in Florida	
Total people vaccinated	14,948
First dose	6,574
Series completed	8,374
Completed 1-dose series	573
Completed 2-dose series	7,801
First dose: current number of people who have only received their first dose of the Moderna or Pfizer vaccine.	
Series complete: current number of people who have received both Moderna or Pfizer vaccine doses or one Johnson & Johnson dose and are considered fully immunized.	

Demographic summary	First dose	Series complete	Total people vaccinated
Age group	6,574	8,374	14,948
16-24 years	81	68	149
25-34 years	205	164	369
35-44 years	340	248	588
45-54 years	811	420	1,231
55-64 years	2,148	962	3,110
65-74 years	1,793	3,696	5,489
75-84 years	897	2,147	3,044
85+ years	299	669	968
Race	6,574	8,374	14,948
White	5,011	6,576	11,587
Black	740	721	1,461
American Indian/Alaskan	73	58	131
Other	468	498	966
Unknown	282	521	803
Other race includes Asian, native Hawaiian/Pacific Islander, or other.			
Ethnicity	6,574	8,374	14,948
Hispanic	319	238	557
Non-Hispanic	5,104	6,411	11,515
Unknown	1,151	1,725	2,876
Gender	6,574	8,374	14,948
Female	3,713	4,800	8,513
Male	2,854	3,570	6,424
Unknown	7	4	11



COVID-19: Santa Rosa County vaccine summary

Vaccination data through Apr 3, 2021 as of Apr 4, 2021 at 12:05 AM

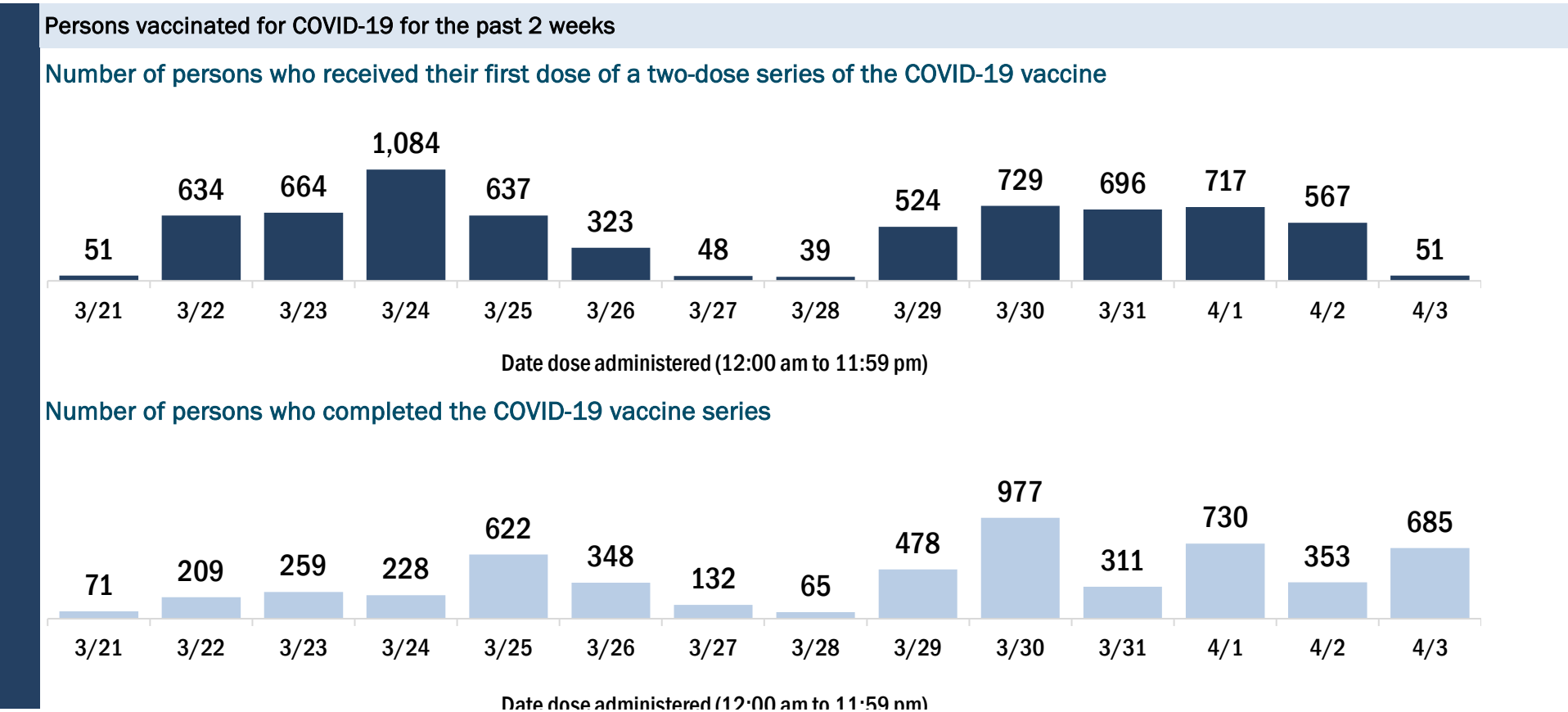
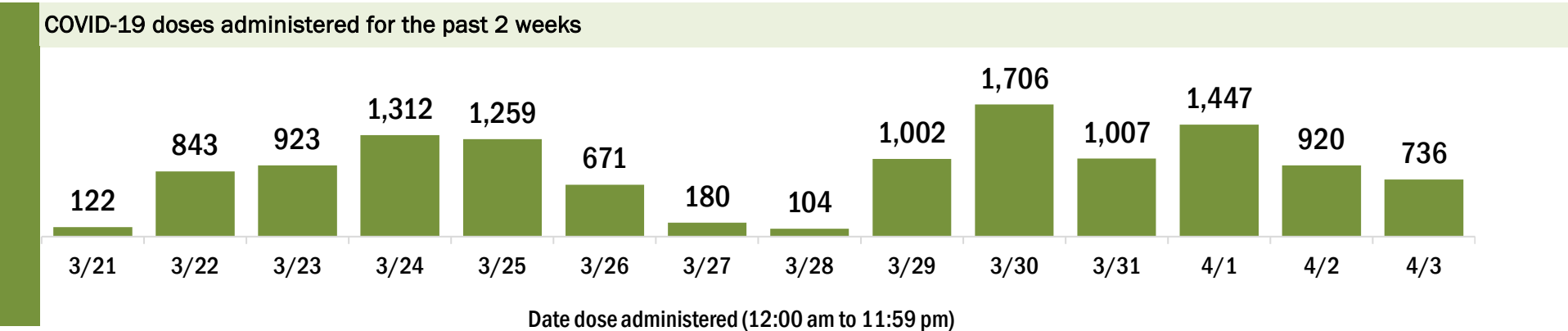
Data in this report are provisional and subject to change.

Data in this summary pertain to COVID-19 vaccines approved by the U.S. Food and Drug Administration and have been issued an Emergency Use Authorization (Janssen COVID-19 Vaccine, Moderna COVID-19 Vaccine and Pfizer-BioNTech COVID-19 Vaccine). These data summarize the number of people who have received either their first dose or have completed the series for a COVID-19 vaccine. **A person can only be counted in one category, first dose or series complete.** For persons receiving Moderna or Pfizer vaccines, once they receive their second dose, they are moved from the first dose column to the series completed column. **Because of this, the total first dose category may show a change from report to report not matching the total receiving their first dose from the previous day.** Persons receiving Johnson & Johnson vaccines will always be counted in the series completed column.

COVID-19 doses for vaccinated persons in Florida	
Doses administered	69,453
People receiving one dose of a 1-dose series (Johnson & Johnson) or receiving only one dose of a 2-dose series (Moderna, Pfizer) count once. Persons receiving both doses of a 2-dose series count twice.	

Current status of persons vaccinated for COVID-19 in Florida	
Total people vaccinated	43,958
First dose	17,074
Series completed	26,884
Completed 1-dose series	1,389
Completed 2-dose series	25,495
First dose: current number of people who have only received their first dose of the Moderna or Pfizer vaccine.	
Series complete: current number of people who have received both Moderna or Pfizer vaccine doses or one Johnson & Johnson dose and are considered fully immunized.	

Demographic summary	First dose	Series complete	Total people vaccinated
Age group	17,074	26,884	43,958
16-24 years	388	360	748
25-34 years	768	1,013	1,781
35-44 years	1,544	1,670	3,214
45-54 years	2,878	2,453	5,331
55-64 years	5,644	4,032	9,676
65-74 years	3,574	10,577	14,151
75-84 years	1,731	5,288	7,019
85+ years	547	1,491	2,038
Race	17,074	26,884	43,958
White	11,273	20,382	31,655
Black	544	728	1,272
American Indian/Alaskan	103	148	251
Other	1,119	1,826	2,945
Unknown	4,035	3,800	7,835
Other race includes Asian, native Hawaiian/Pacific Islander, or other.			
Ethnicity	17,074	26,884	43,958
Hispanic	483	481	964
Non-Hispanic	10,299	17,360	27,659
Unknown	6,292	9,043	15,335
Gender	17,074	26,884	43,958
Female	9,701	15,447	25,148
Male	7,355	11,436	18,791
Unknown	18	1	19



COVID-19: Sarasota County vaccine summary

Vaccination data through Apr 3, 2021 as of Apr 4, 2021 at 12:05 AM

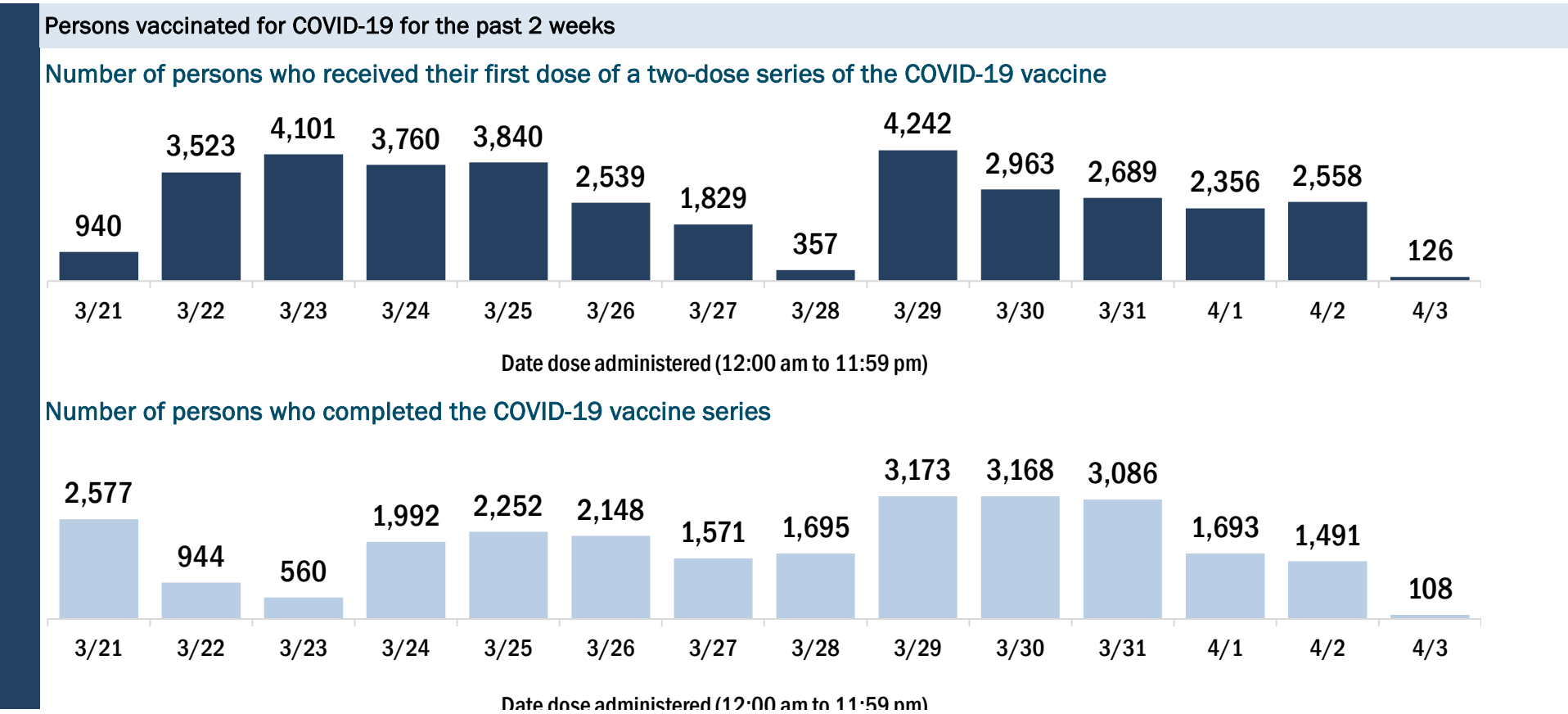
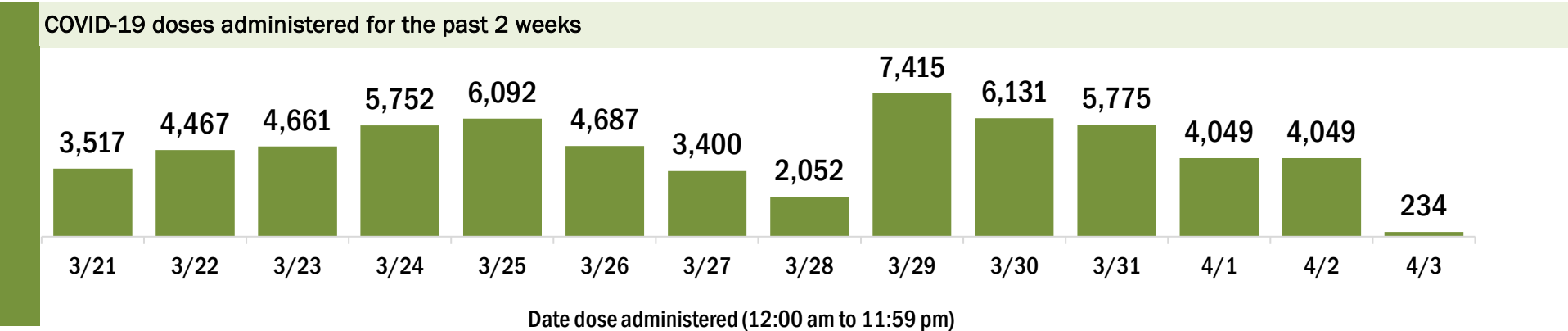
Data in this report are provisional and subject to change.

Data in this summary pertain to COVID-19 vaccines approved by the U.S. Food and Drug Administration and have been issued an Emergency Use Authorization (Janssen COVID-19 Vaccine, Moderna COVID-19 Vaccine and Pfizer-BioNTech COVID-19 Vaccine). These data summarize the number of people who have received either their first dose or have completed the series for a COVID-19 vaccine. **A person can only be counted in one category, first dose or series complete.** For persons receiving Moderna or Pfizer vaccines, once they receive their second dose, they are moved from the first dose column to the series completed column. **Because of this, the total first dose category may show a change from report to report not matching the total receiving their first dose from the previous day.** Persons receiving Johnson & Johnson vaccines will always be counted in the series completed column.

COVID-19 doses for vaccinated persons in Florida	
Doses administered	286,450
People receiving one dose of a 1-dose series (Johnson & Johnson) or receiving only one dose of a 2-dose series (Moderna, Pfizer) count once. Persons receiving both doses of a 2-dose series count twice.	

Current status of persons vaccinated for COVID-19 in Florida	
Total people vaccinated	190,755
First dose	90,221
Series completed	100,534
Completed 1-dose series	4,839
Completed 2-dose series	95,695
First dose: current number of people who have only received their first dose of the Moderna or Pfizer vaccine.	
Series complete: current number of people who have received both Moderna or Pfizer vaccine doses or one Johnson & Johnson dose and are considered fully immunized.	

Demographic summary	First dose	Series complete	Total people vaccinated
Age group	90,221	100,534	190,755
16-24 years	994	742	1,736
25-34 years	1,633	2,047	3,680
35-44 years	3,705	2,769	6,474
45-54 years	8,845	4,559	13,404
55-64 years	23,959	8,445	32,404
65-74 years	26,521	44,107	70,628
75-84 years	18,171	27,853	46,024
85+ years	6,393	10,012	16,405
Race	90,221	100,534	190,755
White	72,338	79,100	151,438
Black	1,196	1,374	2,570
American Indian/Alaskan	288	390	678
Other	4,528	7,867	12,395
Unknown	11,871	11,803	23,674
Other race includes Asian, native Hawaiian/Pacific Islander, or other.			
Ethnicity	90,221	100,534	190,755
Hispanic	3,264	1,853	5,117
Non-Hispanic	60,059	66,449	126,508
Unknown	26,898	32,232	59,130
Gender	90,221	100,534	190,755
Female	49,814	57,563	107,377
Male	40,275	42,893	83,168
Unknown	132	78	210



COVID-19: Seminole County vaccine summary

Vaccination data through Apr 3, 2021 as of Apr 4, 2021 at 12:05 AM

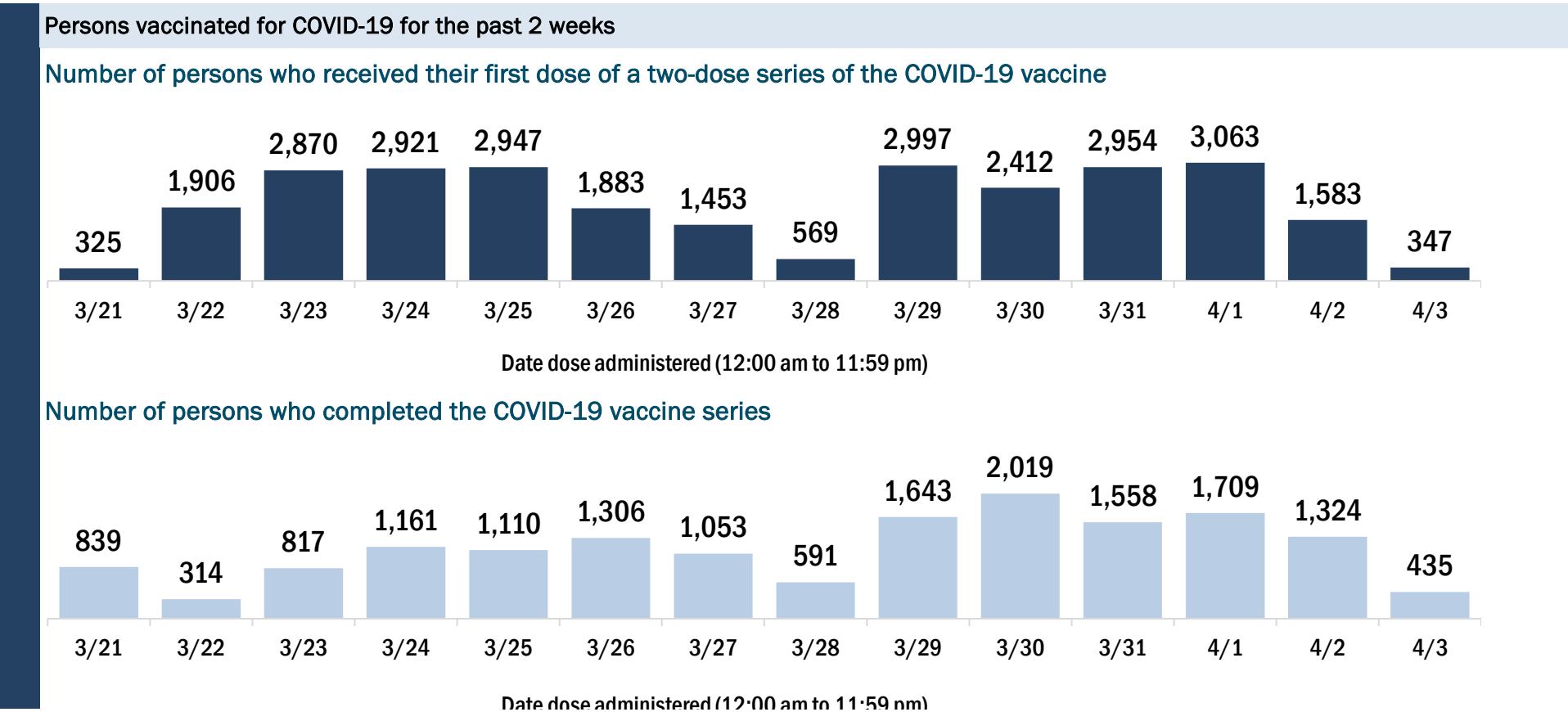
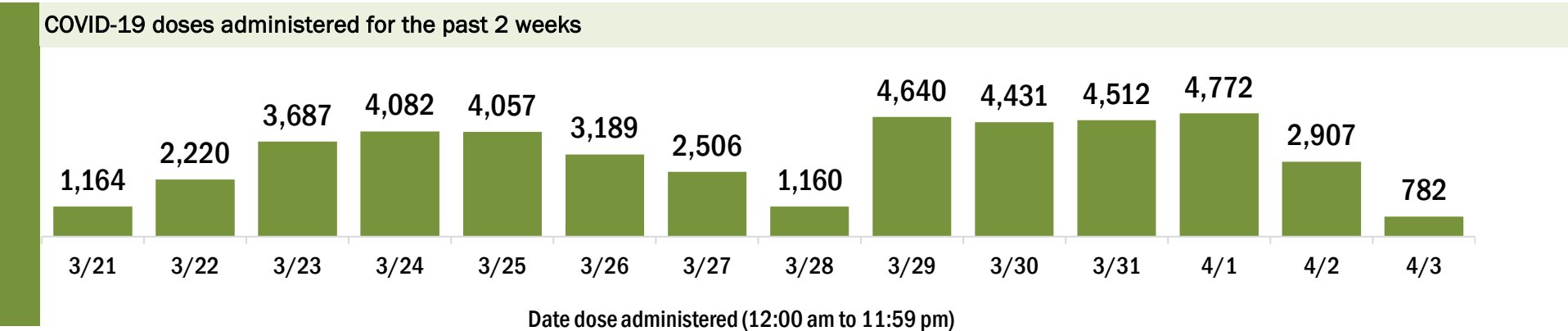
Data in this report are provisional and subject to change.

Data in this summary pertain to COVID-19 vaccines approved by the U.S. Food and Drug Administration and have been issued an Emergency Use Authorization (Janssen COVID-19 Vaccine, Moderna COVID-19 Vaccine and Pfizer-BioNTech COVID-19 Vaccine). These data summarize the number of people who have received either their first dose or have completed the series for a COVID-19 vaccine. **A person can only be counted in one category, first dose or series complete.** For persons receiving Moderna or Pfizer vaccines, once they receive their second dose, they are moved from the first dose column to the series completed column. **Because of this, the total first dose category may show a change from report to report not matching the total receiving their first dose from the previous day.** Persons receiving Johnson & Johnson vaccines will always be counted in the series completed column.

COVID-19 doses for vaccinated persons in Florida	
Doses administered	185,046
People receiving one dose of a 1-dose series (Johnson & Johnson) or receiving only one dose of a 2-dose series (Moderna, Pfizer) count once. Persons receiving both doses of a 2-dose series count twice.	

Current status of persons vaccinated for COVID-19 in Florida	
Total people vaccinated	120,370
First dose	50,101
Series completed	70,269
Completed 1-dose series	5,593
Completed 2-dose series	64,676
First dose: current number of people who have only received their first dose of the Moderna or Pfizer vaccine.	
Series complete: current number of people who have received both Moderna or Pfizer vaccine doses or one Johnson & Johnson dose and are considered fully immunized.	

Demographic summary	First dose	Series complete	Total people vaccinated
Age group	50,101	70,269	120,370
16-24 years	2,114	1,489	3,603
25-34 years	3,436	4,098	7,534
35-44 years	7,220	5,814	13,034
45-54 years	11,839	7,178	19,017
55-64 years	17,285	9,058	26,343
65-74 years	4,787	25,322	30,109
75-84 years	2,366	12,535	14,901
85+ years	1,054	4,775	5,829
Race	50,101	70,269	120,370
White	32,912	51,796	84,708
Black	3,036	4,622	7,658
American Indian/Alaskan	191	364	555
Other	6,854	10,040	16,894
Unknown	7,108	3,447	10,555
Other race includes Asian, native Hawaiian/Pacific Islander, or other.			
Ethnicity	50,101	70,269	120,370
Hispanic	5,717	6,598	12,315
Non-Hispanic	27,789	47,125	74,914
Unknown	16,595	16,546	33,141
Gender	50,101	70,269	120,370
Female	27,531	42,268	69,799
Male	22,326	27,948	50,274
Unknown	244	53	297



COVID-19: St. Johns County vaccine summary

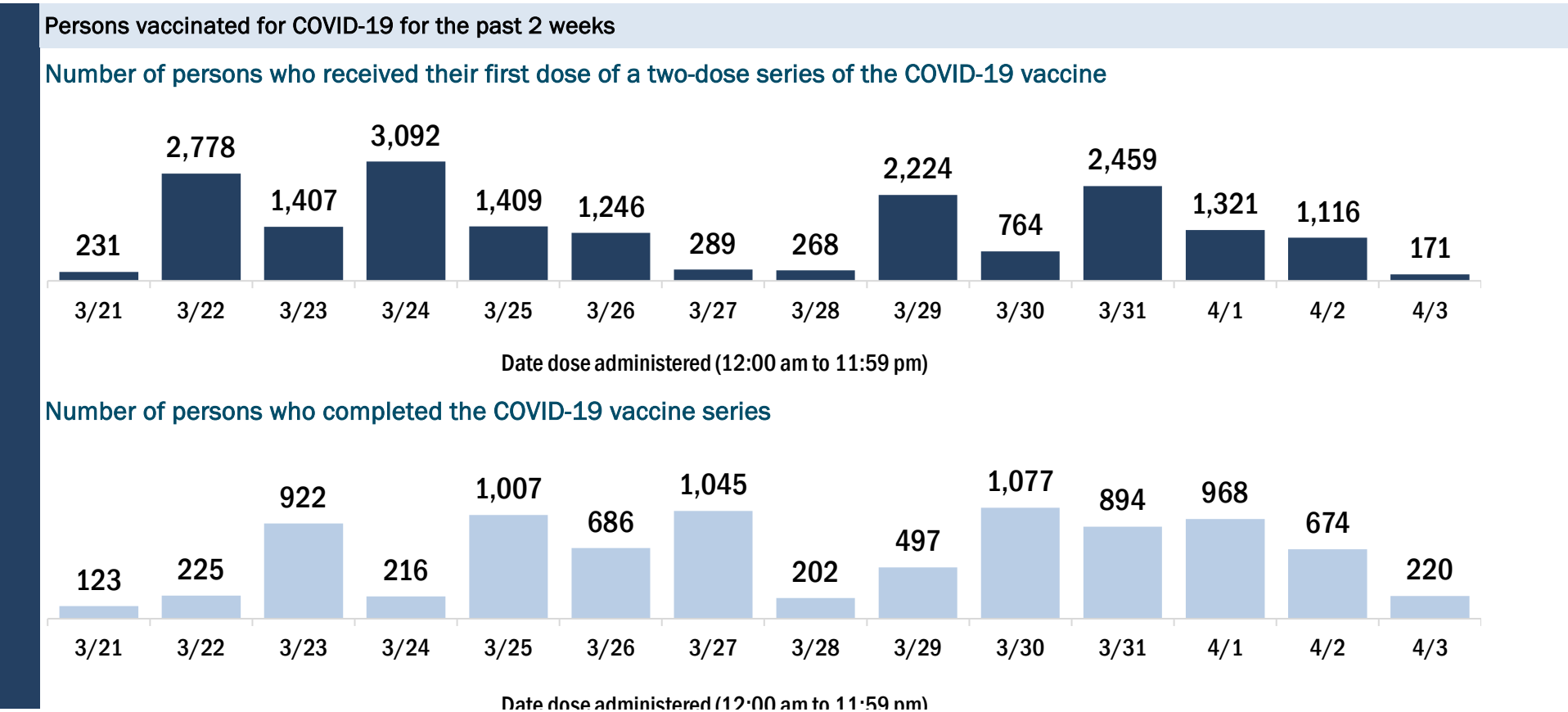
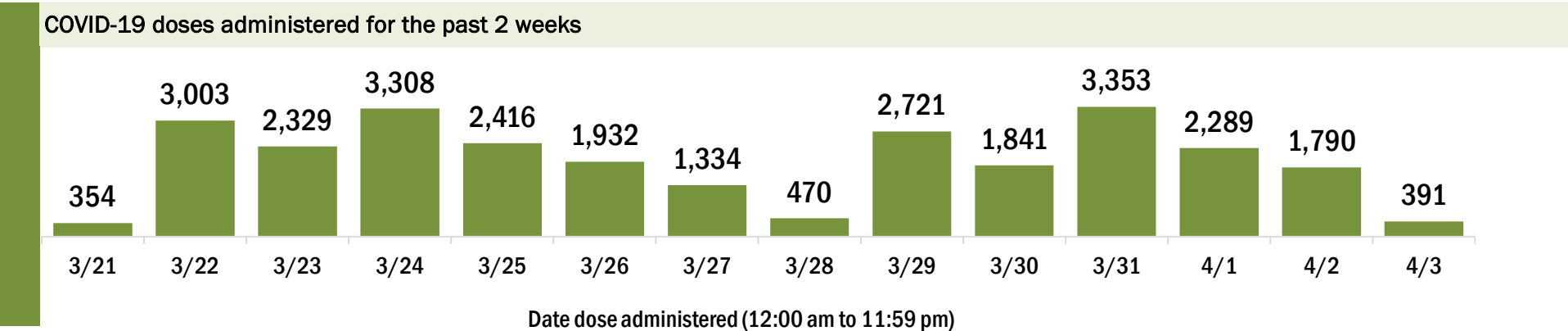
Vaccination data through Apr 3, 2021 as of Apr 4, 2021 at 12:05 AM

Data in this report are provisional and subject to change.

Data in this summary pertain to COVID-19 vaccines approved by the U.S. Food and Drug Administration and have been issued an Emergency Use Authorization (Janssen COVID-19 Vaccine, Moderna COVID-19 Vaccine and Pfizer-BioNTech COVID-19 Vaccine). These data summarize the number of people who have received either their first dose or have completed the series for a COVID-19 vaccine. **A person can only be counted in one category, first dose or series complete.** For persons receiving Moderna or Pfizer vaccines, once they receive their second dose, they are moved from the first dose column to the series completed column. **Because of this, the total first dose category may show a change from report to report not matching the total receiving their first dose from the previous day.** Persons receiving Johnson & Johnson vaccines will always be counted in the series completed column.

COVID-19 doses for vaccinated persons in Florida	
Doses administered	161,775
People receiving one dose of a 1-dose series (Johnson & Johnson) or receiving only one dose of a 2-dose series (Moderna, Pfizer) count once. Persons receiving both doses of a 2-dose series count twice.	
Current status of persons vaccinated for COVID-19 in Florida	
Total people vaccinated	99,971
First dose	35,114
Series completed	64,857
Completed 1-dose series	3,053
Completed 2-dose series	61,804
First dose: current number of people who have only received their first dose of the Moderna or Pfizer vaccine.	
Series complete: current number of people who have received both Moderna or Pfizer vaccine doses or one Johnson & Johnson dose and are considered fully immunized.	

Demographic summary		First dose	Series complete	Total people vaccinated
Age group		35,114	64,857	99,971
16-24 years		1,301	920	2,221
25-34 years		1,693	2,285	3,978
35-44 years		5,472	5,006	10,478
45-54 years		8,770	5,697	14,467
55-64 years		12,550	8,701	21,251
65-74 years		3,157	25,905	29,062
75-84 years		1,577	12,743	14,320
85+ years		594	3,600	4,194
Race		35,114	64,857	99,971
White		25,176	48,822	73,998
Black		1,036	1,779	2,815
American Indian/Alaskan		83	187	270
Other		3,579	6,172	9,751
Unknown		5,240	7,897	13,137
Other race includes Asian, native Hawaiian/Pacific Islander, or other.				
Ethnicity		35,114	64,857	99,971
Hispanic		1,617	1,792	3,409
Non-Hispanic		22,577	42,322	64,899
Unknown		10,920	20,743	31,663
Gender		35,114	64,857	99,971
Female		18,928	36,872	55,800
Male		16,167	27,974	44,141
Unknown		19	11	30



COVID-19: St. Lucie County vaccine summary

Vaccination data through Apr 3, 2021 as of Apr 4, 2021 at 12:05 AM

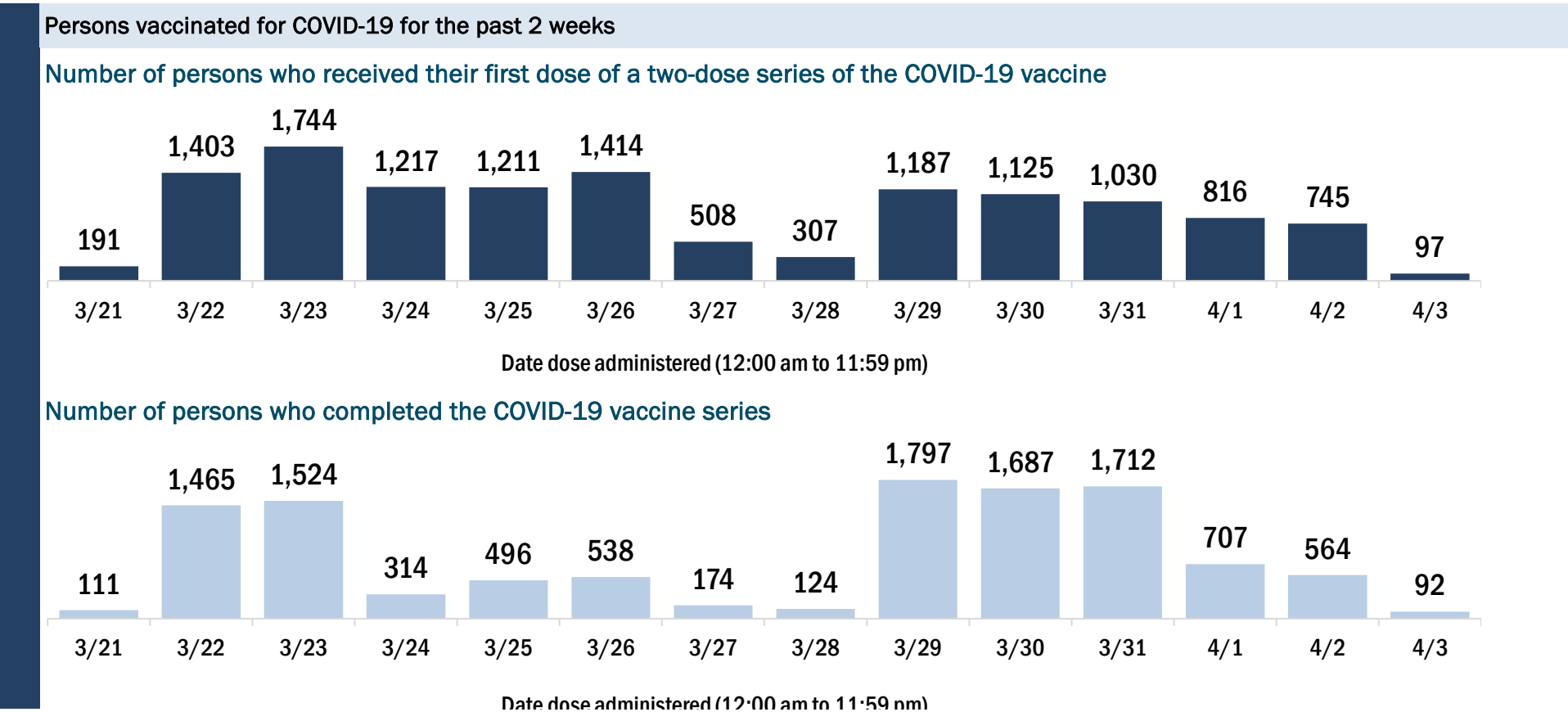
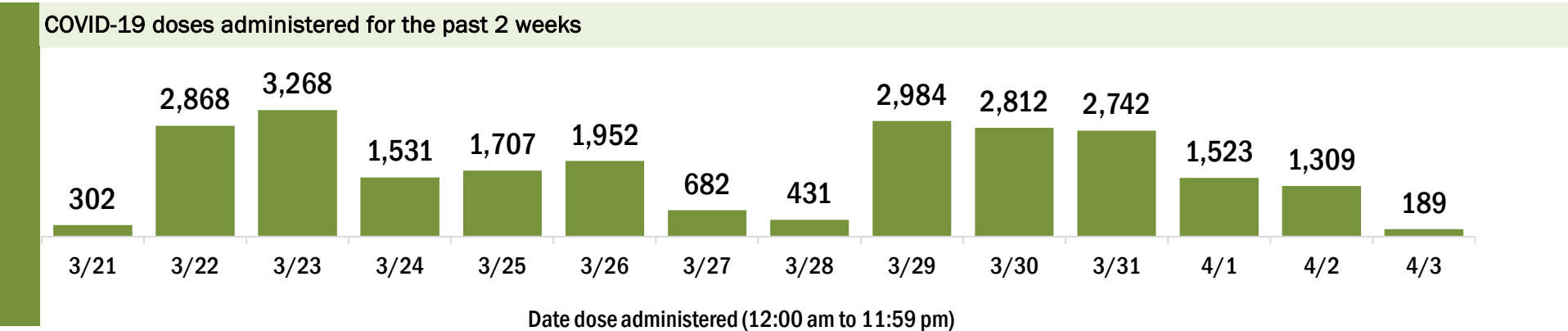
Data in this report are provisional and subject to change.

Data in this summary pertain to COVID-19 vaccines approved by the U.S. Food and Drug Administration and have been issued an Emergency Use Authorization (Janssen COVID-19 Vaccine, Moderna COVID-19 Vaccine and Pfizer-BioNTech COVID-19 Vaccine). These data summarize the number of people who have received either their first dose or have completed the series for a COVID-19 vaccine. **A person can only be counted in one category, first dose or series complete.** For persons receiving Moderna or Pfizer vaccines, once they receive their second dose, they are moved from the first dose column to the series completed column. **Because of this, the total first dose category may show a change from report to report not matching the total receiving their first dose from the previous day.** Persons receiving Johnson & Johnson vaccines will always be counted in the series completed column.

COVID-19 doses for vaccinated persons in Florida	
Doses administered	137,705
People receiving one dose of a 1-dose series (Johnson & Johnson) or receiving only one dose of a 2-dose series (Moderna, Pfizer) count once. Persons receiving both doses of a 2-dose series count twice.	

Current status of persons vaccinated for COVID-19 in Florida	
Total people vaccinated	83,794
First dose	28,237
Series completed	55,557
Completed 1-dose series	1,646
Completed 2-dose series	53,911
First dose: current number of people who have only received their first dose of the Moderna or Pfizer vaccine.	
Series complete: current number of people who have received both Moderna or Pfizer vaccine doses or one Johnson & Johnson dose and are considered fully immunized.	

Demographic summary	First dose	Series complete	Total people vaccinated
Age group	28,237	55,557	83,794
16-24 years	514	464	978
25-34 years	1,034	1,205	2,239
35-44 years	1,804	1,954	3,758
45-54 years	3,867	3,355	7,222
55-64 years	9,028	6,178	15,206
65-74 years	6,642	24,124	30,766
75-84 years	3,979	14,047	18,026
85+ years	1,369	4,230	5,599
Race	28,237	55,557	83,794
White	17,028	37,828	54,856
Black	2,466	5,107	7,573
American Indian/Alaskan	139	278	417
Other	2,346	4,931	7,277
Unknown	6,258	7,413	13,671
Other race includes Asian, native Hawaiian/Pacific Islander, or other.			
Ethnicity	28,237	55,557	83,794
Hispanic	2,662	3,704	6,366
Non-Hispanic	13,270	33,408	46,678
Unknown	12,305	18,445	30,750
Gender	28,237	55,557	83,794
Female	15,704	32,152	47,856
Male	12,452	23,385	35,837
Unknown	81	20	101



COVID-19: Sumter County vaccine summary

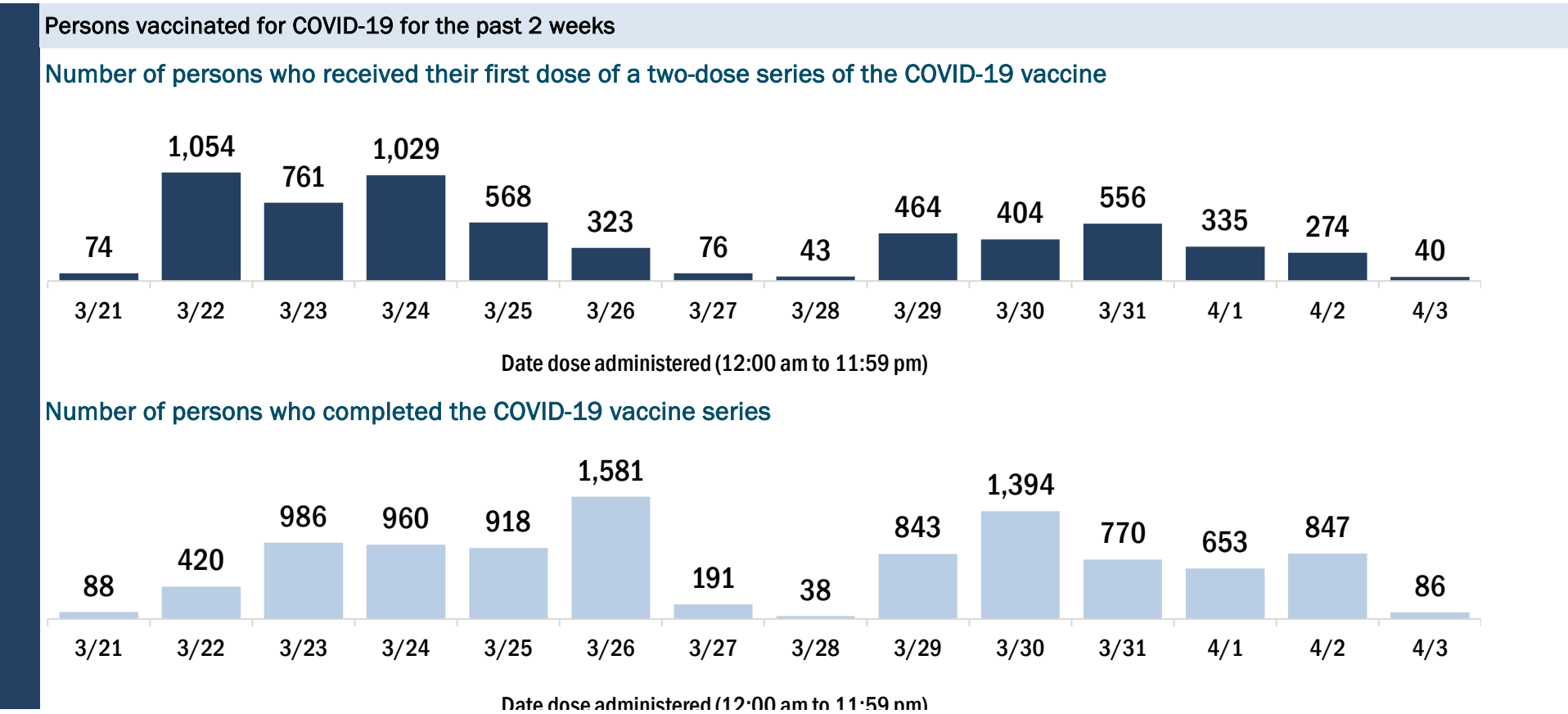
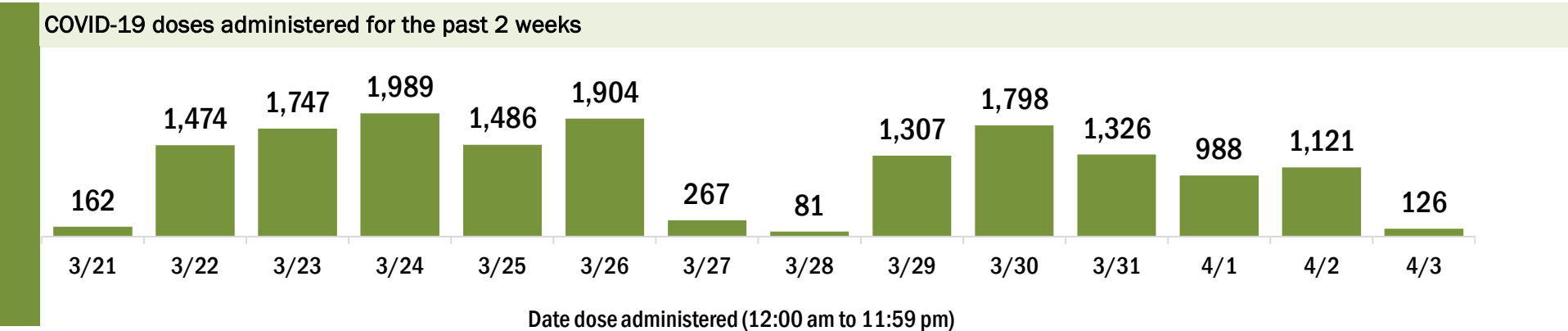
Vaccination data through Apr 3, 2021 as of Apr 4, 2021 at 12:05 AM

Data in this report are provisional and subject to change.

Data in this summary pertain to COVID-19 vaccines approved by the U.S. Food and Drug Administration and have been issued an Emergency Use Authorization (Janssen COVID-19 Vaccine, Moderna COVID-19 Vaccine and Pfizer-BioNTech COVID-19 Vaccine). These data summarize the number of people who have received either their first dose or have completed the series for a COVID-19 vaccine. **A person can only be counted in one category, first dose or series complete.** For persons receiving Moderna or Pfizer vaccines, once they receive their second dose, they are moved from the first dose column to the series completed column. **Because of this, the total first dose category may show a change from report to report not matching the total receiving their first dose from the previous day.** Persons receiving Johnson & Johnson vaccines will always be counted in the series completed column.

COVID-19 doses for vaccinated persons in Florida	
Doses administered	127,327
People receiving one dose of a 1-dose series (Johnson & Johnson) or receiving only one dose of a 2-dose series (Moderna, Pfizer) count once. Persons receiving both doses of a 2-dose series count twice.	
Current status of persons vaccinated for COVID-19 in Florida	
Total people vaccinated	75,978
First dose	21,401
Series completed	54,577
Completed 1-dose series	3,228
Completed 2-dose series	51,349
First dose: current number of people who have only received their first dose of the Moderna or Pfizer vaccine.	
Series complete: current number of people who have received both Moderna or Pfizer vaccine doses or one Johnson & Johnson dose and are considered fully immunized.	

Demographic summary		First dose	Series complete	Total people vaccinated
Age group		21,401	54,577	75,978
16-24 years		92	50	142
25-34 years		165	135	300
35-44 years		362	209	571
45-54 years		1,140	398	1,538
55-64 years		7,020	1,756	8,776
65-74 years		6,580	29,271	35,851
75-84 years		4,873	19,681	24,554
85+ years		1,169	3,077	4,246
Race		21,401	54,577	75,978
White		16,864	46,426	63,290
Black		347	482	829
American Indian/Alaskan		26	128	154
Other		1,131	1,985	3,116
Unknown		3,033	5,556	8,589
Other race includes Asian, native Hawaiian/Pacific Islander, or other.				
Ethnicity		21,401	54,577	75,978
Hispanic		451	701	1,152
Non-Hispanic		13,100	35,690	48,790
Unknown		7,850	18,186	26,036
Gender		21,401	54,577	75,978
Female		12,378	30,092	42,470
Male		8,957	24,476	33,433
Unknown		66	9	75



COVID-19: Suwannee County vaccine summary

Vaccination data through Apr 3, 2021 as of Apr 4, 2021 at 12:05 AM

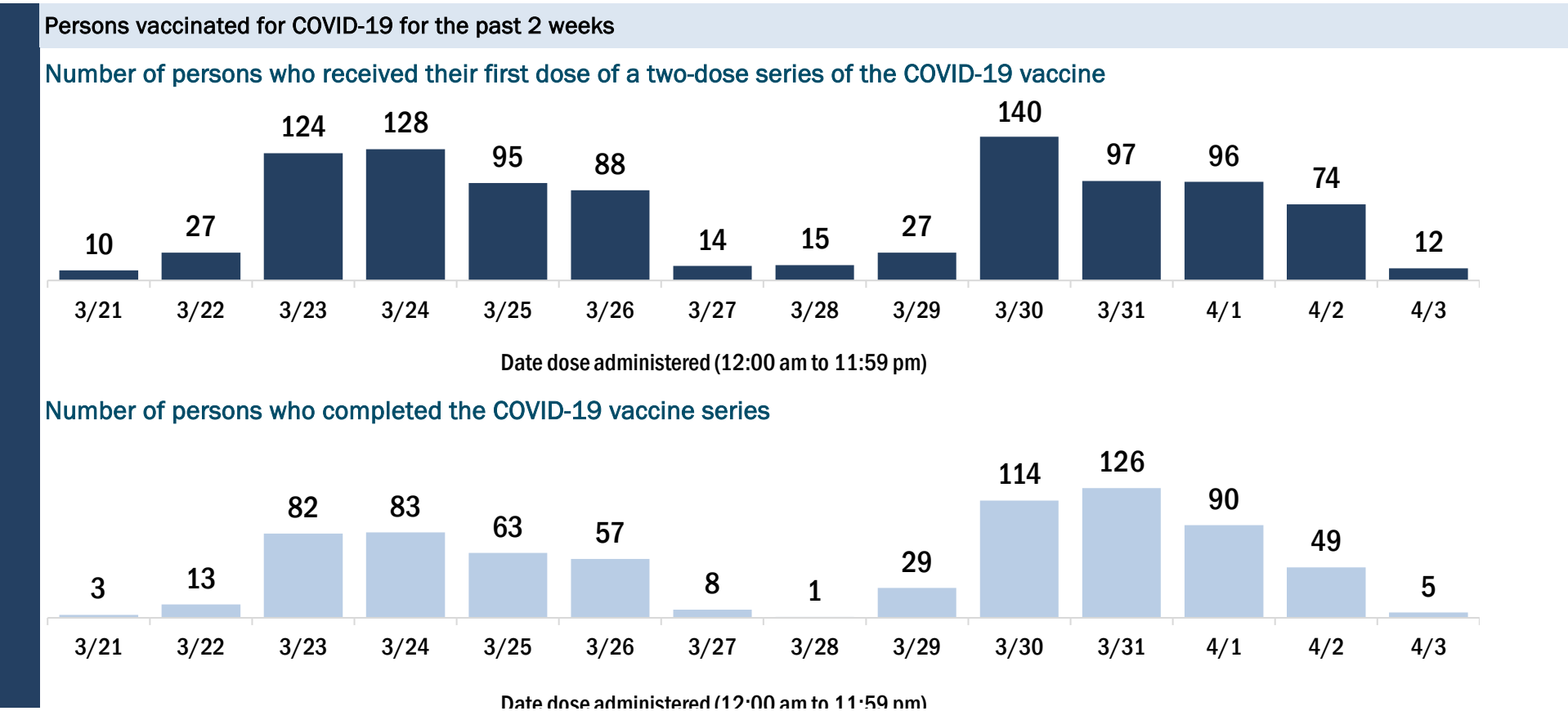
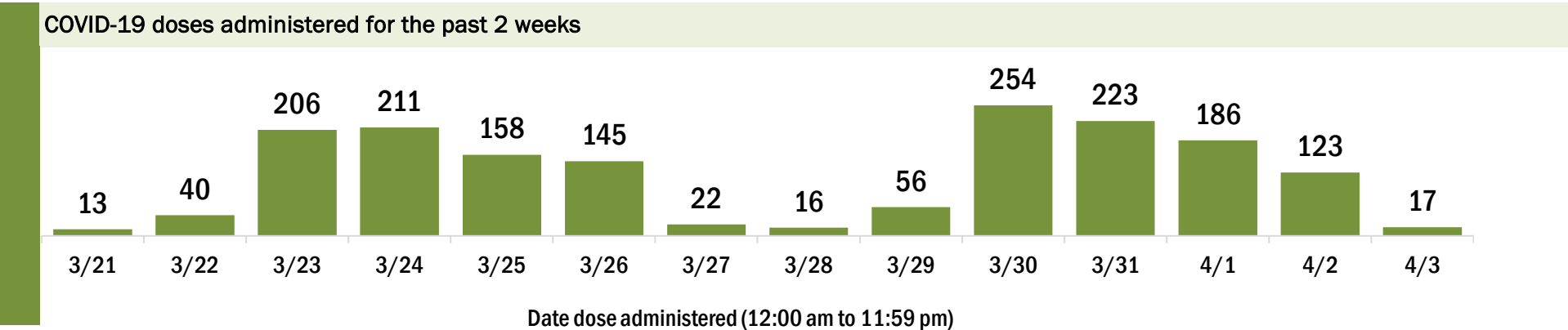
Data in this report are provisional and subject to change.

Data in this summary pertain to COVID-19 vaccines approved by the U.S. Food and Drug Administration and have been issued an Emergency Use Authorization (Janssen COVID-19 Vaccine, Moderna COVID-19 Vaccine and Pfizer-BioNTech COVID-19 Vaccine). These data summarize the number of people who have received either their first dose or have completed the series for a COVID-19 vaccine. **A person can only be counted in one category, first dose or series complete.** For persons receiving Moderna or Pfizer vaccines, once they receive their second dose, they are moved from the first dose column to the series completed column. **Because of this, the total first dose category may show a change from report to report not matching the total receiving their first dose from the previous day.** Persons receiving Johnson & Johnson vaccines will always be counted in the series completed column.

COVID-19 doses for vaccinated persons in Florida	
Doses administered	12,998
People receiving one dose of a 1-dose series (Johnson & Johnson) or receiving only one dose of a 2-dose series (Moderna, Pfizer) count once. Persons receiving both doses of a 2-dose series count twice.	

Current status of persons vaccinated for COVID-19 in Florida	
Total people vaccinated	7,740
First dose	2,278
Series completed	5,462
Completed 1-dose series	204
Completed 2-dose series	5,258
First dose: current number of people who have only received their first dose of the Moderna or Pfizer vaccine.	
Series complete: current number of people who have received both Moderna or Pfizer vaccine doses or one Johnson & Johnson dose and are considered fully immunized.	

Demographic summary	First dose	Series complete	Total people vaccinated
Age group	2,278	5,462	7,740
16-24 years	61	44	105
25-34 years	75	85	160
35-44 years	164	134	298
45-54 years	343	222	565
55-64 years	1,017	519	1,536
65-74 years	357	2,389	2,746
75-84 years	191	1,541	1,732
85+ years	70	528	598
Race	2,278	5,462	7,740
White	1,580	3,802	5,382
Black	219	361	580
American Indian/Alaskan	5	4	9
Other	160	353	513
Unknown	314	942	1,256
Other race includes Asian, native Hawaiian/Pacific Islander, or other.			
Ethnicity	2,278	5,462	7,740
Hispanic	106	100	206
Non-Hispanic	1,289	2,680	3,969
Unknown	883	2,682	3,565
Gender	2,278	5,462	7,740
Female	1,301	3,209	4,510
Male	977	2,253	3,230
Unknown	0	0	0



COVID-19: Taylor County vaccine summary

Vaccination data through Apr 3, 2021 as of Apr 4, 2021 at 12:05 AM

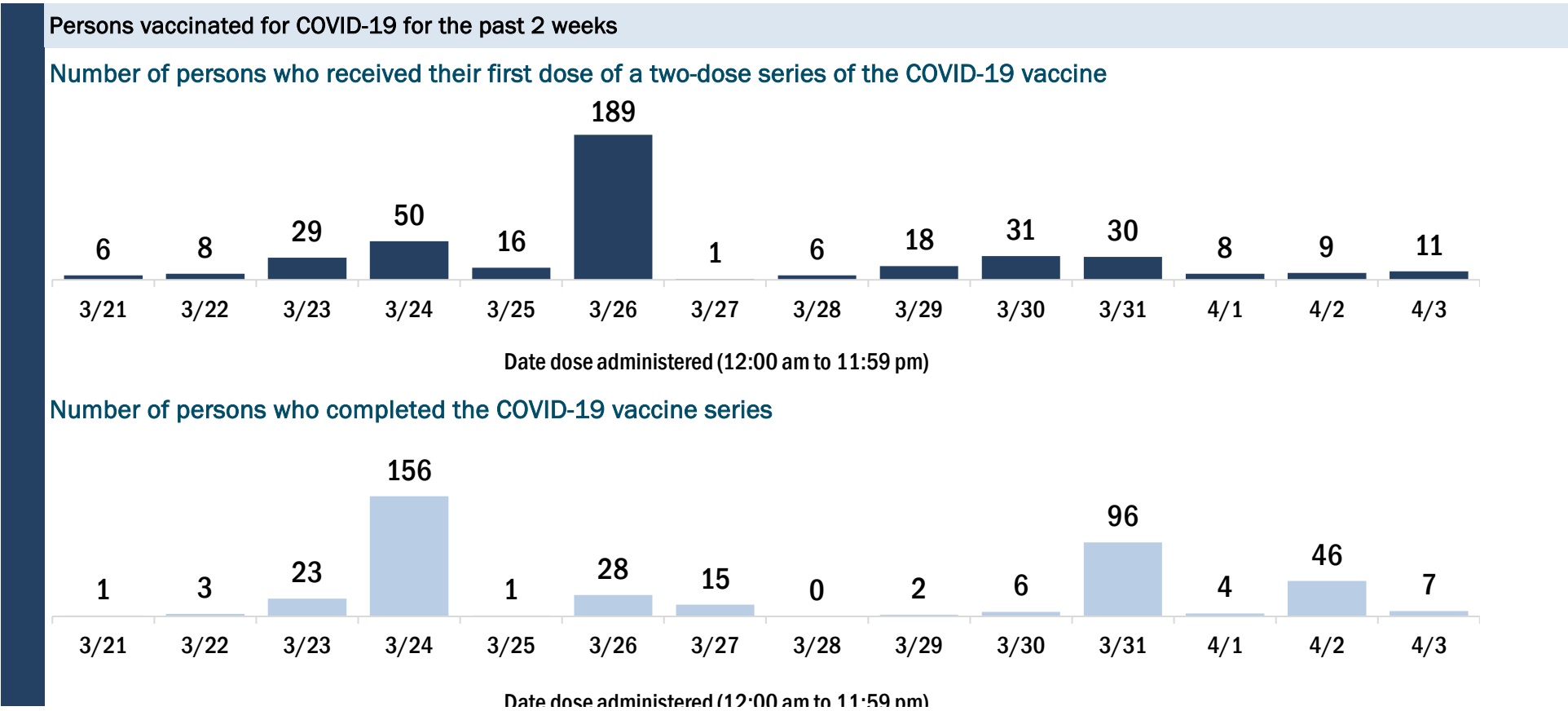
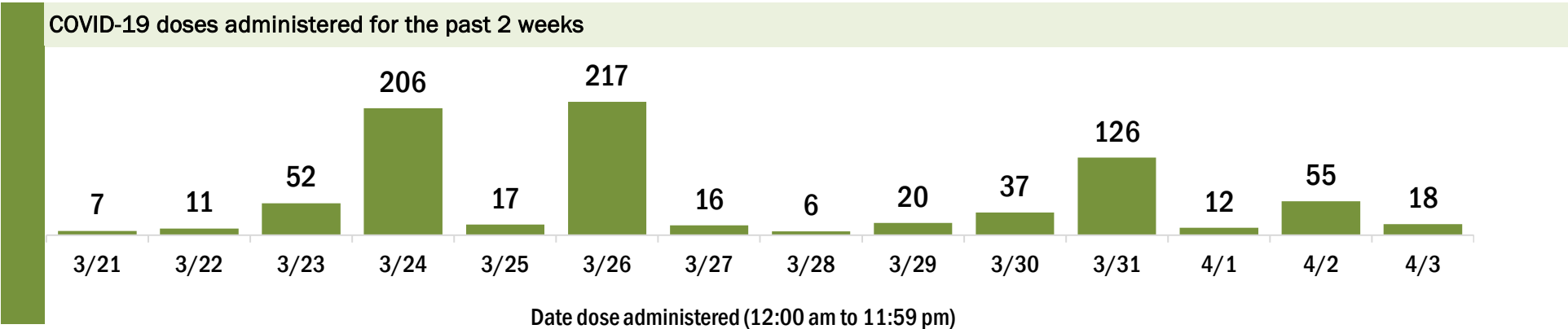
Data in this report are provisional and subject to change.

Data in this summary pertain to COVID-19 vaccines approved by the U.S. Food and Drug Administration and have been issued an Emergency Use Authorization (Janssen COVID-19 Vaccine, Moderna COVID-19 Vaccine and Pfizer-BioNTech COVID-19 Vaccine). These data summarize the number of people who have received either their first dose or have completed the series for a COVID-19 vaccine. **A person can only be counted in one category, first dose or series complete.** For persons receiving Moderna or Pfizer vaccines, once they receive their second dose, they are moved from the first dose column to the series completed column. **Because of this, the total first dose category may show a change from report to report not matching the total receiving their first dose from the previous day.** Persons receiving Johnson & Johnson vaccines will always be counted in the series completed column.

COVID-19 doses for vaccinated persons in Florida	
Doses administered	6,924
People receiving one dose of a 1-dose series (Johnson & Johnson) or receiving only one dose of a 2-dose series (Moderna, Pfizer) count once. Persons receiving both doses of a 2-dose series count twice.	

Current status of persons vaccinated for COVID-19 in Florida	
Total people vaccinated	4,308
First dose	1,587
Series completed	2,721
Completed 1-dose series	105
Completed 2-dose series	2,616
First dose: current number of people who have only received their first dose of the Moderna or Pfizer vaccine.	
Series complete: current number of people who have received both Moderna or Pfizer vaccine doses or one Johnson & Johnson dose and are considered fully immunized.	

Demographic summary	First dose	Series complete	Total people vaccinated
Age group	1,587	2,721	4,308
16-24 years	40	17	57
25-34 years	50	53	103
35-44 years	86	62	148
45-54 years	207	129	336
55-64 years	548	364	912
65-74 years	394	1,190	1,584
75-84 years	201	707	908
85+ years	61	199	260
Race	1,587	2,721	4,308
White	1,129	2,025	3,154
Black	238	267	505
American Indian/Alaskan	13	21	34
Other	67	183	250
Unknown	140	225	365
Other race includes Asian, native Hawaiian/Pacific Islander, or other.			
Ethnicity	1,587	2,721	4,308
Hispanic	30	31	61
Non-Hispanic	986	1,531	2,517
Unknown	571	1,159	1,730
Gender	1,587	2,721	4,308
Female	852	1,520	2,372
Male	734	1,201	1,935
Unknown	1	0	1



COVID-19: Union County vaccine summary

Vaccination data through Apr 3, 2021 as of Apr 4, 2021 at 12:05 AM

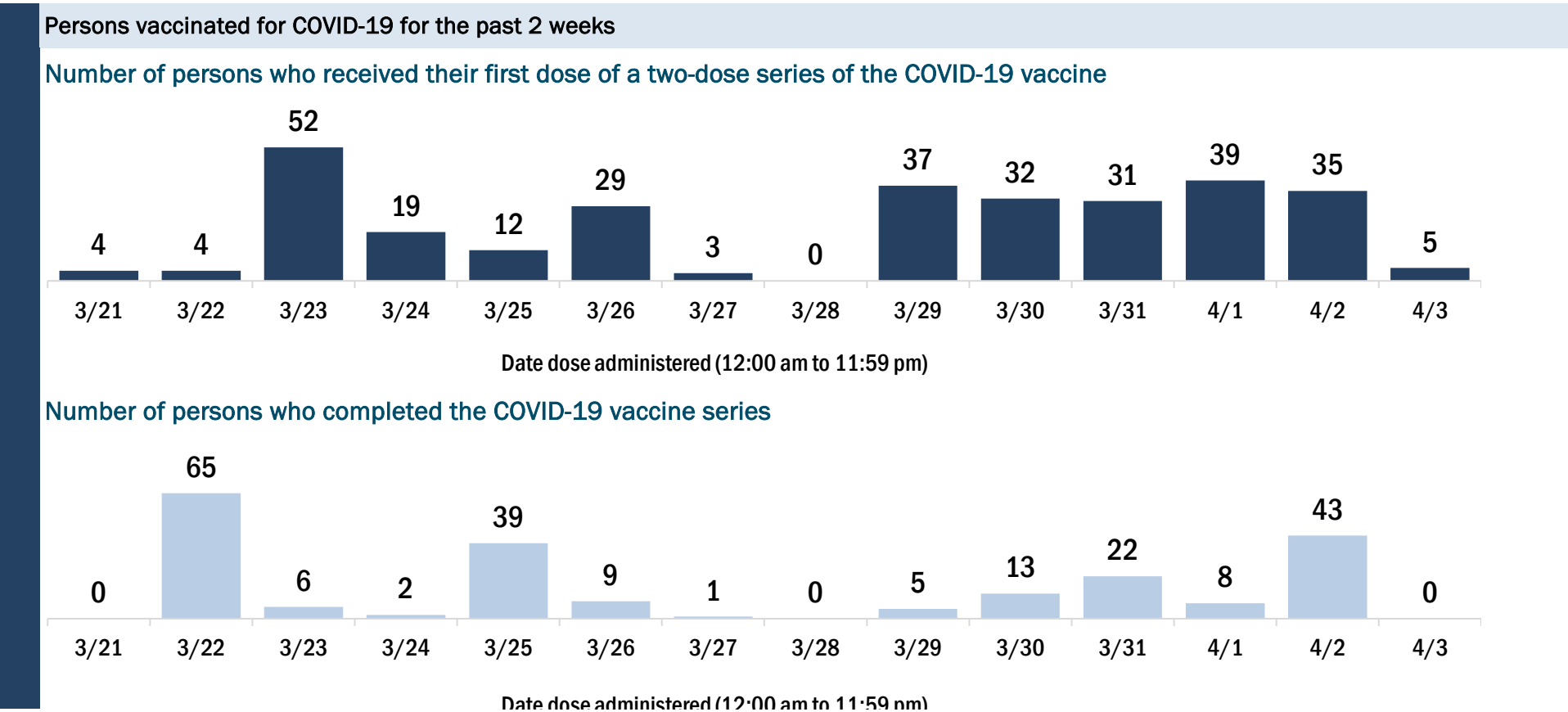
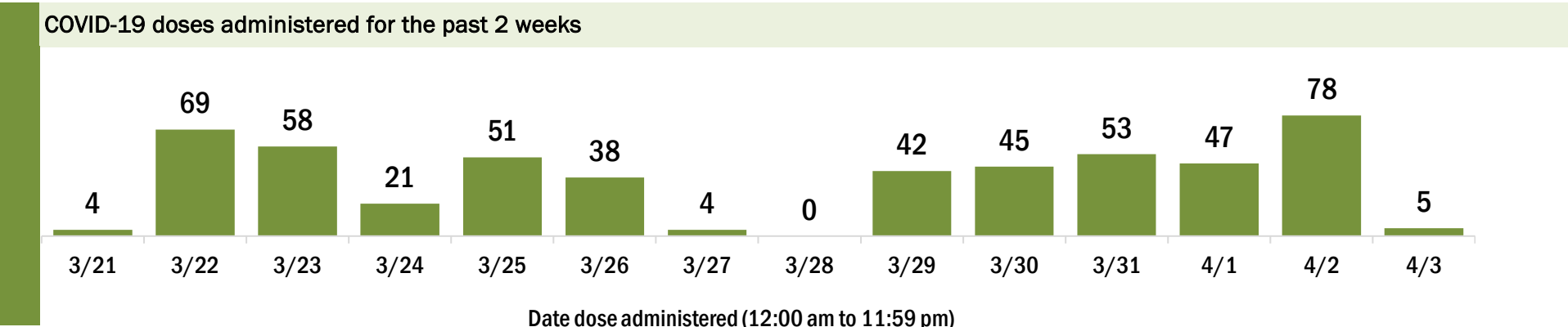
Data in this report are provisional and subject to change.

Data in this summary pertain to COVID-19 vaccines approved by the U.S. Food and Drug Administration and have been issued an Emergency Use Authorization (Janssen COVID-19 Vaccine, Moderna COVID-19 Vaccine and Pfizer-BioNTech COVID-19 Vaccine). These data summarize the number of people who have received either their first dose or have completed the series for a COVID-19 vaccine. **A person can only be counted in one category, first dose or series complete.** For persons receiving Moderna or Pfizer vaccines, once they receive their second dose, they are moved from the first dose column to the series completed column. **Because of this, the total first dose category may show a change from report to report not matching the total receiving their first dose from the previous day.** Persons receiving Johnson & Johnson vaccines will always be counted in the series completed column.

COVID-19 doses for vaccinated persons in Florida	
Doses administered	3,247
People receiving one dose of a 1-dose series (Johnson & Johnson) or receiving only one dose of a 2-dose series (Moderna, Pfizer) count once. Persons receiving both doses of a 2-dose series count twice.	

Current status of persons vaccinated for COVID-19 in Florida	
Total people vaccinated	1,967
First dose	596
Series completed	1,371
Completed 1-dose series	91
Completed 2-dose series	1,280
First dose: current number of people who have only received their first dose of the Moderna or Pfizer vaccine.	
Series complete: current number of people who have received both Moderna or Pfizer vaccine doses or one Johnson & Johnson dose and are considered fully immunized.	

Demographic summary	First dose	Series complete	Total people vaccinated
Age group	596	1,371	1,967
16-24 years	15	14	29
25-34 years	24	61	85
35-44 years	54	42	96
45-54 years	108	76	184
55-64 years	272	163	435
65-74 years	77	574	651
75-84 years	35	341	376
85+ years	11	100	111
Race	596	1,371	1,967
White	445	1,130	1,575
Black	76	105	181
American Indian/Alaskan	8	12	20
Other	39	100	139
Unknown	28	24	52
Other race includes Asian, native Hawaiian/Pacific Islander, or other.			
Ethnicity	596	1,371	1,967
Hispanic	18	24	42
Non-Hispanic	477	1,267	1,744
Unknown	101	80	181
Gender	596	1,371	1,967
Female	346	783	1,129
Male	245	588	833
Unknown	5	0	5



COVID-19: Volusia County vaccine summary

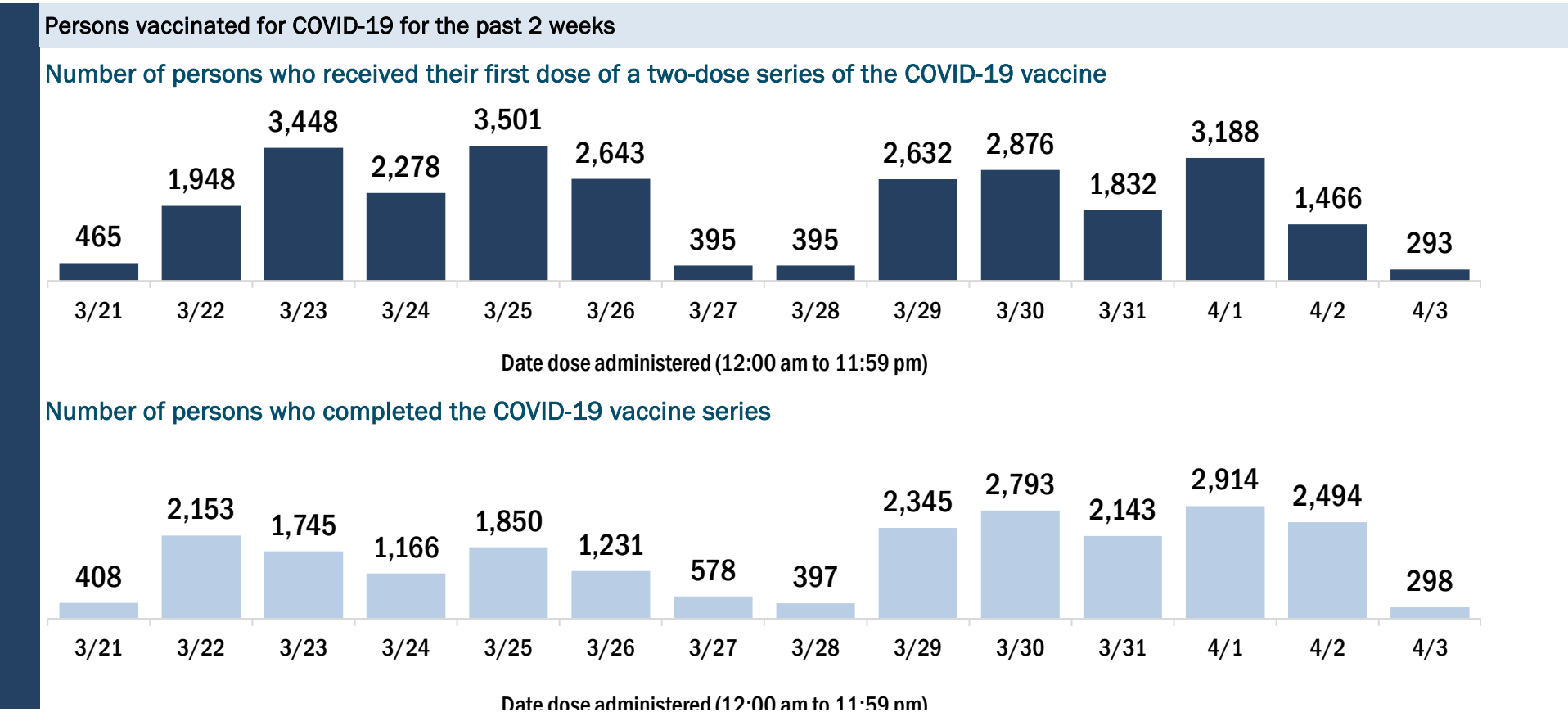
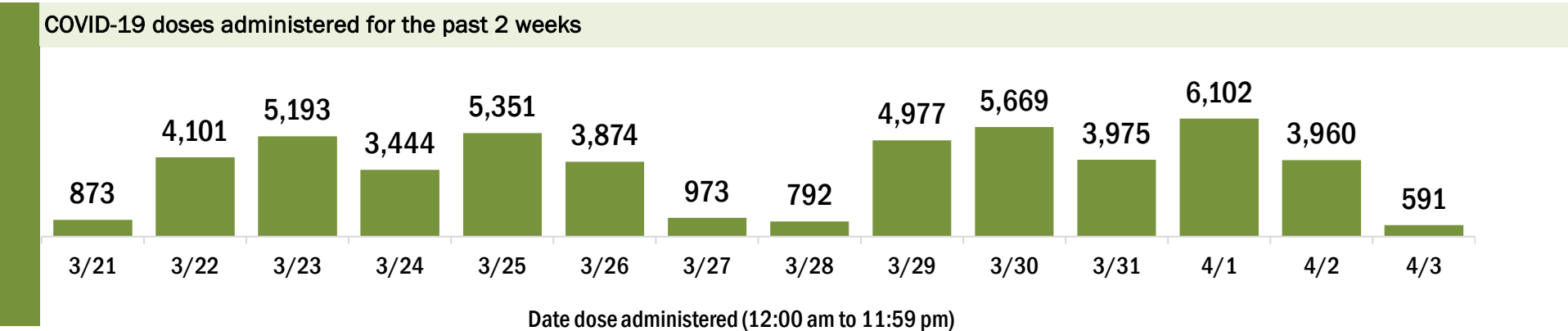
Vaccination data through Apr 3, 2021 as of Apr 4, 2021 at 12:05 AM

Data in this report are provisional and subject to change.

Data in this summary pertain to COVID-19 vaccines approved by the U.S. Food and Drug Administration and have been issued an Emergency Use Authorization (Janssen COVID-19 Vaccine, Moderna COVID-19 Vaccine and Pfizer-BioNTech COVID-19 Vaccine). These data summarize the number of people who have received either their first dose or have completed the series for a COVID-19 vaccine. **A person can only be counted in one category, first dose or series complete.** For persons receiving Moderna or Pfizer vaccines, once they receive their second dose, they are moved from the first dose column to the series completed column. **Because of this, the total first dose category may show a change from report to report not matching the total receiving their first dose from the previous day.** Persons receiving Johnson & Johnson vaccines will always be counted in the series completed column.

COVID-19 doses for vaccinated persons in Florida	
Doses administered	241,989
People receiving one dose of a 1-dose series (Johnson & Johnson) or receiving only one dose of a 2-dose series (Moderna, Pfizer) count once. Persons receiving both doses of a 2-dose series count twice.	
Current status of persons vaccinated for COVID-19 in Florida	
Total people vaccinated	155,997
First dose	56,907
Series completed	99,090
Completed 1-dose series	13,098
Completed 2-dose series	85,992
First dose: current number of people who have only received their first dose of the Moderna or Pfizer vaccine.	
Series complete: current number of people who have received both Moderna or Pfizer vaccine doses or one Johnson & Johnson dose and are considered fully immunized.	

Demographic summary		First dose	Series complete	Total people vaccinated
Age group		56,907	99,090	155,997
16-24 years		1,170	1,066	2,236
25-34 years		1,883	2,792	4,675
35-44 years		3,455	3,872	7,327
45-54 years		7,823	6,006	13,829
55-64 years		20,070	11,568	31,638
65-74 years		13,254	41,416	54,670
75-84 years		6,942	23,868	30,810
85+ years		2,310	8,502	10,812
Race		56,907	99,090	155,997
White		38,039	64,469	102,508
Black		2,357	4,267	6,624
American Indian/Alaskan		210	375	585
Other		4,827	12,494	17,321
Unknown		11,474	17,485	28,959
Other race includes Asian, native Hawaiian/Pacific Islander, or other.				
Ethnicity		56,907	99,090	155,997
Hispanic		4,007	4,009	8,016
Non-Hispanic		30,255	48,450	78,705
Unknown		22,645	46,631	69,276
Gender		56,907	99,090	155,997
Female		31,347	57,892	89,239
Male		24,181	40,296	64,477
Unknown		1,379	902	2,281



COVID-19: Wakulla County vaccine summary

Vaccination data through Apr 3, 2021 as of Apr 4, 2021 at 12:05 AM

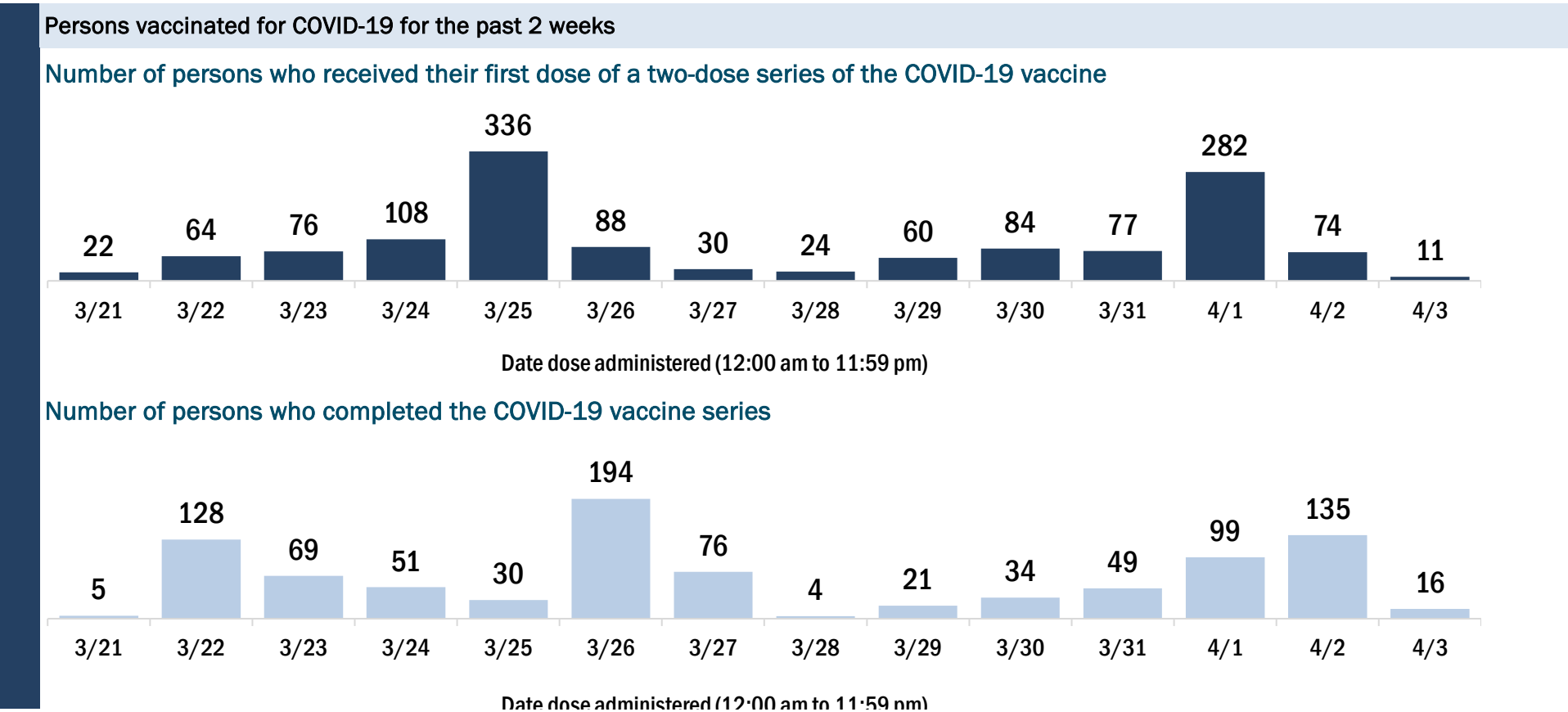
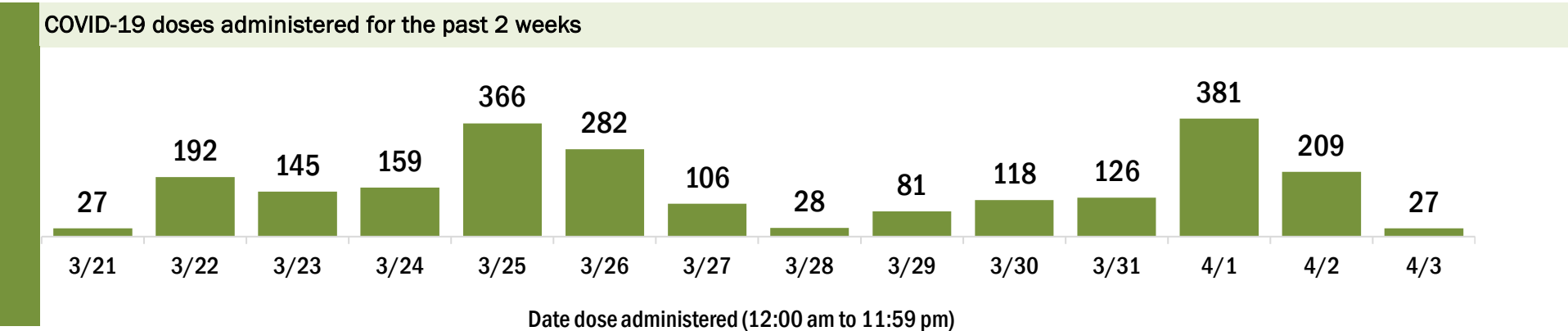
Data in this report are provisional and subject to change.

Data in this summary pertain to COVID-19 vaccines approved by the U.S. Food and Drug Administration and have been issued an Emergency Use Authorization (Janssen COVID-19 Vaccine, Moderna COVID-19 Vaccine and Pfizer-BioNTech COVID-19 Vaccine). These data summarize the number of people who have received either their first dose or have completed the series for a COVID-19 vaccine. **A person can only be counted in one category, first dose or series complete.** For persons receiving Moderna or Pfizer vaccines, once they receive their second dose, they are moved from the first dose column to the series completed column. **Because of this, the total first dose category may show a change from report to report not matching the total receiving their first dose from the previous day.** Persons receiving Johnson & Johnson vaccines will always be counted in the series completed column.

COVID-19 doses for vaccinated persons in Florida	
Doses administered	13,033
People receiving one dose of a 1-dose series (Johnson & Johnson) or receiving only one dose of a 2-dose series (Moderna, Pfizer) count once. Persons receiving both doses of a 2-dose series count twice.	

Current status of persons vaccinated for COVID-19 in Florida	
Total people vaccinated	7,990
First dose	2,695
Series completed	5,295
Completed 1-dose series	252
Completed 2-dose series	5,043
First dose: current number of people who have only received their first dose of the Moderna or Pfizer vaccine.	
Series complete: current number of people who have received both Moderna or Pfizer vaccine doses or one Johnson & Johnson dose and are considered fully immunized.	

Demographic summary	First dose	Series complete	Total people vaccinated
Age group	2,695	5,295	7,990
16-24 years	97	49	146
25-34 years	142	171	313
35-44 years	275	272	547
45-54 years	486	413	899
55-64 years	989	757	1,746
65-74 years	428	2,308	2,736
75-84 years	220	1,064	1,284
85+ years	58	261	319
Race	2,695	5,295	7,990
White	1,958	3,956	5,914
Black	206	351	557
American Indian/Alaskan	18	26	44
Other	256	725	981
Unknown	257	237	494
Other race includes Asian, native Hawaiian/Pacific Islander, or other.			
Ethnicity	2,695	5,295	7,990
Hispanic	75	70	145
Non-Hispanic	2,007	4,166	6,173
Unknown	613	1,059	1,672
Gender	2,695	5,295	7,990
Female	1,478	3,002	4,480
Male	1,216	2,292	3,508
Unknown	1	1	2



COVID-19: Walton County vaccine summary

Vaccination data through Apr 3, 2021 as of Apr 4, 2021 at 12:05 AM

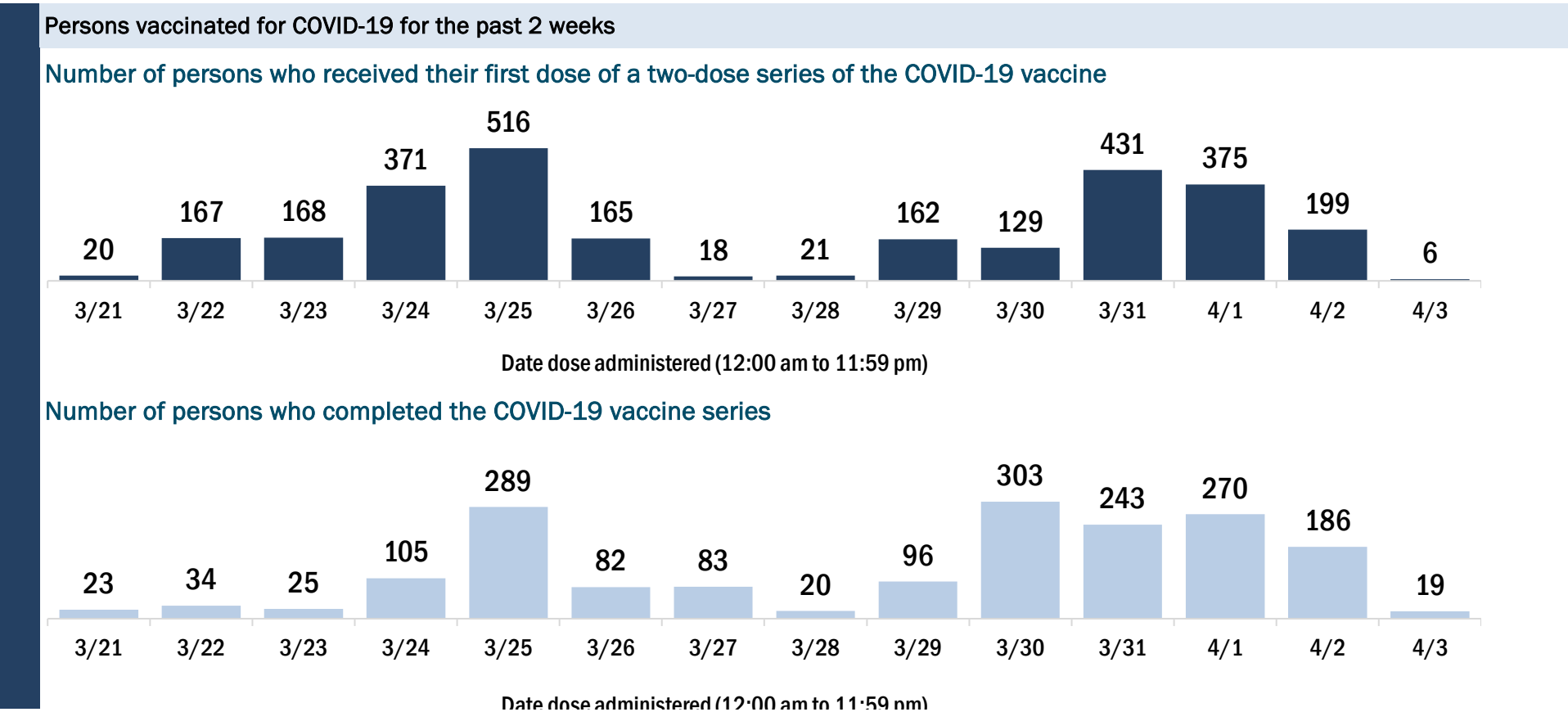
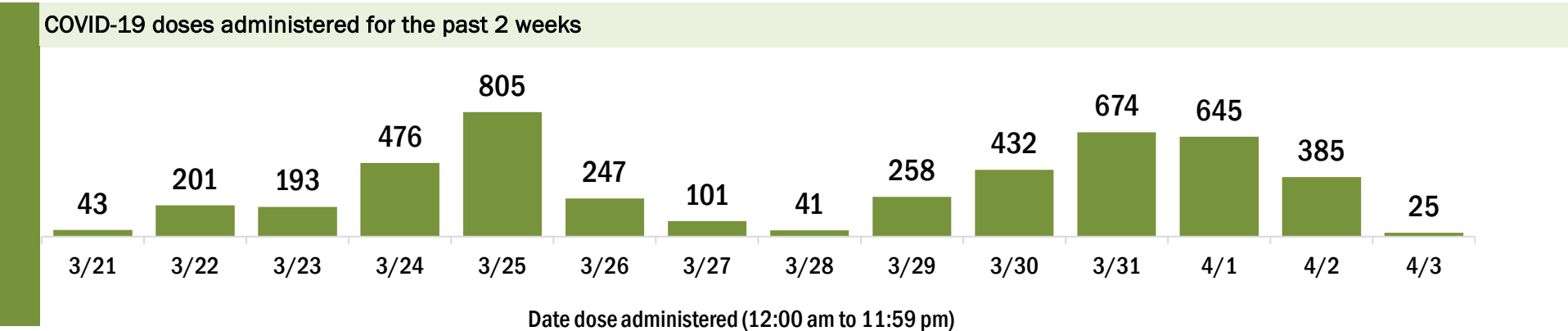
Data in this report are provisional and subject to change.

Data in this summary pertain to COVID-19 vaccines approved by the U.S. Food and Drug Administration and have been issued an Emergency Use Authorization (Janssen COVID-19 Vaccine, Moderna COVID-19 Vaccine and Pfizer-BioNTech COVID-19 Vaccine). These data summarize the number of people who have received either their first dose or have completed the series for a COVID-19 vaccine. **A person can only be counted in one category, first dose or series complete.** For persons receiving Moderna or Pfizer vaccines, once they receive their second dose, they are moved from the first dose column to the series completed column. **Because of this, the total first dose category may show a change from report to report not matching the total receiving their first dose from the previous day.** Persons receiving Johnson & Johnson vaccines will always be counted in the series completed column.

COVID-19 doses for vaccinated persons in Florida	
Doses administered	29,087
People receiving one dose of a 1-dose series (Johnson & Johnson) or receiving only one dose of a 2-dose series (Moderna, Pfizer) count once. Persons receiving both doses of a 2-dose series count twice.	

Current status of persons vaccinated for COVID-19 in Florida	
Total people vaccinated	18,225
First dose	6,665
Series completed	11,560
Completed 1-dose series	698
Completed 2-dose series	10,862
First dose: current number of people who have only received their first dose of the Moderna or Pfizer vaccine.	
Series complete: current number of people who have received both Moderna or Pfizer vaccine doses or one Johnson & Johnson dose and are considered fully immunized.	

Demographic summary	First dose	Series complete	Total people vaccinated
Age group	6,665	11,560	18,225
16-24 years	105	77	182
25-34 years	216	237	453
35-44 years	571	489	1,060
45-54 years	1,101	743	1,844
55-64 years	2,634	1,677	4,311
65-74 years	1,303	5,377	6,680
75-84 years	584	2,320	2,904
85+ years	151	640	791
Race	6,665	11,560	18,225
White	4,794	8,900	13,694
Black	152	181	333
American Indian/Alaskan	21	46	67
Other	350	513	863
Unknown	1,348	1,920	3,268
Other race includes Asian, native Hawaiian/Pacific Islander, or other.			
Ethnicity	6,665	11,560	18,225
Hispanic	202	170	372
Non-Hispanic	4,161	7,696	11,857
Unknown	2,302	3,694	5,996
Gender	6,665	11,560	18,225
Female	3,681	6,329	10,010
Male	2,983	5,229	8,212
Unknown	1	2	3



COVID-19: Washington County vaccine summary

Vaccination data through Apr 3, 2021 as of Apr 4, 2021 at 12:05 AM

Data in this report are provisional and subject to change.

Data in this summary pertain to COVID-19 vaccines approved by the U.S. Food and Drug Administration and have been issued an Emergency Use Authorization (Janssen COVID-19 Vaccine, Moderna COVID-19 Vaccine and Pfizer-BioNTech COVID-19 Vaccine). These data summarize the number of people who have received either their first dose or have completed the series for a COVID-19 vaccine. **A person can only be counted in one category, first dose or series complete.** For persons receiving Moderna or Pfizer vaccines, once they receive their second dose, they are moved from the first dose column to the series completed column. **Because of this, the total first dose category may show a change from report to report not matching the total receiving their first dose from the previous day.** Persons receiving Johnson & Johnson vaccines will always be counted in the series completed column.

COVID-19 doses for vaccinated persons in Florida	
Doses administered	6,593
People receiving one dose of a 1-dose series (Johnson & Johnson) or receiving only one dose of a 2-dose series (Moderna, Pfizer) count once. Persons receiving both doses of a 2-dose series count twice.	

Current status of persons vaccinated for COVID-19 in Florida	
Total people vaccinated	4,042
First dose	1,332
Series completed	2,710
Completed 1-dose series	159
Completed 2-dose series	2,551
First dose: current number of people who have only received their first dose of the Moderna or Pfizer vaccine.	
Series complete: current number of people who have received both Moderna or Pfizer vaccine doses or one Johnson & Johnson dose and are considered fully immunized.	

Demographic summary	First dose	Series complete	Total people vaccinated
Age group	1,332	2,710	4,042
16-24 years	18	16	34
25-34 years	43	64	107
35-44 years	72	108	180
45-54 years	214	173	387
55-64 years	535	381	916
65-74 years	277	1,096	1,373
75-84 years	128	651	779
85+ years	45	221	266
Race	1,332	2,710	4,042
White	987	2,145	3,132
Black	183	238	421
American Indian/Alaskan	22	31	53
Other	52	143	195
Unknown	88	153	241
Other race includes Asian, native Hawaiian/Pacific Islander, or other.			
Ethnicity	1,332	2,710	4,042
Hispanic	35	23	58
Non-Hispanic	952	2,176	3,128
Unknown	345	511	856
Gender	1,332	2,710	4,042
Female	743	1,508	2,251
Male	589	1,202	1,791
Unknown	0	0	0

