

COVID-19: Florida vaccine summary

Vaccination data through Apr 2, 2021 as of Apr 3, 2021 at 12:05 AM

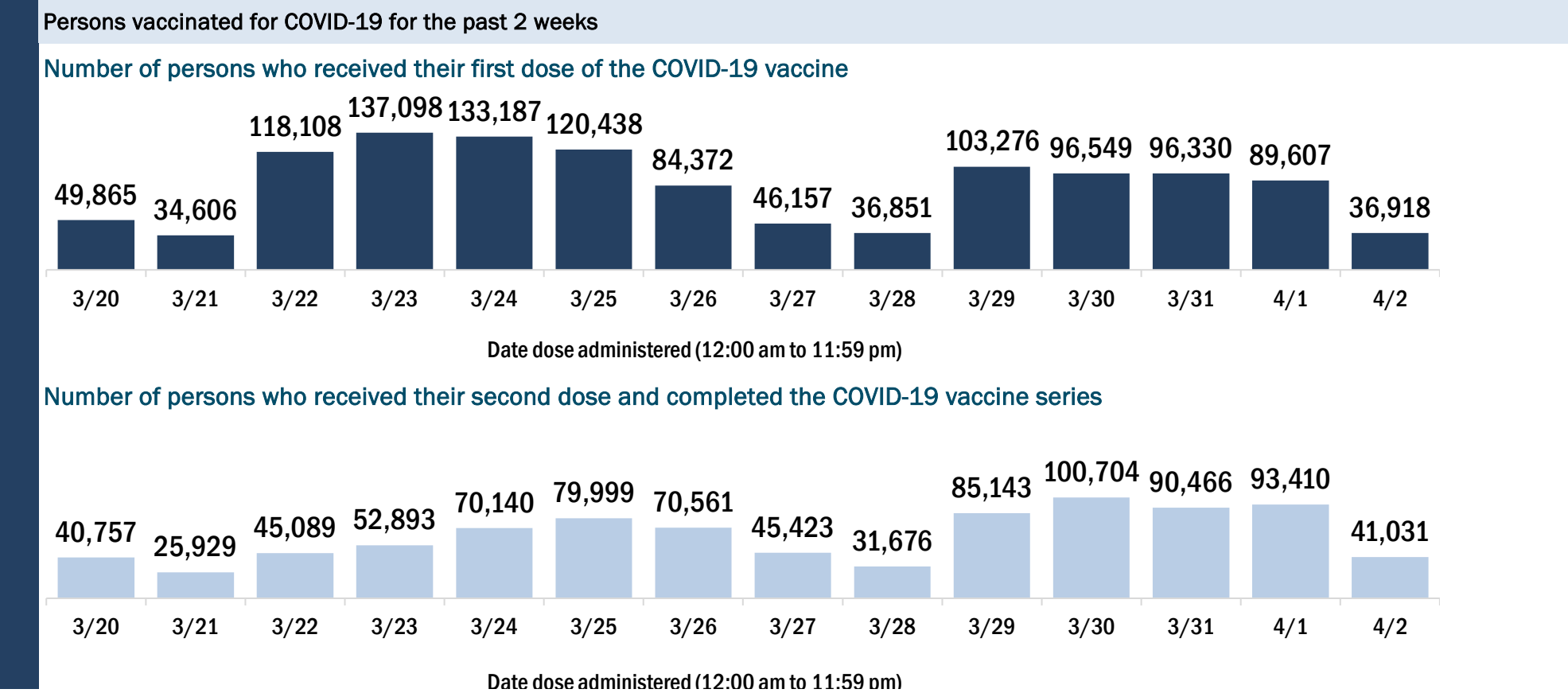
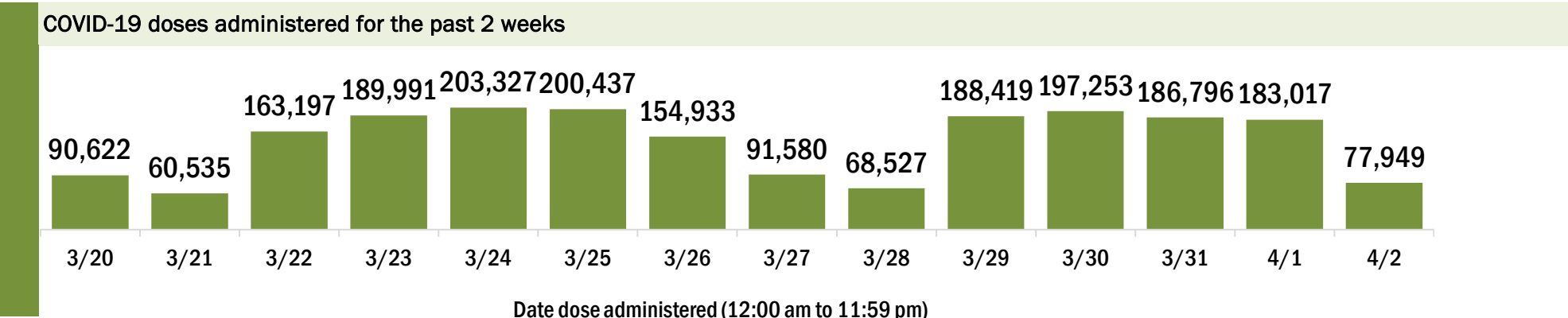
Data in this report are provisional and subject to change. Data are based on county of residence.

Data in this summary pertain to COVID-19 vaccines approved by the U.S. Food and Drug Administration and have been issued an Emergency Use Authorization (Janssen COVID-19 Vaccine, Moderna COVID-19 Vaccine and Pfizer-BioNTech COVID-19 Vaccine). These data summarize the number of people who have received either their first dose or have completed the series for a COVID-19 vaccine. **A person can only be counted in one category, first dose or series complete.** For persons receiving Moderna or Pfizer vaccines, once they receive their second dose, they are moved from the first dose column to the series completed column. **Because of this, the total first dose category may show a change from report to report not matching the total receiving their first dose from the previous day.** Persons receiving Johnson & Johnson vaccines will always be counted in the series completed column.

COVID-19 doses for vaccinated persons in Florida	
Doses administered	9,546,777
People receiving one dose of a 1-dose series (Johnson & Johnson) or receiving only one dose of a 2-dose series (Moderna, Pfizer) count once. Persons receiving both doses of a 2-dose series count twice.	

Current status of persons vaccinated for COVID-19 in Florida	
Total people vaccinated	6,208,000
First dose	2,610,928
Series completed	3,597,072
Completed 1-dose series	258,295
Completed 2-dose series	3,338,777
First dose: current number of people who have only received their first dose of the Moderna or Pfizer vaccine.	
Series complete: current number of people who have received both Moderna or Pfizer vaccine doses or one Johnson & Johnson dose and are considered fully immunized.	

Demographic summary	First dose	Series complete	Total people vaccinated
Age group	2,610,928	3,597,072	6,208,000
16-24 years	76,373	51,102	127,475
25-34 years	138,513	148,969	287,482
35-44 years	234,229	203,023	437,252
45-54 years	435,243	280,977	716,220
55-64 years	822,008	440,987	1,262,995
65-74 years	499,688	1,391,879	1,891,567
75-84 years	295,489	809,539	1,105,028
85+ years	109,385	270,596	379,981
Race	2,610,928	3,597,072	6,208,000
White	1,706,125	2,502,016	4,208,141
Black	168,806	232,917	401,723
American Indian/Alaskan	9,878	12,707	22,585
Other	243,683	379,418	623,101
Unknown	482,436	470,014	952,450
Other race includes Asian, native Hawaiian/Pacific Islander, or other.			
Ethnicity	2,610,928	3,597,072	6,208,000
Hispanic	363,259	450,956	814,215
Non-Hispanic	1,279,558	1,977,140	3,256,698
Unknown	968,111	1,168,976	2,137,087
Gender	2,610,928	3,597,072	6,208,000
Female	1,448,566	2,079,284	3,527,850
Male	1,149,375	1,513,780	2,663,155
Unknown	12,987	4,008	16,995



COVID-19: Alachua County vaccine summary

Vaccination data through Apr 2, 2021 as of Apr 3, 2021 at 12:05 AM

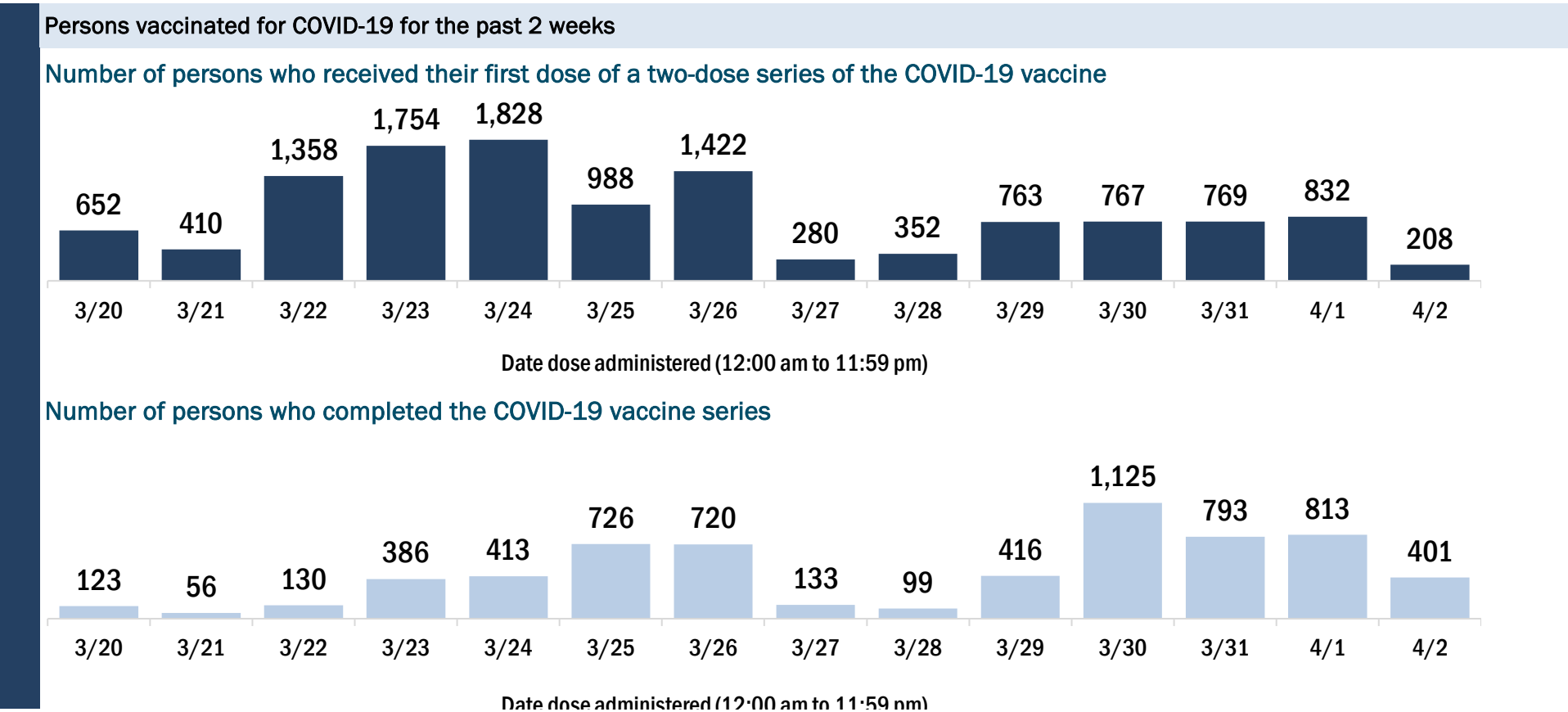
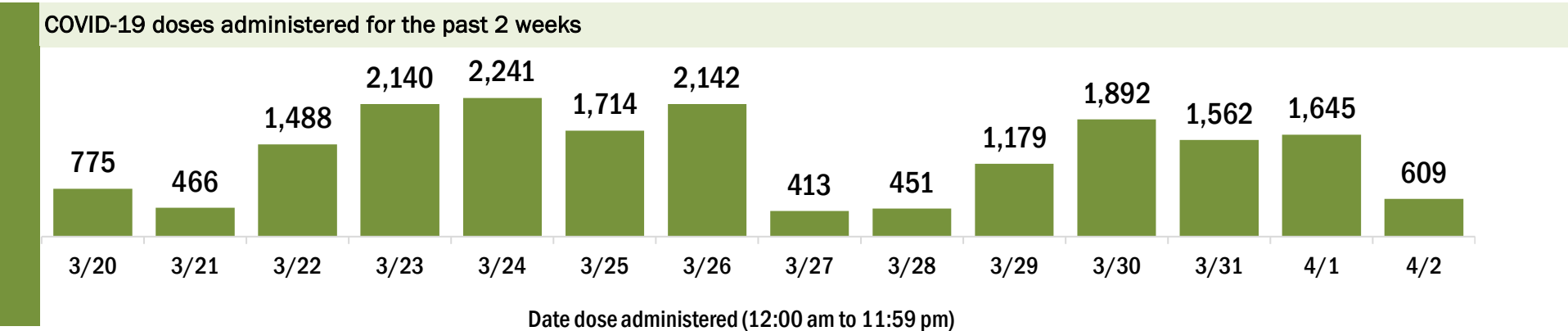
Data in this report are provisional and subject to change.

Data in this summary pertain to COVID-19 vaccines approved by the U.S. Food and Drug Administration and have been issued an Emergency Use Authorization (Janssen COVID-19 Vaccine, Moderna COVID-19 Vaccine and Pfizer-BioNTech COVID-19 Vaccine). These data summarize the number of people who have received either their first dose or have completed the series for a COVID-19 vaccine. **A person can only be counted in one category, first dose or series complete.** For persons receiving Moderna or Pfizer vaccines, once they receive their second dose, they are moved from the first dose column to the series completed column. **Because of this, the total first dose category may show a change from report to report not matching the total receiving their first dose from the previous day.** Persons receiving Johnson & Johnson vaccines will always be counted in the series completed column.

COVID-19 doses for vaccinated persons in Florida	
Doses administered	136,234
People receiving one dose of a 1-dose series (Johnson & Johnson) or receiving only one dose of a 2-dose series (Moderna, Pfizer) count once. Persons receiving both doses of a 2-dose series count twice.	

Current status of persons vaccinated for COVID-19 in Florida	
Total people vaccinated	84,881
First dose	30,278
Series completed	54,603
Completed 1-dose series	3,250
Completed 2-dose series	51,353
First dose: current number of people who have only received their first dose of the Moderna or Pfizer vaccine.	
Series complete: current number of people who have received both Moderna or Pfizer vaccine doses or one Johnson & Johnson dose and are considered fully immunized.	

Demographic summary	First dose	Series complete	Total people vaccinated
Age group	30,278	54,603	84,881
16-24 years	4,046	2,856	6,902
25-34 years	4,492	7,215	11,707
35-44 years	4,159	5,522	9,681
45-54 years	5,058	5,281	10,339
55-64 years	8,176	6,389	14,565
65-74 years	2,740	15,946	18,686
75-84 years	1,115	8,319	9,434
85+ years	492	3,075	3,567
Race	30,278	54,603	84,881
White	19,377	38,833	58,210
Black	3,486	4,827	8,313
American Indian/Alaskan	81	163	244
Other	4,469	8,050	12,519
Unknown	2,865	2,730	5,595
Other race includes Asian, native Hawaiian/Pacific Islander, or other.			
Ethnicity	30,278	54,603	84,881
Hispanic	2,426	2,758	5,184
Non-Hispanic	15,751	37,653	53,404
Unknown	12,101	14,192	26,293
Gender	30,278	54,603	84,881
Female	17,249	32,410	49,659
Male	12,940	22,176	35,116
Unknown	89	17	106



COVID-19: Baker County vaccine summary

Vaccination data through Apr 2, 2021 as of Apr 3, 2021 at 12:05 AM

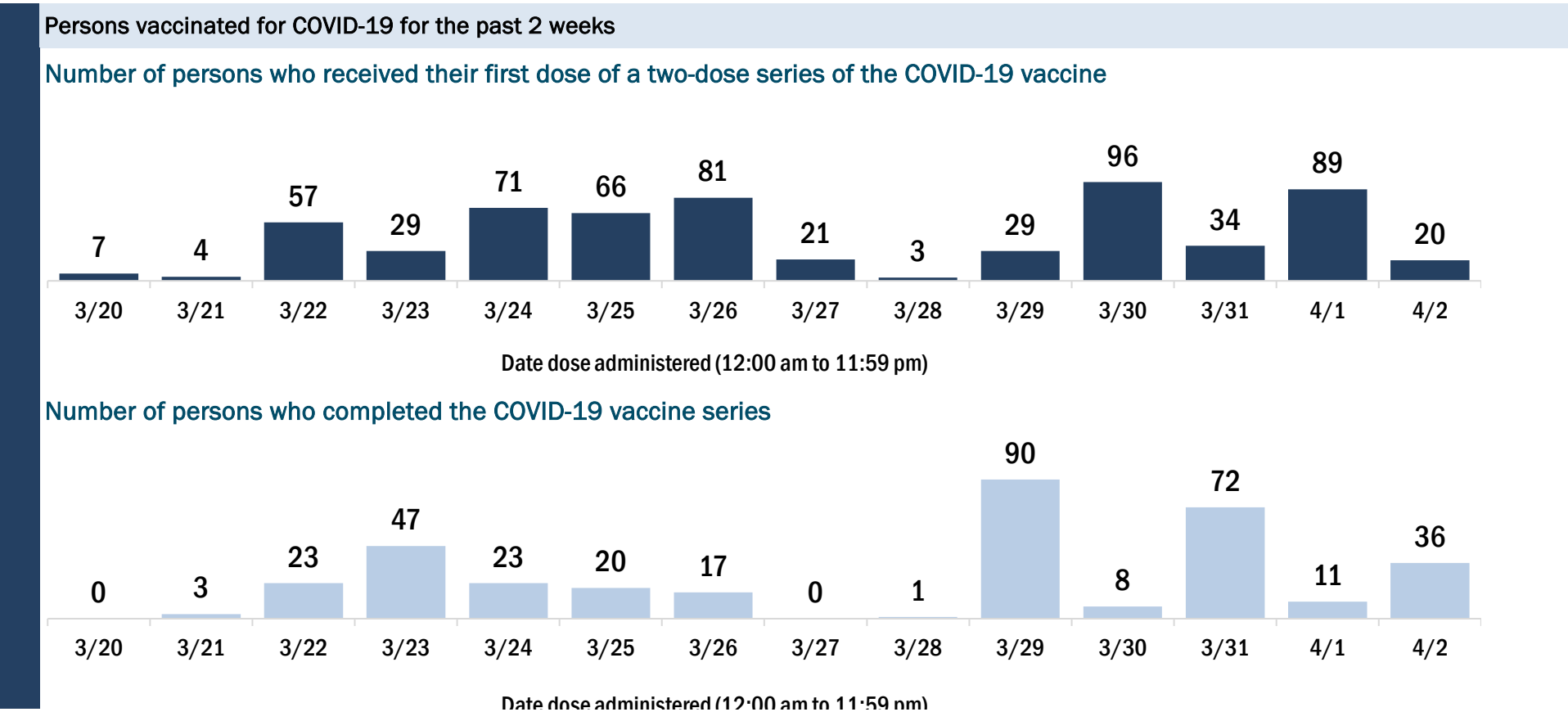
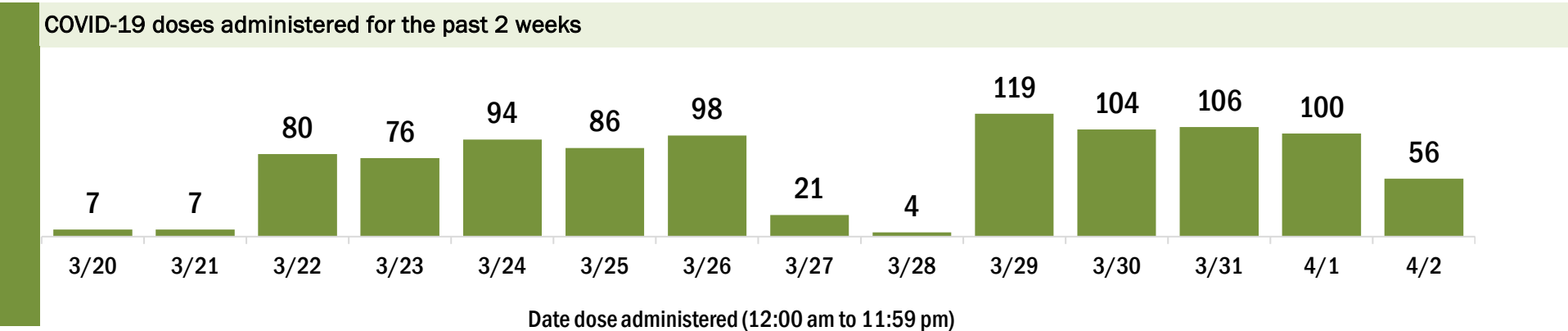
Data in this report are provisional and subject to change.

Data in this summary pertain to COVID-19 vaccines approved by the U.S. Food and Drug Administration and have been issued an Emergency Use Authorization (Janssen COVID-19 Vaccine, Moderna COVID-19 Vaccine and Pfizer-BioNTech COVID-19 Vaccine). These data summarize the number of people who have received either their first dose or have completed the series for a COVID-19 vaccine. **A person can only be counted in one category, first dose or series complete.** For persons receiving Moderna or Pfizer vaccines, once they receive their second dose, they are moved from the first dose column to the series completed column. **Because of this, the total first dose category may show a change from report to report not matching the total receiving their first dose from the previous day.** Persons receiving Johnson & Johnson vaccines will always be counted in the series completed column.

COVID-19 doses for vaccinated persons in Florida	
Doses administered	6,914
People receiving one dose of a 1-dose series (Johnson & Johnson) or receiving only one dose of a 2-dose series (Moderna, Pfizer) count once. Persons receiving both doses of a 2-dose series count twice.	

Current status of persons vaccinated for COVID-19 in Florida	
Total people vaccinated	4,201
First dose	1,416
Series completed	2,785
Completed 1-dose series	72
Completed 2-dose series	2,713
First dose: current number of people who have only received their first dose of the Moderna or Pfizer vaccine.	
Series complete: current number of people who have received both Moderna or Pfizer vaccine doses or one Johnson & Johnson dose and are considered fully immunized.	

Demographic summary	First dose	Series complete	Total people vaccinated
Age group	1,416	2,785	4,201
16-24 years	26	36	62
25-34 years	65	103	168
35-44 years	132	150	282
45-54 years	254	201	455
55-64 years	597	355	952
65-74 years	183	1,169	1,352
75-84 years	112	604	716
85+ years	47	167	214
Race	1,416	2,785	4,201
White	1,144	2,172	3,316
Black	138	228	366
American Indian/Alaskan	5	19	24
Other	76	188	264
Unknown	53	178	231
Other race includes Asian, native Hawaiian/Pacific Islander, or other.			
Ethnicity	1,416	2,785	4,201
Hispanic	31	39	70
Non-Hispanic	1,168	1,818	2,986
Unknown	217	928	1,145
Gender	1,416	2,785	4,201
Female	798	1,562	2,360
Male	617	1,223	1,840
Unknown	1	0	1



COVID-19: Bay County vaccine summary

Vaccination data through Apr 2, 2021 as of Apr 3, 2021 at 12:05 AM

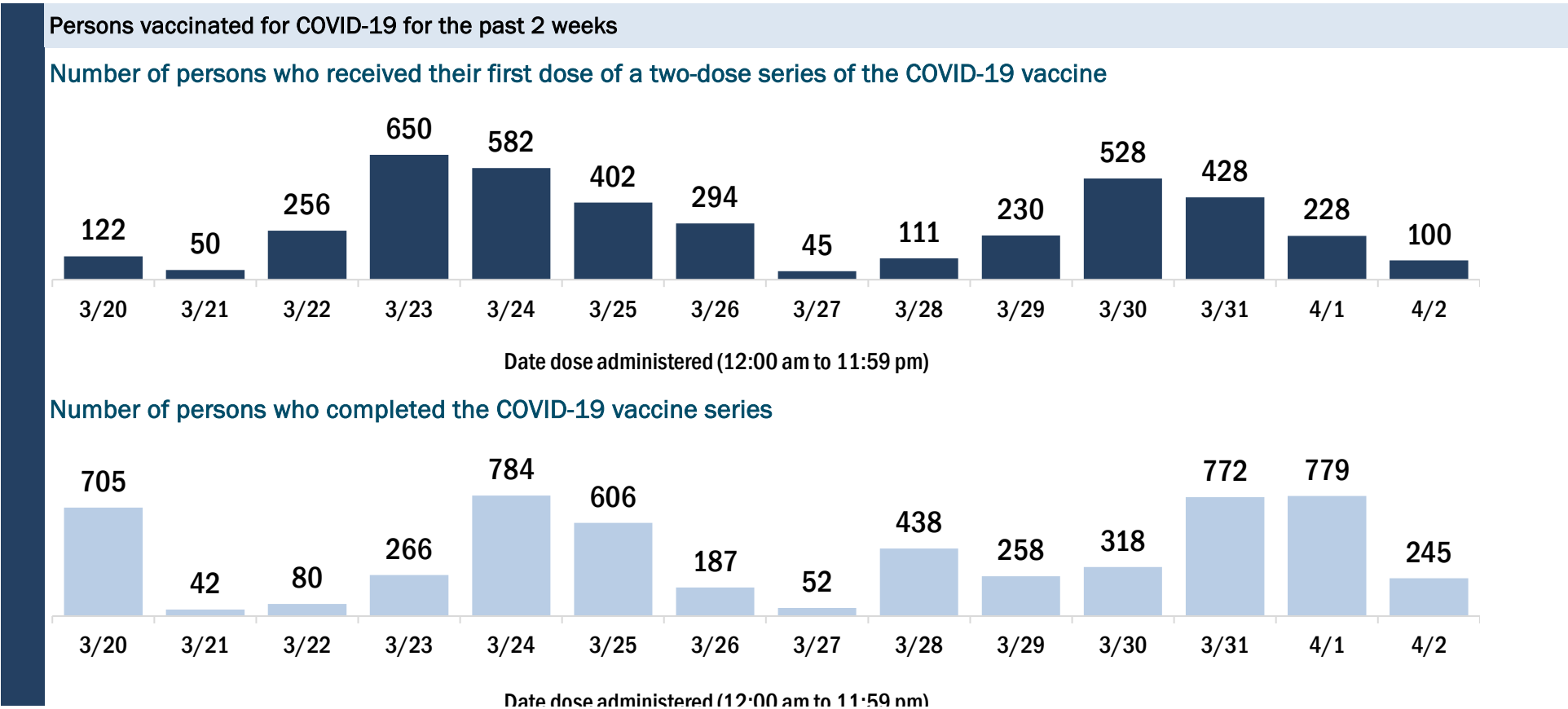
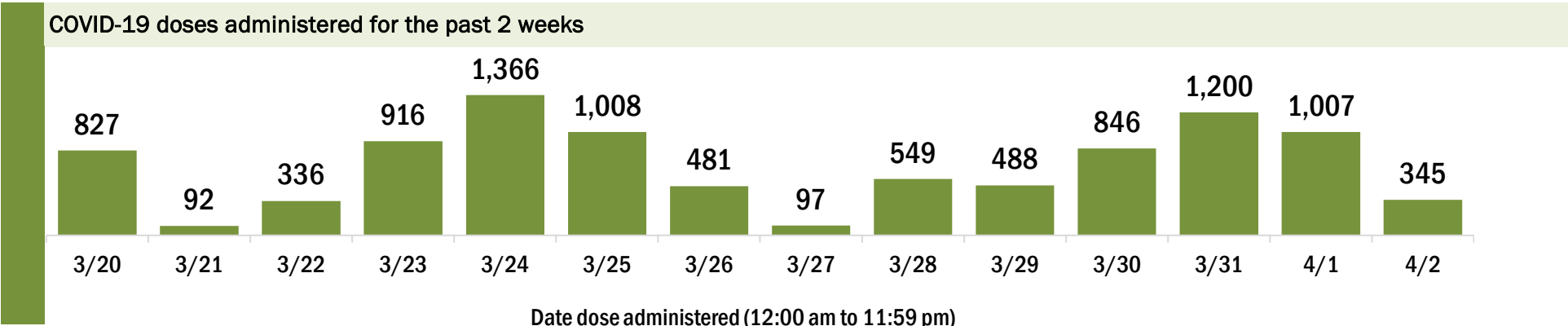
Data in this report are provisional and subject to change.

Data in this summary pertain to COVID-19 vaccines approved by the U.S. Food and Drug Administration and have been issued an Emergency Use Authorization (Janssen COVID-19 Vaccine, Moderna COVID-19 Vaccine and Pfizer-BioNTech COVID-19 Vaccine). These data summarize the number of people who have received either their first dose or have completed the series for a COVID-19 vaccine. **A person can only be counted in one category, first dose or series complete.** For persons receiving Moderna or Pfizer vaccines, once they receive their second dose, they are moved from the first dose column to the series completed column. **Because of this, the total first dose category may show a change from report to report not matching the total receiving their first dose from the previous day.** Persons receiving Johnson & Johnson vaccines will always be counted in the series completed column.

COVID-19 doses for vaccinated persons in Florida	
Doses administered	63,146
People receiving one dose of a 1-dose series (Johnson & Johnson) or receiving only one dose of a 2-dose series (Moderna, Pfizer) count once. Persons receiving both doses of a 2-dose series count twice.	

Current status of persons vaccinated for COVID-19 in Florida	
Total people vaccinated	39,711
First dose	13,631
Series completed	26,080
Completed 1-dose series	2,645
Completed 2-dose series	23,435
First dose: current number of people who have only received their first dose of the Moderna or Pfizer vaccine.	
Series complete: current number of people who have received both Moderna or Pfizer vaccine doses or one Johnson & Johnson dose and are considered fully immunized.	

Demographic summary	First dose	Series complete	Total people vaccinated
Age group	13,631	26,080	39,711
16-24 years	342	327	669
25-34 years	689	831	1,520
35-44 years	1,268	1,482	2,750
45-54 years	2,162	2,289	4,451
55-64 years	4,671	4,633	9,304
65-74 years	2,806	9,835	12,641
75-84 years	1,247	5,097	6,344
85+ years	446	1,586	2,032
Race	13,631	26,080	39,711
White	9,120	18,250	27,370
Black	944	1,538	2,482
American Indian/Alaskan	53	125	178
Other	1,188	2,231	3,419
Unknown	2,326	3,936	6,262
Other race includes Asian, native Hawaiian/Pacific Islander, or other.			
Ethnicity	13,631	26,080	39,711
Hispanic	656	622	1,278
Non-Hispanic	8,029	15,410	23,439
Unknown	4,946	10,048	14,994
Gender	13,631	26,080	39,711
Female	7,811	14,674	22,485
Male	5,819	11,401	17,220
Unknown	1	5	6



COVID-19: Bradford County vaccine summary

Vaccination data through Apr 2, 2021 as of Apr 3, 2021 at 12:05 AM

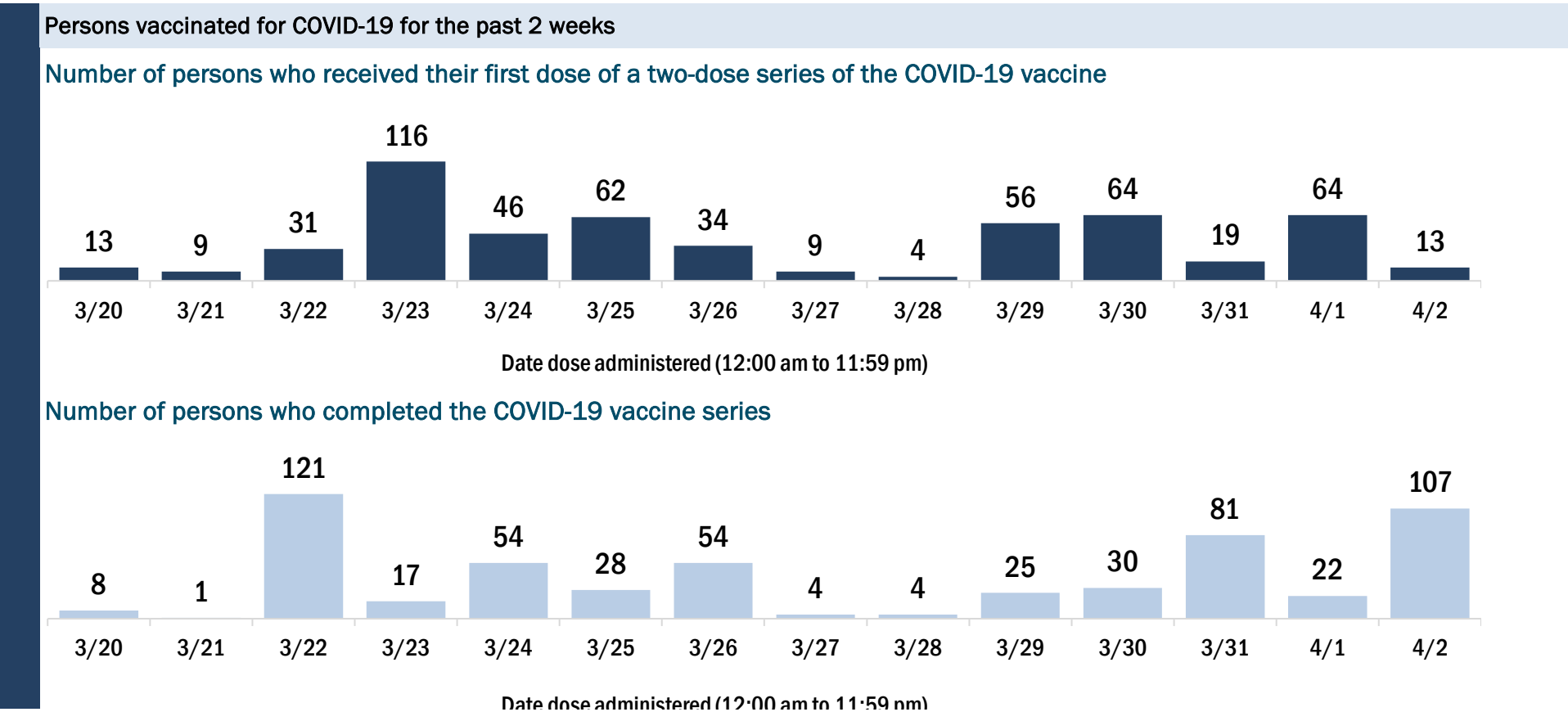
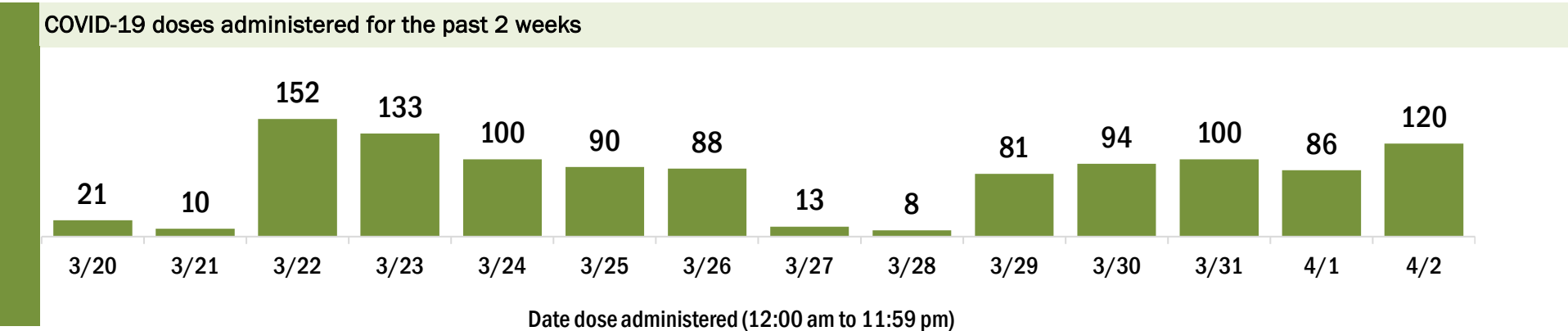
Data in this report are provisional and subject to change.

Data in this summary pertain to COVID-19 vaccines approved by the U.S. Food and Drug Administration and have been issued an Emergency Use Authorization (Janssen COVID-19 Vaccine, Moderna COVID-19 Vaccine and Pfizer-BioNTech COVID-19 Vaccine). These data summarize the number of people who have received either their first dose or have completed the series for a COVID-19 vaccine. **A person can only be counted in one category, first dose or series complete.** For persons receiving Moderna or Pfizer vaccines, once they receive their second dose, they are moved from the first dose column to the series completed column. **Because of this, the total first dose category may show a change from report to report not matching the total receiving their first dose from the previous day.** Persons receiving Johnson & Johnson vaccines will always be counted in the series completed column.

COVID-19 doses for vaccinated persons in Florida	
Doses administered	7,076
People receiving one dose of a 1-dose series (Johnson & Johnson) or receiving only one dose of a 2-dose series (Moderna, Pfizer) count once. Persons receiving both doses of a 2-dose series count twice.	

Current status of persons vaccinated for COVID-19 in Florida	
Total people vaccinated	4,269
First dose	1,174
Series completed	3,095
Completed 1-dose series	288
Completed 2-dose series	2,807
First dose: current number of people who have only received their first dose of the Moderna or Pfizer vaccine.	
Series complete: current number of people who have received both Moderna or Pfizer vaccine doses or one Johnson & Johnson dose and are considered fully immunized.	

Demographic summary	First dose	Series complete	Total people vaccinated
Age group	1,174	3,095	4,269
16-24 years	37	19	56
25-34 years	47	84	131
35-44 years	96	96	192
45-54 years	199	193	392
55-64 years	522	412	934
65-74 years	161	1,289	1,450
75-84 years	82	755	837
85+ years	30	247	277
Race	1,174	3,095	4,269
White	848	2,374	3,222
Black	166	333	499
American Indian/Alaskan	10	20	30
Other	81	277	358
Unknown	69	91	160
Other race includes Asian, native Hawaiian/Pacific Islander, or other.			
Ethnicity	1,174	3,095	4,269
Hispanic	28	33	61
Non-Hispanic	854	2,719	3,573
Unknown	292	343	635
Gender	1,174	3,095	4,269
Female	699	1,819	2,518
Male	474	1,276	1,750
Unknown	1	0	1



COVID-19: Brevard County vaccine summary

Vaccination data through Apr 2, 2021 as of Apr 3, 2021 at 12:05 AM

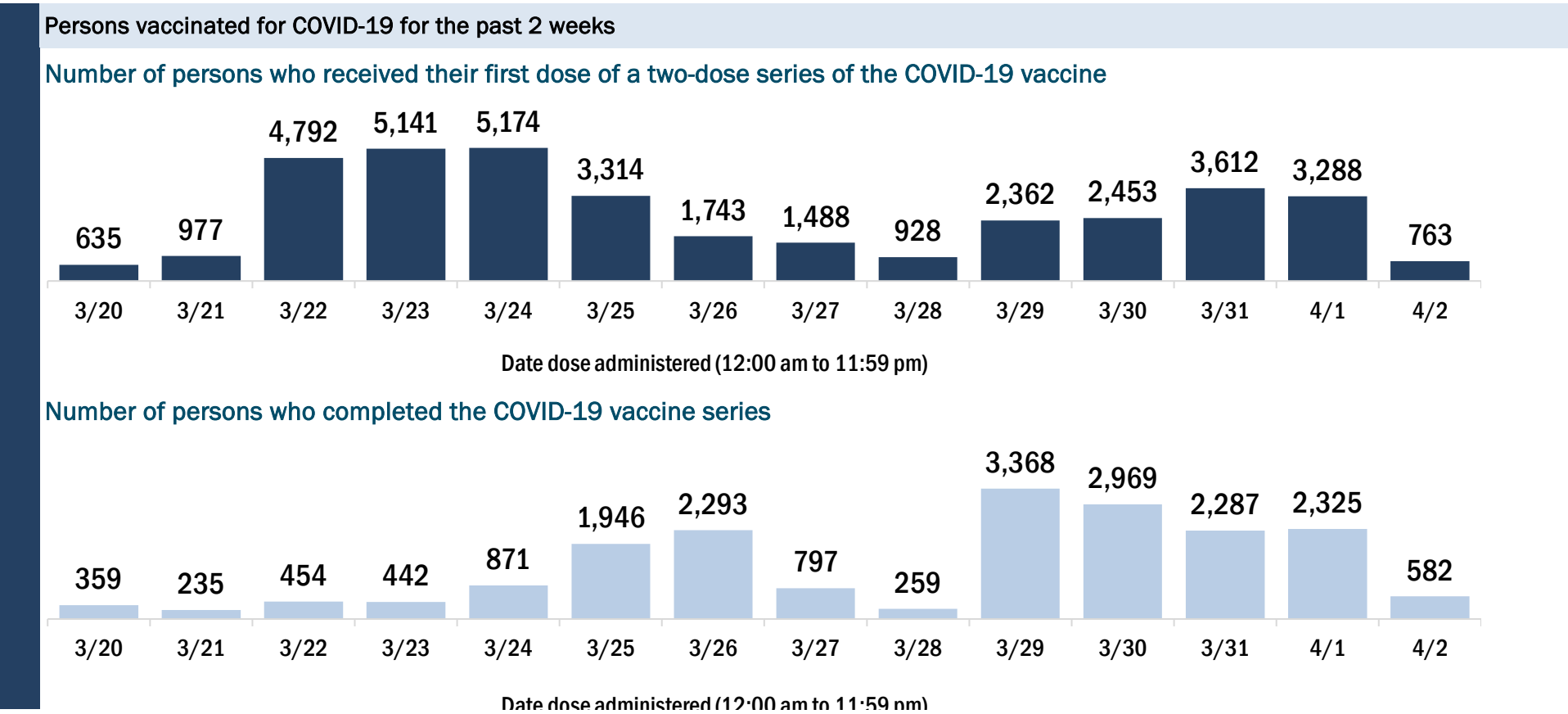
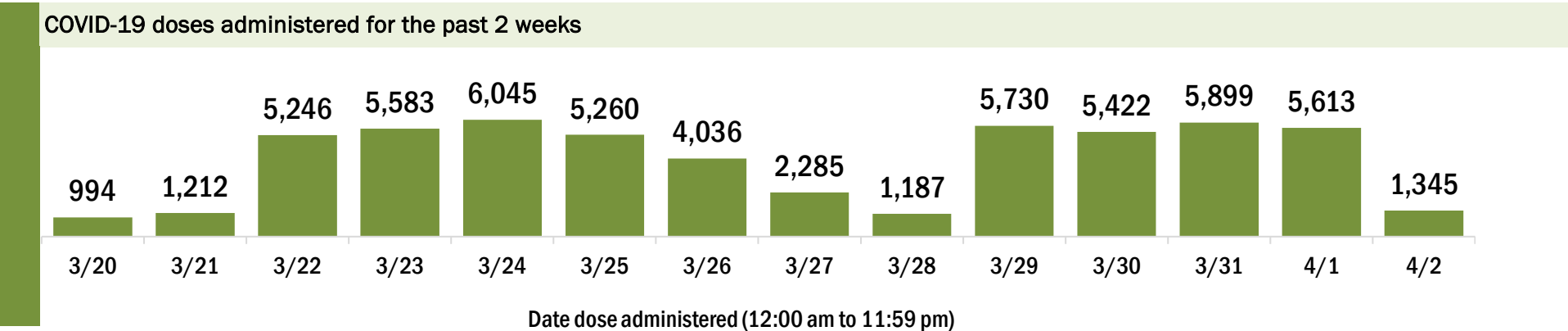
Data in this report are provisional and subject to change.

Data in this summary pertain to COVID-19 vaccines approved by the U.S. Food and Drug Administration and have been issued an Emergency Use Authorization (Janssen COVID-19 Vaccine, Moderna COVID-19 Vaccine and Pfizer-BioNTech COVID-19 Vaccine). These data summarize the number of people who have received either their first dose or have completed the series for a COVID-19 vaccine. **A person can only be counted in one category, first dose or series complete.** For persons receiving Moderna or Pfizer vaccines, once they receive their second dose, they are moved from the first dose column to the series completed column. **Because of this, the total first dose category may show a change from report to report not matching the total receiving their first dose from the previous day.** Persons receiving Johnson & Johnson vaccines will always be counted in the series completed column.

COVID-19 doses for vaccinated persons in Florida	
Doses administered	256,989
People receiving one dose of a 1-dose series (Johnson & Johnson) or receiving only one dose of a 2-dose series (Moderna, Pfizer) count once. Persons receiving both doses of a 2-dose series count twice.	

Current status of persons vaccinated for COVID-19 in Florida	
Total people vaccinated	169,987
First dose	73,820
Series completed	96,167
Completed 1-dose series	9,165
Completed 2-dose series	87,002
First dose: current number of people who have only received their first dose of the Moderna or Pfizer vaccine.	
Series complete: current number of people who have received both Moderna or Pfizer vaccine doses or one Johnson & Johnson dose and are considered fully immunized.	

Demographic summary	First dose	Series complete	Total people vaccinated
Age group	73,820	96,167	169,987
16-24 years	1,362	908	2,270
25-34 years	2,632	2,758	5,390
35-44 years	4,859	4,092	8,951
45-54 years	9,638	6,342	15,980
55-64 years	25,228	12,591	37,819
65-74 years	16,520	38,859	55,379
75-84 years	9,703	22,420	32,123
85+ years	3,878	8,197	12,075
Race	73,820	96,167	169,987
White	49,906	63,825	113,731
Black	4,162	4,077	8,239
American Indian/Alaskan	329	452	781
Other	5,646	9,311	14,957
Unknown	13,777	18,502	32,279
Other race includes Asian, native Hawaiian/Pacific Islander, or other.			
Ethnicity	73,820	96,167	169,987
Hispanic	4,010	2,770	6,780
Non-Hispanic	41,623	47,548	89,171
Unknown	28,187	45,849	74,036
Gender	73,820	96,167	169,987
Female	42,026	56,797	98,823
Male	31,659	39,202	70,861
Unknown	135	168	303



COVID-19: Broward County vaccine summary

Vaccination data through Apr 2, 2021 as of Apr 3, 2021 at 12:05 AM

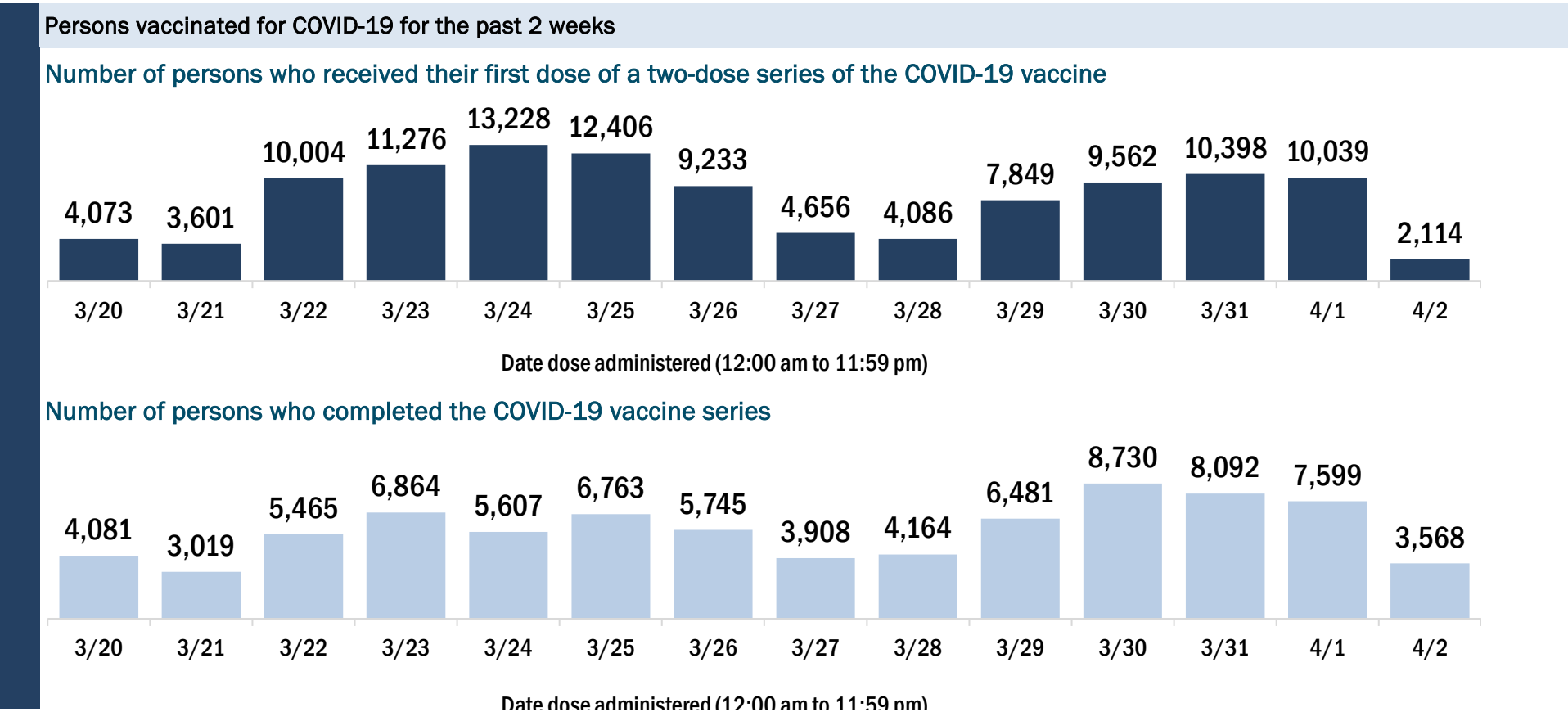
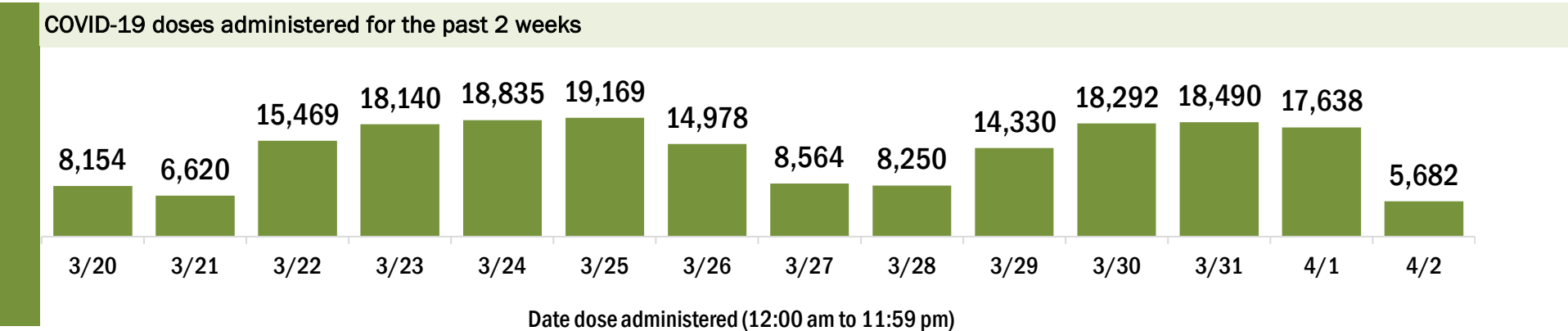
Data in this report are provisional and subject to change.

Data in this summary pertain to COVID-19 vaccines approved by the U.S. Food and Drug Administration and have been issued an Emergency Use Authorization (Janssen COVID-19 Vaccine, Moderna COVID-19 Vaccine and Pfizer-BioNTech COVID-19 Vaccine). These data summarize the number of people who have received either their first dose or have completed the series for a COVID-19 vaccine. **A person can only be counted in one category, first dose or series complete.** For persons receiving Moderna or Pfizer vaccines, once they receive their second dose, they are moved from the first dose column to the series completed column. **Because of this, the total first dose category may show a change from report to report not matching the total receiving their first dose from the previous day.** Persons receiving Johnson & Johnson vaccines will always be counted in the series completed column.

COVID-19 doses for vaccinated persons in Florida	
Doses administered	840,667
People receiving one dose of a 1-dose series (Johnson & Johnson) or receiving only one dose of a 2-dose series (Moderna, Pfizer) count once. Persons receiving both doses of a 2-dose series count twice.	

Current status of persons vaccinated for COVID-19 in Florida	
Total people vaccinated	549,506
First dose	236,611
Series completed	312,895
Completed 1-dose series	21,734
Completed 2-dose series	291,161
First dose: current number of people who have only received their first dose of the Moderna or Pfizer vaccine.	
Series complete: current number of people who have received both Moderna or Pfizer vaccine doses or one Johnson & Johnson dose and are considered fully immunized.	

Demographic summary	First dose	Series complete	Total people vaccinated
Age group	236,611	312,895	549,506
16-24 years	8,264	5,142	13,406
25-34 years	14,272	14,457	28,729
35-44 years	26,212	21,320	47,532
45-54 years	50,746	32,002	82,748
55-64 years	80,607	47,605	128,212
65-74 years	31,373	112,127	143,500
75-84 years	17,173	58,634	75,807
85+ years	7,964	21,608	29,572
Race	236,611	312,895	549,506
White	132,334	208,754	341,088
Black	27,612	38,504	66,116
American Indian/Alaskan	940	1,533	2,473
Other	24,330	35,572	59,902
Unknown	51,395	28,532	79,927
Other race includes Asian, native Hawaiian/Pacific Islander, or other.			
Ethnicity	236,611	312,895	549,506
Hispanic	50,285	61,314	111,599
Non-Hispanic	95,862	177,347	273,209
Unknown	90,464	74,234	164,698
Gender	236,611	312,895	549,506
Female	126,760	177,883	304,643
Male	108,871	134,945	243,816
Unknown	980	67	1,047



COVID-19: Calhoun County vaccine summary

Vaccination data through Apr 2, 2021 as of Apr 3, 2021 at 12:05 AM

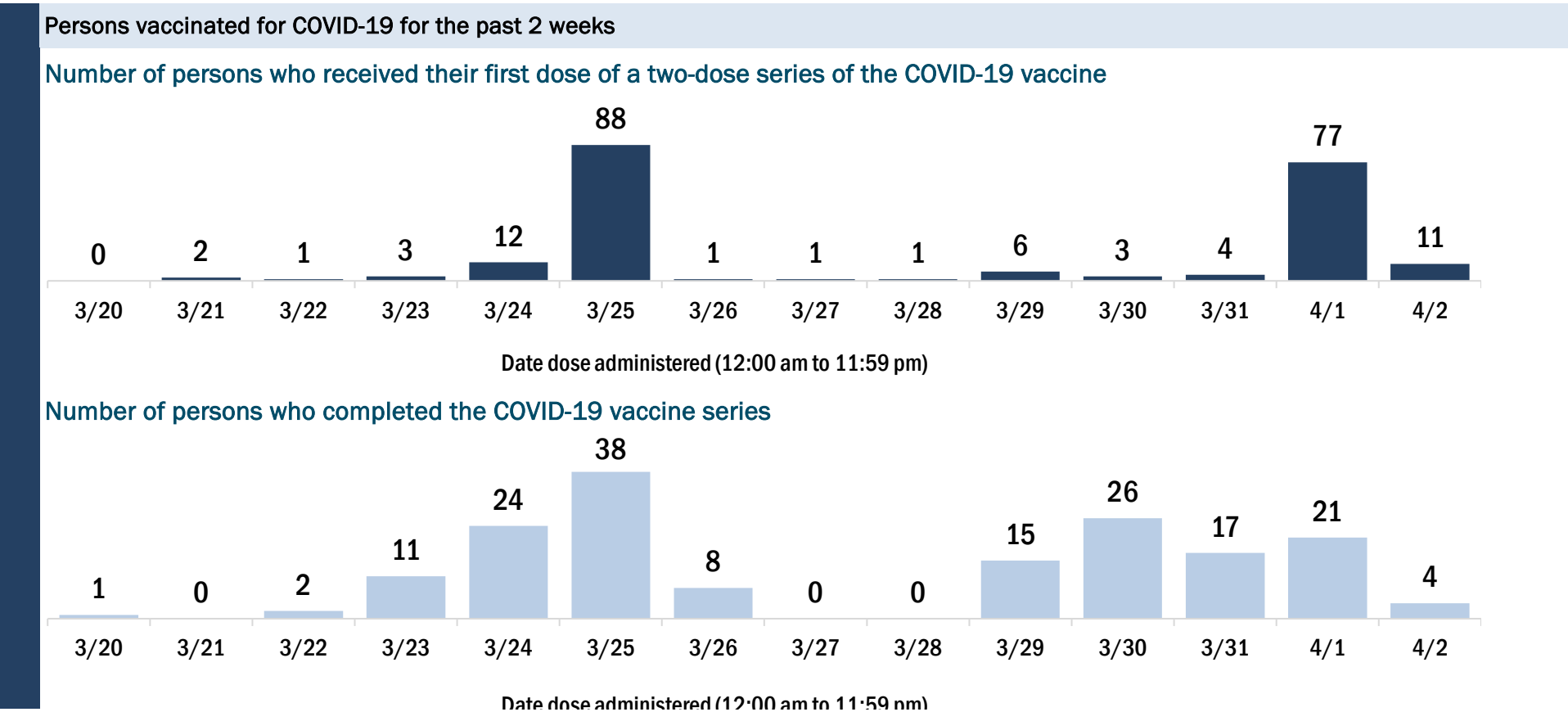
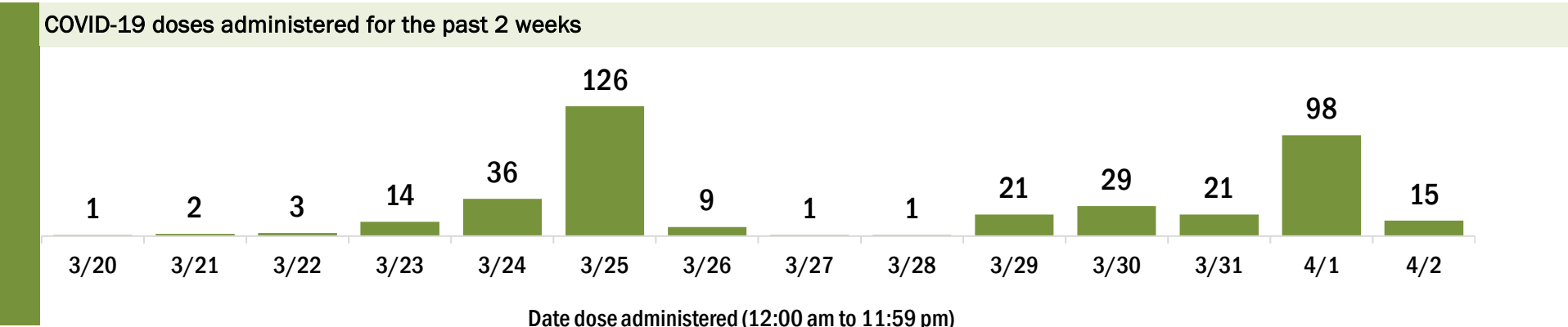
Data in this report are provisional and subject to change.

Data in this summary pertain to COVID-19 vaccines approved by the U.S. Food and Drug Administration and have been issued an Emergency Use Authorization (Janssen COVID-19 Vaccine, Moderna COVID-19 Vaccine and Pfizer-BioNTech COVID-19 Vaccine). These data summarize the number of people who have received either their first dose or have completed the series for a COVID-19 vaccine. **A person can only be counted in one category, first dose or series complete.** For persons receiving Moderna or Pfizer vaccines, once they receive their second dose, they are moved from the first dose column to the series completed column. **Because of this, the total first dose category may show a change from report to report not matching the total receiving their first dose from the previous day.** Persons receiving Johnson & Johnson vaccines will always be counted in the series completed column.

COVID-19 doses for vaccinated persons in Florida	
Doses administered	4,251
People receiving one dose of a 1-dose series (Johnson & Johnson) or receiving only one dose of a 2-dose series (Moderna, Pfizer) count once. Persons receiving both doses of a 2-dose series count twice.	

Current status of persons vaccinated for COVID-19 in Florida	
Total people vaccinated	2,469
First dose	565
Series completed	1,904
Completed 1-dose series	122
Completed 2-dose series	1,782
First dose: current number of people who have only received their first dose of the Moderna or Pfizer vaccine.	
Series complete: current number of people who have received both Moderna or Pfizer vaccine doses or one Johnson & Johnson dose and are considered fully immunized.	

Demographic summary	First dose	Series complete	Total people vaccinated
Age group	565	1,904	2,469
16-24 years	17	14	31
25-34 years	10	49	59
35-44 years	47	81	128
45-54 years	81	153	234
55-64 years	194	278	472
65-74 years	119	723	842
75-84 years	73	434	507
85+ years	24	172	196
Race	565	1,904	2,469
White	368	1,340	1,708
Black	56	110	166
American Indian/Alaskan	8	11	19
Other	48	299	347
Unknown	85	144	229
Other race includes Asian, native Hawaiian/Pacific Islander, or other.			
Ethnicity	565	1,904	2,469
Hispanic	10	35	45
Non-Hispanic	240	1,092	1,332
Unknown	315	777	1,092
Gender	565	1,904	2,469
Female	304	1,067	1,371
Male	261	836	1,097
Unknown	0	1	1



COVID-19: Charlotte County vaccine summary

Vaccination data through Apr 2, 2021 as of Apr 3, 2021 at 12:05 AM

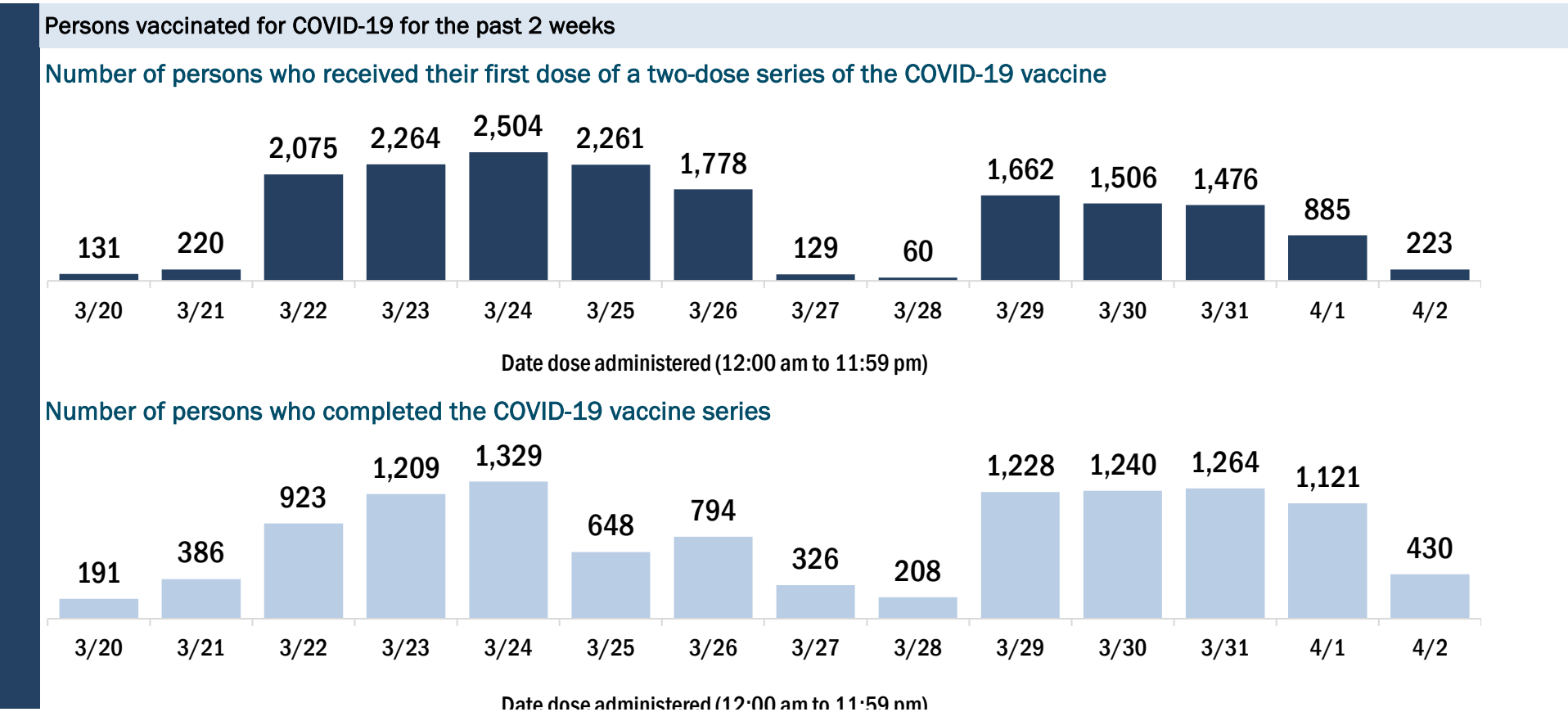
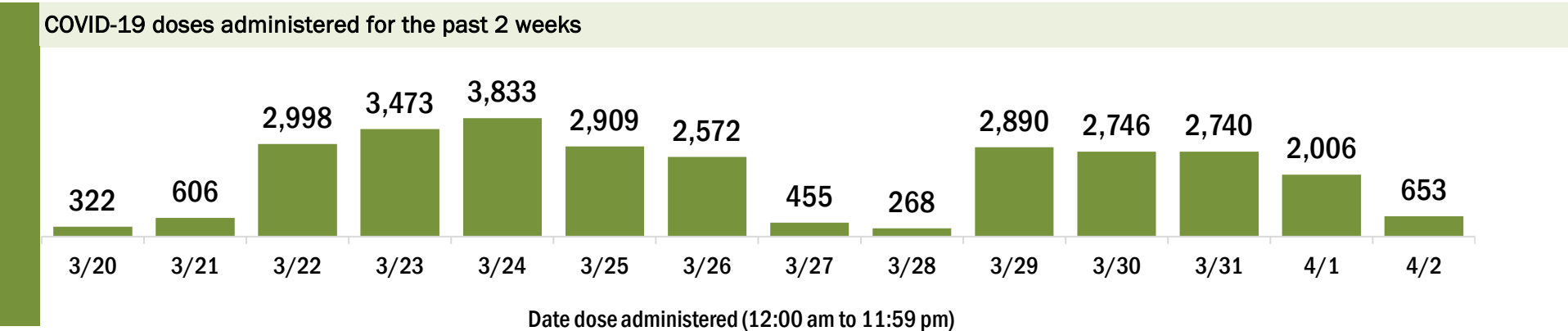
Data in this report are provisional and subject to change.

Data in this summary pertain to COVID-19 vaccines approved by the U.S. Food and Drug Administration and have been issued an Emergency Use Authorization (Janssen COVID-19 Vaccine, Moderna COVID-19 Vaccine and Pfizer-BioNTech COVID-19 Vaccine). These data summarize the number of people who have received either their first dose or have completed the series for a COVID-19 vaccine. **A person can only be counted in one category, first dose or series complete.** For persons receiving Moderna or Pfizer vaccines, once they receive their second dose, they are moved from the first dose column to the series completed column. **Because of this, the total first dose category may show a change from report to report not matching the total receiving their first dose from the previous day.** Persons receiving Johnson & Johnson vaccines will always be counted in the series completed column.

COVID-19 doses for vaccinated persons in Florida	
Doses administered	123,548
People receiving one dose of a 1-dose series (Johnson & Johnson) or receiving only one dose of a 2-dose series (Moderna, Pfizer) count once. Persons receiving both doses of a 2-dose series count twice.	

Current status of persons vaccinated for COVID-19 in Florida	
Total people vaccinated	84,585
First dose	41,753
Series completed	42,832
Completed 1-dose series	3,869
Completed 2-dose series	38,963
First dose: current number of people who have only received their first dose of the Moderna or Pfizer vaccine.	
Series complete: current number of people who have received both Moderna or Pfizer vaccine doses or one Johnson & Johnson dose and are considered fully immunized.	

Demographic summary	First dose	Series complete	Total people vaccinated
Age group	41,753	42,832	84,585
16-24 years	201	183	384
25-34 years	450	477	927
35-44 years	1,032	737	1,769
45-54 years	3,263	1,404	4,667
55-64 years	12,182	3,080	15,262
65-74 years	13,451	20,827	34,278
75-84 years	8,661	12,443	21,104
85+ years	2,513	3,681	6,194
Race	41,753	42,832	84,585
White	33,158	31,059	64,217
Black	867	535	1,402
American Indian/Alaskan	259	131	390
Other	2,161	3,274	5,435
Unknown	5,308	7,833	13,141
Other race includes Asian, native Hawaiian/Pacific Islander, or other.			
Ethnicity	41,753	42,832	84,585
Hispanic	1,144	613	1,757
Non-Hispanic	24,579	22,900	47,479
Unknown	16,030	19,319	35,349
Gender	41,753	42,832	84,585
Female	23,077	23,930	47,007
Male	18,645	18,878	37,523
Unknown	31	24	55



COVID-19: Citrus County vaccine summary

Vaccination data through Apr 2, 2021 as of Apr 3, 2021 at 12:05 AM

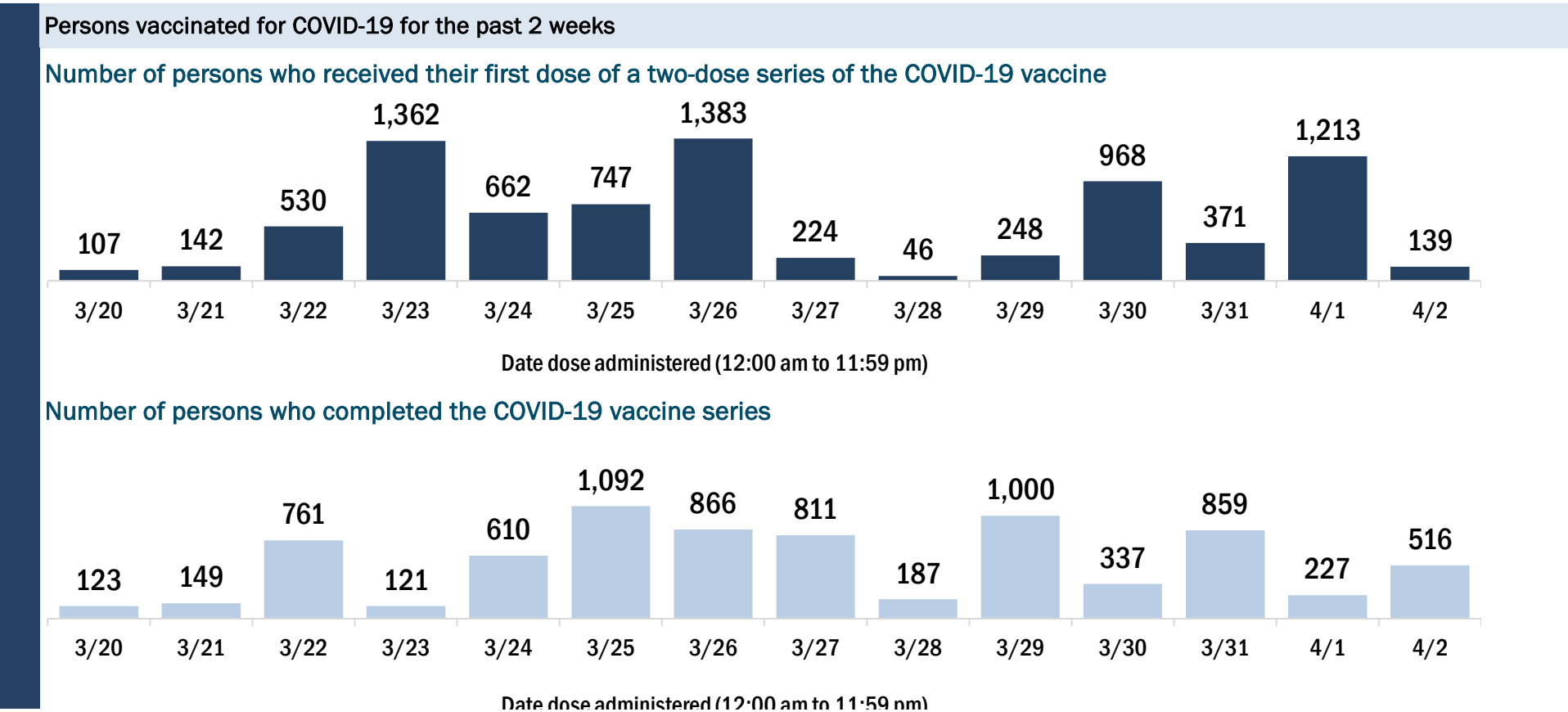
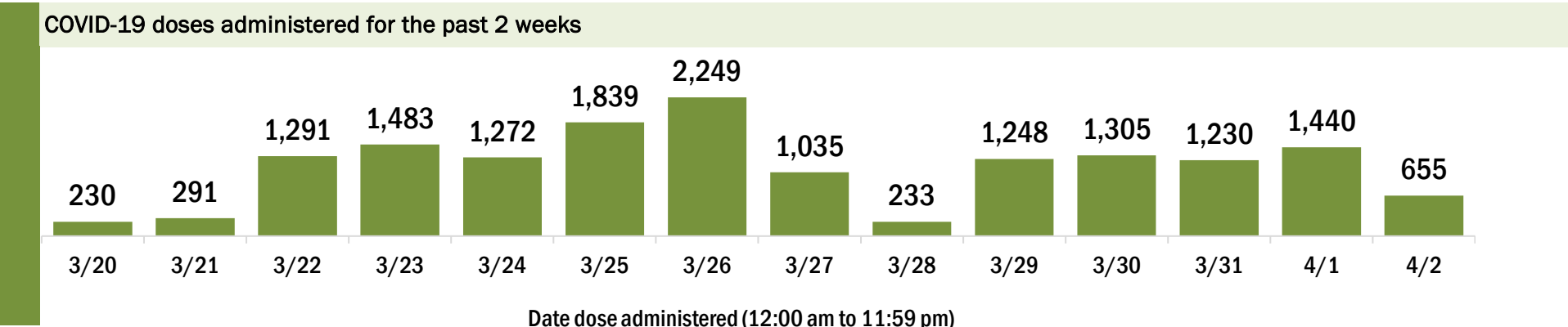
Data in this report are provisional and subject to change.

Data in this summary pertain to COVID-19 vaccines approved by the U.S. Food and Drug Administration and have been issued an Emergency Use Authorization (Janssen COVID-19 Vaccine, Moderna COVID-19 Vaccine and Pfizer-BioNTech COVID-19 Vaccine). These data summarize the number of people who have received either their first dose or have completed the series for a COVID-19 vaccine. **A person can only be counted in one category, first dose or series complete.** For persons receiving Moderna or Pfizer vaccines, once they receive their second dose, they are moved from the first dose column to the series completed column. **Because of this, the total first dose category may show a change from report to report not matching the total receiving their first dose from the previous day.** Persons receiving Johnson & Johnson vaccines will always be counted in the series completed column.

COVID-19 doses for vaccinated persons in Florida	
Doses administered	78,019
People receiving one dose of a 1-dose series (Johnson & Johnson) or receiving only one dose of a 2-dose series (Moderna, Pfizer) count once. Persons receiving both doses of a 2-dose series count twice.	

Current status of persons vaccinated for COVID-19 in Florida	
Total people vaccinated	49,241
First dose	19,659
Series completed	29,582
Completed 1-dose series	804
Completed 2-dose series	28,778
First dose: current number of people who have only received their first dose of the Moderna or Pfizer vaccine.	
Series complete: current number of people who have received both Moderna or Pfizer vaccine doses or one Johnson & Johnson dose and are considered fully immunized.	

Demographic summary	First dose	Series complete	Total people vaccinated
Age group	19,659	29,582	49,241
16-24 years	192	183	375
25-34 years	285	432	717
35-44 years	584	597	1,181
45-54 years	1,729	976	2,705
55-64 years	6,188	1,929	8,117
65-74 years	5,906	13,422	19,328
75-84 years	3,695	9,308	13,003
85+ years	1,080	2,735	3,815
Race	19,659	29,582	49,241
White	15,764	21,100	36,864
Black	330	336	666
American Indian/Alaskan	114	145	259
Other	907	2,430	3,337
Unknown	2,544	5,571	8,115
Other race includes Asian, native Hawaiian/Pacific Islander, or other.			
Ethnicity	19,659	29,582	49,241
Hispanic	758	563	1,321
Non-Hispanic	12,918	15,681	28,599
Unknown	5,983	13,338	19,321
Gender	19,659	29,582	49,241
Female	11,279	16,830	28,109
Male	8,354	12,741	21,095
Unknown	26	11	37



COVID-19: Clay County vaccine summary

Vaccination data through Apr 2, 2021 as of Apr 3, 2021 at 12:05 AM

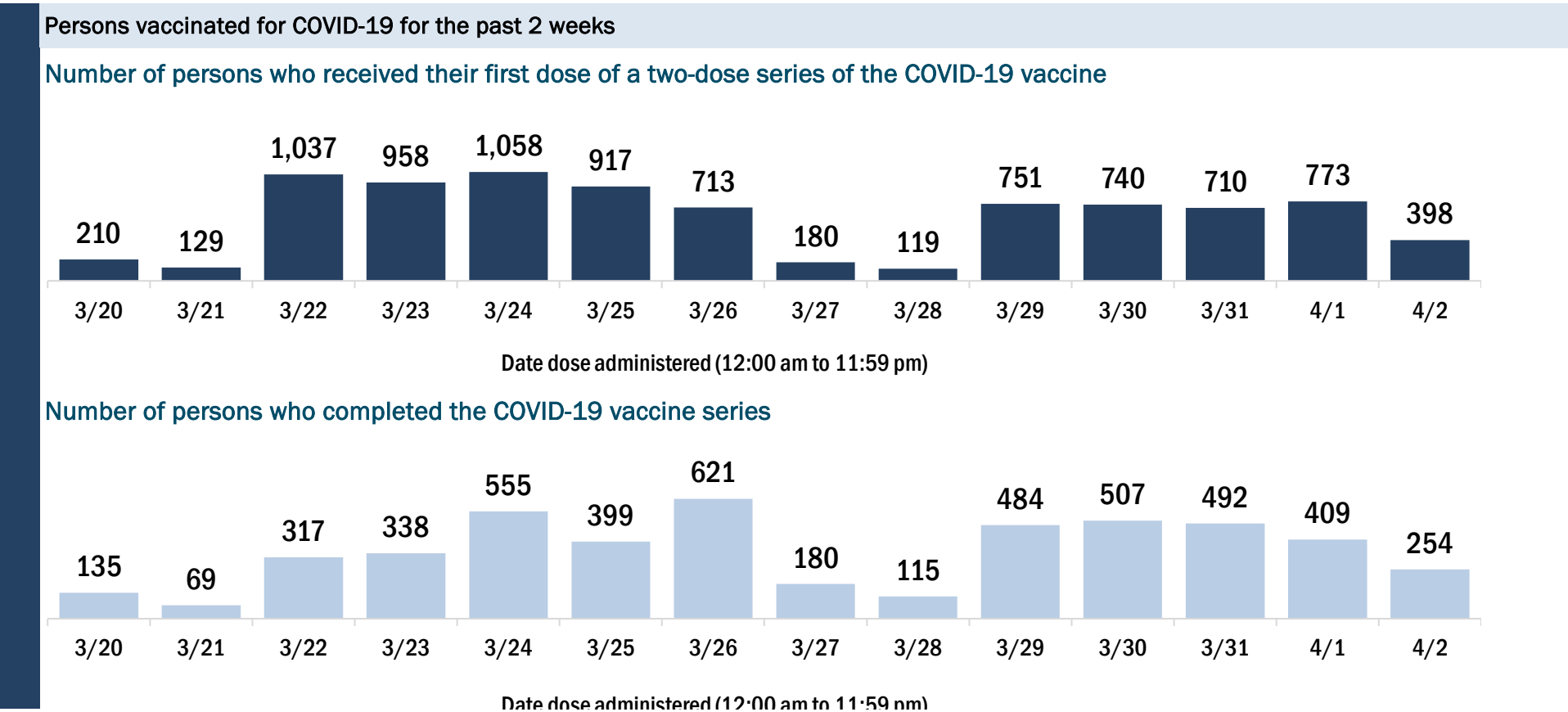
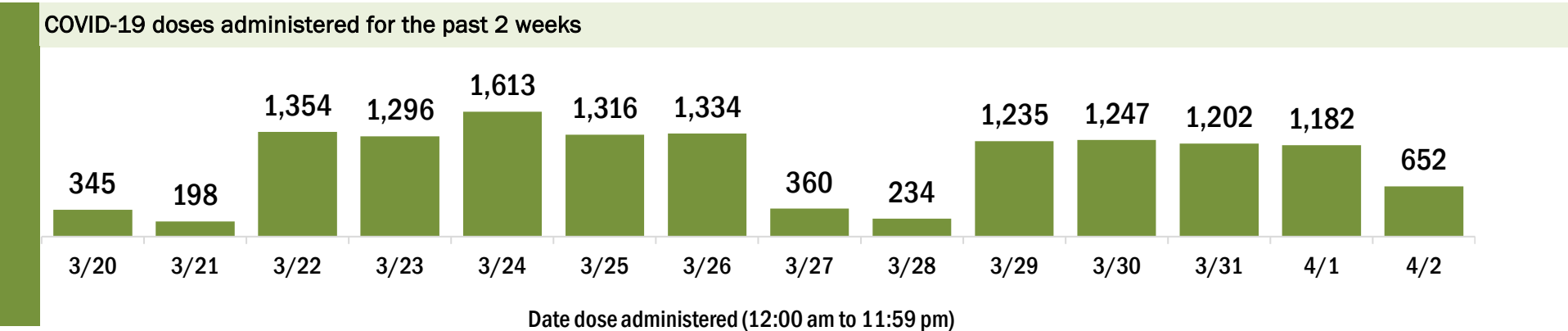
Data in this report are provisional and subject to change.

Data in this summary pertain to COVID-19 vaccines approved by the U.S. Food and Drug Administration and have been issued an Emergency Use Authorization (Janssen COVID-19 Vaccine, Moderna COVID-19 Vaccine and Pfizer-BioNTech COVID-19 Vaccine). These data summarize the number of people who have received either their first dose or have completed the series for a COVID-19 vaccine. **A person can only be counted in one category, first dose or series complete.** For persons receiving Moderna or Pfizer vaccines, once they receive their second dose, they are moved from the first dose column to the series completed column. **Because of this, the total first dose category may show a change from report to report not matching the total receiving their first dose from the previous day.** Persons receiving Johnson & Johnson vaccines will always be counted in the series completed column.

COVID-19 doses for vaccinated persons in Florida	
Doses administered	76,379
People receiving one dose of a 1-dose series (Johnson & Johnson) or receiving only one dose of a 2-dose series (Moderna, Pfizer) count once. Persons receiving both doses of a 2-dose series count twice.	

Current status of persons vaccinated for COVID-19 in Florida	
Total people vaccinated	47,477
First dose	16,905
Series completed	30,572
Completed 1-dose series	1,670
Completed 2-dose series	28,902
First dose: current number of people who have only received their first dose of the Moderna or Pfizer vaccine.	
Series complete: current number of people who have received both Moderna or Pfizer vaccine doses or one Johnson & Johnson dose and are considered fully immunized.	

Demographic summary	First dose	Series complete	Total people vaccinated
Age group	16,905	30,572	47,477
16-24 years	636	468	1,104
25-34 years	848	1,149	1,997
35-44 years	1,929	1,914	3,843
45-54 years	3,704	2,716	6,420
55-64 years	6,627	4,007	10,634
65-74 years	1,903	12,226	14,129
75-84 years	926	6,242	7,168
85+ years	332	1,850	2,182
Race	16,905	30,572	47,477
White	10,702	22,710	33,412
Black	1,345	1,838	3,183
American Indian/Alaskan	84	154	238
Other	1,931	2,830	4,761
Unknown	2,843	3,040	5,883
Other race includes Asian, native Hawaiian/Pacific Islander, or other.			
Ethnicity	16,905	30,572	47,477
Hispanic	999	1,113	2,112
Non-Hispanic	10,752	23,059	33,811
Unknown	5,154	6,400	11,554
Gender	16,905	30,572	47,477
Female	9,794	17,861	27,655
Male	7,079	12,709	19,788
Unknown	32	2	34



COVID-19: Collier County vaccine summary

Vaccination data through Apr 2, 2021 as of Apr 3, 2021 at 12:05 AM

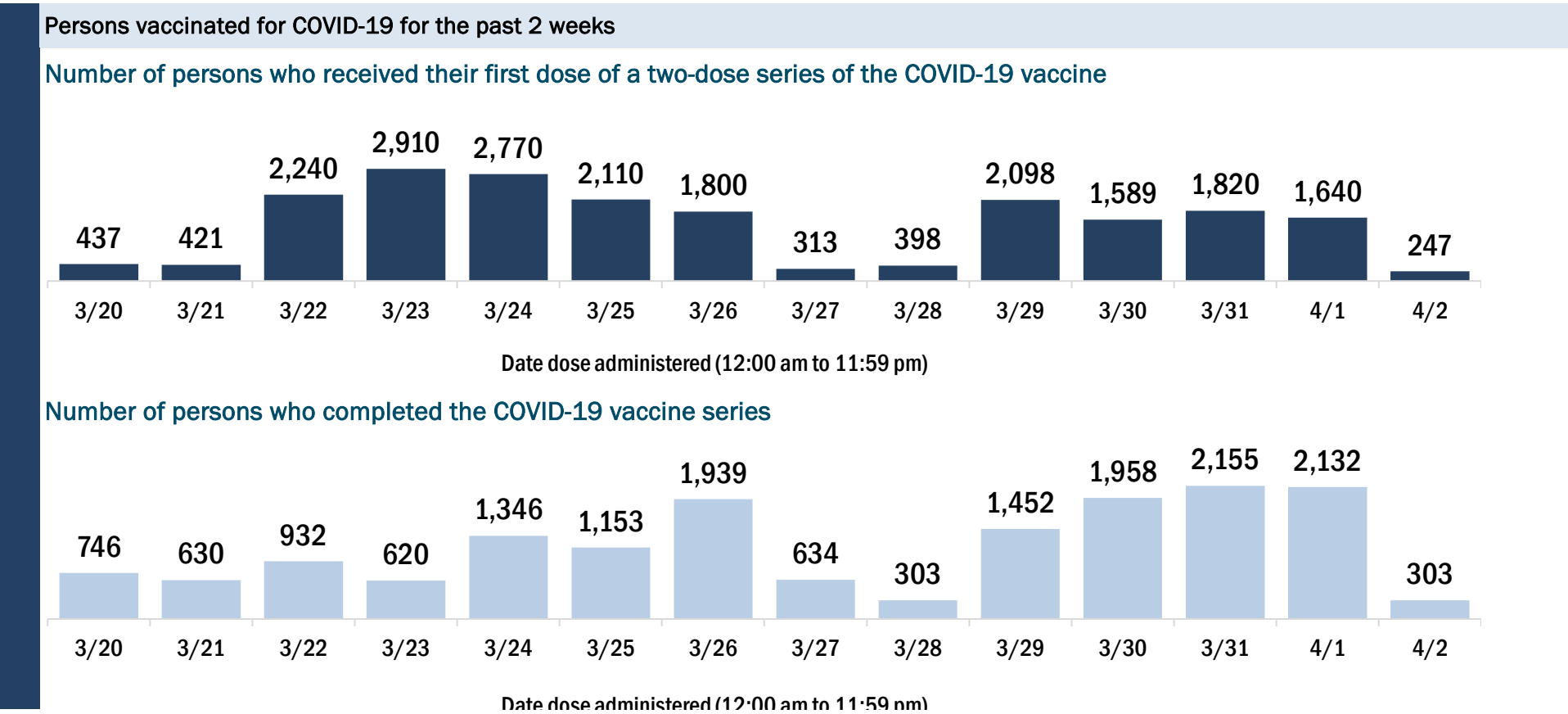
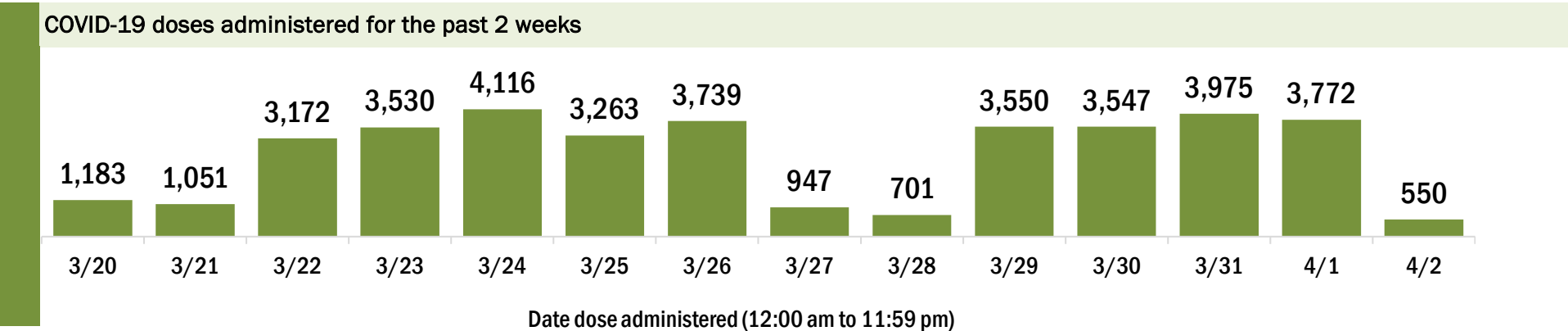
Data in this report are provisional and subject to change.

Data in this summary pertain to COVID-19 vaccines approved by the U.S. Food and Drug Administration and have been issued an Emergency Use Authorization (Janssen COVID-19 Vaccine, Moderna COVID-19 Vaccine and Pfizer-BioNTech COVID-19 Vaccine). These data summarize the number of people who have received either their first dose or have completed the series for a COVID-19 vaccine. **A person can only be counted in one category, first dose or series complete.** For persons receiving Moderna or Pfizer vaccines, once they receive their second dose, they are moved from the first dose column to the series completed column. **Because of this, the total first dose category may show a change from report to report not matching the total receiving their first dose from the previous day.** Persons receiving Johnson & Johnson vaccines will always be counted in the series completed column.

COVID-19 doses for vaccinated persons in Florida	
Doses administered	218,799
People receiving one dose of a 1-dose series (Johnson & Johnson) or receiving only one dose of a 2-dose series (Moderna, Pfizer) count once. Persons receiving both doses of a 2-dose series count twice.	

Current status of persons vaccinated for COVID-19 in Florida	
Total people vaccinated	137,985
First dose	52,920
Series completed	85,065
Completed 1-dose series	4,251
Completed 2-dose series	80,814
First dose: current number of people who have only received their first dose of the Moderna or Pfizer vaccine.	
Series complete: current number of people who have received both Moderna or Pfizer vaccine doses or one Johnson & Johnson dose and are considered fully immunized.	

Demographic summary	First dose	Series complete	Total people vaccinated
Age group	52,920	85,065	137,985
16-24 years	559	520	1,079
25-34 years	1,020	1,320	2,340
35-44 years	1,748	1,886	3,634
45-54 years	4,852	3,046	7,898
55-64 years	16,327	5,814	22,141
65-74 years	14,108	38,446	52,554
75-84 years	10,889	26,244	37,133
85+ years	3,417	7,789	11,206
Race	52,920	85,065	137,985
White	36,201	53,691	89,892
Black	662	756	1,418
American Indian/Alaskan	163	253	416
Other	3,467	6,688	10,155
Unknown	12,427	23,677	36,104
Other race includes Asian, native Hawaiian/Pacific Islander, or other.			
Ethnicity	52,920	85,065	137,985
Hispanic	3,746	3,122	6,868
Non-Hispanic	24,828	37,333	62,161
Unknown	24,346	44,610	68,956
Gender	52,920	85,065	137,985
Female	29,353	47,200	76,553
Male	23,294	37,640	60,934
Unknown	273	225	498



COVID-19: Columbia County vaccine summary

Vaccination data through Apr 2, 2021 as of Apr 3, 2021 at 12:05 AM

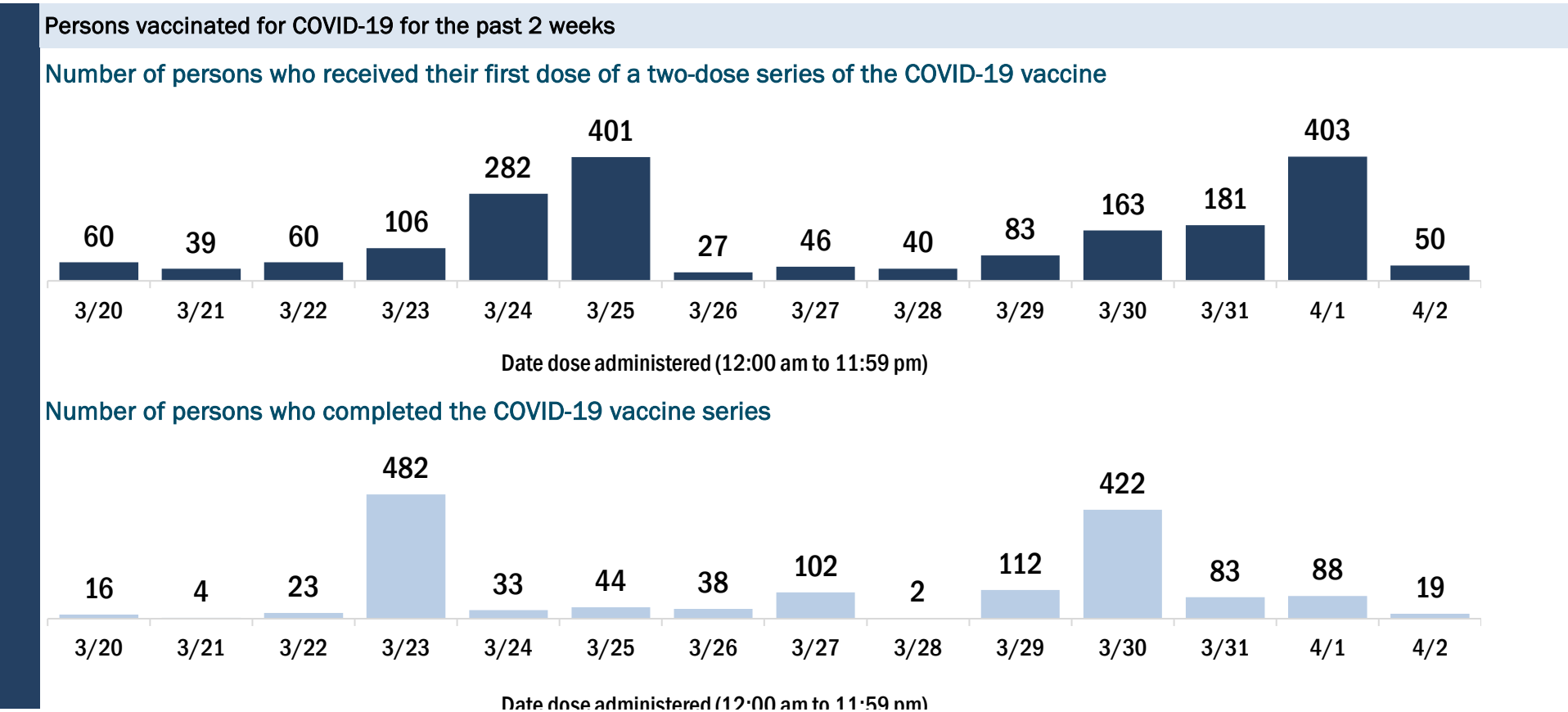
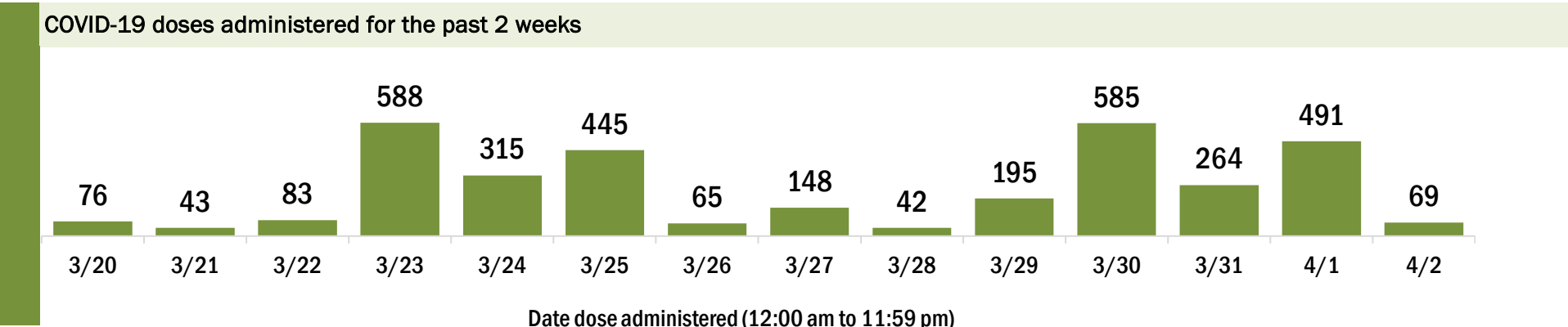
Data in this report are provisional and subject to change.

Data in this summary pertain to COVID-19 vaccines approved by the U.S. Food and Drug Administration and have been issued an Emergency Use Authorization (Janssen COVID-19 Vaccine, Moderna COVID-19 Vaccine and Pfizer-BioNTech COVID-19 Vaccine). These data summarize the number of people who have received either their first dose or have completed the series for a COVID-19 vaccine. **A person can only be counted in one category, first dose or series complete.** For persons receiving Moderna or Pfizer vaccines, once they receive their second dose, they are moved from the first dose column to the series completed column. **Because of this, the total first dose category may show a change from report to report not matching the total receiving their first dose from the previous day.** Persons receiving Johnson & Johnson vaccines will always be counted in the series completed column.

COVID-19 doses for vaccinated persons in Florida	
Doses administered	19,712
People receiving one dose of a 1-dose series (Johnson & Johnson) or receiving only one dose of a 2-dose series (Moderna, Pfizer) count once. Persons receiving both doses of a 2-dose series count twice.	

Current status of persons vaccinated for COVID-19 in Florida	
Total people vaccinated	12,092
First dose	3,720
Series completed	8,372
Completed 1-dose series	752
Completed 2-dose series	7,620
First dose: current number of people who have only received their first dose of the Moderna or Pfizer vaccine.	
Series complete: current number of people who have received both Moderna or Pfizer vaccine doses or one Johnson & Johnson dose and are considered fully immunized.	

Demographic summary	First dose	Series complete	Total people vaccinated
Age group	3,720	8,372	12,092
16-24 years	98	79	177
25-34 years	192	198	390
35-44 years	328	323	651
45-54 years	668	536	1,204
55-64 years	1,407	1,032	2,439
65-74 years	611	3,517	4,128
75-84 years	316	2,080	2,396
85+ years	100	607	707
Race	3,720	8,372	12,092
White	2,490	5,969	8,459
Black	435	792	1,227
American Indian/Alaskan	26	44	70
Other	314	633	947
Unknown	455	934	1,389
Other race includes Asian, native Hawaiian/Pacific Islander, or other.			
Ethnicity	3,720	8,372	12,092
Hispanic	157	180	337
Non-Hispanic	2,434	5,673	8,107
Unknown	1,129	2,519	3,648
Gender	3,720	8,372	12,092
Female	2,218	4,987	7,205
Male	1,500	3,385	4,885
Unknown	2	0	2



COVID-19: Dade County vaccine summary

Vaccination data through Apr 2, 2021 as of Apr 3, 2021 at 12:05 AM

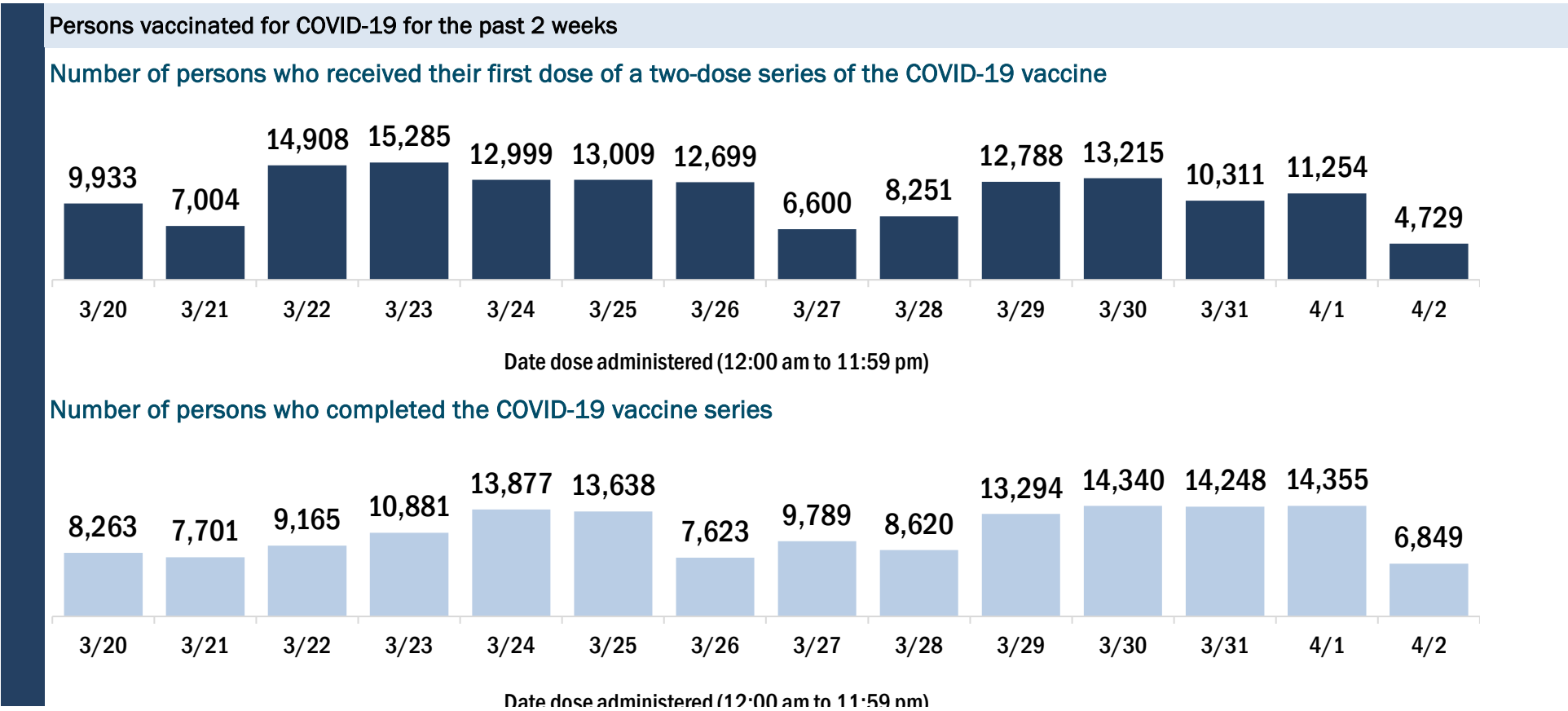
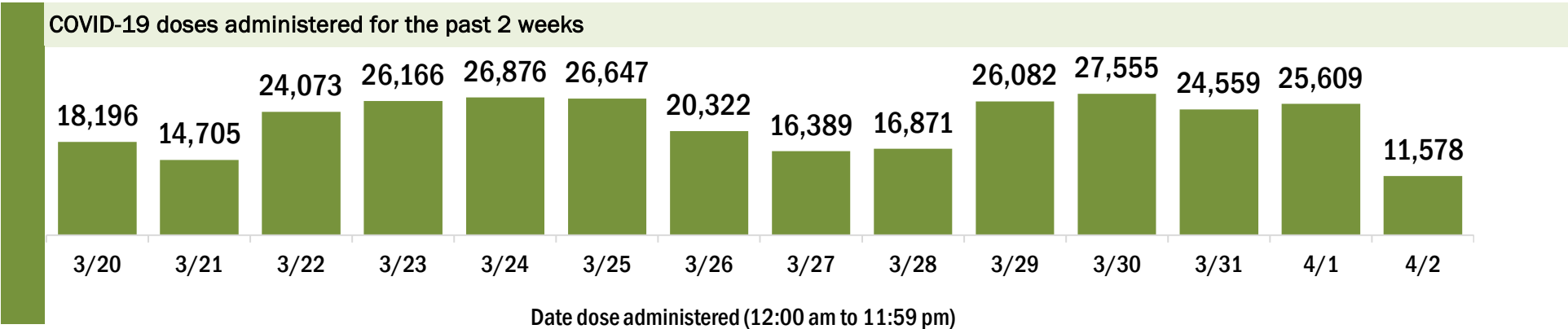
Data in this report are provisional and subject to change.

Data in this summary pertain to COVID-19 vaccines approved by the U.S. Food and Drug Administration and have been issued an Emergency Use Authorization (Janssen COVID-19 Vaccine, Moderna COVID-19 Vaccine and Pfizer-BioNTech COVID-19 Vaccine). These data summarize the number of people who have received either their first dose or have completed the series for a COVID-19 vaccine. **A person can only be counted in one category, first dose or series complete.** For persons receiving Moderna or Pfizer vaccines, once they receive their second dose, they are moved from the first dose column to the series completed column. **Because of this, the total first dose category may show a change from report to report not matching the total receiving their first dose from the previous day.** Persons receiving Johnson & Johnson vaccines will always be counted in the series completed column.

COVID-19 doses for vaccinated persons in Florida	
Doses administered	1,184,817
People receiving one dose of a 1-dose series (Johnson & Johnson) or receiving only one dose of a 2-dose series (Moderna, Pfizer) count once. Persons receiving both doses of a 2-dose series count twice.	

Current status of persons vaccinated for COVID-19 in Florida	
Total people vaccinated	779,987
First dose	332,066
Series completed	447,921
Completed 1-dose series	43,091
Completed 2-dose series	404,830
First dose: current number of people who have only received their first dose of the Moderna or Pfizer vaccine.	
Series complete: current number of people who have received both Moderna or Pfizer vaccine doses or one Johnson & Johnson dose and are considered fully immunized.	

Demographic summary	First dose	Series complete	Total people vaccinated
Age group	332,066	447,921	779,987
16-24 years	13,531	8,632	22,163
25-34 years	25,551	24,869	50,420
35-44 years	39,531	34,611	74,142
45-54 years	69,125	50,714	119,839
55-64 years	95,733	72,007	167,740
65-74 years	49,318	138,224	187,542
75-84 years	27,500	85,848	113,348
85+ years	11,777	33,016	44,793
Race	332,066	447,921	779,987
White	222,952	316,813	539,765
Black	20,656	35,070	55,726
American Indian/Alaskan	861	1,018	1,879
Other	30,803	53,670	84,473
Unknown	56,794	41,350	98,144
Other race includes Asian, native Hawaiian/Pacific Islander, or other.			
Ethnicity	332,066	447,921	779,987
Hispanic	153,755	243,856	397,611
Non-Hispanic	60,014	113,056	173,070
Unknown	118,297	91,009	209,306
Gender	332,066	447,921	779,987
Female	179,166	256,561	435,727
Male	150,908	191,110	342,018
Unknown	1,992	250	2,242



COVID-19: Desoto County vaccine summary

Vaccination data through Apr 2, 2021 as of Apr 3, 2021 at 12:05 AM

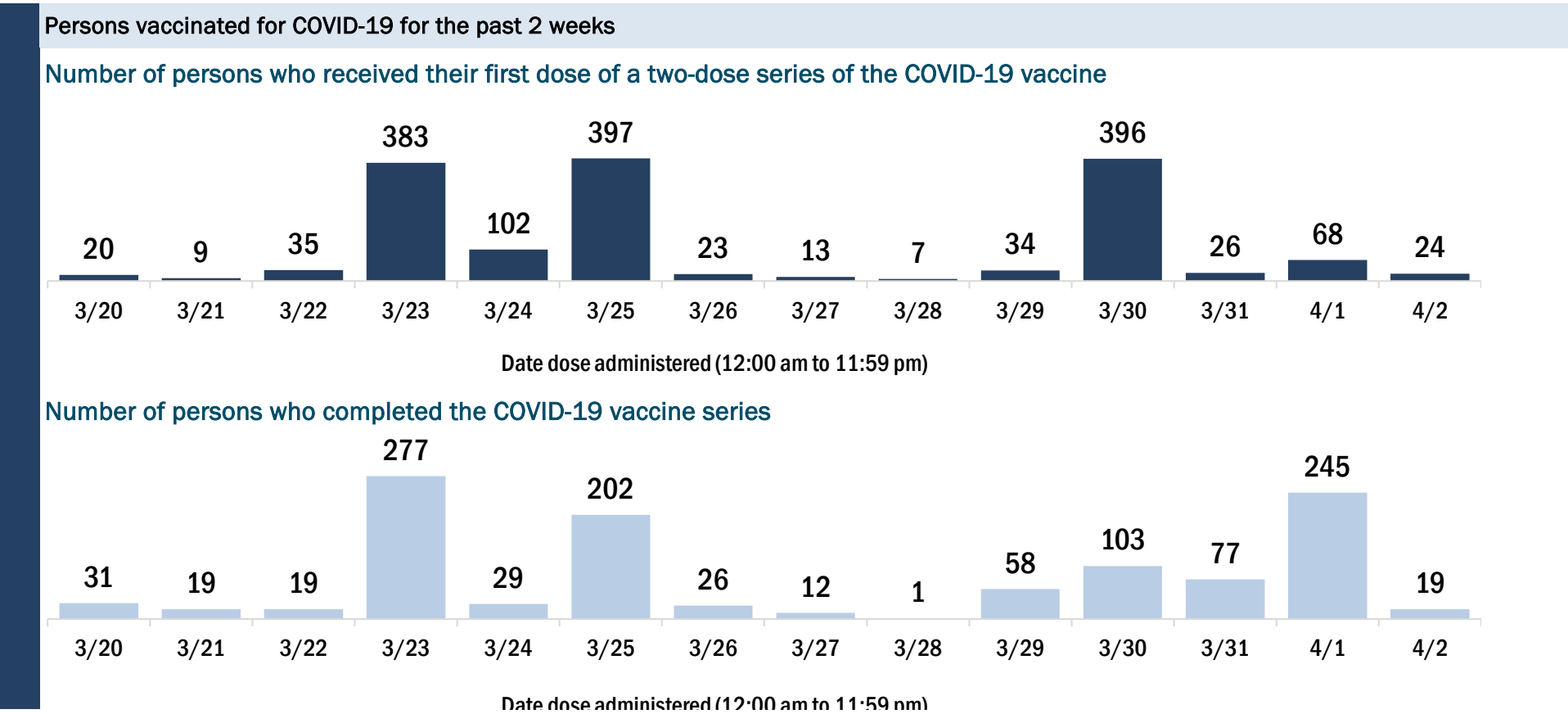
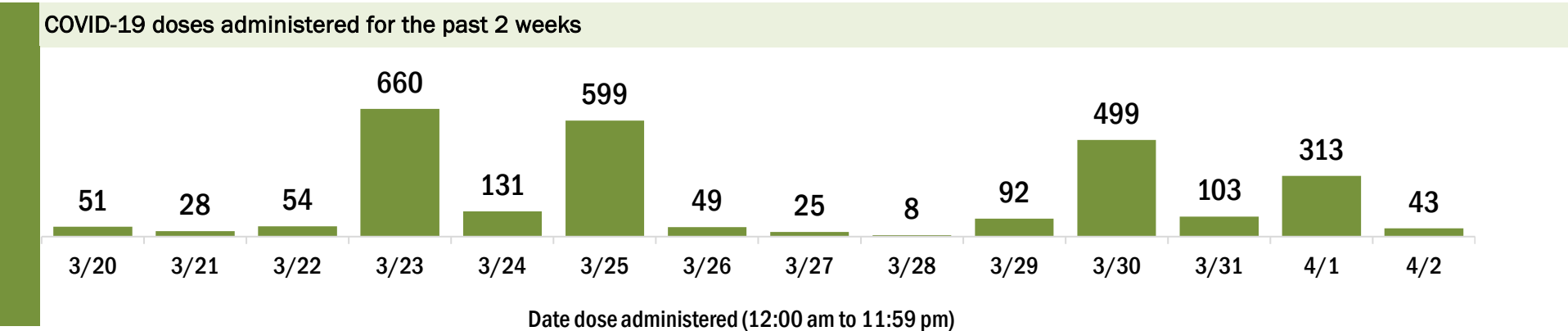
Data in this report are provisional and subject to change.

Data in this summary pertain to COVID-19 vaccines approved by the U.S. Food and Drug Administration and have been issued an Emergency Use Authorization (Janssen COVID-19 Vaccine, Moderna COVID-19 Vaccine and Pfizer-BioNTech COVID-19 Vaccine). These data summarize the number of people who have received either their first dose or have completed the series for a COVID-19 vaccine. **A person can only be counted in one category, first dose or series complete.** For persons receiving Moderna or Pfizer vaccines, once they receive their second dose, they are moved from the first dose column to the series completed column. **Because of this, the total first dose category may show a change from report to report not matching the total receiving their first dose from the previous day.** Persons receiving Johnson & Johnson vaccines will always be counted in the series completed column.

COVID-19 doses for vaccinated persons in Florida	
Doses administered	11,599
People receiving one dose of a 1-dose series (Johnson & Johnson) or receiving only one dose of a 2-dose series (Moderna, Pfizer) count once. Persons receiving both doses of a 2-dose series count twice.	

Current status of persons vaccinated for COVID-19 in Florida	
Total people vaccinated	7,791
First dose	3,872
Series completed	3,919
Completed 1-dose series	111
Completed 2-dose series	3,808
First dose: current number of people who have only received their first dose of the Moderna or Pfizer vaccine.	
Series complete: current number of people who have received both Moderna or Pfizer vaccine doses or one Johnson & Johnson dose and are considered fully immunized.	

Demographic summary	First dose	Series complete	Total people vaccinated
Age group	3,872	3,919	7,791
16-24 years	45	19	64
25-34 years	96	75	171
35-44 years	183	110	293
45-54 years	442	207	649
55-64 years	1,074	339	1,413
65-74 years	1,147	1,738	2,885
75-84 years	714	1,149	1,863
85+ years	171	282	453
Race	3,872	3,919	7,791
White	2,460	2,881	5,341
Black	273	179	452
American Indian/Alaskan	13	7	20
Other	337	290	627
Unknown	789	562	1,351
Other race includes Asian, native Hawaiian/Pacific Islander, or other.			
Ethnicity	3,872	3,919	7,791
Hispanic	356	160	516
Non-Hispanic	1,982	1,544	3,526
Unknown	1,534	2,215	3,749
Gender	3,872	3,919	7,791
Female	1,839	2,191	4,030
Male	2,033	1,728	3,761
Unknown	0	0	0



COVID-19: Dixie County vaccine summary

Vaccination data through Apr 2, 2021 as of Apr 3, 2021 at 12:05 AM

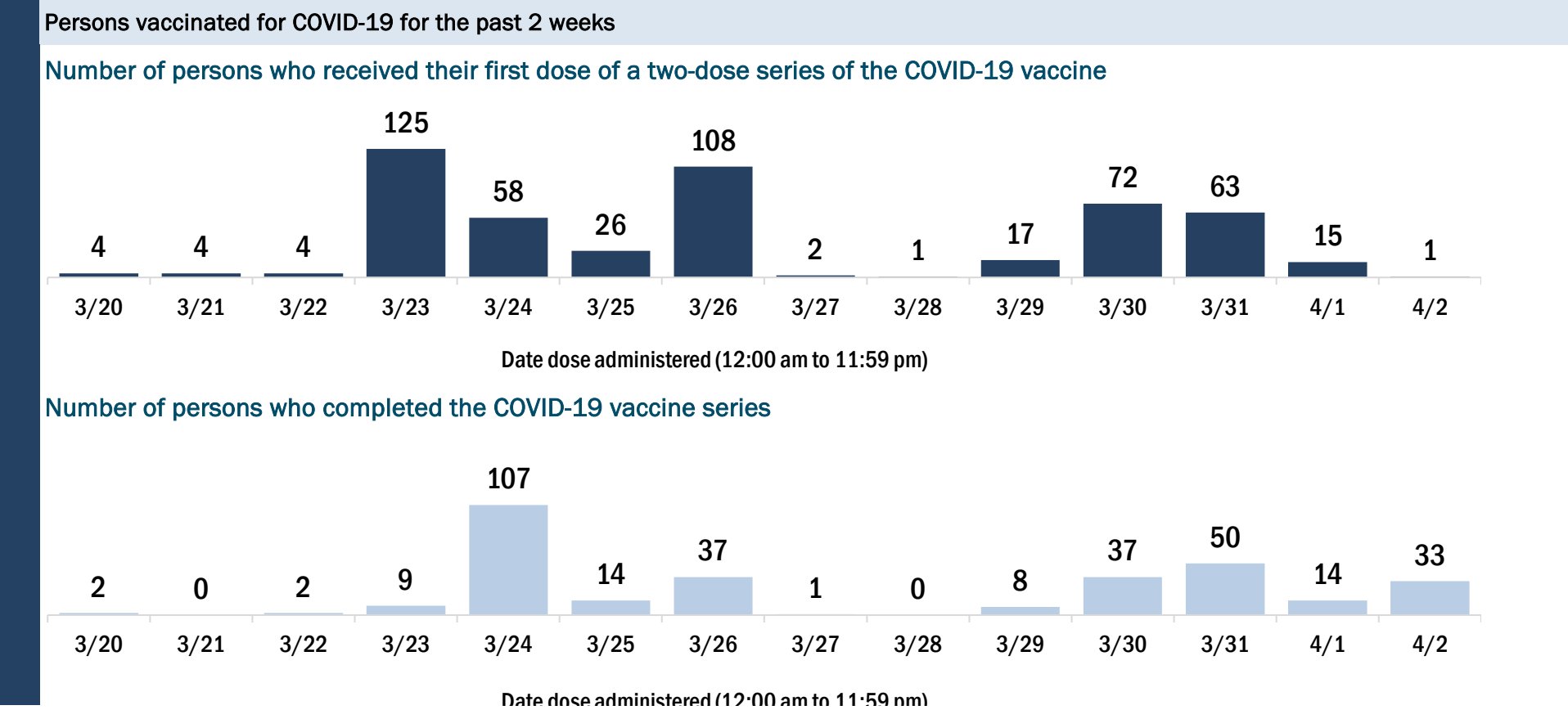
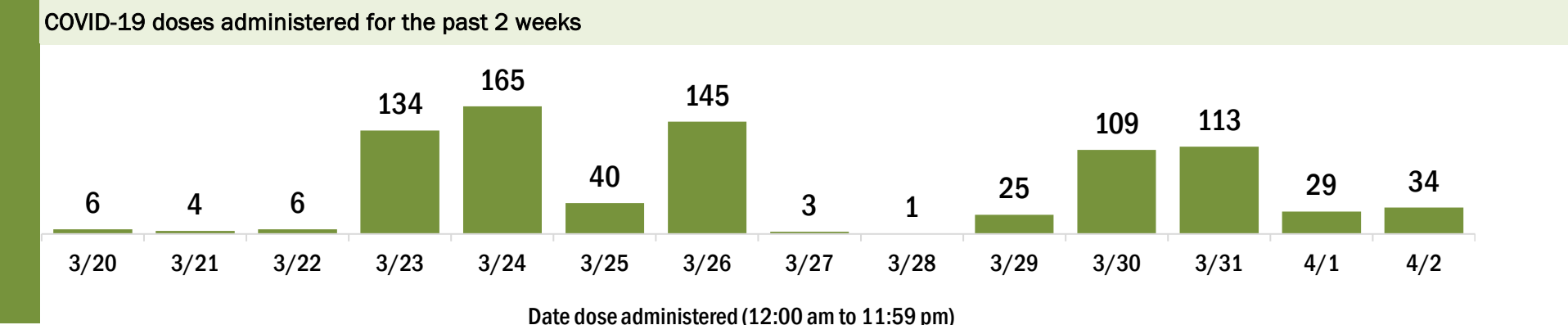
Data in this report are provisional and subject to change.

Data in this summary pertain to COVID-19 vaccines approved by the U.S. Food and Drug Administration and have been issued an Emergency Use Authorization (Janssen COVID-19 Vaccine, Moderna COVID-19 Vaccine and Pfizer-BioNTech COVID-19 Vaccine). These data summarize the number of people who have received either their first dose or have completed the series for a COVID-19 vaccine. **A person can only be counted in one category, first dose or series complete.** For persons receiving Moderna or Pfizer vaccines, once they receive their second dose, they are moved from the first dose column to the series completed column. **Because of this, the total first dose category may show a change from report to report not matching the total receiving their first dose from the previous day.** Persons receiving Johnson & Johnson vaccines will always be counted in the series completed column.

COVID-19 doses for vaccinated persons in Florida	
Doses administered	4,268
People receiving one dose of a 1-dose series (Johnson & Johnson) or receiving only one dose of a 2-dose series (Moderna, Pfizer) count once. Persons receiving both doses of a 2-dose series count twice.	

Current status of persons vaccinated for COVID-19 in Florida	
Total people vaccinated	2,711
First dose	1,015
Series completed	1,696
Completed 1-dose series	139
Completed 2-dose series	1,557
First dose: current number of people who have only received their first dose of the Moderna or Pfizer vaccine.	
Series complete: current number of people who have received both Moderna or Pfizer vaccine doses or one Johnson & Johnson dose and are considered fully immunized.	

Demographic summary	First dose	Series complete	Total people vaccinated
Age group	1,015	1,696	2,711
16-24 years	11	5	16
25-34 years	19	16	35
35-44 years	46	35	81
45-54 years	93	60	153
55-64 years	356	183	539
65-74 years	296	797	1,093
75-84 years	151	474	625
85+ years	43	126	169
Race	1,015	1,696	2,711
White	874	1,479	2,353
Black	61	45	106
American Indian/Alaskan	16	10	26
Other	32	50	82
Unknown	32	112	144
Other race includes Asian, native Hawaiian/Pacific Islander, or other.			
Ethnicity	1,015	1,696	2,711
Hispanic	23	27	50
Non-Hispanic	839	1,200	2,039
Unknown	153	469	622
Gender	1,015	1,696	2,711
Female	550	905	1,455
Male	465	791	1,256
Unknown	0	0	0



COVID-19: Duval County vaccine summary

Vaccination data through Apr 2, 2021 as of Apr 3, 2021 at 12:05 AM

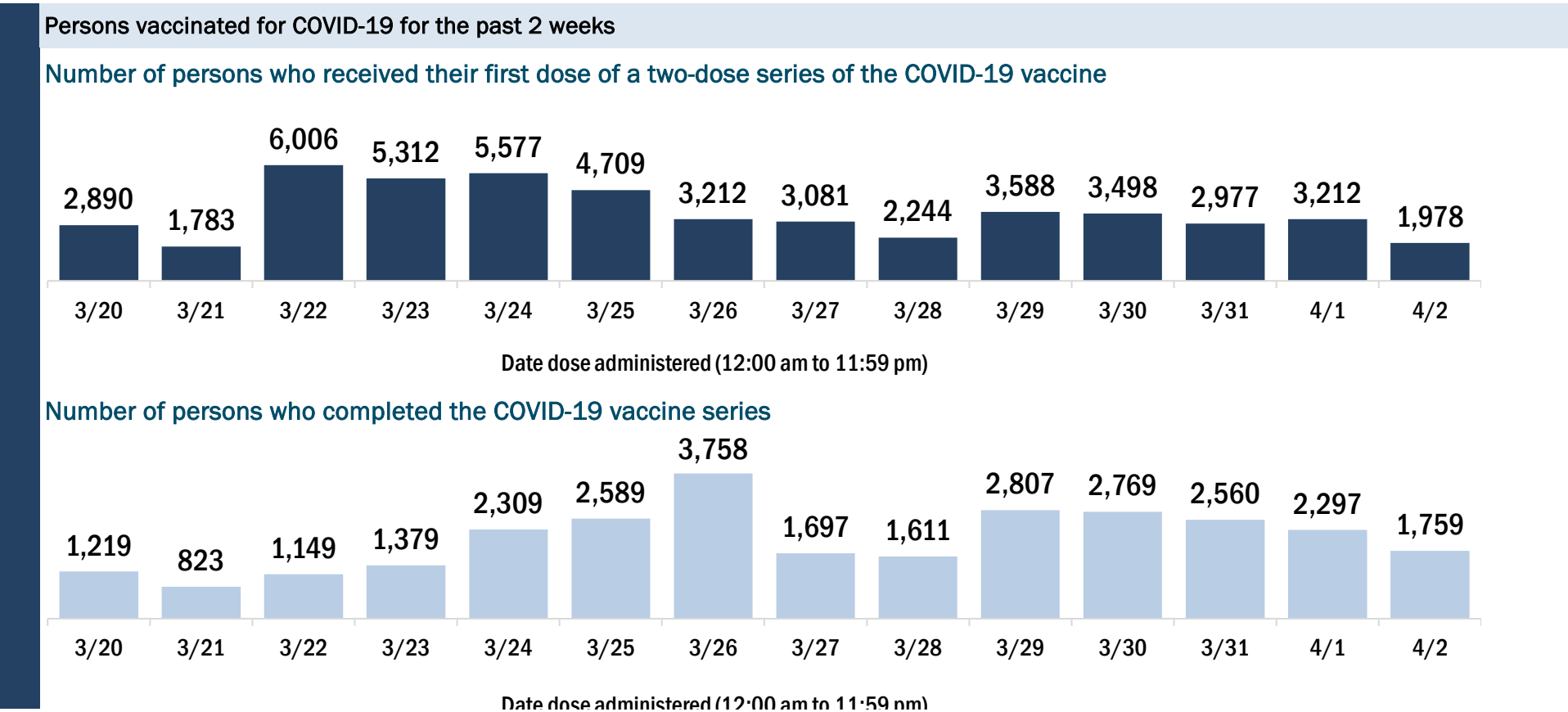
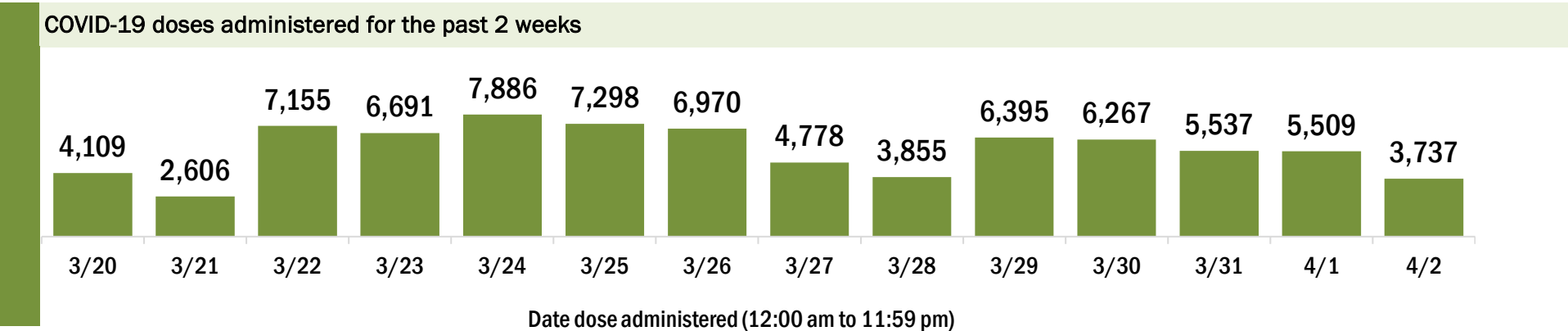
Data in this report are provisional and subject to change.

Data in this summary pertain to COVID-19 vaccines approved by the U.S. Food and Drug Administration and have been issued an Emergency Use Authorization (Janssen COVID-19 Vaccine, Moderna COVID-19 Vaccine and Pfizer-BioNTech COVID-19 Vaccine). These data summarize the number of people who have received either their first dose or have completed the series for a COVID-19 vaccine. **A person can only be counted in one category, first dose or series complete.** For persons receiving Moderna or Pfizer vaccines, once they receive their second dose, they are moved from the first dose column to the series completed column. **Because of this, the total first dose category may show a change from report to report not matching the total receiving their first dose from the previous day.** Persons receiving Johnson & Johnson vaccines will always be counted in the series completed column.

COVID-19 doses for vaccinated persons in Florida	
Doses administered	374,492
People receiving one dose of a 1-dose series (Johnson & Johnson) or receiving only one dose of a 2-dose series (Moderna, Pfizer) count once. Persons receiving both doses of a 2-dose series count twice.	

Current status of persons vaccinated for COVID-19 in Florida	
Total people vaccinated	243,207
First dose	99,112
Series completed	144,095
Completed 1-dose series	12,810
Completed 2-dose series	131,285
First dose: current number of people who have only received their first dose of the Moderna or Pfizer vaccine.	
Series complete: current number of people who have received both Moderna or Pfizer vaccine doses or one Johnson & Johnson dose and are considered fully immunized.	

Demographic summary	First dose	Series complete	Total people vaccinated
Age group	99,112	144,095	243,207
16-24 years	3,499	2,708	6,207
25-34 years	7,529	9,501	17,030
35-44 years	12,508	11,426	23,934
45-54 years	20,475	14,694	35,169
55-64 years	31,856	23,535	55,391
65-74 years	14,721	50,711	65,432
75-84 years	6,134	23,411	29,545
85+ years	2,390	8,109	10,499
Race	99,112	144,095	243,207
White	53,982	85,135	139,117
Black	15,518	24,768	40,286
American Indian/Alaskan	219	344	563
Other	12,704	17,231	29,935
Unknown	16,689	16,617	33,306
Other race includes Asian, native Hawaiian/Pacific Islander, or other.			
Ethnicity	99,112	144,095	243,207
Hispanic	6,214	5,116	11,330
Non-Hispanic	67,501	101,808	169,309
Unknown	25,397	37,171	62,568
Gender	99,112	144,095	243,207
Female	54,253	85,250	139,503
Male	42,551	58,782	101,333
Unknown	2,308	63	2,371



COVID-19: Escambia County vaccine summary

Vaccination data through Apr 2, 2021 as of Apr 3, 2021 at 12:05 AM

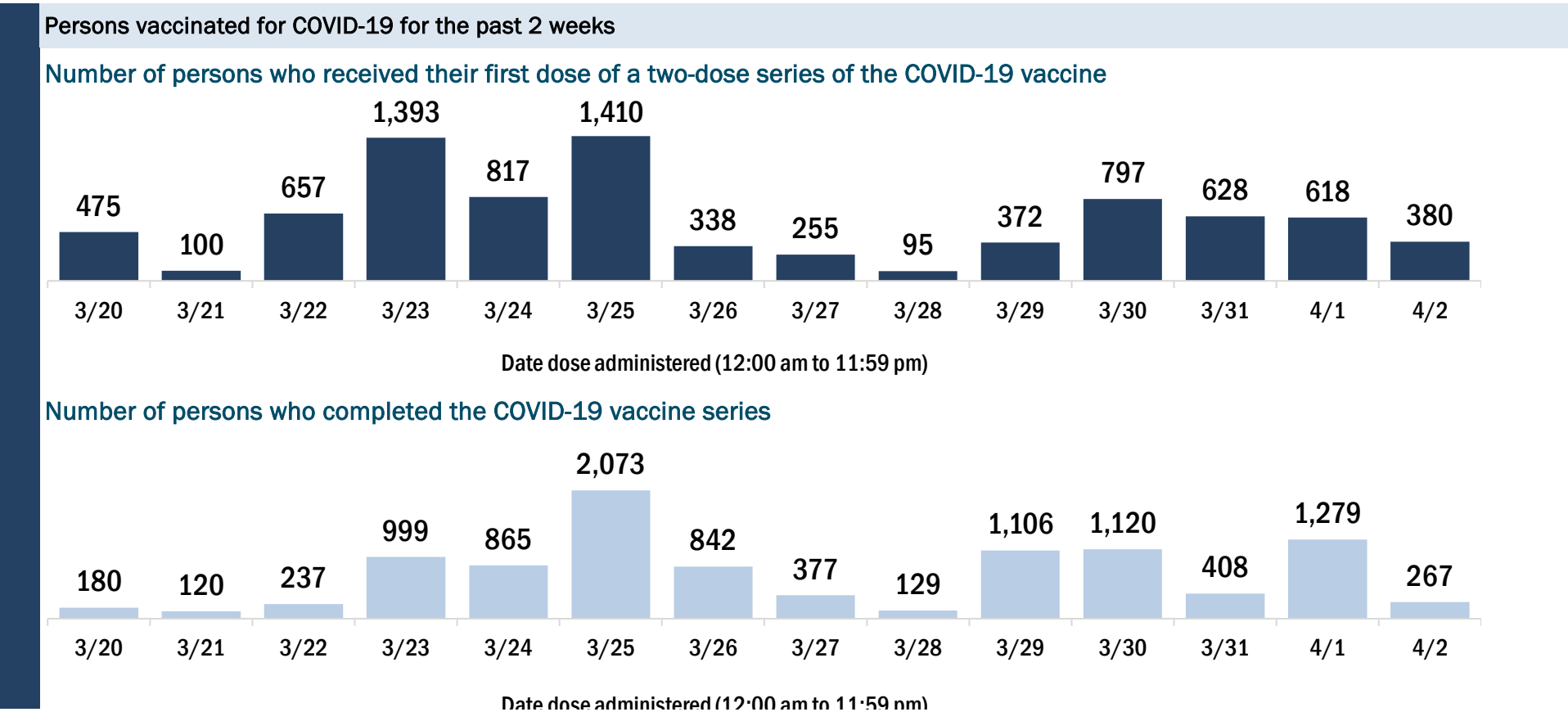
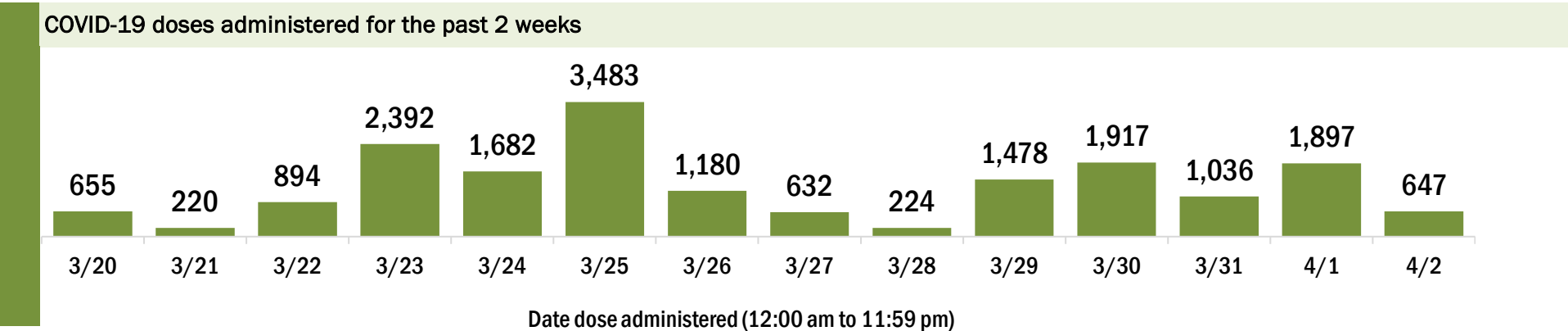
Data in this report are provisional and subject to change.

Data in this summary pertain to COVID-19 vaccines approved by the U.S. Food and Drug Administration and have been issued an Emergency Use Authorization (Janssen COVID-19 Vaccine, Moderna COVID-19 Vaccine and Pfizer-BioNTech COVID-19 Vaccine). These data summarize the number of people who have received either their first dose or have completed the series for a COVID-19 vaccine. **A person can only be counted in one category, first dose or series complete.** For persons receiving Moderna or Pfizer vaccines, once they receive their second dose, they are moved from the first dose column to the series completed column. **Because of this, the total first dose category may show a change from report to report not matching the total receiving their first dose from the previous day.** Persons receiving Johnson & Johnson vaccines will always be counted in the series completed column.

COVID-19 doses for vaccinated persons in Florida	
Doses administered	115,963
People receiving one dose of a 1-dose series (Johnson & Johnson) or receiving only one dose of a 2-dose series (Moderna, Pfizer) count once. Persons receiving both doses of a 2-dose series count twice.	

Current status of persons vaccinated for COVID-19 in Florida	
Total people vaccinated	75,235
First dose	29,556
Series completed	45,679
Completed 1-dose series	4,951
Completed 2-dose series	40,728
First dose: current number of people who have only received their first dose of the Moderna or Pfizer vaccine.	
Series complete: current number of people who have received both Moderna or Pfizer vaccine doses or one Johnson & Johnson dose and are considered fully immunized.	

Demographic summary	First dose	Series complete	Total people vaccinated
Age group	29,556	45,679	75,235
16-24 years	975	564	1,539
25-34 years	2,166	1,921	4,087
35-44 years	2,882	2,465	5,347
45-54 years	4,675	3,968	8,643
55-64 years	9,051	7,583	16,634
65-74 years	5,788	16,642	22,430
75-84 years	2,948	9,162	12,110
85+ years	1,071	3,374	4,445
Race	29,556	45,679	75,235
White	16,284	28,241	44,525
Black	4,527	6,303	10,830
American Indian/Alaskan	211	316	527
Other	2,404	4,460	6,864
Unknown	6,130	6,359	12,489
Other race includes Asian, native Hawaiian/Pacific Islander, or other.			
Ethnicity	29,556	45,679	75,235
Hispanic	828	810	1,638
Non-Hispanic	19,020	30,259	49,279
Unknown	9,708	14,610	24,318
Gender	29,556	45,679	75,235
Female	17,351	27,043	44,394
Male	12,115	18,629	30,744
Unknown	90	7	97



COVID-19: Flagler County vaccine summary

Vaccination data through Apr 2, 2021 as of Apr 3, 2021 at 12:05 AM

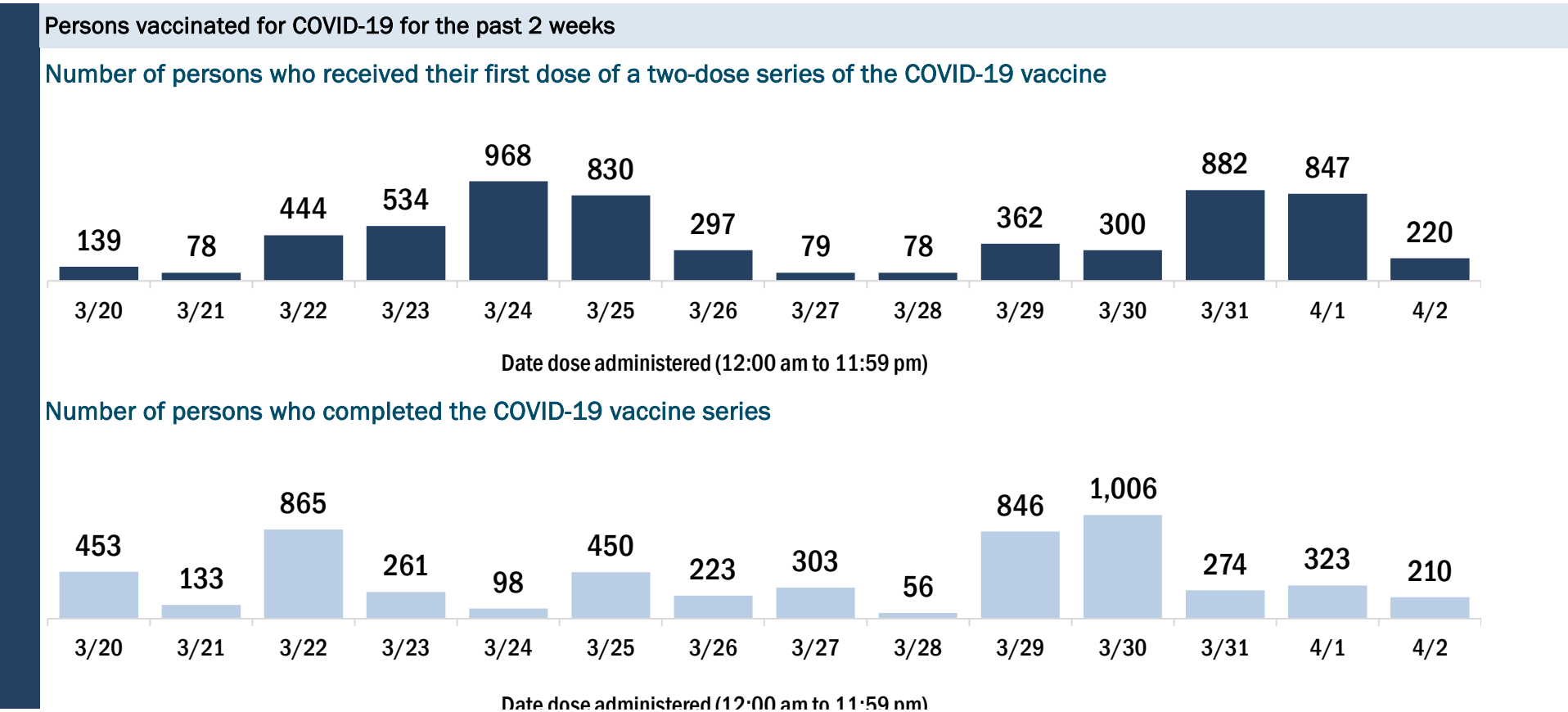
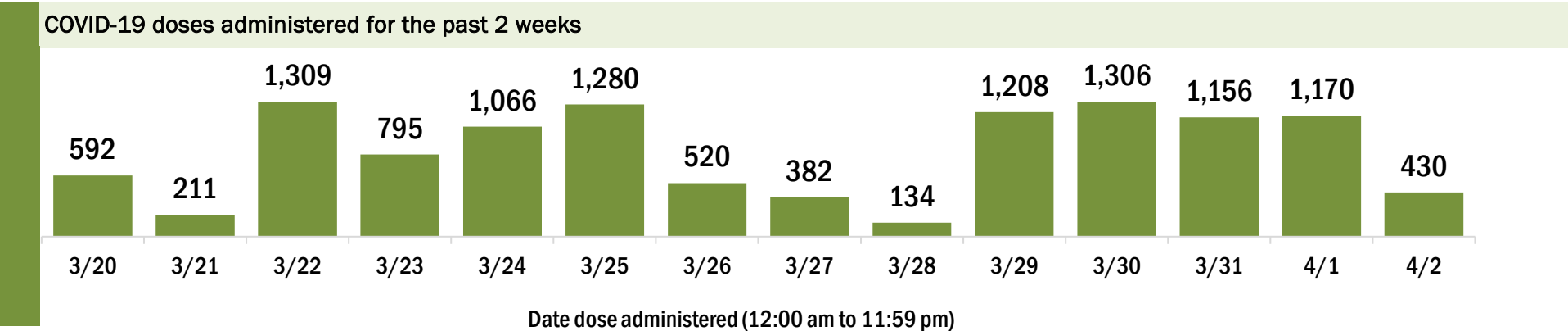
Data in this report are provisional and subject to change.

Data in this summary pertain to COVID-19 vaccines approved by the U.S. Food and Drug Administration and have been issued an Emergency Use Authorization (Janssen COVID-19 Vaccine, Moderna COVID-19 Vaccine and Pfizer-BioNTech COVID-19 Vaccine). These data summarize the number of people who have received either their first dose or have completed the series for a COVID-19 vaccine. **A person can only be counted in one category, first dose or series complete.** For persons receiving Moderna or Pfizer vaccines, once they receive their second dose, they are moved from the first dose column to the series completed column. **Because of this, the total first dose category may show a change from report to report not matching the total receiving their first dose from the previous day.** Persons receiving Johnson & Johnson vaccines will always be counted in the series completed column.

COVID-19 doses for vaccinated persons in Florida	
Doses administered	64,439
People receiving one dose of a 1-dose series (Johnson & Johnson) or receiving only one dose of a 2-dose series (Moderna, Pfizer) count once. Persons receiving both doses of a 2-dose series count twice.	

Current status of persons vaccinated for COVID-19 in Florida	
Total people vaccinated	40,608
First dose	15,492
Series completed	25,116
Completed 1-dose series	1,285
Completed 2-dose series	23,831
First dose: current number of people who have only received their first dose of the Moderna or Pfizer vaccine.	
Series complete: current number of people who have received both Moderna or Pfizer vaccine doses or one Johnson & Johnson dose and are considered fully immunized.	

Demographic summary	First dose	Series complete	Total people vaccinated
Age group	15,492	25,116	40,608
16-24 years	205	178	383
25-34 years	309	431	740
35-44 years	811	784	1,595
45-54 years	2,002	1,198	3,200
55-64 years	5,297	2,455	7,752
65-74 years	3,978	11,421	15,399
75-84 years	2,191	6,798	8,989
85+ years	699	1,851	2,550
Race	15,492	25,116	40,608
White	10,731	16,602	27,333
Black	1,006	1,562	2,568
American Indian/Alaskan	118	130	248
Other	1,172	2,492	3,664
Unknown	2,465	4,330	6,795
Other race includes Asian, native Hawaiian/Pacific Islander, or other.			
Ethnicity	15,492	25,116	40,608
Hispanic	1,136	1,023	2,159
Non-Hispanic	9,837	14,157	23,994
Unknown	4,519	9,936	14,455
Gender	15,492	25,116	40,608
Female	8,598	14,171	22,769
Male	6,704	10,863	17,567
Unknown	190	82	272



COVID-19: Franklin County vaccine summary

Vaccination data through Apr 2, 2021 as of Apr 3, 2021 at 12:05 AM

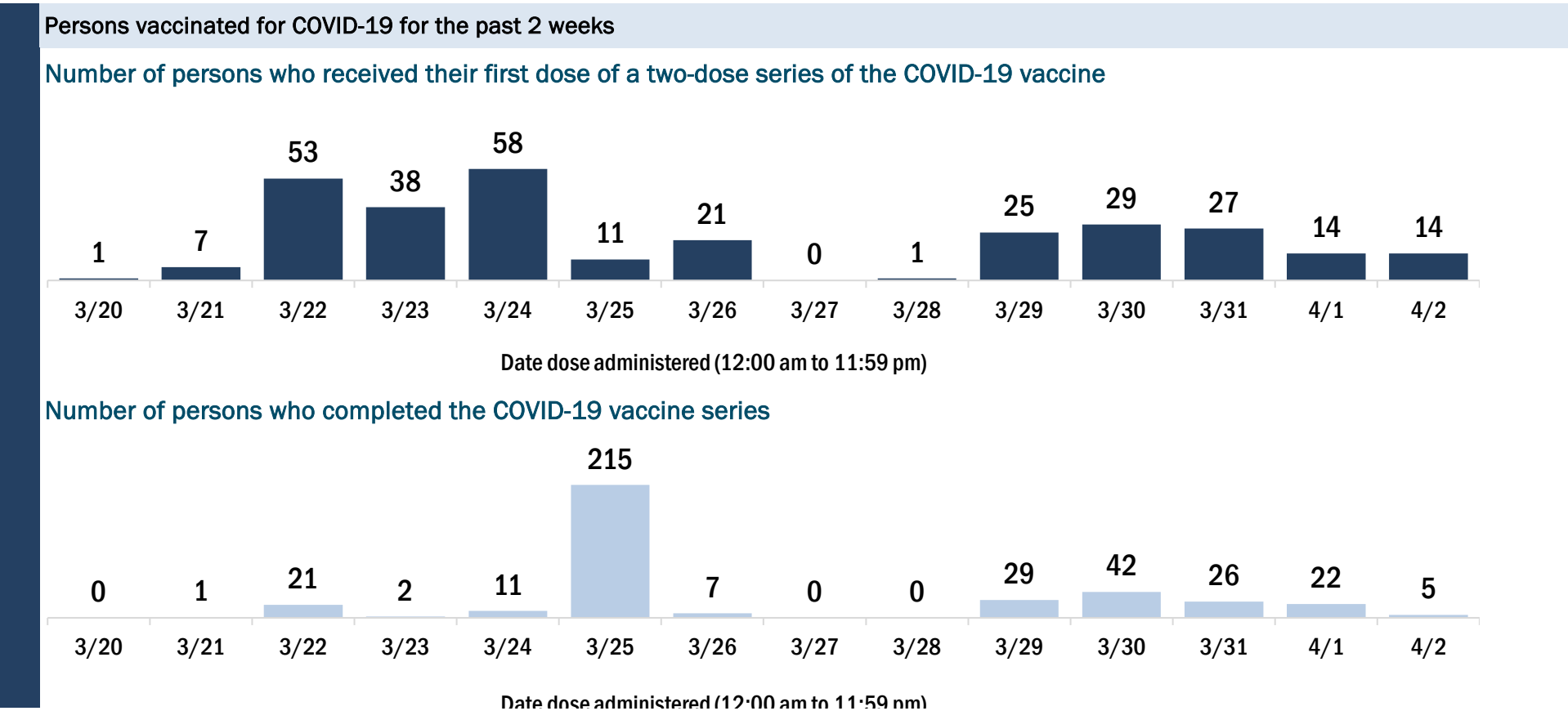
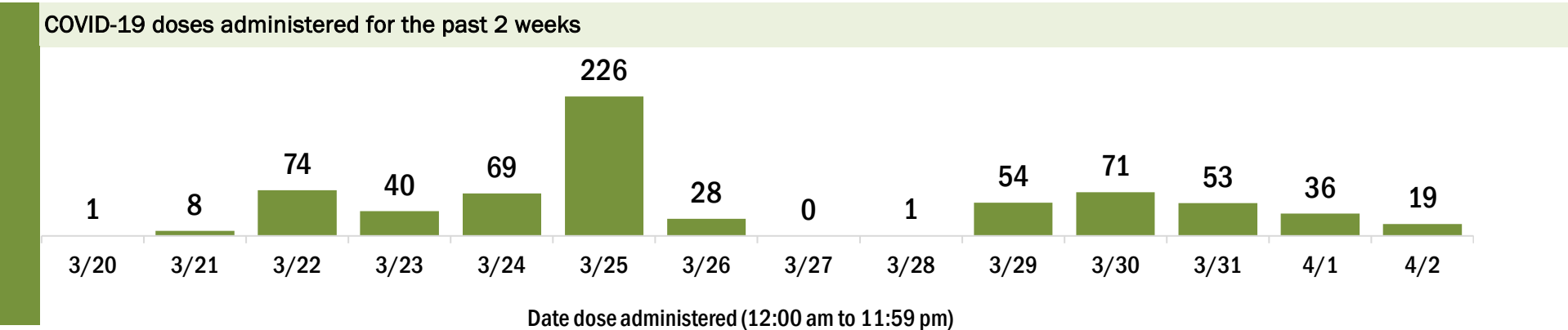
Data in this report are provisional and subject to change.

Data in this summary pertain to COVID-19 vaccines approved by the U.S. Food and Drug Administration and have been issued an Emergency Use Authorization (Janssen COVID-19 Vaccine, Moderna COVID-19 Vaccine and Pfizer-BioNTech COVID-19 Vaccine). These data summarize the number of people who have received either their first dose or have completed the series for a COVID-19 vaccine. **A person can only be counted in one category, first dose or series complete.** For persons receiving Moderna or Pfizer vaccines, once they receive their second dose, they are moved from the first dose column to the series completed column. **Because of this, the total first dose category may show a change from report to report not matching the total receiving their first dose from the previous day.** Persons receiving Johnson & Johnson vaccines will always be counted in the series completed column.

COVID-19 doses for vaccinated persons in Florida	
Doses administered	5,650
People receiving one dose of a 1-dose series (Johnson & Johnson) or receiving only one dose of a 2-dose series (Moderna, Pfizer) count once. Persons receiving both doses of a 2-dose series count twice.	

Current status of persons vaccinated for COVID-19 in Florida	
Total people vaccinated	3,323
First dose	937
Series completed	2,386
Completed 1-dose series	59
Completed 2-dose series	2,327
First dose: current number of people who have only received their first dose of the Moderna or Pfizer vaccine.	
Series complete: current number of people who have received both Moderna or Pfizer vaccine doses or one Johnson & Johnson dose and are considered fully immunized.	

Demographic summary	First dose	Series complete	Total people vaccinated
Age group	937	2,386	3,323
16-24 years	11	11	22
25-34 years	32	26	58
35-44 years	48	52	100
45-54 years	135	118	253
55-64 years	445	304	749
65-74 years	186	1,188	1,374
75-84 years	62	576	638
85+ years	18	111	129
Race	937	2,386	3,323
White	786	2,148	2,934
Black	67	100	167
American Indian/Alaskan	3	6	9
Other	54	87	141
Unknown	27	45	72
Other race includes Asian, native Hawaiian/Pacific Islander, or other.			
Ethnicity	937	2,386	3,323
Hispanic	26	22	48
Non-Hispanic	813	2,009	2,822
Unknown	98	355	453
Gender	937	2,386	3,323
Female	509	1,251	1,760
Male	428	1,135	1,563
Unknown	0	0	0



COVID-19: Gadsden County vaccine summary

Vaccination data through Apr 2, 2021 as of Apr 3, 2021 at 12:05 AM

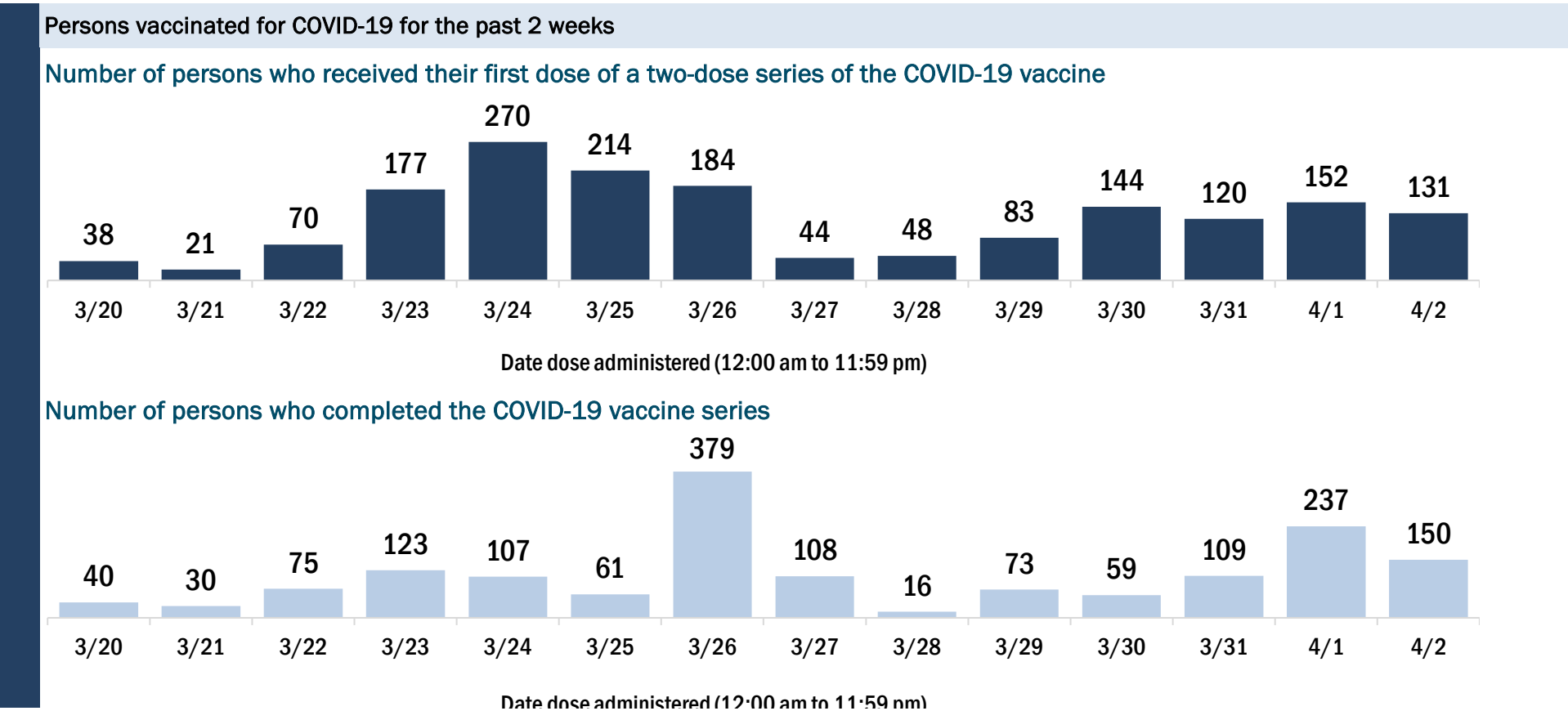
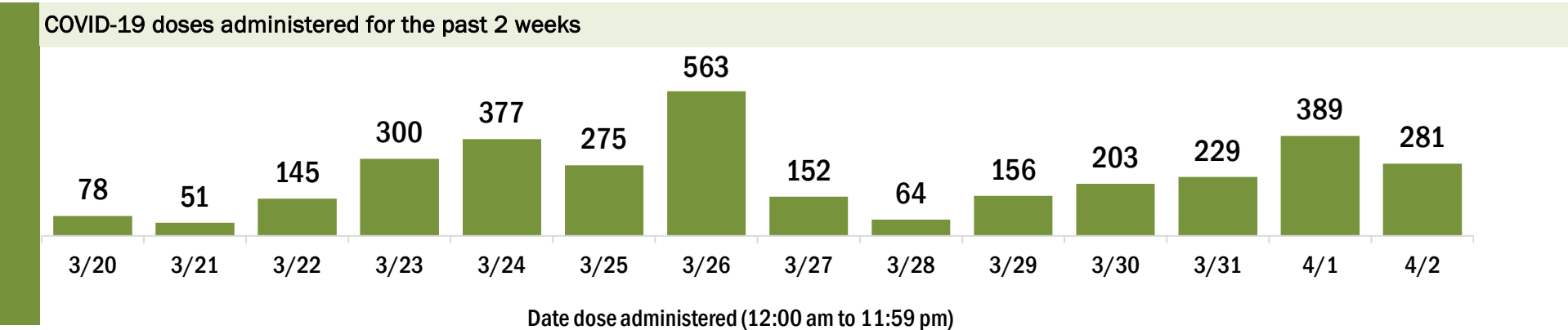
Data in this report are provisional and subject to change.

Data in this summary pertain to COVID-19 vaccines approved by the U.S. Food and Drug Administration and have been issued an Emergency Use Authorization (Janssen COVID-19 Vaccine, Moderna COVID-19 Vaccine and Pfizer-BioNTech COVID-19 Vaccine). These data summarize the number of people who have received either their first dose or have completed the series for a COVID-19 vaccine. **A person can only be counted in one category, first dose or series complete.** For persons receiving Moderna or Pfizer vaccines, once they receive their second dose, they are moved from the first dose column to the series completed column. **Because of this, the total first dose category may show a change from report to report not matching the total receiving their first dose from the previous day.** Persons receiving Johnson & Johnson vaccines will always be counted in the series completed column.

COVID-19 doses for vaccinated persons in Florida	
Doses administered	19,812
People receiving one dose of a 1-dose series (Johnson & Johnson) or receiving only one dose of a 2-dose series (Moderna, Pfizer) count once. Persons receiving both doses of a 2-dose series count twice.	

Current status of persons vaccinated for COVID-19 in Florida	
Total people vaccinated	12,350
First dose	4,211
Series completed	8,139
Completed 1-dose series	677
Completed 2-dose series	7,462
First dose: current number of people who have only received their first dose of the Moderna or Pfizer vaccine.	
Series complete: current number of people who have received both Moderna or Pfizer vaccine doses or one Johnson & Johnson dose and are considered fully immunized.	

Demographic summary	First dose	Series complete	Total people vaccinated
Age group	4,211	8,139	12,350
16-24 years	80	87	167
25-34 years	208	189	397
35-44 years	415	413	828
45-54 years	852	729	1,581
55-64 years	1,536	1,400	2,936
65-74 years	677	3,235	3,912
75-84 years	330	1,567	1,897
85+ years	113	519	632
Race	4,211	8,139	12,350
White	1,257	2,975	4,232
Black	2,037	3,391	5,428
American Indian/Alaskan	7	18	25
Other	460	1,236	1,696
Unknown	450	519	969
Other race includes Asian, native Hawaiian/Pacific Islander, or other.			
Ethnicity	4,211	8,139	12,350
Hispanic	228	204	432
Non-Hispanic	2,907	5,654	8,561
Unknown	1,076	2,281	3,357
Gender	4,211	8,139	12,350
Female	2,437	4,907	7,344
Male	1,774	3,231	5,005
Unknown	0	1	1



COVID-19: Gilchrist County vaccine summary

Vaccination data through Apr 2, 2021 as of Apr 3, 2021 at 12:05 AM

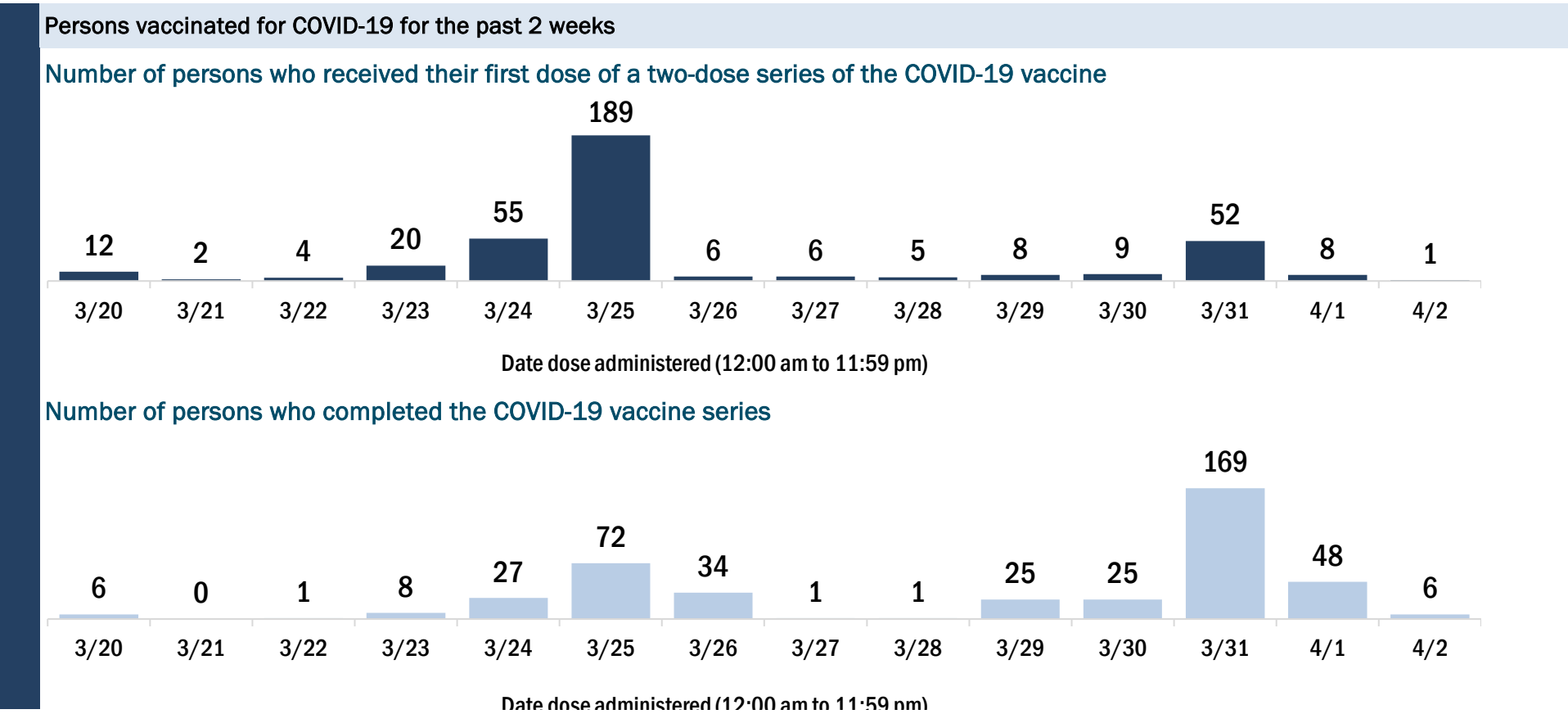
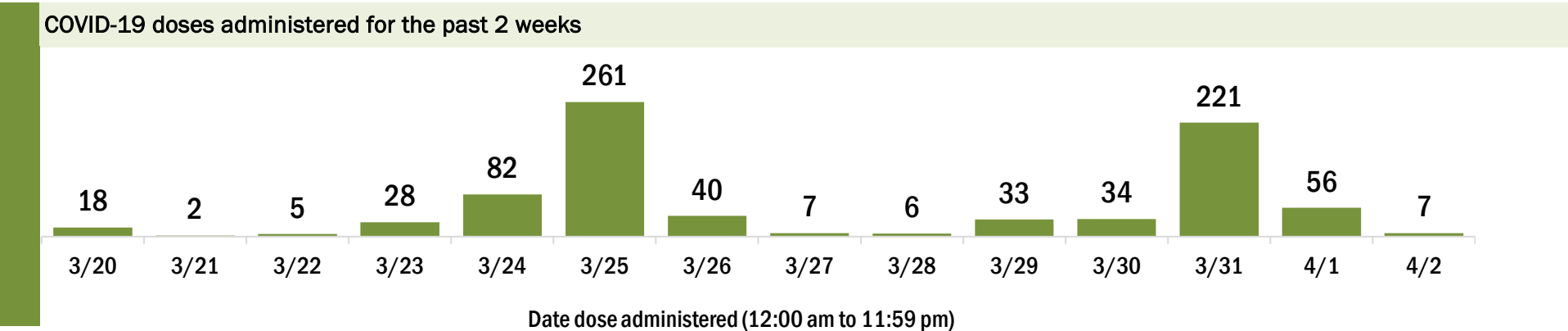
Data in this report are provisional and subject to change.

Data in this summary pertain to COVID-19 vaccines approved by the U.S. Food and Drug Administration and have been issued an Emergency Use Authorization (Janssen COVID-19 Vaccine, Moderna COVID-19 Vaccine and Pfizer-BioNTech COVID-19 Vaccine). These data summarize the number of people who have received either their first dose or have completed the series for a COVID-19 vaccine. **A person can only be counted in one category, first dose or series complete.** For persons receiving Moderna or Pfizer vaccines, once they receive their second dose, they are moved from the first dose column to the series completed column. **Because of this, the total first dose category may show a change from report to report not matching the total receiving their first dose from the previous day.** Persons receiving Johnson & Johnson vaccines will always be counted in the series completed column.

COVID-19 doses for vaccinated persons in Florida	
Doses administered	4,878
People receiving one dose of a 1-dose series (Johnson & Johnson) or receiving only one dose of a 2-dose series (Moderna, Pfizer) count once. Persons receiving both doses of a 2-dose series count twice.	

Current status of persons vaccinated for COVID-19 in Florida	
Total people vaccinated	2,986
First dose	868
Series completed	2,118
Completed 1-dose series	226
Completed 2-dose series	1,892
First dose: current number of people who have only received their first dose of the Moderna or Pfizer vaccine.	
Series complete: current number of people who have received both Moderna or Pfizer vaccine doses or one Johnson & Johnson dose and are considered fully immunized.	

Demographic summary	First dose	Series complete	Total people vaccinated
Age group	868	2,118	2,986
16-24 years	16	33	49
25-34 years	26	51	77
35-44 years	43	79	122
45-54 years	107	152	259
55-64 years	353	264	617
65-74 years	196	822	1,018
75-84 years	101	538	639
85+ years	26	179	205
Race	868	2,118	2,986
White	713	1,448	2,161
Black	25	22	47
American Indian/Alaskan	4	7	11
Other	57	184	241
Unknown	69	457	526
Other race includes Asian, native Hawaiian/Pacific Islander, or other.			
Ethnicity	868	2,118	2,986
Hispanic	26	29	55
Non-Hispanic	514	837	1,351
Unknown	328	1,252	1,580
Gender	868	2,118	2,986
Female	509	1,260	1,769
Male	358	858	1,216
Unknown	1	0	1



COVID-19: Glades County vaccine summary

Vaccination data through Apr 2, 2021 as of Apr 3, 2021 at 12:05 AM

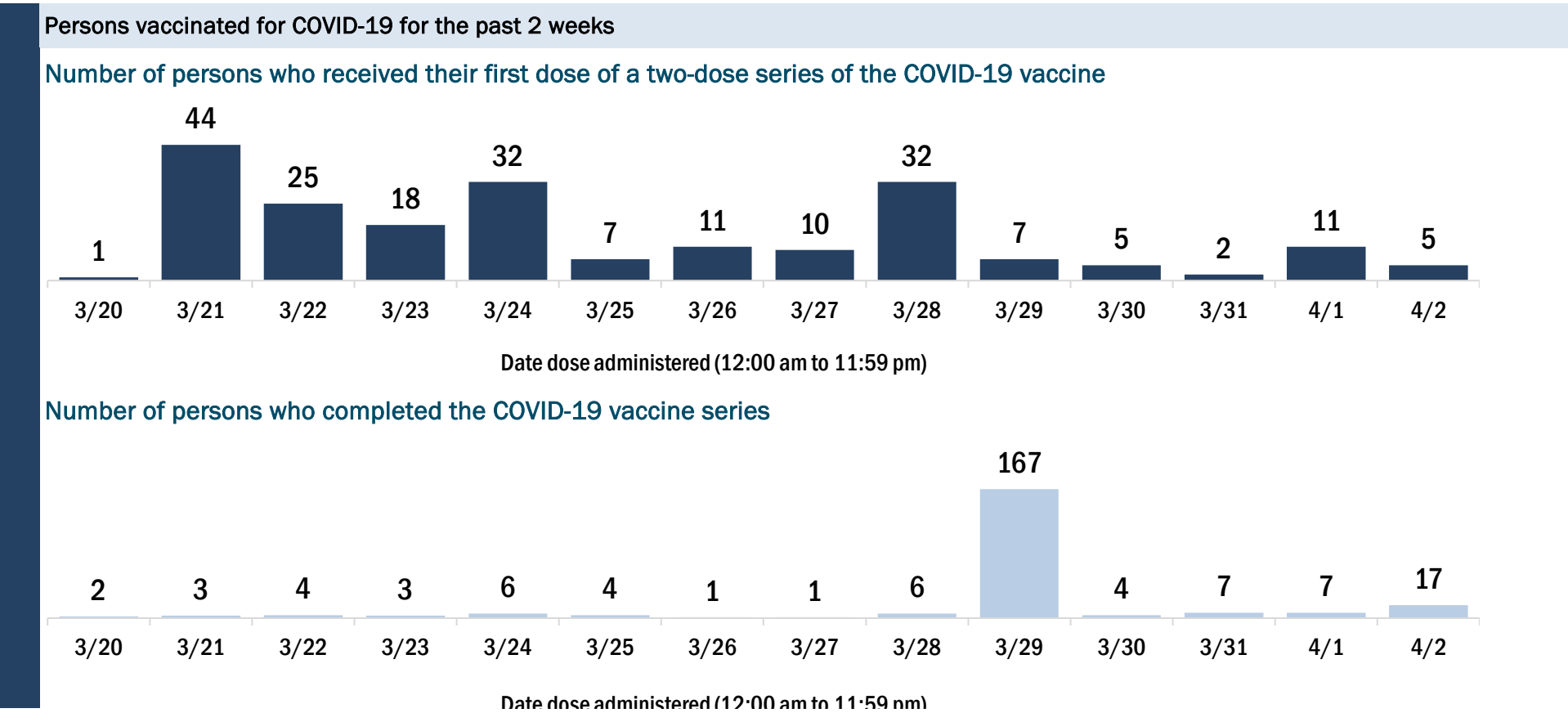
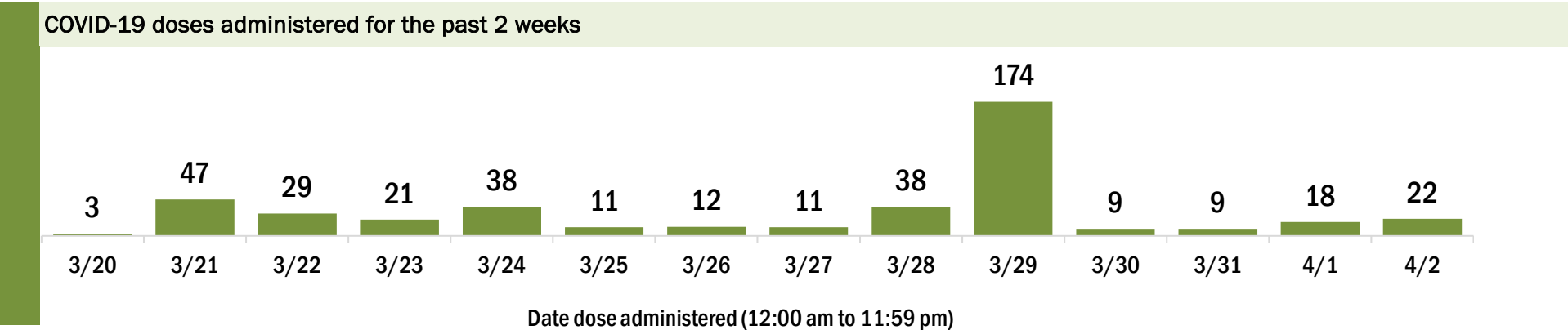
Data in this report are provisional and subject to change.

Data in this summary pertain to COVID-19 vaccines approved by the U.S. Food and Drug Administration and have been issued an Emergency Use Authorization (Janssen COVID-19 Vaccine, Moderna COVID-19 Vaccine and Pfizer-BioNTech COVID-19 Vaccine). These data summarize the number of people who have received either their first dose or have completed the series for a COVID-19 vaccine. **A person can only be counted in one category, first dose or series complete.** For persons receiving Moderna or Pfizer vaccines, once they receive their second dose, they are moved from the first dose column to the series completed column. **Because of this, the total first dose category may show a change from report to report not matching the total receiving their first dose from the previous day.** Persons receiving Johnson & Johnson vaccines will always be counted in the series completed column.

COVID-19 doses for vaccinated persons in Florida	
Doses administered	3,429
People receiving one dose of a 1-dose series (Johnson & Johnson) or receiving only one dose of a 2-dose series (Moderna, Pfizer) count once. Persons receiving both doses of a 2-dose series count twice.	

Current status of persons vaccinated for COVID-19 in Florida	
Total people vaccinated	1,991
First dose	541
Series completed	1,450
Completed 1-dose series	12
Completed 2-dose series	1,438
First dose: current number of people who have only received their first dose of the Moderna or Pfizer vaccine.	
Series complete: current number of people who have received both Moderna or Pfizer vaccine doses or one Johnson & Johnson dose and are considered fully immunized.	

Demographic summary	First dose	Series complete	Total people vaccinated
Age group	541	1,450	1,991
16-24 years	8	2	10
25-34 years	14	5	19
35-44 years	24	5	29
45-54 years	77	31	108
55-64 years	205	92	297
65-74 years	111	710	821
75-84 years	88	510	598
85+ years	14	95	109
Race	541	1,450	1,991
White	371	1,108	1,479
Black	41	51	92
American Indian/Alaskan	3	12	15
Other	52	61	113
Unknown	74	218	292
Other race includes Asian, native Hawaiian/Pacific Islander, or other.			
Ethnicity	541	1,450	1,991
Hispanic	73	31	104
Non-Hispanic	259	597	856
Unknown	209	822	1,031
Gender	541	1,450	1,991
Female	267	741	1,008
Male	274	709	983
Unknown	0	0	0



COVID-19: Gulf County vaccine summary

Vaccination data through Apr 2, 2021 as of Apr 3, 2021 at 12:05 AM

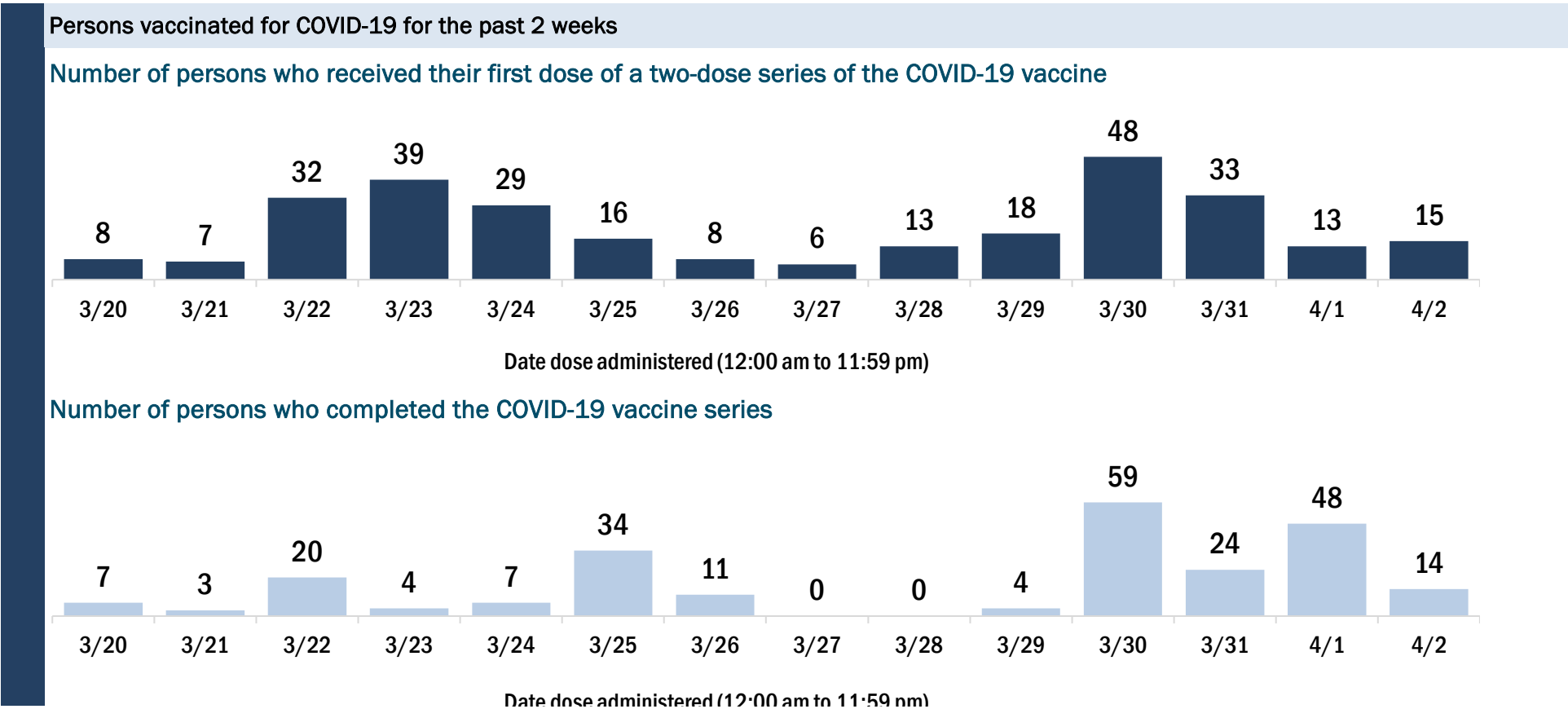
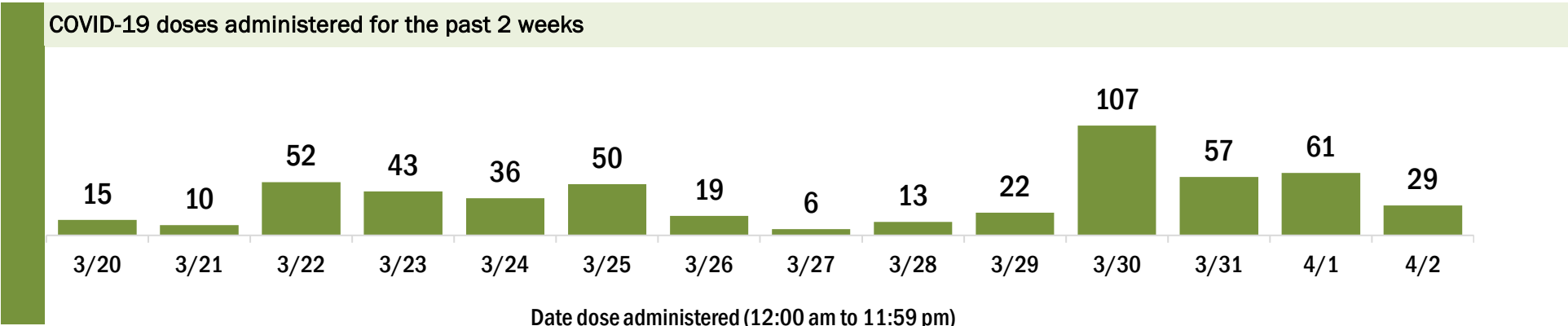
Data in this report are provisional and subject to change.

Data in this summary pertain to COVID-19 vaccines approved by the U.S. Food and Drug Administration and have been issued an Emergency Use Authorization (Janssen COVID-19 Vaccine, Moderna COVID-19 Vaccine and Pfizer-BioNTech COVID-19 Vaccine). These data summarize the number of people who have received either their first dose or have completed the series for a COVID-19 vaccine. **A person can only be counted in one category, first dose or series complete.** For persons receiving Moderna or Pfizer vaccines, once they receive their second dose, they are moved from the first dose column to the series completed column. **Because of this, the total first dose category may show a change from report to report not matching the total receiving their first dose from the previous day.** Persons receiving Johnson & Johnson vaccines will always be counted in the series completed column.

COVID-19 doses for vaccinated persons in Florida	
Doses administered	6,037
People receiving one dose of a 1-dose series (Johnson & Johnson) or receiving only one dose of a 2-dose series (Moderna, Pfizer) count once. Persons receiving both doses of a 2-dose series count twice.	

Current status of persons vaccinated for COVID-19 in Florida	
Total people vaccinated	3,592
First dose	989
Series completed	2,603
Completed 1-dose series	158
Completed 2-dose series	2,445
First dose: current number of people who have only received their first dose of the Moderna or Pfizer vaccine.	
Series complete: current number of people who have received both Moderna or Pfizer vaccine doses or one Johnson & Johnson dose and are considered fully immunized.	

Demographic summary	First dose	Series complete	Total people vaccinated
Age group	989	2,603	3,592
16-24 years	22	18	40
25-34 years	32	36	68
35-44 years	66	60	126
45-54 years	154	123	277
55-64 years	349	271	620
65-74 years	217	1,315	1,532
75-84 years	126	608	734
85+ years	23	172	195
Race	989	2,603	3,592
White	802	2,336	3,138
Black	102	161	263
American Indian/Alaskan	1	8	9
Other	50	56	106
Unknown	34	42	76
Other race includes Asian, native Hawaiian/Pacific Islander, or other.			
Ethnicity	989	2,603	3,592
Hispanic	21	14	35
Non-Hispanic	768	2,457	3,225
Unknown	200	132	332
Gender	989	2,603	3,592
Female	551	1,383	1,934
Male	438	1,220	1,658
Unknown	0	0	0



COVID-19: Hamilton County vaccine summary

Vaccination data through Apr 2, 2021 as of Apr 3, 2021 at 12:05 AM

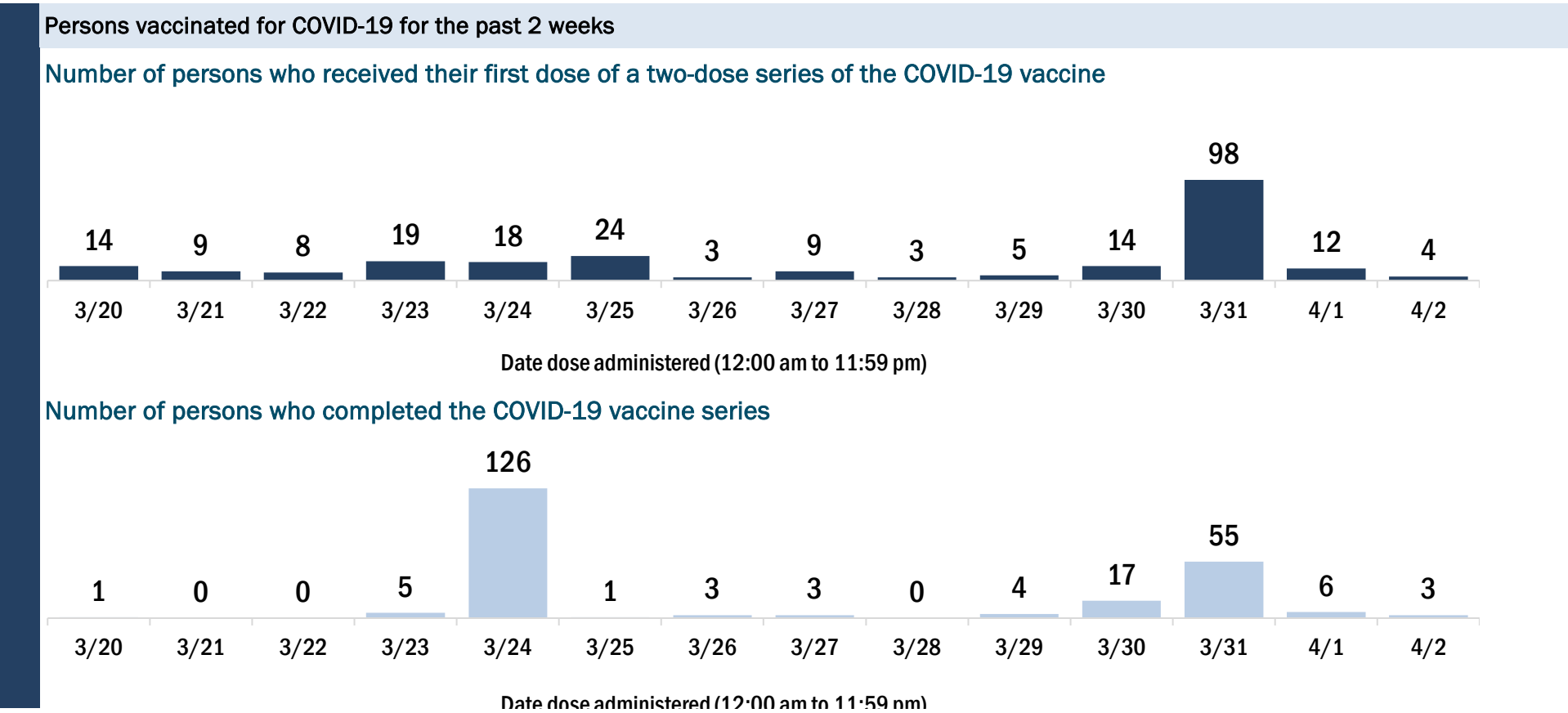
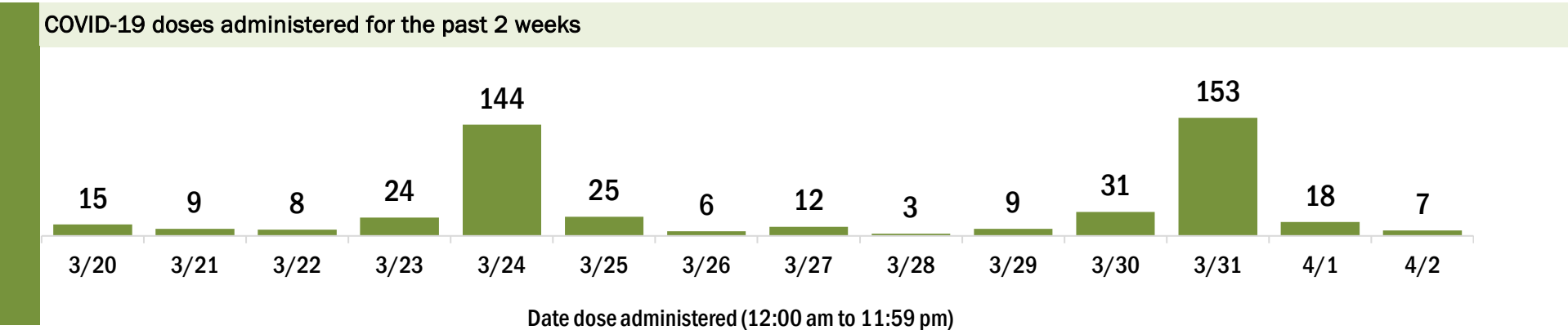
Data in this report are provisional and subject to change.

Data in this summary pertain to COVID-19 vaccines approved by the U.S. Food and Drug Administration and have been issued an Emergency Use Authorization (Janssen COVID-19 Vaccine, Moderna COVID-19 Vaccine and Pfizer-BioNTech COVID-19 Vaccine). These data summarize the number of people who have received either their first dose or have completed the series for a COVID-19 vaccine. **A person can only be counted in one category, first dose or series complete.** For persons receiving Moderna or Pfizer vaccines, once they receive their second dose, they are moved from the first dose column to the series completed column. **Because of this, the total first dose category may show a change from report to report not matching the total receiving their first dose from the previous day.** Persons receiving Johnson & Johnson vaccines will always be counted in the series completed column.

COVID-19 doses for vaccinated persons in Florida	
Doses administered	3,745
People receiving one dose of a 1-dose series (Johnson & Johnson) or receiving only one dose of a 2-dose series (Moderna, Pfizer) count once. Persons receiving both doses of a 2-dose series count twice.	

Current status of persons vaccinated for COVID-19 in Florida	
Total people vaccinated	2,286
First dose	708
Series completed	1,578
Completed 1-dose series	119
Completed 2-dose series	1,459
First dose: current number of people who have only received their first dose of the Moderna or Pfizer vaccine.	
Series complete: current number of people who have received both Moderna or Pfizer vaccine doses or one Johnson & Johnson dose and are considered fully immunized.	

Demographic summary	First dose	Series complete	Total people vaccinated
Age group	708	1,578	2,286
16-24 years	9	10	19
25-34 years	20	19	39
35-44 years	44	37	81
45-54 years	117	68	185
55-64 years	320	152	472
65-74 years	121	790	911
75-84 years	48	407	455
85+ years	29	95	124
Race	708	1,578	2,286
White	373	958	1,331
Black	209	310	519
American Indian/Alaskan	1	1	2
Other	75	114	189
Unknown	50	195	245
Other race includes Asian, native Hawaiian/Pacific Islander, or other.			
Ethnicity	708	1,578	2,286
Hispanic	25	20	45
Non-Hispanic	420	845	1,265
Unknown	263	713	976
Gender	708	1,578	2,286
Female	443	870	1,313
Male	264	708	972
Unknown	1	0	1



COVID-19: Hardee County vaccine summary

Vaccination data through Apr 2, 2021 as of Apr 3, 2021 at 12:05 AM

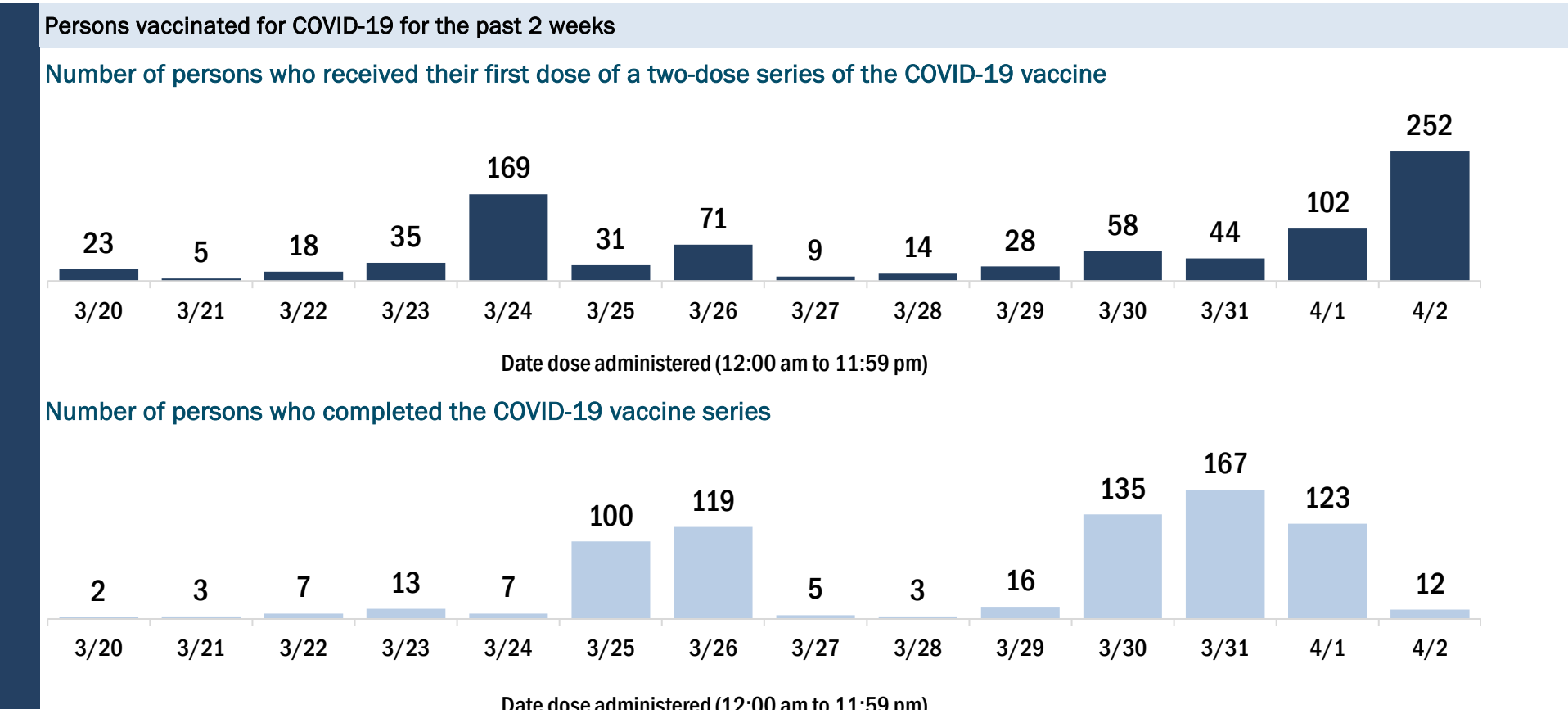
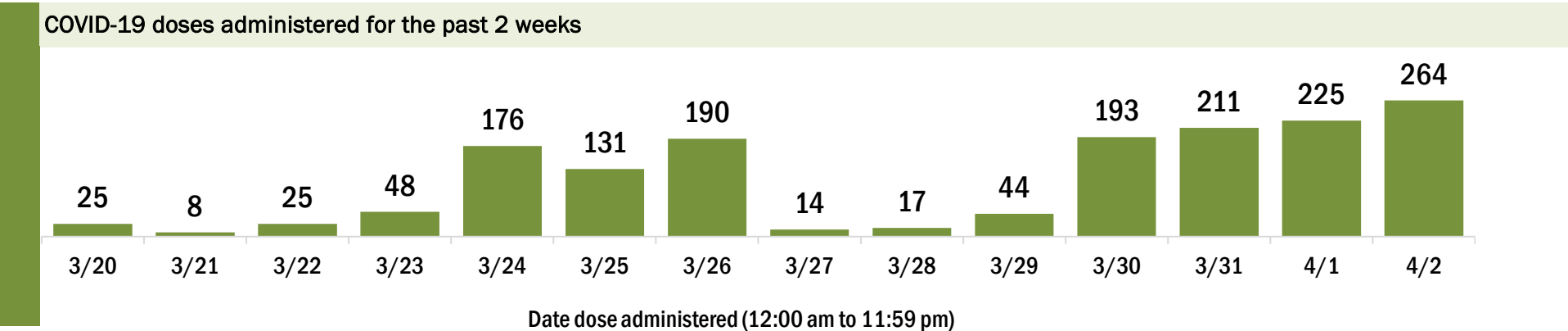
Data in this report are provisional and subject to change.

Data in this summary pertain to COVID-19 vaccines approved by the U.S. Food and Drug Administration and have been issued an Emergency Use Authorization (Janssen COVID-19 Vaccine, Moderna COVID-19 Vaccine and Pfizer-BioNTech COVID-19 Vaccine). These data summarize the number of people who have received either their first dose or have completed the series for a COVID-19 vaccine. **A person can only be counted in one category, first dose or series complete.** For persons receiving Moderna or Pfizer vaccines, once they receive their second dose, they are moved from the first dose column to the series completed column. **Because of this, the total first dose category may show a change from report to report not matching the total receiving their first dose from the previous day.** Persons receiving Johnson & Johnson vaccines will always be counted in the series completed column.

COVID-19 doses for vaccinated persons in Florida	
Doses administered	6,614
People receiving one dose of a 1-dose series (Johnson & Johnson) or receiving only one dose of a 2-dose series (Moderna, Pfizer) count once. Persons receiving both doses of a 2-dose series count twice.	

Current status of persons vaccinated for COVID-19 in Florida	
Total people vaccinated	4,192
First dose	1,707
Series completed	2,485
Completed 1-dose series	63
Completed 2-dose series	2,422
First dose: current number of people who have only received their first dose of the Moderna or Pfizer vaccine.	
Series complete: current number of people who have received both Moderna or Pfizer vaccine doses or one Johnson & Johnson dose and are considered fully immunized.	

Demographic summary	First dose	Series complete	Total people vaccinated
Age group	1,707	2,485	4,192
16-24 years	50	23	73
25-34 years	61	79	140
35-44 years	111	67	178
45-54 years	304	84	388
55-64 years	586	157	743
65-74 years	354	1,071	1,425
75-84 years	191	779	970
85+ years	50	225	275
Race	1,707	2,485	4,192
White	1,236	2,037	3,273
Black	94	61	155
American Indian/Alaskan	3	13	16
Other	252	296	548
Unknown	122	78	200
Other race includes Asian, native Hawaiian/Pacific Islander, or other.			
Ethnicity	1,707	2,485	4,192
Hispanic	318	227	545
Non-Hispanic	782	1,770	2,552
Unknown	607	488	1,095
Gender	1,707	2,485	4,192
Female	918	1,377	2,295
Male	787	1,107	1,894
Unknown	2	1	3



COVID-19: Hendry County vaccine summary

Vaccination data through Apr 2, 2021 as of Apr 3, 2021 at 12:05 AM

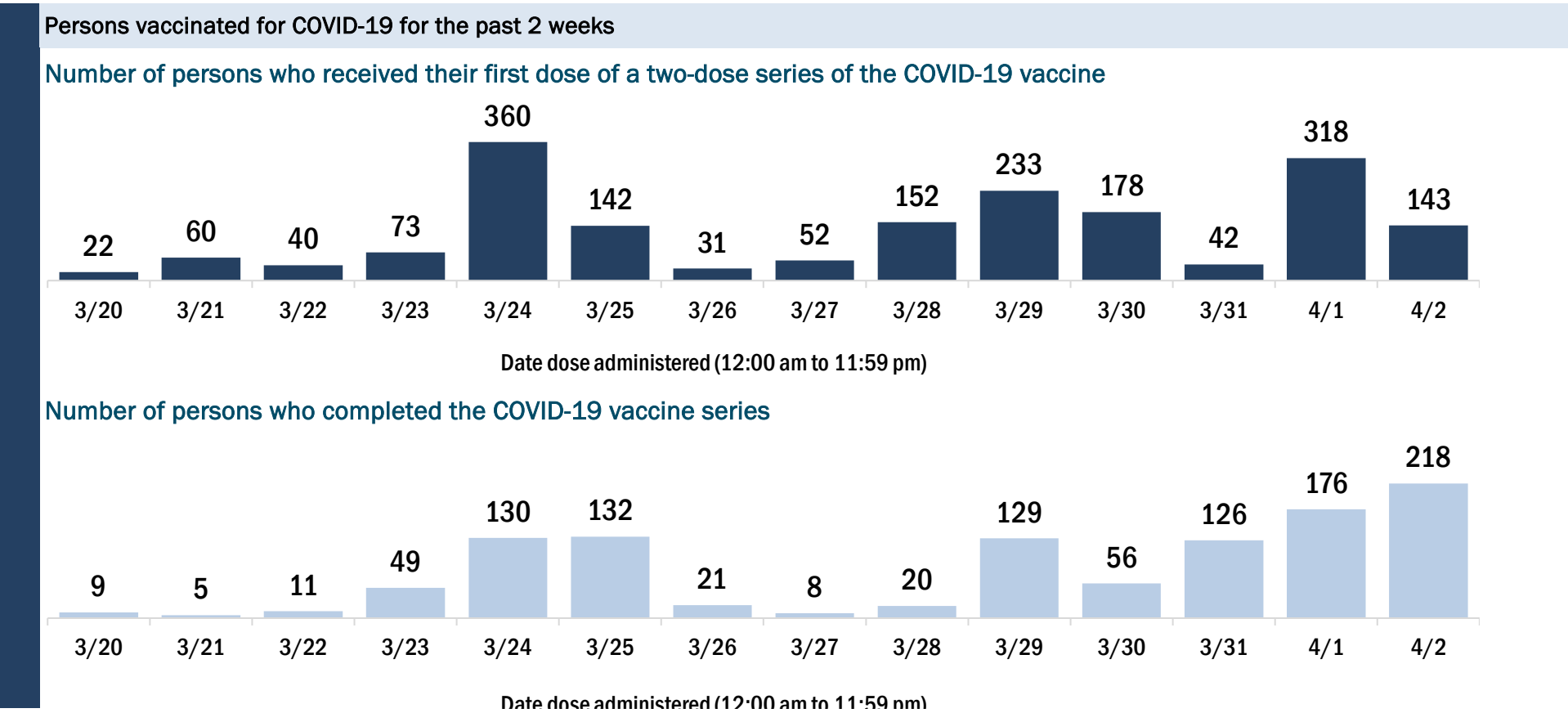
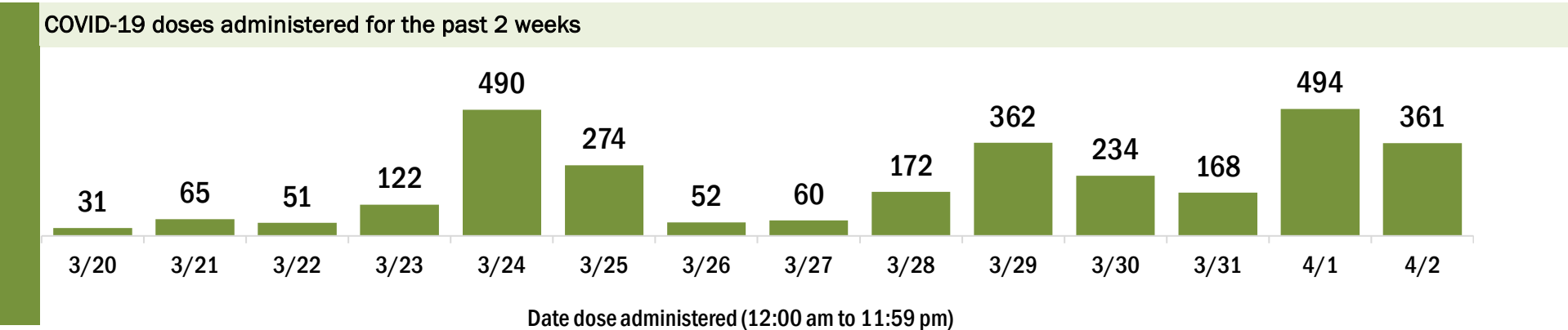
Data in this report are provisional and subject to change.

Data in this summary pertain to COVID-19 vaccines approved by the U.S. Food and Drug Administration and have been issued an Emergency Use Authorization (Janssen COVID-19 Vaccine, Moderna COVID-19 Vaccine and Pfizer-BioNTech COVID-19 Vaccine). These data summarize the number of people who have received either their first dose or have completed the series for a COVID-19 vaccine. **A person can only be counted in one category, first dose or series complete.** For persons receiving Moderna or Pfizer vaccines, once they receive their second dose, they are moved from the first dose column to the series completed column. **Because of this, the total first dose category may show a change from report to report not matching the total receiving their first dose from the previous day.** Persons receiving Johnson & Johnson vaccines will always be counted in the series completed column.

COVID-19 doses for vaccinated persons in Florida	
Doses administered	10,995
People receiving one dose of a 1-dose series (Johnson & Johnson) or receiving only one dose of a 2-dose series (Moderna, Pfizer) count once. Persons receiving both doses of a 2-dose series count twice.	

Current status of persons vaccinated for COVID-19 in Florida	
Total people vaccinated	7,549
First dose	3,828
Series completed	3,721
Completed 1-dose series	275
Completed 2-dose series	3,446
First dose: current number of people who have only received their first dose of the Moderna or Pfizer vaccine.	
Series complete: current number of people who have received both Moderna or Pfizer vaccine doses or one Johnson & Johnson dose and are considered fully immunized.	

Demographic summary	First dose	Series complete	Total people vaccinated
Age group	3,828	3,721	7,549
16-24 years	131	49	180
25-34 years	232	82	314
35-44 years	354	106	460
45-54 years	761	227	988
55-64 years	1,272	463	1,735
65-74 years	681	1,639	2,320
75-84 years	302	910	1,212
85+ years	95	245	340
Race	3,828	3,721	7,549
White	2,620	2,472	5,092
Black	300	250	550
American Indian/Alaskan	11	15	26
Other	585	611	1,196
Unknown	312	373	685
Other race includes Asian, native Hawaiian/Pacific Islander, or other.			
Ethnicity	3,828	3,721	7,549
Hispanic	1,394	719	2,113
Non-Hispanic	1,459	1,775	3,234
Unknown	975	1,227	2,202
Gender	3,828	3,721	7,549
Female	1,986	1,975	3,961
Male	1,840	1,746	3,586
Unknown	2	0	2



COVID-19: Hernando County vaccine summary

Vaccination data through Apr 2, 2021 as of Apr 3, 2021 at 12:05 AM

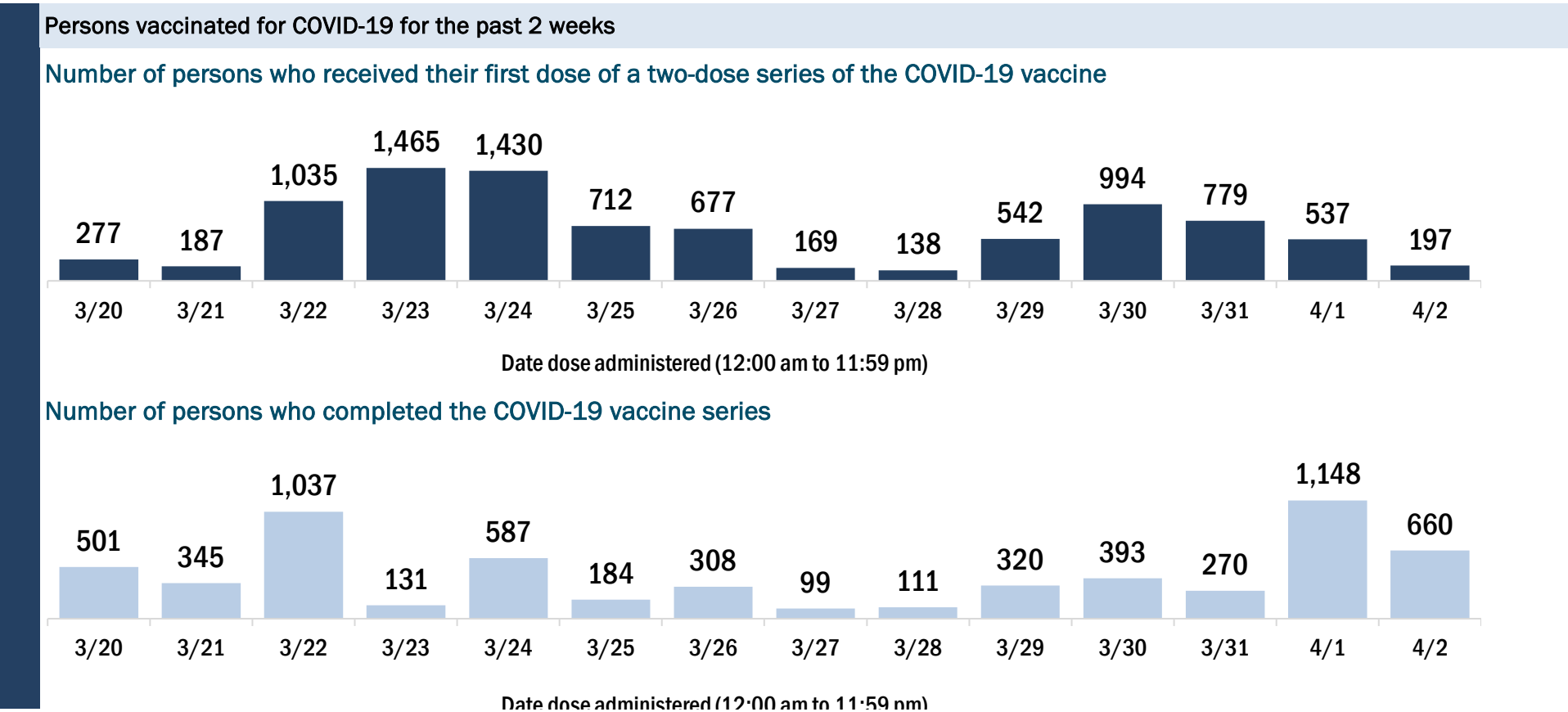
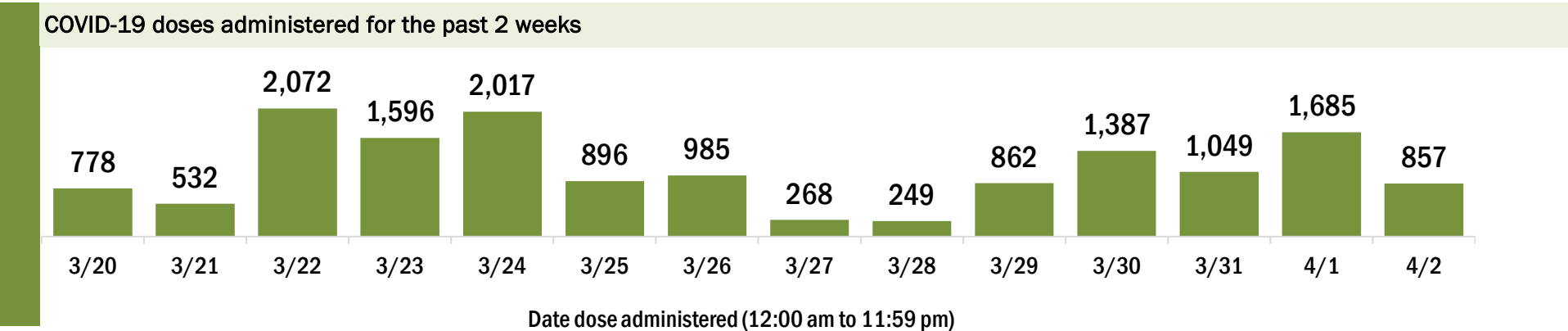
Data in this report are provisional and subject to change.

Data in this summary pertain to COVID-19 vaccines approved by the U.S. Food and Drug Administration and have been issued an Emergency Use Authorization (Janssen COVID-19 Vaccine, Moderna COVID-19 Vaccine and Pfizer-BioNTech COVID-19 Vaccine). These data summarize the number of people who have received either their first dose or have completed the series for a COVID-19 vaccine. **A person can only be counted in one category, first dose or series complete.** For persons receiving Moderna or Pfizer vaccines, once they receive their second dose, they are moved from the first dose column to the series completed column. **Because of this, the total first dose category may show a change from report to report not matching the total receiving their first dose from the previous day.** Persons receiving Johnson & Johnson vaccines will always be counted in the series completed column.

COVID-19 doses for vaccinated persons in Florida	
Doses administered	78,710
People receiving one dose of a 1-dose series (Johnson & Johnson) or receiving only one dose of a 2-dose series (Moderna, Pfizer) count once. Persons receiving both doses of a 2-dose series count twice.	

Current status of persons vaccinated for COVID-19 in Florida	
Total people vaccinated	51,676
First dose	21,649
Series completed	30,027
Completed 1-dose series	2,993
Completed 2-dose series	27,034
First dose: current number of people who have only received their first dose of the Moderna or Pfizer vaccine.	
Series complete: current number of people who have received both Moderna or Pfizer vaccine doses or one Johnson & Johnson dose and are considered fully immunized.	

Demographic summary	First dose	Series complete	Total people vaccinated
Age group	21,649	30,027	51,676
16-24 years	334	256	590
25-34 years	555	670	1,225
35-44 years	1,200	878	2,078
45-54 years	2,892	1,513	4,405
55-64 years	6,964	2,686	9,650
65-74 years	5,219	12,794	18,013
75-84 years	3,362	8,528	11,890
85+ years	1,123	2,702	3,825
Race	21,649	30,027	51,676
White	14,881	21,254	36,135
Black	501	693	1,194
American Indian/Alaskan	53	104	157
Other	1,366	2,220	3,586
Unknown	4,848	5,756	10,604
Other race includes Asian, native Hawaiian/Pacific Islander, or other.			
Ethnicity	21,649	30,027	51,676
Hispanic	1,039	1,072	2,111
Non-Hispanic	10,923	16,572	27,495
Unknown	9,687	12,383	22,070
Gender	21,649	30,027	51,676
Female	12,504	17,425	29,929
Male	9,098	12,573	21,671
Unknown	47	29	76



COVID-19: Highlands County vaccine summary

Vaccination data through Apr 2, 2021 as of Apr 3, 2021 at 12:05 AM

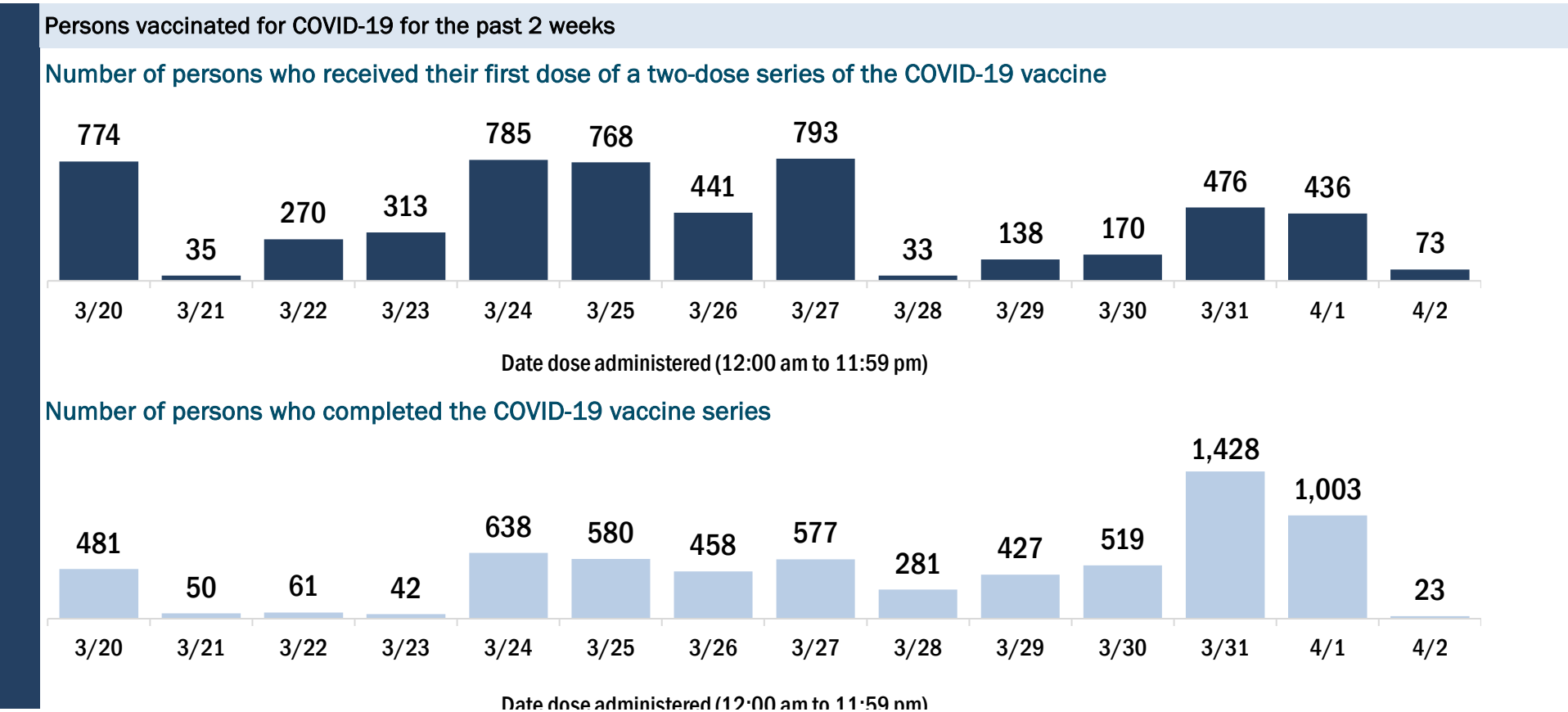
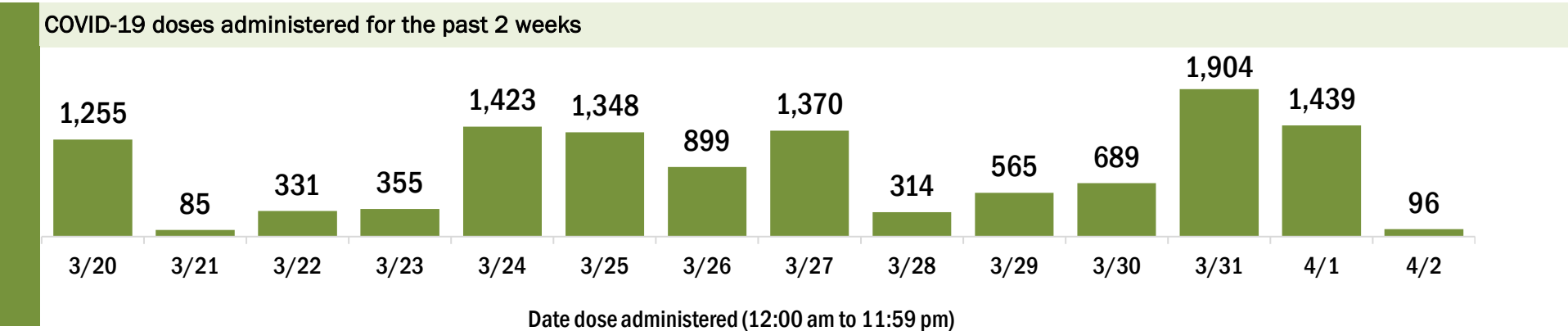
Data in this report are provisional and subject to change.

Data in this summary pertain to COVID-19 vaccines approved by the U.S. Food and Drug Administration and have been issued an Emergency Use Authorization (Janssen COVID-19 Vaccine, Moderna COVID-19 Vaccine and Pfizer-BioNTech COVID-19 Vaccine). These data summarize the number of people who have received either their first dose or have completed the series for a COVID-19 vaccine. **A person can only be counted in one category, first dose or series complete.** For persons receiving Moderna or Pfizer vaccines, once they receive their second dose, they are moved from the first dose column to the series completed column. **Because of this, the total first dose category may show a change from report to report not matching the total receiving their first dose from the previous day.** Persons receiving Johnson & Johnson vaccines will always be counted in the series completed column.

COVID-19 doses for vaccinated persons in Florida	
Doses administered	50,270
People receiving one dose of a 1-dose series (Johnson & Johnson) or receiving only one dose of a 2-dose series (Moderna, Pfizer) count once. Persons receiving both doses of a 2-dose series count twice.	

Current status of persons vaccinated for COVID-19 in Florida	
Total people vaccinated	34,455
First dose	18,394
Series completed	16,061
Completed 1-dose series	246
Completed 2-dose series	15,815
First dose: current number of people who have only received their first dose of the Moderna or Pfizer vaccine.	
Series complete: current number of people who have received both Moderna or Pfizer vaccine doses or one Johnson & Johnson dose and are considered fully immunized.	

Demographic summary	First dose	Series complete	Total people vaccinated
Age group	18,394	16,061	34,455
16-24 years	108	82	190
25-34 years	221	244	465
35-44 years	450	388	838
45-54 years	1,235	584	1,819
55-64 years	4,034	1,165	5,199
65-74 years	6,129	6,730	12,859
75-84 years	4,758	5,434	10,192
85+ years	1,459	1,434	2,893
Race	18,394	16,061	34,455
White	15,201	13,173	28,374
Black	651	468	1,119
American Indian/Alaskan	179	105	284
Other	882	1,077	1,959
Unknown	1,481	1,238	2,719
Other race includes Asian, native Hawaiian/Pacific Islander, or other.			
Ethnicity	18,394	16,061	34,455
Hispanic	1,426	581	2,007
Non-Hispanic	12,095	11,926	24,021
Unknown	4,873	3,554	8,427
Gender	18,394	16,061	34,455
Female	9,954	8,822	18,776
Male	8,408	7,231	15,639
Unknown	32	8	40



COVID-19: Hillsborough County vaccine summary

Vaccination data through Apr 2, 2021 as of Apr 3, 2021 at 12:05 AM

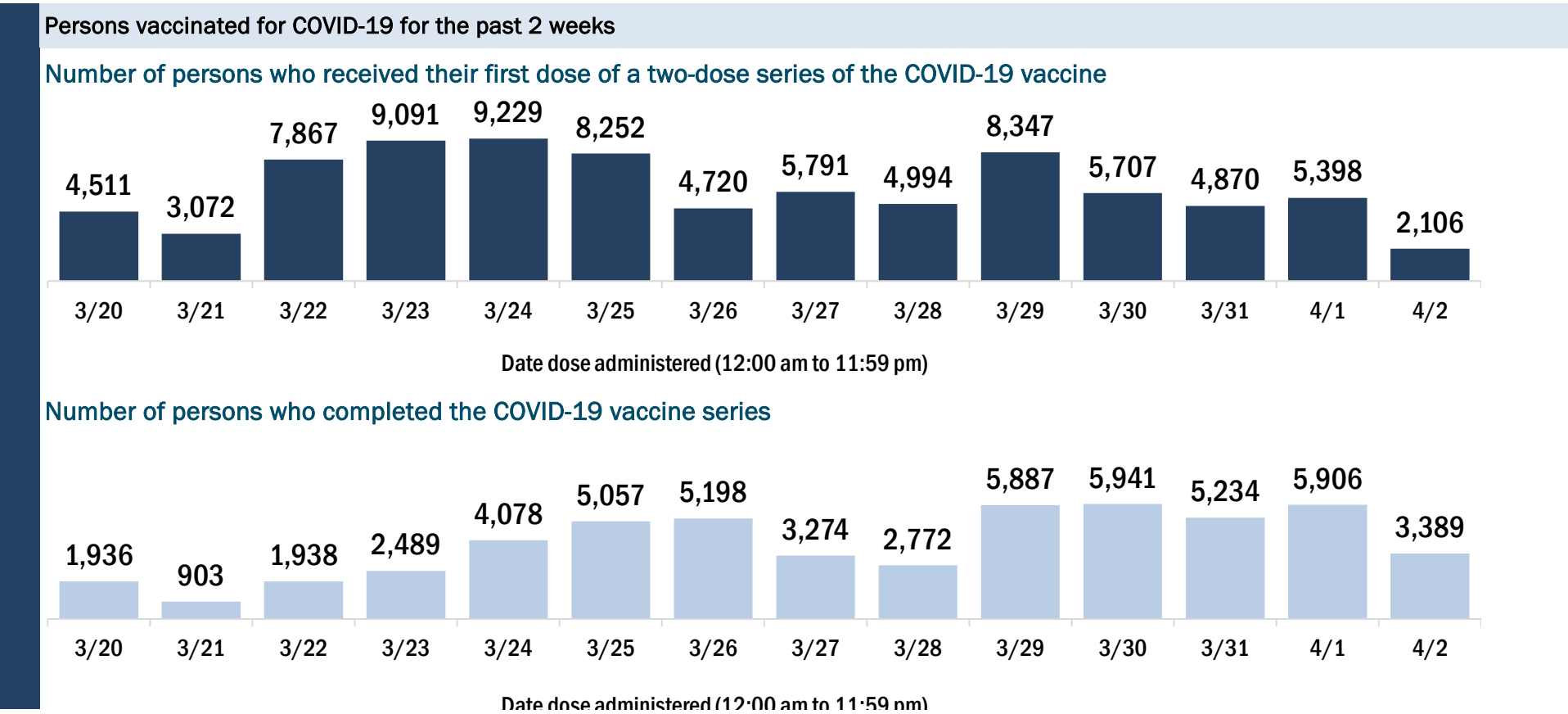
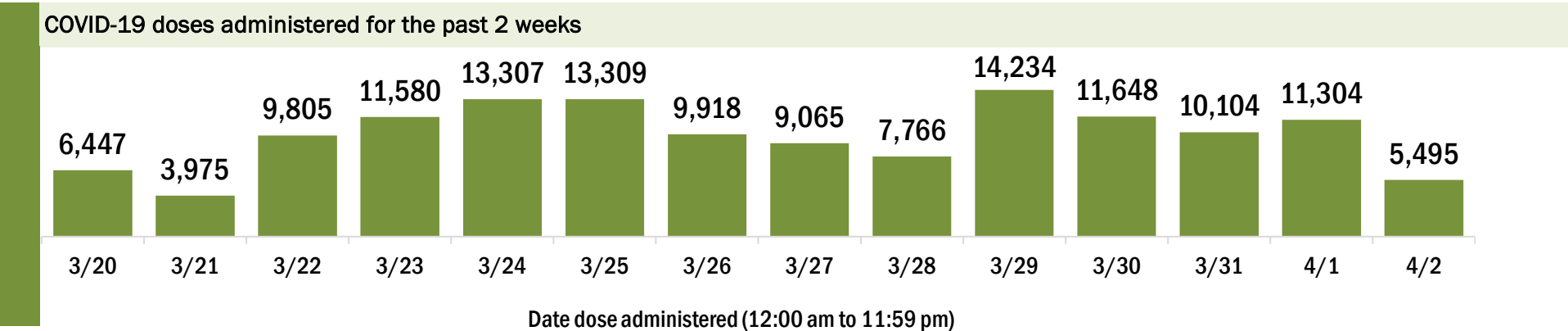
Data in this report are provisional and subject to change.

Data in this summary pertain to COVID-19 vaccines approved by the U.S. Food and Drug Administration and have been issued an Emergency Use Authorization (Janssen COVID-19 Vaccine, Moderna COVID-19 Vaccine and Pfizer-BioNTech COVID-19 Vaccine). These data summarize the number of people who have received either their first dose or have completed the series for a COVID-19 vaccine. **A person can only be counted in one category, first dose or series complete.** For persons receiving Moderna or Pfizer vaccines, once they receive their second dose, they are moved from the first dose column to the series completed column. **Because of this, the total first dose category may show a change from report to report not matching the total receiving their first dose from the previous day.** Persons receiving Johnson & Johnson vaccines will always be counted in the series completed column.

COVID-19 doses for vaccinated persons in Florida	
Doses administered	518,752
People receiving one dose of a 1-dose series (Johnson & Johnson) or receiving only one dose of a 2-dose series (Moderna, Pfizer) count once. Persons receiving both doses of a 2-dose series count twice.	

Current status of persons vaccinated for COVID-19 in Florida	
Total people vaccinated	358,634
First dose	179,561
Series completed	179,073
Completed 1-dose series	18,955
Completed 2-dose series	160,118
First dose: current number of people who have only received their first dose of the Moderna or Pfizer vaccine.	
Series complete: current number of people who have received both Moderna or Pfizer vaccine doses or one Johnson & Johnson dose and are considered fully immunized.	

Demographic summary	First dose	Series complete	Total people vaccinated
Age group	179,561	179,073	358,634
16-24 years	5,770	4,287	10,057
25-34 years	10,329	13,882	24,211
35-44 years	18,626	17,565	36,191
45-54 years	33,143	21,127	54,270
55-64 years	50,726	27,855	78,581
65-74 years	36,547	55,594	92,141
75-84 years	18,575	28,350	46,925
85+ years	5,845	10,413	16,258
Race	179,561	179,073	358,634
White	114,369	119,089	233,458
Black	11,877	13,176	25,053
American Indian/Alaskan	671	643	1,314
Other	22,835	25,980	48,815
Unknown	29,809	20,185	49,994
Other race includes Asian, native Hawaiian/Pacific Islander, or other.			
Ethnicity	179,561	179,073	358,634
Hispanic	23,118	19,094	42,212
Non-Hispanic	94,928	110,008	204,936
Unknown	61,515	49,971	111,486
Gender	179,561	179,073	358,634
Female	99,535	107,931	207,466
Male	79,750	71,002	150,752
Unknown	276	140	416



COVID-19: Holmes County vaccine summary

Vaccination data through Apr 2, 2021 as of Apr 3, 2021 at 12:05 AM

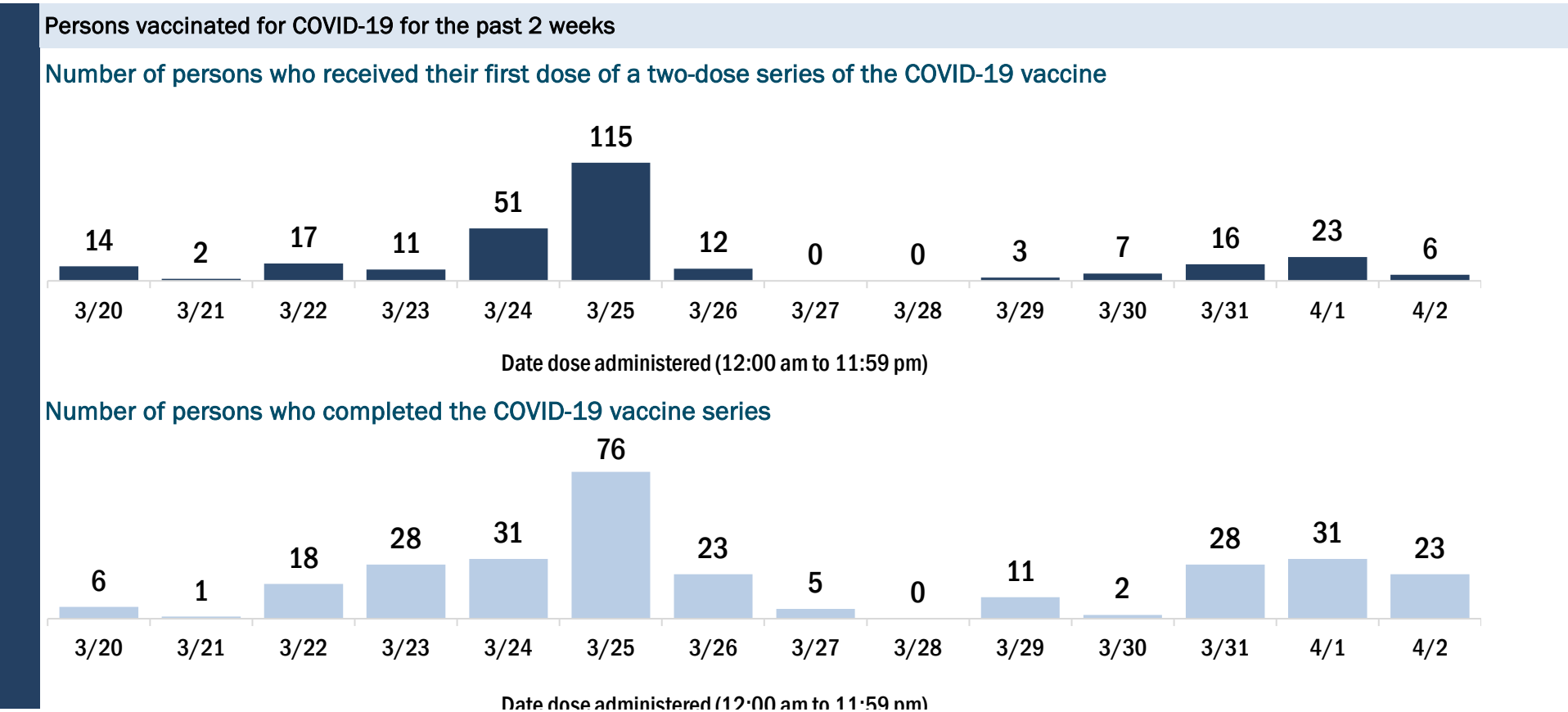
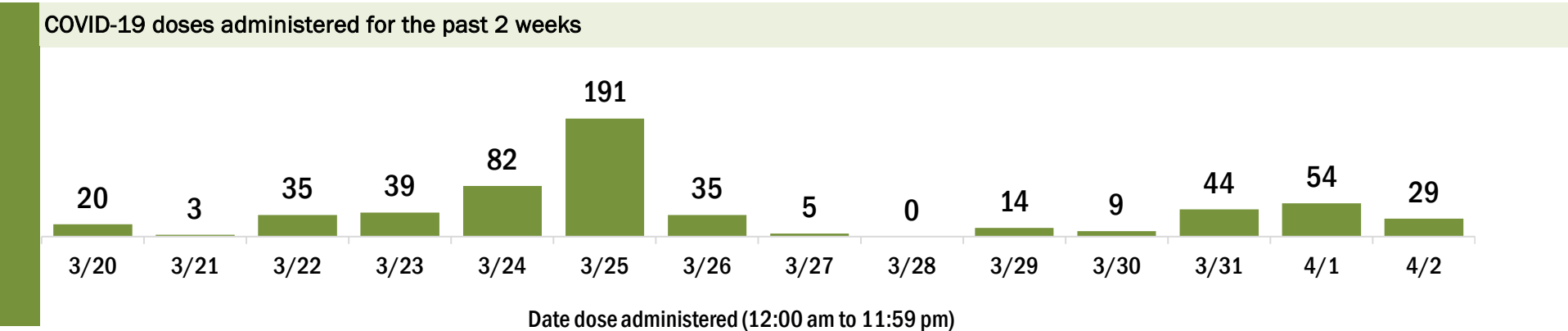
Data in this report are provisional and subject to change.

Data in this summary pertain to COVID-19 vaccines approved by the U.S. Food and Drug Administration and have been issued an Emergency Use Authorization (Janssen COVID-19 Vaccine, Moderna COVID-19 Vaccine and Pfizer-BioNTech COVID-19 Vaccine). These data summarize the number of people who have received either their first dose or have completed the series for a COVID-19 vaccine. **A person can only be counted in one category, first dose or series complete.** For persons receiving Moderna or Pfizer vaccines, once they receive their second dose, they are moved from the first dose column to the series completed column. **Because of this, the total first dose category may show a change from report to report not matching the total receiving their first dose from the previous day.** Persons receiving Johnson & Johnson vaccines will always be counted in the series completed column.

COVID-19 doses for vaccinated persons in Florida	
Doses administered	5,130
People receiving one dose of a 1-dose series (Johnson & Johnson) or receiving only one dose of a 2-dose series (Moderna, Pfizer) count once. Persons receiving both doses of a 2-dose series count twice.	

Current status of persons vaccinated for COVID-19 in Florida	
Total people vaccinated	3,086
First dose	863
Series completed	2,223
Completed 1-dose series	179
Completed 2-dose series	2,044
First dose: current number of people who have only received their first dose of the Moderna or Pfizer vaccine.	
Series complete: current number of people who have received both Moderna or Pfizer vaccine doses or one Johnson & Johnson dose and are considered fully immunized.	

Demographic summary	First dose	Series complete	Total people vaccinated
Age group	863	2,223	3,086
16-24 years	7	16	23
25-34 years	25	43	68
35-44 years	51	77	128
45-54 years	115	147	262
55-64 years	303	284	587
65-74 years	203	892	1,095
75-84 years	130	592	722
85+ years	29	172	201
Race	863	2,223	3,086
White	751	1,898	2,649
Black	27	75	102
American Indian/Alaskan	5	27	32
Other	35	157	192
Unknown	45	66	111
Other race includes Asian, native Hawaiian/Pacific Islander, or other.			
Ethnicity	863	2,223	3,086
Hispanic	10	15	25
Non-Hispanic	664	1,893	2,557
Unknown	189	315	504
Gender	863	2,223	3,086
Female	461	1,220	1,681
Male	402	1,003	1,405
Unknown	0	0	0



COVID-19: Indian River County vaccine summary

Vaccination data through Apr 2, 2021 as of Apr 3, 2021 at 12:05 AM

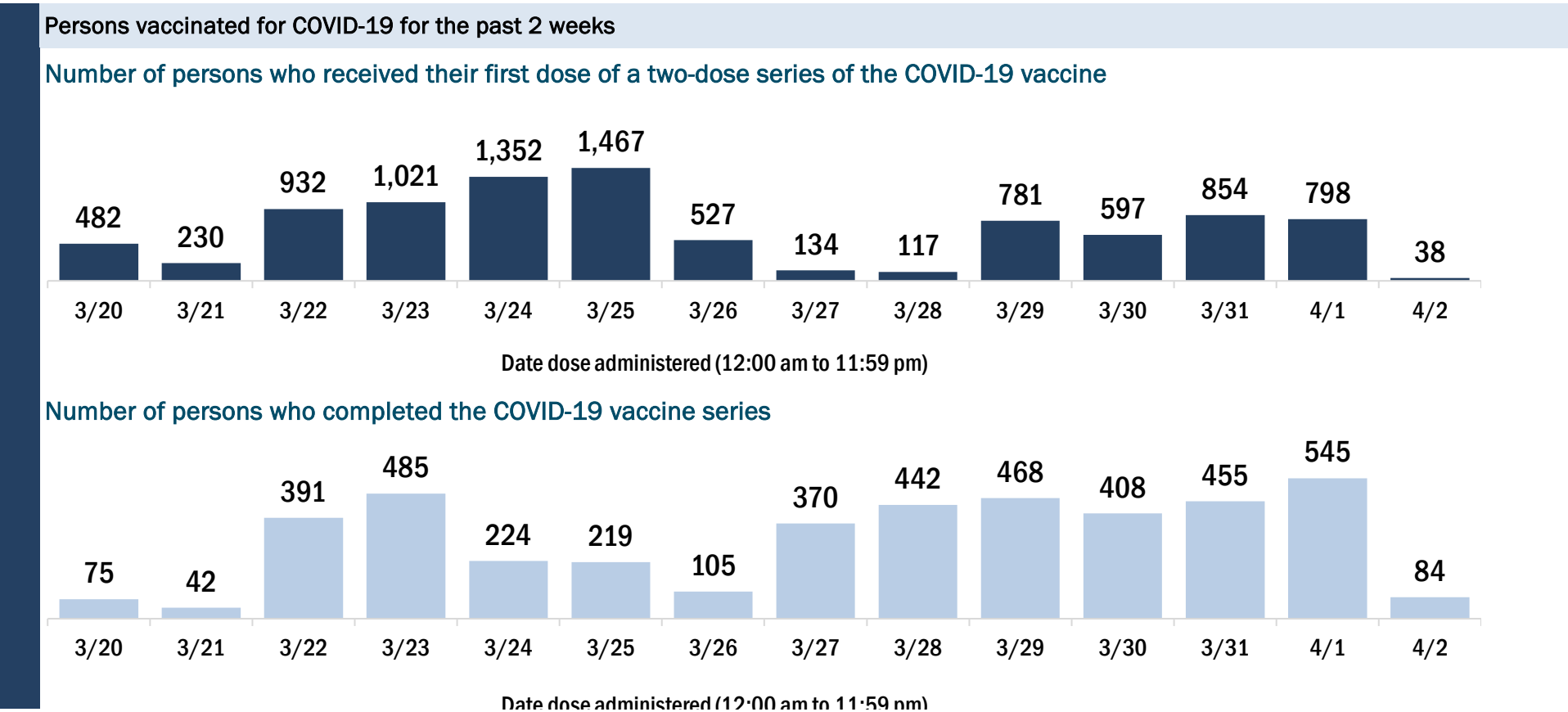
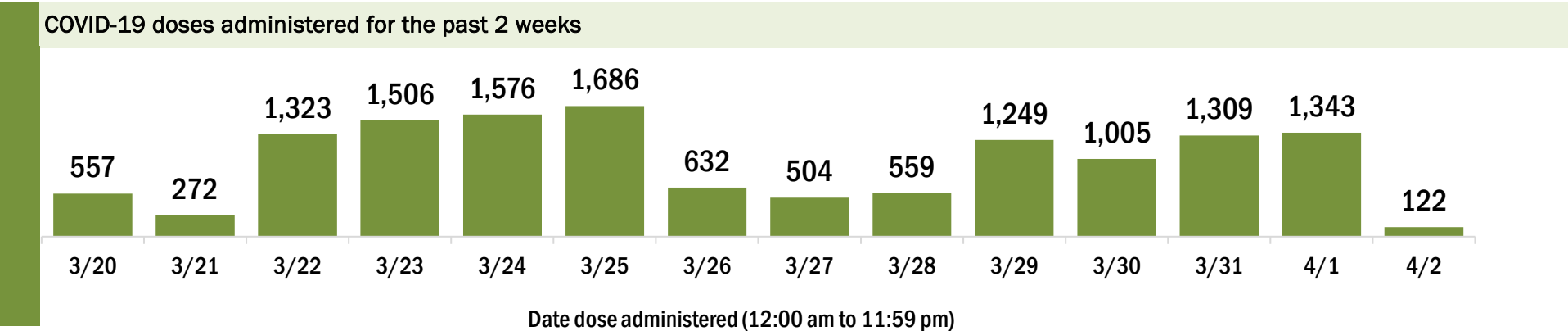
Data in this report are provisional and subject to change.

Data in this summary pertain to COVID-19 vaccines approved by the U.S. Food and Drug Administration and have been issued an Emergency Use Authorization (Janssen COVID-19 Vaccine, Moderna COVID-19 Vaccine and Pfizer-BioNTech COVID-19 Vaccine). These data summarize the number of people who have received either their first dose or have completed the series for a COVID-19 vaccine. **A person can only be counted in one category, first dose or series complete.** For persons receiving Moderna or Pfizer vaccines, once they receive their second dose, they are moved from the first dose column to the series completed column. **Because of this, the total first dose category may show a change from report to report not matching the total receiving their first dose from the previous day.** Persons receiving Johnson & Johnson vaccines will always be counted in the series completed column.

COVID-19 doses for vaccinated persons in Florida	
Doses administered	99,313
People receiving one dose of a 1-dose series (Johnson & Johnson) or receiving only one dose of a 2-dose series (Moderna, Pfizer) count once. Persons receiving both doses of a 2-dose series count twice.	

Current status of persons vaccinated for COVID-19 in Florida	
Total people vaccinated	62,117
First dose	24,121
Series completed	37,996
Completed 1-dose series	800
Completed 2-dose series	37,196
First dose: current number of people who have only received their first dose of the Moderna or Pfizer vaccine.	
Series complete: current number of people who have received both Moderna or Pfizer vaccine doses or one Johnson & Johnson dose and are considered fully immunized.	

Demographic summary	First dose	Series complete	Total people vaccinated
Age group	24,121	37,996	62,117
16-24 years	249	216	465
25-34 years	465	532	997
35-44 years	925	751	1,676
45-54 years	2,388	1,323	3,711
55-64 years	7,357	2,746	10,103
65-74 years	6,217	17,595	23,812
75-84 years	4,620	11,146	15,766
85+ years	1,900	3,687	5,587
Race	24,121	37,996	62,117
White	17,801	28,080	45,881
Black	901	898	1,799
American Indian/Alaskan	163	191	354
Other	1,332	2,709	4,041
Unknown	3,924	6,118	10,042
Other race includes Asian, native Hawaiian/Pacific Islander, or other.			
Ethnicity	24,121	37,996	62,117
Hispanic	907	789	1,696
Non-Hispanic	14,204	24,244	38,448
Unknown	9,010	12,963	21,973
Gender	24,121	37,996	62,117
Female	13,397	21,531	34,928
Male	10,689	16,434	27,123
Unknown	35	31	66



COVID-19: Jackson County vaccine summary

Vaccination data through Apr 2, 2021 as of Apr 3, 2021 at 12:05 AM

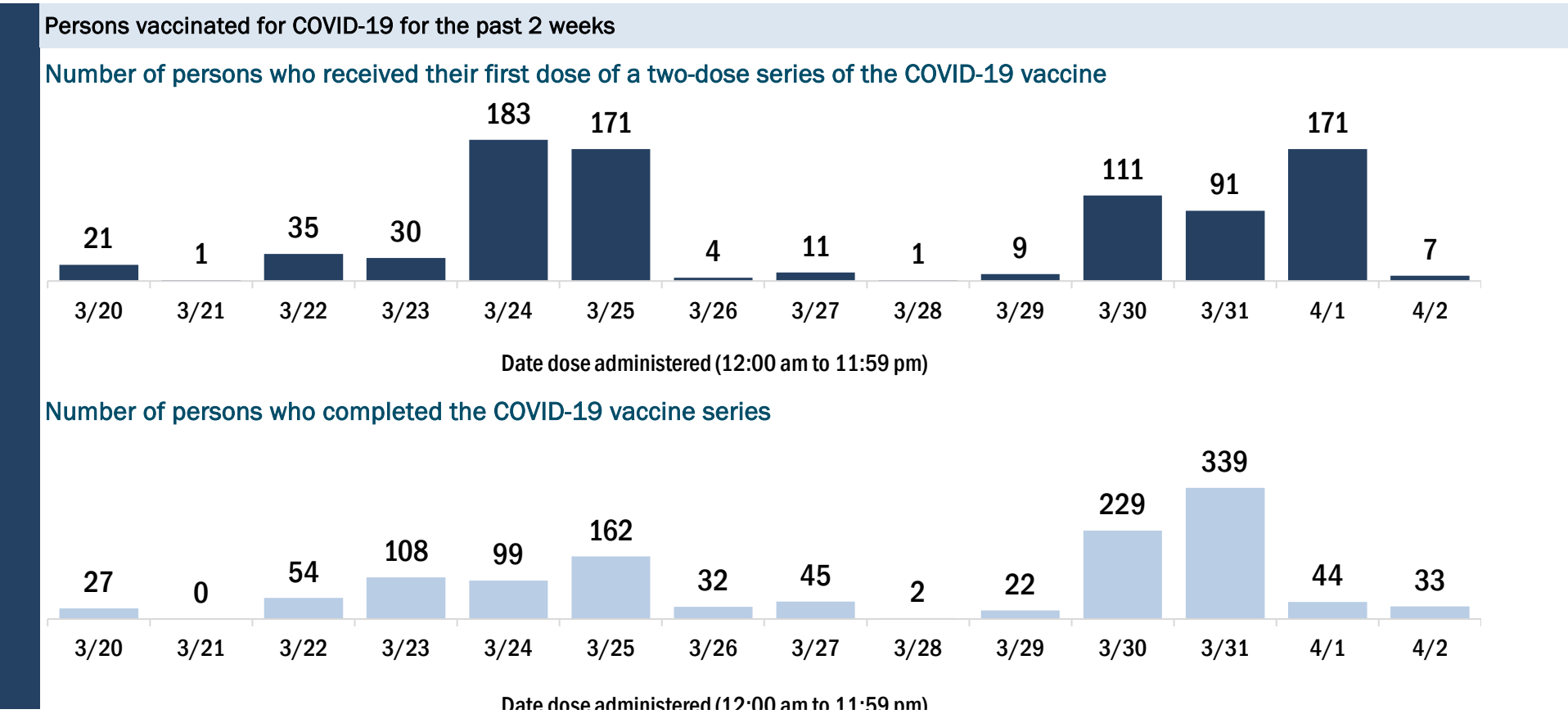
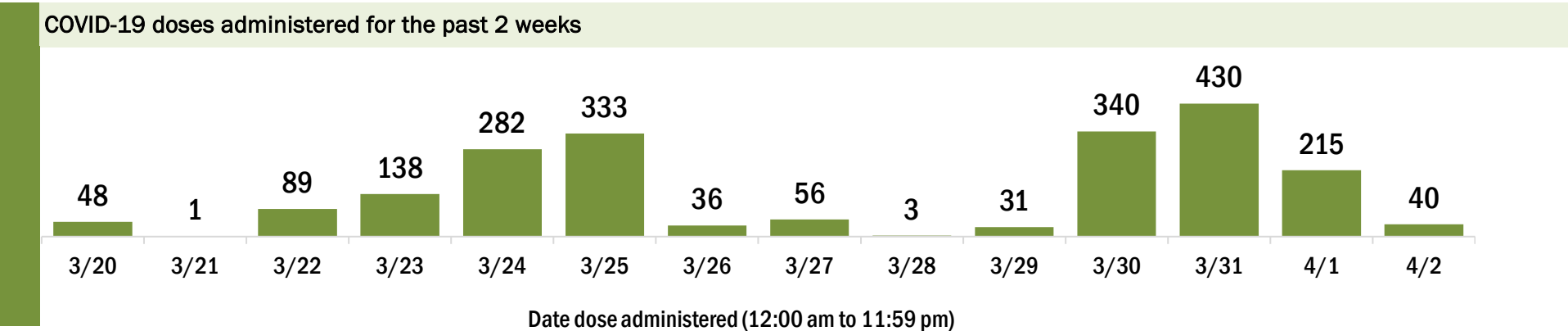
Data in this report are provisional and subject to change.

Data in this summary pertain to COVID-19 vaccines approved by the U.S. Food and Drug Administration and have been issued an Emergency Use Authorization (Janssen COVID-19 Vaccine, Moderna COVID-19 Vaccine and Pfizer-BioNTech COVID-19 Vaccine). These data summarize the number of people who have received either their first dose or have completed the series for a COVID-19 vaccine. **A person can only be counted in one category, first dose or series complete.** For persons receiving Moderna or Pfizer vaccines, once they receive their second dose, they are moved from the first dose column to the series completed column. **Because of this, the total first dose category may show a change from report to report not matching the total receiving their first dose from the previous day.** Persons receiving Johnson & Johnson vaccines will always be counted in the series completed column.

COVID-19 doses for vaccinated persons in Florida	
Doses administered	16,621
People receiving one dose of a 1-dose series (Johnson & Johnson) or receiving only one dose of a 2-dose series (Moderna, Pfizer) count once. Persons receiving both doses of a 2-dose series count twice.	

Current status of persons vaccinated for COVID-19 in Florida	
Total people vaccinated	10,050
First dose	2,889
Series completed	7,161
Completed 1-dose series	590
Completed 2-dose series	6,571
First dose: current number of people who have only received their first dose of the Moderna or Pfizer vaccine.	
Series complete: current number of people who have received both Moderna or Pfizer vaccine doses or one Johnson & Johnson dose and are considered fully immunized.	

Demographic summary	First dose	Series complete	Total people vaccinated
Age group	2,889	7,161	10,050
16-24 years	46	70	116
25-34 years	120	191	311
35-44 years	215	315	530
45-54 years	389	601	990
55-64 years	934	1,164	2,098
65-74 years	617	2,651	3,268
75-84 years	421	1,627	2,048
85+ years	147	542	689
Race	2,889	7,161	10,050
White	1,825	5,052	6,877
Black	628	1,340	1,968
American Indian/Alaskan	16	33	49
Other	147	297	444
Unknown	273	439	712
Other race includes Asian, native Hawaiian/Pacific Islander, or other.			
Ethnicity	2,889	7,161	10,050
Hispanic	69	64	133
Non-Hispanic	2,021	5,125	7,146
Unknown	799	1,972	2,771
Gender	2,889	7,161	10,050
Female	1,648	4,078	5,726
Male	1,240	3,083	4,323
Unknown	1	0	1



COVID-19: Jefferson County vaccine summary

Vaccination data through Apr 2, 2021 as of Apr 3, 2021 at 12:05 AM

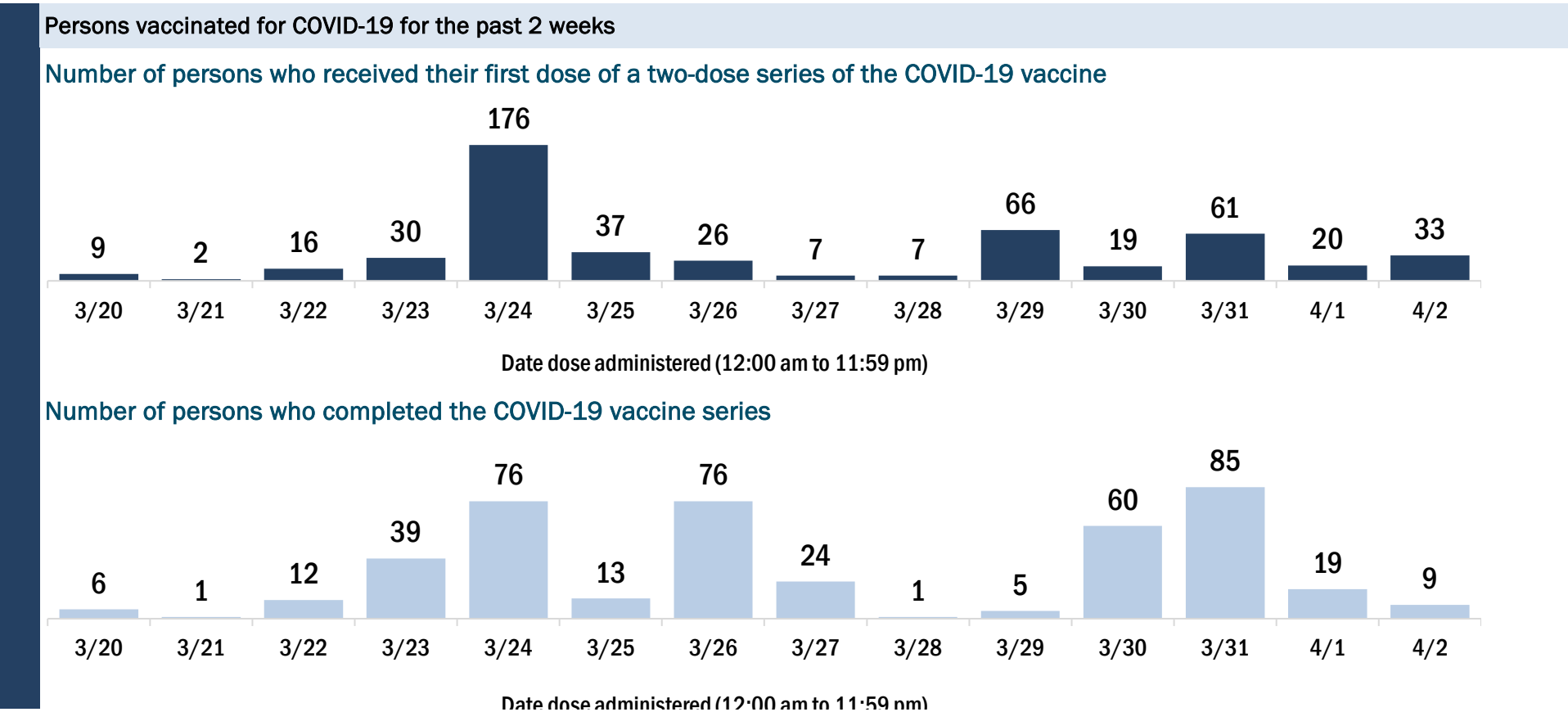
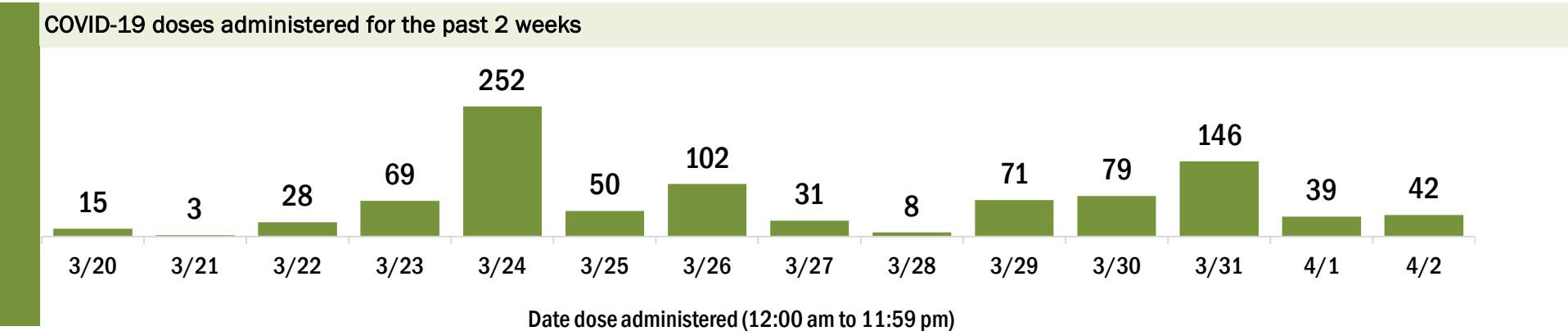
Data in this report are provisional and subject to change.

Data in this summary pertain to COVID-19 vaccines approved by the U.S. Food and Drug Administration and have been issued an Emergency Use Authorization (Janssen COVID-19 Vaccine, Moderna COVID-19 Vaccine and Pfizer-BioNTech COVID-19 Vaccine). These data summarize the number of people who have received either their first dose or have completed the series for a COVID-19 vaccine. **A person can only be counted in one category, first dose or series complete.** For persons receiving Moderna or Pfizer vaccines, once they receive their second dose, they are moved from the first dose column to the series completed column. **Because of this, the total first dose category may show a change from report to report not matching the total receiving their first dose from the previous day.** Persons receiving Johnson & Johnson vaccines will always be counted in the series completed column.

COVID-19 doses for vaccinated persons in Florida	
Doses administered	6,452
People receiving one dose of a 1-dose series (Johnson & Johnson) or receiving only one dose of a 2-dose series (Moderna, Pfizer) count once. Persons receiving both doses of a 2-dose series count twice.	

Current status of persons vaccinated for COVID-19 in Florida	
Total people vaccinated	3,881
First dose	1,175
Series completed	2,706
Completed 1-dose series	135
Completed 2-dose series	2,571
First dose: current number of people who have only received their first dose of the Moderna or Pfizer vaccine.	
Series complete: current number of people who have received both Moderna or Pfizer vaccine doses or one Johnson & Johnson dose and are considered fully immunized.	

Demographic summary	First dose	Series complete	Total people vaccinated
Age group	1,175	2,706	3,881
16-24 years	38	12	50
25-34 years	36	55	91
35-44 years	81	92	173
45-54 years	205	201	406
55-64 years	540	364	904
65-74 years	160	1,209	1,369
75-84 years	85	605	690
85+ years	30	168	198
Race	1,175	2,706	3,881
White	614	1,428	2,042
Black	312	523	835
American Indian/Alaskan	3	5	8
Other	134	467	601
Unknown	112	283	395
Other race includes Asian, native Hawaiian/Pacific Islander, or other.			
Ethnicity	1,175	2,706	3,881
Hispanic	24	32	56
Non-Hispanic	780	1,356	2,136
Unknown	371	1,318	1,689
Gender	1,175	2,706	3,881
Female	689	1,584	2,273
Male	486	1,122	1,608
Unknown	0	0	0



COVID-19: Lafayette County vaccine summary

Vaccination data through Apr 2, 2021 as of Apr 3, 2021 at 12:05 AM

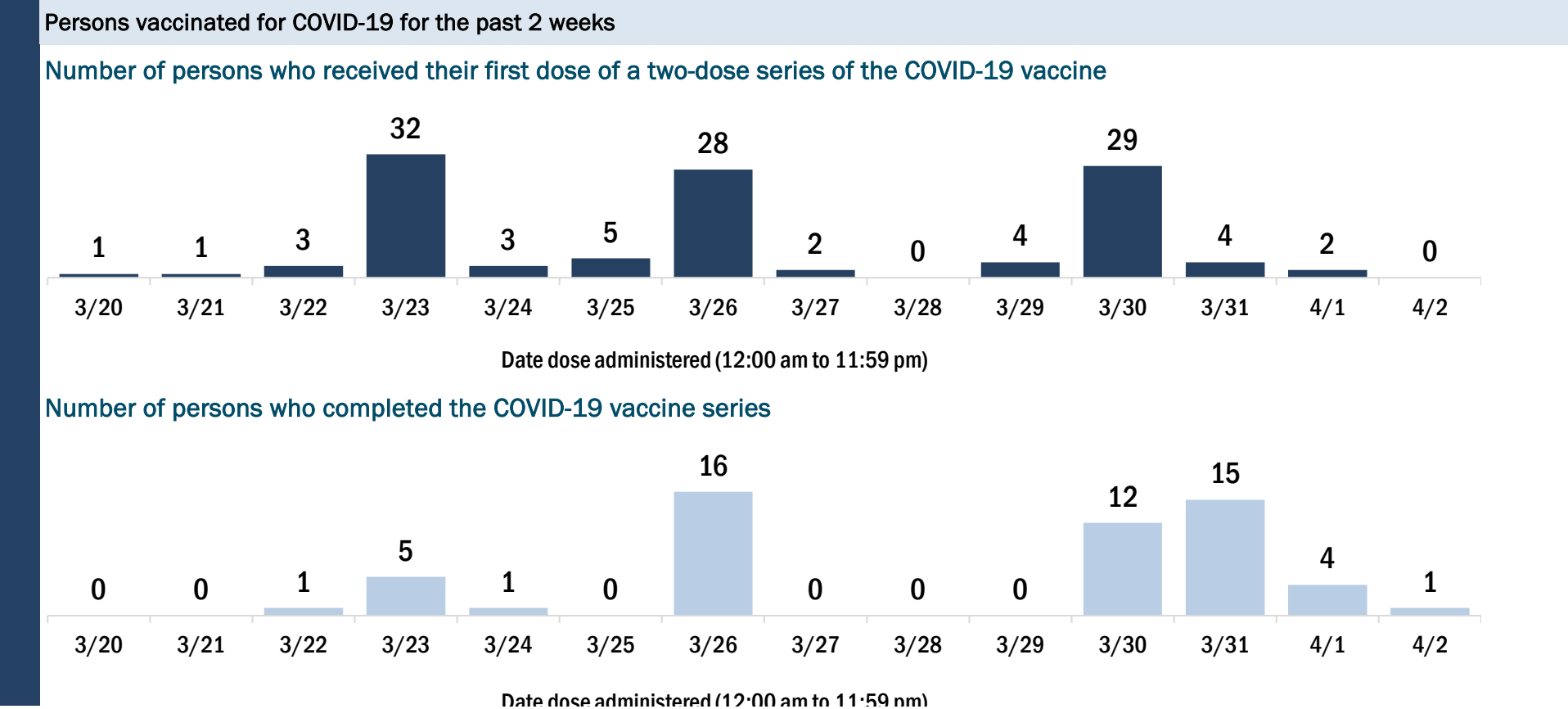
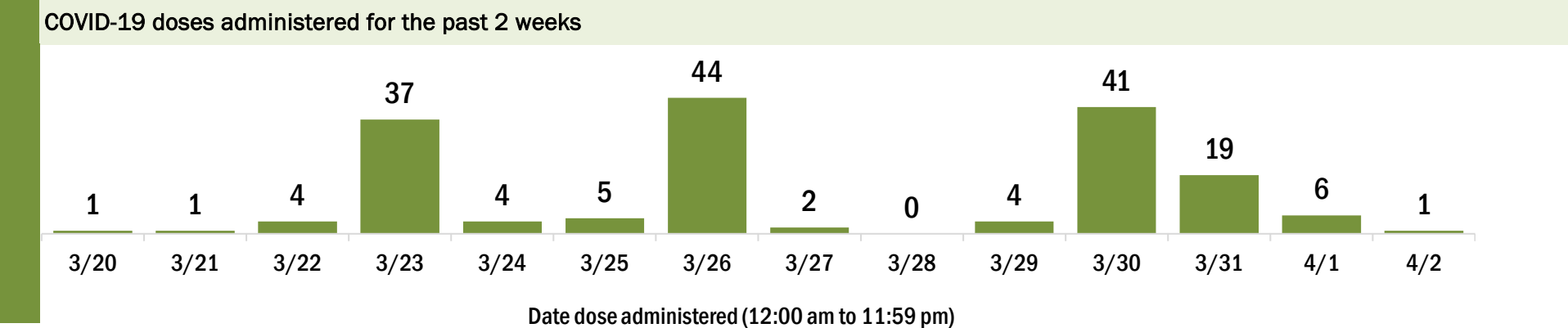
Data in this report are provisional and subject to change.

Data in this summary pertain to COVID-19 vaccines approved by the U.S. Food and Drug Administration and have been issued an Emergency Use Authorization (Janssen COVID-19 Vaccine, Moderna COVID-19 Vaccine and Pfizer-BioNTech COVID-19 Vaccine). These data summarize the number of people who have received either their first dose or have completed the series for a COVID-19 vaccine. **A person can only be counted in one category, first dose or series complete.** For persons receiving Moderna or Pfizer vaccines, once they receive their second dose, they are moved from the first dose column to the series completed column. **Because of this, the total first dose category may show a change from report to report not matching the total receiving their first dose from the previous day.** Persons receiving Johnson & Johnson vaccines will always be counted in the series completed column.

COVID-19 doses for vaccinated persons in Florida	
Doses administered	2,719
People receiving one dose of a 1-dose series (Johnson & Johnson) or receiving only one dose of a 2-dose series (Moderna, Pfizer) count once. Persons receiving both doses of a 2-dose series count twice.	

Current status of persons vaccinated for COVID-19 in Florida	
Total people vaccinated	1,563
First dose	401
Series completed	1,162
Completed 1-dose series	6
Completed 2-dose series	1,156
First dose: current number of people who have only received their first dose of the Moderna or Pfizer vaccine.	
Series complete: current number of people who have received both Moderna or Pfizer vaccine doses or one Johnson & Johnson dose and are considered fully immunized.	

Demographic summary	First dose	Series complete	Total people vaccinated
Age group	401	1,162	1,563
16-24 years	2	3	5
25-34 years	5	9	14
35-44 years	20	19	39
45-54 years	57	45	102
55-64 years	119	79	198
65-74 years	113	576	689
75-84 years	58	333	391
85+ years	27	98	125
Race	401	1,162	1,563
White	306	992	1,298
Black	17	31	48
American Indian/Alaskan	3	3	6
Other	15	66	81
Unknown	60	70	130
Other race includes Asian, native Hawaiian/Pacific Islander, or other.			
Ethnicity	401	1,162	1,563
Hispanic	19	20	39
Non-Hispanic	236	945	1,181
Unknown	146	197	343
Gender	401	1,162	1,563
Female	220	599	819
Male	180	563	743
Unknown	1	0	1



COVID-19: Lake County vaccine summary

Vaccination data through Apr 2, 2021 as of Apr 3, 2021 at 12:05 AM

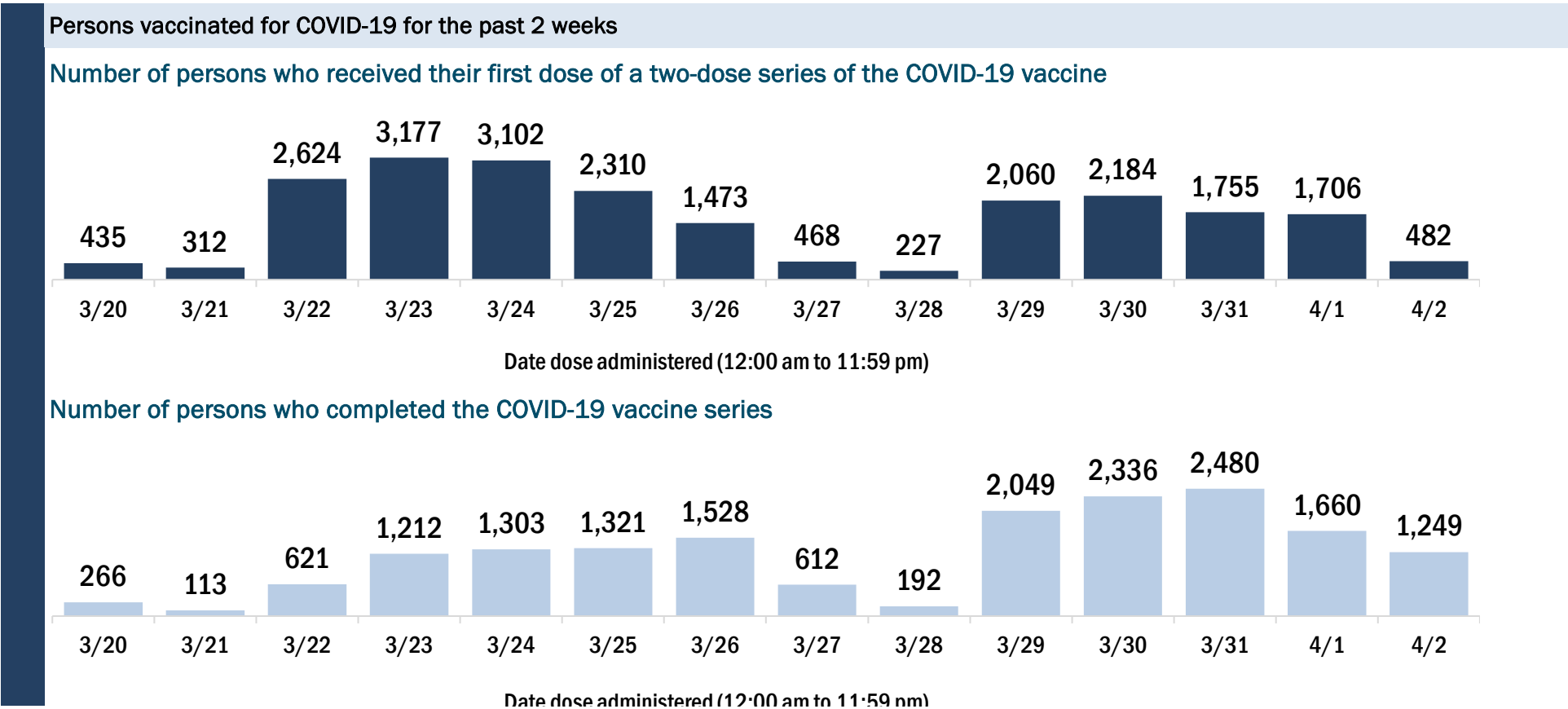
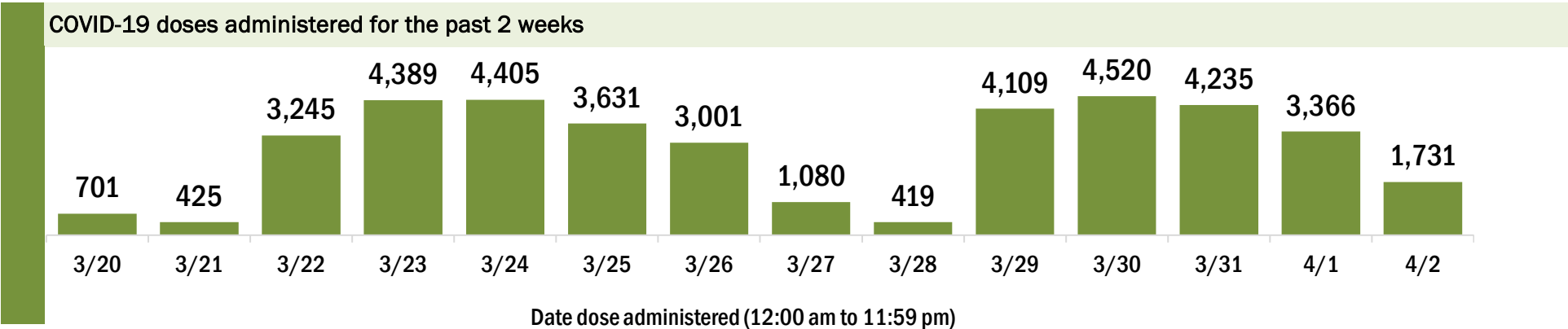
Data in this report are provisional and subject to change.

Data in this summary pertain to COVID-19 vaccines approved by the U.S. Food and Drug Administration and have been issued an Emergency Use Authorization (Janssen COVID-19 Vaccine, Moderna COVID-19 Vaccine and Pfizer-BioNTech COVID-19 Vaccine). These data summarize the number of people who have received either their first dose or have completed the series for a COVID-19 vaccine. **A person can only be counted in one category, first dose or series complete.** For persons receiving Moderna or Pfizer vaccines, once they receive their second dose, they are moved from the first dose column to the series completed column. **Because of this, the total first dose category may show a change from report to report not matching the total receiving their first dose from the previous day.** Persons receiving Johnson & Johnson vaccines will always be counted in the series completed column.

COVID-19 doses for vaccinated persons in Florida	
Doses administered	199,245
People receiving one dose of a 1-dose series (Johnson & Johnson) or receiving only one dose of a 2-dose series (Moderna, Pfizer) count once. Persons receiving both doses of a 2-dose series count twice.	

Current status of persons vaccinated for COVID-19 in Florida	
Total people vaccinated	125,388
First dose	48,665
Series completed	76,723
Completed 1-dose series	2,866
Completed 2-dose series	73,857
First dose: current number of people who have only received their first dose of the Moderna or Pfizer vaccine.	
Series complete: current number of people who have received both Moderna or Pfizer vaccine doses or one Johnson & Johnson dose and are considered fully immunized.	

Demographic summary	First dose	Series complete	Total people vaccinated
Age group	48,665	76,723	125,388
16-24 years	824	551	1,375
25-34 years	1,892	1,648	3,540
35-44 years	3,566	2,619	6,185
45-54 years	7,131	3,768	10,899
55-64 years	15,348	6,400	21,748
65-74 years	10,271	32,464	42,735
75-84 years	7,103	22,731	29,834
85+ years	2,530	6,542	9,072
Race	48,665	76,723	125,388
White	31,710	59,383	91,093
Black	2,457	3,330	5,787
American Indian/Alaskan	208	419	627
Other	4,391	6,492	10,883
Unknown	9,899	7,099	16,998
Other race includes Asian, native Hawaiian/Pacific Islander, or other.			
Ethnicity	48,665	76,723	125,388
Hispanic	3,410	3,217	6,627
Non-Hispanic	21,844	43,448	65,292
Unknown	23,411	30,058	53,469
Gender	48,665	76,723	125,388
Female	27,210	44,007	71,217
Male	21,254	32,683	53,937
Unknown	201	33	234



COVID-19: Lee County vaccine summary

Vaccination data through Apr 2, 2021 as of Apr 3, 2021 at 12:05 AM

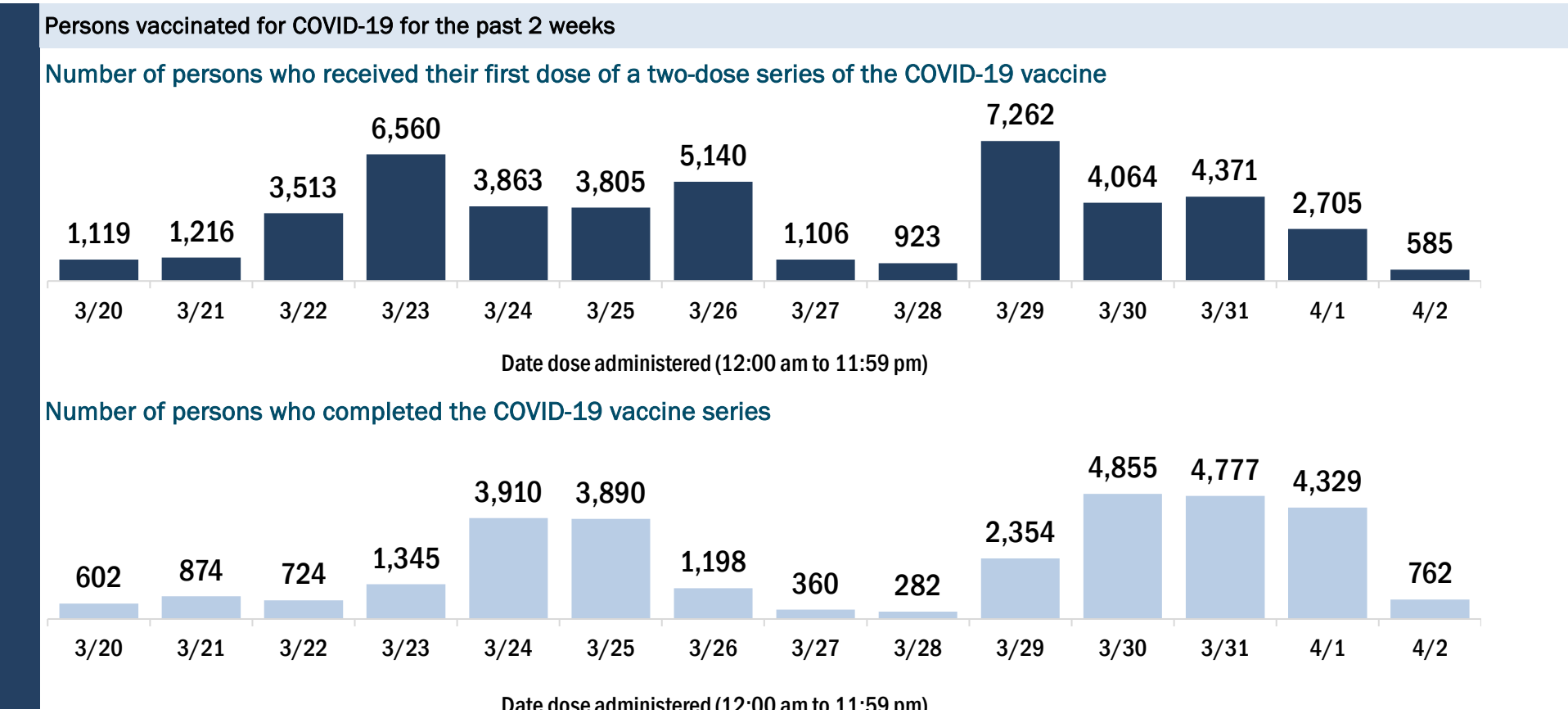
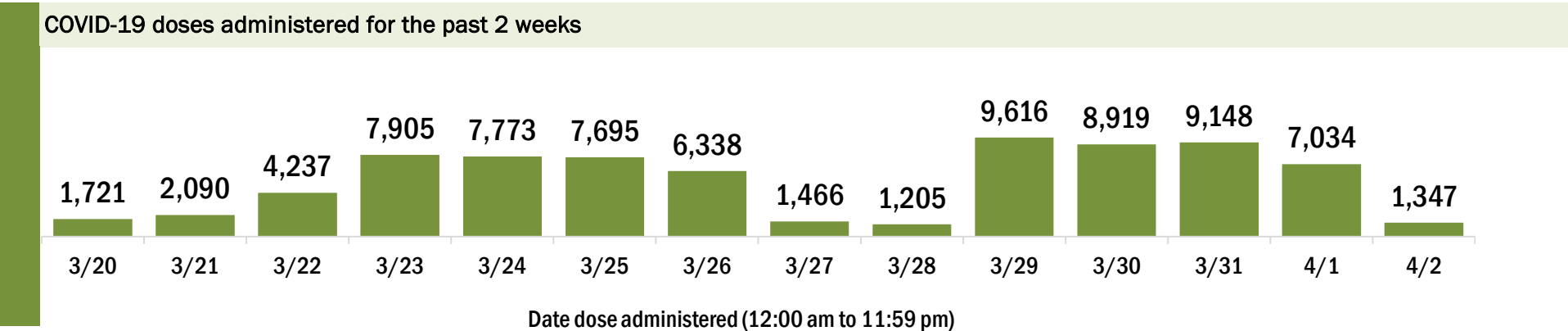
Data in this report are provisional and subject to change.

Data in this summary pertain to COVID-19 vaccines approved by the U.S. Food and Drug Administration and have been issued an Emergency Use Authorization (Janssen COVID-19 Vaccine, Moderna COVID-19 Vaccine and Pfizer-BioNTech COVID-19 Vaccine). These data summarize the number of people who have received either their first dose or have completed the series for a COVID-19 vaccine. **A person can only be counted in one category, first dose or series complete.** For persons receiving Moderna or Pfizer vaccines, once they receive their second dose, they are moved from the first dose column to the series completed column. **Because of this, the total first dose category may show a change from report to report not matching the total receiving their first dose from the previous day.** Persons receiving Johnson & Johnson vaccines will always be counted in the series completed column.

COVID-19 doses for vaccinated persons in Florida	
Doses administered	361,613
People receiving one dose of a 1-dose series (Johnson & Johnson) or receiving only one dose of a 2-dose series (Moderna, Pfizer) count once. Persons receiving both doses of a 2-dose series count twice.	

Current status of persons vaccinated for COVID-19 in Florida	
Total people vaccinated	235,138
First dose	102,748
Series completed	132,390
Completed 1-dose series	5,915
Completed 2-dose series	126,475
First dose: current number of people who have only received their first dose of the Moderna or Pfizer vaccine.	
Series complete: current number of people who have received both Moderna or Pfizer vaccine doses or one Johnson & Johnson dose and are considered fully immunized.	

Demographic summary	First dose	Series complete	Total people vaccinated
Age group	102,748	132,390	235,138
16-24 years	1,081	835	1,916
25-34 years	2,245	2,738	4,983
35-44 years	4,232	3,755	7,987
45-54 years	9,784	5,645	15,429
55-64 years	29,193	11,214	40,407
65-74 years	31,273	61,390	92,663
75-84 years	19,267	37,092	56,359
85+ years	5,673	9,721	15,394
Race	102,748	132,390	235,138
White	75,109	91,750	166,859
Black	2,577	2,772	5,349
American Indian/Alaskan	449	367	816
Other	5,822	8,705	14,527
Unknown	18,791	28,796	47,587
Other race includes Asian, native Hawaiian/Pacific Islander, or other.			
Ethnicity	102,748	132,390	235,138
Hispanic	6,861	5,343	12,204
Non-Hispanic	60,071	72,969	133,040
Unknown	35,816	54,078	89,894
Gender	102,748	132,390	235,138
Female	57,738	74,101	131,839
Male	44,731	58,023	102,754
Unknown	279	266	545



COVID-19: Leon County vaccine summary

Vaccination data through Apr 2, 2021 as of Apr 3, 2021 at 12:05 AM

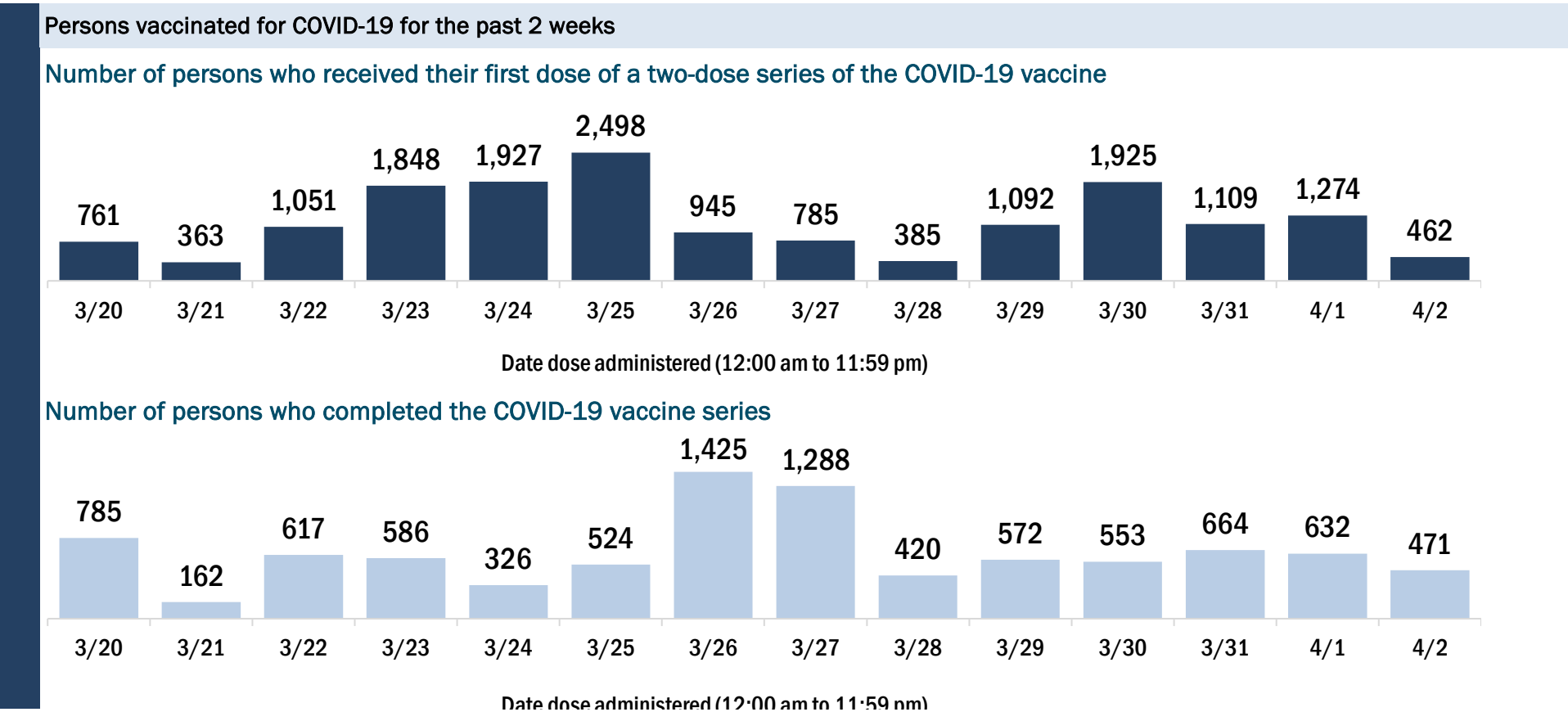
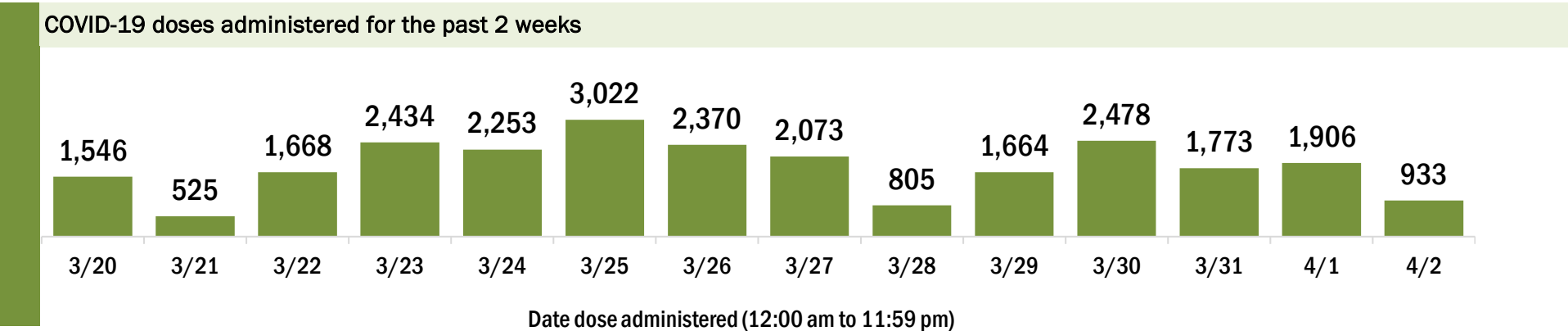
Data in this report are provisional and subject to change.

Data in this summary pertain to COVID-19 vaccines approved by the U.S. Food and Drug Administration and have been issued an Emergency Use Authorization (Janssen COVID-19 Vaccine, Moderna COVID-19 Vaccine and Pfizer-BioNTech COVID-19 Vaccine). These data summarize the number of people who have received either their first dose or have completed the series for a COVID-19 vaccine. **A person can only be counted in one category, first dose or series complete.** For persons receiving Moderna or Pfizer vaccines, once they receive their second dose, they are moved from the first dose column to the series completed column. **Because of this, the total first dose category may show a change from report to report not matching the total receiving their first dose from the previous day.** Persons receiving Johnson & Johnson vaccines will always be counted in the series completed column.

COVID-19 doses for vaccinated persons in Florida	
Doses administered	129,757
People receiving one dose of a 1-dose series (Johnson & Johnson) or receiving only one dose of a 2-dose series (Moderna, Pfizer) count once. Persons receiving both doses of a 2-dose series count twice.	

Current status of persons vaccinated for COVID-19 in Florida	
Total people vaccinated	82,183
First dose	32,591
Series completed	49,592
Completed 1-dose series	2,018
Completed 2-dose series	47,574
First dose: current number of people who have only received their first dose of the Moderna or Pfizer vaccine.	
Series complete: current number of people who have received both Moderna or Pfizer vaccine doses or one Johnson & Johnson dose and are considered fully immunized.	

Demographic summary	First dose	Series complete	Total people vaccinated
Age group	32,591	49,592	82,183
16-24 years	2,824	1,430	4,254
25-34 years	3,736	2,878	6,614
35-44 years	5,048	3,621	8,669
45-54 years	7,110	4,668	11,778
55-64 years	9,530	8,120	17,650
65-74 years	2,632	17,925	20,557
75-84 years	1,154	8,243	9,397
85+ years	557	2,707	3,264
Race	32,591	49,592	82,183
White	18,568	29,205	47,773
Black	4,604	6,916	11,520
American Indian/Alaskan	99	153	252
Other	4,830	9,638	14,468
Unknown	4,490	3,680	8,170
Other race includes Asian, native Hawaiian/Pacific Islander, or other.			
Ethnicity	32,591	49,592	82,183
Hispanic	1,775	1,657	3,432
Non-Hispanic	21,537	35,764	57,301
Unknown	9,279	12,171	21,450
Gender	32,591	49,592	82,183
Female	18,358	29,571	47,929
Male	14,224	20,004	34,228
Unknown	9	17	26



COVID-19: Levy County vaccine summary

Vaccination data through Apr 2, 2021 as of Apr 3, 2021 at 12:05 AM

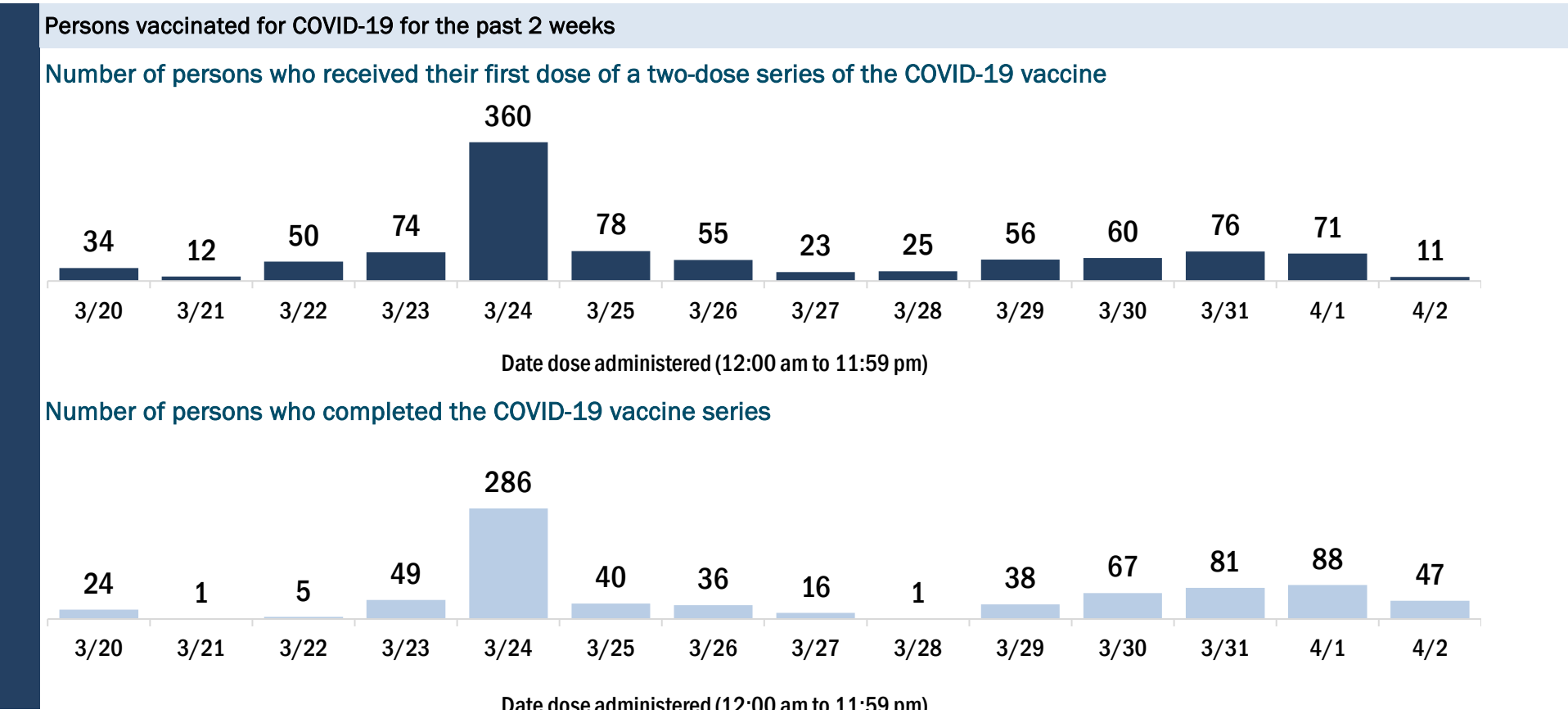
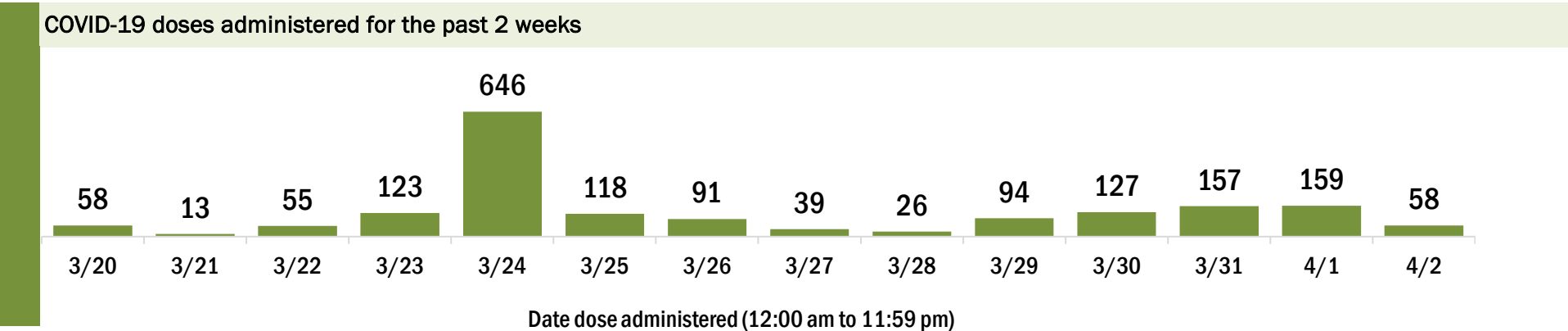
Data in this report are provisional and subject to change.

Data in this summary pertain to COVID-19 vaccines approved by the U.S. Food and Drug Administration and have been issued an Emergency Use Authorization (Janssen COVID-19 Vaccine, Moderna COVID-19 Vaccine and Pfizer-BioNTech COVID-19 Vaccine). These data summarize the number of people who have received either their first dose or have completed the series for a COVID-19 vaccine. **A person can only be counted in one category, first dose or series complete.** For persons receiving Moderna or Pfizer vaccines, once they receive their second dose, they are moved from the first dose column to the series completed column. **Because of this, the total first dose category may show a change from report to report not matching the total receiving their first dose from the previous day.** Persons receiving Johnson & Johnson vaccines will always be counted in the series completed column.

COVID-19 doses for vaccinated persons in Florida	
Doses administered	12,878
People receiving one dose of a 1-dose series (Johnson & Johnson) or receiving only one dose of a 2-dose series (Moderna, Pfizer) count once. Persons receiving both doses of a 2-dose series count twice.	

Current status of persons vaccinated for COVID-19 in Florida	
Total people vaccinated	8,171
First dose	3,124
Series completed	5,047
Completed 1-dose series	340
Completed 2-dose series	4,707
First dose: current number of people who have only received their first dose of the Moderna or Pfizer vaccine.	
Series complete: current number of people who have received both Moderna or Pfizer vaccine doses or one Johnson & Johnson dose and are considered fully immunized.	

Demographic summary	First dose	Series complete	Total people vaccinated
Age group	3,124	5,047	8,171
16-24 years	34	42	76
25-34 years	70	121	191
35-44 years	111	140	251
45-54 years	286	258	544
55-64 years	1,079	504	1,583
65-74 years	922	2,390	3,312
75-84 years	489	1,282	1,771
85+ years	133	310	443
Race	3,124	5,047	8,171
White	2,349	3,971	6,320
Black	242	275	517
American Indian/Alaskan	34	31	65
Other	190	276	466
Unknown	309	494	803
Other race includes Asian, native Hawaiian/Pacific Islander, or other.			
Ethnicity	3,124	5,047	8,171
Hispanic	158	103	261
Non-Hispanic	1,924	3,622	5,546
Unknown	1,042	1,322	2,364
Gender	3,124	5,047	8,171
Female	1,839	2,860	4,699
Male	1,283	2,187	3,470
Unknown	2	0	2



COVID-19: Liberty County vaccine summary

Vaccination data through Apr 2, 2021 as of Apr 3, 2021 at 12:05 AM

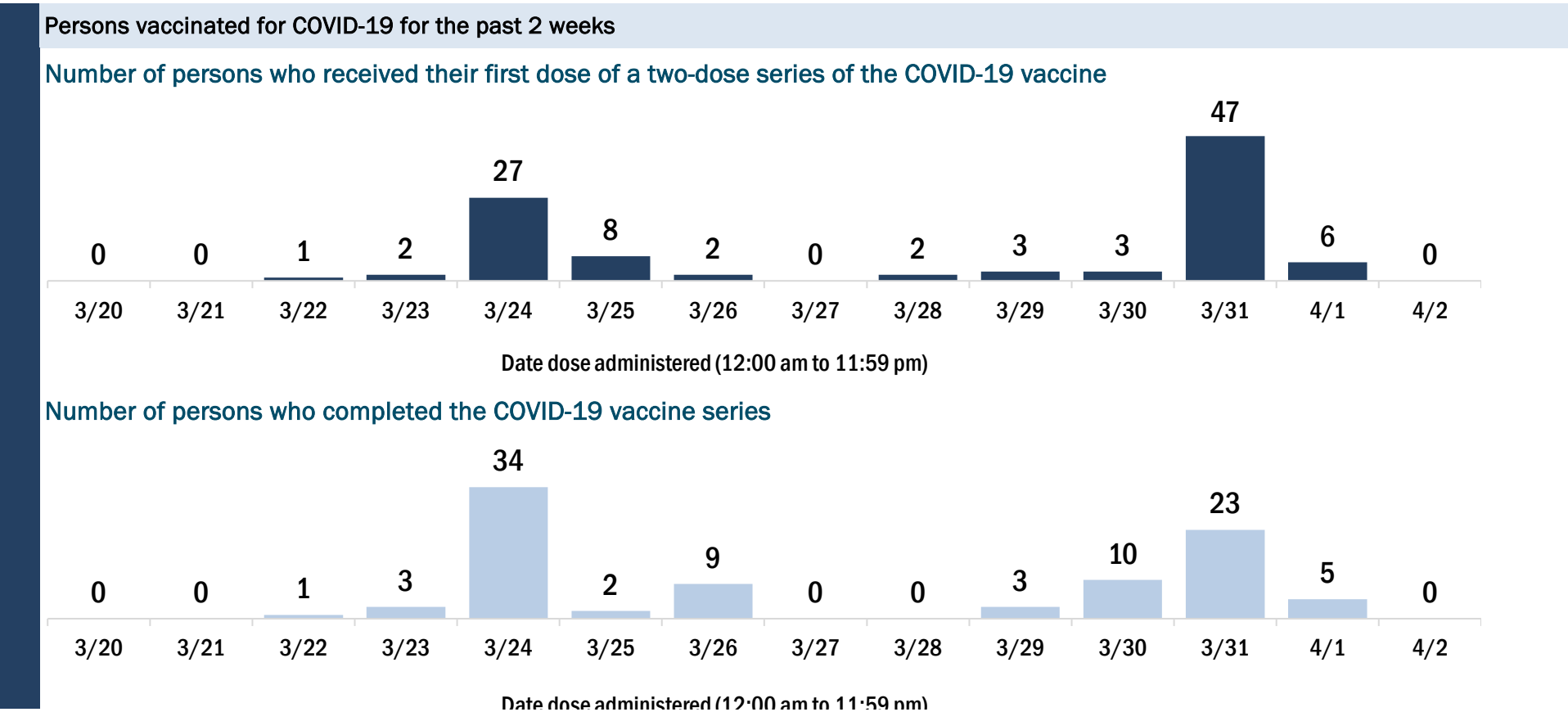
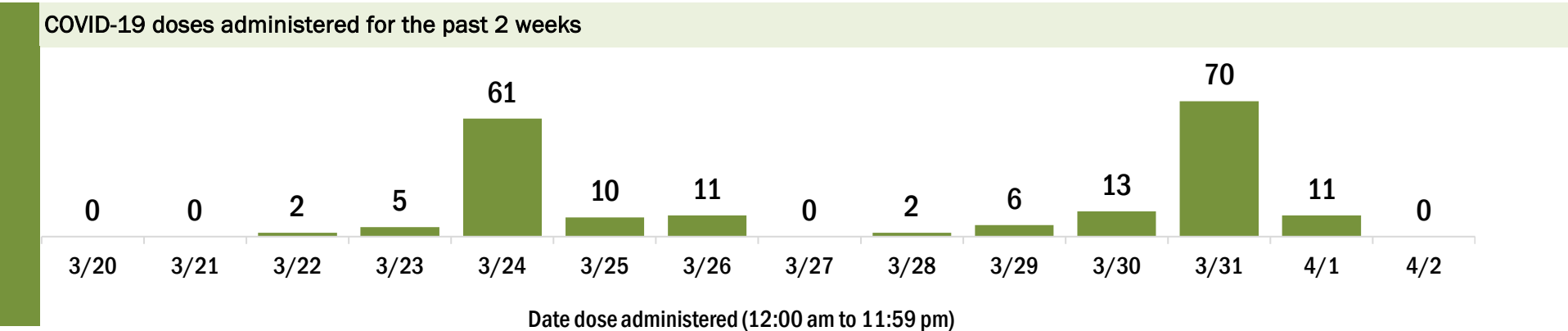
Data in this report are provisional and subject to change.

Data in this summary pertain to COVID-19 vaccines approved by the U.S. Food and Drug Administration and have been issued an Emergency Use Authorization (Janssen COVID-19 Vaccine, Moderna COVID-19 Vaccine and Pfizer-BioNTech COVID-19 Vaccine). These data summarize the number of people who have received either their first dose or have completed the series for a COVID-19 vaccine. **A person can only be counted in one category, first dose or series complete.** For persons receiving Moderna or Pfizer vaccines, once they receive their second dose, they are moved from the first dose column to the series completed column. **Because of this, the total first dose category may show a change from report to report not matching the total receiving their first dose from the previous day.** Persons receiving Johnson & Johnson vaccines will always be counted in the series completed column.

COVID-19 doses for vaccinated persons in Florida	
Doses administered	2,294
People receiving one dose of a 1-dose series (Johnson & Johnson) or receiving only one dose of a 2-dose series (Moderna, Pfizer) count once. Persons receiving both doses of a 2-dose series count twice.	

Current status of persons vaccinated for COVID-19 in Florida	
Total people vaccinated	1,330
First dose	328
Series completed	1,002
Completed 1-dose series	38
Completed 2-dose series	964
First dose: current number of people who have only received their first dose of the Moderna or Pfizer vaccine.	
Series complete: current number of people who have received both Moderna or Pfizer vaccine doses or one Johnson & Johnson dose and are considered fully immunized.	

Demographic summary	First dose	Series complete	Total people vaccinated
Age group	328	1,002	1,330
16-24 years	13	9	22
25-34 years	18	24	42
35-44 years	34	53	87
45-54 years	59	58	117
55-64 years	113	208	321
65-74 years	52	390	442
75-84 years	30	207	237
85+ years	9	53	62
Race	328	1,002	1,330
White	220	728	948
Black	47	78	125
American Indian/Alaskan	3	7	10
Other	20	92	112
Unknown	38	97	135
Other race includes Asian, native Hawaiian/Pacific Islander, or other.			
Ethnicity	328	1,002	1,330
Hispanic	2	11	13
Non-Hispanic	156	541	697
Unknown	170	450	620
Gender	328	1,002	1,330
Female	187	533	720
Male	141	469	610
Unknown	0	0	0



COVID-19: Madison County vaccine summary

Vaccination data through Apr 2, 2021 as of Apr 3, 2021 at 12:05 AM

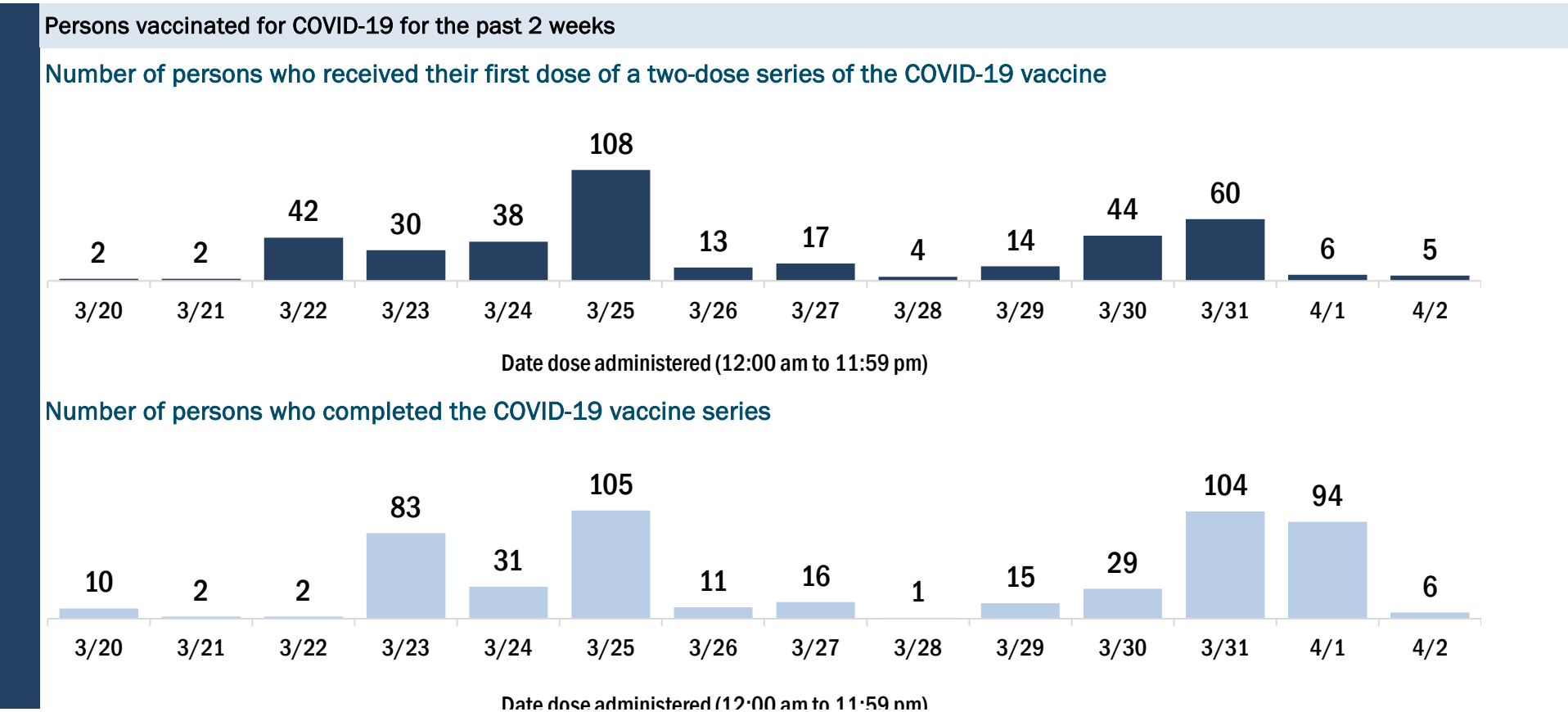
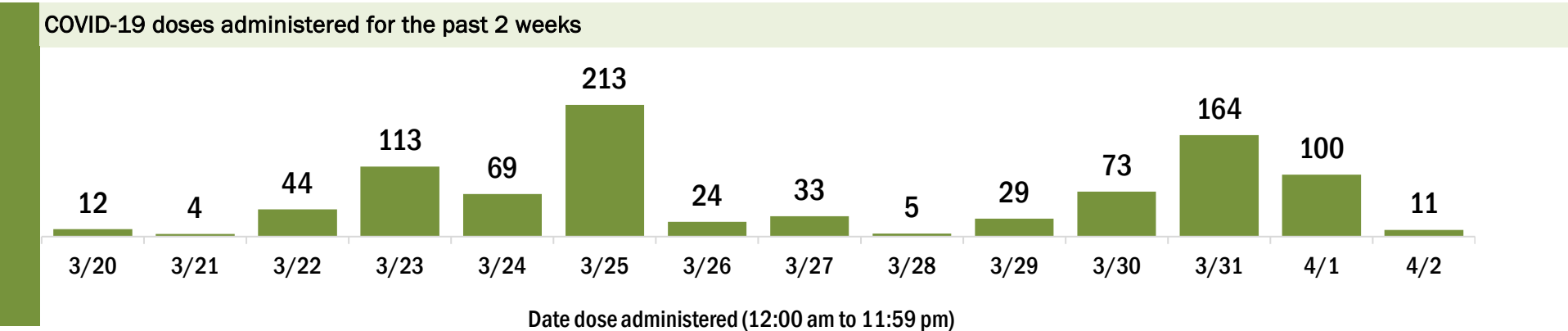
Data in this report are provisional and subject to change.

Data in this summary pertain to COVID-19 vaccines approved by the U.S. Food and Drug Administration and have been issued an Emergency Use Authorization (Janssen COVID-19 Vaccine, Moderna COVID-19 Vaccine and Pfizer-BioNTech COVID-19 Vaccine). These data summarize the number of people who have received either their first dose or have completed the series for a COVID-19 vaccine. **A person can only be counted in one category, first dose or series complete.** For persons receiving Moderna or Pfizer vaccines, once they receive their second dose, they are moved from the first dose column to the series completed column. **Because of this, the total first dose category may show a change from report to report not matching the total receiving their first dose from the previous day.** Persons receiving Johnson & Johnson vaccines will always be counted in the series completed column.

COVID-19 doses for vaccinated persons in Florida	
Doses administered	6,930
People receiving one dose of a 1-dose series (Johnson & Johnson) or receiving only one dose of a 2-dose series (Moderna, Pfizer) count once. Persons receiving both doses of a 2-dose series count twice.	

Current status of persons vaccinated for COVID-19 in Florida	
Total people vaccinated	4,153
First dose	1,216
Series completed	2,937
Completed 1-dose series	160
Completed 2-dose series	2,777
First dose: current number of people who have only received their first dose of the Moderna or Pfizer vaccine.	
Series complete: current number of people who have received both Moderna or Pfizer vaccine doses or one Johnson & Johnson dose and are considered fully immunized.	

Demographic summary	First dose	Series complete	Total people vaccinated
Age group	1,216	2,937	4,153
16-24 years	20	21	41
25-34 years	59	56	115
35-44 years	98	103	201
45-54 years	244	162	406
55-64 years	481	416	897
65-74 years	203	1,262	1,465
75-84 years	83	717	800
85+ years	28	200	228
Race	1,216	2,937	4,153
White	595	1,538	2,133
Black	359	703	1,062
American Indian/Alaskan	0	6	6
Other	99	257	356
Unknown	163	433	596
Other race includes Asian, native Hawaiian/Pacific Islander, or other.			
Ethnicity	1,216	2,937	4,153
Hispanic	19	24	43
Non-Hispanic	525	1,001	1,526
Unknown	672	1,912	2,584
Gender	1,216	2,937	4,153
Female	701	1,674	2,375
Male	515	1,263	1,778
Unknown	0	0	0



COVID-19: Manatee County vaccine summary

Vaccination data through Apr 2, 2021 as of Apr 3, 2021 at 12:05 AM

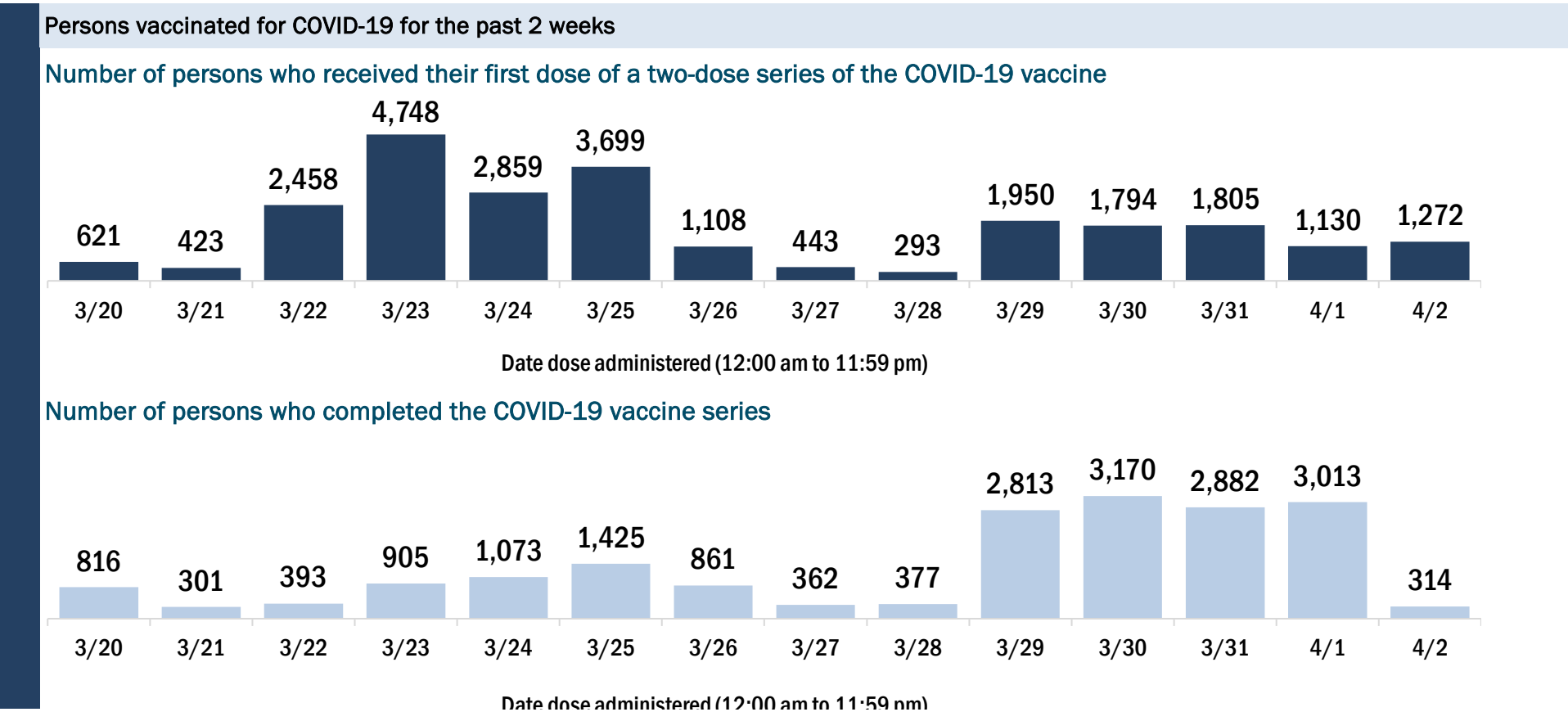
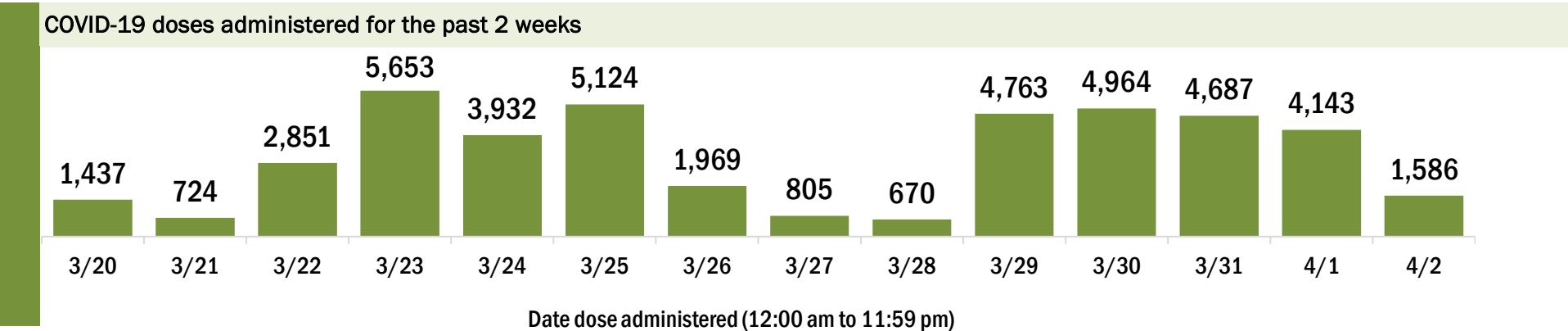
Data in this report are provisional and subject to change.

Data in this summary pertain to COVID-19 vaccines approved by the U.S. Food and Drug Administration and have been issued an Emergency Use Authorization (Janssen COVID-19 Vaccine, Moderna COVID-19 Vaccine and Pfizer-BioNTech COVID-19 Vaccine). These data summarize the number of people who have received either their first dose or have completed the series for a COVID-19 vaccine. **A person can only be counted in one category, first dose or series complete.** For persons receiving Moderna or Pfizer vaccines, once they receive their second dose, they are moved from the first dose column to the series completed column. **Because of this, the total first dose category may show a change from report to report not matching the total receiving their first dose from the previous day.** Persons receiving Johnson & Johnson vaccines will always be counted in the series completed column.

COVID-19 doses for vaccinated persons in Florida	
Doses administered	194,599
People receiving one dose of a 1-dose series (Johnson & Johnson) or receiving only one dose of a 2-dose series (Moderna, Pfizer) count once. Persons receiving both doses of a 2-dose series count twice.	

Current status of persons vaccinated for COVID-19 in Florida	
Total people vaccinated	131,099
First dose	65,094
Series completed	66,005
Completed 1-dose series	2,505
Completed 2-dose series	63,500
First dose: current number of people who have only received their first dose of the Moderna or Pfizer vaccine.	
Series complete: current number of people who have received both Moderna or Pfizer vaccine doses or one Johnson & Johnson dose and are considered fully immunized.	

Demographic summary	First dose	Series complete	Total people vaccinated
Age group	65,094	66,005	131,099
16-24 years	855	640	1,495
25-34 years	1,457	2,087	3,544
35-44 years	3,296	2,627	5,923
45-54 years	8,330	3,397	11,727
55-64 years	20,264	5,424	25,688
65-74 years	16,927	29,831	46,758
75-84 years	10,481	16,852	27,333
85+ years	3,484	5,147	8,631
Race	65,094	66,005	131,099
White	48,724	51,298	100,022
Black	2,010	1,552	3,562
American Indian/Alaskan	301	238	539
Other	4,028	5,341	9,369
Unknown	10,031	7,576	17,607
Other race includes Asian, native Hawaiian/Pacific Islander, or other.			
Ethnicity	65,094	66,005	131,099
Hispanic	3,404	1,874	5,278
Non-Hispanic	35,919	41,448	77,367
Unknown	25,771	22,683	48,454
Gender	65,094	66,005	131,099
Female	35,975	37,728	73,703
Male	29,014	28,241	57,255
Unknown	105	36	141



COVID-19: Marion County vaccine summary

Vaccination data through Apr 2, 2021 as of Apr 3, 2021 at 12:05 AM

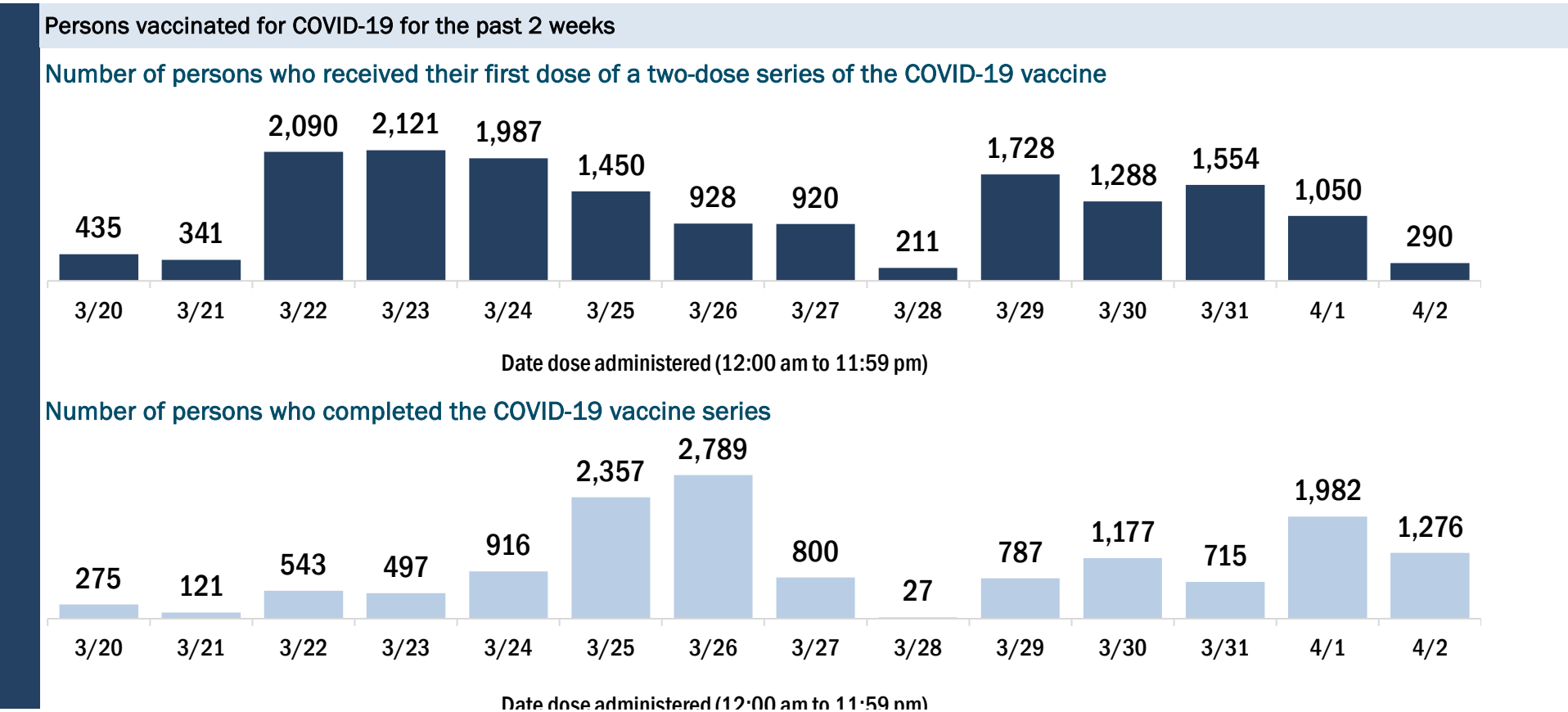
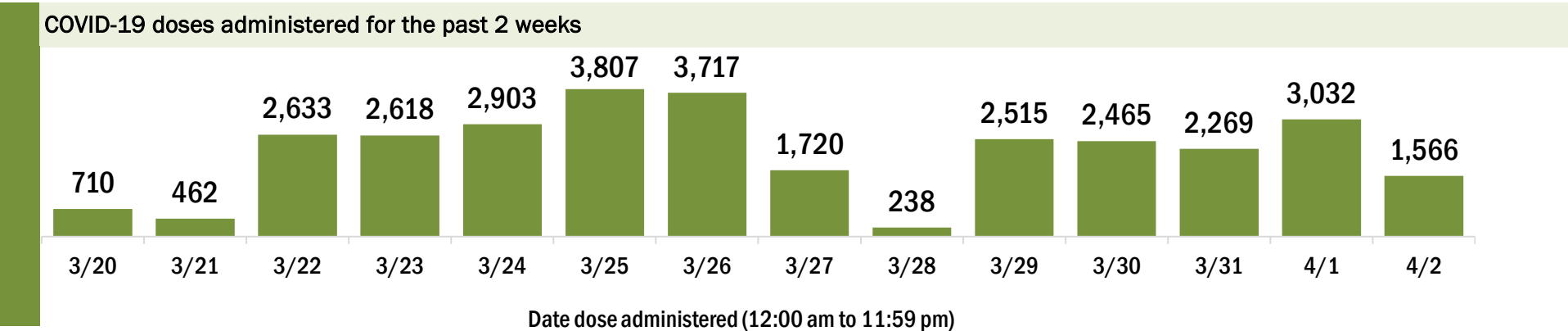
Data in this report are provisional and subject to change.

Data in this summary pertain to COVID-19 vaccines approved by the U.S. Food and Drug Administration and have been issued an Emergency Use Authorization (Janssen COVID-19 Vaccine, Moderna COVID-19 Vaccine and Pfizer-BioNTech COVID-19 Vaccine). These data summarize the number of people who have received either their first dose or have completed the series for a COVID-19 vaccine. **A person can only be counted in one category, first dose or series complete.** For persons receiving Moderna or Pfizer vaccines, once they receive their second dose, they are moved from the first dose column to the series completed column. **Because of this, the total first dose category may show a change from report to report not matching the total receiving their first dose from the previous day.** Persons receiving Johnson & Johnson vaccines will always be counted in the series completed column.

COVID-19 doses for vaccinated persons in Florida	
Doses administered	162,666
People receiving one dose of a 1-dose series (Johnson & Johnson) or receiving only one dose of a 2-dose series (Moderna, Pfizer) count once. Persons receiving both doses of a 2-dose series count twice.	

Current status of persons vaccinated for COVID-19 in Florida	
Total people vaccinated	100,777
First dose	36,944
Series completed	63,833
Completed 1-dose series	1,944
Completed 2-dose series	61,889
First dose: current number of people who have only received their first dose of the Moderna or Pfizer vaccine.	
Series complete: current number of people who have received both Moderna or Pfizer vaccine doses or one Johnson & Johnson dose and are considered fully immunized.	

Demographic summary	First dose	Series complete	Total people vaccinated
Age group	36,944	63,833	100,777
16-24 years	605	560	1,165
25-34 years	1,104	1,473	2,577
35-44 years	2,046	2,012	4,058
45-54 years	4,491	3,228	7,719
55-64 years	11,937	5,516	17,453
65-74 years	8,675	27,248	35,923
75-84 years	5,948	18,621	24,569
85+ years	2,138	5,175	7,313
Race	36,944	63,833	100,777
White	24,633	45,551	70,184
Black	2,686	3,073	5,759
American Indian/Alaskan	112	230	342
Other	3,366	5,913	9,279
Unknown	6,147	9,066	15,213
Other race includes Asian, native Hawaiian/Pacific Islander, or other.			
Ethnicity	36,944	63,833	100,777
Hispanic	3,379	2,702	6,081
Non-Hispanic	21,144	40,057	61,201
Unknown	12,421	21,074	33,495
Gender	36,944	63,833	100,777
Female	21,407	36,823	58,230
Male	15,499	26,973	42,472
Unknown	38	37	75



COVID-19: Martin County vaccine summary

Vaccination data through Apr 2, 2021 as of Apr 3, 2021 at 12:05 AM

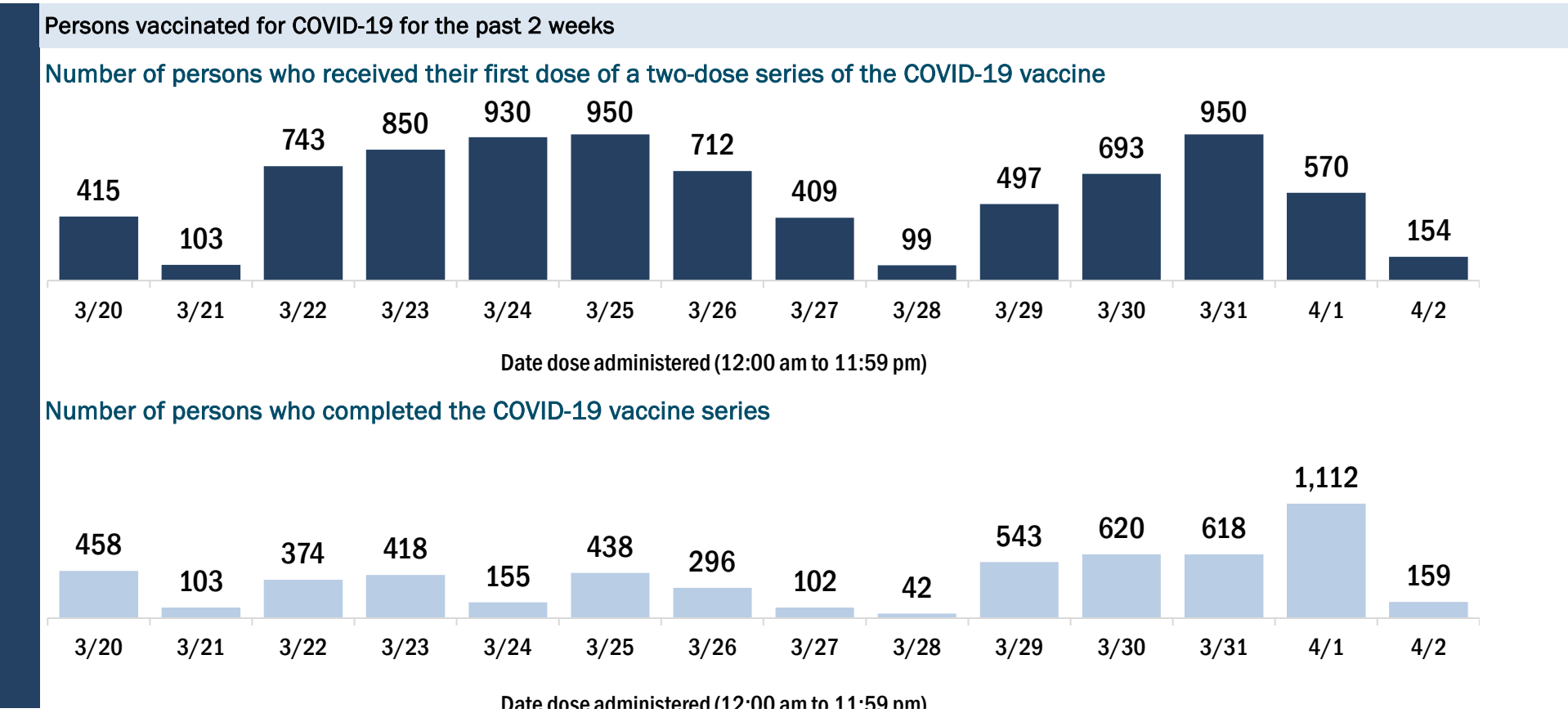
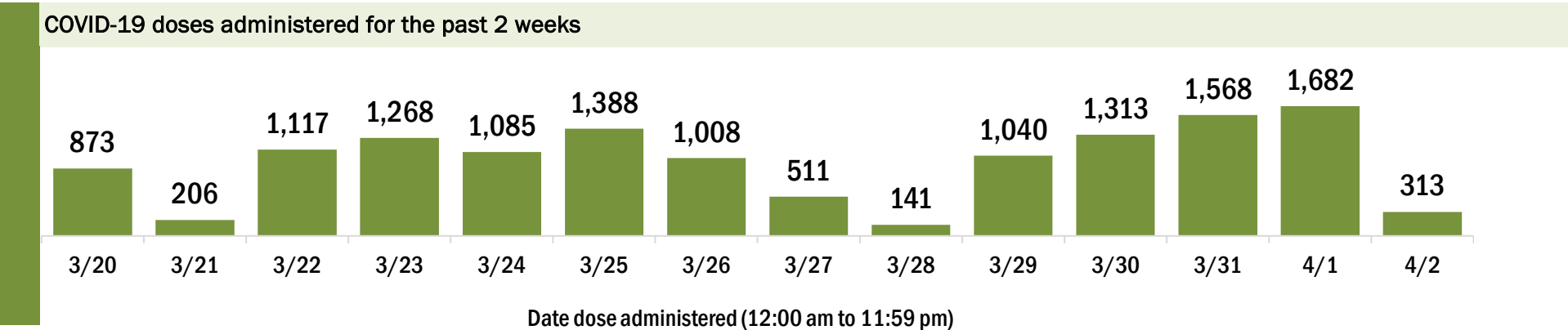
Data in this report are provisional and subject to change.

Data in this summary pertain to COVID-19 vaccines approved by the U.S. Food and Drug Administration and have been issued an Emergency Use Authorization (Janssen COVID-19 Vaccine, Moderna COVID-19 Vaccine and Pfizer-BioNTech COVID-19 Vaccine). These data summarize the number of people who have received either their first dose or have completed the series for a COVID-19 vaccine. **A person can only be counted in one category, first dose or series complete.** For persons receiving Moderna or Pfizer vaccines, once they receive their second dose, they are moved from the first dose column to the series completed column. **Because of this, the total first dose category may show a change from report to report not matching the total receiving their first dose from the previous day.** Persons receiving Johnson & Johnson vaccines will always be counted in the series completed column.

COVID-19 doses for vaccinated persons in Florida	
Doses administered	91,799
People receiving one dose of a 1-dose series (Johnson & Johnson) or receiving only one dose of a 2-dose series (Moderna, Pfizer) count once. Persons receiving both doses of a 2-dose series count twice.	

Current status of persons vaccinated for COVID-19 in Florida	
Total people vaccinated	56,176
First dose	19,442
Series completed	36,734
Completed 1-dose series	1,111
Completed 2-dose series	35,623
First dose: current number of people who have only received their first dose of the Moderna or Pfizer vaccine.	
Series complete: current number of people who have received both Moderna or Pfizer vaccine doses or one Johnson & Johnson dose and are considered fully immunized.	

Demographic summary	First dose	Series complete	Total people vaccinated
Age group	19,442	36,734	56,176
16-24 years	282	214	496
25-34 years	492	571	1,063
35-44 years	889	955	1,844
45-54 years	2,079	1,458	3,537
55-64 years	6,701	3,279	9,980
65-74 years	4,741	15,253	19,994
75-84 years	3,132	10,911	14,043
85+ years	1,126	4,093	5,219
Race	19,442	36,734	56,176
White	13,399	24,388	37,787
Black	314	612	926
American Indian/Alaskan	78	56	134
Other	1,135	2,800	3,935
Unknown	4,516	8,878	13,394
Other race includes Asian, native Hawaiian/Pacific Islander, or other.			
Ethnicity	19,442	36,734	56,176
Hispanic	768	730	1,498
Non-Hispanic	9,822	13,227	23,049
Unknown	8,852	22,777	31,629
Gender	19,442	36,734	56,176
Female	10,924	21,051	31,975
Male	8,502	15,669	24,171
Unknown	16	14	30



COVID-19: Monroe County vaccine summary

Vaccination data through Apr 2, 2021 as of Apr 3, 2021 at 12:05 AM

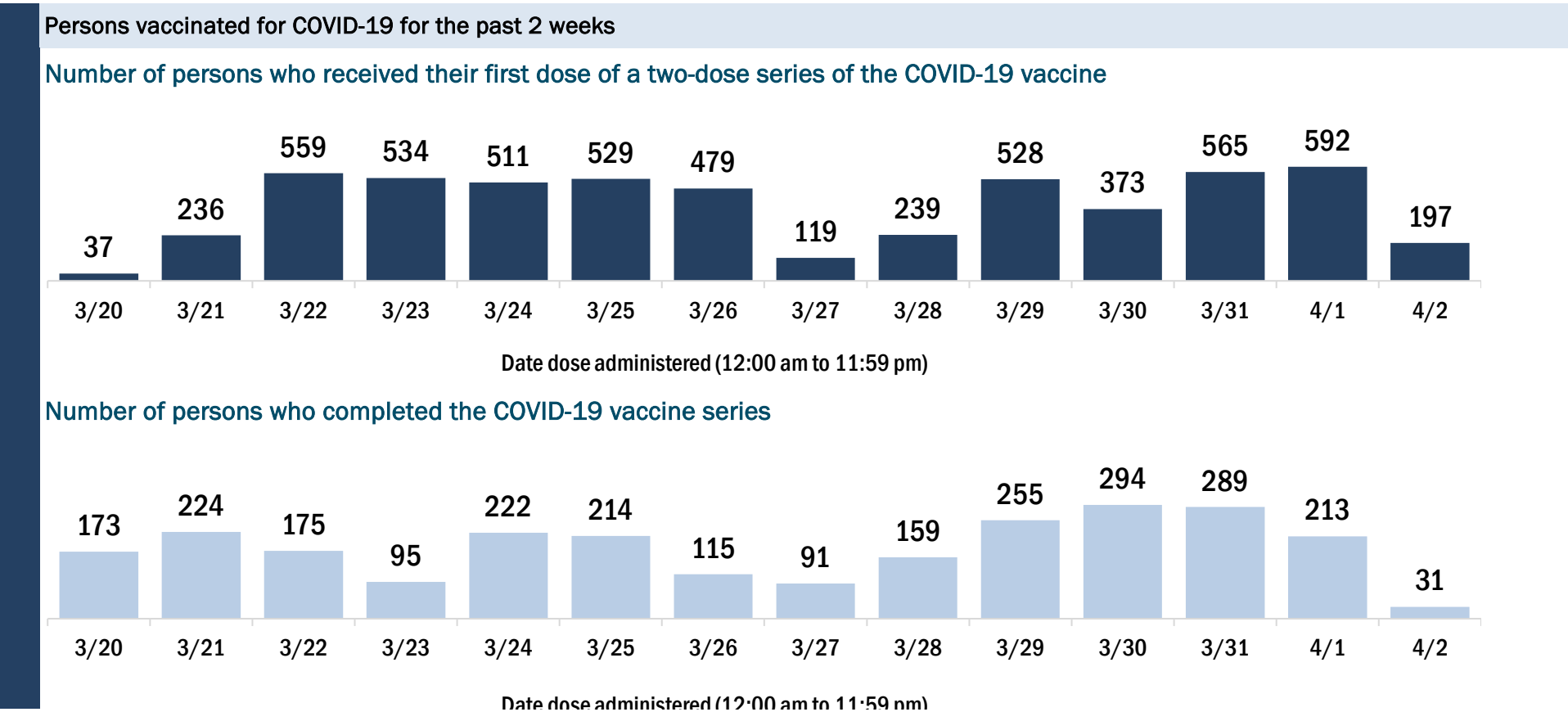
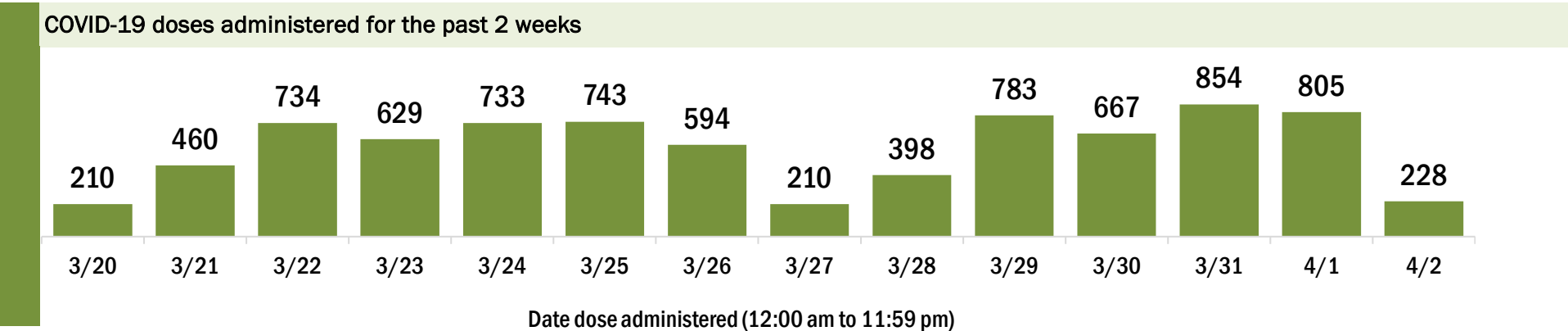
Data in this report are provisional and subject to change.

Data in this summary pertain to COVID-19 vaccines approved by the U.S. Food and Drug Administration and have been issued an Emergency Use Authorization (Janssen COVID-19 Vaccine, Moderna COVID-19 Vaccine and Pfizer-BioNTech COVID-19 Vaccine). These data summarize the number of people who have received either their first dose or have completed the series for a COVID-19 vaccine. **A person can only be counted in one category, first dose or series complete.** For persons receiving Moderna or Pfizer vaccines, once they receive their second dose, they are moved from the first dose column to the series completed column. **Because of this, the total first dose category may show a change from report to report not matching the total receiving their first dose from the previous day.** Persons receiving Johnson & Johnson vaccines will always be counted in the series completed column.

COVID-19 doses for vaccinated persons in Florida	
Doses administered	37,365
People receiving one dose of a 1-dose series (Johnson & Johnson) or receiving only one dose of a 2-dose series (Moderna, Pfizer) count once. Persons receiving both doses of a 2-dose series count twice.	

Current status of persons vaccinated for COVID-19 in Florida	
Total people vaccinated	24,857
First dose	11,716
Series completed	13,141
Completed 1-dose series	633
Completed 2-dose series	12,508
First dose: current number of people who have only received their first dose of the Moderna or Pfizer vaccine.	
Series complete: current number of people who have received both Moderna or Pfizer vaccine doses or one Johnson & Johnson dose and are considered fully immunized.	

Demographic summary	First dose	Series complete	Total people vaccinated
Age group	11,716	13,141	24,857
16-24 years	146	101	247
25-34 years	362	309	671
35-44 years	701	551	1,252
45-54 years	1,649	863	2,512
55-64 years	4,077	1,636	5,713
65-74 years	3,263	6,104	9,367
75-84 years	1,229	2,877	4,106
85+ years	289	700	989
Race	11,716	13,141	24,857
White	8,029	9,685	17,714
Black	270	194	464
American Indian/Alaskan	71	40	111
Other	510	729	1,239
Unknown	2,836	2,493	5,329
Other race includes Asian, native Hawaiian/Pacific Islander, or other.			
Ethnicity	11,716	13,141	24,857
Hispanic	1,147	980	2,127
Non-Hispanic	5,680	7,678	13,358
Unknown	4,889	4,483	9,372
Gender	11,716	13,141	24,857
Female	6,094	6,951	13,045
Male	5,612	6,189	11,801
Unknown	10	1	11



COVID-19: Nassau County vaccine summary

Vaccination data through Apr 2, 2021 as of Apr 3, 2021 at 12:05 AM

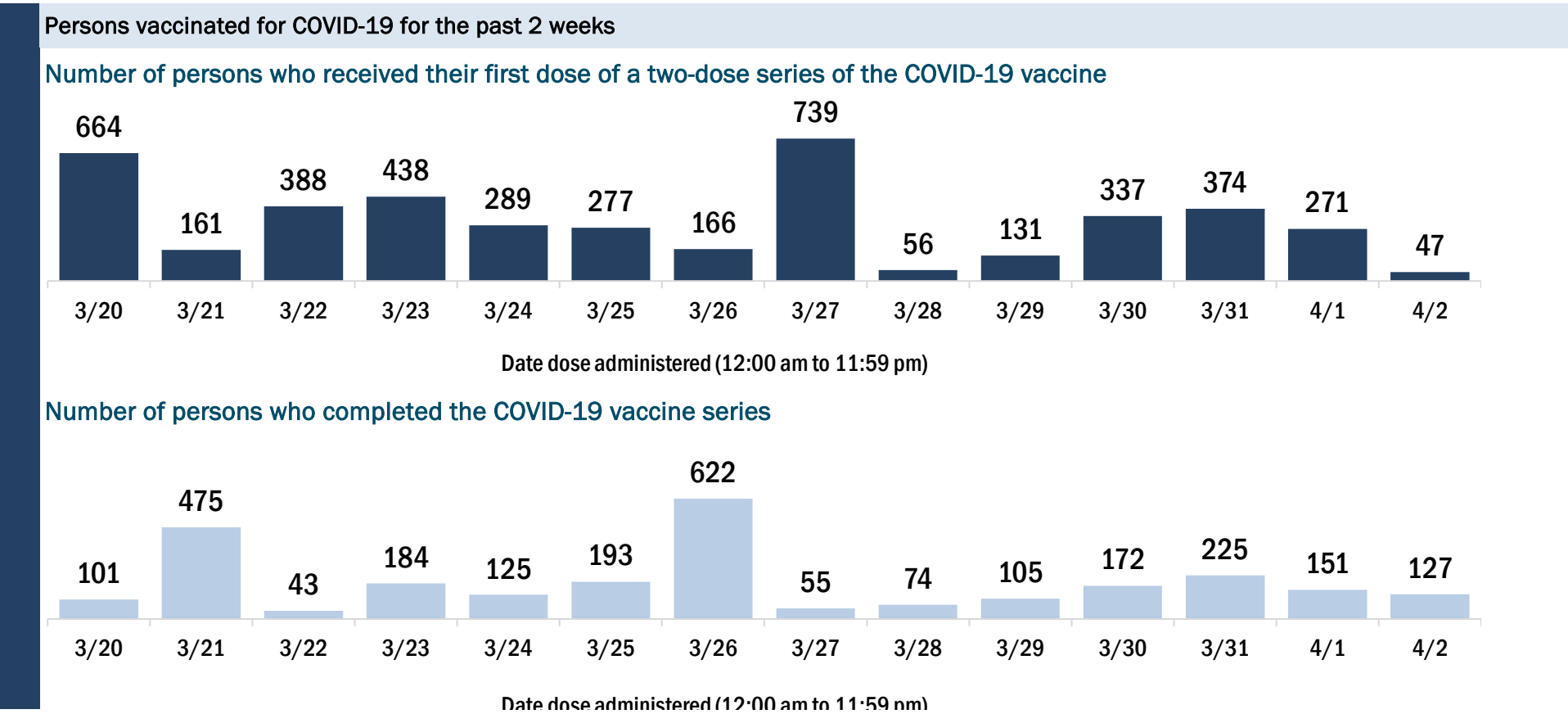
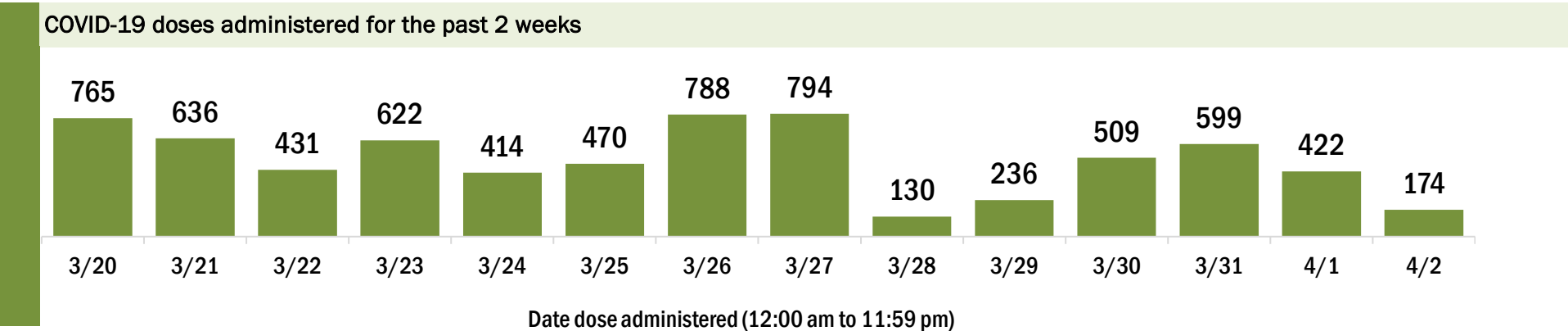
Data in this report are provisional and subject to change.

Data in this summary pertain to COVID-19 vaccines approved by the U.S. Food and Drug Administration and have been issued an Emergency Use Authorization (Janssen COVID-19 Vaccine, Moderna COVID-19 Vaccine and Pfizer-BioNTech COVID-19 Vaccine). These data summarize the number of people who have received either their first dose or have completed the series for a COVID-19 vaccine. **A person can only be counted in one category, first dose or series complete.** For persons receiving Moderna or Pfizer vaccines, once they receive their second dose, they are moved from the first dose column to the series completed column. **Because of this, the total first dose category may show a change from report to report not matching the total receiving their first dose from the previous day.** Persons receiving Johnson & Johnson vaccines will always be counted in the series completed column.

COVID-19 doses for vaccinated persons in Florida	
Doses administered	45,202
People receiving one dose of a 1-dose series (Johnson & Johnson) or receiving only one dose of a 2-dose series (Moderna, Pfizer) count once. Persons receiving both doses of a 2-dose series count twice.	

Current status of persons vaccinated for COVID-19 in Florida	
Total people vaccinated	27,205
First dose	7,929
Series completed	19,276
Completed 1-dose series	1,279
Completed 2-dose series	17,997
First dose: current number of people who have only received their first dose of the Moderna or Pfizer vaccine.	
Series complete: current number of people who have received both Moderna or Pfizer vaccine doses or one Johnson & Johnson dose and are considered fully immunized.	

Demographic summary	First dose	Series complete	Total people vaccinated
Age group	7,929	19,276	27,205
16-24 years	155	175	330
25-34 years	267	414	681
35-44 years	593	773	1,366
45-54 years	1,398	1,132	2,530
55-64 years	3,662	2,397	6,059
65-74 years	1,121	8,775	9,896
75-84 years	558	4,361	4,919
85+ years	175	1,249	1,424
Race	7,929	19,276	27,205
White	6,174	15,637	21,811
Black	356	800	1,156
American Indian/Alaskan	32	60	92
Other	413	983	1,396
Unknown	954	1,796	2,750
Other race includes Asian, native Hawaiian/Pacific Islander, or other.			
Ethnicity	7,929	19,276	27,205
Hispanic	234	293	527
Non-Hispanic	5,962	14,740	20,702
Unknown	1,733	4,243	5,976
Gender	7,929	19,276	27,205
Female	4,493	10,819	15,312
Male	3,430	8,456	11,886
Unknown	6	1	7



COVID-19: Okaloosa County vaccine summary

Vaccination data through Apr 2, 2021 as of Apr 3, 2021 at 12:05 AM

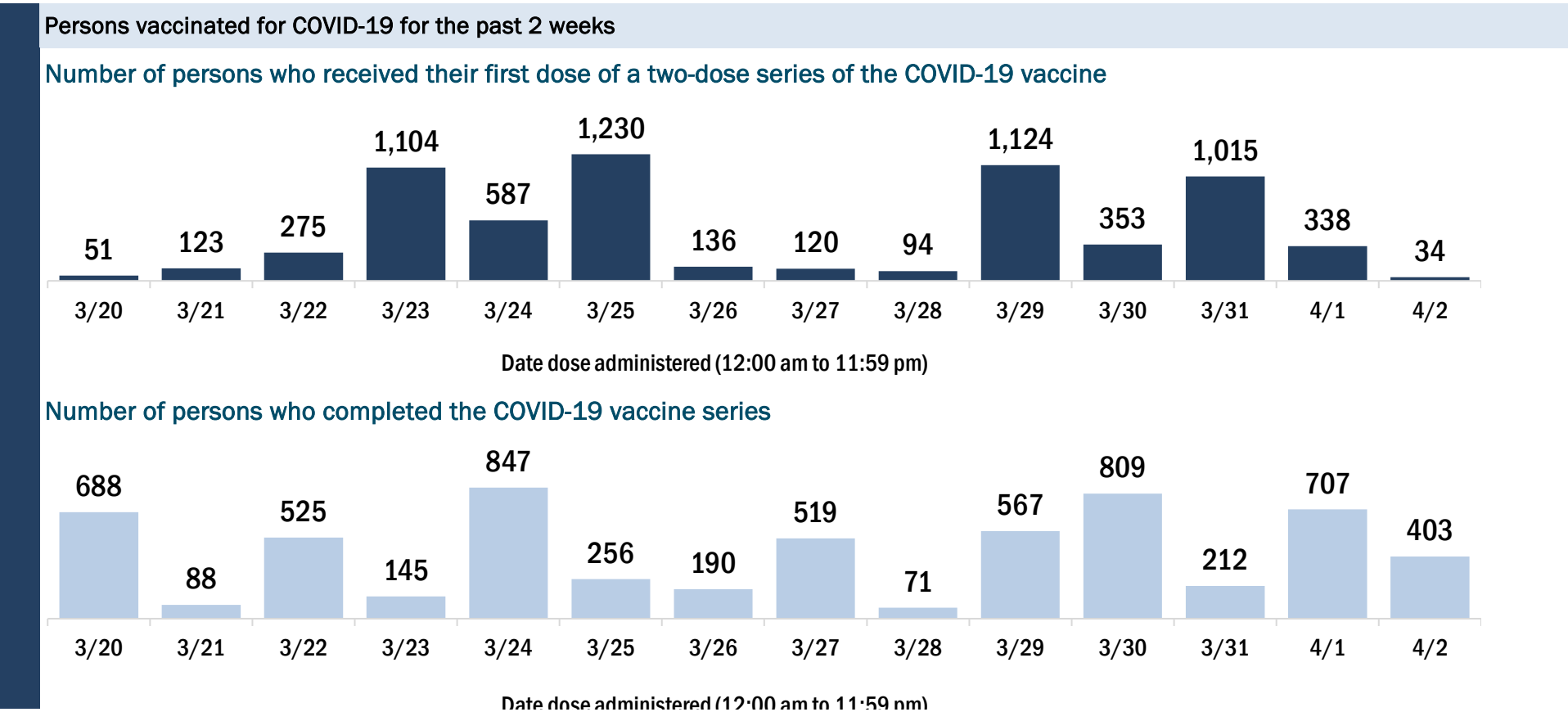
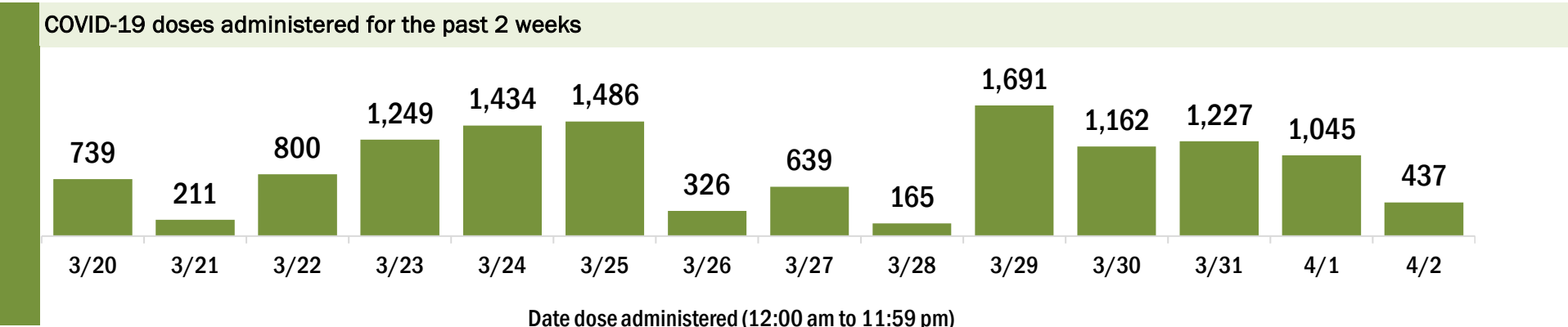
Data in this report are provisional and subject to change.

Data in this summary pertain to COVID-19 vaccines approved by the U.S. Food and Drug Administration and have been issued an Emergency Use Authorization (Janssen COVID-19 Vaccine, Moderna COVID-19 Vaccine and Pfizer-BioNTech COVID-19 Vaccine). These data summarize the number of people who have received either their first dose or have completed the series for a COVID-19 vaccine. **A person can only be counted in one category, first dose or series complete.** For persons receiving Moderna or Pfizer vaccines, once they receive their second dose, they are moved from the first dose column to the series completed column. **Because of this, the total first dose category may show a change from report to report not matching the total receiving their first dose from the previous day.** Persons receiving Johnson & Johnson vaccines will always be counted in the series completed column.

COVID-19 doses for vaccinated persons in Florida	
Doses administered	72,872
People receiving one dose of a 1-dose series (Johnson & Johnson) or receiving only one dose of a 2-dose series (Moderna, Pfizer) count once. Persons receiving both doses of a 2-dose series count twice.	

Current status of persons vaccinated for COVID-19 in Florida	
Total people vaccinated	44,920
First dose	14,473
Series completed	30,447
Completed 1-dose series	2,495
Completed 2-dose series	27,952
First dose: current number of people who have only received their first dose of the Moderna or Pfizer vaccine.	
Series complete: current number of people who have received both Moderna or Pfizer vaccine doses or one Johnson & Johnson dose and are considered fully immunized.	

Demographic summary	First dose	Series complete	Total people vaccinated
Age group	14,473	30,447	44,920
16-24 years	325	326	651
25-34 years	747	1,058	1,805
35-44 years	1,417	1,452	2,869
45-54 years	2,398	2,138	4,536
55-64 years	5,753	4,229	9,982
65-74 years	2,243	11,926	14,169
75-84 years	1,169	6,803	7,972
85+ years	421	2,515	2,936
Race	14,473	30,447	44,920
White	9,273	21,607	30,880
Black	697	1,422	2,119
American Indian/Alaskan	70	101	171
Other	1,157	2,689	3,846
Unknown	3,276	4,628	7,904
Other race includes Asian, native Hawaiian/Pacific Islander, or other.			
Ethnicity	14,473	30,447	44,920
Hispanic	452	702	1,154
Non-Hispanic	8,533	18,517	27,050
Unknown	5,488	11,228	16,716
Gender	14,473	30,447	44,920
Female	8,188	17,712	25,900
Male	6,165	12,708	18,873
Unknown	120	27	147



COVID-19: Okeechobee County vaccine summary

Vaccination data through Apr 2, 2021 as of Apr 3, 2021 at 12:05 AM

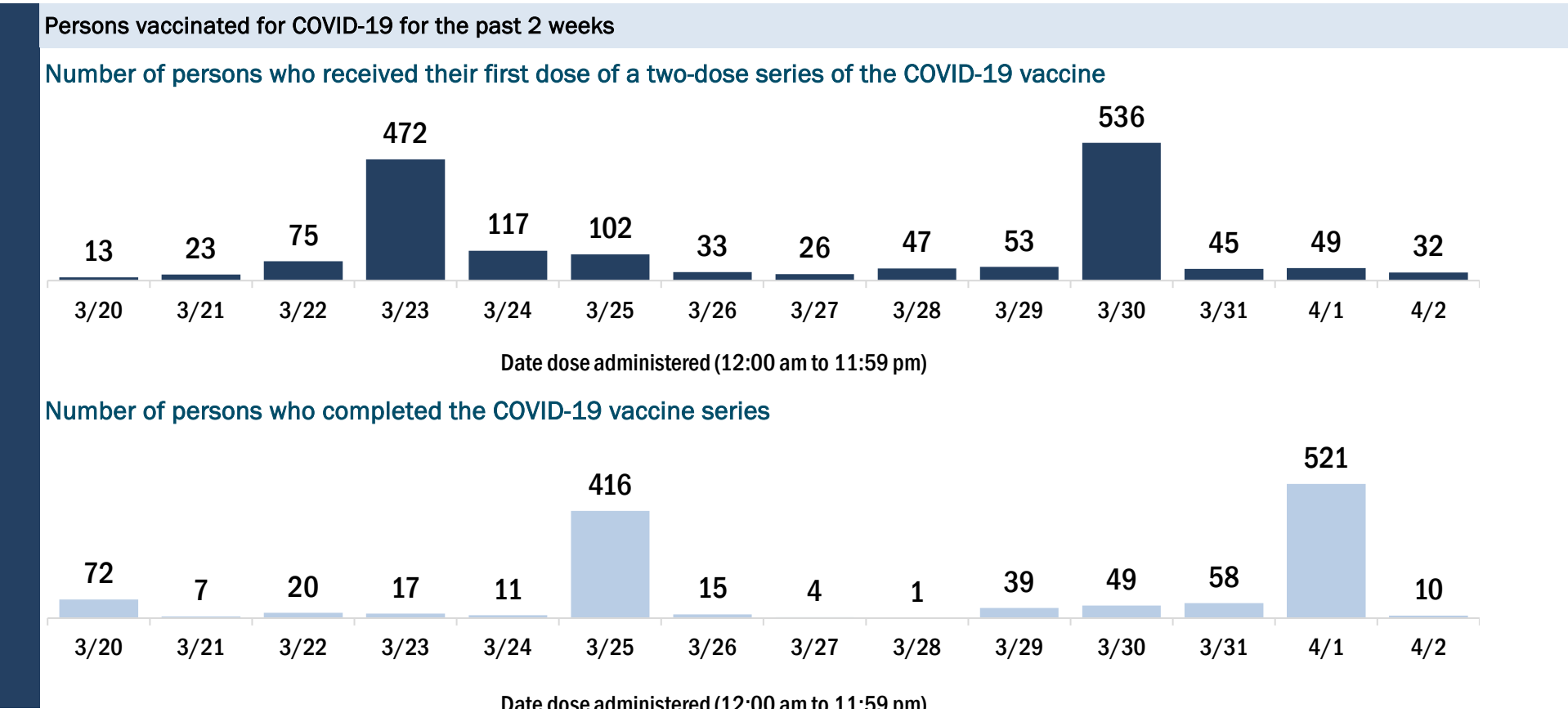
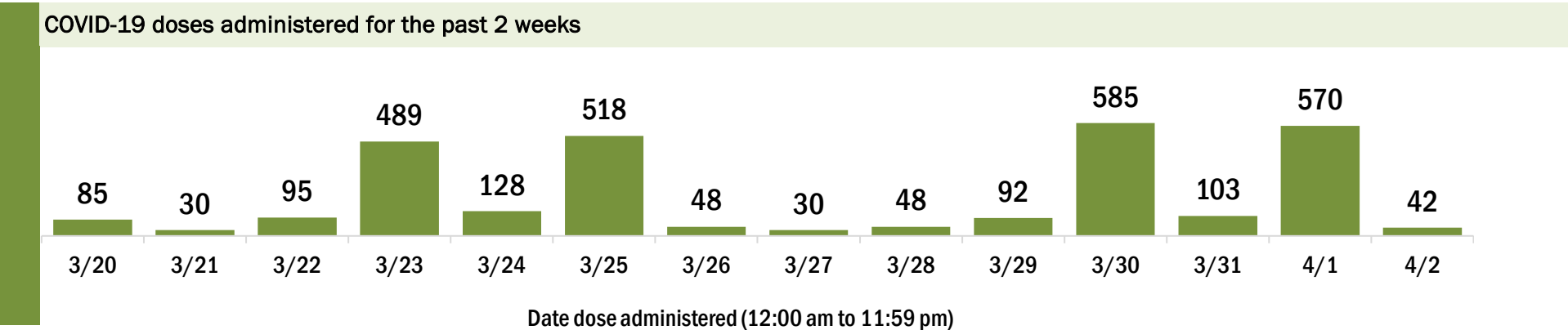
Data in this report are provisional and subject to change.

Data in this summary pertain to COVID-19 vaccines approved by the U.S. Food and Drug Administration and have been issued an Emergency Use Authorization (Janssen COVID-19 Vaccine, Moderna COVID-19 Vaccine and Pfizer-BioNTech COVID-19 Vaccine). These data summarize the number of people who have received either their first dose or have completed the series for a COVID-19 vaccine. **A person can only be counted in one category, first dose or series complete.** For persons receiving Moderna or Pfizer vaccines, once they receive their second dose, they are moved from the first dose column to the series completed column. **Because of this, the total first dose category may show a change from report to report not matching the total receiving their first dose from the previous day.** Persons receiving Johnson & Johnson vaccines will always be counted in the series completed column.

COVID-19 doses for vaccinated persons in Florida	
Doses administered	13,226
People receiving one dose of a 1-dose series (Johnson & Johnson) or receiving only one dose of a 2-dose series (Moderna, Pfizer) count once. Persons receiving both doses of a 2-dose series count twice.	

Current status of persons vaccinated for COVID-19 in Florida	
Total people vaccinated	8,291
First dose	3,156
Series completed	5,135
Completed 1-dose series	200
Completed 2-dose series	4,935
First dose: current number of people who have only received their first dose of the Moderna or Pfizer vaccine.	
Series complete: current number of people who have received both Moderna or Pfizer vaccine doses or one Johnson & Johnson dose and are considered fully immunized.	

Demographic summary	First dose	Series complete	Total people vaccinated
Age group	3,156	5,135	8,291
16-24 years	78	35	113
25-34 years	155	125	280
35-44 years	229	165	394
45-54 years	418	197	615
55-64 years	992	353	1,345
65-74 years	721	2,260	2,981
75-84 years	436	1,566	2,002
85+ years	127	434	561
Race	3,156	5,135	8,291
White	2,450	4,199	6,649
Black	101	87	188
American Indian/Alaskan	14	26	40
Other	224	494	718
Unknown	367	329	696
Other race includes Asian, native Hawaiian/Pacific Islander, or other.			
Ethnicity	3,156	5,135	8,291
Hispanic	483	287	770
Non-Hispanic	1,904	3,923	5,827
Unknown	769	925	1,694
Gender	3,156	5,135	8,291
Female	1,747	2,882	4,629
Male	1,404	2,253	3,657
Unknown	5	0	5



COVID-19: Orange County vaccine summary

Vaccination data through Apr 2, 2021 as of Apr 3, 2021 at 12:05 AM

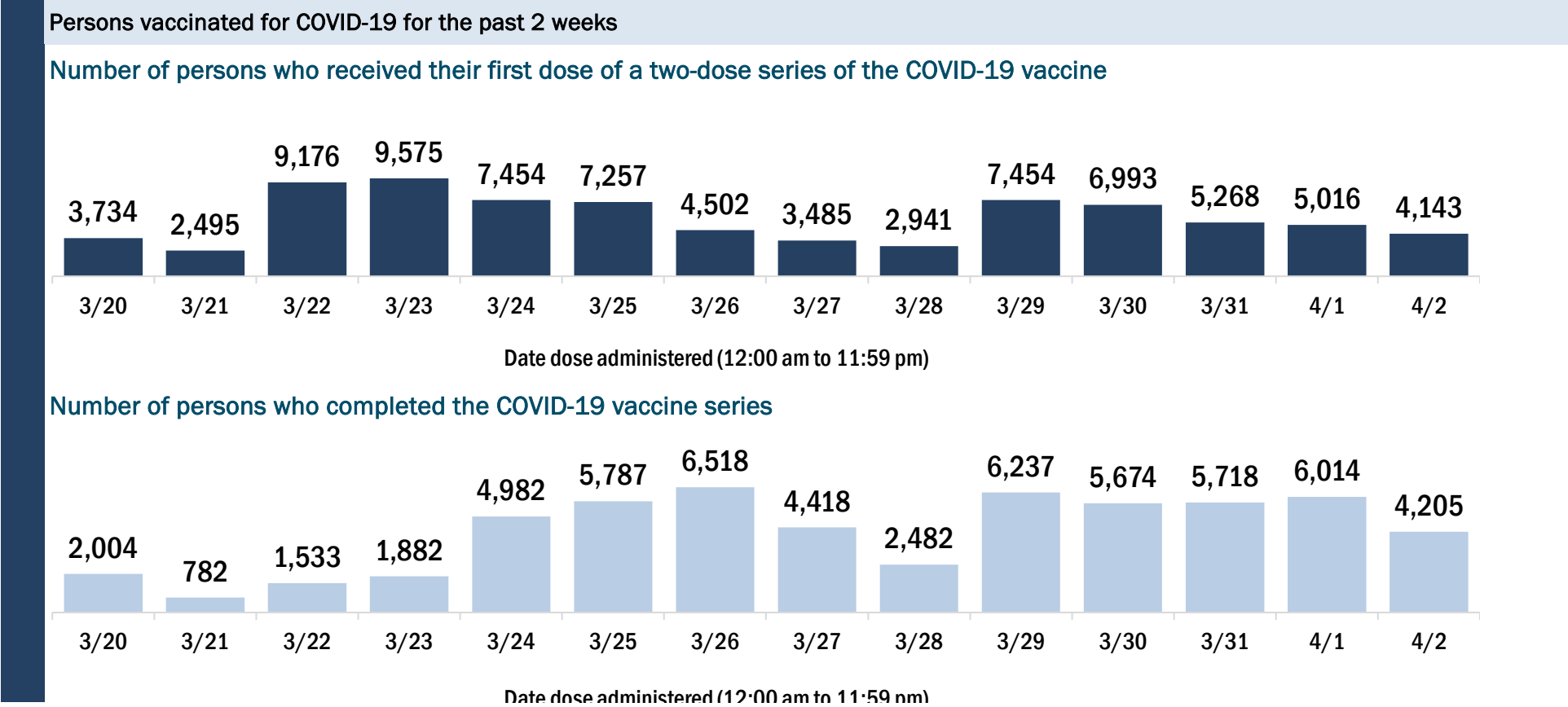
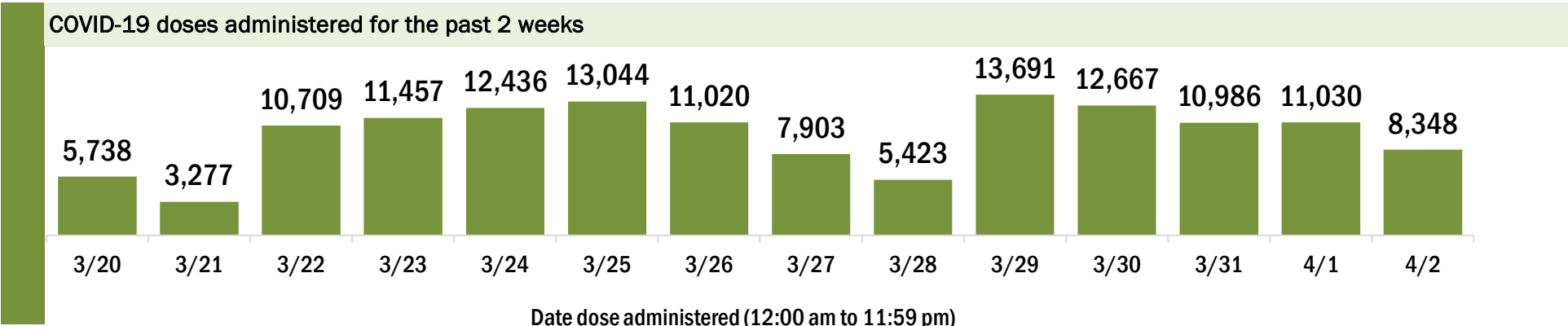
Data in this report are provisional and subject to change.

Data in this summary pertain to COVID-19 vaccines approved by the U.S. Food and Drug Administration and have been issued an Emergency Use Authorization (Janssen COVID-19 Vaccine, Moderna COVID-19 Vaccine and Pfizer-BioNTech COVID-19 Vaccine). These data summarize the number of people who have received either their first dose or have completed the series for a COVID-19 vaccine. **A person can only be counted in one category, first dose or series complete.** For persons receiving Moderna or Pfizer vaccines, once they receive their second dose, they are moved from the first dose column to the series completed column. **Because of this, the total first dose category may show a change from report to report not matching the total receiving their first dose from the previous day.** Persons receiving Johnson & Johnson vaccines will always be counted in the series completed column.

COVID-19 doses for vaccinated persons in Florida	
Doses administered	487,590
People receiving one dose of a 1-dose series (Johnson & Johnson) or receiving only one dose of a 2-dose series (Moderna, Pfizer) count once. Persons receiving both doses of a 2-dose series count twice.	

Current status of persons vaccinated for COVID-19 in Florida	
Total people vaccinated	329,138
First dose	148,427
Series completed	180,711
Completed 1-dose series	22,259
Completed 2-dose series	158,452
First dose: current number of people who have only received their first dose of the Moderna or Pfizer vaccine.	
Series complete: current number of people who have received both Moderna or Pfizer vaccine doses or one Johnson & Johnson dose and are considered fully immunized.	

Demographic summary	First dose	Series complete	Total people vaccinated
Age group	148,427	180,711	329,138
16-24 years	6,554	4,618	11,172
25-34 years	13,290	13,948	27,238
35-44 years	22,021	18,502	40,523
45-54 years	33,671	21,291	54,962
55-64 years	46,377	25,110	71,487
65-74 years	15,104	59,495	74,599
75-84 years	7,343	27,738	35,081
85+ years	4,067	10,009	14,076
Race	148,427	180,711	329,138
White	83,527	111,457	194,984
Black	11,236	15,850	27,086
American Indian/Alaskan	458	530	988
Other	23,309	33,908	57,217
Unknown	29,897	18,966	48,863
Other race includes Asian, native Hawaiian/Pacific Islander, or other.			
Ethnicity	148,427	180,711	329,138
Hispanic	17,416	20,842	38,258
Non-Hispanic	67,389	95,928	163,317
Unknown	63,622	63,941	127,563
Gender	148,427	180,711	329,138
Female	79,604	106,728	186,332
Male	66,707	73,243	139,950
Unknown	2,116	740	2,856



COVID-19: Osceola County vaccine summary

Vaccination data through Apr 2, 2021 as of Apr 3, 2021 at 12:05 AM

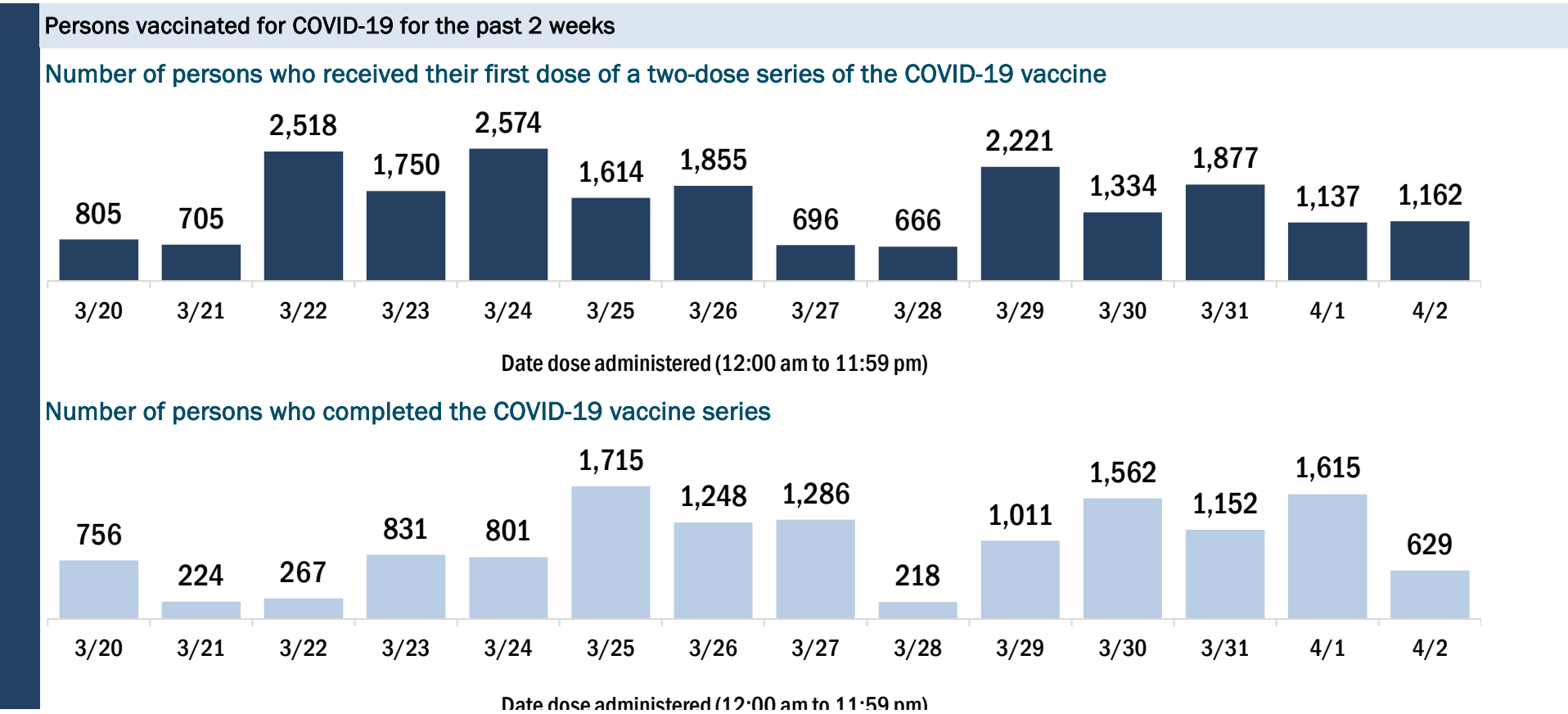
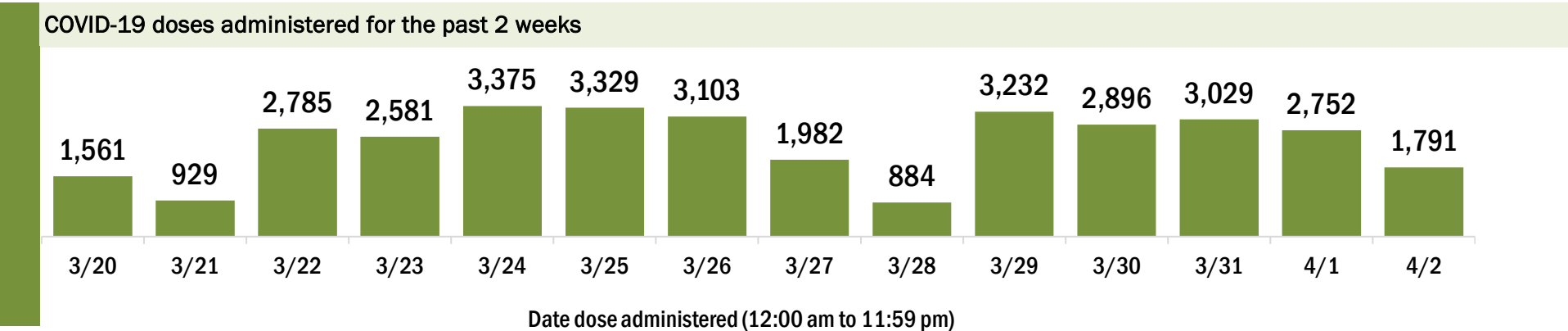
Data in this report are provisional and subject to change.

Data in this summary pertain to COVID-19 vaccines approved by the U.S. Food and Drug Administration and have been issued an Emergency Use Authorization (Janssen COVID-19 Vaccine, Moderna COVID-19 Vaccine and Pfizer-BioNTech COVID-19 Vaccine). These data summarize the number of people who have received either their first dose or have completed the series for a COVID-19 vaccine. **A person can only be counted in one category, first dose or series complete.** For persons receiving Moderna or Pfizer vaccines, once they receive their second dose, they are moved from the first dose column to the series completed column. **Because of this, the total first dose category may show a change from report to report not matching the total receiving their first dose from the previous day.** Persons receiving Johnson & Johnson vaccines will always be counted in the series completed column.

COVID-19 doses for vaccinated persons in Florida	
Doses administered	119,927
People receiving one dose of a 1-dose series (Johnson & Johnson) or receiving only one dose of a 2-dose series (Moderna, Pfizer) count once. Persons receiving both doses of a 2-dose series count twice.	

Current status of persons vaccinated for COVID-19 in Florida	
Total people vaccinated	81,184
First dose	38,045
Series completed	43,139
Completed 1-dose series	4,396
Completed 2-dose series	38,743
First dose: current number of people who have only received their first dose of the Moderna or Pfizer vaccine.	
Series complete: current number of people who have received both Moderna or Pfizer vaccine doses or one Johnson & Johnson dose and are considered fully immunized.	

Demographic summary	First dose	Series complete	Total people vaccinated
Age group	38,045	43,139	81,184
16-24 years	1,216	759	1,975
25-34 years	2,601	2,064	4,665
35-44 years	4,399	3,038	7,437
45-54 years	8,362	4,115	12,477
55-64 years	12,851	5,206	18,057
65-74 years	5,256	17,205	22,461
75-84 years	2,607	8,330	10,937
85+ years	753	2,422	3,175
Race	38,045	43,139	81,184
White	20,834	26,698	47,532
Black	1,949	2,544	4,493
American Indian/Alaskan	152	252	404
Other	6,344	8,643	14,987
Unknown	8,766	5,002	13,768
Other race includes Asian, native Hawaiian/Pacific Islander, or other.			
Ethnicity	38,045	43,139	81,184
Hispanic	11,457	11,656	23,113
Non-Hispanic	11,781	19,493	31,274
Unknown	14,807	11,990	26,797
Gender	38,045	43,139	81,184
Female	21,403	25,533	46,936
Male	16,489	17,580	34,069
Unknown	153	26	179



COVID-19: Palm Beach County vaccine summary

Vaccination data through Apr 2, 2021 as of Apr 3, 2021 at 12:05 AM

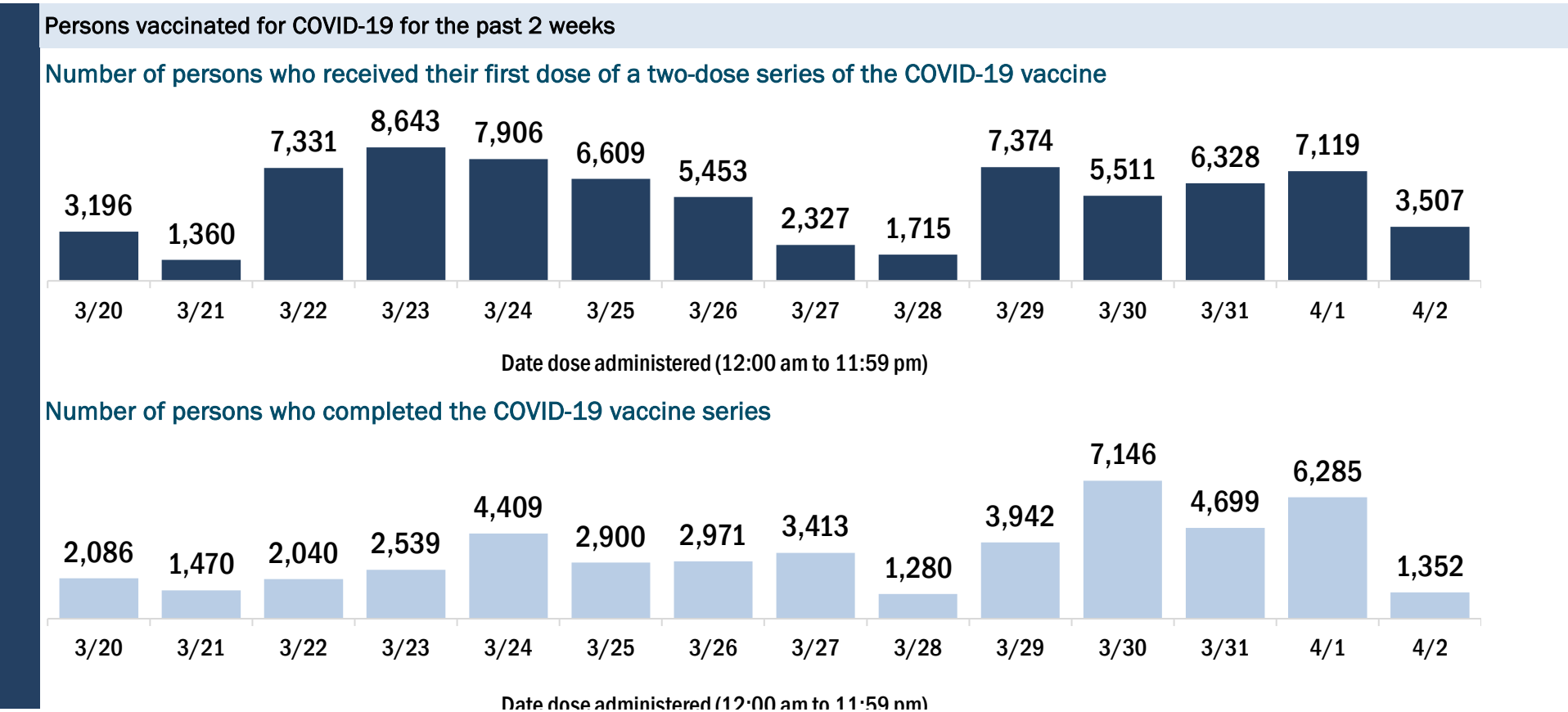
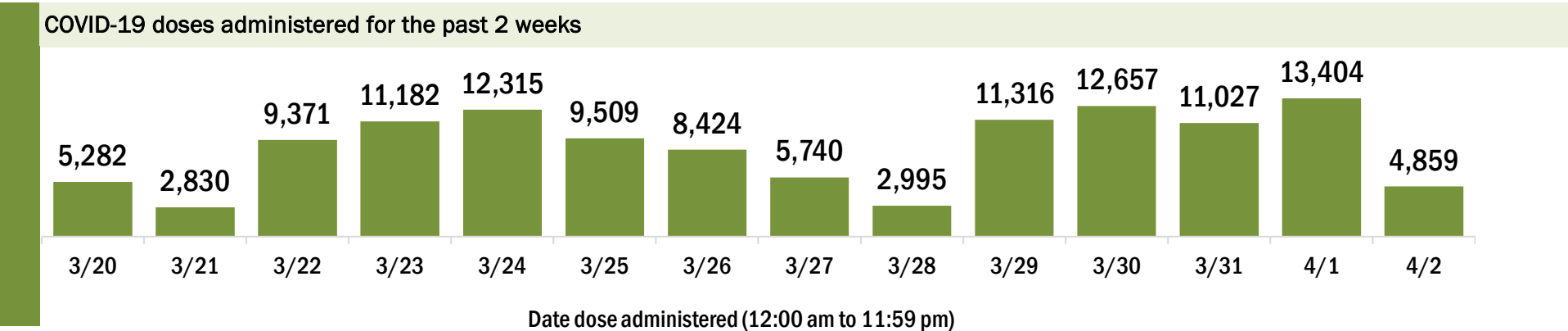
Data in this report are provisional and subject to change.

Data in this summary pertain to COVID-19 vaccines approved by the U.S. Food and Drug Administration and have been issued an Emergency Use Authorization (Janssen COVID-19 Vaccine, Moderna COVID-19 Vaccine and Pfizer-BioNTech COVID-19 Vaccine). These data summarize the number of people who have received either their first dose or have completed the series for a COVID-19 vaccine. **A person can only be counted in one category, first dose or series complete.** For persons receiving Moderna or Pfizer vaccines, once they receive their second dose, they are moved from the first dose column to the series completed column. **Because of this, the total first dose category may show a change from report to report not matching the total receiving their first dose from the previous day.** Persons receiving Johnson & Johnson vaccines will always be counted in the series completed column.

COVID-19 doses for vaccinated persons in Florida	
Doses administered	728,248
People receiving one dose of a 1-dose series (Johnson & Johnson) or receiving only one dose of a 2-dose series (Moderna, Pfizer) count once. Persons receiving both doses of a 2-dose series count twice.	

Current status of persons vaccinated for COVID-19 in Florida	
Total people vaccinated	454,669
First dose	164,179
Series completed	290,490
Completed 1-dose series	16,911
Completed 2-dose series	273,579
First dose: current number of people who have only received their first dose of the Moderna or Pfizer vaccine.	
Series complete: current number of people who have received both Moderna or Pfizer vaccine doses or one Johnson & Johnson dose and are considered fully immunized.	

Demographic summary	First dose	Series complete	Total people vaccinated
Age group	164,179	290,490	454,669
16-24 years	4,146	2,834	6,980
25-34 years	7,513	8,216	15,729
35-44 years	13,655	12,187	25,842
45-54 years	28,304	18,197	46,501
55-64 years	53,792	30,789	84,581
65-74 years	28,890	109,562	138,452
75-84 years	19,161	77,269	96,430
85+ years	8,718	31,436	40,154
Race	164,179	290,490	454,669
White	97,327	195,885	293,212
Black	9,447	13,665	23,112
American Indian/Alaskan	507	777	1,284
Other	13,752	25,721	39,473
Unknown	43,146	54,442	97,588
Other race includes Asian, native Hawaiian/Pacific Islander, or other.			
Ethnicity	164,179	290,490	454,669
Hispanic	16,144	17,742	33,886
Non-Hispanic	72,770	162,934	235,704
Unknown	75,265	109,814	185,079
Gender	164,179	290,490	454,669
Female	92,482	169,704	262,186
Male	71,153	120,663	191,816
Unknown	544	123	667



COVID-19: Pasco County vaccine summary

Vaccination data through Apr 2, 2021 as of Apr 3, 2021 at 12:05 AM

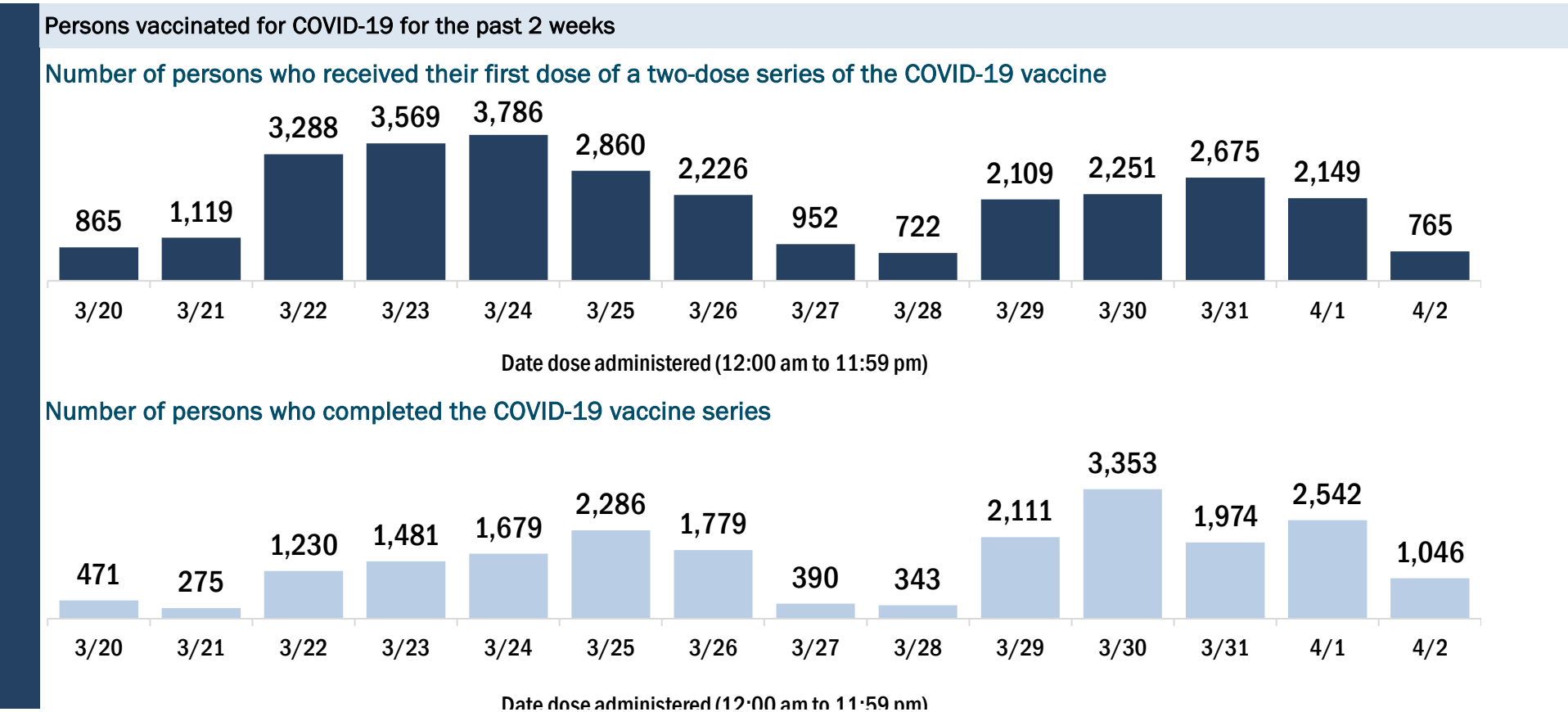
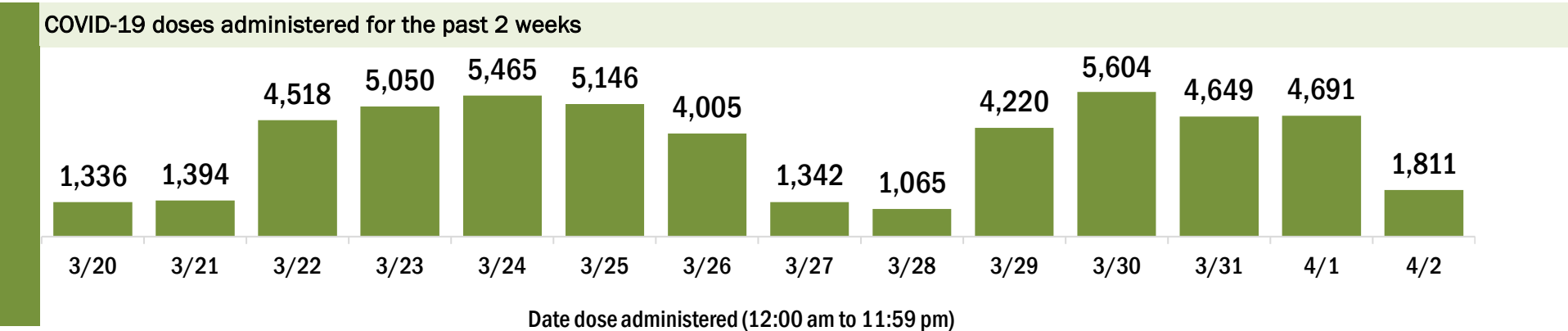
Data in this report are provisional and subject to change.

Data in this summary pertain to COVID-19 vaccines approved by the U.S. Food and Drug Administration and have been issued an Emergency Use Authorization (Janssen COVID-19 Vaccine, Moderna COVID-19 Vaccine and Pfizer-BioNTech COVID-19 Vaccine). These data summarize the number of people who have received either their first dose or have completed the series for a COVID-19 vaccine. **A person can only be counted in one category, first dose or series complete.** For persons receiving Moderna or Pfizer vaccines, once they receive their second dose, they are moved from the first dose column to the series completed column. **Because of this, the total first dose category may show a change from report to report not matching the total receiving their first dose from the previous day.** Persons receiving Johnson & Johnson vaccines will always be counted in the series completed column.

COVID-19 doses for vaccinated persons in Florida	
Doses administered	216,719
People receiving one dose of a 1-dose series (Johnson & Johnson) or receiving only one dose of a 2-dose series (Moderna, Pfizer) count once. Persons receiving both doses of a 2-dose series count twice.	

Current status of persons vaccinated for COVID-19 in Florida	
Total people vaccinated	142,964
First dose	64,307
Series completed	78,657
Completed 1-dose series	4,902
Completed 2-dose series	73,755
First dose: current number of people who have only received their first dose of the Moderna or Pfizer vaccine.	
Series complete: current number of people who have received both Moderna or Pfizer vaccine doses or one Johnson & Johnson dose and are considered fully immunized.	

Demographic summary	First dose	Series complete	Total people vaccinated
Age group	64,307	78,657	142,964
16-24 years	1,470	971	2,441
25-34 years	2,362	2,778	5,140
35-44 years	4,985	4,424	9,409
45-54 years	10,165	5,780	15,945
55-64 years	19,862	7,591	27,453
65-74 years	13,738	31,903	45,641
75-84 years	8,977	19,365	28,342
85+ years	2,748	5,845	8,593
Race	64,307	78,657	142,964
White	47,163	60,610	107,773
Black	1,926	1,984	3,910
American Indian/Alaskan	239	235	474
Other	5,728	7,654	13,382
Unknown	9,251	8,174	17,425
Other race includes Asian, native Hawaiian/Pacific Islander, or other.			
Ethnicity	64,307	78,657	142,964
Hispanic	4,166	3,386	7,552
Non-Hispanic	36,222	48,543	84,765
Unknown	23,919	26,728	50,647
Gender	64,307	78,657	142,964
Female	36,761	46,811	83,572
Male	27,443	31,780	59,223
Unknown	103	66	169



COVID-19: Pinellas County vaccine summary

Vaccination data through Apr 2, 2021 as of Apr 3, 2021 at 12:05 AM

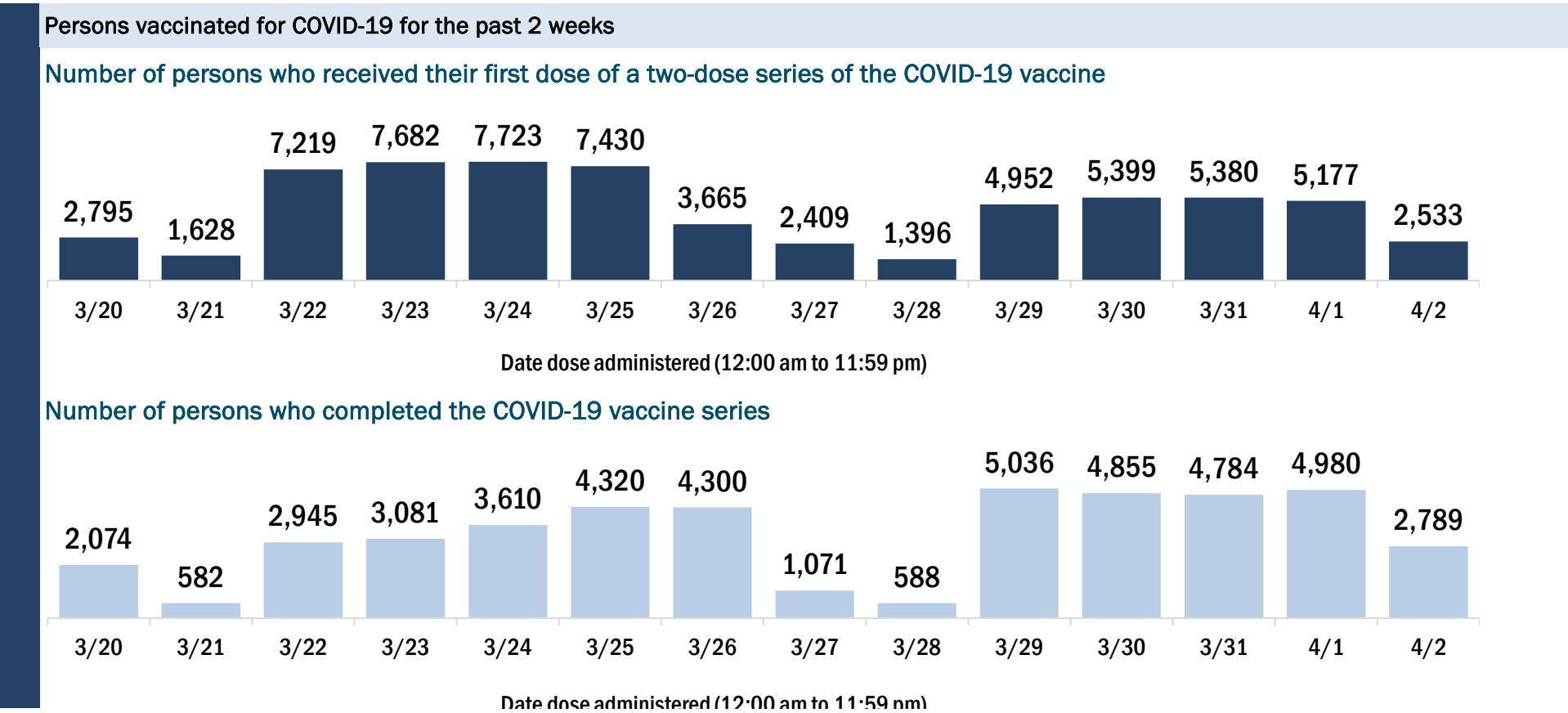
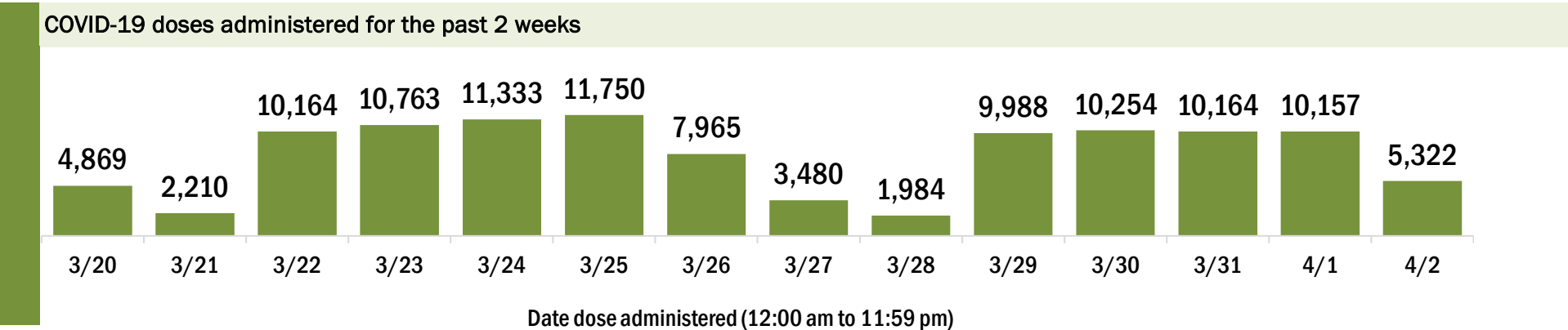
Data in this report are provisional and subject to change.

Data in this summary pertain to COVID-19 vaccines approved by the U.S. Food and Drug Administration and have been issued an Emergency Use Authorization (Janssen COVID-19 Vaccine, Moderna COVID-19 Vaccine and Pfizer-BioNTech COVID-19 Vaccine). These data summarize the number of people who have received either their first dose or have completed the series for a COVID-19 vaccine. **A person can only be counted in one category, first dose or series complete.** For persons receiving Moderna or Pfizer vaccines, once they receive their second dose, they are moved from the first dose column to the series completed column. **Because of this, the total first dose category may show a change from report to report not matching the total receiving their first dose from the previous day.** Persons receiving Johnson & Johnson vaccines will always be counted in the series completed column.

COVID-19 doses for vaccinated persons in Florida	
Doses administered	482,607
People receiving one dose of a 1-dose series (Johnson & Johnson) or receiving only one dose of a 2-dose series (Moderna, Pfizer) count once. Persons receiving both doses of a 2-dose series count twice.	

Current status of persons vaccinated for COVID-19 in Florida	
Total people vaccinated	312,879
First dose	133,717
Series completed	179,162
Completed 1-dose series	9,434
Completed 2-dose series	169,728
First dose: current number of people who have only received their first dose of the Moderna or Pfizer vaccine.	
Series complete: current number of people who have received both Moderna or Pfizer vaccine doses or one Johnson & Johnson dose and are considered fully immunized.	

Demographic summary	First dose	Series complete	Total people vaccinated
Age group	133,717	179,162	312,879
16-24 years	2,908	1,826	4,734
25-34 years	5,992	6,872	12,864
35-44 years	9,781	8,749	18,530
45-54 years	21,495	11,875	33,370
55-64 years	50,796	20,443	71,239
65-74 years	23,405	74,865	98,270
75-84 years	13,634	39,493	53,127
85+ years	5,706	15,039	20,745
Race	133,717	179,162	312,879
White	95,482	136,296	231,778
Black	7,086	6,959	14,045
American Indian/Alaskan	376	361	737
Other	10,224	14,128	24,352
Unknown	20,549	21,418	41,967
Other race includes Asian, native Hawaiian/Pacific Islander, or other.			
Ethnicity	133,717	179,162	312,879
Hispanic	4,733	4,745	9,478
Non-Hispanic	80,178	107,907	188,085
Unknown	48,806	66,510	115,316
Gender	133,717	179,162	312,879
Female	75,737	106,032	181,769
Male	57,683	72,829	130,512
Unknown	297	301	598



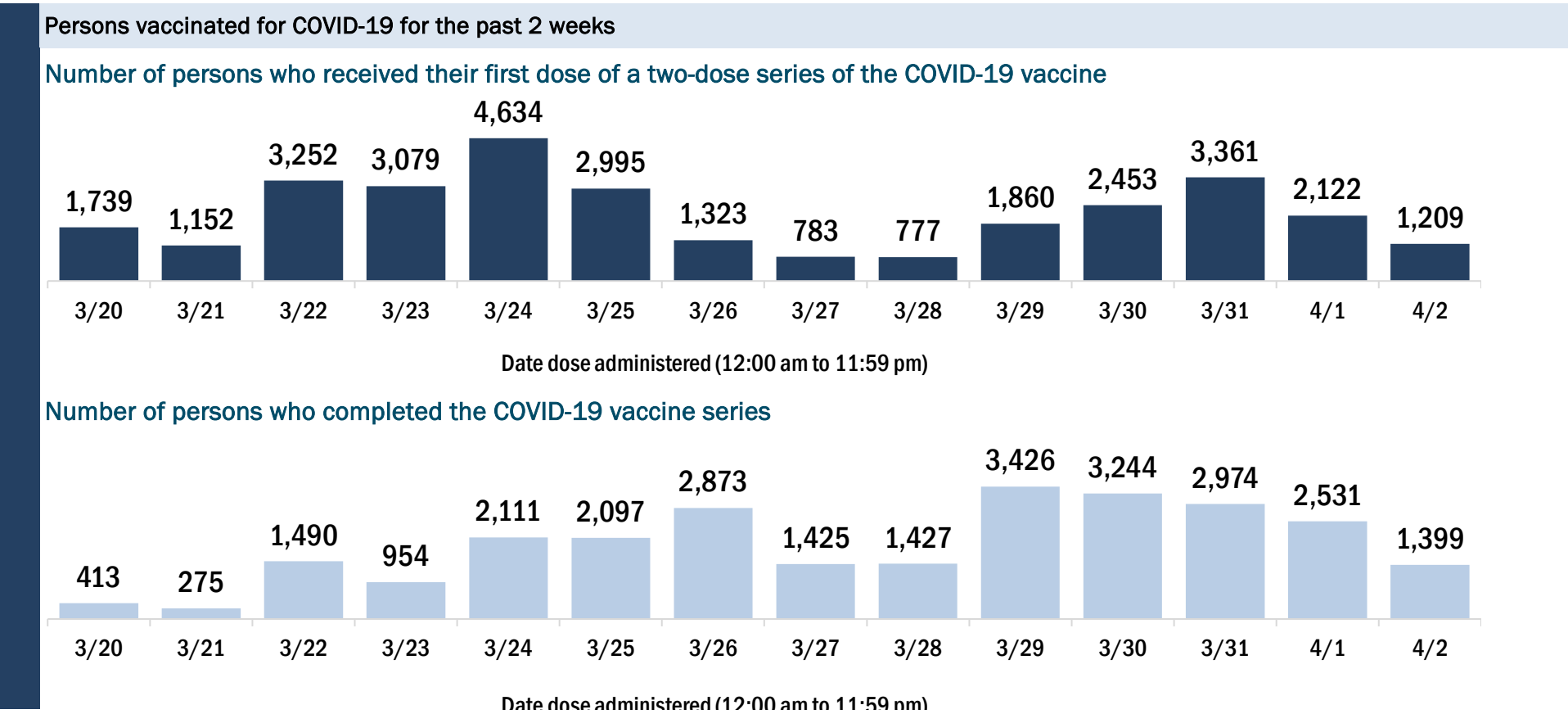
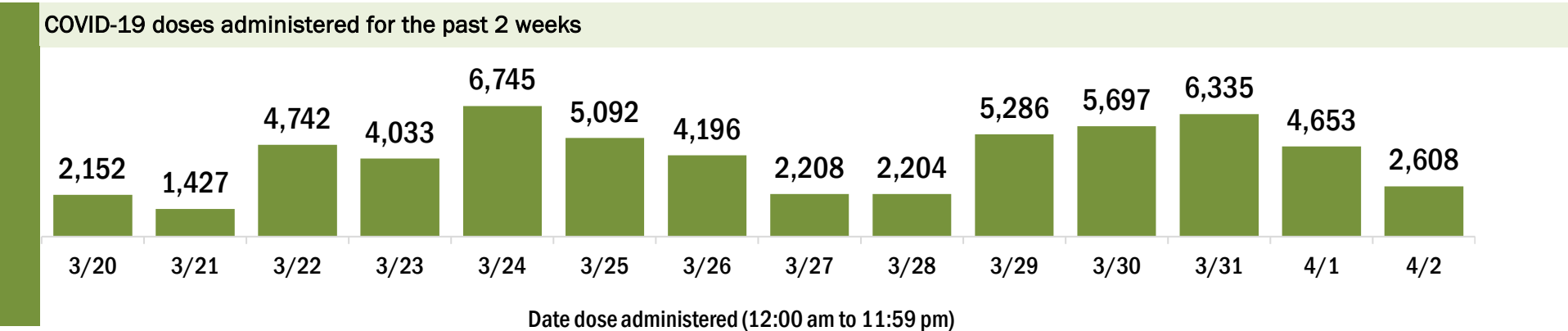
COVID-19: Polk County vaccine summary

Vaccination data through Apr 2, 2021 as of Apr 3, 2021 at 12:05 AM

Data in this report are provisional and subject to change.

Data in this summary pertain to COVID-19 vaccines approved by the U.S. Food and Drug Administration and have been issued an Emergency Use Authorization (Janssen COVID-19 Vaccine, Moderna COVID-19 Vaccine and Pfizer-BioNTech COVID-19 Vaccine). These data summarize the number of people who have received either their first dose or have completed the series for a COVID-19 vaccine. **A person can only be counted in one category, first dose or series complete.** For persons receiving Moderna or Pfizer vaccines, once they receive their second dose, they are moved from the first dose column to the series completed column. **Because of this, the total first dose category may show a change from report to report not matching the total receiving their first dose from the previous day.** Persons receiving Johnson & Johnson vaccines will always be counted in the series completed column.

COVID-19 doses for vaccinated persons in Florida		Demographic summary			
Doses administered	249,433	First dose	Series complete	Total people vaccinated	
People receiving one dose of a 1-dose series (Johnson & Johnson) or receiving only one dose of a 2-dose series (Moderna, Pfizer) count once. Persons receiving both doses of a 2-dose series count twice.		Age group	78,374	87,702	166,076
		16-24 years	1,749	894	2,643
		25-34 years	3,701	2,917	6,618
		35-44 years	5,710	4,258	9,968
		45-54 years	10,492	5,983	16,475
		55-64 years	21,604	9,798	31,402
		65-74 years	19,374	35,739	55,113
		75-84 years	11,987	21,817	33,804
		85+ years	3,757	6,296	10,053
		Race	78,374	87,702	166,076
		White	52,784	65,536	118,320
		Black	5,773	5,162	10,935
		American Indian/Alaskan	538	420	958
		Other	6,009	6,540	12,549
		Unknown	13,270	10,044	23,314
		Other race includes Asian, native Hawaiian/Pacific Islander, or other.			
		Ethnicity	78,374	87,702	166,076
		Hispanic	9,025	5,515	14,540
		Non-Hispanic	41,328	53,340	94,668
		Unknown	28,021	28,847	56,868
		Gender	78,374	87,702	166,076
		Female	44,238	50,867	95,105
		Male	33,894	36,799	70,693
		Unknown	242	36	278



COVID-19: Putnam County vaccine summary

Vaccination data through Apr 2, 2021 as of Apr 3, 2021 at 12:05 AM

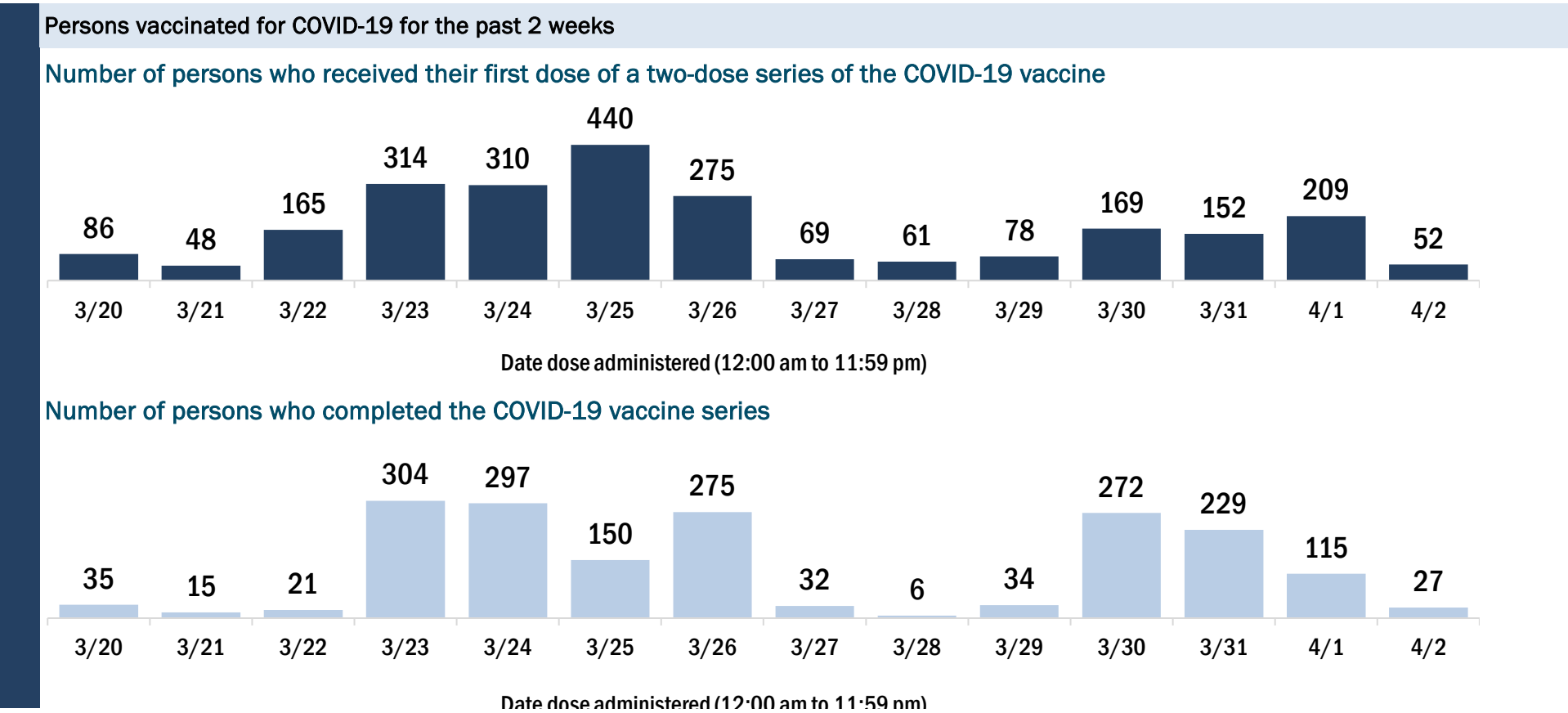
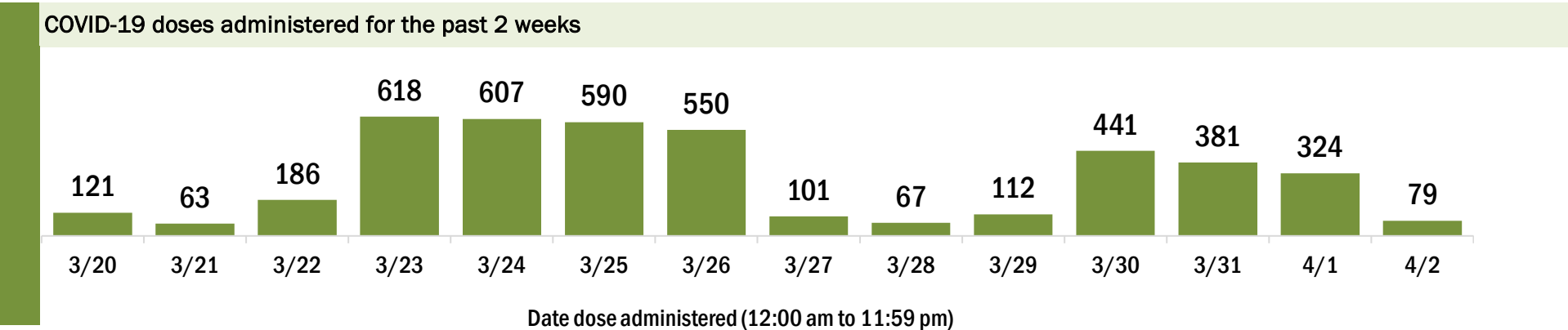
Data in this report are provisional and subject to change.

Data in this summary pertain to COVID-19 vaccines approved by the U.S. Food and Drug Administration and have been issued an Emergency Use Authorization (Janssen COVID-19 Vaccine, Moderna COVID-19 Vaccine and Pfizer-BioNTech COVID-19 Vaccine). These data summarize the number of people who have received either their first dose or have completed the series for a COVID-19 vaccine. **A person can only be counted in one category, first dose or series complete.** For persons receiving Moderna or Pfizer vaccines, once they receive their second dose, they are moved from the first dose column to the series completed column. **Because of this, the total first dose category may show a change from report to report not matching the total receiving their first dose from the previous day.** Persons receiving Johnson & Johnson vaccines will always be counted in the series completed column.

COVID-19 doses for vaccinated persons in Florida	
Doses administered	22,637
People receiving one dose of a 1-dose series (Johnson & Johnson) or receiving only one dose of a 2-dose series (Moderna, Pfizer) count once. Persons receiving both doses of a 2-dose series count twice.	

Current status of persons vaccinated for COVID-19 in Florida	
Total people vaccinated	14,852
First dose	6,494
Series completed	8,358
Completed 1-dose series	573
Completed 2-dose series	7,785
First dose: current number of people who have only received their first dose of the Moderna or Pfizer vaccine.	
Series complete: current number of people who have received both Moderna or Pfizer vaccine doses or one Johnson & Johnson dose and are considered fully immunized.	

Demographic summary	First dose	Series complete	Total people vaccinated
Age group	6,494	8,358	14,852
16-24 years	81	67	148
25-34 years	203	164	367
35-44 years	330	247	577
45-54 years	795	413	1,208
55-64 years	2,118	959	3,077
65-74 years	1,776	3,692	5,468
75-84 years	892	2,147	3,039
85+ years	299	669	968
Race	6,494	8,358	14,852
White	4,952	6,563	11,515
Black	730	721	1,451
American Indian/Alaskan	71	58	129
Other	459	498	957
Unknown	282	518	800
Other race includes Asian, native Hawaiian/Pacific Islander, or other.			
Ethnicity	6,494	8,358	14,852
Hispanic	310	238	548
Non-Hispanic	5,043	6,398	11,441
Unknown	1,141	1,722	2,863
Gender	6,494	8,358	14,852
Female	3,670	4,791	8,461
Male	2,817	3,563	6,380
Unknown	7	4	11



COVID-19: Santa Rosa County vaccine summary

Vaccination data through Apr 2, 2021 as of Apr 3, 2021 at 12:05 AM

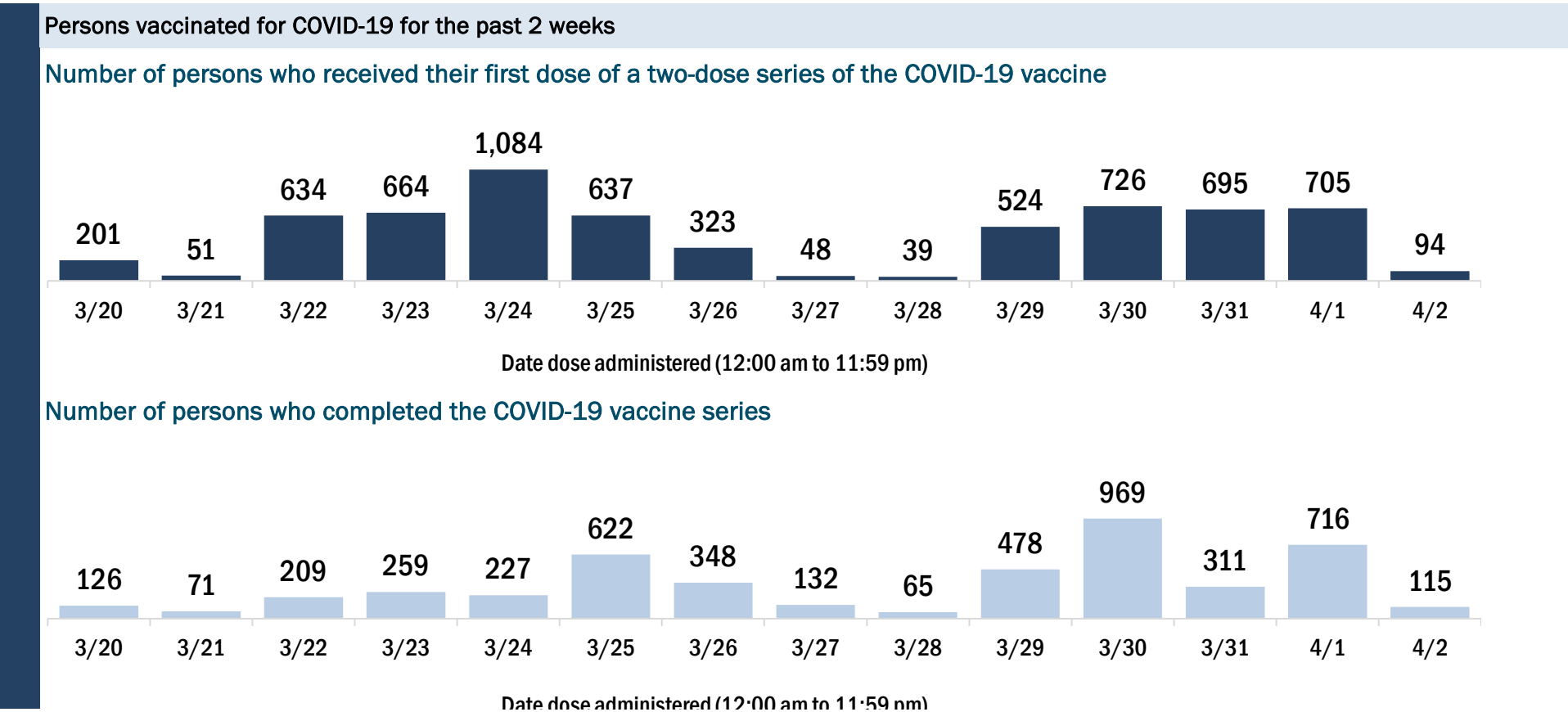
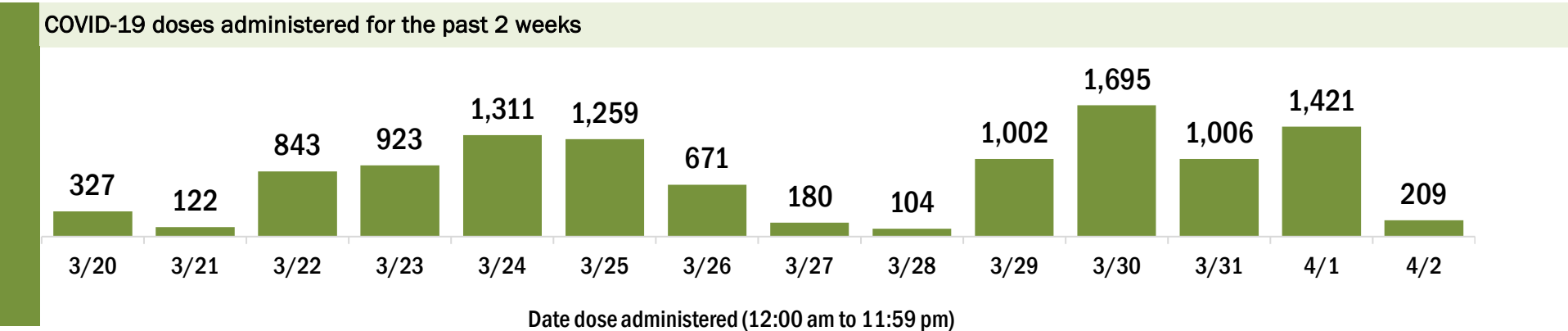
Data in this report are provisional and subject to change.

Data in this summary pertain to COVID-19 vaccines approved by the U.S. Food and Drug Administration and have been issued an Emergency Use Authorization (Janssen COVID-19 Vaccine, Moderna COVID-19 Vaccine and Pfizer-BioNTech COVID-19 Vaccine). These data summarize the number of people who have received either their first dose or have completed the series for a COVID-19 vaccine. **A person can only be counted in one category, first dose or series complete.** For persons receiving Moderna or Pfizer vaccines, once they receive their second dose, they are moved from the first dose column to the series completed column. **Because of this, the total first dose category may show a change from report to report not matching the total receiving their first dose from the previous day.** Persons receiving Johnson & Johnson vaccines will always be counted in the series completed column.

COVID-19 doses for vaccinated persons in Florida	
Doses administered	67,941
People receiving one dose of a 1-dose series (Johnson & Johnson) or receiving only one dose of a 2-dose series (Moderna, Pfizer) count once. Persons receiving both doses of a 2-dose series count twice.	

Current status of persons vaccinated for COVID-19 in Florida	
Total people vaccinated	43,384
First dose	17,450
Series completed	25,934
Completed 1-dose series	1,377
Completed 2-dose series	24,557
First dose: current number of people who have only received their first dose of the Moderna or Pfizer vaccine.	
Series complete: current number of people who have received both Moderna or Pfizer vaccine doses or one Johnson & Johnson dose and are considered fully immunized.	

Demographic summary	First dose	Series complete	Total people vaccinated
Age group	17,450	25,934	43,384
16-24 years	389	345	734
25-34 years	806	949	1,755
35-44 years	1,546	1,554	3,100
45-54 years	2,931	2,219	5,150
55-64 years	5,858	3,650	9,508
65-74 years	3,603	10,496	14,099
75-84 years	1,762	5,242	7,004
85+ years	555	1,479	2,034
Race	17,450	25,934	43,384
White	11,586	19,646	31,232
Black	550	703	1,253
American Indian/Alaskan	104	148	252
Other	1,125	1,786	2,911
Unknown	4,085	3,651	7,736
Other race includes Asian, native Hawaiian/Pacific Islander, or other.			
Ethnicity	17,450	25,934	43,384
Hispanic	475	466	941
Non-Hispanic	10,561	16,708	27,269
Unknown	6,414	8,760	15,174
Gender	17,450	25,934	43,384
Female	10,041	14,783	24,824
Male	7,392	11,150	18,542
Unknown	17	1	18



COVID-19: Sarasota County vaccine summary

Vaccination data through Apr 2, 2021 as of Apr 3, 2021 at 12:05 AM

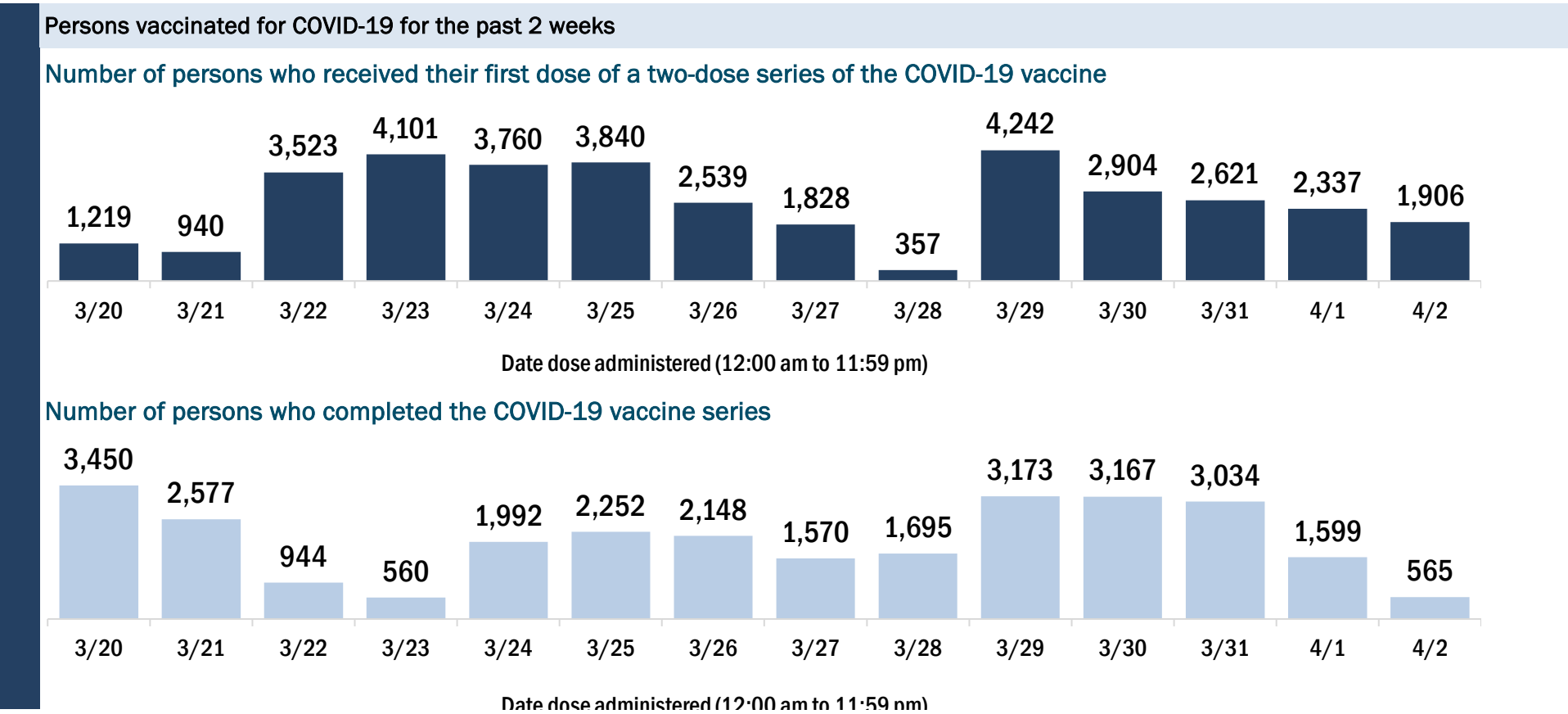
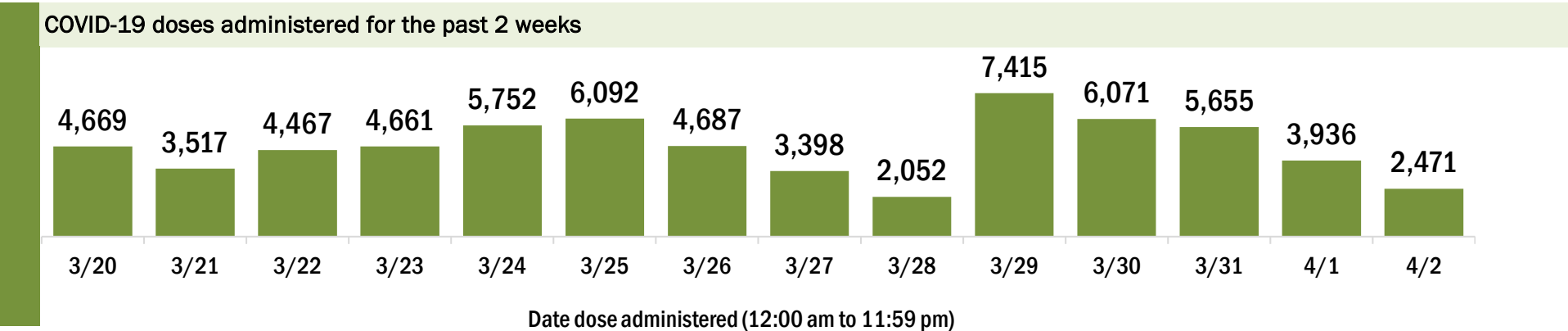
Data in this report are provisional and subject to change.

Data in this summary pertain to COVID-19 vaccines approved by the U.S. Food and Drug Administration and have been issued an Emergency Use Authorization (Janssen COVID-19 Vaccine, Moderna COVID-19 Vaccine and Pfizer-BioNTech COVID-19 Vaccine). These data summarize the number of people who have received either their first dose or have completed the series for a COVID-19 vaccine. **A person can only be counted in one category, first dose or series complete.** For persons receiving Moderna or Pfizer vaccines, once they receive their second dose, they are moved from the first dose column to the series completed column. **Because of this, the total first dose category may show a change from report to report not matching the total receiving their first dose from the previous day.** Persons receiving Johnson & Johnson vaccines will always be counted in the series completed column.

COVID-19 doses for vaccinated persons in Florida	
Doses administered	284,335
People receiving one dose of a 1-dose series (Johnson & Johnson) or receiving only one dose of a 2-dose series (Moderna, Pfizer) count once. Persons receiving both doses of a 2-dose series count twice.	

Current status of persons vaccinated for COVID-19 in Florida	
Total people vaccinated	189,752
First dose	90,400
Series completed	99,352
Completed 1-dose series	4,769
Completed 2-dose series	94,583
First dose: current number of people who have only received their first dose of the Moderna or Pfizer vaccine.	
Series complete: current number of people who have received both Moderna or Pfizer vaccine doses or one Johnson & Johnson dose and are considered fully immunized.	

Demographic summary	First dose	Series complete	Total people vaccinated
Age group	90,400	99,352	189,752
16-24 years	977	725	1,702
25-34 years	1,613	2,015	3,628
35-44 years	3,587	2,729	6,316
45-54 years	8,708	4,461	13,169
55-64 years	23,934	8,184	32,118
65-74 years	26,765	43,735	70,500
75-84 years	18,360	27,583	45,943
85+ years	6,456	9,920	16,376
Race	90,400	99,352	189,752
White	72,401	78,394	150,795
Black	1,175	1,361	2,536
American Indian/Alaskan	287	389	676
Other	4,535	7,797	12,332
Unknown	12,002	11,411	23,413
Other race includes Asian, native Hawaiian/Pacific Islander, or other.			
Ethnicity	90,400	99,352	189,752
Hispanic	3,226	1,840	5,066
Non-Hispanic	59,912	66,082	125,994
Unknown	27,262	31,430	58,692
Gender	90,400	99,352	189,752
Female	49,964	56,883	106,847
Male	40,304	42,391	82,695
Unknown	132	78	210



COVID-19: Seminole County vaccine summary

Vaccination data through Apr 2, 2021 as of Apr 3, 2021 at 12:05 AM

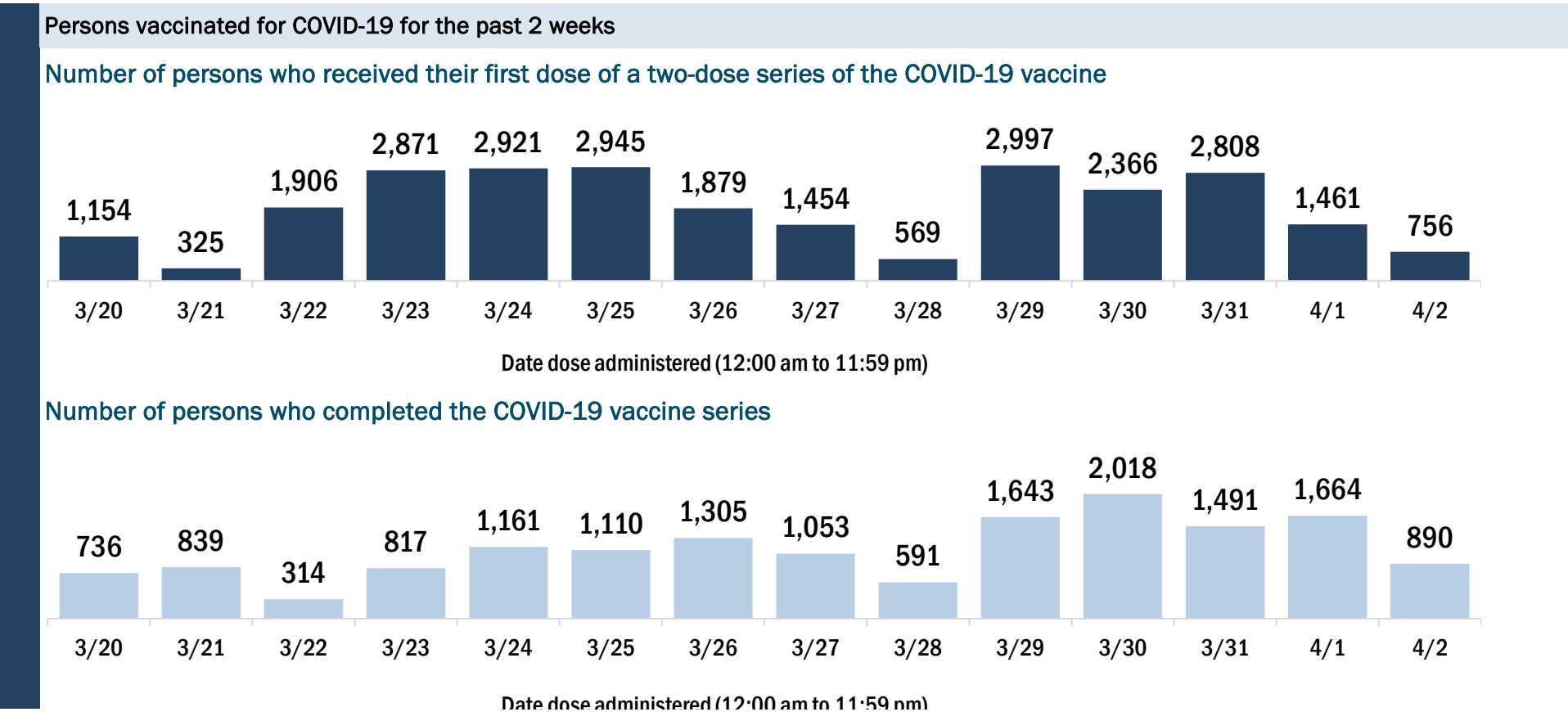
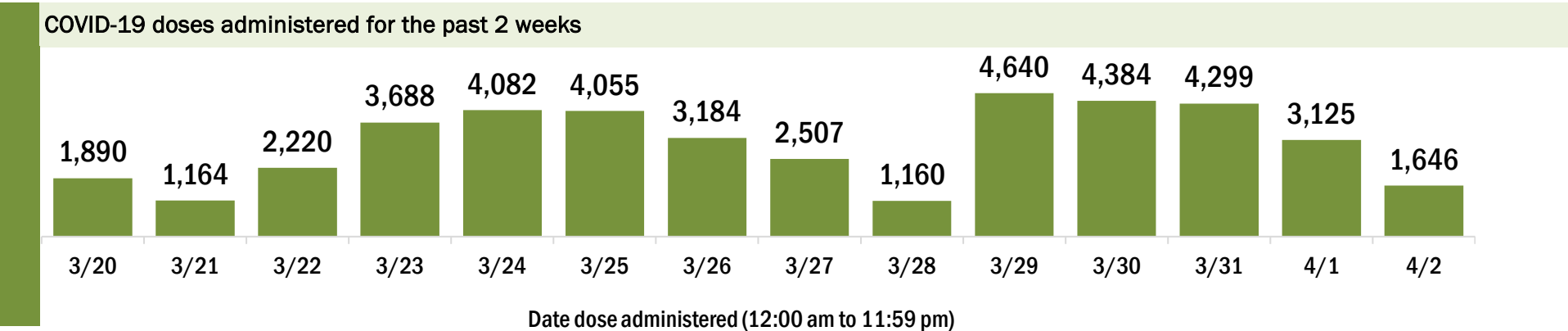
Data in this report are provisional and subject to change.

Data in this summary pertain to COVID-19 vaccines approved by the U.S. Food and Drug Administration and have been issued an Emergency Use Authorization (Janssen COVID-19 Vaccine, Moderna COVID-19 Vaccine and Pfizer-BioNTech COVID-19 Vaccine). These data summarize the number of people who have received either their first dose or have completed the series for a COVID-19 vaccine. **A person can only be counted in one category, first dose or series complete.** For persons receiving Moderna or Pfizer vaccines, once they receive their second dose, they are moved from the first dose column to the series completed column. **Because of this, the total first dose category may show a change from report to report not matching the total receiving their first dose from the previous day.** Persons receiving Johnson & Johnson vaccines will always be counted in the series completed column.

COVID-19 doses for vaccinated persons in Florida	
Doses administered	181,023
People receiving one dose of a 1-dose series (Johnson & Johnson) or receiving only one dose of a 2-dose series (Moderna, Pfizer) count once. Persons receiving both doses of a 2-dose series count twice.	

Current status of persons vaccinated for COVID-19 in Florida	
Total people vaccinated	117,274
First dose	48,040
Series completed	69,234
Completed 1-dose series	5,485
Completed 2-dose series	63,749
First dose: current number of people who have only received their first dose of the Moderna or Pfizer vaccine.	
Series complete: current number of people who have received both Moderna or Pfizer vaccine doses or one Johnson & Johnson dose and are considered fully immunized.	

Demographic summary	First dose	Series complete	Total people vaccinated
Age group	48,040	69,234	117,274
16-24 years	2,086	1,431	3,517
25-34 years	3,443	3,964	7,407
35-44 years	6,503	5,645	12,148
45-54 years	10,853	6,985	17,838
55-64 years	16,933	8,807	25,740
65-74 years	4,782	25,199	29,981
75-84 years	2,381	12,459	14,840
85+ years	1,059	4,744	5,803
Race	48,040	69,234	117,274
White	31,405	51,130	82,535
Black	2,896	4,561	7,457
American Indian/Alaskan	181	364	545
Other	6,554	9,911	16,465
Unknown	7,004	3,268	10,272
Other race includes Asian, native Hawaiian/Pacific Islander, or other.			
Ethnicity	48,040	69,234	117,274
Hispanic	5,264	6,531	11,795
Non-Hispanic	26,273	46,631	72,904
Unknown	16,503	16,072	32,575
Gender	48,040	69,234	117,274
Female	26,511	41,650	68,161
Male	21,285	27,531	48,816
Unknown	244	53	297



COVID-19: St. Johns County vaccine summary

Vaccination data through Apr 2, 2021 as of Apr 3, 2021 at 12:05 AM

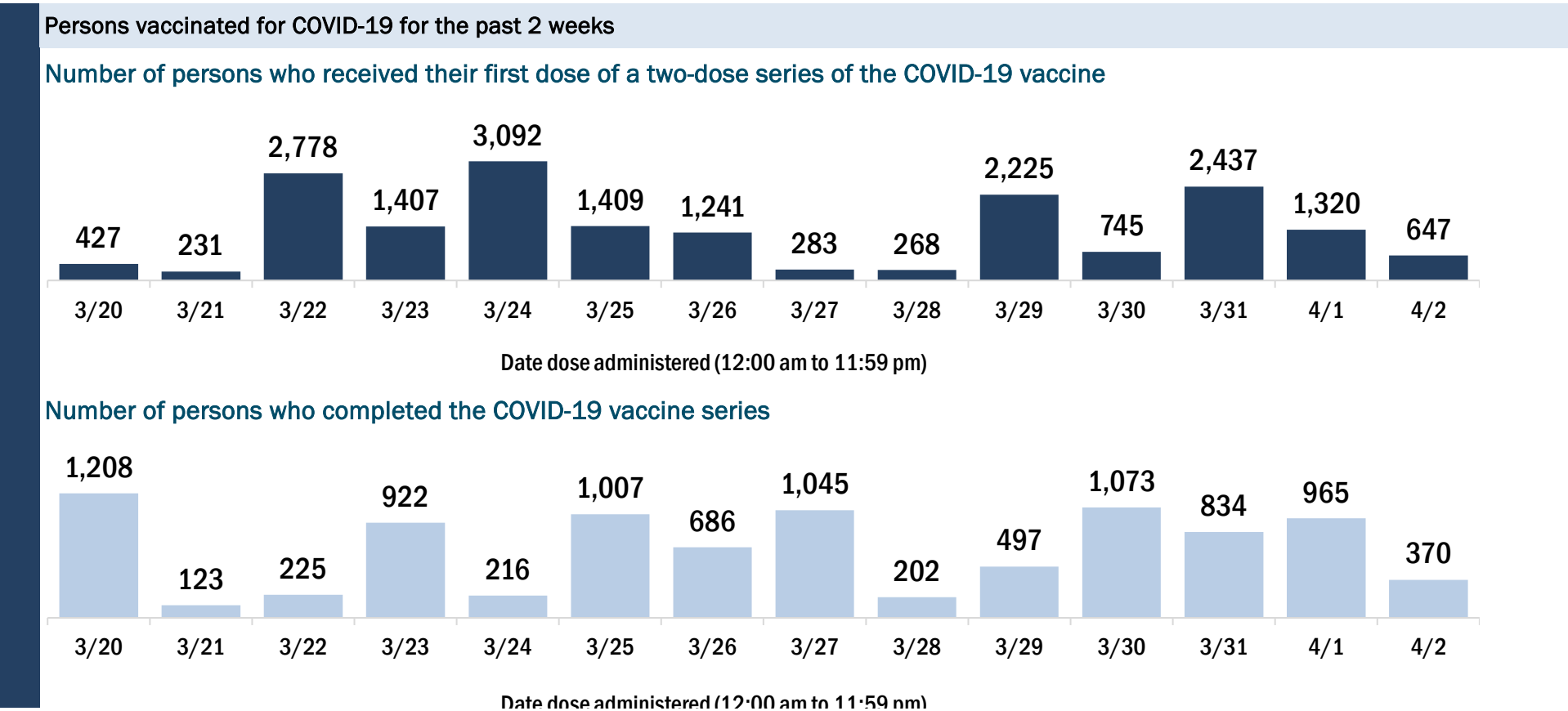
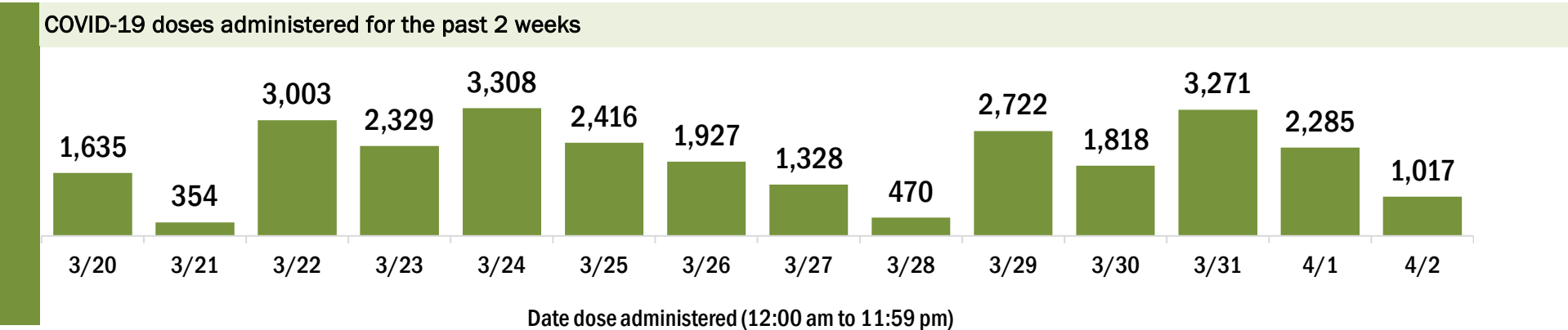
Data in this report are provisional and subject to change.

Data in this summary pertain to COVID-19 vaccines approved by the U.S. Food and Drug Administration and have been issued an Emergency Use Authorization (Janssen COVID-19 Vaccine, Moderna COVID-19 Vaccine and Pfizer-BioNTech COVID-19 Vaccine). These data summarize the number of people who have received either their first dose or have completed the series for a COVID-19 vaccine. **A person can only be counted in one category, first dose or series complete.** For persons receiving Moderna or Pfizer vaccines, once they receive their second dose, they are moved from the first dose column to the series completed column. **Because of this, the total first dose category may show a change from report to report not matching the total receiving their first dose from the previous day.** Persons receiving Johnson & Johnson vaccines will always be counted in the series completed column.

COVID-19 doses for vaccinated persons in Florida	
Doses administered	160,493
People receiving one dose of a 1-dose series (Johnson & Johnson) or receiving only one dose of a 2-dose series (Moderna, Pfizer) count once. Persons receiving both doses of a 2-dose series count twice.	

Current status of persons vaccinated for COVID-19 in Florida	
Total people vaccinated	99,204
First dose	34,937
Series completed	64,267
Completed 1-dose series	2,978
Completed 2-dose series	61,289
First dose: current number of people who have only received their first dose of the Moderna or Pfizer vaccine.	
Series complete: current number of people who have received both Moderna or Pfizer vaccine doses or one Johnson & Johnson dose and are considered fully immunized.	

Demographic summary	First dose	Series complete	Total people vaccinated
Age group	34,937	64,267	99,204
16-24 years	1,290	881	2,171
25-34 years	1,692	2,240	3,932
35-44 years	5,372	4,880	10,252
45-54 years	8,650	5,555	14,205
55-64 years	12,582	8,520	21,102
65-74 years	3,172	25,869	29,041
75-84 years	1,586	12,724	14,310
85+ years	593	3,598	4,191
Race	34,937	64,267	99,204
White	25,083	48,448	73,531
Black	1,023	1,773	2,796
American Indian/Alaskan	82	186	268
Other	3,563	6,105	9,668
Unknown	5,186	7,755	12,941
Other race includes Asian, native Hawaiian/Pacific Islander, or other.			
Ethnicity	34,937	64,267	99,204
Hispanic	1,607	1,769	3,376
Non-Hispanic	22,456	42,041	64,497
Unknown	10,874	20,457	31,331
Gender	34,937	64,267	99,204
Female	18,845	36,539	55,384
Male	16,073	27,717	43,790
Unknown	19	11	30



COVID-19: St. Lucie County vaccine summary

Vaccination data through Apr 2, 2021 as of Apr 3, 2021 at 12:05 AM

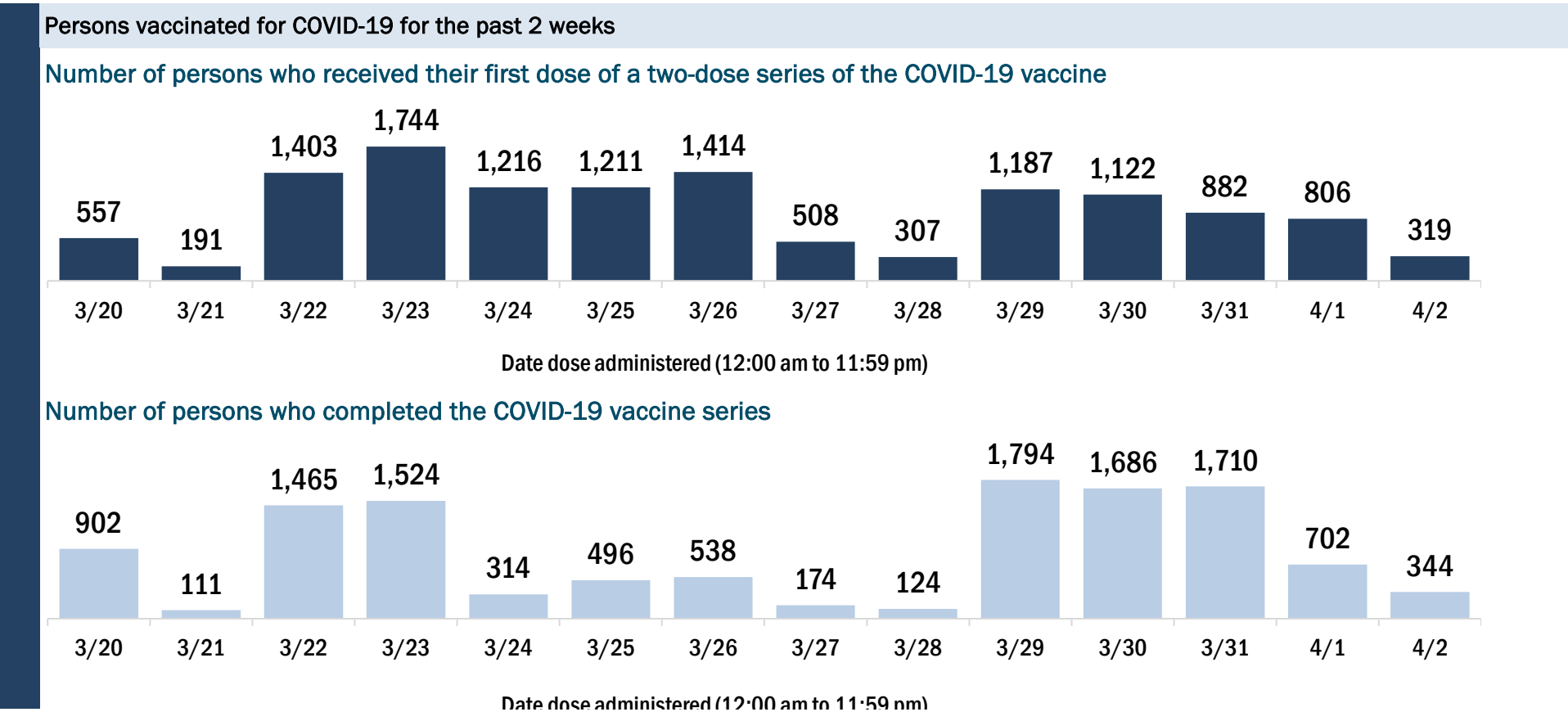
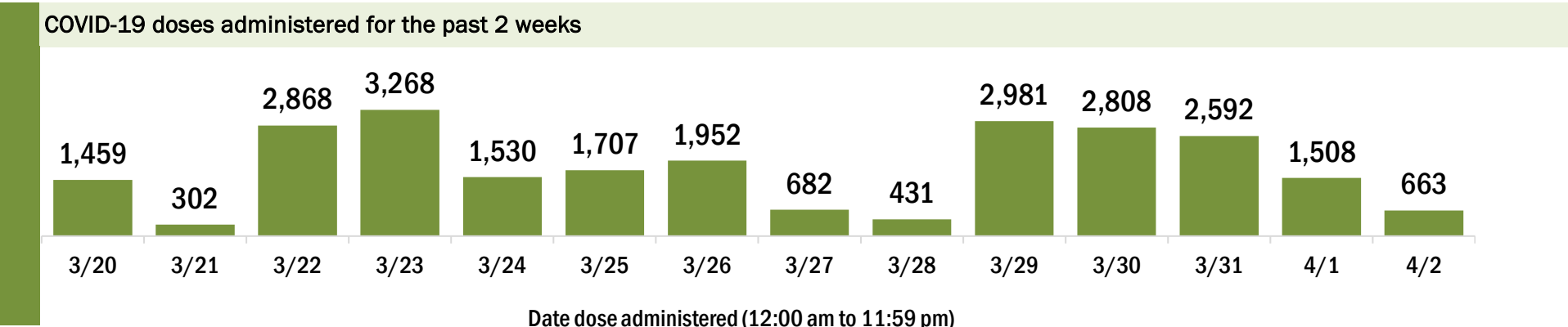
Data in this report are provisional and subject to change.

Data in this summary pertain to COVID-19 vaccines approved by the U.S. Food and Drug Administration and have been issued an Emergency Use Authorization (Janssen COVID-19 Vaccine, Moderna COVID-19 Vaccine and Pfizer-BioNTech COVID-19 Vaccine). These data summarize the number of people who have received either their first dose or have completed the series for a COVID-19 vaccine. **A person can only be counted in one category, first dose or series complete.** For persons receiving Moderna or Pfizer vaccines, once they receive their second dose, they are moved from the first dose column to the series completed column. **Because of this, the total first dose category may show a change from report to report not matching the total receiving their first dose from the previous day.** Persons receiving Johnson & Johnson vaccines will always be counted in the series completed column.

COVID-19 doses for vaccinated persons in Florida	
Doses administered	136,692
People receiving one dose of a 1-dose series (Johnson & Johnson) or receiving only one dose of a 2-dose series (Moderna, Pfizer) count once. Persons receiving both doses of a 2-dose series count twice.	

Current status of persons vaccinated for COVID-19 in Florida	
Total people vaccinated	83,066
First dose	27,835
Series completed	55,231
Completed 1-dose series	1,605
Completed 2-dose series	53,626
First dose: current number of people who have only received their first dose of the Moderna or Pfizer vaccine.	
Series complete: current number of people who have received both Moderna or Pfizer vaccine doses or one Johnson & Johnson dose and are considered fully immunized.	

Demographic summary	First dose	Series complete	Total people vaccinated
Age group	27,835	55,231	83,066
16-24 years	501	454	955
25-34 years	1,023	1,188	2,211
35-44 years	1,735	1,920	3,655
45-54 years	3,687	3,315	7,002
55-64 years	8,882	6,083	14,965
65-74 years	6,662	24,034	30,696
75-84 years	3,976	14,016	17,992
85+ years	1,369	4,221	5,590
Race	27,835	55,231	83,066
White	16,800	37,677	54,477
Black	2,445	5,081	7,526
American Indian/Alaskan	137	277	414
Other	2,305	4,907	7,212
Unknown	6,148	7,289	13,437
Other race includes Asian, native Hawaiian/Pacific Islander, or other.			
Ethnicity	27,835	55,231	83,066
Hispanic	2,603	3,677	6,280
Non-Hispanic	13,070	33,309	46,379
Unknown	12,162	18,245	30,407
Gender	27,835	55,231	83,066
Female	15,504	31,974	47,478
Male	12,250	23,237	35,487
Unknown	81	20	101



COVID-19: Sumter County vaccine summary

Vaccination data through Apr 2, 2021 as of Apr 3, 2021 at 12:05 AM

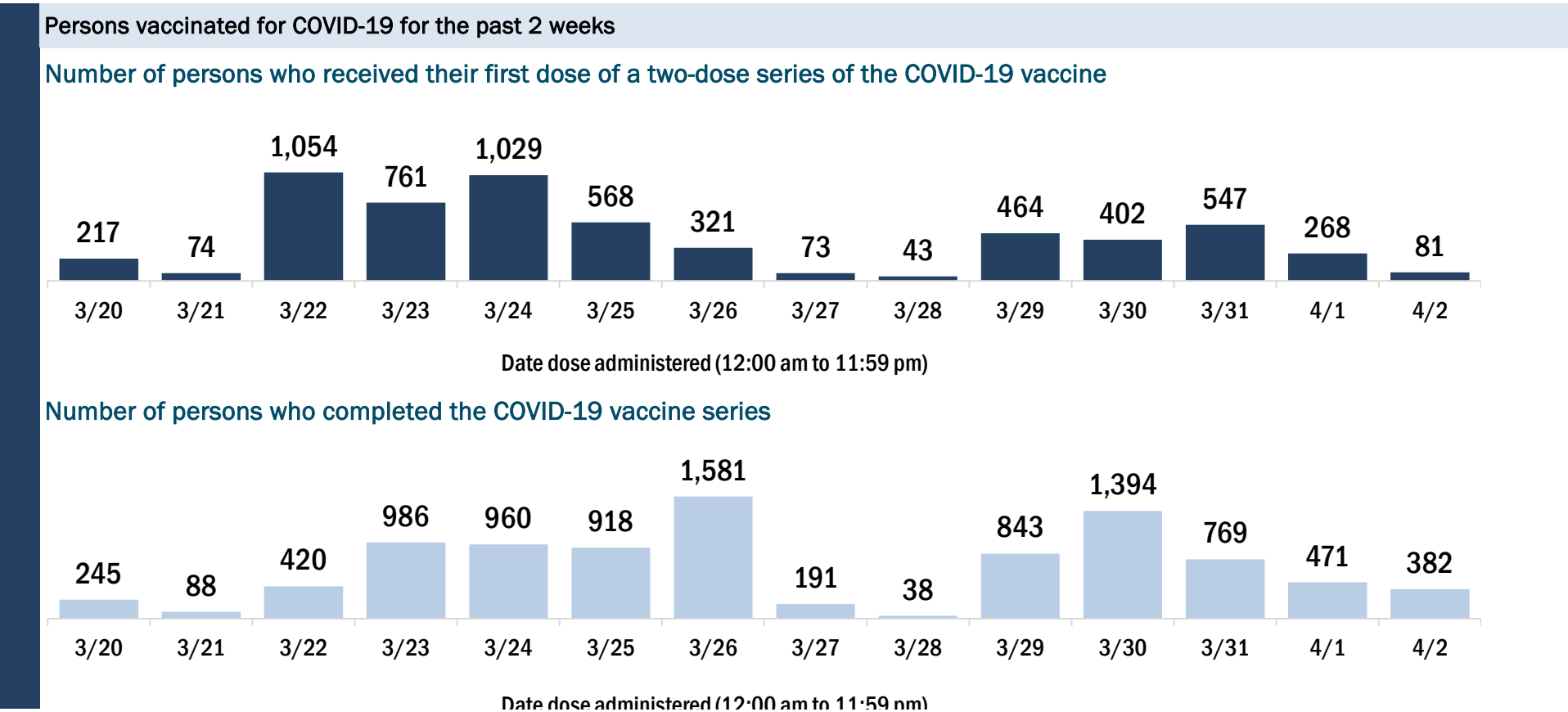
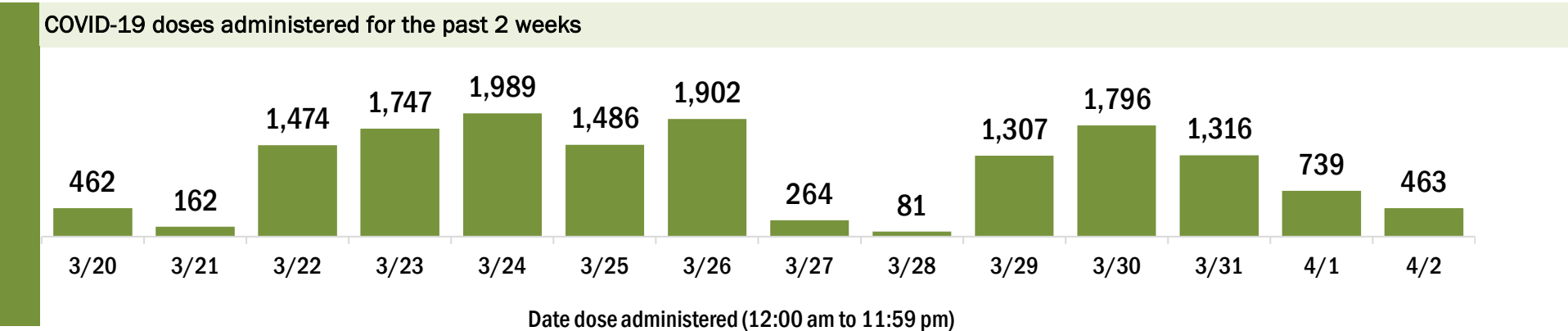
Data in this report are provisional and subject to change.

Data in this summary pertain to COVID-19 vaccines approved by the U.S. Food and Drug Administration and have been issued an Emergency Use Authorization (Janssen COVID-19 Vaccine, Moderna COVID-19 Vaccine and Pfizer-BioNTech COVID-19 Vaccine). These data summarize the number of people who have received either their first dose or have completed the series for a COVID-19 vaccine. **A person can only be counted in one category, first dose or series complete.** For persons receiving Moderna or Pfizer vaccines, once they receive their second dose, they are moved from the first dose column to the series completed column. **Because of this, the total first dose category may show a change from report to report not matching the total receiving their first dose from the previous day.** Persons receiving Johnson & Johnson vaccines will always be counted in the series completed column.

COVID-19 doses for vaccinated persons in Florida	
Doses administered	126,277
People receiving one dose of a 1-dose series (Johnson & Johnson) or receiving only one dose of a 2-dose series (Moderna, Pfizer) count once. Persons receiving both doses of a 2-dose series count twice.	

Current status of persons vaccinated for COVID-19 in Florida	
Total people vaccinated	75,651
First dose	21,807
Series completed	53,844
Completed 1-dose series	3,218
Completed 2-dose series	50,626
First dose: current number of people who have only received their first dose of the Moderna or Pfizer vaccine.	
Series complete: current number of people who have received both Moderna or Pfizer vaccine doses or one Johnson & Johnson dose and are considered fully immunized.	

Demographic summary	First dose	Series complete	Total people vaccinated
Age group	21,807	53,844	75,651
16-24 years	90	50	140
25-34 years	161	134	295
35-44 years	344	204	548
45-54 years	1,088	388	1,476
55-64 years	6,972	1,676	8,648
65-74 years	6,848	28,943	35,791
75-84 years	5,098	19,419	24,517
85+ years	1,206	3,030	4,236
Race	21,807	53,844	75,651
White	17,252	45,787	63,039
Black	348	477	825
American Indian/Alaskan	26	128	154
Other	1,116	1,970	3,086
Unknown	3,065	5,482	8,547
Other race includes Asian, native Hawaiian/Pacific Islander, or other.			
Ethnicity	21,807	53,844	75,651
Hispanic	453	683	1,136
Non-Hispanic	13,391	35,166	48,557
Unknown	7,963	17,995	25,958
Gender	21,807	53,844	75,651
Female	12,599	29,690	42,289
Male	9,142	24,145	33,287
Unknown	66	9	75



COVID-19: Suwannee County vaccine summary

Vaccination data through Apr 2, 2021 as of Apr 3, 2021 at 12:05 AM

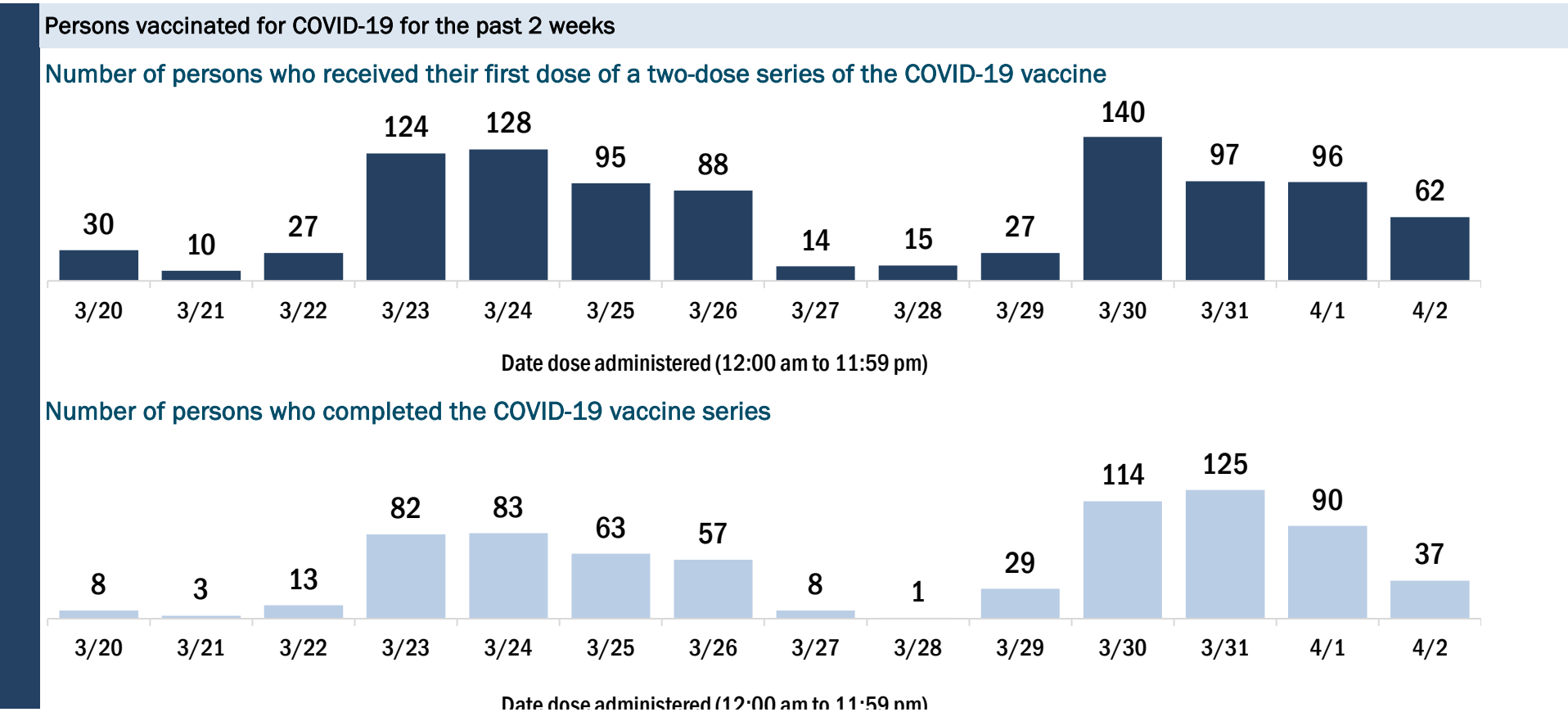
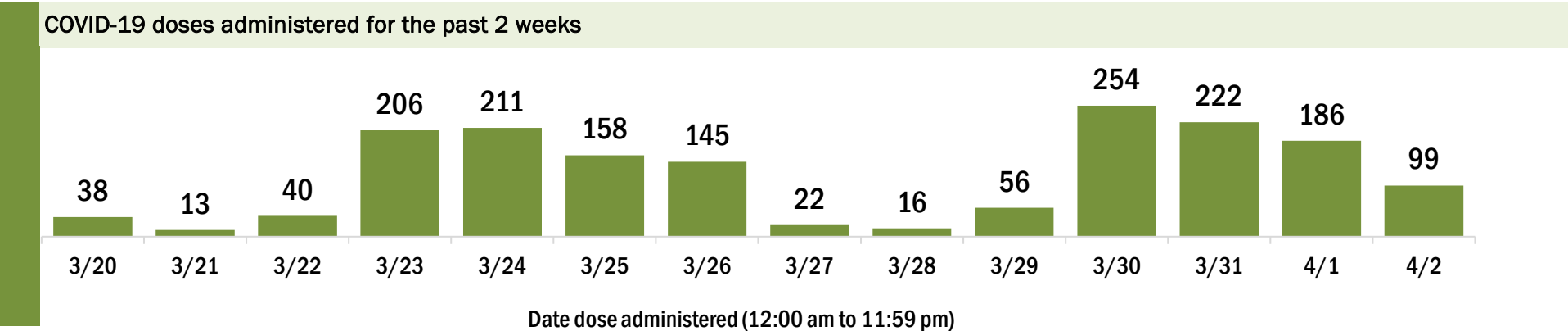
Data in this report are provisional and subject to change.

Data in this summary pertain to COVID-19 vaccines approved by the U.S. Food and Drug Administration and have been issued an Emergency Use Authorization (Janssen COVID-19 Vaccine, Moderna COVID-19 Vaccine and Pfizer-BioNTech COVID-19 Vaccine). These data summarize the number of people who have received either their first dose or have completed the series for a COVID-19 vaccine. **A person can only be counted in one category, first dose or series complete.** For persons receiving Moderna or Pfizer vaccines, once they receive their second dose, they are moved from the first dose column to the series completed column. **Because of this, the total first dose category may show a change from report to report not matching the total receiving their first dose from the previous day.** Persons receiving Johnson & Johnson vaccines will always be counted in the series completed column.

COVID-19 doses for vaccinated persons in Florida	
Doses administered	12,957
People receiving one dose of a 1-dose series (Johnson & Johnson) or receiving only one dose of a 2-dose series (Moderna, Pfizer) count once. Persons receiving both doses of a 2-dose series count twice.	

Current status of persons vaccinated for COVID-19 in Florida	
Total people vaccinated	7,713
First dose	2,268
Series completed	5,445
Completed 1-dose series	201
Completed 2-dose series	5,244
First dose: current number of people who have only received their first dose of the Moderna or Pfizer vaccine.	
Series complete: current number of people who have received both Moderna or Pfizer vaccine doses or one Johnson & Johnson dose and are considered fully immunized.	

Demographic summary	First dose	Series complete	Total people vaccinated
Age group	2,268	5,445	7,713
16-24 years	61	43	104
25-34 years	78	82	160
35-44 years	159	133	292
45-54 years	338	218	556
55-64 years	1,012	515	1,527
65-74 years	358	2,386	2,744
75-84 years	192	1,540	1,732
85+ years	70	528	598
Race	2,268	5,445	7,713
White	1,573	3,795	5,368
Black	221	359	580
American Indian/Alaskan	4	4	8
Other	158	352	510
Unknown	312	935	1,247
Other race includes Asian, native Hawaiian/Pacific Islander, or other.			
Ethnicity	2,268	5,445	7,713
Hispanic	103	99	202
Non-Hispanic	1,285	2,674	3,959
Unknown	880	2,672	3,552
Gender	2,268	5,445	7,713
Female	1,300	3,198	4,498
Male	968	2,247	3,215
Unknown	0	0	0



COVID-19: Taylor County vaccine summary

Vaccination data through Apr 2, 2021 as of Apr 3, 2021 at 12:05 AM

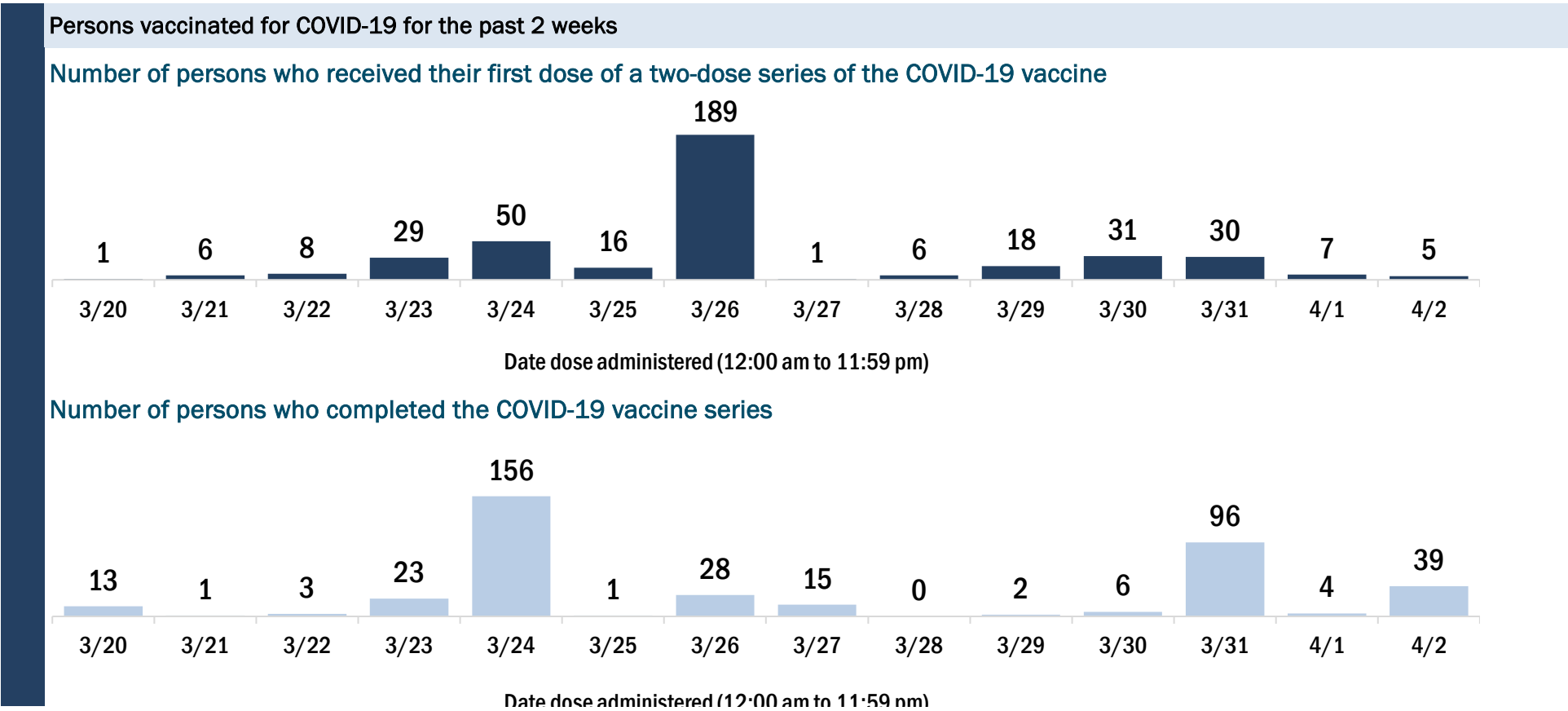
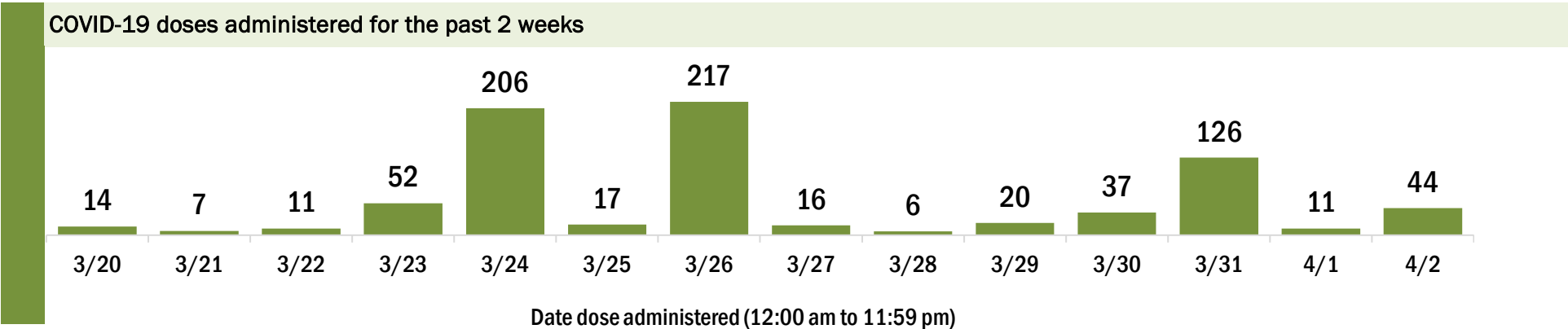
Data in this report are provisional and subject to change.

Data in this summary pertain to COVID-19 vaccines approved by the U.S. Food and Drug Administration and have been issued an Emergency Use Authorization (Janssen COVID-19 Vaccine, Moderna COVID-19 Vaccine and Pfizer-BioNTech COVID-19 Vaccine). These data summarize the number of people who have received either their first dose or have completed the series for a COVID-19 vaccine. **A person can only be counted in one category, first dose or series complete.** For persons receiving Moderna or Pfizer vaccines, once they receive their second dose, they are moved from the first dose column to the series completed column. **Because of this, the total first dose category may show a change from report to report not matching the total receiving their first dose from the previous day.** Persons receiving Johnson & Johnson vaccines will always be counted in the series completed column.

COVID-19 doses for vaccinated persons in Florida	
Doses administered	6,896
People receiving one dose of a 1-dose series (Johnson & Johnson) or receiving only one dose of a 2-dose series (Moderna, Pfizer) count once. Persons receiving both doses of a 2-dose series count twice.	

Current status of persons vaccinated for COVID-19 in Florida	
Total people vaccinated	4,287
First dose	1,579
Series completed	2,708
Completed 1-dose series	99
Completed 2-dose series	2,609
First dose: current number of people who have only received their first dose of the Moderna or Pfizer vaccine.	
Series complete: current number of people who have received both Moderna or Pfizer vaccine doses or one Johnson & Johnson dose and are considered fully immunized.	

Demographic summary	First dose	Series complete	Total people vaccinated
Age group	1,579	2,708	4,287
16-24 years	37	17	54
25-34 years	49	51	100
35-44 years	86	57	143
45-54 years	202	128	330
55-64 years	550	360	910
65-74 years	393	1,188	1,581
75-84 years	201	708	909
85+ years	61	199	260
Race	1,579	2,708	4,287
White	1,122	2,016	3,138
Black	236	266	502
American Indian/Alaskan	13	21	34
Other	66	181	247
Unknown	142	224	366
Other race includes Asian, native Hawaiian/Pacific Islander, or other.			
Ethnicity	1,579	2,708	4,287
Hispanic	26	29	55
Non-Hispanic	982	1,521	2,503
Unknown	571	1,158	1,729
Gender	1,579	2,708	4,287
Female	850	1,514	2,364
Male	728	1,194	1,922
Unknown	1	0	1



COVID-19: Union County vaccine summary

Vaccination data through Apr 2, 2021 as of Apr 3, 2021 at 12:05 AM

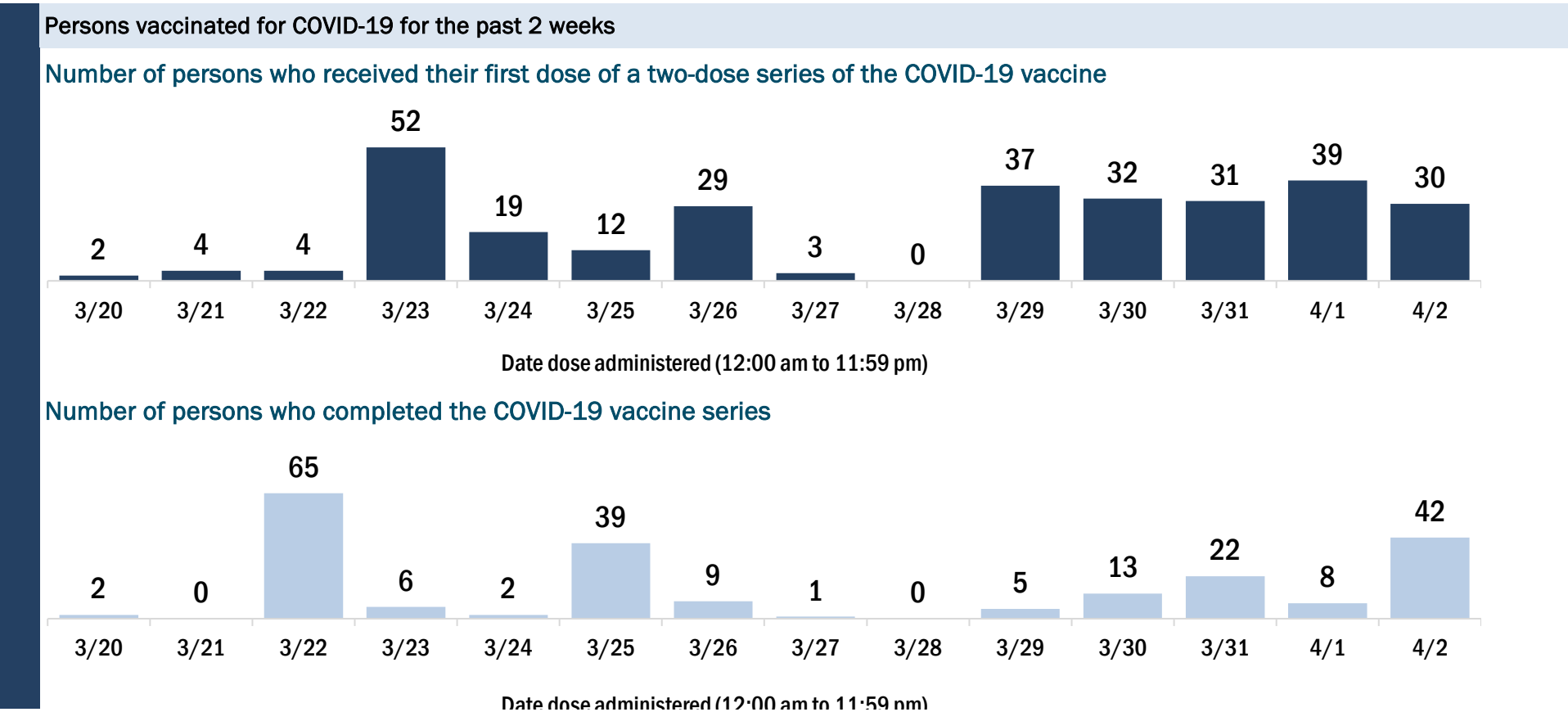
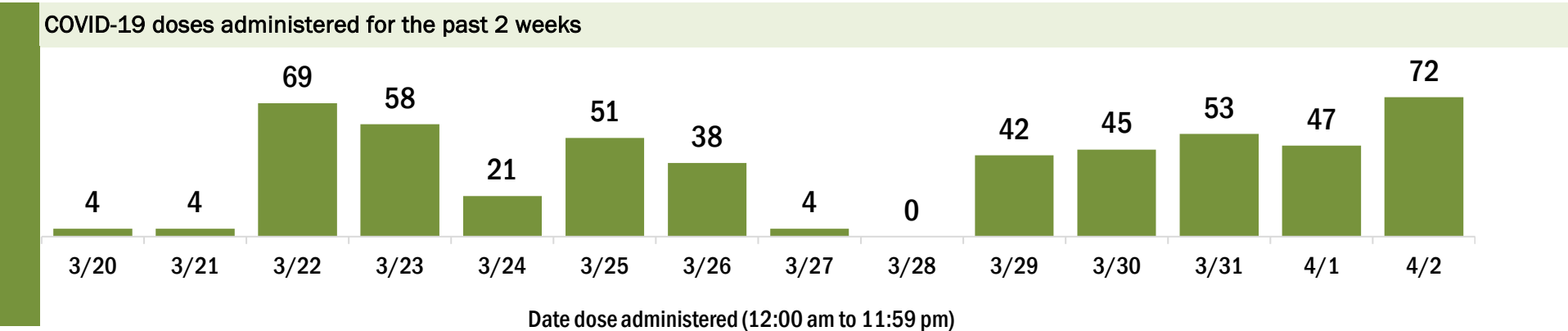
Data in this report are provisional and subject to change.

Data in this summary pertain to COVID-19 vaccines approved by the U.S. Food and Drug Administration and have been issued an Emergency Use Authorization (Janssen COVID-19 Vaccine, Moderna COVID-19 Vaccine and Pfizer-BioNTech COVID-19 Vaccine). These data summarize the number of people who have received either their first dose or have completed the series for a COVID-19 vaccine. **A person can only be counted in one category, first dose or series complete.** For persons receiving Moderna or Pfizer vaccines, once they receive their second dose, they are moved from the first dose column to the series completed column. **Because of this, the total first dose category may show a change from report to report not matching the total receiving their first dose from the previous day.** Persons receiving Johnson & Johnson vaccines will always be counted in the series completed column.

COVID-19 doses for vaccinated persons in Florida	
Doses administered	3,236
People receiving one dose of a 1-dose series (Johnson & Johnson) or receiving only one dose of a 2-dose series (Moderna, Pfizer) count once. Persons receiving both doses of a 2-dose series count twice.	

Current status of persons vaccinated for COVID-19 in Florida	
Total people vaccinated	1,957
First dose	587
Series completed	1,370
Completed 1-dose series	91
Completed 2-dose series	1,279
First dose: current number of people who have only received their first dose of the Moderna or Pfizer vaccine.	
Series complete: current number of people who have received both Moderna or Pfizer vaccine doses or one Johnson & Johnson dose and are considered fully immunized.	

Demographic summary	First dose	Series complete	Total people vaccinated
Age group	587	1,370	1,957
16-24 years	13	14	27
25-34 years	24	61	85
35-44 years	53	42	95
45-54 years	107	76	183
55-64 years	269	162	431
65-74 years	76	574	650
75-84 years	34	341	375
85+ years	11	100	111
Race	587	1,370	1,957
White	440	1,129	1,569
Black	75	105	180
American Indian/Alaskan	8	12	20
Other	37	100	137
Unknown	27	24	51
Other race includes Asian, native Hawaiian/Pacific Islander, or other.			
Ethnicity	587	1,370	1,957
Hispanic	18	24	42
Non-Hispanic	472	1,266	1,738
Unknown	97	80	177
Gender	587	1,370	1,957
Female	344	782	1,126
Male	238	588	826
Unknown	5	0	5



COVID-19: Volusia County vaccine summary

Vaccination data through Apr 2, 2021 as of Apr 3, 2021 at 12:05 AM

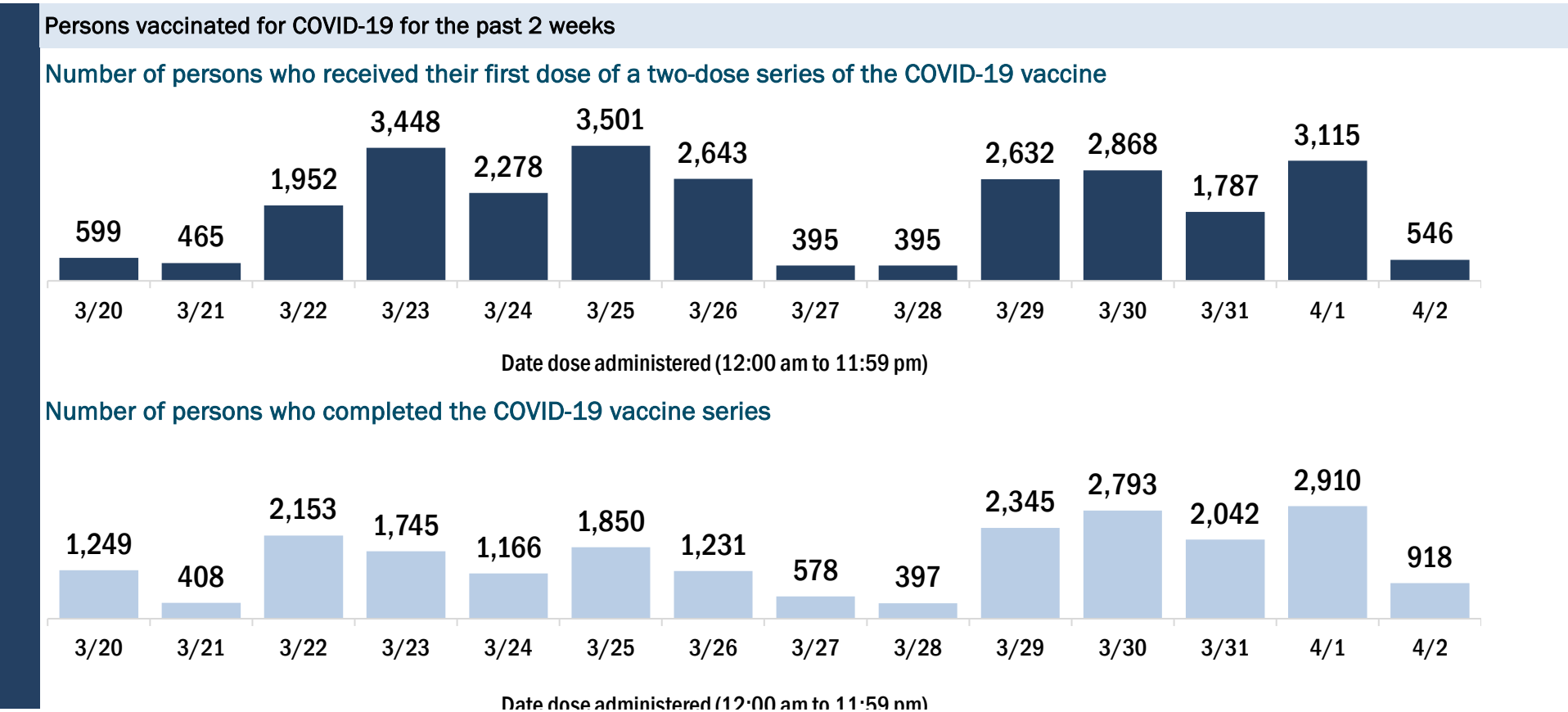
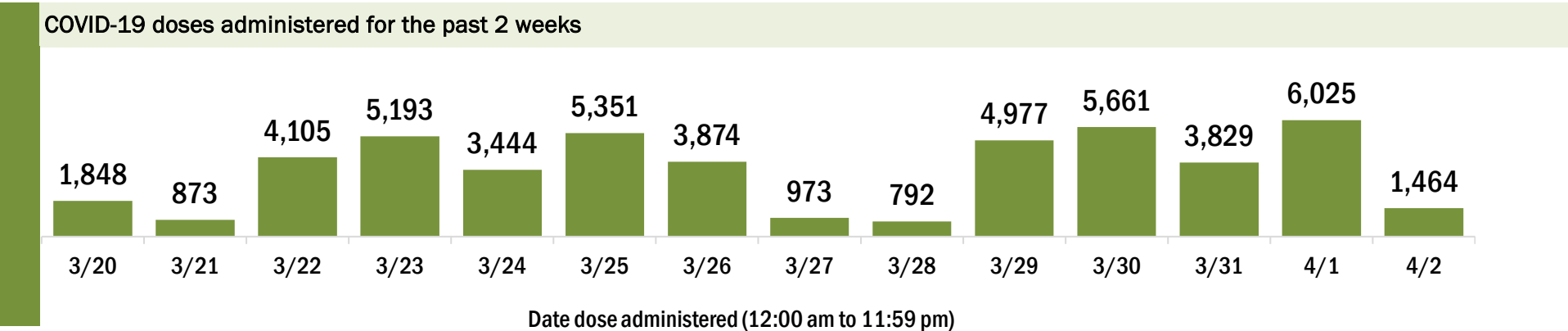
Data in this report are provisional and subject to change.

Data in this summary pertain to COVID-19 vaccines approved by the U.S. Food and Drug Administration and have been issued an Emergency Use Authorization (Janssen COVID-19 Vaccine, Moderna COVID-19 Vaccine and Pfizer-BioNTech COVID-19 Vaccine). These data summarize the number of people who have received either their first dose or have completed the series for a COVID-19 vaccine. **A person can only be counted in one category, first dose or series complete.** For persons receiving Moderna or Pfizer vaccines, once they receive their second dose, they are moved from the first dose column to the series completed column. **Because of this, the total first dose category may show a change from report to report not matching the total receiving their first dose from the previous day.** Persons receiving Johnson & Johnson vaccines will always be counted in the series completed column.

COVID-19 doses for vaccinated persons in Florida	
Doses administered	238,671
People receiving one dose of a 1-dose series (Johnson & Johnson) or receiving only one dose of a 2-dose series (Moderna, Pfizer) count once. Persons receiving both doses of a 2-dose series count twice.	

Current status of persons vaccinated for COVID-19 in Florida	
Total people vaccinated	154,510
First dose	57,402
Series completed	97,108
Completed 1-dose series	12,947
Completed 2-dose series	84,161
First dose: current number of people who have only received their first dose of the Moderna or Pfizer vaccine.	
Series complete: current number of people who have received both Moderna or Pfizer vaccine doses or one Johnson & Johnson dose and are considered fully immunized.	

Demographic summary	First dose	Series complete	Total people vaccinated
Age group	57,402	97,108	154,510
16-24 years	1,160	1,030	2,190
25-34 years	1,888	2,722	4,610
35-44 years	3,286	3,776	7,062
45-54 years	7,525	5,903	13,428
55-64 years	20,014	11,258	31,272
65-74 years	13,822	40,641	54,463
75-84 years	7,293	23,406	30,699
85+ years	2,414	8,372	10,786
Race	57,402	97,108	154,510
White	38,534	63,011	101,545
Black	2,371	4,199	6,570
American Indian/Alaskan	211	373	584
Other	4,815	12,391	17,206
Unknown	11,471	17,134	28,605
Other race includes Asian, native Hawaiian/Pacific Islander, or other.			
Ethnicity	57,402	97,108	154,510
Hispanic	3,950	3,909	7,859
Non-Hispanic	30,687	47,225	77,912
Unknown	22,765	45,974	68,739
Gender	57,402	97,108	154,510
Female	31,695	56,767	88,462
Male	24,328	39,439	63,767
Unknown	1,379	902	2,281



COVID-19: Wakulla County vaccine summary

Vaccination data through Apr 2, 2021 as of Apr 3, 2021 at 12:05 AM

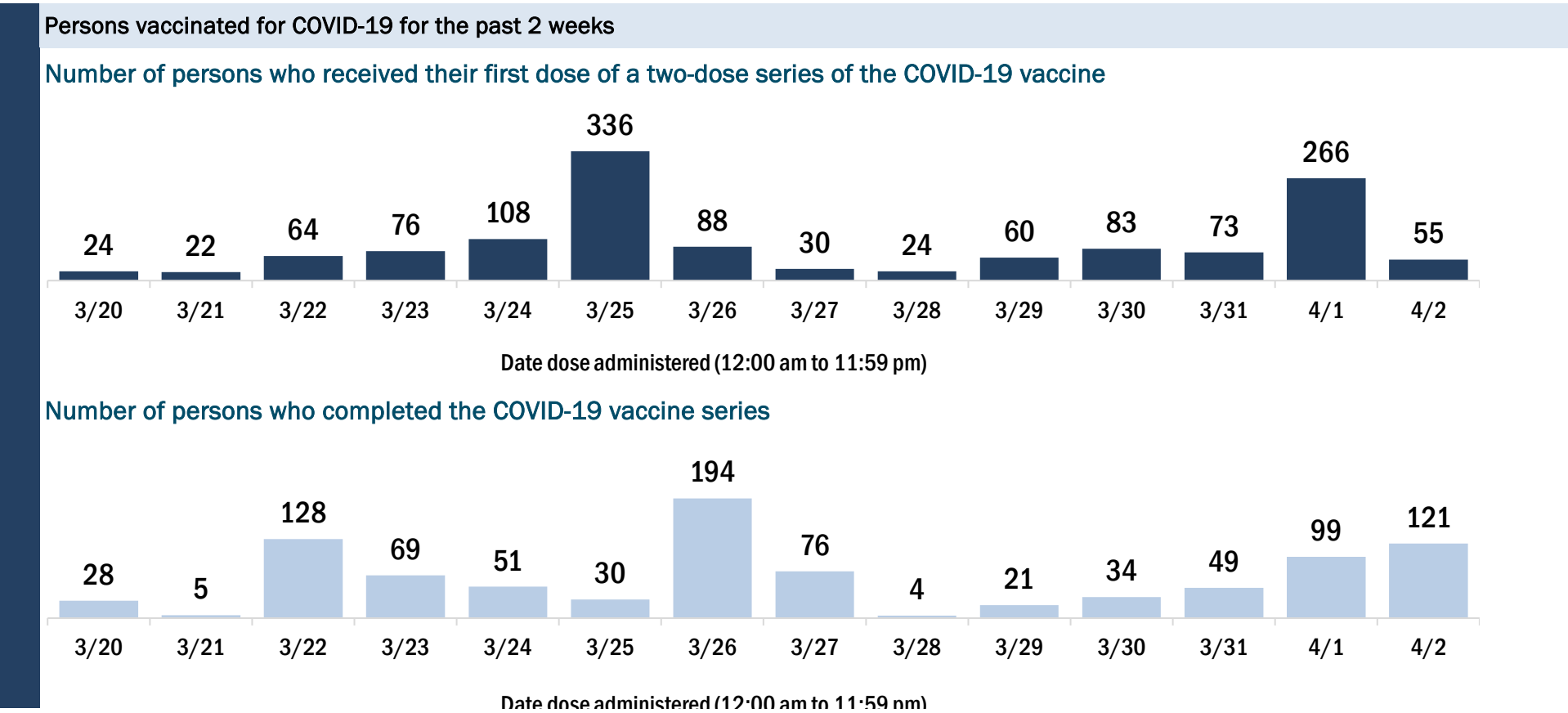
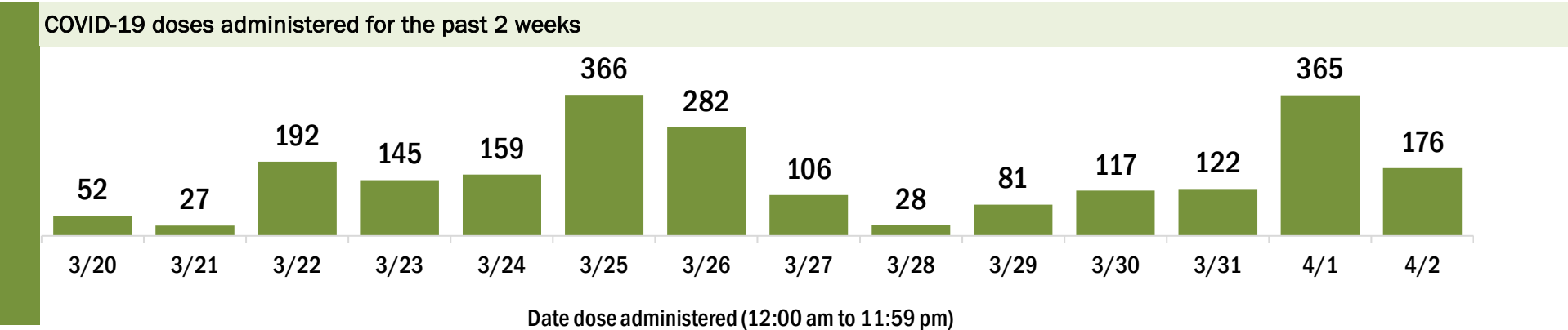
Data in this report are provisional and subject to change.

Data in this summary pertain to COVID-19 vaccines approved by the U.S. Food and Drug Administration and have been issued an Emergency Use Authorization (Janssen COVID-19 Vaccine, Moderna COVID-19 Vaccine and Pfizer-BioNTech COVID-19 Vaccine). These data summarize the number of people who have received either their first dose or have completed the series for a COVID-19 vaccine. **A person can only be counted in one category, first dose or series complete.** For persons receiving Moderna or Pfizer vaccines, once they receive their second dose, they are moved from the first dose column to the series completed column. **Because of this, the total first dose category may show a change from report to report not matching the total receiving their first dose from the previous day.** Persons receiving Johnson & Johnson vaccines will always be counted in the series completed column.

COVID-19 doses for vaccinated persons in Florida	
Doses administered	12,951
People receiving one dose of a 1-dose series (Johnson & Johnson) or receiving only one dose of a 2-dose series (Moderna, Pfizer) count once. Persons receiving both doses of a 2-dose series count twice.	

Current status of persons vaccinated for COVID-19 in Florida	
Total people vaccinated	7,925
First dose	2,660
Series completed	5,265
Completed 1-dose series	239
Completed 2-dose series	5,026
First dose: current number of people who have only received their first dose of the Moderna or Pfizer vaccine.	
Series complete: current number of people who have received both Moderna or Pfizer vaccine doses or one Johnson & Johnson dose and are considered fully immunized.	

Demographic summary	First dose	Series complete	Total people vaccinated
Age group	2,660	5,265	7,925
16-24 years	96	44	140
25-34 years	139	171	310
35-44 years	267	269	536
45-54 years	475	404	879
55-64 years	976	751	1,727
65-74 years	430	2,303	2,733
75-84 years	220	1,063	1,283
85+ years	57	260	317
Race	2,660	5,265	7,925
White	1,931	3,935	5,866
Black	203	346	549
American Indian/Alaskan	18	26	44
Other	254	724	978
Unknown	254	234	488
Other race includes Asian, native Hawaiian/Pacific Islander, or other.			
Ethnicity	2,660	5,265	7,925
Hispanic	72	70	142
Non-Hispanic	1,976	4,142	6,118
Unknown	612	1,053	1,665
Gender	2,660	5,265	7,925
Female	1,461	2,983	4,444
Male	1,198	2,281	3,479
Unknown	1	1	2



COVID-19: Walton County vaccine summary

Vaccination data through Apr 2, 2021 as of Apr 3, 2021 at 12:05 AM

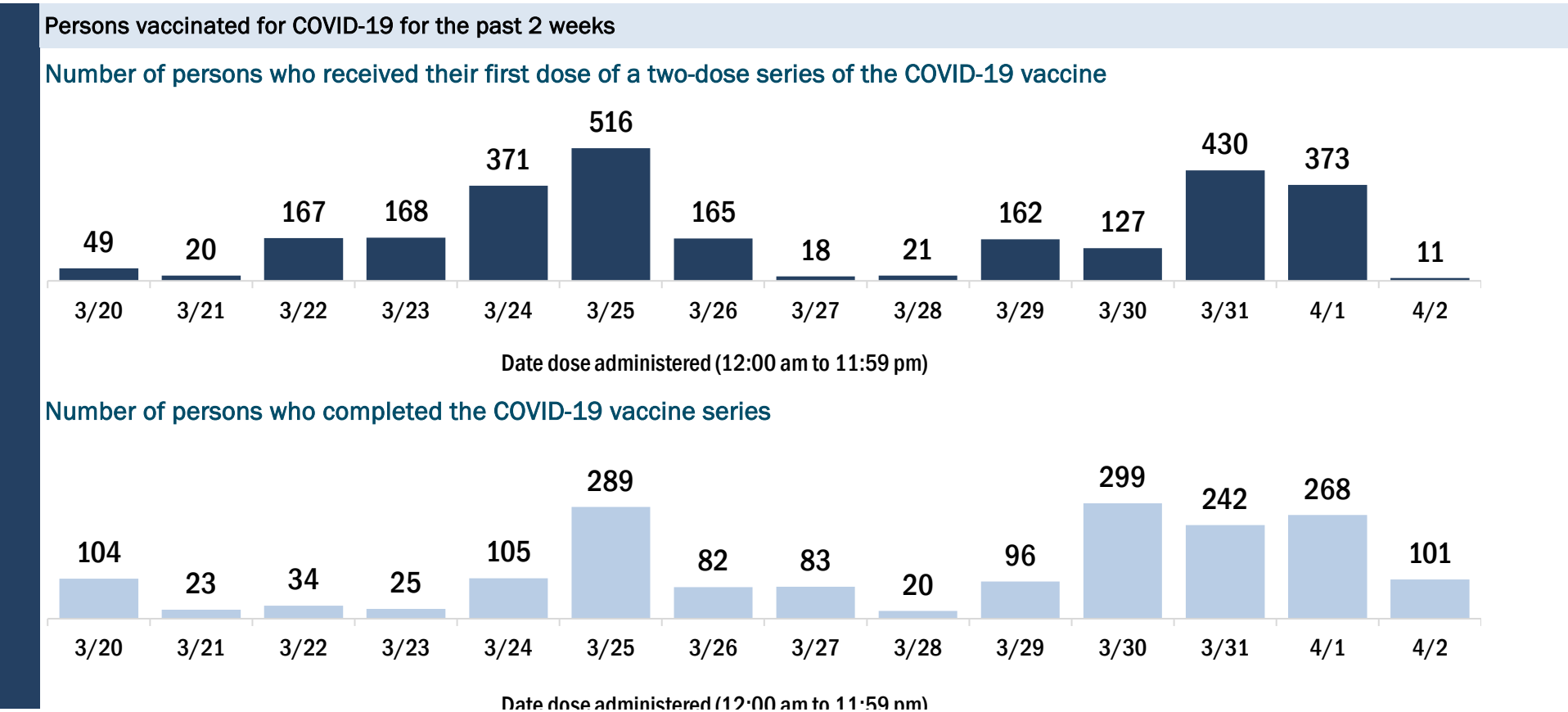
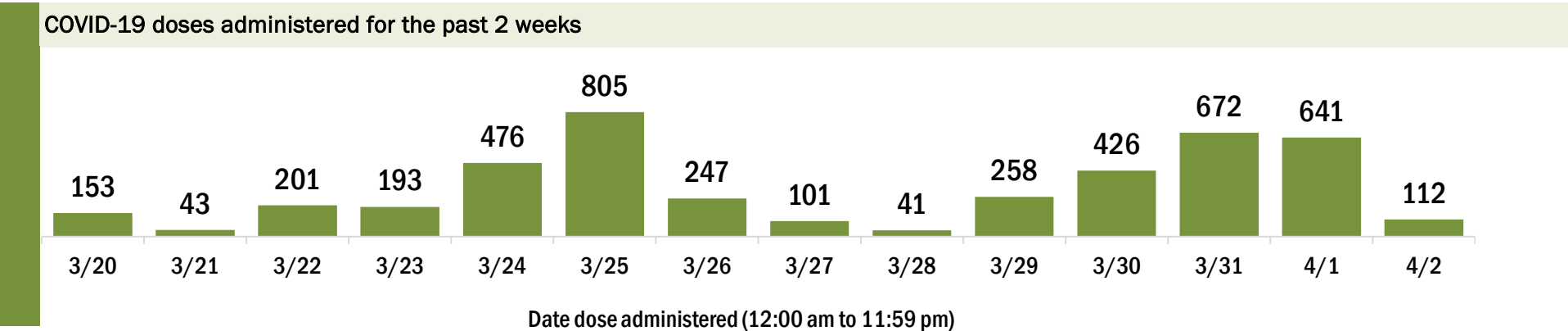
Data in this report are provisional and subject to change.

Data in this summary pertain to COVID-19 vaccines approved by the U.S. Food and Drug Administration and have been issued an Emergency Use Authorization (Janssen COVID-19 Vaccine, Moderna COVID-19 Vaccine and Pfizer-BioNTech COVID-19 Vaccine). These data summarize the number of people who have received either their first dose or have completed the series for a COVID-19 vaccine. **A person can only be counted in one category, first dose or series complete.** For persons receiving Moderna or Pfizer vaccines, once they receive their second dose, they are moved from the first dose column to the series completed column. **Because of this, the total first dose category may show a change from report to report not matching the total receiving their first dose from the previous day.** Persons receiving Johnson & Johnson vaccines will always be counted in the series completed column.

COVID-19 doses for vaccinated persons in Florida	
Doses administered	28,780
People receiving one dose of a 1-dose series (Johnson & Johnson) or receiving only one dose of a 2-dose series (Moderna, Pfizer) count once. Persons receiving both doses of a 2-dose series count twice.	

Current status of persons vaccinated for COVID-19 in Florida	
Total people vaccinated	18,014
First dose	6,565
Series completed	11,449
Completed 1-dose series	683
Completed 2-dose series	10,766
First dose: current number of people who have only received their first dose of the Moderna or Pfizer vaccine.	
Series complete: current number of people who have received both Moderna or Pfizer vaccine doses or one Johnson & Johnson dose and are considered fully immunized.	

Demographic summary	First dose	Series complete	Total people vaccinated
Age group	6,565	11,449	18,014
16-24 years	101	77	178
25-34 years	212	236	448
35-44 years	527	483	1,010
45-54 years	1,043	727	1,770
55-64 years	2,616	1,641	4,257
65-74 years	1,322	5,342	6,664
75-84 years	592	2,306	2,898
85+ years	152	637	789
Race	6,565	11,449	18,014
White	4,708	8,820	13,528
Black	152	180	332
American Indian/Alaskan	20	46	66
Other	344	510	854
Unknown	1,341	1,893	3,234
Other race includes Asian, native Hawaiian/Pacific Islander, or other.			
Ethnicity	6,565	11,449	18,014
Hispanic	190	170	360
Non-Hispanic	4,066	7,630	11,696
Unknown	2,309	3,649	5,958
Gender	6,565	11,449	18,014
Female	3,643	6,266	9,909
Male	2,921	5,181	8,102
Unknown	1	2	3



COVID-19: Washington County vaccine summary

Vaccination data through Apr 2, 2021 as of Apr 3, 2021 at 12:05 AM

Data in this report are provisional and subject to change.

Data in this summary pertain to COVID-19 vaccines approved by the U.S. Food and Drug Administration and have been issued an Emergency Use Authorization (Janssen COVID-19 Vaccine, Moderna COVID-19 Vaccine and Pfizer-BioNTech COVID-19 Vaccine). These data summarize the number of people who have received either their first dose or have completed the series for a COVID-19 vaccine. **A person can only be counted in one category, first dose or series complete.** For persons receiving Moderna or Pfizer vaccines, once they receive their second dose, they are moved from the first dose column to the series completed column. **Because of this, the total first dose category may show a change from report to report not matching the total receiving their first dose from the previous day.** Persons receiving Johnson & Johnson vaccines will always be counted in the series completed column.

COVID-19 doses for vaccinated persons in Florida	
Doses administered	6,583
People receiving one dose of a 1-dose series (Johnson & Johnson) or receiving only one dose of a 2-dose series (Moderna, Pfizer) count once. Persons receiving both doses of a 2-dose series count twice.	

Current status of persons vaccinated for COVID-19 in Florida	
Total people vaccinated	4,035
First dose	1,329
Series completed	2,706
Completed 1-dose series	158
Completed 2-dose series	2,548
First dose: current number of people who have only received their first dose of the Moderna or Pfizer vaccine.	
Series complete: current number of people who have received both Moderna or Pfizer vaccine doses or one Johnson & Johnson dose and are considered fully immunized.	

Demographic summary	First dose	Series complete	Total people vaccinated
Age group	1,329	2,706	4,035
16-24 years	18	16	34
25-34 years	44	63	107
35-44 years	71	108	179
45-54 years	214	172	386
55-64 years	535	380	915
65-74 years	276	1,095	1,371
75-84 years	126	651	777
85+ years	45	221	266
Race	1,329	2,706	4,035
White	985	2,142	3,127
Black	183	238	421
American Indian/Alaskan	22	31	53
Other	51	144	195
Unknown	88	151	239
Other race includes Asian, native Hawaiian/Pacific Islander, or other.			
Ethnicity	1,329	2,706	4,035
Hispanic	35	23	58
Non-Hispanic	951	2,174	3,125
Unknown	343	509	852
Gender	1,329	2,706	4,035
Female	743	1,505	2,248
Male	586	1,201	1,787
Unknown	0	0	0

