

# COVID-19: Florida vaccine summary

Vaccination data through Apr 1, 2021 as of Apr 2, 2021 at 12:05 AM

Data in this report are provisional and subject to change. Data are based on county of residence.

Data in this summary pertain to COVID-19 vaccines approved by the U.S. Food and Drug Administration and have been issued an Emergency Use Authorization (Janssen COVID-19 Vaccine, Moderna COVID-19 Vaccine and Pfizer-BioNTech COVID-19 Vaccine). These data summarize the number of people who have received either their first dose or have completed the series for a COVID-19 vaccine. **A person can only be counted in one category, first dose or series complete.** For persons receiving Moderna or Pfizer vaccines, once they receive their second dose, they are moved from the first dose column to the series completed column. **Because of this, the total first dose category may show a change from report to report not matching the total receiving their first dose from the previous day.** Persons receiving Johnson & Johnson vaccines will always be counted in the series completed column.

## COVID-19 doses for vaccinated persons in Florida

**Doses administered** 9,343,261

People receiving one dose of a 1-dose series (Johnson & Johnson) or receiving only one dose of a 2-dose series (Moderna, Pfizer) count once. Persons receiving both doses of a 2-dose series count twice.

## Current status of persons vaccinated for COVID-19 in Florida

**Total people vaccinated** 6,091,034

First dose 2,589,434

Series completed 3,501,600

Completed 1-dose series 249,373

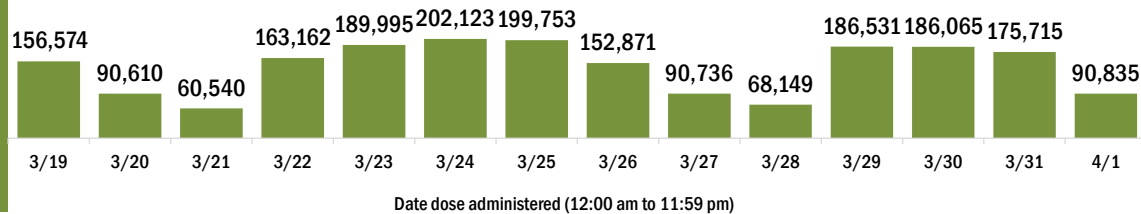
Completed 2-dose series 3,252,227

**First dose:** current number of people who have only received their first dose of the Moderna or Pfizer vaccine.

**Series complete:** current number of people who have received both Moderna or Pfizer vaccine doses or one Johnson & Johnson dose and are considered fully immunized.

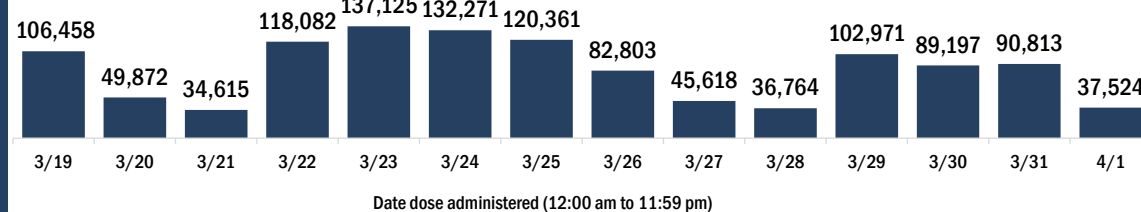
Demographic summary	First dose	Series complete	Total people vaccinated
<b>Age group</b>	2,589,434	3,501,600	6,091,034
16-24 years	75,375	48,236	123,611
25-34 years	138,061	142,982	281,043
35-44 years	220,560	193,737	414,297
45-54 years	412,727	267,542	680,269
55-64 years	811,554	420,393	1,231,947
65-74 years	514,076	1,367,345	1,881,421
75-84 years	305,138	794,929	1,100,067
85+ years	111,943	266,436	378,379
<b>Race</b>	2,589,434	3,501,600	6,091,034
White	1,692,292	2,436,912	4,129,204
Black	166,599	225,893	392,492
American Indian/Alaskan	9,780	12,414	22,194
Other	238,482	371,298	609,780
Unknown	482,281	455,083	937,364
<b>Other race</b> includes Asian, native Hawaiian/Pacific Islander, or other.			
<b>Ethnicity</b>	2,589,434	3,501,600	6,091,034
Hispanic	354,606	437,354	791,960
Non-Hispanic	1,262,945	1,927,220	3,190,165
Unknown	971,883	1,137,026	2,108,909
<b>Gender</b>	2,589,434	3,501,600	6,091,034
Female	1,442,630	2,023,545	3,466,175
Male	1,133,863	1,474,091	2,607,954
Unknown	12,941	3,964	16,905

## COVID-19 doses administered for the past 2 weeks

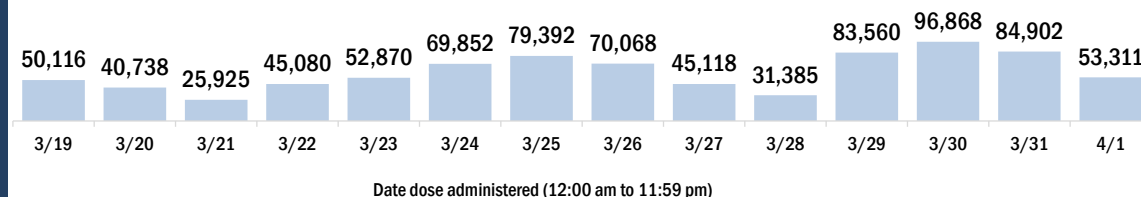


## Persons vaccinated for COVID-19 for the past 2 weeks

### Number of persons who received their first dose of the COVID-19 vaccine



### Number of persons who received their second dose and completed the COVID-19 vaccine series



# COVID-19: Alachua County vaccine summary

Vaccination data through Apr 1, 2021 as of Apr 2, 2021 at 12:05 AM

Data in this report are provisional and subject to change.

Data in this summary pertain to COVID-19 vaccines approved by the U.S. Food and Drug Administration and have been issued an Emergency Use Authorization (Janssen COVID-19 Vaccine, Moderna COVID-19 Vaccine and Pfizer-BioNTech COVID-19 Vaccine). These data summarize the number of people who have received either their first dose or have completed the series for a COVID-19 vaccine. **A person can only be counted in one category, first dose or series complete.** For persons receiving Moderna or Pfizer vaccines, once they receive their second dose, they are moved from the first dose column to the series completed column. **Because of this, the total first dose category may show a change from report to report not matching the total receiving their first dose from the previous day.** Persons receiving Johnson & Johnson vaccines will always be counted in the series completed column.

## COVID-19 doses for vaccinated persons in Florida

**Doses administered** 129,721

People receiving one dose of a 1-dose series (Johnson & Johnson) or receiving only one dose of a 2-dose series (Moderna, Pfizer) count once. Persons receiving both doses of a 2-dose series count twice.

## Current status of persons vaccinated for COVID-19 in Florida

**Total people vaccinated** 80,705

First dose 28,697

Series completed 52,008

Completed 1-dose series 2,992

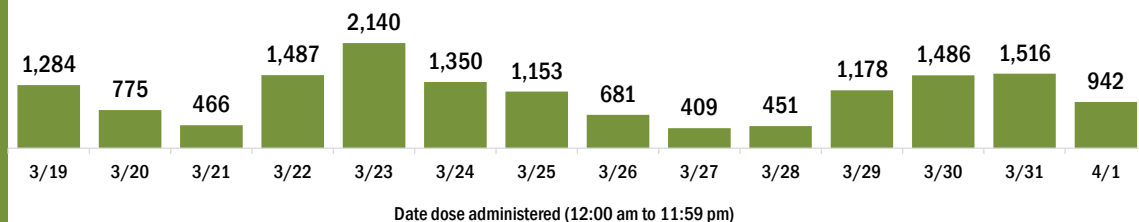
Completed 2-dose series 49,016

**First dose:** current number of people who have only received their first dose of the Moderna or Pfizer vaccine.

**Series complete:** current number of people who have received both Moderna or Pfizer vaccine doses or one Johnson & Johnson dose and are considered fully immunized.

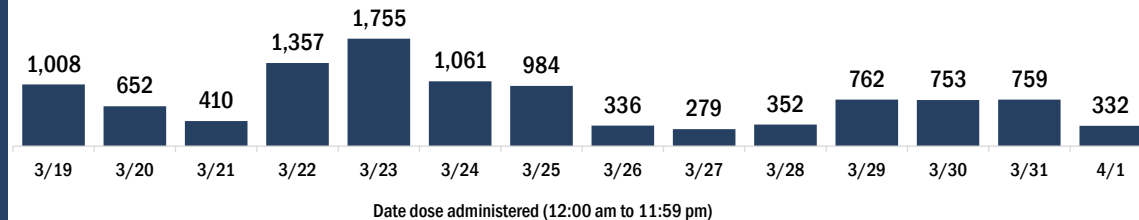
Demographic summary	First dose	Series complete	Total people vaccinated
<b>Age group</b>	<b>28,697</b>	<b>52,008</b>	<b>80,705</b>
16-24 years	3,758	2,733	6,491
25-34 years	4,152	6,964	11,116
35-44 years	3,775	5,283	9,058
45-54 years	4,425	4,922	9,347
55-64 years	7,346	5,947	13,293
65-74 years	3,397	15,081	18,478
75-84 years	1,288	8,076	9,364
85+ years	556	3,002	3,558
<b>Race</b>	<b>28,697</b>	<b>52,008</b>	<b>80,705</b>
White	17,933	36,991	54,924
Black	3,287	4,431	7,718
American Indian/Alaskan	76	152	228
Other	4,137	7,801	11,938
Unknown	3,264	2,633	5,897
<b>Other race</b> includes Asian, native Hawaiian/Pacific Islander, or other.			
<b>Ethnicity</b>	<b>28,697</b>	<b>52,008</b>	<b>80,705</b>
Hispanic	1,911	2,614	4,525
Non-Hispanic	13,785	36,081	49,866
Unknown	13,001	13,313	26,314
<b>Gender</b>	<b>28,697</b>	<b>52,008</b>	<b>80,705</b>
Female	16,636	30,855	47,491
Male	11,983	21,136	33,119
Unknown	78	17	95

## COVID-19 doses administered for the past 2 weeks

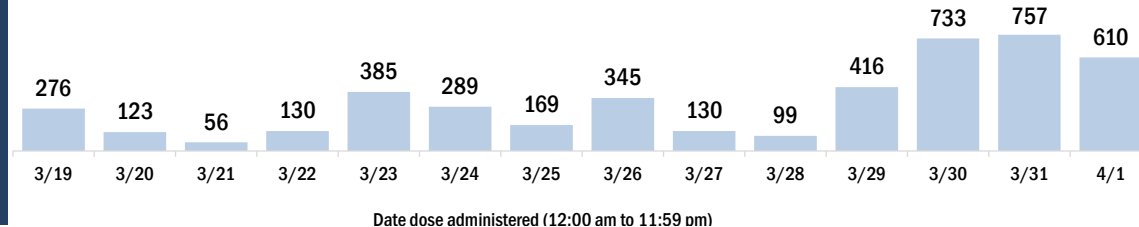


## Persons vaccinated for COVID-19 for the past 2 weeks

### Number of persons who received their first dose of a two-dose series of the COVID-19 vaccine



### Number of persons who completed the COVID-19 vaccine series



# COVID-19: Baker County vaccine summary

Vaccination data through Apr 1, 2021 as of Apr 2, 2021 at 12:05 AM

Data in this report are provisional and subject to change.

Data in this summary pertain to COVID-19 vaccines approved by the U.S. Food and Drug Administration and have been issued an Emergency Use Authorization (Janssen COVID-19 Vaccine, Moderna COVID-19 Vaccine and Pfizer-BioNTech COVID-19 Vaccine). These data summarize the number of people who have received either their first dose or have completed the series for a COVID-19 vaccine. **A person can only be counted in one category, first dose or series complete.** For persons receiving Moderna or Pfizer vaccines, once they receive their second dose, they are moved from the first dose column to the series completed column. **Because of this, the total first dose category may show a change from report to report not matching the total receiving their first dose from the previous day.** Persons receiving Johnson & Johnson vaccines will always be counted in the series completed column.

## COVID-19 doses for vaccinated persons in Florida

**Doses administered** 6,831

People receiving one dose of a 1-dose series (Johnson & Johnson) or receiving only one dose of a 2-dose series (Moderna, Pfizer) count once. Persons receiving both doses of a 2-dose series count twice.

## Current status of persons vaccinated for COVID-19 in Florida

**Total people vaccinated** 4,151

First dose 1,404

Series completed 2,747

Completed 1-dose series 67

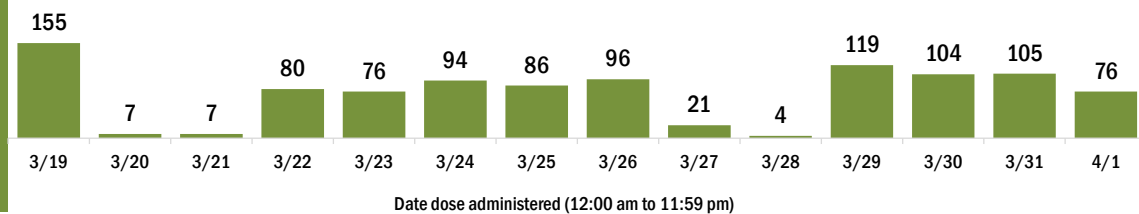
Completed 2-dose series 2,680

**First dose:** current number of people who have only received their first dose of the Moderna or Pfizer vaccine.

**Series complete:** current number of people who have received both Moderna or Pfizer vaccine doses or one Johnson & Johnson dose and are considered fully immunized.

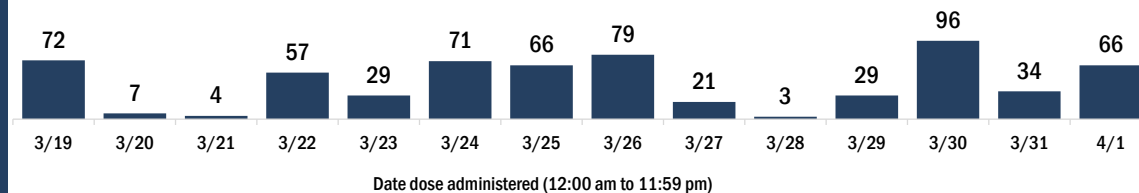
Demographic summary	First dose	Series complete	Total people vaccinated
<b>Age group</b>	<b>1,404</b>	<b>2,747</b>	<b>4,151</b>
16-24 years	24	36	60
25-34 years	62	103	165
35-44 years	124	148	272
45-54 years	244	198	442
55-64 years	592	346	938
65-74 years	196	1,153	1,349
75-84 years	115	597	712
85+ years	47	166	213
<b>Race</b>	<b>1,404</b>	<b>2,747</b>	<b>4,151</b>
White	1,128	2,142	3,270
Black	142	220	362
American Indian/Alaskan	5	19	24
Other	75	188	263
Unknown	54	178	232
<b>Other race</b> includes Asian, native Hawaiian/Pacific Islander, or other.			
<b>Ethnicity</b>	<b>1,404</b>	<b>2,747</b>	<b>4,151</b>
Hispanic	29	38	67
Non-Hispanic	1,158	1,781	2,939
Unknown	217	928	1,145
<b>Gender</b>	<b>1,404</b>	<b>2,747</b>	<b>4,151</b>
Female	794	1,540	2,334
Male	609	1,207	1,816
Unknown	1	0	1

## COVID-19 doses administered for the past 2 weeks

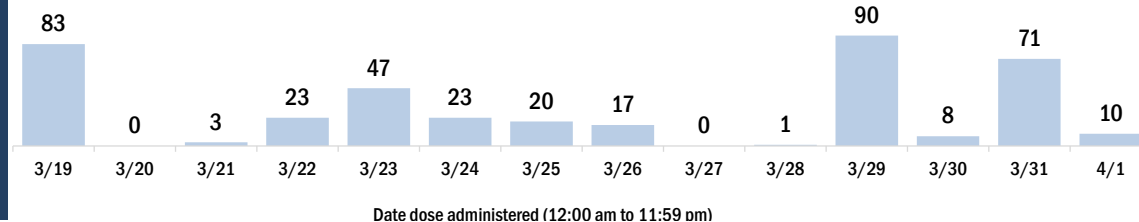


## Persons vaccinated for COVID-19 for the past 2 weeks

### Number of persons who received their first dose of a two-dose series of the COVID-19 vaccine



### Number of persons who completed the COVID-19 vaccine series



# COVID-19: Bay County vaccine summary

Vaccination data through Apr 1, 2021 as of Apr 2, 2021 at 12:05 AM

Data in this report are provisional and subject to change.

Data in this summary pertain to COVID-19 vaccines approved by the U.S. Food and Drug Administration and have been issued an Emergency Use Authorization (Janssen COVID-19 Vaccine, Moderna COVID-19 Vaccine and Pfizer-BioNTech COVID-19 Vaccine). These data summarize the number of people who have received either their first dose or have completed the series for a COVID-19 vaccine. **A person can only be counted in one category, first dose or series complete.** For persons receiving Moderna or Pfizer vaccines, once they receive their second dose, they are moved from the first dose column to the series completed column. **Because of this, the total first dose category may show a change from report to report not matching the total receiving their first dose from the previous day.** Persons receiving Johnson & Johnson vaccines will always be counted in the series completed column.

## COVID-19 doses for vaccinated persons in Florida

**Doses administered** 62,315

People receiving one dose of a 1-dose series (Johnson & Johnson) or receiving only one dose of a 2-dose series (Moderna, Pfizer) count once. Persons receiving both doses of a 2-dose series count twice.

## Current status of persons vaccinated for COVID-19 in Florida

**Total people vaccinated** 39,469

First dose 13,981

Series completed 25,488

Completed 1-dose series 2,642

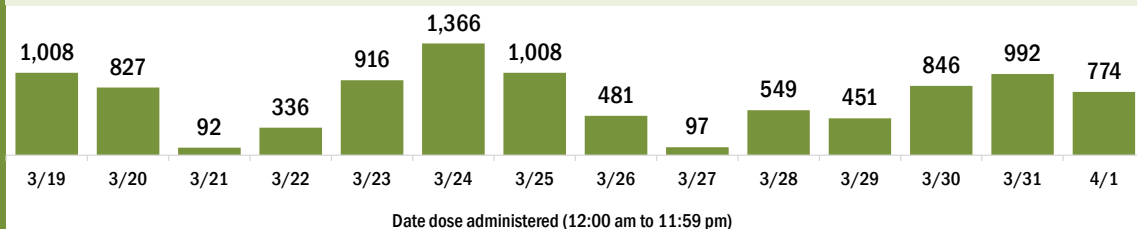
Completed 2-dose series 22,846

**First dose:** current number of people who have only received their first dose of the Moderna or Pfizer vaccine.

**Series complete:** current number of people who have received both Moderna or Pfizer vaccine doses or one Johnson & Johnson dose and are considered fully immunized.

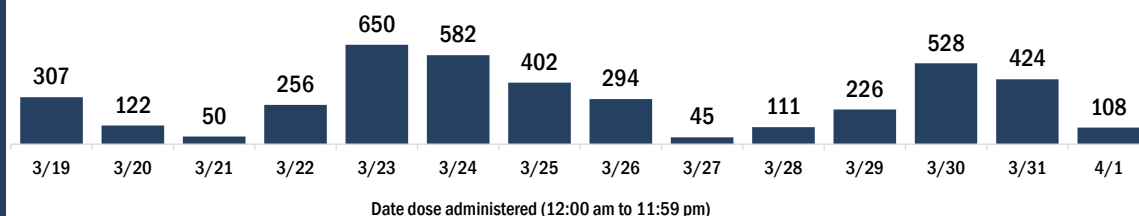
Demographic summary	First dose	Series complete	Total people vaccinated
<b>Age group</b>	<b>13,981</b>	<b>25,488</b>	<b>39,469</b>
16-24 years	359	304	663
25-34 years	713	800	1,513
35-44 years	1,277	1,425	2,702
45-54 years	2,145	2,232	4,377
55-64 years	4,717	4,521	9,238
65-74 years	2,979	9,636	12,615
75-84 years	1,319	5,013	6,332
85+ years	472	1,557	2,029
<b>Race</b>	<b>13,981</b>	<b>25,488</b>	<b>39,469</b>
White	9,434	17,802	27,236
Black	979	1,487	2,466
American Indian/Alaskan	53	125	178
Other	1,202	2,198	3,400
Unknown	2,313	3,876	6,189
<b>Other race</b> includes Asian, native Hawaiian/Pacific Islander, or other.			
<b>Ethnicity</b>	<b>13,981</b>	<b>25,488</b>	<b>39,469</b>
Hispanic	660	605	1,265
Non-Hispanic	8,345	14,960	23,305
Unknown	4,976	9,923	14,899
<b>Gender</b>	<b>13,981</b>	<b>25,488</b>	<b>39,469</b>
Female	8,041	14,312	22,353
Male	5,939	11,171	17,110
Unknown	1	5	6

## COVID-19 doses administered for the past 2 weeks

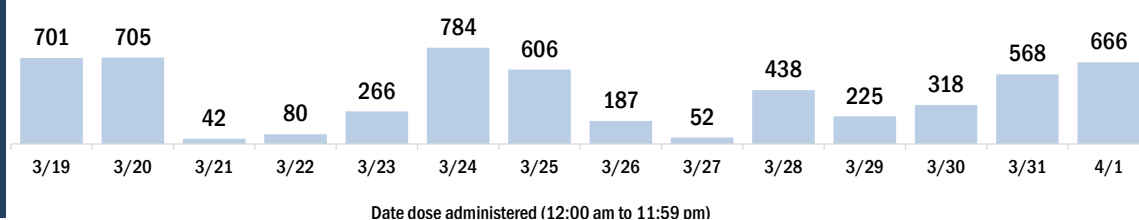


## Persons vaccinated for COVID-19 for the past 2 weeks

### Number of persons who received their first dose of a two-dose series of the COVID-19 vaccine



### Number of persons who completed the COVID-19 vaccine series



# COVID-19: Bradford County vaccine summary

Vaccination data through Apr 1, 2021 as of Apr 2, 2021 at 12:05 AM

Data in this report are provisional and subject to change.

Data in this summary pertain to COVID-19 vaccines approved by the U.S. Food and Drug Administration and have been issued an Emergency Use Authorization (Janssen COVID-19 Vaccine, Moderna COVID-19 Vaccine and Pfizer-BioNTech COVID-19 Vaccine). These data summarize the number of people who have received either their first dose or have completed the series for a COVID-19 vaccine. **A person can only be counted in one category, first dose or series complete.** For persons receiving Moderna or Pfizer vaccines, once they receive their second dose, they are moved from the first dose column to the series completed column. **Because of this, the total first dose category may show a change from report to report not matching the total receiving their first dose from the previous day.** Persons receiving Johnson & Johnson vaccines will always be counted in the series completed column.

## COVID-19 doses for vaccinated persons in Florida

**Doses administered** 6,913

People receiving one dose of a 1-dose series (Johnson & Johnson) or receiving only one dose of a 2-dose series (Moderna, Pfizer) count once. Persons receiving both doses of a 2-dose series count twice.

## Current status of persons vaccinated for COVID-19 in Florida

**Total people vaccinated** 4,238

First dose 1,277

Series completed 2,961

Completed 1-dose series 286

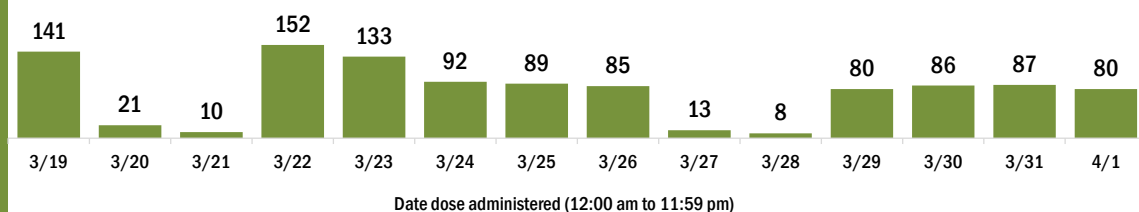
Completed 2-dose series 2,675

**First dose:** current number of people who have only received their first dose of the Moderna or Pfizer vaccine.

**Series complete:** current number of people who have received both Moderna or Pfizer vaccine doses or one Johnson & Johnson dose and are considered fully immunized.

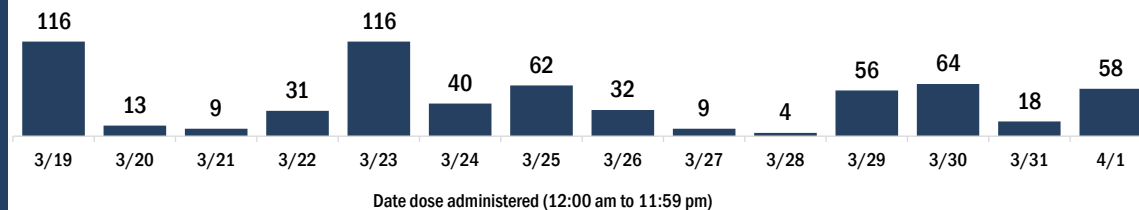
Demographic summary	First dose	Series complete	Total people vaccinated
<b>Age group</b>	1,277	2,961	4,238
16-24 years	38	18	56
25-34 years	49	82	131
35-44 years	94	92	186
45-54 years	205	176	381
55-64 years	567	357	924
65-74 years	193	1,253	1,446
75-84 years	95	742	837
85+ years	36	241	277
<b>Race</b>	1,277	2,961	4,238
White	924	2,280	3,204
Black	185	303	488
American Indian/Alaskan	12	17	29
Other	87	270	357
Unknown	69	91	160
<b>Other race</b> includes Asian, native Hawaiian/Pacific Islander, or other.			
<b>Ethnicity</b>	1,277	2,961	4,238
Hispanic	29	32	61
Non-Hispanic	960	2,591	3,551
Unknown	288	338	626
<b>Gender</b>	1,277	2,961	4,238
Female	778	1,724	2,502
Male	498	1,237	1,735
Unknown	1	0	1

## COVID-19 doses administered for the past 2 weeks

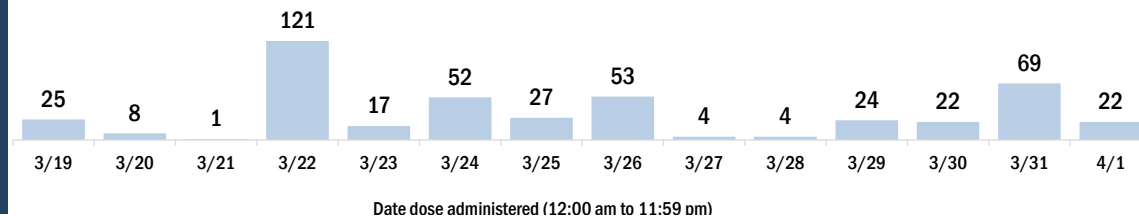


## Persons vaccinated for COVID-19 for the past 2 weeks

### Number of persons who received their first dose of a two-dose series of the COVID-19 vaccine



### Number of persons who completed the COVID-19 vaccine series



# COVID-19: Brevard County vaccine summary

Vaccination data through Apr 1, 2021 as of Apr 2, 2021 at 12:05 AM

Data in this report are provisional and subject to change.

Data in this summary pertain to COVID-19 vaccines approved by the U.S. Food and Drug Administration and have been issued an Emergency Use Authorization (Janssen COVID-19 Vaccine, Moderna COVID-19 Vaccine and Pfizer-BioNTech COVID-19 Vaccine). These data summarize the number of people who have received either their first dose or have completed the series for a COVID-19 vaccine. **A person can only be counted in one category, first dose or series complete.** For persons receiving Moderna or Pfizer vaccines, once they receive their second dose, they are moved from the first dose column to the series completed column. **Because of this, the total first dose category may show a change from report to report not matching the total receiving their first dose from the previous day.** Persons receiving Johnson & Johnson vaccines will always be counted in the series completed column.

## COVID-19 doses for vaccinated persons in Florida

**Doses administered** 250,859

People receiving one dose of a 1-dose series (Johnson & Johnson) or receiving only one dose of a 2-dose series (Moderna, Pfizer) count once. Persons receiving both doses of a 2-dose series count twice.

## Current status of persons vaccinated for COVID-19 in Florida

**Total people vaccinated** 165,966

First dose 72,593

Series completed 93,373

Completed 1-dose series 8,480

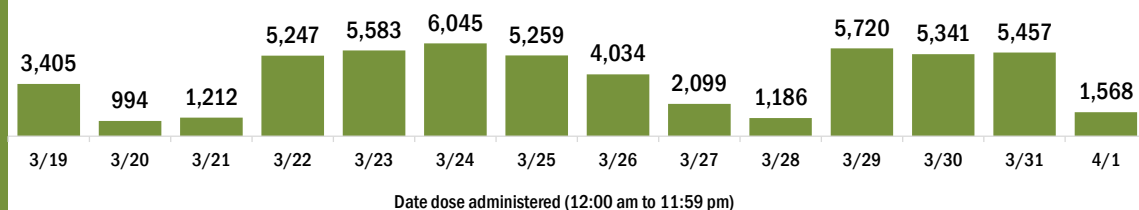
Completed 2-dose series 84,893

**First dose:** current number of people who have only received their first dose of the Moderna or Pfizer vaccine.

**Series complete:** current number of people who have received both Moderna or Pfizer vaccine doses or one Johnson & Johnson dose and are considered fully immunized.

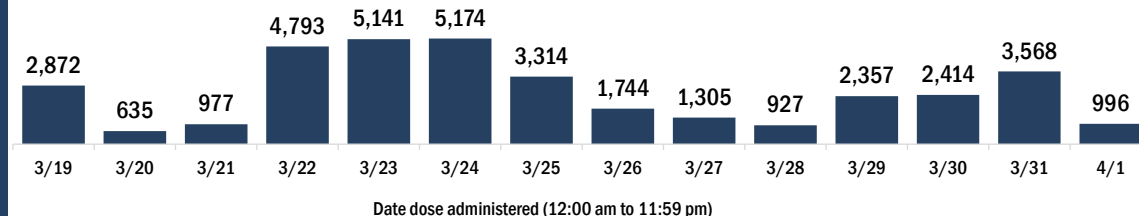
Demographic summary	First dose	Series complete	Total people vaccinated
<b>Age group</b>	<b>72,593</b>	<b>93,373</b>	<b>165,966</b>
16-24 years	1,290	876	2,166
25-34 years	2,587	2,670	5,257
35-44 years	4,376	3,938	8,314
45-54 years	8,865	6,069	14,934
55-64 years	24,388	12,096	36,484
65-74 years	17,087	37,867	54,954
75-84 years	10,055	21,823	31,878
85+ years	3,945	8,034	11,979
<b>Race</b>	<b>72,593</b>	<b>93,373</b>	<b>165,966</b>
White	48,997	61,813	110,810
Black	4,062	3,968	8,030
American Indian/Alaskan	324	430	754
Other	5,432	9,170	14,602
Unknown	13,778	17,992	31,770
<b>Other race</b> includes Asian, native Hawaiian/Pacific Islander, or other.			
<b>Ethnicity</b>	<b>72,593</b>	<b>93,373</b>	<b>165,966</b>
Hispanic	3,798	2,645	6,443
Non-Hispanic	40,485	45,885	86,370
Unknown	28,310	44,843	73,153
<b>Gender</b>	<b>72,593</b>	<b>93,373</b>	<b>165,966</b>
Female	41,507	55,180	96,687
Male	30,959	38,025	68,984
Unknown	127	168	295

## COVID-19 doses administered for the past 2 weeks

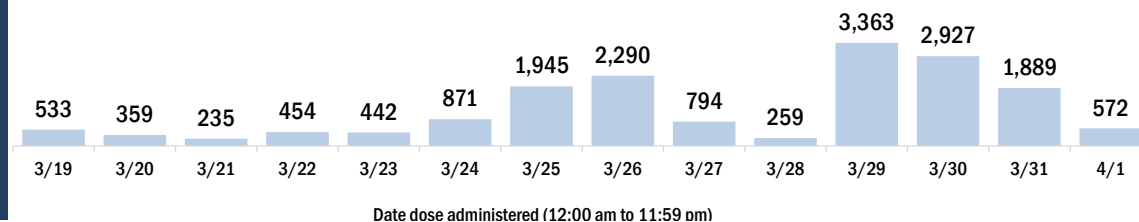


## Persons vaccinated for COVID-19 for the past 2 weeks

### Number of persons who received their first dose of a two-dose series of the COVID-19 vaccine



### Number of persons who completed the COVID-19 vaccine series



# COVID-19: Broward County vaccine summary

Vaccination data through Apr 1, 2021 as of Apr 2, 2021 at 12:05 AM

Data in this report are provisional and subject to change.

Data in this summary pertain to COVID-19 vaccines approved by the U.S. Food and Drug Administration and have been issued an Emergency Use Authorization (Janssen COVID-19 Vaccine, Moderna COVID-19 Vaccine and Pfizer-BioNTech COVID-19 Vaccine). These data summarize the number of people who have received either their first dose or have completed the series for a COVID-19 vaccine. **A person can only be counted in one category, first dose or series complete.** For persons receiving Moderna or Pfizer vaccines, once they receive their second dose, they are moved from the first dose column to the series completed column. **Because of this, the total first dose category may show a change from report to report not matching the total receiving their first dose from the previous day.** Persons receiving Johnson & Johnson vaccines will always be counted in the series completed column.

## COVID-19 doses for vaccinated persons in Florida

**Doses administered** 819,057

People receiving one dose of a 1-dose series (Johnson & Johnson) or receiving only one dose of a 2-dose series (Moderna, Pfizer) count once. Persons receiving both doses of a 2-dose series count twice.

## Current status of persons vaccinated for COVID-19 in Florida

**Total people vaccinated** 537,357

First dose 235,012

Series completed 302,345

Completed 1-dose series 20,645

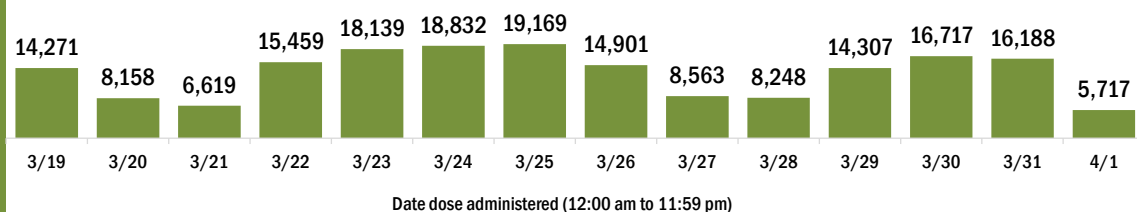
Completed 2-dose series 281,700

**First dose:** current number of people who have only received their first dose of the Moderna or Pfizer vaccine.

**Series complete:** current number of people who have received both Moderna or Pfizer vaccine doses or one Johnson & Johnson dose and are considered fully immunized.

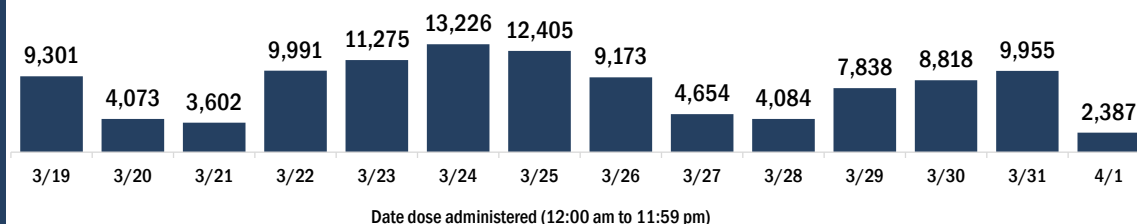
Demographic summary	First dose	Series complete	Total people vaccinated
<b>Age group</b>	<b>235,012</b>	<b>302,345</b>	<b>537,357</b>
16-24 years	8,246	4,716	12,962
25-34 years	14,274	13,731	28,005
35-44 years	24,445	20,063	44,508
45-54 years	48,772	29,724	78,496
55-64 years	81,752	43,893	125,645
65-74 years	31,929	110,789	142,718
75-84 years	17,486	58,056	75,542
85+ years	8,108	21,373	29,481
<b>Race</b>	<b>235,012</b>	<b>302,345</b>	<b>537,357</b>
White	131,776	202,488	334,264
Black	27,462	36,716	64,178
American Indian/Alaskan	957	1,506	2,463
Other	23,719	34,432	58,151
Unknown	51,098	27,203	78,301
<b>Other race</b> includes Asian, native Hawaiian/Pacific Islander, or other.			
<b>Ethnicity</b>	<b>235,012</b>	<b>302,345</b>	<b>537,357</b>
Hispanic	49,194	58,765	107,959
Non-Hispanic	95,393	172,162	267,555
Unknown	90,425	71,418	161,843
<b>Gender</b>	<b>235,012</b>	<b>302,345</b>	<b>537,357</b>
Female	126,634	171,761	298,395
Male	107,419	130,517	237,936
Unknown	959	67	1,026

## COVID-19 doses administered for the past 2 weeks

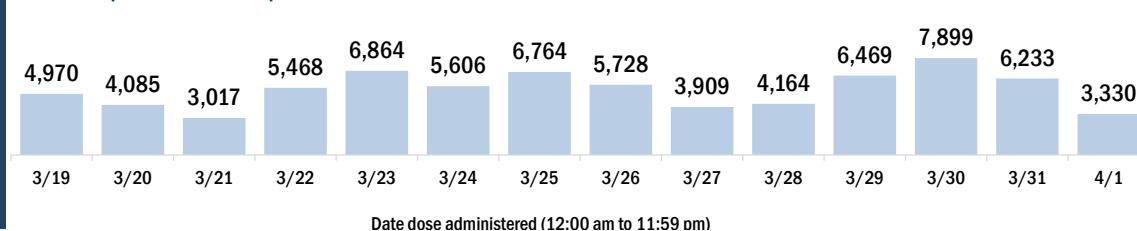


## Persons vaccinated for COVID-19 for the past 2 weeks

### Number of persons who received their first dose of a two-dose series of the COVID-19 vaccine



### Number of persons who completed the COVID-19 vaccine series



# COVID-19: Calhoun County vaccine summary

Vaccination data through Apr 1, 2021 as of Apr 2, 2021 at 12:05 AM

Data in this report are provisional and subject to change.

Data in this summary pertain to COVID-19 vaccines approved by the U.S. Food and Drug Administration and have been issued an Emergency Use Authorization (Janssen COVID-19 Vaccine, Moderna COVID-19 Vaccine and Pfizer-BioNTech COVID-19 Vaccine). These data summarize the number of people who have received either their first dose or have completed the series for a COVID-19 vaccine. **A person can only be counted in one category, first dose or series complete.** For persons receiving Moderna or Pfizer vaccines, once they receive their second dose, they are moved from the first dose column to the series completed column. **Because of this, the total first dose category may show a change from report to report not matching the total receiving their first dose from the previous day.** Persons receiving Johnson & Johnson vaccines will always be counted in the series completed column.

## COVID-19 doses for vaccinated persons in Florida

**Doses administered** 4,234

People receiving one dose of a 1-dose series (Johnson & Johnson) or receiving only one dose of a 2-dose series (Moderna, Pfizer) count once. Persons receiving both doses of a 2-dose series count twice.

## Current status of persons vaccinated for COVID-19 in Florida

**Total people vaccinated** 2,461

First dose 566

Series completed 1,895

Completed 1-dose series 122

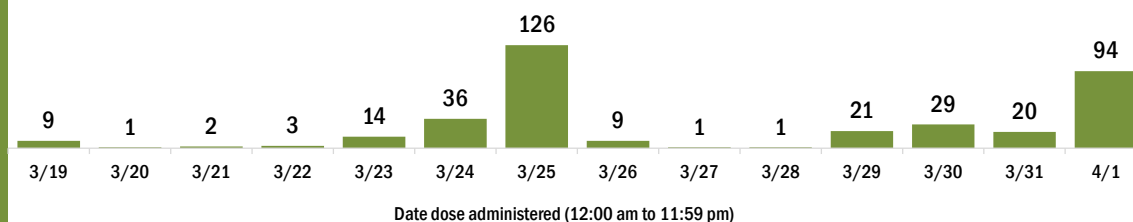
Completed 2-dose series 1,773

**First dose:** current number of people who have only received their first dose of the Moderna or Pfizer vaccine.

**Series complete:** current number of people who have received both Moderna or Pfizer vaccine doses or one Johnson & Johnson dose and are considered fully immunized.

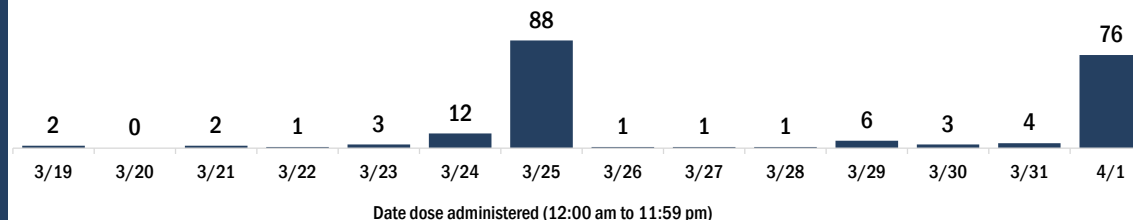
Demographic summary	First dose	Series complete	Total people vaccinated
<b>Age group</b>	566	1,895	2,461
16-24 years	18	12	30
25-34 years	10	49	59
35-44 years	47	81	128
45-54 years	84	151	235
55-64 years	193	276	469
65-74 years	120	721	841
75-84 years	70	433	503
85+ years	24	172	196
<b>Race</b>	566	1,895	2,461
White	366	1,334	1,700
Black	56	109	165
American Indian/Alaskan	8	11	19
Other	51	298	349
Unknown	85	143	228
<b>Other race</b> includes Asian, native Hawaiian/Pacific Islander, or other.			
<b>Ethnicity</b>	566	1,895	2,461
Hispanic	12	33	45
Non-Hispanic	242	1,083	1,325
Unknown	312	779	1,091
<b>Gender</b>	566	1,895	2,461
Female	300	1,064	1,364
Male	266	830	1,096
Unknown	0	1	1

## COVID-19 doses administered for the past 2 weeks

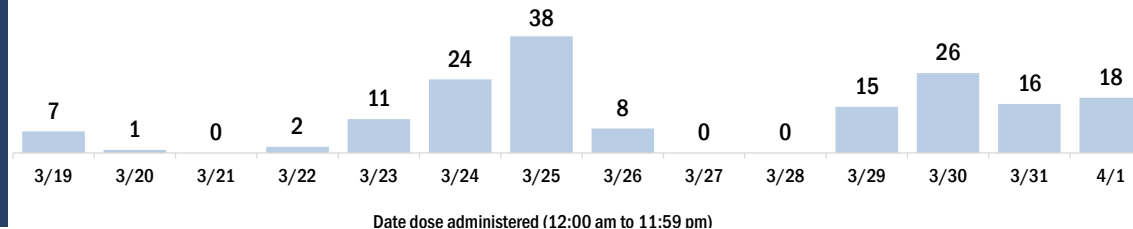


## Persons vaccinated for COVID-19 for the past 2 weeks

### Number of persons who received their first dose of a two-dose series of the COVID-19 vaccine



### Number of persons who completed the COVID-19 vaccine series



# COVID-19: Charlotte County vaccine summary

Vaccination data through Apr 1, 2021 as of Apr 2, 2021 at 12:05 AM

Data in this report are provisional and subject to change.

Data in this summary pertain to COVID-19 vaccines approved by the U.S. Food and Drug Administration and have been issued an Emergency Use Authorization (Janssen COVID-19 Vaccine, Moderna COVID-19 Vaccine and Pfizer-BioNTech COVID-19 Vaccine). These data summarize the number of people who have received either their first dose or have completed the series for a COVID-19 vaccine. **A person can only be counted in one category, first dose or series complete.** For persons receiving Moderna or Pfizer vaccines, once they receive their second dose, they are moved from the first dose column to the series completed column. **Because of this, the total first dose category may show a change from report to report not matching the total receiving their first dose from the previous day.** Persons receiving Johnson & Johnson vaccines will always be counted in the series completed column.

## COVID-19 doses for vaccinated persons in Florida

**Doses administered** 120,275

People receiving one dose of a 1-dose series (Johnson & Johnson) or receiving only one dose of a 2-dose series (Moderna, Pfizer) count once. Persons receiving both doses of a 2-dose series count twice.

## Current status of persons vaccinated for COVID-19 in Florida

**Total people vaccinated** 83,411

First dose 42,688

Series completed 40,723

Completed 1-dose series 3,859

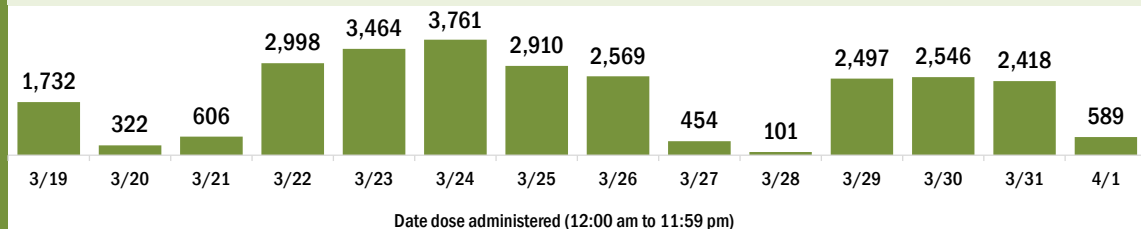
Completed 2-dose series 36,864

**First dose:** current number of people who have only received their first dose of the Moderna or Pfizer vaccine.

**Series complete:** current number of people who have received both Moderna or Pfizer vaccine doses or one Johnson & Johnson dose and are considered fully immunized.

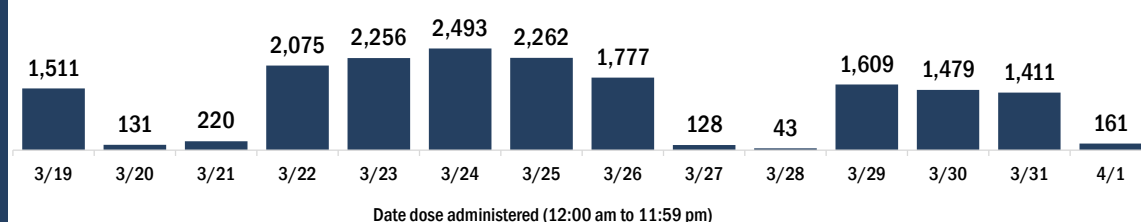
Demographic summary	First dose	Series complete	Total people vaccinated
<b>Age group</b>	<b>42,688</b>	<b>40,723</b>	<b>83,411</b>
16-24 years	195	177	372
25-34 years	444	472	916
35-44 years	934	721	1,655
45-54 years	3,014	1,377	4,391
55-64 years	11,989	2,941	14,930
65-74 years	14,188	19,843	34,031
75-84 years	9,256	11,711	20,967
85+ years	2,668	3,481	6,149
<b>Race</b>	<b>42,688</b>	<b>40,723</b>	<b>83,411</b>
White	33,934	29,273	63,207
Black	854	517	1,371
American Indian/Alaskan	265	112	377
Other	2,153	3,216	5,369
Unknown	5,482	7,605	13,087
<b>Other race</b> includes Asian, native Hawaiian/Pacific Islander, or other.			
<b>Ethnicity</b>	<b>42,688</b>	<b>40,723</b>	<b>83,411</b>
Hispanic	1,104	582	1,686
Non-Hispanic	24,905	21,530	46,435
Unknown	16,679	18,611	35,290
<b>Gender</b>	<b>42,688</b>	<b>40,723</b>	<b>83,411</b>
Female	23,660	22,735	46,395
Male	18,997	17,964	36,961
Unknown	31	24	55

## COVID-19 doses administered for the past 2 weeks

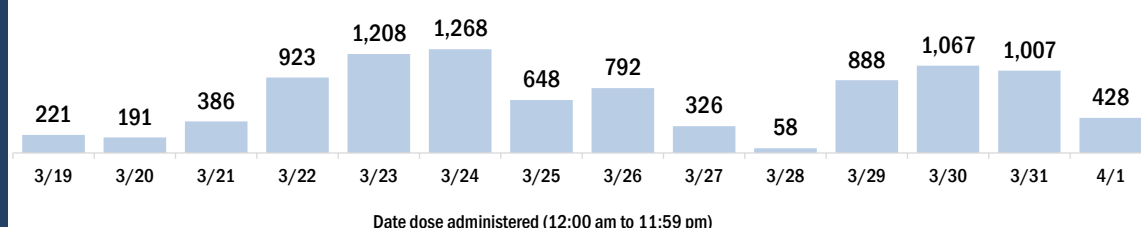


## Persons vaccinated for COVID-19 for the past 2 weeks

### Number of persons who received their first dose of a two-dose series of the COVID-19 vaccine



### Number of persons who completed the COVID-19 vaccine series



# COVID-19: Citrus County vaccine summary

Vaccination data through Apr 1, 2021 as of Apr 2, 2021 at 12:05 AM

Data in this report are provisional and subject to change.

Data in this summary pertain to COVID-19 vaccines approved by the U.S. Food and Drug Administration and have been issued an Emergency Use Authorization (Janssen COVID-19 Vaccine, Moderna COVID-19 Vaccine and Pfizer-BioNTech COVID-19 Vaccine). These data summarize the number of people who have received either their first dose or have completed the series for a COVID-19 vaccine. **A person can only be counted in one category, first dose or series complete.** For persons receiving Moderna or Pfizer vaccines, once they receive their second dose, they are moved from the first dose column to the series completed column. **Because of this, the total first dose category may show a change from report to report not matching the total receiving their first dose from the previous day.** Persons receiving Johnson & Johnson vaccines will always be counted in the series completed column.

## COVID-19 doses for vaccinated persons in Florida

**Doses administered** 77,036

People receiving one dose of a 1-dose series (Johnson & Johnson) or receiving only one dose of a 2-dose series (Moderna, Pfizer) count once. Persons receiving both doses of a 2-dose series count twice.

## Current status of persons vaccinated for COVID-19 in Florida

**Total people vaccinated** 48,921

First dose 20,039

Series completed 28,882

Completed 1-dose series 767

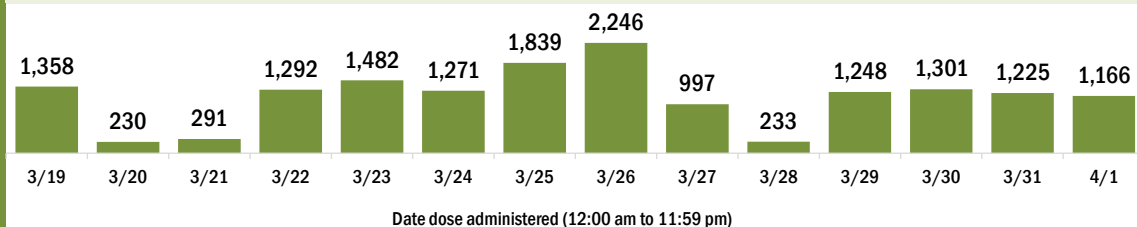
Completed 2-dose series 28,115

**First dose:** current number of people who have only received their first dose of the Moderna or Pfizer vaccine.

**Series complete:** current number of people who have received both Moderna or Pfizer vaccine doses or one Johnson & Johnson dose and are considered fully immunized.

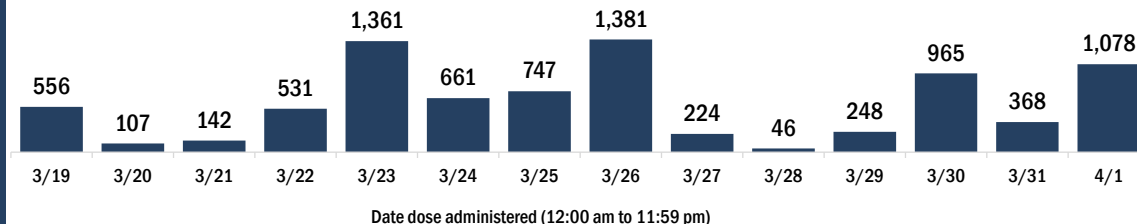
Demographic summary	First dose	Series complete	Total people vaccinated
<b>Age group</b>	<b>20,039</b>	<b>28,882</b>	<b>48,921</b>
16-24 years	181	182	363
25-34 years	285	423	708
35-44 years	558	593	1,151
45-54 years	1,668	958	2,626
55-64 years	6,117	1,885	8,002
65-74 years	6,231	13,056	19,287
75-84 years	3,866	9,117	12,983
85+ years	1,133	2,668	3,801
<b>Race</b>	<b>20,039</b>	<b>28,882</b>	<b>48,921</b>
White	16,114	20,518	36,632
Black	329	331	660
American Indian/Alaskan	121	137	258
Other	910	2,405	3,315
Unknown	2,565	5,491	8,056
<b>Other race</b> includes Asian, native Hawaiian/Pacific Islander, or other.			
<b>Ethnicity</b>	<b>20,039</b>	<b>28,882</b>	<b>48,921</b>
Hispanic	765	536	1,301
Non-Hispanic	13,185	15,224	28,409
Unknown	6,089	13,122	19,211
<b>Gender</b>	<b>20,039</b>	<b>28,882</b>	<b>48,921</b>
Female	11,477	16,441	27,918
Male	8,536	12,430	20,966
Unknown	26	11	37

## COVID-19 doses administered for the past 2 weeks

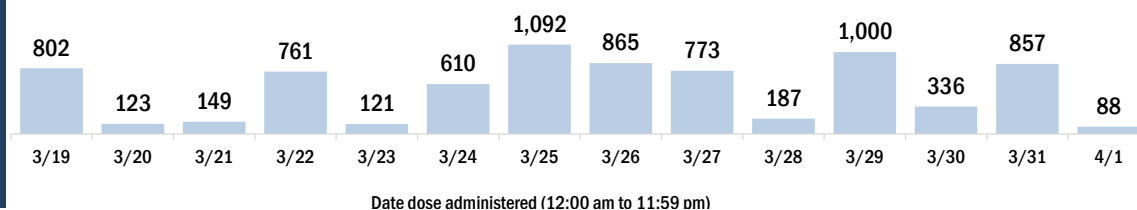


## Persons vaccinated for COVID-19 for the past 2 weeks

### Number of persons who received their first dose of a two-dose series of the COVID-19 vaccine



### Number of persons who completed the COVID-19 vaccine series



# COVID-19: Clay County vaccine summary

Vaccination data through Apr 1, 2021 as of Apr 2, 2021 at 12:05 AM

Data in this report are provisional and subject to change.

Data in this summary pertain to COVID-19 vaccines approved by the U.S. Food and Drug Administration and have been issued an Emergency Use Authorization (Janssen COVID-19 Vaccine, Moderna COVID-19 Vaccine and Pfizer-BioNTech COVID-19 Vaccine). These data summarize the number of people who have received either their first dose or have completed the series for a COVID-19 vaccine. **A person can only be counted in one category, first dose or series complete.** For persons receiving Moderna or Pfizer vaccines, once they receive their second dose, they are moved from the first dose column to the series completed column. **Because of this, the total first dose category may show a change from report to report not matching the total receiving their first dose from the previous day.** Persons receiving Johnson & Johnson vaccines will always be counted in the series completed column.

## COVID-19 doses for vaccinated persons in Florida

**Doses administered** 75,260

People receiving one dose of a 1-dose series (Johnson & Johnson) or receiving only one dose of a 2-dose series (Moderna, Pfizer) count once. Persons receiving both doses of a 2-dose series count twice.

## Current status of persons vaccinated for COVID-19 in Florida

**Total people vaccinated** 46,746

First dose 16,596

Series completed 30,150

Completed 1-dose series 1,636

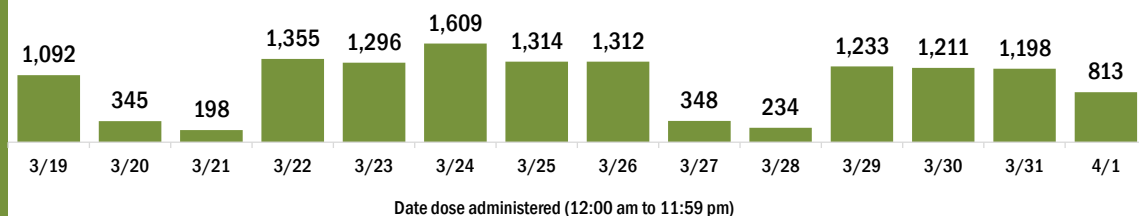
Completed 2-dose series 28,514

**First dose:** current number of people who have only received their first dose of the Moderna or Pfizer vaccine.

**Series complete:** current number of people who have received both Moderna or Pfizer vaccine doses or one Johnson & Johnson dose and are considered fully immunized.

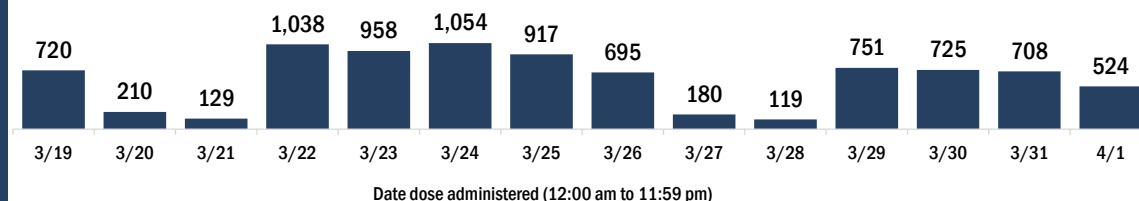
Demographic summary	First dose	Series complete	Total people vaccinated
<b>Age group</b>	<b>16,596</b>	<b>30,150</b>	<b>46,746</b>
16-24 years	633	448	1,081
25-34 years	847	1,124	1,971
35-44 years	1,805	1,872	3,677
45-54 years	3,537	2,642	6,179
55-64 years	6,551	3,884	10,435
65-74 years	1,930	12,143	14,073
75-84 years	949	6,201	7,150
85+ years	344	1,836	2,180
<b>Race</b>	<b>16,596</b>	<b>30,150</b>	<b>46,746</b>
White	10,474	22,450	32,924
Black	1,323	1,786	3,109
American Indian/Alaskan	88	148	236
Other	1,885	2,802	4,687
Unknown	2,826	2,964	5,790
<b>Other race</b> includes Asian, native Hawaiian/Pacific Islander, or other.			
<b>Ethnicity</b>	<b>16,596</b>	<b>30,150</b>	<b>46,746</b>
Hispanic	944	1,098	2,042
Non-Hispanic	10,548	22,794	33,342
Unknown	5,104	6,258	11,362
<b>Gender</b>	<b>16,596</b>	<b>30,150</b>	<b>46,746</b>
Female	9,678	17,583	27,261
Male	6,886	12,565	19,451
Unknown	32	2	34

## COVID-19 doses administered for the past 2 weeks

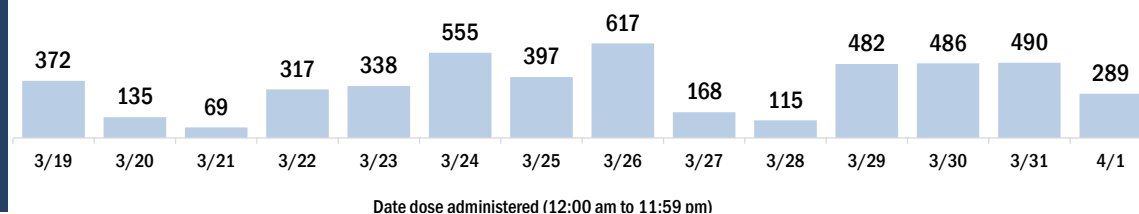


## Persons vaccinated for COVID-19 for the past 2 weeks

### Number of persons who received their first dose of a two-dose series of the COVID-19 vaccine



### Number of persons who completed the COVID-19 vaccine series



# COVID-19: Collier County vaccine summary

Vaccination data through Apr 1, 2021 as of Apr 2, 2021 at 12:05 AM

Data in this report are provisional and subject to change.

Data in this summary pertain to COVID-19 vaccines approved by the U.S. Food and Drug Administration and have been issued an Emergency Use Authorization (Janssen COVID-19 Vaccine, Moderna COVID-19 Vaccine and Pfizer-BioNTech COVID-19 Vaccine). These data summarize the number of people who have received either their first dose or have completed the series for a COVID-19 vaccine. **A person can only be counted in one category, first dose or series complete.** For persons receiving Moderna or Pfizer vaccines, once they receive their second dose, they are moved from the first dose column to the series completed column. **Because of this, the total first dose category may show a change from report to report not matching the total receiving their first dose from the previous day.** Persons receiving Johnson & Johnson vaccines will always be counted in the series completed column.

## COVID-19 doses for vaccinated persons in Florida

**Doses administered** 215,155

People receiving one dose of a 1-dose series (Johnson & Johnson) or receiving only one dose of a 2-dose series (Moderna, Pfizer) count once. Persons receiving both doses of a 2-dose series count twice.

## Current status of persons vaccinated for COVID-19 in Florida

**Total people vaccinated** 136,145

First dose 53,011

Series completed 83,134

Completed 1-dose series 4,124

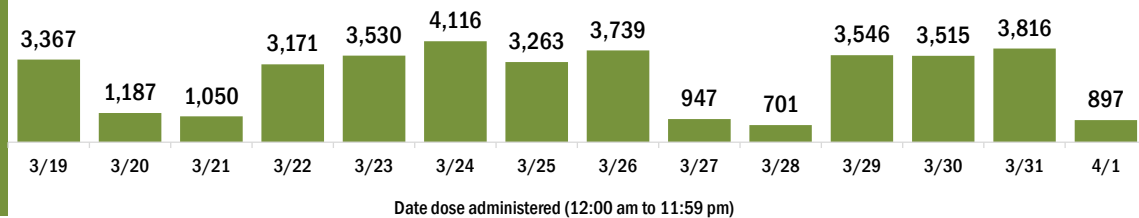
Completed 2-dose series 79,010

**First dose:** current number of people who have only received their first dose of the Moderna or Pfizer vaccine.

**Series complete:** current number of people who have received both Moderna or Pfizer vaccine doses or one Johnson & Johnson dose and are considered fully immunized.

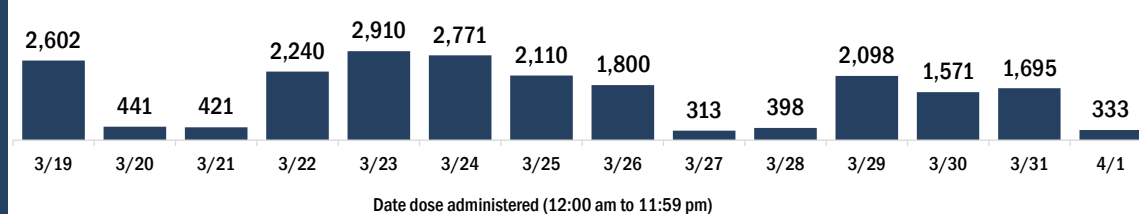
Demographic summary	First dose	Series complete	Total people vaccinated
<b>Age group</b>	<b>53,011</b>	<b>83,134</b>	<b>136,145</b>
16-24 years	550	509	1,059
25-34 years	1,006	1,297	2,303
35-44 years	1,578	1,843	3,421
45-54 years	4,410	2,980	7,390
55-64 years	15,915	5,616	21,531
65-74 years	14,547	37,744	52,291
75-84 years	11,469	25,517	36,986
85+ years	3,536	7,628	11,164
<b>Race</b>	<b>53,011</b>	<b>83,134</b>	<b>136,145</b>
White	36,160	52,456	88,616
Black	634	743	1,377
American Indian/Alaskan	169	244	413
Other	3,421	6,535	9,956
Unknown	12,627	23,156	35,783
<b>Other race</b> includes Asian, native Hawaiian/Pacific Islander, or other.			
<b>Ethnicity</b>	<b>53,011</b>	<b>83,134</b>	<b>136,145</b>
Hispanic	3,568	3,025	6,593
Non-Hispanic	24,709	36,468	61,177
Unknown	24,734	43,641	68,375
<b>Gender</b>	<b>53,011</b>	<b>83,134</b>	<b>136,145</b>
Female	29,441	46,107	75,548
Male	23,293	36,803	60,096
Unknown	277	224	501

## COVID-19 doses administered for the past 2 weeks

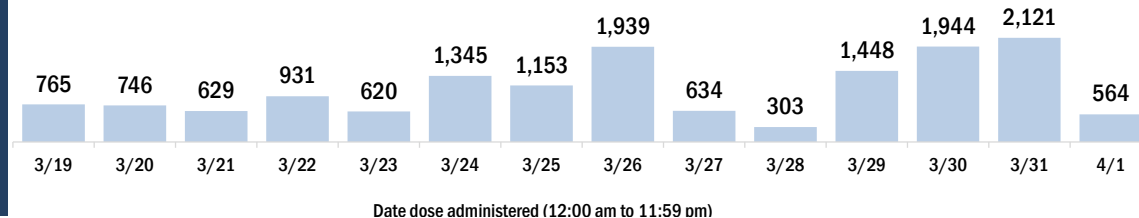


## Persons vaccinated for COVID-19 for the past 2 weeks

### Number of persons who received their first dose of a two-dose series of the COVID-19 vaccine



### Number of persons who completed the COVID-19 vaccine series



# COVID-19: Columbia County vaccine summary

Vaccination data through Apr 1, 2021 as of Apr 2, 2021 at 12:05 AM

Data in this report are provisional and subject to change.

Data in this summary pertain to COVID-19 vaccines approved by the U.S. Food and Drug Administration and have been issued an Emergency Use Authorization (Janssen COVID-19 Vaccine, Moderna COVID-19 Vaccine and Pfizer-BioNTech COVID-19 Vaccine). These data summarize the number of people who have received either their first dose or have completed the series for a COVID-19 vaccine. **A person can only be counted in one category, first dose or series complete.** For persons receiving Moderna or Pfizer vaccines, once they receive their second dose, they are moved from the first dose column to the series completed column. **Because of this, the total first dose category may show a change from report to report not matching the total receiving their first dose from the previous day.** Persons receiving Johnson & Johnson vaccines will always be counted in the series completed column.

## COVID-19 doses for vaccinated persons in Florida

**Doses administered** 19,425

People receiving one dose of a 1-dose series (Johnson & Johnson) or receiving only one dose of a 2-dose series (Moderna, Pfizer) count once. Persons receiving both doses of a 2-dose series count twice.

## Current status of persons vaccinated for COVID-19 in Florida

**Total people vaccinated** 11,860

First dose 3,546

Series completed 8,314

Completed 1-dose series 749

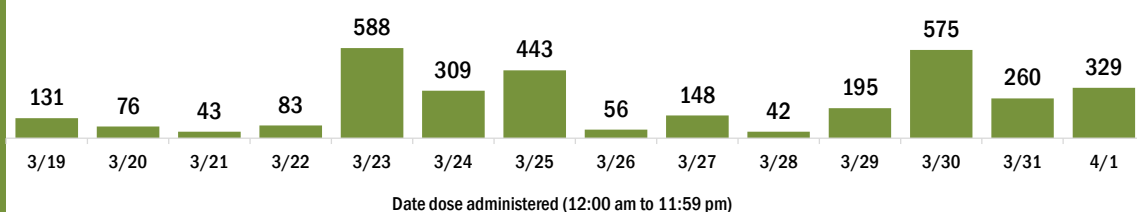
Completed 2-dose series 7,565

**First dose:** current number of people who have only received their first dose of the Moderna or Pfizer vaccine.

**Series complete:** current number of people who have received both Moderna or Pfizer vaccine doses or one Johnson & Johnson dose and are considered fully immunized.

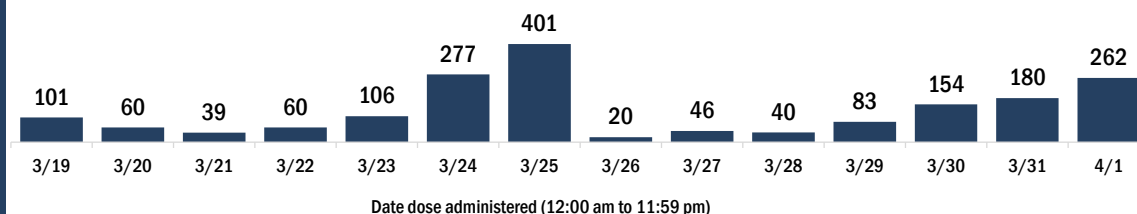
Demographic summary	First dose	Series complete	Total people vaccinated
<b>Age group</b>	3,546	8,314	11,860
16-24 years	84	77	161
25-34 years	176	195	371
35-44 years	298	319	617
45-54 years	630	527	1,157
55-64 years	1,349	1,017	2,366
65-74 years	603	3,499	4,102
75-84 years	305	2,075	2,380
85+ years	101	605	706
<b>Race</b>	3,546	8,314	11,860
White	2,352	5,900	8,252
Black	403	788	1,191
American Indian/Alaskan	26	46	72
Other	310	640	950
Unknown	455	940	1,395
<b>Other race</b> includes Asian, native Hawaiian/Pacific Islander, or other.			
<b>Ethnicity</b>	3,546	8,314	11,860
Hispanic	145	177	322
Non-Hispanic	2,287	5,564	7,851
Unknown	1,114	2,573	3,687
<b>Gender</b>	3,546	8,314	11,860
Female	2,125	4,956	7,081
Male	1,419	3,358	4,777
Unknown	2	0	2

## COVID-19 doses administered for the past 2 weeks

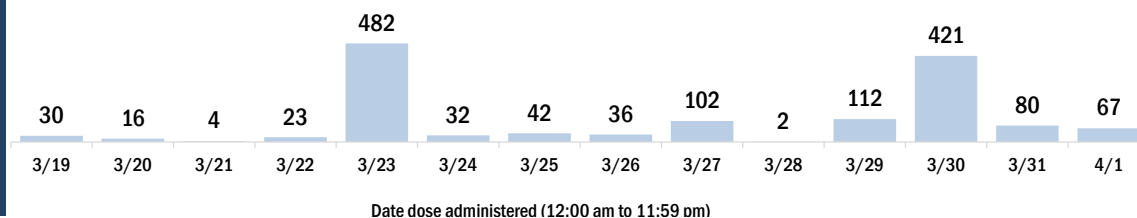


## Persons vaccinated for COVID-19 for the past 2 weeks

### Number of persons who received their first dose of a two-dose series of the COVID-19 vaccine



### Number of persons who completed the COVID-19 vaccine series



# COVID-19: Dade County vaccine summary

Vaccination data through Apr 1, 2021 as of Apr 2, 2021 at 12:05 AM

Data in this report are provisional and subject to change.

Data in this summary pertain to COVID-19 vaccines approved by the U.S. Food and Drug Administration and have been issued an Emergency Use Authorization (Janssen COVID-19 Vaccine, Moderna COVID-19 Vaccine and Pfizer-BioNTech COVID-19 Vaccine). These data summarize the number of people who have received either their first dose or have completed the series for a COVID-19 vaccine. **A person can only be counted in one category, first dose or series complete.** For persons receiving Moderna or Pfizer vaccines, once they receive their second dose, they are moved from the first dose column to the series completed column. **Because of this, the total first dose category may show a change from report to report not matching the total receiving their first dose from the previous day.** Persons receiving Johnson & Johnson vaccines will always be counted in the series completed column.

## COVID-19 doses for vaccinated persons in Florida

**Doses administered** 1,159,472

People receiving one dose of a 1-dose series (Johnson & Johnson) or receiving only one dose of a 2-dose series (Moderna, Pfizer) count once. Persons receiving both doses of a 2-dose series count twice.

## Current status of persons vaccinated for COVID-19 in Florida

**Total people vaccinated** 766,333

First dose 331,342

Series completed 434,991

Completed 1-dose series 41,852

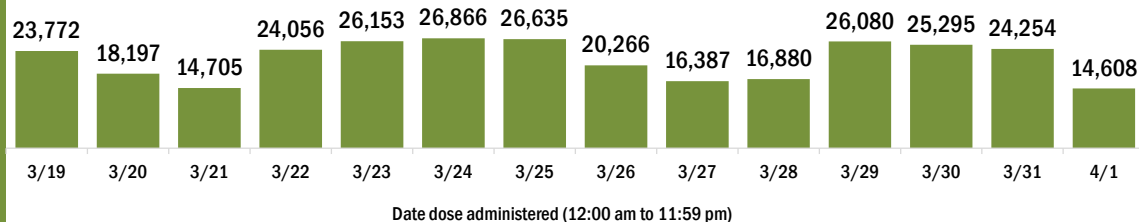
Completed 2-dose series 393,139

**First dose:** current number of people who have only received their first dose of the Moderna or Pfizer vaccine.

**Series complete:** current number of people who have received both Moderna or Pfizer vaccine doses or one Johnson & Johnson dose and are considered fully immunized.

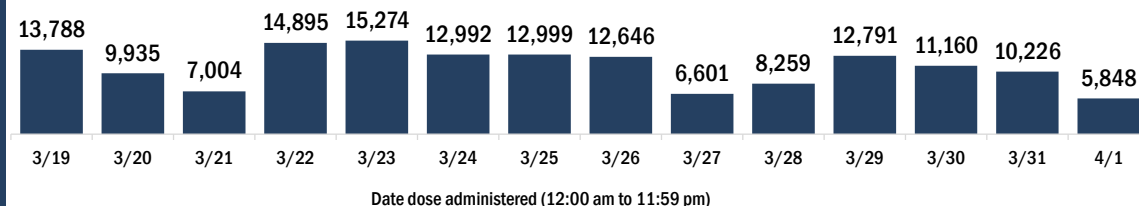
Demographic summary	First dose	Series complete	Total people vaccinated
<b>Age group</b>	<b>331,342</b>	<b>434,991</b>	<b>766,333</b>
16-24 years	13,494	8,021	21,515
25-34 years	25,647	23,669	49,316
35-44 years	38,841	32,636	71,477
45-54 years	67,854	47,802	115,656
55-64 years	96,227	68,216	164,443
65-74 years	49,723	136,769	186,492
75-84 years	27,704	85,137	112,841
85+ years	11,852	32,741	44,593
<b>Race</b>	<b>331,342</b>	<b>434,991</b>	<b>766,333</b>
White	222,509	307,707	530,216
Black	20,581	34,197	54,778
American Indian/Alaskan	864	982	1,846
Other	30,681	52,297	82,978
Unknown	56,707	39,808	96,515
<b>Other race</b> includes Asian, native Hawaiian/Pacific Islander, or other.			
<b>Ethnicity</b>	<b>331,342</b>	<b>434,991</b>	<b>766,333</b>
Hispanic	153,399	237,187	390,586
Non-Hispanic	59,996	110,443	170,439
Unknown	117,947	87,361	205,308
<b>Gender</b>	<b>331,342</b>	<b>434,991</b>	<b>766,333</b>
Female	179,225	249,370	428,595
Male	150,155	185,373	335,528
Unknown	1,962	248	2,210

## COVID-19 doses administered for the past 2 weeks

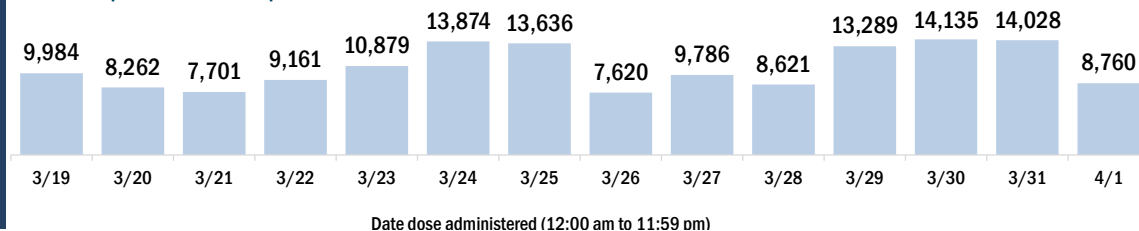


## Persons vaccinated for COVID-19 for the past 2 weeks

### Number of persons who received their first dose of a two-dose series of the COVID-19 vaccine



### Number of persons who completed the COVID-19 vaccine series



# COVID-19: Desoto County vaccine summary

Vaccination data through Apr 1, 2021 as of Apr 2, 2021 at 12:05 AM

Data in this report are provisional and subject to change.

Data in this summary pertain to COVID-19 vaccines approved by the U.S. Food and Drug Administration and have been issued an Emergency Use Authorization (Janssen COVID-19 Vaccine, Moderna COVID-19 Vaccine and Pfizer-BioNTech COVID-19 Vaccine). These data summarize the number of people who have received either their first dose or have completed the series for a COVID-19 vaccine. **A person can only be counted in one category, first dose or series complete.** For persons receiving Moderna or Pfizer vaccines, once they receive their second dose, they are moved from the first dose column to the series completed column. **Because of this, the total first dose category may show a change from report to report not matching the total receiving their first dose from the previous day.** Persons receiving Johnson & Johnson vaccines will always be counted in the series completed column.

## COVID-19 doses for vaccinated persons in Florida

**Doses administered** 11,481

People receiving one dose of a 1-dose series (Johnson & Johnson) or receiving only one dose of a 2-dose series (Moderna, Pfizer) count once. Persons receiving both doses of a 2-dose series count twice.

## Current status of persons vaccinated for COVID-19 in Florida

**Total people vaccinated** 7,733

First dose 3,874

Series completed 3,859

Completed 1-dose series 111

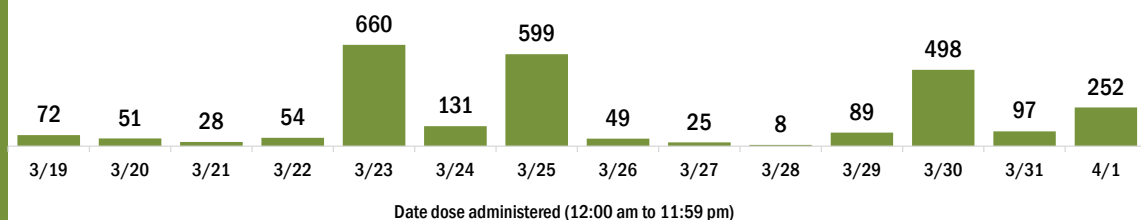
Completed 2-dose series 3,748

**First dose:** current number of people who have only received their first dose of the Moderna or Pfizer vaccine.

**Series complete:** current number of people who have received both Moderna or Pfizer vaccine doses or one Johnson & Johnson dose and are considered fully immunized.

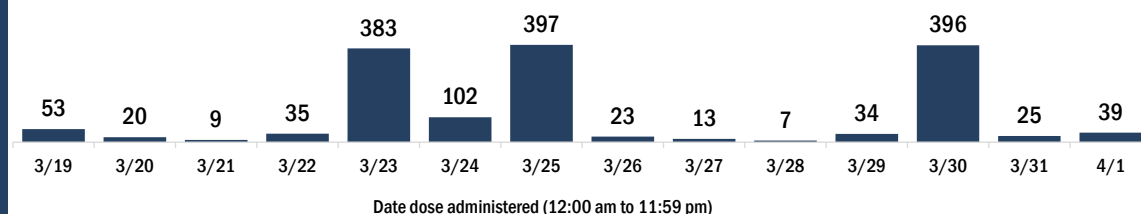
Demographic summary	First dose	Series complete	Total people vaccinated
<b>Age group</b>	3,874	3,859	7,733
16-24 years	41	19	60
25-34 years	94	75	169
35-44 years	175	109	284
45-54 years	436	205	641
55-64 years	1,059	335	1,394
65-74 years	1,171	1,699	2,870
75-84 years	722	1,142	1,864
85+ years	176	275	451
<b>Race</b>	3,874	3,859	7,733
White	2,457	2,843	5,300
Black	269	178	447
American Indian/Alaskan	13	7	20
Other	337	287	624
Unknown	798	544	1,342
<b>Other race</b> includes Asian, native Hawaiian/Pacific Islander, or other.			
<b>Ethnicity</b>	3,874	3,859	7,733
Hispanic	345	158	503
Non-Hispanic	1,976	1,518	3,494
Unknown	1,553	2,183	3,736
<b>Gender</b>	3,874	3,859	7,733
Female	1,838	2,160	3,998
Male	2,036	1,699	3,735
Unknown	0	0	0

## COVID-19 doses administered for the past 2 weeks

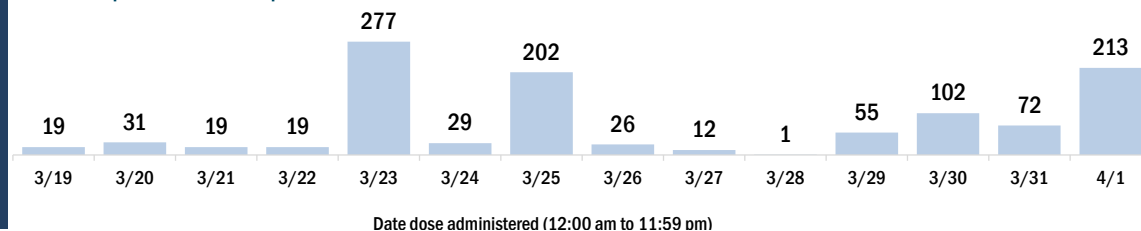


## Persons vaccinated for COVID-19 for the past 2 weeks

### Number of persons who received their first dose of a two-dose series of the COVID-19 vaccine



### Number of persons who completed the COVID-19 vaccine series



# COVID-19: Dixie County vaccine summary

Vaccination data through Apr 1, 2021 as of Apr 2, 2021 at 12:05 AM

Data in this report are provisional and subject to change.

Data in this summary pertain to COVID-19 vaccines approved by the U.S. Food and Drug Administration and have been issued an Emergency Use Authorization (Janssen COVID-19 Vaccine, Moderna COVID-19 Vaccine and Pfizer-BioNTech COVID-19 Vaccine). These data summarize the number of people who have received either their first dose or have completed the series for a COVID-19 vaccine. **A person can only be counted in one category, first dose or series complete.** For persons receiving Moderna or Pfizer vaccines, once they receive their second dose, they are moved from the first dose column to the series completed column. **Because of this, the total first dose category may show a change from report to report not matching the total receiving their first dose from the previous day.** Persons receiving Johnson & Johnson vaccines will always be counted in the series completed column.

## COVID-19 doses for vaccinated persons in Florida

**Doses administered** 4,222

People receiving one dose of a 1-dose series (Johnson & Johnson) or receiving only one dose of a 2-dose series (Moderna, Pfizer) count once. Persons receiving both doses of a 2-dose series count twice.

## Current status of persons vaccinated for COVID-19 in Florida

**Total people vaccinated** 2,673

First dose 1,017

Series completed 1,656

Completed 1-dose series 107

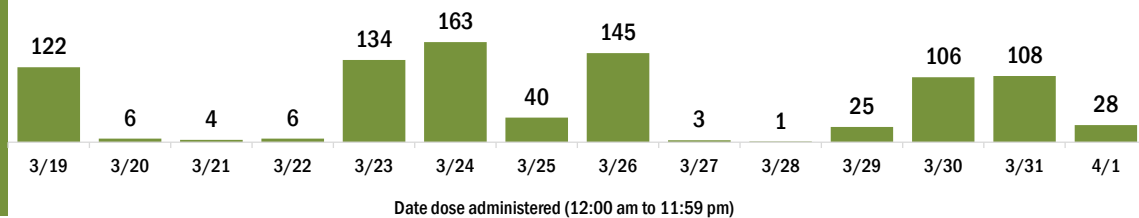
Completed 2-dose series 1,549

**First dose:** current number of people who have only received their first dose of the Moderna or Pfizer vaccine.

**Series complete:** current number of people who have received both Moderna or Pfizer vaccine doses or one Johnson & Johnson dose and are considered fully immunized.

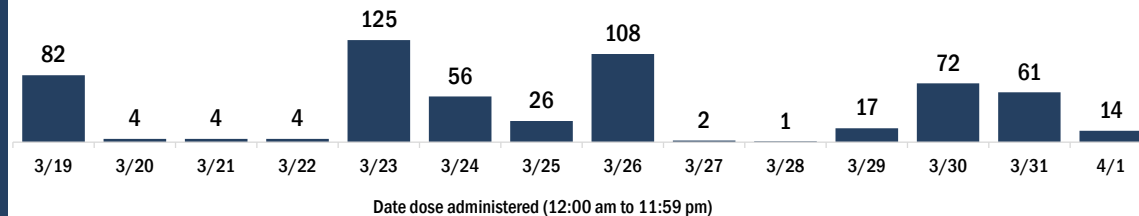
Demographic summary	First dose	Series complete	Total people vaccinated
<b>Age group</b>	1,017	1,656	2,673
16-24 years	11	5	16
25-34 years	19	15	34
35-44 years	46	32	78
45-54 years	92	54	146
55-64 years	356	169	525
65-74 years	299	784	1,083
75-84 years	151	472	623
85+ years	43	125	168
<b>Race</b>	1,017	1,656	2,673
White	877	1,443	2,320
Black	60	41	101
American Indian/Alaskan	16	11	27
Other	32	49	81
Unknown	32	112	144
<b>Other race</b> includes Asian, native Hawaiian/Pacific Islander, or other.			
<b>Ethnicity</b>	1,017	1,656	2,673
Hispanic	25	24	49
Non-Hispanic	839	1,164	2,003
Unknown	153	468	621
<b>Gender</b>	1,017	1,656	2,673
Female	550	884	1,434
Male	467	772	1,239
Unknown	0	0	0

## COVID-19 doses administered for the past 2 weeks

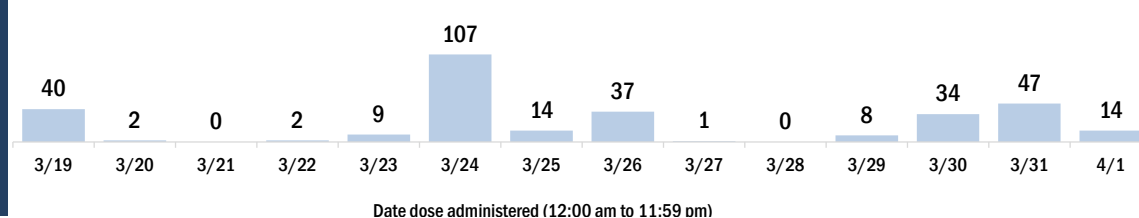


## Persons vaccinated for COVID-19 for the past 2 weeks

### Number of persons who received their first dose of a two-dose series of the COVID-19 vaccine



### Number of persons who completed the COVID-19 vaccine series



# COVID-19: Duval County vaccine summary

Vaccination data through Apr 1, 2021 as of Apr 2, 2021 at 12:05 AM

Data in this report are provisional and subject to change.

Data in this summary pertain to COVID-19 vaccines approved by the U.S. Food and Drug Administration and have been issued an Emergency Use Authorization (Janssen COVID-19 Vaccine, Moderna COVID-19 Vaccine and Pfizer-BioNTech COVID-19 Vaccine). These data summarize the number of people who have received either their first dose or have completed the series for a COVID-19 vaccine. **A person can only be counted in one category, first dose or series complete.** For persons receiving Moderna or Pfizer vaccines, once they receive their second dose, they are moved from the first dose column to the series completed column. **Because of this, the total first dose category may show a change from report to report not matching the total receiving their first dose from the previous day.** Persons receiving Johnson & Johnson vaccines will always be counted in the series completed column.

## COVID-19 doses for vaccinated persons in Florida

**Doses administered** 368,552

People receiving one dose of a 1-dose series (Johnson & Johnson) or receiving only one dose of a 2-dose series (Moderna, Pfizer) count once. Persons receiving both doses of a 2-dose series count twice.

## Current status of persons vaccinated for COVID-19 in Florida

**Total people vaccinated** 239,442

First dose 97,836

Series completed 141,606

Completed 1-dose series 12,496

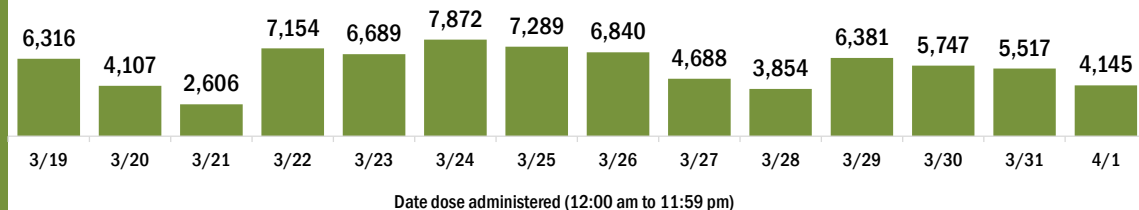
Completed 2-dose series 129,110

**First dose:** current number of people who have only received their first dose of the Moderna or Pfizer vaccine.

**Series complete:** current number of people who have received both Moderna or Pfizer vaccine doses or one Johnson & Johnson dose and are considered fully immunized.

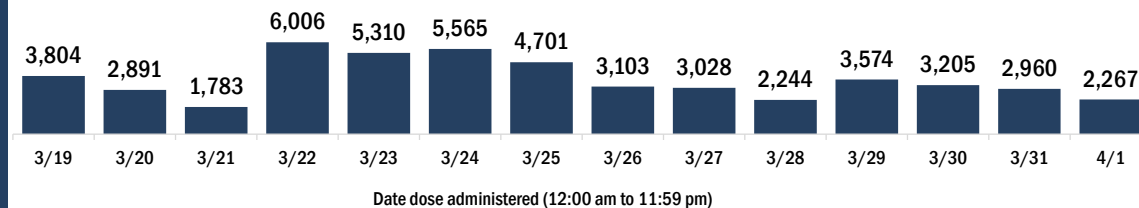
Demographic summary	First dose	Series complete	Total people vaccinated
<b>Age group</b>	97,836	141,606	239,442
16-24 years	3,437	2,642	6,079
25-34 years	7,445	9,272	16,717
35-44 years	11,945	11,098	23,043
45-54 years	19,744	14,311	34,055
55-64 years	31,775	22,718	54,493
65-74 years	14,899	50,266	65,165
75-84 years	6,178	23,246	29,424
85+ years	2,413	8,053	10,466
<b>Race</b>	97,836	141,606	239,442
White	53,233	83,726	136,959
Black	15,318	24,358	39,676
American Indian/Alaskan	212	340	552
Other	12,397	16,985	29,382
Unknown	16,676	16,197	32,873
<b>Other race</b> includes Asian, native Hawaiian/Pacific Islander, or other.			
<b>Ethnicity</b>	97,836	141,606	239,442
Hispanic	6,042	5,000	11,042
Non-Hispanic	66,401	100,052	166,453
Unknown	25,393	36,554	61,947
<b>Gender</b>	97,836	141,606	239,442
Female	53,713	83,806	137,519
Male	41,827	57,739	99,566
Unknown	2,296	61	2,357

## COVID-19 doses administered for the past 2 weeks

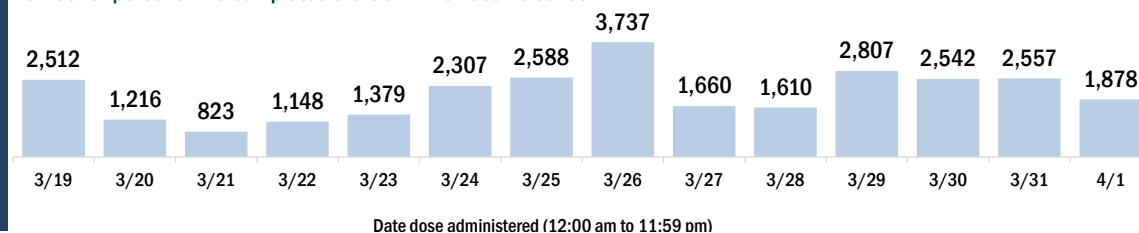


## Persons vaccinated for COVID-19 for the past 2 weeks

### Number of persons who received their first dose of a two-dose series of the COVID-19 vaccine



### Number of persons who completed the COVID-19 vaccine series



# COVID-19: Escambia County vaccine summary

Vaccination data through Apr 1, 2021 as of Apr 2, 2021 at 12:05 AM

Data in this report are provisional and subject to change.

Data in this summary pertain to COVID-19 vaccines approved by the U.S. Food and Drug Administration and have been issued an Emergency Use Authorization (Janssen COVID-19 Vaccine, Moderna COVID-19 Vaccine and Pfizer-BioNTech COVID-19 Vaccine). These data summarize the number of people who have received either their first dose or have completed the series for a COVID-19 vaccine. **A person can only be counted in one category, first dose or series complete.** For persons receiving Moderna or Pfizer vaccines, once they receive their second dose, they are moved from the first dose column to the series completed column. **Because of this, the total first dose category may show a change from report to report not matching the total receiving their first dose from the previous day.** Persons receiving Johnson & Johnson vaccines will always be counted in the series completed column.

## COVID-19 doses for vaccinated persons in Florida

**Doses administered** 114,760

People receiving one dose of a 1-dose series (Johnson & Johnson) or receiving only one dose of a 2-dose series (Moderna, Pfizer) count once. Persons receiving both doses of a 2-dose series count twice.

## Current status of persons vaccinated for COVID-19 in Florida

**Total people vaccinated** 74,464

First dose 29,242

Series completed 45,222

Completed 1-dose series 4,926

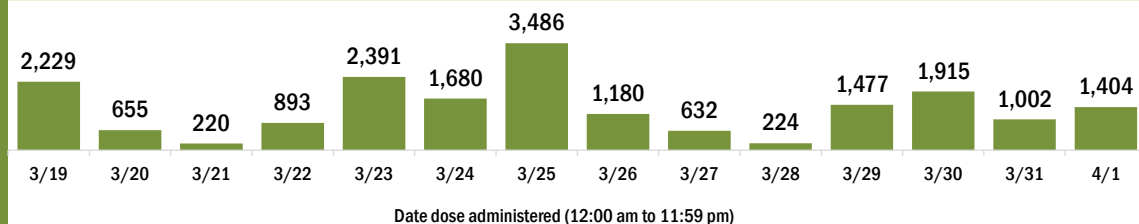
Completed 2-dose series 40,296

**First dose:** current number of people who have only received their first dose of the Moderna or Pfizer vaccine.

**Series complete:** current number of people who have received both Moderna or Pfizer vaccine doses or one Johnson & Johnson dose and are considered fully immunized.

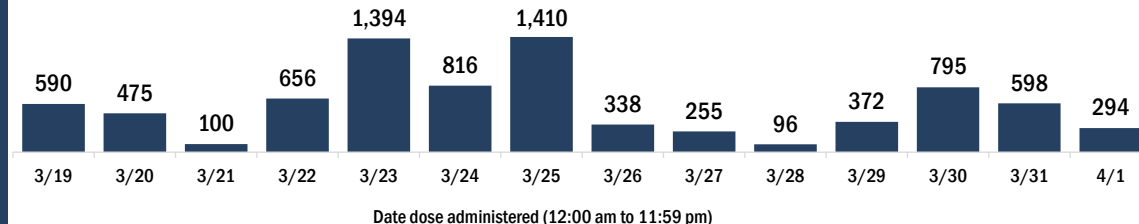
Demographic summary	First dose	Series complete	Total people vaccinated
<b>Age group</b>	<b>29,242</b>	<b>45,222</b>	<b>74,464</b>
16-24 years	960	551	1,511
25-34 years	2,125	1,886	4,011
35-44 years	2,753	2,429	5,182
45-54 years	4,513	3,895	8,408
55-64 years	8,994	7,457	16,451
65-74 years	5,839	16,536	22,375
75-84 years	2,977	9,111	12,088
85+ years	1,081	3,357	4,438
<b>Race</b>	<b>29,242</b>	<b>45,222</b>	<b>74,464</b>
White	16,195	27,932	44,127
Black	4,508	6,255	10,763
American Indian/Alaskan	210	314	524
Other	2,362	4,410	6,772
Unknown	5,967	6,311	12,278
<b>Other race</b> includes Asian, native Hawaiian/Pacific Islander, or other.			
<b>Ethnicity</b>	<b>29,242</b>	<b>45,222</b>	<b>74,464</b>
Hispanic	805	795	1,600
Non-Hispanic	18,804	29,928	48,732
Unknown	9,633	14,499	24,132
<b>Gender</b>	<b>29,242</b>	<b>45,222</b>	<b>74,464</b>
Female	17,226	26,748	43,974
Male	11,929	18,467	30,396
Unknown	87	7	94

## COVID-19 doses administered for the past 2 weeks

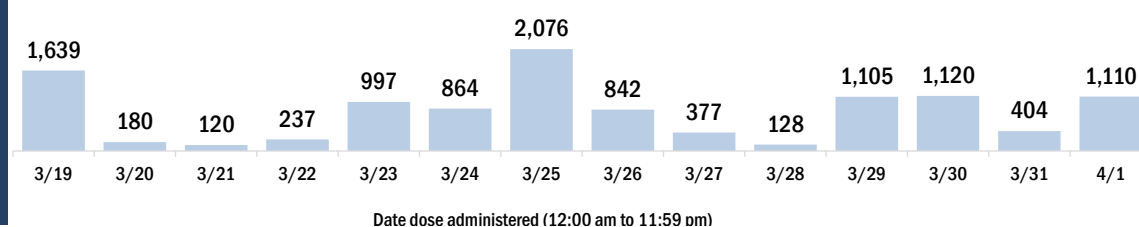


## Persons vaccinated for COVID-19 for the past 2 weeks

### Number of persons who received their first dose of a two-dose series of the COVID-19 vaccine



### Number of persons who completed the COVID-19 vaccine series



# COVID-19: Flagler County vaccine summary

Vaccination data through Apr 1, 2021 as of Apr 2, 2021 at 12:05 AM

Data in this report are provisional and subject to change.

Data in this summary pertain to COVID-19 vaccines approved by the U.S. Food and Drug Administration and have been issued an Emergency Use Authorization (Janssen COVID-19 Vaccine, Moderna COVID-19 Vaccine and Pfizer-BioNTech COVID-19 Vaccine). These data summarize the number of people who have received either their first dose or have completed the series for a COVID-19 vaccine. **A person can only be counted in one category, first dose or series complete.** For persons receiving Moderna or Pfizer vaccines, once they receive their second dose, they are moved from the first dose column to the series completed column. **Because of this, the total first dose category may show a change from report to report not matching the total receiving their first dose from the previous day.** Persons receiving Johnson & Johnson vaccines will always be counted in the series completed column.

## COVID-19 doses for vaccinated persons in Florida

**Doses administered** 63,355

People receiving one dose of a 1-dose series (Johnson & Johnson) or receiving only one dose of a 2-dose series (Moderna, Pfizer) count once. Persons receiving both doses of a 2-dose series count twice.

## Current status of persons vaccinated for COVID-19 in Florida

**Total people vaccinated** 40,016

First dose 15,413

Series completed 24,603

Completed 1-dose series 1,264

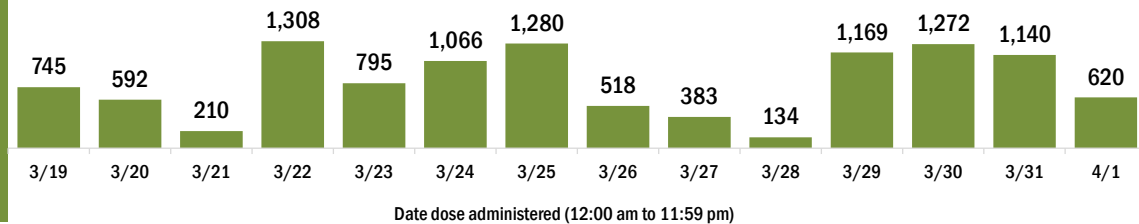
Completed 2-dose series 23,339

**First dose:** current number of people who have only received their first dose of the Moderna or Pfizer vaccine.

**Series complete:** current number of people who have received both Moderna or Pfizer vaccine doses or one Johnson & Johnson dose and are considered fully immunized.

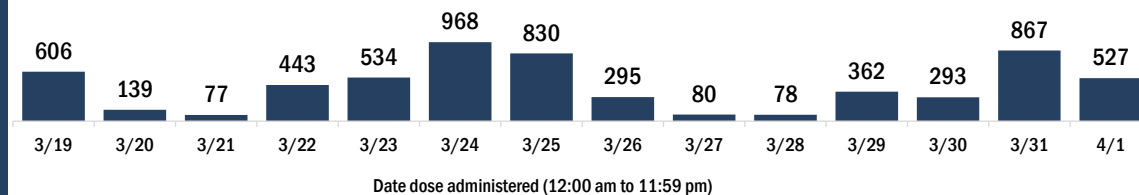
Demographic summary	First dose	Series complete	Total people vaccinated
<b>Age group</b>	<b>15,413</b>	<b>24,603</b>	<b>40,016</b>
16-24 years	206	169	375
25-34 years	310	417	727
35-44 years	750	750	1,500
45-54 years	1,874	1,144	3,018
55-64 years	5,289	2,292	7,581
65-74 years	4,043	11,287	15,330
75-84 years	2,232	6,718	8,950
85+ years	709	1,826	2,535
<b>Race</b>	<b>15,413</b>	<b>24,603</b>	<b>40,016</b>
White	10,672	16,255	26,927
Black	1,018	1,505	2,523
American Indian/Alaskan	114	129	243
Other	1,152	2,450	3,602
Unknown	2,457	4,264	6,721
<b>Other race</b> includes Asian, native Hawaiian/Pacific Islander, or other.			
<b>Ethnicity</b>	<b>15,413</b>	<b>24,603</b>	<b>40,016</b>
Hispanic	1,097	986	2,083
Non-Hispanic	9,796	13,821	23,617
Unknown	4,520	9,796	14,316
<b>Gender</b>	<b>15,413</b>	<b>24,603</b>	<b>40,016</b>
Female	8,562	13,892	22,454
Male	6,659	10,629	17,288
Unknown	192	82	274

## COVID-19 doses administered for the past 2 weeks

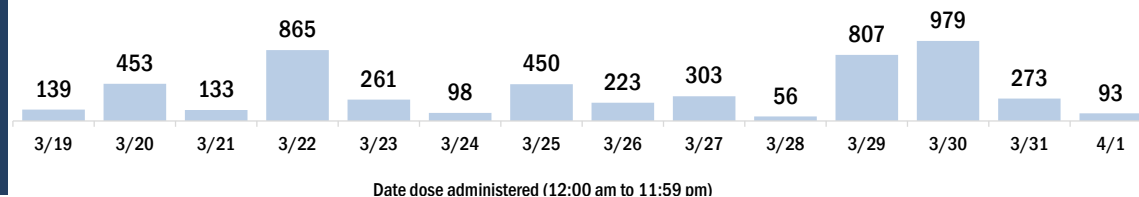


## Persons vaccinated for COVID-19 for the past 2 weeks

### Number of persons who received their first dose of a two-dose series of the COVID-19 vaccine



### Number of persons who completed the COVID-19 vaccine series



# COVID-19: Franklin County vaccine summary

Vaccination data through Apr 1, 2021 as of Apr 2, 2021 at 12:05 AM

Data in this report are provisional and subject to change.

Data in this summary pertain to COVID-19 vaccines approved by the U.S. Food and Drug Administration and have been issued an Emergency Use Authorization (Janssen COVID-19 Vaccine, Moderna COVID-19 Vaccine and Pfizer-BioNTech COVID-19 Vaccine). These data summarize the number of people who have received either their first dose or have completed the series for a COVID-19 vaccine. **A person can only be counted in one category, first dose or series complete.** For persons receiving Moderna or Pfizer vaccines, once they receive their second dose, they are moved from the first dose column to the series completed column. **Because of this, the total first dose category may show a change from report to report not matching the total receiving their first dose from the previous day.** Persons receiving Johnson & Johnson vaccines will always be counted in the series completed column.

## COVID-19 doses for vaccinated persons in Florida

**Doses administered** 5,624

People receiving one dose of a 1-dose series (Johnson & Johnson) or receiving only one dose of a 2-dose series (Moderna, Pfizer) count once. Persons receiving both doses of a 2-dose series count twice.

## Current status of persons vaccinated for COVID-19 in Florida

**Total people vaccinated** 3,303

First dose 926

Series completed 2,377

Completed 1-dose series 56

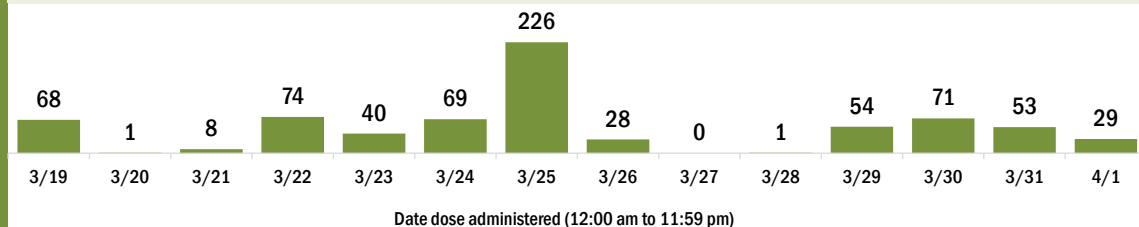
Completed 2-dose series 2,321

**First dose:** current number of people who have only received their first dose of the Moderna or Pfizer vaccine.

**Series complete:** current number of people who have received both Moderna or Pfizer vaccine doses or one Johnson & Johnson dose and are considered fully immunized.

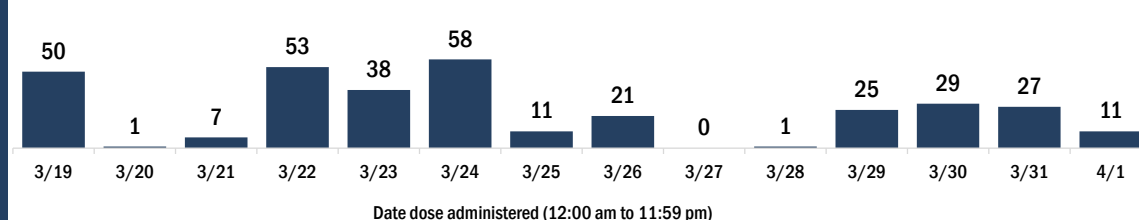
Demographic summary	First dose	Series complete	Total people vaccinated
<b>Age group</b>	926	2,377	3,303
16-24 years	11	11	22
25-34 years	32	26	58
35-44 years	45	51	96
45-54 years	129	116	245
55-64 years	442	301	743
65-74 years	184	1,188	1,372
75-84 years	65	573	638
85+ years	18	111	129
<b>Race</b>	926	2,377	3,303
White	777	2,140	2,917
Black	65	99	164
American Indian/Alaskan	3	6	9
Other	54	87	141
Unknown	27	45	72
<b>Other race</b> includes Asian, native Hawaiian/Pacific Islander, or other.			
<b>Ethnicity</b>	926	2,377	3,303
Hispanic	26	21	47
Non-Hispanic	800	2,002	2,802
Unknown	100	354	454
<b>Gender</b>	926	2,377	3,303
Female	504	1,245	1,749
Male	422	1,132	1,554
Unknown	0	0	0

## COVID-19 doses administered for the past 2 weeks

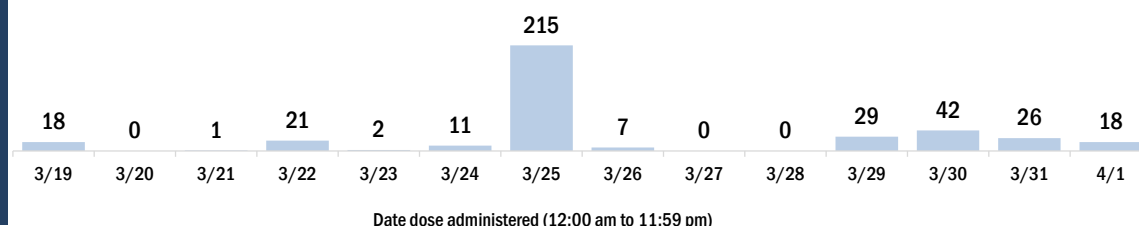


## Persons vaccinated for COVID-19 for the past 2 weeks

### Number of persons who received their first dose of a two-dose series of the COVID-19 vaccine



### Number of persons who completed the COVID-19 vaccine series



# COVID-19: Gadsden County vaccine summary

Vaccination data through Apr 1, 2021 as of Apr 2, 2021 at 12:05 AM

Data in this report are provisional and subject to change.

Data in this summary pertain to COVID-19 vaccines approved by the U.S. Food and Drug Administration and have been issued an Emergency Use Authorization (Janssen COVID-19 Vaccine, Moderna COVID-19 Vaccine and Pfizer-BioNTech COVID-19 Vaccine). These data summarize the number of people who have received either their first dose or have completed the series for a COVID-19 vaccine. **A person can only be counted in one category, first dose or series complete.** For persons receiving Moderna or Pfizer vaccines, once they receive their second dose, they are moved from the first dose column to the series completed column. **Because of this, the total first dose category may show a change from report to report not matching the total receiving their first dose from the previous day.** Persons receiving Johnson & Johnson vaccines will always be counted in the series completed column.

## COVID-19 doses for vaccinated persons in Florida

**Doses administered** 19,325

People receiving one dose of a 1-dose series (Johnson & Johnson) or receiving only one dose of a 2-dose series (Moderna, Pfizer) count once. Persons receiving both doses of a 2-dose series count twice.

## Current status of persons vaccinated for COVID-19 in Florida

**Total people vaccinated** 11,981

First dose 4,094

Series completed 7,887

Completed 1-dose series 543

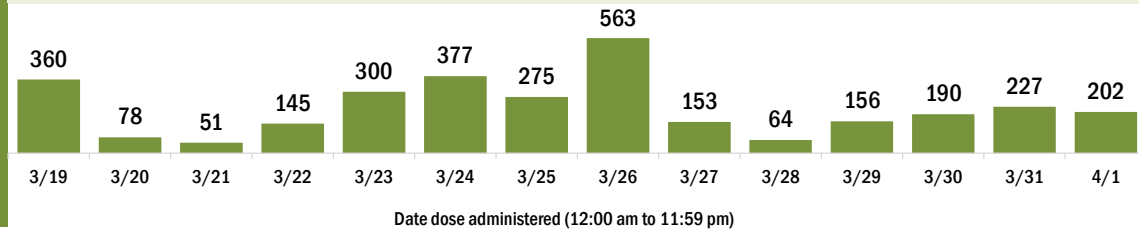
Completed 2-dose series 7,344

**First dose:** current number of people who have only received their first dose of the Moderna or Pfizer vaccine.

**Series complete:** current number of people who have received both Moderna or Pfizer vaccine doses or one Johnson & Johnson dose and are considered fully immunized.

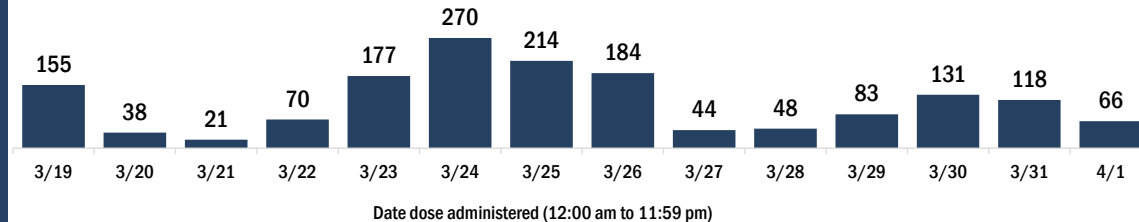
Demographic summary	First dose	Series complete	Total people vaccinated
<b>Age group</b>	<b>4,094</b>	<b>7,887</b>	<b>11,981</b>
16-24 years	75	78	153
25-34 years	201	174	375
35-44 years	374	372	746
45-54 years	815	675	1,490
55-64 years	1,498	1,325	2,823
65-74 years	693	3,193	3,886
75-84 years	326	1,553	1,879
85+ years	112	517	629
<b>Race</b>	<b>4,094</b>	<b>7,887</b>	<b>11,981</b>
White	1,229	2,910	4,139
Black	1,970	3,244	5,214
American Indian/Alaskan	7	18	25
Other	434	1,213	1,647
Unknown	454	502	956
<b>Other race</b> includes Asian, native Hawaiian/Pacific Islander, or other.			
<b>Ethnicity</b>	<b>4,094</b>	<b>7,887</b>	<b>11,981</b>
Hispanic	218	196	414
Non-Hispanic	2,831	5,456	8,287
Unknown	1,045	2,235	3,280
<b>Gender</b>	<b>4,094</b>	<b>7,887</b>	<b>11,981</b>
Female	2,368	4,773	7,141
Male	1,726	3,113	4,839
Unknown	0	1	1

## COVID-19 doses administered for the past 2 weeks

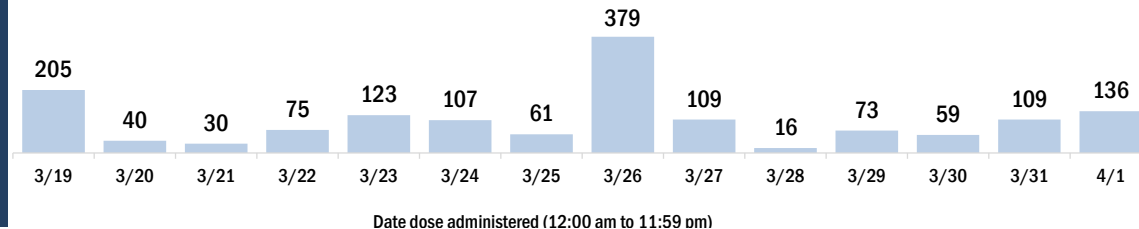


## Persons vaccinated for COVID-19 for the past 2 weeks

### Number of persons who received their first dose of a two-dose series of the COVID-19 vaccine



### Number of persons who completed the COVID-19 vaccine series



# COVID-19: Gilchrist County vaccine summary

Vaccination data through Apr 1, 2021 as of Apr 2, 2021 at 12:05 AM

Data in this report are provisional and subject to change.

Data in this summary pertain to COVID-19 vaccines approved by the U.S. Food and Drug Administration and have been issued an Emergency Use Authorization (Janssen COVID-19 Vaccine, Moderna COVID-19 Vaccine and Pfizer-BioNTech COVID-19 Vaccine). These data summarize the number of people who have received either their first dose or have completed the series for a COVID-19 vaccine. **A person can only be counted in one category, first dose or series complete.** For persons receiving Moderna or Pfizer vaccines, once they receive their second dose, they are moved from the first dose column to the series completed column. **Because of this, the total first dose category may show a change from report to report not matching the total receiving their first dose from the previous day.** Persons receiving Johnson & Johnson vaccines will always be counted in the series completed column.

## COVID-19 doses for vaccinated persons in Florida

**Doses administered** 4,745

People receiving one dose of a 1-dose series (Johnson & Johnson) or receiving only one dose of a 2-dose series (Moderna, Pfizer) count once. Persons receiving both doses of a 2-dose series count twice.

## Current status of persons vaccinated for COVID-19 in Florida

**Total people vaccinated** 2,894

First dose 865

Series completed 2,029

Completed 1-dose series 178

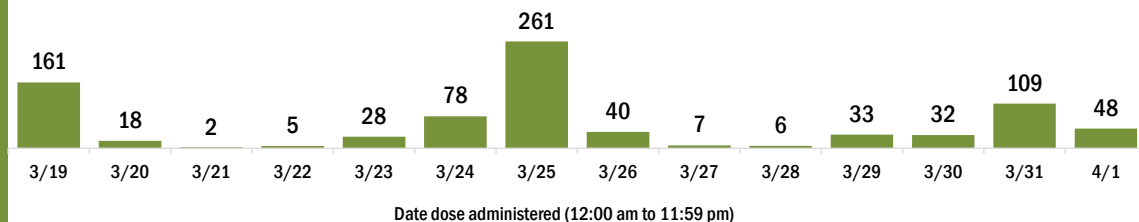
Completed 2-dose series 1,851

**First dose:** current number of people who have only received their first dose of the Moderna or Pfizer vaccine.

**Series complete:** current number of people who have received both Moderna or Pfizer vaccine doses or one Johnson & Johnson dose and are considered fully immunized.

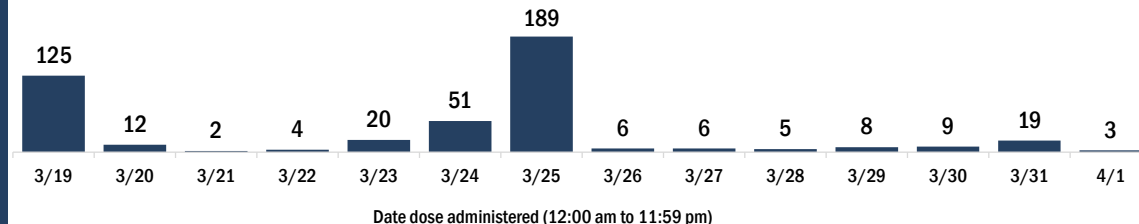
Demographic summary	First dose	Series complete	Total people vaccinated
<b>Age group</b>	865	2,029	2,894
16-24 years	16	33	49
25-34 years	23	51	74
35-44 years	40	73	113
45-54 years	103	142	245
55-64 years	344	231	575
65-74 years	210	790	1,000
75-84 years	102	532	634
85+ years	27	177	204
<b>Race</b>	865	2,029	2,894
White	713	1,366	2,079
Black	25	21	46
American Indian/Alaskan	5	6	11
Other	48	182	230
Unknown	74	454	528
<b>Other race</b> includes Asian, native Hawaiian/Pacific Islander, or other.			
<b>Ethnicity</b>	865	2,029	2,894
Hispanic	18	24	42
Non-Hispanic	507	778	1,285
Unknown	340	1,227	1,567
<b>Gender</b>	865	2,029	2,894
Female	514	1,207	1,721
Male	350	822	1,172
Unknown	1	0	1

## COVID-19 doses administered for the past 2 weeks

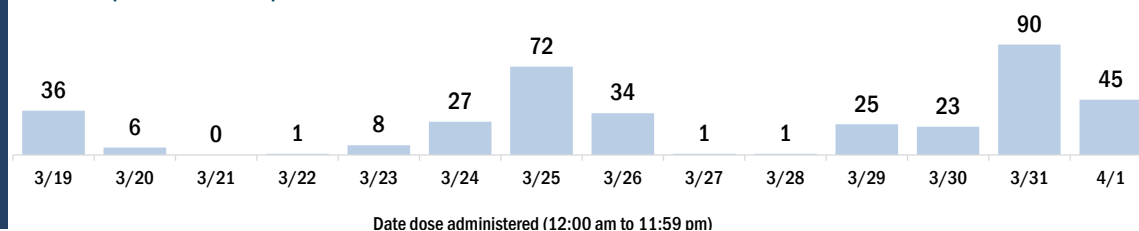


## Persons vaccinated for COVID-19 for the past 2 weeks

### Number of persons who received their first dose of a two-dose series of the COVID-19 vaccine



### Number of persons who completed the COVID-19 vaccine series



# COVID-19: Glades County vaccine summary

Vaccination data through Apr 1, 2021 as of Apr 2, 2021 at 12:05 AM

Data in this report are provisional and subject to change.

Data in this summary pertain to COVID-19 vaccines approved by the U.S. Food and Drug Administration and have been issued an Emergency Use Authorization (Janssen COVID-19 Vaccine, Moderna COVID-19 Vaccine and Pfizer-BioNTech COVID-19 Vaccine). These data summarize the number of people who have received either their first dose or have completed the series for a COVID-19 vaccine. **A person can only be counted in one category, first dose or series complete.** For persons receiving Moderna or Pfizer vaccines, once they receive their second dose, they are moved from the first dose column to the series completed column. **Because of this, the total first dose category may show a change from report to report not matching the total receiving their first dose from the previous day.** Persons receiving Johnson & Johnson vaccines will always be counted in the series completed column.

## COVID-19 doses for vaccinated persons in Florida

**Doses administered** 3,403

People receiving one dose of a 1-dose series (Johnson & Johnson) or receiving only one dose of a 2-dose series (Moderna, Pfizer) count once. Persons receiving both doses of a 2-dose series count twice.

## Current status of persons vaccinated for COVID-19 in Florida

**Total people vaccinated** 1,983

First dose 551

Series completed 1,432

Completed 1-dose series 12

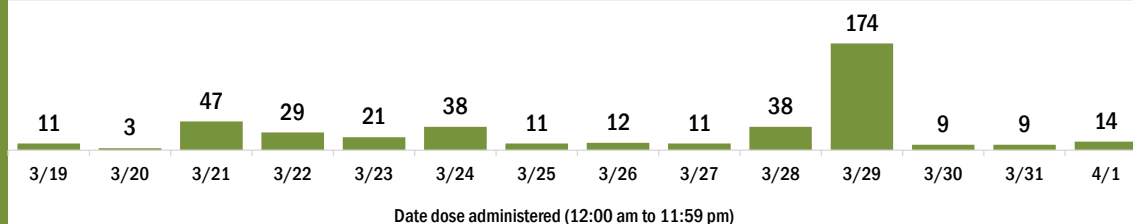
Completed 2-dose series 1,420

**First dose:** current number of people who have only received their first dose of the Moderna or Pfizer vaccine.

**Series complete:** current number of people who have received both Moderna or Pfizer vaccine doses or one Johnson & Johnson dose and are considered fully immunized.

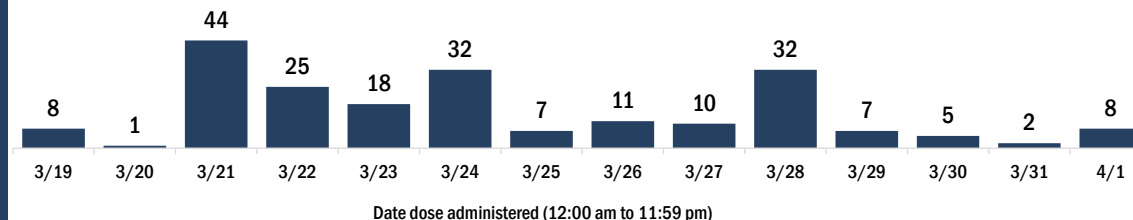
Demographic summary	First dose	Series complete	Total people vaccinated
<b>Age group</b>	551	1,432	1,983
16-24 years	8	2	10
25-34 years	14	5	19
35-44 years	21	5	26
45-54 years	74	31	105
55-64 years	213	83	296
65-74 years	116	705	821
75-84 years	91	506	597
85+ years	14	95	109
<b>Race</b>	551	1,432	1,983
White	377	1,094	1,471
Black	42	50	92
American Indian/Alaskan	3	12	15
Other	53	60	113
Unknown	76	216	292
<b>Other race</b> includes Asian, native Hawaiian/Pacific Islander, or other.			
<b>Ethnicity</b>	551	1,432	1,983
Hispanic	73	30	103
Non-Hispanic	266	584	850
Unknown	212	818	1,030
<b>Gender</b>	551	1,432	1,983
Female	277	728	1,005
Male	274	704	978
Unknown	0	0	0

## COVID-19 doses administered for the past 2 weeks

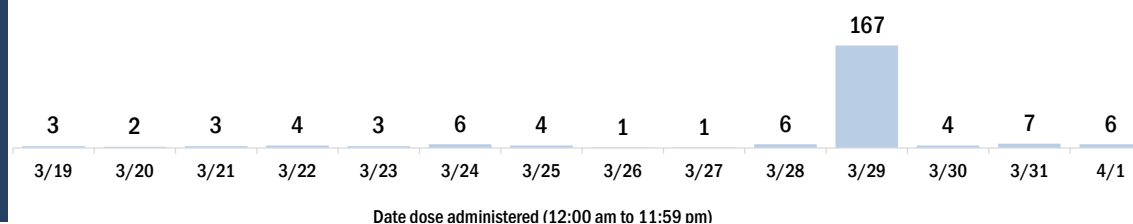


## Persons vaccinated for COVID-19 for the past 2 weeks

### Number of persons who received their first dose of a two-dose series of the COVID-19 vaccine



### Number of persons who completed the COVID-19 vaccine series



# COVID-19: Gulf County vaccine summary

Vaccination data through Apr 1, 2021 as of Apr 2, 2021 at 12:05 AM

Data in this report are provisional and subject to change.

Data in this summary pertain to COVID-19 vaccines approved by the U.S. Food and Drug Administration and have been issued an Emergency Use Authorization (Janssen COVID-19 Vaccine, Moderna COVID-19 Vaccine and Pfizer-BioNTech COVID-19 Vaccine). These data summarize the number of people who have received either their first dose or have completed the series for a COVID-19 vaccine. **A person can only be counted in one category, first dose or series complete.** For persons receiving Moderna or Pfizer vaccines, once they receive their second dose, they are moved from the first dose column to the series completed column. **Because of this, the total first dose category may show a change from report to report not matching the total receiving their first dose from the previous day.** Persons receiving Johnson & Johnson vaccines will always be counted in the series completed column.

## COVID-19 doses for vaccinated persons in Florida

**Doses administered** 6,003

People receiving one dose of a 1-dose series (Johnson & Johnson) or receiving only one dose of a 2-dose series (Moderna, Pfizer) count once. Persons receiving both doses of a 2-dose series count twice.

## Current status of persons vaccinated for COVID-19 in Florida

**Total people vaccinated** 3,568

First dose 981

Series completed 2,587

Completed 1-dose series 152

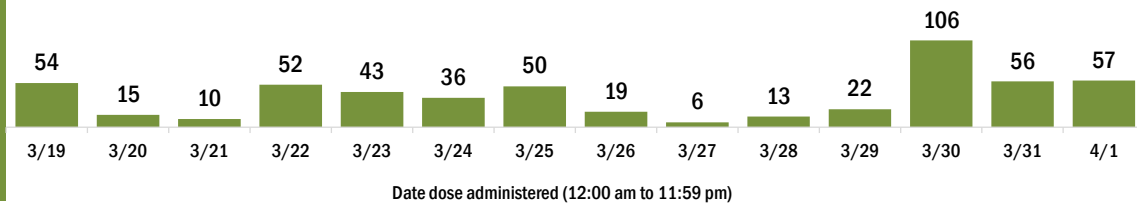
Completed 2-dose series 2,435

**First dose:** current number of people who have only received their first dose of the Moderna or Pfizer vaccine.

**Series complete:** current number of people who have received both Moderna or Pfizer vaccine doses or one Johnson & Johnson dose and are considered fully immunized.

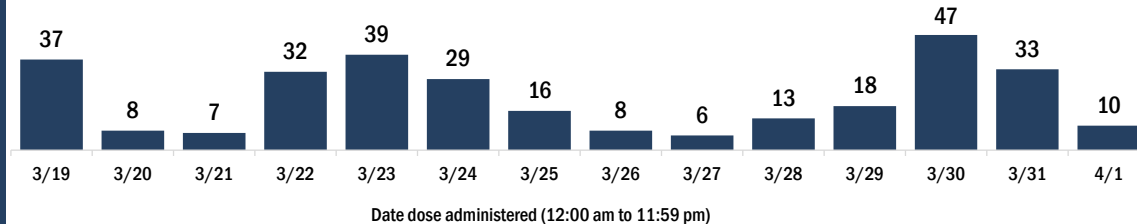
Demographic summary	First dose	Series complete	Total people vaccinated
<b>Age group</b>	<b>981</b>	<b>2,587</b>	<b>3,568</b>
16-24 years	21	18	39
25-34 years	32	36	68
35-44 years	66	59	125
45-54 years	150	120	270
55-64 years	345	266	611
65-74 years	219	1,310	1,529
75-84 years	126	606	732
85+ years	22	172	194
<b>Race</b>	<b>981</b>	<b>2,587</b>	<b>3,568</b>
White	796	2,326	3,122
Black	97	158	255
American Indian/Alaskan	1	8	9
Other	51	55	106
Unknown	36	40	76
<b>Other race</b> includes Asian, native Hawaiian/Pacific Islander, or other.			
<b>Ethnicity</b>	<b>981</b>	<b>2,587</b>	<b>3,568</b>
Hispanic	21	14	35
Non-Hispanic	763	2,447	3,210
Unknown	197	126	323
<b>Gender</b>	<b>981</b>	<b>2,587</b>	<b>3,568</b>
Female	548	1,374	1,922
Male	433	1,213	1,646
Unknown	0	0	0

## COVID-19 doses administered for the past 2 weeks

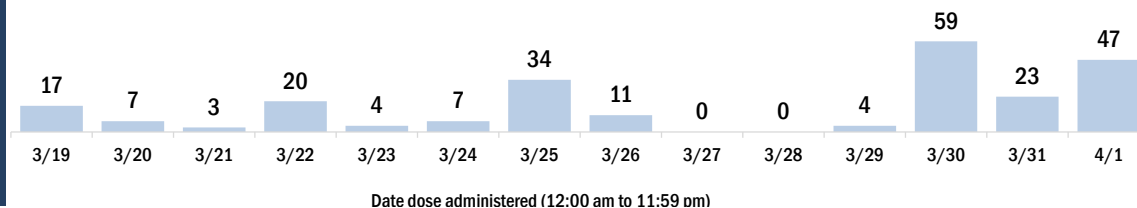


## Persons vaccinated for COVID-19 for the past 2 weeks

### Number of persons who received their first dose of a two-dose series of the COVID-19 vaccine



### Number of persons who completed the COVID-19 vaccine series



# COVID-19: Hamilton County vaccine summary

Vaccination data through Apr 1, 2021 as of Apr 2, 2021 at 12:05 AM

Data in this report are provisional and subject to change.

Data in this summary pertain to COVID-19 vaccines approved by the U.S. Food and Drug Administration and have been issued an Emergency Use Authorization (Janssen COVID-19 Vaccine, Moderna COVID-19 Vaccine and Pfizer-BioNTech COVID-19 Vaccine). These data summarize the number of people who have received either their first dose or have completed the series for a COVID-19 vaccine. **A person can only be counted in one category, first dose or series complete.** For persons receiving Moderna or Pfizer vaccines, once they receive their second dose, they are moved from the first dose column to the series completed column. **Because of this, the total first dose category may show a change from report to report not matching the total receiving their first dose from the previous day.** Persons receiving Johnson & Johnson vaccines will always be counted in the series completed column.

## COVID-19 doses for vaccinated persons in Florida

**Doses administered** 3,730

People receiving one dose of a 1-dose series (Johnson & Johnson) or receiving only one dose of a 2-dose series (Moderna, Pfizer) count once. Persons receiving both doses of a 2-dose series count twice.

## Current status of persons vaccinated for COVID-19 in Florida

**Total people vaccinated** 2,276

First dose 703

Series completed 1,573

Completed 1-dose series 119

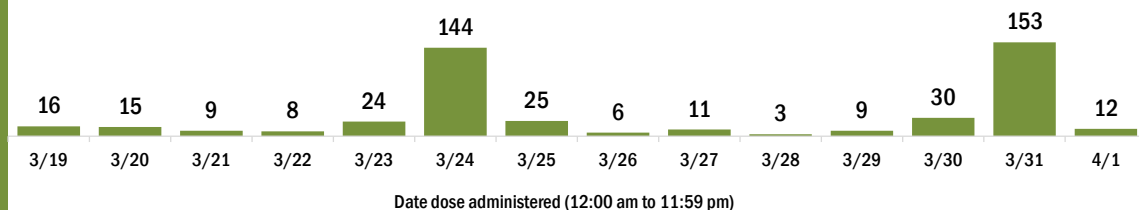
Completed 2-dose series 1,454

**First dose:** current number of people who have only received their first dose of the Moderna or Pfizer vaccine.

**Series complete:** current number of people who have received both Moderna or Pfizer vaccine doses or one Johnson & Johnson dose and are considered fully immunized.

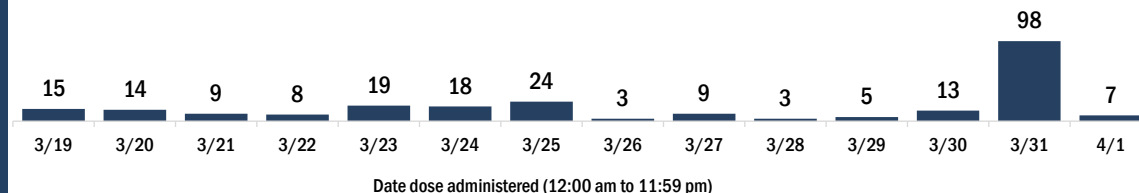
Demographic summary	First dose	Series complete	Total people vaccinated
<b>Age group</b>	703	1,573	2,276
16-24 years	9	10	19
25-34 years	20	19	39
35-44 years	40	37	77
45-54 years	116	68	184
55-64 years	318	150	468
65-74 years	124	787	911
75-84 years	47	407	454
85+ years	29	95	124
<b>Race</b>	703	1,573	2,276
White	369	956	1,325
Black	205	310	515
American Indian/Alaskan	1	1	2
Other	75	114	189
Unknown	53	192	245
<b>Other race</b> includes Asian, native Hawaiian/Pacific Islander, or other.			
<b>Ethnicity</b>	703	1,573	2,276
Hispanic	25	20	45
Non-Hispanic	417	841	1,258
Unknown	261	712	973
<b>Gender</b>	703	1,573	2,276
Female	439	867	1,306
Male	263	706	969
Unknown	1	0	1

## COVID-19 doses administered for the past 2 weeks

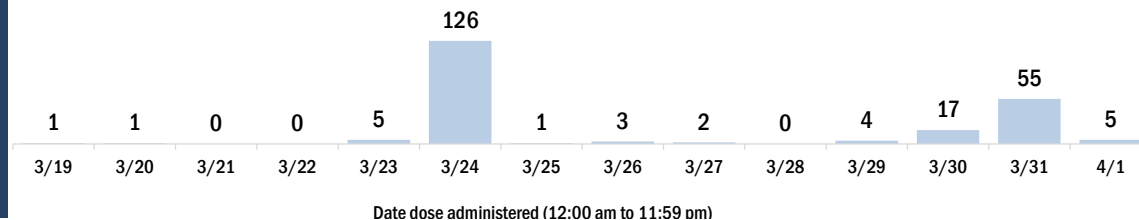


## Persons vaccinated for COVID-19 for the past 2 weeks

Number of persons who received their first dose of a two-dose series of the COVID-19 vaccine



Number of persons who completed the COVID-19 vaccine series



# COVID-19: Hardee County vaccine summary

Vaccination data through Apr 1, 2021 as of Apr 2, 2021 at 12:05 AM

Data in this report are provisional and subject to change.

Data in this summary pertain to COVID-19 vaccines approved by the U.S. Food and Drug Administration and have been issued an Emergency Use Authorization (Janssen COVID-19 Vaccine, Moderna COVID-19 Vaccine and Pfizer-BioNTech COVID-19 Vaccine). These data summarize the number of people who have received either their first dose or have completed the series for a COVID-19 vaccine. **A person can only be counted in one category, first dose or series complete.** For persons receiving Moderna or Pfizer vaccines, once they receive their second dose, they are moved from the first dose column to the series completed column. **Because of this, the total first dose category may show a change from report to report not matching the total receiving their first dose from the previous day.** Persons receiving Johnson & Johnson vaccines will always be counted in the series completed column.

## COVID-19 doses for vaccinated persons in Florida

**Doses administered** 6,272

People receiving one dose of a 1-dose series (Johnson & Johnson) or receiving only one dose of a 2-dose series (Moderna, Pfizer) count once. Persons receiving both doses of a 2-dose series count twice.

## Current status of persons vaccinated for COVID-19 in Florida

**Total people vaccinated** 3,898

First dose 1,462

Series completed 2,436

Completed 1-dose series 62

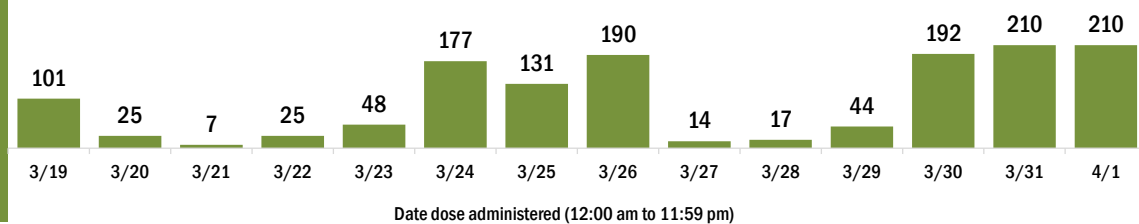
Completed 2-dose series 2,374

**First dose:** current number of people who have only received their first dose of the Moderna or Pfizer vaccine.

**Series complete:** current number of people who have received both Moderna or Pfizer vaccine doses or one Johnson & Johnson dose and are considered fully immunized.

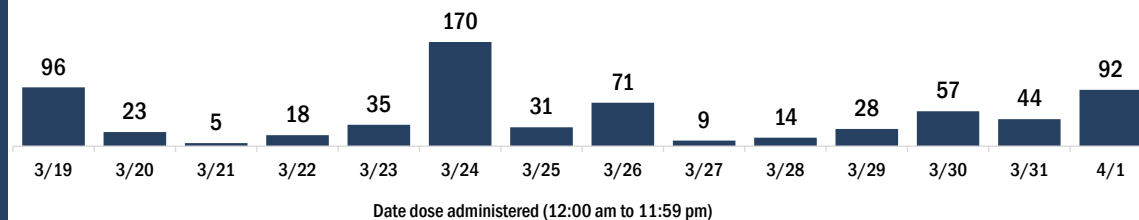
Demographic summary	First dose	Series complete	Total people vaccinated
<b>Age group</b>	<b>1,462</b>	<b>2,436</b>	<b>3,898</b>
16-24 years	46	22	68
25-34 years	60	75	135
35-44 years	79	67	146
45-54 years	224	84	308
55-64 years	487	155	642
65-74 years	339	1,056	1,395
75-84 years	182	757	939
85+ years	45	220	265
<b>Race</b>	<b>1,462</b>	<b>2,436</b>	<b>3,898</b>
White	1,038	1,935	2,973
Black	77	57	134
American Indian/Alaskan	3	13	16
Other	226	326	552
Unknown	118	105	223
<b>Other race</b> includes Asian, native Hawaiian/Pacific Islander, or other.			
<b>Ethnicity</b>	<b>1,462</b>	<b>2,436</b>	<b>3,898</b>
Hispanic	227	206	433
Non-Hispanic	632	1,581	2,213
Unknown	603	649	1,252
<b>Gender</b>	<b>1,462</b>	<b>2,436</b>	<b>3,898</b>
Female	791	1,349	2,140
Male	669	1,086	1,755
Unknown	2	1	3

## COVID-19 doses administered for the past 2 weeks

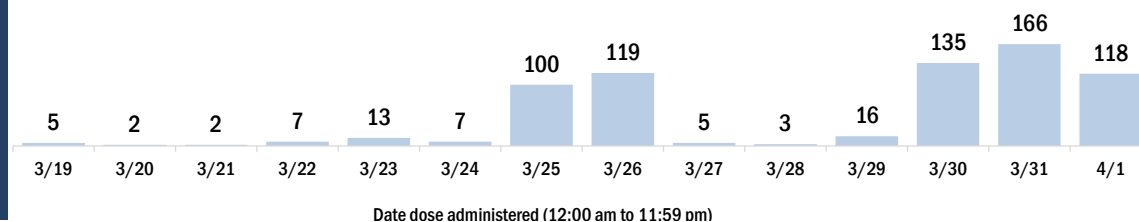


## Persons vaccinated for COVID-19 for the past 2 weeks

### Number of persons who received their first dose of a two-dose series of the COVID-19 vaccine



### Number of persons who completed the COVID-19 vaccine series



# COVID-19: Hendry County vaccine summary

Vaccination data through Apr 1, 2021 as of Apr 2, 2021 at 12:05 AM

Data in this report are provisional and subject to change.

Data in this summary pertain to COVID-19 vaccines approved by the U.S. Food and Drug Administration and have been issued an Emergency Use Authorization (Janssen COVID-19 Vaccine, Moderna COVID-19 Vaccine and Pfizer-BioNTech COVID-19 Vaccine). These data summarize the number of people who have received either their first dose or have completed the series for a COVID-19 vaccine. **A person can only be counted in one category, first dose or series complete.** For persons receiving Moderna or Pfizer vaccines, once they receive their second dose, they are moved from the first dose column to the series completed column. **Because of this, the total first dose category may show a change from report to report not matching the total receiving their first dose from the previous day.** Persons receiving Johnson & Johnson vaccines will always be counted in the series completed column.

## COVID-19 doses for vaccinated persons in Florida

**Doses administered** 10,593

People receiving one dose of a 1-dose series (Johnson & Johnson) or receiving only one dose of a 2-dose series (Moderna, Pfizer) count once. Persons receiving both doses of a 2-dose series count twice.

## Current status of persons vaccinated for COVID-19 in Florida

**Total people vaccinated** 7,378

First dose 3,894

Series completed 3,484

Completed 1-dose series 269

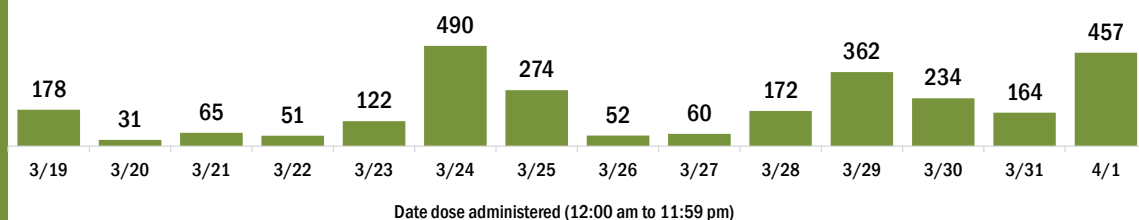
Completed 2-dose series 3,215

**First dose:** current number of people who have only received their first dose of the Moderna or Pfizer vaccine.

**Series complete:** current number of people who have received both Moderna or Pfizer vaccine doses or one Johnson & Johnson dose and are considered fully immunized.

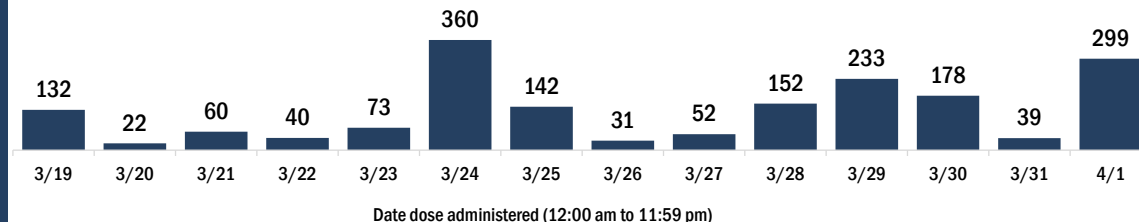
Demographic summary	First dose	Series complete	Total people vaccinated
<b>Age group</b>	3,894	3,484	7,378
16-24 years	133	44	177
25-34 years	229	76	305
35-44 years	333	100	433
45-54 years	710	214	924
55-64 years	1,265	426	1,691
65-74 years	787	1,520	2,307
75-84 years	335	867	1,202
85+ years	102	237	339
<b>Race</b>	3,894	3,484	7,378
White	2,677	2,292	4,969
Black	297	236	533
American Indian/Alaskan	10	15	25
Other	597	587	1,184
Unknown	313	354	667
<b>Other race</b> includes Asian, native Hawaiian/Pacific Islander, or other.			
<b>Ethnicity</b>	3,894	3,484	7,378
Hispanic	1,366	666	2,032
Non-Hispanic	1,497	1,672	3,169
Unknown	1,031	1,146	2,177
<b>Gender</b>	3,894	3,484	7,378
Female	2,024	1,852	3,876
Male	1,868	1,632	3,500
Unknown	2	0	2

## COVID-19 doses administered for the past 2 weeks

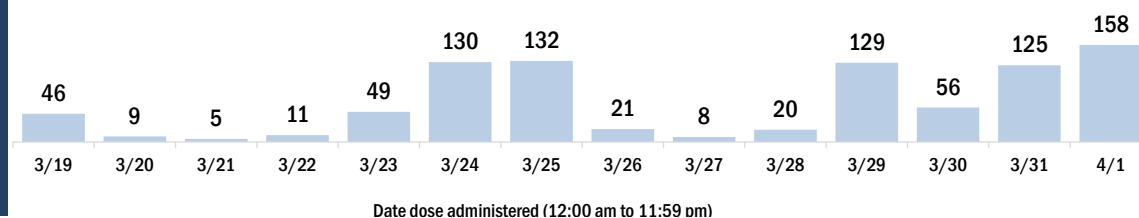


## Persons vaccinated for COVID-19 for the past 2 weeks

### Number of persons who received their first dose of a two-dose series of the COVID-19 vaccine



### Number of persons who completed the COVID-19 vaccine series



# COVID-19: Hernando County vaccine summary

Vaccination data through Apr 1, 2021 as of Apr 2, 2021 at 12:05 AM

Data in this report are provisional and subject to change.

Data in this summary pertain to COVID-19 vaccines approved by the U.S. Food and Drug Administration and have been issued an Emergency Use Authorization (Janssen COVID-19 Vaccine, Moderna COVID-19 Vaccine and Pfizer-BioNTech COVID-19 Vaccine). These data summarize the number of people who have received either their first dose or have completed the series for a COVID-19 vaccine. **A person can only be counted in one category, first dose or series complete.** For persons receiving Moderna or Pfizer vaccines, once they receive their second dose, they are moved from the first dose column to the series completed column. **Because of this, the total first dose category may show a change from report to report not matching the total receiving their first dose from the previous day.** Persons receiving Johnson & Johnson vaccines will always be counted in the series completed column.

## COVID-19 doses for vaccinated persons in Florida

**Doses administered** 77,302

People receiving one dose of a 1-dose series (Johnson & Johnson) or receiving only one dose of a 2-dose series (Moderna, Pfizer) count once. Persons receiving both doses of a 2-dose series count twice.

## Current status of persons vaccinated for COVID-19 in Florida

**Total people vaccinated** 51,116

First dose 21,952

Series completed 29,164

Completed 1-dose series 2,978

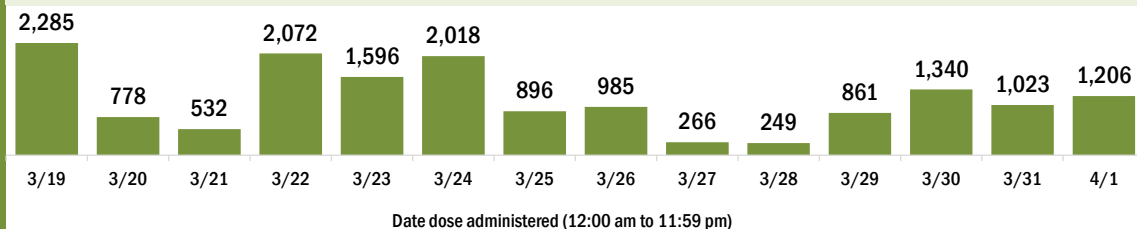
Completed 2-dose series 26,186

**First dose:** current number of people who have only received their first dose of the Moderna or Pfizer vaccine.

**Series complete:** current number of people who have received both Moderna or Pfizer vaccine doses or one Johnson & Johnson dose and are considered fully immunized.

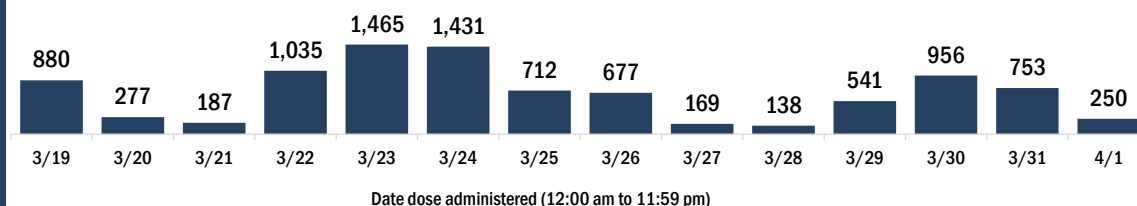
Demographic summary	First dose	Series complete	Total people vaccinated
<b>Age group</b>	<b>21,952</b>	<b>29,164</b>	<b>51,116</b>
16-24 years	332	248	580
25-34 years	546	661	1,207
35-44 years	1,129	865	1,994
45-54 years	2,755	1,479	4,234
55-64 years	6,845	2,639	9,484
65-74 years	5,619	12,330	17,949
75-84 years	3,551	8,303	11,854
85+ years	1,175	2,639	3,814
<b>Race</b>	<b>21,952</b>	<b>29,164</b>	<b>51,116</b>
White	15,148	20,552	35,700
Black	487	683	1,170
American Indian/Alaskan	53	104	157
Other	1,371	2,189	3,560
Unknown	4,893	5,636	10,529
<b>Other race</b> includes Asian, native Hawaiian/Pacific Islander, or other.			
<b>Ethnicity</b>	<b>21,952</b>	<b>29,164</b>	<b>51,116</b>
Hispanic	1,010	1,057	2,067
Non-Hispanic	11,158	16,005	27,163
Unknown	9,784	12,102	21,886
<b>Gender</b>	<b>21,952</b>	<b>29,164</b>	<b>51,116</b>
Female	12,699	16,935	29,634
Male	9,203	12,200	21,403
Unknown	50	29	79

## COVID-19 doses administered for the past 2 weeks

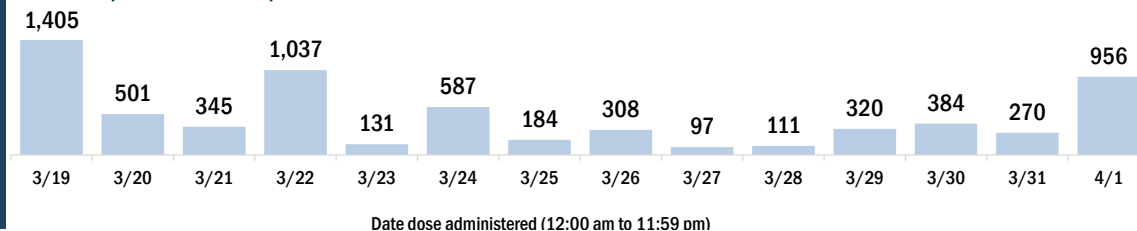


## Persons vaccinated for COVID-19 for the past 2 weeks

### Number of persons who received their first dose of a two-dose series of the COVID-19 vaccine



### Number of persons who completed the COVID-19 vaccine series



# COVID-19: Highlands County vaccine summary

Vaccination data through Apr 1, 2021 as of Apr 2, 2021 at 12:05 AM

Data in this report are provisional and subject to change.

Data in this summary pertain to COVID-19 vaccines approved by the U.S. Food and Drug Administration and have been issued an Emergency Use Authorization (Janssen COVID-19 Vaccine, Moderna COVID-19 Vaccine and Pfizer-BioNTech COVID-19 Vaccine). These data summarize the number of people who have received either their first dose or have completed the series for a COVID-19 vaccine. **A person can only be counted in one category, first dose or series complete.** For persons receiving Moderna or Pfizer vaccines, once they receive their second dose, they are moved from the first dose column to the series completed column. **Because of this, the total first dose category may show a change from report to report not matching the total receiving their first dose from the previous day.** Persons receiving Johnson & Johnson vaccines will always be counted in the series completed column.

## COVID-19 doses for vaccinated persons in Florida

**Doses administered** 48,935

People receiving one dose of a 1-dose series (Johnson & Johnson) or receiving only one dose of a 2-dose series (Moderna, Pfizer) count once. Persons receiving both doses of a 2-dose series count twice.

## Current status of persons vaccinated for COVID-19 in Florida

**Total people vaccinated** 33,932

First dose 18,685

Series completed 15,247

Completed 1-dose series 244

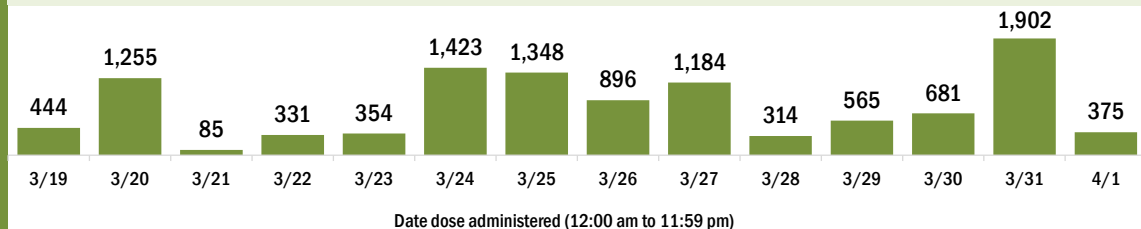
Completed 2-dose series 15,003

**First dose:** current number of people who have only received their first dose of the Moderna or Pfizer vaccine.

**Series complete:** current number of people who have received both Moderna or Pfizer vaccine doses or one Johnson & Johnson dose and are considered fully immunized.

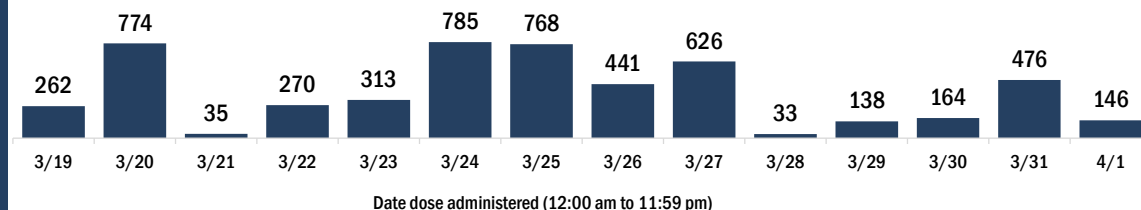
Demographic summary	First dose	Series complete	Total people vaccinated
<b>Age group</b>	<b>18,685</b>	<b>15,247</b>	<b>33,932</b>
16-24 years	108	80	188
25-34 years	216	242	458
35-44 years	397	384	781
45-54 years	1,126	574	1,700
55-64 years	3,923	1,139	5,062
65-74 years	6,376	6,383	12,759
75-84 years	5,029	5,092	10,121
85+ years	1,510	1,353	2,863
<b>Race</b>	<b>18,685</b>	<b>15,247</b>	<b>33,932</b>
White	15,474	12,443	27,917
Black	637	460	1,097
American Indian/Alaskan	182	98	280
Other	864	1,064	1,928
Unknown	1,528	1,182	2,710
<b>Other race</b> includes Asian, native Hawaiian/Pacific Islander, or other.			
<b>Ethnicity</b>	<b>18,685</b>	<b>15,247</b>	<b>33,932</b>
Hispanic	1,386	548	1,934
Non-Hispanic	12,178	11,240	23,418
Unknown	5,121	3,459	8,580
<b>Gender</b>	<b>18,685</b>	<b>15,247</b>	<b>33,932</b>
Female	10,133	8,364	18,497
Male	8,519	6,875	15,394
Unknown	33	8	41

## COVID-19 doses administered for the past 2 weeks

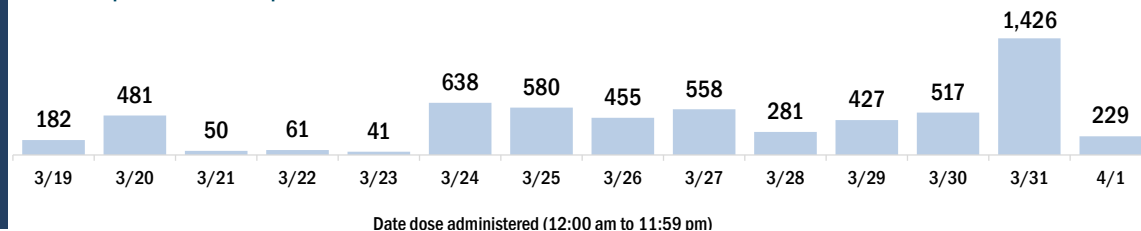


## Persons vaccinated for COVID-19 for the past 2 weeks

### Number of persons who received their first dose of a two-dose series of the COVID-19 vaccine



### Number of persons who completed the COVID-19 vaccine series



# COVID-19: Hillsborough County vaccine summary

Vaccination data through Apr 1, 2021 as of Apr 2, 2021 at 12:05 AM

Data in this report are provisional and subject to change.

Data in this summary pertain to COVID-19 vaccines approved by the U.S. Food and Drug Administration and have been issued an Emergency Use Authorization (Janssen COVID-19 Vaccine, Moderna COVID-19 Vaccine and Pfizer-BioNTech COVID-19 Vaccine). These data summarize the number of people who have received either their first dose or have completed the series for a COVID-19 vaccine. **A person can only be counted in one category, first dose or series complete.** For persons receiving Moderna or Pfizer vaccines, once they receive their second dose, they are moved from the first dose column to the series completed column. **Because of this, the total first dose category may show a change from report to report not matching the total receiving their first dose from the previous day.** Persons receiving Johnson & Johnson vaccines will always be counted in the series completed column.

## COVID-19 doses for vaccinated persons in Florida

**Doses administered** 506,070

People receiving one dose of a 1-dose series (Johnson & Johnson) or receiving only one dose of a 2-dose series (Moderna, Pfizer) count once. Persons receiving both doses of a 2-dose series count twice.

## Current status of persons vaccinated for COVID-19 in Florida

**Total people vaccinated** 351,243

First dose 177,888

Series completed 173,355

Completed 1-dose series 18,528

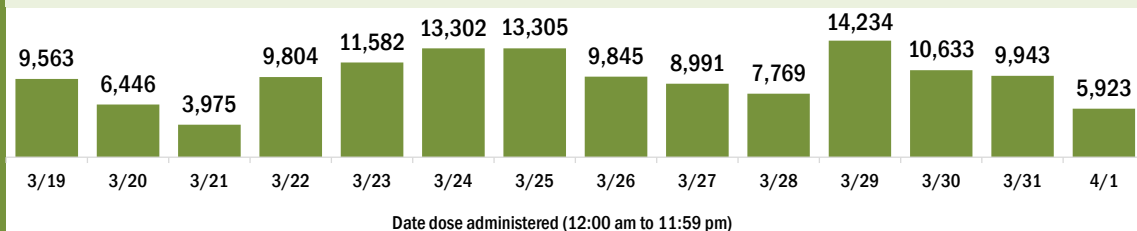
Completed 2-dose series 154,827

**First dose:** current number of people who have only received their first dose of the Moderna or Pfizer vaccine.

**Series complete:** current number of people who have received both Moderna or Pfizer vaccine doses or one Johnson & Johnson dose and are considered fully immunized.

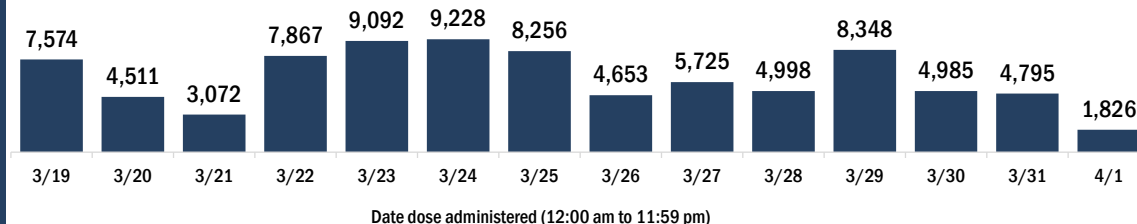
Demographic summary	First dose	Series complete	Total people vaccinated
<b>Age group</b>	177,888	173,355	351,243
16-24 years	5,690	4,036	9,726
25-34 years	10,405	13,266	23,671
35-44 years	17,699	16,678	34,377
45-54 years	31,646	20,117	51,763
55-64 years	50,348	26,687	77,035
65-74 years	37,283	54,458	91,741
75-84 years	18,902	27,827	46,729
85+ years	5,915	10,286	16,201
<b>Race</b>	177,888	173,355	351,243
White	113,565	115,210	228,775
Black	11,650	12,915	24,565
American Indian/Alaskan	658	639	1,297
Other	22,303	25,415	47,718
Unknown	29,712	19,176	48,888
<b>Other race</b> includes Asian, native Hawaiian/Pacific Islander, or other.			
<b>Ethnicity</b>	177,888	173,355	351,243
Hispanic	22,592	18,786	41,378
Non-Hispanic	93,505	106,985	200,490
Unknown	61,791	47,584	109,375
<b>Gender</b>	177,888	173,355	351,243
Female	99,364	104,251	203,615
Male	78,244	68,965	147,209
Unknown	280	139	419

## COVID-19 doses administered for the past 2 weeks

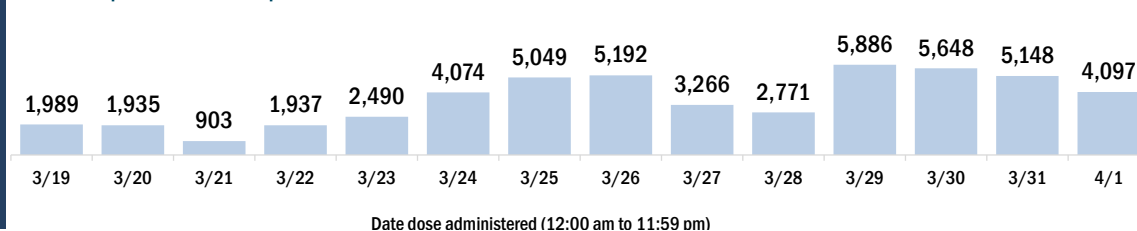


## Persons vaccinated for COVID-19 for the past 2 weeks

### Number of persons who received their first dose of a two-dose series of the COVID-19 vaccine



### Number of persons who completed the COVID-19 vaccine series



# COVID-19: Holmes County vaccine summary

Vaccination data through Apr 1, 2021 as of Apr 2, 2021 at 12:05 AM

Data in this report are provisional and subject to change.

Data in this summary pertain to COVID-19 vaccines approved by the U.S. Food and Drug Administration and have been issued an Emergency Use Authorization (Janssen COVID-19 Vaccine, Moderna COVID-19 Vaccine and Pfizer-BioNTech COVID-19 Vaccine). These data summarize the number of people who have received either their first dose or have completed the series for a COVID-19 vaccine. **A person can only be counted in one category, first dose or series complete.** For persons receiving Moderna or Pfizer vaccines, once they receive their second dose, they are moved from the first dose column to the series completed column. **Because of this, the total first dose category may show a change from report to report not matching the total receiving their first dose from the previous day.** Persons receiving Johnson & Johnson vaccines will always be counted in the series completed column.

## COVID-19 doses for vaccinated persons in Florida

**Doses administered** 5,065

People receiving one dose of a 1-dose series (Johnson & Johnson) or receiving only one dose of a 2-dose series (Moderna, Pfizer) count once. Persons receiving both doses of a 2-dose series count twice.

## Current status of persons vaccinated for COVID-19 in Florida

**Total people vaccinated** 3,051

First dose 864

Series completed 2,187

Completed 1-dose series 173

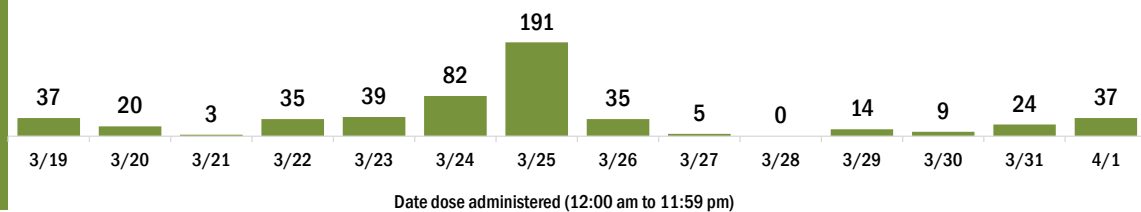
Completed 2-dose series 2,014

**First dose:** current number of people who have only received their first dose of the Moderna or Pfizer vaccine.

**Series complete:** current number of people who have received both Moderna or Pfizer vaccine doses or one Johnson & Johnson dose and are considered fully immunized.

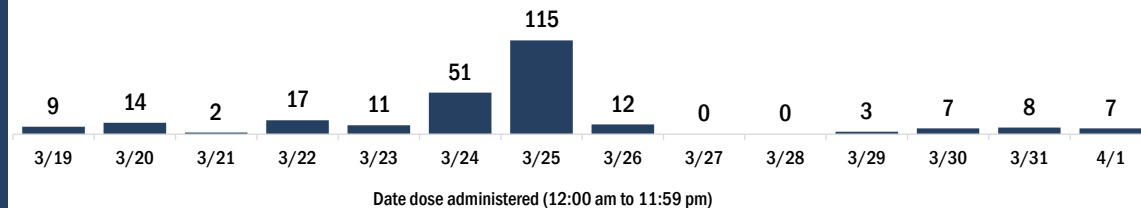
Demographic summary	First dose	Series complete	Total people vaccinated
<b>Age group</b>	864	2,187	3,051
16-24 years	8	15	23
25-34 years	26	42	68
35-44 years	50	76	126
45-54 years	117	138	255
55-64 years	296	272	568
65-74 years	207	884	1,091
75-84 years	131	588	719
85+ years	29	172	201
<b>Race</b>	864	2,187	3,051
White	753	1,866	2,619
Black	26	74	100
American Indian/Alaskan	4	26	30
Other	36	156	192
Unknown	45	65	110
<b>Other race</b> includes Asian, native Hawaiian/Pacific Islander, or other.			
<b>Ethnicity</b>	864	2,187	3,051
Hispanic	10	15	25
Non-Hispanic	663	1,860	2,523
Unknown	191	312	503
<b>Gender</b>	864	2,187	3,051
Female	465	1,198	1,663
Male	399	989	1,388
Unknown	0	0	0

## COVID-19 doses administered for the past 2 weeks

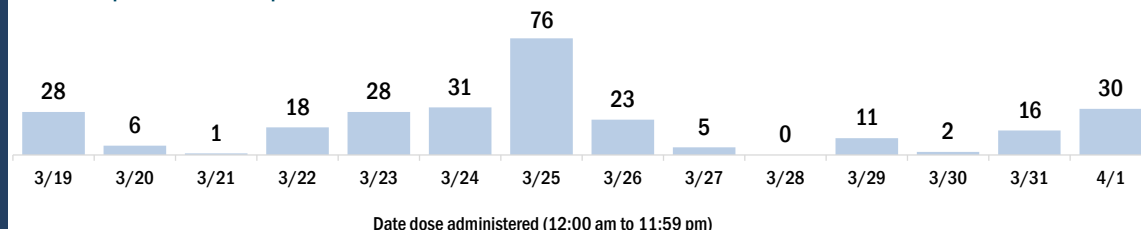


## Persons vaccinated for COVID-19 for the past 2 weeks

Number of persons who received their first dose of a two-dose series of the COVID-19 vaccine



Number of persons who completed the COVID-19 vaccine series



# COVID-19: Indian River County vaccine summary

Vaccination data through Apr 1, 2021 as of Apr 2, 2021 at 12:05 AM

Data in this report are provisional and subject to change.

Data in this summary pertain to COVID-19 vaccines approved by the U.S. Food and Drug Administration and have been issued an Emergency Use Authorization (Janssen COVID-19 Vaccine, Moderna COVID-19 Vaccine and Pfizer-BioNTech COVID-19 Vaccine). These data summarize the number of people who have received either their first dose or have completed the series for a COVID-19 vaccine. **A person can only be counted in one category, first dose or series complete.** For persons receiving Moderna or Pfizer vaccines, once they receive their second dose, they are moved from the first dose column to the series completed column. **Because of this, the total first dose category may show a change from report to report not matching the total receiving their first dose from the previous day.** Persons receiving Johnson & Johnson vaccines will always be counted in the series completed column.

## COVID-19 doses for vaccinated persons in Florida

**Doses administered** 98,335

People receiving one dose of a 1-dose series (Johnson & Johnson) or receiving only one dose of a 2-dose series (Moderna, Pfizer) count once. Persons receiving both doses of a 2-dose series count twice.

## Current status of persons vaccinated for COVID-19 in Florida

**Total people vaccinated** 61,641

First dose 24,166

Series completed 37,475

Completed 1-dose series 781

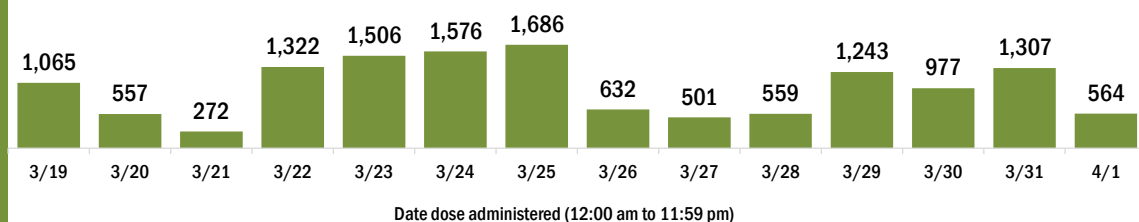
Completed 2-dose series 36,694

**First dose:** current number of people who have only received their first dose of the Moderna or Pfizer vaccine.

**Series complete:** current number of people who have received both Moderna or Pfizer vaccine doses or one Johnson & Johnson dose and are considered fully immunized.

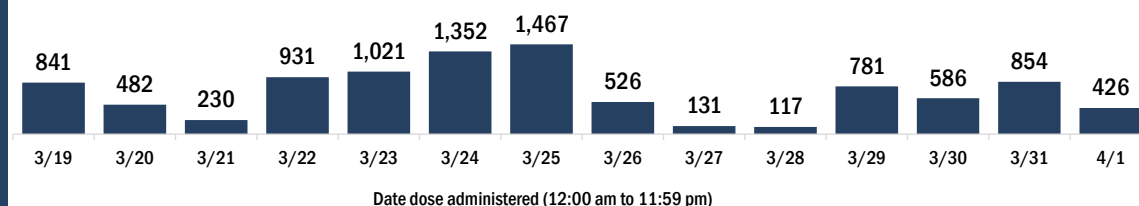
Demographic summary	First dose	Series complete	Total people vaccinated
<b>Age group</b>	<b>24,166</b>	<b>37,475</b>	<b>61,641</b>
16-24 years	245	211	456
25-34 years	452	522	974
35-44 years	866	733	1,599
45-54 years	2,286	1,299	3,585
55-64 years	7,290	2,668	9,958
65-74 years	6,387	17,372	23,759
75-84 years	4,712	11,023	15,735
85+ years	1,928	3,647	5,575
<b>Race</b>	<b>24,166</b>	<b>37,475</b>	<b>61,641</b>
White	17,869	27,681	45,550
Black	903	883	1,786
American Indian/Alaskan	161	189	350
Other	1,336	2,684	4,020
Unknown	3,897	6,038	9,935
<b>Other race</b> includes Asian, native Hawaiian/Pacific Islander, or other.			
<b>Ethnicity</b>	<b>24,166</b>	<b>37,475</b>	<b>61,641</b>
Hispanic	889	770	1,659
Non-Hispanic	14,294	23,874	38,168
Unknown	8,983	12,831	21,814
<b>Gender</b>	<b>24,166</b>	<b>37,475</b>	<b>61,641</b>
Female	13,427	21,239	34,666
Male	10,704	16,205	26,909
Unknown	35	31	66

## COVID-19 doses administered for the past 2 weeks

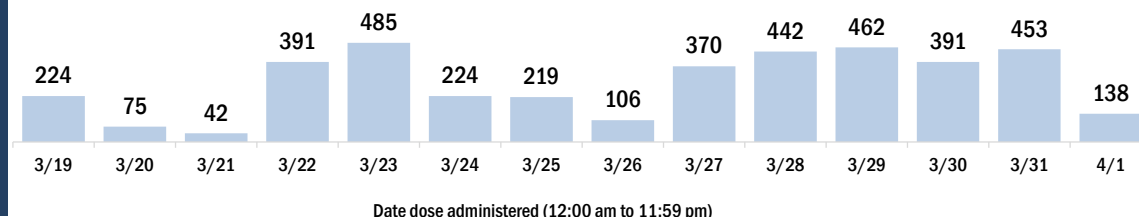


## Persons vaccinated for COVID-19 for the past 2 weeks

### Number of persons who received their first dose of a two-dose series of the COVID-19 vaccine



### Number of persons who completed the COVID-19 vaccine series



# COVID-19: Jackson County vaccine summary

Vaccination data through Apr 1, 2021 as of Apr 2, 2021 at 12:05 AM

Data in this report are provisional and subject to change.

Data in this summary pertain to COVID-19 vaccines approved by the U.S. Food and Drug Administration and have been issued an Emergency Use Authorization (Janssen COVID-19 Vaccine, Moderna COVID-19 Vaccine and Pfizer-BioNTech COVID-19 Vaccine). These data summarize the number of people who have received either their first dose or have completed the series for a COVID-19 vaccine. **A person can only be counted in one category, first dose or series complete.** For persons receiving Moderna or Pfizer vaccines, once they receive their second dose, they are moved from the first dose column to the series completed column. **Because of this, the total first dose category may show a change from report to report not matching the total receiving their first dose from the previous day.** Persons receiving Johnson & Johnson vaccines will always be counted in the series completed column.

## COVID-19 doses for vaccinated persons in Florida

**Doses administered** 16,533

People receiving one dose of a 1-dose series (Johnson & Johnson) or receiving only one dose of a 2-dose series (Moderna, Pfizer) count once. Persons receiving both doses of a 2-dose series count twice.

## Current status of persons vaccinated for COVID-19 in Florida

**Total people vaccinated** 10,007

First dose 2,900

Series completed 7,107

Completed 1-dose series 581

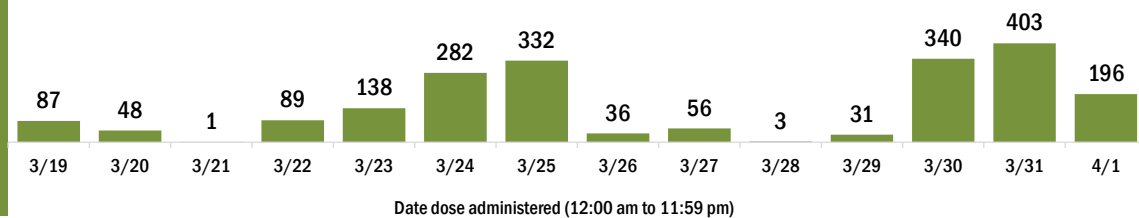
Completed 2-dose series 6,526

**First dose:** current number of people who have only received their first dose of the Moderna or Pfizer vaccine.

**Series complete:** current number of people who have received both Moderna or Pfizer vaccine doses or one Johnson & Johnson dose and are considered fully immunized.

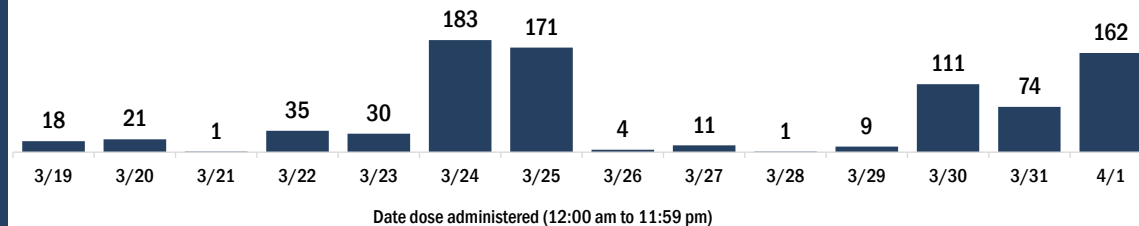
Demographic summary	First dose	Series complete	Total people vaccinated
<b>Age group</b>	2,900	7,107	10,007
16-24 years	49	67	116
25-34 years	123	185	308
35-44 years	213	307	520
45-54 years	390	587	977
55-64 years	942	1,147	2,089
65-74 years	616	2,648	3,264
75-84 years	420	1,624	2,044
85+ years	147	542	689
<b>Race</b>	2,900	7,107	10,007
White	1,818	5,021	6,839
Black	641	1,322	1,963
American Indian/Alaskan	16	33	49
Other	149	294	443
Unknown	276	437	713
<b>Other race</b> includes Asian, native Hawaiian/Pacific Islander, or other.			
<b>Ethnicity</b>	2,900	7,107	10,007
Hispanic	68	64	132
Non-Hispanic	2,022	5,079	7,101
Unknown	810	1,964	2,774
<b>Gender</b>	2,900	7,107	10,007
Female	1,662	4,039	5,701
Male	1,236	3,068	4,304
Unknown	2	0	2

## COVID-19 doses administered for the past 2 weeks

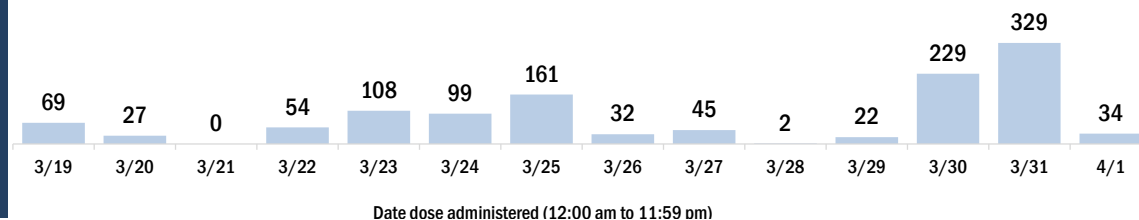


## Persons vaccinated for COVID-19 for the past 2 weeks

### Number of persons who received their first dose of a two-dose series of the COVID-19 vaccine



### Number of persons who completed the COVID-19 vaccine series



# COVID-19: Jefferson County vaccine summary

Vaccination data through Apr 1, 2021 as of Apr 2, 2021 at 12:05 AM

Data in this report are provisional and subject to change.

Data in this summary pertain to COVID-19 vaccines approved by the U.S. Food and Drug Administration and have been issued an Emergency Use Authorization (Janssen COVID-19 Vaccine, Moderna COVID-19 Vaccine and Pfizer-BioNTech COVID-19 Vaccine). These data summarize the number of people who have received either their first dose or have completed the series for a COVID-19 vaccine. **A person can only be counted in one category, first dose or series complete.** For persons receiving Moderna or Pfizer vaccines, once they receive their second dose, they are moved from the first dose column to the series completed column. **Because of this, the total first dose category may show a change from report to report not matching the total receiving their first dose from the previous day.** Persons receiving Johnson & Johnson vaccines will always be counted in the series completed column.

## COVID-19 doses for vaccinated persons in Florida

**Doses administered** 6,389

People receiving one dose of a 1-dose series (Johnson & Johnson) or receiving only one dose of a 2-dose series (Moderna, Pfizer) count once. Persons receiving both doses of a 2-dose series count twice.

## Current status of persons vaccinated for COVID-19 in Florida

**Total people vaccinated** 3,832

First dose 1,140

Series completed 2,692

Completed 1-dose series 135

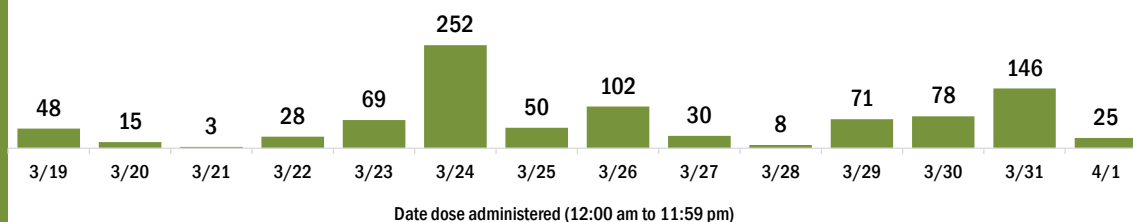
Completed 2-dose series 2,557

**First dose:** current number of people who have only received their first dose of the Moderna or Pfizer vaccine.

**Series complete:** current number of people who have received both Moderna or Pfizer vaccine doses or one Johnson & Johnson dose and are considered fully immunized.

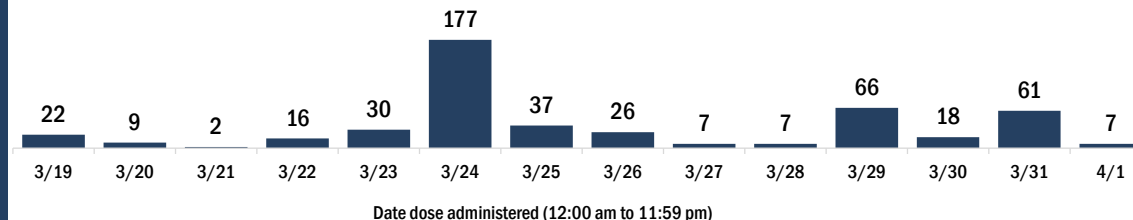
Demographic summary	First dose	Series complete	Total people vaccinated
<b>Age group</b>	<b>1,140</b>	<b>2,692</b>	<b>3,832</b>
16-24 years	35	12	47
25-34 years	34	55	89
35-44 years	75	91	166
45-54 years	200	197	397
55-64 years	526	359	885
65-74 years	156	1,207	1,363
75-84 years	84	604	688
85+ years	30	167	197
<b>Race</b>	<b>1,140</b>	<b>2,692</b>	<b>3,832</b>
White	592	1,421	2,013
Black	298	523	821
American Indian/Alaskan	3	5	8
Other	131	463	594
Unknown	116	280	396
<b>Other race</b> includes Asian, native Hawaiian/Pacific Islander, or other.			
<b>Ethnicity</b>	<b>1,140</b>	<b>2,692</b>	<b>3,832</b>
Hispanic	23	31	54
Non-Hispanic	745	1,344	2,089
Unknown	372	1,317	1,689
<b>Gender</b>	<b>1,140</b>	<b>2,692</b>	<b>3,832</b>
Female	668	1,577	2,245
Male	472	1,115	1,587
Unknown	0	0	0

## COVID-19 doses administered for the past 2 weeks

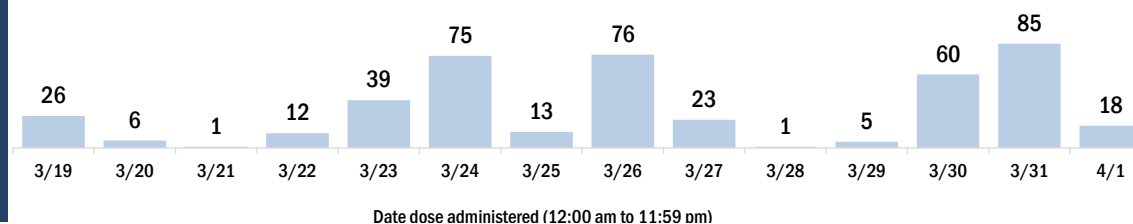


## Persons vaccinated for COVID-19 for the past 2 weeks

### Number of persons who received their first dose of a two-dose series of the COVID-19 vaccine



### Number of persons who completed the COVID-19 vaccine series



# COVID-19: Lafayette County vaccine summary

Vaccination data through Apr 1, 2021 as of Apr 2, 2021 at 12:05 AM

Data in this report are provisional and subject to change.

Data in this summary pertain to COVID-19 vaccines approved by the U.S. Food and Drug Administration and have been issued an Emergency Use Authorization (Janssen COVID-19 Vaccine, Moderna COVID-19 Vaccine and Pfizer-BioNTech COVID-19 Vaccine). These data summarize the number of people who have received either their first dose or have completed the series for a COVID-19 vaccine. **A person can only be counted in one category, first dose or series complete.** For persons receiving Moderna or Pfizer vaccines, once they receive their second dose, they are moved from the first dose column to the series completed column. **Because of this, the total first dose category may show a change from report to report not matching the total receiving their first dose from the previous day.** Persons receiving Johnson & Johnson vaccines will always be counted in the series completed column.

## COVID-19 doses for vaccinated persons in Florida

**Doses administered** 2,715

People receiving one dose of a 1-dose series (Johnson & Johnson) or receiving only one dose of a 2-dose series (Moderna, Pfizer) count once. Persons receiving both doses of a 2-dose series count twice.

## Current status of persons vaccinated for COVID-19 in Florida

**Total people vaccinated** 1,561

First dose 401

Series completed 1,160

Completed 1-dose series 6

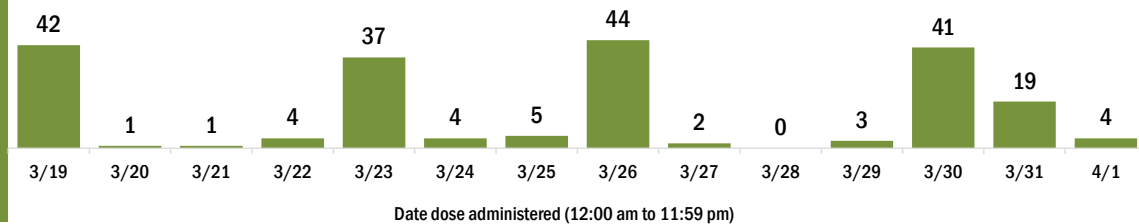
Completed 2-dose series 1,154

**First dose:** current number of people who have only received their first dose of the Moderna or Pfizer vaccine.

**Series complete:** current number of people who have received both Moderna or Pfizer vaccine doses or one Johnson & Johnson dose and are considered fully immunized.

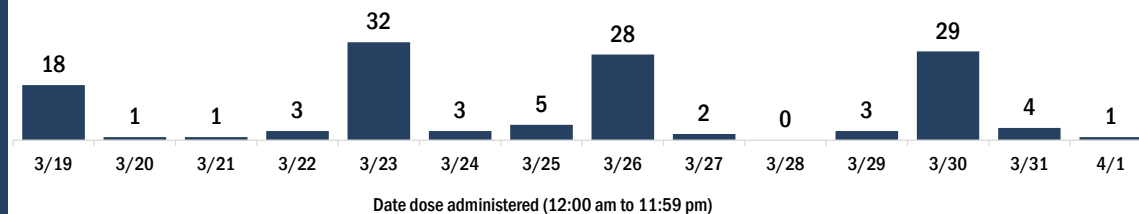
Demographic summary	First dose	Series complete	Total people vaccinated
<b>Age group</b>	<b>401</b>	<b>1,160</b>	<b>1,561</b>
16-24 years	2	3	5
25-34 years	5	9	14
35-44 years	20	19	39
45-54 years	56	45	101
55-64 years	119	78	197
65-74 years	114	575	689
75-84 years	58	333	391
85+ years	27	98	125
<b>Race</b>	<b>401</b>	<b>1,160</b>	<b>1,561</b>
White	307	990	1,297
Black	17	31	48
American Indian/Alaskan	2	3	5
Other	15	66	81
Unknown	60	70	130
<b>Other race</b> includes Asian, native Hawaiian/Pacific Islander, or other.			
<b>Ethnicity</b>	<b>401</b>	<b>1,160</b>	<b>1,561</b>
Hispanic	19	20	39
Non-Hispanic	235	943	1,178
Unknown	147	197	344
<b>Gender</b>	<b>401</b>	<b>1,160</b>	<b>1,561</b>
Female	219	598	817
Male	181	562	743
Unknown	1	0	1

## COVID-19 doses administered for the past 2 weeks

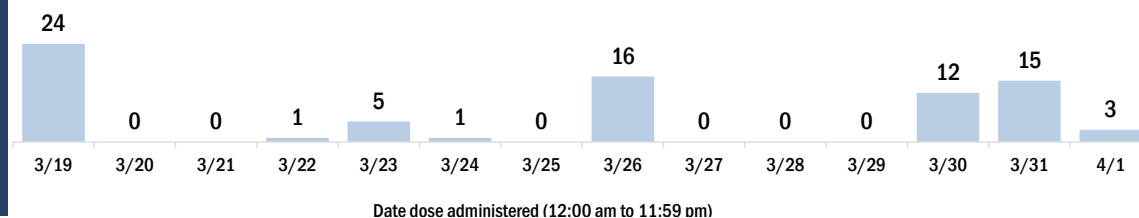


## Persons vaccinated for COVID-19 for the past 2 weeks

### Number of persons who received their first dose of a two-dose series of the COVID-19 vaccine



### Number of persons who completed the COVID-19 vaccine series



# COVID-19: Lake County vaccine summary

Vaccination data through Apr 1, 2021 as of Apr 2, 2021 at 12:05 AM

Data in this report are provisional and subject to change.

Data in this summary pertain to COVID-19 vaccines approved by the U.S. Food and Drug Administration and have been issued an Emergency Use Authorization (Janssen COVID-19 Vaccine, Moderna COVID-19 Vaccine and Pfizer-BioNTech COVID-19 Vaccine). These data summarize the number of people who have received either their first dose or have completed the series for a COVID-19 vaccine. **A person can only be counted in one category, first dose or series complete.** For persons receiving Moderna or Pfizer vaccines, once they receive their second dose, they are moved from the first dose column to the series completed column. **Because of this, the total first dose category may show a change from report to report not matching the total receiving their first dose from the previous day.** Persons receiving Johnson & Johnson vaccines will always be counted in the series completed column.

## COVID-19 doses for vaccinated persons in Florida

**Doses administered** 195,027

People receiving one dose of a 1-dose series (Johnson & Johnson) or receiving only one dose of a 2-dose series (Moderna, Pfizer) count once. Persons receiving both doses of a 2-dose series count twice.

## Current status of persons vaccinated for COVID-19 in Florida

**Total people vaccinated** 123,294

First dose 48,763

Series completed 74,531

Completed 1-dose series 2,798

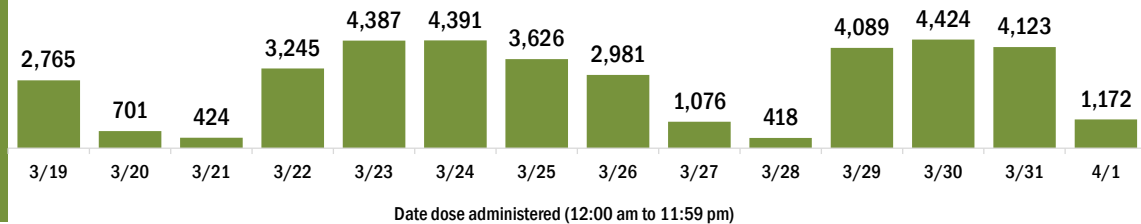
Completed 2-dose series 71,733

**First dose:** current number of people who have only received their first dose of the Moderna or Pfizer vaccine.

**Series complete:** current number of people who have received both Moderna or Pfizer vaccine doses or one Johnson & Johnson dose and are considered fully immunized.

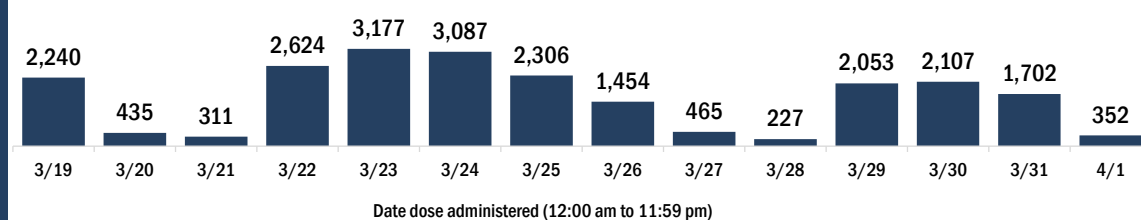
Demographic summary	First dose	Series complete	Total people vaccinated
<b>Age group</b>	<b>48,763</b>	<b>74,531</b>	<b>123,294</b>
16-24 years	814	512	1,326
25-34 years	1,903	1,546	3,449
35-44 years	3,350	2,475	5,825
45-54 years	6,737	3,511	10,248
55-64 years	15,235	5,951	21,186
65-74 years	10,681	31,829	42,510
75-84 years	7,404	22,305	29,709
85+ years	2,639	6,402	9,041
<b>Race</b>	<b>48,763</b>	<b>74,531</b>	<b>123,294</b>
White	31,763	57,873	89,636
Black	2,438	3,211	5,649
American Indian/Alaskan	210	411	621
Other	4,381	6,312	10,693
Unknown	9,971	6,724	16,695
<b>Other race</b> includes Asian, native Hawaiian/Pacific Islander, or other.			
<b>Ethnicity</b>	<b>48,763</b>	<b>74,531</b>	<b>123,294</b>
Hispanic	3,214	3,087	6,301
Non-Hispanic	21,685	42,222	63,907
Unknown	23,864	29,222	53,086
<b>Gender</b>	<b>48,763</b>	<b>74,531</b>	<b>123,294</b>
Female	27,414	42,687	70,101
Male	21,149	31,810	52,959
Unknown	200	34	234

## COVID-19 doses administered for the past 2 weeks

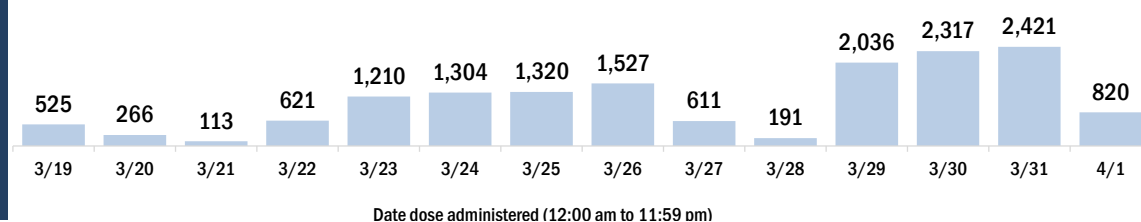


## Persons vaccinated for COVID-19 for the past 2 weeks

### Number of persons who received their first dose of a two-dose series of the COVID-19 vaccine



### Number of persons who completed the COVID-19 vaccine series



# COVID-19: Lee County vaccine summary

Vaccination data through Apr 1, 2021 as of Apr 2, 2021 at 12:05 AM

Data in this report are provisional and subject to change.

Data in this summary pertain to COVID-19 vaccines approved by the U.S. Food and Drug Administration and have been issued an Emergency Use Authorization (Janssen COVID-19 Vaccine, Moderna COVID-19 Vaccine and Pfizer-BioNTech COVID-19 Vaccine). These data summarize the number of people who have received either their first dose or have completed the series for a COVID-19 vaccine. **A person can only be counted in one category, first dose or series complete.** For persons receiving Moderna or Pfizer vaccines, once they receive their second dose, they are moved from the first dose column to the series completed column. **Because of this, the total first dose category may show a change from report to report not matching the total receiving their first dose from the previous day.** Persons receiving Johnson & Johnson vaccines will always be counted in the series completed column.

## COVID-19 doses for vaccinated persons in Florida

**Doses administered** 352,339

People receiving one dose of a 1-dose series (Johnson & Johnson) or receiving only one dose of a 2-dose series (Moderna, Pfizer) count once. Persons receiving both doses of a 2-dose series count twice.

## Current status of persons vaccinated for COVID-19 in Florida

**Total people vaccinated** 230,269

First dose 102,573

Series completed 127,696

Completed 1-dose series 5,626

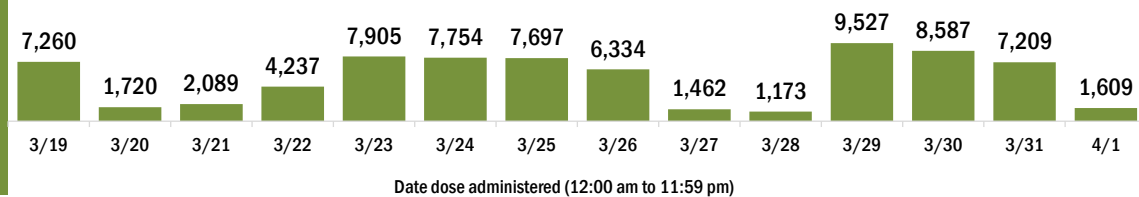
Completed 2-dose series 122,070

**First dose:** current number of people who have only received their first dose of the Moderna or Pfizer vaccine.

**Series complete:** current number of people who have received both Moderna or Pfizer vaccine doses or one Johnson & Johnson dose and are considered fully immunized.

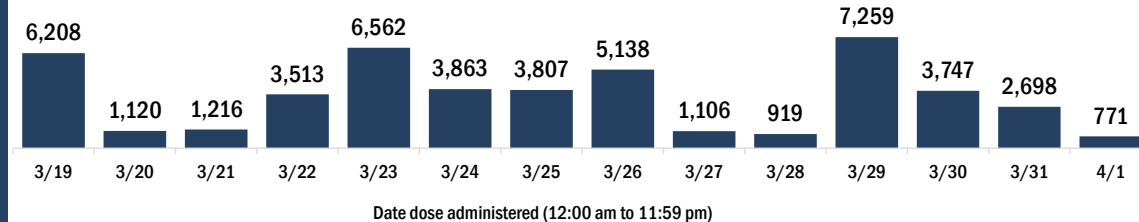
Demographic summary	First dose	Series complete	Total people vaccinated
<b>Age group</b>	102,573	127,696	230,269
16-24 years	1,050	812	1,862
25-34 years	2,189	2,692	4,881
35-44 years	3,821	3,671	7,492
45-54 years	8,838	5,482	14,320
55-64 years	27,743	10,812	38,555
65-74 years	32,684	59,259	91,943
75-84 years	20,366	35,561	55,927
85+ years	5,882	9,407	15,289
<b>Race</b>	102,573	127,696	230,269
White	74,965	88,197	163,162
Black	2,529	2,669	5,198
American Indian/Alaskan	450	336	786
Other	5,750	8,473	14,223
Unknown	18,879	28,021	46,900
<b>Other race</b> includes Asian, native Hawaiian/Pacific Islander, or other.			
<b>Ethnicity</b>	102,573	127,696	230,269
Hispanic	6,510	5,071	11,581
Non-Hispanic	59,970	70,048	130,018
Unknown	36,093	52,577	88,670
<b>Gender</b>	102,573	127,696	230,269
Female	57,810	71,469	129,279
Male	44,516	55,962	100,478
Unknown	247	265	512

## COVID-19 doses administered for the past 2 weeks

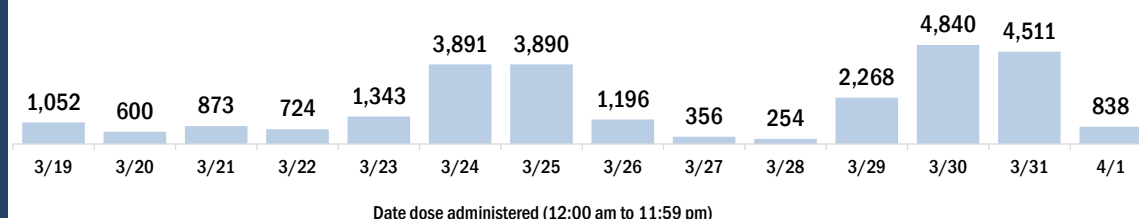


## Persons vaccinated for COVID-19 for the past 2 weeks

### Number of persons who received their first dose of a two-dose series of the COVID-19 vaccine



### Number of persons who completed the COVID-19 vaccine series



# COVID-19: Leon County vaccine summary

Vaccination data through Apr 1, 2021 as of Apr 2, 2021 at 12:05 AM

Data in this report are provisional and subject to change.

Data in this summary pertain to COVID-19 vaccines approved by the U.S. Food and Drug Administration and have been issued an Emergency Use Authorization (Janssen COVID-19 Vaccine, Moderna COVID-19 Vaccine and Pfizer-BioNTech COVID-19 Vaccine). These data summarize the number of people who have received either their first dose or have completed the series for a COVID-19 vaccine. **A person can only be counted in one category, first dose or series complete.** For persons receiving Moderna or Pfizer vaccines, once they receive their second dose, they are moved from the first dose column to the series completed column. **Because of this, the total first dose category may show a change from report to report not matching the total receiving their first dose from the previous day.** Persons receiving Johnson & Johnson vaccines will always be counted in the series completed column.

## COVID-19 doses for vaccinated persons in Florida

**Doses administered** 127,655

People receiving one dose of a 1-dose series (Johnson & Johnson) or receiving only one dose of a 2-dose series (Moderna, Pfizer) count once. Persons receiving both doses of a 2-dose series count twice.

## Current status of persons vaccinated for COVID-19 in Florida

**Total people vaccinated** 80,698

First dose 31,750

Series completed 48,948

Completed 1-dose series 1,991

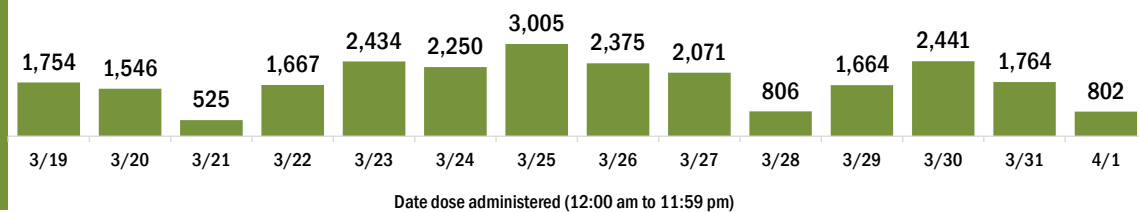
Completed 2-dose series 46,957

**First dose:** current number of people who have only received their first dose of the Moderna or Pfizer vaccine.

**Series complete:** current number of people who have received both Moderna or Pfizer vaccine doses or one Johnson & Johnson dose and are considered fully immunized.

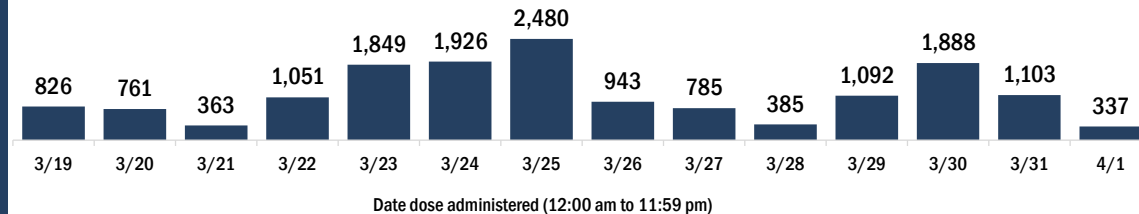
Demographic summary	First dose	Series complete	Total people vaccinated
<b>Age group</b>	<b>31,750</b>	<b>48,948</b>	<b>80,698</b>
16-24 years	2,727	1,395	4,122
25-34 years	3,637	2,815	6,452
35-44 years	4,753	3,516	8,269
45-54 years	6,749	4,525	11,274
55-64 years	9,522	7,908	17,430
65-74 years	2,652	17,863	20,515
75-84 years	1,156	8,223	9,379
85+ years	554	2,703	3,257
<b>Race</b>	<b>31,750</b>	<b>48,948</b>	<b>80,698</b>
White	18,124	28,843	46,967
Black	4,515	6,822	11,337
American Indian/Alaskan	94	153	247
Other	4,544	9,535	14,079
Unknown	4,473	3,595	8,068
<b>Other race</b> includes Asian, native Hawaiian/Pacific Islander, or other.			
<b>Ethnicity</b>	<b>31,750</b>	<b>48,948</b>	<b>80,698</b>
Hispanic	1,719	1,616	3,335
Non-Hispanic	20,877	35,314	56,191
Unknown	9,154	12,018	21,172
<b>Gender</b>	<b>31,750</b>	<b>48,948</b>	<b>80,698</b>
Female	17,949	29,186	47,135
Male	13,792	19,745	33,537
Unknown	9	17	26

## COVID-19 doses administered for the past 2 weeks

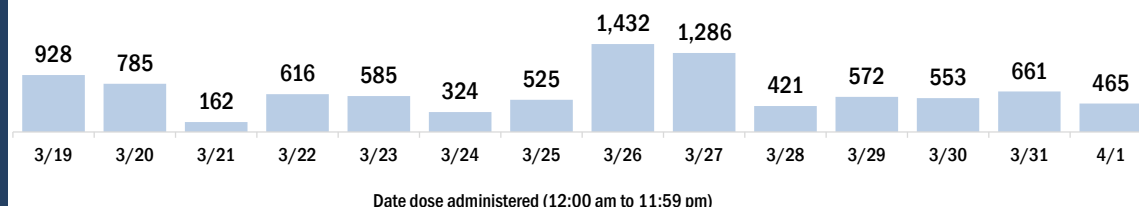


## Persons vaccinated for COVID-19 for the past 2 weeks

### Number of persons who received their first dose of a two-dose series of the COVID-19 vaccine



### Number of persons who completed the COVID-19 vaccine series



# COVID-19: Levy County vaccine summary

Vaccination data through Apr 1, 2021 as of Apr 2, 2021 at 12:05 AM

Data in this report are provisional and subject to change.

Data in this summary pertain to COVID-19 vaccines approved by the U.S. Food and Drug Administration and have been issued an Emergency Use Authorization (Janssen COVID-19 Vaccine, Moderna COVID-19 Vaccine and Pfizer-BioNTech COVID-19 Vaccine). These data summarize the number of people who have received either their first dose or have completed the series for a COVID-19 vaccine. **A person can only be counted in one category, first dose or series complete.** For persons receiving Moderna or Pfizer vaccines, once they receive their second dose, they are moved from the first dose column to the series completed column. **Because of this, the total first dose category may show a change from report to report not matching the total receiving their first dose from the previous day.** Persons receiving Johnson & Johnson vaccines will always be counted in the series completed column.

## COVID-19 doses for vaccinated persons in Florida

**Doses administered** 12,720

People receiving one dose of a 1-dose series (Johnson & Johnson) or receiving only one dose of a 2-dose series (Moderna, Pfizer) count once. Persons receiving both doses of a 2-dose series count twice.

## Current status of persons vaccinated for COVID-19 in Florida

**Total people vaccinated** 8,051

First dose 3,093

Series completed 4,958

Completed 1-dose series 289

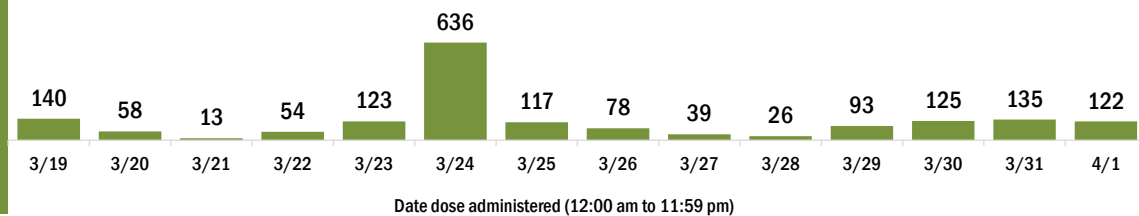
Completed 2-dose series 4,669

**First dose:** current number of people who have only received their first dose of the Moderna or Pfizer vaccine.

**Series complete:** current number of people who have received both Moderna or Pfizer vaccine doses or one Johnson & Johnson dose and are considered fully immunized.

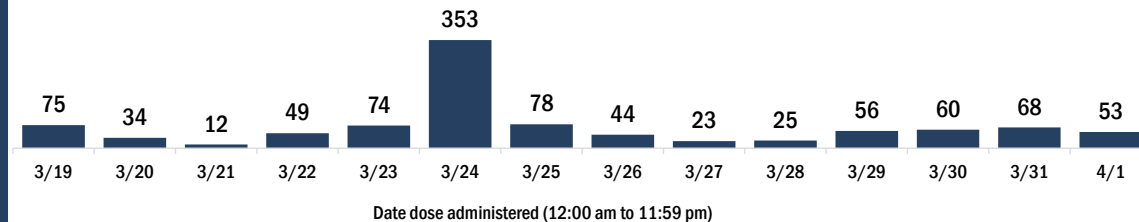
Demographic summary	First dose	Series complete	Total people vaccinated
<b>Age group</b>	<b>3,093</b>	<b>4,958</b>	<b>8,051</b>
16-24 years	33	40	73
25-34 years	68	121	189
35-44 years	101	139	240
45-54 years	268	244	512
55-64 years	1,067	479	1,546
65-74 years	933	2,359	3,292
75-84 years	489	1,269	1,758
85+ years	134	307	441
<b>Race</b>	<b>3,093</b>	<b>4,958</b>	<b>8,051</b>
White	2,323	3,903	6,226
Black	228	270	498
American Indian/Alaskan	35	30	65
Other	188	270	458
Unknown	319	485	804
<b>Other race</b> includes Asian, native Hawaiian/Pacific Islander, or other.			
<b>Ethnicity</b>	<b>3,093</b>	<b>4,958</b>	<b>8,051</b>
Hispanic	151	100	251
Non-Hispanic	1,891	3,557	5,448
Unknown	1,051	1,301	2,352
<b>Gender</b>	<b>3,093</b>	<b>4,958</b>	<b>8,051</b>
Female	1,823	2,815	4,638
Male	1,268	2,143	3,411
Unknown	2	0	2

## COVID-19 doses administered for the past 2 weeks

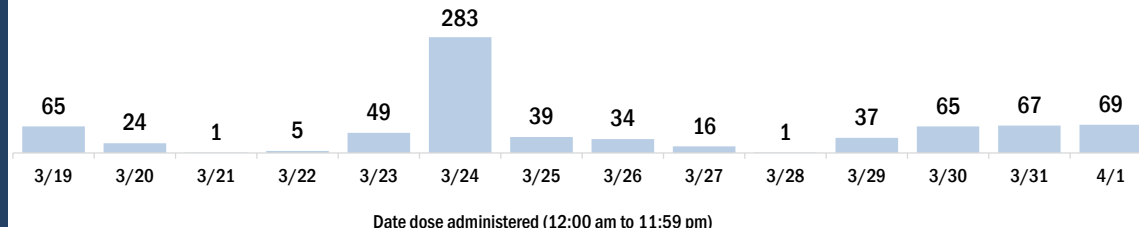


## Persons vaccinated for COVID-19 for the past 2 weeks

### Number of persons who received their first dose of a two-dose series of the COVID-19 vaccine



### Number of persons who completed the COVID-19 vaccine series



# COVID-19: Liberty County vaccine summary

Vaccination data through Apr 1, 2021 as of Apr 2, 2021 at 12:05 AM

Data in this report are provisional and subject to change.

Data in this summary pertain to COVID-19 vaccines approved by the U.S. Food and Drug Administration and have been issued an Emergency Use Authorization (Janssen COVID-19 Vaccine, Moderna COVID-19 Vaccine and Pfizer-BioNTech COVID-19 Vaccine). These data summarize the number of people who have received either their first dose or have completed the series for a COVID-19 vaccine. **A person can only be counted in one category, first dose or series complete.** For persons receiving Moderna or Pfizer vaccines, once they receive their second dose, they are moved from the first dose column to the series completed column. **Because of this, the total first dose category may show a change from report to report not matching the total receiving their first dose from the previous day.** Persons receiving Johnson & Johnson vaccines will always be counted in the series completed column.

## COVID-19 doses for vaccinated persons in Florida

**Doses administered** 2,293

People receiving one dose of a 1-dose series (Johnson & Johnson) or receiving only one dose of a 2-dose series (Moderna, Pfizer) count once. Persons receiving both doses of a 2-dose series count twice.

## Current status of persons vaccinated for COVID-19 in Florida

**Total people vaccinated** 1,330

First dose 329

Series completed 1,001

Completed 1-dose series 38

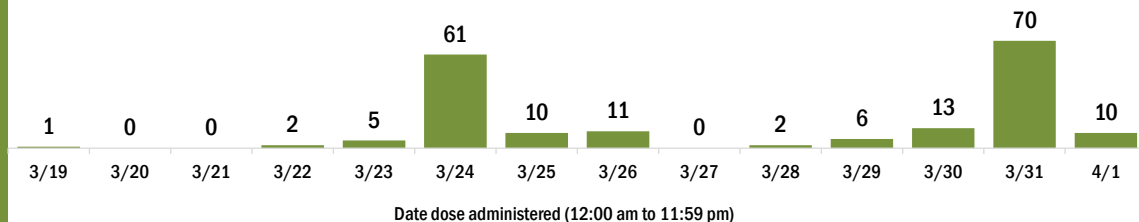
Completed 2-dose series 963

**First dose:** current number of people who have only received their first dose of the Moderna or Pfizer vaccine.

**Series complete:** current number of people who have received both Moderna or Pfizer vaccine doses or one Johnson & Johnson dose and are considered fully immunized.

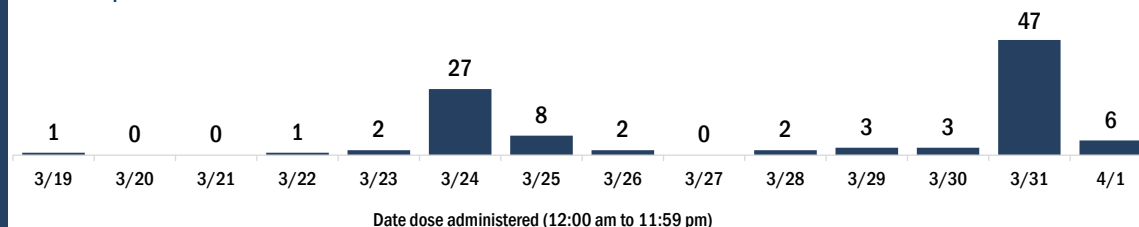
Demographic summary	First dose	Series complete	Total people vaccinated
<b>Age group</b>	329	1,001	1,330
16-24 years	13	9	22
25-34 years	18	24	42
35-44 years	35	52	87
45-54 years	59	58	117
55-64 years	113	208	321
65-74 years	52	390	442
75-84 years	30	207	237
85+ years	9	53	62
<b>Race</b>	329	1,001	1,330
White	221	727	948
Black	47	78	125
American Indian/Alaskan	3	7	10
Other	20	92	112
Unknown	38	97	135
<b>Other race</b> includes Asian, native Hawaiian/Pacific Islander, or other.			
<b>Ethnicity</b>	329	1,001	1,330
Hispanic	2	11	13
Non-Hispanic	157	540	697
Unknown	170	450	620
<b>Gender</b>	329	1,001	1,330
Female	187	533	720
Male	142	468	610
Unknown	0	0	0

## COVID-19 doses administered for the past 2 weeks

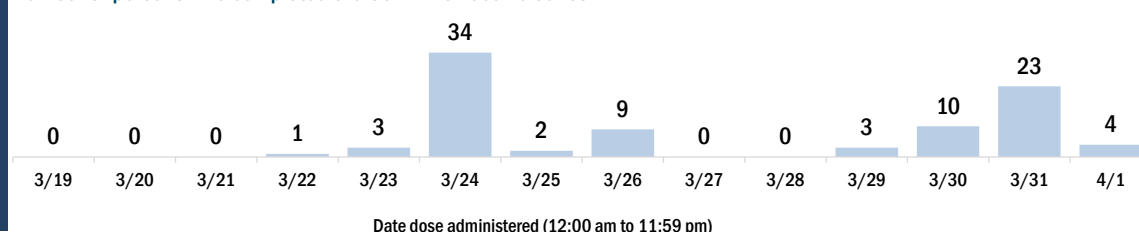


## Persons vaccinated for COVID-19 for the past 2 weeks

Number of persons who received their first dose of a two-dose series of the COVID-19 vaccine



Number of persons who completed the COVID-19 vaccine series



# COVID-19: Madison County vaccine summary

Vaccination data through Apr 1, 2021 as of Apr 2, 2021 at 12:05 AM

Data in this report are provisional and subject to change.

Data in this summary pertain to COVID-19 vaccines approved by the U.S. Food and Drug Administration and have been issued an Emergency Use Authorization (Janssen COVID-19 Vaccine, Moderna COVID-19 Vaccine and Pfizer-BioNTech COVID-19 Vaccine). These data summarize the number of people who have received either their first dose or have completed the series for a COVID-19 vaccine. **A person can only be counted in one category, first dose or series complete.** For persons receiving Moderna or Pfizer vaccines, once they receive their second dose, they are moved from the first dose column to the series completed column. **Because of this, the total first dose category may show a change from report to report not matching the total receiving their first dose from the previous day.** Persons receiving Johnson & Johnson vaccines will always be counted in the series completed column.

## COVID-19 doses for vaccinated persons in Florida

**Doses administered** 6,882

People receiving one dose of a 1-dose series (Johnson & Johnson) or receiving only one dose of a 2-dose series (Moderna, Pfizer) count once. Persons receiving both doses of a 2-dose series count twice.

## Current status of persons vaccinated for COVID-19 in Florida

**Total people vaccinated** 4,122

First dose 1,206

Series completed 2,916

Completed 1-dose series 156

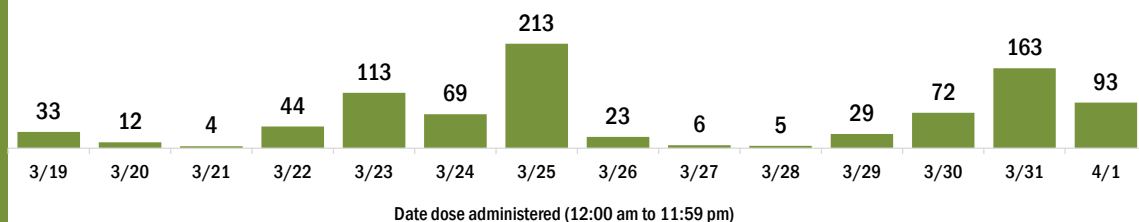
Completed 2-dose series 2,760

**First dose:** current number of people who have only received their first dose of the Moderna or Pfizer vaccine.

**Series complete:** current number of people who have received both Moderna or Pfizer vaccine doses or one Johnson & Johnson dose and are considered fully immunized.

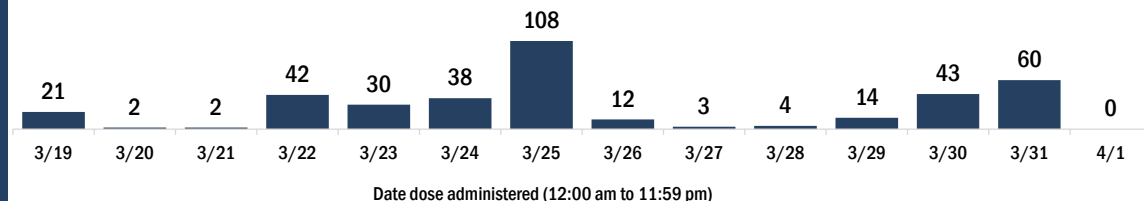
Demographic summary	First dose	Series complete	Total people vaccinated
<b>Age group</b>	1,206	2,916	4,122
16-24 years	19	21	40
25-34 years	55	55	110
35-44 years	96	101	197
45-54 years	242	160	402
55-64 years	471	410	881
65-74 years	208	1,256	1,464
75-84 years	86	714	800
85+ years	29	199	228
<b>Race</b>	1,206	2,916	4,122
White	587	1,528	2,115
Black	358	696	1,054
American Indian/Alaskan	0	6	6
Other	98	254	352
Unknown	163	432	595
<b>Other race</b> includes Asian, native Hawaiian/Pacific Islander, or other.			
<b>Ethnicity</b>	1,206	2,916	4,122
Hispanic	19	24	43
Non-Hispanic	515	984	1,499
Unknown	672	1,908	2,580
<b>Gender</b>	1,206	2,916	4,122
Female	700	1,660	2,360
Male	506	1,256	1,762
Unknown	0	0	0

## COVID-19 doses administered for the past 2 weeks

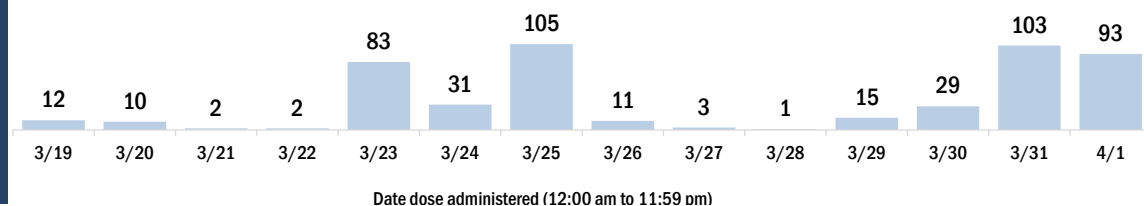


## Persons vaccinated for COVID-19 for the past 2 weeks

### Number of persons who received their first dose of a two-dose series of the COVID-19 vaccine



### Number of persons who completed the COVID-19 vaccine series



# COVID-19: Manatee County vaccine summary

Vaccination data through Apr 1, 2021 as of Apr 2, 2021 at 12:05 AM

Data in this report are provisional and subject to change.

Data in this summary pertain to COVID-19 vaccines approved by the U.S. Food and Drug Administration and have been issued an Emergency Use Authorization (Janssen COVID-19 Vaccine, Moderna COVID-19 Vaccine and Pfizer-BioNTech COVID-19 Vaccine). These data summarize the number of people who have received either their first dose or have completed the series for a COVID-19 vaccine. **A person can only be counted in one category, first dose or series complete.** For persons receiving Moderna or Pfizer vaccines, once they receive their second dose, they are moved from the first dose column to the series completed column. **Because of this, the total first dose category may show a change from report to report not matching the total receiving their first dose from the previous day.** Persons receiving Johnson & Johnson vaccines will always be counted in the series completed column.

## COVID-19 doses for vaccinated persons in Florida

**Doses administered** 190,602

People receiving one dose of a 1-dose series (Johnson & Johnson) or receiving only one dose of a 2-dose series (Moderna, Pfizer) count once. Persons receiving both doses of a 2-dose series count twice.

## Current status of persons vaccinated for COVID-19 in Florida

**Total people vaccinated** 128,440

First dose 63,870

Series completed 64,570

Completed 1-dose series 2,408

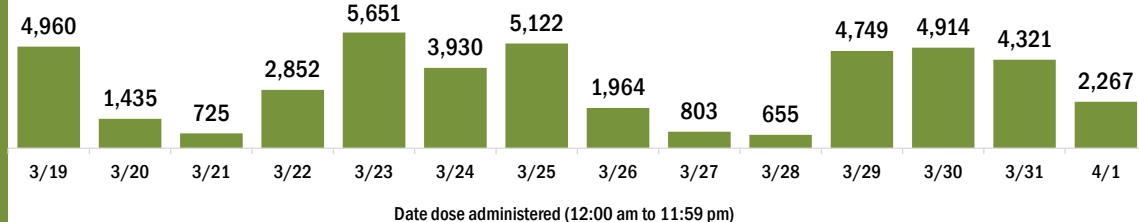
Completed 2-dose series 62,162

**First dose:** current number of people who have only received their first dose of the Moderna or Pfizer vaccine.

**Series complete:** current number of people who have received both Moderna or Pfizer vaccine doses or one Johnson & Johnson dose and are considered fully immunized.

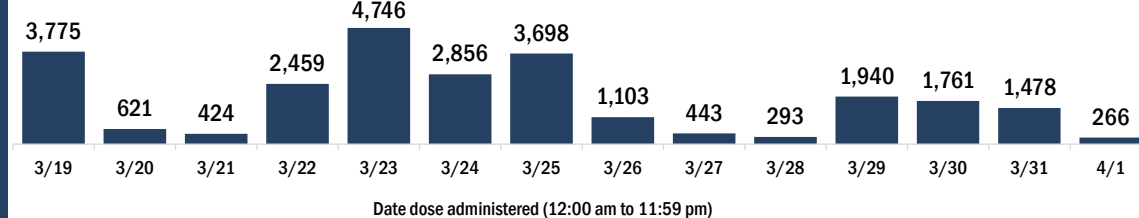
Demographic summary	First dose	Series complete	Total people vaccinated
<b>Age group</b>	<b>63,870</b>	<b>64,570</b>	<b>128,440</b>
16-24 years	841	614	1,455
25-34 years	1,464	2,031	3,495
35-44 years	2,833	2,567	5,400
45-54 years	7,488	3,311	10,799
55-64 years	19,722	5,229	24,951
65-74 years	17,248	29,269	46,517
75-84 years	10,712	16,515	27,227
85+ years	3,562	5,034	8,596
<b>Race</b>	<b>63,870</b>	<b>64,570</b>	<b>128,440</b>
White	47,588	50,342	97,930
Black	1,942	1,531	3,473
American Indian/Alaskan	287	235	522
Other	3,950	5,245	9,195
Unknown	10,103	7,217	17,320
<b>Other race</b> includes Asian, native Hawaiian/Pacific Islander, or other.			
<b>Ethnicity</b>	<b>63,870</b>	<b>64,570</b>	<b>128,440</b>
Hispanic	3,060	1,830	4,890
Non-Hispanic	34,947	40,860	75,807
Unknown	25,863	21,880	47,743
<b>Gender</b>	<b>63,870</b>	<b>64,570</b>	<b>128,440</b>
Female	35,436	36,894	72,330
Male	28,329	27,640	55,969
Unknown	105	36	141

## COVID-19 doses administered for the past 2 weeks

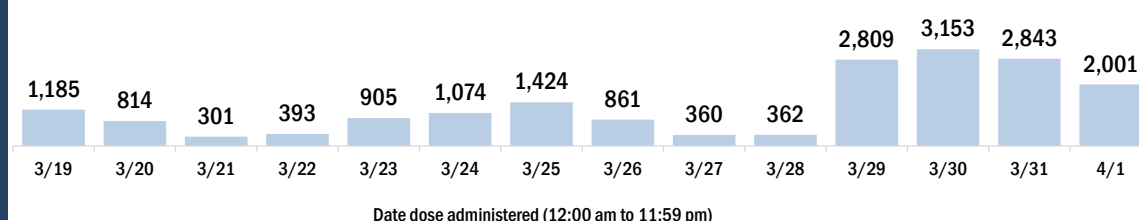


## Persons vaccinated for COVID-19 for the past 2 weeks

### Number of persons who received their first dose of a two-dose series of the COVID-19 vaccine



### Number of persons who completed the COVID-19 vaccine series



# COVID-19: Marion County vaccine summary

Vaccination data through Apr 1, 2021 as of Apr 2, 2021 at 12:05 AM

Data in this report are provisional and subject to change.

Data in this summary pertain to COVID-19 vaccines approved by the U.S. Food and Drug Administration and have been issued an Emergency Use Authorization (Janssen COVID-19 Vaccine, Moderna COVID-19 Vaccine and Pfizer-BioNTech COVID-19 Vaccine). These data summarize the number of people who have received either their first dose or have completed the series for a COVID-19 vaccine. **A person can only be counted in one category, first dose or series complete.** For persons receiving Moderna or Pfizer vaccines, once they receive their second dose, they are moved from the first dose column to the series completed column. **Because of this, the total first dose category may show a change from report to report not matching the total receiving their first dose from the previous day.** Persons receiving Johnson & Johnson vaccines will always be counted in the series completed column.

## COVID-19 doses for vaccinated persons in Florida

**Doses administered** 159,619

People receiving one dose of a 1-dose series (Johnson & Johnson) or receiving only one dose of a 2-dose series (Moderna, Pfizer) count once. Persons receiving both doses of a 2-dose series count twice.

## Current status of persons vaccinated for COVID-19 in Florida

**Total people vaccinated** 99,749

First dose 37,954

Series completed 61,795

Completed 1-dose series 1,925

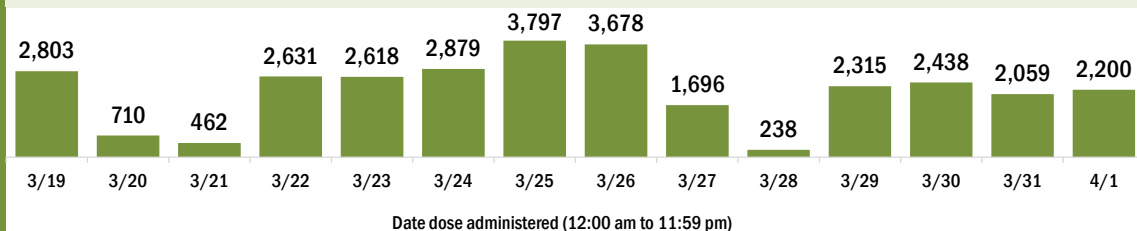
Completed 2-dose series 59,870

**First dose:** current number of people who have only received their first dose of the Moderna or Pfizer vaccine.

**Series complete:** current number of people who have received both Moderna or Pfizer vaccine doses or one Johnson & Johnson dose and are considered fully immunized.

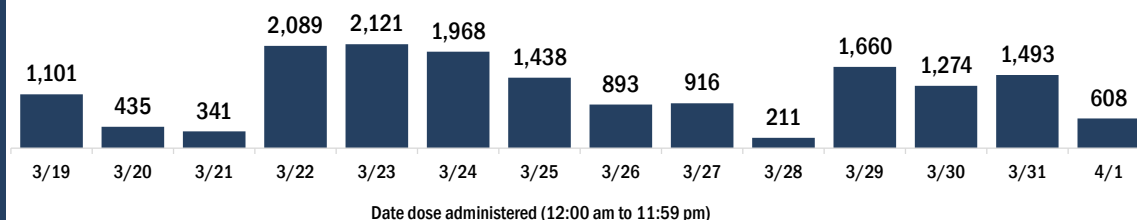
Demographic summary	First dose	Series complete	Total people vaccinated
<b>Age group</b>	37,954	61,795	99,749
16-24 years	577	549	1,126
25-34 years	1,087	1,444	2,531
35-44 years	1,938	1,987	3,925
45-54 years	4,298	3,138	7,436
55-64 years	11,888	5,289	17,177
65-74 years	9,464	26,332	35,796
75-84 years	6,439	18,038	24,477
85+ years	2,263	5,018	7,281
<b>Race</b>	37,954	61,795	99,749
White	25,443	44,054	69,497
Black	2,775	2,893	5,668
American Indian/Alaskan	115	225	340
Other	3,381	5,790	9,171
Unknown	6,240	8,833	15,073
<b>Other race</b> includes Asian, native Hawaiian/Pacific Islander, or other.			
<b>Ethnicity</b>	37,954	61,795	99,749
Hispanic	3,389	2,537	5,926
Non-Hispanic	21,898	38,690	60,588
Unknown	12,667	20,568	33,235
<b>Gender</b>	37,954	61,795	99,749
Female	22,047	35,619	57,666
Male	15,870	26,139	42,009
Unknown	37	37	74

## COVID-19 doses administered for the past 2 weeks

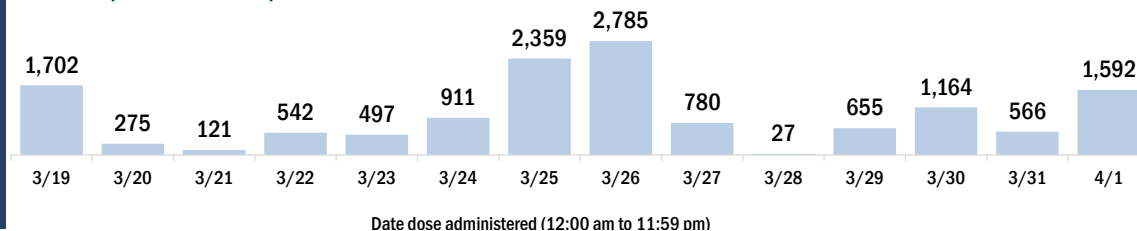


## Persons vaccinated for COVID-19 for the past 2 weeks

### Number of persons who received their first dose of a two-dose series of the COVID-19 vaccine



### Number of persons who completed the COVID-19 vaccine series



# COVID-19: Martin County vaccine summary

Vaccination data through Apr 1, 2021 as of Apr 2, 2021 at 12:05 AM

Data in this report are provisional and subject to change.

Data in this summary pertain to COVID-19 vaccines approved by the U.S. Food and Drug Administration and have been issued an Emergency Use Authorization (Janssen COVID-19 Vaccine, Moderna COVID-19 Vaccine and Pfizer-BioNTech COVID-19 Vaccine). These data summarize the number of people who have received either their first dose or have completed the series for a COVID-19 vaccine. **A person can only be counted in one category, first dose or series complete.** For persons receiving Moderna or Pfizer vaccines, once they receive their second dose, they are moved from the first dose column to the series completed column. **Because of this, the total first dose category may show a change from report to report not matching the total receiving their first dose from the previous day.** Persons receiving Johnson & Johnson vaccines will always be counted in the series completed column.

## COVID-19 doses for vaccinated persons in Florida

**Doses administered** 90,039

People receiving one dose of a 1-dose series (Johnson & Johnson) or receiving only one dose of a 2-dose series (Moderna, Pfizer) count once. Persons receiving both doses of a 2-dose series count twice.

## Current status of persons vaccinated for COVID-19 in Florida

**Total people vaccinated** 55,481

First dose 19,890

Series completed 35,591

Completed 1-dose series 1,033

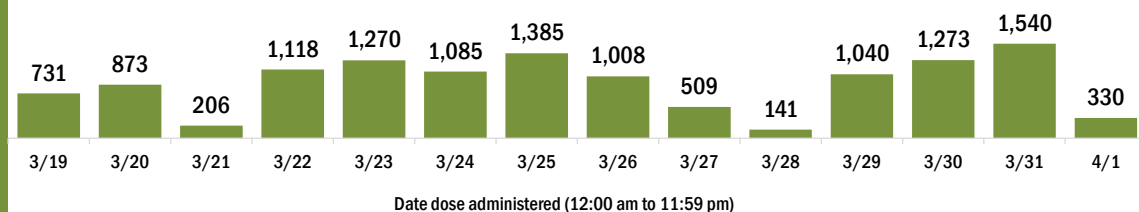
Completed 2-dose series 34,558

**First dose:** current number of people who have only received their first dose of the Moderna or Pfizer vaccine.

**Series complete:** current number of people who have received both Moderna or Pfizer vaccine doses or one Johnson & Johnson dose and are considered fully immunized.

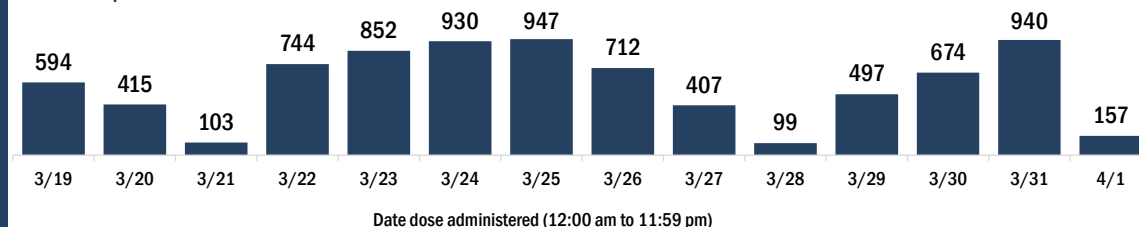
Demographic summary	First dose	Series complete	Total people vaccinated
<b>Age group</b>	<b>19,890</b>	<b>35,591</b>	<b>55,481</b>
16-24 years	267	207	474
25-34 years	489	553	1,042
35-44 years	827	915	1,742
45-54 years	1,970	1,417	3,387
55-64 years	6,609	3,156	9,765
65-74 years	5,141	14,747	19,888
75-84 years	3,423	10,556	13,979
85+ years	1,164	4,040	5,204
<b>Race</b>	<b>19,890</b>	<b>35,591</b>	<b>55,481</b>
White	13,860	23,468	37,328
Black	315	601	916
American Indian/Alaskan	81	56	137
Other	1,123	2,767	3,890
Unknown	4,511	8,699	13,210
<b>Other race</b> includes Asian, native Hawaiian/Pacific Islander, or other.			
<b>Ethnicity</b>	<b>19,890</b>	<b>35,591</b>	<b>55,481</b>
Hispanic	774	692	1,466
Non-Hispanic	10,243	12,444	22,687
Unknown	8,873	22,455	31,328
<b>Gender</b>	<b>19,890</b>	<b>35,591</b>	<b>55,481</b>
Female	11,197	20,409	31,606
Male	8,677	15,168	23,845
Unknown	16	14	30

## COVID-19 doses administered for the past 2 weeks

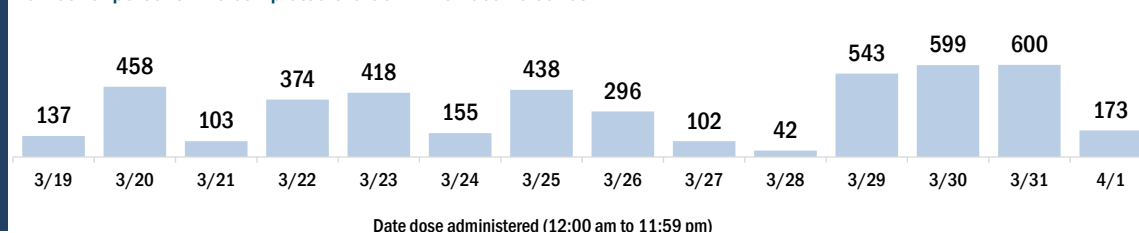


## Persons vaccinated for COVID-19 for the past 2 weeks

### Number of persons who received their first dose of a two-dose series of the COVID-19 vaccine



### Number of persons who completed the COVID-19 vaccine series



# COVID-19: Monroe County vaccine summary

Vaccination data through Apr 1, 2021 as of Apr 2, 2021 at 12:05 AM

Data in this report are provisional and subject to change.

Data in this summary pertain to COVID-19 vaccines approved by the U.S. Food and Drug Administration and have been issued an Emergency Use Authorization (Janssen COVID-19 Vaccine, Moderna COVID-19 Vaccine and Pfizer-BioNTech COVID-19 Vaccine). These data summarize the number of people who have received either their first dose or have completed the series for a COVID-19 vaccine. **A person can only be counted in one category, first dose or series complete.** For persons receiving Moderna or Pfizer vaccines, once they receive their second dose, they are moved from the first dose column to the series completed column. **Because of this, the total first dose category may show a change from report to report not matching the total receiving their first dose from the previous day.** Persons receiving Johnson & Johnson vaccines will always be counted in the series completed column.

## COVID-19 doses for vaccinated persons in Florida

**Doses administered** 36,541

People receiving one dose of a 1-dose series (Johnson & Johnson) or receiving only one dose of a 2-dose series (Moderna, Pfizer) count once. Persons receiving both doses of a 2-dose series count twice.

## Current status of persons vaccinated for COVID-19 in Florida

**Total people vaccinated** 24,230

First dose 11,288

Series completed 12,942

Completed 1-dose series 631

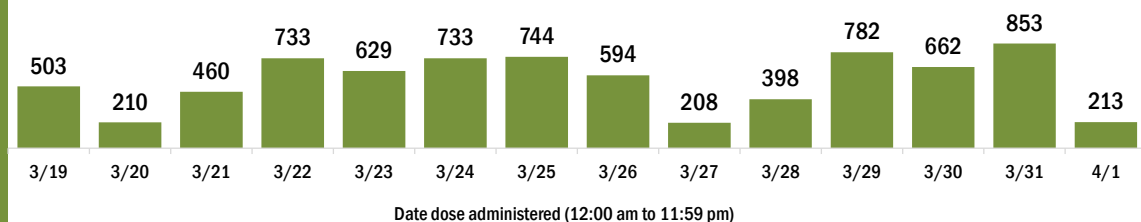
Completed 2-dose series 12,311

**First dose:** current number of people who have only received their first dose of the Moderna or Pfizer vaccine.

**Series complete:** current number of people who have received both Moderna or Pfizer vaccine doses or one Johnson & Johnson dose and are considered fully immunized.

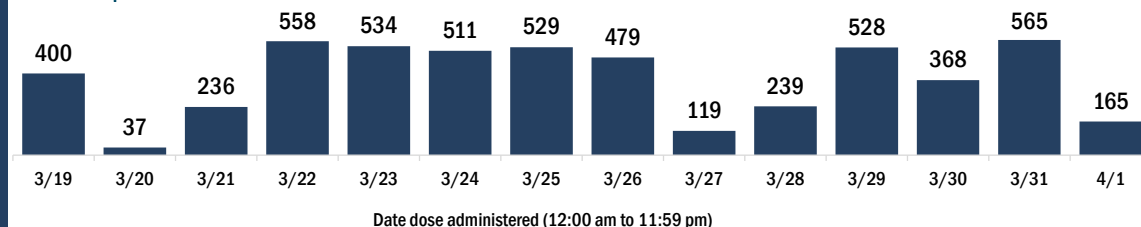
Demographic summary	First dose	Series complete	Total people vaccinated
<b>Age group</b>	<b>11,288</b>	<b>12,942</b>	<b>24,230</b>
16-24 years	142	100	242
25-34 years	355	300	655
35-44 years	621	544	1,165
45-54 years	1,496	845	2,341
55-64 years	3,864	1,601	5,465
65-74 years	3,281	6,015	9,296
75-84 years	1,238	2,846	4,084
85+ years	291	691	982
<b>Race</b>	<b>11,288</b>	<b>12,942</b>	<b>24,230</b>
White	7,639	9,587	17,226
Black	264	191	455
American Indian/Alaskan	70	40	110
Other	487	723	1,210
Unknown	2,828	2,401	5,229
<b>Other race</b> includes Asian, native Hawaiian/Pacific Islander, or other.			
<b>Ethnicity</b>	<b>11,288</b>	<b>12,942</b>	<b>24,230</b>
Hispanic	1,044	968	2,012
Non-Hispanic	5,416	7,610	13,026
Unknown	4,828	4,364	9,192
<b>Gender</b>	<b>11,288</b>	<b>12,942</b>	<b>24,230</b>
Female	5,882	6,853	12,735
Male	5,396	6,088	11,484
Unknown	10	1	11

## COVID-19 doses administered for the past 2 weeks

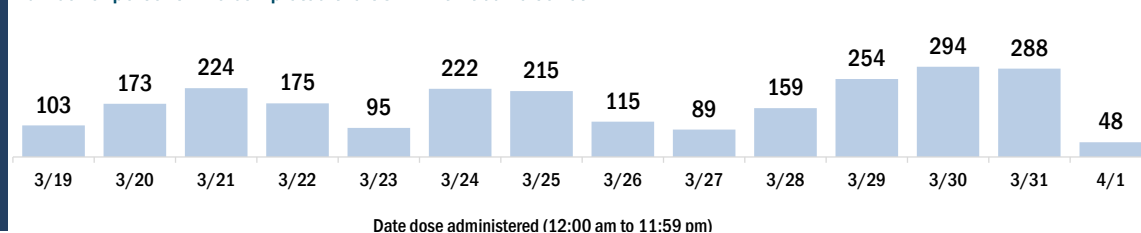


## Persons vaccinated for COVID-19 for the past 2 weeks

### Number of persons who received their first dose of a two-dose series of the COVID-19 vaccine



### Number of persons who completed the COVID-19 vaccine series



# COVID-19: Nassau County vaccine summary

Vaccination data through Apr 1, 2021 as of Apr 2, 2021 at 12:05 AM

Data in this report are provisional and subject to change.

Data in this summary pertain to COVID-19 vaccines approved by the U.S. Food and Drug Administration and have been issued an Emergency Use Authorization (Janssen COVID-19 Vaccine, Moderna COVID-19 Vaccine and Pfizer-BioNTech COVID-19 Vaccine). These data summarize the number of people who have received either their first dose or have completed the series for a COVID-19 vaccine. **A person can only be counted in one category, first dose or series complete.** For persons receiving Moderna or Pfizer vaccines, once they receive their second dose, they are moved from the first dose column to the series completed column. **Because of this, the total first dose category may show a change from report to report not matching the total receiving their first dose from the previous day.** Persons receiving Johnson & Johnson vaccines will always be counted in the series completed column.

## COVID-19 doses for vaccinated persons in Florida

**Doses administered** 44,683

People receiving one dose of a 1-dose series (Johnson & Johnson) or receiving only one dose of a 2-dose series (Moderna, Pfizer) count once. Persons receiving both doses of a 2-dose series count twice.

## Current status of persons vaccinated for COVID-19 in Florida

**Total people vaccinated** 26,830

First dose 7,748

Series completed 19,082

Completed 1-dose series 1,229

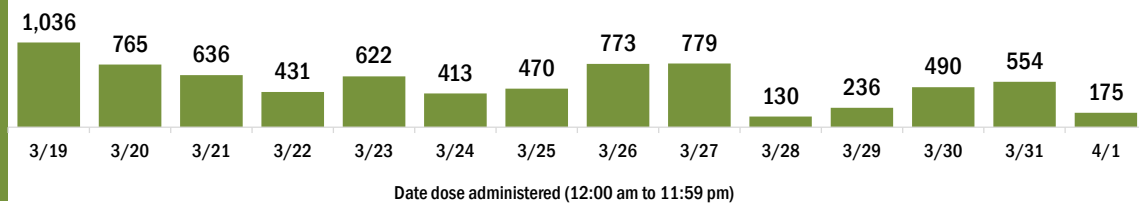
Completed 2-dose series 17,853

**First dose:** current number of people who have only received their first dose of the Moderna or Pfizer vaccine.

**Series complete:** current number of people who have received both Moderna or Pfizer vaccine doses or one Johnson & Johnson dose and are considered fully immunized.

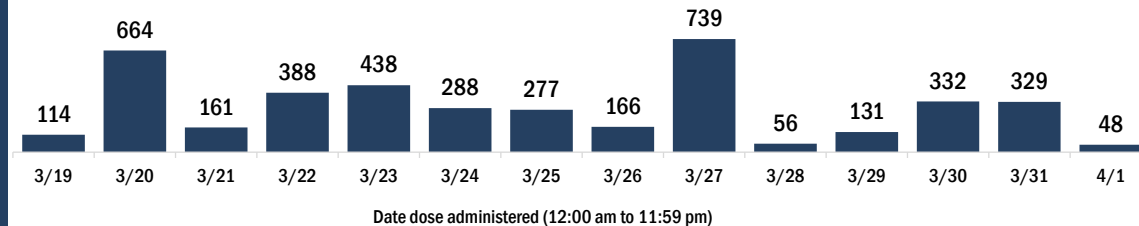
Demographic summary	First dose	Series complete	Total people vaccinated
<b>Age group</b>	<b>7,748</b>	<b>19,082</b>	<b>26,830</b>
16-24 years	154	172	326
25-34 years	263	409	672
35-44 years	539	759	1,298
45-54 years	1,283	1,088	2,371
55-64 years	3,633	2,330	5,963
65-74 years	1,131	8,733	9,864
75-84 years	566	4,347	4,913
85+ years	179	1,244	1,423
<b>Race</b>	<b>7,748</b>	<b>19,082</b>	<b>26,830</b>
White	6,028	15,477	21,505
Black	350	790	1,140
American Indian/Alaskan	34	58	92
Other	401	978	1,379
Unknown	935	1,779	2,714
<b>Other race</b> includes Asian, native Hawaiian/Pacific Islander, or other.			
<b>Ethnicity</b>	<b>7,748</b>	<b>19,082</b>	<b>26,830</b>
Hispanic	218	287	505
Non-Hispanic	5,819	14,586	20,405
Unknown	1,711	4,209	5,920
<b>Gender</b>	<b>7,748</b>	<b>19,082</b>	<b>26,830</b>
Female	4,403	10,716	15,119
Male	3,340	8,365	11,705
Unknown	5	1	6

## COVID-19 doses administered for the past 2 weeks

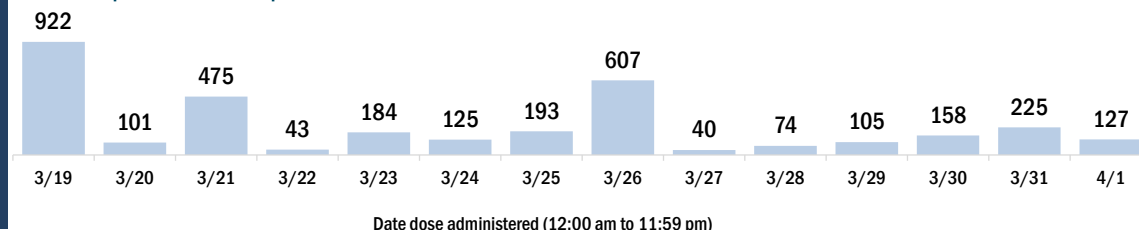


## Persons vaccinated for COVID-19 for the past 2 weeks

### Number of persons who received their first dose of a two-dose series of the COVID-19 vaccine



### Number of persons who completed the COVID-19 vaccine series



# COVID-19: Okaloosa County vaccine summary

Vaccination data through Apr 1, 2021 as of Apr 2, 2021 at 12:05 AM

Data in this report are provisional and subject to change.

Data in this summary pertain to COVID-19 vaccines approved by the U.S. Food and Drug Administration and have been issued an Emergency Use Authorization (Janssen COVID-19 Vaccine, Moderna COVID-19 Vaccine and Pfizer-BioNTech COVID-19 Vaccine). These data summarize the number of people who have received either their first dose or have completed the series for a COVID-19 vaccine. **A person can only be counted in one category, first dose or series complete.** For persons receiving Moderna or Pfizer vaccines, once they receive their second dose, they are moved from the first dose column to the series completed column. **Because of this, the total first dose category may show a change from report to report not matching the total receiving their first dose from the previous day.** Persons receiving Johnson & Johnson vaccines will always be counted in the series completed column.

## COVID-19 doses for vaccinated persons in Florida

**Doses administered** 71,881

People receiving one dose of a 1-dose series (Johnson & Johnson) or receiving only one dose of a 2-dose series (Moderna, Pfizer) count once. Persons receiving both doses of a 2-dose series count twice.

## Current status of persons vaccinated for COVID-19 in Florida

**Total people vaccinated** 44,149

First dose 14,314

Series completed 29,835

Completed 1-dose series 2,103

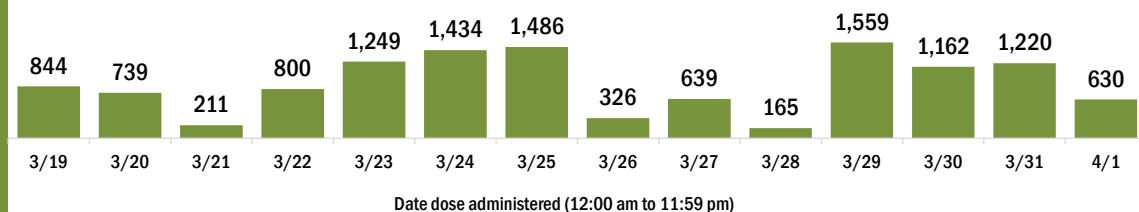
Completed 2-dose series 27,732

**First dose:** current number of people who have only received their first dose of the Moderna or Pfizer vaccine.

**Series complete:** current number of people who have received both Moderna or Pfizer vaccine doses or one Johnson & Johnson dose and are considered fully immunized.

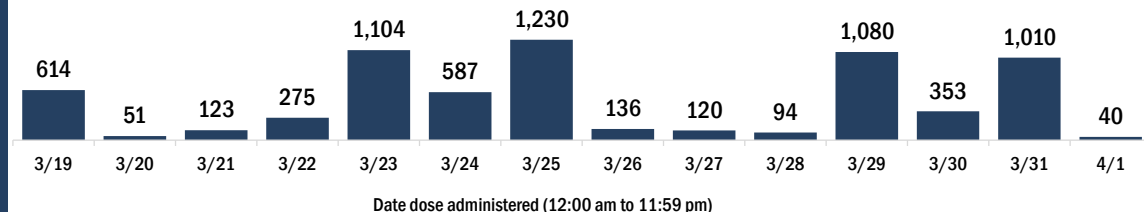
Demographic summary	First dose	Series complete	Total people vaccinated
<b>Age group</b>	<b>14,314</b>	<b>29,835</b>	<b>44,149</b>
16-24 years	325	310	635
25-34 years	727	1,043	1,770
35-44 years	1,353	1,423	2,776
45-54 years	2,316	2,020	4,336
55-64 years	5,713	3,957	9,670
65-74 years	2,274	11,824	14,098
75-84 years	1,181	6,757	7,938
85+ years	425	2,501	2,926
<b>Race</b>	<b>14,314</b>	<b>29,835</b>	<b>44,149</b>
White	9,192	21,149	30,341
Black	694	1,383	2,077
American Indian/Alaskan	69	100	169
Other	1,139	2,654	3,793
Unknown	3,220	4,549	7,769
<b>Other race</b> includes Asian, native Hawaiian/Pacific Islander, or other.			
<b>Ethnicity</b>	<b>14,314</b>	<b>29,835</b>	<b>44,149</b>
Hispanic	440	683	1,123
Non-Hispanic	8,510	18,023	26,533
Unknown	5,364	11,129	16,493
<b>Gender</b>	<b>14,314</b>	<b>29,835</b>	<b>44,149</b>
Female	8,112	17,376	25,488
Male	6,082	12,432	18,514
Unknown	120	27	147

## COVID-19 doses administered for the past 2 weeks

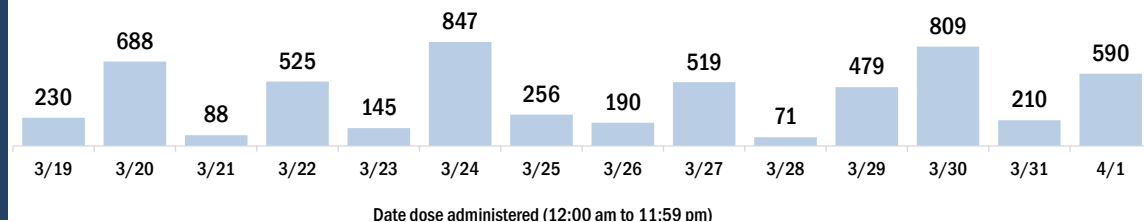


## Persons vaccinated for COVID-19 for the past 2 weeks

### Number of persons who received their first dose of a two-dose series of the COVID-19 vaccine



### Number of persons who completed the COVID-19 vaccine series



# COVID-19: Okeechobee County vaccine summary

Vaccination data through Apr 1, 2021 as of Apr 2, 2021 at 12:05 AM

Data in this report are provisional and subject to change.

Data in this summary pertain to COVID-19 vaccines approved by the U.S. Food and Drug Administration and have been issued an Emergency Use Authorization (Janssen COVID-19 Vaccine, Moderna COVID-19 Vaccine and Pfizer-BioNTech COVID-19 Vaccine). These data summarize the number of people who have received either their first dose or have completed the series for a COVID-19 vaccine. **A person can only be counted in one category, first dose or series complete.** For persons receiving Moderna or Pfizer vaccines, once they receive their second dose, they are moved from the first dose column to the series completed column. **Because of this, the total first dose category may show a change from report to report not matching the total receiving their first dose from the previous day.** Persons receiving Johnson & Johnson vaccines will always be counted in the series completed column.

## COVID-19 doses for vaccinated persons in Florida

**Doses administered** 13,135

People receiving one dose of a 1-dose series (Johnson & Johnson) or receiving only one dose of a 2-dose series (Moderna, Pfizer) count once. Persons receiving both doses of a 2-dose series count twice.

## Current status of persons vaccinated for COVID-19 in Florida

**Total people vaccinated** 8,231

First dose 3,131

Series completed 5,100

Completed 1-dose series 196

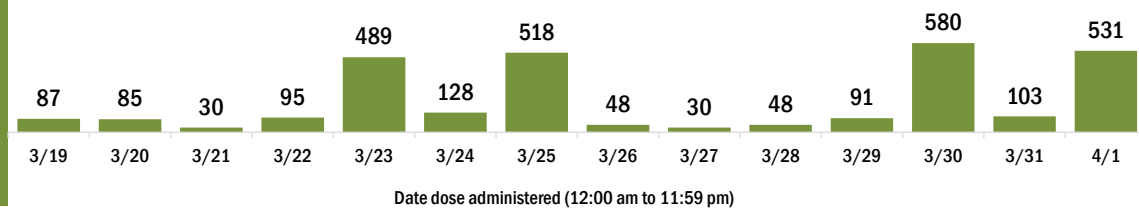
Completed 2-dose series 4,904

**First dose:** current number of people who have only received their first dose of the Moderna or Pfizer vaccine.

**Series complete:** current number of people who have received both Moderna or Pfizer vaccine doses or one Johnson & Johnson dose and are considered fully immunized.

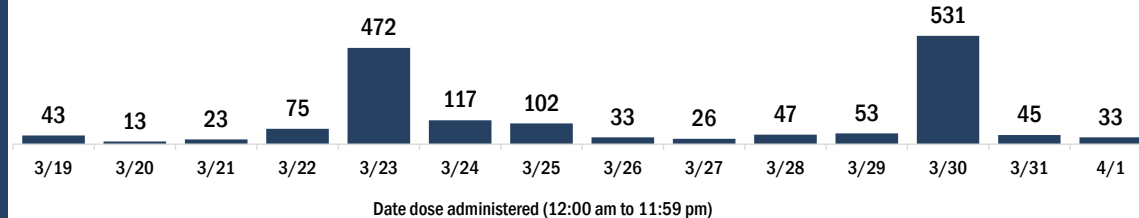
Demographic summary	First dose	Series complete	Total people vaccinated
<b>Age group</b>	<b>3,131</b>	<b>5,100</b>	<b>8,231</b>
16-24 years	78	34	112
25-34 years	156	122	278
35-44 years	225	161	386
45-54 years	410	193	603
55-64 years	982	348	1,330
65-74 years	716	2,251	2,967
75-84 years	438	1,557	1,995
85+ years	126	434	560
<b>Race</b>	<b>3,131</b>	<b>5,100</b>	<b>8,231</b>
White	2,434	4,175	6,609
Black	99	87	186
American Indian/Alaskan	14	26	40
Other	222	490	712
Unknown	362	322	684
<b>Other race</b> includes Asian, native Hawaiian/Pacific Islander, or other.			
<b>Ethnicity</b>	<b>3,131</b>	<b>5,100</b>	<b>8,231</b>
Hispanic	475	284	759
Non-Hispanic	1,884	3,911	5,795
Unknown	772	905	1,677
<b>Gender</b>	<b>3,131</b>	<b>5,100</b>	<b>8,231</b>
Female	1,736	2,863	4,599
Male	1,393	2,237	3,630
Unknown	2	0	2

## COVID-19 doses administered for the past 2 weeks

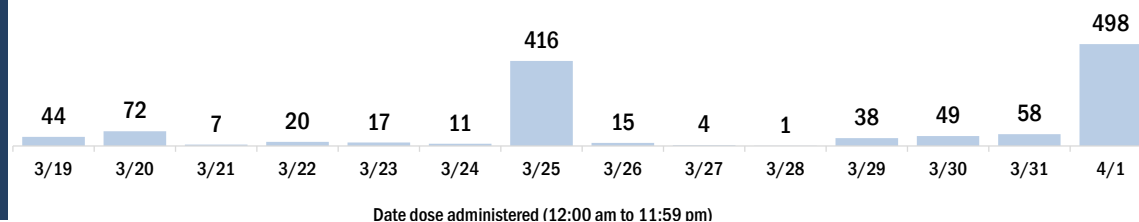


## Persons vaccinated for COVID-19 for the past 2 weeks

### Number of persons who received their first dose of a two-dose series of the COVID-19 vaccine



### Number of persons who completed the COVID-19 vaccine series



# COVID-19: Orange County vaccine summary

Vaccination data through Apr 1, 2021 as of Apr 2, 2021 at 12:05 AM

Data in this report are provisional and subject to change.

Data in this summary pertain to COVID-19 vaccines approved by the U.S. Food and Drug Administration and have been issued an Emergency Use Authorization (Janssen COVID-19 Vaccine, Moderna COVID-19 Vaccine and Pfizer-BioNTech COVID-19 Vaccine). These data summarize the number of people who have received either their first dose or have completed the series for a COVID-19 vaccine. **A person can only be counted in one category, first dose or series complete.** For persons receiving Moderna or Pfizer vaccines, once they receive their second dose, they are moved from the first dose column to the series completed column. **Because of this, the total first dose category may show a change from report to report not matching the total receiving their first dose from the previous day.** Persons receiving Johnson & Johnson vaccines will always be counted in the series completed column.

## COVID-19 doses for vaccinated persons in Florida

**Doses administered** 472,686

People receiving one dose of a 1-dose series (Johnson & Johnson) or receiving only one dose of a 2-dose series (Moderna, Pfizer) count once. Persons receiving both doses of a 2-dose series count twice.

## Current status of persons vaccinated for COVID-19 in Florida

**Total people vaccinated** 320,271

First dose 146,476

Series completed 173,795

Completed 1-dose series 21,380

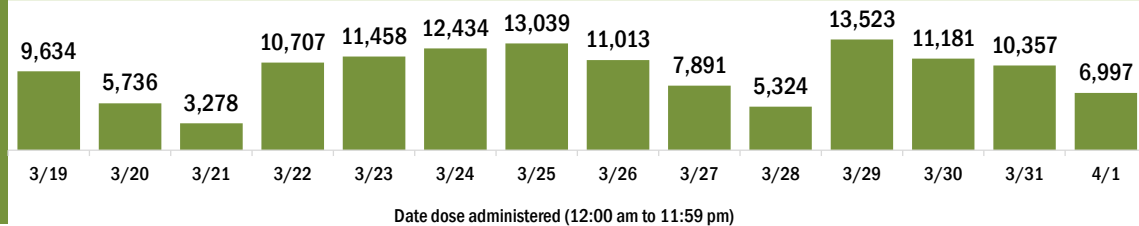
Completed 2-dose series 152,415

**First dose:** current number of people who have only received their first dose of the Moderna or Pfizer vaccine.

**Series complete:** current number of people who have received both Moderna or Pfizer vaccine doses or one Johnson & Johnson dose and are considered fully immunized.

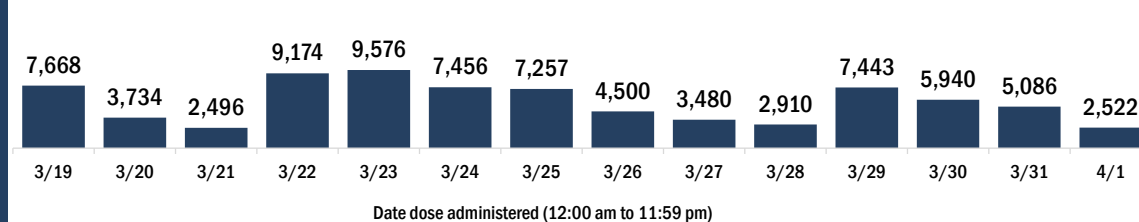
Demographic summary	First dose	Series complete	Total people vaccinated
<b>Age group</b>	146,476	173,795	320,271
16-24 years	6,692	4,224	10,916
25-34 years	13,624	13,139	26,763
35-44 years	20,735	17,295	38,030
45-54 years	31,831	19,886	51,717
55-64 years	46,072	23,661	69,733
65-74 years	15,682	58,484	74,166
75-84 years	7,671	27,261	34,932
85+ years	4,169	9,845	14,014
<b>Race</b>	146,476	173,795	320,271
White	82,236	107,530	189,766
Black	11,215	15,205	26,420
American Indian/Alaskan	425	513	938
Other	22,782	32,919	55,701
Unknown	29,818	17,628	47,446
<b>Other race</b> includes Asian, native Hawaiian/Pacific Islander, or other.			
<b>Ethnicity</b>	146,476	173,795	320,271
Hispanic	16,327	20,130	36,457
Non-Hispanic	66,538	92,336	158,874
Unknown	63,611	61,329	124,940
<b>Gender</b>	146,476	173,795	320,271
Female	79,123	102,592	181,715
Male	65,237	70,464	135,701
Unknown	2,116	739	2,855

## COVID-19 doses administered for the past 2 weeks

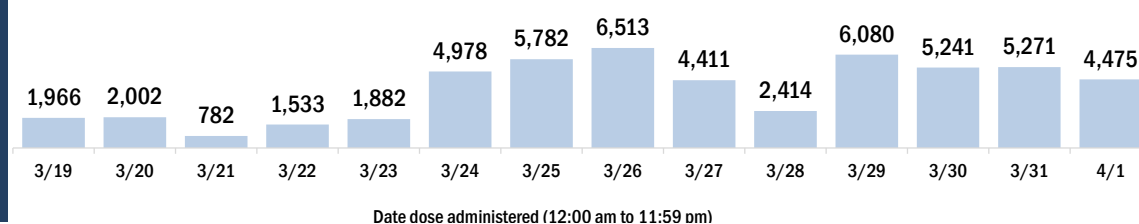


## Persons vaccinated for COVID-19 for the past 2 weeks

### Number of persons who received their first dose of a two-dose series of the COVID-19 vaccine



### Number of persons who completed the COVID-19 vaccine series



# COVID-19: Osceola County vaccine summary

Vaccination data through Apr 1, 2021 as of Apr 2, 2021 at 12:05 AM

Data in this report are provisional and subject to change.

Data in this summary pertain to COVID-19 vaccines approved by the U.S. Food and Drug Administration and have been issued an Emergency Use Authorization (Janssen COVID-19 Vaccine, Moderna COVID-19 Vaccine and Pfizer-BioNTech COVID-19 Vaccine). These data summarize the number of people who have received either their first dose or have completed the series for a COVID-19 vaccine. **A person can only be counted in one category, first dose or series complete.** For persons receiving Moderna or Pfizer vaccines, once they receive their second dose, they are moved from the first dose column to the series completed column. **Because of this, the total first dose category may show a change from report to report not matching the total receiving their first dose from the previous day.** Persons receiving Johnson & Johnson vaccines will always be counted in the series completed column.

## COVID-19 doses for vaccinated persons in Florida

**Doses administered** 116,810

People receiving one dose of a 1-dose series (Johnson & Johnson) or receiving only one dose of a 2-dose series (Moderna, Pfizer) count once. Persons receiving both doses of a 2-dose series count twice.

## Current status of persons vaccinated for COVID-19 in Florida

**Total people vaccinated** 79,035

First dose 36,993

Series completed 42,042

Completed 1-dose series 4,267

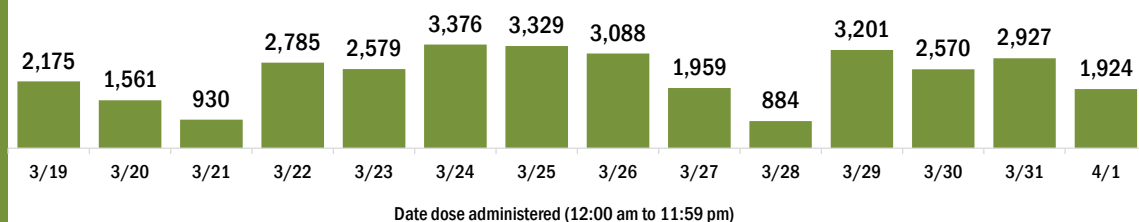
Completed 2-dose series 37,775

**First dose:** current number of people who have only received their first dose of the Moderna or Pfizer vaccine.

**Series complete:** current number of people who have received both Moderna or Pfizer vaccine doses or one Johnson & Johnson dose and are considered fully immunized.

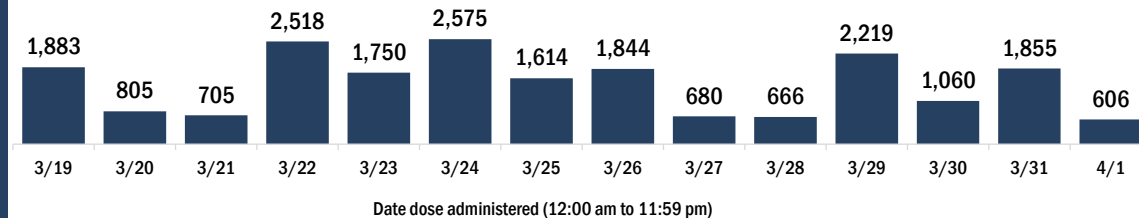
Demographic summary	First dose	Series complete	Total people vaccinated
<b>Age group</b>	<b>36,993</b>	<b>42,042</b>	<b>79,035</b>
16-24 years	1,213	718	1,931
25-34 years	2,612	1,962	4,574
35-44 years	4,006	2,898	6,904
45-54 years	7,746	3,927	11,673
55-64 years	12,601	4,976	17,577
65-74 years	5,379	16,961	22,340
75-84 years	2,664	8,207	10,871
85+ years	772	2,393	3,165
<b>Race</b>	<b>36,993</b>	<b>42,042</b>	<b>79,035</b>
White	20,077	26,172	46,249
Black	1,906	2,468	4,374
American Indian/Alaskan	142	251	393
Other	6,200	8,432	14,632
Unknown	8,668	4,719	13,387
<b>Other race</b> includes Asian, native Hawaiian/Pacific Islander, or other.			
<b>Ethnicity</b>	<b>36,993</b>	<b>42,042</b>	<b>79,035</b>
Hispanic	10,807	11,463	22,270
Non-Hispanic	11,435	19,133	30,568
Unknown	14,751	11,446	26,197
<b>Gender</b>	<b>36,993</b>	<b>42,042</b>	<b>79,035</b>
Female	20,939	24,894	45,833
Male	15,903	17,122	33,025
Unknown	151	26	177

## COVID-19 doses administered for the past 2 weeks

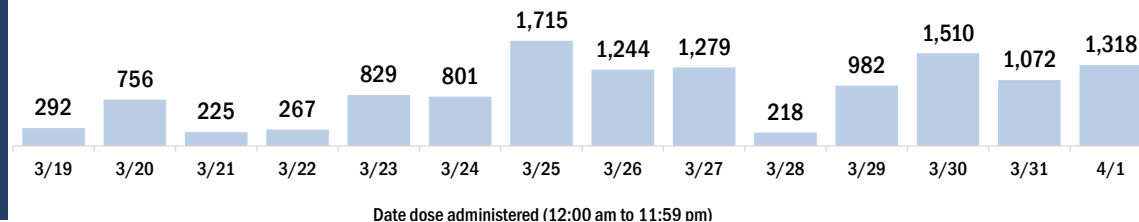


## Persons vaccinated for COVID-19 for the past 2 weeks

### Number of persons who received their first dose of a two-dose series of the COVID-19 vaccine



### Number of persons who completed the COVID-19 vaccine series



# COVID-19: Palm Beach County vaccine summary

Vaccination data through Apr 1, 2021 as of Apr 2, 2021 at 12:05 AM

Data in this report are provisional and subject to change.

Data in this summary pertain to COVID-19 vaccines approved by the U.S. Food and Drug Administration and have been issued an Emergency Use Authorization (Janssen COVID-19 Vaccine, Moderna COVID-19 Vaccine and Pfizer-BioNTech COVID-19 Vaccine). These data summarize the number of people who have received either their first dose or have completed the series for a COVID-19 vaccine. **A person can only be counted in one category, first dose or series complete.** For persons receiving Moderna or Pfizer vaccines, once they receive their second dose, they are moved from the first dose column to the series completed column. **Because of this, the total first dose category may show a change from report to report not matching the total receiving their first dose from the previous day.** Persons receiving Johnson & Johnson vaccines will always be counted in the series completed column.

## COVID-19 doses for vaccinated persons in Florida

**Doses administered** 716,169

People receiving one dose of a 1-dose series (Johnson & Johnson) or receiving only one dose of a 2-dose series (Moderna, Pfizer) count once. Persons receiving both doses of a 2-dose series count twice.

## Current status of persons vaccinated for COVID-19 in Florida

**Total people vaccinated** 446,492

First dose 160,707

Series completed 285,785

Completed 1-dose series 16,108

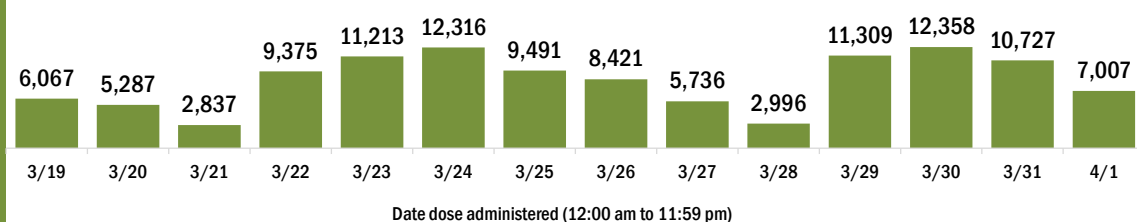
Completed 2-dose series 269,677

**First dose:** current number of people who have only received their first dose of the Moderna or Pfizer vaccine.

**Series complete:** current number of people who have received both Moderna or Pfizer vaccine doses or one Johnson & Johnson dose and are considered fully immunized.

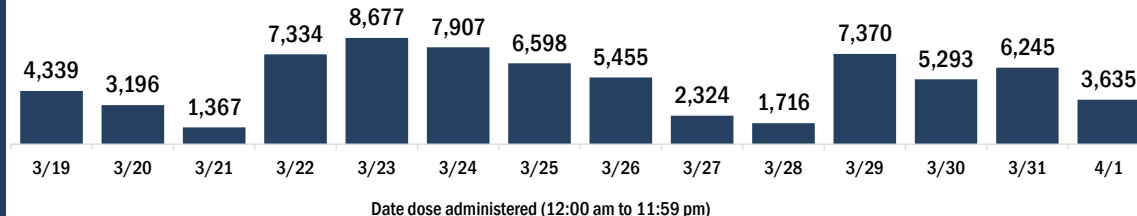
Demographic summary	First dose	Series complete	Total people vaccinated
<b>Age group</b>	160,707	285,785	446,492
16-24 years	4,071	2,702	6,773
25-34 years	7,418	7,994	15,412
35-44 years	12,748	11,690	24,438
45-54 years	26,407	17,450	43,857
55-64 years	52,474	29,559	82,033
65-74 years	29,265	108,572	137,837
75-84 years	19,451	76,646	96,097
85+ years	8,873	31,172	40,045
<b>Race</b>	160,707	285,785	446,492
White	94,780	193,358	288,138
Black	9,320	13,275	22,595
American Indian/Alaskan	487	765	1,252
Other	13,313	25,331	38,644
Unknown	42,807	53,056	95,863
<b>Other race</b> includes Asian, native Hawaiian/Pacific Islander, or other.			
<b>Ethnicity</b>	160,707	285,785	446,492
Hispanic	15,450	17,200	32,650
Non-Hispanic	70,371	161,016	231,387
Unknown	74,886	107,569	182,455
<b>Gender</b>	160,707	285,785	446,492
Female	90,850	166,895	257,745
Male	69,314	118,770	188,084
Unknown	543	120	663

## COVID-19 doses administered for the past 2 weeks

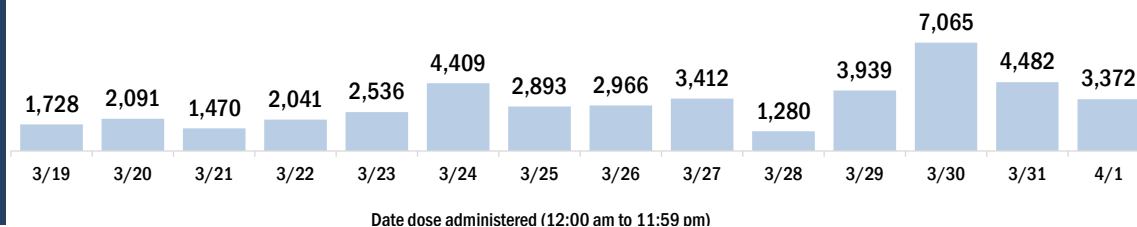


## Persons vaccinated for COVID-19 for the past 2 weeks

### Number of persons who received their first dose of a two-dose series of the COVID-19 vaccine



### Number of persons who completed the COVID-19 vaccine series



# COVID-19: Pasco County vaccine summary

Vaccination data through Apr 1, 2021 as of Apr 2, 2021 at 12:05 AM

Data in this report are provisional and subject to change.

Data in this summary pertain to COVID-19 vaccines approved by the U.S. Food and Drug Administration and have been issued an Emergency Use Authorization (Janssen COVID-19 Vaccine, Moderna COVID-19 Vaccine and Pfizer-BioNTech COVID-19 Vaccine). These data summarize the number of people who have received either their first dose or have completed the series for a COVID-19 vaccine. **A person can only be counted in one category, first dose or series complete.** For persons receiving Moderna or Pfizer vaccines, once they receive their second dose, they are moved from the first dose column to the series completed column. **Because of this, the total first dose category may show a change from report to report not matching the total receiving their first dose from the previous day.** Persons receiving Johnson & Johnson vaccines will always be counted in the series completed column.

## COVID-19 doses for vaccinated persons in Florida

**Doses administered** 210,841

People receiving one dose of a 1-dose series (Johnson & Johnson) or receiving only one dose of a 2-dose series (Moderna, Pfizer) count once. Persons receiving both doses of a 2-dose series count twice.

## Current status of persons vaccinated for COVID-19 in Florida

**Total people vaccinated** 139,932

First dose 64,302

Series completed 75,630

Completed 1-dose series 4,721

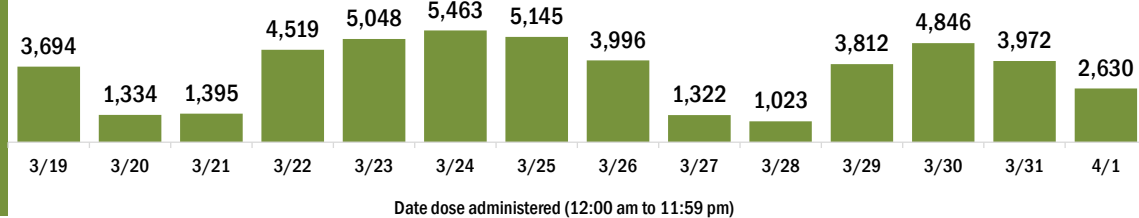
Completed 2-dose series 70,909

**First dose:** current number of people who have only received their first dose of the Moderna or Pfizer vaccine.

**Series complete:** current number of people who have received both Moderna or Pfizer vaccine doses or one Johnson & Johnson dose and are considered fully immunized.

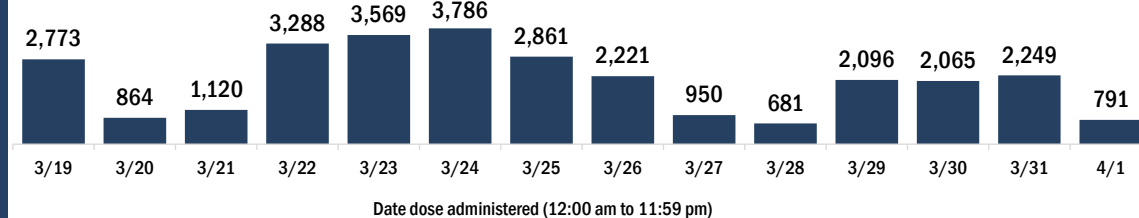
Demographic summary	First dose	Series complete	Total people vaccinated
<b>Age group</b>	<b>64,302</b>	<b>75,630</b>	<b>139,932</b>
16-24 years	1,429	928	2,357
25-34 years	2,353	2,677	5,030
35-44 years	4,666	4,235	8,901
45-54 years	9,539	5,553	15,092
55-64 years	19,298	7,301	26,599
65-74 years	14,497	30,786	45,283
75-84 years	9,594	18,551	28,145
85+ years	2,926	5,599	8,525
<b>Race</b>	<b>64,302</b>	<b>75,630</b>	<b>139,932</b>
White	47,342	58,153	105,495
Black	1,862	1,910	3,772
American Indian/Alaskan	241	223	464
Other	5,587	7,503	13,090
Unknown	9,270	7,841	17,111
<b>Other race</b> includes Asian, native Hawaiian/Pacific Islander, or other.			
<b>Ethnicity</b>	<b>64,302</b>	<b>75,630</b>	<b>139,932</b>
Hispanic	4,001	3,305	7,306
Non-Hispanic	36,267	46,580	82,847
Unknown	24,034	25,745	49,779
<b>Gender</b>	<b>64,302</b>	<b>75,630</b>	<b>139,932</b>
Female	36,939	45,026	81,965
Male	27,254	30,538	57,792
Unknown	109	66	175

## COVID-19 doses administered for the past 2 weeks

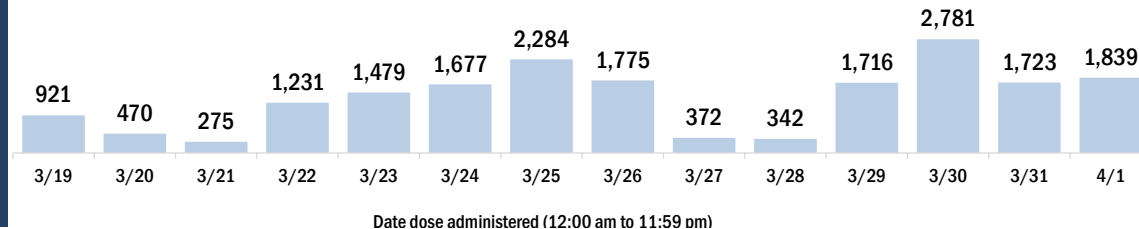


## Persons vaccinated for COVID-19 for the past 2 weeks

### Number of persons who received their first dose of a two-dose series of the COVID-19 vaccine



### Number of persons who completed the COVID-19 vaccine series



# COVID-19: Pinellas County vaccine summary

Vaccination data through Apr 1, 2021 as of Apr 2, 2021 at 12:05 AM

Data in this report are provisional and subject to change.

Data in this summary pertain to COVID-19 vaccines approved by the U.S. Food and Drug Administration and have been issued an Emergency Use Authorization (Janssen COVID-19 Vaccine, Moderna COVID-19 Vaccine and Pfizer-BioNTech COVID-19 Vaccine). These data summarize the number of people who have received either their first dose or have completed the series for a COVID-19 vaccine. **A person can only be counted in one category, first dose or series complete.** For persons receiving Moderna or Pfizer vaccines, once they receive their second dose, they are moved from the first dose column to the series completed column. **Because of this, the total first dose category may show a change from report to report not matching the total receiving their first dose from the previous day.** Persons receiving Johnson & Johnson vaccines will always be counted in the series completed column.

## COVID-19 doses for vaccinated persons in Florida

**Doses administered** 471,704

People receiving one dose of a 1-dose series (Johnson & Johnson) or receiving only one dose of a 2-dose series (Moderna, Pfizer) count once. Persons receiving both doses of a 2-dose series count twice.

## Current status of persons vaccinated for COVID-19 in Florida

**Total people vaccinated** 306,325

First dose 131,762

Series completed 174,563

Completed 1-dose series 9,184

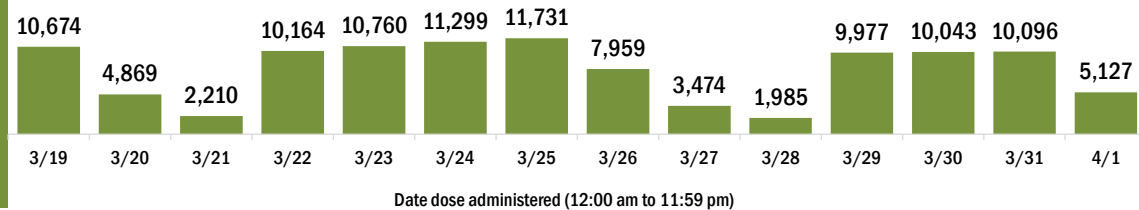
Completed 2-dose series 165,379

**First dose:** current number of people who have only received their first dose of the Moderna or Pfizer vaccine.

**Series complete:** current number of people who have received both Moderna or Pfizer vaccine doses or one Johnson & Johnson dose and are considered fully immunized.

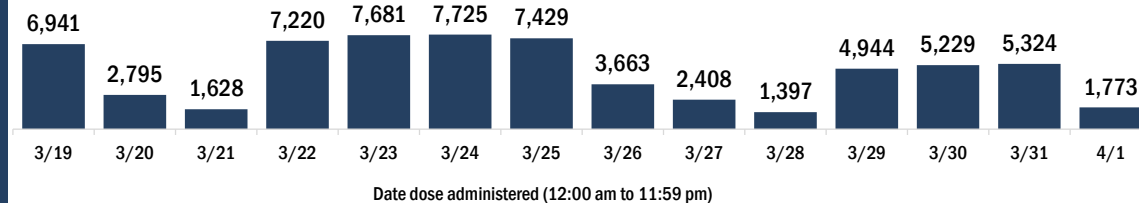
Demographic summary	First dose	Series complete	Total people vaccinated
<b>Age group</b>	<b>131,762</b>	<b>174,563</b>	<b>306,325</b>
16-24 years	2,865	1,725	4,590
25-34 years	6,023	6,559	12,582
35-44 years	8,900	8,383	17,283
45-54 years	19,912	11,393	31,305
55-64 years	49,646	19,692	69,338
65-74 years	24,260	73,455	97,715
75-84 years	14,286	38,585	52,871
85+ years	5,870	14,771	20,641
<b>Race</b>	<b>131,762</b>	<b>174,563</b>	<b>306,325</b>
White	93,977	132,948	226,925
Black	6,834	6,780	13,614
American Indian/Alaskan	368	357	725
Other	9,977	13,828	23,805
Unknown	20,606	20,650	41,256
<b>Other race</b> includes Asian, native Hawaiian/Pacific Islander, or other.			
<b>Ethnicity</b>	<b>131,762</b>	<b>174,563</b>	<b>306,325</b>
Hispanic	4,512	4,681	9,193
Non-Hispanic	77,857	105,410	183,267
Unknown	49,393	64,472	113,865
<b>Gender</b>	<b>131,762</b>	<b>174,563</b>	<b>306,325</b>
Female	75,081	103,191	178,272
Male	56,378	71,071	127,449
Unknown	303	301	604

## COVID-19 doses administered for the past 2 weeks

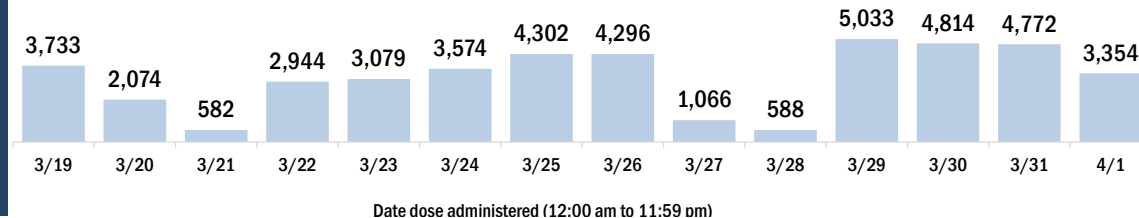


## Persons vaccinated for COVID-19 for the past 2 weeks

### Number of persons who received their first dose of a two-dose series of the COVID-19 vaccine



### Number of persons who completed the COVID-19 vaccine series



# COVID-19: Polk County vaccine summary

Vaccination data through Apr 1, 2021 as of Apr 2, 2021 at 12:05 AM

Data in this report are provisional and subject to change.

Data in this summary pertain to COVID-19 vaccines approved by the U.S. Food and Drug Administration and have been issued an Emergency Use Authorization (Janssen COVID-19 Vaccine, Moderna COVID-19 Vaccine and Pfizer-BioNTech COVID-19 Vaccine). These data summarize the number of people who have received either their first dose or have completed the series for a COVID-19 vaccine. **A person can only be counted in one category, first dose or series complete.** For persons receiving Moderna or Pfizer vaccines, once they receive their second dose, they are moved from the first dose column to the series completed column. **Because of this, the total first dose category may show a change from report to report not matching the total receiving their first dose from the previous day.** Persons receiving Johnson & Johnson vaccines will always be counted in the series completed column.

## COVID-19 doses for vaccinated persons in Florida

**Doses administered** 244,541

People receiving one dose of a 1-dose series (Johnson & Johnson) or receiving only one dose of a 2-dose series (Moderna, Pfizer) count once. Persons receiving both doses of a 2-dose series count twice.

## Current status of persons vaccinated for COVID-19 in Florida

**Total people vaccinated** 163,640

First dose 78,484

Series completed 85,156

Completed 1-dose series 4,255

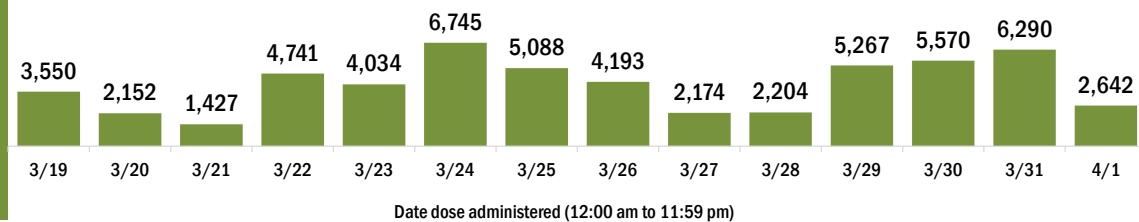
Completed 2-dose series 80,901

**First dose:** current number of people who have only received their first dose of the Moderna or Pfizer vaccine.

**Series complete:** current number of people who have received both Moderna or Pfizer vaccine doses or one Johnson & Johnson dose and are considered fully immunized.

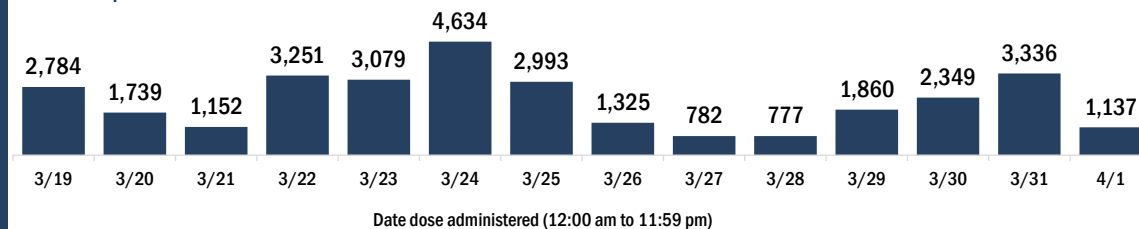
Demographic summary	First dose	Series complete	Total people vaccinated
<b>Age group</b>	<b>78,484</b>	<b>85,156</b>	<b>163,640</b>
16-24 years	1,713	851	2,564
25-34 years	3,690	2,769	6,459
35-44 years	5,399	4,077	9,476
45-54 years	9,981	5,748	15,729
55-64 years	21,381	9,430	30,811
65-74 years	20,002	34,876	54,878
75-84 years	12,467	21,238	33,705
85+ years	3,851	6,167	10,018
<b>Race</b>	<b>78,484</b>	<b>85,156</b>	<b>163,640</b>
White	52,885	63,841	116,726
Black	5,728	5,015	10,743
American Indian/Alaskan	537	418	955
Other	5,946	6,350	12,296
Unknown	13,388	9,532	22,920
<b>Other race</b> includes Asian, native Hawaiian/Pacific Islander, or other.			
<b>Ethnicity</b>	<b>78,484</b>	<b>85,156</b>	<b>163,640</b>
Hispanic	8,703	5,354	14,057
Non-Hispanic	41,324	52,160	93,484
Unknown	28,457	27,642	56,099
<b>Gender</b>	<b>78,484</b>	<b>85,156</b>	<b>163,640</b>
Female	44,418	49,388	93,806
Male	33,822	35,732	69,554
Unknown	244	36	280

## COVID-19 doses administered for the past 2 weeks

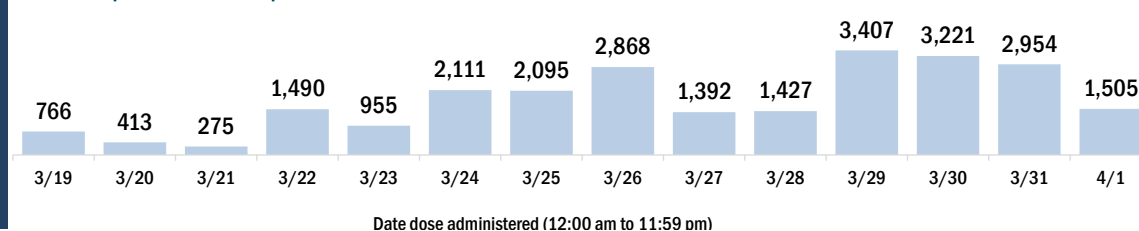


## Persons vaccinated for COVID-19 for the past 2 weeks

### Number of persons who received their first dose of a two-dose series of the COVID-19 vaccine



### Number of persons who completed the COVID-19 vaccine series



# COVID-19: Putnam County vaccine summary

Vaccination data through Apr 1, 2021 as of Apr 2, 2021 at 12:05 AM

Data in this report are provisional and subject to change.

Data in this summary pertain to COVID-19 vaccines approved by the U.S. Food and Drug Administration and have been issued an Emergency Use Authorization (Janssen COVID-19 Vaccine, Moderna COVID-19 Vaccine and Pfizer-BioNTech COVID-19 Vaccine). These data summarize the number of people who have received either their first dose or have completed the series for a COVID-19 vaccine. **A person can only be counted in one category, first dose or series complete.** For persons receiving Moderna or Pfizer vaccines, once they receive their second dose, they are moved from the first dose column to the series completed column. **Because of this, the total first dose category may show a change from report to report not matching the total receiving their first dose from the previous day.** Persons receiving Johnson & Johnson vaccines will always be counted in the series completed column.

## COVID-19 doses for vaccinated persons in Florida

**Doses administered** 22,408

People receiving one dose of a 1-dose series (Johnson & Johnson) or receiving only one dose of a 2-dose series (Moderna, Pfizer) count once. Persons receiving both doses of a 2-dose series count twice.

## Current status of persons vaccinated for COVID-19 in Florida

**Total people vaccinated** 14,665

First dose 6,352

Series completed 8,313

Completed 1-dose series 570

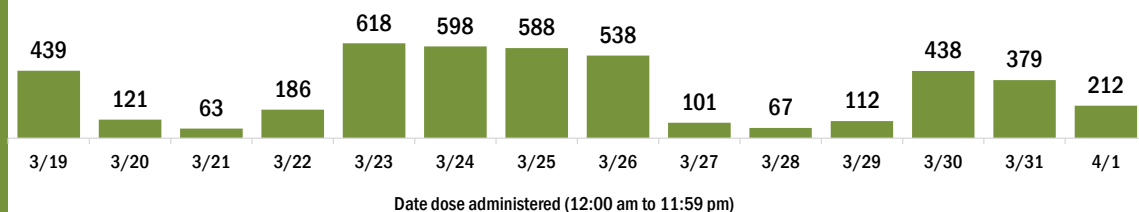
Completed 2-dose series 7,743

**First dose:** current number of people who have only received their first dose of the Moderna or Pfizer vaccine.

**Series complete:** current number of people who have received both Moderna or Pfizer vaccine doses or one Johnson & Johnson dose and are considered fully immunized.

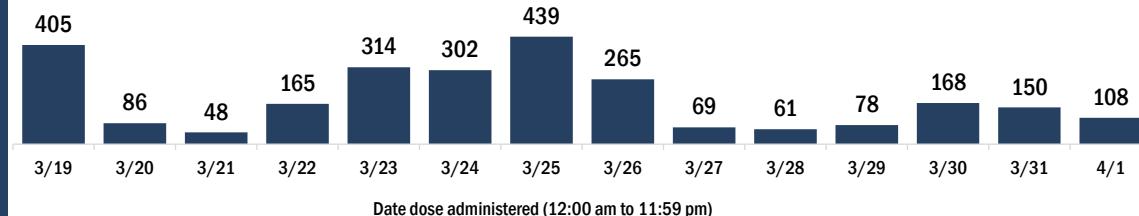
Demographic summary	First dose	Series complete	Total people vaccinated
<b>Age group</b>	<b>6,352</b>	<b>8,313</b>	<b>14,665</b>
16-24 years	78	67	145
25-34 years	201	161	362
35-44 years	305	244	549
45-54 years	759	406	1,165
55-64 years	2,079	943	3,022
65-74 years	1,758	3,681	5,439
75-84 years	877	2,142	3,019
85+ years	295	669	964
<b>Race</b>	<b>6,352</b>	<b>8,313</b>	<b>14,665</b>
White	4,827	6,529	11,356
Black	721	717	1,438
American Indian/Alaskan	66	58	124
Other	459	491	950
Unknown	279	518	797
<b>Other race</b> includes Asian, native Hawaiian/Pacific Islander, or other.			
<b>Ethnicity</b>	<b>6,352</b>	<b>8,313</b>	<b>14,665</b>
Hispanic	294	230	524
Non-Hispanic	4,934	6,367	11,301
Unknown	1,124	1,716	2,840
<b>Gender</b>	<b>6,352</b>	<b>8,313</b>	<b>14,665</b>
Female	3,605	4,762	8,367
Male	2,740	3,547	6,287
Unknown	7	4	11

## COVID-19 doses administered for the past 2 weeks

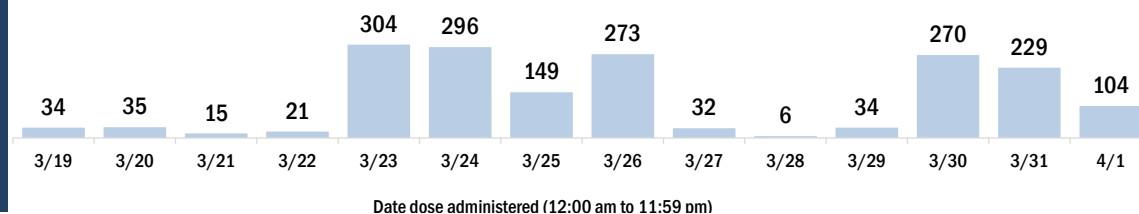


## Persons vaccinated for COVID-19 for the past 2 weeks

### Number of persons who received their first dose of a two-dose series of the COVID-19 vaccine



### Number of persons who completed the COVID-19 vaccine series



# COVID-19: Santa Rosa County vaccine summary

Vaccination data through Apr 1, 2021 as of Apr 2, 2021 at 12:05 AM

Data in this report are provisional and subject to change.

Data in this summary pertain to COVID-19 vaccines approved by the U.S. Food and Drug Administration and have been issued an Emergency Use Authorization (Janssen COVID-19 Vaccine, Moderna COVID-19 Vaccine and Pfizer-BioNTech COVID-19 Vaccine). These data summarize the number of people who have received either their first dose or have completed the series for a COVID-19 vaccine. **A person can only be counted in one category, first dose or series complete.** For persons receiving Moderna or Pfizer vaccines, once they receive their second dose, they are moved from the first dose column to the series completed column. **Because of this, the total first dose category may show a change from report to report not matching the total receiving their first dose from the previous day.** Persons receiving Johnson & Johnson vaccines will always be counted in the series completed column.

## COVID-19 doses for vaccinated persons in Florida

**Doses administered** 66,903

People receiving one dose of a 1-dose series (Johnson & Johnson) or receiving only one dose of a 2-dose series (Moderna, Pfizer) count once. Persons receiving both doses of a 2-dose series count twice.

## Current status of persons vaccinated for COVID-19 in Florida

**Total people vaccinated** 42,633

First dose 17,065

Series completed 25,568

Completed 1-dose series 1,298

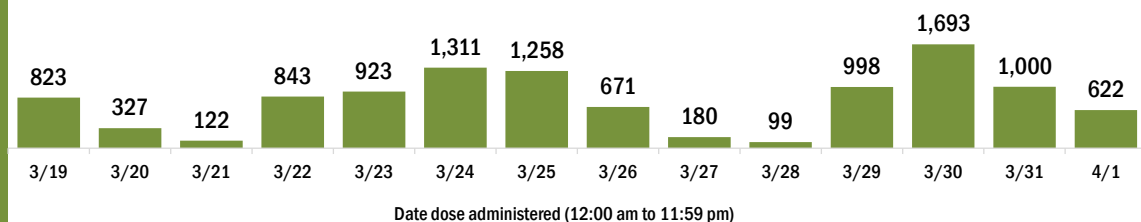
Completed 2-dose series 24,270

**First dose:** current number of people who have only received their first dose of the Moderna or Pfizer vaccine.

**Series complete:** current number of people who have received both Moderna or Pfizer vaccine doses or one Johnson & Johnson dose and are considered fully immunized.

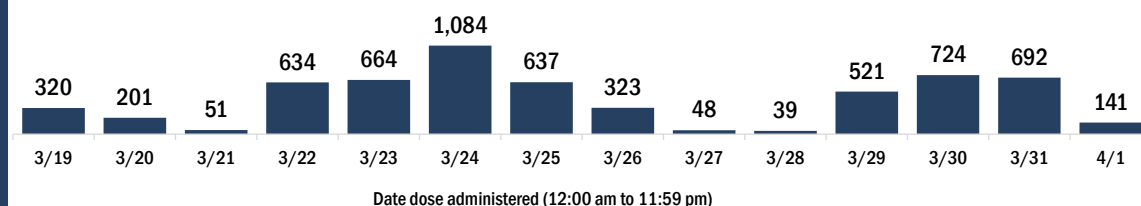
Demographic summary	First dose	Series complete	Total people vaccinated
<b>Age group</b>	<b>17,065</b>	<b>25,568</b>	<b>42,633</b>
16-24 years	385	336	721
25-34 years	790	932	1,722
35-44 years	1,421	1,530	2,951
45-54 years	2,759	2,162	4,921
55-64 years	5,703	3,567	9,270
65-74 years	3,664	10,378	14,042
75-84 years	1,787	5,193	6,980
85+ years	556	1,470	2,026
<b>Race</b>	<b>17,065</b>	<b>25,568</b>	<b>42,633</b>
White	11,320	19,377	30,697
Black	535	688	1,223
American Indian/Alaskan	105	145	250
Other	1,099	1,770	2,869
Unknown	4,006	3,588	7,594
<b>Other race</b> includes Asian, native Hawaiian/Pacific Islander, or other.			
<b>Ethnicity</b>	<b>17,065</b>	<b>25,568</b>	<b>42,633</b>
Hispanic	454	455	909
Non-Hispanic	10,270	16,477	26,747
Unknown	6,341	8,636	14,977
<b>Gender</b>	<b>17,065</b>	<b>25,568</b>	<b>42,633</b>
Female	9,842	14,580	24,422
Male	7,206	10,987	18,193
Unknown	17	1	18

## COVID-19 doses administered for the past 2 weeks

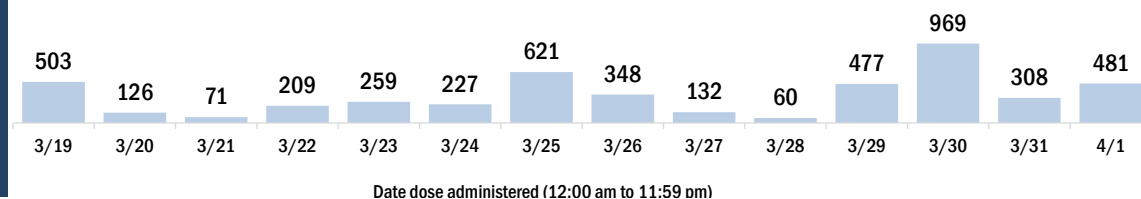


## Persons vaccinated for COVID-19 for the past 2 weeks

### Number of persons who received their first dose of a two-dose series of the COVID-19 vaccine



### Number of persons who completed the COVID-19 vaccine series



# COVID-19: Sarasota County vaccine summary

Vaccination data through Apr 1, 2021 as of Apr 2, 2021 at 12:05 AM

Data in this report are provisional and subject to change.

Data in this summary pertain to COVID-19 vaccines approved by the U.S. Food and Drug Administration and have been issued an Emergency Use Authorization (Janssen COVID-19 Vaccine, Moderna COVID-19 Vaccine and Pfizer-BioNTech COVID-19 Vaccine). These data summarize the number of people who have received either their first dose or have completed the series for a COVID-19 vaccine. **A person can only be counted in one category, first dose or series complete.** For persons receiving Moderna or Pfizer vaccines, once they receive their second dose, they are moved from the first dose column to the series completed column. **Because of this, the total first dose category may show a change from report to report not matching the total receiving their first dose from the previous day.** Persons receiving Johnson & Johnson vaccines will always be counted in the series completed column.

## COVID-19 doses for vaccinated persons in Florida

**Doses administered** 279,423

People receiving one dose of a 1-dose series (Johnson & Johnson) or receiving only one dose of a 2-dose series (Moderna, Pfizer) count once. Persons receiving both doses of a 2-dose series count twice.

## Current status of persons vaccinated for COVID-19 in Florida

**Total people vaccinated** 186,540

First dose 88,987

Series completed 97,553

Completed 1-dose series 4,670

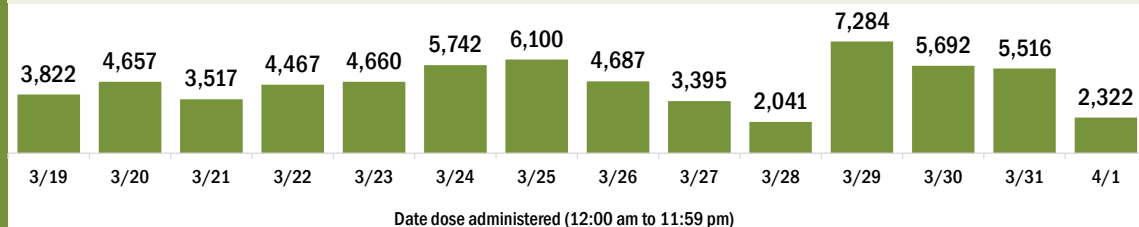
Completed 2-dose series 92,883

**First dose:** current number of people who have only received their first dose of the Moderna or Pfizer vaccine.

**Series complete:** current number of people who have received both Moderna or Pfizer vaccine doses or one Johnson & Johnson dose and are considered fully immunized.

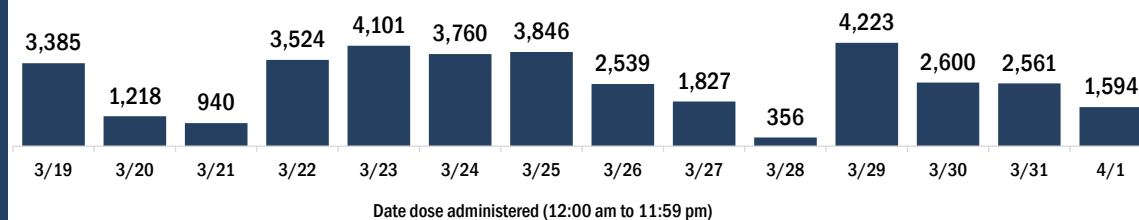
Demographic summary	First dose	Series complete	Total people vaccinated
<b>Age group</b>	<b>88,987</b>	<b>97,553</b>	<b>186,540</b>
16-24 years	973	700	1,673
25-34 years	1,590	1,977	3,567
35-44 years	3,194	2,674	5,868
45-54 years	7,921	4,374	12,295
55-64 years	23,149	7,978	31,127
65-74 years	27,045	43,014	70,059
75-84 years	18,589	27,070	45,659
85+ years	6,526	9,766	16,292
<b>Race</b>	<b>88,987</b>	<b>97,553</b>	<b>186,540</b>
White	71,241	77,056	148,297
Black	1,125	1,343	2,468
American Indian/Alaskan	279	381	660
Other	4,415	7,724	12,139
Unknown	11,927	11,049	22,976
<b>Other race</b> includes Asian, native Hawaiian/Pacific Islander, or other.			
<b>Ethnicity</b>	<b>88,987</b>	<b>97,553</b>	<b>186,540</b>
Hispanic	2,996	1,806	4,802
Non-Hispanic	58,708	65,087	123,795
Unknown	27,283	30,660	57,943
<b>Gender</b>	<b>88,987</b>	<b>97,553</b>	<b>186,540</b>
Female	49,312	55,849	105,161
Male	39,561	41,626	81,187
Unknown	114	78	192

## COVID-19 doses administered for the past 2 weeks

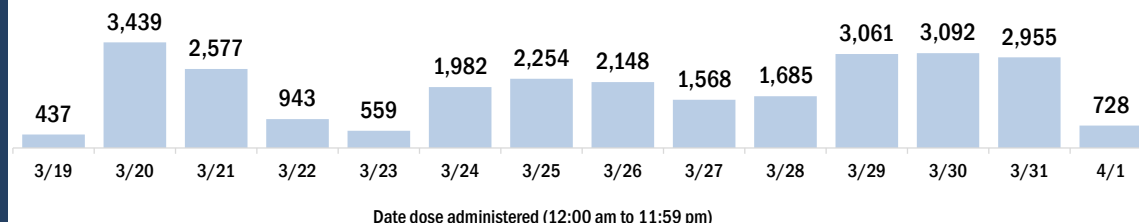


## Persons vaccinated for COVID-19 for the past 2 weeks

### Number of persons who received their first dose of a two-dose series of the COVID-19 vaccine



### Number of persons who completed the COVID-19 vaccine series



# COVID-19: Seminole County vaccine summary

Vaccination data through Apr 1, 2021 as of Apr 2, 2021 at 12:05 AM

Data in this report are provisional and subject to change.

Data in this summary pertain to COVID-19 vaccines approved by the U.S. Food and Drug Administration and have been issued an Emergency Use Authorization (Janssen COVID-19 Vaccine, Moderna COVID-19 Vaccine and Pfizer-BioNTech COVID-19 Vaccine). These data summarize the number of people who have received either their first dose or have completed the series for a COVID-19 vaccine. **A person can only be counted in one category, first dose or series complete.** For persons receiving Moderna or Pfizer vaccines, once they receive their second dose, they are moved from the first dose column to the series completed column. **Because of this, the total first dose category may show a change from report to report not matching the total receiving their first dose from the previous day.** Persons receiving Johnson & Johnson vaccines will always be counted in the series completed column.

## COVID-19 doses for vaccinated persons in Florida

**Doses administered** 176,085

People receiving one dose of a 1-dose series (Johnson & Johnson) or receiving only one dose of a 2-dose series (Moderna, Pfizer) count once. Persons receiving both doses of a 2-dose series count twice.

## Current status of persons vaccinated for COVID-19 in Florida

**Total people vaccinated** 114,581

First dose 47,692

Series completed 66,889

Completed 1-dose series 5,385

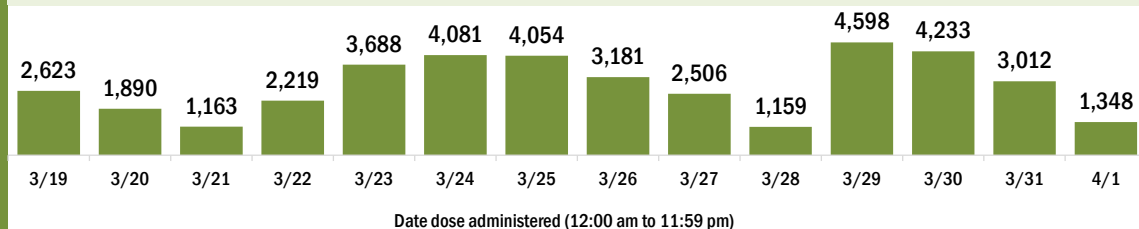
Completed 2-dose series 61,504

**First dose:** current number of people who have only received their first dose of the Moderna or Pfizer vaccine.

**Series complete:** current number of people who have received both Moderna or Pfizer vaccine doses or one Johnson & Johnson dose and are considered fully immunized.

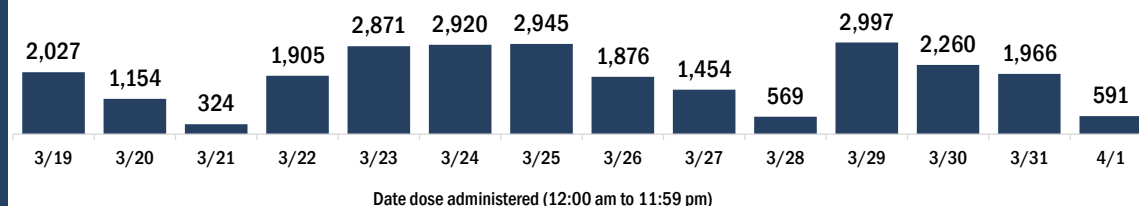
Demographic summary	First dose	Series complete	Total people vaccinated
<b>Age group</b>	<b>47,692</b>	<b>66,889</b>	<b>114,581</b>
16-24 years	2,114	1,323	3,437
25-34 years	3,572	3,719	7,291
35-44 years	6,194	5,277	11,471
45-54 years	10,410	6,498	16,908
55-64 years	16,899	8,202	25,101
65-74 years	4,951	24,870	29,821
75-84 years	2,455	12,315	14,770
85+ years	1,097	4,685	5,782
<b>Race</b>	<b>47,692</b>	<b>66,889</b>	<b>114,581</b>
White	31,277	49,479	80,756
Black	2,808	4,397	7,205
American Indian/Alaskan	169	359	528
Other	6,465	9,640	16,105
Unknown	6,973	3,014	9,987
<b>Other race</b> includes Asian, native Hawaiian/Pacific Islander, or other.			
<b>Ethnicity</b>	<b>47,692</b>	<b>66,889</b>	<b>114,581</b>
Hispanic	5,085	6,291	11,376
Non-Hispanic	26,091	45,092	71,183
Unknown	16,516	15,506	32,022
<b>Gender</b>	<b>47,692</b>	<b>66,889</b>	<b>114,581</b>
Female	26,503	40,257	66,760
Male	20,945	26,580	47,525
Unknown	244	52	296

## COVID-19 doses administered for the past 2 weeks

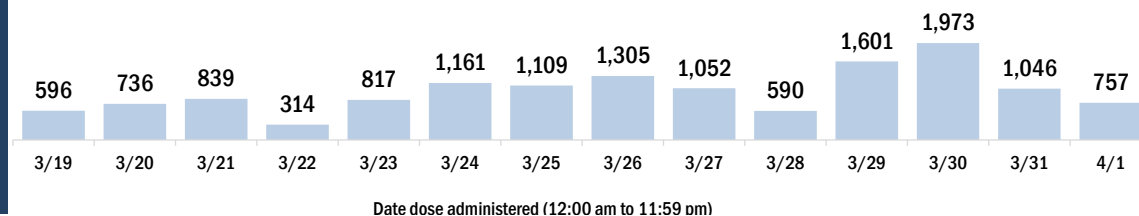


## Persons vaccinated for COVID-19 for the past 2 weeks

### Number of persons who received their first dose of a two-dose series of the COVID-19 vaccine



### Number of persons who completed the COVID-19 vaccine series



# COVID-19: St. Johns County vaccine summary

Vaccination data through Apr 1, 2021 as of Apr 2, 2021 at 12:05 AM

Data in this report are provisional and subject to change.

Data in this summary pertain to COVID-19 vaccines approved by the U.S. Food and Drug Administration and have been issued an Emergency Use Authorization (Janssen COVID-19 Vaccine, Moderna COVID-19 Vaccine and Pfizer-BioNTech COVID-19 Vaccine). These data summarize the number of people who have received either their first dose or have completed the series for a COVID-19 vaccine. **A person can only be counted in one category, first dose or series complete.** For persons receiving Moderna or Pfizer vaccines, once they receive their second dose, they are moved from the first dose column to the series completed column. **Because of this, the total first dose category may show a change from report to report not matching the total receiving their first dose from the previous day.** Persons receiving Johnson & Johnson vaccines will always be counted in the series completed column.

## COVID-19 doses for vaccinated persons in Florida

**Doses administered** 158,037

People receiving one dose of a 1-dose series (Johnson & Johnson) or receiving only one dose of a 2-dose series (Moderna, Pfizer) count once. Persons receiving both doses of a 2-dose series count twice.

## Current status of persons vaccinated for COVID-19 in Florida

**Total people vaccinated** 97,682

First dose 34,385

Series completed 63,297

Completed 1-dose series 2,942

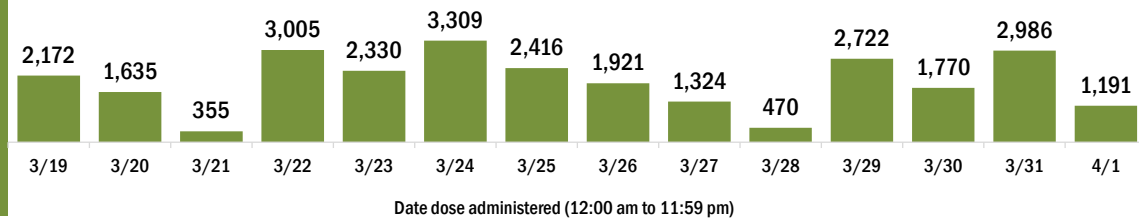
Completed 2-dose series 60,355

**First dose:** current number of people who have only received their first dose of the Moderna or Pfizer vaccine.

**Series complete:** current number of people who have received both Moderna or Pfizer vaccine doses or one Johnson & Johnson dose and are considered fully immunized.

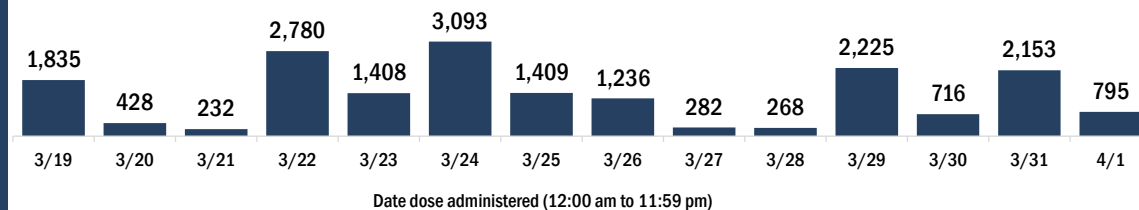
Demographic summary	First dose	Series complete	Total people vaccinated
<b>Age group</b>	<b>34,385</b>	<b>63,297</b>	<b>97,682</b>
16-24 years	1,274	842	2,116
25-34 years	1,685	2,174	3,859
35-44 years	5,053	4,737	9,790
45-54 years	8,197	5,405	13,602
55-64 years	12,671	8,176	20,847
65-74 years	3,269	25,726	28,995
75-84 years	1,634	12,657	14,291
85+ years	602	3,580	4,182
<b>Race</b>	<b>34,385</b>	<b>63,297</b>	<b>97,682</b>
White	24,772	47,691	72,463
Black	1,003	1,742	2,745
American Indian/Alaskan	81	187	268
Other	3,459	6,030	9,489
Unknown	5,070	7,647	12,717
<b>Other race</b> includes Asian, native Hawaiian/Pacific Islander, or other.			
<b>Ethnicity</b>	<b>34,385</b>	<b>63,297</b>	<b>97,682</b>
Hispanic	1,564	1,732	3,296
Non-Hispanic	22,148	41,333	63,481
Unknown	10,673	20,232	30,905
<b>Gender</b>	<b>34,385</b>	<b>63,297</b>	<b>97,682</b>
Female	18,643	35,947	54,590
Male	15,723	27,339	43,062
Unknown	19	11	30

## COVID-19 doses administered for the past 2 weeks

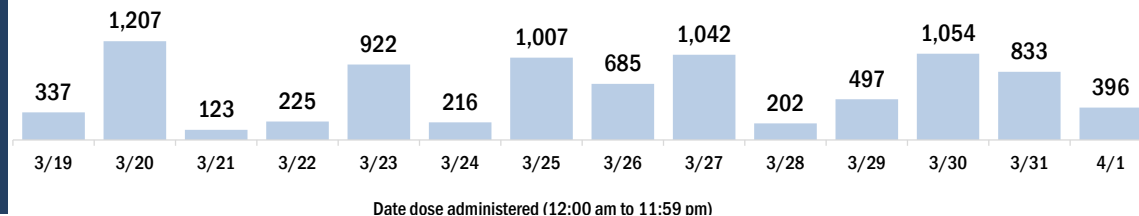


## Persons vaccinated for COVID-19 for the past 2 weeks

### Number of persons who received their first dose of a two-dose series of the COVID-19 vaccine



### Number of persons who completed the COVID-19 vaccine series



# COVID-19: St. Lucie County vaccine summary

Vaccination data through Apr 1, 2021 as of Apr 2, 2021 at 12:05 AM

Data in this report are provisional and subject to change.

Data in this summary pertain to COVID-19 vaccines approved by the U.S. Food and Drug Administration and have been issued an Emergency Use Authorization (Janssen COVID-19 Vaccine, Moderna COVID-19 Vaccine and Pfizer-BioNTech COVID-19 Vaccine). These data summarize the number of people who have received either their first dose or have completed the series for a COVID-19 vaccine. **A person can only be counted in one category, first dose or series complete.** For persons receiving Moderna or Pfizer vaccines, once they receive their second dose, they are moved from the first dose column to the series completed column. **Because of this, the total first dose category may show a change from report to report not matching the total receiving their first dose from the previous day.** Persons receiving Johnson & Johnson vaccines will always be counted in the series completed column.

## COVID-19 doses for vaccinated persons in Florida

**Doses administered** 134,770

People receiving one dose of a 1-dose series (Johnson & Johnson) or receiving only one dose of a 2-dose series (Moderna, Pfizer) count once. Persons receiving both doses of a 2-dose series count twice.

## Current status of persons vaccinated for COVID-19 in Florida

**Total people vaccinated** 81,800

First dose 27,390

Series completed 54,410

Completed 1-dose series 1,440

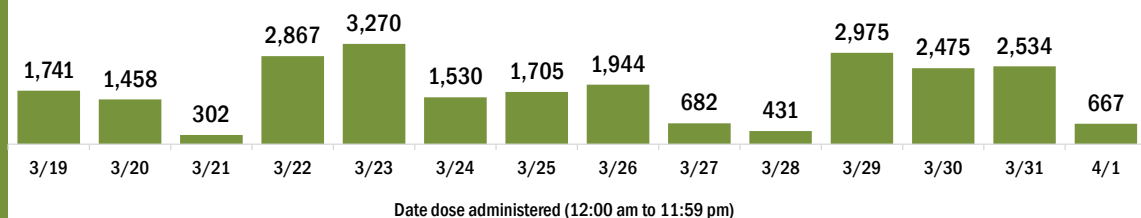
Completed 2-dose series 52,970

**First dose:** current number of people who have only received their first dose of the Moderna or Pfizer vaccine.

**Series complete:** current number of people who have received both Moderna or Pfizer vaccine doses or one Johnson & Johnson dose and are considered fully immunized.

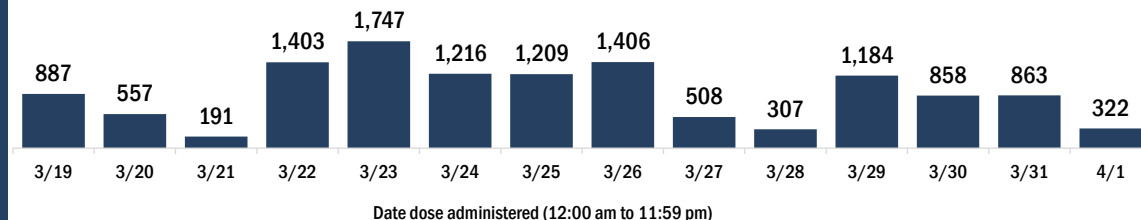
Demographic summary	First dose	Series complete	Total people vaccinated
<b>Age group</b>	27,390	54,410	81,800
16-24 years	483	440	923
25-34 years	984	1,162	2,146
35-44 years	1,607	1,857	3,464
45-54 years	3,476	3,194	6,670
55-64 years	8,679	5,880	14,559
65-74 years	6,723	23,817	30,540
75-84 years	4,051	13,882	17,933
85+ years	1,387	4,178	5,565
<b>Race</b>	27,390	54,410	81,800
White	16,634	37,221	53,855
Black	2,417	4,972	7,389
American Indian/Alaskan	139	271	410
Other	2,233	4,820	7,053
Unknown	5,967	7,126	13,093
<b>Other race</b> includes Asian, native Hawaiian/Pacific Islander, or other.			
<b>Ethnicity</b>	27,390	54,410	81,800
Hispanic	2,523	3,562	6,085
Non-Hispanic	12,998	32,900	45,898
Unknown	11,869	17,948	29,817
<b>Gender</b>	27,390	54,410	81,800
Female	15,327	31,463	46,790
Male	11,982	22,927	34,909
Unknown	81	20	101

## COVID-19 doses administered for the past 2 weeks

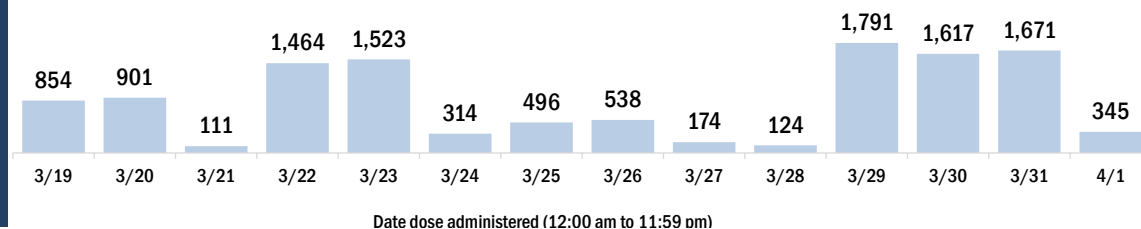


## Persons vaccinated for COVID-19 for the past 2 weeks

### Number of persons who received their first dose of a two-dose series of the COVID-19 vaccine



### Number of persons who completed the COVID-19 vaccine series



# COVID-19: Sumter County vaccine summary

Vaccination data through Apr 1, 2021 as of Apr 2, 2021 at 12:05 AM

Data in this report are provisional and subject to change.

Data in this summary pertain to COVID-19 vaccines approved by the U.S. Food and Drug Administration and have been issued an Emergency Use Authorization (Janssen COVID-19 Vaccine, Moderna COVID-19 Vaccine and Pfizer-BioNTech COVID-19 Vaccine). These data summarize the number of people who have received either their first dose or have completed the series for a COVID-19 vaccine. **A person can only be counted in one category, first dose or series complete.** For persons receiving Moderna or Pfizer vaccines, once they receive their second dose, they are moved from the first dose column to the series completed column. **Because of this, the total first dose category may show a change from report to report not matching the total receiving their first dose from the previous day.** Persons receiving Johnson & Johnson vaccines will always be counted in the series completed column.

## COVID-19 doses for vaccinated persons in Florida

**Doses administered** 125,100

People receiving one dose of a 1-dose series (Johnson & Johnson) or receiving only one dose of a 2-dose series (Moderna, Pfizer) count once. Persons receiving both doses of a 2-dose series count twice.

## Current status of persons vaccinated for COVID-19 in Florida

**Total people vaccinated** 75,185

First dose 22,069

Series completed 53,116

Completed 1-dose series 3,201

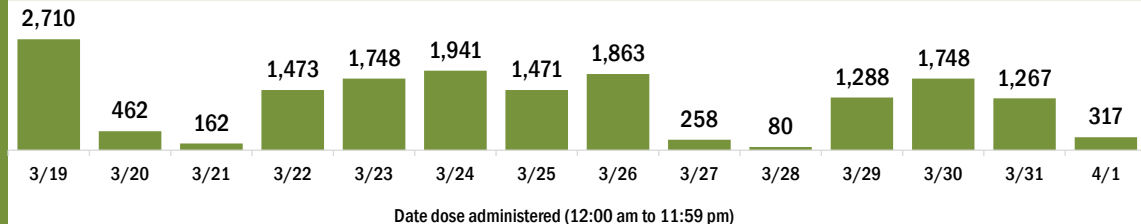
Completed 2-dose series 49,915

**First dose:** current number of people who have only received their first dose of the Moderna or Pfizer vaccine.

**Series complete:** current number of people who have received both Moderna or Pfizer vaccine doses or one Johnson & Johnson dose and are considered fully immunized.

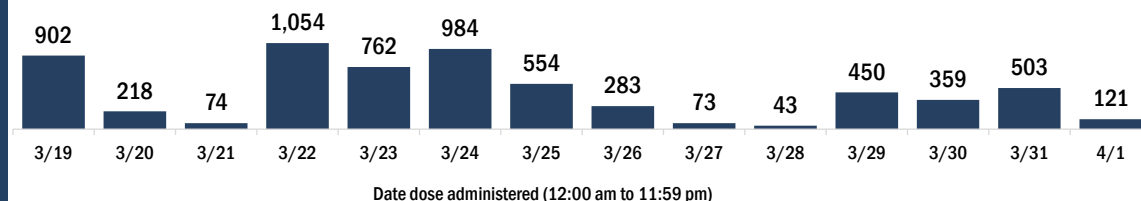
Demographic summary	First dose	Series complete	Total people vaccinated
<b>Age group</b>	<b>22,069</b>	<b>53,116</b>	<b>75,185</b>
16-24 years	85	50	135
25-34 years	148	132	280
35-44 years	317	199	516
45-54 years	1,036	369	1,405
55-64 years	6,931	1,572	8,503
65-74 years	7,048	28,629	35,677
75-84 years	5,264	19,195	24,459
85+ years	1,240	2,970	4,210
<b>Race</b>	<b>22,069</b>	<b>53,116</b>	<b>75,185</b>
White	17,385	45,234	62,619
Black	352	466	818
American Indian/Alaskan	26	126	152
Other	1,117	1,949	3,066
Unknown	3,189	5,341	8,530
<b>Other race</b> includes Asian, native Hawaiian/Pacific Islander, or other.			
<b>Ethnicity</b>	<b>22,069</b>	<b>53,116</b>	<b>75,185</b>
Hispanic	454	663	1,117
Non-Hispanic	13,382	34,724	48,106
Unknown	8,233	17,729	25,962
<b>Gender</b>	<b>22,069</b>	<b>53,116</b>	<b>75,185</b>
Female	12,749	29,264	42,013
Male	9,254	23,843	33,097
Unknown	66	9	75

## COVID-19 doses administered for the past 2 weeks

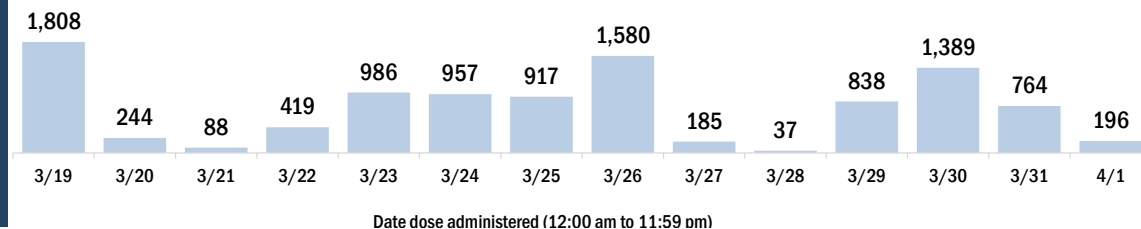


## Persons vaccinated for COVID-19 for the past 2 weeks

### Number of persons who received their first dose of a two-dose series of the COVID-19 vaccine



### Number of persons who completed the COVID-19 vaccine series



# COVID-19: Suwannee County vaccine summary

Vaccination data through Apr 1, 2021 as of Apr 2, 2021 at 12:05 AM

Data in this report are provisional and subject to change.

Data in this summary pertain to COVID-19 vaccines approved by the U.S. Food and Drug Administration and have been issued an Emergency Use Authorization (Janssen COVID-19 Vaccine, Moderna COVID-19 Vaccine and Pfizer-BioNTech COVID-19 Vaccine). These data summarize the number of people who have received either their first dose or have completed the series for a COVID-19 vaccine. **A person can only be counted in one category, first dose or series complete.** For persons receiving Moderna or Pfizer vaccines, once they receive their second dose, they are moved from the first dose column to the series completed column. **Because of this, the total first dose category may show a change from report to report not matching the total receiving their first dose from the previous day.** Persons receiving Johnson & Johnson vaccines will always be counted in the series completed column.

## COVID-19 doses for vaccinated persons in Florida

**Doses administered** 12,815

People receiving one dose of a 1-dose series (Johnson & Johnson) or receiving only one dose of a 2-dose series (Moderna, Pfizer) count once. Persons receiving both doses of a 2-dose series count twice.

## Current status of persons vaccinated for COVID-19 in Florida

**Total people vaccinated** 7,618

First dose 2,225

Series completed 5,393

Completed 1-dose series 196

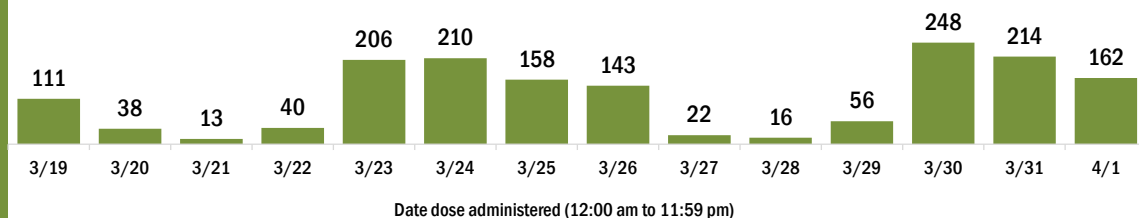
Completed 2-dose series 5,197

**First dose:** current number of people who have only received their first dose of the Moderna or Pfizer vaccine.

**Series complete:** current number of people who have received both Moderna or Pfizer vaccine doses or one Johnson & Johnson dose and are considered fully immunized.

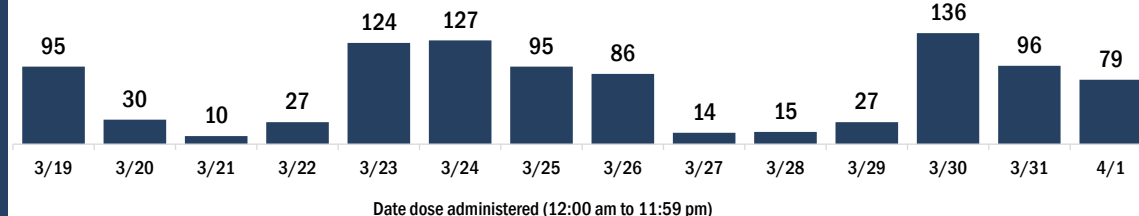
Demographic summary	First dose	Series complete	Total people vaccinated
<b>Age group</b>	2,225	5,393	7,618
16-24 years	59	42	101
25-34 years	72	82	154
35-44 years	151	131	282
45-54 years	323	211	534
55-64 years	989	504	1,493
65-74 years	364	2,366	2,730
75-84 years	193	1,533	1,726
85+ years	74	524	598
<b>Race</b>	2,225	5,393	7,618
White	1,537	3,756	5,293
Black	220	353	573
American Indian/Alaskan	3	4	7
Other	150	349	499
Unknown	315	931	1,246
<b>Other race</b> includes Asian, native Hawaiian/Pacific Islander, or other.			
<b>Ethnicity</b>	2,225	5,393	7,618
Hispanic	95	98	193
Non-Hispanic	1,242	2,643	3,885
Unknown	888	2,652	3,540
<b>Gender</b>	2,225	5,393	7,618
Female	1,284	3,161	4,445
Male	941	2,232	3,173
Unknown	0	0	0

## COVID-19 doses administered for the past 2 weeks

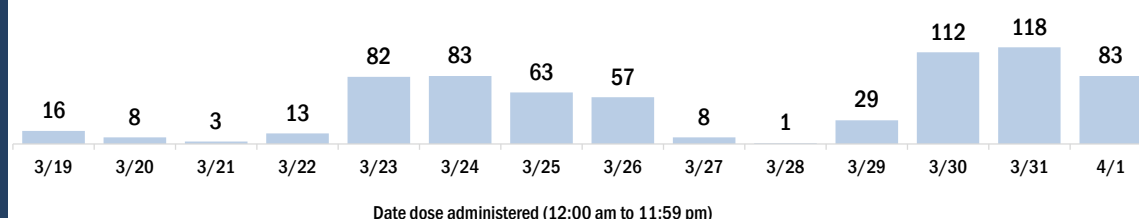


## Persons vaccinated for COVID-19 for the past 2 weeks

### Number of persons who received their first dose of a two-dose series of the COVID-19 vaccine



### Number of persons who completed the COVID-19 vaccine series



# COVID-19: Taylor County vaccine summary

Vaccination data through Apr 1, 2021 as of Apr 2, 2021 at 12:05 AM

Data in this report are provisional and subject to change.

Data in this summary pertain to COVID-19 vaccines approved by the U.S. Food and Drug Administration and have been issued an Emergency Use Authorization (Janssen COVID-19 Vaccine, Moderna COVID-19 Vaccine and Pfizer-BioNTech COVID-19 Vaccine). These data summarize the number of people who have received either their first dose or have completed the series for a COVID-19 vaccine. **A person can only be counted in one category, first dose or series complete.** For persons receiving Moderna or Pfizer vaccines, once they receive their second dose, they are moved from the first dose column to the series completed column. **Because of this, the total first dose category may show a change from report to report not matching the total receiving their first dose from the previous day.** Persons receiving Johnson & Johnson vaccines will always be counted in the series completed column.

## COVID-19 doses for vaccinated persons in Florida

**Doses administered** 6,833

People receiving one dose of a 1-dose series (Johnson & Johnson) or receiving only one dose of a 2-dose series (Moderna, Pfizer) count once. Persons receiving both doses of a 2-dose series count twice.

## Current status of persons vaccinated for COVID-19 in Florida

**Total people vaccinated** 4,243

First dose 1,591

Series completed 2,652

Completed 1-dose series 62

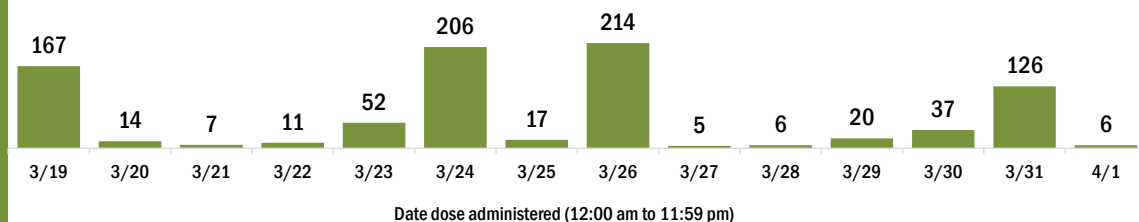
Completed 2-dose series 2,590

**First dose:** current number of people who have only received their first dose of the Moderna or Pfizer vaccine.

**Series complete:** current number of people who have received both Moderna or Pfizer vaccine doses or one Johnson & Johnson dose and are considered fully immunized.

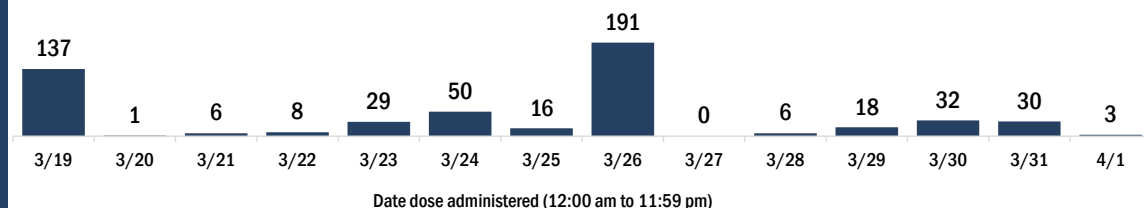
Demographic summary	First dose	Series complete	Total people vaccinated
<b>Age group</b>	1,591	2,652	4,243
16-24 years	37	17	54
25-34 years	48	51	99
35-44 years	88	53	141
45-54 years	200	120	320
55-64 years	555	338	893
65-74 years	397	1,176	1,573
75-84 years	204	701	905
85+ years	62	196	258
<b>Race</b>	1,591	2,652	4,243
White	1,131	1,964	3,095
Black	240	262	502
American Indian/Alaskan	13	21	34
Other	65	181	246
Unknown	142	224	366
<b>Other race</b> includes Asian, native Hawaiian/Pacific Islander, or other.			
<b>Ethnicity</b>	1,591	2,652	4,243
Hispanic	26	29	55
Non-Hispanic	988	1,465	2,453
Unknown	577	1,158	1,735
<b>Gender</b>	1,591	2,652	4,243
Female	861	1,479	2,340
Male	729	1,173	1,902
Unknown	1	0	1

## COVID-19 doses administered for the past 2 weeks

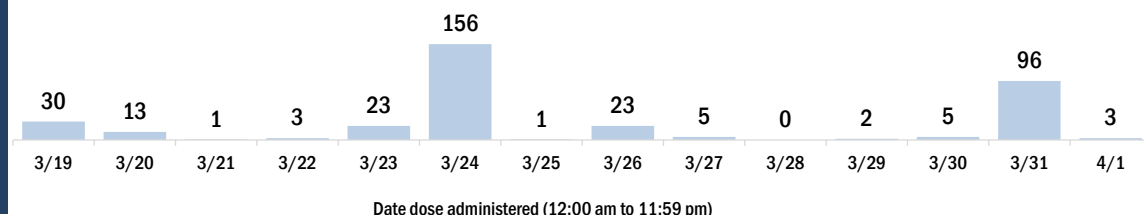


## Persons vaccinated for COVID-19 for the past 2 weeks

### Number of persons who received their first dose of a two-dose series of the COVID-19 vaccine



### Number of persons who completed the COVID-19 vaccine series



# COVID-19: Union County vaccine summary

Vaccination data through Apr 1, 2021 as of Apr 2, 2021 at 12:05 AM

Data in this report are provisional and subject to change.

Data in this summary pertain to COVID-19 vaccines approved by the U.S. Food and Drug Administration and have been issued an Emergency Use Authorization (Janssen COVID-19 Vaccine, Moderna COVID-19 Vaccine and Pfizer-BioNTech COVID-19 Vaccine). These data summarize the number of people who have received either their first dose or have completed the series for a COVID-19 vaccine. **A person can only be counted in one category, first dose or series complete.** For persons receiving Moderna or Pfizer vaccines, once they receive their second dose, they are moved from the first dose column to the series completed column. **Because of this, the total first dose category may show a change from report to report not matching the total receiving their first dose from the previous day.** Persons receiving Johnson & Johnson vaccines will always be counted in the series completed column.

## COVID-19 doses for vaccinated persons in Florida

**Doses administered** 3,152

People receiving one dose of a 1-dose series (Johnson & Johnson) or receiving only one dose of a 2-dose series (Moderna, Pfizer) count once. Persons receiving both doses of a 2-dose series count twice.

## Current status of persons vaccinated for COVID-19 in Florida

**Total people vaccinated** 1,919

First dose 596

Series completed 1,323

Completed 1-dose series 90

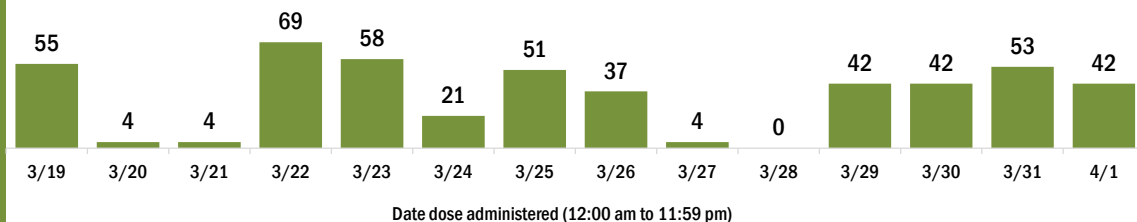
Completed 2-dose series 1,233

**First dose:** current number of people who have only received their first dose of the Moderna or Pfizer vaccine.

**Series complete:** current number of people who have received both Moderna or Pfizer vaccine doses or one Johnson & Johnson dose and are considered fully immunized.

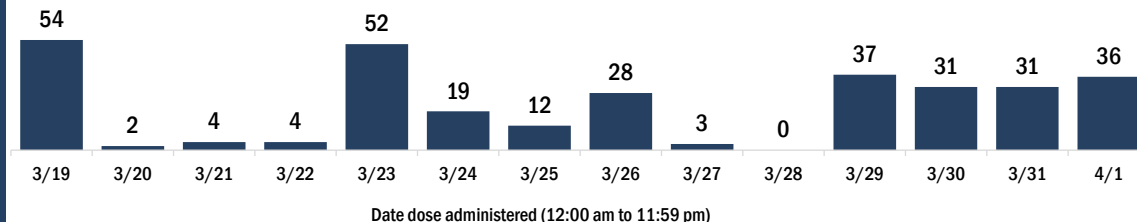
Demographic summary	First dose	Series complete	Total people vaccinated
<b>Age group</b>	596	1,323	1,919
16-24 years	13	13	26
25-34 years	26	56	82
35-44 years	50	41	91
45-54 years	106	72	178
55-64 years	269	149	418
65-74 years	83	559	642
75-84 years	38	335	373
85+ years	11	98	109
<b>Race</b>	596	1,323	1,919
White	455	1,092	1,547
Black	77	99	176
American Indian/Alaskan	7	12	19
Other	34	98	132
Unknown	23	22	45
<b>Other race</b> includes Asian, native Hawaiian/Pacific Islander, or other.			
<b>Ethnicity</b>	596	1,323	1,919
Hispanic	17	23	40
Non-Hispanic	503	1,223	1,726
Unknown	76	77	153
<b>Gender</b>	596	1,323	1,919
Female	361	753	1,114
Male	235	570	805
Unknown	0	0	0

## COVID-19 doses administered for the past 2 weeks

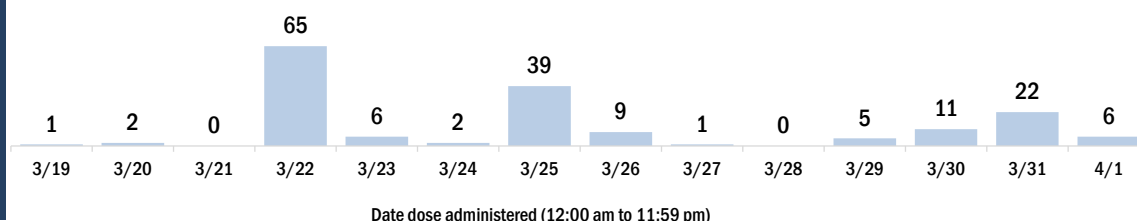


## Persons vaccinated for COVID-19 for the past 2 weeks

### Number of persons who received their first dose of a two-dose series of the COVID-19 vaccine



### Number of persons who completed the COVID-19 vaccine series



# COVID-19: Volusia County vaccine summary

Vaccination data through Apr 1, 2021 as of Apr 2, 2021 at 12:05 AM

Data in this report are provisional and subject to change.

Data in this summary pertain to COVID-19 vaccines approved by the U.S. Food and Drug Administration and have been issued an Emergency Use Authorization (Janssen COVID-19 Vaccine, Moderna COVID-19 Vaccine and Pfizer-BioNTech COVID-19 Vaccine). These data summarize the number of people who have received either their first dose or have completed the series for a COVID-19 vaccine. **A person can only be counted in one category, first dose or series complete.** For persons receiving Moderna or Pfizer vaccines, once they receive their second dose, they are moved from the first dose column to the series completed column. **Because of this, the total first dose category may show a change from report to report not matching the total receiving their first dose from the previous day.** Persons receiving Johnson & Johnson vaccines will always be counted in the series completed column.

## COVID-19 doses for vaccinated persons in Florida

**Doses administered** 232,825

People receiving one dose of a 1-dose series (Johnson & Johnson) or receiving only one dose of a 2-dose series (Moderna, Pfizer) count once. Persons receiving both doses of a 2-dose series count twice.

## Current status of persons vaccinated for COVID-19 in Florida

**Total people vaccinated** 151,283

First dose 56,989

Series completed 94,294

Completed 1-dose series 12,752

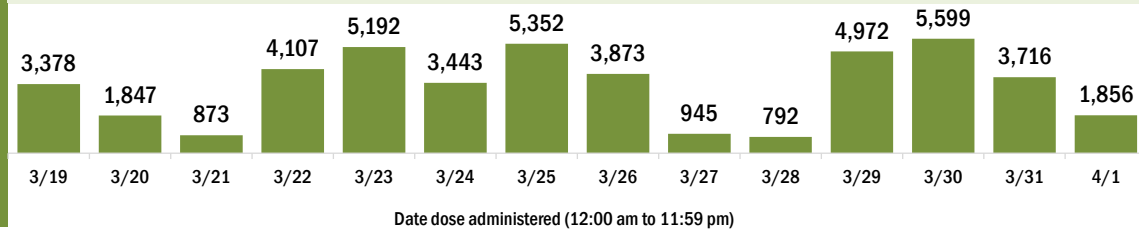
Completed 2-dose series 81,542

**First dose:** current number of people who have only received their first dose of the Moderna or Pfizer vaccine.

**Series complete:** current number of people who have received both Moderna or Pfizer vaccine doses or one Johnson & Johnson dose and are considered fully immunized.

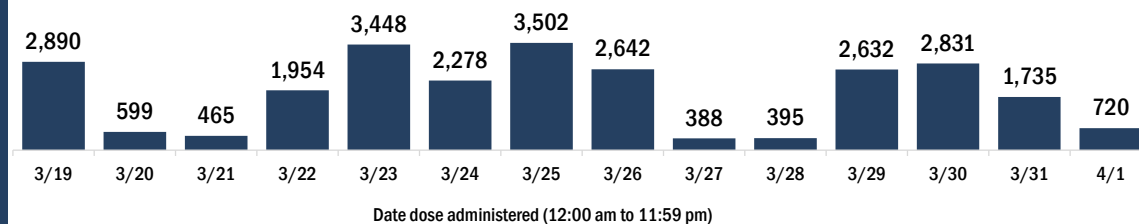
Demographic summary	First dose	Series complete	Total people vaccinated
<b>Age group</b>	<b>56,989</b>	<b>94,294</b>	<b>151,283</b>
16-24 years	1,161	986	2,147
25-34 years	1,891	2,624	4,515
35-44 years	3,002	3,621	6,623
45-54 years	6,859	5,683	12,542
55-64 years	19,499	10,794	30,293
65-74 years	14,386	39,569	53,955
75-84 years	7,683	22,794	30,477
85+ years	2,508	8,223	10,731
<b>Race</b>	<b>56,989</b>	<b>94,294</b>	<b>151,283</b>
White	38,282	60,935	99,217
Black	2,332	4,063	6,395
American Indian/Alaskan	217	368	585
Other	4,741	12,216	16,957
Unknown	11,417	16,712	28,129
<b>Other race</b> includes Asian, native Hawaiian/Pacific Islander, or other.			
<b>Ethnicity</b>	<b>56,989</b>	<b>94,294</b>	<b>151,283</b>
Hispanic	3,750	3,730	7,480
Non-Hispanic	30,292	45,466	75,758
Unknown	22,947	45,098	68,045
<b>Gender</b>	<b>56,989</b>	<b>94,294</b>	<b>151,283</b>
Female	31,565	55,168	86,733
Male	23,971	38,255	62,226
Unknown	1,453	871	2,324

## COVID-19 doses administered for the past 2 weeks

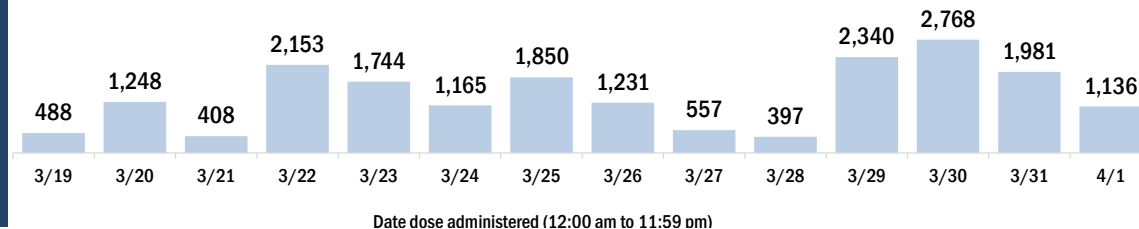


## Persons vaccinated for COVID-19 for the past 2 weeks

### Number of persons who received their first dose of a two-dose series of the COVID-19 vaccine



### Number of persons who completed the COVID-19 vaccine series



# COVID-19: Wakulla County vaccine summary

Vaccination data through Apr 1, 2021 as of Apr 2, 2021 at 12:05 AM

Data in this report are provisional and subject to change.

Data in this summary pertain to COVID-19 vaccines approved by the U.S. Food and Drug Administration and have been issued an Emergency Use Authorization (Janssen COVID-19 Vaccine, Moderna COVID-19 Vaccine and Pfizer-BioNTech COVID-19 Vaccine). These data summarize the number of people who have received either their first dose or have completed the series for a COVID-19 vaccine. **A person can only be counted in one category, first dose or series complete.** For persons receiving Moderna or Pfizer vaccines, once they receive their second dose, they are moved from the first dose column to the series completed column. **Because of this, the total first dose category may show a change from report to report not matching the total receiving their first dose from the previous day.** Persons receiving Johnson & Johnson vaccines will always be counted in the series completed column.

## COVID-19 doses for vaccinated persons in Florida

**Doses administered** 12,720

People receiving one dose of a 1-dose series (Johnson & Johnson) or receiving only one dose of a 2-dose series (Moderna, Pfizer) count once. Persons receiving both doses of a 2-dose series count twice.

## Current status of persons vaccinated for COVID-19 in Florida

**Total people vaccinated** 7,804

First dose 2,663

Series completed 5,141

Completed 1-dose series 225

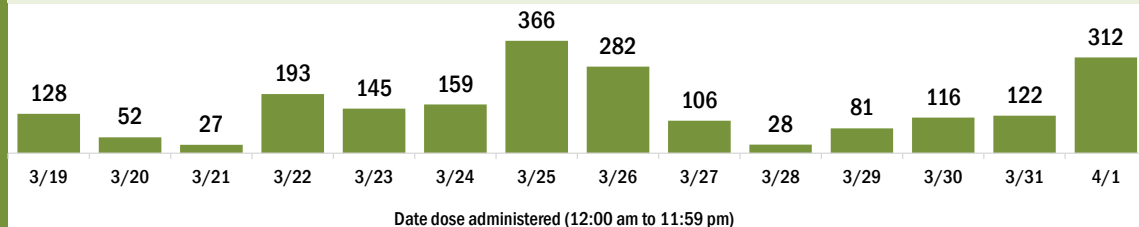
Completed 2-dose series 4,916

**First dose:** current number of people who have only received their first dose of the Moderna or Pfizer vaccine.

**Series complete:** current number of people who have received both Moderna or Pfizer vaccine doses or one Johnson & Johnson dose and are considered fully immunized.

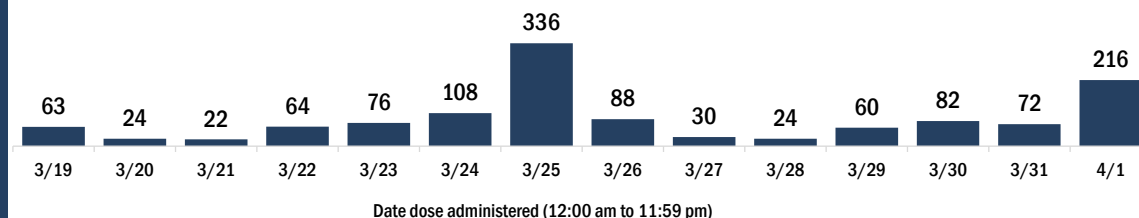
Demographic summary	First dose	Series complete	Total people vaccinated
<b>Age group</b>	2,663	5,141	7,804
16-24 years	90	43	133
25-34 years	136	161	297
35-44 years	254	260	514
45-54 years	462	376	838
55-64 years	984	715	1,699
65-74 years	449	2,278	2,727
75-84 years	231	1,049	1,280
85+ years	57	259	316
<b>Race</b>	2,663	5,141	7,804
White	1,962	3,830	5,792
Black	208	332	540
American Indian/Alaskan	17	26	43
Other	228	718	946
Unknown	248	235	483
<b>Other race</b> includes Asian, native Hawaiian/Pacific Islander, or other.			
<b>Ethnicity</b>	2,663	5,141	7,804
Hispanic	69	69	138
Non-Hispanic	1,997	4,005	6,002
Unknown	597	1,067	1,664
<b>Gender</b>	2,663	5,141	7,804
Female	1,479	2,903	4,382
Male	1,183	2,237	3,420
Unknown	1	1	2

## COVID-19 doses administered for the past 2 weeks

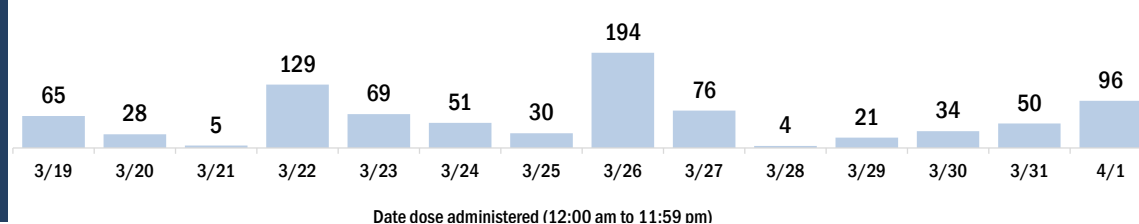


## Persons vaccinated for COVID-19 for the past 2 weeks

### Number of persons who received their first dose of a two-dose series of the COVID-19 vaccine



### Number of persons who completed the COVID-19 vaccine series



# COVID-19: Walton County vaccine summary

Vaccination data through Apr 1, 2021 as of Apr 2, 2021 at 12:05 AM

Data in this report are provisional and subject to change.

Data in this summary pertain to COVID-19 vaccines approved by the U.S. Food and Drug Administration and have been issued an Emergency Use Authorization (Janssen COVID-19 Vaccine, Moderna COVID-19 Vaccine and Pfizer-BioNTech COVID-19 Vaccine). These data summarize the number of people who have received either their first dose or have completed the series for a COVID-19 vaccine. **A person can only be counted in one category, first dose or series complete.** For persons receiving Moderna or Pfizer vaccines, once they receive their second dose, they are moved from the first dose column to the series completed column. **Because of this, the total first dose category may show a change from report to report not matching the total receiving their first dose from the previous day.** Persons receiving Johnson & Johnson vaccines will always be counted in the series completed column.

## COVID-19 doses for vaccinated persons in Florida

**Doses administered** 28,194

People receiving one dose of a 1-dose series (Johnson & Johnson) or receiving only one dose of a 2-dose series (Moderna, Pfizer) count once. Persons receiving both doses of a 2-dose series count twice.

## Current status of persons vaccinated for COVID-19 in Florida

**Total people vaccinated** 17,566

First dose 6,334

Series completed 11,232

Completed 1-dose series 604

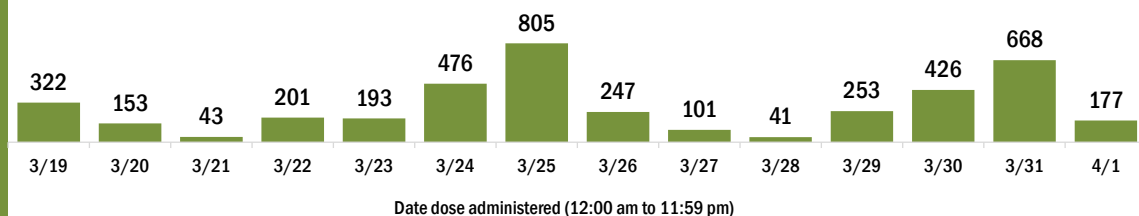
Completed 2-dose series 10,628

**First dose:** current number of people who have only received their first dose of the Moderna or Pfizer vaccine.

**Series complete:** current number of people who have received both Moderna or Pfizer vaccine doses or one Johnson & Johnson dose and are considered fully immunized.

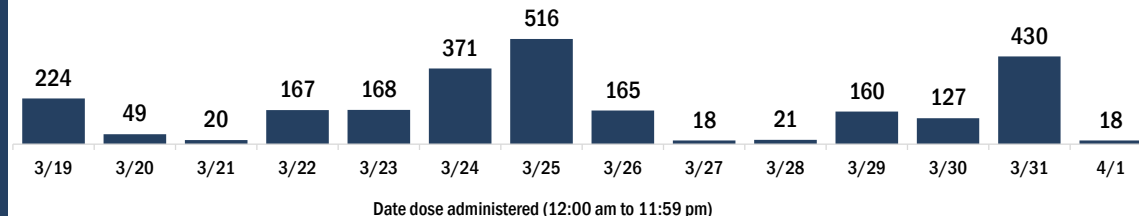
Demographic summary	First dose	Series complete	Total people vaccinated
<b>Age group</b>	<b>6,334</b>	<b>11,232</b>	<b>17,566</b>
16-24 years	101	74	175
25-34 years	207	229	436
35-44 years	460	471	931
45-54 years	954	695	1,649
55-64 years	2,539	1,578	4,117
65-74 years	1,322	5,279	6,601
75-84 years	597	2,279	2,876
85+ years	154	627	781
<b>Race</b>	<b>6,334</b>	<b>11,232</b>	<b>17,566</b>
White	4,534	8,645	13,179
Black	139	178	317
American Indian/Alaskan	20	44	64
Other	325	505	830
Unknown	1,316	1,860	3,176
<b>Other race</b> includes Asian, native Hawaiian/Pacific Islander, or other.			
<b>Ethnicity</b>	<b>6,334</b>	<b>11,232</b>	<b>17,566</b>
Hispanic	165	166	331
Non-Hispanic	3,897	7,469	11,366
Unknown	2,272	3,597	5,869
<b>Gender</b>	<b>6,334</b>	<b>11,232</b>	<b>17,566</b>
Female	3,522	6,150	9,672
Male	2,811	5,080	7,891
Unknown	1	2	3

## COVID-19 doses administered for the past 2 weeks

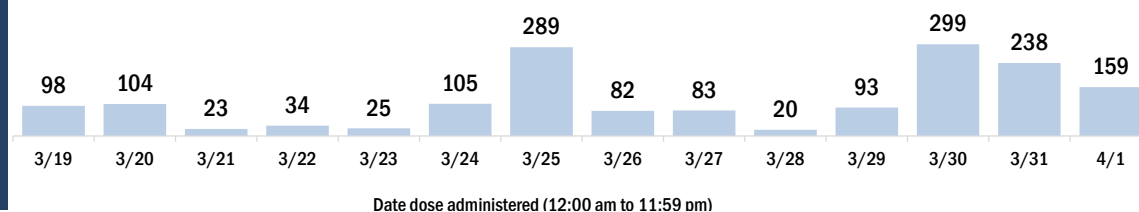


## Persons vaccinated for COVID-19 for the past 2 weeks

### Number of persons who received their first dose of a two-dose series of the COVID-19 vaccine



### Number of persons who completed the COVID-19 vaccine series



# COVID-19: Washington County vaccine summary

Vaccination data through Apr 1, 2021 as of Apr 2, 2021 at 12:05 AM

Data in this report are provisional and subject to change.

Data in this summary pertain to COVID-19 vaccines approved by the U.S. Food and Drug Administration and have been issued an Emergency Use Authorization (Janssen COVID-19 Vaccine, Moderna COVID-19 Vaccine and Pfizer-BioNTech COVID-19 Vaccine). These data summarize the number of people who have received either their first dose or have completed the series for a COVID-19 vaccine. **A person can only be counted in one category, first dose or series complete.** For persons receiving Moderna or Pfizer vaccines, once they receive their second dose, they are moved from the first dose column to the series completed column. **Because of this, the total first dose category may show a change from report to report not matching the total receiving their first dose from the previous day.** Persons receiving Johnson & Johnson vaccines will always be counted in the series completed column.

## COVID-19 doses for vaccinated persons in Florida

**Doses administered** 6,373

People receiving one dose of a 1-dose series (Johnson & Johnson) or receiving only one dose of a 2-dose series (Moderna, Pfizer) count once. Persons receiving both doses of a 2-dose series count twice.

## Current status of persons vaccinated for COVID-19 in Florida

**Total people vaccinated** 3,877

First dose 1,227

Series completed 2,650

Completed 1-dose series 154

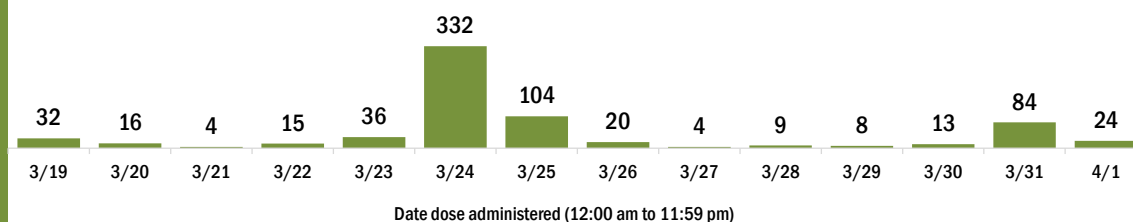
Completed 2-dose series 2,496

**First dose:** current number of people who have only received their first dose of the Moderna or Pfizer vaccine.

**Series complete:** current number of people who have received both Moderna or Pfizer vaccine doses or one Johnson & Johnson dose and are considered fully immunized.

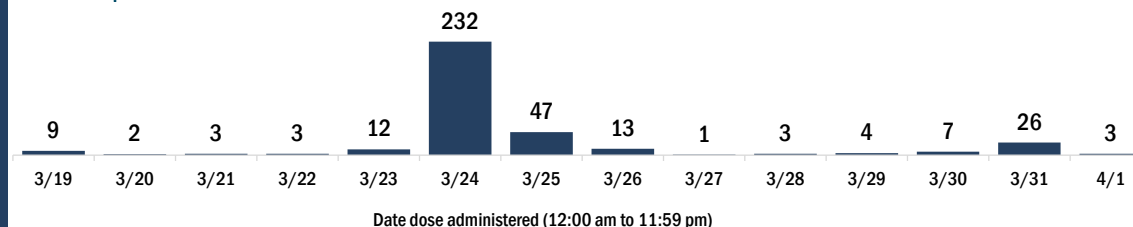
Demographic summary	First dose	Series complete	Total people vaccinated
<b>Age group</b>	1,227	2,650	3,877
16-24 years	18	16	34
25-34 years	43	63	106
35-44 years	56	103	159
45-54 years	179	158	337
55-64 years	489	368	857
65-74 years	265	1,084	1,349
75-84 years	127	642	769
85+ years	50	216	266
<b>Race</b>	1,227	2,650	3,877
White	910	2,100	3,010
Black	162	228	390
American Indian/Alaskan	22	29	51
Other	46	144	190
Unknown	87	149	236
<b>Other race</b> includes Asian, native Hawaiian/Pacific Islander, or other.			
<b>Ethnicity</b>	1,227	2,650	3,877
Hispanic	30	23	53
Non-Hispanic	852	2,123	2,975
Unknown	345	504	849
<b>Gender</b>	1,227	2,650	3,877
Female	695	1,471	2,166
Male	532	1,179	1,711
Unknown	0	0	0

## COVID-19 doses administered for the past 2 weeks



## Persons vaccinated for COVID-19 for the past 2 weeks

### Number of persons who received their first dose of a two-dose series of the COVID-19 vaccine



### Number of persons who completed the COVID-19 vaccine series

