

COVID-19: Florida vaccine summary

Vaccination data through Mar 31, 2021 as of Apr 1, 2021 at 12:05 AM

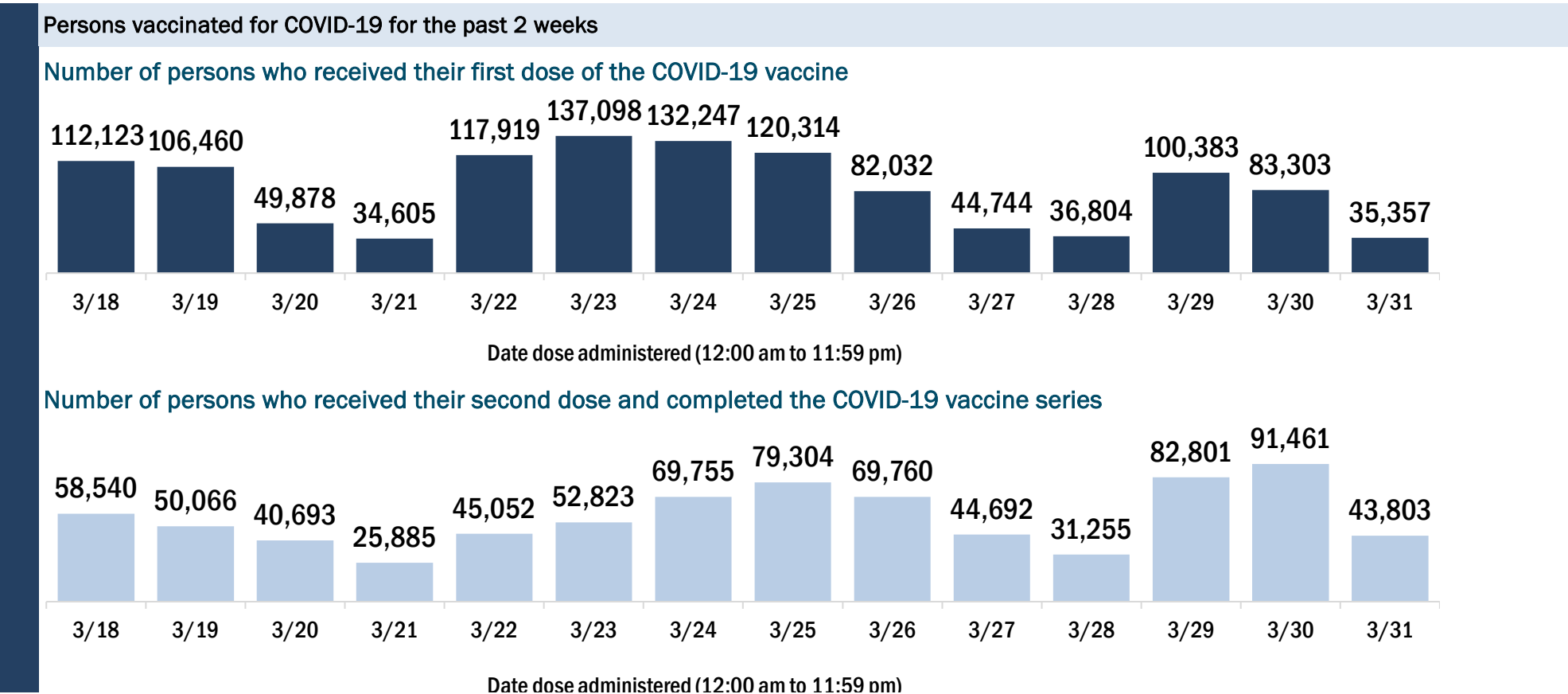
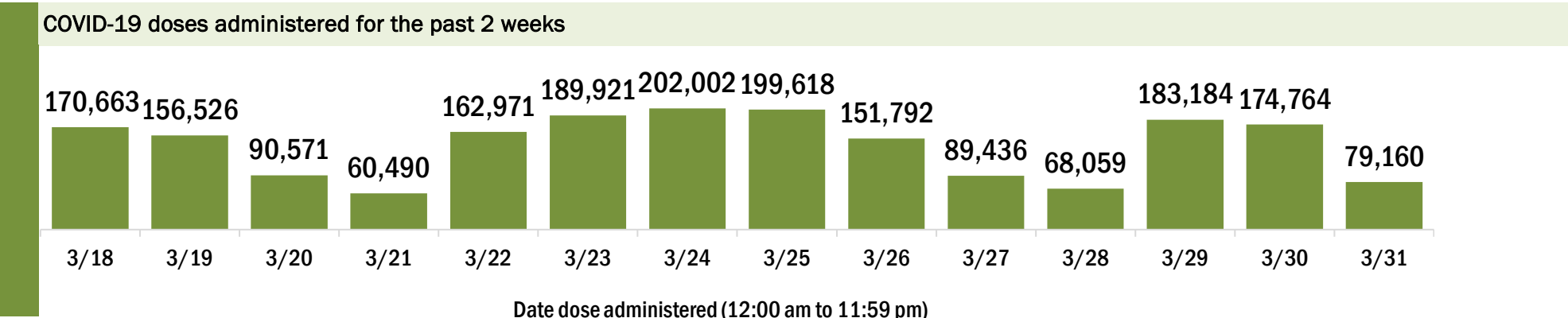
Data in this report are provisional and subject to change. Data are based on county of residence.

Data in this summary pertain to COVID-19 vaccines approved by the U.S. Food and Drug Administration and have been issued an Emergency Use Authorization (Janssen COVID-19 Vaccine, Moderna COVID-19 Vaccine and Pfizer-BioNTech COVID-19 Vaccine). These data summarize the number of people who have received either their first dose or have completed the series for a COVID-19 vaccine. **A person can only be counted in one category, first dose or series complete.** For persons receiving Moderna or Pfizer vaccines, once they receive their second dose, they are moved from the first dose column to the series completed column. **Because of this, the total first dose category may show a change from report to report not matching the total receiving their first dose from the previous day.** Persons receiving Johnson & Johnson vaccines will always be counted in the series completed column.

COVID-19 doses for vaccinated persons in Florida	
Doses administered	9,136,036
People receiving one dose of a 1-dose series (Johnson & Johnson) or receiving only one dose of a 2-dose series (Moderna, Pfizer) count once. Persons receiving both doses of a 2-dose series count twice.	

Current status of persons vaccinated for COVID-19 in Florida	
Total people vaccinated	5,979,461
First dose	2,580,605
Series completed	3,398,856
Completed 1-dose series	242,281
Completed 2-dose series	3,156,575
First dose: current number of people who have only received their first dose of the Moderna or Pfizer vaccine.	
Series complete: current number of people who have received both Moderna or Pfizer vaccine doses or one Johnson & Johnson dose and are considered fully immunized.	

Demographic summary	First dose	Series complete	Total people vaccinated
Age group	2,580,605	3,398,856	5,979,461
16-24 years	74,705	45,352	120,057
25-34 years	138,218	137,116	275,334
35-44 years	210,100	184,514	394,614
45-54 years	393,525	253,389	646,914
55-64 years	801,142	398,830	1,199,972
65-74 years	531,765	1,339,317	1,871,082
75-84 years	316,098	778,766	1,094,864
85+ years	115,052	261,572	376,624
Race	2,580,605	3,398,856	5,979,461
White	1,686,600	2,367,216	4,053,816
Black	165,371	218,480	383,851
American Indian/Alaskan	9,753	12,109	21,862
Other	236,127	361,881	598,008
Unknown	482,754	439,170	921,924
Other race includes Asian, native Hawaiian/Pacific Islander, or other.			
Ethnicity	2,580,605	3,398,856	5,979,461
Hispanic	347,699	422,594	770,293
Non-Hispanic	1,253,140	1,874,433	3,127,573
Unknown	979,766	1,101,829	2,081,595
Gender	2,580,605	3,398,856	5,979,461
Female	1,443,041	1,964,121	3,407,162
Male	1,124,718	1,430,851	2,555,569
Unknown	12,846	3,884	16,730



COVID-19: Alachua County vaccine summary

Vaccination data through Mar 31, 2021 as of Apr 1, 2021 at 12:05 AM

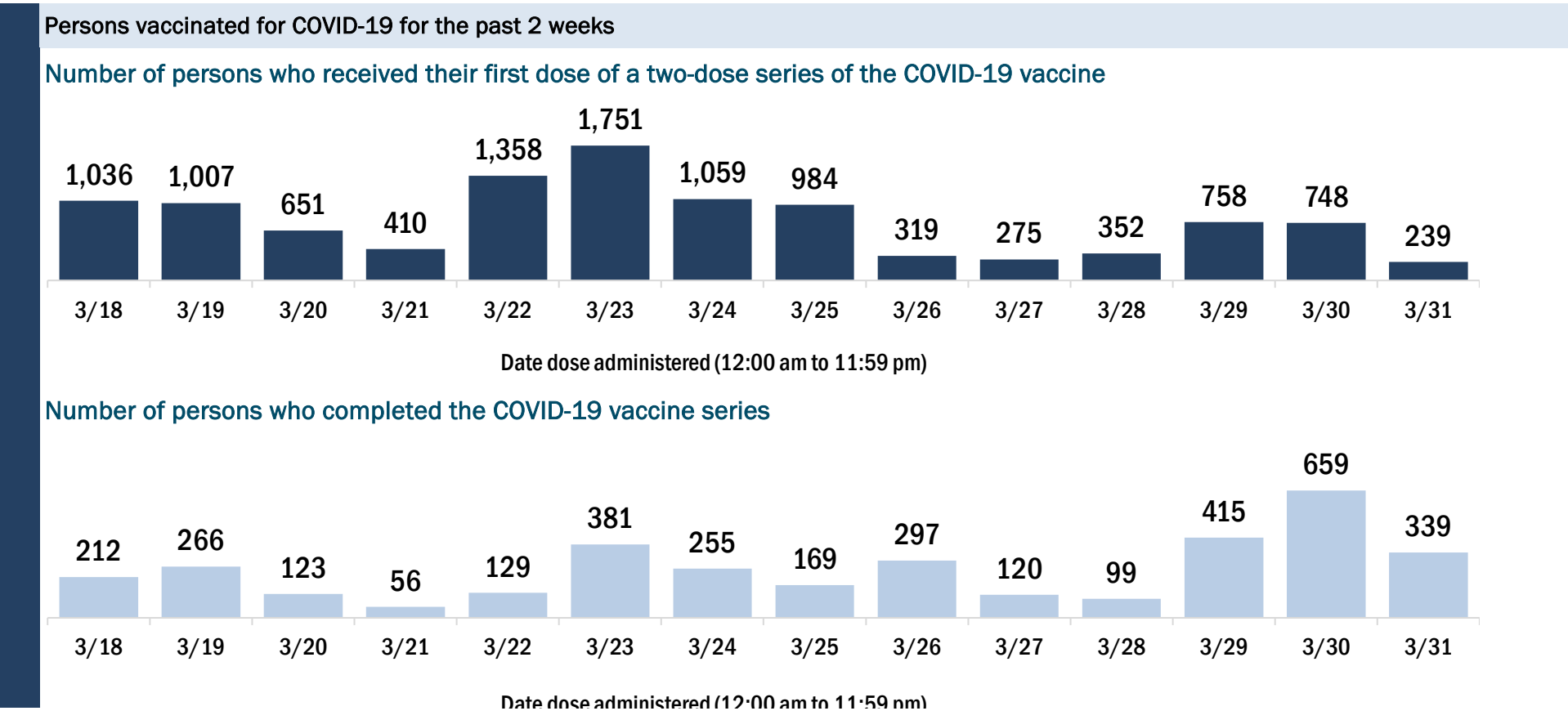
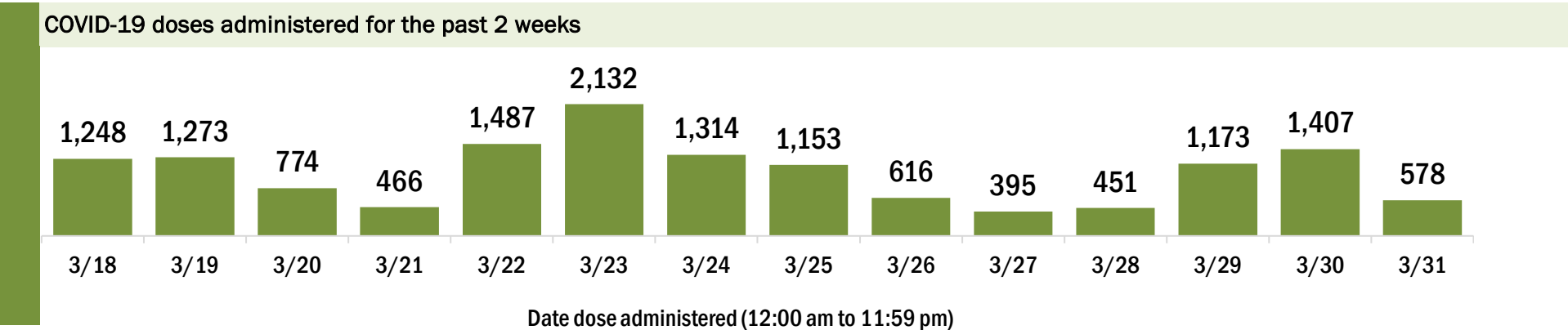
Data in this report are provisional and subject to change.

Data in this summary pertain to COVID-19 vaccines approved by the U.S. Food and Drug Administration and have been issued an Emergency Use Authorization (Janssen COVID-19 Vaccine, Moderna COVID-19 Vaccine and Pfizer-BioNTech COVID-19 Vaccine). These data summarize the number of people who have received either their first dose or have completed the series for a COVID-19 vaccine. **A person can only be counted in one category, first dose or series complete.** For persons receiving Moderna or Pfizer vaccines, once they receive their second dose, they are moved from the first dose column to the series completed column. **Because of this, the total first dose category may show a change from report to report not matching the total receiving their first dose from the previous day.** Persons receiving Johnson & Johnson vaccines will always be counted in the series completed column.

COVID-19 doses for vaccinated persons in Florida	
Doses administered	127,557
People receiving one dose of a 1-dose series (Johnson & Johnson) or receiving only one dose of a 2-dose series (Moderna, Pfizer) count once. Persons receiving both doses of a 2-dose series count twice.	

Current status of persons vaccinated for COVID-19 in Florida	
Total people vaccinated	79,622
First dose	28,836
Series completed	50,786
Completed 1-dose series	2,851
Completed 2-dose series	47,935
First dose: current number of people who have only received their first dose of the Moderna or Pfizer vaccine.	
Series complete: current number of people who have received both Moderna or Pfizer vaccine doses or one Johnson & Johnson dose and are considered fully immunized.	

Demographic summary	First dose	Series complete	Total people vaccinated
Age group	28,836	50,786	79,622
16-24 years	3,726	2,603	6,329
25-34 years	4,284	6,744	11,028
35-44 years	3,712	5,106	8,818
45-54 years	4,357	4,739	9,096
55-64 years	7,374	5,705	13,079
65-74 years	3,488	14,895	18,383
75-84 years	1,330	8,011	9,341
85+ years	565	2,983	3,548
Race	28,836	50,786	79,622
White	18,009	36,214	54,223
Black	3,284	4,290	7,574
American Indian/Alaskan	75	147	222
Other	4,168	7,625	11,793
Unknown	3,300	2,510	5,810
Other race includes Asian, native Hawaiian/Pacific Islander, or other.			
Ethnicity	28,836	50,786	79,622
Hispanic	1,871	2,535	4,406
Non-Hispanic	13,746	35,397	49,143
Unknown	13,219	12,854	26,073
Gender	28,836	50,786	79,622
Female	16,740	30,150	46,890
Male	12,018	20,619	32,637
Unknown	78	17	95



COVID-19: Baker County vaccine summary

Vaccination data through Mar 31, 2021 as of Apr 1, 2021 at 12:05 AM

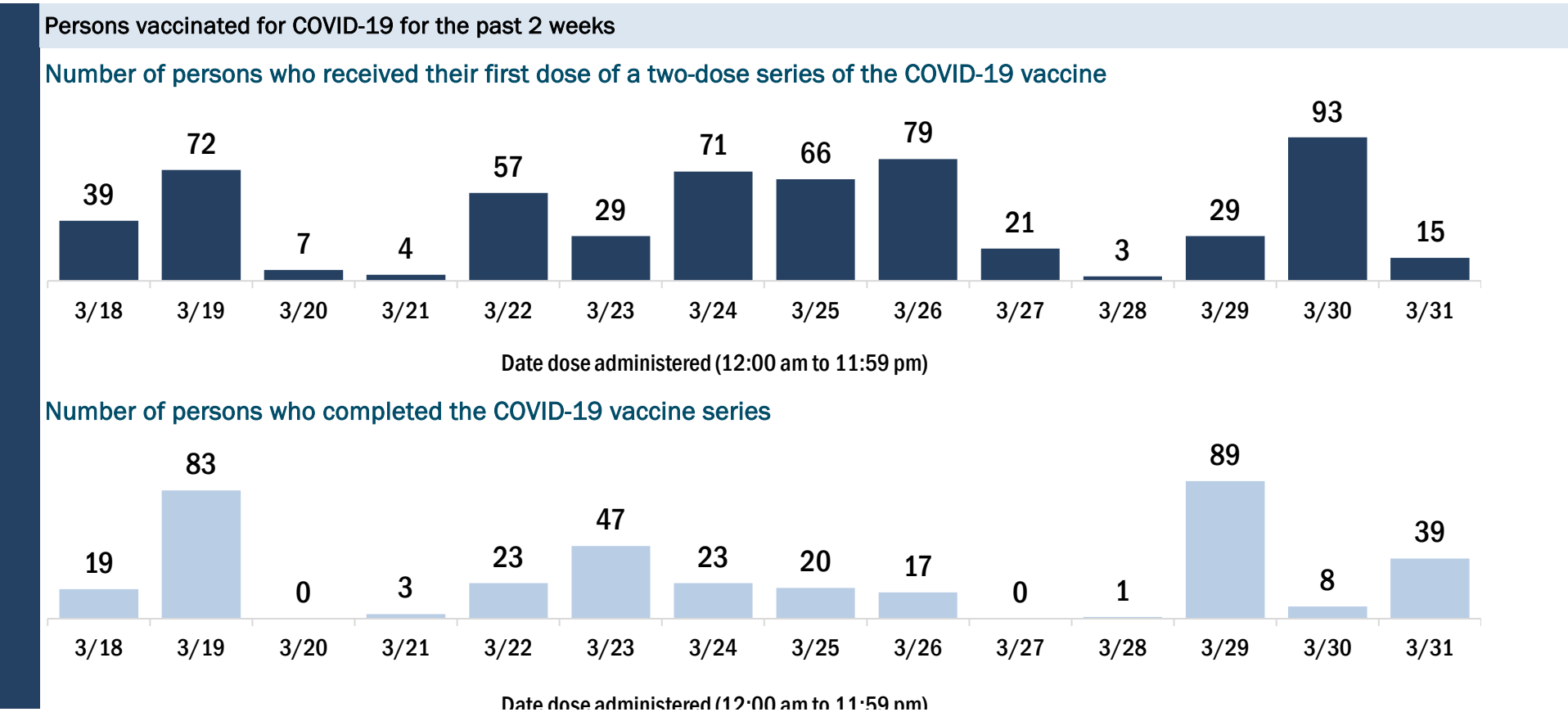
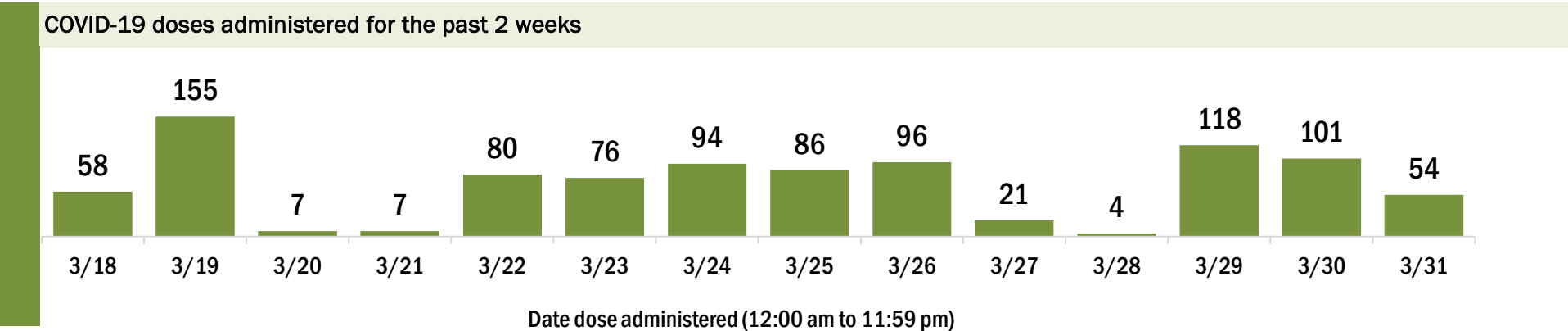
Data in this report are provisional and subject to change.

Data in this summary pertain to COVID-19 vaccines approved by the U.S. Food and Drug Administration and have been issued an Emergency Use Authorization (Janssen COVID-19 Vaccine, Moderna COVID-19 Vaccine and Pfizer-BioNTech COVID-19 Vaccine). These data summarize the number of people who have received either their first dose or have completed the series for a COVID-19 vaccine. **A person can only be counted in one category, first dose or series complete.** For persons receiving Moderna or Pfizer vaccines, once they receive their second dose, they are moved from the first dose column to the series completed column. **Because of this, the total first dose category may show a change from report to report not matching the total receiving their first dose from the previous day.** Persons receiving Johnson & Johnson vaccines will always be counted in the series completed column.

COVID-19 doses for vaccinated persons in Florida	
Doses administered	6,697
People receiving one dose of a 1-dose series (Johnson & Johnson) or receiving only one dose of a 2-dose series (Moderna, Pfizer) count once. Persons receiving both doses of a 2-dose series count twice.	

Current status of persons vaccinated for COVID-19 in Florida	
Total people vaccinated	4,060
First dose	1,357
Series completed	2,703
Completed 1-dose series	66
Completed 2-dose series	2,637
First dose: current number of people who have only received their first dose of the Moderna or Pfizer vaccine.	
Series complete: current number of people who have received both Moderna or Pfizer vaccine doses or one Johnson & Johnson dose and are considered fully immunized.	

Demographic summary	First dose	Series complete	Total people vaccinated
Age group	1,357	2,703	4,060
16-24 years	24	36	60
25-34 years	61	101	162
35-44 years	114	147	261
45-54 years	217	196	413
55-64 years	560	341	901
65-74 years	215	1,126	1,341
75-84 years	117	594	711
85+ years	49	162	211
Race	1,357	2,703	4,060
White	1,087	2,108	3,195
Black	137	213	350
American Indian/Alaskan	5	18	23
Other	76	186	262
Unknown	52	178	230
Other race includes Asian, native Hawaiian/Pacific Islander, or other.			
Ethnicity	1,357	2,703	4,060
Hispanic	27	37	64
Non-Hispanic	1,119	1,739	2,858
Unknown	211	927	1,138
Gender	1,357	2,703	4,060
Female	776	1,513	2,289
Male	581	1,190	1,771
Unknown	0	0	0



COVID-19: Bay County vaccine summary

Vaccination data through Mar 31, 2021 as of Apr 1, 2021 at 12:05 AM

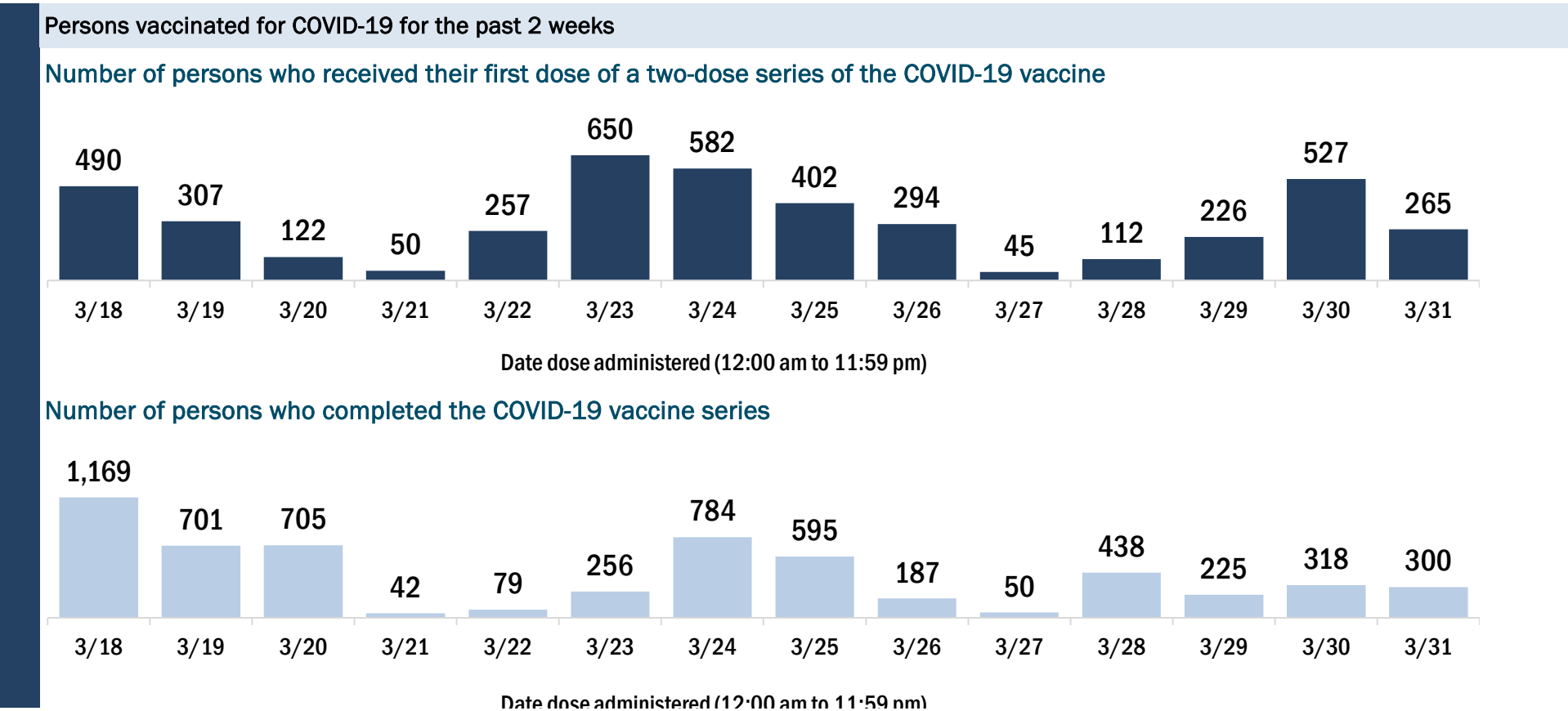
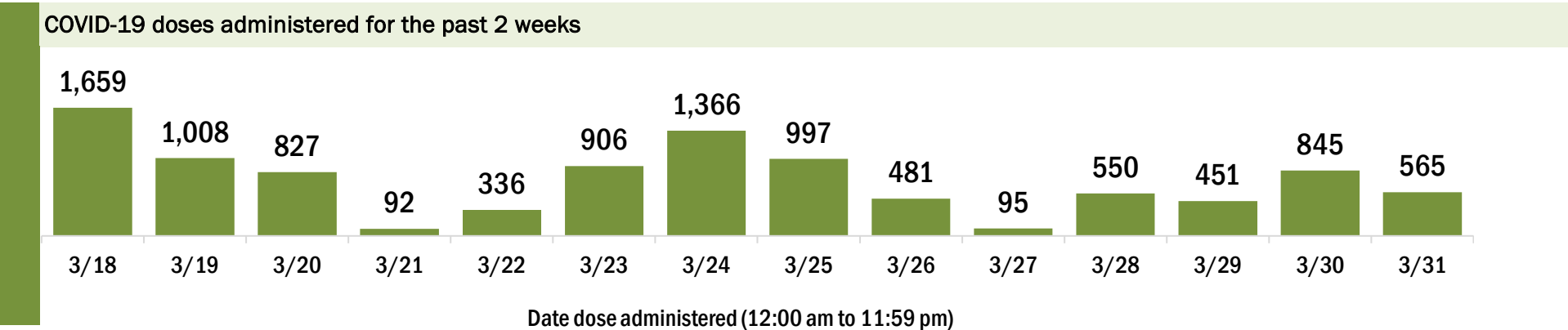
Data in this report are provisional and subject to change.

Data in this summary pertain to COVID-19 vaccines approved by the U.S. Food and Drug Administration and have been issued an Emergency Use Authorization (Janssen COVID-19 Vaccine, Moderna COVID-19 Vaccine and Pfizer-BioNTech COVID-19 Vaccine). These data summarize the number of people who have received either their first dose or have completed the series for a COVID-19 vaccine. **A person can only be counted in one category, first dose or series complete.** For persons receiving Moderna or Pfizer vaccines, once they receive their second dose, they are moved from the first dose column to the series completed column. **Because of this, the total first dose category may show a change from report to report not matching the total receiving their first dose from the previous day.** Persons receiving Johnson & Johnson vaccines will always be counted in the series completed column.

COVID-19 doses for vaccinated persons in Florida	
Doses administered	61,076
People receiving one dose of a 1-dose series (Johnson & Johnson) or receiving only one dose of a 2-dose series (Moderna, Pfizer) count once. Persons receiving both doses of a 2-dose series count twice.	

Current status of persons vaccinated for COVID-19 in Florida	
Total people vaccinated	39,158
First dose	14,636
Series completed	24,522
Completed 1-dose series	2,604
Completed 2-dose series	21,918
First dose: current number of people who have only received their first dose of the Moderna or Pfizer vaccine.	
Series complete: current number of people who have received both Moderna or Pfizer vaccine doses or one Johnson & Johnson dose and are considered fully immunized.	

Demographic summary	First dose	Series complete	Total people vaccinated
Age group	14,636	24,522	39,158
16-24 years	360	294	654
25-34 years	726	764	1,490
35-44 years	1,301	1,347	2,648
45-54 years	2,194	2,098	4,292
55-64 years	4,882	4,254	9,136
65-74 years	3,255	9,340	12,595
75-84 years	1,414	4,906	6,320
85+ years	504	1,519	2,023
Race	14,636	24,522	39,158
White	9,935	17,094	27,029
Black	1,028	1,422	2,450
American Indian/Alaskan	53	122	175
Other	1,225	2,153	3,378
Unknown	2,395	3,731	6,126
Other race includes Asian, native Hawaiian/Pacific Islander, or other.			
Ethnicity	14,636	24,522	39,158
Hispanic	679	562	1,241
Non-Hispanic	8,809	14,310	23,119
Unknown	5,148	9,650	14,798
Gender	14,636	24,522	39,158
Female	8,431	13,756	22,187
Male	6,204	10,761	16,965
Unknown	1	5	6



COVID-19: Bradford County vaccine summary

Vaccination data through Mar 31, 2021 as of Apr 1, 2021 at 12:05 AM

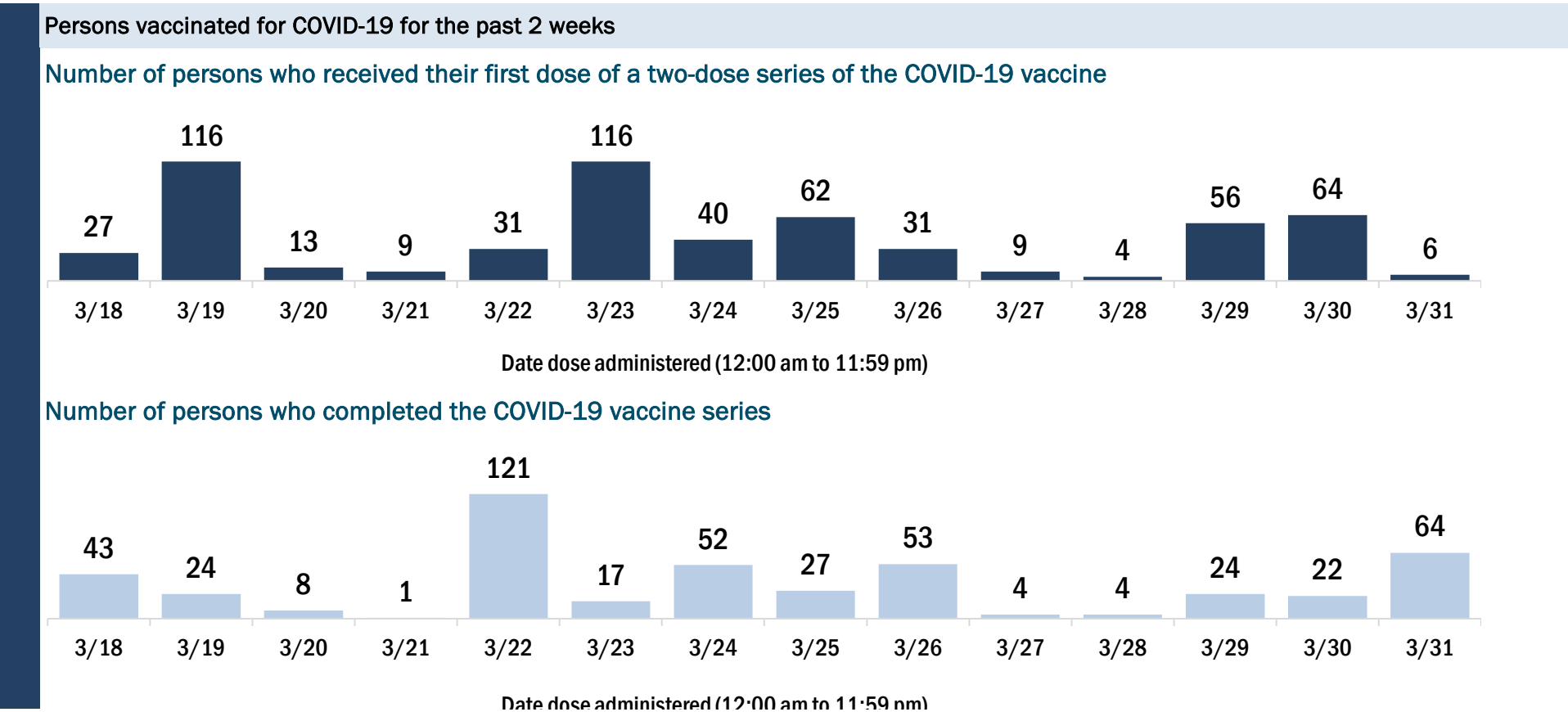
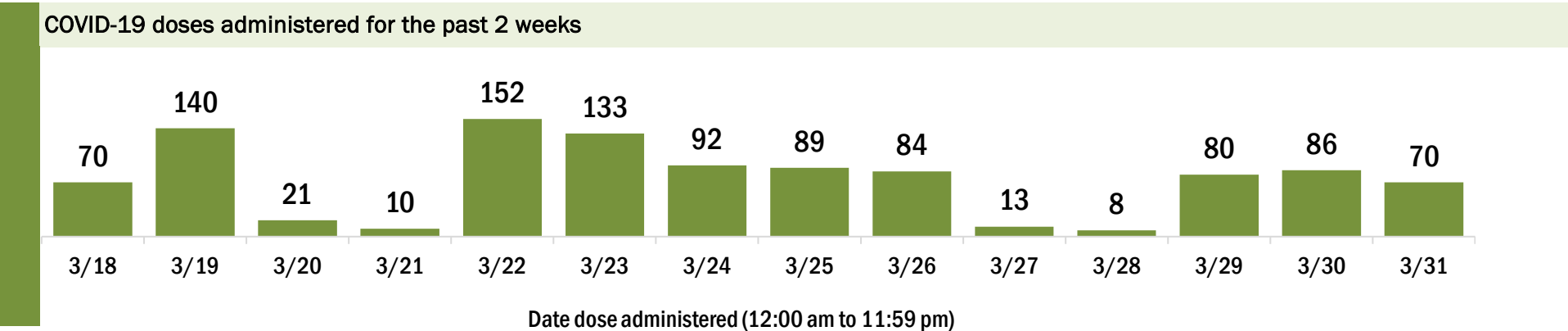
Data in this report are provisional and subject to change.

Data in this summary pertain to COVID-19 vaccines approved by the U.S. Food and Drug Administration and have been issued an Emergency Use Authorization (Janssen COVID-19 Vaccine, Moderna COVID-19 Vaccine and Pfizer-BioNTech COVID-19 Vaccine). These data summarize the number of people who have received either their first dose or have completed the series for a COVID-19 vaccine. **A person can only be counted in one category, first dose or series complete.** For persons receiving Moderna or Pfizer vaccines, once they receive their second dose, they are moved from the first dose column to the series completed column. **Because of this, the total first dose category may show a change from report to report not matching the total receiving their first dose from the previous day.** Persons receiving Johnson & Johnson vaccines will always be counted in the series completed column.

COVID-19 doses for vaccinated persons in Florida	
Doses administered	6,813
People receiving one dose of a 1-dose series (Johnson & Johnson) or receiving only one dose of a 2-dose series (Moderna, Pfizer) count once. Persons receiving both doses of a 2-dose series count twice.	

Current status of persons vaccinated for COVID-19 in Florida	
Total people vaccinated	4,160
First dose	1,227
Series completed	2,933
Completed 1-dose series	280
Completed 2-dose series	2,653
First dose: current number of people who have only received their first dose of the Moderna or Pfizer vaccine.	
Series complete: current number of people who have received both Moderna or Pfizer vaccine doses or one Johnson & Johnson dose and are considered fully immunized.	

Demographic summary	First dose	Series complete	Total people vaccinated
Age group	1,227	2,933	4,160
16-24 years	37	18	55
25-34 years	50	80	130
35-44 years	84	91	175
45-54 years	184	172	356
55-64 years	547	346	893
65-74 years	193	1,245	1,438
75-84 years	96	740	836
85+ years	36	241	277
Race	1,227	2,933	4,160
White	884	2,265	3,149
Black	178	297	475
American Indian/Alaskan	12	16	28
Other	84	268	352
Unknown	69	87	156
Other race includes Asian, native Hawaiian/Pacific Islander, or other.			
Ethnicity	1,227	2,933	4,160
Hispanic	27	32	59
Non-Hispanic	931	2,573	3,504
Unknown	269	328	597
Gender	1,227	2,933	4,160
Female	755	1,705	2,460
Male	471	1,228	1,699
Unknown	1	0	1



COVID-19: Brevard County vaccine summary

Vaccination data through Mar 31, 2021 as of Apr 1, 2021 at 12:05 AM

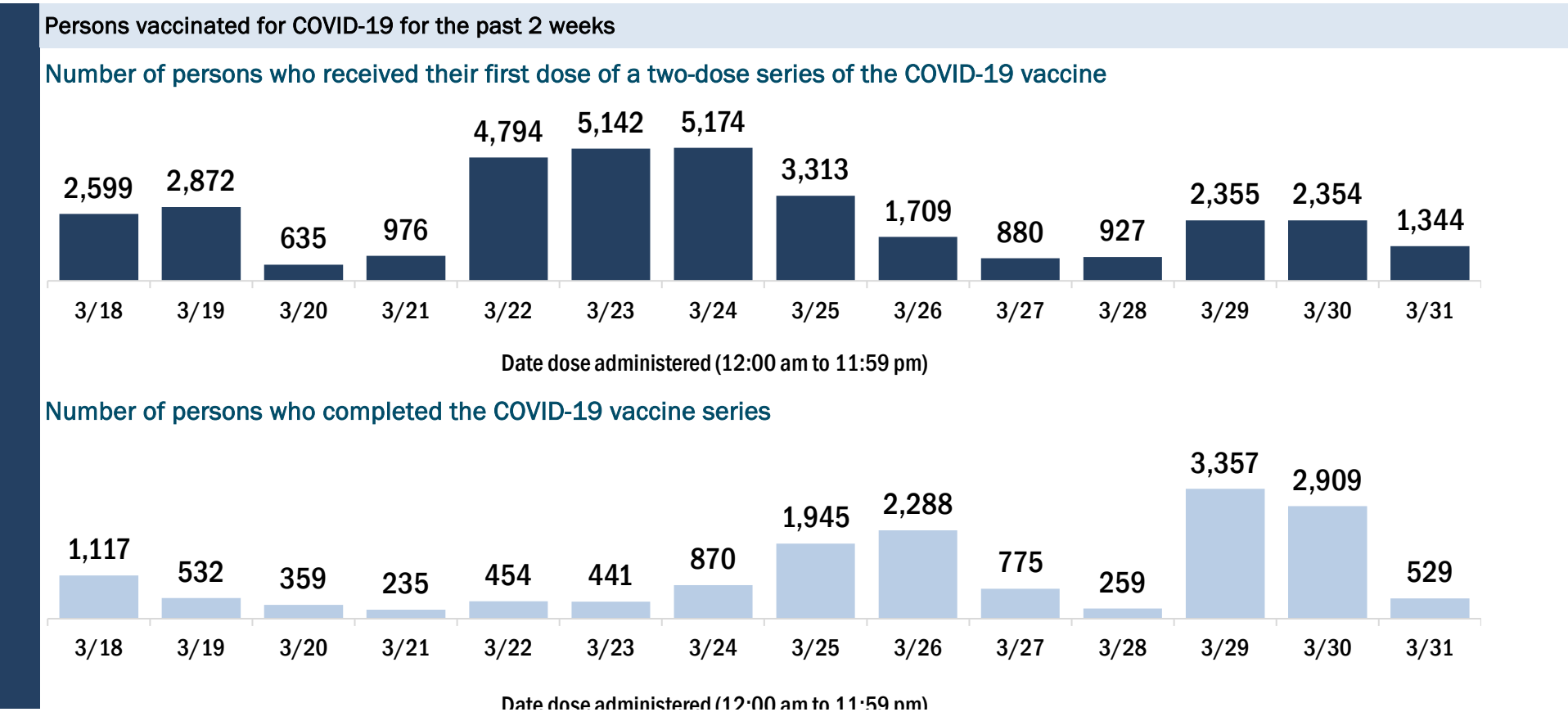
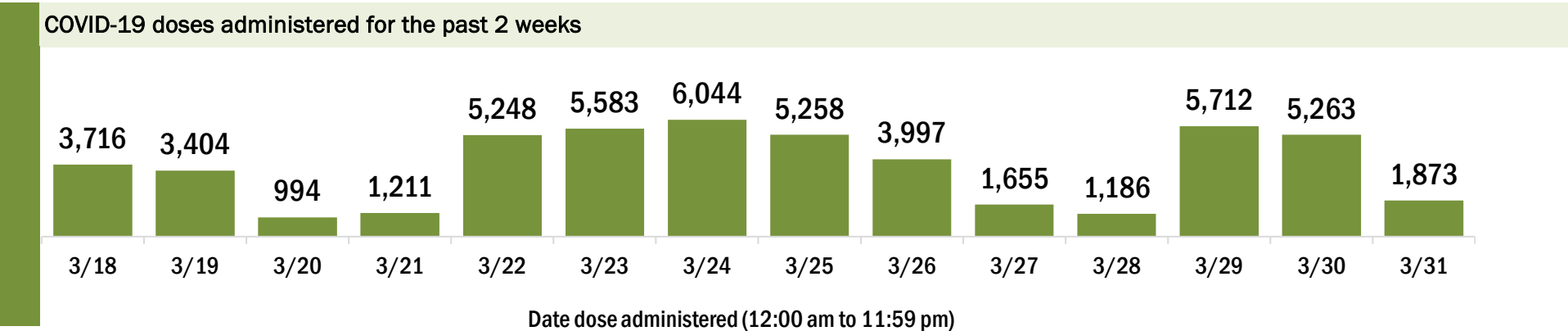
Data in this report are provisional and subject to change.

Data in this summary pertain to COVID-19 vaccines approved by the U.S. Food and Drug Administration and have been issued an Emergency Use Authorization (Janssen COVID-19 Vaccine, Moderna COVID-19 Vaccine and Pfizer-BioNTech COVID-19 Vaccine). These data summarize the number of people who have received either their first dose or have completed the series for a COVID-19 vaccine. **A person can only be counted in one category, first dose or series complete.** For persons receiving Moderna or Pfizer vaccines, once they receive their second dose, they are moved from the first dose column to the series completed column. **Because of this, the total first dose category may show a change from report to report not matching the total receiving their first dose from the previous day.** Persons receiving Johnson & Johnson vaccines will always be counted in the series completed column.

COVID-19 doses for vaccinated persons in Florida	
Doses administered	245,115
People receiving one dose of a 1-dose series (Johnson & Johnson) or receiving only one dose of a 2-dose series (Moderna, Pfizer) count once. Persons receiving both doses of a 2-dose series count twice.	

Current status of persons vaccinated for COVID-19 in Florida	
Total people vaccinated	162,164
First dose	70,781
Series completed	91,383
Completed 1-dose series	8,432
Completed 2-dose series	82,951
First dose: current number of people who have only received their first dose of the Moderna or Pfizer vaccine.	
Series complete: current number of people who have received both Moderna or Pfizer vaccine doses or one Johnson & Johnson dose and are considered fully immunized.	

Demographic summary	First dose	Series complete	Total people vaccinated
Age group	70,781	91,383	162,164
16-24 years	1,261	839	2,100
25-34 years	2,527	2,627	5,154
35-44 years	3,961	3,849	7,810
45-54 years	8,045	5,950	13,995
55-64 years	23,301	11,879	35,180
65-74 years	17,393	37,054	54,447
75-84 years	10,300	21,297	31,597
85+ years	3,993	7,888	11,881
Race	70,781	91,383	162,164
White	47,833	60,439	108,272
Black	3,818	3,876	7,694
American Indian/Alaskan	313	424	737
Other	5,202	9,055	14,257
Unknown	13,615	17,589	31,204
Other race includes Asian, native Hawaiian/Pacific Islander, or other.			
Ethnicity	70,781	91,383	162,164
Hispanic	3,399	2,556	5,955
Non-Hispanic	39,151	44,772	83,923
Unknown	28,231	44,055	72,286
Gender	70,781	91,383	162,164
Female	40,649	54,015	94,664
Male	30,007	37,200	67,207
Unknown	125	168	293



COVID-19: Broward County vaccine summary

Vaccination data through Mar 31, 2021 as of Apr 1, 2021 at 12:05 AM

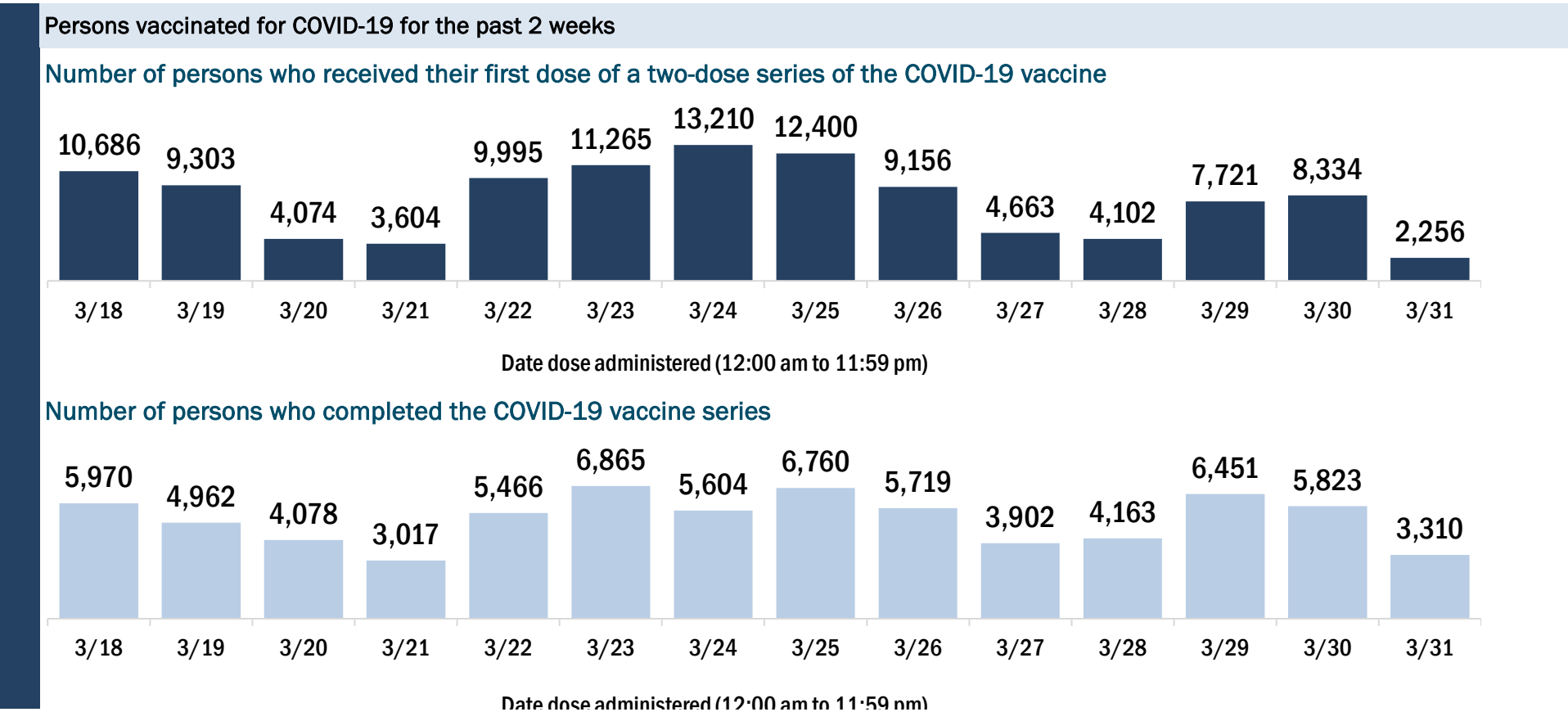
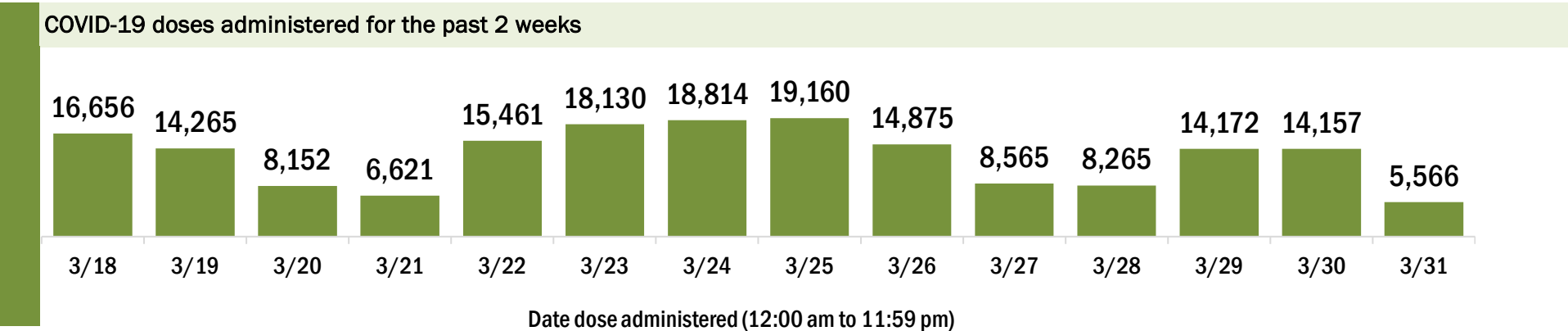
Data in this report are provisional and subject to change.

Data in this summary pertain to COVID-19 vaccines approved by the U.S. Food and Drug Administration and have been issued an Emergency Use Authorization (Janssen COVID-19 Vaccine, Moderna COVID-19 Vaccine and Pfizer-BioNTech COVID-19 Vaccine). These data summarize the number of people who have received either their first dose or have completed the series for a COVID-19 vaccine. **A person can only be counted in one category, first dose or series complete.** For persons receiving Moderna or Pfizer vaccines, once they receive their second dose, they are moved from the first dose column to the series completed column. **Because of this, the total first dose category may show a change from report to report not matching the total receiving their first dose from the previous day.** Persons receiving Johnson & Johnson vaccines will always be counted in the series completed column.

COVID-19 doses for vaccinated persons in Florida	
Doses administered	799,908
People receiving one dose of a 1-dose series (Johnson & Johnson) or receiving only one dose of a 2-dose series (Moderna, Pfizer) count once. Persons receiving both doses of a 2-dose series count twice.	

Current status of persons vaccinated for COVID-19 in Florida	
Total people vaccinated	525,935
First dose	231,997
Series completed	293,938
Completed 1-dose series	19,965
Completed 2-dose series	273,973
First dose: current number of people who have only received their first dose of the Moderna or Pfizer vaccine.	
Series complete: current number of people who have received both Moderna or Pfizer vaccine doses or one Johnson & Johnson dose and are considered fully immunized.	

Demographic summary	First dose	Series complete	Total people vaccinated
Age group	231,997	293,938	525,935
16-24 years	8,205	4,363	12,568
25-34 years	14,269	13,115	27,384
35-44 years	23,372	18,969	42,341
45-54 years	46,758	28,032	74,790
55-64 years	80,991	41,440	122,431
65-74 years	32,428	109,419	141,847
75-84 years	17,783	57,429	75,212
85+ years	8,191	21,171	29,362
Race	231,997	293,938	525,935
White	130,116	197,704	327,820
Black	27,022	35,562	62,584
American Indian/Alaskan	968	1,492	2,460
Other	23,179	33,401	56,580
Unknown	50,712	25,779	76,491
Other race includes Asian, native Hawaiian/Pacific Islander, or other.			
Ethnicity	231,997	293,938	525,935
Hispanic	47,662	56,919	104,581
Non-Hispanic	93,895	168,478	262,373
Unknown	90,440	68,541	158,981
Gender	231,997	293,938	525,935
Female	125,493	167,039	292,532
Male	105,561	126,833	232,394
Unknown	943	66	1,009



COVID-19: Calhoun County vaccine summary

Vaccination data through Mar 31, 2021 as of Apr 1, 2021 at 12:05 AM

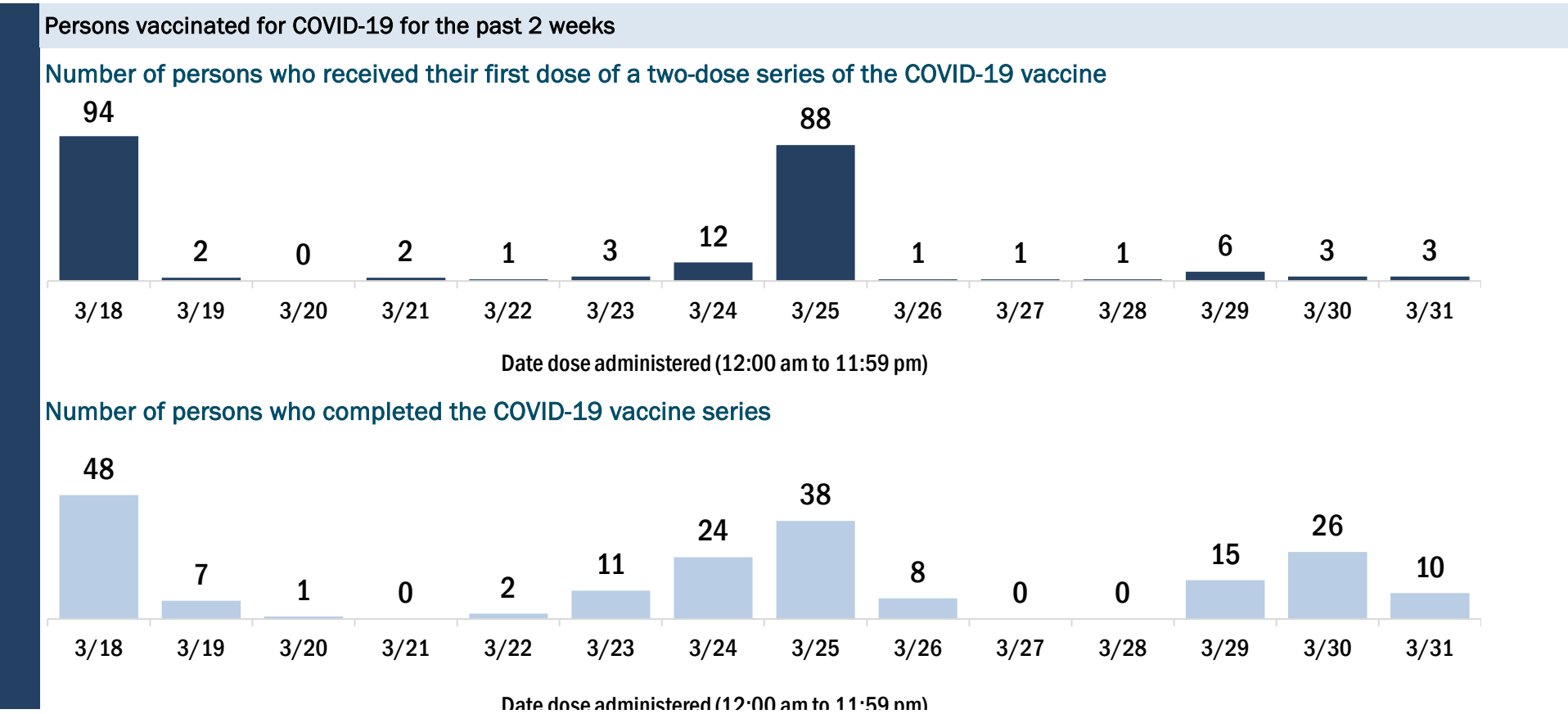
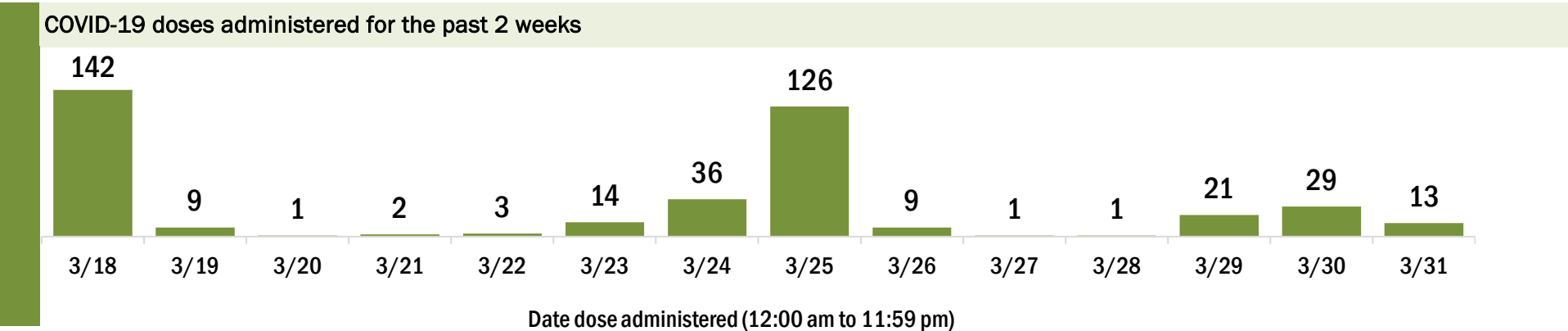
Data in this report are provisional and subject to change.

Data in this summary pertain to COVID-19 vaccines approved by the U.S. Food and Drug Administration and have been issued an Emergency Use Authorization (Janssen COVID-19 Vaccine, Moderna COVID-19 Vaccine and Pfizer-BioNTech COVID-19 Vaccine). These data summarize the number of people who have received either their first dose or have completed the series for a COVID-19 vaccine. **A person can only be counted in one category, first dose or series complete.** For persons receiving Moderna or Pfizer vaccines, once they receive their second dose, they are moved from the first dose column to the series completed column. **Because of this, the total first dose category may show a change from report to report not matching the total receiving their first dose from the previous day.** Persons receiving Johnson & Johnson vaccines will always be counted in the series completed column.

COVID-19 doses for vaccinated persons in Florida	
Doses administered	4,133
People receiving one dose of a 1-dose series (Johnson & Johnson) or receiving only one dose of a 2-dose series (Moderna, Pfizer) count once. Persons receiving both doses of a 2-dose series count twice.	

Current status of persons vaccinated for COVID-19 in Florida	
Total people vaccinated	2,380
First dose	510
Series completed	1,870
Completed 1-dose series	117
Completed 2-dose series	1,753
First dose: current number of people who have only received their first dose of the Moderna or Pfizer vaccine.	
Series complete: current number of people who have received both Moderna or Pfizer vaccine doses or one Johnson & Johnson dose and are considered fully immunized.	

Demographic summary	First dose	Series complete	Total people vaccinated
Age group	510	1,870	2,380
16-24 years	18	12	30
25-34 years	9	49	58
35-44 years	38	78	116
45-54 years	65	149	214
55-64 years	165	270	435
65-74 years	120	712	832
75-84 years	71	430	501
85+ years	24	170	194
Race	510	1,870	2,380
White	326	1,317	1,643
Black	55	104	159
American Indian/Alaskan	7	11	18
Other	49	295	344
Unknown	73	143	216
Other race includes Asian, native Hawaiian/Pacific Islander, or other.			
Ethnicity	510	1,870	2,380
Hispanic	11	33	44
Non-Hispanic	222	1,064	1,286
Unknown	277	773	1,050
Gender	510	1,870	2,380
Female	276	1,050	1,326
Male	234	819	1,053
Unknown	0	1	1



COVID-19: Charlotte County vaccine summary

Vaccination data through Mar 31, 2021 as of Apr 1, 2021 at 12:05 AM

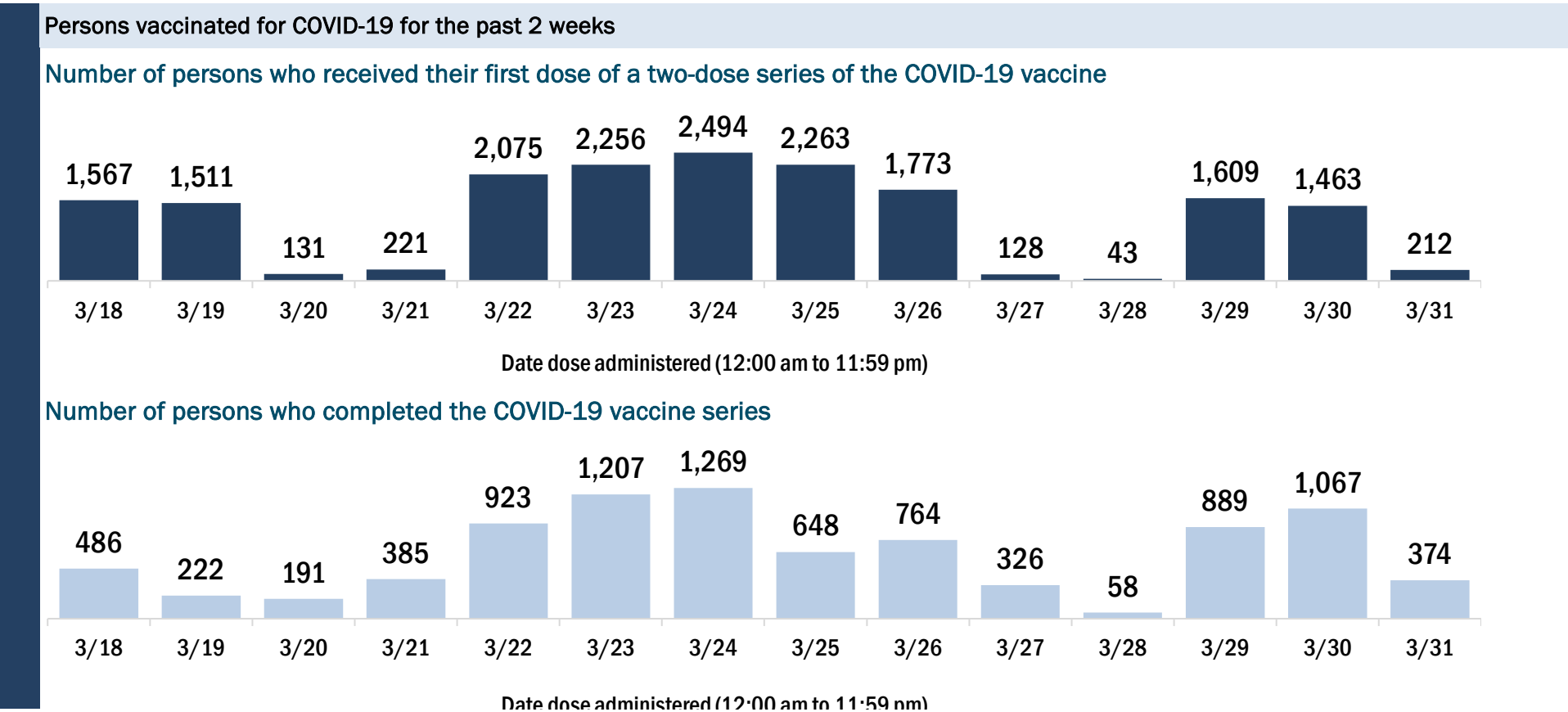
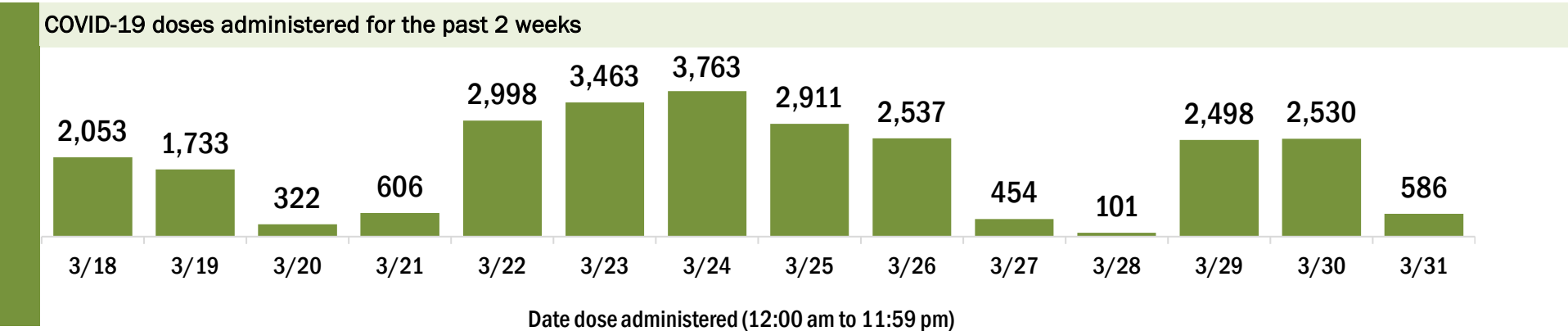
Data in this report are provisional and subject to change.

Data in this summary pertain to COVID-19 vaccines approved by the U.S. Food and Drug Administration and have been issued an Emergency Use Authorization (Janssen COVID-19 Vaccine, Moderna COVID-19 Vaccine and Pfizer-BioNTech COVID-19 Vaccine). These data summarize the number of people who have received either their first dose or have completed the series for a COVID-19 vaccine. **A person can only be counted in one category, first dose or series complete.** For persons receiving Moderna or Pfizer vaccines, once they receive their second dose, they are moved from the first dose column to the series completed column. **Because of this, the total first dose category may show a change from report to report not matching the total receiving their first dose from the previous day.** Persons receiving Johnson & Johnson vaccines will always be counted in the series completed column.

COVID-19 doses for vaccinated persons in Florida	
Doses administered	117,806
People receiving one dose of a 1-dose series (Johnson & Johnson) or receiving only one dose of a 2-dose series (Moderna, Pfizer) count once. Persons receiving both doses of a 2-dose series count twice.	

Current status of persons vaccinated for COVID-19 in Florida	
Total people vaccinated	81,957
First dose	42,323
Series completed	39,634
Completed 1-dose series	3,785
Completed 2-dose series	35,849
First dose: current number of people who have only received their first dose of the Moderna or Pfizer vaccine.	
Series complete: current number of people who have received both Moderna or Pfizer vaccine doses or one Johnson & Johnson dose and are considered fully immunized.	

Demographic summary	First dose	Series complete	Total people vaccinated
Age group	42,323	39,634	81,957
16-24 years	201	167	368
25-34 years	450	458	908
35-44 years	749	696	1,445
45-54 years	2,631	1,331	3,962
55-64 years	11,670	2,788	14,458
65-74 years	14,473	19,354	33,827
75-84 years	9,442	11,425	20,867
85+ years	2,707	3,415	6,122
Race	42,323	39,634	81,957
White	33,679	28,472	62,151
Black	818	509	1,327
American Indian/Alaskan	267	109	376
Other	2,109	3,165	5,274
Unknown	5,450	7,379	12,829
Other race includes Asian, native Hawaiian/Pacific Islander, or other.			
Ethnicity	42,323	39,634	81,957
Hispanic	1,052	561	1,613
Non-Hispanic	24,641	20,919	45,560
Unknown	16,630	18,154	34,784
Gender	42,323	39,634	81,957
Female	23,516	22,118	45,634
Male	18,776	17,492	36,268
Unknown	31	24	55



COVID-19: Citrus County vaccine summary

Vaccination data through Mar 31, 2021 as of Apr 1, 2021 at 12:05 AM

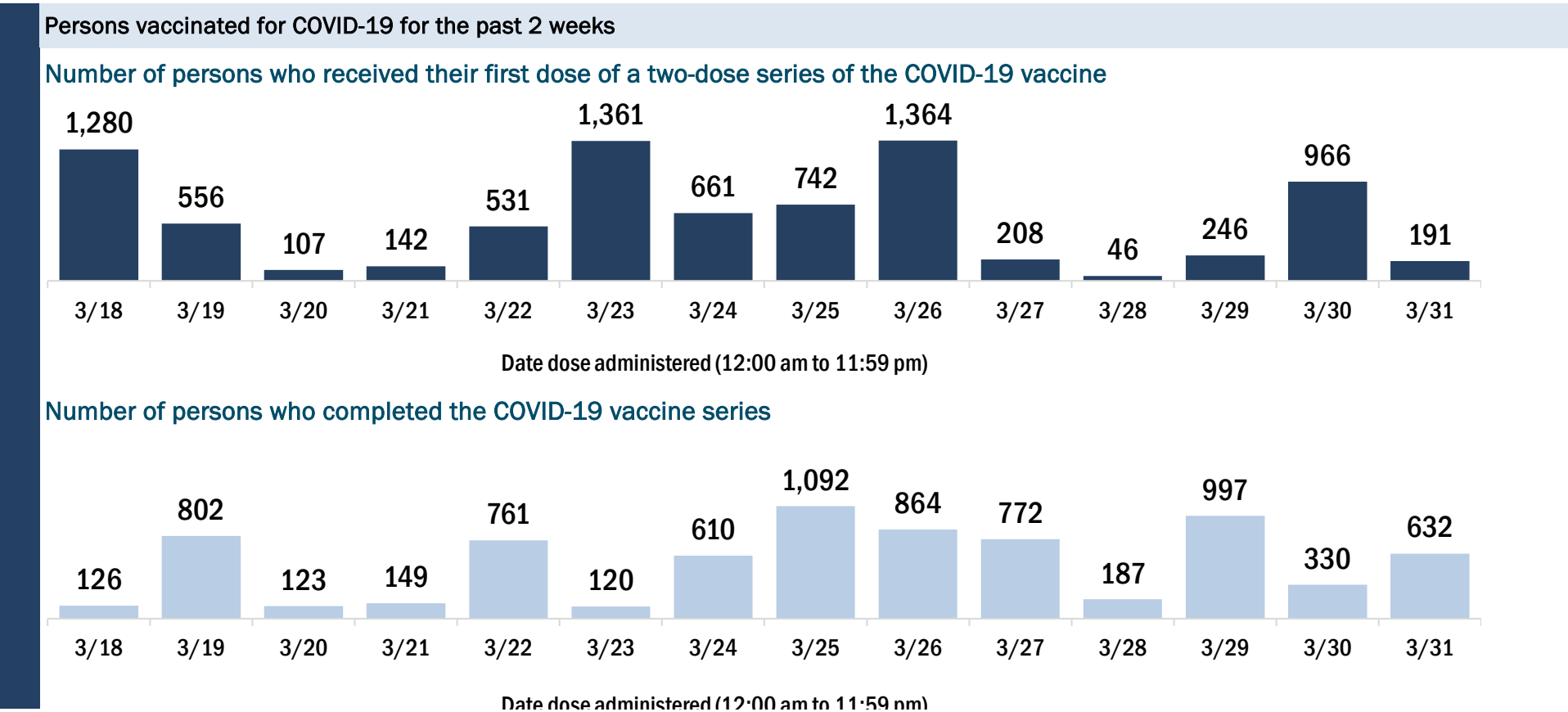
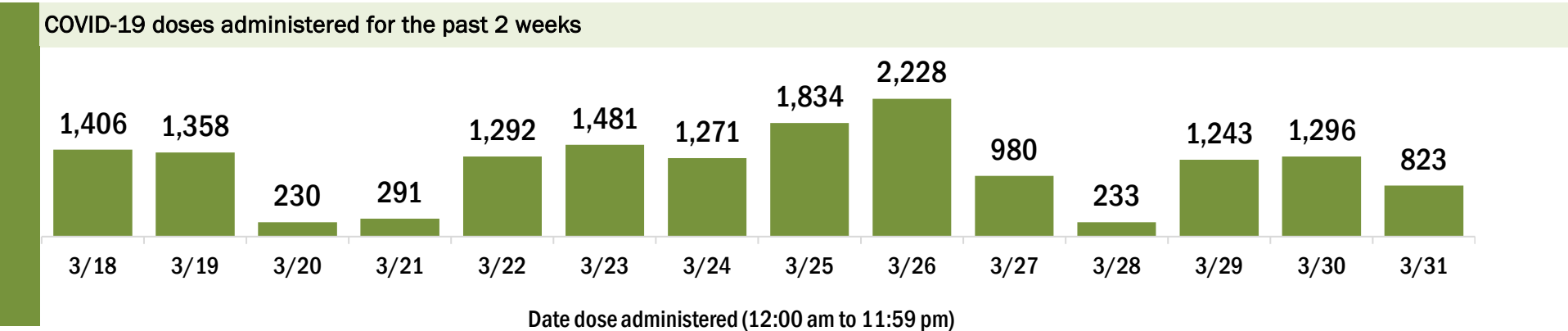
Data in this report are provisional and subject to change.

Data in this summary pertain to COVID-19 vaccines approved by the U.S. Food and Drug Administration and have been issued an Emergency Use Authorization (Janssen COVID-19 Vaccine, Moderna COVID-19 Vaccine and Pfizer-BioNTech COVID-19 Vaccine). These data summarize the number of people who have received either their first dose or have completed the series for a COVID-19 vaccine. **A person can only be counted in one category, first dose or series complete.** For persons receiving Moderna or Pfizer vaccines, once they receive their second dose, they are moved from the first dose column to the series completed column. **Because of this, the total first dose category may show a change from report to report not matching the total receiving their first dose from the previous day.** Persons receiving Johnson & Johnson vaccines will always be counted in the series completed column.

COVID-19 doses for vaccinated persons in Florida	
Doses administered	75,386
People receiving one dose of a 1-dose series (Johnson & Johnson) or receiving only one dose of a 2-dose series (Moderna, Pfizer) count once. Persons receiving both doses of a 2-dose series count twice.	

Current status of persons vaccinated for COVID-19 in Florida	
Total people vaccinated	47,586
First dose	19,029
Series completed	28,557
Completed 1-dose series	757
Completed 2-dose series	27,800
First dose: current number of people who have only received their first dose of the Moderna or Pfizer vaccine.	
Series complete: current number of people who have received both Moderna or Pfizer vaccine doses or one Johnson & Johnson dose and are considered fully immunized.	

Demographic summary	First dose	Series complete	Total people vaccinated
Age group	19,029	28,557	47,586
16-24 years	170	179	349
25-34 years	280	417	697
35-44 years	446	583	1,029
45-54 years	1,369	946	2,315
55-64 years	5,635	1,852	7,487
65-74 years	6,174	12,910	19,084
75-84 years	3,835	9,034	12,869
85+ years	1,120	2,636	3,756
Race	19,029	28,557	47,586
White	15,229	20,297	35,526
Black	315	326	641
American Indian/Alaskan	107	137	244
Other	855	2,394	3,249
Unknown	2,523	5,403	7,926
Other race includes Asian, native Hawaiian/Pacific Islander, or other.			
Ethnicity	19,029	28,557	47,586
Hispanic	691	530	1,221
Non-Hispanic	12,349	15,086	27,435
Unknown	5,989	12,941	18,930
Gender	19,029	28,557	47,586
Female	10,948	16,251	27,199
Male	8,055	12,295	20,350
Unknown	26	11	37



COVID-19: Clay County vaccine summary

Vaccination data through Mar 31, 2021 as of Apr 1, 2021 at 12:05 AM

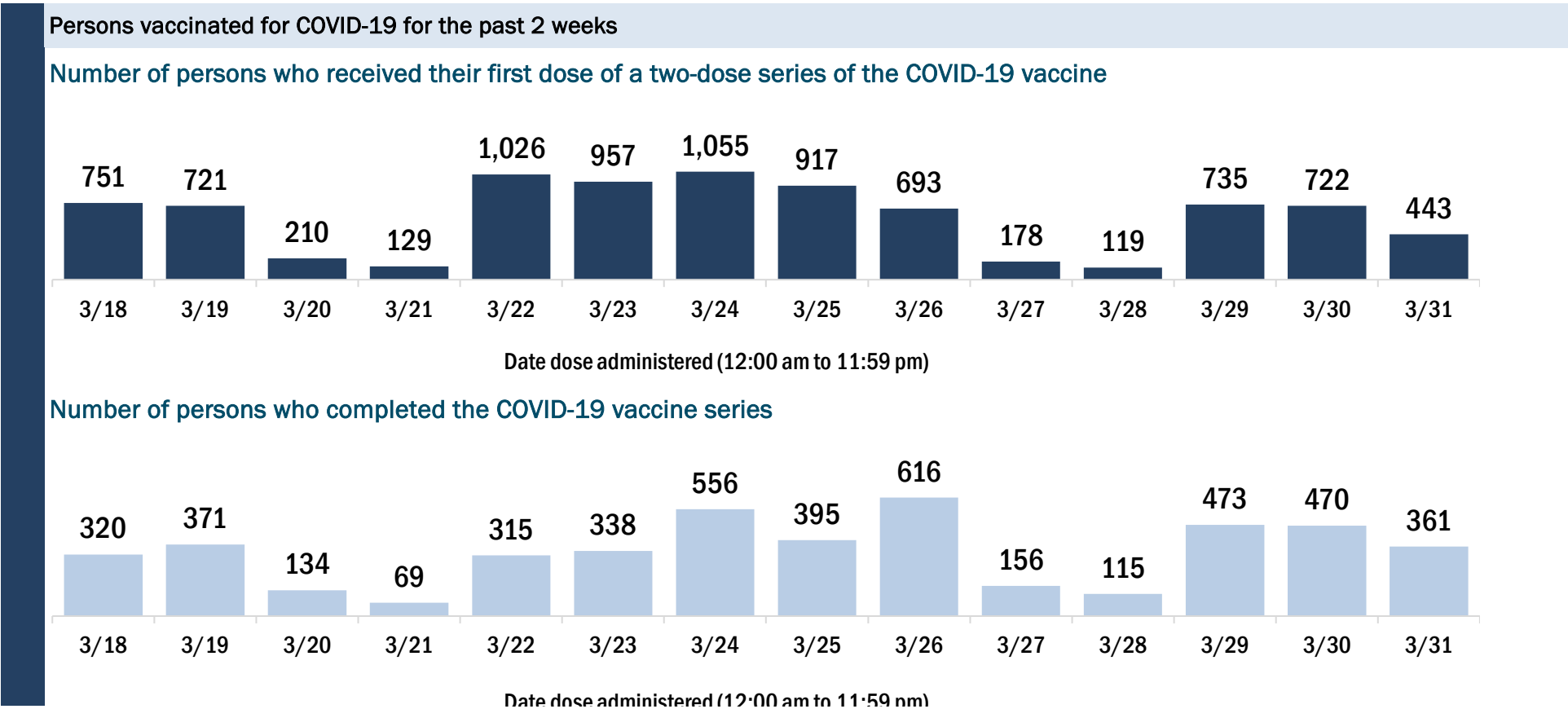
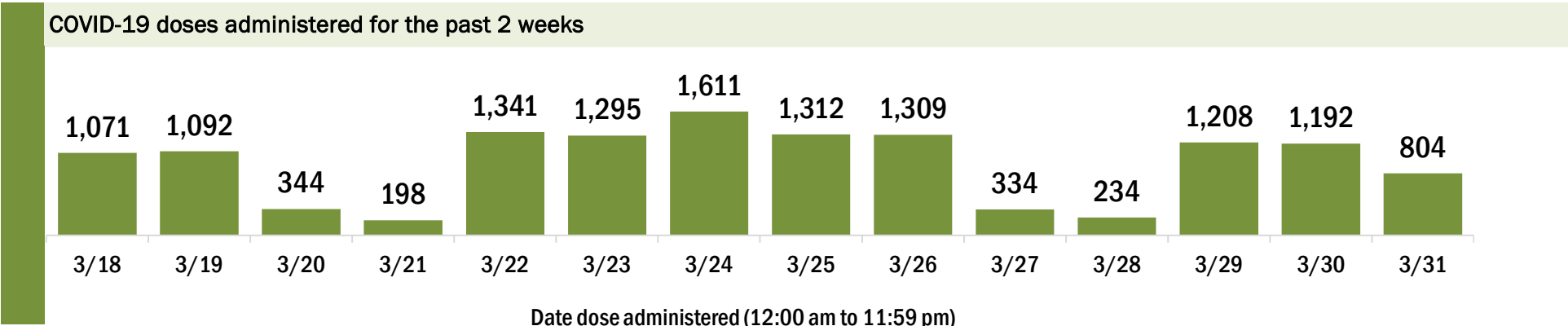
Data in this report are provisional and subject to change.

Data in this summary pertain to COVID-19 vaccines approved by the U.S. Food and Drug Administration and have been issued an Emergency Use Authorization (Janssen COVID-19 Vaccine, Moderna COVID-19 Vaccine and Pfizer-BioNTech COVID-19 Vaccine). These data summarize the number of people who have received either their first dose or have completed the series for a COVID-19 vaccine. **A person can only be counted in one category, first dose or series complete.** For persons receiving Moderna or Pfizer vaccines, once they receive their second dose, they are moved from the first dose column to the series completed column. **Because of this, the total first dose category may show a change from report to report not matching the total receiving their first dose from the previous day.** Persons receiving Johnson & Johnson vaccines will always be counted in the series completed column.

COVID-19 doses for vaccinated persons in Florida	
Doses administered	73,964
People receiving one dose of a 1-dose series (Johnson & Johnson) or receiving only one dose of a 2-dose series (Moderna, Pfizer) count once. Persons receiving both doses of a 2-dose series count twice.	

Current status of persons vaccinated for COVID-19 in Florida	
Total people vaccinated	45,899
First dose	16,222
Series completed	29,677
Completed 1-dose series	1,612
Completed 2-dose series	28,065
First dose: current number of people who have only received their first dose of the Moderna or Pfizer vaccine.	
Series complete: current number of people who have received both Moderna or Pfizer vaccine doses or one Johnson & Johnson dose and are considered fully immunized.	

Demographic summary	First dose	Series complete	Total people vaccinated
Age group	16,222	29,677	45,899
16-24 years	620	437	1,057
25-34 years	844	1,098	1,942
35-44 years	1,682	1,819	3,501
45-54 years	3,315	2,565	5,880
55-64 years	6,450	3,750	10,200
65-74 years	1,986	12,030	14,016
75-84 years	978	6,150	7,128
85+ years	347	1,828	2,175
Race	16,222	29,677	45,899
White	10,227	22,152	32,379
Black	1,270	1,749	3,019
American Indian/Alaskan	90	144	234
Other	1,830	2,760	4,590
Unknown	2,805	2,872	5,677
Other race includes Asian, native Hawaiian/Pacific Islander, or other.			
Ethnicity	16,222	29,677	45,899
Hispanic	904	1,073	1,977
Non-Hispanic	10,269	22,510	32,779
Unknown	5,049	6,094	11,143
Gender	16,222	29,677	45,899
Female	9,482	17,300	26,782
Male	6,707	12,376	19,083
Unknown	33	1	34



COVID-19: Collier County vaccine summary

Vaccination data through Mar 31, 2021 as of Apr 1, 2021 at 12:05 AM

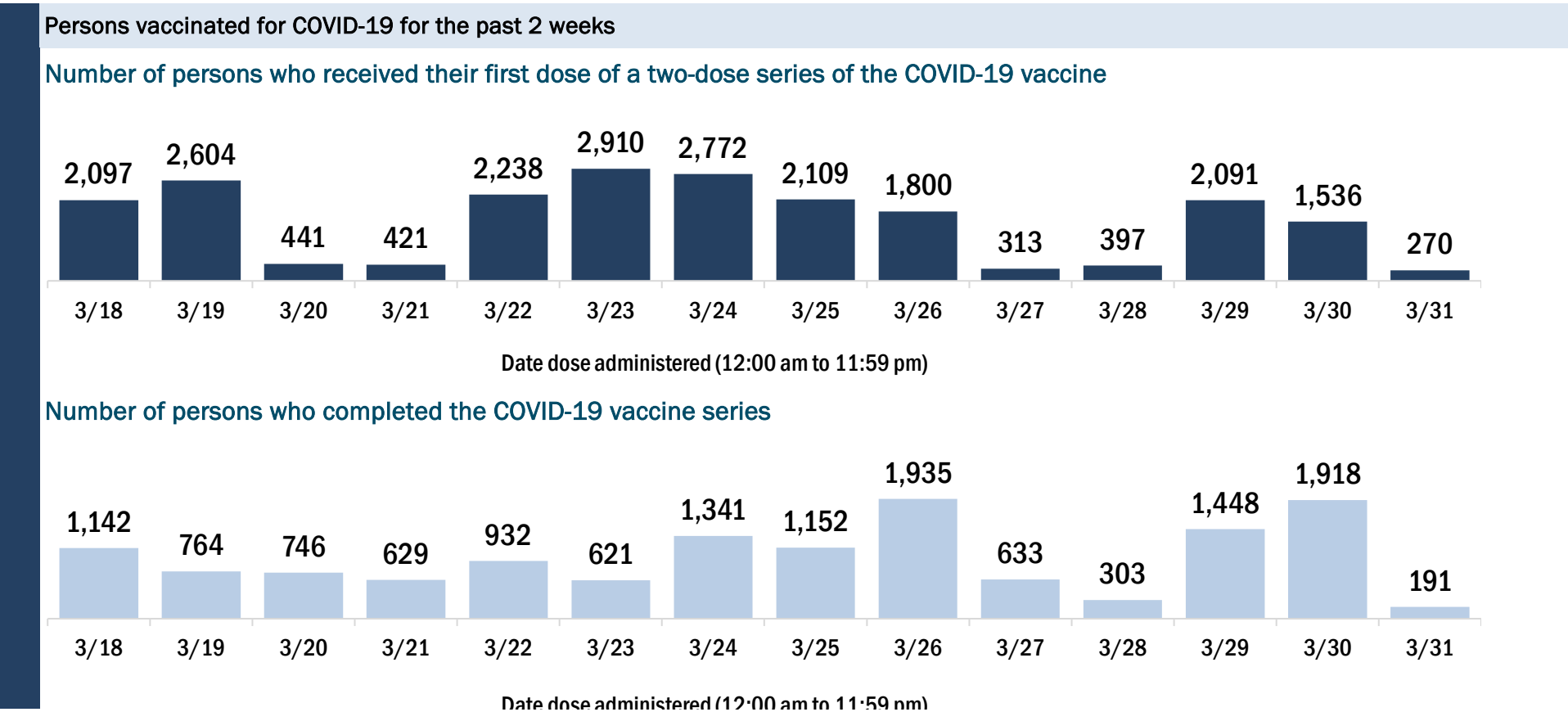
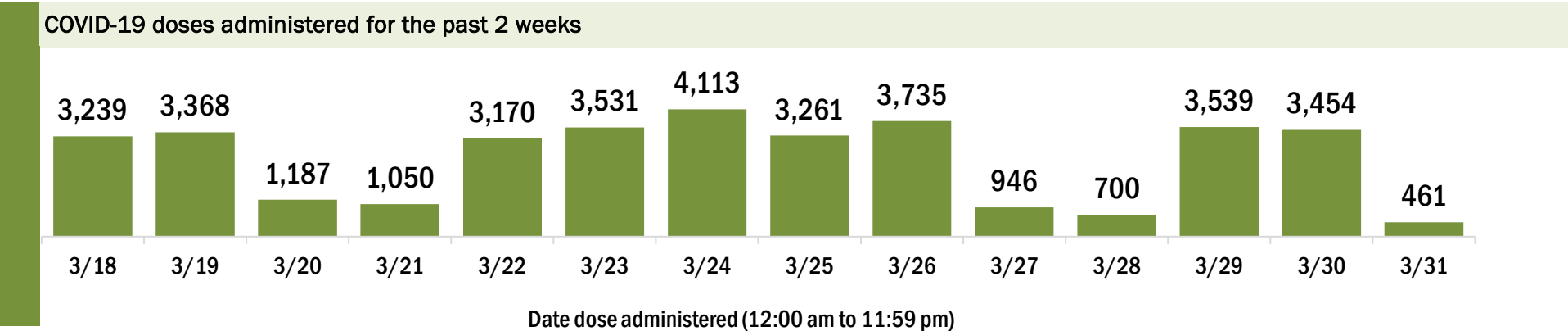
Data in this report are provisional and subject to change.

Data in this summary pertain to COVID-19 vaccines approved by the U.S. Food and Drug Administration and have been issued an Emergency Use Authorization (Janssen COVID-19 Vaccine, Moderna COVID-19 Vaccine and Pfizer-BioNTech COVID-19 Vaccine). These data summarize the number of people who have received either their first dose or have completed the series for a COVID-19 vaccine. **A person can only be counted in one category, first dose or series complete.** For persons receiving Moderna or Pfizer vaccines, once they receive their second dose, they are moved from the first dose column to the series completed column. **Because of this, the total first dose category may show a change from report to report not matching the total receiving their first dose from the previous day.** Persons receiving Johnson & Johnson vaccines will always be counted in the series completed column.

COVID-19 doses for vaccinated persons in Florida	
Doses administered	210,819
People receiving one dose of a 1-dose series (Johnson & Johnson) or receiving only one dose of a 2-dose series (Moderna, Pfizer) count once. Persons receiving both doses of a 2-dose series count twice.	

Current status of persons vaccinated for COVID-19 in Florida	
Total people vaccinated	134,249
First dose	53,646
Series completed	80,603
Completed 1-dose series	4,033
Completed 2-dose series	76,570
First dose: current number of people who have only received their first dose of the Moderna or Pfizer vaccine.	
Series complete: current number of people who have received both Moderna or Pfizer vaccine doses or one Johnson & Johnson dose and are considered fully immunized.	

Demographic summary	First dose	Series complete	Total people vaccinated
Age group	53,646	80,603	134,249
16-24 years	566	479	1,045
25-34 years	991	1,269	2,260
35-44 years	1,427	1,798	3,225
45-54 years	4,002	2,868	6,870
55-64 years	15,504	5,320	20,824
65-74 years	15,163	36,865	52,028
75-84 years	12,184	24,691	36,875
85+ years	3,809	7,313	11,122
Race	53,646	80,603	134,249
White	36,548	50,648	87,196
Black	635	714	1,349
American Indian/Alaskan	174	229	403
Other	3,421	6,392	9,813
Unknown	12,868	22,620	35,488
Other race includes Asian, native Hawaiian/Pacific Islander, or other.			
Ethnicity	53,646	80,603	134,249
Hispanic	3,380	2,853	6,233
Non-Hispanic	24,992	35,107	60,099
Unknown	25,274	42,643	67,917
Gender	53,646	80,603	134,249
Female	29,838	44,672	74,510
Male	23,530	35,707	59,237
Unknown	278	224	502



COVID-19: Columbia County vaccine summary

Vaccination data through Mar 31, 2021 as of Apr 1, 2021 at 12:05 AM

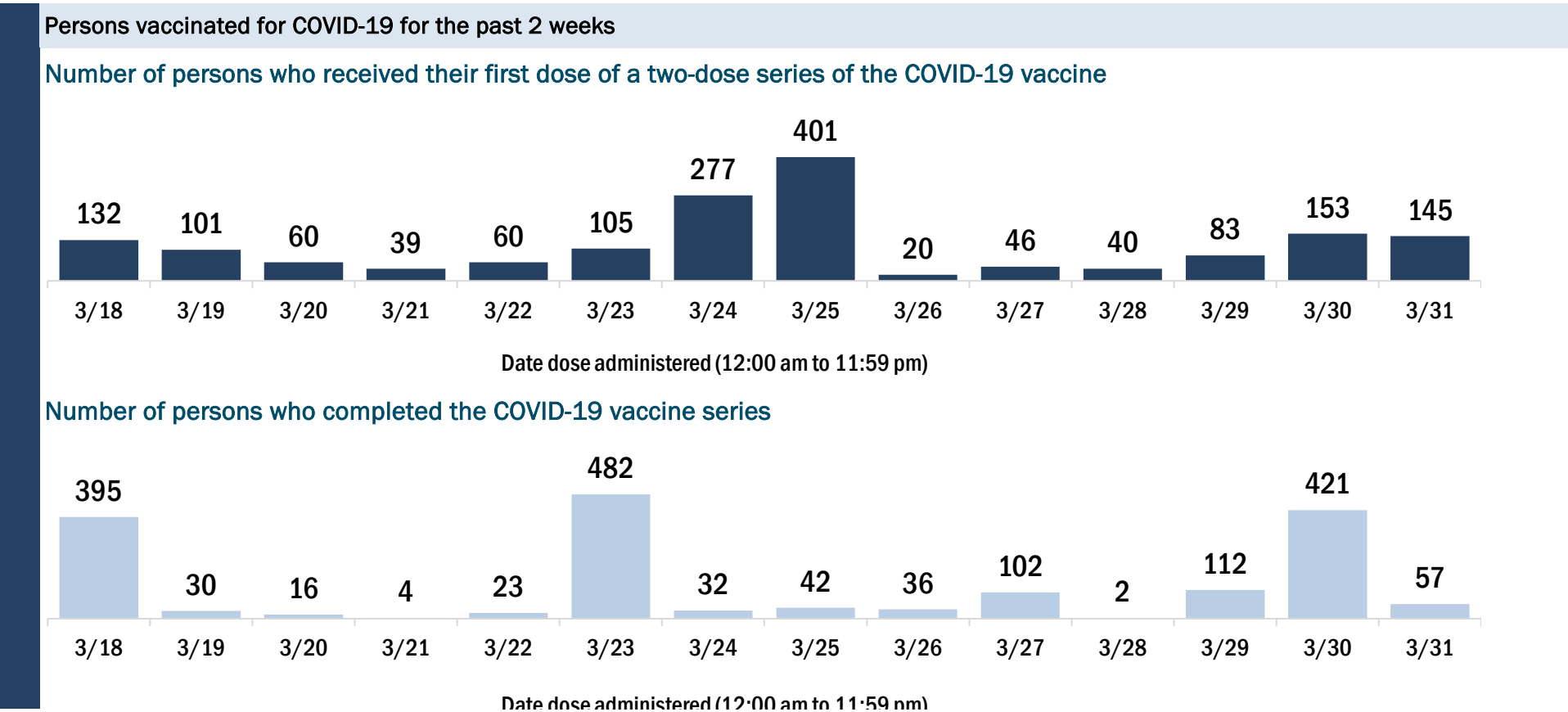
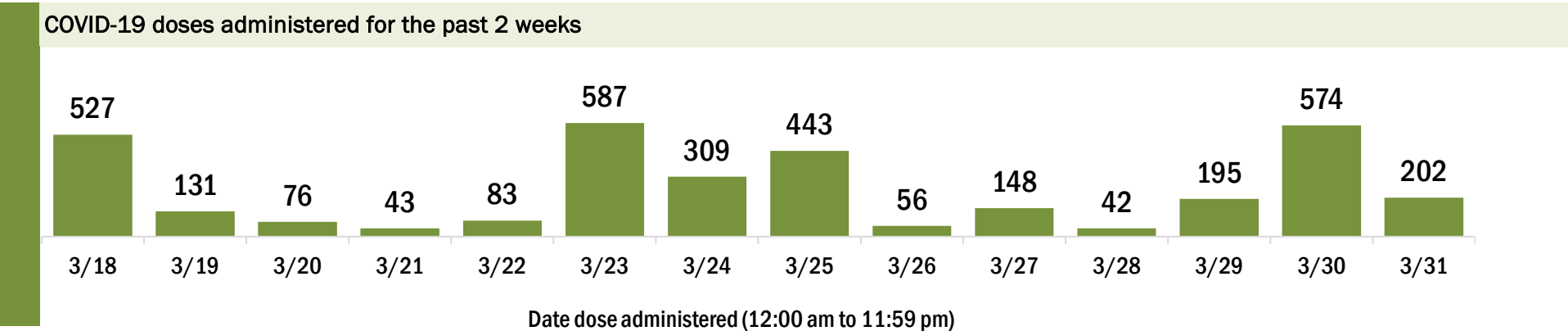
Data in this report are provisional and subject to change.

Data in this summary pertain to COVID-19 vaccines approved by the U.S. Food and Drug Administration and have been issued an Emergency Use Authorization (Janssen COVID-19 Vaccine, Moderna COVID-19 Vaccine and Pfizer-BioNTech COVID-19 Vaccine). These data summarize the number of people who have received either their first dose or have completed the series for a COVID-19 vaccine. **A person can only be counted in one category, first dose or series complete.** For persons receiving Moderna or Pfizer vaccines, once they receive their second dose, they are moved from the first dose column to the series completed column. **Because of this, the total first dose category may show a change from report to report not matching the total receiving their first dose from the previous day.** Persons receiving Johnson & Johnson vaccines will always be counted in the series completed column.

COVID-19 doses for vaccinated persons in Florida	
Doses administered	19,030
People receiving one dose of a 1-dose series (Johnson & Johnson) or receiving only one dose of a 2-dose series (Moderna, Pfizer) count once. Persons receiving both doses of a 2-dose series count twice.	

Current status of persons vaccinated for COVID-19 in Florida	
Total people vaccinated	11,537
First dose	3,316
Series completed	8,221
Completed 1-dose series	728
Completed 2-dose series	7,493
First dose: current number of people who have only received their first dose of the Moderna or Pfizer vaccine.	
Series complete: current number of people who have received both Moderna or Pfizer vaccine doses or one Johnson & Johnson dose and are considered fully immunized.	

Demographic summary	First dose	Series complete	Total people vaccinated
Age group	3,316	8,221	11,537
16-24 years	73	76	149
25-34 years	171	188	359
35-44 years	258	309	567
45-54 years	578	509	1,087
55-64 years	1,282	983	2,265
65-74 years	563	3,483	4,046
75-84 years	294	2,069	2,363
85+ years	97	604	701
Race	3,316	8,221	11,537
White	2,148	5,864	8,012
Black	372	775	1,147
American Indian/Alaskan	25	46	71
Other	301	629	930
Unknown	470	907	1,377
Other race includes Asian, native Hawaiian/Pacific Islander, or other.			
Ethnicity	3,316	8,221	11,537
Hispanic	137	176	313
Non-Hispanic	2,020	5,528	7,548
Unknown	1,159	2,517	3,676
Gender	3,316	8,221	11,537
Female	2,007	4,893	6,900
Male	1,307	3,328	4,635
Unknown	2	0	2



COVID-19: Dade County vaccine summary

Vaccination data through Mar 31, 2021 as of Apr 1, 2021 at 12:05 AM

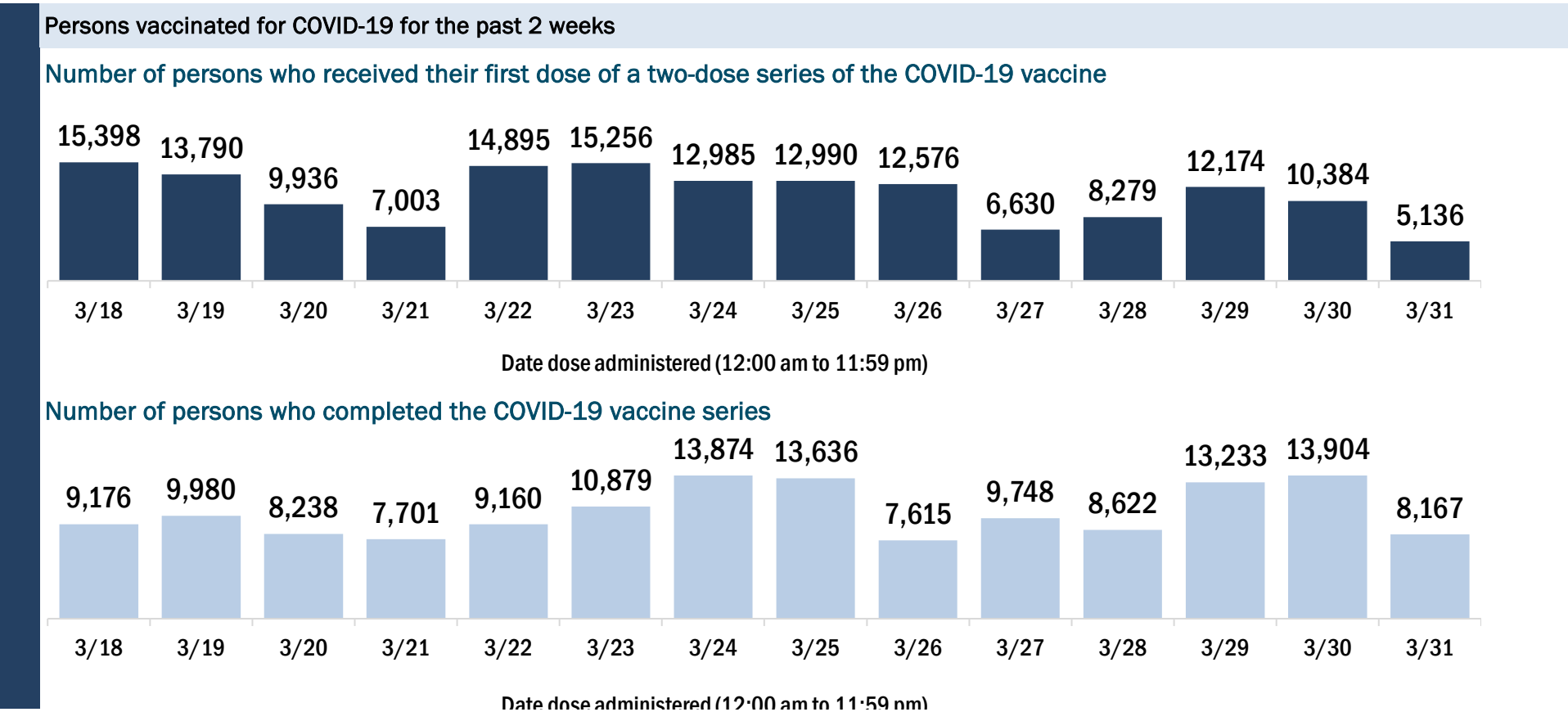
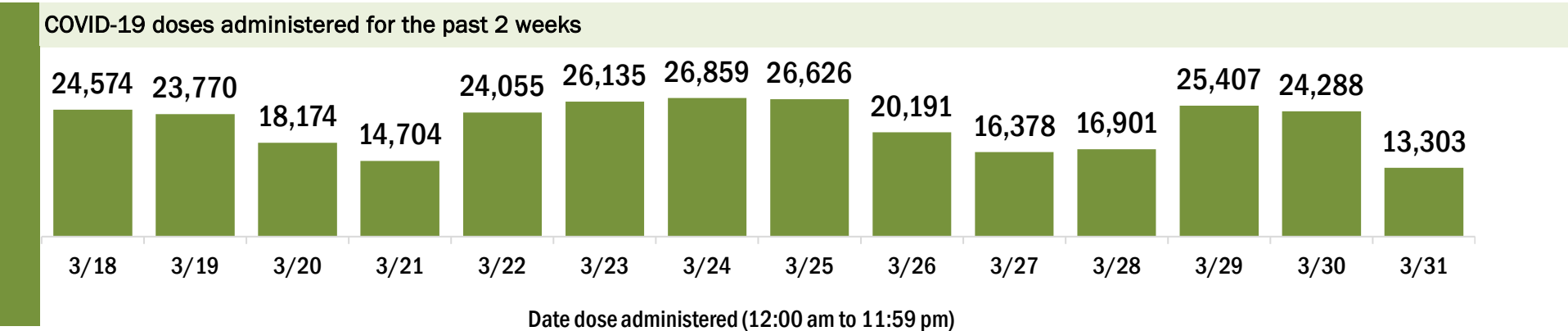
Data in this report are provisional and subject to change.

Data in this summary pertain to COVID-19 vaccines approved by the U.S. Food and Drug Administration and have been issued an Emergency Use Authorization (Janssen COVID-19 Vaccine, Moderna COVID-19 Vaccine and Pfizer-BioNTech COVID-19 Vaccine). These data summarize the number of people who have received either their first dose or have completed the series for a COVID-19 vaccine. **A person can only be counted in one category, first dose or series complete.** For persons receiving Moderna or Pfizer vaccines, once they receive their second dose, they are moved from the first dose column to the series completed column. **Because of this, the total first dose category may show a change from report to report not matching the total receiving their first dose from the previous day.** Persons receiving Johnson & Johnson vaccines will always be counted in the series completed column.

COVID-19 doses for vaccinated persons in Florida	
Doses administered	1,131,943
People receiving one dose of a 1-dose series (Johnson & Johnson) or receiving only one dose of a 2-dose series (Moderna, Pfizer) count once. Persons receiving both doses of a 2-dose series count twice.	

Current status of persons vaccinated for COVID-19 in Florida	
Total people vaccinated	752,095
First dose	332,157
Series completed	419,938
Completed 1-dose series	40,090
Completed 2-dose series	379,848
First dose: current number of people who have only received their first dose of the Moderna or Pfizer vaccine.	
Series complete: current number of people who have received both Moderna or Pfizer vaccine doses or one Johnson & Johnson dose and are considered fully immunized.	

Demographic summary	First dose	Series complete	Total people vaccinated
Age group	332,157	419,938	752,095
16-24 years	13,492	7,289	20,781
25-34 years	25,780	22,320	48,100
35-44 years	38,458	30,560	69,018
45-54 years	67,040	44,539	111,579
55-64 years	96,756	64,047	160,803
65-74 years	50,404	134,867	185,271
75-84 years	28,171	84,019	112,190
85+ years	12,056	32,297	44,353
Race	332,157	419,938	752,095
White	222,917	297,403	520,320
Black	20,521	33,085	53,606
American Indian/Alaskan	869	957	1,826
Other	31,404	50,295	81,699
Unknown	56,446	38,198	94,644
Other race includes Asian, native Hawaiian/Pacific Islander, or other.			
Ethnicity	332,157	419,938	752,095
Hispanic	153,774	229,174	382,948
Non-Hispanic	60,229	107,624	167,853
Unknown	118,154	83,140	201,294
Gender	332,157	419,938	752,095
Female	180,204	240,993	421,197
Male	150,043	178,706	328,749
Unknown	1,910	239	2,149



COVID-19: Desoto County vaccine summary

Vaccination data through Mar 31, 2021 as of Apr 1, 2021 at 12:05 AM

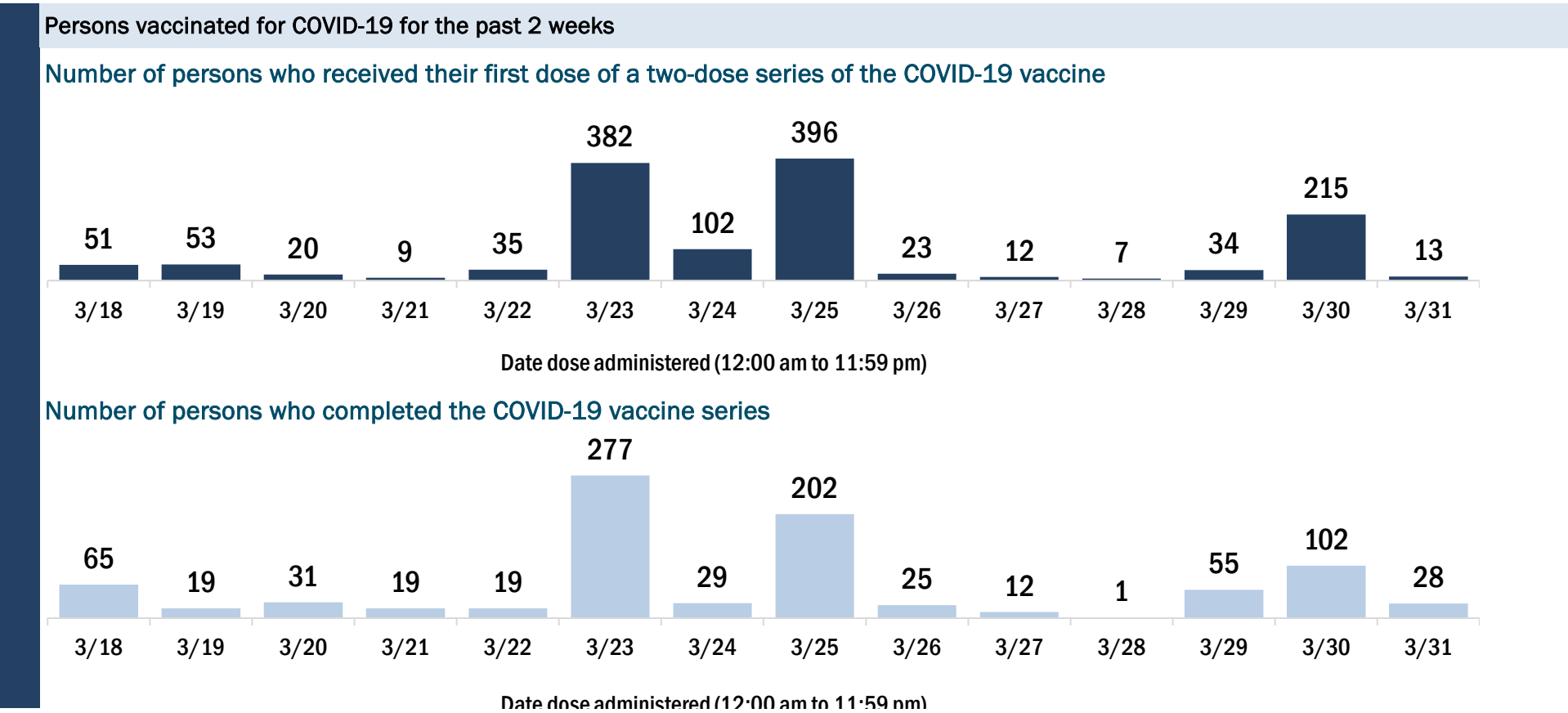
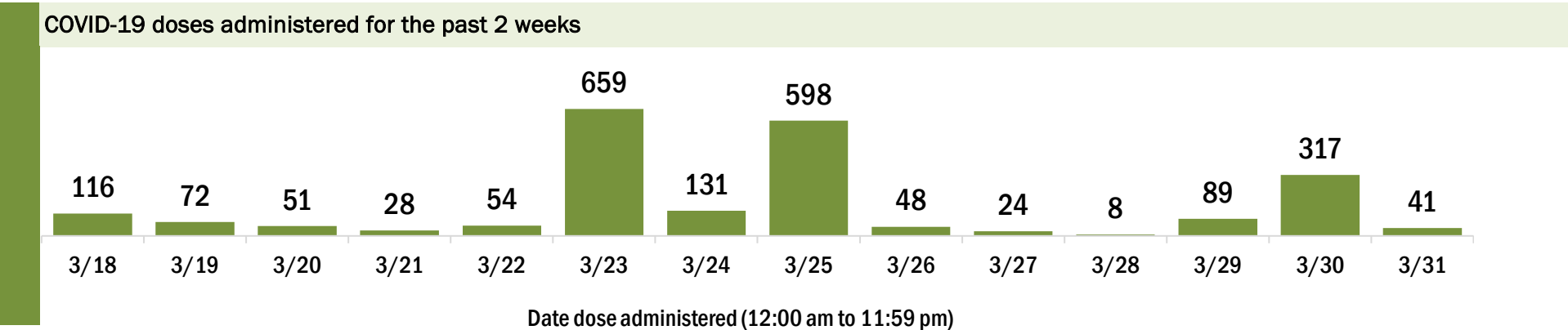
Data in this report are provisional and subject to change.

Data in this summary pertain to COVID-19 vaccines approved by the U.S. Food and Drug Administration and have been issued an Emergency Use Authorization (Janssen COVID-19 Vaccine, Moderna COVID-19 Vaccine and Pfizer-BioNTech COVID-19 Vaccine). These data summarize the number of people who have received either their first dose or have completed the series for a COVID-19 vaccine. **A person can only be counted in one category, first dose or series complete.** For persons receiving Moderna or Pfizer vaccines, once they receive their second dose, they are moved from the first dose column to the series completed column. **Because of this, the total first dose category may show a change from report to report not matching the total receiving their first dose from the previous day.** Persons receiving Johnson & Johnson vaccines will always be counted in the series completed column.

COVID-19 doses for vaccinated persons in Florida	
Doses administered	10,976
People receiving one dose of a 1-dose series (Johnson & Johnson) or receiving only one dose of a 2-dose series (Moderna, Pfizer) count once. Persons receiving both doses of a 2-dose series count twice.	

Current status of persons vaccinated for COVID-19 in Florida	
Total people vaccinated	7,484
First dose	3,883
Series completed	3,601
Completed 1-dose series	109
Completed 2-dose series	3,492
First dose: current number of people who have only received their first dose of the Moderna or Pfizer vaccine.	
Series complete: current number of people who have received both Moderna or Pfizer vaccine doses or one Johnson & Johnson dose and are considered fully immunized.	

Demographic summary	First dose	Series complete	Total people vaccinated
Age group	3,883	3,601	7,484
16-24 years	41	17	58
25-34 years	96	71	167
35-44 years	151	106	257
45-54 years	367	202	569
55-64 years	992	327	1,319
65-74 years	1,261	1,568	2,829
75-84 years	794	1,049	1,843
85+ years	181	261	442
Race	3,883	3,601	7,484
White	2,430	2,620	5,050
Black	259	171	430
American Indian/Alaskan	13	7	20
Other	325	279	604
Unknown	856	524	1,380
Other race includes Asian, native Hawaiian/Pacific Islander, or other.			
Ethnicity	3,883	3,601	7,484
Hispanic	288	150	438
Non-Hispanic	1,916	1,308	3,224
Unknown	1,679	2,143	3,822
Gender	3,883	3,601	7,484
Female	1,848	2,014	3,862
Male	2,035	1,587	3,622
Unknown	0	0	0



COVID-19: Dixie County vaccine summary

Vaccination data through Mar 31, 2021 as of Apr 1, 2021 at 12:05 AM

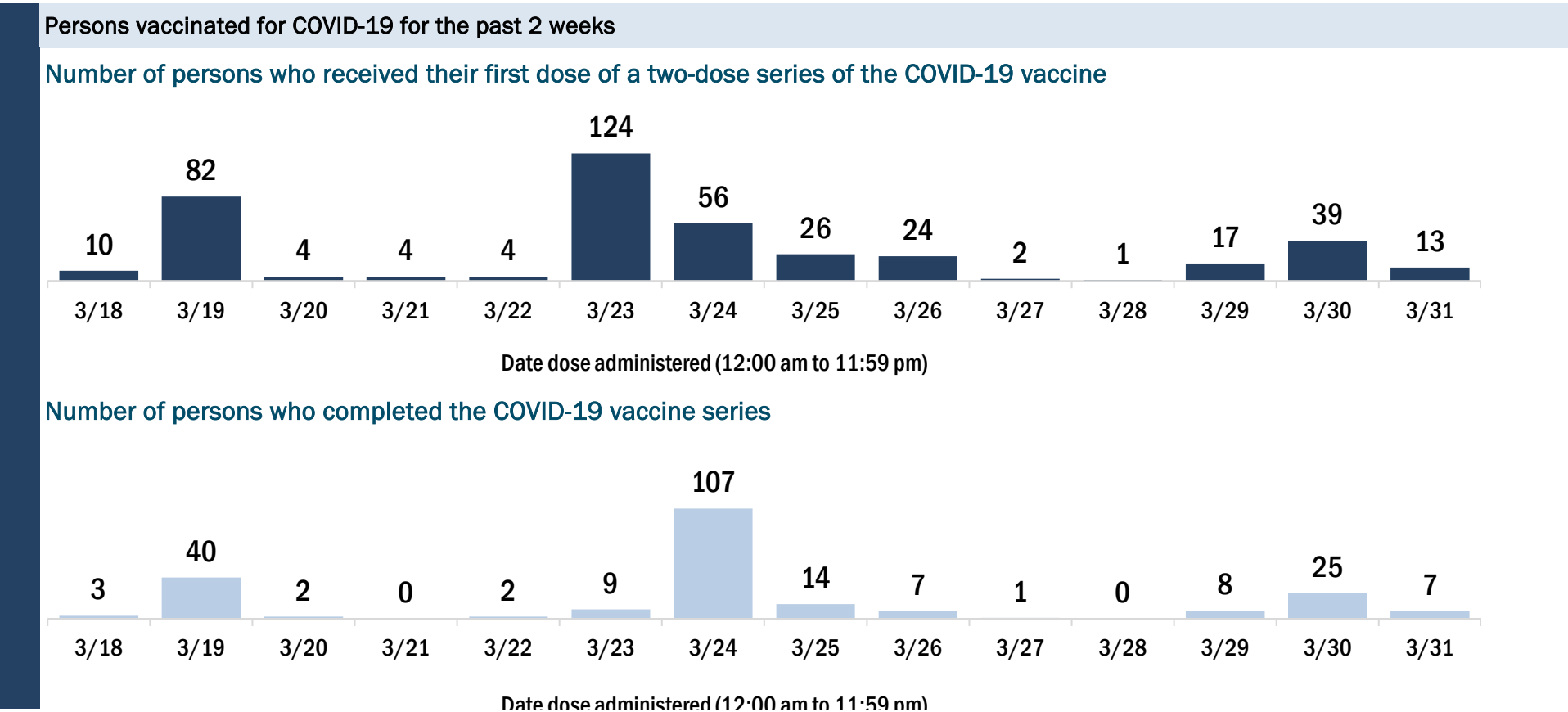
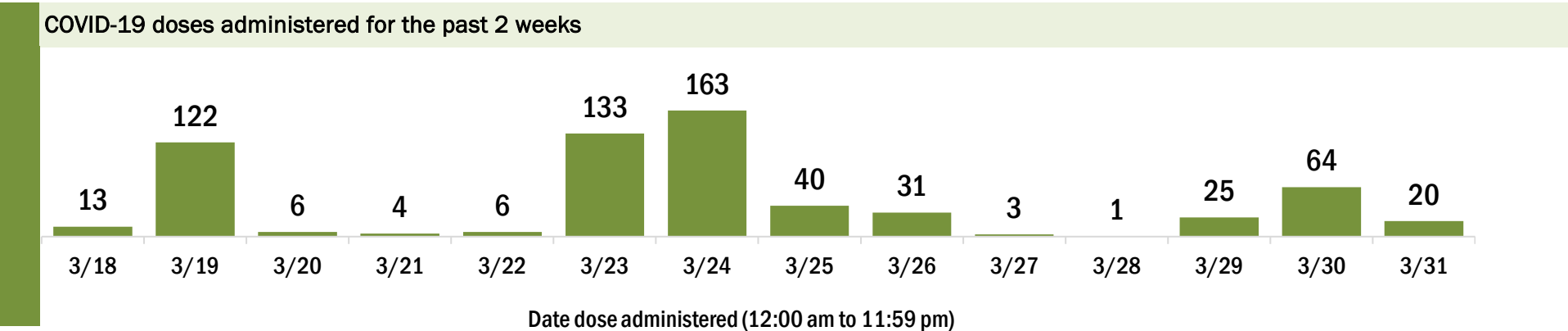
Data in this report are provisional and subject to change.

Data in this summary pertain to COVID-19 vaccines approved by the U.S. Food and Drug Administration and have been issued an Emergency Use Authorization (Janssen COVID-19 Vaccine, Moderna COVID-19 Vaccine and Pfizer-BioNTech COVID-19 Vaccine). These data summarize the number of people who have received either their first dose or have completed the series for a COVID-19 vaccine. **A person can only be counted in one category, first dose or series complete.** For persons receiving Moderna or Pfizer vaccines, once they receive their second dose, they are moved from the first dose column to the series completed column. **Because of this, the total first dose category may show a change from report to report not matching the total receiving their first dose from the previous day.** Persons receiving Johnson & Johnson vaccines will always be counted in the series completed column.

COVID-19 doses for vaccinated persons in Florida	
Doses administered	3,972
People receiving one dose of a 1-dose series (Johnson & Johnson) or receiving only one dose of a 2-dose series (Moderna, Pfizer) count once. Persons receiving both doses of a 2-dose series count twice.	

Current status of persons vaccinated for COVID-19 in Florida	
Total people vaccinated	2,475
First dose	915
Series completed	1,560
Completed 1-dose series	63
Completed 2-dose series	1,497
First dose: current number of people who have only received their first dose of the Moderna or Pfizer vaccine.	
Series complete: current number of people who have received both Moderna or Pfizer vaccine doses or one Johnson & Johnson dose and are considered fully immunized.	

Demographic summary	First dose	Series complete	Total people vaccinated
Age group	915	1,560	2,475
16-24 years	11	4	15
25-34 years	18	15	33
35-44 years	41	28	69
45-54 years	64	48	112
55-64 years	282	137	419
65-74 years	293	753	1,046
75-84 years	161	453	614
85+ years	45	122	167
Race	915	1,560	2,475
White	770	1,356	2,126
Black	63	39	102
American Indian/Alaskan	18	11	29
Other	31	47	78
Unknown	33	107	140
Other race includes Asian, native Hawaiian/Pacific Islander, or other.			
Ethnicity	915	1,560	2,475
Hispanic	24	24	48
Non-Hispanic	731	1,086	1,817
Unknown	160	450	610
Gender	915	1,560	2,475
Female	499	831	1,330
Male	416	729	1,145
Unknown	0	0	0



COVID-19: Duval County vaccine summary

Vaccination data through Mar 31, 2021 as of Apr 1, 2021 at 12:05 AM

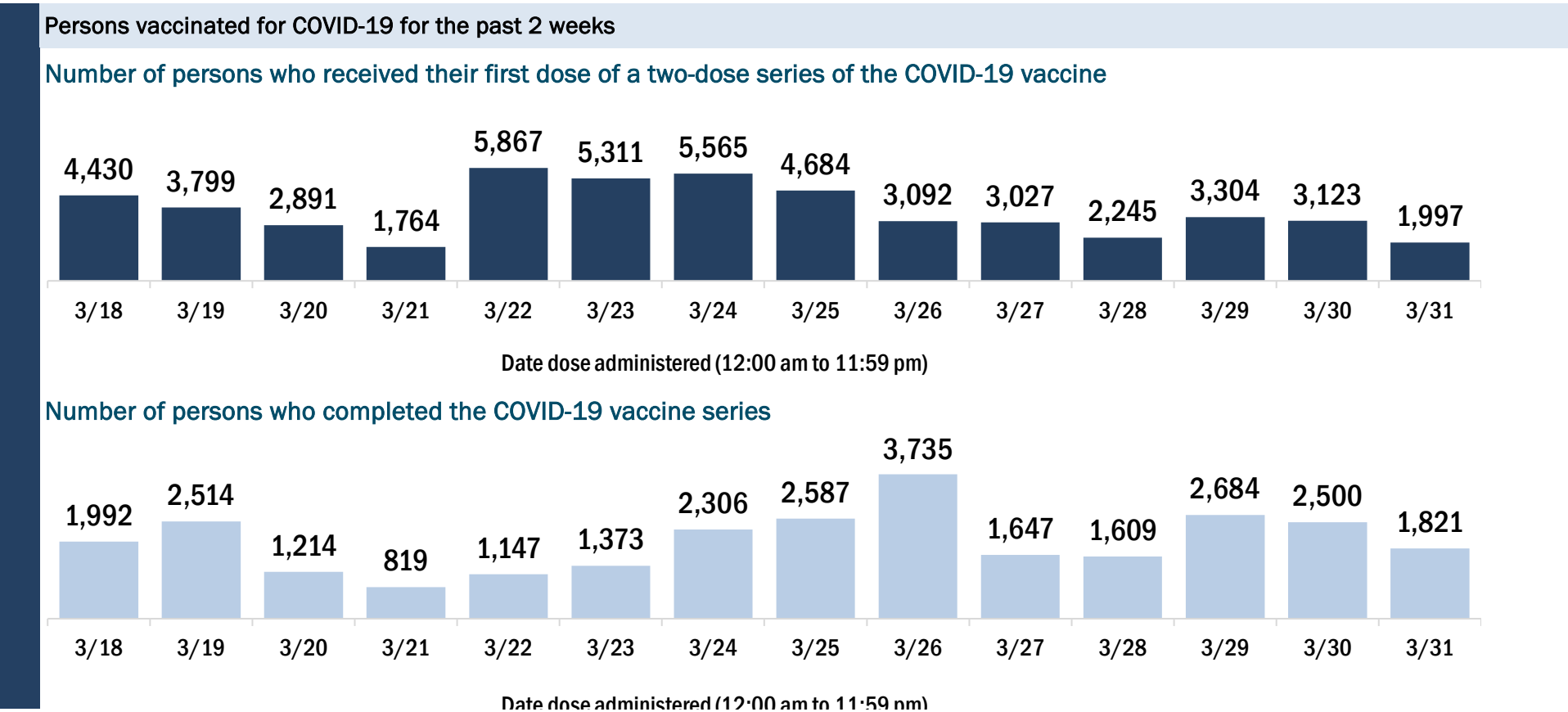
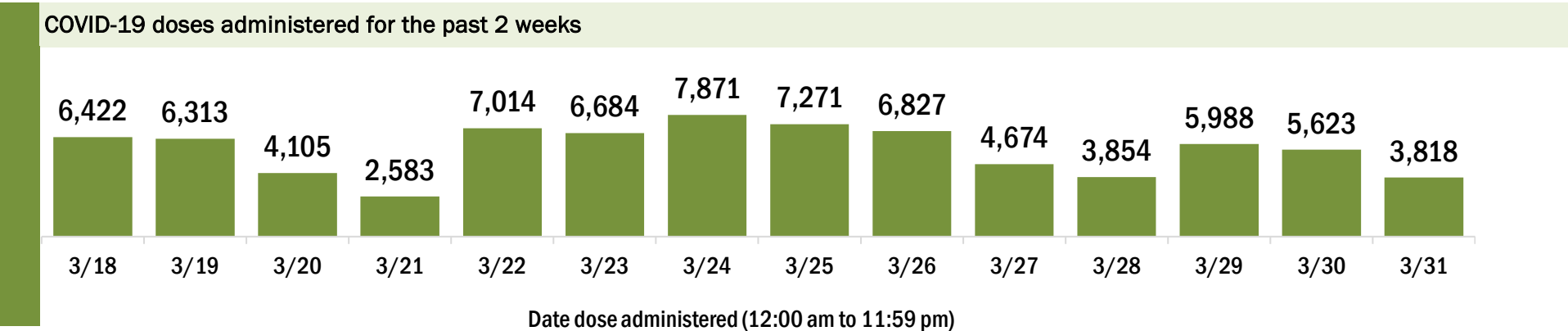
Data in this report are provisional and subject to change.

Data in this summary pertain to COVID-19 vaccines approved by the U.S. Food and Drug Administration and have been issued an Emergency Use Authorization (Janssen COVID-19 Vaccine, Moderna COVID-19 Vaccine and Pfizer-BioNTech COVID-19 Vaccine). These data summarize the number of people who have received either their first dose or have completed the series for a COVID-19 vaccine. **A person can only be counted in one category, first dose or series complete.** For persons receiving Moderna or Pfizer vaccines, once they receive their second dose, they are moved from the first dose column to the series completed column. **Because of this, the total first dose category may show a change from report to report not matching the total receiving their first dose from the previous day.** Persons receiving Johnson & Johnson vaccines will always be counted in the series completed column.

COVID-19 doses for vaccinated persons in Florida	
Doses administered	361,870
People receiving one dose of a 1-dose series (Johnson & Johnson) or receiving only one dose of a 2-dose series (Moderna, Pfizer) count once. Persons receiving both doses of a 2-dose series count twice.	

Current status of persons vaccinated for COVID-19 in Florida	
Total people vaccinated	235,422
First dose	96,675
Series completed	138,747
Completed 1-dose series	12,299
Completed 2-dose series	126,448
First dose: current number of people who have only received their first dose of the Moderna or Pfizer vaccine.	
Series complete: current number of people who have received both Moderna or Pfizer vaccine doses or one Johnson & Johnson dose and are considered fully immunized.	

Demographic summary	First dose	Series complete	Total people vaccinated
Age group	96,675	138,747	235,422
16-24 years	3,374	2,549	5,923
25-34 years	7,384	9,007	16,391
35-44 years	11,436	10,667	22,103
45-54 years	18,935	13,822	32,757
55-64 years	31,637	21,966	53,603
65-74 years	15,149	49,737	64,886
75-84 years	6,292	23,028	29,320
85+ years	2,468	7,971	10,439
Race	96,675	138,747	235,422
White	52,427	82,175	134,602
Black	15,195	23,902	39,097
American Indian/Alaskan	205	336	541
Other	12,125	16,676	28,801
Unknown	16,723	15,658	32,381
Other race includes Asian, native Hawaiian/Pacific Islander, or other.			
Ethnicity	96,675	138,747	235,422
Hispanic	5,814	4,882	10,696
Non-Hispanic	65,316	98,054	163,370
Unknown	25,545	35,811	61,356
Gender	96,675	138,747	235,422
Female	53,348	82,050	135,398
Male	41,042	56,636	97,678
Unknown	2,285	61	2,346



COVID-19: Escambia County vaccine summary

Vaccination data through Mar 31, 2021 as of Apr 1, 2021 at 12:05 AM

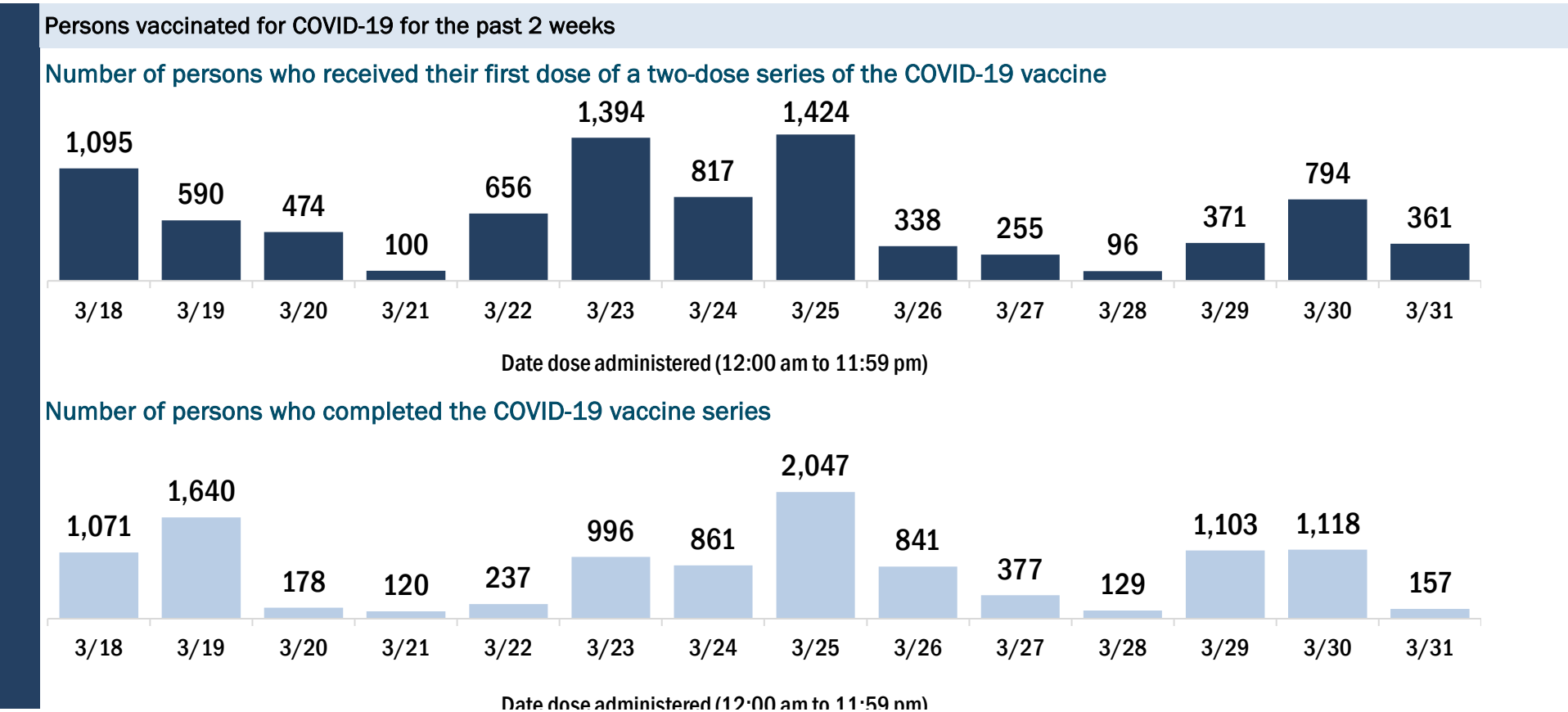
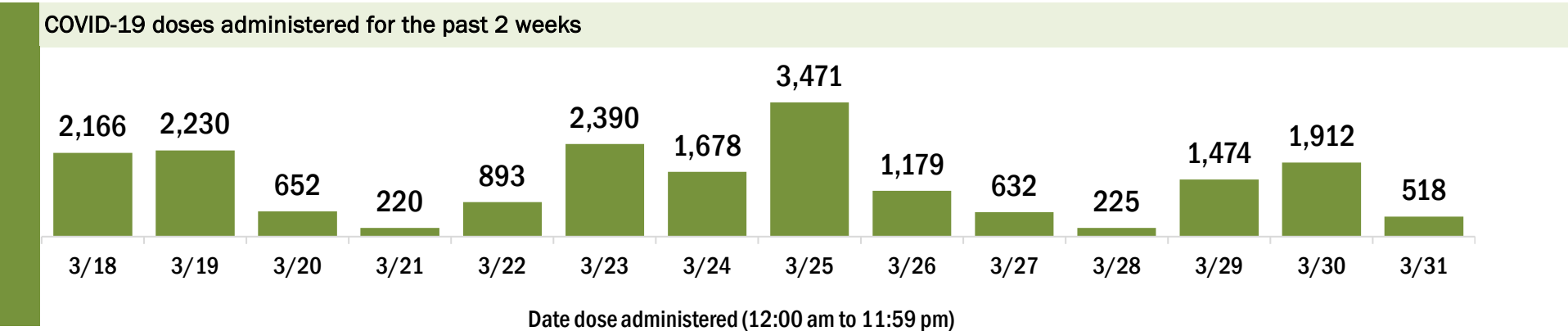
Data in this report are provisional and subject to change.

Data in this summary pertain to COVID-19 vaccines approved by the U.S. Food and Drug Administration and have been issued an Emergency Use Authorization (Janssen COVID-19 Vaccine, Moderna COVID-19 Vaccine and Pfizer-BioNTech COVID-19 Vaccine). These data summarize the number of people who have received either their first dose or have completed the series for a COVID-19 vaccine. **A person can only be counted in one category, first dose or series complete.** For persons receiving Moderna or Pfizer vaccines, once they receive their second dose, they are moved from the first dose column to the series completed column. **Because of this, the total first dose category may show a change from report to report not matching the total receiving their first dose from the previous day.** Persons receiving Johnson & Johnson vaccines will always be counted in the series completed column.

COVID-19 doses for vaccinated persons in Florida	
Doses administered	112,705
People receiving one dose of a 1-dose series (Johnson & Johnson) or receiving only one dose of a 2-dose series (Moderna, Pfizer) count once. Persons receiving both doses of a 2-dose series count twice.	

Current status of persons vaccinated for COVID-19 in Florida	
Total people vaccinated	73,830
First dose	30,047
Series completed	43,783
Completed 1-dose series	4,908
Completed 2-dose series	38,875
First dose: current number of people who have only received their first dose of the Moderna or Pfizer vaccine.	
Series complete: current number of people who have received both Moderna or Pfizer vaccine doses or one Johnson & Johnson dose and are considered fully immunized.	

Demographic summary	First dose	Series complete	Total people vaccinated
Age group	30,047	43,783	73,830
16-24 years	954	530	1,484
25-34 years	2,178	1,804	3,982
35-44 years	2,744	2,303	5,047
45-54 years	4,598	3,604	8,202
55-64 years	9,439	6,892	16,331
65-74 years	5,974	16,336	22,310
75-84 years	3,052	9,001	12,053
85+ years	1,108	3,313	4,421
Race	30,047	43,783	73,830
White	16,761	27,031	43,792
Black	4,642	6,051	10,693
American Indian/Alaskan	217	307	524
Other	2,392	4,312	6,704
Unknown	6,035	6,082	12,117
Other race includes Asian, native Hawaiian/Pacific Islander, or other.			
Ethnicity	30,047	43,783	73,830
Hispanic	812	756	1,568
Non-Hispanic	19,450	28,825	48,275
Unknown	9,785	14,202	23,987
Gender	30,047	43,783	73,830
Female	17,758	25,863	43,621
Male	12,204	17,913	30,117
Unknown	85	7	92



COVID-19: Flagler County vaccine summary

Vaccination data through Mar 31, 2021 as of Apr 1, 2021 at 12:05 AM

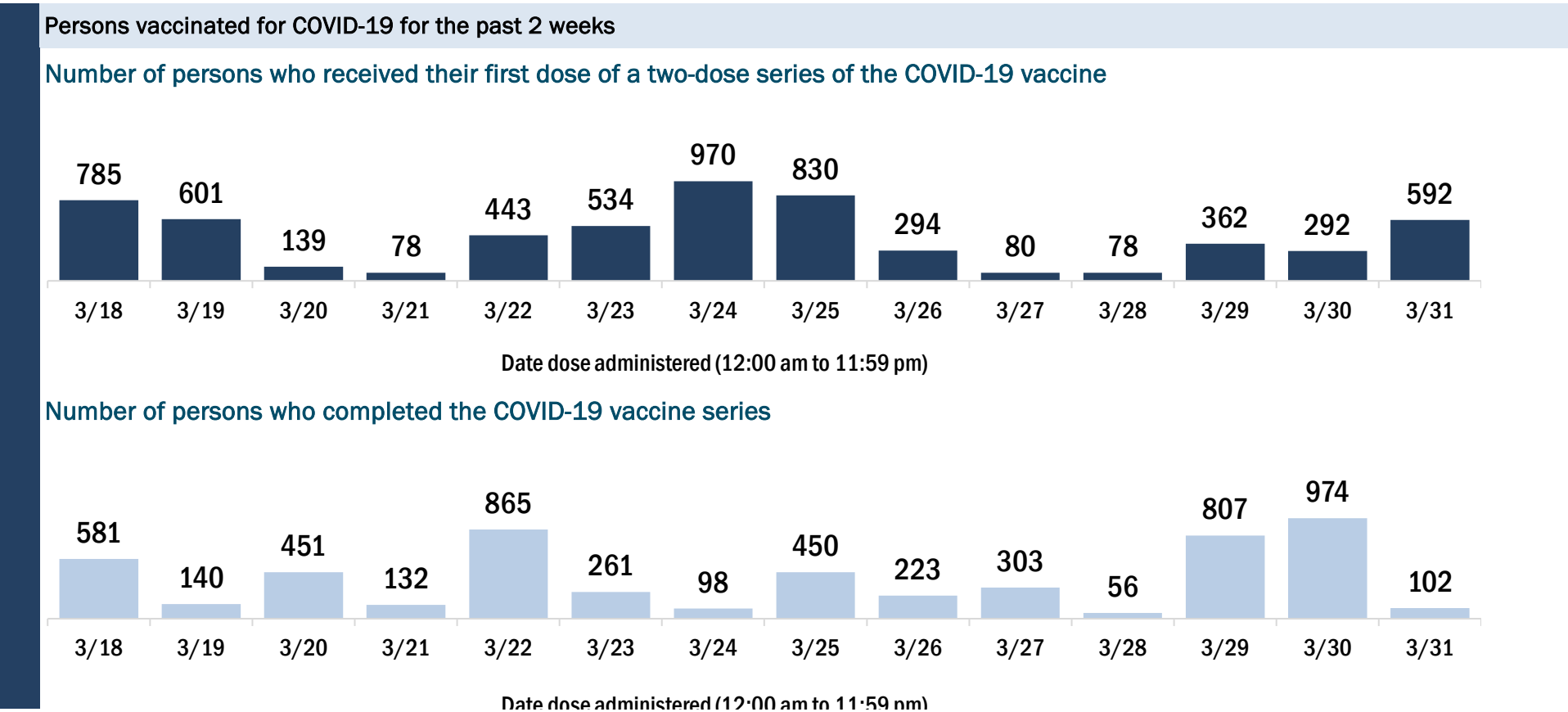
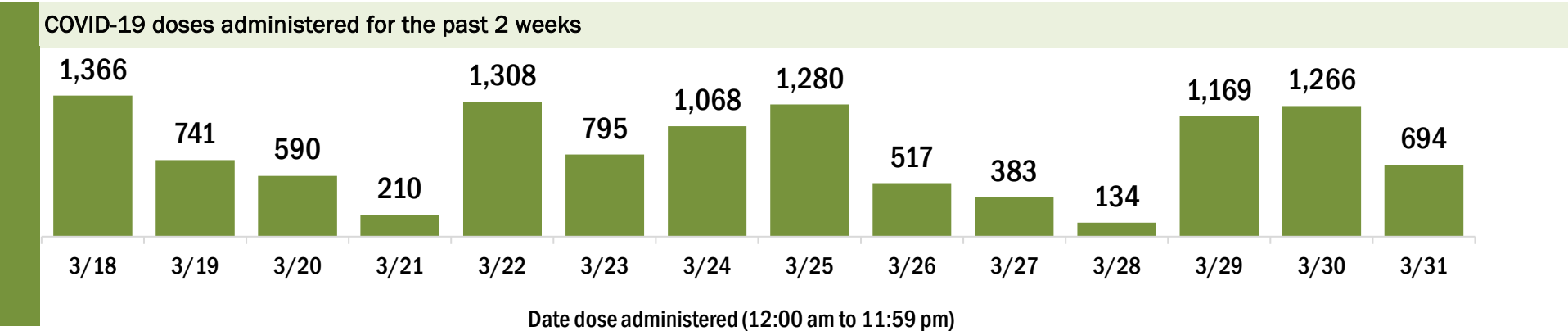
Data in this report are provisional and subject to change.

Data in this summary pertain to COVID-19 vaccines approved by the U.S. Food and Drug Administration and have been issued an Emergency Use Authorization (Janssen COVID-19 Vaccine, Moderna COVID-19 Vaccine and Pfizer-BioNTech COVID-19 Vaccine). These data summarize the number of people who have received either their first dose or have completed the series for a COVID-19 vaccine. **A person can only be counted in one category, first dose or series complete.** For persons receiving Moderna or Pfizer vaccines, once they receive their second dose, they are moved from the first dose column to the series completed column. **Because of this, the total first dose category may show a change from report to report not matching the total receiving their first dose from the previous day.** Persons receiving Johnson & Johnson vaccines will always be counted in the series completed column.

COVID-19 doses for vaccinated persons in Florida	
Doses administered	62,042
People receiving one dose of a 1-dose series (Johnson & Johnson) or receiving only one dose of a 2-dose series (Moderna, Pfizer) count once. Persons receiving both doses of a 2-dose series count twice.	

Current status of persons vaccinated for COVID-19 in Florida	
Total people vaccinated	39,064
First dose	14,849
Series completed	24,215
Completed 1-dose series	1,237
Completed 2-dose series	22,978
First dose: current number of people who have only received their first dose of the Moderna or Pfizer vaccine.	
Series complete: current number of people who have received both Moderna or Pfizer vaccine doses or one Johnson & Johnson dose and are considered fully immunized.	

Demographic summary	First dose	Series complete	Total people vaccinated
Age group	14,849	24,215	39,064
16-24 years	201	163	364
25-34 years	305	411	716
35-44 years	657	727	1,384
45-54 years	1,648	1,103	2,751
55-64 years	5,071	2,217	7,288
65-74 years	4,042	11,135	15,177
75-84 years	2,216	6,657	8,873
85+ years	709	1,802	2,511
Race	14,849	24,215	39,064
White	10,214	16,006	26,220
Black	972	1,472	2,444
American Indian/Alaskan	113	124	237
Other	1,129	2,412	3,541
Unknown	2,421	4,201	6,622
Other race includes Asian, native Hawaiian/Pacific Islander, or other.			
Ethnicity	14,849	24,215	39,064
Hispanic	1,012	963	1,975
Non-Hispanic	9,364	13,603	22,967
Unknown	4,473	9,649	14,122
Gender	14,849	24,215	39,064
Female	8,242	13,665	21,907
Male	6,419	10,469	16,888
Unknown	188	81	269



COVID-19: Franklin County vaccine summary

Vaccination data through Mar 31, 2021 as of Apr 1, 2021 at 12:05 AM

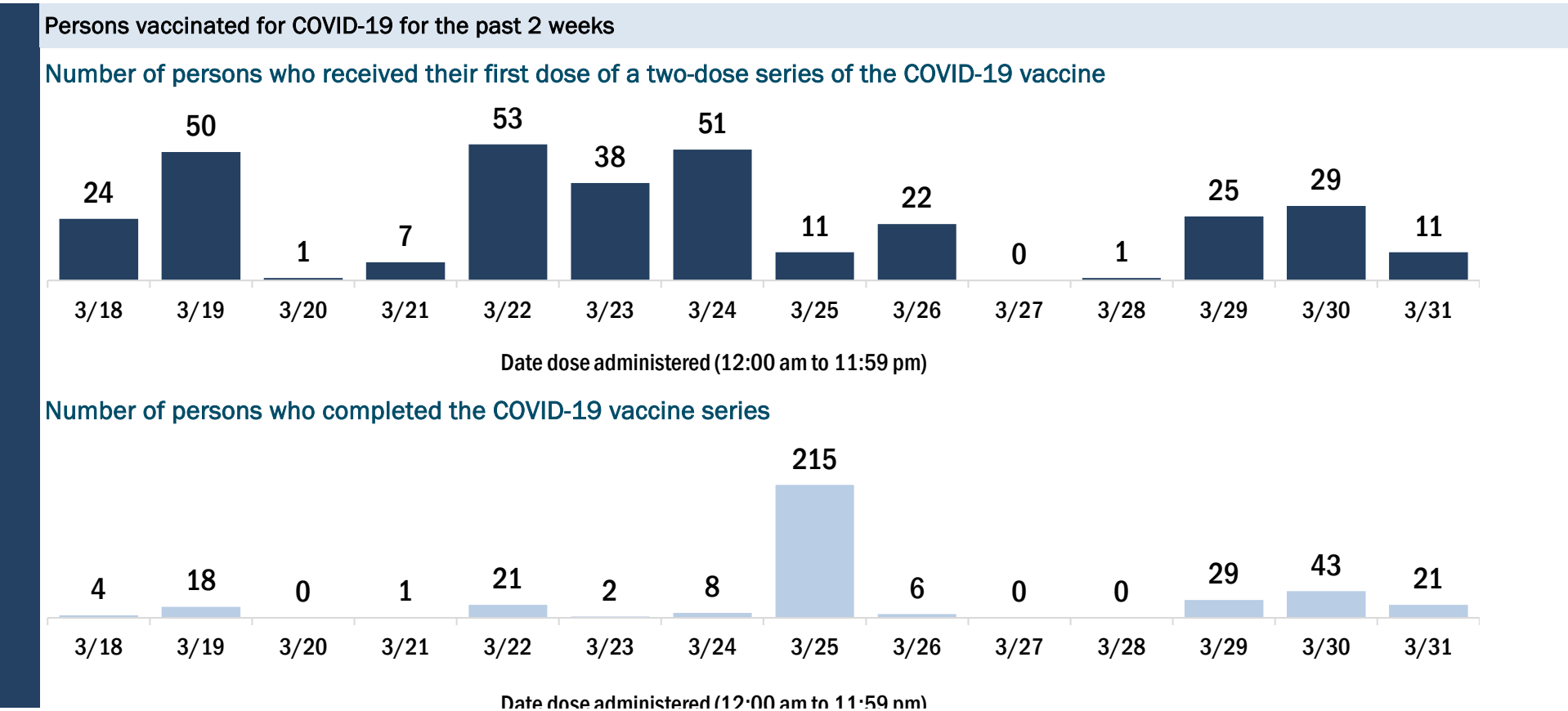
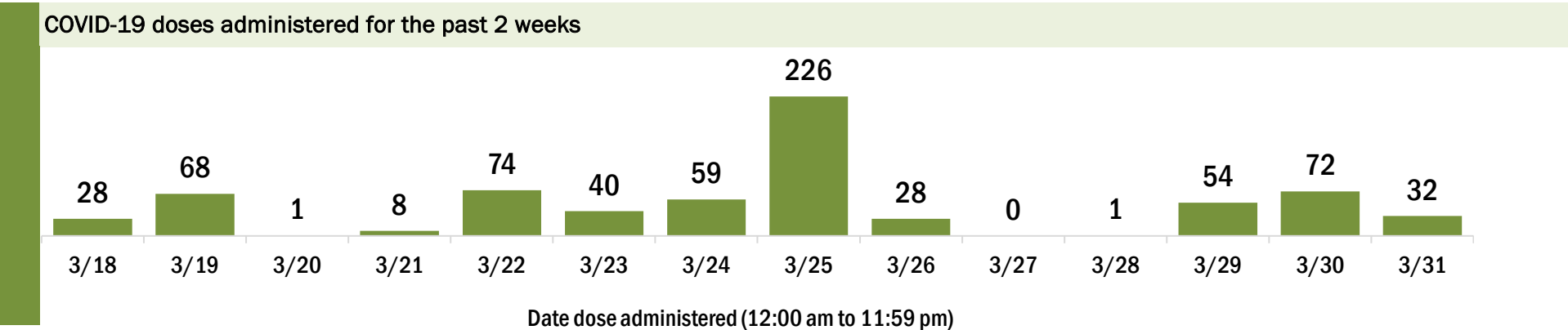
Data in this report are provisional and subject to change.

Data in this summary pertain to COVID-19 vaccines approved by the U.S. Food and Drug Administration and have been issued an Emergency Use Authorization (Janssen COVID-19 Vaccine, Moderna COVID-19 Vaccine and Pfizer-BioNTech COVID-19 Vaccine). These data summarize the number of people who have received either their first dose or have completed the series for a COVID-19 vaccine. **A person can only be counted in one category, first dose or series complete.** For persons receiving Moderna or Pfizer vaccines, once they receive their second dose, they are moved from the first dose column to the series completed column. **Because of this, the total first dose category may show a change from report to report not matching the total receiving their first dose from the previous day.** Persons receiving Johnson & Johnson vaccines will always be counted in the series completed column.

COVID-19 doses for vaccinated persons in Florida	
Doses administered	5,561
People receiving one dose of a 1-dose series (Johnson & Johnson) or receiving only one dose of a 2-dose series (Moderna, Pfizer) count once. Persons receiving both doses of a 2-dose series count twice.	

Current status of persons vaccinated for COVID-19 in Florida	
Total people vaccinated	3,256
First dose	906
Series completed	2,350
Completed 1-dose series	45
Completed 2-dose series	2,305
First dose: current number of people who have only received their first dose of the Moderna or Pfizer vaccine.	
Series complete: current number of people who have received both Moderna or Pfizer vaccine doses or one Johnson & Johnson dose and are considered fully immunized.	

Demographic summary	First dose	Series complete	Total people vaccinated
Age group	906	2,350	3,256
16-24 years	10	11	21
25-34 years	30	26	56
35-44 years	42	46	88
45-54 years	130	111	241
55-64 years	428	293	721
65-74 years	183	1,182	1,365
75-84 years	65	570	635
85+ years	18	111	129
Race	906	2,350	3,256
White	762	2,114	2,876
Black	62	99	161
American Indian/Alaskan	2	6	8
Other	54	87	141
Unknown	26	44	70
Other race includes Asian, native Hawaiian/Pacific Islander, or other.			
Ethnicity	906	2,350	3,256
Hispanic	24	20	44
Non-Hispanic	785	1,984	2,769
Unknown	97	346	443
Gender	906	2,350	3,256
Female	496	1,233	1,729
Male	410	1,117	1,527
Unknown	0	0	0



COVID-19: Gadsden County vaccine summary

Vaccination data through Mar 31, 2021 as of Apr 1, 2021 at 12:05 AM

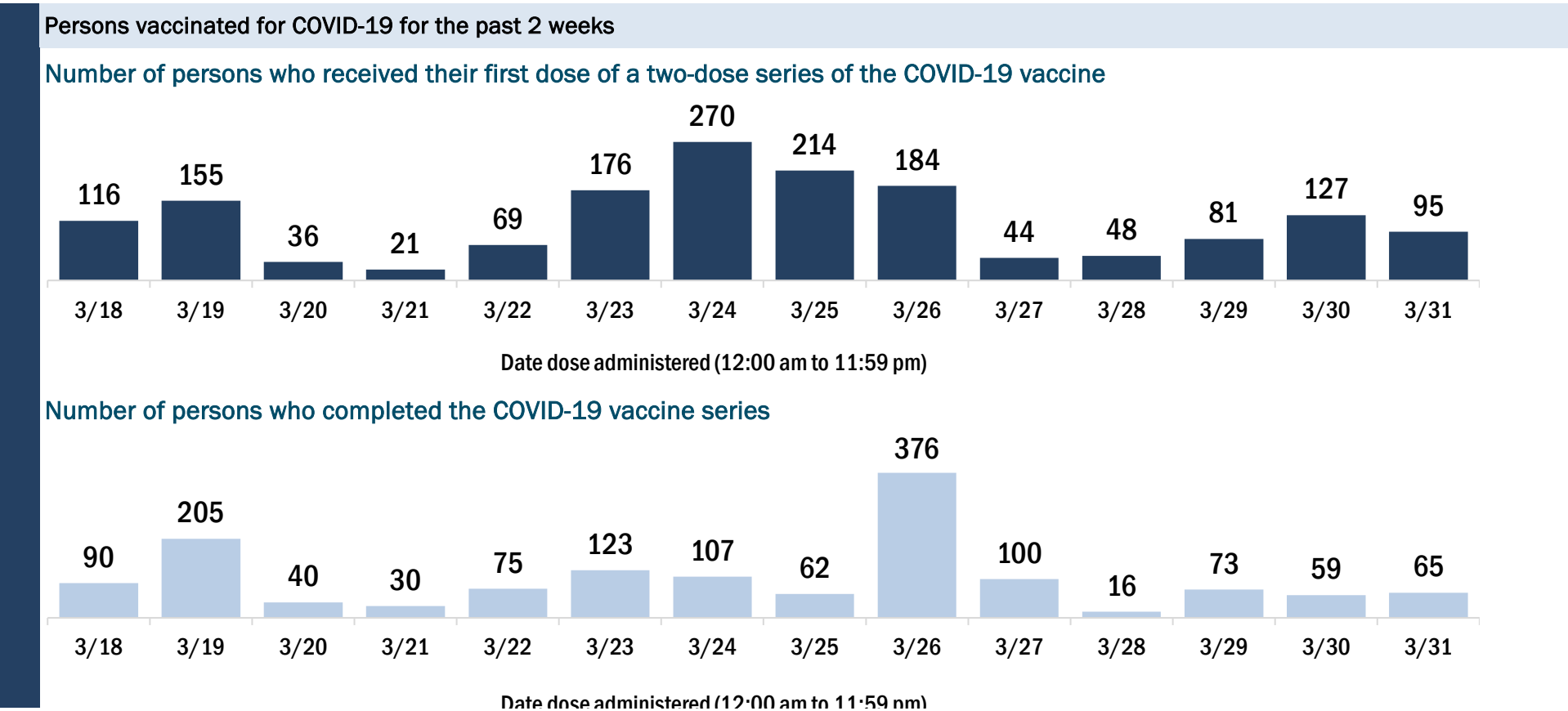
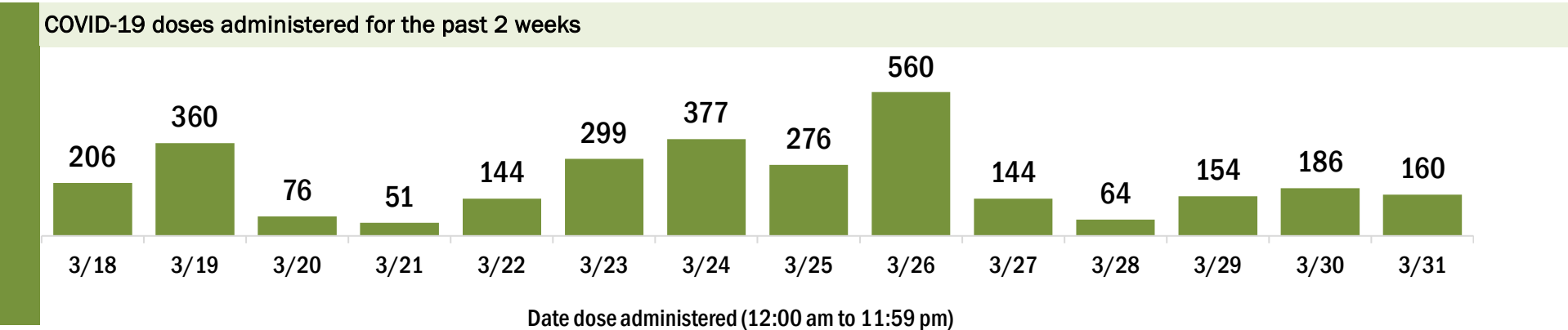
Data in this report are provisional and subject to change.

Data in this summary pertain to COVID-19 vaccines approved by the U.S. Food and Drug Administration and have been issued an Emergency Use Authorization (Janssen COVID-19 Vaccine, Moderna COVID-19 Vaccine and Pfizer-BioNTech COVID-19 Vaccine). These data summarize the number of people who have received either their first dose or have completed the series for a COVID-19 vaccine. **A person can only be counted in one category, first dose or series complete.** For persons receiving Moderna or Pfizer vaccines, once they receive their second dose, they are moved from the first dose column to the series completed column. **Because of this, the total first dose category may show a change from report to report not matching the total receiving their first dose from the previous day.** Persons receiving Johnson & Johnson vaccines will always be counted in the series completed column.

COVID-19 doses for vaccinated persons in Florida	
Doses administered	19,032
People receiving one dose of a 1-dose series (Johnson & Johnson) or receiving only one dose of a 2-dose series (Moderna, Pfizer) count once. Persons receiving both doses of a 2-dose series count twice.	

Current status of persons vaccinated for COVID-19 in Florida	
Total people vaccinated	11,813
First dose	4,119
Series completed	7,694
Completed 1-dose series	475
Completed 2-dose series	7,219
First dose: current number of people who have only received their first dose of the Moderna or Pfizer vaccine.	
Series complete: current number of people who have received both Moderna or Pfizer vaccine doses or one Johnson & Johnson dose and are considered fully immunized.	

Demographic summary	First dose	Series complete	Total people vaccinated
Age group	4,119	7,694	11,813
16-24 years	74	72	146
25-34 years	191	168	359
35-44 years	372	348	720
45-54 years	806	635	1,441
55-64 years	1,527	1,248	2,775
65-74 years	704	3,163	3,867
75-84 years	334	1,543	1,877
85+ years	111	517	628
Race	4,119	7,694	11,813
White	1,227	2,862	4,089
Black	1,994	3,129	5,123
American Indian/Alaskan	7	17	24
Other	435	1,195	1,630
Unknown	456	491	947
Other race includes Asian, native Hawaiian/Pacific Islander, or other.			
Ethnicity	4,119	7,694	11,813
Hispanic	222	191	413
Non-Hispanic	2,850	5,295	8,145
Unknown	1,047	2,208	3,255
Gender	4,119	7,694	11,813
Female	2,390	4,667	7,057
Male	1,729	3,026	4,755
Unknown	0	1	1



COVID-19: Gilchrist County vaccine summary

Vaccination data through Mar 31, 2021 as of Apr 1, 2021 at 12:05 AM

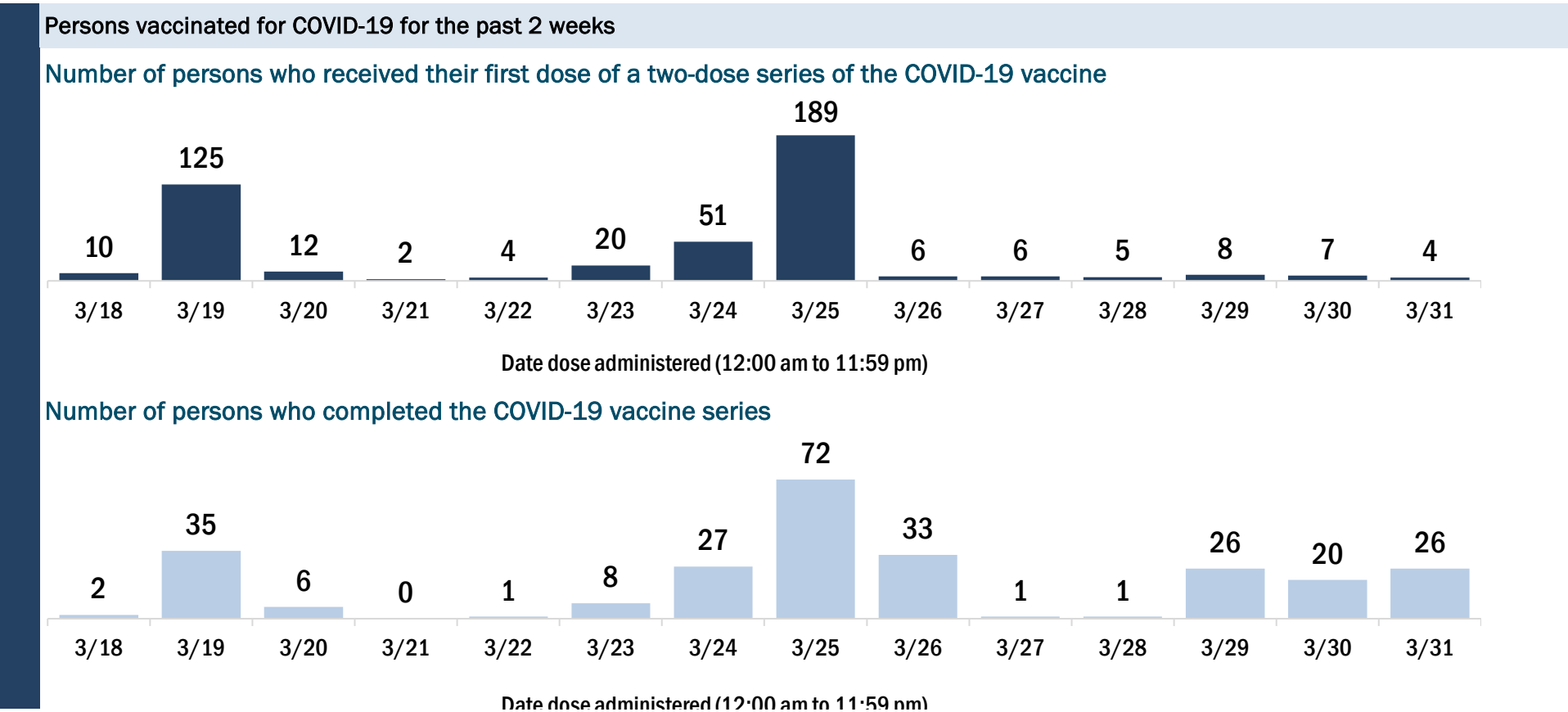
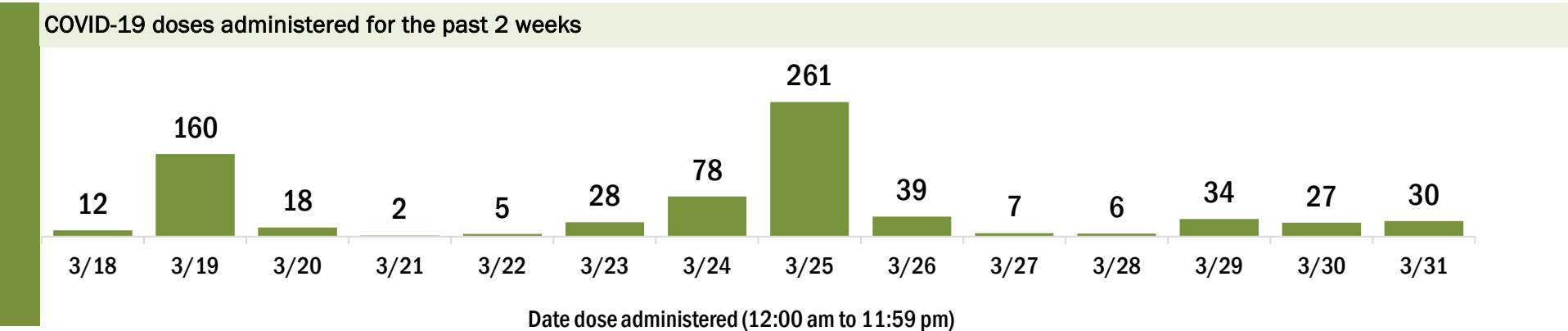
Data in this report are provisional and subject to change.

Data in this summary pertain to COVID-19 vaccines approved by the U.S. Food and Drug Administration and have been issued an Emergency Use Authorization (Janssen COVID-19 Vaccine, Moderna COVID-19 Vaccine and Pfizer-BioNTech COVID-19 Vaccine). These data summarize the number of people who have received either their first dose or have completed the series for a COVID-19 vaccine. **A person can only be counted in one category, first dose or series complete.** For persons receiving Moderna or Pfizer vaccines, once they receive their second dose, they are moved from the first dose column to the series completed column. **Because of this, the total first dose category may show a change from report to report not matching the total receiving their first dose from the previous day.** Persons receiving Johnson & Johnson vaccines will always be counted in the series completed column.

COVID-19 doses for vaccinated persons in Florida	
Doses administered	4,610
People receiving one dose of a 1-dose series (Johnson & Johnson) or receiving only one dose of a 2-dose series (Moderna, Pfizer) count once. Persons receiving both doses of a 2-dose series count twice.	

Current status of persons vaccinated for COVID-19 in Florida	
Total people vaccinated	2,825
First dose	909
Series completed	1,916
Completed 1-dose series	131
Completed 2-dose series	1,785
First dose: current number of people who have only received their first dose of the Moderna or Pfizer vaccine.	
Series complete: current number of people who have received both Moderna or Pfizer vaccine doses or one Johnson & Johnson dose and are considered fully immunized.	

Demographic summary	First dose	Series complete	Total people vaccinated
Age group	909	1,916	2,825
16-24 years	16	31	47
25-34 years	23	51	74
35-44 years	39	69	108
45-54 years	109	124	233
55-64 years	352	199	551
65-74 years	232	750	982
75-84 years	109	517	626
85+ years	29	175	204
Race	909	1,916	2,825
White	726	1,292	2,018
Black	27	20	47
American Indian/Alaskan	5	5	10
Other	49	176	225
Unknown	102	423	525
Other race includes Asian, native Hawaiian/Pacific Islander, or other.			
Ethnicity	909	1,916	2,825
Hispanic	20	20	40
Non-Hispanic	511	729	1,240
Unknown	378	1,167	1,545
Gender	909	1,916	2,825
Female	544	1,142	1,686
Male	364	774	1,138
Unknown	1	0	1



COVID-19: Glades County vaccine summary

Vaccination data through Mar 31, 2021 as of Apr 1, 2021 at 12:05 AM

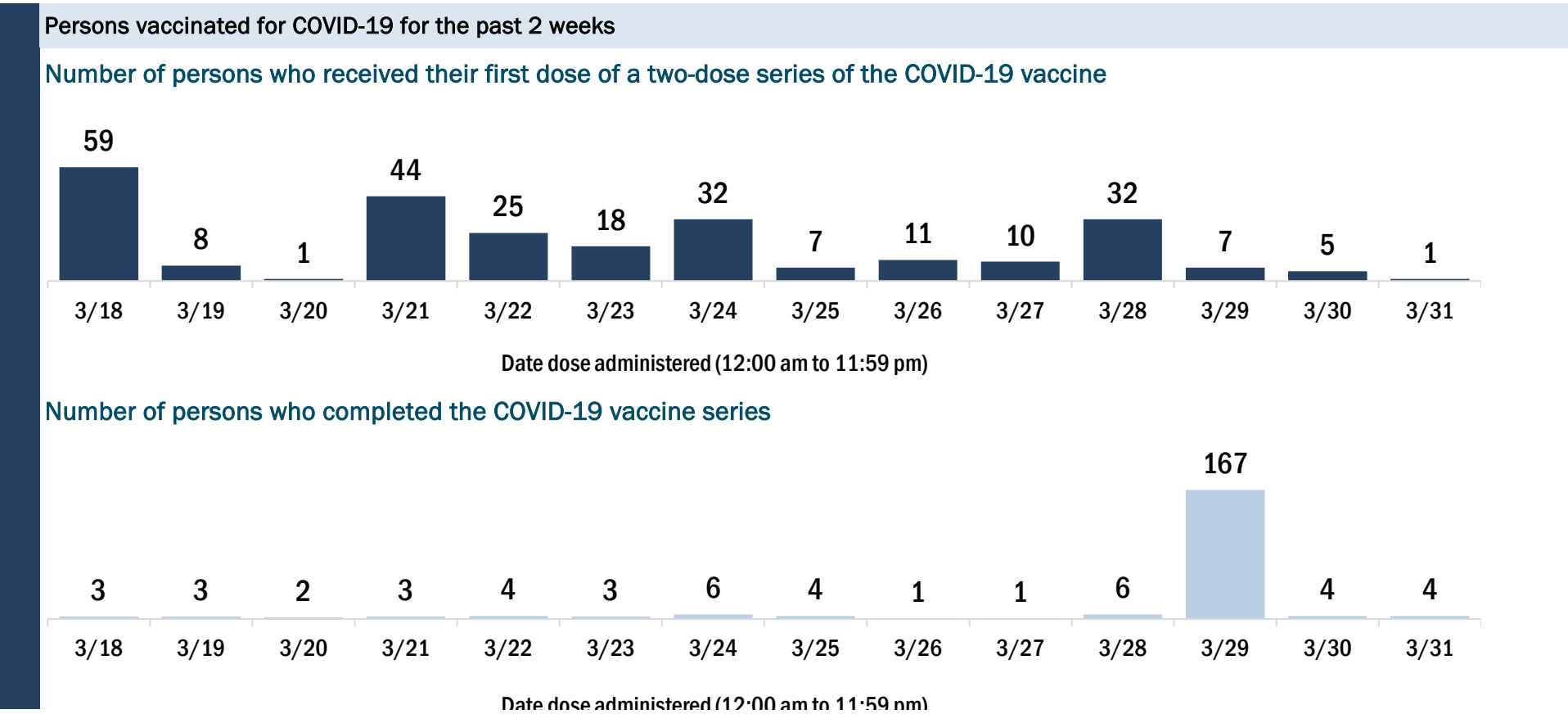
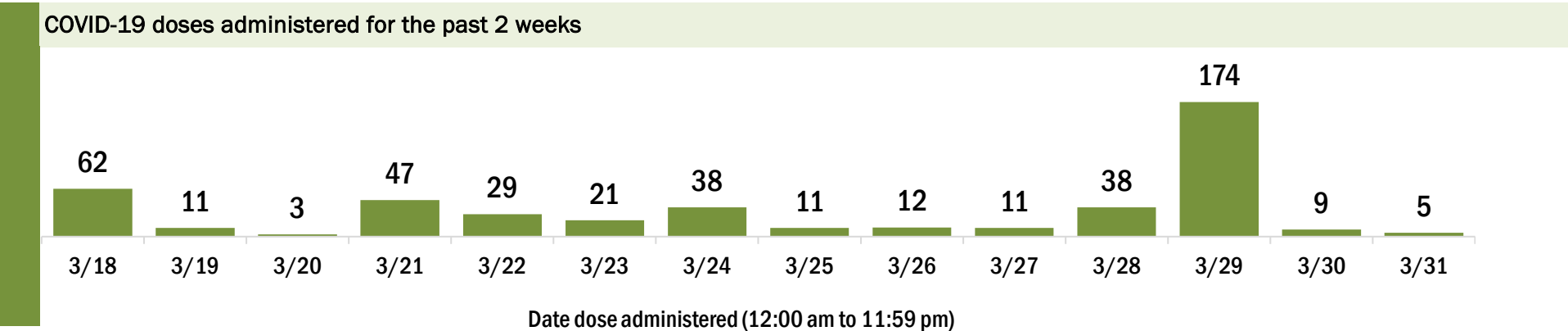
Data in this report are provisional and subject to change.

Data in this summary pertain to COVID-19 vaccines approved by the U.S. Food and Drug Administration and have been issued an Emergency Use Authorization (Janssen COVID-19 Vaccine, Moderna COVID-19 Vaccine and Pfizer-BioNTech COVID-19 Vaccine). These data summarize the number of people who have received either their first dose or have completed the series for a COVID-19 vaccine. **A person can only be counted in one category, first dose or series complete.** For persons receiving Moderna or Pfizer vaccines, once they receive their second dose, they are moved from the first dose column to the series completed column. **Because of this, the total first dose category may show a change from report to report not matching the total receiving their first dose from the previous day.** Persons receiving Johnson & Johnson vaccines will always be counted in the series completed column.

COVID-19 doses for vaccinated persons in Florida	
Doses administered	3,384
People receiving one dose of a 1-dose series (Johnson & Johnson) or receiving only one dose of a 2-dose series (Moderna, Pfizer) count once. Persons receiving both doses of a 2-dose series count twice.	

Current status of persons vaccinated for COVID-19 in Florida	
Total people vaccinated	1,971
First dose	548
Series completed	1,423
Completed 1-dose series	10
Completed 2-dose series	1,413
First dose: current number of people who have only received their first dose of the Moderna or Pfizer vaccine.	
Series complete: current number of people who have received both Moderna or Pfizer vaccine doses or one Johnson & Johnson dose and are considered fully immunized.	

Demographic summary	First dose	Series complete	Total people vaccinated
Age group	548	1,423	1,971
16-24 years	8	2	10
25-34 years	14	5	19
35-44 years	21	5	26
45-54 years	74	30	104
55-64 years	204	83	287
65-74 years	119	701	820
75-84 years	94	502	596
85+ years	14	95	109
Race	548	1,423	1,971
White	374	1,090	1,464
Black	41	50	91
American Indian/Alaskan	3	12	15
Other	53	58	111
Unknown	77	213	290
Other race includes Asian, native Hawaiian/Pacific Islander, or other.			
Ethnicity	548	1,423	1,971
Hispanic	69	28	97
Non-Hispanic	267	580	847
Unknown	212	815	1,027
Gender	548	1,423	1,971
Female	277	722	999
Male	271	701	972
Unknown	0	0	0



COVID-19: Gulf County vaccine summary

Vaccination data through Mar 31, 2021 as of Apr 1, 2021 at 12:05 AM

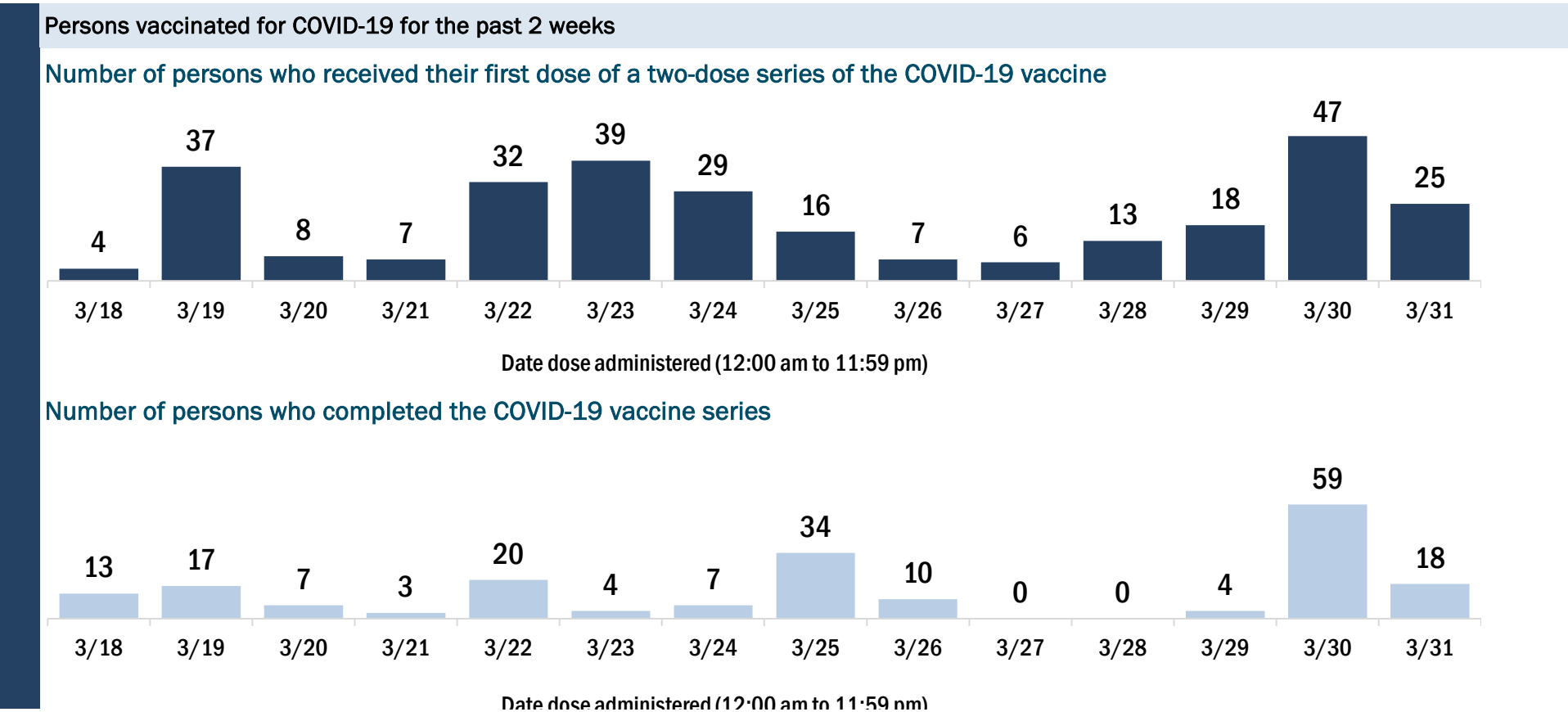
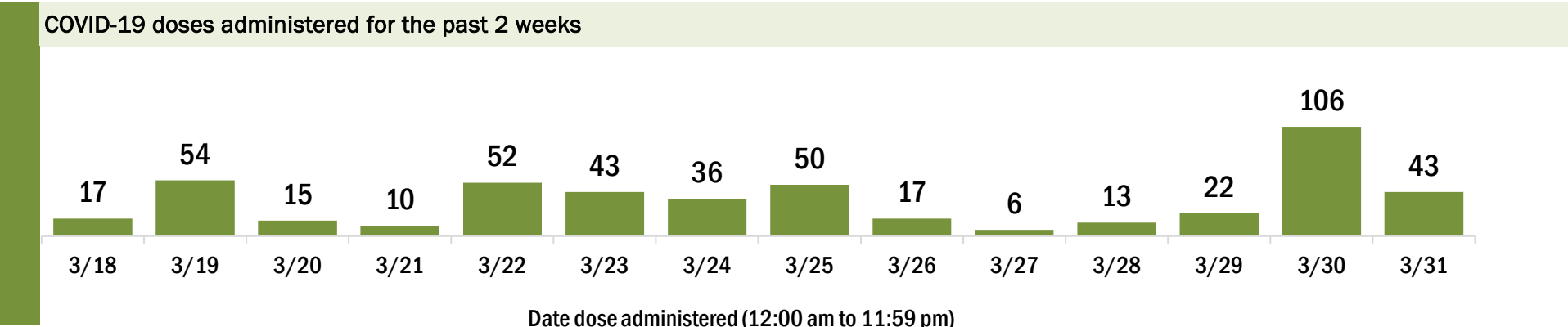
Data in this report are provisional and subject to change.

Data in this summary pertain to COVID-19 vaccines approved by the U.S. Food and Drug Administration and have been issued an Emergency Use Authorization (Janssen COVID-19 Vaccine, Moderna COVID-19 Vaccine and Pfizer-BioNTech COVID-19 Vaccine). These data summarize the number of people who have received either their first dose or have completed the series for a COVID-19 vaccine. **A person can only be counted in one category, first dose or series complete.** For persons receiving Moderna or Pfizer vaccines, once they receive their second dose, they are moved from the first dose column to the series completed column. **Because of this, the total first dose category may show a change from report to report not matching the total receiving their first dose from the previous day.** Persons receiving Johnson & Johnson vaccines will always be counted in the series completed column.

COVID-19 doses for vaccinated persons in Florida	
Doses administered	5,927
People receiving one dose of a 1-dose series (Johnson & Johnson) or receiving only one dose of a 2-dose series (Moderna, Pfizer) count once. Persons receiving both doses of a 2-dose series count twice.	

Current status of persons vaccinated for COVID-19 in Florida	
Total people vaccinated	3,511
First dose	980
Series completed	2,531
Completed 1-dose series	115
Completed 2-dose series	2,416
First dose: current number of people who have only received their first dose of the Moderna or Pfizer vaccine.	
Series complete: current number of people who have received both Moderna or Pfizer vaccine doses or one Johnson & Johnson dose and are considered fully immunized.	

Demographic summary	First dose	Series complete	Total people vaccinated
Age group	980	2,531	3,511
16-24 years	20	15	35
25-34 years	32	33	65
35-44 years	67	55	122
45-54 years	148	110	258
55-64 years	344	245	589
65-74 years	220	1,299	1,519
75-84 years	127	603	730
85+ years	22	171	193
Race	980	2,531	3,511
White	787	2,287	3,074
Black	105	142	247
American Indian/Alaskan	1	7	8
Other	51	54	105
Unknown	36	41	77
Other race includes Asian, native Hawaiian/Pacific Islander, or other.			
Ethnicity	980	2,531	3,511
Hispanic	21	13	34
Non-Hispanic	763	2,398	3,161
Unknown	196	120	316
Gender	980	2,531	3,511
Female	551	1,341	1,892
Male	429	1,190	1,619
Unknown	0	0	0



COVID-19: Hamilton County vaccine summary

Vaccination data through Mar 31, 2021 as of Apr 1, 2021 at 12:05 AM

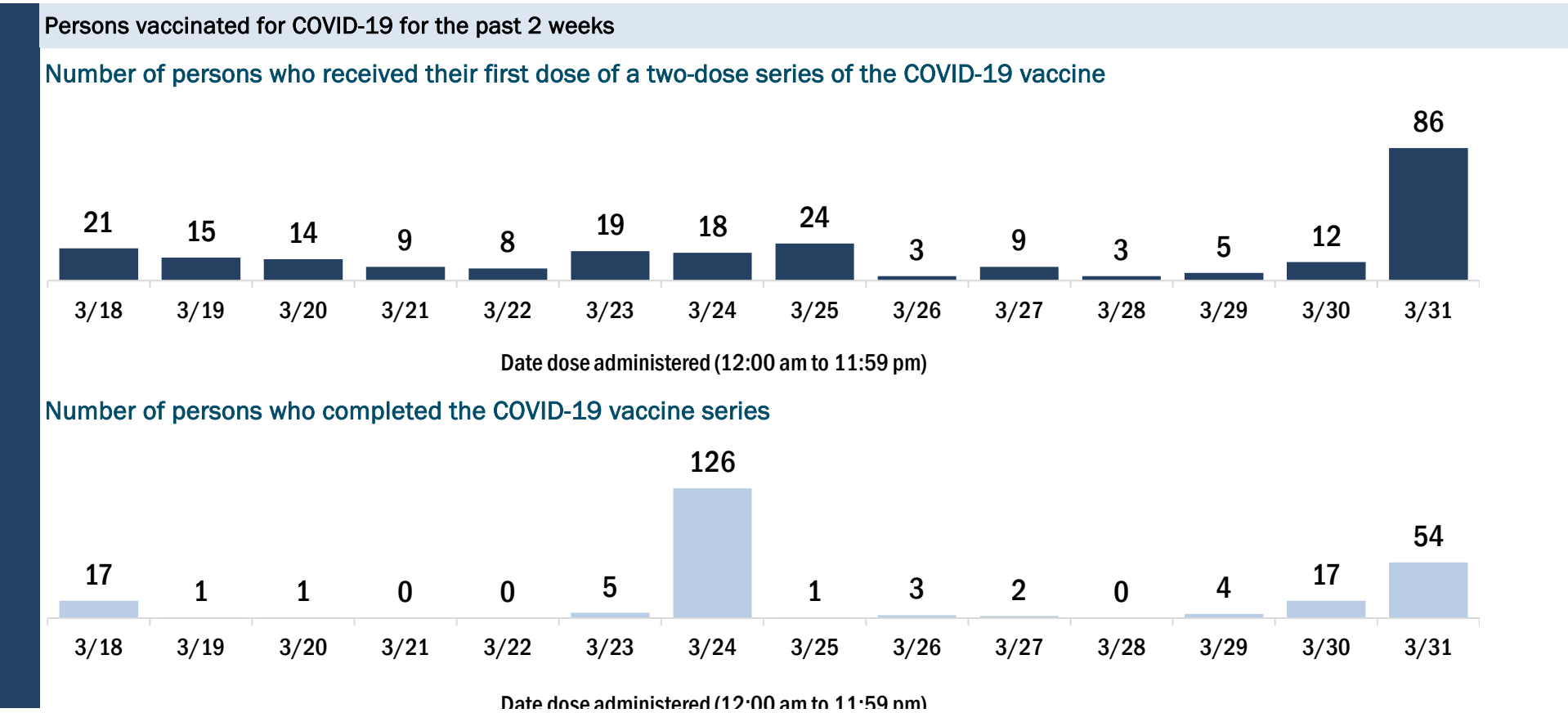
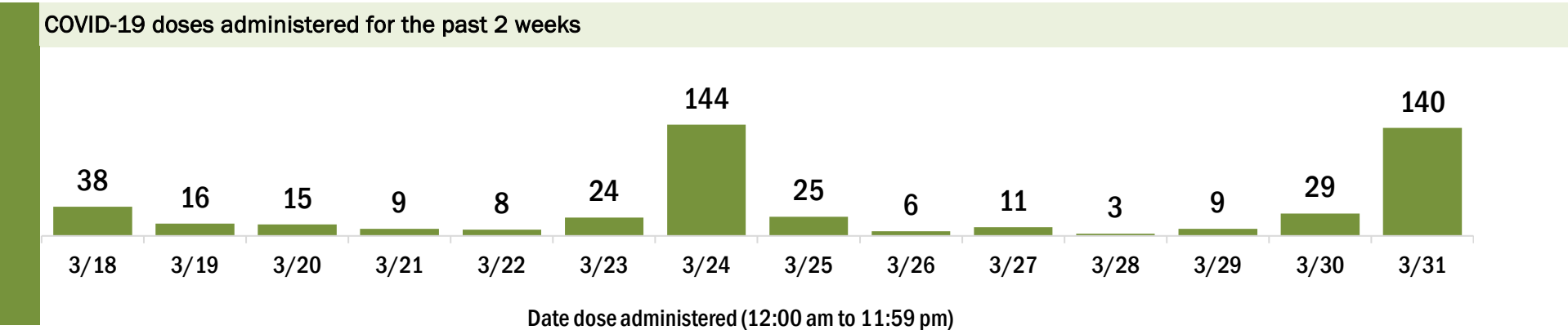
Data in this report are provisional and subject to change.

Data in this summary pertain to COVID-19 vaccines approved by the U.S. Food and Drug Administration and have been issued an Emergency Use Authorization (Janssen COVID-19 Vaccine, Moderna COVID-19 Vaccine and Pfizer-BioNTech COVID-19 Vaccine). These data summarize the number of people who have received either their first dose or have completed the series for a COVID-19 vaccine. **A person can only be counted in one category, first dose or series complete.** For persons receiving Moderna or Pfizer vaccines, once they receive their second dose, they are moved from the first dose column to the series completed column. **Because of this, the total first dose category may show a change from report to report not matching the total receiving their first dose from the previous day.** Persons receiving Johnson & Johnson vaccines will always be counted in the series completed column.

COVID-19 doses for vaccinated persons in Florida	
Doses administered	3,704
People receiving one dose of a 1-dose series (Johnson & Johnson) or receiving only one dose of a 2-dose series (Moderna, Pfizer) count once. Persons receiving both doses of a 2-dose series count twice.	

Current status of persons vaccinated for COVID-19 in Florida	
Total people vaccinated	2,254
First dose	688
Series completed	1,566
Completed 1-dose series	116
Completed 2-dose series	1,450
First dose: current number of people who have only received their first dose of the Moderna or Pfizer vaccine.	
Series complete: current number of people who have received both Moderna or Pfizer vaccine doses or one Johnson & Johnson dose and are considered fully immunized.	

Demographic summary	First dose	Series complete	Total people vaccinated
Age group	688	1,566	2,254
16-24 years	9	10	19
25-34 years	20	19	39
35-44 years	38	36	74
45-54 years	109	68	177
55-64 years	311	147	458
65-74 years	123	785	908
75-84 years	49	406	455
85+ years	29	95	124
Race	688	1,566	2,254
White	356	952	1,308
Black	202	309	511
American Indian/Alaskan	1	1	2
Other	73	114	187
Unknown	56	190	246
Other race includes Asian, native Hawaiian/Pacific Islander, or other.			
Ethnicity	688	1,566	2,254
Hispanic	24	20	44
Non-Hispanic	403	837	1,240
Unknown	261	709	970
Gender	688	1,566	2,254
Female	425	864	1,289
Male	262	702	964
Unknown	1	0	1



COVID-19: Hardee County vaccine summary

Vaccination data through Mar 31, 2021 as of Apr 1, 2021 at 12:05 AM

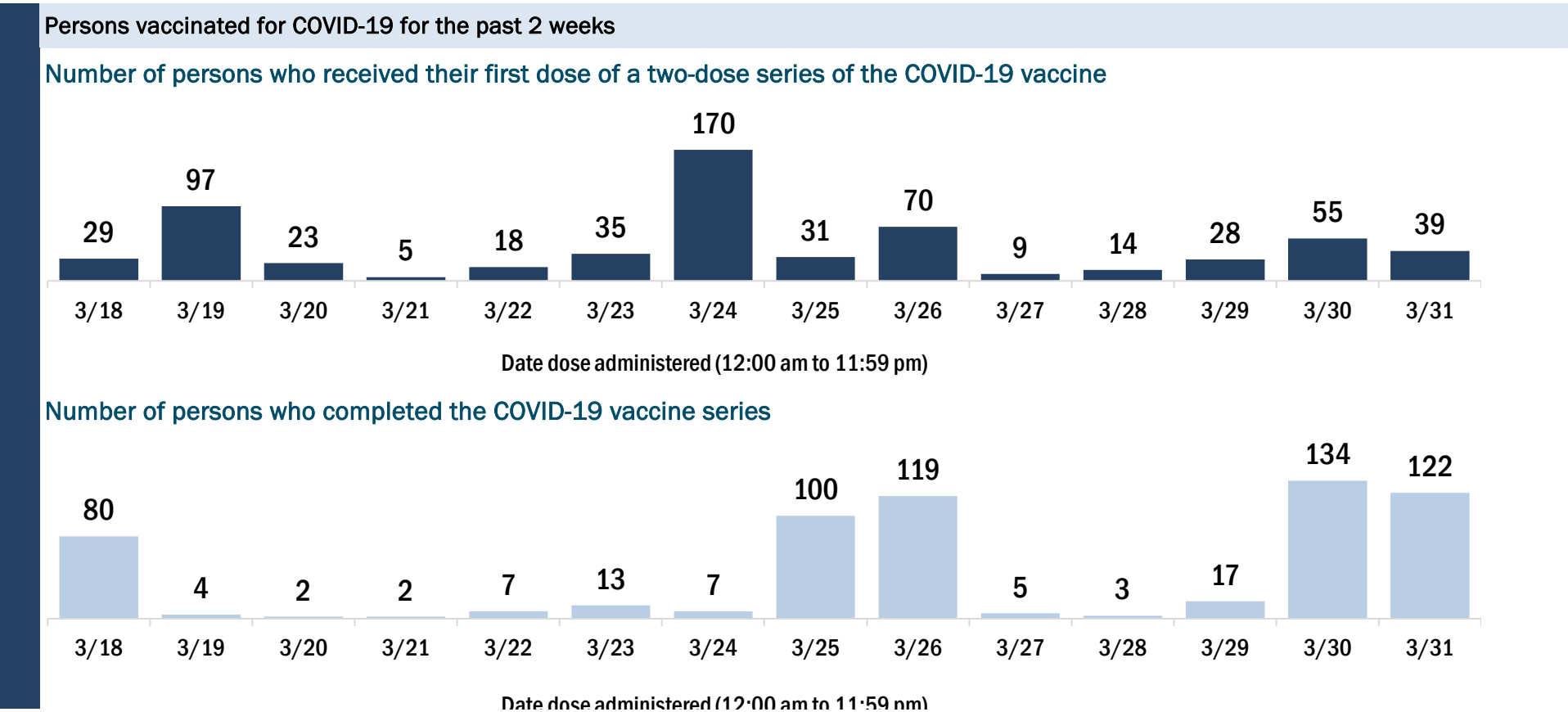
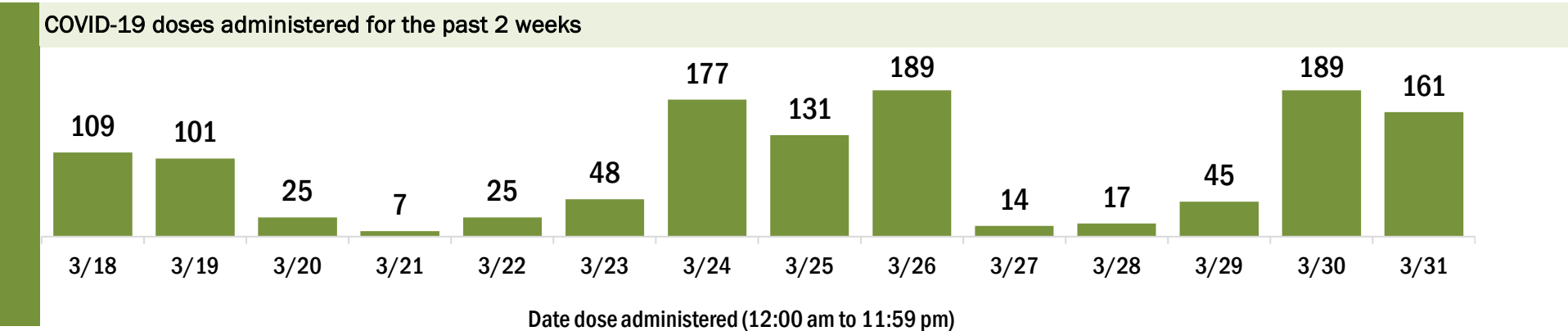
Data in this report are provisional and subject to change.

Data in this summary pertain to COVID-19 vaccines approved by the U.S. Food and Drug Administration and have been issued an Emergency Use Authorization (Janssen COVID-19 Vaccine, Moderna COVID-19 Vaccine and Pfizer-BioNTech COVID-19 Vaccine). These data summarize the number of people who have received either their first dose or have completed the series for a COVID-19 vaccine. **A person can only be counted in one category, first dose or series complete.** For persons receiving Moderna or Pfizer vaccines, once they receive their second dose, they are moved from the first dose column to the series completed column. **Because of this, the total first dose category may show a change from report to report not matching the total receiving their first dose from the previous day.** Persons receiving Johnson & Johnson vaccines will always be counted in the series completed column.

COVID-19 doses for vaccinated persons in Florida	
Doses administered	5,950
People receiving one dose of a 1-dose series (Johnson & Johnson) or receiving only one dose of a 2-dose series (Moderna, Pfizer) count once. Persons receiving both doses of a 2-dose series count twice.	

Current status of persons vaccinated for COVID-19 in Florida	
Total people vaccinated	3,724
First dose	1,475
Series completed	2,249
Completed 1-dose series	23
Completed 2-dose series	2,226
First dose: current number of people who have only received their first dose of the Moderna or Pfizer vaccine.	
Series complete: current number of people who have received both Moderna or Pfizer vaccine doses or one Johnson & Johnson dose and are considered fully immunized.	

Demographic summary	First dose	Series complete	Total people vaccinated
Age group	1,475	2,249	3,724
16-24 years	42	15	57
25-34 years	57	54	111
35-44 years	78	61	139
45-54 years	198	75	273
55-64 years	452	140	592
65-74 years	384	984	1,368
75-84 years	213	709	922
85+ years	51	211	262
Race	1,475	2,249	3,724
White	1,036	1,740	2,776
Black	76	46	122
American Indian/Alaskan	3	12	15
Other	231	341	572
Unknown	129	110	239
Other race includes Asian, native Hawaiian/Pacific Islander, or other.			
Ethnicity	1,475	2,249	3,724
Hispanic	205	177	382
Non-Hispanic	599	1,350	1,949
Unknown	671	722	1,393
Gender	1,475	2,249	3,724
Female	796	1,251	2,047
Male	677	997	1,674
Unknown	2	1	3



COVID-19: Hendry County vaccine summary

Vaccination data through Mar 31, 2021 as of Apr 1, 2021 at 12:05 AM

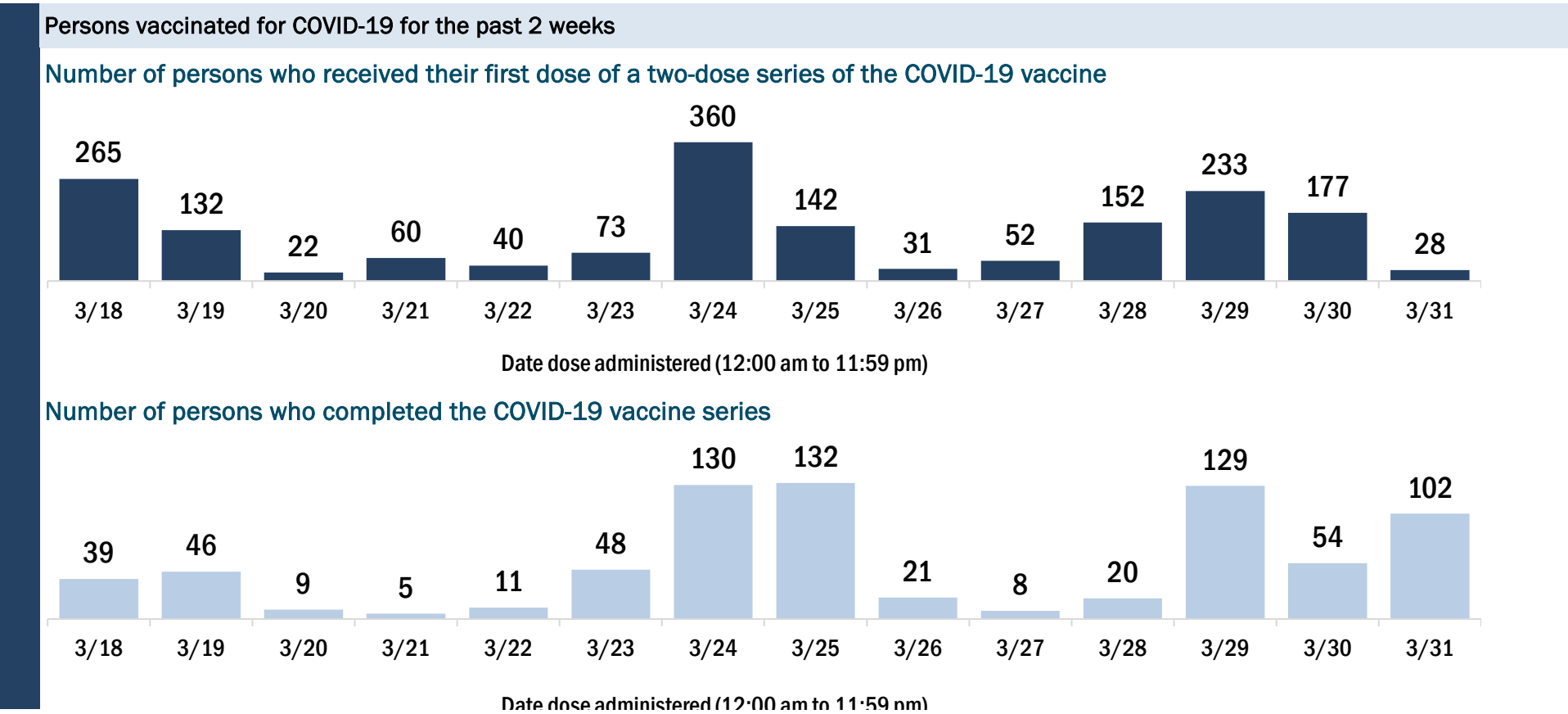
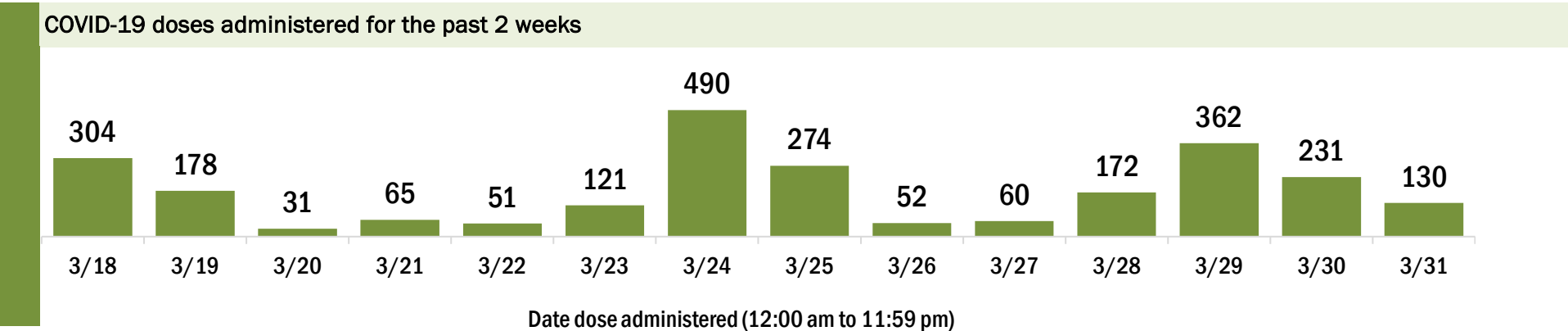
Data in this report are provisional and subject to change.

Data in this summary pertain to COVID-19 vaccines approved by the U.S. Food and Drug Administration and have been issued an Emergency Use Authorization (Janssen COVID-19 Vaccine, Moderna COVID-19 Vaccine and Pfizer-BioNTech COVID-19 Vaccine). These data summarize the number of people who have received either their first dose or have completed the series for a COVID-19 vaccine. **A person can only be counted in one category, first dose or series complete.** For persons receiving Moderna or Pfizer vaccines, once they receive their second dose, they are moved from the first dose column to the series completed column. **Because of this, the total first dose category may show a change from report to report not matching the total receiving their first dose from the previous day.** Persons receiving Johnson & Johnson vaccines will always be counted in the series completed column.

COVID-19 doses for vaccinated persons in Florida	
Doses administered	10,096
People receiving one dose of a 1-dose series (Johnson & Johnson) or receiving only one dose of a 2-dose series (Moderna, Pfizer) count once. Persons receiving both doses of a 2-dose series count twice.	

Current status of persons vaccinated for COVID-19 in Florida	
Total people vaccinated	7,061
First dose	3,762
Series completed	3,299
Completed 1-dose series	264
Completed 2-dose series	3,035
First dose: current number of people who have only received their first dose of the Moderna or Pfizer vaccine.	
Series complete: current number of people who have received both Moderna or Pfizer vaccine doses or one Johnson & Johnson dose and are considered fully immunized.	

Demographic summary	First dose	Series complete	Total people vaccinated
Age group	3,762	3,299	7,061
16-24 years	125	40	165
25-34 years	223	69	292
35-44 years	286	96	382
45-54 years	622	199	821
55-64 years	1,198	403	1,601
65-74 years	838	1,437	2,275
75-84 years	363	826	1,189
85+ years	107	229	336
Race	3,762	3,299	7,061
White	2,539	2,150	4,689
Black	297	226	523
American Indian/Alaskan	10	14	24
Other	600	571	1,171
Unknown	316	338	654
Other race includes Asian, native Hawaiian/Pacific Islander, or other.			
Ethnicity	3,762	3,299	7,061
Hispanic	1,252	638	1,890
Non-Hispanic	1,472	1,579	3,051
Unknown	1,038	1,082	2,120
Gender	3,762	3,299	7,061
Female	1,952	1,747	3,699
Male	1,808	1,552	3,360
Unknown	2	0	2



COVID-19: Hernando County vaccine summary

Vaccination data through Mar 31, 2021 as of Apr 1, 2021 at 12:05 AM

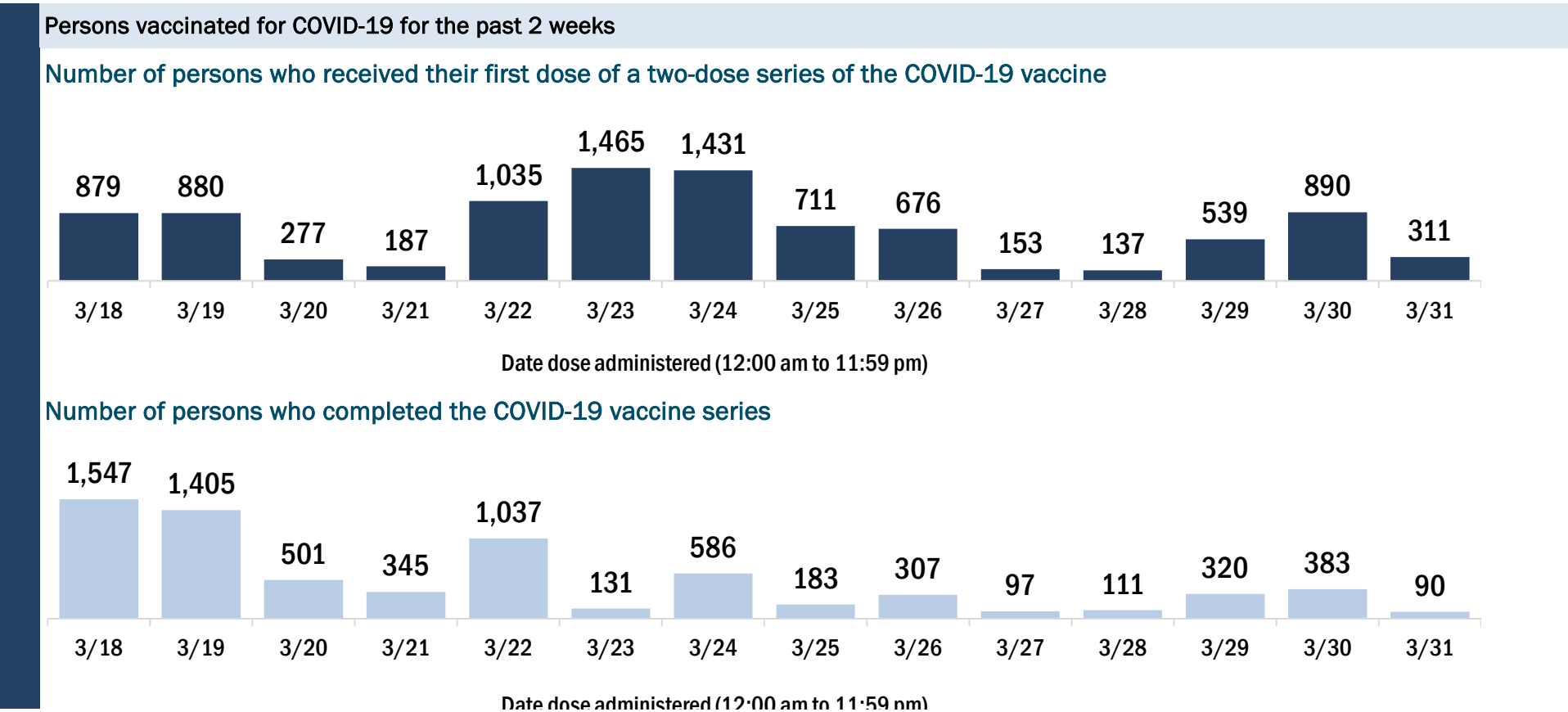
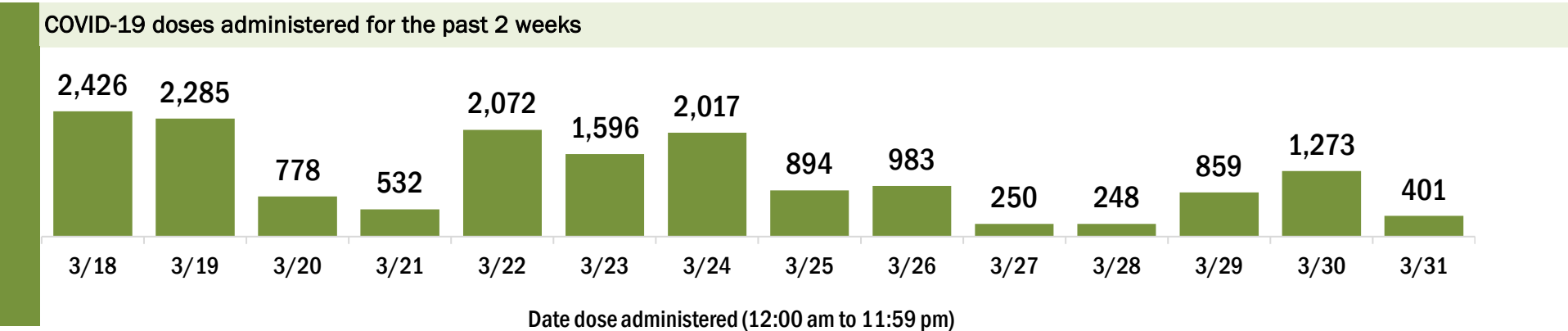
Data in this report are provisional and subject to change.

Data in this summary pertain to COVID-19 vaccines approved by the U.S. Food and Drug Administration and have been issued an Emergency Use Authorization (Janssen COVID-19 Vaccine, Moderna COVID-19 Vaccine and Pfizer-BioNTech COVID-19 Vaccine). These data summarize the number of people who have received either their first dose or have completed the series for a COVID-19 vaccine. **A person can only be counted in one category, first dose or series complete.** For persons receiving Moderna or Pfizer vaccines, once they receive their second dose, they are moved from the first dose column to the series completed column. **Because of this, the total first dose category may show a change from report to report not matching the total receiving their first dose from the previous day.** Persons receiving Johnson & Johnson vaccines will always be counted in the series completed column.

COVID-19 doses for vaccinated persons in Florida	
Doses administered	75,382
People receiving one dose of a 1-dose series (Johnson & Johnson) or receiving only one dose of a 2-dose series (Moderna, Pfizer) count once. Persons receiving both doses of a 2-dose series count twice.	

Current status of persons vaccinated for COVID-19 in Florida	
Total people vaccinated	50,333
First dose	22,309
Series completed	28,024
Completed 1-dose series	2,975
Completed 2-dose series	25,049
First dose: current number of people who have only received their first dose of the Moderna or Pfizer vaccine.	
Series complete: current number of people who have received both Moderna or Pfizer vaccine doses or one Johnson & Johnson dose and are considered fully immunized.	

Demographic summary	First dose	Series complete	Total people vaccinated
Age group	22,309	28,024	50,333
16-24 years	331	235	566
25-34 years	545	649	1,194
35-44 years	1,036	848	1,884
45-54 years	2,544	1,455	3,999
55-64 years	6,660	2,590	9,250
65-74 years	6,120	11,722	17,842
75-84 years	3,825	7,980	11,805
85+ years	1,248	2,545	3,793
Race	22,309	28,024	50,333
White	15,488	19,581	35,069
Black	472	671	1,143
American Indian/Alaskan	53	104	157
Other	1,369	2,156	3,525
Unknown	4,927	5,512	10,439
Other race includes Asian, native Hawaiian/Pacific Islander, or other.			
Ethnicity	22,309	28,024	50,333
Hispanic	965	1,046	2,011
Non-Hispanic	11,371	15,227	26,598
Unknown	9,973	11,751	21,724
Gender	22,309	28,024	50,333
Female	12,900	16,300	29,200
Male	9,353	11,695	21,048
Unknown	56	29	85



COVID-19: Highlands County vaccine summary

Vaccination data through Mar 31, 2021 as of Apr 1, 2021 at 12:05 AM

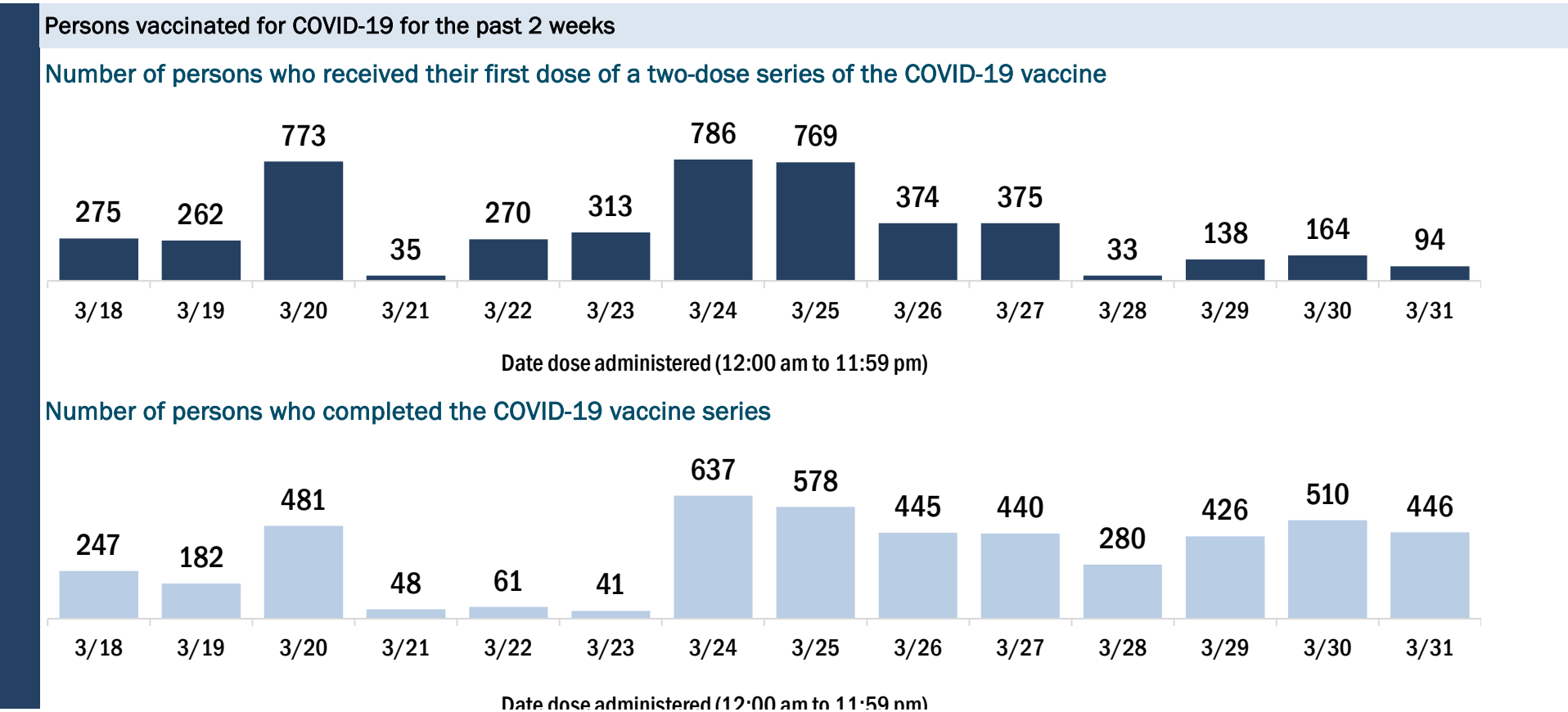
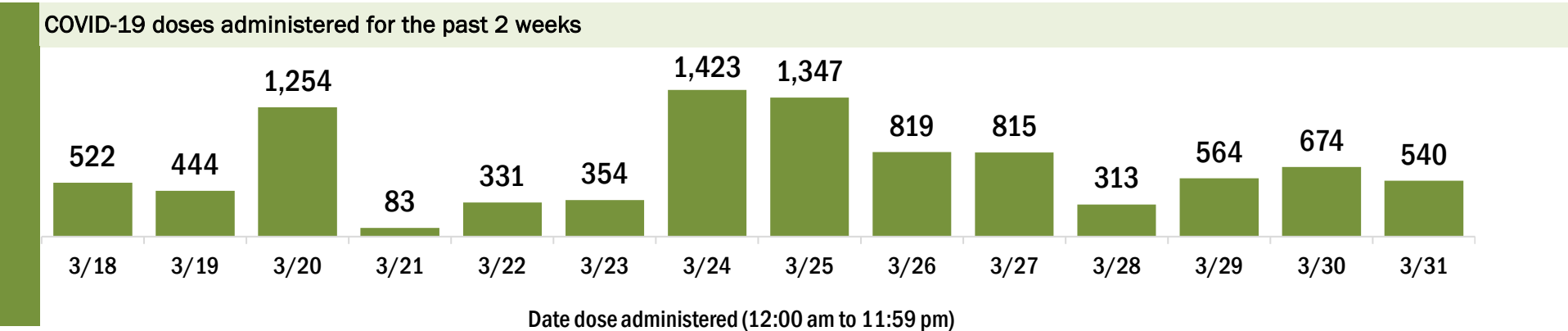
Data in this report are provisional and subject to change.

Data in this summary pertain to COVID-19 vaccines approved by the U.S. Food and Drug Administration and have been issued an Emergency Use Authorization (Janssen COVID-19 Vaccine, Moderna COVID-19 Vaccine and Pfizer-BioNTech COVID-19 Vaccine). These data summarize the number of people who have received either their first dose or have completed the series for a COVID-19 vaccine. **A person can only be counted in one category, first dose or series complete.** For persons receiving Moderna or Pfizer vaccines, once they receive their second dose, they are moved from the first dose column to the series completed column. **Because of this, the total first dose category may show a change from report to report not matching the total receiving their first dose from the previous day.** Persons receiving Johnson & Johnson vaccines will always be counted in the series completed column.

COVID-19 doses for vaccinated persons in Florida	
Doses administered	46,741
People receiving one dose of a 1-dose series (Johnson & Johnson) or receiving only one dose of a 2-dose series (Moderna, Pfizer) count once. Persons receiving both doses of a 2-dose series count twice.	

Current status of persons vaccinated for COVID-19 in Florida	
Total people vaccinated	33,088
First dose	19,198
Series completed	13,890
Completed 1-dose series	237
Completed 2-dose series	13,653
First dose: current number of people who have only received their first dose of the Moderna or Pfizer vaccine.	
Series complete: current number of people who have received both Moderna or Pfizer vaccine doses or one Johnson & Johnson dose and are considered fully immunized.	

Demographic summary	First dose	Series complete	Total people vaccinated
Age group	19,198	13,890	33,088
16-24 years	102	76	178
25-34 years	206	232	438
35-44 years	315	374	689
45-54 years	970	558	1,528
55-64 years	3,746	1,064	4,810
65-74 years	6,814	5,801	12,615
75-84 years	5,440	4,558	9,998
85+ years	1,605	1,227	2,832
Race	19,198	13,890	33,088
White	15,945	11,279	27,224
Black	654	387	1,041
American Indian/Alaskan	186	86	272
Other	832	1,014	1,846
Unknown	1,581	1,124	2,705
Other race includes Asian, native Hawaiian/Pacific Islander, or other.			
Ethnicity	19,198	13,890	33,088
Hispanic	1,323	501	1,824
Non-Hispanic	12,344	10,105	22,449
Unknown	5,531	3,284	8,815
Gender	19,198	13,890	33,088
Female	10,437	7,626	18,063
Male	8,727	6,256	14,983
Unknown	34	8	42



COVID-19: Hillsborough County vaccine summary

Vaccination data through Mar 31, 2021 as of Apr 1, 2021 at 12:05 AM

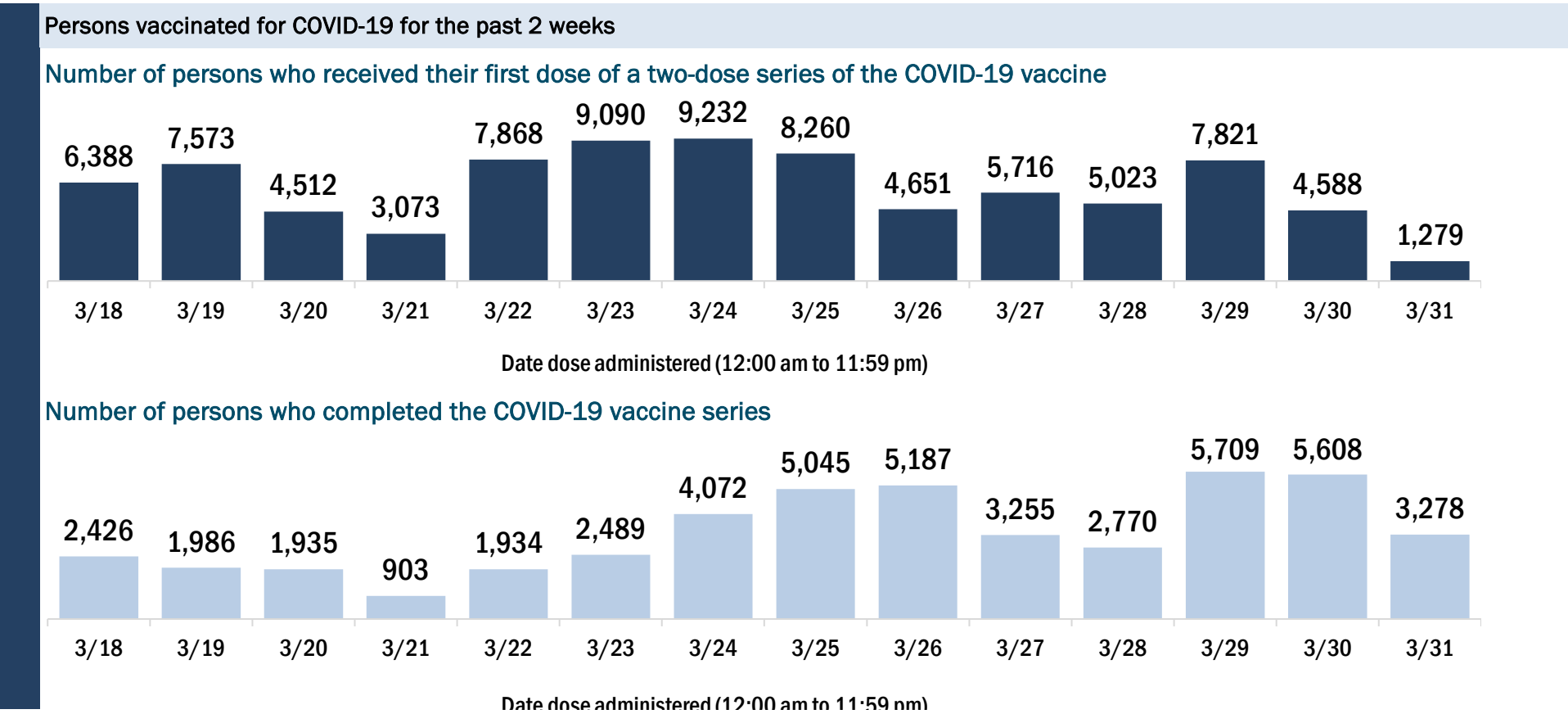
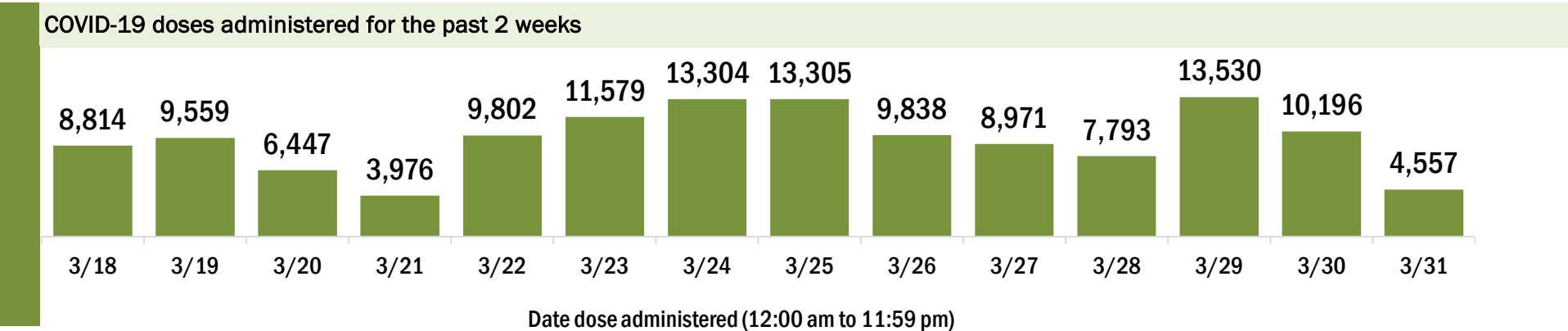
Data in this report are provisional and subject to change.

Data in this summary pertain to COVID-19 vaccines approved by the U.S. Food and Drug Administration and have been issued an Emergency Use Authorization (Janssen COVID-19 Vaccine, Moderna COVID-19 Vaccine and Pfizer-BioNTech COVID-19 Vaccine). These data summarize the number of people who have received either their first dose or have completed the series for a COVID-19 vaccine. **A person can only be counted in one category, first dose or series complete.** For persons receiving Moderna or Pfizer vaccines, once they receive their second dose, they are moved from the first dose column to the series completed column. **Because of this, the total first dose category may show a change from report to report not matching the total receiving their first dose from the previous day.** Persons receiving Johnson & Johnson vaccines will always be counted in the series completed column.

COVID-19 doses for vaccinated persons in Florida	
Doses administered	493,467
People receiving one dose of a 1-dose series (Johnson & Johnson) or receiving only one dose of a 2-dose series (Moderna, Pfizer) count once. Persons receiving both doses of a 2-dose series count twice.	

Current status of persons vaccinated for COVID-19 in Florida	
Total people vaccinated	344,438
First dose	177,373
Series completed	167,065
Completed 1-dose series	18,036
Completed 2-dose series	149,029
First dose: current number of people who have only received their first dose of the Moderna or Pfizer vaccine.	
Series complete: current number of people who have received both Moderna or Pfizer vaccine doses or one Johnson & Johnson dose and are considered fully immunized.	

Demographic summary	First dose	Series complete	Total people vaccinated
Age group	177,373	167,065	344,438
16-24 years	5,678	3,784	9,462
25-34 years	10,527	12,689	23,216
35-44 years	16,836	15,799	32,635
45-54 years	30,497	18,944	49,441
55-64 years	50,366	25,276	75,642
65-74 years	38,225	53,171	91,396
75-84 years	19,209	27,311	46,520
85+ years	6,035	10,091	16,126
Race	177,373	167,065	344,438
White	113,358	111,236	224,594
Black	11,500	12,581	24,081
American Indian/Alaskan	662	619	1,281
Other	22,071	24,581	46,652
Unknown	29,782	18,048	47,830
Other race includes Asian, native Hawaiian/Pacific Islander, or other.			
Ethnicity	177,373	167,065	344,438
Hispanic	22,037	18,466	40,503
Non-Hispanic	92,418	104,010	196,428
Unknown	62,918	44,589	107,507
Gender	177,373	167,065	344,438
Female	99,719	100,344	200,063
Male	77,368	66,586	143,954
Unknown	286	135	421



COVID-19: Holmes County vaccine summary

Vaccination data through Mar 31, 2021 as of Apr 1, 2021 at 12:05 AM

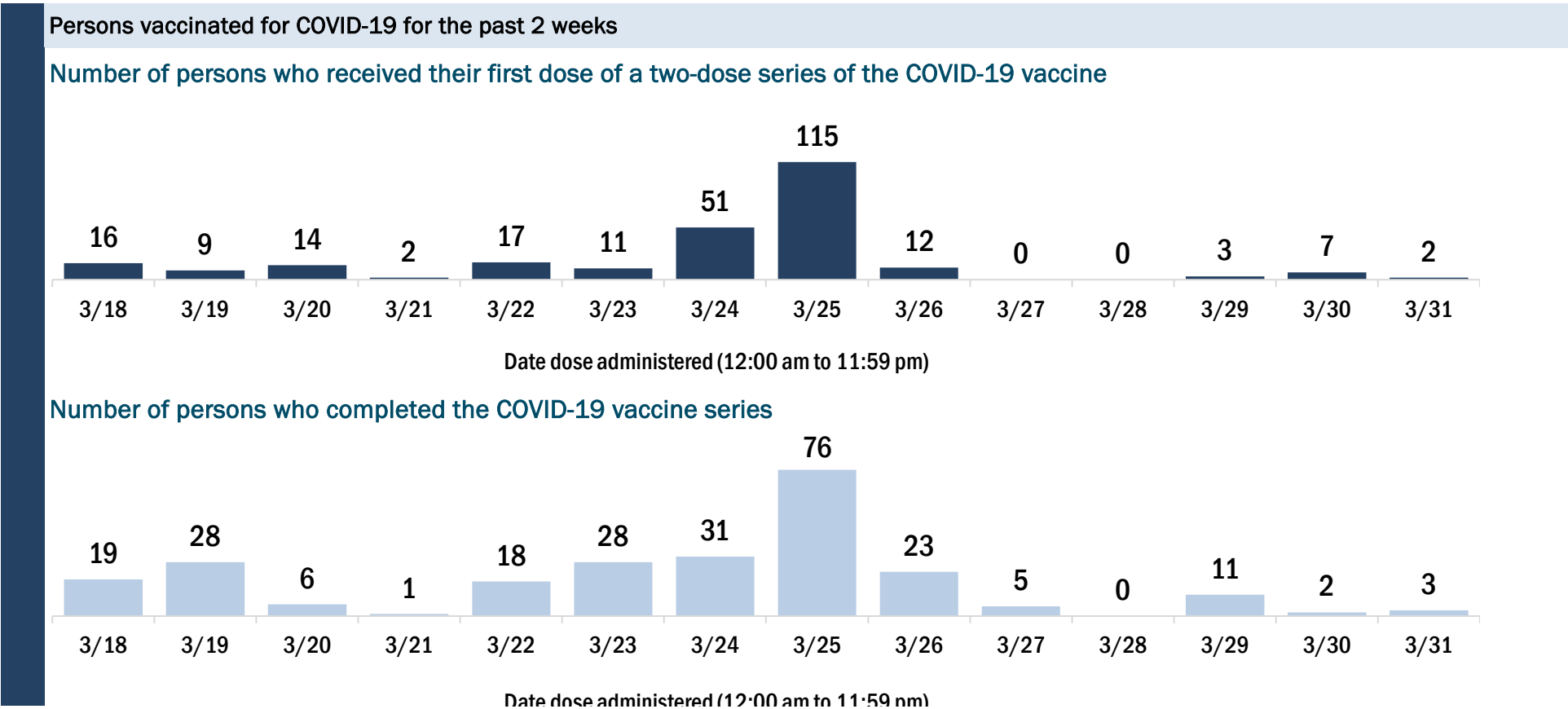
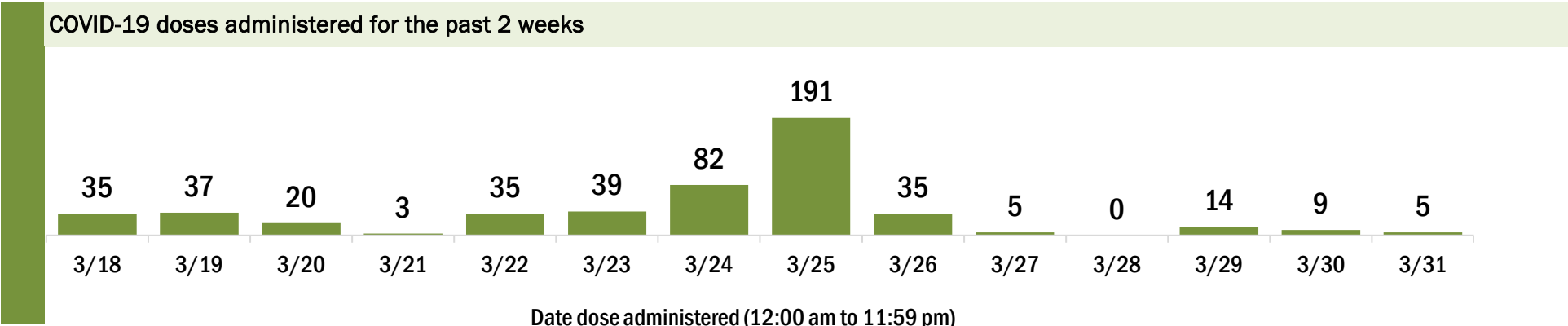
Data in this report are provisional and subject to change.

Data in this summary pertain to COVID-19 vaccines approved by the U.S. Food and Drug Administration and have been issued an Emergency Use Authorization (Janssen COVID-19 Vaccine, Moderna COVID-19 Vaccine and Pfizer-BioNTech COVID-19 Vaccine). These data summarize the number of people who have received either their first dose or have completed the series for a COVID-19 vaccine. **A person can only be counted in one category, first dose or series complete.** For persons receiving Moderna or Pfizer vaccines, once they receive their second dose, they are moved from the first dose column to the series completed column. **Because of this, the total first dose category may show a change from report to report not matching the total receiving their first dose from the previous day.** Persons receiving Johnson & Johnson vaccines will always be counted in the series completed column.

COVID-19 doses for vaccinated persons in Florida	
Doses administered	5,011
People receiving one dose of a 1-dose series (Johnson & Johnson) or receiving only one dose of a 2-dose series (Moderna, Pfizer) count once. Persons receiving both doses of a 2-dose series count twice.	

Current status of persons vaccinated for COVID-19 in Florida	
Total people vaccinated	3,025
First dose	880
Series completed	2,145
Completed 1-dose series	159
Completed 2-dose series	1,986
First dose: current number of people who have only received their first dose of the Moderna or Pfizer vaccine.	
Series complete: current number of people who have received both Moderna or Pfizer vaccine doses or one Johnson & Johnson dose and are considered fully immunized.	

Demographic summary	First dose	Series complete	Total people vaccinated
Age group	880	2,145	3,025
16-24 years	7	15	22
25-34 years	26	41	67
35-44 years	49	73	122
45-54 years	120	130	250
55-64 years	305	255	560
65-74 years	210	876	1,086
75-84 years	135	583	718
85+ years	28	172	200
Race	880	2,145	3,025
White	766	1,830	2,596
Black	26	73	99
American Indian/Alaskan	4	25	29
Other	37	155	192
Unknown	47	62	109
Other race includes Asian, native Hawaiian/Pacific Islander, or other.			
Ethnicity	880	2,145	3,025
Hispanic	10	15	25
Non-Hispanic	677	1,823	2,500
Unknown	193	307	500
Gender	880	2,145	3,025
Female	474	1,170	1,644
Male	406	975	1,381
Unknown	0	0	0



COVID-19: Indian River County vaccine summary

Vaccination data through Mar 31, 2021 as of Apr 1, 2021 at 12:05 AM

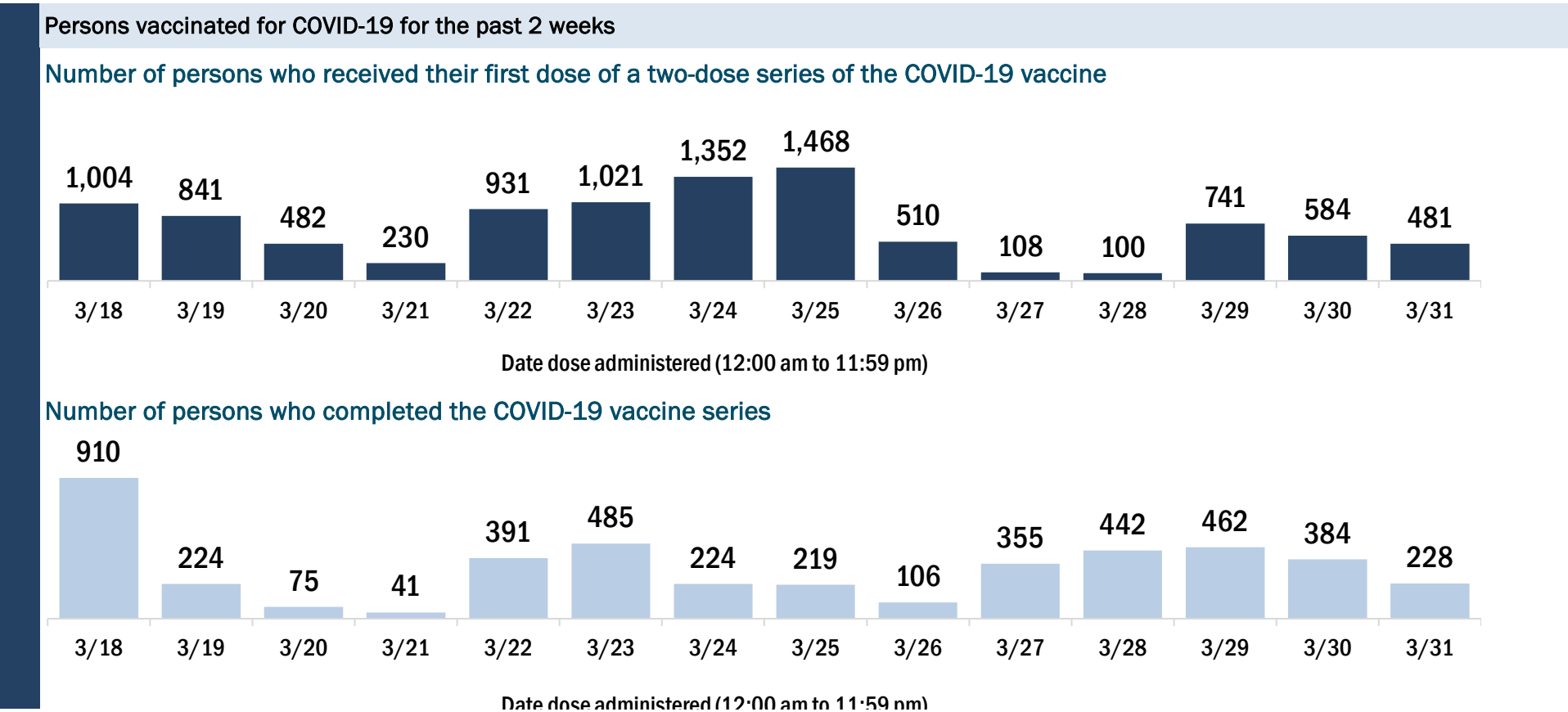
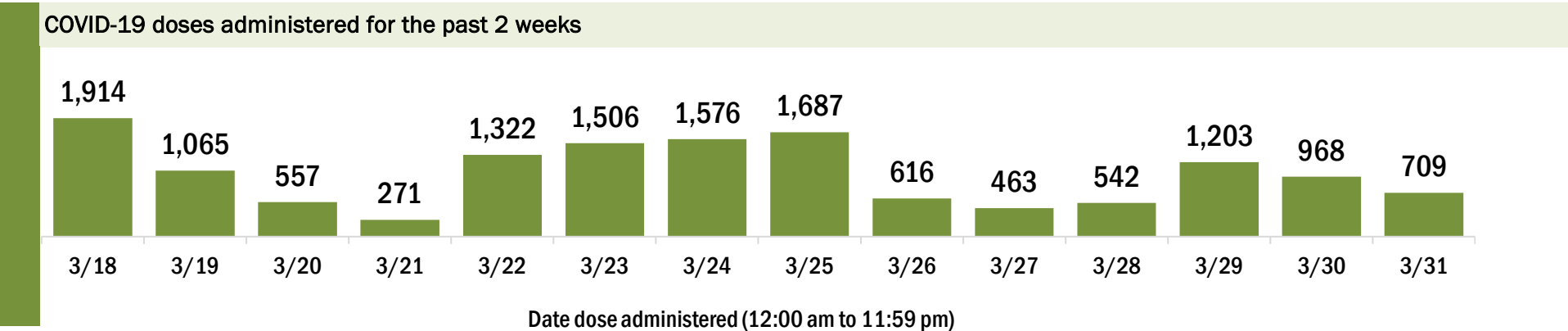
Data in this report are provisional and subject to change.

Data in this summary pertain to COVID-19 vaccines approved by the U.S. Food and Drug Administration and have been issued an Emergency Use Authorization (Janssen COVID-19 Vaccine, Moderna COVID-19 Vaccine and Pfizer-BioNTech COVID-19 Vaccine). These data summarize the number of people who have received either their first dose or have completed the series for a COVID-19 vaccine. **A person can only be counted in one category, first dose or series complete.** For persons receiving Moderna or Pfizer vaccines, once they receive their second dose, they are moved from the first dose column to the series completed column. **Because of this, the total first dose category may show a change from report to report not matching the total receiving their first dose from the previous day.** Persons receiving Johnson & Johnson vaccines will always be counted in the series completed column.

COVID-19 doses for vaccinated persons in Florida	
Doses administered	97,047
People receiving one dose of a 1-dose series (Johnson & Johnson) or receiving only one dose of a 2-dose series (Moderna, Pfizer) count once. Persons receiving both doses of a 2-dose series count twice.	

Current status of persons vaccinated for COVID-19 in Florida	
Total people vaccinated	60,721
First dose	23,635
Series completed	37,086
Completed 1-dose series	760
Completed 2-dose series	36,326
First dose: current number of people who have only received their first dose of the Moderna or Pfizer vaccine.	
Series complete: current number of people who have received both Moderna or Pfizer vaccine doses or one Johnson & Johnson dose and are considered fully immunized.	

Demographic summary	First dose	Series complete	Total people vaccinated
Age group	23,635	37,086	60,721
16-24 years	235	201	436
25-34 years	439	514	953
35-44 years	754	717	1,471
45-54 years	2,082	1,253	3,335
55-64 years	7,073	2,589	9,662
65-74 years	6,415	17,222	23,637
75-84 years	4,710	10,959	15,669
85+ years	1,927	3,631	5,558
Race	23,635	37,086	60,721
White	17,466	27,399	44,865
Black	869	876	1,745
American Indian/Alaskan	162	186	348
Other	1,298	2,670	3,968
Unknown	3,840	5,955	9,795
Other race includes Asian, native Hawaiian/Pacific Islander, or other.			
Ethnicity	23,635	37,086	60,721
Hispanic	846	761	1,607
Non-Hispanic	13,893	23,633	37,526
Unknown	8,896	12,692	21,588
Gender	23,635	37,086	60,721
Female	13,126	21,013	34,139
Male	10,474	16,042	26,516
Unknown	35	31	66



COVID-19: Jackson County vaccine summary

Vaccination data through Mar 31, 2021 as of Apr 1, 2021 at 12:05 AM

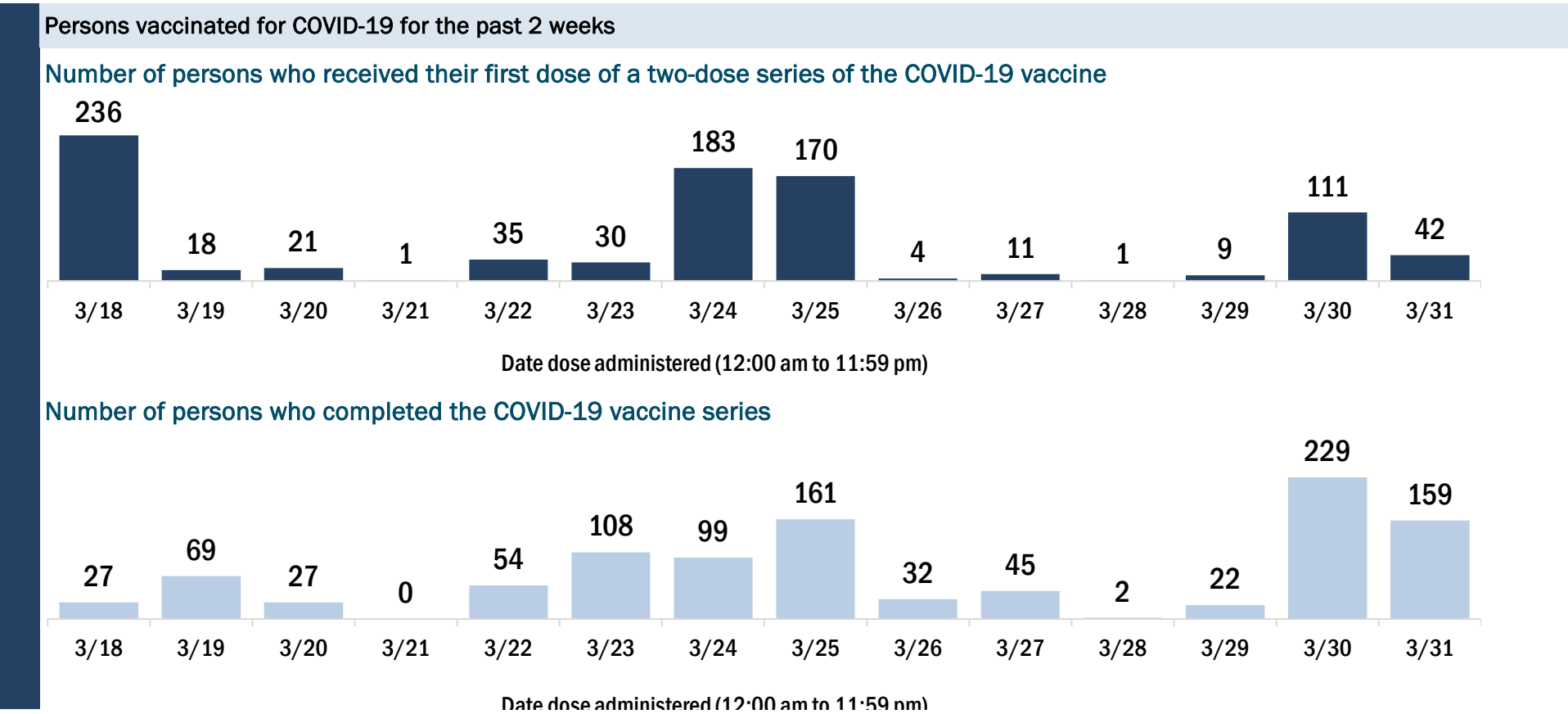
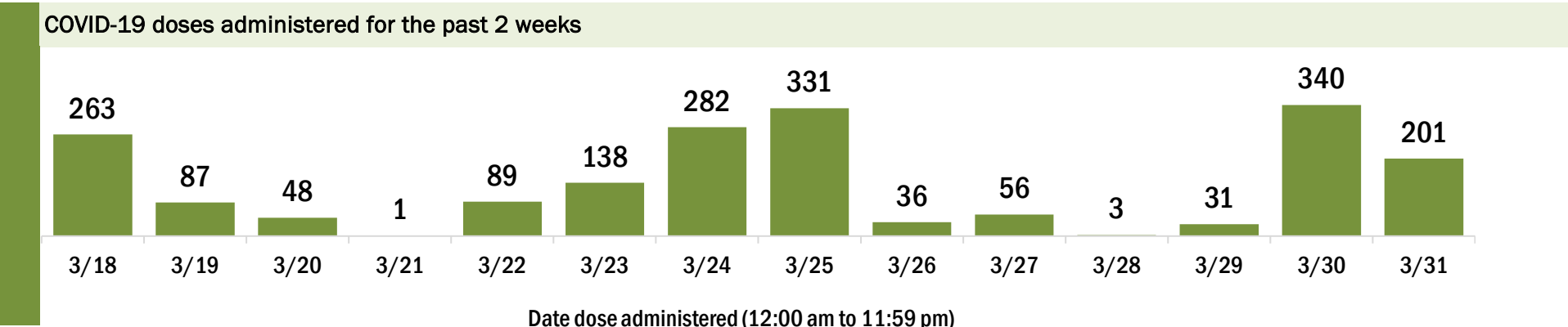
Data in this report are provisional and subject to change.

Data in this summary pertain to COVID-19 vaccines approved by the U.S. Food and Drug Administration and have been issued an Emergency Use Authorization (Janssen COVID-19 Vaccine, Moderna COVID-19 Vaccine and Pfizer-BioNTech COVID-19 Vaccine). These data summarize the number of people who have received either their first dose or have completed the series for a COVID-19 vaccine. **A person can only be counted in one category, first dose or series complete.** For persons receiving Moderna or Pfizer vaccines, once they receive their second dose, they are moved from the first dose column to the series completed column. **Because of this, the total first dose category may show a change from report to report not matching the total receiving their first dose from the previous day.** Persons receiving Johnson & Johnson vaccines will always be counted in the series completed column.

COVID-19 doses for vaccinated persons in Florida	
Doses administered	16,132
People receiving one dose of a 1-dose series (Johnson & Johnson) or receiving only one dose of a 2-dose series (Moderna, Pfizer) count once. Persons receiving both doses of a 2-dose series count twice.	

Current status of persons vaccinated for COVID-19 in Florida	
Total people vaccinated	9,806
First dose	2,906
Series completed	6,900
Completed 1-dose series	574
Completed 2-dose series	6,326
First dose: current number of people who have only received their first dose of the Moderna or Pfizer vaccine.	
Series complete: current number of people who have received both Moderna or Pfizer vaccine doses or one Johnson & Johnson dose and are considered fully immunized.	

Demographic summary	First dose	Series complete	Total people vaccinated
Age group	2,906	6,900	9,806
16-24 years	48	64	112
25-34 years	127	179	306
35-44 years	199	297	496
45-54 years	382	546	928
55-64 years	942	1,062	2,004
65-74 years	625	2,613	3,238
75-84 years	432	1,603	2,035
85+ years	151	536	687
Race	2,906	6,900	9,806
White	1,820	4,873	6,693
Black	651	1,271	1,922
American Indian/Alaskan	18	30	48
Other	145	290	435
Unknown	272	436	708
Other race includes Asian, native Hawaiian/Pacific Islander, or other.			
Ethnicity	2,906	6,900	9,806
Hispanic	69	59	128
Non-Hispanic	2,062	4,886	6,948
Unknown	775	1,955	2,730
Gender	2,906	6,900	9,806
Female	1,665	3,927	5,592
Male	1,239	2,973	4,212
Unknown	2	0	2



COVID-19: Jefferson County vaccine summary

Vaccination data through Mar 31, 2021 as of Apr 1, 2021 at 12:05 AM

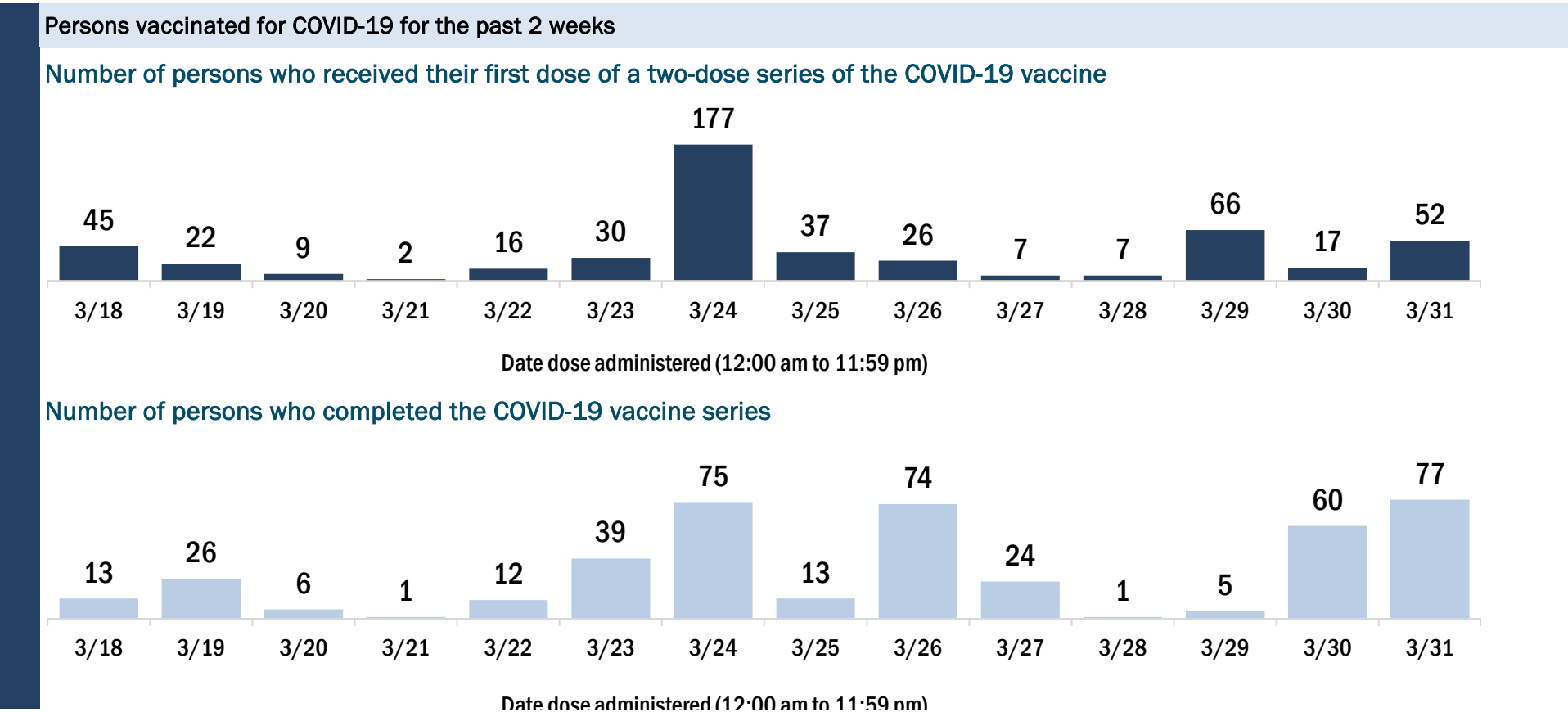
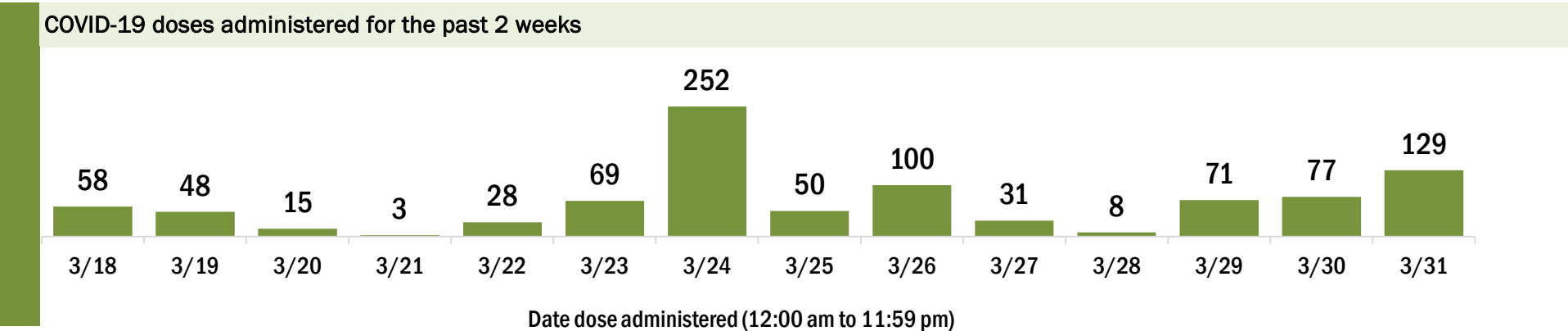
Data in this report are provisional and subject to change.

Data in this summary pertain to COVID-19 vaccines approved by the U.S. Food and Drug Administration and have been issued an Emergency Use Authorization (Janssen COVID-19 Vaccine, Moderna COVID-19 Vaccine and Pfizer-BioNTech COVID-19 Vaccine). These data summarize the number of people who have received either their first dose or have completed the series for a COVID-19 vaccine. **A person can only be counted in one category, first dose or series complete.** For persons receiving Moderna or Pfizer vaccines, once they receive their second dose, they are moved from the first dose column to the series completed column. **Because of this, the total first dose category may show a change from report to report not matching the total receiving their first dose from the previous day.** Persons receiving Johnson & Johnson vaccines will always be counted in the series completed column.

COVID-19 doses for vaccinated persons in Florida	
Doses administered	6,348
People receiving one dose of a 1-dose series (Johnson & Johnson) or receiving only one dose of a 2-dose series (Moderna, Pfizer) count once. Persons receiving both doses of a 2-dose series count twice.	

Current status of persons vaccinated for COVID-19 in Florida	
Total people vaccinated	3,810
First dose	1,144
Series completed	2,666
Completed 1-dose series	128
Completed 2-dose series	2,538
First dose: current number of people who have only received their first dose of the Moderna or Pfizer vaccine.	
Series complete: current number of people who have received both Moderna or Pfizer vaccine doses or one Johnson & Johnson dose and are considered fully immunized.	

Demographic summary	First dose	Series complete	Total people vaccinated
Age group	1,144	2,666	3,810
16-24 years	34	12	46
25-34 years	33	53	86
35-44 years	75	89	164
45-54 years	202	188	390
55-64 years	525	354	879
65-74 years	159	1,203	1,362
75-84 years	85	601	686
85+ years	31	166	197
Race	1,144	2,666	3,810
White	590	1,410	2,000
Black	304	513	817
American Indian/Alaskan	2	5	7
Other	131	461	592
Unknown	117	277	394
Other race includes Asian, native Hawaiian/Pacific Islander, or other.			
Ethnicity	1,144	2,666	3,810
Hispanic	23	28	51
Non-Hispanic	752	1,324	2,076
Unknown	369	1,314	1,683
Gender	1,144	2,666	3,810
Female	668	1,563	2,231
Male	476	1,103	1,579
Unknown	0	0	0



COVID-19: Lafayette County vaccine summary

Vaccination data through Mar 31, 2021 as of Apr 1, 2021 at 12:05 AM

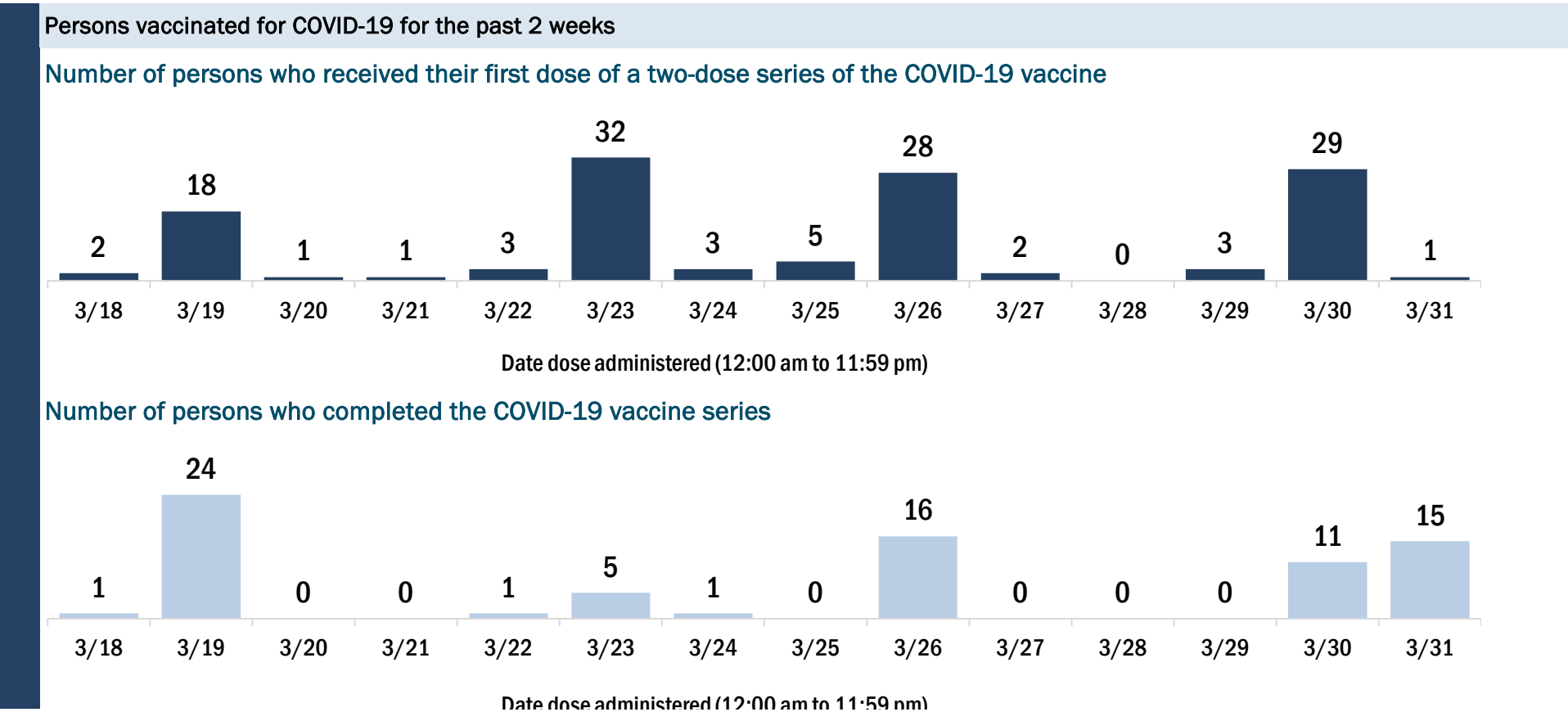
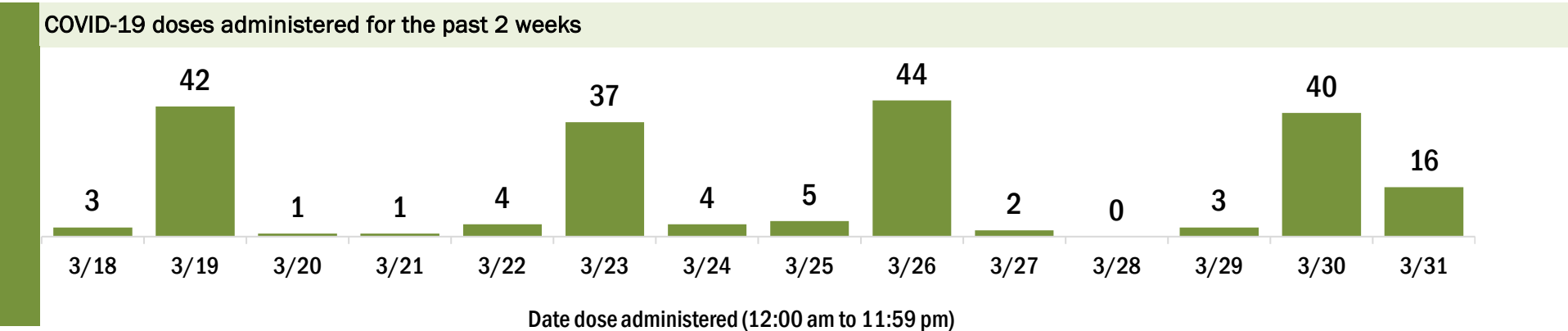
Data in this report are provisional and subject to change.

Data in this summary pertain to COVID-19 vaccines approved by the U.S. Food and Drug Administration and have been issued an Emergency Use Authorization (Janssen COVID-19 Vaccine, Moderna COVID-19 Vaccine and Pfizer-BioNTech COVID-19 Vaccine). These data summarize the number of people who have received either their first dose or have completed the series for a COVID-19 vaccine. **A person can only be counted in one category, first dose or series complete.** For persons receiving Moderna or Pfizer vaccines, once they receive their second dose, they are moved from the first dose column to the series completed column. **Because of this, the total first dose category may show a change from report to report not matching the total receiving their first dose from the previous day.** Persons receiving Johnson & Johnson vaccines will always be counted in the series completed column.

COVID-19 doses for vaccinated persons in Florida	
Doses administered	2,710
People receiving one dose of a 1-dose series (Johnson & Johnson) or receiving only one dose of a 2-dose series (Moderna, Pfizer) count once. Persons receiving both doses of a 2-dose series count twice.	

Current status of persons vaccinated for COVID-19 in Florida	
Total people vaccinated	1,557
First dose	400
Series completed	1,157
Completed 1-dose series	4
Completed 2-dose series	1,153
First dose: current number of people who have only received their first dose of the Moderna or Pfizer vaccine.	
Series complete: current number of people who have received both Moderna or Pfizer vaccine doses or one Johnson & Johnson dose and are considered fully immunized.	

Demographic summary	First dose	Series complete	Total people vaccinated
Age group	400	1,157	1,557
16-24 years	2	3	5
25-34 years	5	9	14
35-44 years	20	19	39
45-54 years	54	45	99
55-64 years	118	77	195
65-74 years	116	573	689
75-84 years	58	333	391
85+ years	27	98	125
Race	400	1,157	1,557
White	306	987	1,293
Black	17	31	48
American Indian/Alaskan	2	3	5
Other	15	66	81
Unknown	60	70	130
Other race includes Asian, native Hawaiian/Pacific Islander, or other.			
Ethnicity	400	1,157	1,557
Hispanic	18	20	38
Non-Hispanic	236	940	1,176
Unknown	146	197	343
Gender	400	1,157	1,557
Female	219	596	815
Male	180	561	741
Unknown	1	0	1



COVID-19: Lake County vaccine summary

Vaccination data through Mar 31, 2021 as of Apr 1, 2021 at 12:05 AM

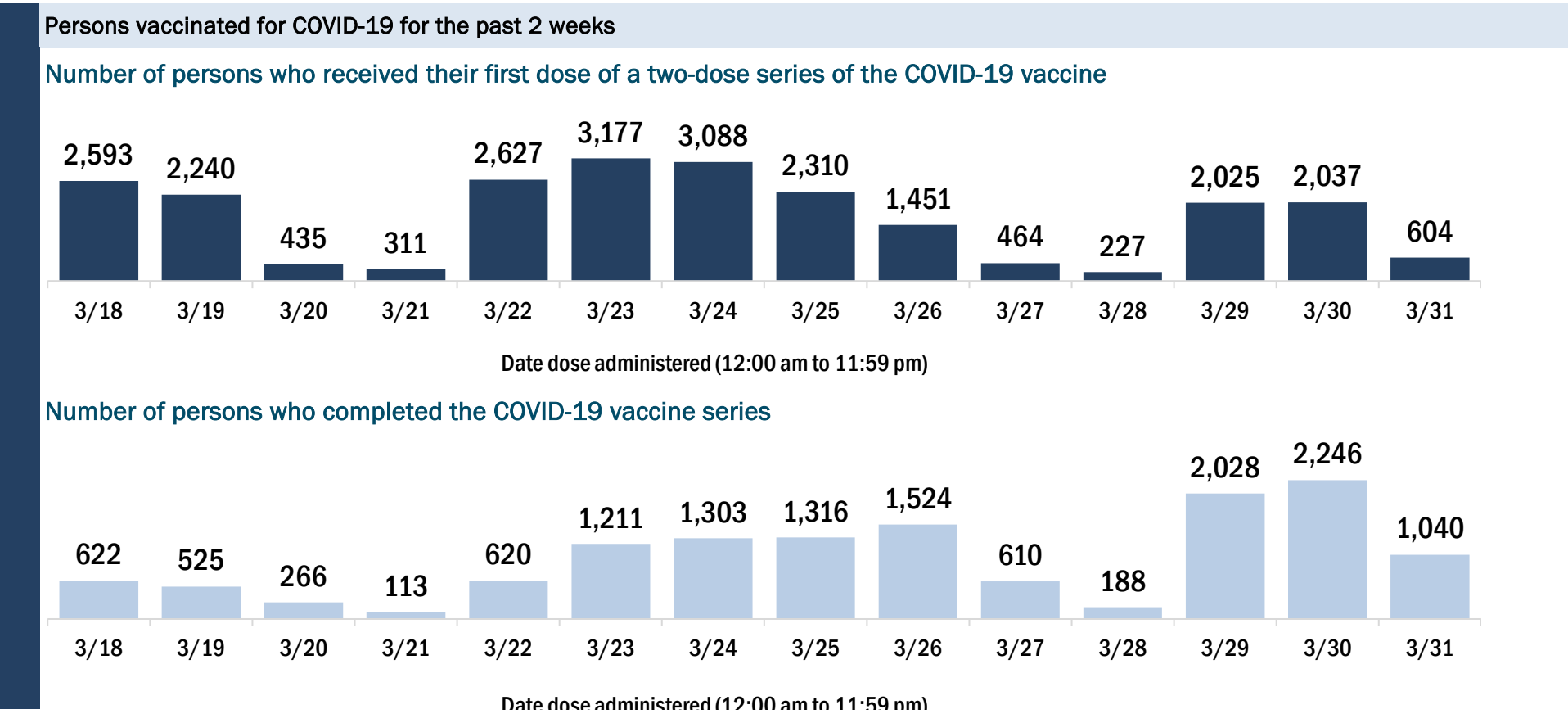
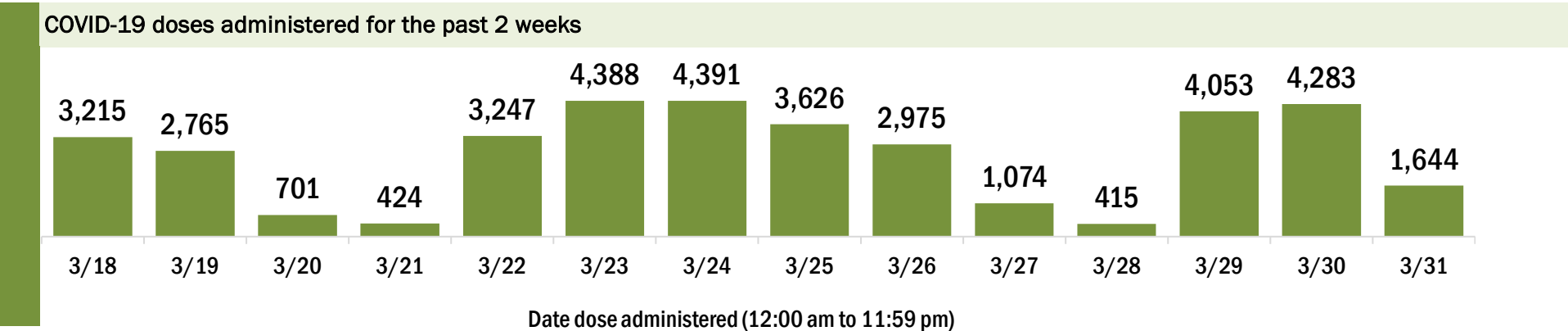
Data in this report are provisional and subject to change.

Data in this summary pertain to COVID-19 vaccines approved by the U.S. Food and Drug Administration and have been issued an Emergency Use Authorization (Janssen COVID-19 Vaccine, Moderna COVID-19 Vaccine and Pfizer-BioNTech COVID-19 Vaccine). These data summarize the number of people who have received either their first dose or have completed the series for a COVID-19 vaccine. **A person can only be counted in one category, first dose or series complete.** For persons receiving Moderna or Pfizer vaccines, once they receive their second dose, they are moved from the first dose column to the series completed column. **Because of this, the total first dose category may show a change from report to report not matching the total receiving their first dose from the previous day.** Persons receiving Johnson & Johnson vaccines will always be counted in the series completed column.

COVID-19 doses for vaccinated persons in Florida	
Doses administered	191,078
People receiving one dose of a 1-dose series (Johnson & Johnson) or receiving only one dose of a 2-dose series (Moderna, Pfizer) count once. Persons receiving both doses of a 2-dose series count twice.	

Current status of persons vaccinated for COVID-19 in Florida	
Total people vaccinated	121,641
First dose	49,446
Series completed	72,195
Completed 1-dose series	2,758
Completed 2-dose series	69,437
First dose: current number of people who have only received their first dose of the Moderna or Pfizer vaccine.	
Series complete: current number of people who have received both Moderna or Pfizer vaccine doses or one Johnson & Johnson dose and are considered fully immunized.	

Demographic summary	First dose	Series complete	Total people vaccinated
Age group	49,446	72,195	121,641
16-24 years	812	487	1,299
25-34 years	1,871	1,490	3,361
35-44 years	3,160	2,355	5,515
45-54 years	6,536	3,209	9,745
55-64 years	15,357	5,391	20,748
65-74 years	11,274	31,078	42,352
75-84 years	7,722	21,889	29,611
85+ years	2,714	6,296	9,010
Race	49,446	72,195	121,641
White	32,273	56,226	88,499
Black	2,460	3,086	5,546
American Indian/Alaskan	211	403	614
Other	4,380	6,151	10,531
Unknown	10,122	6,329	16,451
Other race includes Asian, native Hawaiian/Pacific Islander, or other.			
Ethnicity	49,446	72,195	121,641
Hispanic	3,059	2,943	6,002
Non-Hispanic	21,910	40,971	62,881
Unknown	24,477	28,281	52,758
Gender	49,446	72,195	121,641
Female	27,938	41,223	69,161
Male	21,309	30,938	52,247
Unknown	199	34	233



COVID-19: Lee County vaccine summary

Vaccination data through Mar 31, 2021 as of Apr 1, 2021 at 12:05 AM

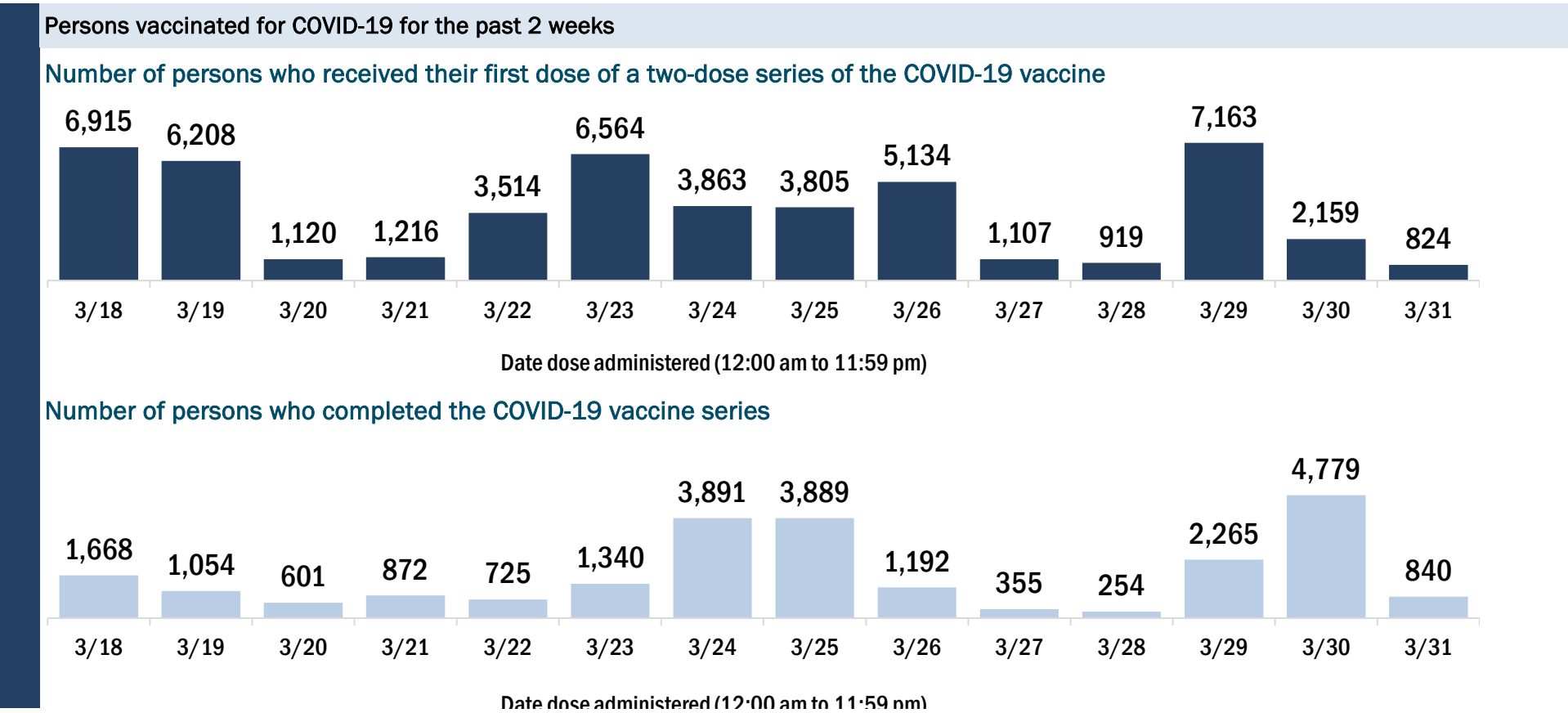
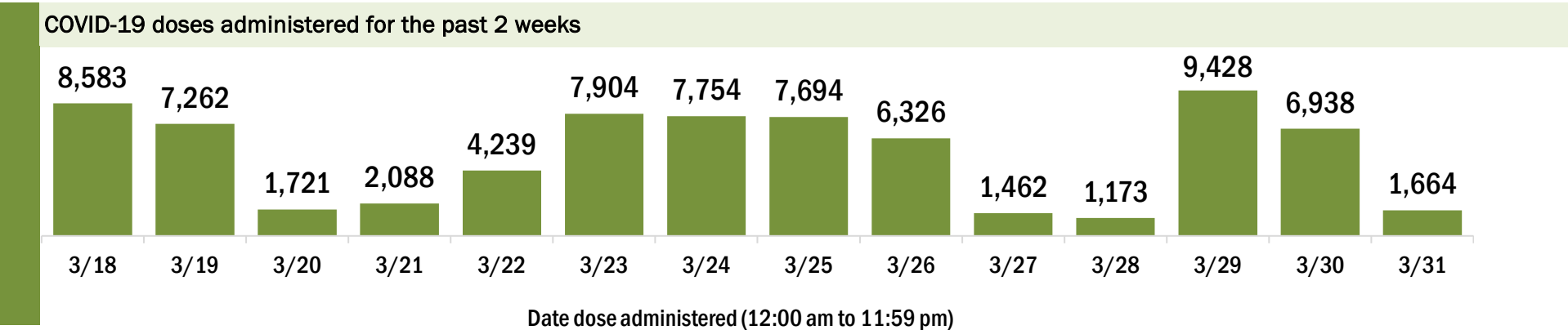
Data in this report are provisional and subject to change.

Data in this summary pertain to COVID-19 vaccines approved by the U.S. Food and Drug Administration and have been issued an Emergency Use Authorization (Janssen COVID-19 Vaccine, Moderna COVID-19 Vaccine and Pfizer-BioNTech COVID-19 Vaccine). These data summarize the number of people who have received either their first dose or have completed the series for a COVID-19 vaccine. **A person can only be counted in one category, first dose or series complete.** For persons receiving Moderna or Pfizer vaccines, once they receive their second dose, they are moved from the first dose column to the series completed column. **Because of this, the total first dose category may show a change from report to report not matching the total receiving their first dose from the previous day.** Persons receiving Johnson & Johnson vaccines will always be counted in the series completed column.

COVID-19 doses for vaccinated persons in Florida	
Doses administered	343,390
People receiving one dose of a 1-dose series (Johnson & Johnson) or receiving only one dose of a 2-dose series (Moderna, Pfizer) count once. Persons receiving both doses of a 2-dose series count twice.	

Current status of persons vaccinated for COVID-19 in Florida	
Total people vaccinated	225,842
First dose	102,745
Series completed	123,097
Completed 1-dose series	5,549
Completed 2-dose series	117,548
First dose: current number of people who have only received their first dose of the Moderna or Pfizer vaccine.	
Series complete: current number of people who have received both Moderna or Pfizer vaccine doses or one Johnson & Johnson dose and are considered fully immunized.	

Demographic summary	First dose	Series complete	Total people vaccinated
Age group	102,745	123,097	225,842
16-24 years	1,029	770	1,799
25-34 years	2,163	2,609	4,772
35-44 years	3,450	3,606	7,056
45-54 years	8,018	5,363	13,381
55-64 years	26,496	10,488	36,984
65-74 years	34,003	57,145	91,148
75-84 years	21,507	34,035	55,542
85+ years	6,079	9,081	15,160
Race	102,745	123,097	225,842
White	75,160	84,638	159,798
Black	2,443	2,601	5,044
American Indian/Alaskan	462	310	772
Other	5,669	8,296	13,965
Unknown	19,011	27,252	46,263
Other race includes Asian, native Hawaiian/Pacific Islander, or other.			
Ethnicity	102,745	123,097	225,842
Hispanic	6,197	4,880	11,077
Non-Hispanic	60,095	67,065	127,160
Unknown	36,453	51,152	87,605
Gender	102,745	123,097	225,842
Female	57,954	68,905	126,859
Male	44,556	53,928	98,484
Unknown	235	264	499



COVID-19: Leon County vaccine summary

Vaccination data through Mar 31, 2021 as of Apr 1, 2021 at 12:05 AM

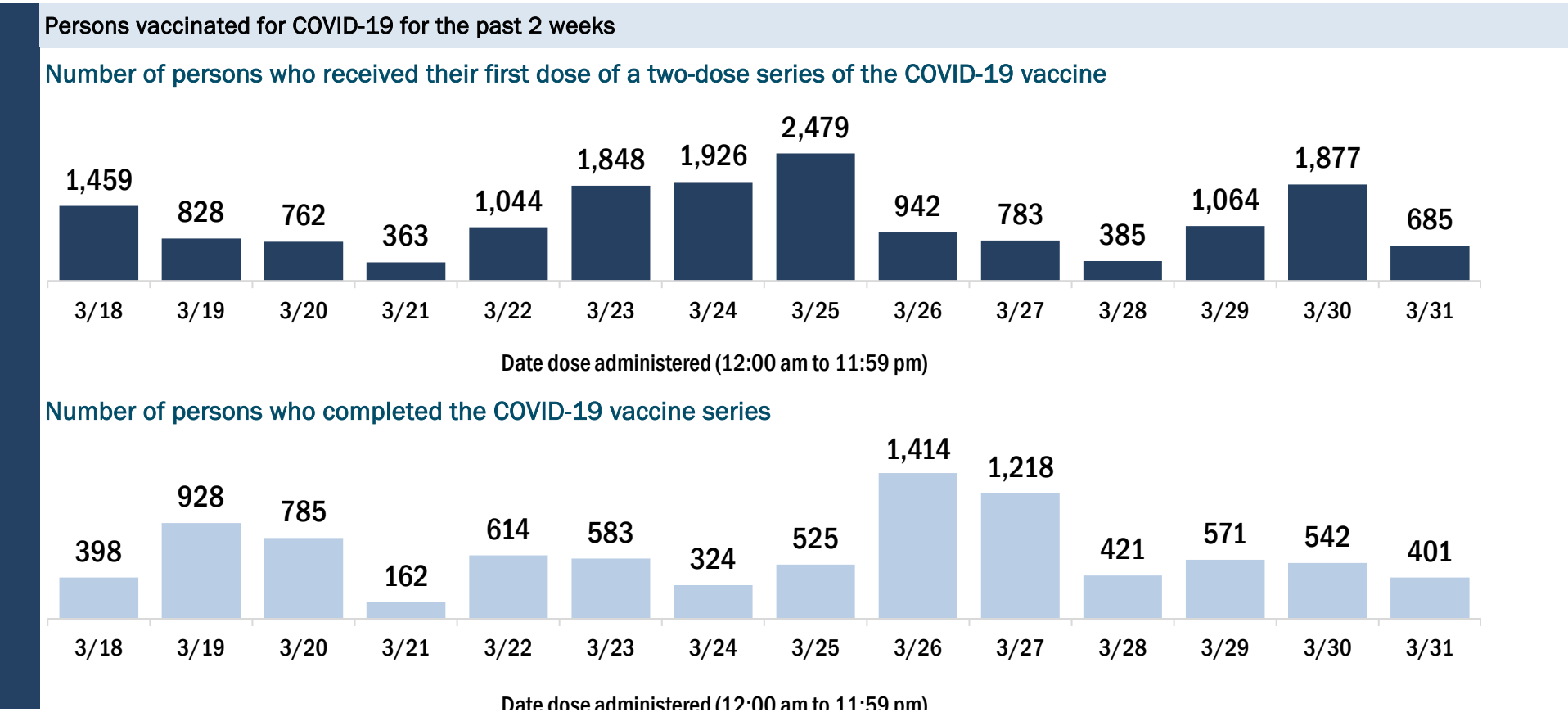
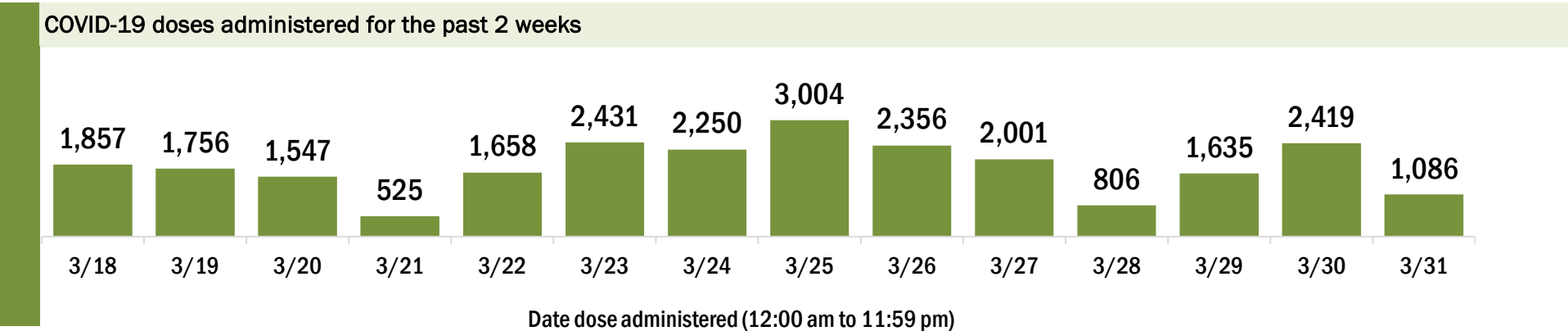
Data in this report are provisional and subject to change.

Data in this summary pertain to COVID-19 vaccines approved by the U.S. Food and Drug Administration and have been issued an Emergency Use Authorization (Janssen COVID-19 Vaccine, Moderna COVID-19 Vaccine and Pfizer-BioNTech COVID-19 Vaccine). These data summarize the number of people who have received either their first dose or have completed the series for a COVID-19 vaccine. **A person can only be counted in one category, first dose or series complete.** For persons receiving Moderna or Pfizer vaccines, once they receive their second dose, they are moved from the first dose column to the series completed column. **Because of this, the total first dose category may show a change from report to report not matching the total receiving their first dose from the previous day.** Persons receiving Johnson & Johnson vaccines will always be counted in the series completed column.

COVID-19 doses for vaccinated persons in Florida	
Doses administered	125,999
People receiving one dose of a 1-dose series (Johnson & Johnson) or receiving only one dose of a 2-dose series (Moderna, Pfizer) count once. Persons receiving both doses of a 2-dose series count twice.	

Current status of persons vaccinated for COVID-19 in Florida	
Total people vaccinated	79,758
First dose	31,652
Series completed	48,106
Completed 1-dose series	1,865
Completed 2-dose series	46,241
First dose: current number of people who have only received their first dose of the Moderna or Pfizer vaccine.	
Series complete: current number of people who have received both Moderna or Pfizer vaccine doses or one Johnson & Johnson dose and are considered fully immunized.	

Demographic summary	First dose	Series complete	Total people vaccinated
Age group	31,652	48,106	79,758
16-24 years	2,695	1,337	4,032
25-34 years	3,586	2,730	6,316
35-44 years	4,643	3,383	8,026
45-54 years	6,701	4,337	11,038
55-64 years	9,602	7,669	17,271
65-74 years	2,693	17,776	20,469
75-84 years	1,173	8,183	9,356
85+ years	559	2,691	3,250
Race	31,652	48,106	79,758
White	18,131	28,390	46,521
Black	4,536	6,638	11,174
American Indian/Alaskan	97	148	245
Other	4,471	9,439	13,910
Unknown	4,417	3,491	7,908
Other race includes Asian, native Hawaiian/Pacific Islander, or other.			
Ethnicity	31,652	48,106	79,758
Hispanic	1,702	1,586	3,288
Non-Hispanic	20,885	34,760	55,645
Unknown	9,065	11,760	20,825
Gender	31,652	48,106	79,758
Female	17,950	28,682	46,632
Male	13,693	19,407	33,100
Unknown	9	17	26



COVID-19: Levy County vaccine summary

Vaccination data through Mar 31, 2021 as of Apr 1, 2021 at 12:05 AM

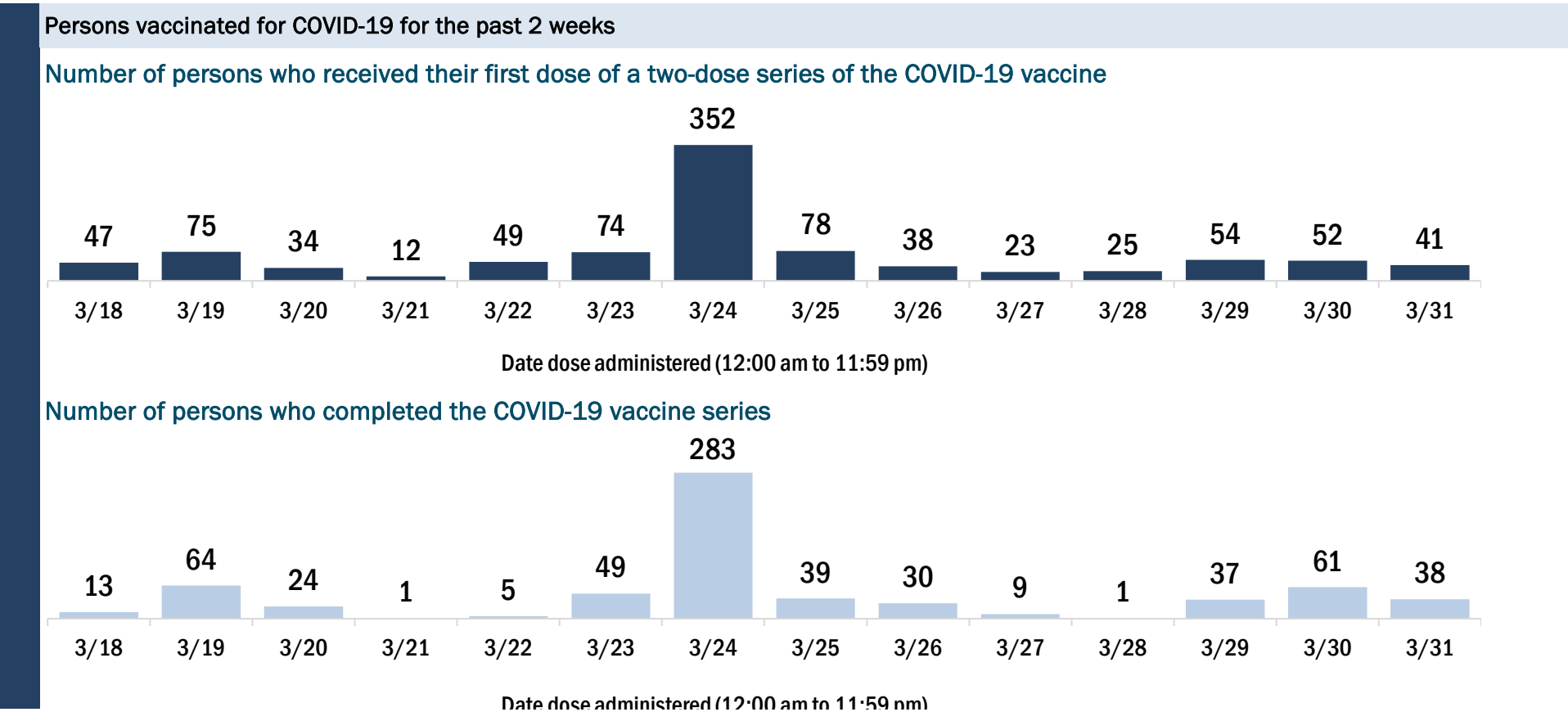
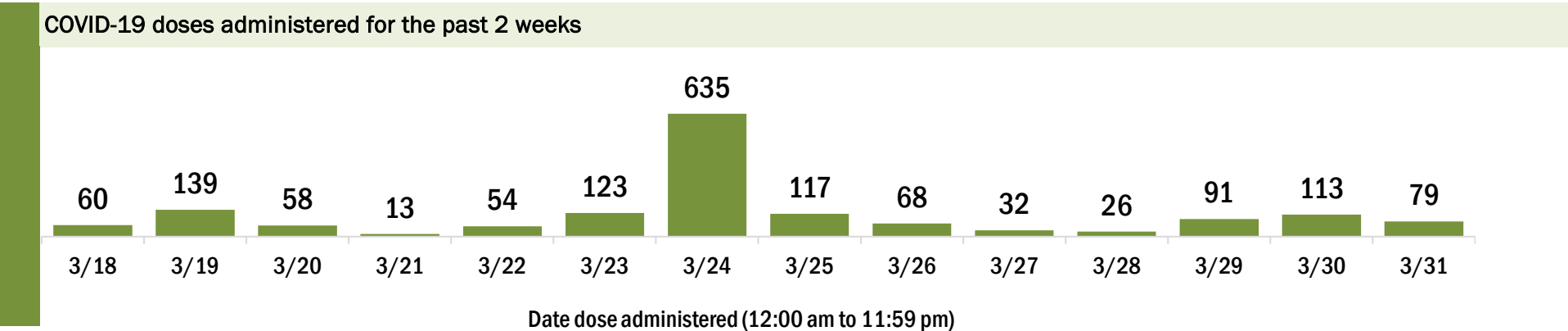
Data in this report are provisional and subject to change.

Data in this summary pertain to COVID-19 vaccines approved by the U.S. Food and Drug Administration and have been issued an Emergency Use Authorization (Janssen COVID-19 Vaccine, Moderna COVID-19 Vaccine and Pfizer-BioNTech COVID-19 Vaccine). These data summarize the number of people who have received either their first dose or have completed the series for a COVID-19 vaccine. **A person can only be counted in one category, first dose or series complete.** For persons receiving Moderna or Pfizer vaccines, once they receive their second dose, they are moved from the first dose column to the series completed column. **Because of this, the total first dose category may show a change from report to report not matching the total receiving their first dose from the previous day.** Persons receiving Johnson & Johnson vaccines will always be counted in the series completed column.

COVID-19 doses for vaccinated persons in Florida	
Doses administered	12,510
People receiving one dose of a 1-dose series (Johnson & Johnson) or receiving only one dose of a 2-dose series (Moderna, Pfizer) count once. Persons receiving both doses of a 2-dose series count twice.	

Current status of persons vaccinated for COVID-19 in Florida	
Total people vaccinated	7,932
First dose	3,090
Series completed	4,842
Completed 1-dose series	264
Completed 2-dose series	4,578
First dose: current number of people who have only received their first dose of the Moderna or Pfizer vaccine.	
Series complete: current number of people who have received both Moderna or Pfizer vaccine doses or one Johnson & Johnson dose and are considered fully immunized.	

Demographic summary	First dose	Series complete	Total people vaccinated
Age group	3,090	4,842	7,932
16-24 years	32	40	72
25-34 years	69	119	188
35-44 years	99	133	232
45-54 years	251	231	482
55-64 years	1,048	459	1,507
65-74 years	955	2,312	3,267
75-84 years	495	1,249	1,744
85+ years	141	299	440
Race	3,090	4,842	7,932
White	2,301	3,842	6,143
Black	237	248	485
American Indian/Alaskan	34	29	63
Other	189	263	452
Unknown	329	460	789
Other race includes Asian, native Hawaiian/Pacific Islander, or other.			
Ethnicity	3,090	4,842	7,932
Hispanic	154	92	246
Non-Hispanic	1,853	3,506	5,359
Unknown	1,083	1,244	2,327
Gender	3,090	4,842	7,932
Female	1,835	2,737	4,572
Male	1,253	2,105	3,358
Unknown	2	0	2



COVID-19: Liberty County vaccine summary

Vaccination data through Mar 31, 2021 as of Apr 1, 2021 at 12:05 AM

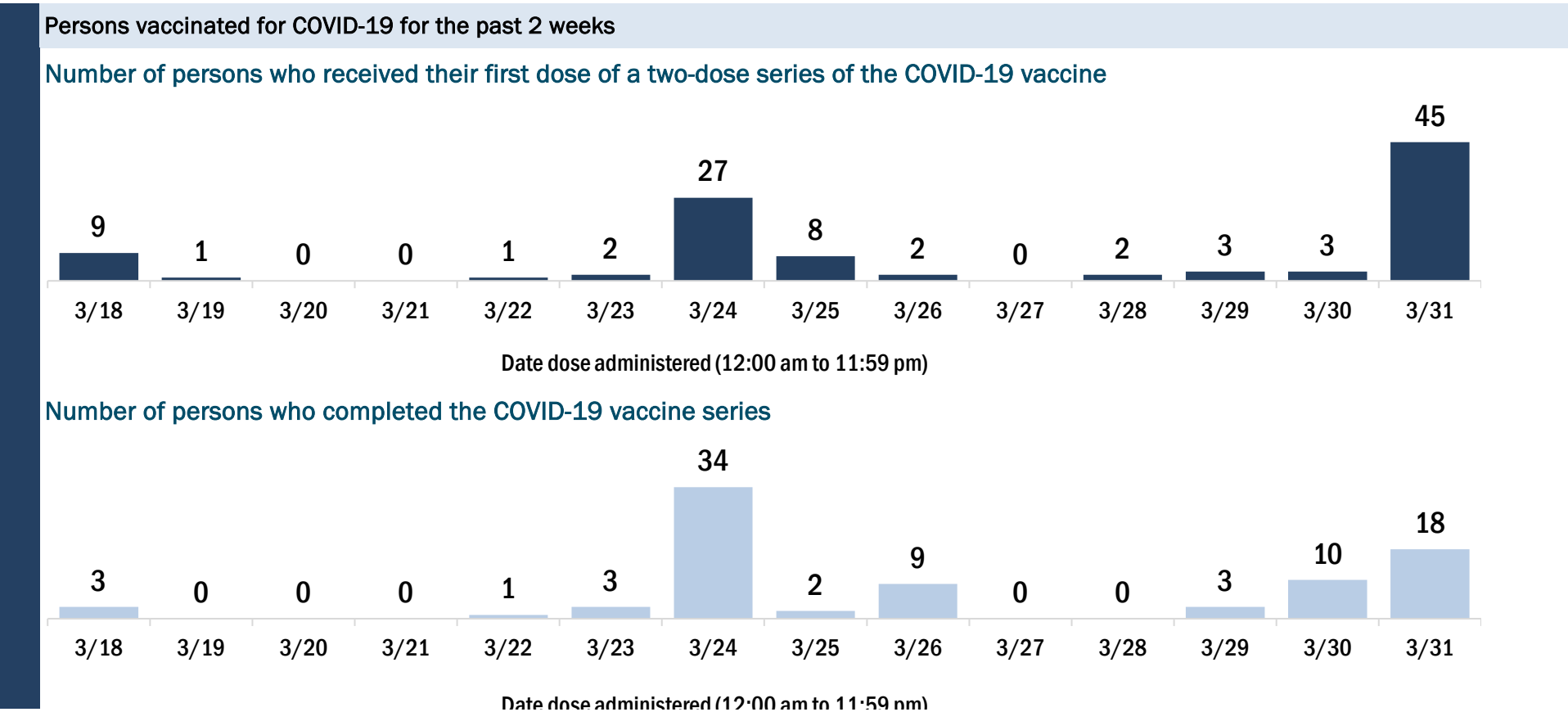
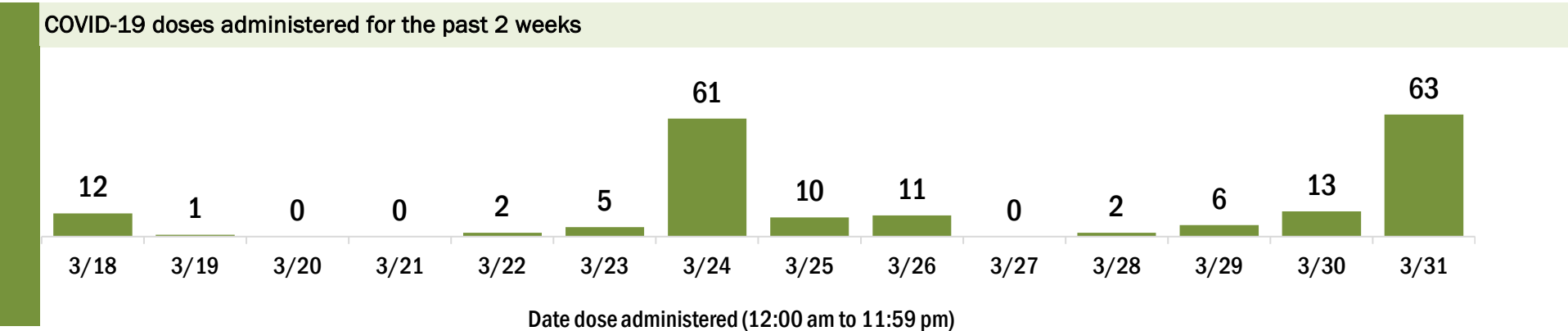
Data in this report are provisional and subject to change.

Data in this summary pertain to COVID-19 vaccines approved by the U.S. Food and Drug Administration and have been issued an Emergency Use Authorization (Janssen COVID-19 Vaccine, Moderna COVID-19 Vaccine and Pfizer-BioNTech COVID-19 Vaccine). These data summarize the number of people who have received either their first dose or have completed the series for a COVID-19 vaccine. **A person can only be counted in one category, first dose or series complete.** For persons receiving Moderna or Pfizer vaccines, once they receive their second dose, they are moved from the first dose column to the series completed column. **Because of this, the total first dose category may show a change from report to report not matching the total receiving their first dose from the previous day.** Persons receiving Johnson & Johnson vaccines will always be counted in the series completed column.

COVID-19 doses for vaccinated persons in Florida	
Doses administered	2,276
People receiving one dose of a 1-dose series (Johnson & Johnson) or receiving only one dose of a 2-dose series (Moderna, Pfizer) count once. Persons receiving both doses of a 2-dose series count twice.	

Current status of persons vaccinated for COVID-19 in Florida	
Total people vaccinated	1,320
First dose	328
Series completed	992
Completed 1-dose series	36
Completed 2-dose series	956
First dose: current number of people who have only received their first dose of the Moderna or Pfizer vaccine.	
Series complete: current number of people who have received both Moderna or Pfizer vaccine doses or one Johnson & Johnson dose and are considered fully immunized.	

Demographic summary	First dose	Series complete	Total people vaccinated
Age group	328	992	1,320
16-24 years	13	9	22
25-34 years	18	24	42
35-44 years	33	50	83
45-54 years	56	56	112
55-64 years	113	207	320
65-74 years	56	386	442
75-84 years	30	207	237
85+ years	9	53	62
Race	328	992	1,320
White	224	721	945
Black	47	77	124
American Indian/Alaskan	3	7	10
Other	20	91	111
Unknown	34	96	130
Other race includes Asian, native Hawaiian/Pacific Islander, or other.			
Ethnicity	328	992	1,320
Hispanic	2	11	13
Non-Hispanic	160	534	694
Unknown	166	447	613
Gender	328	992	1,320
Female	184	529	713
Male	144	463	607
Unknown	0	0	0



COVID-19: Madison County vaccine summary

Vaccination data through Mar 31, 2021 as of Apr 1, 2021 at 12:05 AM

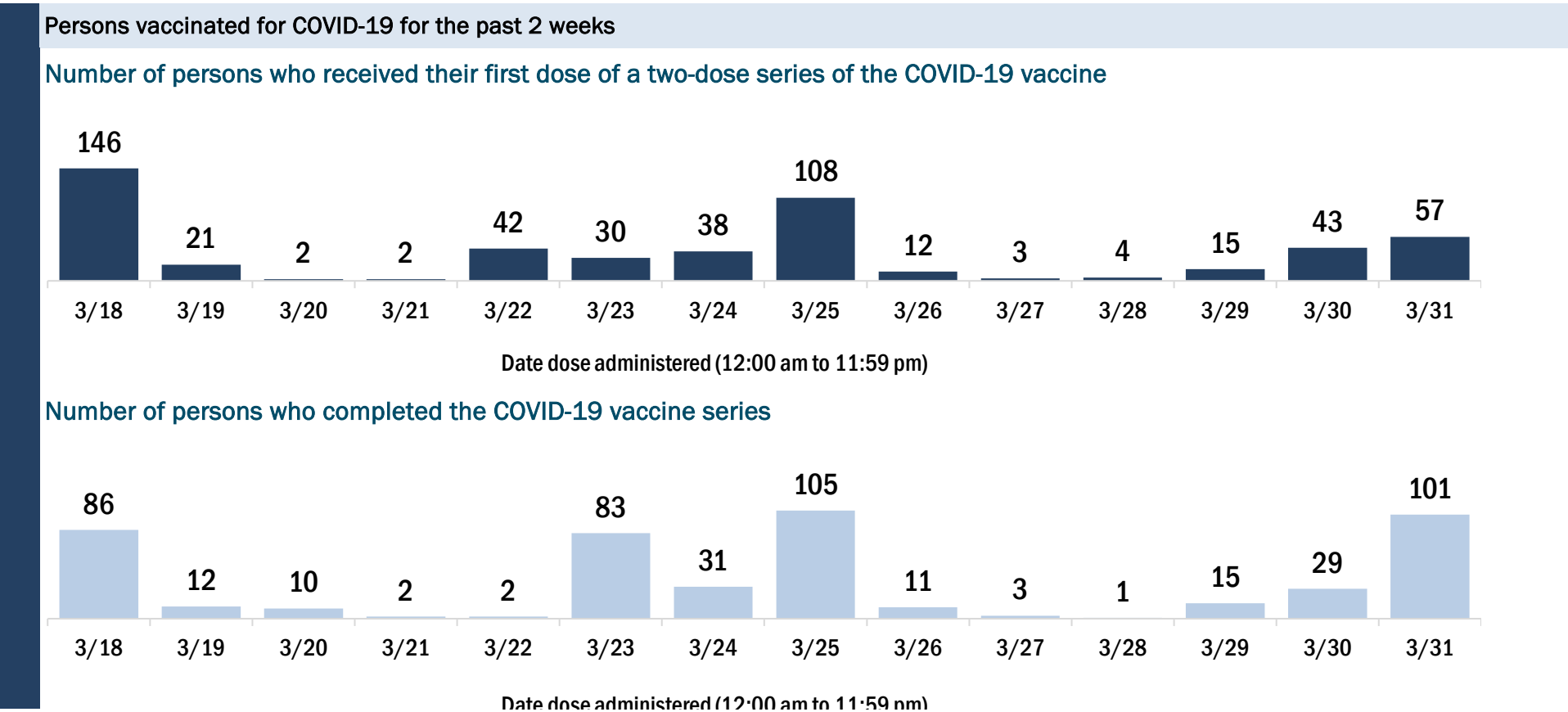
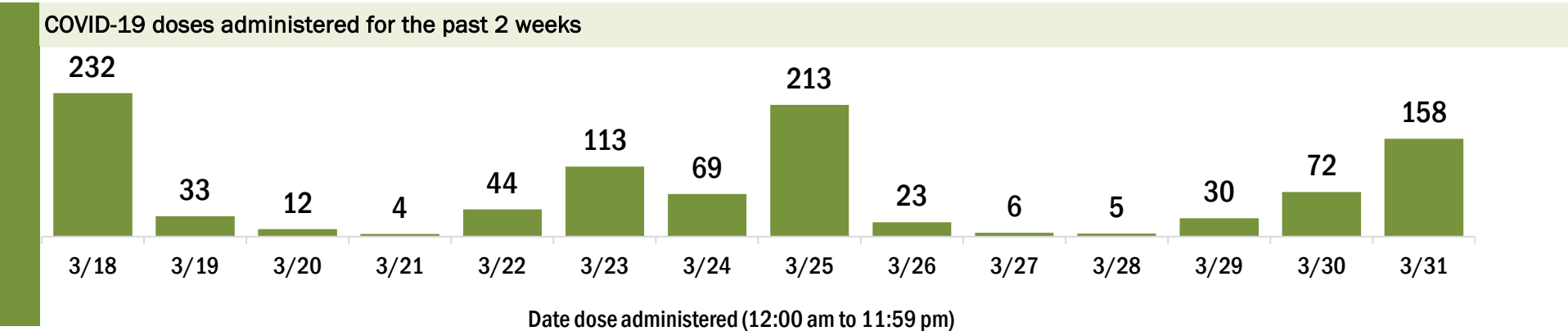
Data in this report are provisional and subject to change.

Data in this summary pertain to COVID-19 vaccines approved by the U.S. Food and Drug Administration and have been issued an Emergency Use Authorization (Janssen COVID-19 Vaccine, Moderna COVID-19 Vaccine and Pfizer-BioNTech COVID-19 Vaccine). These data summarize the number of people who have received either their first dose or have completed the series for a COVID-19 vaccine. **A person can only be counted in one category, first dose or series complete.** For persons receiving Moderna or Pfizer vaccines, once they receive their second dose, they are moved from the first dose column to the series completed column. **Because of this, the total first dose category may show a change from report to report not matching the total receiving their first dose from the previous day.** Persons receiving Johnson & Johnson vaccines will always be counted in the series completed column.

COVID-19 doses for vaccinated persons in Florida	
Doses administered	6,786
People receiving one dose of a 1-dose series (Johnson & Johnson) or receiving only one dose of a 2-dose series (Moderna, Pfizer) count once. Persons receiving both doses of a 2-dose series count twice.	

Current status of persons vaccinated for COVID-19 in Florida	
Total people vaccinated	4,030
First dose	1,209
Series completed	2,821
Completed 1-dose series	65
Completed 2-dose series	2,756
First dose: current number of people who have only received their first dose of the Moderna or Pfizer vaccine.	
Series complete: current number of people who have received both Moderna or Pfizer vaccine doses or one Johnson & Johnson dose and are considered fully immunized.	

Demographic summary	First dose	Series complete	Total people vaccinated
Age group	1,209	2,821	4,030
16-24 years	19	20	39
25-34 years	56	51	107
35-44 years	98	92	190
45-54 years	241	146	387
55-64 years	470	377	847
65-74 years	209	1,233	1,442
75-84 years	87	706	793
85+ years	29	196	225
Race	1,209	2,821	4,030
White	590	1,478	2,068
Black	358	666	1,024
American Indian/Alaskan	0	6	6
Other	97	252	349
Unknown	164	419	583
Other race includes Asian, native Hawaiian/Pacific Islander, or other.			
Ethnicity	1,209	2,821	4,030
Hispanic	18	22	40
Non-Hispanic	517	943	1,460
Unknown	674	1,856	2,530
Gender	1,209	2,821	4,030
Female	703	1,601	2,304
Male	506	1,220	1,726
Unknown	0	0	0



COVID-19: Manatee County vaccine summary

Vaccination data through Mar 31, 2021 as of Apr 1, 2021 at 12:05 AM

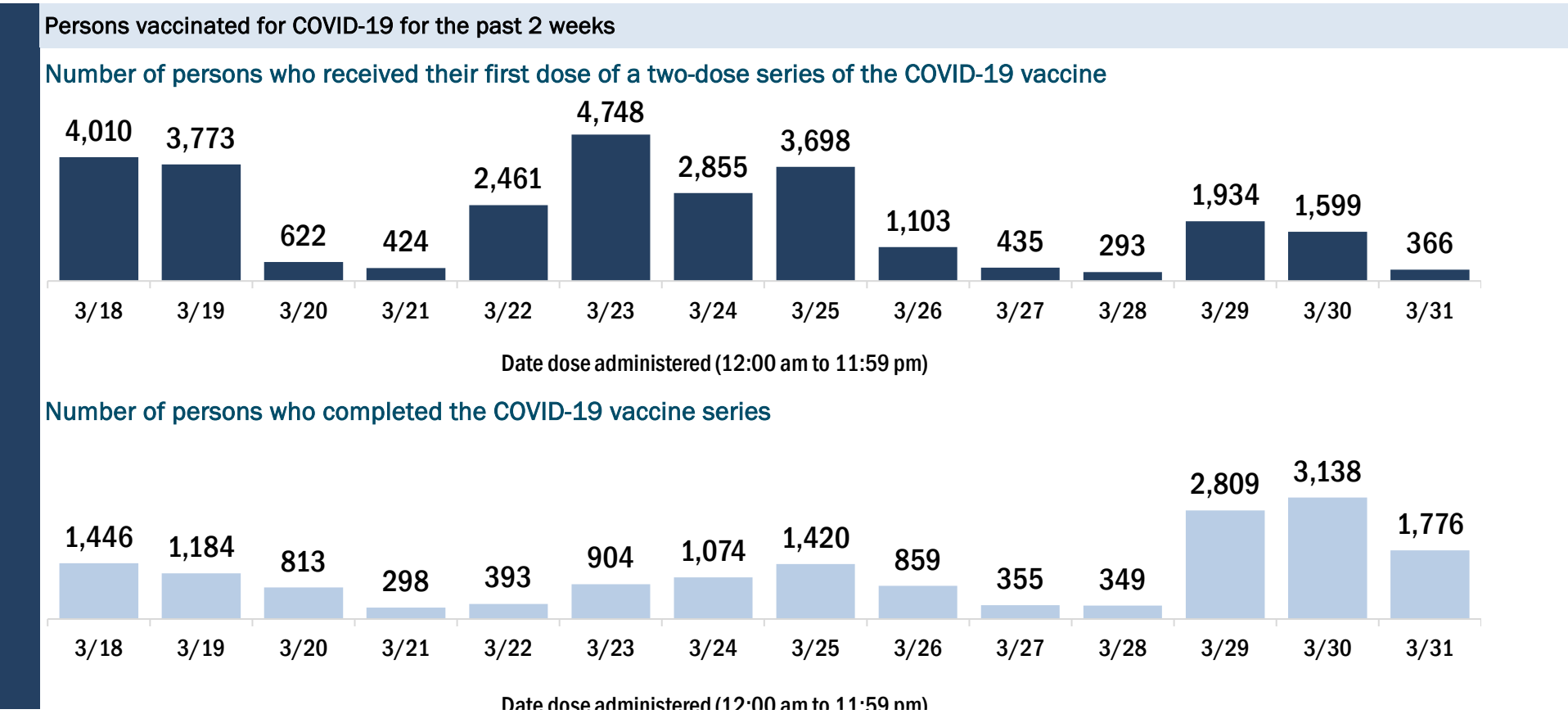
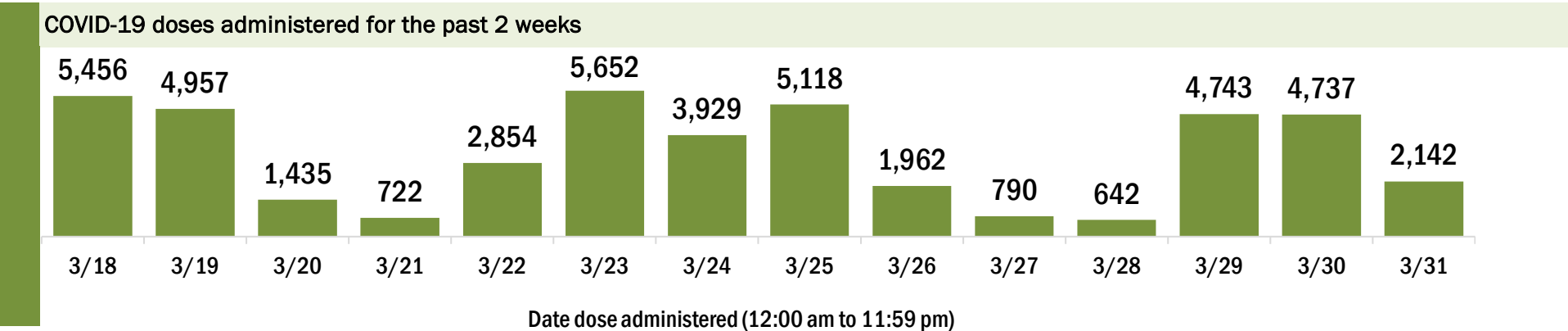
Data in this report are provisional and subject to change.

Data in this summary pertain to COVID-19 vaccines approved by the U.S. Food and Drug Administration and have been issued an Emergency Use Authorization (Janssen COVID-19 Vaccine, Moderna COVID-19 Vaccine and Pfizer-BioNTech COVID-19 Vaccine). These data summarize the number of people who have received either their first dose or have completed the series for a COVID-19 vaccine. **A person can only be counted in one category, first dose or series complete.** For persons receiving Moderna or Pfizer vaccines, once they receive their second dose, they are moved from the first dose column to the series completed column. **Because of this, the total first dose category may show a change from report to report not matching the total receiving their first dose from the previous day.** Persons receiving Johnson & Johnson vaccines will always be counted in the series completed column.

COVID-19 doses for vaccinated persons in Florida	
Doses administered	185,847
People receiving one dose of a 1-dose series (Johnson & Johnson) or receiving only one dose of a 2-dose series (Moderna, Pfizer) count once. Persons receiving both doses of a 2-dose series count twice.	

Current status of persons vaccinated for COVID-19 in Florida	
Total people vaccinated	126,775
First dose	65,340
Series completed	61,435
Completed 1-dose series	2,363
Completed 2-dose series	59,072
First dose: current number of people who have only received their first dose of the Moderna or Pfizer vaccine.	
Series complete: current number of people who have received both Moderna or Pfizer vaccine doses or one Johnson & Johnson dose and are considered fully immunized.	

Demographic summary	First dose	Series complete	Total people vaccinated
Age group	65,340	61,435	126,775
16-24 years	837	597	1,434
25-34 years	1,474	1,974	3,448
35-44 years	2,570	2,491	5,061
45-54 years	7,041	3,226	10,267
55-64 years	19,509	4,998	24,507
65-74 years	18,588	27,763	46,351
75-84 years	11,524	15,613	27,137
85+ years	3,797	4,773	8,570
Race	65,340	61,435	126,775
White	48,793	47,886	96,679
Black	1,946	1,467	3,413
American Indian/Alaskan	294	221	515
Other	3,976	5,104	9,080
Unknown	10,331	6,757	17,088
Other race includes Asian, native Hawaiian/Pacific Islander, or other.			
Ethnicity	65,340	61,435	126,775
Hispanic	2,973	1,745	4,718
Non-Hispanic	35,551	39,242	74,793
Unknown	26,816	20,448	47,264
Gender	65,340	61,435	126,775
Female	36,326	35,119	71,445
Male	28,910	26,280	55,190
Unknown	104	36	140



COVID-19: Marion County vaccine summary

Vaccination data through Mar 31, 2021 as of Apr 1, 2021 at 12:05 AM

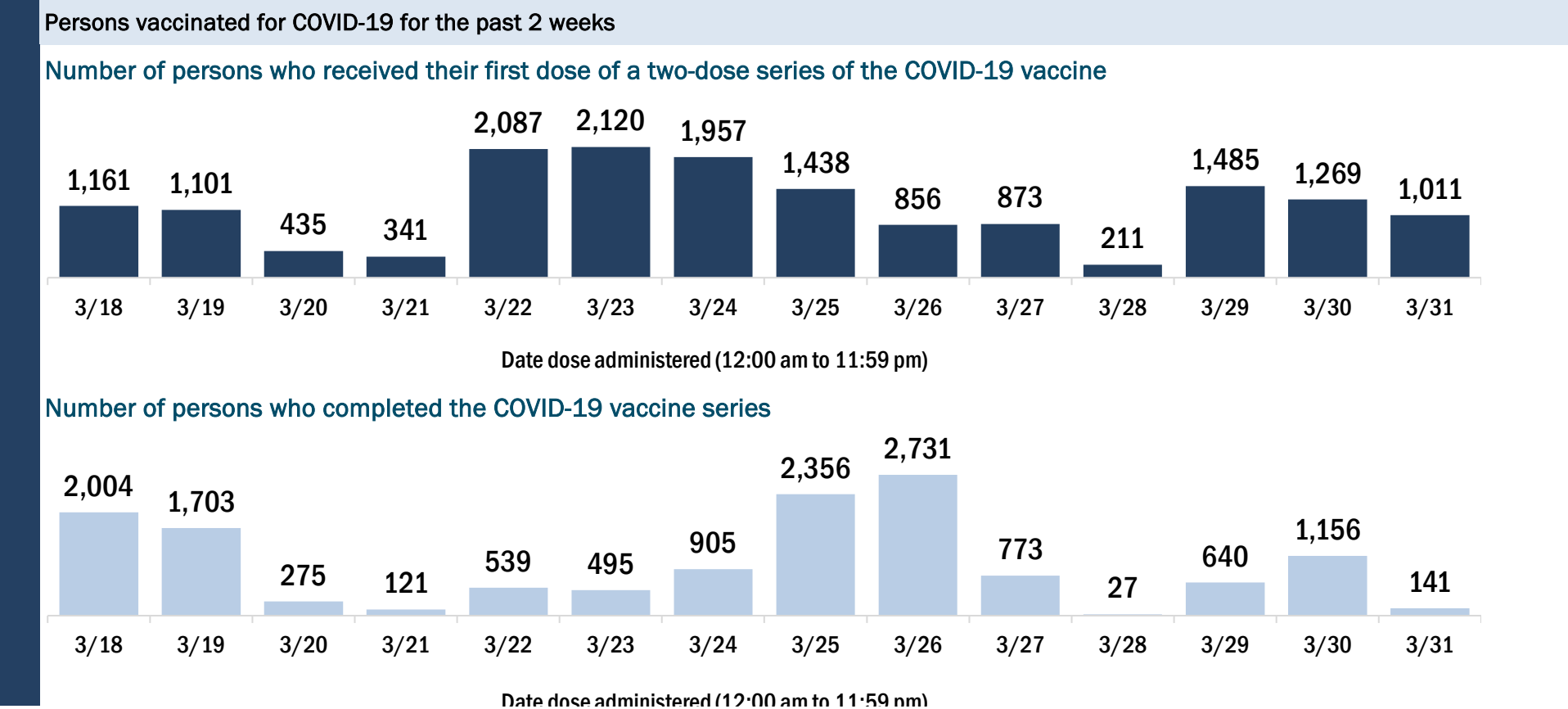
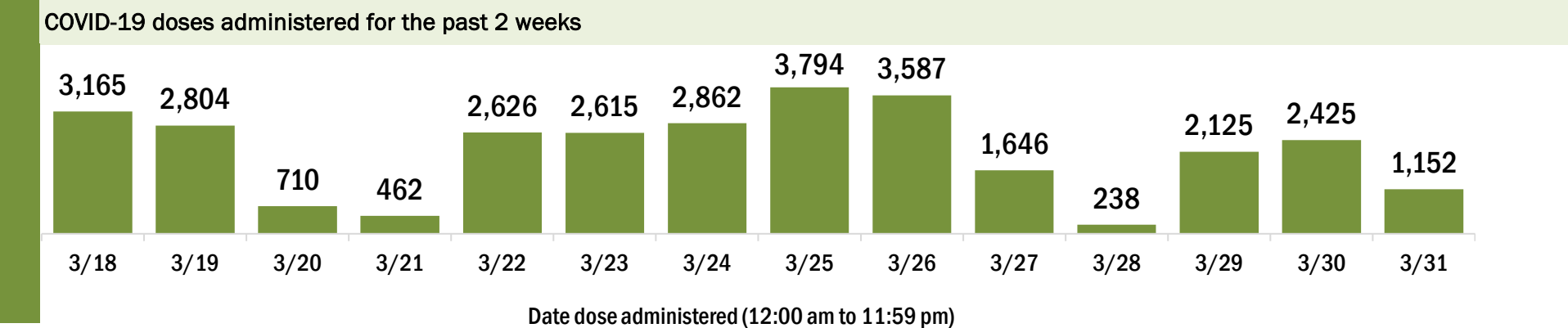
Data in this report are provisional and subject to change.

Data in this summary pertain to COVID-19 vaccines approved by the U.S. Food and Drug Administration and have been issued an Emergency Use Authorization (Janssen COVID-19 Vaccine, Moderna COVID-19 Vaccine and Pfizer-BioNTech COVID-19 Vaccine). These data summarize the number of people who have received either their first dose or have completed the series for a COVID-19 vaccine. **A person can only be counted in one category, first dose or series complete.** For persons receiving Moderna or Pfizer vaccines, once they receive their second dose, they are moved from the first dose column to the series completed column. **Because of this, the total first dose category may show a change from report to report not matching the total receiving their first dose from the previous day.** Persons receiving Johnson & Johnson vaccines will always be counted in the series completed column.

COVID-19 doses for vaccinated persons in Florida	
Doses administered	156,106
People receiving one dose of a 1-dose series (Johnson & Johnson) or receiving only one dose of a 2-dose series (Moderna, Pfizer) count once. Persons receiving both doses of a 2-dose series count twice.	

Current status of persons vaccinated for COVID-19 in Florida	
Total people vaccinated	98,353
First dose	38,693
Series completed	59,660
Completed 1-dose series	1,907
Completed 2-dose series	57,753
First dose: current number of people who have only received their first dose of the Moderna or Pfizer vaccine.	
Series complete: current number of people who have received both Moderna or Pfizer vaccine doses or one Johnson & Johnson dose and are considered fully immunized.	

Demographic summary	First dose	Series complete	Total people vaccinated
Age group	38,693	59,660	98,353
16-24 years	544	544	1,088
25-34 years	1,063	1,418	2,481
35-44 years	1,766	1,961	3,727
45-54 years	3,960	3,102	7,062
55-64 years	11,549	5,151	16,700
65-74 years	10,320	25,322	35,642
75-84 years	7,048	17,352	24,400
85+ years	2,443	4,810	7,253
Race	38,693	59,660	98,353
White	26,167	42,368	68,535
Black	2,750	2,794	5,544
American Indian/Alaskan	118	217	335
Other	3,340	5,675	9,015
Unknown	6,318	8,606	14,924
Other race includes Asian, native Hawaiian/Pacific Islander, or other.			
Ethnicity	38,693	59,660	98,353
Hispanic	3,355	2,387	5,742
Non-Hispanic	22,482	37,205	59,687
Unknown	12,856	20,068	32,924
Gender	38,693	59,660	98,353
Female	22,492	34,404	56,896
Male	16,163	25,220	41,383
Unknown	38	36	74



COVID-19: Martin County vaccine summary

Vaccination data through Mar 31, 2021 as of Apr 1, 2021 at 12:05 AM

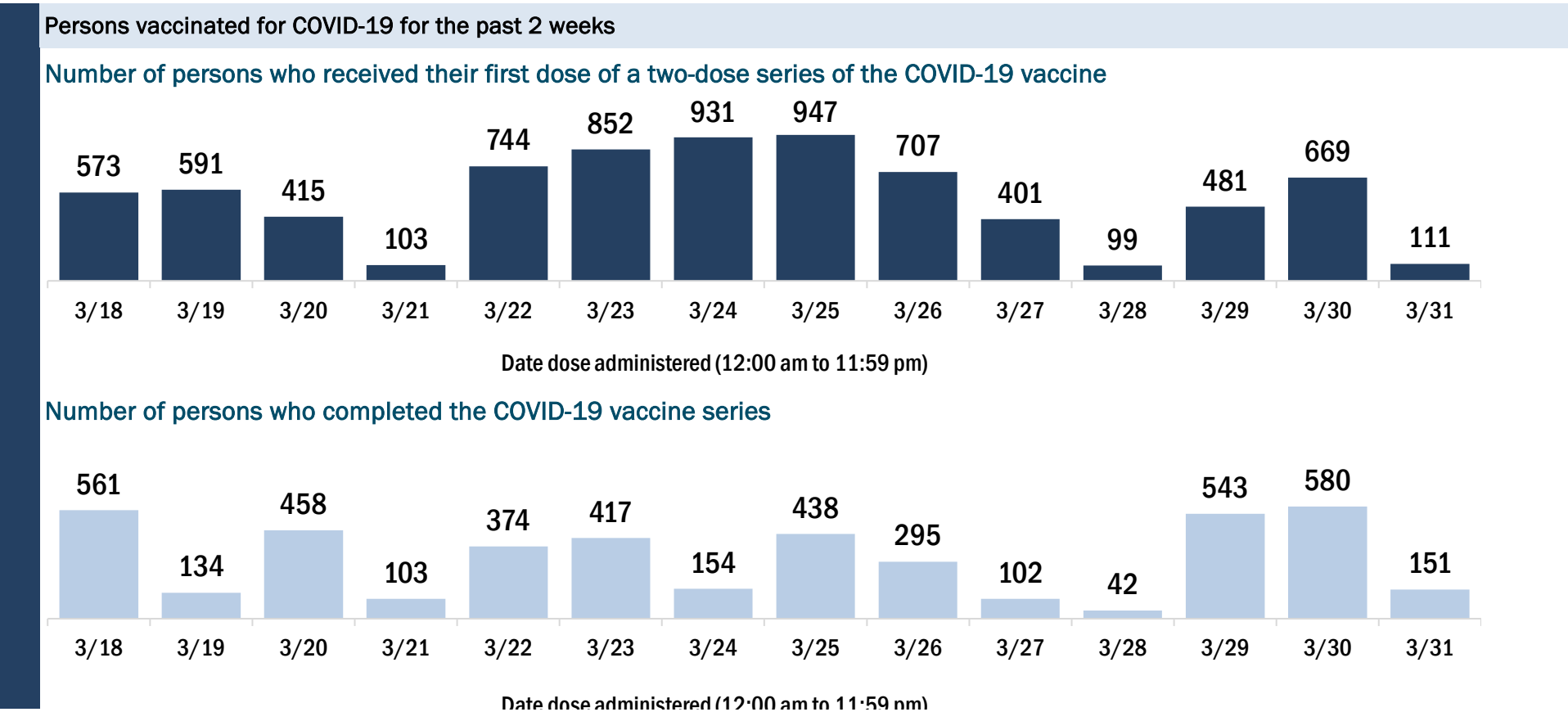
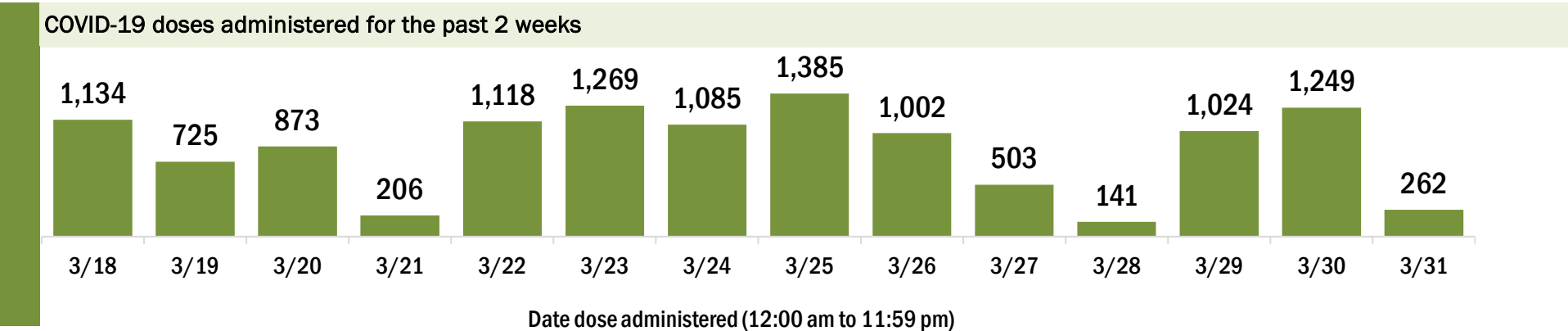
Data in this report are provisional and subject to change.

Data in this summary pertain to COVID-19 vaccines approved by the U.S. Food and Drug Administration and have been issued an Emergency Use Authorization (Janssen COVID-19 Vaccine, Moderna COVID-19 Vaccine and Pfizer-BioNTech COVID-19 Vaccine). These data summarize the number of people who have received either their first dose or have completed the series for a COVID-19 vaccine. **A person can only be counted in one category, first dose or series complete.** For persons receiving Moderna or Pfizer vaccines, once they receive their second dose, they are moved from the first dose column to the series completed column. **Because of this, the total first dose category may show a change from report to report not matching the total receiving their first dose from the previous day.** Persons receiving Johnson & Johnson vaccines will always be counted in the series completed column.

COVID-19 doses for vaccinated persons in Florida	
Doses administered	88,363
People receiving one dose of a 1-dose series (Johnson & Johnson) or receiving only one dose of a 2-dose series (Moderna, Pfizer) count once. Persons receiving both doses of a 2-dose series count twice.	

Current status of persons vaccinated for COVID-19 in Florida	
Total people vaccinated	54,410
First dose	19,469
Series completed	34,941
Completed 1-dose series	988
Completed 2-dose series	33,953
First dose: current number of people who have only received their first dose of the Moderna or Pfizer vaccine.	
Series complete: current number of people who have received both Moderna or Pfizer vaccine doses or one Johnson & Johnson dose and are considered fully immunized.	

Demographic summary	First dose	Series complete	Total people vaccinated
Age group	19,469	34,941	54,410
16-24 years	274	193	467
25-34 years	490	534	1,024
35-44 years	759	893	1,652
45-54 years	1,755	1,349	3,104
55-64 years	6,283	3,005	9,288
65-74 years	5,230	14,530	19,760
75-84 years	3,506	10,422	13,928
85+ years	1,172	4,015	5,187
Race	19,469	34,941	54,410
White	13,494	23,036	36,530
Black	306	590	896
American Indian/Alaskan	81	54	135
Other	1,094	2,730	3,824
Unknown	4,494	8,531	13,025
Other race includes Asian, native Hawaiian/Pacific Islander, or other.			
Ethnicity	19,469	34,941	54,410
Hispanic	728	661	1,389
Non-Hispanic	9,868	12,139	22,007
Unknown	8,873	22,141	31,014
Gender	19,469	34,941	54,410
Female	11,040	20,018	31,058
Male	8,414	14,909	23,323
Unknown	15	14	29



COVID-19: Monroe County vaccine summary

Vaccination data through Mar 31, 2021 as of Apr 1, 2021 at 12:05 AM

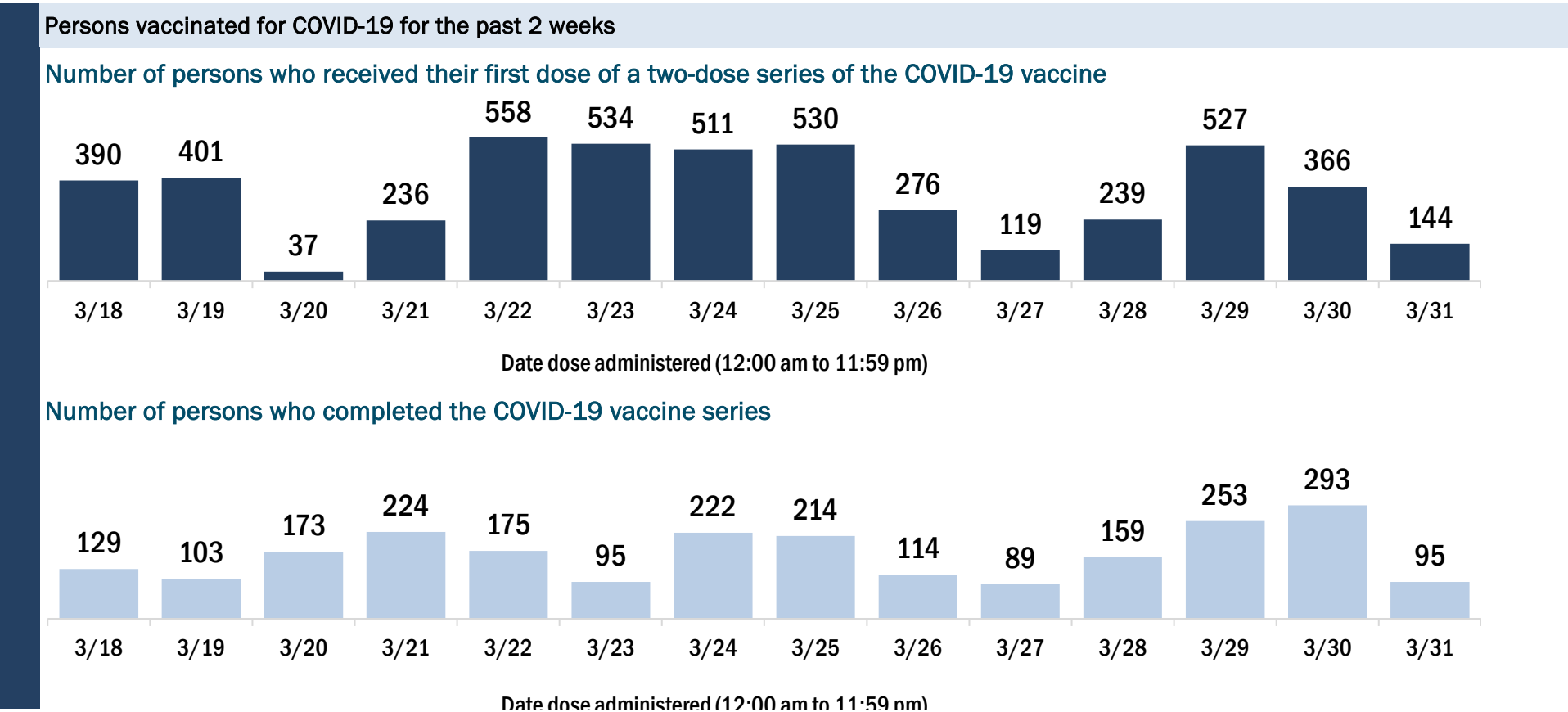
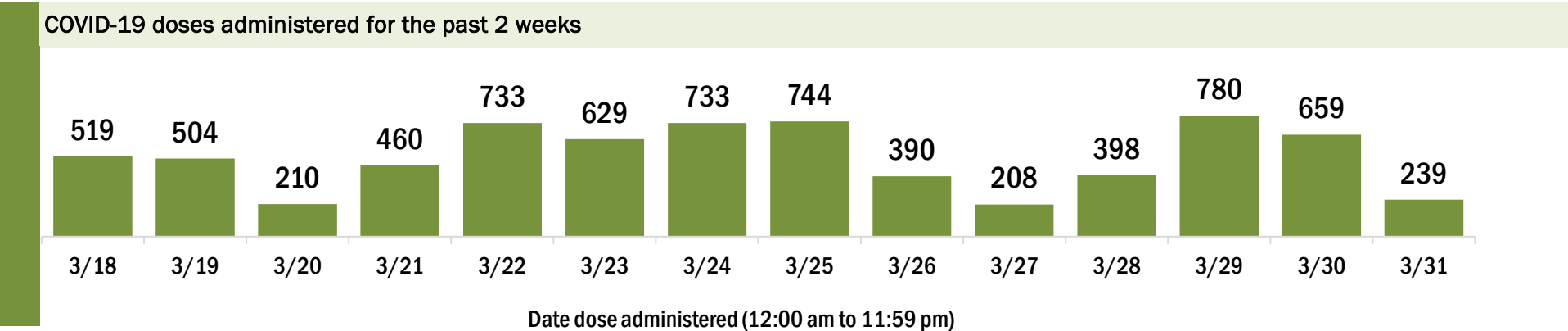
Data in this report are provisional and subject to change.

Data in this summary pertain to COVID-19 vaccines approved by the U.S. Food and Drug Administration and have been issued an Emergency Use Authorization (Janssen COVID-19 Vaccine, Moderna COVID-19 Vaccine and Pfizer-BioNTech COVID-19 Vaccine). These data summarize the number of people who have received either their first dose or have completed the series for a COVID-19 vaccine. **A person can only be counted in one category, first dose or series complete.** For persons receiving Moderna or Pfizer vaccines, once they receive their second dose, they are moved from the first dose column to the series completed column. **Because of this, the total first dose category may show a change from report to report not matching the total receiving their first dose from the previous day.** Persons receiving Johnson & Johnson vaccines will always be counted in the series completed column.

COVID-19 doses for vaccinated persons in Florida	
Doses administered	35,504
People receiving one dose of a 1-dose series (Johnson & Johnson) or receiving only one dose of a 2-dose series (Moderna, Pfizer) count once. Persons receiving both doses of a 2-dose series count twice.	

Current status of persons vaccinated for COVID-19 in Florida	
Total people vaccinated	23,427
First dose	10,728
Series completed	12,699
Completed 1-dose series	622
Completed 2-dose series	12,077
First dose: current number of people who have only received their first dose of the Moderna or Pfizer vaccine.	
Series complete: current number of people who have received both Moderna or Pfizer vaccine doses or one Johnson & Johnson dose and are considered fully immunized.	

Demographic summary	First dose	Series complete	Total people vaccinated
Age group	10,728	12,699	23,427
16-24 years	140	93	233
25-34 years	347	286	633
35-44 years	560	528	1,088
45-54 years	1,320	831	2,151
55-64 years	3,559	1,556	5,115
65-74 years	3,277	5,910	9,187
75-84 years	1,232	2,813	4,045
85+ years	293	682	975
Race	10,728	12,699	23,427
White	7,122	9,463	16,585
Black	240	190	430
American Indian/Alaskan	65	40	105
Other	468	713	1,181
Unknown	2,833	2,293	5,126
Other race includes Asian, native Hawaiian/Pacific Islander, or other.			
Ethnicity	10,728	12,699	23,427
Hispanic	960	941	1,901
Non-Hispanic	4,982	7,552	12,534
Unknown	4,786	4,206	8,992
Gender	10,728	12,699	23,427
Female	5,607	6,734	12,341
Male	5,110	5,964	11,074
Unknown	11	1	12



COVID-19: Nassau County vaccine summary

Vaccination data through Mar 31, 2021 as of Apr 1, 2021 at 12:05 AM

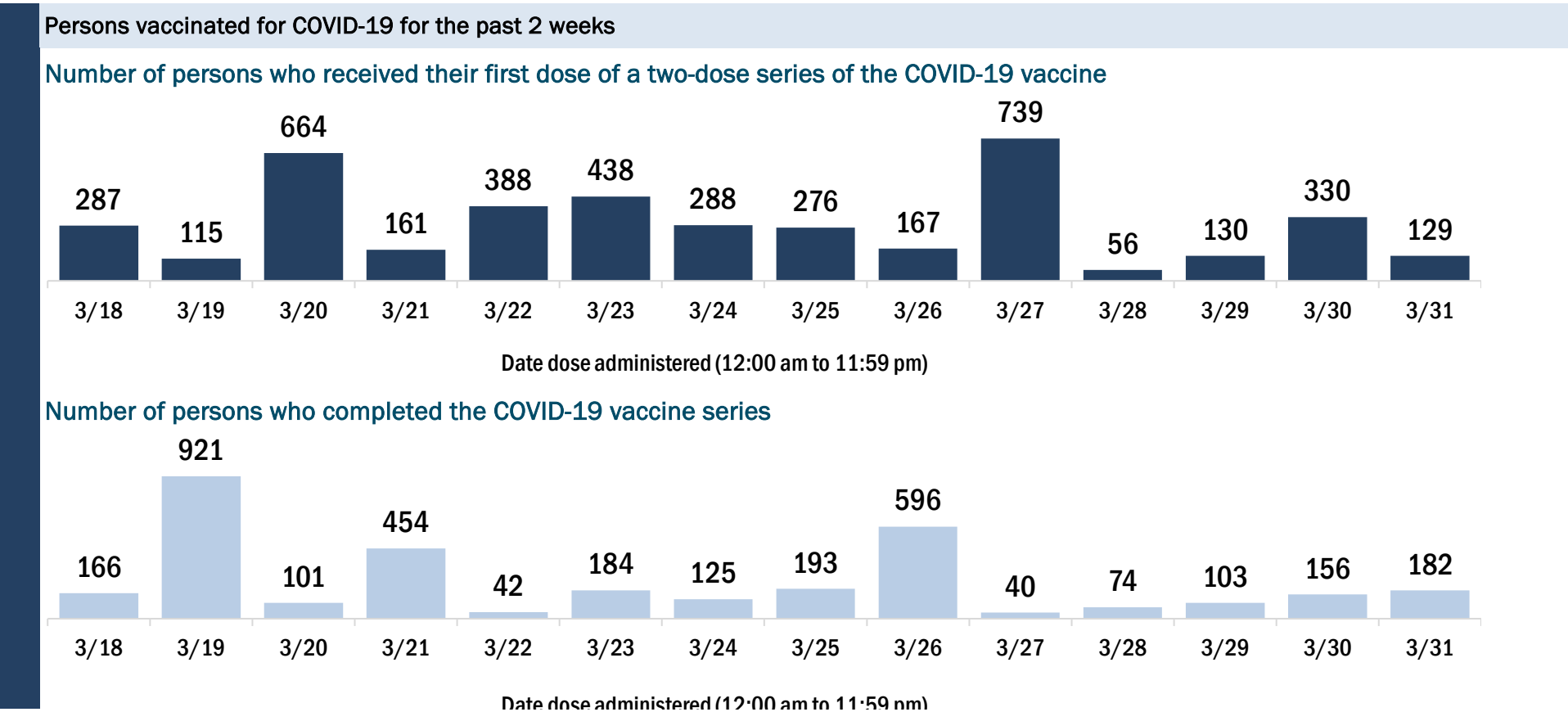
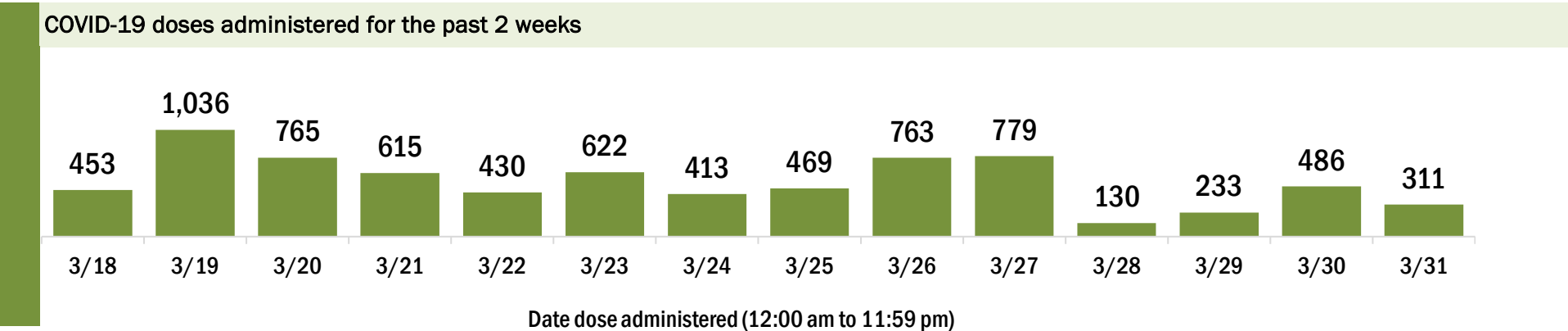
Data in this report are provisional and subject to change.

Data in this summary pertain to COVID-19 vaccines approved by the U.S. Food and Drug Administration and have been issued an Emergency Use Authorization (Janssen COVID-19 Vaccine, Moderna COVID-19 Vaccine and Pfizer-BioNTech COVID-19 Vaccine). These data summarize the number of people who have received either their first dose or have completed the series for a COVID-19 vaccine. **A person can only be counted in one category, first dose or series complete.** For persons receiving Moderna or Pfizer vaccines, once they receive their second dose, they are moved from the first dose column to the series completed column. **Because of this, the total first dose category may show a change from report to report not matching the total receiving their first dose from the previous day.** Persons receiving Johnson & Johnson vaccines will always be counted in the series completed column.

COVID-19 doses for vaccinated persons in Florida	
Doses administered	44,214
People receiving one dose of a 1-dose series (Johnson & Johnson) or receiving only one dose of a 2-dose series (Moderna, Pfizer) count once. Persons receiving both doses of a 2-dose series count twice.	

Current status of persons vaccinated for COVID-19 in Florida	
Total people vaccinated	26,533
First dose	7,659
Series completed	18,874
Completed 1-dose series	1,193
Completed 2-dose series	17,681
First dose: current number of people who have only received their first dose of the Moderna or Pfizer vaccine.	
Series complete: current number of people who have received both Moderna or Pfizer vaccine doses or one Johnson & Johnson dose and are considered fully immunized.	

Demographic summary	First dose	Series complete	Total people vaccinated
Age group	7,659	18,874	26,533
16-24 years	149	171	320
25-34 years	256	406	662
35-44 years	501	742	1,243
45-54 years	1,219	1,051	2,270
55-64 years	3,629	2,241	5,870
65-74 years	1,146	8,697	9,843
75-84 years	574	4,330	4,904
85+ years	185	1,236	1,421
Race	7,659	18,874	26,533
White	5,964	15,321	21,285
Black	350	777	1,127
American Indian/Alaskan	35	54	89
Other	386	973	1,359
Unknown	924	1,749	2,673
Other race includes Asian, native Hawaiian/Pacific Islander, or other.			
Ethnicity	7,659	18,874	26,533
Hispanic	211	277	488
Non-Hispanic	5,737	14,440	20,177
Unknown	1,711	4,157	5,868
Gender	7,659	18,874	26,533
Female	4,374	10,588	14,962
Male	3,280	8,285	11,565
Unknown	5	1	6



COVID-19: Okaloosa County vaccine summary

Vaccination data through Mar 31, 2021 as of Apr 1, 2021 at 12:05 AM

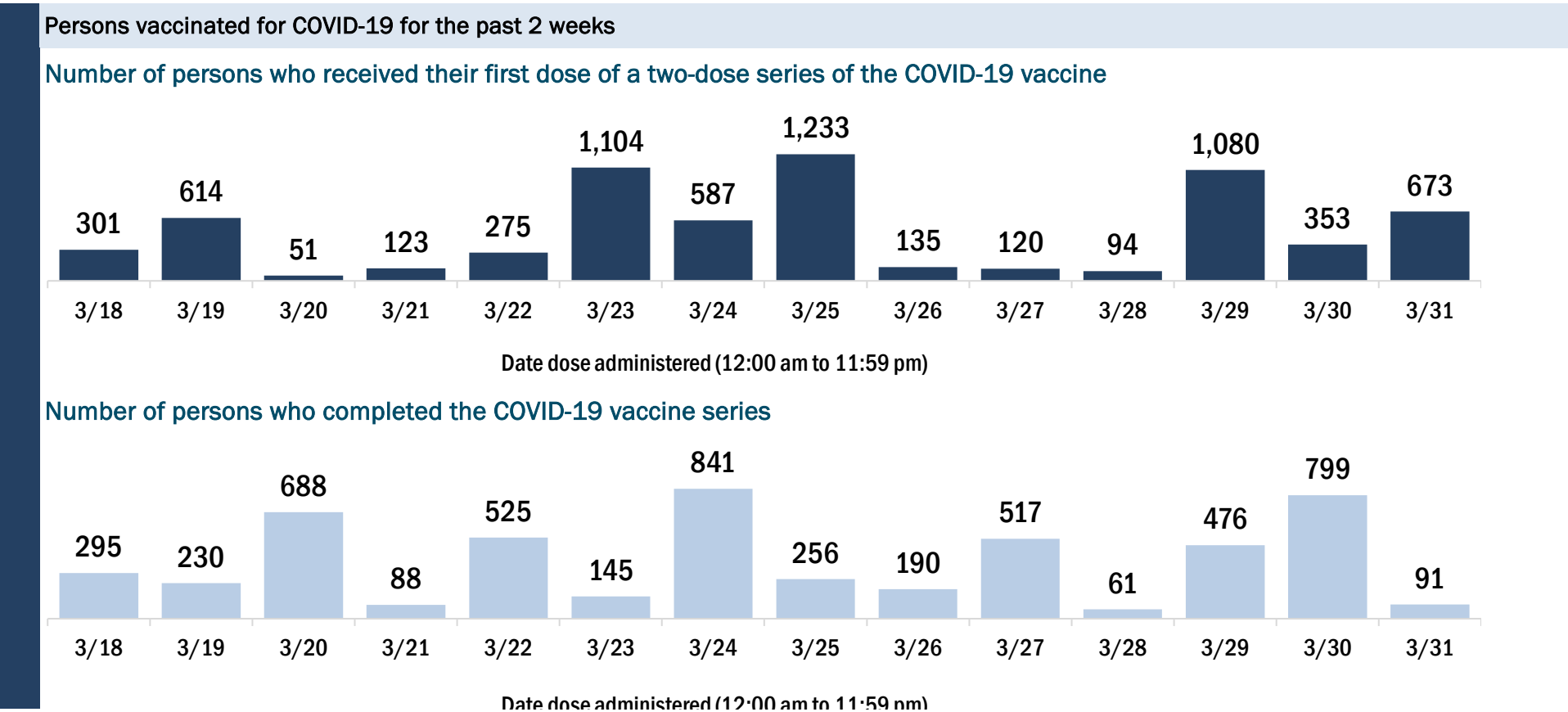
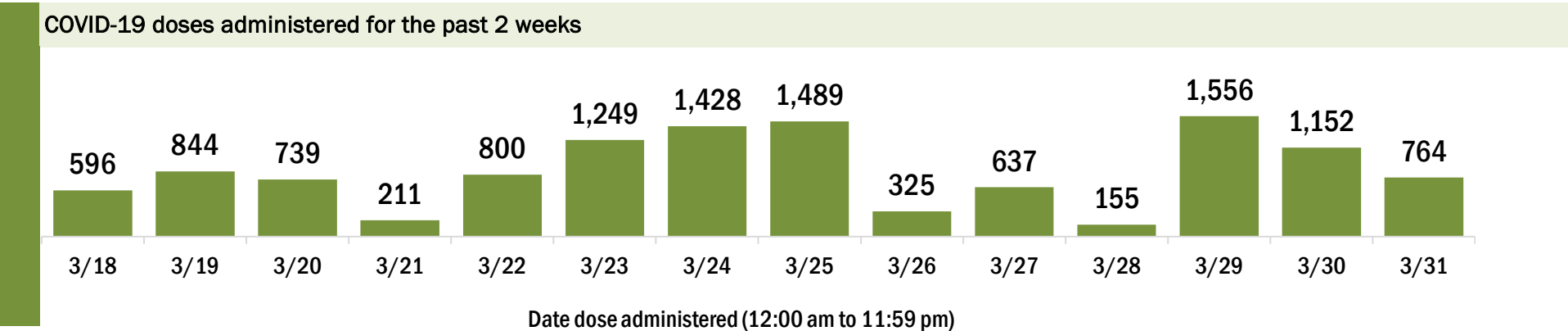
Data in this report are provisional and subject to change.

Data in this summary pertain to COVID-19 vaccines approved by the U.S. Food and Drug Administration and have been issued an Emergency Use Authorization (Janssen COVID-19 Vaccine, Moderna COVID-19 Vaccine and Pfizer-BioNTech COVID-19 Vaccine). These data summarize the number of people who have received either their first dose or have completed the series for a COVID-19 vaccine. **A person can only be counted in one category, first dose or series complete.** For persons receiving Moderna or Pfizer vaccines, once they receive their second dose, they are moved from the first dose column to the series completed column. **Because of this, the total first dose category may show a change from report to report not matching the total receiving their first dose from the previous day.** Persons receiving Johnson & Johnson vaccines will always be counted in the series completed column.

COVID-19 doses for vaccinated persons in Florida	
Doses administered	70,754
People receiving one dose of a 1-dose series (Johnson & Johnson) or receiving only one dose of a 2-dose series (Moderna, Pfizer) count once. Persons receiving both doses of a 2-dose series count twice.	

Current status of persons vaccinated for COVID-19 in Florida	
Total people vaccinated	43,708
First dose	14,617
Series completed	29,091
Completed 1-dose series	2,045
Completed 2-dose series	27,046
First dose: current number of people who have only received their first dose of the Moderna or Pfizer vaccine.	
Series complete: current number of people who have received both Moderna or Pfizer vaccine doses or one Johnson & Johnson dose and are considered fully immunized.	

Demographic summary	First dose	Series complete	Total people vaccinated
Age group	14,617	29,091	43,708
16-24 years	324	300	624
25-34 years	722	1,028	1,750
35-44 years	1,279	1,389	2,668
45-54 years	2,284	1,917	4,201
55-64 years	5,802	3,743	9,545
65-74 years	2,483	11,586	14,069
75-84 years	1,265	6,666	7,931
85+ years	458	2,462	2,920
Race	14,617	29,091	43,708
White	9,528	20,568	30,096
Black	725	1,335	2,060
American Indian/Alaskan	70	97	167
Other	1,154	2,600	3,754
Unknown	3,140	4,491	7,631
Other race includes Asian, native Hawaiian/Pacific Islander, or other.			
Ethnicity	14,617	29,091	43,708
Hispanic	438	662	1,100
Non-Hispanic	8,934	17,401	26,335
Unknown	5,245	11,028	16,273
Gender	14,617	29,091	43,708
Female	8,305	16,947	25,252
Male	6,192	12,117	18,309
Unknown	120	27	147



COVID-19: Okeechobee County vaccine summary

Vaccination data through Mar 31, 2021 as of Apr 1, 2021 at 12:05 AM

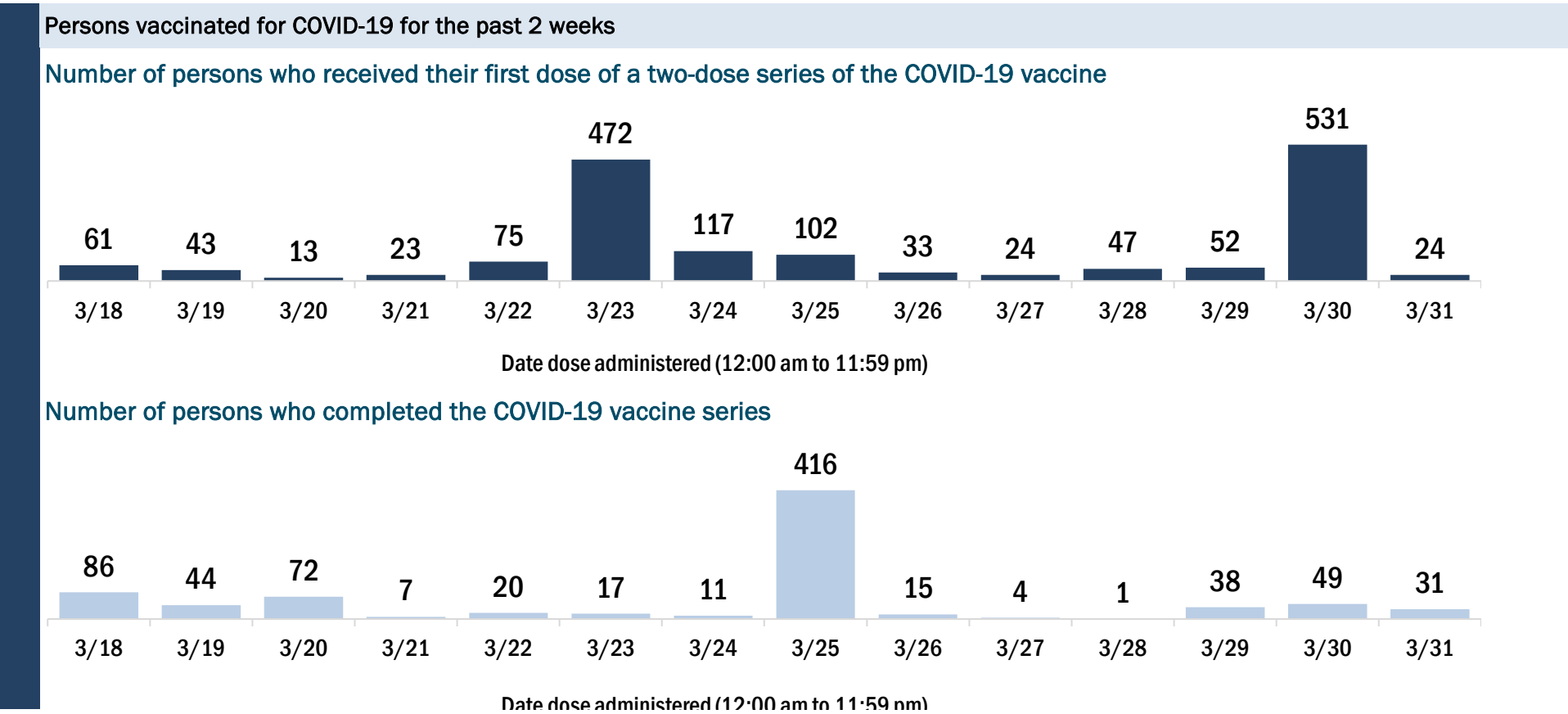
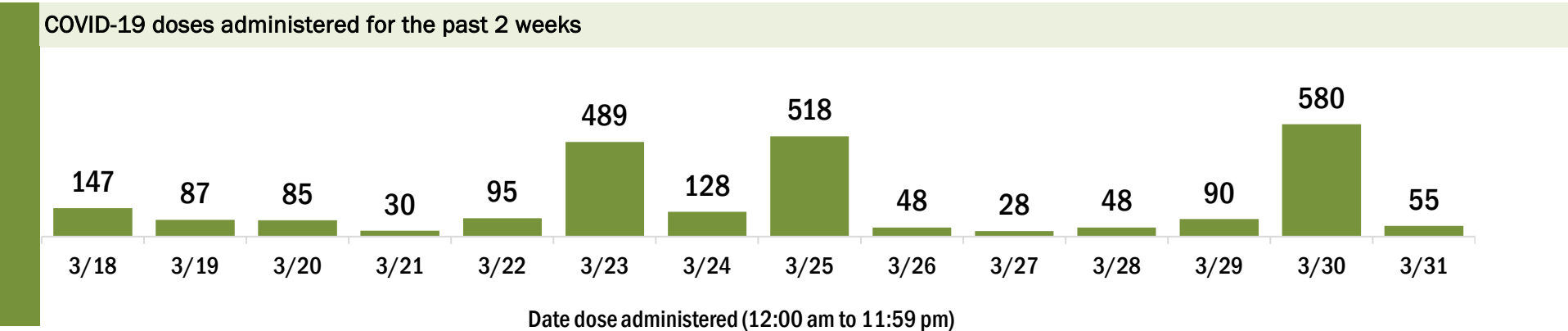
Data in this report are provisional and subject to change.

Data in this summary pertain to COVID-19 vaccines approved by the U.S. Food and Drug Administration and have been issued an Emergency Use Authorization (Janssen COVID-19 Vaccine, Moderna COVID-19 Vaccine and Pfizer-BioNTech COVID-19 Vaccine). These data summarize the number of people who have received either their first dose or have completed the series for a COVID-19 vaccine. **A person can only be counted in one category, first dose or series complete.** For persons receiving Moderna or Pfizer vaccines, once they receive their second dose, they are moved from the first dose column to the series completed column. **Because of this, the total first dose category may show a change from report to report not matching the total receiving their first dose from the previous day.** Persons receiving Johnson & Johnson vaccines will always be counted in the series completed column.

COVID-19 doses for vaccinated persons in Florida	
Doses administered	12,552
People receiving one dose of a 1-dose series (Johnson & Johnson) or receiving only one dose of a 2-dose series (Moderna, Pfizer) count once. Persons receiving both doses of a 2-dose series count twice.	

Current status of persons vaccinated for COVID-19 in Florida	
Total people vaccinated	8,172
First dose	3,597
Series completed	4,575
Completed 1-dose series	195
Completed 2-dose series	4,380
First dose: current number of people who have only received their first dose of the Moderna or Pfizer vaccine.	
Series complete: current number of people who have received both Moderna or Pfizer vaccine doses or one Johnson & Johnson dose and are considered fully immunized.	

Demographic summary	First dose	Series complete	Total people vaccinated
Age group	3,597	4,575	8,172
16-24 years	79	32	111
25-34 years	158	118	276
35-44 years	225	154	379
45-54 years	409	183	592
55-64 years	985	325	1,310
65-74 years	971	1,988	2,959
75-84 years	605	1,385	1,990
85+ years	165	390	555
Race	3,597	4,575	8,172
White	2,849	3,709	6,558
Black	110	75	185
American Indian/Alaskan	16	23	39
Other	227	479	706
Unknown	395	289	684
Other race includes Asian, native Hawaiian/Pacific Islander, or other.			
Ethnicity	3,597	4,575	8,172
Hispanic	483	261	744
Non-Hispanic	2,238	3,518	5,756
Unknown	876	796	1,672
Gender	3,597	4,575	8,172
Female	1,980	2,587	4,567
Male	1,615	1,988	3,603
Unknown	2	0	2



COVID-19: Orange County vaccine summary

Vaccination data through Mar 31, 2021 as of Apr 1, 2021 at 12:05 AM

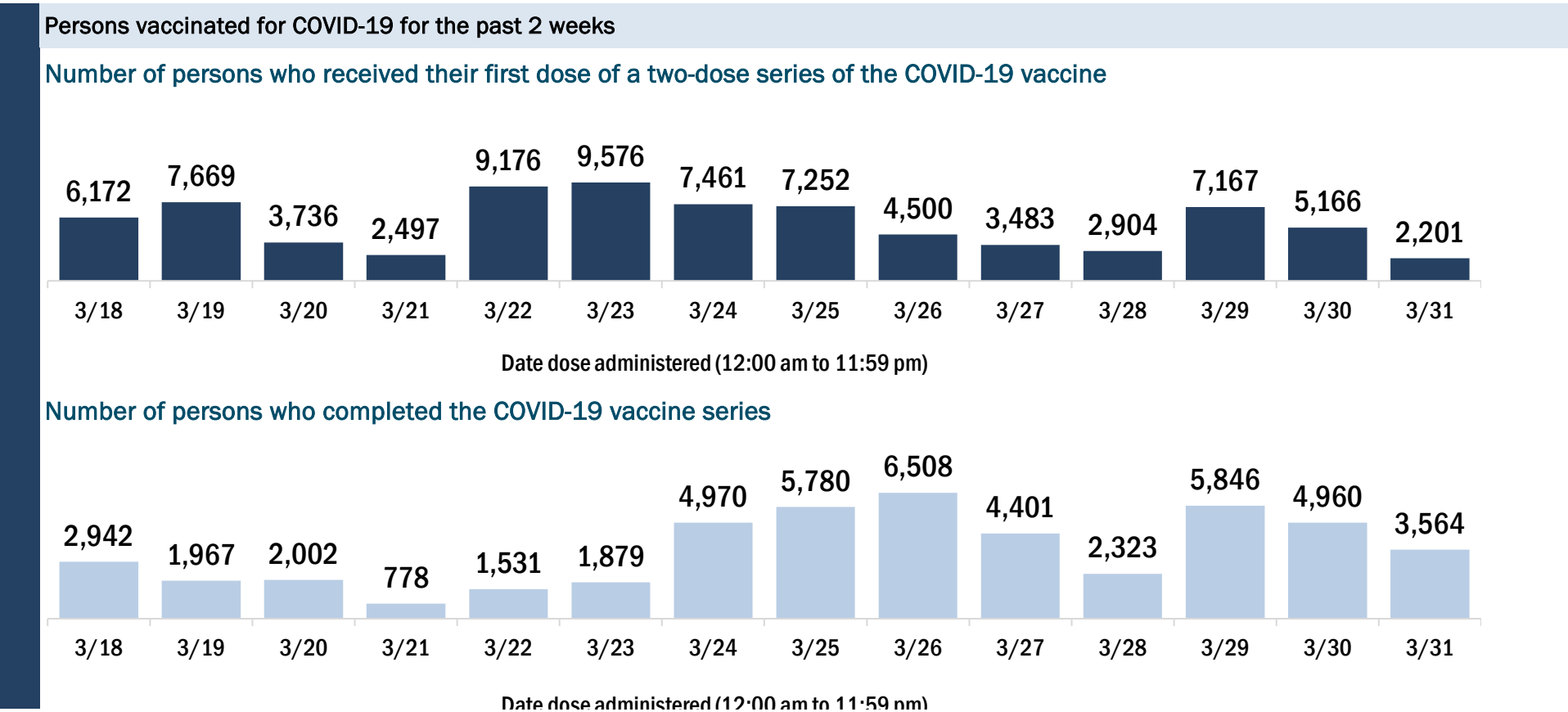
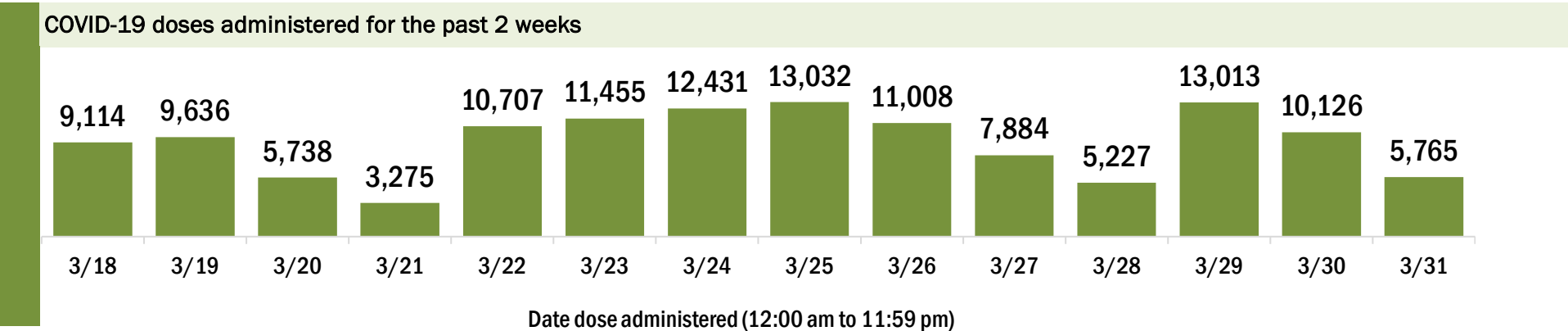
Data in this report are provisional and subject to change.

Data in this summary pertain to COVID-19 vaccines approved by the U.S. Food and Drug Administration and have been issued an Emergency Use Authorization (Janssen COVID-19 Vaccine, Moderna COVID-19 Vaccine and Pfizer-BioNTech COVID-19 Vaccine). These data summarize the number of people who have received either their first dose or have completed the series for a COVID-19 vaccine. **A person can only be counted in one category, first dose or series complete.** For persons receiving Moderna or Pfizer vaccines, once they receive their second dose, they are moved from the first dose column to the series completed column. **Because of this, the total first dose category may show a change from report to report not matching the total receiving their first dose from the previous day.** Persons receiving Johnson & Johnson vaccines will always be counted in the series completed column.

COVID-19 doses for vaccinated persons in Florida	
Doses administered	459,244
People receiving one dose of a 1-dose series (Johnson & Johnson) or receiving only one dose of a 2-dose series (Moderna, Pfizer) count once. Persons receiving both doses of a 2-dose series count twice.	

Current status of persons vaccinated for COVID-19 in Florida	
Total people vaccinated	313,114
First dose	146,186
Series completed	166,928
Completed 1-dose series	20,798
Completed 2-dose series	146,130
First dose: current number of people who have only received their first dose of the Moderna or Pfizer vaccine.	
Series complete: current number of people who have received both Moderna or Pfizer vaccine doses or one Johnson & Johnson dose and are considered fully immunized.	

Demographic summary	First dose	Series complete	Total people vaccinated
Age group	146,186	166,928	313,114
16-24 years	6,704	3,932	10,636
25-34 years	13,840	12,453	26,293
35-44 years	20,005	16,230	36,235
45-54 years	30,674	18,466	49,140
55-64 years	46,154	22,073	68,227
65-74 years	16,488	57,336	73,824
75-84 years	8,029	26,753	34,782
85+ years	4,292	9,685	13,977
Race	146,186	166,928	313,114
White	81,856	103,431	185,287
Black	11,343	14,553	25,896
American Indian/Alaskan	428	493	921
Other	22,617	31,896	54,513
Unknown	29,942	16,555	46,497
Other race includes Asian, native Hawaiian/Pacific Islander, or other.			
Ethnicity	146,186	166,928	313,114
Hispanic	15,603	19,551	35,154
Non-Hispanic	66,171	88,819	154,990
Unknown	64,412	58,558	122,970
Gender	146,186	166,928	313,114
Female	79,389	98,628	178,017
Male	64,680	67,563	132,243
Unknown	2,117	737	2,854



COVID-19: Osceola County vaccine summary

Vaccination data through Mar 31, 2021 as of Apr 1, 2021 at 12:05 AM

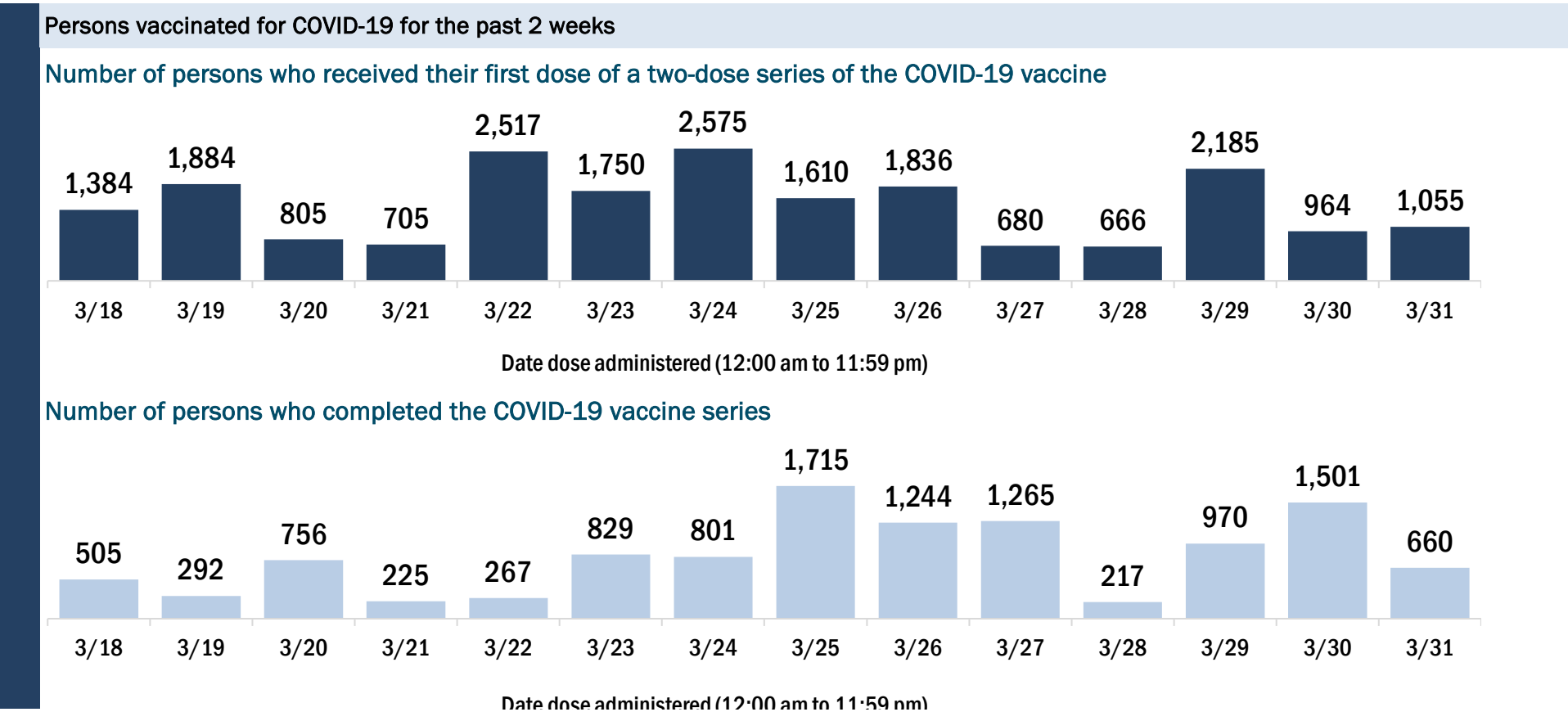
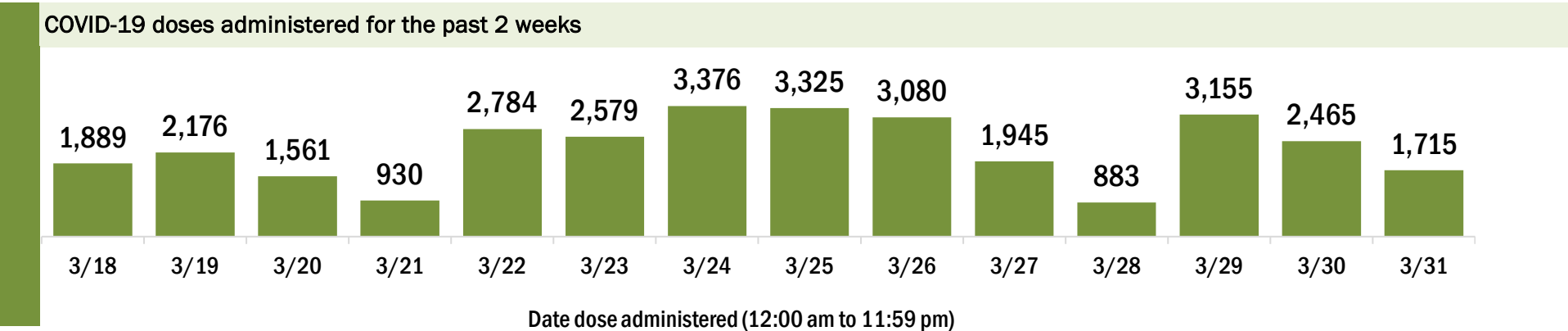
Data in this report are provisional and subject to change.

Data in this summary pertain to COVID-19 vaccines approved by the U.S. Food and Drug Administration and have been issued an Emergency Use Authorization (Janssen COVID-19 Vaccine, Moderna COVID-19 Vaccine and Pfizer-BioNTech COVID-19 Vaccine). These data summarize the number of people who have received either their first dose or have completed the series for a COVID-19 vaccine. **A person can only be counted in one category, first dose or series complete.** For persons receiving Moderna or Pfizer vaccines, once they receive their second dose, they are moved from the first dose column to the series completed column. **Because of this, the total first dose category may show a change from report to report not matching the total receiving their first dose from the previous day.** Persons receiving Johnson & Johnson vaccines will always be counted in the series completed column.

COVID-19 doses for vaccinated persons in Florida	
Doses administered	113,476
People receiving one dose of a 1-dose series (Johnson & Johnson) or receiving only one dose of a 2-dose series (Moderna, Pfizer) count once. Persons receiving both doses of a 2-dose series count twice.	

Current status of persons vaccinated for COVID-19 in Florida	
Total people vaccinated	77,215
First dose	36,941
Series completed	40,274
Completed 1-dose series	4,013
Completed 2-dose series	36,261
First dose: current number of people who have only received their first dose of the Moderna or Pfizer vaccine.	
Series complete: current number of people who have received both Moderna or Pfizer vaccine doses or one Johnson & Johnson dose and are considered fully immunized.	

Demographic summary	First dose	Series complete	Total people vaccinated
Age group	36,941	40,274	77,215
16-24 years	1,203	665	1,868
25-34 years	2,603	1,861	4,464
35-44 years	3,784	2,723	6,507
45-54 years	7,419	3,641	11,060
55-64 years	12,560	4,593	17,153
65-74 years	5,723	16,483	22,206
75-84 years	2,829	7,985	10,814
85+ years	820	2,323	3,143
Race	36,941	40,274	77,215
White	19,988	25,221	45,209
Black	1,917	2,354	4,271
American Indian/Alaskan	147	241	388
Other	6,214	8,110	14,324
Unknown	8,675	4,348	13,023
Other race includes Asian, native Hawaiian/Pacific Islander, or other.			
Ethnicity	36,941	40,274	77,215
Hispanic	10,476	11,009	21,485
Non-Hispanic	11,436	18,568	30,004
Unknown	15,029	10,697	25,726
Gender	36,941	40,274	77,215
Female	20,961	23,881	44,842
Male	15,832	16,367	32,199
Unknown	148	26	174



COVID-19: Palm Beach County vaccine summary

Vaccination data through Mar 31, 2021 as of Apr 1, 2021 at 12:05 AM

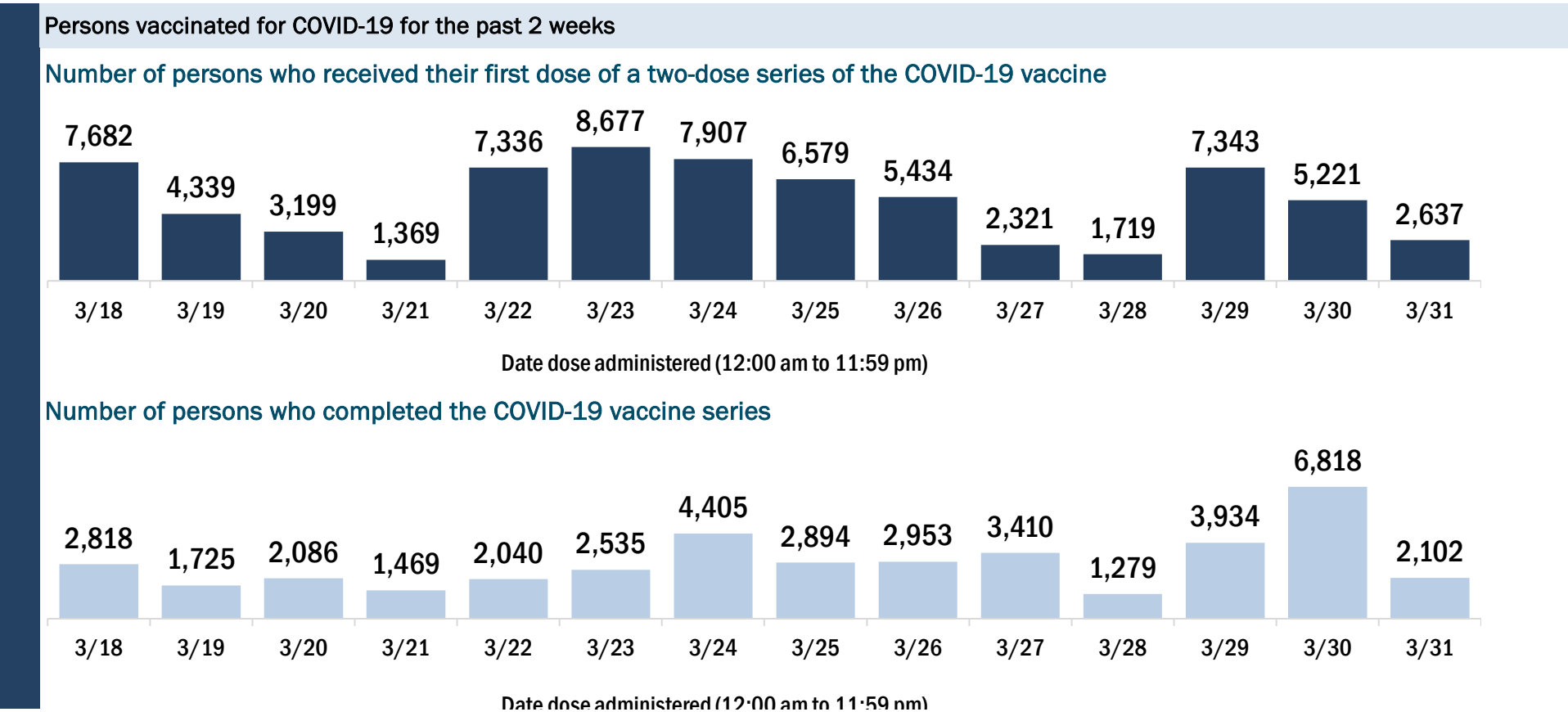
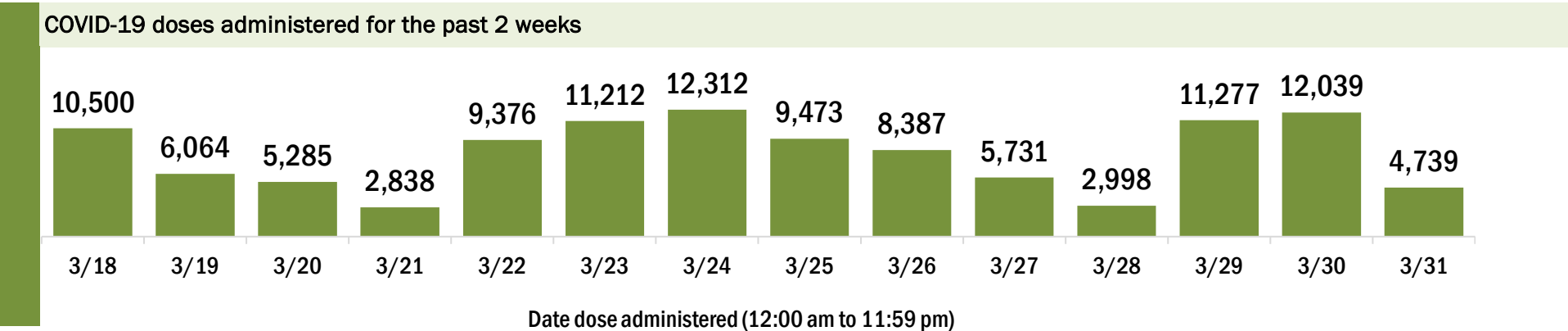
Data in this report are provisional and subject to change.

Data in this summary pertain to COVID-19 vaccines approved by the U.S. Food and Drug Administration and have been issued an Emergency Use Authorization (Janssen COVID-19 Vaccine, Moderna COVID-19 Vaccine and Pfizer-BioNTech COVID-19 Vaccine). These data summarize the number of people who have received either their first dose or have completed the series for a COVID-19 vaccine. **A person can only be counted in one category, first dose or series complete.** For persons receiving Moderna or Pfizer vaccines, once they receive their second dose, they are moved from the first dose column to the series completed column. **Because of this, the total first dose category may show a change from report to report not matching the total receiving their first dose from the previous day.** Persons receiving Johnson & Johnson vaccines will always be counted in the series completed column.

COVID-19 doses for vaccinated persons in Florida	
Doses administered	702,590
People receiving one dose of a 1-dose series (Johnson & Johnson) or receiving only one dose of a 2-dose series (Moderna, Pfizer) count once. Persons receiving both doses of a 2-dose series count twice.	

Current status of persons vaccinated for COVID-19 in Florida	
Total people vaccinated	438,606
First dose	158,929
Series completed	279,677
Completed 1-dose series	15,693
Completed 2-dose series	263,984
First dose: current number of people who have only received their first dose of the Moderna or Pfizer vaccine.	
Series complete: current number of people who have received both Moderna or Pfizer vaccine doses or one Johnson & Johnson dose and are considered fully immunized.	

Demographic summary	First dose	Series complete	Total people vaccinated
Age group	158,929	279,677	438,606
16-24 years	4,004	2,551	6,555
25-34 years	7,414	7,665	15,079
35-44 years	11,938	11,182	23,120
45-54 years	24,659	16,690	41,349
55-64 years	51,322	28,275	79,597
65-74 years	30,385	106,817	137,202
75-84 years	20,087	75,692	95,779
85+ years	9,120	30,805	39,925
Race	158,929	279,677	438,606
White	93,759	189,577	283,336
Black	9,213	12,801	22,014
American Indian/Alaskan	480	757	1,237
Other	13,024	24,835	37,859
Unknown	42,453	51,707	94,160
Other race includes Asian, native Hawaiian/Pacific Islander, or other.			
Ethnicity	158,929	279,677	438,606
Hispanic	14,866	16,579	31,445
Non-Hispanic	69,732	157,816	227,548
Unknown	74,331	105,282	179,613
Gender	158,929	279,677	438,606
Female	90,144	163,366	253,510
Male	68,260	116,191	184,451
Unknown	525	120	645



COVID-19: Pasco County vaccine summary

Vaccination data through Mar 31, 2021 as of Apr 1, 2021 at 12:05 AM

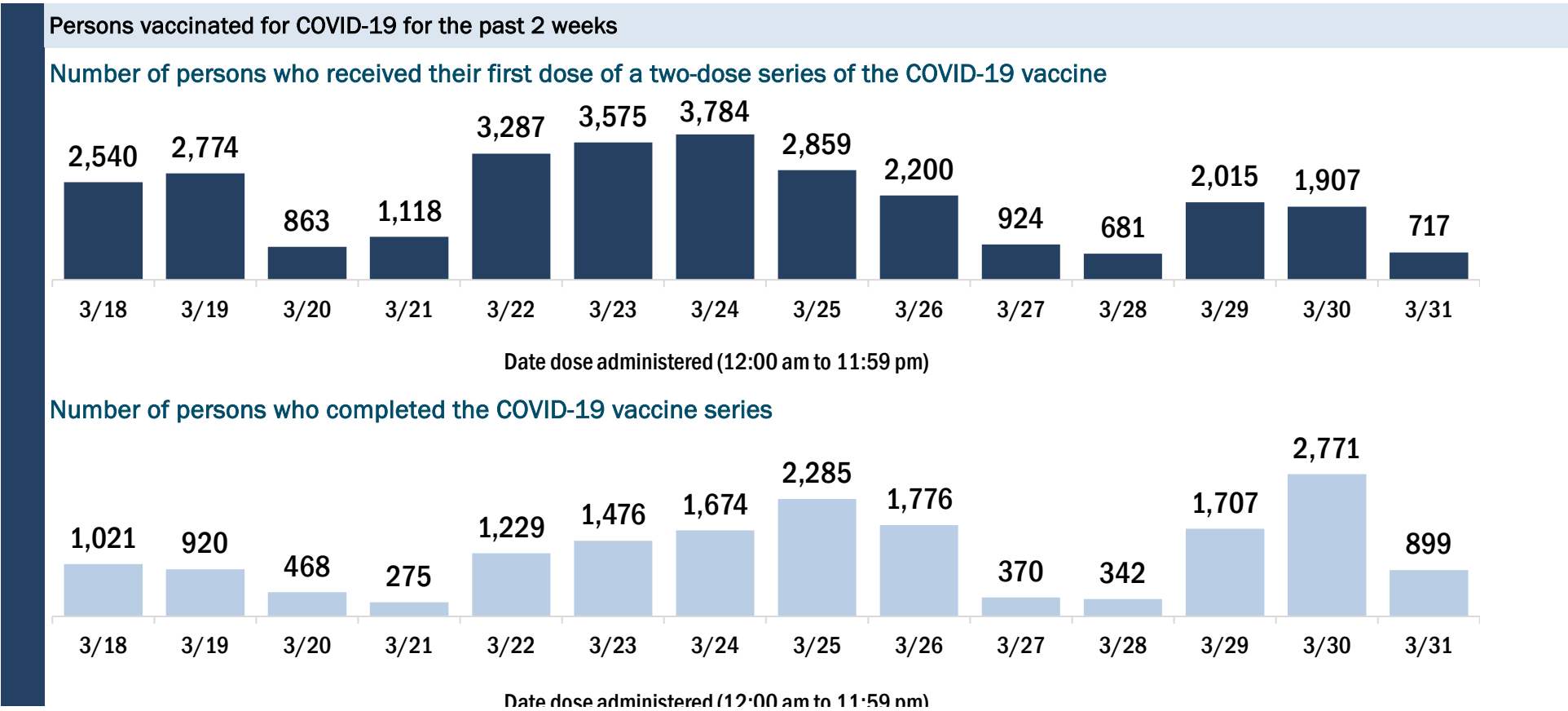
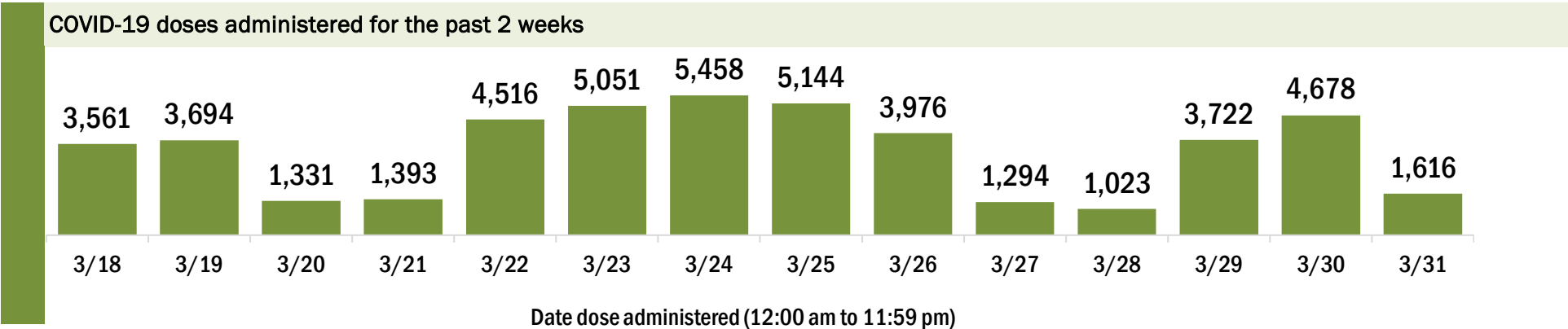
Data in this report are provisional and subject to change.

Data in this summary pertain to COVID-19 vaccines approved by the U.S. Food and Drug Administration and have been issued an Emergency Use Authorization (Janssen COVID-19 Vaccine, Moderna COVID-19 Vaccine and Pfizer-BioNTech COVID-19 Vaccine). These data summarize the number of people who have received either their first dose or have completed the series for a COVID-19 vaccine. **A person can only be counted in one category, first dose or series complete.** For persons receiving Moderna or Pfizer vaccines, once they receive their second dose, they are moved from the first dose column to the series completed column. **Because of this, the total first dose category may show a change from report to report not matching the total receiving their first dose from the previous day.** Persons receiving Johnson & Johnson vaccines will always be counted in the series completed column.

COVID-19 doses for vaccinated persons in Florida	
Doses administered	205,478
People receiving one dose of a 1-dose series (Johnson & Johnson) or receiving only one dose of a 2-dose series (Moderna, Pfizer) count once. Persons receiving both doses of a 2-dose series count twice.	

Current status of persons vaccinated for COVID-19 in Florida	
Total people vaccinated	137,187
First dose	64,284
Series completed	72,903
Completed 1-dose series	4,612
Completed 2-dose series	68,291
First dose: current number of people who have only received their first dose of the Moderna or Pfizer vaccine.	
Series complete: current number of people who have received both Moderna or Pfizer vaccine doses or one Johnson & Johnson dose and are considered fully immunized.	

Demographic summary	First dose	Series complete	Total people vaccinated
Age group	64,284	72,903	137,187
16-24 years	1,405	890	2,295
25-34 years	2,343	2,585	4,928
35-44 years	4,357	4,049	8,406
45-54 years	8,858	5,285	14,143
55-64 years	18,883	6,975	25,858
65-74 years	15,301	29,747	45,048
75-84 years	10,090	17,927	28,017
85+ years	3,047	5,445	8,492
Race	64,284	72,903	137,187
White	47,348	56,113	103,461
Black	1,834	1,836	3,670
American Indian/Alaskan	238	222	460
Other	5,475	7,307	12,782
Unknown	9,389	7,425	16,814
Other race includes Asian, native Hawaiian/Pacific Islander, or other.			
Ethnicity	64,284	72,903	137,187
Hispanic	3,892	3,202	7,094
Non-Hispanic	36,076	44,995	81,071
Unknown	24,316	24,706	49,022
Gender	64,284	72,903	137,187
Female	37,091	43,400	80,491
Male	27,070	29,439	56,509
Unknown	123	64	187



COVID-19: Pinellas County vaccine summary

Vaccination data through Mar 31, 2021 as of Apr 1, 2021 at 12:05 AM

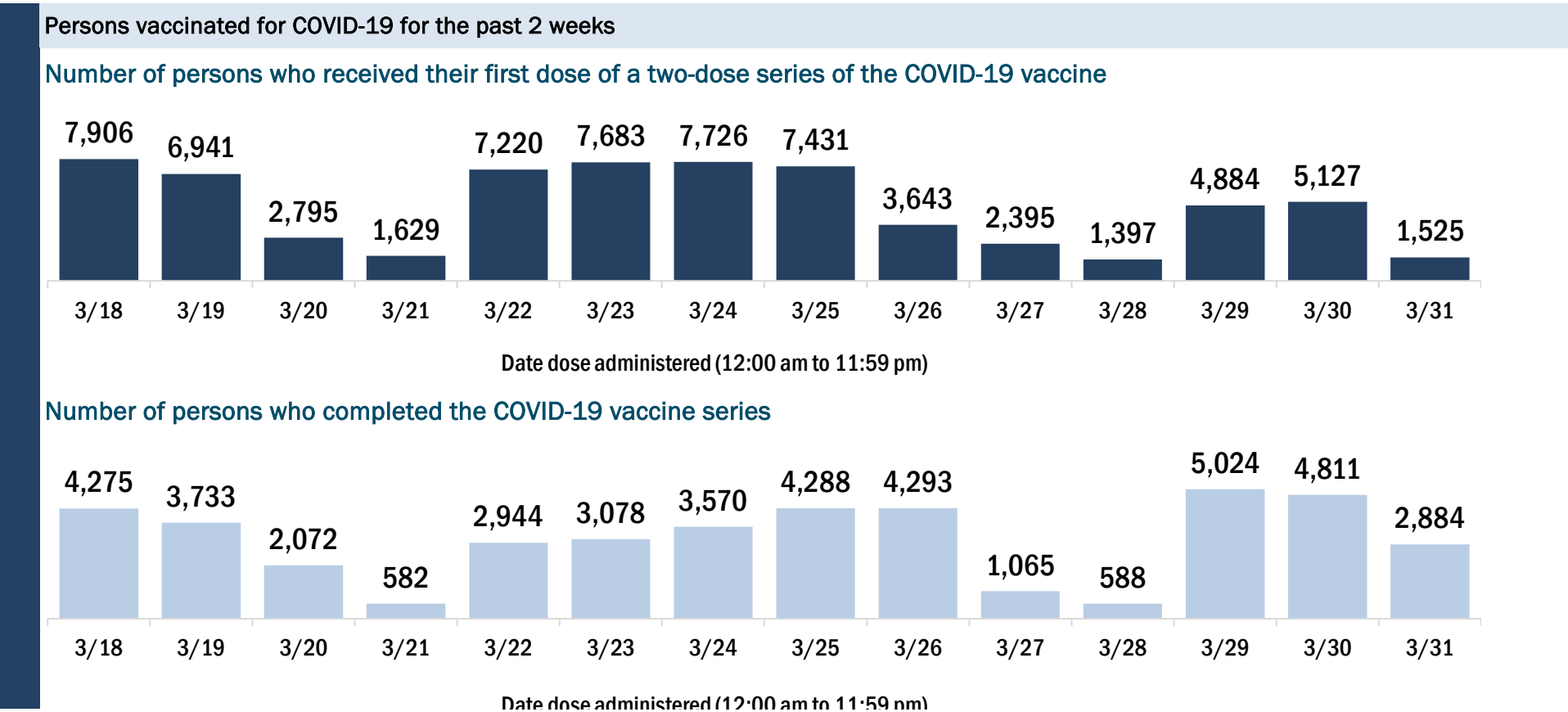
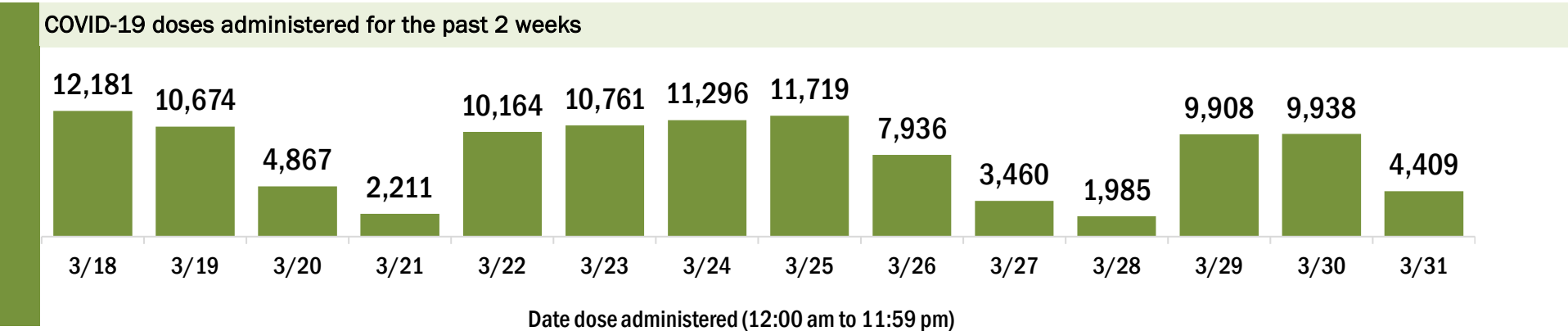
Data in this report are provisional and subject to change.

Data in this summary pertain to COVID-19 vaccines approved by the U.S. Food and Drug Administration and have been issued an Emergency Use Authorization (Janssen COVID-19 Vaccine, Moderna COVID-19 Vaccine and Pfizer-BioNTech COVID-19 Vaccine). These data summarize the number of people who have received either their first dose or have completed the series for a COVID-19 vaccine. **A person can only be counted in one category, first dose or series complete.** For persons receiving Moderna or Pfizer vaccines, once they receive their second dose, they are moved from the first dose column to the series completed column. **Because of this, the total first dose category may show a change from report to report not matching the total receiving their first dose from the previous day.** Persons receiving Johnson & Johnson vaccines will always be counted in the series completed column.

COVID-19 doses for vaccinated persons in Florida	
Doses administered	460,581
People receiving one dose of a 1-dose series (Johnson & Johnson) or receiving only one dose of a 2-dose series (Moderna, Pfizer) count once. Persons receiving both doses of a 2-dose series count twice.	

Current status of persons vaccinated for COVID-19 in Florida	
Total people vaccinated	300,355
First dose	131,128
Series completed	169,227
Completed 1-dose series	9,001
Completed 2-dose series	160,226
First dose: current number of people who have only received their first dose of the Moderna or Pfizer vaccine.	
Series complete: current number of people who have received both Moderna or Pfizer vaccine doses or one Johnson & Johnson dose and are considered fully immunized.	

Demographic summary	First dose	Series complete	Total people vaccinated
Age group	131,128	169,227	300,355
16-24 years	2,841	1,631	4,472
25-34 years	6,019	6,330	12,349
35-44 years	8,395	8,032	16,427
45-54 years	18,566	10,886	29,452
55-64 years	48,460	18,810	67,270
65-74 years	25,704	71,537	97,241
75-84 years	15,050	37,554	52,604
85+ years	6,093	14,447	20,540
Race	131,128	169,227	300,355
White	93,266	129,059	222,325
Black	6,799	6,465	13,264
American Indian/Alaskan	366	347	713
Other	9,799	13,507	23,306
Unknown	20,898	19,849	40,747
Other race includes Asian, native Hawaiian/Pacific Islander, or other.			
Ethnicity	131,128	169,227	300,355
Hispanic	4,310	4,559	8,869
Non-Hispanic	76,422	102,294	178,716
Unknown	50,396	62,374	112,770
Gender	131,128	169,227	300,355
Female	75,094	100,024	175,118
Male	55,713	68,903	124,616
Unknown	321	300	621



COVID-19: Polk County vaccine summary

Vaccination data through Mar 31, 2021 as of Apr 1, 2021 at 12:05 AM

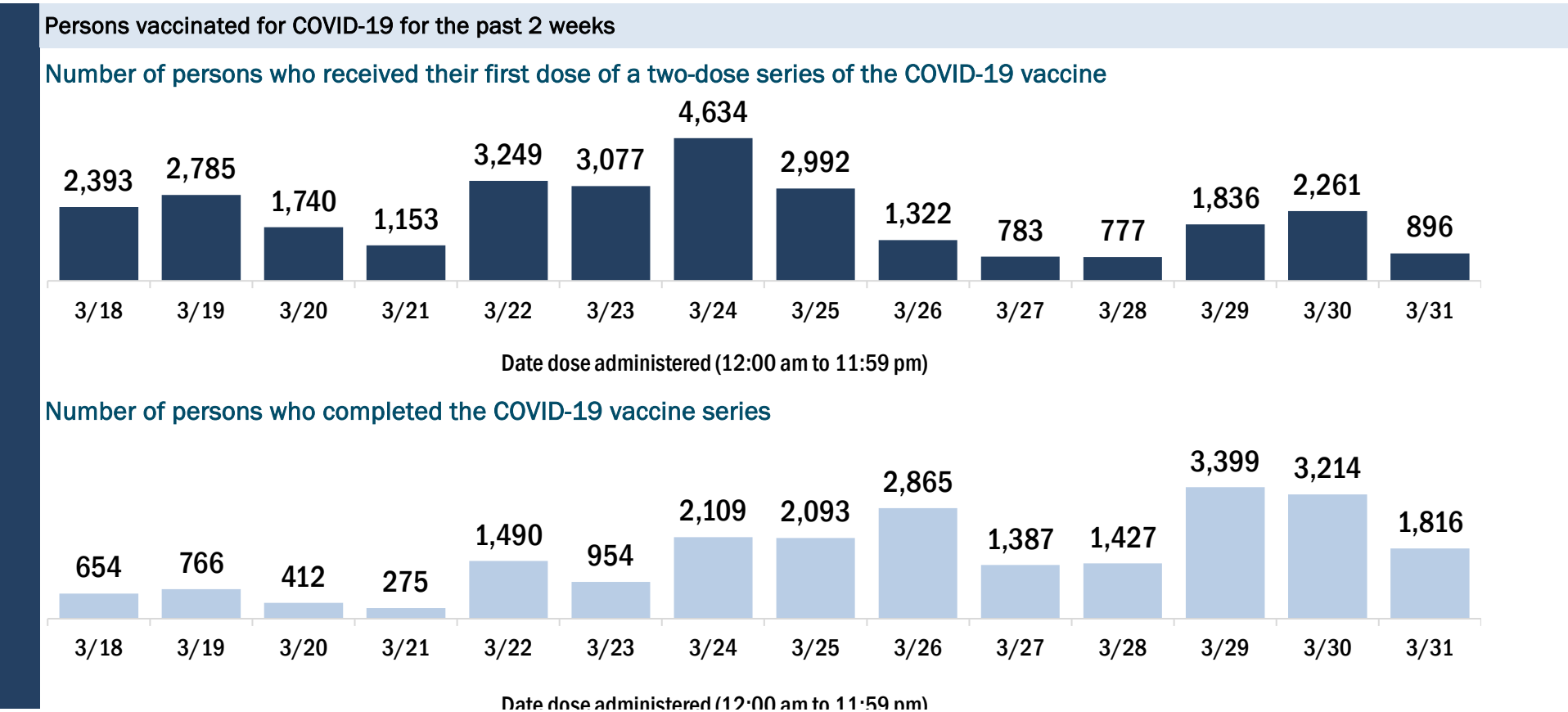
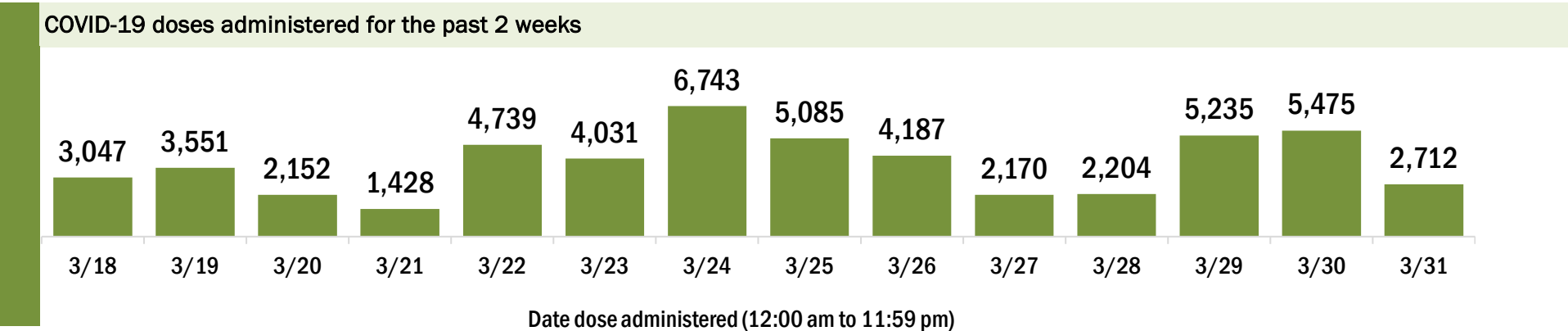
Data in this report are provisional and subject to change.

Data in this summary pertain to COVID-19 vaccines approved by the U.S. Food and Drug Administration and have been issued an Emergency Use Authorization (Janssen COVID-19 Vaccine, Moderna COVID-19 Vaccine and Pfizer-BioNTech COVID-19 Vaccine). These data summarize the number of people who have received either their first dose or have completed the series for a COVID-19 vaccine. **A person can only be counted in one category, first dose or series complete.** For persons receiving Moderna or Pfizer vaccines, once they receive their second dose, they are moved from the first dose column to the series completed column. **Because of this, the total first dose category may show a change from report to report not matching the total receiving their first dose from the previous day.** Persons receiving Johnson & Johnson vaccines will always be counted in the series completed column.

COVID-19 doses for vaccinated persons in Florida	
Doses administered	238,118
People receiving one dose of a 1-dose series (Johnson & Johnson) or receiving only one dose of a 2-dose series (Moderna, Pfizer) count once. Persons receiving both doses of a 2-dose series count twice.	

Current status of persons vaccinated for COVID-19 in Florida	
Total people vaccinated	159,860
First dose	77,408
Series completed	82,452
Completed 1-dose series	4,194
Completed 2-dose series	78,258
First dose: current number of people who have only received their first dose of the Moderna or Pfizer vaccine.	
Series complete: current number of people who have received both Moderna or Pfizer vaccine doses or one Johnson & Johnson dose and are considered fully immunized.	

Demographic summary	First dose	Series complete	Total people vaccinated
Age group	77,408	82,452	159,860
16-24 years	1,689	804	2,493
25-34 years	3,668	2,656	6,324
35-44 years	5,118	3,883	9,001
45-54 years	9,268	5,477	14,745
55-64 years	20,608	8,951	29,559
65-74 years	20,422	33,971	54,393
75-84 years	12,707	20,692	33,399
85+ years	3,928	6,018	9,946
Race	77,408	82,452	159,860
White	52,137	62,015	114,152
Black	5,581	4,876	10,457
American Indian/Alaskan	503	410	913
Other	5,847	6,123	11,970
Unknown	13,340	9,028	22,368
Other race includes Asian, native Hawaiian/Pacific Islander, or other.			
Ethnicity	77,408	82,452	159,860
Hispanic	8,241	5,153	13,394
Non-Hispanic	40,345	50,855	91,200
Unknown	28,822	26,444	55,266
Gender	77,408	82,452	159,860
Female	43,977	47,825	91,802
Male	33,186	34,593	67,779
Unknown	245	34	279



COVID-19: Putnam County vaccine summary

Vaccination data through Mar 31, 2021 as of Apr 1, 2021 at 12:05 AM

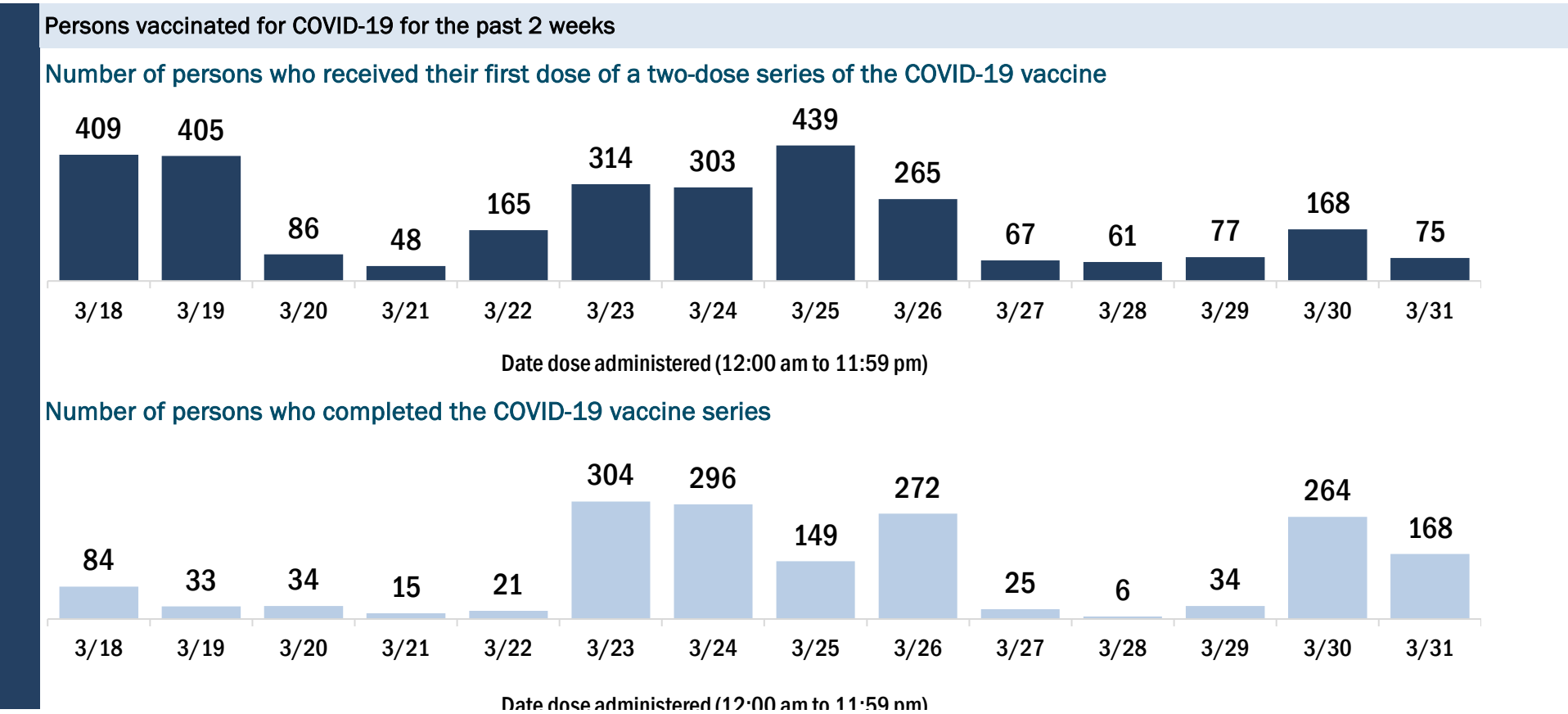
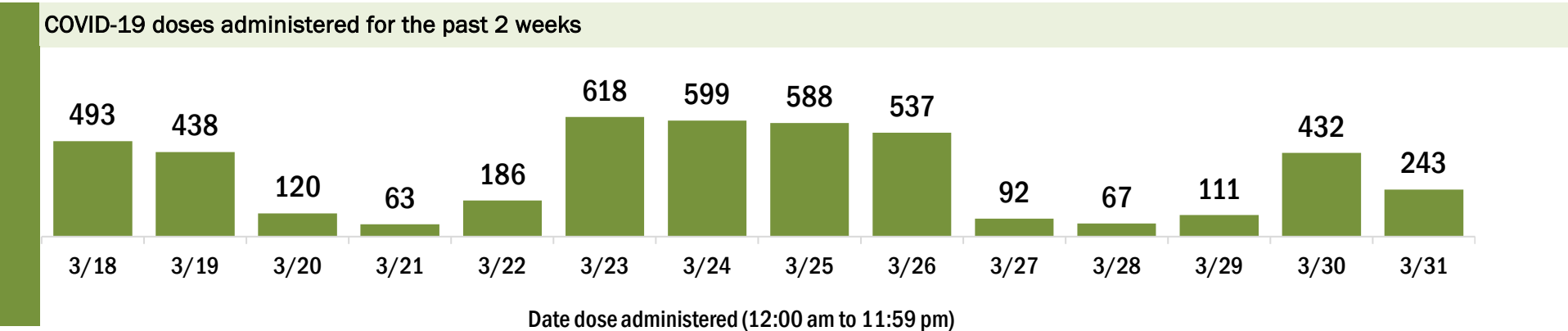
Data in this report are provisional and subject to change.

Data in this summary pertain to COVID-19 vaccines approved by the U.S. Food and Drug Administration and have been issued an Emergency Use Authorization (Janssen COVID-19 Vaccine, Moderna COVID-19 Vaccine and Pfizer-BioNTech COVID-19 Vaccine). These data summarize the number of people who have received either their first dose or have completed the series for a COVID-19 vaccine. **A person can only be counted in one category, first dose or series complete.** For persons receiving Moderna or Pfizer vaccines, once they receive their second dose, they are moved from the first dose column to the series completed column. **Because of this, the total first dose category may show a change from report to report not matching the total receiving their first dose from the previous day.** Persons receiving Johnson & Johnson vaccines will always be counted in the series completed column.

COVID-19 doses for vaccinated persons in Florida	
Doses administered	22,034
People receiving one dose of a 1-dose series (Johnson & Johnson) or receiving only one dose of a 2-dose series (Moderna, Pfizer) count once. Persons receiving both doses of a 2-dose series count twice.	

Current status of persons vaccinated for COVID-19 in Florida	
Total people vaccinated	14,430
First dose	6,301
Series completed	8,129
Completed 1-dose series	525
Completed 2-dose series	7,604
First dose: current number of people who have only received their first dose of the Moderna or Pfizer vaccine.	
Series complete: current number of people who have received both Moderna or Pfizer vaccine doses or one Johnson & Johnson dose and are considered fully immunized.	

Demographic summary	First dose	Series complete	Total people vaccinated
Age group	6,301	8,129	14,430
16-24 years	74	64	138
25-34 years	196	157	353
35-44 years	292	234	526
45-54 years	734	382	1,116
55-64 years	2,055	882	2,937
65-74 years	1,761	3,641	5,402
75-84 years	883	2,116	2,999
85+ years	306	653	959
Race	6,301	8,129	14,430
White	4,796	6,392	11,188
Black	701	689	1,390
American Indian/Alaskan	65	57	122
Other	462	482	944
Unknown	277	509	786
Other race includes Asian, native Hawaiian/Pacific Islander, or other.			
Ethnicity	6,301	8,129	14,430
Hispanic	293	220	513
Non-Hispanic	4,891	6,211	11,102
Unknown	1,117	1,698	2,815
Gender	6,301	8,129	14,430
Female	3,583	4,646	8,229
Male	2,715	3,479	6,194
Unknown	3	4	7



COVID-19: Santa Rosa County vaccine summary

Vaccination data through Mar 31, 2021 as of Apr 1, 2021 at 12:05 AM

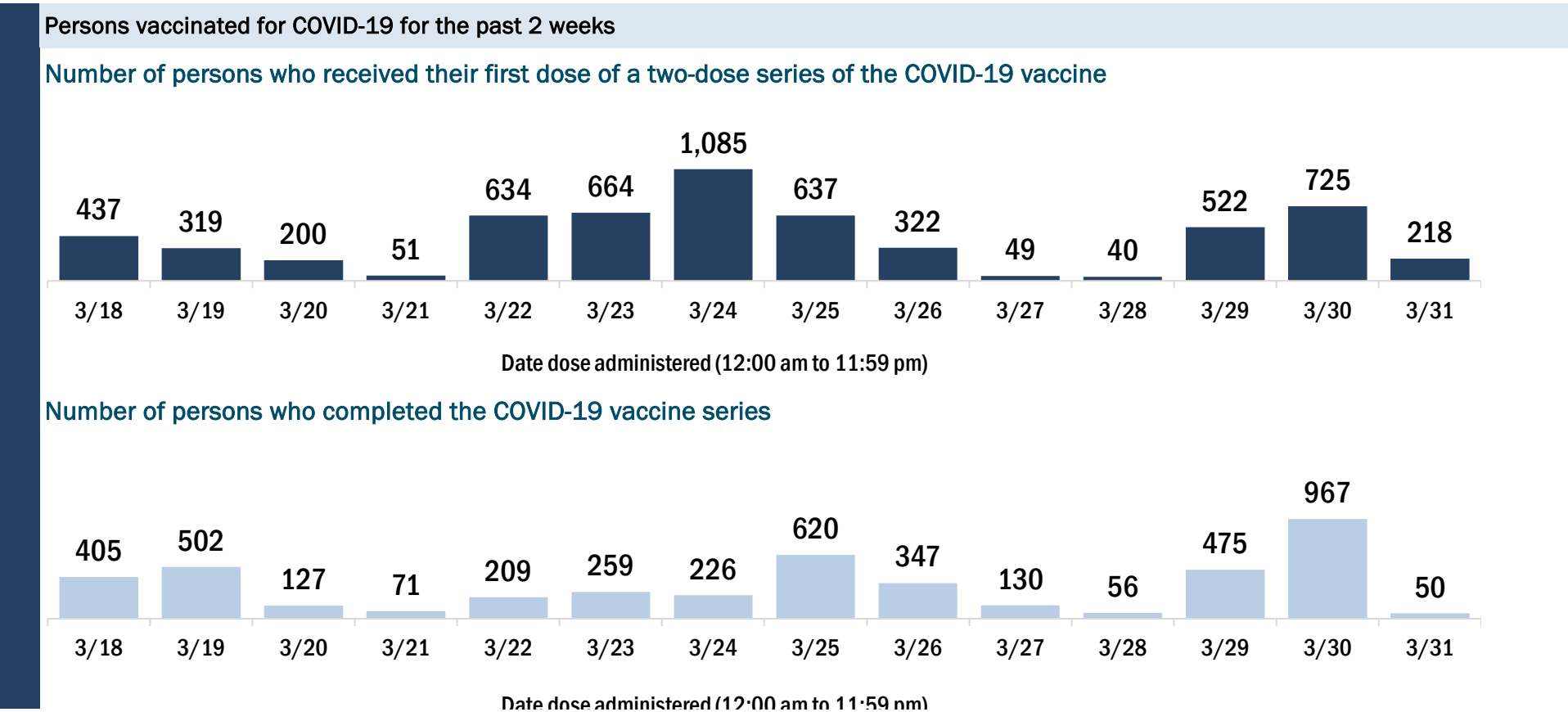
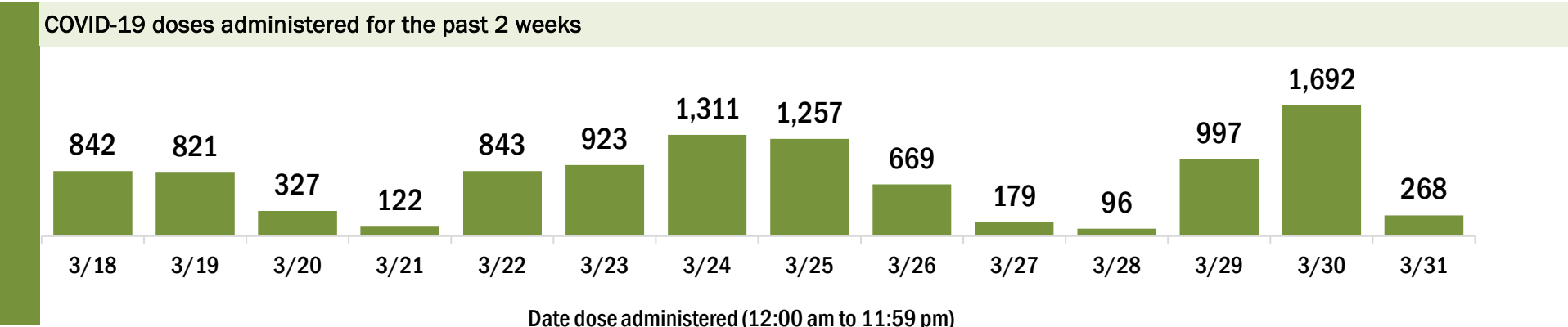
Data in this report are provisional and subject to change.

Data in this summary pertain to COVID-19 vaccines approved by the U.S. Food and Drug Administration and have been issued an Emergency Use Authorization (Janssen COVID-19 Vaccine, Moderna COVID-19 Vaccine and Pfizer-BioNTech COVID-19 Vaccine). These data summarize the number of people who have received either their first dose or have completed the series for a COVID-19 vaccine. **A person can only be counted in one category, first dose or series complete.** For persons receiving Moderna or Pfizer vaccines, once they receive their second dose, they are moved from the first dose column to the series completed column. **Because of this, the total first dose category may show a change from report to report not matching the total receiving their first dose from the previous day.** Persons receiving Johnson & Johnson vaccines will always be counted in the series completed column.

COVID-19 doses for vaccinated persons in Florida	
Doses administered	65,473
People receiving one dose of a 1-dose series (Johnson & Johnson) or receiving only one dose of a 2-dose series (Moderna, Pfizer) count once. Persons receiving both doses of a 2-dose series count twice.	

Current status of persons vaccinated for COVID-19 in Florida	
Total people vaccinated	41,964
First dose	17,167
Series completed	24,797
Completed 1-dose series	1,288
Completed 2-dose series	23,509
First dose: current number of people who have only received their first dose of the Moderna or Pfizer vaccine.	
Series complete: current number of people who have received both Moderna or Pfizer vaccine doses or one Johnson & Johnson dose and are considered fully immunized.	

Demographic summary	First dose	Series complete	Total people vaccinated
Age group	17,167	24,797	41,964
16-24 years	389	321	710
25-34 years	811	892	1,703
35-44 years	1,371	1,448	2,819
45-54 years	2,658	2,027	4,685
55-64 years	5,735	3,336	9,071
65-74 years	3,799	10,199	13,998
75-84 years	1,834	5,125	6,959
85+ years	570	1,449	2,019
Race	17,167	24,797	41,964
White	11,394	18,822	30,216
Black	542	659	1,201
American Indian/Alaskan	108	144	252
Other	1,103	1,731	2,834
Unknown	4,020	3,441	7,461
Other race includes Asian, native Hawaiian/Pacific Islander, or other.			
Ethnicity	17,167	24,797	41,964
Hispanic	443	430	873
Non-Hispanic	10,378	15,887	26,265
Unknown	6,346	8,480	14,826
Gender	17,167	24,797	41,964
Female	9,904	14,157	24,061
Male	7,247	10,639	17,886
Unknown	16	1	17



COVID-19: Sarasota County vaccine summary

Vaccination data through Mar 31, 2021 as of Apr 1, 2021 at 12:05 AM

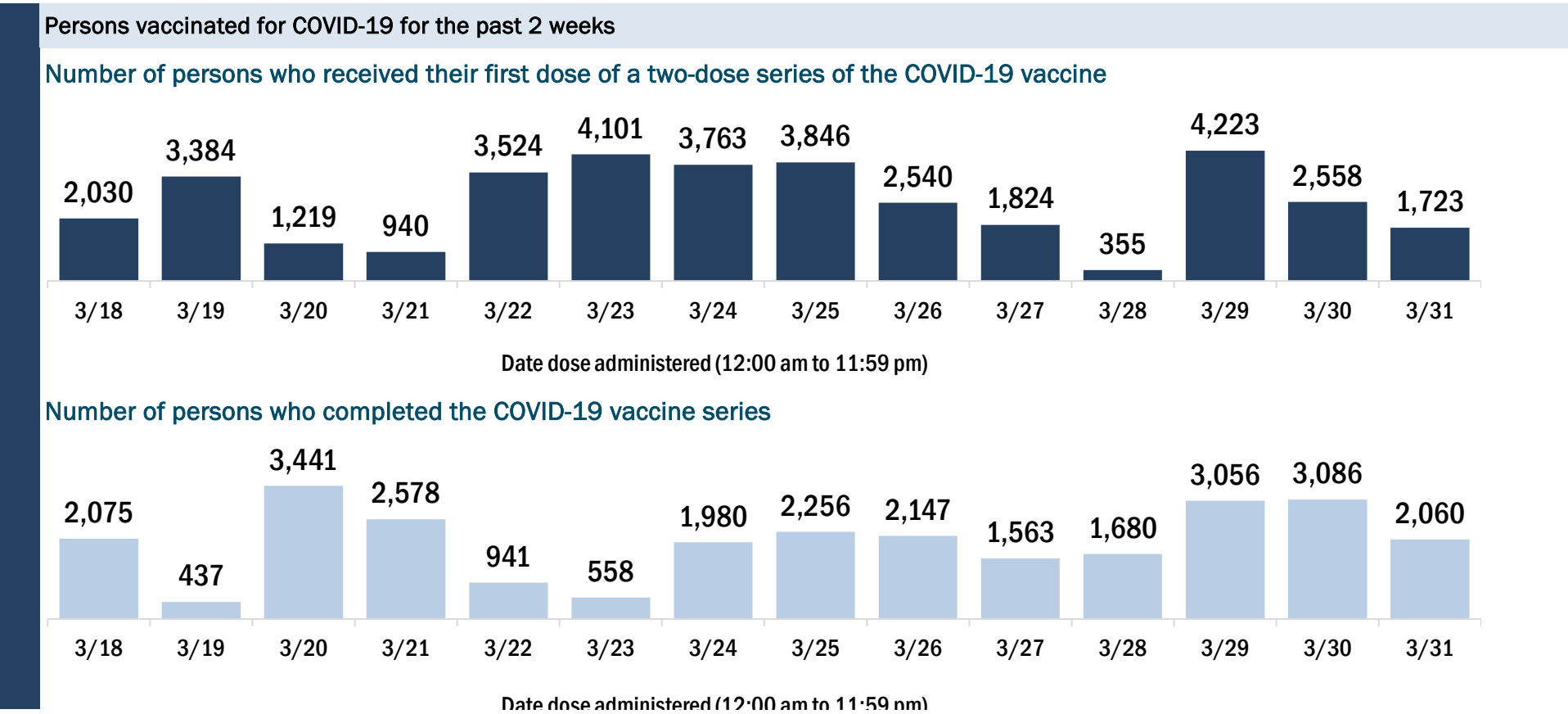
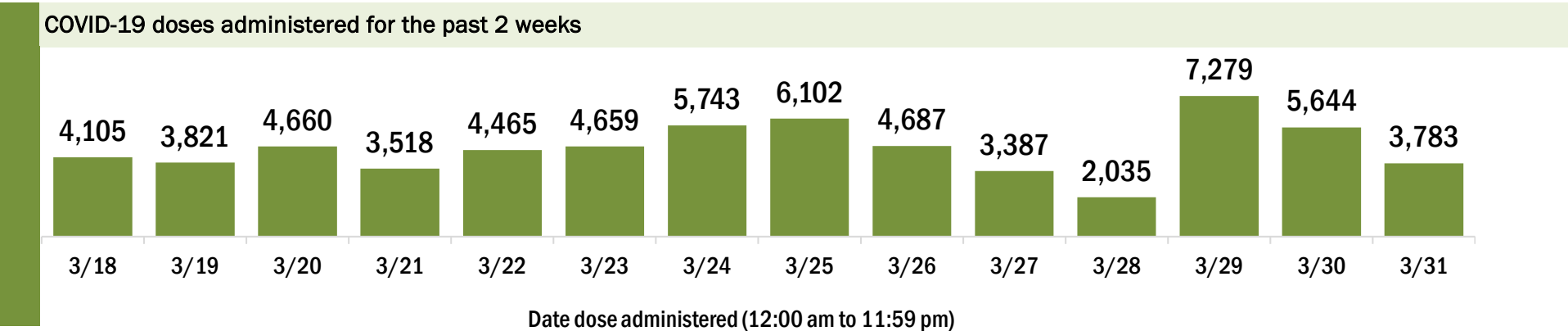
Data in this report are provisional and subject to change.

Data in this summary pertain to COVID-19 vaccines approved by the U.S. Food and Drug Administration and have been issued an Emergency Use Authorization (Janssen COVID-19 Vaccine, Moderna COVID-19 Vaccine and Pfizer-BioNTech COVID-19 Vaccine). These data summarize the number of people who have received either their first dose or have completed the series for a COVID-19 vaccine. **A person can only be counted in one category, first dose or series complete.** For persons receiving Moderna or Pfizer vaccines, once they receive their second dose, they are moved from the first dose column to the series completed column. **Because of this, the total first dose category may show a change from report to report not matching the total receiving their first dose from the previous day.** Persons receiving Johnson & Johnson vaccines will always be counted in the series completed column.

COVID-19 doses for vaccinated persons in Florida	
Doses administered	275,243
People receiving one dose of a 1-dose series (Johnson & Johnson) or receiving only one dose of a 2-dose series (Moderna, Pfizer) count once. Persons receiving both doses of a 2-dose series count twice.	

Current status of persons vaccinated for COVID-19 in Florida	
Total people vaccinated	183,942
First dose	88,066
Series completed	95,876
Completed 1-dose series	4,575
Completed 2-dose series	91,301
First dose: current number of people who have only received their first dose of the Moderna or Pfizer vaccine.	
Series complete: current number of people who have received both Moderna or Pfizer vaccine doses or one Johnson & Johnson dose and are considered fully immunized.	

Demographic summary	First dose	Series complete	Total people vaccinated
Age group	88,066	95,876	183,942
16-24 years	967	679	1,646
25-34 years	1,584	1,935	3,519
35-44 years	2,893	2,623	5,516
45-54 years	7,258	4,276	11,534
55-64 years	22,449	7,797	30,246
65-74 years	27,447	42,337	69,784
75-84 years	18,876	26,599	45,475
85+ years	6,592	9,630	16,222
Race	88,066	95,876	183,942
White	70,308	75,921	146,229
Black	1,098	1,328	2,426
American Indian/Alaskan	279	377	656
Other	4,334	7,639	11,973
Unknown	12,047	10,611	22,658
Other race includes Asian, native Hawaiian/Pacific Islander, or other.			
Ethnicity	88,066	95,876	183,942
Hispanic	2,797	1,781	4,578
Non-Hispanic	57,655	64,333	121,988
Unknown	27,614	29,762	57,376
Gender	88,066	95,876	183,942
Female	48,910	54,897	103,807
Male	39,042	40,901	79,943
Unknown	114	78	192



COVID-19: Seminole County vaccine summary

Vaccination data through Mar 31, 2021 as of Apr 1, 2021 at 12:05 AM

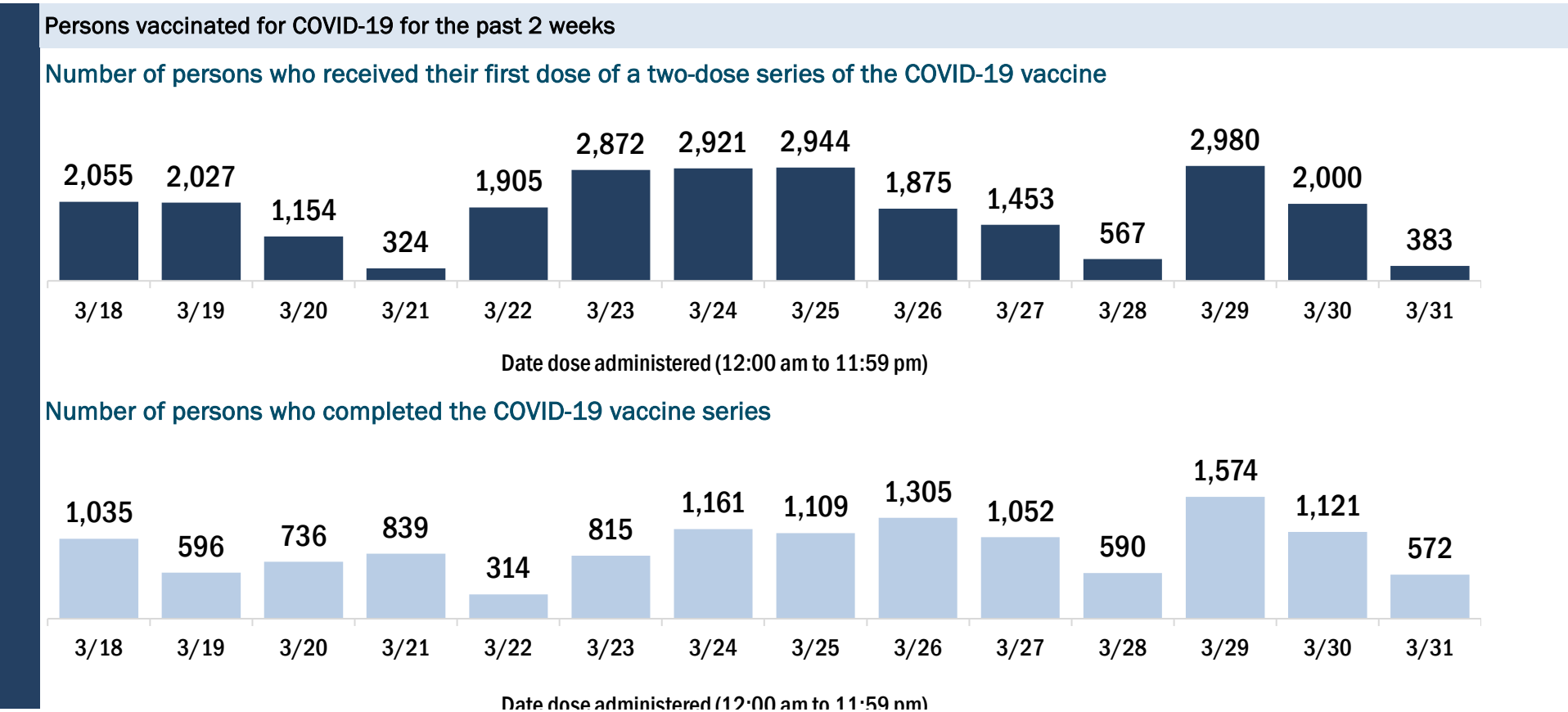
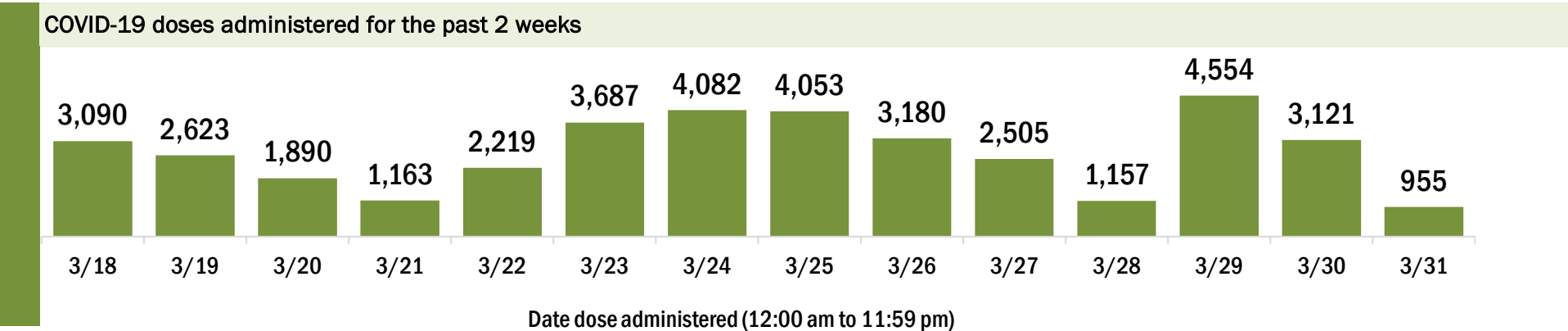
Data in this report are provisional and subject to change.

Data in this summary pertain to COVID-19 vaccines approved by the U.S. Food and Drug Administration and have been issued an Emergency Use Authorization (Janssen COVID-19 Vaccine, Moderna COVID-19 Vaccine and Pfizer-BioNTech COVID-19 Vaccine). These data summarize the number of people who have received either their first dose or have completed the series for a COVID-19 vaccine. **A person can only be counted in one category, first dose or series complete.** For persons receiving Moderna or Pfizer vaccines, once they receive their second dose, they are moved from the first dose column to the series completed column. **Because of this, the total first dose category may show a change from report to report not matching the total receiving their first dose from the previous day.** Persons receiving Johnson & Johnson vaccines will always be counted in the series completed column.

COVID-19 doses for vaccinated persons in Florida	
Doses administered	171,493
People receiving one dose of a 1-dose series (Johnson & Johnson) or receiving only one dose of a 2-dose series (Moderna, Pfizer) count once. Persons receiving both doses of a 2-dose series count twice.	

Current status of persons vaccinated for COVID-19 in Florida	
Total people vaccinated	112,059
First dose	47,309
Series completed	64,750
Completed 1-dose series	5,316
Completed 2-dose series	59,434
First dose: current number of people who have only received their first dose of the Moderna or Pfizer vaccine.	
Series complete: current number of people who have received both Moderna or Pfizer vaccine doses or one Johnson & Johnson dose and are considered fully immunized.	

Demographic summary	First dose	Series complete	Total people vaccinated
Age group	47,309	64,750	112,059
16-24 years	2,111	1,230	3,341
25-34 years	3,591	3,545	7,136
35-44 years	5,930	4,988	10,918
45-54 years	9,977	6,040	16,017
55-64 years	16,969	7,499	24,468
65-74 years	5,088	24,602	29,690
75-84 years	2,536	12,188	14,724
85+ years	1,107	4,658	5,765
Race	47,309	64,750	112,059
White	31,080	47,964	79,044
Black	2,767	4,231	6,998
American Indian/Alaskan	163	352	515
Other	6,318	9,421	15,739
Unknown	6,981	2,782	9,763
Other race includes Asian, native Hawaiian/Pacific Islander, or other.			
Ethnicity	47,309	64,750	112,059
Hispanic	4,900	6,051	10,951
Non-Hispanic	25,745	43,798	69,543
Unknown	16,664	14,901	31,565
Gender	47,309	64,750	112,059
Female	26,477	38,966	65,443
Male	20,590	25,732	46,322
Unknown	242	52	294



COVID-19: St. Johns County vaccine summary

Vaccination data through Mar 31, 2021 as of Apr 1, 2021 at 12:05 AM

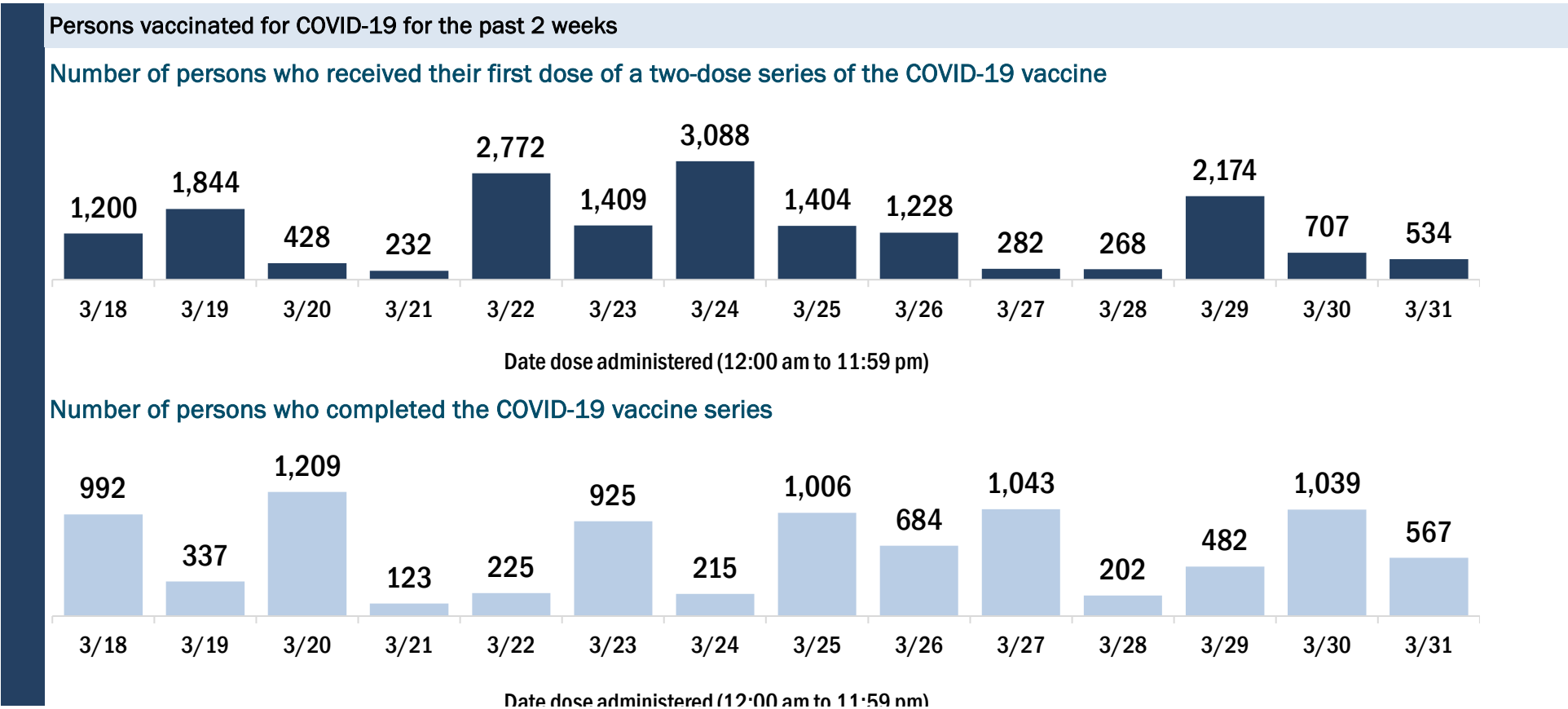
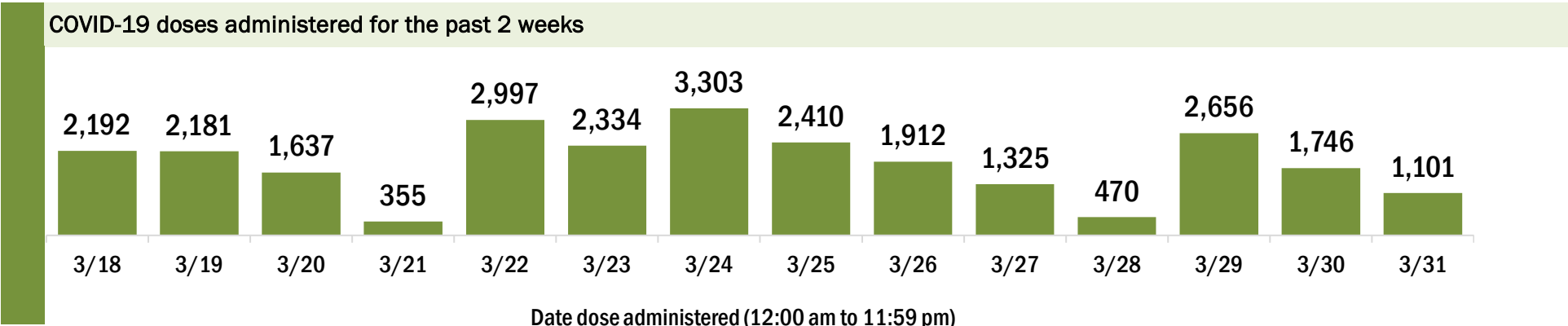
Data in this report are provisional and subject to change.

Data in this summary pertain to COVID-19 vaccines approved by the U.S. Food and Drug Administration and have been issued an Emergency Use Authorization (Janssen COVID-19 Vaccine, Moderna COVID-19 Vaccine and Pfizer-BioNTech COVID-19 Vaccine). These data summarize the number of people who have received either their first dose or have completed the series for a COVID-19 vaccine. **A person can only be counted in one category, first dose or series complete.** For persons receiving Moderna or Pfizer vaccines, once they receive their second dose, they are moved from the first dose column to the series completed column. **Because of this, the total first dose category may show a change from report to report not matching the total receiving their first dose from the previous day.** Persons receiving Johnson & Johnson vaccines will always be counted in the series completed column.

COVID-19 doses for vaccinated persons in Florida	
Doses administered	155,164
People receiving one dose of a 1-dose series (Johnson & Johnson) or receiving only one dose of a 2-dose series (Moderna, Pfizer) count once. Persons receiving both doses of a 2-dose series count twice.	

Current status of persons vaccinated for COVID-19 in Florida	
Total people vaccinated	95,290
First dose	32,526
Series completed	62,764
Completed 1-dose series	2,890
Completed 2-dose series	59,874
First dose: current number of people who have only received their first dose of the Moderna or Pfizer vaccine.	
Series complete: current number of people who have received both Moderna or Pfizer vaccine doses or one Johnson & Johnson dose and are considered fully immunized.	

Demographic summary	First dose	Series complete	Total people vaccinated
Age group	32,526	62,764	95,290
16-24 years	1,217	817	2,034
25-34 years	1,650	2,129	3,779
35-44 years	4,480	4,599	9,079
45-54 years	7,433	5,253	12,686
55-64 years	12,327	7,994	20,321
65-74 years	3,220	25,733	28,953
75-84 years	1,609	12,659	14,268
85+ years	590	3,580	4,170
Race	32,526	62,764	95,290
White	23,288	47,370	70,658
Black	943	1,738	2,681
American Indian/Alaskan	74	189	263
Other	3,320	5,943	9,263
Unknown	4,901	7,524	12,425
Other race includes Asian, native Hawaiian/Pacific Islander, or other.			
Ethnicity	32,526	62,764	95,290
Hispanic	1,410	1,719	3,129
Non-Hispanic	20,748	41,049	61,797
Unknown	10,368	19,996	30,364
Gender	32,526	62,764	95,290
Female	17,740	35,636	53,376
Male	14,767	27,117	41,884
Unknown	19	11	30



COVID-19: St. Lucie County vaccine summary

Vaccination data through Mar 31, 2021 as of Apr 1, 2021 at 12:05 AM

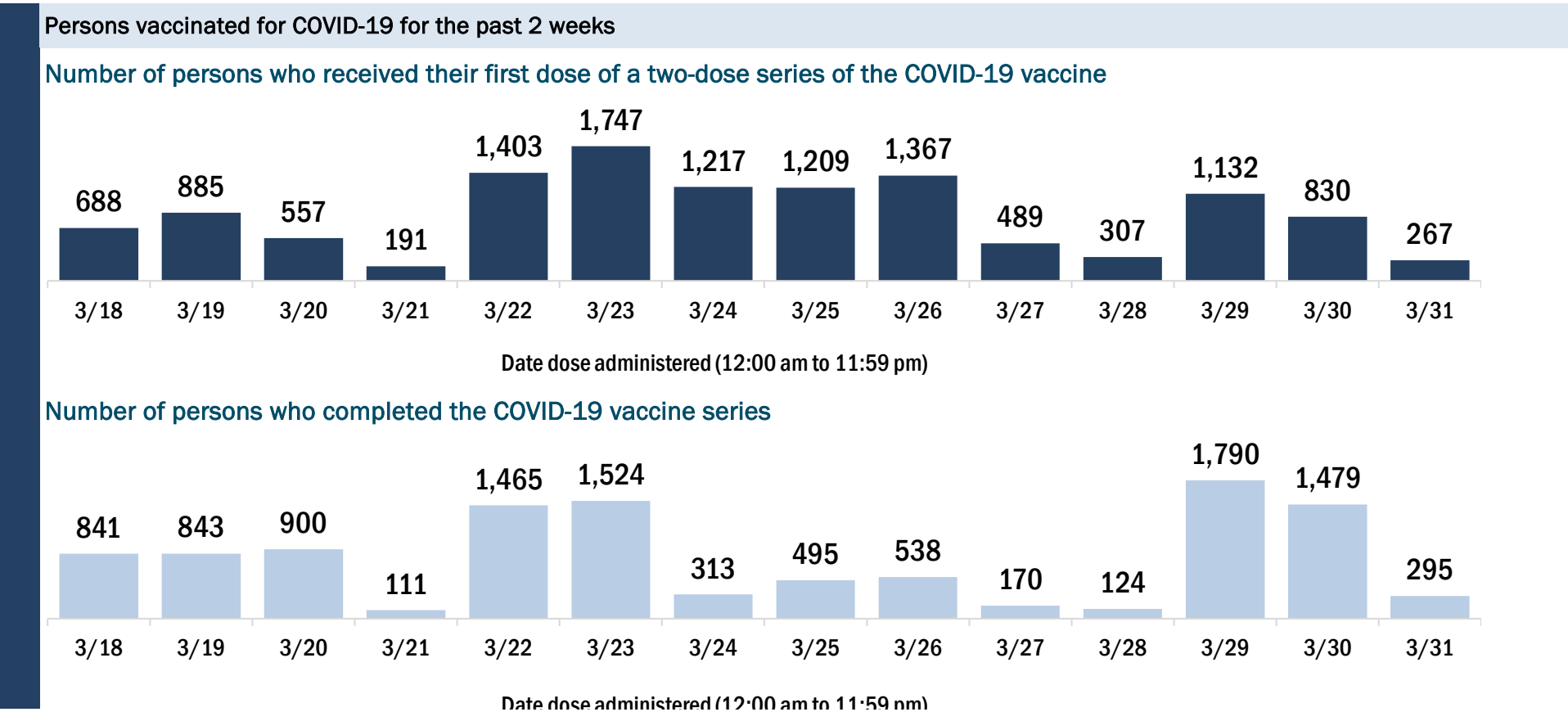
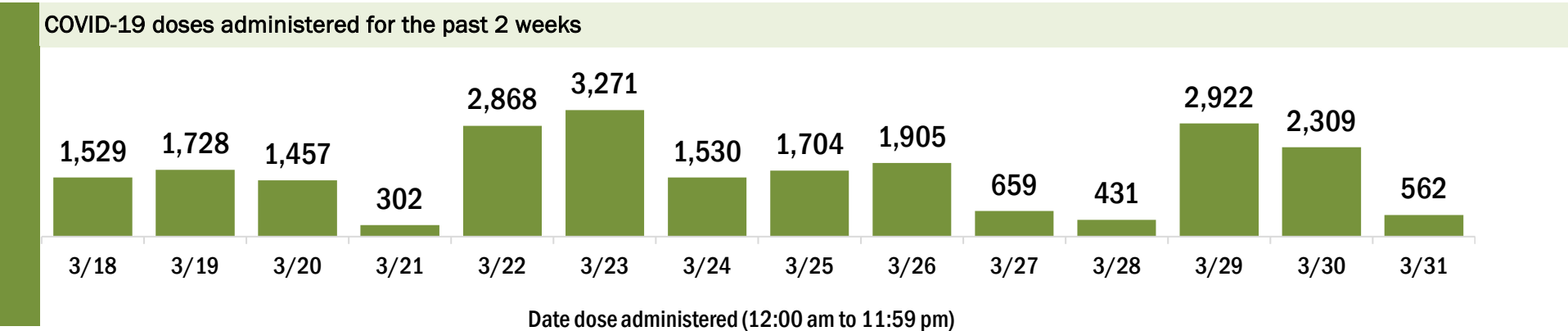
Data in this report are provisional and subject to change.

Data in this summary pertain to COVID-19 vaccines approved by the U.S. Food and Drug Administration and have been issued an Emergency Use Authorization (Janssen COVID-19 Vaccine, Moderna COVID-19 Vaccine and Pfizer-BioNTech COVID-19 Vaccine). These data summarize the number of people who have received either their first dose or have completed the series for a COVID-19 vaccine. **A person can only be counted in one category, first dose or series complete.** For persons receiving Moderna or Pfizer vaccines, once they receive their second dose, they are moved from the first dose column to the series completed column. **Because of this, the total first dose category may show a change from report to report not matching the total receiving their first dose from the previous day.** Persons receiving Johnson & Johnson vaccines will always be counted in the series completed column.

COVID-19 doses for vaccinated persons in Florida	
Doses administered	131,829
People receiving one dose of a 1-dose series (Johnson & Johnson) or receiving only one dose of a 2-dose series (Moderna, Pfizer) count once. Persons receiving both doses of a 2-dose series count twice.	

Current status of persons vaccinated for COVID-19 in Florida	
Total people vaccinated	80,671
First dose	28,136
Series completed	52,535
Completed 1-dose series	1,377
Completed 2-dose series	51,158
First dose: current number of people who have only received their first dose of the Moderna or Pfizer vaccine.	
Series complete: current number of people who have received both Moderna or Pfizer vaccine doses or one Johnson & Johnson dose and are considered fully immunized.	

Demographic summary	First dose	Series complete	Total people vaccinated
Age group	28,136	52,535	80,671
16-24 years	474	422	896
25-34 years	996	1,118	2,114
35-44 years	1,564	1,766	3,330
45-54 years	3,464	2,921	6,385
55-64 years	8,875	5,282	14,157
65-74 years	7,107	23,283	30,390
75-84 years	4,230	13,638	17,868
85+ years	1,426	4,105	5,531
Race	28,136	52,535	80,671
White	17,328	35,897	53,225
Black	2,582	4,689	7,271
American Indian/Alaskan	141	261	402
Other	2,236	4,683	6,919
Unknown	5,849	7,005	12,854
Other race includes Asian, native Hawaiian/Pacific Islander, or other.			
Ethnicity	28,136	52,535	80,671
Hispanic	2,621	3,278	5,899
Non-Hispanic	13,766	31,588	45,354
Unknown	11,749	17,669	29,418
Gender	28,136	52,535	80,671
Female	15,867	30,321	46,188
Male	12,185	22,194	34,379
Unknown	84	20	104



COVID-19: Sumter County vaccine summary

Vaccination data through Mar 31, 2021 as of Apr 1, 2021 at 12:05 AM

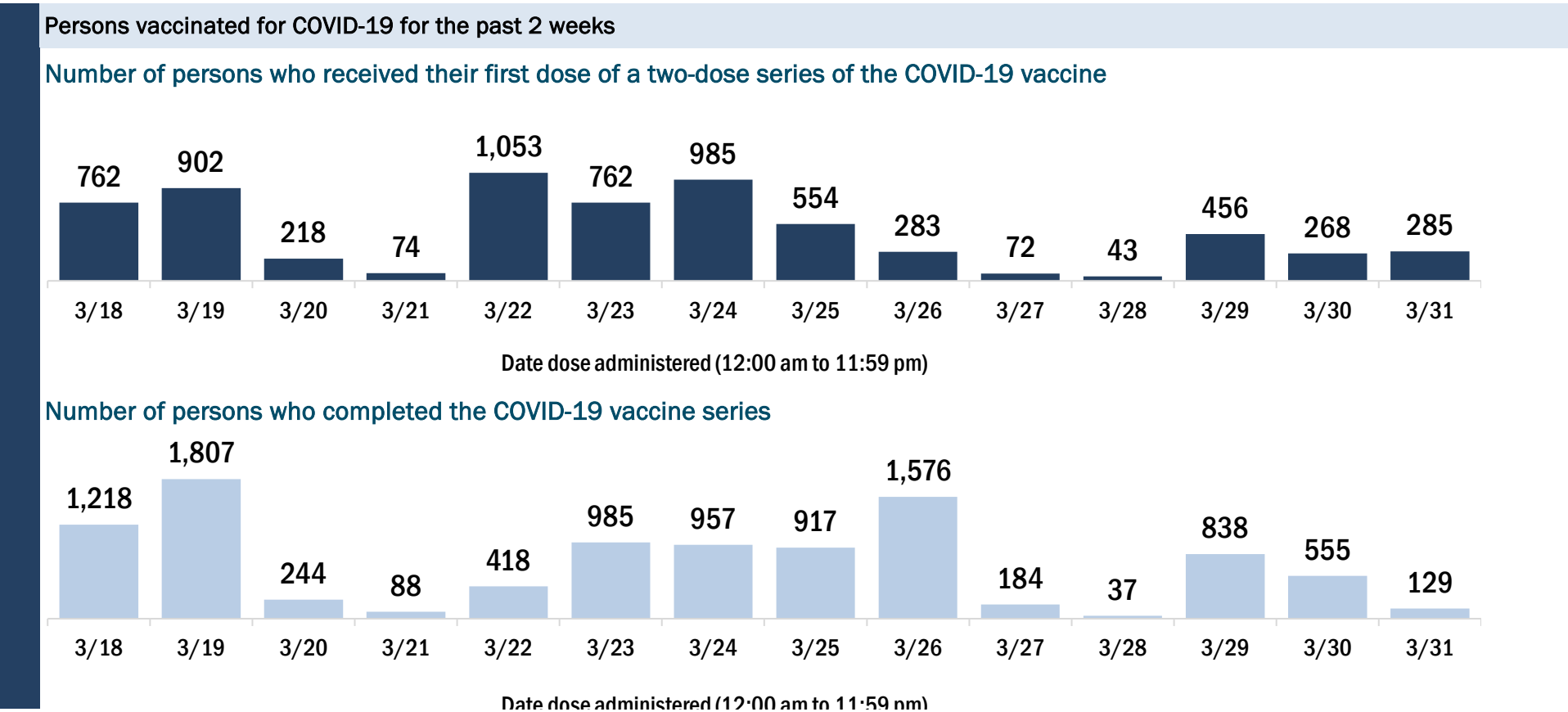
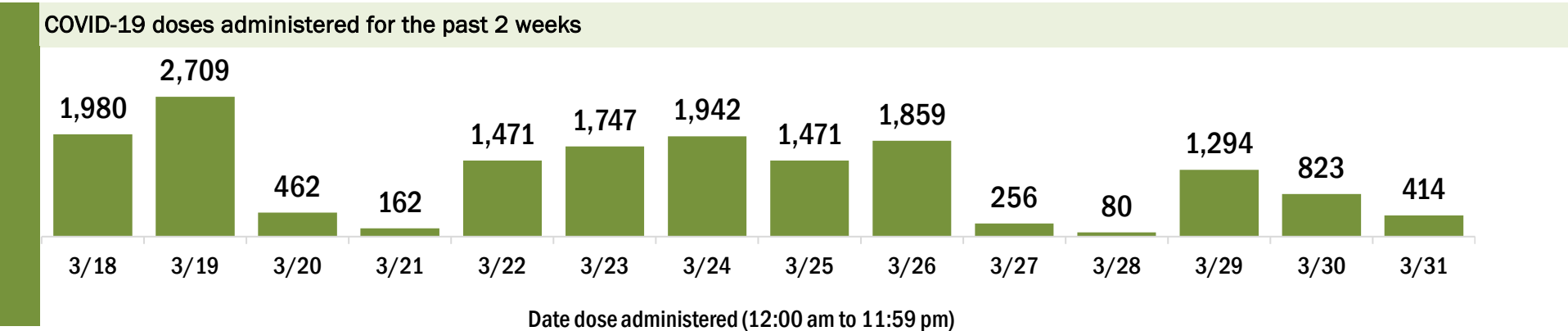
Data in this report are provisional and subject to change.

Data in this summary pertain to COVID-19 vaccines approved by the U.S. Food and Drug Administration and have been issued an Emergency Use Authorization (Janssen COVID-19 Vaccine, Moderna COVID-19 Vaccine and Pfizer-BioNTech COVID-19 Vaccine). These data summarize the number of people who have received either their first dose or have completed the series for a COVID-19 vaccine. **A person can only be counted in one category, first dose or series complete.** For persons receiving Moderna or Pfizer vaccines, once they receive their second dose, they are moved from the first dose column to the series completed column. **Because of this, the total first dose category may show a change from report to report not matching the total receiving their first dose from the previous day.** Persons receiving Johnson & Johnson vaccines will always be counted in the series completed column.

COVID-19 doses for vaccinated persons in Florida	
Doses administered	122,938
People receiving one dose of a 1-dose series (Johnson & Johnson) or receiving only one dose of a 2-dose series (Moderna, Pfizer) count once. Persons receiving both doses of a 2-dose series count twice.	

Current status of persons vaccinated for COVID-19 in Florida	
Total people vaccinated	74,717
First dose	23,313
Series completed	51,404
Completed 1-dose series	3,183
Completed 2-dose series	48,221
First dose: current number of people who have only received their first dose of the Moderna or Pfizer vaccine.	
Series complete: current number of people who have received both Moderna or Pfizer vaccine doses or one Johnson & Johnson dose and are considered fully immunized.	

Demographic summary	First dose	Series complete	Total people vaccinated
Age group	23,313	51,404	74,717
16-24 years	81	48	129
25-34 years	144	130	274
35-44 years	292	196	488
45-54 years	953	350	1,303
55-64 years	6,863	1,484	8,347
65-74 years	7,828	27,772	35,600
75-84 years	5,779	18,611	24,390
85+ years	1,373	2,813	4,186
Race	23,313	51,404	74,717
White	18,501	43,713	62,214
Black	352	453	805
American Indian/Alaskan	27	125	152
Other	1,151	1,899	3,050
Unknown	3,282	5,214	8,496
Other race includes Asian, native Hawaiian/Pacific Islander, or other.			
Ethnicity	23,313	51,404	74,717
Hispanic	462	638	1,100
Non-Hispanic	14,274	33,400	47,674
Unknown	8,577	17,366	25,943
Gender	23,313	51,404	74,717
Female	13,438	28,319	41,757
Male	9,808	23,077	32,885
Unknown	67	8	75



COVID-19: Suwannee County vaccine summary

Vaccination data through Mar 31, 2021 as of Apr 1, 2021 at 12:05 AM

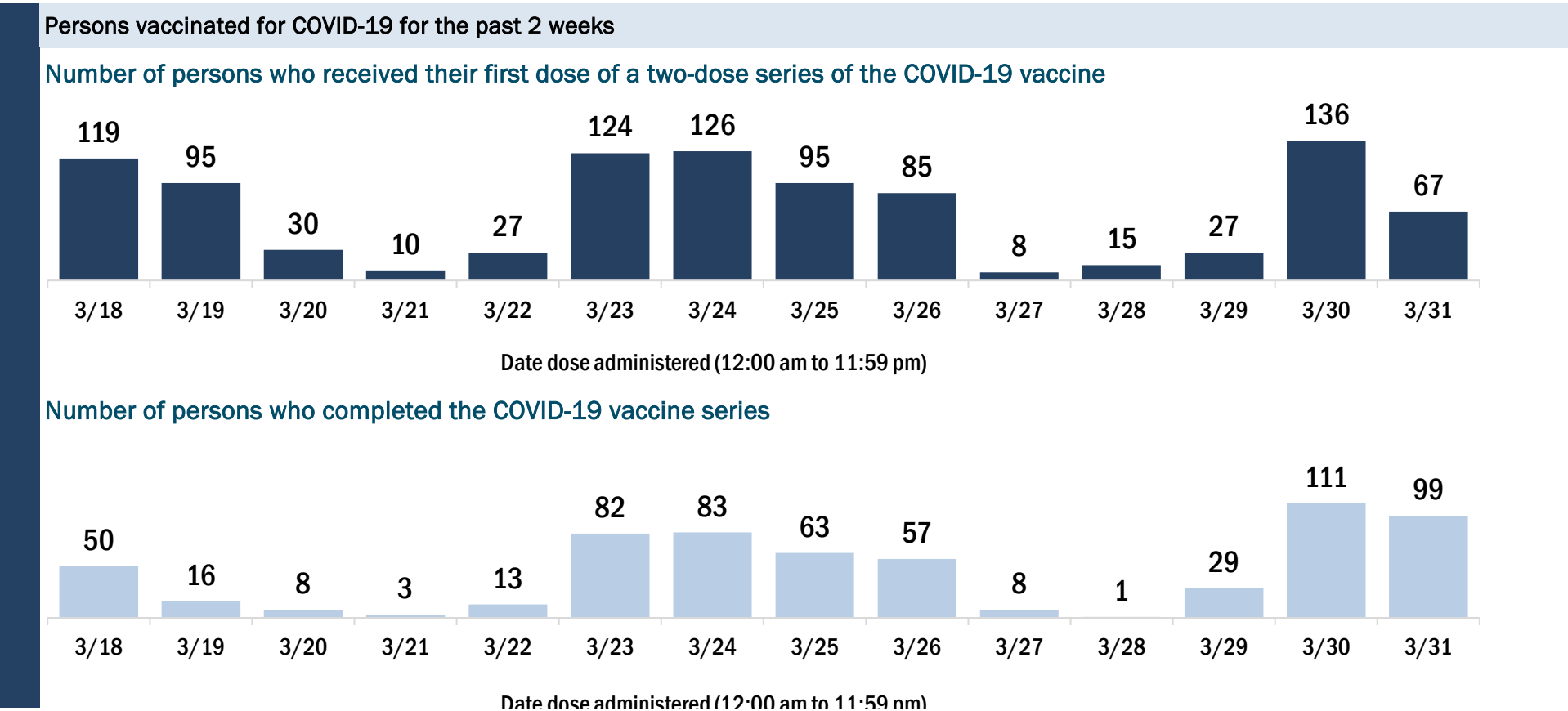
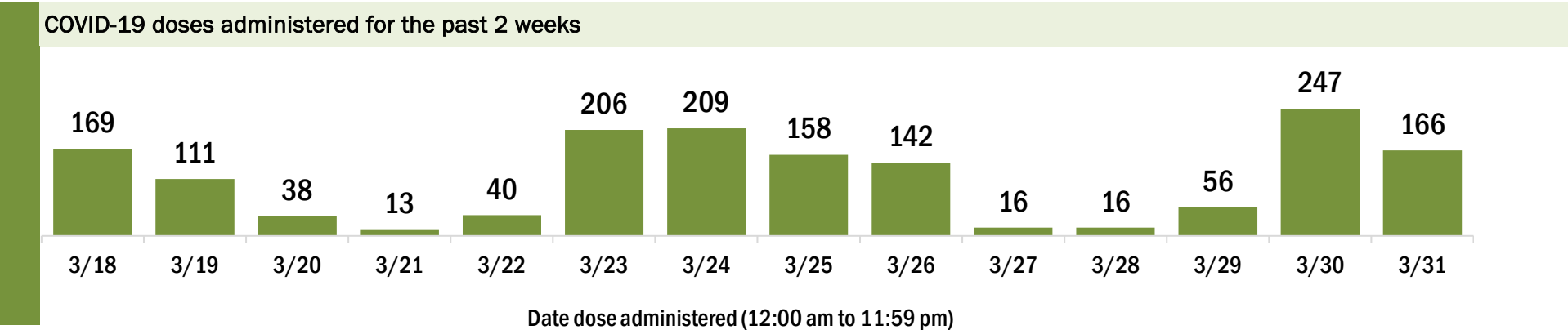
Data in this report are provisional and subject to change.

Data in this summary pertain to COVID-19 vaccines approved by the U.S. Food and Drug Administration and have been issued an Emergency Use Authorization (Janssen COVID-19 Vaccine, Moderna COVID-19 Vaccine and Pfizer-BioNTech COVID-19 Vaccine). These data summarize the number of people who have received either their first dose or have completed the series for a COVID-19 vaccine. **A person can only be counted in one category, first dose or series complete.** For persons receiving Moderna or Pfizer vaccines, once they receive their second dose, they are moved from the first dose column to the series completed column. **Because of this, the total first dose category may show a change from report to report not matching the total receiving their first dose from the previous day.** Persons receiving Johnson & Johnson vaccines will always be counted in the series completed column.

COVID-19 doses for vaccinated persons in Florida	
Doses administered	12,593
People receiving one dose of a 1-dose series (Johnson & Johnson) or receiving only one dose of a 2-dose series (Moderna, Pfizer) count once. Persons receiving both doses of a 2-dose series count twice.	

Current status of persons vaccinated for COVID-19 in Florida	
Total people vaccinated	7,489
First dose	2,199
Series completed	5,290
Completed 1-dose series	186
Completed 2-dose series	5,104
First dose: current number of people who have only received their first dose of the Moderna or Pfizer vaccine.	
Series complete: current number of people who have received both Moderna or Pfizer vaccine doses or one Johnson & Johnson dose and are considered fully immunized.	

Demographic summary	First dose	Series complete	Total people vaccinated
Age group	2,199	5,290	7,489
16-24 years	58	38	96
25-34 years	68	81	149
35-44 years	138	129	267
45-54 years	298	199	497
55-64 years	975	469	1,444
65-74 years	384	2,334	2,718
75-84 years	204	1,516	1,720
85+ years	74	524	598
Race	2,199	5,290	7,489
White	1,509	3,698	5,207
Black	221	339	560
American Indian/Alaskan	3	4	7
Other	150	339	489
Unknown	316	910	1,226
Other race includes Asian, native Hawaiian/Pacific Islander, or other.			
Ethnicity	2,199	5,290	7,489
Hispanic	90	98	188
Non-Hispanic	1,203	2,593	3,796
Unknown	906	2,599	3,505
Gender	2,199	5,290	7,489
Female	1,289	3,091	4,380
Male	910	2,199	3,109
Unknown	0	0	0



COVID-19: Taylor County vaccine summary

Vaccination data through Mar 31, 2021 as of Apr 1, 2021 at 12:05 AM

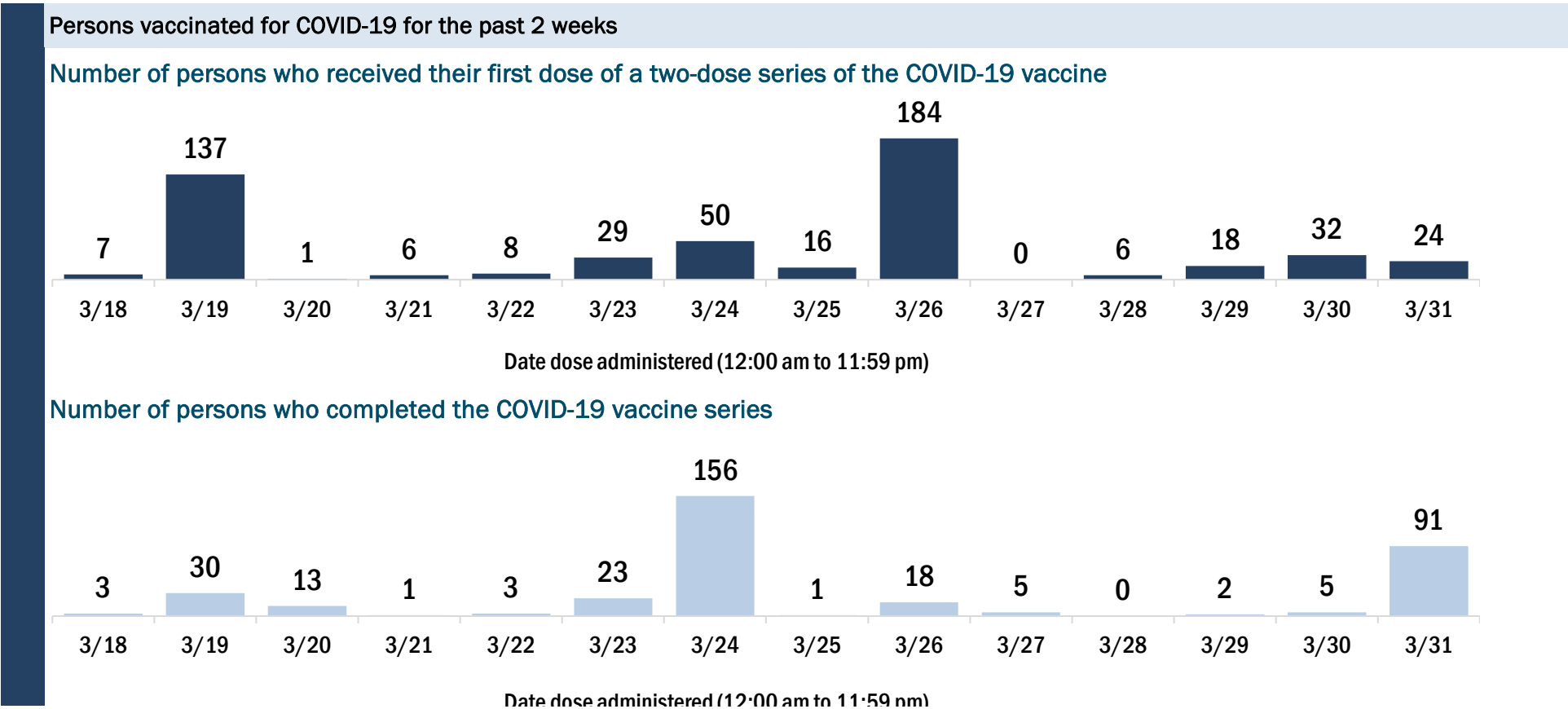
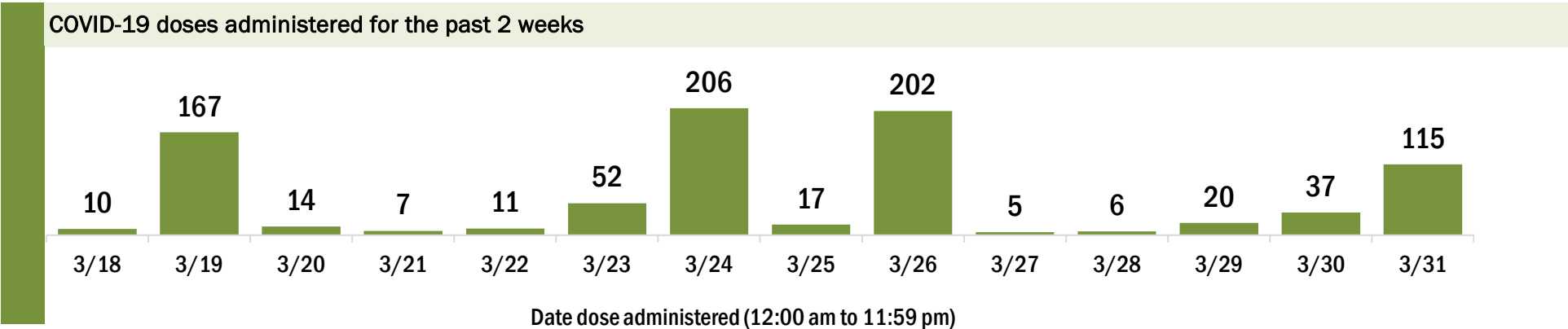
Data in this report are provisional and subject to change.

Data in this summary pertain to COVID-19 vaccines approved by the U.S. Food and Drug Administration and have been issued an Emergency Use Authorization (Janssen COVID-19 Vaccine, Moderna COVID-19 Vaccine and Pfizer-BioNTech COVID-19 Vaccine). These data summarize the number of people who have received either their first dose or have completed the series for a COVID-19 vaccine. **A person can only be counted in one category, first dose or series complete.** For persons receiving Moderna or Pfizer vaccines, once they receive their second dose, they are moved from the first dose column to the series completed column. **Because of this, the total first dose category may show a change from report to report not matching the total receiving their first dose from the previous day.** Persons receiving Johnson & Johnson vaccines will always be counted in the series completed column.

COVID-19 doses for vaccinated persons in Florida	
Doses administered	6,800
People receiving one dose of a 1-dose series (Johnson & Johnson) or receiving only one dose of a 2-dose series (Moderna, Pfizer) count once. Persons receiving both doses of a 2-dose series count twice.	

Current status of persons vaccinated for COVID-19 in Florida	
Total people vaccinated	4,222
First dose	1,583
Series completed	2,639
Completed 1-dose series	61
Completed 2-dose series	2,578
First dose: current number of people who have only received their first dose of the Moderna or Pfizer vaccine.	
Series complete: current number of people who have received both Moderna or Pfizer vaccine doses or one Johnson & Johnson dose and are considered fully immunized.	

Demographic summary	First dose	Series complete	Total people vaccinated
Age group	1,583	2,639	4,222
16-24 years	36	17	53
25-34 years	48	51	99
35-44 years	88	53	141
45-54 years	194	117	311
55-64 years	554	333	887
65-74 years	395	1,175	1,570
75-84 years	206	697	903
85+ years	62	196	258
Race	1,583	2,639	4,222
White	1,119	1,952	3,071
Black	240	261	501
American Indian/Alaskan	13	21	34
Other	65	181	246
Unknown	146	224	370
Other race includes Asian, native Hawaiian/Pacific Islander, or other.			
Ethnicity	1,583	2,639	4,222
Hispanic	26	29	55
Non-Hispanic	978	1,455	2,433
Unknown	579	1,155	1,734
Gender	1,583	2,639	4,222
Female	859	1,470	2,329
Male	723	1,169	1,892
Unknown	1	0	1



COVID-19: Union County vaccine summary

Vaccination data through Mar 31, 2021 as of Apr 1, 2021 at 12:05 AM

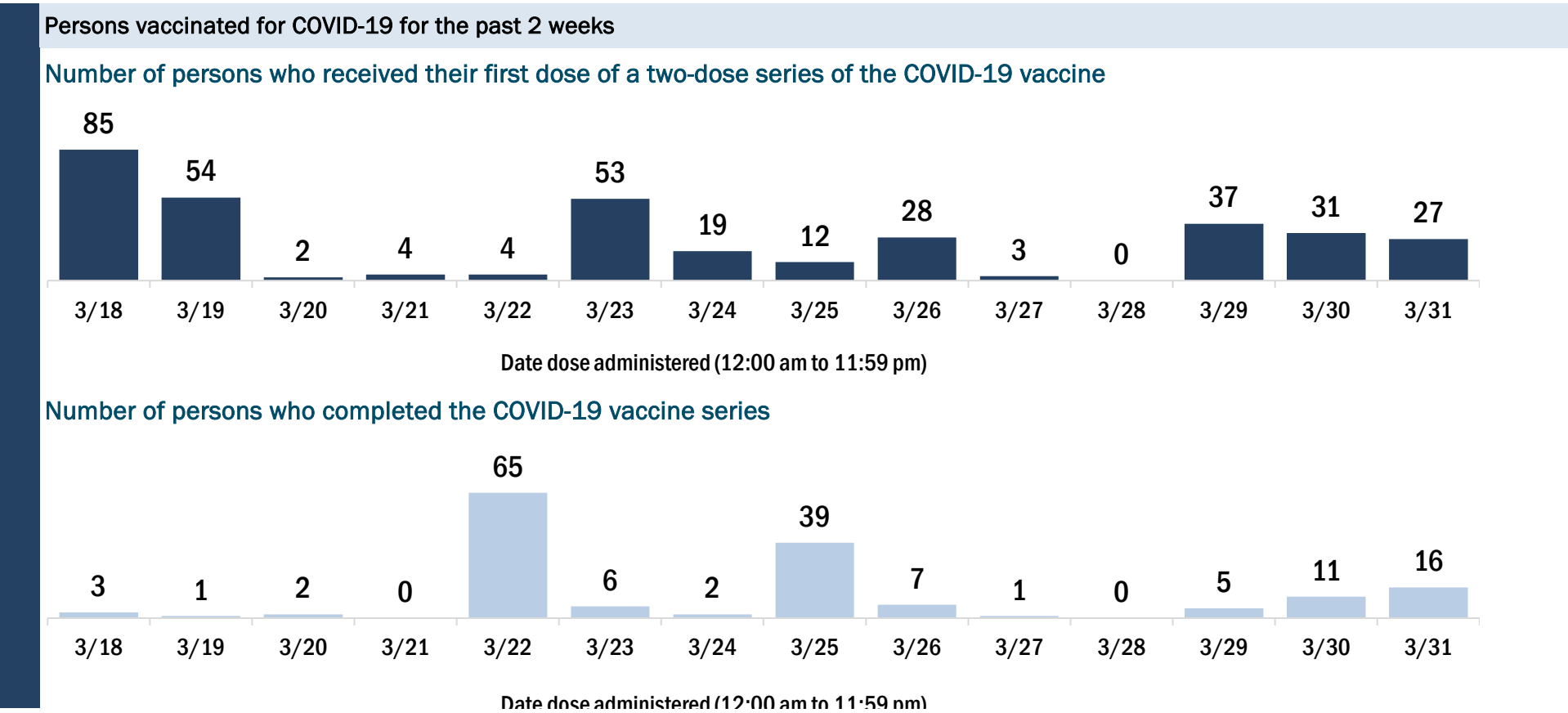
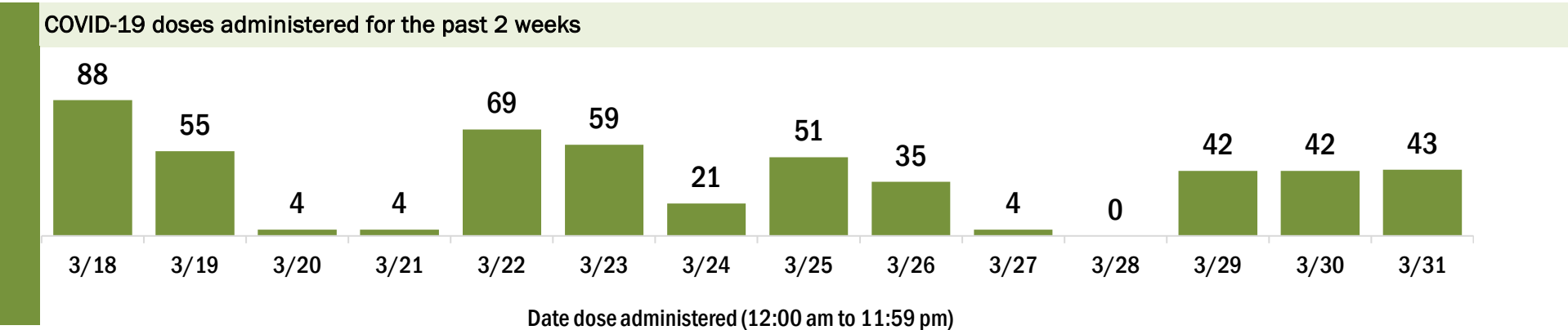
Data in this report are provisional and subject to change.

Data in this summary pertain to COVID-19 vaccines approved by the U.S. Food and Drug Administration and have been issued an Emergency Use Authorization (Janssen COVID-19 Vaccine, Moderna COVID-19 Vaccine and Pfizer-BioNTech COVID-19 Vaccine). These data summarize the number of people who have received either their first dose or have completed the series for a COVID-19 vaccine. **A person can only be counted in one category, first dose or series complete.** For persons receiving Moderna or Pfizer vaccines, once they receive their second dose, they are moved from the first dose column to the series completed column. **Because of this, the total first dose category may show a change from report to report not matching the total receiving their first dose from the previous day.** Persons receiving Johnson & Johnson vaccines will always be counted in the series completed column.

COVID-19 doses for vaccinated persons in Florida	
Doses administered	3,098
People receiving one dose of a 1-dose series (Johnson & Johnson) or receiving only one dose of a 2-dose series (Moderna, Pfizer) count once. Persons receiving both doses of a 2-dose series count twice.	

Current status of persons vaccinated for COVID-19 in Florida	
Total people vaccinated	1,878
First dose	569
Series completed	1,309
Completed 1-dose series	89
Completed 2-dose series	1,220
First dose: current number of people who have only received their first dose of the Moderna or Pfizer vaccine.	
Series complete: current number of people who have received both Moderna or Pfizer vaccine doses or one Johnson & Johnson dose and are considered fully immunized.	

Demographic summary	First dose	Series complete	Total people vaccinated
Age group	569	1,309	1,878
16-24 years	13	13	26
25-34 years	25	56	81
35-44 years	46	38	84
45-54 years	95	70	165
55-64 years	255	144	399
65-74 years	86	557	643
75-84 years	39	333	372
85+ years	10	98	108
Race	569	1,309	1,878
White	426	1,082	1,508
Black	79	97	176
American Indian/Alaskan	7	12	19
Other	35	98	133
Unknown	22	20	42
Other race includes Asian, native Hawaiian/Pacific Islander, or other.			
Ethnicity	569	1,309	1,878
Hispanic	18	22	40
Non-Hispanic	468	1,218	1,686
Unknown	83	69	152
Gender	569	1,309	1,878
Female	344	747	1,091
Male	225	562	787
Unknown	0	0	0



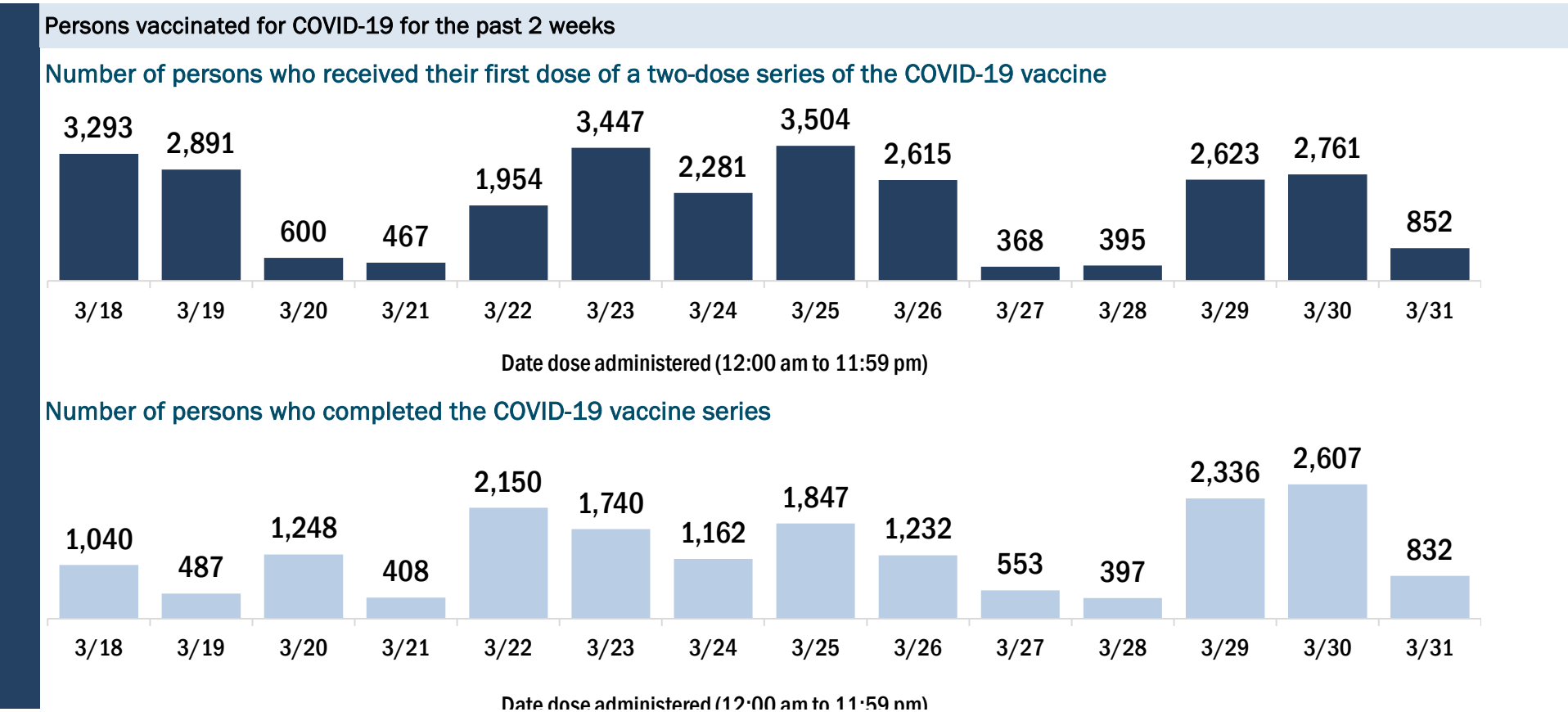
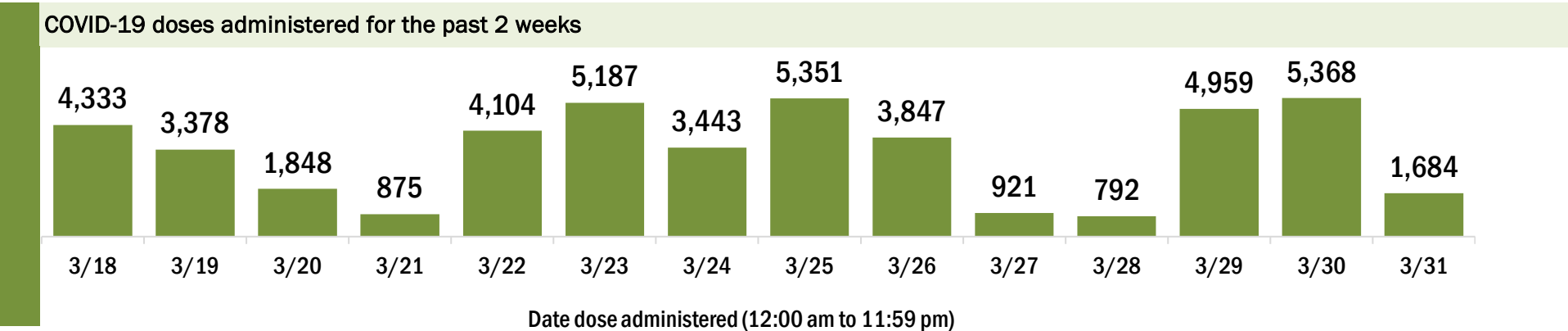
COVID-19: Volusia County vaccine summary

Vaccination data through Mar 31, 2021 as of Apr 1, 2021 at 12:05 AM

Data in this report are provisional and subject to change.

Data in this summary pertain to COVID-19 vaccines approved by the U.S. Food and Drug Administration and have been issued an Emergency Use Authorization (Janssen COVID-19 Vaccine, Moderna COVID-19 Vaccine and Pfizer-BioNTech COVID-19 Vaccine). These data summarize the number of people who have received either their first dose or have completed the series for a COVID-19 vaccine. **A person can only be counted in one category, first dose or series complete.** For persons receiving Moderna or Pfizer vaccines, once they receive their second dose, they are moved from the first dose column to the series completed column. **Because of this, the total first dose category may show a change from report to report not matching the total receiving their first dose from the previous day.** Persons receiving Johnson & Johnson vaccines will always be counted in the series completed column.

COVID-19 doses for vaccinated persons in Florida		Demographic summary			
Doses administered	228,585	First dose	Series complete	Total people vaccinated	
People receiving one dose of a 1-dose series (Johnson & Johnson) or receiving only one dose of a 2-dose series (Moderna, Pfizer) count once. Persons receiving both doses of a 2-dose series count twice.		Age group	57,325	91,802	149,127
		16-24 years	1,116	964	2,080
		25-34 years	1,882	2,561	4,443
		35-44 years	2,826	3,515	6,341
		45-54 years	6,638	5,345	11,983
		55-64 years	19,555	10,096	29,651
		65-74 years	14,798	38,857	53,655
		75-84 years	7,909	22,393	30,302
		85+ years	2,601	8,071	10,672
		Race	57,325	91,802	149,127
		White	38,584	59,336	97,920
		Black	2,421	3,737	6,158
		American Indian/Alaskan	214	365	579
		Other	4,731	12,044	16,775
		Unknown	11,375	16,320	27,695
		Other race includes Asian, native Hawaiian/Pacific Islander, or other.			
		Ethnicity	57,325	91,802	149,127
		Hispanic	3,745	3,524	7,269
		Non-Hispanic	30,510	44,049	74,559
		Unknown	23,070	44,229	67,299
		Gender	57,325	91,802	149,127
		Female	31,982	53,639	85,621
		Male	23,907	37,345	61,252
		Unknown	1,436	818	2,254



COVID-19: Wakulla County vaccine summary

Vaccination data through Mar 31, 2021 as of Apr 1, 2021 at 12:05 AM

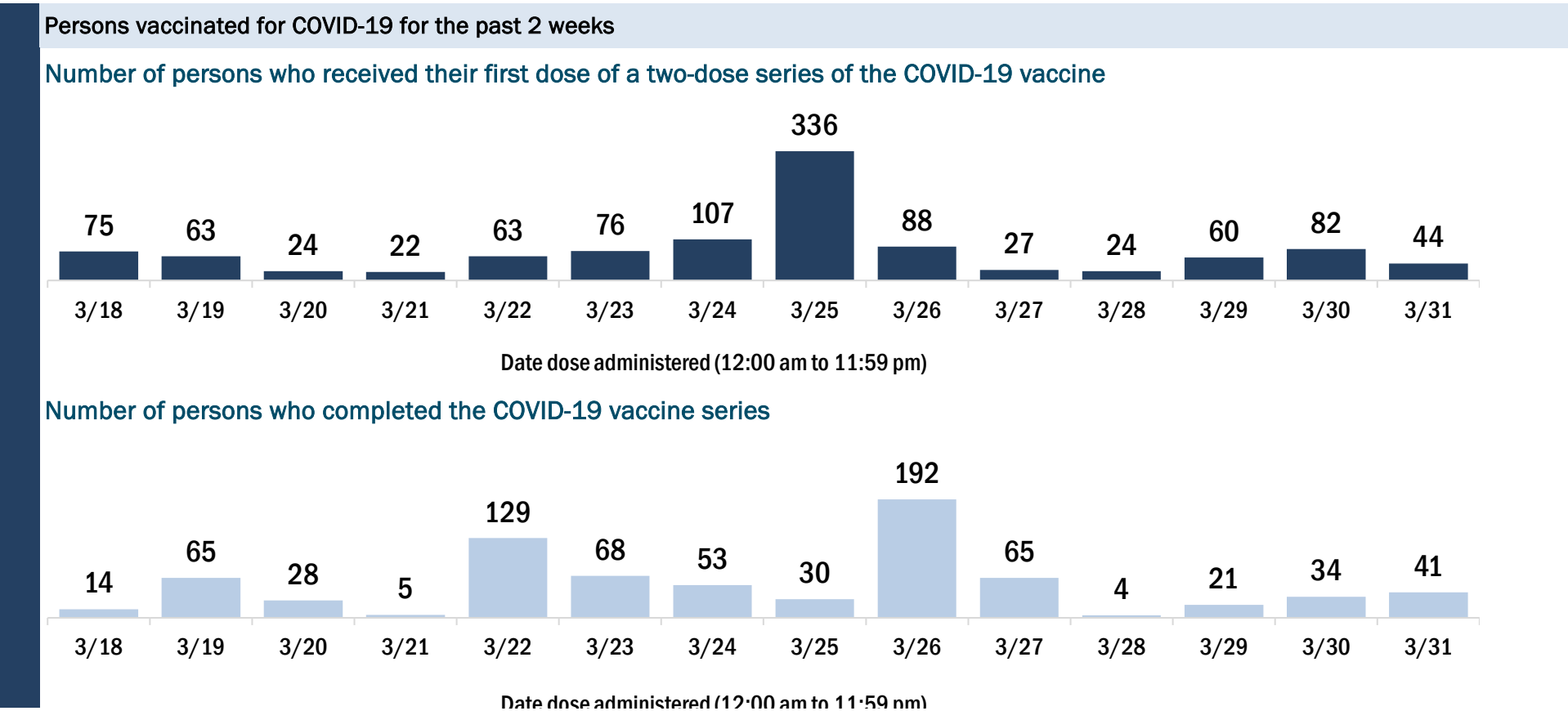
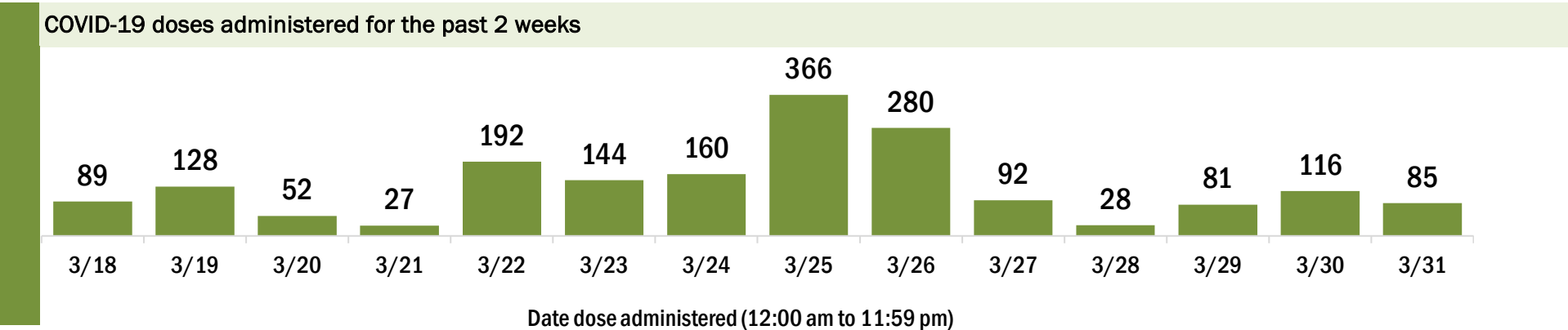
Data in this report are provisional and subject to change.

Data in this summary pertain to COVID-19 vaccines approved by the U.S. Food and Drug Administration and have been issued an Emergency Use Authorization (Janssen COVID-19 Vaccine, Moderna COVID-19 Vaccine and Pfizer-BioNTech COVID-19 Vaccine). These data summarize the number of people who have received either their first dose or have completed the series for a COVID-19 vaccine. **A person can only be counted in one category, first dose or series complete.** For persons receiving Moderna or Pfizer vaccines, once they receive their second dose, they are moved from the first dose column to the series completed column. **Because of this, the total first dose category may show a change from report to report not matching the total receiving their first dose from the previous day.** Persons receiving Johnson & Johnson vaccines will always be counted in the series completed column.

COVID-19 doses for vaccinated persons in Florida	
Doses administered	12,331
People receiving one dose of a 1-dose series (Johnson & Johnson) or receiving only one dose of a 2-dose series (Moderna, Pfizer) count once. Persons receiving both doses of a 2-dose series count twice.	

Current status of persons vaccinated for COVID-19 in Florida	
Total people vaccinated	7,475
First dose	2,458
Series completed	5,017
Completed 1-dose series	161
Completed 2-dose series	4,856
First dose: current number of people who have only received their first dose of the Moderna or Pfizer vaccine.	
Series complete: current number of people who have received both Moderna or Pfizer vaccine doses or one Johnson & Johnson dose and are considered fully immunized.	

Demographic summary	First dose	Series complete	Total people vaccinated
Age group	2,458	5,017	7,475
16-24 years	87	37	124
25-34 years	111	146	257
35-44 years	203	240	443
45-54 years	409	353	762
55-64 years	928	677	1,605
65-74 years	436	2,263	2,699
75-84 years	228	1,044	1,272
85+ years	56	257	313
Race	2,458	5,017	7,475
White	1,793	3,721	5,514
Black	192	322	514
American Indian/Alaskan	13	26	39
Other	218	711	929
Unknown	242	237	479
Other race includes Asian, native Hawaiian/Pacific Islander, or other.			
Ethnicity	2,458	5,017	7,475
Hispanic	62	65	127
Non-Hispanic	1,814	3,871	5,685
Unknown	582	1,081	1,663
Gender	2,458	5,017	7,475
Female	1,383	2,820	4,203
Male	1,074	2,196	3,270
Unknown	1	1	2



COVID-19: Walton County vaccine summary

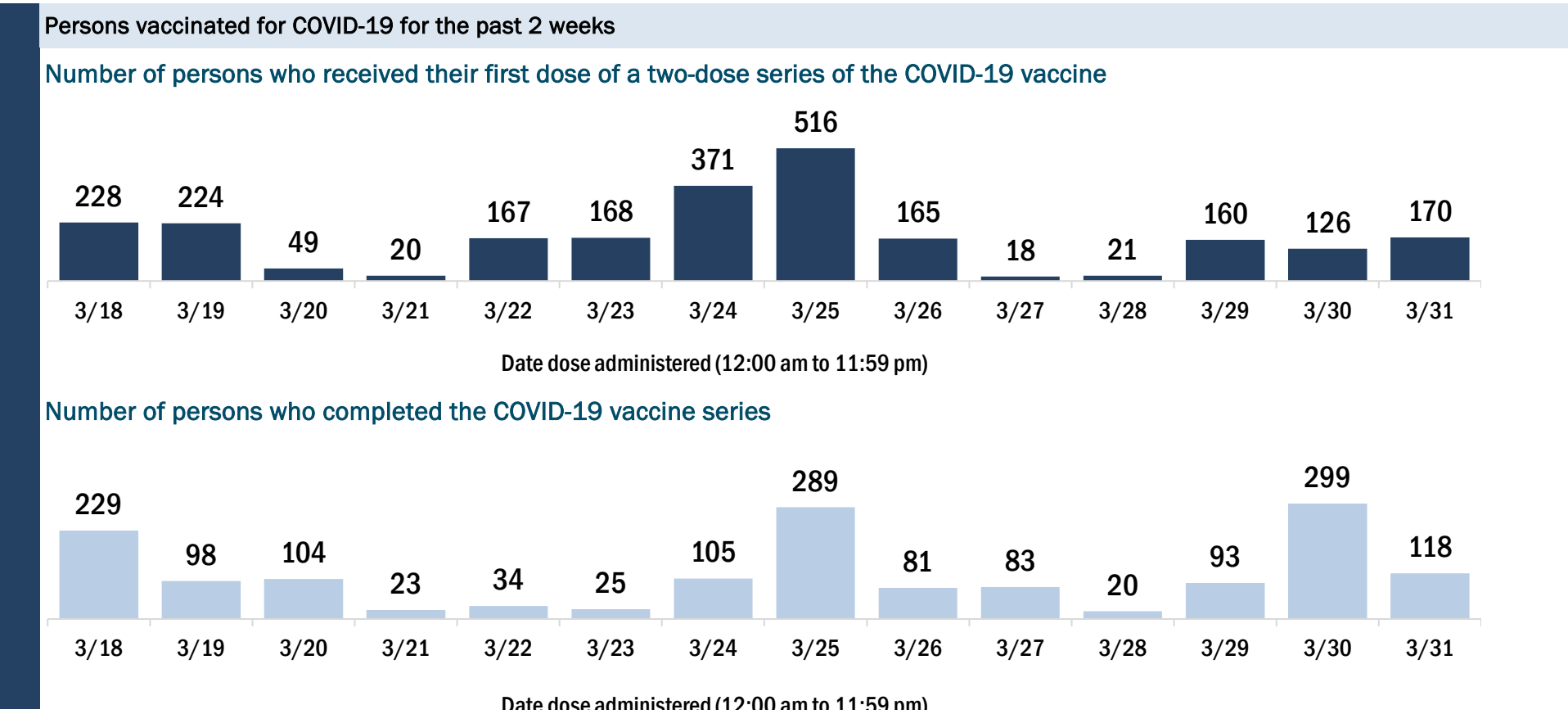
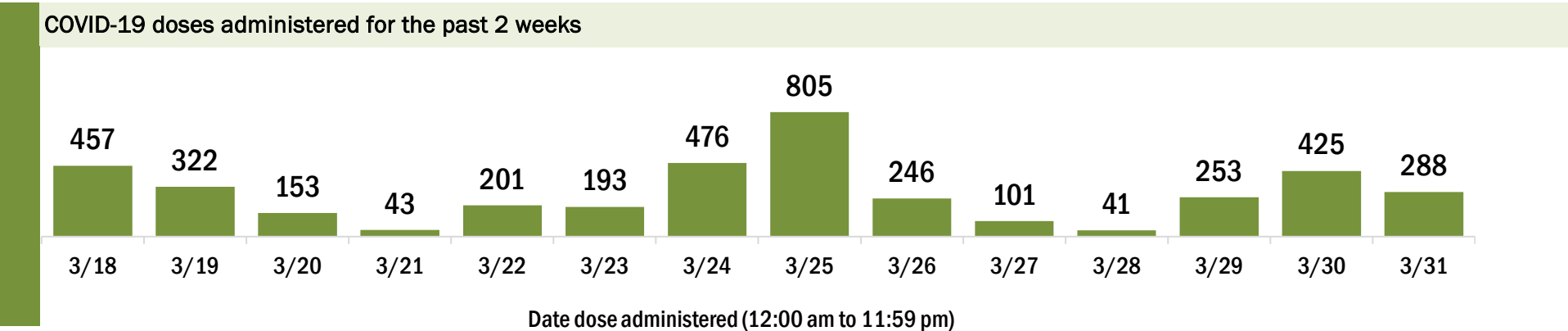
Vaccination data through Mar 31, 2021 as of Apr 1, 2021 at 12:05 AM

Data in this report are provisional and subject to change.

Data in this summary pertain to COVID-19 vaccines approved by the U.S. Food and Drug Administration and have been issued an Emergency Use Authorization (Janssen COVID-19 Vaccine, Moderna COVID-19 Vaccine and Pfizer-BioNTech COVID-19 Vaccine). These data summarize the number of people who have received either their first dose or have completed the series for a COVID-19 vaccine. **A person can only be counted in one category, first dose or series complete.** For persons receiving Moderna or Pfizer vaccines, once they receive their second dose, they are moved from the first dose column to the series completed column. **Because of this, the total first dose category may show a change from report to report not matching the total receiving their first dose from the previous day.** Persons receiving Johnson & Johnson vaccines will always be counted in the series completed column.

COVID-19 doses for vaccinated persons in Florida	
Doses administered	27,631
People receiving one dose of a 1-dose series (Johnson & Johnson) or receiving only one dose of a 2-dose series (Moderna, Pfizer) count once. Persons receiving both doses of a 2-dose series count twice.	
Current status of persons vaccinated for COVID-19 in Florida	
Total people vaccinated	17,261
First dose	6,310
Series completed	10,951
Completed 1-dose series	581
Completed 2-dose series	10,370
First dose: current number of people who have only received their first dose of the Moderna or Pfizer vaccine.	
Series complete: current number of people who have received both Moderna or Pfizer vaccine doses or one Johnson & Johnson dose and are considered fully immunized.	

Demographic summary		First dose	Series complete	Total people vaccinated
Age group		6,310	10,951	17,261
16-24 years		97	73	170
25-34 years		206	218	424
35-44 years		420	439	859
45-54 years		908	638	1,546
55-64 years		2,547	1,490	4,037
65-74 years		1,361	5,212	6,573
75-84 years		612	2,260	2,872
85+ years		159	621	780
Race		6,310	10,951	17,261
White		4,545	8,424	12,969
Black		139	173	312
American Indian/Alaskan		20	43	63
Other		320	498	818
Unknown		1,286	1,813	3,099
Other race includes Asian, native Hawaiian/Pacific Islander, or other.				
Ethnicity		6,310	10,951	17,261
Hispanic		160	157	317
Non-Hispanic		3,924	7,267	11,191
Unknown		2,226	3,527	5,753
Gender		6,310	10,951	17,261
Female		3,509	5,996	9,505
Male		2,800	4,953	7,753
Unknown		1	2	3



COVID-19: Washington County vaccine summary

Vaccination data through Mar 31, 2021 as of Apr 1, 2021 at 12:05 AM

Data in this report are provisional and subject to change.

Data in this summary pertain to COVID-19 vaccines approved by the U.S. Food and Drug Administration and have been issued an Emergency Use Authorization (Janssen COVID-19 Vaccine, Moderna COVID-19 Vaccine and Pfizer-BioNTech COVID-19 Vaccine). These data summarize the number of people who have received either their first dose or have completed the series for a COVID-19 vaccine. **A person can only be counted in one category, first dose or series complete.** For persons receiving Moderna or Pfizer vaccines, once they receive their second dose, they are moved from the first dose column to the series completed column. **Because of this, the total first dose category may show a change from report to report not matching the total receiving their first dose from the previous day.** Persons receiving Johnson & Johnson vaccines will always be counted in the series completed column.

COVID-19 doses for vaccinated persons in Florida	
Doses administered	6,288
People receiving one dose of a 1-dose series (Johnson & Johnson) or receiving only one dose of a 2-dose series (Moderna, Pfizer) count once. Persons receiving both doses of a 2-dose series count twice.	

Current status of persons vaccinated for COVID-19 in Florida	
Total people vaccinated	3,851
First dose	1,267
Series completed	2,584
Completed 1-dose series	147
Completed 2-dose series	2,437
First dose: current number of people who have only received their first dose of the Moderna or Pfizer vaccine.	
Series complete: current number of people who have received both Moderna or Pfizer vaccine doses or one Johnson & Johnson dose and are considered fully immunized.	

Demographic summary	First dose	Series complete	Total people vaccinated
Age group	1,267	2,584	3,851
16-24 years	18	15	33
25-34 years	48	57	105
35-44 years	58	97	155
45-54 years	189	142	331
55-64 years	504	342	846
65-74 years	267	1,079	1,346
75-84 years	132	637	769
85+ years	51	215	266
Race	1,267	2,584	3,851
White	937	2,053	2,990
Black	171	216	387
American Indian/Alaskan	22	27	49
Other	47	142	189
Unknown	90	146	236
Other race includes Asian, native Hawaiian/Pacific Islander, or other.			
Ethnicity	1,267	2,584	3,851
Hispanic	30	22	52
Non-Hispanic	892	2,066	2,958
Unknown	345	496	841
Gender	1,267	2,584	3,851
Female	720	1,437	2,157
Male	547	1,147	1,694
Unknown	0	0	0

