

COVID-19: Florida vaccine summary

Vaccination data through Mar 30, 2021 as of Mar 31, 2021 at 12:05 AM

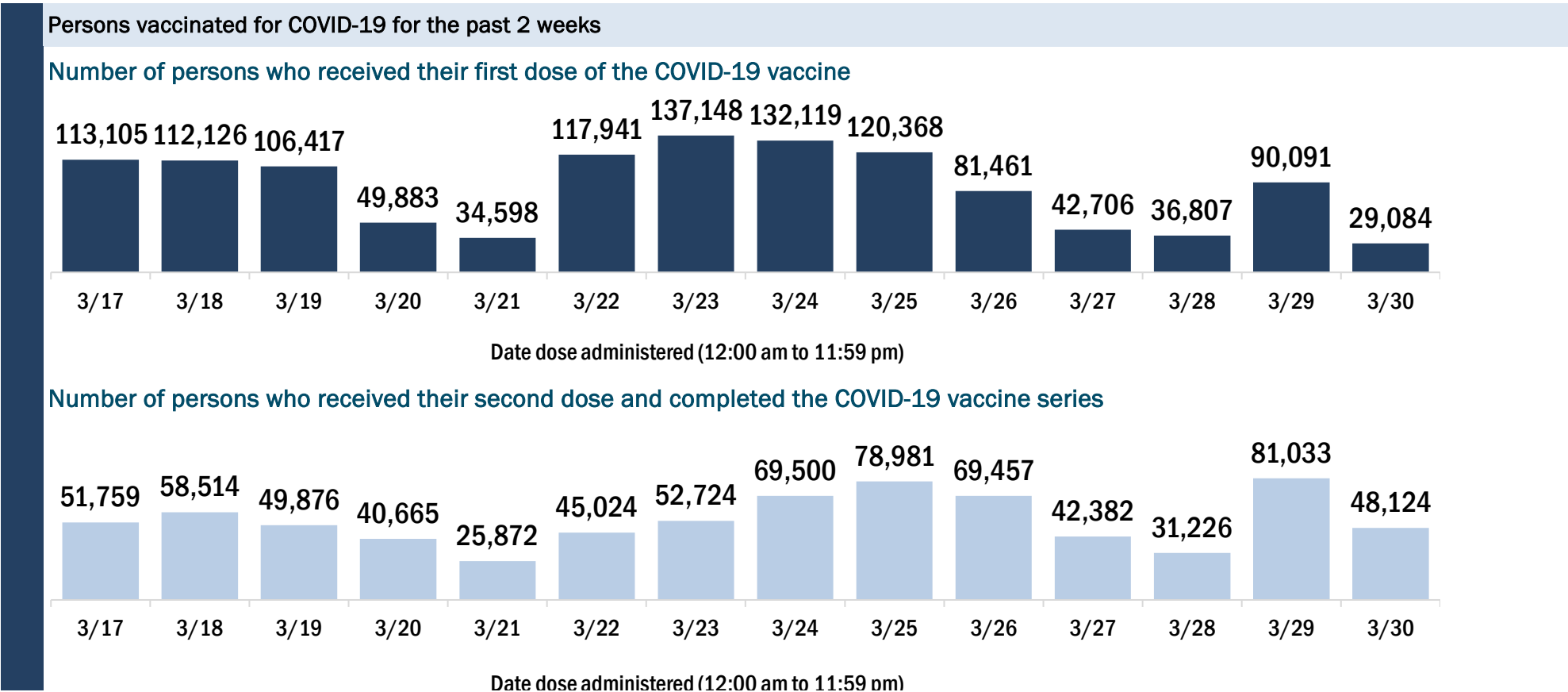
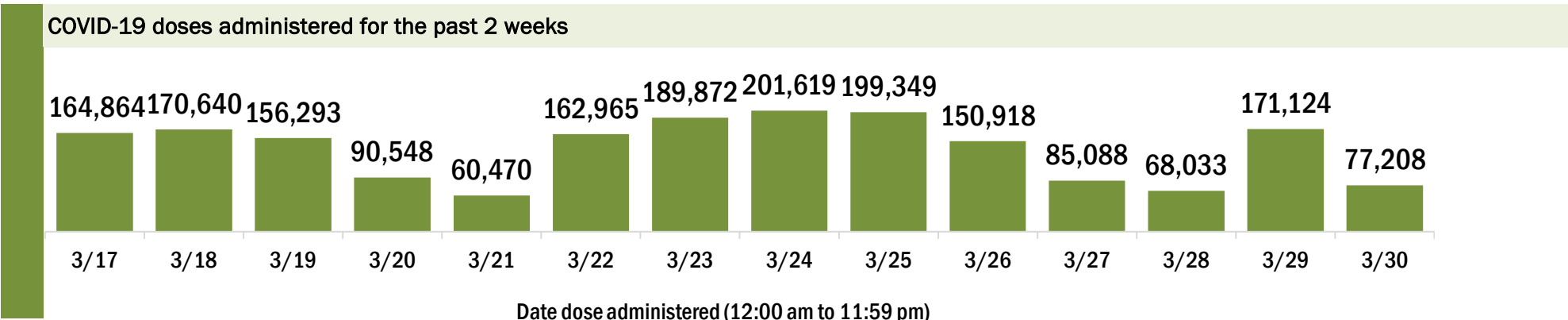
Data in this report are provisional and subject to change. Data are based on county of residence.

Data in this summary pertain to COVID-19 vaccines approved by the U.S. Food and Drug Administration and have been issued an Emergency Use Authorization (Janssen COVID-19 Vaccine, Moderna COVID-19 Vaccine and Pfizer-BioNTech COVID-19 Vaccine). These data summarize the number of people who have received either their first dose or have completed the series for a COVID-19 vaccine. **A person can only be counted in one category, first dose or series complete.** For persons receiving Moderna or Pfizer vaccines, once they receive their second dose, they are moved from the first dose column to the series completed column. **Because of this, the total first dose category may show a change from report to report not matching the total receiving their first dose from the previous day.** Persons receiving Johnson & Johnson vaccines will always be counted in the series completed column.

COVID-19 doses for vaccinated persons in Florida	
Doses administered	8,944,101
People receiving one dose of a 1-dose series (Johnson & Johnson) or receiving only one dose of a 2-dose series (Moderna, Pfizer) count once. Persons receiving both doses of a 2-dose series count twice.	

Current status of persons vaccinated for COVID-19 in Florida	
Total people vaccinated	5,871,740
First dose	2,564,417
Series completed	3,307,323
Completed 1-dose series	234,962
Completed 2-dose series	3,072,361
First dose: current number of people who have only received their first dose of the Moderna or Pfizer vaccine.	
Series complete: current number of people who have received both Moderna or Pfizer vaccine doses or one Johnson & Johnson dose and are considered fully immunized.	

Demographic summary	First dose	Series complete	Total people vaccinated
Age group	2,564,417	3,307,323	5,871,740
16-24 years	73,585	42,939	116,524
25-34 years	137,999	131,844	269,843
35-44 years	200,709	176,273	376,982
45-54 years	374,412	241,610	616,022
55-64 years	786,158	381,353	1,167,511
65-74 years	547,185	1,312,893	1,860,078
75-84 years	326,390	763,002	1,089,392
85+ years	117,979	257,409	375,388
Race	2,564,417	3,307,323	5,871,740
White	1,675,428	2,302,304	3,977,732
Black	163,594	212,516	376,110
American Indian/Alaskan	9,727	11,837	21,564
Other	233,206	355,409	588,615
Unknown	482,462	425,257	907,719
Other race includes Asian, native Hawaiian/Pacific Islander, or other.			
Ethnicity	2,564,417	3,307,323	5,871,740
Hispanic	343,012	407,171	750,183
Non-Hispanic	1,235,923	1,829,635	3,065,558
Unknown	985,482	1,070,517	2,055,999
Gender	2,564,417	3,307,323	5,871,740
Female	1,439,002	1,911,503	3,350,505
Male	1,112,643	1,392,047	2,504,690
Unknown	12,772	3,773	16,545



COVID-19: Alachua County vaccine summary

Vaccination data through Mar 30, 2021 as of Mar 31, 2021 at 12:05 AM

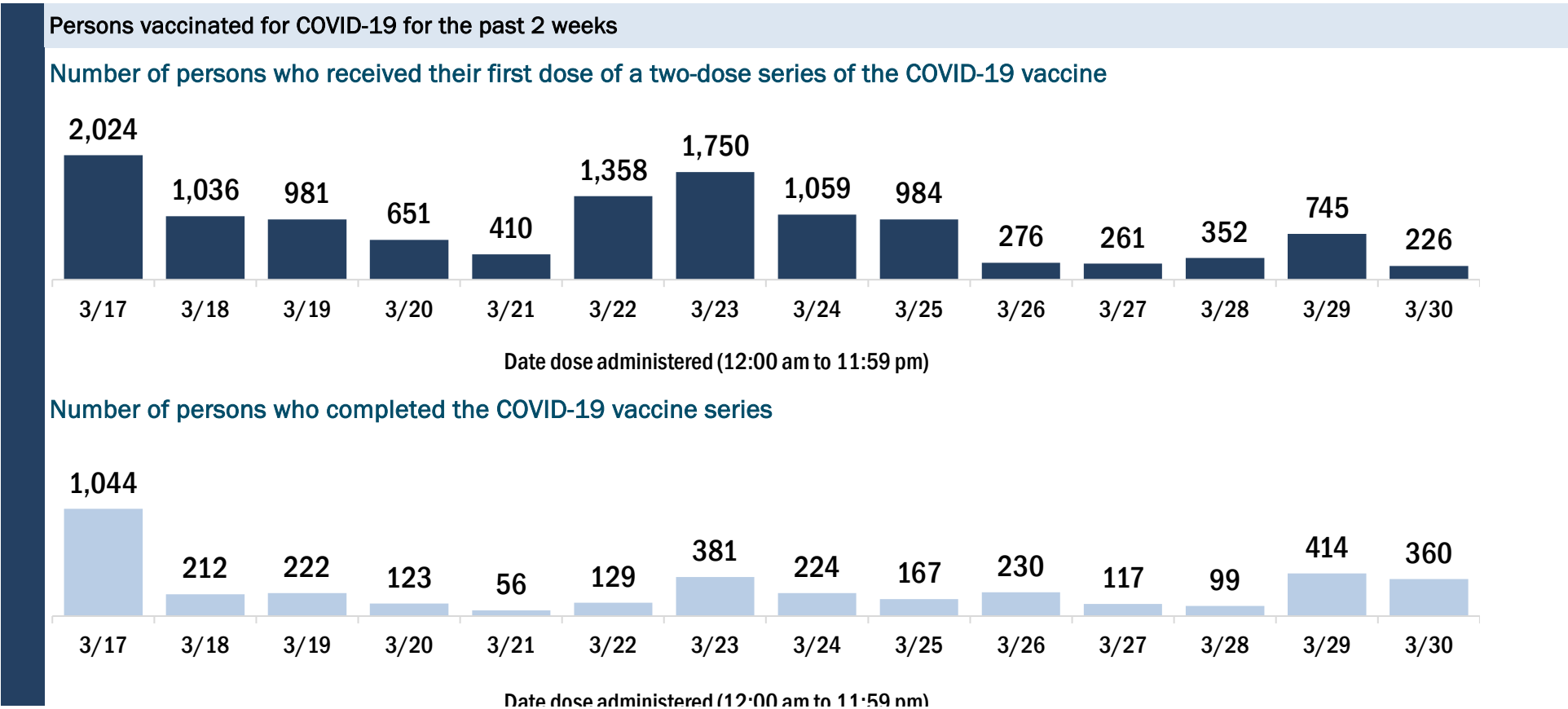
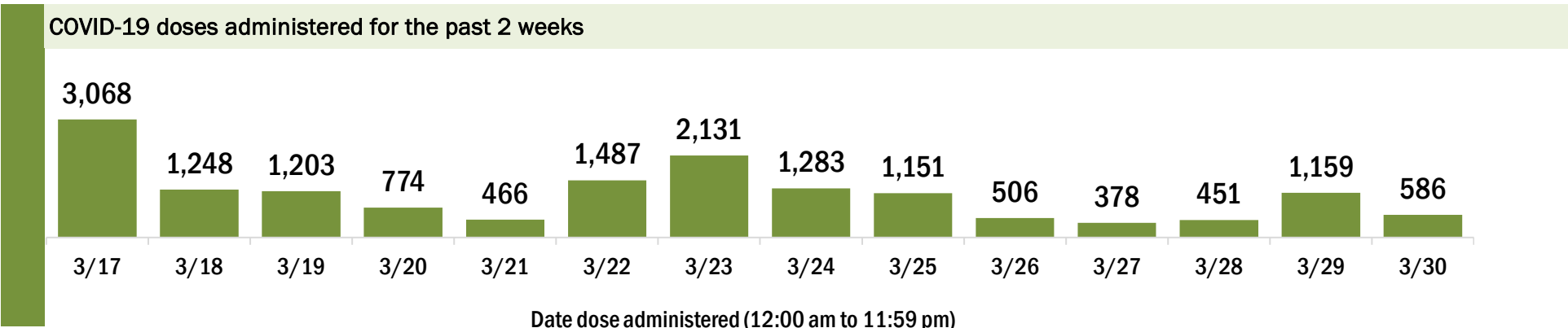
Data in this report are provisional and subject to change.

Data in this summary pertain to COVID-19 vaccines approved by the U.S. Food and Drug Administration and have been issued an Emergency Use Authorization (Janssen COVID-19 Vaccine, Moderna COVID-19 Vaccine and Pfizer-BioNTech COVID-19 Vaccine). These data summarize the number of people who have received either their first dose or have completed the series for a COVID-19 vaccine. **A person can only be counted in one category, first dose or series complete.** For persons receiving Moderna or Pfizer vaccines, once they receive their second dose, they are moved from the first dose column to the series completed column. **Because of this, the total first dose category may show a change from report to report not matching the total receiving their first dose from the previous day.** Persons receiving Johnson & Johnson vaccines will always be counted in the series completed column.

COVID-19 doses for vaccinated persons in Florida	
Doses administered	125,902
People receiving one dose of a 1-dose series (Johnson & Johnson) or receiving only one dose of a 2-dose series (Moderna, Pfizer) count once. Persons receiving both doses of a 2-dose series count twice.	

Current status of persons vaccinated for COVID-19 in Florida	
Total people vaccinated	78,647
First dose	28,656
Series completed	49,991
Completed 1-dose series	2,736
Completed 2-dose series	47,255
First dose: current number of people who have only received their first dose of the Moderna or Pfizer vaccine.	
Series complete: current number of people who have received both Moderna or Pfizer vaccine doses or one Johnson & Johnson dose and are considered fully immunized.	

Demographic summary	First dose	Series complete	Total people vaccinated
Age group	28,656	49,991	78,647
16-24 years	3,653	2,518	6,171
25-34 years	4,379	6,552	10,931
35-44 years	3,661	4,959	8,620
45-54 years	4,223	4,612	8,835
55-64 years	7,332	5,567	12,899
65-74 years	3,510	14,824	18,334
75-84 years	1,334	7,984	9,318
85+ years	564	2,975	3,539
Race	28,656	49,991	78,647
White	17,883	35,516	53,399
Black	3,231	4,214	7,445
American Indian/Alaskan	73	144	217
Other	4,120	7,482	11,602
Unknown	3,349	2,635	5,984
Other race includes Asian, native Hawaiian/Pacific Islander, or other.			
Ethnicity	28,656	49,991	78,647
Hispanic	1,799	2,477	4,276
Non-Hispanic	13,562	34,787	48,349
Unknown	13,295	12,727	26,022
Gender	28,656	49,991	78,647
Female	16,660	29,709	46,369
Male	11,918	20,264	32,182
Unknown	78	18	96



COVID-19: Baker County vaccine summary

Vaccination data through Mar 30, 2021 as of Mar 31, 2021 at 12:05 AM

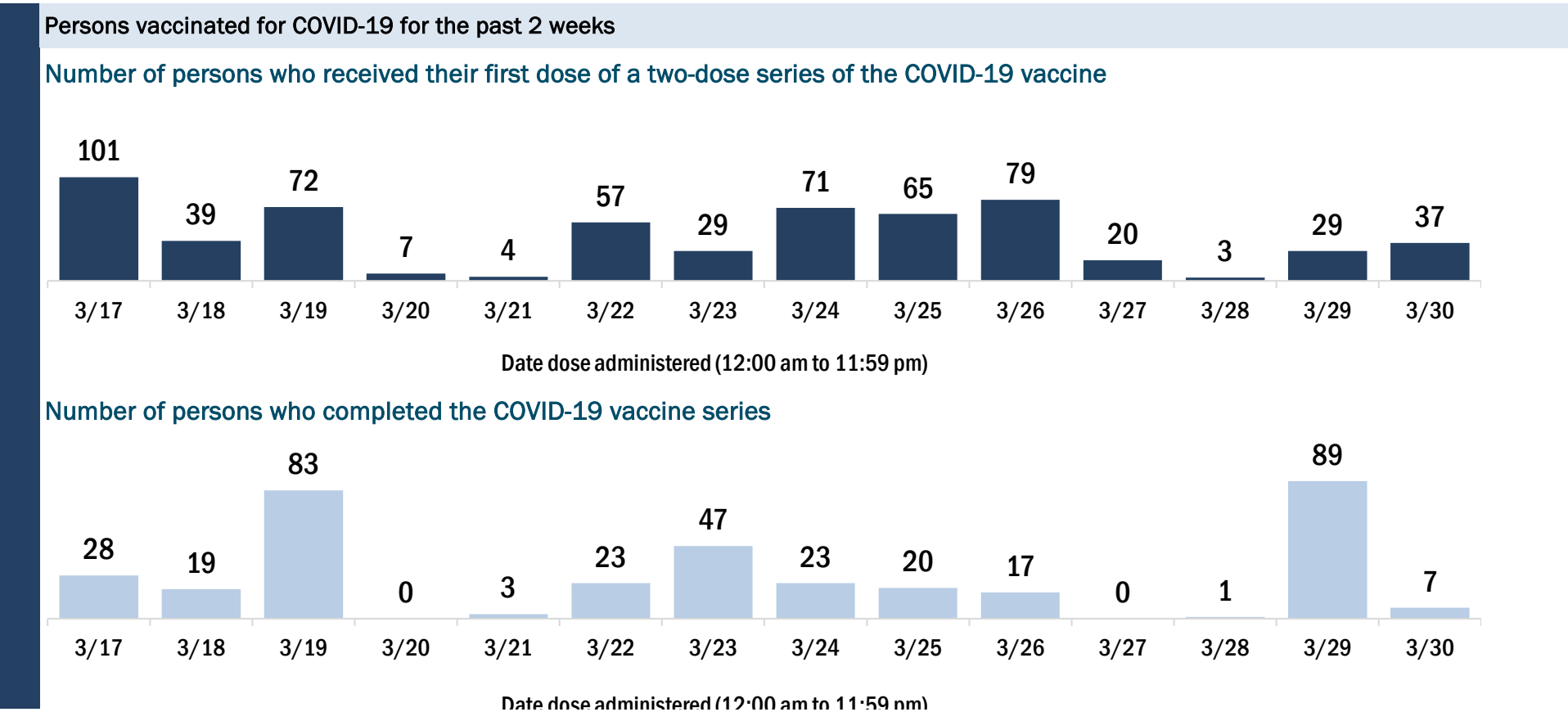
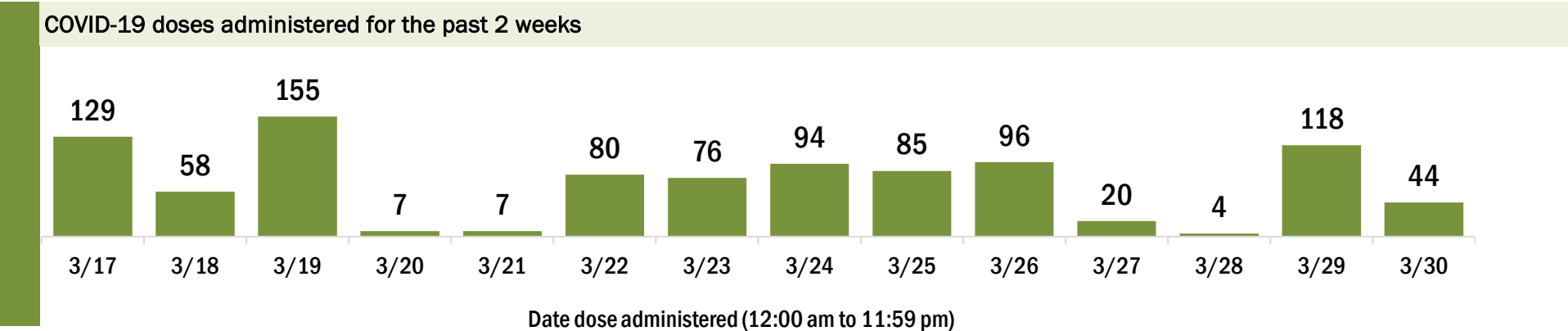
Data in this report are provisional and subject to change.

Data in this summary pertain to COVID-19 vaccines approved by the U.S. Food and Drug Administration and have been issued an Emergency Use Authorization (Janssen COVID-19 Vaccine, Moderna COVID-19 Vaccine and Pfizer-BioNTech COVID-19 Vaccine). These data summarize the number of people who have received either their first dose or have completed the series for a COVID-19 vaccine. **A person can only be counted in one category, first dose or series complete.** For persons receiving Moderna or Pfizer vaccines, once they receive their second dose, they are moved from the first dose column to the series completed column. **Because of this, the total first dose category may show a change from report to report not matching the total receiving their first dose from the previous day.** Persons receiving Johnson & Johnson vaccines will always be counted in the series completed column.

COVID-19 doses for vaccinated persons in Florida	
Doses administered	6,583
People receiving one dose of a 1-dose series (Johnson & Johnson) or receiving only one dose of a 2-dose series (Moderna, Pfizer) count once. Persons receiving both doses of a 2-dose series count twice.	

Current status of persons vaccinated for COVID-19 in Florida	
Total people vaccinated	3,985
First dose	1,323
Series completed	2,662
Completed 1-dose series	64
Completed 2-dose series	2,598
First dose: current number of people who have only received their first dose of the Moderna or Pfizer vaccine.	
Series complete: current number of people who have received both Moderna or Pfizer vaccine doses or one Johnson & Johnson dose and are considered fully immunized.	

Demographic summary	First dose	Series complete	Total people vaccinated
Age group	1,323	2,662	3,985
16-24 years	24	36	60
25-34 years	60	100	160
35-44 years	100	147	247
45-54 years	201	191	392
55-64 years	540	335	875
65-74 years	225	1,107	1,332
75-84 years	123	586	709
85+ years	50	160	210
Race	1,323	2,662	3,985
White	1,046	2,080	3,126
Black	144	201	345
American Indian/Alaskan	6	17	23
Other	75	186	261
Unknown	52	178	230
Other race includes Asian, native Hawaiian/Pacific Islander, or other.			
Ethnicity	1,323	2,662	3,985
Hispanic	26	36	62
Non-Hispanic	1,088	1,703	2,791
Unknown	209	923	1,132
Gender	1,323	2,662	3,985
Female	763	1,484	2,247
Male	560	1,178	1,738
Unknown	0	0	0



COVID-19: Bay County vaccine summary

Vaccination data through Mar 30, 2021 as of Mar 31, 2021 at 12:05 AM

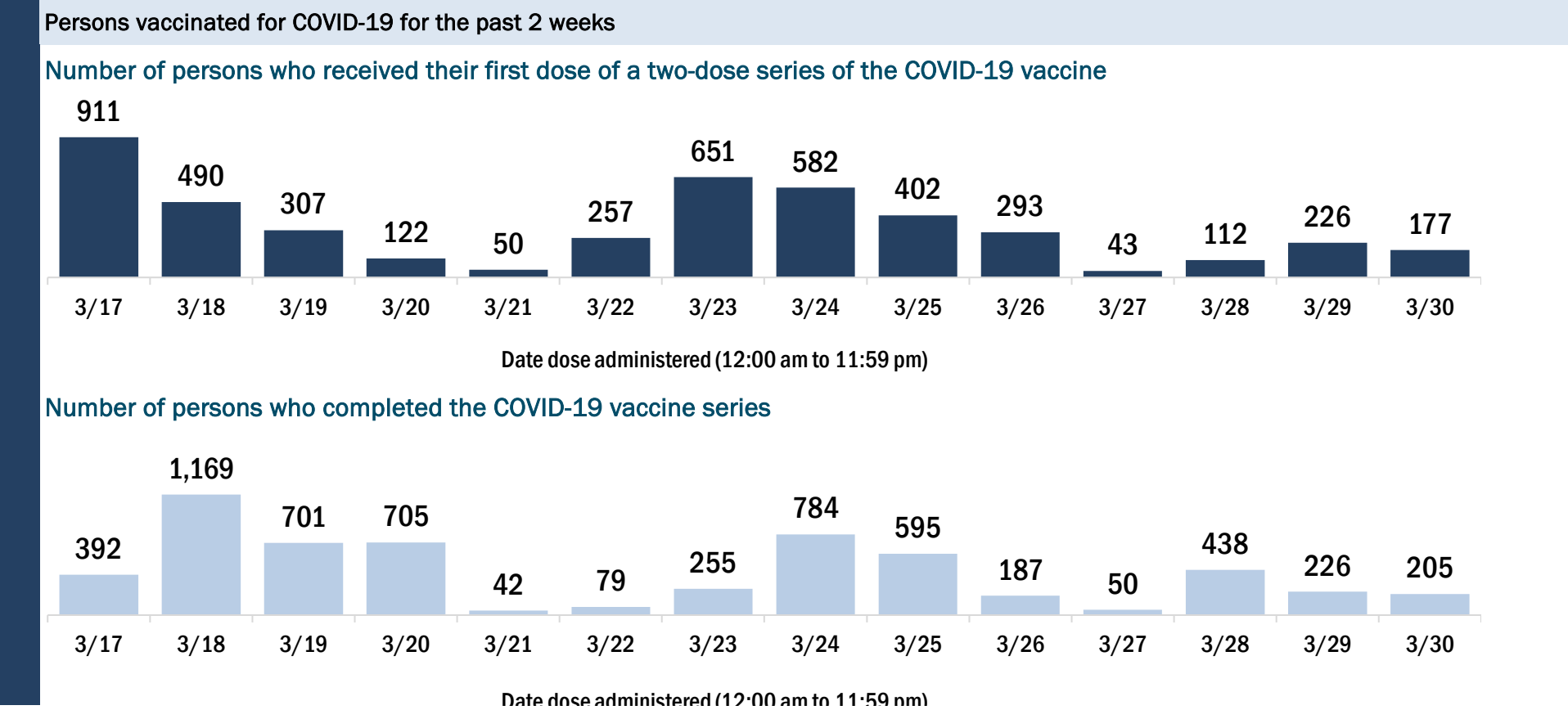
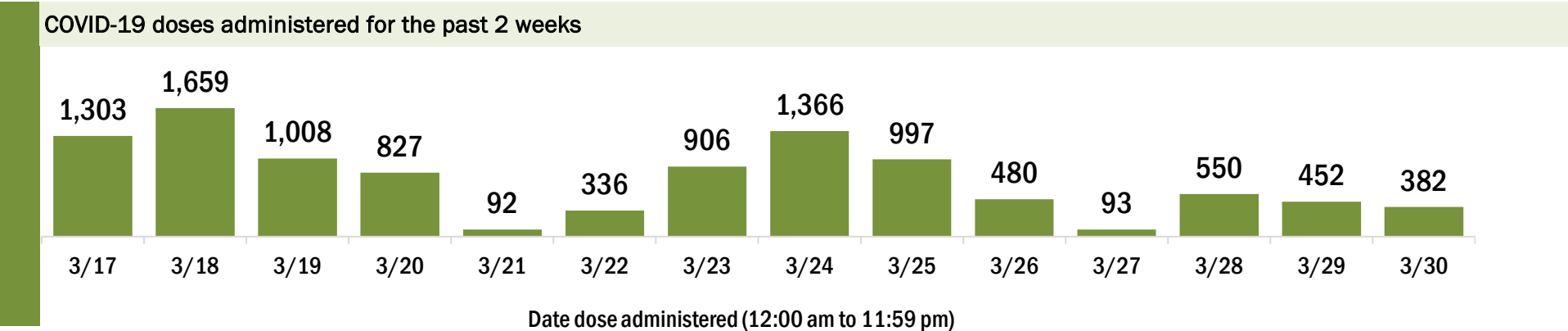
Data in this report are provisional and subject to change.

Data in this summary pertain to COVID-19 vaccines approved by the U.S. Food and Drug Administration and have been issued an Emergency Use Authorization (Janssen COVID-19 Vaccine, Moderna COVID-19 Vaccine and Pfizer-BioNTech COVID-19 Vaccine). These data summarize the number of people who have received either their first dose or have completed the series for a COVID-19 vaccine. **A person can only be counted in one category, first dose or series complete.** For persons receiving Moderna or Pfizer vaccines, once they receive their second dose, they are moved from the first dose column to the series completed column. **Because of this, the total first dose category may show a change from report to report not matching the total receiving their first dose from the previous day.** Persons receiving Johnson & Johnson vaccines will always be counted in the series completed column.

COVID-19 doses for vaccinated persons in Florida	
Doses administered	60,026
People receiving one dose of a 1-dose series (Johnson & Johnson) or receiving only one dose of a 2-dose series (Moderna, Pfizer) count once. Persons receiving both doses of a 2-dose series count twice.	

Current status of persons vaccinated for COVID-19 in Florida	
Total people vaccinated	38,529
First dose	14,432
Series completed	24,097
Completed 1-dose series	2,600
Completed 2-dose series	21,497
First dose: current number of people who have only received their first dose of the Moderna or Pfizer vaccine.	
Series complete: current number of people who have received both Moderna or Pfizer vaccine doses or one Johnson & Johnson dose and are considered fully immunized.	

Demographic summary	First dose	Series complete	Total people vaccinated
Age group	14,432	24,097	38,529
16-24 years	384	249	633
25-34 years	739	737	1,476
35-44 years	1,252	1,320	2,572
45-54 years	2,079	2,046	4,125
55-64 years	4,737	4,180	8,917
65-74 years	3,296	9,207	12,503
75-84 years	1,432	4,858	6,290
85+ years	513	1,500	2,013
Race	14,432	24,097	38,529
White	9,749	16,833	26,582
Black	1,008	1,399	2,407
American Indian/Alaskan	52	120	172
Other	1,192	2,121	3,313
Unknown	2,431	3,624	6,055
Other race includes Asian, native Hawaiian/Pacific Islander, or other.			
Ethnicity	14,432	24,097	38,529
Hispanic	630	548	1,178
Non-Hispanic	8,593	14,083	22,676
Unknown	5,209	9,466	14,675
Gender	14,432	24,097	38,529
Female	8,315	13,526	21,841
Male	6,116	10,566	16,682
Unknown	1	5	6



COVID-19: Bradford County vaccine summary

Vaccination data through Mar 30, 2021 as of Mar 31, 2021 at 12:05 AM

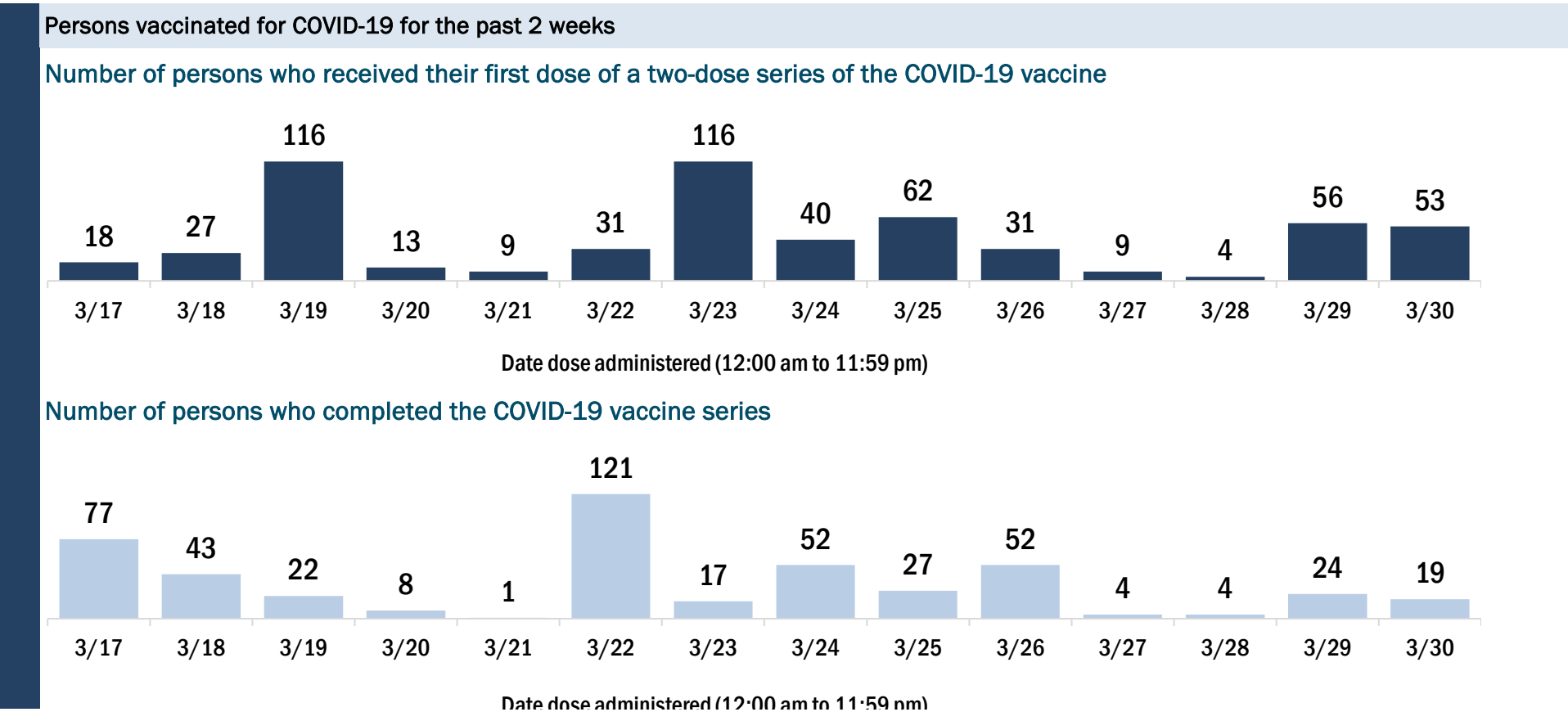
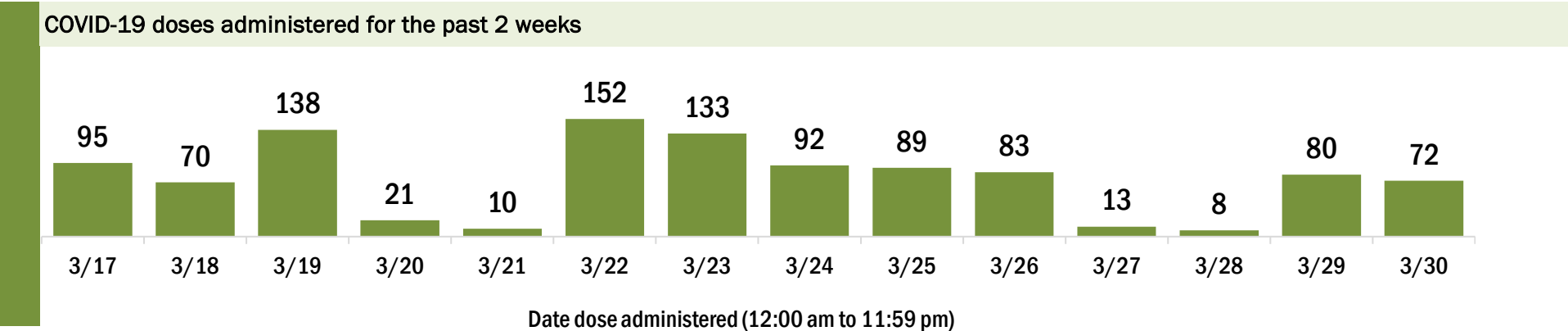
Data in this report are provisional and subject to change.

Data in this summary pertain to COVID-19 vaccines approved by the U.S. Food and Drug Administration and have been issued an Emergency Use Authorization (Janssen COVID-19 Vaccine, Moderna COVID-19 Vaccine and Pfizer-BioNTech COVID-19 Vaccine). These data summarize the number of people who have received either their first dose or have completed the series for a COVID-19 vaccine. **A person can only be counted in one category, first dose or series complete.** For persons receiving Moderna or Pfizer vaccines, once they receive their second dose, they are moved from the first dose column to the series completed column. **Because of this, the total first dose category may show a change from report to report not matching the total receiving their first dose from the previous day.** Persons receiving Johnson & Johnson vaccines will always be counted in the series completed column.

COVID-19 doses for vaccinated persons in Florida	
Doses administered	6,727
People receiving one dose of a 1-dose series (Johnson & Johnson) or receiving only one dose of a 2-dose series (Moderna, Pfizer) count once. Persons receiving both doses of a 2-dose series count twice.	

Current status of persons vaccinated for COVID-19 in Florida	
Total people vaccinated	4,088
First dose	1,225
Series completed	2,863
Completed 1-dose series	224
Completed 2-dose series	2,639
First dose: current number of people who have only received their first dose of the Moderna or Pfizer vaccine.	
Series complete: current number of people who have received both Moderna or Pfizer vaccine doses or one Johnson & Johnson dose and are considered fully immunized.	

Demographic summary	First dose	Series complete	Total people vaccinated
Age group	1,225	2,863	4,088
16-24 years	35	16	51
25-34 years	51	76	127
35-44 years	82	90	172
45-54 years	184	162	346
55-64 years	547	315	862
65-74 years	194	1,231	1,425
75-84 years	96	732	828
85+ years	36	241	277
Race	1,225	2,863	4,088
White	886	2,212	3,098
Black	175	290	465
American Indian/Alaskan	13	15	28
Other	83	265	348
Unknown	68	81	149
Other race includes Asian, native Hawaiian/Pacific Islander, or other.			
Ethnicity	1,225	2,863	4,088
Hispanic	27	31	58
Non-Hispanic	926	2,538	3,464
Unknown	272	294	566
Gender	1,225	2,863	4,088
Female	756	1,662	2,418
Male	468	1,201	1,669
Unknown	1	0	1



COVID-19: Brevard County vaccine summary

Vaccination data through Mar 30, 2021 as of Mar 31, 2021 at 12:05 AM

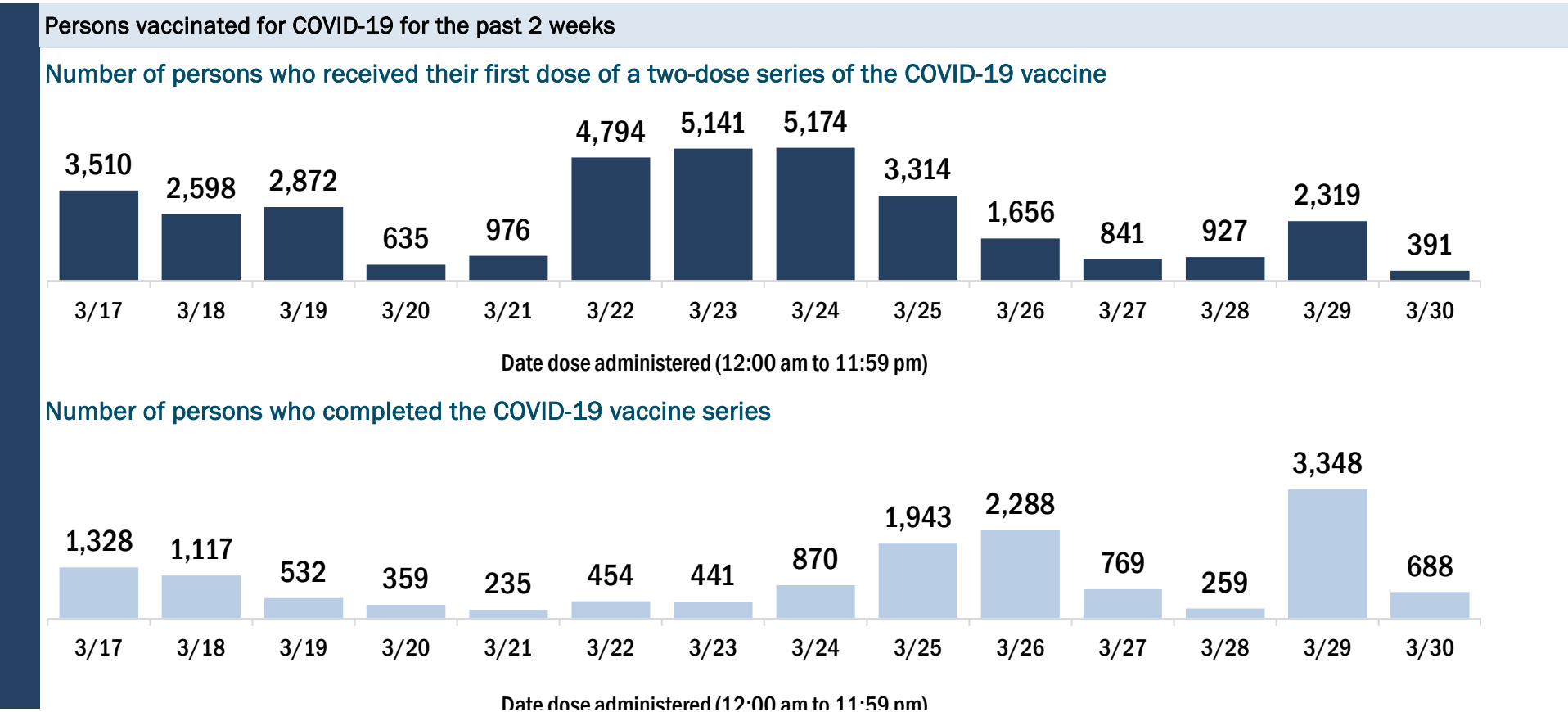
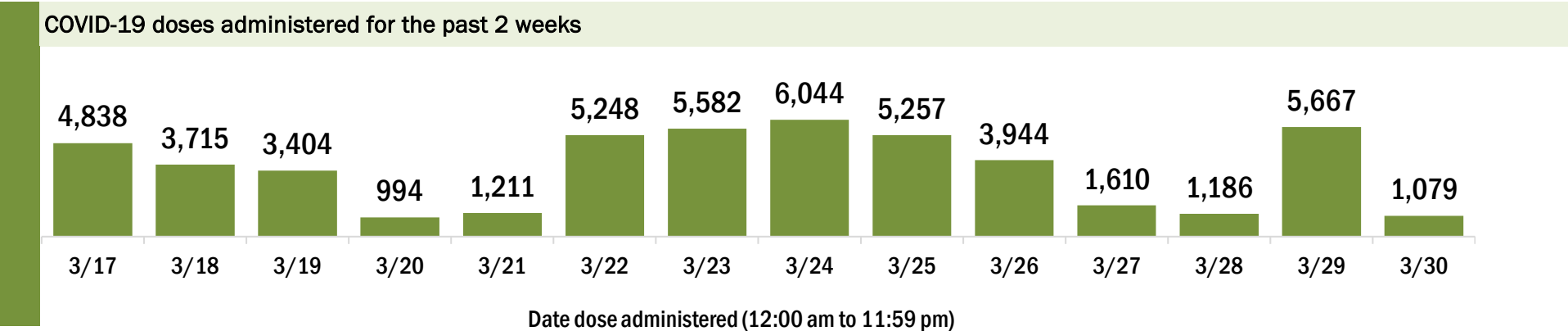
Data in this report are provisional and subject to change.

Data in this summary pertain to COVID-19 vaccines approved by the U.S. Food and Drug Administration and have been issued an Emergency Use Authorization (Janssen COVID-19 Vaccine, Moderna COVID-19 Vaccine and Pfizer-BioNTech COVID-19 Vaccine). These data summarize the number of people who have received either their first dose or have completed the series for a COVID-19 vaccine. **A person can only be counted in one category, first dose or series complete.** For persons receiving Moderna or Pfizer vaccines, once they receive their second dose, they are moved from the first dose column to the series completed column. **Because of this, the total first dose category may show a change from report to report not matching the total receiving their first dose from the previous day.** Persons receiving Johnson & Johnson vaccines will always be counted in the series completed column.

COVID-19 doses for vaccinated persons in Florida	
Doses administered	238,865
People receiving one dose of a 1-dose series (Johnson & Johnson) or receiving only one dose of a 2-dose series (Moderna, Pfizer) count once. Persons receiving both doses of a 2-dose series count twice.	

Current status of persons vaccinated for COVID-19 in Florida	
Total people vaccinated	158,646
First dose	70,057
Series completed	88,589
Completed 1-dose series	8,370
Completed 2-dose series	80,219
First dose: current number of people who have only received their first dose of the Moderna or Pfizer vaccine.	
Series complete: current number of people who have received both Moderna or Pfizer vaccine doses or one Johnson & Johnson dose and are considered fully immunized.	

Demographic summary	First dose	Series complete	Total people vaccinated
Age group	70,057	88,589	158,646
16-24 years	1,217	814	2,031
25-34 years	2,483	2,550	5,033
35-44 years	3,713	3,750	7,463
45-54 years	7,456	5,790	13,246
55-64 years	22,643	11,258	33,901
65-74 years	17,895	36,034	53,929
75-84 years	10,589	20,694	31,283
85+ years	4,061	7,699	11,760
Race	70,057	88,589	158,646
White	47,293	58,445	105,738
Black	3,768	3,736	7,504
American Indian/Alaskan	308	412	720
Other	5,093	8,909	14,002
Unknown	13,595	17,087	30,682
Other race includes Asian, native Hawaiian/Pacific Islander, or other.			
Ethnicity	70,057	88,589	158,646
Hispanic	3,251	2,453	5,704
Non-Hispanic	38,323	43,107	81,430
Unknown	28,483	43,029	71,512
Gender	70,057	88,589	158,646
Female	40,431	52,334	92,765
Male	29,500	36,088	65,588
Unknown	126	167	293



COVID-19: Broward County vaccine summary

Vaccination data through Mar 30, 2021 as of Mar 31, 2021 at 12:05 AM

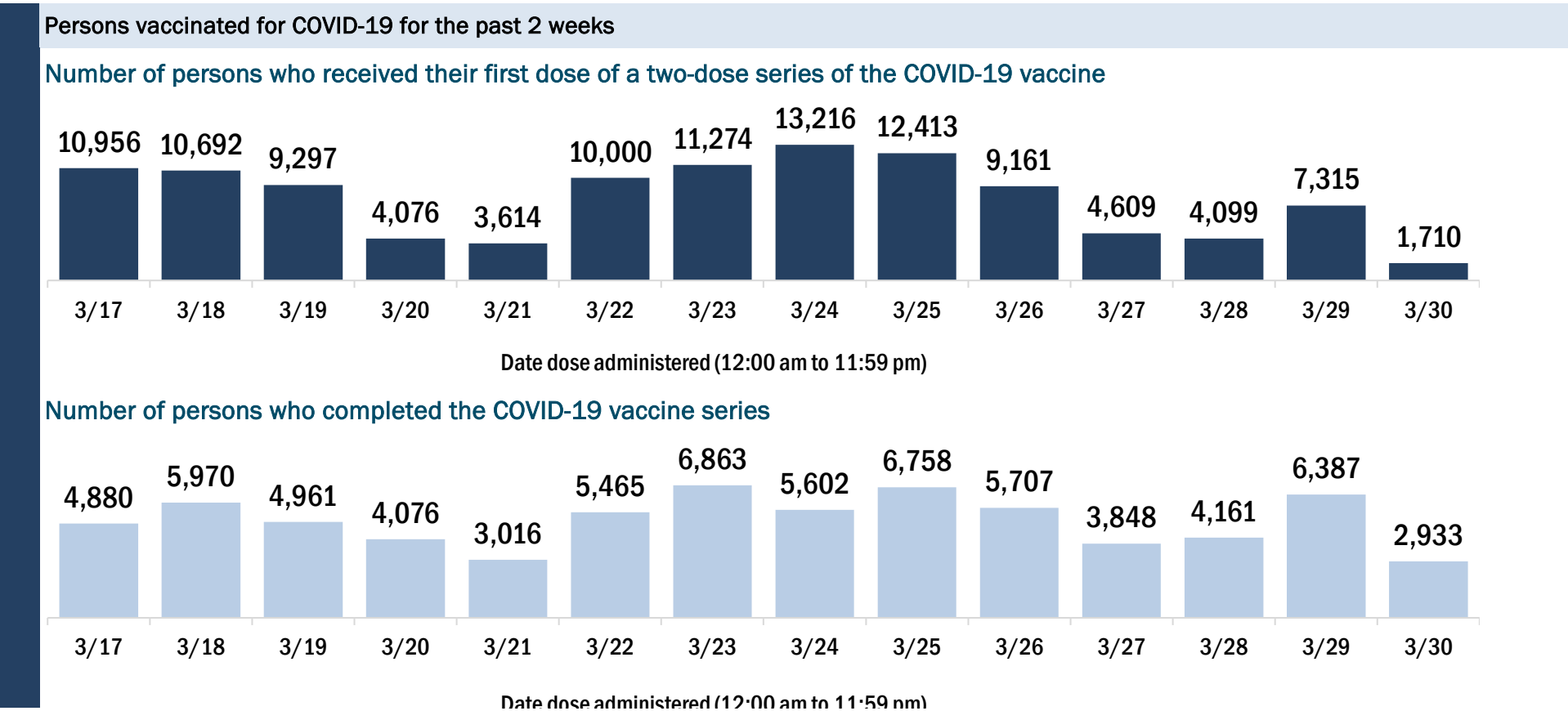
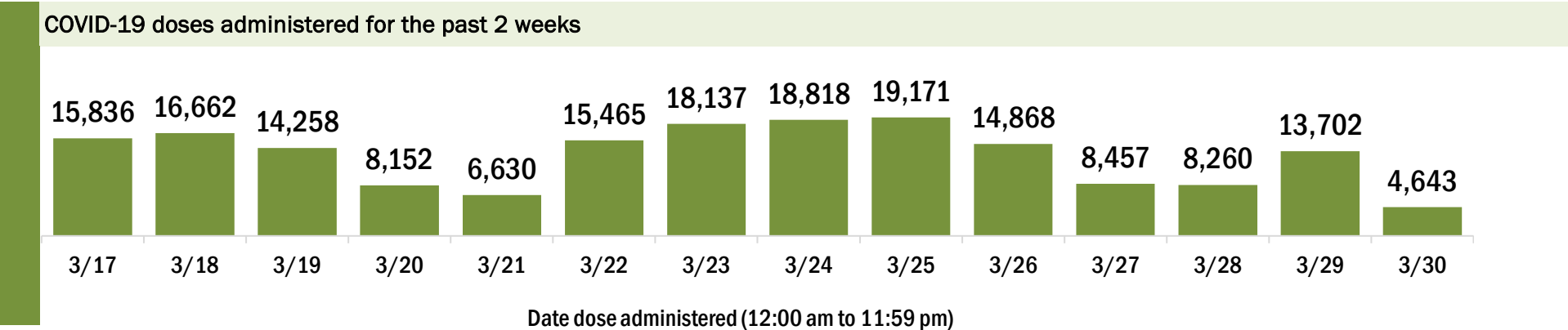
Data in this report are provisional and subject to change.

Data in this summary pertain to COVID-19 vaccines approved by the U.S. Food and Drug Administration and have been issued an Emergency Use Authorization (Janssen COVID-19 Vaccine, Moderna COVID-19 Vaccine and Pfizer-BioNTech COVID-19 Vaccine). These data summarize the number of people who have received either their first dose or have completed the series for a COVID-19 vaccine. **A person can only be counted in one category, first dose or series complete.** For persons receiving Moderna or Pfizer vaccines, once they receive their second dose, they are moved from the first dose column to the series completed column. **Because of this, the total first dose category may show a change from report to report not matching the total receiving their first dose from the previous day.** Persons receiving Johnson & Johnson vaccines will always be counted in the series completed column.

COVID-19 doses for vaccinated persons in Florida	
Doses administered	784,212
People receiving one dose of a 1-dose series (Johnson & Johnson) or receiving only one dose of a 2-dose series (Moderna, Pfizer) count once. Persons receiving both doses of a 2-dose series count twice.	

Current status of persons vaccinated for COVID-19 in Florida	
Total people vaccinated	515,829
First dose	228,280
Series completed	287,549
Completed 1-dose series	19,166
Completed 2-dose series	268,383
First dose: current number of people who have only received their first dose of the Moderna or Pfizer vaccine.	
Series complete: current number of people who have received both Moderna or Pfizer vaccine doses or one Johnson & Johnson dose and are considered fully immunized.	

Demographic summary	First dose	Series complete	Total people vaccinated
Age group	228,280	287,549	515,829
16-24 years	8,118	4,067	12,185
25-34 years	14,258	12,536	26,794
35-44 years	22,929	18,001	40,930
45-54 years	45,029	26,601	71,630
55-64 years	79,423	39,667	119,090
65-74 years	32,440	108,624	141,064
75-84 years	17,853	57,036	74,889
85+ years	8,230	21,017	29,247
Race	228,280	287,549	515,829
White	128,183	193,857	322,040
Black	26,605	34,664	61,269
American Indian/Alaskan	971	1,471	2,442
Other	22,594	32,567	55,161
Unknown	49,927	24,990	74,917
Other race includes Asian, native Hawaiian/Pacific Islander, or other.			
Ethnicity	228,280	287,549	515,829
Hispanic	46,504	55,290	101,794
Non-Hispanic	92,192	165,426	257,618
Unknown	89,584	66,833	156,417
Gender	228,280	287,549	515,829
Female	123,710	163,532	287,242
Male	103,640	123,952	227,592
Unknown	930	65	995



COVID-19: Calhoun County vaccine summary

Vaccination data through Mar 30, 2021 as of Mar 31, 2021 at 12:05 AM

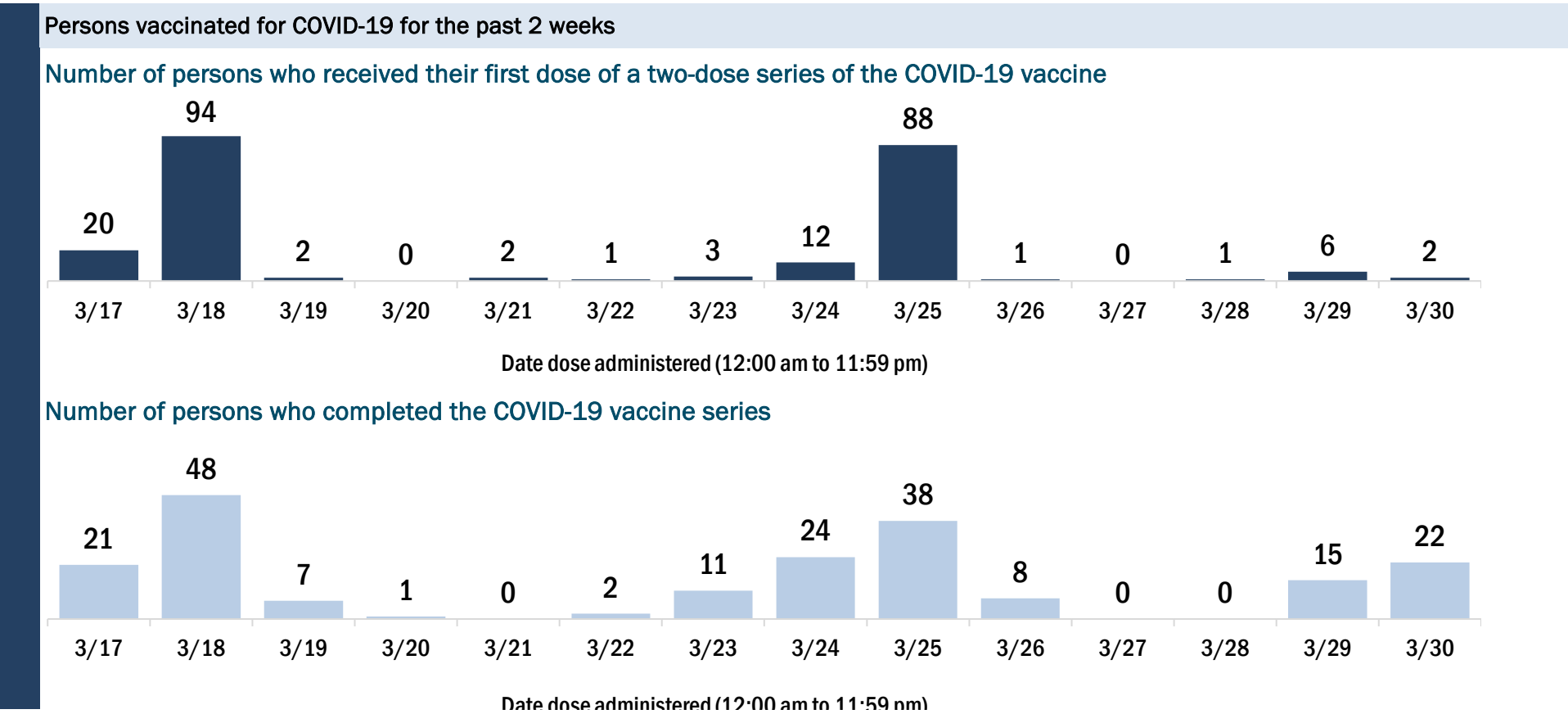
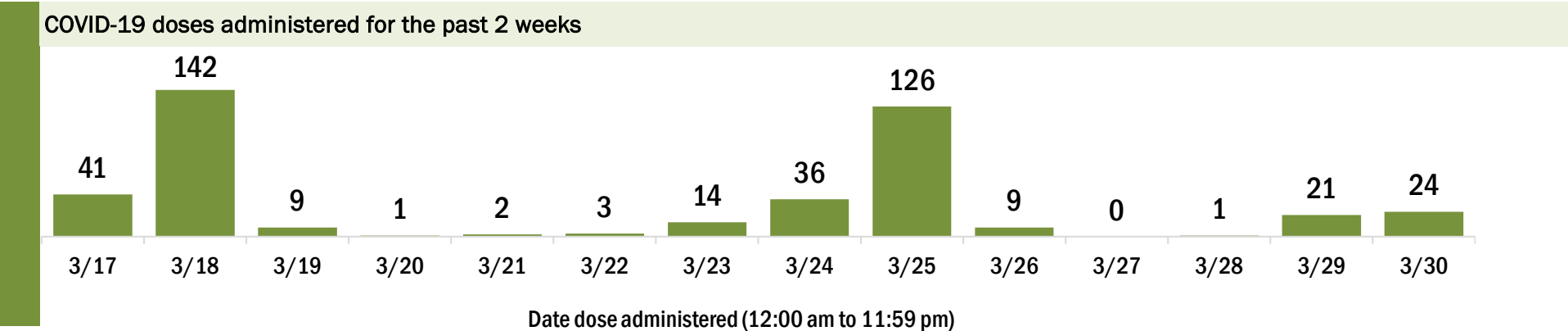
Data in this report are provisional and subject to change.

Data in this summary pertain to COVID-19 vaccines approved by the U.S. Food and Drug Administration and have been issued an Emergency Use Authorization (Janssen COVID-19 Vaccine, Moderna COVID-19 Vaccine and Pfizer-BioNTech COVID-19 Vaccine). These data summarize the number of people who have received either their first dose or have completed the series for a COVID-19 vaccine. **A person can only be counted in one category, first dose or series complete.** For persons receiving Moderna or Pfizer vaccines, once they receive their second dose, they are moved from the first dose column to the series completed column. **Because of this, the total first dose category may show a change from report to report not matching the total receiving their first dose from the previous day.** Persons receiving Johnson & Johnson vaccines will always be counted in the series completed column.

COVID-19 doses for vaccinated persons in Florida	
Doses administered	4,112
People receiving one dose of a 1-dose series (Johnson & Johnson) or receiving only one dose of a 2-dose series (Moderna, Pfizer) count once. Persons receiving both doses of a 2-dose series count twice.	

Current status of persons vaccinated for COVID-19 in Florida	
Total people vaccinated	2,370
First dose	516
Series completed	1,854
Completed 1-dose series	112
Completed 2-dose series	1,742
First dose: current number of people who have only received their first dose of the Moderna or Pfizer vaccine.	
Series complete: current number of people who have received both Moderna or Pfizer vaccine doses or one Johnson & Johnson dose and are considered fully immunized.	

Demographic summary	First dose	Series complete	Total people vaccinated
Age group	516	1,854	2,370
16-24 years	17	12	29
25-34 years	9	49	58
35-44 years	38	76	114
45-54 years	66	147	213
55-64 years	166	265	431
65-74 years	125	707	832
75-84 years	71	429	500
85+ years	24	169	193
Race	516	1,854	2,370
White	330	1,308	1,638
Black	57	101	158
American Indian/Alaskan	7	11	18
Other	49	291	340
Unknown	73	143	216
Other race includes Asian, native Hawaiian/Pacific Islander, or other.			
Ethnicity	516	1,854	2,370
Hispanic	11	32	43
Non-Hispanic	228	1,053	1,281
Unknown	277	769	1,046
Gender	516	1,854	2,370
Female	281	1,039	1,320
Male	235	814	1,049
Unknown	0	1	1



COVID-19: Charlotte County vaccine summary

Vaccination data through Mar 30, 2021 as of Mar 31, 2021 at 12:05 AM

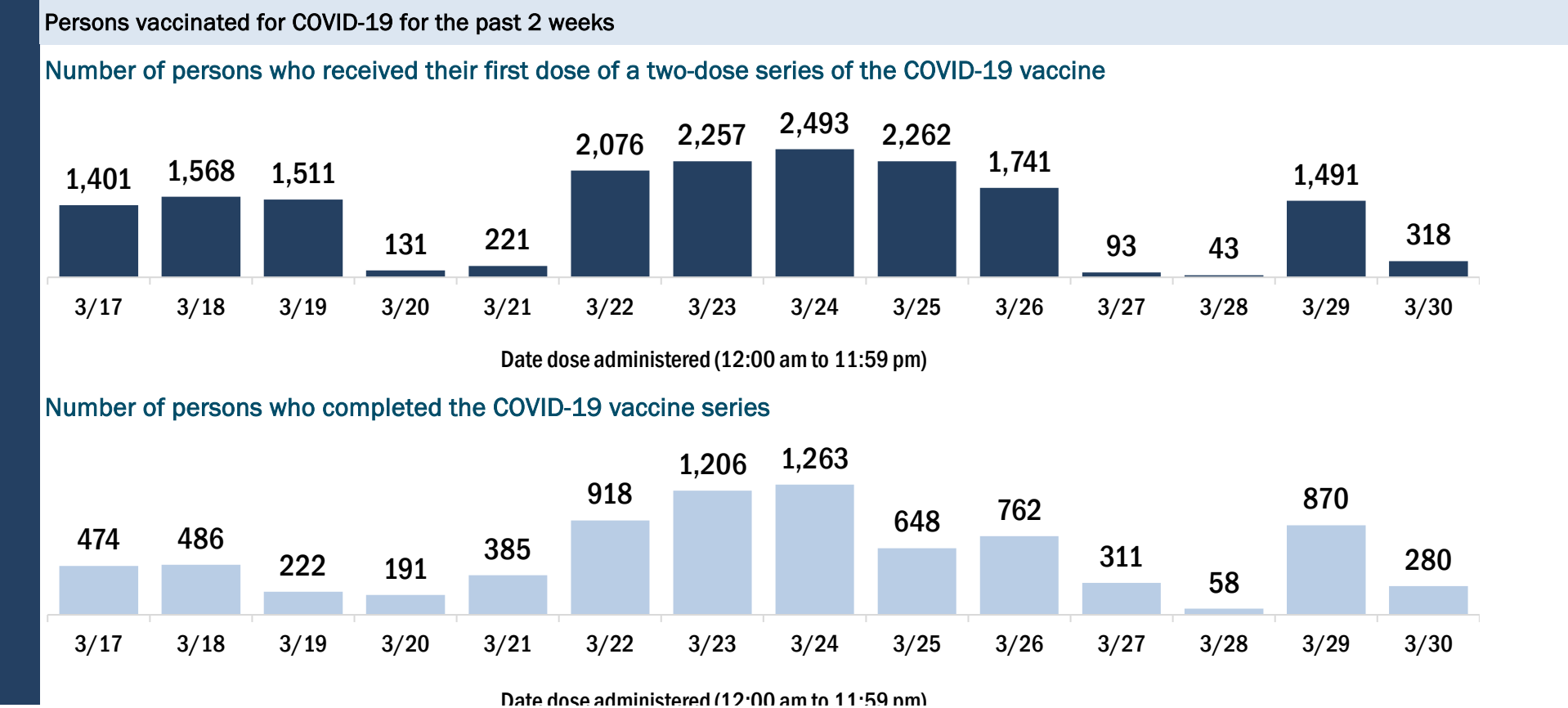
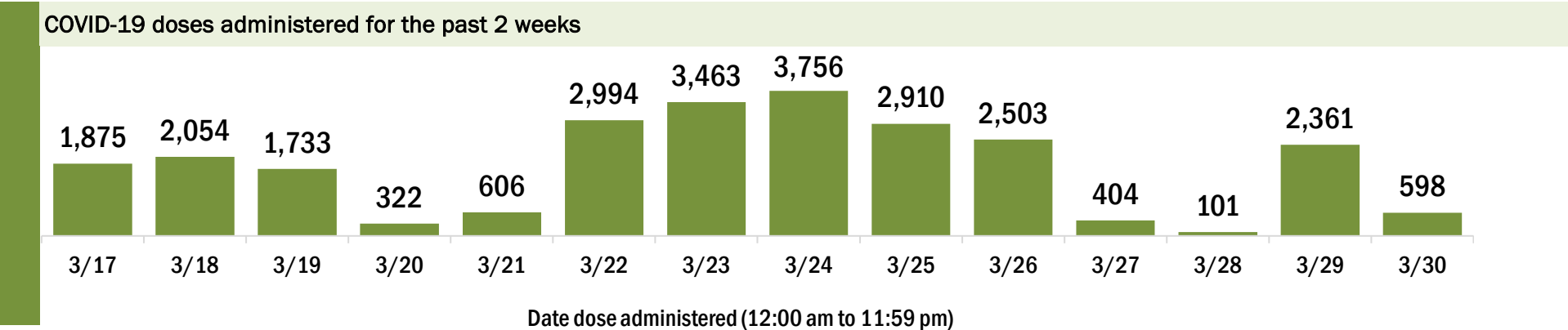
Data in this report are provisional and subject to change.

Data in this summary pertain to COVID-19 vaccines approved by the U.S. Food and Drug Administration and have been issued an Emergency Use Authorization (Janssen COVID-19 Vaccine, Moderna COVID-19 Vaccine and Pfizer-BioNTech COVID-19 Vaccine). These data summarize the number of people who have received either their first dose or have completed the series for a COVID-19 vaccine. **A person can only be counted in one category, first dose or series complete.** For persons receiving Moderna or Pfizer vaccines, once they receive their second dose, they are moved from the first dose column to the series completed column. **Because of this, the total first dose category may show a change from report to report not matching the total receiving their first dose from the previous day.** Persons receiving Johnson & Johnson vaccines will always be counted in the series completed column.

COVID-19 doses for vaccinated persons in Florida	
Doses administered	115,038
People receiving one dose of a 1-dose series (Johnson & Johnson) or receiving only one dose of a 2-dose series (Moderna, Pfizer) count once. Persons receiving both doses of a 2-dose series count twice.	

Current status of persons vaccinated for COVID-19 in Florida	
Total people vaccinated	80,314
First dose	41,901
Series completed	38,413
Completed 1-dose series	3,689
Completed 2-dose series	34,724
First dose: current number of people who have only received their first dose of the Moderna or Pfizer vaccine.	
Series complete: current number of people who have received both Moderna or Pfizer vaccine doses or one Johnson & Johnson dose and are considered fully immunized.	

Demographic summary	First dose	Series complete	Total people vaccinated
Age group	41,901	38,413	80,314
16-24 years	198	164	362
25-34 years	435	456	891
35-44 years	661	683	1,344
45-54 years	2,382	1,302	3,684
55-64 years	11,093	2,687	13,780
65-74 years	14,742	18,761	33,503
75-84 years	9,658	11,043	20,701
85+ years	2,732	3,317	6,049
Race	41,901	38,413	80,314
White	33,289	27,624	60,913
Black	778	498	1,276
American Indian/Alaskan	265	104	369
Other	2,071	3,086	5,157
Unknown	5,498	7,101	12,599
Other race includes Asian, native Hawaiian/Pacific Islander, or other.			
Ethnicity	41,901	38,413	80,314
Hispanic	1,009	539	1,548
Non-Hispanic	24,137	20,358	44,495
Unknown	16,755	17,516	34,271
Gender	41,901	38,413	80,314
Female	23,323	21,425	44,748
Male	18,547	16,964	35,511
Unknown	31	24	55



COVID-19: Citrus County vaccine summary

Vaccination data through Mar 30, 2021 as of Mar 31, 2021 at 12:05 AM

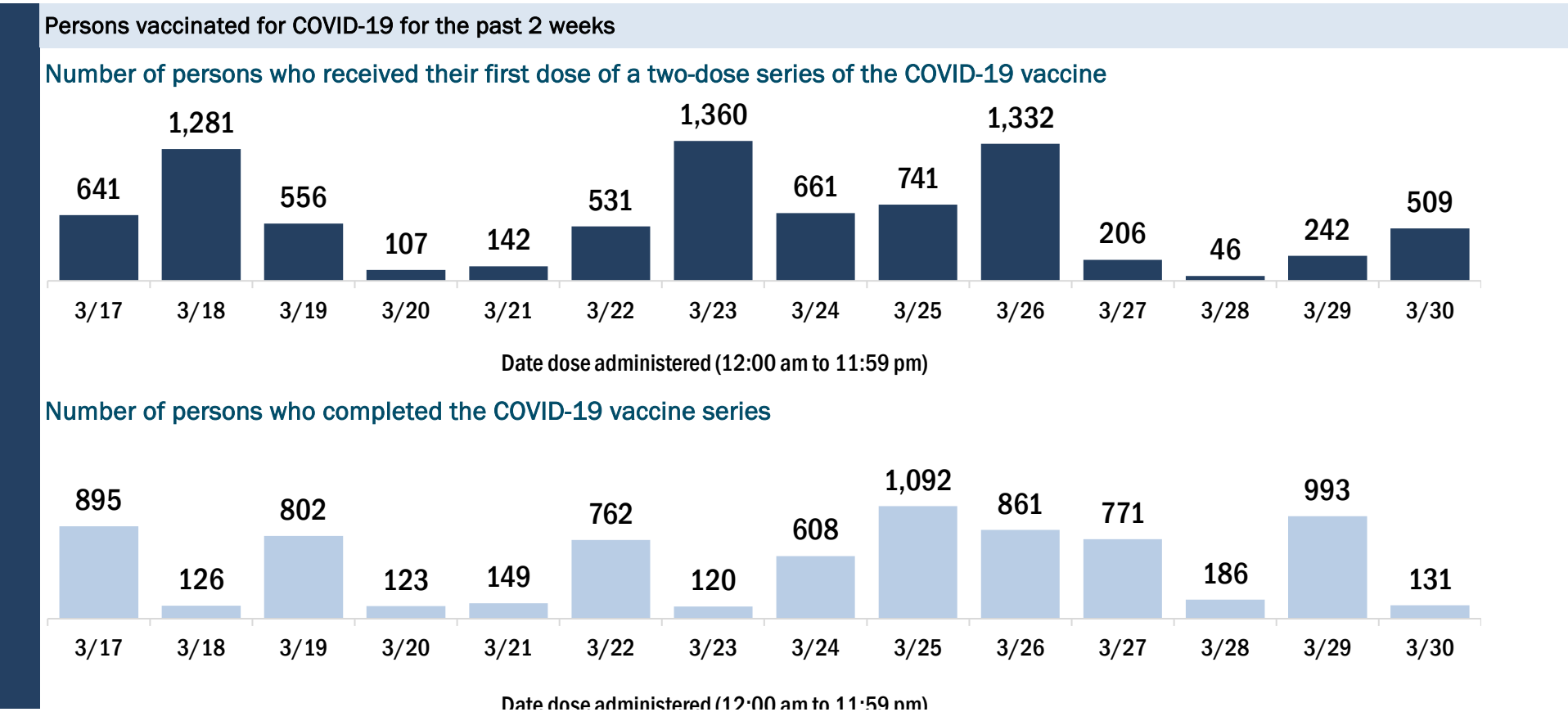
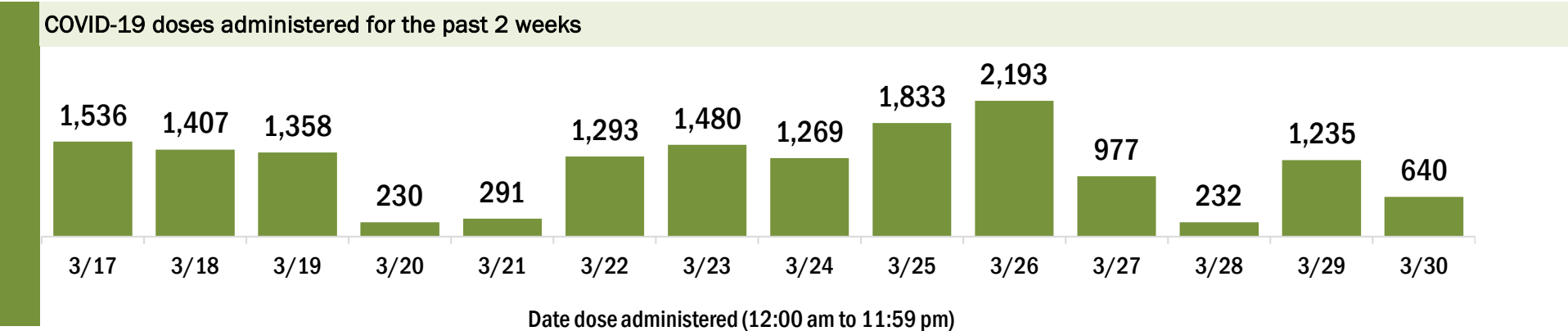
Data in this report are provisional and subject to change.

Data in this summary pertain to COVID-19 vaccines approved by the U.S. Food and Drug Administration and have been issued an Emergency Use Authorization (Janssen COVID-19 Vaccine, Moderna COVID-19 Vaccine and Pfizer-BioNTech COVID-19 Vaccine). These data summarize the number of people who have received either their first dose or have completed the series for a COVID-19 vaccine. **A person can only be counted in one category, first dose or series complete.** For persons receiving Moderna or Pfizer vaccines, once they receive their second dose, they are moved from the first dose column to the series completed column. **Because of this, the total first dose category may show a change from report to report not matching the total receiving their first dose from the previous day.** Persons receiving Johnson & Johnson vaccines will always be counted in the series completed column.

COVID-19 doses for vaccinated persons in Florida	
Doses administered	73,835
People receiving one dose of a 1-dose series (Johnson & Johnson) or receiving only one dose of a 2-dose series (Moderna, Pfizer) count once. Persons receiving both doses of a 2-dose series count twice.	

Current status of persons vaccinated for COVID-19 in Florida	
Total people vaccinated	46,880
First dose	19,173
Series completed	27,707
Completed 1-dose series	752
Completed 2-dose series	26,955
First dose: current number of people who have only received their first dose of the Moderna or Pfizer vaccine.	
Series complete: current number of people who have received both Moderna or Pfizer vaccine doses or one Johnson & Johnson dose and are considered fully immunized.	

Demographic summary	First dose	Series complete	Total people vaccinated
Age group	19,173	27,707	46,880
16-24 years	166	177	343
25-34 years	270	416	686
35-44 years	415	578	993
45-54 years	1,252	937	2,189
55-64 years	5,353	1,820	7,173
65-74 years	6,428	12,532	18,960
75-84 years	4,094	8,713	12,807
85+ years	1,195	2,534	3,729
Race	19,173	27,707	46,880
White	15,357	19,580	34,937
Black	310	317	627
American Indian/Alaskan	106	135	241
Other	843	2,372	3,215
Unknown	2,557	5,303	7,860
Other race includes Asian, native Hawaiian/Pacific Islander, or other.			
Ethnicity	19,173	27,707	46,880
Hispanic	655	520	1,175
Non-Hispanic	12,407	14,522	26,929
Unknown	6,111	12,665	18,776
Gender	19,173	27,707	46,880
Female	11,071	15,744	26,815
Male	8,076	11,952	20,028
Unknown	26	11	37



COVID-19: Clay County vaccine summary

Vaccination data through Mar 30, 2021 as of Mar 31, 2021 at 12:05 AM

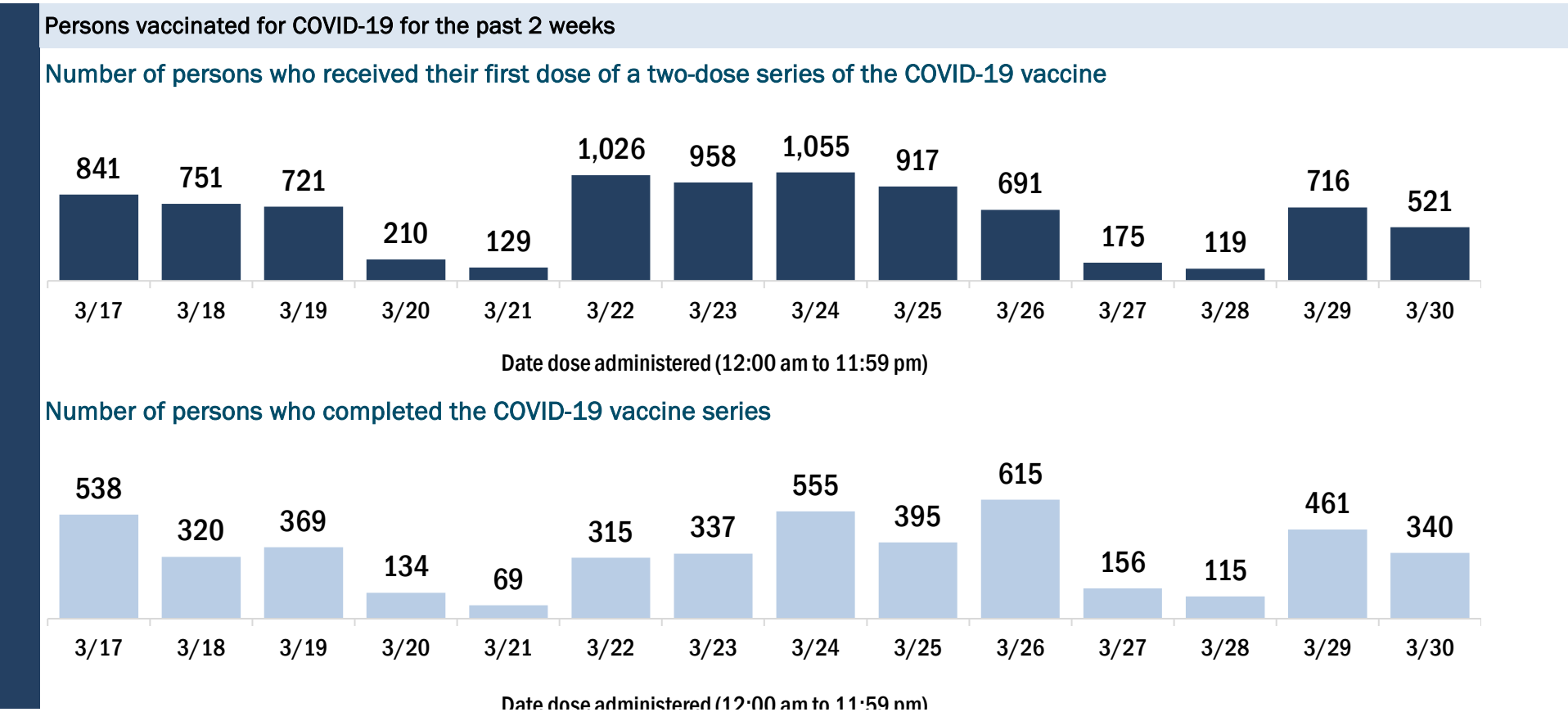
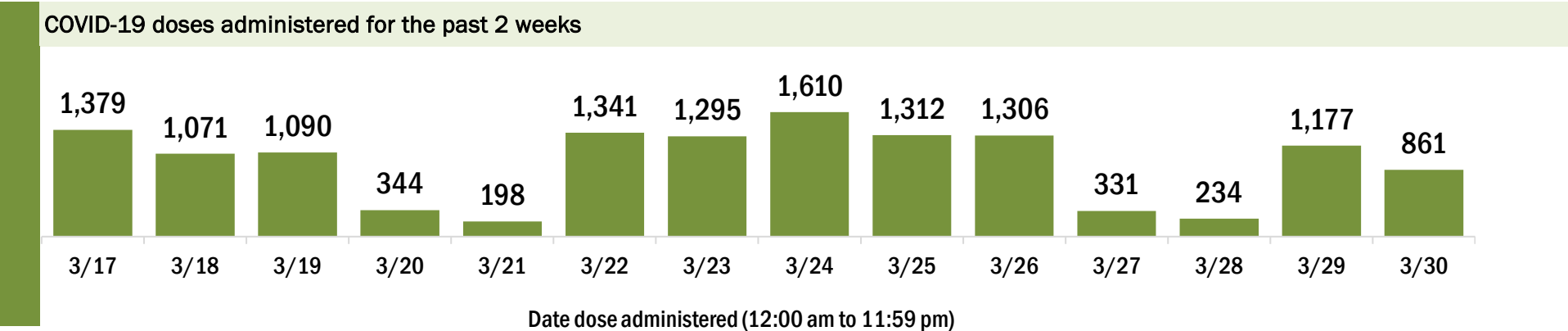
Data in this report are provisional and subject to change.

Data in this summary pertain to COVID-19 vaccines approved by the U.S. Food and Drug Administration and have been issued an Emergency Use Authorization (Janssen COVID-19 Vaccine, Moderna COVID-19 Vaccine and Pfizer-BioNTech COVID-19 Vaccine). These data summarize the number of people who have received either their first dose or have completed the series for a COVID-19 vaccine. **A person can only be counted in one category, first dose or series complete.** For persons receiving Moderna or Pfizer vaccines, once they receive their second dose, they are moved from the first dose column to the series completed column. **Because of this, the total first dose category may show a change from report to report not matching the total receiving their first dose from the previous day.** Persons receiving Johnson & Johnson vaccines will always be counted in the series completed column.

COVID-19 doses for vaccinated persons in Florida	
Doses administered	72,762
People receiving one dose of a 1-dose series (Johnson & Johnson) or receiving only one dose of a 2-dose series (Moderna, Pfizer) count once. Persons receiving both doses of a 2-dose series count twice.	

Current status of persons vaccinated for COVID-19 in Florida	
Total people vaccinated	45,153
First dose	15,995
Series completed	29,158
Completed 1-dose series	1,549
Completed 2-dose series	27,609
First dose: current number of people who have only received their first dose of the Moderna or Pfizer vaccine.	
Series complete: current number of people who have received both Moderna or Pfizer vaccine doses or one Johnson & Johnson dose and are considered fully immunized.	

Demographic summary	First dose	Series complete	Total people vaccinated
Age group	15,995	29,158	45,153
16-24 years	610	425	1,035
25-34 years	840	1,075	1,915
35-44 years	1,556	1,782	3,338
45-54 years	3,137	2,483	5,620
55-64 years	6,405	3,609	10,014
65-74 years	2,061	11,899	13,960
75-84 years	1,028	6,082	7,110
85+ years	358	1,803	2,161
Race	15,995	29,158	45,153
White	10,080	21,807	31,887
Black	1,249	1,701	2,950
American Indian/Alaskan	90	142	232
Other	1,799	2,713	4,512
Unknown	2,777	2,795	5,572
Other race includes Asian, native Hawaiian/Pacific Islander, or other.			
Ethnicity	15,995	29,158	45,153
Hispanic	857	1,042	1,899
Non-Hispanic	10,113	22,191	32,304
Unknown	5,025	5,925	10,950
Gender	15,995	29,158	45,153
Female	9,396	16,989	26,385
Male	6,566	12,168	18,734
Unknown	33	1	34



COVID-19: Collier County vaccine summary

Vaccination data through Mar 30, 2021 as of Mar 31, 2021 at 12:05 AM

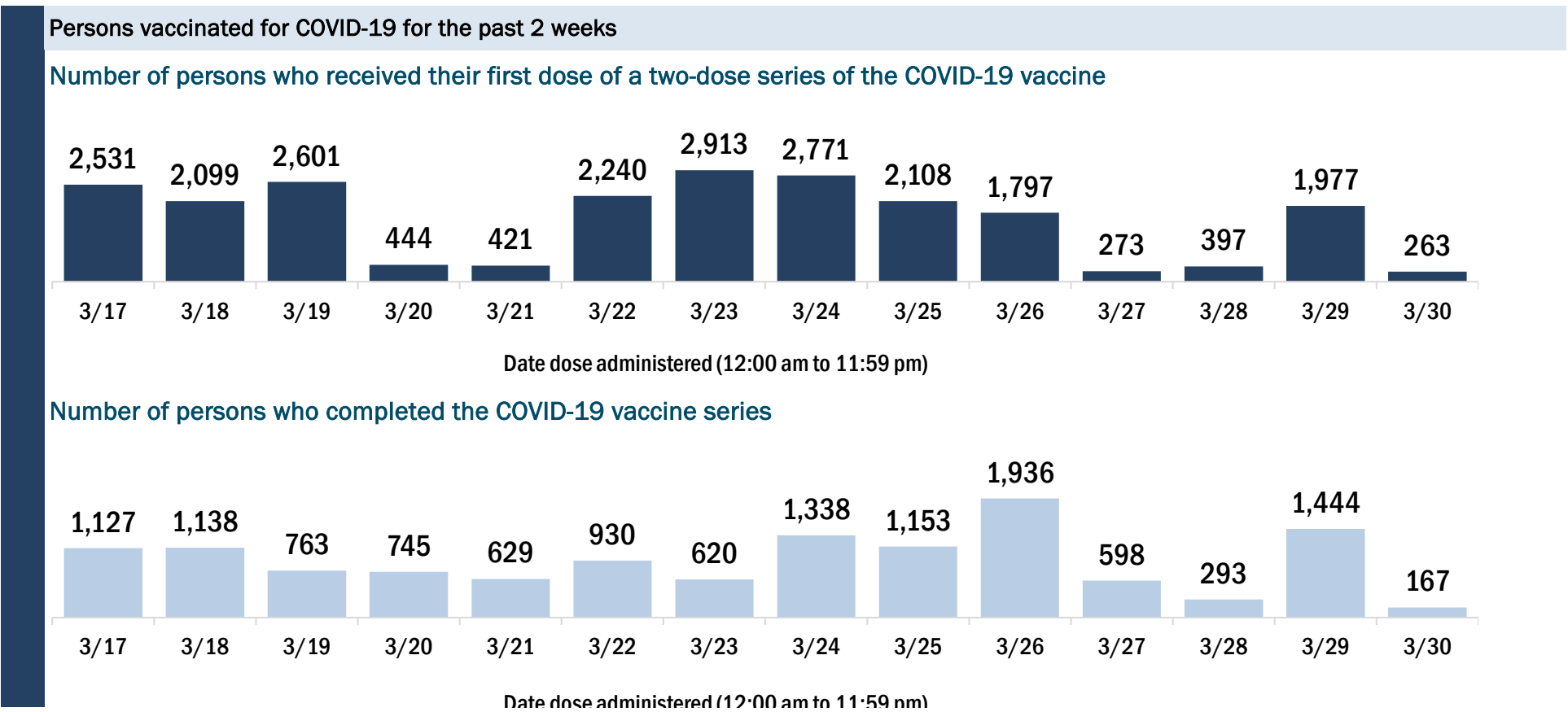
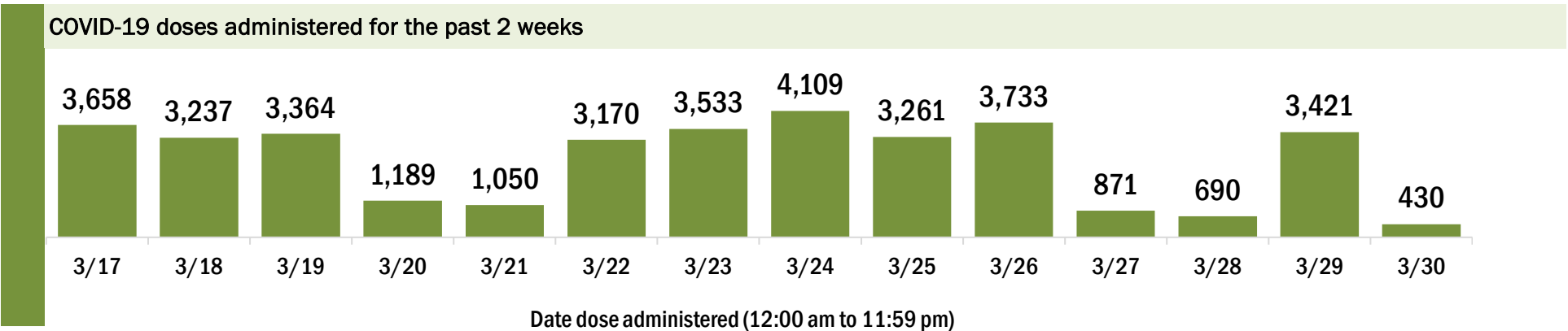
Data in this report are provisional and subject to change.

Data in this summary pertain to COVID-19 vaccines approved by the U.S. Food and Drug Administration and have been issued an Emergency Use Authorization (Janssen COVID-19 Vaccine, Moderna COVID-19 Vaccine and Pfizer-BioNTech COVID-19 Vaccine). These data summarize the number of people who have received either their first dose or have completed the series for a COVID-19 vaccine. **A person can only be counted in one category, first dose or series complete.** For persons receiving Moderna or Pfizer vaccines, once they receive their second dose, they are moved from the first dose column to the series completed column. **Because of this, the total first dose category may show a change from report to report not matching the total receiving their first dose from the previous day.** Persons receiving Johnson & Johnson vaccines will always be counted in the series completed column.

COVID-19 doses for vaccinated persons in Florida	
Doses administered	207,105
People receiving one dose of a 1-dose series (Johnson & Johnson) or receiving only one dose of a 2-dose series (Moderna, Pfizer) count once. Persons receiving both doses of a 2-dose series count twice.	

Current status of persons vaccinated for COVID-19 in Florida	
Total people vaccinated	132,466
First dose	53,874
Series completed	78,592
Completed 1-dose series	3,953
Completed 2-dose series	74,639
First dose: current number of people who have only received their first dose of the Moderna or Pfizer vaccine.	
Series complete: current number of people who have received both Moderna or Pfizer vaccine doses or one Johnson & Johnson dose and are considered fully immunized.	

Demographic summary	First dose	Series complete	Total people vaccinated
Age group	53,874	78,592	132,466
16-24 years	552	472	1,024
25-34 years	975	1,248	2,223
35-44 years	1,302	1,766	3,068
45-54 years	3,664	2,811	6,475
55-64 years	14,955	5,160	20,115
65-74 years	15,800	35,974	51,774
75-84 years	12,734	23,986	36,720
85+ years	3,892	7,175	11,067
Race	53,874	78,592	132,466
White	36,505	49,421	85,926
Black	629	674	1,303
American Indian/Alaskan	170	228	398
Other	3,418	6,283	9,701
Unknown	13,152	21,986	35,138
Other race includes Asian, native Hawaiian/Pacific Islander, or other.			
Ethnicity	53,874	78,592	132,466
Hispanic	3,277	2,785	6,062
Non-Hispanic	24,887	34,191	59,078
Unknown	25,710	41,616	67,326
Gender	53,874	78,592	132,466
Female	30,009	43,533	73,542
Male	23,586	34,836	58,422
Unknown	279	223	502



COVID-19: Columbia County vaccine summary

Vaccination data through Mar 30, 2021 as of Mar 31, 2021 at 12:05 AM

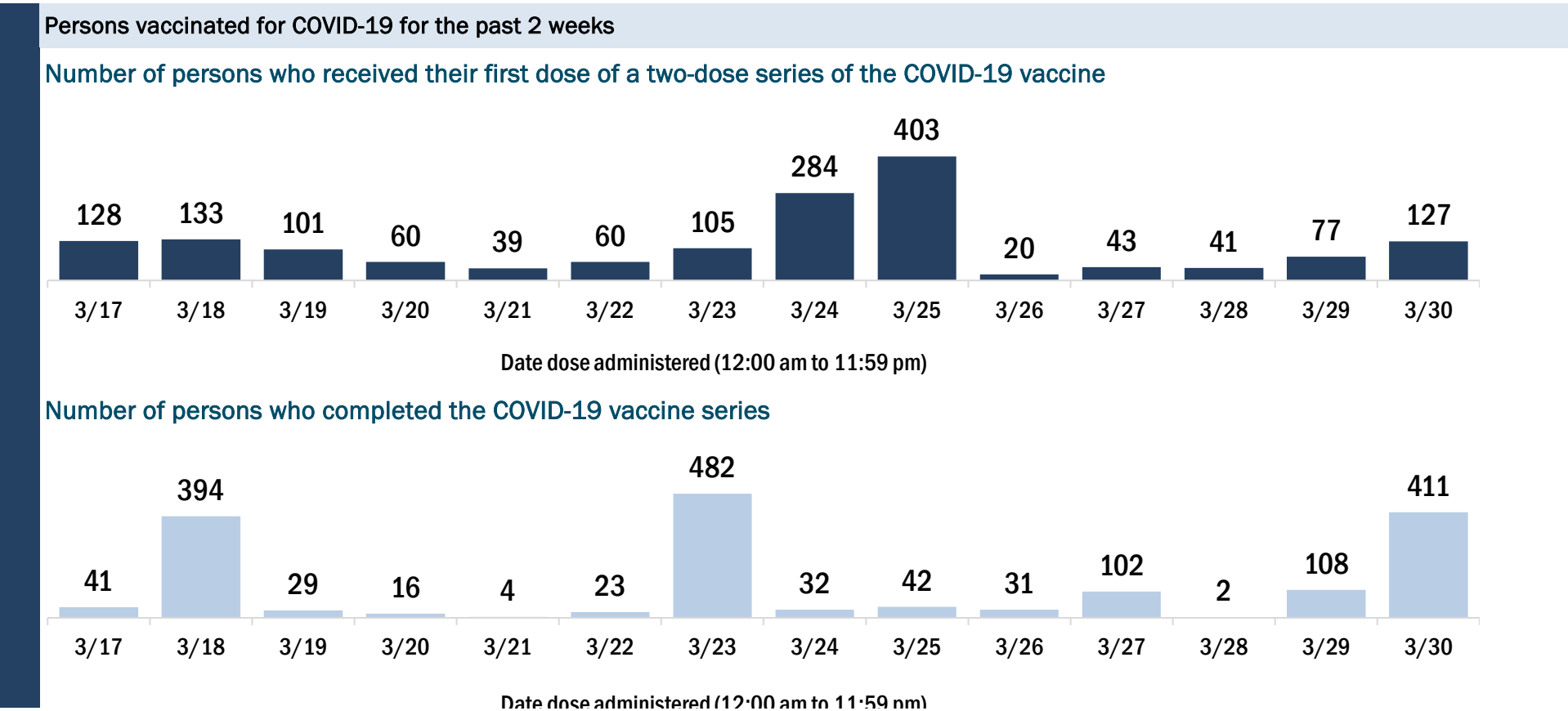
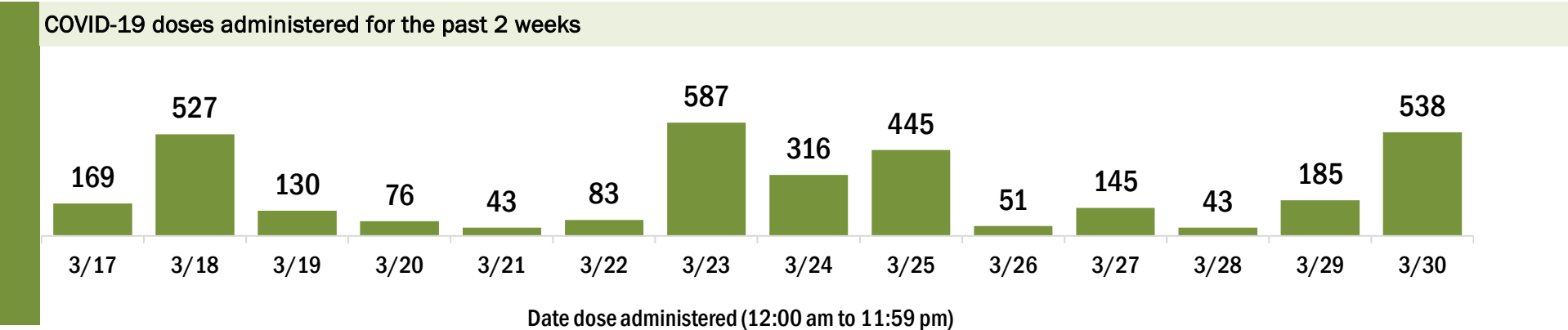
Data in this report are provisional and subject to change.

Data in this summary pertain to COVID-19 vaccines approved by the U.S. Food and Drug Administration and have been issued an Emergency Use Authorization (Janssen COVID-19 Vaccine, Moderna COVID-19 Vaccine and Pfizer-BioNTech COVID-19 Vaccine). These data summarize the number of people who have received either their first dose or have completed the series for a COVID-19 vaccine. **A person can only be counted in one category, first dose or series complete.** For persons receiving Moderna or Pfizer vaccines, once they receive their second dose, they are moved from the first dose column to the series completed column. **Because of this, the total first dose category may show a change from report to report not matching the total receiving their first dose from the previous day.** Persons receiving Johnson & Johnson vaccines will always be counted in the series completed column.

COVID-19 doses for vaccinated persons in Florida	
Doses administered	18,765
People receiving one dose of a 1-dose series (Johnson & Johnson) or receiving only one dose of a 2-dose series (Moderna, Pfizer) count once. Persons receiving both doses of a 2-dose series count twice.	

Current status of persons vaccinated for COVID-19 in Florida	
Total people vaccinated	11,326
First dose	3,188
Series completed	8,138
Completed 1-dose series	699
Completed 2-dose series	7,439
First dose: current number of people who have only received their first dose of the Moderna or Pfizer vaccine.	
Series complete: current number of people who have received both Moderna or Pfizer vaccine doses or one Johnson & Johnson dose and are considered fully immunized.	

Demographic summary	First dose	Series complete	Total people vaccinated
Age group	3,188	8,138	11,326
16-24 years	69	75	144
25-34 years	171	183	354
35-44 years	247	303	550
45-54 years	556	491	1,047
55-64 years	1,233	956	2,189
65-74 years	538	3,466	4,004
75-84 years	278	2,062	2,340
85+ years	96	602	698
Race	3,188	8,138	11,326
White	2,048	5,817	7,865
Black	363	768	1,131
American Indian/Alaskan	21	46	67
Other	293	623	916
Unknown	463	884	1,347
Other race includes Asian, native Hawaiian/Pacific Islander, or other.			
Ethnicity	3,188	8,138	11,326
Hispanic	134	174	308
Non-Hispanic	1,913	5,487	7,400
Unknown	1,141	2,477	3,618
Gender	3,188	8,138	11,326
Female	1,941	4,845	6,786
Male	1,245	3,293	4,538
Unknown	2	0	2



COVID-19: Dade County vaccine summary

Vaccination data through Mar 30, 2021 as of Mar 31, 2021 at 12:05 AM

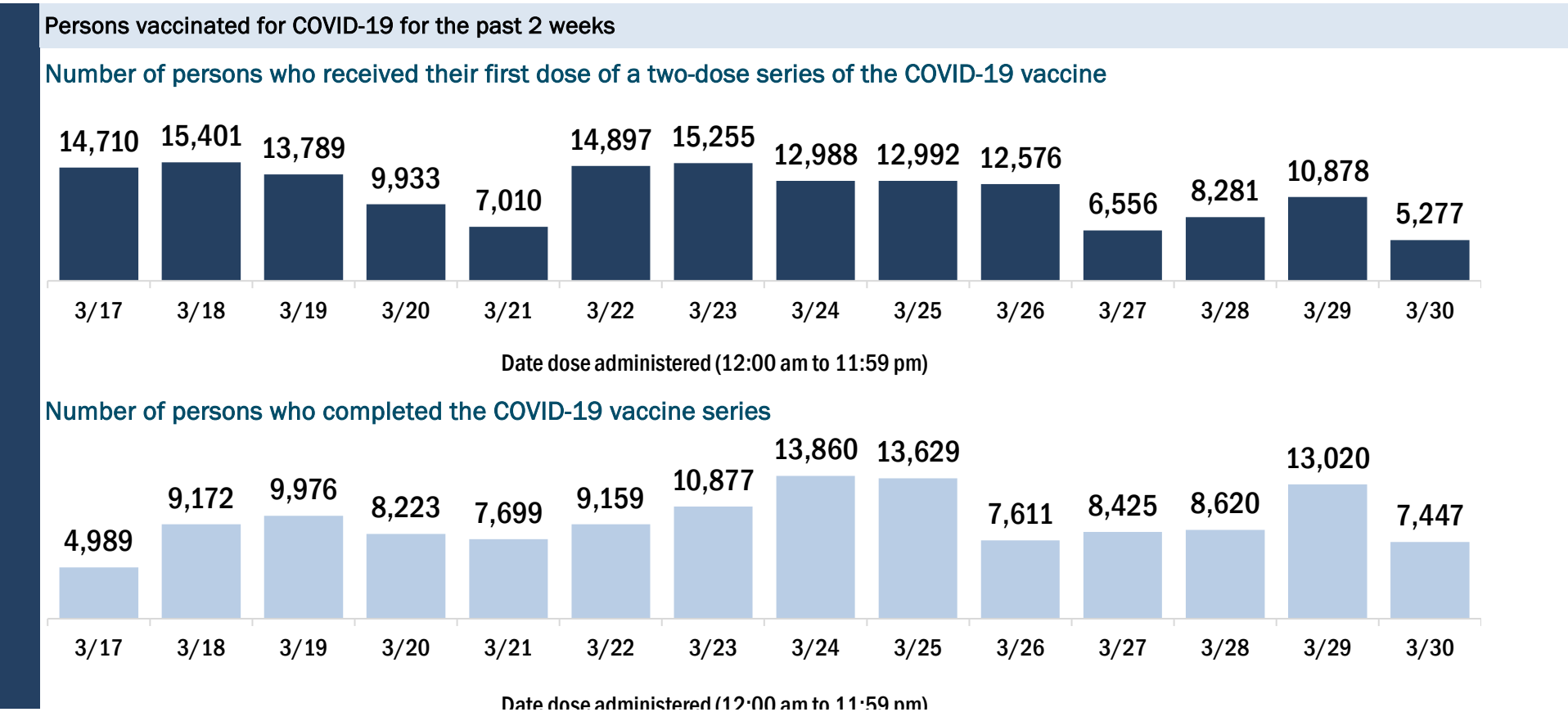
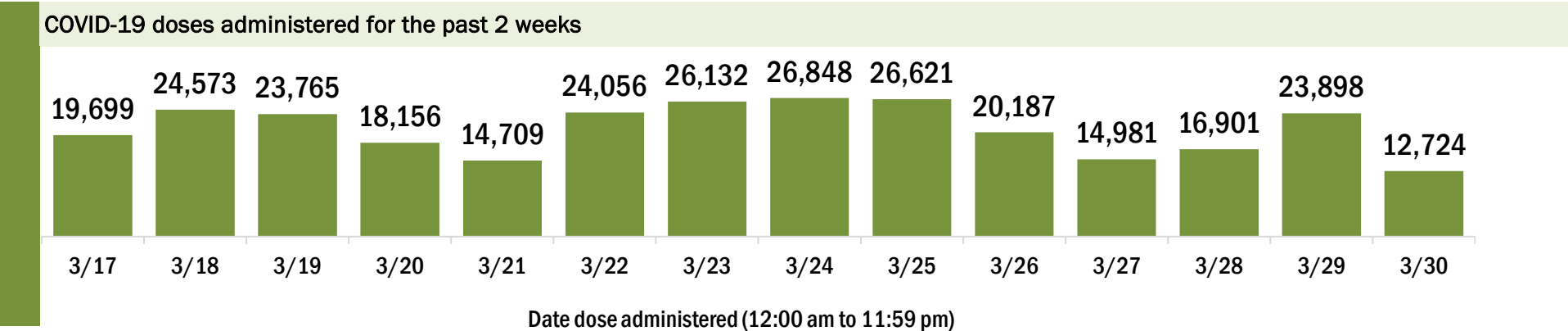
Data in this report are provisional and subject to change.

Data in this summary pertain to COVID-19 vaccines approved by the U.S. Food and Drug Administration and have been issued an Emergency Use Authorization (Janssen COVID-19 Vaccine, Moderna COVID-19 Vaccine and Pfizer-BioNTech COVID-19 Vaccine). These data summarize the number of people who have received either their first dose or have completed the series for a COVID-19 vaccine. **A person can only be counted in one category, first dose or series complete.** For persons receiving Moderna or Pfizer vaccines, once they receive their second dose, they are moved from the first dose column to the series completed column. **Because of this, the total first dose category may show a change from report to report not matching the total receiving their first dose from the previous day.** Persons receiving Johnson & Johnson vaccines will always be counted in the series completed column.

COVID-19 doses for vaccinated persons in Florida	
Doses administered	1,103,924
People receiving one dose of a 1-dose series (Johnson & Johnson) or receiving only one dose of a 2-dose series (Moderna, Pfizer) count once. Persons receiving both doses of a 2-dose series count twice.	

Current status of persons vaccinated for COVID-19 in Florida	
Total people vaccinated	738,909
First dose	335,306
Series completed	403,603
Completed 1-dose series	38,588
Completed 2-dose series	365,015
First dose: current number of people who have only received their first dose of the Moderna or Pfizer vaccine.	
Series complete: current number of people who have received both Moderna or Pfizer vaccine doses or one Johnson & Johnson dose and are considered fully immunized.	

Demographic summary	First dose	Series complete	Total people vaccinated
Age group	335,306	403,603	738,909
16-24 years	13,484	6,604	20,088
25-34 years	26,210	20,816	47,026
35-44 years	38,498	28,210	66,708
45-54 years	66,476	41,280	107,756
55-64 years	97,103	60,236	157,339
65-74 years	51,908	132,299	184,207
75-84 years	29,244	82,414	111,658
85+ years	12,383	31,744	44,127
Race	335,306	403,603	738,909
White	225,661	285,303	510,964
Black	20,723	32,027	52,750
American Indian/Alaskan	869	933	1,802
Other	31,995	48,268	80,263
Unknown	56,058	37,072	93,130
Other race includes Asian, native Hawaiian/Pacific Islander, or other.			
Ethnicity	335,306	403,603	738,909
Hispanic	156,224	219,459	375,683
Non-Hispanic	60,964	104,555	165,519
Unknown	118,118	79,589	197,707
Gender	335,306	403,603	738,909
Female	182,685	231,633	414,318
Male	150,734	171,733	322,467
Unknown	1,887	237	2,124



COVID-19: Desoto County vaccine summary

Vaccination data through Mar 30, 2021 as of Mar 31, 2021 at 12:05 AM

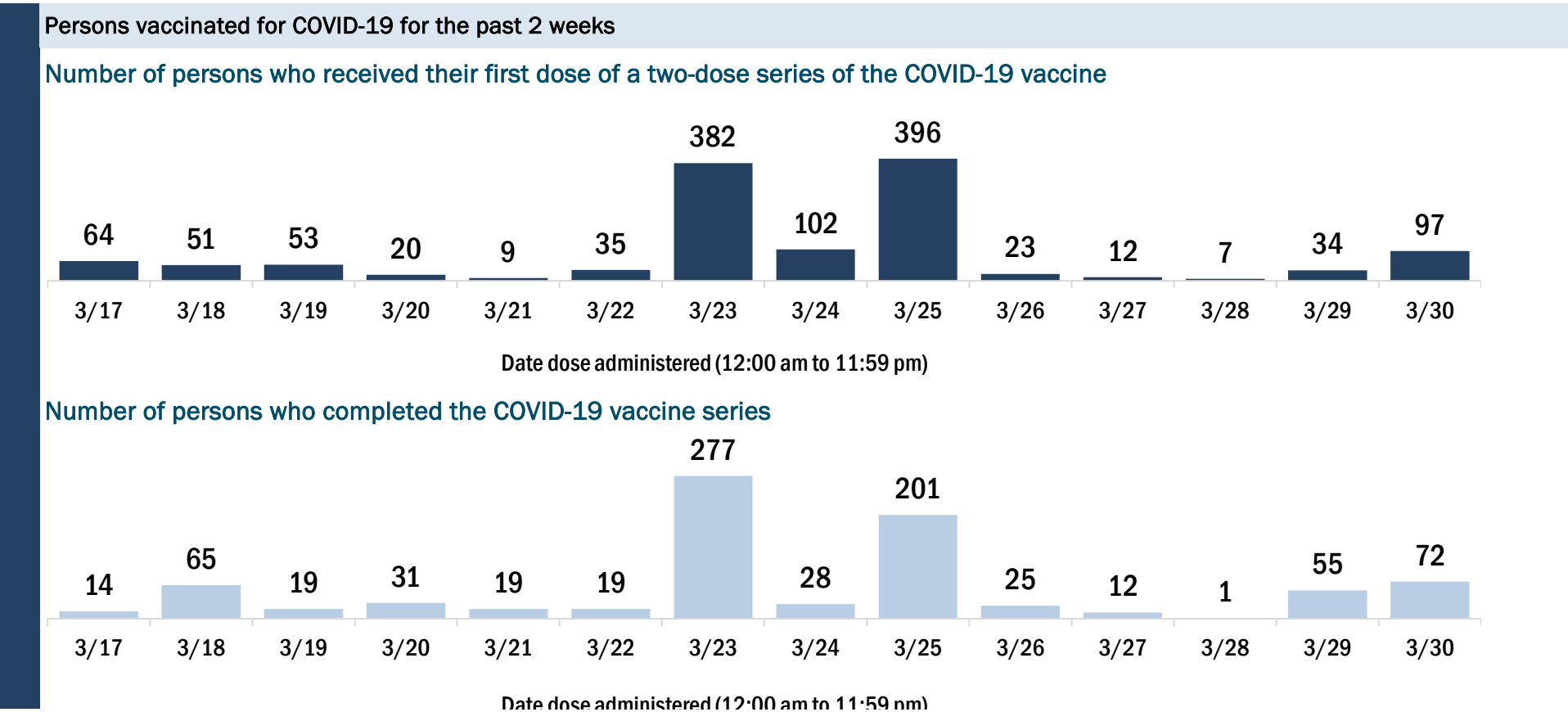
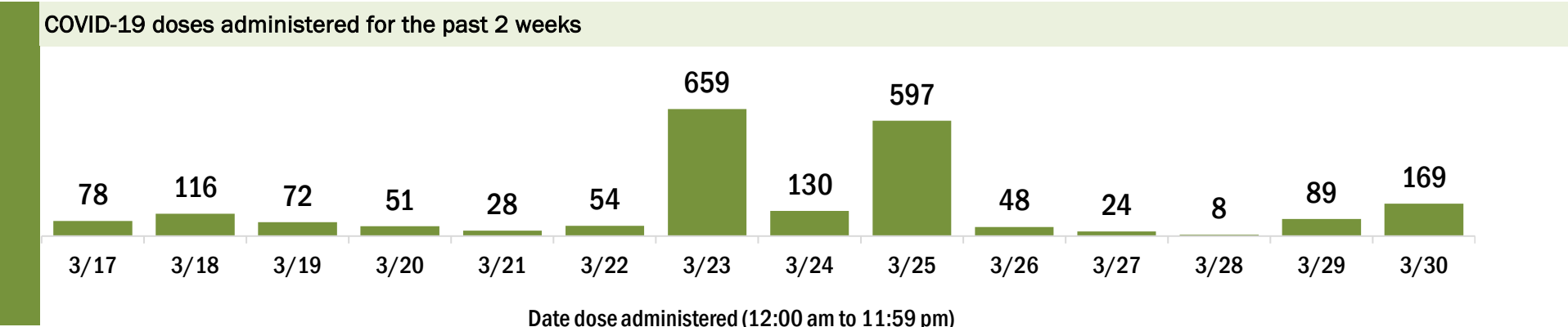
Data in this report are provisional and subject to change.

Data in this summary pertain to COVID-19 vaccines approved by the U.S. Food and Drug Administration and have been issued an Emergency Use Authorization (Janssen COVID-19 Vaccine, Moderna COVID-19 Vaccine and Pfizer-BioNTech COVID-19 Vaccine). These data summarize the number of people who have received either their first dose or have completed the series for a COVID-19 vaccine. **A person can only be counted in one category, first dose or series complete.** For persons receiving Moderna or Pfizer vaccines, once they receive their second dose, they are moved from the first dose column to the series completed column. **Because of this, the total first dose category may show a change from report to report not matching the total receiving their first dose from the previous day.** Persons receiving Johnson & Johnson vaccines will always be counted in the series completed column.

COVID-19 doses for vaccinated persons in Florida	
Doses administered	10,786
People receiving one dose of a 1-dose series (Johnson & Johnson) or receiving only one dose of a 2-dose series (Moderna, Pfizer) count once. Persons receiving both doses of a 2-dose series count twice.	

Current status of persons vaccinated for COVID-19 in Florida	
Total people vaccinated	7,348
First dose	3,806
Series completed	3,542
Completed 1-dose series	104
Completed 2-dose series	3,438
First dose: current number of people who have only received their first dose of the Moderna or Pfizer vaccine.	
Series complete: current number of people who have received both Moderna or Pfizer vaccine doses or one Johnson & Johnson dose and are considered fully immunized.	

Demographic summary	First dose	Series complete	Total people vaccinated
Age group	3,806	3,542	7,348
16-24 years	40	17	57
25-34 years	95	71	166
35-44 years	142	106	248
45-54 years	347	200	547
55-64 years	935	320	1,255
65-74 years	1,270	1,533	2,803
75-84 years	800	1,033	1,833
85+ years	177	262	439
Race	3,806	3,542	7,348
White	2,373	2,580	4,953
Black	253	171	424
American Indian/Alaskan	13	7	20
Other	311	279	590
Unknown	856	505	1,361
Other race includes Asian, native Hawaiian/Pacific Islander, or other.			
Ethnicity	3,806	3,542	7,348
Hispanic	262	150	412
Non-Hispanic	1,857	1,277	3,134
Unknown	1,687	2,115	3,802
Gender	3,806	3,542	7,348
Female	1,816	1,980	3,796
Male	1,990	1,562	3,552
Unknown	0	0	0



COVID-19: Dixie County vaccine summary

Vaccination data through Mar 30, 2021 as of Mar 31, 2021 at 12:05 AM

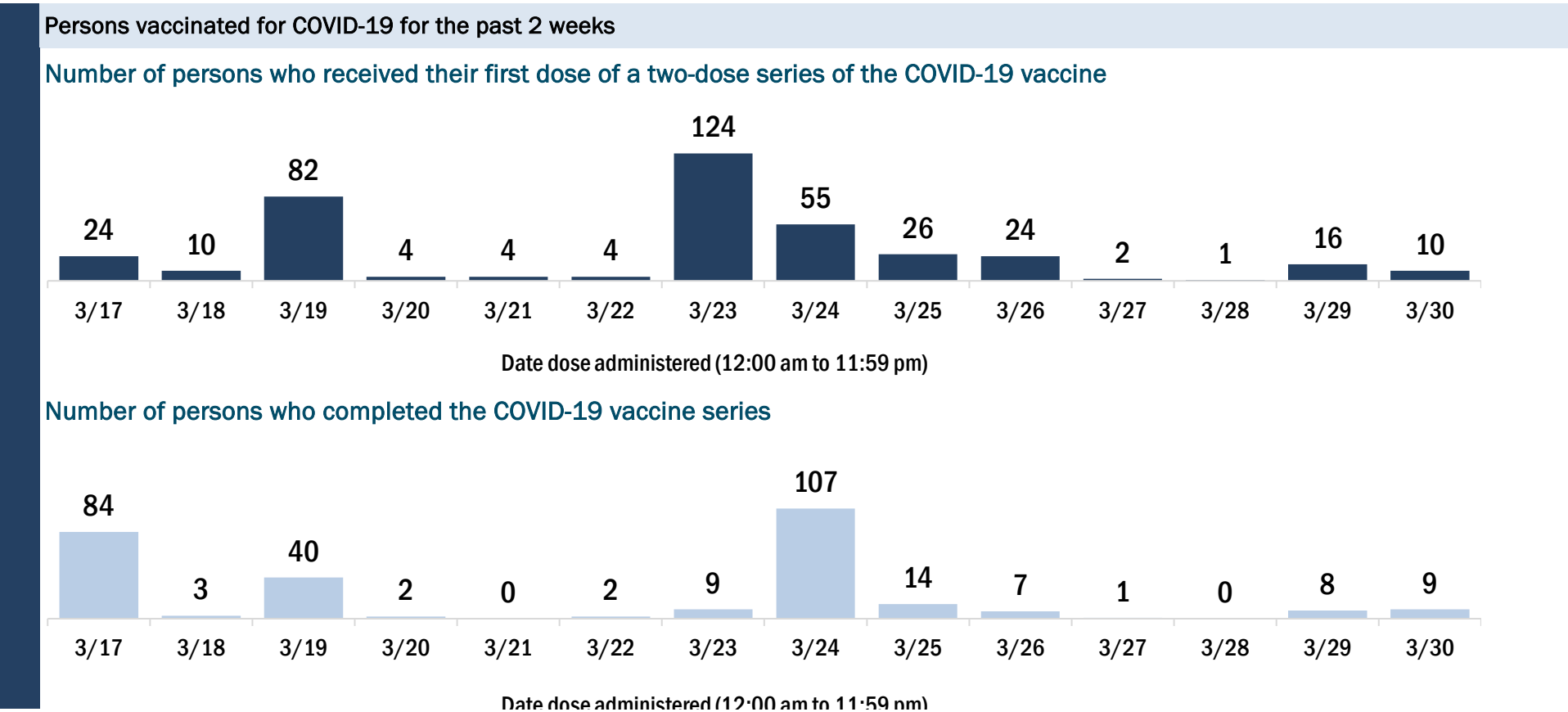
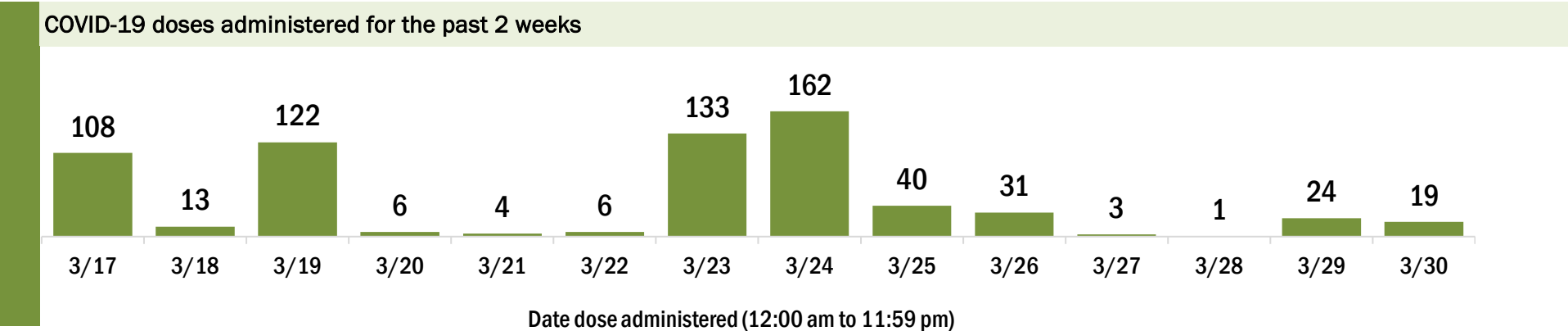
Data in this report are provisional and subject to change.

Data in this summary pertain to COVID-19 vaccines approved by the U.S. Food and Drug Administration and have been issued an Emergency Use Authorization (Janssen COVID-19 Vaccine, Moderna COVID-19 Vaccine and Pfizer-BioNTech COVID-19 Vaccine). These data summarize the number of people who have received either their first dose or have completed the series for a COVID-19 vaccine. **A person can only be counted in one category, first dose or series complete.** For persons receiving Moderna or Pfizer vaccines, once they receive their second dose, they are moved from the first dose column to the series completed column. **Because of this, the total first dose category may show a change from report to report not matching the total receiving their first dose from the previous day.** Persons receiving Johnson & Johnson vaccines will always be counted in the series completed column.

COVID-19 doses for vaccinated persons in Florida	
Doses administered	3,905
People receiving one dose of a 1-dose series (Johnson & Johnson) or receiving only one dose of a 2-dose series (Moderna, Pfizer) count once. Persons receiving both doses of a 2-dose series count twice.	

Current status of persons vaccinated for COVID-19 in Florida	
Total people vaccinated	2,424
First dose	887
Series completed	1,537
Completed 1-dose series	56
Completed 2-dose series	1,481
First dose: current number of people who have only received their first dose of the Moderna or Pfizer vaccine.	
Series complete: current number of people who have received both Moderna or Pfizer vaccine doses or one Johnson & Johnson dose and are considered fully immunized.	

Demographic summary	First dose	Series complete	Total people vaccinated
Age group	887	1,537	2,424
16-24 years	9	4	13
25-34 years	18	15	33
35-44 years	38	28	66
45-54 years	57	44	101
55-64 years	274	125	399
65-74 years	290	749	1,039
75-84 years	157	451	608
85+ years	44	121	165
Race	887	1,537	2,424
White	745	1,338	2,083
Black	62	38	100
American Indian/Alaskan	18	11	29
Other	30	46	76
Unknown	32	104	136
Other race includes Asian, native Hawaiian/Pacific Islander, or other.			
Ethnicity	887	1,537	2,424
Hispanic	24	24	48
Non-Hispanic	701	1,069	1,770
Unknown	162	444	606
Gender	887	1,537	2,424
Female	480	824	1,304
Male	407	713	1,120
Unknown	0	0	0



COVID-19: Duval County vaccine summary

Vaccination data through Mar 30, 2021 as of Mar 31, 2021 at 12:05 AM

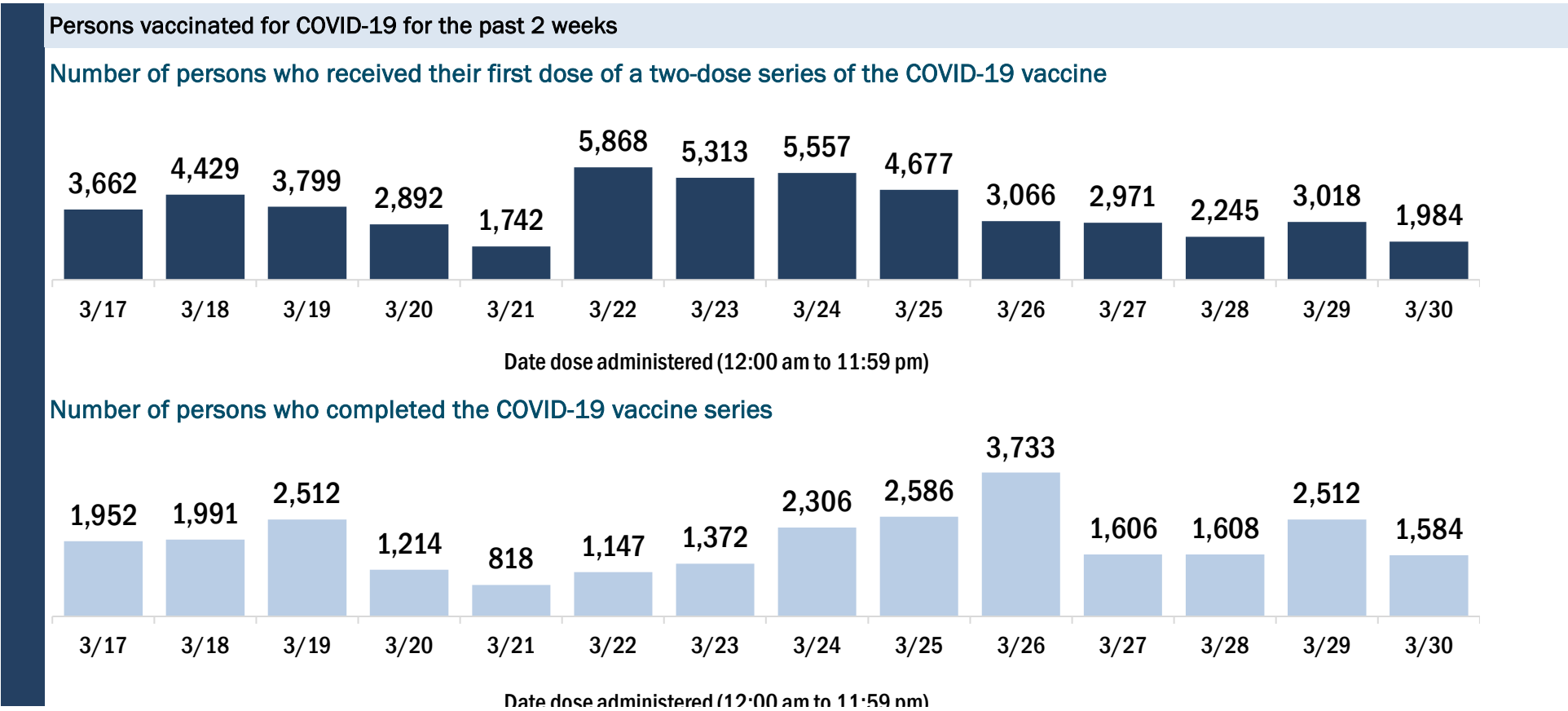
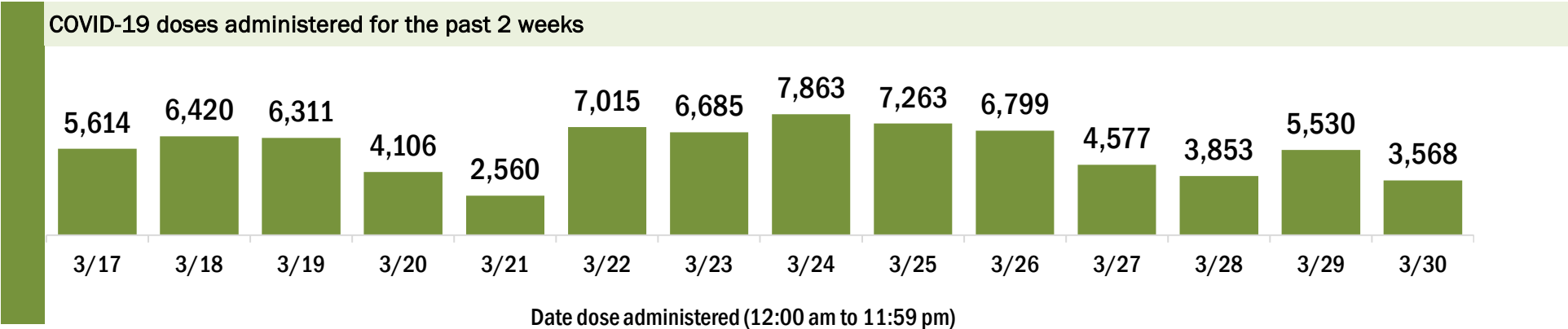
Data in this report are provisional and subject to change.

Data in this summary pertain to COVID-19 vaccines approved by the U.S. Food and Drug Administration and have been issued an Emergency Use Authorization (Janssen COVID-19 Vaccine, Moderna COVID-19 Vaccine and Pfizer-BioNTech COVID-19 Vaccine). These data summarize the number of people who have received either their first dose or have completed the series for a COVID-19 vaccine. **A person can only be counted in one category, first dose or series complete.** For persons receiving Moderna or Pfizer vaccines, once they receive their second dose, they are moved from the first dose column to the series completed column. **Because of this, the total first dose category may show a change from report to report not matching the total receiving their first dose from the previous day.** Persons receiving Johnson & Johnson vaccines will always be counted in the series completed column.

COVID-19 doses for vaccinated persons in Florida	
Doses administered	355,308
People receiving one dose of a 1-dose series (Johnson & Johnson) or receiving only one dose of a 2-dose series (Moderna, Pfizer) count once. Persons receiving both doses of a 2-dose series count twice.	

Current status of persons vaccinated for COVID-19 in Florida	
Total people vaccinated	231,593
First dose	95,841
Series completed	135,752
Completed 1-dose series	12,037
Completed 2-dose series	123,715
First dose: current number of people who have only received their first dose of the Moderna or Pfizer vaccine.	
Series complete: current number of people who have received both Moderna or Pfizer vaccine doses or one Johnson & Johnson dose and are considered fully immunized.	

Demographic summary	First dose	Series complete	Total people vaccinated
Age group	95,841	135,752	231,593
16-24 years	3,271	2,467	5,738
25-34 years	7,344	8,774	16,118
35-44 years	10,806	10,349	21,155
45-54 years	18,161	13,368	31,529
55-64 years	31,670	21,103	52,773
65-74 years	15,551	49,092	64,643
75-84 years	6,487	22,732	29,219
85+ years	2,551	7,867	10,418
Race	95,841	135,752	231,593
White	51,862	80,476	132,338
Black	15,051	23,426	38,477
American Indian/Alaskan	200	330	530
Other	11,890	16,351	28,241
Unknown	16,838	15,169	32,007
Other race includes Asian, native Hawaiian/Pacific Islander, or other.			
Ethnicity	95,841	135,752	231,593
Hispanic	5,529	4,779	10,308
Non-Hispanic	64,505	95,948	160,453
Unknown	25,807	35,025	60,832
Gender	95,841	135,752	231,593
Female	53,203	80,154	133,357
Male	40,360	55,537	95,897
Unknown	2,278	61	2,339



COVID-19: Escambia County vaccine summary

Vaccination data through Mar 30, 2021 as of Mar 31, 2021 at 12:05 AM

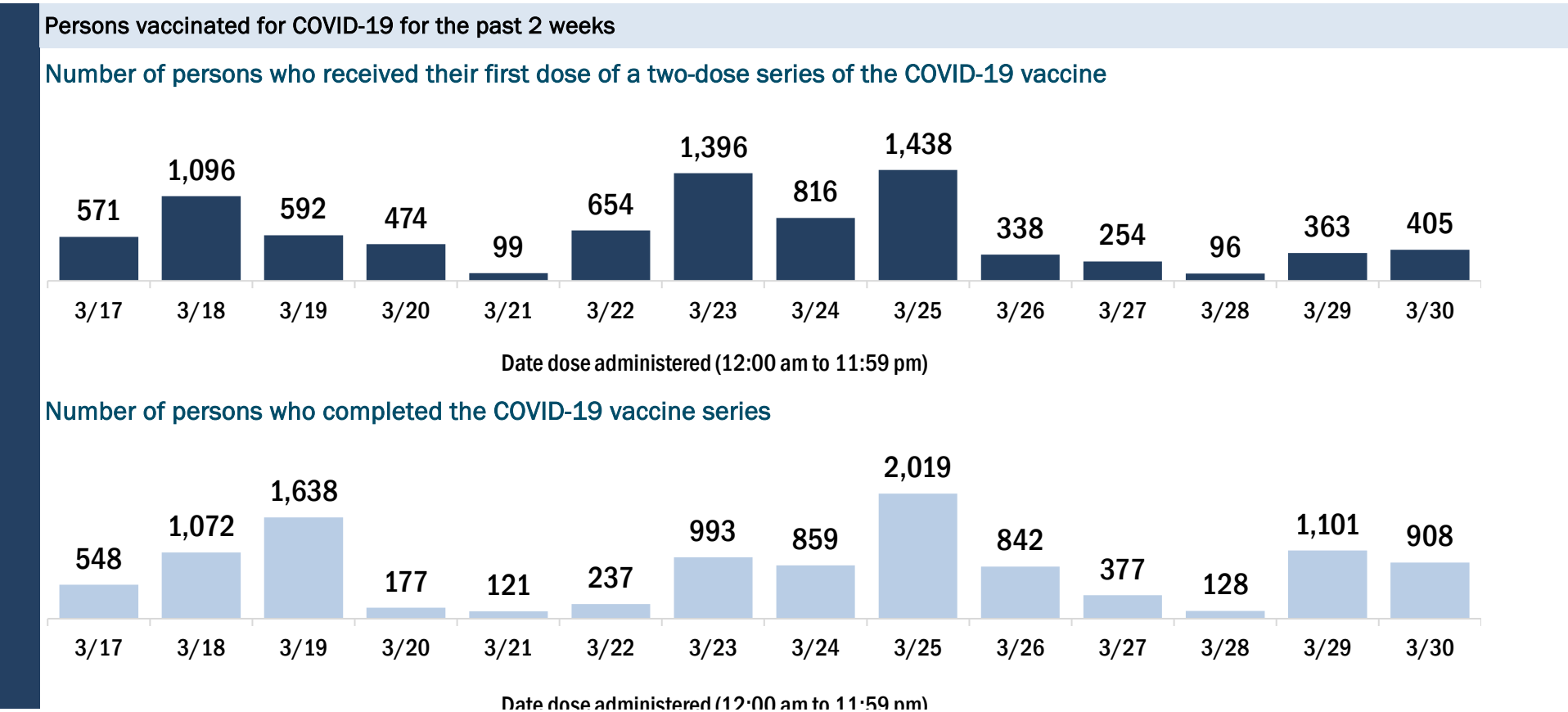
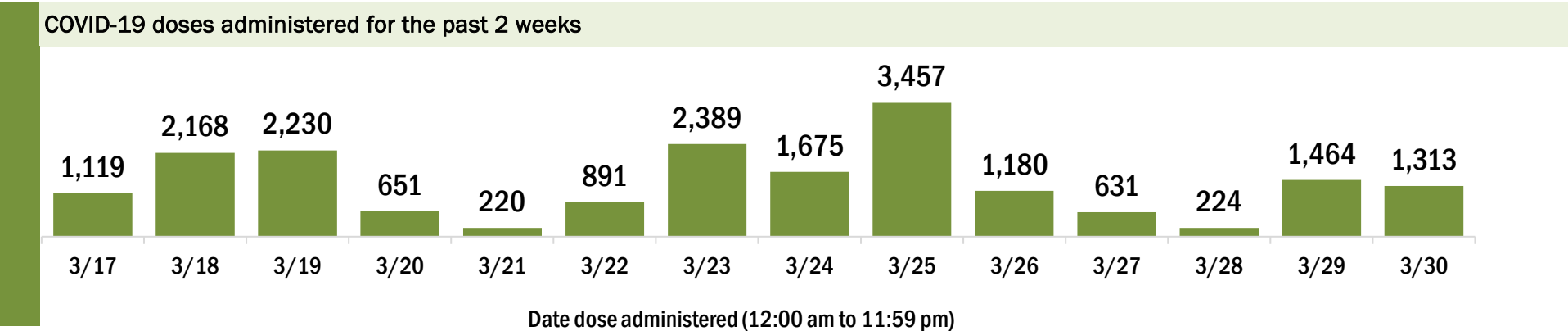
Data in this report are provisional and subject to change.

Data in this summary pertain to COVID-19 vaccines approved by the U.S. Food and Drug Administration and have been issued an Emergency Use Authorization (Janssen COVID-19 Vaccine, Moderna COVID-19 Vaccine and Pfizer-BioNTech COVID-19 Vaccine). These data summarize the number of people who have received either their first dose or have completed the series for a COVID-19 vaccine. **A person can only be counted in one category, first dose or series complete.** For persons receiving Moderna or Pfizer vaccines, once they receive their second dose, they are moved from the first dose column to the series completed column. **Because of this, the total first dose category may show a change from report to report not matching the total receiving their first dose from the previous day.** Persons receiving Johnson & Johnson vaccines will always be counted in the series completed column.

COVID-19 doses for vaccinated persons in Florida	
Doses administered	111,476
People receiving one dose of a 1-dose series (Johnson & Johnson) or receiving only one dose of a 2-dose series (Moderna, Pfizer) count once. Persons receiving both doses of a 2-dose series count twice.	

Current status of persons vaccinated for COVID-19 in Florida	
Total people vaccinated	73,033
First dose	29,686
Series completed	43,347
Completed 1-dose series	4,904
Completed 2-dose series	38,443
First dose: current number of people who have only received their first dose of the Moderna or Pfizer vaccine.	
Series complete: current number of people who have received both Moderna or Pfizer vaccine doses or one Johnson & Johnson dose and are considered fully immunized.	

Demographic summary	First dose	Series complete	Total people vaccinated
Age group	29,686	43,347	73,033
16-24 years	924	523	1,447
25-34 years	2,153	1,764	3,917
35-44 years	2,622	2,260	4,882
45-54 years	4,421	3,563	7,984
55-64 years	9,308	6,814	16,122
65-74 years	6,055	16,192	22,247
75-84 years	3,087	8,938	12,025
85+ years	1,116	3,293	4,409
Race	29,686	43,347	73,033
White	16,595	26,743	43,338
Black	4,597	5,987	10,584
American Indian/Alaskan	216	306	522
Other	2,342	4,295	6,637
Unknown	5,936	6,016	11,952
Other race includes Asian, native Hawaiian/Pacific Islander, or other.			
Ethnicity	29,686	43,347	73,033
Hispanic	798	731	1,529
Non-Hispanic	19,144	28,493	47,637
Unknown	9,744	14,123	23,867
Gender	29,686	43,347	73,033
Female	17,628	25,574	43,202
Male	11,979	17,766	29,745
Unknown	79	7	86



COVID-19: Flagler County vaccine summary

Vaccination data through Mar 30, 2021 as of Mar 31, 2021 at 12:05 AM

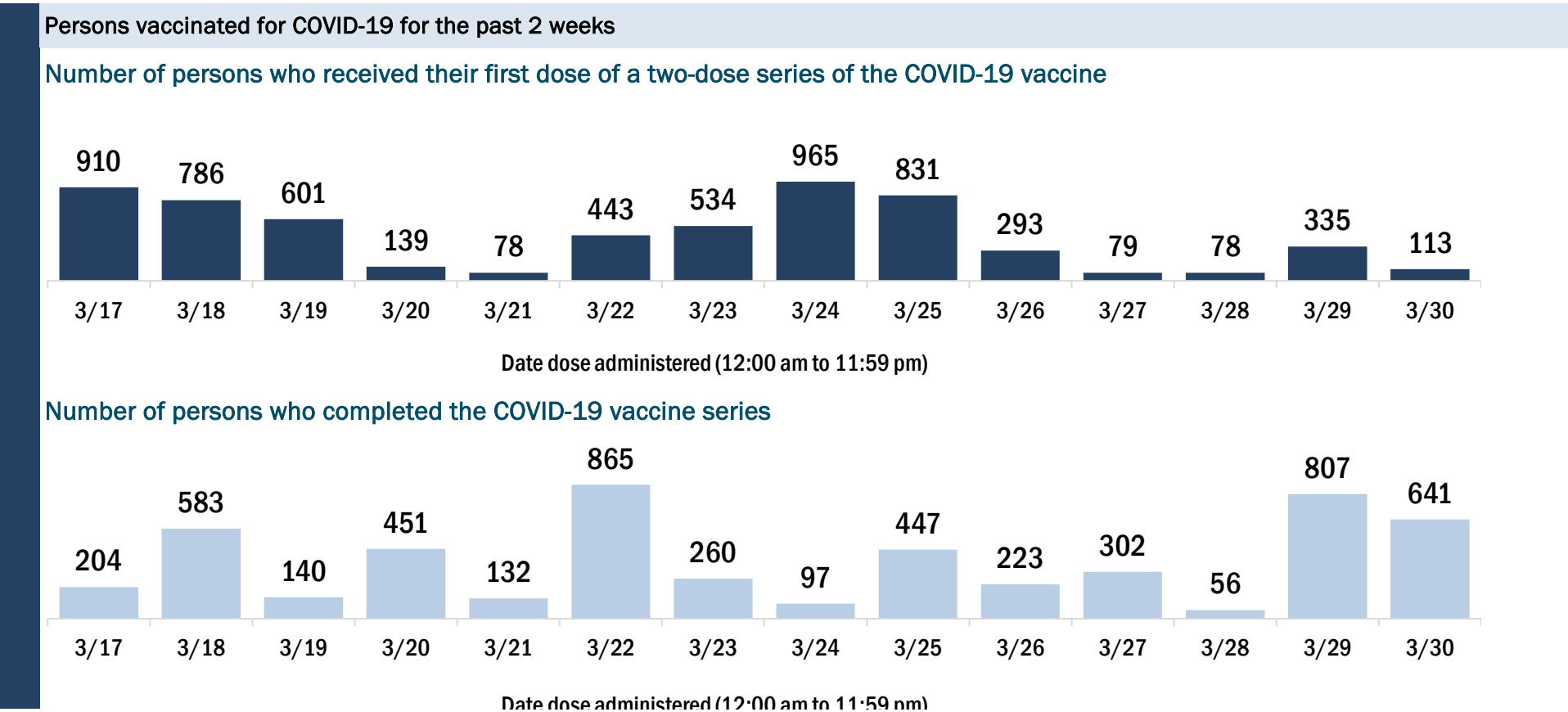
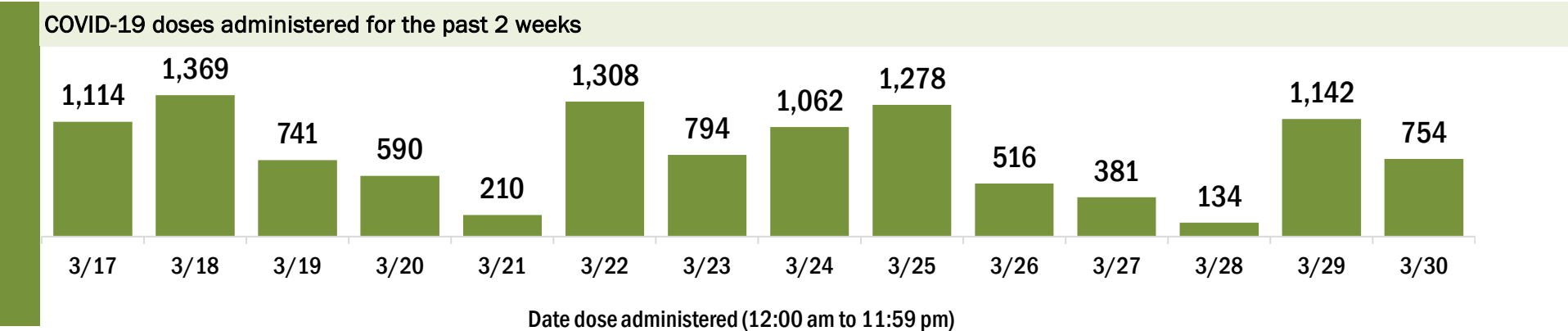
Data in this report are provisional and subject to change.

Data in this summary pertain to COVID-19 vaccines approved by the U.S. Food and Drug Administration and have been issued an Emergency Use Authorization (Janssen COVID-19 Vaccine, Moderna COVID-19 Vaccine and Pfizer-BioNTech COVID-19 Vaccine). These data summarize the number of people who have received either their first dose or have completed the series for a COVID-19 vaccine. **A person can only be counted in one category, first dose or series complete.** For persons receiving Moderna or Pfizer vaccines, once they receive their second dose, they are moved from the first dose column to the series completed column. **Because of this, the total first dose category may show a change from report to report not matching the total receiving their first dose from the previous day.** Persons receiving Johnson & Johnson vaccines will always be counted in the series completed column.

COVID-19 doses for vaccinated persons in Florida	
Doses administered	60,797
People receiving one dose of a 1-dose series (Johnson & Johnson) or receiving only one dose of a 2-dose series (Moderna, Pfizer) count once. Persons receiving both doses of a 2-dose series count twice.	

Current status of persons vaccinated for COVID-19 in Florida	
Total people vaccinated	38,225
First dose	14,453
Series completed	23,772
Completed 1-dose series	1,200
Completed 2-dose series	22,572
First dose: current number of people who have only received their first dose of the Moderna or Pfizer vaccine.	
Series complete: current number of people who have received both Moderna or Pfizer vaccine doses or one Johnson & Johnson dose and are considered fully immunized.	

Demographic summary	First dose	Series complete	Total people vaccinated
Age group	14,453	23,772	38,225
16-24 years	201	158	359
25-34 years	293	405	698
35-44 years	553	703	1,256
45-54 years	1,443	1,050	2,493
55-64 years	4,838	2,135	6,973
65-74 years	4,129	10,980	15,109
75-84 years	2,270	6,565	8,835
85+ years	726	1,776	2,502
Race	14,453	23,772	38,225
White	9,883	15,710	25,593
Black	944	1,441	2,385
American Indian/Alaskan	113	125	238
Other	1,096	2,382	3,478
Unknown	2,417	4,114	6,531
Other race includes Asian, native Hawaiian/Pacific Islander, or other.			
Ethnicity	14,453	23,772	38,225
Hispanic	953	922	1,875
Non-Hispanic	9,016	13,358	22,374
Unknown	4,484	9,492	13,976
Gender	14,453	23,772	38,225
Female	8,070	13,405	21,475
Male	6,195	10,290	16,485
Unknown	188	77	265



COVID-19: Franklin County vaccine summary

Vaccination data through Mar 30, 2021 as of Mar 31, 2021 at 12:05 AM

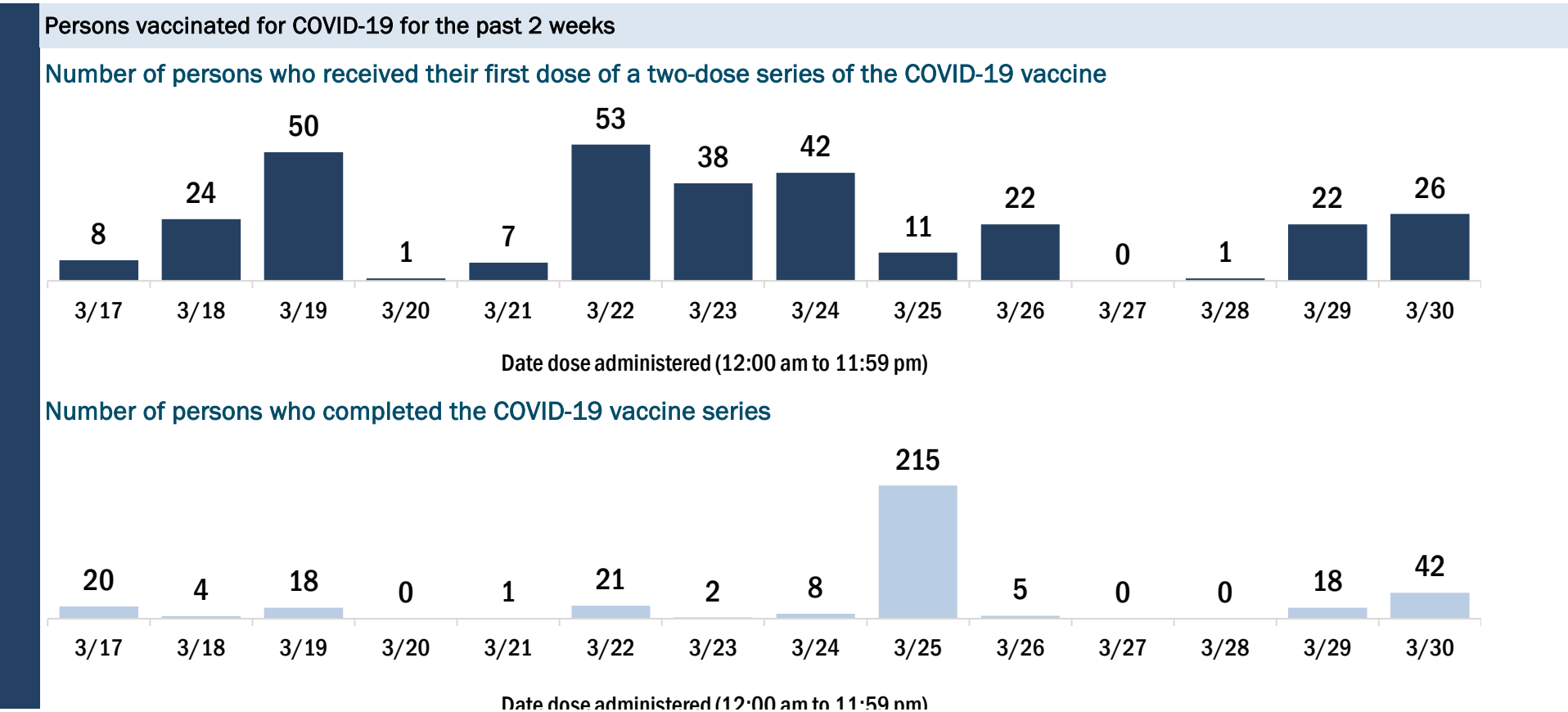
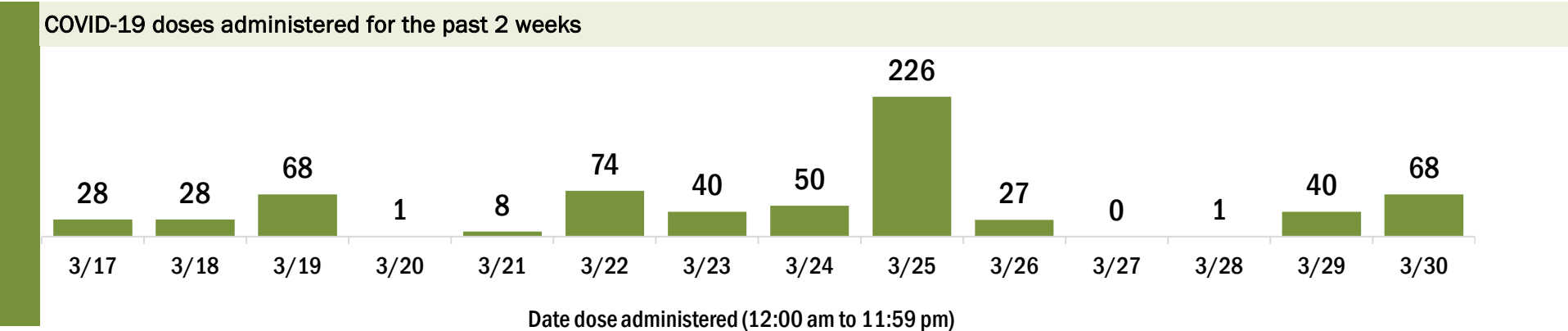
Data in this report are provisional and subject to change.

Data in this summary pertain to COVID-19 vaccines approved by the U.S. Food and Drug Administration and have been issued an Emergency Use Authorization (Janssen COVID-19 Vaccine, Moderna COVID-19 Vaccine and Pfizer-BioNTech COVID-19 Vaccine). These data summarize the number of people who have received either their first dose or have completed the series for a COVID-19 vaccine. **A person can only be counted in one category, first dose or series complete.** For persons receiving Moderna or Pfizer vaccines, once they receive their second dose, they are moved from the first dose column to the series completed column. **Because of this, the total first dose category may show a change from report to report not matching the total receiving their first dose from the previous day.** Persons receiving Johnson & Johnson vaccines will always be counted in the series completed column.

COVID-19 doses for vaccinated persons in Florida	
Doses administered	5,471
People receiving one dose of a 1-dose series (Johnson & Johnson) or receiving only one dose of a 2-dose series (Moderna, Pfizer) count once. Persons receiving both doses of a 2-dose series count twice.	

Current status of persons vaccinated for COVID-19 in Florida	
Total people vaccinated	3,200
First dose	897
Series completed	2,303
Completed 1-dose series	32
Completed 2-dose series	2,271
First dose: current number of people who have only received their first dose of the Moderna or Pfizer vaccine.	
Series complete: current number of people who have received both Moderna or Pfizer vaccine doses or one Johnson & Johnson dose and are considered fully immunized.	

Demographic summary	First dose	Series complete	Total people vaccinated
Age group	897	2,303	3,200
16-24 years	10	11	21
25-34 years	30	25	55
35-44 years	41	44	85
45-54 years	131	102	233
55-64 years	428	263	691
65-74 years	180	1,178	1,358
75-84 years	59	569	628
85+ years	18	111	129
Race	897	2,303	3,200
White	757	2,076	2,833
Black	61	95	156
American Indian/Alaskan	1	6	7
Other	53	85	138
Unknown	25	41	66
Other race includes Asian, native Hawaiian/Pacific Islander, or other.			
Ethnicity	897	2,303	3,200
Hispanic	24	18	42
Non-Hispanic	779	1,943	2,722
Unknown	94	342	436
Gender	897	2,303	3,200
Female	492	1,207	1,699
Male	405	1,096	1,501
Unknown	0	0	0



COVID-19: Gadsden County vaccine summary

Vaccination data through Mar 30, 2021 as of Mar 31, 2021 at 12:05 AM

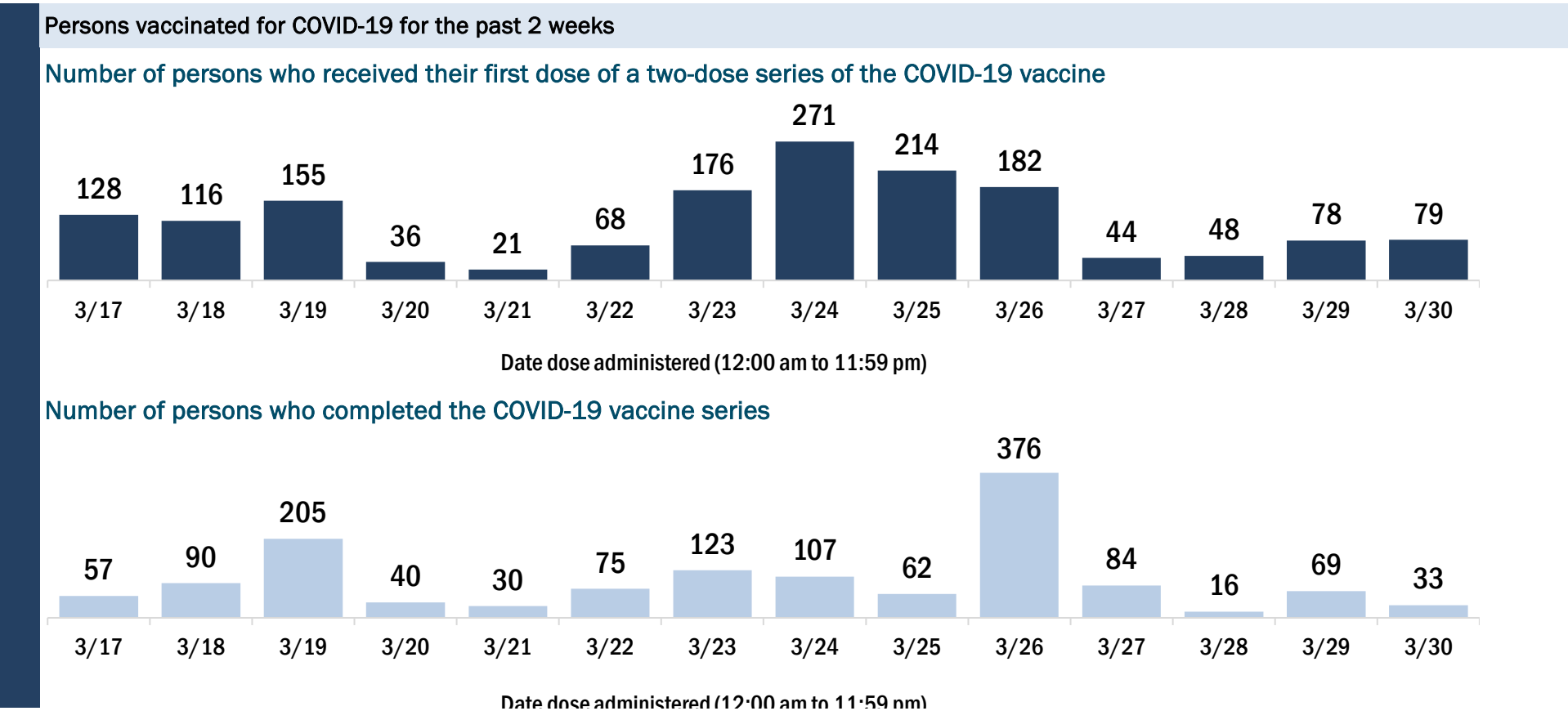
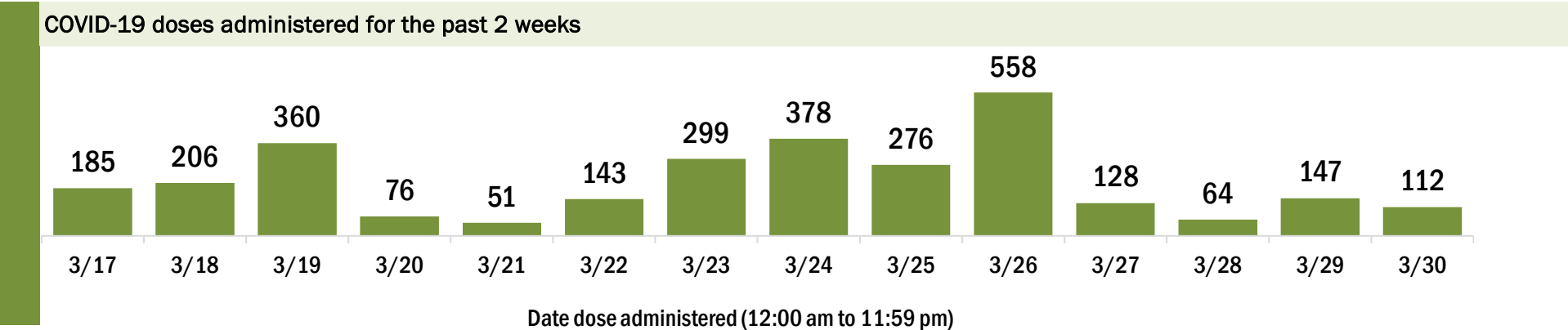
Data in this report are provisional and subject to change.

Data in this summary pertain to COVID-19 vaccines approved by the U.S. Food and Drug Administration and have been issued an Emergency Use Authorization (Janssen COVID-19 Vaccine, Moderna COVID-19 Vaccine and Pfizer-BioNTech COVID-19 Vaccine). These data summarize the number of people who have received either their first dose or have completed the series for a COVID-19 vaccine. **A person can only be counted in one category, first dose or series complete.** For persons receiving Moderna or Pfizer vaccines, once they receive their second dose, they are moved from the first dose column to the series completed column. **Because of this, the total first dose category may show a change from report to report not matching the total receiving their first dose from the previous day.** Persons receiving Johnson & Johnson vaccines will always be counted in the series completed column.

COVID-19 doses for vaccinated persons in Florida	
Doses administered	18,775
People receiving one dose of a 1-dose series (Johnson & Johnson) or receiving only one dose of a 2-dose series (Moderna, Pfizer) count once. Persons receiving both doses of a 2-dose series count twice.	

Current status of persons vaccinated for COVID-19 in Florida	
Total people vaccinated	11,636
First dose	4,053
Series completed	7,583
Completed 1-dose series	444
Completed 2-dose series	7,139
First dose: current number of people who have only received their first dose of the Moderna or Pfizer vaccine.	
Series complete: current number of people who have received both Moderna or Pfizer vaccine doses or one Johnson & Johnson dose and are considered fully immunized.	

Demographic summary	First dose	Series complete	Total people vaccinated
Age group	4,053	7,583	11,636
16-24 years	69	72	141
25-34 years	188	162	350
35-44 years	360	329	689
45-54 years	762	613	1,375
55-64 years	1,518	1,216	2,734
65-74 years	706	3,143	3,849
75-84 years	335	1,536	1,871
85+ years	115	512	627
Race	4,053	7,583	11,636
White	1,211	2,828	4,039
Black	1,945	3,059	5,004
American Indian/Alaskan	7	16	23
Other	428	1,193	1,621
Unknown	462	487	949
Other race includes Asian, native Hawaiian/Pacific Islander, or other.			
Ethnicity	4,053	7,583	11,636
Hispanic	219	189	408
Non-Hispanic	2,779	5,146	7,925
Unknown	1,055	2,248	3,303
Gender	4,053	7,583	11,636
Female	2,365	4,602	6,967
Male	1,688	2,980	4,668
Unknown	0	1	1



COVID-19: Gilchrist County vaccine summary

Vaccination data through Mar 30, 2021 as of Mar 31, 2021 at 12:05 AM

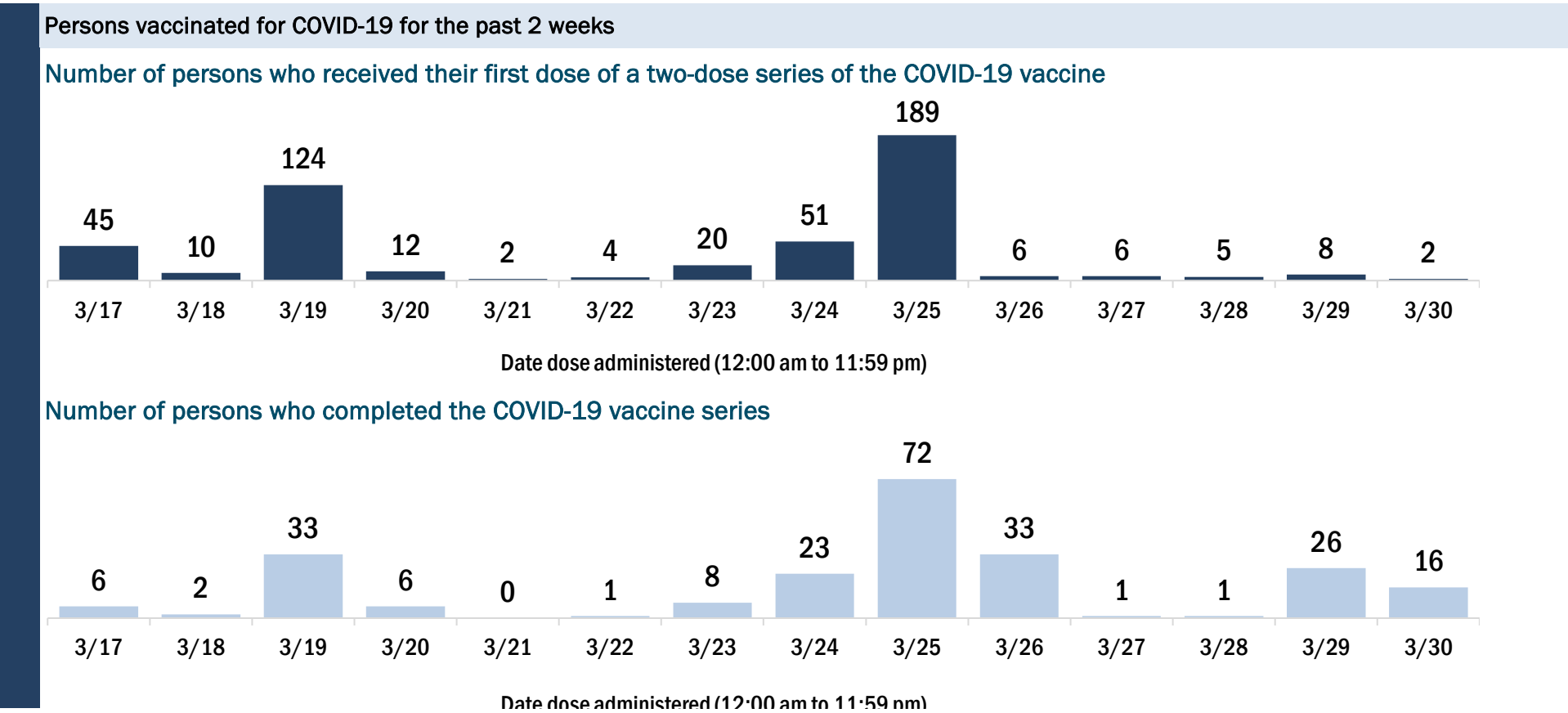
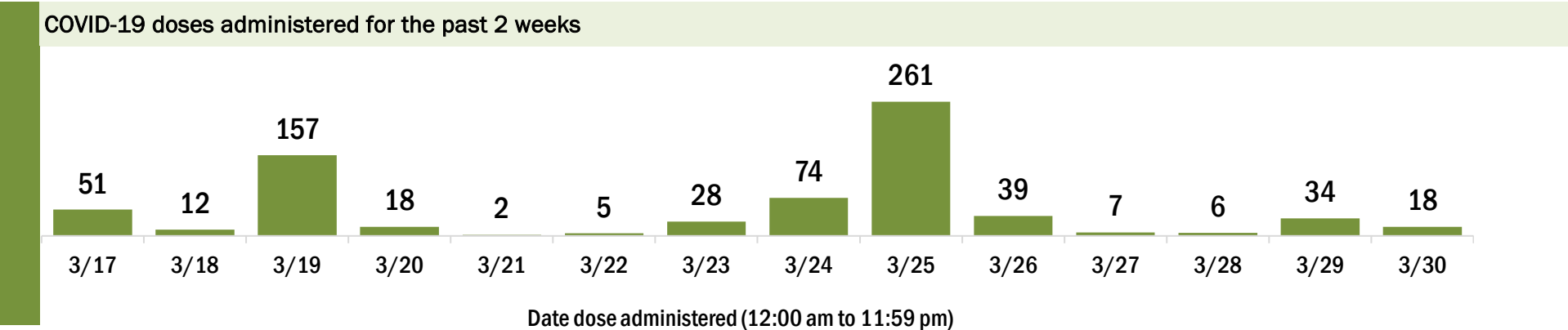
Data in this report are provisional and subject to change.

Data in this summary pertain to COVID-19 vaccines approved by the U.S. Food and Drug Administration and have been issued an Emergency Use Authorization (Janssen COVID-19 Vaccine, Moderna COVID-19 Vaccine and Pfizer-BioNTech COVID-19 Vaccine). These data summarize the number of people who have received either their first dose or have completed the series for a COVID-19 vaccine. **A person can only be counted in one category, first dose or series complete.** For persons receiving Moderna or Pfizer vaccines, once they receive their second dose, they are moved from the first dose column to the series completed column. **Because of this, the total first dose category may show a change from report to report not matching the total receiving their first dose from the previous day.** Persons receiving Johnson & Johnson vaccines will always be counted in the series completed column.

COVID-19 doses for vaccinated persons in Florida	
Doses administered	4,567
People receiving one dose of a 1-dose series (Johnson & Johnson) or receiving only one dose of a 2-dose series (Moderna, Pfizer) count once. Persons receiving both doses of a 2-dose series count twice.	

Current status of persons vaccinated for COVID-19 in Florida	
Total people vaccinated	2,791
First dose	908
Series completed	1,883
Completed 1-dose series	107
Completed 2-dose series	1,776
First dose: current number of people who have only received their first dose of the Moderna or Pfizer vaccine.	
Series complete: current number of people who have received both Moderna or Pfizer vaccine doses or one Johnson & Johnson dose and are considered fully immunized.	

Demographic summary	First dose	Series complete	Total people vaccinated
Age group	908	1,883	2,791
16-24 years	15	31	46
25-34 years	23	50	73
35-44 years	40	67	107
45-54 years	108	120	228
55-64 years	352	185	537
65-74 years	231	746	977
75-84 years	109	510	619
85+ years	30	174	204
Race	908	1,883	2,791
White	727	1,272	1,999
Black	26	20	46
American Indian/Alaskan	5	5	10
Other	50	174	224
Unknown	100	412	512
Other race includes Asian, native Hawaiian/Pacific Islander, or other.			
Ethnicity	908	1,883	2,791
Hispanic	20	20	40
Non-Hispanic	510	721	1,231
Unknown	378	1,142	1,520
Gender	908	1,883	2,791
Female	542	1,122	1,664
Male	365	761	1,126
Unknown	1	0	1



COVID-19: Glades County vaccine summary

Vaccination data through Mar 30, 2021 as of Mar 31, 2021 at 12:05 AM

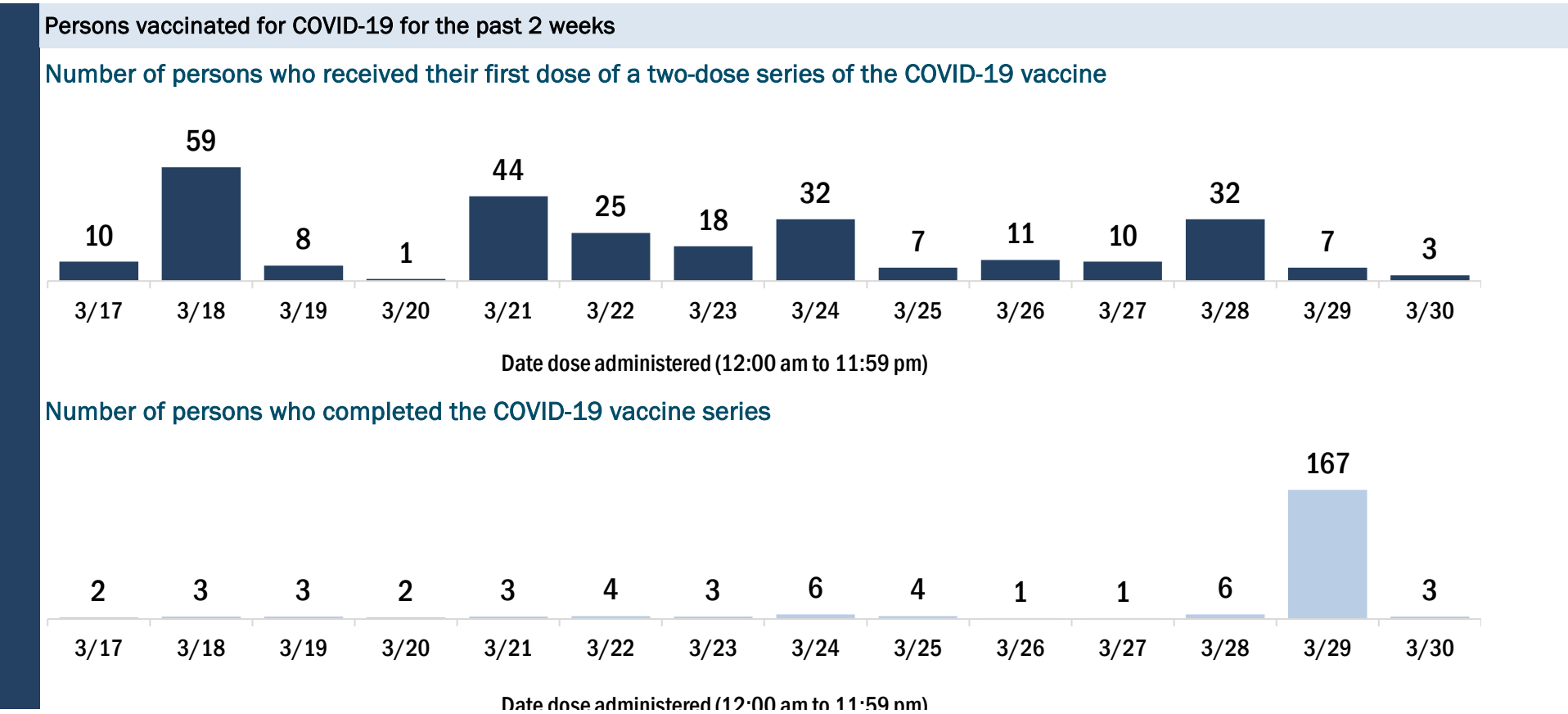
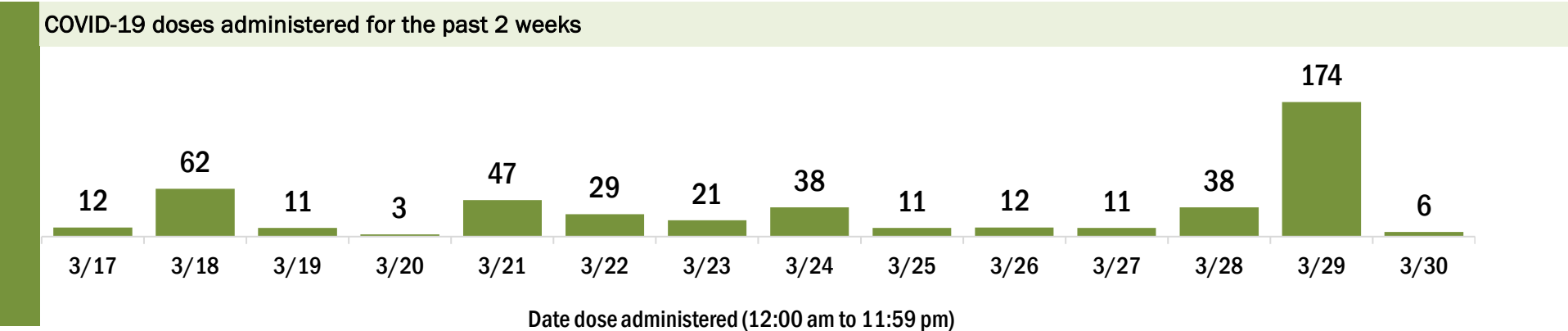
Data in this report are provisional and subject to change.

Data in this summary pertain to COVID-19 vaccines approved by the U.S. Food and Drug Administration and have been issued an Emergency Use Authorization (Janssen COVID-19 Vaccine, Moderna COVID-19 Vaccine and Pfizer-BioNTech COVID-19 Vaccine). These data summarize the number of people who have received either their first dose or have completed the series for a COVID-19 vaccine. **A person can only be counted in one category, first dose or series complete.** For persons receiving Moderna or Pfizer vaccines, once they receive their second dose, they are moved from the first dose column to the series completed column. **Because of this, the total first dose category may show a change from report to report not matching the total receiving their first dose from the previous day.** Persons receiving Johnson & Johnson vaccines will always be counted in the series completed column.

COVID-19 doses for vaccinated persons in Florida	
Doses administered	3,376
People receiving one dose of a 1-dose series (Johnson & Johnson) or receiving only one dose of a 2-dose series (Moderna, Pfizer) count once. Persons receiving both doses of a 2-dose series count twice.	

Current status of persons vaccinated for COVID-19 in Florida	
Total people vaccinated	1,968
First dose	550
Series completed	1,418
Completed 1-dose series	10
Completed 2-dose series	1,408
First dose: current number of people who have only received their first dose of the Moderna or Pfizer vaccine.	
Series complete: current number of people who have received both Moderna or Pfizer vaccine doses or one Johnson & Johnson dose and are considered fully immunized.	

Demographic summary	First dose	Series complete	Total people vaccinated
Age group	550	1,418	1,968
16-24 years	8	2	10
25-34 years	14	5	19
35-44 years	21	5	26
45-54 years	75	29	104
55-64 years	205	80	285
65-74 years	118	701	819
75-84 years	95	501	596
85+ years	14	95	109
Race	550	1,418	1,968
White	376	1,085	1,461
Black	40	50	90
American Indian/Alaskan	3	12	15
Other	54	58	112
Unknown	77	213	290
Other race includes Asian, native Hawaiian/Pacific Islander, or other.			
Ethnicity	550	1,418	1,968
Hispanic	69	28	97
Non-Hispanic	271	574	845
Unknown	210	816	1,026
Gender	550	1,418	1,968
Female	278	720	998
Male	272	698	970
Unknown	0	0	0



COVID-19: Gulf County vaccine summary

Vaccination data through Mar 30, 2021 as of Mar 31, 2021 at 12:05 AM

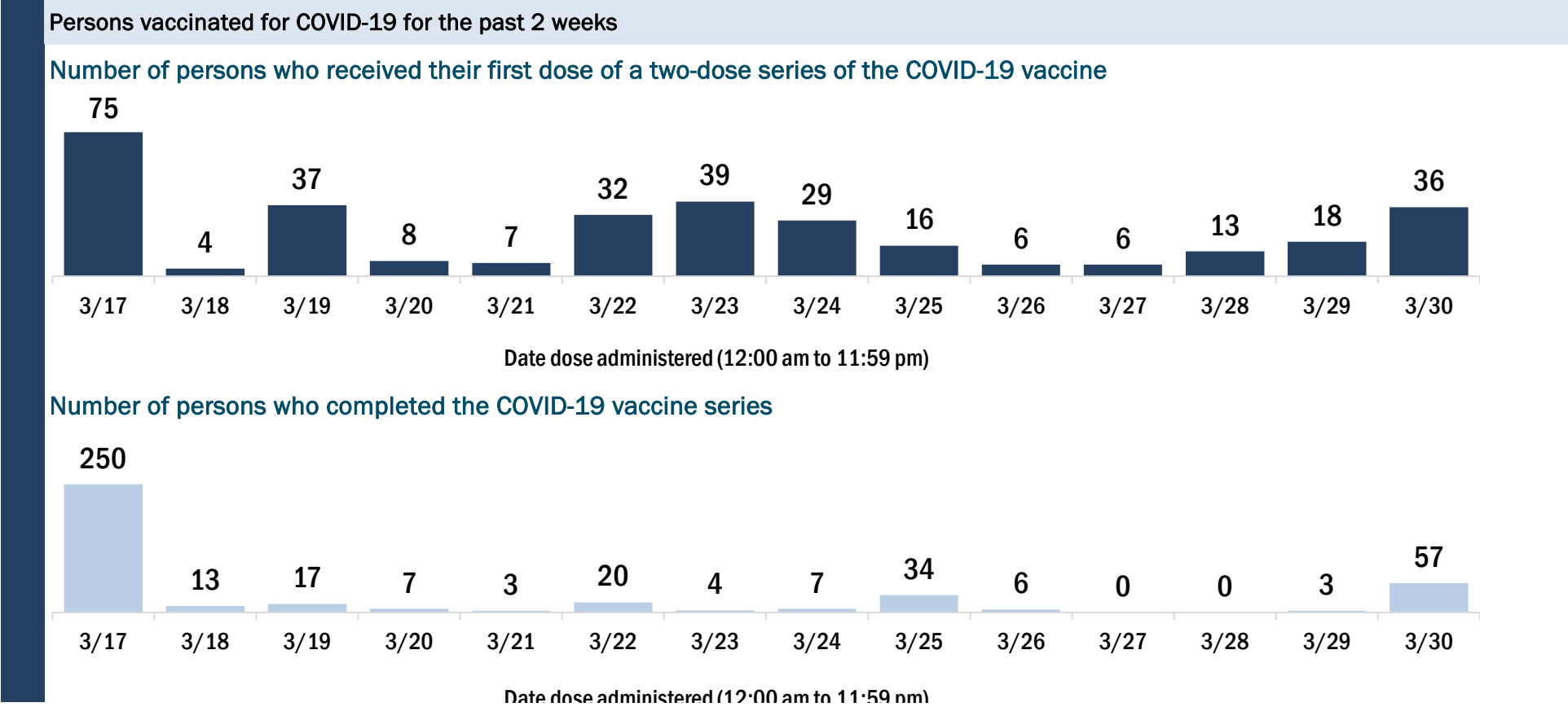
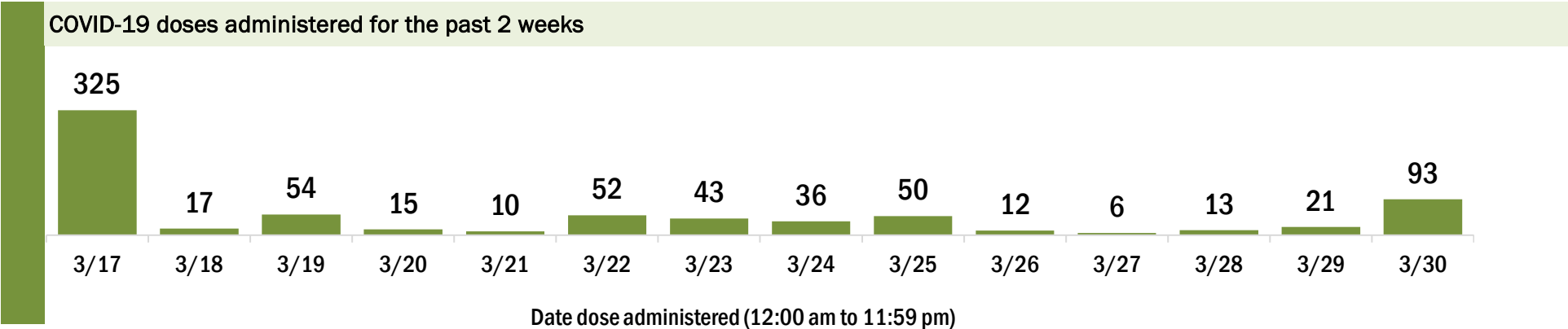
Data in this report are provisional and subject to change.

Data in this summary pertain to COVID-19 vaccines approved by the U.S. Food and Drug Administration and have been issued an Emergency Use Authorization (Janssen COVID-19 Vaccine, Moderna COVID-19 Vaccine and Pfizer-BioNTech COVID-19 Vaccine). These data summarize the number of people who have received either their first dose or have completed the series for a COVID-19 vaccine. **A person can only be counted in one category, first dose or series complete.** For persons receiving Moderna or Pfizer vaccines, once they receive their second dose, they are moved from the first dose column to the series completed column. **Because of this, the total first dose category may show a change from report to report not matching the total receiving their first dose from the previous day.** Persons receiving Johnson & Johnson vaccines will always be counted in the series completed column.

COVID-19 doses for vaccinated persons in Florida	
Doses administered	5,855
People receiving one dose of a 1-dose series (Johnson & Johnson) or receiving only one dose of a 2-dose series (Moderna, Pfizer) count once. Persons receiving both doses of a 2-dose series count twice.	

Current status of persons vaccinated for COVID-19 in Florida	
Total people vaccinated	3,451
First dose	950
Series completed	2,501
Completed 1-dose series	97
Completed 2-dose series	2,404
First dose: current number of people who have only received their first dose of the Moderna or Pfizer vaccine.	
Series complete: current number of people who have received both Moderna or Pfizer vaccine doses or one Johnson & Johnson dose and are considered fully immunized.	

Demographic summary	First dose	Series complete	Total people vaccinated
Age group	950	2,501	3,451
16-24 years	20	15	35
25-34 years	33	31	64
35-44 years	57	53	110
45-54 years	133	104	237
55-64 years	340	236	576
65-74 years	220	1,291	1,511
75-84 years	125	602	727
85+ years	22	169	191
Race	950	2,501	3,451
White	762	2,269	3,031
Black	100	131	231
American Indian/Alaskan	1	7	8
Other	51	54	105
Unknown	36	40	76
Other race includes Asian, native Hawaiian/Pacific Islander, or other.			
Ethnicity	950	2,501	3,451
Hispanic	20	13	33
Non-Hispanic	742	2,380	3,122
Unknown	188	108	296
Gender	950	2,501	3,451
Female	534	1,325	1,859
Male	416	1,176	1,592
Unknown	0	0	0



COVID-19: Hamilton County vaccine summary

Vaccination data through Mar 30, 2021 as of Mar 31, 2021 at 12:05 AM

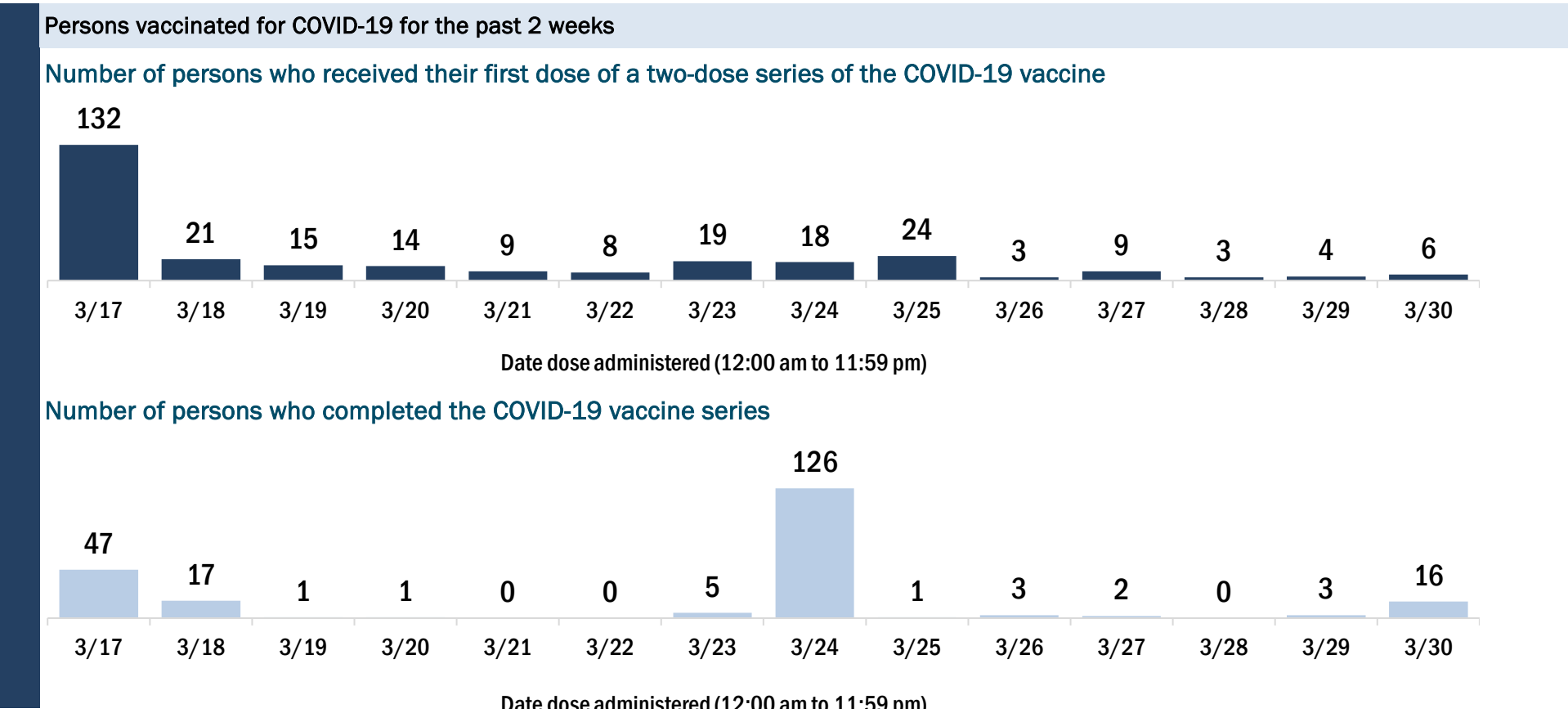
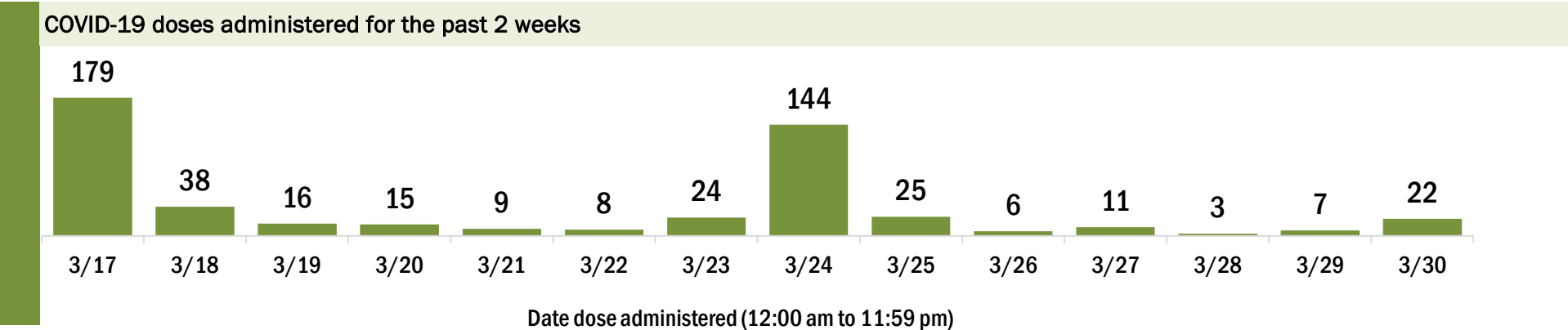
Data in this report are provisional and subject to change.

Data in this summary pertain to COVID-19 vaccines approved by the U.S. Food and Drug Administration and have been issued an Emergency Use Authorization (Janssen COVID-19 Vaccine, Moderna COVID-19 Vaccine and Pfizer-BioNTech COVID-19 Vaccine). These data summarize the number of people who have received either their first dose or have completed the series for a COVID-19 vaccine. **A person can only be counted in one category, first dose or series complete.** For persons receiving Moderna or Pfizer vaccines, once they receive their second dose, they are moved from the first dose column to the series completed column. **Because of this, the total first dose category may show a change from report to report not matching the total receiving their first dose from the previous day.** Persons receiving Johnson & Johnson vaccines will always be counted in the series completed column.

COVID-19 doses for vaccinated persons in Florida	
Doses administered	3,555
People receiving one dose of a 1-dose series (Johnson & Johnson) or receiving only one dose of a 2-dose series (Moderna, Pfizer) count once. Persons receiving both doses of a 2-dose series count twice.	

Current status of persons vaccinated for COVID-19 in Florida	
Total people vaccinated	2,154
First dose	644
Series completed	1,510
Completed 1-dose series	109
Completed 2-dose series	1,401
First dose: current number of people who have only received their first dose of the Moderna or Pfizer vaccine.	
Series complete: current number of people who have received both Moderna or Pfizer vaccine doses or one Johnson & Johnson dose and are considered fully immunized.	

Demographic summary	First dose	Series complete	Total people vaccinated
Age group	644	1,510	2,154
16-24 years	9	9	18
25-34 years	20	17	37
35-44 years	31	34	65
45-54 years	94	67	161
55-64 years	269	138	407
65-74 years	134	761	895
75-84 years	54	395	449
85+ years	33	89	122
Race	644	1,510	2,154
White	311	921	1,232
Black	193	291	484
American Indian/Alaskan	2	0	2
Other	78	111	189
Unknown	60	187	247
Other race includes Asian, native Hawaiian/Pacific Islander, or other.			
Ethnicity	644	1,510	2,154
Hispanic	12	17	29
Non-Hispanic	366	790	1,156
Unknown	266	703	969
Gender	644	1,510	2,154
Female	406	829	1,235
Male	237	681	918
Unknown	1	0	1



COVID-19: Hardee County vaccine summary

Vaccination data through Mar 30, 2021 as of Mar 31, 2021 at 12:05 AM

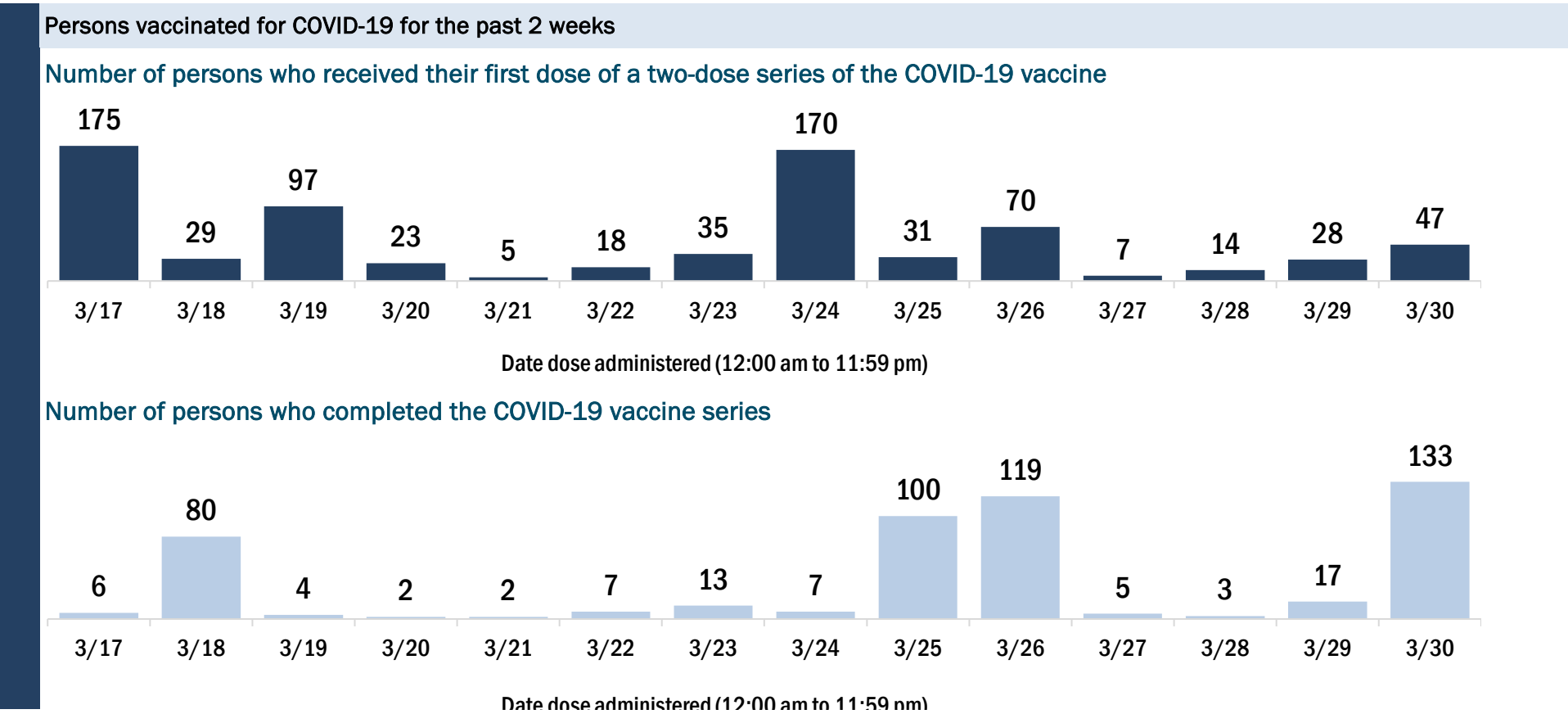
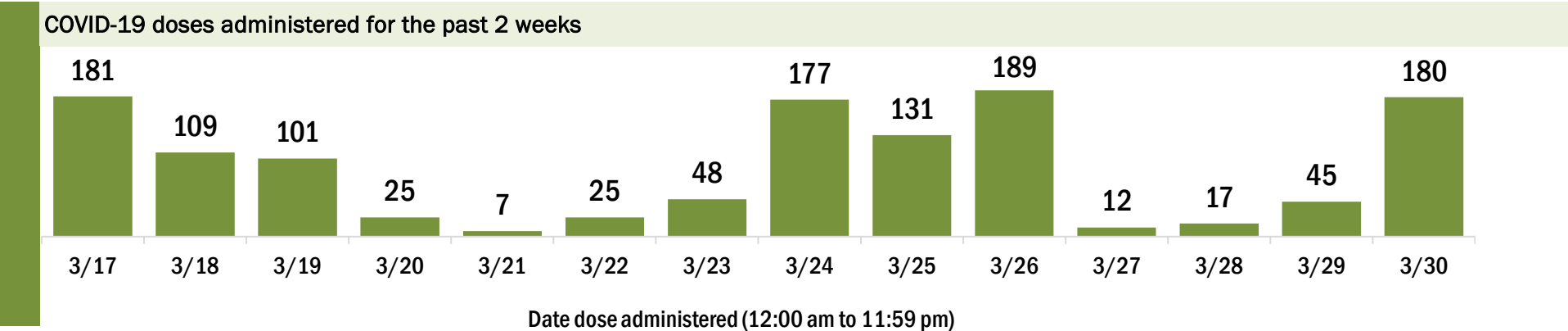
Data in this report are provisional and subject to change.

Data in this summary pertain to COVID-19 vaccines approved by the U.S. Food and Drug Administration and have been issued an Emergency Use Authorization (Janssen COVID-19 Vaccine, Moderna COVID-19 Vaccine and Pfizer-BioNTech COVID-19 Vaccine). These data summarize the number of people who have received either their first dose or have completed the series for a COVID-19 vaccine. **A person can only be counted in one category, first dose or series complete.** For persons receiving Moderna or Pfizer vaccines, once they receive their second dose, they are moved from the first dose column to the series completed column. **Because of this, the total first dose category may show a change from report to report not matching the total receiving their first dose from the previous day.** Persons receiving Johnson & Johnson vaccines will always be counted in the series completed column.

COVID-19 doses for vaccinated persons in Florida	
Doses administered	5,734
People receiving one dose of a 1-dose series (Johnson & Johnson) or receiving only one dose of a 2-dose series (Moderna, Pfizer) count once. Persons receiving both doses of a 2-dose series count twice.	

Current status of persons vaccinated for COVID-19 in Florida	
Total people vaccinated	3,642
First dose	1,535
Series completed	2,107
Completed 1-dose series	15
Completed 2-dose series	2,092
First dose: current number of people who have only received their first dose of the Moderna or Pfizer vaccine.	
Series complete: current number of people who have received both Moderna or Pfizer vaccine doses or one Johnson & Johnson dose and are considered fully immunized.	

Demographic summary	First dose	Series complete	Total people vaccinated
Age group	1,535	2,107	3,642
16-24 years	41	14	55
25-34 years	59	50	109
35-44 years	74	59	133
45-54 years	186	72	258
55-64 years	448	129	577
65-74 years	434	915	1,349
75-84 years	235	669	904
85+ years	58	199	257
Race	1,535	2,107	3,642
White	1,086	1,570	2,656
Black	76	43	119
American Indian/Alaskan	4	10	14
Other	235	364	599
Unknown	134	120	254
Other race includes Asian, native Hawaiian/Pacific Islander, or other.			
Ethnicity	1,535	2,107	3,642
Hispanic	193	151	344
Non-Hispanic	610	1,142	1,752
Unknown	732	814	1,546
Gender	1,535	2,107	3,642
Female	825	1,169	1,994
Male	708	937	1,645
Unknown	2	1	3



COVID-19: Hendry County vaccine summary

Vaccination data through Mar 30, 2021 as of Mar 31, 2021 at 12:05 AM

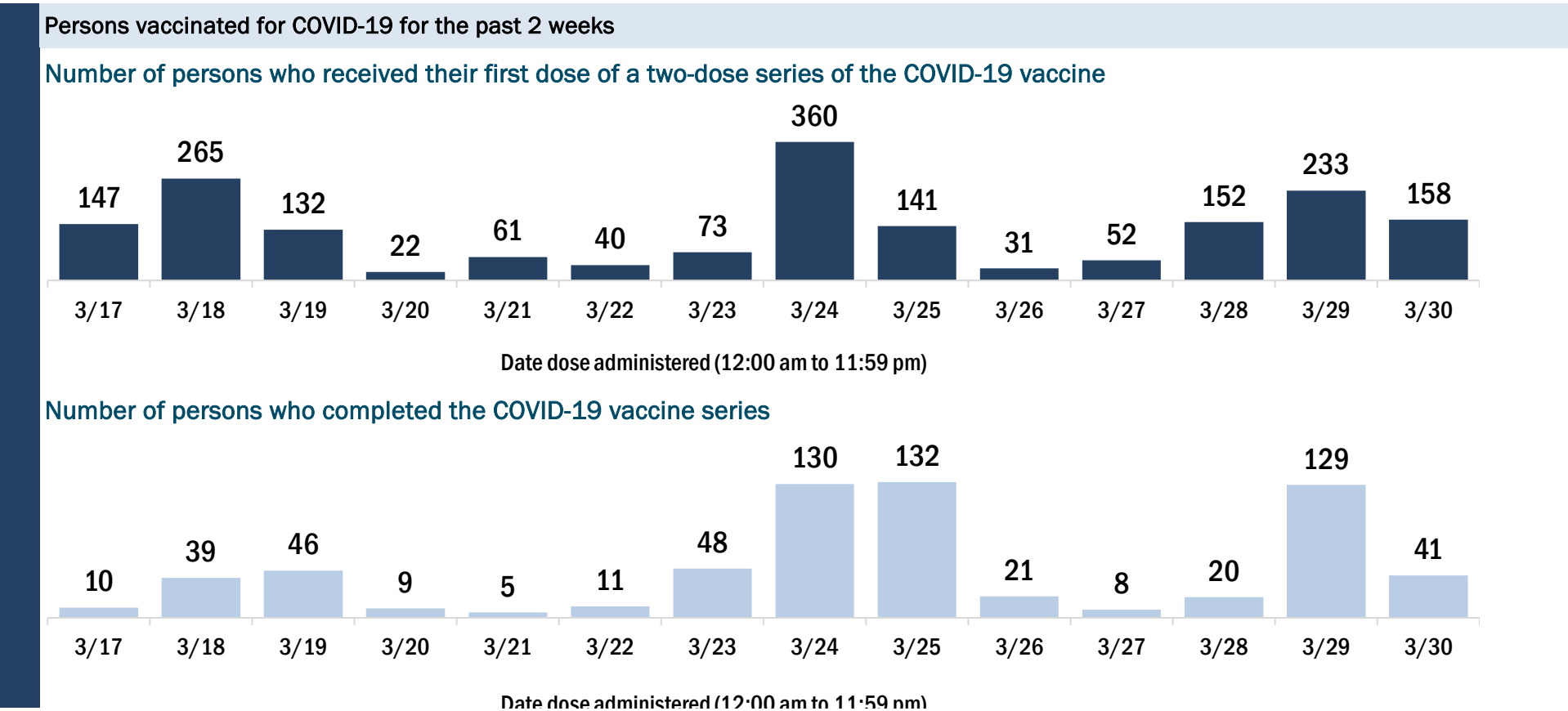
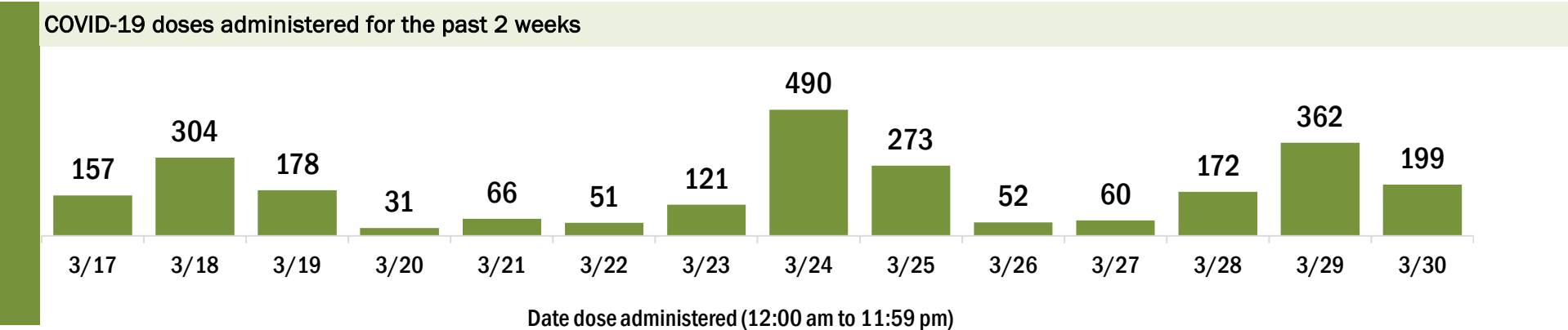
Data in this report are provisional and subject to change.

Data in this summary pertain to COVID-19 vaccines approved by the U.S. Food and Drug Administration and have been issued an Emergency Use Authorization (Janssen COVID-19 Vaccine, Moderna COVID-19 Vaccine and Pfizer-BioNTech COVID-19 Vaccine). These data summarize the number of people who have received either their first dose or have completed the series for a COVID-19 vaccine. **A person can only be counted in one category, first dose or series complete.** For persons receiving Moderna or Pfizer vaccines, once they receive their second dose, they are moved from the first dose column to the series completed column. **Because of this, the total first dose category may show a change from report to report not matching the total receiving their first dose from the previous day.** Persons receiving Johnson & Johnson vaccines will always be counted in the series completed column.

COVID-19 doses for vaccinated persons in Florida	
Doses administered	9,934
People receiving one dose of a 1-dose series (Johnson & Johnson) or receiving only one dose of a 2-dose series (Moderna, Pfizer) count once. Persons receiving both doses of a 2-dose series count twice.	

Current status of persons vaccinated for COVID-19 in Florida	
Total people vaccinated	7,009
First dose	3,825
Series completed	3,184
Completed 1-dose series	259
Completed 2-dose series	2,925
First dose: current number of people who have only received their first dose of the Moderna or Pfizer vaccine.	
Series complete: current number of people who have received both Moderna or Pfizer vaccine doses or one Johnson & Johnson dose and are considered fully immunized.	

Demographic summary	First dose	Series complete	Total people vaccinated
Age group	3,825	3,184	7,009
16-24 years	126	36	162
25-34 years	221	66	287
35-44 years	287	87	374
45-54 years	614	185	799
55-64 years	1,233	361	1,594
65-74 years	858	1,411	2,269
75-84 years	376	813	1,189
85+ years	110	225	335
Race	3,825	3,184	7,009
White	2,559	2,060	4,619
Black	305	214	519
American Indian/Alaskan	11	13	24
Other	635	560	1,195
Unknown	315	337	652
Other race includes Asian, native Hawaiian/Pacific Islander, or other.			
Ethnicity	3,825	3,184	7,009
Hispanic	1,282	582	1,864
Non-Hispanic	1,507	1,526	3,033
Unknown	1,036	1,076	2,112
Gender	3,825	3,184	7,009
Female	1,973	1,689	3,662
Male	1,850	1,495	3,345
Unknown	2	0	2



COVID-19: Hernando County vaccine summary

Vaccination data through Mar 30, 2021 as of Mar 31, 2021 at 12:05 AM

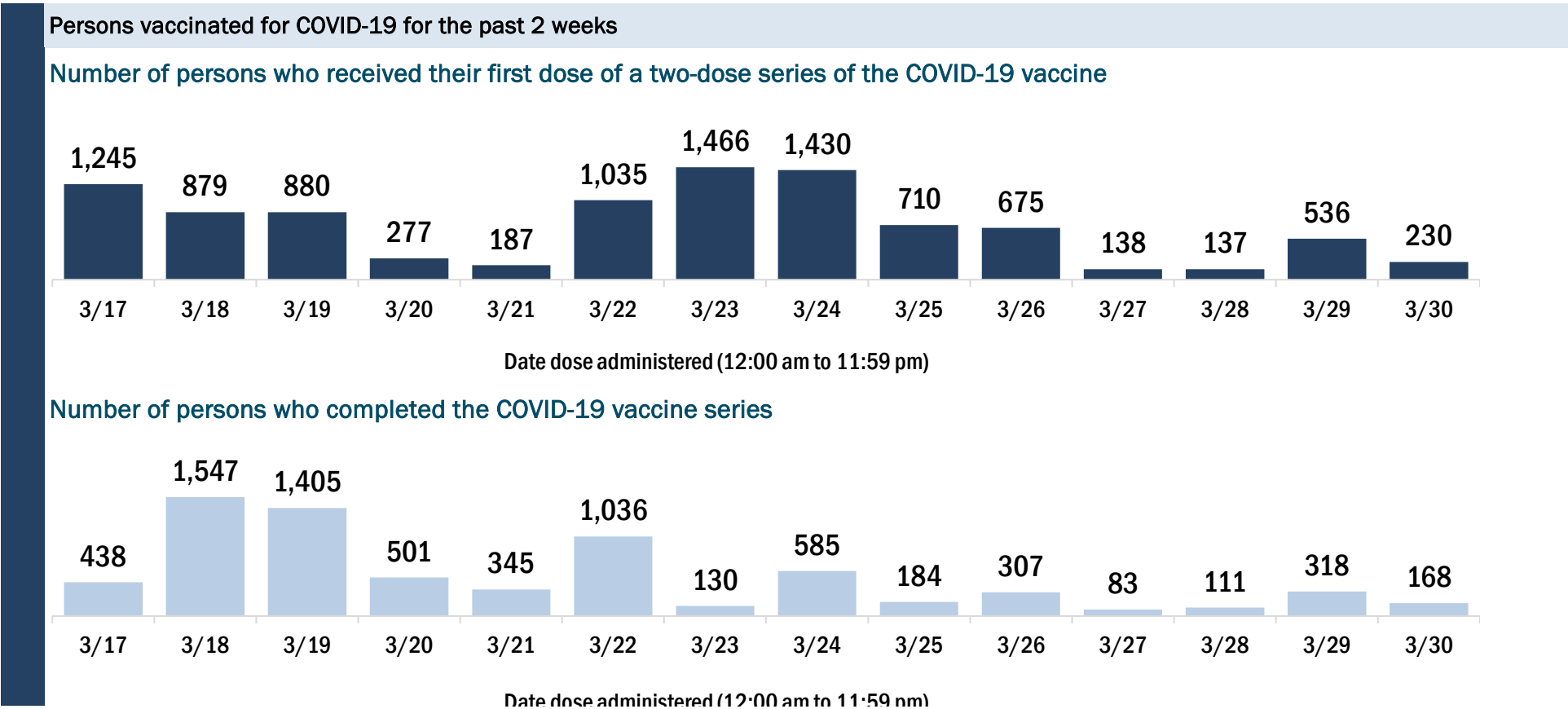
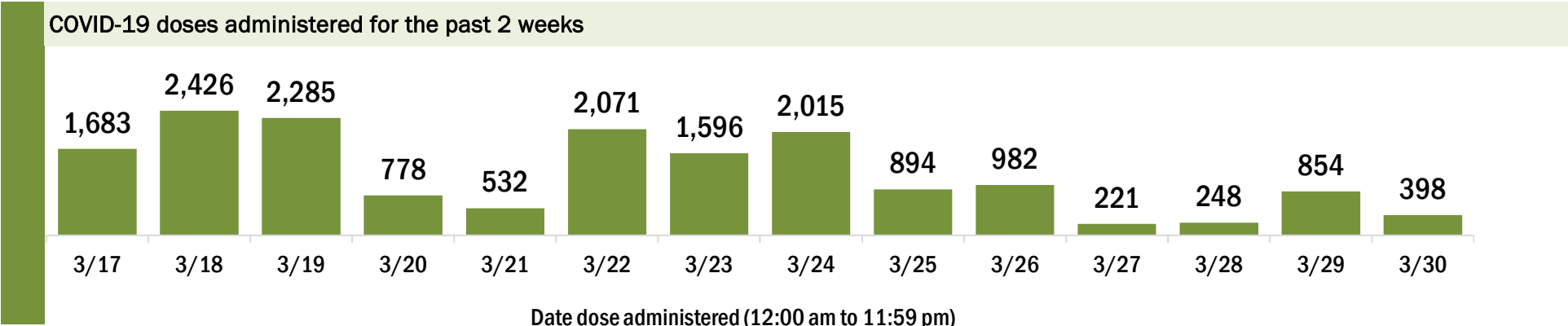
Data in this report are provisional and subject to change.

Data in this summary pertain to COVID-19 vaccines approved by the U.S. Food and Drug Administration and have been issued an Emergency Use Authorization (Janssen COVID-19 Vaccine, Moderna COVID-19 Vaccine and Pfizer-BioNTech COVID-19 Vaccine). These data summarize the number of people who have received either their first dose or have completed the series for a COVID-19 vaccine. **A person can only be counted in one category, first dose or series complete.** For persons receiving Moderna or Pfizer vaccines, once they receive their second dose, they are moved from the first dose column to the series completed column. **Because of this, the total first dose category may show a change from report to report not matching the total receiving their first dose from the previous day.** Persons receiving Johnson & Johnson vaccines will always be counted in the series completed column.

COVID-19 doses for vaccinated persons in Florida	
Doses administered	74,056
People receiving one dose of a 1-dose series (Johnson & Johnson) or receiving only one dose of a 2-dose series (Moderna, Pfizer) count once. Persons receiving both doses of a 2-dose series count twice.	

Current status of persons vaccinated for COVID-19 in Florida	
Total people vaccinated	49,335
First dose	21,641
Series completed	27,694
Completed 1-dose series	2,973
Completed 2-dose series	24,721
First dose: current number of people who have only received their first dose of the Moderna or Pfizer vaccine.	
Series complete: current number of people who have received both Moderna or Pfizer vaccine doses or one Johnson & Johnson dose and are considered fully immunized.	

Demographic summary	First dose	Series complete	Total people vaccinated
Age group	21,641	27,694	49,335
16-24 years	321	229	550
25-34 years	534	643	1,177
35-44 years	909	837	1,746
45-54 years	2,258	1,438	3,696
55-64 years	6,372	2,562	8,934
65-74 years	6,145	11,569	17,714
75-84 years	3,846	7,893	11,739
85+ years	1,256	2,523	3,779
Race	21,641	27,694	49,335
White	14,907	19,396	34,303
Black	458	667	1,125
American Indian/Alaskan	51	104	155
Other	1,343	2,141	3,484
Unknown	4,882	5,386	10,268
Other race includes Asian, native Hawaiian/Pacific Islander, or other.			
Ethnicity	21,641	27,694	49,335
Hispanic	907	1,039	1,946
Non-Hispanic	10,924	15,122	26,046
Unknown	9,810	11,533	21,343
Gender	21,641	27,694	49,335
Female	12,559	16,107	28,666
Male	9,026	11,558	20,584
Unknown	56	29	85



COVID-19: Highlands County vaccine summary

Vaccination data through Mar 30, 2021 as of Mar 31, 2021 at 12:05 AM

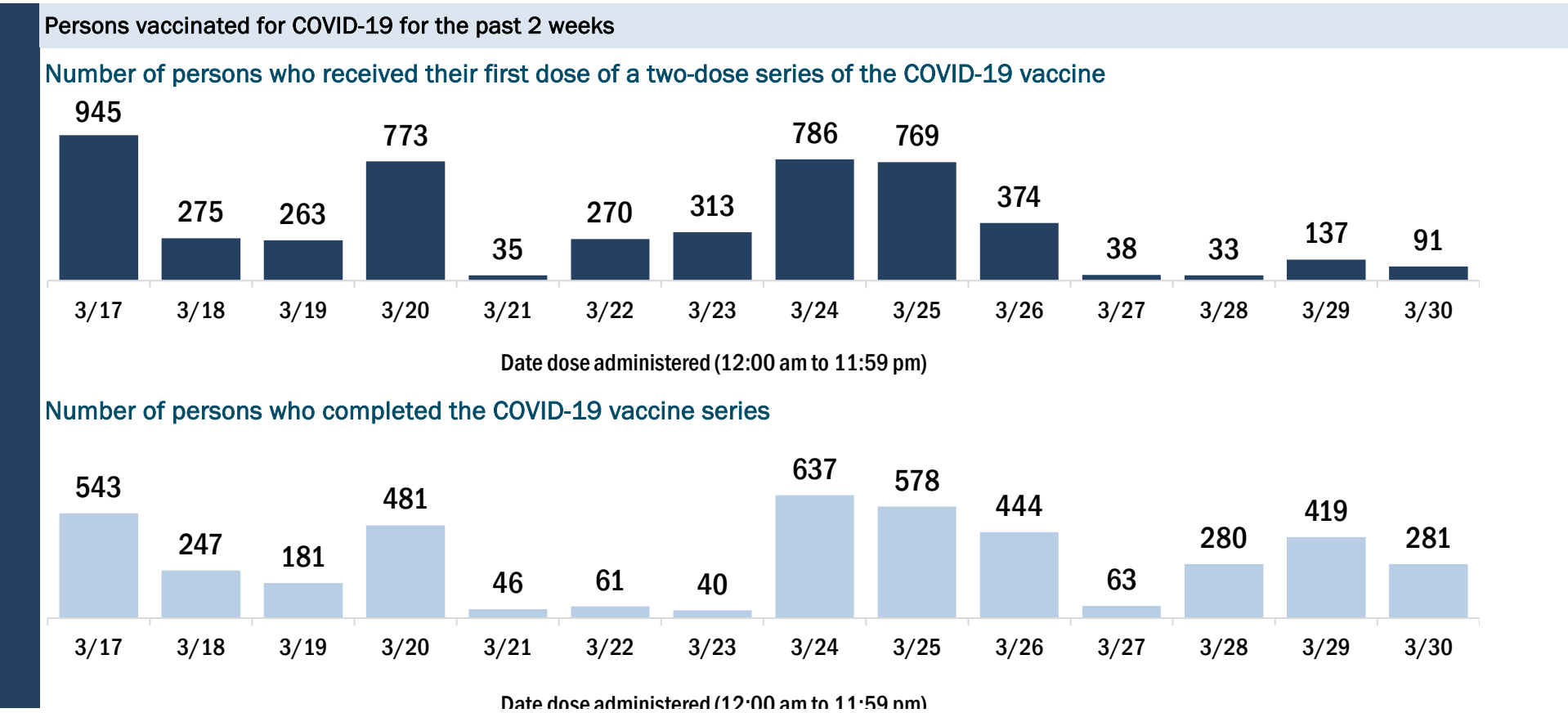
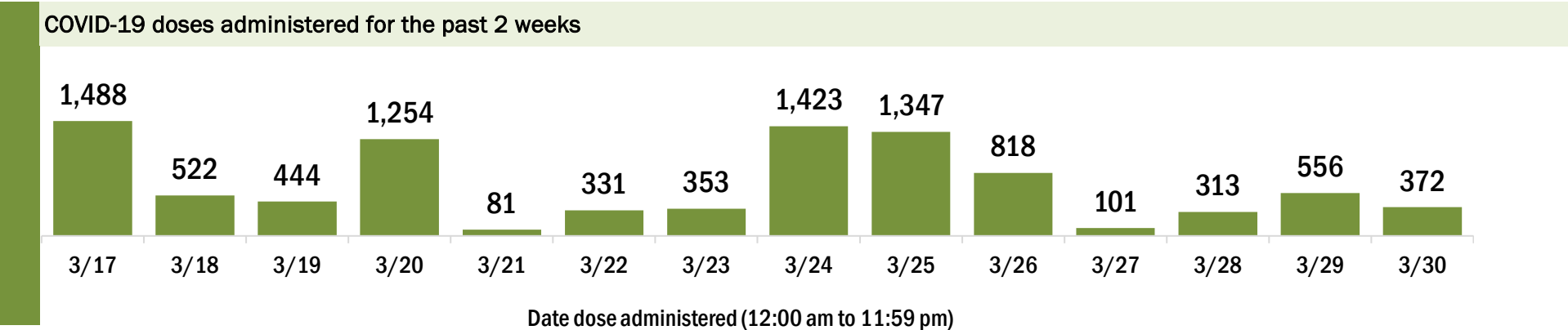
Data in this report are provisional and subject to change.

Data in this summary pertain to COVID-19 vaccines approved by the U.S. Food and Drug Administration and have been issued an Emergency Use Authorization (Janssen COVID-19 Vaccine, Moderna COVID-19 Vaccine and Pfizer-BioNTech COVID-19 Vaccine). These data summarize the number of people who have received either their first dose or have completed the series for a COVID-19 vaccine. **A person can only be counted in one category, first dose or series complete.** For persons receiving Moderna or Pfizer vaccines, once they receive their second dose, they are moved from the first dose column to the series completed column. **Because of this, the total first dose category may show a change from report to report not matching the total receiving their first dose from the previous day.** Persons receiving Johnson & Johnson vaccines will always be counted in the series completed column.

COVID-19 doses for vaccinated persons in Florida	
Doses administered	45,158
People receiving one dose of a 1-dose series (Johnson & Johnson) or receiving only one dose of a 2-dose series (Moderna, Pfizer) count once. Persons receiving both doses of a 2-dose series count twice.	

Current status of persons vaccinated for COVID-19 in Florida	
Total people vaccinated	32,564
First dose	19,745
Series completed	12,819
Completed 1-dose series	225
Completed 2-dose series	12,594
First dose: current number of people who have only received their first dose of the Moderna or Pfizer vaccine.	
Series complete: current number of people who have received both Moderna or Pfizer vaccine doses or one Johnson & Johnson dose and are considered fully immunized.	

Demographic summary	First dose	Series complete	Total people vaccinated
Age group	19,745	12,819	32,564
16-24 years	105	69	174
25-34 years	218	214	432
35-44 years	305	338	643
45-54 years	937	505	1,442
55-64 years	3,742	903	4,645
65-74 years	7,053	5,450	12,503
75-84 years	5,713	4,200	9,913
85+ years	1,672	1,140	2,812
Race	19,745	12,819	32,564
White	16,345	10,454	26,799
Black	690	333	1,023
American Indian/Alaskan	188	80	268
Other	851	945	1,796
Unknown	1,671	1,007	2,678
Other race includes Asian, native Hawaiian/Pacific Islander, or other.			
Ethnicity	19,745	12,819	32,564
Hispanic	1,276	469	1,745
Non-Hispanic	12,616	9,347	21,963
Unknown	5,853	3,003	8,856
Gender	19,745	12,819	32,564
Female	10,758	7,018	17,776
Male	8,954	5,794	14,748
Unknown	33	7	40



COVID-19: Hillsborough County vaccine summary

Vaccination data through Mar 30, 2021 as of Mar 31, 2021 at 12:05 AM

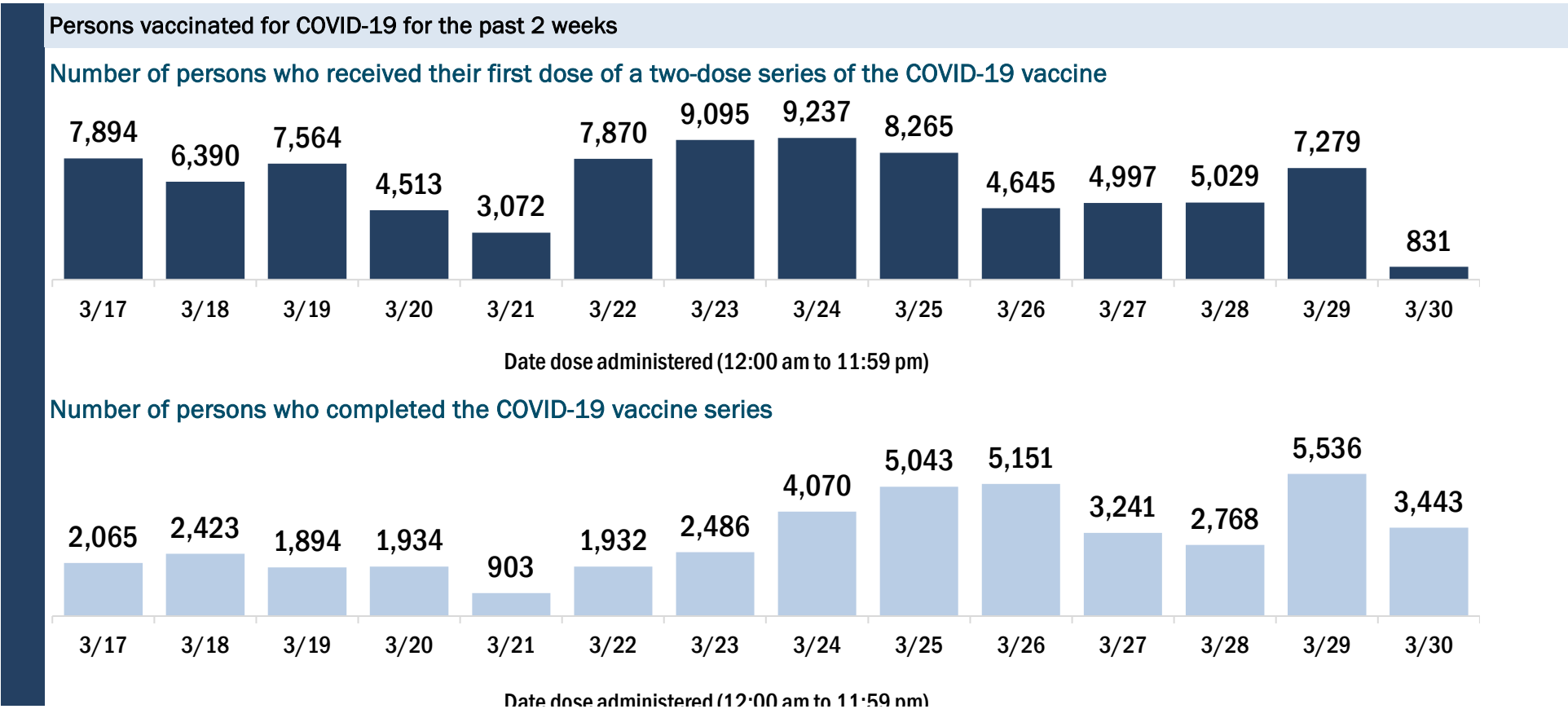
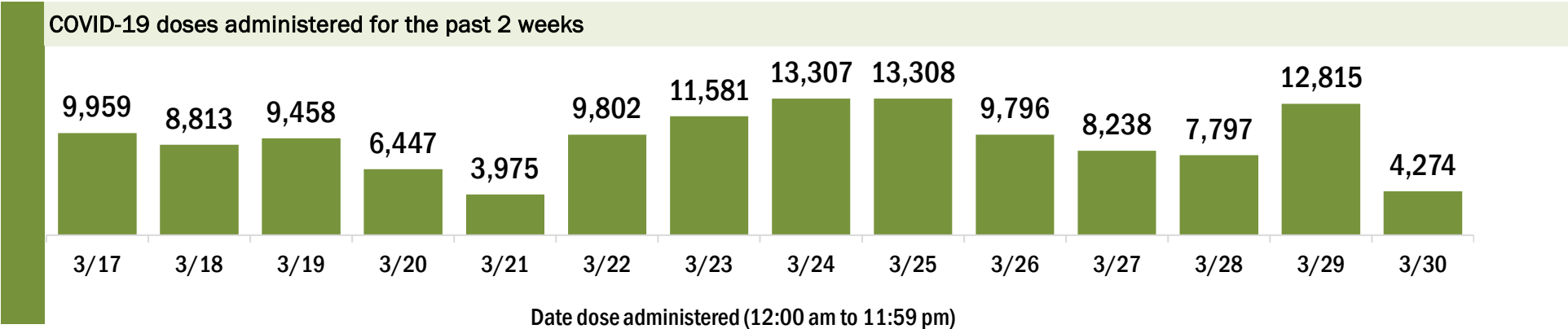
Data in this report are provisional and subject to change.

Data in this summary pertain to COVID-19 vaccines approved by the U.S. Food and Drug Administration and have been issued an Emergency Use Authorization (Janssen COVID-19 Vaccine, Moderna COVID-19 Vaccine and Pfizer-BioNTech COVID-19 Vaccine). These data summarize the number of people who have received either their first dose or have completed the series for a COVID-19 vaccine. **A person can only be counted in one category, first dose or series complete.** For persons receiving Moderna or Pfizer vaccines, once they receive their second dose, they are moved from the first dose column to the series completed column. **Because of this, the total first dose category may show a change from report to report not matching the total receiving their first dose from the previous day.** Persons receiving Johnson & Johnson vaccines will always be counted in the series completed column.

COVID-19 doses for vaccinated persons in Florida	
Doses administered	481,267
People receiving one dose of a 1-dose series (Johnson & Johnson) or receiving only one dose of a 2-dose series (Moderna, Pfizer) count once. Persons receiving both doses of a 2-dose series count twice.	

Current status of persons vaccinated for COVID-19 in Florida	
Total people vaccinated	337,637
First dose	176,419
Series completed	161,218
Completed 1-dose series	17,588
Completed 2-dose series	143,630
First dose: current number of people who have only received their first dose of the Moderna or Pfizer vaccine.	
Series complete: current number of people who have received both Moderna or Pfizer vaccine doses or one Johnson & Johnson dose and are considered fully immunized.	

Demographic summary	First dose	Series complete	Total people vaccinated
Age group	176,419	161,218	337,637
16-24 years	5,573	3,566	9,139
25-34 years	10,480	12,125	22,605
35-44 years	16,018	14,967	30,985
45-54 years	29,492	17,905	47,397
55-64 years	50,116	24,123	74,239
65-74 years	38,996	51,873	90,869
75-84 years	19,602	26,741	46,343
85+ years	6,142	9,918	16,060
Race	176,419	161,218	337,637
White	113,421	107,318	220,739
Black	11,400	12,272	23,672
American Indian/Alaskan	660	607	1,267
Other	21,395	23,848	45,243
Unknown	29,543	17,173	46,716
Other race includes Asian, native Hawaiian/Pacific Islander, or other.			
Ethnicity	176,419	161,218	337,637
Hispanic	21,476	18,081	39,557
Non-Hispanic	91,684	100,803	192,487
Unknown	63,259	42,334	105,593
Gender	176,419	161,218	337,637
Female	99,687	96,716	196,403
Male	76,439	64,369	140,808
Unknown	293	133	426



COVID-19: Holmes County vaccine summary

Vaccination data through Mar 30, 2021 as of Mar 31, 2021 at 12:05 AM

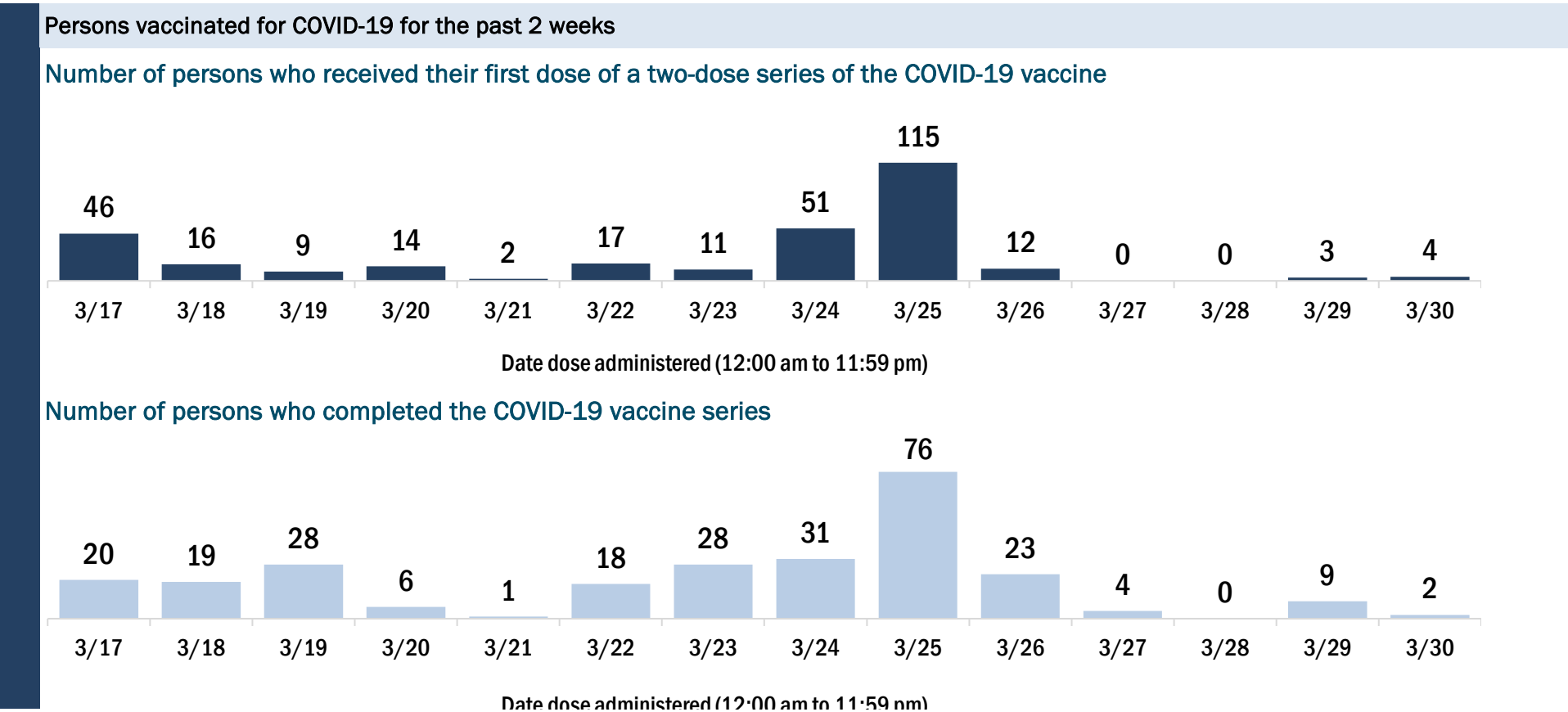
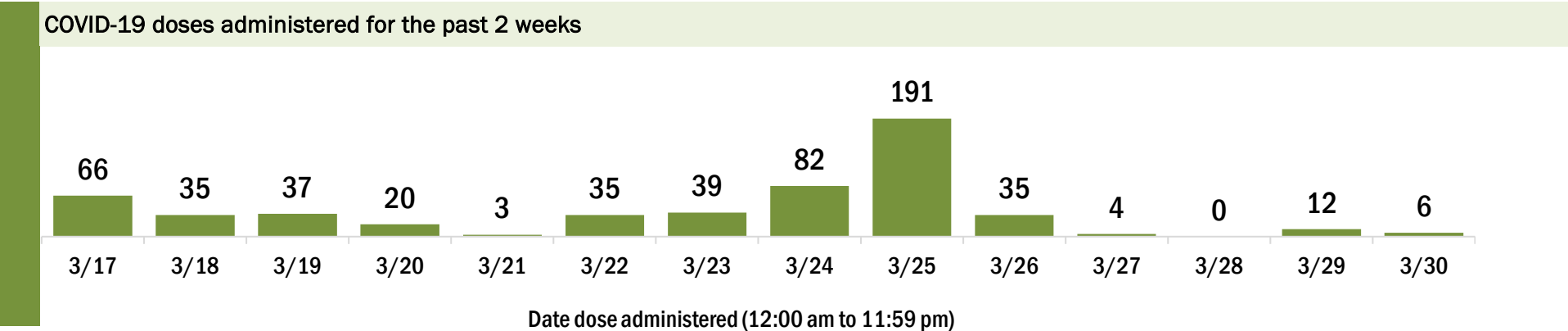
Data in this report are provisional and subject to change.

Data in this summary pertain to COVID-19 vaccines approved by the U.S. Food and Drug Administration and have been issued an Emergency Use Authorization (Janssen COVID-19 Vaccine, Moderna COVID-19 Vaccine and Pfizer-BioNTech COVID-19 Vaccine). These data summarize the number of people who have received either their first dose or have completed the series for a COVID-19 vaccine. **A person can only be counted in one category, first dose or series complete.** For persons receiving Moderna or Pfizer vaccines, once they receive their second dose, they are moved from the first dose column to the series completed column. **Because of this, the total first dose category may show a change from report to report not matching the total receiving their first dose from the previous day.** Persons receiving Johnson & Johnson vaccines will always be counted in the series completed column.

COVID-19 doses for vaccinated persons in Florida	
Doses administered	5,000
People receiving one dose of a 1-dose series (Johnson & Johnson) or receiving only one dose of a 2-dose series (Moderna, Pfizer) count once. Persons receiving both doses of a 2-dose series count twice.	

Current status of persons vaccinated for COVID-19 in Florida	
Total people vaccinated	3,014
First dose	875
Series completed	2,139
Completed 1-dose series	153
Completed 2-dose series	1,986
First dose: current number of people who have only received their first dose of the Moderna or Pfizer vaccine.	
Series complete: current number of people who have received both Moderna or Pfizer vaccine doses or one Johnson & Johnson dose and are considered fully immunized.	

Demographic summary	First dose	Series complete	Total people vaccinated
Age group	875	2,139	3,014
16-24 years	7	15	22
25-34 years	26	41	67
35-44 years	47	72	119
45-54 years	119	129	248
55-64 years	304	251	555
65-74 years	209	876	1,085
75-84 years	135	583	718
85+ years	28	172	200
Race	875	2,139	3,014
White	763	1,827	2,590
Black	25	71	96
American Indian/Alaskan	4	25	29
Other	37	155	192
Unknown	46	61	107
Other race includes Asian, native Hawaiian/Pacific Islander, or other.			
Ethnicity	875	2,139	3,014
Hispanic	10	15	25
Non-Hispanic	674	1,817	2,491
Unknown	191	307	498
Gender	875	2,139	3,014
Female	471	1,170	1,641
Male	404	969	1,373
Unknown	0	0	0



COVID-19: Indian River County vaccine summary

Vaccination data through Mar 30, 2021 as of Mar 31, 2021 at 12:05 AM

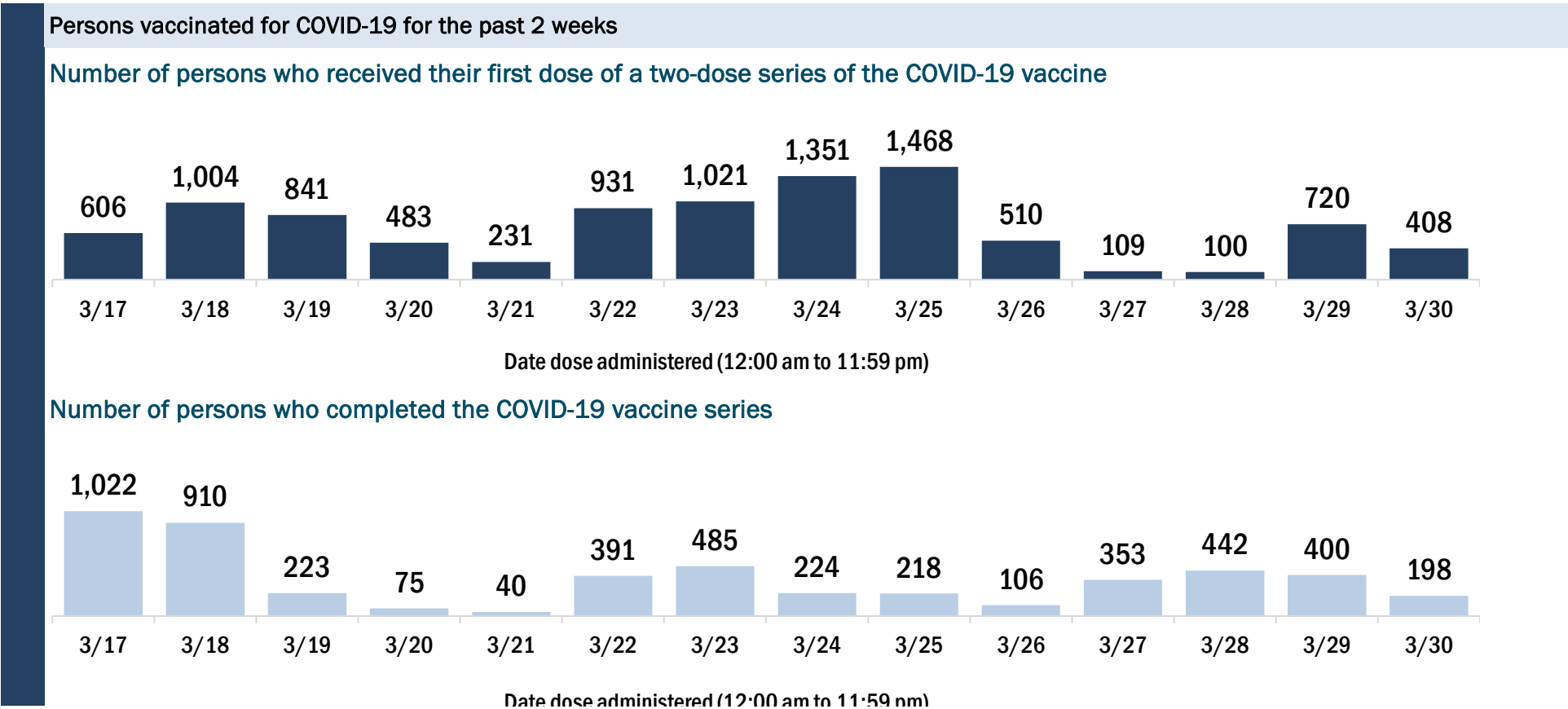
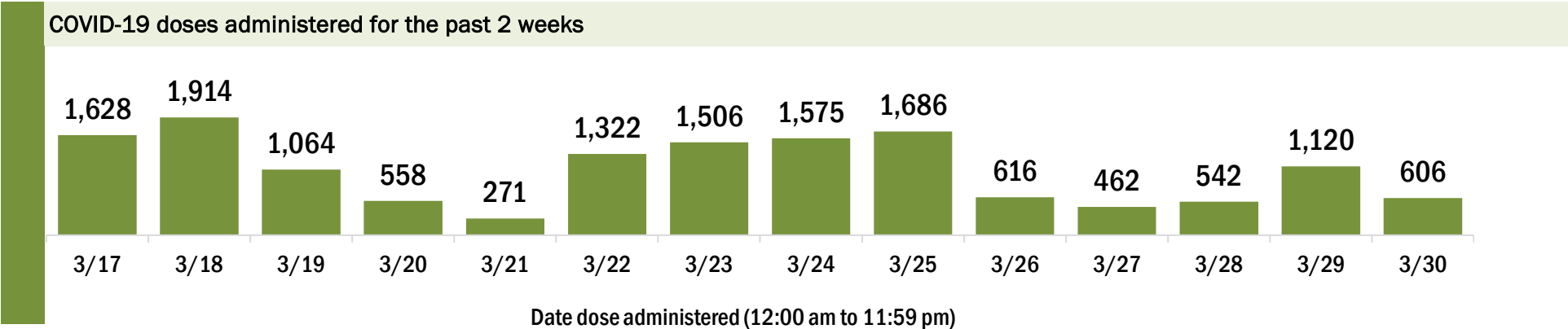
Data in this report are provisional and subject to change.

Data in this summary pertain to COVID-19 vaccines approved by the U.S. Food and Drug Administration and have been issued an Emergency Use Authorization (Janssen COVID-19 Vaccine, Moderna COVID-19 Vaccine and Pfizer-BioNTech COVID-19 Vaccine). These data summarize the number of people who have received either their first dose or have completed the series for a COVID-19 vaccine. **A person can only be counted in one category, first dose or series complete.** For persons receiving Moderna or Pfizer vaccines, once they receive their second dose, they are moved from the first dose column to the series completed column. **Because of this, the total first dose category may show a change from report to report not matching the total receiving their first dose from the previous day.** Persons receiving Johnson & Johnson vaccines will always be counted in the series completed column.

COVID-19 doses for vaccinated persons in Florida	
Doses administered	95,877
People receiving one dose of a 1-dose series (Johnson & Johnson) or receiving only one dose of a 2-dose series (Moderna, Pfizer) count once. Persons receiving both doses of a 2-dose series count twice.	

Current status of persons vaccinated for COVID-19 in Florida	
Total people vaccinated	59,976
First dose	23,375
Series completed	36,601
Completed 1-dose series	700
Completed 2-dose series	35,901
First dose: current number of people who have only received their first dose of the Moderna or Pfizer vaccine.	
Series complete: current number of people who have received both Moderna or Pfizer vaccine doses or one Johnson & Johnson dose and are considered fully immunized.	

Demographic summary	First dose	Series complete	Total people vaccinated
Age group	23,375	36,601	59,976
16-24 years	236	197	433
25-34 years	431	508	939
35-44 years	695	704	1,399
45-54 years	1,907	1,218	3,125
55-64 years	6,858	2,496	9,354
65-74 years	6,528	17,024	23,552
75-84 years	4,785	10,846	15,631
85+ years	1,935	3,608	5,543
Race	23,375	36,601	59,976
White	17,249	27,055	44,304
Black	871	864	1,735
American Indian/Alaskan	159	185	344
Other	1,290	2,647	3,937
Unknown	3,806	5,850	9,656
Other race includes Asian, native Hawaiian/Pacific Islander, or other.			
Ethnicity	23,375	36,601	59,976
Hispanic	821	746	1,567
Non-Hispanic	13,674	23,348	37,022
Unknown	8,880	12,507	21,387
Gender	23,375	36,601	59,976
Female	12,999	20,750	33,749
Male	10,341	15,842	26,183
Unknown	35	9	44



COVID-19: Jackson County vaccine summary

Vaccination data through Mar 30, 2021 as of Mar 31, 2021 at 12:05 AM

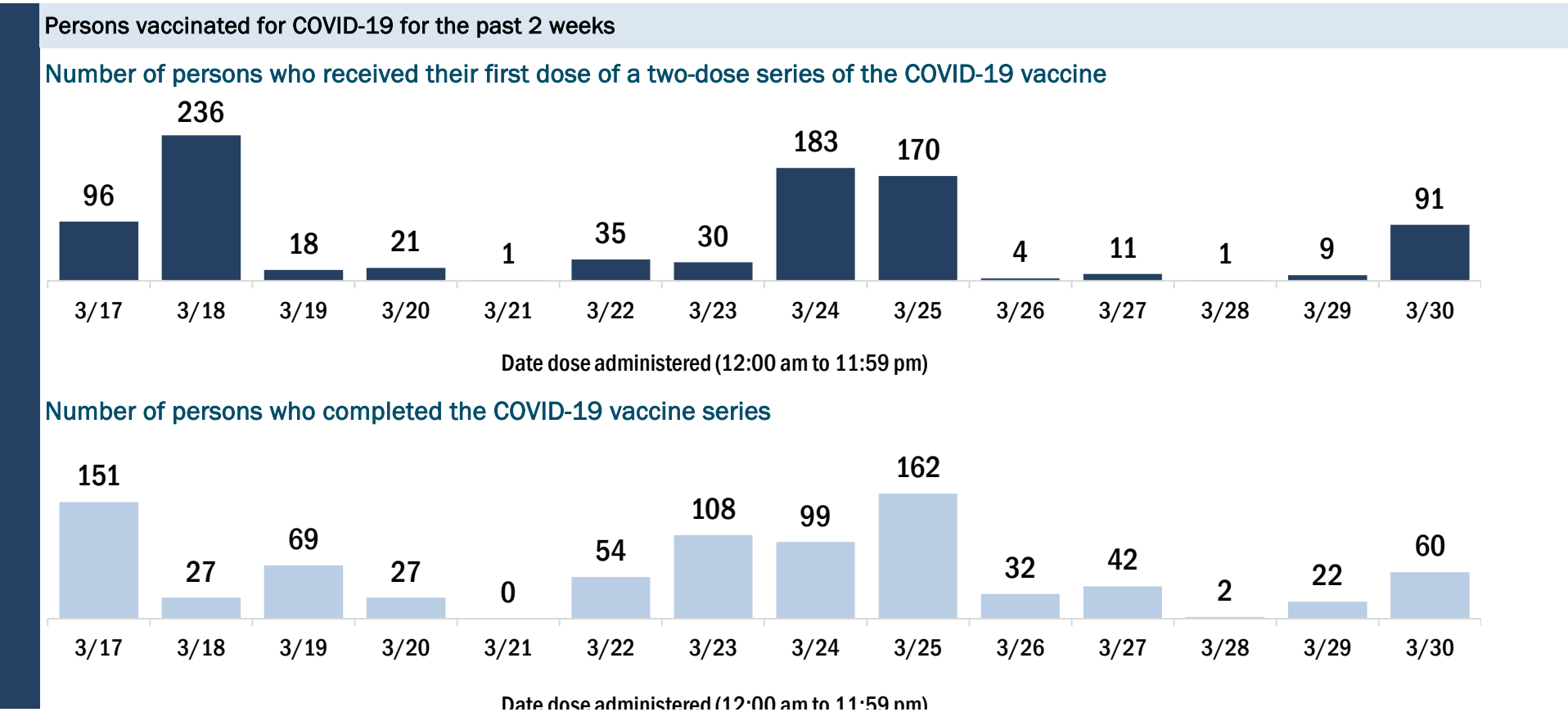
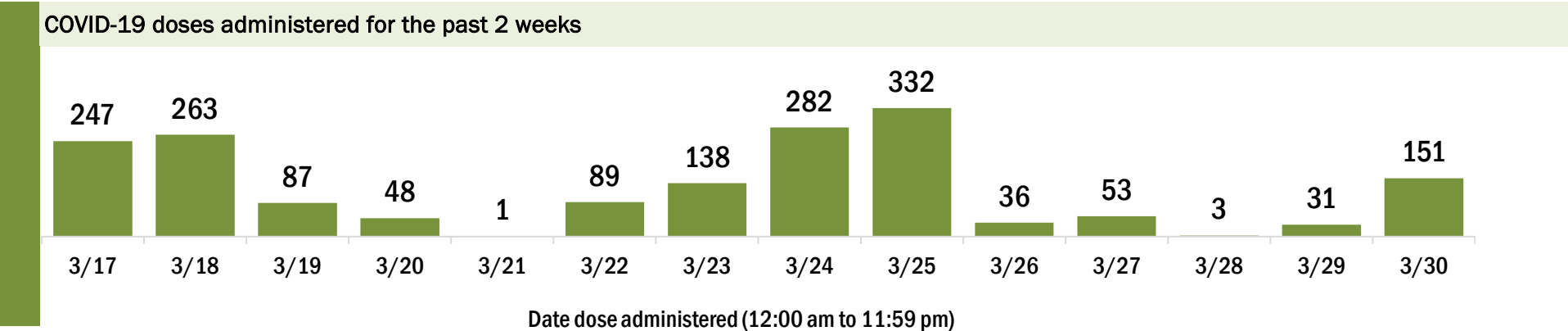
Data in this report are provisional and subject to change.

Data in this summary pertain to COVID-19 vaccines approved by the U.S. Food and Drug Administration and have been issued an Emergency Use Authorization (Janssen COVID-19 Vaccine, Moderna COVID-19 Vaccine and Pfizer-BioNTech COVID-19 Vaccine). These data summarize the number of people who have received either their first dose or have completed the series for a COVID-19 vaccine. **A person can only be counted in one category, first dose or series complete.** For persons receiving Moderna or Pfizer vaccines, once they receive their second dose, they are moved from the first dose column to the series completed column. **Because of this, the total first dose category may show a change from report to report not matching the total receiving their first dose from the previous day.** Persons receiving Johnson & Johnson vaccines will always be counted in the series completed column.

COVID-19 doses for vaccinated persons in Florida	
Doses administered	15,729
People receiving one dose of a 1-dose series (Johnson & Johnson) or receiving only one dose of a 2-dose series (Moderna, Pfizer) count once. Persons receiving both doses of a 2-dose series count twice.	

Current status of persons vaccinated for COVID-19 in Florida	
Total people vaccinated	9,655
First dose	3,091
Series completed	6,564
Completed 1-dose series	490
Completed 2-dose series	6,074
First dose: current number of people who have only received their first dose of the Moderna or Pfizer vaccine.	
Series complete: current number of people who have received both Moderna or Pfizer vaccine doses or one Johnson & Johnson dose and are considered fully immunized.	

Demographic summary	First dose	Series complete	Total people vaccinated
Age group	3,091	6,564	9,655
16-24 years	51	59	110
25-34 years	128	164	292
35-44 years	208	268	476
45-54 years	412	481	893
55-64 years	1,039	919	1,958
65-74 years	656	2,557	3,213
75-84 years	443	1,586	2,029
85+ years	154	530	684
Race	3,091	6,564	9,655
White	1,960	4,647	6,607
Black	698	1,170	1,868
American Indian/Alaskan	17	30	47
Other	143	284	427
Unknown	273	433	706
Other race includes Asian, native Hawaiian/Pacific Islander, or other.			
Ethnicity	3,091	6,564	9,655
Hispanic	68	56	124
Non-Hispanic	2,241	4,561	6,802
Unknown	782	1,947	2,729
Gender	3,091	6,564	9,655
Female	1,759	3,757	5,516
Male	1,330	2,807	4,137
Unknown	2	0	2



COVID-19: Jefferson County vaccine summary

Vaccination data through Mar 30, 2021 as of Mar 31, 2021 at 12:05 AM

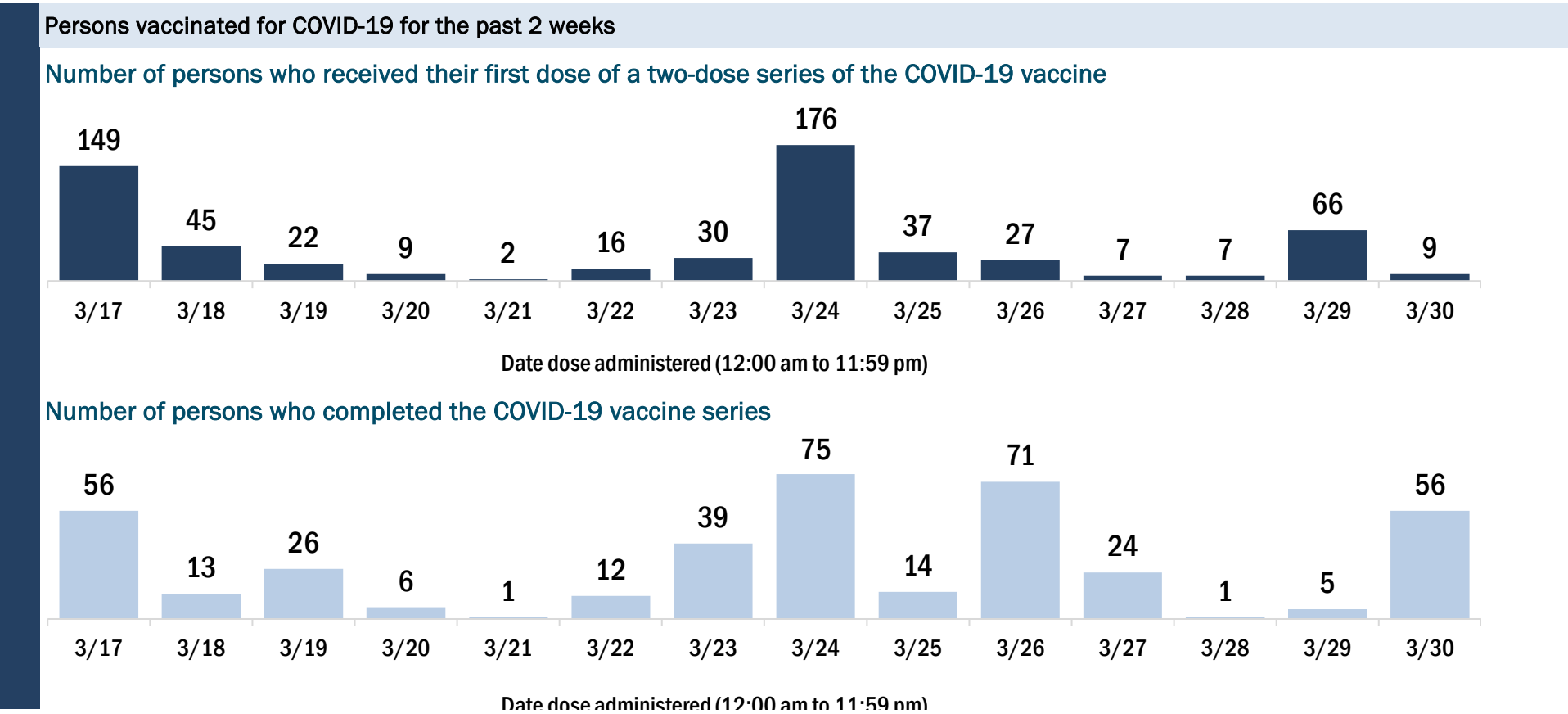
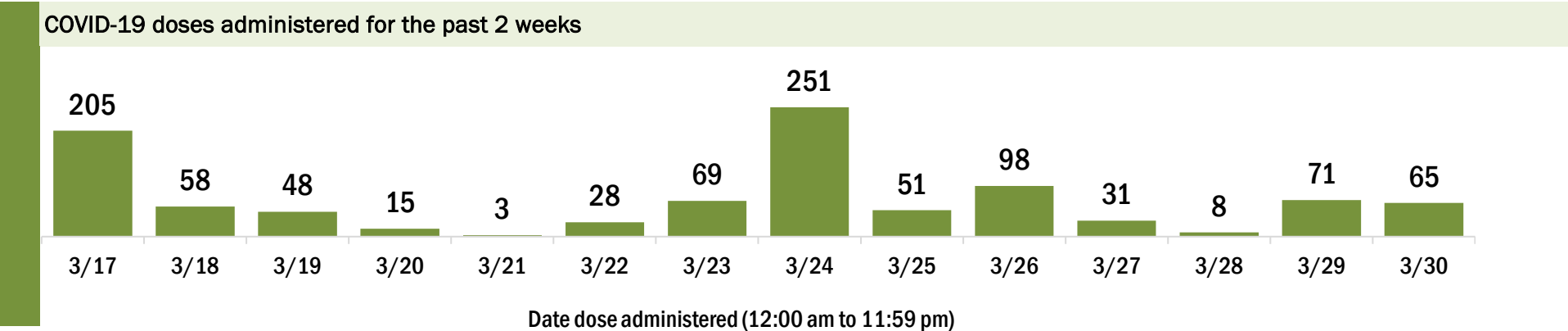
Data in this report are provisional and subject to change.

Data in this summary pertain to COVID-19 vaccines approved by the U.S. Food and Drug Administration and have been issued an Emergency Use Authorization (Janssen COVID-19 Vaccine, Moderna COVID-19 Vaccine and Pfizer-BioNTech COVID-19 Vaccine). These data summarize the number of people who have received either their first dose or have completed the series for a COVID-19 vaccine. **A person can only be counted in one category, first dose or series complete.** For persons receiving Moderna or Pfizer vaccines, once they receive their second dose, they are moved from the first dose column to the series completed column. **Because of this, the total first dose category may show a change from report to report not matching the total receiving their first dose from the previous day.** Persons receiving Johnson & Johnson vaccines will always be counted in the series completed column.

COVID-19 doses for vaccinated persons in Florida	
Doses administered	6,205
People receiving one dose of a 1-dose series (Johnson & Johnson) or receiving only one dose of a 2-dose series (Moderna, Pfizer) count once. Persons receiving both doses of a 2-dose series count twice.	

Current status of persons vaccinated for COVID-19 in Florida	
Total people vaccinated	3,750
First dose	1,167
Series completed	2,583
Completed 1-dose series	128
Completed 2-dose series	2,455
First dose: current number of people who have only received their first dose of the Moderna or Pfizer vaccine.	
Series complete: current number of people who have received both Moderna or Pfizer vaccine doses or one Johnson & Johnson dose and are considered fully immunized.	

Demographic summary	First dose	Series complete	Total people vaccinated
Age group	1,167	2,583	3,750
16-24 years	32	12	44
25-34 years	29	52	81
35-44 years	71	86	157
45-54 years	189	178	367
55-64 years	523	341	864
65-74 years	190	1,167	1,357
75-84 years	101	582	683
85+ years	32	165	197
Race	1,167	2,583	3,750
White	583	1,379	1,962
Black	311	486	797
American Indian/Alaskan	2	5	7
Other	138	449	587
Unknown	133	264	397
Other race includes Asian, native Hawaiian/Pacific Islander, or other.			
Ethnicity	1,167	2,583	3,750
Hispanic	17	28	45
Non-Hispanic	728	1,291	2,019
Unknown	422	1,264	1,686
Gender	1,167	2,583	3,750
Female	676	1,523	2,199
Male	491	1,060	1,551
Unknown	0	0	0



COVID-19: Lafayette County vaccine summary

Vaccination data through Mar 30, 2021 as of Mar 31, 2021 at 12:05 AM

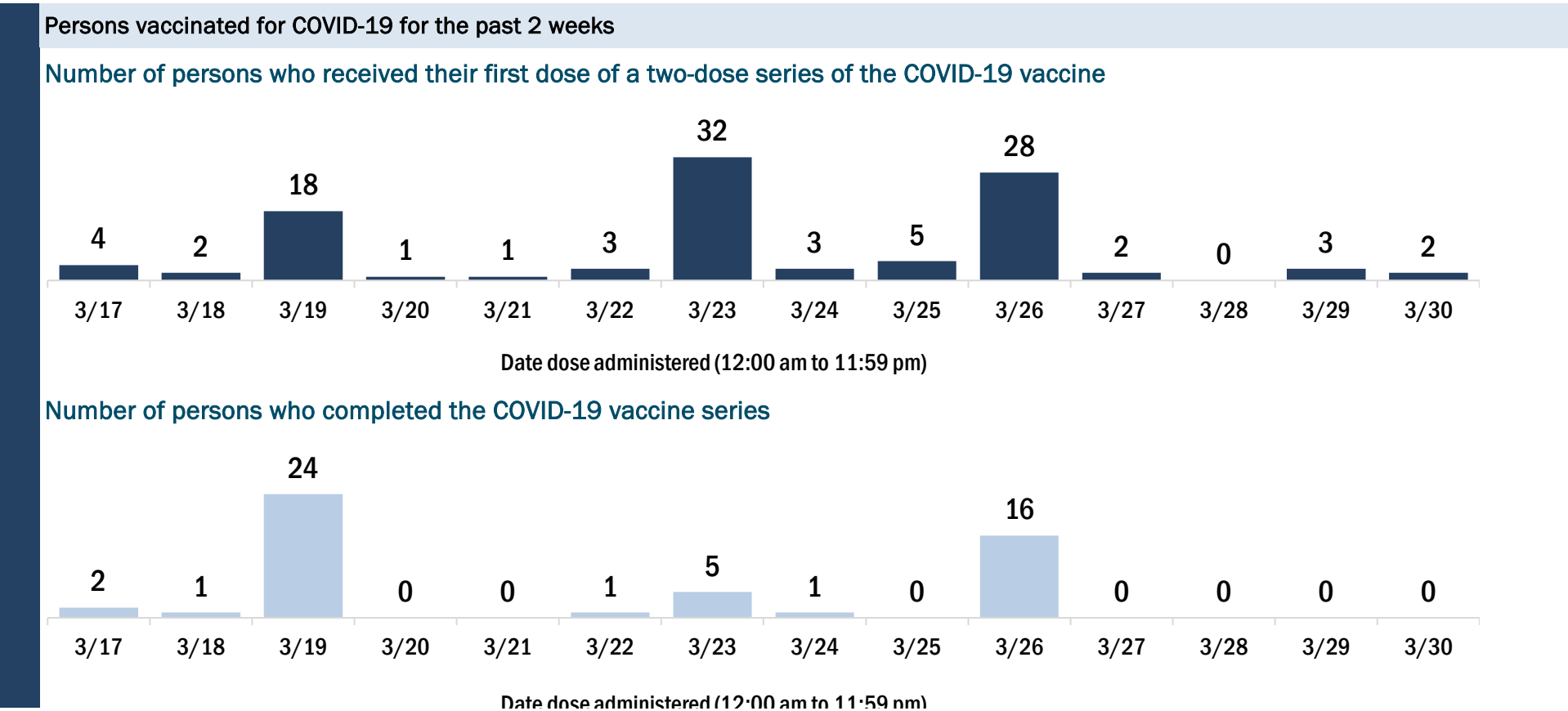
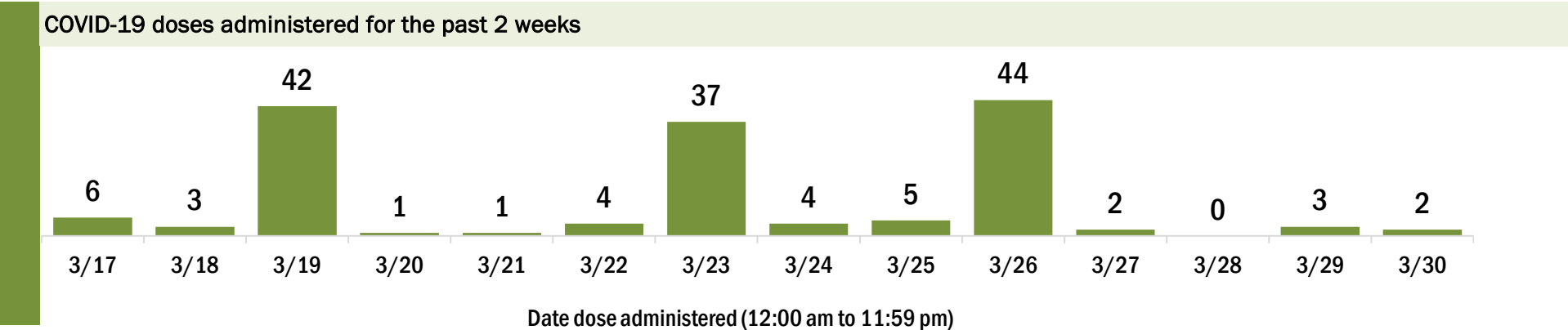
Data in this report are provisional and subject to change.

Data in this summary pertain to COVID-19 vaccines approved by the U.S. Food and Drug Administration and have been issued an Emergency Use Authorization (Janssen COVID-19 Vaccine, Moderna COVID-19 Vaccine and Pfizer-BioNTech COVID-19 Vaccine). These data summarize the number of people who have received either their first dose or have completed the series for a COVID-19 vaccine. **A person can only be counted in one category, first dose or series complete.** For persons receiving Moderna or Pfizer vaccines, once they receive their second dose, they are moved from the first dose column to the series completed column. **Because of this, the total first dose category may show a change from report to report not matching the total receiving their first dose from the previous day.** Persons receiving Johnson & Johnson vaccines will always be counted in the series completed column.

COVID-19 doses for vaccinated persons in Florida	
Doses administered	2,666
People receiving one dose of a 1-dose series (Johnson & Johnson) or receiving only one dose of a 2-dose series (Moderna, Pfizer) count once. Persons receiving both doses of a 2-dose series count twice.	

Current status of persons vaccinated for COVID-19 in Florida	
Total people vaccinated	1,538
First dose	407
Series completed	1,131
Completed 1-dose series	3
Completed 2-dose series	1,128
First dose: current number of people who have only received their first dose of the Moderna or Pfizer vaccine.	
Series complete: current number of people who have received both Moderna or Pfizer vaccine doses or one Johnson & Johnson dose and are considered fully immunized.	

Demographic summary	First dose	Series complete	Total people vaccinated
Age group	407	1,131	1,538
16-24 years	2	3	5
25-34 years	6	8	14
35-44 years	15	19	34
45-54 years	52	38	90
55-64 years	119	68	187
65-74 years	127	565	692
75-84 years	59	332	391
85+ years	27	98	125
Race	407	1,131	1,538
White	314	967	1,281
Black	14	30	44
American Indian/Alaskan	4	1	5
Other	15	65	80
Unknown	60	68	128
Other race includes Asian, native Hawaiian/Pacific Islander, or other.			
Ethnicity	407	1,131	1,538
Hispanic	15	19	34
Non-Hispanic	240	920	1,160
Unknown	152	192	344
Gender	407	1,131	1,538
Female	225	584	809
Male	181	547	728
Unknown	1	0	1



COVID-19: Lake County vaccine summary

Vaccination data through Mar 30, 2021 as of Mar 31, 2021 at 12:05 AM

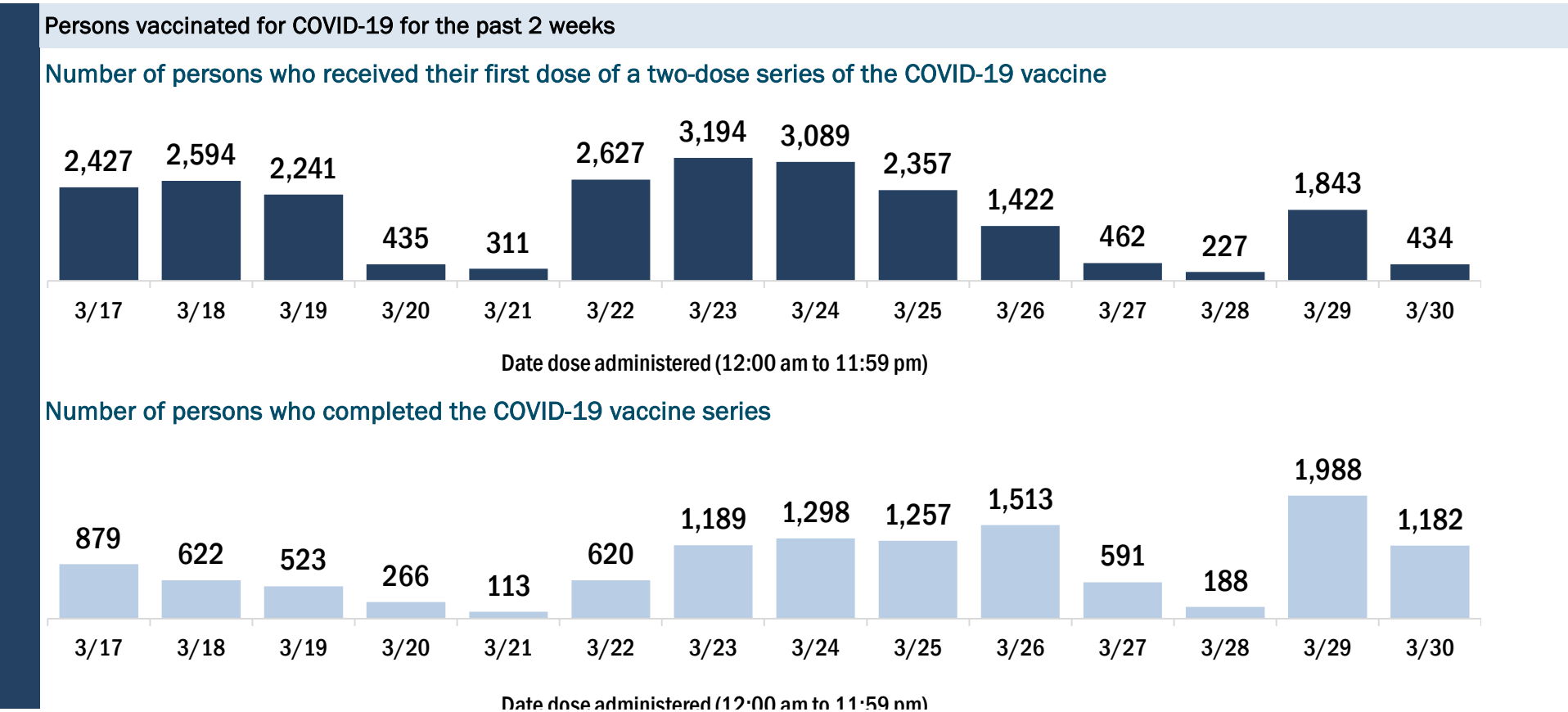
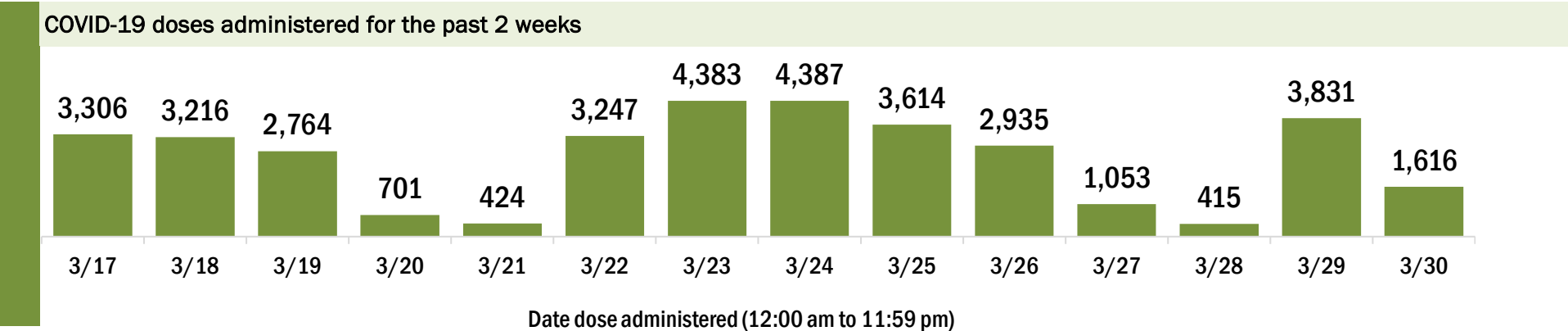
Data in this report are provisional and subject to change.

Data in this summary pertain to COVID-19 vaccines approved by the U.S. Food and Drug Administration and have been issued an Emergency Use Authorization (Janssen COVID-19 Vaccine, Moderna COVID-19 Vaccine and Pfizer-BioNTech COVID-19 Vaccine). These data summarize the number of people who have received either their first dose or have completed the series for a COVID-19 vaccine. **A person can only be counted in one category, first dose or series complete.** For persons receiving Moderna or Pfizer vaccines, once they receive their second dose, they are moved from the first dose column to the series completed column. **Because of this, the total first dose category may show a change from report to report not matching the total receiving their first dose from the previous day.** Persons receiving Johnson & Johnson vaccines will always be counted in the series completed column.

COVID-19 doses for vaccinated persons in Florida	
Doses administered	186,303
People receiving one dose of a 1-dose series (Johnson & Johnson) or receiving only one dose of a 2-dose series (Moderna, Pfizer) count once. Persons receiving both doses of a 2-dose series count twice.	

Current status of persons vaccinated for COVID-19 in Florida	
Total people vaccinated	119,118
First dose	49,215
Series completed	69,903
Completed 1-dose series	2,718
Completed 2-dose series	67,185
First dose: current number of people who have only received their first dose of the Moderna or Pfizer vaccine.	
Series complete: current number of people who have received both Moderna or Pfizer vaccine doses or one Johnson & Johnson dose and are considered fully immunized.	

Demographic summary	First dose	Series complete	Total people vaccinated
Age group	49,215	69,903	119,118
16-24 years	803	460	1,263
25-34 years	1,853	1,422	3,275
35-44 years	2,800	2,243	5,043
45-54 years	5,965	3,009	8,974
55-64 years	14,998	5,072	20,070
65-74 years	11,837	30,239	42,076
75-84 years	8,122	21,326	29,448
85+ years	2,837	6,132	8,969
Race	49,215	69,903	119,118
White	32,181	54,566	86,747
Black	2,418	2,975	5,393
American Indian/Alaskan	211	394	605
Other	4,294	5,978	10,272
Unknown	10,111	5,990	16,101
Other race includes Asian, native Hawaiian/Pacific Islander, or other.			
Ethnicity	49,215	69,903	119,118
Hispanic	2,797	2,820	5,617
Non-Hispanic	21,499	39,711	61,210
Unknown	24,919	27,372	52,291
Gender	49,215	69,903	119,118
Female	27,963	39,894	67,857
Male	21,052	29,974	51,026
Unknown	200	35	235



COVID-19: Lee County vaccine summary

Vaccination data through Mar 30, 2021 as of Mar 31, 2021 at 12:05 AM

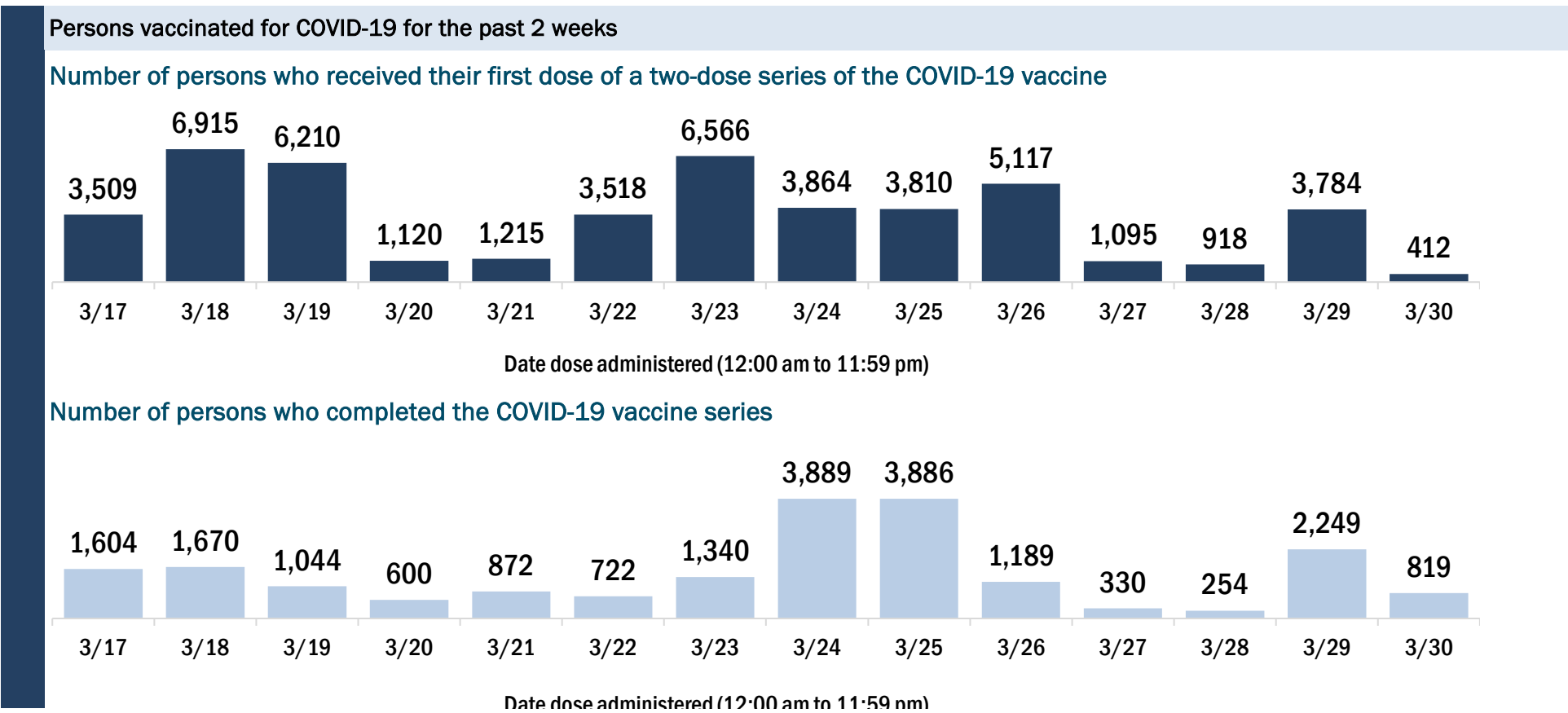
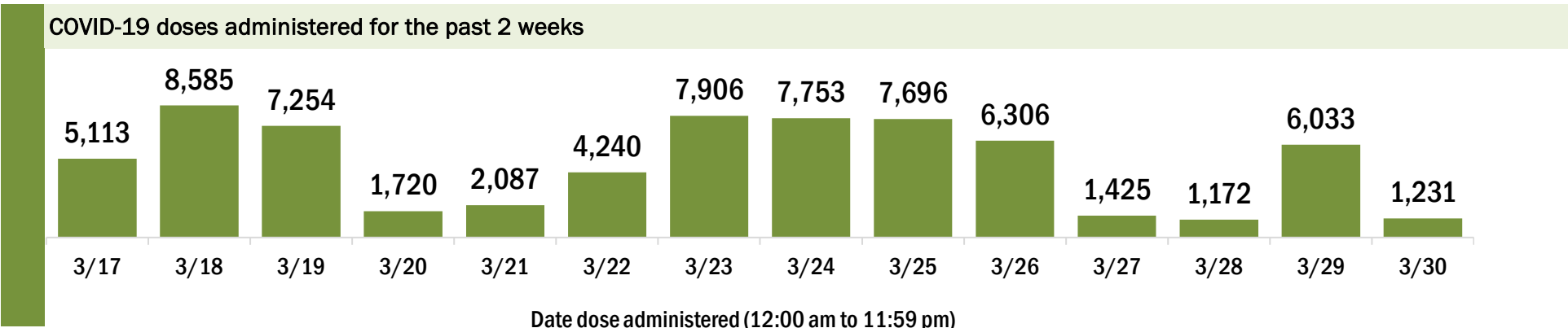
Data in this report are provisional and subject to change.

Data in this summary pertain to COVID-19 vaccines approved by the U.S. Food and Drug Administration and have been issued an Emergency Use Authorization (Janssen COVID-19 Vaccine, Moderna COVID-19 Vaccine and Pfizer-BioNTech COVID-19 Vaccine). These data summarize the number of people who have received either their first dose or have completed the series for a COVID-19 vaccine. **A person can only be counted in one category, first dose or series complete.** For persons receiving Moderna or Pfizer vaccines, once they receive their second dose, they are moved from the first dose column to the series completed column. **Because of this, the total first dose category may show a change from report to report not matching the total receiving their first dose from the previous day.** Persons receiving Johnson & Johnson vaccines will always be counted in the series completed column.

COVID-19 doses for vaccinated persons in Florida	
Doses administered	332,532
People receiving one dose of a 1-dose series (Johnson & Johnson) or receiving only one dose of a 2-dose series (Moderna, Pfizer) count once. Persons receiving both doses of a 2-dose series count twice.	

Current status of persons vaccinated for COVID-19 in Florida	
Total people vaccinated	219,783
First dose	101,554
Series completed	118,229
Completed 1-dose series	5,480
Completed 2-dose series	112,749
First dose: current number of people who have only received their first dose of the Moderna or Pfizer vaccine.	
Series complete: current number of people who have received both Moderna or Pfizer vaccine doses or one Johnson & Johnson dose and are considered fully immunized.	

Demographic summary	First dose	Series complete	Total people vaccinated
Age group	101,554	118,229	219,783
16-24 years	989	753	1,742
25-34 years	2,080	2,572	4,652
35-44 years	3,091	3,529	6,620
45-54 years	7,161	5,246	12,407
55-64 years	24,971	10,188	35,159
65-74 years	34,800	54,823	89,623
75-84 years	22,250	32,381	54,631
85+ years	6,212	8,737	14,949
Race	101,554	118,229	219,783
White	73,833	81,015	154,848
Black	2,346	2,524	4,870
American Indian/Alaskan	463	283	746
Other	5,576	8,079	13,655
Unknown	19,336	26,328	45,664
Other race includes Asian, native Hawaiian/Pacific Islander, or other.			
Ethnicity	101,554	118,229	219,783
Hispanic	5,716	4,672	10,388
Non-Hispanic	58,704	64,077	122,781
Unknown	37,134	49,480	86,614
Gender	101,554	118,229	219,783
Female	57,478	66,179	123,657
Male	43,840	51,787	95,627
Unknown	236	263	499



COVID-19: Leon County vaccine summary

Vaccination data through Mar 30, 2021 as of Mar 31, 2021 at 12:05 AM

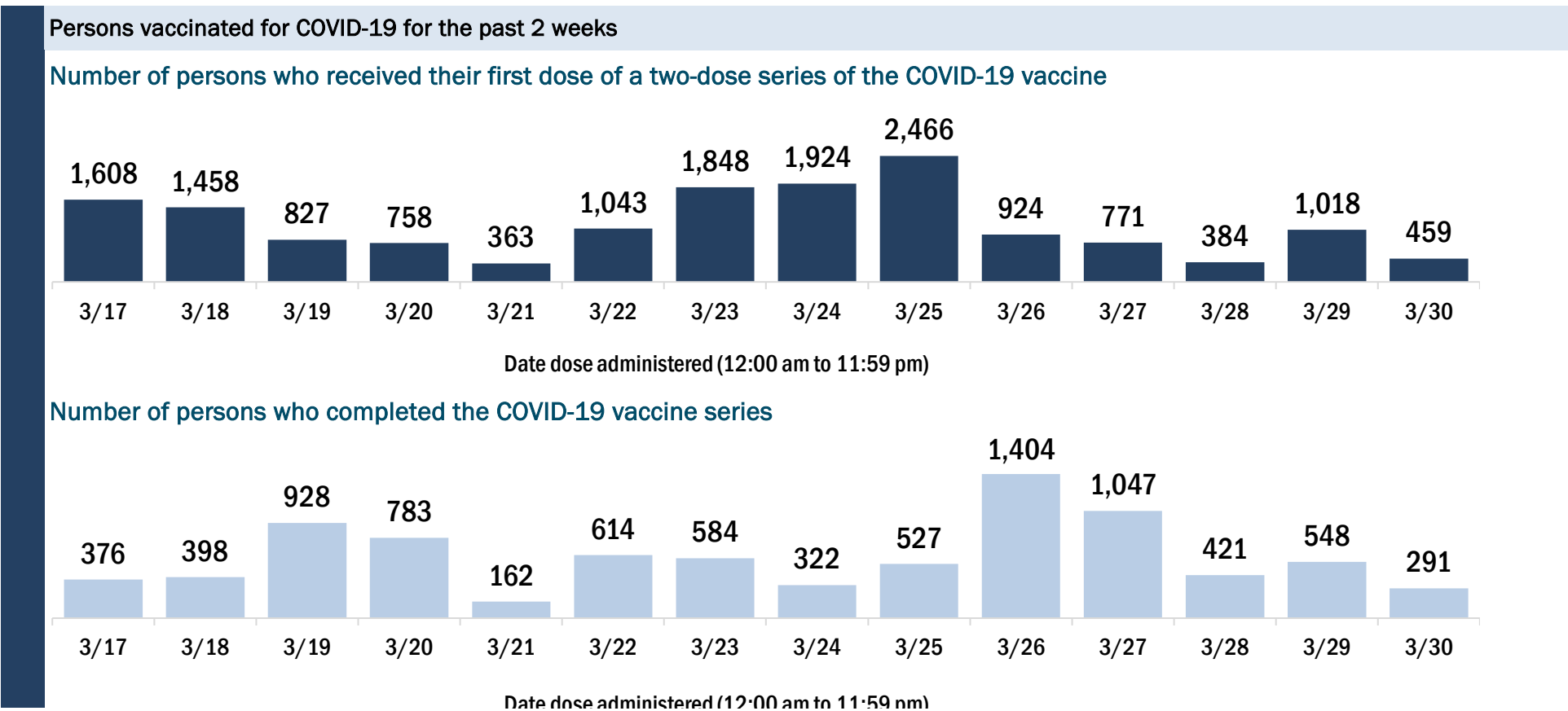
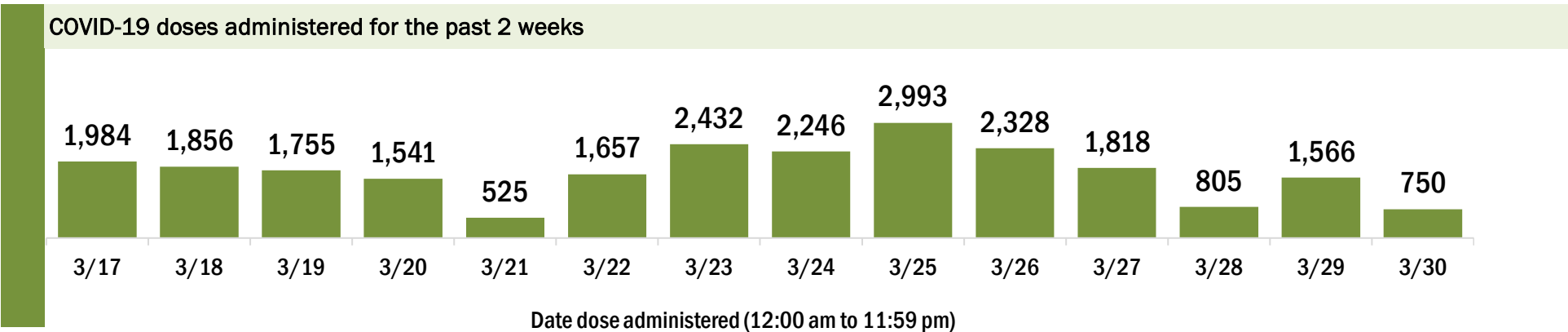
Data in this report are provisional and subject to change.

Data in this summary pertain to COVID-19 vaccines approved by the U.S. Food and Drug Administration and have been issued an Emergency Use Authorization (Janssen COVID-19 Vaccine, Moderna COVID-19 Vaccine and Pfizer-BioNTech COVID-19 Vaccine). These data summarize the number of people who have received either their first dose or have completed the series for a COVID-19 vaccine. **A person can only be counted in one category, first dose or series complete.** For persons receiving Moderna or Pfizer vaccines, once they receive their second dose, they are moved from the first dose column to the series completed column. **Because of this, the total first dose category may show a change from report to report not matching the total receiving their first dose from the previous day.** Persons receiving Johnson & Johnson vaccines will always be counted in the series completed column.

COVID-19 doses for vaccinated persons in Florida	
Doses administered	122,907
People receiving one dose of a 1-dose series (Johnson & Johnson) or receiving only one dose of a 2-dose series (Moderna, Pfizer) count once. Persons receiving both doses of a 2-dose series count twice.	

Current status of persons vaccinated for COVID-19 in Florida	
Total people vaccinated	77,352
First dose	30,118
Series completed	47,234
Completed 1-dose series	1,679
Completed 2-dose series	45,555
First dose: current number of people who have only received their first dose of the Moderna or Pfizer vaccine.	
Series complete: current number of people who have received both Moderna or Pfizer vaccine doses or one Johnson & Johnson dose and are considered fully immunized.	

Demographic summary	First dose	Series complete	Total people vaccinated
Age group	30,118	47,234	77,352
16-24 years	2,574	1,286	3,860
25-34 years	3,488	2,624	6,112
35-44 years	4,025	3,254	7,279
45-54 years	6,041	4,165	10,206
55-64 years	9,505	7,409	16,914
65-74 years	2,720	17,678	20,398
75-84 years	1,196	8,142	9,338
85+ years	569	2,676	3,245
Race	30,118	47,234	77,352
White	17,228	27,940	45,168
Black	4,272	6,405	10,677
American Indian/Alaskan	89	141	230
Other	4,216	9,361	13,577
Unknown	4,313	3,387	7,700
Other race includes Asian, native Hawaiian/Pacific Islander, or other.			
Ethnicity	30,118	47,234	77,352
Hispanic	1,584	1,541	3,125
Non-Hispanic	19,641	34,118	53,759
Unknown	8,893	11,575	20,468
Gender	30,118	47,234	77,352
Female	17,270	28,185	45,455
Male	12,839	19,032	31,871
Unknown	9	17	26



COVID-19: Levy County vaccine summary

Vaccination data through Mar 30, 2021 as of Mar 31, 2021 at 12:05 AM

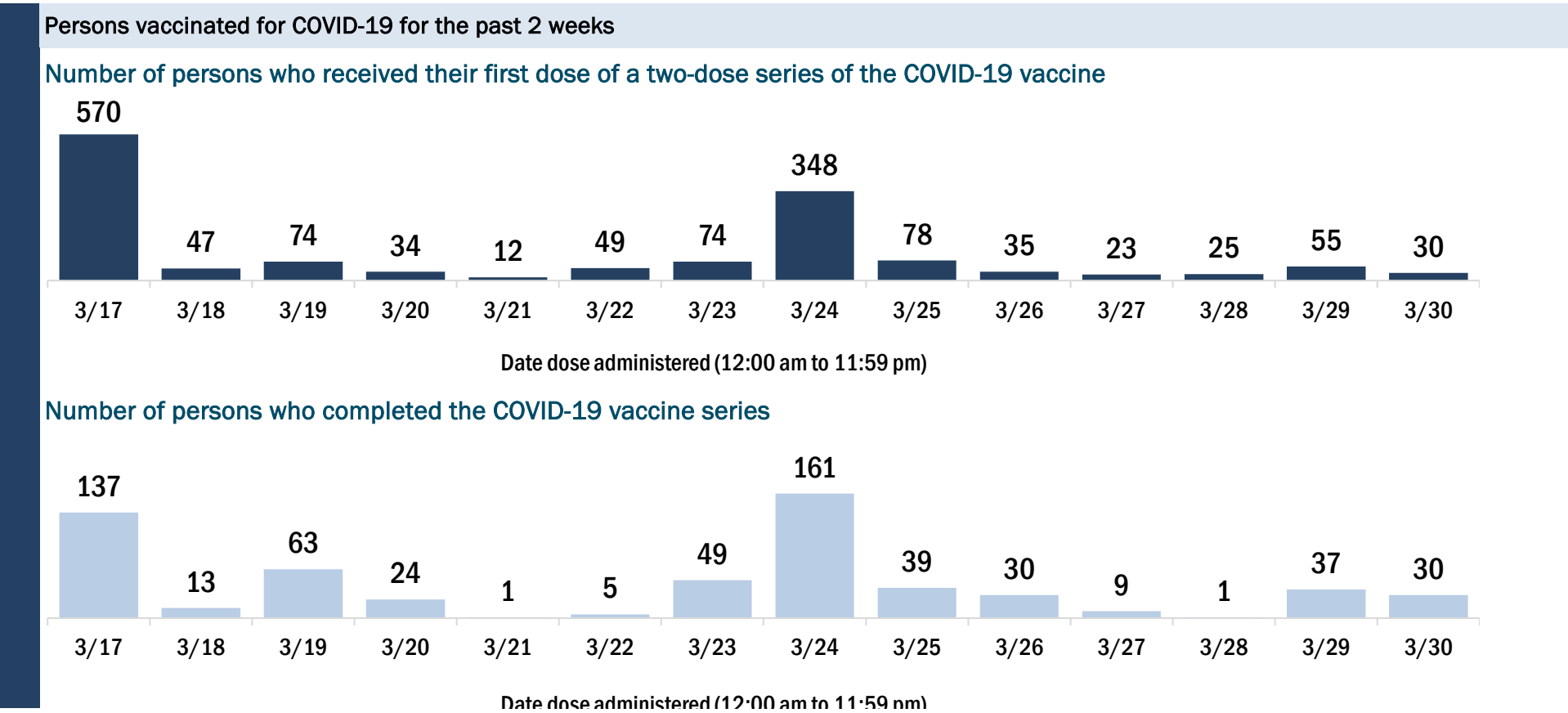
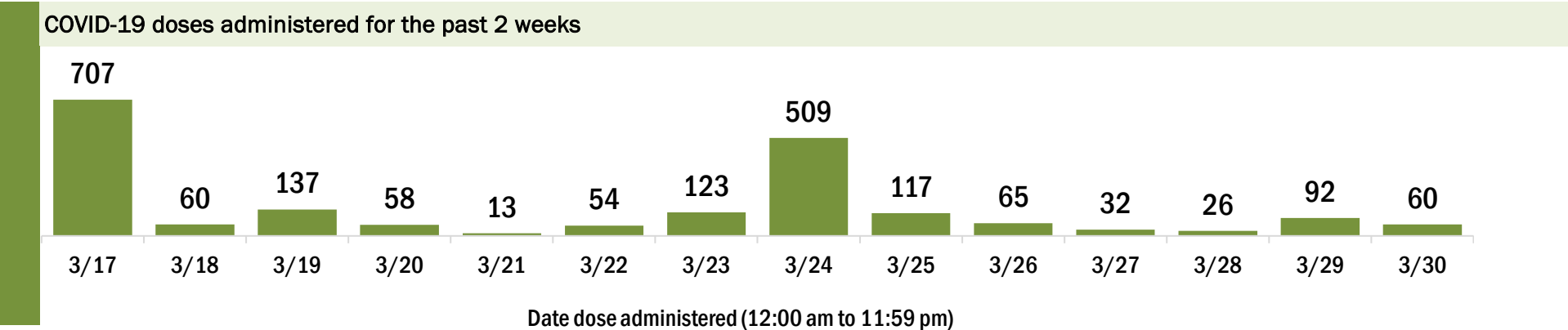
Data in this report are provisional and subject to change.

Data in this summary pertain to COVID-19 vaccines approved by the U.S. Food and Drug Administration and have been issued an Emergency Use Authorization (Janssen COVID-19 Vaccine, Moderna COVID-19 Vaccine and Pfizer-BioNTech COVID-19 Vaccine). These data summarize the number of people who have received either their first dose or have completed the series for a COVID-19 vaccine. **A person can only be counted in one category, first dose or series complete.** For persons receiving Moderna or Pfizer vaccines, once they receive their second dose, they are moved from the first dose column to the series completed column. **Because of this, the total first dose category may show a change from report to report not matching the total receiving their first dose from the previous day.** Persons receiving Johnson & Johnson vaccines will always be counted in the series completed column.

COVID-19 doses for vaccinated persons in Florida	
Doses administered	12,249
People receiving one dose of a 1-dose series (Johnson & Johnson) or receiving only one dose of a 2-dose series (Moderna, Pfizer) count once. Persons receiving both doses of a 2-dose series count twice.	

Current status of persons vaccinated for COVID-19 in Florida	
Total people vaccinated	7,838
First dose	3,190
Series completed	4,648
Completed 1-dose series	237
Completed 2-dose series	4,411
First dose: current number of people who have only received their first dose of the Moderna or Pfizer vaccine.	
Series complete: current number of people who have received both Moderna or Pfizer vaccine doses or one Johnson & Johnson dose and are considered fully immunized.	

Demographic summary	First dose	Series complete	Total people vaccinated
Age group	3,190	4,648	7,838
16-24 years	33	39	72
25-34 years	70	117	187
35-44 years	92	129	221
45-54 years	244	217	461
55-64 years	1,035	438	1,473
65-74 years	1,029	2,220	3,249
75-84 years	540	1,199	1,739
85+ years	147	289	436
Race	3,190	4,648	7,838
White	2,398	3,682	6,080
Black	239	237	476
American Indian/Alaskan	34	28	62
Other	188	260	448
Unknown	331	441	772
Other race includes Asian, native Hawaiian/Pacific Islander, or other.			
Ethnicity	3,190	4,648	7,838
Hispanic	149	90	239
Non-Hispanic	1,937	3,369	5,306
Unknown	1,104	1,189	2,293
Gender	3,190	4,648	7,838
Female	1,900	2,625	4,525
Male	1,288	2,023	3,311
Unknown	2	0	2



COVID-19: Liberty County vaccine summary

Vaccination data through Mar 30, 2021 as of Mar 31, 2021 at 12:05 AM

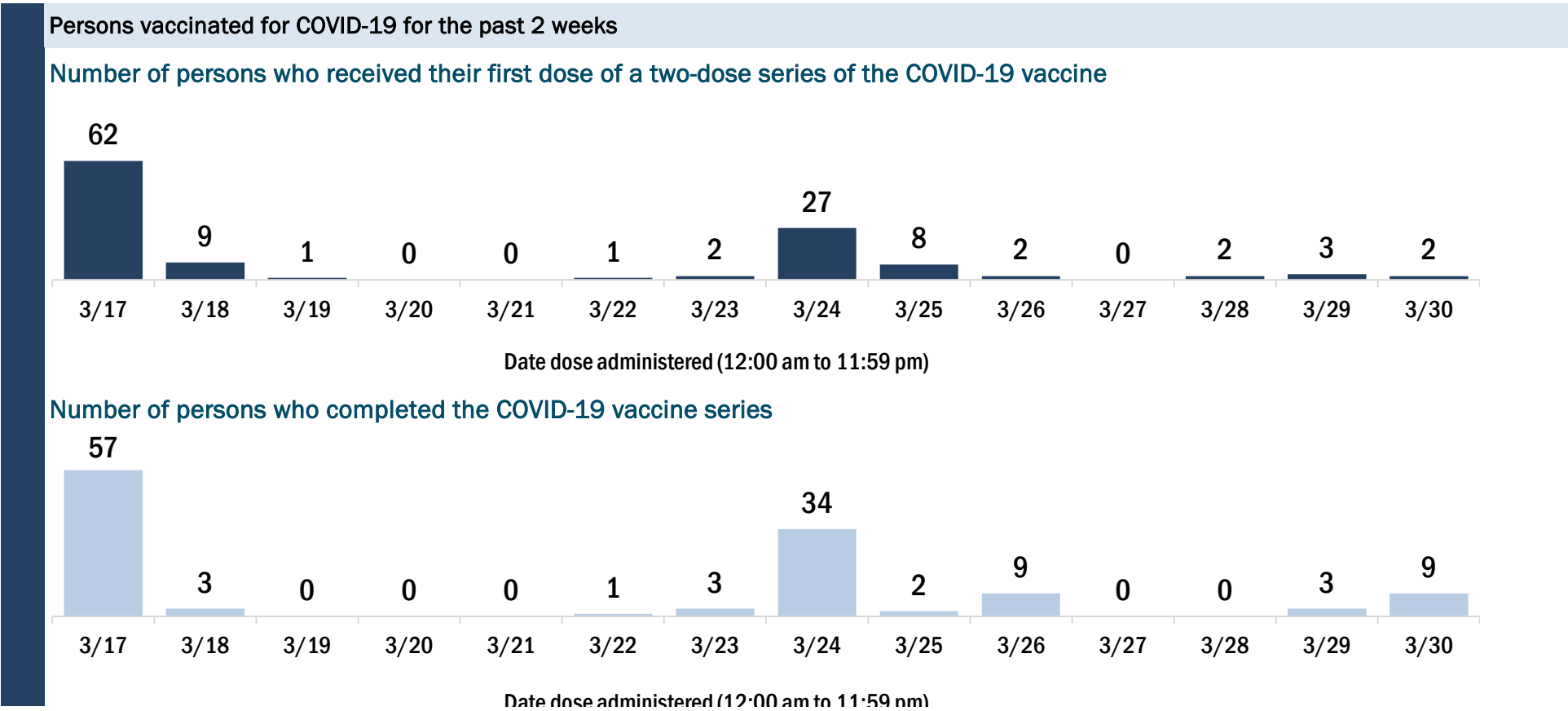
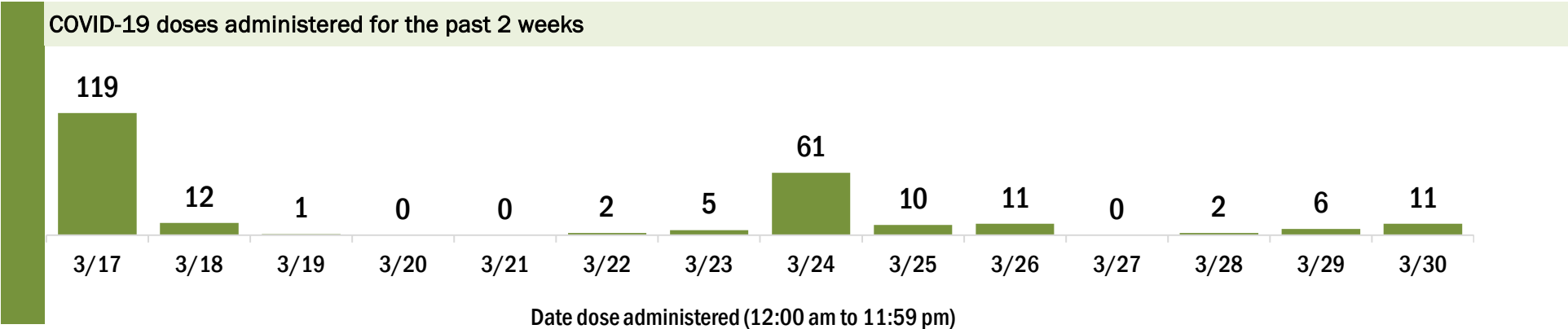
Data in this report are provisional and subject to change.

Data in this summary pertain to COVID-19 vaccines approved by the U.S. Food and Drug Administration and have been issued an Emergency Use Authorization (Janssen COVID-19 Vaccine, Moderna COVID-19 Vaccine and Pfizer-BioNTech COVID-19 Vaccine). These data summarize the number of people who have received either their first dose or have completed the series for a COVID-19 vaccine. **A person can only be counted in one category, first dose or series complete.** For persons receiving Moderna or Pfizer vaccines, once they receive their second dose, they are moved from the first dose column to the series completed column. **Because of this, the total first dose category may show a change from report to report not matching the total receiving their first dose from the previous day.** Persons receiving Johnson & Johnson vaccines will always be counted in the series completed column.

COVID-19 doses for vaccinated persons in Florida	
Doses administered	2,214
People receiving one dose of a 1-dose series (Johnson & Johnson) or receiving only one dose of a 2-dose series (Moderna, Pfizer) count once. Persons receiving both doses of a 2-dose series count twice.	

Current status of persons vaccinated for COVID-19 in Florida	
Total people vaccinated	1,276
First dose	302
Series completed	974
Completed 1-dose series	36
Completed 2-dose series	938
First dose: current number of people who have only received their first dose of the Moderna or Pfizer vaccine.	
Series complete: current number of people who have received both Moderna or Pfizer vaccine doses or one Johnson & Johnson dose and are considered fully immunized.	

Demographic summary	First dose	Series complete	Total people vaccinated
Age group	302	974	1,276
16-24 years	12	9	21
25-34 years	18	22	40
35-44 years	27	49	76
45-54 years	51	49	100
55-64 years	98	202	300
65-74 years	58	383	441
75-84 years	30	206	236
85+ years	8	54	62
Race	302	974	1,276
White	203	713	916
Black	46	73	119
American Indian/Alaskan	1	7	8
Other	18	91	109
Unknown	34	90	124
Other race includes Asian, native Hawaiian/Pacific Islander, or other.			
Ethnicity	302	974	1,276
Hispanic	2	11	13
Non-Hispanic	146	530	676
Unknown	154	433	587
Gender	302	974	1,276
Female	173	516	689
Male	129	458	587
Unknown	0	0	0



COVID-19: Madison County vaccine summary

Vaccination data through Mar 30, 2021 as of Mar 31, 2021 at 12:05 AM

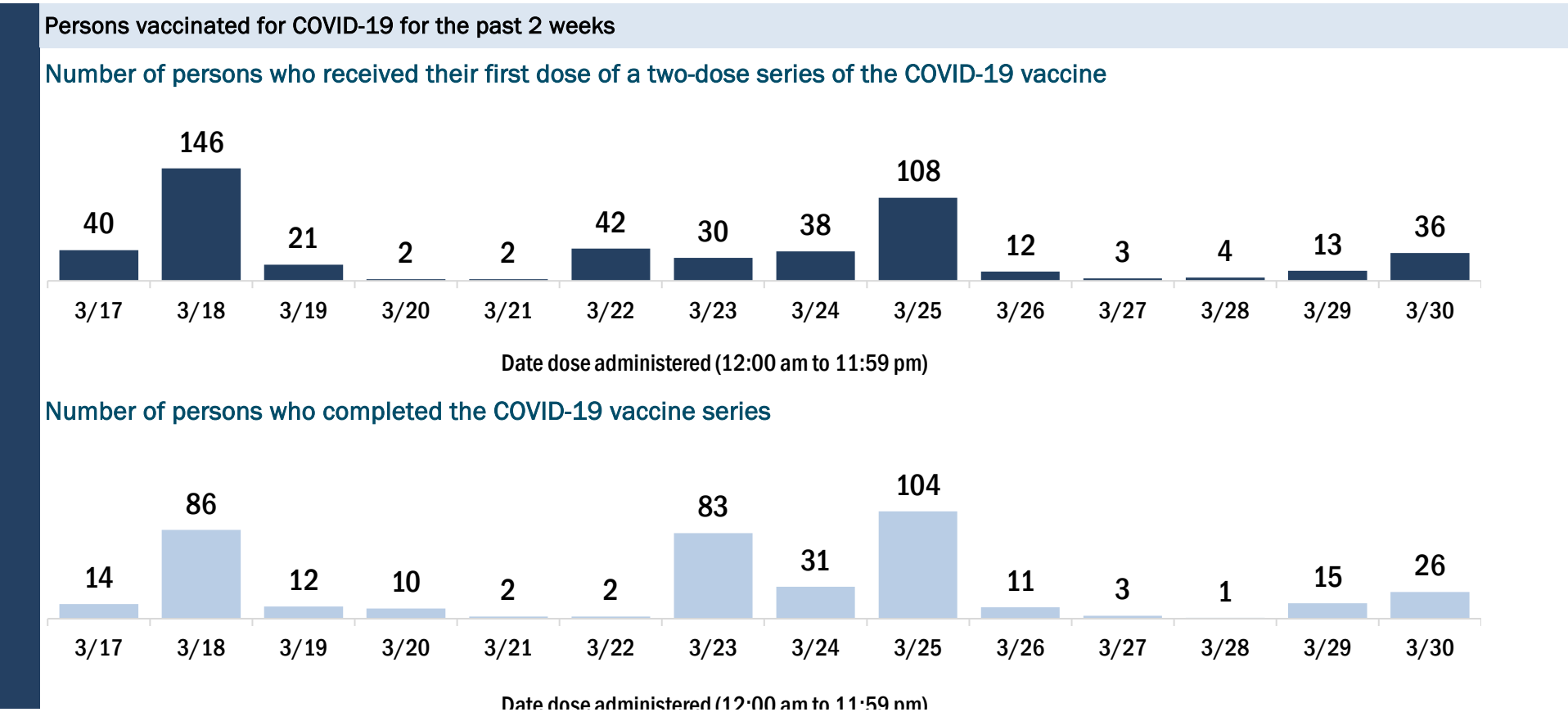
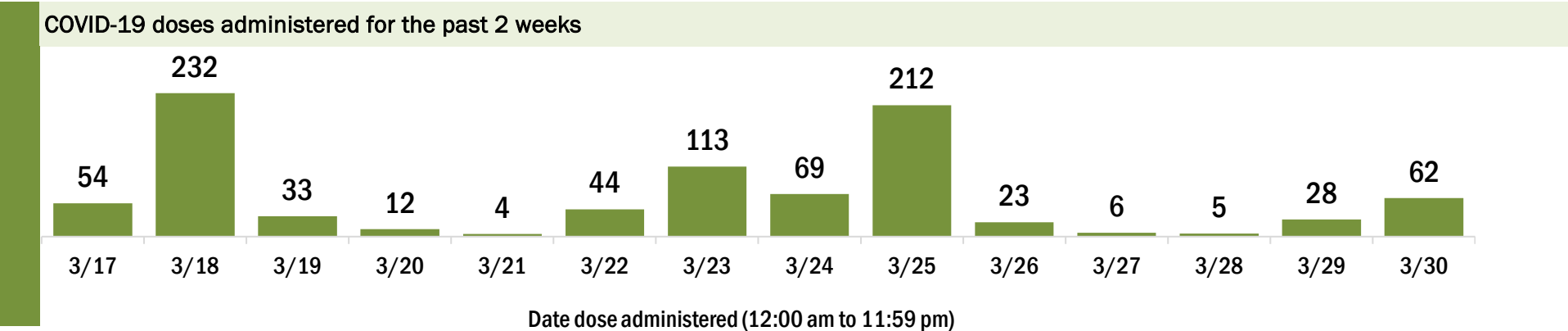
Data in this report are provisional and subject to change.

Data in this summary pertain to COVID-19 vaccines approved by the U.S. Food and Drug Administration and have been issued an Emergency Use Authorization (Janssen COVID-19 Vaccine, Moderna COVID-19 Vaccine and Pfizer-BioNTech COVID-19 Vaccine). These data summarize the number of people who have received either their first dose or have completed the series for a COVID-19 vaccine. **A person can only be counted in one category, first dose or series complete.** For persons receiving Moderna or Pfizer vaccines, once they receive their second dose, they are moved from the first dose column to the series completed column. **Because of this, the total first dose category may show a change from report to report not matching the total receiving their first dose from the previous day.** Persons receiving Johnson & Johnson vaccines will always be counted in the series completed column.

COVID-19 doses for vaccinated persons in Florida	
Doses administered	6,614
People receiving one dose of a 1-dose series (Johnson & Johnson) or receiving only one dose of a 2-dose series (Moderna, Pfizer) count once. Persons receiving both doses of a 2-dose series count twice.	

Current status of persons vaccinated for COVID-19 in Florida	
Total people vaccinated	3,960
First dose	1,243
Series completed	2,717
Completed 1-dose series	63
Completed 2-dose series	2,654
First dose: current number of people who have only received their first dose of the Moderna or Pfizer vaccine.	
Series complete: current number of people who have received both Moderna or Pfizer vaccine doses or one Johnson & Johnson dose and are considered fully immunized.	

Demographic summary	First dose	Series complete	Total people vaccinated
Age group	1,243	2,717	3,960
16-24 years	16	18	34
25-34 years	52	48	100
35-44 years	94	83	177
45-54 years	244	125	369
55-64 years	485	342	827
65-74 years	226	1,210	1,436
75-84 years	94	698	792
85+ years	32	193	225
Race	1,243	2,717	3,960
White	606	1,431	2,037
Black	364	636	1,000
American Indian/Alaskan	1	6	7
Other	101	246	347
Unknown	171	398	569
Other race includes Asian, native Hawaiian/Pacific Islander, or other.			
Ethnicity	1,243	2,717	3,960
Hispanic	14	22	36
Non-Hispanic	507	928	1,435
Unknown	722	1,767	2,489
Gender	1,243	2,717	3,960
Female	728	1,536	2,264
Male	515	1,181	1,696
Unknown	0	0	0



COVID-19: Manatee County vaccine summary

Vaccination data through Mar 30, 2021 as of Mar 31, 2021 at 12:05 AM

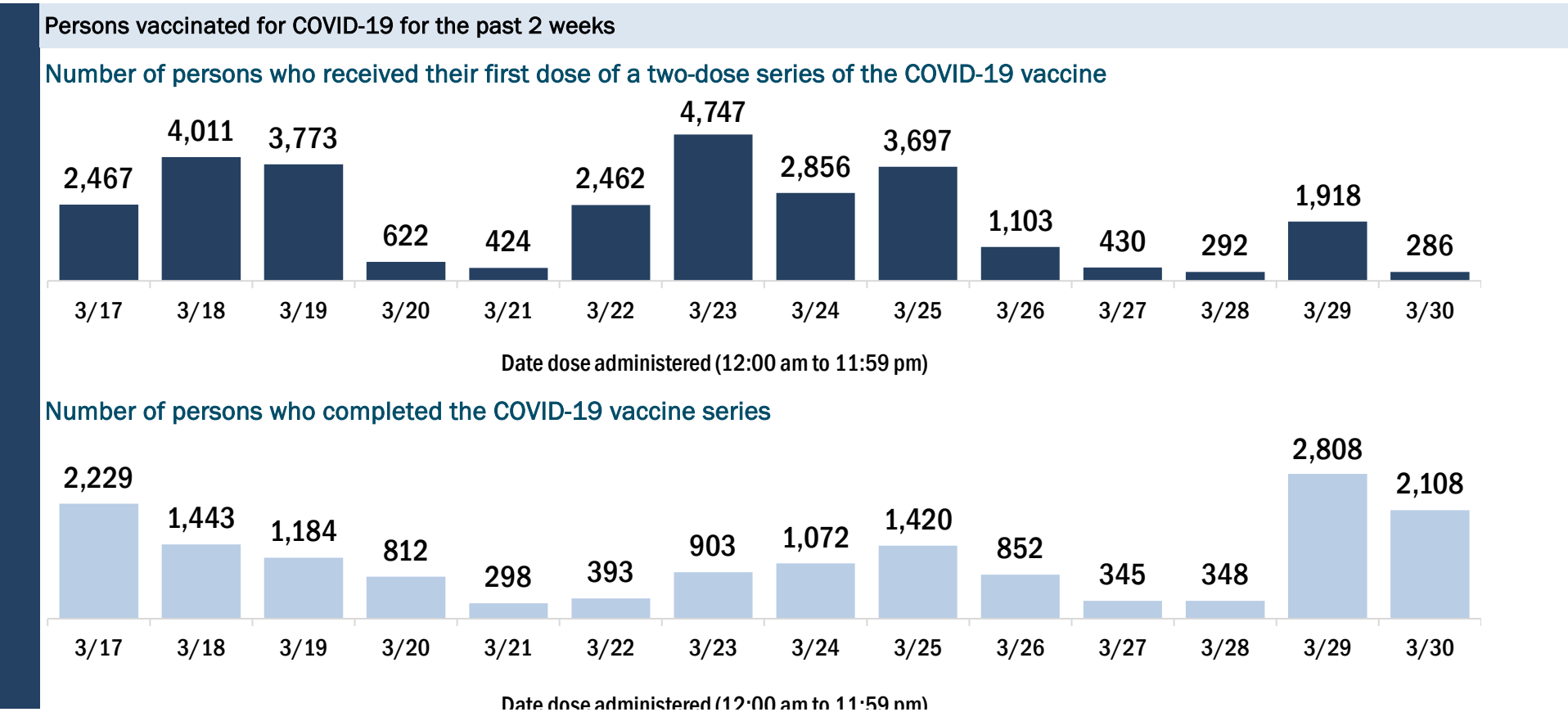
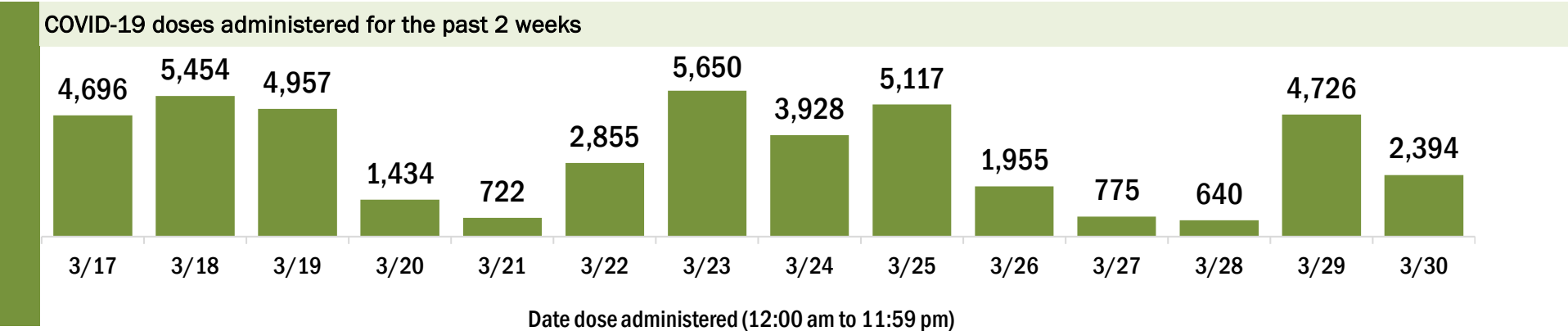
Data in this report are provisional and subject to change.

Data in this summary pertain to COVID-19 vaccines approved by the U.S. Food and Drug Administration and have been issued an Emergency Use Authorization (Janssen COVID-19 Vaccine, Moderna COVID-19 Vaccine and Pfizer-BioNTech COVID-19 Vaccine). These data summarize the number of people who have received either their first dose or have completed the series for a COVID-19 vaccine. **A person can only be counted in one category, first dose or series complete.** For persons receiving Moderna or Pfizer vaccines, once they receive their second dose, they are moved from the first dose column to the series completed column. **Because of this, the total first dose category may show a change from report to report not matching the total receiving their first dose from the previous day.** Persons receiving Johnson & Johnson vaccines will always be counted in the series completed column.

COVID-19 doses for vaccinated persons in Florida	
Doses administered	181,220
People receiving one dose of a 1-dose series (Johnson & Johnson) or receiving only one dose of a 2-dose series (Moderna, Pfizer) count once. Persons receiving both doses of a 2-dose series count twice.	

Current status of persons vaccinated for COVID-19 in Florida	
Total people vaccinated	124,951
First dose	66,368
Series completed	58,583
Completed 1-dose series	2,314
Completed 2-dose series	56,269
First dose: current number of people who have only received their first dose of the Moderna or Pfizer vaccine.	
Series complete: current number of people who have received both Moderna or Pfizer vaccine doses or one Johnson & Johnson dose and are considered fully immunized.	

Demographic summary	First dose	Series complete	Total people vaccinated
Age group	66,368	58,583	124,951
16-24 years	823	582	1,405
25-34 years	1,448	1,940	3,388
35-44 years	2,288	2,445	4,733
45-54 years	6,531	3,156	9,687
55-64 years	19,199	4,836	24,035
65-74 years	19,816	26,351	46,167
75-84 years	12,259	14,747	27,006
85+ years	4,004	4,526	8,530
Race	66,368	58,583	124,951
White	49,617	45,667	95,284
Black	1,892	1,436	3,328
American Indian/Alaskan	305	208	513
Other	3,973	4,973	8,946
Unknown	10,581	6,299	16,880
Other race includes Asian, native Hawaiian/Pacific Islander, or other.			
Ethnicity	66,368	58,583	124,951
Hispanic	2,853	1,668	4,521
Non-Hispanic	35,758	37,801	73,559
Unknown	27,757	19,114	46,871
Gender	66,368	58,583	124,951
Female	36,959	33,510	70,469
Male	29,309	25,037	54,346
Unknown	100	36	136



COVID-19: Marion County vaccine summary

Vaccination data through Mar 30, 2021 as of Mar 31, 2021 at 12:05 AM

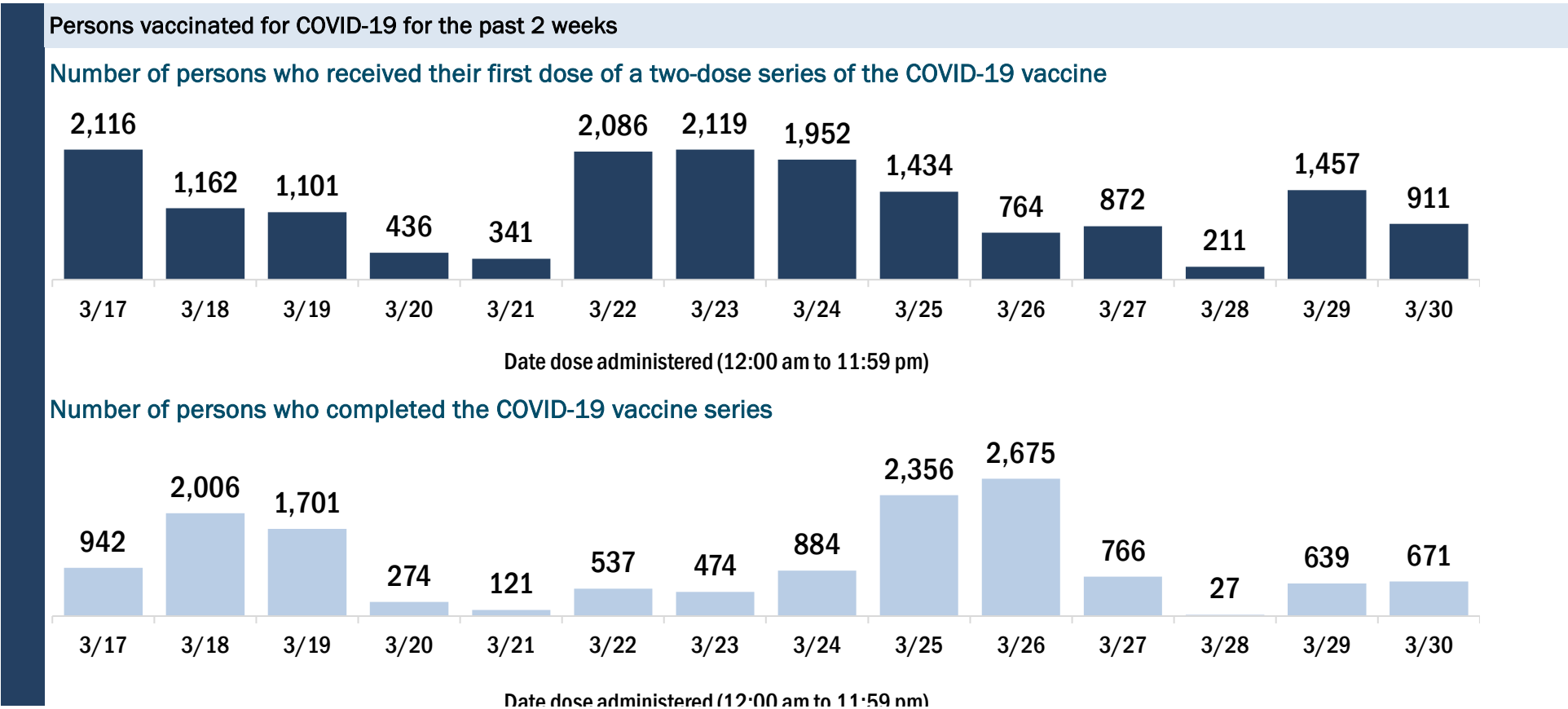
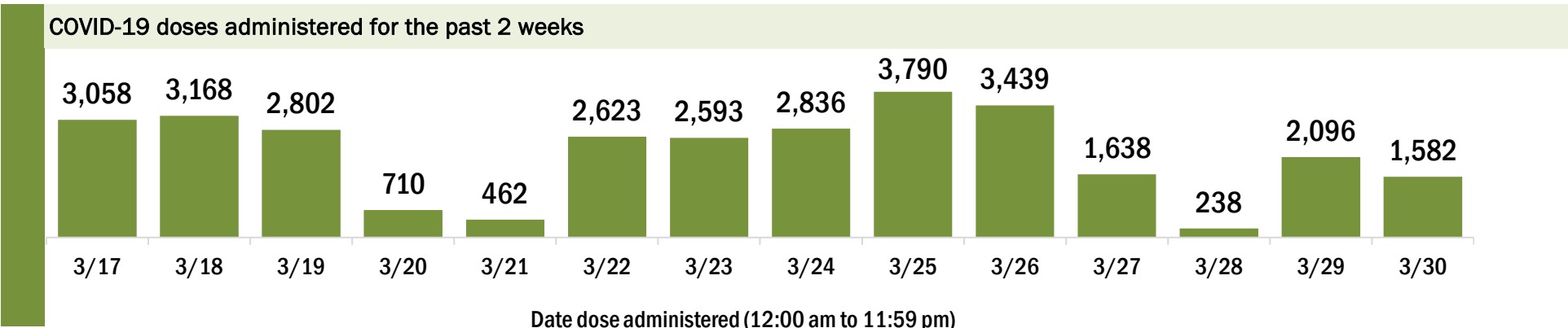
Data in this report are provisional and subject to change.

Data in this summary pertain to COVID-19 vaccines approved by the U.S. Food and Drug Administration and have been issued an Emergency Use Authorization (Janssen COVID-19 Vaccine, Moderna COVID-19 Vaccine and Pfizer-BioNTech COVID-19 Vaccine). These data summarize the number of people who have received either their first dose or have completed the series for a COVID-19 vaccine. **A person can only be counted in one category, first dose or series complete.** For persons receiving Moderna or Pfizer vaccines, once they receive their second dose, they are moved from the first dose column to the series completed column. **Because of this, the total first dose category may show a change from report to report not matching the total receiving their first dose from the previous day.** Persons receiving Johnson & Johnson vaccines will always be counted in the series completed column.

COVID-19 doses for vaccinated persons in Florida	
Doses administered	153,808
People receiving one dose of a 1-dose series (Johnson & Johnson) or receiving only one dose of a 2-dose series (Moderna, Pfizer) count once. Persons receiving both doses of a 2-dose series count twice.	

Current status of persons vaccinated for COVID-19 in Florida	
Total people vaccinated	96,796
First dose	37,904
Series completed	58,892
Completed 1-dose series	1,880
Completed 2-dose series	57,012
First dose: current number of people who have only received their first dose of the Moderna or Pfizer vaccine.	
Series complete: current number of people who have received both Moderna or Pfizer vaccine doses or one Johnson & Johnson dose and are considered fully immunized.	

Demographic summary	First dose	Series complete	Total people vaccinated
Age group	37,904	58,892	96,796
16-24 years	525	534	1,059
25-34 years	1,020	1,405	2,425
35-44 years	1,620	1,946	3,566
45-54 years	3,635	3,076	6,711
55-64 years	11,043	5,090	16,133
65-74 years	10,435	24,976	35,411
75-84 years	7,159	17,123	24,282
85+ years	2,467	4,742	7,209
Race	37,904	58,892	96,796
White	25,439	41,969	67,408
Black	2,659	2,761	5,420
American Indian/Alaskan	115	213	328
Other	3,241	5,631	8,872
Unknown	6,450	8,318	14,768
Other race includes Asian, native Hawaiian/Pacific Islander, or other.			
Ethnicity	37,904	58,892	96,796
Hispanic	3,159	2,354	5,513
Non-Hispanic	21,651	36,963	58,614
Unknown	13,094	19,575	32,669
Gender	37,904	58,892	96,796
Female	22,128	33,953	56,081
Male	15,738	24,903	40,641
Unknown	38	36	74



COVID-19: Martin County vaccine summary

Vaccination data through Mar 30, 2021 as of Mar 31, 2021 at 12:05 AM

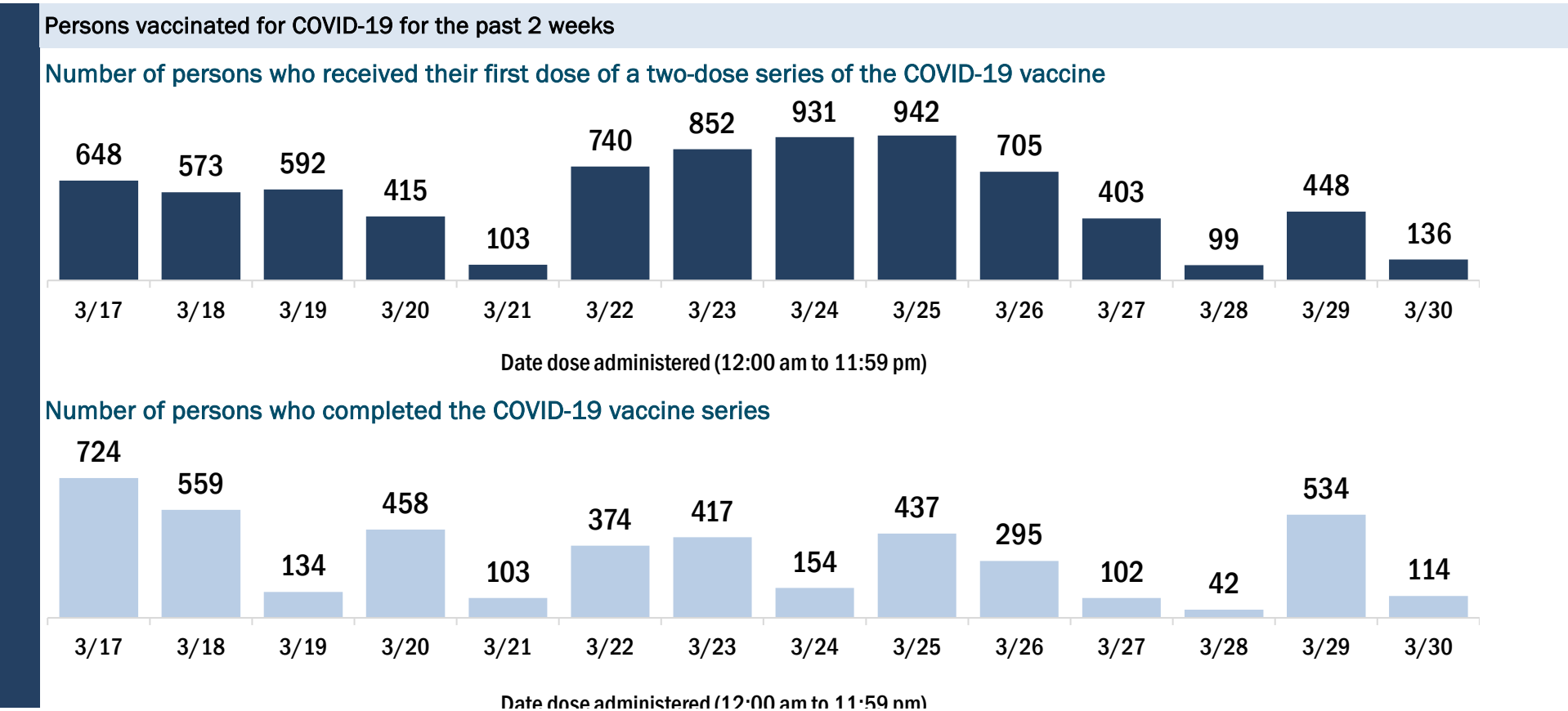
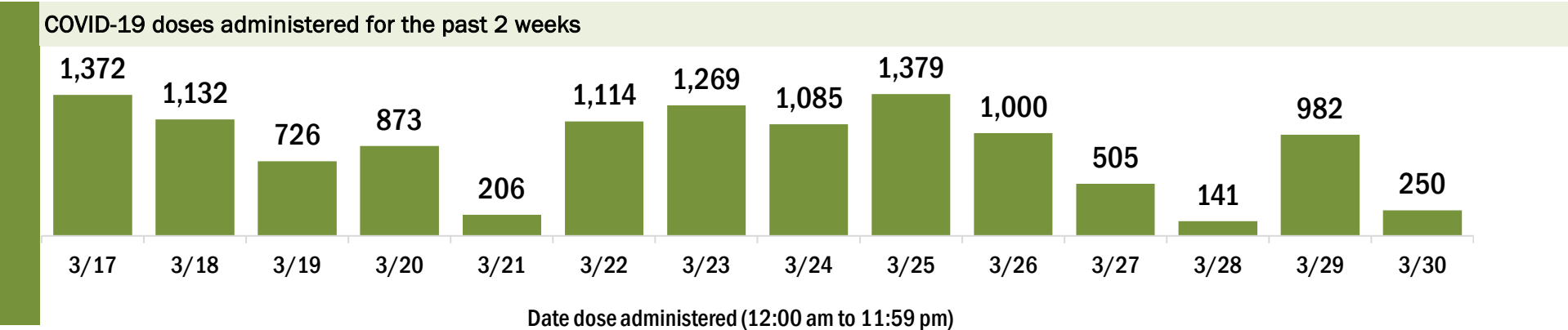
Data in this report are provisional and subject to change.

Data in this summary pertain to COVID-19 vaccines approved by the U.S. Food and Drug Administration and have been issued an Emergency Use Authorization (Janssen COVID-19 Vaccine, Moderna COVID-19 Vaccine and Pfizer-BioNTech COVID-19 Vaccine). These data summarize the number of people who have received either their first dose or have completed the series for a COVID-19 vaccine. **A person can only be counted in one category, first dose or series complete.** For persons receiving Moderna or Pfizer vaccines, once they receive their second dose, they are moved from the first dose column to the series completed column. **Because of this, the total first dose category may show a change from report to report not matching the total receiving their first dose from the previous day.** Persons receiving Johnson & Johnson vaccines will always be counted in the series completed column.

COVID-19 doses for vaccinated persons in Florida	
Doses administered	87,052
People receiving one dose of a 1-dose series (Johnson & Johnson) or receiving only one dose of a 2-dose series (Moderna, Pfizer) count once. Persons receiving both doses of a 2-dose series count twice.	

Current status of persons vaccinated for COVID-19 in Florida	
Total people vaccinated	53,691
First dose	19,382
Series completed	34,309
Completed 1-dose series	948
Completed 2-dose series	33,361
First dose: current number of people who have only received their first dose of the Moderna or Pfizer vaccine.	
Series complete: current number of people who have received both Moderna or Pfizer vaccine doses or one Johnson & Johnson dose and are considered fully immunized.	

Demographic summary	First dose	Series complete	Total people vaccinated
Age group	19,382	34,309	53,691
16-24 years	272	183	455
25-34 years	490	520	1,010
35-44 years	735	873	1,608
45-54 years	1,641	1,297	2,938
55-64 years	6,034	2,905	8,939
65-74 years	5,388	14,284	19,672
75-84 years	3,624	10,265	13,889
85+ years	1,198	3,982	5,180
Race	19,382	34,309	53,691
White	13,411	22,614	36,025
Black	297	581	878
American Indian/Alaskan	78	52	130
Other	1,092	2,697	3,789
Unknown	4,504	8,365	12,869
Other race includes Asian, native Hawaiian/Pacific Islander, or other.			
Ethnicity	19,382	34,309	53,691
Hispanic	731	629	1,360
Non-Hispanic	9,701	11,850	21,551
Unknown	8,950	21,830	30,780
Gender	19,382	34,309	53,691
Female	11,009	19,658	30,667
Male	8,359	14,637	22,996
Unknown	14	14	28



COVID-19: Monroe County vaccine summary

Vaccination data through Mar 30, 2021 as of Mar 31, 2021 at 12:05 AM

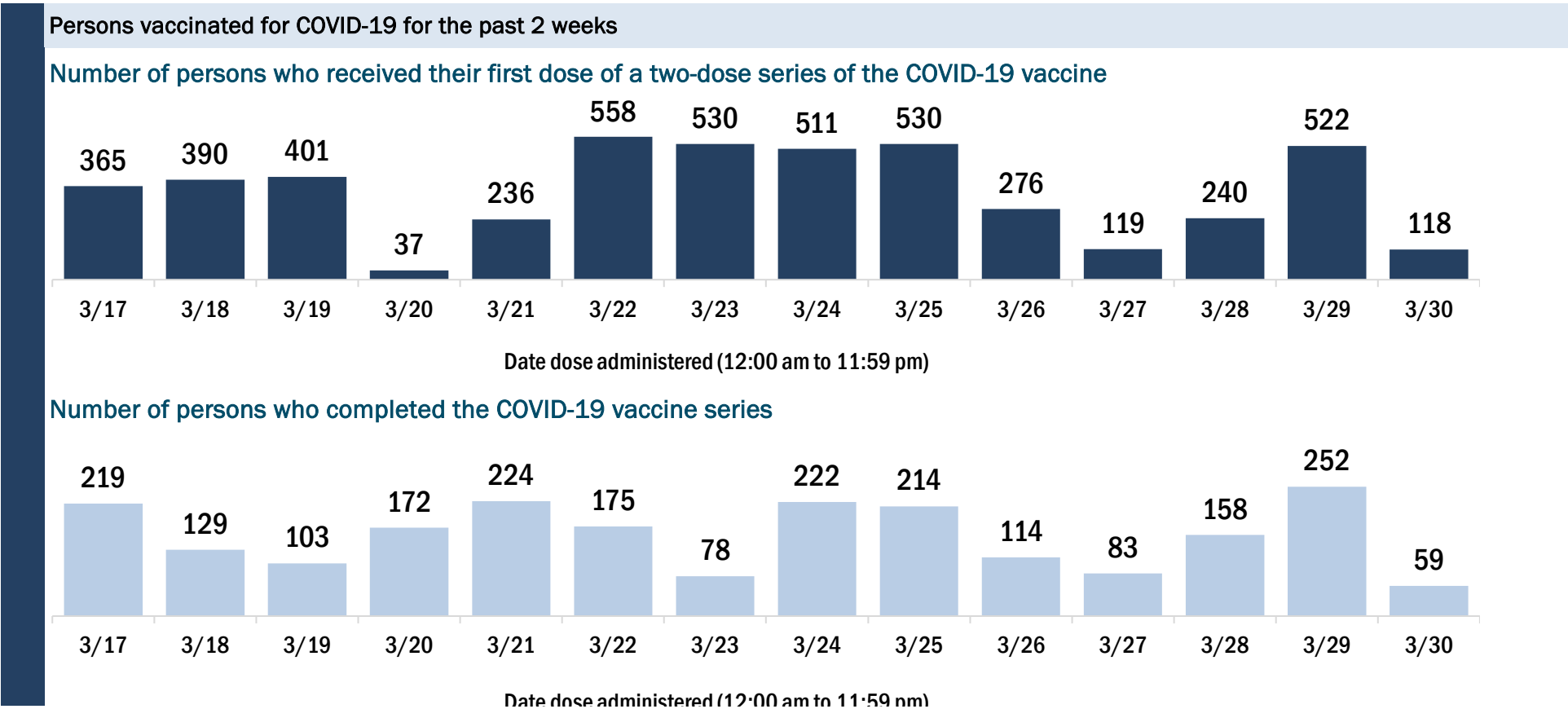
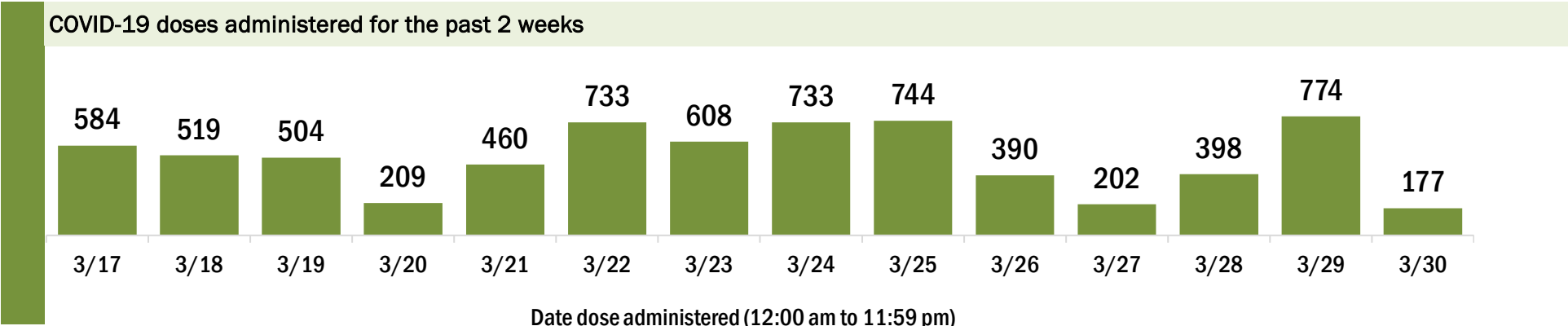
Data in this report are provisional and subject to change.

Data in this summary pertain to COVID-19 vaccines approved by the U.S. Food and Drug Administration and have been issued an Emergency Use Authorization (Janssen COVID-19 Vaccine, Moderna COVID-19 Vaccine and Pfizer-BioNTech COVID-19 Vaccine). These data summarize the number of people who have received either their first dose or have completed the series for a COVID-19 vaccine. **A person can only be counted in one category, first dose or series complete.** For persons receiving Moderna or Pfizer vaccines, once they receive their second dose, they are moved from the first dose column to the series completed column. **Because of this, the total first dose category may show a change from report to report not matching the total receiving their first dose from the previous day.** Persons receiving Johnson & Johnson vaccines will always be counted in the series completed column.

COVID-19 doses for vaccinated persons in Florida	
Doses administered	34,440
People receiving one dose of a 1-dose series (Johnson & Johnson) or receiving only one dose of a 2-dose series (Moderna, Pfizer) count once. Persons receiving both doses of a 2-dose series count twice.	

Current status of persons vaccinated for COVID-19 in Florida	
Total people vaccinated	22,991
First dose	10,924
Series completed	12,067
Completed 1-dose series	618
Completed 2-dose series	11,449
First dose: current number of people who have only received their first dose of the Moderna or Pfizer vaccine.	
Series complete: current number of people who have received both Moderna or Pfizer vaccine doses or one Johnson & Johnson dose and are considered fully immunized.	

Demographic summary	First dose	Series complete	Total people vaccinated
Age group	10,924	12,067	22,991
16-24 years	137	87	224
25-34 years	341	271	612
35-44 years	537	496	1,033
45-54 years	1,259	784	2,043
55-64 years	3,498	1,450	4,948
65-74 years	3,509	5,625	9,134
75-84 years	1,333	2,701	4,034
85+ years	310	653	963
Race	10,924	12,067	22,991
White	7,256	9,013	16,269
Black	238	180	418
American Indian/Alaskan	70	37	107
Other	479	690	1,169
Unknown	2,881	2,147	5,028
Other race includes Asian, native Hawaiian/Pacific Islander, or other.			
Ethnicity	10,924	12,067	22,991
Hispanic	966	875	1,841
Non-Hispanic	5,065	7,192	12,257
Unknown	4,893	4,000	8,893
Gender	10,924	12,067	22,991
Female	5,712	6,403	12,115
Male	5,201	5,663	10,864
Unknown	11	1	12



COVID-19: Nassau County vaccine summary

Vaccination data through Mar 30, 2021 as of Mar 31, 2021 at 12:05 AM

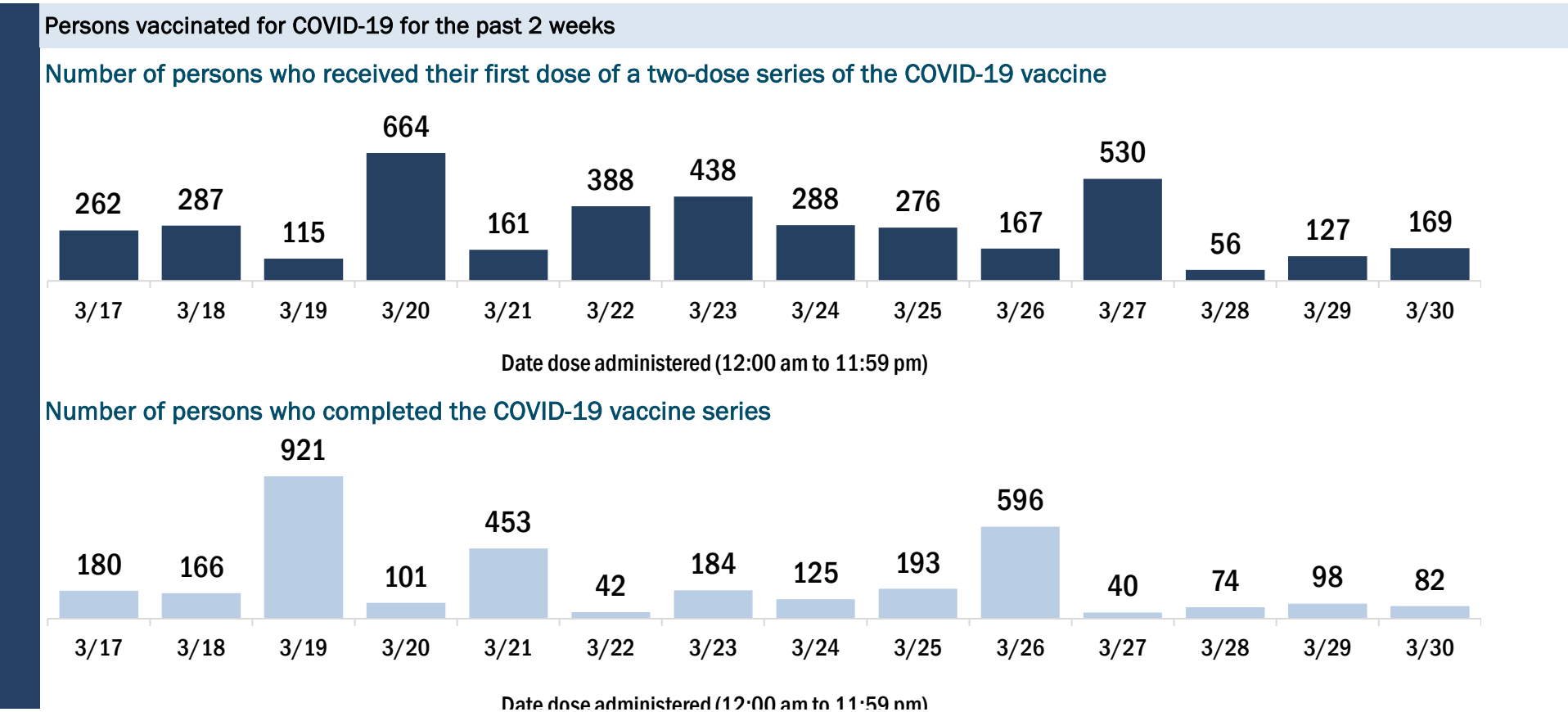
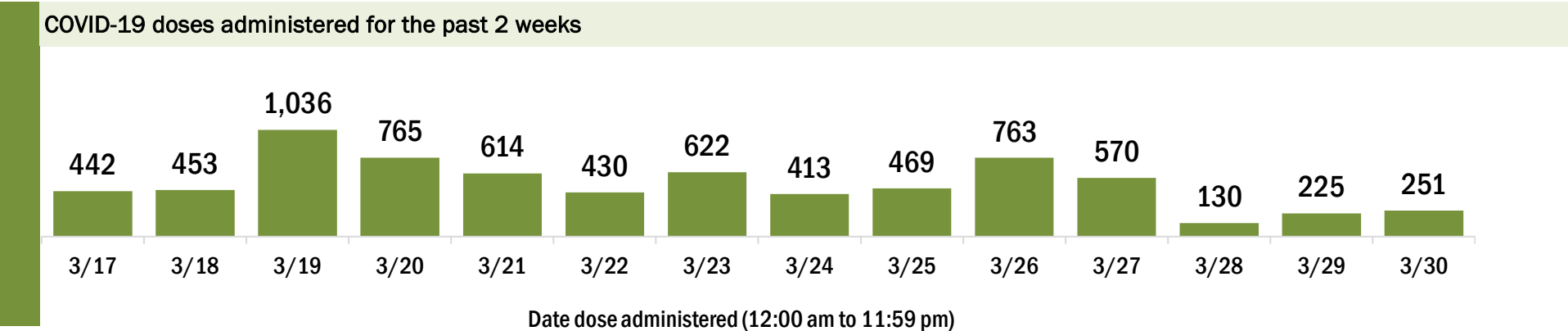
Data in this report are provisional and subject to change.

Data in this summary pertain to COVID-19 vaccines approved by the U.S. Food and Drug Administration and have been issued an Emergency Use Authorization (Janssen COVID-19 Vaccine, Moderna COVID-19 Vaccine and Pfizer-BioNTech COVID-19 Vaccine). These data summarize the number of people who have received either their first dose or have completed the series for a COVID-19 vaccine. **A person can only be counted in one category, first dose or series complete.** For persons receiving Moderna or Pfizer vaccines, once they receive their second dose, they are moved from the first dose column to the series completed column. **Because of this, the total first dose category may show a change from report to report not matching the total receiving their first dose from the previous day.** Persons receiving Johnson & Johnson vaccines will always be counted in the series completed column.

COVID-19 doses for vaccinated persons in Florida	
Doses administered	43,444
People receiving one dose of a 1-dose series (Johnson & Johnson) or receiving only one dose of a 2-dose series (Moderna, Pfizer) count once. Persons receiving both doses of a 2-dose series count twice.	

Current status of persons vaccinated for COVID-19 in Florida	
Total people vaccinated	25,997
First dose	7,386
Series completed	18,611
Completed 1-dose series	1,164
Completed 2-dose series	17,447
First dose: current number of people who have only received their first dose of the Moderna or Pfizer vaccine.	
Series complete: current number of people who have received both Moderna or Pfizer vaccine doses or one Johnson & Johnson dose and are considered fully immunized.	

Demographic summary	First dose	Series complete	Total people vaccinated
Age group	7,386	18,611	25,997
16-24 years	145	169	314
25-34 years	255	397	652
35-44 years	487	725	1,212
45-54 years	1,109	1,019	2,128
55-64 years	3,434	2,141	5,575
65-74 years	1,170	8,640	9,810
75-84 years	599	4,290	4,889
85+ years	187	1,230	1,417
Race	7,386	18,611	25,997
White	5,744	15,097	20,841
Black	349	761	1,110
American Indian/Alaskan	33	54	87
Other	358	964	1,322
Unknown	902	1,735	2,637
Other race includes Asian, native Hawaiian/Pacific Islander, or other.			
Ethnicity	7,386	18,611	25,997
Hispanic	196	269	465
Non-Hispanic	5,509	14,224	19,733
Unknown	1,681	4,118	5,799
Gender	7,386	18,611	25,997
Female	4,254	10,418	14,672
Male	3,127	8,192	11,319
Unknown	5	1	6



COVID-19: Okaloosa County vaccine summary

Vaccination data through Mar 30, 2021 as of Mar 31, 2021 at 12:05 AM

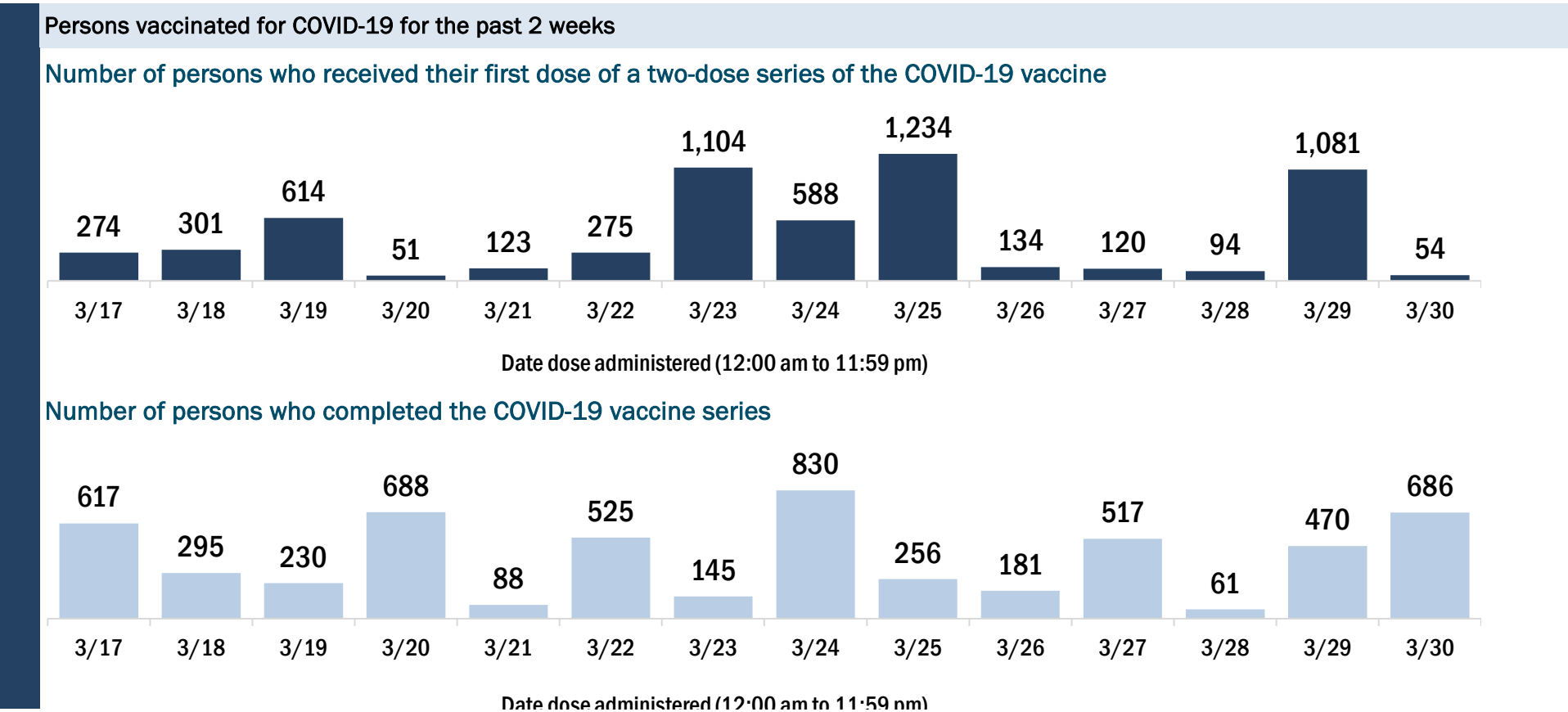
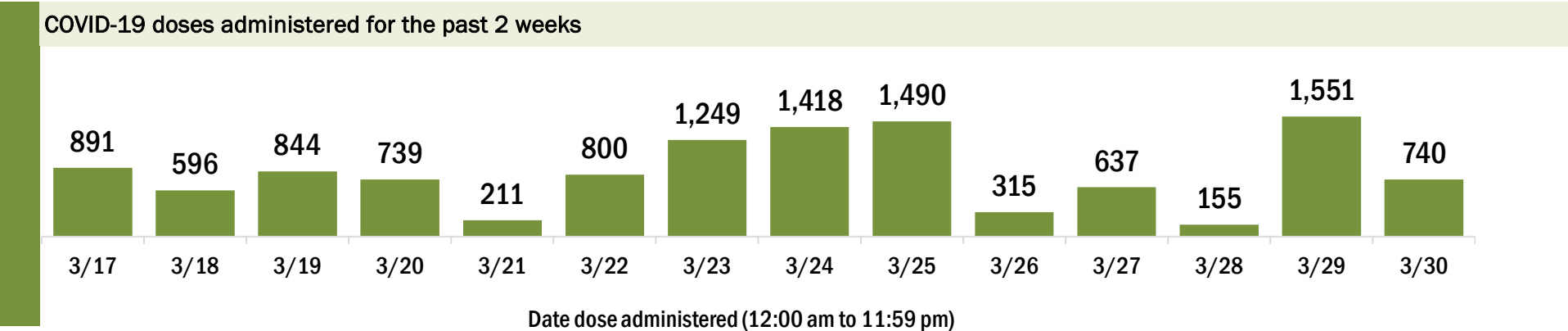
Data in this report are provisional and subject to change.

Data in this summary pertain to COVID-19 vaccines approved by the U.S. Food and Drug Administration and have been issued an Emergency Use Authorization (Janssen COVID-19 Vaccine, Moderna COVID-19 Vaccine and Pfizer-BioNTech COVID-19 Vaccine). These data summarize the number of people who have received either their first dose or have completed the series for a COVID-19 vaccine. **A person can only be counted in one category, first dose or series complete.** For persons receiving Moderna or Pfizer vaccines, once they receive their second dose, they are moved from the first dose column to the series completed column. **Because of this, the total first dose category may show a change from report to report not matching the total receiving their first dose from the previous day.** Persons receiving Johnson & Johnson vaccines will always be counted in the series completed column.

COVID-19 doses for vaccinated persons in Florida	
Doses administered	69,544
People receiving one dose of a 1-dose series (Johnson & Johnson) or receiving only one dose of a 2-dose series (Moderna, Pfizer) count once. Persons receiving both doses of a 2-dose series count twice.	

Current status of persons vaccinated for COVID-19 in Florida	
Total people vaccinated	42,660
First dose	13,804
Series completed	28,856
Completed 1-dose series	1,972
Completed 2-dose series	26,884
First dose: current number of people who have only received their first dose of the Moderna or Pfizer vaccine.	
Series complete: current number of people who have received both Moderna or Pfizer vaccine doses or one Johnson & Johnson dose and are considered fully immunized.	

Demographic summary	First dose	Series complete	Total people vaccinated
Age group	13,804	28,856	42,660
16-24 years	311	295	606
25-34 years	688	1,025	1,713
35-44 years	1,118	1,378	2,496
45-54 years	2,019	1,887	3,906
55-64 years	5,509	3,668	9,177
65-74 years	2,441	11,517	13,958
75-84 years	1,260	6,634	7,894
85+ years	458	2,452	2,910
Race	13,804	28,856	42,660
White	8,928	20,414	29,342
Black	672	1,318	1,990
American Indian/Alaskan	58	97	155
Other	1,085	2,586	3,671
Unknown	3,061	4,441	7,502
Other race includes Asian, native Hawaiian/Pacific Islander, or other.			
Ethnicity	13,804	28,856	42,660
Hispanic	398	655	1,053
Non-Hispanic	8,280	17,265	25,545
Unknown	5,126	10,936	16,062
Gender	13,804	28,856	42,660
Female	7,874	16,818	24,692
Male	5,810	12,011	17,821
Unknown	120	27	147



COVID-19: Okeechobee County vaccine summary

Vaccination data through Mar 30, 2021 as of Mar 31, 2021 at 12:05 AM

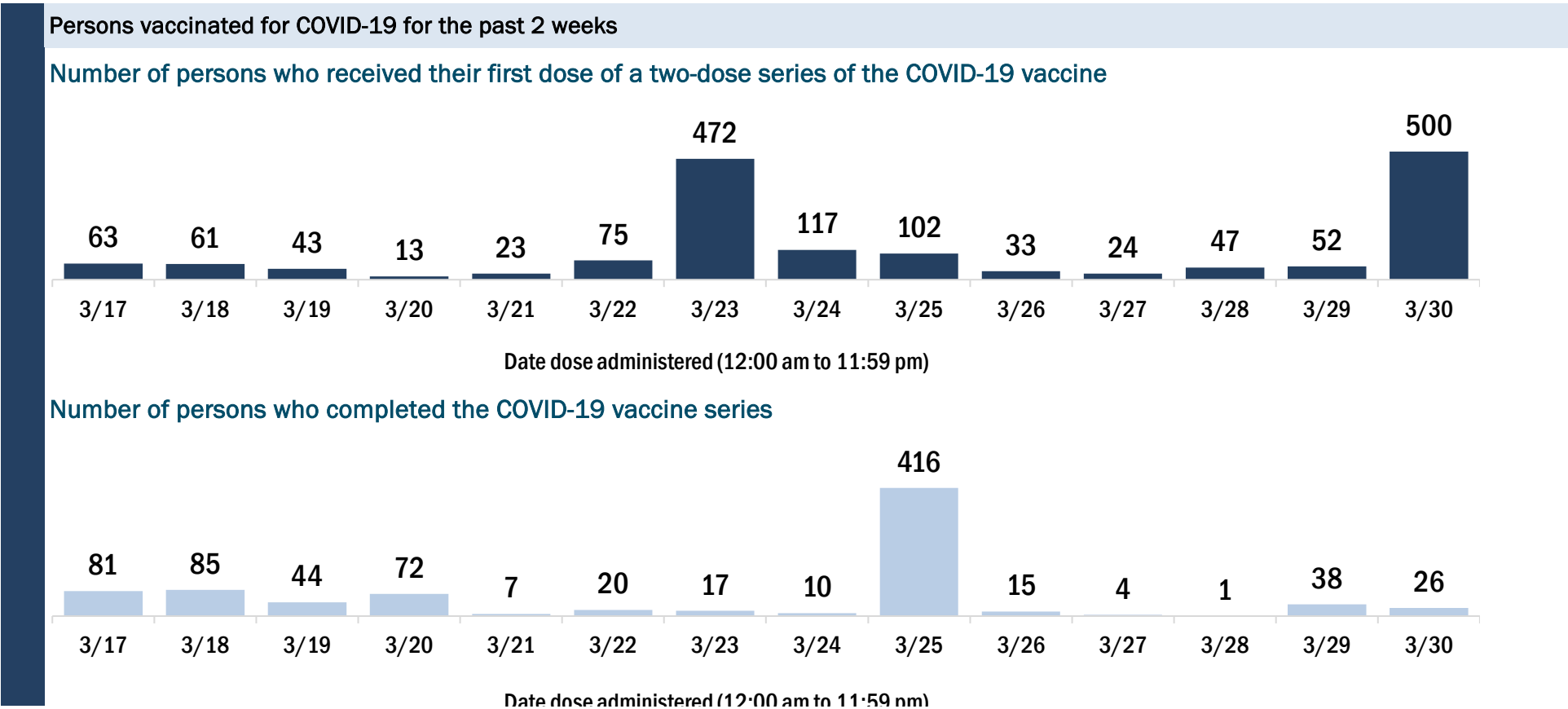
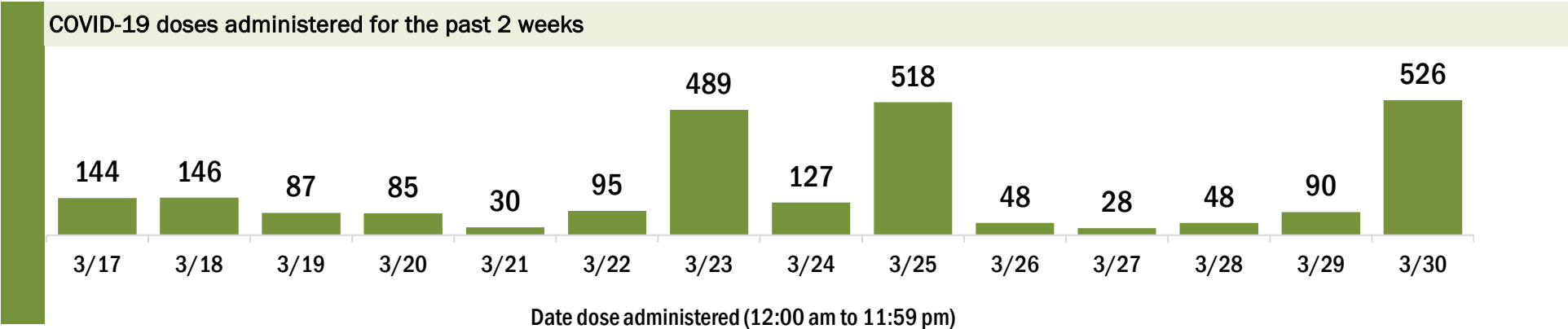
Data in this report are provisional and subject to change.

Data in this summary pertain to COVID-19 vaccines approved by the U.S. Food and Drug Administration and have been issued an Emergency Use Authorization (Janssen COVID-19 Vaccine, Moderna COVID-19 Vaccine and Pfizer-BioNTech COVID-19 Vaccine). These data summarize the number of people who have received either their first dose or have completed the series for a COVID-19 vaccine. **A person can only be counted in one category, first dose or series complete.** For persons receiving Moderna or Pfizer vaccines, once they receive their second dose, they are moved from the first dose column to the series completed column. **Because of this, the total first dose category may show a change from report to report not matching the total receiving their first dose from the previous day.** Persons receiving Johnson & Johnson vaccines will always be counted in the series completed column.

COVID-19 doses for vaccinated persons in Florida	
Doses administered	12,448
People receiving one dose of a 1-dose series (Johnson & Johnson) or receiving only one dose of a 2-dose series (Moderna, Pfizer) count once. Persons receiving both doses of a 2-dose series count twice.	

Current status of persons vaccinated for COVID-19 in Florida	
Total people vaccinated	8,117
First dose	3,595
Series completed	4,522
Completed 1-dose series	191
Completed 2-dose series	4,331
First dose: current number of people who have only received their first dose of the Moderna or Pfizer vaccine.	
Series complete: current number of people who have received both Moderna or Pfizer vaccine doses or one Johnson & Johnson dose and are considered fully immunized.	

Demographic summary	First dose	Series complete	Total people vaccinated
Age group	3,595	4,522	8,117
16-24 years	81	31	112
25-34 years	160	114	274
35-44 years	223	151	374
45-54 years	400	181	581
55-64 years	968	317	1,285
65-74 years	980	1,968	2,948
75-84 years	610	1,378	1,988
85+ years	173	382	555
Race	3,595	4,522	8,117
White	2,851	3,672	6,523
Black	109	73	182
American Indian/Alaskan	15	23	38
Other	223	476	699
Unknown	397	278	675
Other race includes Asian, native Hawaiian/Pacific Islander, or other.			
Ethnicity	3,595	4,522	8,117
Hispanic	484	255	739
Non-Hispanic	2,229	3,495	5,724
Unknown	882	772	1,654
Gender	3,595	4,522	8,117
Female	1,978	2,556	4,534
Male	1,615	1,966	3,581
Unknown	2	0	2



COVID-19: Orange County vaccine summary

Vaccination data through Mar 30, 2021 as of Mar 31, 2021 at 12:05 AM

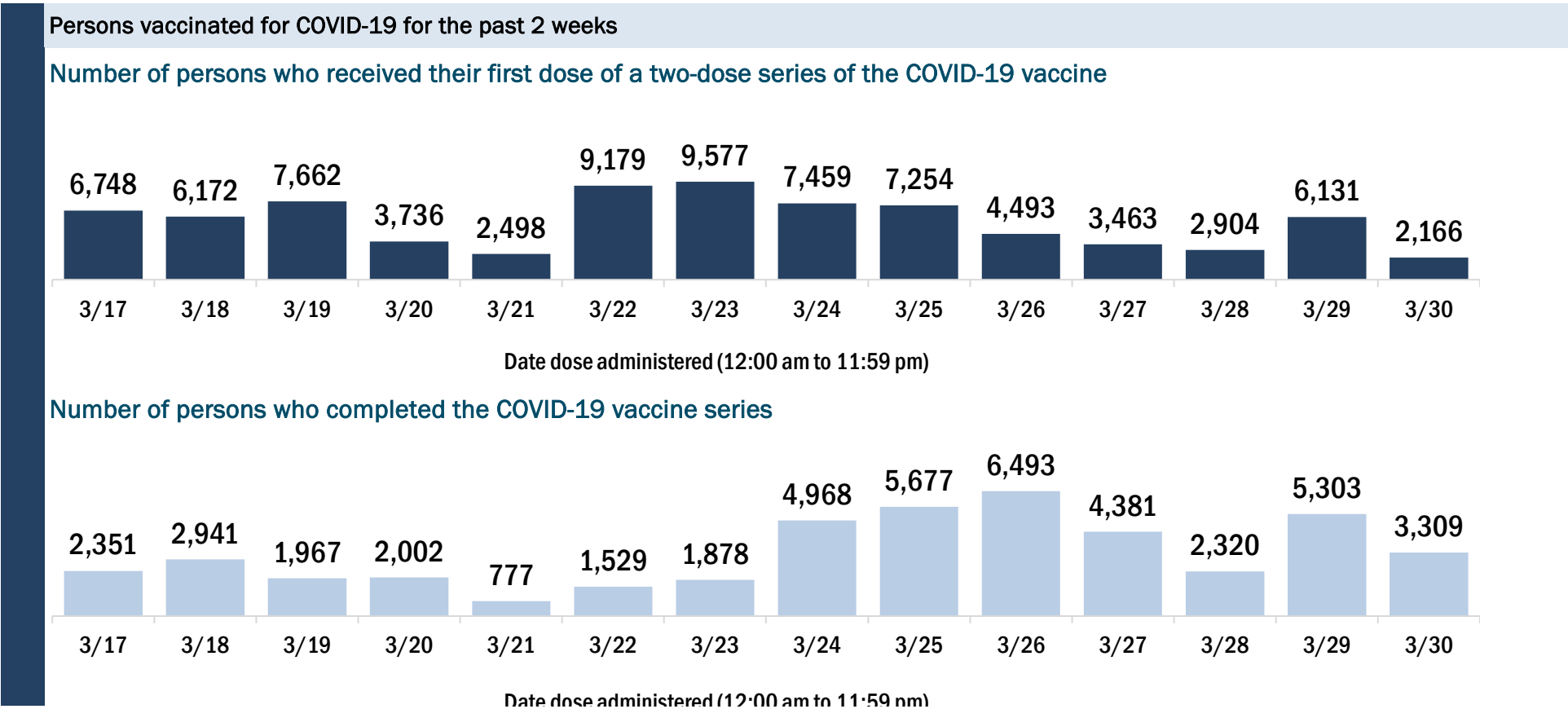
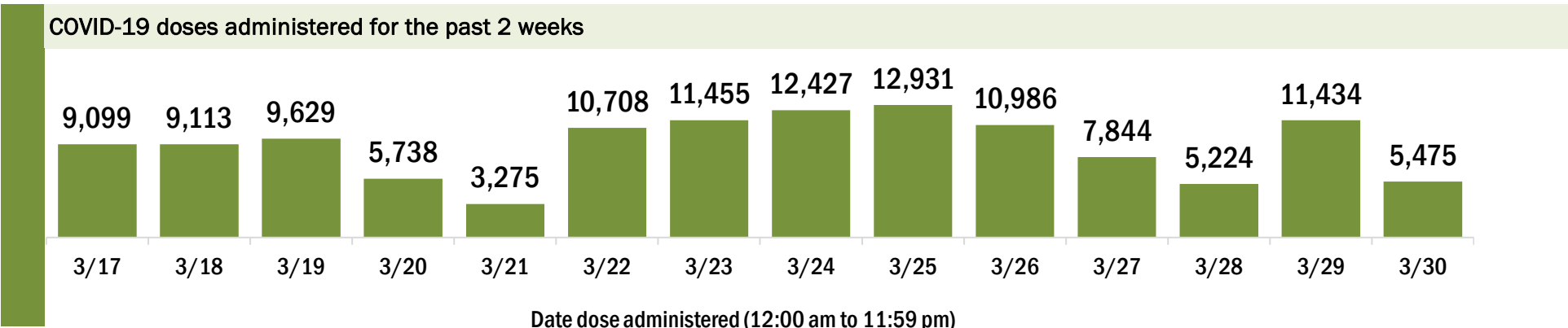
Data in this report are provisional and subject to change.

Data in this summary pertain to COVID-19 vaccines approved by the U.S. Food and Drug Administration and have been issued an Emergency Use Authorization (Janssen COVID-19 Vaccine, Moderna COVID-19 Vaccine and Pfizer-BioNTech COVID-19 Vaccine). These data summarize the number of people who have received either their first dose or have completed the series for a COVID-19 vaccine. **A person can only be counted in one category, first dose or series complete.** For persons receiving Moderna or Pfizer vaccines, once they receive their second dose, they are moved from the first dose column to the series completed column. **Because of this, the total first dose category may show a change from report to report not matching the total receiving their first dose from the previous day.** Persons receiving Johnson & Johnson vaccines will always be counted in the series completed column.

COVID-19 doses for vaccinated persons in Florida	
Doses administered	446,951
People receiving one dose of a 1-dose series (Johnson & Johnson) or receiving only one dose of a 2-dose series (Moderna, Pfizer) count once. Persons receiving both doses of a 2-dose series count twice.	

Current status of persons vaccinated for COVID-19 in Florida	
Total people vaccinated	305,964
First dose	144,971
Series completed	160,993
Completed 1-dose series	20,006
Completed 2-dose series	140,987
First dose: current number of people who have only received their first dose of the Moderna or Pfizer vaccine.	
Series complete: current number of people who have received both Moderna or Pfizer vaccine doses or one Johnson & Johnson dose and are considered fully immunized.	

Demographic summary	First dose	Series complete	Total people vaccinated
Age group	144,971	160,993	305,964
16-24 years	6,705	3,662	10,367
25-34 years	13,941	11,864	25,805
35-44 years	19,247	15,316	34,563
45-54 years	29,303	17,309	46,612
55-64 years	45,759	20,854	66,613
65-74 years	17,224	56,234	73,458
75-84 years	8,381	26,239	34,620
85+ years	4,411	9,515	13,926
Race	144,971	160,993	305,964
White	80,920	99,860	180,780
Black	11,377	14,009	25,386
American Indian/Alaskan	432	469	901
Other	22,396	31,019	53,415
Unknown	29,846	15,636	45,482
Other race includes Asian, native Hawaiian/Pacific Islander, or other.			
Ethnicity	144,971	160,993	305,964
Hispanic	15,000	19,052	34,052
Non-Hispanic	65,253	85,777	151,030
Unknown	64,718	56,164	120,882
Gender	144,971	160,993	305,964
Female	78,986	95,291	174,277
Male	63,877	64,971	128,848
Unknown	2,108	731	2,839



COVID-19: Osceola County vaccine summary

Vaccination data through Mar 30, 2021 as of Mar 31, 2021 at 12:05 AM

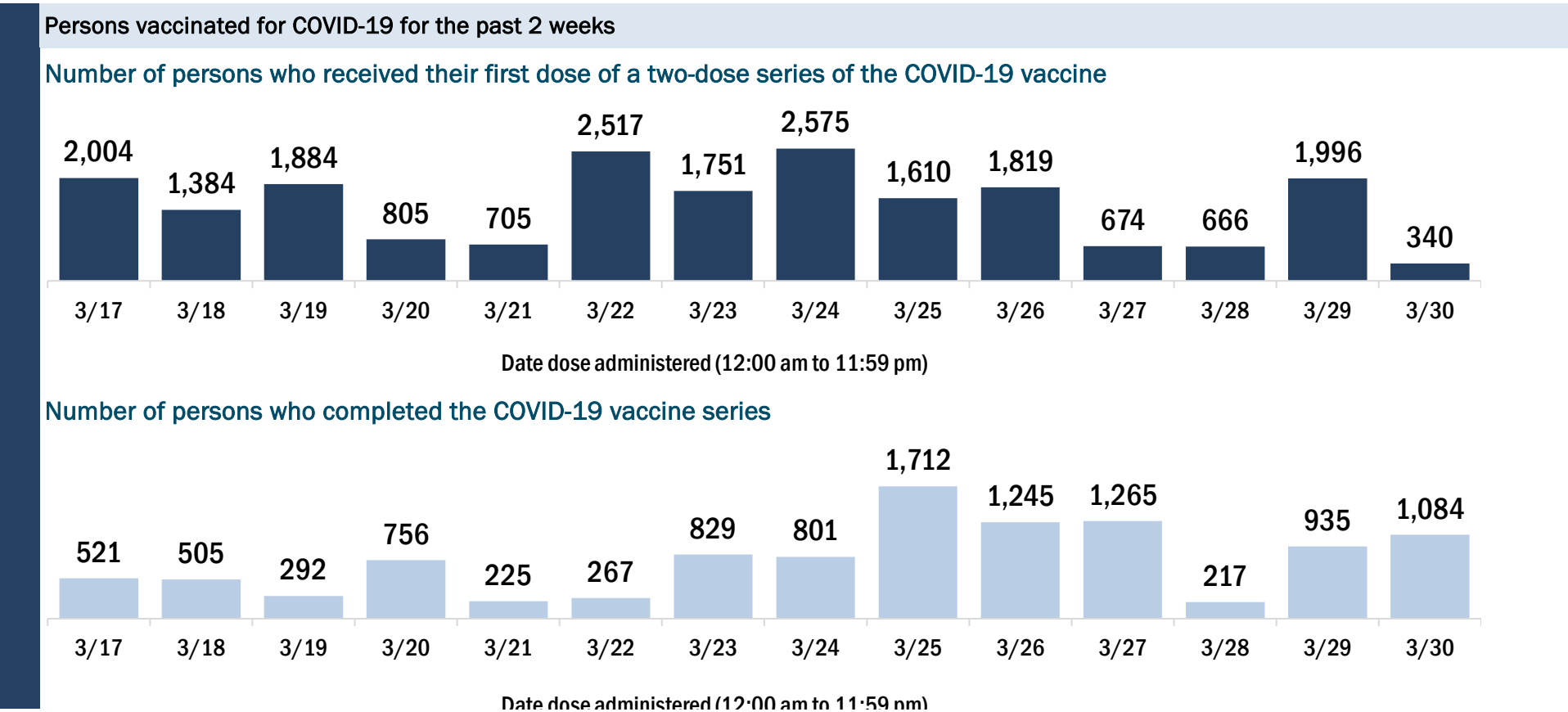
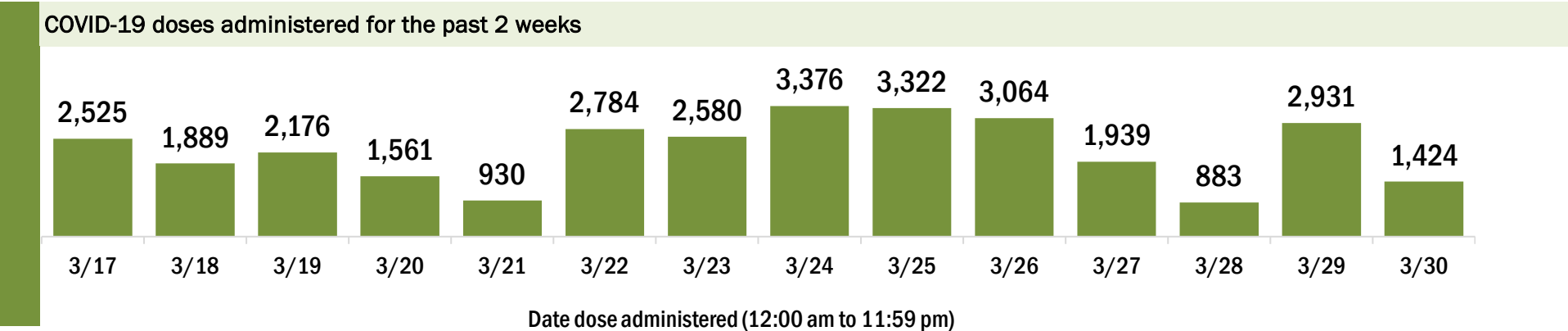
Data in this report are provisional and subject to change.

Data in this summary pertain to COVID-19 vaccines approved by the U.S. Food and Drug Administration and have been issued an Emergency Use Authorization (Janssen COVID-19 Vaccine, Moderna COVID-19 Vaccine and Pfizer-BioNTech COVID-19 Vaccine). These data summarize the number of people who have received either their first dose or have completed the series for a COVID-19 vaccine. **A person can only be counted in one category, first dose or series complete.** For persons receiving Moderna or Pfizer vaccines, once they receive their second dose, they are moved from the first dose column to the series completed column. **Because of this, the total first dose category may show a change from report to report not matching the total receiving their first dose from the previous day.** Persons receiving Johnson & Johnson vaccines will always be counted in the series completed column.

COVID-19 doses for vaccinated persons in Florida	
Doses administered	110,457
People receiving one dose of a 1-dose series (Johnson & Johnson) or receiving only one dose of a 2-dose series (Moderna, Pfizer) count once. Persons receiving both doses of a 2-dose series count twice.	

Current status of persons vaccinated for COVID-19 in Florida	
Total people vaccinated	75,140
First dose	35,988
Series completed	39,152
Completed 1-dose series	3,835
Completed 2-dose series	35,317
First dose: current number of people who have only received their first dose of the Moderna or Pfizer vaccine.	
Series complete: current number of people who have received both Moderna or Pfizer vaccine doses or one Johnson & Johnson dose and are considered fully immunized.	

Demographic summary	First dose	Series complete	Total people vaccinated
Age group	35,988	39,152	75,140
16-24 years	1,199	622	1,821
25-34 years	2,574	1,782	4,356
35-44 years	3,439	2,579	6,018
45-54 years	6,847	3,457	10,304
55-64 years	12,340	4,328	16,668
65-74 years	5,850	16,247	22,097
75-84 years	2,899	7,855	10,754
85+ years	840	2,282	3,122
Race	35,988	39,152	75,140
White	19,398	24,610	44,008
Black	1,874	2,291	4,165
American Indian/Alaskan	149	230	379
Other	6,016	7,930	13,946
Unknown	8,551	4,091	12,642
Other race includes Asian, native Hawaiian/Pacific Islander, or other.			
Ethnicity	35,988	39,152	75,140
Hispanic	9,804	10,759	20,563
Non-Hispanic	11,179	18,170	29,349
Unknown	15,005	10,223	25,228
Gender	35,988	39,152	75,140
Female	20,454	23,252	43,706
Male	15,389	15,874	31,263
Unknown	145	26	171



COVID-19: Palm Beach County vaccine summary

Vaccination data through Mar 30, 2021 as of Mar 31, 2021 at 12:05 AM

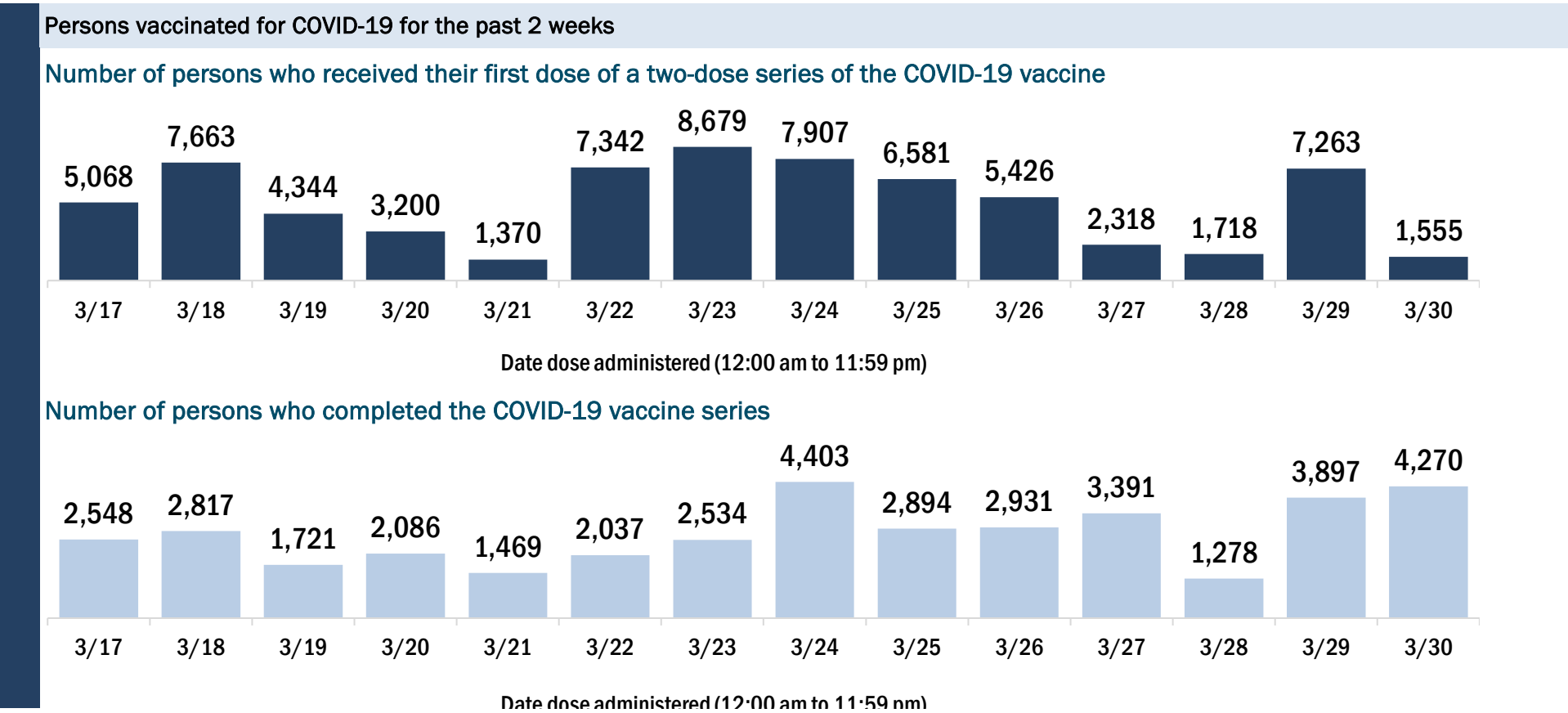
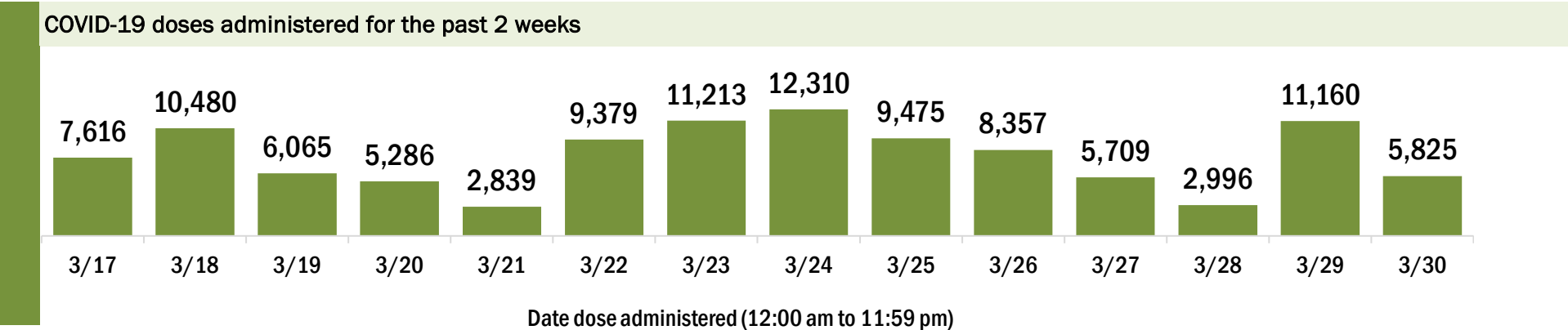
Data in this report are provisional and subject to change.

Data in this summary pertain to COVID-19 vaccines approved by the U.S. Food and Drug Administration and have been issued an Emergency Use Authorization (Janssen COVID-19 Vaccine, Moderna COVID-19 Vaccine and Pfizer-BioNTech COVID-19 Vaccine). These data summarize the number of people who have received either their first dose or have completed the series for a COVID-19 vaccine. **A person can only be counted in one category, first dose or series complete.** For persons receiving Moderna or Pfizer vaccines, once they receive their second dose, they are moved from the first dose column to the series completed column. **Because of this, the total first dose category may show a change from report to report not matching the total receiving their first dose from the previous day.** Persons receiving Johnson & Johnson vaccines will always be counted in the series completed column.

COVID-19 doses for vaccinated persons in Florida	
Doses administered	691,352
People receiving one dose of a 1-dose series (Johnson & Johnson) or receiving only one dose of a 2-dose series (Moderna, Pfizer) count once. Persons receiving both doses of a 2-dose series count twice.	

Current status of persons vaccinated for COVID-19 in Florida	
Total people vaccinated	431,760
First dose	156,867
Series completed	274,893
Completed 1-dose series	15,301
Completed 2-dose series	259,592
First dose: current number of people who have only received their first dose of the Moderna or Pfizer vaccine.	
Series complete: current number of people who have received both Moderna or Pfizer vaccine doses or one Johnson & Johnson dose and are considered fully immunized.	

Demographic summary	First dose	Series complete	Total people vaccinated
Age group	156,867	274,893	431,760
16-24 years	3,916	2,435	6,351
25-34 years	7,352	7,423	14,775
35-44 years	11,383	10,759	22,142
45-54 years	23,227	16,040	39,267
55-64 years	50,025	27,244	77,269
65-74 years	31,120	105,533	136,653
75-84 years	20,520	74,958	95,478
85+ years	9,324	30,501	39,825
Race	156,867	274,893	431,760
White	92,635	186,607	279,242
Black	9,100	12,541	21,641
American Indian/Alaskan	475	749	1,224
Other	12,724	24,401	37,125
Unknown	41,933	50,595	92,528
Other race includes Asian, native Hawaiian/Pacific Islander, or other.			
Ethnicity	156,867	274,893	431,760
Hispanic	14,468	16,094	30,562
Non-Hispanic	68,475	155,627	224,102
Unknown	73,924	103,172	177,096
Gender	156,867	274,893	431,760
Female	89,298	160,513	249,811
Male	67,053	114,262	181,315
Unknown	516	118	634



COVID-19: Pasco County vaccine summary

Vaccination data through Mar 30, 2021 as of Mar 31, 2021 at 12:05 AM

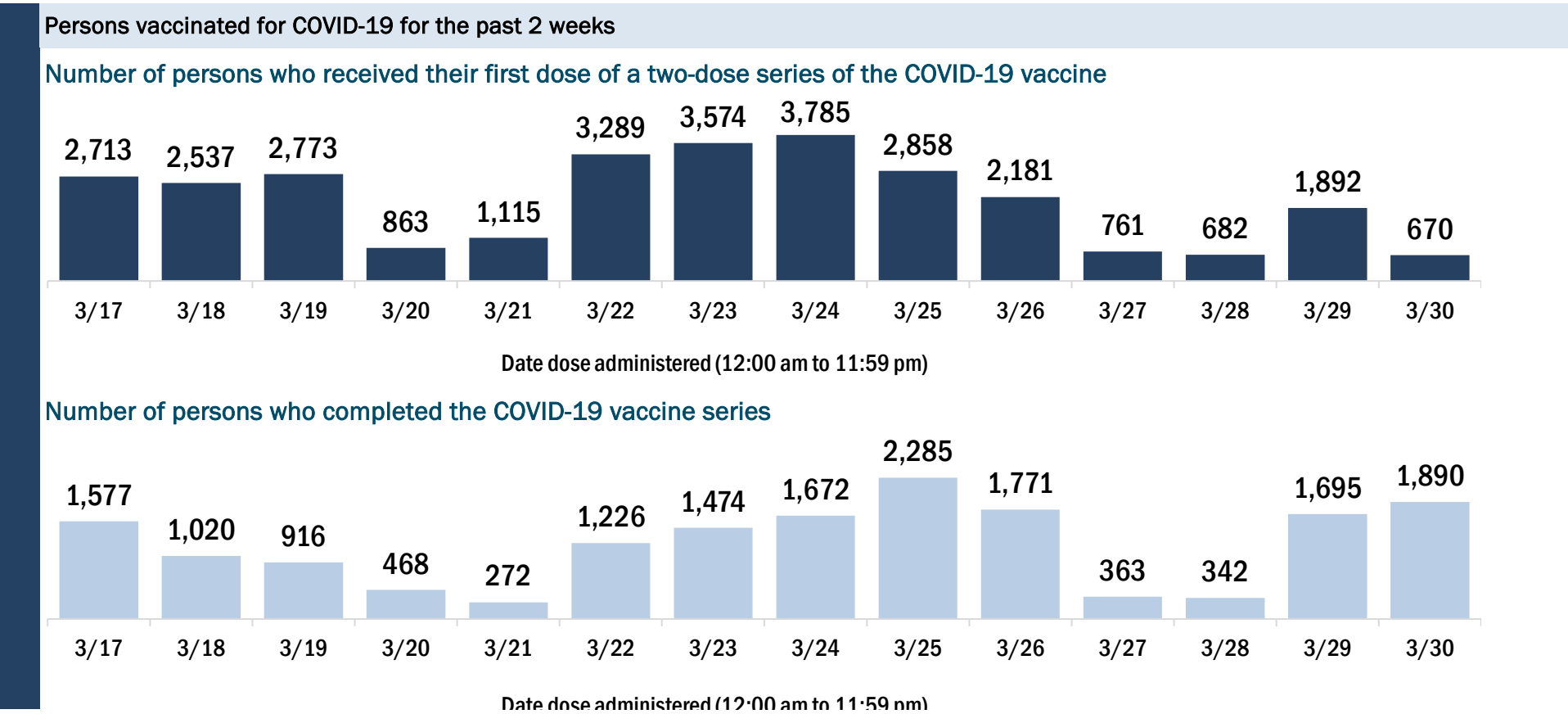
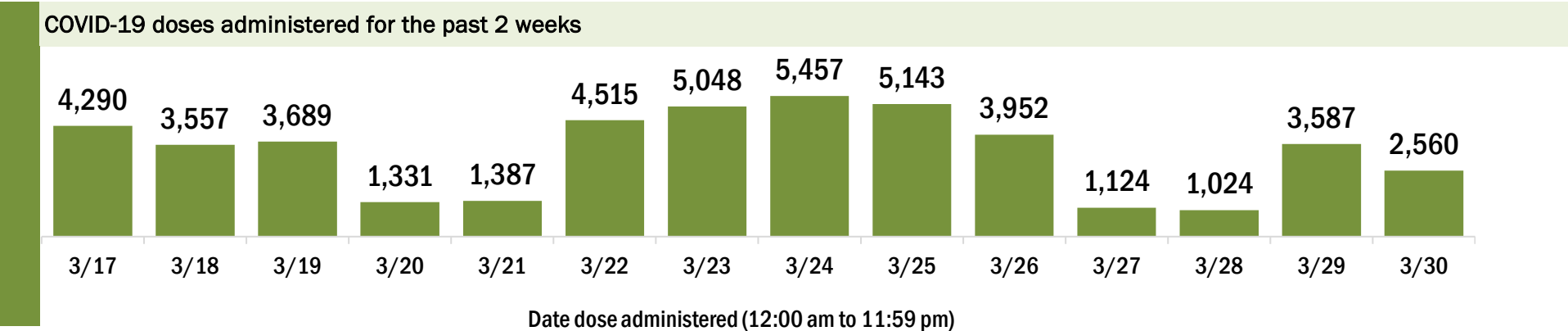
Data in this report are provisional and subject to change.

Data in this summary pertain to COVID-19 vaccines approved by the U.S. Food and Drug Administration and have been issued an Emergency Use Authorization (Janssen COVID-19 Vaccine, Moderna COVID-19 Vaccine and Pfizer-BioNTech COVID-19 Vaccine). These data summarize the number of people who have received either their first dose or have completed the series for a COVID-19 vaccine. **A person can only be counted in one category, first dose or series complete.** For persons receiving Moderna or Pfizer vaccines, once they receive their second dose, they are moved from the first dose column to the series completed column. **Because of this, the total first dose category may show a change from report to report not matching the total receiving their first dose from the previous day.** Persons receiving Johnson & Johnson vaccines will always be counted in the series completed column.

COVID-19 doses for vaccinated persons in Florida	
Doses administered	201,313
People receiving one dose of a 1-dose series (Johnson & Johnson) or receiving only one dose of a 2-dose series (Moderna, Pfizer) count once. Persons receiving both doses of a 2-dose series count twice.	

Current status of persons vaccinated for COVID-19 in Florida	
Total people vaccinated	134,827
First dose	63,781
Series completed	71,046
Completed 1-dose series	4,560
Completed 2-dose series	66,486
First dose: current number of people who have only received their first dose of the Moderna or Pfizer vaccine.	
Series complete: current number of people who have received both Moderna or Pfizer vaccine doses or one Johnson & Johnson dose and are considered fully immunized.	

Demographic summary	First dose	Series complete	Total people vaccinated
Age group	63,781	71,046	134,827
16-24 years	1,370	853	2,223
25-34 years	2,298	2,520	4,818
35-44 years	4,141	3,880	8,021
45-54 years	8,358	5,123	13,481
55-64 years	18,437	6,750	25,187
65-74 years	15,719	29,048	44,767
75-84 years	10,338	17,536	27,874
85+ years	3,120	5,336	8,456
Race	63,781	71,046	134,827
White	46,945	54,811	101,756
Black	1,767	1,798	3,565
American Indian/Alaskan	237	222	459
Other	5,314	7,169	12,483
Unknown	9,518	7,046	16,564
Other race includes Asian, native Hawaiian/Pacific Islander, or other.			
Ethnicity	63,781	71,046	134,827
Hispanic	3,720	3,139	6,859
Non-Hispanic	35,456	44,139	79,595
Unknown	24,605	23,768	48,373
Gender	63,781	71,046	134,827
Female	36,915	42,305	79,220
Male	26,742	28,677	55,419
Unknown	124	64	188



COVID-19: Pinellas County vaccine summary

Vaccination data through Mar 30, 2021 as of Mar 31, 2021 at 12:05 AM

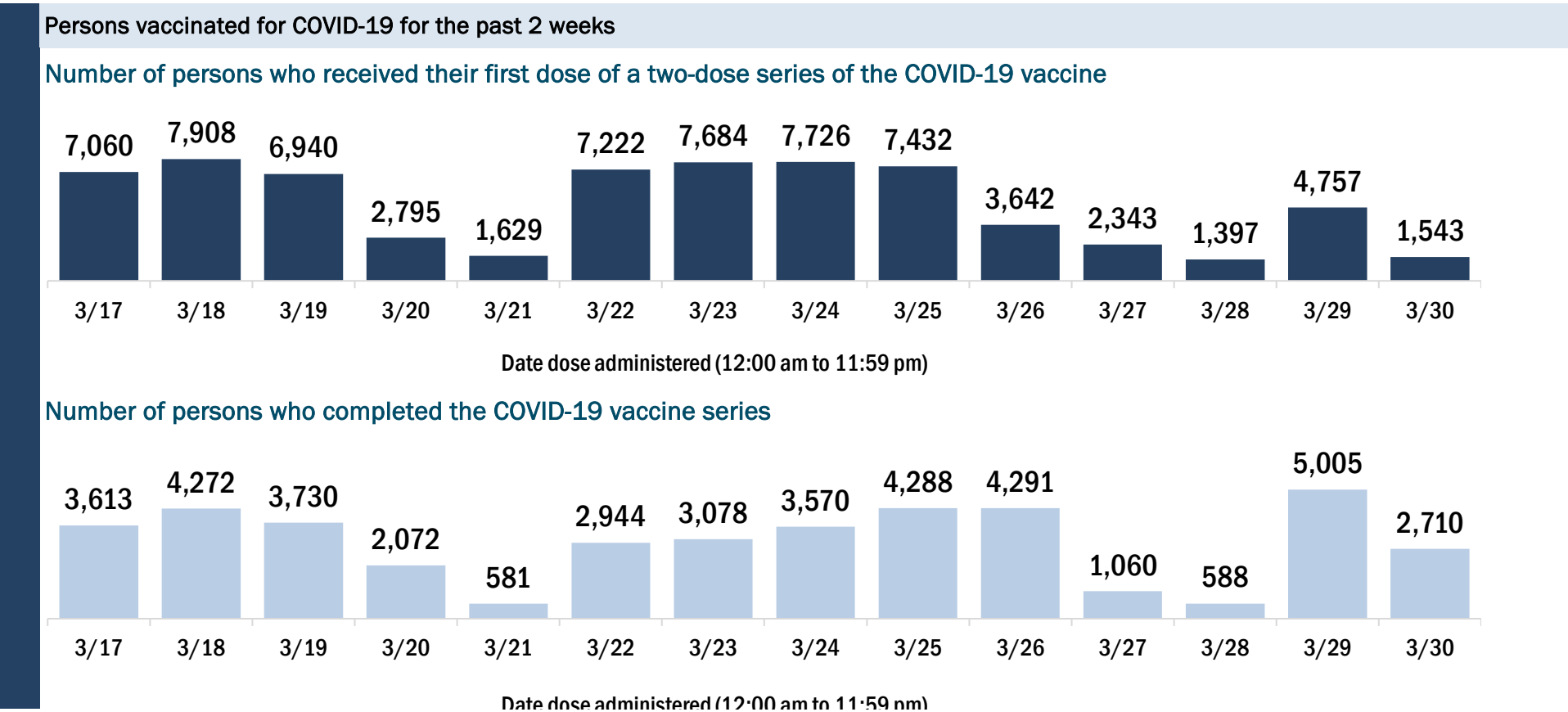
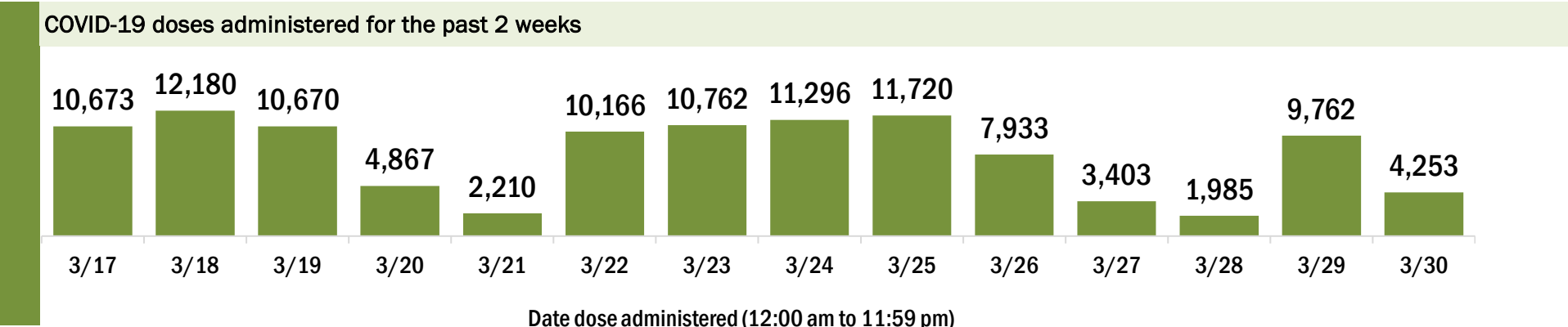
Data in this report are provisional and subject to change.

Data in this summary pertain to COVID-19 vaccines approved by the U.S. Food and Drug Administration and have been issued an Emergency Use Authorization (Janssen COVID-19 Vaccine, Moderna COVID-19 Vaccine and Pfizer-BioNTech COVID-19 Vaccine). These data summarize the number of people who have received either their first dose or have completed the series for a COVID-19 vaccine. **A person can only be counted in one category, first dose or series complete.** For persons receiving Moderna or Pfizer vaccines, once they receive their second dose, they are moved from the first dose column to the series completed column. **Because of this, the total first dose category may show a change from report to report not matching the total receiving their first dose from the previous day.** Persons receiving Johnson & Johnson vaccines will always be counted in the series completed column.

COVID-19 doses for vaccinated persons in Florida	
Doses administered	450,262
People receiving one dose of a 1-dose series (Johnson & Johnson) or receiving only one dose of a 2-dose series (Moderna, Pfizer) count once. Persons receiving both doses of a 2-dose series count twice.	

Current status of persons vaccinated for COVID-19 in Florida	
Total people vaccinated	294,943
First dose	130,752
Series completed	164,191
Completed 1-dose series	8,872
Completed 2-dose series	155,319
First dose: current number of people who have only received their first dose of the Moderna or Pfizer vaccine.	
Series complete: current number of people who have received both Moderna or Pfizer vaccine doses or one Johnson & Johnson dose and are considered fully immunized.	

Demographic summary	First dose	Series complete	Total people vaccinated
Age group	130,752	164,191	294,943
16-24 years	2,811	1,531	4,342
25-34 years	5,966	6,106	12,072
35-44 years	8,027	7,690	15,717
45-54 years	17,480	10,369	27,849
55-64 years	47,384	17,934	65,318
65-74 years	26,980	69,813	96,793
75-84 years	15,799	36,605	52,404
85+ years	6,305	14,143	20,448
Race	130,752	164,191	294,943
White	92,663	125,393	218,056
Black	6,754	6,295	13,049
American Indian/Alaskan	369	338	707
Other	9,605	13,206	22,811
Unknown	21,361	18,959	40,320
Other race includes Asian, native Hawaiian/Pacific Islander, or other.			
Ethnicity	130,752	164,191	294,943
Hispanic	4,136	4,466	8,602
Non-Hispanic	75,267	99,392	174,659
Unknown	51,349	60,333	111,682
Gender	130,752	164,191	294,943
Female	75,217	97,052	172,269
Male	55,210	66,839	122,049
Unknown	325	300	625



COVID-19: Polk County vaccine summary

Vaccination data through Mar 30, 2021 as of Mar 31, 2021 at 12:05 AM

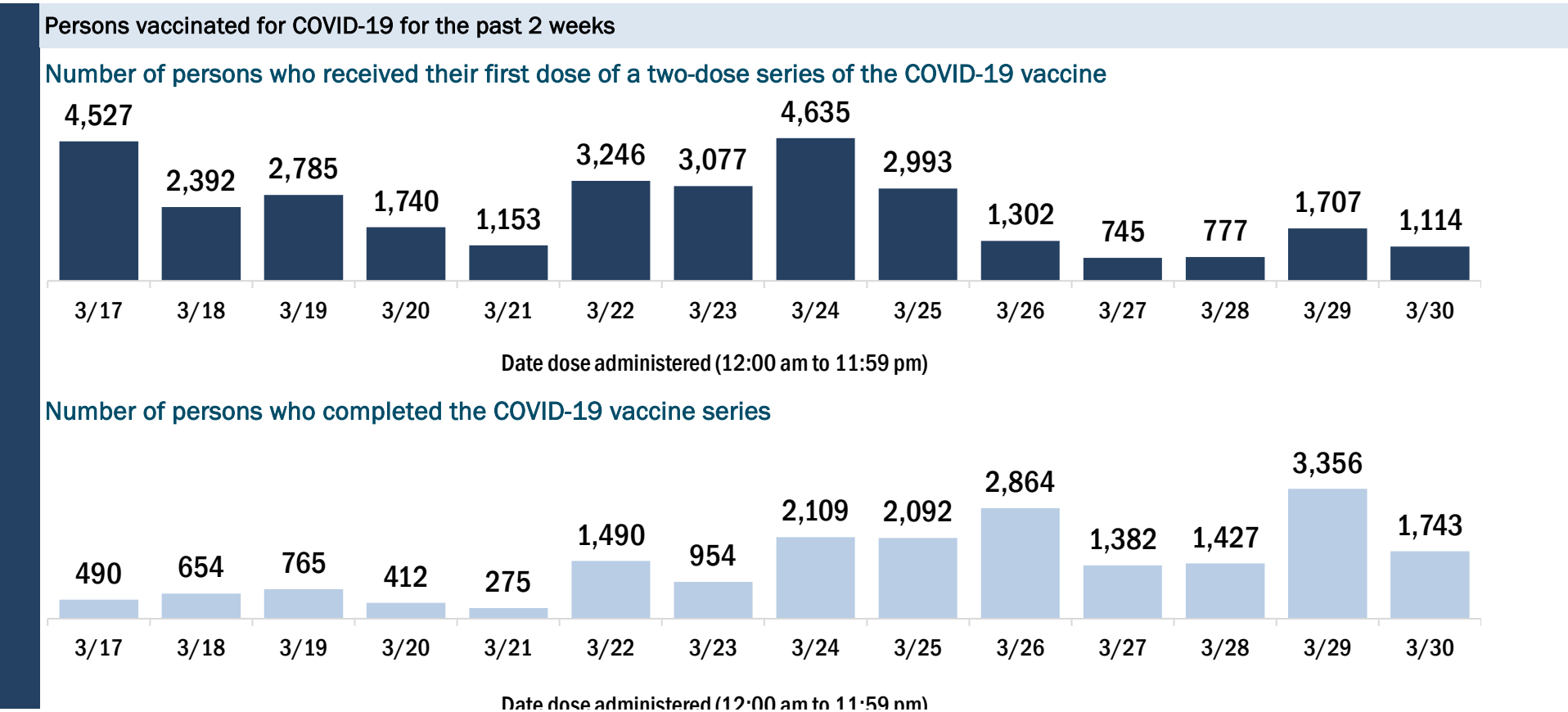
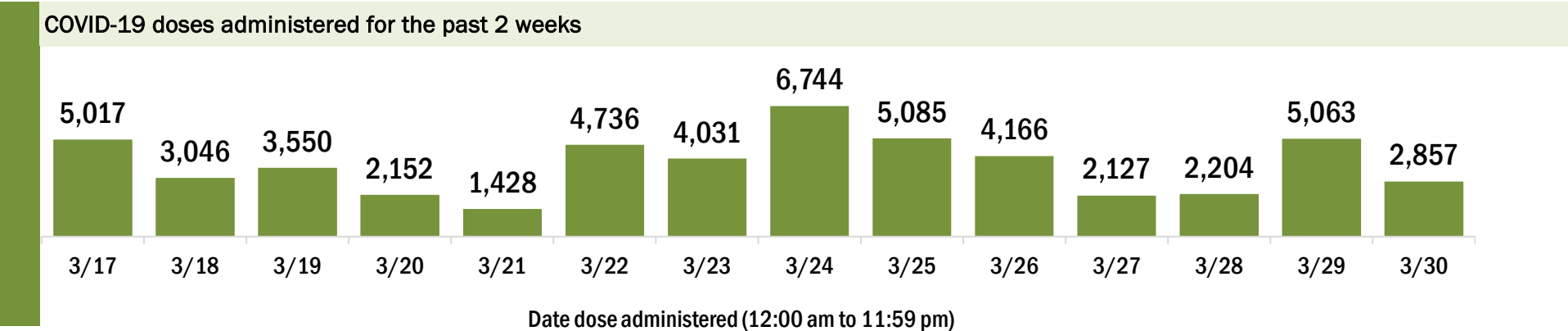
Data in this report are provisional and subject to change.

Data in this summary pertain to COVID-19 vaccines approved by the U.S. Food and Drug Administration and have been issued an Emergency Use Authorization (Janssen COVID-19 Vaccine, Moderna COVID-19 Vaccine and Pfizer-BioNTech COVID-19 Vaccine). These data summarize the number of people who have received either their first dose or have completed the series for a COVID-19 vaccine. **A person can only be counted in one category, first dose or series complete.** For persons receiving Moderna or Pfizer vaccines, once they receive their second dose, they are moved from the first dose column to the series completed column. **Because of this, the total first dose category may show a change from report to report not matching the total receiving their first dose from the previous day.** Persons receiving Johnson & Johnson vaccines will always be counted in the series completed column.

COVID-19 doses for vaccinated persons in Florida	
Doses administered	232,483
People receiving one dose of a 1-dose series (Johnson & Johnson) or receiving only one dose of a 2-dose series (Moderna, Pfizer) count once. Persons receiving both doses of a 2-dose series count twice.	

Current status of persons vaccinated for COVID-19 in Florida	
Total people vaccinated	157,138
First dose	78,056
Series completed	79,082
Completed 1-dose series	3,737
Completed 2-dose series	75,345
First dose: current number of people who have only received their first dose of the Moderna or Pfizer vaccine.	
Series complete: current number of people who have received both Moderna or Pfizer vaccine doses or one Johnson & Johnson dose and are considered fully immunized.	

Demographic summary		First dose	Series complete	Total people vaccinated
Age group		78,056	79,082	157,138
16-24 years		1,675	751	2,426
25-34 years		3,710	2,486	6,196
35-44 years		5,034	3,654	8,688
45-54 years		8,953	5,110	14,063
55-64 years		20,456	8,171	28,627
65-74 years		21,060	32,967	54,027
75-84 years		13,094	20,117	33,211
85+ years		4,074	5,826	9,900
Race		78,056	79,082	157,138
White		52,696	59,584	112,280
Black		5,544	4,703	10,247
American Indian/Alaskan		499	394	893
Other		5,833	5,848	11,681
Unknown		13,484	8,553	22,037
Other race includes Asian, native Hawaiian/Pacific Islander, or other.				
Ethnicity		78,056	79,082	157,138
Hispanic		7,991	4,905	12,896
Non-Hispanic		40,822	48,887	89,709
Unknown		29,243	25,290	54,533
Gender		78,056	79,082	157,138
Female		44,412	45,913	90,325
Male		33,399	33,136	66,535
Unknown		245	33	278



COVID-19: Putnam County vaccine summary

Vaccination data through Mar 30, 2021 as of Mar 31, 2021 at 12:05 AM

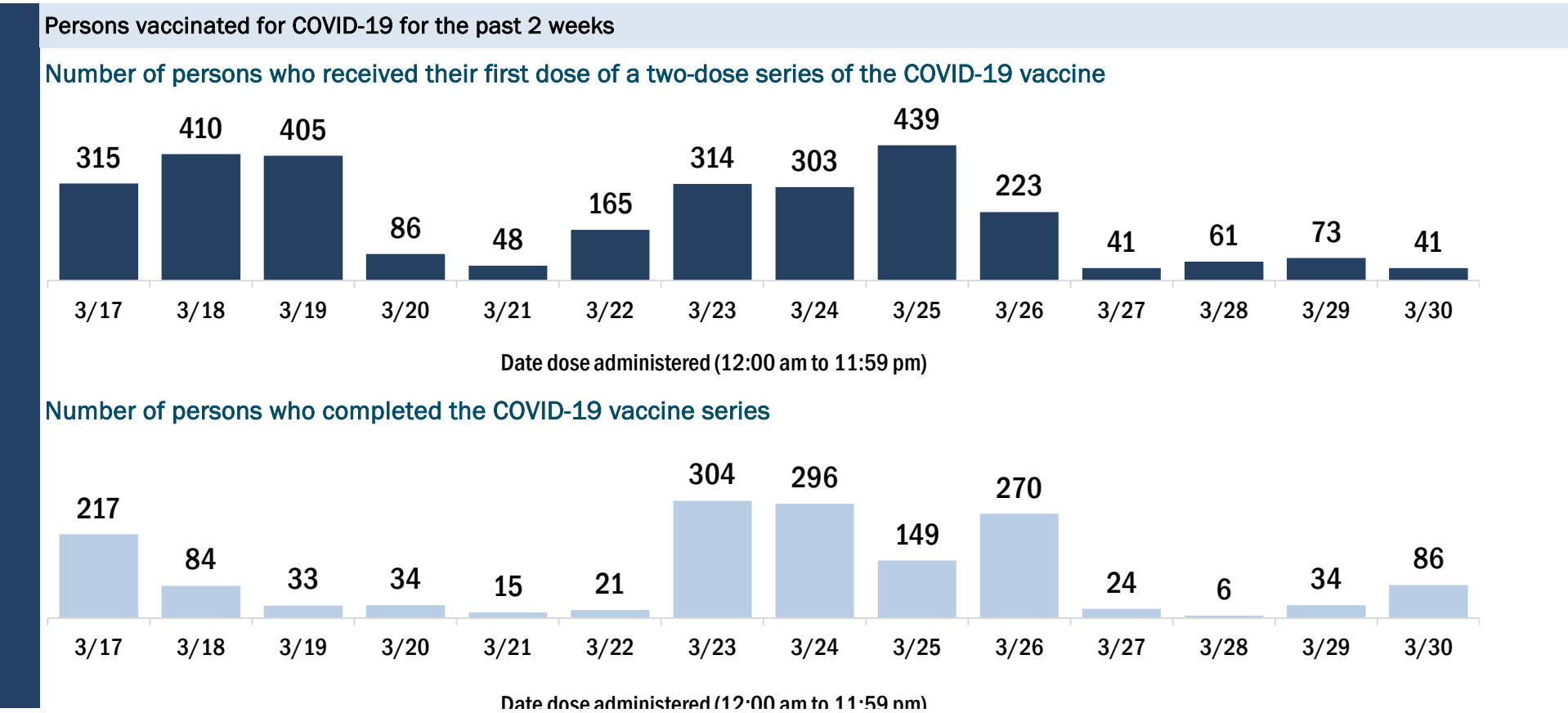
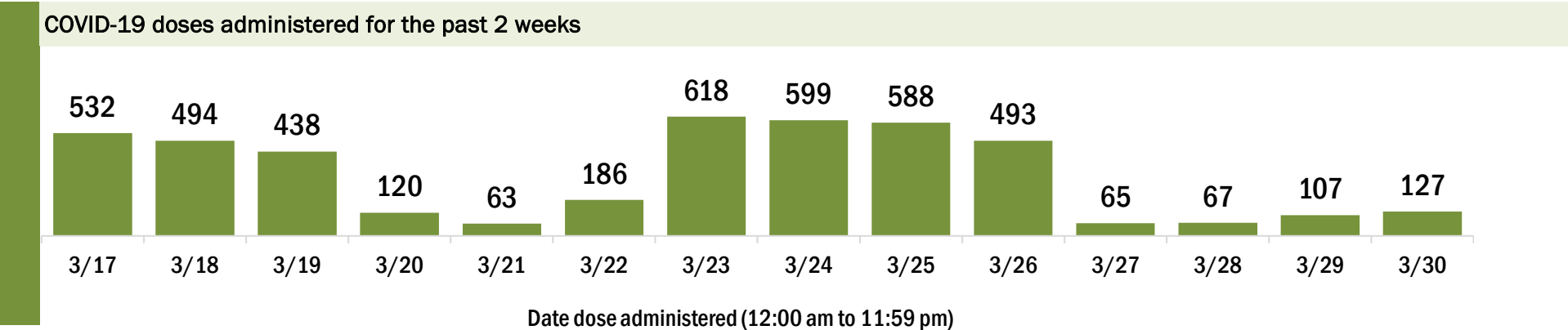
Data in this report are provisional and subject to change.

Data in this summary pertain to COVID-19 vaccines approved by the U.S. Food and Drug Administration and have been issued an Emergency Use Authorization (Janssen COVID-19 Vaccine, Moderna COVID-19 Vaccine and Pfizer-BioNTech COVID-19 Vaccine). These data summarize the number of people who have received either their first dose or have completed the series for a COVID-19 vaccine. **A person can only be counted in one category, first dose or series complete.** For persons receiving Moderna or Pfizer vaccines, once they receive their second dose, they are moved from the first dose column to the series completed column. **Because of this, the total first dose category may show a change from report to report not matching the total receiving their first dose from the previous day.** Persons receiving Johnson & Johnson vaccines will always be counted in the series completed column.

COVID-19 doses for vaccinated persons in Florida	
Doses administered	21,405
People receiving one dose of a 1-dose series (Johnson & Johnson) or receiving only one dose of a 2-dose series (Moderna, Pfizer) count once. Persons receiving both doses of a 2-dose series count twice.	

Current status of persons vaccinated for COVID-19 in Florida	
Total people vaccinated	14,106
First dose	6,328
Series completed	7,778
Completed 1-dose series	479
Completed 2-dose series	7,299
First dose: current number of people who have only received their first dose of the Moderna or Pfizer vaccine.	
Series complete: current number of people who have received both Moderna or Pfizer vaccine doses or one Johnson & Johnson dose and are considered fully immunized.	

Demographic summary	First dose	Series complete	Total people vaccinated
Age group	6,328	7,778	14,106
16-24 years	68	63	131
25-34 years	186	155	341
35-44 years	280	223	503
45-54 years	687	352	1,039
55-64 years	2,024	818	2,842
65-74 years	1,858	3,486	5,344
75-84 years	915	2,040	2,955
85+ years	310	641	951
Race	6,328	7,778	14,106
White	4,827	6,112	10,939
Black	711	641	1,352
American Indian/Alaskan	64	56	120
Other	445	468	913
Unknown	281	501	782
Other race includes Asian, native Hawaiian/Pacific Islander, or other.			
Ethnicity	6,328	7,778	14,106
Hispanic	284	206	490
Non-Hispanic	4,897	5,892	10,789
Unknown	1,147	1,680	2,827
Gender	6,328	7,778	14,106
Female	3,594	4,447	8,041
Male	2,730	3,328	6,058
Unknown	4	3	7



COVID-19: Santa Rosa County vaccine summary

Vaccination data through Mar 30, 2021 as of Mar 31, 2021 at 12:05 AM

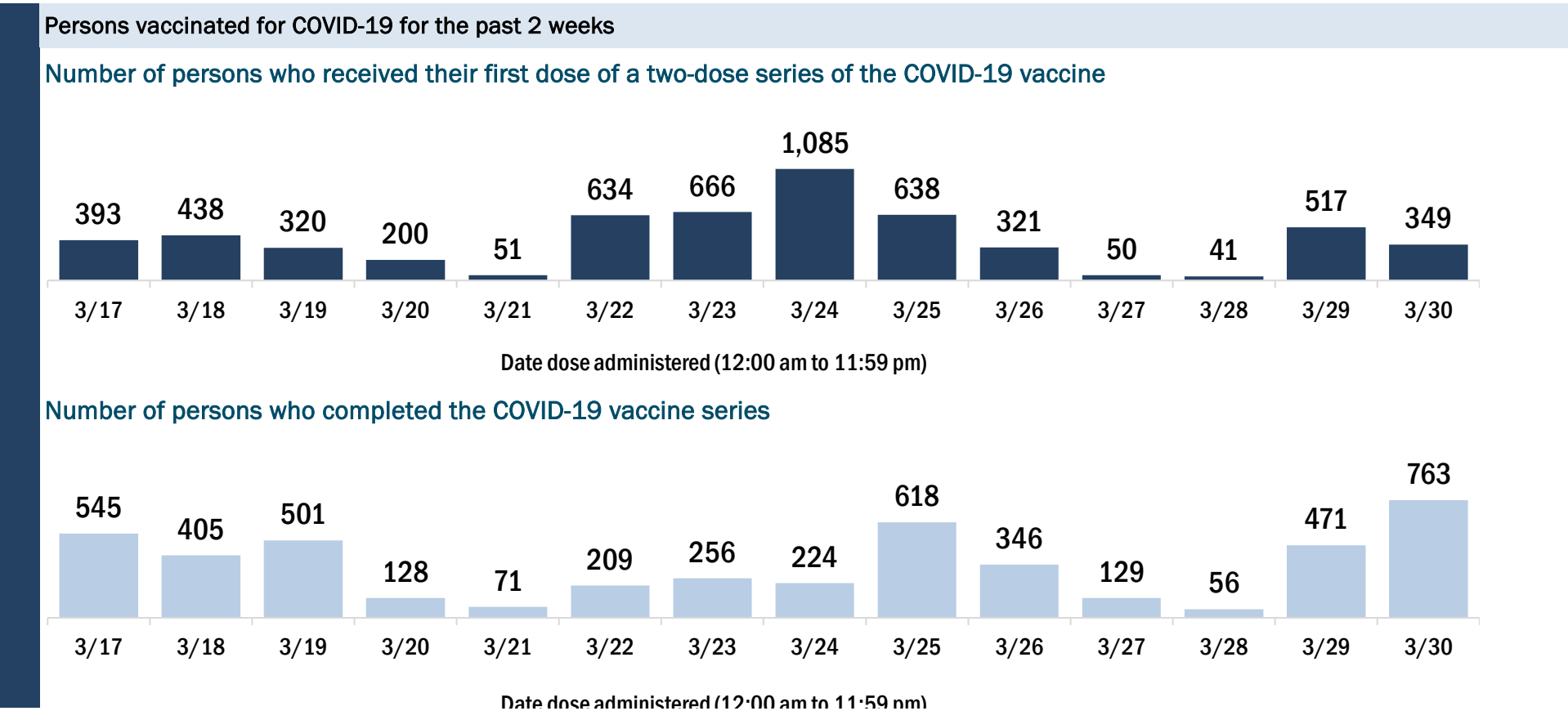
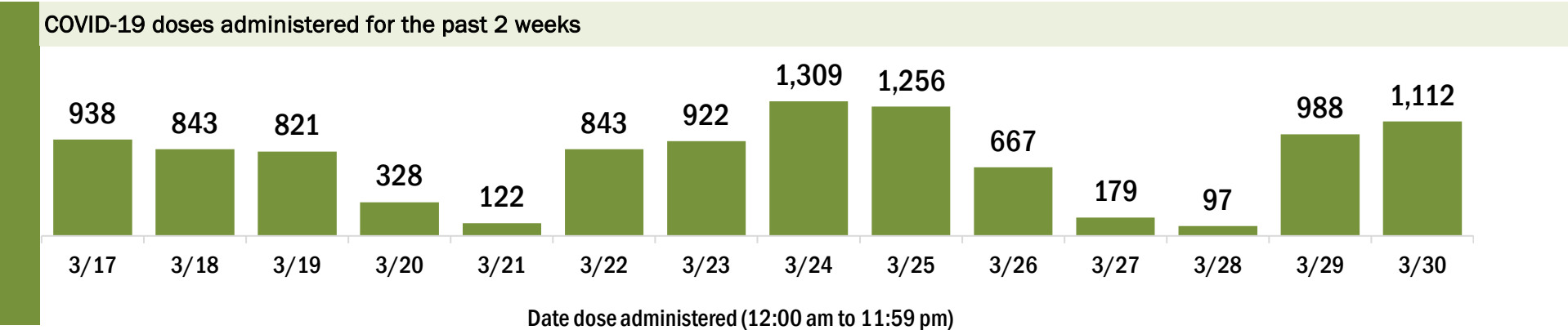
Data in this report are provisional and subject to change.

Data in this summary pertain to COVID-19 vaccines approved by the U.S. Food and Drug Administration and have been issued an Emergency Use Authorization (Janssen COVID-19 Vaccine, Moderna COVID-19 Vaccine and Pfizer-BioNTech COVID-19 Vaccine). These data summarize the number of people who have received either their first dose or have completed the series for a COVID-19 vaccine. **A person can only be counted in one category, first dose or series complete.** For persons receiving Moderna or Pfizer vaccines, once they receive their second dose, they are moved from the first dose column to the series completed column. **Because of this, the total first dose category may show a change from report to report not matching the total receiving their first dose from the previous day.** Persons receiving Johnson & Johnson vaccines will always be counted in the series completed column.

COVID-19 doses for vaccinated persons in Florida	
Doses administered	64,550
People receiving one dose of a 1-dose series (Johnson & Johnson) or receiving only one dose of a 2-dose series (Moderna, Pfizer) count once. Persons receiving both doses of a 2-dose series count twice.	

Current status of persons vaccinated for COVID-19 in Florida	
Total people vaccinated	41,304
First dose	16,803
Series completed	24,501
Completed 1-dose series	1,255
Completed 2-dose series	23,246
First dose: current number of people who have only received their first dose of the Moderna or Pfizer vaccine.	
Series complete: current number of people who have received both Moderna or Pfizer vaccine doses or one Johnson & Johnson dose and are considered fully immunized.	

Demographic summary	First dose	Series complete	Total people vaccinated
Age group	16,803	24,501	41,304
16-24 years	382	312	694
25-34 years	801	881	1,682
35-44 years	1,279	1,432	2,711
45-54 years	2,536	1,995	4,531
55-64 years	5,605	3,299	8,904
65-74 years	3,797	10,086	13,883
75-84 years	1,832	5,066	6,898
85+ years	571	1,430	2,001
Race	16,803	24,501	41,304
White	11,177	18,624	29,801
Black	524	653	1,177
American Indian/Alaskan	110	142	252
Other	1,070	1,720	2,790
Unknown	3,922	3,362	7,284
Other race includes Asian, native Hawaiian/Pacific Islander, or other.			
Ethnicity	16,803	24,501	41,304
Hispanic	424	424	848
Non-Hispanic	10,153	15,714	25,867
Unknown	6,226	8,363	14,589
Gender	16,803	24,501	41,304
Female	9,696	13,996	23,692
Male	7,091	10,504	17,595
Unknown	16	1	17



COVID-19: Sarasota County vaccine summary

Vaccination data through Mar 30, 2021 as of Mar 31, 2021 at 12:05 AM

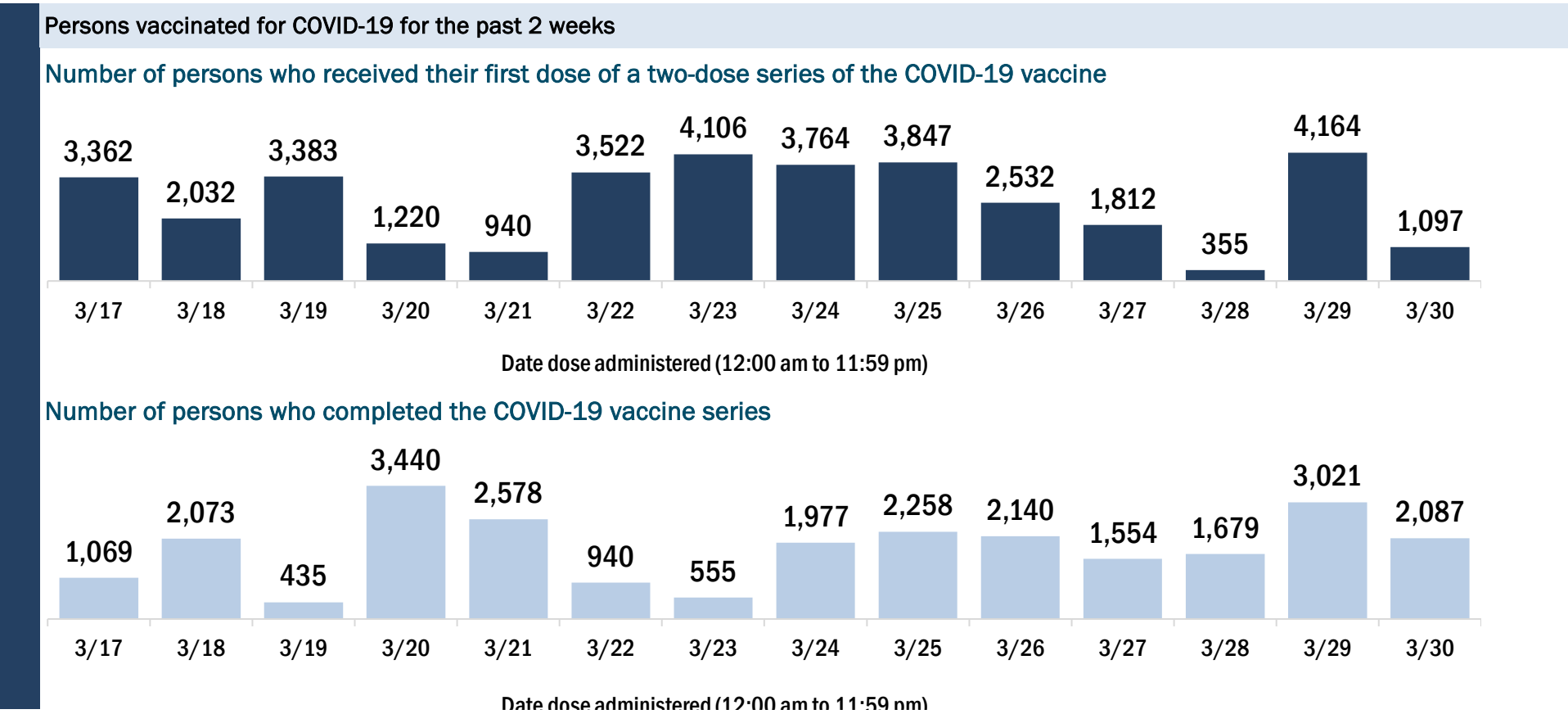
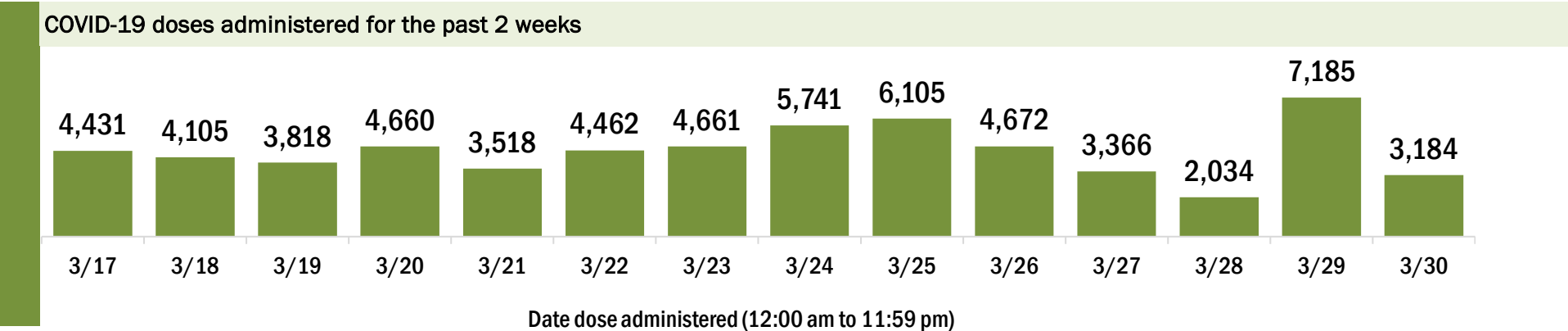
Data in this report are provisional and subject to change.

Data in this summary pertain to COVID-19 vaccines approved by the U.S. Food and Drug Administration and have been issued an Emergency Use Authorization (Janssen COVID-19 Vaccine, Moderna COVID-19 Vaccine and Pfizer-BioNTech COVID-19 Vaccine). These data summarize the number of people who have received either their first dose or have completed the series for a COVID-19 vaccine. **A person can only be counted in one category, first dose or series complete.** For persons receiving Moderna or Pfizer vaccines, once they receive their second dose, they are moved from the first dose column to the series completed column. **Because of this, the total first dose category may show a change from report to report not matching the total receiving their first dose from the previous day.** Persons receiving Johnson & Johnson vaccines will always be counted in the series completed column.

COVID-19 doses for vaccinated persons in Florida	
Doses administered	268,833
People receiving one dose of a 1-dose series (Johnson & Johnson) or receiving only one dose of a 2-dose series (Moderna, Pfizer) count once. Persons receiving both doses of a 2-dose series count twice.	

Current status of persons vaccinated for COVID-19 in Florida	
Total people vaccinated	180,551
First dose	87,837
Series completed	92,714
Completed 1-dose series	4,432
Completed 2-dose series	88,282
First dose: current number of people who have only received their first dose of the Moderna or Pfizer vaccine.	
Series complete: current number of people who have received both Moderna or Pfizer vaccine doses or one Johnson & Johnson dose and are considered fully immunized.	

Demographic summary	First dose	Series complete	Total people vaccinated
Age group	87,837	92,714	180,551
16-24 years	923	666	1,589
25-34 years	1,517	1,914	3,431
35-44 years	2,339	2,588	4,927
45-54 years	6,375	4,207	10,582
55-64 years	21,801	7,615	29,416
65-74 years	28,423	40,912	69,335
75-84 years	19,644	25,526	45,170
85+ years	6,815	9,286	16,101
Race	87,837	92,714	180,551
White	70,128	73,361	143,489
Black	1,046	1,304	2,350
American Indian/Alaskan	280	367	647
Other	4,243	7,542	11,785
Unknown	12,140	10,140	22,280
Other race includes Asian, native Hawaiian/Pacific Islander, or other.			
Ethnicity	87,837	92,714	180,551
Hispanic	2,624	1,730	4,354
Non-Hispanic	57,290	62,321	119,611
Unknown	27,923	28,663	56,586
Gender	87,837	92,714	180,551
Female	48,880	53,098	101,978
Male	38,847	39,539	78,386
Unknown	110	77	187



COVID-19: Seminole County vaccine summary

Vaccination data through Mar 30, 2021 as of Mar 31, 2021 at 12:05 AM

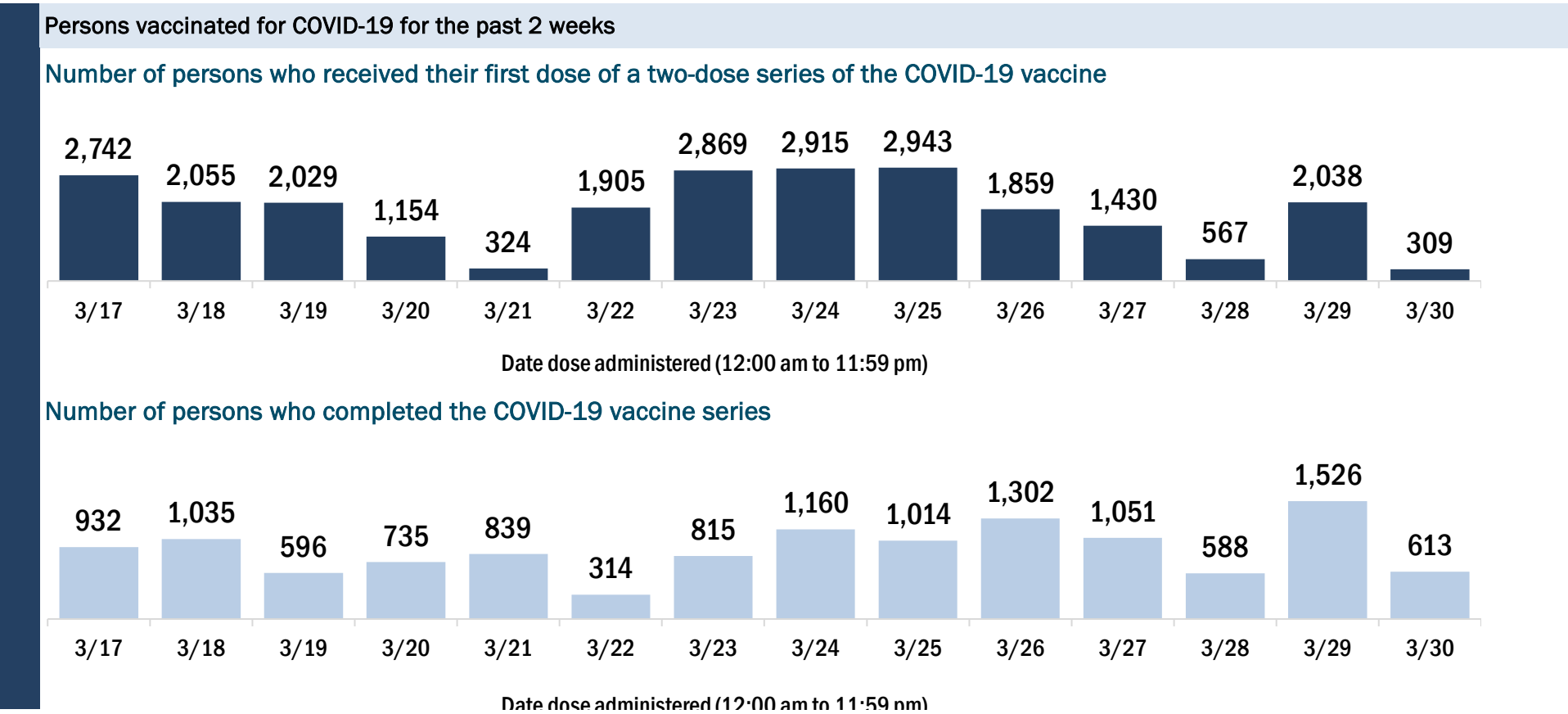
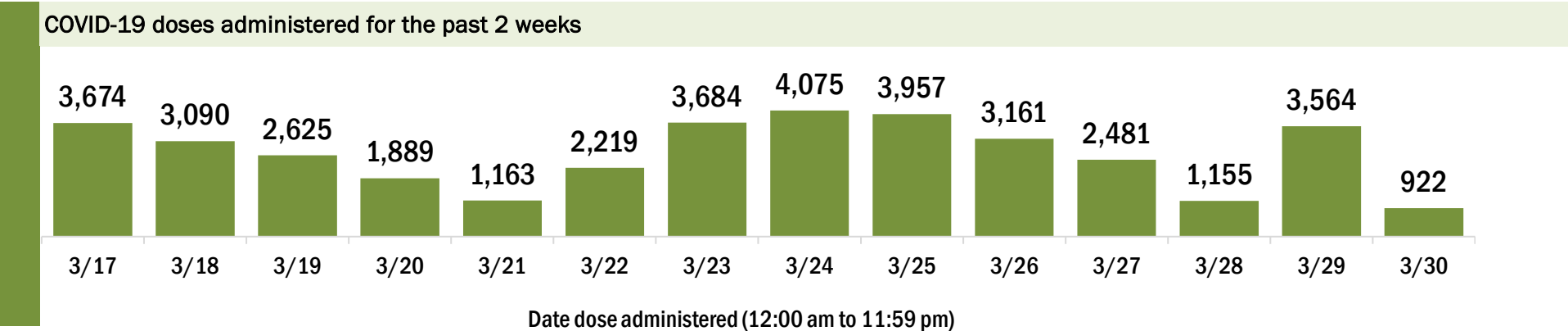
Data in this report are provisional and subject to change.

Data in this summary pertain to COVID-19 vaccines approved by the U.S. Food and Drug Administration and have been issued an Emergency Use Authorization (Janssen COVID-19 Vaccine, Moderna COVID-19 Vaccine and Pfizer-BioNTech COVID-19 Vaccine). These data summarize the number of people who have received either their first dose or have completed the series for a COVID-19 vaccine. **A person can only be counted in one category, first dose or series complete.** For persons receiving Moderna or Pfizer vaccines, once they receive their second dose, they are moved from the first dose column to the series completed column. **Because of this, the total first dose category may show a change from report to report not matching the total receiving their first dose from the previous day.** Persons receiving Johnson & Johnson vaccines will always be counted in the series completed column.

COVID-19 doses for vaccinated persons in Florida	
Doses administered	167,135
People receiving one dose of a 1-dose series (Johnson & Johnson) or receiving only one dose of a 2-dose series (Moderna, Pfizer) count once. Persons receiving both doses of a 2-dose series count twice.	

Current status of persons vaccinated for COVID-19 in Florida	
Total people vaccinated	108,875
First dose	45,399
Series completed	63,476
Completed 1-dose series	5,216
Completed 2-dose series	58,260
First dose: current number of people who have only received their first dose of the Moderna or Pfizer vaccine.	
Series complete: current number of people who have received both Moderna or Pfizer vaccine doses or one Johnson & Johnson dose and are considered fully immunized.	

Demographic summary	First dose	Series complete	Total people vaccinated
Age group	45,399	63,476	108,875
16-24 years	2,054	1,172	3,226
25-34 years	3,588	3,430	7,018
35-44 years	5,521	4,826	10,347
45-54 years	9,081	5,816	14,897
55-64 years	16,261	7,209	23,470
65-74 years	5,180	24,357	29,537
75-84 years	2,601	12,046	14,647
85+ years	1,113	4,620	5,733
Race	45,399	63,476	108,875
White	29,570	47,093	76,663
Black	2,629	4,163	6,792
American Indian/Alaskan	153	352	505
Other	6,091	9,249	15,340
Unknown	6,956	2,619	9,575
Other race includes Asian, native Hawaiian/Pacific Islander, or other.			
Ethnicity	45,399	63,476	108,875
Hispanic	4,529	5,927	10,456
Non-Hispanic	24,142	43,097	67,239
Unknown	16,728	14,452	31,180
Gender	45,399	63,476	108,875
Female	25,530	38,237	63,767
Male	19,633	25,187	44,820
Unknown	236	52	288



COVID-19: St. Johns County vaccine summary

Vaccination data through Mar 30, 2021 as of Mar 31, 2021 at 12:05 AM

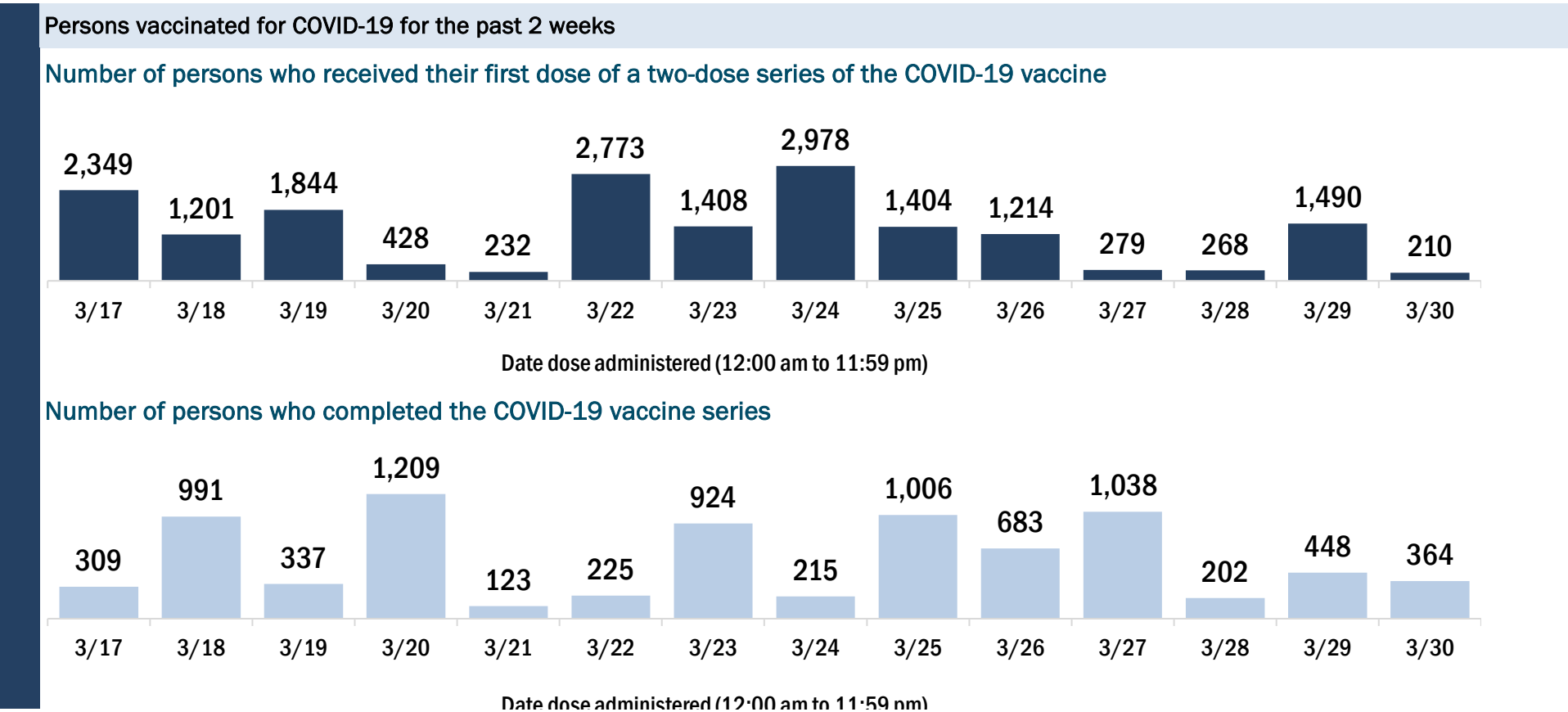
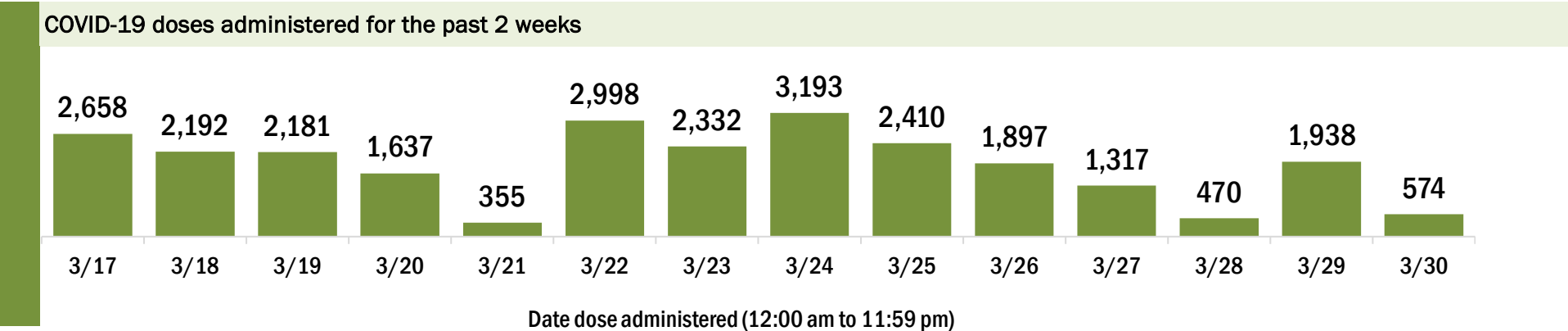
Data in this report are provisional and subject to change.

Data in this summary pertain to COVID-19 vaccines approved by the U.S. Food and Drug Administration and have been issued an Emergency Use Authorization (Janssen COVID-19 Vaccine, Moderna COVID-19 Vaccine and Pfizer-BioNTech COVID-19 Vaccine). These data summarize the number of people who have received either their first dose or have completed the series for a COVID-19 vaccine. **A person can only be counted in one category, first dose or series complete.** For persons receiving Moderna or Pfizer vaccines, once they receive their second dose, they are moved from the first dose column to the series completed column. **Because of this, the total first dose category may show a change from report to report not matching the total receiving their first dose from the previous day.** Persons receiving Johnson & Johnson vaccines will always be counted in the series completed column.

COVID-19 doses for vaccinated persons in Florida	
Doses administered	152,041
People receiving one dose of a 1-dose series (Johnson & Johnson) or receiving only one dose of a 2-dose series (Moderna, Pfizer) count once. Persons receiving both doses of a 2-dose series count twice.	

Current status of persons vaccinated for COVID-19 in Florida	
Total people vaccinated	93,381
First dose	31,906
Series completed	61,475
Completed 1-dose series	2,815
Completed 2-dose series	58,660
First dose: current number of people who have only received their first dose of the Moderna or Pfizer vaccine.	
Series complete: current number of people who have received both Moderna or Pfizer vaccine doses or one Johnson & Johnson dose and are considered fully immunized.	

Demographic summary	First dose	Series complete	Total people vaccinated
Age group	31,906	61,475	93,381
16-24 years	1,188	787	1,975
25-34 years	1,629	2,082	3,711
35-44 years	4,000	4,449	8,449
45-54 years	6,914	5,061	11,975
55-64 years	12,422	7,541	19,963
65-74 years	3,431	25,465	28,896
75-84 years	1,700	12,551	14,251
85+ years	622	3,539	4,161
Race	31,906	61,475	93,381
White	22,862	46,319	69,181
Black	931	1,687	2,618
American Indian/Alaskan	70	188	258
Other	3,210	5,872	9,082
Unknown	4,833	7,409	12,242
Other race includes Asian, native Hawaiian/Pacific Islander, or other.			
Ethnicity	31,906	61,475	93,381
Hispanic	1,324	1,656	2,980
Non-Hispanic	20,330	40,088	60,418
Unknown	10,252	19,731	29,983
Gender	31,906	61,475	93,381
Female	17,611	34,801	52,412
Male	14,277	26,663	40,940
Unknown	18	11	29



COVID-19: St. Lucie County vaccine summary

Vaccination data through Mar 30, 2021 as of Mar 31, 2021 at 12:05 AM

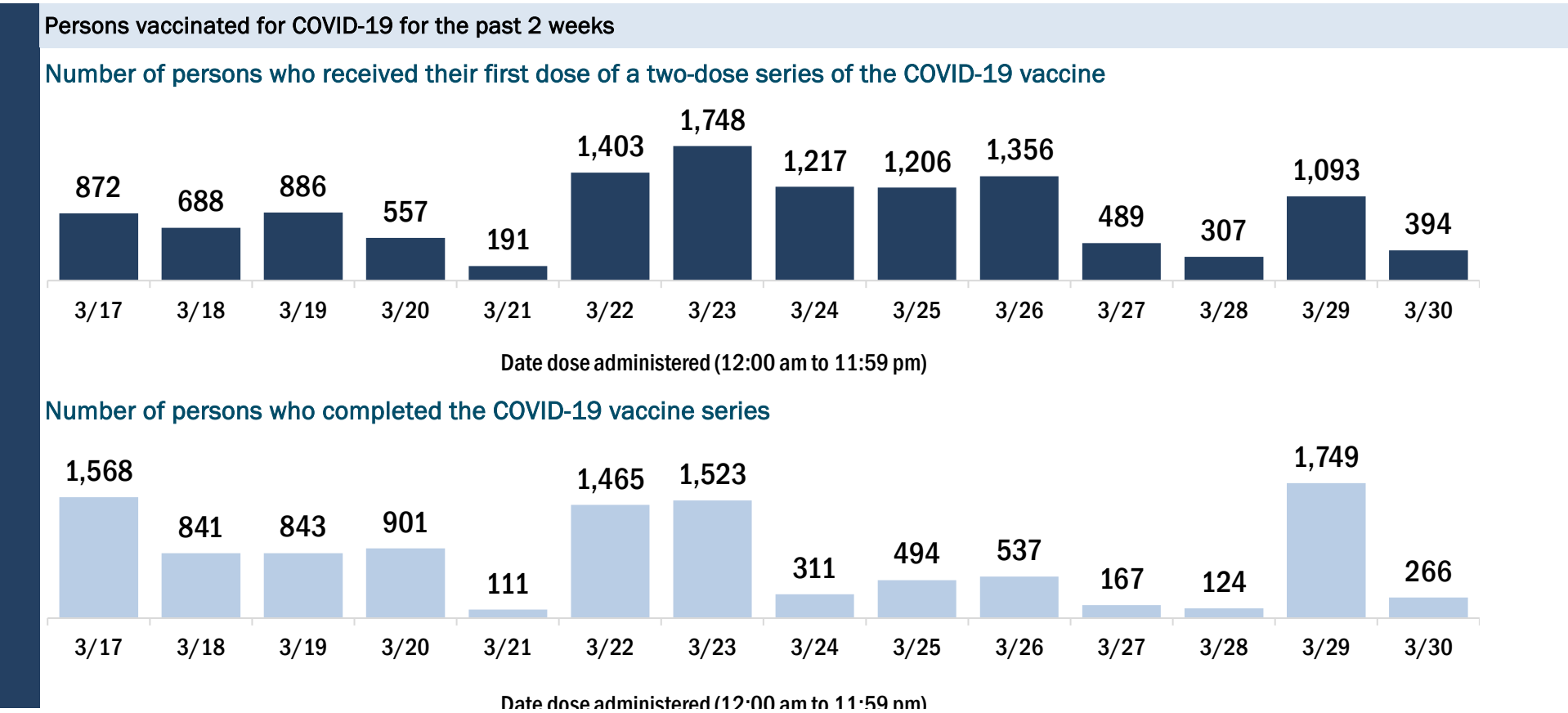
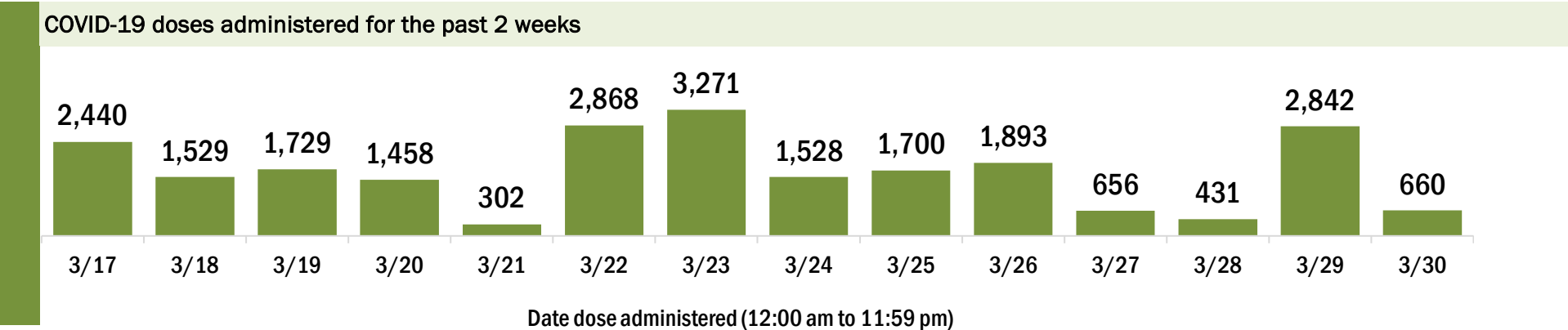
Data in this report are provisional and subject to change.

Data in this summary pertain to COVID-19 vaccines approved by the U.S. Food and Drug Administration and have been issued an Emergency Use Authorization (Janssen COVID-19 Vaccine, Moderna COVID-19 Vaccine and Pfizer-BioNTech COVID-19 Vaccine). These data summarize the number of people who have received either their first dose or have completed the series for a COVID-19 vaccine. **A person can only be counted in one category, first dose or series complete.** For persons receiving Moderna or Pfizer vaccines, once they receive their second dose, they are moved from the first dose column to the series completed column. **Because of this, the total first dose category may show a change from report to report not matching the total receiving their first dose from the previous day.** Persons receiving Johnson & Johnson vaccines will always be counted in the series completed column.

COVID-19 doses for vaccinated persons in Florida	
Doses administered	129,501
People receiving one dose of a 1-dose series (Johnson & Johnson) or receiving only one dose of a 2-dose series (Moderna, Pfizer) count once. Persons receiving both doses of a 2-dose series count twice.	

Current status of persons vaccinated for COVID-19 in Florida	
Total people vaccinated	79,852
First dose	28,885
Series completed	50,967
Completed 1-dose series	1,318
Completed 2-dose series	49,649
First dose: current number of people who have only received their first dose of the Moderna or Pfizer vaccine.	
Series complete: current number of people who have received both Moderna or Pfizer vaccine doses or one Johnson & Johnson dose and are considered fully immunized.	

Demographic summary	First dose	Series complete	Total people vaccinated
Age group	28,885	50,967	79,852
16-24 years	470	407	877
25-34 years	1,000	1,086	2,086
35-44 years	1,541	1,707	3,248
45-54 years	3,490	2,686	6,176
55-64 years	8,981	4,884	13,865
65-74 years	7,517	22,762	30,279
75-84 years	4,418	13,391	17,809
85+ years	1,468	4,044	5,512
Race	28,885	50,967	79,852
White	17,984	34,785	52,769
Black	2,702	4,479	7,181
American Indian/Alaskan	147	253	400
Other	2,277	4,572	6,849
Unknown	5,775	6,878	12,653
Other race includes Asian, native Hawaiian/Pacific Islander, or other.			
Ethnicity	28,885	50,967	79,852
Hispanic	2,733	3,042	5,775
Non-Hispanic	14,423	30,534	44,957
Unknown	11,729	17,391	29,120
Gender	28,885	50,967	79,852
Female	16,373	29,356	45,729
Male	12,427	21,591	34,018
Unknown	85	20	105



COVID-19: Sumter County vaccine summary

Vaccination data through Mar 30, 2021 as of Mar 31, 2021 at 12:05 AM

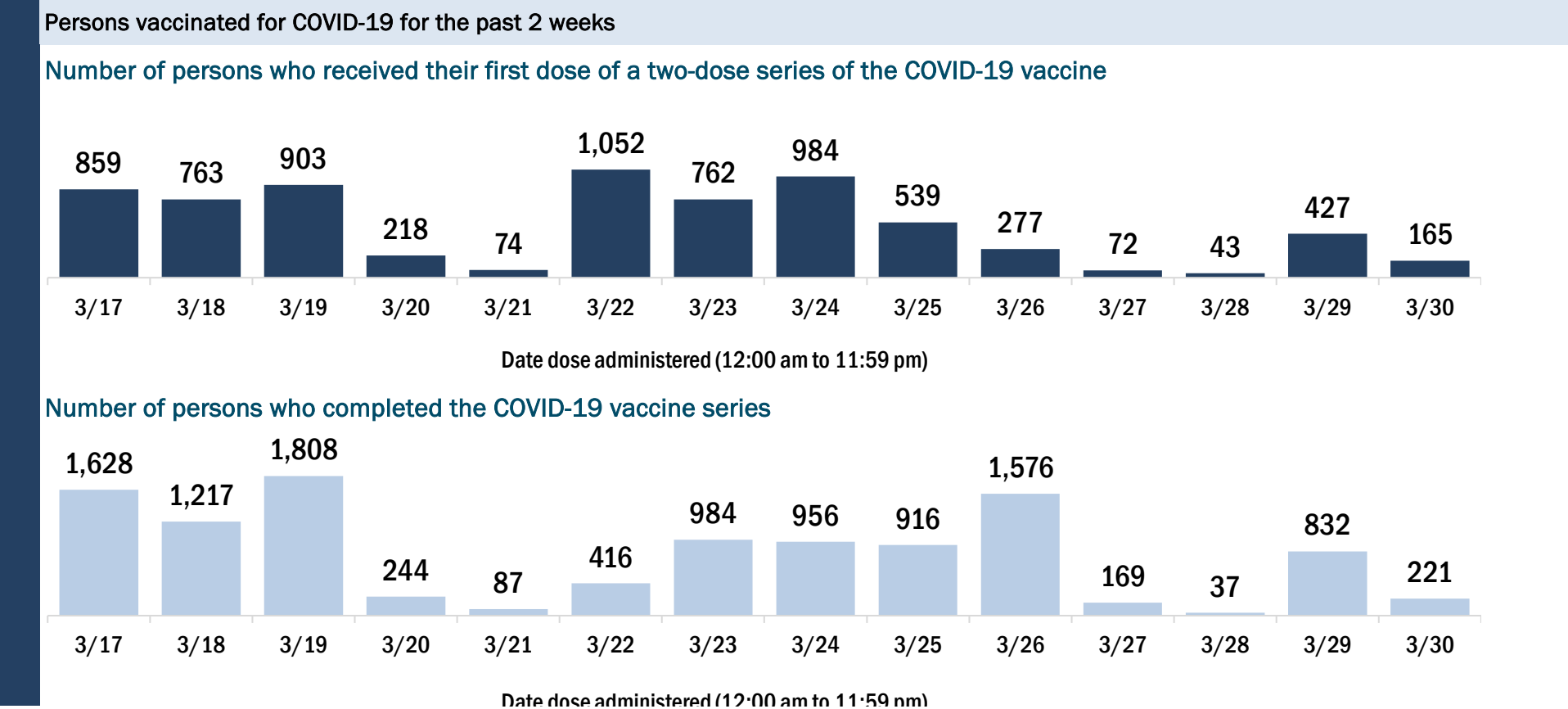
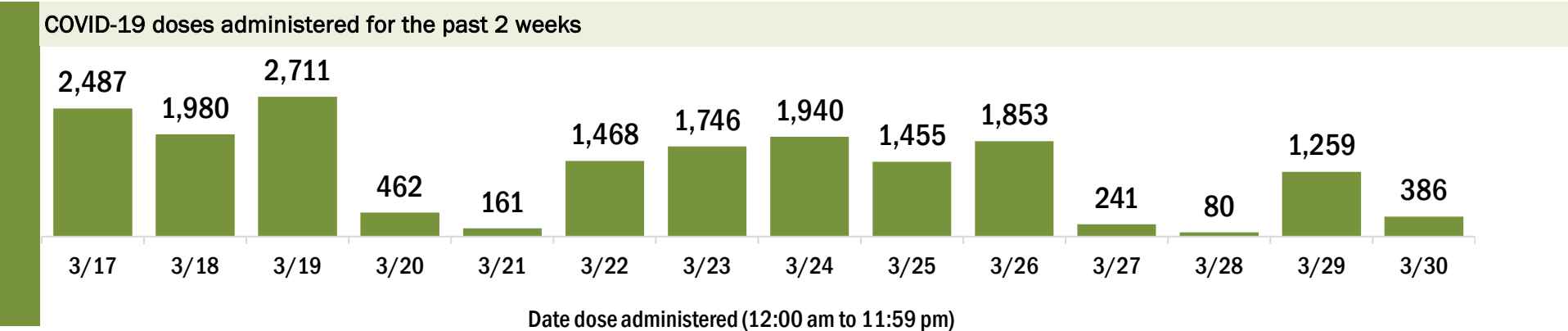
Data in this report are provisional and subject to change.

Data in this summary pertain to COVID-19 vaccines approved by the U.S. Food and Drug Administration and have been issued an Emergency Use Authorization (Janssen COVID-19 Vaccine, Moderna COVID-19 Vaccine and Pfizer-BioNTech COVID-19 Vaccine). These data summarize the number of people who have received either their first dose or have completed the series for a COVID-19 vaccine. **A person can only be counted in one category, first dose or series complete.** For persons receiving Moderna or Pfizer vaccines, once they receive their second dose, they are moved from the first dose column to the series completed column. **Because of this, the total first dose category may show a change from report to report not matching the total receiving their first dose from the previous day.** Persons receiving Johnson & Johnson vaccines will always be counted in the series completed column.

COVID-19 doses for vaccinated persons in Florida	
Doses administered	121,952
People receiving one dose of a 1-dose series (Johnson & Johnson) or receiving only one dose of a 2-dose series (Moderna, Pfizer) count once. Persons receiving both doses of a 2-dose series count twice.	

Current status of persons vaccinated for COVID-19 in Florida	
Total people vaccinated	74,258
First dose	23,386
Series completed	50,872
Completed 1-dose series	3,178
Completed 2-dose series	47,694
First dose: current number of people who have only received their first dose of the Moderna or Pfizer vaccine.	
Series complete: current number of people who have received both Moderna or Pfizer vaccine doses or one Johnson & Johnson dose and are considered fully immunized.	

Demographic summary	First dose	Series complete	Total people vaccinated
Age group	23,386	50,872	74,258
16-24 years	77	48	125
25-34 years	136	130	266
35-44 years	256	194	450
45-54 years	883	339	1,222
55-64 years	6,740	1,435	8,175
65-74 years	8,005	27,512	35,517
75-84 years	5,891	18,439	24,330
85+ years	1,398	2,775	4,173
Race	23,386	50,872	74,258
White	18,461	43,365	61,826
Black	350	443	793
American Indian/Alaskan	27	124	151
Other	1,146	1,877	3,023
Unknown	3,402	5,063	8,465
Other race includes Asian, native Hawaiian/Pacific Islander, or other.			
Ethnicity	23,386	50,872	74,258
Hispanic	445	634	1,079
Non-Hispanic	14,090	33,164	47,254
Unknown	8,851	17,074	25,925
Gender	23,386	50,872	74,258
Female	13,496	28,014	41,510
Male	9,823	22,850	32,673
Unknown	67	8	75



COVID-19: Suwannee County vaccine summary

Vaccination data through Mar 30, 2021 as of Mar 31, 2021 at 12:05 AM

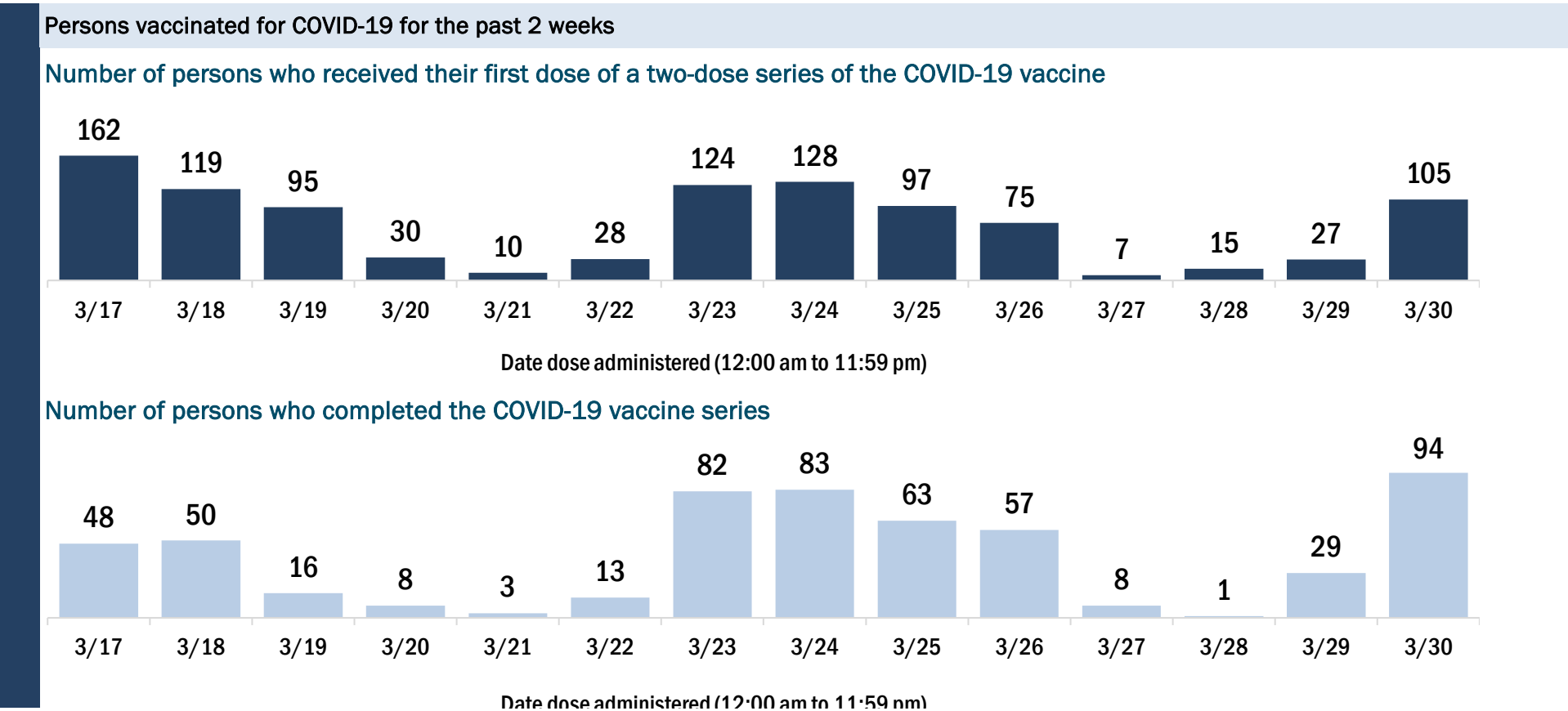
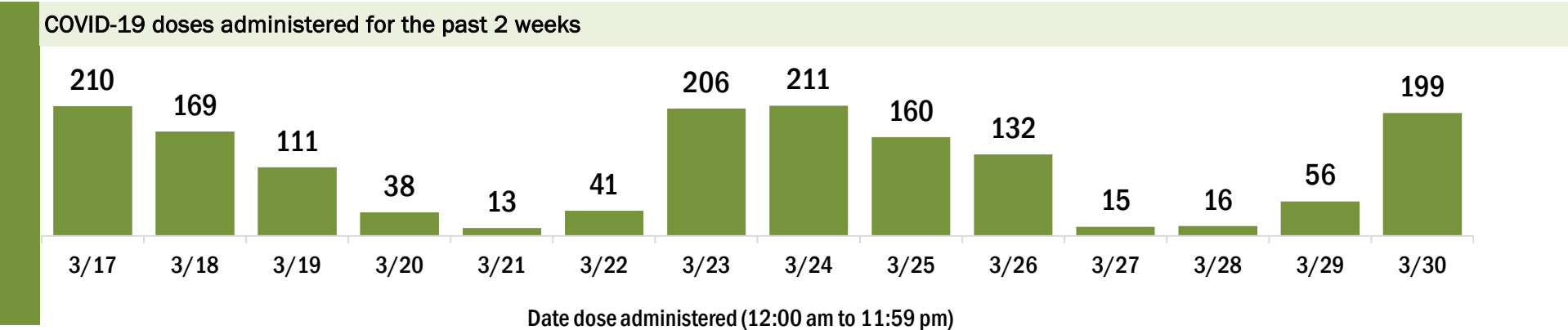
Data in this report are provisional and subject to change.

Data in this summary pertain to COVID-19 vaccines approved by the U.S. Food and Drug Administration and have been issued an Emergency Use Authorization (Janssen COVID-19 Vaccine, Moderna COVID-19 Vaccine and Pfizer-BioNTech COVID-19 Vaccine). These data summarize the number of people who have received either their first dose or have completed the series for a COVID-19 vaccine. **A person can only be counted in one category, first dose or series complete.** For persons receiving Moderna or Pfizer vaccines, once they receive their second dose, they are moved from the first dose column to the series completed column. **Because of this, the total first dose category may show a change from report to report not matching the total receiving their first dose from the previous day.** Persons receiving Johnson & Johnson vaccines will always be counted in the series completed column.

COVID-19 doses for vaccinated persons in Florida	
Doses administered	12,352
People receiving one dose of a 1-dose series (Johnson & Johnson) or receiving only one dose of a 2-dose series (Moderna, Pfizer) count once. Persons receiving both doses of a 2-dose series count twice.	

Current status of persons vaccinated for COVID-19 in Florida	
Total people vaccinated	7,337
First dose	2,168
Series completed	5,169
Completed 1-dose series	154
Completed 2-dose series	5,015
First dose: current number of people who have only received their first dose of the Moderna or Pfizer vaccine.	
Series complete: current number of people who have received both Moderna or Pfizer vaccine doses or one Johnson & Johnson dose and are considered fully immunized.	

Demographic summary	First dose	Series complete	Total people vaccinated
Age group	2,168	5,169	7,337
16-24 years	56	36	92
25-34 years	70	78	148
35-44 years	124	122	246
45-54 years	277	179	456
55-64 years	968	421	1,389
65-74 years	393	2,306	2,699
75-84 years	203	1,507	1,710
85+ years	77	520	597
Race	2,168	5,169	7,337
White	1,482	3,623	5,105
Black	220	326	546
American Indian/Alaskan	3	4	7
Other	150	328	478
Unknown	313	888	1,201
Other race includes Asian, native Hawaiian/Pacific Islander, or other.			
Ethnicity	2,168	5,169	7,337
Hispanic	83	95	178
Non-Hispanic	1,185	2,517	3,702
Unknown	900	2,557	3,457
Gender	2,168	5,169	7,337
Female	1,287	3,018	4,305
Male	881	2,151	3,032
Unknown	0	0	0



COVID-19: Taylor County vaccine summary

Vaccination data through Mar 30, 2021 as of Mar 31, 2021 at 12:05 AM

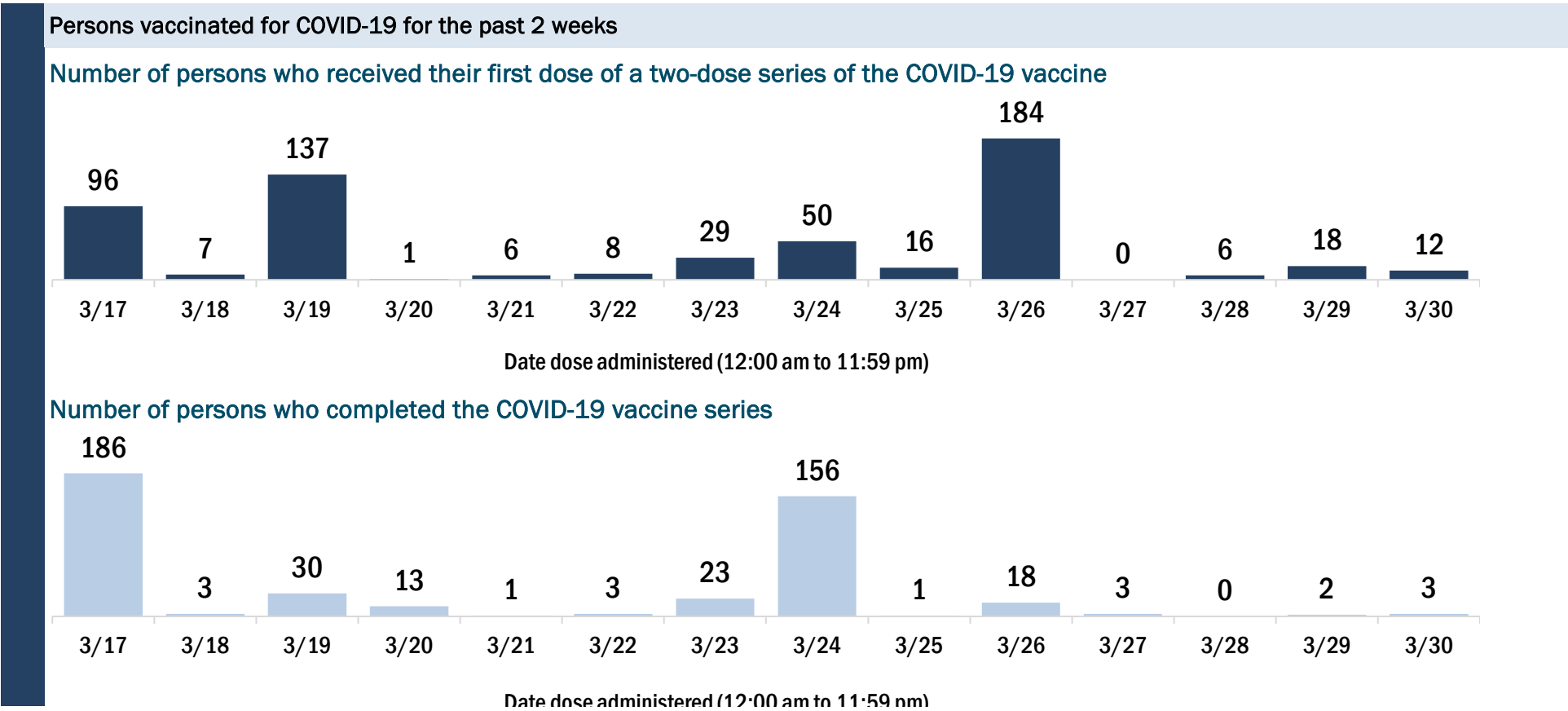
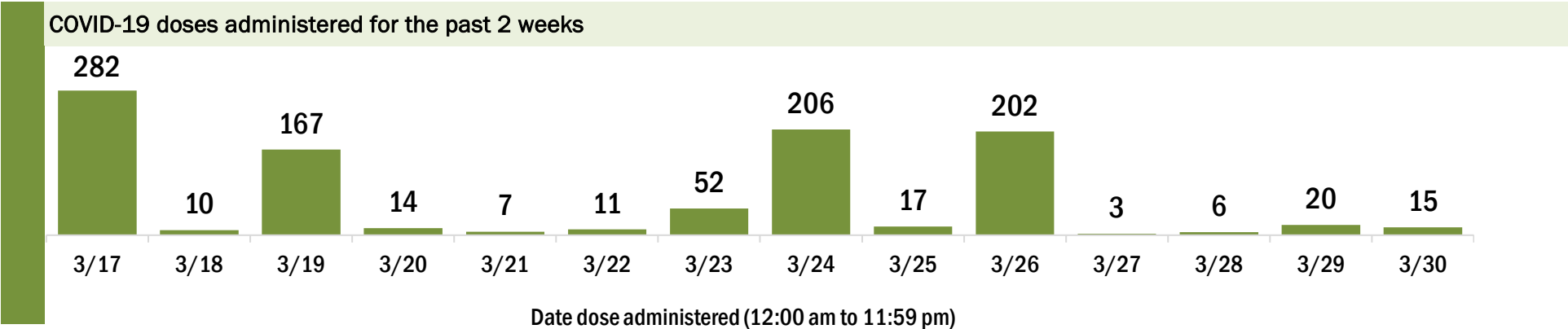
Data in this report are provisional and subject to change.

Data in this summary pertain to COVID-19 vaccines approved by the U.S. Food and Drug Administration and have been issued an Emergency Use Authorization (Janssen COVID-19 Vaccine, Moderna COVID-19 Vaccine and Pfizer-BioNTech COVID-19 Vaccine). These data summarize the number of people who have received either their first dose or have completed the series for a COVID-19 vaccine. **A person can only be counted in one category, first dose or series complete.** For persons receiving Moderna or Pfizer vaccines, once they receive their second dose, they are moved from the first dose column to the series completed column. **Because of this, the total first dose category may show a change from report to report not matching the total receiving their first dose from the previous day.** Persons receiving Johnson & Johnson vaccines will always be counted in the series completed column.

COVID-19 doses for vaccinated persons in Florida	
Doses administered	6,660
People receiving one dose of a 1-dose series (Johnson & Johnson) or receiving only one dose of a 2-dose series (Moderna, Pfizer) count once. Persons receiving both doses of a 2-dose series count twice.	

Current status of persons vaccinated for COVID-19 in Florida	
Total people vaccinated	4,175
First dose	1,631
Series completed	2,544
Completed 1-dose series	59
Completed 2-dose series	2,485
First dose: current number of people who have only received their first dose of the Moderna or Pfizer vaccine.	
Series complete: current number of people who have received both Moderna or Pfizer vaccine doses or one Johnson & Johnson dose and are considered fully immunized.	

Demographic summary	First dose	Series complete	Total people vaccinated
Age group	1,631	2,544	4,175
16-24 years	34	16	50
25-34 years	47	51	98
35-44 years	86	50	136
45-54 years	192	109	301
55-64 years	552	318	870
65-74 years	433	1,129	1,562
75-84 years	221	680	901
85+ years	66	191	257
Race	1,631	2,544	4,175
White	1,142	1,894	3,036
Black	253	244	497
American Indian/Alaskan	14	20	34
Other	65	174	239
Unknown	157	212	369
Other race includes Asian, native Hawaiian/Pacific Islander, or other.			
Ethnicity	1,631	2,544	4,175
Hispanic	29	26	55
Non-Hispanic	987	1,418	2,405
Unknown	615	1,100	1,715
Gender	1,631	2,544	4,175
Female	894	1,411	2,305
Male	736	1,133	1,869
Unknown	1	0	1



COVID-19: Union County vaccine summary

Vaccination data through Mar 30, 2021 as of Mar 31, 2021 at 12:05 AM

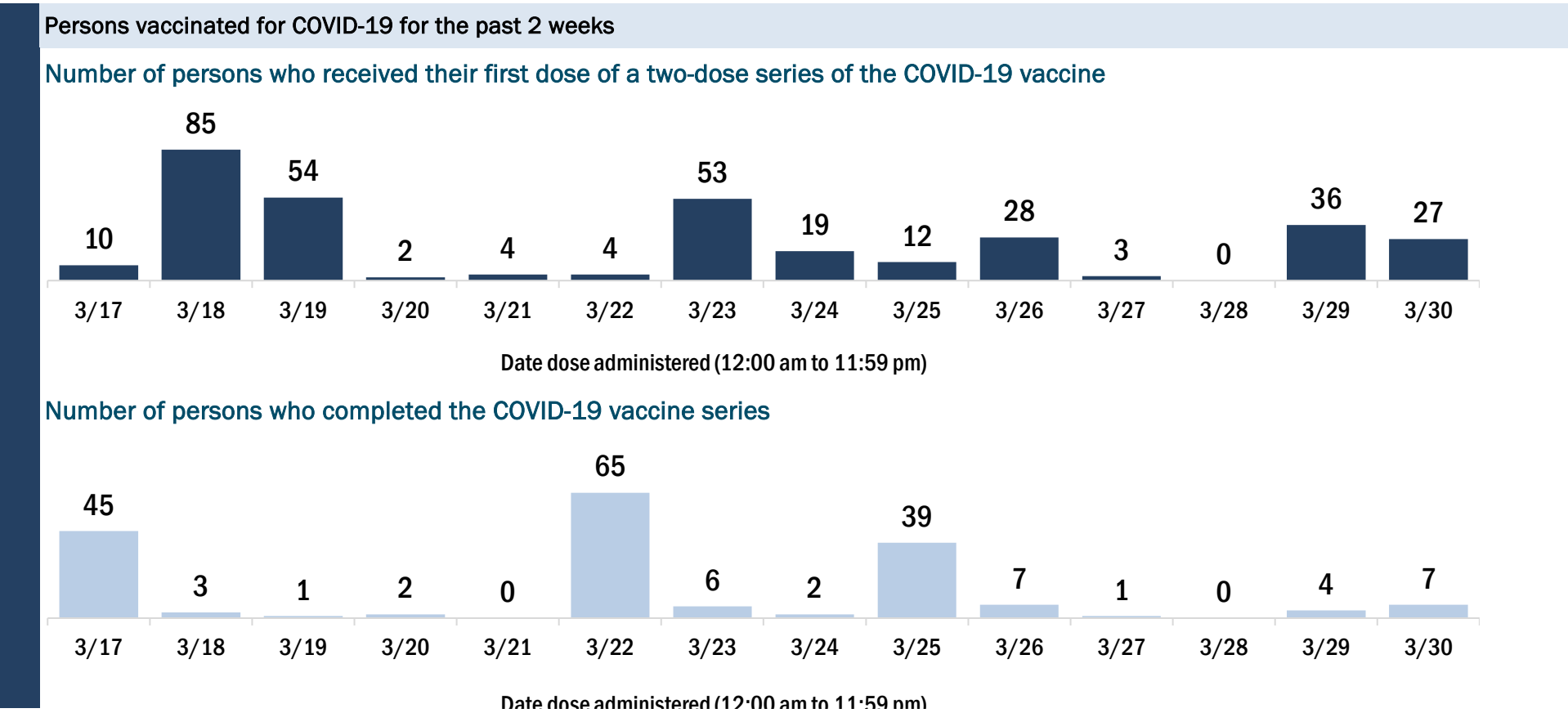
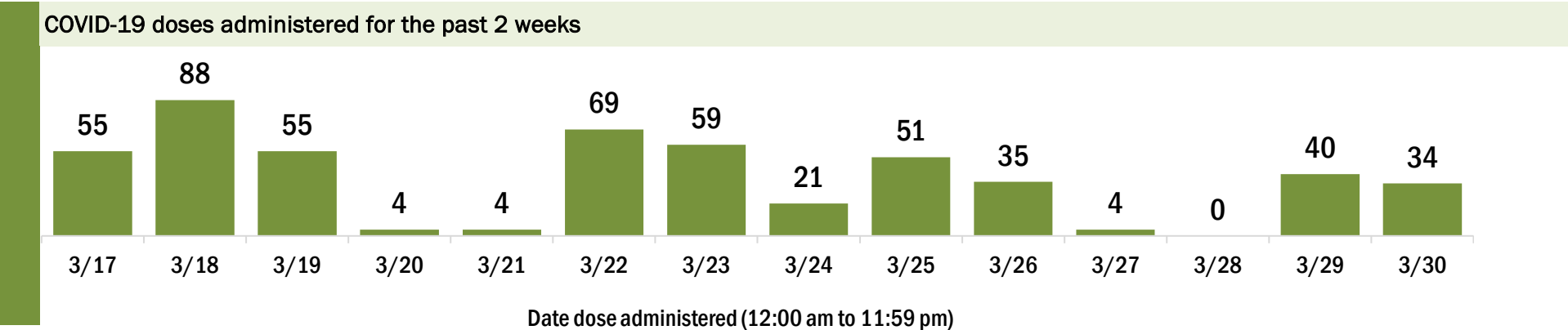
Data in this report are provisional and subject to change.

Data in this summary pertain to COVID-19 vaccines approved by the U.S. Food and Drug Administration and have been issued an Emergency Use Authorization (Janssen COVID-19 Vaccine, Moderna COVID-19 Vaccine and Pfizer-BioNTech COVID-19 Vaccine). These data summarize the number of people who have received either their first dose or have completed the series for a COVID-19 vaccine. **A person can only be counted in one category, first dose or series complete.** For persons receiving Moderna or Pfizer vaccines, once they receive their second dose, they are moved from the first dose column to the series completed column. **Because of this, the total first dose category may show a change from report to report not matching the total receiving their first dose from the previous day.** Persons receiving Johnson & Johnson vaccines will always be counted in the series completed column.

COVID-19 doses for vaccinated persons in Florida	
Doses administered	3,045
People receiving one dose of a 1-dose series (Johnson & Johnson) or receiving only one dose of a 2-dose series (Moderna, Pfizer) count once. Persons receiving both doses of a 2-dose series count twice.	

Current status of persons vaccinated for COVID-19 in Florida	
Total people vaccinated	1,841
First dose	553
Series completed	1,288
Completed 1-dose series	84
Completed 2-dose series	1,204
First dose: current number of people who have only received their first dose of the Moderna or Pfizer vaccine.	
Series complete: current number of people who have received both Moderna or Pfizer vaccine doses or one Johnson & Johnson dose and are considered fully immunized.	

Demographic summary	First dose	Series complete	Total people vaccinated
Age group	553	1,288	1,841
16-24 years	14	12	26
25-34 years	27	53	80
35-44 years	44	38	82
45-54 years	83	64	147
55-64 years	251	139	390
65-74 years	86	555	641
75-84 years	39	331	370
85+ years	9	96	105
Race	553	1,288	1,841
White	410	1,066	1,476
Black	76	96	172
American Indian/Alaskan	7	12	19
Other	36	97	133
Unknown	24	17	41
Other race includes Asian, native Hawaiian/Pacific Islander, or other.			
Ethnicity	553	1,288	1,841
Hispanic	20	20	40
Non-Hispanic	448	1,203	1,651
Unknown	85	65	150
Gender	553	1,288	1,841
Female	339	734	1,073
Male	214	554	768
Unknown	0	0	0



COVID-19: Volusia County vaccine summary

Vaccination data through Mar 30, 2021 as of Mar 31, 2021 at 12:05 AM

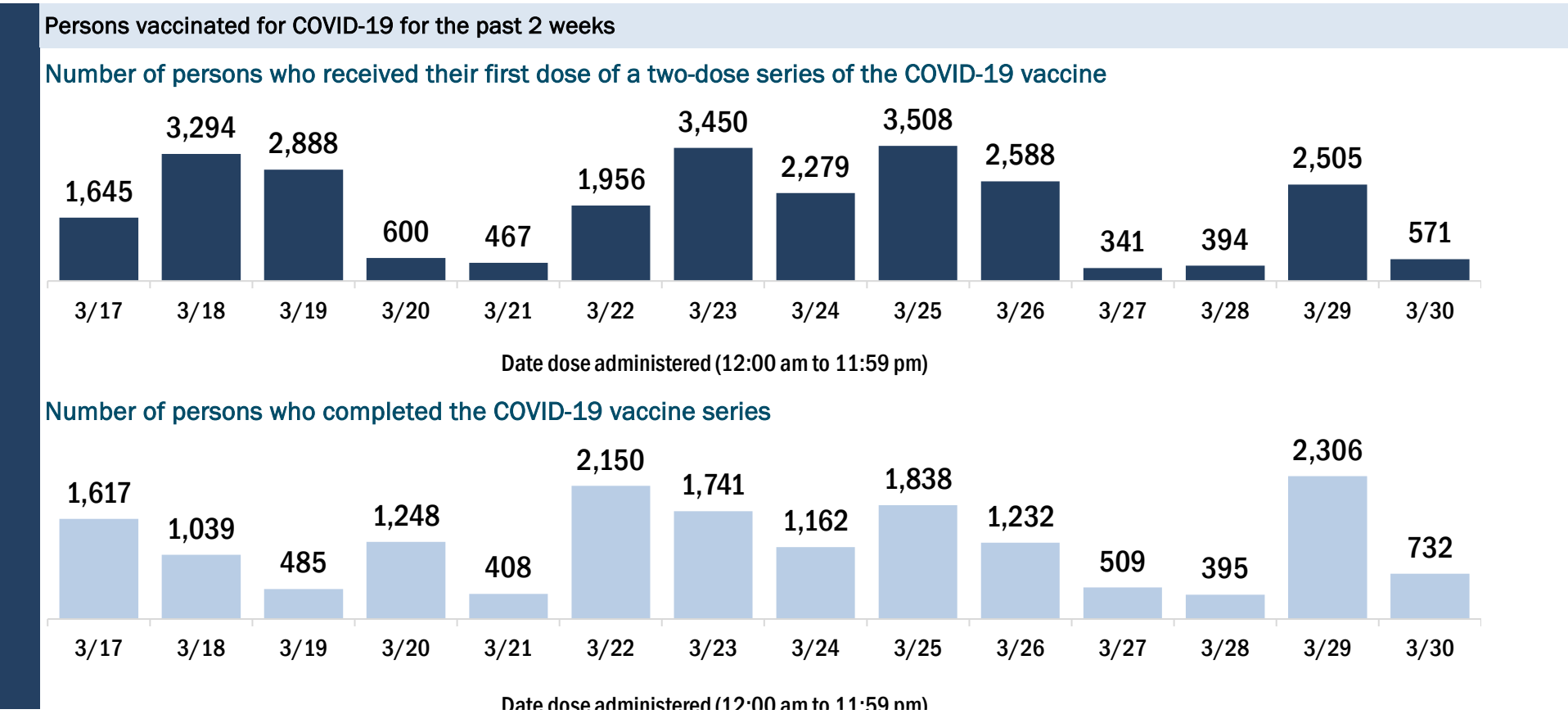
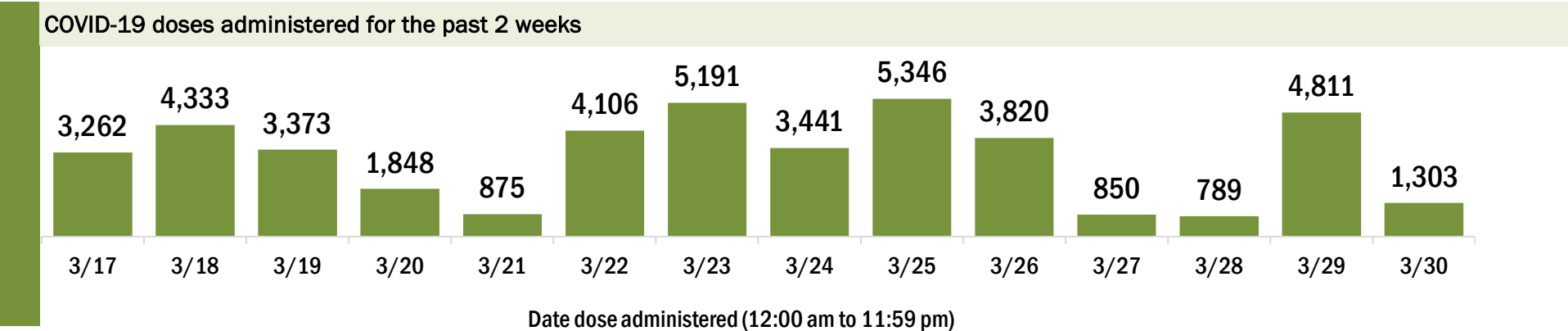
Data in this report are provisional and subject to change.

Data in this summary pertain to COVID-19 vaccines approved by the U.S. Food and Drug Administration and have been issued an Emergency Use Authorization (Janssen COVID-19 Vaccine, Moderna COVID-19 Vaccine and Pfizer-BioNTech COVID-19 Vaccine). These data summarize the number of people who have received either their first dose or have completed the series for a COVID-19 vaccine. **A person can only be counted in one category, first dose or series complete.** For persons receiving Moderna or Pfizer vaccines, once they receive their second dose, they are moved from the first dose column to the series completed column. **Because of this, the total first dose category may show a change from report to report not matching the total receiving their first dose from the previous day.** Persons receiving Johnson & Johnson vaccines will always be counted in the series completed column.

COVID-19 doses for vaccinated persons in Florida	
Doses administered	222,552
People receiving one dose of a 1-dose series (Johnson & Johnson) or receiving only one dose of a 2-dose series (Moderna, Pfizer) count once. Persons receiving both doses of a 2-dose series count twice.	

Current status of persons vaccinated for COVID-19 in Florida	
Total people vaccinated	145,613
First dose	56,614
Series completed	88,999
Completed 1-dose series	12,060
Completed 2-dose series	76,939
First dose: current number of people who have only received their first dose of the Moderna or Pfizer vaccine.	
Series complete: current number of people who have received both Moderna or Pfizer vaccine doses or one Johnson & Johnson dose and are considered fully immunized.	

Demographic summary	First dose	Series complete	Total people vaccinated
Age group	56,614	88,999	145,613
16-24 years	1,092	937	2,029
25-34 years	1,871	2,510	4,381
35-44 years	2,654	3,412	6,066
45-54 years	6,039	5,162	11,201
55-64 years	18,499	9,775	28,274
65-74 years	15,355	37,699	53,054
75-84 years	8,373	21,656	30,029
85+ years	2,731	7,848	10,579
Race	56,614	88,999	145,613
White	37,918	57,340	95,258
Black	2,357	3,550	5,907
American Indian/Alaskan	225	357	582
Other	4,696	11,868	16,564
Unknown	11,418	15,884	27,302
Other race includes Asian, native Hawaiian/Pacific Islander, or other.			
Ethnicity	56,614	88,999	145,613
Hispanic	3,570	3,355	6,925
Non-Hispanic	29,735	42,356	72,091
Unknown	23,309	43,288	66,597
Gender	56,614	88,999	145,613
Female	31,710	52,075	83,785
Male	23,475	36,170	59,645
Unknown	1,429	754	2,183



COVID-19: Wakulla County vaccine summary

Vaccination data through Mar 30, 2021 as of Mar 31, 2021 at 12:05 AM

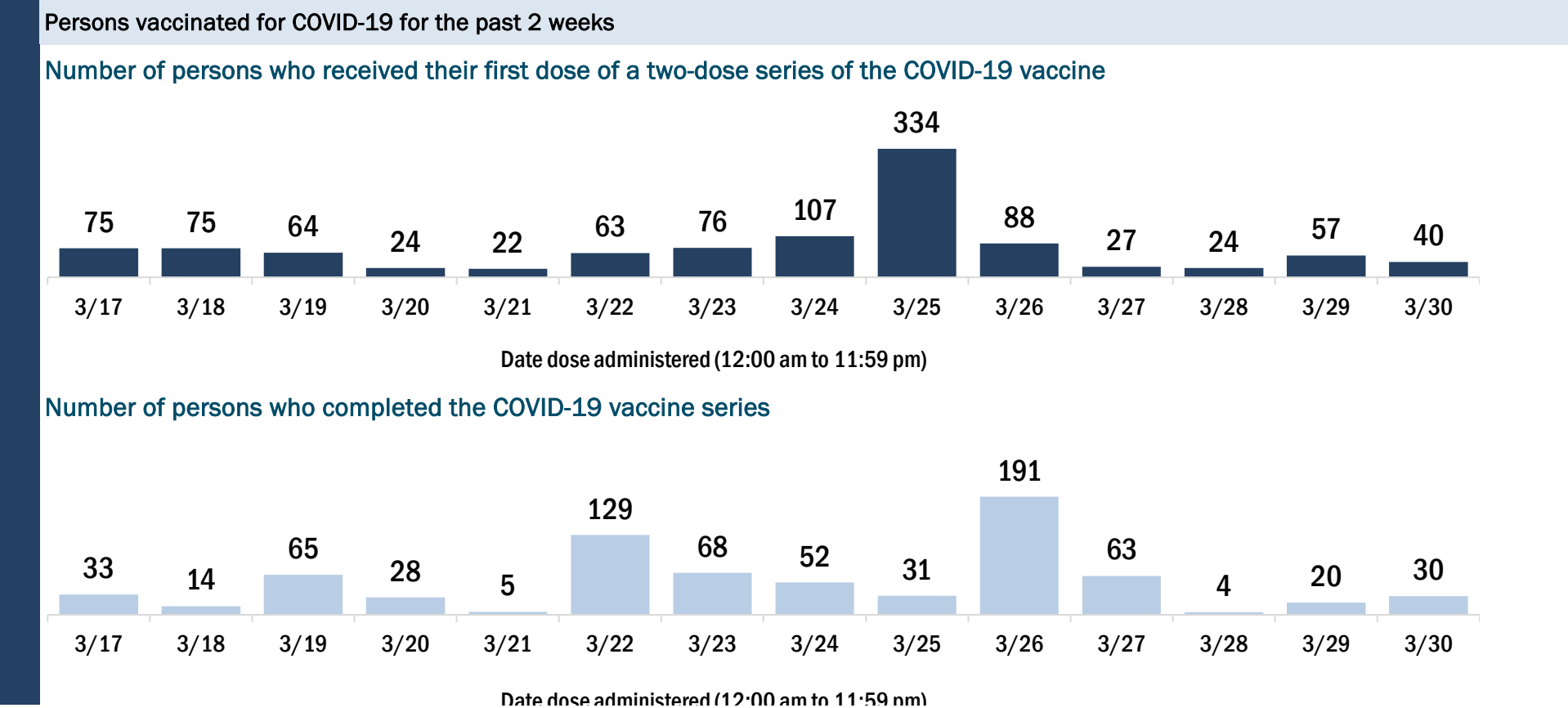
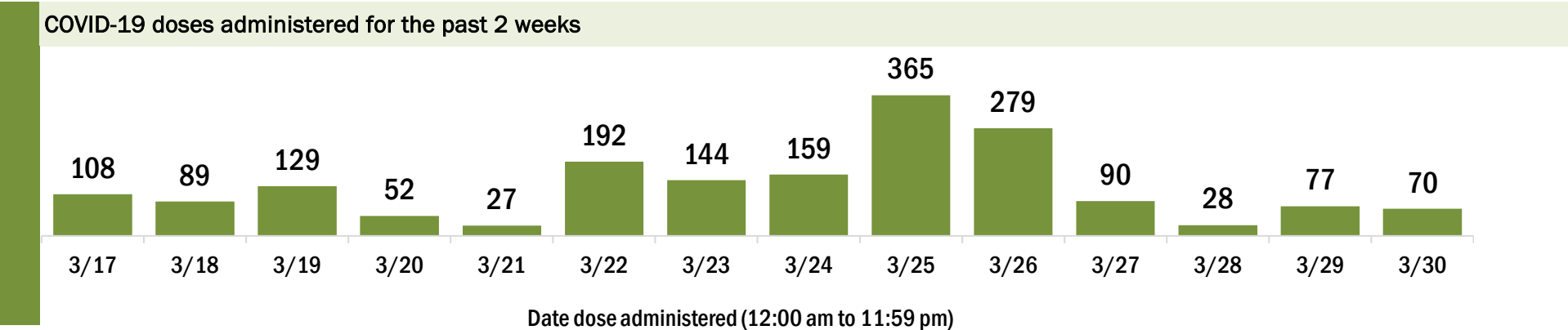
Data in this report are provisional and subject to change.

Data in this summary pertain to COVID-19 vaccines approved by the U.S. Food and Drug Administration and have been issued an Emergency Use Authorization (Janssen COVID-19 Vaccine, Moderna COVID-19 Vaccine and Pfizer-BioNTech COVID-19 Vaccine). These data summarize the number of people who have received either their first dose or have completed the series for a COVID-19 vaccine. **A person can only be counted in one category, first dose or series complete.** For persons receiving Moderna or Pfizer vaccines, once they receive their second dose, they are moved from the first dose column to the series completed column. **Because of this, the total first dose category may show a change from report to report not matching the total receiving their first dose from the previous day.** Persons receiving Johnson & Johnson vaccines will always be counted in the series completed column.

COVID-19 doses for vaccinated persons in Florida	
Doses administered	12,184
People receiving one dose of a 1-dose series (Johnson & Johnson) or receiving only one dose of a 2-dose series (Moderna, Pfizer) count once. Persons receiving both doses of a 2-dose series count twice.	

Current status of persons vaccinated for COVID-19 in Florida	
Total people vaccinated	7,379
First dose	2,416
Series completed	4,963
Completed 1-dose series	158
Completed 2-dose series	4,805
First dose: current number of people who have only received their first dose of the Moderna or Pfizer vaccine.	
Series complete: current number of people who have received both Moderna or Pfizer vaccine doses or one Johnson & Johnson dose and are considered fully immunized.	

Demographic summary	First dose	Series complete	Total people vaccinated
Age group	2,416	4,963	7,379
16-24 years	85	37	122
25-34 years	106	144	250
35-44 years	192	230	422
45-54 years	385	343	728
55-64 years	917	661	1,578
65-74 years	439	2,256	2,695
75-84 years	235	1,036	1,271
85+ years	57	256	313
Race	2,416	4,963	7,379
White	1,761	3,683	5,444
Black	192	313	505
American Indian/Alaskan	13	27	40
Other	210	707	917
Unknown	240	233	473
Other race includes Asian, native Hawaiian/Pacific Islander, or other.			
Ethnicity	2,416	4,963	7,379
Hispanic	63	63	126
Non-Hispanic	1,791	3,826	5,617
Unknown	562	1,074	1,636
Gender	2,416	4,963	7,379
Female	1,378	2,782	4,160
Male	1,037	2,180	3,217
Unknown	1	1	2



COVID-19: Walton County vaccine summary

Vaccination data through Mar 30, 2021 as of Mar 31, 2021 at 12:05 AM

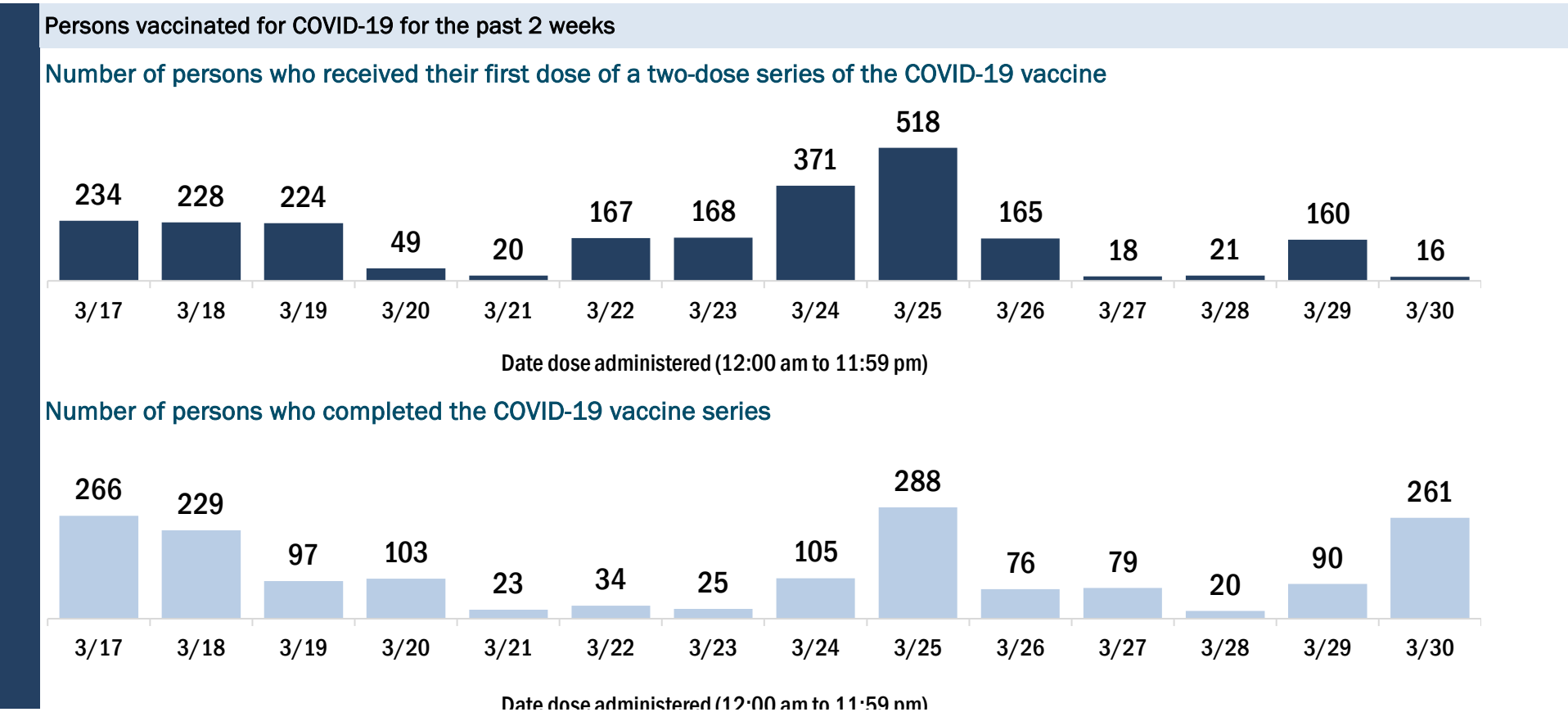
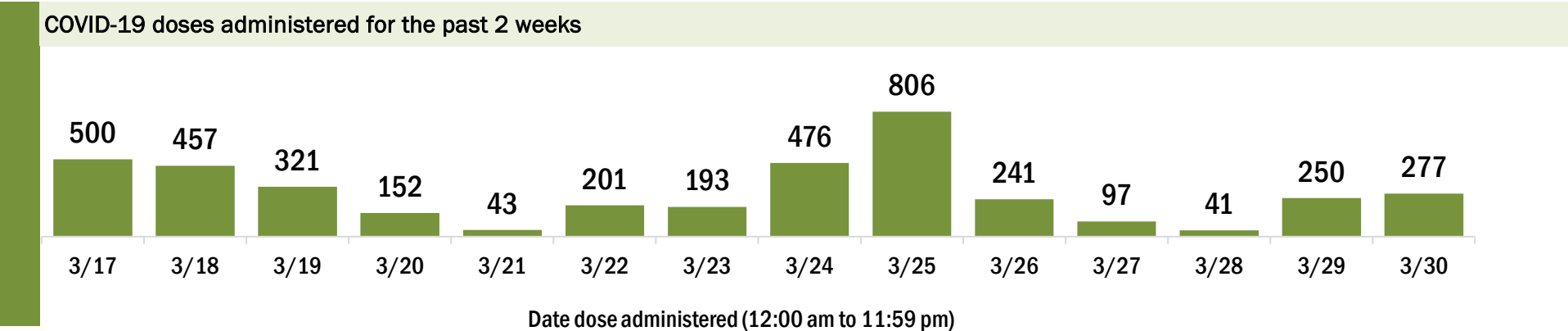
Data in this report are provisional and subject to change.

Data in this summary pertain to COVID-19 vaccines approved by the U.S. Food and Drug Administration and have been issued an Emergency Use Authorization (Janssen COVID-19 Vaccine, Moderna COVID-19 Vaccine and Pfizer-BioNTech COVID-19 Vaccine). These data summarize the number of people who have received either their first dose or have completed the series for a COVID-19 vaccine. **A person can only be counted in one category, first dose or series complete.** For persons receiving Moderna or Pfizer vaccines, once they receive their second dose, they are moved from the first dose column to the series completed column. **Because of this, the total first dose category may show a change from report to report not matching the total receiving their first dose from the previous day.** Persons receiving Johnson & Johnson vaccines will always be counted in the series completed column.

COVID-19 doses for vaccinated persons in Florida	
Doses administered	27,162
People receiving one dose of a 1-dose series (Johnson & Johnson) or receiving only one dose of a 2-dose series (Moderna, Pfizer) count once. Persons receiving both doses of a 2-dose series count twice.	

Current status of persons vaccinated for COVID-19 in Florida	
Total people vaccinated	16,947
First dose	6,176
Series completed	10,771
Completed 1-dose series	556
Completed 2-dose series	10,215
First dose: current number of people who have only received their first dose of the Moderna or Pfizer vaccine.	
Series complete: current number of people who have received both Moderna or Pfizer vaccine doses or one Johnson & Johnson dose and are considered fully immunized.	

Demographic summary	First dose	Series complete	Total people vaccinated
Age group	6,176	10,771	16,947
16-24 years	89	71	160
25-34 years	195	208	403
35-44 years	390	417	807
45-54 years	847	611	1,458
55-64 years	2,527	1,410	3,937
65-74 years	1,356	5,186	6,542
75-84 years	613	2,248	2,861
85+ years	159	620	779
Race	6,176	10,771	16,947
White	4,472	8,289	12,761
Black	138	171	309
American Indian/Alaskan	20	43	63
Other	310	490	800
Unknown	1,236	1,778	3,014
Other race includes Asian, native Hawaiian/Pacific Islander, or other.			
Ethnicity	6,176	10,771	16,947
Hispanic	145	151	296
Non-Hispanic	3,871	7,139	11,010
Unknown	2,160	3,481	5,641
Gender	6,176	10,771	16,947
Female	3,427	5,907	9,334
Male	2,747	4,863	7,610
Unknown	2	1	3



COVID-19: Washington County vaccine summary

Vaccination data through Mar 30, 2021 as of Mar 31, 2021 at 12:05 AM

Data in this report are provisional and subject to change.

Data in this summary pertain to COVID-19 vaccines approved by the U.S. Food and Drug Administration and have been issued an Emergency Use Authorization (Janssen COVID-19 Vaccine, Moderna COVID-19 Vaccine and Pfizer-BioNTech COVID-19 Vaccine). These data summarize the number of people who have received either their first dose or have completed the series for a COVID-19 vaccine. **A person can only be counted in one category, first dose or series complete.** For persons receiving Moderna or Pfizer vaccines, once they receive their second dose, they are moved from the first dose column to the series completed column. **Because of this, the total first dose category may show a change from report to report not matching the total receiving their first dose from the previous day.** Persons receiving Johnson & Johnson vaccines will always be counted in the series completed column.

COVID-19 doses for vaccinated persons in Florida		Demographic summary			
Doses administered	6,253	First dose	Series complete	Total people vaccinated	
People receiving one dose of a 1-dose series (Johnson & Johnson) or receiving only one dose of a 2-dose series (Moderna, Pfizer) count once. Persons receiving both doses of a 2-dose series count twice.		Age group	1,262	2,567	3,829
		16-24 years	18	14	32
		25-34 years	48	56	104
		35-44 years	60	93	153
		45-54 years	183	141	324
		55-64 years	502	338	840
		65-74 years	269	1,074	1,343
		75-84 years	131	636	767
		85+ years	51	215	266
		Race	1,262	2,567	3,829
		White	937	2,036	2,973
		Black	169	216	385
		American Indian/Alaskan	22	27	49
		Other	47	143	190
		Unknown	87	145	232
		Other race includes Asian, native Hawaiian/Pacific Islander, or other.			
		Ethnicity	1,262	2,567	3,829
		Hispanic	29	21	50
		Non-Hispanic	891	2,050	2,941
		Unknown	342	496	838
		Gender	1,262	2,567	3,829
		Female	716	1,429	2,145
		Male	546	1,138	1,684
		Unknown	0	0	0

