

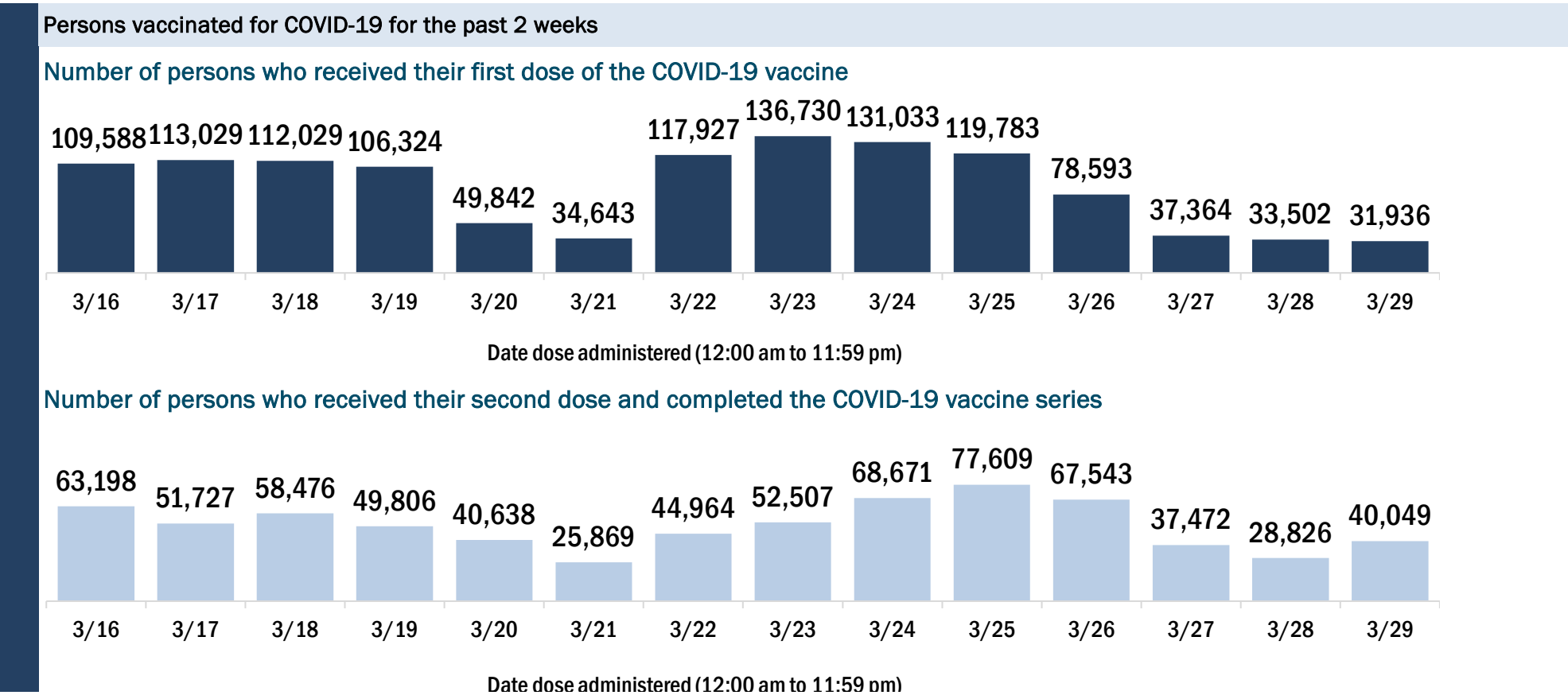
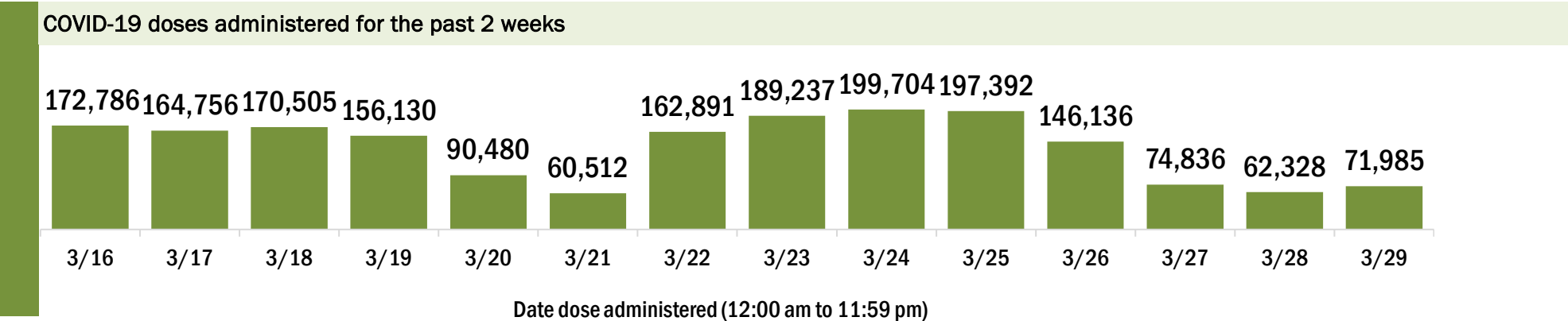
COVID-19: Florida vaccine summary

Vaccination data through Mar 29, 2021 as of Mar 30, 2021 at 12:05 AM

Data in this report are provisional and subject to change. Data are based on county of residence.

Data in this summary pertain to COVID-19 vaccines approved by the U.S. Food and Drug Administration and have been issued an Emergency Use Authorization (Janssen COVID-19 Vaccine, Moderna COVID-19 Vaccine and Pfizer-BioNTech COVID-19 Vaccine). These data summarize the number of people who have received either their first dose or have completed the series for a COVID-19 vaccine. **A person can only be counted in one category, first dose or series complete.** For persons receiving Moderna or Pfizer vaccines, once they receive their second dose, they are moved from the first dose column to the series completed column. **Because of this, the total first dose category may show a change from report to report not matching the total receiving their first dose from the previous day.** Persons receiving Johnson & Johnson vaccines will always be counted in the series completed column.

COVID-19 doses for vaccinated persons in Florida		Demographic summary			
Doses administered	8,737,326	First dose	Series complete	Total people vaccinated	
People receiving one dose of a 1-dose series (Johnson & Johnson) or receiving only one dose of a 2-dose series (Moderna, Pfizer) count once. Persons receiving both doses of a 2-dose series count twice.		Age group	2,556,933	3,204,377	5,761,310
		16-24 years	72,582	40,629	113,211
		25-34 years	138,035	126,294	264,329
		35-44 years	192,977	168,104	361,081
		45-54 years	355,968	229,707	585,675
		55-64 years	770,372	362,196	1,132,568
		65-74 years	566,814	1,280,967	1,847,781
		75-84 years	338,814	744,517	1,083,331
		85+ years	121,371	251,963	373,334
		Race	2,556,933	3,204,377	5,761,310
		White	1,671,857	2,230,645	3,902,502
		Black	162,555	205,111	367,666
		American Indian/Alaskan	9,736	11,506	21,242
		Other	231,037	346,465	577,502
		Unknown	481,748	410,650	892,398
		Other race includes Asian, native Hawaiian/Pacific Islander, or other.			
		Ethnicity	2,556,933	3,204,377	5,761,310
		Hispanic	337,432	392,179	729,611
		Non-Hispanic	1,229,889	1,774,134	3,004,023
		Unknown	989,612	1,038,064	2,027,676
		Gender	2,556,933	3,204,377	5,761,310
		Female	1,439,945	1,851,410	3,291,355
		Male	1,104,292	1,349,317	2,453,609
		Unknown	12,696	3,650	16,346



COVID-19: Alachua County vaccine summary

Vaccination data through Mar 29, 2021 as of Mar 30, 2021 at 12:05 AM

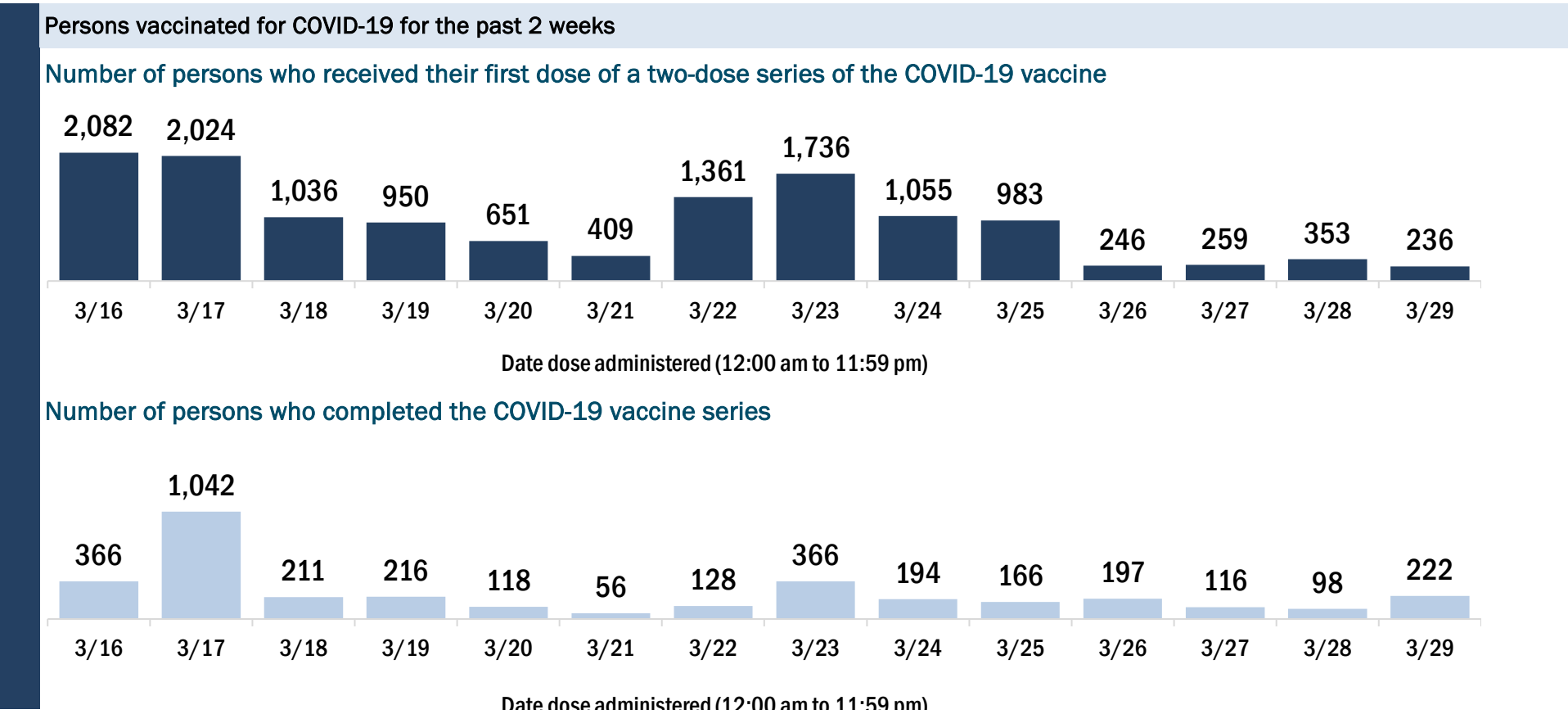
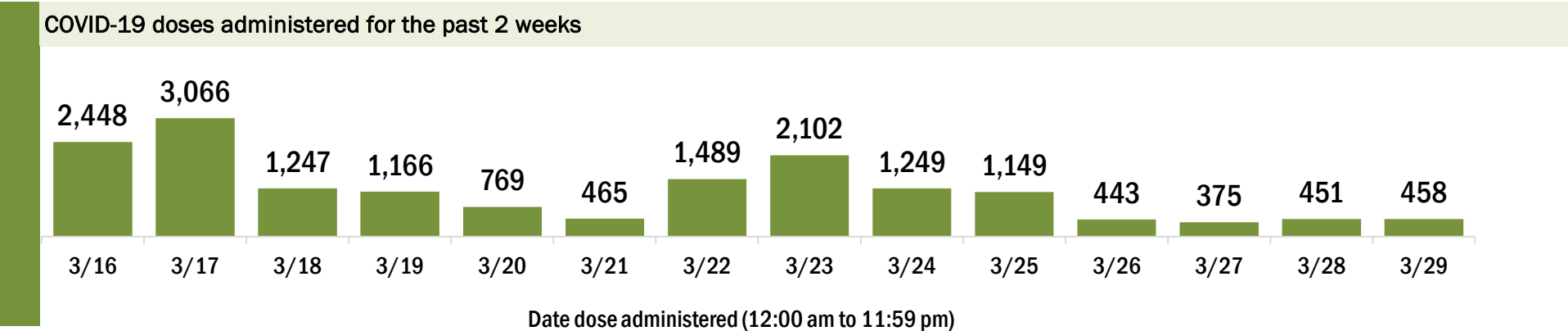
Data in this report are provisional and subject to change.

Data in this summary pertain to COVID-19 vaccines approved by the U.S. Food and Drug Administration and have been issued an Emergency Use Authorization (Janssen COVID-19 Vaccine, Moderna COVID-19 Vaccine and Pfizer-BioNTech COVID-19 Vaccine). These data summarize the number of people who have received either their first dose or have completed the series for a COVID-19 vaccine. **A person can only be counted in one category, first dose or series complete.** For persons receiving Moderna or Pfizer vaccines, once they receive their second dose, they are moved from the first dose column to the series completed column. **Because of this, the total first dose category may show a change from report to report not matching the total receiving their first dose from the previous day.** Persons receiving Johnson & Johnson vaccines will always be counted in the series completed column.

COVID-19 doses for vaccinated persons in Florida	
Doses administered	123,804
People receiving one dose of a 1-dose series (Johnson & Johnson) or receiving only one dose of a 2-dose series (Moderna, Pfizer) count once. Persons receiving both doses of a 2-dose series count twice.	

Current status of persons vaccinated for COVID-19 in Florida	
Total people vaccinated	77,196
First dose	27,961
Series completed	49,235
Completed 1-dose series	2,627
Completed 2-dose series	46,608
First dose: current number of people who have only received their first dose of the Moderna or Pfizer vaccine.	
Series complete: current number of people who have received both Moderna or Pfizer vaccine doses or one Johnson & Johnson dose and are considered fully immunized.	

Demographic summary	First dose	Series complete	Total people vaccinated
Age group	27,961	49,235	77,196
16-24 years	3,525	2,459	5,984
25-34 years	4,417	6,408	10,825
35-44 years	3,607	4,840	8,447
45-54 years	4,086	4,515	8,601
55-64 years	7,229	5,443	12,672
65-74 years	3,240	14,676	17,916
75-84 years	1,302	7,933	9,235
85+ years	555	2,961	3,516
Race	27,961	49,235	77,196
White	17,370	35,003	52,373
Black	3,118	4,147	7,265
American Indian/Alaskan	67	141	208
Other	4,053	7,367	11,420
Unknown	3,353	2,577	5,930
Other race includes Asian, native Hawaiian/Pacific Islander, or other.			
Ethnicity	27,961	49,235	77,196
Hispanic	1,694	2,419	4,113
Non-Hispanic	13,059	34,348	47,407
Unknown	13,208	12,468	25,676
Gender	27,961	49,235	77,196
Female	16,287	29,281	45,568
Male	11,599	19,936	31,535
Unknown	75	18	93



COVID-19: Baker County vaccine summary

Vaccination data through Mar 29, 2021 as of Mar 30, 2021 at 12:05 AM

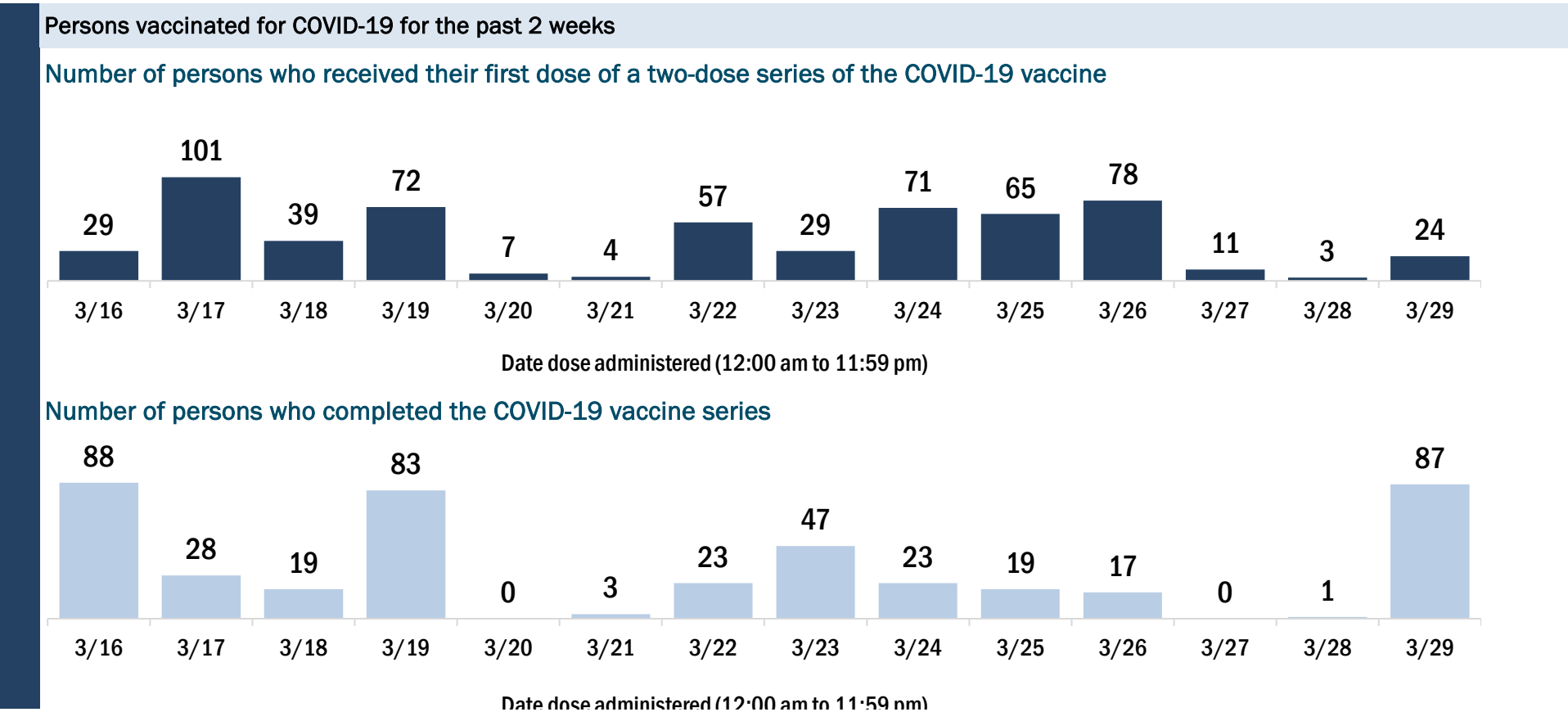
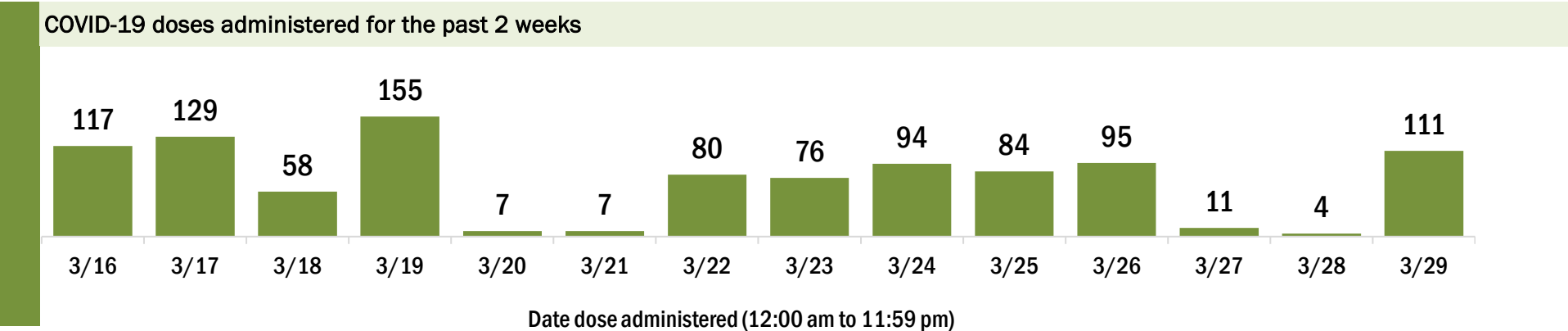
Data in this report are provisional and subject to change.

Data in this summary pertain to COVID-19 vaccines approved by the U.S. Food and Drug Administration and have been issued an Emergency Use Authorization (Janssen COVID-19 Vaccine, Moderna COVID-19 Vaccine and Pfizer-BioNTech COVID-19 Vaccine). These data summarize the number of people who have received either their first dose or have completed the series for a COVID-19 vaccine. **A person can only be counted in one category, first dose or series complete.** For persons receiving Moderna or Pfizer vaccines, once they receive their second dose, they are moved from the first dose column to the series completed column. **Because of this, the total first dose category may show a change from report to report not matching the total receiving their first dose from the previous day.** Persons receiving Johnson & Johnson vaccines will always be counted in the series completed column.

COVID-19 doses for vaccinated persons in Florida	
Doses administered	6,519
People receiving one dose of a 1-dose series (Johnson & Johnson) or receiving only one dose of a 2-dose series (Moderna, Pfizer) count once. Persons receiving both doses of a 2-dose series count twice.	

Current status of persons vaccinated for COVID-19 in Florida	
Total people vaccinated	3,932
First dose	1,281
Series completed	2,651
Completed 1-dose series	64
Completed 2-dose series	2,587
First dose: current number of people who have only received their first dose of the Moderna or Pfizer vaccine.	
Series complete: current number of people who have received both Moderna or Pfizer vaccine doses or one Johnson & Johnson dose and are considered fully immunized.	

Demographic summary	First dose	Series complete	Total people vaccinated
Age group	1,281	2,651	3,932
16-24 years	23	36	59
25-34 years	62	98	160
35-44 years	85	147	232
45-54 years	195	188	383
55-64 years	524	331	855
65-74 years	218	1,106	1,324
75-84 years	123	586	709
85+ years	51	159	210
Race	1,281	2,651	3,932
White	1,009	2,070	3,079
Black	142	199	341
American Indian/Alaskan	6	17	23
Other	71	187	258
Unknown	53	178	231
Other race includes Asian, native Hawaiian/Pacific Islander, or other.			
Ethnicity	1,281	2,651	3,932
Hispanic	25	36	61
Non-Hispanic	1,047	1,693	2,740
Unknown	209	922	1,131
Gender	1,281	2,651	3,932
Female	748	1,476	2,224
Male	533	1,175	1,708
Unknown	0	0	0



COVID-19: Bay County vaccine summary

Vaccination data through Mar 29, 2021 as of Mar 30, 2021 at 12:05 AM

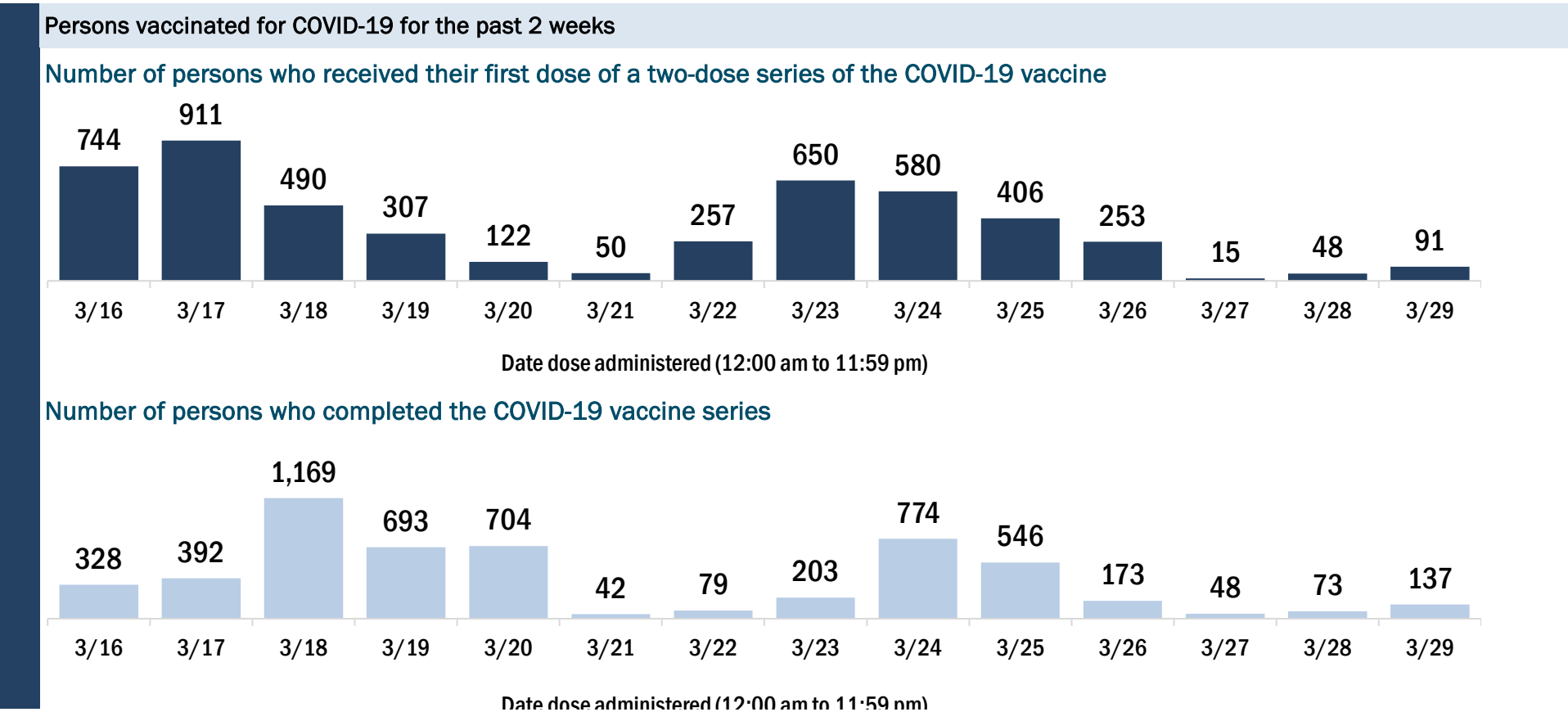
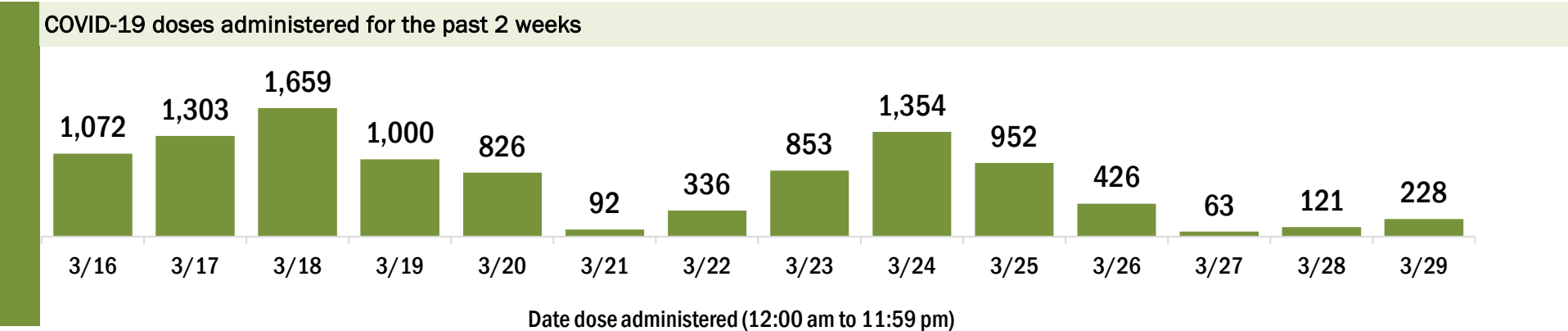
Data in this report are provisional and subject to change.

Data in this summary pertain to COVID-19 vaccines approved by the U.S. Food and Drug Administration and have been issued an Emergency Use Authorization (Janssen COVID-19 Vaccine, Moderna COVID-19 Vaccine and Pfizer-BioNTech COVID-19 Vaccine). These data summarize the number of people who have received either their first dose or have completed the series for a COVID-19 vaccine. **A person can only be counted in one category, first dose or series complete.** For persons receiving Moderna or Pfizer vaccines, once they receive their second dose, they are moved from the first dose column to the series completed column. **Because of this, the total first dose category may show a change from report to report not matching the total receiving their first dose from the previous day.** Persons receiving Johnson & Johnson vaccines will always be counted in the series completed column.

COVID-19 doses for vaccinated persons in Florida	
Doses administered	58,775
People receiving one dose of a 1-dose series (Johnson & Johnson) or receiving only one dose of a 2-dose series (Moderna, Pfizer) count once. Persons receiving both doses of a 2-dose series count twice.	

Current status of persons vaccinated for COVID-19 in Florida	
Total people vaccinated	37,935
First dose	14,638
Series completed	23,297
Completed 1-dose series	2,457
Completed 2-dose series	20,840
First dose: current number of people who have only received their first dose of the Moderna or Pfizer vaccine.	
Series complete: current number of people who have received both Moderna or Pfizer vaccine doses or one Johnson & Johnson dose and are considered fully immunized.	

Demographic summary	First dose	Series complete	Total people vaccinated
Age group	14,638	23,297	37,935
16-24 years	386	239	625
25-34 years	750	702	1,452
35-44 years	1,264	1,248	2,512
45-54 years	2,058	1,927	3,985
55-64 years	4,691	3,974	8,665
65-74 years	3,463	8,966	12,429
75-84 years	1,486	4,775	6,261
85+ years	540	1,466	2,006
Race	14,638	23,297	37,935
White	9,902	16,286	26,188
Black	1,100	1,245	2,345
American Indian/Alaskan	49	117	166
Other	1,191	2,072	3,263
Unknown	2,396	3,577	5,973
Other race includes Asian, native Hawaiian/Pacific Islander, or other.			
Ethnicity	14,638	23,297	37,935
Hispanic	640	506	1,146
Non-Hispanic	8,795	13,438	22,233
Unknown	5,203	9,353	14,556
Gender	14,638	23,297	37,935
Female	8,450	13,079	21,529
Male	6,187	10,214	16,401
Unknown	1	4	5



COVID-19: Bradford County vaccine summary

Vaccination data through Mar 29, 2021 as of Mar 30, 2021 at 12:05 AM

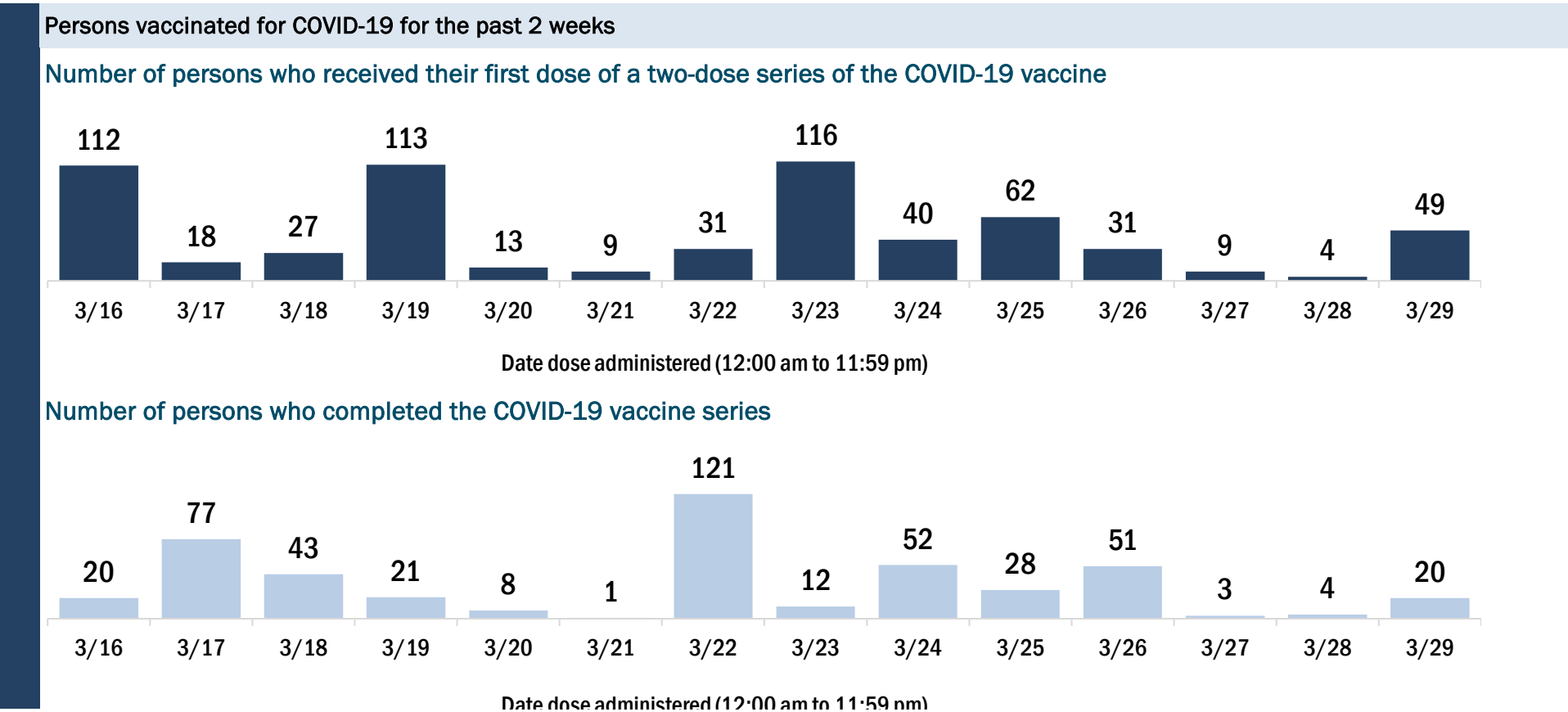
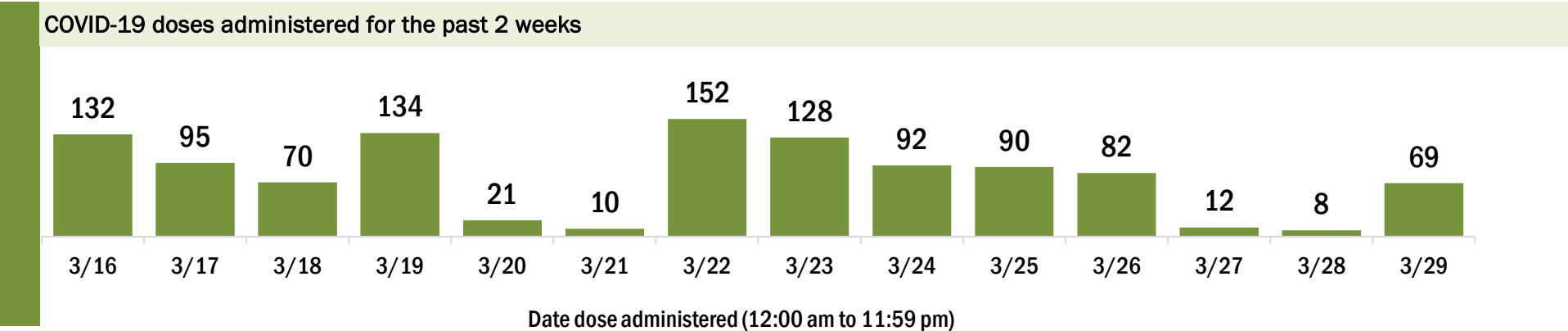
Data in this report are provisional and subject to change.

Data in this summary pertain to COVID-19 vaccines approved by the U.S. Food and Drug Administration and have been issued an Emergency Use Authorization (Janssen COVID-19 Vaccine, Moderna COVID-19 Vaccine and Pfizer-BioNTech COVID-19 Vaccine). These data summarize the number of people who have received either their first dose or have completed the series for a COVID-19 vaccine. **A person can only be counted in one category, first dose or series complete.** For persons receiving Moderna or Pfizer vaccines, once they receive their second dose, they are moved from the first dose column to the series completed column. **Because of this, the total first dose category may show a change from report to report not matching the total receiving their first dose from the previous day.** Persons receiving Johnson & Johnson vaccines will always be counted in the series completed column.

COVID-19 doses for vaccinated persons in Florida	
Doses administered	6,630
People receiving one dose of a 1-dose series (Johnson & Johnson) or receiving only one dose of a 2-dose series (Moderna, Pfizer) count once. Persons receiving both doses of a 2-dose series count twice.	

Current status of persons vaccinated for COVID-19 in Florida	
Total people vaccinated	4,008
First dose	1,174
Series completed	2,834
Completed 1-dose series	212
Completed 2-dose series	2,622
First dose: current number of people who have only received their first dose of the Moderna or Pfizer vaccine.	
Series complete: current number of people who have received both Moderna or Pfizer vaccine doses or one Johnson & Johnson dose and are considered fully immunized.	

Demographic summary	First dose	Series complete	Total people vaccinated
Age group	1,174	2,834	4,008
16-24 years	33	15	48
25-34 years	48	75	123
35-44 years	76	88	164
45-54 years	169	157	326
55-64 years	530	302	832
65-74 years	188	1,226	1,414
75-84 years	94	731	825
85+ years	36	240	276
Race	1,174	2,834	4,008
White	849	2,195	3,044
Black	165	287	452
American Indian/Alaskan	12	15	27
Other	82	264	346
Unknown	66	73	139
Other race includes Asian, native Hawaiian/Pacific Islander, or other.			
Ethnicity	1,174	2,834	4,008
Hispanic	29	27	56
Non-Hispanic	881	2,526	3,407
Unknown	264	281	545
Gender	1,174	2,834	4,008
Female	723	1,647	2,370
Male	450	1,187	1,637
Unknown	1	0	1



COVID-19: Brevard County vaccine summary

Vaccination data through Mar 29, 2021 as of Mar 30, 2021 at 12:05 AM

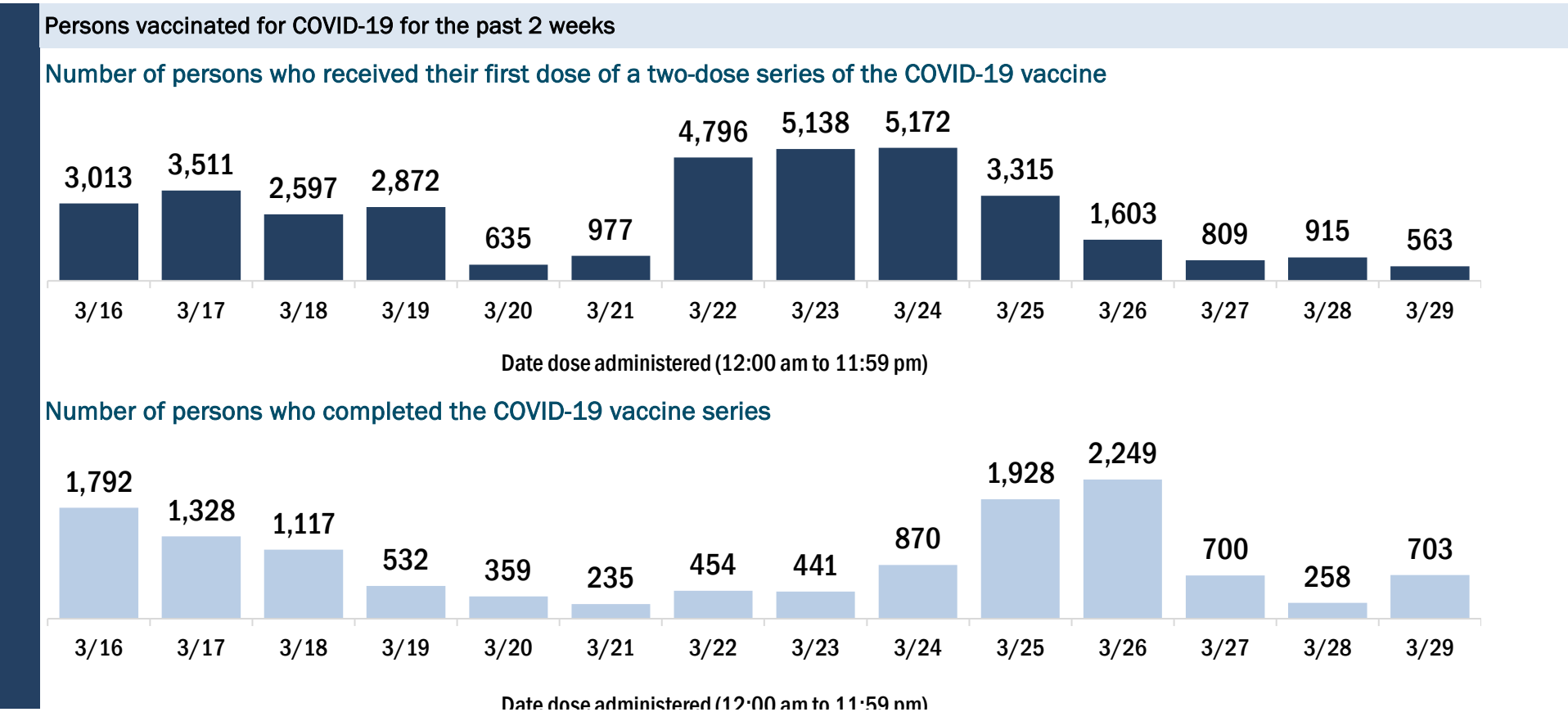
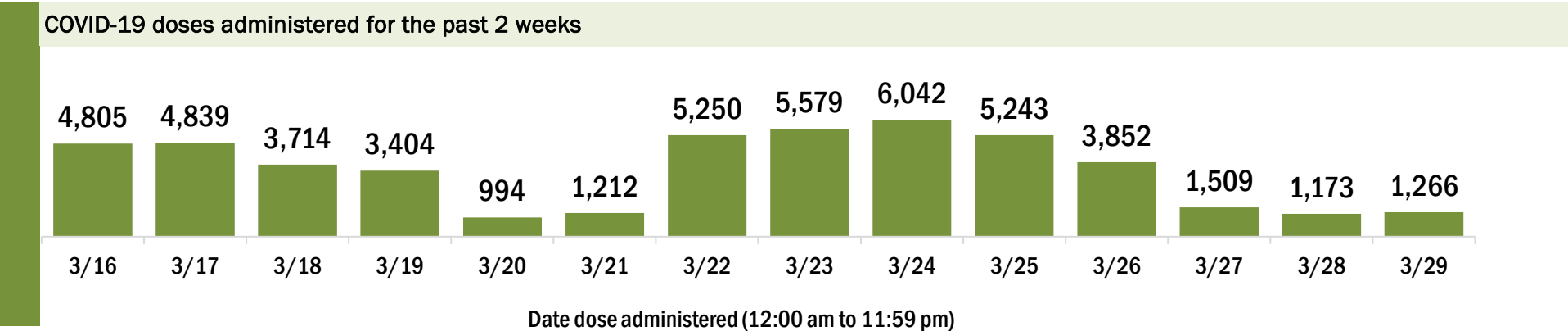
Data in this report are provisional and subject to change.

Data in this summary pertain to COVID-19 vaccines approved by the U.S. Food and Drug Administration and have been issued an Emergency Use Authorization (Janssen COVID-19 Vaccine, Moderna COVID-19 Vaccine and Pfizer-BioNTech COVID-19 Vaccine). These data summarize the number of people who have received either their first dose or have completed the series for a COVID-19 vaccine. **A person can only be counted in one category, first dose or series complete.** For persons receiving Moderna or Pfizer vaccines, once they receive their second dose, they are moved from the first dose column to the series completed column. **Because of this, the total first dose category may show a change from report to report not matching the total receiving their first dose from the previous day.** Persons receiving Johnson & Johnson vaccines will always be counted in the series completed column.

COVID-19 doses for vaccinated persons in Florida	
Doses administered	233,080
People receiving one dose of a 1-dose series (Johnson & Johnson) or receiving only one dose of a 2-dose series (Moderna, Pfizer) count once. Persons receiving both doses of a 2-dose series count twice.	

Current status of persons vaccinated for COVID-19 in Florida	
Total people vaccinated	156,026
First dose	70,939
Series completed	85,087
Completed 1-dose series	8,033
Completed 2-dose series	77,054
First dose: current number of people who have only received their first dose of the Moderna or Pfizer vaccine.	
Series complete: current number of people who have received both Moderna or Pfizer vaccine doses or one Johnson & Johnson dose and are considered fully immunized.	

Demographic summary	First dose	Series complete	Total people vaccinated
Age group	70,939	85,087	156,026
16-24 years	1,192	788	1,980
25-34 years	2,487	2,452	4,939
35-44 years	3,631	3,565	7,196
45-54 years	7,139	5,511	12,650
55-64 years	22,582	10,321	32,903
65-74 years	18,642	34,933	53,575
75-84 years	11,084	20,019	31,103
85+ years	4,182	7,498	11,680
Race	70,939	85,087	156,026
White	48,000	55,779	103,779
Black	3,815	3,574	7,389
American Indian/Alaskan	311	397	708
Other	5,103	8,697	13,800
Unknown	13,710	16,640	30,350
Other race includes Asian, native Hawaiian/Pacific Islander, or other.			
Ethnicity	70,939	85,087	156,026
Hispanic	3,210	2,281	5,491
Non-Hispanic	38,795	40,863	79,658
Unknown	28,934	41,943	70,877
Gender	70,939	85,087	156,026
Female	40,990	50,327	91,317
Male	29,823	34,593	64,416
Unknown	126	167	293



COVID-19: Broward County vaccine summary

Vaccination data through Mar 29, 2021 as of Mar 30, 2021 at 12:05 AM

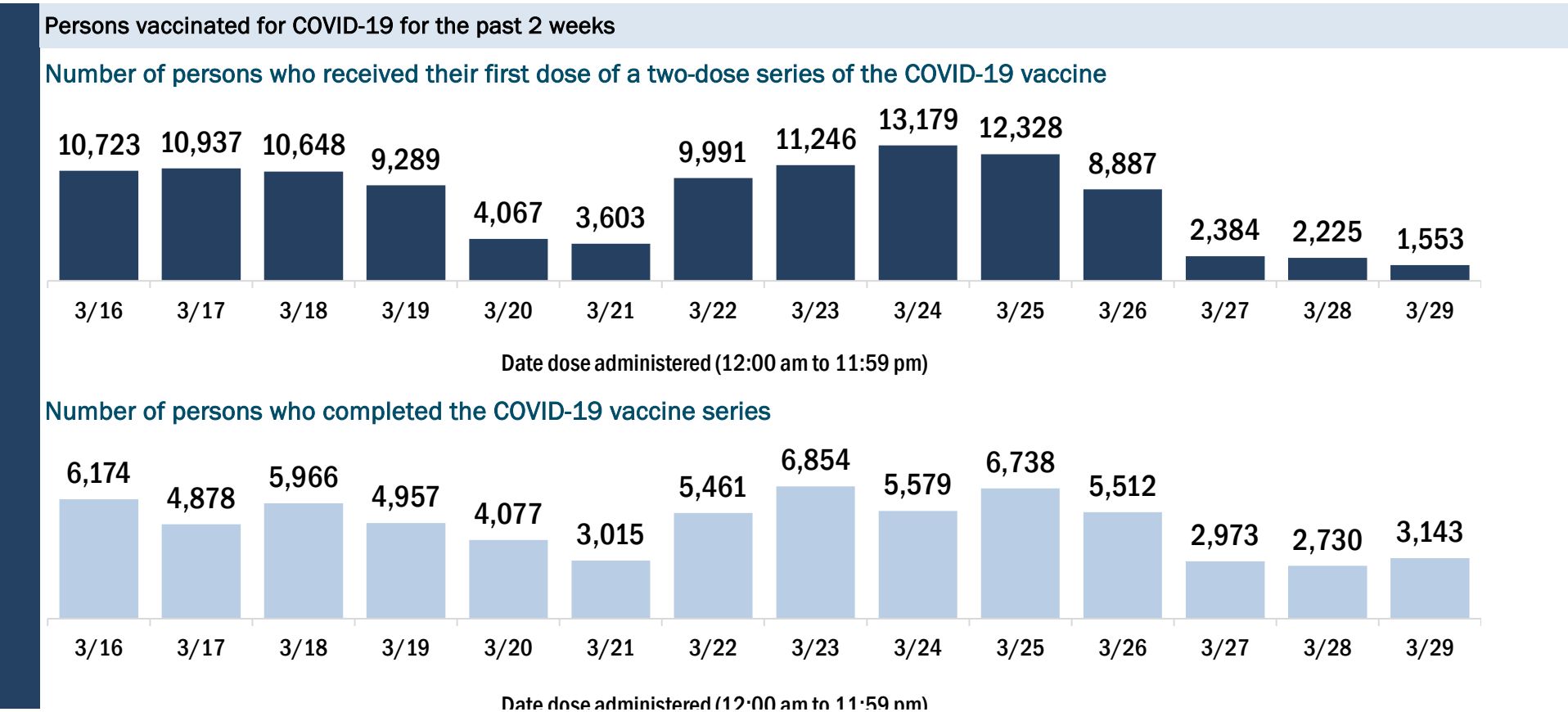
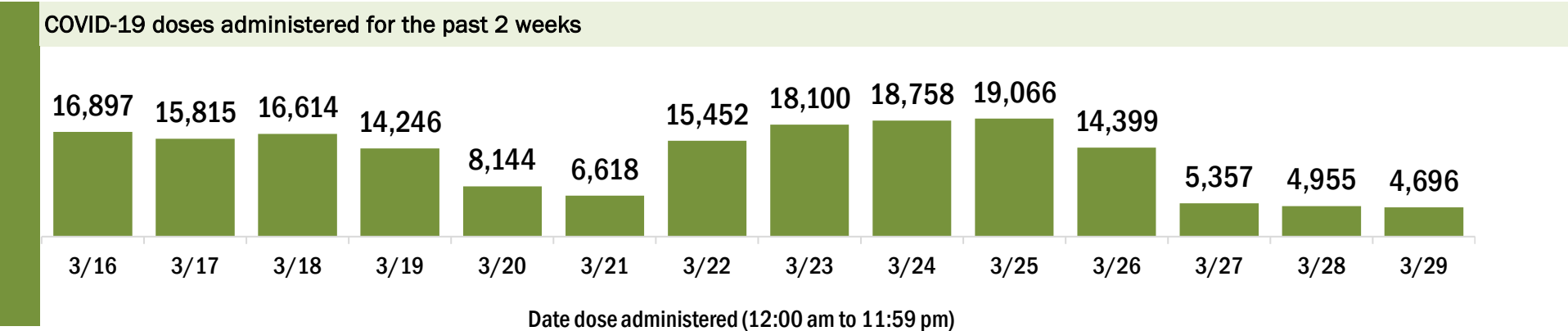
Data in this report are provisional and subject to change.

Data in this summary pertain to COVID-19 vaccines approved by the U.S. Food and Drug Administration and have been issued an Emergency Use Authorization (Janssen COVID-19 Vaccine, Moderna COVID-19 Vaccine and Pfizer-BioNTech COVID-19 Vaccine). These data summarize the number of people who have received either their first dose or have completed the series for a COVID-19 vaccine. **A person can only be counted in one category, first dose or series complete.** For persons receiving Moderna or Pfizer vaccines, once they receive their second dose, they are moved from the first dose column to the series completed column. **Because of this, the total first dose category may show a change from report to report not matching the total receiving their first dose from the previous day.** Persons receiving Johnson & Johnson vaccines will always be counted in the series completed column.

COVID-19 doses for vaccinated persons in Florida	
Doses administered	763,654
People receiving one dose of a 1-dose series (Johnson & Johnson) or receiving only one dose of a 2-dose series (Moderna, Pfizer) count once. Persons receiving both doses of a 2-dose series count twice.	

Current status of persons vaccinated for COVID-19 in Florida	
Total people vaccinated	503,399
First dose	224,632
Series completed	278,767
Completed 1-dose series	18,512
Completed 2-dose series	260,255
First dose: current number of people who have only received their first dose of the Moderna or Pfizer vaccine.	
Series complete: current number of people who have received both Moderna or Pfizer vaccine doses or one Johnson & Johnson dose and are considered fully immunized.	

Demographic summary	First dose	Series complete	Total people vaccinated
Age group	224,632	278,767	503,399
16-24 years	8,042	3,700	11,742
25-34 years	14,292	11,858	26,150
35-44 years	22,696	16,874	39,570
45-54 years	42,904	25,041	67,945
55-64 years	77,218	37,350	114,568
65-74 years	32,997	106,915	139,912
75-84 years	18,159	56,290	74,449
85+ years	8,324	20,739	29,063
Race	224,632	278,767	503,399
White	126,163	188,412	314,575
Black	26,291	33,419	59,710
American Indian/Alaskan	956	1,441	2,397
Other	22,169	31,540	53,709
Unknown	49,053	23,955	73,008
Other race includes Asian, native Hawaiian/Pacific Islander, or other.			
Ethnicity	224,632	278,767	503,399
Hispanic	44,888	53,053	97,941
Non-Hispanic	90,973	161,076	252,049
Unknown	88,771	64,638	153,409
Gender	224,632	278,767	503,399
Female	122,432	158,316	280,748
Male	101,292	120,387	221,679
Unknown	908	64	972



COVID-19: Calhoun County vaccine summary

Vaccination data through Mar 29, 2021 as of Mar 30, 2021 at 12:05 AM

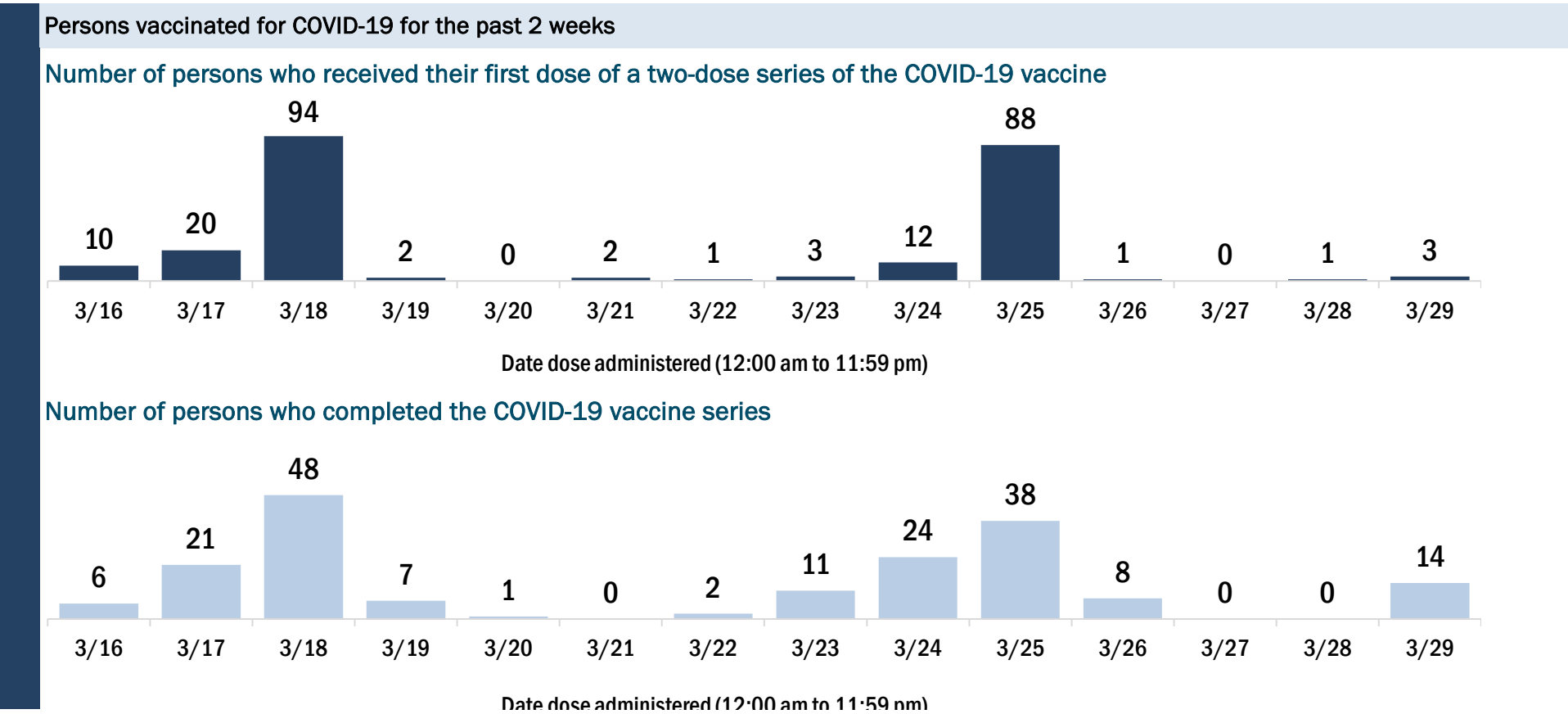
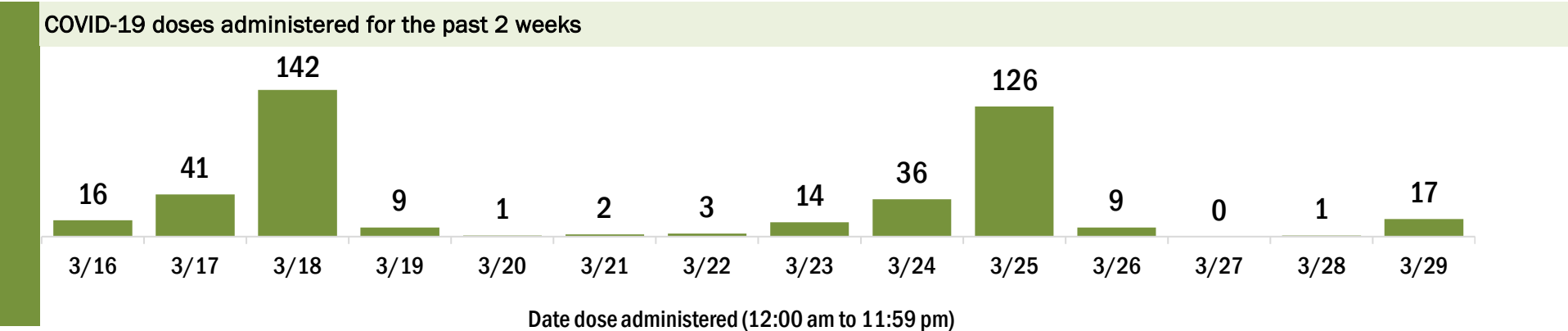
Data in this report are provisional and subject to change.

Data in this summary pertain to COVID-19 vaccines approved by the U.S. Food and Drug Administration and have been issued an Emergency Use Authorization (Janssen COVID-19 Vaccine, Moderna COVID-19 Vaccine and Pfizer-BioNTech COVID-19 Vaccine). These data summarize the number of people who have received either their first dose or have completed the series for a COVID-19 vaccine. **A person can only be counted in one category, first dose or series complete.** For persons receiving Moderna or Pfizer vaccines, once they receive their second dose, they are moved from the first dose column to the series completed column. **Because of this, the total first dose category may show a change from report to report not matching the total receiving their first dose from the previous day.** Persons receiving Johnson & Johnson vaccines will always be counted in the series completed column.

COVID-19 doses for vaccinated persons in Florida	
Doses administered	4,082
People receiving one dose of a 1-dose series (Johnson & Johnson) or receiving only one dose of a 2-dose series (Moderna, Pfizer) count once. Persons receiving both doses of a 2-dose series count twice.	

Current status of persons vaccinated for COVID-19 in Florida	
Total people vaccinated	2,343
First dose	514
Series completed	1,829
Completed 1-dose series	90
Completed 2-dose series	1,739
First dose: current number of people who have only received their first dose of the Moderna or Pfizer vaccine.	
Series complete: current number of people who have received both Moderna or Pfizer vaccine doses or one Johnson & Johnson dose and are considered fully immunized.	

Demographic summary	First dose	Series complete	Total people vaccinated
Age group	514	1,829	2,343
16-24 years	17	12	29
25-34 years	10	48	58
35-44 years	37	74	111
45-54 years	65	138	203
55-64 years	164	259	423
65-74 years	125	704	829
75-84 years	72	426	498
85+ years	24	168	192
Race	514	1,829	2,343
White	329	1,290	1,619
Black	56	98	154
American Indian/Alaskan	7	11	18
Other	49	286	335
Unknown	73	144	217
Other race includes Asian, native Hawaiian/Pacific Islander, or other.			
Ethnicity	514	1,829	2,343
Hispanic	11	31	42
Non-Hispanic	227	1,031	1,258
Unknown	276	767	1,043
Gender	514	1,829	2,343
Female	280	1,028	1,308
Male	234	800	1,034
Unknown	0	1	1



COVID-19: Charlotte County vaccine summary

Vaccination data through Mar 29, 2021 as of Mar 30, 2021 at 12:05 AM

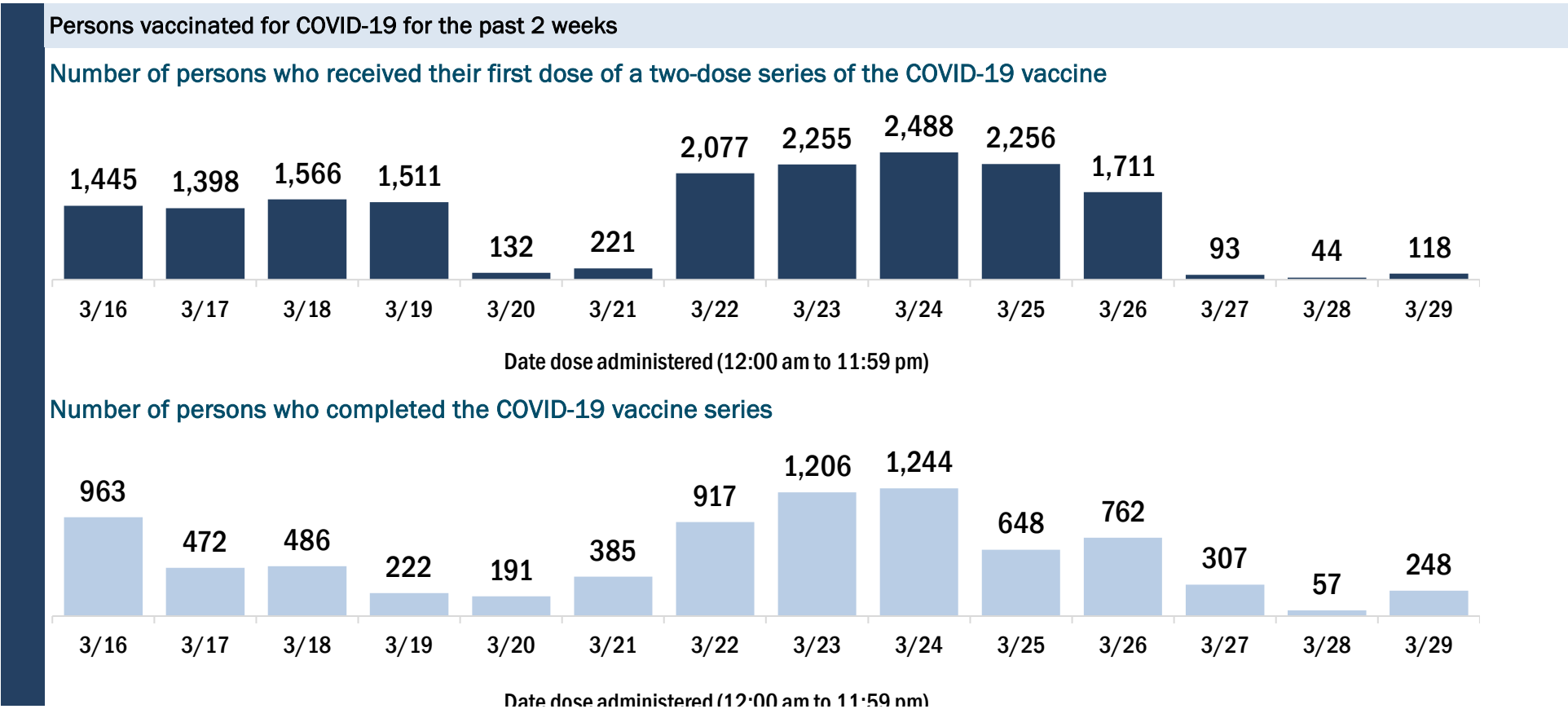
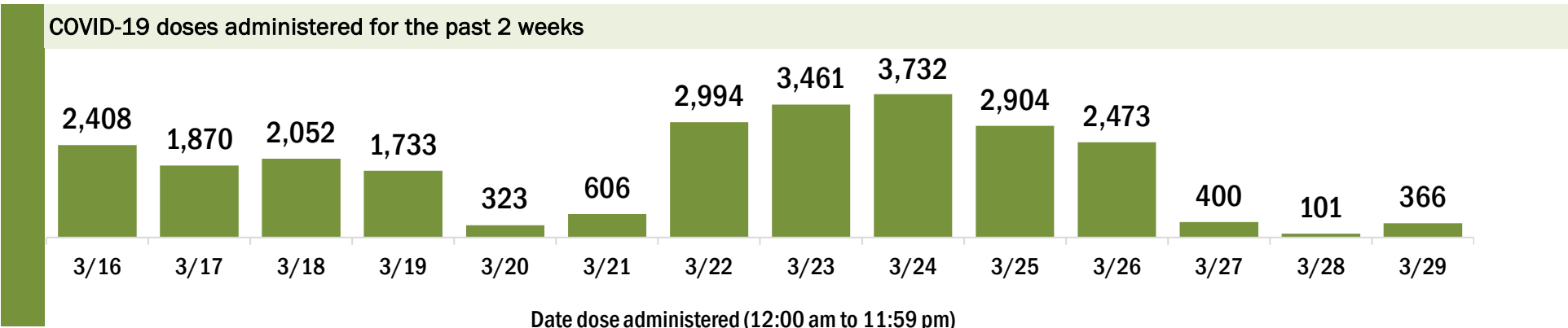
Data in this report are provisional and subject to change.

Data in this summary pertain to COVID-19 vaccines approved by the U.S. Food and Drug Administration and have been issued an Emergency Use Authorization (Janssen COVID-19 Vaccine, Moderna COVID-19 Vaccine and Pfizer-BioNTech COVID-19 Vaccine). These data summarize the number of people who have received either their first dose or have completed the series for a COVID-19 vaccine. **A person can only be counted in one category, first dose or series complete.** For persons receiving Moderna or Pfizer vaccines, once they receive their second dose, they are moved from the first dose column to the series completed column. **Because of this, the total first dose category may show a change from report to report not matching the total receiving their first dose from the previous day.** Persons receiving Johnson & Johnson vaccines will always be counted in the series completed column.

COVID-19 doses for vaccinated persons in Florida	
Doses administered	112,457
People receiving one dose of a 1-dose series (Johnson & Johnson) or receiving only one dose of a 2-dose series (Moderna, Pfizer) count once. Persons receiving both doses of a 2-dose series count twice.	

Current status of persons vaccinated for COVID-19 in Florida	
Total people vaccinated	78,611
First dose	41,128
Series completed	37,483
Completed 1-dose series	3,637
Completed 2-dose series	33,846
First dose: current number of people who have only received their first dose of the Moderna or Pfizer vaccine.	
Series complete: current number of people who have received both Moderna or Pfizer vaccine doses or one Johnson & Johnson dose and are considered fully immunized.	

Demographic summary	First dose	Series complete	Total people vaccinated
Age group	41,128	37,483	78,611
16-24 years	192	162	354
25-34 years	428	452	880
35-44 years	644	675	1,319
45-54 years	2,126	1,283	3,409
55-64 years	10,485	2,609	13,094
65-74 years	14,778	18,318	33,096
75-84 years	9,727	10,749	20,476
85+ years	2,748	3,235	5,983
Race	41,128	37,483	78,611
White	32,723	26,951	59,674
Black	731	491	1,222
American Indian/Alaskan	272	98	370
Other	2,009	3,047	5,056
Unknown	5,393	6,896	12,289
Other race includes Asian, native Hawaiian/Pacific Islander, or other.			
Ethnicity	41,128	37,483	78,611
Hispanic	951	527	1,478
Non-Hispanic	23,595	19,920	43,515
Unknown	16,582	17,036	33,618
Gender	41,128	37,483	78,611
Female	22,882	20,938	43,820
Male	18,215	16,521	34,736
Unknown	31	24	55



COVID-19: Citrus County vaccine summary

Vaccination data through Mar 29, 2021 as of Mar 30, 2021 at 12:05 AM

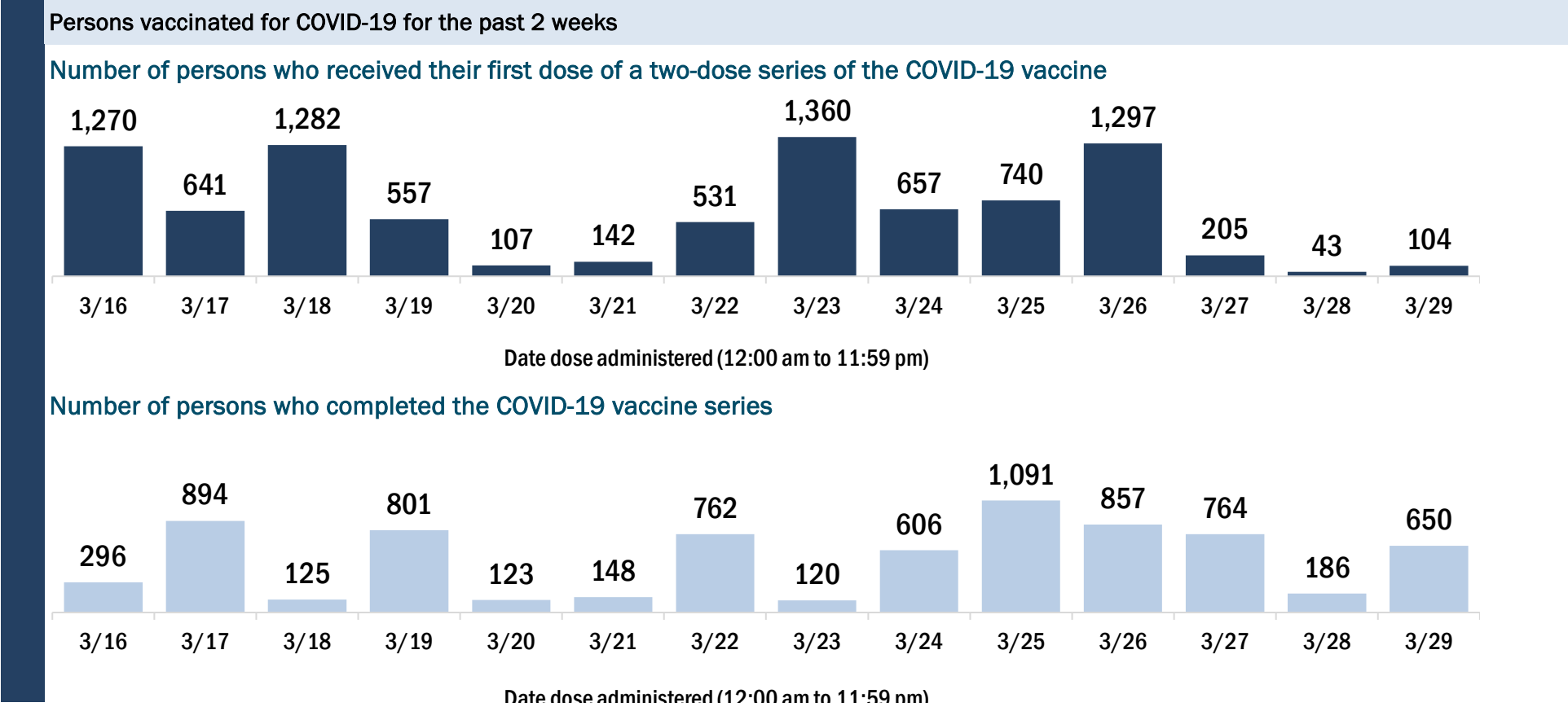
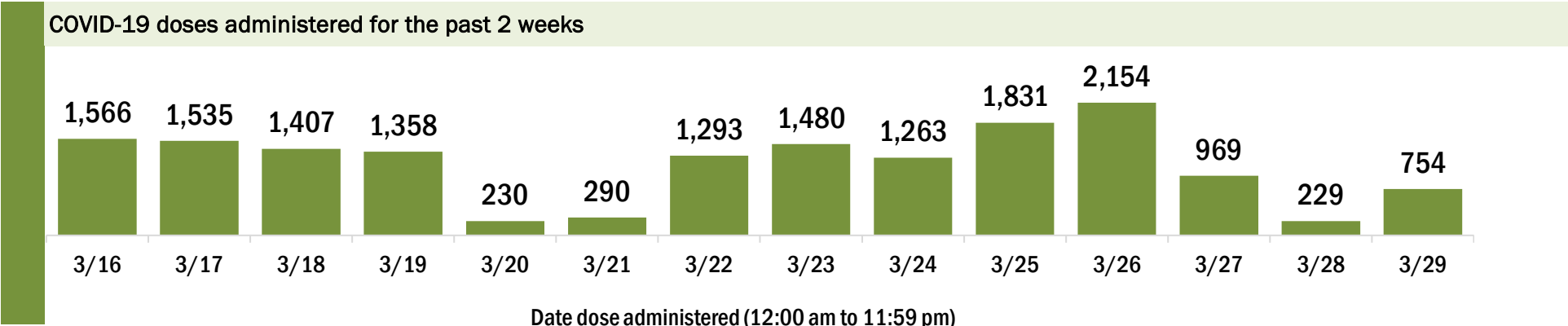
Data in this report are provisional and subject to change.

Data in this summary pertain to COVID-19 vaccines approved by the U.S. Food and Drug Administration and have been issued an Emergency Use Authorization (Janssen COVID-19 Vaccine, Moderna COVID-19 Vaccine and Pfizer-BioNTech COVID-19 Vaccine). These data summarize the number of people who have received either their first dose or have completed the series for a COVID-19 vaccine. **A person can only be counted in one category, first dose or series complete.** For persons receiving Moderna or Pfizer vaccines, once they receive their second dose, they are moved from the first dose column to the series completed column. **Because of this, the total first dose category may show a change from report to report not matching the total receiving their first dose from the previous day.** Persons receiving Johnson & Johnson vaccines will always be counted in the series completed column.

COVID-19 doses for vaccinated persons in Florida	
Doses administered	72,622
People receiving one dose of a 1-dose series (Johnson & Johnson) or receiving only one dose of a 2-dose series (Moderna, Pfizer) count once. Persons receiving both doses of a 2-dose series count twice.	

Current status of persons vaccinated for COVID-19 in Florida	
Total people vaccinated	46,169
First dose	18,971
Series completed	27,198
Completed 1-dose series	745
Completed 2-dose series	26,453
First dose: current number of people who have only received their first dose of the Moderna or Pfizer vaccine.	
Series complete: current number of people who have received both Moderna or Pfizer vaccine doses or one Johnson & Johnson dose and are considered fully immunized.	

Demographic summary	First dose	Series complete	Total people vaccinated
Age group	18,971	27,198	46,169
16-24 years	164	177	341
25-34 years	263	415	678
35-44 years	404	571	975
45-54 years	1,139	926	2,065
55-64 years	5,042	1,787	6,829
65-74 years	6,565	12,276	18,841
75-84 years	4,180	8,556	12,736
85+ years	1,214	2,490	3,704
Race	18,971	27,198	46,169
White	15,165	19,191	34,356
Black	298	315	613
American Indian/Alaskan	101	132	233
Other	826	2,351	3,177
Unknown	2,581	5,209	7,790
Other race includes Asian, native Hawaiian/Pacific Islander, or other.			
Ethnicity	18,971	27,198	46,169
Hispanic	631	509	1,140
Non-Hispanic	12,179	14,254	26,433
Unknown	6,161	12,435	18,596
Gender	18,971	27,198	46,169
Female	10,923	15,488	26,411
Male	8,022	11,699	19,721
Unknown	26	11	37



COVID-19: Clay County vaccine summary

Vaccination data through Mar 29, 2021 as of Mar 30, 2021 at 12:05 AM

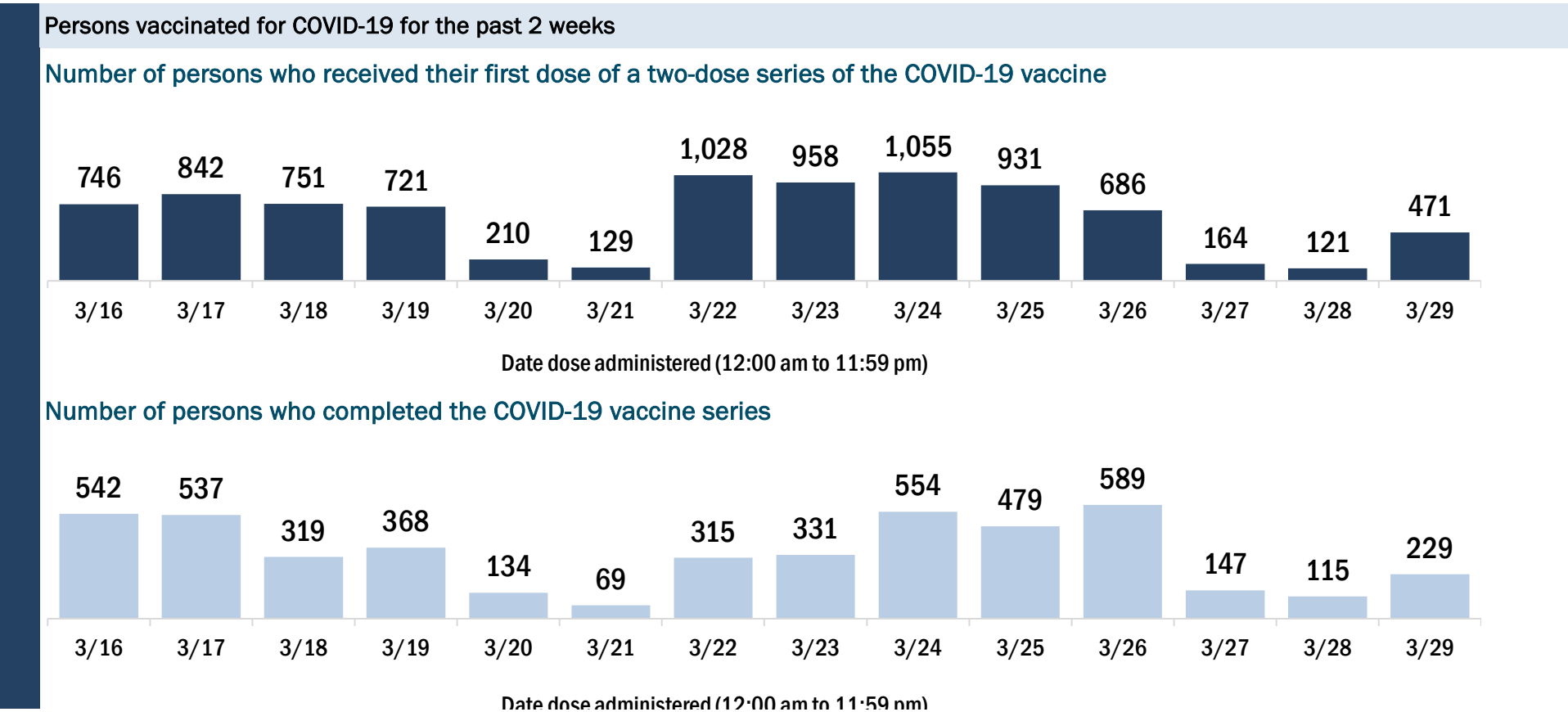
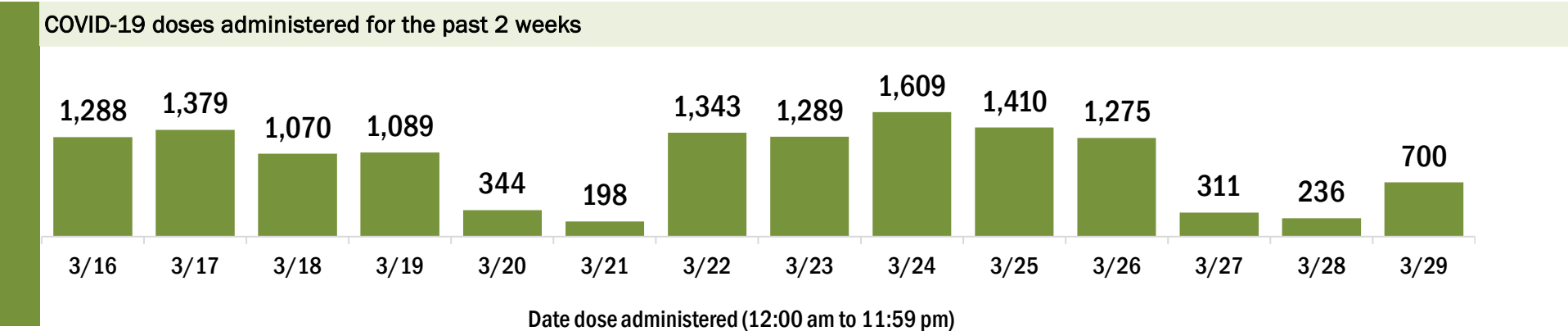
Data in this report are provisional and subject to change.

Data in this summary pertain to COVID-19 vaccines approved by the U.S. Food and Drug Administration and have been issued an Emergency Use Authorization (Janssen COVID-19 Vaccine, Moderna COVID-19 Vaccine and Pfizer-BioNTech COVID-19 Vaccine). These data summarize the number of people who have received either their first dose or have completed the series for a COVID-19 vaccine. **A person can only be counted in one category, first dose or series complete.** For persons receiving Moderna or Pfizer vaccines, once they receive their second dose, they are moved from the first dose column to the series completed column. **Because of this, the total first dose category may show a change from report to report not matching the total receiving their first dose from the previous day.** Persons receiving Johnson & Johnson vaccines will always be counted in the series completed column.

COVID-19 doses for vaccinated persons in Florida	
Doses administered	71,619
People receiving one dose of a 1-dose series (Johnson & Johnson) or receiving only one dose of a 2-dose series (Moderna, Pfizer) count once. Persons receiving both doses of a 2-dose series count twice.	

Current status of persons vaccinated for COVID-19 in Florida	
Total people vaccinated	44,422
First dose	15,727
Series completed	28,695
Completed 1-dose series	1,498
Completed 2-dose series	27,197
First dose: current number of people who have only received their first dose of the Moderna or Pfizer vaccine.	
Series complete: current number of people who have received both Moderna or Pfizer vaccine doses or one Johnson & Johnson dose and are considered fully immunized.	

Demographic summary	First dose	Series complete	Total people vaccinated
Age group	15,727	28,695	44,422
16-24 years	584	417	1,001
25-34 years	819	1,061	1,880
35-44 years	1,437	1,759	3,196
45-54 years	2,944	2,387	5,331
55-64 years	6,348	3,453	9,801
65-74 years	2,146	11,792	13,938
75-84 years	1,085	6,037	7,122
85+ years	364	1,789	2,153
Race	15,727	28,695	44,422
White	9,912	21,510	31,422
Black	1,208	1,662	2,870
American Indian/Alaskan	91	140	231
Other	1,764	2,673	4,437
Unknown	2,752	2,710	5,462
Other race includes Asian, native Hawaiian/Pacific Islander, or other.			
Ethnicity	15,727	28,695	44,422
Hispanic	829	1,014	1,843
Non-Hispanic	9,891	21,935	31,826
Unknown	5,007	5,746	10,753
Gender	15,727	28,695	44,422
Female	9,268	16,702	25,970
Male	6,427	11,992	18,419
Unknown	32	1	33



COVID-19: Collier County vaccine summary

Vaccination data through Mar 29, 2021 as of Mar 30, 2021 at 12:05 AM

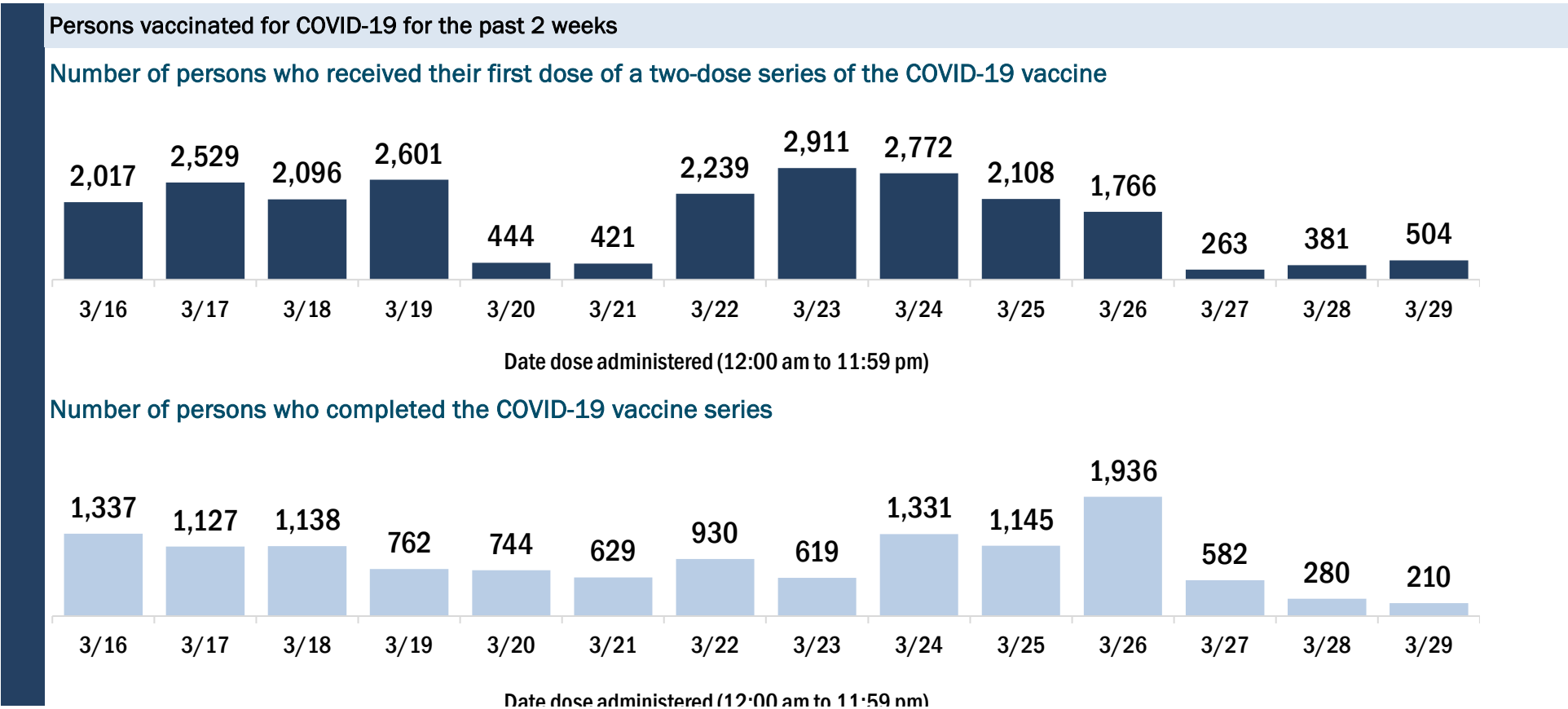
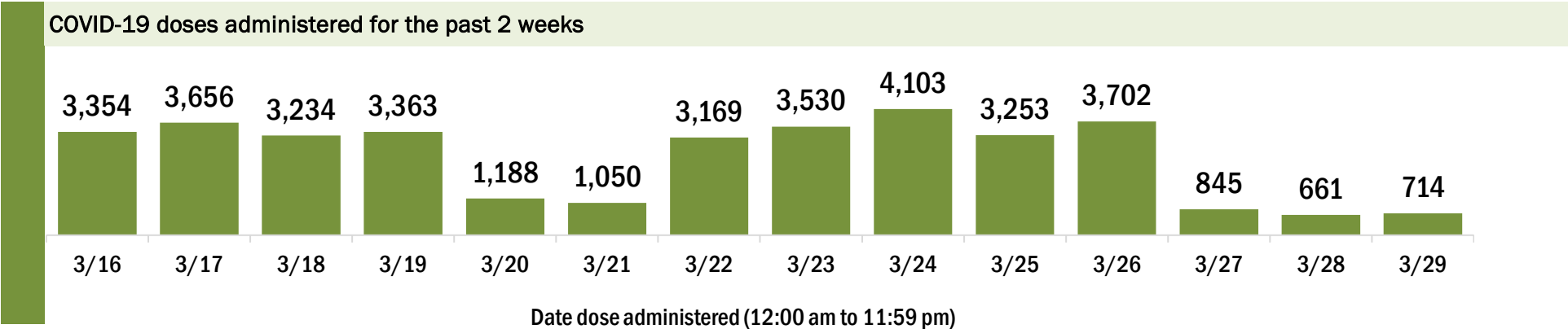
Data in this report are provisional and subject to change.

Data in this summary pertain to COVID-19 vaccines approved by the U.S. Food and Drug Administration and have been issued an Emergency Use Authorization (Janssen COVID-19 Vaccine, Moderna COVID-19 Vaccine and Pfizer-BioNTech COVID-19 Vaccine). These data summarize the number of people who have received either their first dose or have completed the series for a COVID-19 vaccine. **A person can only be counted in one category, first dose or series complete.** For persons receiving Moderna or Pfizer vaccines, once they receive their second dose, they are moved from the first dose column to the series completed column. **Because of this, the total first dose category may show a change from report to report not matching the total receiving their first dose from the previous day.** Persons receiving Johnson & Johnson vaccines will always be counted in the series completed column.

COVID-19 doses for vaccinated persons in Florida	
Doses administered	203,800
People receiving one dose of a 1-dose series (Johnson & Johnson) or receiving only one dose of a 2-dose series (Moderna, Pfizer) count once. Persons receiving both doses of a 2-dose series count twice.	

Current status of persons vaccinated for COVID-19 in Florida	
Total people vaccinated	130,611
First dose	53,492
Series completed	77,119
Completed 1-dose series	3,930
Completed 2-dose series	73,189
First dose: current number of people who have only received their first dose of the Moderna or Pfizer vaccine.	
Series complete: current number of people who have received both Moderna or Pfizer vaccine doses or one Johnson & Johnson dose and are considered fully immunized.	

Demographic summary	First dose	Series complete	Total people vaccinated
Age group	53,492	77,119	130,611
16-24 years	536	465	1,001
25-34 years	948	1,237	2,185
35-44 years	1,190	1,744	2,934
45-54 years	3,300	2,779	6,079
55-64 years	14,262	5,082	19,344
65-74 years	16,292	35,182	51,474
75-84 years	13,036	23,526	36,562
85+ years	3,928	7,104	11,032
Race	53,492	77,119	130,611
White	35,934	48,709	84,643
Black	600	667	1,267
American Indian/Alaskan	165	227	392
Other	3,354	6,198	9,552
Unknown	13,439	21,318	34,757
Other race includes Asian, native Hawaiian/Pacific Islander, or other.			
Ethnicity	53,492	77,119	130,611
Hispanic	2,975	2,751	5,726
Non-Hispanic	24,403	33,807	58,210
Unknown	26,114	40,561	66,675
Gender	53,492	77,119	130,611
Female	29,806	42,727	72,533
Male	23,410	34,169	57,579
Unknown	276	223	499



COVID-19: Columbia County vaccine summary

Vaccination data through Mar 29, 2021 as of Mar 30, 2021 at 12:05 AM

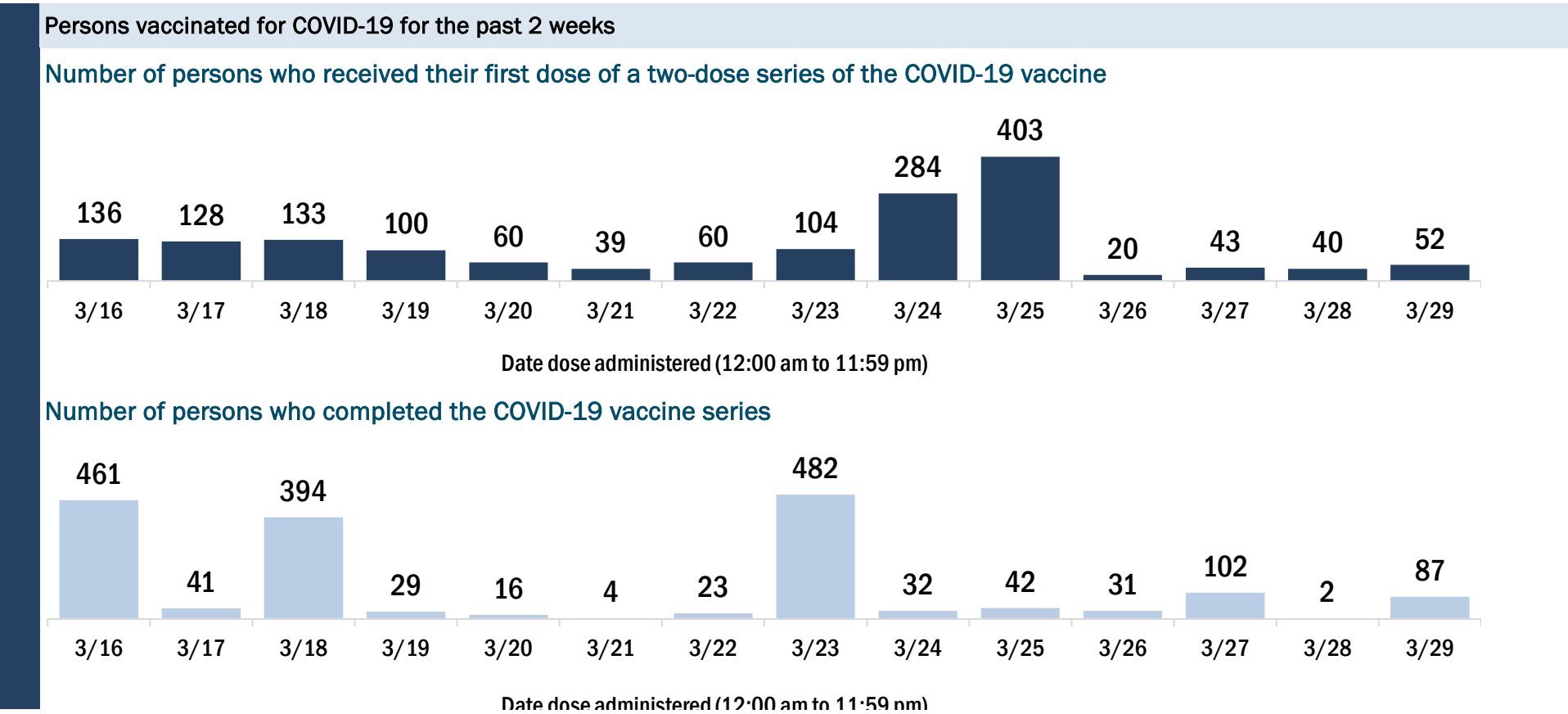
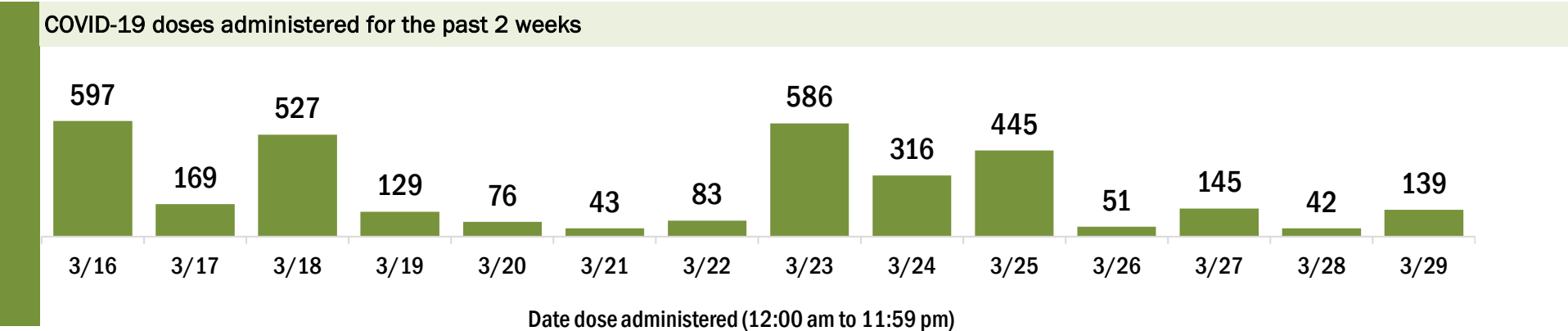
Data in this report are provisional and subject to change.

Data in this summary pertain to COVID-19 vaccines approved by the U.S. Food and Drug Administration and have been issued an Emergency Use Authorization (Janssen COVID-19 Vaccine, Moderna COVID-19 Vaccine and Pfizer-BioNTech COVID-19 Vaccine). These data summarize the number of people who have received either their first dose or have completed the series for a COVID-19 vaccine. **A person can only be counted in one category, first dose or series complete.** For persons receiving Moderna or Pfizer vaccines, once they receive their second dose, they are moved from the first dose column to the series completed column. **Because of this, the total first dose category may show a change from report to report not matching the total receiving their first dose from the previous day.** Persons receiving Johnson & Johnson vaccines will always be counted in the series completed column.

COVID-19 doses for vaccinated persons in Florida	
Doses administered	18,158
People receiving one dose of a 1-dose series (Johnson & Johnson) or receiving only one dose of a 2-dose series (Moderna, Pfizer) count once. Persons receiving both doses of a 2-dose series count twice.	

Current status of persons vaccinated for COVID-19 in Florida	
Total people vaccinated	11,141
First dose	3,436
Series completed	7,705
Completed 1-dose series	688
Completed 2-dose series	7,017
First dose: current number of people who have only received their first dose of the Moderna or Pfizer vaccine.	
Series complete: current number of people who have received both Moderna or Pfizer vaccine doses or one Johnson & Johnson dose and are considered fully immunized.	

Demographic summary	First dose	Series complete	Total people vaccinated
Age group	3,436	7,705	11,141
16-24 years	70	71	141
25-34 years	164	180	344
35-44 years	242	286	528
45-54 years	559	447	1,006
55-64 years	1,254	870	2,124
65-74 years	667	3,308	3,975
75-84 years	363	1,968	2,331
85+ years	117	575	692
Race	3,436	7,705	11,141
White	2,183	5,485	7,668
Black	396	692	1,088
American Indian/Alaskan	20	44	64
Other	309	613	922
Unknown	528	871	1,399
Other race includes Asian, native Hawaiian/Pacific Islander, or other.			
Ethnicity	3,436	7,705	11,141
Hispanic	131	160	291
Non-Hispanic	1,923	5,060	6,983
Unknown	1,382	2,485	3,867
Gender	3,436	7,705	11,141
Female	2,114	4,569	6,683
Male	1,320	3,136	4,456
Unknown	2	0	2



COVID-19: Dade County vaccine summary

Vaccination data through Mar 29, 2021 as of Mar 30, 2021 at 12:05 AM

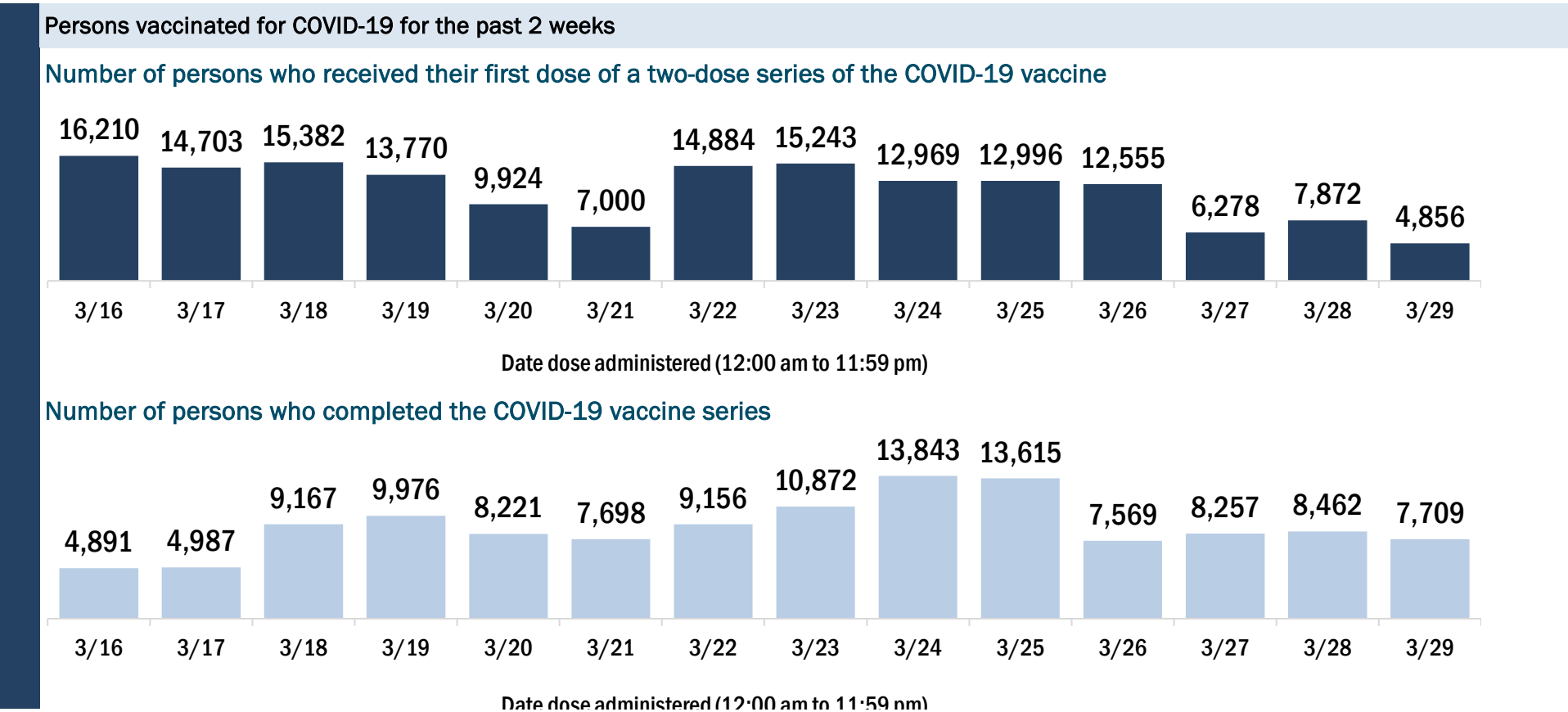
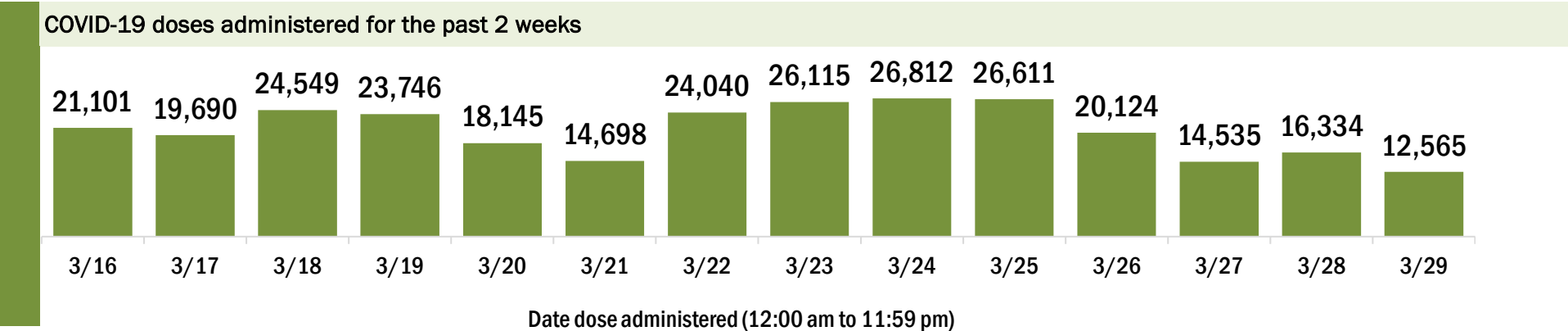
Data in this report are provisional and subject to change.

Data in this summary pertain to COVID-19 vaccines approved by the U.S. Food and Drug Administration and have been issued an Emergency Use Authorization (Janssen COVID-19 Vaccine, Moderna COVID-19 Vaccine and Pfizer-BioNTech COVID-19 Vaccine). These data summarize the number of people who have received either their first dose or have completed the series for a COVID-19 vaccine. **A person can only be counted in one category, first dose or series complete.** For persons receiving Moderna or Pfizer vaccines, once they receive their second dose, they are moved from the first dose column to the series completed column. **Because of this, the total first dose category may show a change from report to report not matching the total receiving their first dose from the previous day.** Persons receiving Johnson & Johnson vaccines will always be counted in the series completed column.

COVID-19 doses for vaccinated persons in Florida	
Doses administered	1,078,362
People receiving one dose of a 1-dose series (Johnson & Johnson) or receiving only one dose of a 2-dose series (Moderna, Pfizer) count once. Persons receiving both doses of a 2-dose series count twice.	

Current status of persons vaccinated for COVID-19 in Florida	
Total people vaccinated	725,713
First dose	335,329
Series completed	390,384
Completed 1-dose series	37,735
Completed 2-dose series	352,649
First dose: current number of people who have only received their first dose of the Moderna or Pfizer vaccine.	
Series complete: current number of people who have received both Moderna or Pfizer vaccine doses or one Johnson & Johnson dose and are considered fully immunized.	

Demographic summary	First dose	Series complete	Total people vaccinated
Age group	335,329	390,384	725,713
16-24 years	13,580	5,974	19,554
25-34 years	26,727	19,371	46,098
35-44 years	38,372	26,298	64,670
45-54 years	65,274	38,736	104,010
55-64 years	96,723	57,052	153,775
65-74 years	52,403	130,400	182,803
75-84 years	29,702	81,245	110,947
85+ years	12,548	31,308	43,856
Race	335,329	390,384	725,713
White	226,091	275,754	501,845
Black	20,845	31,157	52,002
American Indian/Alaskan	858	917	1,775
Other	32,195	46,664	78,859
Unknown	55,340	35,892	91,232
Other race includes Asian, native Hawaiian/Pacific Islander, or other.			
Ethnicity	335,329	390,384	725,713
Hispanic	157,006	211,733	368,739
Non-Hispanic	61,309	101,885	163,194
Unknown	117,014	76,766	193,780
Gender	335,329	390,384	725,713
Female	183,466	223,947	407,413
Male	149,997	166,203	316,200
Unknown	1,866	234	2,100



COVID-19: Desoto County vaccine summary

Vaccination data through Mar 29, 2021 as of Mar 30, 2021 at 12:05 AM

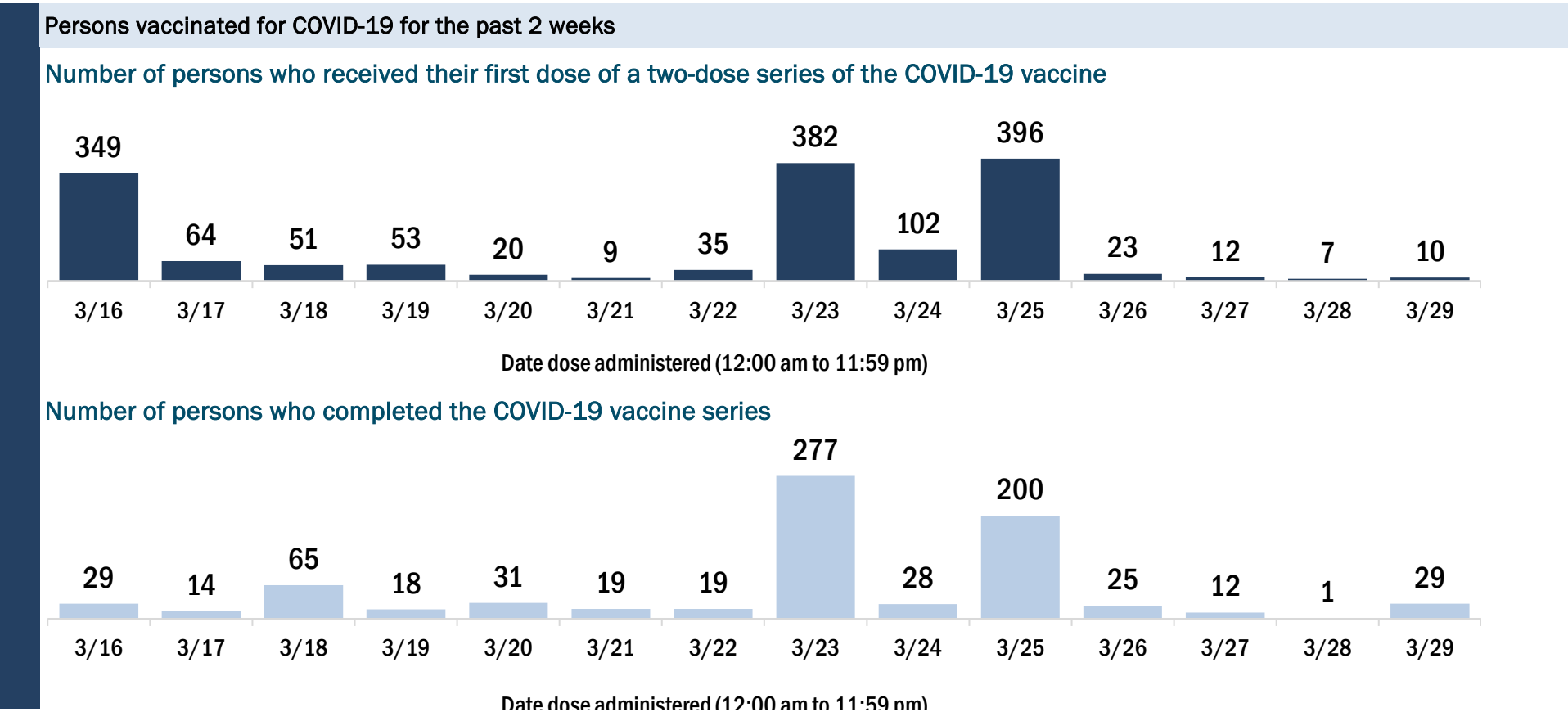
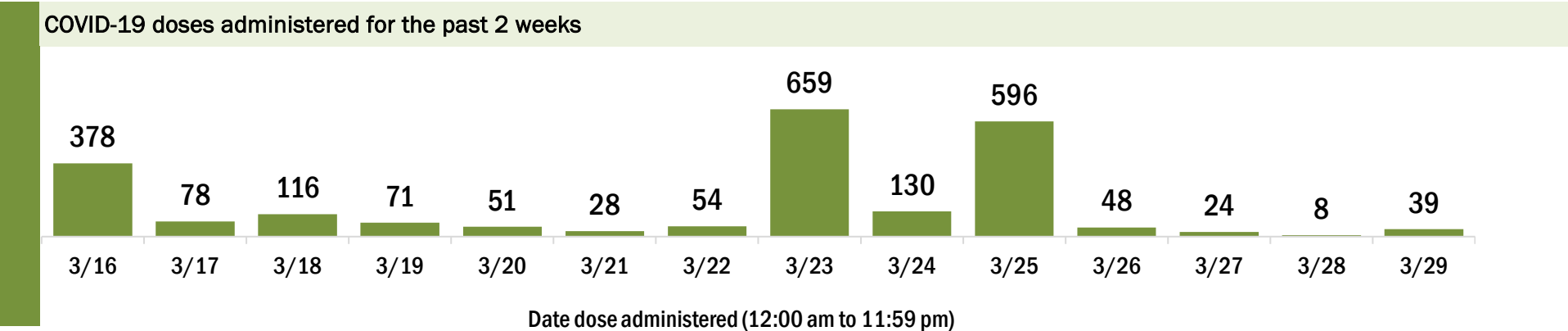
Data in this report are provisional and subject to change.

Data in this summary pertain to COVID-19 vaccines approved by the U.S. Food and Drug Administration and have been issued an Emergency Use Authorization (Janssen COVID-19 Vaccine, Moderna COVID-19 Vaccine and Pfizer-BioNTech COVID-19 Vaccine). These data summarize the number of people who have received either their first dose or have completed the series for a COVID-19 vaccine. **A person can only be counted in one category, first dose or series complete.** For persons receiving Moderna or Pfizer vaccines, once they receive their second dose, they are moved from the first dose column to the series completed column. **Because of this, the total first dose category may show a change from report to report not matching the total receiving their first dose from the previous day.** Persons receiving Johnson & Johnson vaccines will always be counted in the series completed column.

COVID-19 doses for vaccinated persons in Florida	
Doses administered	10,562
People receiving one dose of a 1-dose series (Johnson & Johnson) or receiving only one dose of a 2-dose series (Moderna, Pfizer) count once. Persons receiving both doses of a 2-dose series count twice.	

Current status of persons vaccinated for COVID-19 in Florida	
Total people vaccinated	7,224
First dose	3,783
Series completed	3,441
Completed 1-dose series	103
Completed 2-dose series	3,338
First dose: current number of people who have only received their first dose of the Moderna or Pfizer vaccine.	
Series complete: current number of people who have received both Moderna or Pfizer vaccine doses or one Johnson & Johnson dose and are considered fully immunized.	

Demographic summary	First dose	Series complete	Total people vaccinated
Age group	3,783	3,441	7,224
16-24 years	36	17	53
25-34 years	89	69	158
35-44 years	143	98	241
45-54 years	339	186	525
55-64 years	897	303	1,200
65-74 years	1,291	1,493	2,784
75-84 years	810	1,016	1,826
85+ years	178	259	437
Race	3,783	3,441	7,224
White	2,385	2,518	4,903
Black	244	161	405
American Indian/Alaskan	13	7	20
Other	284	263	547
Unknown	857	492	1,349
Other race includes Asian, native Hawaiian/Pacific Islander, or other.			
Ethnicity	3,783	3,441	7,224
Hispanic	236	137	373
Non-Hispanic	1,851	1,216	3,067
Unknown	1,696	2,088	3,784
Gender	3,783	3,441	7,224
Female	1,812	1,922	3,734
Male	1,971	1,519	3,490
Unknown	0	0	0



COVID-19: Dixie County vaccine summary

Vaccination data through Mar 29, 2021 as of Mar 30, 2021 at 12:05 AM

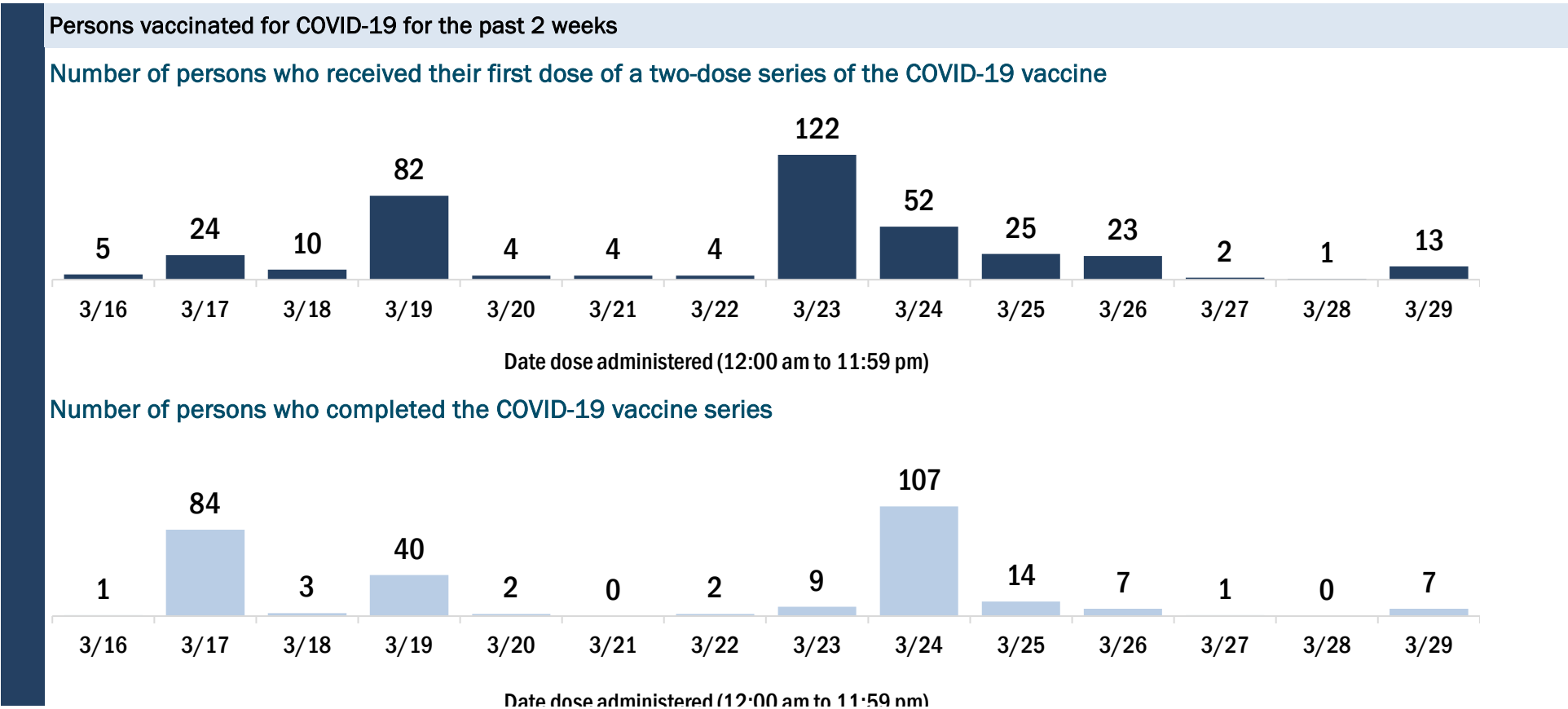
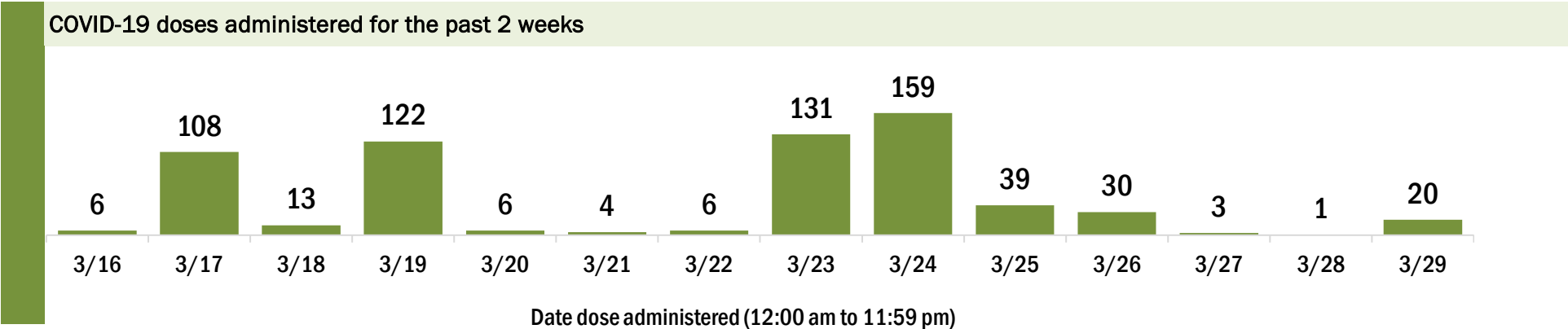
Data in this report are provisional and subject to change.

Data in this summary pertain to COVID-19 vaccines approved by the U.S. Food and Drug Administration and have been issued an Emergency Use Authorization (Janssen COVID-19 Vaccine, Moderna COVID-19 Vaccine and Pfizer-BioNTech COVID-19 Vaccine). These data summarize the number of people who have received either their first dose or have completed the series for a COVID-19 vaccine. **A person can only be counted in one category, first dose or series complete.** For persons receiving Moderna or Pfizer vaccines, once they receive their second dose, they are moved from the first dose column to the series completed column. **Because of this, the total first dose category may show a change from report to report not matching the total receiving their first dose from the previous day.** Persons receiving Johnson & Johnson vaccines will always be counted in the series completed column.

COVID-19 doses for vaccinated persons in Florida	
Doses administered	3,863
People receiving one dose of a 1-dose series (Johnson & Johnson) or receiving only one dose of a 2-dose series (Moderna, Pfizer) count once. Persons receiving both doses of a 2-dose series count twice.	

Current status of persons vaccinated for COVID-19 in Florida	
Total people vaccinated	2,392
First dose	873
Series completed	1,519
Completed 1-dose series	48
Completed 2-dose series	1,471
First dose: current number of people who have only received their first dose of the Moderna or Pfizer vaccine.	
Series complete: current number of people who have received both Moderna or Pfizer vaccine doses or one Johnson & Johnson dose and are considered fully immunized.	

Demographic summary	First dose	Series complete	Total people vaccinated
Age group	873	1,519	2,392
16-24 years	9	4	13
25-34 years	18	15	33
35-44 years	35	28	63
45-54 years	51	44	95
55-64 years	264	121	385
65-74 years	290	743	1,033
75-84 years	160	445	605
85+ years	46	119	165
Race	873	1,519	2,392
White	733	1,324	2,057
Black	61	38	99
American Indian/Alaskan	18	11	29
Other	28	45	73
Unknown	33	101	134
Other race includes Asian, native Hawaiian/Pacific Islander, or other.			
Ethnicity	873	1,519	2,392
Hispanic	22	24	46
Non-Hispanic	683	1,059	1,742
Unknown	168	436	604
Gender	873	1,519	2,392
Female	474	812	1,286
Male	399	707	1,106
Unknown	0	0	0



COVID-19: Duval County vaccine summary

Vaccination data through Mar 29, 2021 as of Mar 30, 2021 at 12:05 AM

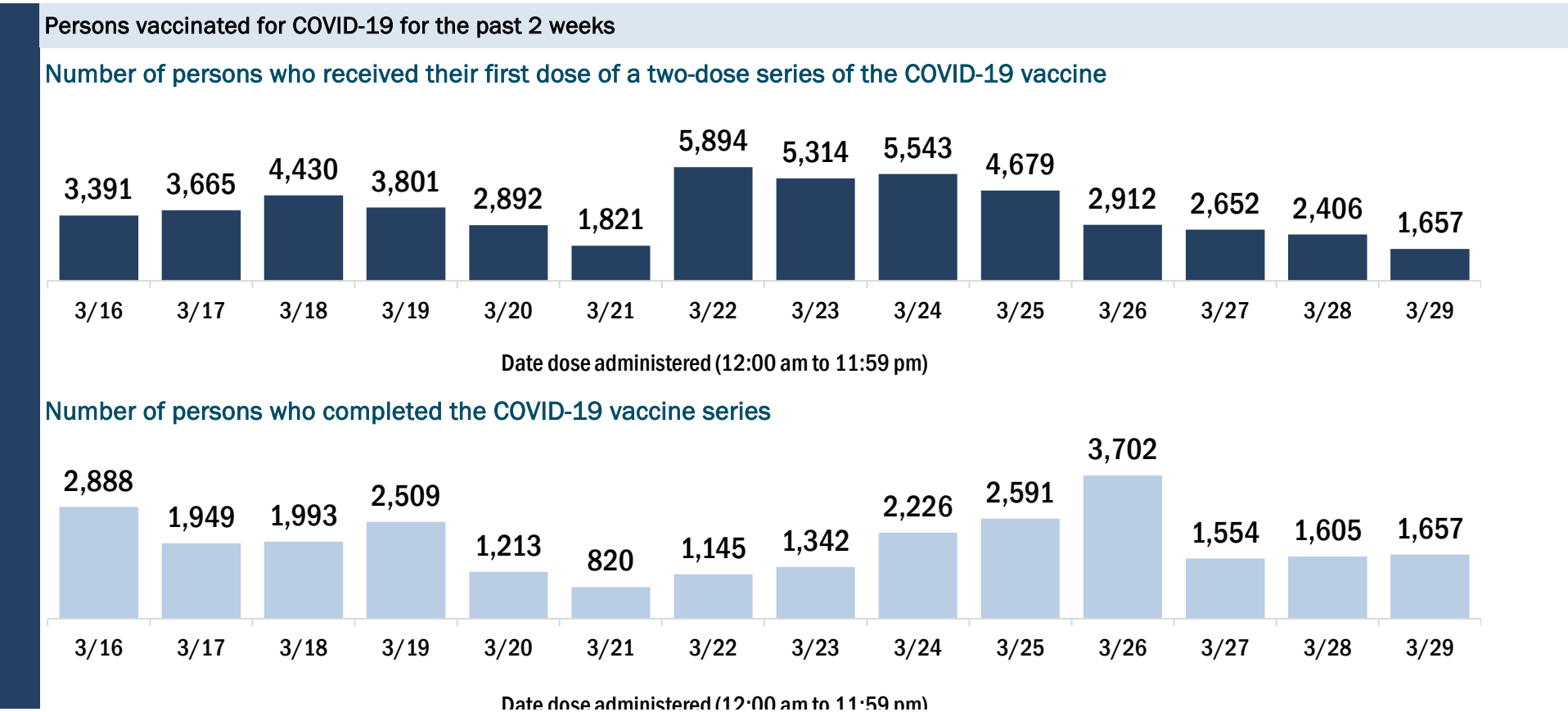
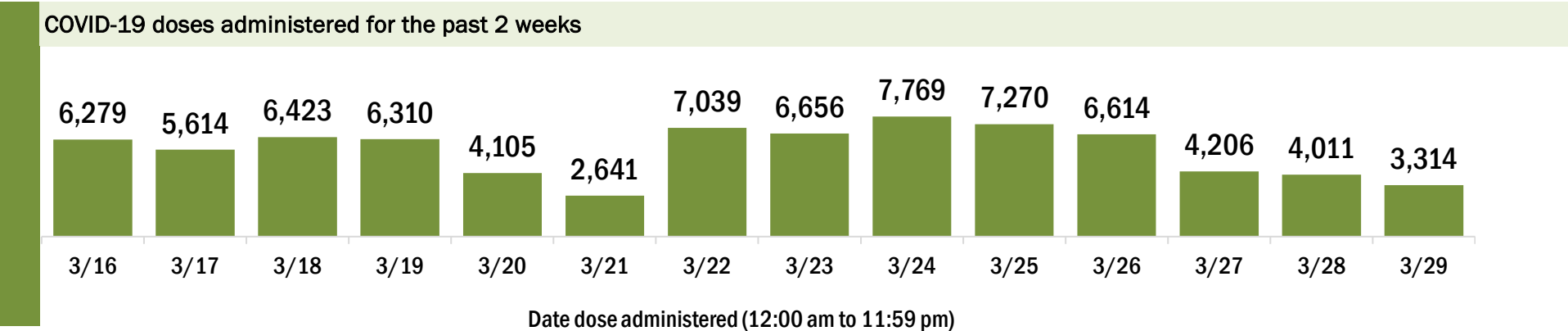
Data in this report are provisional and subject to change.

Data in this summary pertain to COVID-19 vaccines approved by the U.S. Food and Drug Administration and have been issued an Emergency Use Authorization (Janssen COVID-19 Vaccine, Moderna COVID-19 Vaccine and Pfizer-BioNTech COVID-19 Vaccine). These data summarize the number of people who have received either their first dose or have completed the series for a COVID-19 vaccine. **A person can only be counted in one category, first dose or series complete.** For persons receiving Moderna or Pfizer vaccines, once they receive their second dose, they are moved from the first dose column to the series completed column. **Because of this, the total first dose category may show a change from report to report not matching the total receiving their first dose from the previous day.** Persons receiving Johnson & Johnson vaccines will always be counted in the series completed column.

COVID-19 doses for vaccinated persons in Florida	
Doses administered	348,422
People receiving one dose of a 1-dose series (Johnson & Johnson) or receiving only one dose of a 2-dose series (Moderna, Pfizer) count once. Persons receiving both doses of a 2-dose series count twice.	

Current status of persons vaccinated for COVID-19 in Florida	
Total people vaccinated	227,483
First dose	94,684
Series completed	132,799
Completed 1-dose series	11,860
Completed 2-dose series	120,939
First dose: current number of people who have only received their first dose of the Moderna or Pfizer vaccine.	
Series complete: current number of people who have received both Moderna or Pfizer vaccine doses or one Johnson & Johnson dose and are considered fully immunized.	

Demographic summary	First dose	Series complete	Total people vaccinated
Age group	94,684	132,799	227,483
16-24 years	3,176	2,421	5,597
25-34 years	7,270	8,623	15,893
35-44 years	10,146	10,087	20,233
45-54 years	17,237	12,936	30,173
55-64 years	31,472	20,290	51,762
65-74 years	16,056	48,281	64,337
75-84 years	6,703	22,397	29,100
85+ years	2,624	7,764	10,388
Race	94,684	132,799	227,483
White	51,174	78,722	129,896
Black	14,893	22,923	37,816
American Indian/Alaskan	197	328	525
Other	11,575	16,038	27,613
Unknown	16,845	14,788	31,633
Other race includes Asian, native Hawaiian/Pacific Islander, or other.			
Ethnicity	94,684	132,799	227,483
Hispanic	5,250	4,609	9,859
Non-Hispanic	63,327	93,904	157,231
Unknown	26,107	34,286	60,393
Gender	94,684	132,799	227,483
Female	52,680	78,521	131,201
Male	39,728	54,217	93,945
Unknown	2,276	61	2,337



COVID-19: Escambia County vaccine summary

Vaccination data through Mar 29, 2021 as of Mar 30, 2021 at 12:05 AM

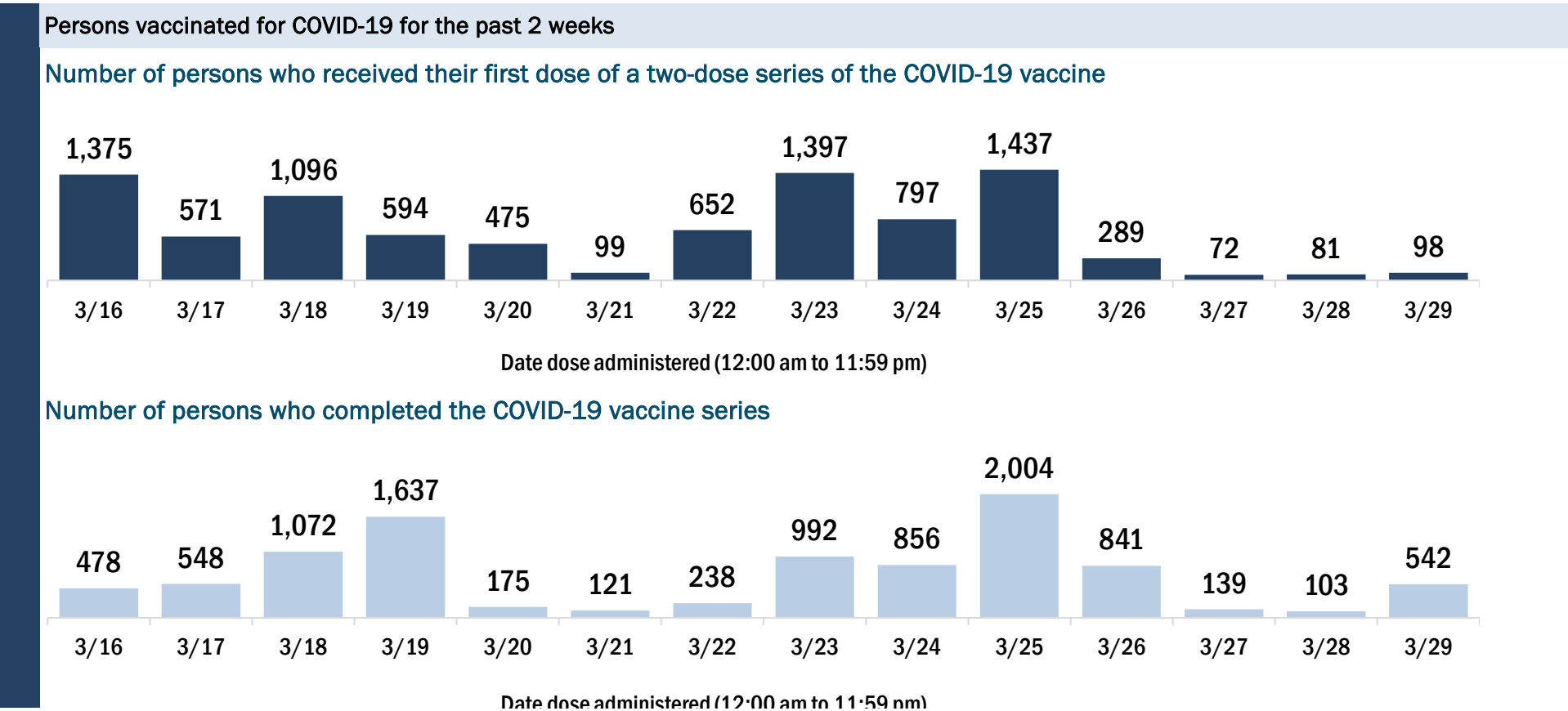
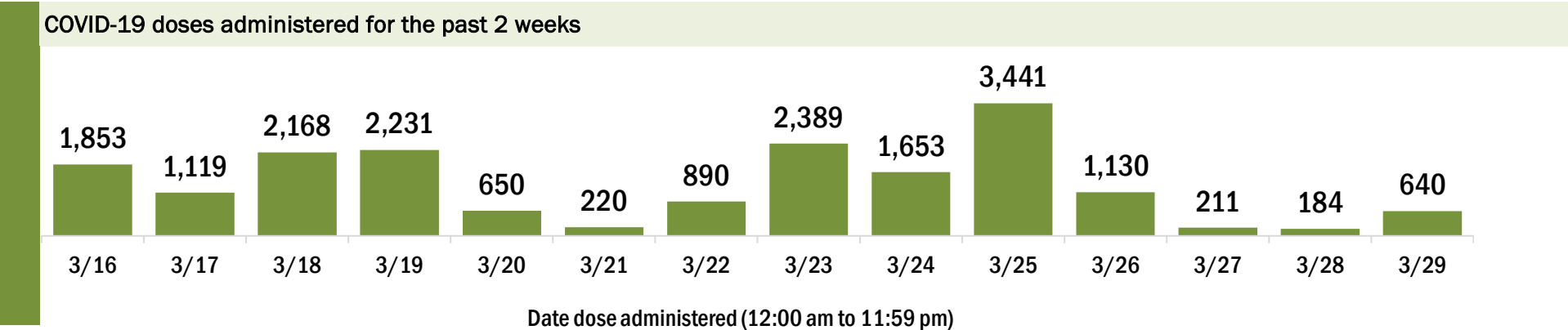
Data in this report are provisional and subject to change.

Data in this summary pertain to COVID-19 vaccines approved by the U.S. Food and Drug Administration and have been issued an Emergency Use Authorization (Janssen COVID-19 Vaccine, Moderna COVID-19 Vaccine and Pfizer-BioNTech COVID-19 Vaccine). These data summarize the number of people who have received either their first dose or have completed the series for a COVID-19 vaccine. **A person can only be counted in one category, first dose or series complete.** For persons receiving Moderna or Pfizer vaccines, once they receive their second dose, they are moved from the first dose column to the series completed column. **Because of this, the total first dose category may show a change from report to report not matching the total receiving their first dose from the previous day.** Persons receiving Johnson & Johnson vaccines will always be counted in the series completed column.

COVID-19 doses for vaccinated persons in Florida	
Doses administered	108,314
People receiving one dose of a 1-dose series (Johnson & Johnson) or receiving only one dose of a 2-dose series (Moderna, Pfizer) count once. Persons receiving both doses of a 2-dose series count twice.	

Current status of persons vaccinated for COVID-19 in Florida	
Total people vaccinated	71,264
First dose	29,716
Series completed	41,548
Completed 1-dose series	4,498
Completed 2-dose series	37,050
First dose: current number of people who have only received their first dose of the Moderna or Pfizer vaccine.	
Series complete: current number of people who have received both Moderna or Pfizer vaccine doses or one Johnson & Johnson dose and are considered fully immunized.	

Demographic summary	First dose	Series complete	Total people vaccinated
Age group	29,716	41,548	71,264
16-24 years	911	502	1,413
25-34 years	2,152	1,678	3,830
35-44 years	2,507	2,134	4,641
45-54 years	4,255	3,220	7,475
55-64 years	9,252	6,202	15,454
65-74 years	6,275	15,820	22,095
75-84 years	3,203	8,765	11,968
85+ years	1,161	3,227	4,388
Race	29,716	41,548	71,264
White	16,706	25,645	42,351
Black	4,658	5,607	10,265
American Indian/Alaskan	218	295	513
Other	2,302	4,179	6,481
Unknown	5,832	5,822	11,654
Other race includes Asian, native Hawaiian/Pacific Islander, or other.			
Ethnicity	29,716	41,548	71,264
Hispanic	798	670	1,468
Non-Hispanic	19,242	26,977	46,219
Unknown	9,676	13,901	23,577
Gender	29,716	41,548	71,264
Female	17,682	24,504	42,186
Male	11,953	17,040	28,993
Unknown	81	4	85



COVID-19: Flagler County vaccine summary

Vaccination data through Mar 29, 2021 as of Mar 30, 2021 at 12:05 AM

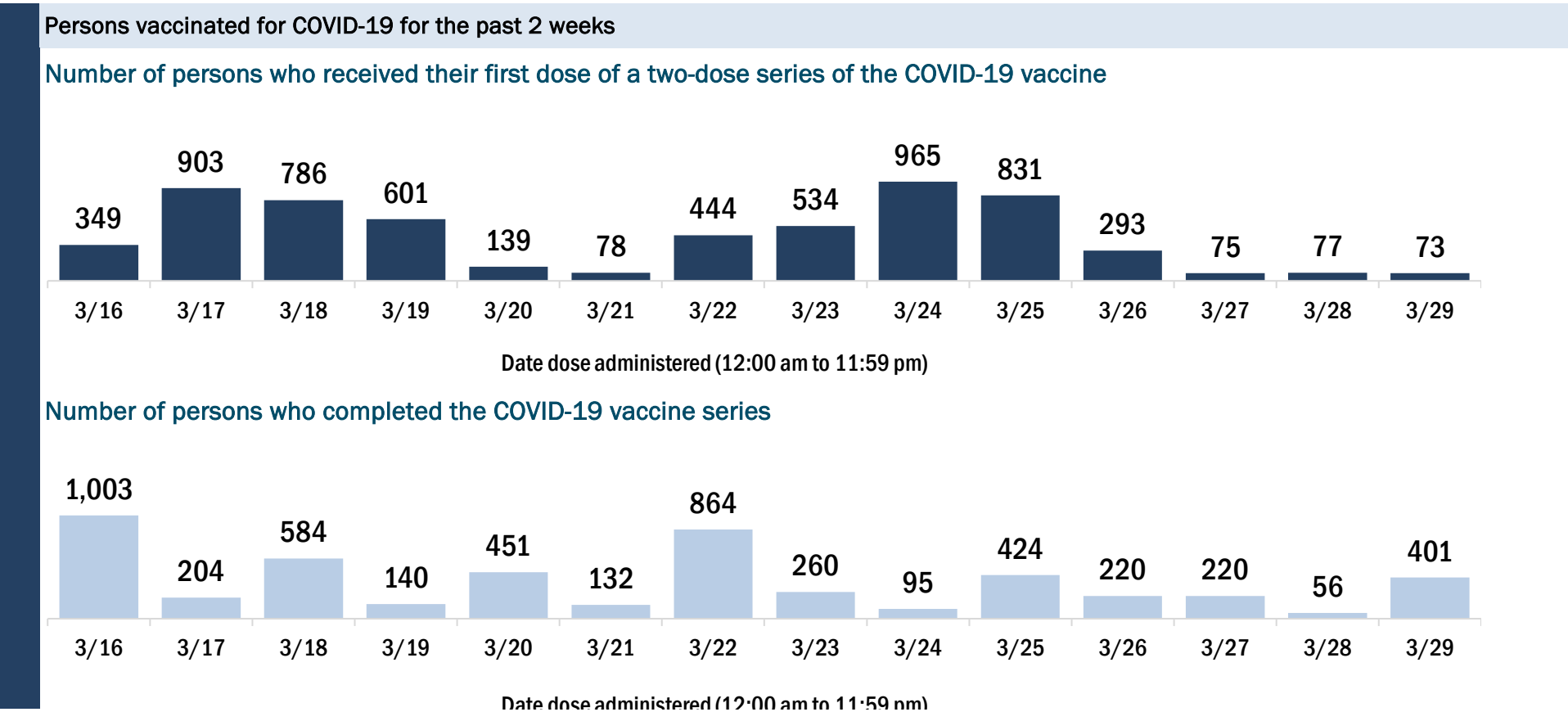
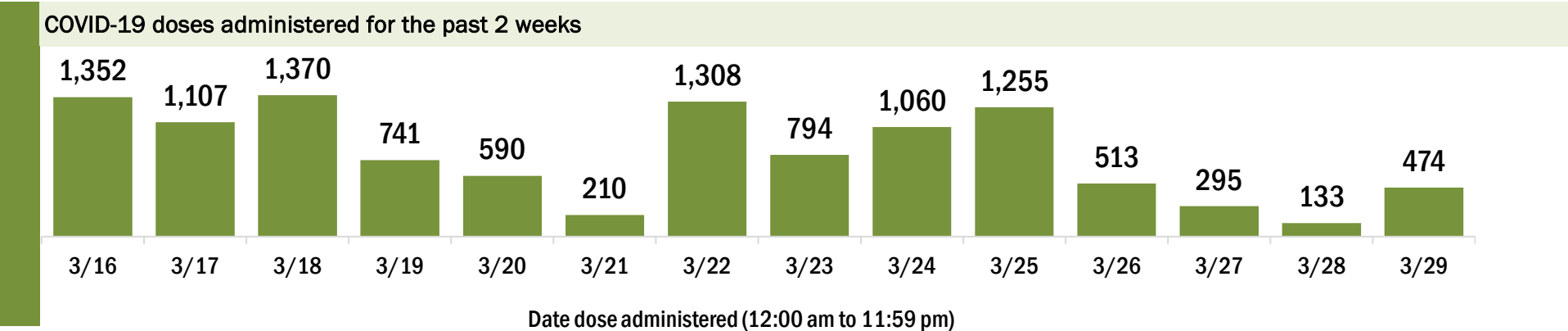
Data in this report are provisional and subject to change.

Data in this summary pertain to COVID-19 vaccines approved by the U.S. Food and Drug Administration and have been issued an Emergency Use Authorization (Janssen COVID-19 Vaccine, Moderna COVID-19 Vaccine and Pfizer-BioNTech COVID-19 Vaccine). These data summarize the number of people who have received either their first dose or have completed the series for a COVID-19 vaccine. **A person can only be counted in one category, first dose or series complete.** For persons receiving Moderna or Pfizer vaccines, once they receive their second dose, they are moved from the first dose column to the series completed column. **Because of this, the total first dose category may show a change from report to report not matching the total receiving their first dose from the previous day.** Persons receiving Johnson & Johnson vaccines will always be counted in the series completed column.

COVID-19 doses for vaccinated persons in Florida	
Doses administered	59,264
People receiving one dose of a 1-dose series (Johnson & Johnson) or receiving only one dose of a 2-dose series (Moderna, Pfizer) count once. Persons receiving both doses of a 2-dose series count twice.	

Current status of persons vaccinated for COVID-19 in Florida	
Total people vaccinated	37,839
First dose	15,244
Series completed	22,595
Completed 1-dose series	1,170
Completed 2-dose series	21,425
First dose: current number of people who have only received their first dose of the Moderna or Pfizer vaccine.	
Series complete: current number of people who have received both Moderna or Pfizer vaccine doses or one Johnson & Johnson dose and are considered fully immunized.	

Demographic summary	First dose	Series complete	Total people vaccinated
Age group	15,244	22,595	37,839
16-24 years	194	154	348
25-34 years	298	391	689
35-44 years	563	662	1,225
45-54 years	1,390	1,005	2,395
55-64 years	4,840	2,009	6,849
65-74 years	4,565	10,494	15,059
75-84 years	2,572	6,217	8,789
85+ years	822	1,663	2,485
Race	15,244	22,595	37,839
White	10,546	14,814	25,360
Black	1,025	1,330	2,355
American Indian/Alaskan	126	109	235
Other	1,115	2,308	3,423
Unknown	2,432	4,034	6,466
Other race includes Asian, native Hawaiian/Pacific Islander, or other.			
Ethnicity	15,244	22,595	37,839
Hispanic	1,007	833	1,840
Non-Hispanic	9,669	12,449	22,118
Unknown	4,568	9,313	13,881
Gender	15,244	22,595	37,839
Female	8,533	12,744	21,277
Male	6,525	9,780	16,305
Unknown	186	71	257



COVID-19: Franklin County vaccine summary

Vaccination data through Mar 29, 2021 as of Mar 30, 2021 at 12:05 AM

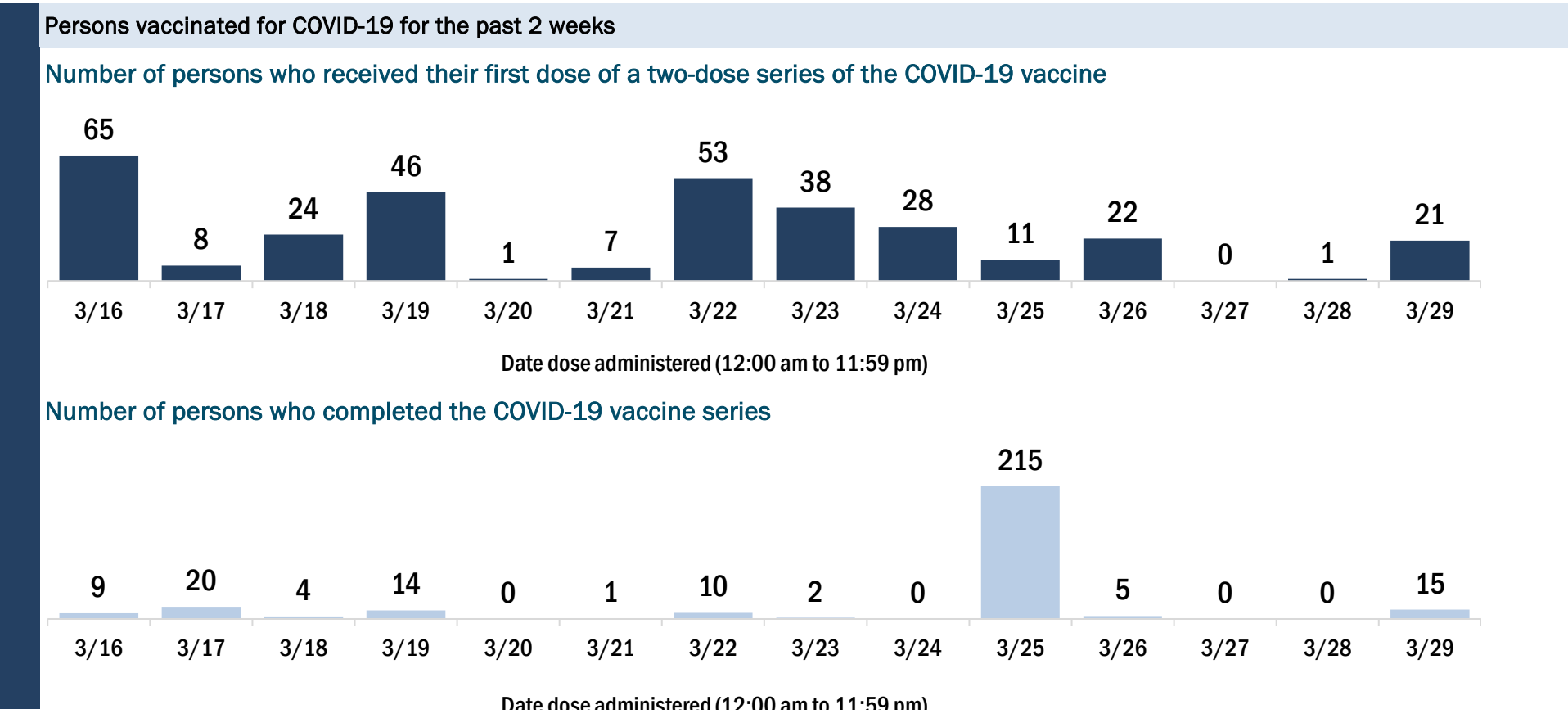
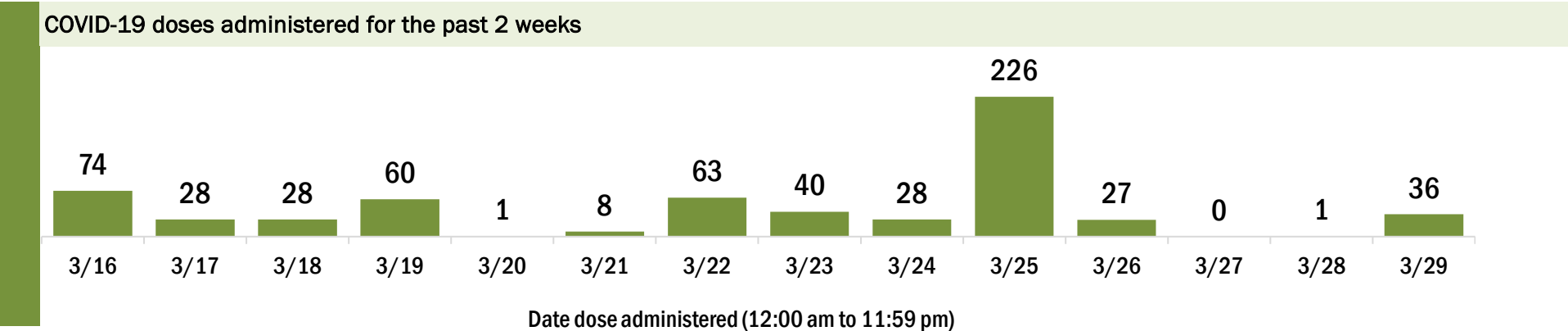
Data in this report are provisional and subject to change.

Data in this summary pertain to COVID-19 vaccines approved by the U.S. Food and Drug Administration and have been issued an Emergency Use Authorization (Janssen COVID-19 Vaccine, Moderna COVID-19 Vaccine and Pfizer-BioNTech COVID-19 Vaccine). These data summarize the number of people who have received either their first dose or have completed the series for a COVID-19 vaccine. **A person can only be counted in one category, first dose or series complete.** For persons receiving Moderna or Pfizer vaccines, once they receive their second dose, they are moved from the first dose column to the series completed column. **Because of this, the total first dose category may show a change from report to report not matching the total receiving their first dose from the previous day.** Persons receiving Johnson & Johnson vaccines will always be counted in the series completed column.

COVID-19 doses for vaccinated persons in Florida	
Doses administered	5,346
People receiving one dose of a 1-dose series (Johnson & Johnson) or receiving only one dose of a 2-dose series (Moderna, Pfizer) count once. Persons receiving both doses of a 2-dose series count twice.	

Current status of persons vaccinated for COVID-19 in Florida	
Total people vaccinated	3,133
First dose	897
Series completed	2,236
Completed 1-dose series	23
Completed 2-dose series	2,213
First dose: current number of people who have only received their first dose of the Moderna or Pfizer vaccine.	
Series complete: current number of people who have received both Moderna or Pfizer vaccine doses or one Johnson & Johnson dose and are considered fully immunized.	

Demographic summary	First dose	Series complete	Total people vaccinated
Age group	897	2,236	3,133
16-24 years	10	11	21
25-34 years	27	24	51
35-44 years	35	39	74
45-54 years	122	93	215
55-64 years	423	244	667
65-74 years	195	1,156	1,351
75-84 years	64	561	625
85+ years	21	108	129
Race	897	2,236	3,133
White	758	2,016	2,774
Black	58	89	147
American Indian/Alaskan	1	6	7
Other	54	84	138
Unknown	26	41	67
Other race includes Asian, native Hawaiian/Pacific Islander, or other.			
Ethnicity	897	2,236	3,133
Hispanic	23	18	41
Non-Hispanic	768	1,879	2,647
Unknown	106	339	445
Gender	897	2,236	3,133
Female	490	1,176	1,666
Male	407	1,060	1,467
Unknown	0	0	0



COVID-19: Gadsden County vaccine summary

Vaccination data through Mar 29, 2021 as of Mar 30, 2021 at 12:05 AM

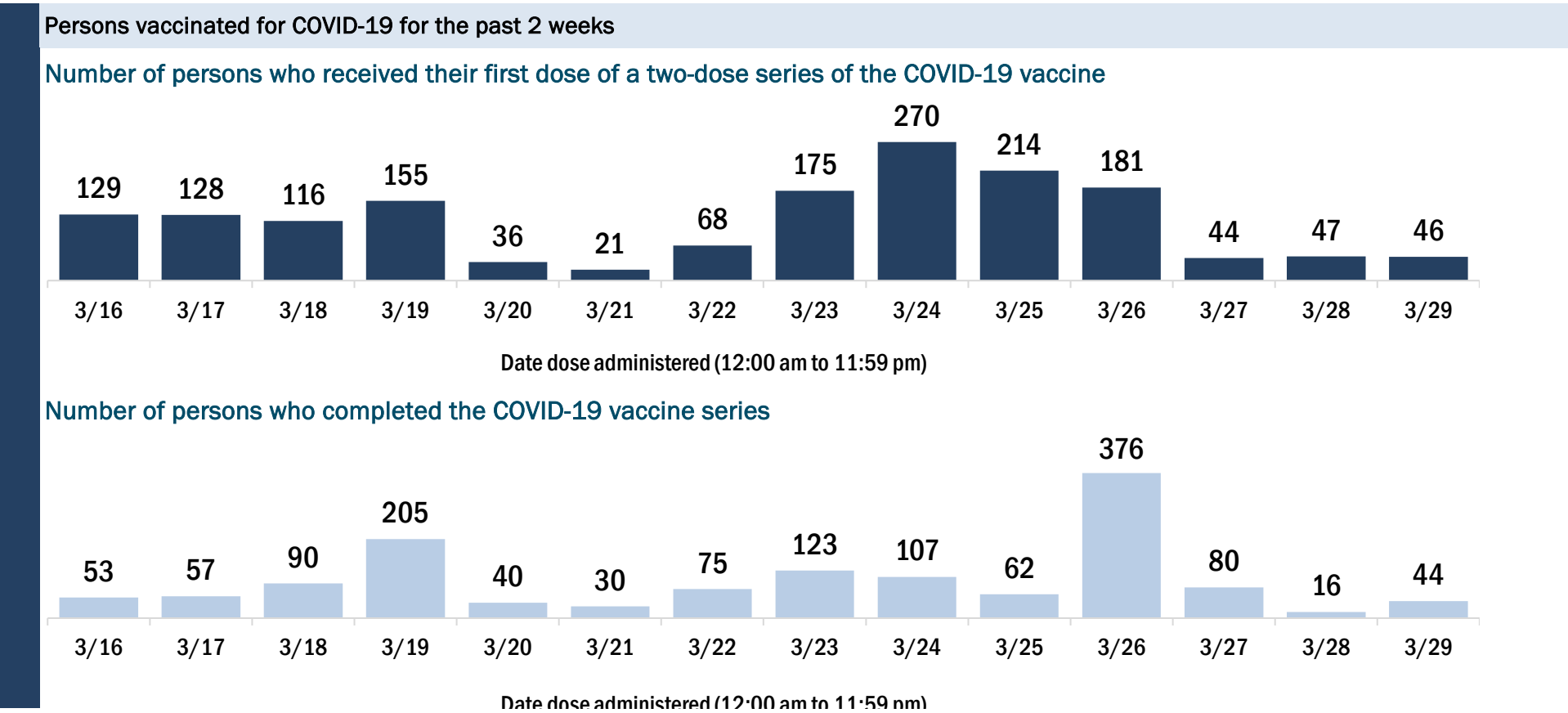
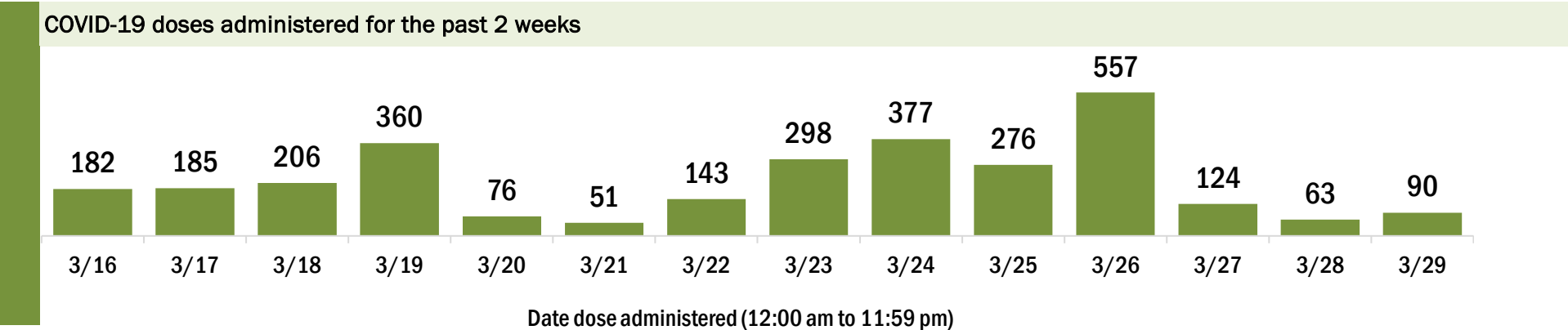
Data in this report are provisional and subject to change.

Data in this summary pertain to COVID-19 vaccines approved by the U.S. Food and Drug Administration and have been issued an Emergency Use Authorization (Janssen COVID-19 Vaccine, Moderna COVID-19 Vaccine and Pfizer-BioNTech COVID-19 Vaccine). These data summarize the number of people who have received either their first dose or have completed the series for a COVID-19 vaccine. **A person can only be counted in one category, first dose or series complete.** For persons receiving Moderna or Pfizer vaccines, once they receive their second dose, they are moved from the first dose column to the series completed column. **Because of this, the total first dose category may show a change from report to report not matching the total receiving their first dose from the previous day.** Persons receiving Johnson & Johnson vaccines will always be counted in the series completed column.

COVID-19 doses for vaccinated persons in Florida	
Doses administered	18,592
People receiving one dose of a 1-dose series (Johnson & Johnson) or receiving only one dose of a 2-dose series (Moderna, Pfizer) count once. Persons receiving both doses of a 2-dose series count twice.	

Current status of persons vaccinated for COVID-19 in Florida	
Total people vaccinated	11,511
First dose	3,993
Series completed	7,518
Completed 1-dose series	437
Completed 2-dose series	7,081
First dose: current number of people who have only received their first dose of the Moderna or Pfizer vaccine.	
Series complete: current number of people who have received both Moderna or Pfizer vaccine doses or one Johnson & Johnson dose and are considered fully immunized.	

Demographic summary	First dose	Series complete	Total people vaccinated
Age group	3,993	7,518	11,511
16-24 years	70	68	138
25-34 years	191	157	348
35-44 years	356	319	675
45-54 years	742	600	1,342
55-64 years	1,491	1,194	2,685
65-74 years	695	3,137	3,832
75-84 years	333	1,533	1,866
85+ years	115	510	625
Race	3,993	7,518	11,511
White	1,185	2,815	4,000
Black	1,919	3,022	4,941
American Indian/Alaskan	7	15	22
Other	422	1,189	1,611
Unknown	460	477	937
Other race includes Asian, native Hawaiian/Pacific Islander, or other.			
Ethnicity	3,993	7,518	11,511
Hispanic	214	185	399
Non-Hispanic	2,728	5,105	7,833
Unknown	1,051	2,228	3,279
Gender	3,993	7,518	11,511
Female	2,352	4,551	6,903
Male	1,641	2,967	4,608
Unknown	0	0	0



COVID-19: Gilchrist County vaccine summary

Vaccination data through Mar 29, 2021 as of Mar 30, 2021 at 12:05 AM

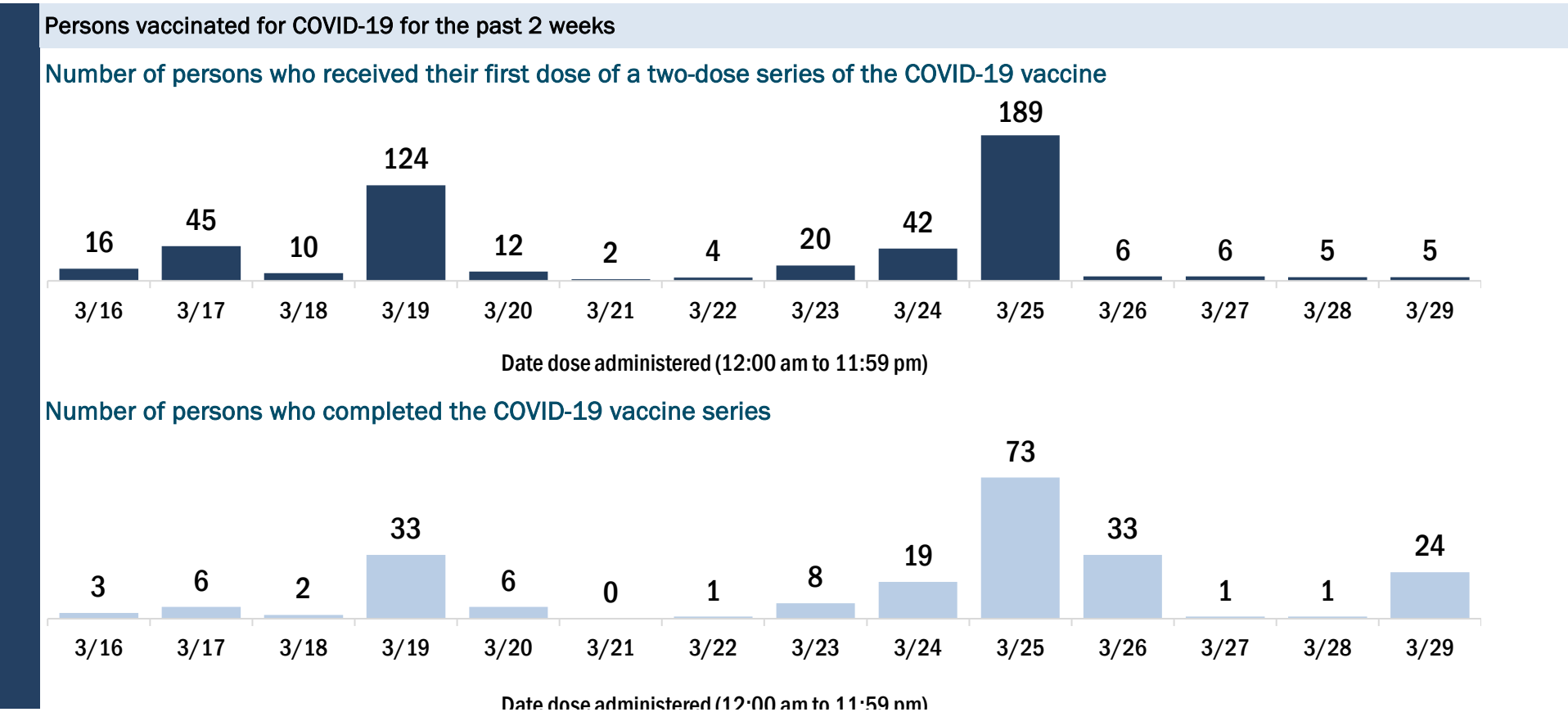
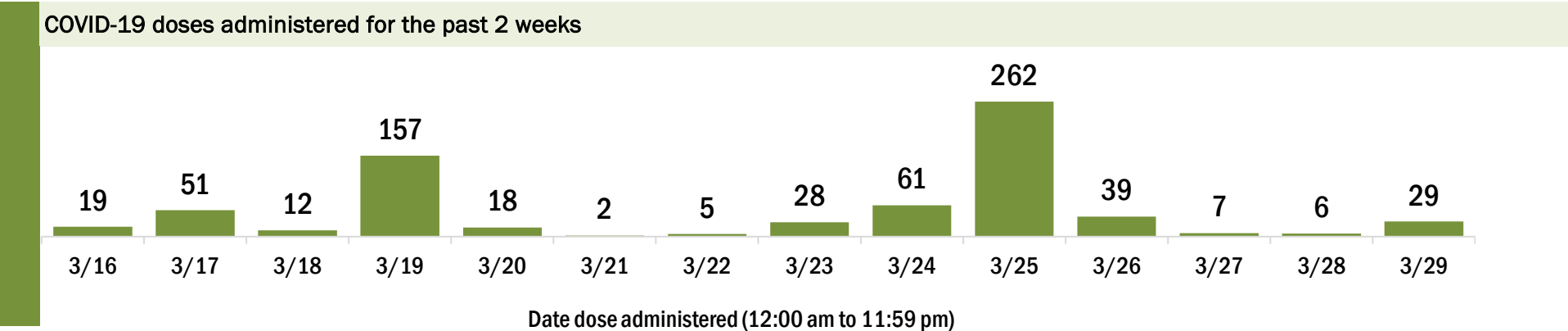
Data in this report are provisional and subject to change.

Data in this summary pertain to COVID-19 vaccines approved by the U.S. Food and Drug Administration and have been issued an Emergency Use Authorization (Janssen COVID-19 Vaccine, Moderna COVID-19 Vaccine and Pfizer-BioNTech COVID-19 Vaccine). These data summarize the number of people who have received either their first dose or have completed the series for a COVID-19 vaccine. **A person can only be counted in one category, first dose or series complete.** For persons receiving Moderna or Pfizer vaccines, once they receive their second dose, they are moved from the first dose column to the series completed column. **Because of this, the total first dose category may show a change from report to report not matching the total receiving their first dose from the previous day.** Persons receiving Johnson & Johnson vaccines will always be counted in the series completed column.

COVID-19 doses for vaccinated persons in Florida	
Doses administered	4,339
People receiving one dose of a 1-dose series (Johnson & Johnson) or receiving only one dose of a 2-dose series (Moderna, Pfizer) count once. Persons receiving both doses of a 2-dose series count twice.	

Current status of persons vaccinated for COVID-19 in Florida	
Total people vaccinated	2,681
First dose	924
Series completed	1,757
Completed 1-dose series	99
Completed 2-dose series	1,658
First dose: current number of people who have only received their first dose of the Moderna or Pfizer vaccine.	
Series complete: current number of people who have received both Moderna or Pfizer vaccine doses or one Johnson & Johnson dose and are considered fully immunized.	

Demographic summary	First dose	Series complete	Total people vaccinated
Age group	924	1,757	2,681
16-24 years	14	31	45
25-34 years	19	49	68
35-44 years	35	65	100
45-54 years	95	118	213
55-64 years	341	167	508
65-74 years	271	682	953
75-84 years	115	476	591
85+ years	34	169	203
Race	924	1,757	2,681
White	721	1,157	1,878
Black	26	19	45
American Indian/Alaskan	5	4	9
Other	52	170	222
Unknown	120	407	527
Other race includes Asian, native Hawaiian/Pacific Islander, or other.			
Ethnicity	924	1,757	2,681
Hispanic	19	17	36
Non-Hispanic	483	634	1,117
Unknown	422	1,106	1,528
Gender	924	1,757	2,681
Female	544	1,055	1,599
Male	379	702	1,081
Unknown	1	0	1



COVID-19: Glades County vaccine summary

Vaccination data through Mar 29, 2021 as of Mar 30, 2021 at 12:05 AM

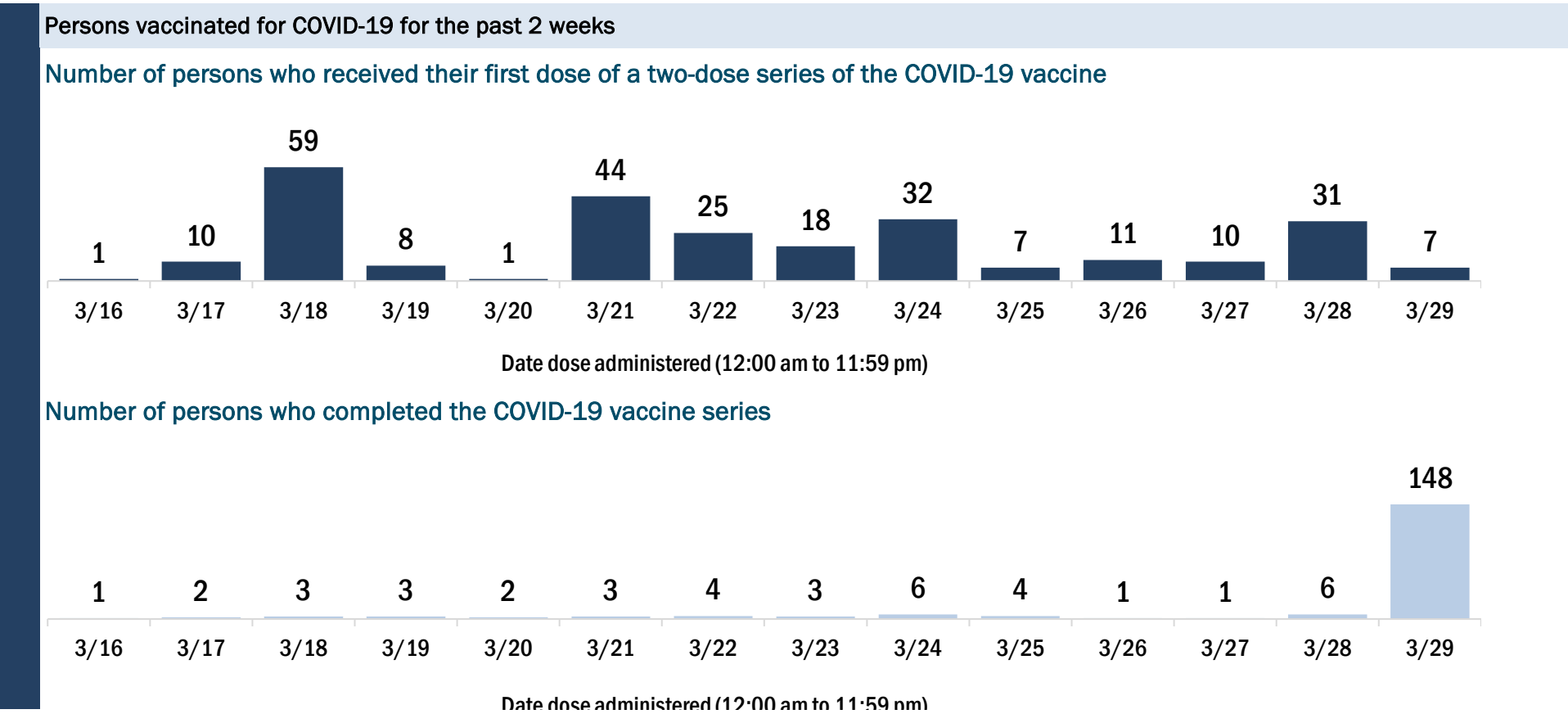
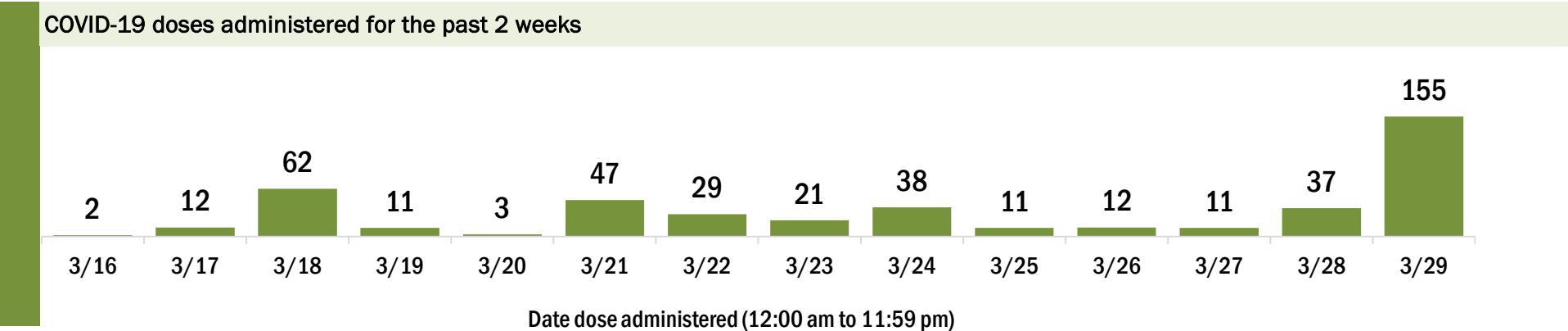
Data in this report are provisional and subject to change.

Data in this summary pertain to COVID-19 vaccines approved by the U.S. Food and Drug Administration and have been issued an Emergency Use Authorization (Janssen COVID-19 Vaccine, Moderna COVID-19 Vaccine and Pfizer-BioNTech COVID-19 Vaccine). These data summarize the number of people who have received either their first dose or have completed the series for a COVID-19 vaccine. **A person can only be counted in one category, first dose or series complete.** For persons receiving Moderna or Pfizer vaccines, once they receive their second dose, they are moved from the first dose column to the series completed column. **Because of this, the total first dose category may show a change from report to report not matching the total receiving their first dose from the previous day.** Persons receiving Johnson & Johnson vaccines will always be counted in the series completed column.

COVID-19 doses for vaccinated persons in Florida	
Doses administered	3,351
People receiving one dose of a 1-dose series (Johnson & Johnson) or receiving only one dose of a 2-dose series (Moderna, Pfizer) count once. Persons receiving both doses of a 2-dose series count twice.	

Current status of persons vaccinated for COVID-19 in Florida	
Total people vaccinated	1,964
First dose	568
Series completed	1,396
Completed 1-dose series	9
Completed 2-dose series	1,387
First dose: current number of people who have only received their first dose of the Moderna or Pfizer vaccine.	
Series complete: current number of people who have received both Moderna or Pfizer vaccine doses or one Johnson & Johnson dose and are considered fully immunized.	

Demographic summary	First dose	Series complete	Total people vaccinated
Age group	568	1,396	1,964
16-24 years	8	2	10
25-34 years	14	5	19
35-44 years	20	5	25
45-54 years	76	27	103
55-64 years	208	76	284
65-74 years	127	693	820
75-84 years	101	494	595
85+ years	14	94	108
Race	568	1,396	1,964
White	390	1,069	1,459
Black	40	49	89
American Indian/Alaskan	3	12	15
Other	55	56	111
Unknown	80	210	290
Other race includes Asian, native Hawaiian/Pacific Islander, or other.			
Ethnicity	568	1,396	1,964
Hispanic	70	26	96
Non-Hispanic	278	560	838
Unknown	220	810	1,030
Gender	568	1,396	1,964
Female	284	714	998
Male	284	682	966
Unknown	0	0	0



COVID-19: Gulf County vaccine summary

Vaccination data through Mar 29, 2021 as of Mar 30, 2021 at 12:05 AM

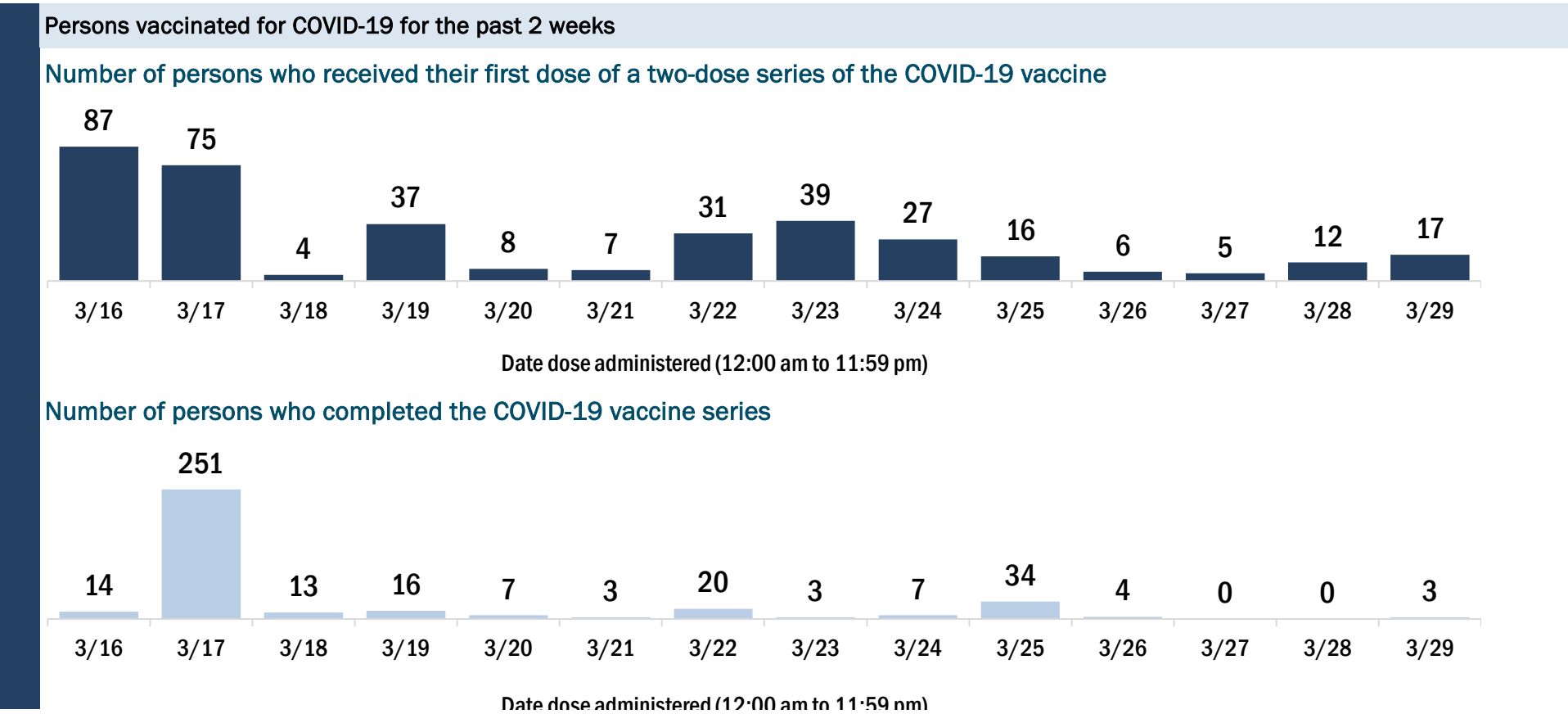
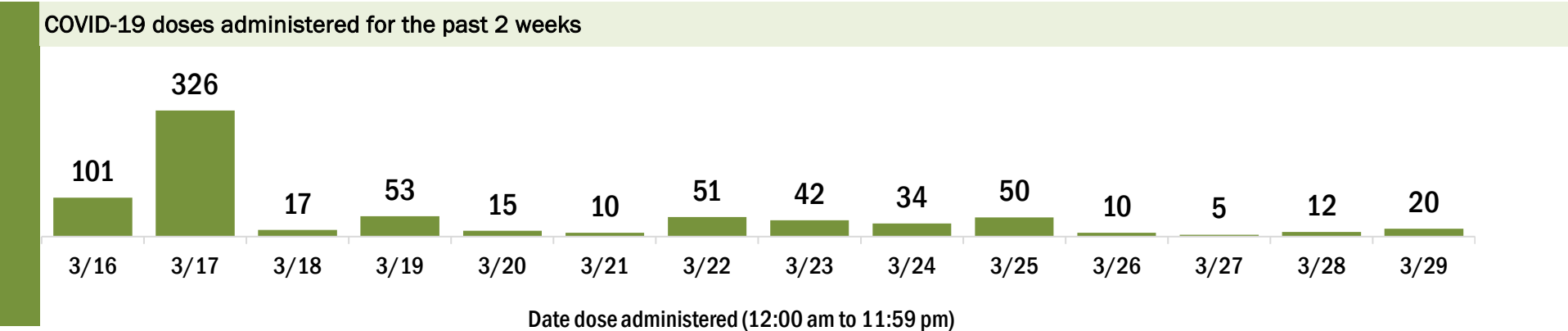
Data in this report are provisional and subject to change.

Data in this summary pertain to COVID-19 vaccines approved by the U.S. Food and Drug Administration and have been issued an Emergency Use Authorization (Janssen COVID-19 Vaccine, Moderna COVID-19 Vaccine and Pfizer-BioNTech COVID-19 Vaccine). These data summarize the number of people who have received either their first dose or have completed the series for a COVID-19 vaccine. **A person can only be counted in one category, first dose or series complete.** For persons receiving Moderna or Pfizer vaccines, once they receive their second dose, they are moved from the first dose column to the series completed column. **Because of this, the total first dose category may show a change from report to report not matching the total receiving their first dose from the previous day.** Persons receiving Johnson & Johnson vaccines will always be counted in the series completed column.

COVID-19 doses for vaccinated persons in Florida	
Doses administered	5,742
People receiving one dose of a 1-dose series (Johnson & Johnson) or receiving only one dose of a 2-dose series (Moderna, Pfizer) count once. Persons receiving both doses of a 2-dose series count twice.	

Current status of persons vaccinated for COVID-19 in Florida	
Total people vaccinated	3,391
First dose	954
Series completed	2,437
Completed 1-dose series	86
Completed 2-dose series	2,351
First dose: current number of people who have only received their first dose of the Moderna or Pfizer vaccine.	
Series complete: current number of people who have received both Moderna or Pfizer vaccine doses or one Johnson & Johnson dose and are considered fully immunized.	

Demographic summary	First dose	Series complete	Total people vaccinated
Age group	954	2,437	3,391
16-24 years	20	14	34
25-34 years	32	31	63
35-44 years	53	49	102
45-54 years	122	100	222
55-64 years	327	231	558
65-74 years	234	1,267	1,501
75-84 years	137	584	721
85+ years	29	161	190
Race	954	2,437	3,391
White	753	2,226	2,979
Black	104	122	226
American Indian/Alaskan	3	5	8
Other	55	47	102
Unknown	39	37	76
Other race includes Asian, native Hawaiian/Pacific Islander, or other.			
Ethnicity	954	2,437	3,391
Hispanic	20	12	32
Non-Hispanic	728	2,347	3,075
Unknown	206	78	284
Gender	954	2,437	3,391
Female	540	1,283	1,823
Male	414	1,154	1,568
Unknown	0	0	0



COVID-19: Hamilton County vaccine summary

Vaccination data through Mar 29, 2021 as of Mar 30, 2021 at 12:05 AM

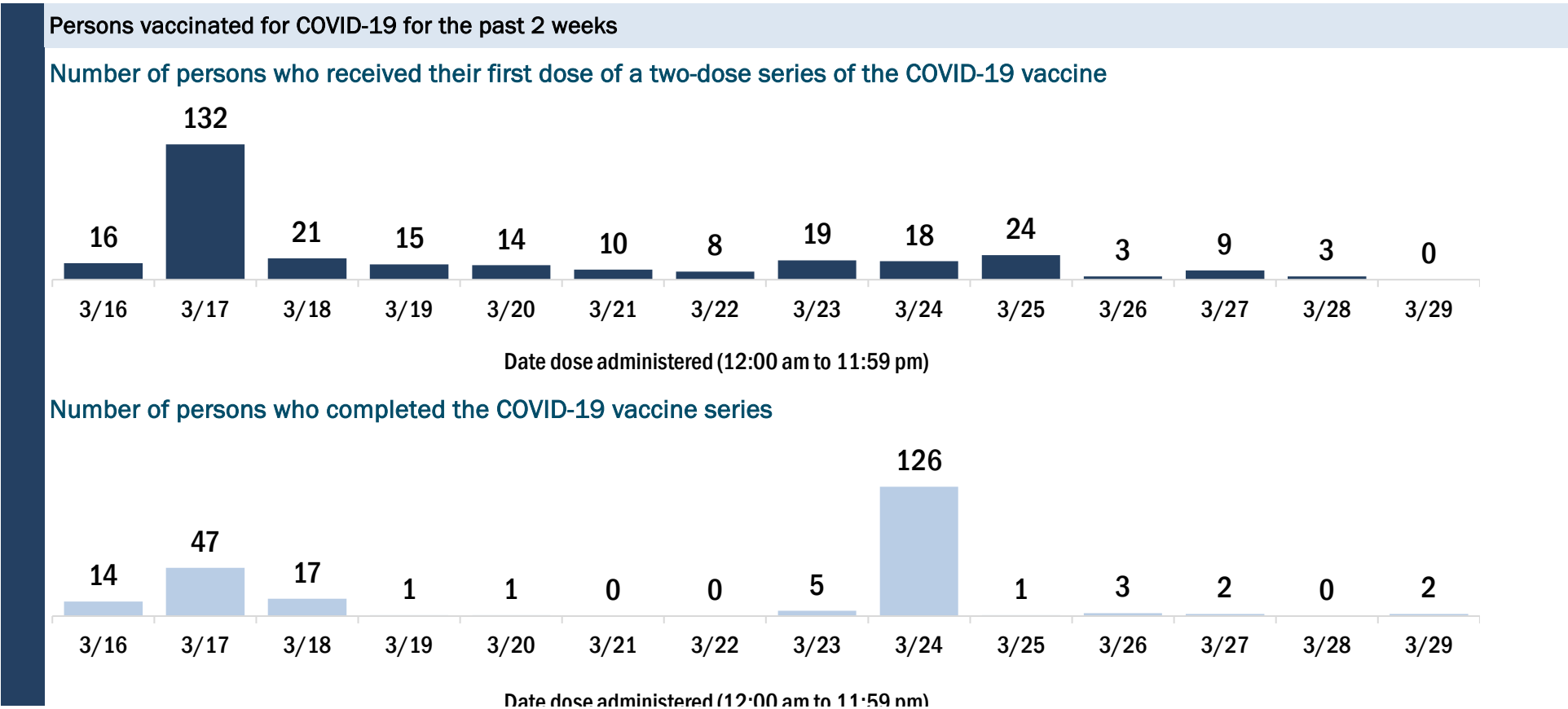
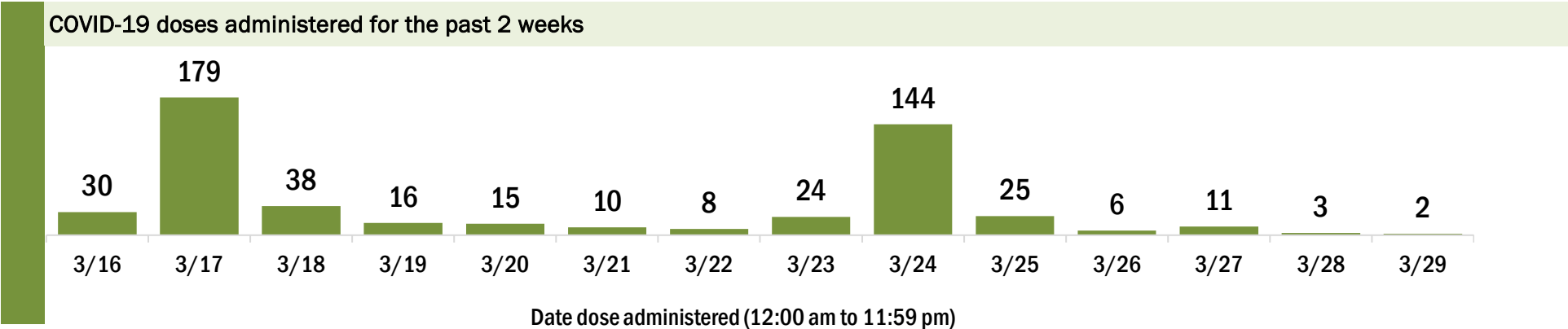
Data in this report are provisional and subject to change.

Data in this summary pertain to COVID-19 vaccines approved by the U.S. Food and Drug Administration and have been issued an Emergency Use Authorization (Janssen COVID-19 Vaccine, Moderna COVID-19 Vaccine and Pfizer-BioNTech COVID-19 Vaccine). These data summarize the number of people who have received either their first dose or have completed the series for a COVID-19 vaccine. **A person can only be counted in one category, first dose or series complete.** For persons receiving Moderna or Pfizer vaccines, once they receive their second dose, they are moved from the first dose column to the series completed column. **Because of this, the total first dose category may show a change from report to report not matching the total receiving their first dose from the previous day.** Persons receiving Johnson & Johnson vaccines will always be counted in the series completed column.

COVID-19 doses for vaccinated persons in Florida	
Doses administered	3,531
People receiving one dose of a 1-dose series (Johnson & Johnson) or receiving only one dose of a 2-dose series (Moderna, Pfizer) count once. Persons receiving both doses of a 2-dose series count twice.	

Current status of persons vaccinated for COVID-19 in Florida	
Total people vaccinated	2,146
First dose	653
Series completed	1,493
Completed 1-dose series	108
Completed 2-dose series	1,385
First dose: current number of people who have only received their first dose of the Moderna or Pfizer vaccine.	
Series complete: current number of people who have received both Moderna or Pfizer vaccine doses or one Johnson & Johnson dose and are considered fully immunized.	

Demographic summary	First dose	Series complete	Total people vaccinated
Age group	653	1,493	2,146
16-24 years	9	9	18
25-34 years	21	16	37
35-44 years	32	33	65
45-54 years	95	61	156
55-64 years	269	136	405
65-74 years	141	754	895
75-84 years	54	395	449
85+ years	32	89	121
Race	653	1,493	2,146
White	316	907	1,223
Black	194	288	482
American Indian/Alaskan	2	0	2
Other	79	111	190
Unknown	62	187	249
Other race includes Asian, native Hawaiian/Pacific Islander, or other.			
Ethnicity	653	1,493	2,146
Hispanic	13	15	28
Non-Hispanic	366	778	1,144
Unknown	274	700	974
Gender	653	1,493	2,146
Female	413	816	1,229
Male	239	677	916
Unknown	1	0	1



COVID-19: Hardee County vaccine summary

Vaccination data through Mar 29, 2021 as of Mar 30, 2021 at 12:05 AM

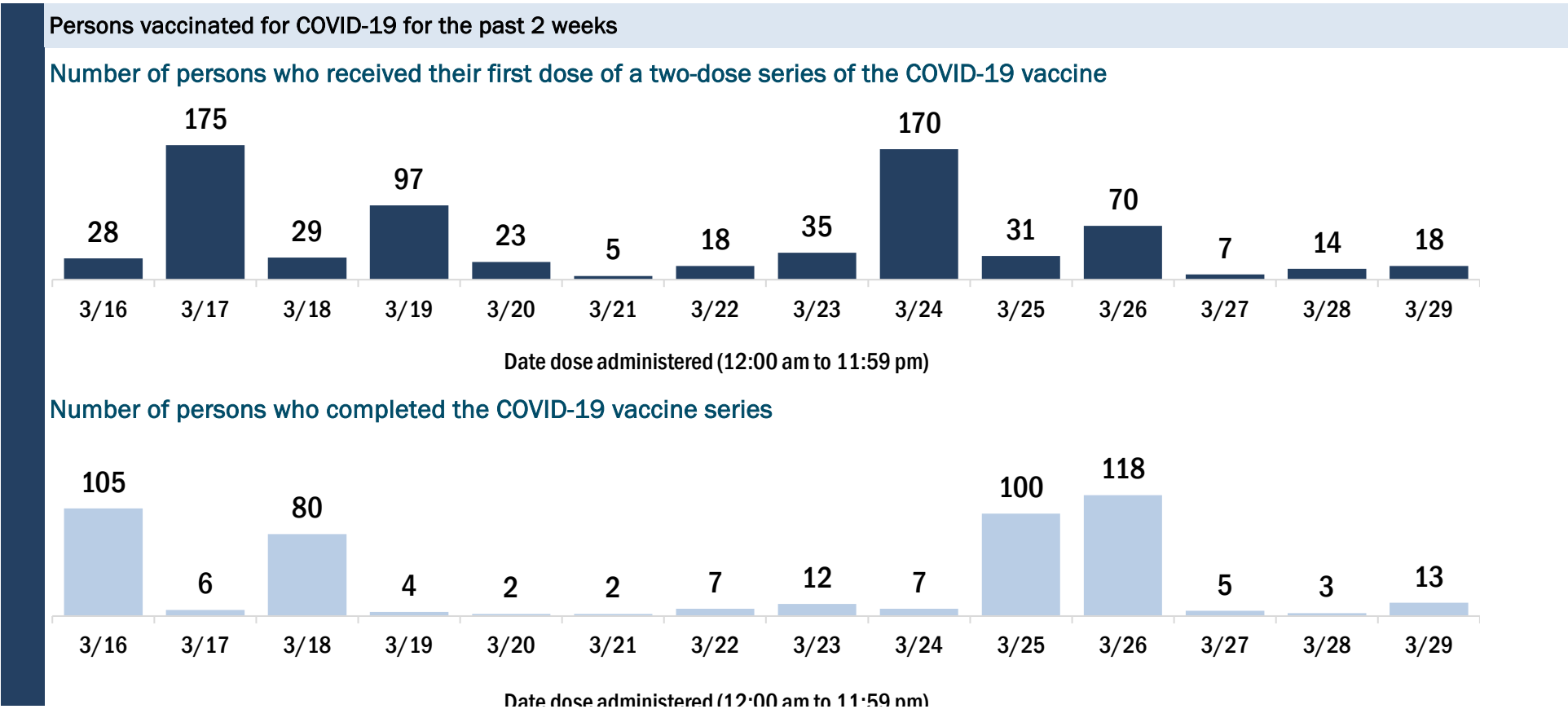
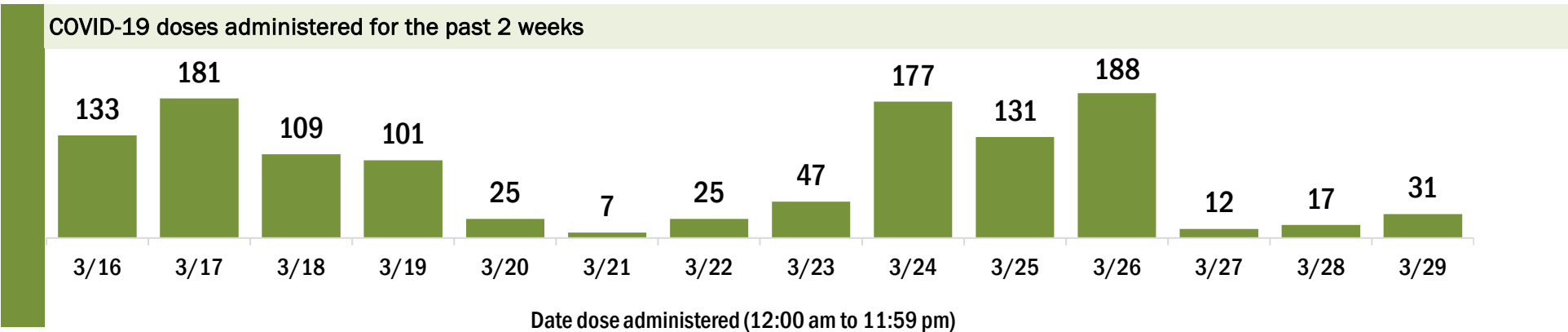
Data in this report are provisional and subject to change.

Data in this summary pertain to COVID-19 vaccines approved by the U.S. Food and Drug Administration and have been issued an Emergency Use Authorization (Janssen COVID-19 Vaccine, Moderna COVID-19 Vaccine and Pfizer-BioNTech COVID-19 Vaccine). These data summarize the number of people who have received either their first dose or have completed the series for a COVID-19 vaccine. **A person can only be counted in one category, first dose or series complete.** For persons receiving Moderna or Pfizer vaccines, once they receive their second dose, they are moved from the first dose column to the series completed column. **Because of this, the total first dose category may show a change from report to report not matching the total receiving their first dose from the previous day.** Persons receiving Johnson & Johnson vaccines will always be counted in the series completed column.

COVID-19 doses for vaccinated persons in Florida	
Doses administered	5,529
People receiving one dose of a 1-dose series (Johnson & Johnson) or receiving only one dose of a 2-dose series (Moderna, Pfizer) count once. Persons receiving both doses of a 2-dose series count twice.	

Current status of persons vaccinated for COVID-19 in Florida	
Total people vaccinated	3,577
First dose	1,610
Series completed	1,967
Completed 1-dose series	15
Completed 2-dose series	1,952
First dose: current number of people who have only received their first dose of the Moderna or Pfizer vaccine.	
Series complete: current number of people who have received both Moderna or Pfizer vaccine doses or one Johnson & Johnson dose and are considered fully immunized.	

Demographic summary	First dose	Series complete	Total people vaccinated
Age group	1,610	1,967	3,577
16-24 years	38	14	52
25-34 years	57	49	106
35-44 years	75	56	131
45-54 years	177	69	246
55-64 years	438	120	558
65-74 years	478	857	1,335
75-84 years	273	621	894
85+ years	74	181	255
Race	1,610	1,967	3,577
White	1,148	1,451	2,599
Black	74	42	116
American Indian/Alaskan	4	10	14
Other	241	352	593
Unknown	143	112	255
Other race includes Asian, native Hawaiian/Pacific Islander, or other.			
Ethnicity	1,610	1,967	3,577
Hispanic	178	140	318
Non-Hispanic	642	1,053	1,695
Unknown	790	774	1,564
Gender	1,610	1,967	3,577
Female	864	1,097	1,961
Male	744	869	1,613
Unknown	2	1	3



COVID-19: Hendry County vaccine summary

Vaccination data through Mar 29, 2021 as of Mar 30, 2021 at 12:05 AM

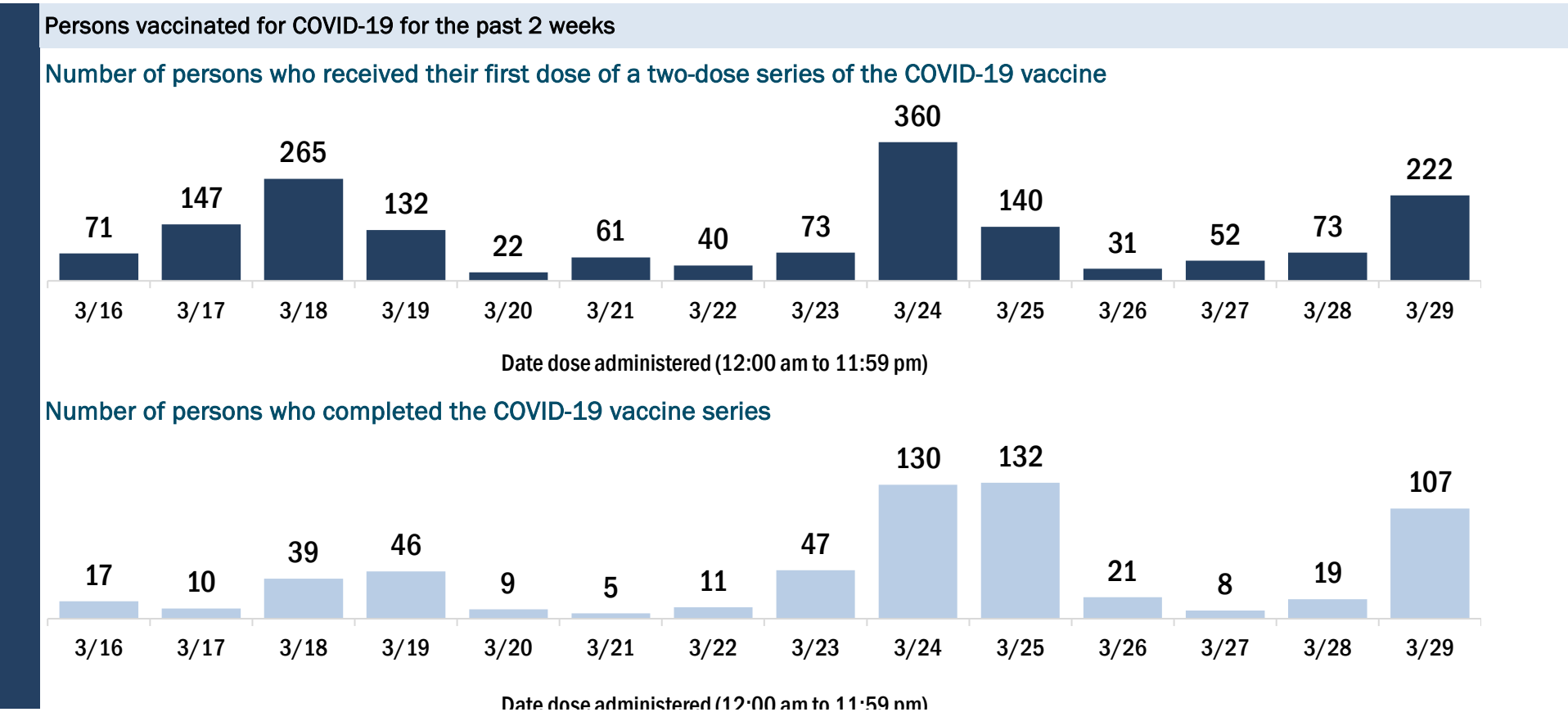
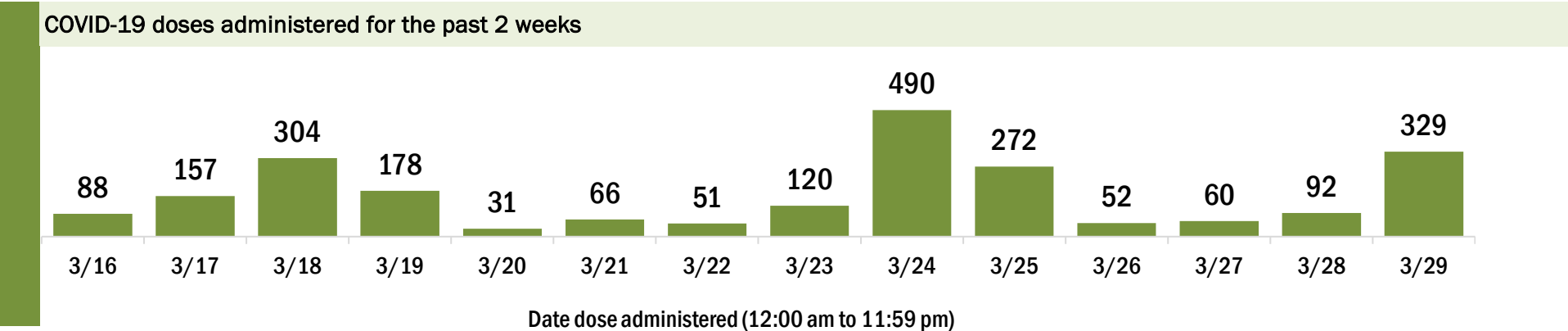
Data in this report are provisional and subject to change.

Data in this summary pertain to COVID-19 vaccines approved by the U.S. Food and Drug Administration and have been issued an Emergency Use Authorization (Janssen COVID-19 Vaccine, Moderna COVID-19 Vaccine and Pfizer-BioNTech COVID-19 Vaccine). These data summarize the number of people who have received either their first dose or have completed the series for a COVID-19 vaccine. **A person can only be counted in one category, first dose or series complete.** For persons receiving Moderna or Pfizer vaccines, once they receive their second dose, they are moved from the first dose column to the series completed column. **Because of this, the total first dose category may show a change from report to report not matching the total receiving their first dose from the previous day.** Persons receiving Johnson & Johnson vaccines will always be counted in the series completed column.

COVID-19 doses for vaccinated persons in Florida	
Doses administered	9,617
People receiving one dose of a 1-dose series (Johnson & Johnson) or receiving only one dose of a 2-dose series (Moderna, Pfizer) count once. Persons receiving both doses of a 2-dose series count twice.	

Current status of persons vaccinated for COVID-19 in Florida	
Total people vaccinated	6,735
First dose	3,617
Series completed	3,118
Completed 1-dose series	236
Completed 2-dose series	2,882
First dose: current number of people who have only received their first dose of the Moderna or Pfizer vaccine.	
Series complete: current number of people who have received both Moderna or Pfizer vaccine doses or one Johnson & Johnson dose and are considered fully immunized.	

Demographic summary	First dose	Series complete	Total people vaccinated
Age group	3,617	3,118	6,735
16-24 years	110	36	146
25-34 years	189	64	253
35-44 years	248	83	331
45-54 years	552	171	723
55-64 years	1,175	340	1,515
65-74 years	865	1,393	2,258
75-84 years	368	808	1,176
85+ years	110	223	333
Race	3,617	3,118	6,735
White	2,399	2,032	4,431
Black	267	209	476
American Indian/Alaskan	10	13	23
Other	623	533	1,156
Unknown	318	331	649
Other race includes Asian, native Hawaiian/Pacific Islander, or other.			
Ethnicity	3,617	3,118	6,735
Hispanic	1,159	555	1,714
Non-Hispanic	1,417	1,501	2,918
Unknown	1,041	1,062	2,103
Gender	3,617	3,118	6,735
Female	1,905	1,652	3,557
Male	1,710	1,466	3,176
Unknown	2	0	2



COVID-19: Hernando County vaccine summary

Vaccination data through Mar 29, 2021 as of Mar 30, 2021 at 12:05 AM

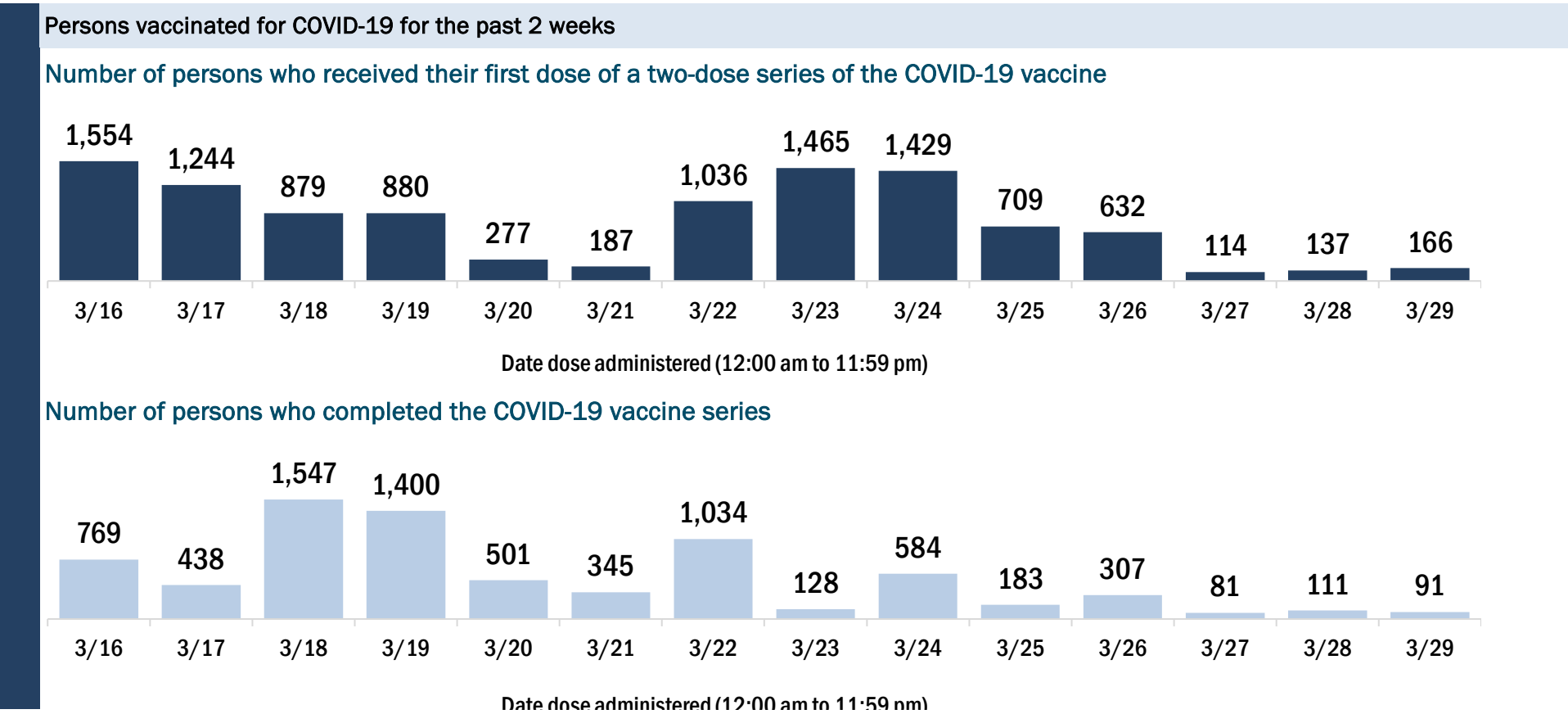
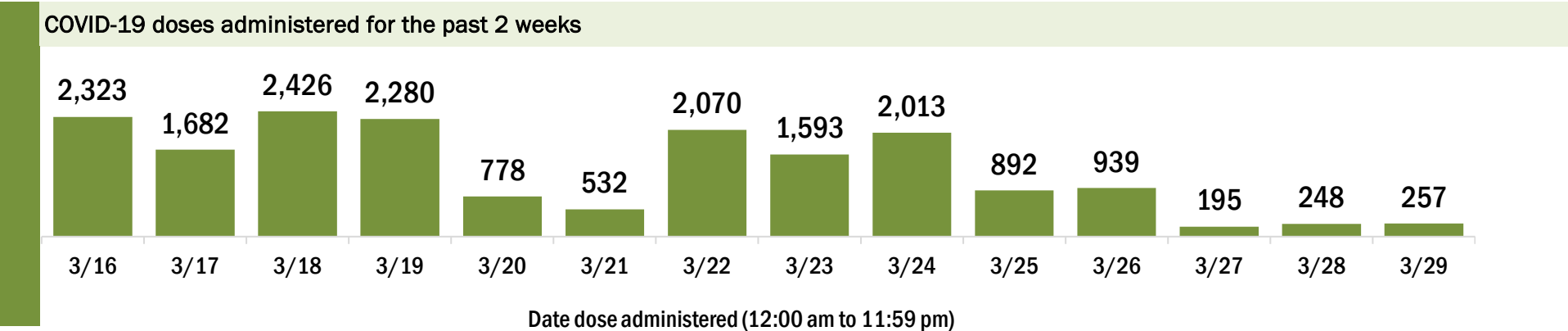
Data in this report are provisional and subject to change.

Data in this summary pertain to COVID-19 vaccines approved by the U.S. Food and Drug Administration and have been issued an Emergency Use Authorization (Janssen COVID-19 Vaccine, Moderna COVID-19 Vaccine and Pfizer-BioNTech COVID-19 Vaccine). These data summarize the number of people who have received either their first dose or have completed the series for a COVID-19 vaccine. **A person can only be counted in one category, first dose or series complete.** For persons receiving Moderna or Pfizer vaccines, once they receive their second dose, they are moved from the first dose column to the series completed column. **Because of this, the total first dose category may show a change from report to report not matching the total receiving their first dose from the previous day.** Persons receiving Johnson & Johnson vaccines will always be counted in the series completed column.

COVID-19 doses for vaccinated persons in Florida	
Doses administered	72,960
People receiving one dose of a 1-dose series (Johnson & Johnson) or receiving only one dose of a 2-dose series (Moderna, Pfizer) count once. Persons receiving both doses of a 2-dose series count twice.	

Current status of persons vaccinated for COVID-19 in Florida	
Total people vaccinated	48,652
First dose	21,374
Series completed	27,278
Completed 1-dose series	2,970
Completed 2-dose series	24,308
First dose: current number of people who have only received their first dose of the Moderna or Pfizer vaccine.	
Series complete: current number of people who have received both Moderna or Pfizer vaccine doses or one Johnson & Johnson dose and are considered fully immunized.	

Demographic summary	First dose	Series complete	Total people vaccinated
Age group	21,374	27,278	48,652
16-24 years	320	226	546
25-34 years	531	632	1,163
35-44 years	855	825	1,680
45-54 years	2,111	1,411	3,522
55-64 years	6,159	2,529	8,688
65-74 years	6,220	11,377	17,597
75-84 years	3,902	7,790	11,692
85+ years	1,276	2,488	3,764
Race	21,374	27,278	48,652
White	14,696	19,142	33,838
Black	450	654	1,104
American Indian/Alaskan	51	104	155
Other	1,318	2,119	3,437
Unknown	4,859	5,259	10,118
Other race includes Asian, native Hawaiian/Pacific Islander, or other.			
Ethnicity	21,374	27,278	48,652
Hispanic	876	1,028	1,904
Non-Hispanic	10,837	14,951	25,788
Unknown	9,661	11,299	20,960
Gender	21,374	27,278	48,652
Female	12,422	15,870	28,292
Male	8,894	11,379	20,273
Unknown	58	29	87



COVID-19: Highlands County vaccine summary

Vaccination data through Mar 29, 2021 as of Mar 30, 2021 at 12:05 AM

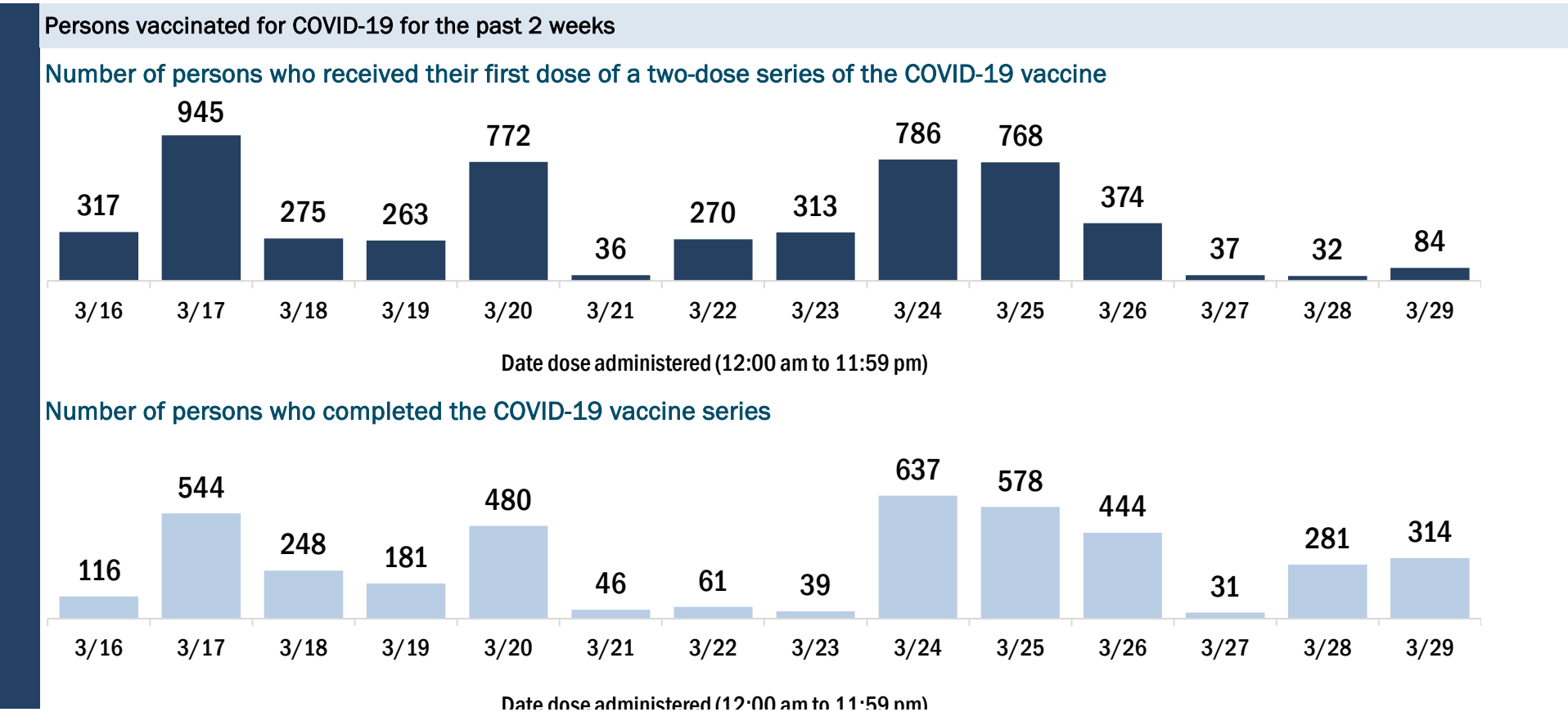
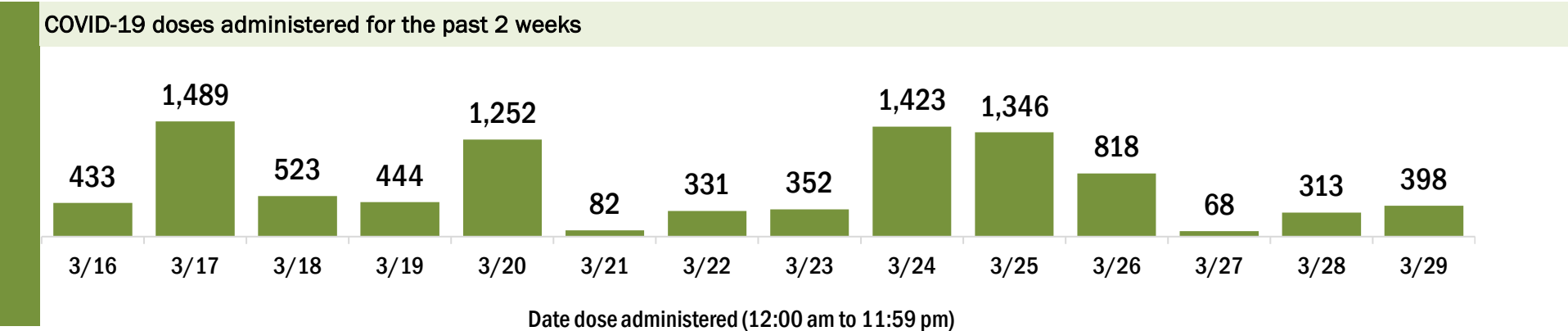
Data in this report are provisional and subject to change.

Data in this summary pertain to COVID-19 vaccines approved by the U.S. Food and Drug Administration and have been issued an Emergency Use Authorization (Janssen COVID-19 Vaccine, Moderna COVID-19 Vaccine and Pfizer-BioNTech COVID-19 Vaccine). These data summarize the number of people who have received either their first dose or have completed the series for a COVID-19 vaccine. **A person can only be counted in one category, first dose or series complete.** For persons receiving Moderna or Pfizer vaccines, once they receive their second dose, they are moved from the first dose column to the series completed column. **Because of this, the total first dose category may show a change from report to report not matching the total receiving their first dose from the previous day.** Persons receiving Johnson & Johnson vaccines will always be counted in the series completed column.

COVID-19 doses for vaccinated persons in Florida	
Doses administered	44,583
People receiving one dose of a 1-dose series (Johnson & Johnson) or receiving only one dose of a 2-dose series (Moderna, Pfizer) count once. Persons receiving both doses of a 2-dose series count twice.	

Current status of persons vaccinated for COVID-19 in Florida	
Total people vaccinated	32,404
First dose	20,010
Series completed	12,394
Completed 1-dose series	215
Completed 2-dose series	12,179
First dose: current number of people who have only received their first dose of the Moderna or Pfizer vaccine.	
Series complete: current number of people who have received both Moderna or Pfizer vaccine doses or one Johnson & Johnson dose and are considered fully immunized.	

Demographic summary	First dose	Series complete	Total people vaccinated
Age group	20,010	12,394	32,404
16-24 years	102	67	169
25-34 years	213	210	423
35-44 years	302	328	630
45-54 years	930	478	1,408
55-64 years	3,762	833	4,595
65-74 years	7,190	5,290	12,480
75-84 years	5,817	4,078	9,895
85+ years	1,694	1,110	2,804
Race	20,010	12,394	32,404
White	16,551	10,132	26,683
Black	689	322	1,011
American Indian/Alaskan	186	80	266
Other	850	929	1,779
Unknown	1,734	931	2,665
Other race includes Asian, native Hawaiian/Pacific Islander, or other.			
Ethnicity	20,010	12,394	32,404
Hispanic	1,252	452	1,704
Non-Hispanic	12,757	9,117	21,874
Unknown	6,001	2,825	8,826
Gender	20,010	12,394	32,404
Female	10,910	6,781	17,691
Male	9,067	5,606	14,673
Unknown	33	7	40



COVID-19: Hillsborough County vaccine summary

Vaccination data through Mar 29, 2021 as of Mar 30, 2021 at 12:05 AM

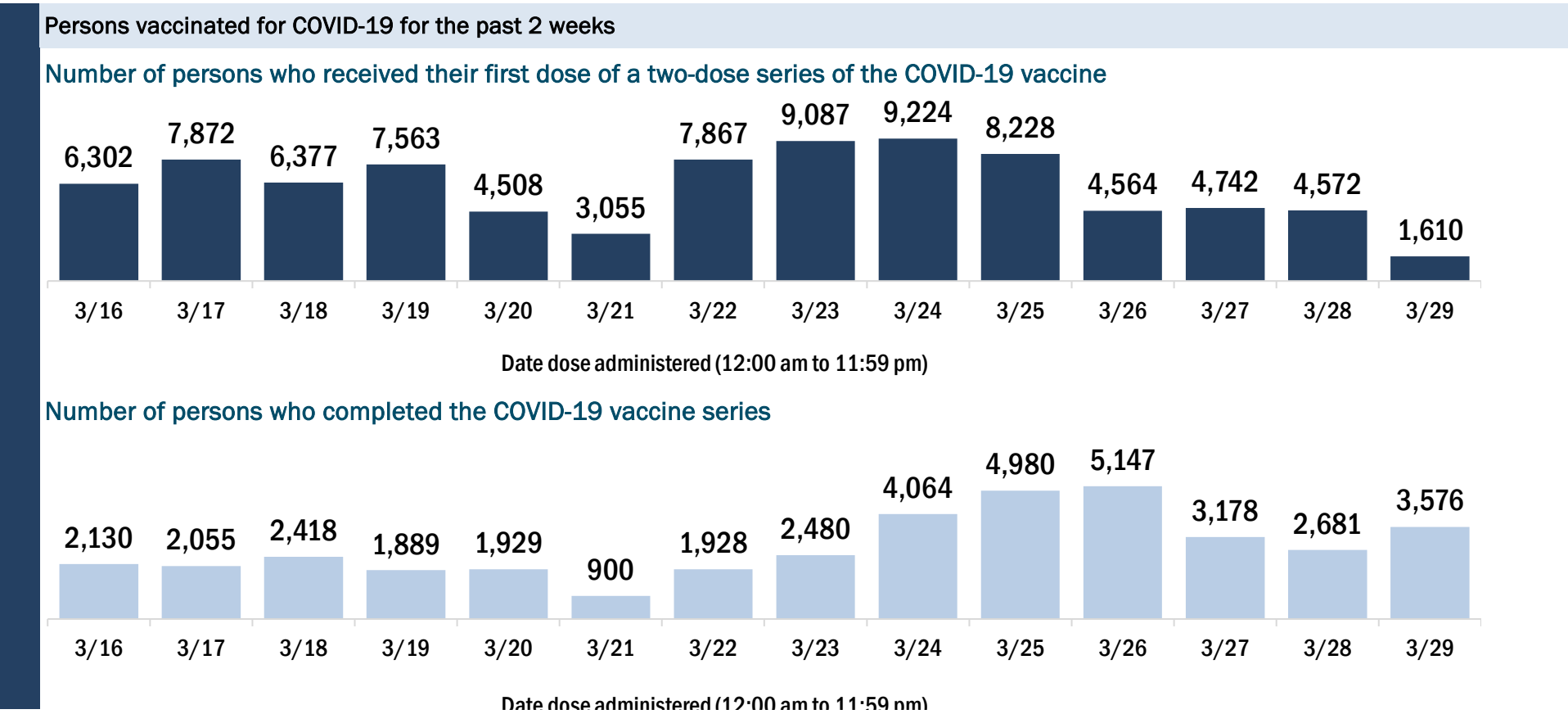
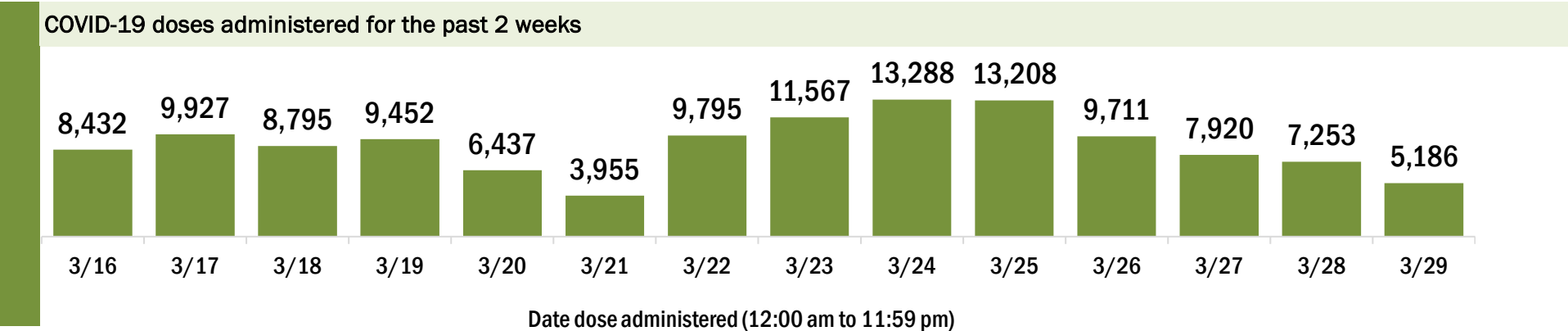
Data in this report are provisional and subject to change.

Data in this summary pertain to COVID-19 vaccines approved by the U.S. Food and Drug Administration and have been issued an Emergency Use Authorization (Janssen COVID-19 Vaccine, Moderna COVID-19 Vaccine and Pfizer-BioNTech COVID-19 Vaccine). These data summarize the number of people who have received either their first dose or have completed the series for a COVID-19 vaccine. **A person can only be counted in one category, first dose or series complete.** For persons receiving Moderna or Pfizer vaccines, once they receive their second dose, they are moved from the first dose column to the series completed column. **Because of this, the total first dose category may show a change from report to report not matching the total receiving their first dose from the previous day.** Persons receiving Johnson & Johnson vaccines will always be counted in the series completed column.

COVID-19 doses for vaccinated persons in Florida	
Doses administered	467,820
People receiving one dose of a 1-dose series (Johnson & Johnson) or receiving only one dose of a 2-dose series (Moderna, Pfizer) count once. Persons receiving both doses of a 2-dose series count twice.	

Current status of persons vaccinated for COVID-19 in Florida	
Total people vaccinated	329,720
First dose	174,316
Series completed	155,404
Completed 1-dose series	17,304
Completed 2-dose series	138,100
First dose: current number of people who have only received their first dose of the Moderna or Pfizer vaccine.	
Series complete: current number of people who have received both Moderna or Pfizer vaccine doses or one Johnson & Johnson dose and are considered fully immunized.	

Demographic summary	First dose	Series complete	Total people vaccinated
Age group	174,316	155,404	329,720
16-24 years	5,609	3,364	8,973
25-34 years	10,732	11,571	22,303
35-44 years	15,143	14,241	29,384
45-54 years	27,906	16,998	44,904
55-64 years	49,486	23,001	72,487
65-74 years	39,394	50,350	89,744
75-84 years	19,831	26,145	45,976
85+ years	6,215	9,734	15,949
Race	174,316	155,404	329,720
White	111,971	103,567	215,538
Black	11,252	11,932	23,184
American Indian/Alaskan	661	594	1,255
Other	21,212	23,162	44,374
Unknown	29,220	16,149	45,369
Other race includes Asian, native Hawaiian/Pacific Islander, or other.			
Ethnicity	174,316	155,404	329,720
Hispanic	20,633	17,566	38,199
Non-Hispanic	90,532	97,646	188,178
Unknown	63,151	40,192	103,343
Gender	174,316	155,404	329,720
Female	99,064	93,132	192,196
Male	74,943	62,142	137,085
Unknown	309	130	439



COVID-19: Holmes County vaccine summary

Vaccination data through Mar 29, 2021 as of Mar 30, 2021 at 12:05 AM

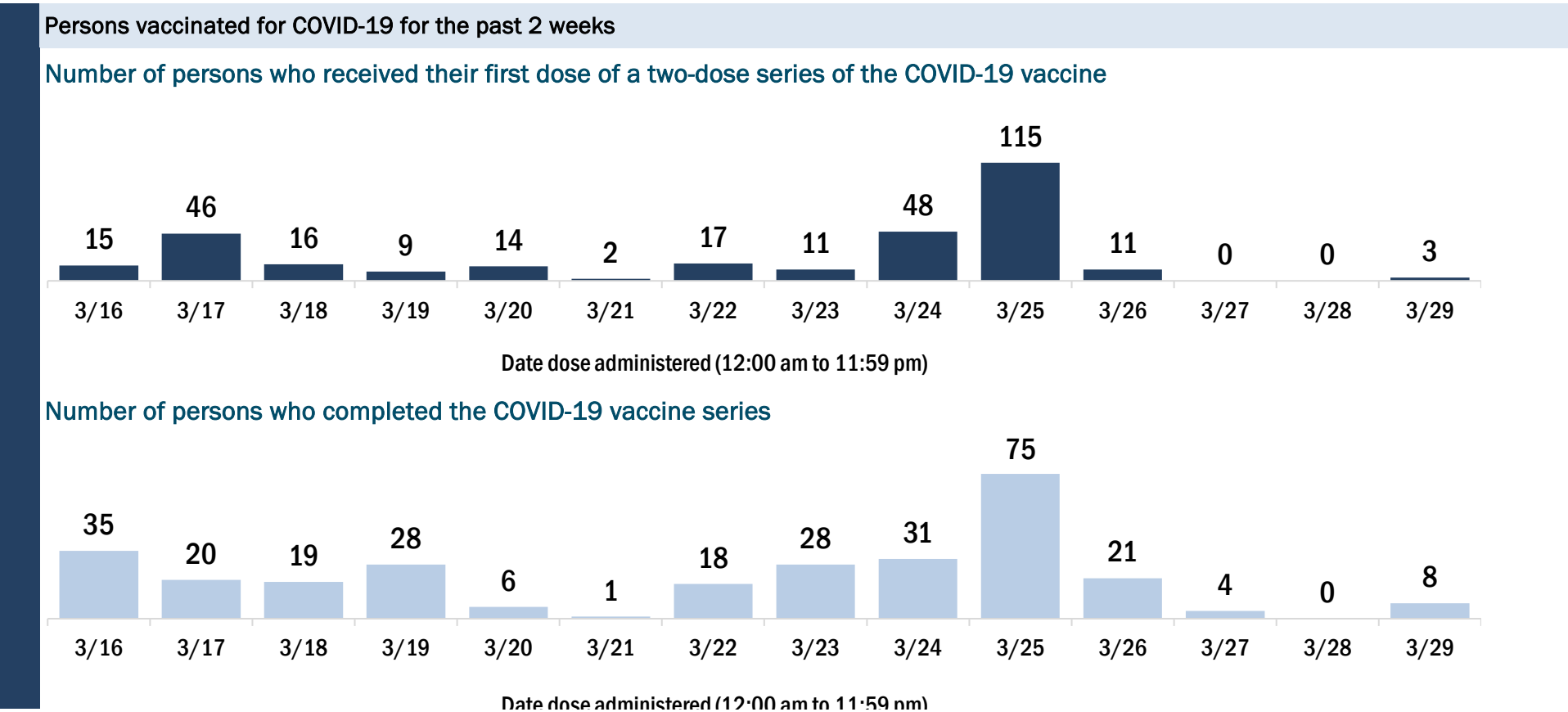
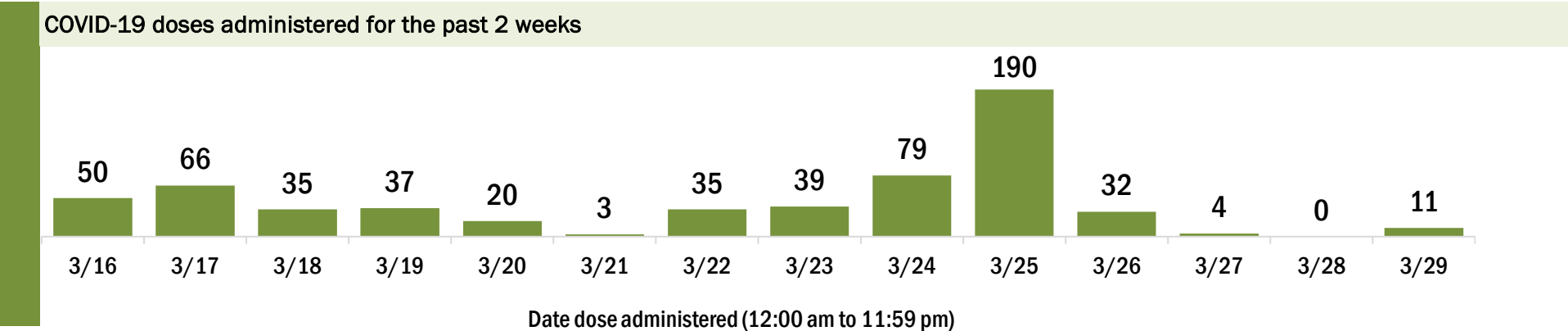
Data in this report are provisional and subject to change.

Data in this summary pertain to COVID-19 vaccines approved by the U.S. Food and Drug Administration and have been issued an Emergency Use Authorization (Janssen COVID-19 Vaccine, Moderna COVID-19 Vaccine and Pfizer-BioNTech COVID-19 Vaccine). These data summarize the number of people who have received either their first dose or have completed the series for a COVID-19 vaccine. **A person can only be counted in one category, first dose or series complete.** For persons receiving Moderna or Pfizer vaccines, once they receive their second dose, they are moved from the first dose column to the series completed column. **Because of this, the total first dose category may show a change from report to report not matching the total receiving their first dose from the previous day.** Persons receiving Johnson & Johnson vaccines will always be counted in the series completed column.

COVID-19 doses for vaccinated persons in Florida	
Doses administered	4,984
People receiving one dose of a 1-dose series (Johnson & Johnson) or receiving only one dose of a 2-dose series (Moderna, Pfizer) count once. Persons receiving both doses of a 2-dose series count twice.	

Current status of persons vaccinated for COVID-19 in Florida	
Total people vaccinated	3,003
First dose	871
Series completed	2,132
Completed 1-dose series	151
Completed 2-dose series	1,981
First dose: current number of people who have only received their first dose of the Moderna or Pfizer vaccine.	
Series complete: current number of people who have received both Moderna or Pfizer vaccine doses or one Johnson & Johnson dose and are considered fully immunized.	

Demographic summary	First dose	Series complete	Total people vaccinated
Age group	871	2,132	3,003
16-24 years	7	15	22
25-34 years	26	41	67
35-44 years	45	72	117
45-54 years	117	129	246
55-64 years	302	249	551
65-74 years	210	872	1,082
75-84 years	136	582	718
85+ years	28	172	200
Race	871	2,132	3,003
White	759	1,822	2,581
Black	24	71	95
American Indian/Alaskan	4	25	29
Other	37	155	192
Unknown	47	59	106
Other race includes Asian, native Hawaiian/Pacific Islander, or other.			
Ethnicity	871	2,132	3,003
Hispanic	10	15	25
Non-Hispanic	672	1,812	2,484
Unknown	189	305	494
Gender	871	2,132	3,003
Female	468	1,167	1,635
Male	403	965	1,368
Unknown	0	0	0



COVID-19: Indian River County vaccine summary

Vaccination data through Mar 29, 2021 as of Mar 30, 2021 at 12:05 AM

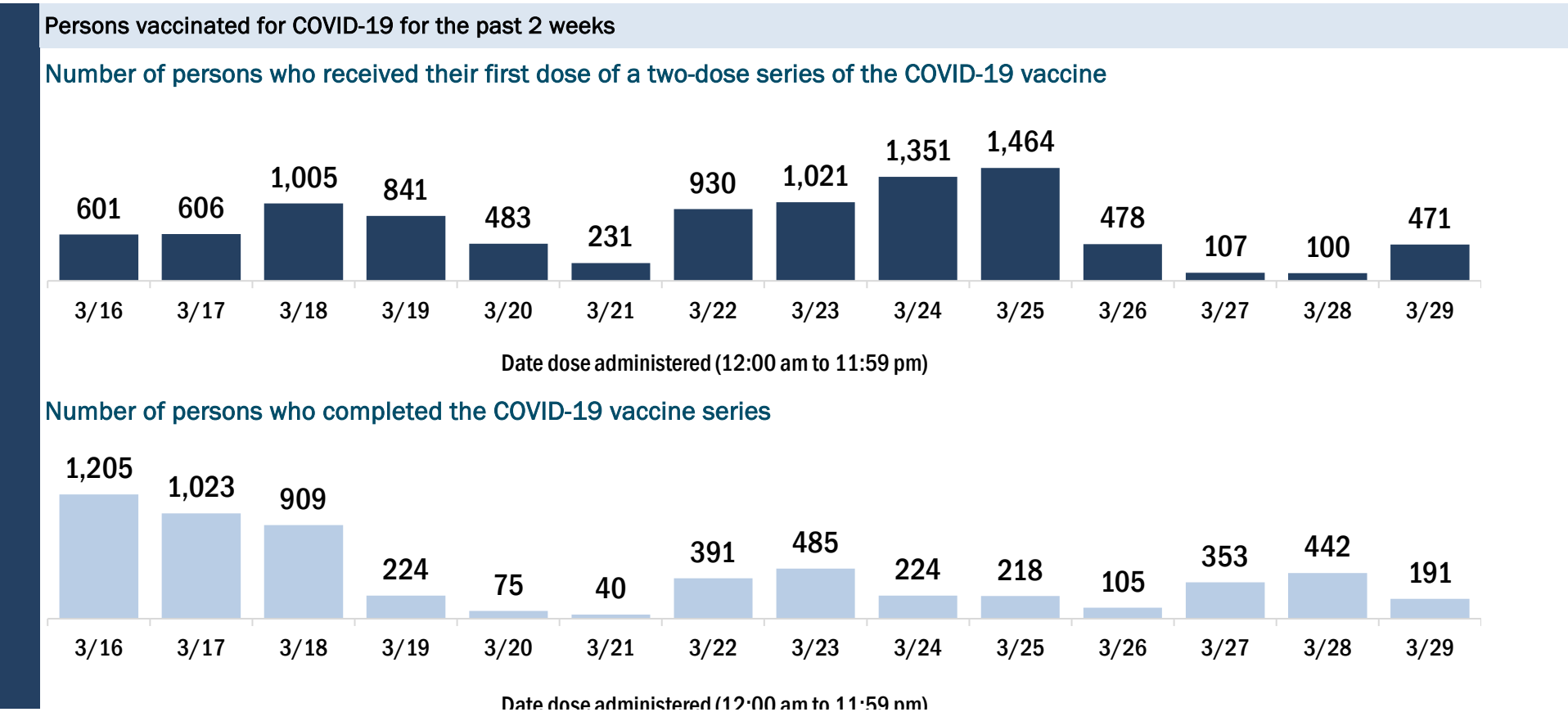
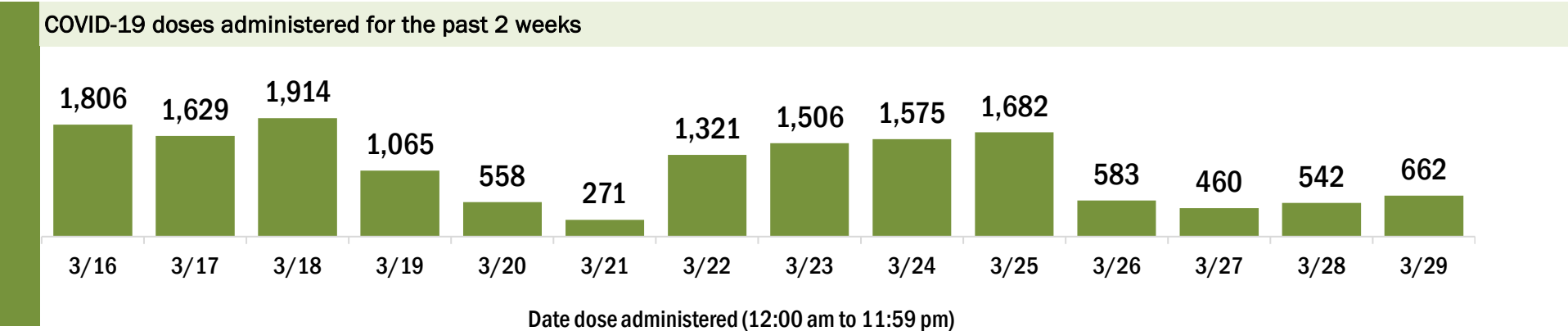
Data in this report are provisional and subject to change.

Data in this summary pertain to COVID-19 vaccines approved by the U.S. Food and Drug Administration and have been issued an Emergency Use Authorization (Janssen COVID-19 Vaccine, Moderna COVID-19 Vaccine and Pfizer-BioNTech COVID-19 Vaccine). These data summarize the number of people who have received either their first dose or have completed the series for a COVID-19 vaccine. **A person can only be counted in one category, first dose or series complete.** For persons receiving Moderna or Pfizer vaccines, once they receive their second dose, they are moved from the first dose column to the series completed column. **Because of this, the total first dose category may show a change from report to report not matching the total receiving their first dose from the previous day.** Persons receiving Johnson & Johnson vaccines will always be counted in the series completed column.

COVID-19 doses for vaccinated persons in Florida	
Doses administered	94,783
People receiving one dose of a 1-dose series (Johnson & Johnson) or receiving only one dose of a 2-dose series (Moderna, Pfizer) count once. Persons receiving both doses of a 2-dose series count twice.	

Current status of persons vaccinated for COVID-19 in Florida	
Total people vaccinated	59,288
First dose	23,101
Series completed	36,187
Completed 1-dose series	692
Completed 2-dose series	35,495
First dose: current number of people who have only received their first dose of the Moderna or Pfizer vaccine.	
Series complete: current number of people who have received both Moderna or Pfizer vaccine doses or one Johnson & Johnson dose and are considered fully immunized.	

Demographic summary	First dose	Series complete	Total people vaccinated
Age group	23,101	36,187	59,288
16-24 years	236	190	426
25-34 years	402	505	907
35-44 years	612	695	1,307
45-54 years	1,775	1,196	2,971
55-64 years	6,633	2,429	9,062
65-74 years	6,606	16,879	23,485
75-84 years	4,892	10,710	15,602
85+ years	1,945	3,583	5,528
Race	23,101	36,187	59,288
White	17,057	26,740	43,797
Black	863	858	1,721
American Indian/Alaskan	153	184	337
Other	1,265	2,632	3,897
Unknown	3,763	5,773	9,536
Other race includes Asian, native Hawaiian/Pacific Islander, or other.			
Ethnicity	23,101	36,187	59,288
Hispanic	788	734	1,522
Non-Hispanic	13,466	23,089	36,555
Unknown	8,847	12,364	21,211
Gender	23,101	36,187	59,288
Female	12,893	20,501	33,394
Male	10,173	15,677	25,850
Unknown	35	9	44



COVID-19: Jackson County vaccine summary

Vaccination data through Mar 29, 2021 as of Mar 30, 2021 at 12:05 AM

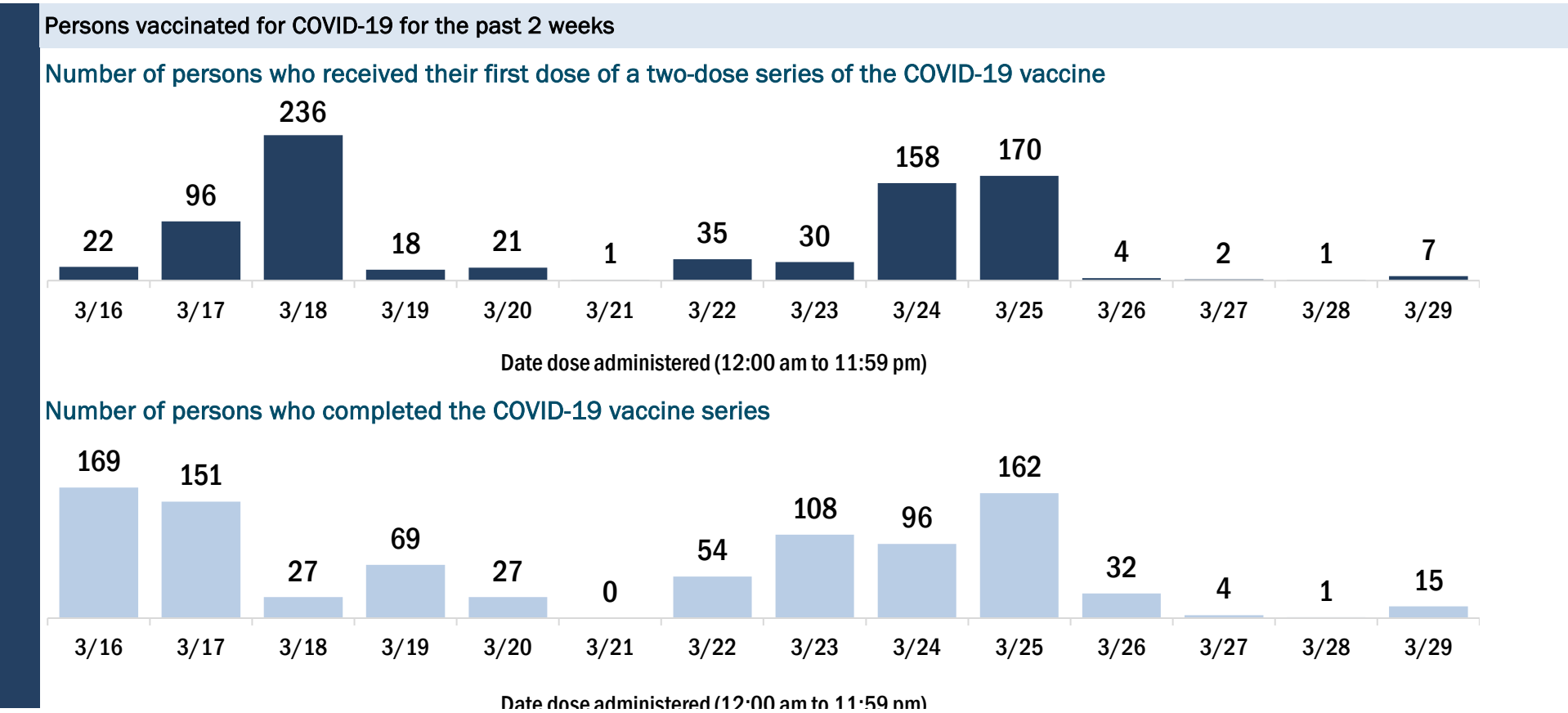
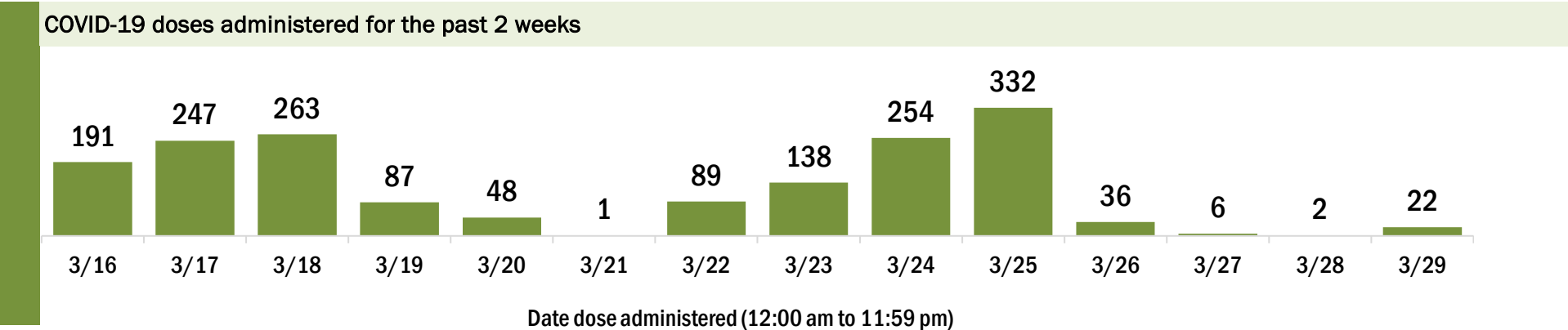
Data in this report are provisional and subject to change.

Data in this summary pertain to COVID-19 vaccines approved by the U.S. Food and Drug Administration and have been issued an Emergency Use Authorization (Janssen COVID-19 Vaccine, Moderna COVID-19 Vaccine and Pfizer-BioNTech COVID-19 Vaccine). These data summarize the number of people who have received either their first dose or have completed the series for a COVID-19 vaccine. **A person can only be counted in one category, first dose or series complete.** For persons receiving Moderna or Pfizer vaccines, once they receive their second dose, they are moved from the first dose column to the series completed column. **Because of this, the total first dose category may show a change from report to report not matching the total receiving their first dose from the previous day.** Persons receiving Johnson & Johnson vaccines will always be counted in the series completed column.

COVID-19 doses for vaccinated persons in Florida	
Doses administered	15,489
People receiving one dose of a 1-dose series (Johnson & Johnson) or receiving only one dose of a 2-dose series (Moderna, Pfizer) count once. Persons receiving both doses of a 2-dose series count twice.	

Current status of persons vaccinated for COVID-19 in Florida	
Total people vaccinated	9,497
First dose	3,045
Series completed	6,452
Completed 1-dose series	460
Completed 2-dose series	5,992
First dose: current number of people who have only received their first dose of the Moderna or Pfizer vaccine.	
Series complete: current number of people who have received both Moderna or Pfizer vaccine doses or one Johnson & Johnson dose and are considered fully immunized.	

Demographic summary	First dose	Series complete	Total people vaccinated
Age group	3,045	6,452	9,497
16-24 years	56	54	110
25-34 years	128	160	288
35-44 years	193	259	452
45-54 years	400	462	862
55-64 years	1,025	875	1,900
65-74 years	649	2,536	3,185
75-84 years	442	1,576	2,018
85+ years	152	530	682
Race	3,045	6,452	9,497
White	1,932	4,573	6,505
Black	678	1,139	1,817
American Indian/Alaskan	17	30	47
Other	144	279	423
Unknown	274	431	705
Other race includes Asian, native Hawaiian/Pacific Islander, or other.			
Ethnicity	3,045	6,452	9,497
Hispanic	66	53	119
Non-Hispanic	2,190	4,459	6,649
Unknown	789	1,940	2,729
Gender	3,045	6,452	9,497
Female	1,732	3,695	5,427
Male	1,311	2,757	4,068
Unknown	2	0	2



COVID-19: Jefferson County vaccine summary

Vaccination data through Mar 29, 2021 as of Mar 30, 2021 at 12:05 AM

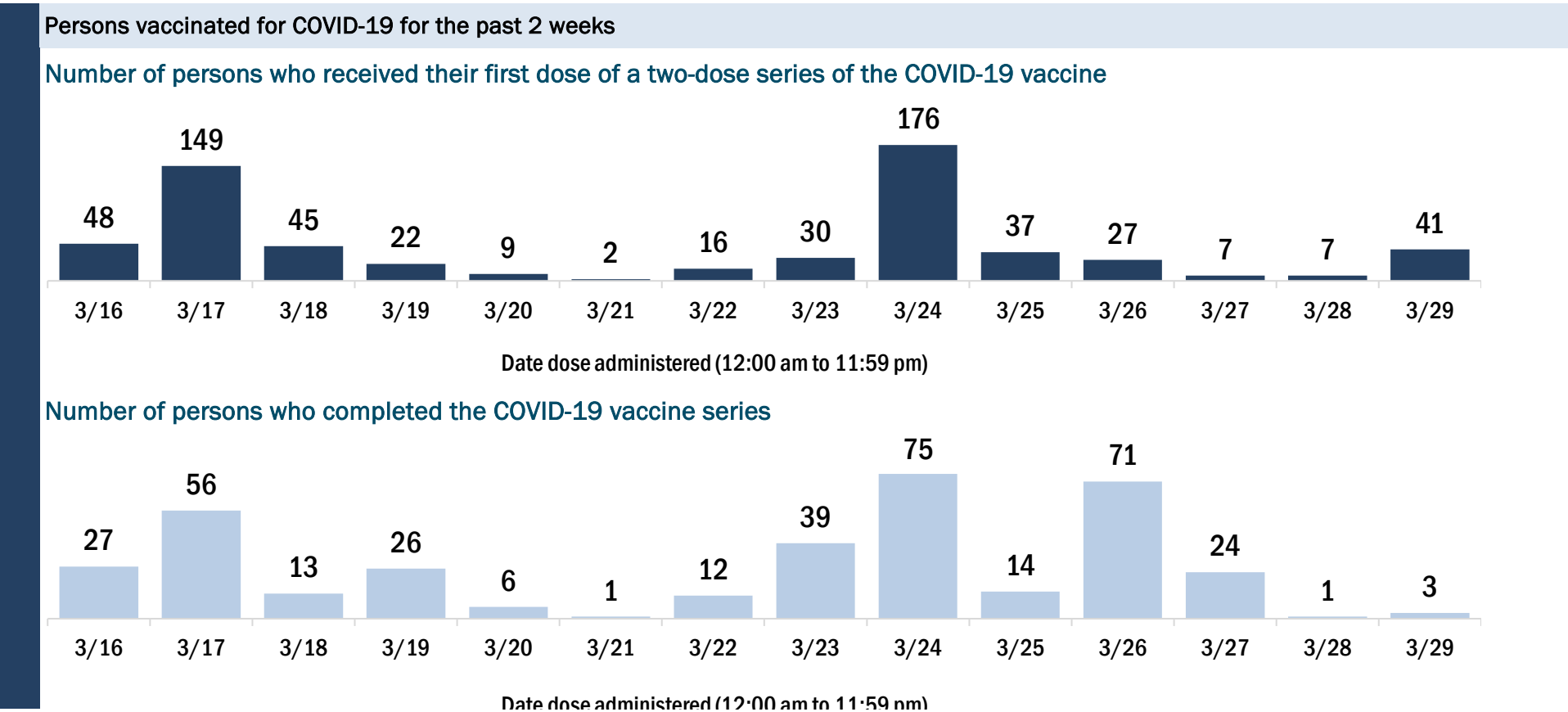
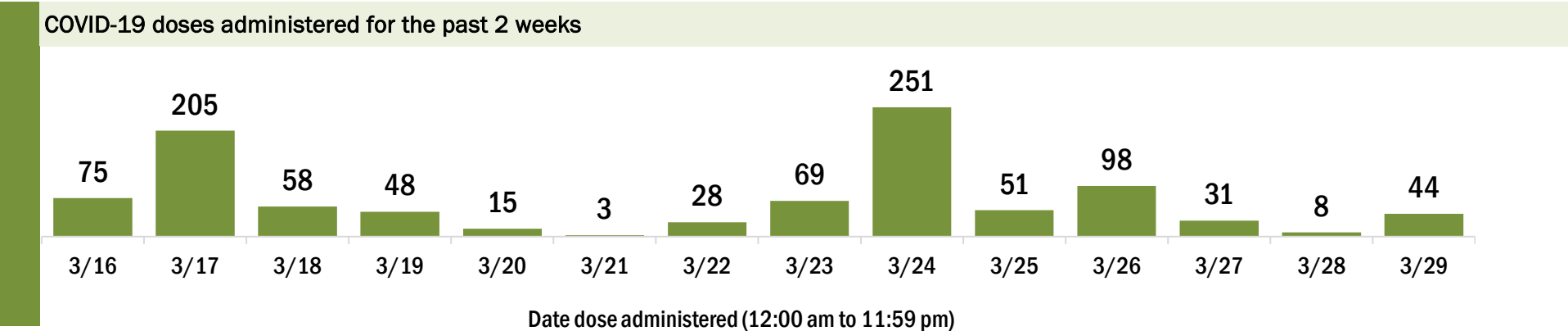
Data in this report are provisional and subject to change.

Data in this summary pertain to COVID-19 vaccines approved by the U.S. Food and Drug Administration and have been issued an Emergency Use Authorization (Janssen COVID-19 Vaccine, Moderna COVID-19 Vaccine and Pfizer-BioNTech COVID-19 Vaccine). These data summarize the number of people who have received either their first dose or have completed the series for a COVID-19 vaccine. **A person can only be counted in one category, first dose or series complete.** For persons receiving Moderna or Pfizer vaccines, once they receive their second dose, they are moved from the first dose column to the series completed column. **Because of this, the total first dose category may show a change from report to report not matching the total receiving their first dose from the previous day.** Persons receiving Johnson & Johnson vaccines will always be counted in the series completed column.

COVID-19 doses for vaccinated persons in Florida	
Doses administered	6,113
People receiving one dose of a 1-dose series (Johnson & Johnson) or receiving only one dose of a 2-dose series (Moderna, Pfizer) count once. Persons receiving both doses of a 2-dose series count twice.	

Current status of persons vaccinated for COVID-19 in Florida	
Total people vaccinated	3,665
First dose	1,140
Series completed	2,525
Completed 1-dose series	77
Completed 2-dose series	2,448
First dose: current number of people who have only received their first dose of the Moderna or Pfizer vaccine.	
Series complete: current number of people who have received both Moderna or Pfizer vaccine doses or one Johnson & Johnson dose and are considered fully immunized.	

Demographic summary	First dose	Series complete	Total people vaccinated
Age group	1,140	2,525	3,665
16-24 years	29	11	40
25-34 years	28	49	77
35-44 years	69	75	144
45-54 years	175	170	345
55-64 years	517	324	841
65-74 years	189	1,157	1,346
75-84 years	101	578	679
85+ years	32	161	193
Race	1,140	2,525	3,665
White	565	1,349	1,914
Black	305	473	778
American Indian/Alaskan	2	5	7
Other	138	443	581
Unknown	130	255	385
Other race includes Asian, native Hawaiian/Pacific Islander, or other.			
Ethnicity	1,140	2,525	3,665
Hispanic	17	27	44
Non-Hispanic	707	1,264	1,971
Unknown	416	1,234	1,650
Gender	1,140	2,525	3,665
Female	659	1,490	2,149
Male	481	1,035	1,516
Unknown	0	0	0



COVID-19: Lafayette County vaccine summary

Vaccination data through Mar 29, 2021 as of Mar 30, 2021 at 12:05 AM

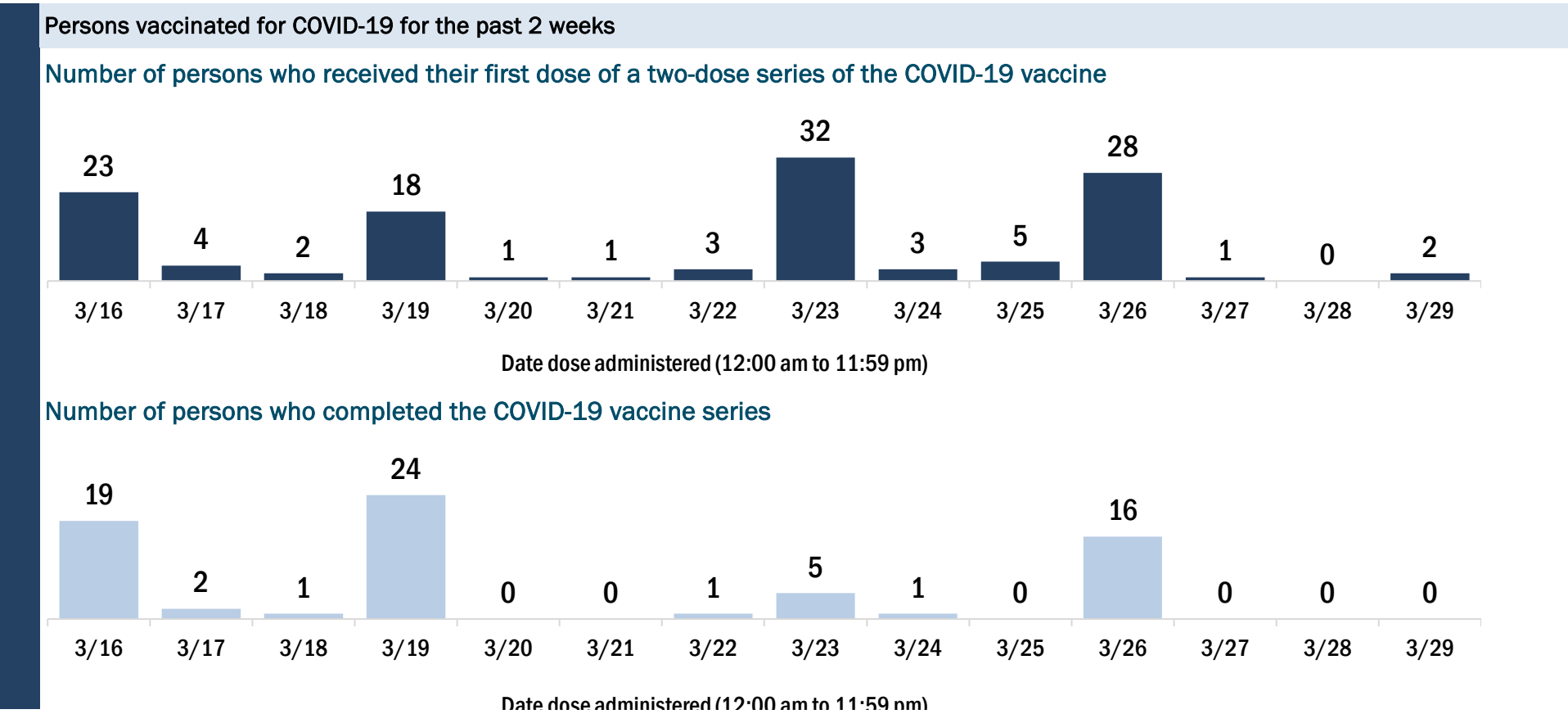
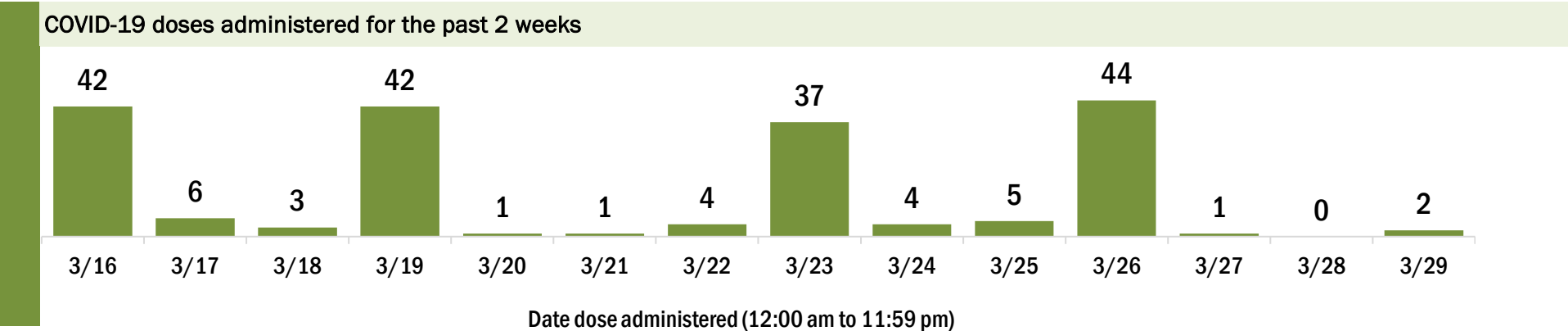
Data in this report are provisional and subject to change.

Data in this summary pertain to COVID-19 vaccines approved by the U.S. Food and Drug Administration and have been issued an Emergency Use Authorization (Janssen COVID-19 Vaccine, Moderna COVID-19 Vaccine and Pfizer-BioNTech COVID-19 Vaccine). These data summarize the number of people who have received either their first dose or have completed the series for a COVID-19 vaccine. **A person can only be counted in one category, first dose or series complete.** For persons receiving Moderna or Pfizer vaccines, once they receive their second dose, they are moved from the first dose column to the series completed column. **Because of this, the total first dose category may show a change from report to report not matching the total receiving their first dose from the previous day.** Persons receiving Johnson & Johnson vaccines will always be counted in the series completed column.

COVID-19 doses for vaccinated persons in Florida	
Doses administered	2,664
People receiving one dose of a 1-dose series (Johnson & Johnson) or receiving only one dose of a 2-dose series (Moderna, Pfizer) count once. Persons receiving both doses of a 2-dose series count twice.	

Current status of persons vaccinated for COVID-19 in Florida	
Total people vaccinated	1,535
First dose	403
Series completed	1,132
Completed 1-dose series	3
Completed 2-dose series	1,129
First dose: current number of people who have only received their first dose of the Moderna or Pfizer vaccine.	
Series complete: current number of people who have received both Moderna or Pfizer vaccine doses or one Johnson & Johnson dose and are considered fully immunized.	

Demographic summary	First dose	Series complete	Total people vaccinated
Age group	403	1,132	1,535
16-24 years	2	3	5
25-34 years	5	8	13
35-44 years	15	19	34
45-54 years	51	38	89
55-64 years	117	68	185
65-74 years	127	566	693
75-84 years	59	332	391
85+ years	27	98	125
Race	403	1,132	1,535
White	310	968	1,278
Black	14	30	44
American Indian/Alaskan	4	1	5
Other	15	65	80
Unknown	60	68	128
Other race includes Asian, native Hawaiian/Pacific Islander, or other.			
Ethnicity	403	1,132	1,535
Hispanic	14	19	33
Non-Hispanic	239	921	1,160
Unknown	150	192	342
Gender	403	1,132	1,535
Female	222	585	807
Male	180	547	727
Unknown	1	0	1



COVID-19: Lake County vaccine summary

Vaccination data through Mar 29, 2021 as of Mar 30, 2021 at 12:05 AM

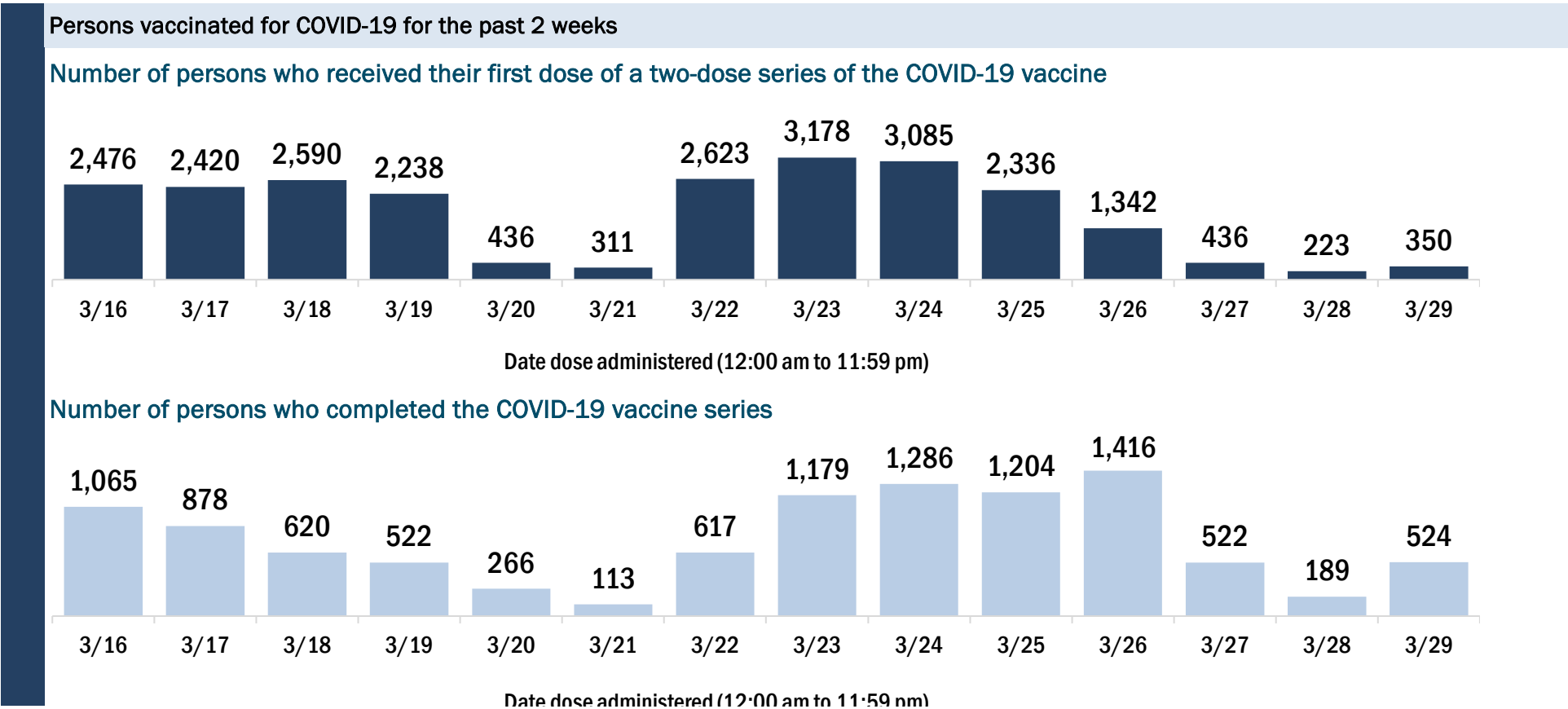
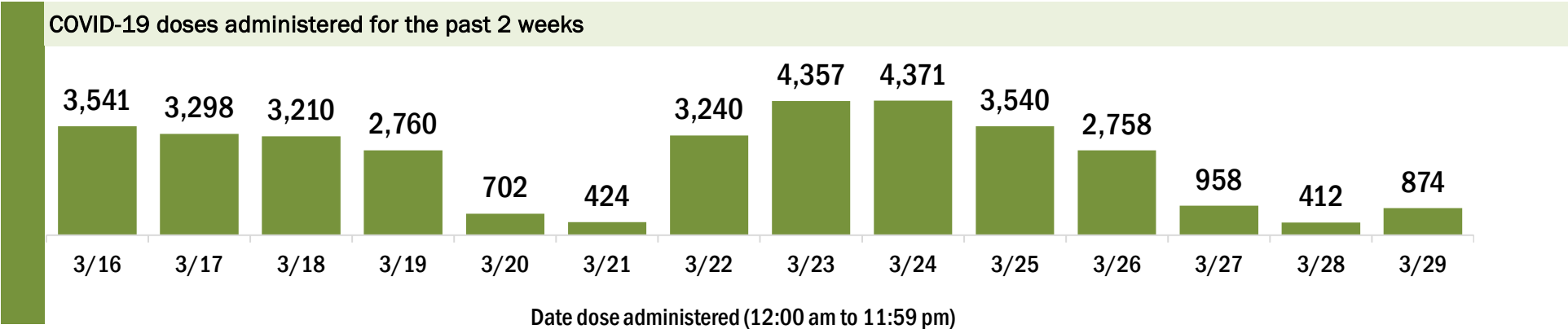
Data in this report are provisional and subject to change.

Data in this summary pertain to COVID-19 vaccines approved by the U.S. Food and Drug Administration and have been issued an Emergency Use Authorization (Janssen COVID-19 Vaccine, Moderna COVID-19 Vaccine and Pfizer-BioNTech COVID-19 Vaccine). These data summarize the number of people who have received either their first dose or have completed the series for a COVID-19 vaccine. **A person can only be counted in one category, first dose or series complete.** For persons receiving Moderna or Pfizer vaccines, once they receive their second dose, they are moved from the first dose column to the series completed column. **Because of this, the total first dose category may show a change from report to report not matching the total receiving their first dose from the previous day.** Persons receiving Johnson & Johnson vaccines will always be counted in the series completed column.

COVID-19 doses for vaccinated persons in Florida	
Doses administered	181,192
People receiving one dose of a 1-dose series (Johnson & Johnson) or receiving only one dose of a 2-dose series (Moderna, Pfizer) count once. Persons receiving both doses of a 2-dose series count twice.	

Current status of persons vaccinated for COVID-19 in Florida	
Total people vaccinated	116,881
First dose	49,913
Series completed	66,968
Completed 1-dose series	2,657
Completed 2-dose series	64,311
First dose: current number of people who have only received their first dose of the Moderna or Pfizer vaccine.	
Series complete: current number of people who have received both Moderna or Pfizer vaccine doses or one Johnson & Johnson dose and are considered fully immunized.	

Demographic summary	First dose	Series complete	Total people vaccinated
Age group	49,913	66,968	116,881
16-24 years	794	440	1,234
25-34 years	1,858	1,355	3,213
35-44 years	2,553	2,125	4,678
45-54 years	5,471	2,856	8,327
55-64 years	14,645	4,788	19,433
65-74 years	12,726	29,069	41,795
75-84 years	8,802	20,488	29,290
85+ years	3,064	5,847	8,911
Race	49,913	66,968	116,881
White	32,693	52,396	85,089
Black	2,373	2,865	5,238
American Indian/Alaskan	214	385	599
Other	4,301	5,800	10,101
Unknown	10,332	5,522	15,854
Other race includes Asian, native Hawaiian/Pacific Islander, or other.			
Ethnicity	49,913	66,968	116,881
Hispanic	2,615	2,693	5,308
Non-Hispanic	21,417	38,144	59,561
Unknown	25,881	26,131	52,012
Gender	49,913	66,968	116,881
Female	28,469	38,186	66,655
Male	21,241	28,748	49,989
Unknown	203	34	237



COVID-19: Lee County vaccine summary

Vaccination data through Mar 29, 2021 as of Mar 30, 2021 at 12:05 AM

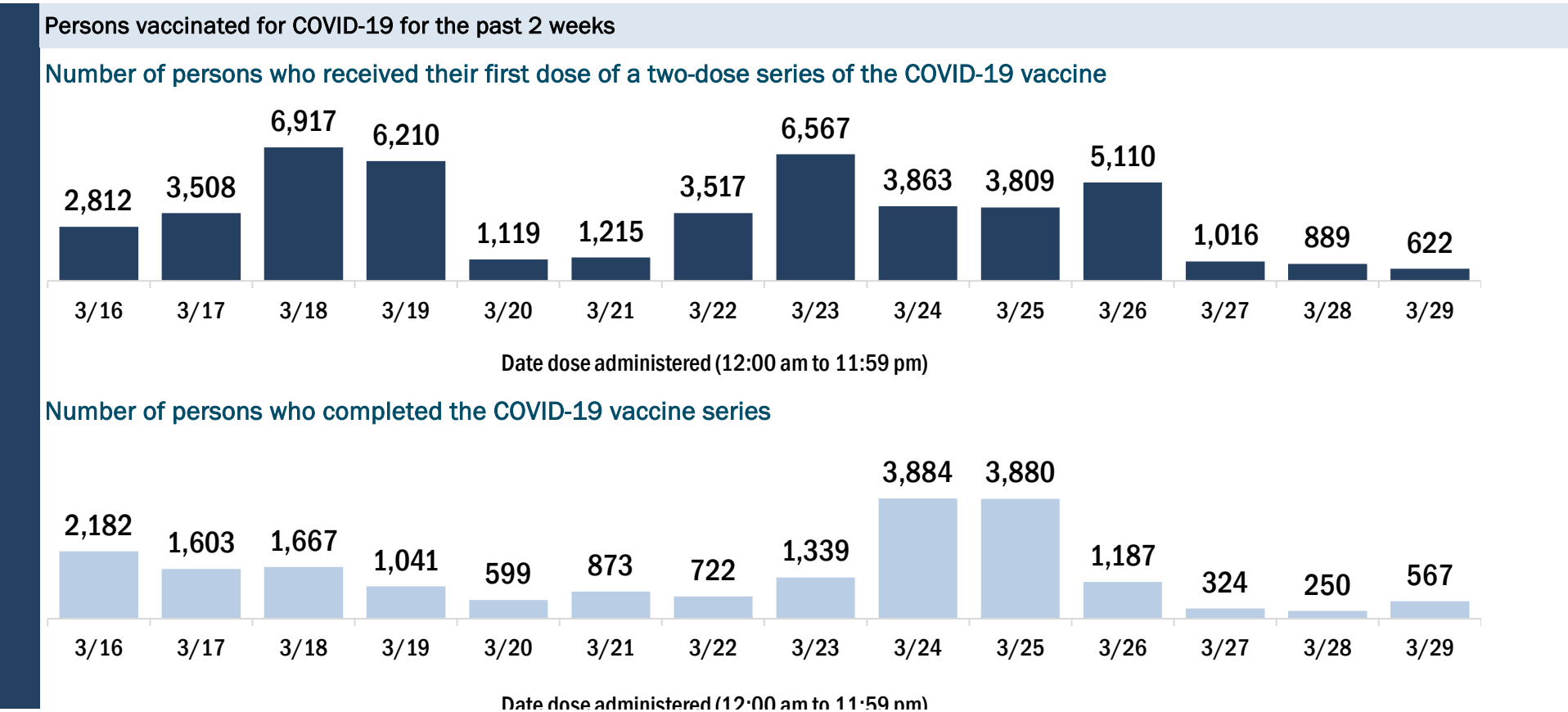
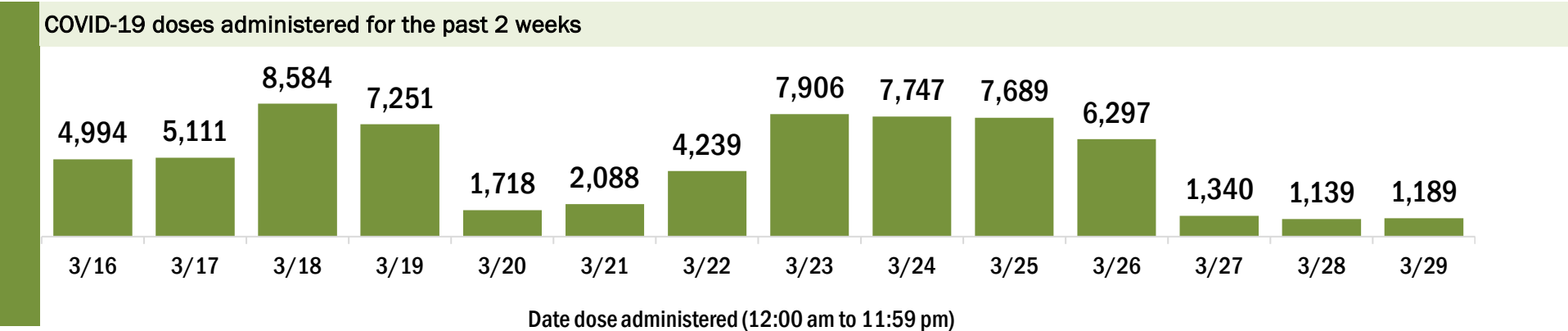
Data in this report are provisional and subject to change.

Data in this summary pertain to COVID-19 vaccines approved by the U.S. Food and Drug Administration and have been issued an Emergency Use Authorization (Janssen COVID-19 Vaccine, Moderna COVID-19 Vaccine and Pfizer-BioNTech COVID-19 Vaccine). These data summarize the number of people who have received either their first dose or have completed the series for a COVID-19 vaccine. **A person can only be counted in one category, first dose or series complete.** For persons receiving Moderna or Pfizer vaccines, once they receive their second dose, they are moved from the first dose column to the series completed column. **Because of this, the total first dose category may show a change from report to report not matching the total receiving their first dose from the previous day.** Persons receiving Johnson & Johnson vaccines will always be counted in the series completed column.

COVID-19 doses for vaccinated persons in Florida	
Doses administered	326,309
People receiving one dose of a 1-dose series (Johnson & Johnson) or receiving only one dose of a 2-dose series (Moderna, Pfizer) count once. Persons receiving both doses of a 2-dose series count twice.	

Current status of persons vaccinated for COVID-19 in Florida	
Total people vaccinated	216,016
First dose	100,336
Series completed	115,680
Completed 1-dose series	5,387
Completed 2-dose series	110,293
First dose: current number of people who have only received their first dose of the Moderna or Pfizer vaccine.	
Series complete: current number of people who have received both Moderna or Pfizer vaccine doses or one Johnson & Johnson dose and are considered fully immunized.	

Demographic summary	First dose	Series complete	Total people vaccinated
Age group	100,336	115,680	216,016
16-24 years	930	742	1,672
25-34 years	1,974	2,544	4,518
35-44 years	2,862	3,495	6,357
45-54 years	6,595	5,159	11,754
55-64 years	23,860	10,002	33,862
65-74 years	35,316	53,503	88,819
75-84 years	22,548	31,658	54,206
85+ years	6,251	8,577	14,828
Race	100,336	115,680	216,016
White	72,503	79,495	151,998
Black	2,279	2,470	4,749
American Indian/Alaskan	448	274	722
Other	5,522	7,939	13,461
Unknown	19,584	25,502	45,086
Other race includes Asian, native Hawaiian/Pacific Islander, or other.			
Ethnicity	100,336	115,680	216,016
Hispanic	5,436	4,573	10,009
Non-Hispanic	57,352	63,090	120,442
Unknown	37,548	48,017	85,565
Gender	100,336	115,680	216,016
Female	56,785	64,790	121,575
Male	43,320	50,627	93,947
Unknown	231	263	494



COVID-19: Leon County vaccine summary

Vaccination data through Mar 29, 2021 as of Mar 30, 2021 at 12:05 AM

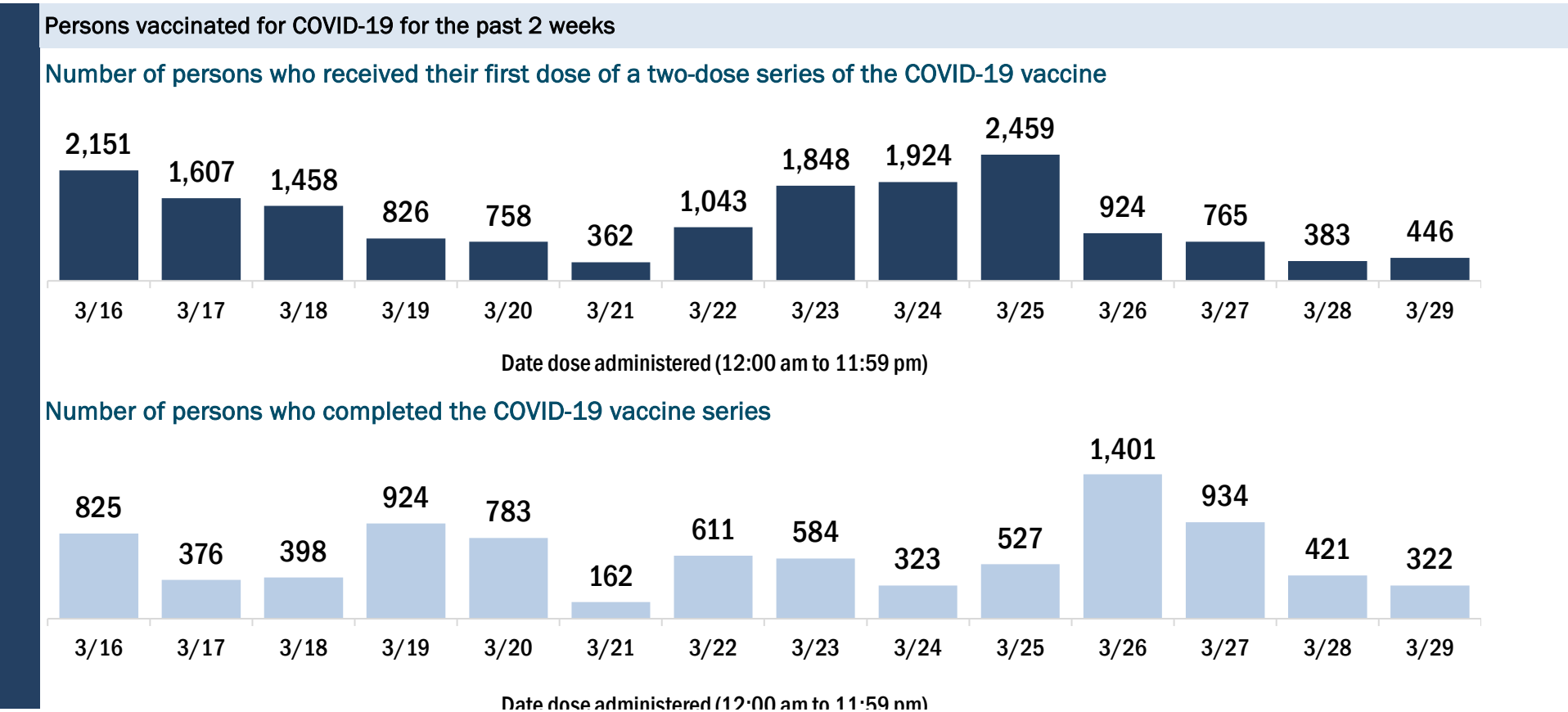
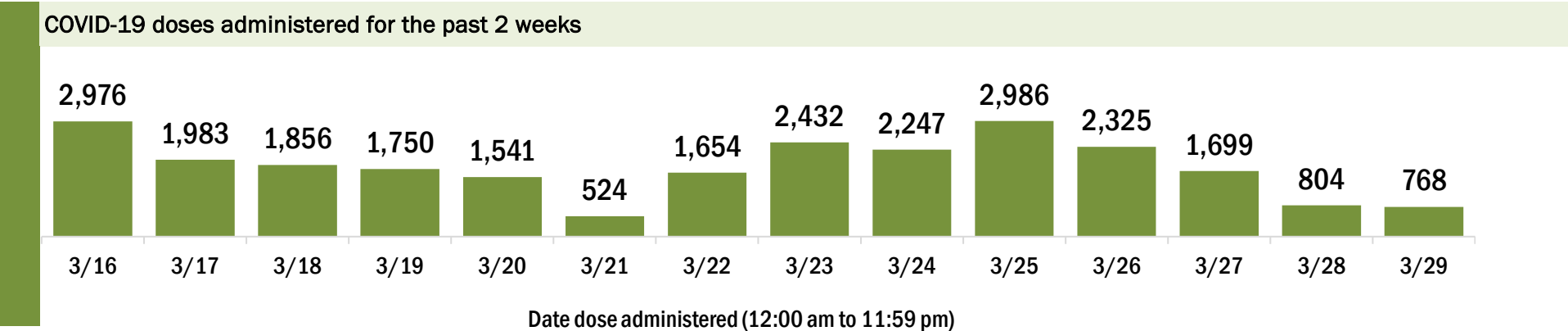
Data in this report are provisional and subject to change.

Data in this summary pertain to COVID-19 vaccines approved by the U.S. Food and Drug Administration and have been issued an Emergency Use Authorization (Janssen COVID-19 Vaccine, Moderna COVID-19 Vaccine and Pfizer-BioNTech COVID-19 Vaccine). These data summarize the number of people who have received either their first dose or have completed the series for a COVID-19 vaccine. **A person can only be counted in one category, first dose or series complete.** For persons receiving Moderna or Pfizer vaccines, once they receive their second dose, they are moved from the first dose column to the series completed column. **Because of this, the total first dose category may show a change from report to report not matching the total receiving their first dose from the previous day.** Persons receiving Johnson & Johnson vaccines will always be counted in the series completed column.

COVID-19 doses for vaccinated persons in Florida	
Doses administered	121,201
People receiving one dose of a 1-dose series (Johnson & Johnson) or receiving only one dose of a 2-dose series (Moderna, Pfizer) count once. Persons receiving both doses of a 2-dose series count twice.	

Current status of persons vaccinated for COVID-19 in Florida	
Total people vaccinated	76,155
First dose	29,569
Series completed	46,586
Completed 1-dose series	1,540
Completed 2-dose series	45,046
First dose: current number of people who have only received their first dose of the Moderna or Pfizer vaccine.	
Series complete: current number of people who have received both Moderna or Pfizer vaccine doses or one Johnson & Johnson dose and are considered fully immunized.	

Demographic summary	First dose	Series complete	Total people vaccinated
Age group	29,569	46,586	76,155
16-24 years	2,496	1,247	3,743
25-34 years	3,447	2,555	6,002
35-44 years	3,778	3,158	6,936
45-54 years	5,830	4,028	9,858
55-64 years	9,481	7,229	16,710
65-74 years	2,769	17,589	20,358
75-84 years	1,200	8,109	9,309
85+ years	568	2,671	3,239
Race	29,569	46,586	76,155
White	16,932	27,582	44,514
Black	4,242	6,253	10,495
American Indian/Alaskan	87	140	227
Other	4,086	9,305	13,391
Unknown	4,222	3,306	7,528
Other race includes Asian, native Hawaiian/Pacific Islander, or other.			
Ethnicity	29,569	46,586	76,155
Hispanic	1,530	1,509	3,039
Non-Hispanic	19,292	33,689	52,981
Unknown	8,747	11,388	20,135
Gender	29,569	46,586	76,155
Female	17,040	27,802	44,842
Male	12,520	18,767	31,287
Unknown	9	17	26



COVID-19: Levy County vaccine summary

Vaccination data through Mar 29, 2021 as of Mar 30, 2021 at 12:05 AM

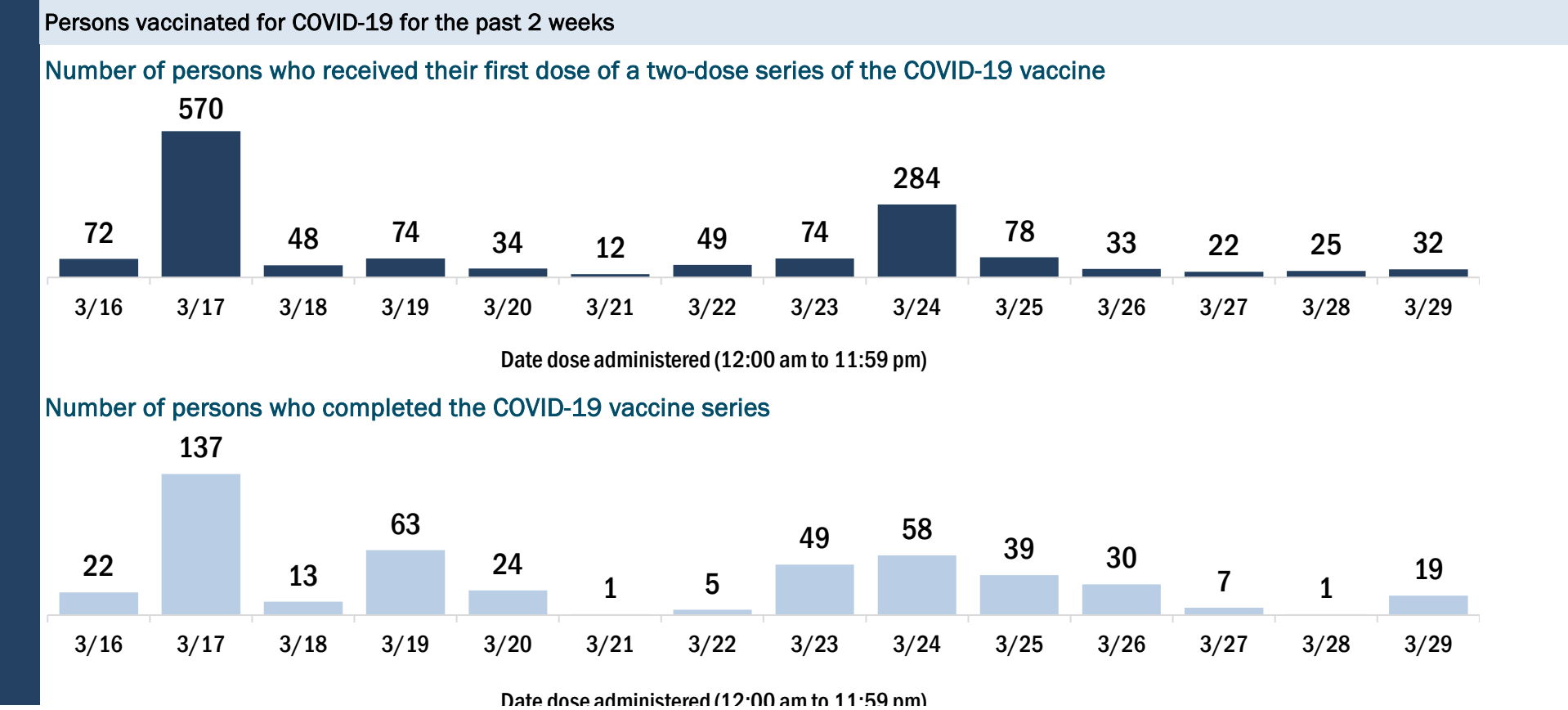
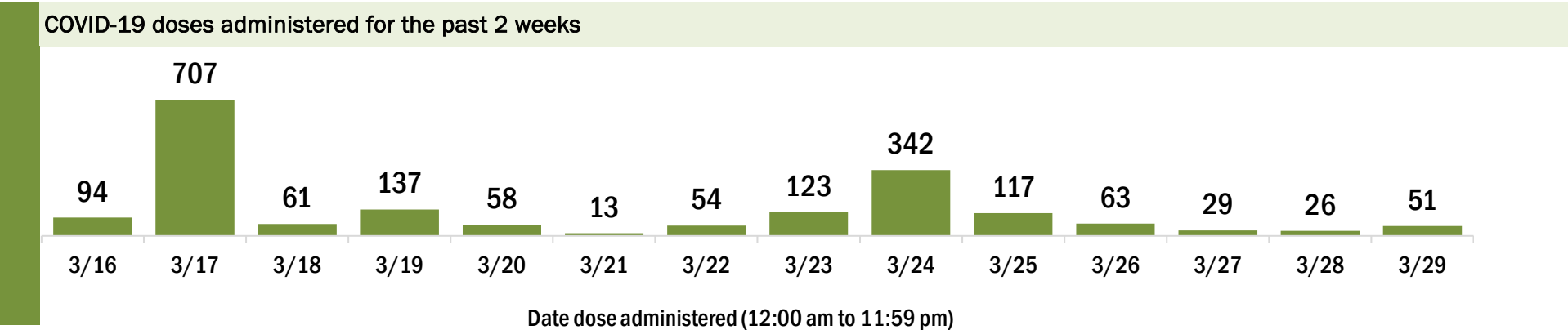
Data in this report are provisional and subject to change.

Data in this summary pertain to COVID-19 vaccines approved by the U.S. Food and Drug Administration and have been issued an Emergency Use Authorization (Janssen COVID-19 Vaccine, Moderna COVID-19 Vaccine and Pfizer-BioNTech COVID-19 Vaccine). These data summarize the number of people who have received either their first dose or have completed the series for a COVID-19 vaccine. **A person can only be counted in one category, first dose or series complete.** For persons receiving Moderna or Pfizer vaccines, once they receive their second dose, they are moved from the first dose column to the series completed column. **Because of this, the total first dose category may show a change from report to report not matching the total receiving their first dose from the previous day.** Persons receiving Johnson & Johnson vaccines will always be counted in the series completed column.

COVID-19 doses for vaccinated persons in Florida	
Doses administered	11,909
People receiving one dose of a 1-dose series (Johnson & Johnson) or receiving only one dose of a 2-dose series (Moderna, Pfizer) count once. Persons receiving both doses of a 2-dose series count twice.	

Current status of persons vaccinated for COVID-19 in Florida	
Total people vaccinated	7,676
First dose	3,227
Series completed	4,449
Completed 1-dose series	216
Completed 2-dose series	4,233
First dose: current number of people who have only received their first dose of the Moderna or Pfizer vaccine.	
Series complete: current number of people who have received both Moderna or Pfizer vaccine doses or one Johnson & Johnson dose and are considered fully immunized.	

Demographic summary	First dose	Series complete	Total people vaccinated
Age group	3,227	4,449	7,676
16-24 years	31	39	70
25-34 years	69	115	184
35-44 years	86	129	215
45-54 years	224	211	435
55-64 years	989	415	1,404
65-74 years	1,097	2,121	3,218
75-84 years	575	1,141	1,716
85+ years	156	278	434
Race	3,227	4,449	7,676
White	2,432	3,522	5,954
Black	239	224	463
American Indian/Alaskan	32	23	55
Other	191	255	446
Unknown	333	425	758
Other race includes Asian, native Hawaiian/Pacific Islander, or other.			
Ethnicity	3,227	4,449	7,676
Hispanic	145	90	235
Non-Hispanic	1,944	3,245	5,189
Unknown	1,138	1,114	2,252
Gender	3,227	4,449	7,676
Female	1,913	2,521	4,434
Male	1,313	1,928	3,241
Unknown	1	0	1



COVID-19: Liberty County vaccine summary

Vaccination data through Mar 29, 2021 as of Mar 30, 2021 at 12:05 AM

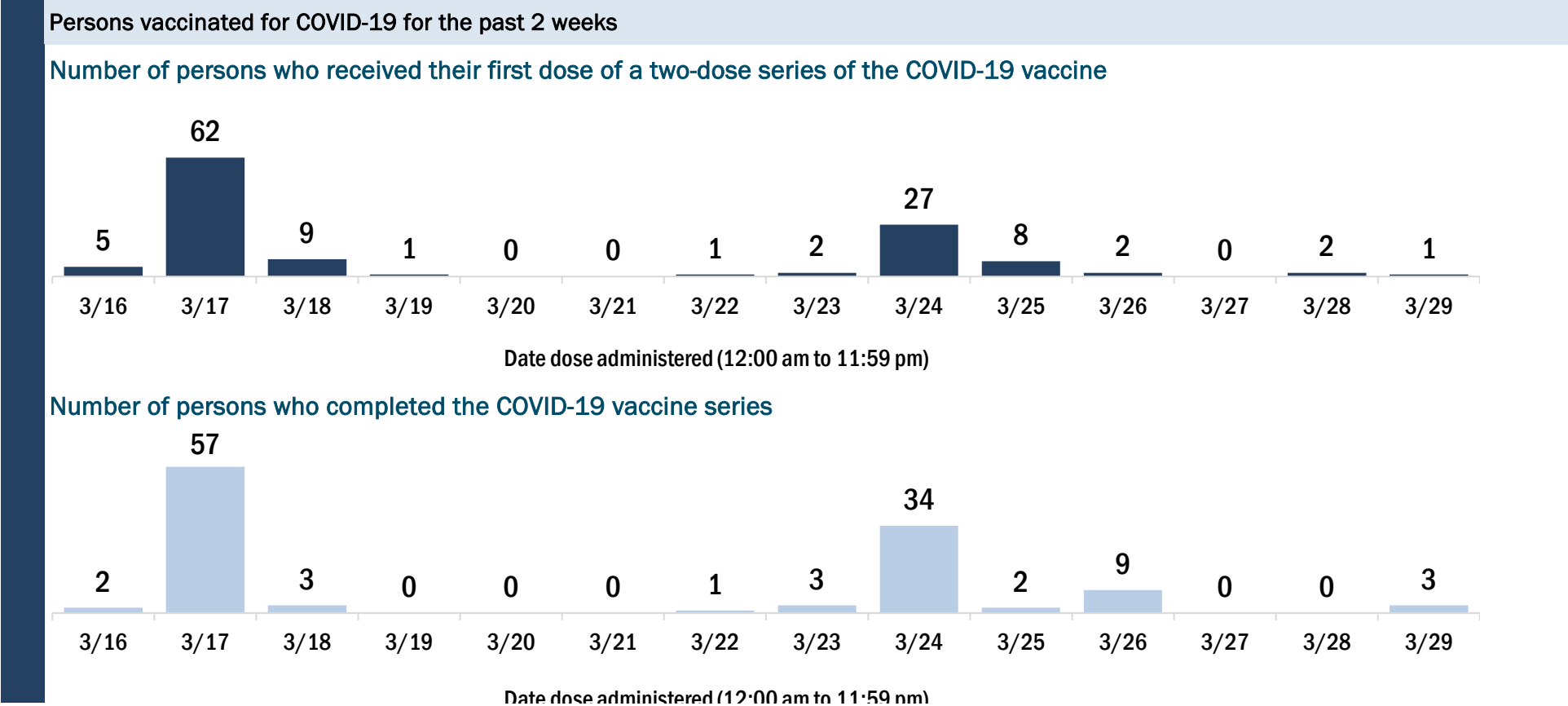
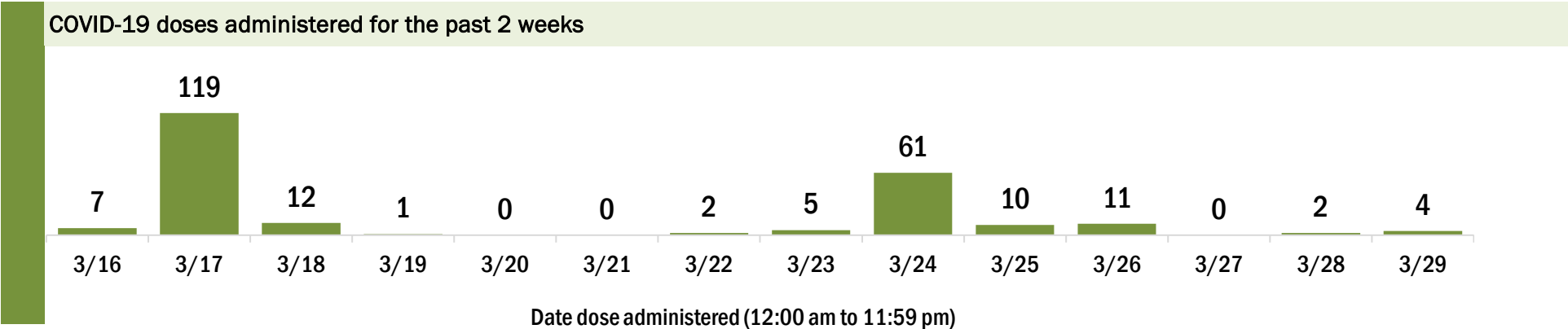
Data in this report are provisional and subject to change.

Data in this summary pertain to COVID-19 vaccines approved by the U.S. Food and Drug Administration and have been issued an Emergency Use Authorization (Janssen COVID-19 Vaccine, Moderna COVID-19 Vaccine and Pfizer-BioNTech COVID-19 Vaccine). These data summarize the number of people who have received either their first dose or have completed the series for a COVID-19 vaccine. **A person can only be counted in one category, first dose or series complete.** For persons receiving Moderna or Pfizer vaccines, once they receive their second dose, they are moved from the first dose column to the series completed column. **Because of this, the total first dose category may show a change from report to report not matching the total receiving their first dose from the previous day.** Persons receiving Johnson & Johnson vaccines will always be counted in the series completed column.

COVID-19 doses for vaccinated persons in Florida	
Doses administered	2,200
People receiving one dose of a 1-dose series (Johnson & Johnson) or receiving only one dose of a 2-dose series (Moderna, Pfizer) count once. Persons receiving both doses of a 2-dose series count twice.	

Current status of persons vaccinated for COVID-19 in Florida	
Total people vaccinated	1,264
First dose	300
Series completed	964
Completed 1-dose series	28
Completed 2-dose series	936
First dose: current number of people who have only received their first dose of the Moderna or Pfizer vaccine.	
Series complete: current number of people who have received both Moderna or Pfizer vaccine doses or one Johnson & Johnson dose and are considered fully immunized.	

Demographic summary	First dose	Series complete	Total people vaccinated
Age group	300	964	1,264
16-24 years	12	9	21
25-34 years	18	22	40
35-44 years	26	47	73
45-54 years	50	46	96
55-64 years	97	199	296
65-74 years	59	381	440
75-84 years	30	206	236
85+ years	8	54	62
Race	300	964	1,264
White	202	708	910
Black	46	68	114
American Indian/Alaskan	1	7	8
Other	18	91	109
Unknown	33	90	123
Other race includes Asian, native Hawaiian/Pacific Islander, or other.			
Ethnicity	300	964	1,264
Hispanic	2	11	13
Non-Hispanic	144	520	664
Unknown	154	433	587
Gender	300	964	1,264
Female	173	509	682
Male	127	455	582
Unknown	0	0	0



COVID-19: Madison County vaccine summary

Vaccination data through Mar 29, 2021 as of Mar 30, 2021 at 12:05 AM

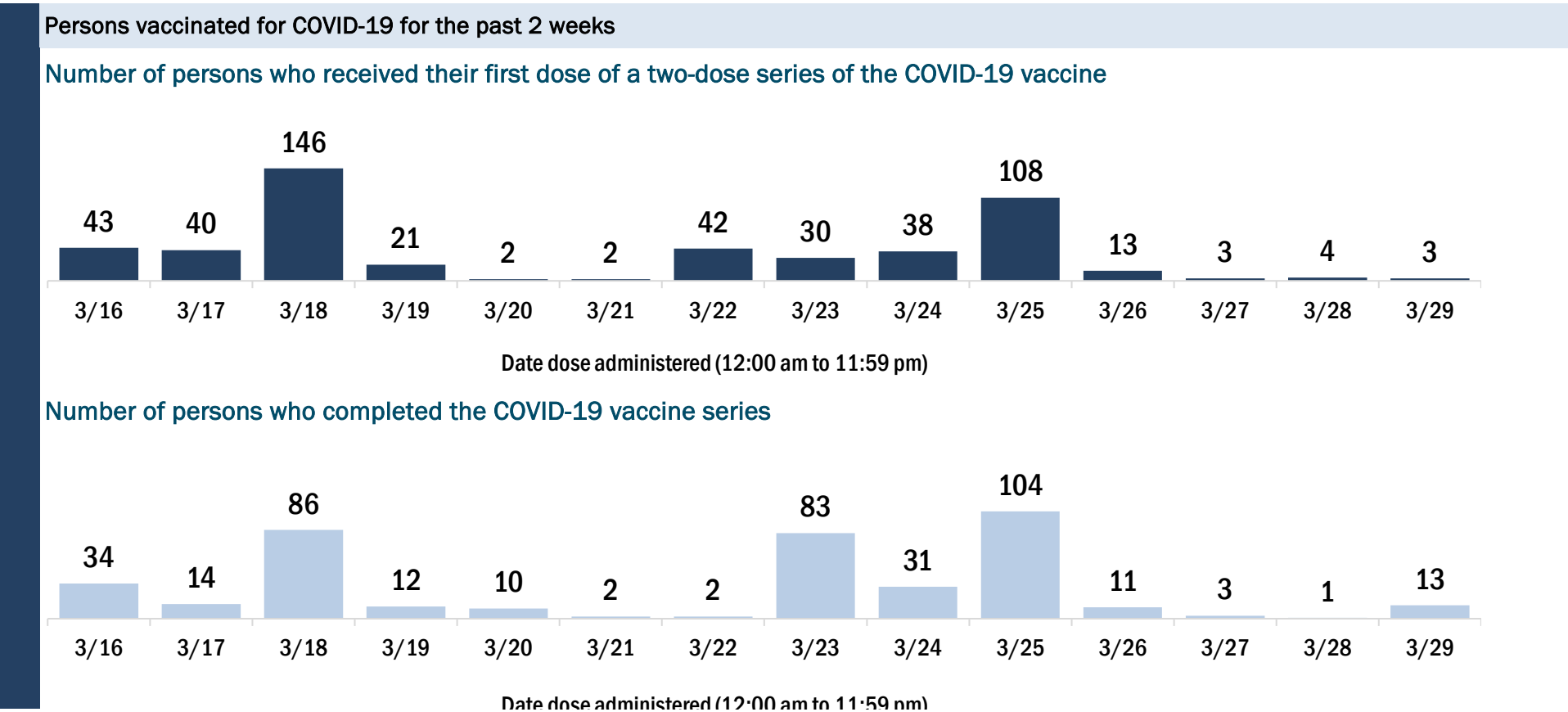
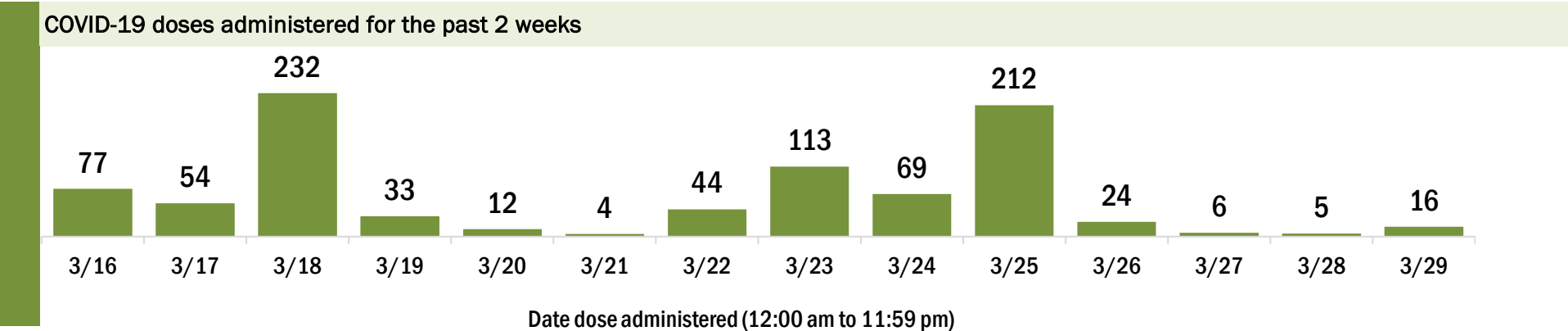
Data in this report are provisional and subject to change.

Data in this summary pertain to COVID-19 vaccines approved by the U.S. Food and Drug Administration and have been issued an Emergency Use Authorization (Janssen COVID-19 Vaccine, Moderna COVID-19 Vaccine and Pfizer-BioNTech COVID-19 Vaccine). These data summarize the number of people who have received either their first dose or have completed the series for a COVID-19 vaccine. **A person can only be counted in one category, first dose or series complete.** For persons receiving Moderna or Pfizer vaccines, once they receive their second dose, they are moved from the first dose column to the series completed column. **Because of this, the total first dose category may show a change from report to report not matching the total receiving their first dose from the previous day.** Persons receiving Johnson & Johnson vaccines will always be counted in the series completed column.

COVID-19 doses for vaccinated persons in Florida	
Doses administered	6,541
People receiving one dose of a 1-dose series (Johnson & Johnson) or receiving only one dose of a 2-dose series (Moderna, Pfizer) count once. Persons receiving both doses of a 2-dose series count twice.	

Current status of persons vaccinated for COVID-19 in Florida	
Total people vaccinated	3,895
First dose	1,206
Series completed	2,689
Completed 1-dose series	43
Completed 2-dose series	2,646
First dose: current number of people who have only received their first dose of the Moderna or Pfizer vaccine.	
Series complete: current number of people who have received both Moderna or Pfizer vaccine doses or one Johnson & Johnson dose and are considered fully immunized.	

Demographic summary	First dose	Series complete	Total people vaccinated
Age group	1,206	2,689	3,895
16-24 years	16	18	34
25-34 years	52	46	98
35-44 years	86	81	167
45-54 years	233	118	351
55-64 years	477	333	810
65-74 years	220	1,206	1,426
75-84 years	90	694	784
85+ years	32	193	225
Race	1,206	2,689	3,895
White	590	1,414	2,004
Black	351	630	981
American Indian/Alaskan	1	6	7
Other	98	245	343
Unknown	166	394	560
Other race includes Asian, native Hawaiian/Pacific Islander, or other.			
Ethnicity	1,206	2,689	3,895
Hispanic	13	21	34
Non-Hispanic	494	915	1,409
Unknown	699	1,753	2,452
Gender	1,206	2,689	3,895
Female	712	1,523	2,235
Male	494	1,166	1,660
Unknown	0	0	0



COVID-19: Manatee County vaccine summary

Vaccination data through Mar 29, 2021 as of Mar 30, 2021 at 12:05 AM

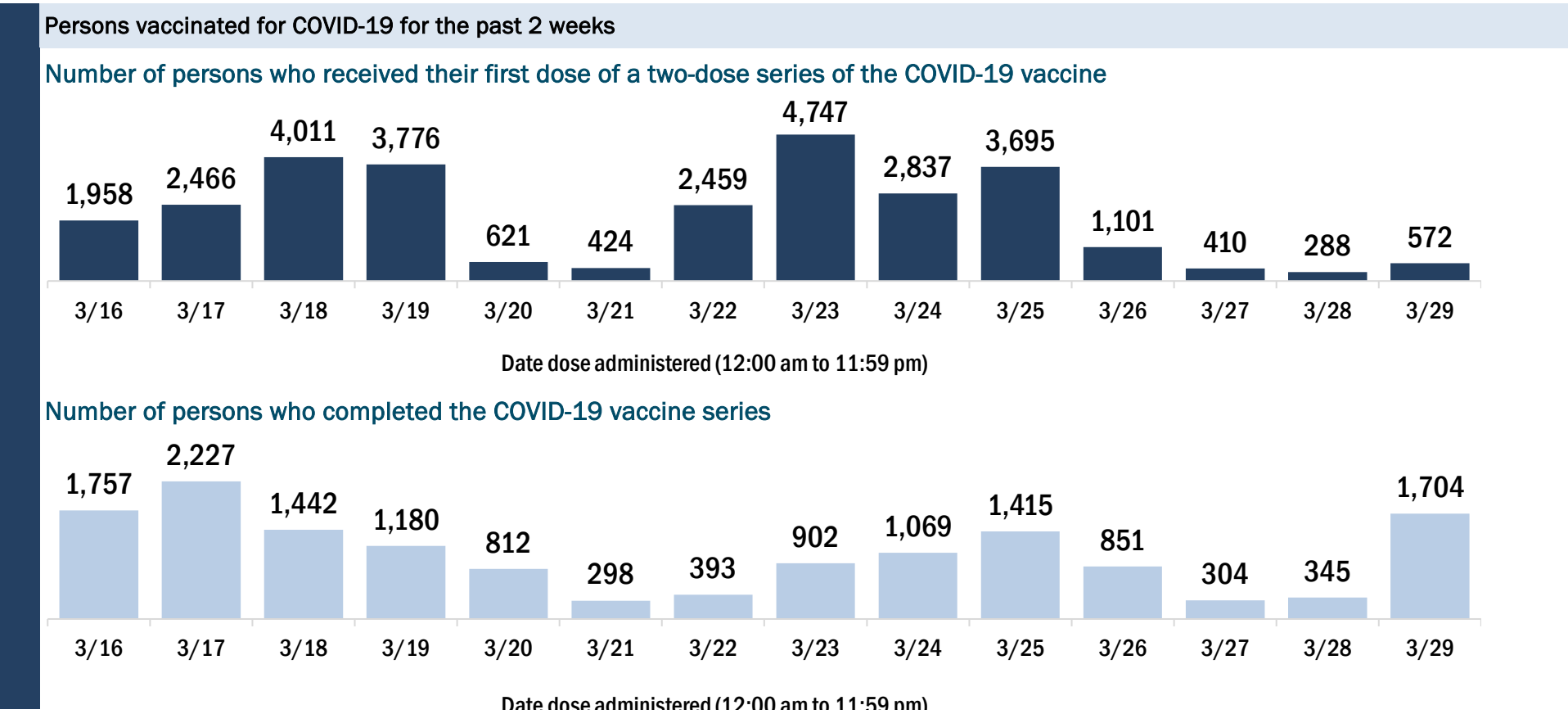
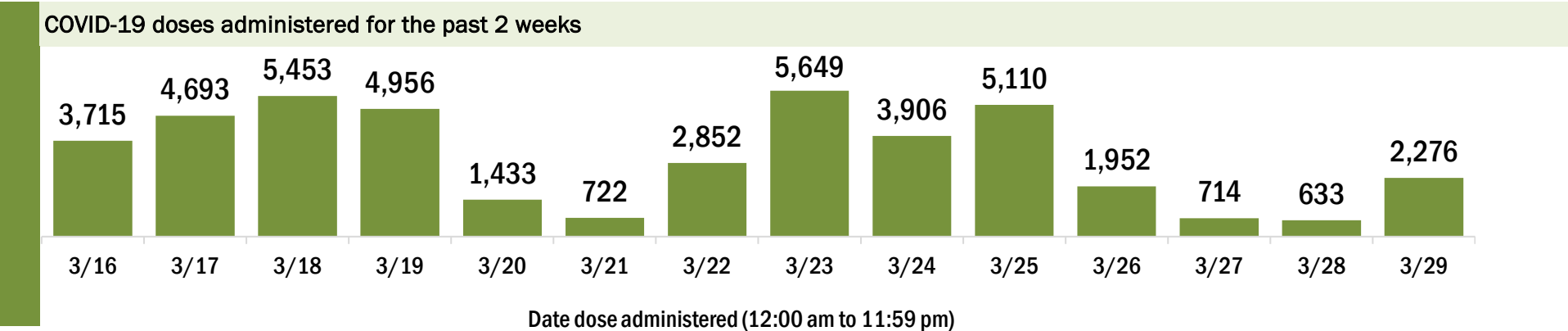
Data in this report are provisional and subject to change.

Data in this summary pertain to COVID-19 vaccines approved by the U.S. Food and Drug Administration and have been issued an Emergency Use Authorization (Janssen COVID-19 Vaccine, Moderna COVID-19 Vaccine and Pfizer-BioNTech COVID-19 Vaccine). These data summarize the number of people who have received either their first dose or have completed the series for a COVID-19 vaccine. **A person can only be counted in one category, first dose or series complete.** For persons receiving Moderna or Pfizer vaccines, once they receive their second dose, they are moved from the first dose column to the series completed column. **Because of this, the total first dose category may show a change from report to report not matching the total receiving their first dose from the previous day.** Persons receiving Johnson & Johnson vaccines will always be counted in the series completed column.

COVID-19 doses for vaccinated persons in Florida	
Doses administered	176,062
People receiving one dose of a 1-dose series (Johnson & Johnson) or receiving only one dose of a 2-dose series (Moderna, Pfizer) count once. Persons receiving both doses of a 2-dose series count twice.	

Current status of persons vaccinated for COVID-19 in Florida	
Total people vaccinated	123,065
First dose	67,787
Series completed	55,278
Completed 1-dose series	2,281
Completed 2-dose series	52,997
First dose: current number of people who have only received their first dose of the Moderna or Pfizer vaccine.	
Series complete: current number of people who have received both Moderna or Pfizer vaccine doses or one Johnson & Johnson dose and are considered fully immunized.	

Demographic summary	First dose	Series complete	Total people vaccinated
Age group	67,787	55,278	123,065
16-24 years	784	570	1,354
25-34 years	1,431	1,893	3,324
35-44 years	1,929	2,371	4,300
45-54 years	6,046	3,069	9,115
55-64 years	18,965	4,658	23,623
65-74 years	21,240	24,724	45,964
75-84 years	13,141	13,755	26,896
85+ years	4,251	4,238	8,489
Race	67,787	55,278	123,065
White	50,877	42,990	93,867
Black	1,836	1,397	3,233
American Indian/Alaskan	315	199	514
Other	3,991	4,824	8,815
Unknown	10,768	5,868	16,636
Other race includes Asian, native Hawaiian/Pacific Islander, or other.			
Ethnicity	67,787	55,278	123,065
Hispanic	2,721	1,578	4,299
Non-Hispanic	36,340	35,953	72,293
Unknown	28,726	17,747	46,473
Gender	67,787	55,278	123,065
Female	37,834	31,632	69,466
Male	29,860	23,610	53,470
Unknown	93	36	129



COVID-19: Marion County vaccine summary

Vaccination data through Mar 29, 2021 as of Mar 30, 2021 at 12:05 AM

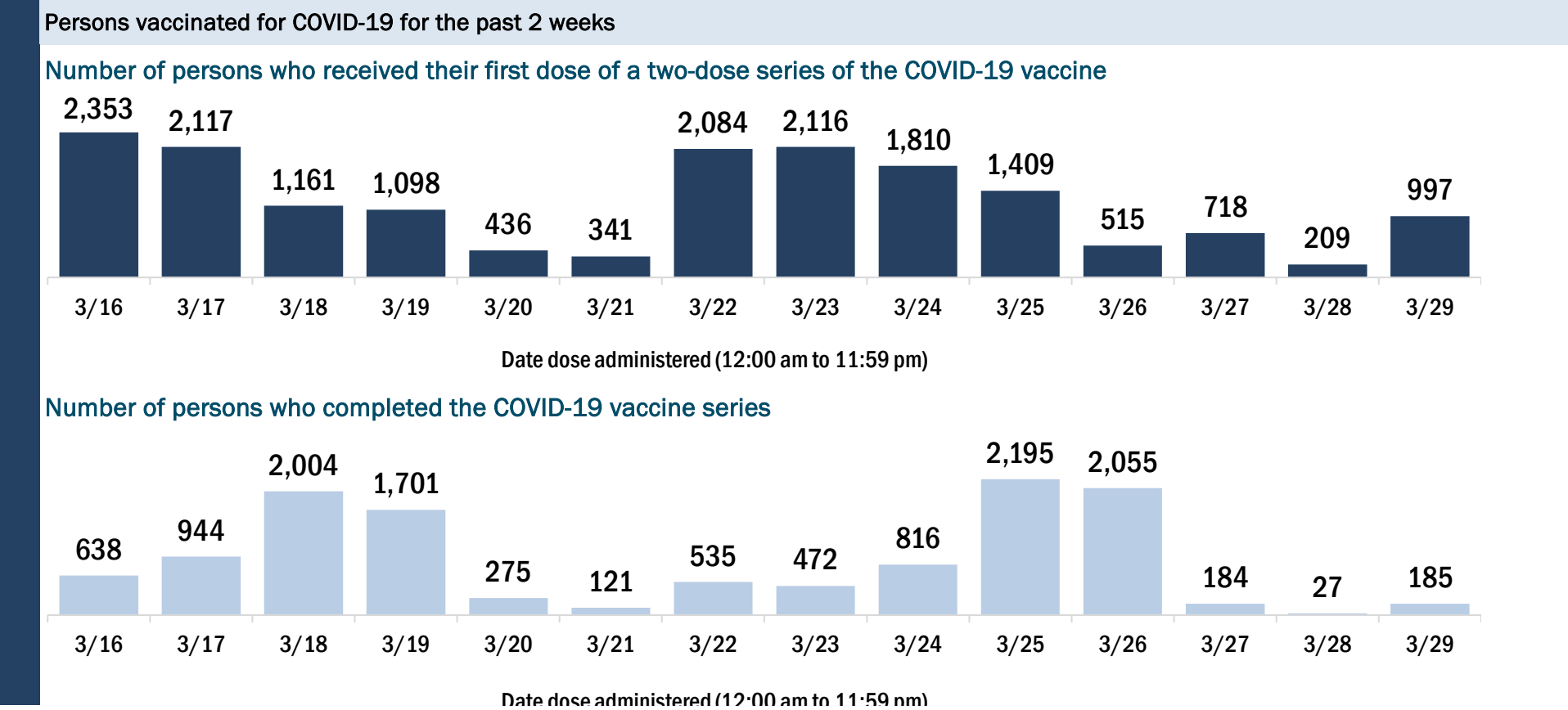
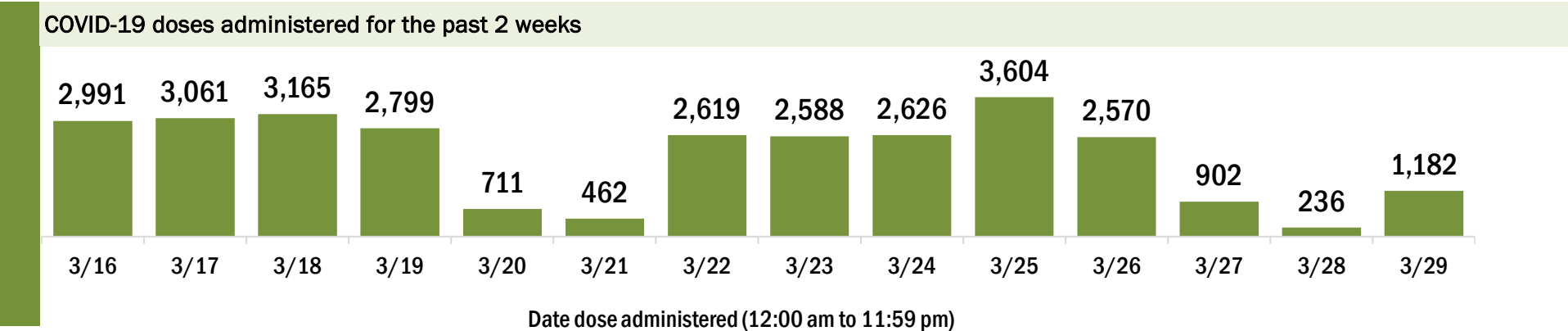
Data in this report are provisional and subject to change.

Data in this summary pertain to COVID-19 vaccines approved by the U.S. Food and Drug Administration and have been issued an Emergency Use Authorization (Janssen COVID-19 Vaccine, Moderna COVID-19 Vaccine and Pfizer-BioNTech COVID-19 Vaccine). These data summarize the number of people who have received either their first dose or have completed the series for a COVID-19 vaccine. **A person can only be counted in one category, first dose or series complete.** For persons receiving Moderna or Pfizer vaccines, once they receive their second dose, they are moved from the first dose column to the series completed column. **Because of this, the total first dose category may show a change from report to report not matching the total receiving their first dose from the previous day.** Persons receiving Johnson & Johnson vaccines will always be counted in the series completed column.

COVID-19 doses for vaccinated persons in Florida	
Doses administered	149,153
People receiving one dose of a 1-dose series (Johnson & Johnson) or receiving only one dose of a 2-dose series (Moderna, Pfizer) count once. Persons receiving both doses of a 2-dose series count twice.	

Current status of persons vaccinated for COVID-19 in Florida	
Total people vaccinated	94,720
First dose	38,430
Series completed	56,290
Completed 1-dose series	1,857
Completed 2-dose series	54,433
First dose: current number of people who have only received their first dose of the Moderna or Pfizer vaccine.	
Series complete: current number of people who have received both Moderna or Pfizer vaccine doses or one Johnson & Johnson dose and are considered fully immunized.	

Demographic summary	First dose	Series complete	Total people vaccinated
Age group	38,430	56,290	94,720
16-24 years	507	526	1,033
25-34 years	1,004	1,380	2,384
35-44 years	1,466	1,913	3,379
45-54 years	3,355	2,966	6,321
55-64 years	10,573	4,884	15,457
65-74 years	11,183	23,811	34,994
75-84 years	7,732	16,312	24,044
85+ years	2,610	4,498	7,108
Race	38,430	56,290	94,720
White	25,939	39,931	65,870
Black	2,645	2,609	5,254
American Indian/Alaskan	129	192	321
Other	3,175	5,508	8,683
Unknown	6,542	8,050	14,592
Other race includes Asian, native Hawaiian/Pacific Islander, or other.			
Ethnicity	38,430	56,290	94,720
Hispanic	3,090	2,162	5,252
Non-Hispanic	21,957	35,040	56,997
Unknown	13,383	19,088	32,471
Gender	38,430	56,290	94,720
Female	22,535	32,382	54,917
Male	15,857	23,872	39,729
Unknown	38	36	74



COVID-19: Martin County vaccine summary

Vaccination data through Mar 29, 2021 as of Mar 30, 2021 at 12:05 AM

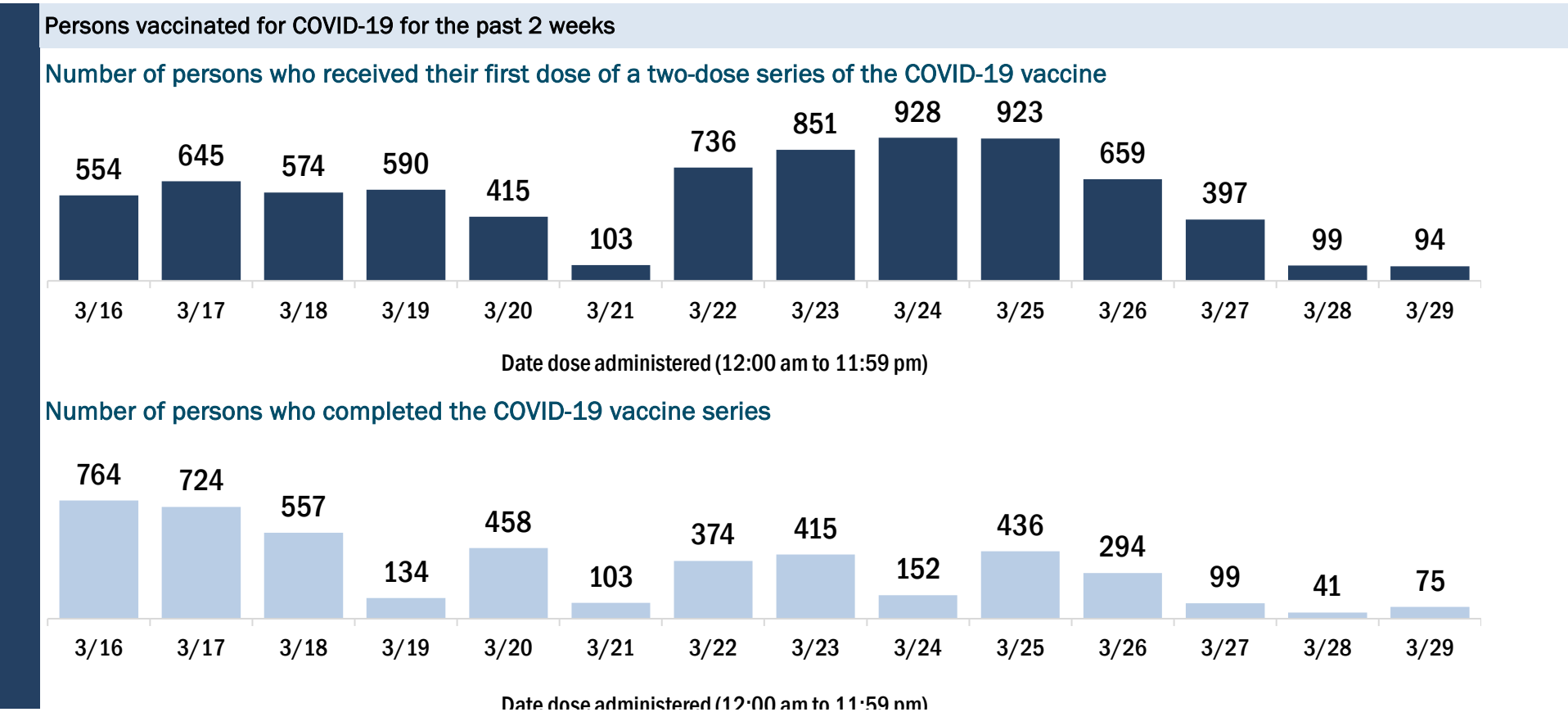
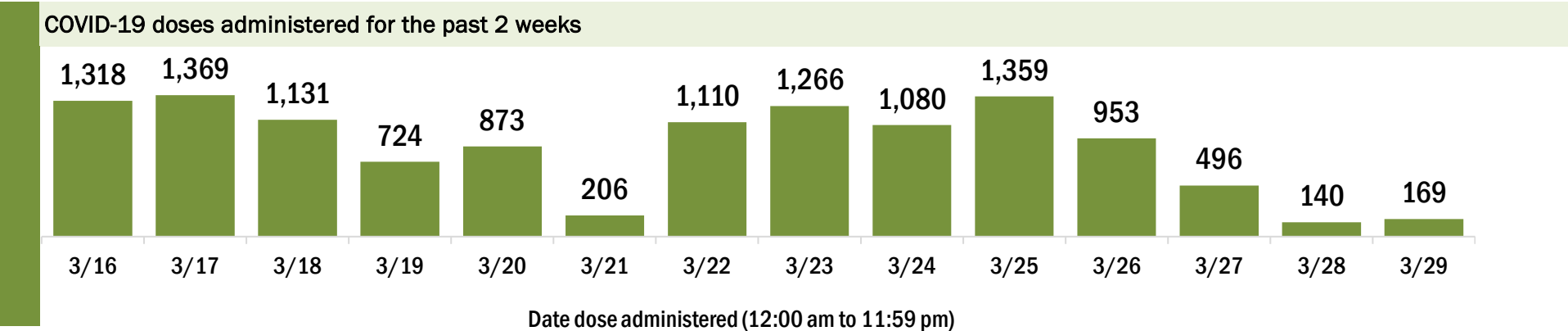
Data in this report are provisional and subject to change.

Data in this summary pertain to COVID-19 vaccines approved by the U.S. Food and Drug Administration and have been issued an Emergency Use Authorization (Janssen COVID-19 Vaccine, Moderna COVID-19 Vaccine and Pfizer-BioNTech COVID-19 Vaccine). These data summarize the number of people who have received either their first dose or have completed the series for a COVID-19 vaccine. **A person can only be counted in one category, first dose or series complete.** For persons receiving Moderna or Pfizer vaccines, once they receive their second dose, they are moved from the first dose column to the series completed column. **Because of this, the total first dose category may show a change from report to report not matching the total receiving their first dose from the previous day.** Persons receiving Johnson & Johnson vaccines will always be counted in the series completed column.

COVID-19 doses for vaccinated persons in Florida	
Doses administered	85,883
People receiving one dose of a 1-dose series (Johnson & Johnson) or receiving only one dose of a 2-dose series (Moderna, Pfizer) count once. Persons receiving both doses of a 2-dose series count twice.	

Current status of persons vaccinated for COVID-19 in Florida	
Total people vaccinated	53,091
First dose	19,387
Series completed	33,704
Completed 1-dose series	912
Completed 2-dose series	32,792
First dose: current number of people who have only received their first dose of the Moderna or Pfizer vaccine.	
Series complete: current number of people who have received both Moderna or Pfizer vaccine doses or one Johnson & Johnson dose and are considered fully immunized.	

Demographic summary	First dose	Series complete	Total people vaccinated
Age group	19,387	33,704	53,091
16-24 years	260	181	441
25-34 years	478	513	991
35-44 years	676	856	1,532
45-54 years	1,513	1,267	2,780
55-64 years	5,895	2,812	8,707
65-74 years	5,602	14,010	19,612
75-84 years	3,744	10,106	13,850
85+ years	1,219	3,959	5,178
Race	19,387	33,704	53,091
White	13,398	22,228	35,626
Black	297	569	866
American Indian/Alaskan	77	51	128
Other	1,083	2,671	3,754
Unknown	4,532	8,185	12,717
Other race includes Asian, native Hawaiian/Pacific Islander, or other.			
Ethnicity	19,387	33,704	53,091
Hispanic	717	611	1,328
Non-Hispanic	9,692	11,570	21,262
Unknown	8,978	21,523	30,501
Gender	19,387	33,704	53,091
Female	11,025	19,310	30,335
Male	8,346	14,380	22,726
Unknown	16	14	30



COVID-19: Monroe County vaccine summary

Vaccination data through Mar 29, 2021 as of Mar 30, 2021 at 12:05 AM

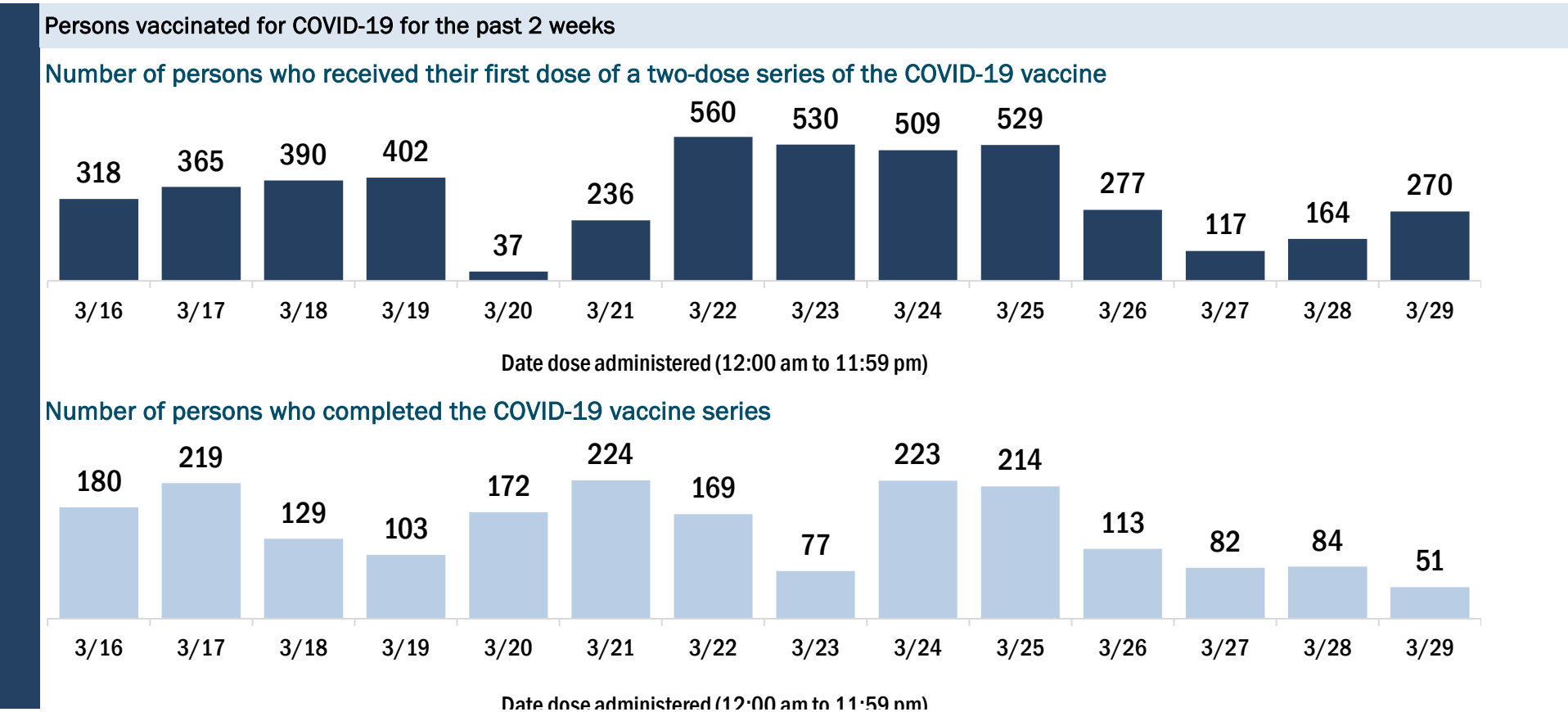
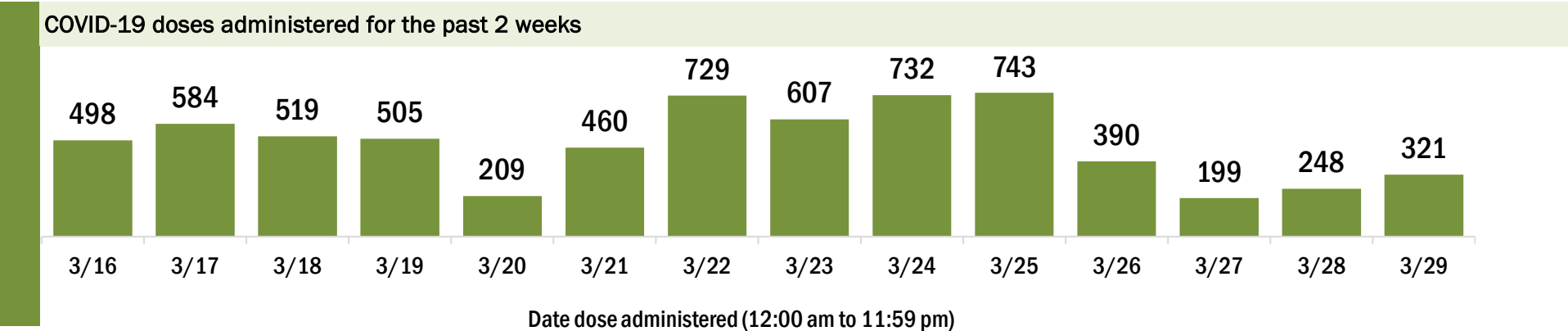
Data in this report are provisional and subject to change.

Data in this summary pertain to COVID-19 vaccines approved by the U.S. Food and Drug Administration and have been issued an Emergency Use Authorization (Janssen COVID-19 Vaccine, Moderna COVID-19 Vaccine and Pfizer-BioNTech COVID-19 Vaccine). These data summarize the number of people who have received either their first dose or have completed the series for a COVID-19 vaccine. **A person can only be counted in one category, first dose or series complete.** For persons receiving Moderna or Pfizer vaccines, once they receive their second dose, they are moved from the first dose column to the series completed column. **Because of this, the total first dose category may show a change from report to report not matching the total receiving their first dose from the previous day.** Persons receiving Johnson & Johnson vaccines will always be counted in the series completed column.

COVID-19 doses for vaccinated persons in Florida	
Doses administered	33,643
People receiving one dose of a 1-dose series (Johnson & Johnson) or receiving only one dose of a 2-dose series (Moderna, Pfizer) count once. Persons receiving both doses of a 2-dose series count twice.	

Current status of persons vaccinated for COVID-19 in Florida	
Total people vaccinated	22,520
First dose	10,799
Series completed	11,721
Completed 1-dose series	598
Completed 2-dose series	11,123
First dose: current number of people who have only received their first dose of the Moderna or Pfizer vaccine.	
Series complete: current number of people who have received both Moderna or Pfizer vaccine doses or one Johnson & Johnson dose and are considered fully immunized.	

Demographic summary	First dose	Series complete	Total people vaccinated
Age group	10,799	11,721	22,520
16-24 years	139	80	219
25-34 years	326	261	587
35-44 years	514	480	994
45-54 years	1,175	752	1,927
55-64 years	3,373	1,396	4,769
65-74 years	3,591	5,474	9,065
75-84 years	1,363	2,641	4,004
85+ years	318	637	955
Race	10,799	11,721	22,520
White	7,117	8,800	15,917
Black	228	177	405
American Indian/Alaskan	70	37	107
Other	482	667	1,149
Unknown	2,902	2,040	4,942
Other race includes Asian, native Hawaiian/Pacific Islander, or other.			
Ethnicity	10,799	11,721	22,520
Hispanic	954	843	1,797
Non-Hispanic	4,943	7,037	11,980
Unknown	4,902	3,841	8,743
Gender	10,799	11,721	22,520
Female	5,662	6,216	11,878
Male	5,126	5,504	10,630
Unknown	11	1	12



COVID-19: Nassau County vaccine summary

Vaccination data through Mar 29, 2021 as of Mar 30, 2021 at 12:05 AM

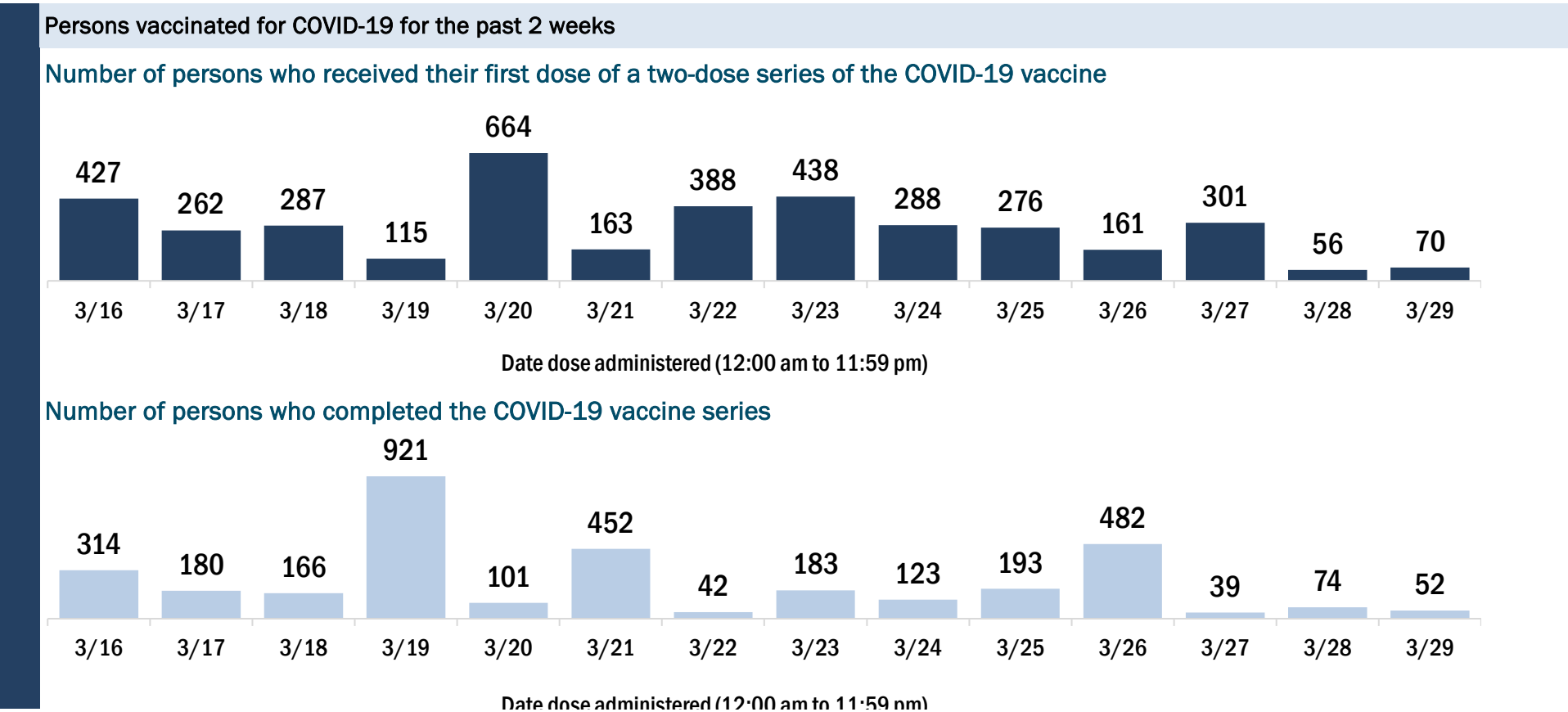
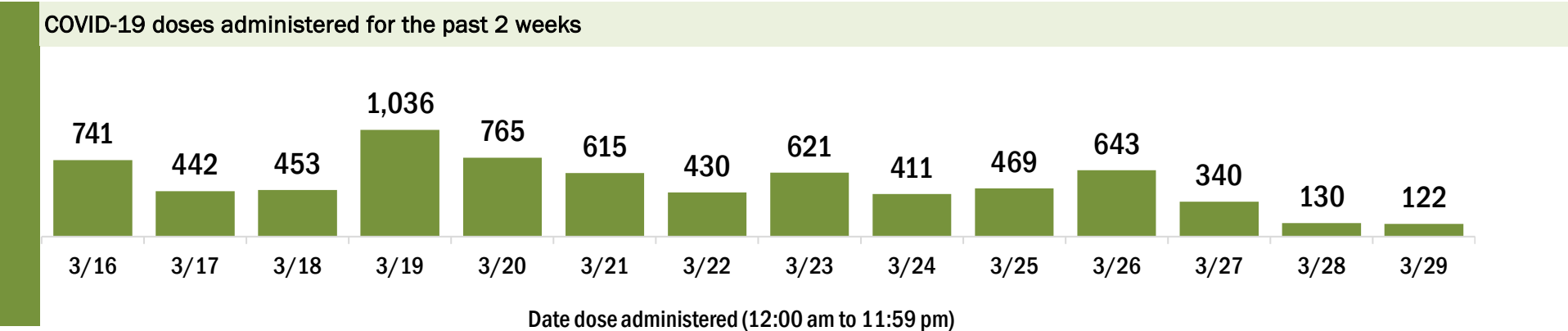
Data in this report are provisional and subject to change.

Data in this summary pertain to COVID-19 vaccines approved by the U.S. Food and Drug Administration and have been issued an Emergency Use Authorization (Janssen COVID-19 Vaccine, Moderna COVID-19 Vaccine and Pfizer-BioNTech COVID-19 Vaccine). These data summarize the number of people who have received either their first dose or have completed the series for a COVID-19 vaccine. **A person can only be counted in one category, first dose or series complete.** For persons receiving Moderna or Pfizer vaccines, once they receive their second dose, they are moved from the first dose column to the series completed column. **Because of this, the total first dose category may show a change from report to report not matching the total receiving their first dose from the previous day.** Persons receiving Johnson & Johnson vaccines will always be counted in the series completed column.

COVID-19 doses for vaccinated persons in Florida	
Doses administered	42,707
People receiving one dose of a 1-dose series (Johnson & Johnson) or receiving only one dose of a 2-dose series (Moderna, Pfizer) count once. Persons receiving both doses of a 2-dose series count twice.	

Current status of persons vaccinated for COVID-19 in Florida	
Total people vaccinated	25,516
First dose	7,177
Series completed	18,339
Completed 1-dose series	1,148
Completed 2-dose series	17,191
First dose: current number of people who have only received their first dose of the Moderna or Pfizer vaccine.	
Series complete: current number of people who have received both Moderna or Pfizer vaccine doses or one Johnson & Johnson dose and are considered fully immunized.	

Demographic summary	First dose	Series complete	Total people vaccinated
Age group	7,177	18,339	25,516
16-24 years	140	169	309
25-34 years	245	394	639
35-44 years	456	717	1,173
45-54 years	1,028	960	1,988
55-64 years	3,288	2,049	5,337
65-74 years	1,221	8,560	9,781
75-84 years	608	4,268	4,876
85+ years	191	1,222	1,413
Race	7,177	18,339	25,516
White	5,552	14,876	20,428
Black	341	749	1,090
American Indian/Alaskan	34	52	86
Other	346	952	1,298
Unknown	904	1,710	2,614
Other race includes Asian, native Hawaiian/Pacific Islander, or other.			
Ethnicity	7,177	18,339	25,516
Hispanic	179	261	440
Non-Hispanic	5,315	14,014	19,329
Unknown	1,683	4,064	5,747
Gender	7,177	18,339	25,516
Female	4,148	10,257	14,405
Male	3,024	8,081	11,105
Unknown	5	1	6



COVID-19: Okaloosa County vaccine summary

Vaccination data through Mar 29, 2021 as of Mar 30, 2021 at 12:05 AM

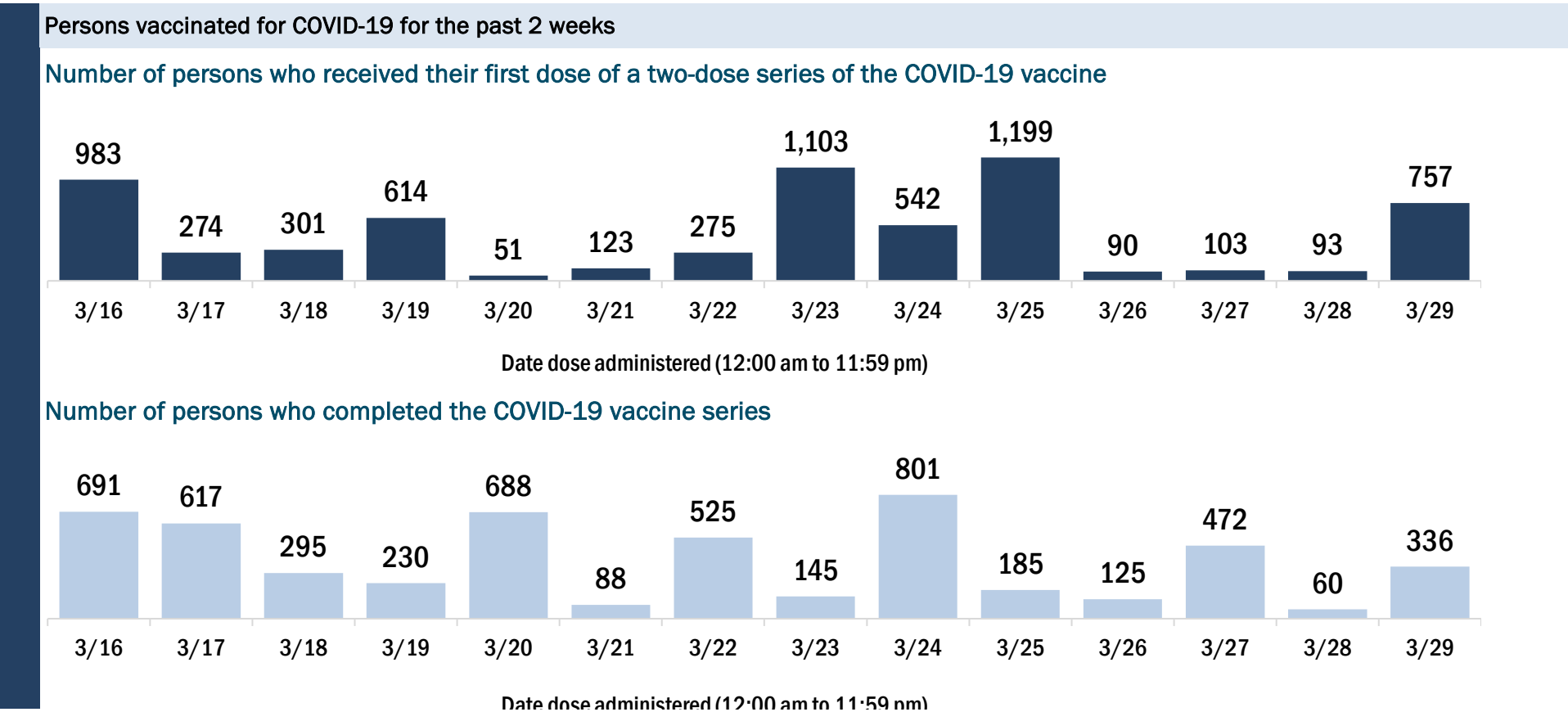
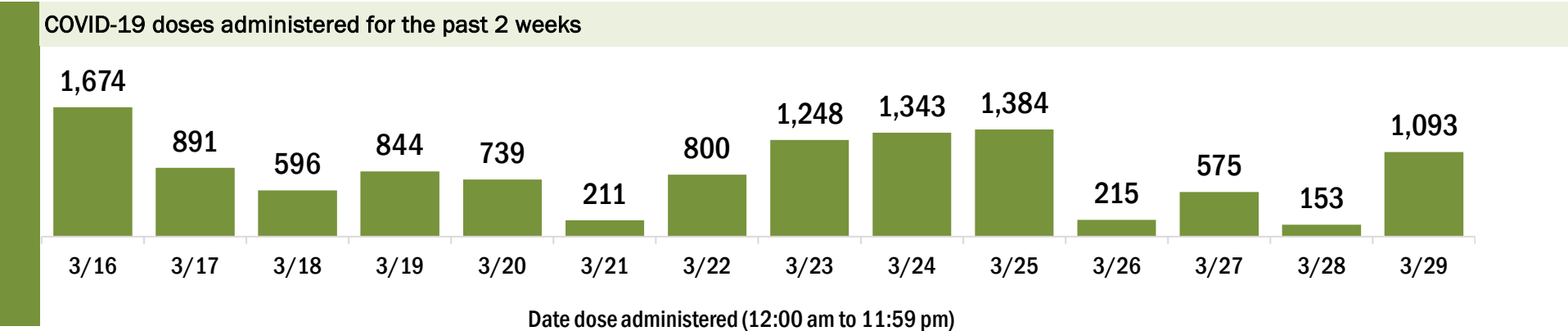
Data in this report are provisional and subject to change.

Data in this summary pertain to COVID-19 vaccines approved by the U.S. Food and Drug Administration and have been issued an Emergency Use Authorization (Janssen COVID-19 Vaccine, Moderna COVID-19 Vaccine and Pfizer-BioNTech COVID-19 Vaccine). These data summarize the number of people who have received either their first dose or have completed the series for a COVID-19 vaccine. **A person can only be counted in one category, first dose or series complete.** For persons receiving Moderna or Pfizer vaccines, once they receive their second dose, they are moved from the first dose column to the series completed column. **Because of this, the total first dose category may show a change from report to report not matching the total receiving their first dose from the previous day.** Persons receiving Johnson & Johnson vaccines will always be counted in the series completed column.

COVID-19 doses for vaccinated persons in Florida	
Doses administered	67,796
People receiving one dose of a 1-dose series (Johnson & Johnson) or receiving only one dose of a 2-dose series (Moderna, Pfizer) count once. Persons receiving both doses of a 2-dose series count twice.	

Current status of persons vaccinated for COVID-19 in Florida	
Total people vaccinated	41,809
First dose	13,988
Series completed	27,821
Completed 1-dose series	1,834
Completed 2-dose series	25,987
First dose: current number of people who have only received their first dose of the Moderna or Pfizer vaccine.	
Series complete: current number of people who have received both Moderna or Pfizer vaccine doses or one Johnson & Johnson dose and are considered fully immunized.	

Demographic summary	First dose	Series complete	Total people vaccinated
Age group	13,988	27,821	41,809
16-24 years	302	279	581
25-34 years	681	981	1,662
35-44 years	1,060	1,296	2,356
45-54 years	1,975	1,732	3,707
55-64 years	5,552	3,300	8,852
65-74 years	2,621	11,278	13,899
75-84 years	1,322	6,533	7,855
85+ years	475	2,422	2,897
Race	13,988	27,821	41,809
White	9,161	19,633	28,794
Black	693	1,252	1,945
American Indian/Alaskan	58	96	154
Other	1,076	2,521	3,597
Unknown	3,000	4,319	7,319
Other race includes Asian, native Hawaiian/Pacific Islander, or other.			
Ethnicity	13,988	27,821	41,809
Hispanic	392	626	1,018
Non-Hispanic	8,632	16,424	25,056
Unknown	4,964	10,771	15,735
Gender	13,988	27,821	41,809
Female	8,001	16,195	24,196
Male	5,867	11,599	17,466
Unknown	120	27	147



COVID-19: Okeechobee County vaccine summary

Vaccination data through Mar 29, 2021 as of Mar 30, 2021 at 12:05 AM

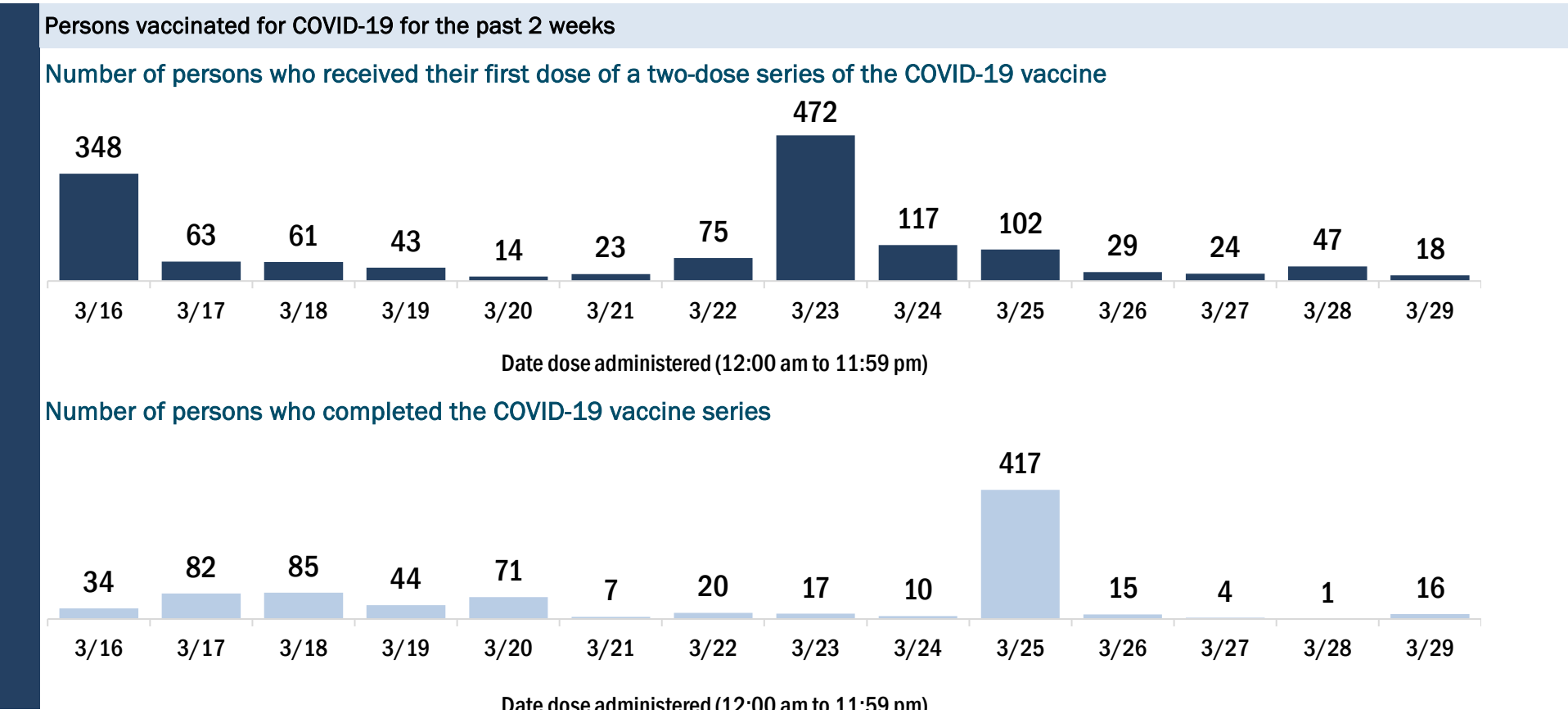
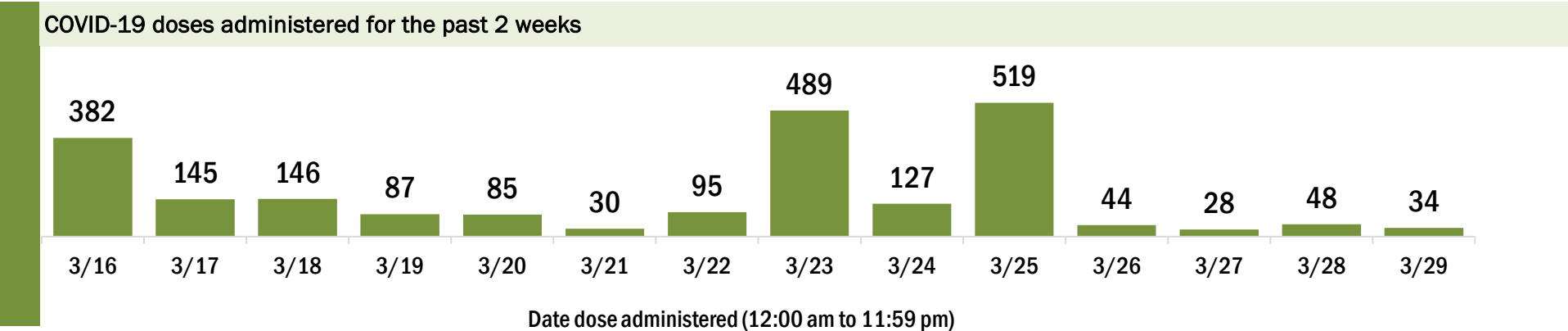
Data in this report are provisional and subject to change.

Data in this summary pertain to COVID-19 vaccines approved by the U.S. Food and Drug Administration and have been issued an Emergency Use Authorization (Janssen COVID-19 Vaccine, Moderna COVID-19 Vaccine and Pfizer-BioNTech COVID-19 Vaccine). These data summarize the number of people who have received either their first dose or have completed the series for a COVID-19 vaccine. **A person can only be counted in one category, first dose or series complete.** For persons receiving Moderna or Pfizer vaccines, once they receive their second dose, they are moved from the first dose column to the series completed column. **Because of this, the total first dose category may show a change from report to report not matching the total receiving their first dose from the previous day.** Persons receiving Johnson & Johnson vaccines will always be counted in the series completed column.

COVID-19 doses for vaccinated persons in Florida	
Doses administered	11,865
People receiving one dose of a 1-dose series (Johnson & Johnson) or receiving only one dose of a 2-dose series (Moderna, Pfizer) count once. Persons receiving both doses of a 2-dose series count twice.	

Current status of persons vaccinated for COVID-19 in Florida	
Total people vaccinated	7,579
First dose	3,105
Series completed	4,474
Completed 1-dose series	188
Completed 2-dose series	4,286
First dose: current number of people who have only received their first dose of the Moderna or Pfizer vaccine.	
Series complete: current number of people who have received both Moderna or Pfizer vaccine doses or one Johnson & Johnson dose and are considered fully immunized.	

Demographic summary	First dose	Series complete	Total people vaccinated
Age group	3,105	4,474	7,579
16-24 years	53	31	84
25-34 years	110	113	223
35-44 years	173	148	321
45-54 years	288	180	468
55-64 years	801	310	1,111
65-74 years	919	1,953	2,872
75-84 years	597	1,361	1,958
85+ years	164	378	542
Race	3,105	4,474	7,579
White	2,434	3,635	6,069
Black	98	73	171
American Indian/Alaskan	9	23	32
Other	196	475	671
Unknown	368	268	636
Other race includes Asian, native Hawaiian/Pacific Islander, or other.			
Ethnicity	3,105	4,474	7,579
Hispanic	370	253	623
Non-Hispanic	1,906	3,471	5,377
Unknown	829	750	1,579
Gender	3,105	4,474	7,579
Female	1,702	2,532	4,234
Male	1,402	1,942	3,344
Unknown	1	0	1



COVID-19: Orange County vaccine summary

Vaccination data through Mar 29, 2021 as of Mar 30, 2021 at 12:05 AM

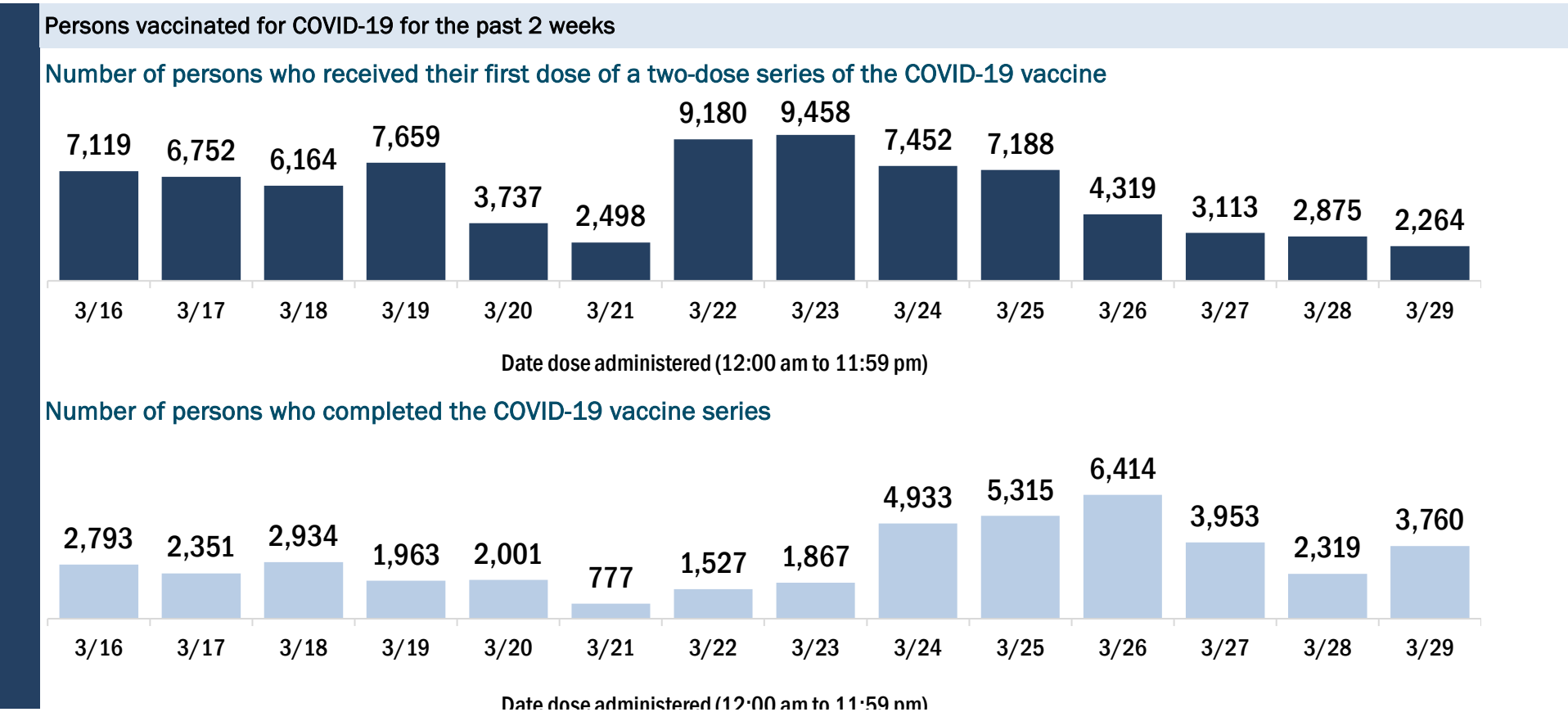
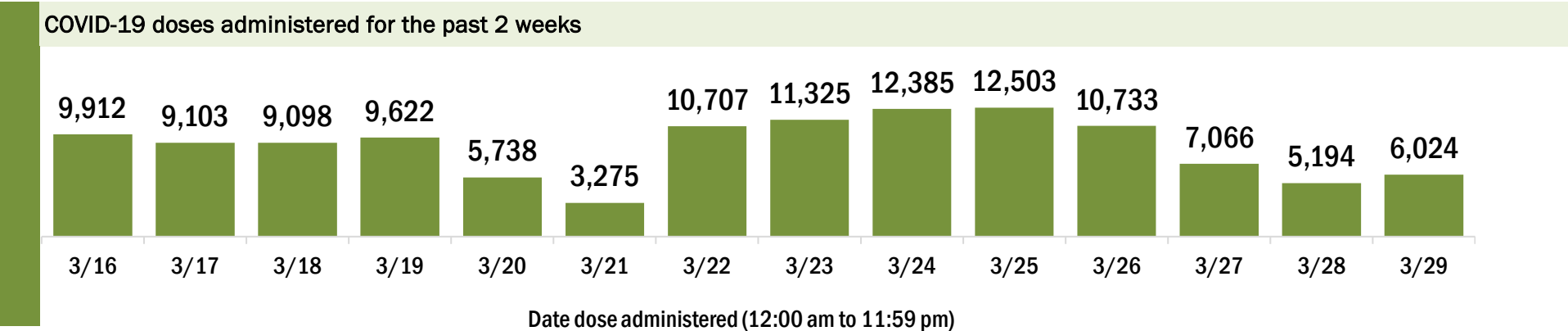
Data in this report are provisional and subject to change.

Data in this summary pertain to COVID-19 vaccines approved by the U.S. Food and Drug Administration and have been issued an Emergency Use Authorization (Janssen COVID-19 Vaccine, Moderna COVID-19 Vaccine and Pfizer-BioNTech COVID-19 Vaccine). These data summarize the number of people who have received either their first dose or have completed the series for a COVID-19 vaccine. **A person can only be counted in one category, first dose or series complete.** For persons receiving Moderna or Pfizer vaccines, once they receive their second dose, they are moved from the first dose column to the series completed column. **Because of this, the total first dose category may show a change from report to report not matching the total receiving their first dose from the previous day.** Persons receiving Johnson & Johnson vaccines will always be counted in the series completed column.

COVID-19 doses for vaccinated persons in Florida	
Doses administered	434,200
People receiving one dose of a 1-dose series (Johnson & Johnson) or receiving only one dose of a 2-dose series (Moderna, Pfizer) count once. Persons receiving both doses of a 2-dose series count twice.	

Current status of persons vaccinated for COVID-19 in Florida	
Total people vaccinated	298,591
First dose	143,480
Series completed	155,111
Completed 1-dose series	19,502
Completed 2-dose series	135,609
First dose: current number of people who have only received their first dose of the Moderna or Pfizer vaccine.	
Series complete: current number of people who have received both Moderna or Pfizer vaccine doses or one Johnson & Johnson dose and are considered fully immunized.	

Demographic summary	First dose	Series complete	Total people vaccinated
Age group	143,480	155,111	298,591
16-24 years	6,658	3,445	10,103
25-34 years	14,022	11,206	25,228
35-44 years	18,279	14,485	32,764
45-54 years	27,703	16,319	44,022
55-64 years	45,257	19,741	64,998
65-74 years	18,182	54,929	73,111
75-84 years	8,821	25,658	34,479
85+ years	4,558	9,328	13,886
Race	143,480	155,111	298,591
White	79,728	96,470	176,198
Black	11,252	13,524	24,776
American Indian/Alaskan	434	443	877
Other	22,199	29,992	52,191
Unknown	29,867	14,682	44,549
Other race includes Asian, native Hawaiian/Pacific Islander, or other.			
Ethnicity	143,480	155,111	298,591
Hispanic	14,441	18,527	32,968
Non-Hispanic	64,263	82,935	147,198
Unknown	64,776	53,649	118,425
Gender	143,480	155,111	298,591
Female	78,641	91,735	170,376
Male	62,755	62,653	125,408
Unknown	2,084	723	2,807



COVID-19: Osceola County vaccine summary

Vaccination data through Mar 29, 2021 as of Mar 30, 2021 at 12:05 AM

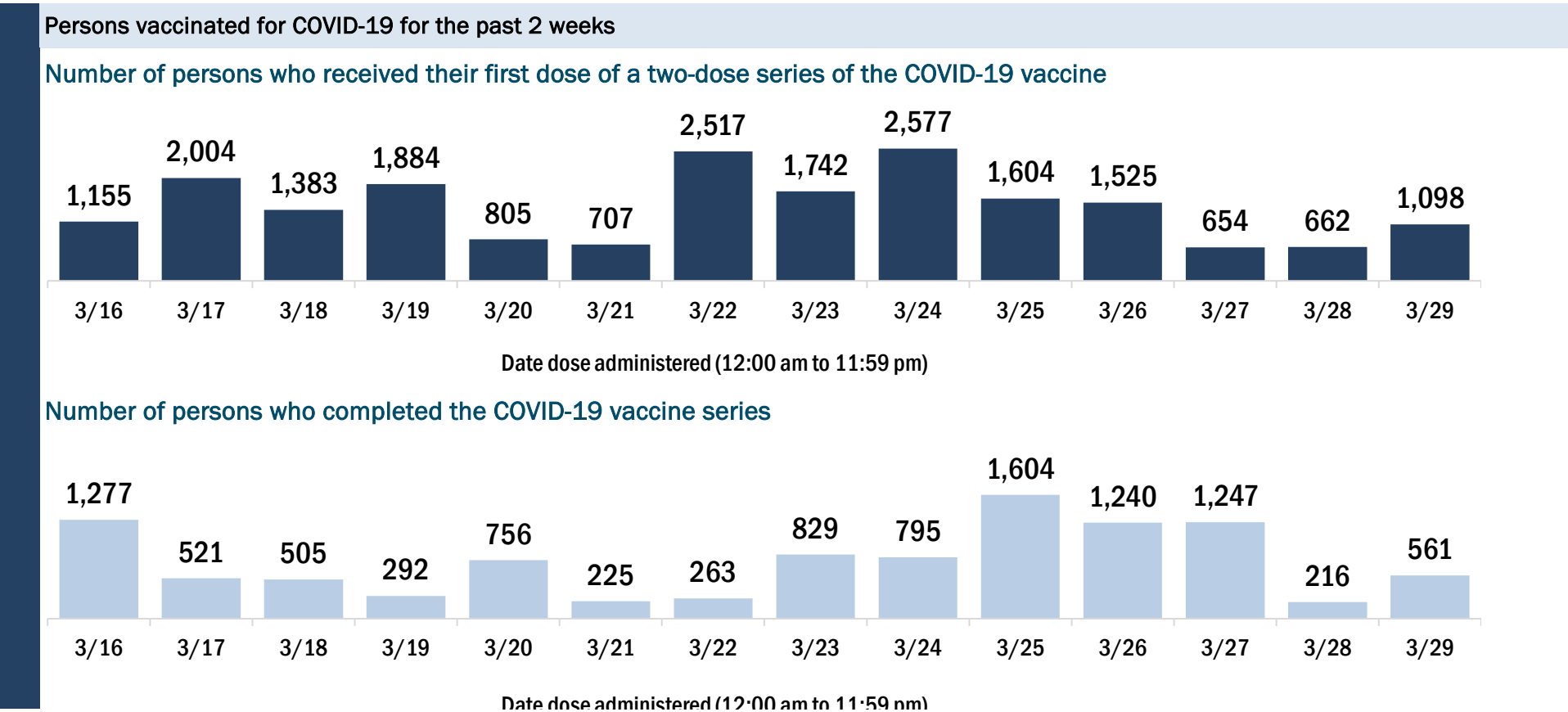
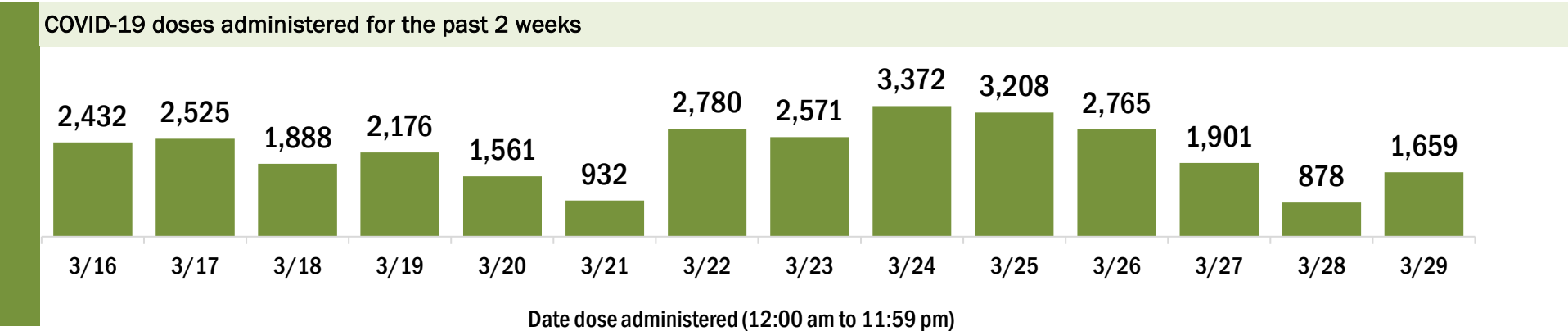
Data in this report are provisional and subject to change.

Data in this summary pertain to COVID-19 vaccines approved by the U.S. Food and Drug Administration and have been issued an Emergency Use Authorization (Janssen COVID-19 Vaccine, Moderna COVID-19 Vaccine and Pfizer-BioNTech COVID-19 Vaccine). These data summarize the number of people who have received either their first dose or have completed the series for a COVID-19 vaccine. **A person can only be counted in one category, first dose or series complete.** For persons receiving Moderna or Pfizer vaccines, once they receive their second dose, they are moved from the first dose column to the series completed column. **Because of this, the total first dose category may show a change from report to report not matching the total receiving their first dose from the previous day.** Persons receiving Johnson & Johnson vaccines will always be counted in the series completed column.

COVID-19 doses for vaccinated persons in Florida	
Doses administered	107,263
People receiving one dose of a 1-dose series (Johnson & Johnson) or receiving only one dose of a 2-dose series (Moderna, Pfizer) count once. Persons receiving both doses of a 2-dose series count twice.	

Current status of persons vaccinated for COVID-19 in Florida	
Total people vaccinated	73,468
First dose	35,937
Series completed	37,531
Completed 1-dose series	3,736
Completed 2-dose series	33,795
First dose: current number of people who have only received their first dose of the Moderna or Pfizer vaccine.	
Series complete: current number of people who have received both Moderna or Pfizer vaccine doses or one Johnson & Johnson dose and are considered fully immunized.	

Demographic summary	First dose	Series complete	Total people vaccinated
Age group	35,937	37,531	73,468
16-24 years	1,184	584	1,768
25-34 years	2,546	1,695	4,241
35-44 years	3,272	2,436	5,708
45-54 years	6,498	3,256	9,754
55-64 years	12,107	4,138	16,245
65-74 years	6,329	15,637	21,966
75-84 years	3,093	7,584	10,677
85+ years	908	2,201	3,109
Race	35,937	37,531	73,468
White	19,305	23,706	43,011
Black	1,902	2,180	4,082
American Indian/Alaskan	144	224	368
Other	6,031	7,645	13,676
Unknown	8,555	3,776	12,331
Other race includes Asian, native Hawaiian/Pacific Islander, or other.			
Ethnicity	35,937	37,531	73,468
Hispanic	9,584	10,264	19,848
Non-Hispanic	11,177	17,695	28,872
Unknown	15,176	9,572	24,748
Gender	35,937	37,531	73,468
Female	20,505	22,266	42,771
Male	15,297	15,240	30,537
Unknown	135	25	160



COVID-19: Palm Beach County vaccine summary

Vaccination data through Mar 29, 2021 as of Mar 30, 2021 at 12:05 AM

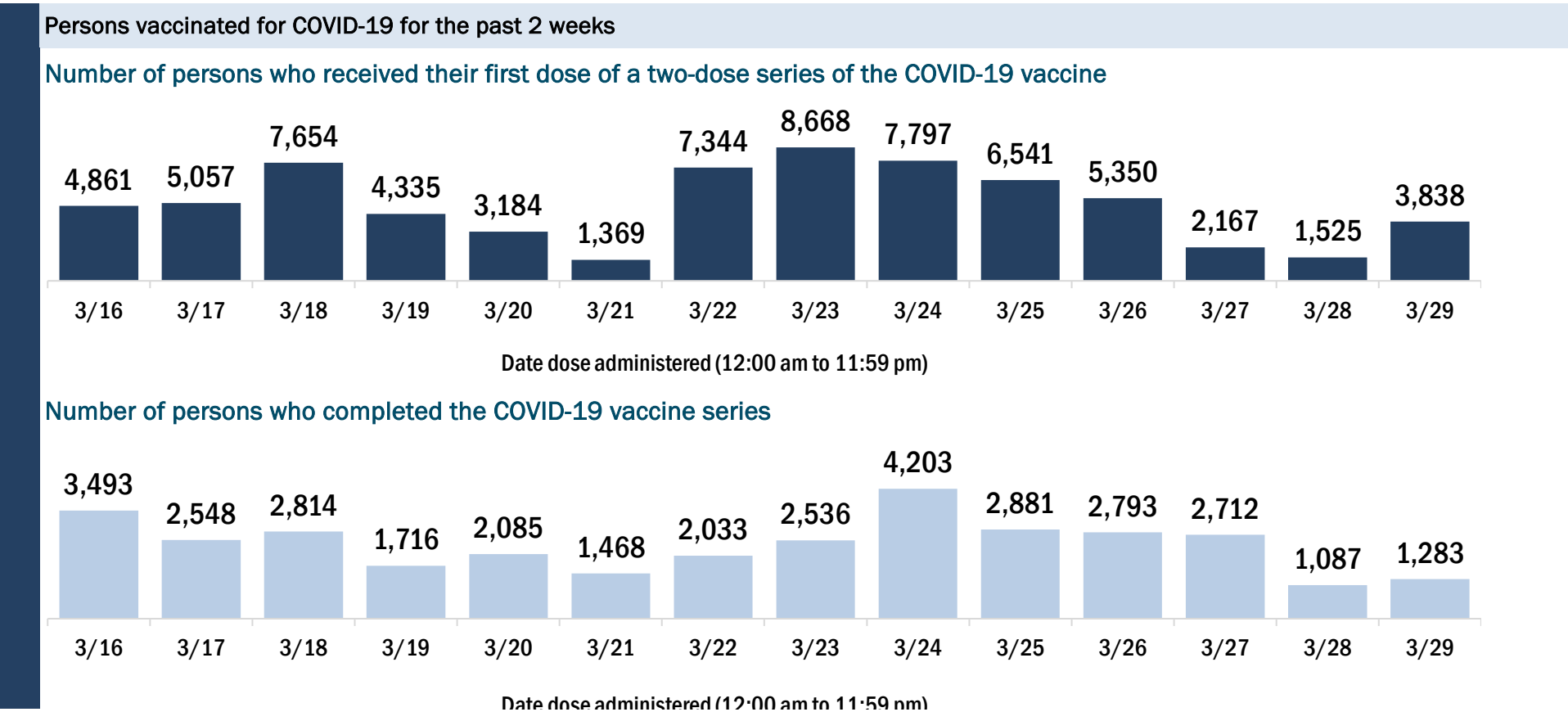
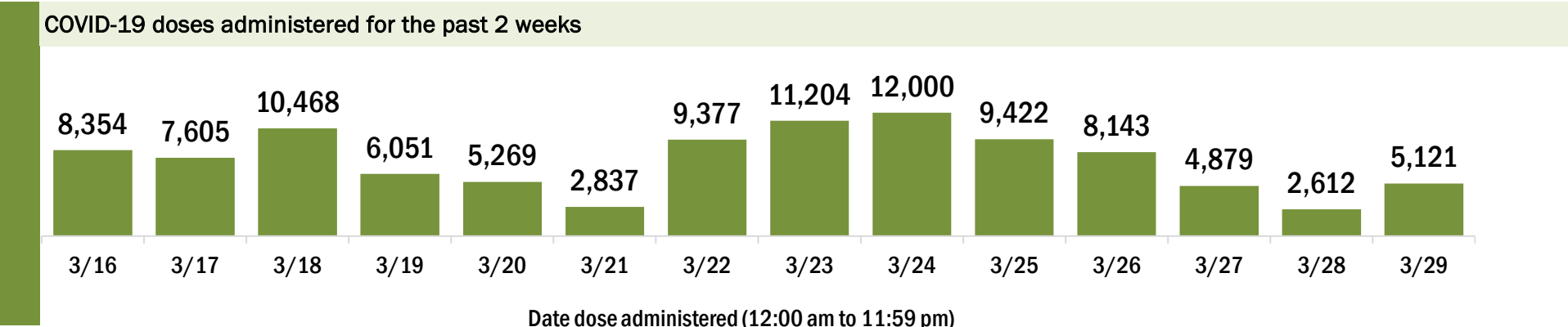
Data in this report are provisional and subject to change.

Data in this summary pertain to COVID-19 vaccines approved by the U.S. Food and Drug Administration and have been issued an Emergency Use Authorization (Janssen COVID-19 Vaccine, Moderna COVID-19 Vaccine and Pfizer-BioNTech COVID-19 Vaccine). These data summarize the number of people who have received either their first dose or have completed the series for a COVID-19 vaccine. **A person can only be counted in one category, first dose or series complete.** For persons receiving Moderna or Pfizer vaccines, once they receive their second dose, they are moved from the first dose column to the series completed column. **Because of this, the total first dose category may show a change from report to report not matching the total receiving their first dose from the previous day.** Persons receiving Johnson & Johnson vaccines will always be counted in the series completed column.

COVID-19 doses for vaccinated persons in Florida	
Doses administered	677,539
People receiving one dose of a 1-dose series (Johnson & Johnson) or receiving only one dose of a 2-dose series (Moderna, Pfizer) count once. Persons receiving both doses of a 2-dose series count twice.	

Current status of persons vaccinated for COVID-19 in Florida	
Total people vaccinated	425,164
First dose	158,428
Series completed	266,736
Completed 1-dose series	14,361
Completed 2-dose series	252,375
First dose: current number of people who have only received their first dose of the Moderna or Pfizer vaccine.	
Series complete: current number of people who have received both Moderna or Pfizer vaccine doses or one Johnson & Johnson dose and are considered fully immunized.	

Demographic summary	First dose	Series complete	Total people vaccinated
Age group	158,428	266,736	425,164
16-24 years	3,805	2,336	6,141
25-34 years	7,285	7,172	14,457
35-44 years	10,897	10,393	21,290
45-54 years	22,115	15,334	37,449
55-64 years	49,146	25,829	74,975
65-74 years	33,492	102,559	136,051
75-84 years	21,860	73,263	95,123
85+ years	9,828	29,850	39,678
Race	158,428	266,736	425,164
White	94,442	181,010	275,452
Black	9,090	11,843	20,933
American Indian/Alaskan	483	726	1,209
Other	12,590	23,890	36,480
Unknown	41,823	49,267	91,090
Other race includes Asian, native Hawaiian/Pacific Islander, or other.			
Ethnicity	158,428	266,736	425,164
Hispanic	14,341	15,320	29,661
Non-Hispanic	69,952	150,736	220,688
Unknown	74,135	100,680	174,815
Gender	158,428	266,736	425,164
Female	90,531	155,668	246,199
Male	67,383	110,952	178,335
Unknown	514	116	630



COVID-19: Pasco County vaccine summary

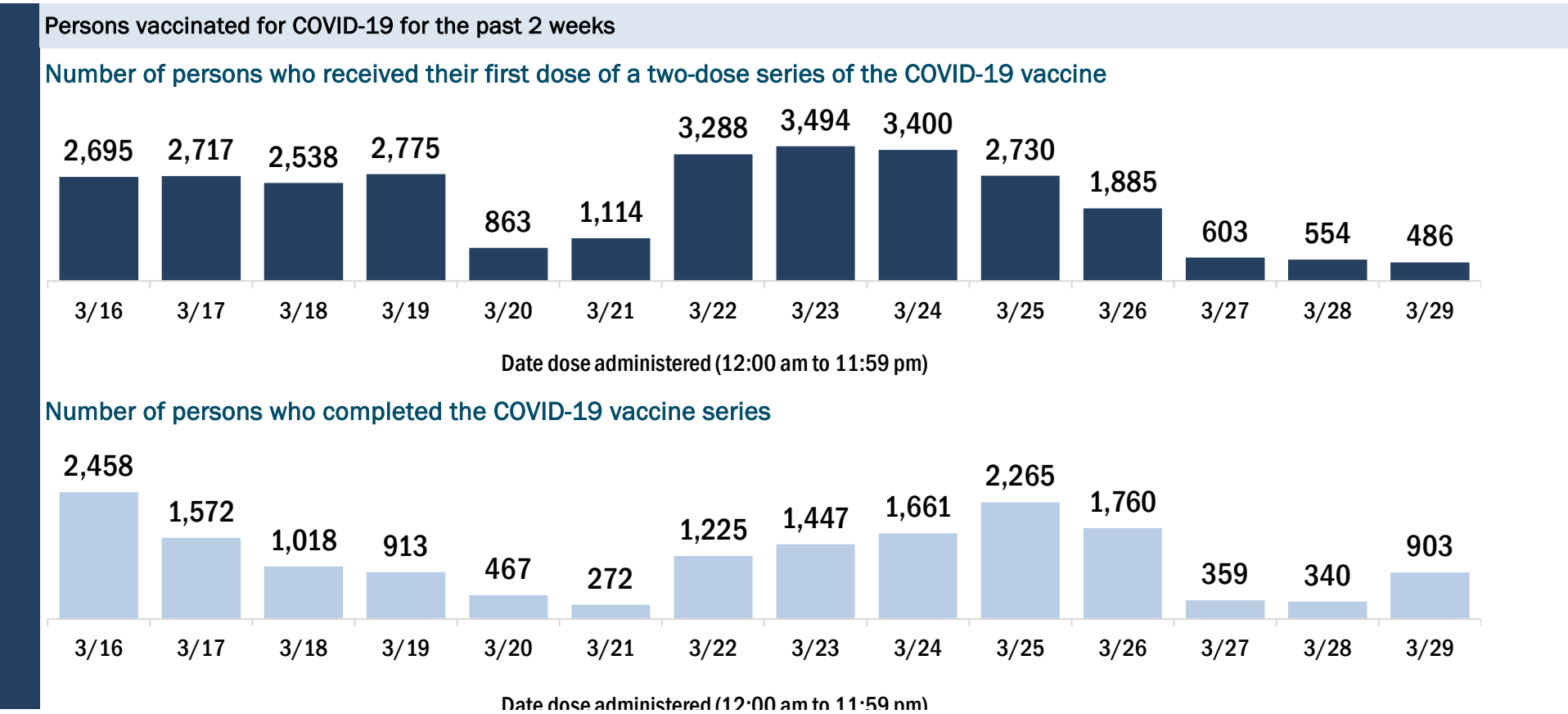
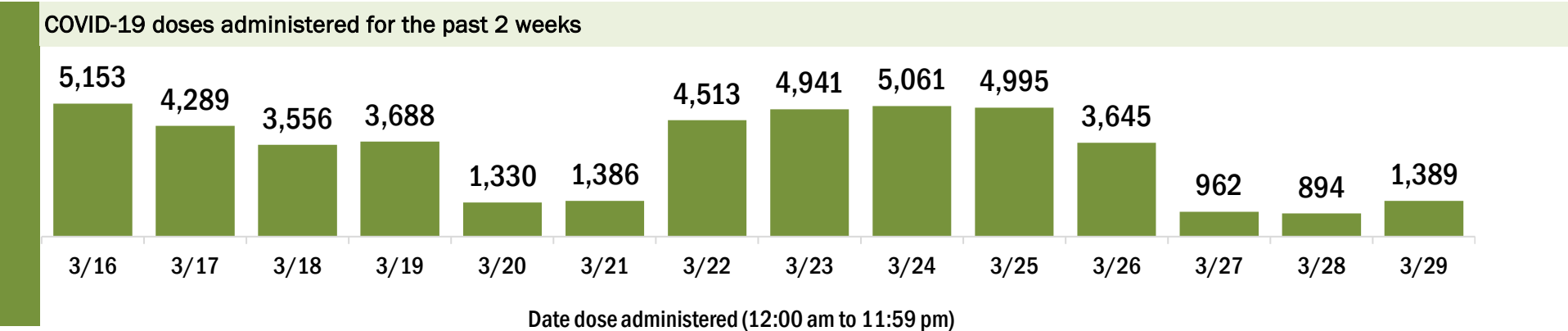
Vaccination data through Mar 29, 2021 as of Mar 30, 2021 at 12:05 AM

Data in this report are provisional and subject to change.

Data in this summary pertain to COVID-19 vaccines approved by the U.S. Food and Drug Administration and have been issued an Emergency Use Authorization (Janssen COVID-19 Vaccine, Moderna COVID-19 Vaccine and Pfizer-BioNTech COVID-19 Vaccine). These data summarize the number of people who have received either their first dose or have completed the series for a COVID-19 vaccine. **A person can only be counted in one category, first dose or series complete.** For persons receiving Moderna or Pfizer vaccines, once they receive their second dose, they are moved from the first dose column to the series completed column. **Because of this, the total first dose category may show a change from report to report not matching the total receiving their first dose from the previous day.** Persons receiving Johnson & Johnson vaccines will always be counted in the series completed column.

COVID-19 doses for vaccinated persons in Florida	
Doses administered	195,078
People receiving one dose of a 1-dose series (Johnson & Johnson) or receiving only one dose of a 2-dose series (Moderna, Pfizer) count once. Persons receiving both doses of a 2-dose series count twice.	
Current status of persons vaccinated for COVID-19 in Florida	
Total people vaccinated	131,436
First dose	63,294
Series completed	68,142
Completed 1-dose series	4,500
Completed 2-dose series	63,642
First dose: current number of people who have only received their first dose of the Moderna or Pfizer vaccine.	
Series complete: current number of people who have received both Moderna or Pfizer vaccine doses or one Johnson & Johnson dose and are considered fully immunized.	

Demographic summary		First dose	Series complete	Total people vaccinated
Age group		63,294	68,142	131,436
16-24 years		1,364	806	2,170
25-34 years		2,282	2,451	4,733
35-44 years		3,864	3,727	7,591
45-54 years		7,824	4,918	12,742
55-64 years		17,667	6,469	24,136
65-74 years		16,356	27,880	44,236
75-84 years		10,716	16,765	27,481
85+ years		3,221	5,126	8,347
Race		63,294	68,142	131,436
White		46,360	52,532	98,892
Black		1,725	1,733	3,458
American Indian/Alaskan		235	213	448
Other		5,372	7,005	12,377
Unknown		9,602	6,659	16,261
Other race includes Asian, native Hawaiian/Pacific Islander, or other.				
Ethnicity		63,294	68,142	131,436
Hispanic		3,552	3,072	6,624
Non-Hispanic		34,976	42,305	77,281
Unknown		24,766	22,765	47,531
Gender		63,294	68,142	131,436
Female		36,845	40,561	77,406
Male		26,314	27,517	53,831
Unknown		135	64	199



COVID-19: Pinellas County vaccine summary

Vaccination data through Mar 29, 2021 as of Mar 30, 2021 at 12:05 AM

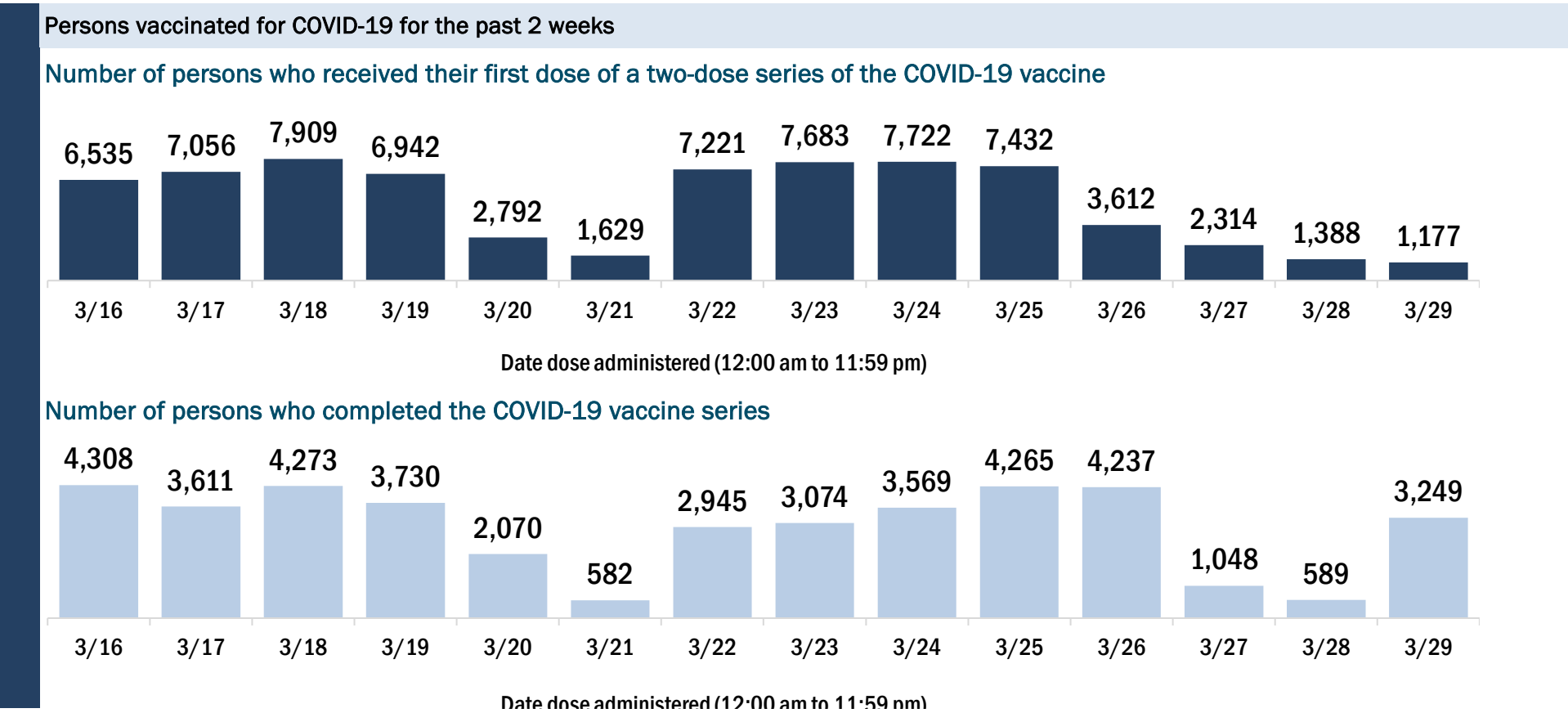
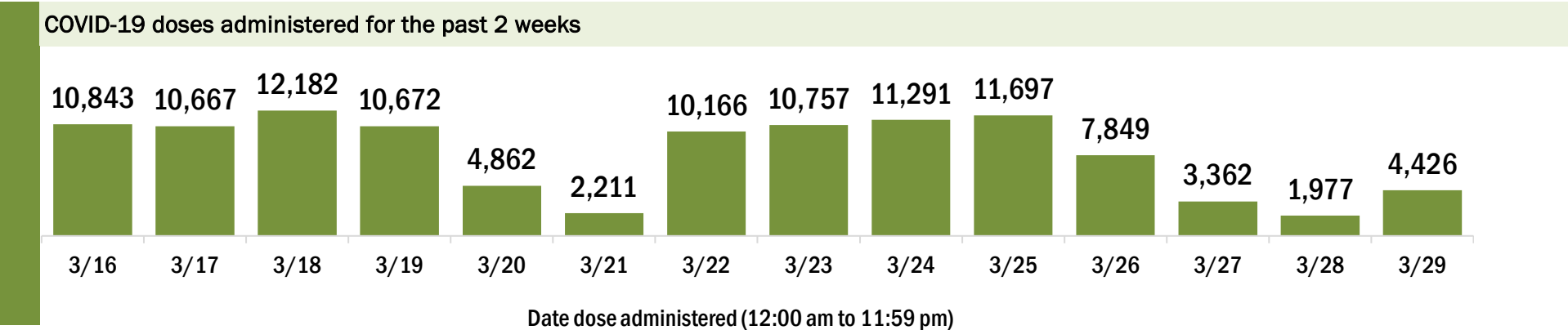
Data in this report are provisional and subject to change.

Data in this summary pertain to COVID-19 vaccines approved by the U.S. Food and Drug Administration and have been issued an Emergency Use Authorization (Janssen COVID-19 Vaccine, Moderna COVID-19 Vaccine and Pfizer-BioNTech COVID-19 Vaccine). These data summarize the number of people who have received either their first dose or have completed the series for a COVID-19 vaccine. **A person can only be counted in one category, first dose or series complete.** For persons receiving Moderna or Pfizer vaccines, once they receive their second dose, they are moved from the first dose column to the series completed column. **Because of this, the total first dose category may show a change from report to report not matching the total receiving their first dose from the previous day.** Persons receiving Johnson & Johnson vaccines will always be counted in the series completed column.

COVID-19 doses for vaccinated persons in Florida	
Doses administered	440,430
People receiving one dose of a 1-dose series (Johnson & Johnson) or receiving only one dose of a 2-dose series (Moderna, Pfizer) count once. Persons receiving both doses of a 2-dose series count twice.	

Current status of persons vaccinated for COVID-19 in Florida	
Total people vaccinated	289,544
First dose	129,951
Series completed	159,593
Completed 1-dose series	8,707
Completed 2-dose series	150,886
First dose: current number of people who have only received their first dose of the Moderna or Pfizer vaccine.	
Series complete: current number of people who have received both Moderna or Pfizer vaccine doses or one Johnson & Johnson dose and are considered fully immunized.	

Demographic summary	First dose	Series complete	Total people vaccinated
Age group	129,951	159,593	289,544
16-24 years	2,763	1,470	4,233
25-34 years	5,974	5,891	11,865
35-44 years	7,778	7,355	15,133
45-54 years	16,315	9,949	26,264
55-64 years	45,934	17,128	63,062
65-74 years	28,161	68,248	96,409
75-84 years	16,515	35,707	52,222
85+ years	6,511	13,845	20,356
Race	129,951	159,593	289,544
White	91,879	122,102	213,981
Black	6,702	6,143	12,845
American Indian/Alaskan	369	328	697
Other	9,459	12,907	22,366
Unknown	21,542	18,113	39,655
Other race includes Asian, native Hawaiian/Pacific Islander, or other.			
Ethnicity	129,951	159,593	289,544
Hispanic	3,969	4,379	8,348
Non-Hispanic	74,174	96,854	171,028
Unknown	51,808	58,360	110,168
Gender	129,951	159,593	289,544
Female	75,168	94,298	169,466
Male	54,465	64,995	119,460
Unknown	318	300	618



COVID-19: Polk County vaccine summary

Vaccination data through Mar 29, 2021 as of Mar 30, 2021 at 12:05 AM

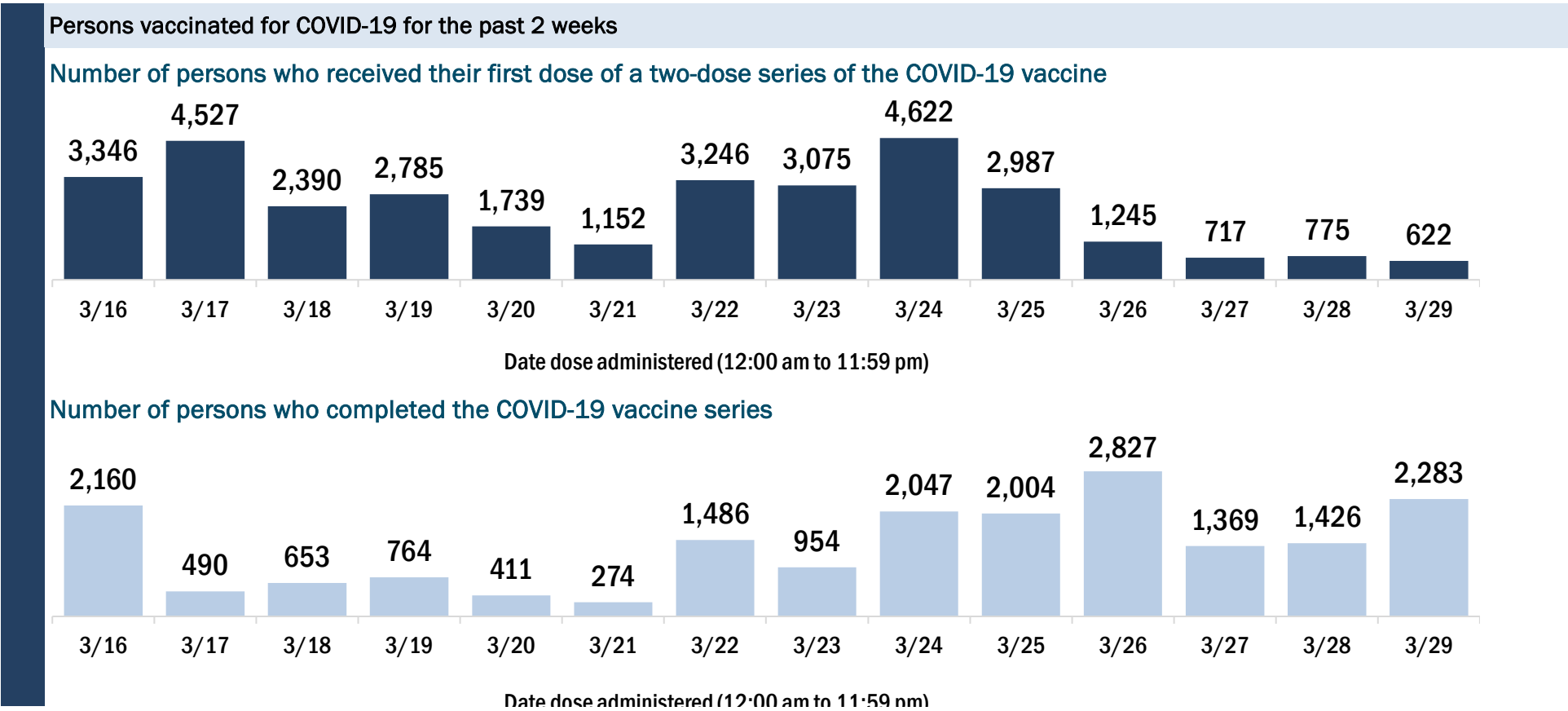
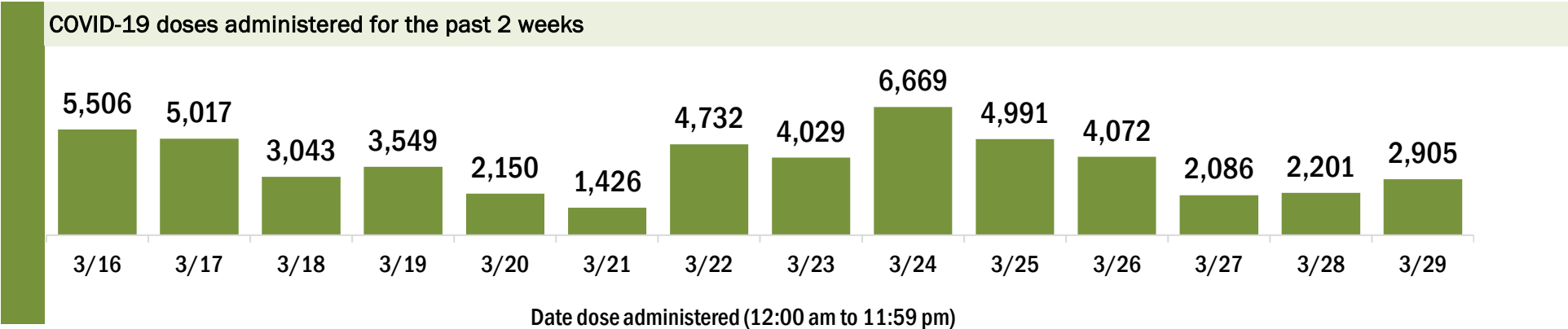
Data in this report are provisional and subject to change.

Data in this summary pertain to COVID-19 vaccines approved by the U.S. Food and Drug Administration and have been issued an Emergency Use Authorization (Janssen COVID-19 Vaccine, Moderna COVID-19 Vaccine and Pfizer-BioNTech COVID-19 Vaccine). These data summarize the number of people who have received either their first dose or have completed the series for a COVID-19 vaccine. **A person can only be counted in one category, first dose or series complete.** For persons receiving Moderna or Pfizer vaccines, once they receive their second dose, they are moved from the first dose column to the series completed column. **Because of this, the total first dose category may show a change from report to report not matching the total receiving their first dose from the previous day.** Persons receiving Johnson & Johnson vaccines will always be counted in the series completed column.

COVID-19 doses for vaccinated persons in Florida	
Doses administered	227,102
People receiving one dose of a 1-dose series (Johnson & Johnson) or receiving only one dose of a 2-dose series (Moderna, Pfizer) count once. Persons receiving both doses of a 2-dose series count twice.	

Current status of persons vaccinated for COVID-19 in Florida	
Total people vaccinated	154,738
First dose	78,706
Series completed	76,032
Completed 1-dose series	3,668
Completed 2-dose series	72,364
First dose: current number of people who have only received their first dose of the Moderna or Pfizer vaccine.	
Series complete: current number of people who have received both Moderna or Pfizer vaccine doses or one Johnson & Johnson dose and are considered fully immunized.	

Demographic summary	First dose	Series complete	Total people vaccinated
Age group	78,706	76,032	154,738
16-24 years	1,651	703	2,354
25-34 years	3,675	2,374	6,049
35-44 years	4,901	3,455	8,356
45-54 years	8,562	4,831	13,393
55-64 years	20,197	7,661	27,858
65-74 years	21,871	31,916	53,787
75-84 years	13,636	19,445	33,081
85+ years	4,213	5,647	9,860
Race	78,706	76,032	154,738
White	53,217	57,526	110,743
Black	5,513	4,510	10,023
American Indian/Alaskan	495	387	882
Other	5,853	5,580	11,433
Unknown	13,628	8,029	21,657
Other race includes Asian, native Hawaiian/Pacific Islander, or other.			
Ethnicity	78,706	76,032	154,738
Hispanic	7,797	4,695	12,492
Non-Hispanic	41,118	47,306	88,424
Unknown	29,791	24,031	53,822
Gender	78,706	76,032	154,738
Female	44,838	44,155	88,993
Male	33,624	31,845	65,469
Unknown	244	32	276



COVID-19: Putnam County vaccine summary

Vaccination data through Mar 29, 2021 as of Mar 30, 2021 at 12:05 AM

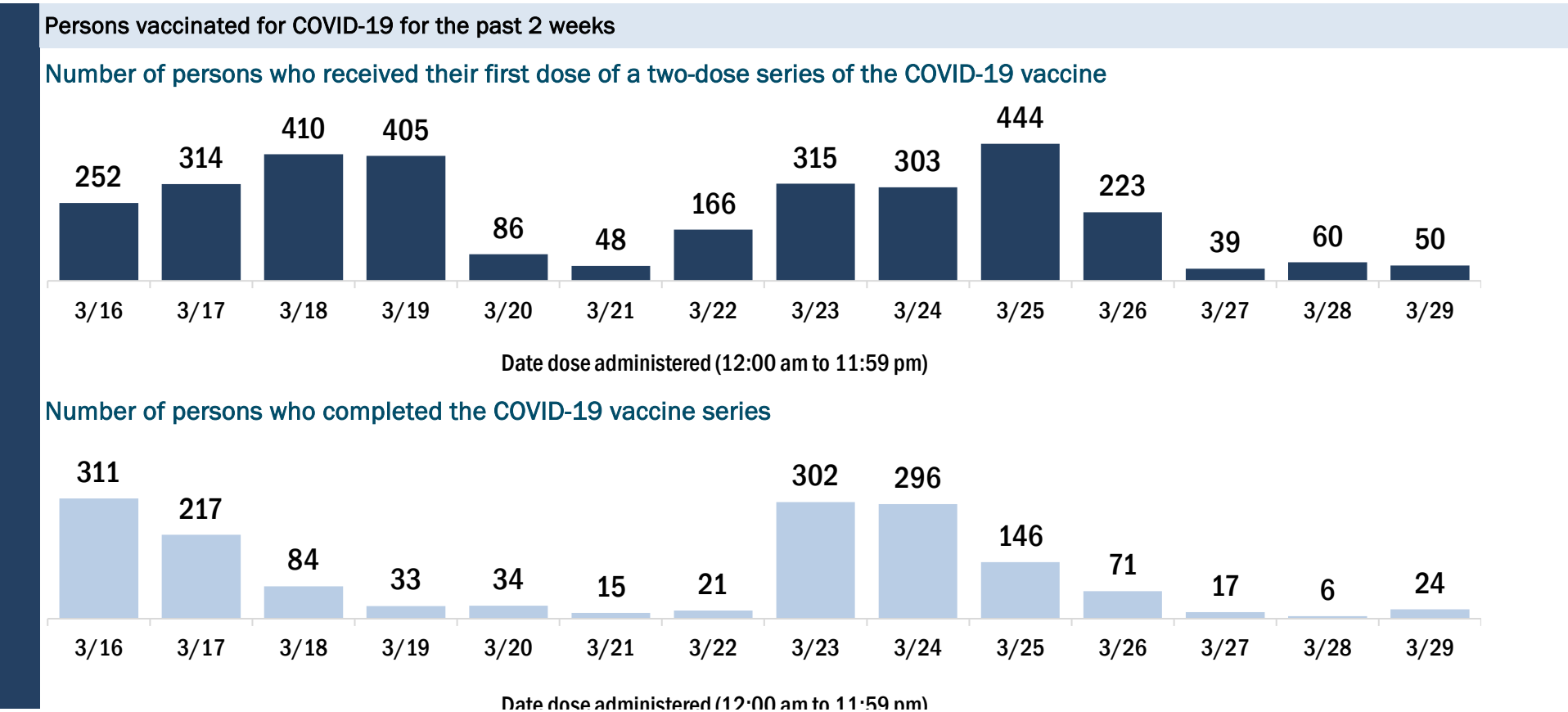
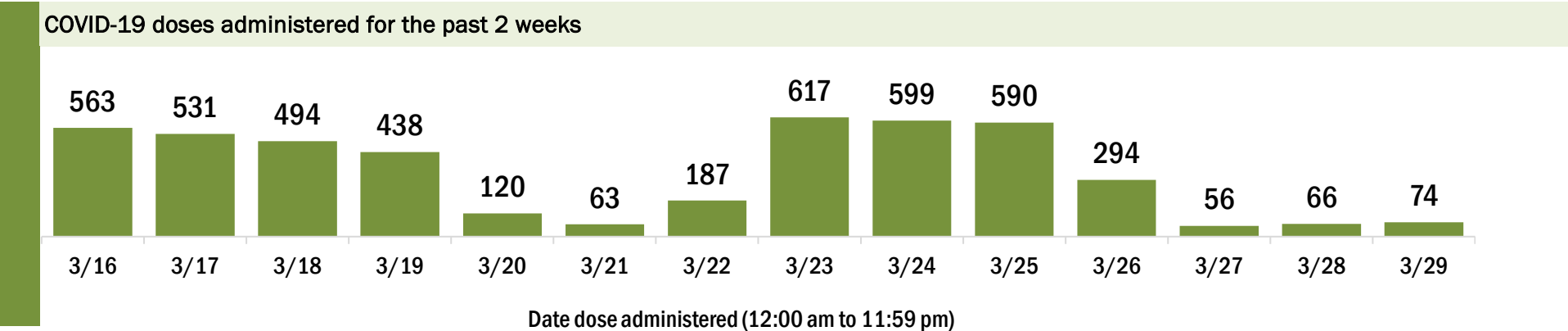
Data in this report are provisional and subject to change.

Data in this summary pertain to COVID-19 vaccines approved by the U.S. Food and Drug Administration and have been issued an Emergency Use Authorization (Janssen COVID-19 Vaccine, Moderna COVID-19 Vaccine and Pfizer-BioNTech COVID-19 Vaccine). These data summarize the number of people who have received either their first dose or have completed the series for a COVID-19 vaccine. **A person can only be counted in one category, first dose or series complete.** For persons receiving Moderna or Pfizer vaccines, once they receive their second dose, they are moved from the first dose column to the series completed column. **Because of this, the total first dose category may show a change from report to report not matching the total receiving their first dose from the previous day.** Persons receiving Johnson & Johnson vaccines will always be counted in the series completed column.

COVID-19 doses for vaccinated persons in Florida	
Doses administered	21,021
People receiving one dose of a 1-dose series (Johnson & Johnson) or receiving only one dose of a 2-dose series (Moderna, Pfizer) count once. Persons receiving both doses of a 2-dose series count twice.	

Current status of persons vaccinated for COVID-19 in Florida	
Total people vaccinated	13,795
First dose	6,333
Series completed	7,462
Completed 1-dose series	236
Completed 2-dose series	7,226
First dose: current number of people who have only received their first dose of the Moderna or Pfizer vaccine.	
Series complete: current number of people who have received both Moderna or Pfizer vaccine doses or one Johnson & Johnson dose and are considered fully immunized.	

Demographic summary	First dose	Series complete	Total people vaccinated
Age group	6,333	7,462	13,795
16-24 years	69	60	129
25-34 years	183	149	332
35-44 years	267	207	474
45-54 years	684	311	995
55-64 years	2,020	696	2,716
65-74 years	1,878	3,418	5,296
75-84 years	923	1,988	2,911
85+ years	309	633	942
Race	6,333	7,462	13,795
White	4,830	5,928	10,758
Black	715	527	1,242
American Indian/Alaskan	64	53	117
Other	443	463	906
Unknown	281	491	772
Other race includes Asian, native Hawaiian/Pacific Islander, or other.			
Ethnicity	6,333	7,462	13,795
Hispanic	279	195	474
Non-Hispanic	4,904	5,618	10,522
Unknown	1,150	1,649	2,799
Gender	6,333	7,462	13,795
Female	3,602	4,254	7,856
Male	2,727	3,205	5,932
Unknown	4	3	7



COVID-19: Santa Rosa County vaccine summary

Vaccination data through Mar 29, 2021 as of Mar 30, 2021 at 12:05 AM

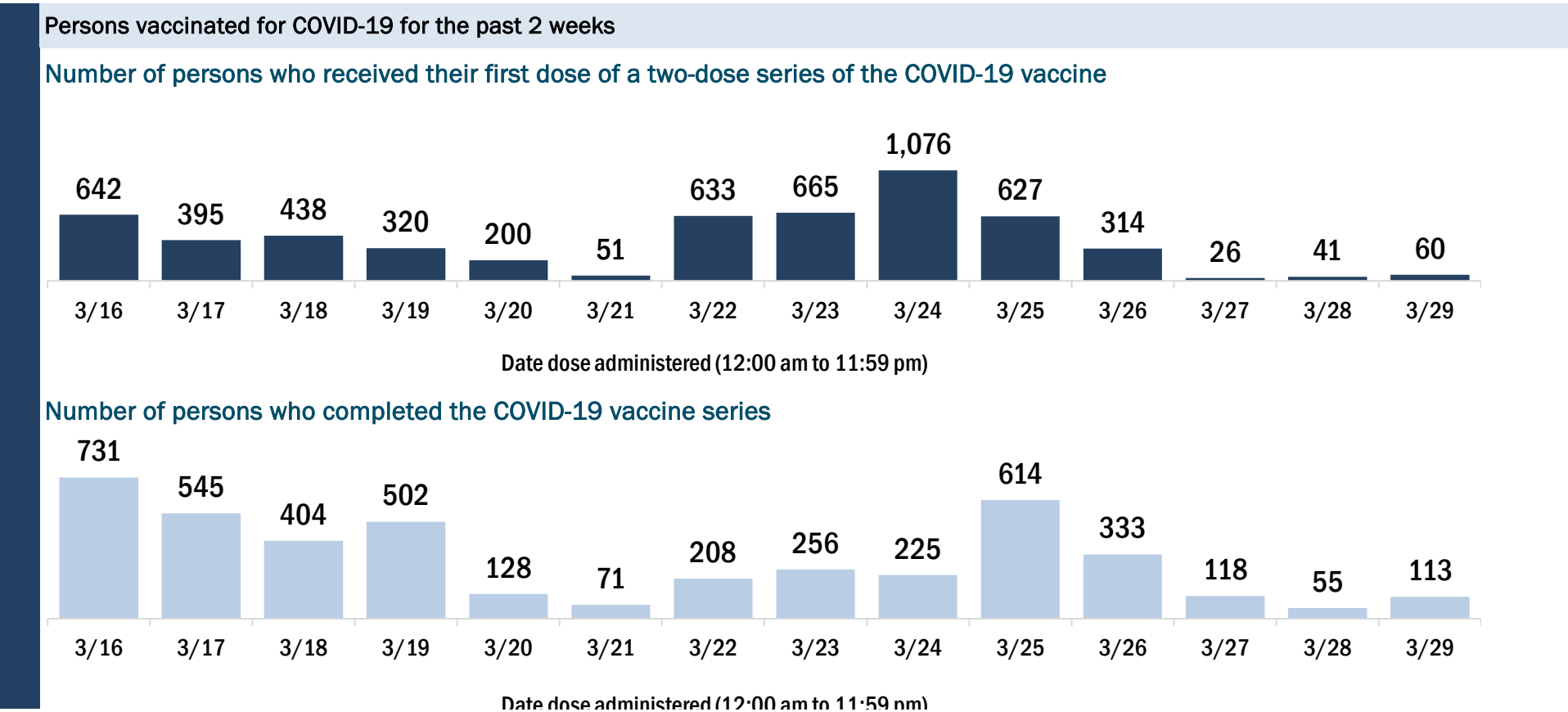
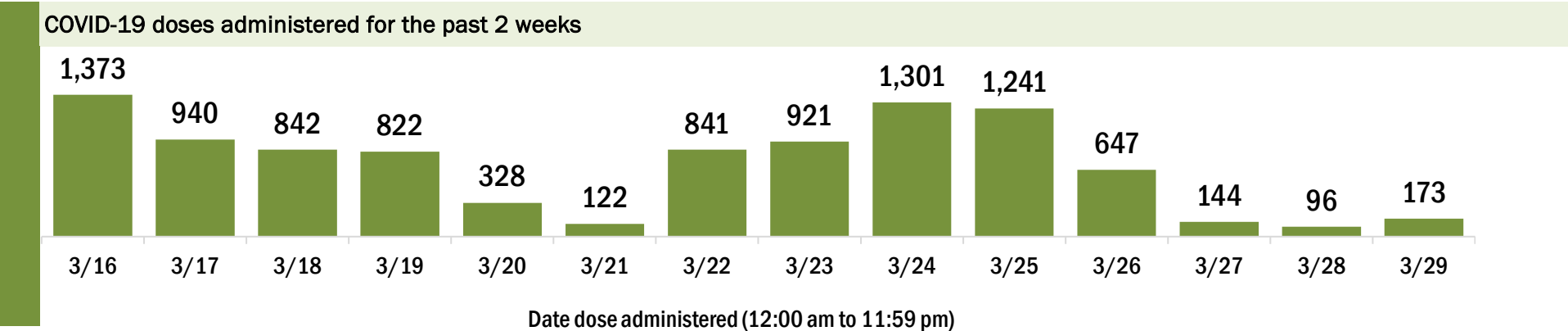
Data in this report are provisional and subject to change.

Data in this summary pertain to COVID-19 vaccines approved by the U.S. Food and Drug Administration and have been issued an Emergency Use Authorization (Janssen COVID-19 Vaccine, Moderna COVID-19 Vaccine and Pfizer-BioNTech COVID-19 Vaccine). These data summarize the number of people who have received either their first dose or have completed the series for a COVID-19 vaccine. **A person can only be counted in one category, first dose or series complete.** For persons receiving Moderna or Pfizer vaccines, once they receive their second dose, they are moved from the first dose column to the series completed column. **Because of this, the total first dose category may show a change from report to report not matching the total receiving their first dose from the previous day.** Persons receiving Johnson & Johnson vaccines will always be counted in the series completed column.

COVID-19 doses for vaccinated persons in Florida	
Doses administered	62,472
People receiving one dose of a 1-dose series (Johnson & Johnson) or receiving only one dose of a 2-dose series (Moderna, Pfizer) count once. Persons receiving both doses of a 2-dose series count twice.	

Current status of persons vaccinated for COVID-19 in Florida	
Total people vaccinated	40,354
First dose	17,028
Series completed	23,326
Completed 1-dose series	1,208
Completed 2-dose series	22,118
First dose: current number of people who have only received their first dose of the Moderna or Pfizer vaccine.	
Series complete: current number of people who have received both Moderna or Pfizer vaccine doses or one Johnson & Johnson dose and are considered fully immunized.	

Demographic summary	First dose	Series complete	Total people vaccinated
Age group	17,028	23,326	40,354
16-24 years	386	287	673
25-34 years	822	830	1,652
35-44 years	1,268	1,314	2,582
45-54 years	2,415	1,834	4,249
55-64 years	5,541	3,019	8,560
65-74 years	4,065	9,724	13,789
75-84 years	1,929	4,926	6,855
85+ years	602	1,392	1,994
Race	17,028	23,326	40,354
White	11,475	17,660	29,135
Black	526	613	1,139
American Indian/Alaskan	116	133	249
Other	1,061	1,661	2,722
Unknown	3,850	3,259	7,109
Other race includes Asian, native Hawaiian/Pacific Islander, or other.			
Ethnicity	17,028	23,326	40,354
Hispanic	411	388	799
Non-Hispanic	10,434	14,720	25,154
Unknown	6,183	8,218	14,401
Gender	17,028	23,326	40,354
Female	9,845	13,337	23,182
Male	7,167	9,988	17,155
Unknown	16	1	17



COVID-19: Sarasota County vaccine summary

Vaccination data through Mar 29, 2021 as of Mar 30, 2021 at 12:05 AM

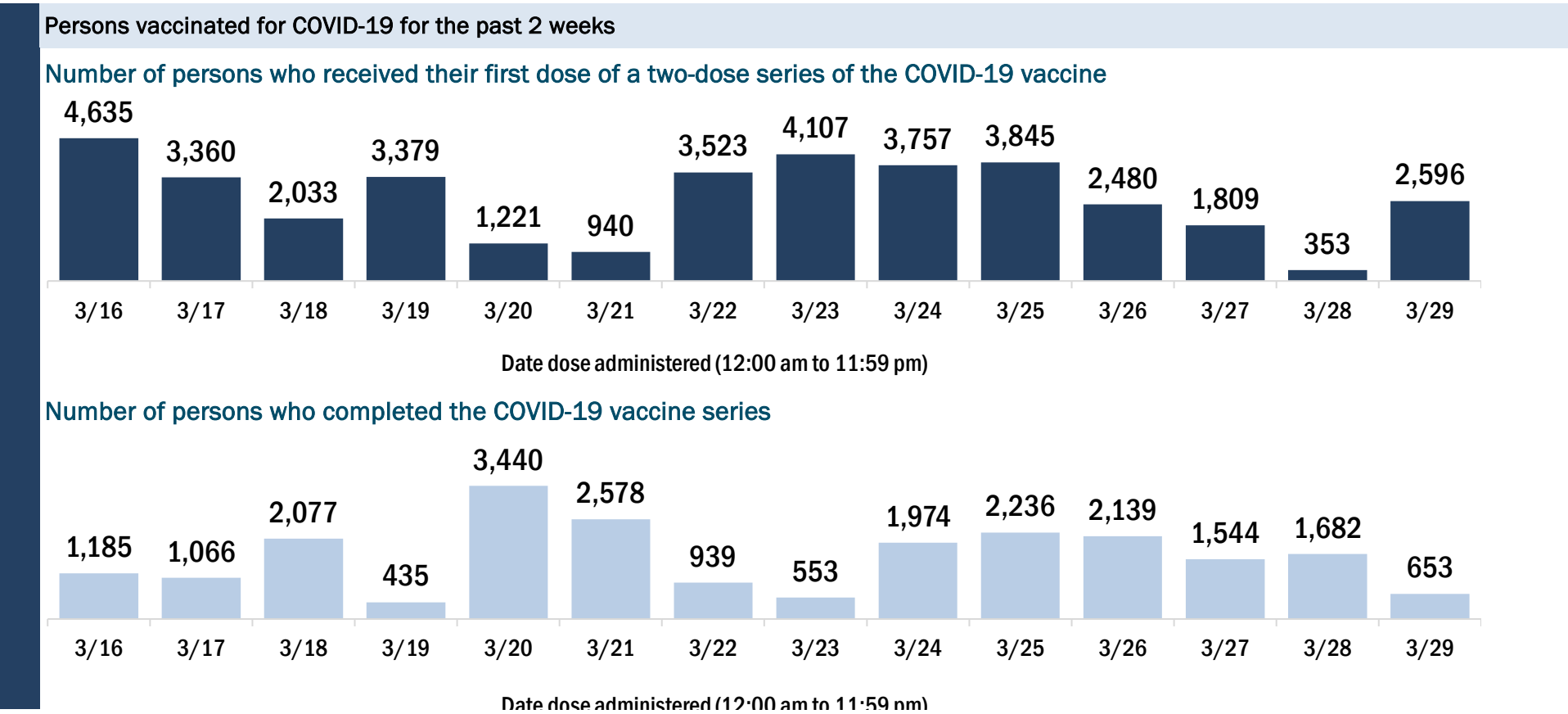
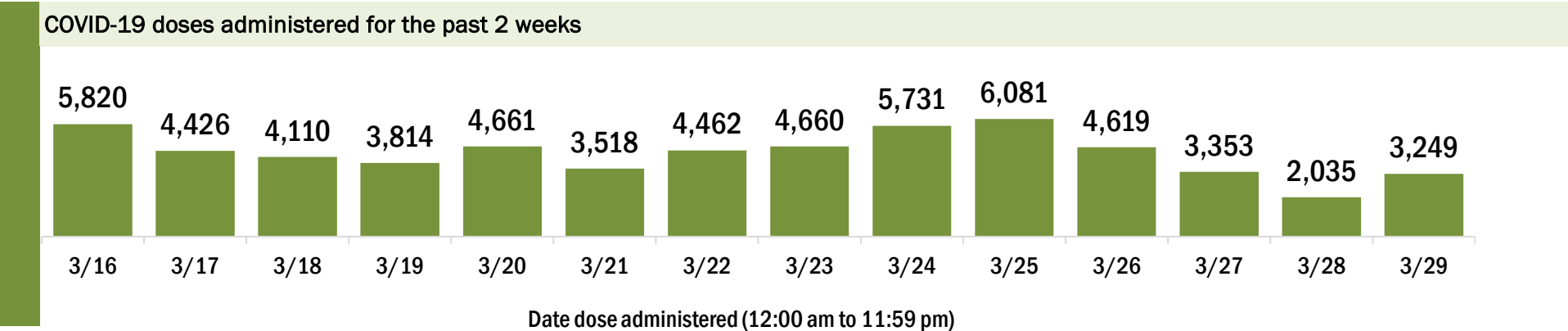
Data in this report are provisional and subject to change.

Data in this summary pertain to COVID-19 vaccines approved by the U.S. Food and Drug Administration and have been issued an Emergency Use Authorization (Janssen COVID-19 Vaccine, Moderna COVID-19 Vaccine and Pfizer-BioNTech COVID-19 Vaccine). These data summarize the number of people who have received either their first dose or have completed the series for a COVID-19 vaccine. **A person can only be counted in one category, first dose or series complete.** For persons receiving Moderna or Pfizer vaccines, once they receive their second dose, they are moved from the first dose column to the series completed column. **Because of this, the total first dose category may show a change from report to report not matching the total receiving their first dose from the previous day.** Persons receiving Johnson & Johnson vaccines will always be counted in the series completed column.

COVID-19 doses for vaccinated persons in Florida	
Doses administered	261,658
People receiving one dose of a 1-dose series (Johnson & Johnson) or receiving only one dose of a 2-dose series (Moderna, Pfizer) count once. Persons receiving both doses of a 2-dose series count twice.	

Current status of persons vaccinated for COVID-19 in Florida	
Total people vaccinated	177,829
First dose	89,629
Series completed	88,200
Completed 1-dose series	4,371
Completed 2-dose series	83,829
First dose: current number of people who have only received their first dose of the Moderna or Pfizer vaccine.	
Series complete: current number of people who have received both Moderna or Pfizer vaccine doses or one Johnson & Johnson dose and are considered fully immunized.	

Demographic summary	First dose	Series complete	Total people vaccinated
Age group	89,629	88,200	177,829
16-24 years	863	653	1,516
25-34 years	1,423	1,892	3,315
35-44 years	2,003	2,550	4,553
45-54 years	5,738	4,151	9,889
55-64 years	20,947	7,473	28,420
65-74 years	30,344	38,749	69,093
75-84 years	21,174	23,844	45,018
85+ years	7,137	8,888	16,025
Race	89,629	88,200	177,829
White	71,842	69,509	141,351
Black	1,008	1,282	2,290
American Indian/Alaskan	284	358	642
Other	4,245	7,412	11,657
Unknown	12,250	9,639	21,889
Other race includes Asian, native Hawaiian/Pacific Islander, or other.			
Ethnicity	89,629	88,200	177,829
Hispanic	2,518	1,664	4,182
Non-Hispanic	58,582	59,113	117,695
Unknown	28,529	27,423	55,952
Gender	89,629	88,200	177,829
Female	49,939	50,619	100,558
Male	39,581	37,504	77,085
Unknown	109	77	186



COVID-19: Seminole County vaccine summary

Vaccination data through Mar 29, 2021 as of Mar 30, 2021 at 12:05 AM

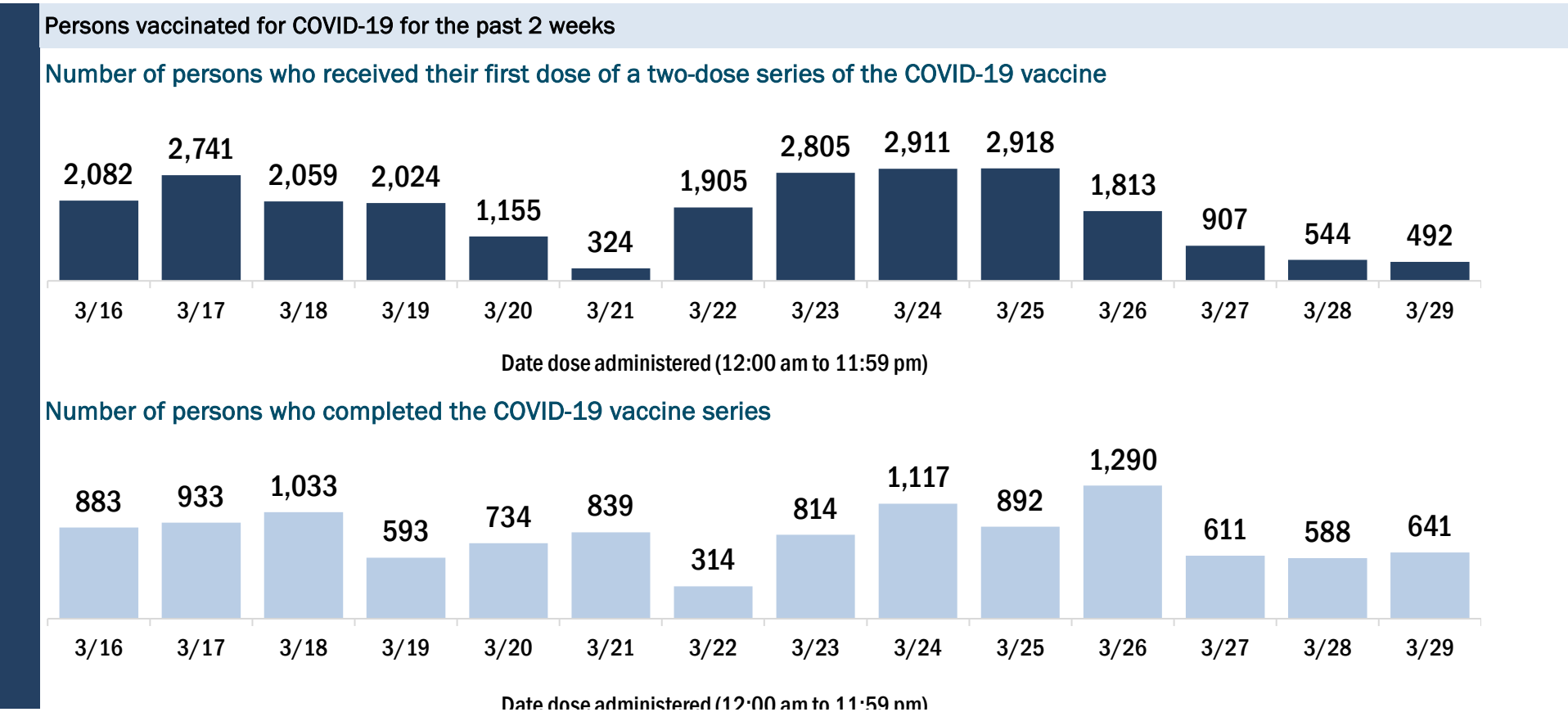
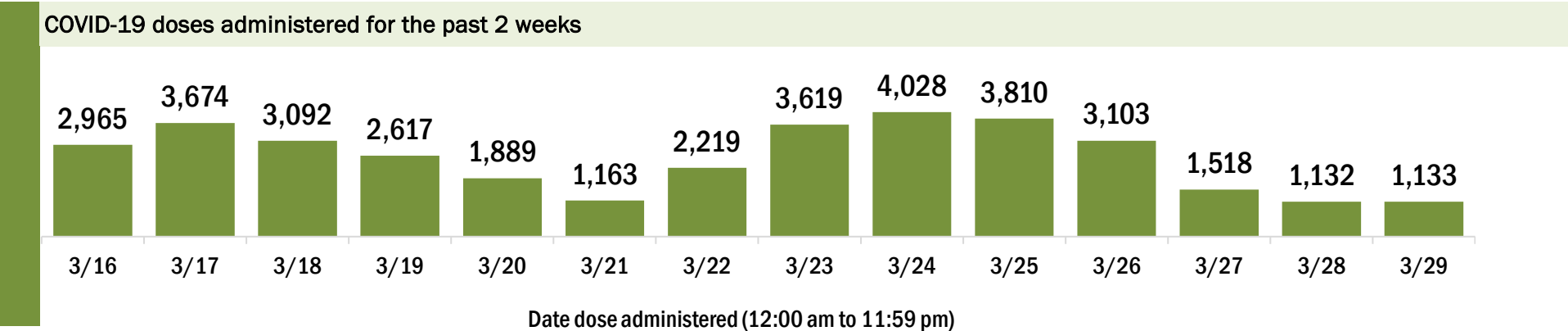
Data in this report are provisional and subject to change.

Data in this summary pertain to COVID-19 vaccines approved by the U.S. Food and Drug Administration and have been issued an Emergency Use Authorization (Janssen COVID-19 Vaccine, Moderna COVID-19 Vaccine and Pfizer-BioNTech COVID-19 Vaccine). These data summarize the number of people who have received either their first dose or have completed the series for a COVID-19 vaccine. **A person can only be counted in one category, first dose or series complete.** For persons receiving Moderna or Pfizer vaccines, once they receive their second dose, they are moved from the first dose column to the series completed column. **Because of this, the total first dose category may show a change from report to report not matching the total receiving their first dose from the previous day.** Persons receiving Johnson & Johnson vaccines will always be counted in the series completed column.

COVID-19 doses for vaccinated persons in Florida	
Doses administered	162,291
People receiving one dose of a 1-dose series (Johnson & Johnson) or receiving only one dose of a 2-dose series (Moderna, Pfizer) count once. Persons receiving both doses of a 2-dose series count twice.	

Current status of persons vaccinated for COVID-19 in Florida	
Total people vaccinated	106,196
First dose	44,952
Series completed	61,244
Completed 1-dose series	5,149
Completed 2-dose series	56,095
First dose: current number of people who have only received their first dose of the Moderna or Pfizer vaccine.	
Series complete: current number of people who have received both Moderna or Pfizer vaccine doses or one Johnson & Johnson dose and are considered fully immunized.	

Demographic summary	First dose	Series complete	Total people vaccinated
Age group	44,952	61,244	106,196
16-24 years	2,037	1,090	3,127
25-34 years	3,601	3,229	6,830
35-44 years	5,379	4,525	9,904
45-54 years	8,622	5,374	13,996
55-64 years	15,997	6,622	22,619
65-74 years	5,456	23,956	29,412
75-84 years	2,713	11,877	14,590
85+ years	1,147	4,571	5,718
Race	44,952	61,244	106,196
White	29,268	45,493	74,761
Black	2,641	3,952	6,593
American Indian/Alaskan	155	346	501
Other	5,958	8,965	14,923
Unknown	6,930	2,488	9,418
Other race includes Asian, native Hawaiian/Pacific Islander, or other.			
Ethnicity	44,952	61,244	106,196
Hispanic	4,418	5,692	10,110
Non-Hispanic	23,888	41,687	65,575
Unknown	16,646	13,865	30,511
Gender	44,952	61,244	106,196
Female	25,486	36,837	62,323
Male	19,235	24,356	43,591
Unknown	231	51	282



COVID-19: St. Johns County vaccine summary

Vaccination data through Mar 29, 2021 as of Mar 30, 2021 at 12:05 AM

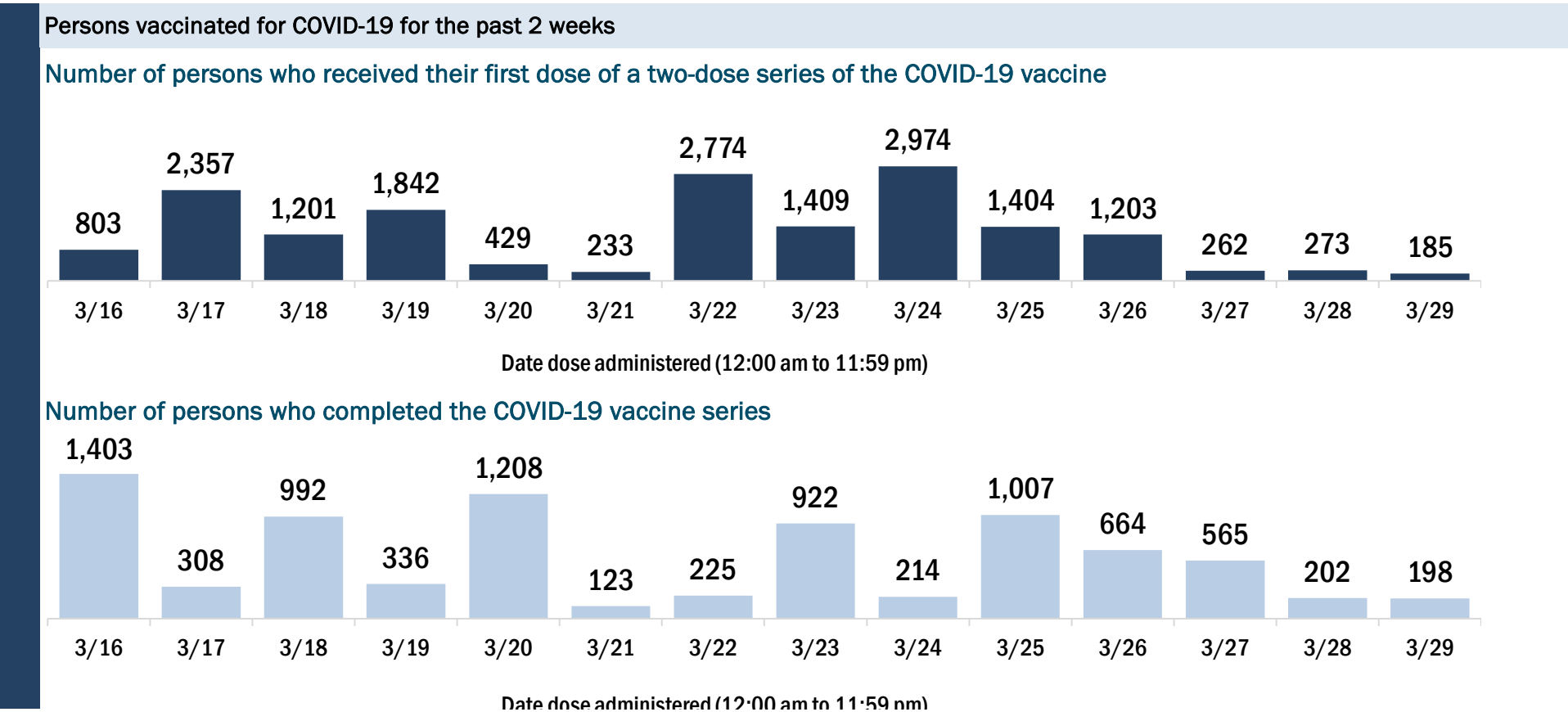
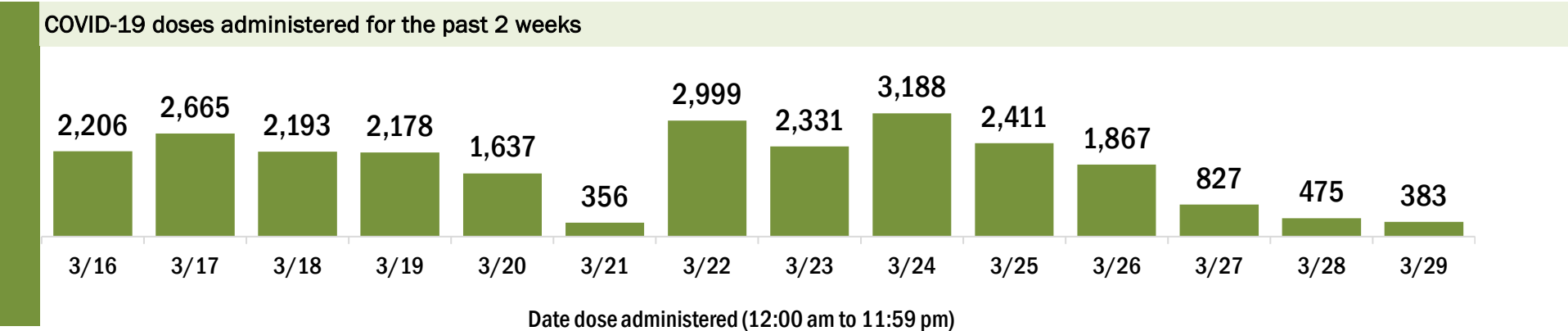
Data in this report are provisional and subject to change.

Data in this summary pertain to COVID-19 vaccines approved by the U.S. Food and Drug Administration and have been issued an Emergency Use Authorization (Janssen COVID-19 Vaccine, Moderna COVID-19 Vaccine and Pfizer-BioNTech COVID-19 Vaccine). These data summarize the number of people who have received either their first dose or have completed the series for a COVID-19 vaccine. **A person can only be counted in one category, first dose or series complete.** For persons receiving Moderna or Pfizer vaccines, once they receive their second dose, they are moved from the first dose column to the series completed column. **Because of this, the total first dose category may show a change from report to report not matching the total receiving their first dose from the previous day.** Persons receiving Johnson & Johnson vaccines will always be counted in the series completed column.

COVID-19 doses for vaccinated persons in Florida	
Doses administered	149,233
People receiving one dose of a 1-dose series (Johnson & Johnson) or receiving only one dose of a 2-dose series (Moderna, Pfizer) count once. Persons receiving both doses of a 2-dose series count twice.	

Current status of persons vaccinated for COVID-19 in Florida	
Total people vaccinated	91,715
First dose	31,449
Series completed	60,266
Completed 1-dose series	2,748
Completed 2-dose series	57,518
First dose: current number of people who have only received their first dose of the Moderna or Pfizer vaccine.	
Series complete: current number of people who have received both Moderna or Pfizer vaccine doses or one Johnson & Johnson dose and are considered fully immunized.	

Demographic summary	First dose	Series complete	Total people vaccinated
Age group	31,449	60,266	91,715
16-24 years	1,163	762	1,925
25-34 years	1,595	2,053	3,648
35-44 years	3,616	4,358	7,974
45-54 years	6,462	4,875	11,337
55-64 years	12,591	7,075	19,666
65-74 years	3,613	25,198	28,811
75-84 years	1,770	12,433	14,203
85+ years	639	3,512	4,151
Race	31,449	60,266	91,715
White	22,539	45,349	67,888
Black	944	1,629	2,573
American Indian/Alaskan	74	185	259
Other	3,149	5,798	8,947
Unknown	4,743	7,305	12,048
Other race includes Asian, native Hawaiian/Pacific Islander, or other.			
Ethnicity	31,449	60,266	91,715
Hispanic	1,268	1,600	2,868
Non-Hispanic	20,048	39,188	59,236
Unknown	10,133	19,478	29,611
Gender	31,449	60,266	91,715
Female	17,449	34,128	51,577
Male	13,982	26,127	40,109
Unknown	18	11	29



COVID-19: St. Lucie County vaccine summary

Vaccination data through Mar 29, 2021 as of Mar 30, 2021 at 12:05 AM

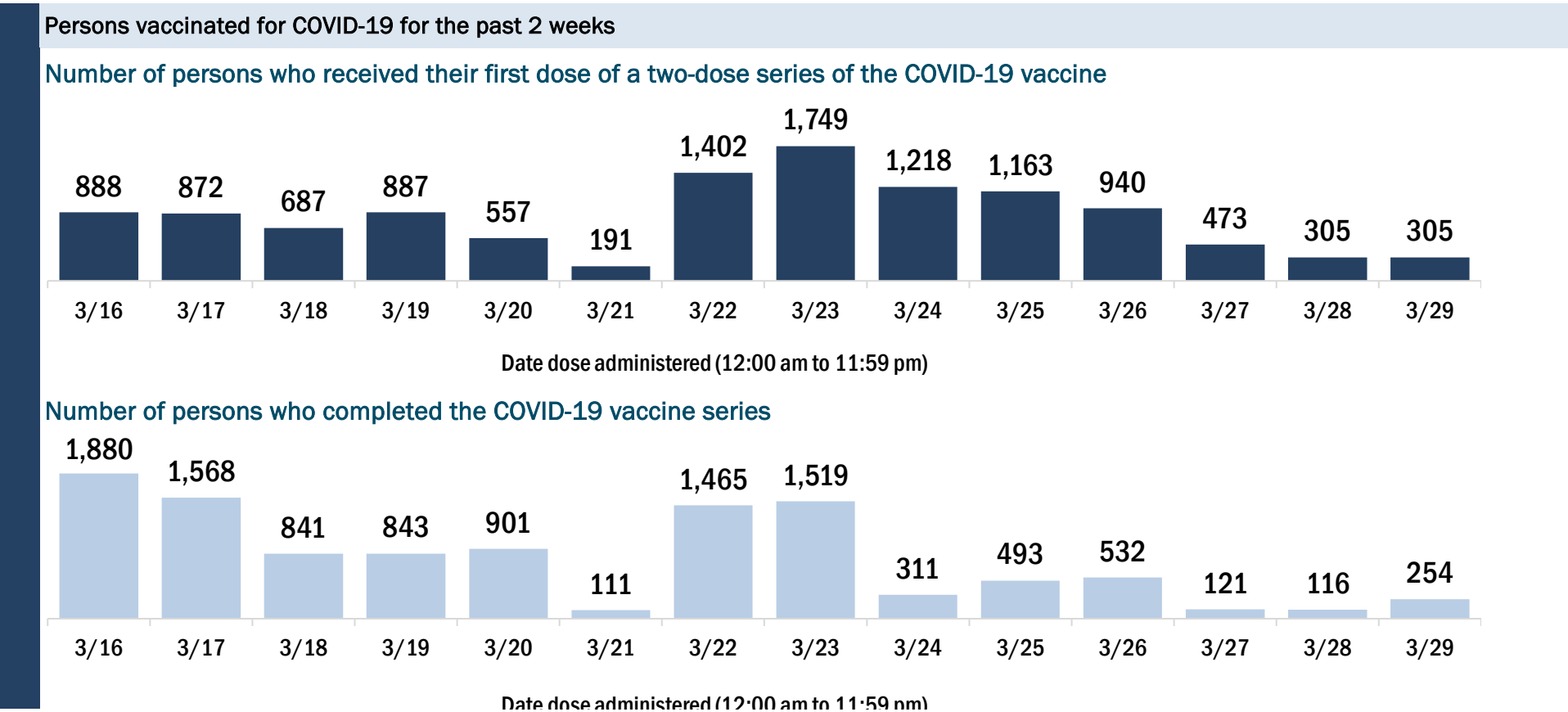
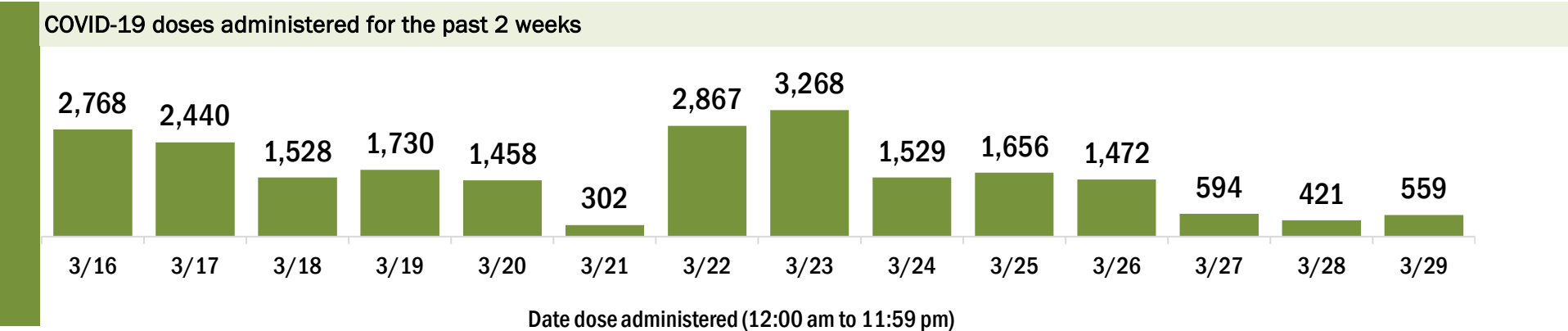
Data in this report are provisional and subject to change.

Data in this summary pertain to COVID-19 vaccines approved by the U.S. Food and Drug Administration and have been issued an Emergency Use Authorization (Janssen COVID-19 Vaccine, Moderna COVID-19 Vaccine and Pfizer-BioNTech COVID-19 Vaccine). These data summarize the number of people who have received either their first dose or have completed the series for a COVID-19 vaccine. **A person can only be counted in one category, first dose or series complete.** For persons receiving Moderna or Pfizer vaccines, once they receive their second dose, they are moved from the first dose column to the series completed column. **Because of this, the total first dose category may show a change from report to report not matching the total receiving their first dose from the previous day.** Persons receiving Johnson & Johnson vaccines will always be counted in the series completed column.

COVID-19 doses for vaccinated persons in Florida	
Doses administered	125,997
People receiving one dose of a 1-dose series (Johnson & Johnson) or receiving only one dose of a 2-dose series (Moderna, Pfizer) count once. Persons receiving both doses of a 2-dose series count twice.	

Current status of persons vaccinated for COVID-19 in Florida	
Total people vaccinated	78,130
First dose	29,001
Series completed	49,129
Completed 1-dose series	1,262
Completed 2-dose series	47,867
First dose: current number of people who have only received their first dose of the Moderna or Pfizer vaccine.	
Series complete: current number of people who have received both Moderna or Pfizer vaccine doses or one Johnson & Johnson dose and are considered fully immunized.	

Demographic summary	First dose	Series complete	Total people vaccinated
Age group	29,001	49,129	78,130
16-24 years	458	383	841
25-34 years	958	1,039	1,997
35-44 years	1,435	1,641	3,076
45-54 years	3,326	2,462	5,788
55-64 years	8,800	4,403	13,203
65-74 years	7,886	22,164	30,050
75-84 years	4,640	13,064	17,704
85+ years	1,498	3,973	5,471
Race	29,001	49,129	78,130
White	18,272	33,436	51,708
Black	2,759	4,216	6,975
American Indian/Alaskan	151	244	395
Other	2,227	4,470	6,697
Unknown	5,592	6,763	12,355
Other race includes Asian, native Hawaiian/Pacific Islander, or other.			
Ethnicity	29,001	49,129	78,130
Hispanic	2,739	2,804	5,543
Non-Hispanic	14,802	29,196	43,998
Unknown	11,460	17,129	28,589
Gender	29,001	49,129	78,130
Female	16,454	28,271	44,725
Male	12,463	20,838	33,301
Unknown	84	20	104



COVID-19: Sumter County vaccine summary

Vaccination data through Mar 29, 2021 as of Mar 30, 2021 at 12:05 AM

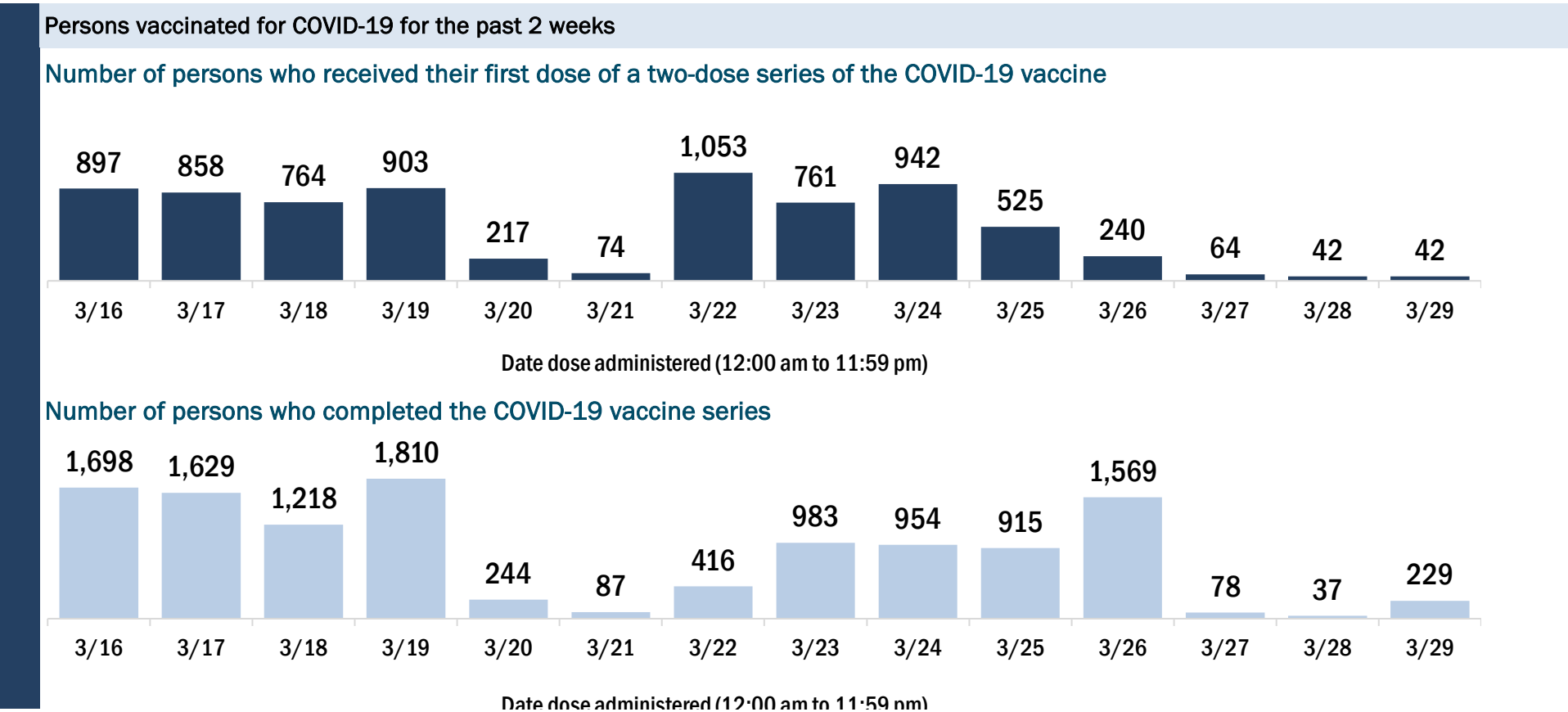
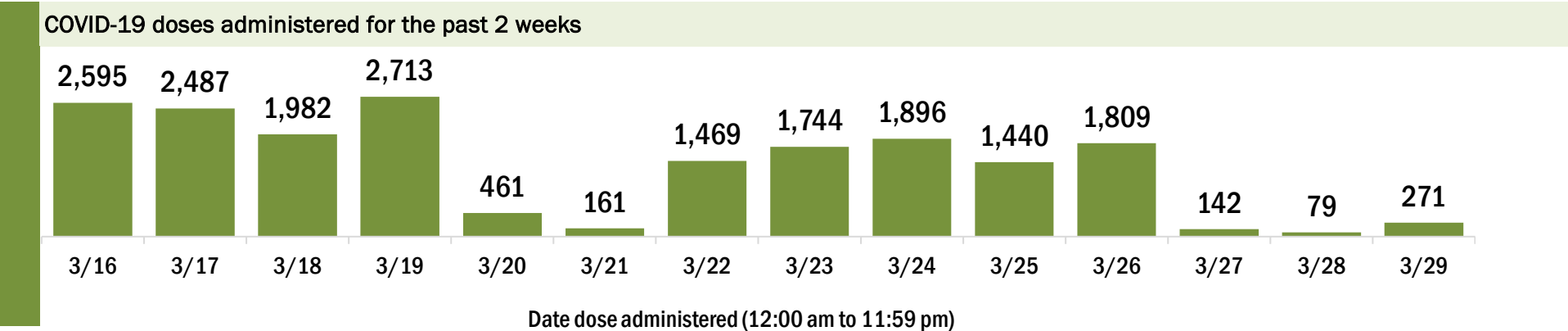
Data in this report are provisional and subject to change.

Data in this summary pertain to COVID-19 vaccines approved by the U.S. Food and Drug Administration and have been issued an Emergency Use Authorization (Janssen COVID-19 Vaccine, Moderna COVID-19 Vaccine and Pfizer-BioNTech COVID-19 Vaccine). These data summarize the number of people who have received either their first dose or have completed the series for a COVID-19 vaccine. **A person can only be counted in one category, first dose or series complete.** For persons receiving Moderna or Pfizer vaccines, once they receive their second dose, they are moved from the first dose column to the series completed column. **Because of this, the total first dose category may show a change from report to report not matching the total receiving their first dose from the previous day.** Persons receiving Johnson & Johnson vaccines will always be counted in the series completed column.

COVID-19 doses for vaccinated persons in Florida	
Doses administered	120,304
People receiving one dose of a 1-dose series (Johnson & Johnson) or receiving only one dose of a 2-dose series (Moderna, Pfizer) count once. Persons receiving both doses of a 2-dose series count twice.	

Current status of persons vaccinated for COVID-19 in Florida	
Total people vaccinated	73,559
First dose	23,649
Series completed	49,910
Completed 1-dose series	3,165
Completed 2-dose series	46,745
First dose: current number of people who have only received their first dose of the Moderna or Pfizer vaccine.	
Series complete: current number of people who have received both Moderna or Pfizer vaccine doses or one Johnson & Johnson dose and are considered fully immunized.	

Demographic summary	First dose	Series complete	Total people vaccinated
Age group	23,649	49,910	73,559
16-24 years	76	46	122
25-34 years	139	124	263
35-44 years	230	188	418
45-54 years	789	328	1,117
55-64 years	6,519	1,374	7,893
65-74 years	8,324	27,054	35,378
75-84 years	6,144	18,086	24,230
85+ years	1,428	2,710	4,138
Race	23,649	49,910	73,559
White	18,605	42,595	61,200
Black	346	431	777
American Indian/Alaskan	28	120	148
Other	1,139	1,843	2,982
Unknown	3,531	4,921	8,452
Other race includes Asian, native Hawaiian/Pacific Islander, or other.			
Ethnicity	23,649	49,910	73,559
Hispanic	435	619	1,054
Non-Hispanic	14,008	32,557	46,565
Unknown	9,206	16,734	25,940
Gender	23,649	49,910	73,559
Female	13,660	27,453	41,113
Male	9,921	22,451	32,372
Unknown	68	6	74



COVID-19: Suwannee County vaccine summary

Vaccination data through Mar 29, 2021 as of Mar 30, 2021 at 12:05 AM

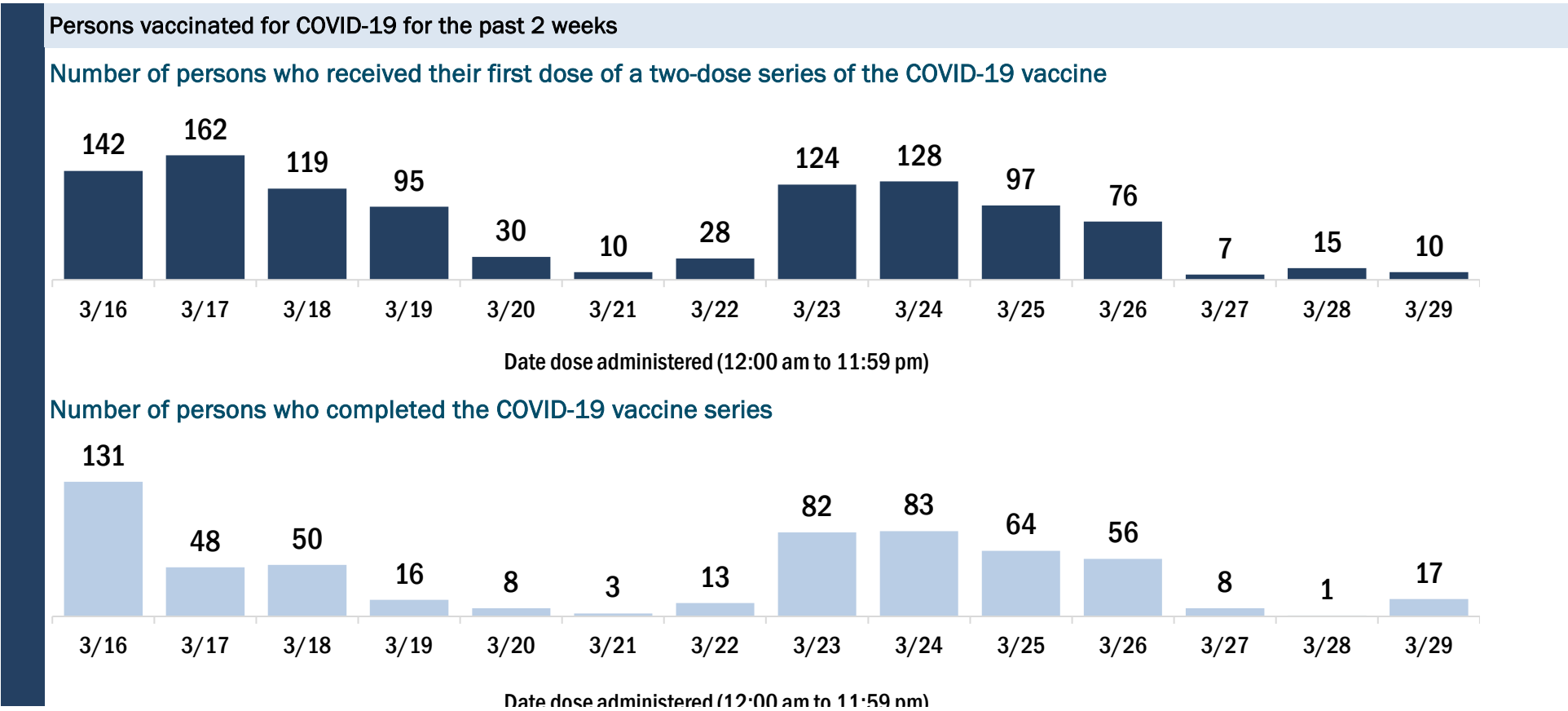
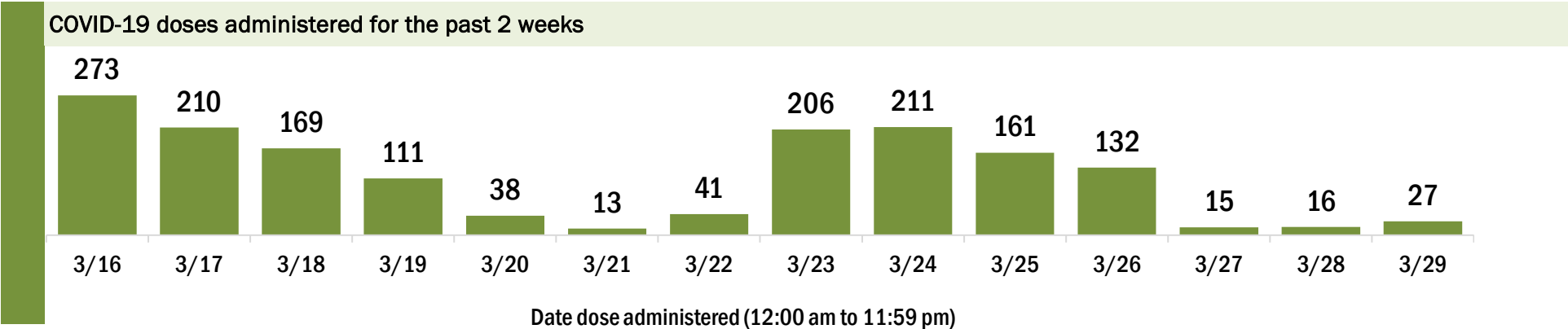
Data in this report are provisional and subject to change.

Data in this summary pertain to COVID-19 vaccines approved by the U.S. Food and Drug Administration and have been issued an Emergency Use Authorization (Janssen COVID-19 Vaccine, Moderna COVID-19 Vaccine and Pfizer-BioNTech COVID-19 Vaccine). These data summarize the number of people who have received either their first dose or have completed the series for a COVID-19 vaccine. **A person can only be counted in one category, first dose or series complete.** For persons receiving Moderna or Pfizer vaccines, once they receive their second dose, they are moved from the first dose column to the series completed column. **Because of this, the total first dose category may show a change from report to report not matching the total receiving their first dose from the previous day.** Persons receiving Johnson & Johnson vaccines will always be counted in the series completed column.

COVID-19 doses for vaccinated persons in Florida	
Doses administered	12,111
People receiving one dose of a 1-dose series (Johnson & Johnson) or receiving only one dose of a 2-dose series (Moderna, Pfizer) count once. Persons receiving both doses of a 2-dose series count twice.	

Current status of persons vaccinated for COVID-19 in Florida	
Total people vaccinated	7,193
First dose	2,136
Series completed	5,057
Completed 1-dose series	139
Completed 2-dose series	4,918
First dose: current number of people who have only received their first dose of the Moderna or Pfizer vaccine.	
Series complete: current number of people who have received both Moderna or Pfizer vaccine doses or one Johnson & Johnson dose and are considered fully immunized.	

Demographic summary	First dose	Series complete	Total people vaccinated
Age group	2,136	5,057	7,193
16-24 years	56	33	89
25-34 years	68	76	144
35-44 years	114	118	232
45-54 years	255	165	420
55-64 years	938	396	1,334
65-74 years	417	2,257	2,674
75-84 years	211	1,494	1,705
85+ years	77	518	595
Race	2,136	5,057	7,193
White	1,458	3,546	5,004
Black	220	309	529
American Indian/Alaskan	3	4	7
Other	141	324	465
Unknown	314	874	1,188
Other race includes Asian, native Hawaiian/Pacific Islander, or other.			
Ethnicity	2,136	5,057	7,193
Hispanic	73	88	161
Non-Hispanic	1,180	2,440	3,620
Unknown	883	2,529	3,412
Gender	2,136	5,057	7,193
Female	1,289	2,938	4,227
Male	847	2,119	2,966
Unknown	0	0	0



COVID-19: Taylor County vaccine summary

Vaccination data through Mar 29, 2021 as of Mar 30, 2021 at 12:05 AM

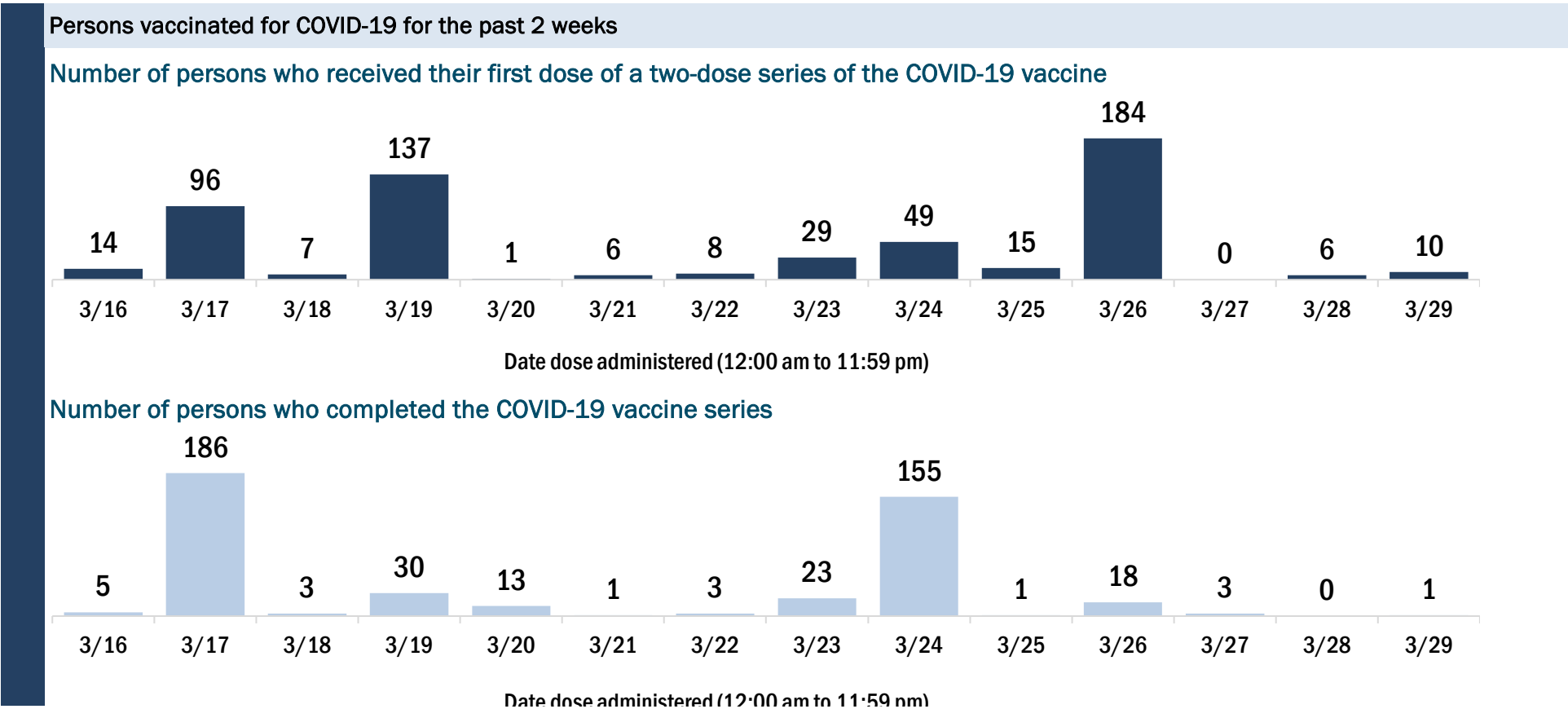
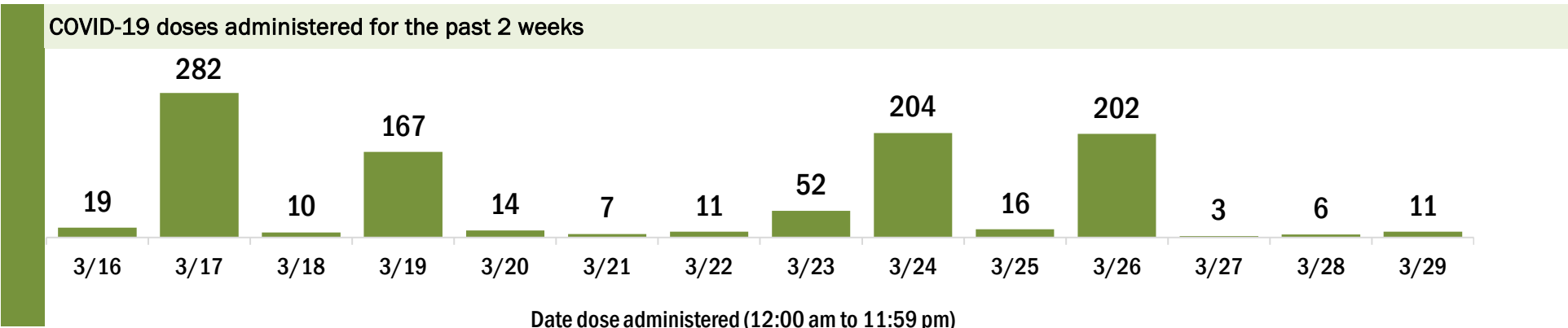
Data in this report are provisional and subject to change.

Data in this summary pertain to COVID-19 vaccines approved by the U.S. Food and Drug Administration and have been issued an Emergency Use Authorization (Janssen COVID-19 Vaccine, Moderna COVID-19 Vaccine and Pfizer-BioNTech COVID-19 Vaccine). These data summarize the number of people who have received either their first dose or have completed the series for a COVID-19 vaccine. **A person can only be counted in one category, first dose or series complete.** For persons receiving Moderna or Pfizer vaccines, once they receive their second dose, they are moved from the first dose column to the series completed column. **Because of this, the total first dose category may show a change from report to report not matching the total receiving their first dose from the previous day.** Persons receiving Johnson & Johnson vaccines will always be counted in the series completed column.

COVID-19 doses for vaccinated persons in Florida	
Doses administered	6,633
People receiving one dose of a 1-dose series (Johnson & Johnson) or receiving only one dose of a 2-dose series (Moderna, Pfizer) count once. Persons receiving both doses of a 2-dose series count twice.	

Current status of persons vaccinated for COVID-19 in Florida	
Total people vaccinated	4,151
First dose	1,612
Series completed	2,539
Completed 1-dose series	57
Completed 2-dose series	2,482
First dose: current number of people who have only received their first dose of the Moderna or Pfizer vaccine.	
Series complete: current number of people who have received both Moderna or Pfizer vaccine doses or one Johnson & Johnson dose and are considered fully immunized.	

Demographic summary	First dose	Series complete	Total people vaccinated
Age group	1,612	2,539	4,151
16-24 years	33	16	49
25-34 years	47	50	97
35-44 years	82	49	131
45-54 years	187	109	296
55-64 years	547	317	864
65-74 years	427	1,129	1,556
75-84 years	222	679	901
85+ years	67	190	257
Race	1,612	2,539	4,151
White	1,124	1,889	3,013
Black	254	243	497
American Indian/Alaskan	14	21	35
Other	63	174	237
Unknown	157	212	369
Other race includes Asian, native Hawaiian/Pacific Islander, or other.			
Ethnicity	1,612	2,539	4,151
Hispanic	29	26	55
Non-Hispanic	967	1,413	2,380
Unknown	616	1,100	1,716
Gender	1,612	2,539	4,151
Female	882	1,409	2,291
Male	729	1,130	1,859
Unknown	1	0	1



COVID-19: Union County vaccine summary

Vaccination data through Mar 29, 2021 as of Mar 30, 2021 at 12:05 AM

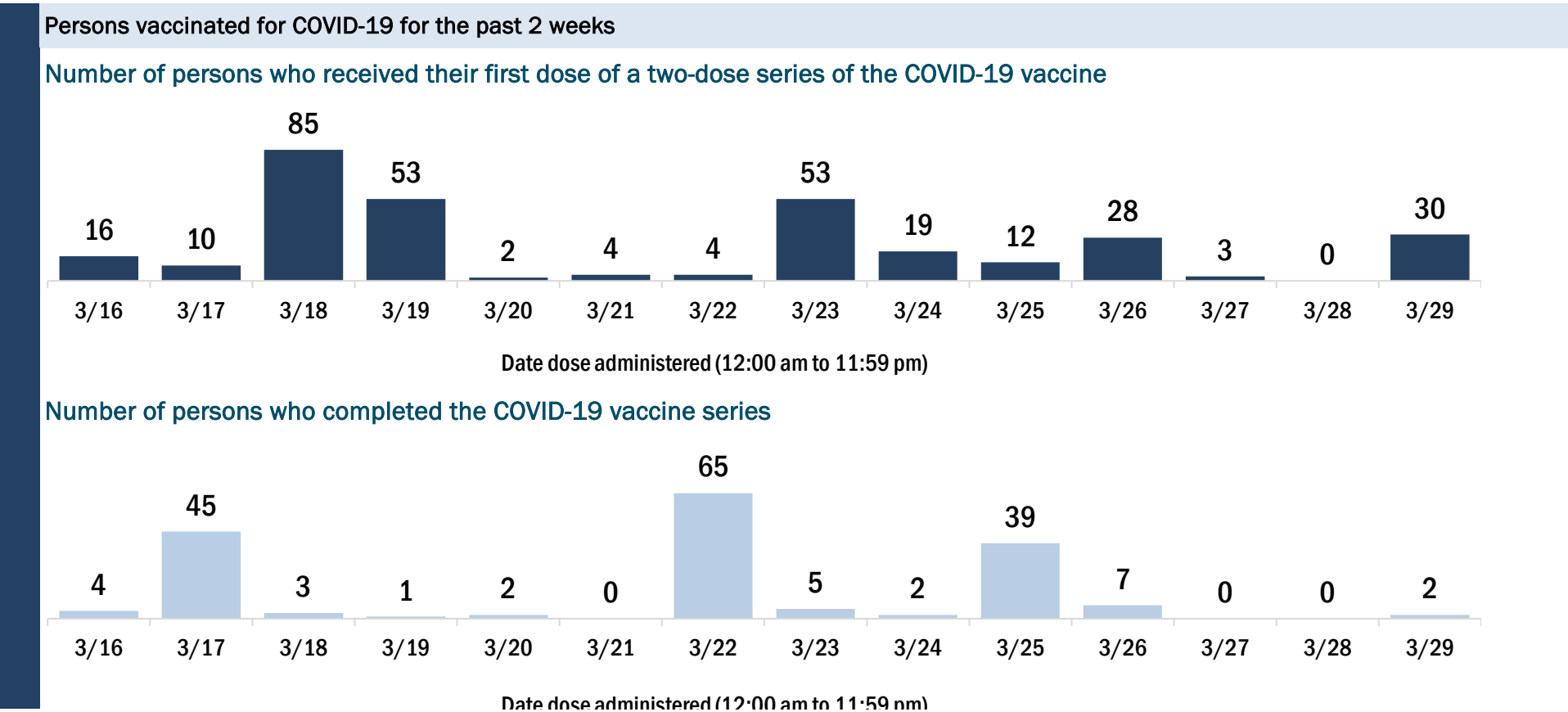
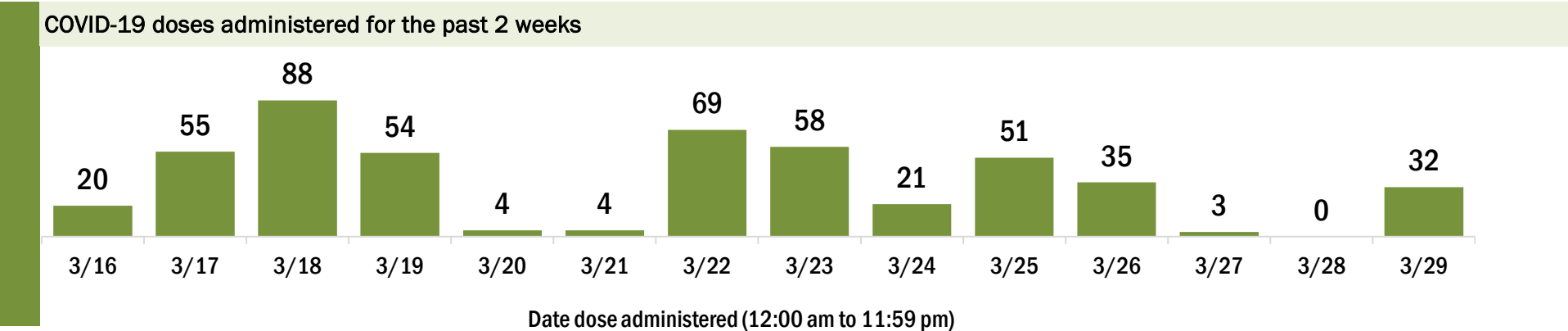
Data in this report are provisional and subject to change.

Data in this summary pertain to COVID-19 vaccines approved by the U.S. Food and Drug Administration and have been issued an Emergency Use Authorization (Janssen COVID-19 Vaccine, Moderna COVID-19 Vaccine and Pfizer-BioNTech COVID-19 Vaccine). These data summarize the number of people who have received either their first dose or have completed the series for a COVID-19 vaccine. **A person can only be counted in one category, first dose or series complete.** For persons receiving Moderna or Pfizer vaccines, once they receive their second dose, they are moved from the first dose column to the series completed column. **Because of this, the total first dose category may show a change from report to report not matching the total receiving their first dose from the previous day.** Persons receiving Johnson & Johnson vaccines will always be counted in the series completed column.

COVID-19 doses for vaccinated persons in Florida	
Doses administered	2,998
People receiving one dose of a 1-dose series (Johnson & Johnson) or receiving only one dose of a 2-dose series (Moderna, Pfizer) count once. Persons receiving both doses of a 2-dose series count twice.	

Current status of persons vaccinated for COVID-19 in Florida	
Total people vaccinated	1,805
First dose	529
Series completed	1,276
Completed 1-dose series	83
Completed 2-dose series	1,193
First dose: current number of people who have only received their first dose of the Moderna or Pfizer vaccine.	
Series complete: current number of people who have received both Moderna or Pfizer vaccine doses or one Johnson & Johnson dose and are considered fully immunized.	

Demographic summary	First dose	Series complete	Total people vaccinated
Age group	529	1,276	1,805
16-24 years	12	12	24
25-34 years	28	50	78
35-44 years	35	38	73
45-54 years	78	64	142
55-64 years	239	138	377
65-74 years	89	548	637
75-84 years	39	330	369
85+ years	9	96	105
Race	529	1,276	1,805
White	397	1,056	1,453
Black	70	96	166
American Indian/Alaskan	7	12	19
Other	33	96	129
Unknown	22	16	38
Other race includes Asian, native Hawaiian/Pacific Islander, or other.			
Ethnicity	529	1,276	1,805
Hispanic	18	20	38
Non-Hispanic	427	1,193	1,620
Unknown	84	63	147
Gender	529	1,276	1,805
Female	324	725	1,049
Male	205	551	756
Unknown	0	0	0



COVID-19: Volusia County vaccine summary

Vaccination data through Mar 29, 2021 as of Mar 30, 2021 at 12:05 AM

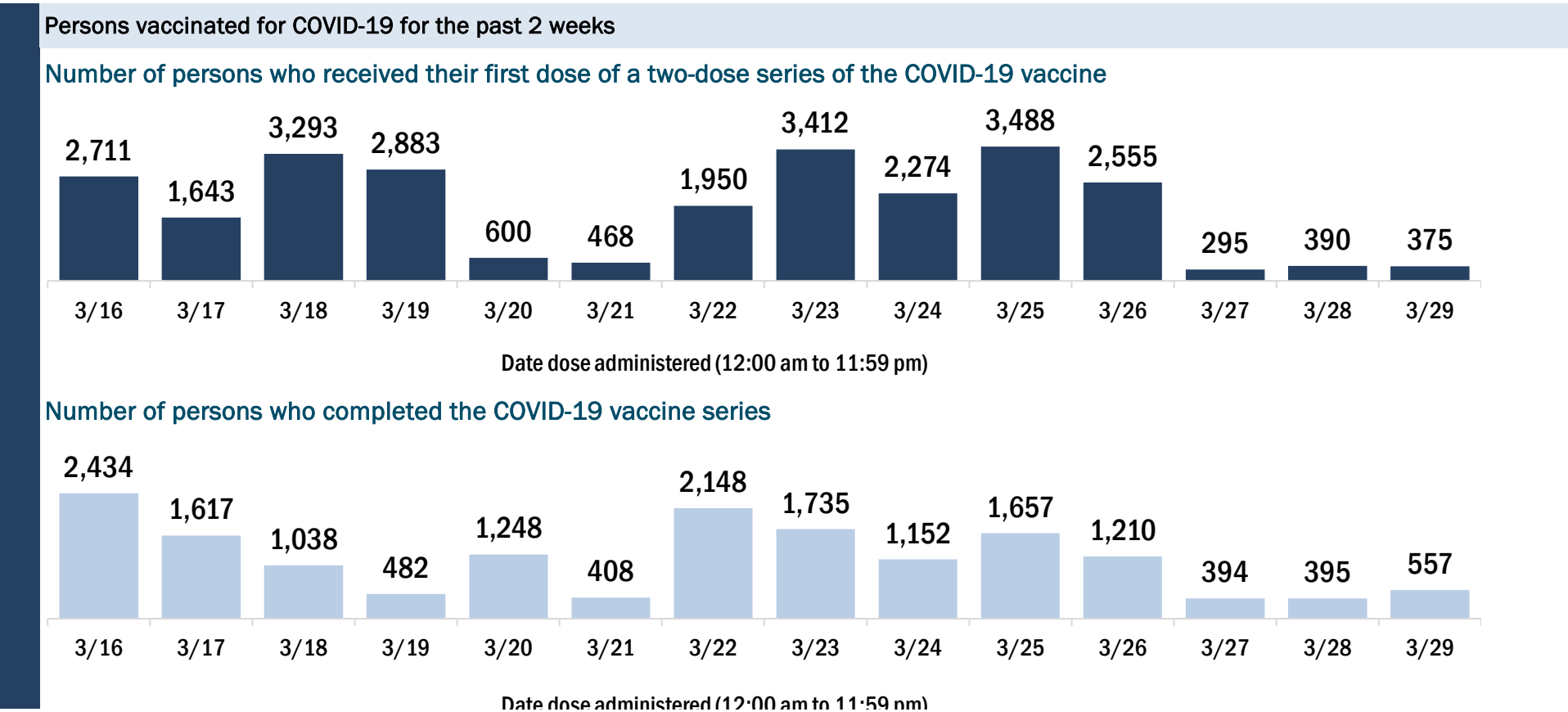
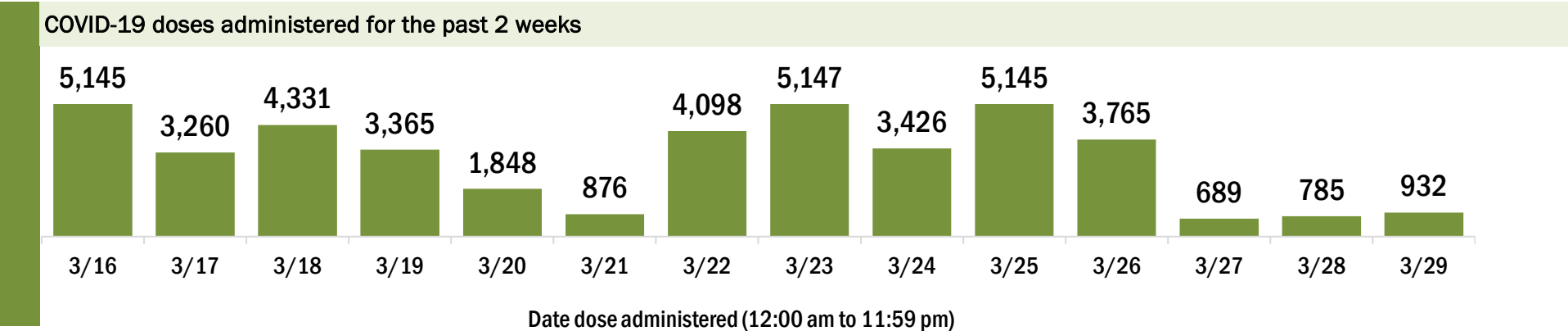
Data in this report are provisional and subject to change.

Data in this summary pertain to COVID-19 vaccines approved by the U.S. Food and Drug Administration and have been issued an Emergency Use Authorization (Janssen COVID-19 Vaccine, Moderna COVID-19 Vaccine and Pfizer-BioNTech COVID-19 Vaccine). These data summarize the number of people who have received either their first dose or have completed the series for a COVID-19 vaccine. **A person can only be counted in one category, first dose or series complete.** For persons receiving Moderna or Pfizer vaccines, once they receive their second dose, they are moved from the first dose column to the series completed column. **Because of this, the total first dose category may show a change from report to report not matching the total receiving their first dose from the previous day.** Persons receiving Johnson & Johnson vaccines will always be counted in the series completed column.

COVID-19 doses for vaccinated persons in Florida	
Doses administered	216,860
People receiving one dose of a 1-dose series (Johnson & Johnson) or receiving only one dose of a 2-dose series (Moderna, Pfizer) count once. Persons receiving both doses of a 2-dose series count twice.	

Current status of persons vaccinated for COVID-19 in Florida	
Total people vaccinated	142,672
First dose	56,521
Series completed	86,151
Completed 1-dose series	11,963
Completed 2-dose series	74,188
First dose: current number of people who have only received their first dose of the Moderna or Pfizer vaccine.	
Series complete: current number of people who have received both Moderna or Pfizer vaccine doses or one Johnson & Johnson dose and are considered fully immunized.	

Demographic summary	First dose	Series complete	Total people vaccinated
Age group	56,521	86,151	142,672
16-24 years	1,085	902	1,987
25-34 years	1,880	2,421	4,301
35-44 years	2,558	3,286	5,844
45-54 years	5,572	4,933	10,505
55-64 years	17,699	9,397	27,096
65-74 years	16,032	36,619	52,651
75-84 years	8,806	20,966	29,772
85+ years	2,889	7,627	10,516
Race	56,521	86,151	142,672
White	37,808	55,283	93,091
Black	2,376	3,381	5,757
American Indian/Alaskan	239	349	588
Other	4,695	11,631	16,326
Unknown	11,403	15,507	26,910
Other race includes Asian, native Hawaiian/Pacific Islander, or other.			
Ethnicity	56,521	86,151	142,672
Hispanic	3,418	3,225	6,643
Non-Hispanic	29,380	40,676	70,056
Unknown	23,723	42,250	65,973
Gender	56,521	86,151	142,672
Female	31,801	50,428	82,229
Male	23,280	35,054	58,334
Unknown	1,440	669	2,109



COVID-19: Wakulla County vaccine summary

Vaccination data through Mar 29, 2021 as of Mar 30, 2021 at 12:05 AM

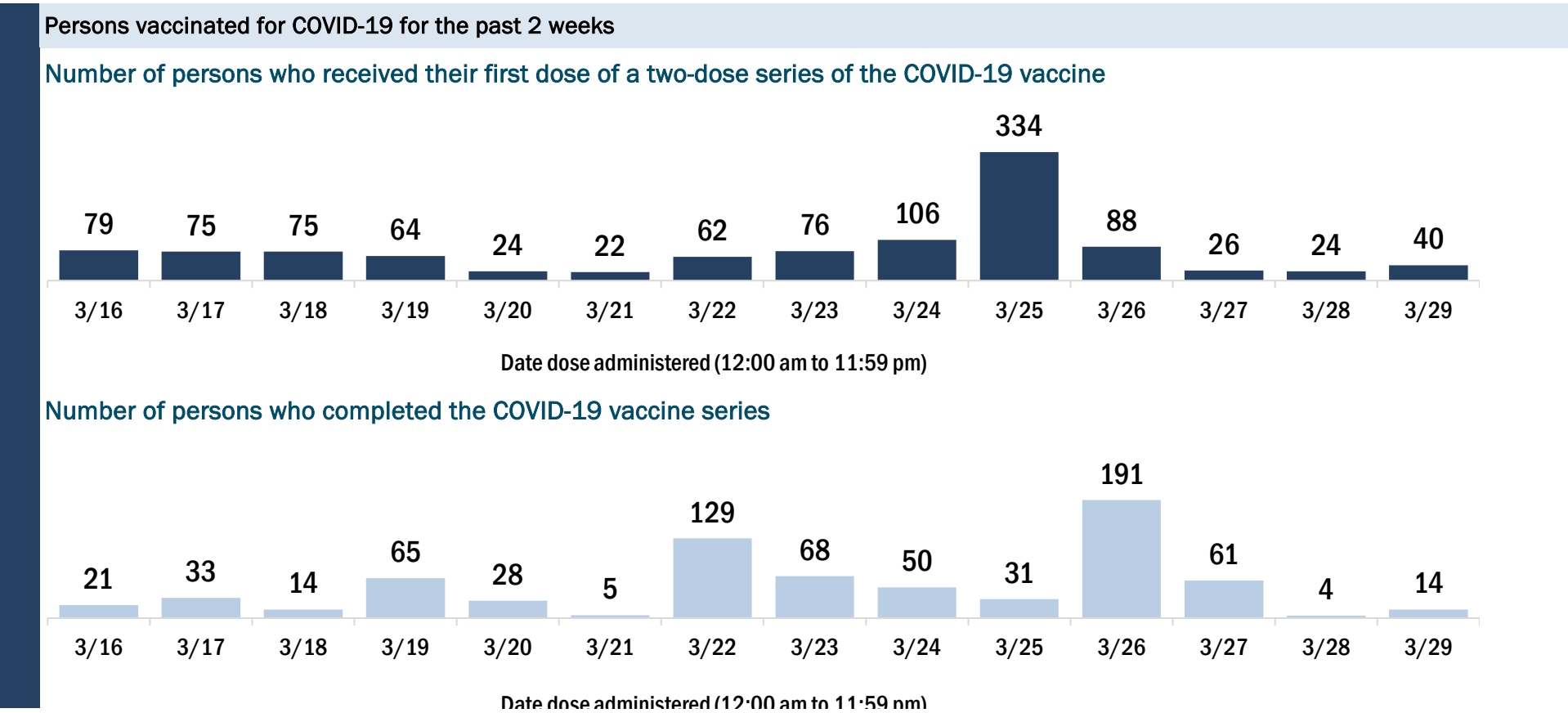
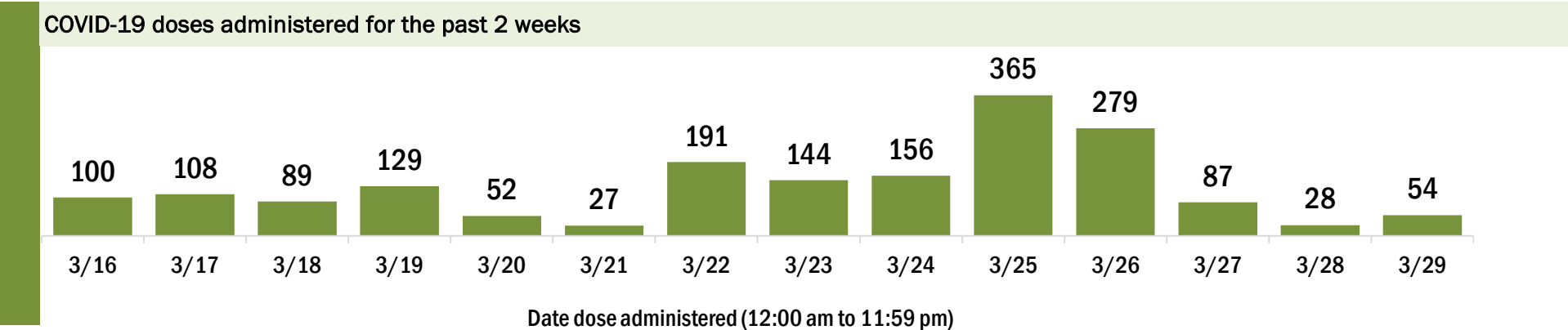
Data in this report are provisional and subject to change.

Data in this summary pertain to COVID-19 vaccines approved by the U.S. Food and Drug Administration and have been issued an Emergency Use Authorization (Janssen COVID-19 Vaccine, Moderna COVID-19 Vaccine and Pfizer-BioNTech COVID-19 Vaccine). These data summarize the number of people who have received either their first dose or have completed the series for a COVID-19 vaccine. **A person can only be counted in one category, first dose or series complete.** For persons receiving Moderna or Pfizer vaccines, once they receive their second dose, they are moved from the first dose column to the series completed column. **Because of this, the total first dose category may show a change from report to report not matching the total receiving their first dose from the previous day.** Persons receiving Johnson & Johnson vaccines will always be counted in the series completed column.

COVID-19 doses for vaccinated persons in Florida	
Doses administered	12,083
People receiving one dose of a 1-dose series (Johnson & Johnson) or receiving only one dose of a 2-dose series (Moderna, Pfizer) count once. Persons receiving both doses of a 2-dose series count twice.	

Current status of persons vaccinated for COVID-19 in Florida	
Total people vaccinated	7,314
First dose	2,391
Series completed	4,923
Completed 1-dose series	154
Completed 2-dose series	4,769
First dose: current number of people who have only received their first dose of the Moderna or Pfizer vaccine.	
Series complete: current number of people who have received both Moderna or Pfizer vaccine doses or one Johnson & Johnson dose and are considered fully immunized.	

Demographic summary	First dose	Series complete	Total people vaccinated
Age group	2,391	4,923	7,314
16-24 years	84	35	119
25-34 years	103	143	246
35-44 years	179	227	406
45-54 years	372	338	710
55-64 years	919	639	1,558
65-74 years	443	2,250	2,693
75-84 years	234	1,036	1,270
85+ years	57	255	312
Race	2,391	4,923	7,314
White	1,749	3,651	5,400
Black	189	310	499
American Indian/Alaskan	13	27	40
Other	207	703	910
Unknown	233	232	465
Other race includes Asian, native Hawaiian/Pacific Islander, or other.			
Ethnicity	2,391	4,923	7,314
Hispanic	60	60	120
Non-Hispanic	1,784	3,791	5,575
Unknown	547	1,072	1,619
Gender	2,391	4,923	7,314
Female	1,362	2,756	4,118
Male	1,028	2,166	3,194
Unknown	1	1	2



COVID-19: Walton County vaccine summary

Vaccination data through Mar 29, 2021 as of Mar 30, 2021 at 12:05 AM

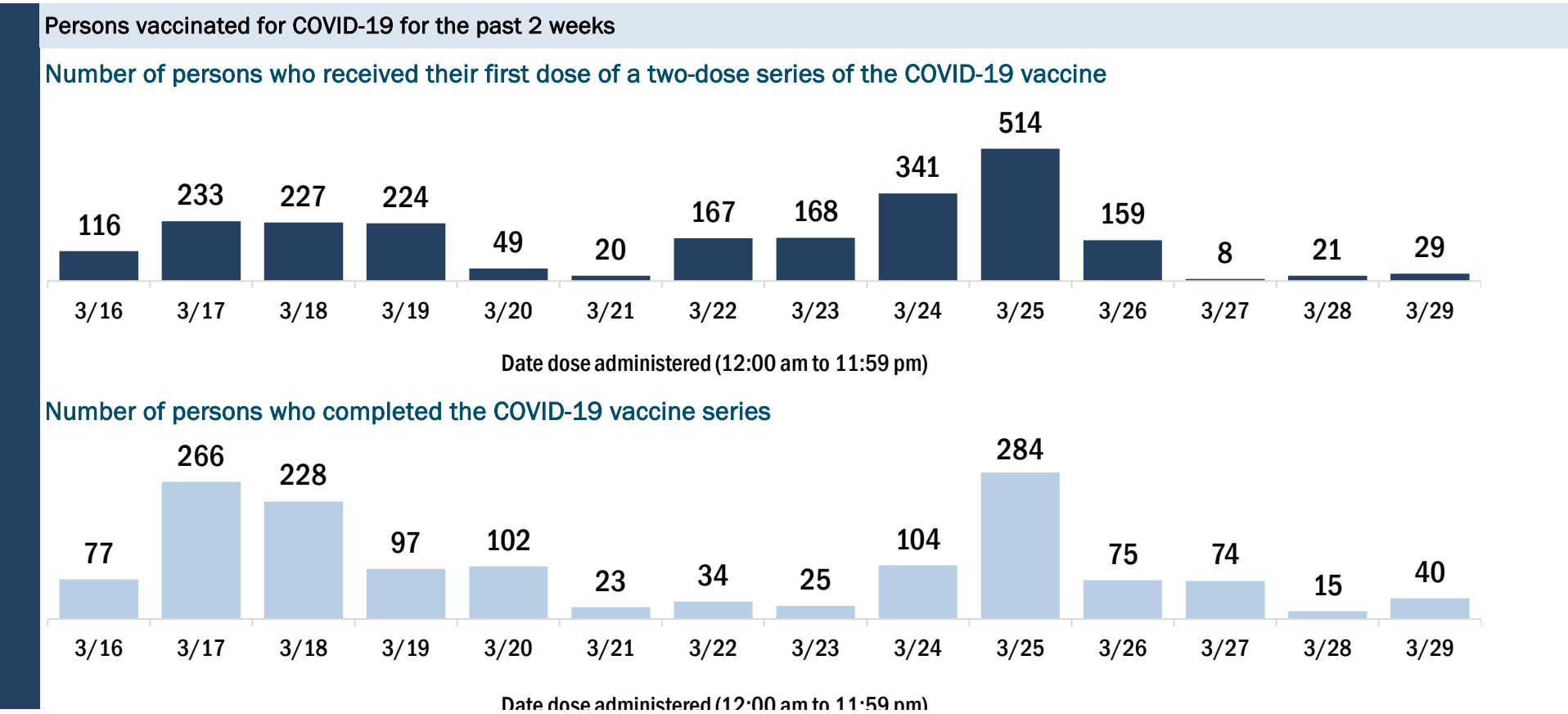
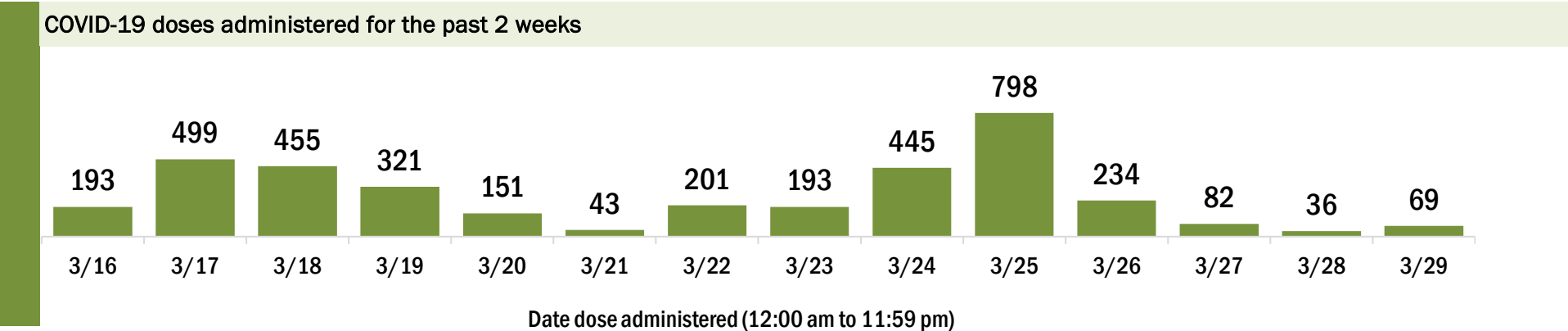
Data in this report are provisional and subject to change.

Data in this summary pertain to COVID-19 vaccines approved by the U.S. Food and Drug Administration and have been issued an Emergency Use Authorization (Janssen COVID-19 Vaccine, Moderna COVID-19 Vaccine and Pfizer-BioNTech COVID-19 Vaccine). These data summarize the number of people who have received either their first dose or have completed the series for a COVID-19 vaccine. **A person can only be counted in one category, first dose or series complete.** For persons receiving Moderna or Pfizer vaccines, once they receive their second dose, they are moved from the first dose column to the series completed column. **Because of this, the total first dose category may show a change from report to report not matching the total receiving their first dose from the previous day.** Persons receiving Johnson & Johnson vaccines will always be counted in the series completed column.

COVID-19 doses for vaccinated persons in Florida	
Doses administered	26,443
People receiving one dose of a 1-dose series (Johnson & Johnson) or receiving only one dose of a 2-dose series (Moderna, Pfizer) count once. Persons receiving both doses of a 2-dose series count twice.	

Current status of persons vaccinated for COVID-19 in Florida	
Total people vaccinated	16,552
First dose	6,118
Series completed	10,434
Completed 1-dose series	543
Completed 2-dose series	9,891
First dose: current number of people who have only received their first dose of the Moderna or Pfizer vaccine.	
Series complete: current number of people who have received both Moderna or Pfizer vaccine doses or one Johnson & Johnson dose and are considered fully immunized.	

Demographic summary	First dose	Series complete	Total people vaccinated
Age group	6,118	10,434	16,552
16-24 years	86	68	154
25-34 years	194	192	386
35-44 years	380	372	752
45-54 years	827	553	1,380
55-64 years	2,476	1,264	3,740
65-74 years	1,371	5,148	6,519
75-84 years	622	2,223	2,845
85+ years	162	614	776
Race	6,118	10,434	16,552
White	4,478	8,010	12,488
Black	131	166	297
American Indian/Alaskan	20	39	59
Other	304	477	781
Unknown	1,185	1,742	2,927
Other race includes Asian, native Hawaiian/Pacific Islander, or other.			
Ethnicity	6,118	10,434	16,552
Hispanic	146	141	287
Non-Hispanic	3,869	6,878	10,747
Unknown	2,103	3,415	5,518
Gender	6,118	10,434	16,552
Female	3,401	5,729	9,130
Male	2,715	4,704	7,419
Unknown	2	1	3



COVID-19: Washington County vaccine summary

Vaccination data through Mar 29, 2021 as of Mar 30, 2021 at 12:05 AM

Data in this report are provisional and subject to change.

Data in this summary pertain to COVID-19 vaccines approved by the U.S. Food and Drug Administration and have been issued an Emergency Use Authorization (Janssen COVID-19 Vaccine, Moderna COVID-19 Vaccine and Pfizer-BioNTech COVID-19 Vaccine). These data summarize the number of people who have received either their first dose or have completed the series for a COVID-19 vaccine. **A person can only be counted in one category, first dose or series complete.** For persons receiving Moderna or Pfizer vaccines, once they receive their second dose, they are moved from the first dose column to the series completed column. **Because of this, the total first dose category may show a change from report to report not matching the total receiving their first dose from the previous day.** Persons receiving Johnson & Johnson vaccines will always be counted in the series completed column.

COVID-19 doses for vaccinated persons in Florida	
Doses administered	6,235
People receiving one dose of a 1-dose series (Johnson & Johnson) or receiving only one dose of a 2-dose series (Moderna, Pfizer) count once. Persons receiving both doses of a 2-dose series count twice.	

Current status of persons vaccinated for COVID-19 in Florida	
Total people vaccinated	3,822
First dose	1,268
Series completed	2,554
Completed 1-dose series	141
Completed 2-dose series	2,413
First dose: current number of people who have only received their first dose of the Moderna or Pfizer vaccine.	
Series complete: current number of people who have received both Moderna or Pfizer vaccine doses or one Johnson & Johnson dose and are considered fully immunized.	

Demographic summary	First dose	Series complete	Total people vaccinated
Age group	1,268	2,554	3,822
16-24 years	18	14	32
25-34 years	48	54	102
35-44 years	62	91	153
45-54 years	181	141	322
55-64 years	507	331	838
65-74 years	269	1,072	1,341
75-84 years	132	636	768
85+ years	51	215	266
Race	1,268	2,554	3,822
White	942	2,026	2,968
Black	170	213	383
American Indian/Alaskan	22	27	49
Other	47	143	190
Unknown	87	145	232
Other race includes Asian, native Hawaiian/Pacific Islander, or other.			
Ethnicity	1,268	2,554	3,822
Hispanic	28	21	49
Non-Hispanic	894	2,037	2,931
Unknown	346	496	842
Gender	1,268	2,554	3,822
Female	719	1,423	2,142
Male	549	1,131	1,680
Unknown	0	0	0

