

COVID-19: Florida vaccine summary

Vaccination data through Mar 28, 2021 as of Mar 29, 2021 at 12:05 AM

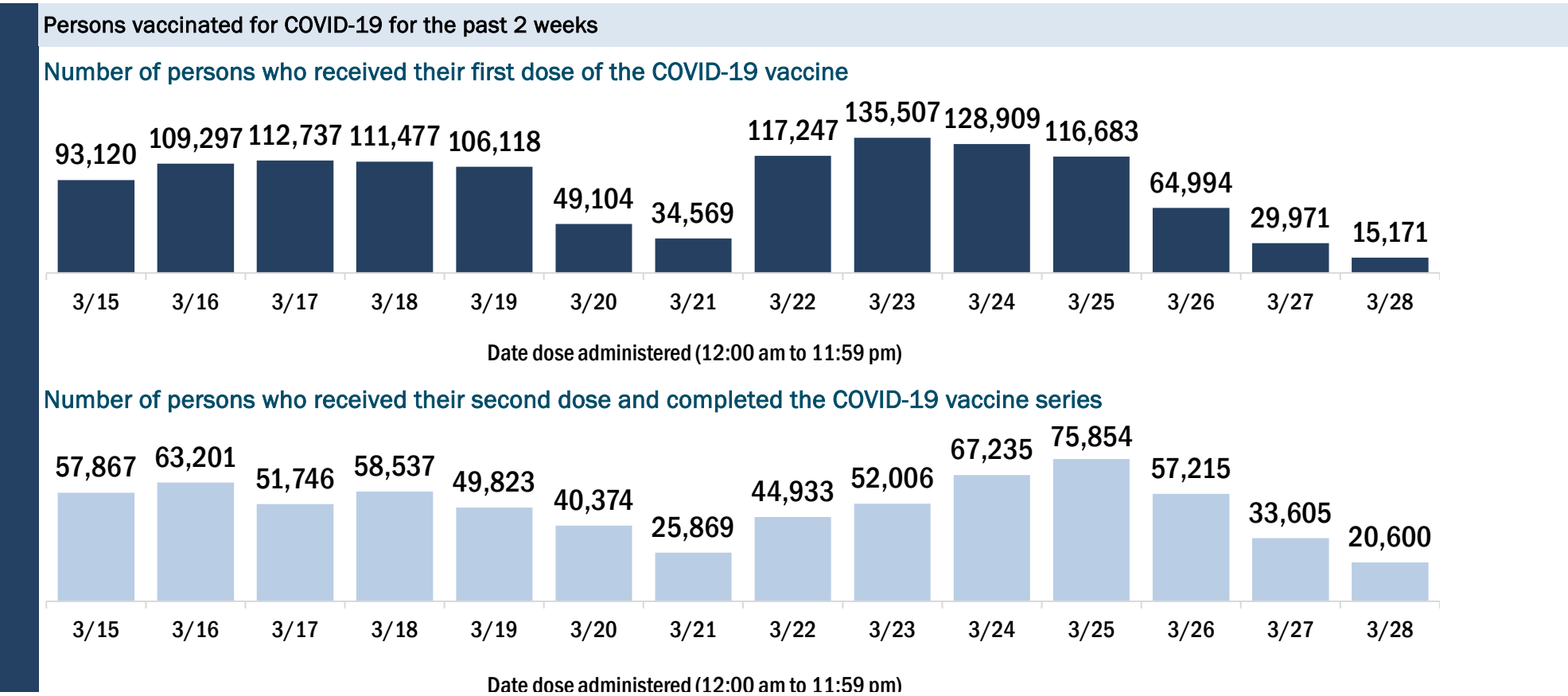
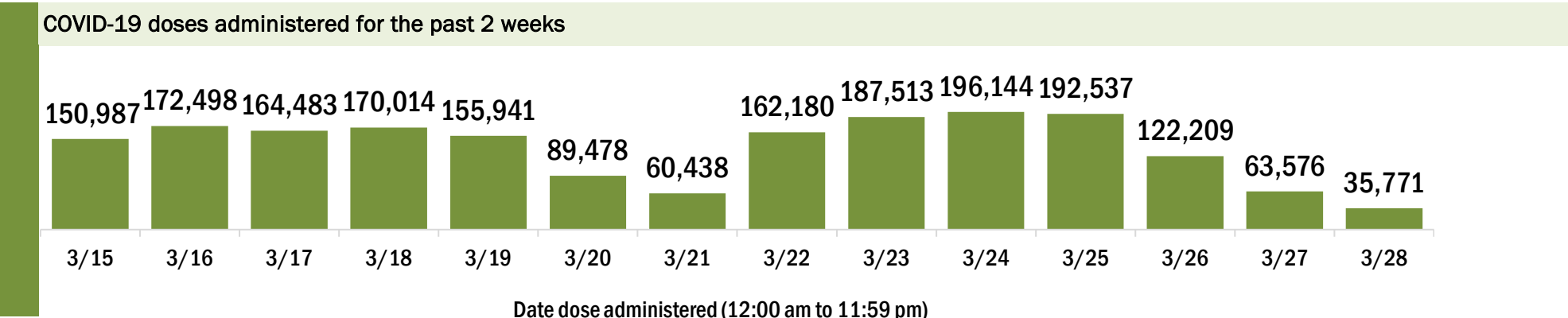
Data in this report are provisional and subject to change. Data are based on county of residence.

Data in this summary pertain to COVID-19 vaccines approved by the U.S. Food and Drug Administration and have been issued an Emergency Use Authorization (Janssen COVID-19 Vaccine, Moderna COVID-19 Vaccine and Pfizer-BioNTech COVID-19 Vaccine). These data summarize the number of people who have received either their first dose or have completed the series for a COVID-19 vaccine. **A person can only be counted in one category, first dose or series complete.** For persons receiving Moderna or Pfizer vaccines, once they receive their second dose, they are moved from the first dose column to the series completed column. **Because of this, the total first dose category may show a change from report to report not matching the total receiving their first dose from the previous day.** Persons receiving Johnson & Johnson vaccines will always be counted in the series completed column.

COVID-19 doses for vaccinated persons in Florida	
Doses administered	8,599,636
People receiving one dose of a 1-dose series (Johnson & Johnson) or receiving only one dose of a 2-dose series (Moderna, Pfizer) count once. Persons receiving both doses of a 2-dose series count twice.	

Current status of persons vaccinated for COVID-19 in Florida	
Total people vaccinated	5,679,601
First dose	2,537,765
Series completed	3,141,836
Completed 1-dose series	221,801
Completed 2-dose series	2,920,035
First dose: current number of people who have only received their first dose of the Moderna or Pfizer vaccine.	
Series complete: current number of people who have received both Moderna or Pfizer vaccine doses or one Johnson & Johnson dose and are considered fully immunized.	

Demographic summary	First dose	Series complete	Total people vaccinated
Age group	2,537,765	3,141,836	5,679,601
16-24 years	71,261	38,876	110,137
25-34 years	137,675	121,808	259,483
35-44 years	190,452	161,253	351,705
45-54 years	343,364	219,814	563,178
55-64 years	752,966	347,643	1,100,609
65-74 years	574,505	1,267,530	1,842,035
75-84 years	344,377	735,870	1,080,247
85+ years	123,165	249,042	372,207
Race	2,537,765	3,141,836	5,679,601
White	1,656,201	2,183,505	3,839,706
Black	160,504	199,135	359,639
American Indian/Alaskan	9,636	11,291	20,927
Other	227,407	340,955	568,362
Unknown	484,017	406,950	890,967
Other race includes Asian, native Hawaiian/Pacific Islander, or other.			
Ethnicity	2,537,765	3,141,836	5,679,601
Hispanic	328,366	380,561	708,927
Non-Hispanic	1,211,677	1,733,377	2,945,054
Unknown	997,722	1,027,898	2,025,620
Gender	2,537,765	3,141,836	5,679,601
Female	1,433,600	1,814,145	3,247,745
Male	1,091,613	1,324,377	2,415,990
Unknown	12,552	3,314	15,866



COVID-19: Alachua County vaccine summary

Vaccination data through Mar 28, 2021 as of Mar 29, 2021 at 12:05 AM

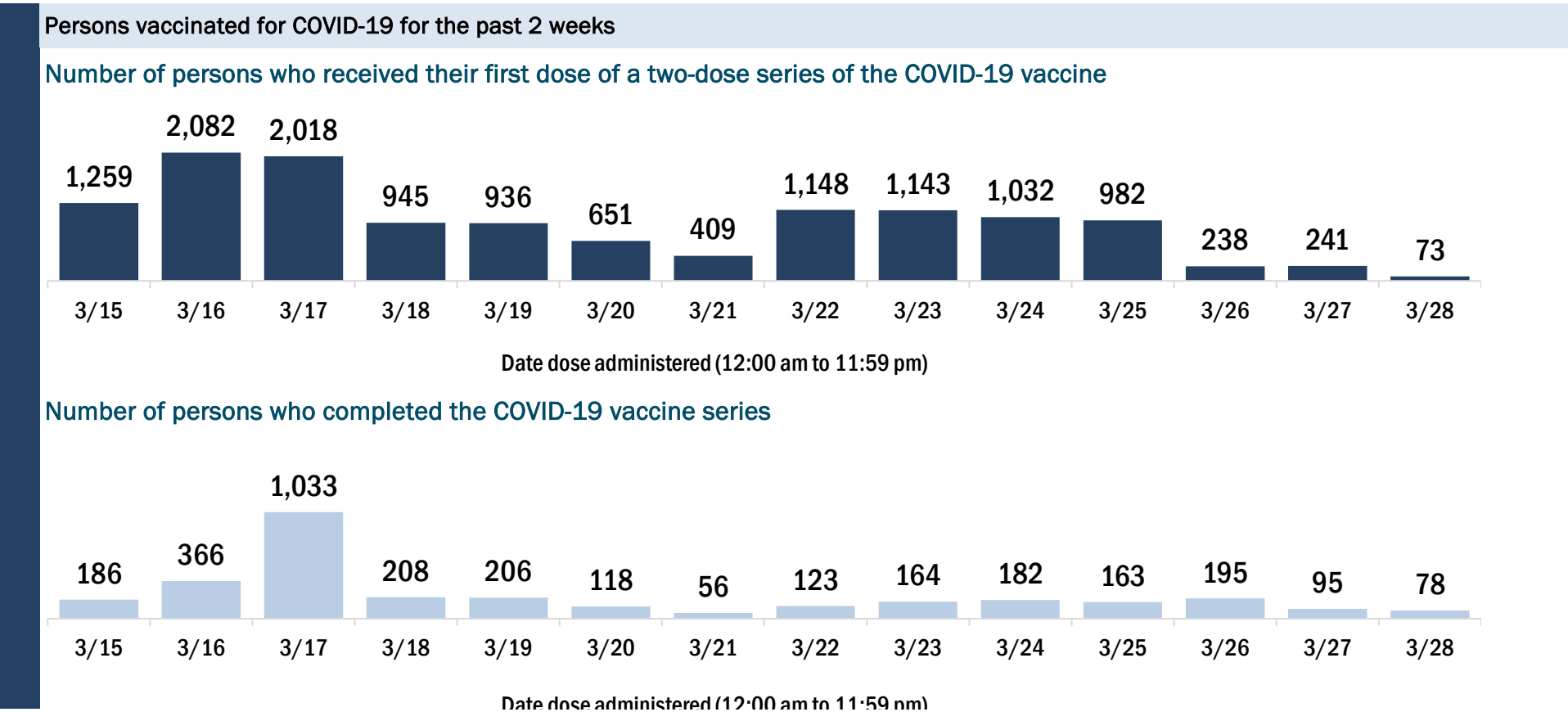
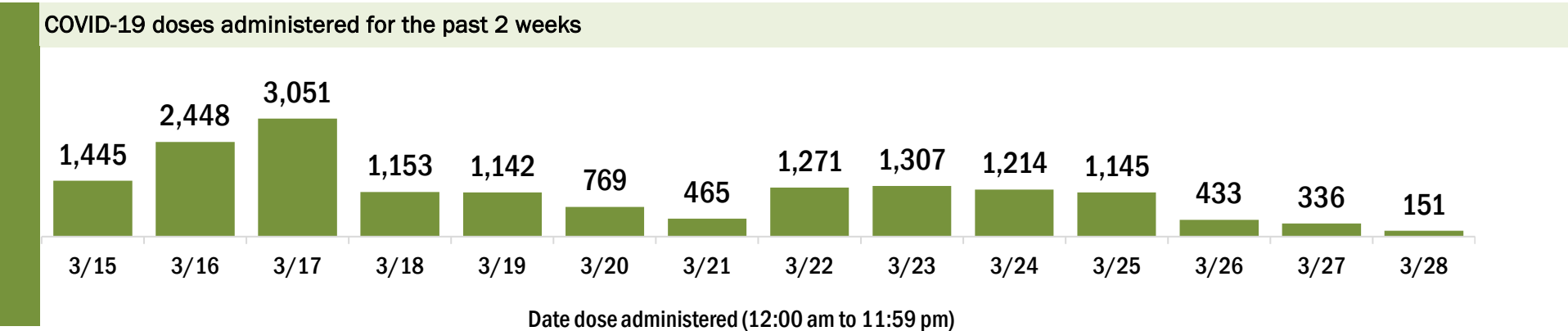
Data in this report are provisional and subject to change.

Data in this summary pertain to COVID-19 vaccines approved by the U.S. Food and Drug Administration and have been issued an Emergency Use Authorization (Janssen COVID-19 Vaccine, Moderna COVID-19 Vaccine and Pfizer-BioNTech COVID-19 Vaccine). These data summarize the number of people who have received either their first dose or have completed the series for a COVID-19 vaccine. **A person can only be counted in one category, first dose or series complete.** For persons receiving Moderna or Pfizer vaccines, once they receive their second dose, they are moved from the first dose column to the series completed column. **Because of this, the total first dose category may show a change from report to report not matching the total receiving their first dose from the previous day.** Persons receiving Johnson & Johnson vaccines will always be counted in the series completed column.

COVID-19 doses for vaccinated persons in Florida	
Doses administered	121,800
People receiving one dose of a 1-dose series (Johnson & Johnson) or receiving only one dose of a 2-dose series (Moderna, Pfizer) count once. Persons receiving both doses of a 2-dose series count twice.	

Current status of persons vaccinated for COVID-19 in Florida	
Total people vaccinated	75,666
First dose	26,952
Series completed	48,714
Completed 1-dose series	2,580
Completed 2-dose series	46,134
First dose: current number of people who have only received their first dose of the Moderna or Pfizer vaccine.	
Series complete: current number of people who have received both Moderna or Pfizer vaccine doses or one Johnson & Johnson dose and are considered fully immunized.	

Demographic summary	First dose	Series complete	Total people vaccinated
Age group	26,952	48,714	75,666
16-24 years	3,409	2,431	5,840
25-34 years	4,445	6,295	10,740
35-44 years	3,548	4,746	8,294
45-54 years	3,751	4,450	8,201
55-64 years	6,733	5,319	12,052
65-74 years	3,221	14,613	17,834
75-84 years	1,287	7,908	9,195
85+ years	558	2,952	3,510
Race	26,952	48,714	75,666
White	16,499	34,736	51,235
Black	3,043	3,994	7,037
American Indian/Alaskan	68	136	204
Other	3,935	7,303	11,238
Unknown	3,407	2,545	5,952
Other race includes Asian, native Hawaiian/Pacific Islander, or other.			
Ethnicity	26,952	48,714	75,666
Hispanic	1,549	2,398	3,947
Non-Hispanic	12,308	34,004	46,312
Unknown	13,095	12,312	25,407
Gender	26,952	48,714	75,666
Female	15,780	28,983	44,763
Male	11,102	19,713	30,815
Unknown	70	18	88



COVID-19: Baker County vaccine summary

Vaccination data through Mar 28, 2021 as of Mar 29, 2021 at 12:05 AM

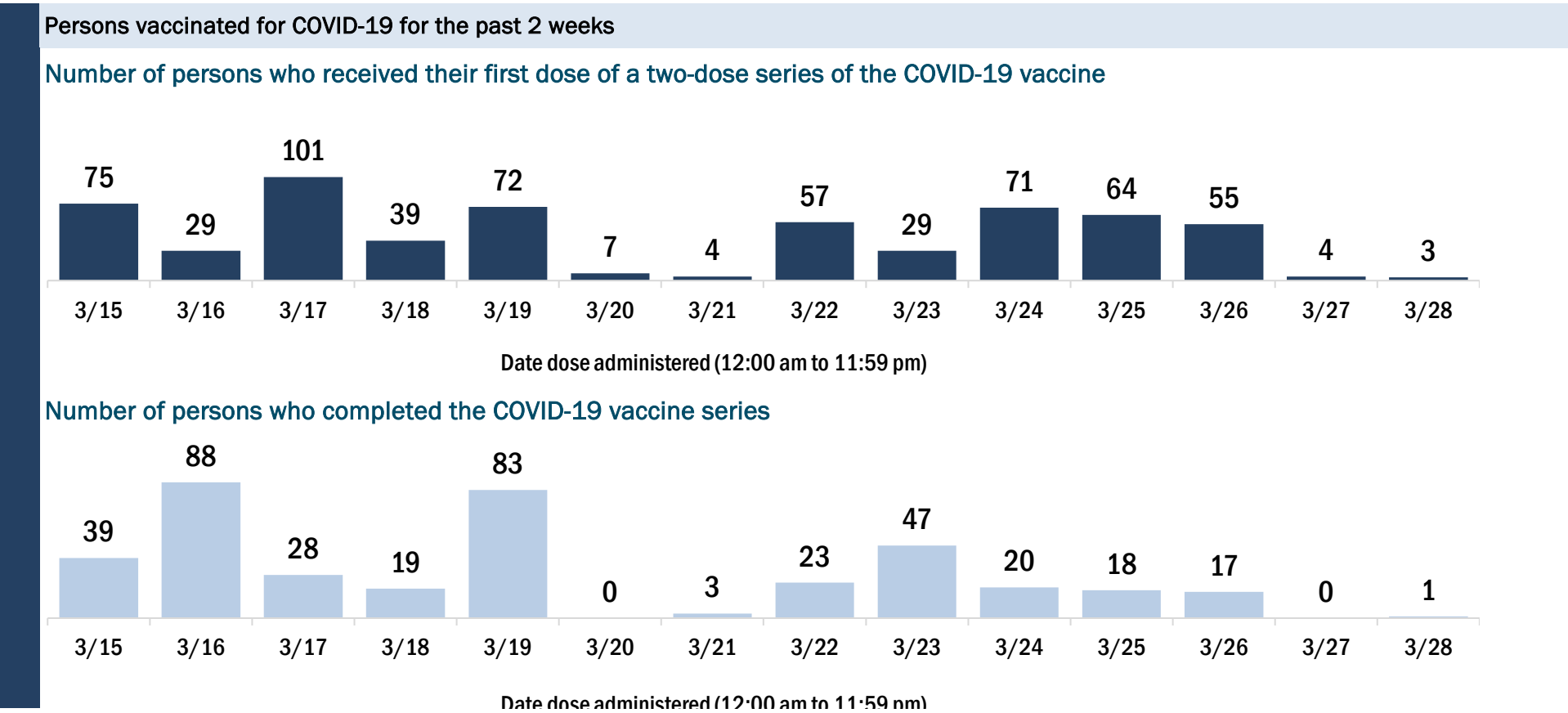
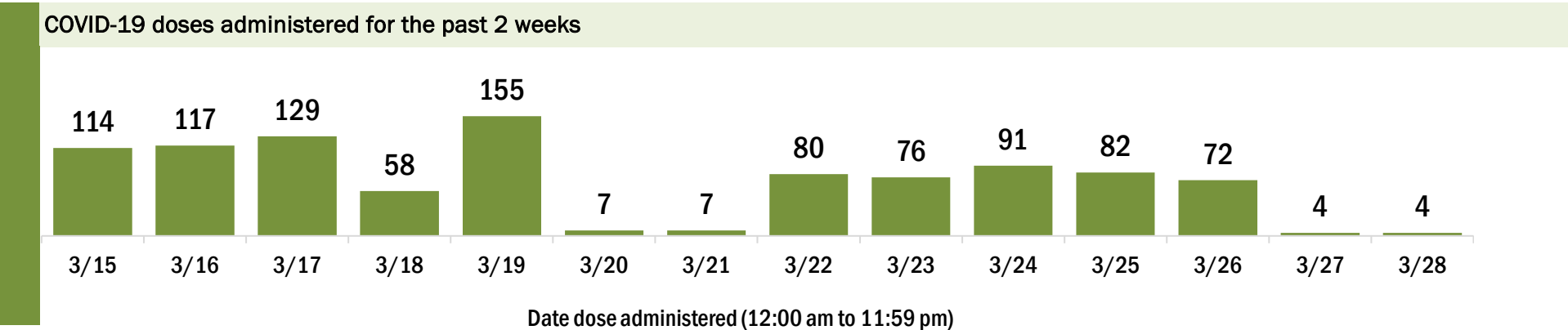
Data in this report are provisional and subject to change.

Data in this summary pertain to COVID-19 vaccines approved by the U.S. Food and Drug Administration and have been issued an Emergency Use Authorization (Janssen COVID-19 Vaccine, Moderna COVID-19 Vaccine and Pfizer-BioNTech COVID-19 Vaccine). These data summarize the number of people who have received either their first dose or have completed the series for a COVID-19 vaccine. **A person can only be counted in one category, first dose or series complete.** For persons receiving Moderna or Pfizer vaccines, once they receive their second dose, they are moved from the first dose column to the series completed column. **Because of this, the total first dose category may show a change from report to report not matching the total receiving their first dose from the previous day.** Persons receiving Johnson & Johnson vaccines will always be counted in the series completed column.

COVID-19 doses for vaccinated persons in Florida	
Doses administered	6,367
People receiving one dose of a 1-dose series (Johnson & Johnson) or receiving only one dose of a 2-dose series (Moderna, Pfizer) count once. Persons receiving both doses of a 2-dose series count twice.	

Current status of persons vaccinated for COVID-19 in Florida	
Total people vaccinated	3,871
First dose	1,314
Series completed	2,557
Completed 1-dose series	61
Completed 2-dose series	2,496
First dose: current number of people who have only received their first dose of the Moderna or Pfizer vaccine.	
Series complete: current number of people who have received both Moderna or Pfizer vaccine doses or one Johnson & Johnson dose and are considered fully immunized.	

Demographic summary	First dose	Series complete	Total people vaccinated
Age group	1,314	2,557	3,871
16-24 years	21	36	57
25-34 years	62	96	158
35-44 years	86	140	226
45-54 years	185	180	365
55-64 years	513	318	831
65-74 years	251	1,067	1,318
75-84 years	142	565	707
85+ years	54	155	209
Race	1,314	2,557	3,871
White	1,029	1,994	3,023
Black	157	183	340
American Indian/Alaskan	6	17	23
Other	70	186	256
Unknown	52	177	229
Other race includes Asian, native Hawaiian/Pacific Islander, or other.			
Ethnicity	1,314	2,557	3,871
Hispanic	26	31	57
Non-Hispanic	1,076	1,603	2,679
Unknown	212	923	1,135
Gender	1,314	2,557	3,871
Female	762	1,426	2,188
Male	552	1,131	1,683
Unknown	0	0	0



COVID-19: Bay County vaccine summary

Vaccination data through Mar 28, 2021 as of Mar 29, 2021 at 12:05 AM

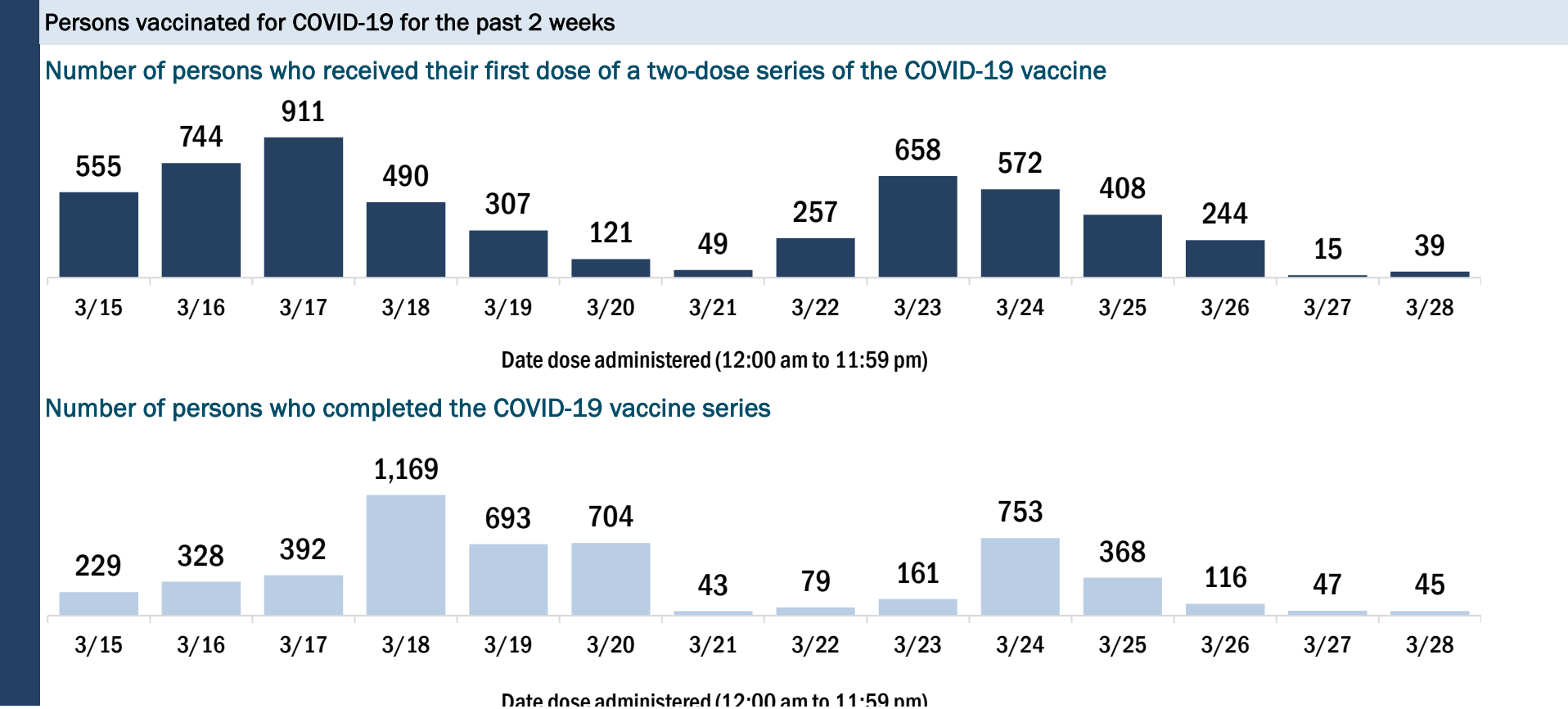
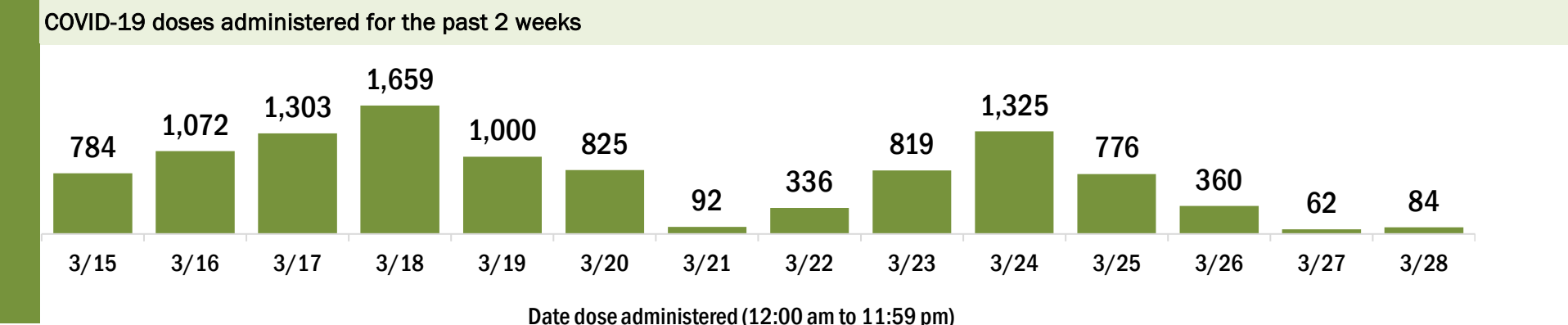
Data in this report are provisional and subject to change.

Data in this summary pertain to COVID-19 vaccines approved by the U.S. Food and Drug Administration and have been issued an Emergency Use Authorization (Janssen COVID-19 Vaccine, Moderna COVID-19 Vaccine and Pfizer-BioNTech COVID-19 Vaccine). These data summarize the number of people who have received either their first dose or have completed the series for a COVID-19 vaccine. **A person can only be counted in one category, first dose or series complete.** For persons receiving Moderna or Pfizer vaccines, once they receive their second dose, they are moved from the first dose column to the series completed column. **Because of this, the total first dose category may show a change from report to report not matching the total receiving their first dose from the previous day.** Persons receiving Johnson & Johnson vaccines will always be counted in the series completed column.

COVID-19 doses for vaccinated persons in Florida	
Doses administered	58,171
People receiving one dose of a 1-dose series (Johnson & Johnson) or receiving only one dose of a 2-dose series (Moderna, Pfizer) count once. Persons receiving both doses of a 2-dose series count twice.	

Current status of persons vaccinated for COVID-19 in Florida	
Total people vaccinated	37,572
First dose	14,742
Series completed	22,830
Completed 1-dose series	2,231
Completed 2-dose series	20,599
First dose: current number of people who have only received their first dose of the Moderna or Pfizer vaccine.	
Series complete: current number of people who have received both Moderna or Pfizer vaccine doses or one Johnson & Johnson dose and are considered fully immunized.	

Demographic summary	First dose	Series complete	Total people vaccinated
Age group	14,742	22,830	37,572
16-24 years	387	229	616
25-34 years	765	675	1,440
35-44 years	1,268	1,211	2,479
45-54 years	2,058	1,824	3,882
55-64 years	4,687	3,830	8,517
65-74 years	3,517	8,877	12,394
75-84 years	1,513	4,730	6,243
85+ years	547	1,454	2,001
Race	14,742	22,830	37,572
White	9,985	15,937	25,922
Black	1,102	1,193	2,295
American Indian/Alaskan	51	115	166
Other	1,204	2,035	3,239
Unknown	2,400	3,550	5,950
Other race includes Asian, native Hawaiian/Pacific Islander, or other.			
Ethnicity	14,742	22,830	37,572
Hispanic	641	476	1,117
Non-Hispanic	8,864	13,088	21,952
Unknown	5,237	9,266	14,503
Gender	14,742	22,830	37,572
Female	8,523	12,815	21,338
Male	6,218	10,012	16,230
Unknown	1	3	4



COVID-19: Bradford County vaccine summary

Vaccination data through Mar 28, 2021 as of Mar 29, 2021 at 12:05 AM

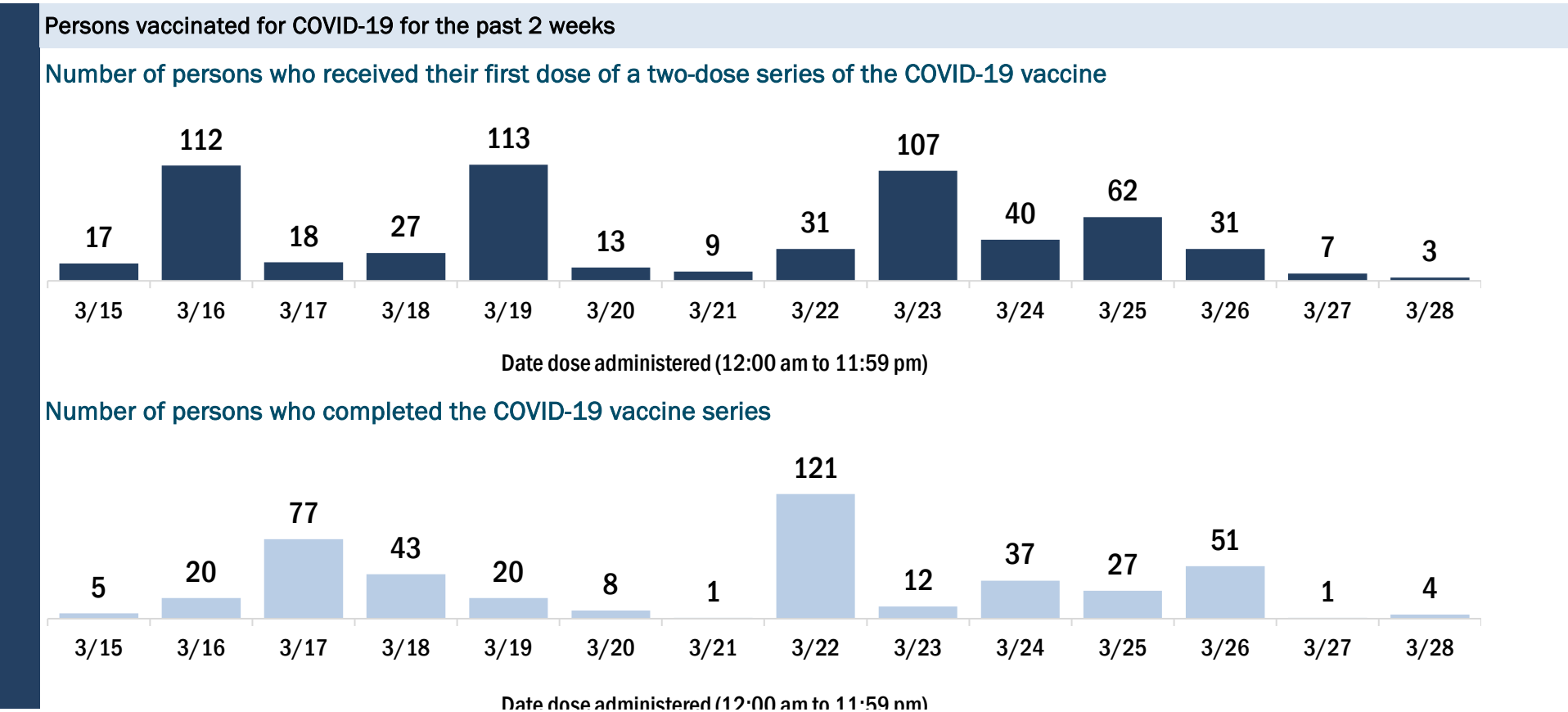
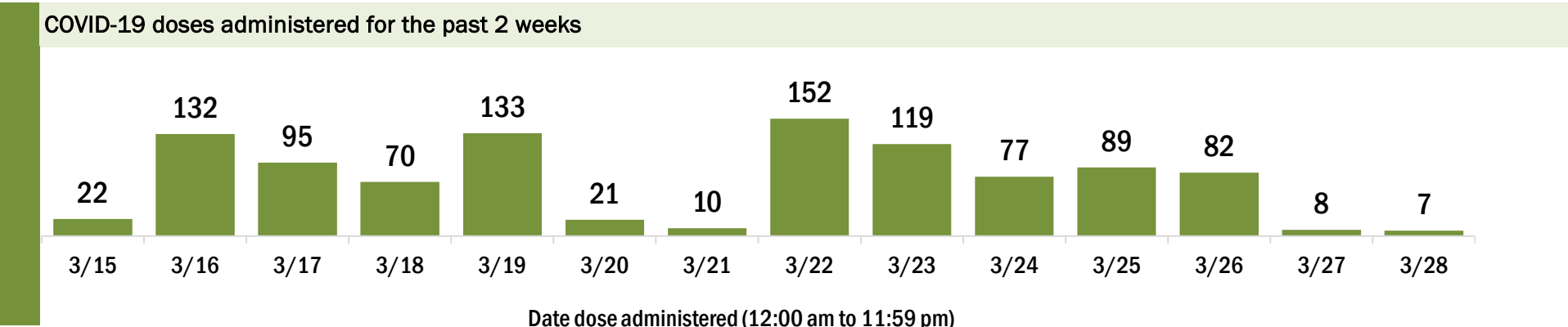
Data in this report are provisional and subject to change.

Data in this summary pertain to COVID-19 vaccines approved by the U.S. Food and Drug Administration and have been issued an Emergency Use Authorization (Janssen COVID-19 Vaccine, Moderna COVID-19 Vaccine and Pfizer-BioNTech COVID-19 Vaccine). These data summarize the number of people who have received either their first dose or have completed the series for a COVID-19 vaccine. **A person can only be counted in one category, first dose or series complete.** For persons receiving Moderna or Pfizer vaccines, once they receive their second dose, they are moved from the first dose column to the series completed column. **Because of this, the total first dose category may show a change from report to report not matching the total receiving their first dose from the previous day.** Persons receiving Johnson & Johnson vaccines will always be counted in the series completed column.

COVID-19 doses for vaccinated persons in Florida	
Doses administered	6,530
People receiving one dose of a 1-dose series (Johnson & Johnson) or receiving only one dose of a 2-dose series (Moderna, Pfizer) count once. Persons receiving both doses of a 2-dose series count twice.	

Current status of persons vaccinated for COVID-19 in Florida	
Total people vaccinated	3,919
First dose	1,124
Series completed	2,795
Completed 1-dose series	184
Completed 2-dose series	2,611
First dose: current number of people who have only received their first dose of the Moderna or Pfizer vaccine.	
Series complete: current number of people who have received both Moderna or Pfizer vaccine doses or one Johnson & Johnson dose and are considered fully immunized.	

Demographic summary	First dose	Series complete	Total people vaccinated
Age group	1,124	2,795	3,919
16-24 years	33	15	48
25-34 years	47	73	120
35-44 years	64	86	150
45-54 years	152	152	304
55-64 years	509	288	797
65-74 years	186	1,216	1,402
75-84 years	95	727	822
85+ years	38	238	276
Race	1,124	2,795	3,919
White	811	2,168	2,979
Black	159	279	438
American Indian/Alaskan	12	15	27
Other	79	262	341
Unknown	63	71	134
Other race includes Asian, native Hawaiian/Pacific Islander, or other.			
Ethnicity	1,124	2,795	3,919
Hispanic	26	27	53
Non-Hispanic	837	2,495	3,332
Unknown	261	273	534
Gender	1,124	2,795	3,919
Female	694	1,624	2,318
Male	429	1,171	1,600
Unknown	1	0	1



COVID-19: Brevard County vaccine summary

Vaccination data through Mar 28, 2021 as of Mar 29, 2021 at 12:05 AM

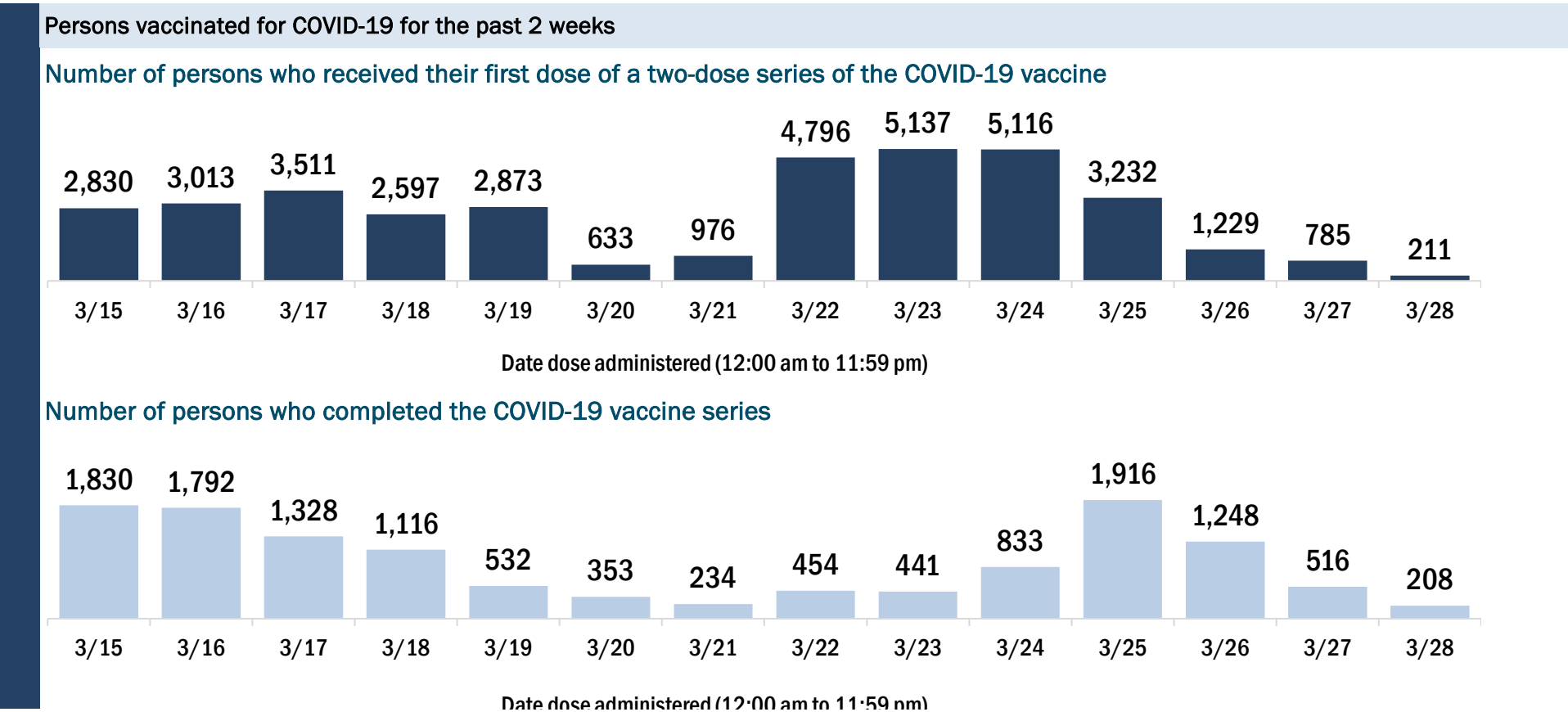
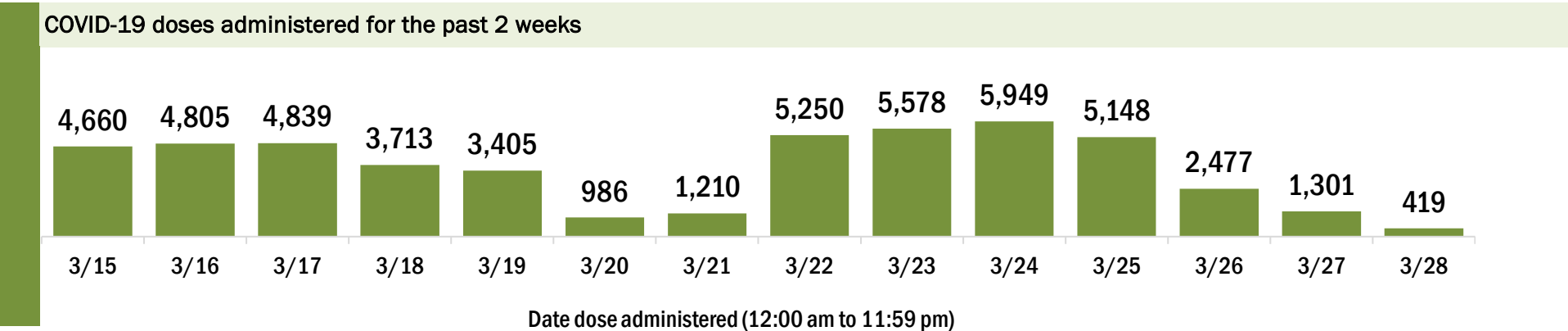
Data in this report are provisional and subject to change.

Data in this summary pertain to COVID-19 vaccines approved by the U.S. Food and Drug Administration and have been issued an Emergency Use Authorization (Janssen COVID-19 Vaccine, Moderna COVID-19 Vaccine and Pfizer-BioNTech COVID-19 Vaccine). These data summarize the number of people who have received either their first dose or have completed the series for a COVID-19 vaccine. **A person can only be counted in one category, first dose or series complete.** For persons receiving Moderna or Pfizer vaccines, once they receive their second dose, they are moved from the first dose column to the series completed column. **Because of this, the total first dose category may show a change from report to report not matching the total receiving their first dose from the previous day.** Persons receiving Johnson & Johnson vaccines will always be counted in the series completed column.

COVID-19 doses for vaccinated persons in Florida	
Doses administered	229,242
People receiving one dose of a 1-dose series (Johnson & Johnson) or receiving only one dose of a 2-dose series (Moderna, Pfizer) count once. Persons receiving both doses of a 2-dose series count twice.	

Current status of persons vaccinated for COVID-19 in Florida	
Total people vaccinated	153,853
First dose	70,791
Series completed	83,062
Completed 1-dose series	7,673
Completed 2-dose series	75,389
First dose: current number of people who have only received their first dose of the Moderna or Pfizer vaccine.	
Series complete: current number of people who have received both Moderna or Pfizer vaccine doses or one Johnson & Johnson dose and are considered fully immunized.	

Demographic summary	First dose	Series complete	Total people vaccinated
Age group	70,791	83,062	153,853
16-24 years	1,176	773	1,949
25-34 years	2,490	2,388	4,878
35-44 years	3,588	3,481	7,069
45-54 years	6,867	5,329	12,196
55-64 years	22,102	9,838	31,940
65-74 years	18,955	34,334	53,289
75-84 years	11,359	19,554	30,913
85+ years	4,254	7,365	11,619
Race	70,791	83,062	153,853
White	47,842	54,029	101,871
Black	3,810	3,461	7,271
American Indian/Alaskan	315	382	697
Other	5,028	8,590	13,618
Unknown	13,796	16,600	30,396
Other race includes Asian, native Hawaiian/Pacific Islander, or other.			
Ethnicity	70,791	83,062	153,853
Hispanic	3,134	2,157	5,291
Non-Hispanic	38,684	39,085	77,769
Unknown	28,973	41,820	70,793
Gender	70,791	83,062	153,853
Female	41,047	49,104	90,151
Male	29,617	33,793	63,410
Unknown	127	165	292



COVID-19: Broward County vaccine summary

Vaccination data through Mar 28, 2021 as of Mar 29, 2021 at 12:05 AM

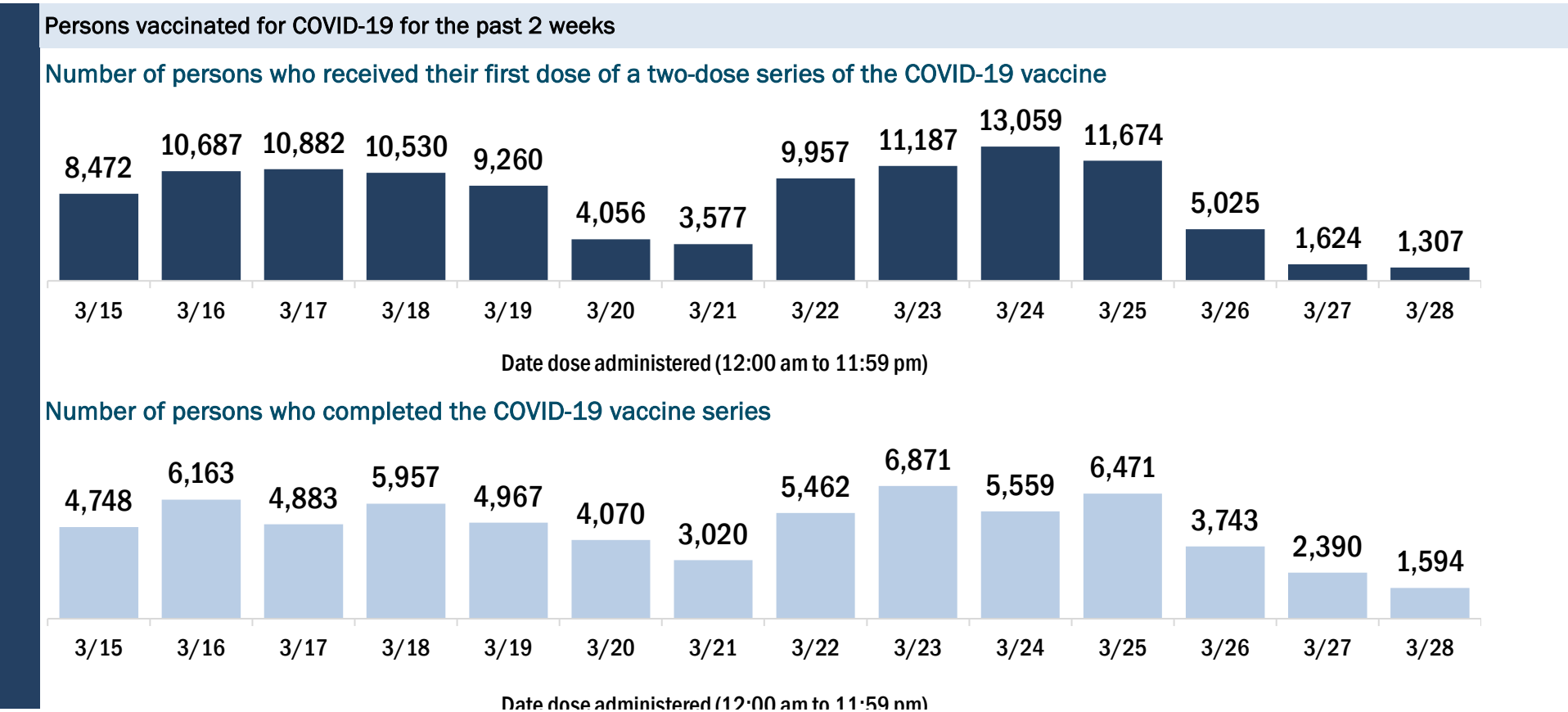
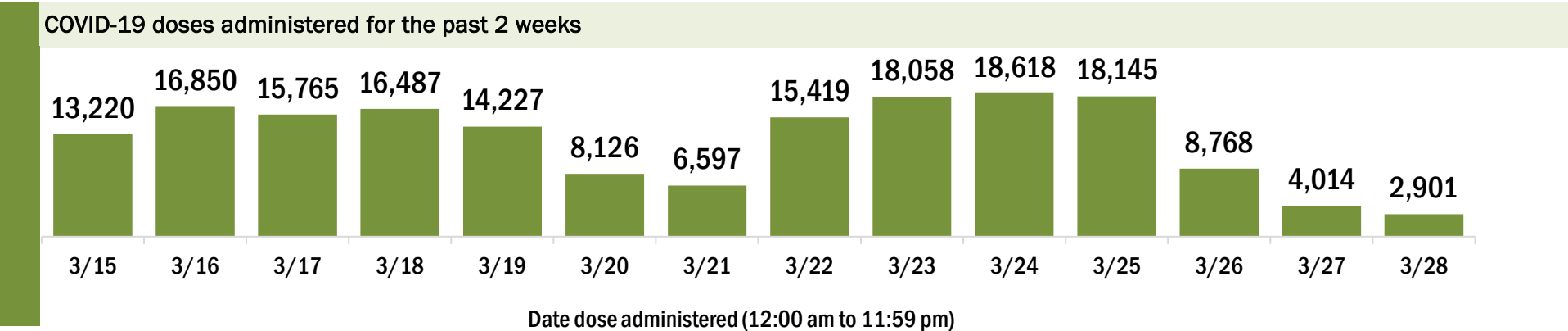
Data in this report are provisional and subject to change.

Data in this summary pertain to COVID-19 vaccines approved by the U.S. Food and Drug Administration and have been issued an Emergency Use Authorization (Janssen COVID-19 Vaccine, Moderna COVID-19 Vaccine and Pfizer-BioNTech COVID-19 Vaccine). These data summarize the number of people who have received either their first dose or have completed the series for a COVID-19 vaccine. **A person can only be counted in one category, first dose or series complete.** For persons receiving Moderna or Pfizer vaccines, once they receive their second dose, they are moved from the first dose column to the series completed column. **Because of this, the total first dose category may show a change from report to report not matching the total receiving their first dose from the previous day.** Persons receiving Johnson & Johnson vaccines will always be counted in the series completed column.

COVID-19 doses for vaccinated persons in Florida	
Doses administered	750,141
People receiving one dose of a 1-dose series (Johnson & Johnson) or receiving only one dose of a 2-dose series (Moderna, Pfizer) count once. Persons receiving both doses of a 2-dose series count twice.	

Current status of persons vaccinated for COVID-19 in Florida	
Total people vaccinated	495,973
First dose	223,772
Series completed	272,201
Completed 1-dose series	18,033
Completed 2-dose series	254,168
First dose: current number of people who have only received their first dose of the Moderna or Pfizer vaccine.	
Series complete: current number of people who have received both Moderna or Pfizer vaccine doses or one Johnson & Johnson dose and are considered fully immunized.	

Demographic summary	First dose	Series complete	Total people vaccinated
Age group	223,772	272,201	495,973
16-24 years	7,952	3,436	11,388
25-34 years	14,346	11,302	25,648
35-44 years	22,881	16,005	38,886
45-54 years	42,034	23,644	65,678
55-64 years	75,691	35,571	111,262
65-74 years	33,911	105,830	139,741
75-84 years	18,522	55,837	74,359
85+ years	8,435	20,576	29,011
Race	223,772	272,201	495,973
White	125,333	183,930	309,263
Black	26,220	32,425	58,645
American Indian/Alaskan	942	1,417	2,359
Other	22,016	30,778	52,794
Unknown	49,261	23,651	72,912
Other race includes Asian, native Hawaiian/Pacific Islander, or other.			
Ethnicity	223,772	272,201	495,973
Hispanic	43,762	51,288	95,050
Non-Hispanic	90,297	157,315	247,612
Unknown	89,713	63,598	153,311
Gender	223,772	272,201	495,973
Female	122,577	154,457	277,034
Male	100,348	117,681	218,029
Unknown	847	63	910



COVID-19: Calhoun County vaccine summary

Vaccination data through Mar 28, 2021 as of Mar 29, 2021 at 12:05 AM

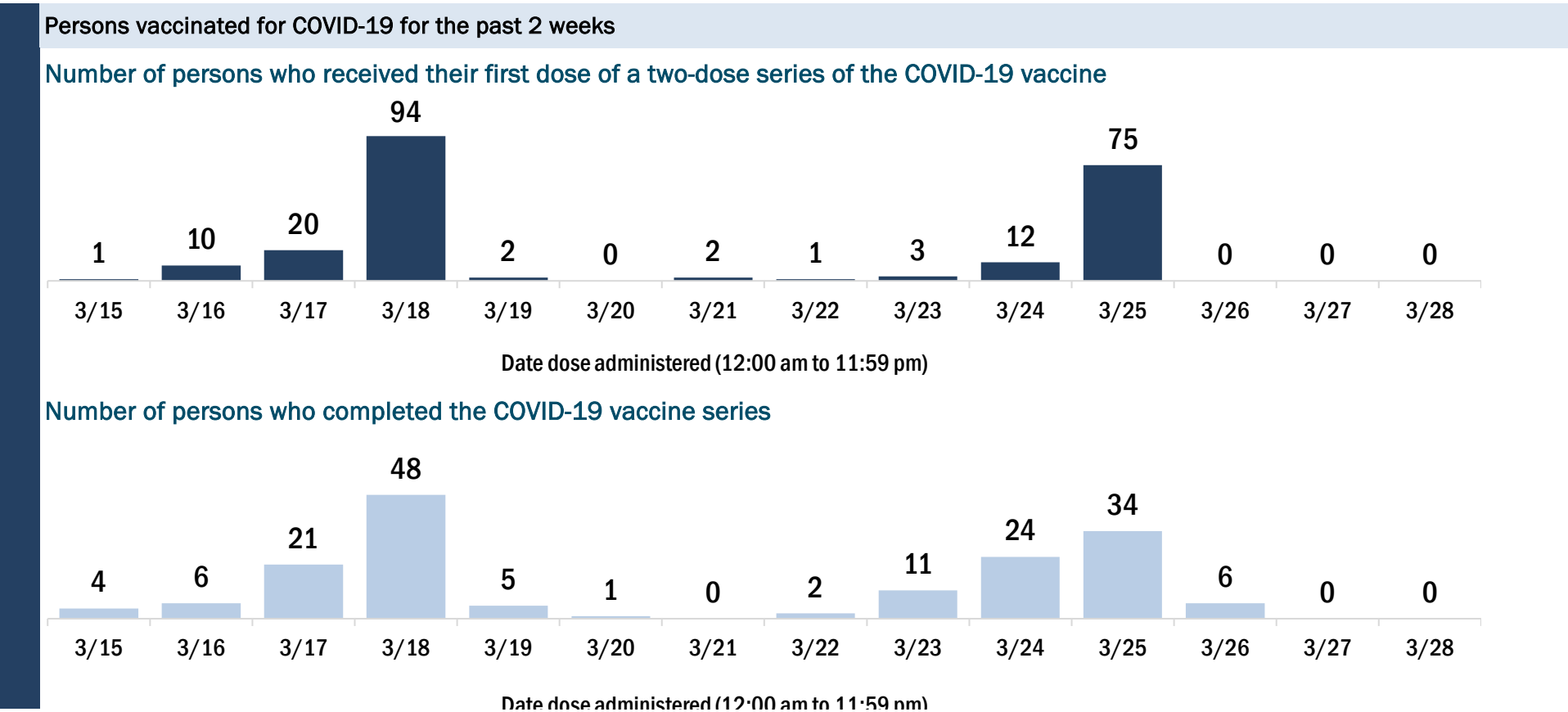
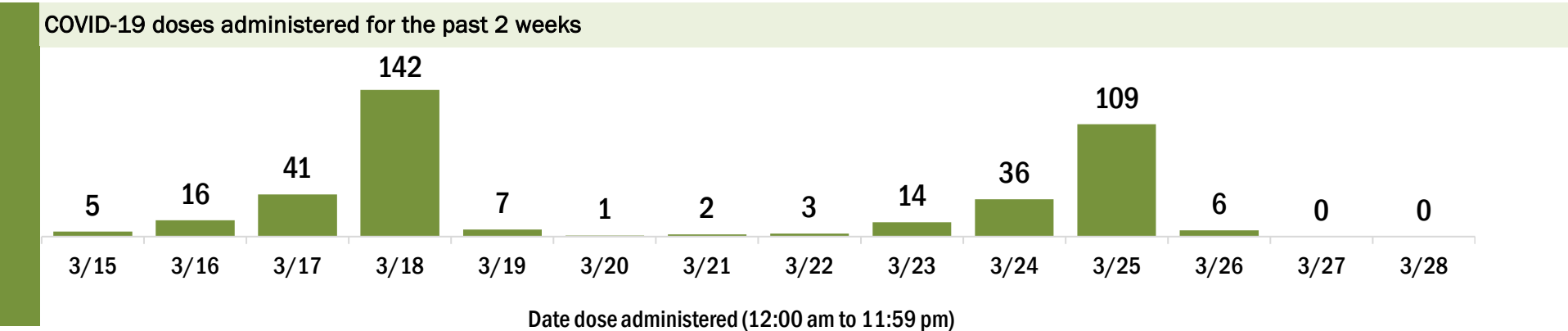
Data in this report are provisional and subject to change.

Data in this summary pertain to COVID-19 vaccines approved by the U.S. Food and Drug Administration and have been issued an Emergency Use Authorization (Janssen COVID-19 Vaccine, Moderna COVID-19 Vaccine and Pfizer-BioNTech COVID-19 Vaccine). These data summarize the number of people who have received either their first dose or have completed the series for a COVID-19 vaccine. **A person can only be counted in one category, first dose or series complete.** For persons receiving Moderna or Pfizer vaccines, once they receive their second dose, they are moved from the first dose column to the series completed column. **Because of this, the total first dose category may show a change from report to report not matching the total receiving their first dose from the previous day.** Persons receiving Johnson & Johnson vaccines will always be counted in the series completed column.

COVID-19 doses for vaccinated persons in Florida	
Doses administered	4,044
People receiving one dose of a 1-dose series (Johnson & Johnson) or receiving only one dose of a 2-dose series (Moderna, Pfizer) count once. Persons receiving both doses of a 2-dose series count twice.	

Current status of persons vaccinated for COVID-19 in Florida	
Total people vaccinated	2,314
First dose	507
Series completed	1,807
Completed 1-dose series	77
Completed 2-dose series	1,730
First dose: current number of people who have only received their first dose of the Moderna or Pfizer vaccine.	
Series complete: current number of people who have received both Moderna or Pfizer vaccine doses or one Johnson & Johnson dose and are considered fully immunized.	

Demographic summary	First dose	Series complete	Total people vaccinated
Age group	507	1,807	2,314
16-24 years	16	12	28
25-34 years	12	45	57
35-44 years	35	71	106
45-54 years	63	133	196
55-64 years	158	252	410
65-74 years	125	702	827
75-84 years	73	425	498
85+ years	25	167	192
Race	507	1,807	2,314
White	327	1,273	1,600
Black	57	95	152
American Indian/Alaskan	7	11	18
Other	46	285	331
Unknown	70	143	213
Other race includes Asian, native Hawaiian/Pacific Islander, or other.			
Ethnicity	507	1,807	2,314
Hispanic	11	31	42
Non-Hispanic	224	1,014	1,238
Unknown	272	762	1,034
Gender	507	1,807	2,314
Female	276	1,020	1,296
Male	231	786	1,017
Unknown	0	1	1



COVID-19: Charlotte County vaccine summary

Vaccination data through Mar 28, 2021 as of Mar 29, 2021 at 12:05 AM

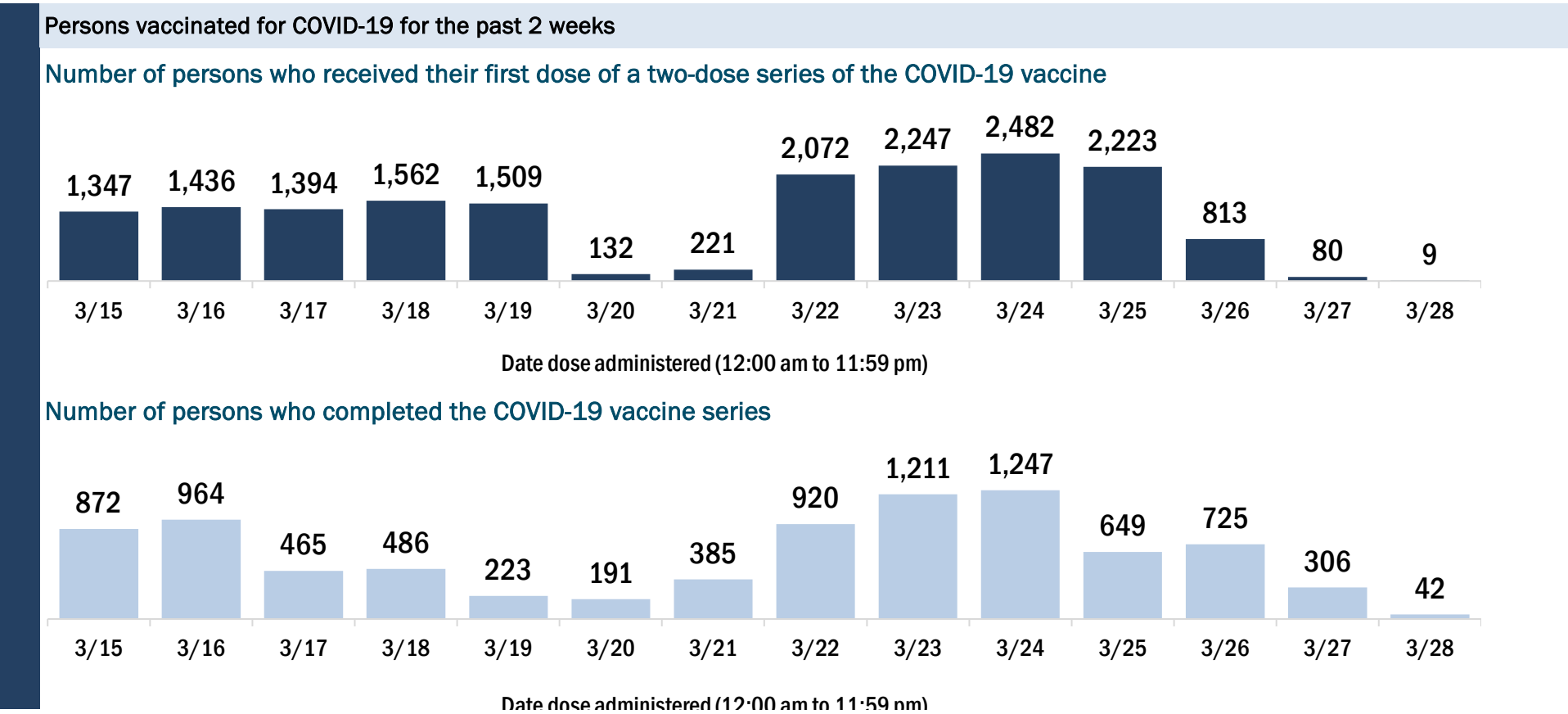
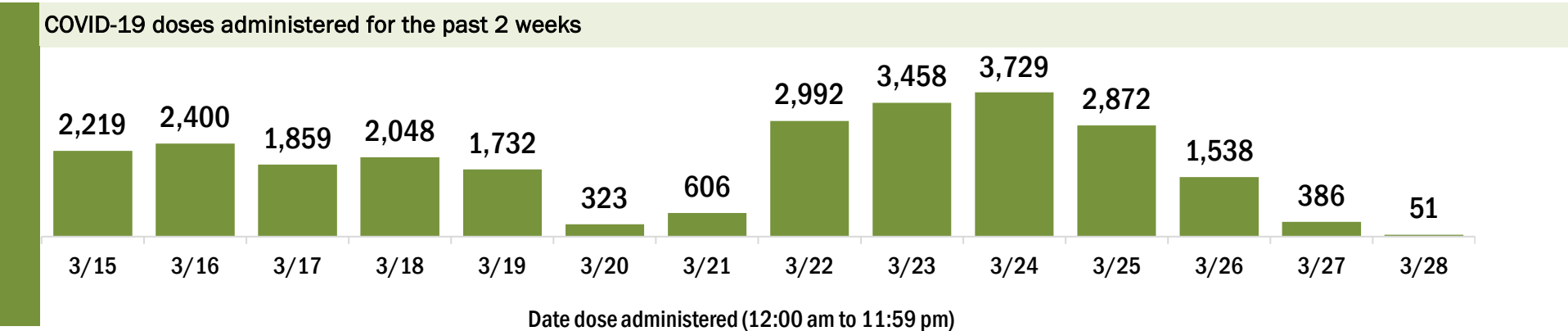
Data in this report are provisional and subject to change.

Data in this summary pertain to COVID-19 vaccines approved by the U.S. Food and Drug Administration and have been issued an Emergency Use Authorization (Janssen COVID-19 Vaccine, Moderna COVID-19 Vaccine and Pfizer-BioNTech COVID-19 Vaccine). These data summarize the number of people who have received either their first dose or have completed the series for a COVID-19 vaccine. **A person can only be counted in one category, first dose or series complete.** For persons receiving Moderna or Pfizer vaccines, once they receive their second dose, they are moved from the first dose column to the series completed column. **Because of this, the total first dose category may show a change from report to report not matching the total receiving their first dose from the previous day.** Persons receiving Johnson & Johnson vaccines will always be counted in the series completed column.

COVID-19 doses for vaccinated persons in Florida	
Doses administered	111,234
People receiving one dose of a 1-dose series (Johnson & Johnson) or receiving only one dose of a 2-dose series (Moderna, Pfizer) count once. Persons receiving both doses of a 2-dose series count twice.	

Current status of persons vaccinated for COVID-19 in Florida	
Total people vaccinated	77,580
First dose	40,309
Series completed	37,271
Completed 1-dose series	3,617
Completed 2-dose series	33,654
First dose: current number of people who have only received their first dose of the Moderna or Pfizer vaccine.	
Series complete: current number of people who have received both Moderna or Pfizer vaccine doses or one Johnson & Johnson dose and are considered fully immunized.	

Demographic summary	First dose	Series complete	Total people vaccinated
Age group	40,309	37,271	77,580
16-24 years	190	161	351
25-34 years	420	450	870
35-44 years	626	672	1,298
45-54 years	1,985	1,278	3,263
55-64 years	9,940	2,587	12,527
65-74 years	14,692	18,247	32,939
75-84 years	9,719	10,662	20,381
85+ years	2,737	3,214	5,951
Race	40,309	37,271	77,580
White	31,951	26,781	58,732
Black	714	489	1,203
American Indian/Alaskan	264	97	361
Other	1,979	3,035	5,014
Unknown	5,401	6,869	12,270
Other race includes Asian, native Hawaiian/Pacific Islander, or other.			
Ethnicity	40,309	37,271	77,580
Hispanic	902	522	1,424
Non-Hispanic	22,863	19,771	42,634
Unknown	16,544	16,978	33,522
Gender	40,309	37,271	77,580
Female	22,432	20,827	43,259
Male	17,846	16,420	34,266
Unknown	31	24	55



COVID-19: Citrus County vaccine summary

Vaccination data through Mar 28, 2021 as of Mar 29, 2021 at 12:05 AM

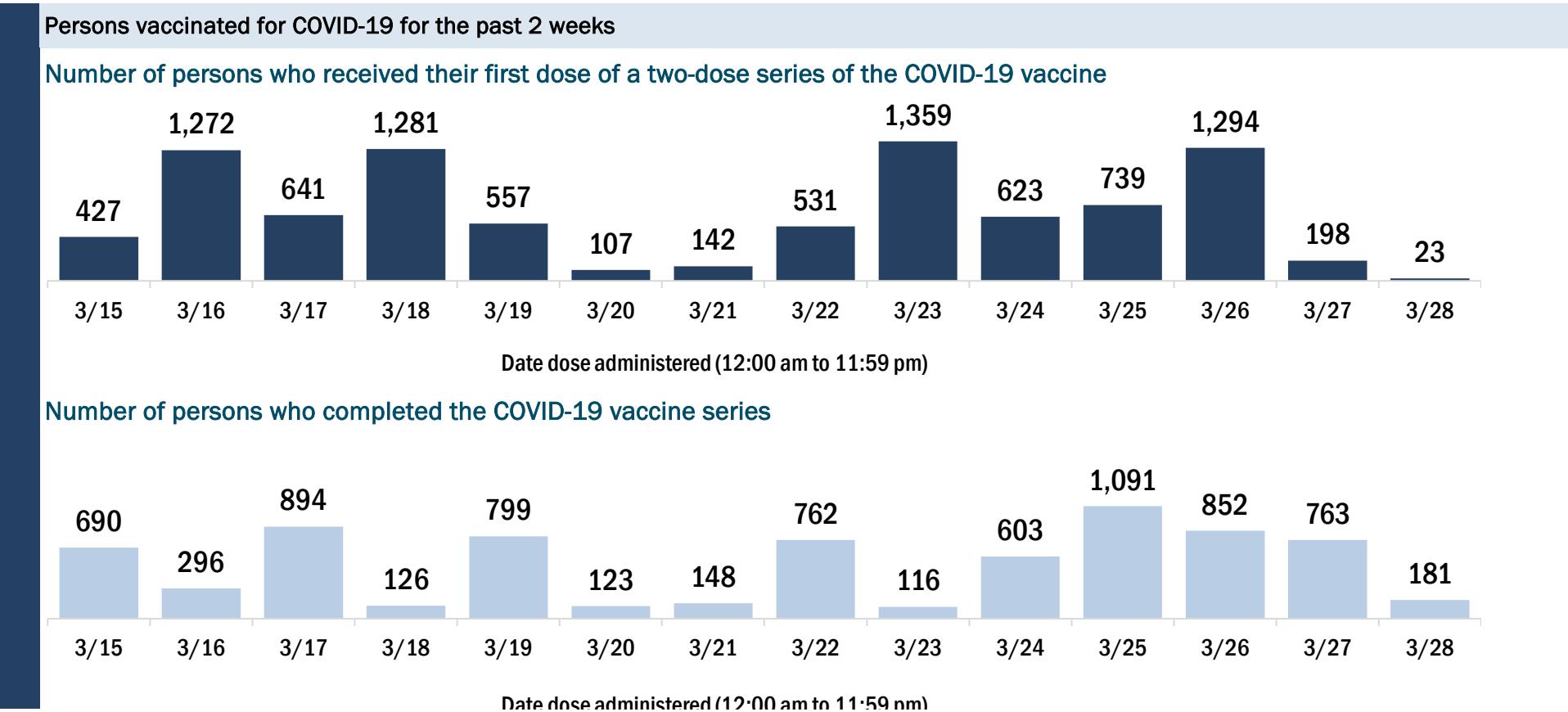
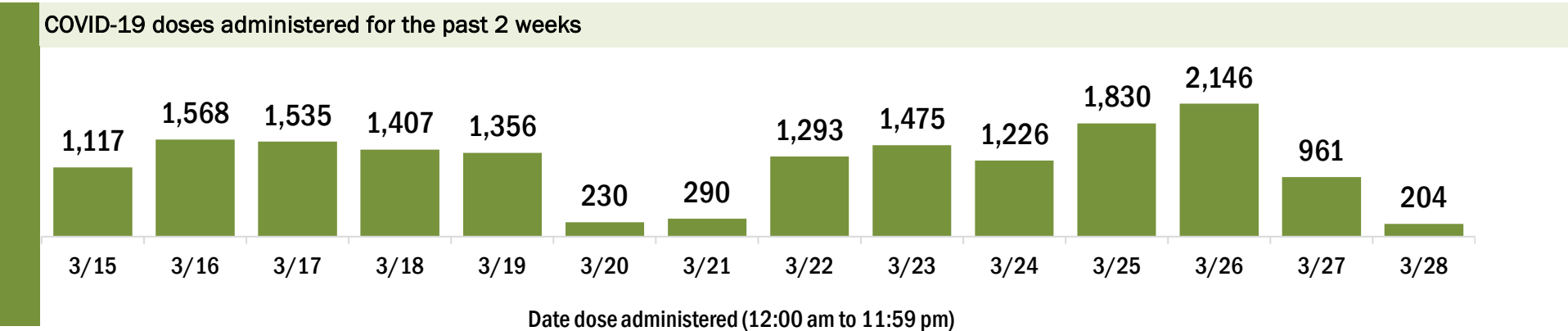
Data in this report are provisional and subject to change.

Data in this summary pertain to COVID-19 vaccines approved by the U.S. Food and Drug Administration and have been issued an Emergency Use Authorization (Janssen COVID-19 Vaccine, Moderna COVID-19 Vaccine and Pfizer-BioNTech COVID-19 Vaccine). These data summarize the number of people who have received either their first dose or have completed the series for a COVID-19 vaccine. **A person can only be counted in one category, first dose or series complete.** For persons receiving Moderna or Pfizer vaccines, once they receive their second dose, they are moved from the first dose column to the series completed column. **Because of this, the total first dose category may show a change from report to report not matching the total receiving their first dose from the previous day.** Persons receiving Johnson & Johnson vaccines will always be counted in the series completed column.

COVID-19 doses for vaccinated persons in Florida	
Doses administered	71,798
People receiving one dose of a 1-dose series (Johnson & Johnson) or receiving only one dose of a 2-dose series (Moderna, Pfizer) count once. Persons receiving both doses of a 2-dose series count twice.	

Current status of persons vaccinated for COVID-19 in Florida	
Total people vaccinated	45,999
First dose	19,466
Series completed	26,533
Completed 1-dose series	734
Completed 2-dose series	25,799
First dose: current number of people who have only received their first dose of the Moderna or Pfizer vaccine.	
Series complete: current number of people who have received both Moderna or Pfizer vaccine doses or one Johnson & Johnson dose and are considered fully immunized.	

Demographic summary	First dose	Series complete	Total people vaccinated
Age group	19,466	26,533	45,999
16-24 years	163	176	339
25-34 years	259	414	673
35-44 years	405	565	970
45-54 years	1,111	916	2,027
55-64 years	4,976	1,777	6,753
65-74 years	6,856	11,952	18,808
75-84 years	4,405	8,322	12,727
85+ years	1,291	2,411	3,702
Race	19,466	26,533	45,999
White	15,635	18,519	34,154
Black	297	315	612
American Indian/Alaskan	115	118	233
Other	835	2,349	3,184
Unknown	2,584	5,232	7,816
Other race includes Asian, native Hawaiian/Pacific Islander, or other.			
Ethnicity	19,466	26,533	45,999
Hispanic	635	500	1,135
Non-Hispanic	12,534	13,622	26,156
Unknown	6,297	12,411	18,708
Gender	19,466	26,533	45,999
Female	11,228	15,086	26,314
Male	8,212	11,436	19,648
Unknown	26	11	37



COVID-19: Clay County vaccine summary

Vaccination data through Mar 28, 2021 as of Mar 29, 2021 at 12:05 AM

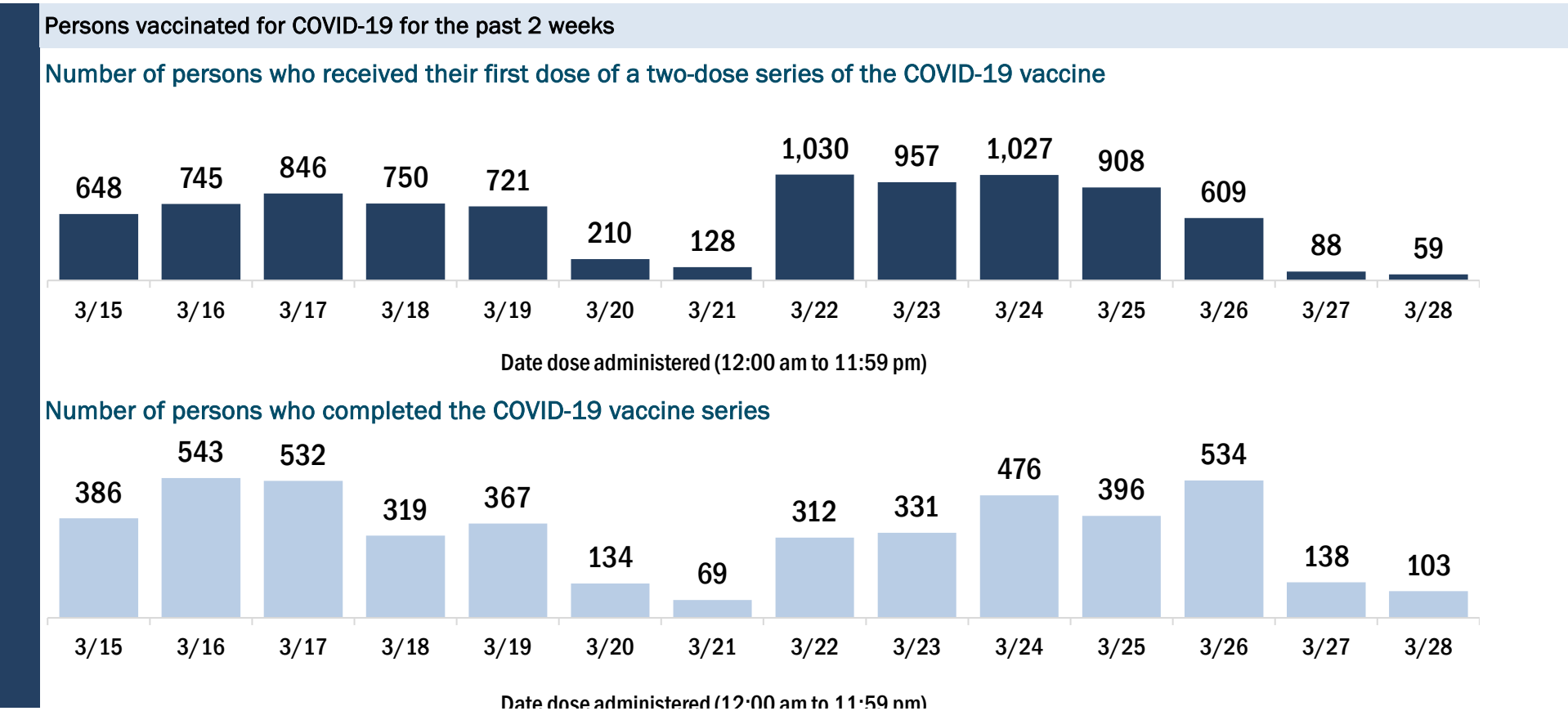
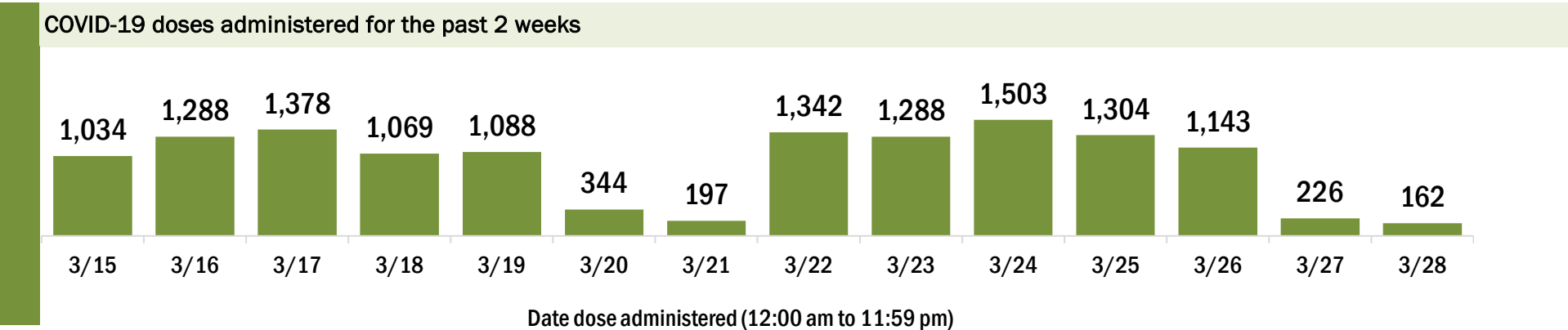
Data in this report are provisional and subject to change.

Data in this summary pertain to COVID-19 vaccines approved by the U.S. Food and Drug Administration and have been issued an Emergency Use Authorization (Janssen COVID-19 Vaccine, Moderna COVID-19 Vaccine and Pfizer-BioNTech COVID-19 Vaccine). These data summarize the number of people who have received either their first dose or have completed the series for a COVID-19 vaccine. **A person can only be counted in one category, first dose or series complete.** For persons receiving Moderna or Pfizer vaccines, once they receive their second dose, they are moved from the first dose column to the series completed column. **Because of this, the total first dose category may show a change from report to report not matching the total receiving their first dose from the previous day.** Persons receiving Johnson & Johnson vaccines will always be counted in the series completed column.

COVID-19 doses for vaccinated persons in Florida	
Doses administered	70,425
People receiving one dose of a 1-dose series (Johnson & Johnson) or receiving only one dose of a 2-dose series (Moderna, Pfizer) count once. Persons receiving both doses of a 2-dose series count twice.	

Current status of persons vaccinated for COVID-19 in Florida	
Total people vaccinated	43,619
First dose	15,419
Series completed	28,200
Completed 1-dose series	1,394
Completed 2-dose series	26,806
First dose: current number of people who have only received their first dose of the Moderna or Pfizer vaccine.	
Series complete: current number of people who have received both Moderna or Pfizer vaccine doses or one Johnson & Johnson dose and are considered fully immunized.	

Demographic summary	First dose	Series complete	Total people vaccinated
Age group	15,419	28,200	43,619
16-24 years	562	405	967
25-34 years	811	1,038	1,849
35-44 years	1,315	1,712	3,027
45-54 years	2,773	2,275	5,048
55-64 years	6,281	3,304	9,585
65-74 years	2,204	11,681	13,885
75-84 years	1,100	6,001	7,101
85+ years	373	1,784	2,157
Race	15,419	28,200	43,619
White	9,676	21,141	30,817
Black	1,186	1,607	2,793
American Indian/Alaskan	89	139	228
Other	1,699	2,640	4,339
Unknown	2,769	2,673	5,442
Other race includes Asian, native Hawaiian/Pacific Islander, or other.			
Ethnicity	15,419	28,200	43,619
Hispanic	762	989	1,751
Non-Hispanic	9,634	21,510	31,144
Unknown	5,023	5,701	10,724
Gender	15,419	28,200	43,619
Female	9,140	16,377	25,517
Male	6,249	11,822	18,071
Unknown	30	1	31



COVID-19: Collier County vaccine summary

Vaccination data through Mar 28, 2021 as of Mar 29, 2021 at 12:05 AM

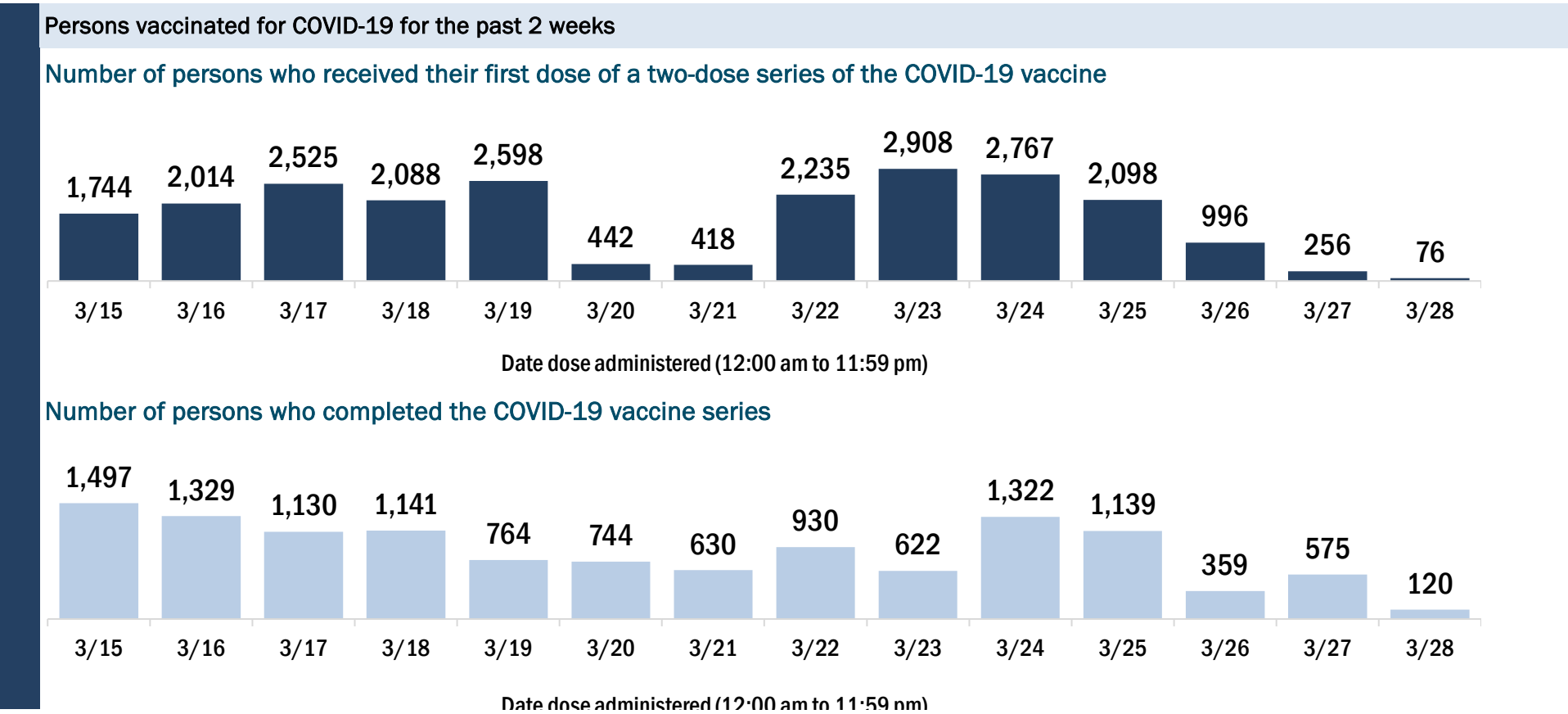
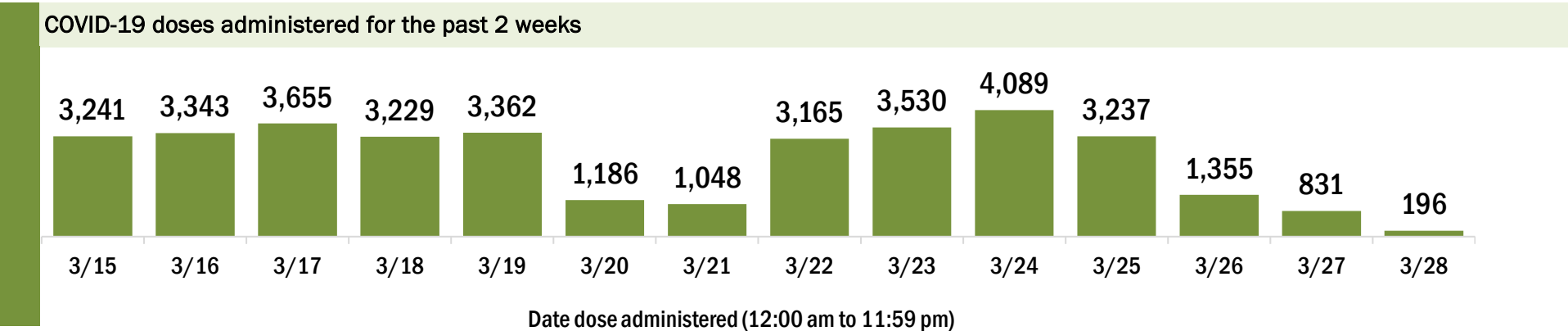
Data in this report are provisional and subject to change.

Data in this summary pertain to COVID-19 vaccines approved by the U.S. Food and Drug Administration and have been issued an Emergency Use Authorization (Janssen COVID-19 Vaccine, Moderna COVID-19 Vaccine and Pfizer-BioNTech COVID-19 Vaccine). These data summarize the number of people who have received either their first dose or have completed the series for a COVID-19 vaccine. **A person can only be counted in one category, first dose or series complete.** For persons receiving Moderna or Pfizer vaccines, once they receive their second dose, they are moved from the first dose column to the series completed column. **Because of this, the total first dose category may show a change from report to report not matching the total receiving their first dose from the previous day.** Persons receiving Johnson & Johnson vaccines will always be counted in the series completed column.

COVID-19 doses for vaccinated persons in Florida	
Doses administered	200,465
People receiving one dose of a 1-dose series (Johnson & Johnson) or receiving only one dose of a 2-dose series (Moderna, Pfizer) count once. Persons receiving both doses of a 2-dose series count twice.	

Current status of persons vaccinated for COVID-19 in Florida	
Total people vaccinated	128,347
First dose	53,005
Series completed	75,342
Completed 1-dose series	3,224
Completed 2-dose series	72,118
First dose: current number of people who have only received their first dose of the Moderna or Pfizer vaccine.	
Series complete: current number of people who have received both Moderna or Pfizer vaccine doses or one Johnson & Johnson dose and are considered fully immunized.	

Demographic summary	First dose	Series complete	Total people vaccinated
Age group	53,005	75,342	128,347
16-24 years	520	451	971
25-34 years	919	1,213	2,132
35-44 years	1,151	1,713	2,864
45-54 years	3,061	2,516	5,577
55-64 years	13,635	4,619	18,254
65-74 years	16,248	34,891	51,139
75-84 years	13,299	23,116	36,415
85+ years	4,172	6,823	10,995
Race	53,005	75,342	128,347
White	35,553	47,104	82,657
Black	594	609	1,203
American Indian/Alaskan	177	211	388
Other	3,273	6,158	9,431
Unknown	13,408	21,260	34,668
Other race includes Asian, native Hawaiian/Pacific Islander, or other.			
Ethnicity	53,005	75,342	128,347
Hispanic	2,827	2,575	5,402
Non-Hispanic	24,121	32,396	56,517
Unknown	26,057	40,371	66,428
Gender	53,005	75,342	128,347
Female	29,620	41,576	71,196
Male	23,112	33,544	56,656
Unknown	273	222	495



COVID-19: Columbia County vaccine summary

Vaccination data through Mar 28, 2021 as of Mar 29, 2021 at 12:05 AM

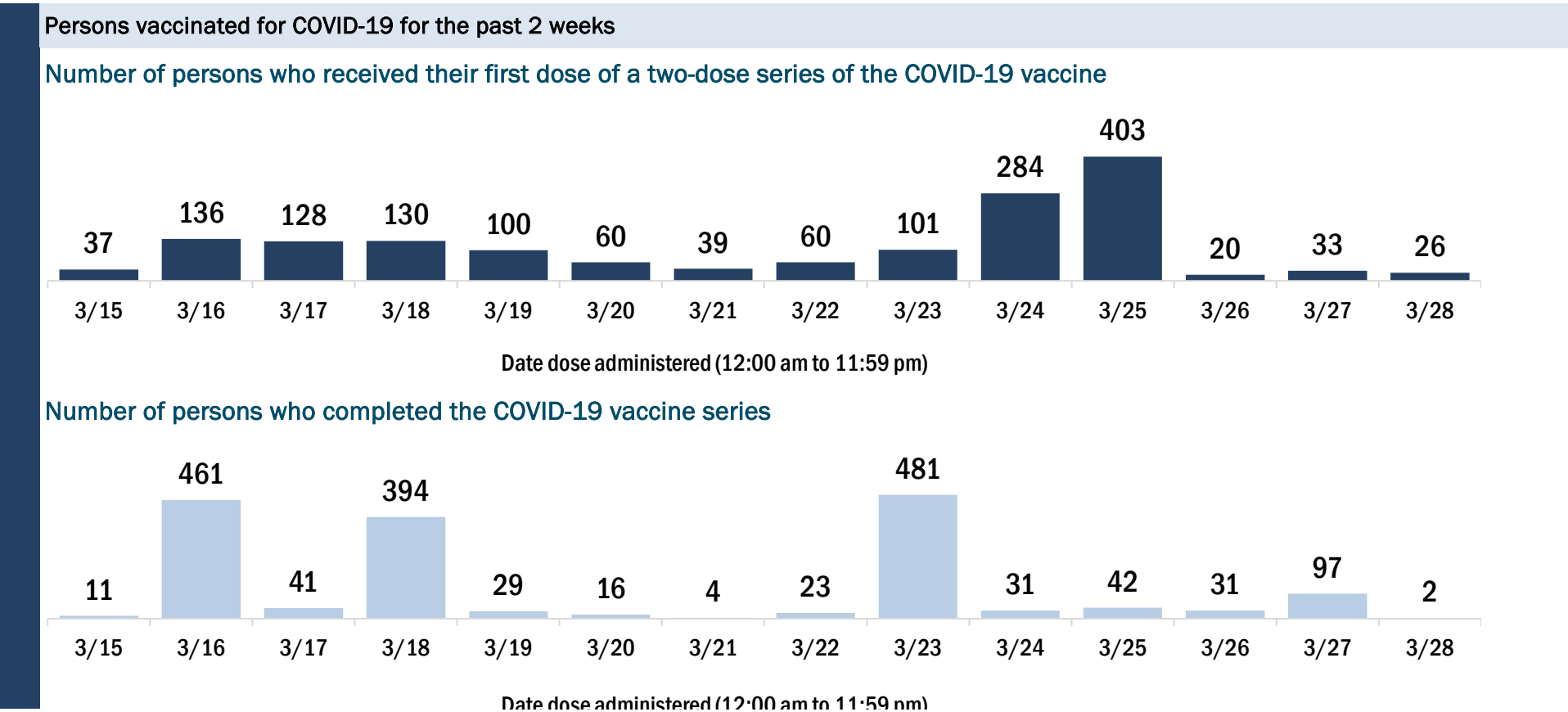
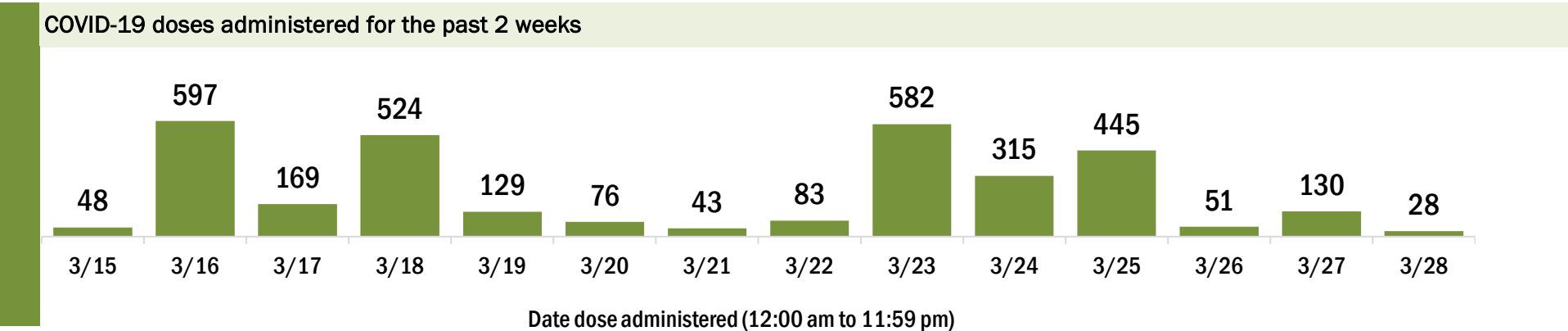
Data in this report are provisional and subject to change.

Data in this summary pertain to COVID-19 vaccines approved by the U.S. Food and Drug Administration and have been issued an Emergency Use Authorization (Janssen COVID-19 Vaccine, Moderna COVID-19 Vaccine and Pfizer-BioNTech COVID-19 Vaccine). These data summarize the number of people who have received either their first dose or have completed the series for a COVID-19 vaccine. **A person can only be counted in one category, first dose or series complete.** For persons receiving Moderna or Pfizer vaccines, once they receive their second dose, they are moved from the first dose column to the series completed column. **Because of this, the total first dose category may show a change from report to report not matching the total receiving their first dose from the previous day.** Persons receiving Johnson & Johnson vaccines will always be counted in the series completed column.

COVID-19 doses for vaccinated persons in Florida	
Doses administered	17,965
People receiving one dose of a 1-dose series (Johnson & Johnson) or receiving only one dose of a 2-dose series (Moderna, Pfizer) count once. Persons receiving both doses of a 2-dose series count twice.	

Current status of persons vaccinated for COVID-19 in Florida	
Total people vaccinated	10,982
First dose	3,380
Series completed	7,602
Completed 1-dose series	619
Completed 2-dose series	6,983
First dose: current number of people who have only received their first dose of the Moderna or Pfizer vaccine.	
Series complete: current number of people who have received both Moderna or Pfizer vaccine doses or one Johnson & Johnson dose and are considered fully immunized.	

Demographic summary	First dose	Series complete	Total people vaccinated
Age group	3,380	7,602	10,982
16-24 years	69	71	140
25-34 years	163	176	339
35-44 years	237	276	513
45-54 years	544	423	967
55-64 years	1,224	847	2,071
65-74 years	667	3,278	3,945
75-84 years	359	1,957	2,316
85+ years	117	574	691
Race	3,380	7,602	10,982
White	2,134	5,398	7,532
Black	387	678	1,065
American Indian/Alaskan	21	42	63
Other	306	606	912
Unknown	532	878	1,410
Other race includes Asian, native Hawaiian/Pacific Islander, or other.			
Ethnicity	3,380	7,602	10,982
Hispanic	128	152	280
Non-Hispanic	1,879	4,809	6,688
Unknown	1,373	2,641	4,014
Gender	3,380	7,602	10,982
Female	2,085	4,511	6,596
Male	1,293	3,091	4,384
Unknown	2	0	2



COVID-19: Dade County vaccine summary

Vaccination data through Mar 28, 2021 as of Mar 29, 2021 at 12:05 AM

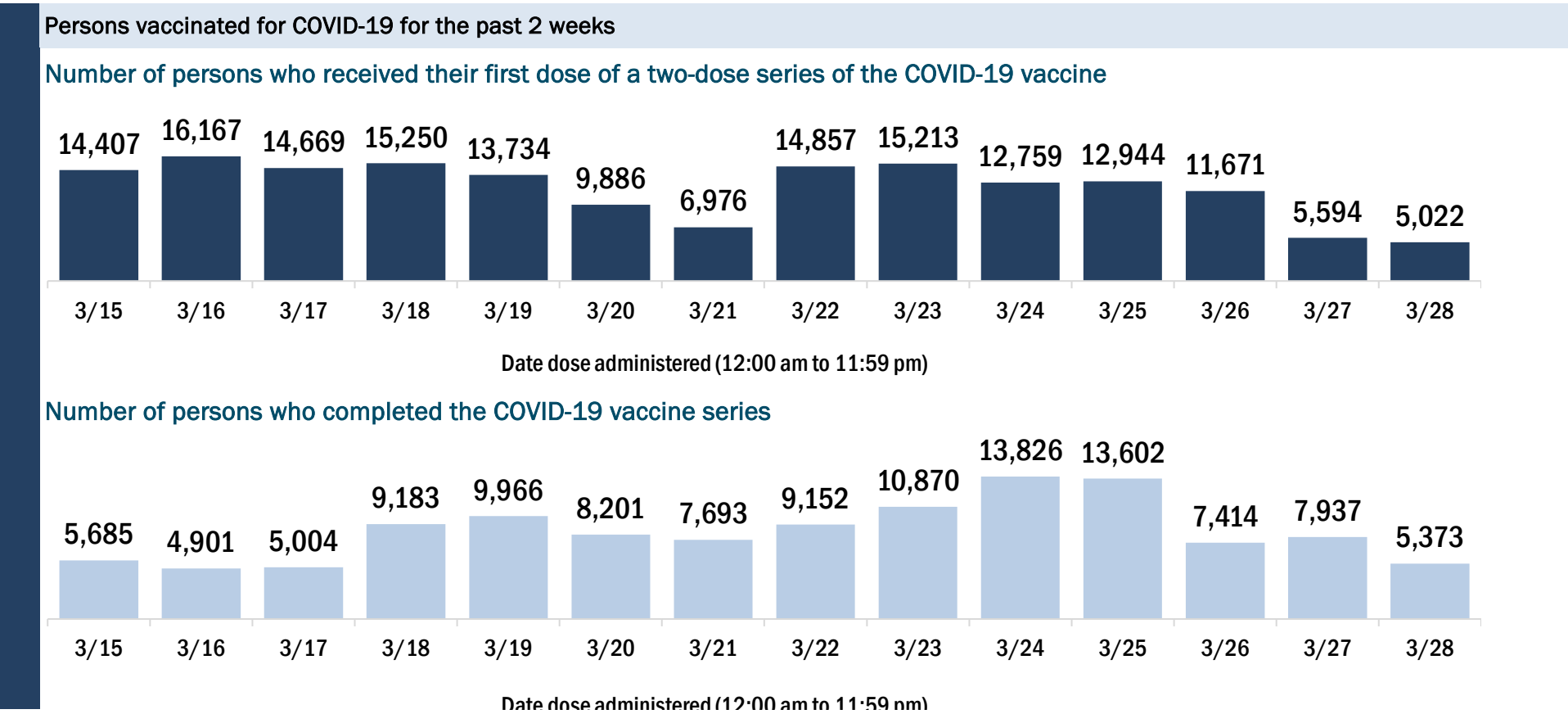
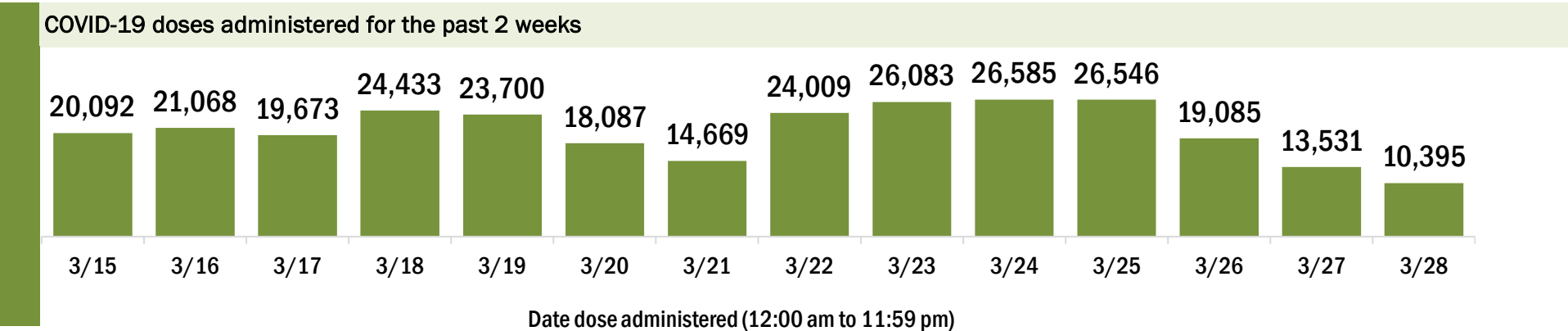
Data in this report are provisional and subject to change.

Data in this summary pertain to COVID-19 vaccines approved by the U.S. Food and Drug Administration and have been issued an Emergency Use Authorization (Janssen COVID-19 Vaccine, Moderna COVID-19 Vaccine and Pfizer-BioNTech COVID-19 Vaccine). These data summarize the number of people who have received either their first dose or have completed the series for a COVID-19 vaccine. **A person can only be counted in one category, first dose or series complete.** For persons receiving Moderna or Pfizer vaccines, once they receive their second dose, they are moved from the first dose column to the series completed column. **Because of this, the total first dose category may show a change from report to report not matching the total receiving their first dose from the previous day.** Persons receiving Johnson & Johnson vaccines will always be counted in the series completed column.

COVID-19 doses for vaccinated persons in Florida	
Doses administered	1,059,062
People receiving one dose of a 1-dose series (Johnson & Johnson) or receiving only one dose of a 2-dose series (Moderna, Pfizer) count once. Persons receiving both doses of a 2-dose series count twice.	

Current status of persons vaccinated for COVID-19 in Florida	
Total people vaccinated	716,399
First dose	336,500
Series completed	379,899
Completed 1-dose series	37,236
Completed 2-dose series	342,663
First dose: current number of people who have only received their first dose of the Moderna or Pfizer vaccine.	
Series complete: current number of people who have received both Moderna or Pfizer vaccine doses or one Johnson & Johnson dose and are considered fully immunized.	

Demographic summary	First dose	Series complete	Total people vaccinated
Age group	336,500	379,899	716,399
16-24 years	13,323	5,643	18,966
25-34 years	26,832	18,480	45,312
35-44 years	38,513	24,903	63,416
45-54 years	64,351	36,833	101,184
55-64 years	95,959	54,583	150,542
65-74 years	53,869	128,586	182,455
75-84 years	30,731	80,023	110,754
85+ years	12,922	30,848	43,770
Race	336,500	379,899	716,399
White	226,032	267,998	494,030
Black	20,858	30,513	51,371
American Indian/Alaskan	857	901	1,758
Other	32,667	45,289	77,956
Unknown	56,086	35,198	91,284
Other race includes Asian, native Hawaiian/Pacific Islander, or other.			
Ethnicity	336,500	379,899	716,399
Hispanic	156,207	205,427	361,634
Non-Hispanic	61,082	99,931	161,013
Unknown	119,211	74,541	193,752
Gender	336,500	379,899	716,399
Female	184,928	217,716	402,644
Male	149,778	161,960	311,738
Unknown	1,794	223	2,017



COVID-19: Desoto County vaccine summary

Vaccination data through Mar 28, 2021 as of Mar 29, 2021 at 12:05 AM

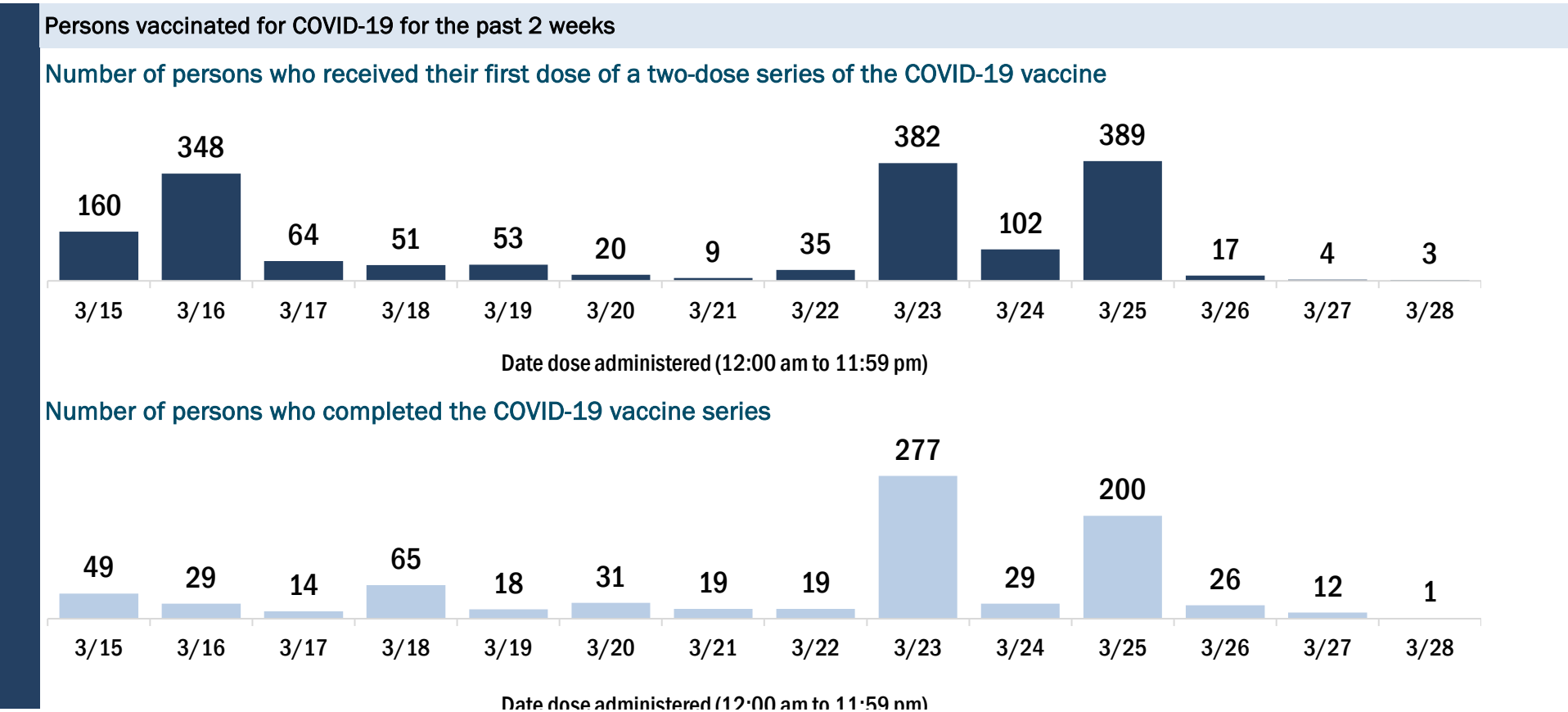
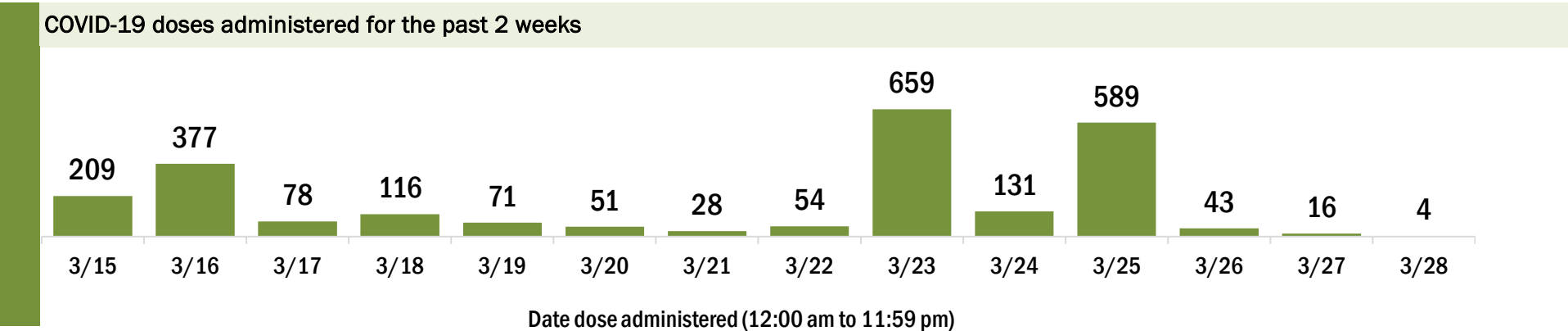
Data in this report are provisional and subject to change.

Data in this summary pertain to COVID-19 vaccines approved by the U.S. Food and Drug Administration and have been issued an Emergency Use Authorization (Janssen COVID-19 Vaccine, Moderna COVID-19 Vaccine and Pfizer-BioNTech COVID-19 Vaccine). These data summarize the number of people who have received either their first dose or have completed the series for a COVID-19 vaccine. **A person can only be counted in one category, first dose or series complete.** For persons receiving Moderna or Pfizer vaccines, once they receive their second dose, they are moved from the first dose column to the series completed column. **Because of this, the total first dose category may show a change from report to report not matching the total receiving their first dose from the previous day.** Persons receiving Johnson & Johnson vaccines will always be counted in the series completed column.

COVID-19 doses for vaccinated persons in Florida	
Doses administered	10,513
People receiving one dose of a 1-dose series (Johnson & Johnson) or receiving only one dose of a 2-dose series (Moderna, Pfizer) count once. Persons receiving both doses of a 2-dose series count twice.	

Current status of persons vaccinated for COVID-19 in Florida	
Total people vaccinated	7,200
First dose	3,786
Series completed	3,414
Completed 1-dose series	101
Completed 2-dose series	3,313
First dose: current number of people who have only received their first dose of the Moderna or Pfizer vaccine.	
Series complete: current number of people who have received both Moderna or Pfizer vaccine doses or one Johnson & Johnson dose and are considered fully immunized.	

Demographic summary	First dose	Series complete	Total people vaccinated
Age group	3,786	3,414	7,200
16-24 years	34	16	50
25-34 years	84	68	152
35-44 years	142	98	240
45-54 years	335	185	520
55-64 years	892	300	1,192
65-74 years	1,303	1,482	2,785
75-84 years	819	1,009	1,828
85+ years	177	256	433
Race	3,786	3,414	7,200
White	2,388	2,496	4,884
Black	244	161	405
American Indian/Alaskan	13	7	20
Other	283	260	543
Unknown	858	490	1,348
Other race includes Asian, native Hawaiian/Pacific Islander, or other.			
Ethnicity	3,786	3,414	7,200
Hispanic	228	133	361
Non-Hispanic	1,850	1,198	3,048
Unknown	1,708	2,083	3,791
Gender	3,786	3,414	7,200
Female	1,813	1,905	3,718
Male	1,973	1,509	3,482
Unknown	0	0	0



COVID-19: Dixie County vaccine summary

Vaccination data through Mar 28, 2021 as of Mar 29, 2021 at 12:05 AM

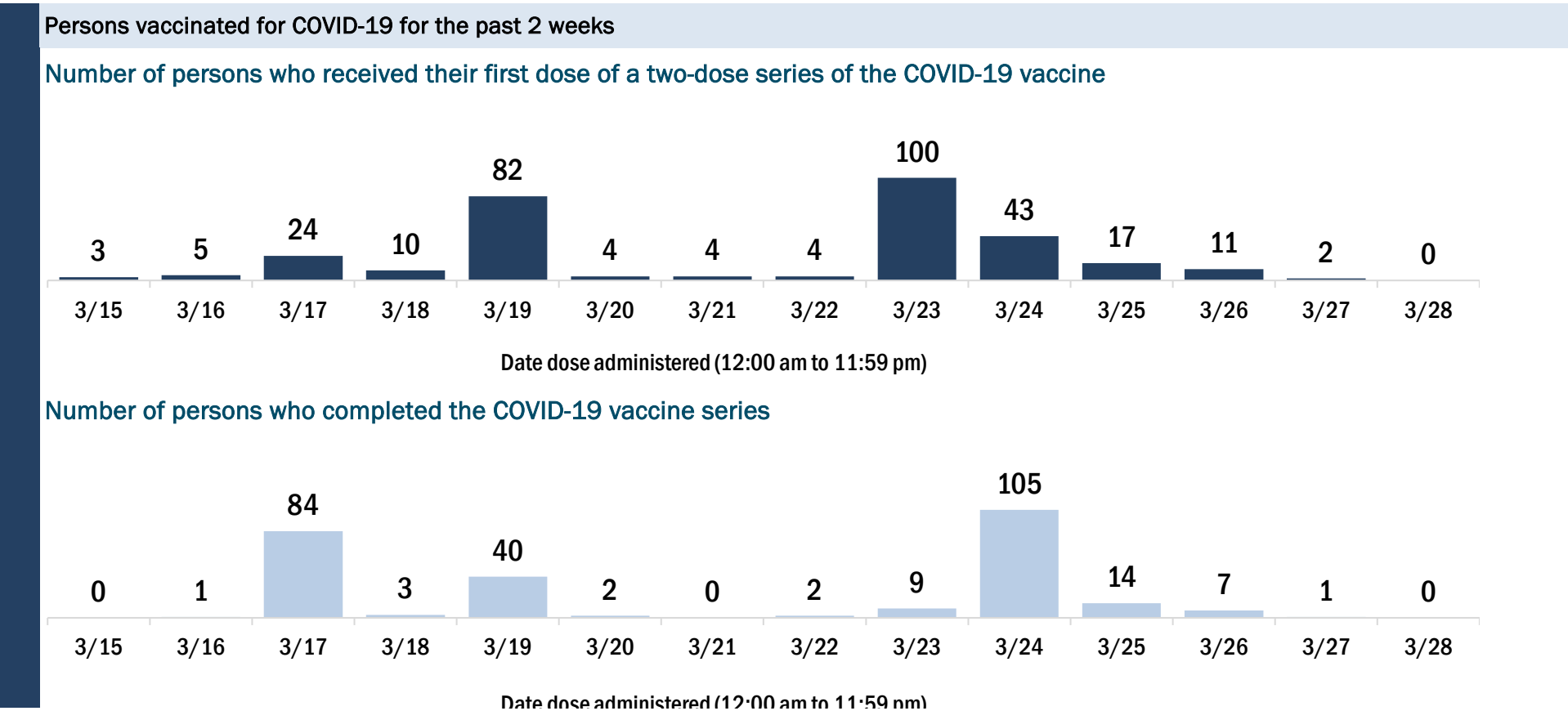
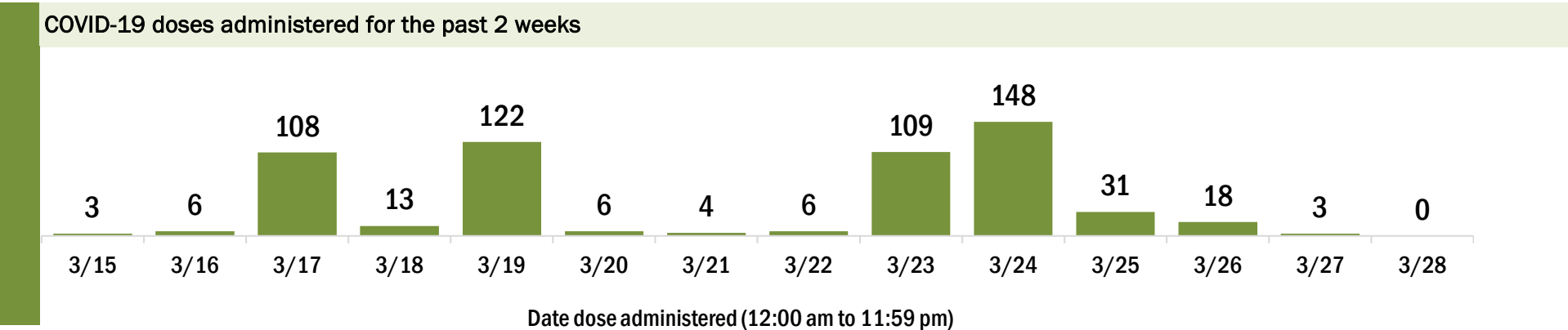
Data in this report are provisional and subject to change.

Data in this summary pertain to COVID-19 vaccines approved by the U.S. Food and Drug Administration and have been issued an Emergency Use Authorization (Janssen COVID-19 Vaccine, Moderna COVID-19 Vaccine and Pfizer-BioNTech COVID-19 Vaccine). These data summarize the number of people who have received either their first dose or have completed the series for a COVID-19 vaccine. **A person can only be counted in one category, first dose or series complete.** For persons receiving Moderna or Pfizer vaccines, once they receive their second dose, they are moved from the first dose column to the series completed column. **Because of this, the total first dose category may show a change from report to report not matching the total receiving their first dose from the previous day.** Persons receiving Johnson & Johnson vaccines will always be counted in the series completed column.

COVID-19 doses for vaccinated persons in Florida	
Doses administered	3,791
People receiving one dose of a 1-dose series (Johnson & Johnson) or receiving only one dose of a 2-dose series (Moderna, Pfizer) count once. Persons receiving both doses of a 2-dose series count twice.	

Current status of persons vaccinated for COVID-19 in Florida	
Total people vaccinated	2,320
First dose	809
Series completed	1,511
Completed 1-dose series	40
Completed 2-dose series	1,471
First dose: current number of people who have only received their first dose of the Moderna or Pfizer vaccine.	
Series complete: current number of people who have received both Moderna or Pfizer vaccine doses or one Johnson & Johnson dose and are considered fully immunized.	

Demographic summary	First dose	Series complete	Total people vaccinated
Age group	809	1,511	2,320
16-24 years	8	4	12
25-34 years	18	15	33
35-44 years	35	28	63
45-54 years	45	41	86
55-64 years	236	118	354
65-74 years	272	742	1,014
75-84 years	150	444	594
85+ years	45	119	164
Race	809	1,511	2,320
White	675	1,322	1,997
Black	56	38	94
American Indian/Alaskan	18	11	29
Other	27	44	71
Unknown	33	96	129
Other race includes Asian, native Hawaiian/Pacific Islander, or other.			
Ethnicity	809	1,511	2,320
Hispanic	21	24	45
Non-Hispanic	620	1,056	1,676
Unknown	168	431	599
Gender	809	1,511	2,320
Female	434	807	1,241
Male	375	704	1,079
Unknown	0	0	0



COVID-19: Duval County vaccine summary

Vaccination data through Mar 28, 2021 as of Mar 29, 2021 at 12:05 AM

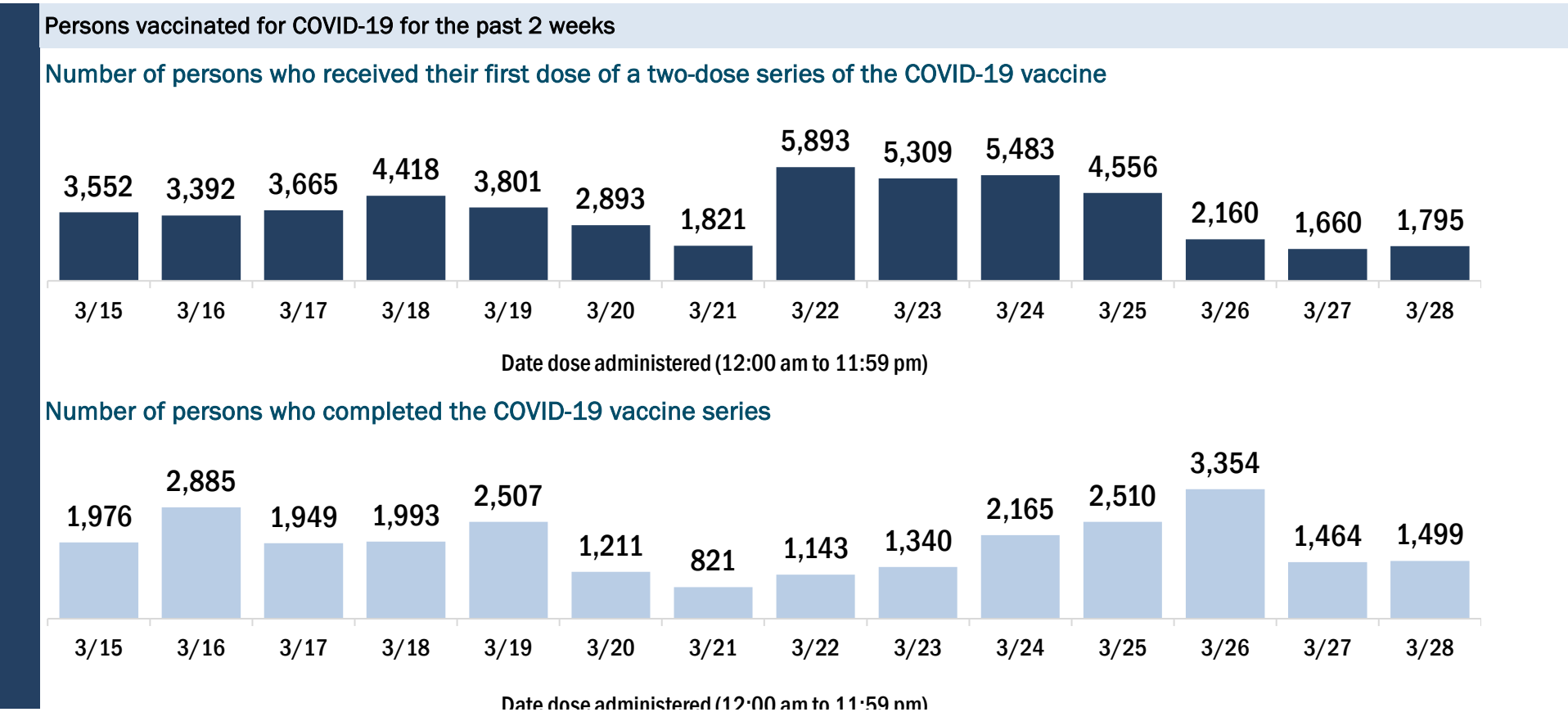
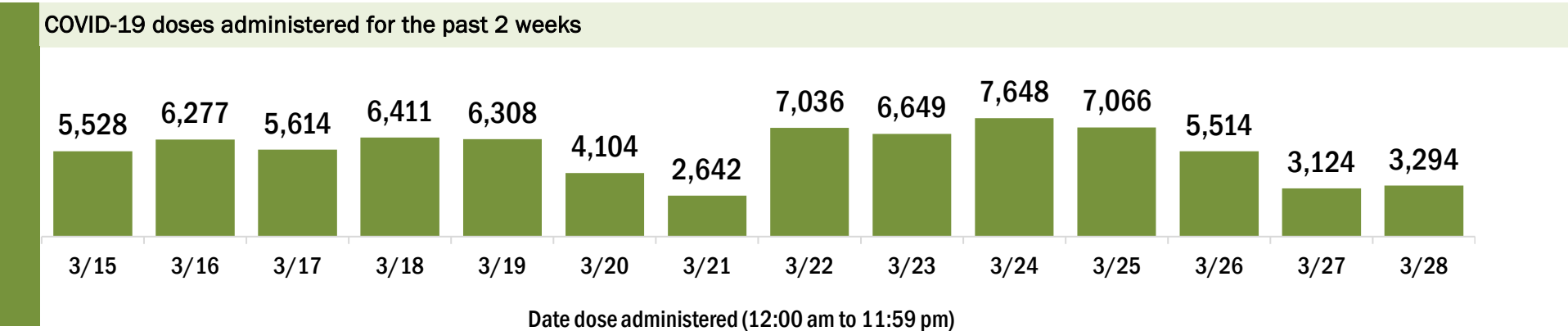
Data in this report are provisional and subject to change.

Data in this summary pertain to COVID-19 vaccines approved by the U.S. Food and Drug Administration and have been issued an Emergency Use Authorization (Janssen COVID-19 Vaccine, Moderna COVID-19 Vaccine and Pfizer-BioNTech COVID-19 Vaccine). These data summarize the number of people who have received either their first dose or have completed the series for a COVID-19 vaccine. **A person can only be counted in one category, first dose or series complete.** For persons receiving Moderna or Pfizer vaccines, once they receive their second dose, they are moved from the first dose column to the series completed column. **Because of this, the total first dose category may show a change from report to report not matching the total receiving their first dose from the previous day.** Persons receiving Johnson & Johnson vaccines will always be counted in the series completed column.

COVID-19 doses for vaccinated persons in Florida	
Doses administered	342,035
People receiving one dose of a 1-dose series (Johnson & Johnson) or receiving only one dose of a 2-dose series (Moderna, Pfizer) count once. Persons receiving both doses of a 2-dose series count twice.	

Current status of persons vaccinated for COVID-19 in Florida	
Total people vaccinated	223,208
First dose	92,679
Series completed	130,529
Completed 1-dose series	11,702
Completed 2-dose series	118,827
First dose: current number of people who have only received their first dose of the Moderna or Pfizer vaccine.	
Series complete: current number of people who have received both Moderna or Pfizer vaccine doses or one Johnson & Johnson dose and are considered fully immunized.	

Demographic summary	First dose	Series complete	Total people vaccinated
Age group	92,679	130,529	223,208
16-24 years	3,029	2,348	5,377
25-34 years	7,054	8,431	15,485
35-44 years	9,637	9,734	19,371
45-54 years	16,370	12,514	28,884
55-64 years	30,943	19,627	50,570
65-74 years	16,217	47,931	64,148
75-84 years	6,772	22,244	29,016
85+ years	2,657	7,700	10,357
Race	92,679	130,529	223,208
White	49,761	77,527	127,288
Black	14,626	22,302	36,928
American Indian/Alaskan	194	322	516
Other	11,096	15,858	26,954
Unknown	17,002	14,520	31,522
Other race includes Asian, native Hawaiian/Pacific Islander, or other.			
Ethnicity	92,679	130,529	223,208
Hispanic	4,932	4,518	9,450
Non-Hispanic	61,388	91,940	153,328
Unknown	26,359	34,071	60,430
Gender	92,679	130,529	223,208
Female	51,707	77,168	128,875
Male	38,702	53,303	92,005
Unknown	2,270	58	2,328



COVID-19: Escambia County vaccine summary

Vaccination data through Mar 28, 2021 as of Mar 29, 2021 at 12:05 AM

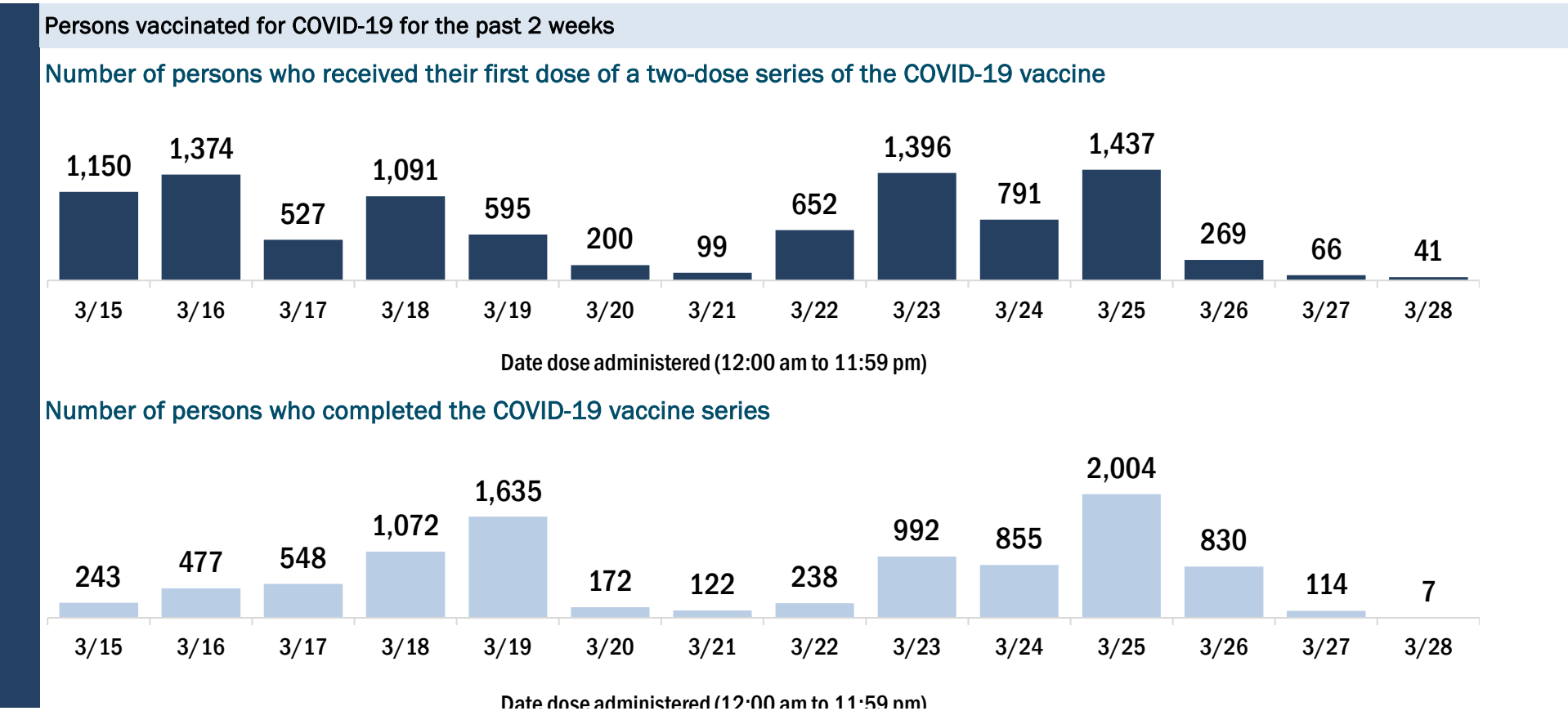
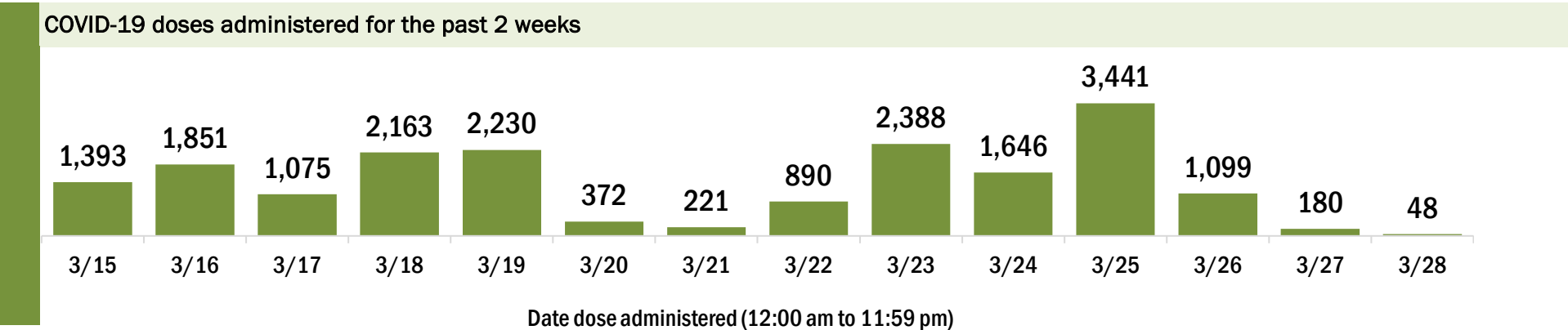
Data in this report are provisional and subject to change.

Data in this summary pertain to COVID-19 vaccines approved by the U.S. Food and Drug Administration and have been issued an Emergency Use Authorization (Janssen COVID-19 Vaccine, Moderna COVID-19 Vaccine and Pfizer-BioNTech COVID-19 Vaccine). These data summarize the number of people who have received either their first dose or have completed the series for a COVID-19 vaccine. **A person can only be counted in one category, first dose or series complete.** For persons receiving Moderna or Pfizer vaccines, once they receive their second dose, they are moved from the first dose column to the series completed column. **Because of this, the total first dose category may show a change from report to report not matching the total receiving their first dose from the previous day.** Persons receiving Johnson & Johnson vaccines will always be counted in the series completed column.

COVID-19 doses for vaccinated persons in Florida	
Doses administered	106,356
People receiving one dose of a 1-dose series (Johnson & Johnson) or receiving only one dose of a 2-dose series (Moderna, Pfizer) count once. Persons receiving both doses of a 2-dose series count twice.	

Current status of persons vaccinated for COVID-19 in Florida	
Total people vaccinated	69,968
First dose	29,148
Series completed	40,820
Completed 1-dose series	4,432
Completed 2-dose series	36,388
First dose: current number of people who have only received their first dose of the Moderna or Pfizer vaccine.	
Series complete: current number of people who have received both Moderna or Pfizer vaccine doses or one Johnson & Johnson dose and are considered fully immunized.	

Demographic summary	First dose	Series complete	Total people vaccinated
Age group	29,148	40,820	69,968
16-24 years	898	486	1,384
25-34 years	2,113	1,632	3,745
35-44 years	2,452	2,082	4,534
45-54 years	4,136	3,091	7,227
55-64 years	8,966	5,910	14,876
65-74 years	6,253	15,701	21,954
75-84 years	3,176	8,708	11,884
85+ years	1,154	3,210	4,364
Race	29,148	40,820	69,968
White	16,312	25,190	41,502
Black	4,580	5,467	10,047
American Indian/Alaskan	214	292	506
Other	2,284	4,122	6,406
Unknown	5,758	5,749	11,507
Other race includes Asian, native Hawaiian/Pacific Islander, or other.			
Ethnicity	29,148	40,820	69,968
Hispanic	786	649	1,435
Non-Hispanic	18,852	26,382	45,234
Unknown	9,510	13,789	23,299
Gender	29,148	40,820	69,968
Female	17,348	24,073	41,421
Male	11,727	16,743	28,470
Unknown	73	4	77



COVID-19: Flagler County vaccine summary

Vaccination data through Mar 28, 2021 as of Mar 29, 2021 at 12:05 AM

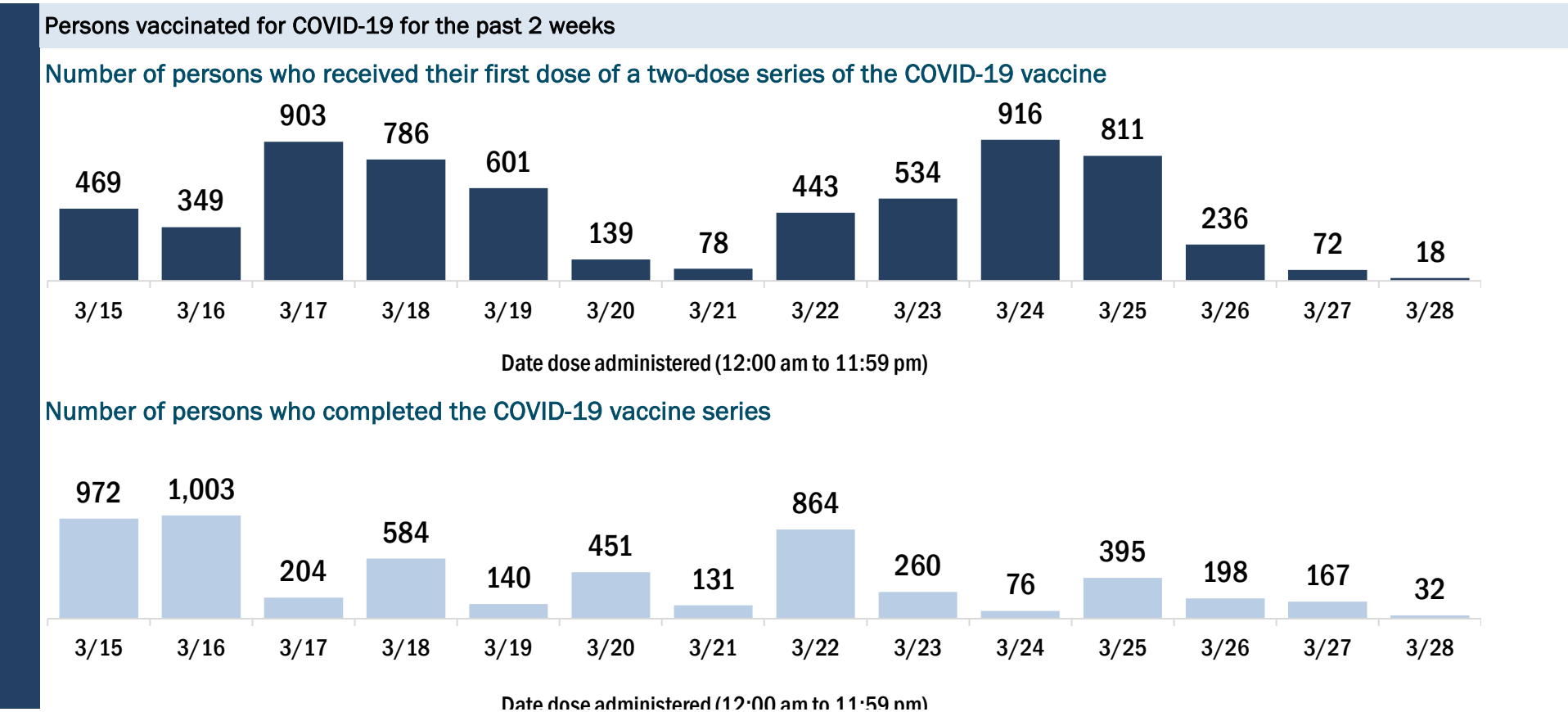
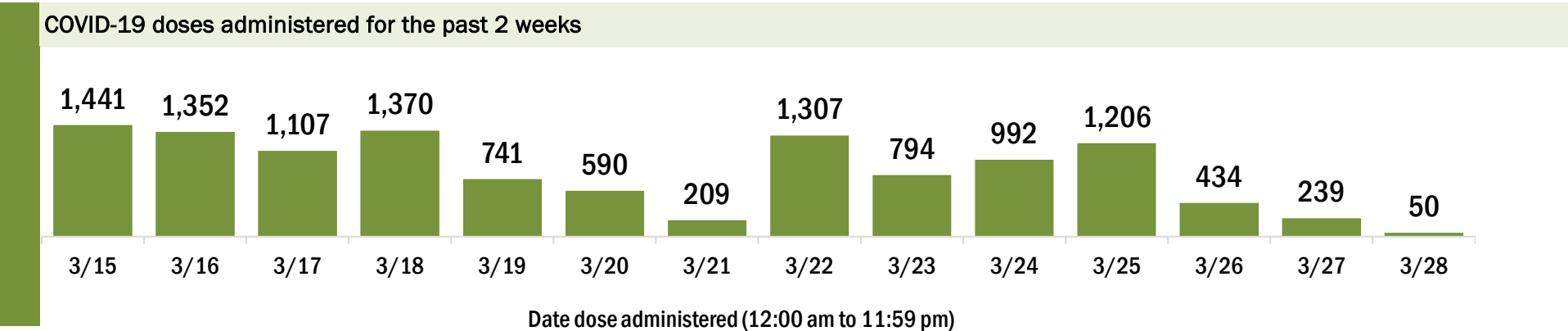
Data in this report are provisional and subject to change.

Data in this summary pertain to COVID-19 vaccines approved by the U.S. Food and Drug Administration and have been issued an Emergency Use Authorization (Janssen COVID-19 Vaccine, Moderna COVID-19 Vaccine and Pfizer-BioNTech COVID-19 Vaccine). These data summarize the number of people who have received either their first dose or have completed the series for a COVID-19 vaccine. **A person can only be counted in one category, first dose or series complete.** For persons receiving Moderna or Pfizer vaccines, once they receive their second dose, they are moved from the first dose column to the series completed column. **Because of this, the total first dose category may show a change from report to report not matching the total receiving their first dose from the previous day.** Persons receiving Johnson & Johnson vaccines will always be counted in the series completed column.

COVID-19 doses for vaccinated persons in Florida	
Doses administered	58,460
People receiving one dose of a 1-dose series (Johnson & Johnson) or receiving only one dose of a 2-dose series (Moderna, Pfizer) count once. Persons receiving both doses of a 2-dose series count twice.	

Current status of persons vaccinated for COVID-19 in Florida	
Total people vaccinated	37,580
First dose	15,537
Series completed	22,043
Completed 1-dose series	1,163
Completed 2-dose series	20,880
First dose: current number of people who have only received their first dose of the Moderna or Pfizer vaccine.	
Series complete: current number of people who have received both Moderna or Pfizer vaccine doses or one Johnson & Johnson dose and are considered fully immunized.	

Demographic summary	First dose	Series complete	Total people vaccinated
Age group	15,537	22,043	37,580
16-24 years	194	150	344
25-34 years	300	382	682
35-44 years	552	649	1,201
45-54 years	1,350	976	2,326
55-64 years	4,805	1,935	6,740
65-74 years	4,733	10,299	15,032
75-84 years	2,733	6,039	8,772
85+ years	870	1,613	2,483
Race	15,537	22,043	37,580
White	10,799	14,364	25,163
Black	1,061	1,268	2,329
American Indian/Alaskan	125	108	233
Other	1,104	2,276	3,380
Unknown	2,448	4,027	6,475
Other race includes Asian, native Hawaiian/Pacific Islander, or other.			
Ethnicity	15,537	22,043	37,580
Hispanic	1,029	783	1,812
Non-Hispanic	9,890	11,979	21,869
Unknown	4,618	9,281	13,899
Gender	15,537	22,043	37,580
Female	8,685	12,461	21,146
Male	6,665	9,529	16,194
Unknown	187	53	240



COVID-19: Franklin County vaccine summary

Vaccination data through Mar 28, 2021 as of Mar 29, 2021 at 12:05 AM

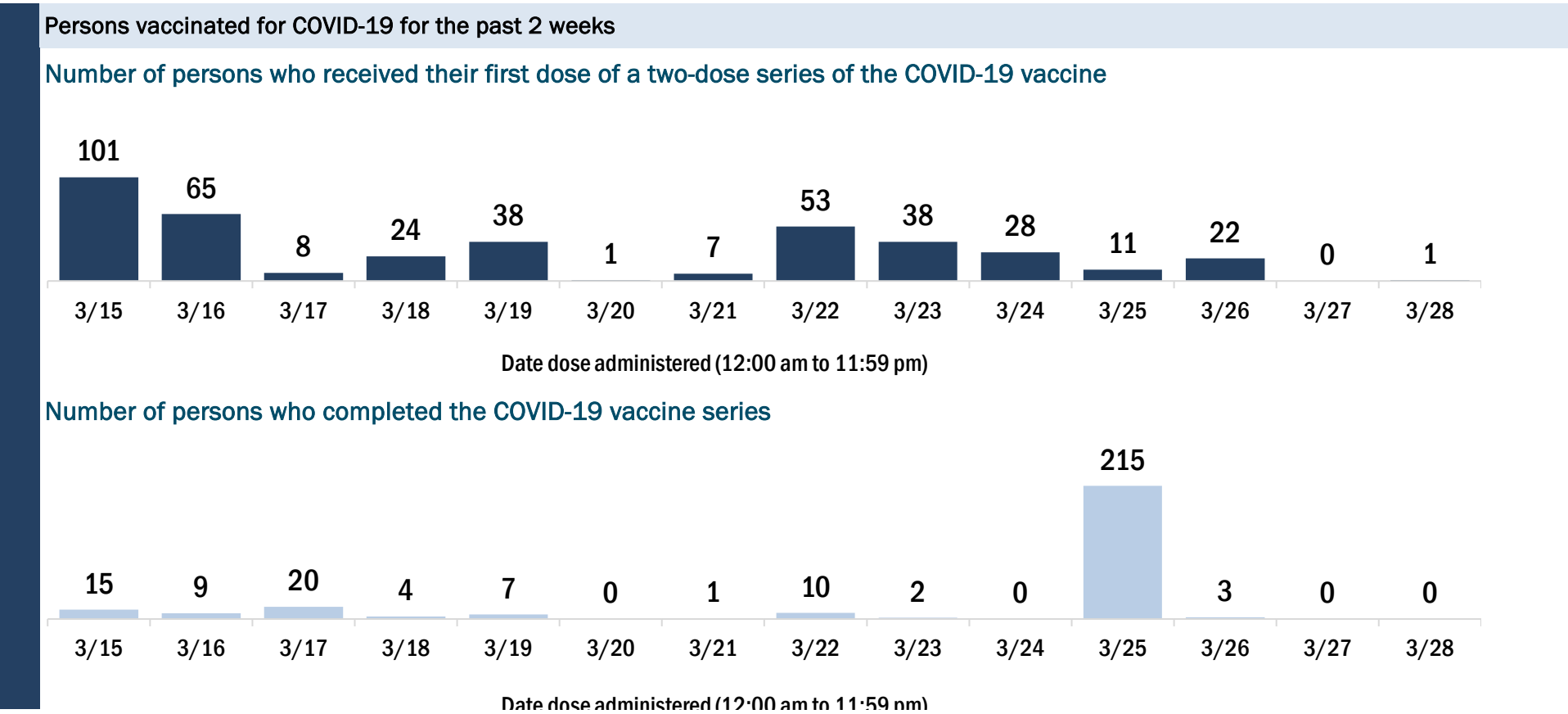
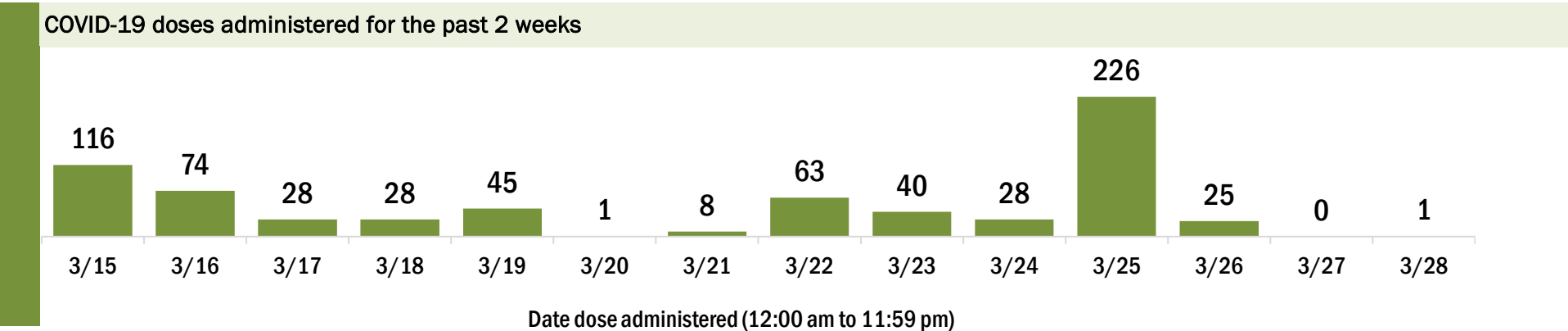
Data in this report are provisional and subject to change.

Data in this summary pertain to COVID-19 vaccines approved by the U.S. Food and Drug Administration and have been issued an Emergency Use Authorization (Janssen COVID-19 Vaccine, Moderna COVID-19 Vaccine and Pfizer-BioNTech COVID-19 Vaccine). These data summarize the number of people who have received either their first dose or have completed the series for a COVID-19 vaccine. **A person can only be counted in one category, first dose or series complete.** For persons receiving Moderna or Pfizer vaccines, once they receive their second dose, they are moved from the first dose column to the series completed column. **Because of this, the total first dose category may show a change from report to report not matching the total receiving their first dose from the previous day.** Persons receiving Johnson & Johnson vaccines will always be counted in the series completed column.

COVID-19 doses for vaccinated persons in Florida	
Doses administered	5,285
People receiving one dose of a 1-dose series (Johnson & Johnson) or receiving only one dose of a 2-dose series (Moderna, Pfizer) count once. Persons receiving both doses of a 2-dose series count twice.	

Current status of persons vaccinated for COVID-19 in Florida	
Total people vaccinated	3,084
First dose	873
Series completed	2,211
Completed 1-dose series	10
Completed 2-dose series	2,201
First dose: current number of people who have only received their first dose of the Moderna or Pfizer vaccine.	
Series complete: current number of people who have received both Moderna or Pfizer vaccine doses or one Johnson & Johnson dose and are considered fully immunized.	

Demographic summary	First dose	Series complete	Total people vaccinated
Age group	873	2,211	3,084
16-24 years	10	10	20
25-34 years	26	23	49
35-44 years	30	39	69
45-54 years	116	87	203
55-64 years	413	232	645
65-74 years	193	1,152	1,345
75-84 years	64	560	624
85+ years	21	108	129
Race	873	2,211	3,084
White	739	1,996	2,735
Black	54	89	143
American Indian/Alaskan	1	6	7
Other	53	81	134
Unknown	26	39	65
Other race includes Asian, native Hawaiian/Pacific Islander, or other.			
Ethnicity	873	2,211	3,084
Hispanic	23	18	41
Non-Hispanic	747	1,861	2,608
Unknown	103	332	435
Gender	873	2,211	3,084
Female	479	1,161	1,640
Male	394	1,050	1,444
Unknown	0	0	0



COVID-19: Gadsden County vaccine summary

Vaccination data through Mar 28, 2021 as of Mar 29, 2021 at 12:05 AM

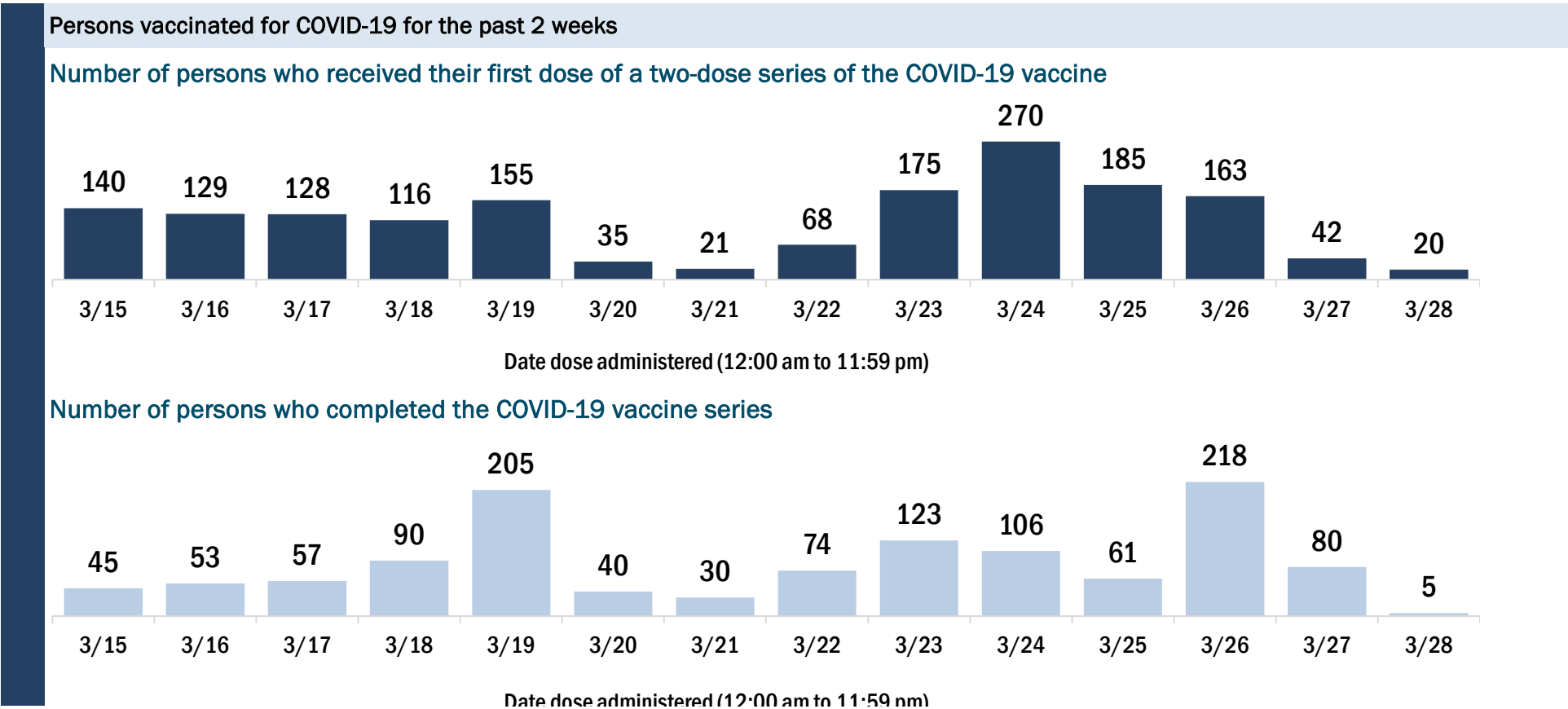
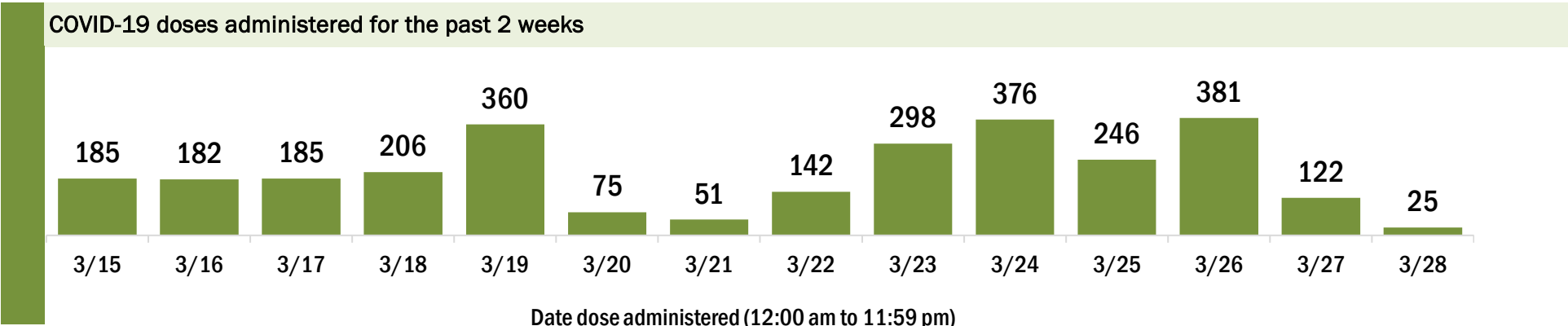
Data in this report are provisional and subject to change.

Data in this summary pertain to COVID-19 vaccines approved by the U.S. Food and Drug Administration and have been issued an Emergency Use Authorization (Janssen COVID-19 Vaccine, Moderna COVID-19 Vaccine and Pfizer-BioNTech COVID-19 Vaccine). These data summarize the number of people who have received either their first dose or have completed the series for a COVID-19 vaccine. **A person can only be counted in one category, first dose or series complete.** For persons receiving Moderna or Pfizer vaccines, once they receive their second dose, they are moved from the first dose column to the series completed column. **Because of this, the total first dose category may show a change from report to report not matching the total receiving their first dose from the previous day.** Persons receiving Johnson & Johnson vaccines will always be counted in the series completed column.

COVID-19 doses for vaccinated persons in Florida	
Doses administered	18,247
People receiving one dose of a 1-dose series (Johnson & Johnson) or receiving only one dose of a 2-dose series (Moderna, Pfizer) count once. Persons receiving both doses of a 2-dose series count twice.	

Current status of persons vaccinated for COVID-19 in Florida	
Total people vaccinated	11,362
First dose	4,066
Series completed	7,296
Completed 1-dose series	411
Completed 2-dose series	6,885
First dose: current number of people who have only received their first dose of the Moderna or Pfizer vaccine.	
Series complete: current number of people who have received both Moderna or Pfizer vaccine doses or one Johnson & Johnson dose and are considered fully immunized.	

Demographic summary	First dose	Series complete	Total people vaccinated
Age group	4,066	7,296	11,362
16-24 years	71	64	135
25-34 years	195	149	344
35-44 years	357	297	654
45-54 years	726	564	1,290
55-64 years	1,537	1,108	2,645
65-74 years	721	3,094	3,815
75-84 years	344	1,514	1,858
85+ years	115	506	621
Race	4,066	7,296	11,362
White	1,218	2,749	3,967
Black	1,978	2,889	4,867
American Indian/Alaskan	7	15	22
Other	400	1,173	1,573
Unknown	463	470	933
Other race includes Asian, native Hawaiian/Pacific Islander, or other.			
Ethnicity	4,066	7,296	11,362
Hispanic	208	180	388
Non-Hispanic	2,804	4,905	7,709
Unknown	1,054	2,211	3,265
Gender	4,066	7,296	11,362
Female	2,403	4,415	6,818
Male	1,663	2,881	4,544
Unknown	0	0	0



COVID-19: Gilchrist County vaccine summary

Vaccination data through Mar 28, 2021 as of Mar 29, 2021 at 12:05 AM

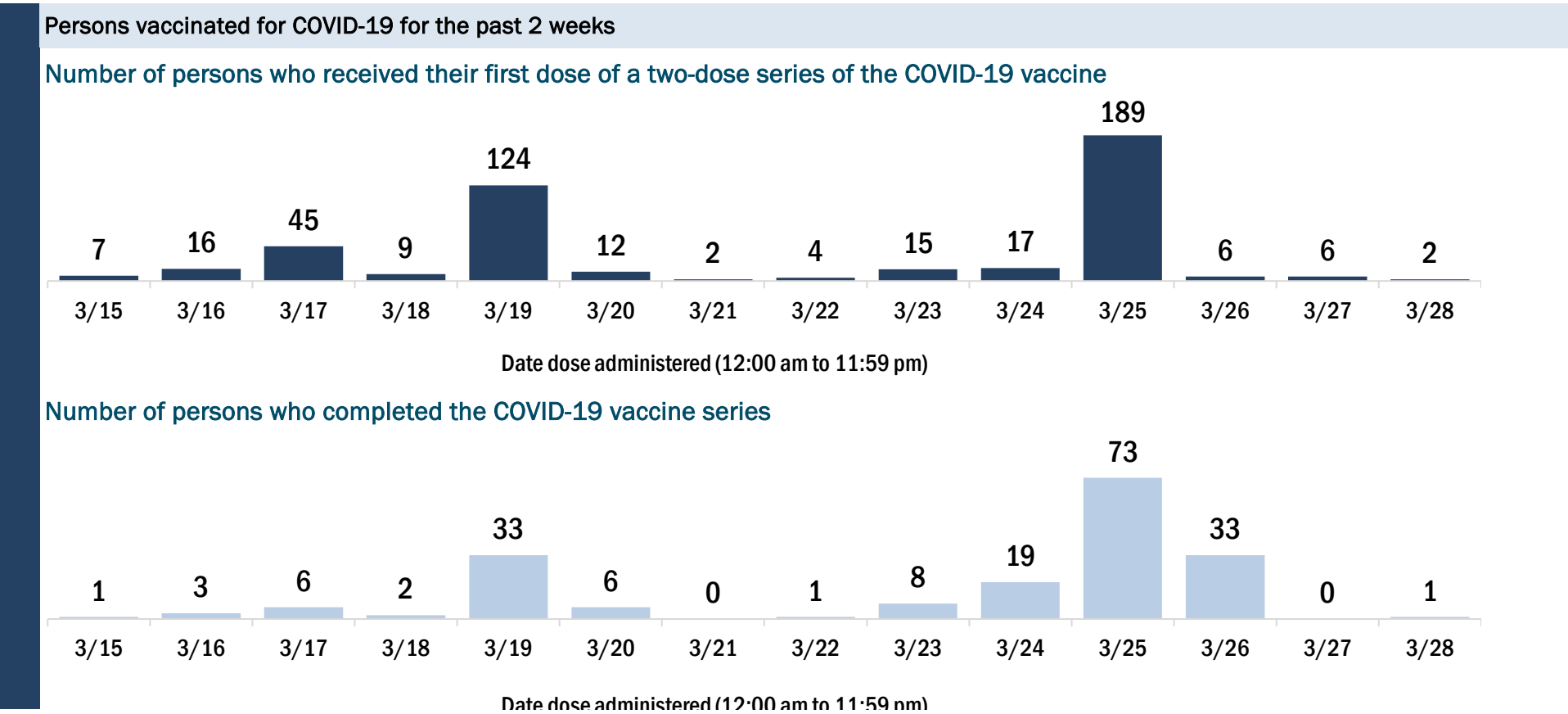
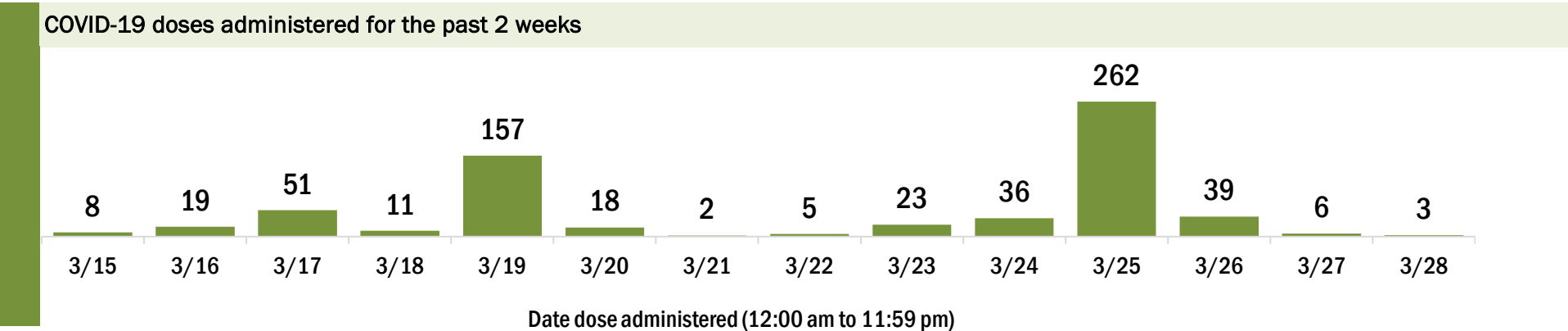
Data in this report are provisional and subject to change.

Data in this summary pertain to COVID-19 vaccines approved by the U.S. Food and Drug Administration and have been issued an Emergency Use Authorization (Janssen COVID-19 Vaccine, Moderna COVID-19 Vaccine and Pfizer-BioNTech COVID-19 Vaccine). These data summarize the number of people who have received either their first dose or have completed the series for a COVID-19 vaccine. **A person can only be counted in one category, first dose or series complete.** For persons receiving Moderna or Pfizer vaccines, once they receive their second dose, they are moved from the first dose column to the series completed column. **Because of this, the total first dose category may show a change from report to report not matching the total receiving their first dose from the previous day.** Persons receiving Johnson & Johnson vaccines will always be counted in the series completed column.

COVID-19 doses for vaccinated persons in Florida	
Doses administered	4,270
People receiving one dose of a 1-dose series (Johnson & Johnson) or receiving only one dose of a 2-dose series (Moderna, Pfizer) count once. Persons receiving both doses of a 2-dose series count twice.	

Current status of persons vaccinated for COVID-19 in Florida	
Total people vaccinated	2,621
First dose	895
Series completed	1,726
Completed 1-dose series	77
Completed 2-dose series	1,649
First dose: current number of people who have only received their first dose of the Moderna or Pfizer vaccine.	
Series complete: current number of people who have received both Moderna or Pfizer vaccine doses or one Johnson & Johnson dose and are considered fully immunized.	

Demographic summary	First dose	Series complete	Total people vaccinated
Age group	895	1,726	2,621
16-24 years	13	31	44
25-34 years	20	48	68
35-44 years	32	64	96
45-54 years	90	110	200
55-64 years	320	158	478
65-74 years	267	676	943
75-84 years	118	471	589
85+ years	35	168	203
Race	895	1,726	2,621
White	696	1,140	1,836
Black	25	19	44
American Indian/Alaskan	5	4	9
Other	51	163	214
Unknown	118	400	518
Other race includes Asian, native Hawaiian/Pacific Islander, or other.			
Ethnicity	895	1,726	2,621
Hispanic	19	17	36
Non-Hispanic	458	628	1,086
Unknown	418	1,081	1,499
Gender	895	1,726	2,621
Female	527	1,036	1,563
Male	368	690	1,058
Unknown	0	0	0



COVID-19: Glades County vaccine summary

Vaccination data through Mar 28, 2021 as of Mar 29, 2021 at 12:05 AM

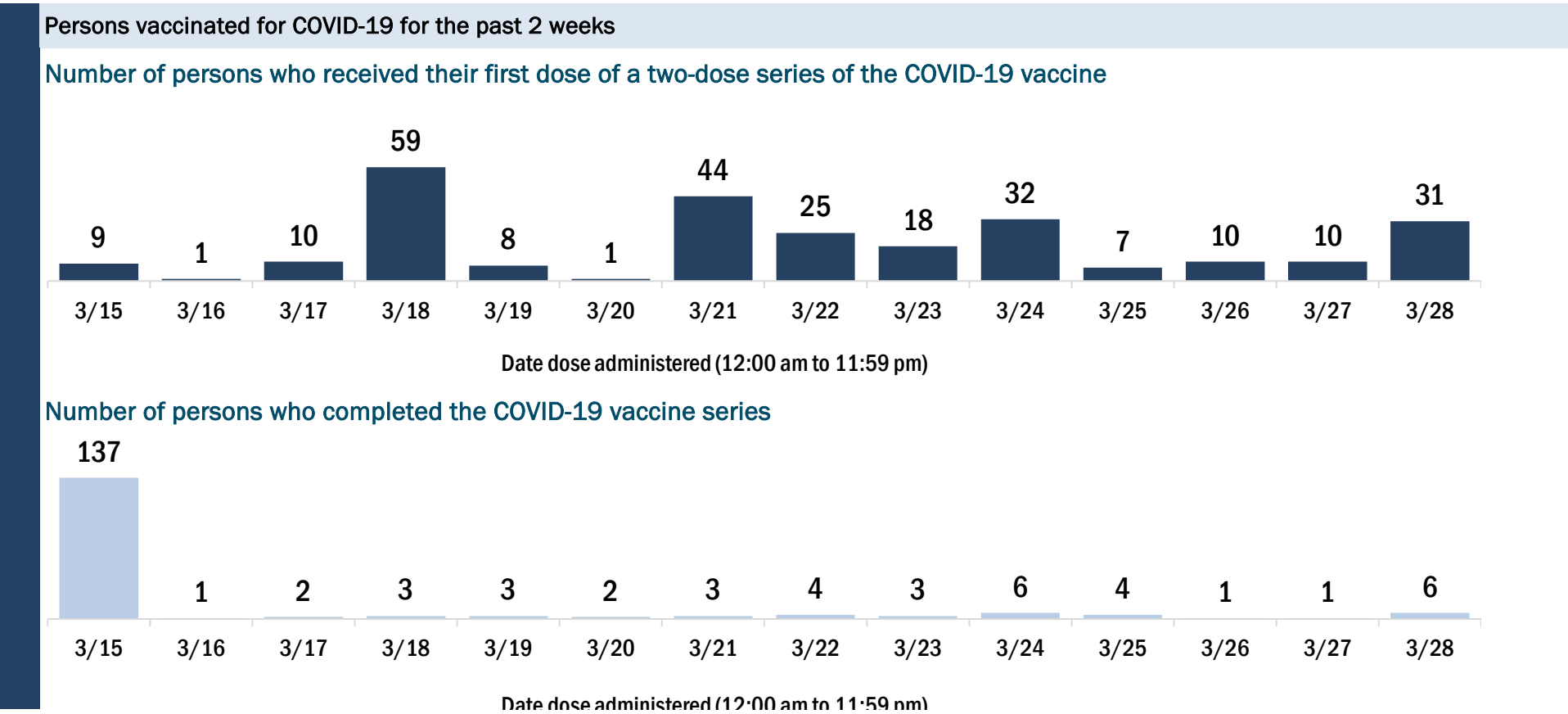
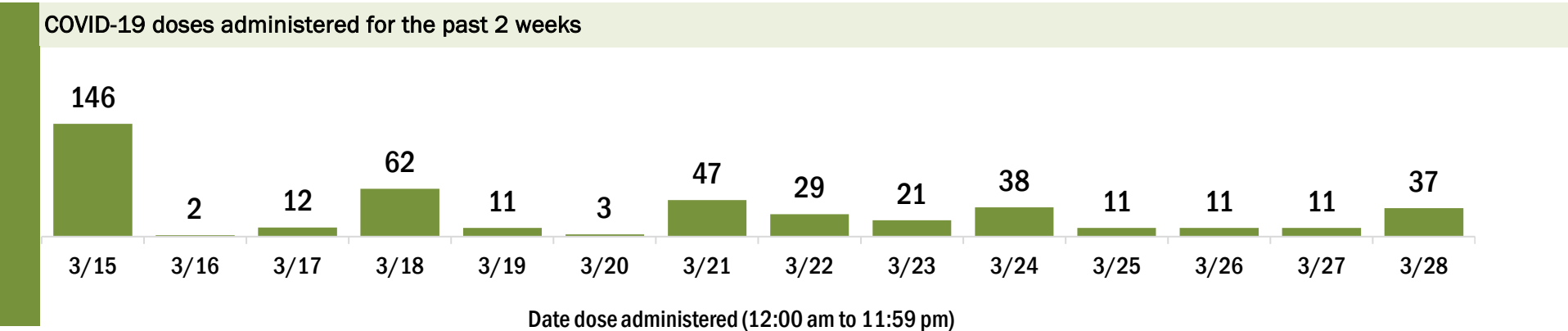
Data in this report are provisional and subject to change.

Data in this summary pertain to COVID-19 vaccines approved by the U.S. Food and Drug Administration and have been issued an Emergency Use Authorization (Janssen COVID-19 Vaccine, Moderna COVID-19 Vaccine and Pfizer-BioNTech COVID-19 Vaccine). These data summarize the number of people who have received either their first dose or have completed the series for a COVID-19 vaccine. **A person can only be counted in one category, first dose or series complete.** For persons receiving Moderna or Pfizer vaccines, once they receive their second dose, they are moved from the first dose column to the series completed column. **Because of this, the total first dose category may show a change from report to report not matching the total receiving their first dose from the previous day.** Persons receiving Johnson & Johnson vaccines will always be counted in the series completed column.

COVID-19 doses for vaccinated persons in Florida	
Doses administered	3,198
People receiving one dose of a 1-dose series (Johnson & Johnson) or receiving only one dose of a 2-dose series (Moderna, Pfizer) count once. Persons receiving both doses of a 2-dose series count twice.	

Current status of persons vaccinated for COVID-19 in Florida	
Total people vaccinated	1,957
First dose	708
Series completed	1,249
Completed 1-dose series	8
Completed 2-dose series	1,241
First dose: current number of people who have only received their first dose of the Moderna or Pfizer vaccine.	
Series complete: current number of people who have received both Moderna or Pfizer vaccine doses or one Johnson & Johnson dose and are considered fully immunized.	

Demographic summary	First dose	Series complete	Total people vaccinated
Age group	708	1,249	1,957
16-24 years	10	0	10
25-34 years	15	4	19
35-44 years	21	4	25
45-54 years	82	22	104
55-64 years	225	54	279
65-74 years	201	619	820
75-84 years	135	458	593
85+ years	19	88	107
Race	708	1,249	1,957
White	489	955	1,444
Black	43	43	86
American Indian/Alaskan	6	7	13
Other	60	52	112
Unknown	110	192	302
Other race includes Asian, native Hawaiian/Pacific Islander, or other.			
Ethnicity	708	1,249	1,957
Hispanic	71	23	94
Non-Hispanic	324	482	806
Unknown	313	744	1,057
Gender	708	1,249	1,957
Female	361	634	995
Male	347	615	962
Unknown	0	0	0



COVID-19: Gulf County vaccine summary

Vaccination data through Mar 28, 2021 as of Mar 29, 2021 at 12:05 AM

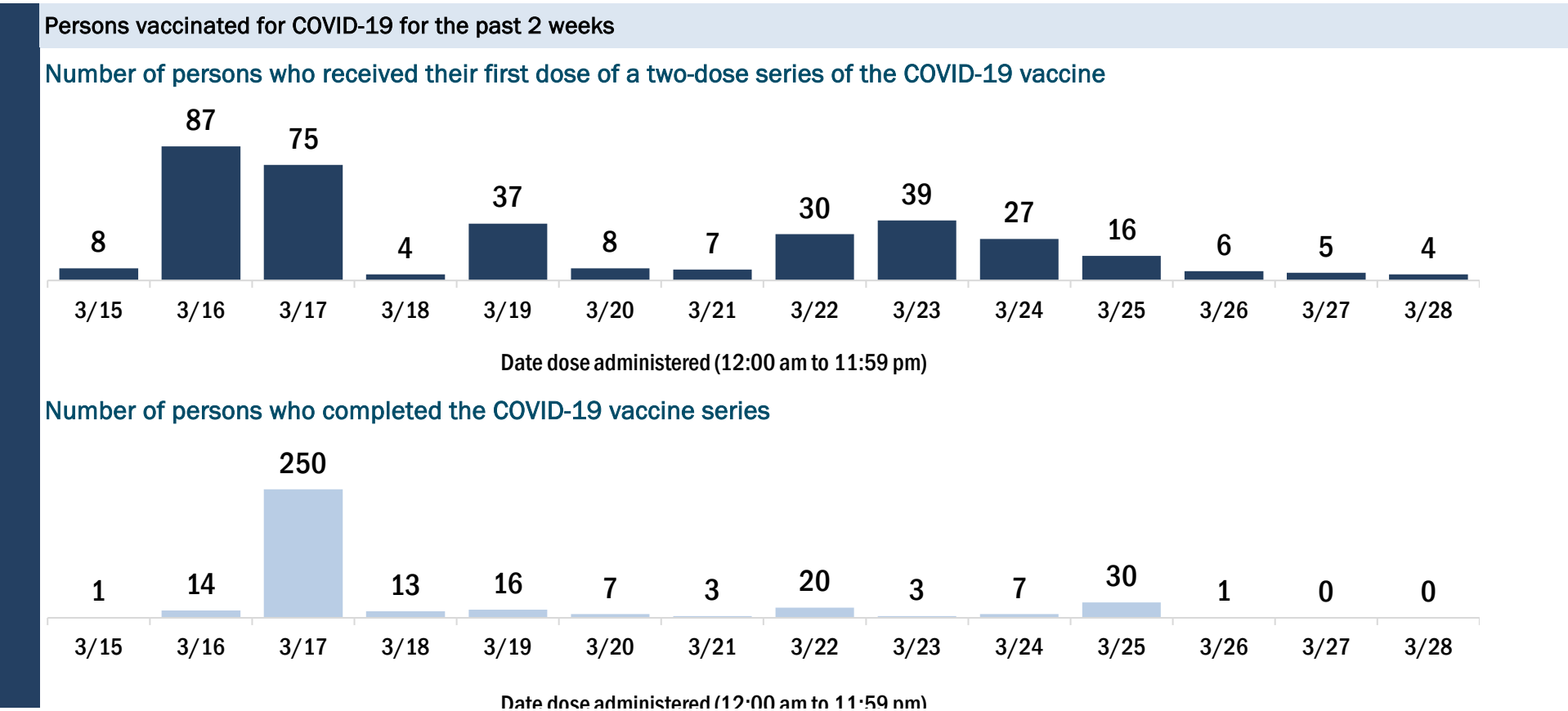
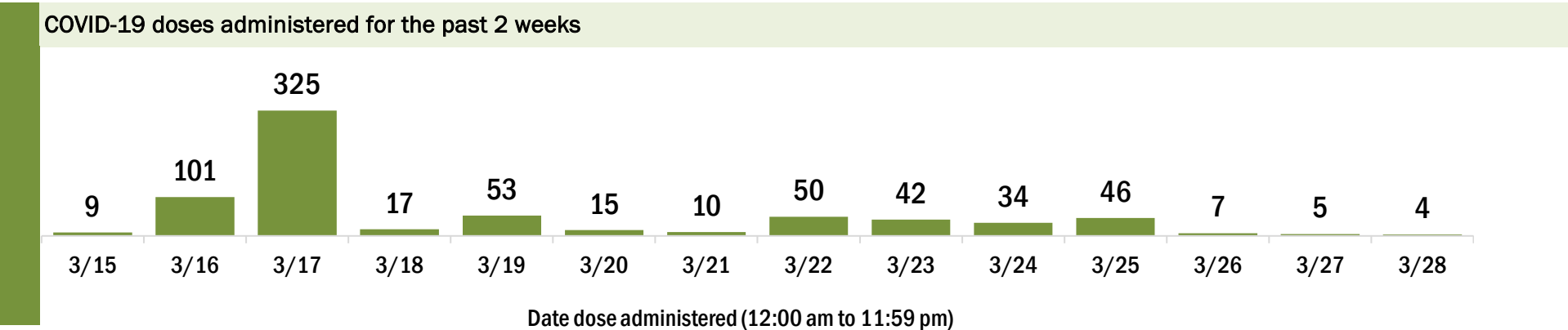
Data in this report are provisional and subject to change.

Data in this summary pertain to COVID-19 vaccines approved by the U.S. Food and Drug Administration and have been issued an Emergency Use Authorization (Janssen COVID-19 Vaccine, Moderna COVID-19 Vaccine and Pfizer-BioNTech COVID-19 Vaccine). These data summarize the number of people who have received either their first dose or have completed the series for a COVID-19 vaccine. **A person can only be counted in one category, first dose or series complete.** For persons receiving Moderna or Pfizer vaccines, once they receive their second dose, they are moved from the first dose column to the series completed column. **Because of this, the total first dose category may show a change from report to report not matching the total receiving their first dose from the previous day.** Persons receiving Johnson & Johnson vaccines will always be counted in the series completed column.

COVID-19 doses for vaccinated persons in Florida	
Doses administered	5,693
People receiving one dose of a 1-dose series (Johnson & Johnson) or receiving only one dose of a 2-dose series (Moderna, Pfizer) count once. Persons receiving both doses of a 2-dose series count twice.	

Current status of persons vaccinated for COVID-19 in Florida	
Total people vaccinated	3,353
First dose	931
Series completed	2,422
Completed 1-dose series	82
Completed 2-dose series	2,340
First dose: current number of people who have only received their first dose of the Moderna or Pfizer vaccine.	
Series complete: current number of people who have received both Moderna or Pfizer vaccine doses or one Johnson & Johnson dose and are considered fully immunized.	

Demographic summary	First dose	Series complete	Total people vaccinated
Age group	931	2,422	3,353
16-24 years	19	14	33
25-34 years	31	31	62
35-44 years	50	48	98
45-54 years	110	98	208
55-64 years	324	227	551
65-74 years	231	1,263	1,494
75-84 years	137	581	718
85+ years	29	160	189
Race	931	2,422	3,353
White	731	2,214	2,945
Black	102	121	223
American Indian/Alaskan	3	5	8
Other	55	46	101
Unknown	40	36	76
Other race includes Asian, native Hawaiian/Pacific Islander, or other.			
Ethnicity	931	2,422	3,353
Hispanic	19	12	31
Non-Hispanic	712	2,335	3,047
Unknown	200	75	275
Gender	931	2,422	3,353
Female	526	1,274	1,800
Male	405	1,148	1,553
Unknown	0	0	0



COVID-19: Hamilton County vaccine summary

Vaccination data through Mar 28, 2021 as of Mar 29, 2021 at 12:05 AM

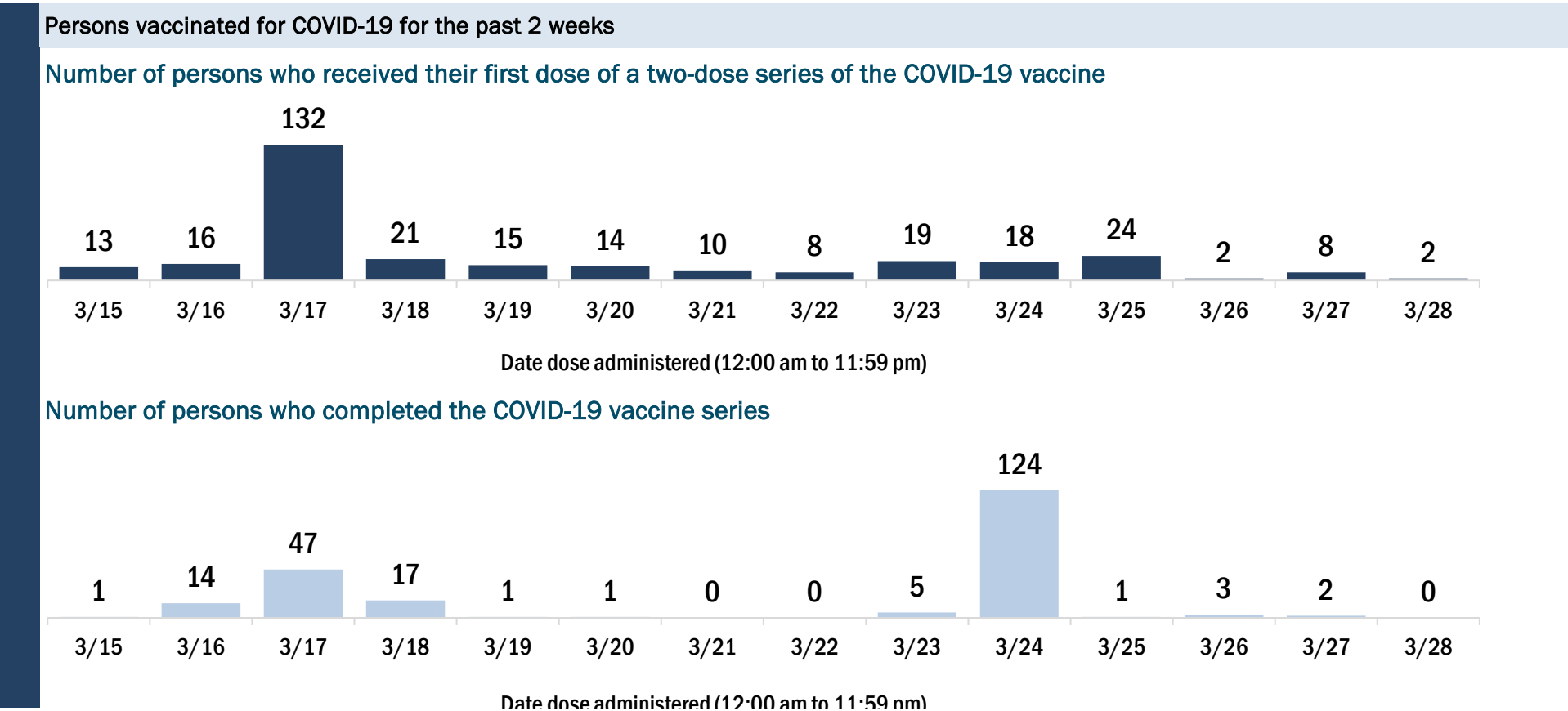
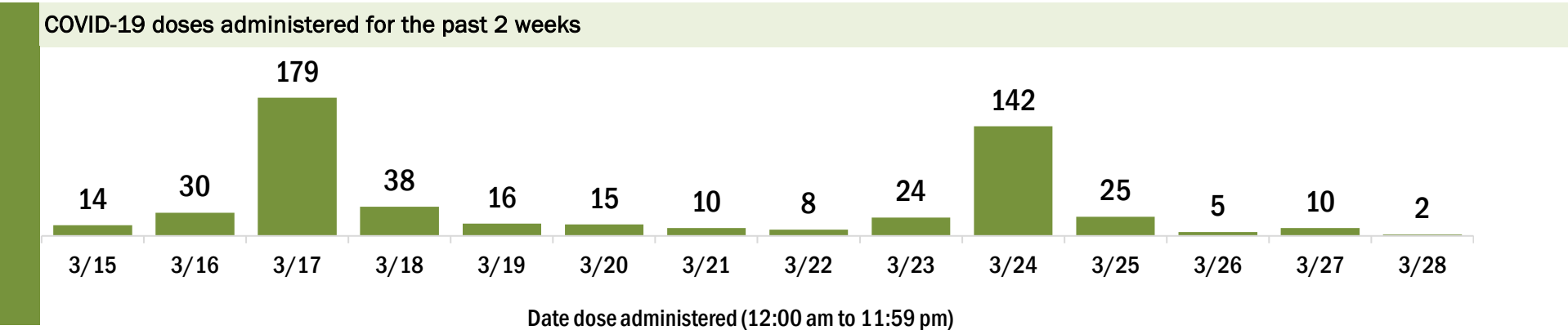
Data in this report are provisional and subject to change.

Data in this summary pertain to COVID-19 vaccines approved by the U.S. Food and Drug Administration and have been issued an Emergency Use Authorization (Janssen COVID-19 Vaccine, Moderna COVID-19 Vaccine and Pfizer-BioNTech COVID-19 Vaccine). These data summarize the number of people who have received either their first dose or have completed the series for a COVID-19 vaccine. **A person can only be counted in one category, first dose or series complete.** For persons receiving Moderna or Pfizer vaccines, once they receive their second dose, they are moved from the first dose column to the series completed column. **Because of this, the total first dose category may show a change from report to report not matching the total receiving their first dose from the previous day.** Persons receiving Johnson & Johnson vaccines will always be counted in the series completed column.

COVID-19 doses for vaccinated persons in Florida	
Doses administered	3,524
People receiving one dose of a 1-dose series (Johnson & Johnson) or receiving only one dose of a 2-dose series (Moderna, Pfizer) count once. Persons receiving both doses of a 2-dose series count twice.	

Current status of persons vaccinated for COVID-19 in Florida	
Total people vaccinated	2,139
First dose	650
Series completed	1,489
Completed 1-dose series	104
Completed 2-dose series	1,385
First dose: current number of people who have only received their first dose of the Moderna or Pfizer vaccine.	
Series complete: current number of people who have received both Moderna or Pfizer vaccine doses or one Johnson & Johnson dose and are considered fully immunized.	

Demographic summary	First dose	Series complete	Total people vaccinated
Age group	650	1,489	2,139
16-24 years	9	9	18
25-34 years	21	16	37
35-44 years	31	33	64
45-54 years	95	60	155
55-64 years	268	136	404
65-74 years	141	752	893
75-84 years	53	394	447
85+ years	32	89	121
Race	650	1,489	2,139
White	313	902	1,215
Black	194	285	479
American Indian/Alaskan	2	0	2
Other	79	111	190
Unknown	62	191	253
Other race includes Asian, native Hawaiian/Pacific Islander, or other.			
Ethnicity	650	1,489	2,139
Hispanic	13	15	28
Non-Hispanic	364	768	1,132
Unknown	273	706	979
Gender	650	1,489	2,139
Female	410	813	1,223
Male	239	676	915
Unknown	1	0	1



COVID-19: Hardee County vaccine summary

Vaccination data through Mar 28, 2021 as of Mar 29, 2021 at 12:05 AM

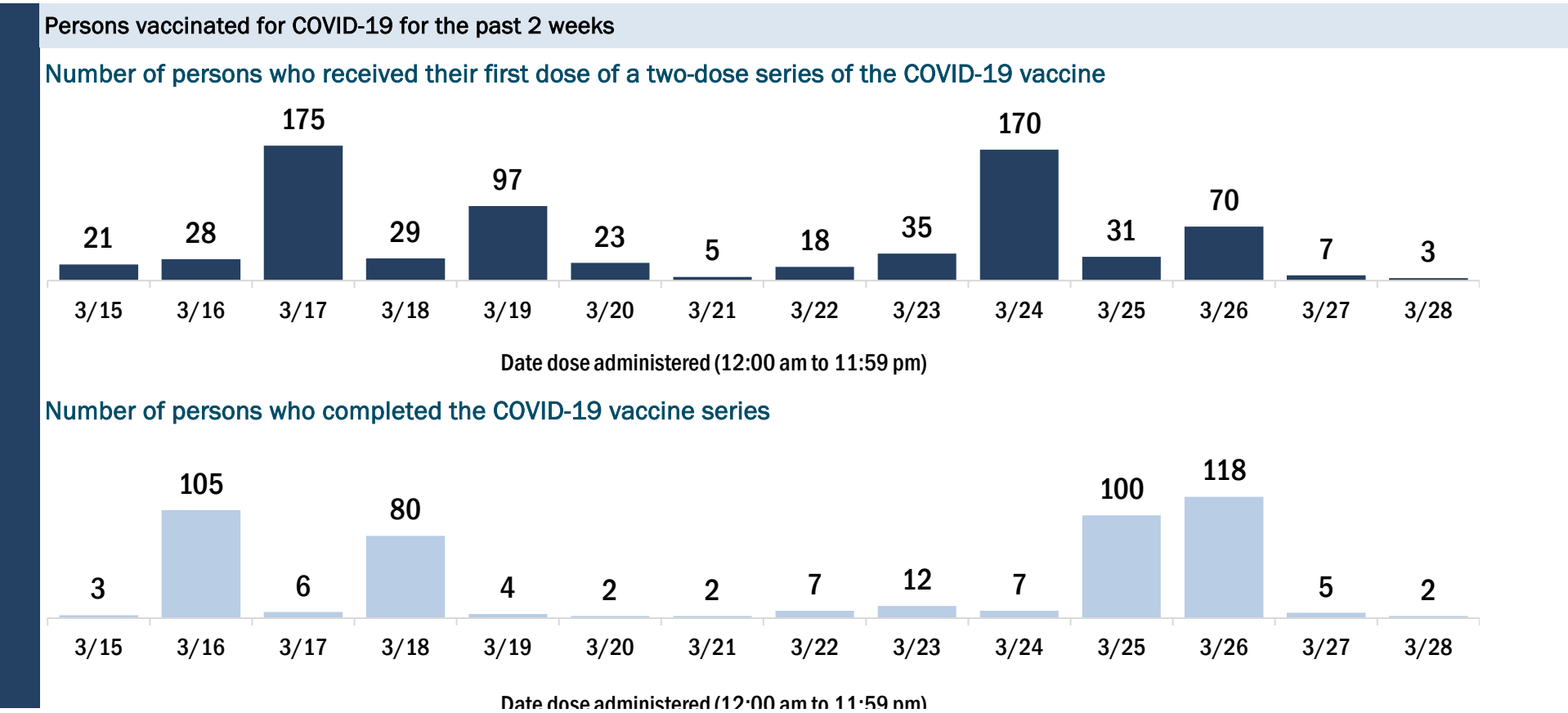
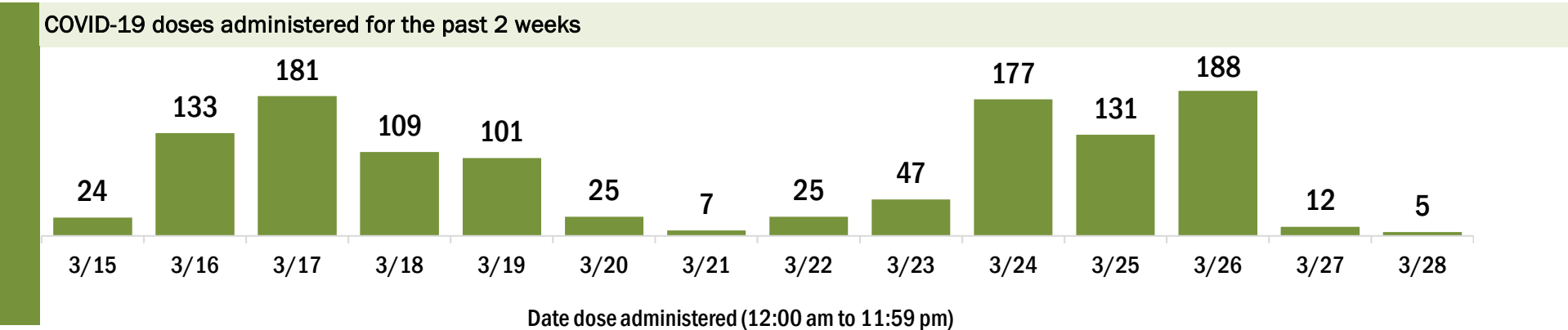
Data in this report are provisional and subject to change.

Data in this summary pertain to COVID-19 vaccines approved by the U.S. Food and Drug Administration and have been issued an Emergency Use Authorization (Janssen COVID-19 Vaccine, Moderna COVID-19 Vaccine and Pfizer-BioNTech COVID-19 Vaccine). These data summarize the number of people who have received either their first dose or have completed the series for a COVID-19 vaccine. **A person can only be counted in one category, first dose or series complete.** For persons receiving Moderna or Pfizer vaccines, once they receive their second dose, they are moved from the first dose column to the series completed column. **Because of this, the total first dose category may show a change from report to report not matching the total receiving their first dose from the previous day.** Persons receiving Johnson & Johnson vaccines will always be counted in the series completed column.

COVID-19 doses for vaccinated persons in Florida	
Doses administered	5,486
People receiving one dose of a 1-dose series (Johnson & Johnson) or receiving only one dose of a 2-dose series (Moderna, Pfizer) count once. Persons receiving both doses of a 2-dose series count twice.	

Current status of persons vaccinated for COVID-19 in Florida	
Total people vaccinated	3,548
First dose	1,595
Series completed	1,953
Completed 1-dose series	15
Completed 2-dose series	1,938
First dose: current number of people who have only received their first dose of the Moderna or Pfizer vaccine.	
Series complete: current number of people who have received both Moderna or Pfizer vaccine doses or one Johnson & Johnson dose and are considered fully immunized.	

Demographic summary	First dose	Series complete	Total people vaccinated
Age group	1,595	1,953	3,548
16-24 years	38	14	52
25-34 years	57	49	106
35-44 years	72	56	128
45-54 years	174	68	242
55-64 years	425	119	544
65-74 years	482	852	1,334
75-84 years	273	615	888
85+ years	74	180	254
Race	1,595	1,953	3,548
White	1,138	1,439	2,577
Black	70	42	112
American Indian/Alaskan	5	10	15
Other	239	350	589
Unknown	143	112	255
Other race includes Asian, native Hawaiian/Pacific Islander, or other.			
Ethnicity	1,595	1,953	3,548
Hispanic	175	136	311
Non-Hispanic	630	1,041	1,671
Unknown	790	776	1,566
Gender	1,595	1,953	3,548
Female	860	1,088	1,948
Male	733	864	1,597
Unknown	2	1	3



COVID-19: Hendry County vaccine summary

Vaccination data through Mar 28, 2021 as of Mar 29, 2021 at 12:05 AM

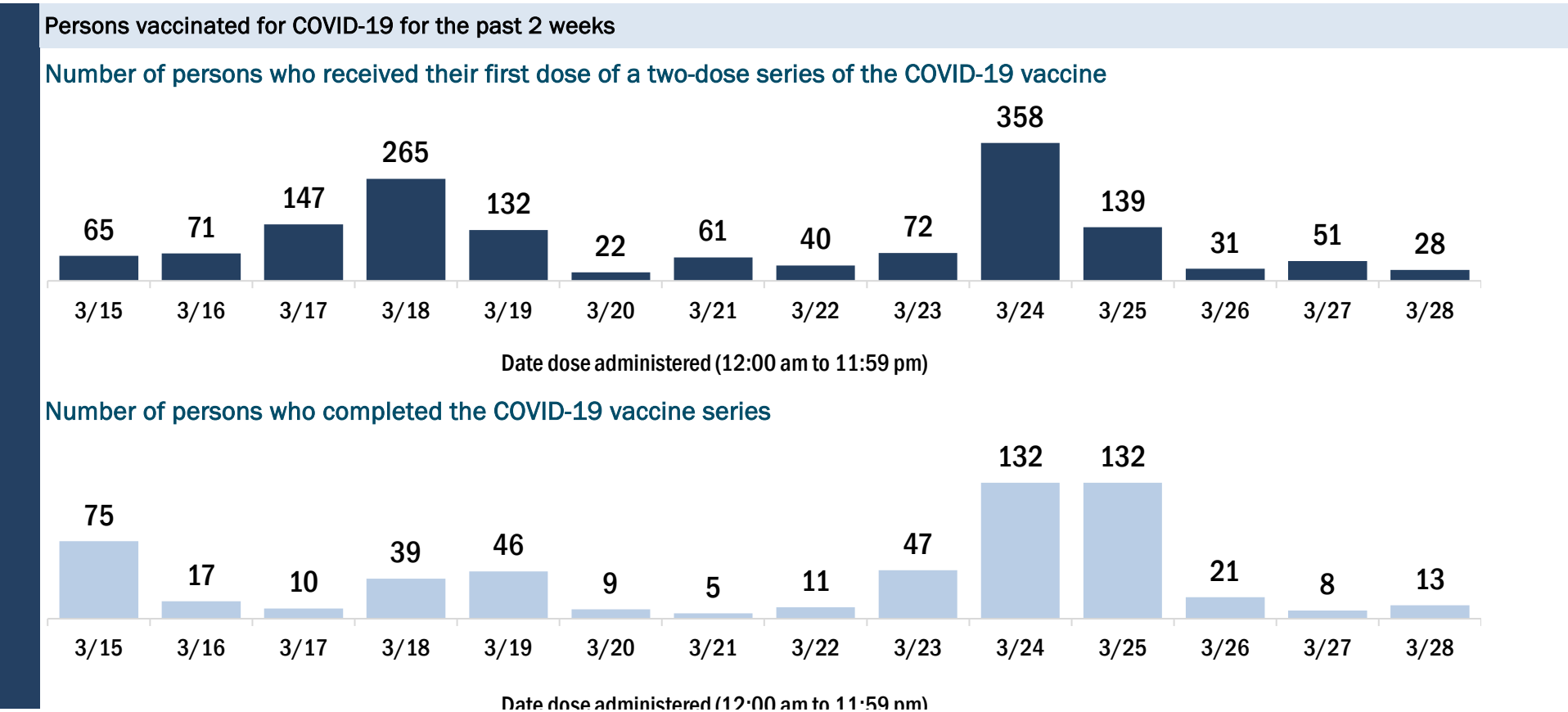
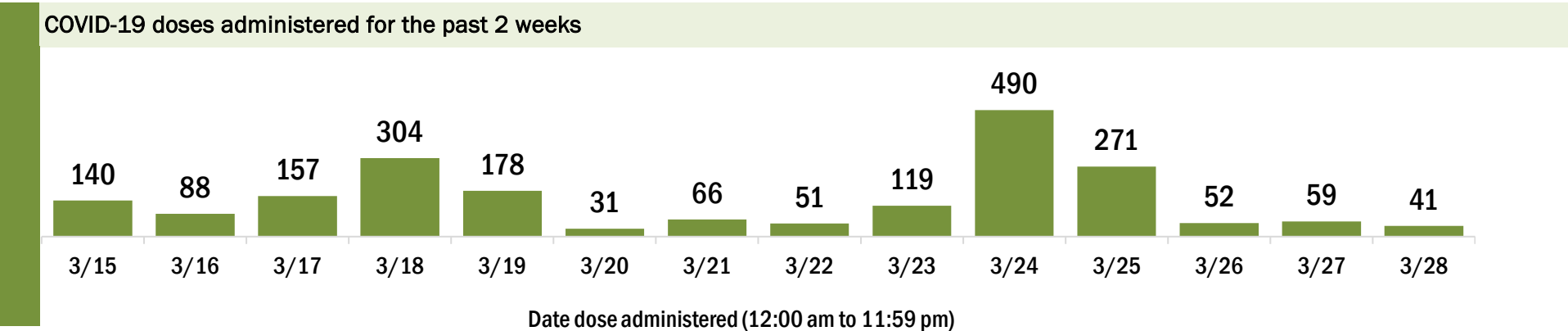
Data in this report are provisional and subject to change.

Data in this summary pertain to COVID-19 vaccines approved by the U.S. Food and Drug Administration and have been issued an Emergency Use Authorization (Janssen COVID-19 Vaccine, Moderna COVID-19 Vaccine and Pfizer-BioNTech COVID-19 Vaccine). These data summarize the number of people who have received either their first dose or have completed the series for a COVID-19 vaccine. **A person can only be counted in one category, first dose or series complete.** For persons receiving Moderna or Pfizer vaccines, once they receive their second dose, they are moved from the first dose column to the series completed column. **Because of this, the total first dose category may show a change from report to report not matching the total receiving their first dose from the previous day.** Persons receiving Johnson & Johnson vaccines will always be counted in the series completed column.

COVID-19 doses for vaccinated persons in Florida	
Doses administered	9,243
People receiving one dose of a 1-dose series (Johnson & Johnson) or receiving only one dose of a 2-dose series (Moderna, Pfizer) count once. Persons receiving both doses of a 2-dose series count twice.	

Current status of persons vaccinated for COVID-19 in Florida	
Total people vaccinated	6,461
First dose	3,454
Series completed	3,007
Completed 1-dose series	225
Completed 2-dose series	2,782
First dose: current number of people who have only received their first dose of the Moderna or Pfizer vaccine.	
Series complete: current number of people who have received both Moderna or Pfizer vaccine doses or one Johnson & Johnson dose and are considered fully immunized.	

Demographic summary	First dose	Series complete	Total people vaccinated
Age group	3,454	3,007	6,461
16-24 years	88	34	122
25-34 years	143	61	204
35-44 years	192	82	274
45-54 years	493	159	652
55-64 years	1,127	326	1,453
65-74 years	907	1,343	2,250
75-84 years	390	784	1,174
85+ years	114	218	332
Race	3,454	3,007	6,461
White	2,261	1,952	4,213
Black	241	202	443
American Indian/Alaskan	11	11	22
Other	620	519	1,139
Unknown	321	323	644
Other race includes Asian, native Hawaiian/Pacific Islander, or other.			
Ethnicity	3,454	3,007	6,461
Hispanic	986	532	1,518
Non-Hispanic	1,378	1,442	2,820
Unknown	1,090	1,033	2,123
Gender	3,454	3,007	6,461
Female	1,890	1,601	3,491
Male	1,562	1,406	2,968
Unknown	2	0	2



COVID-19: Hernando County vaccine summary

Vaccination data through Mar 28, 2021 as of Mar 29, 2021 at 12:05 AM

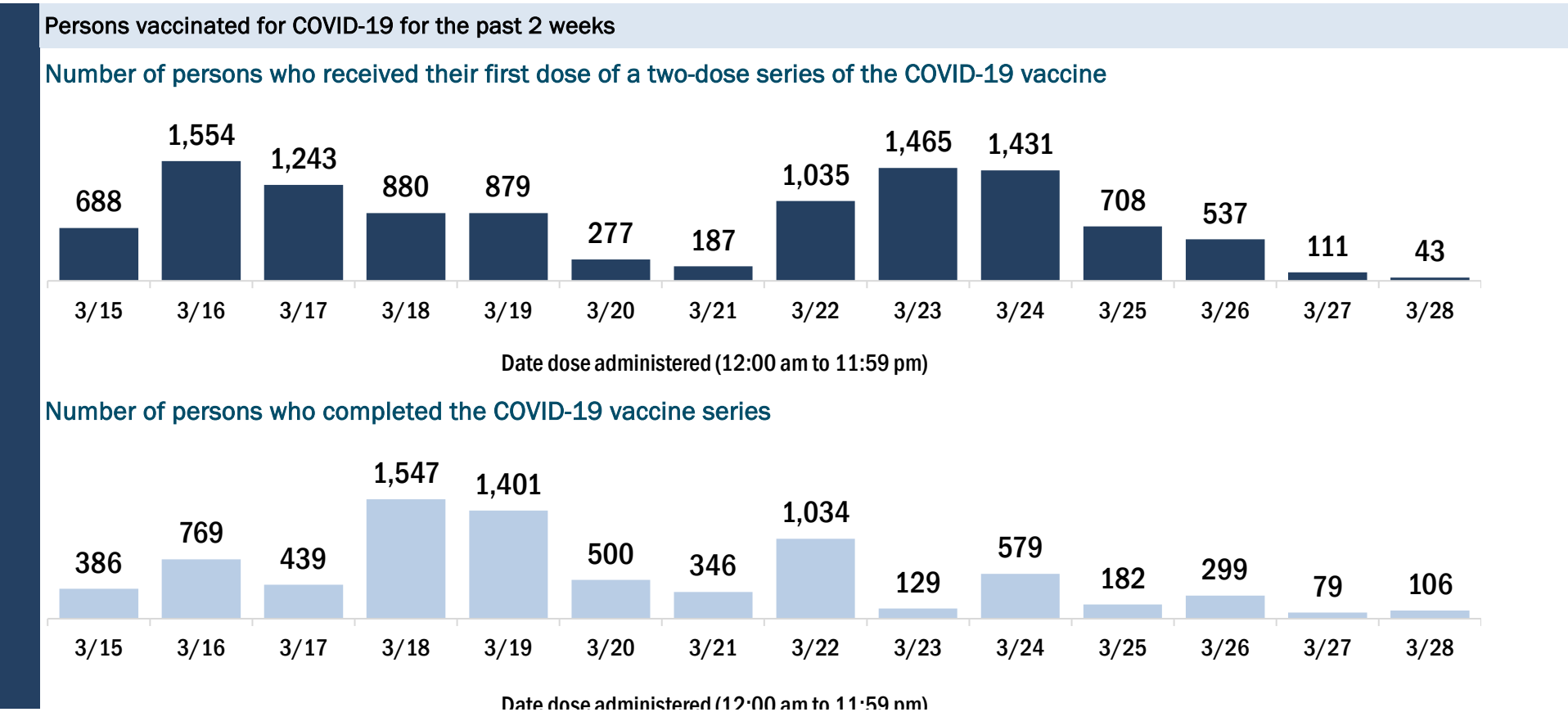
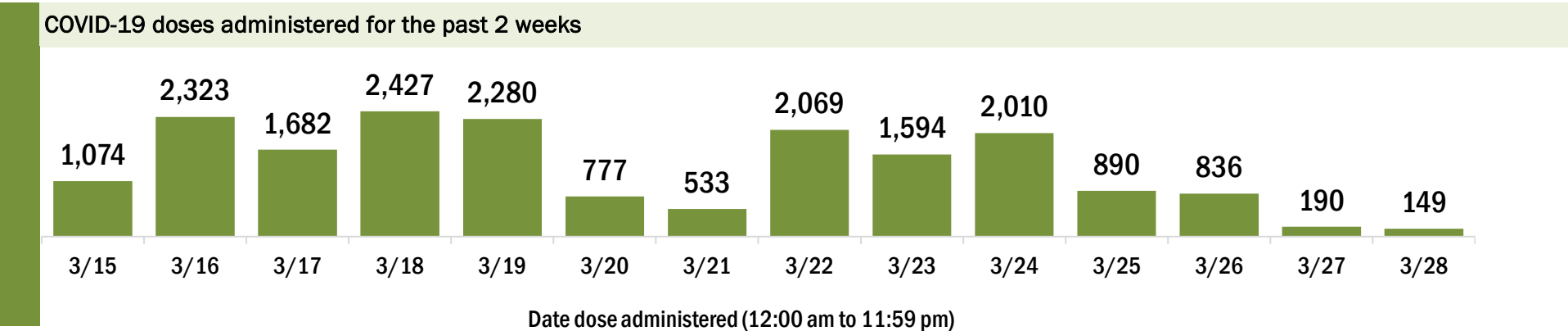
Data in this report are provisional and subject to change.

Data in this summary pertain to COVID-19 vaccines approved by the U.S. Food and Drug Administration and have been issued an Emergency Use Authorization (Janssen COVID-19 Vaccine, Moderna COVID-19 Vaccine and Pfizer-BioNTech COVID-19 Vaccine). These data summarize the number of people who have received either their first dose or have completed the series for a COVID-19 vaccine. **A person can only be counted in one category, first dose or series complete.** For persons receiving Moderna or Pfizer vaccines, once they receive their second dose, they are moved from the first dose column to the series completed column. **Because of this, the total first dose category may show a change from report to report not matching the total receiving their first dose from the previous day.** Persons receiving Johnson & Johnson vaccines will always be counted in the series completed column.

COVID-19 doses for vaccinated persons in Florida	
Doses administered	72,497
People receiving one dose of a 1-dose series (Johnson & Johnson) or receiving only one dose of a 2-dose series (Moderna, Pfizer) count once. Persons receiving both doses of a 2-dose series count twice.	

Current status of persons vaccinated for COVID-19 in Florida	
Total people vaccinated	48,289
First dose	21,116
Series completed	27,173
Completed 1-dose series	2,965
Completed 2-dose series	24,208
First dose: current number of people who have only received their first dose of the Moderna or Pfizer vaccine.	
Series complete: current number of people who have received both Moderna or Pfizer vaccine doses or one Johnson & Johnson dose and are considered fully immunized.	

Demographic summary	First dose	Series complete	Total people vaccinated
Age group	21,116	27,173	48,289
16-24 years	319	223	542
25-34 years	524	627	1,151
35-44 years	847	811	1,658
45-54 years	2,043	1,398	3,441
55-64 years	6,025	2,510	8,535
65-74 years	6,200	11,344	17,544
75-84 years	3,894	7,774	11,668
85+ years	1,264	2,486	3,750
Race	21,116	27,173	48,289
White	14,534	19,059	33,593
Black	435	650	1,085
American Indian/Alaskan	50	104	154
Other	1,300	2,108	3,408
Unknown	4,797	5,252	10,049
Other race includes Asian, native Hawaiian/Pacific Islander, or other.			
Ethnicity	21,116	27,173	48,289
Hispanic	850	1,023	1,873
Non-Hispanic	10,749	14,865	25,614
Unknown	9,517	11,285	20,802
Gender	21,116	27,173	48,289
Female	12,287	15,807	28,094
Male	8,771	11,337	20,108
Unknown	58	29	87



COVID-19: Highlands County vaccine summary

Vaccination data through Mar 28, 2021 as of Mar 29, 2021 at 12:05 AM

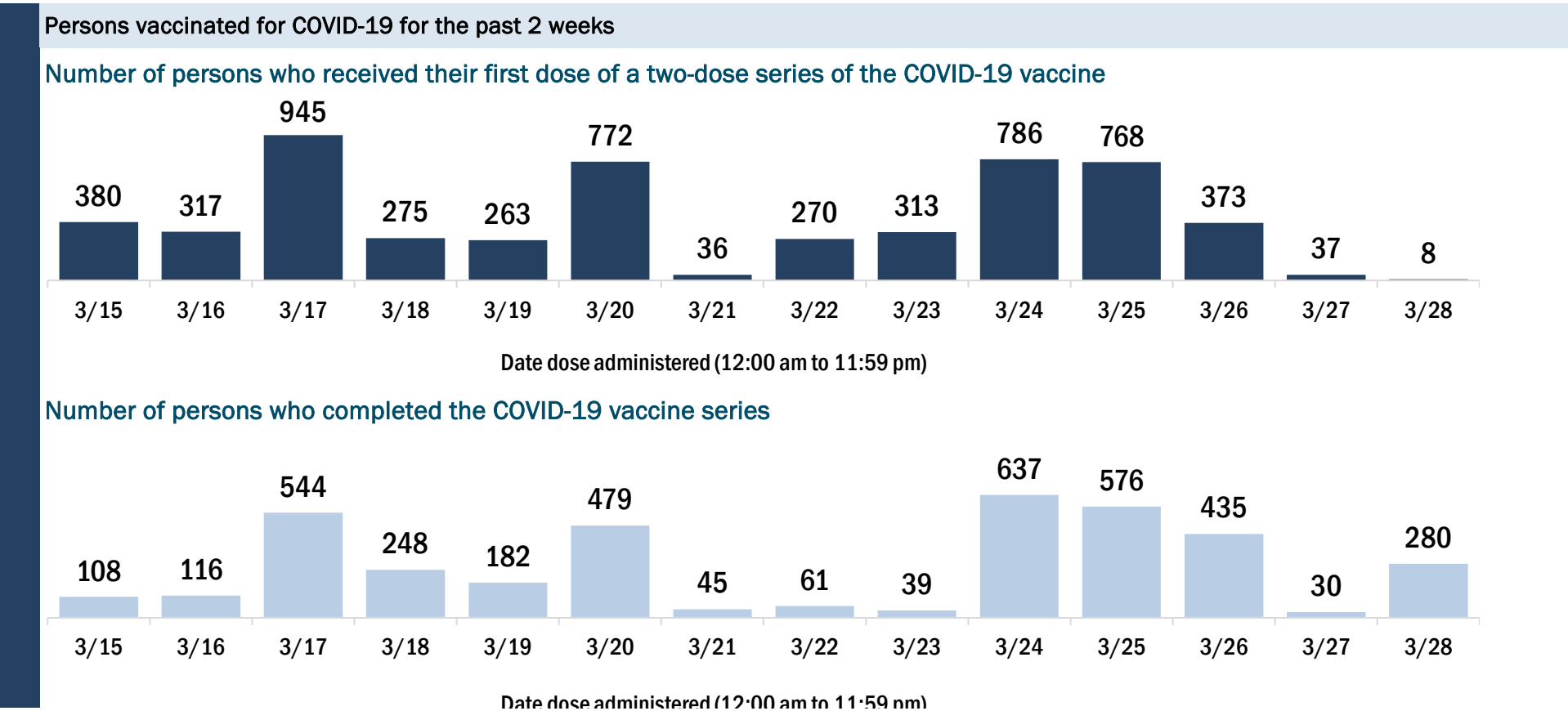
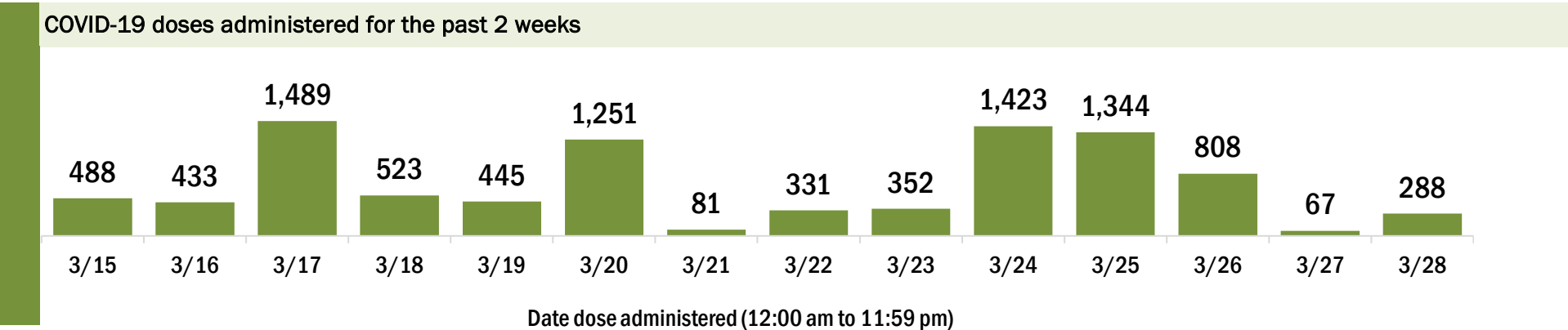
Data in this report are provisional and subject to change.

Data in this summary pertain to COVID-19 vaccines approved by the U.S. Food and Drug Administration and have been issued an Emergency Use Authorization (Janssen COVID-19 Vaccine, Moderna COVID-19 Vaccine and Pfizer-BioNTech COVID-19 Vaccine). These data summarize the number of people who have received either their first dose or have completed the series for a COVID-19 vaccine. **A person can only be counted in one category, first dose or series complete.** For persons receiving Moderna or Pfizer vaccines, once they receive their second dose, they are moved from the first dose column to the series completed column. **Because of this, the total first dose category may show a change from report to report not matching the total receiving their first dose from the previous day.** Persons receiving Johnson & Johnson vaccines will always be counted in the series completed column.

COVID-19 doses for vaccinated persons in Florida	
Doses administered	44,138
People receiving one dose of a 1-dose series (Johnson & Johnson) or receiving only one dose of a 2-dose series (Moderna, Pfizer) count once. Persons receiving both doses of a 2-dose series count twice.	

Current status of persons vaccinated for COVID-19 in Florida	
Total people vaccinated	32,285
First dose	20,231
Series completed	12,054
Completed 1-dose series	201
Completed 2-dose series	11,853
First dose: current number of people who have only received their first dose of the Moderna or Pfizer vaccine.	
Series complete: current number of people who have received both Moderna or Pfizer vaccine doses or one Johnson & Johnson dose and are considered fully immunized.	

Demographic summary	First dose	Series complete	Total people vaccinated
Age group	20,231	12,054	32,285
16-24 years	102	67	169
25-34 years	217	204	421
35-44 years	321	304	625
45-54 years	931	449	1,380
55-64 years	3,772	777	4,549
65-74 years	7,280	5,184	12,464
75-84 years	5,896	3,984	9,880
85+ years	1,712	1,085	2,797
Race	20,231	12,054	32,285
White	16,685	9,860	26,545
Black	703	302	1,005
American Indian/Alaskan	187	80	267
Other	844	924	1,768
Unknown	1,812	888	2,700
Other race includes Asian, native Hawaiian/Pacific Islander, or other.			
Ethnicity	20,231	12,054	32,285
Hispanic	1,237	438	1,675
Non-Hispanic	12,849	8,883	21,732
Unknown	6,145	2,733	8,878
Gender	20,231	12,054	32,285
Female	11,037	6,592	17,629
Male	9,160	5,455	14,615
Unknown	34	7	41



COVID-19: Hillsborough County vaccine summary

Vaccination data through Mar 28, 2021 as of Mar 29, 2021 at 12:05 AM

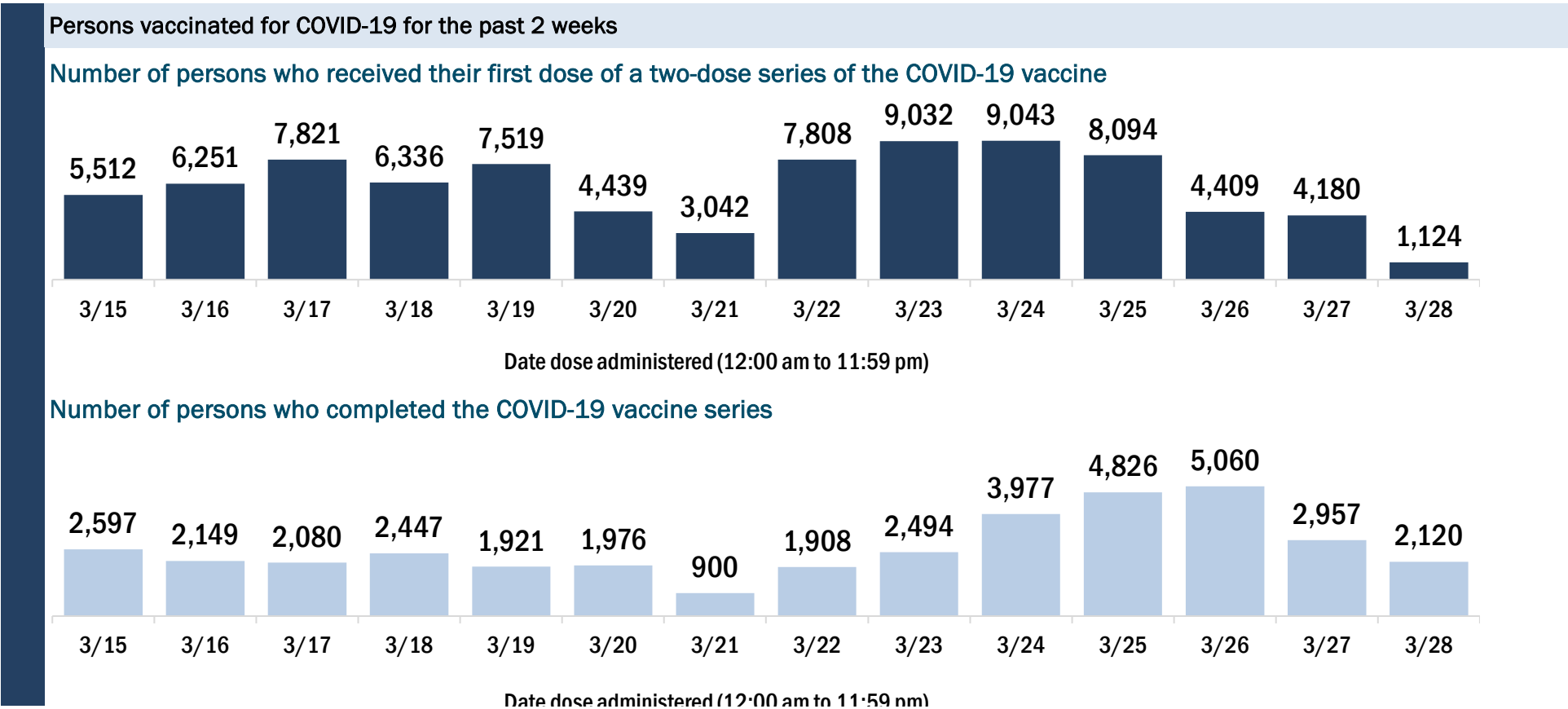
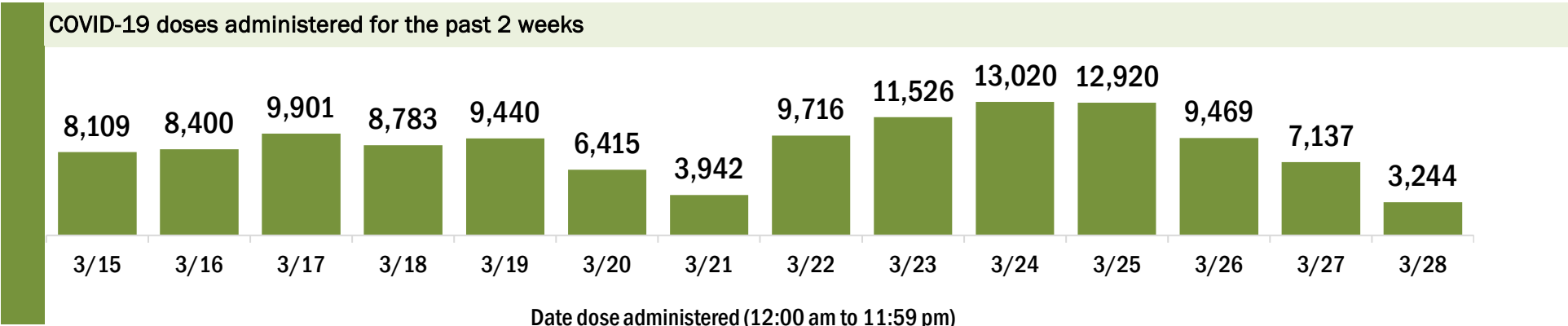
Data in this report are provisional and subject to change.

Data in this summary pertain to COVID-19 vaccines approved by the U.S. Food and Drug Administration and have been issued an Emergency Use Authorization (Janssen COVID-19 Vaccine, Moderna COVID-19 Vaccine and Pfizer-BioNTech COVID-19 Vaccine). These data summarize the number of people who have received either their first dose or have completed the series for a COVID-19 vaccine. **A person can only be counted in one category, first dose or series complete.** For persons receiving Moderna or Pfizer vaccines, once they receive their second dose, they are moved from the first dose column to the series completed column. **Because of this, the total first dose category may show a change from report to report not matching the total receiving their first dose from the previous day.** Persons receiving Johnson & Johnson vaccines will always be counted in the series completed column.

COVID-19 doses for vaccinated persons in Florida	
Doses administered	460,077
People receiving one dose of a 1-dose series (Johnson & Johnson) or receiving only one dose of a 2-dose series (Moderna, Pfizer) count once. Persons receiving both doses of a 2-dose series count twice.	

Current status of persons vaccinated for COVID-19 in Florida	
Total people vaccinated	324,560
First dose	172,184
Series completed	152,376
Completed 1-dose series	16,859
Completed 2-dose series	135,517
First dose: current number of people who have only received their first dose of the Moderna or Pfizer vaccine.	
Series complete: current number of people who have received both Moderna or Pfizer vaccine doses or one Johnson & Johnson dose and are considered fully immunized.	

Demographic summary	First dose	Series complete	Total people vaccinated
Age group	172,184	152,376	324,560
16-24 years	5,638	3,099	8,737
25-34 years	10,880	10,991	21,871
35-44 years	14,770	13,497	28,267
45-54 years	27,036	16,019	43,055
55-64 years	48,903	21,895	70,798
65-74 years	39,081	50,798	89,879
75-84 years	19,661	26,343	46,004
85+ years	6,215	9,734	15,949
Race	172,184	152,376	324,560
White	110,413	101,440	211,853
Black	11,007	11,721	22,728
American Indian/Alaskan	632	594	1,226
Other	20,729	22,866	43,595
Unknown	29,403	15,755	45,158
Other race includes Asian, native Hawaiian/Pacific Islander, or other.			
Ethnicity	172,184	152,376	324,560
Hispanic	18,939	17,289	36,228
Non-Hispanic	88,830	95,291	184,121
Unknown	64,415	39,796	104,211
Gender	172,184	152,376	324,560
Female	98,435	91,039	189,474
Male	73,436	61,207	134,643
Unknown	313	130	443



COVID-19: Holmes County vaccine summary

Vaccination data through Mar 28, 2021 as of Mar 29, 2021 at 12:05 AM

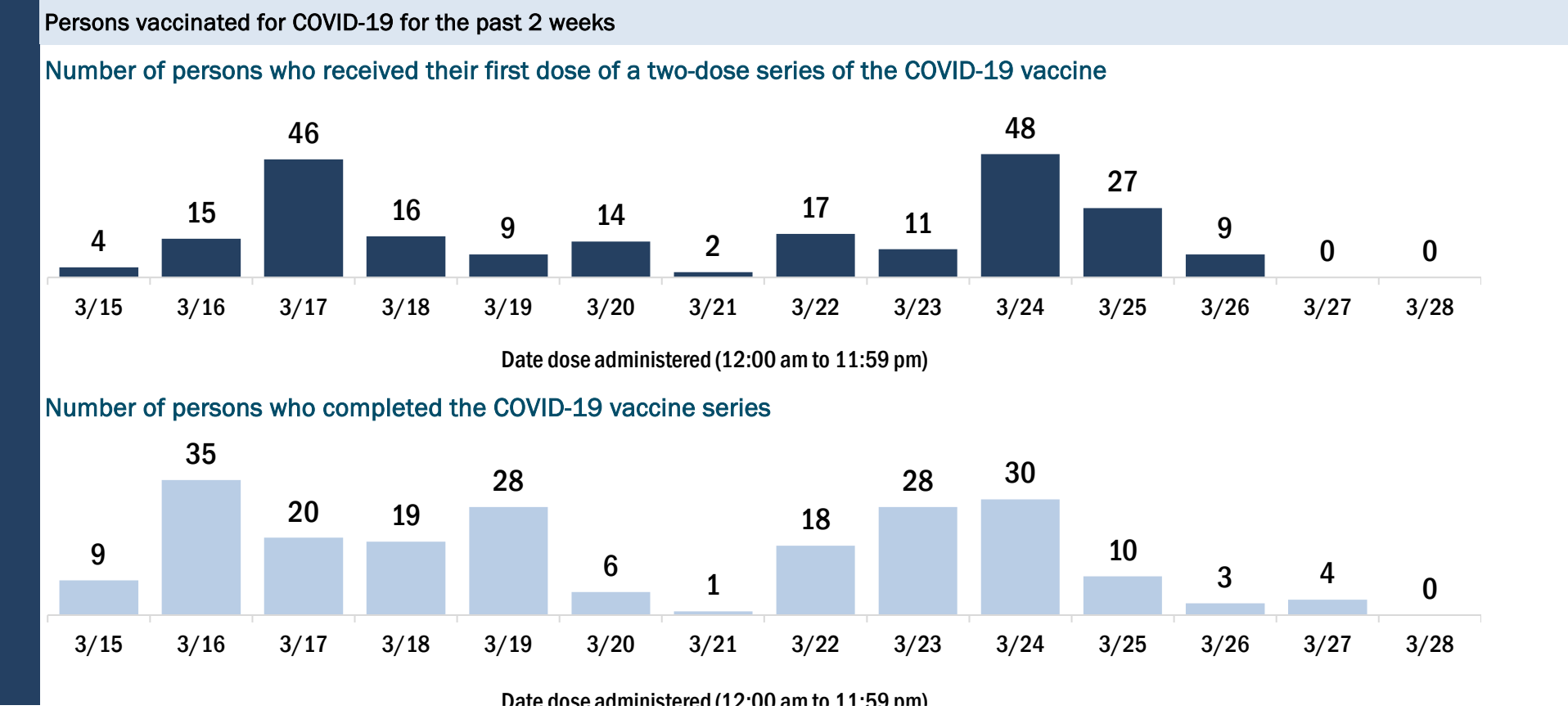
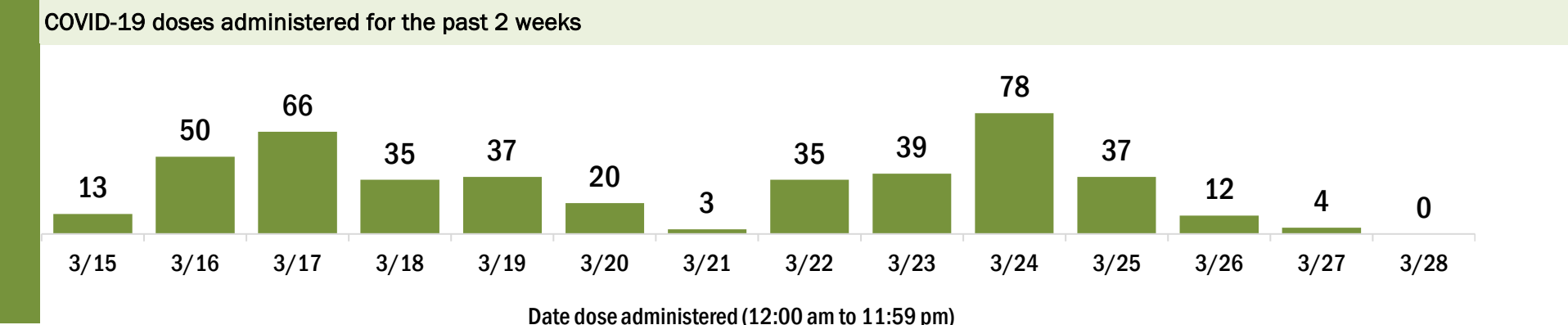
Data in this report are provisional and subject to change.

Data in this summary pertain to COVID-19 vaccines approved by the U.S. Food and Drug Administration and have been issued an Emergency Use Authorization (Janssen COVID-19 Vaccine, Moderna COVID-19 Vaccine and Pfizer-BioNTech COVID-19 Vaccine). These data summarize the number of people who have received either their first dose or have completed the series for a COVID-19 vaccine. **A person can only be counted in one category, first dose or series complete.** For persons receiving Moderna or Pfizer vaccines, once they receive their second dose, they are moved from the first dose column to the series completed column. **Because of this, the total first dose category may show a change from report to report not matching the total receiving their first dose from the previous day.** Persons receiving Johnson & Johnson vaccines will always be counted in the series completed column.

COVID-19 doses for vaccinated persons in Florida	
Doses administered	4,805
People receiving one dose of a 1-dose series (Johnson & Johnson) or receiving only one dose of a 2-dose series (Moderna, Pfizer) count once. Persons receiving both doses of a 2-dose series count twice.	

Current status of persons vaccinated for COVID-19 in Florida	
Total people vaccinated	2,915
First dose	874
Series completed	2,041
Completed 1-dose series	151
Completed 2-dose series	1,890
First dose: current number of people who have only received their first dose of the Moderna or Pfizer vaccine.	
Series complete: current number of people who have received both Moderna or Pfizer vaccine doses or one Johnson & Johnson dose and are considered fully immunized.	

Demographic summary	First dose	Series complete	Total people vaccinated
Age group	874	2,041	2,915
16-24 years	8	14	22
25-34 years	27	40	67
35-44 years	50	67	117
45-54 years	118	118	236
55-64 years	263	230	493
65-74 years	241	830	1,071
75-84 years	138	572	710
85+ years	29	170	199
Race	874	2,041	2,915
White	766	1,737	2,503
Black	27	69	96
American Indian/Alaskan	3	22	25
Other	32	155	187
Unknown	46	58	104
Other race includes Asian, native Hawaiian/Pacific Islander, or other.			
Ethnicity	874	2,041	2,915
Hispanic	7	14	21
Non-Hispanic	690	1,731	2,421
Unknown	177	296	473
Gender	874	2,041	2,915
Female	474	1,109	1,583
Male	399	932	1,331
Unknown	1	0	1



COVID-19: Indian River County vaccine summary

Vaccination data through Mar 28, 2021 as of Mar 29, 2021 at 12:05 AM

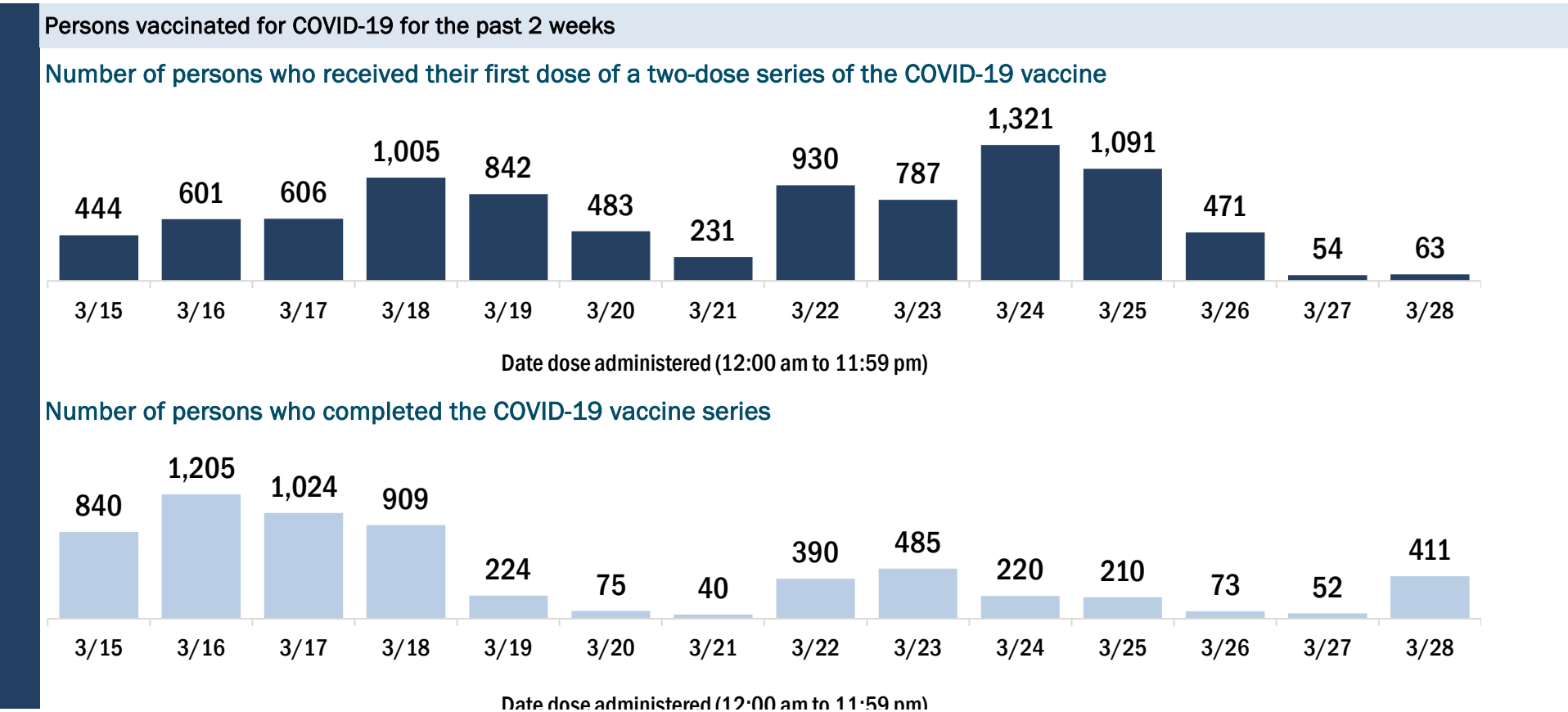
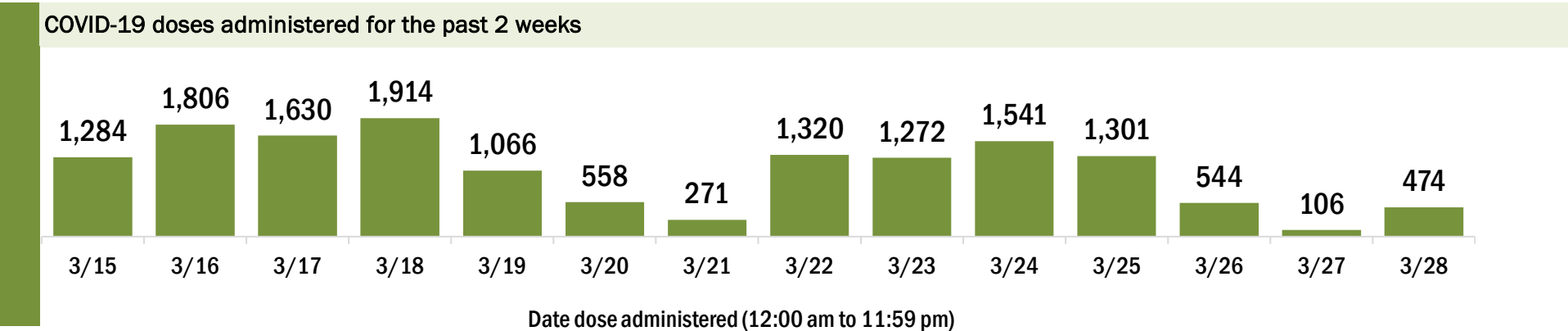
Data in this report are provisional and subject to change.

Data in this summary pertain to COVID-19 vaccines approved by the U.S. Food and Drug Administration and have been issued an Emergency Use Authorization (Janssen COVID-19 Vaccine, Moderna COVID-19 Vaccine and Pfizer-BioNTech COVID-19 Vaccine). These data summarize the number of people who have received either their first dose or have completed the series for a COVID-19 vaccine. **A person can only be counted in one category, first dose or series complete.** For persons receiving Moderna or Pfizer vaccines, once they receive their second dose, they are moved from the first dose column to the series completed column. **Because of this, the total first dose category may show a change from report to report not matching the total receiving their first dose from the previous day.** Persons receiving Johnson & Johnson vaccines will always be counted in the series completed column.

COVID-19 doses for vaccinated persons in Florida	
Doses administered	93,023
People receiving one dose of a 1-dose series (Johnson & Johnson) or receiving only one dose of a 2-dose series (Moderna, Pfizer) count once. Persons receiving both doses of a 2-dose series count twice.	

Current status of persons vaccinated for COVID-19 in Florida	
Total people vaccinated	58,051
First dose	22,429
Series completed	35,622
Completed 1-dose series	650
Completed 2-dose series	34,972
First dose: current number of people who have only received their first dose of the Moderna or Pfizer vaccine.	
Series complete: current number of people who have received both Moderna or Pfizer vaccine doses or one Johnson & Johnson dose and are considered fully immunized.	

Demographic summary	First dose	Series complete	Total people vaccinated
Age group	22,429	35,622	58,051
16-24 years	234	186	420
25-34 years	395	501	896
35-44 years	602	687	1,289
45-54 years	1,556	1,178	2,734
55-64 years	6,066	2,370	8,436
65-74 years	6,606	16,670	23,276
75-84 years	5,019	10,492	15,511
85+ years	1,951	3,538	5,489
Race	22,429	35,622	58,051
White	16,501	26,279	42,780
Black	840	783	1,623
American Indian/Alaskan	151	180	331
Other	1,172	2,614	3,786
Unknown	3,765	5,766	9,531
Other race includes Asian, native Hawaiian/Pacific Islander, or other.			
Ethnicity	22,429	35,622	58,051
Hispanic	708	701	1,409
Non-Hispanic	12,776	22,609	35,385
Unknown	8,945	12,312	21,257
Gender	22,429	35,622	58,051
Female	12,548	20,191	32,739
Male	9,848	15,422	25,270
Unknown	33	9	42



COVID-19: Jackson County vaccine summary

Vaccination data through Mar 28, 2021 as of Mar 29, 2021 at 12:05 AM

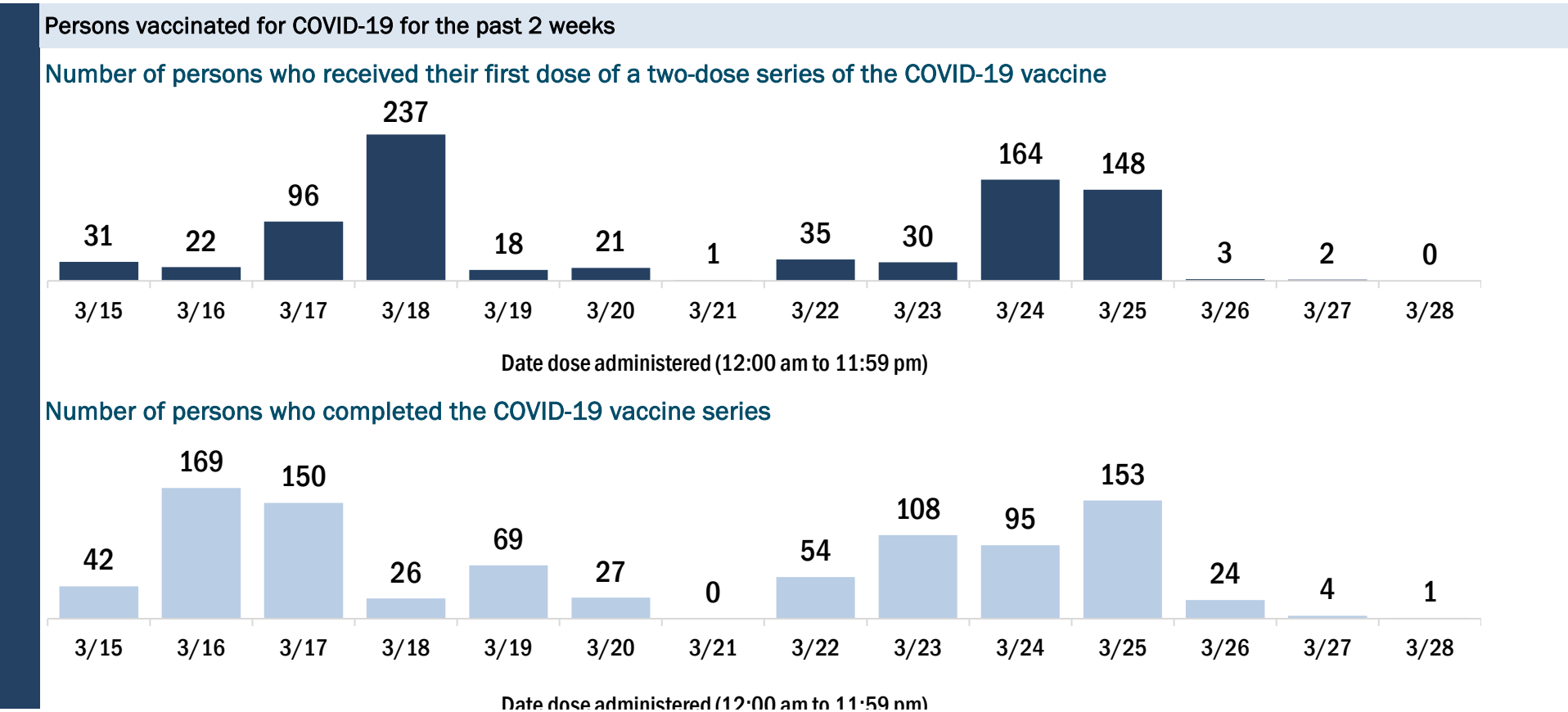
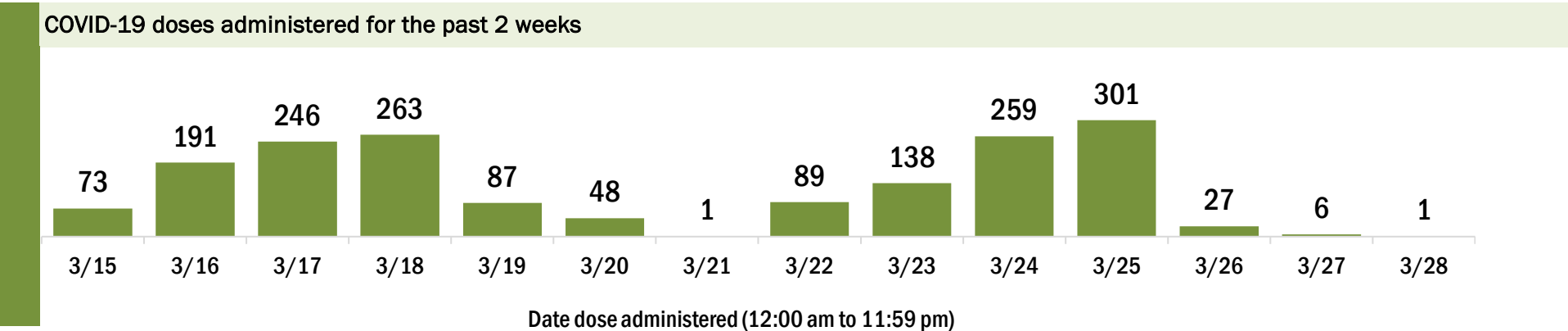
Data in this report are provisional and subject to change.

Data in this summary pertain to COVID-19 vaccines approved by the U.S. Food and Drug Administration and have been issued an Emergency Use Authorization (Janssen COVID-19 Vaccine, Moderna COVID-19 Vaccine and Pfizer-BioNTech COVID-19 Vaccine). These data summarize the number of people who have received either their first dose or have completed the series for a COVID-19 vaccine. **A person can only be counted in one category, first dose or series complete.** For persons receiving Moderna or Pfizer vaccines, once they receive their second dose, they are moved from the first dose column to the series completed column. **Because of this, the total first dose category may show a change from report to report not matching the total receiving their first dose from the previous day.** Persons receiving Johnson & Johnson vaccines will always be counted in the series completed column.

COVID-19 doses for vaccinated persons in Florida	
Doses administered	15,425
People receiving one dose of a 1-dose series (Johnson & Johnson) or receiving only one dose of a 2-dose series (Moderna, Pfizer) count once. Persons receiving both doses of a 2-dose series count twice.	

Current status of persons vaccinated for COVID-19 in Florida	
Total people vaccinated	9,467
First dose	3,053
Series completed	6,414
Completed 1-dose series	456
Completed 2-dose series	5,958
First dose: current number of people who have only received their first dose of the Moderna or Pfizer vaccine.	
Series complete: current number of people who have received both Moderna or Pfizer vaccine doses or one Johnson & Johnson dose and are considered fully immunized.	

Demographic summary	First dose	Series complete	Total people vaccinated
Age group	3,053	6,414	9,467
16-24 years	55	54	109
25-34 years	126	157	283
35-44 years	194	258	452
45-54 years	402	454	856
55-64 years	1,021	866	1,887
65-74 years	656	2,525	3,181
75-84 years	446	1,570	2,016
85+ years	153	530	683
Race	3,053	6,414	9,467
White	1,942	4,542	6,484
Black	676	1,133	1,809
American Indian/Alaskan	17	30	47
Other	144	280	424
Unknown	274	429	703
Other race includes Asian, native Hawaiian/Pacific Islander, or other.			
Ethnicity	3,053	6,414	9,467
Hispanic	66	53	119
Non-Hispanic	2,199	4,427	6,626
Unknown	788	1,934	2,722
Gender	3,053	6,414	9,467
Female	1,748	3,666	5,414
Male	1,303	2,748	4,051
Unknown	2	0	2



COVID-19: Jefferson County vaccine summary

Vaccination data through Mar 28, 2021 as of Mar 29, 2021 at 12:05 AM

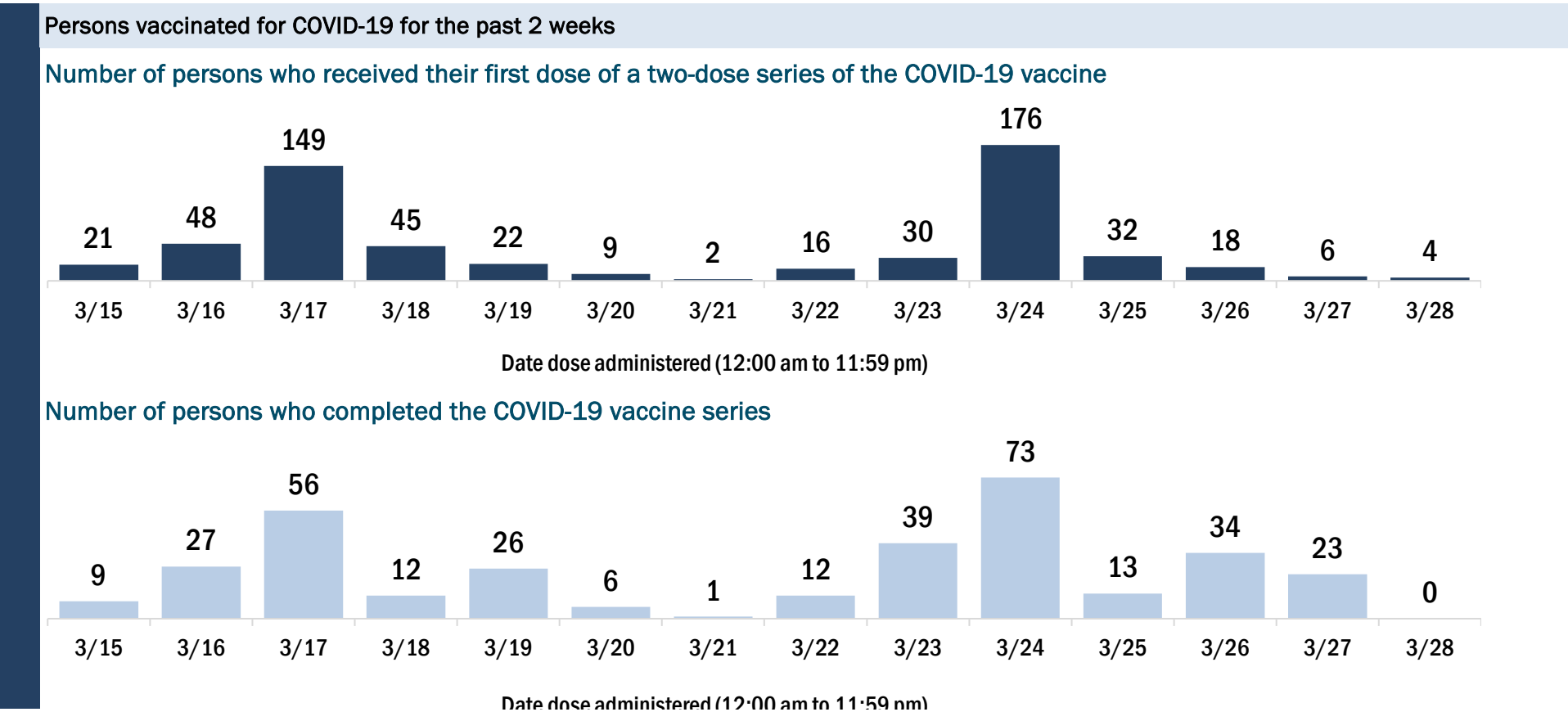
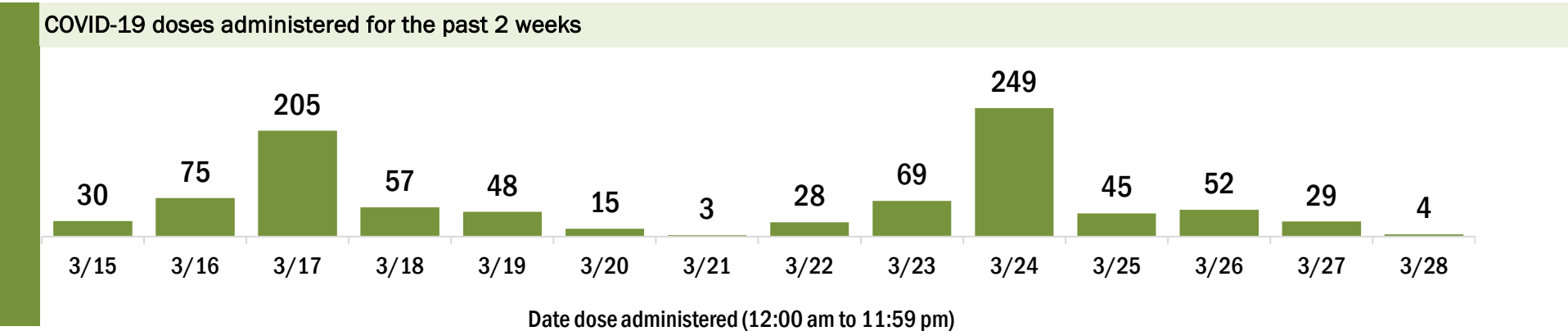
Data in this report are provisional and subject to change.

Data in this summary pertain to COVID-19 vaccines approved by the U.S. Food and Drug Administration and have been issued an Emergency Use Authorization (Janssen COVID-19 Vaccine, Moderna COVID-19 Vaccine and Pfizer-BioNTech COVID-19 Vaccine). These data summarize the number of people who have received either their first dose or have completed the series for a COVID-19 vaccine. **A person can only be counted in one category, first dose or series complete.** For persons receiving Moderna or Pfizer vaccines, once they receive their second dose, they are moved from the first dose column to the series completed column. **Because of this, the total first dose category may show a change from report to report not matching the total receiving their first dose from the previous day.** Persons receiving Johnson & Johnson vaccines will always be counted in the series completed column.

COVID-19 doses for vaccinated persons in Florida	
Doses administered	6,009
People receiving one dose of a 1-dose series (Johnson & Johnson) or receiving only one dose of a 2-dose series (Moderna, Pfizer) count once. Persons receiving both doses of a 2-dose series count twice.	

Current status of persons vaccinated for COVID-19 in Florida	
Total people vaccinated	3,604
First dose	1,125
Series completed	2,479
Completed 1-dose series	74
Completed 2-dose series	2,405
First dose: current number of people who have only received their first dose of the Moderna or Pfizer vaccine.	
Series complete: current number of people who have received both Moderna or Pfizer vaccine doses or one Johnson & Johnson dose and are considered fully immunized.	

Demographic summary	First dose	Series complete	Total people vaccinated
Age group	1,125	2,479	3,604
16-24 years	29	10	39
25-34 years	29	47	76
35-44 years	63	72	135
45-54 years	168	156	324
55-64 years	515	303	818
65-74 years	190	1,154	1,344
75-84 years	100	577	677
85+ years	31	160	191
Race	1,125	2,479	3,604
White	560	1,323	1,883
Black	309	455	764
American Indian/Alaskan	3	4	7
Other	127	442	569
Unknown	126	255	381
Other race includes Asian, native Hawaiian/Pacific Islander, or other.			
Ethnicity	1,125	2,479	3,604
Hispanic	16	26	42
Non-Hispanic	718	1,220	1,938
Unknown	391	1,233	1,624
Gender	1,125	2,479	3,604
Female	647	1,467	2,114
Male	478	1,012	1,490
Unknown	0	0	0



COVID-19: Lafayette County vaccine summary

Vaccination data through Mar 28, 2021 as of Mar 29, 2021 at 12:05 AM

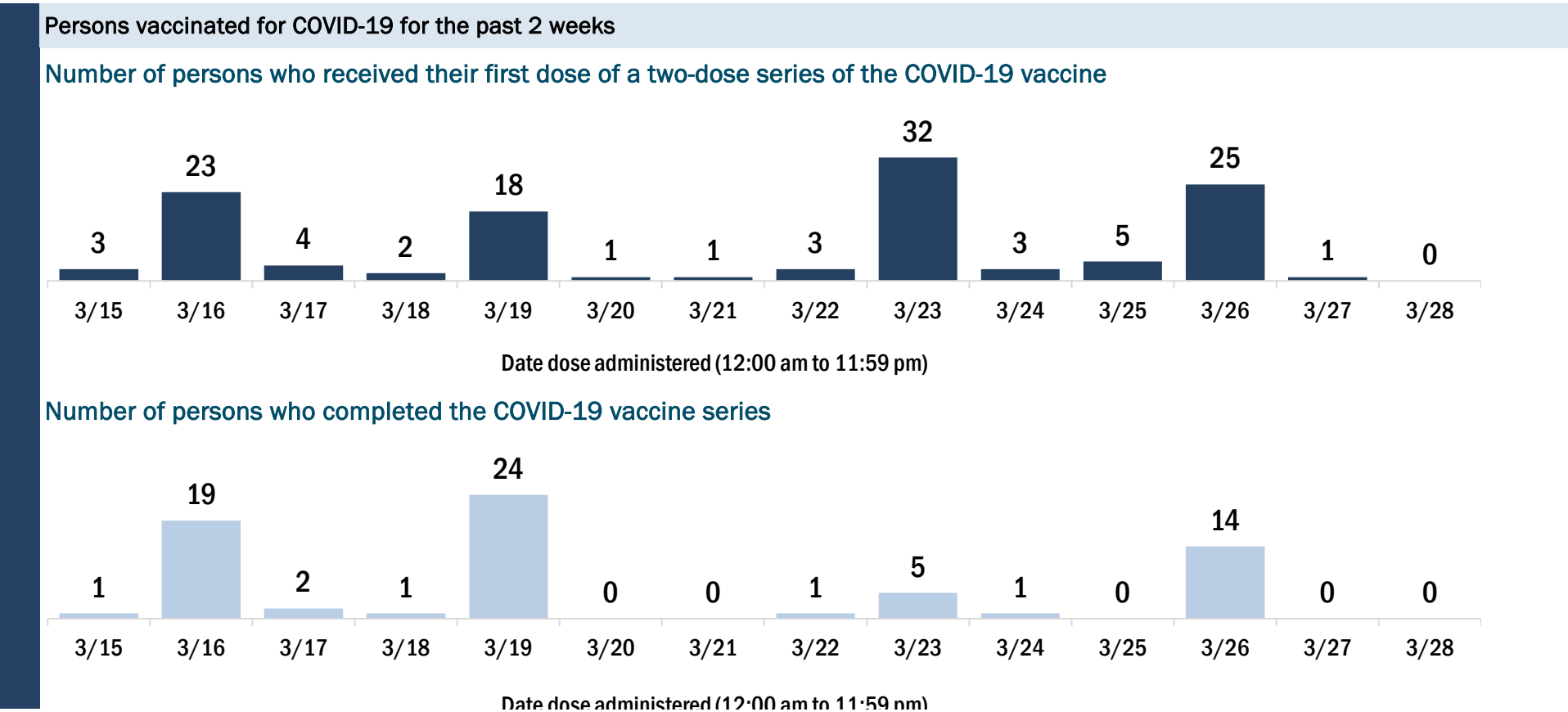
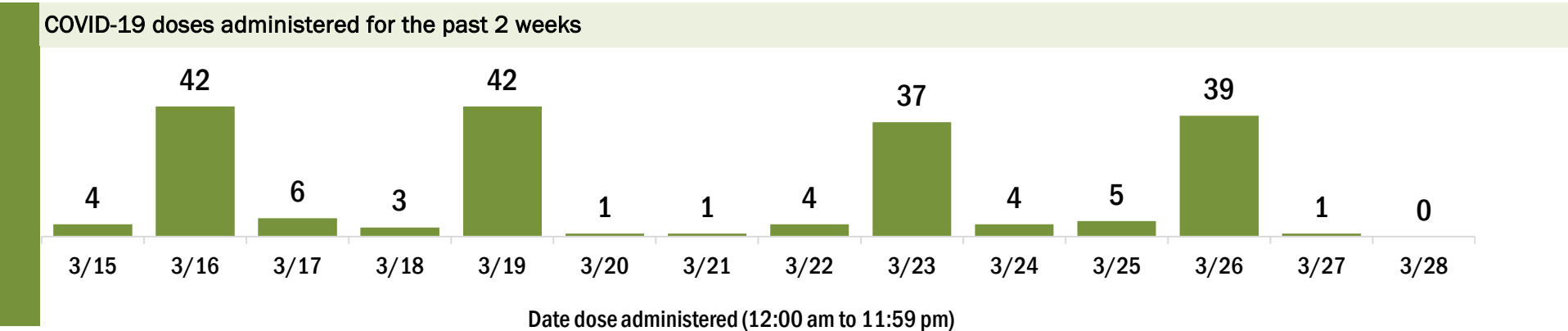
Data in this report are provisional and subject to change.

Data in this summary pertain to COVID-19 vaccines approved by the U.S. Food and Drug Administration and have been issued an Emergency Use Authorization (Janssen COVID-19 Vaccine, Moderna COVID-19 Vaccine and Pfizer-BioNTech COVID-19 Vaccine). These data summarize the number of people who have received either their first dose or have completed the series for a COVID-19 vaccine. **A person can only be counted in one category, first dose or series complete.** For persons receiving Moderna or Pfizer vaccines, once they receive their second dose, they are moved from the first dose column to the series completed column. **Because of this, the total first dose category may show a change from report to report not matching the total receiving their first dose from the previous day.** Persons receiving Johnson & Johnson vaccines will always be counted in the series completed column.

COVID-19 doses for vaccinated persons in Florida	
Doses administered	2,659
People receiving one dose of a 1-dose series (Johnson & Johnson) or receiving only one dose of a 2-dose series (Moderna, Pfizer) count once. Persons receiving both doses of a 2-dose series count twice.	

Current status of persons vaccinated for COVID-19 in Florida	
Total people vaccinated	1,532
First dose	402
Series completed	1,130
Completed 1-dose series	3
Completed 2-dose series	1,127
First dose: current number of people who have only received their first dose of the Moderna or Pfizer vaccine.	
Series complete: current number of people who have received both Moderna or Pfizer vaccine doses or one Johnson & Johnson dose and are considered fully immunized.	

Demographic summary	First dose	Series complete	Total people vaccinated
Age group	402	1,130	1,532
16-24 years	2	3	5
25-34 years	5	8	13
35-44 years	15	19	34
45-54 years	48	38	86
55-64 years	116	67	183
65-74 years	128	566	694
75-84 years	61	331	392
85+ years	27	98	125
Race	402	1,130	1,532
White	310	966	1,276
Black	13	30	43
American Indian/Alaskan	4	1	5
Other	14	65	79
Unknown	61	68	129
Other race includes Asian, native Hawaiian/Pacific Islander, or other.			
Ethnicity	402	1,130	1,532
Hispanic	14	19	33
Non-Hispanic	236	919	1,155
Unknown	152	192	344
Gender	402	1,130	1,532
Female	223	583	806
Male	178	547	725
Unknown	1	0	1



COVID-19: Lake County vaccine summary

Vaccination data through Mar 28, 2021 as of Mar 29, 2021 at 12:05 AM

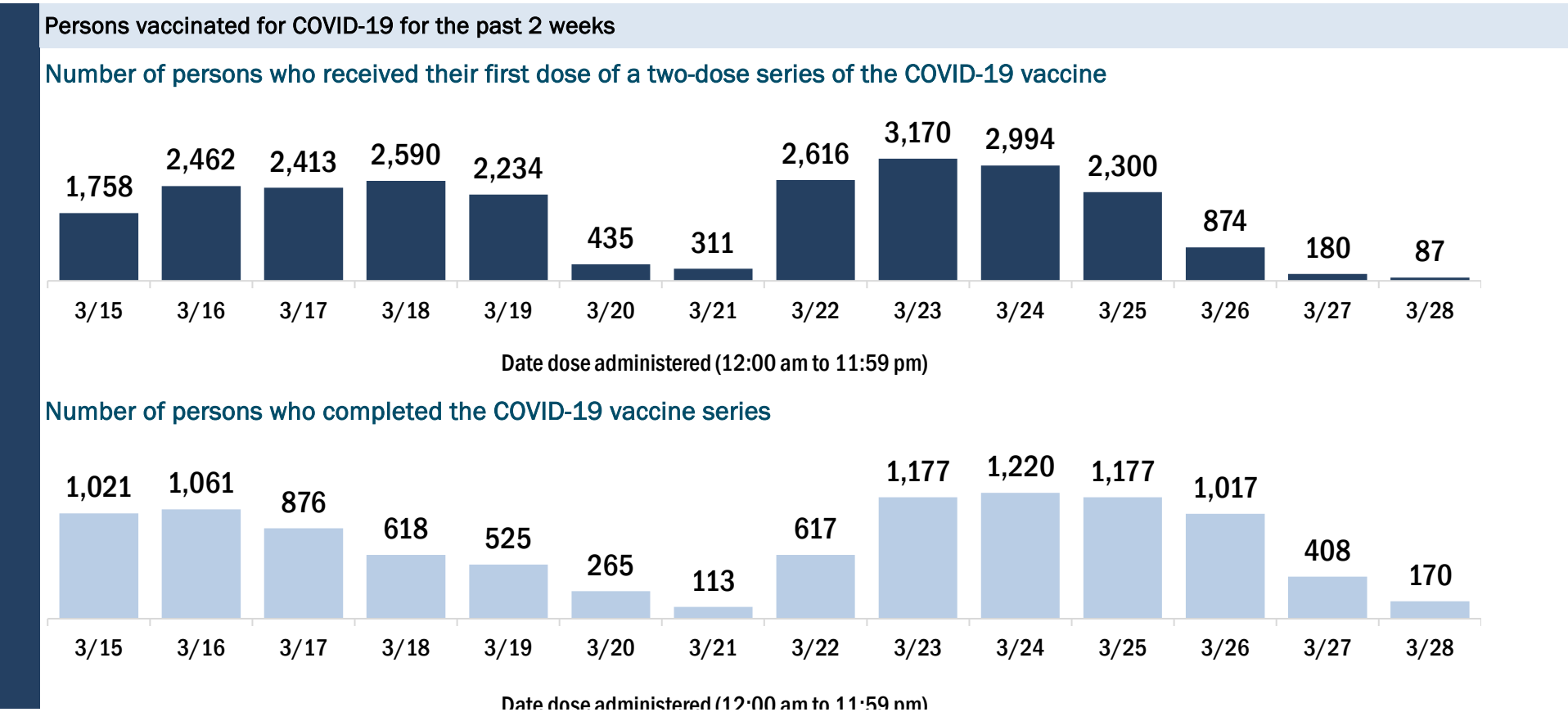
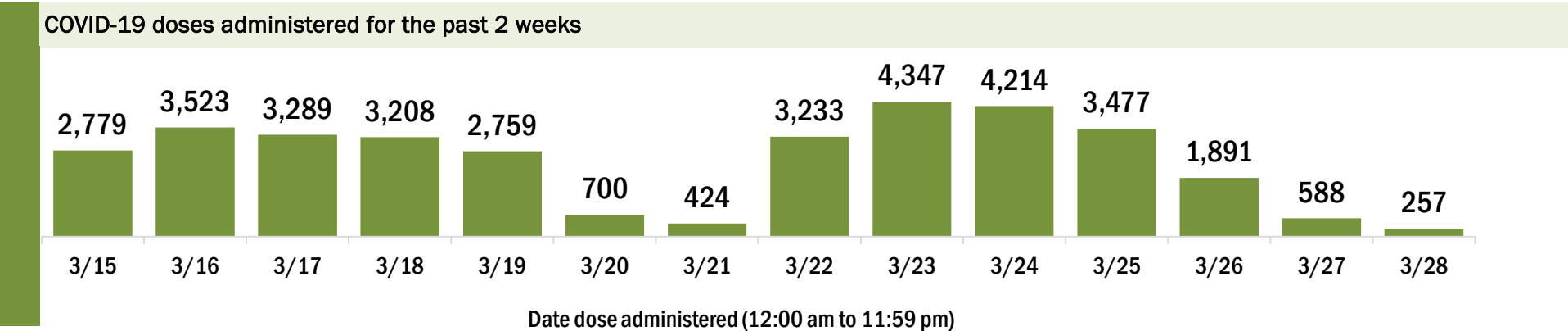
Data in this report are provisional and subject to change.

Data in this summary pertain to COVID-19 vaccines approved by the U.S. Food and Drug Administration and have been issued an Emergency Use Authorization (Janssen COVID-19 Vaccine, Moderna COVID-19 Vaccine and Pfizer-BioNTech COVID-19 Vaccine). These data summarize the number of people who have received either their first dose or have completed the series for a COVID-19 vaccine. **A person can only be counted in one category, first dose or series complete.** For persons receiving Moderna or Pfizer vaccines, once they receive their second dose, they are moved from the first dose column to the series completed column. **Because of this, the total first dose category may show a change from report to report not matching the total receiving their first dose from the previous day.** Persons receiving Johnson & Johnson vaccines will always be counted in the series completed column.

COVID-19 doses for vaccinated persons in Florida	
Doses administered	178,903
People receiving one dose of a 1-dose series (Johnson & Johnson) or receiving only one dose of a 2-dose series (Moderna, Pfizer) count once. Persons receiving both doses of a 2-dose series count twice.	

Current status of persons vaccinated for COVID-19 in Florida	
Total people vaccinated	115,559
First dose	49,671
Series completed	65,888
Completed 1-dose series	2,544
Completed 2-dose series	63,344
First dose: current number of people who have only received their first dose of the Moderna or Pfizer vaccine.	
Series complete: current number of people who have received both Moderna or Pfizer vaccine doses or one Johnson & Johnson dose and are considered fully immunized.	

Demographic summary	First dose	Series complete	Total people vaccinated
Age group	49,671	65,888	115,559
16-24 years	777	426	1,203
25-34 years	1,847	1,313	3,160
35-44 years	2,526	2,047	4,573
45-54 years	5,198	2,755	7,953
55-64 years	14,248	4,616	18,864
65-74 years	12,943	28,772	41,715
75-84 years	9,003	20,202	29,205
85+ years	3,129	5,757	8,886
Race	49,671	65,888	115,559
White	32,536	51,480	84,016
Black	2,306	2,815	5,121
American Indian/Alaskan	214	380	594
Other	4,212	5,744	9,956
Unknown	10,403	5,469	15,872
Other race includes Asian, native Hawaiian/Pacific Islander, or other.			
Ethnicity	49,671	65,888	115,559
Hispanic	2,478	2,622	5,100
Non-Hispanic	21,083	37,315	58,398
Unknown	26,110	25,951	52,061
Gender	49,671	65,888	115,559
Female	28,410	37,527	65,937
Male	21,058	28,327	49,385
Unknown	203	34	237



COVID-19: Lee County vaccine summary

Vaccination data through Mar 28, 2021 as of Mar 29, 2021 at 12:05 AM

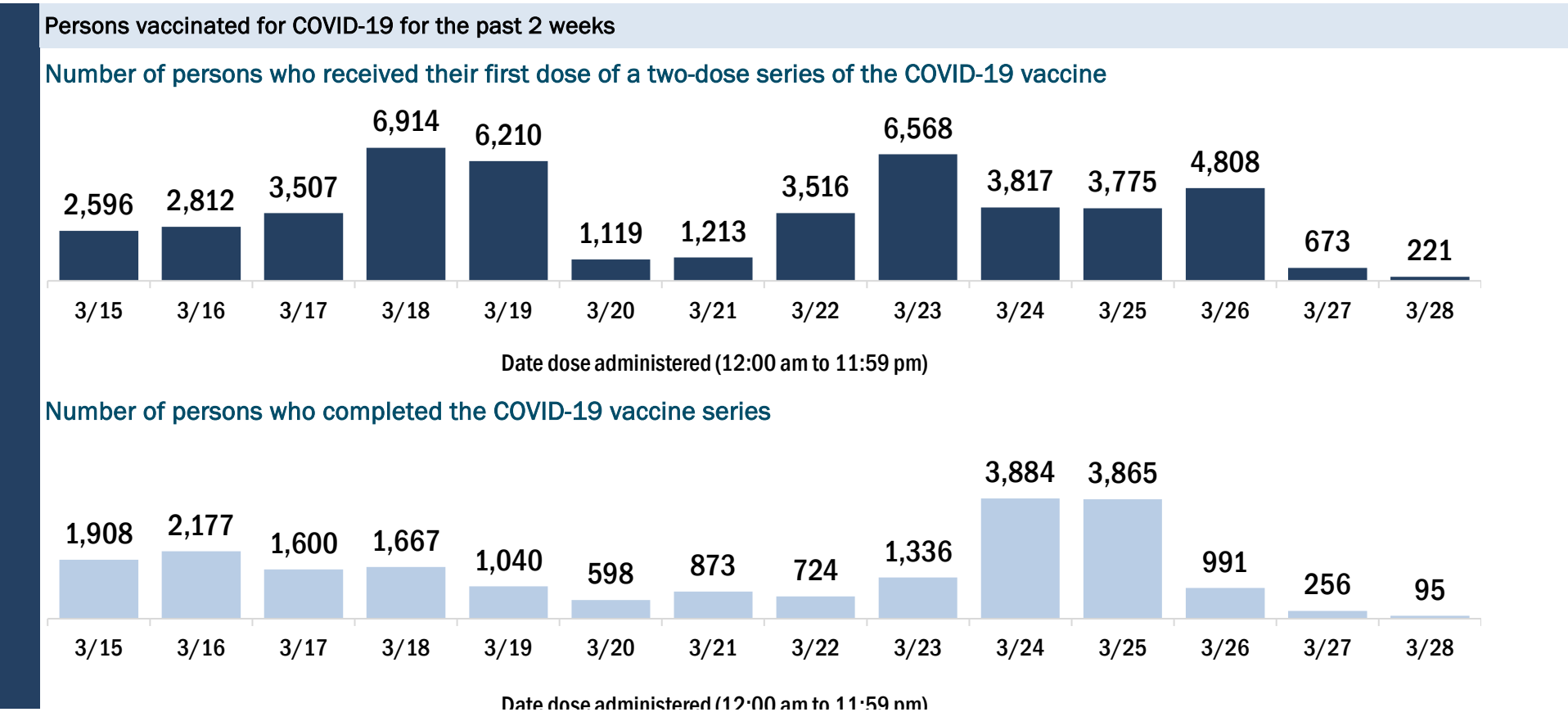
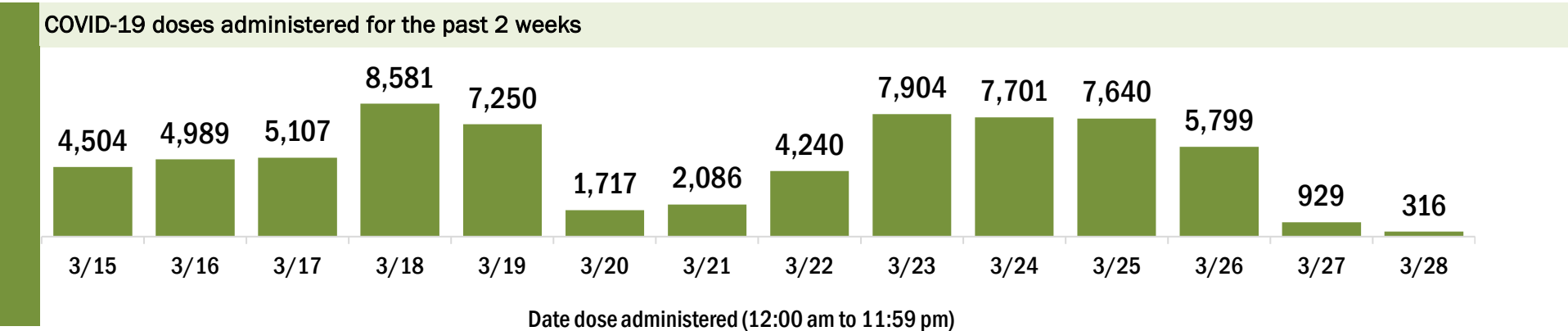
Data in this report are provisional and subject to change.

Data in this summary pertain to COVID-19 vaccines approved by the U.S. Food and Drug Administration and have been issued an Emergency Use Authorization (Janssen COVID-19 Vaccine, Moderna COVID-19 Vaccine and Pfizer-BioNTech COVID-19 Vaccine). These data summarize the number of people who have received either their first dose or have completed the series for a COVID-19 vaccine. **A person can only be counted in one category, first dose or series complete.** For persons receiving Moderna or Pfizer vaccines, once they receive their second dose, they are moved from the first dose column to the series completed column. **Because of this, the total first dose category may show a change from report to report not matching the total receiving their first dose from the previous day.** Persons receiving Johnson & Johnson vaccines will always be counted in the series completed column.

COVID-19 doses for vaccinated persons in Florida	
Doses administered	323,363
People receiving one dose of a 1-dose series (Johnson & Johnson) or receiving only one dose of a 2-dose series (Moderna, Pfizer) count once. Persons receiving both doses of a 2-dose series count twice.	

Current status of persons vaccinated for COVID-19 in Florida	
Total people vaccinated	213,892
First dose	99,194
Series completed	114,698
Completed 1-dose series	5,227
Completed 2-dose series	109,471
First dose: current number of people who have only received their first dose of the Moderna or Pfizer vaccine.	
Series complete: current number of people who have received both Moderna or Pfizer vaccine doses or one Johnson & Johnson dose and are considered fully immunized.	

Demographic summary	First dose	Series complete	Total people vaccinated
Age group	99,194	114,698	213,892
16-24 years	905	728	1,633
25-34 years	1,926	2,506	4,432
35-44 years	2,734	3,457	6,191
45-54 years	6,258	5,091	11,349
55-64 years	23,096	9,846	32,942
65-74 years	35,406	53,119	88,525
75-84 years	22,625	31,432	54,057
85+ years	6,244	8,519	14,763
Race	99,194	114,698	213,892
White	71,713	78,692	150,405
Black	2,074	2,396	4,470
American Indian/Alaskan	438	269	707
Other	5,357	7,893	13,250
Unknown	19,612	25,448	45,060
Other race includes Asian, native Hawaiian/Pacific Islander, or other.			
Ethnicity	99,194	114,698	213,892
Hispanic	5,209	4,494	9,703
Non-Hispanic	56,339	62,372	118,711
Unknown	37,646	47,832	85,478
Gender	99,194	114,698	213,892
Female	56,148	64,226	120,374
Male	42,814	50,212	93,026
Unknown	232	260	492



COVID-19: Leon County vaccine summary

Vaccination data through Mar 28, 2021 as of Mar 29, 2021 at 12:05 AM

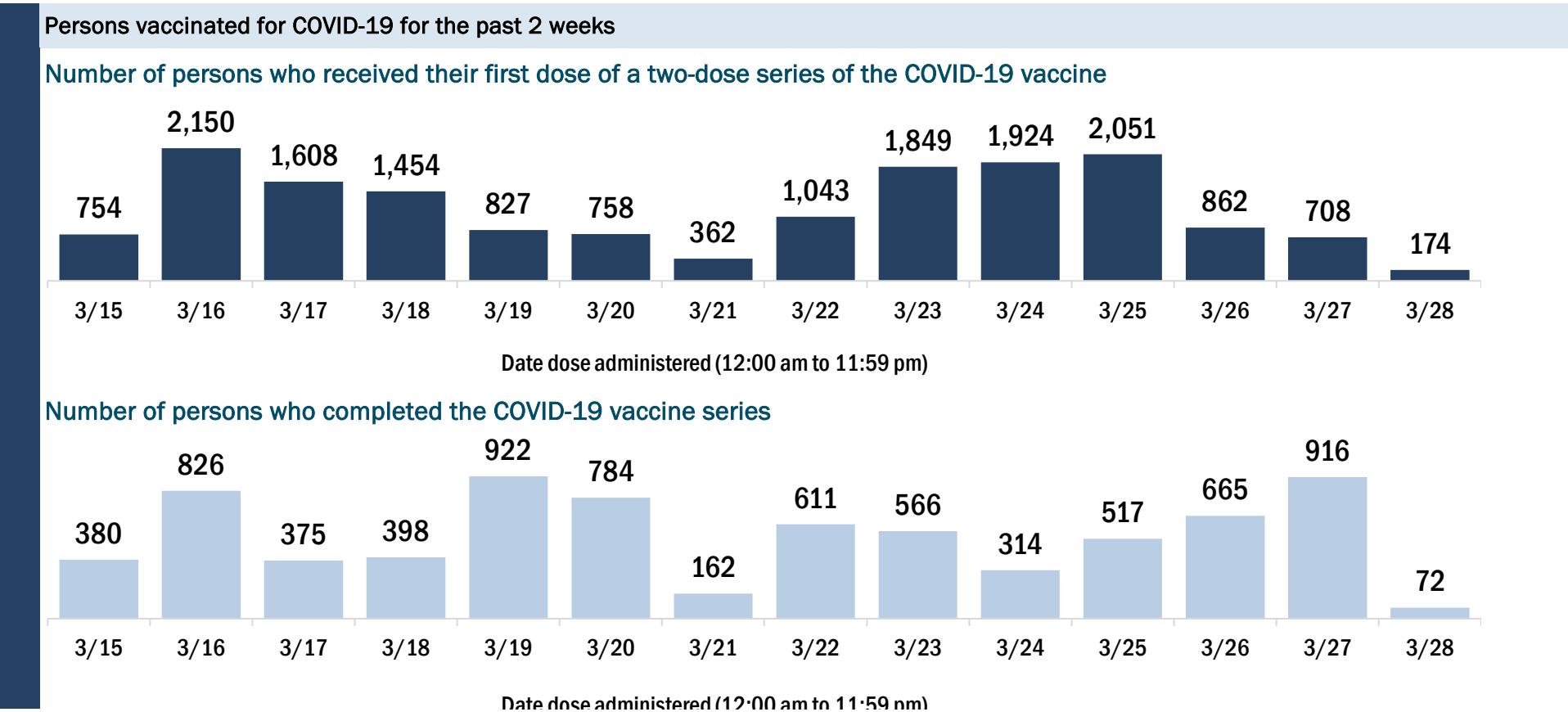
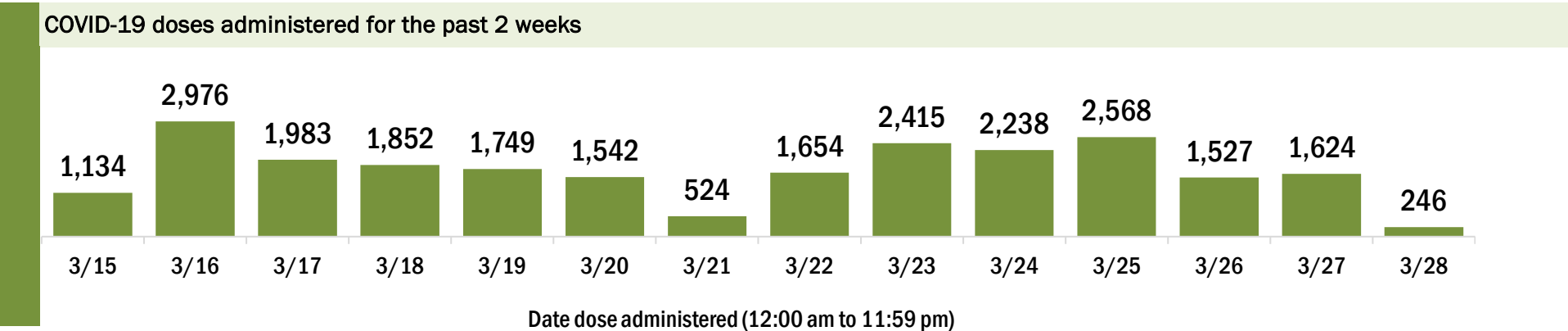
Data in this report are provisional and subject to change.

Data in this summary pertain to COVID-19 vaccines approved by the U.S. Food and Drug Administration and have been issued an Emergency Use Authorization (Janssen COVID-19 Vaccine, Moderna COVID-19 Vaccine and Pfizer-BioNTech COVID-19 Vaccine). These data summarize the number of people who have received either their first dose or have completed the series for a COVID-19 vaccine. **A person can only be counted in one category, first dose or series complete.** For persons receiving Moderna or Pfizer vaccines, once they receive their second dose, they are moved from the first dose column to the series completed column. **Because of this, the total first dose category may show a change from report to report not matching the total receiving their first dose from the previous day.** Persons receiving Johnson & Johnson vaccines will always be counted in the series completed column.

COVID-19 doses for vaccinated persons in Florida	
Doses administered	118,509
People receiving one dose of a 1-dose series (Johnson & Johnson) or receiving only one dose of a 2-dose series (Moderna, Pfizer) count once. Persons receiving both doses of a 2-dose series count twice.	

Current status of persons vaccinated for COVID-19 in Florida	
Total people vaccinated	74,891
First dose	29,783
Series completed	45,108
Completed 1-dose series	1,490
Completed 2-dose series	43,618
First dose: current number of people who have only received their first dose of the Moderna or Pfizer vaccine.	
Series complete: current number of people who have received both Moderna or Pfizer vaccine doses or one Johnson & Johnson dose and are considered fully immunized.	

Demographic summary	First dose	Series complete	Total people vaccinated
Age group	29,783	45,108	74,891
16-24 years	2,434	1,188	3,622
25-34 years	3,454	2,411	5,865
35-44 years	3,791	2,956	6,747
45-54 years	5,770	3,734	9,504
55-64 years	9,598	6,737	16,335
65-74 years	2,898	17,399	20,297
75-84 years	1,249	8,037	9,286
85+ years	589	2,646	3,235
Race	29,783	45,108	74,891
White	17,144	26,598	43,742
Black	4,318	5,964	10,282
American Indian/Alaskan	86	137	223
Other	3,989	9,148	13,137
Unknown	4,246	3,261	7,507
Other race includes Asian, native Hawaiian/Pacific Islander, or other.			
Ethnicity	29,783	45,108	74,891
Hispanic	1,502	1,447	2,949
Non-Hispanic	19,468	32,420	51,888
Unknown	8,813	11,241	20,054
Gender	29,783	45,108	74,891
Female	17,191	26,895	44,086
Male	12,581	18,196	30,777
Unknown	11	17	28



COVID-19: Levy County vaccine summary

Vaccination data through Mar 28, 2021 as of Mar 29, 2021 at 12:05 AM

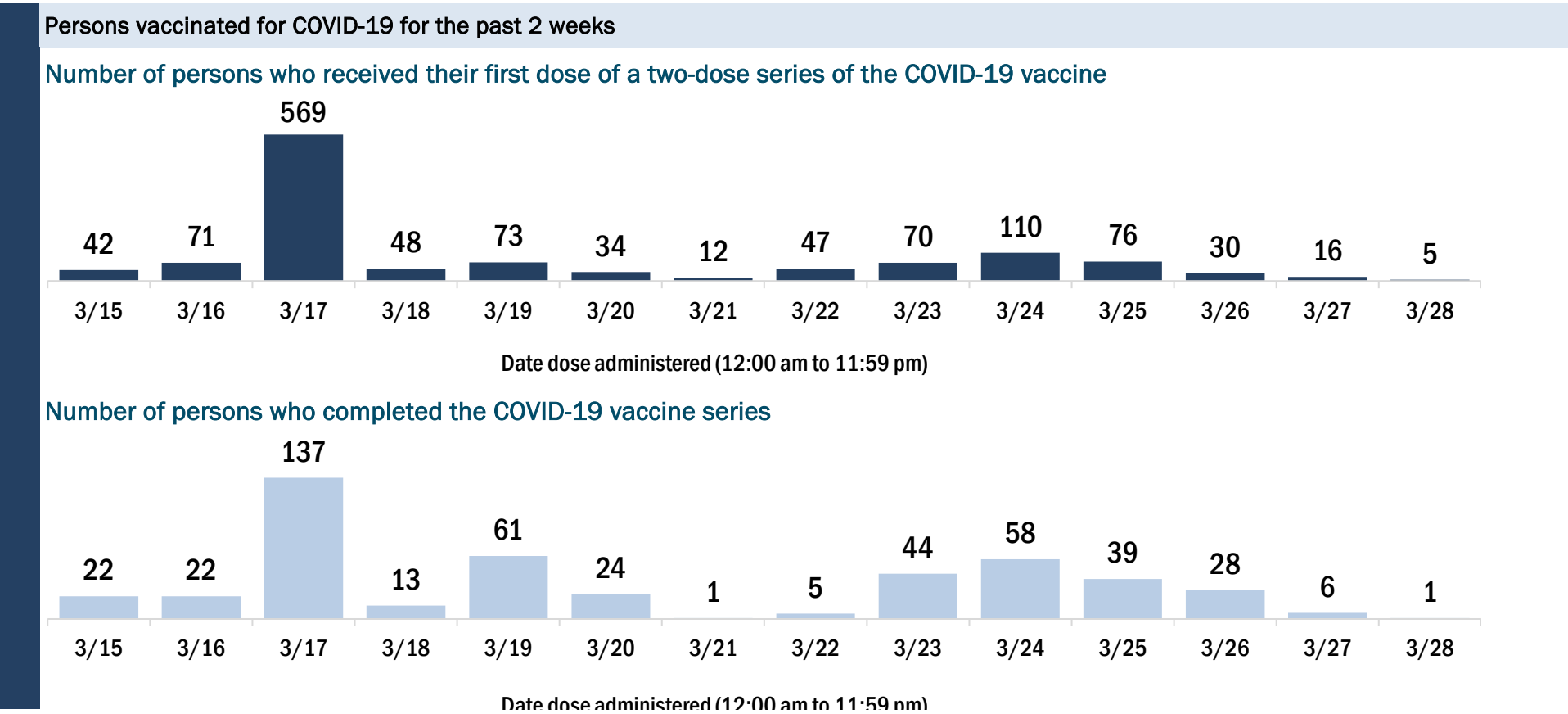
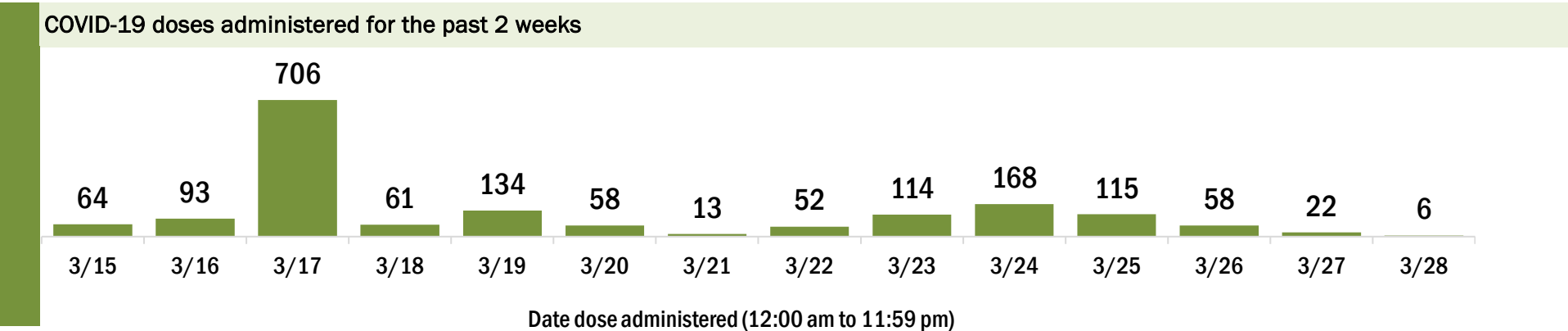
Data in this report are provisional and subject to change.

Data in this summary pertain to COVID-19 vaccines approved by the U.S. Food and Drug Administration and have been issued an Emergency Use Authorization (Janssen COVID-19 Vaccine, Moderna COVID-19 Vaccine and Pfizer-BioNTech COVID-19 Vaccine). These data summarize the number of people who have received either their first dose or have completed the series for a COVID-19 vaccine. **A person can only be counted in one category, first dose or series complete.** For persons receiving Moderna or Pfizer vaccines, once they receive their second dose, they are moved from the first dose column to the series completed column. **Because of this, the total first dose category may show a change from report to report not matching the total receiving their first dose from the previous day.** Persons receiving Johnson & Johnson vaccines will always be counted in the series completed column.

COVID-19 doses for vaccinated persons in Florida	
Doses administered	11,631
People receiving one dose of a 1-dose series (Johnson & Johnson) or receiving only one dose of a 2-dose series (Moderna, Pfizer) count once. Persons receiving both doses of a 2-dose series count twice.	

Current status of persons vaccinated for COVID-19 in Florida	
Total people vaccinated	7,414
First dose	2,996
Series completed	4,418
Completed 1-dose series	201
Completed 2-dose series	4,217
First dose: current number of people who have only received their first dose of the Moderna or Pfizer vaccine.	
Series complete: current number of people who have received both Moderna or Pfizer vaccine doses or one Johnson & Johnson dose and are considered fully immunized.	

Demographic summary	First dose	Series complete	Total people vaccinated
Age group	2,996	4,418	7,414
16-24 years	29	38	67
25-34 years	67	114	181
35-44 years	82	127	209
45-54 years	195	203	398
55-64 years	861	405	1,266
65-74 years	1,060	2,114	3,174
75-84 years	550	1,139	1,689
85+ years	152	278	430
Race	2,996	4,418	7,414
White	2,233	3,512	5,745
Black	223	217	440
American Indian/Alaskan	29	23	52
Other	178	254	432
Unknown	333	412	745
Other race includes Asian, native Hawaiian/Pacific Islander, or other.			
Ethnicity	2,996	4,418	7,414
Hispanic	133	90	223
Non-Hispanic	1,775	3,236	5,011
Unknown	1,088	1,092	2,180
Gender	2,996	4,418	7,414
Female	1,774	2,504	4,278
Male	1,221	1,914	3,135
Unknown	1	0	1



COVID-19: Liberty County vaccine summary

Vaccination data through Mar 28, 2021 as of Mar 29, 2021 at 12:05 AM

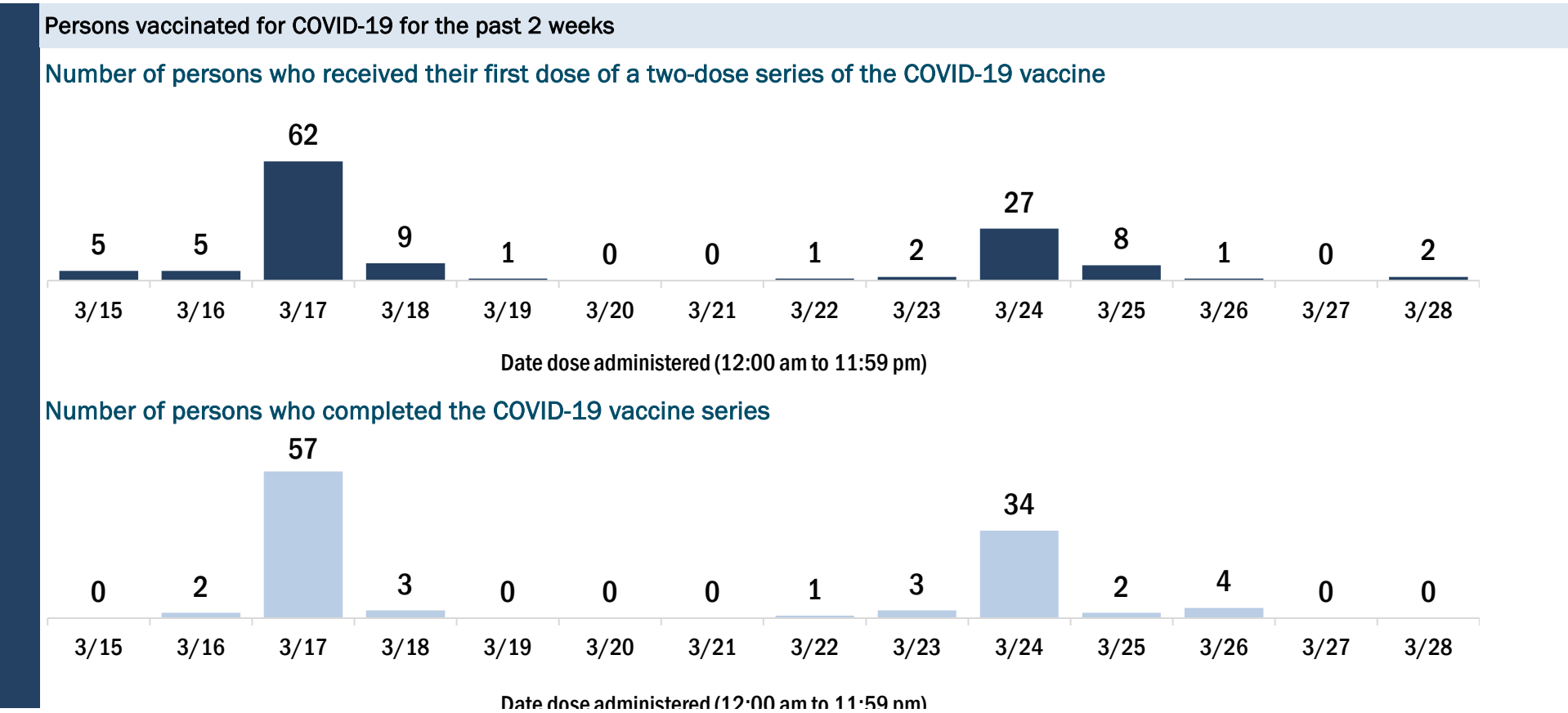

Data in this report are provisional and subject to change.

Data in this summary pertain to COVID-19 vaccines approved by the U.S. Food and Drug Administration and have been issued an Emergency Use Authorization (Janssen COVID-19 Vaccine, Moderna COVID-19 Vaccine and Pfizer-BioNTech COVID-19 Vaccine). These data summarize the number of people who have received either their first dose or have completed the series for a COVID-19 vaccine. **A person can only be counted in one category, first dose or series complete.** For persons receiving Moderna or Pfizer vaccines, once they receive their second dose, they are moved from the first dose column to the series completed column. **Because of this, the total first dose category may show a change from report to report not matching the total receiving their first dose from the previous day.** Persons receiving Johnson & Johnson vaccines will always be counted in the series completed column.

COVID-19 doses for vaccinated persons in Florida	
Doses administered	2,190
People receiving one dose of a 1-dose series (Johnson & Johnson) or receiving only one dose of a 2-dose series (Moderna, Pfizer) count once. Persons receiving both doses of a 2-dose series count twice.	

Current status of persons vaccinated for COVID-19 in Florida	
Total people vaccinated	1,259
First dose	303
Series completed	956
Completed 1-dose series	25
Completed 2-dose series	931
First dose: current number of people who have only received their first dose of the Moderna or Pfizer vaccine.	
Series complete: current number of people who have received both Moderna or Pfizer vaccine doses or one Johnson & Johnson dose and are considered fully immunized.	

Demographic summary	First dose	Series complete	Total people vaccinated
Age group	303	956	1,259
16-24 years	11	9	20
25-34 years	17	22	39
35-44 years	27	45	72
45-54 years	50	44	94
55-64 years	99	197	296
65-74 years	61	379	440
75-84 years	30	206	236
85+ years	8	54	62
Race	303	956	1,259
White	205	701	906
Black	47	67	114
American Indian/Alaskan	1	7	8
Other	17	91	108
Unknown	33	90	123
Other race includes Asian, native Hawaiian/Pacific Islander, or other.			
Ethnicity	303	956	1,259
Hispanic	2	11	13
Non-Hispanic	146	511	657
Unknown	155	434	589
Gender	303	956	1,259
Female	176	505	681
Male	127	451	578
Unknown	0	0	0



COVID-19: Madison County vaccine summary

Vaccination data through Mar 28, 2021 as of Mar 29, 2021 at 12:05 AM

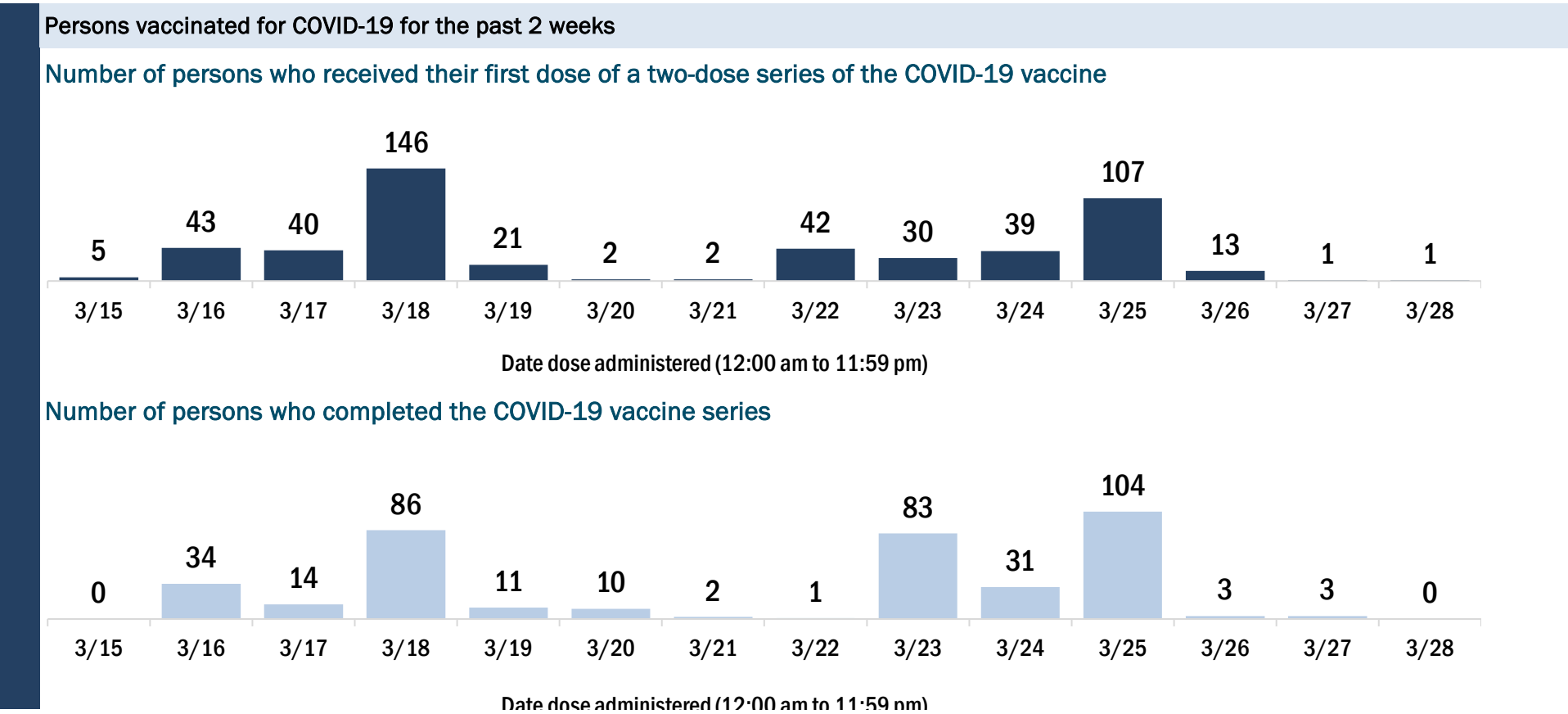
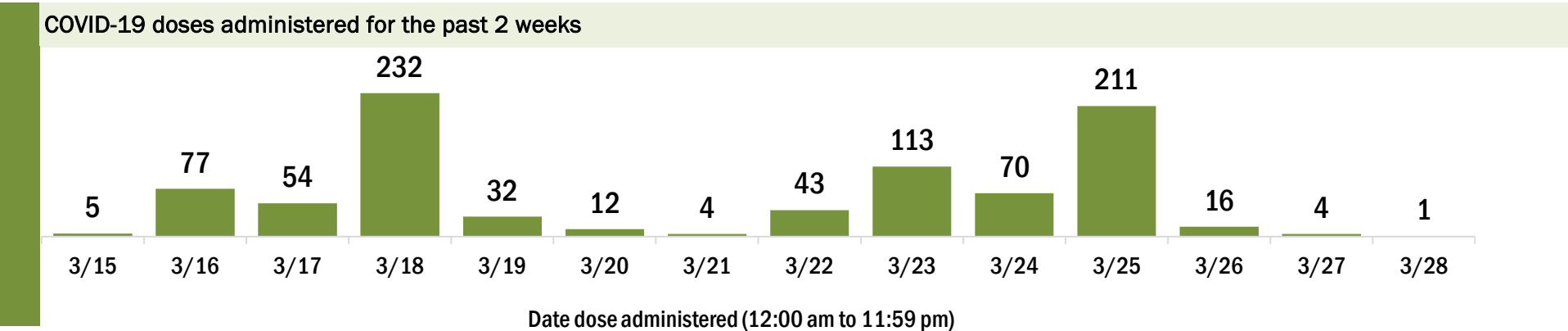
Data in this report are provisional and subject to change.

Data in this summary pertain to COVID-19 vaccines approved by the U.S. Food and Drug Administration and have been issued an Emergency Use Authorization (Janssen COVID-19 Vaccine, Moderna COVID-19 Vaccine and Pfizer-BioNTech COVID-19 Vaccine). These data summarize the number of people who have received either their first dose or have completed the series for a COVID-19 vaccine. **A person can only be counted in one category, first dose or series complete.** For persons receiving Moderna or Pfizer vaccines, once they receive their second dose, they are moved from the first dose column to the series completed column. **Because of this, the total first dose category may show a change from report to report not matching the total receiving their first dose from the previous day.** Persons receiving Johnson & Johnson vaccines will always be counted in the series completed column.

COVID-19 doses for vaccinated persons in Florida	
Doses administered	6,509
People receiving one dose of a 1-dose series (Johnson & Johnson) or receiving only one dose of a 2-dose series (Moderna, Pfizer) count once. Persons receiving both doses of a 2-dose series count twice.	

Current status of persons vaccinated for COVID-19 in Florida	
Total people vaccinated	3,878
First dose	1,212
Series completed	2,666
Completed 1-dose series	35
Completed 2-dose series	2,631
First dose: current number of people who have only received their first dose of the Moderna or Pfizer vaccine.	
Series complete: current number of people who have received both Moderna or Pfizer vaccine doses or one Johnson & Johnson dose and are considered fully immunized.	

Demographic summary	First dose	Series complete	Total people vaccinated
Age group	1,212	2,666	3,878
16-24 years	18	16	34
25-34 years	50	46	96
35-44 years	84	79	163
45-54 years	234	114	348
55-64 years	480	325	805
65-74 years	222	1,201	1,423
75-84 years	93	692	785
85+ years	31	193	224
Race	1,212	2,666	3,878
White	592	1,407	1,999
Black	355	615	970
American Indian/Alaskan	1	6	7
Other	98	245	343
Unknown	166	393	559
Other race includes Asian, native Hawaiian/Pacific Islander, or other.			
Ethnicity	1,212	2,666	3,878
Hispanic	13	21	34
Non-Hispanic	498	903	1,401
Unknown	701	1,742	2,443
Gender	1,212	2,666	3,878
Female	716	1,510	2,226
Male	496	1,156	1,652
Unknown	0	0	0



COVID-19: Manatee County vaccine summary

Vaccination data through Mar 28, 2021 as of Mar 29, 2021 at 12:05 AM

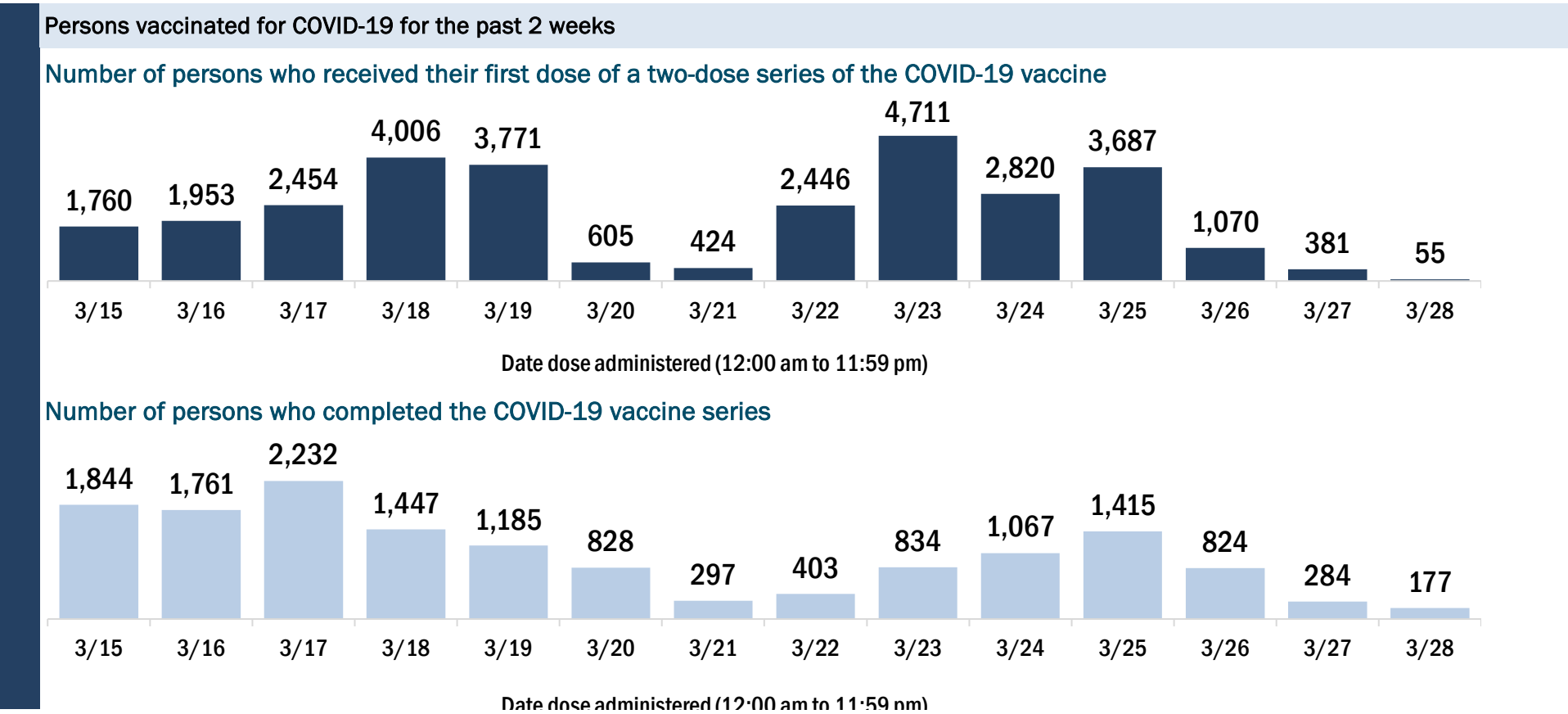
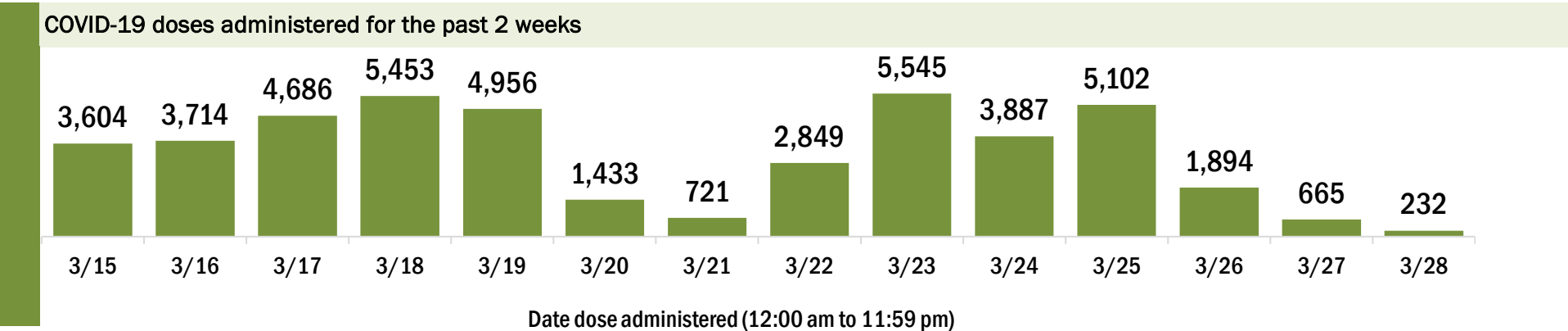
Data in this report are provisional and subject to change.

Data in this summary pertain to COVID-19 vaccines approved by the U.S. Food and Drug Administration and have been issued an Emergency Use Authorization (Janssen COVID-19 Vaccine, Moderna COVID-19 Vaccine and Pfizer-BioNTech COVID-19 Vaccine). These data summarize the number of people who have received either their first dose or have completed the series for a COVID-19 vaccine. **A person can only be counted in one category, first dose or series complete.** For persons receiving Moderna or Pfizer vaccines, once they receive their second dose, they are moved from the first dose column to the series completed column. **Because of this, the total first dose category may show a change from report to report not matching the total receiving their first dose from the previous day.** Persons receiving Johnson & Johnson vaccines will always be counted in the series completed column.

COVID-19 doses for vaccinated persons in Florida	
Doses administered	173,346
People receiving one dose of a 1-dose series (Johnson & Johnson) or receiving only one dose of a 2-dose series (Moderna, Pfizer) count once. Persons receiving both doses of a 2-dose series count twice.	

Current status of persons vaccinated for COVID-19 in Florida	
Total people vaccinated	122,130
First dose	68,693
Series completed	53,437
Completed 1-dose series	2,221
Completed 2-dose series	51,216
First dose: current number of people who have only received their first dose of the Moderna or Pfizer vaccine.	
Series complete: current number of people who have received both Moderna or Pfizer vaccine doses or one Johnson & Johnson dose and are considered fully immunized.	

Demographic summary	First dose	Series complete	Total people vaccinated
Age group	68,693	53,437	122,130
16-24 years	762	561	1,323
25-34 years	1,412	1,869	3,281
35-44 years	1,766	2,335	4,101
45-54 years	5,805	3,007	8,812
55-64 years	18,830	4,559	23,389
65-74 years	22,057	23,868	45,925
75-84 years	13,672	13,173	26,845
85+ years	4,389	4,065	8,454
Race	68,693	53,437	122,130
White	51,714	41,355	93,069
Black	1,829	1,318	3,147
American Indian/Alaskan	330	188	518
Other	3,985	4,758	8,743
Unknown	10,835	5,818	16,653
Other race includes Asian, native Hawaiian/Pacific Islander, or other.			
Ethnicity	68,693	53,437	122,130
Hispanic	2,674	1,506	4,180
Non-Hispanic	36,772	34,618	71,390
Unknown	29,247	17,313	46,560
Gender	68,693	53,437	122,130
Female	38,349	30,616	68,965
Male	30,255	22,785	53,040
Unknown	89	36	125



COVID-19: Marion County vaccine summary

Vaccination data through Mar 28, 2021 as of Mar 29, 2021 at 12:05 AM

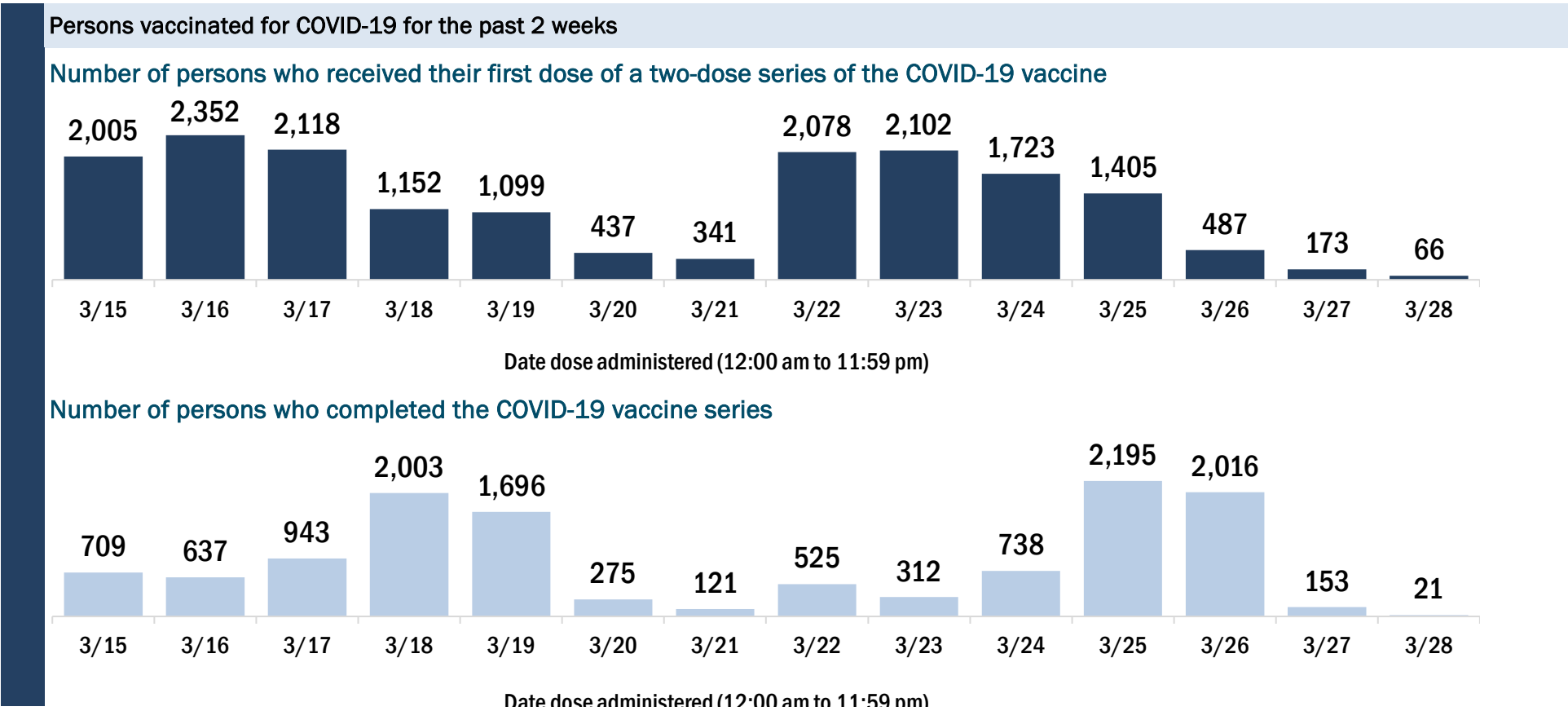
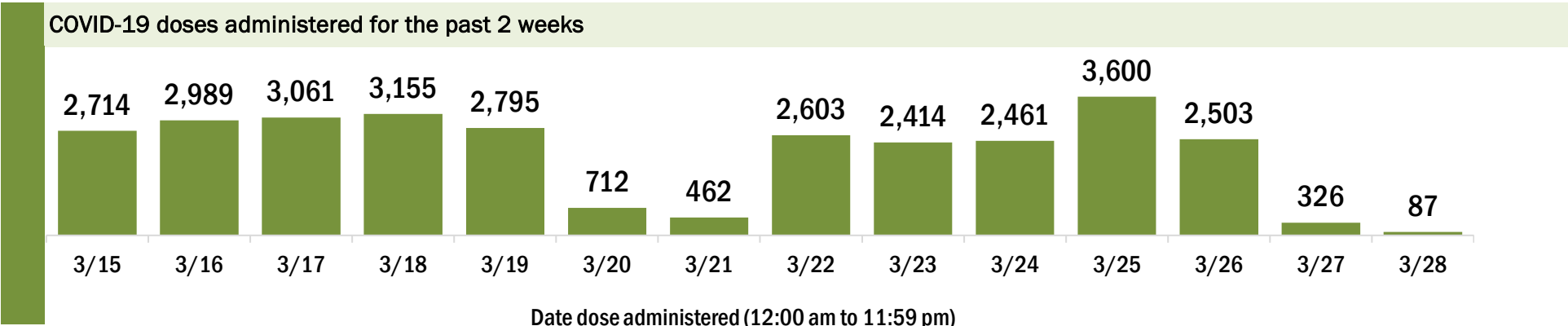
Data in this report are provisional and subject to change.

Data in this summary pertain to COVID-19 vaccines approved by the U.S. Food and Drug Administration and have been issued an Emergency Use Authorization (Janssen COVID-19 Vaccine, Moderna COVID-19 Vaccine and Pfizer-BioNTech COVID-19 Vaccine). These data summarize the number of people who have received either their first dose or have completed the series for a COVID-19 vaccine. **A person can only be counted in one category, first dose or series complete.** For persons receiving Moderna or Pfizer vaccines, once they receive their second dose, they are moved from the first dose column to the series completed column. **Because of this, the total first dose category may show a change from report to report not matching the total receiving their first dose from the previous day.** Persons receiving Johnson & Johnson vaccines will always be counted in the series completed column.

COVID-19 doses for vaccinated persons in Florida	
Doses administered	146,705
People receiving one dose of a 1-dose series (Johnson & Johnson) or receiving only one dose of a 2-dose series (Moderna, Pfizer) count once. Persons receiving both doses of a 2-dose series count twice.	

Current status of persons vaccinated for COVID-19 in Florida	
Total people vaccinated	92,872
First dose	37,206
Series completed	55,666
Completed 1-dose series	1,833
Completed 2-dose series	53,833
First dose: current number of people who have only received their first dose of the Moderna or Pfizer vaccine.	
Series complete: current number of people who have received both Moderna or Pfizer vaccine doses or one Johnson & Johnson dose and are considered fully immunized.	

Demographic summary	First dose	Series complete	Total people vaccinated
Age group	37,206	55,666	92,872
16-24 years	488	522	1,010
25-34 years	973	1,364	2,337
35-44 years	1,281	1,891	3,172
45-54 years	2,951	2,943	5,894
55-64 years	9,903	4,824	14,727
65-74 years	11,187	23,572	34,759
75-84 years	7,793	16,115	23,908
85+ years	2,630	4,435	7,065
Race	37,206	55,666	92,872
White	24,938	39,460	64,398
Black	2,542	2,541	5,083
American Indian/Alaskan	119	191	310
Other	3,083	5,442	8,525
Unknown	6,524	8,032	14,556
Other race includes Asian, native Hawaiian/Pacific Islander, or other.			
Ethnicity	37,206	55,666	92,872
Hispanic	2,871	2,102	4,973
Non-Hispanic	20,971	34,571	55,542
Unknown	13,364	18,993	32,357
Gender	37,206	55,666	92,872
Female	21,900	32,003	53,903
Male	15,267	23,628	38,895
Unknown	39	35	74



COVID-19: Martin County vaccine summary

Vaccination data through Mar 28, 2021 as of Mar 29, 2021 at 12:05 AM

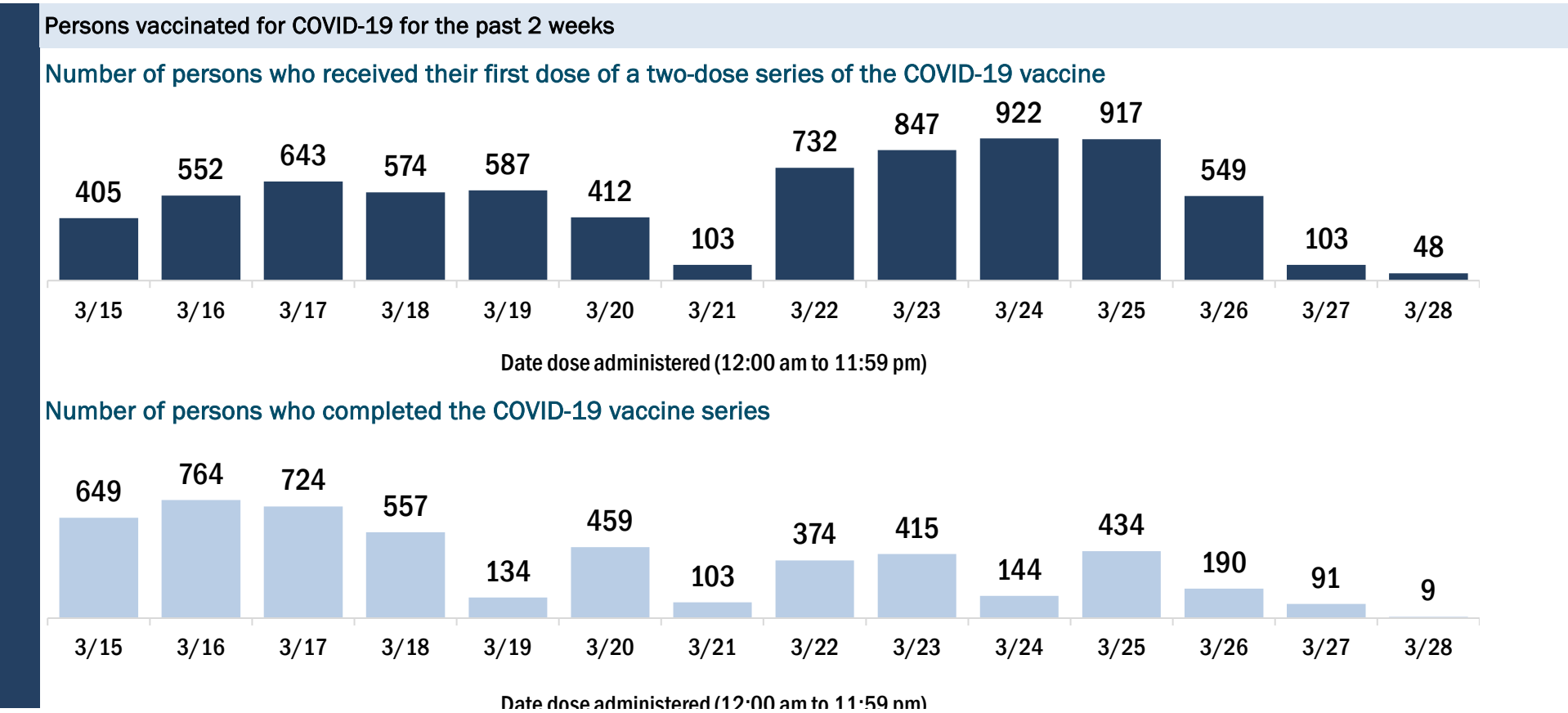
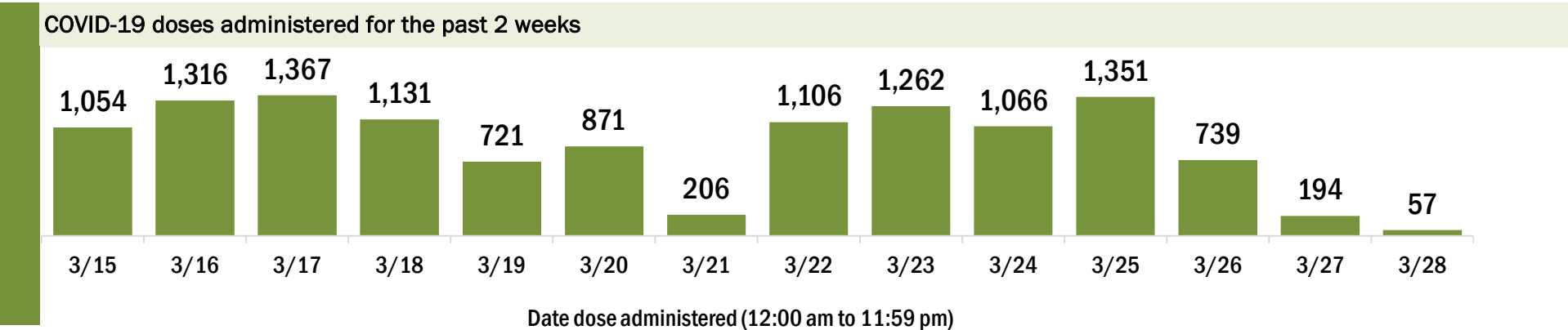
Data in this report are provisional and subject to change.

Data in this summary pertain to COVID-19 vaccines approved by the U.S. Food and Drug Administration and have been issued an Emergency Use Authorization (Janssen COVID-19 Vaccine, Moderna COVID-19 Vaccine and Pfizer-BioNTech COVID-19 Vaccine). These data summarize the number of people who have received either their first dose or have completed the series for a COVID-19 vaccine. **A person can only be counted in one category, first dose or series complete.** For persons receiving Moderna or Pfizer vaccines, once they receive their second dose, they are moved from the first dose column to the series completed column. **Because of this, the total first dose category may show a change from report to report not matching the total receiving their first dose from the previous day.** Persons receiving Johnson & Johnson vaccines will always be counted in the series completed column.

COVID-19 doses for vaccinated persons in Florida	
Doses administered	85,143
People receiving one dose of a 1-dose series (Johnson & Johnson) or receiving only one dose of a 2-dose series (Moderna, Pfizer) count once. Persons receiving both doses of a 2-dose series count twice.	

Current status of persons vaccinated for COVID-19 in Florida	
Total people vaccinated	52,524
First dose	19,035
Series completed	33,489
Completed 1-dose series	870
Completed 2-dose series	32,619
First dose: current number of people who have only received their first dose of the Moderna or Pfizer vaccine.	
Series complete: current number of people who have received both Moderna or Pfizer vaccine doses or one Johnson & Johnson dose and are considered fully immunized.	

Demographic summary	First dose	Series complete	Total people vaccinated
Age group	19,035	33,489	52,524
16-24 years	249	179	428
25-34 years	476	506	982
35-44 years	665	841	1,506
45-54 years	1,443	1,246	2,689
55-64 years	5,587	2,758	8,345
65-74 years	5,625	13,938	19,563
75-84 years	3,764	10,070	13,834
85+ years	1,226	3,951	5,177
Race	19,035	33,489	52,524
White	13,053	22,075	35,128
Black	318	532	850
American Indian/Alaskan	71	51	122
Other	1,080	2,655	3,735
Unknown	4,513	8,176	12,689
Other race includes Asian, native Hawaiian/Pacific Islander, or other.			
Ethnicity	19,035	33,489	52,524
Hispanic	691	589	1,280
Non-Hispanic	9,375	11,390	20,765
Unknown	8,969	21,510	30,479
Gender	19,035	33,489	52,524
Female	10,842	19,183	30,025
Male	8,177	14,292	22,469
Unknown	16	14	30



COVID-19: Monroe County vaccine summary

Vaccination data through Mar 28, 2021 as of Mar 29, 2021 at 12:05 AM

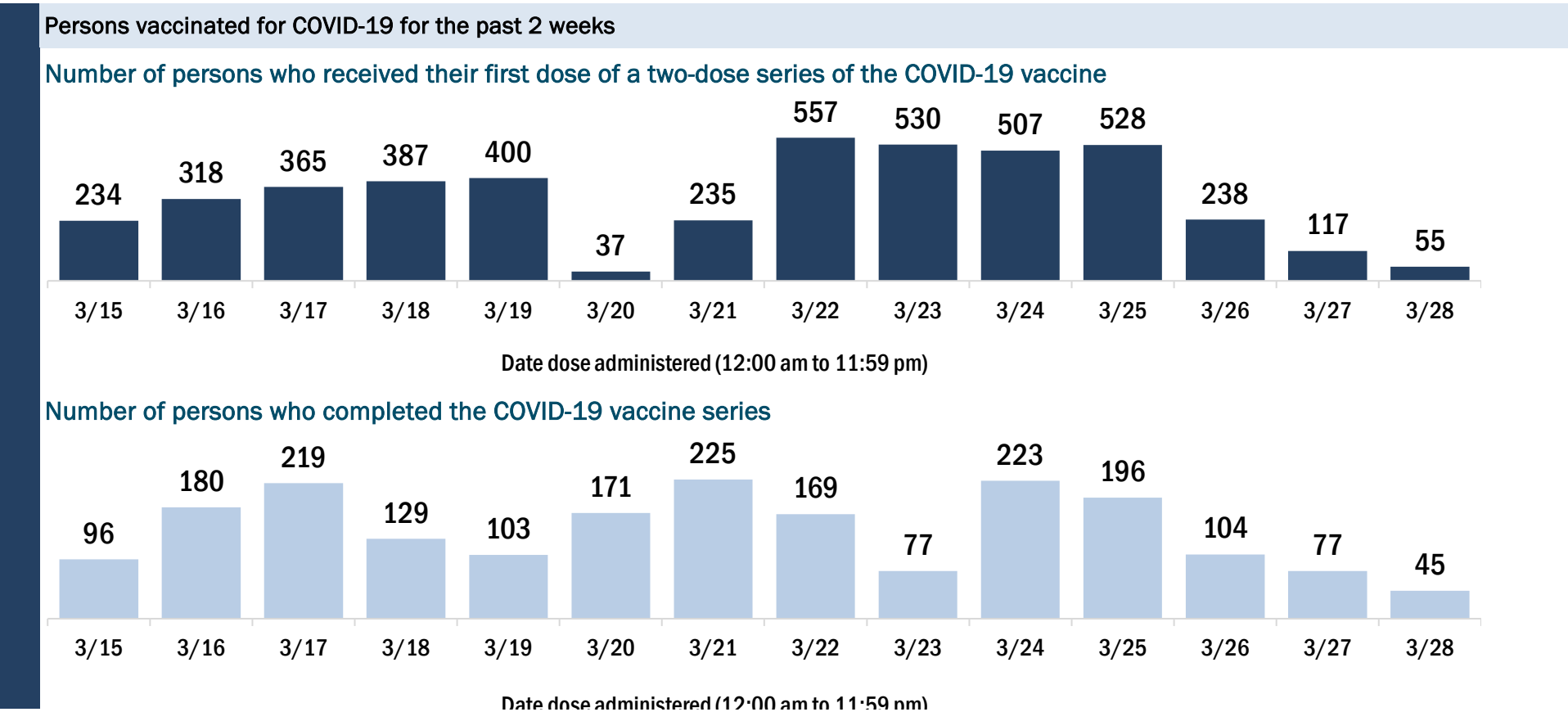
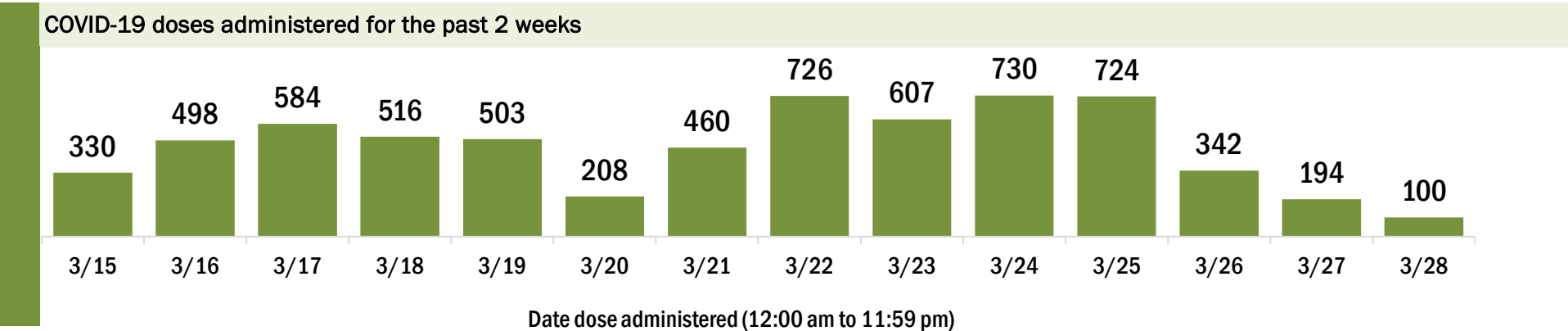
Data in this report are provisional and subject to change.

Data in this summary pertain to COVID-19 vaccines approved by the U.S. Food and Drug Administration and have been issued an Emergency Use Authorization (Janssen COVID-19 Vaccine, Moderna COVID-19 Vaccine and Pfizer-BioNTech COVID-19 Vaccine). These data summarize the number of people who have received either their first dose or have completed the series for a COVID-19 vaccine. **A person can only be counted in one category, first dose or series complete.** For persons receiving Moderna or Pfizer vaccines, once they receive their second dose, they are moved from the first dose column to the series completed column. **Because of this, the total first dose category may show a change from report to report not matching the total receiving their first dose from the previous day.** Persons receiving Johnson & Johnson vaccines will always be counted in the series completed column.

COVID-19 doses for vaccinated persons in Florida	
Doses administered	33,150
People receiving one dose of a 1-dose series (Johnson & Johnson) or receiving only one dose of a 2-dose series (Moderna, Pfizer) count once. Persons receiving both doses of a 2-dose series count twice.	

Current status of persons vaccinated for COVID-19 in Florida	
Total people vaccinated	22,096
First dose	10,487
Series completed	11,609
Completed 1-dose series	555
Completed 2-dose series	11,054
First dose: current number of people who have only received their first dose of the Moderna or Pfizer vaccine.	
Series complete: current number of people who have received both Moderna or Pfizer vaccine doses or one Johnson & Johnson dose and are considered fully immunized.	

Demographic summary	First dose	Series complete	Total people vaccinated
Age group	10,487	11,609	22,096
16-24 years	135	76	211
25-34 years	321	253	574
35-44 years	492	470	962
45-54 years	1,085	735	1,820
55-64 years	3,215	1,356	4,571
65-74 years	3,570	5,456	9,026
75-84 years	1,354	2,630	3,984
85+ years	315	633	948
Race	10,487	11,609	22,096
White	6,840	8,697	15,537
Black	222	174	396
American Indian/Alaskan	68	38	106
Other	471	664	1,135
Unknown	2,886	2,036	4,922
Other race includes Asian, native Hawaiian/Pacific Islander, or other.			
Ethnicity	10,487	11,609	22,096
Hispanic	916	830	1,746
Non-Hispanic	4,668	6,966	11,634
Unknown	4,903	3,813	8,716
Gender	10,487	11,609	22,096
Female	5,517	6,144	11,661
Male	4,960	5,464	10,424
Unknown	10	1	11



COVID-19: Nassau County vaccine summary

Vaccination data through Mar 28, 2021 as of Mar 29, 2021 at 12:05 AM

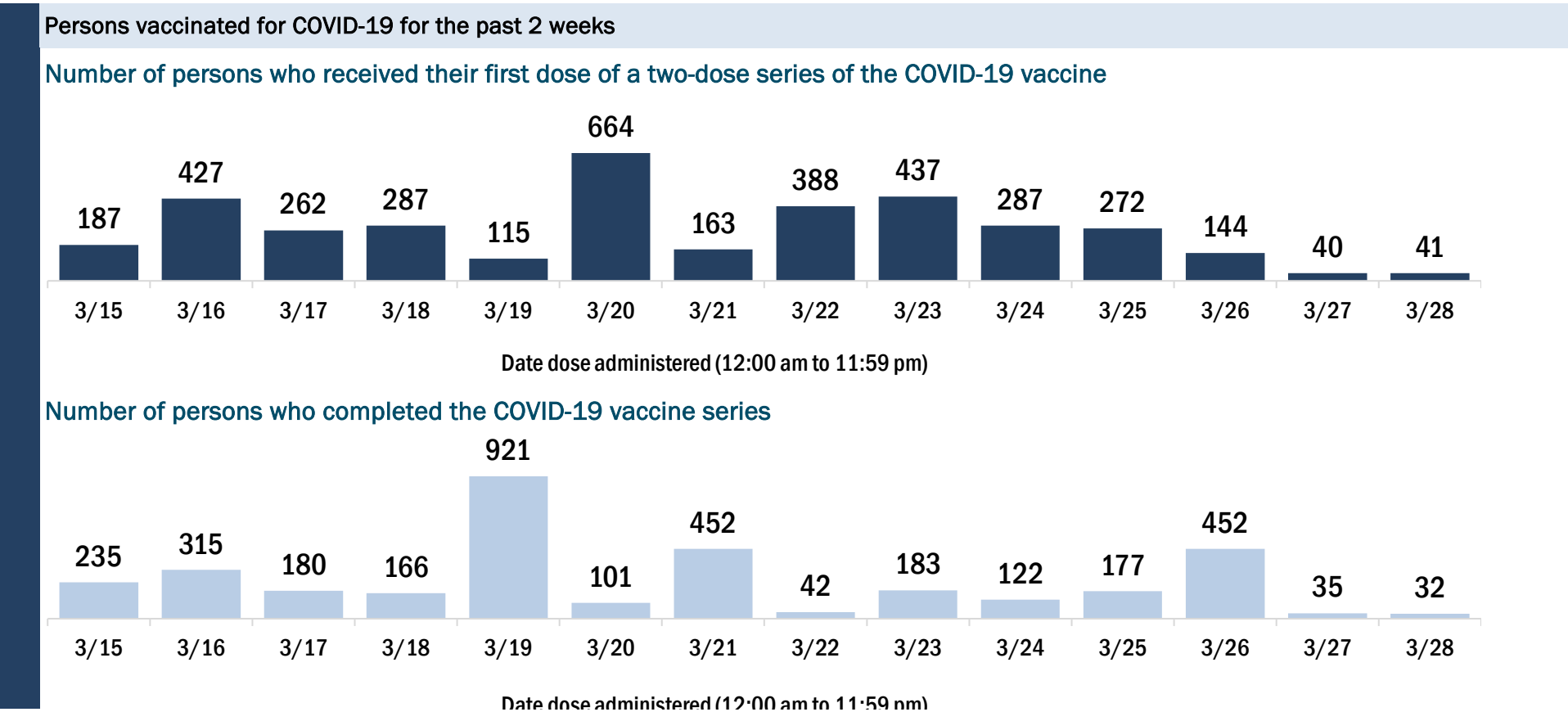
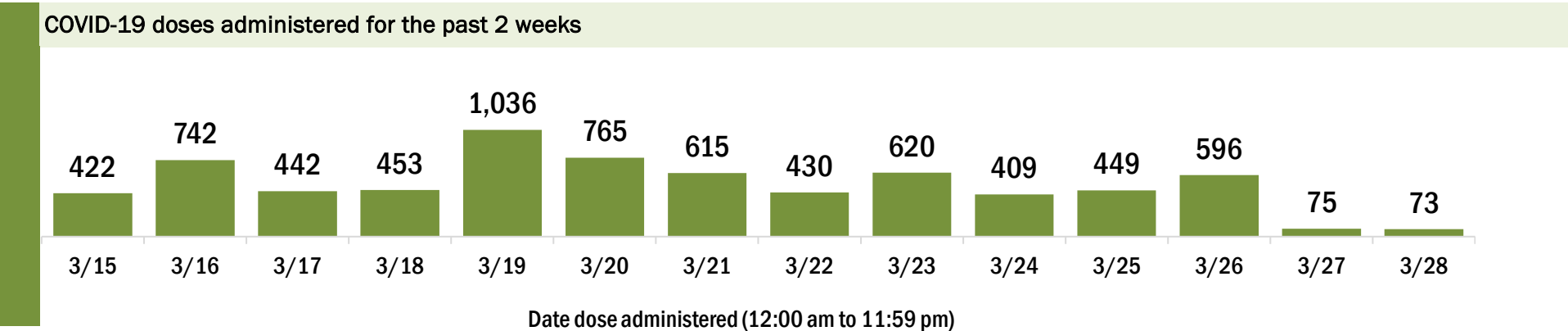
Data in this report are provisional and subject to change.

Data in this summary pertain to COVID-19 vaccines approved by the U.S. Food and Drug Administration and have been issued an Emergency Use Authorization (Janssen COVID-19 Vaccine, Moderna COVID-19 Vaccine and Pfizer-BioNTech COVID-19 Vaccine). These data summarize the number of people who have received either their first dose or have completed the series for a COVID-19 vaccine. **A person can only be counted in one category, first dose or series complete.** For persons receiving Moderna or Pfizer vaccines, once they receive their second dose, they are moved from the first dose column to the series completed column. **Because of this, the total first dose category may show a change from report to report not matching the total receiving their first dose from the previous day.** Persons receiving Johnson & Johnson vaccines will always be counted in the series completed column.

COVID-19 doses for vaccinated persons in Florida	
Doses administered	42,207
People receiving one dose of a 1-dose series (Johnson & Johnson) or receiving only one dose of a 2-dose series (Moderna, Pfizer) count once. Persons receiving both doses of a 2-dose series count twice.	

Current status of persons vaccinated for COVID-19 in Florida	
Total people vaccinated	25,136
First dose	6,932
Series completed	18,204
Completed 1-dose series	1,133
Completed 2-dose series	17,071
First dose: current number of people who have only received their first dose of the Moderna or Pfizer vaccine.	
Series complete: current number of people who have received both Moderna or Pfizer vaccine doses or one Johnson & Johnson dose and are considered fully immunized.	

Demographic summary	First dose	Series complete	Total people vaccinated
Age group	6,932	18,204	25,136
16-24 years	129	166	295
25-34 years	227	393	620
35-44 years	452	701	1,153
45-54 years	958	924	1,882
55-64 years	3,142	1,993	5,135
65-74 years	1,221	8,545	9,766
75-84 years	614	4,260	4,874
85+ years	189	1,222	1,411
Race	6,932	18,204	25,136
White	5,360	14,760	20,120
Black	334	738	1,072
American Indian/Alaskan	32	52	84
Other	332	945	1,277
Unknown	874	1,709	2,583
Other race includes Asian, native Hawaiian/Pacific Islander, or other.			
Ethnicity	6,932	18,204	25,136
Hispanic	171	254	425
Non-Hispanic	5,160	13,888	19,048
Unknown	1,601	4,062	5,663
Gender	6,932	18,204	25,136
Female	4,006	10,184	14,190
Male	2,921	8,019	10,940
Unknown	5	1	6



COVID-19: Okaloosa County vaccine summary

Vaccination data through Mar 28, 2021 as of Mar 29, 2021 at 12:05 AM

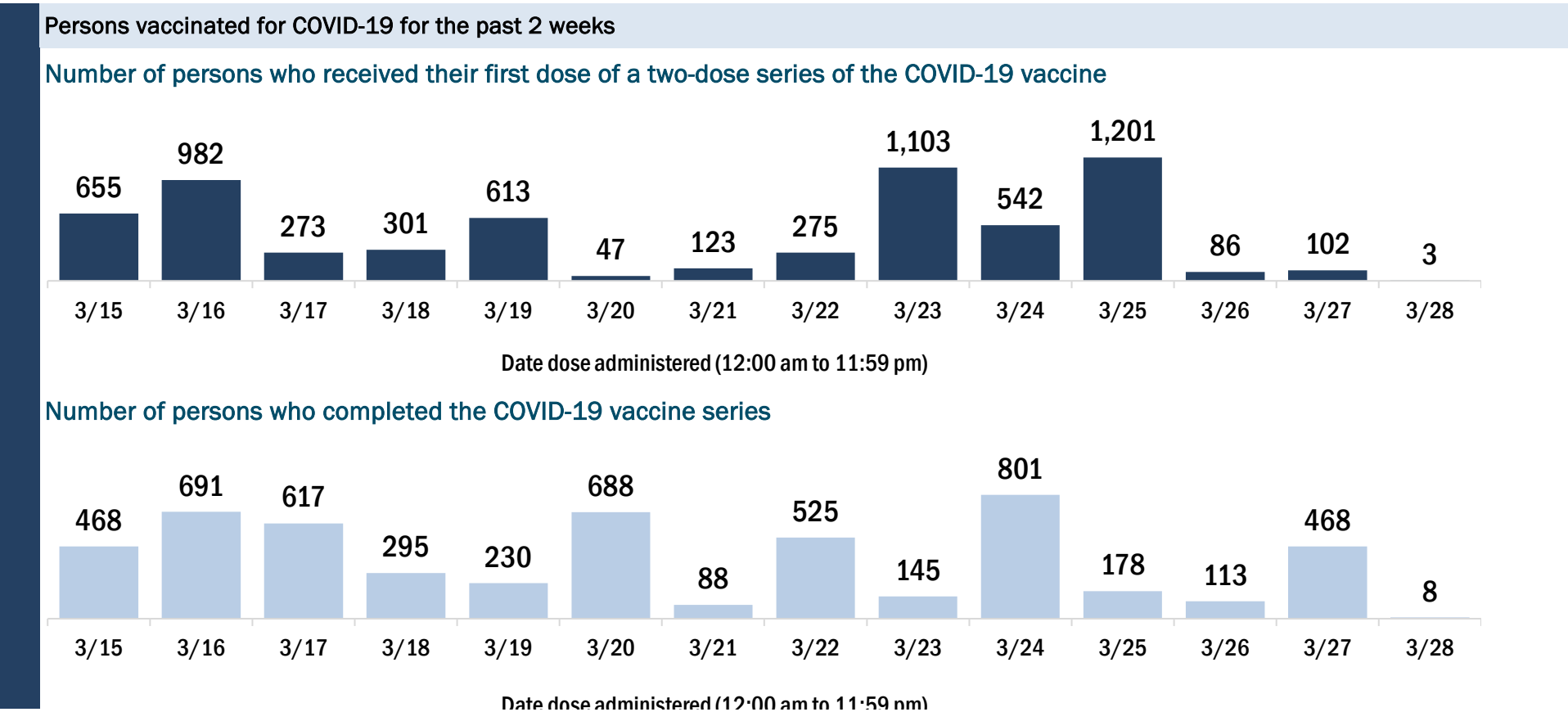
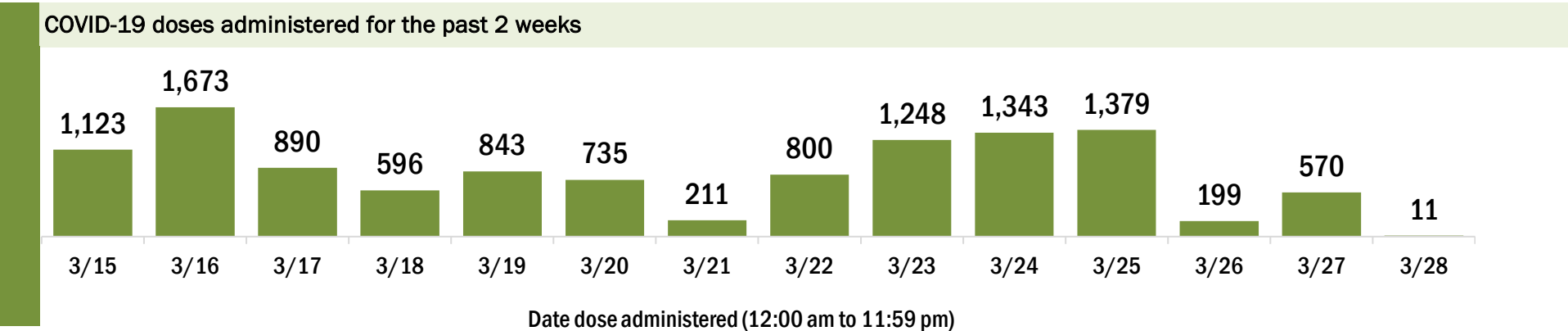
Data in this report are provisional and subject to change.

Data in this summary pertain to COVID-19 vaccines approved by the U.S. Food and Drug Administration and have been issued an Emergency Use Authorization (Janssen COVID-19 Vaccine, Moderna COVID-19 Vaccine and Pfizer-BioNTech COVID-19 Vaccine). These data summarize the number of people who have received either their first dose or have completed the series for a COVID-19 vaccine. **A person can only be counted in one category, first dose or series complete.** For persons receiving Moderna or Pfizer vaccines, once they receive their second dose, they are moved from the first dose column to the series completed column. **Because of this, the total first dose category may show a change from report to report not matching the total receiving their first dose from the previous day.** Persons receiving Johnson & Johnson vaccines will always be counted in the series completed column.

COVID-19 doses for vaccinated persons in Florida	
Doses administered	66,517
People receiving one dose of a 1-dose series (Johnson & Johnson) or receiving only one dose of a 2-dose series (Moderna, Pfizer) count once. Persons receiving both doses of a 2-dose series count twice.	

Current status of persons vaccinated for COVID-19 in Florida	
Total people vaccinated	40,863
First dose	13,455
Series completed	27,408
Completed 1-dose series	1,754
Completed 2-dose series	25,654
First dose: current number of people who have only received their first dose of the Moderna or Pfizer vaccine.	
Series complete: current number of people who have received both Moderna or Pfizer vaccine doses or one Johnson & Johnson dose and are considered fully immunized.	

Demographic summary	First dose	Series complete	Total people vaccinated
Age group	13,455	27,408	40,863
16-24 years	299	271	570
25-34 years	677	965	1,642
35-44 years	975	1,285	2,260
45-54 years	1,787	1,674	3,461
55-64 years	5,254	3,148	8,402
65-74 years	2,639	11,178	13,817
75-84 years	1,341	6,485	7,826
85+ years	483	2,402	2,885
Race	13,455	27,408	40,863
White	8,740	19,301	28,041
Black	666	1,230	1,896
American Indian/Alaskan	54	94	148
Other	994	2,502	3,496
Unknown	3,001	4,281	7,282
Other race includes Asian, native Hawaiian/Pacific Islander, or other.			
Ethnicity	13,455	27,408	40,863
Hispanic	351	610	961
Non-Hispanic	8,144	16,080	24,224
Unknown	4,960	10,718	15,678
Gender	13,455	27,408	40,863
Female	7,774	15,935	23,709
Male	5,561	11,446	17,007
Unknown	120	27	147



COVID-19: Okeechobee County vaccine summary

Vaccination data through Mar 28, 2021 as of Mar 29, 2021 at 12:05 AM

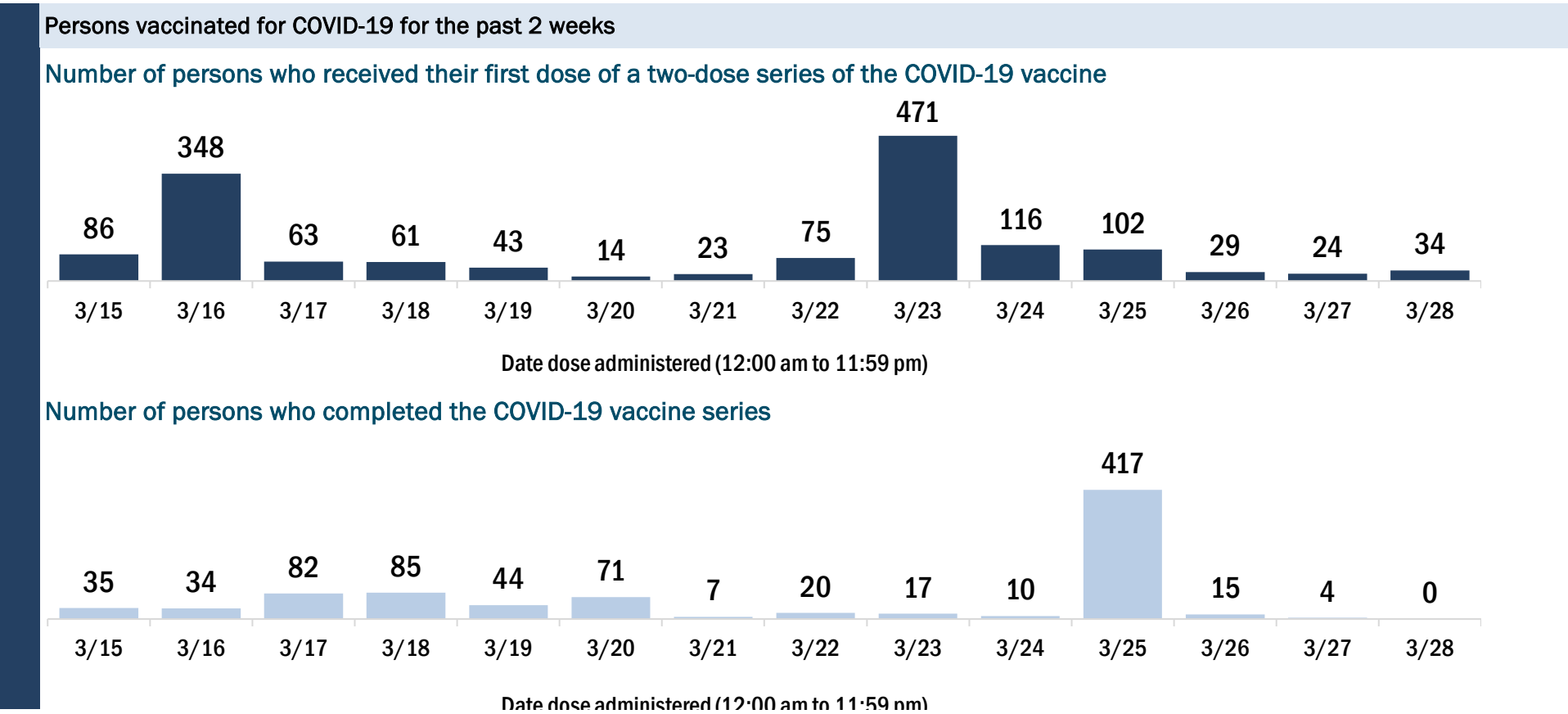
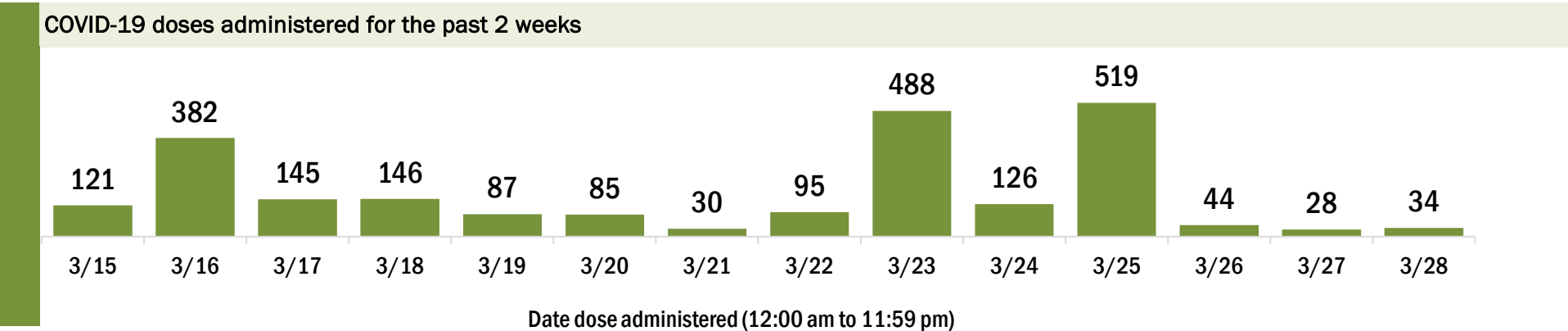
Data in this report are provisional and subject to change.

Data in this summary pertain to COVID-19 vaccines approved by the U.S. Food and Drug Administration and have been issued an Emergency Use Authorization (Janssen COVID-19 Vaccine, Moderna COVID-19 Vaccine and Pfizer-BioNTech COVID-19 Vaccine). These data summarize the number of people who have received either their first dose or have completed the series for a COVID-19 vaccine. **A person can only be counted in one category, first dose or series complete.** For persons receiving Moderna or Pfizer vaccines, once they receive their second dose, they are moved from the first dose column to the series completed column. **Because of this, the total first dose category may show a change from report to report not matching the total receiving their first dose from the previous day.** Persons receiving Johnson & Johnson vaccines will always be counted in the series completed column.

COVID-19 doses for vaccinated persons in Florida	
Doses administered	11,818
People receiving one dose of a 1-dose series (Johnson & Johnson) or receiving only one dose of a 2-dose series (Moderna, Pfizer) count once. Persons receiving both doses of a 2-dose series count twice.	

Current status of persons vaccinated for COVID-19 in Florida	
Total people vaccinated	7,547
First dose	3,088
Series completed	4,459
Completed 1-dose series	188
Completed 2-dose series	4,271
First dose: current number of people who have only received their first dose of the Moderna or Pfizer vaccine.	
Series complete: current number of people who have received both Moderna or Pfizer vaccine doses or one Johnson & Johnson dose and are considered fully immunized.	

Demographic summary	First dose	Series complete	Total people vaccinated
Age group	3,088	4,459	7,547
16-24 years	53	31	84
25-34 years	111	111	222
35-44 years	171	147	318
45-54 years	281	179	460
55-64 years	790	305	1,095
65-74 years	918	1,951	2,869
75-84 years	599	1,358	1,957
85+ years	165	377	542
Race	3,088	4,459	7,547
White	2,416	3,623	6,039
Black	97	73	170
American Indian/Alaskan	9	23	32
Other	194	475	669
Unknown	372	265	637
Other race includes Asian, native Hawaiian/Pacific Islander, or other.			
Ethnicity	3,088	4,459	7,547
Hispanic	369	252	621
Non-Hispanic	1,881	3,466	5,347
Unknown	838	741	1,579
Gender	3,088	4,459	7,547
Female	1,695	2,523	4,218
Male	1,393	1,936	3,329
Unknown	0	0	0



COVID-19: Orange County vaccine summary

Vaccination data through Mar 28, 2021 as of Mar 29, 2021 at 12:05 AM

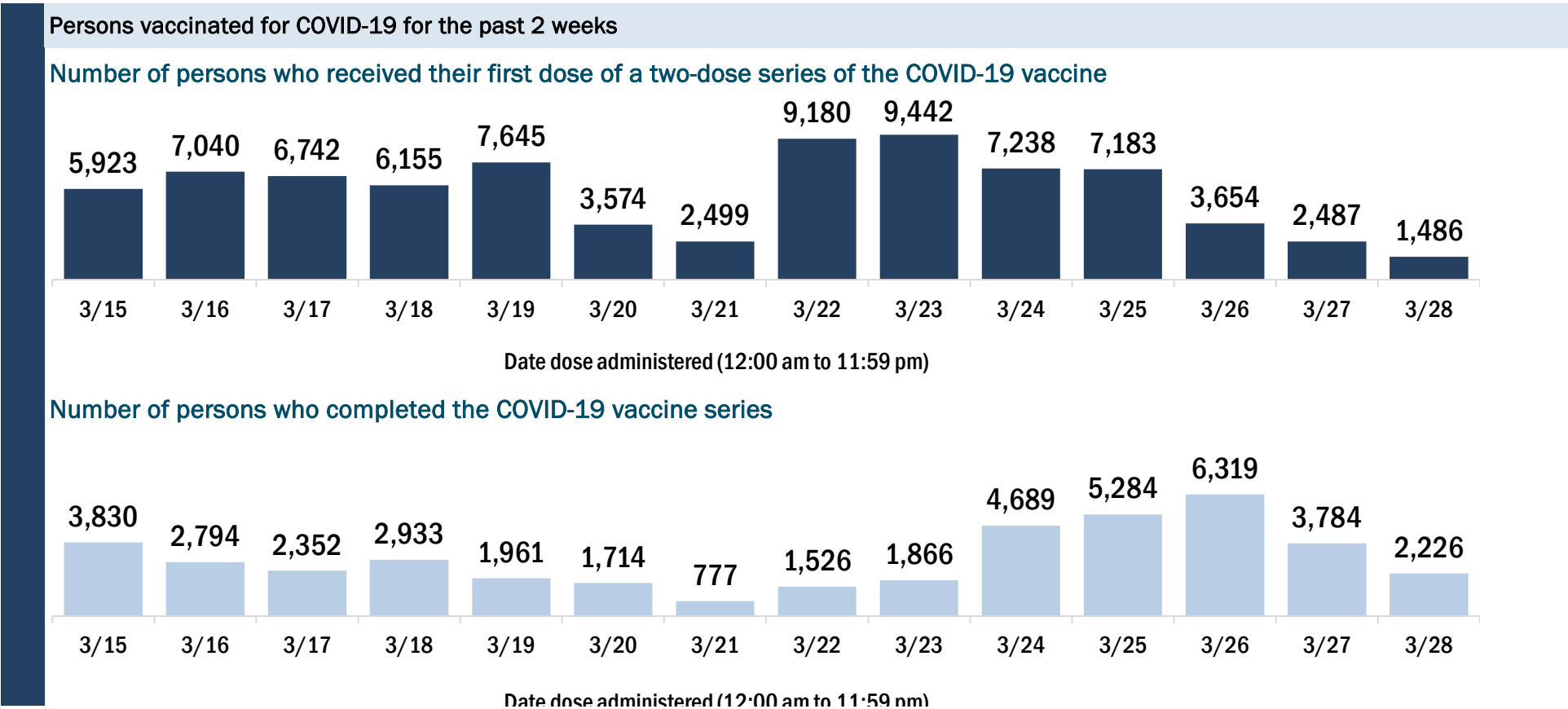
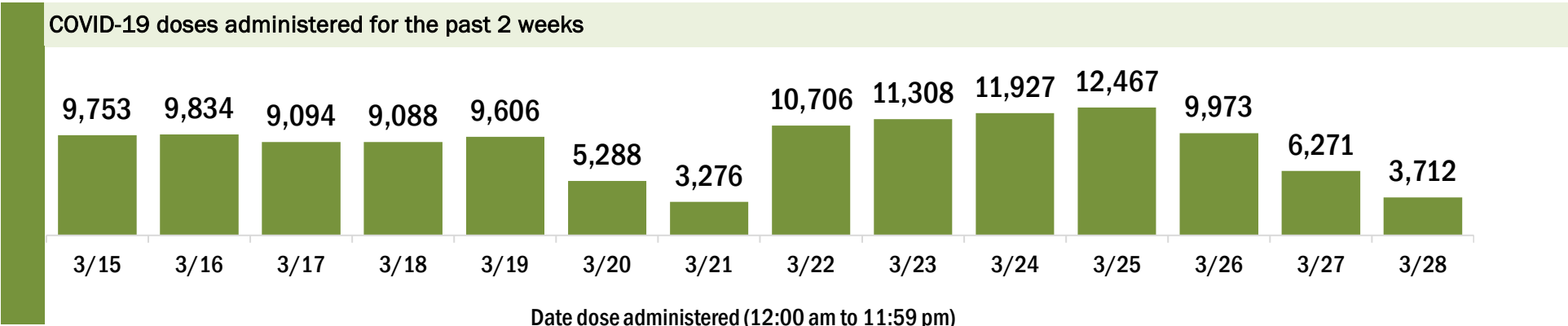
Data in this report are provisional and subject to change.

Data in this summary pertain to COVID-19 vaccines approved by the U.S. Food and Drug Administration and have been issued an Emergency Use Authorization (Janssen COVID-19 Vaccine, Moderna COVID-19 Vaccine and Pfizer-BioNTech COVID-19 Vaccine). These data summarize the number of people who have received either their first dose or have completed the series for a COVID-19 vaccine. **A person can only be counted in one category, first dose or series complete.** For persons receiving Moderna or Pfizer vaccines, once they receive their second dose, they are moved from the first dose column to the series completed column. **Because of this, the total first dose category may show a change from report to report not matching the total receiving their first dose from the previous day.** Persons receiving Johnson & Johnson vaccines will always be counted in the series completed column.

COVID-19 doses for vaccinated persons in Florida	
Doses administered	424,038
People receiving one dose of a 1-dose series (Johnson & Johnson) or receiving only one dose of a 2-dose series (Moderna, Pfizer) count once. Persons receiving both doses of a 2-dose series count twice.	

Current status of persons vaccinated for COVID-19 in Florida	
Total people vaccinated	292,721
First dose	142,310
Series completed	150,411
Completed 1-dose series	19,094
Completed 2-dose series	131,317
First dose: current number of people who have only received their first dose of the Moderna or Pfizer vaccine.	
Series complete: current number of people who have received both Moderna or Pfizer vaccine doses or one Johnson & Johnson dose and are considered fully immunized.	

Demographic summary	First dose	Series complete	Total people vaccinated
Age group	142,310	150,411	292,721
16-24 years	6,587	3,277	9,864
25-34 years	14,102	10,632	24,734
35-44 years	18,027	13,638	31,665
45-54 years	26,755	15,493	42,248
55-64 years	44,523	18,955	63,478
65-74 years	18,649	54,019	72,668
75-84 years	9,071	25,214	34,285
85+ years	4,596	9,183	13,779
Race	142,310	150,411	292,721
White	79,024	93,171	172,195
Black	10,930	13,119	24,049
American Indian/Alaskan	426	427	853
Other	21,926	29,380	51,306
Unknown	30,004	14,314	44,318
Other race includes Asian, native Hawaiian/Pacific Islander, or other.			
Ethnicity	142,310	150,411	292,721
Hispanic	13,625	17,761	31,386
Non-Hispanic	63,501	80,166	143,667
Unknown	65,184	52,484	117,668
Gender	142,310	150,411	292,721
Female	78,335	88,927	167,262
Male	61,885	60,768	122,653
Unknown	2,090	716	2,806



COVID-19: Osceola County vaccine summary

Vaccination data through Mar 28, 2021 as of Mar 29, 2021 at 12:05 AM

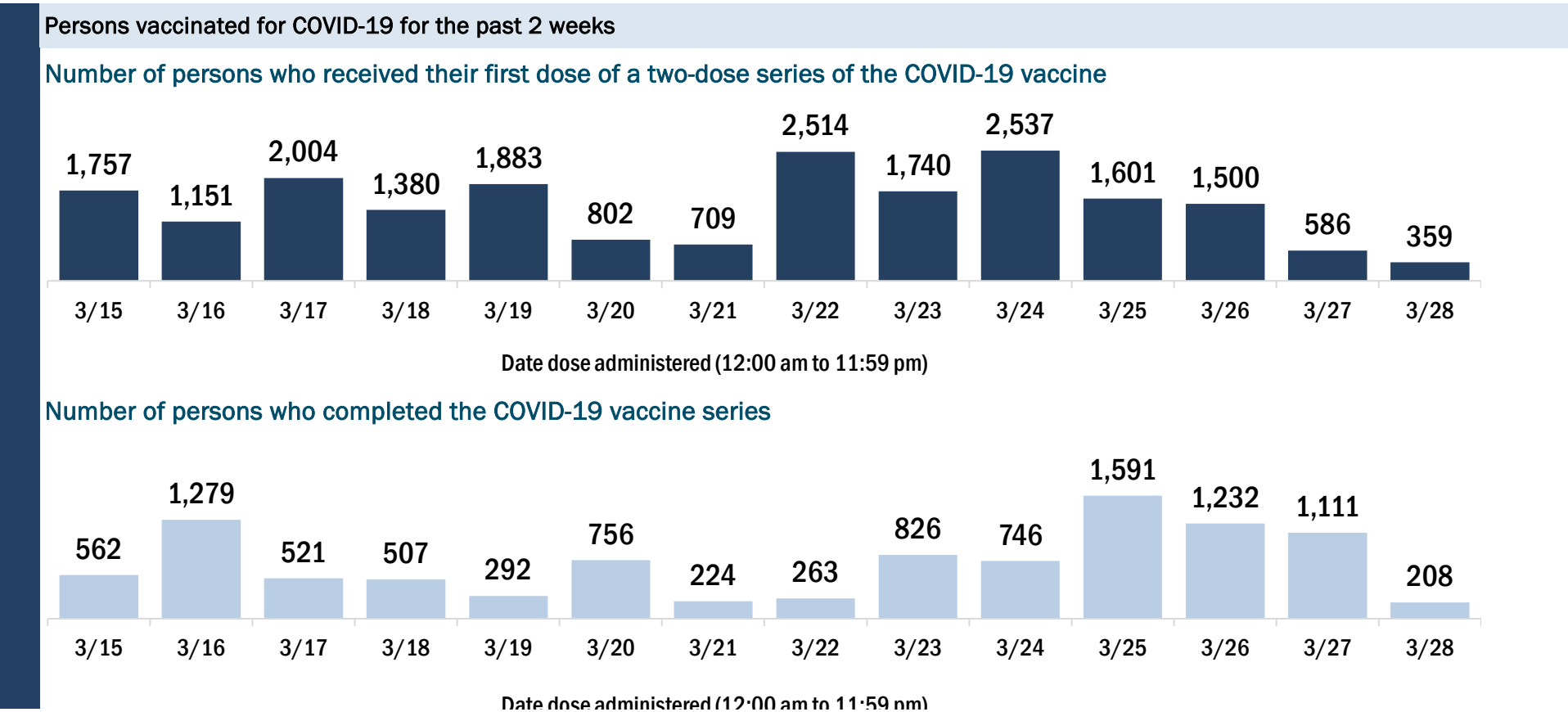
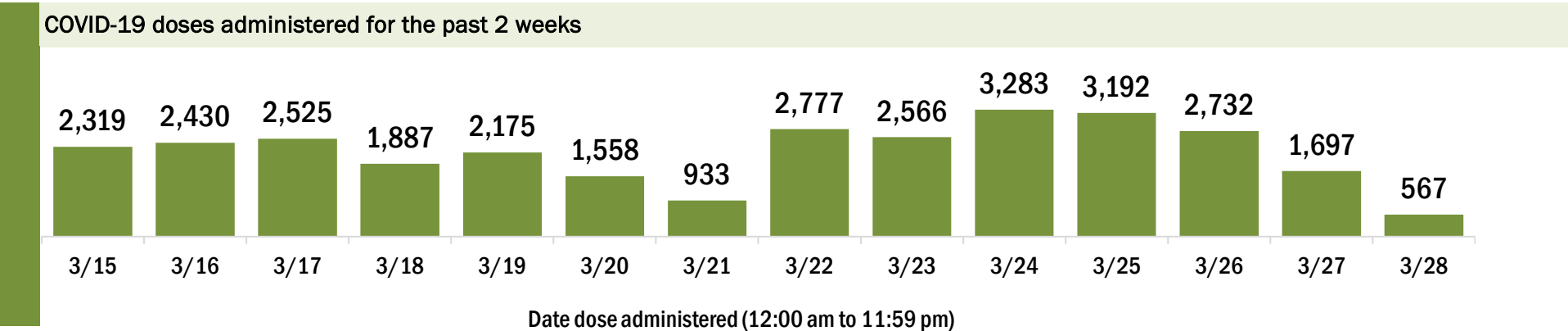
Data in this report are provisional and subject to change.

Data in this summary pertain to COVID-19 vaccines approved by the U.S. Food and Drug Administration and have been issued an Emergency Use Authorization (Janssen COVID-19 Vaccine, Moderna COVID-19 Vaccine and Pfizer-BioNTech COVID-19 Vaccine). These data summarize the number of people who have received either their first dose or have completed the series for a COVID-19 vaccine. **A person can only be counted in one category, first dose or series complete.** For persons receiving Moderna or Pfizer vaccines, once they receive their second dose, they are moved from the first dose column to the series completed column. **Because of this, the total first dose category may show a change from report to report not matching the total receiving their first dose from the previous day.** Persons receiving Johnson & Johnson vaccines will always be counted in the series completed column.

COVID-19 doses for vaccinated persons in Florida	
Doses administered	105,064
People receiving one dose of a 1-dose series (Johnson & Johnson) or receiving only one dose of a 2-dose series (Moderna, Pfizer) count once. Persons receiving both doses of a 2-dose series count twice.	

Current status of persons vaccinated for COVID-19 in Florida	
Total people vaccinated	71,858
First dose	35,082
Series completed	36,776
Completed 1-dose series	3,570
Completed 2-dose series	33,206
First dose: current number of people who have only received their first dose of the Moderna or Pfizer vaccine.	
Series complete: current number of people who have received both Moderna or Pfizer vaccine doses or one Johnson & Johnson dose and are considered fully immunized.	

Demographic summary	First dose	Series complete	Total people vaccinated
Age group	35,082	36,776	71,858
16-24 years	1,168	560	1,728
25-34 years	2,532	1,616	4,148
35-44 years	3,215	2,319	5,534
45-54 years	6,070	3,120	9,190
55-64 years	11,584	4,022	15,606
65-74 years	6,463	15,450	21,913
75-84 years	3,133	7,512	10,645
85+ years	917	2,177	3,094
Race	35,082	36,776	71,858
White	18,784	23,194	41,978
Black	1,845	2,132	3,977
American Indian/Alaskan	142	222	364
Other	5,816	7,536	13,352
Unknown	8,495	3,692	12,187
Other race includes Asian, native Hawaiian/Pacific Islander, or other.			
Ethnicity	35,082	36,776	71,858
Hispanic	8,911	10,078	18,989
Non-Hispanic	10,847	17,382	28,229
Unknown	15,324	9,316	24,640
Gender	35,082	36,776	71,858
Female	20,114	21,810	41,924
Male	14,833	14,941	29,774
Unknown	135	25	160



COVID-19: Palm Beach County vaccine summary

Vaccination data through Mar 28, 2021 as of Mar 29, 2021 at 12:05 AM

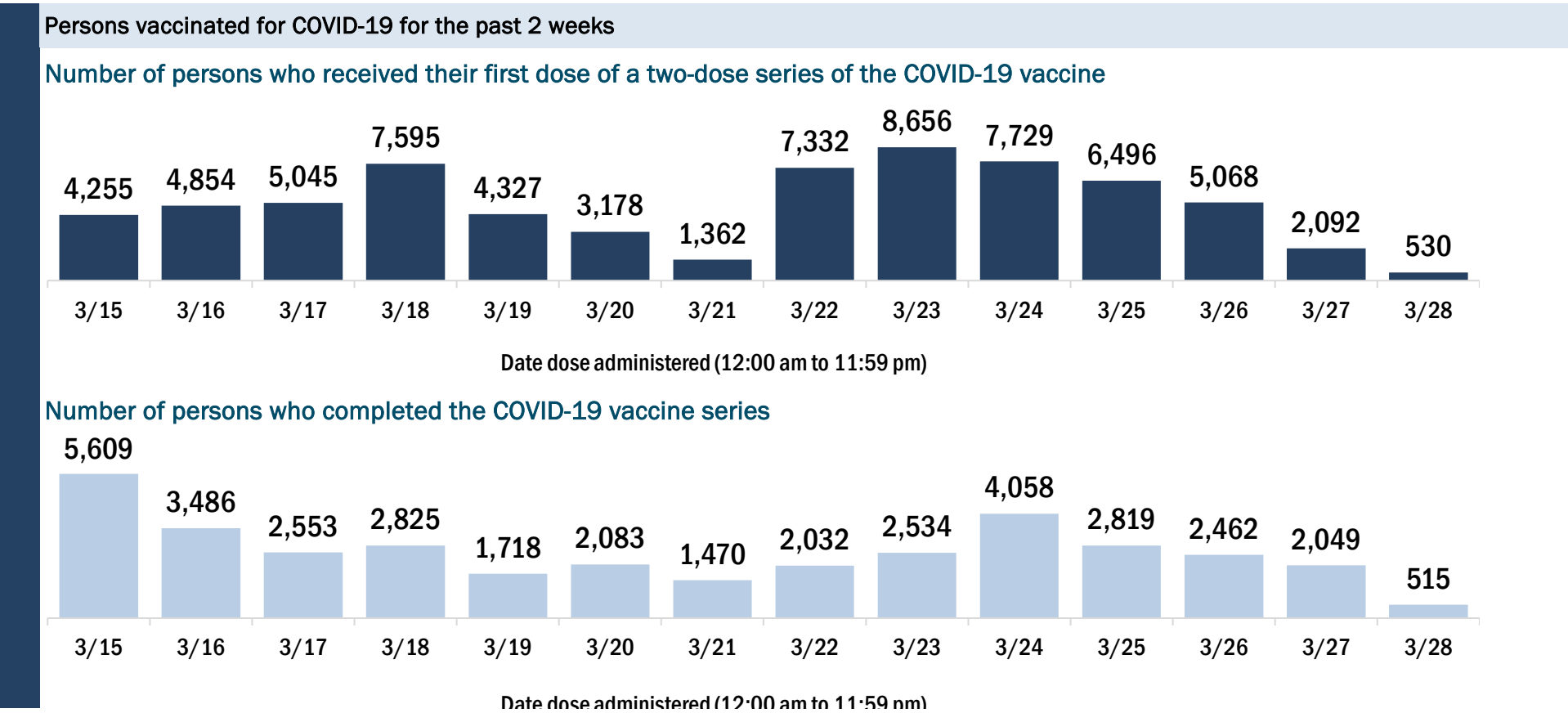
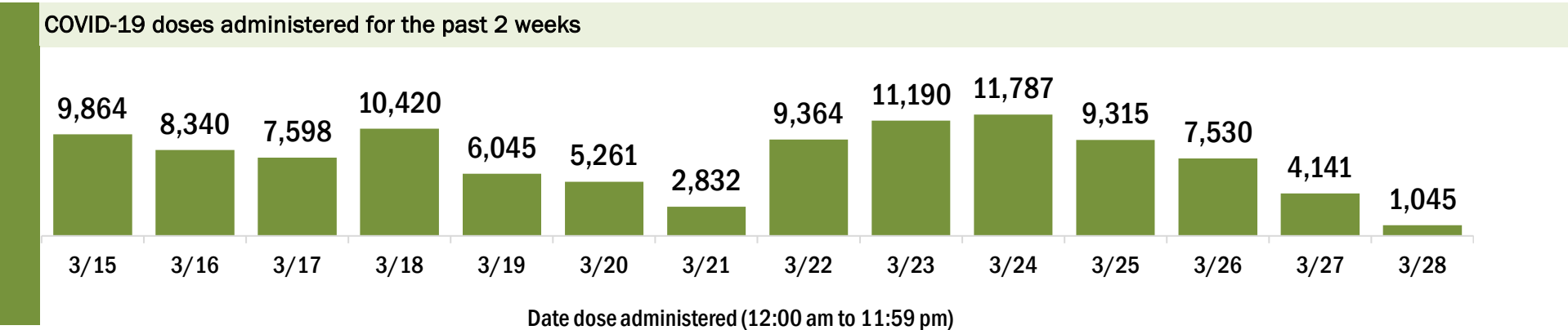
Data in this report are provisional and subject to change.

Data in this summary pertain to COVID-19 vaccines approved by the U.S. Food and Drug Administration and have been issued an Emergency Use Authorization (Janssen COVID-19 Vaccine, Moderna COVID-19 Vaccine and Pfizer-BioNTech COVID-19 Vaccine). These data summarize the number of people who have received either their first dose or have completed the series for a COVID-19 vaccine. **A person can only be counted in one category, first dose or series complete.** For persons receiving Moderna or Pfizer vaccines, once they receive their second dose, they are moved from the first dose column to the series completed column. **Because of this, the total first dose category may show a change from report to report not matching the total receiving their first dose from the previous day.** Persons receiving Johnson & Johnson vaccines will always be counted in the series completed column.

COVID-19 doses for vaccinated persons in Florida	
Doses administered	670,115
People receiving one dose of a 1-dose series (Johnson & Johnson) or receiving only one dose of a 2-dose series (Moderna, Pfizer) count once. Persons receiving both doses of a 2-dose series count twice.	

Current status of persons vaccinated for COVID-19 in Florida	
Total people vaccinated	419,324
First dose	155,036
Series completed	264,288
Completed 1-dose series	13,497
Completed 2-dose series	250,791
First dose: current number of people who have only received their first dose of the Moderna or Pfizer vaccine.	
Series complete: current number of people who have received both Moderna or Pfizer vaccine doses or one Johnson & Johnson dose and are considered fully immunized.	

Demographic summary	First dose	Series complete	Total people vaccinated
Age group	155,036	264,288	419,324
16-24 years	3,737	2,251	5,988
25-34 years	7,216	6,968	14,184
35-44 years	10,702	10,074	20,776
45-54 years	20,848	14,772	35,620
55-64 years	47,530	24,854	72,384
65-74 years	33,378	102,357	135,735
75-84 years	21,801	73,224	95,025
85+ years	9,824	29,788	39,612
Race	155,036	264,288	419,324
White	91,514	179,345	270,859
Black	8,948	11,521	20,469
American Indian/Alaskan	471	713	1,184
Other	12,323	23,629	35,952
Unknown	41,780	49,080	90,860
Other race includes Asian, native Hawaiian/Pacific Islander, or other.			
Ethnicity	155,036	264,288	419,324
Hispanic	13,598	14,827	28,425
Non-Hispanic	67,204	149,105	216,309
Unknown	74,234	100,356	174,590
Gender	155,036	264,288	419,324
Female	88,879	154,160	243,039
Male	65,666	110,012	175,678
Unknown	491	116	607



COVID-19: Pasco County vaccine summary

Vaccination data through Mar 28, 2021 as of Mar 29, 2021 at 12:05 AM

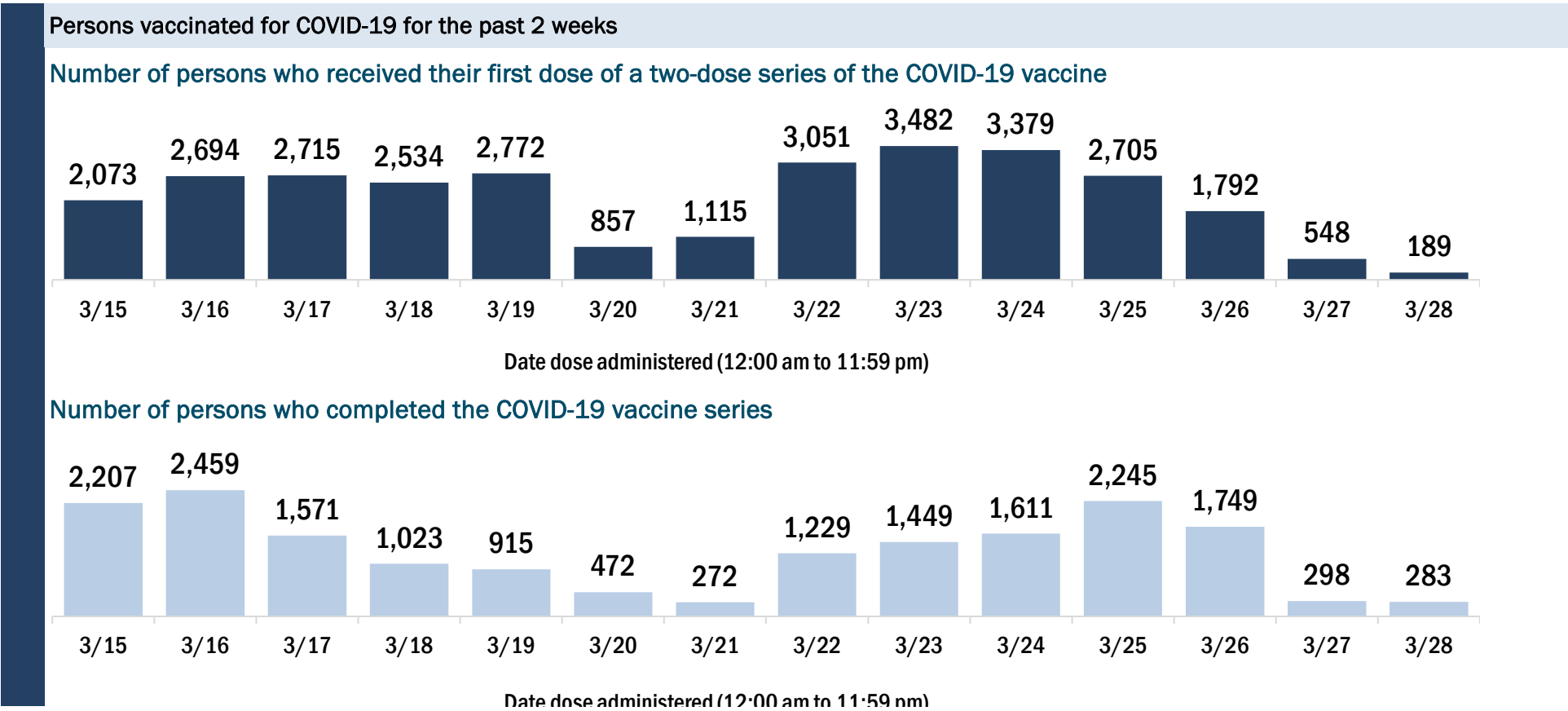
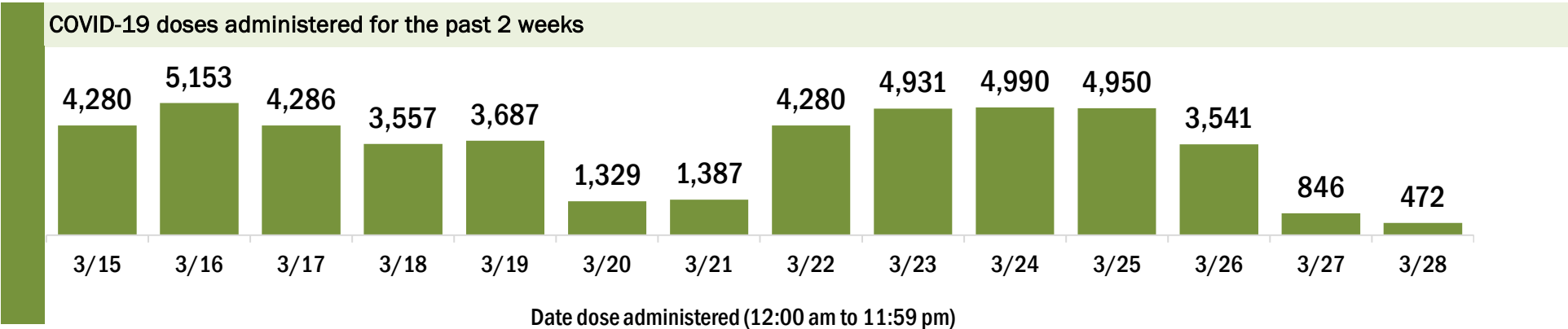
Data in this report are provisional and subject to change.

Data in this summary pertain to COVID-19 vaccines approved by the U.S. Food and Drug Administration and have been issued an Emergency Use Authorization (Janssen COVID-19 Vaccine, Moderna COVID-19 Vaccine and Pfizer-BioNTech COVID-19 Vaccine). These data summarize the number of people who have received either their first dose or have completed the series for a COVID-19 vaccine. **A person can only be counted in one category, first dose or series complete.** For persons receiving Moderna or Pfizer vaccines, once they receive their second dose, they are moved from the first dose column to the series completed column. **Because of this, the total first dose category may show a change from report to report not matching the total receiving their first dose from the previous day.** Persons receiving Johnson & Johnson vaccines will always be counted in the series completed column.

COVID-19 doses for vaccinated persons in Florida	
Doses administered	192,889
People receiving one dose of a 1-dose series (Johnson & Johnson) or receiving only one dose of a 2-dose series (Moderna, Pfizer) count once. Persons receiving both doses of a 2-dose series count twice.	

Current status of persons vaccinated for COVID-19 in Florida	
Total people vaccinated	130,178
First dose	63,045
Series completed	67,133
Completed 1-dose series	4,422
Completed 2-dose series	62,711
First dose: current number of people who have only received their first dose of the Moderna or Pfizer vaccine.	
Series complete: current number of people who have received both Moderna or Pfizer vaccine doses or one Johnson & Johnson dose and are considered fully immunized.	

Demographic summary	First dose	Series complete	Total people vaccinated
Age group	63,045	67,133	130,178
16-24 years	1,353	775	2,128
25-34 years	2,303	2,377	4,680
35-44 years	3,906	3,582	7,488
45-54 years	7,723	4,750	12,473
55-64 years	17,357	6,290	23,647
65-74 years	16,442	27,648	44,090
75-84 years	10,726	16,634	27,360
85+ years	3,235	5,077	8,312
Race	63,045	67,133	130,178
White	46,146	51,692	97,838
Black	1,714	1,696	3,410
American Indian/Alaskan	233	213	446
Other	5,331	6,935	12,266
Unknown	9,621	6,597	16,218
Other race includes Asian, native Hawaiian/Pacific Islander, or other.			
Ethnicity	63,045	67,133	130,178
Hispanic	3,452	3,039	6,491
Non-Hispanic	34,716	41,506	76,222
Unknown	24,877	22,588	47,465
Gender	63,045	67,133	130,178
Female	36,793	39,945	76,738
Male	26,119	27,124	53,243
Unknown	133	64	197



COVID-19: Pinellas County vaccine summary

Vaccination data through Mar 28, 2021 as of Mar 29, 2021 at 12:05 AM

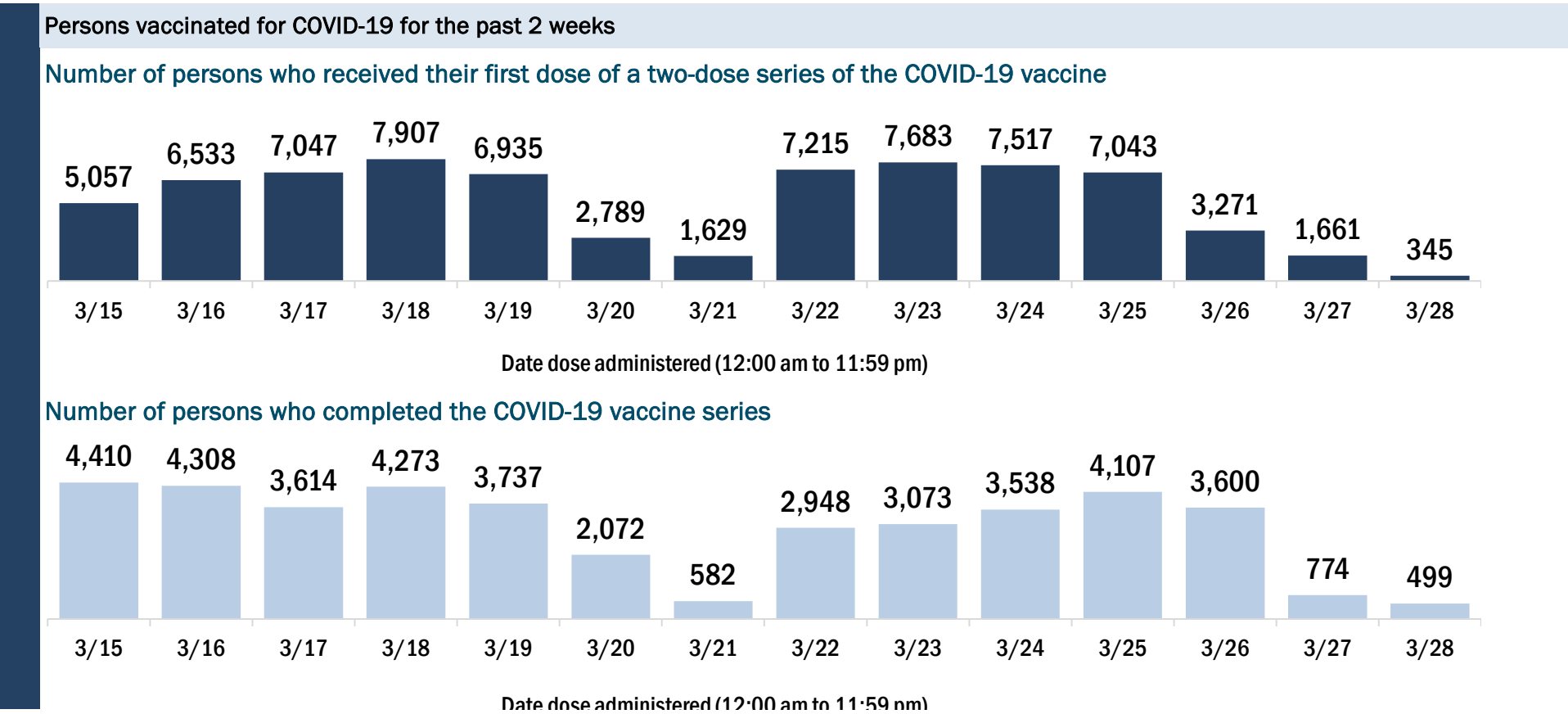
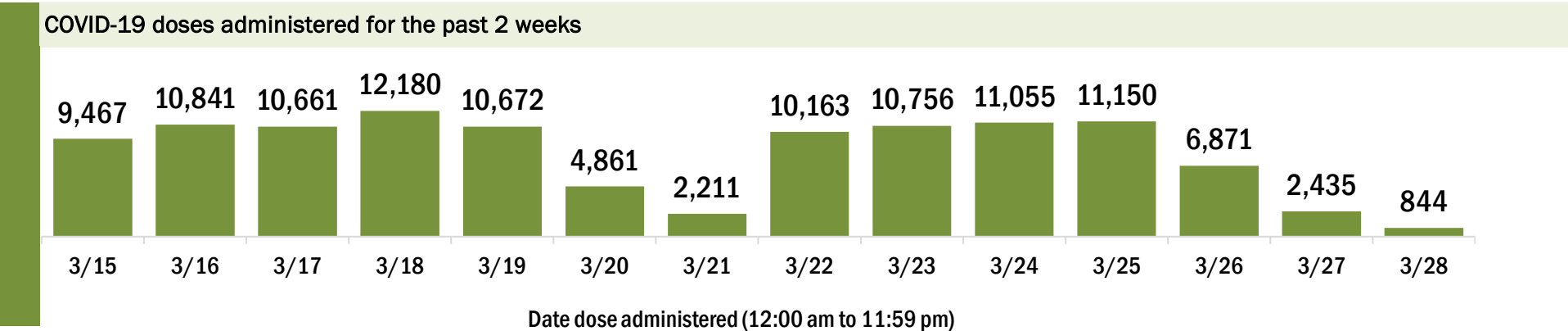
Data in this report are provisional and subject to change.

Data in this summary pertain to COVID-19 vaccines approved by the U.S. Food and Drug Administration and have been issued an Emergency Use Authorization (Janssen COVID-19 Vaccine, Moderna COVID-19 Vaccine and Pfizer-BioNTech COVID-19 Vaccine). These data summarize the number of people who have received either their first dose or have completed the series for a COVID-19 vaccine. **A person can only be counted in one category, first dose or series complete.** For persons receiving Moderna or Pfizer vaccines, once they receive their second dose, they are moved from the first dose column to the series completed column. **Because of this, the total first dose category may show a change from report to report not matching the total receiving their first dose from the previous day.** Persons receiving Johnson & Johnson vaccines will always be counted in the series completed column.

COVID-19 doses for vaccinated persons in Florida	
Doses administered	432,385
People receiving one dose of a 1-dose series (Johnson & Johnson) or receiving only one dose of a 2-dose series (Moderna, Pfizer) count once. Persons receiving both doses of a 2-dose series count twice.	

Current status of persons vaccinated for COVID-19 in Florida	
Total people vaccinated	285,579
First dose	130,348
Series completed	155,231
Completed 1-dose series	8,425
Completed 2-dose series	146,806
First dose: current number of people who have only received their first dose of the Moderna or Pfizer vaccine.	
Series complete: current number of people who have received both Moderna or Pfizer vaccine doses or one Johnson & Johnson dose and are considered fully immunized.	

Demographic summary	First dose	Series complete	Total people vaccinated
Age group	130,348	155,231	285,579
16-24 years	2,756	1,411	4,167
25-34 years	5,998	5,690	11,688
35-44 years	7,792	7,038	14,830
45-54 years	15,996	9,340	25,336
55-64 years	45,446	16,020	61,466
65-74 years	28,849	67,060	95,909
75-84 years	16,860	35,034	51,894
85+ years	6,651	13,638	20,289
Race	130,348	155,231	285,579
White	92,447	118,619	211,066
Black	6,500	5,798	12,298
American Indian/Alaskan	366	319	685
Other	9,241	12,632	21,873
Unknown	21,794	17,863	39,657
Other race includes Asian, native Hawaiian/Pacific Islander, or other.			
Ethnicity	130,348	155,231	285,579
Hispanic	3,778	4,284	8,062
Non-Hispanic	73,983	93,333	167,316
Unknown	52,587	57,614	110,201
Gender	130,348	155,231	285,579
Female	75,700	91,614	167,314
Male	54,307	63,319	117,626
Unknown	341	298	639



COVID-19: Polk County vaccine summary

Vaccination data through Mar 28, 2021 as of Mar 29, 2021 at 12:05 AM

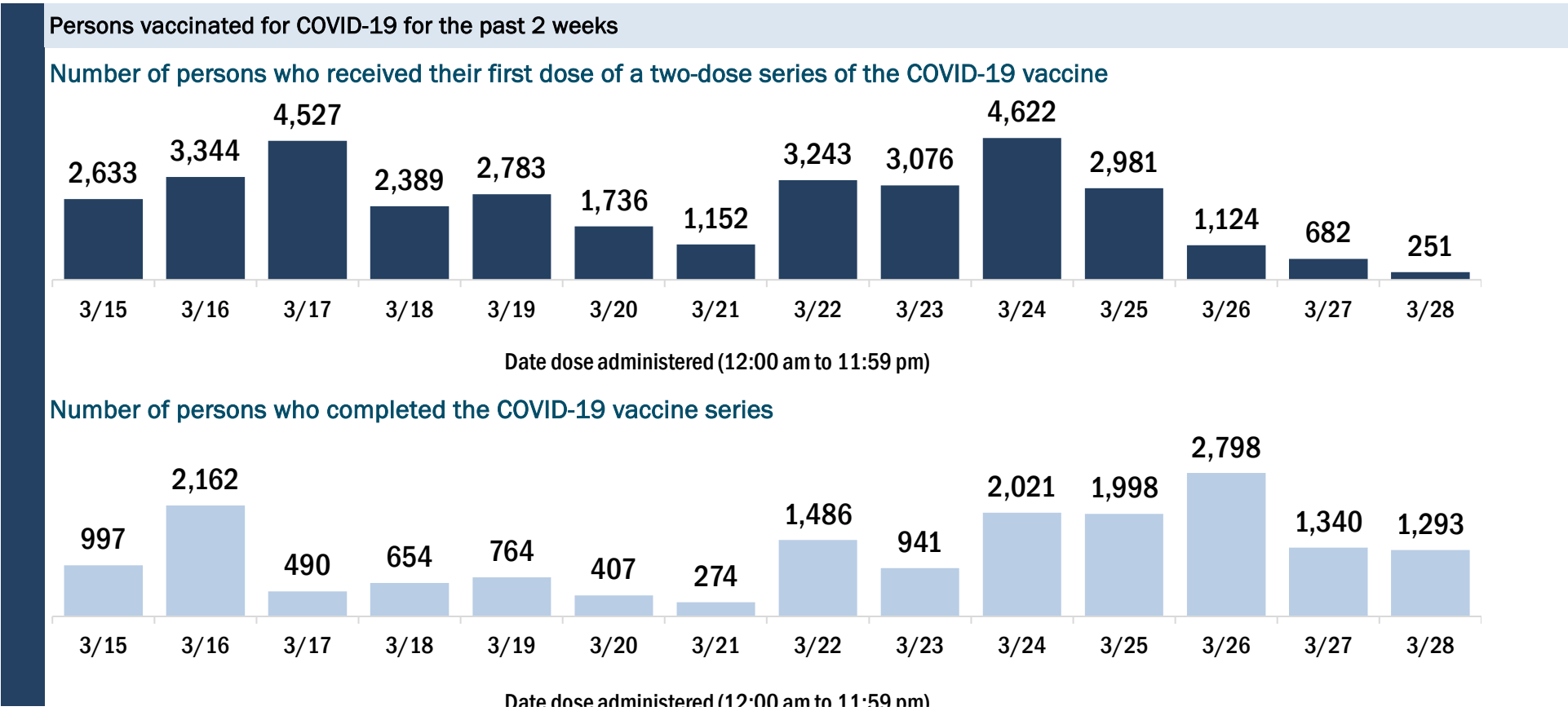
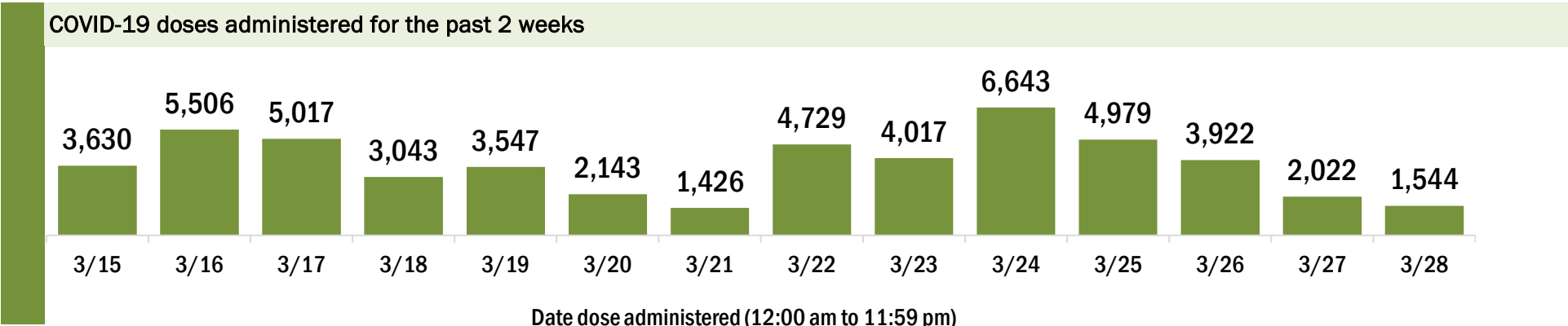
Data in this report are provisional and subject to change.

Data in this summary pertain to COVID-19 vaccines approved by the U.S. Food and Drug Administration and have been issued an Emergency Use Authorization (Janssen COVID-19 Vaccine, Moderna COVID-19 Vaccine and Pfizer-BioNTech COVID-19 Vaccine). These data summarize the number of people who have received either their first dose or have completed the series for a COVID-19 vaccine. **A person can only be counted in one category, first dose or series complete.** For persons receiving Moderna or Pfizer vaccines, once they receive their second dose, they are moved from the first dose column to the series completed column. **Because of this, the total first dose category may show a change from report to report not matching the total receiving their first dose from the previous day.** Persons receiving Johnson & Johnson vaccines will always be counted in the series completed column.

COVID-19 doses for vaccinated persons in Florida	
Doses administered	223,288
People receiving one dose of a 1-dose series (Johnson & Johnson) or receiving only one dose of a 2-dose series (Moderna, Pfizer) count once. Persons receiving both doses of a 2-dose series count twice.	

Current status of persons vaccinated for COVID-19 in Florida	
Total people vaccinated	153,372
First dose	79,868
Series completed	73,504
Completed 1-dose series	3,588
Completed 2-dose series	69,916
First dose: current number of people who have only received their first dose of the Moderna or Pfizer vaccine.	
Series complete: current number of people who have received both Moderna or Pfizer vaccine doses or one Johnson & Johnson dose and are considered fully immunized.	

Demographic summary	First dose	Series complete	Total people vaccinated
Age group	79,868	73,504	153,372
16-24 years	1,644	668	2,312
25-34 years	3,678	2,294	5,972
35-44 years	4,961	3,283	8,244
45-54 years	8,433	4,640	13,073
55-64 years	20,155	7,173	27,328
65-74 years	22,564	31,067	53,631
75-84 years	14,085	18,893	32,978
85+ years	4,348	5,486	9,834
Race	79,868	73,504	153,372
White	54,200	55,470	109,670
Black	5,530	4,362	9,892
American Indian/Alaskan	495	382	877
Other	5,772	5,457	11,229
Unknown	13,871	7,833	21,704
Other race includes Asian, native Hawaiian/Pacific Islander, or other.			
Ethnicity	79,868	73,504	153,372
Hispanic	7,636	4,509	12,145
Non-Hispanic	41,950	45,410	87,360
Unknown	30,282	23,585	53,867
Gender	79,868	73,504	153,372
Female	45,551	42,712	88,263
Male	34,069	30,763	64,832
Unknown	248	29	277



COVID-19: Putnam County vaccine summary

Vaccination data through Mar 28, 2021 as of Mar 29, 2021 at 12:05 AM

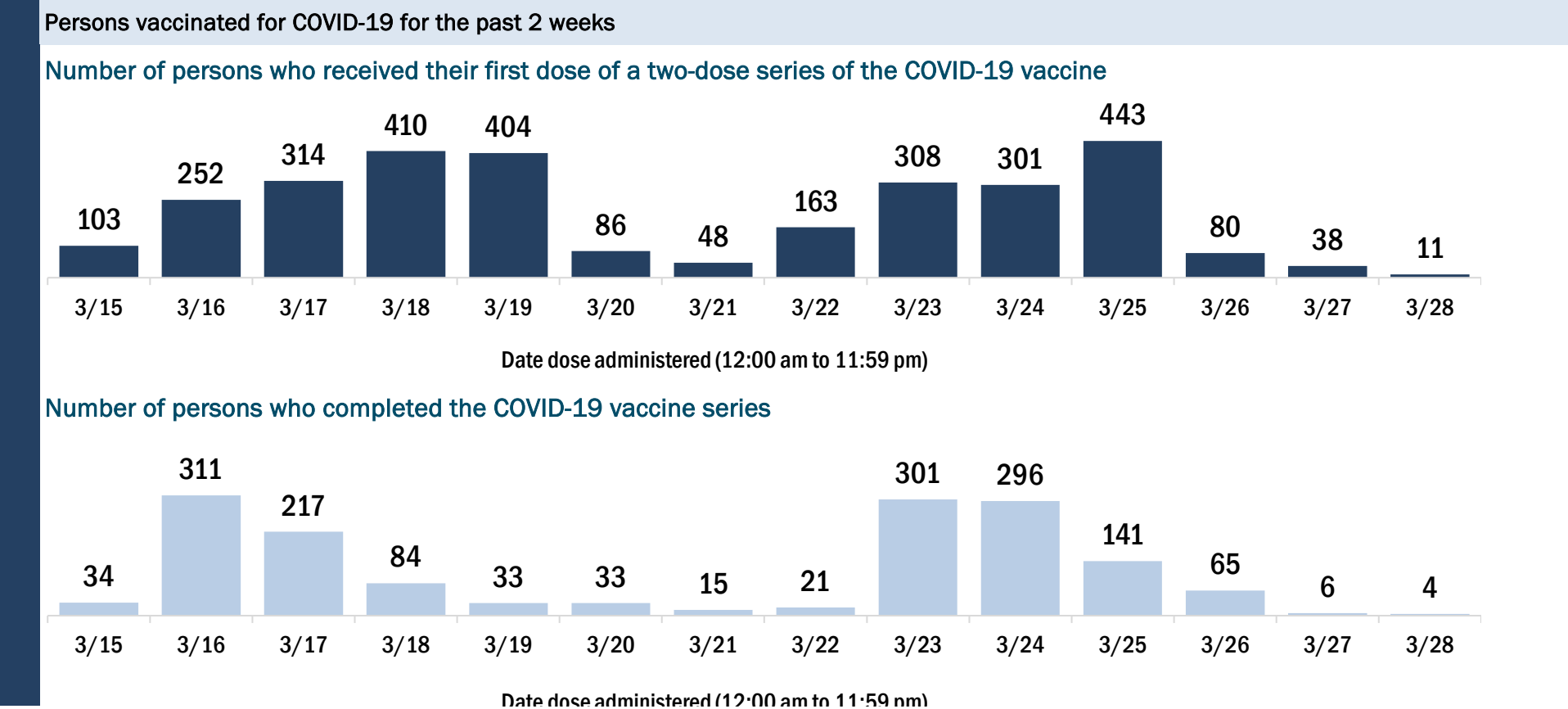
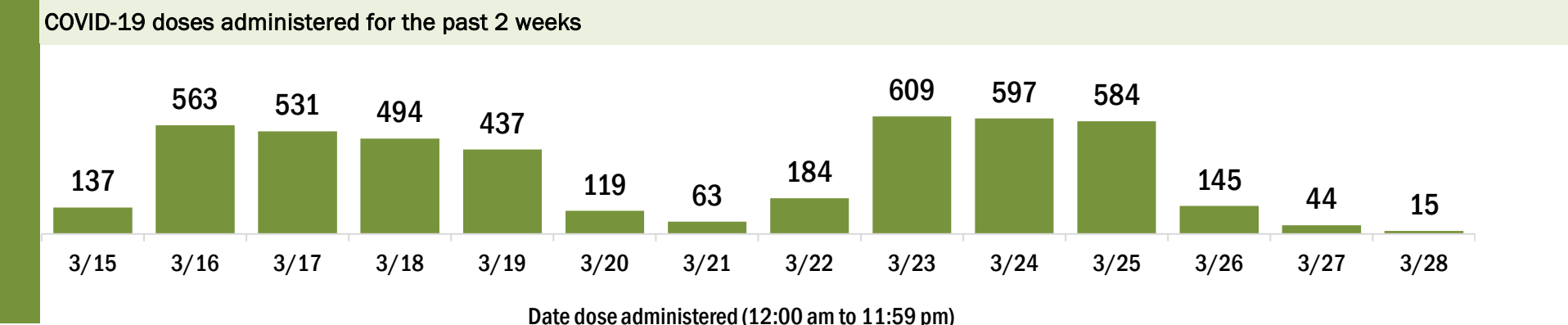
Data in this report are provisional and subject to change.

Data in this summary pertain to COVID-19 vaccines approved by the U.S. Food and Drug Administration and have been issued an Emergency Use Authorization (Janssen COVID-19 Vaccine, Moderna COVID-19 Vaccine and Pfizer-BioNTech COVID-19 Vaccine). These data summarize the number of people who have received either their first dose or have completed the series for a COVID-19 vaccine. **A person can only be counted in one category, first dose or series complete.** For persons receiving Moderna or Pfizer vaccines, once they receive their second dose, they are moved from the first dose column to the series completed column. **Because of this, the total first dose category may show a change from report to report not matching the total receiving their first dose from the previous day.** Persons receiving Johnson & Johnson vaccines will always be counted in the series completed column.

COVID-19 doses for vaccinated persons in Florida	
Doses administered	20,716
People receiving one dose of a 1-dose series (Johnson & Johnson) or receiving only one dose of a 2-dose series (Moderna, Pfizer) count once. Persons receiving both doses of a 2-dose series count twice.	

Current status of persons vaccinated for COVID-19 in Florida	
Total people vaccinated	13,540
First dose	6,128
Series completed	7,412
Completed 1-dose series	236
Completed 2-dose series	7,176
First dose: current number of people who have only received their first dose of the Moderna or Pfizer vaccine.	
Series complete: current number of people who have received both Moderna or Pfizer vaccine doses or one Johnson & Johnson dose and are considered fully immunized.	

Demographic summary	First dose	Series complete	Total people vaccinated
Age group	6,128	7,412	13,540
16-24 years	67	59	126
25-34 years	178	146	324
35-44 years	256	206	462
45-54 years	636	306	942
55-64 years	1,911	680	2,591
65-74 years	1,856	3,403	5,259
75-84 years	916	1,983	2,899
85+ years	308	629	937
Race	6,128	7,412	13,540
White	4,664	5,885	10,549
Black	687	523	1,210
American Indian/Alaskan	61	53	114
Other	436	460	896
Unknown	280	491	771
Other race includes Asian, native Hawaiian/Pacific Islander, or other.			
Ethnicity	6,128	7,412	13,540
Hispanic	267	189	456
Non-Hispanic	4,722	5,574	10,296
Unknown	1,139	1,649	2,788
Gender	6,128	7,412	13,540
Female	3,487	4,224	7,711
Male	2,637	3,185	5,822
Unknown	4	3	7



COVID-19: Santa Rosa County vaccine summary

Vaccination data through Mar 28, 2021 as of Mar 29, 2021 at 12:05 AM

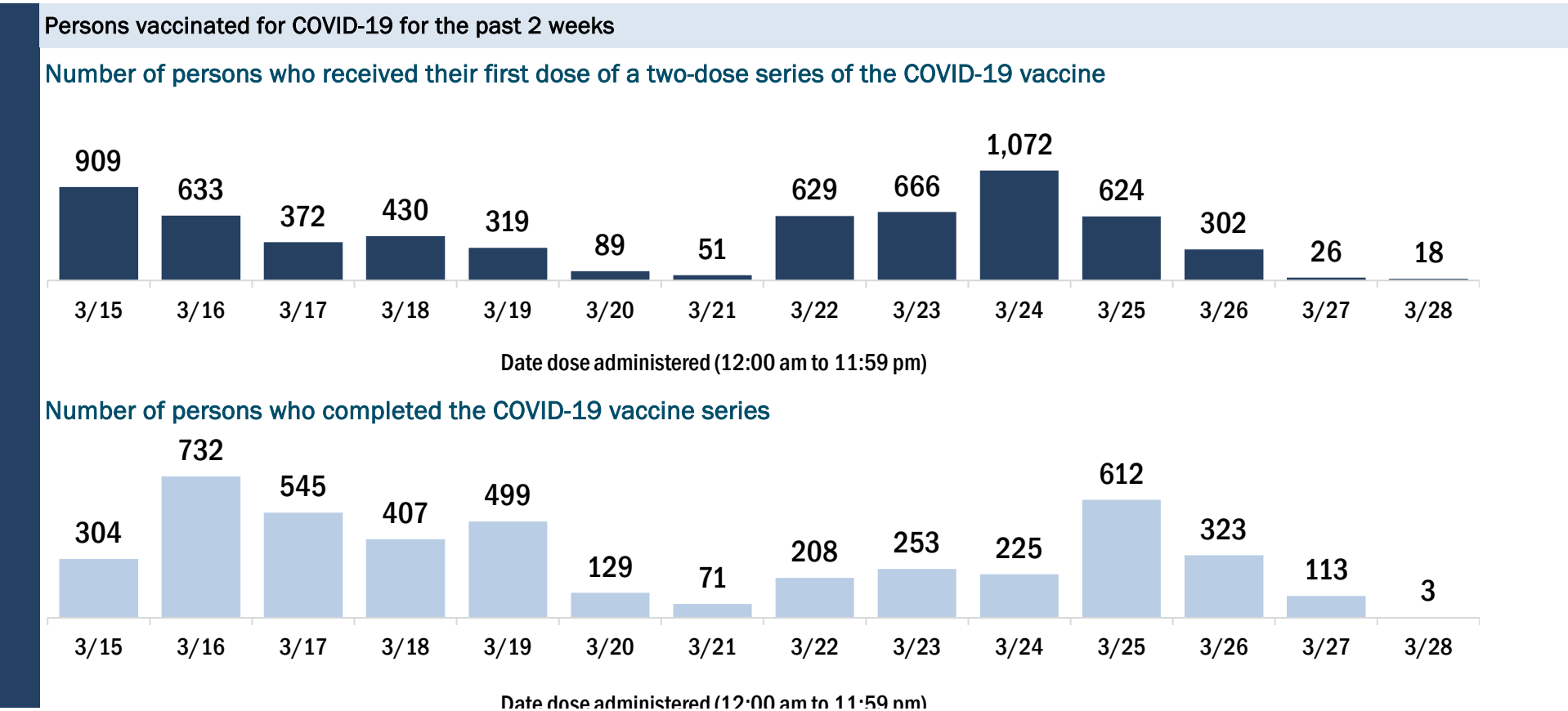
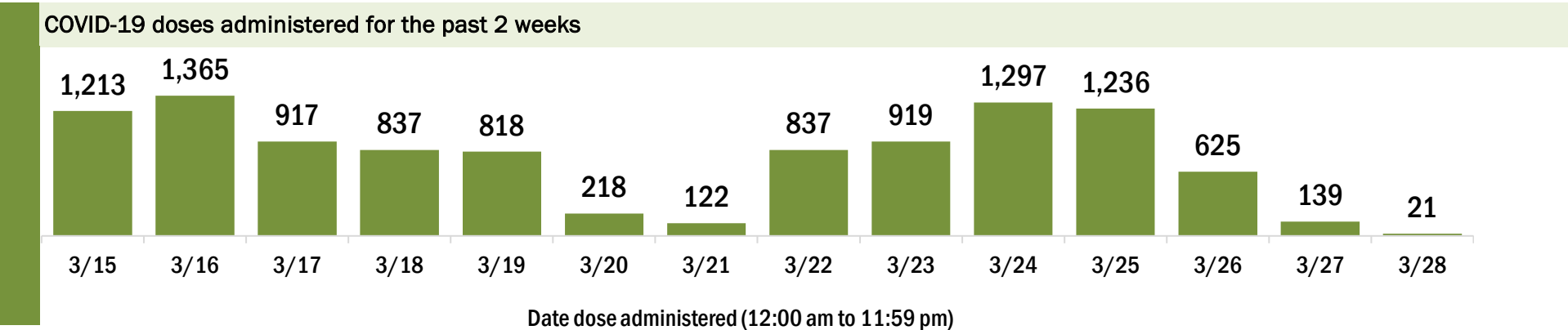
Data in this report are provisional and subject to change.

Data in this summary pertain to COVID-19 vaccines approved by the U.S. Food and Drug Administration and have been issued an Emergency Use Authorization (Janssen COVID-19 Vaccine, Moderna COVID-19 Vaccine and Pfizer-BioNTech COVID-19 Vaccine). These data summarize the number of people who have received either their first dose or have completed the series for a COVID-19 vaccine. **A person can only be counted in one category, first dose or series complete.** For persons receiving Moderna or Pfizer vaccines, once they receive their second dose, they are moved from the first dose column to the series completed column. **Because of this, the total first dose category may show a change from report to report not matching the total receiving their first dose from the previous day.** Persons receiving Johnson & Johnson vaccines will always be counted in the series completed column.

COVID-19 doses for vaccinated persons in Florida	
Doses administered	61,899
People receiving one dose of a 1-dose series (Johnson & Johnson) or receiving only one dose of a 2-dose series (Moderna, Pfizer) count once. Persons receiving both doses of a 2-dose series count twice.	

Current status of persons vaccinated for COVID-19 in Florida	
Total people vaccinated	39,938
First dose	16,805
Series completed	23,133
Completed 1-dose series	1,172
Completed 2-dose series	21,961
First dose: current number of people who have only received their first dose of the Moderna or Pfizer vaccine.	
Series complete: current number of people who have received both Moderna or Pfizer vaccine doses or one Johnson & Johnson dose and are considered fully immunized.	

Demographic summary	First dose	Series complete	Total people vaccinated
Age group	16,805	23,133	39,938
16-24 years	378	278	656
25-34 years	790	817	1,607
35-44 years	1,229	1,293	2,522
45-54 years	2,354	1,792	4,146
55-64 years	5,423	2,960	8,383
65-74 years	4,093	9,697	13,790
75-84 years	1,933	4,908	6,841
85+ years	605	1,388	1,993
Race	16,805	23,133	39,938
White	11,280	17,525	28,805
Black	522	604	1,126
American Indian/Alaskan	117	133	250
Other	1,061	1,647	2,708
Unknown	3,825	3,224	7,049
Other race includes Asian, native Hawaiian/Pacific Islander, or other.			
Ethnicity	16,805	23,133	39,938
Hispanic	398	389	787
Non-Hispanic	10,217	14,547	24,764
Unknown	6,190	8,197	14,387
Gender	16,805	23,133	39,938
Female	9,701	13,233	22,934
Male	7,091	9,899	16,990
Unknown	13	1	14



COVID-19: Sarasota County vaccine summary

Vaccination data through Mar 28, 2021 as of Mar 29, 2021 at 12:05 AM

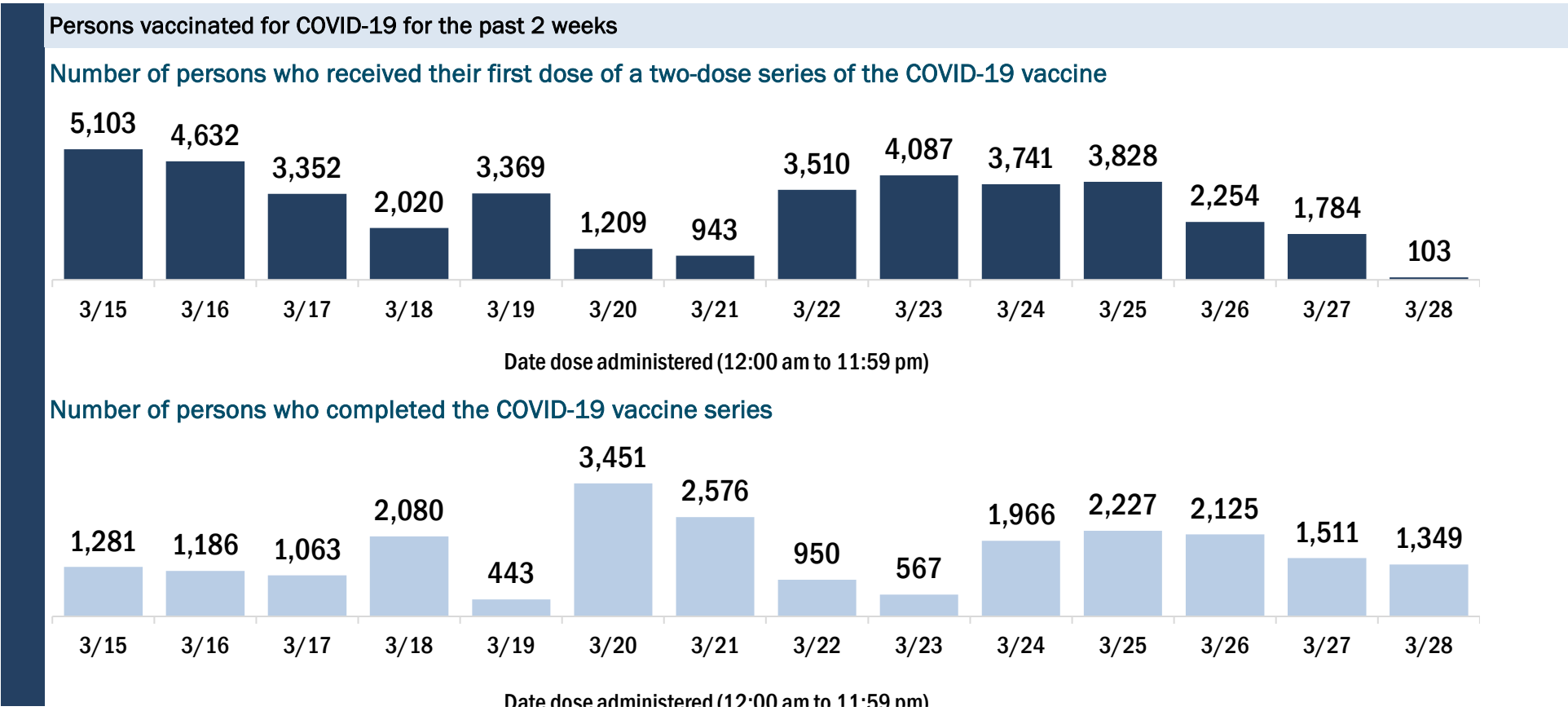
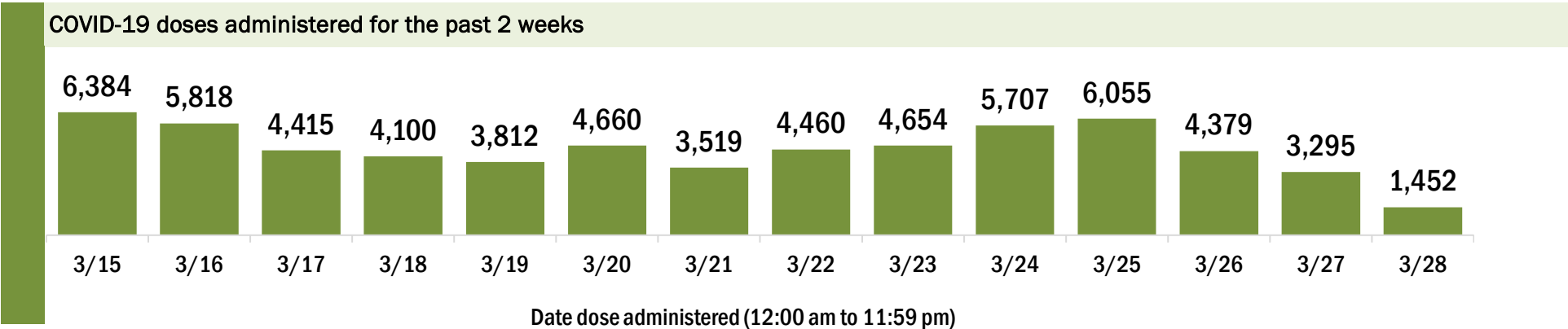
Data in this report are provisional and subject to change.

Data in this summary pertain to COVID-19 vaccines approved by the U.S. Food and Drug Administration and have been issued an Emergency Use Authorization (Janssen COVID-19 Vaccine, Moderna COVID-19 Vaccine and Pfizer-BioNTech COVID-19 Vaccine). These data summarize the number of people who have received either their first dose or have completed the series for a COVID-19 vaccine. **A person can only be counted in one category, first dose or series complete.** For persons receiving Moderna or Pfizer vaccines, once they receive their second dose, they are moved from the first dose column to the series completed column. **Because of this, the total first dose category may show a change from report to report not matching the total receiving their first dose from the previous day.** Persons receiving Johnson & Johnson vaccines will always be counted in the series completed column.

COVID-19 doses for vaccinated persons in Florida	
Doses administered	257,717
People receiving one dose of a 1-dose series (Johnson & Johnson) or receiving only one dose of a 2-dose series (Moderna, Pfizer) count once. Persons receiving both doses of a 2-dose series count twice.	

Current status of persons vaccinated for COVID-19 in Florida	
Total people vaccinated	174,685
First dose	87,370
Series completed	87,315
Completed 1-dose series	4,283
Completed 2-dose series	83,032
First dose: current number of people who have only received their first dose of the Moderna or Pfizer vaccine.	
Series complete: current number of people who have received both Moderna or Pfizer vaccine doses or one Johnson & Johnson dose and are considered fully immunized.	

Demographic summary	First dose	Series complete	Total people vaccinated
Age group	87,370	87,315	174,685
16-24 years	846	641	1,487
25-34 years	1,402	1,881	3,283
35-44 years	1,927	2,531	4,458
45-54 years	5,033	4,107	9,140
55-64 years	19,462	7,394	26,856
65-74 years	30,297	38,414	68,711
75-84 years	21,254	23,564	44,818
85+ years	7,149	8,783	15,932
Race	87,370	87,315	174,685
White	69,678	68,886	138,564
Black	1,046	1,106	2,152
American Indian/Alaskan	278	354	632
Other	4,091	7,375	11,466
Unknown	12,277	9,594	21,871
Other race includes Asian, native Hawaiian/Pacific Islander, or other.			
Ethnicity	87,370	87,315	174,685
Hispanic	2,380	1,610	3,990
Non-Hispanic	56,433	58,432	114,865
Unknown	28,557	27,273	55,830
Gender	87,370	87,315	174,685
Female	48,781	50,097	98,878
Male	38,482	37,141	75,623
Unknown	107	77	184



COVID-19: Seminole County vaccine summary

Vaccination data through Mar 28, 2021 as of Mar 29, 2021 at 12:05 AM

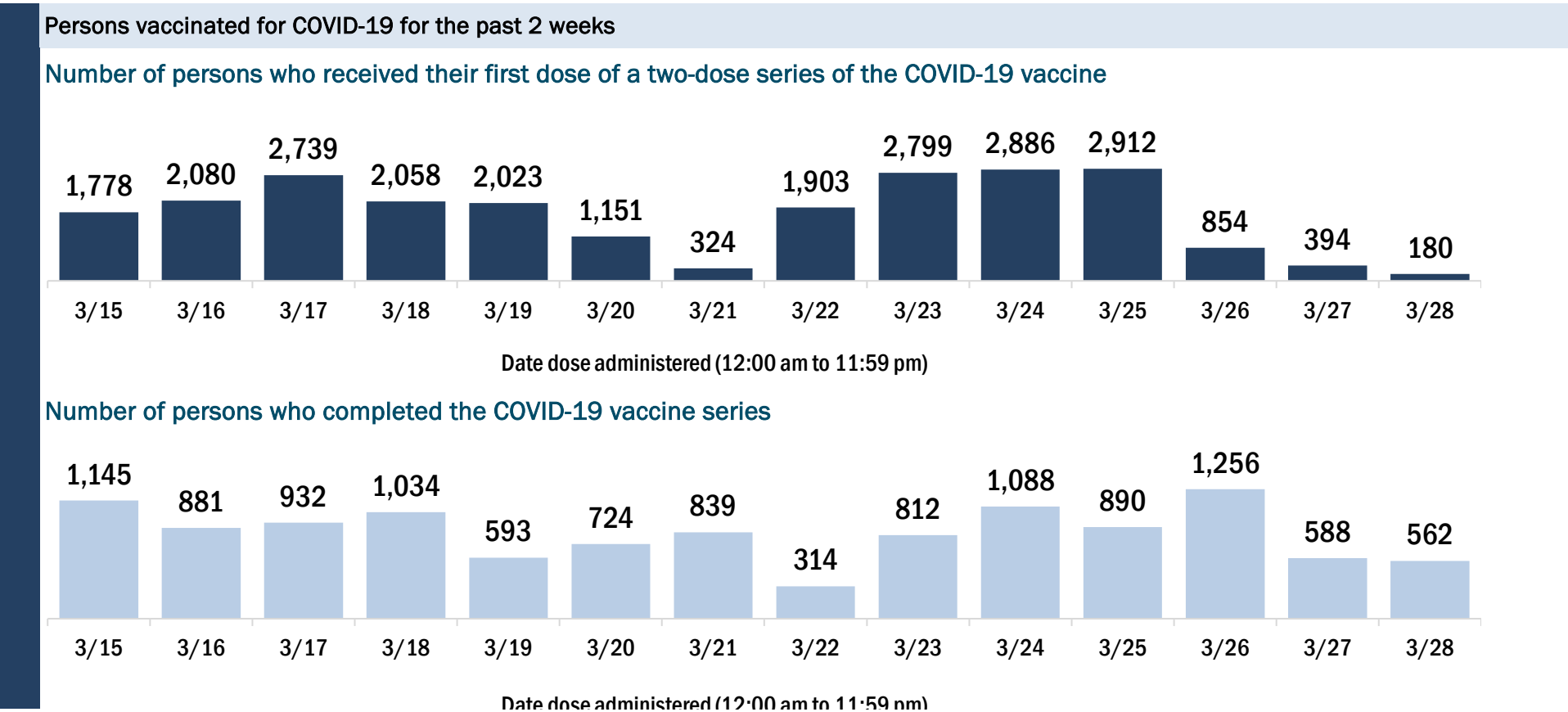
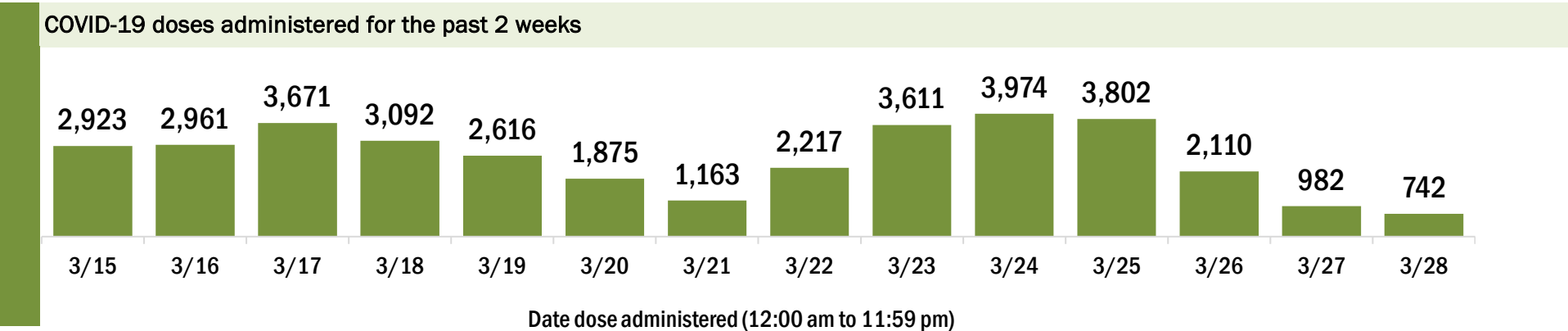
Data in this report are provisional and subject to change.

Data in this summary pertain to COVID-19 vaccines approved by the U.S. Food and Drug Administration and have been issued an Emergency Use Authorization (Janssen COVID-19 Vaccine, Moderna COVID-19 Vaccine and Pfizer-BioNTech COVID-19 Vaccine). These data summarize the number of people who have received either their first dose or have completed the series for a COVID-19 vaccine. **A person can only be counted in one category, first dose or series complete.** For persons receiving Moderna or Pfizer vaccines, once they receive their second dose, they are moved from the first dose column to the series completed column. **Because of this, the total first dose category may show a change from report to report not matching the total receiving their first dose from the previous day.** Persons receiving Johnson & Johnson vaccines will always be counted in the series completed column.

COVID-19 doses for vaccinated persons in Florida	
Doses administered	159,136
People receiving one dose of a 1-dose series (Johnson & Johnson) or receiving only one dose of a 2-dose series (Moderna, Pfizer) count once. Persons receiving both doses of a 2-dose series count twice.	

Current status of persons vaccinated for COVID-19 in Florida	
Total people vaccinated	103,755
First dose	43,295
Series completed	60,460
Completed 1-dose series	5,079
Completed 2-dose series	55,381
First dose: current number of people who have only received their first dose of the Moderna or Pfizer vaccine.	
Series complete: current number of people who have received both Moderna or Pfizer vaccine doses or one Johnson & Johnson dose and are considered fully immunized.	

Demographic summary	First dose	Series complete	Total people vaccinated
Age group	43,295	60,460	103,755
16-24 years	1,971	1,060	3,031
25-34 years	3,558	3,132	6,690
35-44 years	5,254	4,314	9,568
45-54 years	8,029	5,208	13,237
55-64 years	15,251	6,468	21,719
65-74 years	5,409	23,875	29,284
75-84 years	2,691	11,843	14,534
85+ years	1,132	4,560	5,692
Race	43,295	60,460	103,755
White	28,075	44,780	72,855
Black	2,467	3,901	6,368
American Indian/Alaskan	149	344	493
Other	5,651	8,875	14,526
Unknown	6,953	2,560	9,513
Other race includes Asian, native Hawaiian/Pacific Islander, or other.			
Ethnicity	43,295	60,460	103,755
Hispanic	4,046	5,631	9,677
Non-Hispanic	22,586	41,029	63,615
Unknown	16,663	13,800	30,463
Gender	43,295	60,460	103,755
Female	24,677	36,382	61,059
Male	18,384	24,033	42,417
Unknown	234	45	279



COVID-19: St. Johns County vaccine summary

Vaccination data through Mar 28, 2021 as of Mar 29, 2021 at 12:05 AM

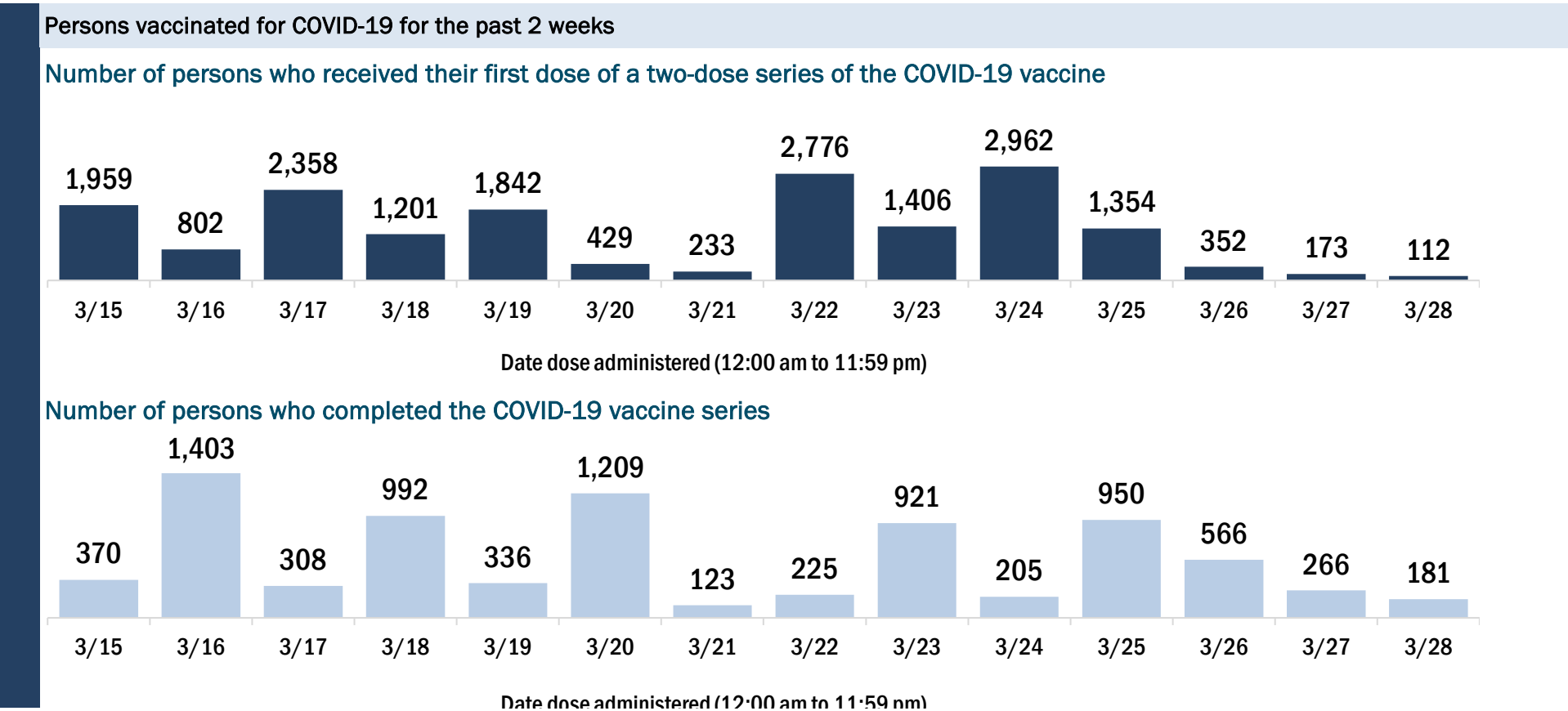
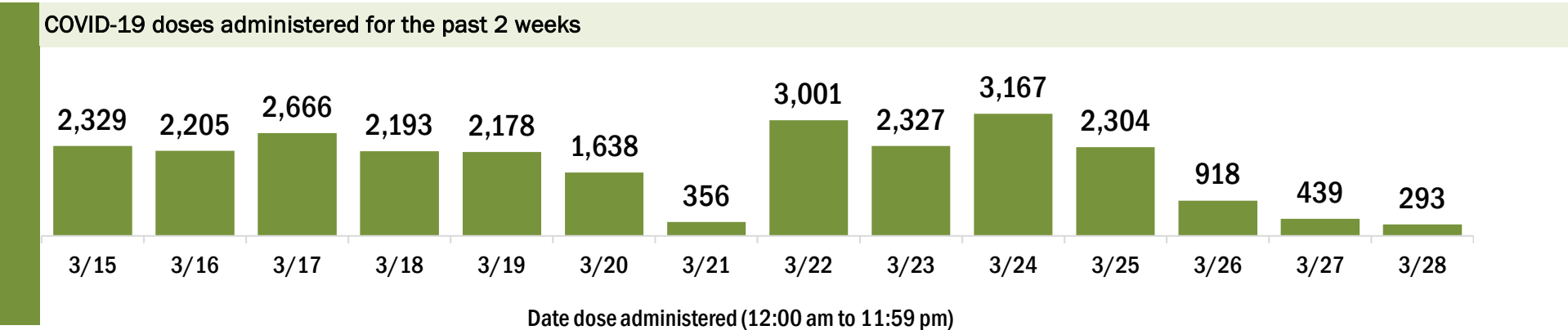
Data in this report are provisional and subject to change.

Data in this summary pertain to COVID-19 vaccines approved by the U.S. Food and Drug Administration and have been issued an Emergency Use Authorization (Janssen COVID-19 Vaccine, Moderna COVID-19 Vaccine and Pfizer-BioNTech COVID-19 Vaccine). These data summarize the number of people who have received either their first dose or have completed the series for a COVID-19 vaccine. **A person can only be counted in one category, first dose or series complete.** For persons receiving Moderna or Pfizer vaccines, once they receive their second dose, they are moved from the first dose column to the series completed column. **Because of this, the total first dose category may show a change from report to report not matching the total receiving their first dose from the previous day.** Persons receiving Johnson & Johnson vaccines will always be counted in the series completed column.

COVID-19 doses for vaccinated persons in Florida	
Doses administered	147,259
People receiving one dose of a 1-dose series (Johnson & Johnson) or receiving only one dose of a 2-dose series (Moderna, Pfizer) count once. Persons receiving both doses of a 2-dose series count twice.	

Current status of persons vaccinated for COVID-19 in Florida	
Total people vaccinated	90,362
First dose	30,747
Series completed	59,615
Completed 1-dose series	2,718
Completed 2-dose series	56,897
First dose: current number of people who have only received their first dose of the Moderna or Pfizer vaccine.	
Series complete: current number of people who have received both Moderna or Pfizer vaccine doses or one Johnson & Johnson dose and are considered fully immunized.	

Demographic summary	First dose	Series complete	Total people vaccinated
Age group	30,747	59,615	90,362
16-24 years	1,095	747	1,842
25-34 years	1,560	2,010	3,570
35-44 years	3,495	4,252	7,747
45-54 years	6,193	4,705	10,898
55-64 years	12,375	6,862	19,237
65-74 years	3,618	25,128	28,746
75-84 years	1,767	12,414	14,181
85+ years	644	3,497	4,141
Race	30,747	59,615	90,362
White	21,935	44,786	66,721
Black	917	1,599	2,516
American Indian/Alaskan	72	185	257
Other	3,071	5,757	8,828
Unknown	4,752	7,288	12,040
Other race includes Asian, native Hawaiian/Pacific Islander, or other.			
Ethnicity	30,747	59,615	90,362
Hispanic	1,203	1,573	2,776
Non-Hispanic	19,448	38,593	58,041
Unknown	10,096	19,449	29,545
Gender	30,747	59,615	90,362
Female	17,167	33,695	50,862
Male	13,561	25,909	39,470
Unknown	19	11	30



COVID-19: St. Lucie County vaccine summary

Vaccination data through Mar 28, 2021 as of Mar 29, 2021 at 12:05 AM

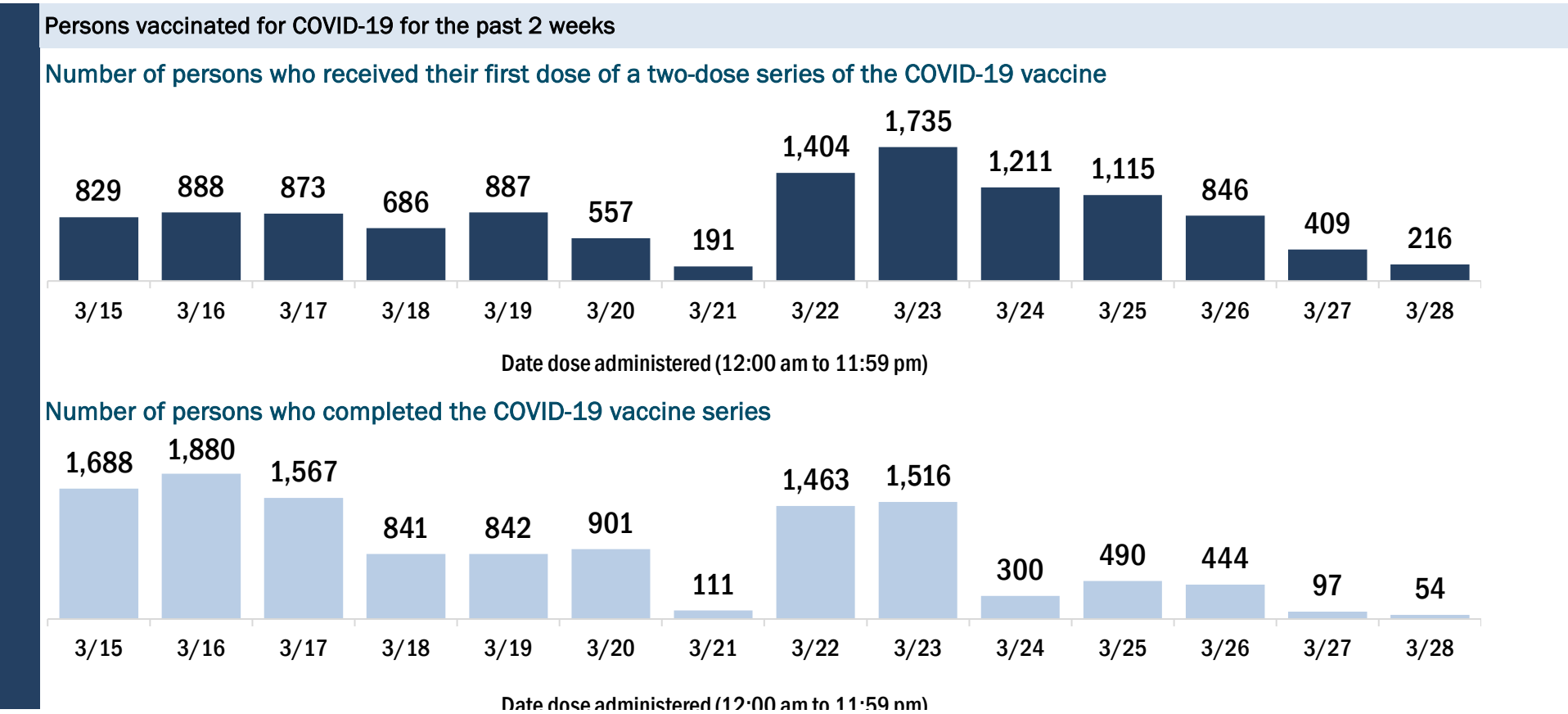
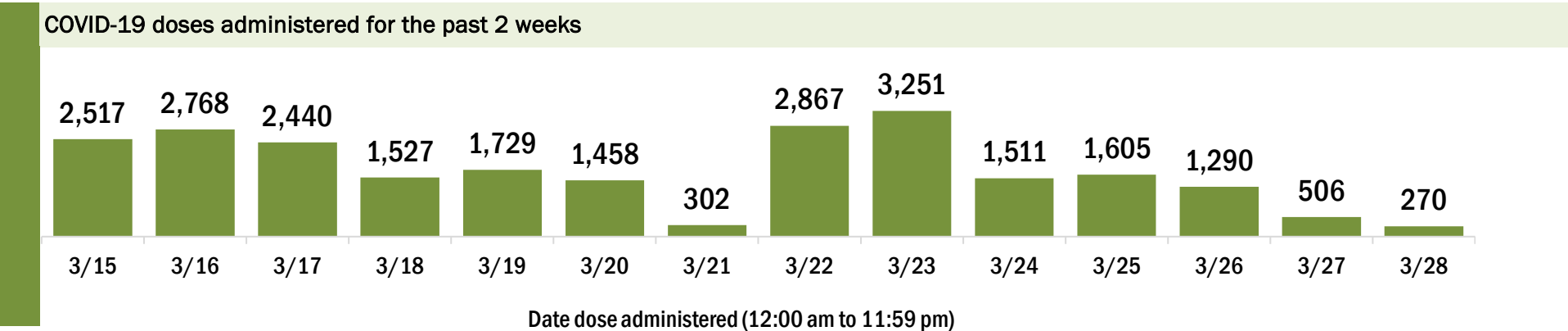
Data in this report are provisional and subject to change.

Data in this summary pertain to COVID-19 vaccines approved by the U.S. Food and Drug Administration and have been issued an Emergency Use Authorization (Janssen COVID-19 Vaccine, Moderna COVID-19 Vaccine and Pfizer-BioNTech COVID-19 Vaccine). These data summarize the number of people who have received either their first dose or have completed the series for a COVID-19 vaccine. **A person can only be counted in one category, first dose or series complete.** For persons receiving Moderna or Pfizer vaccines, once they receive their second dose, they are moved from the first dose column to the series completed column. **Because of this, the total first dose category may show a change from report to report not matching the total receiving their first dose from the previous day.** Persons receiving Johnson & Johnson vaccines will always be counted in the series completed column.

COVID-19 doses for vaccinated persons in Florida	
Doses administered	124,918
People receiving one dose of a 1-dose series (Johnson & Johnson) or receiving only one dose of a 2-dose series (Moderna, Pfizer) count once. Persons receiving both doses of a 2-dose series count twice.	

Current status of persons vaccinated for COVID-19 in Florida	
Total people vaccinated	77,435
First dose	28,754
Series completed	48,681
Completed 1-dose series	1,198
Completed 2-dose series	47,483
First dose: current number of people who have only received their first dose of the Moderna or Pfizer vaccine.	
Series complete: current number of people who have received both Moderna or Pfizer vaccine doses or one Johnson & Johnson dose and are considered fully immunized.	

Demographic summary	First dose	Series complete	Total people vaccinated
Age group	28,754	48,681	77,435
16-24 years	462	369	831
25-34 years	944	1,020	1,964
35-44 years	1,425	1,601	3,026
45-54 years	3,240	2,404	5,644
55-64 years	8,594	4,317	12,911
65-74 years	7,918	22,030	29,948
75-84 years	4,673	12,989	17,662
85+ years	1,498	3,951	5,449
Race	28,754	48,681	77,435
White	18,118	33,146	51,264
Black	2,714	4,139	6,853
American Indian/Alaskan	153	240	393
Other	2,206	4,419	6,625
Unknown	5,563	6,737	12,300
Other race includes Asian, native Hawaiian/Pacific Islander, or other.			
Ethnicity	28,754	48,681	77,435
Hispanic	2,681	2,730	5,411
Non-Hispanic	14,709	28,886	43,595
Unknown	11,364	17,065	28,429
Gender	28,754	48,681	77,435
Female	16,341	27,998	44,339
Male	12,331	20,664	32,995
Unknown	82	19	101



COVID-19: Sumter County vaccine summary

Vaccination data through Mar 28, 2021 as of Mar 29, 2021 at 12:05 AM

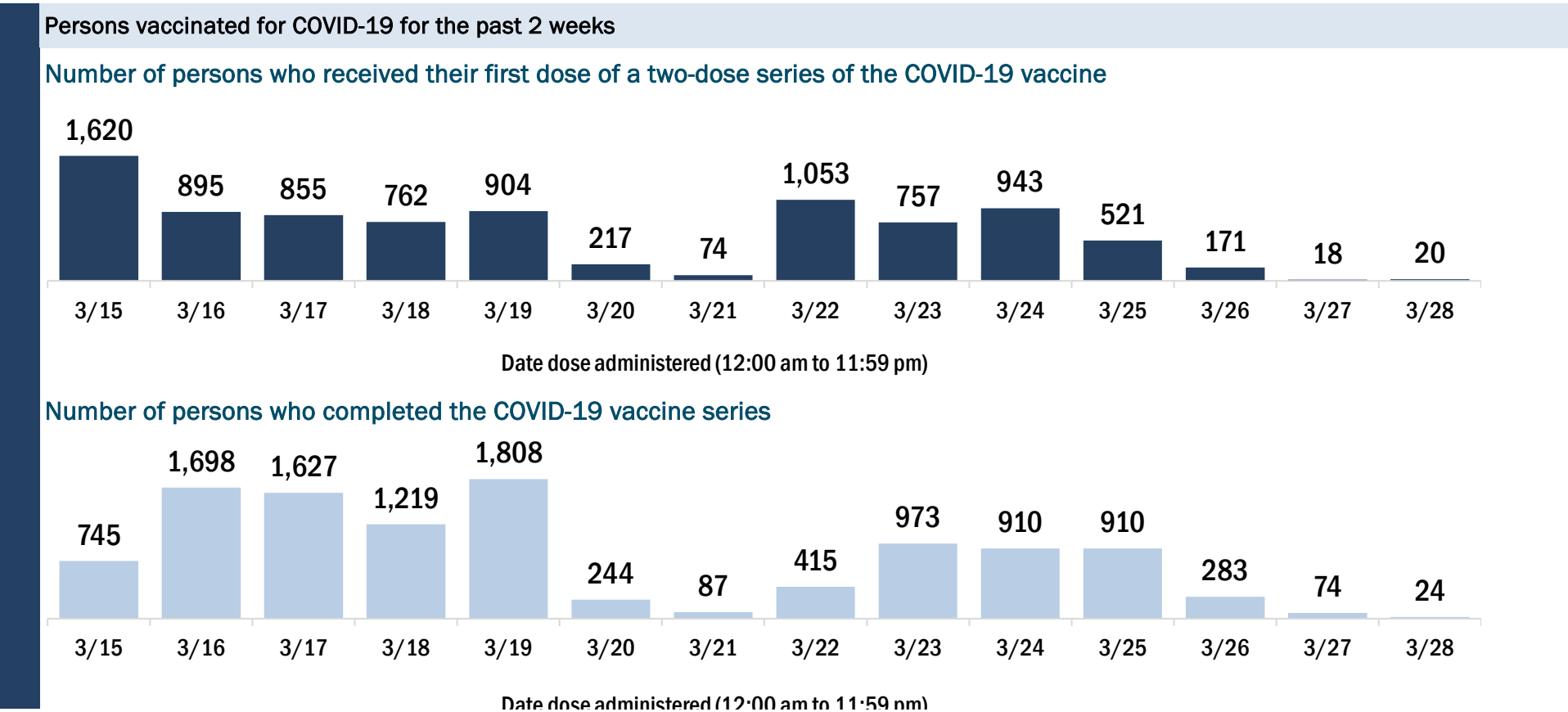
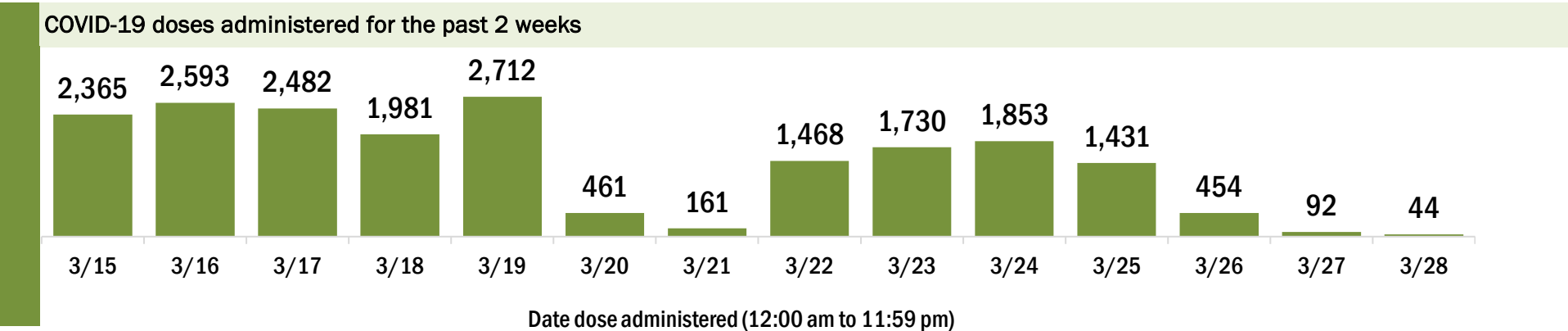
Data in this report are provisional and subject to change.

Data in this summary pertain to COVID-19 vaccines approved by the U.S. Food and Drug Administration and have been issued an Emergency Use Authorization (Janssen COVID-19 Vaccine, Moderna COVID-19 Vaccine and Pfizer-BioNTech COVID-19 Vaccine). These data summarize the number of people who have received either their first dose or have completed the series for a COVID-19 vaccine. **A person can only be counted in one category, first dose or series complete.** For persons receiving Moderna or Pfizer vaccines, once they receive their second dose, they are moved from the first dose column to the series completed column. **Because of this, the total first dose category may show a change from report to report not matching the total receiving their first dose from the previous day.** Persons receiving Johnson & Johnson vaccines will always be counted in the series completed column.

COVID-19 doses for vaccinated persons in Florida	
Doses administered	118,595
People receiving one dose of a 1-dose series (Johnson & Johnson) or receiving only one dose of a 2-dose series (Moderna, Pfizer) count once. Persons receiving both doses of a 2-dose series count twice.	

Current status of persons vaccinated for COVID-19 in Florida	
Total people vaccinated	73,370
First dose	25,040
Series completed	48,330
Completed 1-dose series	3,105
Completed 2-dose series	45,225
First dose: current number of people who have only received their first dose of the Moderna or Pfizer vaccine.	
Series complete: current number of people who have received both Moderna or Pfizer vaccine doses or one Johnson & Johnson dose and are considered fully immunized.	

Demographic summary	First dose	Series complete	Total people vaccinated
Age group	25,040	48,330	73,370
16-24 years	75	45	120
25-34 years	134	124	258
35-44 years	223	183	406
45-54 years	756	324	1,080
55-64 years	6,475	1,314	7,789
65-74 years	9,058	26,311	35,369
75-84 years	6,777	17,441	24,218
85+ years	1,542	2,588	4,130
Race	25,040	48,330	73,370
White	19,902	41,060	60,962
Black	349	423	772
American Indian/Alaskan	25	120	145
Other	1,175	1,807	2,982
Unknown	3,589	4,920	8,509
Other race includes Asian, native Hawaiian/Pacific Islander, or other.			
Ethnicity	25,040	48,330	73,370
Hispanic	453	585	1,038
Non-Hispanic	15,070	31,132	46,202
Unknown	9,517	16,613	26,130
Gender	25,040	48,330	73,370
Female	14,402	26,587	40,989
Male	10,569	21,737	32,306
Unknown	69	6	75



COVID-19: Suwannee County vaccine summary

Vaccination data through Mar 28, 2021 as of Mar 29, 2021 at 12:05 AM

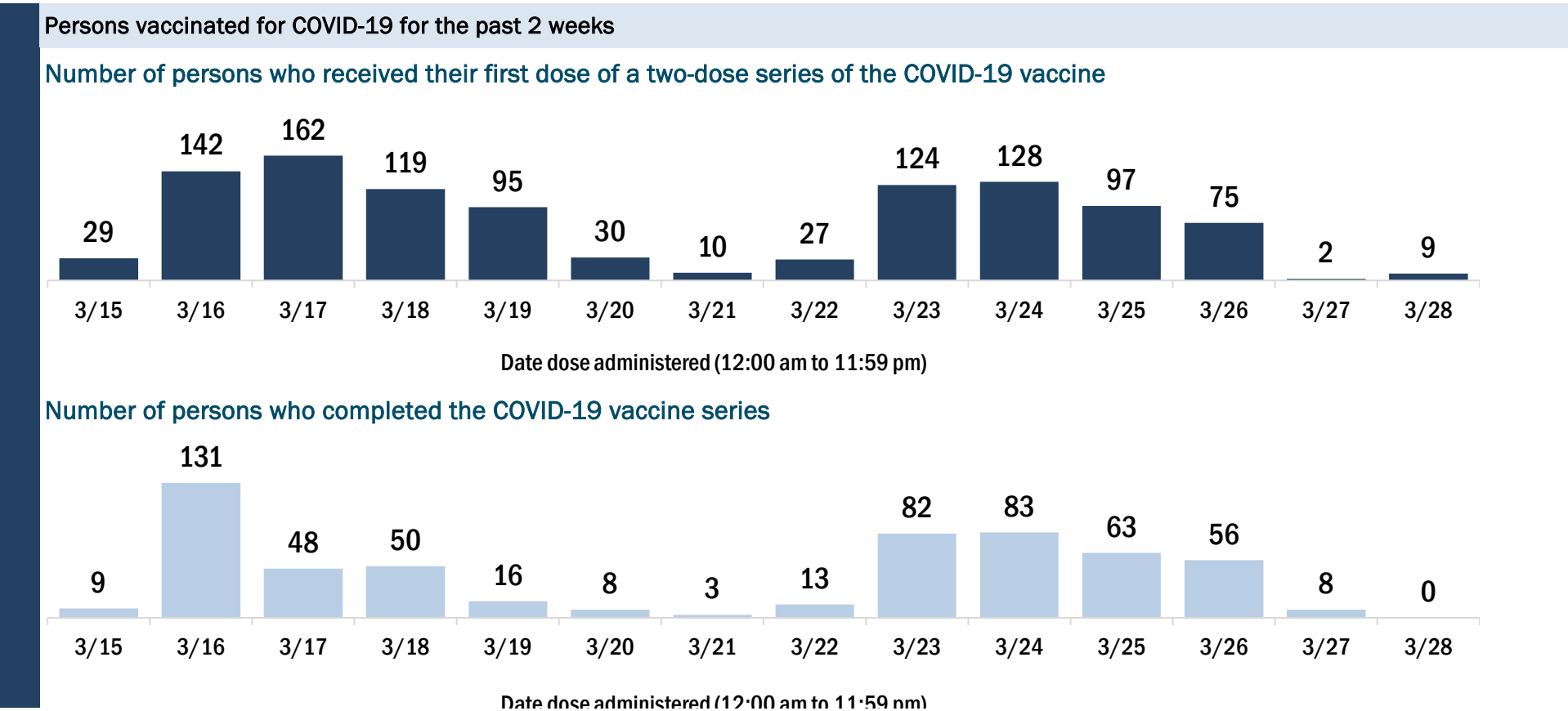
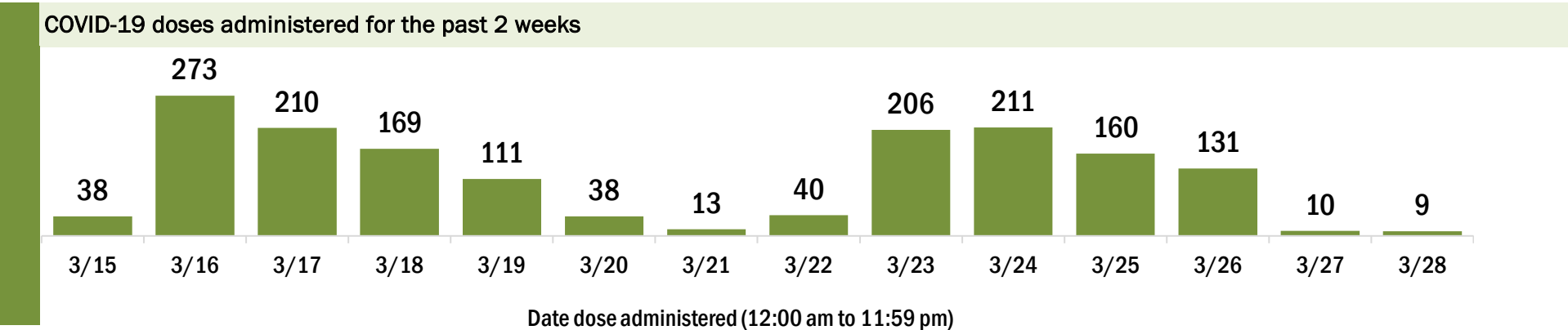
Data in this report are provisional and subject to change.

Data in this summary pertain to COVID-19 vaccines approved by the U.S. Food and Drug Administration and have been issued an Emergency Use Authorization (Janssen COVID-19 Vaccine, Moderna COVID-19 Vaccine and Pfizer-BioNTech COVID-19 Vaccine). These data summarize the number of people who have received either their first dose or have completed the series for a COVID-19 vaccine. **A person can only be counted in one category, first dose or series complete.** For persons receiving Moderna or Pfizer vaccines, once they receive their second dose, they are moved from the first dose column to the series completed column. **Because of this, the total first dose category may show a change from report to report not matching the total receiving their first dose from the previous day.** Persons receiving Johnson & Johnson vaccines will always be counted in the series completed column.

COVID-19 doses for vaccinated persons in Florida	
Doses administered	12,071
People receiving one dose of a 1-dose series (Johnson & Johnson) or receiving only one dose of a 2-dose series (Moderna, Pfizer) count once. Persons receiving both doses of a 2-dose series count twice.	

Current status of persons vaccinated for COVID-19 in Florida	
Total people vaccinated	7,163
First dose	2,125
Series completed	5,038
Completed 1-dose series	130
Completed 2-dose series	4,908
First dose: current number of people who have only received their first dose of the Moderna or Pfizer vaccine.	
Series complete: current number of people who have received both Moderna or Pfizer vaccine doses or one Johnson & Johnson dose and are considered fully immunized.	

Demographic summary	First dose	Series complete	Total people vaccinated
Age group	2,125	5,038	7,163
16-24 years	54	33	87
25-34 years	69	75	144
35-44 years	112	117	229
45-54 years	250	161	411
55-64 years	932	389	1,321
65-74 years	419	2,252	2,671
75-84 years	211	1,494	1,705
85+ years	78	517	595
Race	2,125	5,038	7,163
White	1,448	3,536	4,984
Black	218	308	526
American Indian/Alaskan	3	4	7
Other	139	324	463
Unknown	317	866	1,183
Other race includes Asian, native Hawaiian/Pacific Islander, or other.			
Ethnicity	2,125	5,038	7,163
Hispanic	73	87	160
Non-Hispanic	1,167	2,431	3,598
Unknown	885	2,520	3,405
Gender	2,125	5,038	7,163
Female	1,281	2,931	4,212
Male	844	2,107	2,951
Unknown	0	0	0



COVID-19: Taylor County vaccine summary

Vaccination data through Mar 28, 2021 as of Mar 29, 2021 at 12:05 AM

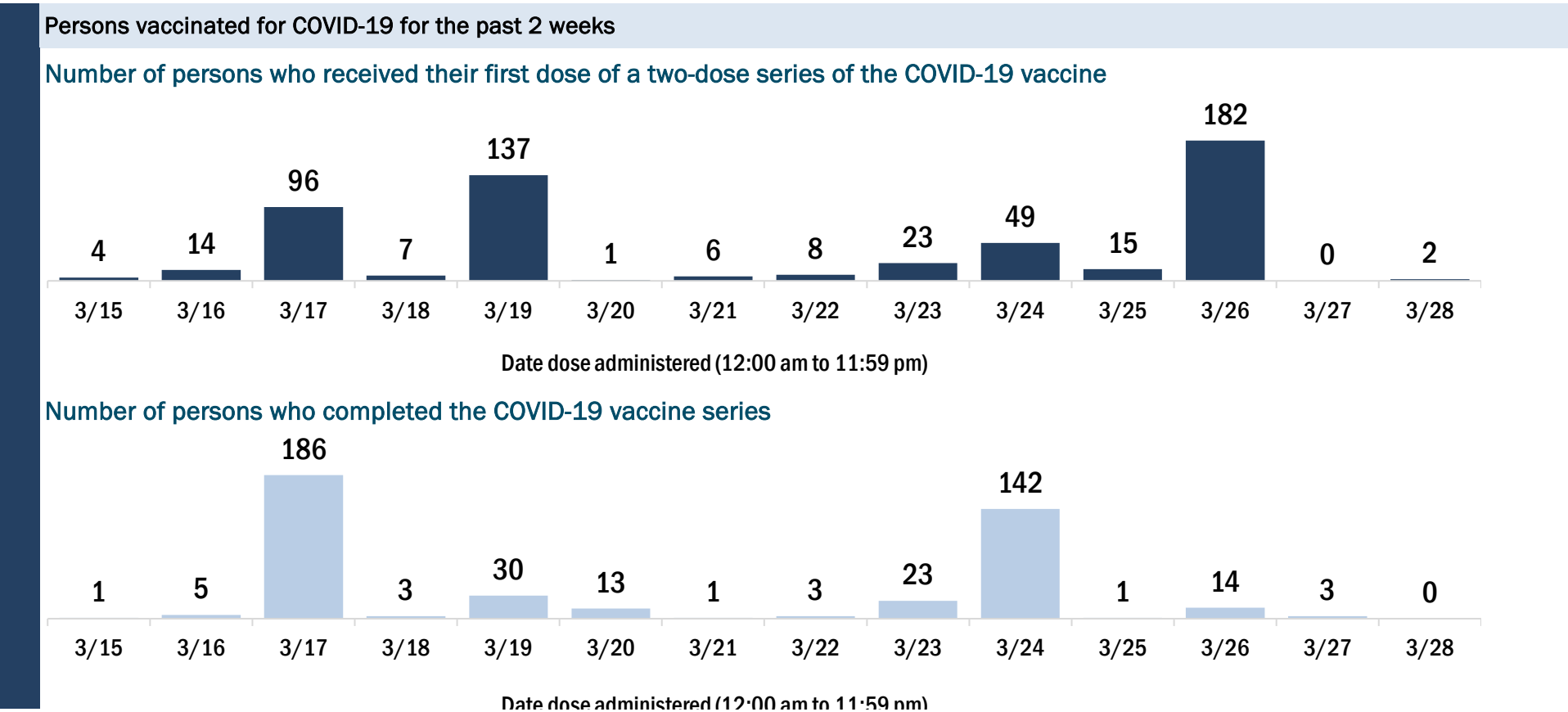
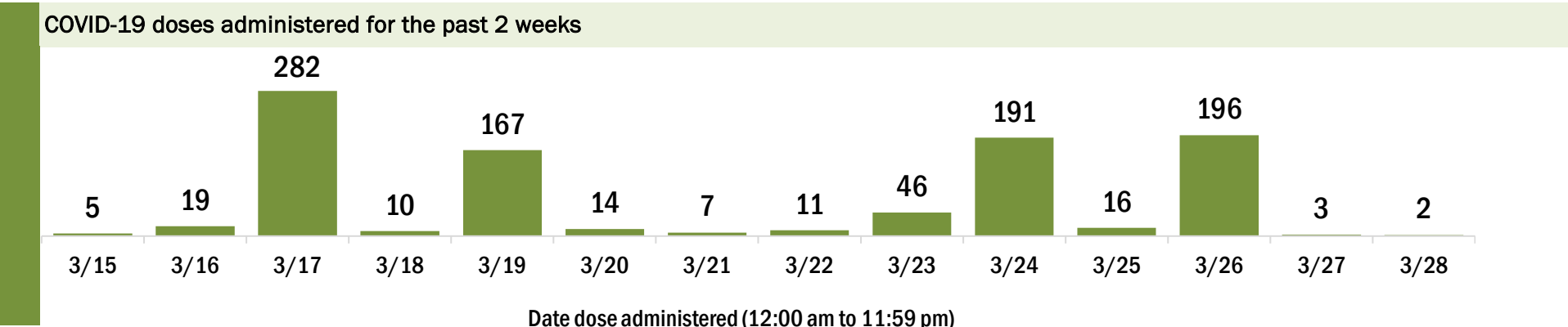
Data in this report are provisional and subject to change.

Data in this summary pertain to COVID-19 vaccines approved by the U.S. Food and Drug Administration and have been issued an Emergency Use Authorization (Janssen COVID-19 Vaccine, Moderna COVID-19 Vaccine and Pfizer-BioNTech COVID-19 Vaccine). These data summarize the number of people who have received either their first dose or have completed the series for a COVID-19 vaccine. **A person can only be counted in one category, first dose or series complete.** For persons receiving Moderna or Pfizer vaccines, once they receive their second dose, they are moved from the first dose column to the series completed column. **Because of this, the total first dose category may show a change from report to report not matching the total receiving their first dose from the previous day.** Persons receiving Johnson & Johnson vaccines will always be counted in the series completed column.

COVID-19 doses for vaccinated persons in Florida	
Doses administered	6,594
People receiving one dose of a 1-dose series (Johnson & Johnson) or receiving only one dose of a 2-dose series (Moderna, Pfizer) count once. Persons receiving both doses of a 2-dose series count twice.	

Current status of persons vaccinated for COVID-19 in Florida	
Total people vaccinated	4,116
First dose	1,595
Series completed	2,521
Completed 1-dose series	43
Completed 2-dose series	2,478
First dose: current number of people who have only received their first dose of the Moderna or Pfizer vaccine.	
Series complete: current number of people who have received both Moderna or Pfizer vaccine doses or one Johnson & Johnson dose and are considered fully immunized.	

Demographic summary	First dose	Series complete	Total people vaccinated
Age group	1,595	2,521	4,116
16-24 years	33	16	49
25-34 years	46	50	96
35-44 years	80	49	129
45-54 years	181	104	285
55-64 years	544	306	850
65-74 years	421	1,127	1,548
75-84 years	222	679	901
85+ years	68	190	258
Race	1,595	2,521	4,116
White	1,111	1,874	2,985
Black	252	240	492
American Indian/Alaskan	14	21	35
Other	60	174	234
Unknown	158	212	370
Other race includes Asian, native Hawaiian/Pacific Islander, or other.			
Ethnicity	1,595	2,521	4,116
Hispanic	29	27	56
Non-Hispanic	952	1,395	2,347
Unknown	614	1,099	1,713
Gender	1,595	2,521	4,116
Female	872	1,395	2,267
Male	722	1,126	1,848
Unknown	1	0	1



COVID-19: Union County vaccine summary

Vaccination data through Mar 28, 2021 as of Mar 29, 2021 at 12:05 AM

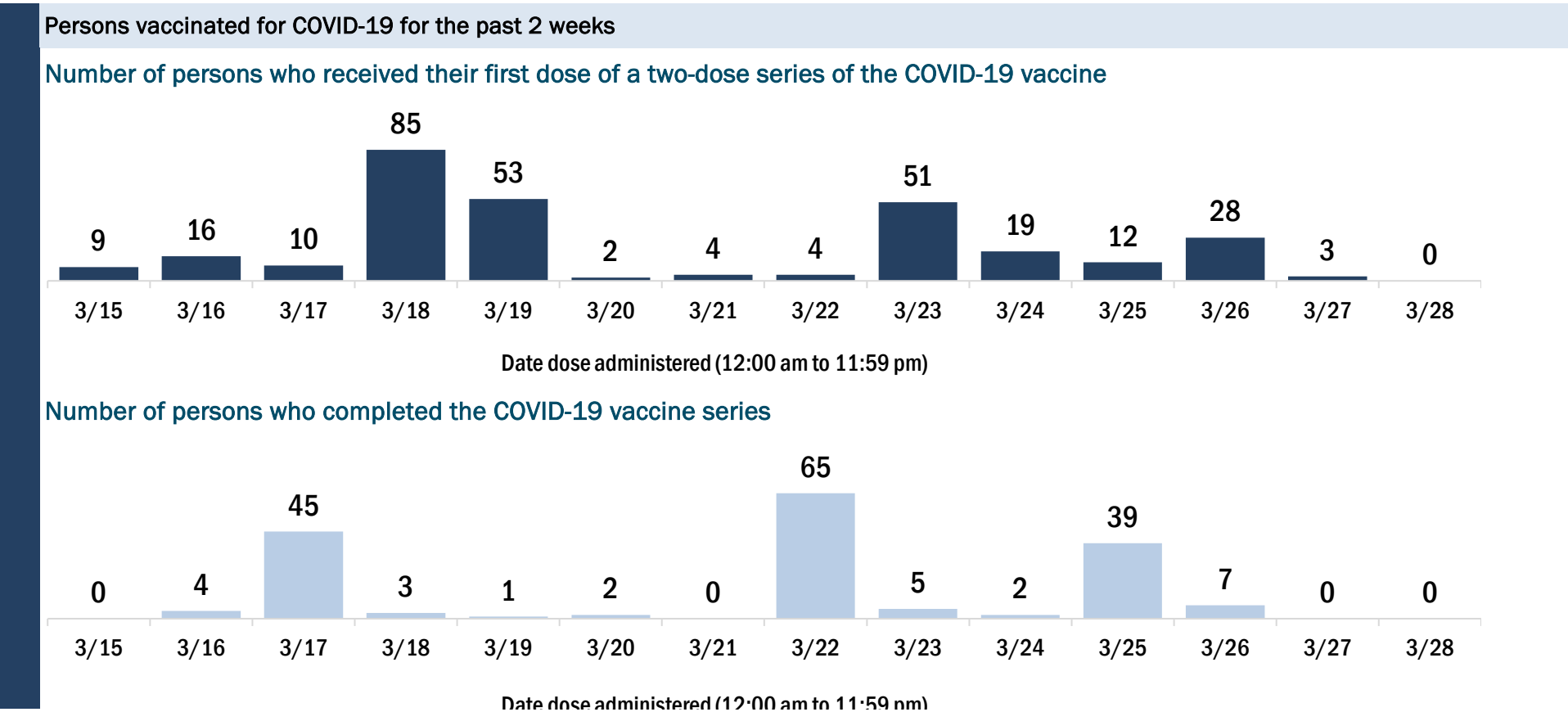
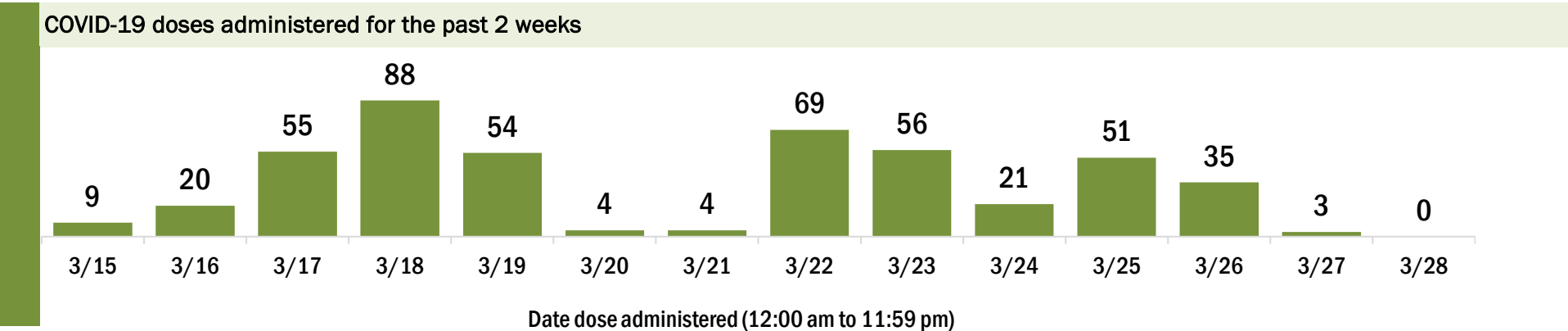
Data in this report are provisional and subject to change.

Data in this summary pertain to COVID-19 vaccines approved by the U.S. Food and Drug Administration and have been issued an Emergency Use Authorization (Janssen COVID-19 Vaccine, Moderna COVID-19 Vaccine and Pfizer-BioNTech COVID-19 Vaccine). These data summarize the number of people who have received either their first dose or have completed the series for a COVID-19 vaccine. **A person can only be counted in one category, first dose or series complete.** For persons receiving Moderna or Pfizer vaccines, once they receive their second dose, they are moved from the first dose column to the series completed column. **Because of this, the total first dose category may show a change from report to report not matching the total receiving their first dose from the previous day.** Persons receiving Johnson & Johnson vaccines will always be counted in the series completed column.

COVID-19 doses for vaccinated persons in Florida	
Doses administered	2,964
People receiving one dose of a 1-dose series (Johnson & Johnson) or receiving only one dose of a 2-dose series (Moderna, Pfizer) count once. Persons receiving both doses of a 2-dose series count twice.	

Current status of persons vaccinated for COVID-19 in Florida	
Total people vaccinated	1,771
First dose	497
Series completed	1,274
Completed 1-dose series	81
Completed 2-dose series	1,193
First dose: current number of people who have only received their first dose of the Moderna or Pfizer vaccine.	
Series complete: current number of people who have received both Moderna or Pfizer vaccine doses or one Johnson & Johnson dose and are considered fully immunized.	

Demographic summary	First dose	Series complete	Total people vaccinated
Age group	497	1,274	1,771
16-24 years	11	12	23
25-34 years	28	50	78
35-44 years	30	38	68
45-54 years	65	64	129
55-64 years	228	136	364
65-74 years	88	548	636
75-84 years	38	330	368
85+ years	9	96	105
Race	497	1,274	1,771
White	378	1,055	1,433
Black	62	96	158
American Indian/Alaskan	7	12	19
Other	31	96	127
Unknown	19	15	34
Other race includes Asian, native Hawaiian/Pacific Islander, or other.			
Ethnicity	497	1,274	1,771
Hispanic	15	20	35
Non-Hispanic	400	1,193	1,593
Unknown	82	61	143
Gender	497	1,274	1,771
Female	305	724	1,029
Male	192	550	742
Unknown	0	0	0



COVID-19: Volusia County vaccine summary

Vaccination data through Mar 28, 2021 as of Mar 29, 2021 at 12:05 AM

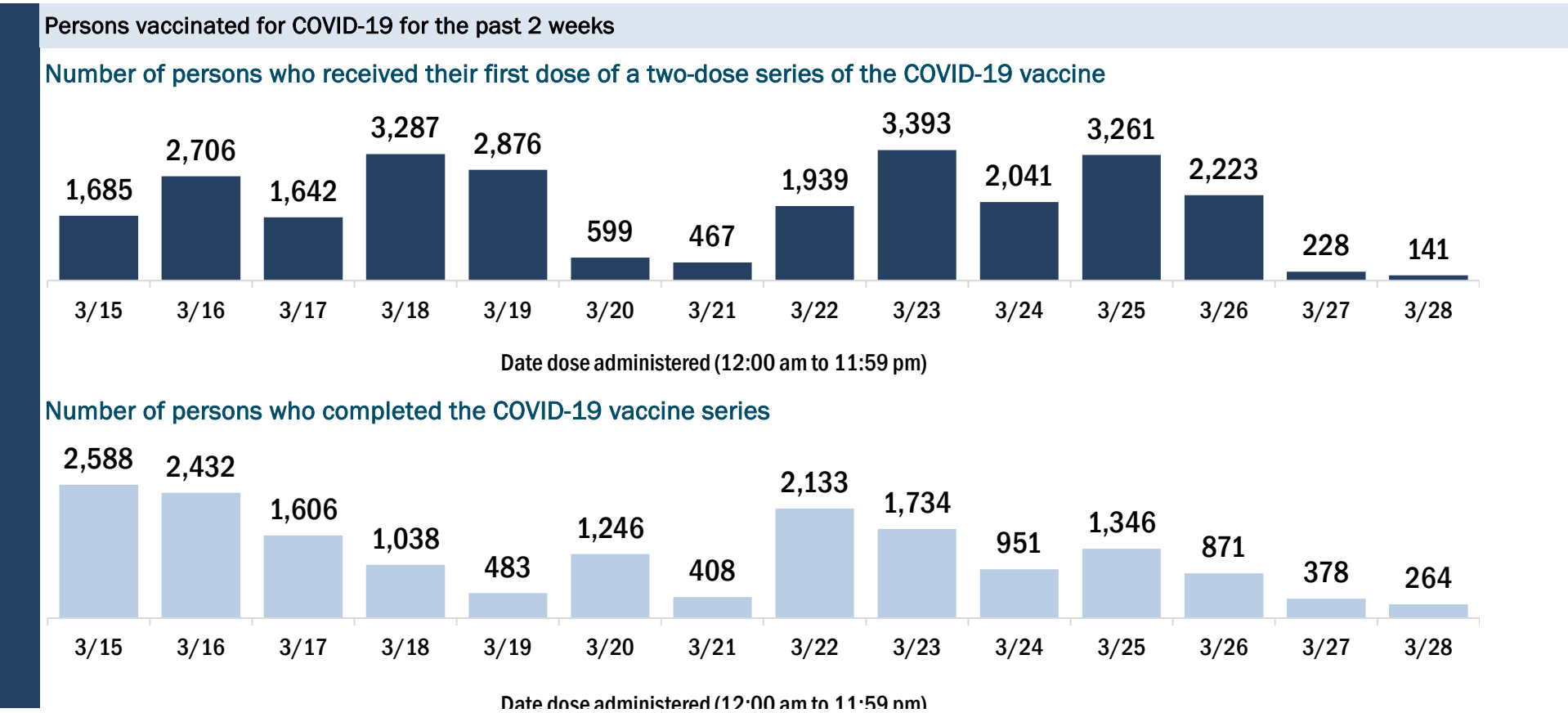
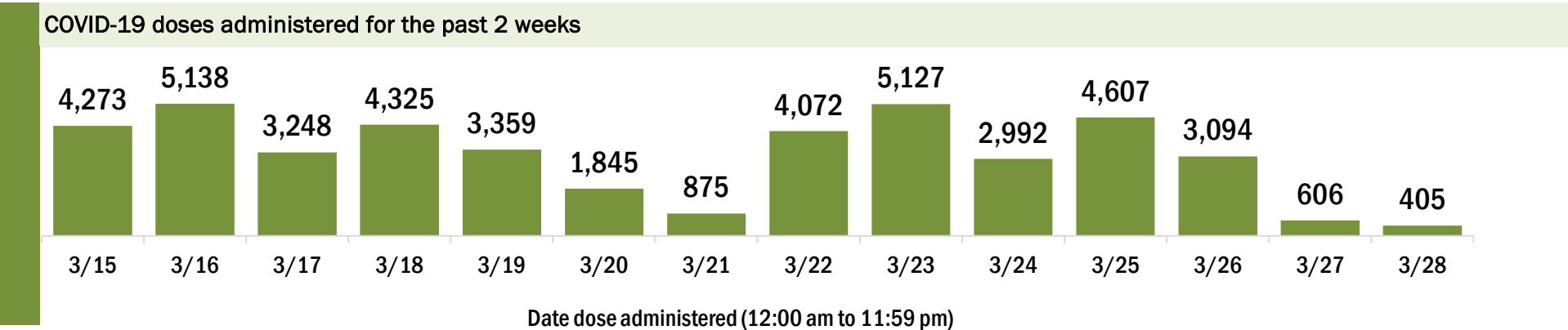
Data in this report are provisional and subject to change.

Data in this summary pertain to COVID-19 vaccines approved by the U.S. Food and Drug Administration and have been issued an Emergency Use Authorization (Janssen COVID-19 Vaccine, Moderna COVID-19 Vaccine and Pfizer-BioNTech COVID-19 Vaccine). These data summarize the number of people who have received either their first dose or have completed the series for a COVID-19 vaccine. **A person can only be counted in one category, first dose or series complete.** For persons receiving Moderna or Pfizer vaccines, once they receive their second dose, they are moved from the first dose column to the series completed column. **Because of this, the total first dose category may show a change from report to report not matching the total receiving their first dose from the previous day.** Persons receiving Johnson & Johnson vaccines will always be counted in the series completed column.

COVID-19 doses for vaccinated persons in Florida	
Doses administered	213,836
People receiving one dose of a 1-dose series (Johnson & Johnson) or receiving only one dose of a 2-dose series (Moderna, Pfizer) count once. Persons receiving both doses of a 2-dose series count twice.	

Current status of persons vaccinated for COVID-19 in Florida	
Total people vaccinated	141,116
First dose	56,587
Series completed	84,529
Completed 1-dose series	11,809
Completed 2-dose series	72,720
First dose: current number of people who have only received their first dose of the Moderna or Pfizer vaccine.	
Series complete: current number of people who have received both Moderna or Pfizer vaccine doses or one Johnson & Johnson dose and are considered fully immunized.	

Demographic summary		First dose	Series complete	Total people vaccinated
Age group		56,587	84,529	141,116
16-24 years		1,089	856	1,945
25-34 years		1,910	2,322	4,232
35-44 years		2,556	3,143	5,699
45-54 years		5,395	4,696	10,091
55-64 years		17,440	8,951	26,391
65-74 years		16,279	36,268	52,547
75-84 years		8,971	20,744	29,715
85+ years		2,947	7,549	10,496
Race		56,587	84,529	141,116
White		37,863	54,020	91,883
Black		2,414	3,227	5,641
American Indian/Alaskan		238	344	582
Other		4,661	11,498	16,159
Unknown		11,411	15,440	26,851
Other race includes Asian, native Hawaiian/Pacific Islander, or other.				
Ethnicity		56,587	84,529	141,116
Hispanic		3,341	3,148	6,489
Non-Hispanic		29,329	39,412	68,741
Unknown		23,917	41,969	65,886
Gender		56,587	84,529	141,116
Female		31,893	49,614	81,507
Male		23,252	34,519	57,771
Unknown		1,442	396	1,838



COVID-19: Wakulla County vaccine summary

Vaccination data through Mar 28, 2021 as of Mar 29, 2021 at 12:05 AM

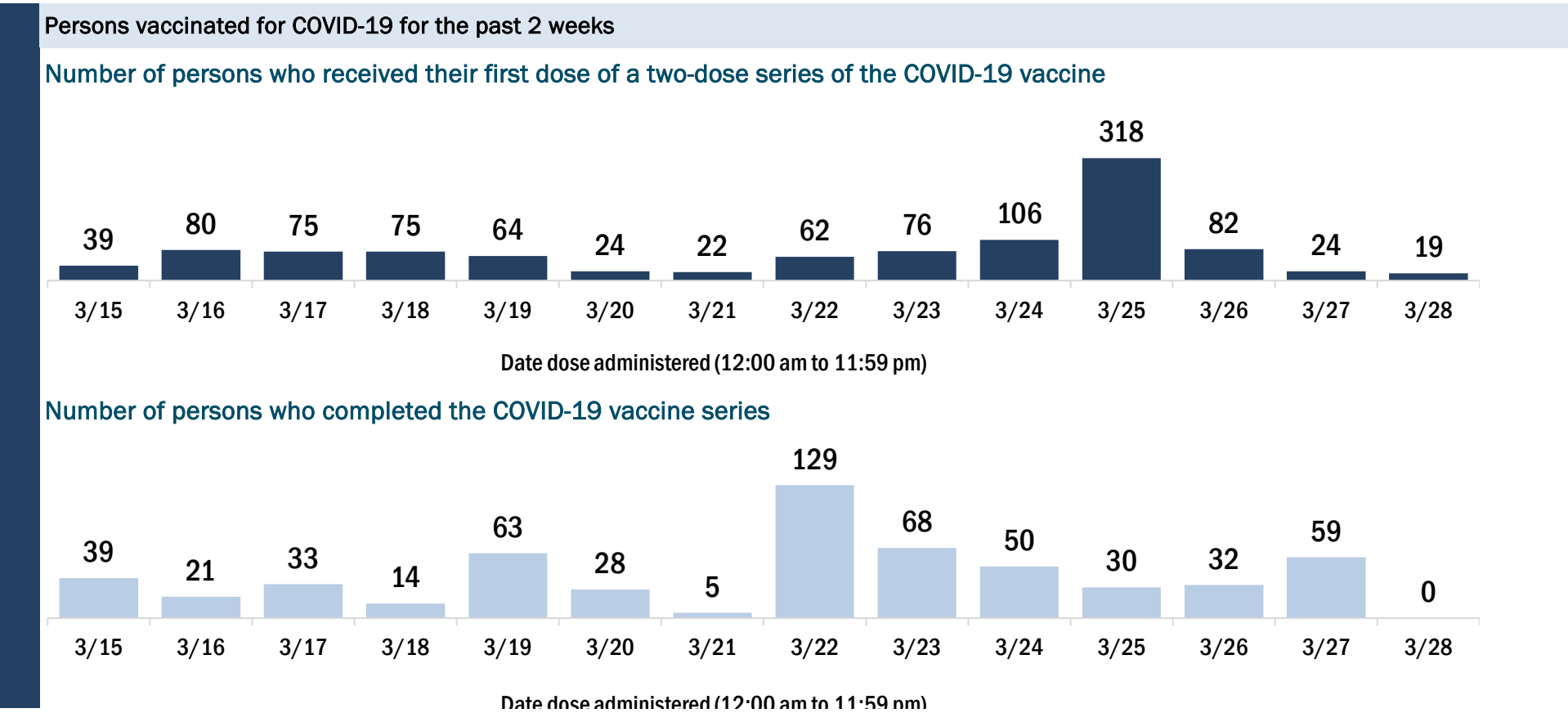
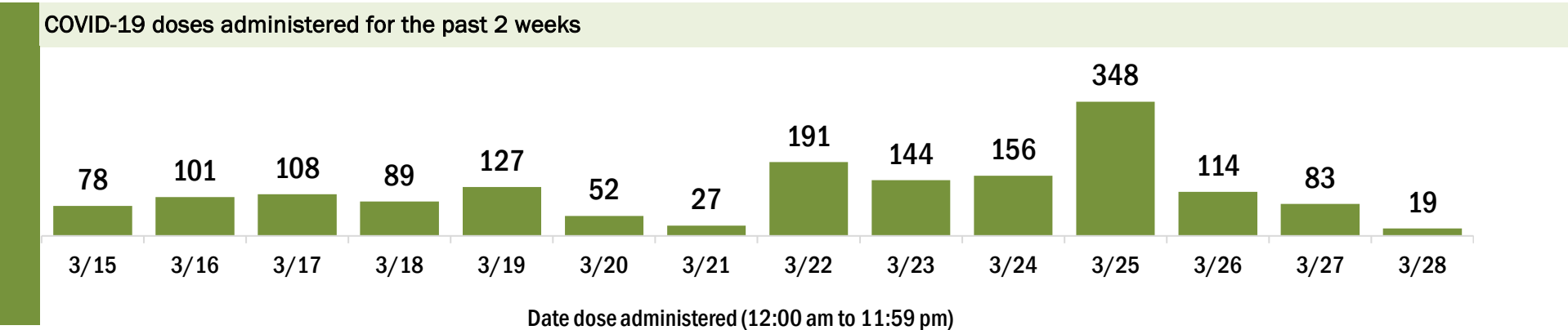
Data in this report are provisional and subject to change.

Data in this summary pertain to COVID-19 vaccines approved by the U.S. Food and Drug Administration and have been issued an Emergency Use Authorization (Janssen COVID-19 Vaccine, Moderna COVID-19 Vaccine and Pfizer-BioNTech COVID-19 Vaccine). These data summarize the number of people who have received either their first dose or have completed the series for a COVID-19 vaccine. **A person can only be counted in one category, first dose or series complete.** For persons receiving Moderna or Pfizer vaccines, once they receive their second dose, they are moved from the first dose column to the series completed column. **Because of this, the total first dose category may show a change from report to report not matching the total receiving their first dose from the previous day.** Persons receiving Johnson & Johnson vaccines will always be counted in the series completed column.

COVID-19 doses for vaccinated persons in Florida	
Doses administered	11,839
People receiving one dose of a 1-dose series (Johnson & Johnson) or receiving only one dose of a 2-dose series (Moderna, Pfizer) count once. Persons receiving both doses of a 2-dose series count twice.	

Current status of persons vaccinated for COVID-19 in Florida	
Total people vaccinated	7,248
First dose	2,505
Series completed	4,743
Completed 1-dose series	152
Completed 2-dose series	4,591
First dose: current number of people who have only received their first dose of the Moderna or Pfizer vaccine.	
Series complete: current number of people who have received both Moderna or Pfizer vaccine doses or one Johnson & Johnson dose and are considered fully immunized.	

Demographic summary	First dose	Series complete	Total people vaccinated
Age group	2,505	4,743	7,248
16-24 years	82	32	114
25-34 years	109	136	245
35-44 years	194	202	396
45-54 years	401	292	693
55-64 years	953	582	1,535
65-74 years	473	2,221	2,694
75-84 years	234	1,026	1,260
85+ years	59	252	311
Race	2,505	4,743	7,248
White	1,849	3,506	5,355
Black	203	288	491
American Indian/Alaskan	13	26	39
Other	205	692	897
Unknown	235	231	466
Other race includes Asian, native Hawaiian/Pacific Islander, or other.			
Ethnicity	2,505	4,743	7,248
Hispanic	63	55	118
Non-Hispanic	1,887	3,623	5,510
Unknown	555	1,065	1,620
Gender	2,505	4,743	7,248
Female	1,448	2,634	4,082
Male	1,056	2,108	3,164
Unknown	1	1	2



COVID-19: Walton County vaccine summary

Vaccination data through Mar 28, 2021 as of Mar 29, 2021 at 12:05 AM

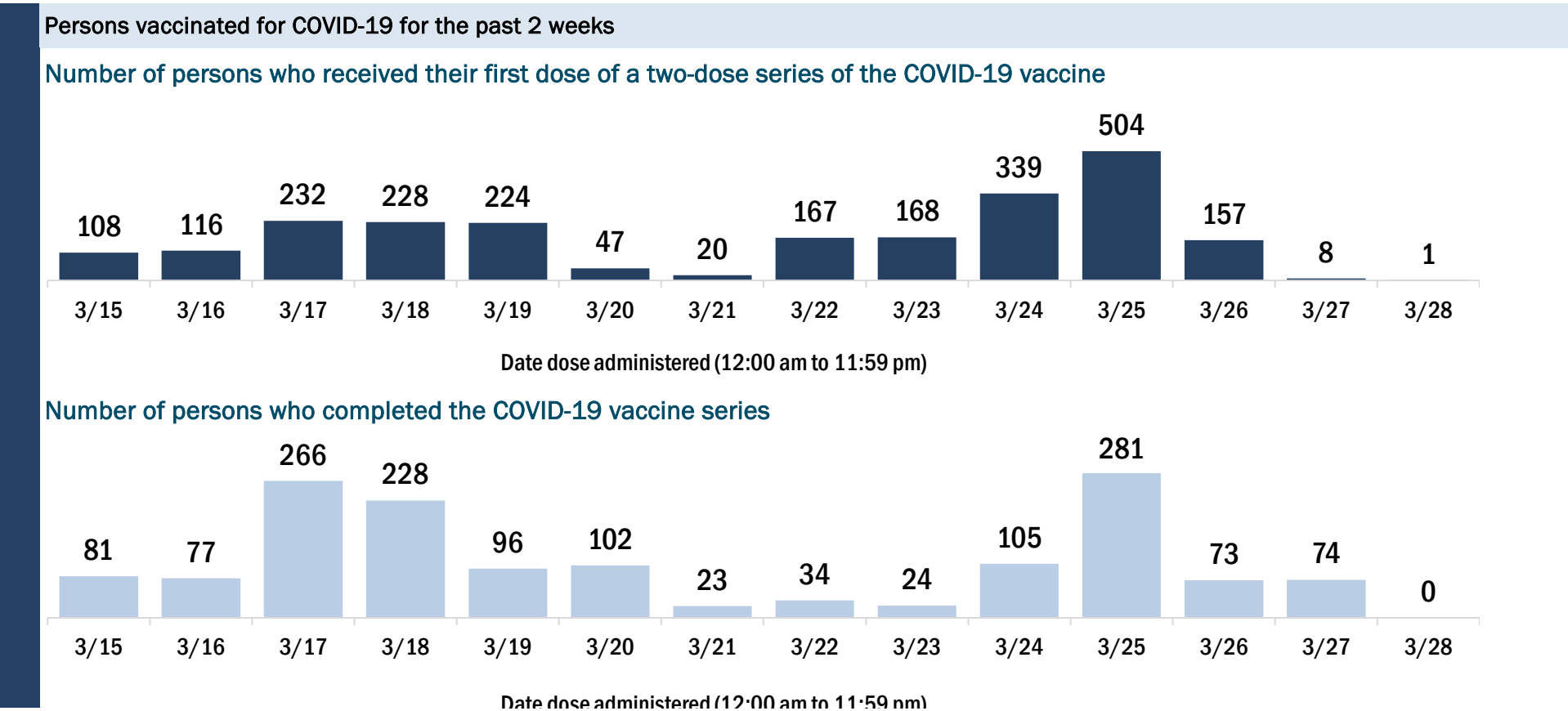
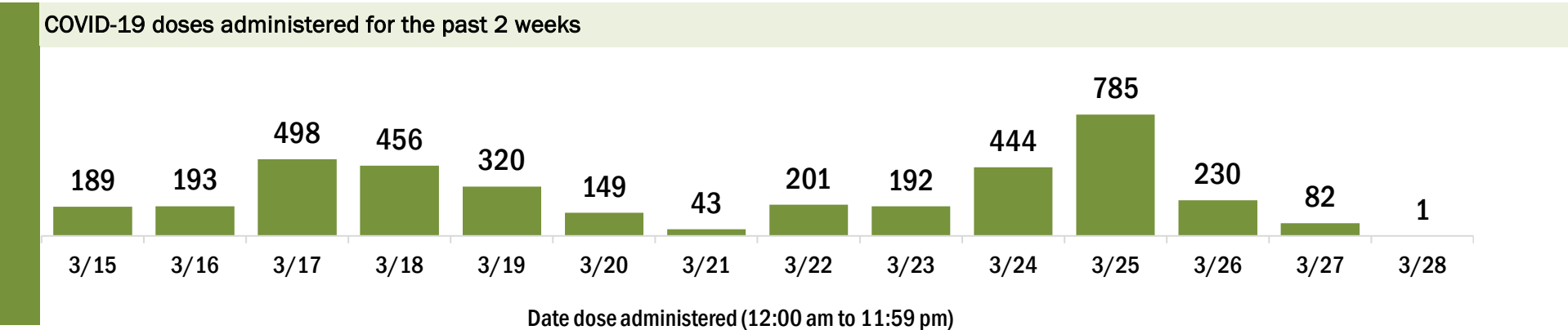
Data in this report are provisional and subject to change.

Data in this summary pertain to COVID-19 vaccines approved by the U.S. Food and Drug Administration and have been issued an Emergency Use Authorization (Janssen COVID-19 Vaccine, Moderna COVID-19 Vaccine and Pfizer-BioNTech COVID-19 Vaccine). These data summarize the number of people who have received either their first dose or have completed the series for a COVID-19 vaccine. **A person can only be counted in one category, first dose or series complete.** For persons receiving Moderna or Pfizer vaccines, once they receive their second dose, they are moved from the first dose column to the series completed column. **Because of this, the total first dose category may show a change from report to report not matching the total receiving their first dose from the previous day.** Persons receiving Johnson & Johnson vaccines will always be counted in the series completed column.

COVID-19 doses for vaccinated persons in Florida	
Doses administered	26,290
People receiving one dose of a 1-dose series (Johnson & Johnson) or receiving only one dose of a 2-dose series (Moderna, Pfizer) count once. Persons receiving both doses of a 2-dose series count twice.	

Current status of persons vaccinated for COVID-19 in Florida	
Total people vaccinated	16,446
First dose	6,085
Series completed	10,361
Completed 1-dose series	517
Completed 2-dose series	9,844
First dose: current number of people who have only received their first dose of the Moderna or Pfizer vaccine.	
Series complete: current number of people who have received both Moderna or Pfizer vaccine doses or one Johnson & Johnson dose and are considered fully immunized.	

Demographic summary	First dose	Series complete	Total people vaccinated
Age group	6,085	10,361	16,446
16-24 years	85	66	151
25-34 years	195	188	383
35-44 years	371	369	740
45-54 years	820	540	1,360
55-64 years	2,454	1,237	3,691
65-74 years	1,374	5,132	6,506
75-84 years	623	2,216	2,839
85+ years	163	613	776
Race	6,085	10,361	16,446
White	4,441	7,956	12,397
Black	130	164	294
American Indian/Alaskan	20	39	59
Other	303	470	773
Unknown	1,191	1,732	2,923
Other race includes Asian, native Hawaiian/Pacific Islander, or other.			
Ethnicity	6,085	10,361	16,446
Hispanic	143	137	280
Non-Hispanic	3,837	6,830	10,667
Unknown	2,105	3,394	5,499
Gender	6,085	10,361	16,446
Female	3,379	5,689	9,068
Male	2,704	4,671	7,375
Unknown	2	1	3



COVID-19: Washington County vaccine summary

Vaccination data through Mar 28, 2021 as of Mar 29, 2021 at 12:05 AM

Data in this report are provisional and subject to change.

Data in this summary pertain to COVID-19 vaccines approved by the U.S. Food and Drug Administration and have been issued an Emergency Use Authorization (Janssen COVID-19 Vaccine, Moderna COVID-19 Vaccine and Pfizer-BioNTech COVID-19 Vaccine). These data summarize the number of people who have received either their first dose or have completed the series for a COVID-19 vaccine. **A person can only be counted in one category, first dose or series complete.** For persons receiving Moderna or Pfizer vaccines, once they receive their second dose, they are moved from the first dose column to the series completed column. **Because of this, the total first dose category may show a change from report to report not matching the total receiving their first dose from the previous day.** Persons receiving Johnson & Johnson vaccines will always be counted in the series completed column.

COVID-19 doses for vaccinated persons in Florida	
Doses administered	6,149
People receiving one dose of a 1-dose series (Johnson & Johnson) or receiving only one dose of a 2-dose series (Moderna, Pfizer) count once. Persons receiving both doses of a 2-dose series count twice.	

Current status of persons vaccinated for COVID-19 in Florida	
Total people vaccinated	3,761
First dose	1,240
Series completed	2,521
Completed 1-dose series	133
Completed 2-dose series	2,388
First dose: current number of people who have only received their first dose of the Moderna or Pfizer vaccine.	
Series complete: current number of people who have received both Moderna or Pfizer vaccine doses or one Johnson & Johnson dose and are considered fully immunized.	

Demographic summary	First dose	Series complete	Total people vaccinated
Age group	1,240	2,521	3,761
16-24 years	18	14	32
25-34 years	49	51	100
35-44 years	63	90	153
45-54 years	172	138	310
55-64 years	479	322	801
65-74 years	273	1,060	1,333
75-84 years	135	631	766
85+ years	51	215	266
Race	1,240	2,521	3,761
White	927	2,001	2,928
Black	161	207	368
American Indian/Alaskan	20	27	47
Other	49	142	191
Unknown	83	144	227
Other race includes Asian, native Hawaiian/Pacific Islander, or other.			
Ethnicity	1,240	2,521	3,761
Hispanic	26	20	46
Non-Hispanic	881	2,006	2,887
Unknown	333	495	828
Gender	1,240	2,521	3,761
Female	704	1,406	2,110
Male	536	1,115	1,651
Unknown	0	0	0

