

# COVID-19: Florida vaccine summary

Vaccination data through Mar 26, 2021 as of Mar 27, 2021 at 12:05 AM

Data in this report are provisional and subject to change. Data are based on county of residence.

Data in this summary pertain to COVID-19 vaccines approved by the U.S. Food and Drug Administration and have been issued an Emergency Use Authorization (Janssen COVID-19 Vaccine, Moderna COVID-19 Vaccine and Pfizer-BioNTech COVID-19 Vaccine). These data summarize the number of people who have received either their first dose or have completed the series for a COVID-19 vaccine. **A person can only be counted in one category, first dose or series complete.** For persons receiving Moderna or Pfizer vaccines, once they receive their second dose, they are moved from the first dose column to the series completed column. **Because of this, the total first dose category may show a change from report to report not matching the total receiving their first dose from the previous day.** Persons receiving Johnson & Johnson vaccines will always be counted in the series completed column.

## COVID-19 doses for vaccinated persons in Florida

**Doses administered** 8,469,948

People receiving one dose of a 1-dose series (Johnson & Johnson) or receiving only one dose of a 2-dose series (Moderna, Pfizer) count once. Persons receiving both doses of a 2-dose series count twice.

## Current status of persons vaccinated for COVID-19 in Florida

**Total people vaccinated** 5,604,283

First dose 2,528,950

Series completed 3,075,333

Completed 1-dose series 209,668

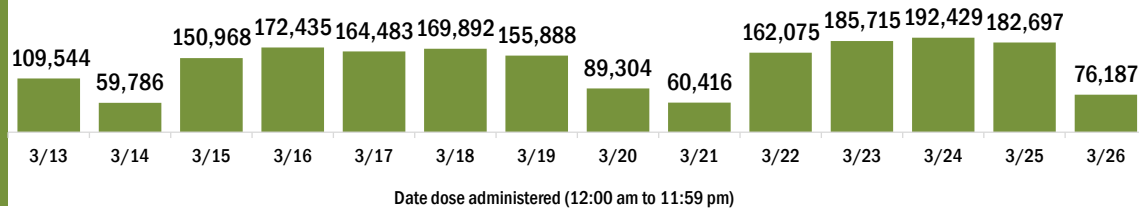
Completed 2-dose series 2,865,665

**First dose:** current number of people who have only received their first dose of the Moderna or Pfizer vaccine.

**Series complete:** current number of people who have received both Moderna or Pfizer vaccine doses or one Johnson & Johnson dose and are considered fully immunized.

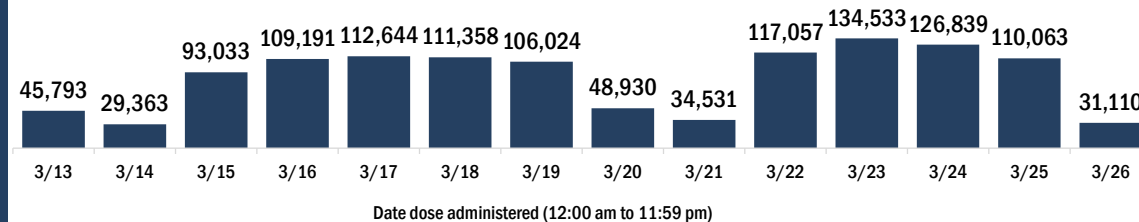
Demographic summary	First dose	Series complete	Total people vaccinated
<b>Age group</b>	2,528,950	3,075,333	5,604,283
16-24 years	70,144	37,089	107,233
25-34 years	137,552	116,966	254,518
35-44 years	190,625	153,983	344,608
45-54 years	328,734	208,495	537,229
55-64 years	728,918	331,644	1,060,562
65-74 years	592,966	1,252,753	1,845,719
75-84 years	354,068	727,769	1,081,837
85+ years	125,943	246,634	372,577
<b>Race</b>	2,528,950	3,075,333	5,604,283
White	1,649,801	2,137,681	3,787,482
Black	159,737	194,355	354,092
American Indian/Alaskan	9,500	11,103	20,603
Other	225,314	335,285	560,599
Unknown	484,598	396,909	881,507
<b>Other race</b> includes Asian, native Hawaiian/Pacific Islander, or other.			
<b>Ethnicity</b>	2,528,950	3,075,333	5,604,283
Hispanic	321,432	371,666	693,098
Non-Hispanic	1,194,295	1,696,367	2,890,662
Unknown	1,013,223	1,007,300	2,020,523
<b>Gender</b>	2,528,950	3,075,333	5,604,283
Female	1,433,392	1,774,517	3,207,909
Male	1,083,129	1,297,641	2,380,770
Unknown	12,429	3,175	15,604

## COVID-19 doses administered for the past 2 weeks

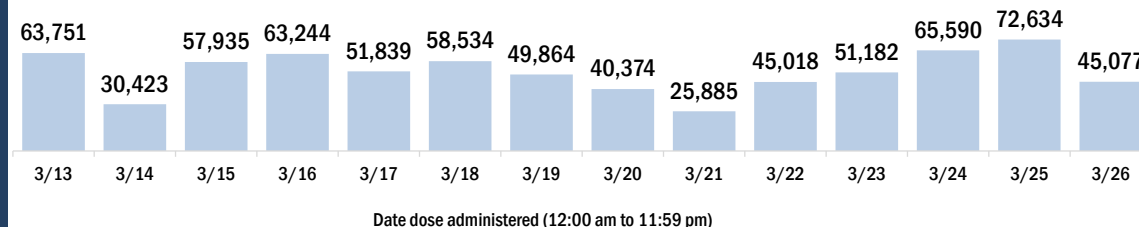


## Persons vaccinated for COVID-19 for the past 2 weeks

### Number of persons who received their first dose of the COVID-19 vaccine



### Number of persons who received their second dose and completed the COVID-19 vaccine series



# COVID-19: Alachua County vaccine summary

Vaccination data through Mar 26, 2021 as of Mar 27, 2021 at 12:05 AM

Data in this report are provisional and subject to change.

Data in this summary pertain to COVID-19 vaccines approved by the U.S. Food and Drug Administration and have been issued an Emergency Use Authorization (Janssen COVID-19 Vaccine, Moderna COVID-19 Vaccine and Pfizer-BioNTech COVID-19 Vaccine). These data summarize the number of people who have received either their first dose or have completed the series for a COVID-19 vaccine. **A person can only be counted in one category, first dose or series complete.** For persons receiving Moderna or Pfizer vaccines, once they receive their second dose, they are moved from the first dose column to the series completed column. **Because of this, the total first dose category may show a change from report to report not matching the total receiving their first dose from the previous day.** Persons receiving Johnson & Johnson vaccines will always be counted in the series completed column.

## COVID-19 doses for vaccinated persons in Florida

**Doses administered** 121,048

People receiving one dose of a 1-dose series (Johnson & Johnson) or receiving only one dose of a 2-dose series (Moderna, Pfizer) count once. Persons receiving both doses of a 2-dose series count twice.

## Current status of persons vaccinated for COVID-19 in Florida

**Total people vaccinated** 75,156

First dose 26,754

Series completed 48,402

Completed 1-dose series 2,510

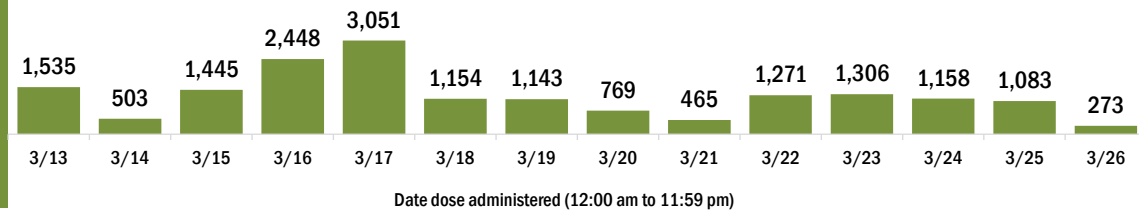
Completed 2-dose series 45,892

**First dose:** current number of people who have only received their first dose of the Moderna or Pfizer vaccine.

**Series complete:** current number of people who have received both Moderna or Pfizer vaccine doses or one Johnson & Johnson dose and are considered fully immunized.

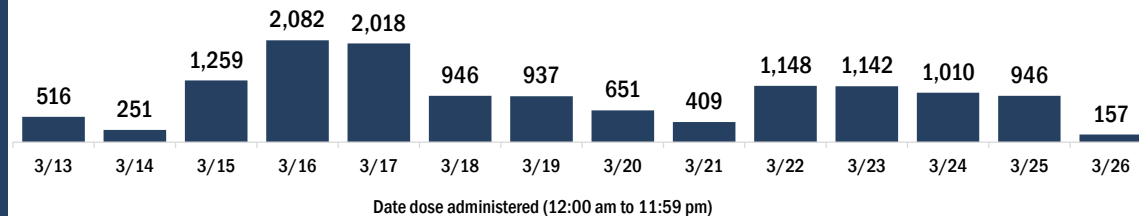
Demographic summary	First dose	Series complete	Total people vaccinated
<b>Age group</b>	26,754	48,402	75,156
16-24 years	3,339	2,399	5,738
25-34 years	4,413	6,226	10,639
35-44 years	3,525	4,708	8,233
45-54 years	3,703	4,403	8,106
55-64 years	6,658	5,263	11,921
65-74 years	3,262	14,555	17,817
75-84 years	1,296	7,896	9,192
85+ years	558	2,952	3,510
<b>Race</b>	26,754	48,402	75,156
White	16,356	34,545	50,901
Black	3,016	3,974	6,990
American Indian/Alaskan	68	136	204
Other	3,894	7,250	11,144
Unknown	3,420	2,497	5,917
<b>Other race</b> includes Asian, native Hawaiian/Pacific Islander, or other.			
<b>Ethnicity</b>	26,754	48,402	75,156
Hispanic	1,501	2,390	3,891
Non-Hispanic	12,082	33,840	45,922
Unknown	13,171	12,172	25,343
<b>Gender</b>	26,754	48,402	75,156
Female	15,709	28,805	44,514
Male	10,975	19,579	30,554
Unknown	70	18	88

## COVID-19 doses administered for the past 2 weeks

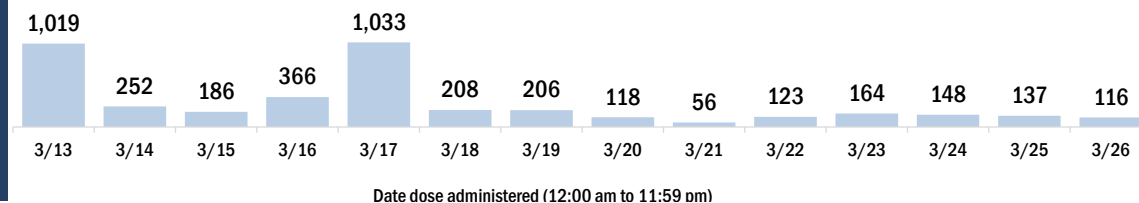


## Persons vaccinated for COVID-19 for the past 2 weeks

### Number of persons who received their first dose of a two-dose series of the COVID-19 vaccine



### Number of persons who completed the COVID-19 vaccine series



# COVID-19: Baker County vaccine summary

Vaccination data through Mar 26, 2021 as of Mar 27, 2021 at 12:05 AM

Data in this report are provisional and subject to change.

Data in this summary pertain to COVID-19 vaccines approved by the U.S. Food and Drug Administration and have been issued an Emergency Use Authorization (Janssen COVID-19 Vaccine, Moderna COVID-19 Vaccine and Pfizer-BioNTech COVID-19 Vaccine). These data summarize the number of people who have received either their first dose or have completed the series for a COVID-19 vaccine. **A person can only be counted in one category, first dose or series complete.** For persons receiving Moderna or Pfizer vaccines, once they receive their second dose, they are moved from the first dose column to the series completed column. **Because of this, the total first dose category may show a change from report to report not matching the total receiving their first dose from the previous day.** Persons receiving Johnson & Johnson vaccines will always be counted in the series completed column.

## COVID-19 doses for vaccinated persons in Florida

**Doses administered** 6,353

People receiving one dose of a 1-dose series (Johnson & Johnson) or receiving only one dose of a 2-dose series (Moderna, Pfizer) count once. Persons receiving both doses of a 2-dose series count twice.

## Current status of persons vaccinated for COVID-19 in Florida

**Total people vaccinated** 3,856

First dose 1,299

Series completed 2,557

Completed 1-dose series 60

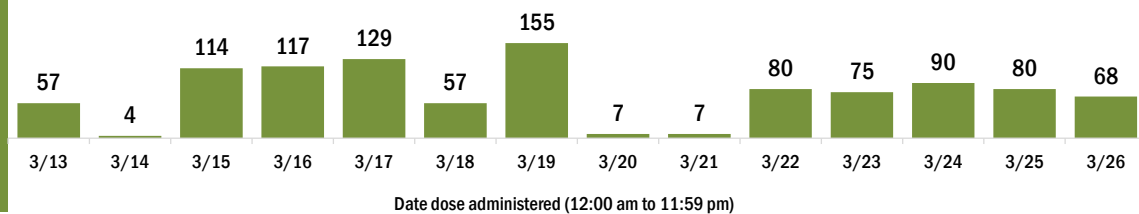
Completed 2-dose series 2,497

**First dose:** current number of people who have only received their first dose of the Moderna or Pfizer vaccine.

**Series complete:** current number of people who have received both Moderna or Pfizer vaccine doses or one Johnson & Johnson dose and are considered fully immunized.

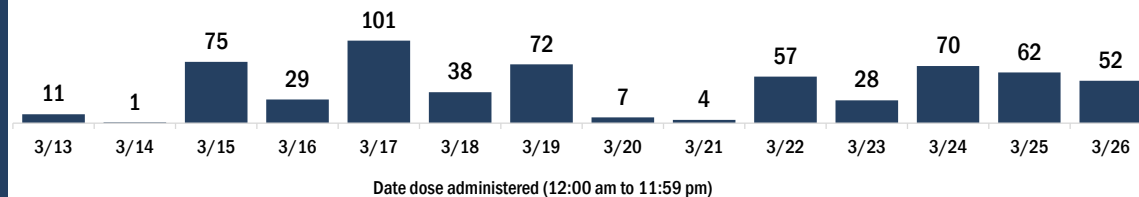
Demographic summary	First dose	Series complete	Total people vaccinated
<b>Age group</b>	1,299	2,557	3,856
16-24 years	20	36	56
25-34 years	62	96	158
35-44 years	84	139	223
45-54 years	181	179	360
55-64 years	506	318	824
65-74 years	250	1,069	1,319
75-84 years	142	565	707
85+ years	54	155	209
<b>Race</b>	1,299	2,557	3,856
White	1,020	1,994	3,014
Black	156	183	339
American Indian/Alaskan	6	17	23
Other	69	186	255
Unknown	48	177	225
<b>Other race</b> includes Asian, native Hawaiian/Pacific Islander, or other.			
<b>Ethnicity</b>	1,299	2,557	3,856
Hispanic	26	30	56
Non-Hispanic	1,063	1,603	2,666
Unknown	210	924	1,134
<b>Gender</b>	1,299	2,557	3,856
Female	755	1,428	2,183
Male	544	1,129	1,673
Unknown	0	0	0

## COVID-19 doses administered for the past 2 weeks

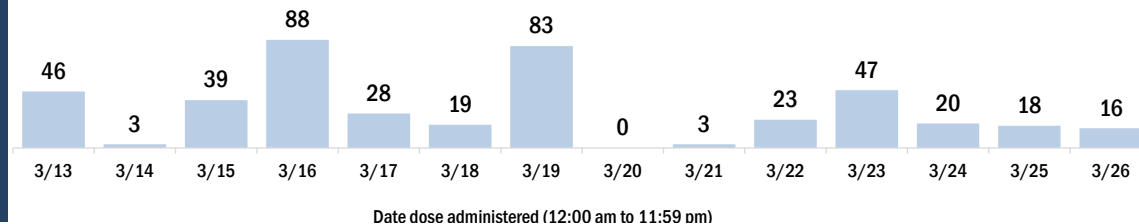


## Persons vaccinated for COVID-19 for the past 2 weeks

### Number of persons who received their first dose of a two-dose series of the COVID-19 vaccine



### Number of persons who completed the COVID-19 vaccine series



# COVID-19: Bay County vaccine summary

Vaccination data through Mar 26, 2021 as of Mar 27, 2021 at 12:05 AM

Data in this report are provisional and subject to change.

Data in this summary pertain to COVID-19 vaccines approved by the U.S. Food and Drug Administration and have been issued an Emergency Use Authorization (Janssen COVID-19 Vaccine, Moderna COVID-19 Vaccine and Pfizer-BioNTech COVID-19 Vaccine). These data summarize the number of people who have received either their first dose or have completed the series for a COVID-19 vaccine. **A person can only be counted in one category, first dose or series complete.** For persons receiving Moderna or Pfizer vaccines, once they receive their second dose, they are moved from the first dose column to the series completed column. **Because of this, the total first dose category may show a change from report to report not matching the total receiving their first dose from the previous day.** Persons receiving Johnson & Johnson vaccines will always be counted in the series completed column.

## COVID-19 doses for vaccinated persons in Florida

**Doses administered** 57,810

People receiving one dose of a 1-dose series (Johnson & Johnson) or receiving only one dose of a 2-dose series (Moderna, Pfizer) count once. Persons receiving both doses of a 2-dose series count twice.

## Current status of persons vaccinated for COVID-19 in Florida

**Total people vaccinated** 37,282

First dose 14,606

Series completed 22,676

Completed 1-dose series 2,148

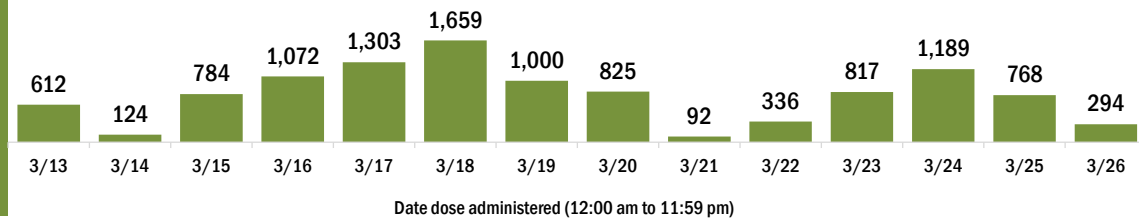
Completed 2-dose series 20,528

**First dose:** current number of people who have only received their first dose of the Moderna or Pfizer vaccine.

**Series complete:** current number of people who have received both Moderna or Pfizer vaccine doses or one Johnson & Johnson dose and are considered fully immunized.

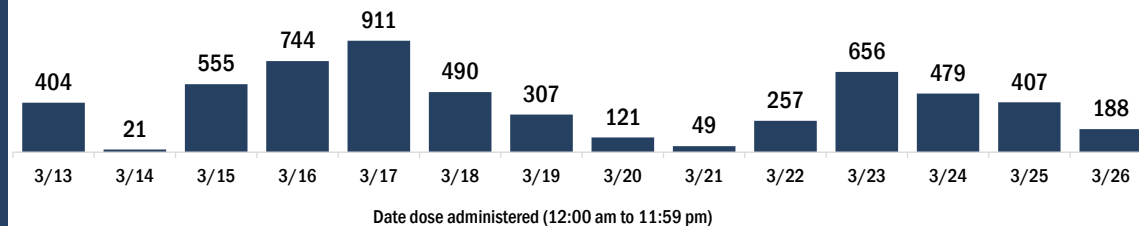
Demographic summary	First dose	Series complete	Total people vaccinated
<b>Age group</b>	<b>14,606</b>	<b>22,676</b>	<b>37,282</b>
16-24 years	373	224	597
25-34 years	752	669	1,421
35-44 years	1,253	1,200	2,453
45-54 years	2,016	1,806	3,822
55-64 years	4,612	3,787	8,399
65-74 years	3,538	8,825	12,363
75-84 years	1,511	4,715	6,226
85+ years	551	1,450	2,001
<b>Race</b>	<b>14,606</b>	<b>22,676</b>	<b>37,282</b>
White	9,904	15,838	25,742
Black	1,094	1,185	2,279
American Indian/Alaskan	51	114	165
Other	1,183	2,021	3,204
Unknown	2,374	3,518	5,892
<b>Other race</b> includes Asian, native Hawaiian/Pacific Islander, or other.			
<b>Ethnicity</b>	<b>14,606</b>	<b>22,676</b>	<b>37,282</b>
Hispanic	635	474	1,109
Non-Hispanic	8,778	12,985	21,763
Unknown	5,193	9,217	14,410
<b>Gender</b>	<b>14,606</b>	<b>22,676</b>	<b>37,282</b>
Female	8,443	12,731	21,174
Male	6,162	9,942	16,104
Unknown	1	3	4

## COVID-19 doses administered for the past 2 weeks

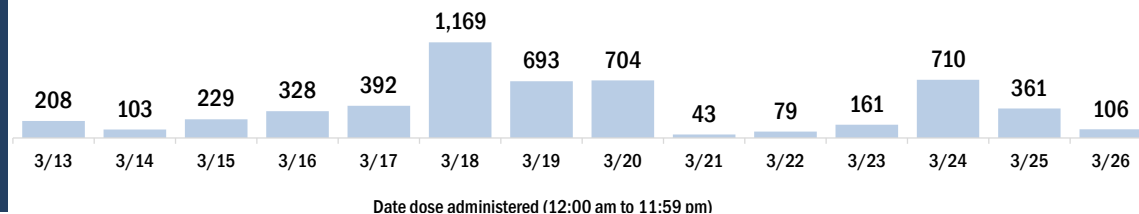


## Persons vaccinated for COVID-19 for the past 2 weeks

### Number of persons who received their first dose of a two-dose series of the COVID-19 vaccine



### Number of persons who completed the COVID-19 vaccine series



# COVID-19: Bradford County vaccine summary

Vaccination data through Mar 26, 2021 as of Mar 27, 2021 at 12:05 AM

Data in this report are provisional and subject to change.

Data in this summary pertain to COVID-19 vaccines approved by the U.S. Food and Drug Administration and have been issued an Emergency Use Authorization (Janssen COVID-19 Vaccine, Moderna COVID-19 Vaccine and Pfizer-BioNTech COVID-19 Vaccine). These data summarize the number of people who have received either their first dose or have completed the series for a COVID-19 vaccine. **A person can only be counted in one category, first dose or series complete.** For persons receiving Moderna or Pfizer vaccines, once they receive their second dose, they are moved from the first dose column to the series completed column. **Because of this, the total first dose category may show a change from report to report not matching the total receiving their first dose from the previous day.** Persons receiving Johnson & Johnson vaccines will always be counted in the series completed column.

## COVID-19 doses for vaccinated persons in Florida

**Doses administered** 6,494

People receiving one dose of a 1-dose series (Johnson & Johnson) or receiving only one dose of a 2-dose series (Moderna, Pfizer) count once. Persons receiving both doses of a 2-dose series count twice.

## Current status of persons vaccinated for COVID-19 in Florida

**Total people vaccinated** 3,889

First dose 1,100

Series completed 2,789

Completed 1-dose series 184

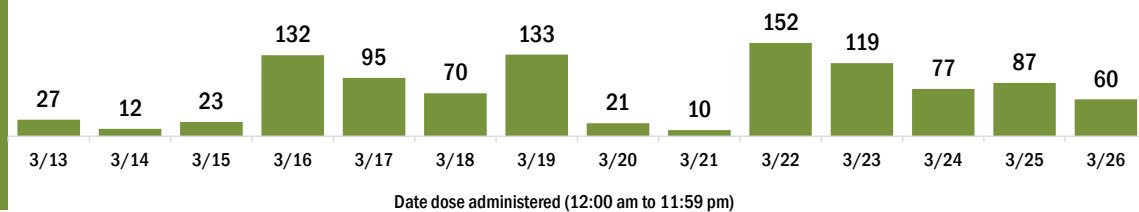
Completed 2-dose series 2,605

**First dose:** current number of people who have only received their first dose of the Moderna or Pfizer vaccine.

**Series complete:** current number of people who have received both Moderna or Pfizer vaccine doses or one Johnson & Johnson dose and are considered fully immunized.

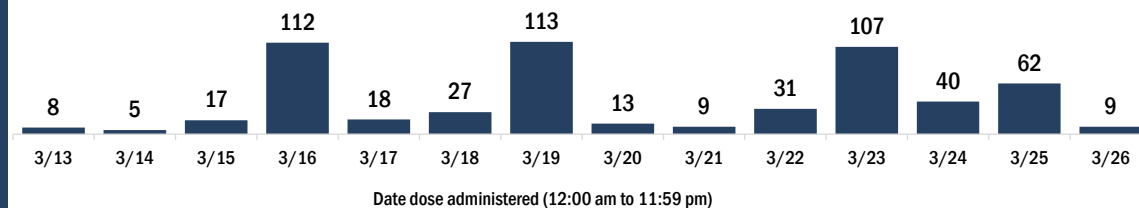
Demographic summary	First dose	Series complete	Total people vaccinated
<b>Age group</b>	<b>1,100</b>	<b>2,789</b>	<b>3,889</b>
16-24 years	31	15	46
25-34 years	47	70	117
35-44 years	64	85	149
45-54 years	143	151	294
55-64 years	500	288	788
65-74 years	183	1,215	1,398
75-84 years	94	727	821
85+ years	38	238	276
<b>Race</b>	<b>1,100</b>	<b>2,789</b>	<b>3,889</b>
White	799	2,165	2,964
Black	154	277	431
American Indian/Alaskan	11	15	26
Other	76	261	337
Unknown	60	71	131
<b>Other race</b> includes Asian, native Hawaiian/Pacific Islander, or other.			
<b>Ethnicity</b>	<b>1,100</b>	<b>2,789</b>	<b>3,889</b>
Hispanic	26	26	52
Non-Hispanic	815	2,489	3,304
Unknown	259	274	533
<b>Gender</b>	<b>1,100</b>	<b>2,789</b>	<b>3,889</b>
Female	685	1,620	2,305
Male	414	1,169	1,583
Unknown	1	0	1

## COVID-19 doses administered for the past 2 weeks

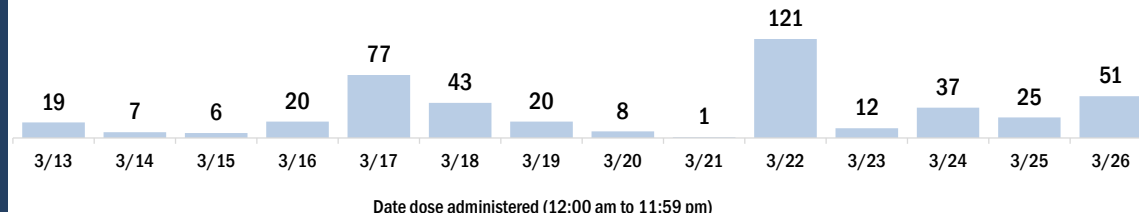


## Persons vaccinated for COVID-19 for the past 2 weeks

### Number of persons who received their first dose of a two-dose series of the COVID-19 vaccine



### Number of persons who completed the COVID-19 vaccine series



# COVID-19: Brevard County vaccine summary

Vaccination data through Mar 26, 2021 as of Mar 27, 2021 at 12:05 AM

Data in this report are provisional and subject to change.

Data in this summary pertain to COVID-19 vaccines approved by the U.S. Food and Drug Administration and have been issued an Emergency Use Authorization (Janssen COVID-19 Vaccine, Moderna COVID-19 Vaccine and Pfizer-BioNTech COVID-19 Vaccine). These data summarize the number of people who have received either their first dose or have completed the series for a COVID-19 vaccine. **A person can only be counted in one category, first dose or series complete.** For persons receiving Moderna or Pfizer vaccines, once they receive their second dose, they are moved from the first dose column to the series completed column. **Because of this, the total first dose category may show a change from report to report not matching the total receiving their first dose from the previous day.** Persons receiving Johnson & Johnson vaccines will always be counted in the series completed column.

## COVID-19 doses for vaccinated persons in Florida

**Doses administered** 226,148

People receiving one dose of a 1-dose series (Johnson & Johnson) or receiving only one dose of a 2-dose series (Moderna, Pfizer) count once. Persons receiving both doses of a 2-dose series count twice.

## Current status of persons vaccinated for COVID-19 in Florida

**Total people vaccinated** 151,928

First dose 70,168

Series completed 81,760

Completed 1-dose series 7,540

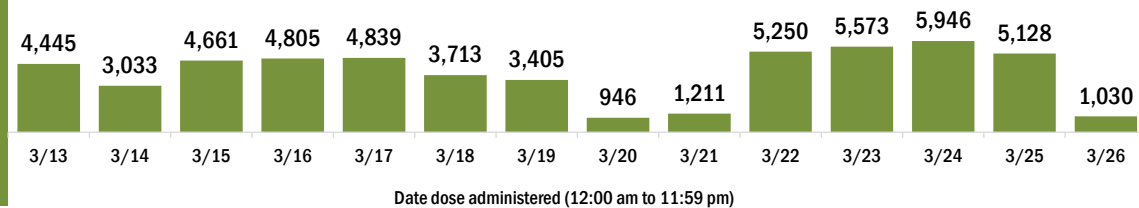
Completed 2-dose series 74,220

**First dose:** current number of people who have only received their first dose of the Moderna or Pfizer vaccine.

**Series complete:** current number of people who have received both Moderna or Pfizer vaccine doses or one Johnson & Johnson dose and are considered fully immunized.

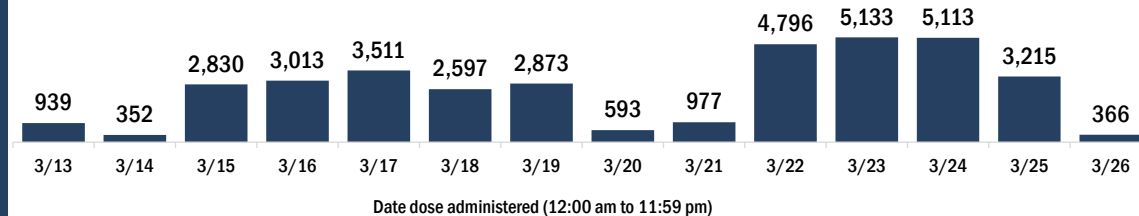
Demographic summary	First dose	Series complete	Total people vaccinated
<b>Age group</b>	<b>70,168</b>	<b>81,760</b>	<b>151,928</b>
16-24 years	1,161	754	1,915
25-34 years	2,494	2,311	4,805
35-44 years	3,608	3,371	6,979
45-54 years	6,562	5,124	11,686
55-64 years	21,543	9,376	30,919
65-74 years	19,098	34,071	53,169
75-84 years	11,416	19,439	30,855
85+ years	4,286	7,314	11,600
<b>Race</b>	<b>70,168</b>	<b>81,760</b>	<b>151,928</b>
White	47,584	53,065	100,649
Black	3,796	3,391	7,187
American Indian/Alaskan	314	377	691
Other	4,956	8,526	13,482
Unknown	13,518	16,401	29,919
<b>Other race</b> includes Asian, native Hawaiian/Pacific Islander, or other.			
<b>Ethnicity</b>	<b>70,168</b>	<b>81,760</b>	<b>151,928</b>
Hispanic	3,083	2,109	5,192
Non-Hispanic	38,454	38,250	76,704
Unknown	28,631	41,401	70,032
<b>Gender</b>	<b>70,168</b>	<b>81,760</b>	<b>151,928</b>
Female	40,803	48,298	89,101
Male	29,236	33,297	62,533
Unknown	129	165	294

## COVID-19 doses administered for the past 2 weeks

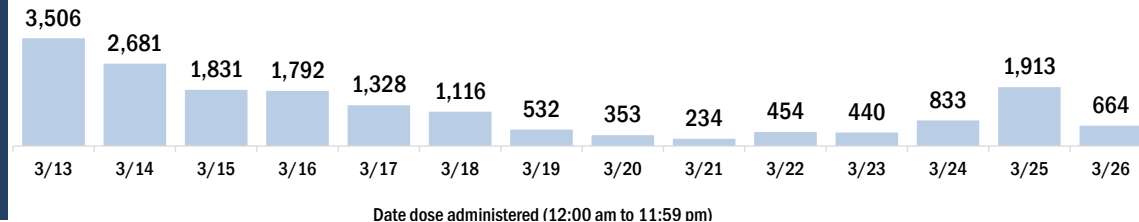


## Persons vaccinated for COVID-19 for the past 2 weeks

### Number of persons who received their first dose of a two-dose series of the COVID-19 vaccine



### Number of persons who completed the COVID-19 vaccine series





# COVID-19: Broward County vaccine summary

Vaccination data through Mar 26, 2021 as of Mar 27, 2021 at 12:05 AM

Data in this report are provisional and subject to change.

Data in this summary pertain to COVID-19 vaccines approved by the U.S. Food and Drug Administration and have been issued an Emergency Use Authorization (Janssen COVID-19 Vaccine, Moderna COVID-19 Vaccine and Pfizer-BioNTech COVID-19 Vaccine). These data summarize the number of people who have received either their first dose or have completed the series for a COVID-19 vaccine. **A person can only be counted in one category, first dose or series complete.** For persons receiving Moderna or Pfizer vaccines, once they receive their second dose, they are moved from the first dose column to the series completed column. **Because of this, the total first dose category may show a change from report to report not matching the total receiving their first dose from the previous day.** Persons receiving Johnson & Johnson vaccines will always be counted in the series completed column.

## COVID-19 doses for vaccinated persons in Florida

**Doses administered** 739,531

People receiving one dose of a 1-dose series (Johnson & Johnson) or receiving only one dose of a 2-dose series (Moderna, Pfizer) count once. Persons receiving both doses of a 2-dose series count twice.

## Current status of persons vaccinated for COVID-19 in Florida

**Total people vaccinated** 490,057

First dose 223,538

Series completed 266,519

Completed 1-dose series 17,045

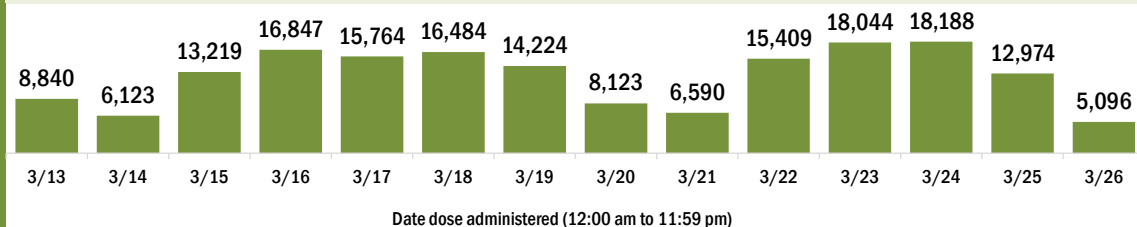
Completed 2-dose series 249,474

**First dose:** current number of people who have only received their first dose of the Moderna or Pfizer vaccine.

**Series complete:** current number of people who have received both Moderna or Pfizer vaccine doses or one Johnson & Johnson dose and are considered fully immunized.

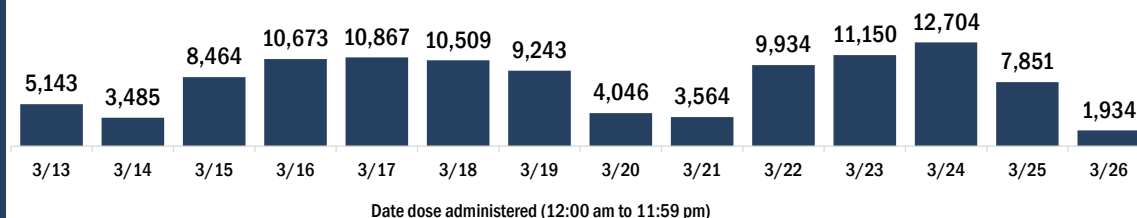
Demographic summary	First dose	Series complete	Total people vaccinated
<b>Age group</b>	223,538	266,519	490,057
16-24 years	7,778	3,191	10,969
25-34 years	14,358	10,788	25,146
35-44 years	23,004	15,193	38,197
45-54 years	39,994	22,427	62,421
55-64 years	72,931	33,869	106,800
65-74 years	36,976	105,091	142,067
75-84 years	19,671	55,508	75,179
85+ years	8,826	20,452	29,278
<b>Race</b>	223,538	266,519	490,057
White	125,438	180,245	305,683
Black	26,175	31,791	57,966
American Indian/Alaskan	928	1,399	2,327
Other	21,855	30,220	52,075
Unknown	49,142	22,864	72,006
<b>Other race</b> includes Asian, native Hawaiian/Pacific Islander, or other.			
<b>Ethnicity</b>	223,538	266,519	490,057
Hispanic	42,582	50,168	92,750
Non-Hispanic	88,481	154,455	242,936
Unknown	92,475	61,896	154,371
<b>Gender</b>	223,538	266,519	490,057
Female	123,156	151,095	274,251
Male	99,563	115,361	214,924
Unknown	819	63	882

## COVID-19 doses administered for the past 2 weeks

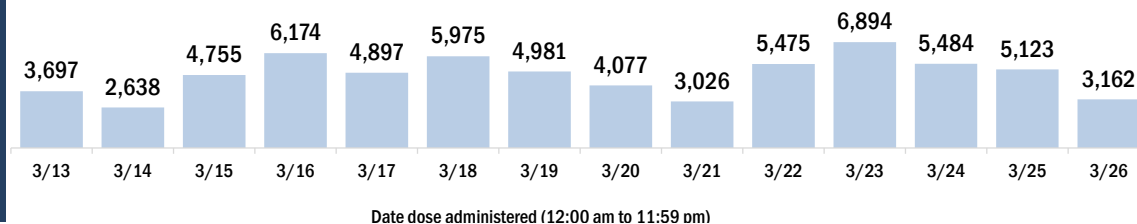


## Persons vaccinated for COVID-19 for the past 2 weeks

### Number of persons who received their first dose of a two-dose series of the COVID-19 vaccine



### Number of persons who completed the COVID-19 vaccine series



# COVID-19: Calhoun County vaccine summary

Vaccination data through Mar 26, 2021 as of Mar 27, 2021 at 12:05 AM

Data in this report are provisional and subject to change.

Data in this summary pertain to COVID-19 vaccines approved by the U.S. Food and Drug Administration and have been issued an Emergency Use Authorization (Janssen COVID-19 Vaccine, Moderna COVID-19 Vaccine and Pfizer-BioNTech COVID-19 Vaccine). These data summarize the number of people who have received either their first dose or have completed the series for a COVID-19 vaccine. **A person can only be counted in one category, first dose or series complete.** For persons receiving Moderna or Pfizer vaccines, once they receive their second dose, they are moved from the first dose column to the series completed column. **Because of this, the total first dose category may show a change from report to report not matching the total receiving their first dose from the previous day.** Persons receiving Johnson & Johnson vaccines will always be counted in the series completed column.

## COVID-19 doses for vaccinated persons in Florida

**Doses administered** 4,048

People receiving one dose of a 1-dose series (Johnson & Johnson) or receiving only one dose of a 2-dose series (Moderna, Pfizer) count once. Persons receiving both doses of a 2-dose series count twice.

## Current status of persons vaccinated for COVID-19 in Florida

**Total people vaccinated** 2,318

First dose 511

Series completed 1,807

Completed 1-dose series 77

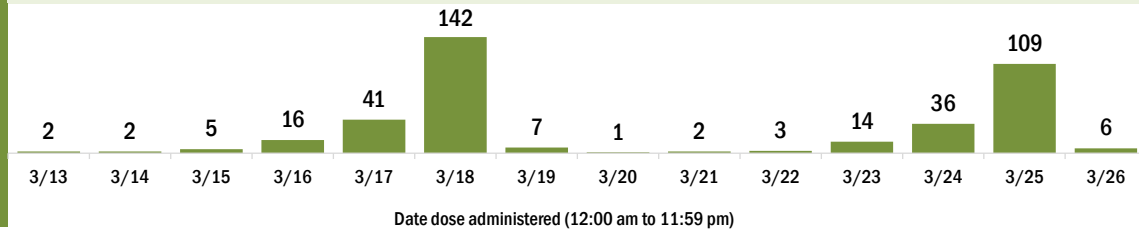
Completed 2-dose series 1,730

**First dose:** current number of people who have only received their first dose of the Moderna or Pfizer vaccine.

**Series complete:** current number of people who have received both Moderna or Pfizer vaccine doses or one Johnson & Johnson dose and are considered fully immunized.

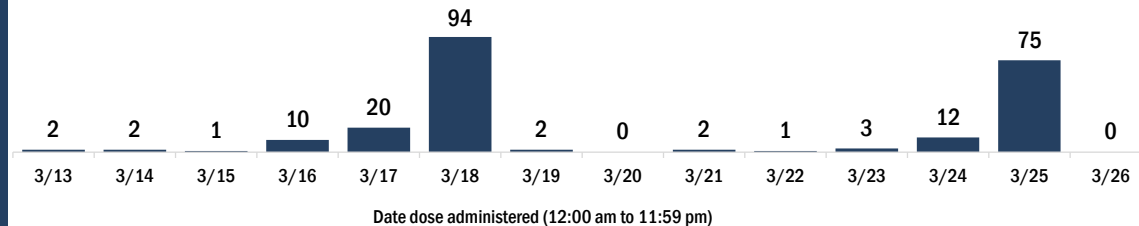
Demographic summary	First dose	Series complete	Total people vaccinated
<b>Age group</b>	511	1,807	2,318
16-24 years	16	12	28
25-34 years	12	45	57
35-44 years	36	71	107
45-54 years	63	133	196
55-64 years	158	252	410
65-74 years	126	702	828
75-84 years	75	425	500
85+ years	25	167	192
<b>Race</b>	511	1,807	2,318
White	330	1,273	1,603
Black	57	95	152
American Indian/Alaskan	7	11	18
Other	46	285	331
Unknown	71	143	214
<b>Other race</b> includes Asian, native Hawaiian/Pacific Islander, or other.			
<b>Ethnicity</b>	511	1,807	2,318
Hispanic	12	31	43
Non-Hispanic	227	1,014	1,241
Unknown	272	762	1,034
<b>Gender</b>	511	1,807	2,318
Female	280	1,020	1,300
Male	231	786	1,017
Unknown	0	1	1

## COVID-19 doses administered for the past 2 weeks

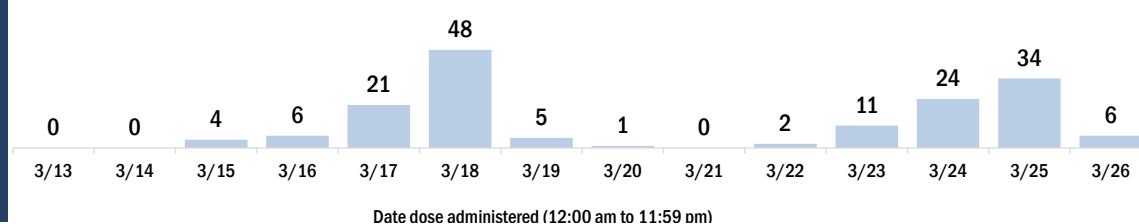


## Persons vaccinated for COVID-19 for the past 2 weeks

### Number of persons who received their first dose of a two-dose series of the COVID-19 vaccine



### Number of persons who completed the COVID-19 vaccine series





# COVID-19: Charlotte County vaccine summary

Vaccination data through Mar 26, 2021 as of Mar 27, 2021 at 12:05 AM

Data in this report are provisional and subject to change.

Data in this summary pertain to COVID-19 vaccines approved by the U.S. Food and Drug Administration and have been issued an Emergency Use Authorization (Janssen COVID-19 Vaccine, Moderna COVID-19 Vaccine and Pfizer-BioNTech COVID-19 Vaccine). These data summarize the number of people who have received either their first dose or have completed the series for a COVID-19 vaccine. **A person can only be counted in one category, first dose or series complete.** For persons receiving Moderna or Pfizer vaccines, once they receive their second dose, they are moved from the first dose column to the series completed column. **Because of this, the total first dose category may show a change from report to report not matching the total receiving their first dose from the previous day.** Persons receiving Johnson & Johnson vaccines will always be counted in the series completed column.

## COVID-19 doses for vaccinated persons in Florida

**Doses administered** 108,970

People receiving one dose of a 1-dose series (Johnson & Johnson) or receiving only one dose of a 2-dose series (Moderna, Pfizer) count once. Persons receiving both doses of a 2-dose series count twice.

## Current status of persons vaccinated for COVID-19 in Florida

**Total people vaccinated** 76,136

First dose 39,730

Series completed 36,406

Completed 1-dose series 3,572

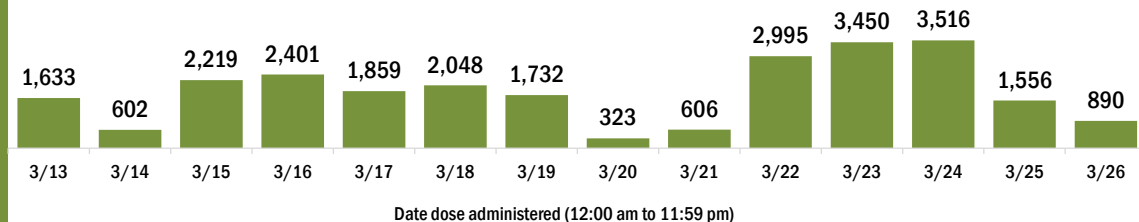
Completed 2-dose series 32,834

**First dose:** current number of people who have only received their first dose of the Moderna or Pfizer vaccine.

**Series complete:** current number of people who have received both Moderna or Pfizer vaccine doses or one Johnson & Johnson dose and are considered fully immunized.

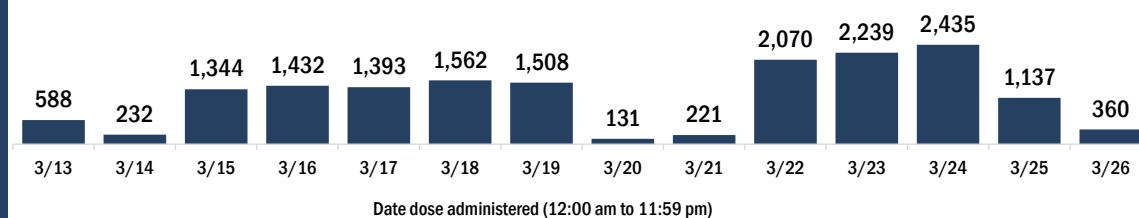
Demographic summary	First dose	Series complete	Total people vaccinated
<b>Age group</b>	39,730	36,406	76,136
16-24 years	179	159	338
25-34 years	416	445	861
35-44 years	610	670	1,280
45-54 years	1,730	1,266	2,996
55-64 years	9,187	2,526	11,713
65-74 years	14,883	17,865	32,748
75-84 years	9,948	10,341	20,289
85+ years	2,777	3,134	5,911
<b>Race</b>	39,730	36,406	76,136
White	31,376	26,079	57,455
Black	694	476	1,170
American Indian/Alaskan	255	89	344
Other	1,951	2,995	4,946
Unknown	5,454	6,767	12,221
<b>Other race</b> includes Asian, native Hawaiian/Pacific Islander, or other.			
<b>Ethnicity</b>	39,730	36,406	76,136
Hispanic	846	499	1,345
Non-Hispanic	22,159	19,161	41,320
Unknown	16,725	16,746	33,471
<b>Gender</b>	39,730	36,406	76,136
Female	22,142	20,328	42,470
Male	17,558	16,054	33,612
Unknown	30	24	54

## COVID-19 doses administered for the past 2 weeks

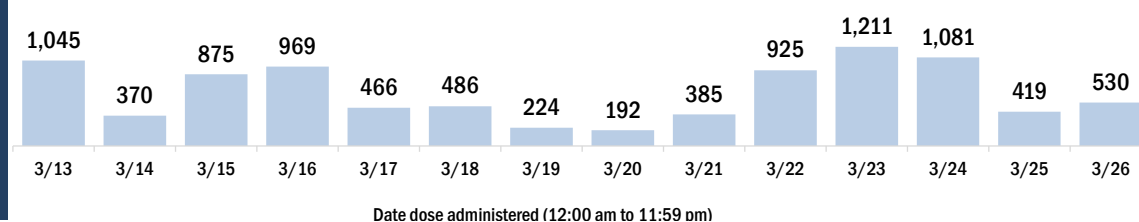


## Persons vaccinated for COVID-19 for the past 2 weeks

### Number of persons who received their first dose of a two-dose series of the COVID-19 vaccine



### Number of persons who completed the COVID-19 vaccine series



# COVID-19: Citrus County vaccine summary

Vaccination data through Mar 26, 2021 as of Mar 27, 2021 at 12:05 AM

Data in this report are provisional and subject to change.

Data in this summary pertain to COVID-19 vaccines approved by the U.S. Food and Drug Administration and have been issued an Emergency Use Authorization (Janssen COVID-19 Vaccine, Moderna COVID-19 Vaccine and Pfizer-BioNTech COVID-19 Vaccine). These data summarize the number of people who have received either their first dose or have completed the series for a COVID-19 vaccine. **A person can only be counted in one category, first dose or series complete.** For persons receiving Moderna or Pfizer vaccines, once they receive their second dose, they are moved from the first dose column to the series completed column. **Because of this, the total first dose category may show a change from report to report not matching the total receiving their first dose from the previous day.** Persons receiving Johnson & Johnson vaccines will always be counted in the series completed column.

## COVID-19 doses for vaccinated persons in Florida

**Doses administered** 69,557

People receiving one dose of a 1-dose series (Johnson & Johnson) or receiving only one dose of a 2-dose series (Moderna, Pfizer) count once. Persons receiving both doses of a 2-dose series count twice.

## Current status of persons vaccinated for COVID-19 in Florida

**Total people vaccinated** 45,314

First dose 20,498

Series completed 24,816

Completed 1-dose series 573

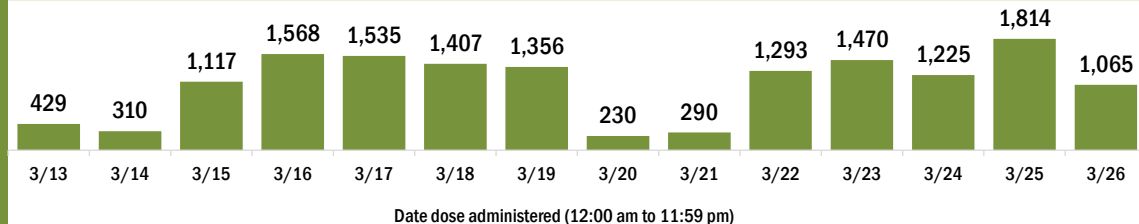
Completed 2-dose series 24,243

**First dose:** current number of people who have only received their first dose of the Moderna or Pfizer vaccine.

**Series complete:** current number of people who have received both Moderna or Pfizer vaccine doses or one Johnson & Johnson dose and are considered fully immunized.

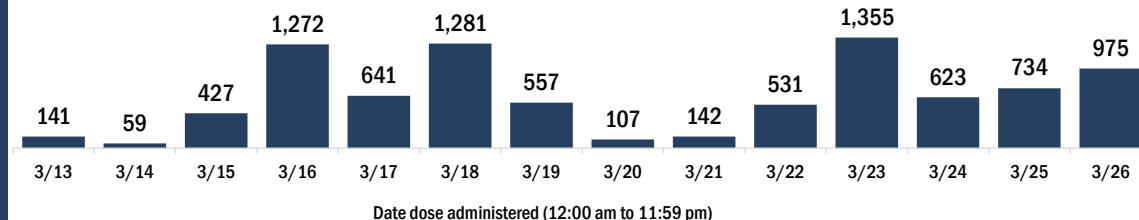
Demographic summary	First dose	Series complete	Total people vaccinated
<b>Age group</b>	<b>20,498</b>	<b>24,816</b>	<b>45,314</b>
16-24 years	159	174	333
25-34 years	256	406	662
35-44 years	406	558	964
45-54 years	1,069	859	1,928
55-64 years	4,904	1,653	6,557
65-74 years	7,493	11,126	18,619
75-84 years	4,839	7,757	12,596
85+ years	1,372	2,283	3,655
<b>Race</b>	<b>20,498</b>	<b>24,816</b>	<b>45,314</b>
White	16,647	16,885	33,532
Black	306	303	609
American Indian/Alaskan	127	101	228
Other	852	2,328	3,180
Unknown	2,566	5,199	7,765
<b>Other race</b> includes Asian, native Hawaiian/Pacific Islander, or other.			
<b>Ethnicity</b>	<b>20,498</b>	<b>24,816</b>	<b>45,314</b>
Hispanic	666	453	1,119
Non-Hispanic	13,450	12,075	25,525
Unknown	6,382	12,288	18,670
<b>Gender</b>	<b>20,498</b>	<b>24,816</b>	<b>45,314</b>
Female	11,779	14,117	25,896
Male	8,692	10,688	19,380
Unknown	27	11	38

## COVID-19 doses administered for the past 2 weeks

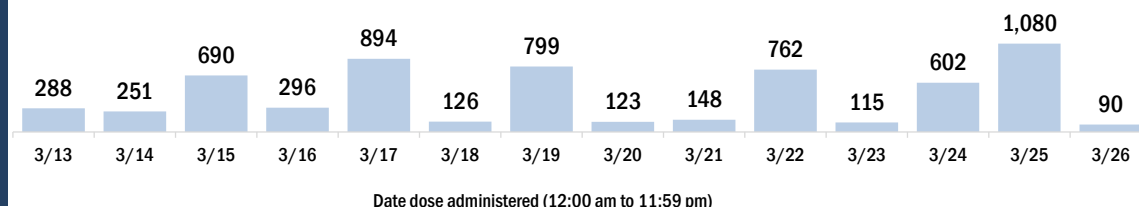


## Persons vaccinated for COVID-19 for the past 2 weeks

### Number of persons who received their first dose of a two-dose series of the COVID-19 vaccine



### Number of persons who completed the COVID-19 vaccine series



# COVID-19: Clay County vaccine summary

Vaccination data through Mar 26, 2021 as of Mar 27, 2021 at 12:05 AM

Data in this report are provisional and subject to change.

Data in this summary pertain to COVID-19 vaccines approved by the U.S. Food and Drug Administration and have been issued an Emergency Use Authorization (Janssen COVID-19 Vaccine, Moderna COVID-19 Vaccine and Pfizer-BioNTech COVID-19 Vaccine). These data summarize the number of people who have received either their first dose or have completed the series for a COVID-19 vaccine. **A person can only be counted in one category, first dose or series complete.** For persons receiving Moderna or Pfizer vaccines, once they receive their second dose, they are moved from the first dose column to the series completed column. **Because of this, the total first dose category may show a change from report to report not matching the total receiving their first dose from the previous day.** Persons receiving Johnson & Johnson vaccines will always be counted in the series completed column.

## COVID-19 doses for vaccinated persons in Florida

**Doses administered** 69,828

People receiving one dose of a 1-dose series (Johnson & Johnson) or receiving only one dose of a 2-dose series (Moderna, Pfizer) count once. Persons receiving both doses of a 2-dose series count twice.

## Current status of persons vaccinated for COVID-19 in Florida

**Total people vaccinated** 43,220

First dose 15,326

Series completed 27,894

Completed 1-dose series 1,286

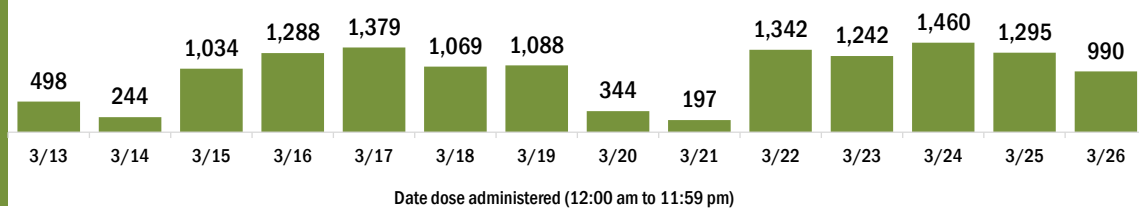
Completed 2-dose series 26,608

**First dose:** current number of people who have only received their first dose of the Moderna or Pfizer vaccine.

**Series complete:** current number of people who have received both Moderna or Pfizer vaccine doses or one Johnson & Johnson dose and are considered fully immunized.

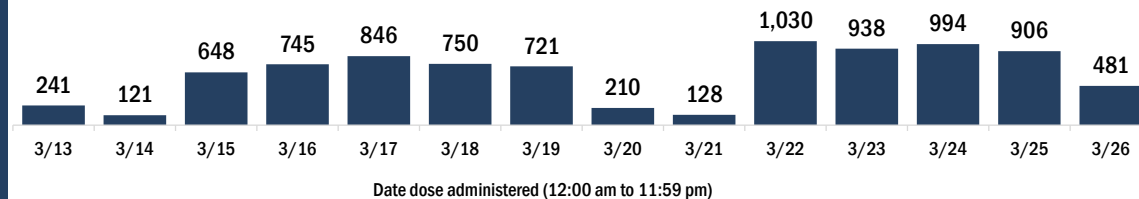
Demographic summary	First dose	Series complete	Total people vaccinated
<b>Age group</b>	<b>15,326</b>	<b>27,894</b>	<b>43,220</b>
16-24 years	560	387	947
25-34 years	813	1,007	1,820
35-44 years	1,343	1,645	2,988
45-54 years	2,716	2,216	4,932
55-64 years	6,193	3,220	9,413
65-74 years	2,226	11,650	13,876
75-84 years	1,103	5,989	7,092
85+ years	372	1,780	2,152
<b>Race</b>	<b>15,326</b>	<b>27,894</b>	<b>43,220</b>
White	9,618	20,942	30,560
Black	1,185	1,591	2,776
American Indian/Alaskan	88	139	227
Other	1,686	2,613	4,299
Unknown	2,749	2,609	5,358
<b>Other race</b> includes Asian, native Hawaiian/Pacific Islander, or other.			
<b>Ethnicity</b>	<b>15,326</b>	<b>27,894</b>	<b>43,220</b>
Hispanic	740	986	1,726
Non-Hispanic	9,519	21,287	30,806
Unknown	5,067	5,621	10,688
<b>Gender</b>	<b>15,326</b>	<b>27,894</b>	<b>43,220</b>
Female	9,093	16,182	25,275
Male	6,203	11,711	17,914
Unknown	30	1	31

## COVID-19 doses administered for the past 2 weeks

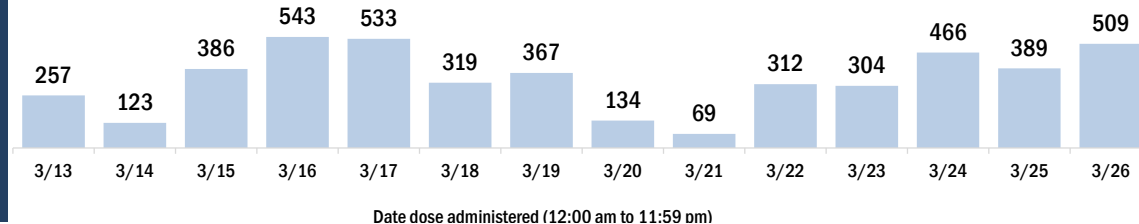


## Persons vaccinated for COVID-19 for the past 2 weeks

### Number of persons who received their first dose of a two-dose series of the COVID-19 vaccine



### Number of persons who completed the COVID-19 vaccine series



# COVID-19: Collier County vaccine summary

Vaccination data through Mar 26, 2021 as of Mar 27, 2021 at 12:05 AM

Data in this report are provisional and subject to change.

Data in this summary pertain to COVID-19 vaccines approved by the U.S. Food and Drug Administration and have been issued an Emergency Use Authorization (Janssen COVID-19 Vaccine, Moderna COVID-19 Vaccine and Pfizer-BioNTech COVID-19 Vaccine). These data summarize the number of people who have received either their first dose or have completed the series for a COVID-19 vaccine. **A person can only be counted in one category, first dose or series complete.** For persons receiving Moderna or Pfizer vaccines, once they receive their second dose, they are moved from the first dose column to the series completed column. **Because of this, the total first dose category may show a change from report to report not matching the total receiving their first dose from the previous day.** Persons receiving Johnson & Johnson vaccines will always be counted in the series completed column.

## COVID-19 doses for vaccinated persons in Florida

**Doses administered** 199,263

People receiving one dose of a 1-dose series (Johnson & Johnson) or receiving only one dose of a 2-dose series (Moderna, Pfizer) count once. Persons receiving both doses of a 2-dose series count twice.

## Current status of persons vaccinated for COVID-19 in Florida

**Total people vaccinated** 127,358

First dose 52,663

Series completed 74,695

Completed 1-dose series 2,790

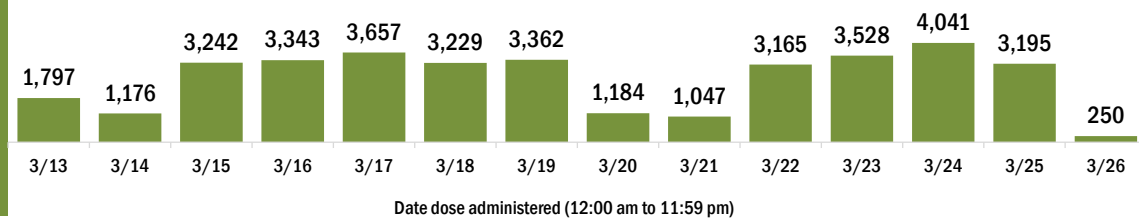
Completed 2-dose series 71,905

**First dose:** current number of people who have only received their first dose of the Moderna or Pfizer vaccine.

**Series complete:** current number of people who have received both Moderna or Pfizer vaccine doses or one Johnson & Johnson dose and are considered fully immunized.

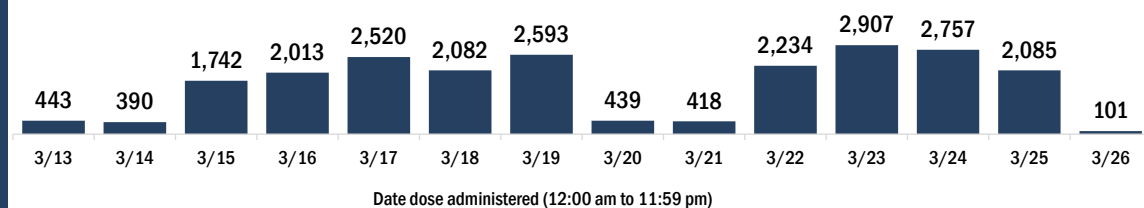
Demographic summary	First dose	Series complete	Total people vaccinated
<b>Age group</b>	<b>52,663</b>	<b>74,695</b>	<b>127,358</b>
16-24 years	501	446	947
25-34 years	899	1,191	2,090
35-44 years	1,135	1,682	2,817
45-54 years	2,856	2,468	5,324
55-64 years	13,063	4,429	17,492
65-74 years	16,572	34,648	51,220
75-84 years	13,452	23,024	36,476
85+ years	4,185	6,807	10,992
<b>Race</b>	<b>52,663</b>	<b>74,695</b>	<b>127,358</b>
White	35,499	46,828	82,327
Black	589	607	1,196
American Indian/Alaskan	175	206	381
Other	3,206	6,104	9,310
Unknown	13,194	20,950	34,144
<b>Other race</b> includes Asian, native Hawaiian/Pacific Islander, or other.			
<b>Ethnicity</b>	<b>52,663</b>	<b>74,695</b>	<b>127,358</b>
Hispanic	2,773	2,547	5,320
Non-Hispanic	23,743	32,155	55,898
Unknown	26,147	39,993	66,140
<b>Gender</b>	<b>52,663</b>	<b>74,695</b>	<b>127,358</b>
Female	29,435	41,254	70,689
Male	22,959	33,355	56,314
Unknown	269	86	355

## COVID-19 doses administered for the past 2 weeks

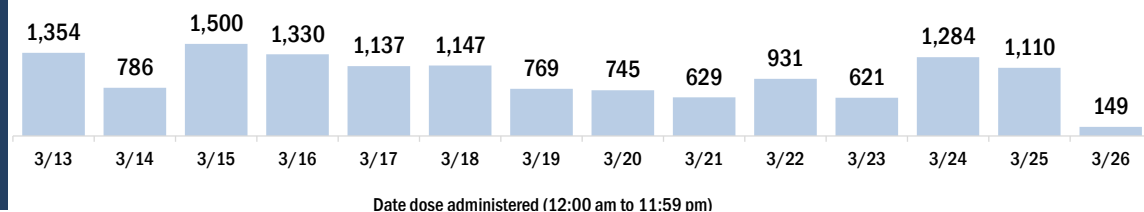


## Persons vaccinated for COVID-19 for the past 2 weeks

### Number of persons who received their first dose of a two-dose series of the COVID-19 vaccine



### Number of persons who completed the COVID-19 vaccine series



# COVID-19: Columbia County vaccine summary

Vaccination data through Mar 26, 2021 as of Mar 27, 2021 at 12:05 AM

Data in this report are provisional and subject to change.

Data in this summary pertain to COVID-19 vaccines approved by the U.S. Food and Drug Administration and have been issued an Emergency Use Authorization (Janssen COVID-19 Vaccine, Moderna COVID-19 Vaccine and Pfizer-BioNTech COVID-19 Vaccine). These data summarize the number of people who have received either their first dose or have completed the series for a COVID-19 vaccine. **A person can only be counted in one category, first dose or series complete.** For persons receiving Moderna or Pfizer vaccines, once they receive their second dose, they are moved from the first dose column to the series completed column. **Because of this, the total first dose category may show a change from report to report not matching the total receiving their first dose from the previous day.** Persons receiving Johnson & Johnson vaccines will always be counted in the series completed column.

## COVID-19 doses for vaccinated persons in Florida

**Doses administered** 17,788

People receiving one dose of a 1-dose series (Johnson & Johnson) or receiving only one dose of a 2-dose series (Moderna, Pfizer) count once. Persons receiving both doses of a 2-dose series count twice.

## Current status of persons vaccinated for COVID-19 in Florida

**Total people vaccinated** 10,811

First dose 3,312

Series completed 7,499

Completed 1-dose series 522

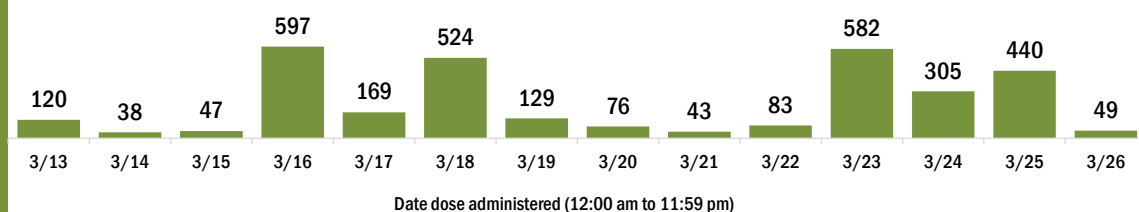
Completed 2-dose series 6,977

**First dose:** current number of people who have only received their first dose of the Moderna or Pfizer vaccine.

**Series complete:** current number of people who have received both Moderna or Pfizer vaccine doses or one Johnson & Johnson dose and are considered fully immunized.

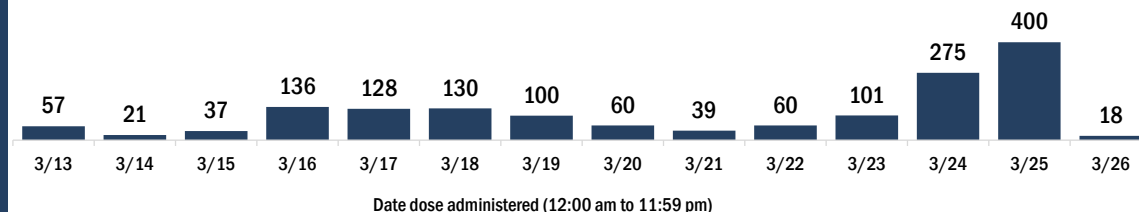
Demographic summary	First dose	Series complete	Total people vaccinated
<b>Age group</b>	<b>3,312</b>	<b>7,499</b>	<b>10,811</b>
16-24 years	69	69	138
25-34 years	159	176	335
35-44 years	233	274	507
45-54 years	524	406	930
55-64 years	1,199	789	1,988
65-74 years	657	3,263	3,920
75-84 years	355	1,950	2,305
85+ years	116	572	688
<b>Race</b>	<b>3,312</b>	<b>7,499</b>	<b>10,811</b>
White	2,079	5,384	7,463
Black	384	597	981
American Indian/Alaskan	21	41	62
Other	300	604	904
Unknown	528	873	1,401
<b>Other race</b> includes Asian, native Hawaiian/Pacific Islander, or other.			
<b>Ethnicity</b>	<b>3,312</b>	<b>7,499</b>	<b>10,811</b>
Hispanic	125	150	275
Non-Hispanic	1,822	4,728	6,550
Unknown	1,365	2,621	3,986
<b>Gender</b>	<b>3,312</b>	<b>7,499</b>	<b>10,811</b>
Female	2,047	4,445	6,492
Male	1,263	3,054	4,317
Unknown	2	0	2

## COVID-19 doses administered for the past 2 weeks

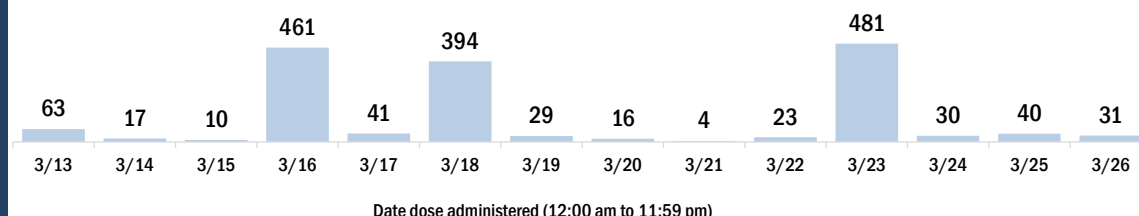


## Persons vaccinated for COVID-19 for the past 2 weeks

### Number of persons who received their first dose of a two-dose series of the COVID-19 vaccine



### Number of persons who completed the COVID-19 vaccine series



# COVID-19: Dade County vaccine summary

Vaccination data through Mar 26, 2021 as of Mar 27, 2021 at 12:05 AM

Data in this report are provisional and subject to change.

Data in this summary pertain to COVID-19 vaccines approved by the U.S. Food and Drug Administration and have been issued an Emergency Use Authorization (Janssen COVID-19 Vaccine, Moderna COVID-19 Vaccine and Pfizer-BioNTech COVID-19 Vaccine). These data summarize the number of people who have received either their first dose or have completed the series for a COVID-19 vaccine. **A person can only be counted in one category, first dose or series complete.** For persons receiving Moderna or Pfizer vaccines, once they receive their second dose, they are moved from the first dose column to the series completed column. **Because of this, the total first dose category may show a change from report to report not matching the total receiving their first dose from the previous day.** Persons receiving Johnson & Johnson vaccines will always be counted in the series completed column.

## COVID-19 doses for vaccinated persons in Florida

**Doses administered** 1,034,489

People receiving one dose of a 1-dose series (Johnson & Johnson) or receiving only one dose of a 2-dose series (Moderna, Pfizer) count once. Persons receiving both doses of a 2-dose series count twice.

## Current status of persons vaccinated for COVID-19 in Florida

**Total people vaccinated** 703,057

First dose 336,807

Series completed 366,250

Completed 1-dose series 34,818

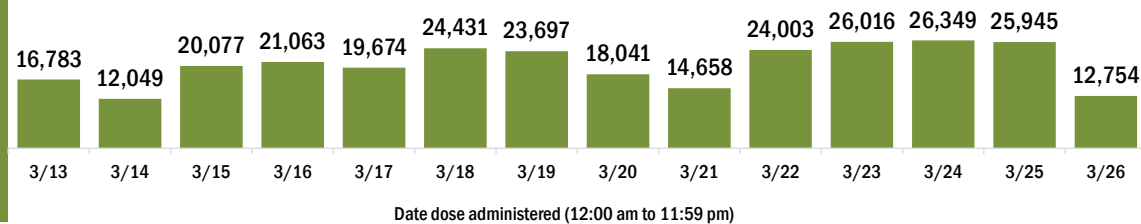
Completed 2-dose series 331,432

**First dose:** current number of people who have only received their first dose of the Moderna or Pfizer vaccine.

**Series complete:** current number of people who have received both Moderna or Pfizer vaccine doses or one Johnson & Johnson dose and are considered fully immunized.

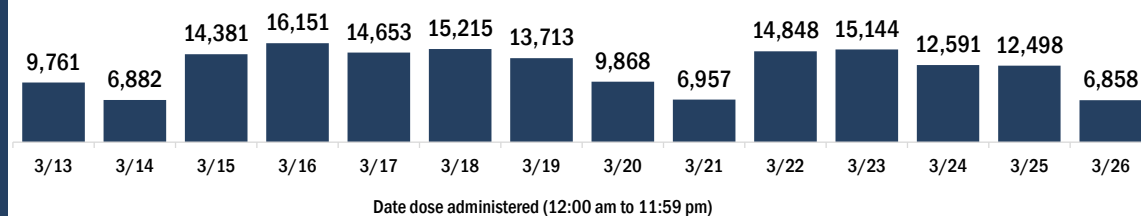
Demographic summary	First dose	Series complete	Total people vaccinated
<b>Age group</b>	336,807	366,250	703,057
16-24 years	13,282	5,130	18,412
25-34 years	27,067	17,208	44,275
35-44 years	39,049	22,976	62,025
45-54 years	62,378	33,525	95,903
55-64 years	93,368	50,528	143,896
65-74 years	56,606	126,972	183,578
75-84 years	31,810	79,321	111,131
85+ years	13,247	30,590	43,837
<b>Race</b>	336,807	366,250	703,057
White	226,076	258,199	484,275
Black	21,085	29,521	50,606
American Indian/Alaskan	863	868	1,731
Other	32,898	44,078	76,976
Unknown	55,885	33,584	89,469
<b>Other race</b> includes Asian, native Hawaiian/Pacific Islander, or other.			
<b>Ethnicity</b>	336,807	366,250	703,057
Hispanic	154,509	199,627	354,136
Non-Hispanic	60,963	96,864	157,827
Unknown	121,335	69,759	191,094
<b>Gender</b>	336,807	366,250	703,057
Female	186,249	209,601	395,850
Male	148,838	156,430	305,268
Unknown	1,720	219	1,939

## COVID-19 doses administered for the past 2 weeks

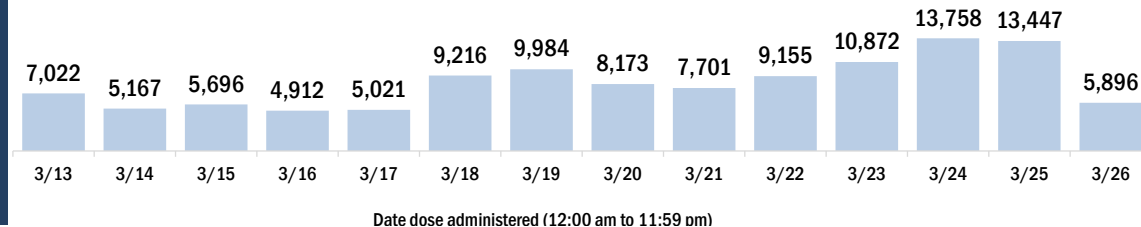


## Persons vaccinated for COVID-19 for the past 2 weeks

### Number of persons who received their first dose of a two-dose series of the COVID-19 vaccine



### Number of persons who completed the COVID-19 vaccine series





# COVID-19: Desoto County vaccine summary

Vaccination data through Mar 26, 2021 as of Mar 27, 2021 at 12:05 AM

Data in this report are provisional and subject to change.

Data in this summary pertain to COVID-19 vaccines approved by the U.S. Food and Drug Administration and have been issued an Emergency Use Authorization (Janssen COVID-19 Vaccine, Moderna COVID-19 Vaccine and Pfizer-BioNTech COVID-19 Vaccine). These data summarize the number of people who have received either their first dose or have completed the series for a COVID-19 vaccine. **A person can only be counted in one category, first dose or series complete.** For persons receiving Moderna or Pfizer vaccines, once they receive their second dose, they are moved from the first dose column to the series completed column. **Because of this, the total first dose category may show a change from report to report not matching the total receiving their first dose from the previous day.** Persons receiving Johnson & Johnson vaccines will always be counted in the series completed column.

## COVID-19 doses for vaccinated persons in Florida

**Doses administered** 10,392

People receiving one dose of a 1-dose series (Johnson & Johnson) or receiving only one dose of a 2-dose series (Moderna, Pfizer) count once. Persons receiving both doses of a 2-dose series count twice.

## Current status of persons vaccinated for COVID-19 in Florida

**Total people vaccinated** 7,199

First dose 3,910

Series completed 3,289

Completed 1-dose series 96

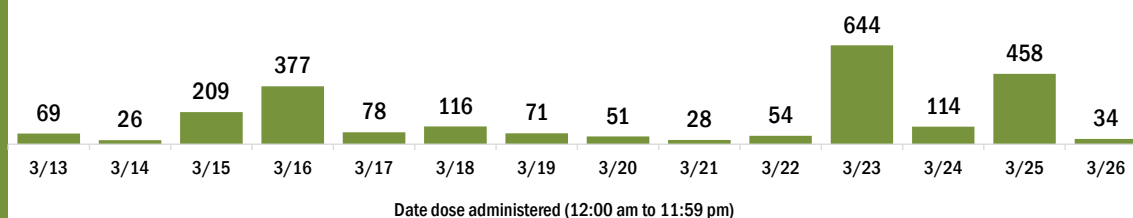
Completed 2-dose series 3,193

**First dose:** current number of people who have only received their first dose of the Moderna or Pfizer vaccine.

**Series complete:** current number of people who have received both Moderna or Pfizer vaccine doses or one Johnson & Johnson dose and are considered fully immunized.

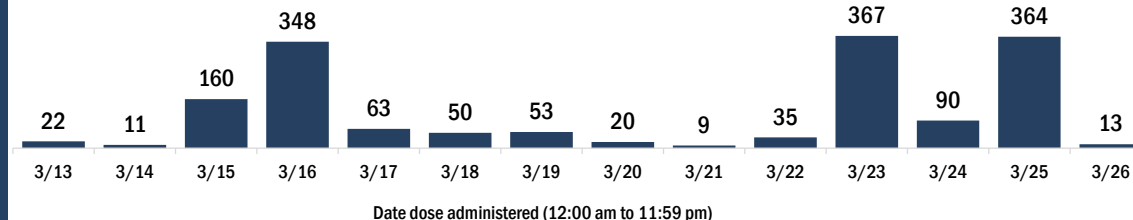
Demographic summary	First dose	Series complete	Total people vaccinated
<b>Age group</b>	3,910	3,289	7,199
16-24 years	33	16	49
25-34 years	85	67	152
35-44 years	142	98	240
45-54 years	331	183	514
55-64 years	876	297	1,173
65-74 years	1,365	1,432	2,797
75-84 years	887	955	1,842
85+ years	191	241	432
<b>Race</b>	3,910	3,289	7,199
White	2,481	2,385	4,866
Black	248	157	405
American Indian/Alaskan	13	5	18
Other	275	260	535
Unknown	893	482	1,375
<b>Other race</b> includes Asian, native Hawaiian/Pacific Islander, or other.			
<b>Ethnicity</b>	3,910	3,289	7,199
Hispanic	219	126	345
Non-Hispanic	1,834	1,094	2,928
Unknown	1,857	2,069	3,926
<b>Gender</b>	3,910	3,289	7,199
Female	1,870	1,839	3,709
Male	2,040	1,450	3,490
Unknown	0	0	0

## COVID-19 doses administered for the past 2 weeks

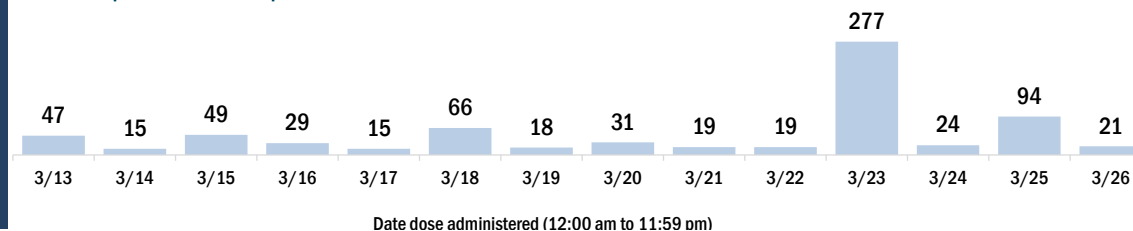


## Persons vaccinated for COVID-19 for the past 2 weeks

### Number of persons who received their first dose of a two-dose series of the COVID-19 vaccine



### Number of persons who completed the COVID-19 vaccine series



# COVID-19: Dixie County vaccine summary

Vaccination data through Mar 26, 2021 as of Mar 27, 2021 at 12:05 AM

Data in this report are provisional and subject to change.

Data in this summary pertain to COVID-19 vaccines approved by the U.S. Food and Drug Administration and have been issued an Emergency Use Authorization (Janssen COVID-19 Vaccine, Moderna COVID-19 Vaccine and Pfizer-BioNTech COVID-19 Vaccine). These data summarize the number of people who have received either their first dose or have completed the series for a COVID-19 vaccine. **A person can only be counted in one category, first dose or series complete.** For persons receiving Moderna or Pfizer vaccines, once they receive their second dose, they are moved from the first dose column to the series completed column. **Because of this, the total first dose category may show a change from report to report not matching the total receiving their first dose from the previous day.** Persons receiving Johnson & Johnson vaccines will always be counted in the series completed column.

## COVID-19 doses for vaccinated persons in Florida

**Doses administered** 3,778

People receiving one dose of a 1-dose series (Johnson & Johnson) or receiving only one dose of a 2-dose series (Moderna, Pfizer) count once. Persons receiving both doses of a 2-dose series count twice.

## Current status of persons vaccinated for COVID-19 in Florida

**Total people vaccinated** 2,314

First dose 814

Series completed 1,500

Completed 1-dose series 36

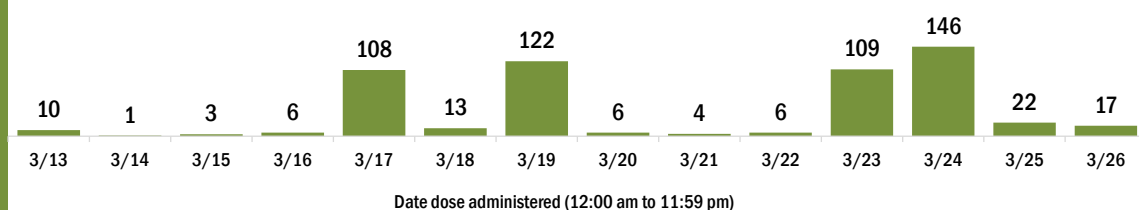
Completed 2-dose series 1,464

**First dose:** current number of people who have only received their first dose of the Moderna or Pfizer vaccine.

**Series complete:** current number of people who have received both Moderna or Pfizer vaccine doses or one Johnson & Johnson dose and are considered fully immunized.

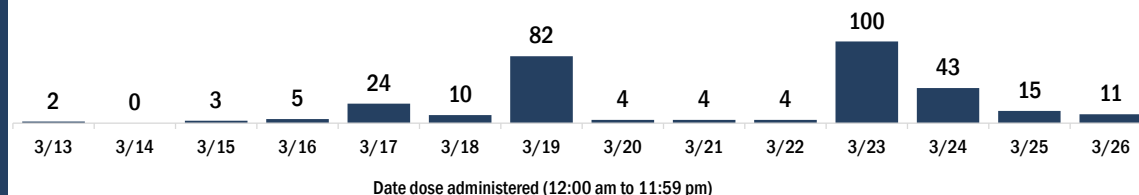
Demographic summary	First dose	Series complete	Total people vaccinated
<b>Age group</b>	814	1,500	2,314
16-24 years	8	4	12
25-34 years	18	15	33
35-44 years	35	27	62
45-54 years	44	41	85
55-64 years	235	115	350
65-74 years	277	738	1,015
75-84 years	151	442	593
85+ years	46	118	164
<b>Race</b>	814	1,500	2,314
White	676	1,313	1,989
Black	56	38	94
American Indian/Alaskan	18	10	28
Other	30	44	74
Unknown	34	95	129
<b>Other race</b> includes Asian, native Hawaiian/Pacific Islander, or other.			
<b>Ethnicity</b>	814	1,500	2,314
Hispanic	21	23	44
Non-Hispanic	623	1,048	1,671
Unknown	170	429	599
<b>Gender</b>	814	1,500	2,314
Female	440	800	1,240
Male	374	700	1,074
Unknown	0	0	0

## COVID-19 doses administered for the past 2 weeks

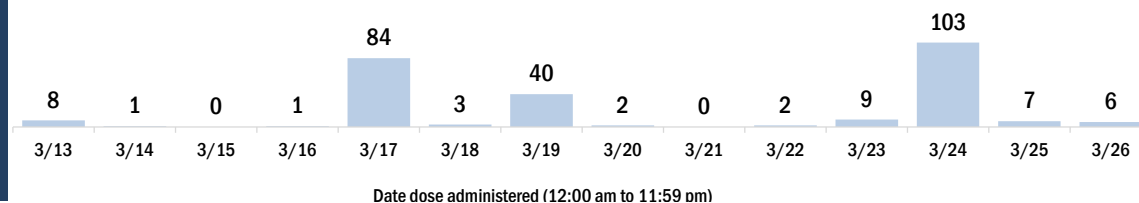


## Persons vaccinated for COVID-19 for the past 2 weeks

### Number of persons who received their first dose of a two-dose series of the COVID-19 vaccine



### Number of persons who completed the COVID-19 vaccine series



# COVID-19: Duval County vaccine summary

Vaccination data through Mar 26, 2021 as of Mar 27, 2021 at 12:05 AM

Data in this report are provisional and subject to change.

Data in this summary pertain to COVID-19 vaccines approved by the U.S. Food and Drug Administration and have been issued an Emergency Use Authorization (Janssen COVID-19 Vaccine, Moderna COVID-19 Vaccine and Pfizer-BioNTech COVID-19 Vaccine). These data summarize the number of people who have received either their first dose or have completed the series for a COVID-19 vaccine. **A person can only be counted in one category, first dose or series complete.** For persons receiving Moderna or Pfizer vaccines, once they receive their second dose, they are moved from the first dose column to the series completed column. **Because of this, the total first dose category may show a change from report to report not matching the total receiving their first dose from the previous day.** Persons receiving Johnson & Johnson vaccines will always be counted in the series completed column.

## COVID-19 doses for vaccinated persons in Florida

**Doses administered** 334,868

People receiving one dose of a 1-dose series (Johnson & Johnson) or receiving only one dose of a 2-dose series (Moderna, Pfizer) count once. Persons receiving both doses of a 2-dose series count twice.

## Current status of persons vaccinated for COVID-19 in Florida

**Total people vaccinated** 218,393

First dose 91,208

Series completed 127,185

Completed 1-dose series 10,710

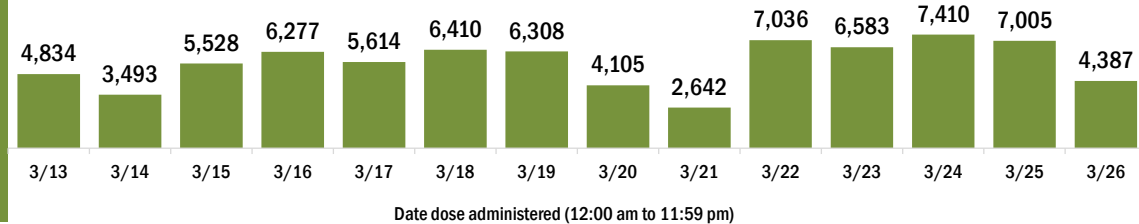
Completed 2-dose series 116,475

**First dose:** current number of people who have only received their first dose of the Moderna or Pfizer vaccine.

**Series complete:** current number of people who have received both Moderna or Pfizer vaccine doses or one Johnson & Johnson dose and are considered fully immunized.

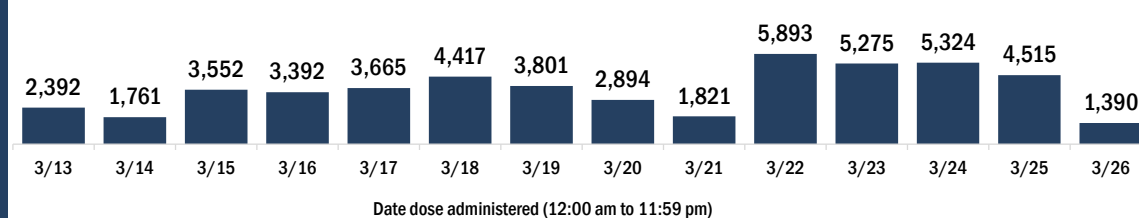
Demographic summary	First dose	Series complete	Total people vaccinated
<b>Age group</b>	91,208	127,185	218,393
16-24 years	2,985	2,239	5,224
25-34 years	6,990	8,137	15,127
35-44 years	9,151	9,319	18,470
45-54 years	15,416	11,814	27,230
55-64 years	30,161	18,661	48,822
65-74 years	16,759	47,368	64,127
75-84 years	6,990	22,032	29,022
85+ years	2,756	7,615	10,371
<b>Race</b>	91,208	127,185	218,393
White	49,035	75,759	124,794
Black	14,369	21,702	36,071
American Indian/Alaskan	193	322	515
Other	10,631	15,544	26,175
Unknown	16,980	13,858	30,838
<b>Other race</b> includes Asian, native Hawaiian/Pacific Islander, or other.			
<b>Ethnicity</b>	91,208	127,185	218,393
Hispanic	4,627	4,440	9,067
Non-Hispanic	59,070	89,328	148,398
Unknown	27,511	33,417	60,928
<b>Gender</b>	91,208	127,185	218,393
Female	51,223	75,116	126,339
Male	37,723	52,011	89,734
Unknown	2,262	58	2,320

## COVID-19 doses administered for the past 2 weeks

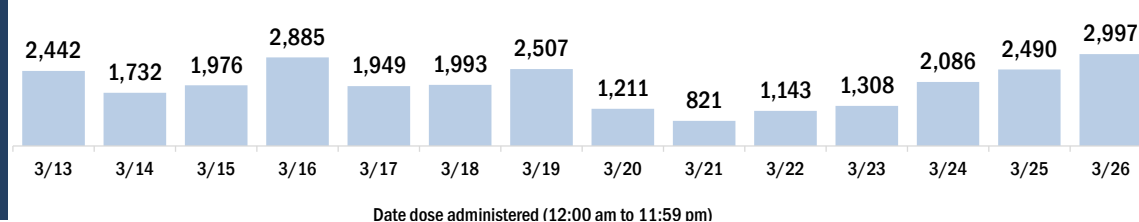


## Persons vaccinated for COVID-19 for the past 2 weeks

### Number of persons who received their first dose of a two-dose series of the COVID-19 vaccine



### Number of persons who completed the COVID-19 vaccine series



# COVID-19: Escambia County vaccine summary

Vaccination data through Mar 26, 2021 as of Mar 27, 2021 at 12:05 AM

Data in this report are provisional and subject to change.

Data in this summary pertain to COVID-19 vaccines approved by the U.S. Food and Drug Administration and have been issued an Emergency Use Authorization (Janssen COVID-19 Vaccine, Moderna COVID-19 Vaccine and Pfizer-BioNTech COVID-19 Vaccine). These data summarize the number of people who have received either their first dose or have completed the series for a COVID-19 vaccine. **A person can only be counted in one category, first dose or series complete.** For persons receiving Moderna or Pfizer vaccines, once they receive their second dose, they are moved from the first dose column to the series completed column. **Because of this, the total first dose category may show a change from report to report not matching the total receiving their first dose from the previous day.** Persons receiving Johnson & Johnson vaccines will always be counted in the series completed column.

## COVID-19 doses for vaccinated persons in Florida

**Doses administered** 106,013

People receiving one dose of a 1-dose series (Johnson & Johnson) or receiving only one dose of a 2-dose series (Moderna, Pfizer) count once. Persons receiving both doses of a 2-dose series count twice.

## Current status of persons vaccinated for COVID-19 in Florida

**Total people vaccinated** 69,724

First dose 29,059

Series completed 40,665

Completed 1-dose series 4,376

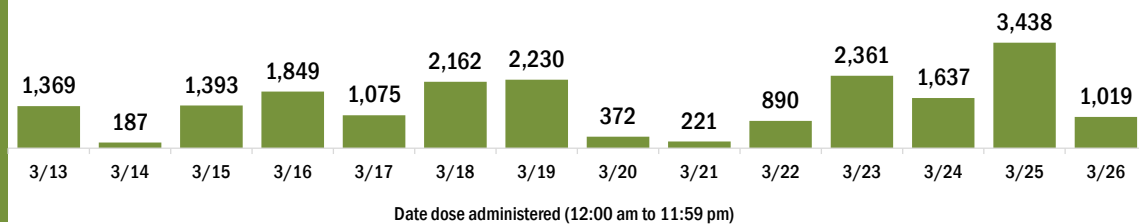
Completed 2-dose series 36,289

**First dose:** current number of people who have only received their first dose of the Moderna or Pfizer vaccine.

**Series complete:** current number of people who have received both Moderna or Pfizer vaccine doses or one Johnson & Johnson dose and are considered fully immunized.

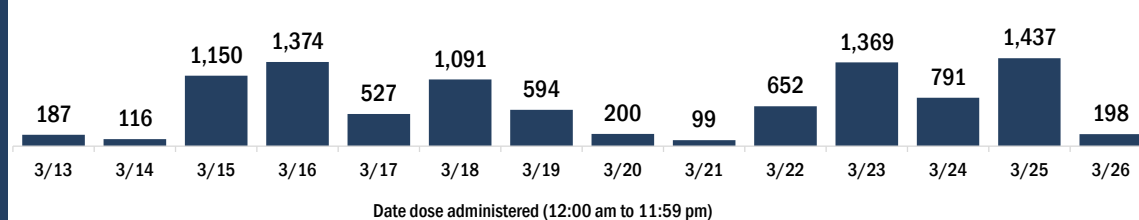
Demographic summary	First dose	Series complete	Total people vaccinated
<b>Age group</b>	29,059	40,665	69,724
16-24 years	892	483	1,375
25-34 years	2,117	1,604	3,721
35-44 years	2,448	2,059	4,507
45-54 years	4,102	3,065	7,167
55-64 years	8,897	5,869	14,766
65-74 years	6,266	15,679	21,945
75-84 years	3,182	8,699	11,881
85+ years	1,155	3,207	4,362
<b>Race</b>	29,059	40,665	69,724
White	16,240	25,103	41,343
Black	4,585	5,446	10,031
American Indian/Alaskan	214	292	506
Other	2,267	4,105	6,372
Unknown	5,753	5,719	11,472
<b>Other race</b> includes Asian, native Hawaiian/Pacific Islander, or other.			
<b>Ethnicity</b>	29,059	40,665	69,724
Hispanic	774	647	1,421
Non-Hispanic	18,745	26,275	45,020
Unknown	9,540	13,743	23,283
<b>Gender</b>	29,059	40,665	69,724
Female	17,320	23,978	41,298
Male	11,669	16,683	28,352
Unknown	70	4	74

## COVID-19 doses administered for the past 2 weeks

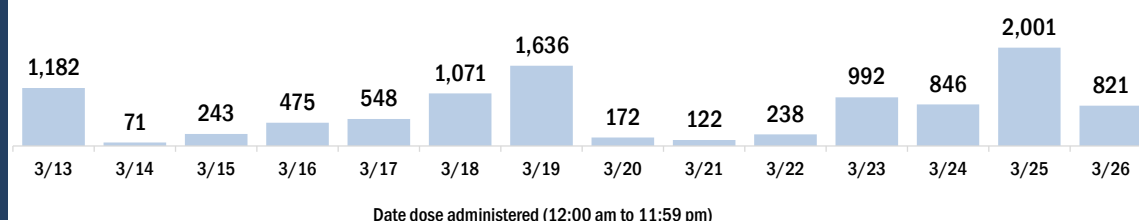


## Persons vaccinated for COVID-19 for the past 2 weeks

### Number of persons who received their first dose of a two-dose series of the COVID-19 vaccine



### Number of persons who completed the COVID-19 vaccine series



# COVID-19: Flagler County vaccine summary

Vaccination data through Mar 26, 2021 as of Mar 27, 2021 at 12:05 AM

Data in this report are provisional and subject to change.

Data in this summary pertain to COVID-19 vaccines approved by the U.S. Food and Drug Administration and have been issued an Emergency Use Authorization (Janssen COVID-19 Vaccine, Moderna COVID-19 Vaccine and Pfizer-BioNTech COVID-19 Vaccine). These data summarize the number of people who have received either their first dose or have completed the series for a COVID-19 vaccine. **A person can only be counted in one category, first dose or series complete.** For persons receiving Moderna or Pfizer vaccines, once they receive their second dose, they are moved from the first dose column to the series completed column. **Because of this, the total first dose category may show a change from report to report not matching the total receiving their first dose from the previous day.** Persons receiving Johnson & Johnson vaccines will always be counted in the series completed column.

## COVID-19 doses for vaccinated persons in Florida

**Doses administered** 58,140

People receiving one dose of a 1-dose series (Johnson & Johnson) or receiving only one dose of a 2-dose series (Moderna, Pfizer) count once. Persons receiving both doses of a 2-dose series count twice.

## Current status of persons vaccinated for COVID-19 in Florida

**Total people vaccinated** 37,411

First dose 15,586

Series completed 21,825

Completed 1-dose series 1,096

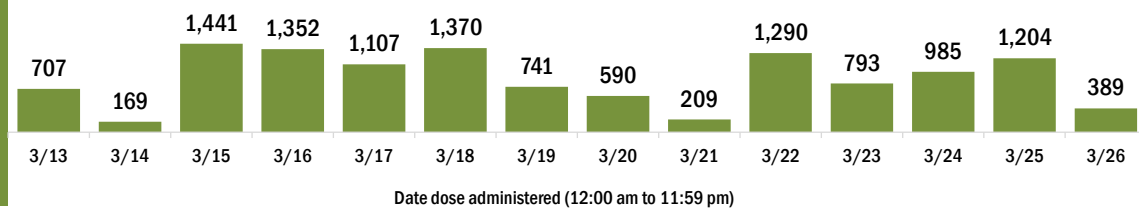
Completed 2-dose series 20,729

**First dose:** current number of people who have only received their first dose of the Moderna or Pfizer vaccine.

**Series complete:** current number of people who have received both Moderna or Pfizer vaccine doses or one Johnson & Johnson dose and are considered fully immunized.

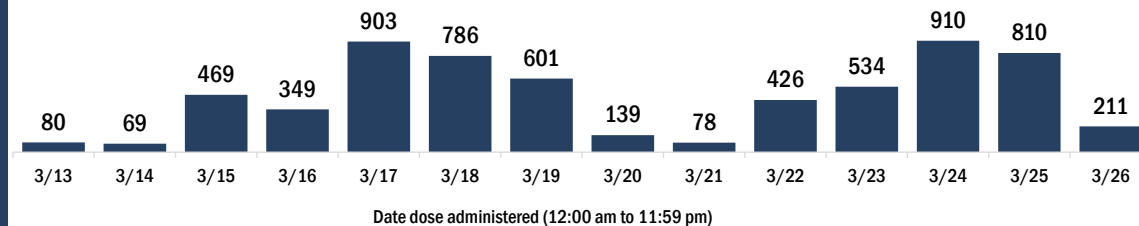
Demographic summary	First dose	Series complete	Total people vaccinated
<b>Age group</b>	15,586	21,825	37,411
16-24 years	193	145	338
25-34 years	299	374	673
35-44 years	555	641	1,196
45-54 years	1,318	943	2,261
55-64 years	4,778	1,887	6,665
65-74 years	4,775	10,257	15,032
75-84 years	2,768	6,002	8,770
85+ years	900	1,576	2,476
<b>Race</b>	15,586	21,825	37,411
White	10,853	14,220	25,073
Black	1,062	1,255	2,317
American Indian/Alaskan	124	106	230
Other	1,097	2,268	3,365
Unknown	2,450	3,976	6,426
<b>Other race</b> includes Asian, native Hawaiian/Pacific Islander, or other.			
<b>Ethnicity</b>	15,586	21,825	37,411
Hispanic	1,029	772	1,801
Non-Hispanic	9,899	11,846	21,745
Unknown	4,658	9,207	13,865
<b>Gender</b>	15,586	21,825	37,411
Female	8,717	12,325	21,042
Male	6,682	9,447	16,129
Unknown	187	53	240

## COVID-19 doses administered for the past 2 weeks

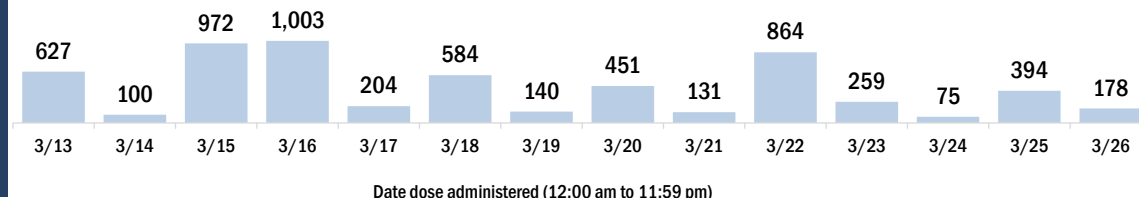


## Persons vaccinated for COVID-19 for the past 2 weeks

### Number of persons who received their first dose of a two-dose series of the COVID-19 vaccine



### Number of persons who completed the COVID-19 vaccine series



# COVID-19: Franklin County vaccine summary

Vaccination data through Mar 26, 2021 as of Mar 27, 2021 at 12:05 AM

Data in this report are provisional and subject to change.

Data in this summary pertain to COVID-19 vaccines approved by the U.S. Food and Drug Administration and have been issued an Emergency Use Authorization (Janssen COVID-19 Vaccine, Moderna COVID-19 Vaccine and Pfizer-BioNTech COVID-19 Vaccine). These data summarize the number of people who have received either their first dose or have completed the series for a COVID-19 vaccine. **A person can only be counted in one category, first dose or series complete.** For persons receiving Moderna or Pfizer vaccines, once they receive their second dose, they are moved from the first dose column to the series completed column. **Because of this, the total first dose category may show a change from report to report not matching the total receiving their first dose from the previous day.** Persons receiving Johnson & Johnson vaccines will always be counted in the series completed column.

## COVID-19 doses for vaccinated persons in Florida

**Doses administered** 5,283

People receiving one dose of a 1-dose series (Johnson & Johnson) or receiving only one dose of a 2-dose series (Moderna, Pfizer) count once. Persons receiving both doses of a 2-dose series count twice.

## Current status of persons vaccinated for COVID-19 in Florida

**Total people vaccinated** 3,082

First dose 871

Series completed 2,211

Completed 1-dose series 10

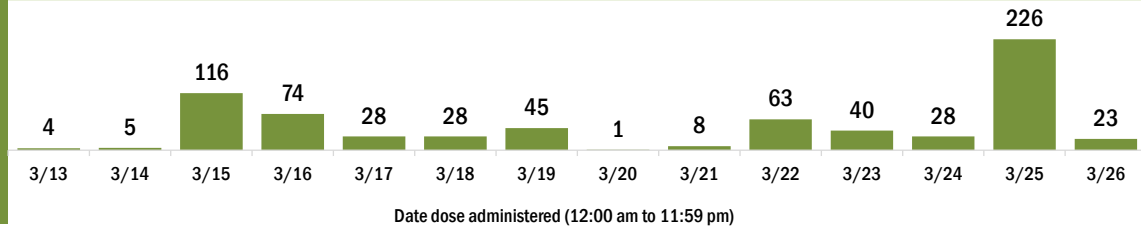
Completed 2-dose series 2,201

**First dose:** current number of people who have only received their first dose of the Moderna or Pfizer vaccine.

**Series complete:** current number of people who have received both Moderna or Pfizer vaccine doses or one Johnson & Johnson dose and are considered fully immunized.

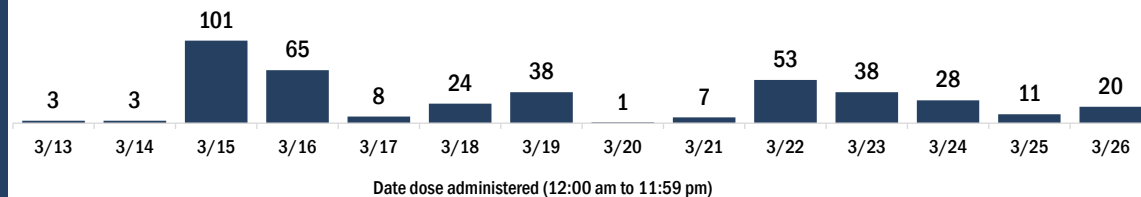
Demographic summary	First dose	Series complete	Total people vaccinated
<b>Age group</b>	871	2,211	3,082
16-24 years	10	10	20
25-34 years	26	23	49
35-44 years	30	39	69
45-54 years	116	87	203
55-64 years	410	232	642
65-74 years	194	1,152	1,346
75-84 years	64	560	624
85+ years	21	108	129
<b>Race</b>	871	2,211	3,082
White	738	1,995	2,733
Black	54	89	143
American Indian/Alaskan	0	6	6
Other	53	82	135
Unknown	26	39	65
<b>Other race</b> includes Asian, native Hawaiian/Pacific Islander, or other.			
<b>Ethnicity</b>	871	2,211	3,082
Hispanic	22	18	40
Non-Hispanic	747	1,861	2,608
Unknown	102	332	434
<b>Gender</b>	871	2,211	3,082
Female	478	1,161	1,639
Male	393	1,050	1,443
Unknown	0	0	0

## COVID-19 doses administered for the past 2 weeks

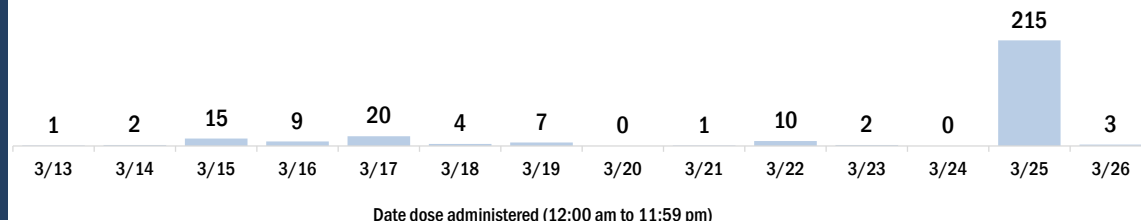


## Persons vaccinated for COVID-19 for the past 2 weeks

### Number of persons who received their first dose of a two-dose series of the COVID-19 vaccine



### Number of persons who completed the COVID-19 vaccine series





# COVID-19: Gadsden County vaccine summary

Vaccination data through Mar 26, 2021 as of Mar 27, 2021 at 12:05 AM

Data in this report are provisional and subject to change.

Data in this summary pertain to COVID-19 vaccines approved by the U.S. Food and Drug Administration and have been issued an Emergency Use Authorization (Janssen COVID-19 Vaccine, Moderna COVID-19 Vaccine and Pfizer-BioNTech COVID-19 Vaccine). These data summarize the number of people who have received either their first dose or have completed the series for a COVID-19 vaccine. **A person can only be counted in one category, first dose or series complete.** For persons receiving Moderna or Pfizer vaccines, once they receive their second dose, they are moved from the first dose column to the series completed column. **Because of this, the total first dose category may show a change from report to report not matching the total receiving their first dose from the previous day.** Persons receiving Johnson & Johnson vaccines will always be counted in the series completed column.

## COVID-19 doses for vaccinated persons in Florida

**Doses administered** 18,036

People receiving one dose of a 1-dose series (Johnson & Johnson) or receiving only one dose of a 2-dose series (Moderna, Pfizer) count once. Persons receiving both doses of a 2-dose series count twice.

## Current status of persons vaccinated for COVID-19 in Florida

**Total people vaccinated** 11,248

First dose 4,085

Series completed 7,163

Completed 1-dose series 375

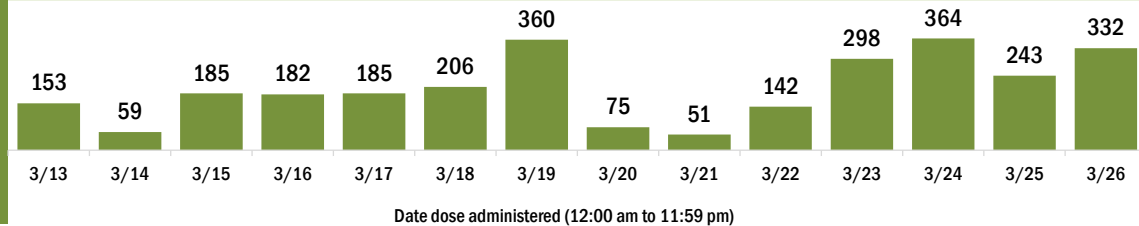
Completed 2-dose series 6,788

**First dose:** current number of people who have only received their first dose of the Moderna or Pfizer vaccine.

**Series complete:** current number of people who have received both Moderna or Pfizer vaccine doses or one Johnson & Johnson dose and are considered fully immunized.

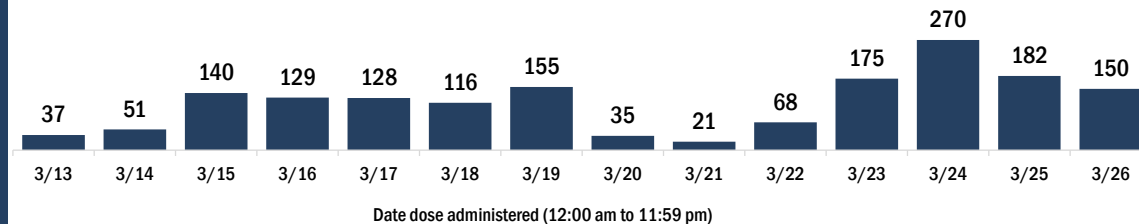
Demographic summary	First dose	Series complete	Total people vaccinated
<b>Age group</b>	<b>4,085</b>	<b>7,163</b>	<b>11,248</b>
16-24 years	71	60	131
25-34 years	194	147	341
35-44 years	355	283	638
45-54 years	734	526	1,260
55-64 years	1,542	1,053	2,595
65-74 years	729	3,077	3,806
75-84 years	345	1,511	1,856
85+ years	115	506	621
<b>Race</b>	<b>4,085</b>	<b>7,163</b>	<b>11,248</b>
White	1,203	2,732	3,935
Black	1,975	2,833	4,808
American Indian/Alaskan	7	15	22
Other	449	1,120	1,569
Unknown	451	463	914
<b>Other race</b> includes Asian, native Hawaiian/Pacific Islander, or other.			
<b>Ethnicity</b>	<b>4,085</b>	<b>7,163</b>	<b>11,248</b>
Hispanic	201	176	377
Non-Hispanic	2,814	4,793	7,607
Unknown	1,070	2,194	3,264
<b>Gender</b>	<b>4,085</b>	<b>7,163</b>	<b>11,248</b>
Female	2,431	4,333	6,764
Male	1,654	2,830	4,484
Unknown	0	0	0

## COVID-19 doses administered for the past 2 weeks

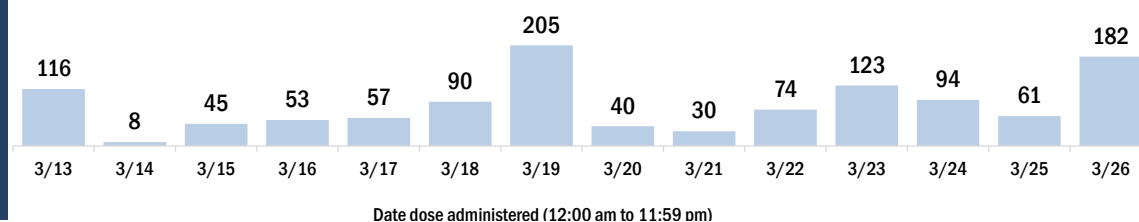


## Persons vaccinated for COVID-19 for the past 2 weeks

### Number of persons who received their first dose of a two-dose series of the COVID-19 vaccine



### Number of persons who completed the COVID-19 vaccine series



# COVID-19: Gilchrist County vaccine summary

Vaccination data through Mar 26, 2021 as of Mar 27, 2021 at 12:05 AM

Data in this report are provisional and subject to change.

Data in this summary pertain to COVID-19 vaccines approved by the U.S. Food and Drug Administration and have been issued an Emergency Use Authorization (Janssen COVID-19 Vaccine, Moderna COVID-19 Vaccine and Pfizer-BioNTech COVID-19 Vaccine). These data summarize the number of people who have received either their first dose or have completed the series for a COVID-19 vaccine. **A person can only be counted in one category, first dose or series complete.** For persons receiving Moderna or Pfizer vaccines, once they receive their second dose, they are moved from the first dose column to the series completed column. **Because of this, the total first dose category may show a change from report to report not matching the total receiving their first dose from the previous day.** Persons receiving Johnson & Johnson vaccines will always be counted in the series completed column.

## COVID-19 doses for vaccinated persons in Florida

**Doses administered** 4,013

People receiving one dose of a 1-dose series (Johnson & Johnson) or receiving only one dose of a 2-dose series (Moderna, Pfizer) count once. Persons receiving both doses of a 2-dose series count twice.

## Current status of persons vaccinated for COVID-19 in Florida

**Total people vaccinated** 2,420

First dose 757

Series completed 1,663

Completed 1-dose series 70

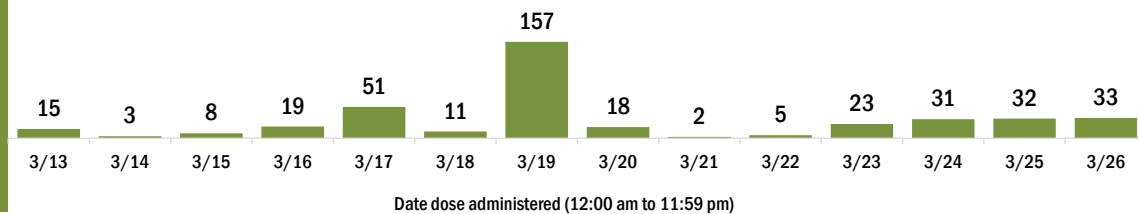
Completed 2-dose series 1,593

**First dose:** current number of people who have only received their first dose of the Moderna or Pfizer vaccine.

**Series complete:** current number of people who have received both Moderna or Pfizer vaccine doses or one Johnson & Johnson dose and are considered fully immunized.

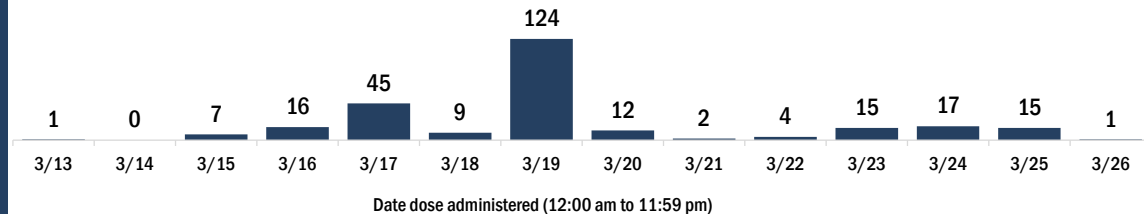
Demographic summary	First dose	Series complete	Total people vaccinated
<b>Age group</b>	757	1,663	2,420
16-24 years	12	31	43
25-34 years	19	45	64
35-44 years	29	62	91
45-54 years	64	106	170
55-64 years	219	149	368
65-74 years	264	648	912
75-84 years	116	460	576
85+ years	34	162	196
<b>Race</b>	757	1,663	2,420
White	559	1,080	1,639
Black	18	16	34
American Indian/Alaskan	4	4	8
Other	50	163	213
Unknown	126	400	526
<b>Other race</b> includes Asian, native Hawaiian/Pacific Islander, or other.			
<b>Ethnicity</b>	757	1,663	2,420
Hispanic	14	15	29
Non-Hispanic	338	586	924
Unknown	405	1,062	1,467
<b>Gender</b>	757	1,663	2,420
Female	444	1,003	1,447
Male	313	660	973
Unknown	0	0	0

## COVID-19 doses administered for the past 2 weeks

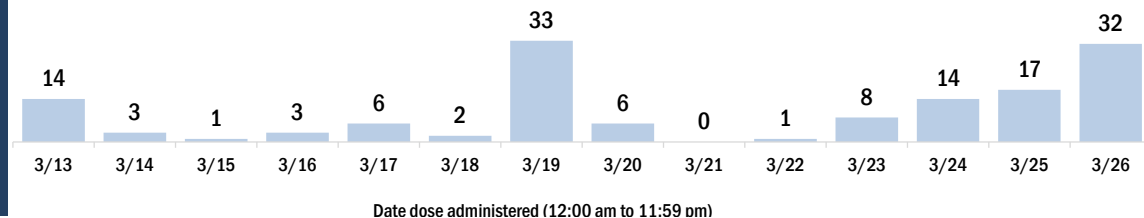


## Persons vaccinated for COVID-19 for the past 2 weeks

### Number of persons who received their first dose of a two-dose series of the COVID-19 vaccine



### Number of persons who completed the COVID-19 vaccine series



# COVID-19: Glades County vaccine summary

Vaccination data through Mar 26, 2021 as of Mar 27, 2021 at 12:05 AM

Data in this report are provisional and subject to change.

Data in this summary pertain to COVID-19 vaccines approved by the U.S. Food and Drug Administration and have been issued an Emergency Use Authorization (Janssen COVID-19 Vaccine, Moderna COVID-19 Vaccine and Pfizer-BioNTech COVID-19 Vaccine). These data summarize the number of people who have received either their first dose or have completed the series for a COVID-19 vaccine. **A person can only be counted in one category, first dose or series complete.** For persons receiving Moderna or Pfizer vaccines, once they receive their second dose, they are moved from the first dose column to the series completed column. **Because of this, the total first dose category may show a change from report to report not matching the total receiving their first dose from the previous day.** Persons receiving Johnson & Johnson vaccines will always be counted in the series completed column.

## COVID-19 doses for vaccinated persons in Florida

**Doses administered** 3,151

People receiving one dose of a 1-dose series (Johnson & Johnson) or receiving only one dose of a 2-dose series (Moderna, Pfizer) count once. Persons receiving both doses of a 2-dose series count twice.

## Current status of persons vaccinated for COVID-19 in Florida

**Total people vaccinated** 1,918

First dose 677

Series completed 1,241

Completed 1-dose series 8

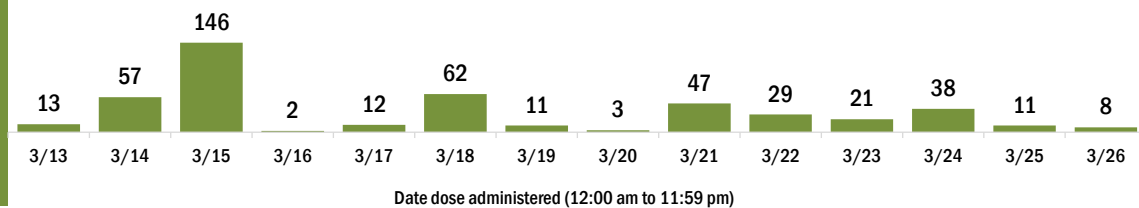
Completed 2-dose series 1,233

**First dose:** current number of people who have only received their first dose of the Moderna or Pfizer vaccine.

**Series complete:** current number of people who have received both Moderna or Pfizer vaccine doses or one Johnson & Johnson dose and are considered fully immunized.

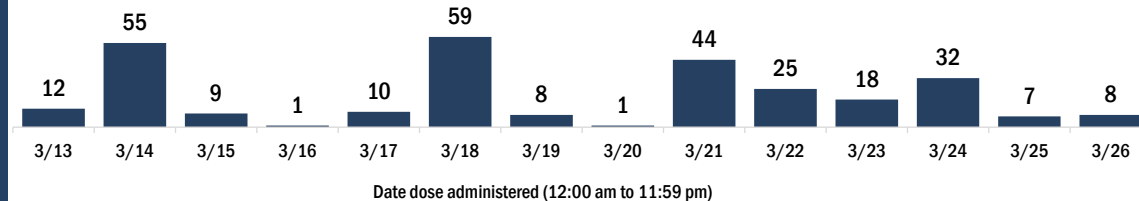
Demographic summary	First dose	Series complete	Total people vaccinated
<b>Age group</b>	677	1,241	1,918
16-24 years	10	0	10
25-34 years	13	4	17
35-44 years	19	4	23
45-54 years	69	22	91
55-64 years	211	53	264
65-74 years	198	617	815
75-84 years	137	456	593
85+ years	20	85	105
<b>Race</b>	677	1,241	1,918
White	469	949	1,418
Black	40	43	83
American Indian/Alaskan	6	7	13
Other	56	52	108
Unknown	106	190	296
<b>Other race</b> includes Asian, native Hawaiian/Pacific Islander, or other.			
<b>Ethnicity</b>	677	1,241	1,918
Hispanic	69	23	92
Non-Hispanic	309	477	786
Unknown	299	741	1,040
<b>Gender</b>	677	1,241	1,918
Female	348	630	978
Male	329	611	940
Unknown	0	0	0

## COVID-19 doses administered for the past 2 weeks

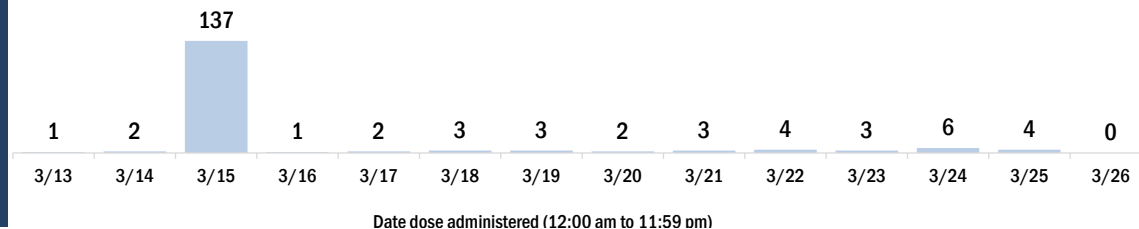


## Persons vaccinated for COVID-19 for the past 2 weeks

### Number of persons who received their first dose of a two-dose series of the COVID-19 vaccine



### Number of persons who completed the COVID-19 vaccine series



# COVID-19: Gulf County vaccine summary

Vaccination data through Mar 26, 2021 as of Mar 27, 2021 at 12:05 AM

Data in this report are provisional and subject to change.

Data in this summary pertain to COVID-19 vaccines approved by the U.S. Food and Drug Administration and have been issued an Emergency Use Authorization (Janssen COVID-19 Vaccine, Moderna COVID-19 Vaccine and Pfizer-BioNTech COVID-19 Vaccine). These data summarize the number of people who have received either their first dose or have completed the series for a COVID-19 vaccine. **A person can only be counted in one category, first dose or series complete.** For persons receiving Moderna or Pfizer vaccines, once they receive their second dose, they are moved from the first dose column to the series completed column. **Because of this, the total first dose category may show a change from report to report not matching the total receiving their first dose from the previous day.** Persons receiving Johnson & Johnson vaccines will always be counted in the series completed column.

## COVID-19 doses for vaccinated persons in Florida

**Doses administered** 5,685

People receiving one dose of a 1-dose series (Johnson & Johnson) or receiving only one dose of a 2-dose series (Moderna, Pfizer) count once. Persons receiving both doses of a 2-dose series count twice.

## Current status of persons vaccinated for COVID-19 in Florida

**Total people vaccinated** 3,344

First dose 921

Series completed 2,423

Completed 1-dose series 82

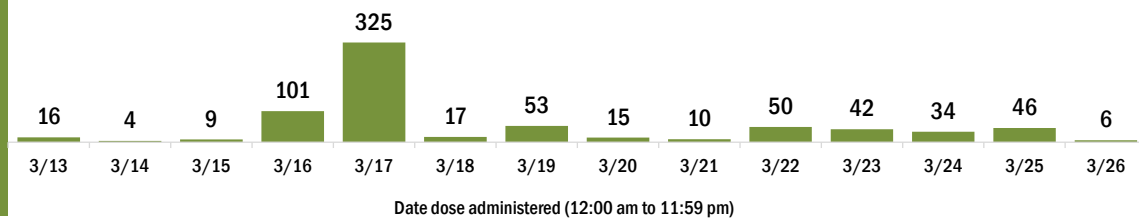
Completed 2-dose series 2,341

**First dose:** current number of people who have only received their first dose of the Moderna or Pfizer vaccine.

**Series complete:** current number of people who have received both Moderna or Pfizer vaccine doses or one Johnson & Johnson dose and are considered fully immunized.

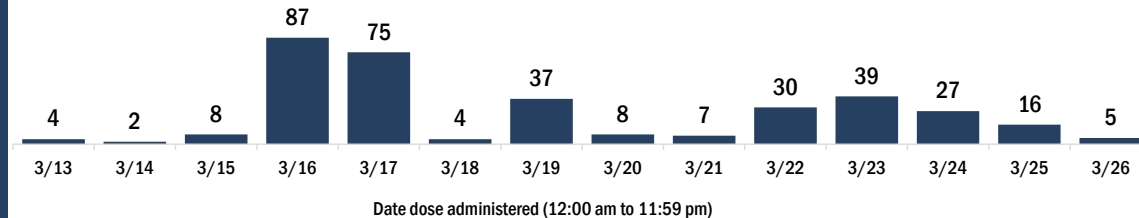
Demographic summary	First dose	Series complete	Total people vaccinated
<b>Age group</b>	921	2,423	3,344
16-24 years	19	14	33
25-34 years	29	31	60
35-44 years	50	48	98
45-54 years	104	98	202
55-64 years	322	227	549
65-74 years	231	1,264	1,495
75-84 years	137	581	718
85+ years	29	160	189
<b>Race</b>	921	2,423	3,344
White	726	2,215	2,941
Black	100	121	221
American Indian/Alaskan	3	5	8
Other	53	46	99
Unknown	39	36	75
<b>Other race</b> includes Asian, native Hawaiian/Pacific Islander, or other.			
<b>Ethnicity</b>	921	2,423	3,344
Hispanic	17	12	29
Non-Hispanic	707	2,336	3,043
Unknown	197	75	272
<b>Gender</b>	921	2,423	3,344
Female	522	1,275	1,797
Male	399	1,148	1,547
Unknown	0	0	0

## COVID-19 doses administered for the past 2 weeks

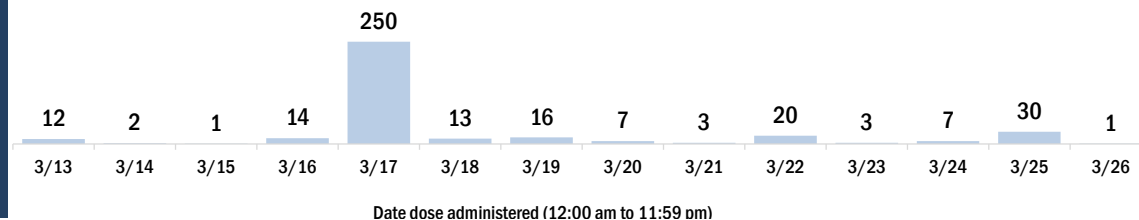


## Persons vaccinated for COVID-19 for the past 2 weeks

### Number of persons who received their first dose of a two-dose series of the COVID-19 vaccine



### Number of persons who completed the COVID-19 vaccine series



# COVID-19: Hamilton County vaccine summary

Vaccination data through Mar 26, 2021 as of Mar 27, 2021 at 12:05 AM

Data in this report are provisional and subject to change.

Data in this summary pertain to COVID-19 vaccines approved by the U.S. Food and Drug Administration and have been issued an Emergency Use Authorization (Janssen COVID-19 Vaccine, Moderna COVID-19 Vaccine and Pfizer-BioNTech COVID-19 Vaccine). These data summarize the number of people who have received either their first dose or have completed the series for a COVID-19 vaccine. **A person can only be counted in one category, first dose or series complete.** For persons receiving Moderna or Pfizer vaccines, once they receive their second dose, they are moved from the first dose column to the series completed column. **Because of this, the total first dose category may show a change from report to report not matching the total receiving their first dose from the previous day.** Persons receiving Johnson & Johnson vaccines will always be counted in the series completed column.

## COVID-19 doses for vaccinated persons in Florida

**Doses administered** 3,510

People receiving one dose of a 1-dose series (Johnson & Johnson) or receiving only one dose of a 2-dose series (Moderna, Pfizer) count once. Persons receiving both doses of a 2-dose series count twice.

## Current status of persons vaccinated for COVID-19 in Florida

**Total people vaccinated** 2,128

First dose 644

Series completed 1,484

Completed 1-dose series 102

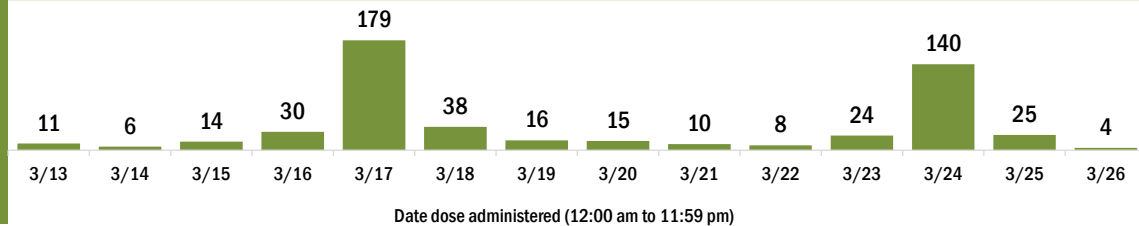
Completed 2-dose series 1,382

**First dose:** current number of people who have only received their first dose of the Moderna or Pfizer vaccine.

**Series complete:** current number of people who have received both Moderna or Pfizer vaccine doses or one Johnson & Johnson dose and are considered fully immunized.

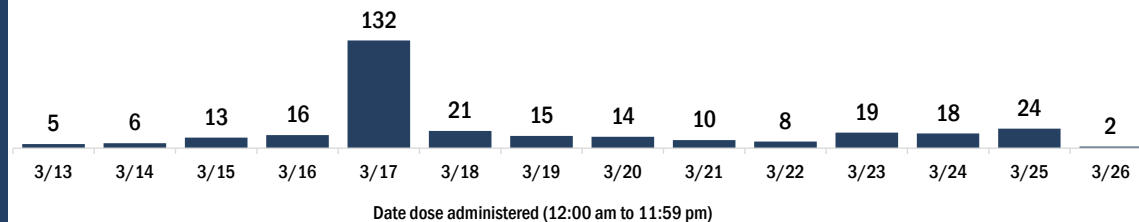
Demographic summary	First dose	Series complete	Total people vaccinated
<b>Age group</b>	<b>644</b>	<b>1,484</b>	<b>2,128</b>
16-24 years	9	9	18
25-34 years	21	16	37
35-44 years	30	33	63
45-54 years	94	59	153
55-64 years	263	133	396
65-74 years	141	751	892
75-84 years	54	394	448
85+ years	32	89	121
<b>Race</b>	<b>644</b>	<b>1,484</b>	<b>2,128</b>
White	307	902	1,209
Black	193	280	473
American Indian/Alaskan	2	0	2
Other	80	111	191
Unknown	62	191	253
<b>Other race</b> includes Asian, native Hawaiian/Pacific Islander, or other.			
<b>Ethnicity</b>	<b>644</b>	<b>1,484</b>	<b>2,128</b>
Hispanic	13	15	28
Non-Hispanic	359	764	1,123
Unknown	272	705	977
<b>Gender</b>	<b>644</b>	<b>1,484</b>	<b>2,128</b>
Female	407	809	1,216
Male	236	675	911
Unknown	1	0	1

## COVID-19 doses administered for the past 2 weeks

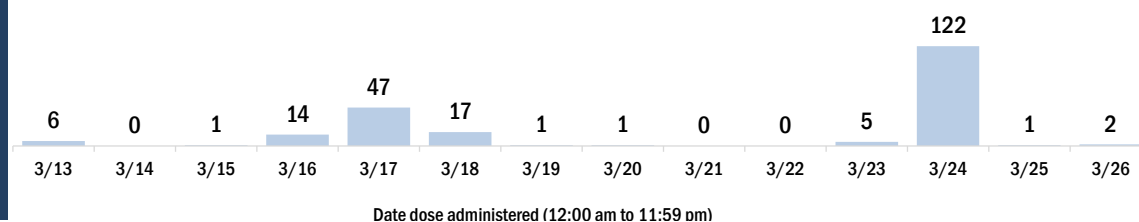


## Persons vaccinated for COVID-19 for the past 2 weeks

### Number of persons who received their first dose of a two-dose series of the COVID-19 vaccine



### Number of persons who completed the COVID-19 vaccine series



# COVID-19: Hardee County vaccine summary

Vaccination data through Mar 26, 2021 as of Mar 27, 2021 at 12:05 AM

Data in this report are provisional and subject to change.

Data in this summary pertain to COVID-19 vaccines approved by the U.S. Food and Drug Administration and have been issued an Emergency Use Authorization (Janssen COVID-19 Vaccine, Moderna COVID-19 Vaccine and Pfizer-BioNTech COVID-19 Vaccine). These data summarize the number of people who have received either their first dose or have completed the series for a COVID-19 vaccine. **A person can only be counted in one category, first dose or series complete.** For persons receiving Moderna or Pfizer vaccines, once they receive their second dose, they are moved from the first dose column to the series completed column. **Because of this, the total first dose category may show a change from report to report not matching the total receiving their first dose from the previous day.** Persons receiving Johnson & Johnson vaccines will always be counted in the series completed column.

## COVID-19 doses for vaccinated persons in Florida

**Doses administered** 5,470

People receiving one dose of a 1-dose series (Johnson & Johnson) or receiving only one dose of a 2-dose series (Moderna, Pfizer) count once. Persons receiving both doses of a 2-dose series count twice.

## Current status of persons vaccinated for COVID-19 in Florida

**Total people vaccinated** 3,545

First dose 1,607

Series completed 1,938

Completed 1-dose series 13

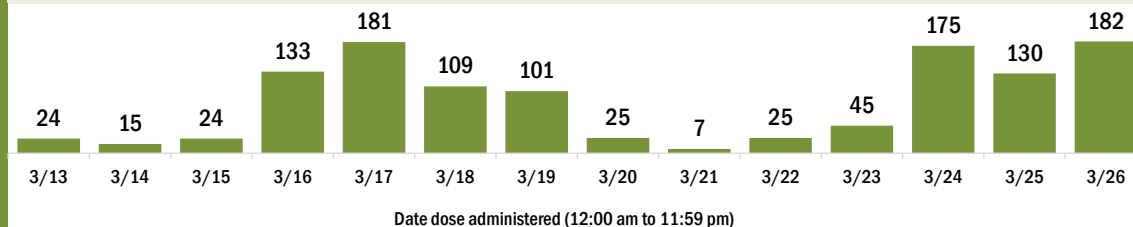
Completed 2-dose series 1,925

**First dose:** current number of people who have only received their first dose of the Moderna or Pfizer vaccine.

**Series complete:** current number of people who have received both Moderna or Pfizer vaccine doses or one Johnson & Johnson dose and are considered fully immunized.

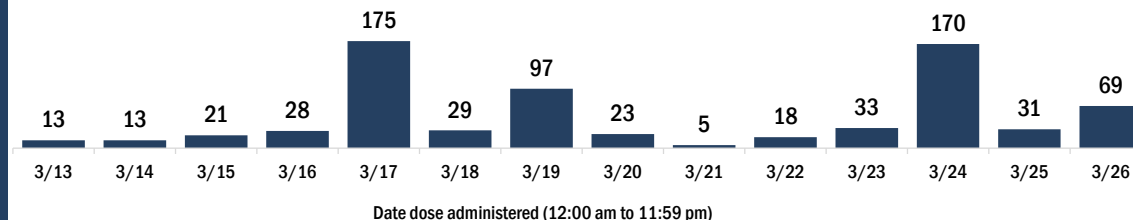
Demographic summary	First dose	Series complete	Total people vaccinated
<b>Age group</b>	<b>1,607</b>	<b>1,938</b>	<b>3,545</b>
16-24 years	37	14	51
25-34 years	56	48	104
35-44 years	72	53	125
45-54 years	172	67	239
55-64 years	424	115	539
65-74 years	492	849	1,341
75-84 years	278	613	891
85+ years	76	179	255
<b>Race</b>	<b>1,607</b>	<b>1,938</b>	<b>3,545</b>
White	1,148	1,427	2,575
Black	70	42	112
American Indian/Alaskan	5	10	15
Other	236	349	585
Unknown	148	110	258
<b>Other race</b> includes Asian, native Hawaiian/Pacific Islander, or other.			
<b>Ethnicity</b>	<b>1,607</b>	<b>1,938</b>	<b>3,545</b>
Hispanic	170	135	305
Non-Hispanic	626	1,033	1,659
Unknown	811	770	1,581
<b>Gender</b>	<b>1,607</b>	<b>1,938</b>	<b>3,545</b>
Female	867	1,078	1,945
Male	738	859	1,597
Unknown	2	1	3

## COVID-19 doses administered for the past 2 weeks

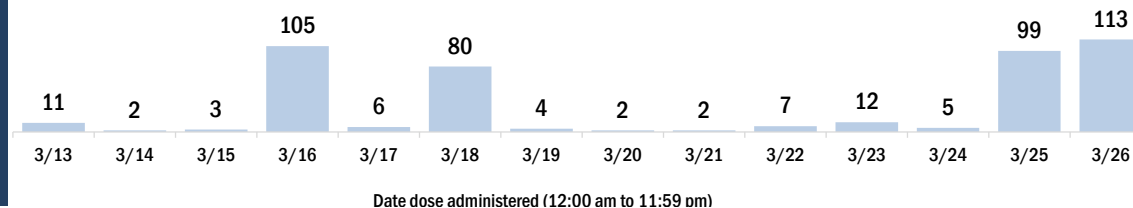


## Persons vaccinated for COVID-19 for the past 2 weeks

### Number of persons who received their first dose of a two-dose series of the COVID-19 vaccine



### Number of persons who completed the COVID-19 vaccine series





# COVID-19: Hendry County vaccine summary

Vaccination data through Mar 26, 2021 as of Mar 27, 2021 at 12:05 AM

Data in this report are provisional and subject to change.

Data in this summary pertain to COVID-19 vaccines approved by the U.S. Food and Drug Administration and have been issued an Emergency Use Authorization (Janssen COVID-19 Vaccine, Moderna COVID-19 Vaccine and Pfizer-BioNTech COVID-19 Vaccine). These data summarize the number of people who have received either their first dose or have completed the series for a COVID-19 vaccine. **A person can only be counted in one category, first dose or series complete.** For persons receiving Moderna or Pfizer vaccines, once they receive their second dose, they are moved from the first dose column to the series completed column. **Because of this, the total first dose category may show a change from report to report not matching the total receiving their first dose from the previous day.** Persons receiving Johnson & Johnson vaccines will always be counted in the series completed column.

## COVID-19 doses for vaccinated persons in Florida

**Doses administered** 9,179

People receiving one dose of a 1-dose series (Johnson & Johnson) or receiving only one dose of a 2-dose series (Moderna, Pfizer) count once. Persons receiving both doses of a 2-dose series count twice.

## Current status of persons vaccinated for COVID-19 in Florida

**Total people vaccinated** 6,406

First dose 3,410

Series completed 2,996

Completed 1-dose series 223

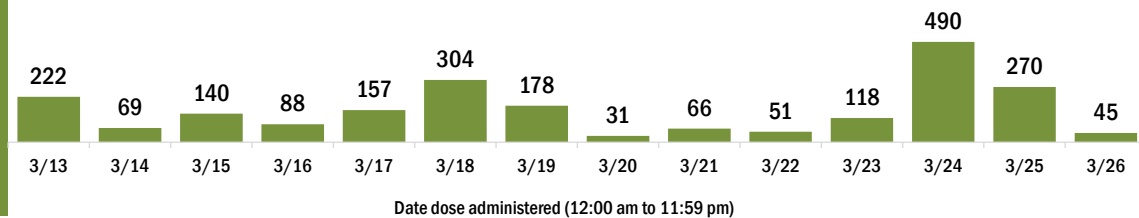
Completed 2-dose series 2,773

**First dose:** current number of people who have only received their first dose of the Moderna or Pfizer vaccine.

**Series complete:** current number of people who have received both Moderna or Pfizer vaccine doses or one Johnson & Johnson dose and are considered fully immunized.

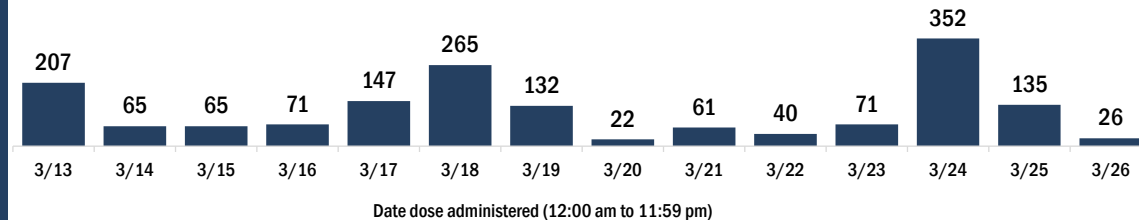
Demographic summary	First dose	Series complete	Total people vaccinated
<b>Age group</b>	<b>3,410</b>	<b>2,996</b>	<b>6,406</b>
16-24 years	87	33	120
25-34 years	141	59	200
35-44 years	186	81	267
45-54 years	477	157	634
55-64 years	1,097	322	1,419
65-74 years	908	1,342	2,250
75-84 years	397	784	1,181
85+ years	117	218	335
<b>Race</b>	<b>3,410</b>	<b>2,996</b>	<b>6,406</b>
White	2,219	1,946	4,165
Black	247	203	450
American Indian/Alaskan	9	11	20
Other	612	514	1,126
Unknown	323	322	645
<b>Other race</b> includes Asian, native Hawaiian/Pacific Islander, or other.			
<b>Ethnicity</b>	<b>3,410</b>	<b>2,996</b>	<b>6,406</b>
Hispanic	979	525	1,504
Non-Hispanic	1,338	1,437	2,775
Unknown	1,093	1,034	2,127
<b>Gender</b>	<b>3,410</b>	<b>2,996</b>	<b>6,406</b>
Female	1,873	1,595	3,468
Male	1,535	1,401	2,936
Unknown	2	0	2

## COVID-19 doses administered for the past 2 weeks

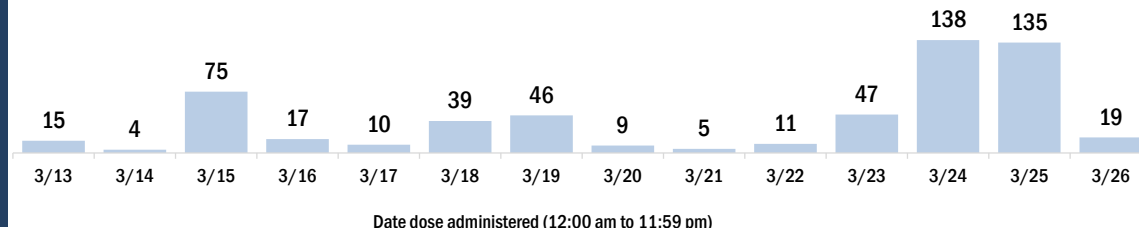


## Persons vaccinated for COVID-19 for the past 2 weeks

### Number of persons who received their first dose of a two-dose series of the COVID-19 vaccine



### Number of persons who completed the COVID-19 vaccine series



# COVID-19: Hernando County vaccine summary

Vaccination data through Mar 26, 2021 as of Mar 27, 2021 at 12:05 AM

Data in this report are provisional and subject to change.

Data in this summary pertain to COVID-19 vaccines approved by the U.S. Food and Drug Administration and have been issued an Emergency Use Authorization (Janssen COVID-19 Vaccine, Moderna COVID-19 Vaccine and Pfizer-BioNTech COVID-19 Vaccine). These data summarize the number of people who have received either their first dose or have completed the series for a COVID-19 vaccine. **A person can only be counted in one category, first dose or series complete.** For persons receiving Moderna or Pfizer vaccines, once they receive their second dose, they are moved from the first dose column to the series completed column. **Because of this, the total first dose category may show a change from report to report not matching the total receiving their first dose from the previous day.** Persons receiving Johnson & Johnson vaccines will always be counted in the series completed column.

## COVID-19 doses for vaccinated persons in Florida

**Doses administered** 71,763

People receiving one dose of a 1-dose series (Johnson & Johnson) or receiving only one dose of a 2-dose series (Moderna, Pfizer) count once. Persons receiving both doses of a 2-dose series count twice.

## Current status of persons vaccinated for COVID-19 in Florida

**Total people vaccinated** 47,778

First dose 20,871

Series completed 26,907

Completed 1-dose series 2,922

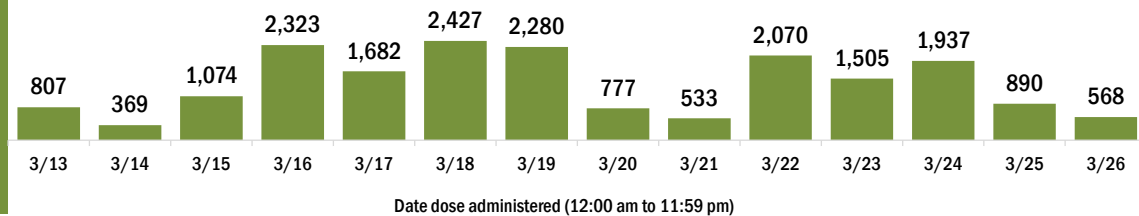
Completed 2-dose series 23,985

**First dose:** current number of people who have only received their first dose of the Moderna or Pfizer vaccine.

**Series complete:** current number of people who have received both Moderna or Pfizer vaccine doses or one Johnson & Johnson dose and are considered fully immunized.

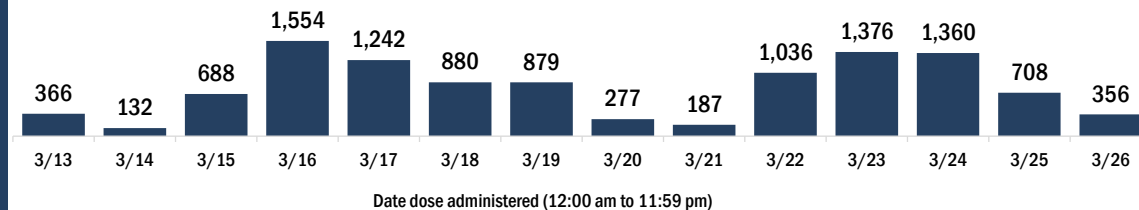
Demographic summary	First dose	Series complete	Total people vaccinated
<b>Age group</b>	20,871	26,907	47,778
16-24 years	311	223	534
25-34 years	517	622	1,139
35-44 years	840	797	1,637
45-54 years	1,941	1,376	3,317
55-64 years	5,833	2,473	8,306
65-74 years	6,242	11,236	17,478
75-84 years	3,921	7,711	11,632
85+ years	1,266	2,469	3,735
<b>Race</b>	20,871	26,907	47,778
White	14,345	18,886	33,231
Black	435	644	1,079
American Indian/Alaskan	47	104	151
Other	1,263	2,095	3,358
Unknown	4,781	5,178	9,959
<b>Other race</b> includes Asian, native Hawaiian/Pacific Islander, or other.			
<b>Ethnicity</b>	20,871	26,907	47,778
Hispanic	841	1,008	1,849
Non-Hispanic	10,530	14,744	25,274
Unknown	9,500	11,155	20,655
<b>Gender</b>	20,871	26,907	47,778
Female	12,147	15,652	27,799
Male	8,666	11,226	19,892
Unknown	58	29	87

## COVID-19 doses administered for the past 2 weeks

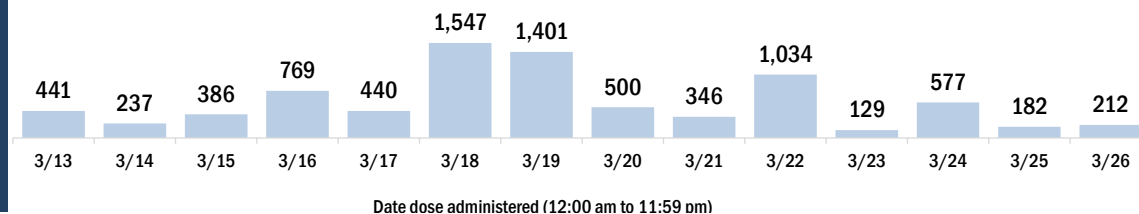


## Persons vaccinated for COVID-19 for the past 2 weeks

### Number of persons who received their first dose of a two-dose series of the COVID-19 vaccine



### Number of persons who completed the COVID-19 vaccine series



# COVID-19: Highlands County vaccine summary

Vaccination data through Mar 26, 2021 as of Mar 27, 2021 at 12:05 AM

Data in this report are provisional and subject to change.

Data in this summary pertain to COVID-19 vaccines approved by the U.S. Food and Drug Administration and have been issued an Emergency Use Authorization (Janssen COVID-19 Vaccine, Moderna COVID-19 Vaccine and Pfizer-BioNTech COVID-19 Vaccine). These data summarize the number of people who have received either their first dose or have completed the series for a COVID-19 vaccine. **A person can only be counted in one category, first dose or series complete.** For persons receiving Moderna or Pfizer vaccines, once they receive their second dose, they are moved from the first dose column to the series completed column. **Because of this, the total first dose category may show a change from report to report not matching the total receiving their first dose from the previous day.** Persons receiving Johnson & Johnson vaccines will always be counted in the series completed column.

## COVID-19 doses for vaccinated persons in Florida

**Doses administered** 42,990

People receiving one dose of a 1-dose series (Johnson & Johnson) or receiving only one dose of a 2-dose series (Moderna, Pfizer) count once. Persons receiving both doses of a 2-dose series count twice.

## Current status of persons vaccinated for COVID-19 in Florida

**Total people vaccinated** 31,860

First dose 20,541

Series completed 11,319

Completed 1-dose series 189

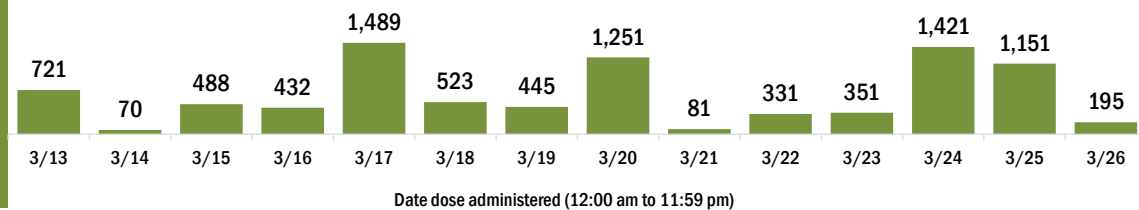
Completed 2-dose series 11,130

**First dose:** current number of people who have only received their first dose of the Moderna or Pfizer vaccine.

**Series complete:** current number of people who have received both Moderna or Pfizer vaccine doses or one Johnson & Johnson dose and are considered fully immunized.

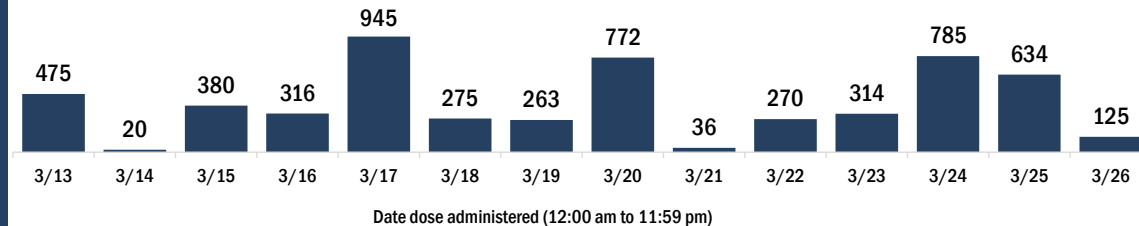
Demographic summary	First dose	Series complete	Total people vaccinated
<b>Age group</b>	<b>20,541</b>	<b>11,319</b>	<b>31,860</b>
16-24 years	105	62	167
25-34 years	218	194	412
35-44 years	329	283	612
45-54 years	889	416	1,305
55-64 years	3,689	704	4,393
65-74 years	7,501	4,876	12,377
75-84 years	6,052	3,760	9,812
85+ years	1,758	1,024	2,782
<b>Race</b>	<b>20,541</b>	<b>11,319</b>	<b>31,860</b>
White	16,888	9,222	26,110
Black	701	280	981
American Indian/Alaskan	188	75	263
Other	837	907	1,744
Unknown	1,927	835	2,762
<b>Other race</b> includes Asian, native Hawaiian/Pacific Islander, or other.			
<b>Ethnicity</b>	<b>20,541</b>	<b>11,319</b>	<b>31,860</b>
Hispanic	1,189	421	1,610
Non-Hispanic	12,952	8,228	21,180
Unknown	6,400	2,670	9,070
<b>Gender</b>	<b>20,541</b>	<b>11,319</b>	<b>31,860</b>
Female	11,168	6,203	17,371
Male	9,338	5,109	14,447
Unknown	35	7	42

## COVID-19 doses administered for the past 2 weeks

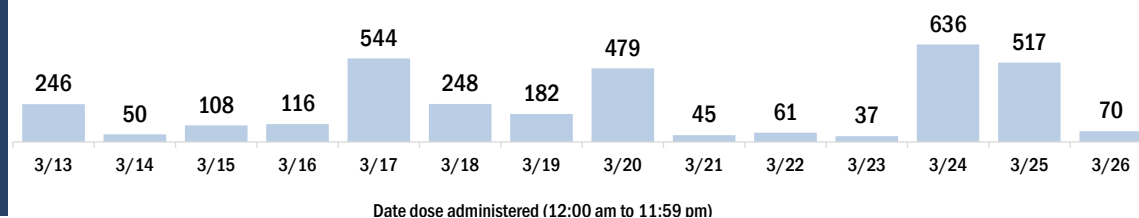


## Persons vaccinated for COVID-19 for the past 2 weeks

### Number of persons who received their first dose of a two-dose series of the COVID-19 vaccine



### Number of persons who completed the COVID-19 vaccine series



# COVID-19: Hillsborough County vaccine summary

Vaccination data through Mar 26, 2021 as of Mar 27, 2021 at 12:05 AM

Data in this report are provisional and subject to change.

Data in this summary pertain to COVID-19 vaccines approved by the U.S. Food and Drug Administration and have been issued an Emergency Use Authorization (Janssen COVID-19 Vaccine, Moderna COVID-19 Vaccine and Pfizer-BioNTech COVID-19 Vaccine). These data summarize the number of people who have received either their first dose or have completed the series for a COVID-19 vaccine. **A person can only be counted in one category, first dose or series complete.** For persons receiving Moderna or Pfizer vaccines, once they receive their second dose, they are moved from the first dose column to the series completed column. **Because of this, the total first dose category may show a change from report to report not matching the total receiving their first dose from the previous day.** Persons receiving Johnson & Johnson vaccines will always be counted in the series completed column.

## COVID-19 doses for vaccinated persons in Florida

**Doses administered** 450,996

People receiving one dose of a 1-dose series (Johnson & Johnson) or receiving only one dose of a 2-dose series (Moderna, Pfizer) count once. Persons receiving both doses of a 2-dose series count twice.

## Current status of persons vaccinated for COVID-19 in Florida

**Total people vaccinated** 318,453

First dose 170,792

Series completed 147,661

Completed 1-dose series 15,118

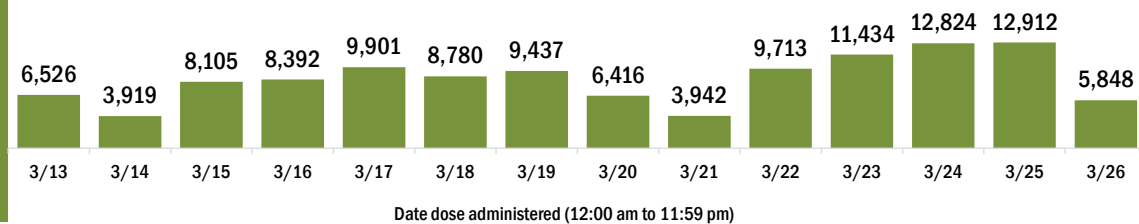
Completed 2-dose series 132,543

**First dose:** current number of people who have only received their first dose of the Moderna or Pfizer vaccine.

**Series complete:** current number of people who have received both Moderna or Pfizer vaccine doses or one Johnson & Johnson dose and are considered fully immunized.

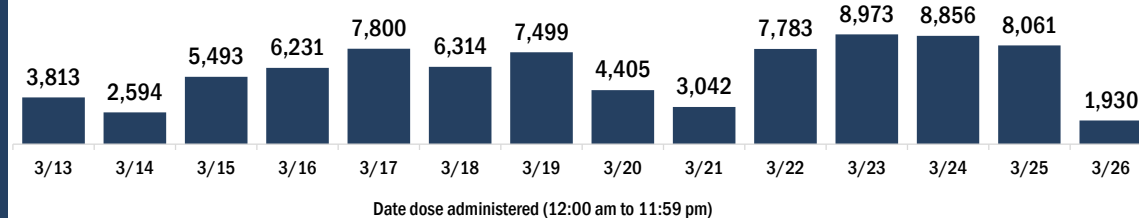
Demographic summary	First dose	Series complete	Total people vaccinated
<b>Age group</b>	170,792	147,661	318,453
16-24 years	5,545	2,950	8,495
25-34 years	10,864	10,495	21,359
35-44 years	14,758	12,800	27,558
45-54 years	25,351	14,939	40,290
55-64 years	46,871	20,462	67,333
65-74 years	40,665	50,190	90,855
75-84 years	20,256	26,202	46,458
85+ years	6,482	9,623	16,105
<b>Race</b>	170,792	147,661	318,453
White	108,450	98,564	207,014
Black	10,723	11,305	22,028
American Indian/Alaskan	590	592	1,182
Other	20,483	22,449	42,932
Unknown	30,546	14,751	45,297
<b>Other race</b> includes Asian, native Hawaiian/Pacific Islander, or other.			
<b>Ethnicity</b>	170,792	147,661	318,453
Hispanic	17,633	17,197	34,830
Non-Hispanic	85,369	92,392	177,761
Unknown	67,790	38,072	105,862
<b>Gender</b>	170,792	147,661	318,453
Female	98,011	88,275	186,286
Male	72,458	59,256	131,714
Unknown	323	130	453

## COVID-19 doses administered for the past 2 weeks

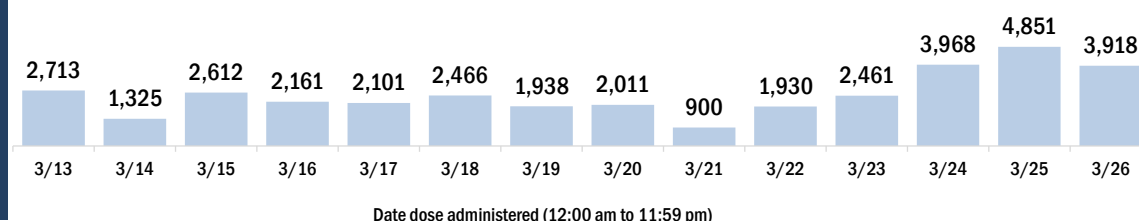


## Persons vaccinated for COVID-19 for the past 2 weeks

### Number of persons who received their first dose of a two-dose series of the COVID-19 vaccine



### Number of persons who completed the COVID-19 vaccine series



# COVID-19: Holmes County vaccine summary

Vaccination data through Mar 26, 2021 as of Mar 27, 2021 at 12:05 AM

Data in this report are provisional and subject to change.

Data in this summary pertain to COVID-19 vaccines approved by the U.S. Food and Drug Administration and have been issued an Emergency Use Authorization (Janssen COVID-19 Vaccine, Moderna COVID-19 Vaccine and Pfizer-BioNTech COVID-19 Vaccine). These data summarize the number of people who have received either their first dose or have completed the series for a COVID-19 vaccine. **A person can only be counted in one category, first dose or series complete.** For persons receiving Moderna or Pfizer vaccines, once they receive their second dose, they are moved from the first dose column to the series completed column. **Because of this, the total first dose category may show a change from report to report not matching the total receiving their first dose from the previous day.** Persons receiving Johnson & Johnson vaccines will always be counted in the series completed column.

## COVID-19 doses for vaccinated persons in Florida

**Doses administered** 4,802

People receiving one dose of a 1-dose series (Johnson & Johnson) or receiving only one dose of a 2-dose series (Moderna, Pfizer) count once. Persons receiving both doses of a 2-dose series count twice.

## Current status of persons vaccinated for COVID-19 in Florida

**Total people vaccinated** 2,912

First dose 875

Series completed 2,037

Completed 1-dose series 147

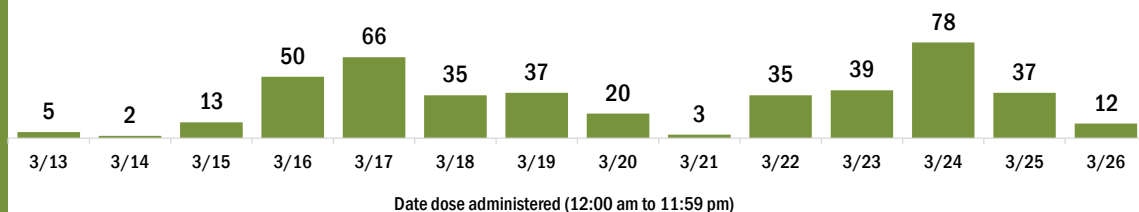
Completed 2-dose series 1,890

**First dose:** current number of people who have only received their first dose of the Moderna or Pfizer vaccine.

**Series complete:** current number of people who have received both Moderna or Pfizer vaccine doses or one Johnson & Johnson dose and are considered fully immunized.

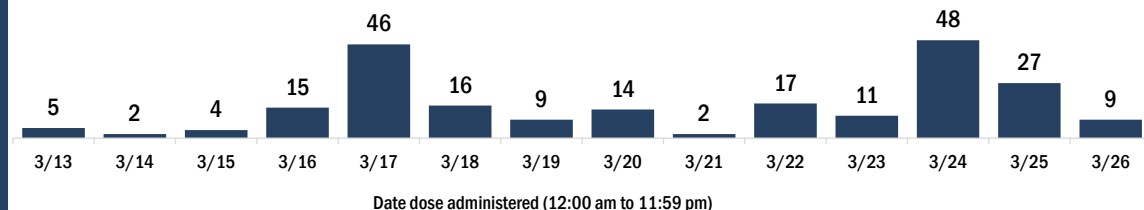
Demographic summary	First dose	Series complete	Total people vaccinated
<b>Age group</b>	875	2,037	2,912
16-24 years	8	13	21
25-34 years	27	40	67
35-44 years	50	67	117
45-54 years	118	118	236
55-64 years	263	227	490
65-74 years	242	830	1,072
75-84 years	138	572	710
85+ years	29	170	199
<b>Race</b>	875	2,037	2,912
White	767	1,735	2,502
Black	27	69	96
American Indian/Alaskan	3	22	25
Other	32	155	187
Unknown	46	56	102
<b>Other race</b> includes Asian, native Hawaiian/Pacific Islander, or other.			
<b>Ethnicity</b>	875	2,037	2,912
Hispanic	7	14	21
Non-Hispanic	691	1,731	2,422
Unknown	177	292	469
<b>Gender</b>	875	2,037	2,912
Female	474	1,107	1,581
Male	400	930	1,330
Unknown	1	0	1

## COVID-19 doses administered for the past 2 weeks

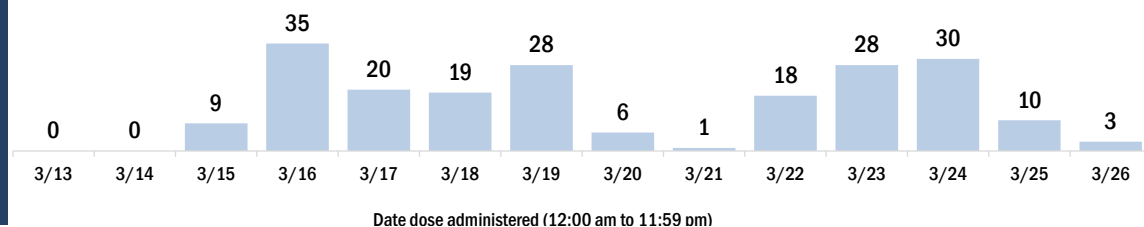


## Persons vaccinated for COVID-19 for the past 2 weeks

### Number of persons who received their first dose of a two-dose series of the COVID-19 vaccine



### Number of persons who completed the COVID-19 vaccine series



# COVID-19: Indian River County vaccine summary

Vaccination data through Mar 26, 2021 as of Mar 27, 2021 at 12:05 AM

Data in this report are provisional and subject to change.

Data in this summary pertain to COVID-19 vaccines approved by the U.S. Food and Drug Administration and have been issued an Emergency Use Authorization (Janssen COVID-19 Vaccine, Moderna COVID-19 Vaccine and Pfizer-BioNTech COVID-19 Vaccine). These data summarize the number of people who have received either their first dose or have completed the series for a COVID-19 vaccine. **A person can only be counted in one category, first dose or series complete.** For persons receiving Moderna or Pfizer vaccines, once they receive their second dose, they are moved from the first dose column to the series completed column. **Because of this, the total first dose category may show a change from report to report not matching the total receiving their first dose from the previous day.** Persons receiving Johnson & Johnson vaccines will always be counted in the series completed column.

## COVID-19 doses for vaccinated persons in Florida

**Doses administered** 92,220

People receiving one dose of a 1-dose series (Johnson & Johnson) or receiving only one dose of a 2-dose series (Moderna, Pfizer) count once. Persons receiving both doses of a 2-dose series count twice.

## Current status of persons vaccinated for COVID-19 in Florida

**Total people vaccinated** 57,681

First dose 22,523

Series completed 35,158

Completed 1-dose series 619

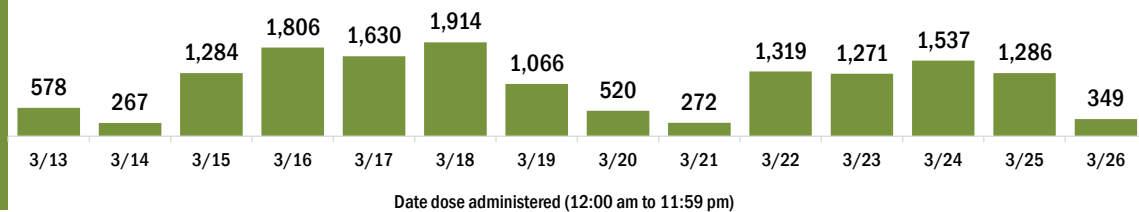
Completed 2-dose series 34,539

**First dose:** current number of people who have only received their first dose of the Moderna or Pfizer vaccine.

**Series complete:** current number of people who have received both Moderna or Pfizer vaccine doses or one Johnson & Johnson dose and are considered fully immunized.

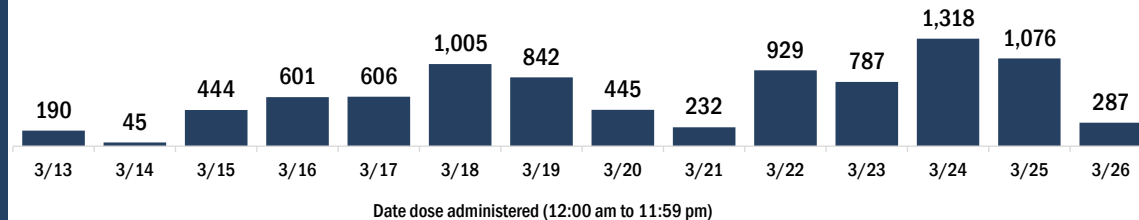
Demographic summary	First dose	Series complete	Total people vaccinated
<b>Age group</b>	<b>22,523</b>	<b>35,158</b>	<b>57,681</b>
16-24 years	227	181	408
25-34 years	391	496	887
35-44 years	581	685	1,266
45-54 years	1,604	1,044	2,648
55-64 years	6,163	2,086	8,249
65-74 years	6,609	16,639	23,248
75-84 years	4,999	10,490	15,489
85+ years	1,949	3,537	5,486
<b>Race</b>	<b>22,523</b>	<b>35,158</b>	<b>57,681</b>
White	16,650	25,901	42,551
Black	881	735	1,616
American Indian/Alaskan	153	177	330
Other	1,167	2,604	3,771
Unknown	3,672	5,741	9,413
<b>Other race</b> includes Asian, native Hawaiian/Pacific Islander, or other.			
<b>Ethnicity</b>	<b>22,523</b>	<b>35,158</b>	<b>57,681</b>
Hispanic	724	683	1,407
Non-Hispanic	12,987	22,200	35,187
Unknown	8,812	12,275	21,087
<b>Gender</b>	<b>22,523</b>	<b>35,158</b>	<b>57,681</b>
Female	12,708	19,828	32,536
Male	9,782	15,321	25,103
Unknown	33	9	42

## COVID-19 doses administered for the past 2 weeks

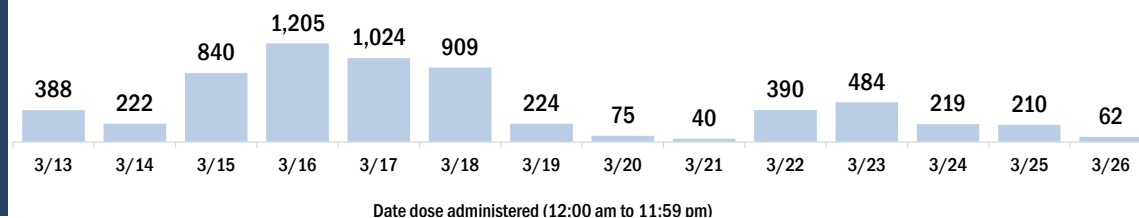


## Persons vaccinated for COVID-19 for the past 2 weeks

### Number of persons who received their first dose of a two-dose series of the COVID-19 vaccine



### Number of persons who completed the COVID-19 vaccine series





# COVID-19: Jackson County vaccine summary

Vaccination data through Mar 26, 2021 as of Mar 27, 2021 at 12:05 AM

Data in this report are provisional and subject to change.

Data in this summary pertain to COVID-19 vaccines approved by the U.S. Food and Drug Administration and have been issued an Emergency Use Authorization (Janssen COVID-19 Vaccine, Moderna COVID-19 Vaccine and Pfizer-BioNTech COVID-19 Vaccine). These data summarize the number of people who have received either their first dose or have completed the series for a COVID-19 vaccine. **A person can only be counted in one category, first dose or series complete.** For persons receiving Moderna or Pfizer vaccines, once they receive their second dose, they are moved from the first dose column to the series completed column. **Because of this, the total first dose category may show a change from report to report not matching the total receiving their first dose from the previous day.** Persons receiving Johnson & Johnson vaccines will always be counted in the series completed column.

## COVID-19 doses for vaccinated persons in Florida

**Doses administered** 15,408

People receiving one dose of a 1-dose series (Johnson & Johnson) or receiving only one dose of a 2-dose series (Moderna, Pfizer) count once. Persons receiving both doses of a 2-dose series count twice.

## Current status of persons vaccinated for COVID-19 in Florida

**Total people vaccinated** 9,452

First dose 3,042

Series completed 6,410

Completed 1-dose series 454

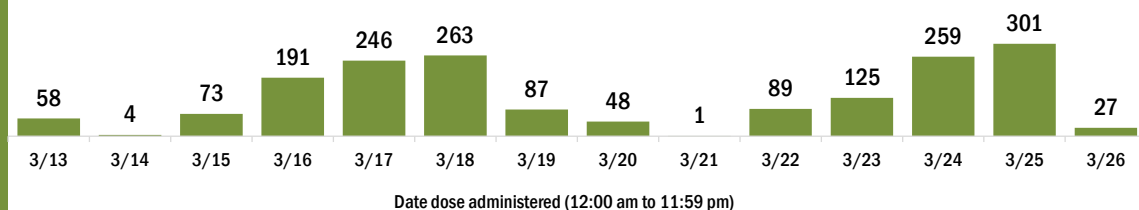
Completed 2-dose series 5,956

**First dose:** current number of people who have only received their first dose of the Moderna or Pfizer vaccine.

**Series complete:** current number of people who have received both Moderna or Pfizer vaccine doses or one Johnson & Johnson dose and are considered fully immunized.

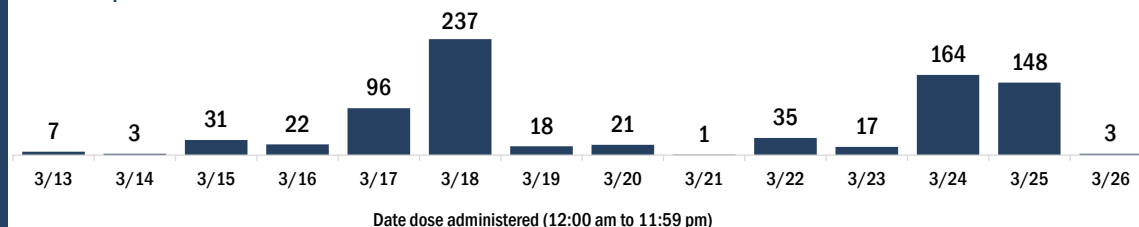
Demographic summary	First dose	Series complete	Total people vaccinated
<b>Age group</b>	<b>3,042</b>	<b>6,410</b>	<b>9,452</b>
16-24 years	55	54	109
25-34 years	124	157	281
35-44 years	193	256	449
45-54 years	396	454	850
55-64 years	1,019	865	1,884
65-74 years	656	2,524	3,180
75-84 years	446	1,570	2,016
85+ years	153	530	683
<b>Race</b>	<b>3,042</b>	<b>6,410</b>	<b>9,452</b>
White	1,932	4,539	6,471
Black	673	1,133	1,806
American Indian/Alaskan	17	30	47
Other	144	280	424
Unknown	276	428	704
<b>Other race</b> includes Asian, native Hawaiian/Pacific Islander, or other.			
<b>Ethnicity</b>	<b>3,042</b>	<b>6,410</b>	<b>9,452</b>
Hispanic	66	53	119
Non-Hispanic	2,187	4,423	6,610
Unknown	789	1,934	2,723
<b>Gender</b>	<b>3,042</b>	<b>6,410</b>	<b>9,452</b>
Female	1,742	3,663	5,405
Male	1,298	2,747	4,045
Unknown	2	0	2

## COVID-19 doses administered for the past 2 weeks

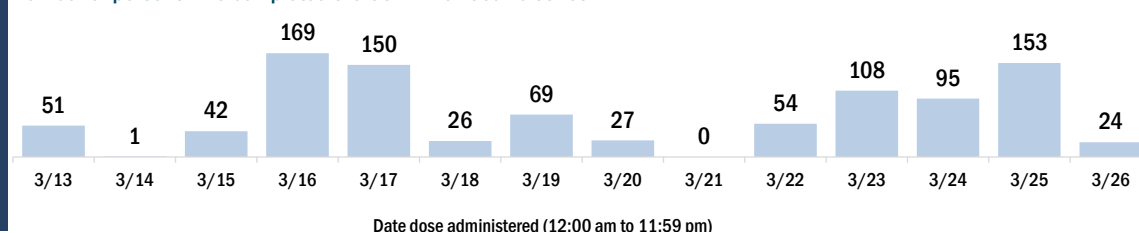


## Persons vaccinated for COVID-19 for the past 2 weeks

### Number of persons who received their first dose of a two-dose series of the COVID-19 vaccine



### Number of persons who completed the COVID-19 vaccine series



# COVID-19: Jefferson County vaccine summary

Vaccination data through Mar 26, 2021 as of Mar 27, 2021 at 12:05 AM

Data in this report are provisional and subject to change.

Data in this summary pertain to COVID-19 vaccines approved by the U.S. Food and Drug Administration and have been issued an Emergency Use Authorization (Janssen COVID-19 Vaccine, Moderna COVID-19 Vaccine and Pfizer-BioNTech COVID-19 Vaccine). These data summarize the number of people who have received either their first dose or have completed the series for a COVID-19 vaccine. **A person can only be counted in one category, first dose or series complete.** For persons receiving Moderna or Pfizer vaccines, once they receive their second dose, they are moved from the first dose column to the series completed column. **Because of this, the total first dose category may show a change from report to report not matching the total receiving their first dose from the previous day.** Persons receiving Johnson & Johnson vaccines will always be counted in the series completed column.

## COVID-19 doses for vaccinated persons in Florida

**Doses administered** 5,958

People receiving one dose of a 1-dose series (Johnson & Johnson) or receiving only one dose of a 2-dose series (Moderna, Pfizer) count once. Persons receiving both doses of a 2-dose series count twice.

## Current status of persons vaccinated for COVID-19 in Florida

**Total people vaccinated** 3,577

First dose 1,123

Series completed 2,454

Completed 1-dose series 73

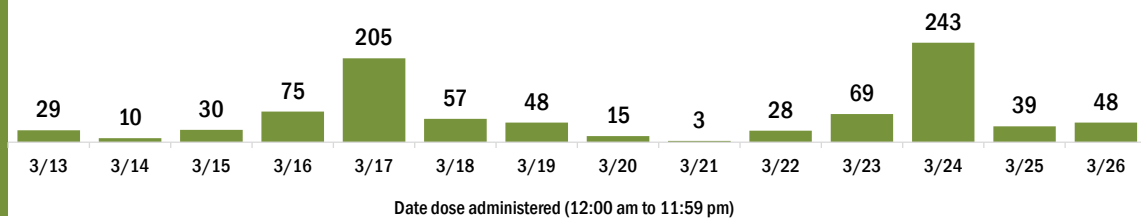
Completed 2-dose series 2,381

**First dose:** current number of people who have only received their first dose of the Moderna or Pfizer vaccine.

**Series complete:** current number of people who have received both Moderna or Pfizer vaccine doses or one Johnson & Johnson dose and are considered fully immunized.

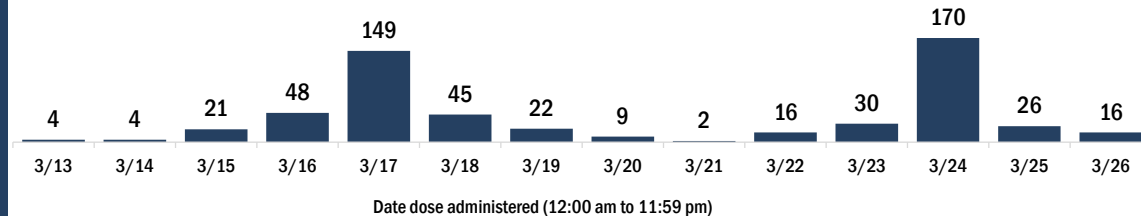
Demographic summary	First dose	Series complete	Total people vaccinated
<b>Age group</b>	<b>1,123</b>	<b>2,454</b>	<b>3,577</b>
16-24 years	28	9	37
25-34 years	29	47	76
35-44 years	64	69	133
45-54 years	167	152	319
55-64 years	517	287	804
65-74 years	189	1,153	1,342
75-84 years	99	577	676
85+ years	30	160	190
<b>Race</b>	<b>1,123</b>	<b>2,454</b>	<b>3,577</b>
White	552	1,318	1,870
Black	306	450	756
American Indian/Alaskan	3	4	7
Other	140	427	567
Unknown	122	255	377
<b>Other race</b> includes Asian, native Hawaiian/Pacific Islander, or other.			
<b>Ethnicity</b>	<b>1,123</b>	<b>2,454</b>	<b>3,577</b>
Hispanic	15	25	40
Non-Hispanic	709	1,202	1,911
Unknown	399	1,227	1,626
<b>Gender</b>	<b>1,123</b>	<b>2,454</b>	<b>3,577</b>
Female	649	1,450	2,099
Male	474	1,004	1,478
Unknown	0	0	0

## COVID-19 doses administered for the past 2 weeks

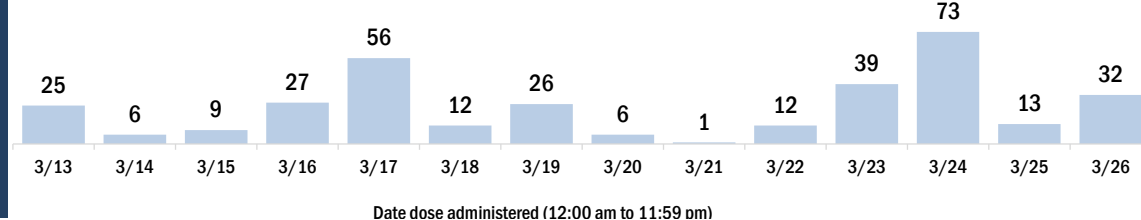


## Persons vaccinated for COVID-19 for the past 2 weeks

### Number of persons who received their first dose of a two-dose series of the COVID-19 vaccine



### Number of persons who completed the COVID-19 vaccine series



# COVID-19: Lafayette County vaccine summary

Vaccination data through Mar 26, 2021 as of Mar 27, 2021 at 12:05 AM

Data in this report are provisional and subject to change.

Data in this summary pertain to COVID-19 vaccines approved by the U.S. Food and Drug Administration and have been issued an Emergency Use Authorization (Janssen COVID-19 Vaccine, Moderna COVID-19 Vaccine and Pfizer-BioNTech COVID-19 Vaccine). These data summarize the number of people who have received either their first dose or have completed the series for a COVID-19 vaccine. **A person can only be counted in one category, first dose or series complete.** For persons receiving Moderna or Pfizer vaccines, once they receive their second dose, they are moved from the first dose column to the series completed column. **Because of this, the total first dose category may show a change from report to report not matching the total receiving their first dose from the previous day.** Persons receiving Johnson & Johnson vaccines will always be counted in the series completed column.

## COVID-19 doses for vaccinated persons in Florida

**Doses administered** 2,658

People receiving one dose of a 1-dose series (Johnson & Johnson) or receiving only one dose of a 2-dose series (Moderna, Pfizer) count once. Persons receiving both doses of a 2-dose series count twice.

## Current status of persons vaccinated for COVID-19 in Florida

**Total people vaccinated** 1,531

First dose 401

Series completed 1,130

Completed 1-dose series 3

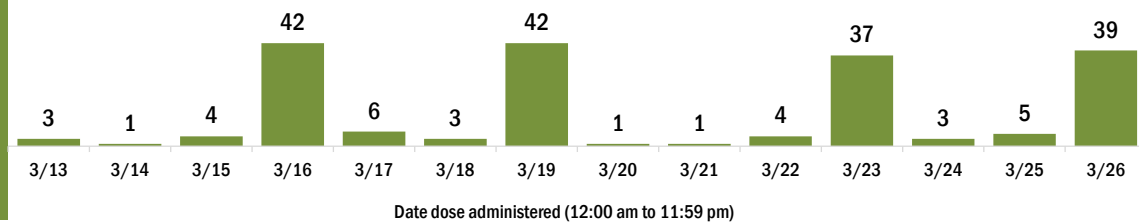
Completed 2-dose series 1,127

**First dose:** current number of people who have only received their first dose of the Moderna or Pfizer vaccine.

**Series complete:** current number of people who have received both Moderna or Pfizer vaccine doses or one Johnson & Johnson dose and are considered fully immunized.

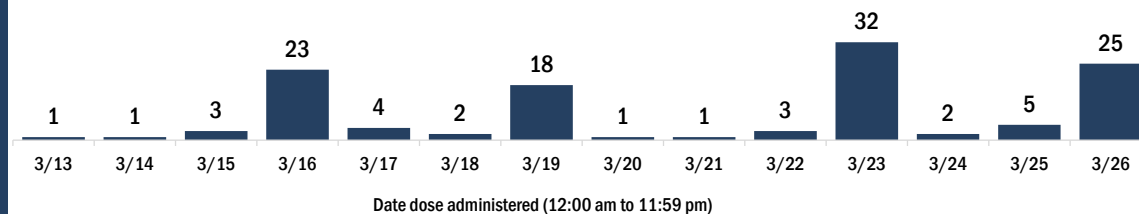
Demographic summary	First dose	Series complete	Total people vaccinated
<b>Age group</b>	401	1,130	1,531
16-24 years	2	3	5
25-34 years	5	8	13
35-44 years	15	19	34
45-54 years	47	38	85
55-64 years	116	67	183
65-74 years	127	566	693
75-84 years	62	331	393
85+ years	27	98	125
<b>Race</b>	401	1,130	1,531
White	309	966	1,275
Black	13	30	43
American Indian/Alaskan	4	1	5
Other	14	65	79
Unknown	61	68	129
<b>Other race</b> includes Asian, native Hawaiian/Pacific Islander, or other.			
<b>Ethnicity</b>	401	1,130	1,531
Hispanic	14	19	33
Non-Hispanic	236	919	1,155
Unknown	151	192	343
<b>Gender</b>	401	1,130	1,531
Female	223	583	806
Male	177	547	724
Unknown	1	0	1

## COVID-19 doses administered for the past 2 weeks

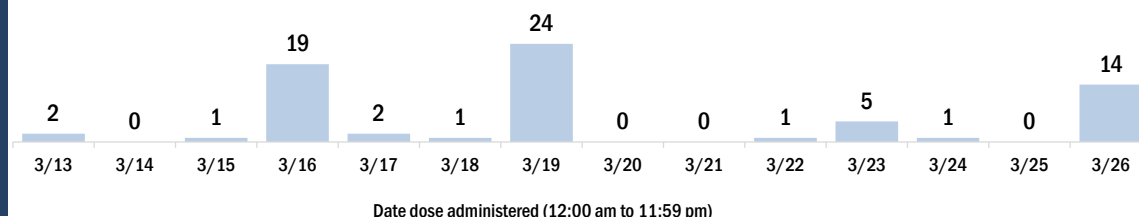


## Persons vaccinated for COVID-19 for the past 2 weeks

### Number of persons who received their first dose of a two-dose series of the COVID-19 vaccine



### Number of persons who completed the COVID-19 vaccine series



# COVID-19: Lake County vaccine summary

Vaccination data through Mar 26, 2021 as of Mar 27, 2021 at 12:05 AM

Data in this report are provisional and subject to change.

Data in this summary pertain to COVID-19 vaccines approved by the U.S. Food and Drug Administration and have been issued an Emergency Use Authorization (Janssen COVID-19 Vaccine, Moderna COVID-19 Vaccine and Pfizer-BioNTech COVID-19 Vaccine). These data summarize the number of people who have received either their first dose or have completed the series for a COVID-19 vaccine. **A person can only be counted in one category, first dose or series complete.** For persons receiving Moderna or Pfizer vaccines, once they receive their second dose, they are moved from the first dose column to the series completed column. **Because of this, the total first dose category may show a change from report to report not matching the total receiving their first dose from the previous day.** Persons receiving Johnson & Johnson vaccines will always be counted in the series completed column.

## COVID-19 doses for vaccinated persons in Florida

**Doses administered** 178,488

People receiving one dose of a 1-dose series (Johnson & Johnson) or receiving only one dose of a 2-dose series (Moderna, Pfizer) count once. Persons receiving both doses of a 2-dose series count twice.

## Current status of persons vaccinated for COVID-19 in Florida

**Total people vaccinated** 115,782

First dose 50,665

Series completed 65,117

Completed 1-dose series 2,411

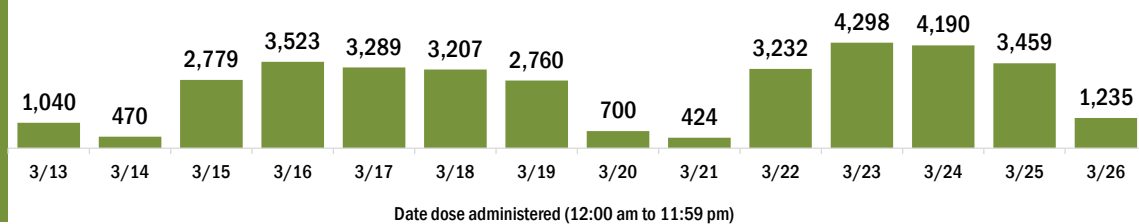
Completed 2-dose series 62,706

**First dose:** current number of people who have only received their first dose of the Moderna or Pfizer vaccine.

**Series complete:** current number of people who have received both Moderna or Pfizer vaccine doses or one Johnson & Johnson dose and are considered fully immunized.

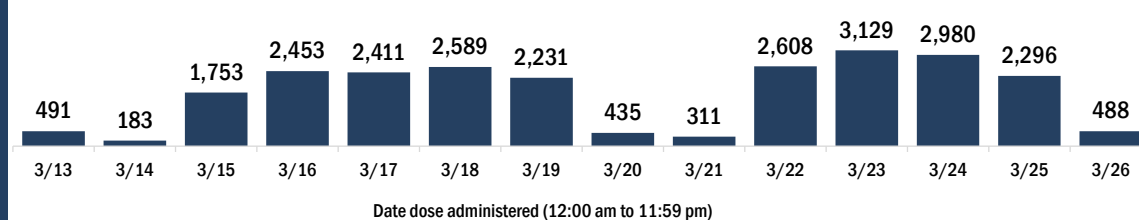
Demographic summary	First dose	Series complete	Total people vaccinated
<b>Age group</b>	50,665	65,117	115,782
16-24 years	770	408	1,178
25-34 years	1,861	1,266	3,127
35-44 years	2,549	1,954	4,503
45-54 years	5,101	2,646	7,747
55-64 years	14,181	4,469	18,650
65-74 years	13,613	28,535	42,148
75-84 years	9,364	20,103	29,467
85+ years	3,226	5,736	8,962
<b>Race</b>	50,665	65,117	115,782
White	33,020	50,936	83,956
Black	2,187	2,773	4,960
American Indian/Alaskan	213	378	591
Other	4,215	5,686	9,901
Unknown	11,030	5,344	16,374
<b>Other race</b> includes Asian, native Hawaiian/Pacific Islander, or other.			
<b>Ethnicity</b>	50,665	65,117	115,782
Hispanic	2,411	2,610	5,021
Non-Hispanic	20,977	36,849	57,826
Unknown	27,277	25,658	52,935
<b>Gender</b>	50,665	65,117	115,782
Female	28,973	37,073	66,046
Male	21,487	28,010	49,497
Unknown	205	34	239

## COVID-19 doses administered for the past 2 weeks

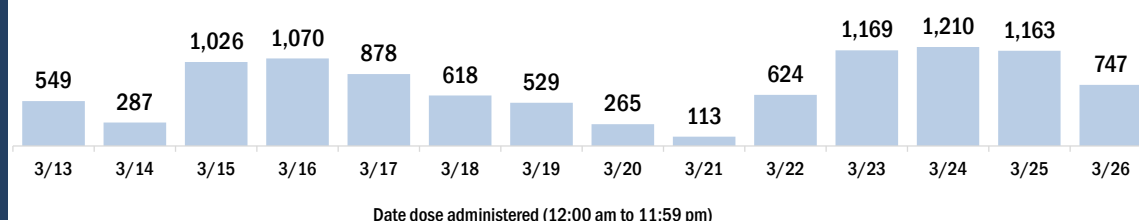


## Persons vaccinated for COVID-19 for the past 2 weeks

### Number of persons who received their first dose of a two-dose series of the COVID-19 vaccine



### Number of persons who completed the COVID-19 vaccine series



# COVID-19: Lee County vaccine summary

Vaccination data through Mar 26, 2021 as of Mar 27, 2021 at 12:05 AM

Data in this report are provisional and subject to change.

Data in this summary pertain to COVID-19 vaccines approved by the U.S. Food and Drug Administration and have been issued an Emergency Use Authorization (Janssen COVID-19 Vaccine, Moderna COVID-19 Vaccine and Pfizer-BioNTech COVID-19 Vaccine). These data summarize the number of people who have received either their first dose or have completed the series for a COVID-19 vaccine. **A person can only be counted in one category, first dose or series complete.** For persons receiving Moderna or Pfizer vaccines, once they receive their second dose, they are moved from the first dose column to the series completed column. **Because of this, the total first dose category may show a change from report to report not matching the total receiving their first dose from the previous day.** Persons receiving Johnson & Johnson vaccines will always be counted in the series completed column.

## COVID-19 doses for vaccinated persons in Florida

**Doses administered** 317,532

People receiving one dose of a 1-dose series (Johnson & Johnson) or receiving only one dose of a 2-dose series (Moderna, Pfizer) count once. Persons receiving both doses of a 2-dose series count twice.

## Current status of persons vaccinated for COVID-19 in Florida

**Total people vaccinated** 208,582

First dose 94,551

Series completed 114,031

Completed 1-dose series 5,081

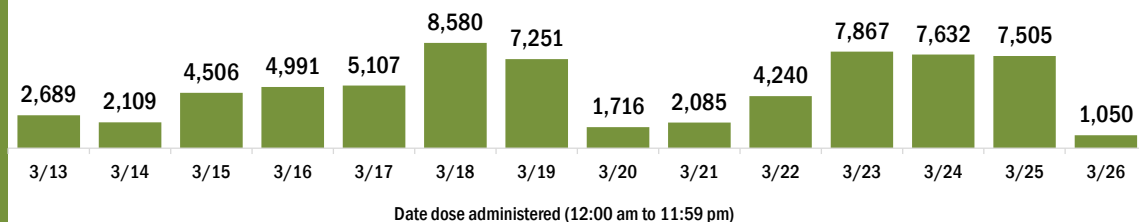
Completed 2-dose series 108,950

**First dose:** current number of people who have only received their first dose of the Moderna or Pfizer vaccine.

**Series complete:** current number of people who have received both Moderna or Pfizer vaccine doses or one Johnson & Johnson dose and are considered fully immunized.

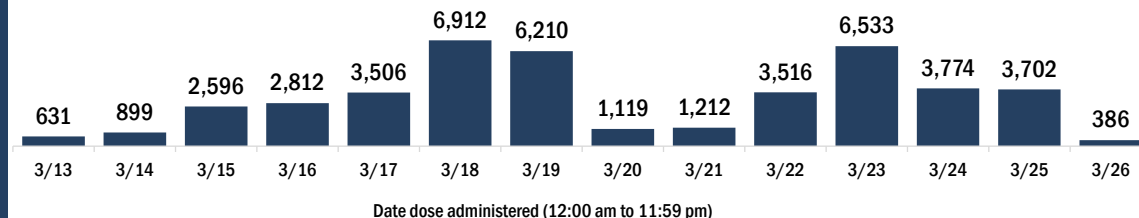
Demographic summary	First dose	Series complete	Total people vaccinated
<b>Age group</b>	<b>94,551</b>	<b>114,031</b>	<b>208,582</b>
16-24 years	860	718	1,578
25-34 years	1,850	2,488	4,338
35-44 years	2,644	3,425	6,069
45-54 years	5,420	5,050	10,470
55-64 years	20,871	9,732	30,603
65-74 years	34,630	52,850	87,480
75-84 years	22,171	31,279	53,450
85+ years	6,105	8,489	14,594
<b>Race</b>	<b>94,551</b>	<b>114,031</b>	<b>208,582</b>
White	67,835	78,336	146,171
Black	1,988	2,373	4,361
American Indian/Alaskan	406	269	675
Other	5,093	7,850	12,943
Unknown	19,229	25,203	44,432
<b>Other race</b> includes Asian, native Hawaiian/Pacific Islander, or other.			
<b>Ethnicity</b>	<b>94,551</b>	<b>114,031</b>	<b>208,582</b>
Hispanic	4,758	4,462	9,220
Non-Hispanic	52,913	62,111	115,024
Unknown	36,880	47,458	84,338
<b>Gender</b>	<b>94,551</b>	<b>114,031</b>	<b>208,582</b>
Female	53,598	63,847	117,445
Male	40,728	49,923	90,651
Unknown	225	261	486

## COVID-19 doses administered for the past 2 weeks

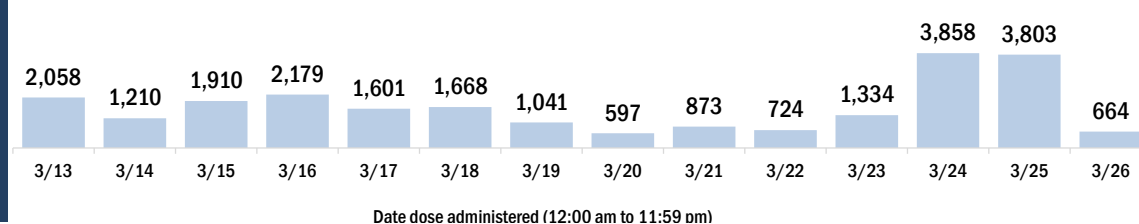


## Persons vaccinated for COVID-19 for the past 2 weeks

### Number of persons who received their first dose of a two-dose series of the COVID-19 vaccine



### Number of persons who completed the COVID-19 vaccine series



# COVID-19: Leon County vaccine summary

Vaccination data through Mar 26, 2021 as of Mar 27, 2021 at 12:05 AM

Data in this report are provisional and subject to change.

Data in this summary pertain to COVID-19 vaccines approved by the U.S. Food and Drug Administration and have been issued an Emergency Use Authorization (Janssen COVID-19 Vaccine, Moderna COVID-19 Vaccine and Pfizer-BioNTech COVID-19 Vaccine). These data summarize the number of people who have received either their first dose or have completed the series for a COVID-19 vaccine. **A person can only be counted in one category, first dose or series complete.** For persons receiving Moderna or Pfizer vaccines, once they receive their second dose, they are moved from the first dose column to the series completed column. **Because of this, the total first dose category may show a change from report to report not matching the total receiving their first dose from the previous day.** Persons receiving Johnson & Johnson vaccines will always be counted in the series completed column.

## COVID-19 doses for vaccinated persons in Florida

**Doses administered** 116,284

People receiving one dose of a 1-dose series (Johnson & Johnson) or receiving only one dose of a 2-dose series (Moderna, Pfizer) count once. Persons receiving both doses of a 2-dose series count twice.

## Current status of persons vaccinated for COVID-19 in Florida

**Total people vaccinated** 73,733

First dose 29,752

Series completed 43,981

Completed 1-dose series 1,430

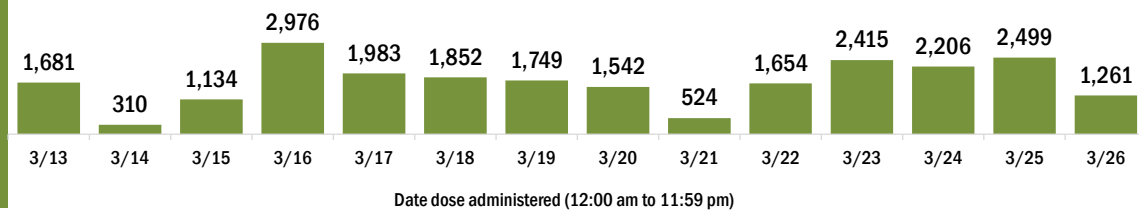
Completed 2-dose series 42,551

**First dose:** current number of people who have only received their first dose of the Moderna or Pfizer vaccine.

**Series complete:** current number of people who have received both Moderna or Pfizer vaccine doses or one Johnson & Johnson dose and are considered fully immunized.

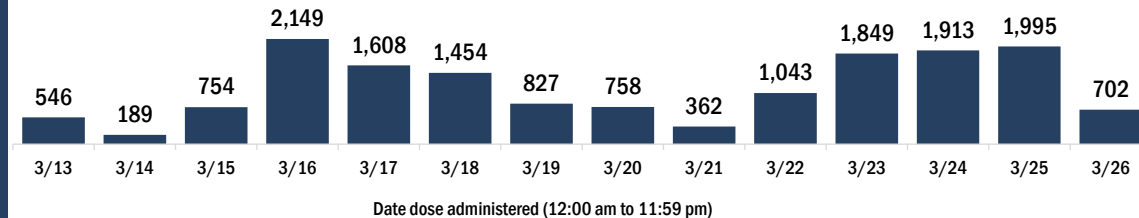
Demographic summary	First dose	Series complete	Total people vaccinated
<b>Age group</b>	<b>29,752</b>	<b>43,981</b>	<b>73,733</b>
16-24 years	2,366	1,143	3,509
25-34 years	3,411	2,321	5,732
35-44 years	3,774	2,832	6,606
45-54 years	5,721	3,463	9,184
55-64 years	9,632	6,321	15,953
65-74 years	2,976	17,275	20,251
75-84 years	1,276	7,992	9,268
85+ years	596	2,634	3,230
<b>Race</b>	<b>29,752</b>	<b>43,981</b>	<b>73,733</b>
White	16,867	26,196	43,063
Black	4,278	5,816	10,094
American Indian/Alaskan	83	134	217
Other	4,308	8,644	12,952
Unknown	4,216	3,191	7,407
<b>Other race</b> includes Asian, native Hawaiian/Pacific Islander, or other.			
<b>Ethnicity</b>	<b>29,752</b>	<b>43,981</b>	<b>73,733</b>
Hispanic	1,465	1,399	2,864
Non-Hispanic	19,298	31,464	50,762
Unknown	8,989	11,118	20,107
<b>Gender</b>	<b>29,752</b>	<b>43,981</b>	<b>73,733</b>
Female	17,252	26,206	43,458
Male	12,489	17,758	30,247
Unknown	11	17	28

## COVID-19 doses administered for the past 2 weeks

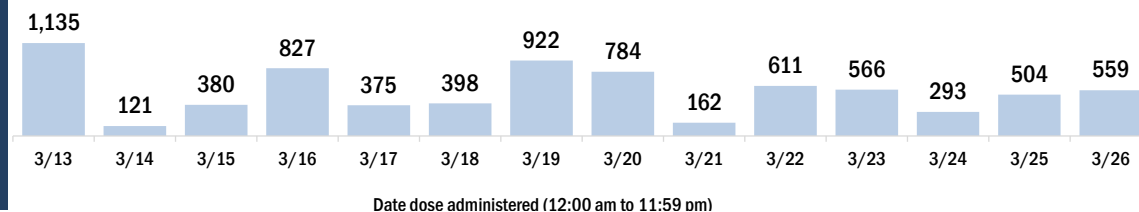


## Persons vaccinated for COVID-19 for the past 2 weeks

### Number of persons who received their first dose of a two-dose series of the COVID-19 vaccine



### Number of persons who completed the COVID-19 vaccine series



# COVID-19: Levy County vaccine summary

Vaccination data through Mar 26, 2021 as of Mar 27, 2021 at 12:05 AM

Data in this report are provisional and subject to change.

Data in this summary pertain to COVID-19 vaccines approved by the U.S. Food and Drug Administration and have been issued an Emergency Use Authorization (Janssen COVID-19 Vaccine, Moderna COVID-19 Vaccine and Pfizer-BioNTech COVID-19 Vaccine). These data summarize the number of people who have received either their first dose or have completed the series for a COVID-19 vaccine. **A person can only be counted in one category, first dose or series complete.** For persons receiving Moderna or Pfizer vaccines, once they receive their second dose, they are moved from the first dose column to the series completed column. **Because of this, the total first dose category may show a change from report to report not matching the total receiving their first dose from the previous day.** Persons receiving Johnson & Johnson vaccines will always be counted in the series completed column.

## COVID-19 doses for vaccinated persons in Florida

**Doses administered** 11,468

People receiving one dose of a 1-dose series (Johnson & Johnson) or receiving only one dose of a 2-dose series (Moderna, Pfizer) count once. Persons receiving both doses of a 2-dose series count twice.

## Current status of persons vaccinated for COVID-19 in Florida

**Total people vaccinated** 7,276

First dose 2,916

Series completed 4,360

Completed 1-dose series 168

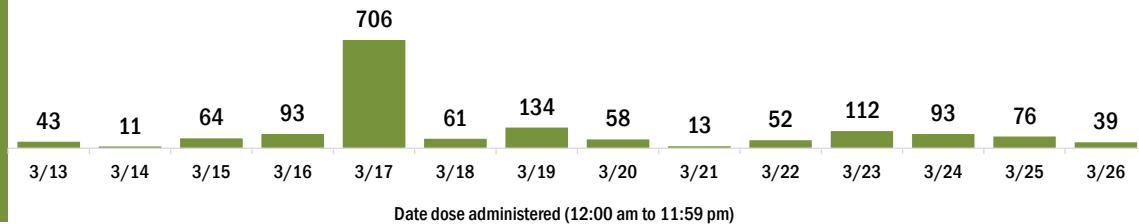
Completed 2-dose series 4,192

**First dose:** current number of people who have only received their first dose of the Moderna or Pfizer vaccine.

**Series complete:** current number of people who have received both Moderna or Pfizer vaccine doses or one Johnson & Johnson dose and are considered fully immunized.

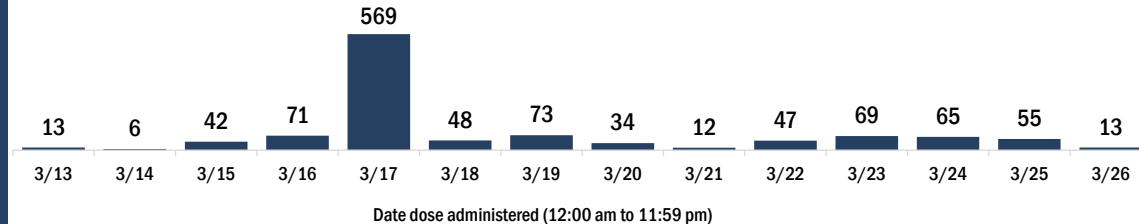
Demographic summary	First dose	Series complete	Total people vaccinated
<b>Age group</b>	<b>2,916</b>	<b>4,360</b>	<b>7,276</b>
16-24 years	29	38	67
25-34 years	66	114	180
35-44 years	82	123	205
45-54 years	178	201	379
55-64 years	812	388	1,200
65-74 years	1,049	2,094	3,143
75-84 years	548	1,129	1,677
85+ years	152	273	425
<b>Race</b>	<b>2,916</b>	<b>4,360</b>	<b>7,276</b>
White	2,160	3,466	5,626
Black	214	212	426
American Indian/Alaskan	28	23	51
Other	177	249	426
Unknown	337	410	747
<b>Other race</b> includes Asian, native Hawaiian/Pacific Islander, or other.			
<b>Ethnicity</b>	<b>2,916</b>	<b>4,360</b>	<b>7,276</b>
Hispanic	125	89	214
Non-Hispanic	1,711	3,191	4,902
Unknown	1,080	1,080	2,160
<b>Gender</b>	<b>2,916</b>	<b>4,360</b>	<b>7,276</b>
Female	1,727	2,470	4,197
Male	1,188	1,890	3,078
Unknown	1	0	1

## COVID-19 doses administered for the past 2 weeks

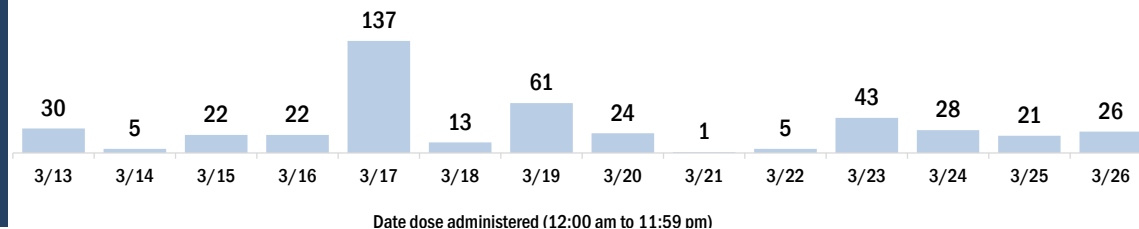


## Persons vaccinated for COVID-19 for the past 2 weeks

### Number of persons who received their first dose of a two-dose series of the COVID-19 vaccine



### Number of persons who completed the COVID-19 vaccine series





# COVID-19: Liberty County vaccine summary

Vaccination data through Mar 26, 2021 as of Mar 27, 2021 at 12:05 AM

Data in this report are provisional and subject to change.

Data in this summary pertain to COVID-19 vaccines approved by the U.S. Food and Drug Administration and have been issued an Emergency Use Authorization (Janssen COVID-19 Vaccine, Moderna COVID-19 Vaccine and Pfizer-BioNTech COVID-19 Vaccine). These data summarize the number of people who have received either their first dose or have completed the series for a COVID-19 vaccine. **A person can only be counted in one category, first dose or series complete.** For persons receiving Moderna or Pfizer vaccines, once they receive their second dose, they are moved from the first dose column to the series completed column. **Because of this, the total first dose category may show a change from report to report not matching the total receiving their first dose from the previous day.** Persons receiving Johnson & Johnson vaccines will always be counted in the series completed column.

## COVID-19 doses for vaccinated persons in Florida

**Doses administered** 2,188

People receiving one dose of a 1-dose series (Johnson & Johnson) or receiving only one dose of a 2-dose series (Moderna, Pfizer) count once. Persons receiving both doses of a 2-dose series count twice.

## Current status of persons vaccinated for COVID-19 in Florida

**Total people vaccinated** 1,257

First dose 302

Series completed 955

Completed 1-dose series 24

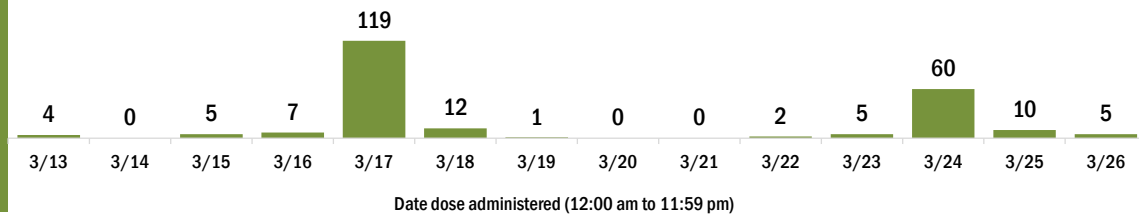
Completed 2-dose series 931

**First dose:** current number of people who have only received their first dose of the Moderna or Pfizer vaccine.

**Series complete:** current number of people who have received both Moderna or Pfizer vaccine doses or one Johnson & Johnson dose and are considered fully immunized.

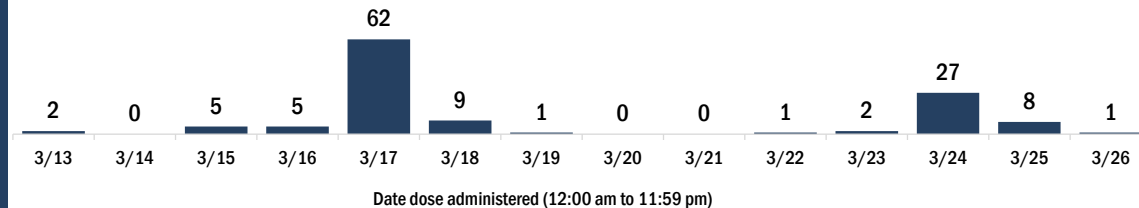
Demographic summary	First dose	Series complete	Total people vaccinated
<b>Age group</b>	302	955	1,257
16-24 years	10	9	19
25-34 years	17	22	39
35-44 years	27	45	72
45-54 years	49	44	93
55-64 years	99	196	295
65-74 years	61	379	440
75-84 years	30	206	236
85+ years	9	54	63
<b>Race</b>	302	955	1,257
White	205	699	904
Black	46	67	113
American Indian/Alaskan	1	7	8
Other	17	92	109
Unknown	33	90	123
<b>Other race</b> includes Asian, native Hawaiian/Pacific Islander, or other.			
<b>Ethnicity</b>	302	955	1,257
Hispanic	2	11	13
Non-Hispanic	144	510	654
Unknown	156	434	590
<b>Gender</b>	302	955	1,257
Female	176	505	681
Male	126	450	576
Unknown	0	0	0

## COVID-19 doses administered for the past 2 weeks

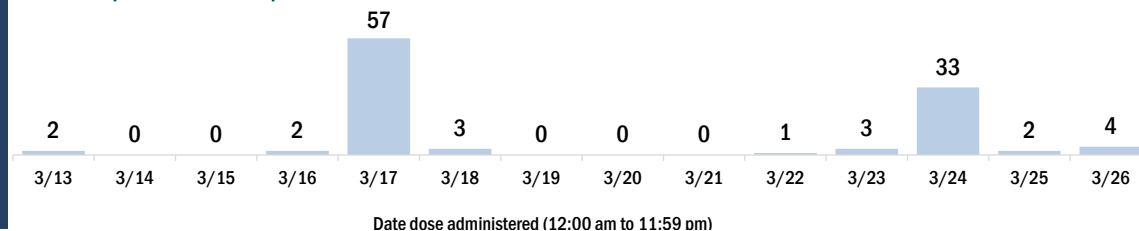


## Persons vaccinated for COVID-19 for the past 2 weeks

Number of persons who received their first dose of a two-dose series of the COVID-19 vaccine



Number of persons who completed the COVID-19 vaccine series



# COVID-19: Madison County vaccine summary

Vaccination data through Mar 26, 2021 as of Mar 27, 2021 at 12:05 AM

Data in this report are provisional and subject to change.

Data in this summary pertain to COVID-19 vaccines approved by the U.S. Food and Drug Administration and have been issued an Emergency Use Authorization (Janssen COVID-19 Vaccine, Moderna COVID-19 Vaccine and Pfizer-BioNTech COVID-19 Vaccine). These data summarize the number of people who have received either their first dose or have completed the series for a COVID-19 vaccine. **A person can only be counted in one category, first dose or series complete.** For persons receiving Moderna or Pfizer vaccines, once they receive their second dose, they are moved from the first dose column to the series completed column. **Because of this, the total first dose category may show a change from report to report not matching the total receiving their first dose from the previous day.** Persons receiving Johnson & Johnson vaccines will always be counted in the series completed column.

## COVID-19 doses for vaccinated persons in Florida

**Doses administered** 6,443

People receiving one dose of a 1-dose series (Johnson & Johnson) or receiving only one dose of a 2-dose series (Moderna, Pfizer) count once. Persons receiving both doses of a 2-dose series count twice.

## Current status of persons vaccinated for COVID-19 in Florida

**Total people vaccinated** 3,848

First dose 1,219

Series completed 2,629

Completed 1-dose series 34

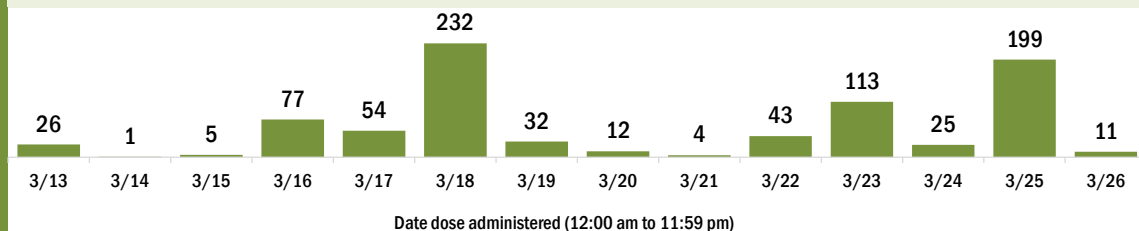
Completed 2-dose series 2,595

**First dose:** current number of people who have only received their first dose of the Moderna or Pfizer vaccine.

**Series complete:** current number of people who have received both Moderna or Pfizer vaccine doses or one Johnson & Johnson dose and are considered fully immunized.

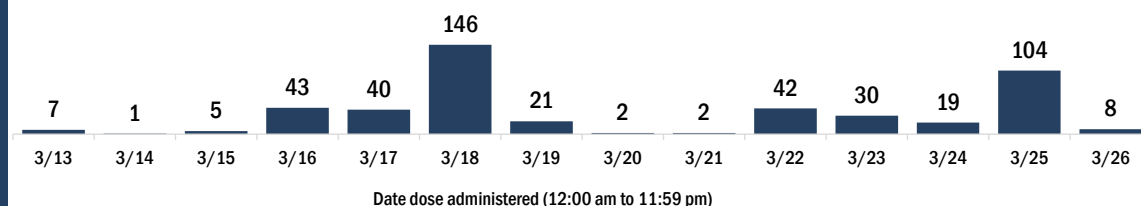
Demographic summary	First dose	Series complete	Total people vaccinated
<b>Age group</b>	<b>1,219</b>	<b>2,629</b>	<b>3,848</b>
16-24 years	17	15	32
25-34 years	50	46	96
35-44 years	83	79	162
45-54 years	231	111	342
55-64 years	486	301	787
65-74 years	224	1,197	1,421
75-84 years	97	687	784
85+ years	31	193	224
<b>Race</b>	<b>1,219</b>	<b>2,629</b>	<b>3,848</b>
White	591	1,388	1,979
Black	359	602	961
American Indian/Alaskan	1	6	7
Other	101	242	343
Unknown	167	391	558
<b>Other race</b> includes Asian, native Hawaiian/Pacific Islander, or other.			
<b>Ethnicity</b>	<b>1,219</b>	<b>2,629</b>	<b>3,848</b>
Hispanic	13	21	34
Non-Hispanic	505	868	1,373
Unknown	701	1,740	2,441
<b>Gender</b>	<b>1,219</b>	<b>2,629</b>	<b>3,848</b>
Female	722	1,488	2,210
Male	497	1,141	1,638
Unknown	0	0	0

## COVID-19 doses administered for the past 2 weeks

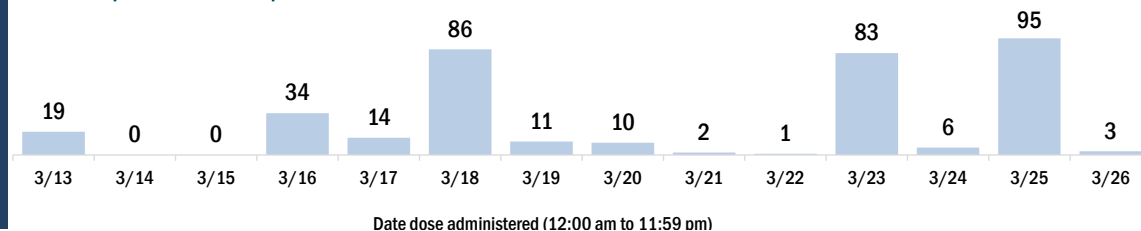


## Persons vaccinated for COVID-19 for the past 2 weeks

### Number of persons who received their first dose of a two-dose series of the COVID-19 vaccine



### Number of persons who completed the COVID-19 vaccine series



# COVID-19: Manatee County vaccine summary

Vaccination data through Mar 26, 2021 as of Mar 27, 2021 at 12:05 AM

Data in this report are provisional and subject to change.

Data in this summary pertain to COVID-19 vaccines approved by the U.S. Food and Drug Administration and have been issued an Emergency Use Authorization (Janssen COVID-19 Vaccine, Moderna COVID-19 Vaccine and Pfizer-BioNTech COVID-19 Vaccine). These data summarize the number of people who have received either their first dose or have completed the series for a COVID-19 vaccine. **A person can only be counted in one category, first dose or series complete.** For persons receiving Moderna or Pfizer vaccines, once they receive their second dose, they are moved from the first dose column to the series completed column. **Because of this, the total first dose category may show a change from report to report not matching the total receiving their first dose from the previous day.** Persons receiving Johnson & Johnson vaccines will always be counted in the series completed column.

## COVID-19 doses for vaccinated persons in Florida

**Doses administered** 172,252

People receiving one dose of a 1-dose series (Johnson & Johnson) or receiving only one dose of a 2-dose series (Moderna, Pfizer) count once. Persons receiving both doses of a 2-dose series count twice.

## Current status of persons vaccinated for COVID-19 in Florida

**Total people vaccinated** 121,626

First dose 68,844

Series completed 52,782

Completed 1-dose series 2,156

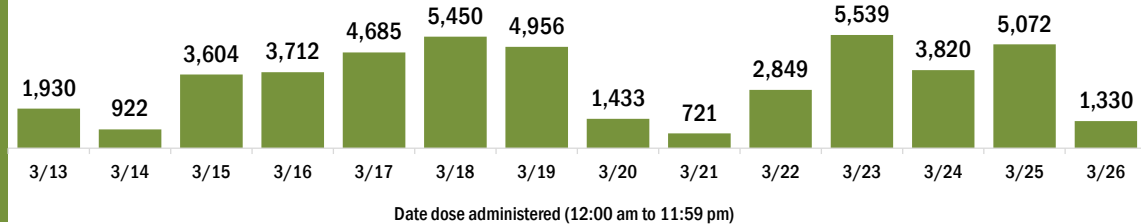
Completed 2-dose series 50,626

**First dose:** current number of people who have only received their first dose of the Moderna or Pfizer vaccine.

**Series complete:** current number of people who have received both Moderna or Pfizer vaccine doses or one Johnson & Johnson dose and are considered fully immunized.

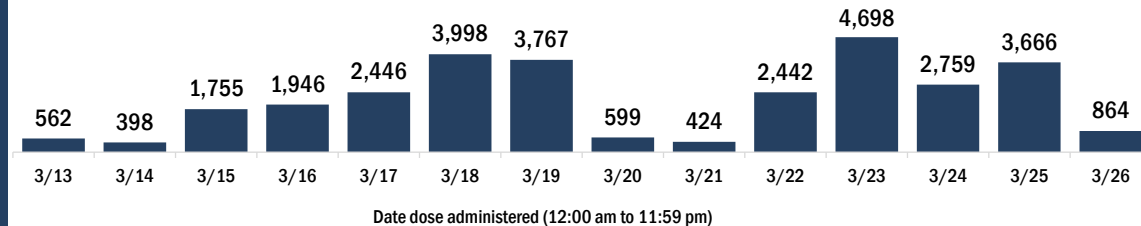
Demographic summary	First dose	Series complete	Total people vaccinated
<b>Age group</b>	<b>68,844</b>	<b>52,782</b>	<b>121,626</b>
16-24 years	730	556	1,286
25-34 years	1,381	1,841	3,222
35-44 years	1,744	2,309	4,053
45-54 years	5,700	2,959	8,659
55-64 years	18,615	4,466	23,081
65-74 years	22,360	23,640	46,000
75-84 years	13,862	13,006	26,868
85+ years	4,452	4,005	8,457
<b>Race</b>	<b>68,844</b>	<b>52,782</b>	<b>121,626</b>
White	51,732	40,982	92,714
Black	1,773	1,306	3,079
American Indian/Alaskan	330	186	516
Other	3,973	4,692	8,665
Unknown	11,036	5,616	16,652
<b>Other race</b> includes Asian, native Hawaiian/Pacific Islander, or other.			
<b>Ethnicity</b>	<b>68,844</b>	<b>52,782</b>	<b>121,626</b>
Hispanic	2,617	1,498	4,115
Non-Hispanic	36,503	34,349	70,852
Unknown	29,724	16,935	46,659
<b>Gender</b>	<b>68,844</b>	<b>52,782</b>	<b>121,626</b>
Female	38,436	30,215	68,651
Male	30,332	22,531	52,863
Unknown	76	36	112

## COVID-19 doses administered for the past 2 weeks

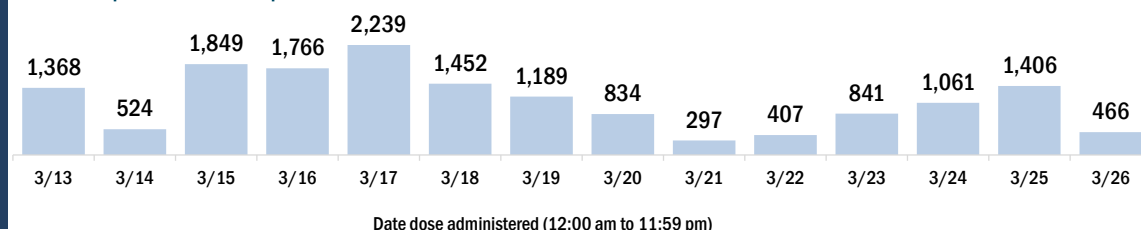


## Persons vaccinated for COVID-19 for the past 2 weeks

### Number of persons who received their first dose of a two-dose series of the COVID-19 vaccine



### Number of persons who completed the COVID-19 vaccine series



# COVID-19: Marion County vaccine summary

Vaccination data through Mar 26, 2021 as of Mar 27, 2021 at 12:05 AM

Data in this report are provisional and subject to change.

Data in this summary pertain to COVID-19 vaccines approved by the U.S. Food and Drug Administration and have been issued an Emergency Use Authorization (Janssen COVID-19 Vaccine, Moderna COVID-19 Vaccine and Pfizer-BioNTech COVID-19 Vaccine). These data summarize the number of people who have received either their first dose or have completed the series for a COVID-19 vaccine. **A person can only be counted in one category, first dose or series complete.** For persons receiving Moderna or Pfizer vaccines, once they receive their second dose, they are moved from the first dose column to the series completed column. **Because of this, the total first dose category may show a change from report to report not matching the total receiving their first dose from the previous day.** Persons receiving Johnson & Johnson vaccines will always be counted in the series completed column.

## COVID-19 doses for vaccinated persons in Florida

**Doses administered** 145,812

People receiving one dose of a 1-dose series (Johnson & Johnson) or receiving only one dose of a 2-dose series (Moderna, Pfizer) count once. Persons receiving both doses of a 2-dose series count twice.

## Current status of persons vaccinated for COVID-19 in Florida

**Total people vaccinated** 92,184

First dose 36,834

Series completed 55,350

Completed 1-dose series 1,722

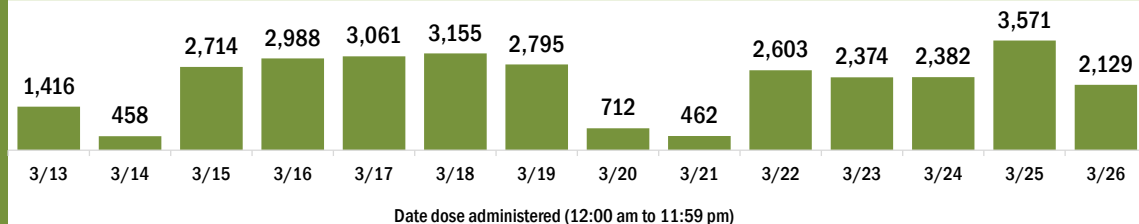
Completed 2-dose series 53,628

**First dose:** current number of people who have only received their first dose of the Moderna or Pfizer vaccine.

**Series complete:** current number of people who have received both Moderna or Pfizer vaccine doses or one Johnson & Johnson dose and are considered fully immunized.

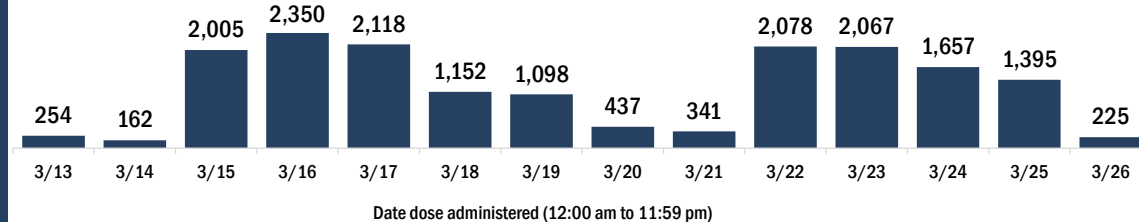
Demographic summary	First dose	Series complete	Total people vaccinated
<b>Age group</b>	<b>36,834</b>	<b>55,350</b>	<b>92,184</b>
16-24 years	464	518	982
25-34 years	954	1,353	2,307
35-44 years	1,259	1,873	3,132
45-54 years	2,825	2,907	5,732
55-64 years	9,659	4,756	14,415
65-74 years	11,240	23,452	34,692
75-84 years	7,803	16,071	23,874
85+ years	2,630	4,420	7,050
<b>Race</b>	<b>36,834</b>	<b>55,350</b>	<b>92,184</b>
White	24,724	39,290	64,014
Black	2,522	2,529	5,051
American Indian/Alaskan	118	190	308
Other	3,038	5,423	8,461
Unknown	6,432	7,918	14,350
<b>Other race</b> includes Asian, native Hawaiian/Pacific Islander, or other.			
<b>Ethnicity</b>	<b>36,834</b>	<b>55,350</b>	<b>92,184</b>
Hispanic	2,825	2,082	4,907
Non-Hispanic	20,783	34,469	55,252
Unknown	13,226	18,799	32,025
<b>Gender</b>	<b>36,834</b>	<b>55,350</b>	<b>92,184</b>
Female	21,702	31,822	53,524
Male	15,093	23,493	38,586
Unknown	39	35	74

## COVID-19 doses administered for the past 2 weeks

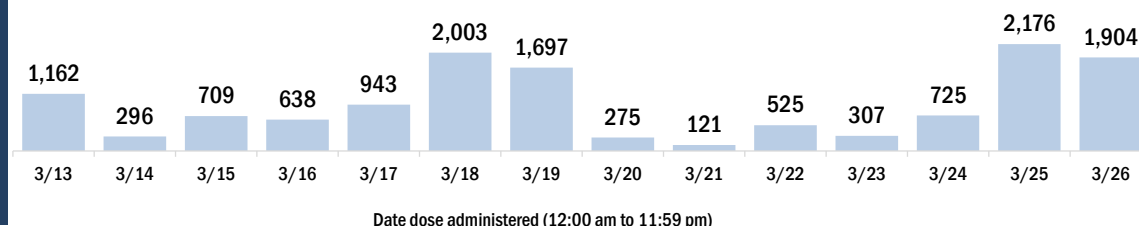


## Persons vaccinated for COVID-19 for the past 2 weeks

### Number of persons who received their first dose of a two-dose series of the COVID-19 vaccine



### Number of persons who completed the COVID-19 vaccine series



# COVID-19: Martin County vaccine summary

Vaccination data through Mar 26, 2021 as of Mar 27, 2021 at 12:05 AM

Data in this report are provisional and subject to change.

Data in this summary pertain to COVID-19 vaccines approved by the U.S. Food and Drug Administration and have been issued an Emergency Use Authorization (Janssen COVID-19 Vaccine, Moderna COVID-19 Vaccine and Pfizer-BioNTech COVID-19 Vaccine). These data summarize the number of people who have received either their first dose or have completed the series for a COVID-19 vaccine. **A person can only be counted in one category, first dose or series complete.** For persons receiving Moderna or Pfizer vaccines, once they receive their second dose, they are moved from the first dose column to the series completed column. **Because of this, the total first dose category may show a change from report to report not matching the total receiving their first dose from the previous day.** Persons receiving Johnson & Johnson vaccines will always be counted in the series completed column.

## COVID-19 doses for vaccinated persons in Florida

**Doses administered** 84,444

People receiving one dose of a 1-dose series (Johnson & Johnson) or receiving only one dose of a 2-dose series (Moderna, Pfizer) count once. Persons receiving both doses of a 2-dose series count twice.

## Current status of persons vaccinated for COVID-19 in Florida

**Total people vaccinated** 52,127

First dose 18,995

Series completed 33,132

Completed 1-dose series 815

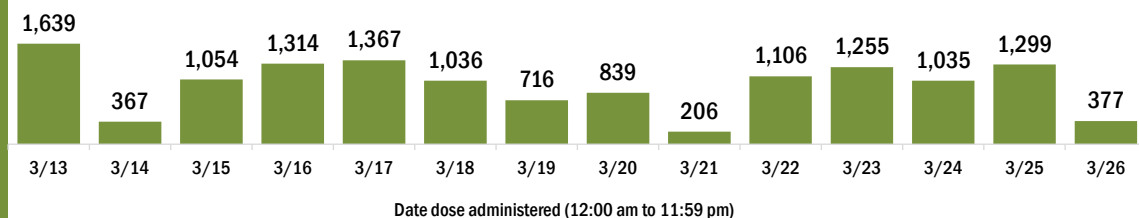
Completed 2-dose series 32,317

**First dose:** current number of people who have only received their first dose of the Moderna or Pfizer vaccine.

**Series complete:** current number of people who have received both Moderna or Pfizer vaccine doses or one Johnson & Johnson dose and are considered fully immunized.

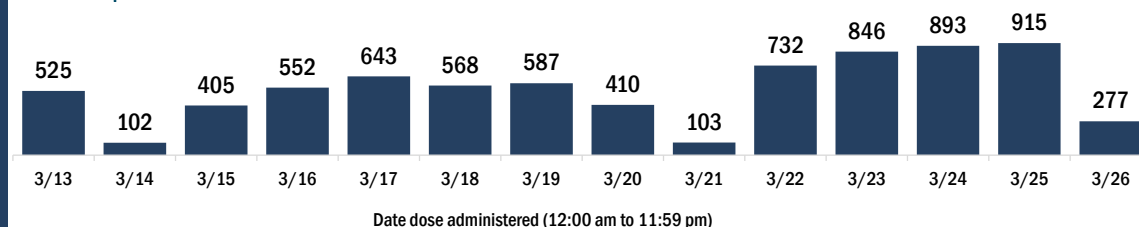
Demographic summary	First dose	Series complete	Total people vaccinated
<b>Age group</b>	<b>18,995</b>	<b>33,132</b>	<b>52,127</b>
16-24 years	236	175	411
25-34 years	460	500	960
35-44 years	656	819	1,475
45-54 years	1,368	1,202	2,570
55-64 years	5,434	2,673	8,107
65-74 years	5,750	13,824	19,574
75-84 years	3,847	10,002	13,849
85+ years	1,244	3,937	5,181
<b>Race</b>	<b>18,995</b>	<b>33,132</b>	<b>52,127</b>
White	13,039	21,902	34,941
Black	316	523	839
American Indian/Alaskan	71	51	122
Other	1,077	2,636	3,713
Unknown	4,492	8,020	12,512
<b>Other race</b> includes Asian, native Hawaiian/Pacific Islander, or other.			
<b>Ethnicity</b>	<b>18,995</b>	<b>33,132</b>	<b>52,127</b>
Hispanic	676	574	1,250
Non-Hispanic	9,250	11,312	20,562
Unknown	9,069	21,246	30,315
<b>Gender</b>	<b>18,995</b>	<b>33,132</b>	<b>52,127</b>
Female	10,838	18,969	29,807
Male	8,141	14,149	22,290
Unknown	16	14	30

## COVID-19 doses administered for the past 2 weeks

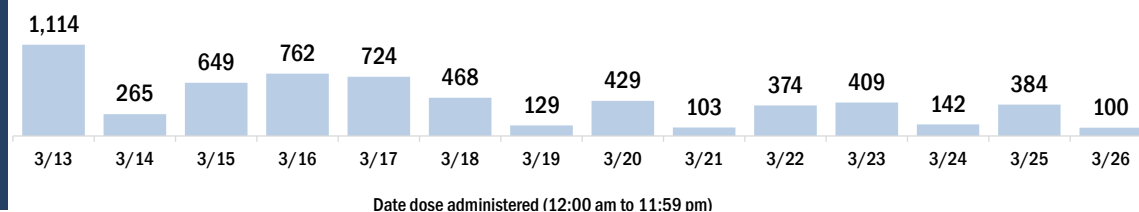


## Persons vaccinated for COVID-19 for the past 2 weeks

### Number of persons who received their first dose of a two-dose series of the COVID-19 vaccine



### Number of persons who completed the COVID-19 vaccine series



# COVID-19: Monroe County vaccine summary

Vaccination data through Mar 26, 2021 as of Mar 27, 2021 at 12:05 AM

Data in this report are provisional and subject to change.

Data in this summary pertain to COVID-19 vaccines approved by the U.S. Food and Drug Administration and have been issued an Emergency Use Authorization (Janssen COVID-19 Vaccine, Moderna COVID-19 Vaccine and Pfizer-BioNTech COVID-19 Vaccine). These data summarize the number of people who have received either their first dose or have completed the series for a COVID-19 vaccine. **A person can only be counted in one category, first dose or series complete.** For persons receiving Moderna or Pfizer vaccines, once they receive their second dose, they are moved from the first dose column to the series completed column. **Because of this, the total first dose category may show a change from report to report not matching the total receiving their first dose from the previous day.** Persons receiving Johnson & Johnson vaccines will always be counted in the series completed column.

## COVID-19 doses for vaccinated persons in Florida

**Doses administered** 32,835

People receiving one dose of a 1-dose series (Johnson & Johnson) or receiving only one dose of a 2-dose series (Moderna, Pfizer) count once. Persons receiving both doses of a 2-dose series count twice.

## Current status of persons vaccinated for COVID-19 in Florida

**Total people vaccinated** 21,862

First dose 10,366

Series completed 11,496

Completed 1-dose series 523

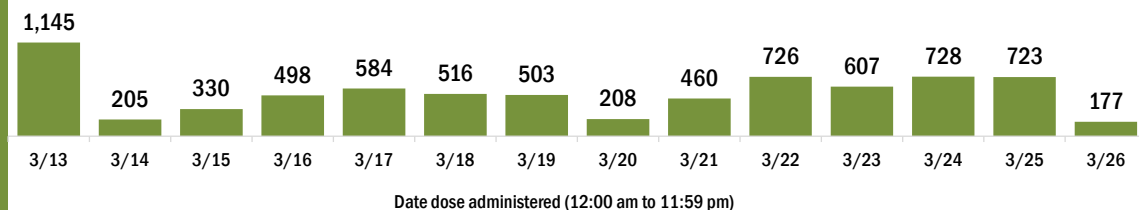
Completed 2-dose series 10,973

**First dose:** current number of people who have only received their first dose of the Moderna or Pfizer vaccine.

**Series complete:** current number of people who have received both Moderna or Pfizer vaccine doses or one Johnson & Johnson dose and are considered fully immunized.

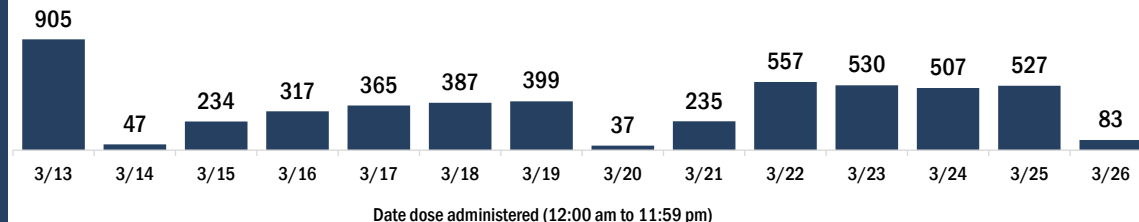
Demographic summary	First dose	Series complete	Total people vaccinated
<b>Age group</b>	10,366	11,496	21,862
16-24 years	136	72	208
25-34 years	319	248	567
35-44 years	485	457	942
45-54 years	1,012	708	1,720
55-64 years	3,073	1,320	4,393
65-74 years	3,638	5,430	9,068
75-84 years	1,376	2,630	4,006
85+ years	327	631	958
<b>Race</b>	10,366	11,496	21,862
White	6,824	8,608	15,432
Black	217	174	391
American Indian/Alaskan	67	38	105
Other	452	656	1,108
Unknown	2,806	2,020	4,826
<b>Other race</b> includes Asian, native Hawaiian/Pacific Islander, or other.			
<b>Ethnicity</b>	10,366	11,496	21,862
Hispanic	889	814	1,703
Non-Hispanic	4,570	6,905	11,475
Unknown	4,907	3,777	8,684
<b>Gender</b>	10,366	11,496	21,862
Female	5,465	6,071	11,536
Male	4,891	5,424	10,315
Unknown	10	1	11

## COVID-19 doses administered for the past 2 weeks

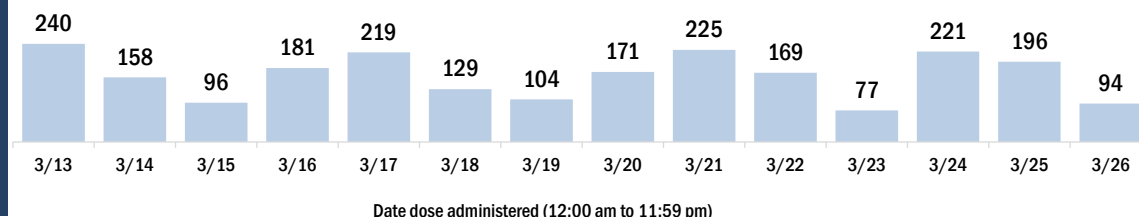


## Persons vaccinated for COVID-19 for the past 2 weeks

### Number of persons who received their first dose of a two-dose series of the COVID-19 vaccine



### Number of persons who completed the COVID-19 vaccine series



# COVID-19: Nassau County vaccine summary

Vaccination data through Mar 26, 2021 as of Mar 27, 2021 at 12:05 AM

Data in this report are provisional and subject to change.

Data in this summary pertain to COVID-19 vaccines approved by the U.S. Food and Drug Administration and have been issued an Emergency Use Authorization (Janssen COVID-19 Vaccine, Moderna COVID-19 Vaccine and Pfizer-BioNTech COVID-19 Vaccine). These data summarize the number of people who have received either their first dose or have completed the series for a COVID-19 vaccine. **A person can only be counted in one category, first dose or series complete.** For persons receiving Moderna or Pfizer vaccines, once they receive their second dose, they are moved from the first dose column to the series completed column. **Because of this, the total first dose category may show a change from report to report not matching the total receiving their first dose from the previous day.** Persons receiving Johnson & Johnson vaccines will always be counted in the series completed column.

## COVID-19 doses for vaccinated persons in Florida

**Doses administered** 41,994

People receiving one dose of a 1-dose series (Johnson & Johnson) or receiving only one dose of a 2-dose series (Moderna, Pfizer) count once. Persons receiving both doses of a 2-dose series count twice.

## Current status of persons vaccinated for COVID-19 in Florida

**Total people vaccinated** 25,039

First dose 6,986

Series completed 18,053

Completed 1-dose series 1,098

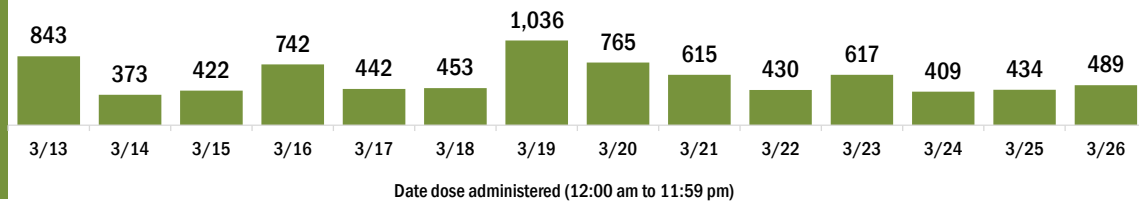
Completed 2-dose series 16,955

**First dose:** current number of people who have only received their first dose of the Moderna or Pfizer vaccine.

**Series complete:** current number of people who have received both Moderna or Pfizer vaccine doses or one Johnson & Johnson dose and are considered fully immunized.

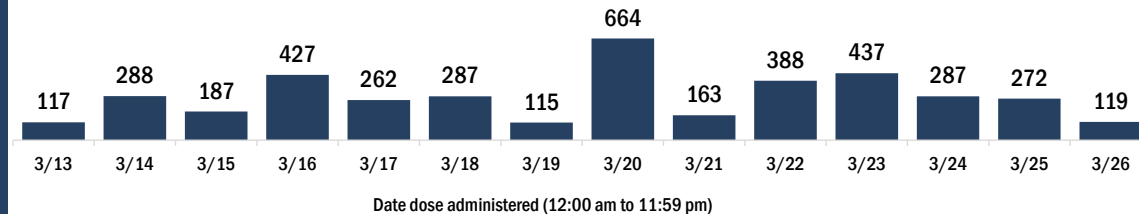
Demographic summary	First dose	Series complete	Total people vaccinated
<b>Age group</b>	<b>6,986</b>	<b>18,053</b>	<b>25,039</b>
16-24 years	125	163	288
25-34 years	222	389	611
35-44 years	453	686	1,139
45-54 years	961	885	1,846
55-64 years	3,139	1,947	5,086
65-74 years	1,267	8,503	9,770
75-84 years	623	4,259	4,882
85+ years	196	1,221	1,417
<b>Race</b>	<b>6,986</b>	<b>18,053</b>	<b>25,039</b>
White	5,407	14,647	20,054
Black	336	733	1,069
American Indian/Alaskan	33	51	84
Other	332	935	1,267
Unknown	878	1,687	2,565
<b>Other race</b> includes Asian, native Hawaiian/Pacific Islander, or other.			
<b>Ethnicity</b>	<b>6,986</b>	<b>18,053</b>	<b>25,039</b>
Hispanic	171	249	420
Non-Hispanic	5,157	13,783	18,940
Unknown	1,658	4,021	5,679
<b>Gender</b>	<b>6,986</b>	<b>18,053</b>	<b>25,039</b>
Female	4,059	10,084	14,143
Male	2,922	7,968	10,890
Unknown	5	1	6

## COVID-19 doses administered for the past 2 weeks

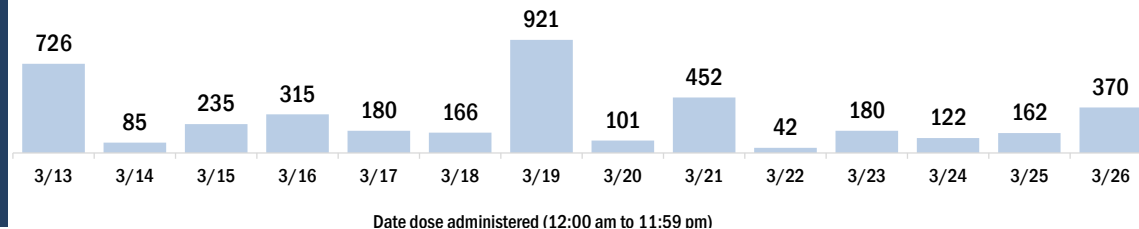


## Persons vaccinated for COVID-19 for the past 2 weeks

### Number of persons who received their first dose of a two-dose series of the COVID-19 vaccine



### Number of persons who completed the COVID-19 vaccine series





# COVID-19: Okaloosa County vaccine summary

Vaccination data through Mar 26, 2021 as of Mar 27, 2021 at 12:05 AM

Data in this report are provisional and subject to change.

Data in this summary pertain to COVID-19 vaccines approved by the U.S. Food and Drug Administration and have been issued an Emergency Use Authorization (Janssen COVID-19 Vaccine, Moderna COVID-19 Vaccine and Pfizer-BioNTech COVID-19 Vaccine). These data summarize the number of people who have received either their first dose or have completed the series for a COVID-19 vaccine. **A person can only be counted in one category, first dose or series complete.** For persons receiving Moderna or Pfizer vaccines, once they receive their second dose, they are moved from the first dose column to the series completed column. **Because of this, the total first dose category may show a change from report to report not matching the total receiving their first dose from the previous day.** Persons receiving Johnson & Johnson vaccines will always be counted in the series completed column.

## COVID-19 doses for vaccinated persons in Florida

**Doses administered** 65,802

People receiving one dose of a 1-dose series (Johnson & Johnson) or receiving only one dose of a 2-dose series (Moderna, Pfizer) count once. Persons receiving both doses of a 2-dose series count twice.

## Current status of persons vaccinated for COVID-19 in Florida

**Total people vaccinated** 40,564

First dose 13,681

Series completed 26,883

Completed 1-dose series 1,645

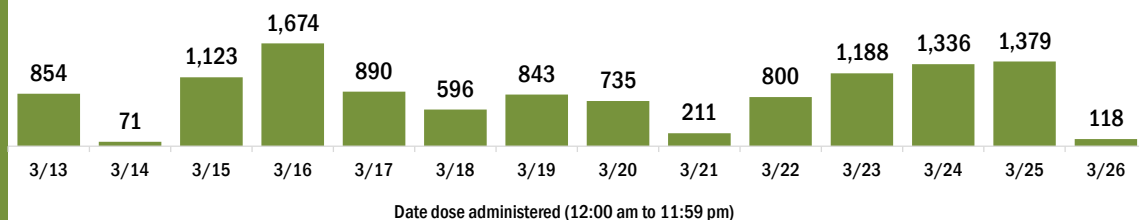
Completed 2-dose series 25,238

**First dose:** current number of people who have only received their first dose of the Moderna or Pfizer vaccine.

**Series complete:** current number of people who have received both Moderna or Pfizer vaccine doses or one Johnson & Johnson dose and are considered fully immunized.

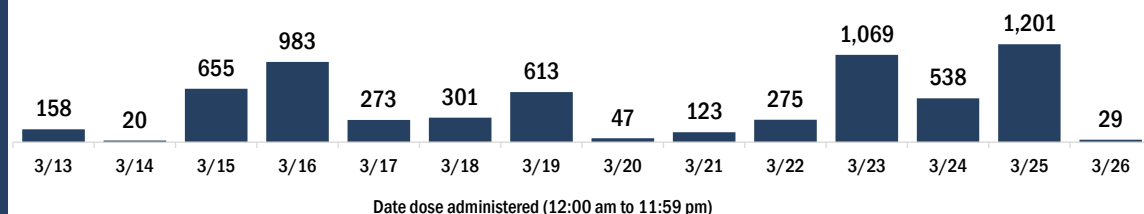
Demographic summary	First dose	Series complete	Total people vaccinated
<b>Age group</b>	<b>13,681</b>	<b>26,883</b>	<b>40,564</b>
16-24 years	298	259	557
25-34 years	672	949	1,621
35-44 years	977	1,259	2,236
45-54 years	1,809	1,595	3,404
55-64 years	5,332	2,918	8,250
65-74 years	2,720	11,075	13,795
75-84 years	1,374	6,445	7,819
85+ years	499	2,383	2,882
<b>Race</b>	<b>13,681</b>	<b>26,883</b>	<b>40,564</b>
White	8,962	18,906	27,868
Black	684	1,203	1,887
American Indian/Alaskan	54	91	145
Other	993	2,470	3,463
Unknown	2,988	4,213	7,201
<b>Other race</b> includes Asian, native Hawaiian/Pacific Islander, or other.			
<b>Ethnicity</b>	<b>13,681</b>	<b>26,883</b>	<b>40,564</b>
Hispanic	360	594	954
Non-Hispanic	8,378	15,663	24,041
Unknown	4,943	10,626	15,569
<b>Gender</b>	<b>13,681</b>	<b>26,883</b>	<b>40,564</b>
Female	7,939	15,595	23,534
Male	5,622	11,261	16,883
Unknown	120	27	147

## COVID-19 doses administered for the past 2 weeks

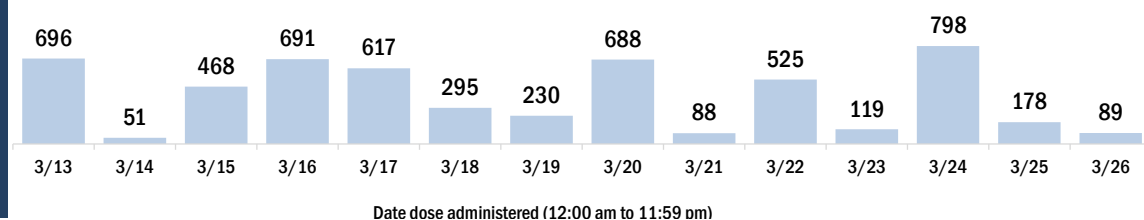


## Persons vaccinated for COVID-19 for the past 2 weeks

### Number of persons who received their first dose of a two-dose series of the COVID-19 vaccine



### Number of persons who completed the COVID-19 vaccine series



# COVID-19: Okeechobee County vaccine summary

Vaccination data through Mar 26, 2021 as of Mar 27, 2021 at 12:05 AM

Data in this report are provisional and subject to change.

Data in this summary pertain to COVID-19 vaccines approved by the U.S. Food and Drug Administration and have been issued an Emergency Use Authorization (Janssen COVID-19 Vaccine, Moderna COVID-19 Vaccine and Pfizer-BioNTech COVID-19 Vaccine). These data summarize the number of people who have received either their first dose or have completed the series for a COVID-19 vaccine. **A person can only be counted in one category, first dose or series complete.** For persons receiving Moderna or Pfizer vaccines, once they receive their second dose, they are moved from the first dose column to the series completed column. **Because of this, the total first dose category may show a change from report to report not matching the total receiving their first dose from the previous day.** Persons receiving Johnson & Johnson vaccines will always be counted in the series completed column.

## COVID-19 doses for vaccinated persons in Florida

**Doses administered** 11,756

People receiving one dose of a 1-dose series (Johnson & Johnson) or receiving only one dose of a 2-dose series (Moderna, Pfizer) count once. Persons receiving both doses of a 2-dose series count twice.

## Current status of persons vaccinated for COVID-19 in Florida

**Total people vaccinated** 7,496

First dose 3,051

Series completed 4,445

Completed 1-dose series 185

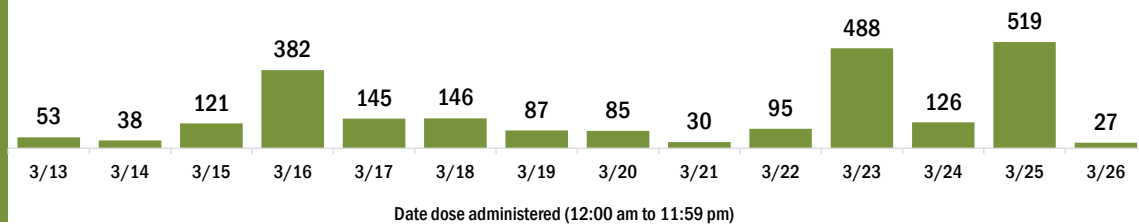
Completed 2-dose series 4,260

**First dose:** current number of people who have only received their first dose of the Moderna or Pfizer vaccine.

**Series complete:** current number of people who have received both Moderna or Pfizer vaccine doses or one Johnson & Johnson dose and are considered fully immunized.

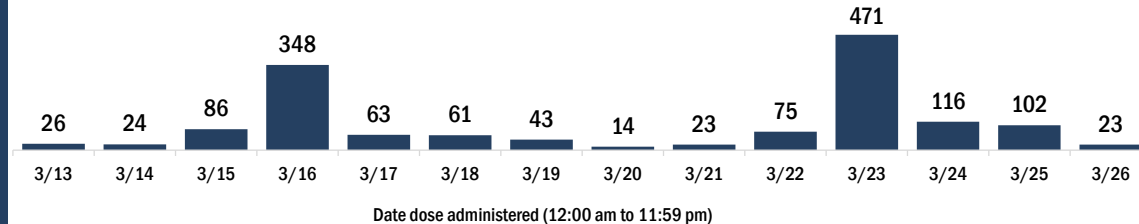
Demographic summary	First dose	Series complete	Total people vaccinated
<b>Age group</b>	3,051	4,445	7,496
16-24 years	51	31	82
25-34 years	112	108	220
35-44 years	166	147	313
45-54 years	265	177	442
55-64 years	768	303	1,071
65-74 years	916	1,947	2,863
75-84 years	607	1,355	1,962
85+ years	166	377	543
<b>Race</b>	3,051	4,445	7,496
White	2,392	3,619	6,011
Black	96	73	169
American Indian/Alaskan	8	23	31
Other	191	474	665
Unknown	364	256	620
<b>Other race</b> includes Asian, native Hawaiian/Pacific Islander, or other.			
<b>Ethnicity</b>	3,051	4,445	7,496
Hispanic	364	252	616
Non-Hispanic	1,850	3,466	5,316
Unknown	837	727	1,564
<b>Gender</b>	3,051	4,445	7,496
Female	1,672	2,520	4,192
Male	1,379	1,925	3,304
Unknown	0	0	0

## COVID-19 doses administered for the past 2 weeks

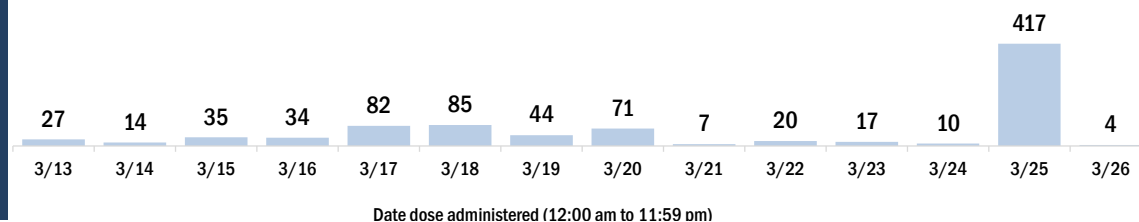


## Persons vaccinated for COVID-19 for the past 2 weeks

### Number of persons who received their first dose of a two-dose series of the COVID-19 vaccine



### Number of persons who completed the COVID-19 vaccine series



# COVID-19: Orange County vaccine summary

Vaccination data through Mar 26, 2021 as of Mar 27, 2021 at 12:05 AM

Data in this report are provisional and subject to change.

Data in this summary pertain to COVID-19 vaccines approved by the U.S. Food and Drug Administration and have been issued an Emergency Use Authorization (Janssen COVID-19 Vaccine, Moderna COVID-19 Vaccine and Pfizer-BioNTech COVID-19 Vaccine). These data summarize the number of people who have received either their first dose or have completed the series for a COVID-19 vaccine. **A person can only be counted in one category, first dose or series complete.** For persons receiving Moderna or Pfizer vaccines, once they receive their second dose, they are moved from the first dose column to the series completed column. **Because of this, the total first dose category may show a change from report to report not matching the total receiving their first dose from the previous day.** Persons receiving Johnson & Johnson vaccines will always be counted in the series completed column.

## COVID-19 doses for vaccinated persons in Florida

**Doses administered** 411,770

People receiving one dose of a 1-dose series (Johnson & Johnson) or receiving only one dose of a 2-dose series (Moderna, Pfizer) count once. Persons receiving both doses of a 2-dose series count twice.

## Current status of persons vaccinated for COVID-19 in Florida

**Total people vaccinated** 285,803

First dose 142,016

Series completed 143,787

Completed 1-dose series 17,820

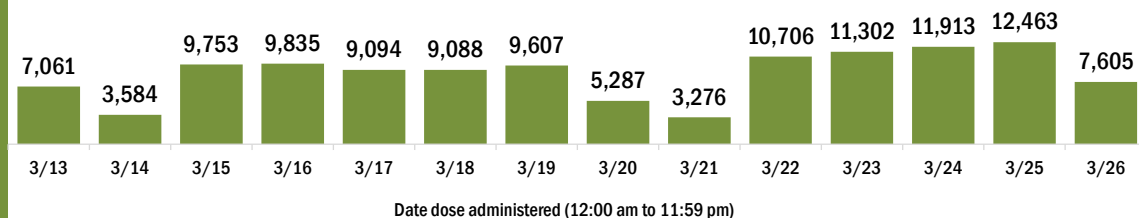
Completed 2-dose series 125,967

**First dose:** current number of people who have only received their first dose of the Moderna or Pfizer vaccine.

**Series complete:** current number of people who have received both Moderna or Pfizer vaccine doses or one Johnson & Johnson dose and are considered fully immunized.

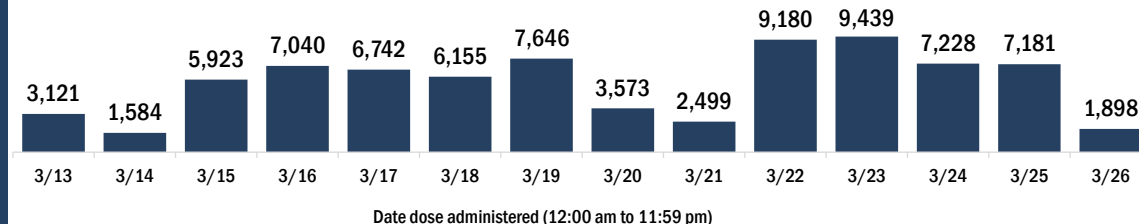
Demographic summary	First dose	Series complete	Total people vaccinated
<b>Age group</b>	<b>142,016</b>	<b>143,787</b>	<b>285,803</b>
16-24 years	6,582	3,052	9,634
25-34 years	14,371	9,853	24,224
35-44 years	18,411	12,485	30,896
45-54 years	25,943	14,094	40,037
55-64 years	43,508	17,343	60,851
65-74 years	19,237	53,047	72,284
75-84 years	9,312	24,832	34,144
85+ years	4,652	9,081	13,733
<b>Race</b>	<b>142,016</b>	<b>143,787</b>	<b>285,803</b>
White	79,120	88,845	167,965
Black	11,040	12,594	23,634
American Indian/Alaskan	419	423	842
Other	21,716	28,664	50,380
Unknown	29,721	13,261	42,982
<b>Other race</b> includes Asian, native Hawaiian/Pacific Islander, or other.			
<b>Ethnicity</b>	<b>142,016</b>	<b>143,787</b>	<b>285,803</b>
Hispanic	13,202	17,624	30,826
Non-Hispanic	63,975	76,062	140,037
Unknown	64,839	50,101	114,940
<b>Gender</b>	<b>142,016</b>	<b>143,787</b>	<b>285,803</b>
Female	78,908	84,794	163,702
Male	61,013	58,277	119,290
Unknown	2,095	716	2,811

## COVID-19 doses administered for the past 2 weeks

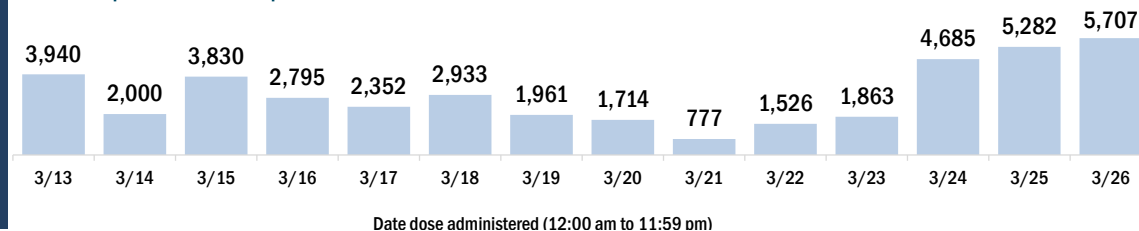


## Persons vaccinated for COVID-19 for the past 2 weeks

### Number of persons who received their first dose of a two-dose series of the COVID-19 vaccine



### Number of persons who completed the COVID-19 vaccine series



# COVID-19: Osceola County vaccine summary

Vaccination data through Mar 26, 2021 as of Mar 27, 2021 at 12:05 AM

Data in this report are provisional and subject to change.

Data in this summary pertain to COVID-19 vaccines approved by the U.S. Food and Drug Administration and have been issued an Emergency Use Authorization (Janssen COVID-19 Vaccine, Moderna COVID-19 Vaccine and Pfizer-BioNTech COVID-19 Vaccine). These data summarize the number of people who have received either their first dose or have completed the series for a COVID-19 vaccine. **A person can only be counted in one category, first dose or series complete.** For persons receiving Moderna or Pfizer vaccines, once they receive their second dose, they are moved from the first dose column to the series completed column. **Because of this, the total first dose category may show a change from report to report not matching the total receiving their first dose from the previous day.** Persons receiving Johnson & Johnson vaccines will always be counted in the series completed column.

## COVID-19 doses for vaccinated persons in Florida

**Doses administered** 102,936

People receiving one dose of a 1-dose series (Johnson & Johnson) or receiving only one dose of a 2-dose series (Moderna, Pfizer) count once. Persons receiving both doses of a 2-dose series count twice.

## Current status of persons vaccinated for COVID-19 in Florida

**Total people vaccinated** 71,029

First dose 35,670

Series completed 35,359

Completed 1-dose series 3,452

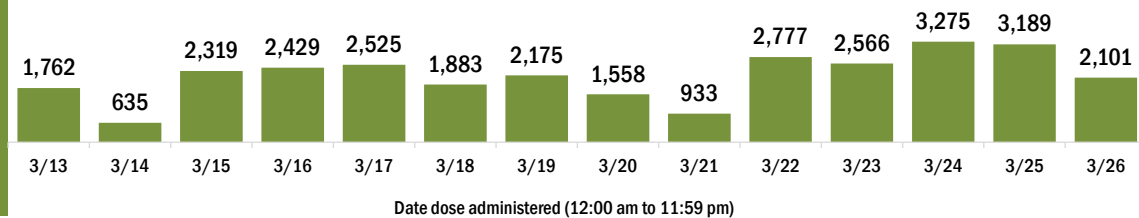
Completed 2-dose series 31,907

**First dose:** current number of people who have only received their first dose of the Moderna or Pfizer vaccine.

**Series complete:** current number of people who have received both Moderna or Pfizer vaccine doses or one Johnson & Johnson dose and are considered fully immunized.

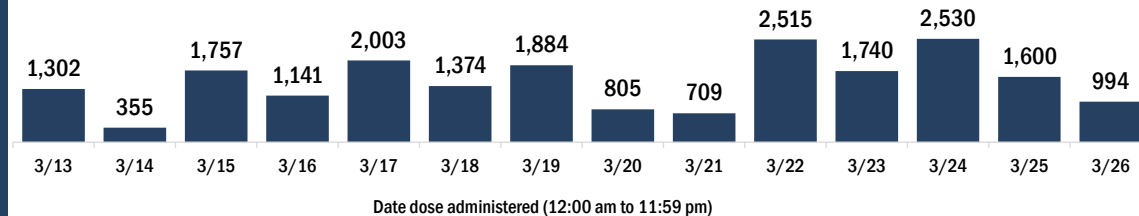
Demographic summary	First dose	Series complete	Total people vaccinated
<b>Age group</b>	<b>35,670</b>	<b>35,359</b>	<b>71,029</b>
16-24 years	1,161	530	1,691
25-34 years	2,553	1,525	4,078
35-44 years	3,246	2,182	5,428
45-54 years	5,787	2,930	8,717
55-64 years	11,166	3,814	14,980
65-74 years	7,247	14,950	22,197
75-84 years	3,498	7,302	10,800
85+ years	1,012	2,126	3,138
<b>Race</b>	<b>35,670</b>	<b>35,359</b>	<b>71,029</b>
White	19,092	22,238	41,330
Black	1,925	2,023	3,948
American Indian/Alaskan	145	217	362
Other	5,838	7,393	13,231
Unknown	8,670	3,488	12,158
<b>Other race</b> includes Asian, native Hawaiian/Pacific Islander, or other.			
<b>Ethnicity</b>	<b>35,670</b>	<b>35,359</b>	<b>71,029</b>
Hispanic	8,945	9,713	18,658
Non-Hispanic	10,959	16,744	27,703
Unknown	15,766	8,902	24,668
<b>Gender</b>	<b>35,670</b>	<b>35,359</b>	<b>71,029</b>
Female	20,601	20,944	41,545
Male	14,935	14,390	29,325
Unknown	134	25	159

## COVID-19 doses administered for the past 2 weeks

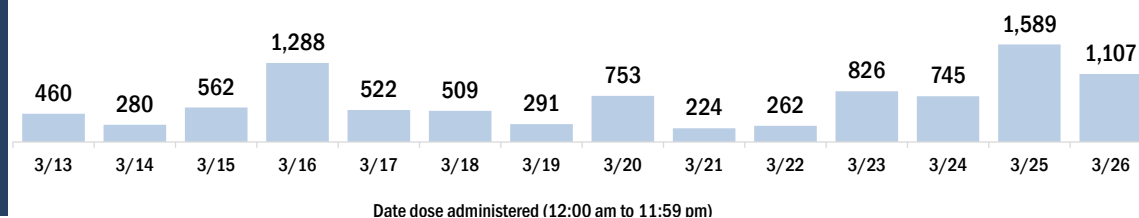


## Persons vaccinated for COVID-19 for the past 2 weeks

### Number of persons who received their first dose of a two-dose series of the COVID-19 vaccine



### Number of persons who completed the COVID-19 vaccine series



# COVID-19: Palm Beach County vaccine summary

Vaccination data through Mar 26, 2021 as of Mar 27, 2021 at 12:05 AM

Data in this report are provisional and subject to change.

Data in this summary pertain to COVID-19 vaccines approved by the U.S. Food and Drug Administration and have been issued an Emergency Use Authorization (Janssen COVID-19 Vaccine, Moderna COVID-19 Vaccine and Pfizer-BioNTech COVID-19 Vaccine). These data summarize the number of people who have received either their first dose or have completed the series for a COVID-19 vaccine. **A person can only be counted in one category, first dose or series complete.** For persons receiving Moderna or Pfizer vaccines, once they receive their second dose, they are moved from the first dose column to the series completed column. **Because of this, the total first dose category may show a change from report to report not matching the total receiving their first dose from the previous day.** Persons receiving Johnson & Johnson vaccines will always be counted in the series completed column.

## COVID-19 doses for vaccinated persons in Florida

**Doses administered** 664,058

People receiving one dose of a 1-dose series (Johnson & Johnson) or receiving only one dose of a 2-dose series (Moderna, Pfizer) count once. Persons receiving both doses of a 2-dose series count twice.

## Current status of persons vaccinated for COVID-19 in Florida

**Total people vaccinated** 415,014

First dose 152,938

Series completed 262,076

Completed 1-dose series 13,032

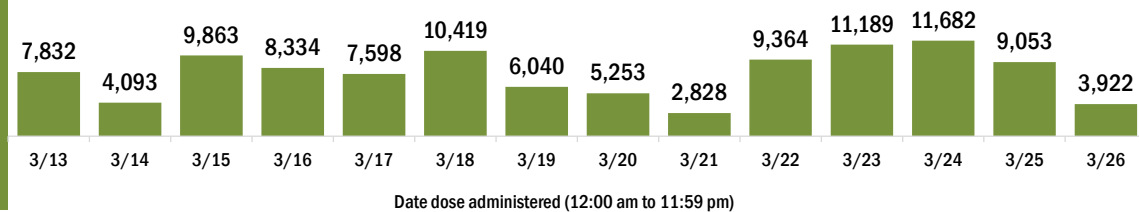
Completed 2-dose series 249,044

**First dose:** current number of people who have only received their first dose of the Moderna or Pfizer vaccine.

**Series complete:** current number of people who have received both Moderna or Pfizer vaccine doses or one Johnson & Johnson dose and are considered fully immunized.

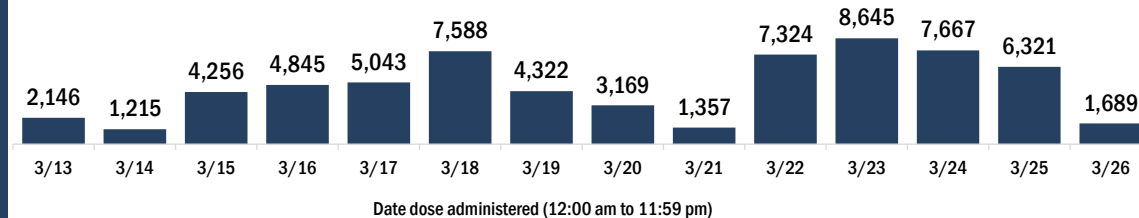
Demographic summary	First dose	Series complete	Total people vaccinated
<b>Age group</b>	152,938	262,076	415,014
16-24 years	3,608	2,193	5,801
25-34 years	7,101	6,791	13,892
35-44 years	10,551	9,789	20,340
45-54 years	19,633	14,332	33,965
55-64 years	45,195	24,180	69,375
65-74 years	34,232	102,005	136,237
75-84 years	22,529	73,075	95,604
85+ years	10,089	29,711	39,800
<b>Race</b>	152,938	262,076	415,014
White	91,222	177,925	269,147
Black	8,863	11,374	20,237
American Indian/Alaskan	460	707	1,167
Other	12,001	23,451	35,452
Unknown	40,392	48,619	89,011
<b>Other race</b> includes Asian, native Hawaiian/Pacific Islander, or other.			
<b>Ethnicity</b>	152,938	262,076	415,014
Hispanic	13,361	14,502	27,863
Non-Hispanic	66,118	147,798	213,916
Unknown	73,459	99,776	173,235
<b>Gender</b>	152,938	262,076	415,014
Female	88,020	152,742	240,762
Male	64,441	109,214	173,655
Unknown	477	120	597

## COVID-19 doses administered for the past 2 weeks

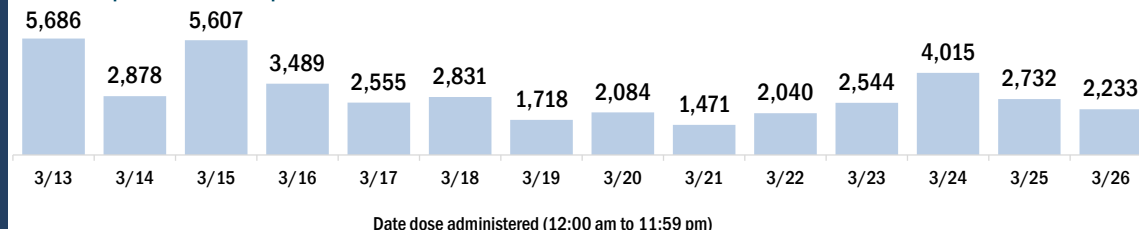


## Persons vaccinated for COVID-19 for the past 2 weeks

### Number of persons who received their first dose of a two-dose series of the COVID-19 vaccine



### Number of persons who completed the COVID-19 vaccine series



# COVID-19: Pasco County vaccine summary

Vaccination data through Mar 26, 2021 as of Mar 27, 2021 at 12:05 AM

Data in this report are provisional and subject to change.

Data in this summary pertain to COVID-19 vaccines approved by the U.S. Food and Drug Administration and have been issued an Emergency Use Authorization (Janssen COVID-19 Vaccine, Moderna COVID-19 Vaccine and Pfizer-BioNTech COVID-19 Vaccine). These data summarize the number of people who have received either their first dose or have completed the series for a COVID-19 vaccine. **A person can only be counted in one category, first dose or series complete.** For persons receiving Moderna or Pfizer vaccines, once they receive their second dose, they are moved from the first dose column to the series completed column. **Because of this, the total first dose category may show a change from report to report not matching the total receiving their first dose from the previous day.** Persons receiving Johnson & Johnson vaccines will always be counted in the series completed column.

## COVID-19 doses for vaccinated persons in Florida

**Doses administered** 189,798

People receiving one dose of a 1-dose series (Johnson & Johnson) or receiving only one dose of a 2-dose series (Moderna, Pfizer) count once. Persons receiving both doses of a 2-dose series count twice.

## Current status of persons vaccinated for COVID-19 in Florida

**Total people vaccinated** 128,393

First dose 62,721

Series completed 65,672

Completed 1-dose series 4,267

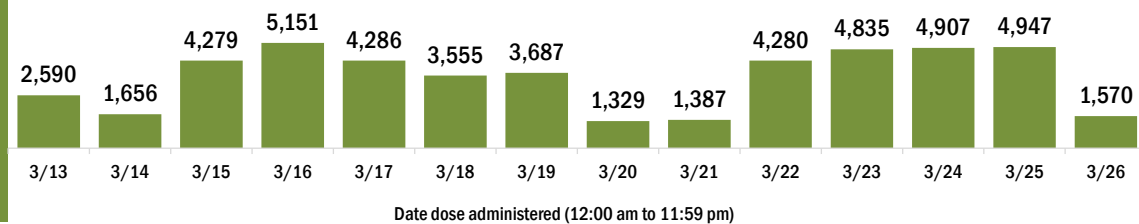
Completed 2-dose series 61,405

**First dose:** current number of people who have only received their first dose of the Moderna or Pfizer vaccine.

**Series complete:** current number of people who have received both Moderna or Pfizer vaccine doses or one Johnson & Johnson dose and are considered fully immunized.

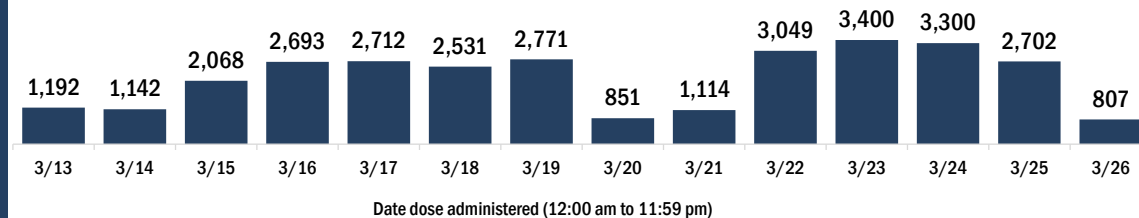
Demographic summary	First dose	Series complete	Total people vaccinated
<b>Age group</b>	<b>62,721</b>	<b>65,672</b>	<b>128,393</b>
16-24 years	1,334	754	2,088
25-34 years	2,270	2,338	4,608
35-44 years	3,907	3,464	7,371
45-54 years	7,313	4,609	11,922
55-64 years	16,769	6,092	22,861
65-74 years	16,856	27,101	43,957
75-84 years	10,947	16,340	27,287
85+ years	3,325	4,974	8,299
<b>Race</b>	<b>62,721</b>	<b>65,672</b>	<b>128,393</b>
White	45,741	50,604	96,345
Black	1,688	1,660	3,348
American Indian/Alaskan	231	207	438
Other	5,278	6,836	12,114
Unknown	9,783	6,365	16,148
<b>Other race</b> includes Asian, native Hawaiian/Pacific Islander, or other.			
<b>Ethnicity</b>	<b>62,721</b>	<b>65,672</b>	<b>128,393</b>
Hispanic	3,392	2,965	6,357
Non-Hispanic	33,974	40,577	74,551
Unknown	25,355	22,130	47,485
<b>Gender</b>	<b>62,721</b>	<b>65,672</b>	<b>128,393</b>
Female	36,690	39,081	75,771
Male	25,899	26,527	52,426
Unknown	132	64	196

## COVID-19 doses administered for the past 2 weeks

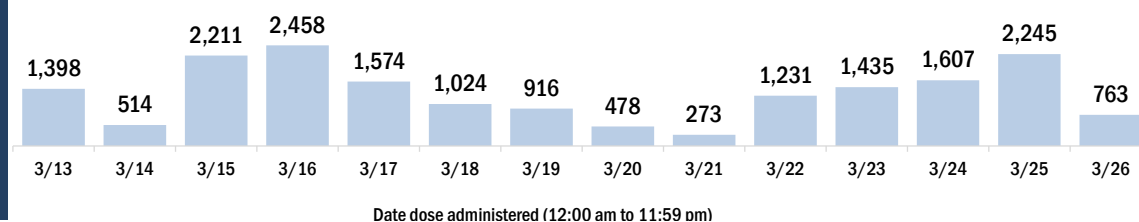


## Persons vaccinated for COVID-19 for the past 2 weeks

### Number of persons who received their first dose of a two-dose series of the COVID-19 vaccine



### Number of persons who completed the COVID-19 vaccine series





# COVID-19: Pinellas County vaccine summary

Vaccination data through Mar 26, 2021 as of Mar 27, 2021 at 12:05 AM

Data in this report are provisional and subject to change.

Data in this summary pertain to COVID-19 vaccines approved by the U.S. Food and Drug Administration and have been issued an Emergency Use Authorization (Janssen COVID-19 Vaccine, Moderna COVID-19 Vaccine and Pfizer-BioNTech COVID-19 Vaccine). These data summarize the number of people who have received either their first dose or have completed the series for a COVID-19 vaccine. **A person can only be counted in one category, first dose or series complete.** For persons receiving Moderna or Pfizer vaccines, once they receive their second dose, they are moved from the first dose column to the series completed column. **Because of this, the total first dose category may show a change from report to report not matching the total receiving their first dose from the previous day.** Persons receiving Johnson & Johnson vaccines will always be counted in the series completed column.

## COVID-19 doses for vaccinated persons in Florida

**Doses administered** 427,158

People receiving one dose of a 1-dose series (Johnson & Johnson) or receiving only one dose of a 2-dose series (Moderna, Pfizer) count once. Persons receiving both doses of a 2-dose series count twice.

## Current status of persons vaccinated for COVID-19 in Florida

**Total people vaccinated** 281,967

First dose 128,799

Series completed 153,168

Completed 1-dose series 7,977

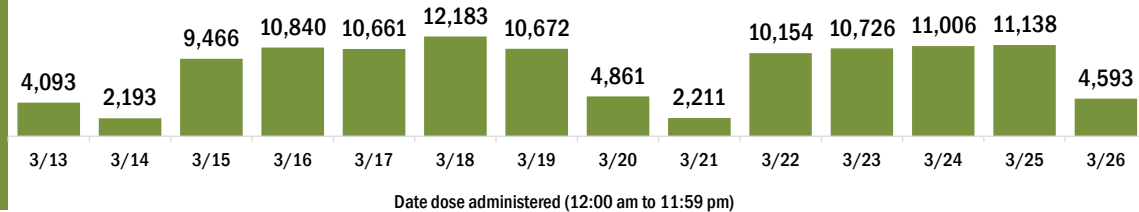
Completed 2-dose series 145,191

**First dose:** current number of people who have only received their first dose of the Moderna or Pfizer vaccine.

**Series complete:** current number of people who have received both Moderna or Pfizer vaccine doses or one Johnson & Johnson dose and are considered fully immunized.

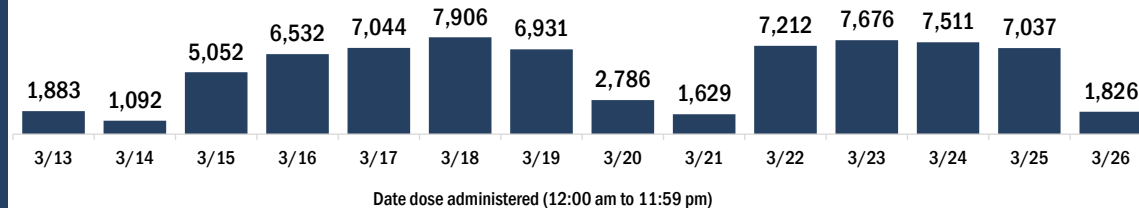
Demographic summary	First dose	Series complete	Total people vaccinated
<b>Age group</b>	128,799	153,168	281,967
16-24 years	2,684	1,374	4,058
25-34 years	5,905	5,608	11,513
35-44 years	7,713	6,878	14,591
45-54 years	15,235	9,052	24,287
55-64 years	44,240	15,553	59,793
65-74 years	29,233	66,472	95,705
75-84 years	17,064	34,711	51,775
85+ years	6,725	13,520	20,245
<b>Race</b>	128,799	153,168	281,967
White	90,942	117,277	208,219
Black	6,506	5,559	12,065
American Indian/Alaskan	355	308	663
Other	9,021	12,531	21,552
Unknown	21,975	17,493	39,468
<b>Other race</b> includes Asian, native Hawaiian/Pacific Islander, or other.			
<b>Ethnicity</b>	128,799	153,168	281,967
Hispanic	3,622	4,260	7,882
Non-Hispanic	72,114	92,116	164,230
Unknown	53,063	56,792	109,855
<b>Gender</b>	128,799	153,168	281,967
Female	75,027	90,345	165,372
Male	53,428	62,527	115,955
Unknown	344	296	640

## COVID-19 doses administered for the past 2 weeks

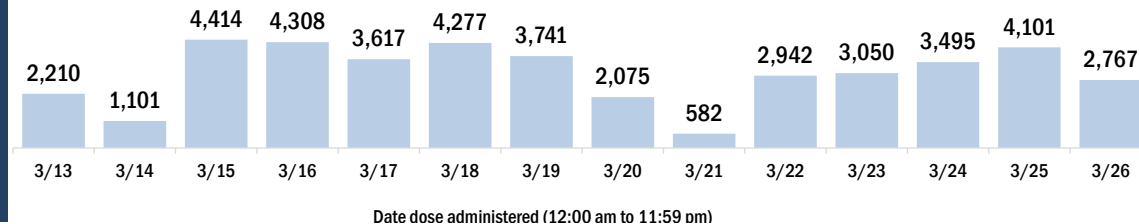


## Persons vaccinated for COVID-19 for the past 2 weeks

### Number of persons who received their first dose of a two-dose series of the COVID-19 vaccine



### Number of persons who completed the COVID-19 vaccine series





# COVID-19: Polk County vaccine summary

Vaccination data through Mar 26, 2021 as of Mar 27, 2021 at 12:05 AM

Data in this report are provisional and subject to change.

Data in this summary pertain to COVID-19 vaccines approved by the U.S. Food and Drug Administration and have been issued an Emergency Use Authorization (Janssen COVID-19 Vaccine, Moderna COVID-19 Vaccine and Pfizer-BioNTech COVID-19 Vaccine). These data summarize the number of people who have received either their first dose or have completed the series for a COVID-19 vaccine. **A person can only be counted in one category, first dose or series complete.** For persons receiving Moderna or Pfizer vaccines, once they receive their second dose, they are moved from the first dose column to the series completed column. **Because of this, the total first dose category may show a change from report to report not matching the total receiving their first dose from the previous day.** Persons receiving Johnson & Johnson vaccines will always be counted in the series completed column.

## COVID-19 doses for vaccinated persons in Florida

**Doses administered** 218,537

People receiving one dose of a 1-dose series (Johnson & Johnson) or receiving only one dose of a 2-dose series (Moderna, Pfizer) count once. Persons receiving both doses of a 2-dose series count twice.

## Current status of persons vaccinated for COVID-19 in Florida

**Total people vaccinated** 152,007

First dose 82,063

Series completed 69,944

Completed 1-dose series 3,414

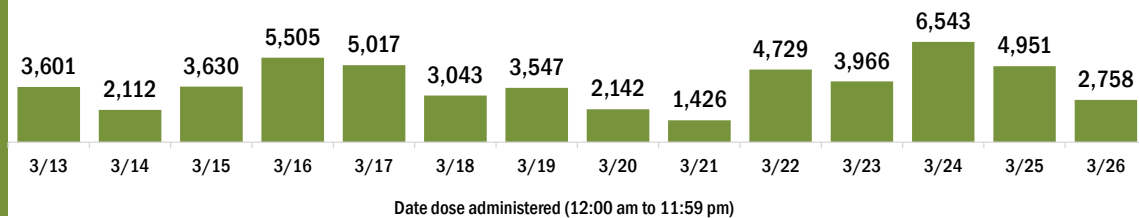
Completed 2-dose series 66,530

**First dose:** current number of people who have only received their first dose of the Moderna or Pfizer vaccine.

**Series complete:** current number of people who have received both Moderna or Pfizer vaccine doses or one Johnson & Johnson dose and are considered fully immunized.

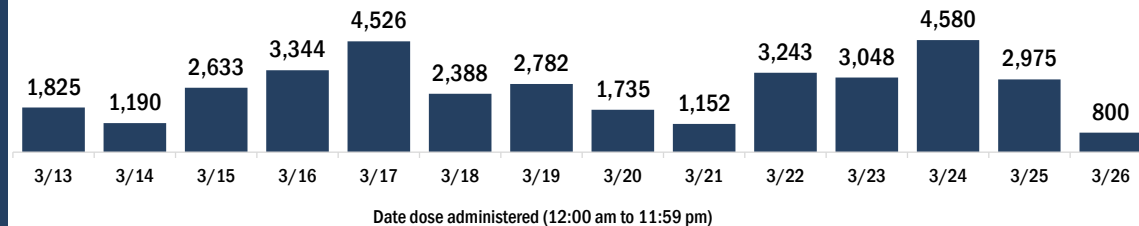
Demographic summary	First dose	Series complete	Total people vaccinated
<b>Age group</b>	82,063	69,944	152,007
16-24 years	1,623	638	2,261
25-34 years	3,708	2,172	5,880
35-44 years	5,069	3,081	8,150
45-54 years	8,352	4,370	12,722
55-64 years	20,119	6,631	26,750
65-74 years	23,810	29,706	53,516
75-84 years	14,840	18,074	32,914
85+ years	4,542	5,272	9,814
<b>Race</b>	82,063	69,944	152,007
White	55,607	52,754	108,361
Black	5,604	4,166	9,770
American Indian/Alaskan	514	364	878
Other	5,796	5,283	11,079
Unknown	14,542	7,377	21,919
<b>Other race</b> includes Asian, native Hawaiian/Pacific Islander, or other.			
<b>Ethnicity</b>	82,063	69,944	152,007
Hispanic	7,559	4,313	11,872
Non-Hispanic	42,735	43,086	85,821
Unknown	31,769	22,545	54,314
<b>Gender</b>	82,063	69,944	152,007
Female	46,884	40,629	87,513
Male	34,928	29,286	64,214
Unknown	251	29	280

## COVID-19 doses administered for the past 2 weeks

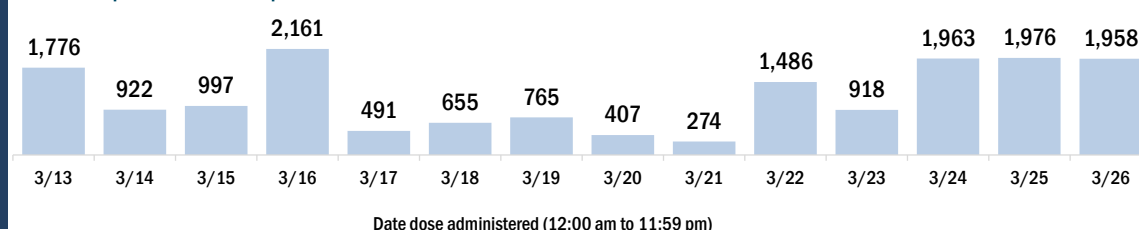


## Persons vaccinated for COVID-19 for the past 2 weeks

### Number of persons who received their first dose of a two-dose series of the COVID-19 vaccine



### Number of persons who completed the COVID-19 vaccine series



# COVID-19: Putnam County vaccine summary

Vaccination data through Mar 26, 2021 as of Mar 27, 2021 at 12:05 AM

Data in this report are provisional and subject to change.

Data in this summary pertain to COVID-19 vaccines approved by the U.S. Food and Drug Administration and have been issued an Emergency Use Authorization (Janssen COVID-19 Vaccine, Moderna COVID-19 Vaccine and Pfizer-BioNTech COVID-19 Vaccine). These data summarize the number of people who have received either their first dose or have completed the series for a COVID-19 vaccine. **A person can only be counted in one category, first dose or series complete.** For persons receiving Moderna or Pfizer vaccines, once they receive their second dose, they are moved from the first dose column to the series completed column. **Because of this, the total first dose category may show a change from report to report not matching the total receiving their first dose from the previous day.** Persons receiving Johnson & Johnson vaccines will always be counted in the series completed column.

## COVID-19 doses for vaccinated persons in Florida

**Doses administered** 20,580

People receiving one dose of a 1-dose series (Johnson & Johnson) or receiving only one dose of a 2-dose series (Moderna, Pfizer) count once. Persons receiving both doses of a 2-dose series count twice.

## Current status of persons vaccinated for COVID-19 in Florida

**Total people vaccinated** 13,421

First dose 6,027

Series completed 7,394

Completed 1-dose series 235

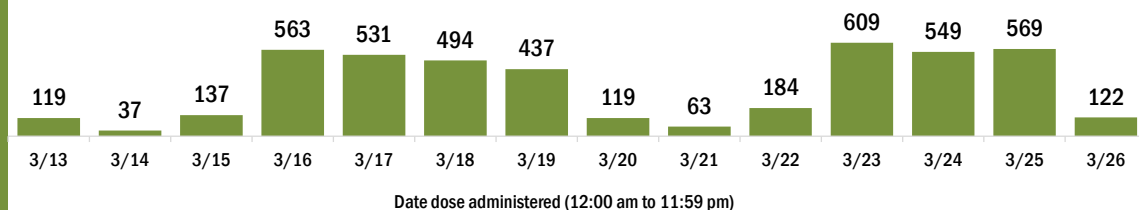
Completed 2-dose series 7,159

**First dose:** current number of people who have only received their first dose of the Moderna or Pfizer vaccine.

**Series complete:** current number of people who have received both Moderna or Pfizer vaccine doses or one Johnson & Johnson dose and are considered fully immunized.

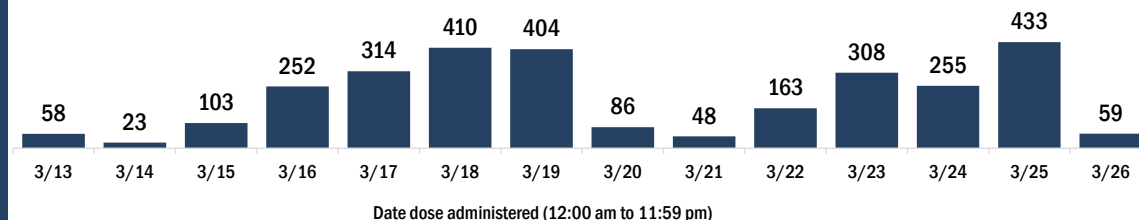
Demographic summary	First dose	Series complete	Total people vaccinated
<b>Age group</b>	6,027	7,394	13,421
16-24 years	66	59	125
25-34 years	168	145	313
35-44 years	246	206	452
45-54 years	612	303	915
55-64 years	1,857	678	2,535
65-74 years	1,858	3,395	5,253
75-84 years	912	1,979	2,891
85+ years	308	629	937
<b>Race</b>	6,027	7,394	13,421
White	4,591	5,869	10,460
Black	675	523	1,198
American Indian/Alaskan	61	53	114
Other	421	460	881
Unknown	279	489	768
<b>Other race</b> includes Asian, native Hawaiian/Pacific Islander, or other.			
<b>Ethnicity</b>	6,027	7,394	13,421
Hispanic	264	188	452
Non-Hispanic	4,621	5,563	10,184
Unknown	1,142	1,643	2,785
<b>Gender</b>	6,027	7,394	13,421
Female	3,424	4,216	7,640
Male	2,599	3,175	5,774
Unknown	4	3	7

## COVID-19 doses administered for the past 2 weeks

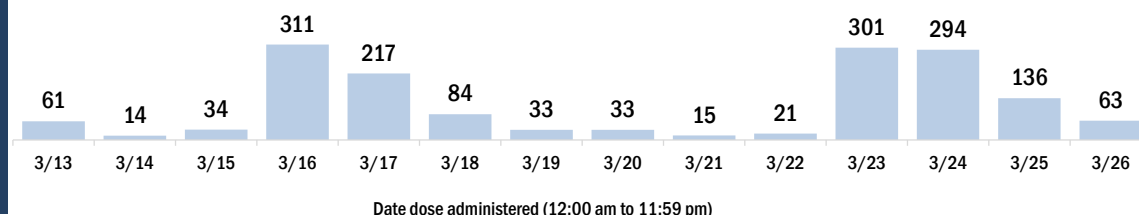


## Persons vaccinated for COVID-19 for the past 2 weeks

### Number of persons who received their first dose of a two-dose series of the COVID-19 vaccine



### Number of persons who completed the COVID-19 vaccine series



# COVID-19: Santa Rosa County vaccine summary

Vaccination data through Mar 26, 2021 as of Mar 27, 2021 at 12:05 AM

Data in this report are provisional and subject to change.

Data in this summary pertain to COVID-19 vaccines approved by the U.S. Food and Drug Administration and have been issued an Emergency Use Authorization (Janssen COVID-19 Vaccine, Moderna COVID-19 Vaccine and Pfizer-BioNTech COVID-19 Vaccine). These data summarize the number of people who have received either their first dose or have completed the series for a COVID-19 vaccine. **A person can only be counted in one category, first dose or series complete.** For persons receiving Moderna or Pfizer vaccines, once they receive their second dose, they are moved from the first dose column to the series completed column. **Because of this, the total first dose category may show a change from report to report not matching the total receiving their first dose from the previous day.** Persons receiving Johnson & Johnson vaccines will always be counted in the series completed column.

## COVID-19 doses for vaccinated persons in Florida

**Doses administered** 62,070

People receiving one dose of a 1-dose series (Johnson & Johnson) or receiving only one dose of a 2-dose series (Moderna, Pfizer) count once. Persons receiving both doses of a 2-dose series count twice.

## Current status of persons vaccinated for COVID-19 in Florida

**Total people vaccinated** 40,129

First dose 17,094

Series completed 23,035

Completed 1-dose series 1,094

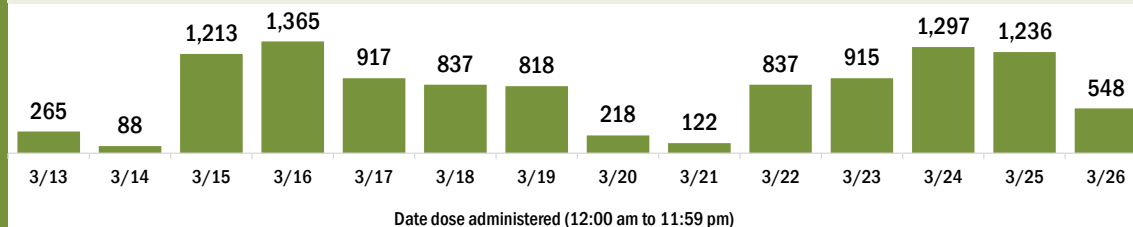
Completed 2-dose series 21,941

**First dose:** current number of people who have only received their first dose of the Moderna or Pfizer vaccine.

**Series complete:** current number of people who have received both Moderna or Pfizer vaccine doses or one Johnson & Johnson dose and are considered fully immunized.

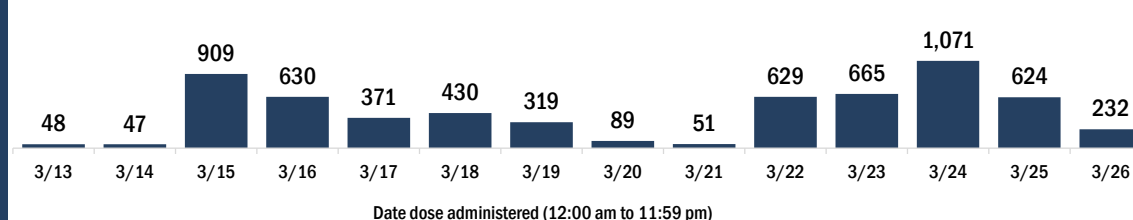
Demographic summary	First dose	Series complete	Total people vaccinated
<b>Age group</b>	<b>17,094</b>	<b>23,035</b>	<b>40,129</b>
16-24 years	377	273	650
25-34 years	787	807	1,594
35-44 years	1,220	1,284	2,504
45-54 years	2,325	1,761	4,086
55-64 years	5,412	2,903	8,315
65-74 years	4,307	9,706	14,013
75-84 years	2,037	4,912	6,949
85+ years	629	1,389	2,018
<b>Race</b>	<b>17,094</b>	<b>23,035</b>	<b>40,129</b>
White	11,565	17,484	29,049
Black	527	603	1,130
American Indian/Alaskan	117	133	250
Other	1,074	1,635	2,709
Unknown	3,811	3,180	6,991
<b>Other race</b> includes Asian, native Hawaiian/Pacific Islander, or other.			
<b>Ethnicity</b>	<b>17,094</b>	<b>23,035</b>	<b>40,129</b>
Hispanic	401	385	786
Non-Hispanic	10,186	14,513	24,699
Unknown	6,507	8,137	14,644
<b>Gender</b>	<b>17,094</b>	<b>23,035</b>	<b>40,129</b>
Female	9,856	13,163	23,019
Male	7,225	9,871	17,096
Unknown	13	1	14

## COVID-19 doses administered for the past 2 weeks

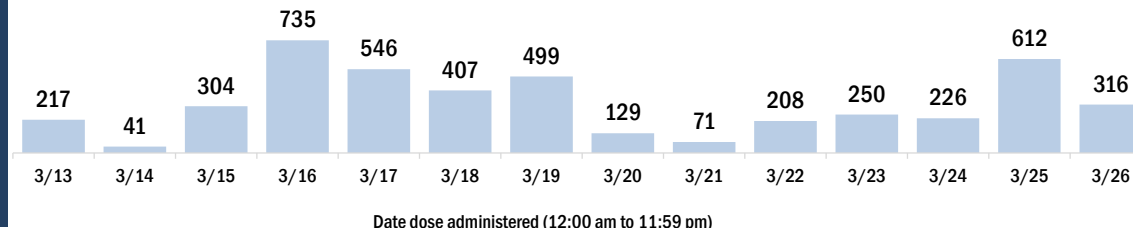


## Persons vaccinated for COVID-19 for the past 2 weeks

### Number of persons who received their first dose of a two-dose series of the COVID-19 vaccine



### Number of persons who completed the COVID-19 vaccine series



# COVID-19: Sarasota County vaccine summary

Vaccination data through Mar 26, 2021 as of Mar 27, 2021 at 12:05 AM

Data in this report are provisional and subject to change.

Data in this summary pertain to COVID-19 vaccines approved by the U.S. Food and Drug Administration and have been issued an Emergency Use Authorization (Janssen COVID-19 Vaccine, Moderna COVID-19 Vaccine and Pfizer-BioNTech COVID-19 Vaccine). These data summarize the number of people who have received either their first dose or have completed the series for a COVID-19 vaccine. **A person can only be counted in one category, first dose or series complete.** For persons receiving Moderna or Pfizer vaccines, once they receive their second dose, they are moved from the first dose column to the series completed column. **Because of this, the total first dose category may show a change from report to report not matching the total receiving their first dose from the previous day.** Persons receiving Johnson & Johnson vaccines will always be counted in the series completed column.

## COVID-19 doses for vaccinated persons in Florida

**Doses administered** 251,228

People receiving one dose of a 1-dose series (Johnson & Johnson) or receiving only one dose of a 2-dose series (Moderna, Pfizer) count once. Persons receiving both doses of a 2-dose series count twice.

## Current status of persons vaccinated for COVID-19 in Florida

**Total people vaccinated** 171,188

First dose 87,017

Series completed 84,171

Completed 1-dose series 4,131

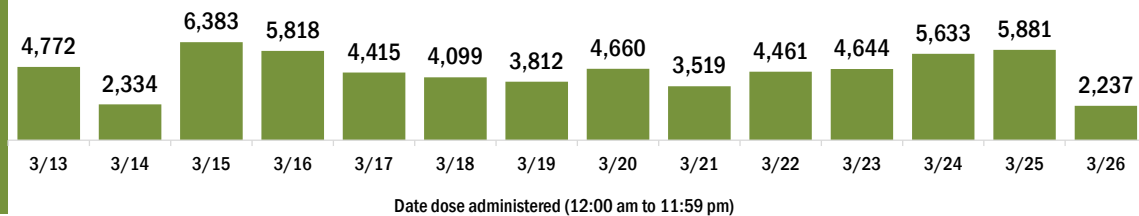
Completed 2-dose series 80,040

**First dose:** current number of people who have only received their first dose of the Moderna or Pfizer vaccine.

**Series complete:** current number of people who have received both Moderna or Pfizer vaccine doses or one Johnson & Johnson dose and are considered fully immunized.

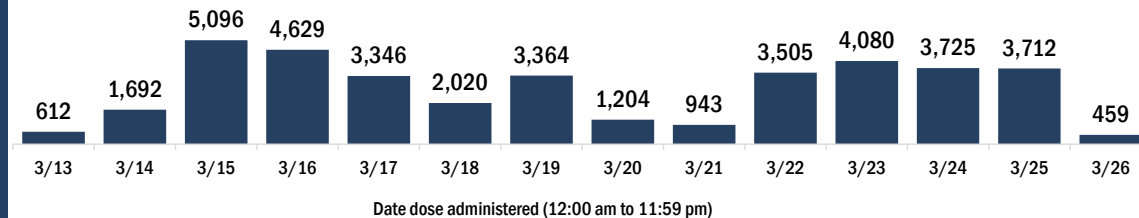
Demographic summary	First dose	Series complete	Total people vaccinated
<b>Age group</b>	<b>87,017</b>	<b>84,171</b>	<b>171,188</b>
16-24 years	831	629	1,460
25-34 years	1,373	1,867	3,240
35-44 years	1,914	2,496	4,410
45-54 years	4,243	4,048	8,291
55-64 years	17,308	7,236	24,544
65-74 years	31,534	37,072	68,606
75-84 years	22,398	22,348	44,746
85+ years	7,416	8,475	15,891
<b>Race</b>	<b>87,017</b>	<b>84,171</b>	<b>171,188</b>
White	69,237	66,081	135,318
Black	994	1,095	2,089
American Indian/Alaskan	274	344	618
Other	3,982	7,300	11,282
Unknown	12,530	9,351	21,881
<b>Other race</b> includes Asian, native Hawaiian/Pacific Islander, or other.			
<b>Ethnicity</b>	<b>87,017</b>	<b>84,171</b>	<b>171,188</b>
Hispanic	2,206	1,561	3,767
Non-Hispanic	55,595	55,964	111,559
Unknown	29,216	26,646	55,862
<b>Gender</b>	<b>87,017</b>	<b>84,171</b>	<b>171,188</b>
Female	48,611	48,332	96,943
Male	38,299	35,762	74,061
Unknown	107	77	184

## COVID-19 doses administered for the past 2 weeks

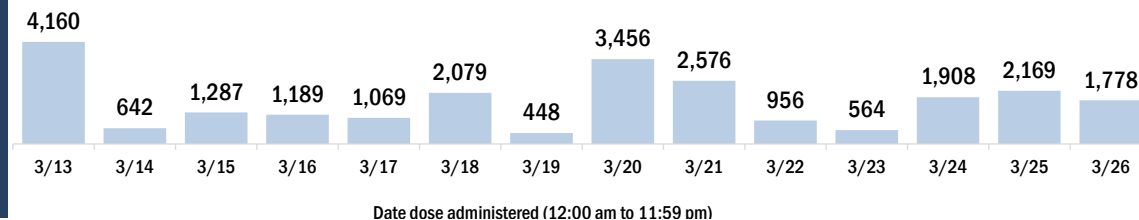


## Persons vaccinated for COVID-19 for the past 2 weeks

### Number of persons who received their first dose of a two-dose series of the COVID-19 vaccine



### Number of persons who completed the COVID-19 vaccine series



# COVID-19: Seminole County vaccine summary

Vaccination data through Mar 26, 2021 as of Mar 27, 2021 at 12:05 AM

Data in this report are provisional and subject to change.

Data in this summary pertain to COVID-19 vaccines approved by the U.S. Food and Drug Administration and have been issued an Emergency Use Authorization (Janssen COVID-19 Vaccine, Moderna COVID-19 Vaccine and Pfizer-BioNTech COVID-19 Vaccine). These data summarize the number of people who have received either their first dose or have completed the series for a COVID-19 vaccine. **A person can only be counted in one category, first dose or series complete.** For persons receiving Moderna or Pfizer vaccines, once they receive their second dose, they are moved from the first dose column to the series completed column. **Because of this, the total first dose category may show a change from report to report not matching the total receiving their first dose from the previous day.** Persons receiving Johnson & Johnson vaccines will always be counted in the series completed column.

## COVID-19 doses for vaccinated persons in Florida

**Doses administered** 157,044

People receiving one dose of a 1-dose series (Johnson & Johnson) or receiving only one dose of a 2-dose series (Moderna, Pfizer) count once. Persons receiving both doses of a 2-dose series count twice.

## Current status of persons vaccinated for COVID-19 in Florida

**Total people vaccinated** 102,797

First dose 43,659

Series completed 59,138

Completed 1-dose series 4,891

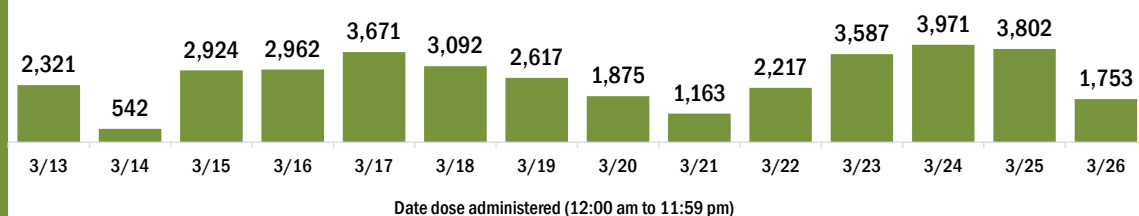
Completed 2-dose series 54,247

**First dose:** current number of people who have only received their first dose of the Moderna or Pfizer vaccine.

**Series complete:** current number of people who have received both Moderna or Pfizer vaccine doses or one Johnson & Johnson dose and are considered fully immunized.

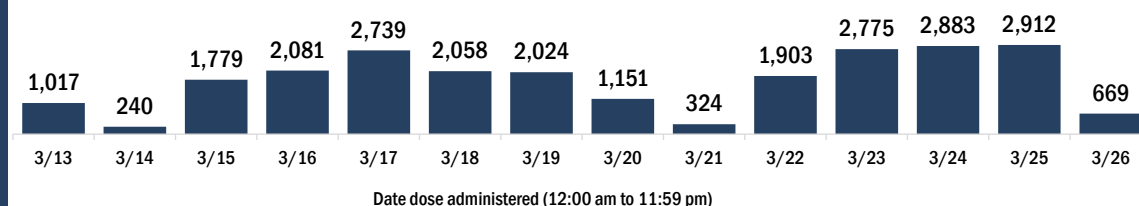
Demographic summary	First dose	Series complete	Total people vaccinated
<b>Age group</b>	<b>43,659</b>	<b>59,138</b>	<b>102,797</b>
16-24 years	1,962	1,022	2,984
25-34 years	3,665	2,940	6,605
35-44 years	5,388	4,039	9,427
45-54 years	8,066	4,900	12,966
55-64 years	15,174	6,187	21,361
65-74 years	5,530	23,721	29,251
75-84 years	2,727	11,788	14,515
85+ years	1,147	4,541	5,688
<b>Race</b>	<b>43,659</b>	<b>59,138</b>	<b>102,797</b>
White	28,321	43,853	72,174
Black	2,469	3,855	6,324
American Indian/Alaskan	151	343	494
Other	5,668	8,723	14,391
Unknown	7,050	2,364	9,414
<b>Other race</b> includes Asian, native Hawaiian/Pacific Islander, or other.			
<b>Ethnicity</b>	<b>43,659</b>	<b>59,138</b>	<b>102,797</b>
Hispanic	3,976	5,616	9,592
Non-Hispanic	22,834	40,125	62,959
Unknown	16,849	13,397	30,246
<b>Gender</b>	<b>43,659</b>	<b>59,138</b>	<b>102,797</b>
Female	24,956	35,610	60,566
Male	18,469	23,483	41,952
Unknown	234	45	279

## COVID-19 doses administered for the past 2 weeks

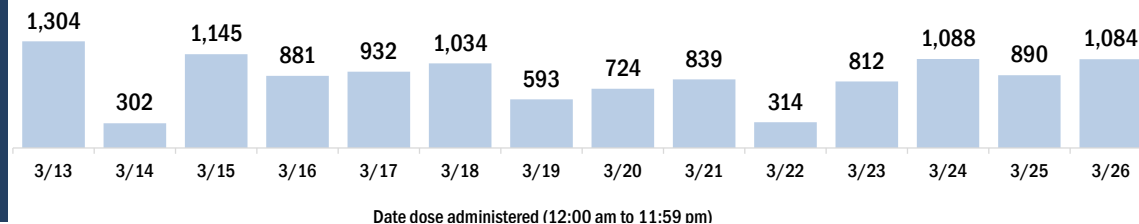


## Persons vaccinated for COVID-19 for the past 2 weeks

### Number of persons who received their first dose of a two-dose series of the COVID-19 vaccine



### Number of persons who completed the COVID-19 vaccine series



# COVID-19: St. Johns County vaccine summary

Vaccination data through Mar 26, 2021 as of Mar 27, 2021 at 12:05 AM

Data in this report are provisional and subject to change.

Data in this summary pertain to COVID-19 vaccines approved by the U.S. Food and Drug Administration and have been issued an Emergency Use Authorization (Janssen COVID-19 Vaccine, Moderna COVID-19 Vaccine and Pfizer-BioNTech COVID-19 Vaccine). These data summarize the number of people who have received either their first dose or have completed the series for a COVID-19 vaccine. **A person can only be counted in one category, first dose or series complete.** For persons receiving Moderna or Pfizer vaccines, once they receive their second dose, they are moved from the first dose column to the series completed column. **Because of this, the total first dose category may show a change from report to report not matching the total receiving their first dose from the previous day.** Persons receiving Johnson & Johnson vaccines will always be counted in the series completed column.

## COVID-19 doses for vaccinated persons in Florida

**Doses administered** 146,367

People receiving one dose of a 1-dose series (Johnson & Johnson) or receiving only one dose of a 2-dose series (Moderna, Pfizer) count once. Persons receiving both doses of a 2-dose series count twice.

## Current status of persons vaccinated for COVID-19 in Florida

**Total people vaccinated** 89,714

First dose 30,593

Series completed 59,121

Completed 1-dose series 2,468

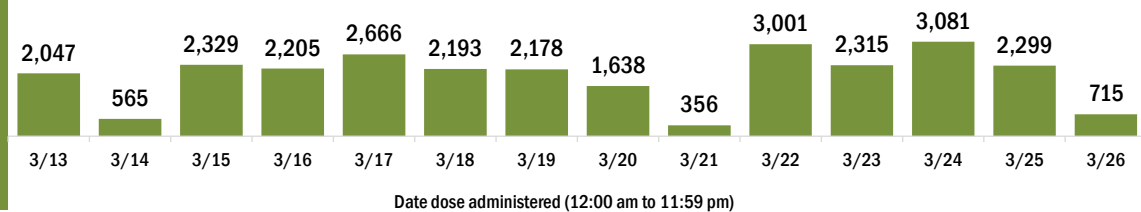
Completed 2-dose series 56,653

**First dose:** current number of people who have only received their first dose of the Moderna or Pfizer vaccine.

**Series complete:** current number of people who have received both Moderna or Pfizer vaccine doses or one Johnson & Johnson dose and are considered fully immunized.

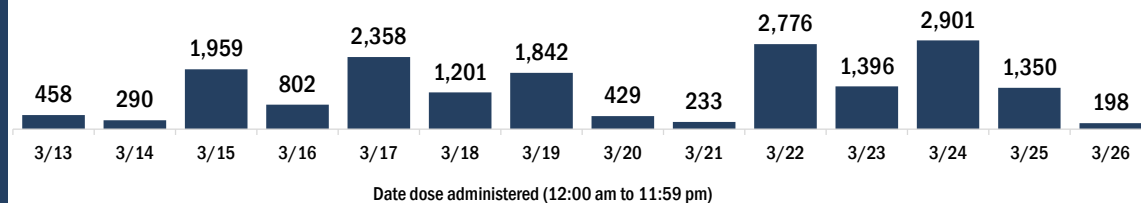
Demographic summary	First dose	Series complete	Total people vaccinated
<b>Age group</b>	30,593	59,121	89,714
16-24 years	1,079	721	1,800
25-34 years	1,548	1,972	3,520
35-44 years	3,469	4,144	7,613
45-54 years	6,101	4,566	10,667
55-64 years	12,285	6,713	18,998
65-74 years	3,673	25,104	28,777
75-84 years	1,790	12,408	14,198
85+ years	648	3,493	4,141
<b>Race</b>	30,593	59,121	89,714
White	21,863	44,459	66,322
Black	910	1,589	2,499
American Indian/Alaskan	71	185	256
Other	2,995	5,713	8,708
Unknown	4,754	7,175	11,929
<b>Other race</b> includes Asian, native Hawaiian/Pacific Islander, or other.			
<b>Ethnicity</b>	30,593	59,121	89,714
Hispanic	1,190	1,564	2,754
Non-Hispanic	19,208	38,309	57,517
Unknown	10,195	19,248	29,443
<b>Gender</b>	30,593	59,121	89,714
Female	17,130	33,380	50,510
Male	13,443	25,730	39,173
Unknown	20	11	31

## COVID-19 doses administered for the past 2 weeks

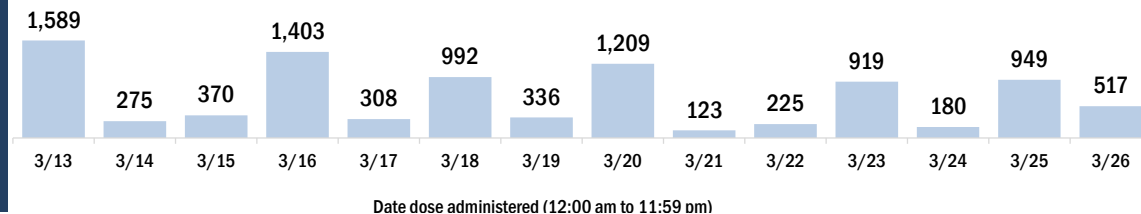


## Persons vaccinated for COVID-19 for the past 2 weeks

### Number of persons who received their first dose of a two-dose series of the COVID-19 vaccine



### Number of persons who completed the COVID-19 vaccine series





# COVID-19: St. Lucie County vaccine summary

Vaccination data through Mar 26, 2021 as of Mar 27, 2021 at 12:05 AM

Data in this report are provisional and subject to change.

Data in this summary pertain to COVID-19 vaccines approved by the U.S. Food and Drug Administration and have been issued an Emergency Use Authorization (Janssen COVID-19 Vaccine, Moderna COVID-19 Vaccine and Pfizer-BioNTech COVID-19 Vaccine). These data summarize the number of people who have received either their first dose or have completed the series for a COVID-19 vaccine. **A person can only be counted in one category, first dose or series complete.** For persons receiving Moderna or Pfizer vaccines, once they receive their second dose, they are moved from the first dose column to the series completed column. **Because of this, the total first dose category may show a change from report to report not matching the total receiving their first dose from the previous day.** Persons receiving Johnson & Johnson vaccines will always be counted in the series completed column.

## COVID-19 doses for vaccinated persons in Florida

**Doses administered** 123,452

People receiving one dose of a 1-dose series (Johnson & Johnson) or receiving only one dose of a 2-dose series (Moderna, Pfizer) count once. Persons receiving both doses of a 2-dose series count twice.

## Current status of persons vaccinated for COVID-19 in Florida

**Total people vaccinated** 76,292

First dose 27,976

Series completed 48,316

Completed 1-dose series 1,156

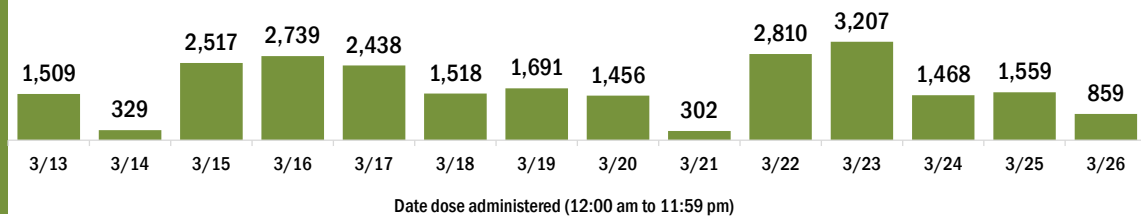
Completed 2-dose series 47,160

**First dose:** current number of people who have only received their first dose of the Moderna or Pfizer vaccine.

**Series complete:** current number of people who have received both Moderna or Pfizer vaccine doses or one Johnson & Johnson dose and are considered fully immunized.

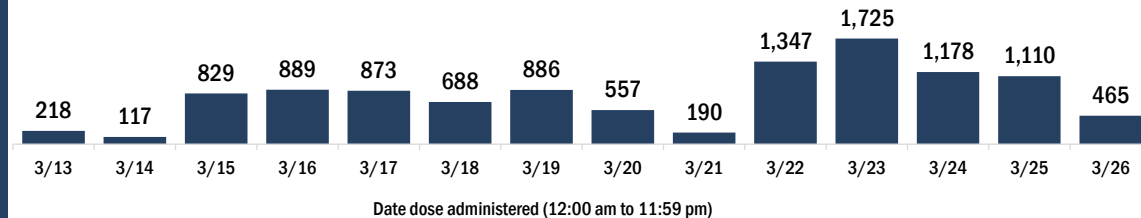
Demographic summary	First dose	Series complete	Total people vaccinated
<b>Age group</b>	<b>27,976</b>	<b>48,316</b>	<b>76,292</b>
16-24 years	443	360	803
25-34 years	911	1,001	1,912
35-44 years	1,370	1,582	2,952
45-54 years	3,033	2,355	5,388
55-64 years	8,148	4,197	12,345
65-74 years	7,903	21,939	29,842
75-84 years	4,664	12,950	17,614
85+ years	1,504	3,932	5,436
<b>Race</b>	<b>27,976</b>	<b>48,316</b>	<b>76,292</b>
White	17,618	32,981	50,599
Black	2,654	4,095	6,749
American Indian/Alaskan	151	240	391
Other	2,152	4,384	6,536
Unknown	5,401	6,616	12,017
<b>Other race</b> includes Asian, native Hawaiian/Pacific Islander, or other.			
<b>Ethnicity</b>	<b>27,976</b>	<b>48,316</b>	<b>76,292</b>
Hispanic	2,648	2,698	5,346
Non-Hispanic	14,253	28,753	43,006
Unknown	11,075	16,865	27,940
<b>Gender</b>	<b>27,976</b>	<b>48,316</b>	<b>76,292</b>
Female	15,931	27,800	43,731
Male	11,963	20,497	32,460
Unknown	82	19	101

## COVID-19 doses administered for the past 2 weeks

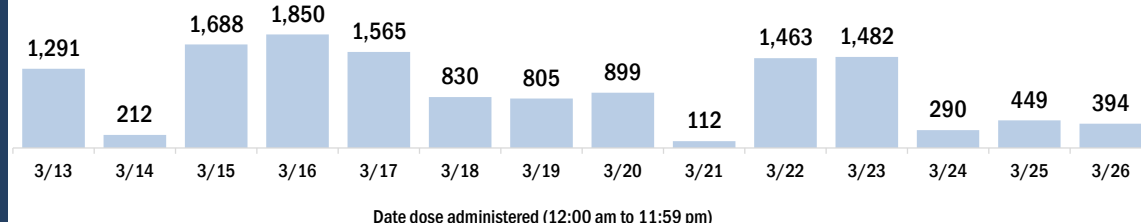


## Persons vaccinated for COVID-19 for the past 2 weeks

### Number of persons who received their first dose of a two-dose series of the COVID-19 vaccine



### Number of persons who completed the COVID-19 vaccine series





# COVID-19: Sumter County vaccine summary

Vaccination data through Mar 26, 2021 as of Mar 27, 2021 at 12:05 AM

Data in this report are provisional and subject to change.

Data in this summary pertain to COVID-19 vaccines approved by the U.S. Food and Drug Administration and have been issued an Emergency Use Authorization (Janssen COVID-19 Vaccine, Moderna COVID-19 Vaccine and Pfizer-BioNTech COVID-19 Vaccine). These data summarize the number of people who have received either their first dose or have completed the series for a COVID-19 vaccine. **A person can only be counted in one category, first dose or series complete.** For persons receiving Moderna or Pfizer vaccines, once they receive their second dose, they are moved from the first dose column to the series completed column. **Because of this, the total first dose category may show a change from report to report not matching the total receiving their first dose from the previous day.** Persons receiving Johnson & Johnson vaccines will always be counted in the series completed column.

## COVID-19 doses for vaccinated persons in Florida

**Doses administered** 116,587

People receiving one dose of a 1-dose series (Johnson & Johnson) or receiving only one dose of a 2-dose series (Moderna, Pfizer) count once. Persons receiving both doses of a 2-dose series count twice.

## Current status of persons vaccinated for COVID-19 in Florida

**Total people vaccinated** 73,308

First dose 26,958

Series completed 46,350

Completed 1-dose series 3,071

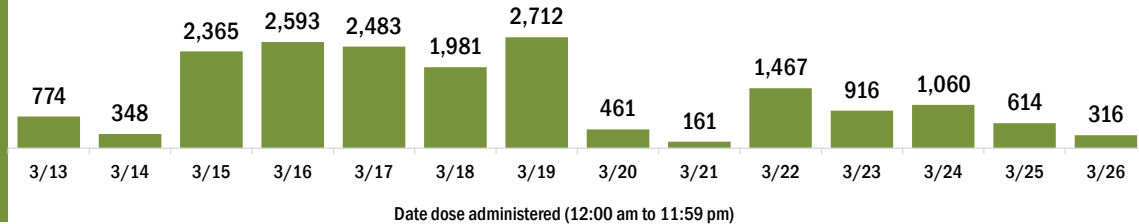
Completed 2-dose series 43,279

**First dose:** current number of people who have only received their first dose of the Moderna or Pfizer vaccine.

**Series complete:** current number of people who have received both Moderna or Pfizer vaccine doses or one Johnson & Johnson dose and are considered fully immunized.

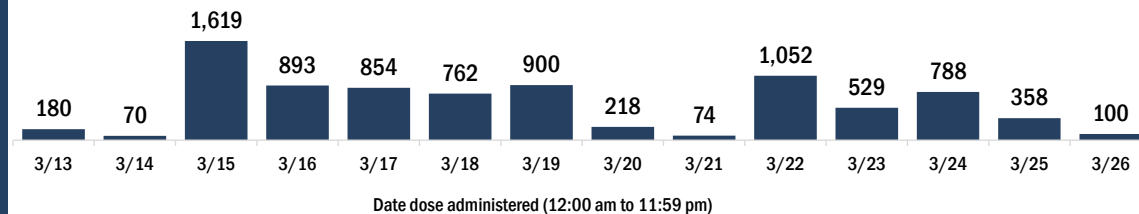
Demographic summary	First dose	Series complete	Total people vaccinated
<b>Age group</b>	26,958	46,350	73,308
16-24 years	73	45	118
25-34 years	134	123	257
35-44 years	226	179	405
45-54 years	672	322	994
55-64 years	6,172	1,275	7,447
65-74 years	10,333	25,272	35,605
75-84 years	7,658	16,672	24,330
85+ years	1,690	2,462	4,152
<b>Race</b>	26,958	46,350	73,308
White	21,498	39,170	60,668
Black	335	412	747
American Indian/Alaskan	25	120	145
Other	1,198	1,756	2,954
Unknown	3,902	4,892	8,794
<b>Other race</b> includes Asian, native Hawaiian/Pacific Islander, or other.			
<b>Ethnicity</b>	26,958	46,350	73,308
Hispanic	459	560	1,019
Non-Hispanic	16,195	29,438	45,633
Unknown	10,304	16,352	26,656
<b>Gender</b>	26,958	46,350	73,308
Female	15,384	25,513	40,897
Male	11,500	20,833	32,333
Unknown	74	4	78

## COVID-19 doses administered for the past 2 weeks

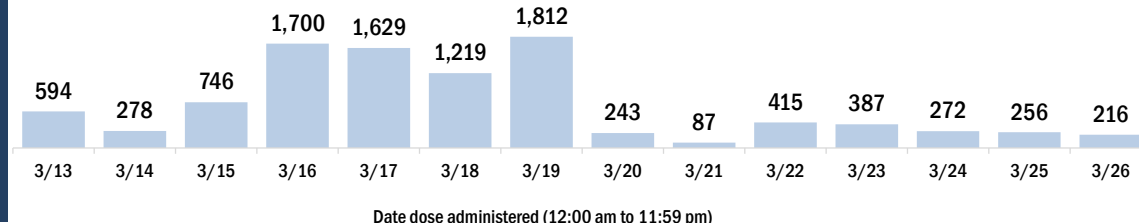


## Persons vaccinated for COVID-19 for the past 2 weeks

### Number of persons who received their first dose of a two-dose series of the COVID-19 vaccine



### Number of persons who completed the COVID-19 vaccine series



# COVID-19: Suwannee County vaccine summary

Vaccination data through Mar 26, 2021 as of Mar 27, 2021 at 12:05 AM

Data in this report are provisional and subject to change.

Data in this summary pertain to COVID-19 vaccines approved by the U.S. Food and Drug Administration and have been issued an Emergency Use Authorization (Janssen COVID-19 Vaccine, Moderna COVID-19 Vaccine and Pfizer-BioNTech COVID-19 Vaccine). These data summarize the number of people who have received either their first dose or have completed the series for a COVID-19 vaccine. **A person can only be counted in one category, first dose or series complete.** For persons receiving Moderna or Pfizer vaccines, once they receive their second dose, they are moved from the first dose column to the series completed column. **Because of this, the total first dose category may show a change from report to report not matching the total receiving their first dose from the previous day.** Persons receiving Johnson & Johnson vaccines will always be counted in the series completed column.

## COVID-19 doses for vaccinated persons in Florida

**Doses administered** 12,010

People receiving one dose of a 1-dose series (Johnson & Johnson) or receiving only one dose of a 2-dose series (Moderna, Pfizer) count once. Persons receiving both doses of a 2-dose series count twice.

## Current status of persons vaccinated for COVID-19 in Florida

**Total people vaccinated** 7,112

First dose 2,093

Series completed 5,019

Completed 1-dose series 121

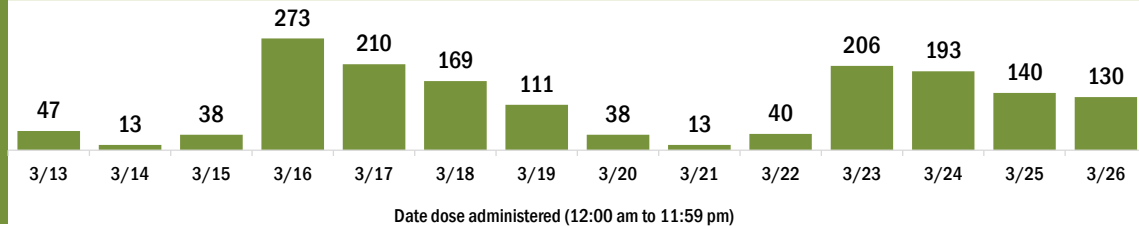
Completed 2-dose series 4,898

**First dose:** current number of people who have only received their first dose of the Moderna or Pfizer vaccine.

**Series complete:** current number of people who have received both Moderna or Pfizer vaccine doses or one Johnson & Johnson dose and are considered fully immunized.

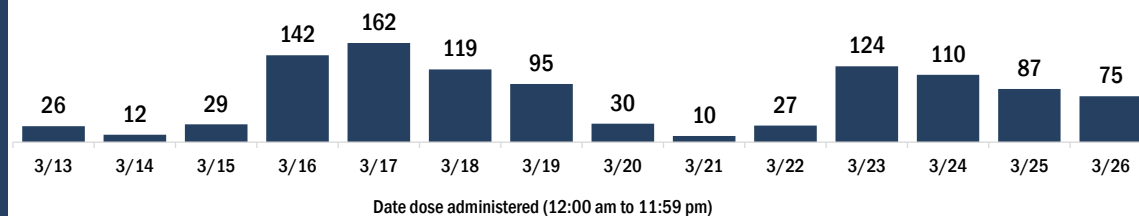
Demographic summary	First dose	Series complete	Total people vaccinated
<b>Age group</b>	<b>2,093</b>	<b>5,019</b>	<b>7,112</b>
16-24 years	54	33	87
25-34 years	65	75	140
35-44 years	109	115	224
45-54 years	240	160	400
55-64 years	920	383	1,303
65-74 years	416	2,245	2,661
75-84 years	211	1,491	1,702
85+ years	78	517	595
<b>Race</b>	<b>2,093</b>	<b>5,019</b>	<b>7,112</b>
White	1,427	3,526	4,953
Black	213	308	521
American Indian/Alaskan	3	4	7
Other	133	321	454
Unknown	317	860	1,177
<b>Other race</b> includes Asian, native Hawaiian/Pacific Islander, or other.			
<b>Ethnicity</b>	<b>2,093</b>	<b>5,019</b>	<b>7,112</b>
Hispanic	72	87	159
Non-Hispanic	1,139	2,420	3,559
Unknown	882	2,512	3,394
<b>Gender</b>	<b>2,093</b>	<b>5,019</b>	<b>7,112</b>
Female	1,266	2,923	4,189
Male	827	2,096	2,923
Unknown	0	0	0

## COVID-19 doses administered for the past 2 weeks

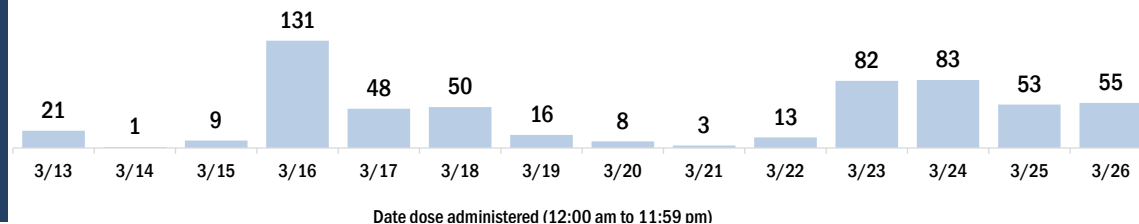


## Persons vaccinated for COVID-19 for the past 2 weeks

### Number of persons who received their first dose of a two-dose series of the COVID-19 vaccine



### Number of persons who completed the COVID-19 vaccine series



# COVID-19: Taylor County vaccine summary

Vaccination data through Mar 26, 2021 as of Mar 27, 2021 at 12:05 AM

Data in this report are provisional and subject to change.

Data in this summary pertain to COVID-19 vaccines approved by the U.S. Food and Drug Administration and have been issued an Emergency Use Authorization (Janssen COVID-19 Vaccine, Moderna COVID-19 Vaccine and Pfizer-BioNTech COVID-19 Vaccine). These data summarize the number of people who have received either their first dose or have completed the series for a COVID-19 vaccine. **A person can only be counted in one category, first dose or series complete.** For persons receiving Moderna or Pfizer vaccines, once they receive their second dose, they are moved from the first dose column to the series completed column. **Because of this, the total first dose category may show a change from report to report not matching the total receiving their first dose from the previous day.** Persons receiving Johnson & Johnson vaccines will always be counted in the series completed column.

## COVID-19 doses for vaccinated persons in Florida

**Doses administered** 6,591

People receiving one dose of a 1-dose series (Johnson & Johnson) or receiving only one dose of a 2-dose series (Moderna, Pfizer) count once. Persons receiving both doses of a 2-dose series count twice.

## Current status of persons vaccinated for COVID-19 in Florida

**Total people vaccinated** 4,114

First dose 1,596

Series completed 2,518

Completed 1-dose series 41

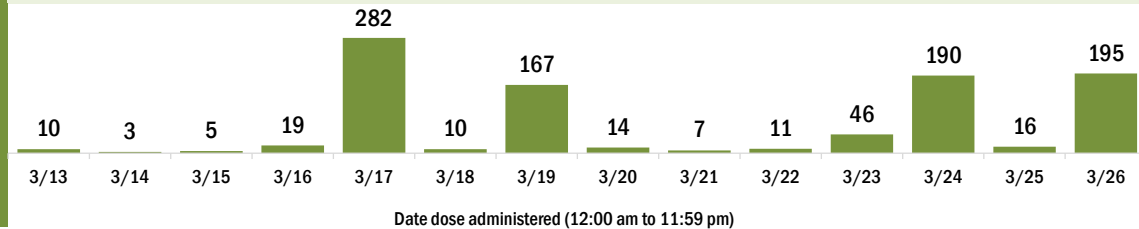
Completed 2-dose series 2,477

**First dose:** current number of people who have only received their first dose of the Moderna or Pfizer vaccine.

**Series complete:** current number of people who have received both Moderna or Pfizer vaccine doses or one Johnson & Johnson dose and are considered fully immunized.

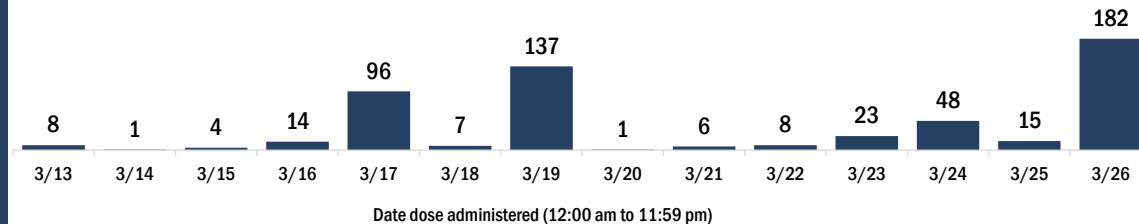
Demographic summary	First dose	Series complete	Total people vaccinated
<b>Age group</b>	<b>1,596</b>	<b>2,518</b>	<b>4,114</b>
16-24 years	33	16	49
25-34 years	46	49	95
35-44 years	82	48	130
45-54 years	179	104	283
55-64 years	544	304	848
65-74 years	422	1,128	1,550
75-84 years	222	679	901
85+ years	68	190	258
<b>Race</b>	<b>1,596</b>	<b>2,518</b>	<b>4,114</b>
White	1,110	1,872	2,982
Black	253	239	492
American Indian/Alaskan	14	21	35
Other	60	174	234
Unknown	159	212	371
<b>Other race</b> includes Asian, native Hawaiian/Pacific Islander, or other.			
<b>Ethnicity</b>	<b>1,596</b>	<b>2,518</b>	<b>4,114</b>
Hispanic	29	27	56
Non-Hispanic	951	1,393	2,344
Unknown	616	1,098	1,714
<b>Gender</b>	<b>1,596</b>	<b>2,518</b>	<b>4,114</b>
Female	873	1,391	2,264
Male	722	1,127	1,849
Unknown	1	0	1

## COVID-19 doses administered for the past 2 weeks

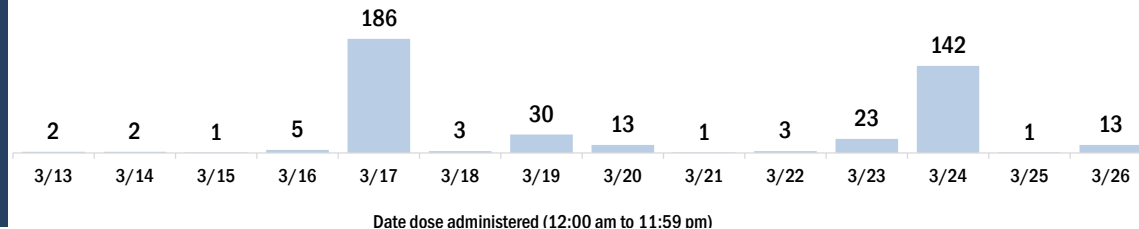


## Persons vaccinated for COVID-19 for the past 2 weeks

### Number of persons who received their first dose of a two-dose series of the COVID-19 vaccine



### Number of persons who completed the COVID-19 vaccine series



# COVID-19: Union County vaccine summary

Vaccination data through Mar 26, 2021 as of Mar 27, 2021 at 12:05 AM

Data in this report are provisional and subject to change.

Data in this summary pertain to COVID-19 vaccines approved by the U.S. Food and Drug Administration and have been issued an Emergency Use Authorization (Janssen COVID-19 Vaccine, Moderna COVID-19 Vaccine and Pfizer-BioNTech COVID-19 Vaccine). These data summarize the number of people who have received either their first dose or have completed the series for a COVID-19 vaccine. **A person can only be counted in one category, first dose or series complete.** For persons receiving Moderna or Pfizer vaccines, once they receive their second dose, they are moved from the first dose column to the series completed column. **Because of this, the total first dose category may show a change from report to report not matching the total receiving their first dose from the previous day.** Persons receiving Johnson & Johnson vaccines will always be counted in the series completed column.

## COVID-19 doses for vaccinated persons in Florida

**Doses administered** 2,963

People receiving one dose of a 1-dose series (Johnson & Johnson) or receiving only one dose of a 2-dose series (Moderna, Pfizer) count once. Persons receiving both doses of a 2-dose series count twice.

## Current status of persons vaccinated for COVID-19 in Florida

**Total people vaccinated** 1,771

First dose 498

Series completed 1,273

Completed 1-dose series 81

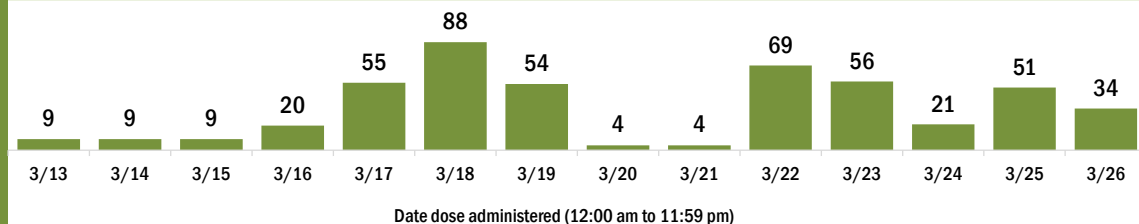
Completed 2-dose series 1,192

**First dose:** current number of people who have only received their first dose of the Moderna or Pfizer vaccine.

**Series complete:** current number of people who have received both Moderna or Pfizer vaccine doses or one Johnson & Johnson dose and are considered fully immunized.

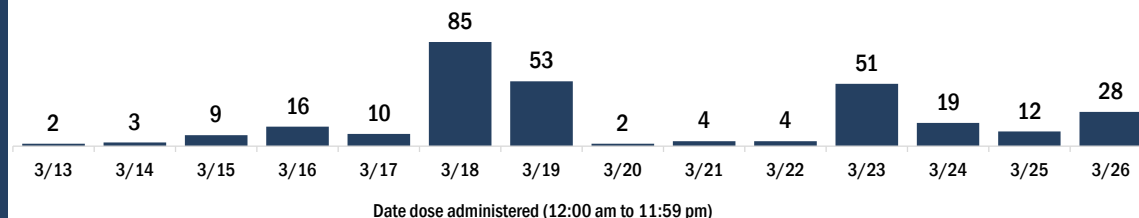
Demographic summary	First dose	Series complete	Total people vaccinated
<b>Age group</b>	498	1,273	1,771
16-24 years	10	12	22
25-34 years	28	50	78
35-44 years	31	37	68
45-54 years	65	64	129
55-64 years	226	136	362
65-74 years	91	548	639
75-84 years	38	330	368
85+ years	9	96	105
<b>Race</b>	498	1,273	1,771
White	377	1,055	1,432
Black	63	95	158
American Indian/Alaskan	7	12	19
Other	31	96	127
Unknown	20	15	35
<b>Other race</b> includes Asian, native Hawaiian/Pacific Islander, or other.			
<b>Ethnicity</b>	498	1,273	1,771
Hispanic	17	20	37
Non-Hispanic	397	1,193	1,590
Unknown	84	60	144
<b>Gender</b>	498	1,273	1,771
Female	304	724	1,028
Male	194	549	743
Unknown	0	0	0

## COVID-19 doses administered for the past 2 weeks

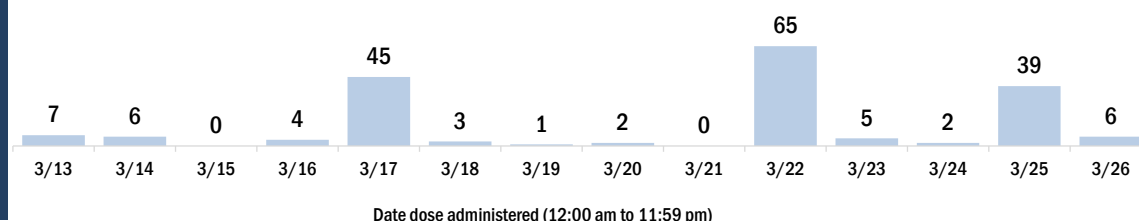


## Persons vaccinated for COVID-19 for the past 2 weeks

### Number of persons who received their first dose of a two-dose series of the COVID-19 vaccine



### Number of persons who completed the COVID-19 vaccine series



# COVID-19: Volusia County vaccine summary

Vaccination data through Mar 26, 2021 as of Mar 27, 2021 at 12:05 AM

Data in this report are provisional and subject to change.

Data in this summary pertain to COVID-19 vaccines approved by the U.S. Food and Drug Administration and have been issued an Emergency Use Authorization (Janssen COVID-19 Vaccine, Moderna COVID-19 Vaccine and Pfizer-BioNTech COVID-19 Vaccine). These data summarize the number of people who have received either their first dose or have completed the series for a COVID-19 vaccine. **A person can only be counted in one category, first dose or series complete.** For persons receiving Moderna or Pfizer vaccines, once they receive their second dose, they are moved from the first dose column to the series completed column. **Because of this, the total first dose category may show a change from report to report not matching the total receiving their first dose from the previous day.** Persons receiving Johnson & Johnson vaccines will always be counted in the series completed column.

## COVID-19 doses for vaccinated persons in Florida

**Doses administered** 211,573

People receiving one dose of a 1-dose series (Johnson & Johnson) or receiving only one dose of a 2-dose series (Moderna, Pfizer) count once. Persons receiving both doses of a 2-dose series count twice.

## Current status of persons vaccinated for COVID-19 in Florida

**Total people vaccinated** 139,535

First dose 55,883

Series completed 83,652

Completed 1-dose series 11,614

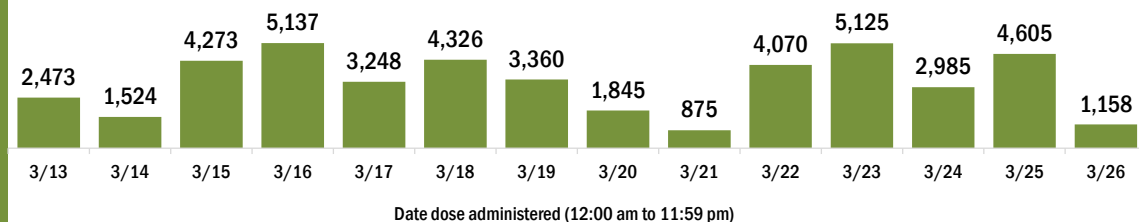
Completed 2-dose series 72,038

**First dose:** current number of people who have only received their first dose of the Moderna or Pfizer vaccine.

**Series complete:** current number of people who have received both Moderna or Pfizer vaccine doses or one Johnson & Johnson dose and are considered fully immunized.

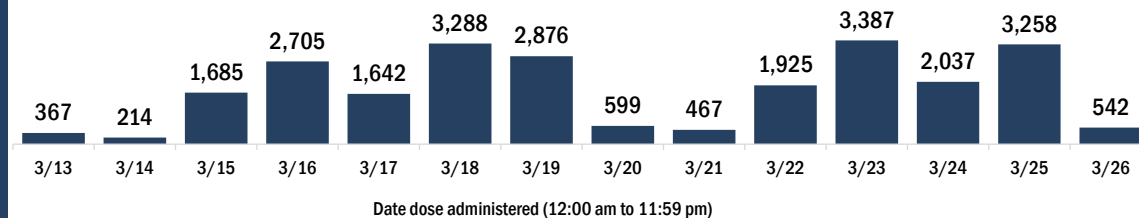
Demographic summary	First dose	Series complete	Total people vaccinated
<b>Age group</b>	<b>55,883</b>	<b>83,652</b>	<b>139,535</b>
16-24 years	1,050	844	1,894
25-34 years	1,883	2,270	4,153
35-44 years	2,549	3,063	5,612
45-54 years	5,082	4,586	9,668
55-64 years	16,580	8,776	25,356
65-74 years	16,615	35,998	52,613
75-84 years	9,125	20,607	29,732
85+ years	2,999	7,508	10,507
<b>Race</b>	<b>55,883</b>	<b>83,652</b>	<b>139,535</b>
White	37,445	53,436	90,881
Black	2,384	3,192	5,576
American Indian/Alaskan	230	340	570
Other	4,568	11,451	16,019
Unknown	11,256	15,233	26,489
<b>Other race</b> includes Asian, native Hawaiian/Pacific Islander, or other.			
<b>Ethnicity</b>	<b>55,883</b>	<b>83,652</b>	<b>139,535</b>
Hispanic	3,193	3,125	6,318
Non-Hispanic	28,494	38,950	67,444
Unknown	24,196	41,577	65,773
<b>Gender</b>	<b>55,883</b>	<b>83,652</b>	<b>139,535</b>
Female	31,532	49,100	80,632
Male	22,909	34,156	57,065
Unknown	1,442	396	1,838

## COVID-19 doses administered for the past 2 weeks

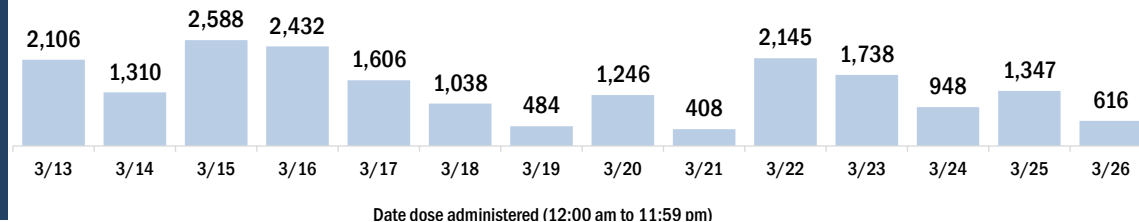


## Persons vaccinated for COVID-19 for the past 2 weeks

### Number of persons who received their first dose of a two-dose series of the COVID-19 vaccine



### Number of persons who completed the COVID-19 vaccine series



# COVID-19: Wakulla County vaccine summary

Vaccination data through Mar 26, 2021 as of Mar 27, 2021 at 12:05 AM

Data in this report are provisional and subject to change.

Data in this summary pertain to COVID-19 vaccines approved by the U.S. Food and Drug Administration and have been issued an Emergency Use Authorization (Janssen COVID-19 Vaccine, Moderna COVID-19 Vaccine and Pfizer-BioNTech COVID-19 Vaccine). These data summarize the number of people who have received either their first dose or have completed the series for a COVID-19 vaccine. **A person can only be counted in one category, first dose or series complete.** For persons receiving Moderna or Pfizer vaccines, once they receive their second dose, they are moved from the first dose column to the series completed column. **Because of this, the total first dose category may show a change from report to report not matching the total receiving their first dose from the previous day.** Persons receiving Johnson & Johnson vaccines will always be counted in the series completed column.

## COVID-19 doses for vaccinated persons in Florida

**Doses administered** 11,702

People receiving one dose of a 1-dose series (Johnson & Johnson) or receiving only one dose of a 2-dose series (Moderna, Pfizer) count once. Persons receiving both doses of a 2-dose series count twice.

## Current status of persons vaccinated for COVID-19 in Florida

**Total people vaccinated** 7,179

First dose 2,517

Series completed 4,662

Completed 1-dose series 139

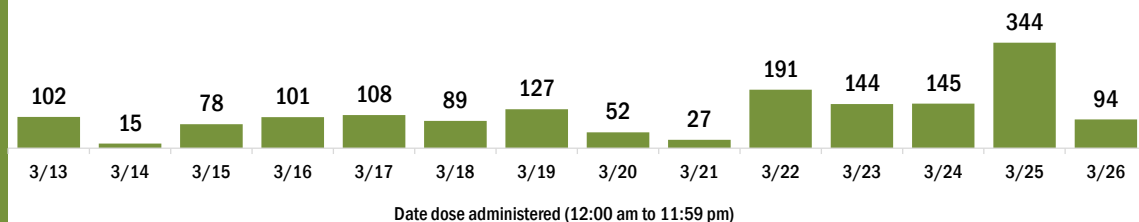
Completed 2-dose series 4,523

**First dose:** current number of people who have only received their first dose of the Moderna or Pfizer vaccine.

**Series complete:** current number of people who have received both Moderna or Pfizer vaccine doses or one Johnson & Johnson dose and are considered fully immunized.

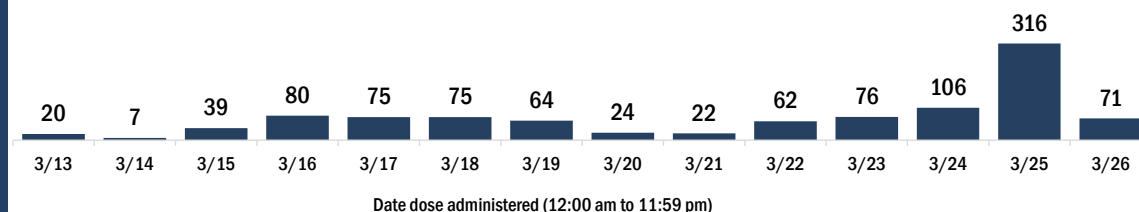
Demographic summary	First dose	Series complete	Total people vaccinated
<b>Age group</b>	2,517	4,662	7,179
16-24 years	80	30	110
25-34 years	106	133	239
35-44 years	193	200	393
45-54 years	409	267	676
55-64 years	952	549	1,501
65-74 years	480	2,209	2,689
75-84 years	237	1,023	1,260
85+ years	60	251	311
<b>Race</b>	2,517	4,662	7,179
White	1,818	3,487	5,305
Black	205	282	487
American Indian/Alaskan	13	27	40
Other	247	640	887
Unknown	234	226	460
<b>Other race</b> includes Asian, native Hawaiian/Pacific Islander, or other.			
<b>Ethnicity</b>	2,517	4,662	7,179
Hispanic	63	54	117
Non-Hispanic	1,883	3,556	5,439
Unknown	571	1,052	1,623
<b>Gender</b>	2,517	4,662	7,179
Female	1,455	2,584	4,039
Male	1,061	2,077	3,138
Unknown	1	1	2

## COVID-19 doses administered for the past 2 weeks

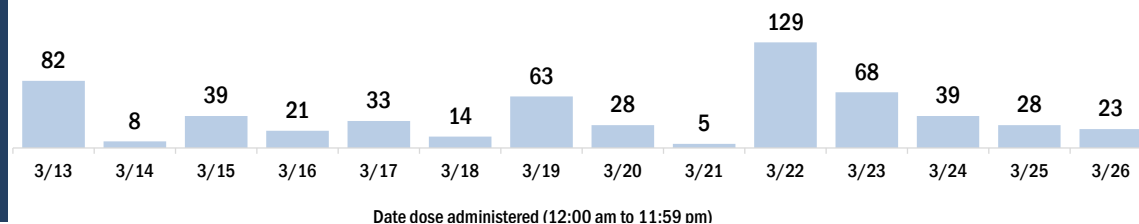


## Persons vaccinated for COVID-19 for the past 2 weeks

### Number of persons who received their first dose of a two-dose series of the COVID-19 vaccine



### Number of persons who completed the COVID-19 vaccine series



# COVID-19: Walton County vaccine summary

Vaccination data through Mar 26, 2021 as of Mar 27, 2021 at 12:05 AM

Data in this report are provisional and subject to change.

Data in this summary pertain to COVID-19 vaccines approved by the U.S. Food and Drug Administration and have been issued an Emergency Use Authorization (Janssen COVID-19 Vaccine, Moderna COVID-19 Vaccine and Pfizer-BioNTech COVID-19 Vaccine). These data summarize the number of people who have received either their first dose or have completed the series for a COVID-19 vaccine. **A person can only be counted in one category, first dose or series complete.** For persons receiving Moderna or Pfizer vaccines, once they receive their second dose, they are moved from the first dose column to the series completed column. **Because of this, the total first dose category may show a change from report to report not matching the total receiving their first dose from the previous day.** Persons receiving Johnson & Johnson vaccines will always be counted in the series completed column.

## COVID-19 doses for vaccinated persons in Florida

**Doses administered** 26,206

People receiving one dose of a 1-dose series (Johnson & Johnson) or receiving only one dose of a 2-dose series (Moderna, Pfizer) count once. Persons receiving both doses of a 2-dose series count twice.

## Current status of persons vaccinated for COVID-19 in Florida

**Total people vaccinated** 16,388

First dose 6,109

Series completed 10,279

Completed 1-dose series 461

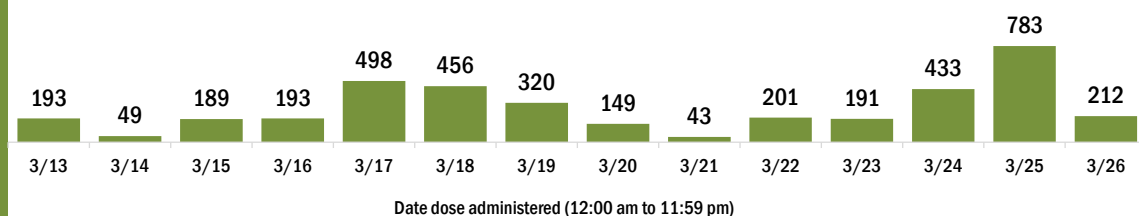
Completed 2-dose series 9,818

**First dose:** current number of people who have only received their first dose of the Moderna or Pfizer vaccine.

**Series complete:** current number of people who have received both Moderna or Pfizer vaccine doses or one Johnson & Johnson dose and are considered fully immunized.

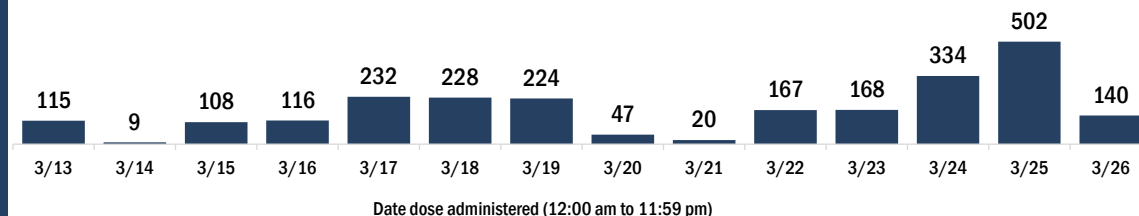
Demographic summary	First dose	Series complete	Total people vaccinated
<b>Age group</b>	<b>6,109</b>	<b>10,279</b>	<b>16,388</b>
16-24 years	82	61	143
25-34 years	194	183	377
35-44 years	373	361	734
45-54 years	816	521	1,337
55-64 years	2,453	1,201	3,654
65-74 years	1,390	5,128	6,518
75-84 years	635	2,211	2,846
85+ years	166	613	779
<b>Race</b>	<b>6,109</b>	<b>10,279</b>	<b>16,388</b>
White	4,473	7,908	12,381
Black	129	163	292
American Indian/Alaskan	20	39	59
Other	302	470	772
Unknown	1,185	1,699	2,884
<b>Other race</b> includes Asian, native Hawaiian/Pacific Islander, or other.			
<b>Ethnicity</b>	<b>6,109</b>	<b>10,279</b>	<b>16,388</b>
Hispanic	143	137	280
Non-Hispanic	3,846	6,800	10,646
Unknown	2,120	3,342	5,462
<b>Gender</b>	<b>6,109</b>	<b>10,279</b>	<b>16,388</b>
Female	3,394	5,644	9,038
Male	2,713	4,634	7,347
Unknown	2	1	3

## COVID-19 doses administered for the past 2 weeks

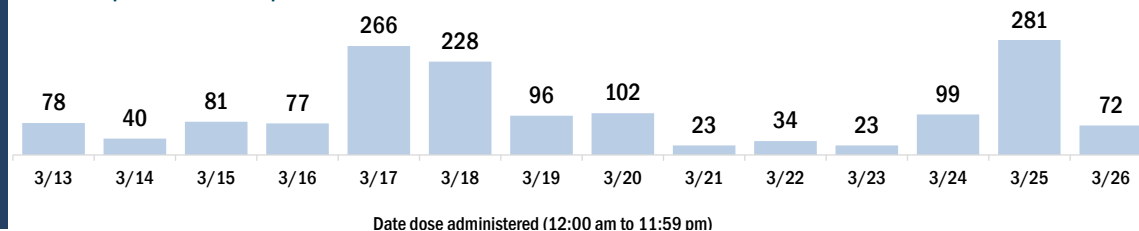


## Persons vaccinated for COVID-19 for the past 2 weeks

### Number of persons who received their first dose of a two-dose series of the COVID-19 vaccine



### Number of persons who completed the COVID-19 vaccine series





# COVID-19: Washington County vaccine summary

Vaccination data through Mar 26, 2021 as of Mar 27, 2021 at 12:05 AM

Data in this report are provisional and subject to change.

Data in this summary pertain to COVID-19 vaccines approved by the U.S. Food and Drug Administration and have been issued an Emergency Use Authorization (Janssen COVID-19 Vaccine, Moderna COVID-19 Vaccine and Pfizer-BioNTech COVID-19 Vaccine). These data summarize the number of people who have received either their first dose or have completed the series for a COVID-19 vaccine. **A person can only be counted in one category, first dose or series complete.** For persons receiving Moderna or Pfizer vaccines, once they receive their second dose, they are moved from the first dose column to the series completed column. **Because of this, the total first dose category may show a change from report to report not matching the total receiving their first dose from the previous day.** Persons receiving Johnson & Johnson vaccines will always be counted in the series completed column.

## COVID-19 doses for vaccinated persons in Florida

**Doses administered** 6,140

People receiving one dose of a 1-dose series (Johnson & Johnson) or receiving only one dose of a 2-dose series (Moderna, Pfizer) count once. Persons receiving both doses of a 2-dose series count twice.

## Current status of persons vaccinated for COVID-19 in Florida

**Total people vaccinated** 3,755

First dose 1,240

Series completed 2,515

Completed 1-dose series 130

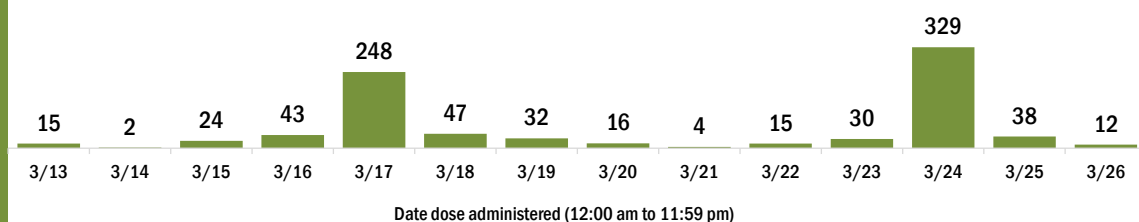
Completed 2-dose series 2,385

**First dose:** current number of people who have only received their first dose of the Moderna or Pfizer vaccine.

**Series complete:** current number of people who have received both Moderna or Pfizer vaccine doses or one Johnson & Johnson dose and are considered fully immunized.

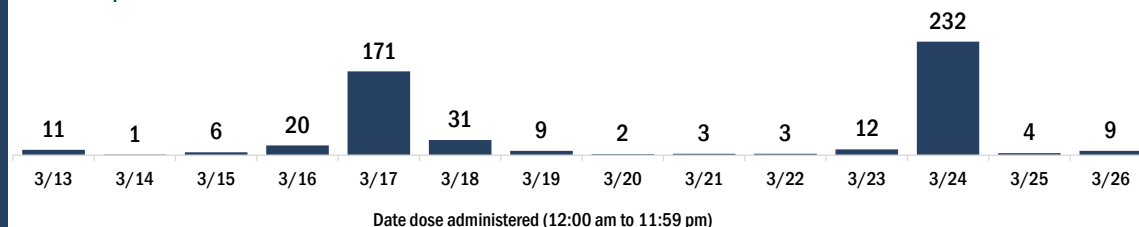
Demographic summary	First dose	Series complete	Total people vaccinated
<b>Age group</b>	1,240	2,515	3,755
16-24 years	18	14	32
25-34 years	49	50	99
35-44 years	63	89	152
45-54 years	173	137	310
55-64 years	478	319	797
65-74 years	273	1,060	1,333
75-84 years	135	631	766
85+ years	51	215	266
<b>Race</b>	1,240	2,515	3,755
White	927	1,996	2,923
Black	162	206	368
American Indian/Alaskan	20	27	47
Other	49	142	191
Unknown	82	144	226
<b>Other race</b> includes Asian, native Hawaiian/Pacific Islander, or other.			
<b>Ethnicity</b>	1,240	2,515	3,755
Hispanic	26	20	46
Non-Hispanic	882	2,001	2,883
Unknown	332	494	826
<b>Gender</b>	1,240	2,515	3,755
Female	703	1,402	2,105
Male	537	1,113	1,650
Unknown	0	0	0

## COVID-19 doses administered for the past 2 weeks



## Persons vaccinated for COVID-19 for the past 2 weeks

Number of persons who received their first dose of a two-dose series of the COVID-19 vaccine



Number of persons who completed the COVID-19 vaccine series

