

# COVID-19: Florida vaccine summary

Vaccination data through Mar 25, 2021 as of Mar 26, 2021 at 12:05 AM

Data in this report are provisional and subject to change. Data are based on county of residence.

Data in this summary pertain to COVID-19 vaccines approved by the U.S. Food and Drug Administration and have been issued an Emergency Use Authorization (Janssen COVID-19 Vaccine, Moderna COVID-19 Vaccine and Pfizer-BioNTech COVID-19 Vaccine). These data summarize the number of people who have received either their first dose or have completed the series for a COVID-19 vaccine. **A person can only be counted in one category, first dose or series complete.** For persons receiving Moderna or Pfizer vaccines, once they receive their second dose, they are moved from the first dose column to the series completed column. **Because of this, the total first dose category may show a change from report to report not matching the total receiving their first dose from the previous day.** Persons receiving Johnson & Johnson vaccines will always be counted in the series completed column.

## COVID-19 doses for vaccinated persons in Florida

**Doses administered** 8,277,160

People receiving one dose of a 1-dose series (Johnson & Johnson) or receiving only one dose of a 2-dose series (Moderna, Pfizer) count once. Persons receiving both doses of a 2-dose series count twice.

## Current status of persons vaccinated for COVID-19 in Florida

**Total people vaccinated** 5,475,209

First dose 2,470,806

Series completed 3,004,403

Completed 1-dose series 202,452

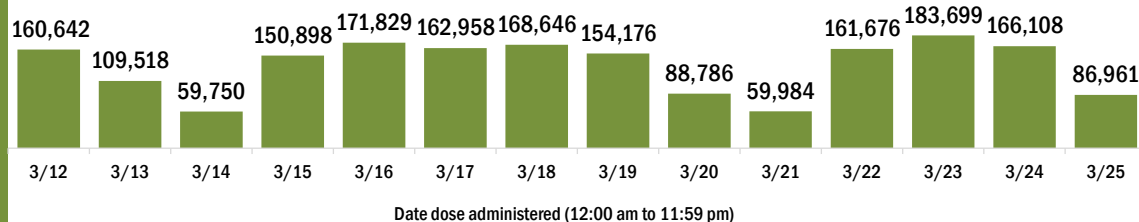
Completed 2-dose series 2,801,951

**First dose:** current number of people who have only received their first dose of the Moderna or Pfizer vaccine.

**Series complete:** current number of people who have received both Moderna or Pfizer vaccine doses or one Johnson & Johnson dose and are considered fully immunized.

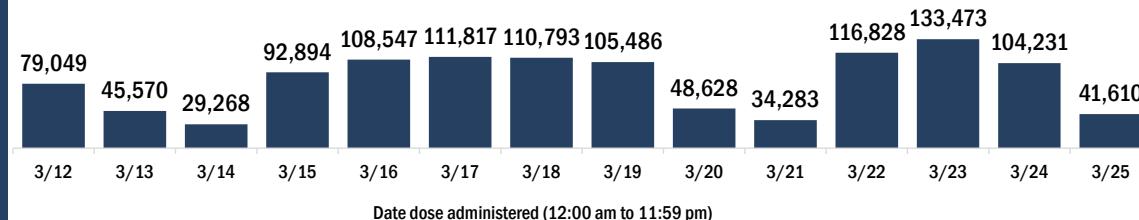
Demographic summary	First dose	Series complete	Total people vaccinated
<b>Age group</b>	2,470,806	3,004,403	5,475,209
16-24 years	67,700	35,714	103,414
25-34 years	135,132	112,973	248,105
35-44 years	187,387	148,041	335,428
45-54 years	305,634	198,483	504,117
55-64 years	687,068	316,180	1,003,248
65-74 years	601,444	1,232,722	1,834,166
75-84 years	359,096	717,033	1,076,129
85+ years	127,345	243,257	370,602
<b>Race</b>	2,470,806	3,004,403	5,475,209
White	1,627,431	2,084,297	3,711,728
Black	158,389	188,036	346,425
American Indian/Alaskan	9,401	10,801	20,202
Other	219,559	329,506	549,065
Unknown	456,026	391,763	847,789
<b>Other race</b> includes Asian, native Hawaiian/Pacific Islander, or other.			
<b>Ethnicity</b>	2,470,806	3,004,403	5,475,209
Hispanic	313,792	360,710	674,502
Non-Hispanic	1,185,159	1,647,153	2,832,312
Unknown	971,855	996,540	1,968,395
<b>Gender</b>	2,470,806	3,004,403	5,475,209
Female	1,406,140	1,732,414	3,138,554
Male	1,052,295	1,268,832	2,321,127
Unknown	12,371	3,157	15,528

## COVID-19 doses administered for the past 2 weeks

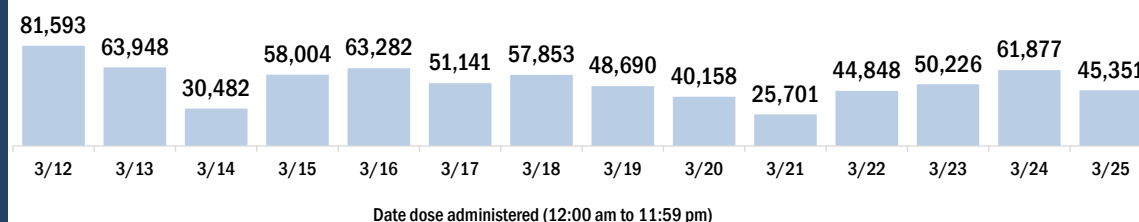


## Persons vaccinated for COVID-19 for the past 2 weeks

### Number of persons who received their first dose of the COVID-19 vaccine



### Number of persons who received their second dose and completed the COVID-19 vaccine series



# COVID-19: Alachua County vaccine summary

Vaccination data through Mar 25, 2021 as of Mar 26, 2021 at 12:05 AM

Data in this report are provisional and subject to change.

Data in this summary pertain to COVID-19 vaccines approved by the U.S. Food and Drug Administration and have been issued an Emergency Use Authorization (Janssen COVID-19 Vaccine, Moderna COVID-19 Vaccine and Pfizer-BioNTech COVID-19 Vaccine). These data summarize the number of people who have received either their first dose or have completed the series for a COVID-19 vaccine. **A person can only be counted in one category, first dose or series complete.** For persons receiving Moderna or Pfizer vaccines, once they receive their second dose, they are moved from the first dose column to the series completed column. **Because of this, the total first dose category may show a change from report to report not matching the total receiving their first dose from the previous day.** Persons receiving Johnson & Johnson vaccines will always be counted in the series completed column.

## COVID-19 doses for vaccinated persons in Florida

**Doses administered** 118,097

People receiving one dose of a 1-dose series (Johnson & Johnson) or receiving only one dose of a 2-dose series (Moderna, Pfizer) count once. Persons receiving both doses of a 2-dose series count twice.

## Current status of persons vaccinated for COVID-19 in Florida

**Total people vaccinated** 73,096

First dose 25,625

Series completed 47,471

Completed 1-dose series 2,470

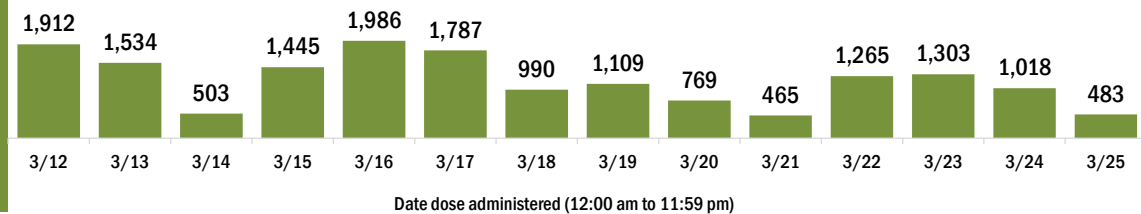
Completed 2-dose series 45,001

**First dose:** current number of people who have only received their first dose of the Moderna or Pfizer vaccine.

**Series complete:** current number of people who have received both Moderna or Pfizer vaccine doses or one Johnson & Johnson dose and are considered fully immunized.

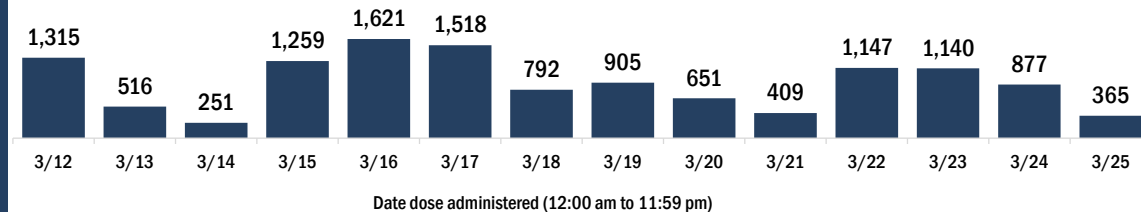
Demographic summary	First dose	Series complete	Total people vaccinated
<b>Age group</b>	25,625	47,471	73,096
16-24 years	3,155	2,385	5,540
25-34 years	4,260	6,197	10,457
35-44 years	3,403	4,690	8,093
45-54 years	3,445	4,380	7,825
55-64 years	5,697	5,211	10,908
65-74 years	3,735	13,922	17,657
75-84 years	1,361	7,771	9,132
85+ years	569	2,915	3,484
<b>Race</b>	25,625	47,471	73,096
White	15,407	33,844	49,251
Black	2,929	3,859	6,788
American Indian/Alaskan	60	133	193
Other	3,742	7,178	10,920
Unknown	3,487	2,457	5,944
<b>Other race</b> includes Asian, native Hawaiian/Pacific Islander, or other.			
<b>Ethnicity</b>	25,625	47,471	73,096
Hispanic	1,333	2,330	3,663
Non-Hispanic	11,176	33,331	44,507
Unknown	13,116	11,810	24,926
<b>Gender</b>	25,625	47,471	73,096
Female	15,079	28,289	43,368
Male	10,476	19,164	29,640
Unknown	70	18	88

## COVID-19 doses administered for the past 2 weeks

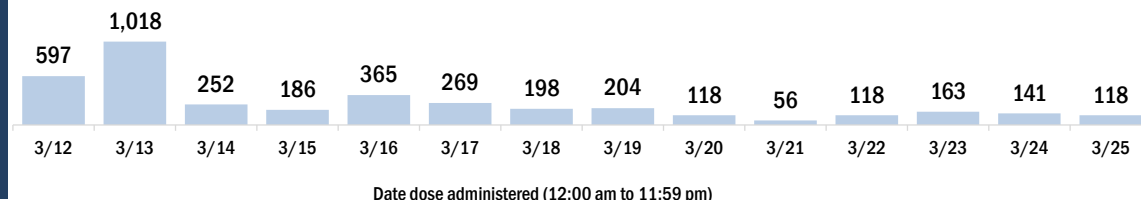


## Persons vaccinated for COVID-19 for the past 2 weeks

### Number of persons who received their first dose of a two-dose series of the COVID-19 vaccine



### Number of persons who completed the COVID-19 vaccine series



# COVID-19: Baker County vaccine summary

Vaccination data through Mar 25, 2021 as of Mar 26, 2021 at 12:05 AM

Data in this report are provisional and subject to change.

Data in this summary pertain to COVID-19 vaccines approved by the U.S. Food and Drug Administration and have been issued an Emergency Use Authorization (Janssen COVID-19 Vaccine, Moderna COVID-19 Vaccine and Pfizer-BioNTech COVID-19 Vaccine). These data summarize the number of people who have received either their first dose or have completed the series for a COVID-19 vaccine. **A person can only be counted in one category, first dose or series complete.** For persons receiving Moderna or Pfizer vaccines, once they receive their second dose, they are moved from the first dose column to the series completed column. **Because of this, the total first dose category may show a change from report to report not matching the total receiving their first dose from the previous day.** Persons receiving Johnson & Johnson vaccines will always be counted in the series completed column.

## COVID-19 doses for vaccinated persons in Florida

**Doses administered** 6,260

People receiving one dose of a 1-dose series (Johnson & Johnson) or receiving only one dose of a 2-dose series (Moderna, Pfizer) count once. Persons receiving both doses of a 2-dose series count twice.

## Current status of persons vaccinated for COVID-19 in Florida

**Total people vaccinated** 3,779

First dose 1,238

Series completed 2,541

Completed 1-dose series 60

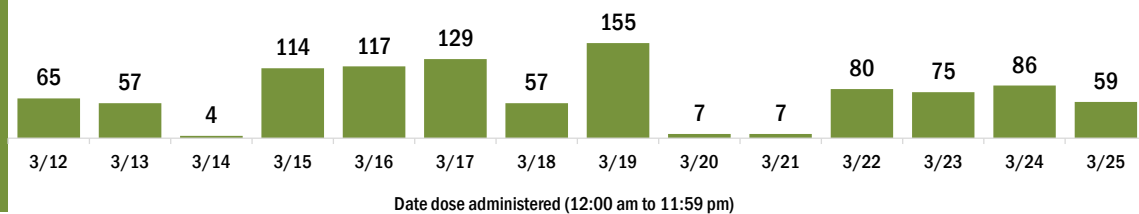
Completed 2-dose series 2,481

**First dose:** current number of people who have only received their first dose of the Moderna or Pfizer vaccine.

**Series complete:** current number of people who have received both Moderna or Pfizer vaccine doses or one Johnson & Johnson dose and are considered fully immunized.

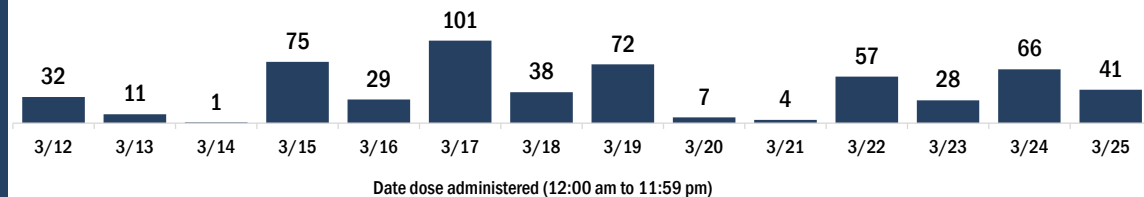
Demographic summary	First dose	Series complete	Total people vaccinated
<b>Age group</b>	1,238	2,541	3,779
16-24 years	21	35	56
25-34 years	64	94	158
35-44 years	85	136	221
45-54 years	165	174	339
55-64 years	461	317	778
65-74 years	247	1,067	1,314
75-84 years	143	563	706
85+ years	52	155	207
<b>Race</b>	1,238	2,541	3,779
White	968	1,981	2,949
Black	153	180	333
American Indian/Alaskan	6	17	23
Other	68	186	254
Unknown	43	177	220
<b>Other race</b> includes Asian, native Hawaiian/Pacific Islander, or other.			
<b>Ethnicity</b>	1,238	2,541	3,779
Hispanic	26	30	56
Non-Hispanic	1,007	1,588	2,595
Unknown	205	923	1,128
<b>Gender</b>	1,238	2,541	3,779
Female	725	1,416	2,141
Male	513	1,125	1,638
Unknown	0	0	0

## COVID-19 doses administered for the past 2 weeks

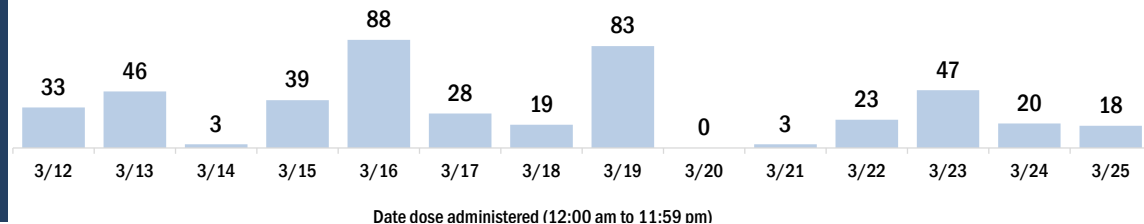


## Persons vaccinated for COVID-19 for the past 2 weeks

### Number of persons who received their first dose of a two-dose series of the COVID-19 vaccine



### Number of persons who completed the COVID-19 vaccine series



# COVID-19: Bay County vaccine summary

Vaccination data through Mar 25, 2021 as of Mar 26, 2021 at 12:05 AM

Data in this report are provisional and subject to change.

Data in this summary pertain to COVID-19 vaccines approved by the U.S. Food and Drug Administration and have been issued an Emergency Use Authorization (Janssen COVID-19 Vaccine, Moderna COVID-19 Vaccine and Pfizer-BioNTech COVID-19 Vaccine). These data summarize the number of people who have received either their first dose or have completed the series for a COVID-19 vaccine. **A person can only be counted in one category, first dose or series complete.** For persons receiving Moderna or Pfizer vaccines, once they receive their second dose, they are moved from the first dose column to the series completed column. **Because of this, the total first dose category may show a change from report to report not matching the total receiving their first dose from the previous day.** Persons receiving Johnson & Johnson vaccines will always be counted in the series completed column.

## COVID-19 doses for vaccinated persons in Florida

**Doses administered** 56,993

People receiving one dose of a 1-dose series (Johnson & Johnson) or receiving only one dose of a 2-dose series (Moderna, Pfizer) count once. Persons receiving both doses of a 2-dose series count twice.

## Current status of persons vaccinated for COVID-19 in Florida

**Total people vaccinated** 36,667

First dose 14,319

Series completed 22,348

Completed 1-dose series 2,022

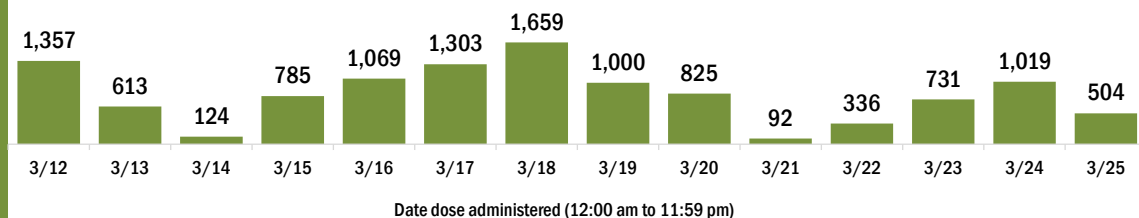
Completed 2-dose series 20,326

**First dose:** current number of people who have only received their first dose of the Moderna or Pfizer vaccine.

**Series complete:** current number of people who have received both Moderna or Pfizer vaccine doses or one Johnson & Johnson dose and are considered fully immunized.

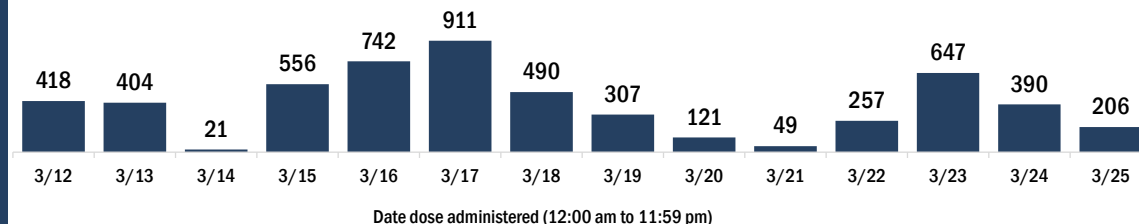
Demographic summary	First dose	Series complete	Total people vaccinated
<b>Age group</b>	<b>14,319</b>	<b>22,348</b>	<b>36,667</b>
16-24 years	362	220	582
25-34 years	732	663	1,395
35-44 years	1,211	1,186	2,397
45-54 years	1,896	1,741	3,637
55-64 years	4,458	3,695	8,153
65-74 years	3,581	8,723	12,304
75-84 years	1,527	4,682	6,209
85+ years	552	1,438	1,990
<b>Race</b>	<b>14,319</b>	<b>22,348</b>	<b>36,667</b>
White	9,823	15,587	25,410
Black	1,091	1,137	2,228
American Indian/Alaskan	49	113	162
Other	1,165	2,001	3,166
Unknown	2,191	3,510	5,701
<b>Other race</b> includes Asian, native Hawaiian/Pacific Islander, or other.			
<b>Ethnicity</b>	<b>14,319</b>	<b>22,348</b>	<b>36,667</b>
Hispanic	630	453	1,083
Non-Hispanic	8,746	12,740	21,486
Unknown	4,943	9,155	14,098
<b>Gender</b>	<b>14,319</b>	<b>22,348</b>	<b>36,667</b>
Female	8,297	12,542	20,839
Male	6,019	9,805	15,824
Unknown	3	1	4

## COVID-19 doses administered for the past 2 weeks

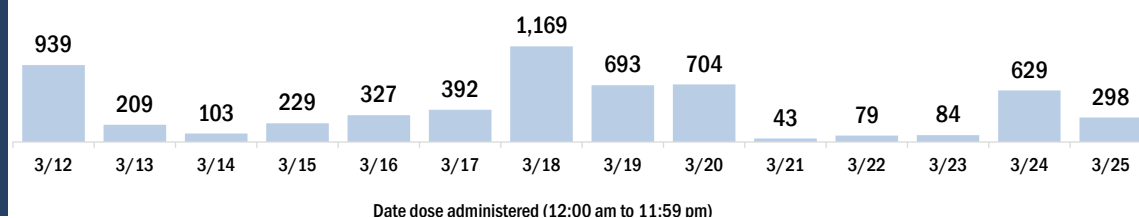


## Persons vaccinated for COVID-19 for the past 2 weeks

### Number of persons who received their first dose of a two-dose series of the COVID-19 vaccine



### Number of persons who completed the COVID-19 vaccine series



# COVID-19: Bradford County vaccine summary

Vaccination data through Mar 25, 2021 as of Mar 26, 2021 at 12:05 AM

Data in this report are provisional and subject to change.

Data in this summary pertain to COVID-19 vaccines approved by the U.S. Food and Drug Administration and have been issued an Emergency Use Authorization (Janssen COVID-19 Vaccine, Moderna COVID-19 Vaccine and Pfizer-BioNTech COVID-19 Vaccine). These data summarize the number of people who have received either their first dose or have completed the series for a COVID-19 vaccine. **A person can only be counted in one category, first dose or series complete.** For persons receiving Moderna or Pfizer vaccines, once they receive their second dose, they are moved from the first dose column to the series completed column. **Because of this, the total first dose category may show a change from report to report not matching the total receiving their first dose from the previous day.** Persons receiving Johnson & Johnson vaccines will always be counted in the series completed column.

## COVID-19 doses for vaccinated persons in Florida

**Doses administered** 6,418

People receiving one dose of a 1-dose series (Johnson & Johnson) or receiving only one dose of a 2-dose series (Moderna, Pfizer) count once. Persons receiving both doses of a 2-dose series count twice.

## Current status of persons vaccinated for COVID-19 in Florida

**Total people vaccinated** 3,839

First dose 1,105

Series completed 2,734

Completed 1-dose series 155

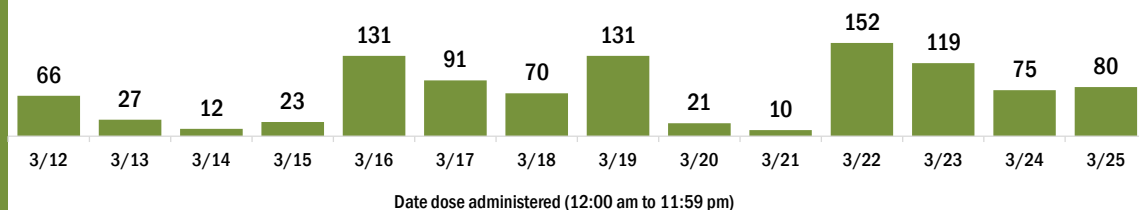
Completed 2-dose series 2,579

**First dose:** current number of people who have only received their first dose of the Moderna or Pfizer vaccine.

**Series complete:** current number of people who have received both Moderna or Pfizer vaccine doses or one Johnson & Johnson dose and are considered fully immunized.

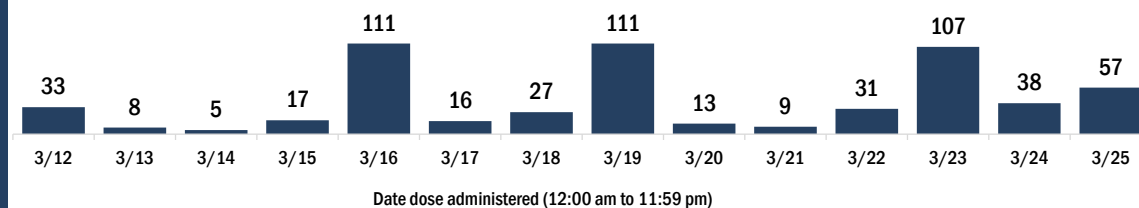
Demographic summary	First dose	Series complete	Total people vaccinated
<b>Age group</b>	<b>1,105</b>	<b>2,734</b>	<b>3,839</b>
16-24 years	31	14	45
25-34 years	46	69	115
35-44 years	62	84	146
45-54 years	140	147	287
55-64 years	496	277	773
65-74 years	195	1,193	1,388
75-84 years	96	719	815
85+ years	39	231	270
<b>Race</b>	<b>1,105</b>	<b>2,734</b>	<b>3,839</b>
White	802	2,131	2,933
Black	155	264	419
American Indian/Alaskan	11	15	26
Other	76	260	336
Unknown	61	64	125
<b>Other race</b> includes Asian, native Hawaiian/Pacific Islander, or other.			
<b>Ethnicity</b>	<b>1,105</b>	<b>2,734</b>	<b>3,839</b>
Hispanic	25	26	51
Non-Hispanic	825	2,448	3,273
Unknown	255	260	515
<b>Gender</b>	<b>1,105</b>	<b>2,734</b>	<b>3,839</b>
Female	691	1,591	2,282
Male	413	1,143	1,556
Unknown	1	0	1

## COVID-19 doses administered for the past 2 weeks

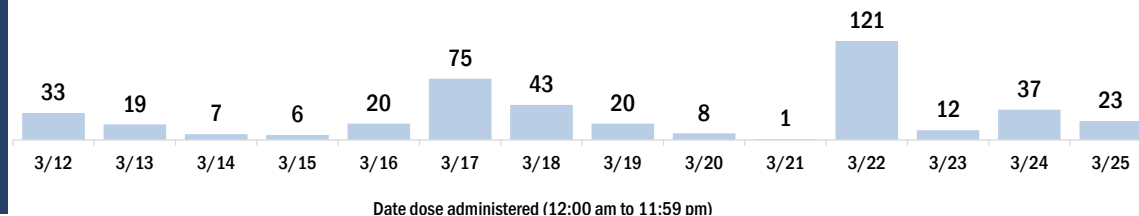


## Persons vaccinated for COVID-19 for the past 2 weeks

### Number of persons who received their first dose of a two-dose series of the COVID-19 vaccine



### Number of persons who completed the COVID-19 vaccine series



# COVID-19: Brevard County vaccine summary

Vaccination data through Mar 25, 2021 as of Mar 26, 2021 at 12:05 AM

Data in this report are provisional and subject to change.

Data in this summary pertain to COVID-19 vaccines approved by the U.S. Food and Drug Administration and have been issued an Emergency Use Authorization (Janssen COVID-19 Vaccine, Moderna COVID-19 Vaccine and Pfizer-BioNTech COVID-19 Vaccine). These data summarize the number of people who have received either their first dose or have completed the series for a COVID-19 vaccine. **A person can only be counted in one category, first dose or series complete.** For persons receiving Moderna or Pfizer vaccines, once they receive their second dose, they are moved from the first dose column to the series completed column. **Because of this, the total first dose category may show a change from report to report not matching the total receiving their first dose from the previous day.** Persons receiving Johnson & Johnson vaccines will always be counted in the series completed column.

## COVID-19 doses for vaccinated persons in Florida

**Doses administered** 219,932

People receiving one dose of a 1-dose series (Johnson & Johnson) or receiving only one dose of a 2-dose series (Moderna, Pfizer) count once. Persons receiving both doses of a 2-dose series count twice.

## Current status of persons vaccinated for COVID-19 in Florida

**Total people vaccinated** 147,444

First dose 67,664

Series completed 79,780

Completed 1-dose series 7,292

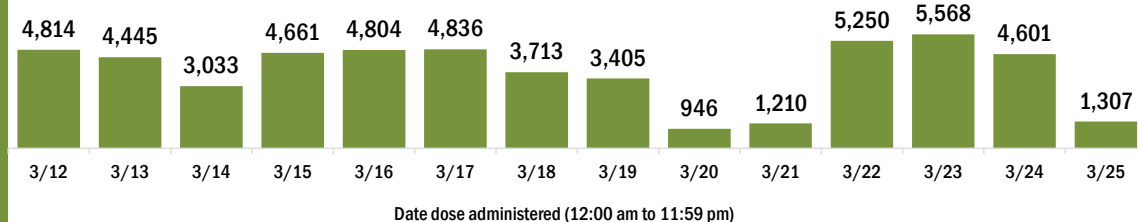
Completed 2-dose series 72,488

**First dose:** current number of people who have only received their first dose of the Moderna or Pfizer vaccine.

**Series complete:** current number of people who have received both Moderna or Pfizer vaccine doses or one Johnson & Johnson dose and are considered fully immunized.

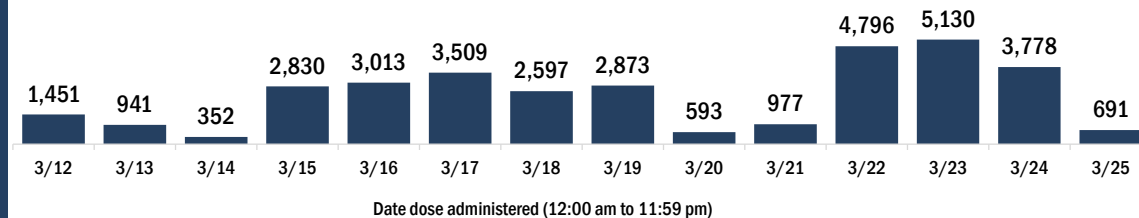
Demographic summary	First dose	Series complete	Total people vaccinated
<b>Age group</b>	67,664	79,780	147,444
16-24 years	1,107	740	1,847
25-34 years	2,403	2,279	4,682
35-44 years	3,496	3,286	6,782
45-54 years	5,853	4,972	10,825
55-64 years	19,787	8,838	28,625
65-74 years	19,214	33,415	52,629
75-84 years	11,503	19,059	30,562
85+ years	4,301	7,191	11,492
<b>Race</b>	67,664	79,780	147,444
White	46,294	51,381	97,675
Black	3,709	3,282	6,991
American Indian/Alaskan	315	365	680
Other	4,775	8,419	13,194
Unknown	12,571	16,333	28,904
<b>Other race</b> includes Asian, native Hawaiian/Pacific Islander, or other.			
<b>Ethnicity</b>	67,664	79,780	147,444
Hispanic	2,966	2,006	4,972
Non-Hispanic	37,664	36,639	74,303
Unknown	27,034	41,135	68,169
<b>Gender</b>	67,664	79,780	147,444
Female	39,520	47,139	86,659
Male	28,009	32,477	60,486
Unknown	135	164	299

## COVID-19 doses administered for the past 2 weeks

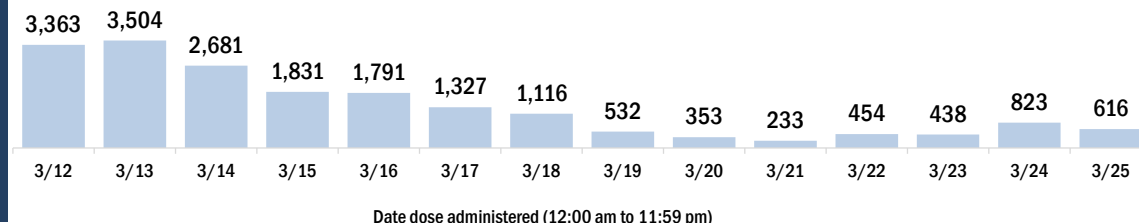


## Persons vaccinated for COVID-19 for the past 2 weeks

### Number of persons who received their first dose of a two-dose series of the COVID-19 vaccine



### Number of persons who completed the COVID-19 vaccine series





# COVID-19: Broward County vaccine summary

Vaccination data through Mar 25, 2021 as of Mar 26, 2021 at 12:05 AM

Data in this report are provisional and subject to change.

Data in this summary pertain to COVID-19 vaccines approved by the U.S. Food and Drug Administration and have been issued an Emergency Use Authorization (Janssen COVID-19 Vaccine, Moderna COVID-19 Vaccine and Pfizer-BioNTech COVID-19 Vaccine). These data summarize the number of people who have received either their first dose or have completed the series for a COVID-19 vaccine. **A person can only be counted in one category, first dose or series complete.** For persons receiving Moderna or Pfizer vaccines, once they receive their second dose, they are moved from the first dose column to the series completed column. **Because of this, the total first dose category may show a change from report to report not matching the total receiving their first dose from the previous day.** Persons receiving Johnson & Johnson vaccines will always be counted in the series completed column.

## COVID-19 doses for vaccinated persons in Florida

**Doses administered** 722,309

People receiving one dose of a 1-dose series (Johnson & Johnson) or receiving only one dose of a 2-dose series (Moderna, Pfizer) count once. Persons receiving both doses of a 2-dose series count twice.

## Current status of persons vaccinated for COVID-19 in Florida

**Total people vaccinated** 477,714

First dose 216,596

Series completed 261,118

Completed 1-dose series 16,523

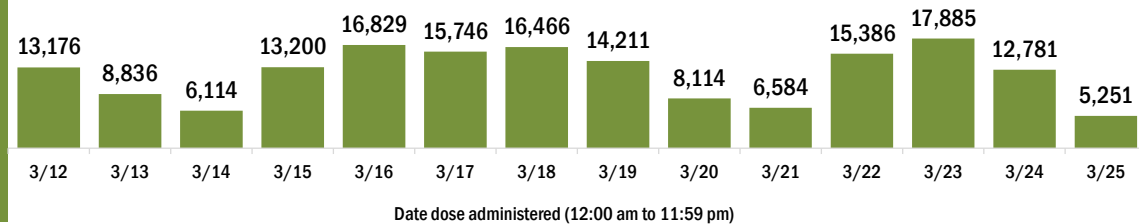
Completed 2-dose series 244,595

**First dose:** current number of people who have only received their first dose of the Moderna or Pfizer vaccine.

**Series complete:** current number of people who have received both Moderna or Pfizer vaccine doses or one Johnson & Johnson dose and are considered fully immunized.

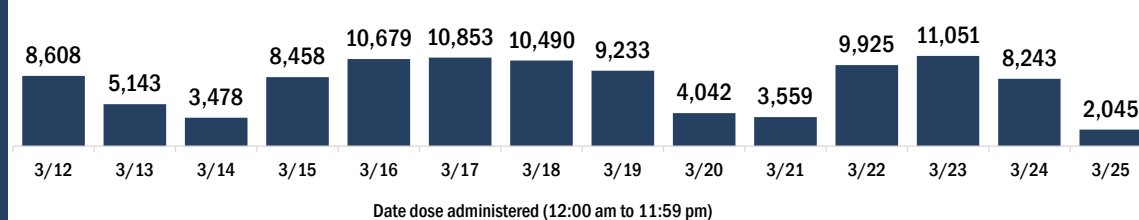
Demographic summary	First dose	Series complete	Total people vaccinated
<b>Age group</b>	<b>216,596</b>	<b>261,118</b>	<b>477,714</b>
16-24 years	7,516	3,041	10,557
25-34 years	14,073	10,419	24,492
35-44 years	22,484	14,659	37,143
45-54 years	37,413	21,417	58,830
55-64 years	68,987	32,312	101,299
65-74 years	37,368	103,979	141,347
75-84 years	19,857	55,024	74,881
85+ years	8,898	20,267	29,165
<b>Race</b>	<b>216,596</b>	<b>261,118</b>	<b>477,714</b>
White	122,572	176,793	299,365
Black	25,894	30,833	56,727
American Indian/Alaskan	921	1,364	2,285
Other	21,140	29,616	50,756
Unknown	46,069	22,512	68,581
<b>Other race</b> includes Asian, native Hawaiian/Pacific Islander, or other.			
<b>Ethnicity</b>	<b>216,596</b>	<b>261,118</b>	<b>477,714</b>
Hispanic	41,111	48,811	89,922
Non-Hispanic	87,112	151,398	238,510
Unknown	88,373	60,909	149,282
<b>Gender</b>	<b>216,596</b>	<b>261,118</b>	<b>477,714</b>
Female	119,929	148,044	267,973
Male	95,874	113,011	208,885
Unknown	793	63	856

## COVID-19 doses administered for the past 2 weeks

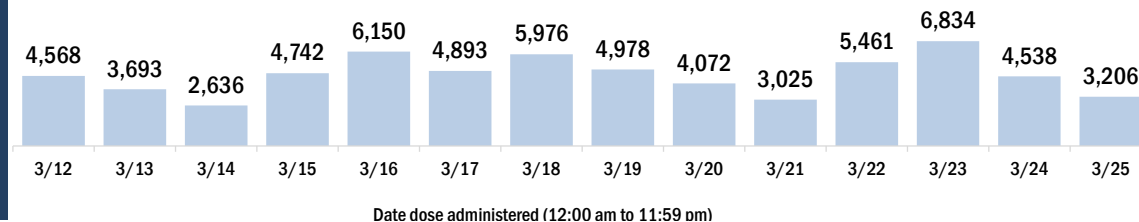


## Persons vaccinated for COVID-19 for the past 2 weeks

### Number of persons who received their first dose of a two-dose series of the COVID-19 vaccine



### Number of persons who completed the COVID-19 vaccine series



# COVID-19: Calhoun County vaccine summary

Vaccination data through Mar 25, 2021 as of Mar 26, 2021 at 12:05 AM

Data in this report are provisional and subject to change.

Data in this summary pertain to COVID-19 vaccines approved by the U.S. Food and Drug Administration and have been issued an Emergency Use Authorization (Janssen COVID-19 Vaccine, Moderna COVID-19 Vaccine and Pfizer-BioNTech COVID-19 Vaccine). These data summarize the number of people who have received either their first dose or have completed the series for a COVID-19 vaccine. **A person can only be counted in one category, first dose or series complete.** For persons receiving Moderna or Pfizer vaccines, once they receive their second dose, they are moved from the first dose column to the series completed column. **Because of this, the total first dose category may show a change from report to report not matching the total receiving their first dose from the previous day.** Persons receiving Johnson & Johnson vaccines will always be counted in the series completed column.

## COVID-19 doses for vaccinated persons in Florida

**Doses administered** 4,035

People receiving one dose of a 1-dose series (Johnson & Johnson) or receiving only one dose of a 2-dose series (Moderna, Pfizer) count once. Persons receiving both doses of a 2-dose series count twice.

## Current status of persons vaccinated for COVID-19 in Florida

**Total people vaccinated** 2,311

First dose 515

Series completed 1,796

Completed 1-dose series 72

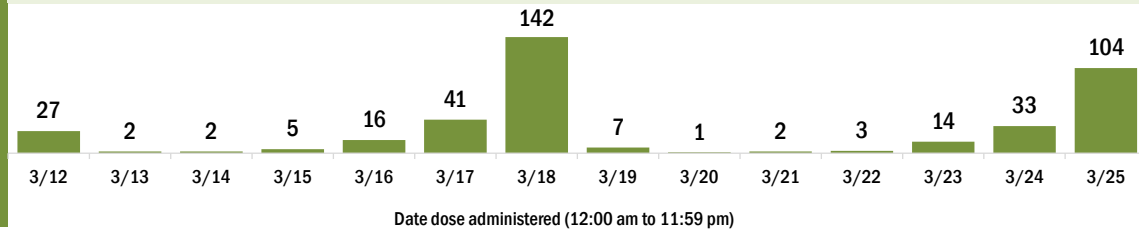
Completed 2-dose series 1,724

**First dose:** current number of people who have only received their first dose of the Moderna or Pfizer vaccine.

**Series complete:** current number of people who have received both Moderna or Pfizer vaccine doses or one Johnson & Johnson dose and are considered fully immunized.

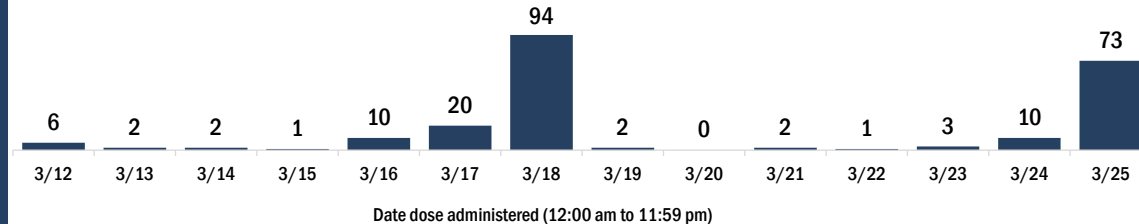
Demographic summary	First dose	Series complete	Total people vaccinated
<b>Age group</b>	515	1,796	2,311
16-24 years	17	11	28
25-34 years	12	45	57
35-44 years	37	70	107
45-54 years	62	130	192
55-64 years	157	248	405
65-74 years	129	701	830
75-84 years	75	425	500
85+ years	26	166	192
<b>Race</b>	515	1,796	2,311
White	337	1,262	1,599
Black	57	95	152
American Indian/Alaskan	6	11	17
Other	46	285	331
Unknown	69	143	212
<b>Other race</b> includes Asian, native Hawaiian/Pacific Islander, or other.			
<b>Ethnicity</b>	515	1,796	2,311
Hispanic	12	30	42
Non-Hispanic	233	1,004	1,237
Unknown	270	762	1,032
<b>Gender</b>	515	1,796	2,311
Female	281	1,013	1,294
Male	234	782	1,016
Unknown	0	1	1

## COVID-19 doses administered for the past 2 weeks

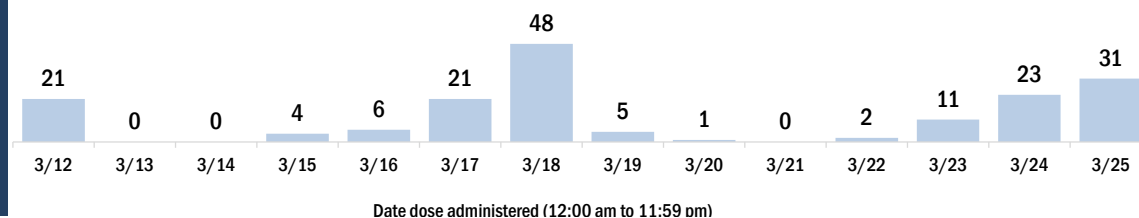


## Persons vaccinated for COVID-19 for the past 2 weeks

### Number of persons who received their first dose of a two-dose series of the COVID-19 vaccine



### Number of persons who completed the COVID-19 vaccine series





# COVID-19: Charlotte County vaccine summary

Vaccination data through Mar 25, 2021 as of Mar 26, 2021 at 12:05 AM

Data in this report are provisional and subject to change.

Data in this summary pertain to COVID-19 vaccines approved by the U.S. Food and Drug Administration and have been issued an Emergency Use Authorization (Janssen COVID-19 Vaccine, Moderna COVID-19 Vaccine and Pfizer-BioNTech COVID-19 Vaccine). These data summarize the number of people who have received either their first dose or have completed the series for a COVID-19 vaccine. **A person can only be counted in one category, first dose or series complete.** For persons receiving Moderna or Pfizer vaccines, once they receive their second dose, they are moved from the first dose column to the series completed column. **Because of this, the total first dose category may show a change from report to report not matching the total receiving their first dose from the previous day.** Persons receiving Johnson & Johnson vaccines will always be counted in the series completed column.

## COVID-19 doses for vaccinated persons in Florida

**Doses administered** 106,857

People receiving one dose of a 1-dose series (Johnson & Johnson) or receiving only one dose of a 2-dose series (Moderna, Pfizer) count once. Persons receiving both doses of a 2-dose series count twice.

## Current status of persons vaccinated for COVID-19 in Florida

**Total people vaccinated** 74,568

First dose 38,732

Series completed 35,836

Completed 1-dose series 3,547

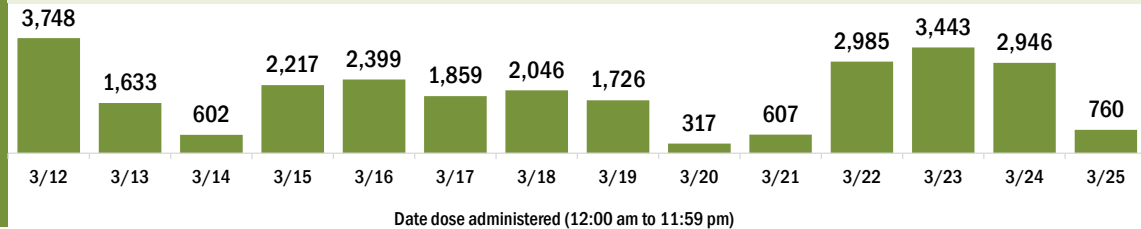
Completed 2-dose series 32,289

**First dose:** current number of people who have only received their first dose of the Moderna or Pfizer vaccine.

**Series complete:** current number of people who have received both Moderna or Pfizer vaccine doses or one Johnson & Johnson dose and are considered fully immunized.

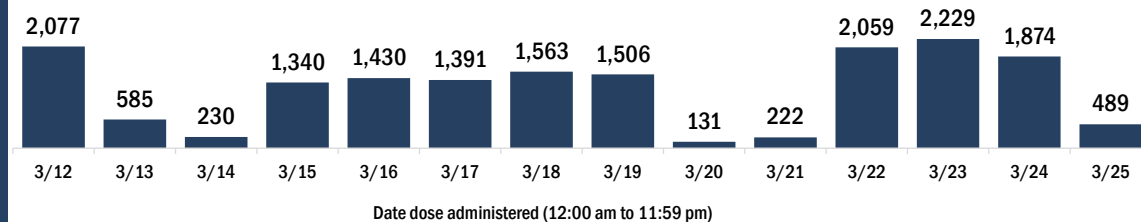
Demographic summary	First dose	Series complete	Total people vaccinated
<b>Age group</b>	<b>38,732</b>	<b>35,836</b>	<b>74,568</b>
16-24 years	174	155	329
25-34 years	402	440	842
35-44 years	590	659	1,249
45-54 years	1,507	1,243	2,750
55-64 years	8,392	2,436	10,828
65-74 years	14,867	17,650	32,517
75-84 years	9,993	10,188	20,181
85+ years	2,807	3,065	5,872
<b>Race</b>	<b>38,732</b>	<b>35,836</b>	<b>74,568</b>
White	30,794	25,601	56,395
Black	675	468	1,143
American Indian/Alaskan	255	82	337
Other	1,875	2,941	4,816
Unknown	5,133	6,744	11,877
<b>Other race</b> includes Asian, native Hawaiian/Pacific Islander, or other.			
<b>Ethnicity</b>	<b>38,732</b>	<b>35,836</b>	<b>74,568</b>
Hispanic	825	484	1,309
Non-Hispanic	21,801	18,712	40,513
Unknown	16,106	16,640	32,746
<b>Gender</b>	<b>38,732</b>	<b>35,836</b>	<b>74,568</b>
Female	21,558	20,010	41,568
Male	17,144	15,802	32,946
Unknown	30	24	54

## COVID-19 doses administered for the past 2 weeks

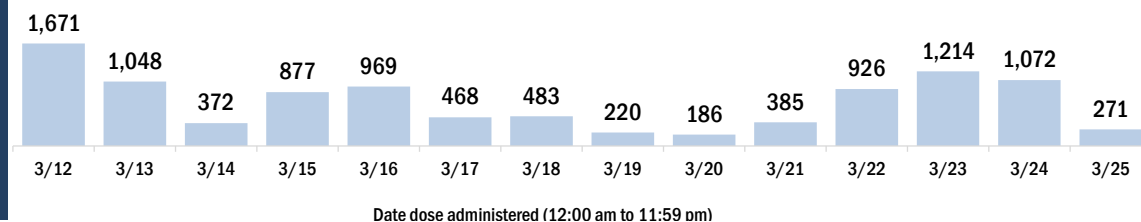


## Persons vaccinated for COVID-19 for the past 2 weeks

### Number of persons who received their first dose of a two-dose series of the COVID-19 vaccine



### Number of persons who completed the COVID-19 vaccine series



# COVID-19: Citrus County vaccine summary

Vaccination data through Mar 25, 2021 as of Mar 26, 2021 at 12:05 AM

Data in this report are provisional and subject to change.

Data in this summary pertain to COVID-19 vaccines approved by the U.S. Food and Drug Administration and have been issued an Emergency Use Authorization (Janssen COVID-19 Vaccine, Moderna COVID-19 Vaccine and Pfizer-BioNTech COVID-19 Vaccine). These data summarize the number of people who have received either their first dose or have completed the series for a COVID-19 vaccine. **A person can only be counted in one category, first dose or series complete.** For persons receiving Moderna or Pfizer vaccines, once they receive their second dose, they are moved from the first dose column to the series completed column. **Because of this, the total first dose category may show a change from report to report not matching the total receiving their first dose from the previous day.** Persons receiving Johnson & Johnson vaccines will always be counted in the series completed column.

## COVID-19 doses for vaccinated persons in Florida

**Doses administered** 67,223

People receiving one dose of a 1-dose series (Johnson & Johnson) or receiving only one dose of a 2-dose series (Moderna, Pfizer) count once. Persons receiving both doses of a 2-dose series count twice.

## Current status of persons vaccinated for COVID-19 in Florida

**Total people vaccinated** 43,809

First dose 19,824

Series completed 23,985

Completed 1-dose series 571

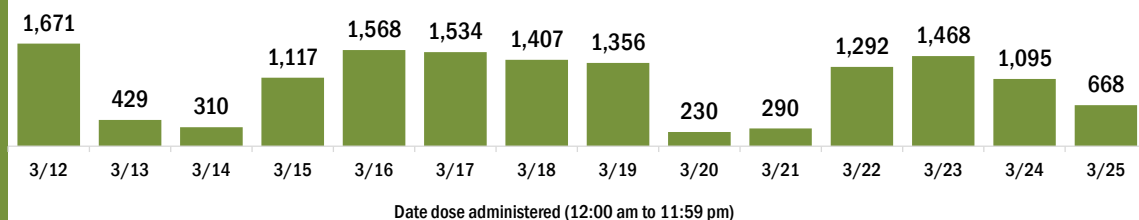
Completed 2-dose series 23,414

**First dose:** current number of people who have only received their first dose of the Moderna or Pfizer vaccine.

**Series complete:** current number of people who have received both Moderna or Pfizer vaccine doses or one Johnson & Johnson dose and are considered fully immunized.

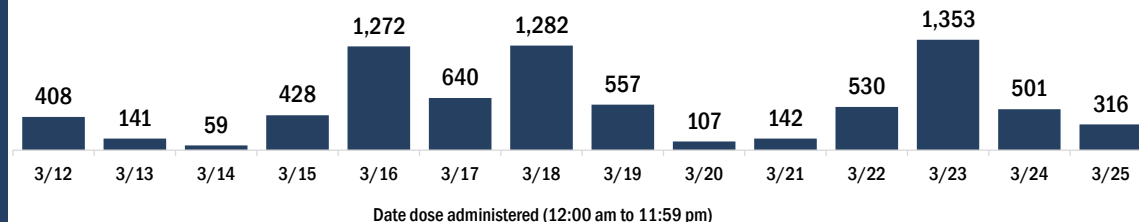
Demographic summary	First dose	Series complete	Total people vaccinated
<b>Age group</b>	<b>19,824</b>	<b>23,985</b>	<b>43,809</b>
16-24 years	152	174	326
25-34 years	247	402	649
35-44 years	377	552	929
45-54 years	920	846	1,766
55-64 years	4,222	1,608	5,830
65-74 years	7,625	10,659	18,284
75-84 years	4,912	7,505	12,417
85+ years	1,369	2,239	3,608
<b>Race</b>	<b>19,824</b>	<b>23,985</b>	<b>43,809</b>
White	16,307	16,088	32,395
Black	288	291	579
American Indian/Alaskan	115	95	210
Other	811	2,319	3,130
Unknown	2,303	5,192	7,495
<b>Other race</b> includes Asian, native Hawaiian/Pacific Islander, or other.			
<b>Ethnicity</b>	<b>19,824</b>	<b>23,985</b>	<b>43,809</b>
Hispanic	631	434	1,065
Non-Hispanic	13,191	11,304	24,495
Unknown	6,002	12,247	18,249
<b>Gender</b>	<b>19,824</b>	<b>23,985</b>	<b>43,809</b>
Female	11,379	13,687	25,066
Male	8,394	10,287	18,681
Unknown	51	11	62

## COVID-19 doses administered for the past 2 weeks

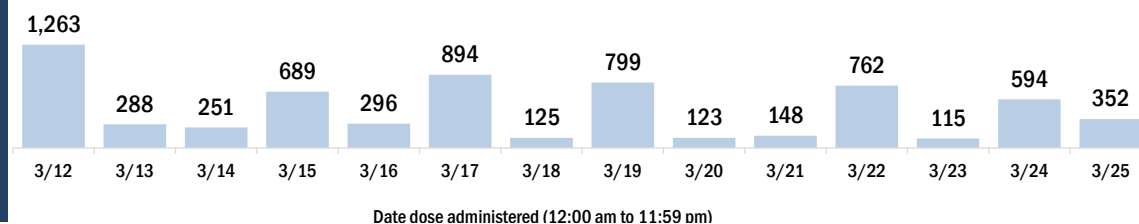


## Persons vaccinated for COVID-19 for the past 2 weeks

### Number of persons who received their first dose of a two-dose series of the COVID-19 vaccine



### Number of persons who completed the COVID-19 vaccine series



# COVID-19: Clay County vaccine summary

Vaccination data through Mar 25, 2021 as of Mar 26, 2021 at 12:05 AM

Data in this report are provisional and subject to change.

Data in this summary pertain to COVID-19 vaccines approved by the U.S. Food and Drug Administration and have been issued an Emergency Use Authorization (Janssen COVID-19 Vaccine, Moderna COVID-19 Vaccine and Pfizer-BioNTech COVID-19 Vaccine). These data summarize the number of people who have received either their first dose or have completed the series for a COVID-19 vaccine. **A person can only be counted in one category, first dose or series complete.** For persons receiving Moderna or Pfizer vaccines, once they receive their second dose, they are moved from the first dose column to the series completed column. **Because of this, the total first dose category may show a change from report to report not matching the total receiving their first dose from the previous day.** Persons receiving Johnson & Johnson vaccines will always be counted in the series completed column.

## COVID-19 doses for vaccinated persons in Florida

**Doses administered** 68,209

People receiving one dose of a 1-dose series (Johnson & Johnson) or receiving only one dose of a 2-dose series (Moderna, Pfizer) count once. Persons receiving both doses of a 2-dose series count twice.

## Current status of persons vaccinated for COVID-19 in Florida

**Total people vaccinated** 42,131

First dose 14,844

Series completed 27,287

Completed 1-dose series 1,209

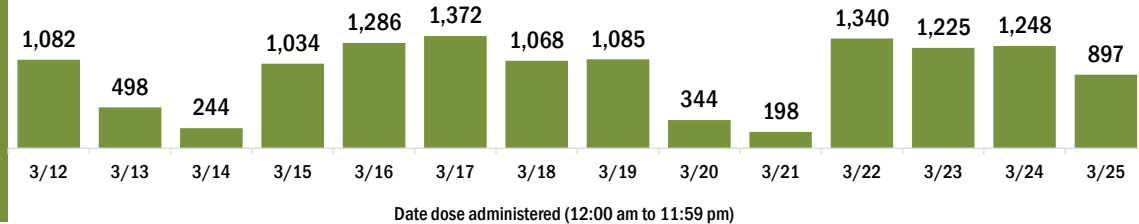
Completed 2-dose series 26,078

**First dose:** current number of people who have only received their first dose of the Moderna or Pfizer vaccine.

**Series complete:** current number of people who have received both Moderna or Pfizer vaccine doses or one Johnson & Johnson dose and are considered fully immunized.

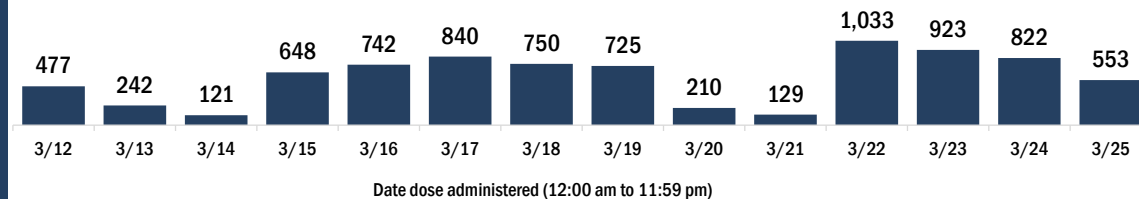
Demographic summary	First dose	Series complete	Total people vaccinated
<b>Age group</b>	<b>14,844</b>	<b>27,287</b>	<b>42,131</b>
16-24 years	537	371	908
25-34 years	792	986	1,778
35-44 years	1,329	1,588	2,917
45-54 years	2,547	2,072	4,619
55-64 years	5,879	3,014	8,893
65-74 years	2,265	11,548	13,813
75-84 years	1,117	5,935	7,052
85+ years	378	1,773	2,151
<b>Race</b>	<b>14,844</b>	<b>27,287</b>	<b>42,131</b>
White	9,424	20,468	29,892
Black	1,143	1,546	2,689
American Indian/Alaskan	84	138	222
Other	1,645	2,577	4,222
Unknown	2,548	2,558	5,106
<b>Other race</b> includes Asian, native Hawaiian/Pacific Islander, or other.			
<b>Ethnicity</b>	<b>14,844</b>	<b>27,287</b>	<b>42,131</b>
Hispanic	717	957	1,674
Non-Hispanic	9,357	20,821	30,178
Unknown	4,770	5,509	10,279
<b>Gender</b>	<b>14,844</b>	<b>27,287</b>	<b>42,131</b>
Female	8,887	15,788	24,675
Male	5,927	11,498	17,425
Unknown	30	1	31

## COVID-19 doses administered for the past 2 weeks

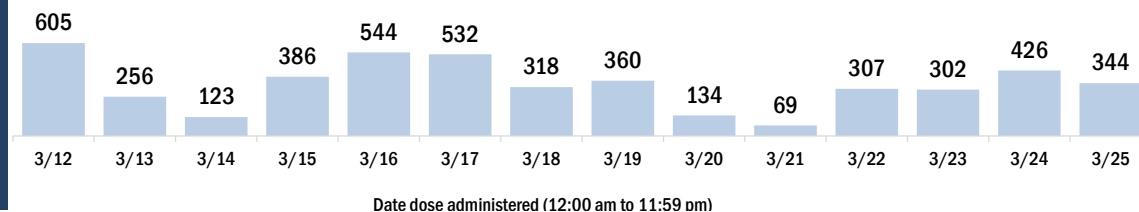


## Persons vaccinated for COVID-19 for the past 2 weeks

### Number of persons who received their first dose of a two-dose series of the COVID-19 vaccine



### Number of persons who completed the COVID-19 vaccine series



# COVID-19: Collier County vaccine summary

Vaccination data through Mar 25, 2021 as of Mar 26, 2021 at 12:05 AM

Data in this report are provisional and subject to change.

Data in this summary pertain to COVID-19 vaccines approved by the U.S. Food and Drug Administration and have been issued an Emergency Use Authorization (Janssen COVID-19 Vaccine, Moderna COVID-19 Vaccine and Pfizer-BioNTech COVID-19 Vaccine). These data summarize the number of people who have received either their first dose or have completed the series for a COVID-19 vaccine. **A person can only be counted in one category, first dose or series complete.** For persons receiving Moderna or Pfizer vaccines, once they receive their second dose, they are moved from the first dose column to the series completed column. **Because of this, the total first dose category may show a change from report to report not matching the total receiving their first dose from the previous day.** Persons receiving Johnson & Johnson vaccines will always be counted in the series completed column.

## COVID-19 doses for vaccinated persons in Florida

**Doses administered** 196,215

People receiving one dose of a 1-dose series (Johnson & Johnson) or receiving only one dose of a 2-dose series (Moderna, Pfizer) count once. Persons receiving both doses of a 2-dose series count twice.

## Current status of persons vaccinated for COVID-19 in Florida

**Total people vaccinated** 124,986

First dose 51,156

Series completed 73,830

Completed 1-dose series 2,601

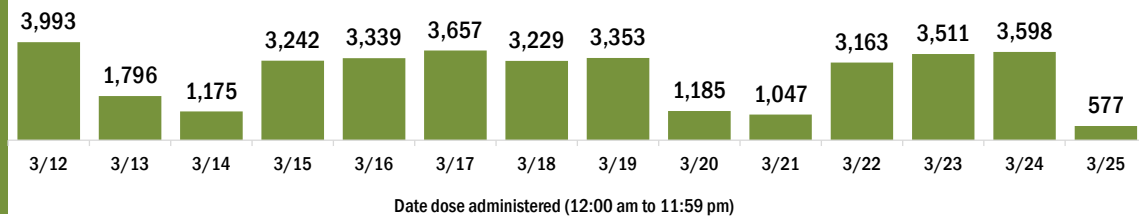
Completed 2-dose series 71,229

**First dose:** current number of people who have only received their first dose of the Moderna or Pfizer vaccine.

**Series complete:** current number of people who have received both Moderna or Pfizer vaccine doses or one Johnson & Johnson dose and are considered fully immunized.

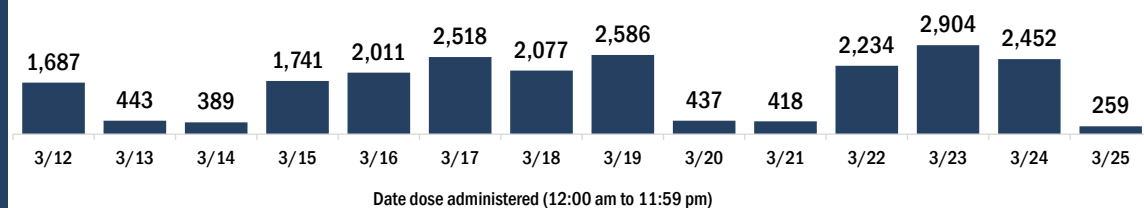
Demographic summary	First dose	Series complete	Total people vaccinated
<b>Age group</b>	<b>51,156</b>	<b>73,830</b>	<b>124,986</b>
16-24 years	491	441	932
25-34 years	881	1,173	2,054
35-44 years	1,109	1,669	2,778
45-54 years	2,472	2,401	4,873
55-64 years	12,042	4,240	16,282
65-74 years	16,375	34,450	50,825
75-84 years	13,506	22,789	36,295
85+ years	4,280	6,667	10,947
<b>Race</b>	<b>51,156</b>	<b>73,830</b>	<b>124,986</b>
White	34,968	46,059	81,027
Black	584	592	1,176
American Indian/Alaskan	179	197	376
Other	3,112	6,069	9,181
Unknown	12,313	20,913	33,226
<b>Other race</b> includes Asian, native Hawaiian/Pacific Islander, or other.			
<b>Ethnicity</b>	<b>51,156</b>	<b>73,830</b>	<b>124,986</b>
Hispanic	2,710	2,462	5,172
Non-Hispanic	23,580	31,491	55,071
Unknown	24,866	39,877	64,743
<b>Gender</b>	<b>51,156</b>	<b>73,830</b>	<b>124,986</b>
Female	28,593	40,736	69,329
Male	22,291	33,008	55,299
Unknown	272	86	358

## COVID-19 doses administered for the past 2 weeks

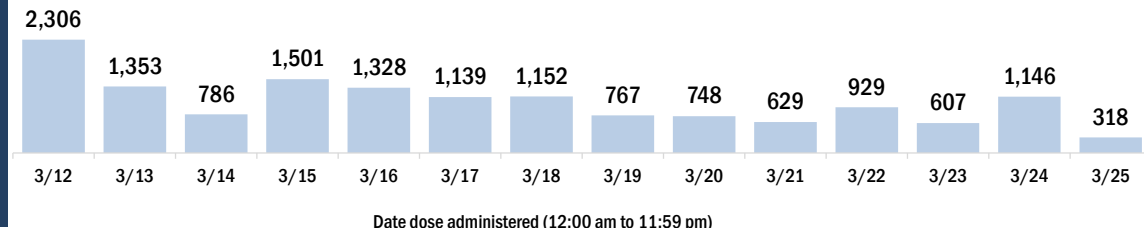


## Persons vaccinated for COVID-19 for the past 2 weeks

### Number of persons who received their first dose of a two-dose series of the COVID-19 vaccine



### Number of persons who completed the COVID-19 vaccine series



# COVID-19: Columbia County vaccine summary

Vaccination data through Mar 25, 2021 as of Mar 26, 2021 at 12:05 AM

Data in this report are provisional and subject to change.

Data in this summary pertain to COVID-19 vaccines approved by the U.S. Food and Drug Administration and have been issued an Emergency Use Authorization (Janssen COVID-19 Vaccine, Moderna COVID-19 Vaccine and Pfizer-BioNTech COVID-19 Vaccine). These data summarize the number of people who have received either their first dose or have completed the series for a COVID-19 vaccine. **A person can only be counted in one category, first dose or series complete.** For persons receiving Moderna or Pfizer vaccines, once they receive their second dose, they are moved from the first dose column to the series completed column. **Because of this, the total first dose category may show a change from report to report not matching the total receiving their first dose from the previous day.** Persons receiving Johnson & Johnson vaccines will always be counted in the series completed column.

## COVID-19 doses for vaccinated persons in Florida

**Doses administered** 17,617

People receiving one dose of a 1-dose series (Johnson & Johnson) or receiving only one dose of a 2-dose series (Moderna, Pfizer) count once. Persons receiving both doses of a 2-dose series count twice.

## Current status of persons vaccinated for COVID-19 in Florida

**Total people vaccinated** 10,665

First dose 3,214

Series completed 7,451

Completed 1-dose series 499

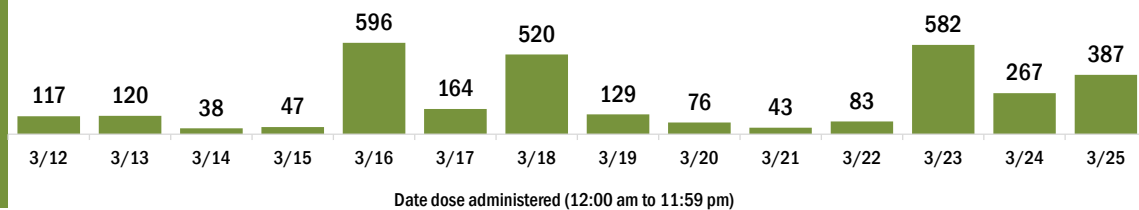
Completed 2-dose series 6,952

**First dose:** current number of people who have only received their first dose of the Moderna or Pfizer vaccine.

**Series complete:** current number of people who have received both Moderna or Pfizer vaccine doses or one Johnson & Johnson dose and are considered fully immunized.

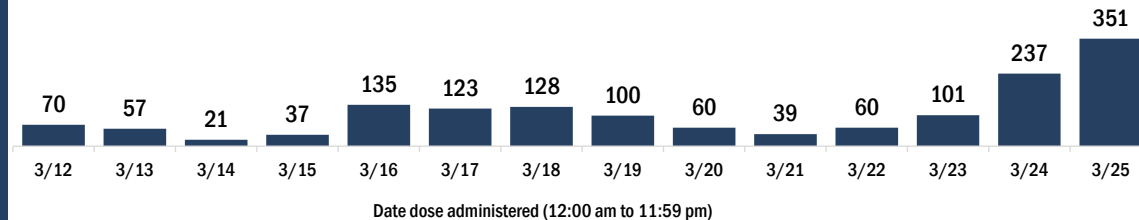
Demographic summary	First dose	Series complete	Total people vaccinated
<b>Age group</b>	3,214	7,451	10,665
16-24 years	65	67	132
25-34 years	153	176	329
35-44 years	230	272	502
45-54 years	499	401	900
55-64 years	1,149	778	1,927
65-74 years	653	3,246	3,899
75-84 years	349	1,941	2,290
85+ years	116	570	686
<b>Race</b>	3,214	7,451	10,665
White	2,030	5,254	7,284
Black	374	582	956
American Indian/Alaskan	21	40	61
Other	296	612	908
Unknown	493	963	1,456
<b>Other race</b> includes Asian, native Hawaiian/Pacific Islander, or other.			
<b>Ethnicity</b>	3,214	7,451	10,665
Hispanic	122	148	270
Non-Hispanic	1,765	4,448	6,213
Unknown	1,327	2,855	4,182
<b>Gender</b>	3,214	7,451	10,665
Female	1,997	4,412	6,409
Male	1,215	3,039	4,254
Unknown	2	0	2

## COVID-19 doses administered for the past 2 weeks

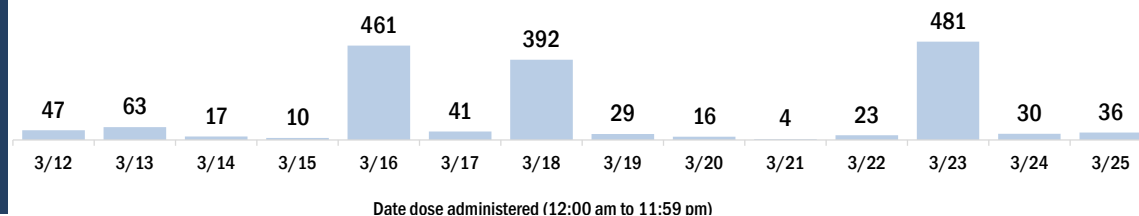


## Persons vaccinated for COVID-19 for the past 2 weeks

### Number of persons who received their first dose of a two-dose series of the COVID-19 vaccine



### Number of persons who completed the COVID-19 vaccine series



# COVID-19: Dade County vaccine summary

Vaccination data through Mar 25, 2021 as of Mar 26, 2021 at 12:05 AM

Data in this report are provisional and subject to change.

Data in this summary pertain to COVID-19 vaccines approved by the U.S. Food and Drug Administration and have been issued an Emergency Use Authorization (Janssen COVID-19 Vaccine, Moderna COVID-19 Vaccine and Pfizer-BioNTech COVID-19 Vaccine). These data summarize the number of people who have received either their first dose or have completed the series for a COVID-19 vaccine. **A person can only be counted in one category, first dose or series complete.** For persons receiving Moderna or Pfizer vaccines, once they receive their second dose, they are moved from the first dose column to the series completed column. **Because of this, the total first dose category may show a change from report to report not matching the total receiving their first dose from the previous day.** Persons receiving Johnson & Johnson vaccines will always be counted in the series completed column.

## COVID-19 doses for vaccinated persons in Florida

**Doses administered** 1,009,538

People receiving one dose of a 1-dose series (Johnson & Johnson) or receiving only one dose of a 2-dose series (Moderna, Pfizer) count once. Persons receiving both doses of a 2-dose series count twice.

## Current status of persons vaccinated for COVID-19 in Florida

**Total people vaccinated** 687,305

First dose 331,127

Series completed 356,178

Completed 1-dose series 33,945

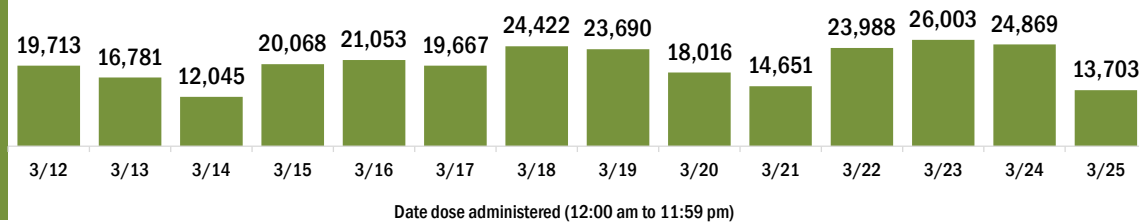
Completed 2-dose series 322,233

**First dose:** current number of people who have only received their first dose of the Moderna or Pfizer vaccine.

**Series complete:** current number of people who have received both Moderna or Pfizer vaccine doses or one Johnson & Johnson dose and are considered fully immunized.

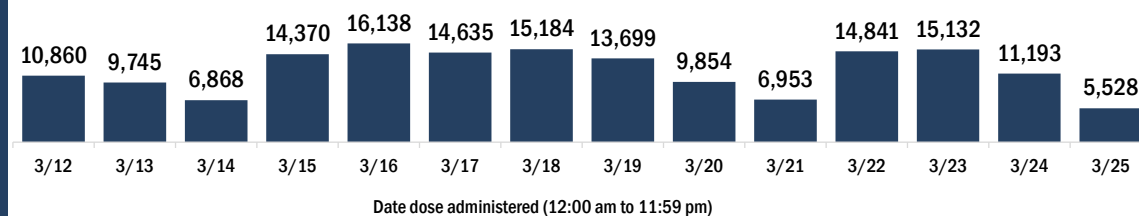
Demographic summary	First dose	Series complete	Total people vaccinated
<b>Age group</b>	<b>331,127</b>	<b>356,178</b>	<b>687,305</b>
16-24 years	12,927	4,885	17,812
25-34 years	26,577	16,454	43,031
35-44 years	38,578	21,748	60,326
45-54 years	60,255	31,313	91,568
55-64 years	90,670	47,470	138,140
65-74 years	56,799	125,498	182,297
75-84 years	32,016	78,504	110,520
85+ years	13,305	30,306	43,611
<b>Race</b>	<b>331,127</b>	<b>356,178</b>	<b>687,305</b>
White	222,675	250,959	473,634
Black	20,763	28,843	49,606
American Indian/Alaskan	844	851	1,695
Other	32,913	42,820	75,733
Unknown	53,932	32,705	86,637
<b>Other race</b> includes Asian, native Hawaiian/Pacific Islander, or other.			
<b>Ethnicity</b>	<b>331,127</b>	<b>356,178</b>	<b>687,305</b>
Hispanic	152,329	194,056	346,385
Non-Hispanic	60,163	94,721	154,884
Unknown	118,635	67,401	186,036
<b>Gender</b>	<b>331,127</b>	<b>356,178</b>	<b>687,305</b>
Female	184,068	203,557	387,625
Male	145,367	152,403	297,770
Unknown	1,692	218	1,910

## COVID-19 doses administered for the past 2 weeks

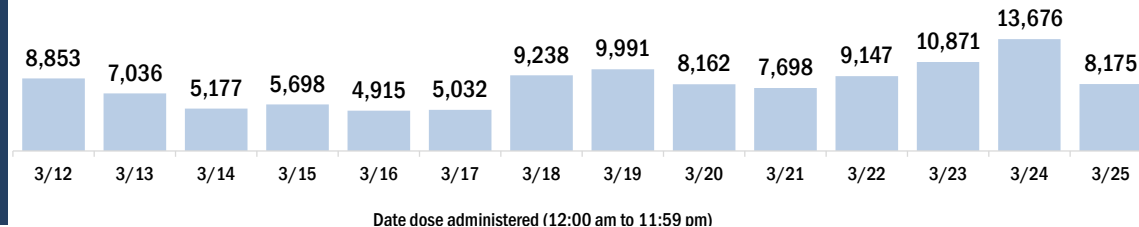


## Persons vaccinated for COVID-19 for the past 2 weeks

### Number of persons who received their first dose of a two-dose series of the COVID-19 vaccine



### Number of persons who completed the COVID-19 vaccine series



# COVID-19: Desoto County vaccine summary

Vaccination data through Mar 25, 2021 as of Mar 26, 2021 at 12:05 AM

Data in this report are provisional and subject to change.

Data in this summary pertain to COVID-19 vaccines approved by the U.S. Food and Drug Administration and have been issued an Emergency Use Authorization (Janssen COVID-19 Vaccine, Moderna COVID-19 Vaccine and Pfizer-BioNTech COVID-19 Vaccine). These data summarize the number of people who have received either their first dose or have completed the series for a COVID-19 vaccine. **A person can only be counted in one category, first dose or series complete.** For persons receiving Moderna or Pfizer vaccines, once they receive their second dose, they are moved from the first dose column to the series completed column. **Because of this, the total first dose category may show a change from report to report not matching the total receiving their first dose from the previous day.** Persons receiving Johnson & Johnson vaccines will always be counted in the series completed column.

## COVID-19 doses for vaccinated persons in Florida

**Doses administered** 10,094

People receiving one dose of a 1-dose series (Johnson & Johnson) or receiving only one dose of a 2-dose series (Moderna, Pfizer) count once. Persons receiving both doses of a 2-dose series count twice.

## Current status of persons vaccinated for COVID-19 in Florida

**Total people vaccinated** 7,008

First dose 3,826

Series completed 3,182

Completed 1-dose series 96

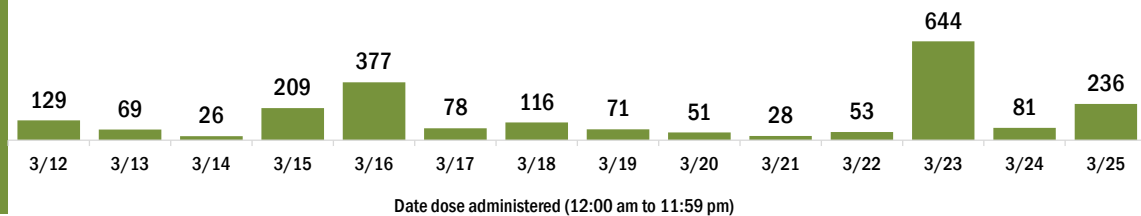
Completed 2-dose series 3,086

**First dose:** current number of people who have only received their first dose of the Moderna or Pfizer vaccine.

**Series complete:** current number of people who have received both Moderna or Pfizer vaccine doses or one Johnson & Johnson dose and are considered fully immunized.

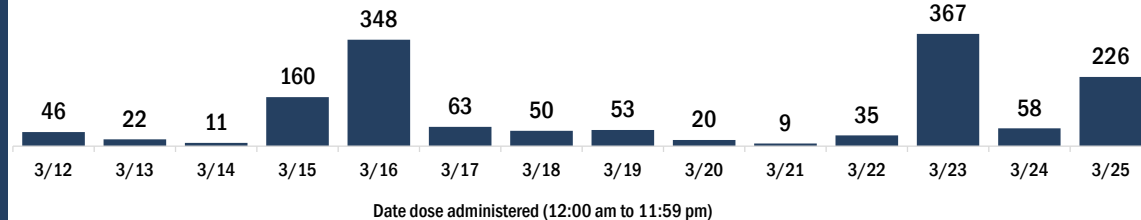
Demographic summary	First dose	Series complete	Total people vaccinated
<b>Age group</b>	<b>3,826</b>	<b>3,182</b>	<b>7,008</b>
16-24 years	32	16	48
25-34 years	86	66	152
35-44 years	142	98	240
45-54 years	317	180	497
55-64 years	801	297	1,098
65-74 years	1,356	1,389	2,745
75-84 years	898	905	1,803
85+ years	194	231	425
<b>Race</b>	<b>3,826</b>	<b>3,182</b>	<b>7,008</b>
White	2,412	2,290	4,702
Black	251	153	404
American Indian/Alaskan	12	4	16
Other	270	255	525
Unknown	881	480	1,361
<b>Other race</b> includes Asian, native Hawaiian/Pacific Islander, or other.			
<b>Ethnicity</b>	<b>3,826</b>	<b>3,182</b>	<b>7,008</b>
Hispanic	214	122	336
Non-Hispanic	1,769	1,002	2,771
Unknown	1,843	2,058	3,901
<b>Gender</b>	<b>3,826</b>	<b>3,182</b>	<b>7,008</b>
Female	1,824	1,777	3,601
Male	2,002	1,405	3,407
Unknown	0	0	0

## COVID-19 doses administered for the past 2 weeks

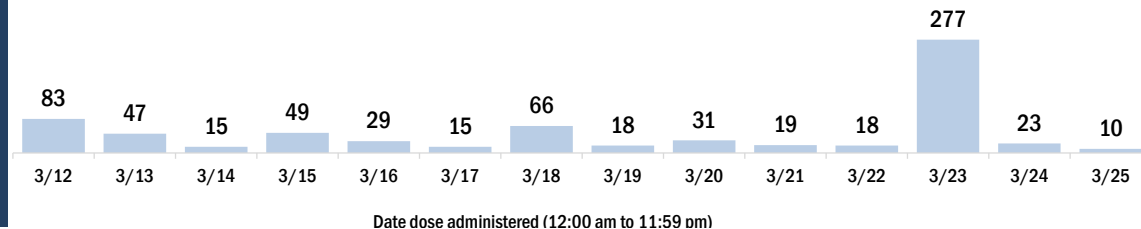


## Persons vaccinated for COVID-19 for the past 2 weeks

### Number of persons who received their first dose of a two-dose series of the COVID-19 vaccine



### Number of persons who completed the COVID-19 vaccine series





# COVID-19: Dixie County vaccine summary

Vaccination data through Mar 25, 2021 as of Mar 26, 2021 at 12:05 AM

Data in this report are provisional and subject to change.

Data in this summary pertain to COVID-19 vaccines approved by the U.S. Food and Drug Administration and have been issued an Emergency Use Authorization (Janssen COVID-19 Vaccine, Moderna COVID-19 Vaccine and Pfizer-BioNTech COVID-19 Vaccine). These data summarize the number of people who have received either their first dose or have completed the series for a COVID-19 vaccine. **A person can only be counted in one category, first dose or series complete.** For persons receiving Moderna or Pfizer vaccines, once they receive their second dose, they are moved from the first dose column to the series completed column. **Because of this, the total first dose category may show a change from report to report not matching the total receiving their first dose from the previous day.** Persons receiving Johnson & Johnson vaccines will always be counted in the series completed column.

## COVID-19 doses for vaccinated persons in Florida

**Doses administered** 3,549

People receiving one dose of a 1-dose series (Johnson & Johnson) or receiving only one dose of a 2-dose series (Moderna, Pfizer) count once. Persons receiving both doses of a 2-dose series count twice.

## Current status of persons vaccinated for COVID-19 in Florida

**Total people vaccinated** 2,183

First dose 786

Series completed 1,397

Completed 1-dose series 31

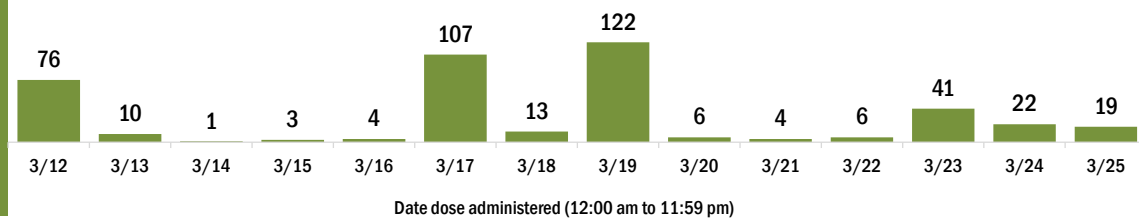
Completed 2-dose series 1,366

**First dose:** current number of people who have only received their first dose of the Moderna or Pfizer vaccine.

**Series complete:** current number of people who have received both Moderna or Pfizer vaccine doses or one Johnson & Johnson dose and are considered fully immunized.

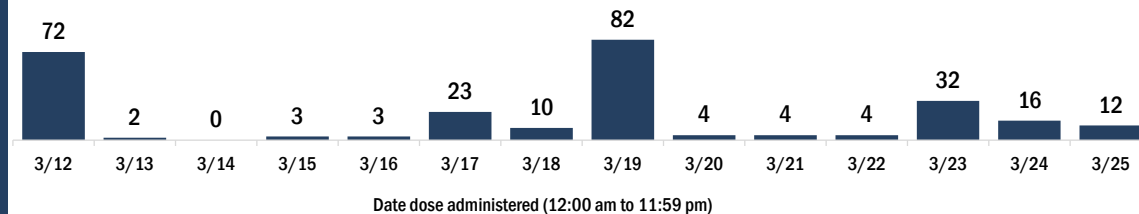
Demographic summary	First dose	Series complete	Total people vaccinated
<b>Age group</b>	<b>786</b>	<b>1,397</b>	<b>2,183</b>
16-24 years	7	4	11
25-34 years	16	15	31
35-44 years	30	25	55
45-54 years	41	35	76
55-64 years	194	102	296
65-74 years	291	694	985
75-84 years	163	412	575
85+ years	44	110	154
<b>Race</b>	<b>786</b>	<b>1,397</b>	<b>2,183</b>
White	656	1,218	1,874
Black	45	37	82
American Indian/Alaskan	20	9	29
Other	30	42	72
Unknown	35	91	126
<b>Other race</b> includes Asian, native Hawaiian/Pacific Islander, or other.			
<b>Ethnicity</b>	<b>786</b>	<b>1,397</b>	<b>2,183</b>
Hispanic	21	22	43
Non-Hispanic	596	954	1,550
Unknown	169	421	590
<b>Gender</b>	<b>786</b>	<b>1,397</b>	<b>2,183</b>
Female	432	746	1,178
Male	354	651	1,005
Unknown	0	0	0

## COVID-19 doses administered for the past 2 weeks

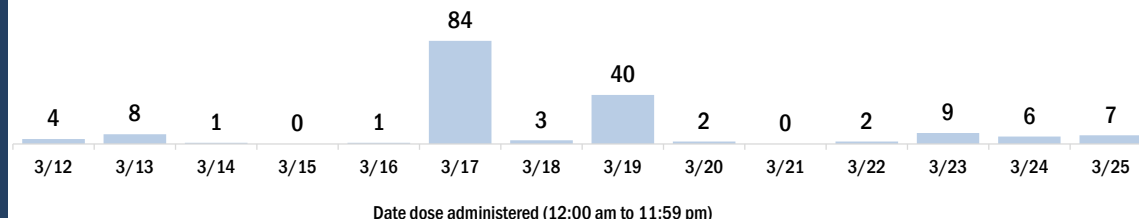


## Persons vaccinated for COVID-19 for the past 2 weeks

### Number of persons who received their first dose of a two-dose series of the COVID-19 vaccine



### Number of persons who completed the COVID-19 vaccine series



# COVID-19: Duval County vaccine summary

Vaccination data through Mar 25, 2021 as of Mar 26, 2021 at 12:05 AM

Data in this report are provisional and subject to change.

Data in this summary pertain to COVID-19 vaccines approved by the U.S. Food and Drug Administration and have been issued an Emergency Use Authorization (Janssen COVID-19 Vaccine, Moderna COVID-19 Vaccine and Pfizer-BioNTech COVID-19 Vaccine). These data summarize the number of people who have received either their first dose or have completed the series for a COVID-19 vaccine. **A person can only be counted in one category, first dose or series complete.** For persons receiving Moderna or Pfizer vaccines, once they receive their second dose, they are moved from the first dose column to the series completed column. **Because of this, the total first dose category may show a change from report to report not matching the total receiving their first dose from the previous day.** Persons receiving Johnson & Johnson vaccines will always be counted in the series completed column.

## COVID-19 doses for vaccinated persons in Florida

**Doses administered** 327,728

People receiving one dose of a 1-dose series (Johnson & Johnson) or receiving only one dose of a 2-dose series (Moderna, Pfizer) count once. Persons receiving both doses of a 2-dose series count twice.

## Current status of persons vaccinated for COVID-19 in Florida

**Total people vaccinated** 214,200

First dose 90,362

Series completed 123,838

Completed 1-dose series 10,310

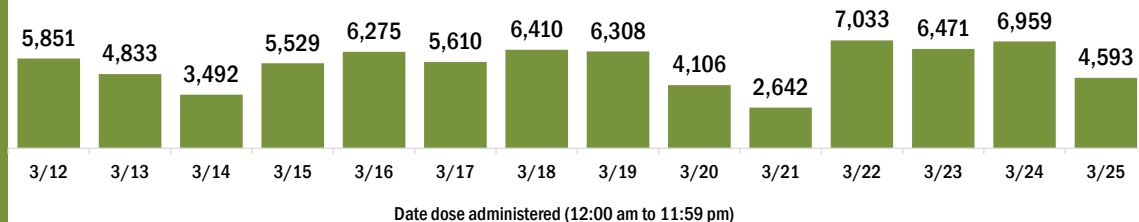
Completed 2-dose series 113,528

**First dose:** current number of people who have only received their first dose of the Moderna or Pfizer vaccine.

**Series complete:** current number of people who have received both Moderna or Pfizer vaccine doses or one Johnson & Johnson dose and are considered fully immunized.

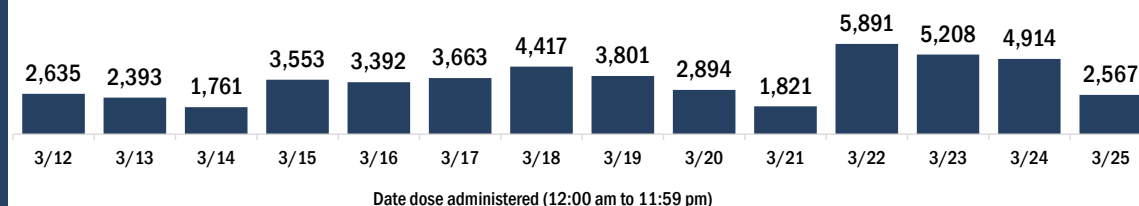
Demographic summary	First dose	Series complete	Total people vaccinated
<b>Age group</b>	90,362	123,838	214,200
16-24 years	2,944	2,117	5,061
25-34 years	6,977	7,805	14,782
35-44 years	9,258	8,851	18,109
45-54 years	14,926	11,052	25,978
55-64 years	29,612	17,575	47,187
65-74 years	16,864	46,973	63,837
75-84 years	7,014	21,896	28,910
85+ years	2,767	7,569	10,336
<b>Race</b>	90,362	123,838	214,200
White	48,417	74,127	122,544
Black	14,560	20,852	35,412
American Indian/Alaskan	185	318	503
Other	10,485	15,215	25,700
Unknown	16,715	13,326	30,041
<b>Other race</b> includes Asian, native Hawaiian/Pacific Islander, or other.			
<b>Ethnicity</b>	90,362	123,838	214,200
Hispanic	4,527	4,306	8,833
Non-Hispanic	58,421	86,635	145,056
Unknown	27,414	32,897	60,311
<b>Gender</b>	90,362	123,838	214,200
Female	51,015	73,016	124,031
Male	37,085	50,767	87,852
Unknown	2,262	55	2,317

## COVID-19 doses administered for the past 2 weeks

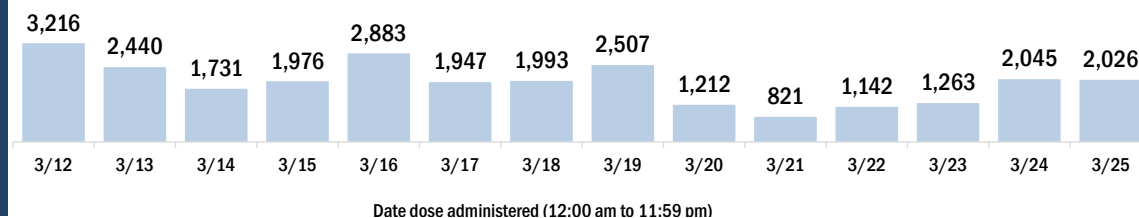


## Persons vaccinated for COVID-19 for the past 2 weeks

### Number of persons who received their first dose of a two-dose series of the COVID-19 vaccine



### Number of persons who completed the COVID-19 vaccine series



# COVID-19: Escambia County vaccine summary

Vaccination data through Mar 25, 2021 as of Mar 26, 2021 at 12:05 AM

Data in this report are provisional and subject to change.

Data in this summary pertain to COVID-19 vaccines approved by the U.S. Food and Drug Administration and have been issued an Emergency Use Authorization (Janssen COVID-19 Vaccine, Moderna COVID-19 Vaccine and Pfizer-BioNTech COVID-19 Vaccine). These data summarize the number of people who have received either their first dose or have completed the series for a COVID-19 vaccine. **A person can only be counted in one category, first dose or series complete.** For persons receiving Moderna or Pfizer vaccines, once they receive their second dose, they are moved from the first dose column to the series completed column. **Because of this, the total first dose category may show a change from report to report not matching the total receiving their first dose from the previous day.** Persons receiving Johnson & Johnson vaccines will always be counted in the series completed column.

## COVID-19 doses for vaccinated persons in Florida

**Doses administered** 101,621

People receiving one dose of a 1-dose series (Johnson & Johnson) or receiving only one dose of a 2-dose series (Moderna, Pfizer) count once. Persons receiving both doses of a 2-dose series count twice.

## Current status of persons vaccinated for COVID-19 in Florida

**Total people vaccinated** 67,505

First dose 29,736

Series completed 37,769

Completed 1-dose series 3,653

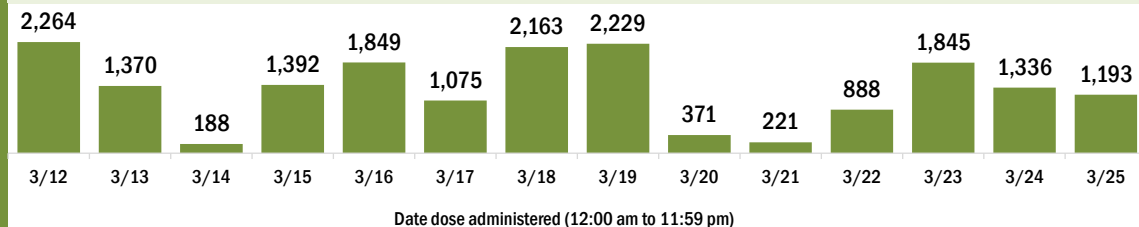
Completed 2-dose series 34,116

**First dose:** current number of people who have only received their first dose of the Moderna or Pfizer vaccine.

**Series complete:** current number of people who have received both Moderna or Pfizer vaccine doses or one Johnson & Johnson dose and are considered fully immunized.

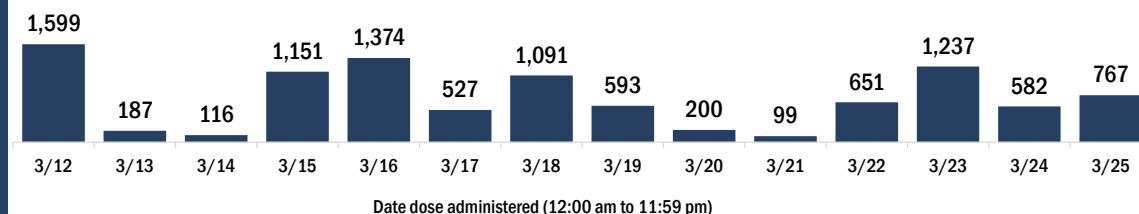
Demographic summary	First dose	Series complete	Total people vaccinated
<b>Age group</b>	<b>29,736</b>	<b>37,769</b>	<b>67,505</b>
16-24 years	873	453	1,326
25-34 years	2,084	1,513	3,597
35-44 years	2,447	1,927	4,374
45-54 years	3,899	2,715	6,614
55-64 years	8,574	5,247	13,821
65-74 years	7,062	14,639	21,701
75-84 years	3,537	8,221	11,758
85+ years	1,260	3,054	4,314
<b>Race</b>	<b>29,736</b>	<b>37,769</b>	<b>67,505</b>
White	16,644	23,214	39,858
Black	4,796	4,853	9,649
American Indian/Alaskan	222	254	476
Other	2,307	3,929	6,236
Unknown	5,767	5,519	11,286
<b>Other race</b> includes Asian, native Hawaiian/Pacific Islander, or other.			
<b>Ethnicity</b>	<b>29,736</b>	<b>37,769</b>	<b>67,505</b>
Hispanic	785	560	1,345
Non-Hispanic	19,163	23,802	42,965
Unknown	9,788	13,407	23,195
<b>Gender</b>	<b>29,736</b>	<b>37,769</b>	<b>67,505</b>
Female	17,794	22,314	40,108
Male	11,874	15,451	27,325
Unknown	68	4	72

## COVID-19 doses administered for the past 2 weeks

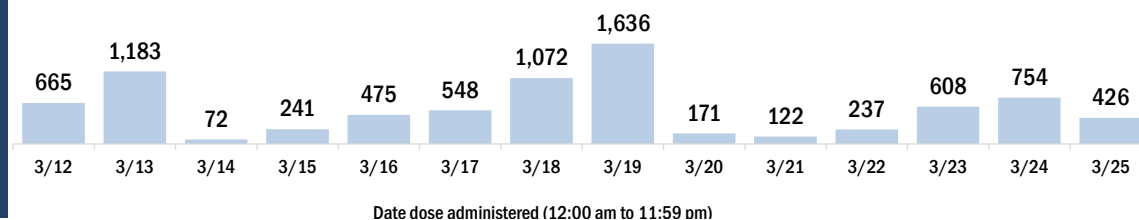


## Persons vaccinated for COVID-19 for the past 2 weeks

### Number of persons who received their first dose of a two-dose series of the COVID-19 vaccine



### Number of persons who completed the COVID-19 vaccine series



# COVID-19: Flagler County vaccine summary

Vaccination data through Mar 25, 2021 as of Mar 26, 2021 at 12:05 AM

Data in this report are provisional and subject to change.

Data in this summary pertain to COVID-19 vaccines approved by the U.S. Food and Drug Administration and have been issued an Emergency Use Authorization (Janssen COVID-19 Vaccine, Moderna COVID-19 Vaccine and Pfizer-BioNTech COVID-19 Vaccine). These data summarize the number of people who have received either their first dose or have completed the series for a COVID-19 vaccine. **A person can only be counted in one category, first dose or series complete.** For persons receiving Moderna or Pfizer vaccines, once they receive their second dose, they are moved from the first dose column to the series completed column. **Because of this, the total first dose category may show a change from report to report not matching the total receiving their first dose from the previous day.** Persons receiving Johnson & Johnson vaccines will always be counted in the series completed column.

## COVID-19 doses for vaccinated persons in Florida

**Doses administered** 56,933

People receiving one dose of a 1-dose series (Johnson & Johnson) or receiving only one dose of a 2-dose series (Moderna, Pfizer) count once. Persons receiving both doses of a 2-dose series count twice.

## Current status of persons vaccinated for COVID-19 in Florida

**Total people vaccinated** 36,598

First dose 15,178

Series completed 21,420

Completed 1-dose series 1,085

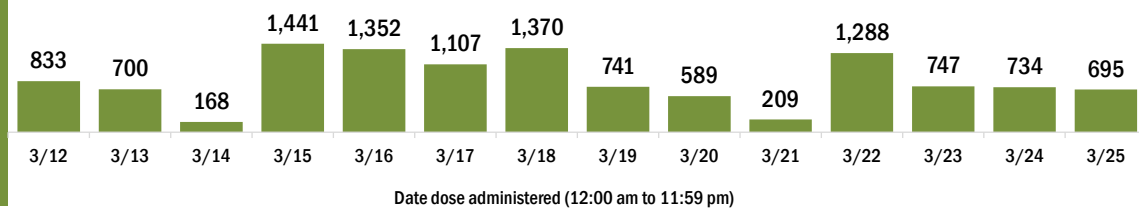
Completed 2-dose series 20,335

**First dose:** current number of people who have only received their first dose of the Moderna or Pfizer vaccine.

**Series complete:** current number of people who have received both Moderna or Pfizer vaccine doses or one Johnson & Johnson dose and are considered fully immunized.

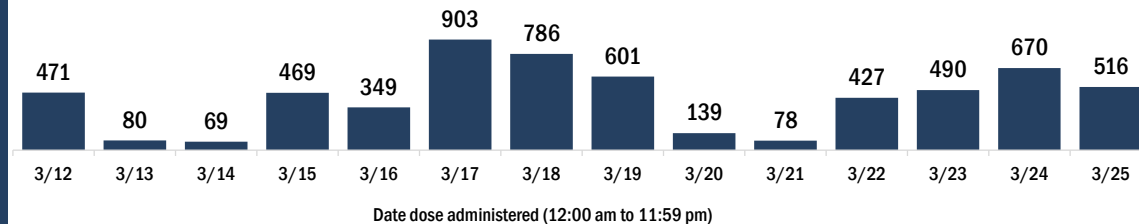
Demographic summary	First dose	Series complete	Total people vaccinated
<b>Age group</b>	15,178	21,420	36,598
16-24 years	183	142	325
25-34 years	290	372	662
35-44 years	525	638	1,163
45-54 years	1,159	917	2,076
55-64 years	4,421	1,821	6,242
65-74 years	4,871	10,077	14,948
75-84 years	2,816	5,908	8,724
85+ years	913	1,545	2,458
<b>Race</b>	15,178	21,420	36,598
White	10,741	13,922	24,663
Black	1,084	1,197	2,281
American Indian/Alaskan	120	103	223
Other	1,051	2,248	3,299
Unknown	2,182	3,950	6,132
<b>Other race</b> includes Asian, native Hawaiian/Pacific Islander, or other.			
<b>Ethnicity</b>	15,178	21,420	36,598
Hispanic	1,010	740	1,750
Non-Hispanic	9,867	11,539	21,406
Unknown	4,301	9,141	13,442
<b>Gender</b>	15,178	21,420	36,598
Female	8,493	12,086	20,579
Male	6,514	9,281	15,795
Unknown	171	53	224

## COVID-19 doses administered for the past 2 weeks

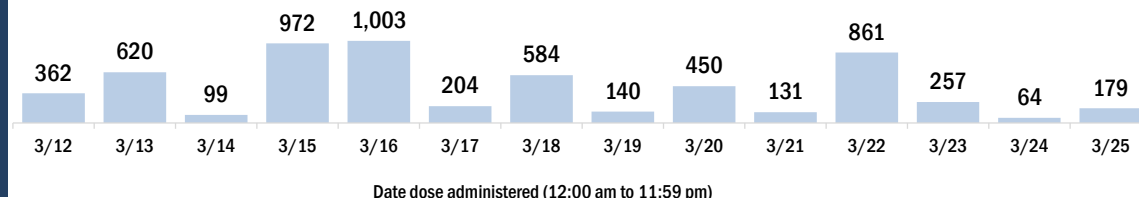


## Persons vaccinated for COVID-19 for the past 2 weeks

### Number of persons who received their first dose of a two-dose series of the COVID-19 vaccine



### Number of persons who completed the COVID-19 vaccine series



# COVID-19: Franklin County vaccine summary

Vaccination data through Mar 25, 2021 as of Mar 26, 2021 at 12:05 AM

Data in this report are provisional and subject to change.

Data in this summary pertain to COVID-19 vaccines approved by the U.S. Food and Drug Administration and have been issued an Emergency Use Authorization (Janssen COVID-19 Vaccine, Moderna COVID-19 Vaccine and Pfizer-BioNTech COVID-19 Vaccine). These data summarize the number of people who have received either their first dose or have completed the series for a COVID-19 vaccine. **A person can only be counted in one category, first dose or series complete.** For persons receiving Moderna or Pfizer vaccines, once they receive their second dose, they are moved from the first dose column to the series completed column. **Because of this, the total first dose category may show a change from report to report not matching the total receiving their first dose from the previous day.** Persons receiving Johnson & Johnson vaccines will always be counted in the series completed column.

## COVID-19 doses for vaccinated persons in Florida

**Doses administered** 5,251

People receiving one dose of a 1-dose series (Johnson & Johnson) or receiving only one dose of a 2-dose series (Moderna, Pfizer) count once. Persons receiving both doses of a 2-dose series count twice.

## Current status of persons vaccinated for COVID-19 in Florida

**Total people vaccinated** 3,054

First dose 847

Series completed 2,207

Completed 1-dose series 10

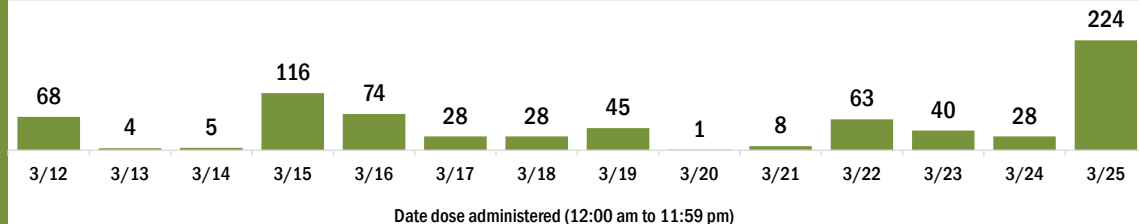
Completed 2-dose series 2,197

**First dose:** current number of people who have only received their first dose of the Moderna or Pfizer vaccine.

**Series complete:** current number of people who have received both Moderna or Pfizer vaccine doses or one Johnson & Johnson dose and are considered fully immunized.

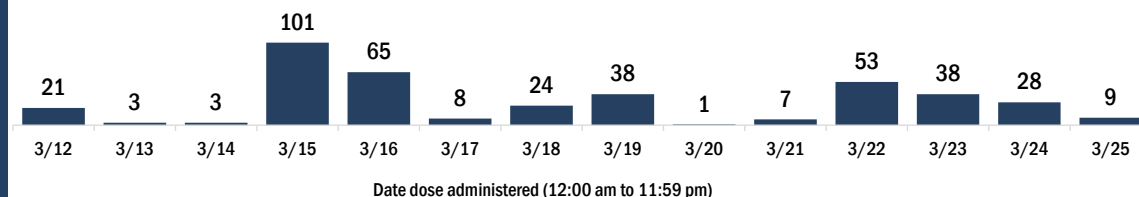
Demographic summary	First dose	Series complete	Total people vaccinated
<b>Age group</b>	847	2,207	3,054
16-24 years	10	10	20
25-34 years	26	23	49
35-44 years	30	38	68
45-54 years	106	86	192
55-64 years	400	230	630
65-74 years	191	1,152	1,343
75-84 years	63	560	623
85+ years	21	108	129
<b>Race</b>	847	2,207	3,054
White	716	1,991	2,707
Black	52	89	141
American Indian/Alaskan	0	6	6
Other	53	82	135
Unknown	26	39	65
<b>Other race</b> includes Asian, native Hawaiian/Pacific Islander, or other.			
<b>Ethnicity</b>	847	2,207	3,054
Hispanic	20	18	38
Non-Hispanic	720	1,858	2,578
Unknown	107	331	438
<b>Gender</b>	847	2,207	3,054
Female	468	1,158	1,626
Male	379	1,049	1,428
Unknown	0	0	0

## COVID-19 doses administered for the past 2 weeks

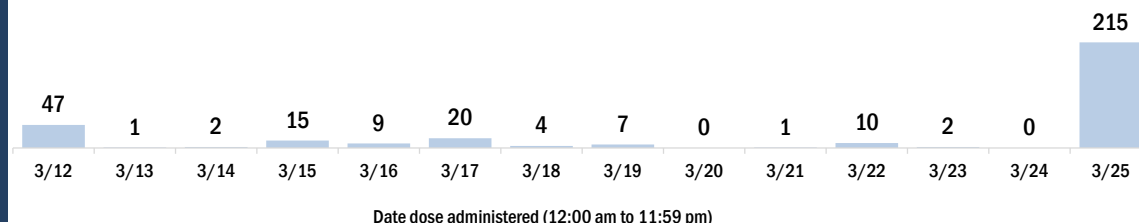


## Persons vaccinated for COVID-19 for the past 2 weeks

### Number of persons who received their first dose of a two-dose series of the COVID-19 vaccine



### Number of persons who completed the COVID-19 vaccine series



# COVID-19: Gadsden County vaccine summary

Vaccination data through Mar 25, 2021 as of Mar 26, 2021 at 12:05 AM

Data in this report are provisional and subject to change.

Data in this summary pertain to COVID-19 vaccines approved by the U.S. Food and Drug Administration and have been issued an Emergency Use Authorization (Janssen COVID-19 Vaccine, Moderna COVID-19 Vaccine and Pfizer-BioNTech COVID-19 Vaccine). These data summarize the number of people who have received either their first dose or have completed the series for a COVID-19 vaccine. **A person can only be counted in one category, first dose or series complete.** For persons receiving Moderna or Pfizer vaccines, once they receive their second dose, they are moved from the first dose column to the series completed column. **Because of this, the total first dose category may show a change from report to report not matching the total receiving their first dose from the previous day.** Persons receiving Johnson & Johnson vaccines will always be counted in the series completed column.

## COVID-19 doses for vaccinated persons in Florida

**Doses administered** 17,531

People receiving one dose of a 1-dose series (Johnson & Johnson) or receiving only one dose of a 2-dose series (Moderna, Pfizer) count once. Persons receiving both doses of a 2-dose series count twice.

## Current status of persons vaccinated for COVID-19 in Florida

**Total people vaccinated** 10,866

First dose 3,900

Series completed 6,966

Completed 1-dose series 301

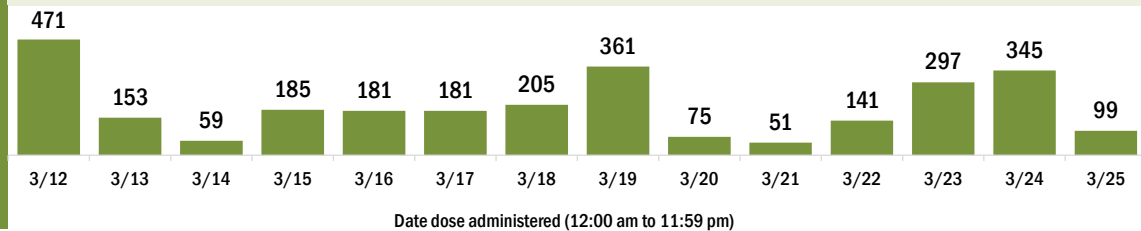
Completed 2-dose series 6,665

**First dose:** current number of people who have only received their first dose of the Moderna or Pfizer vaccine.

**Series complete:** current number of people who have received both Moderna or Pfizer vaccine doses or one Johnson & Johnson dose and are considered fully immunized.

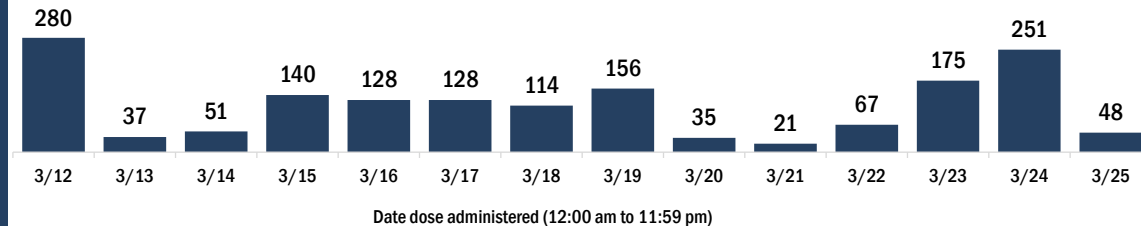
Demographic summary	First dose	Series complete	Total people vaccinated
<b>Age group</b>	3,900	6,966	10,866
16-24 years	71	58	129
25-34 years	181	141	322
35-44 years	333	271	604
45-54 years	663	505	1,168
55-64 years	1,429	988	2,417
65-74 years	750	3,019	3,769
75-84 years	361	1,483	1,844
85+ years	112	501	613
<b>Race</b>	3,900	6,966	10,866
White	1,166	2,684	3,850
Black	1,927	2,710	4,637
American Indian/Alaskan	6	15	21
Other	374	1,108	1,482
Unknown	427	449	876
<b>Other race</b> includes Asian, native Hawaiian/Pacific Islander, or other.			
<b>Ethnicity</b>	3,900	6,966	10,866
Hispanic	198	163	361
Non-Hispanic	2,702	4,641	7,343
Unknown	1,000	2,162	3,162
<b>Gender</b>	3,900	6,966	10,866
Female	2,330	4,216	6,546
Male	1,570	2,750	4,320
Unknown	0	0	0

## COVID-19 doses administered for the past 2 weeks

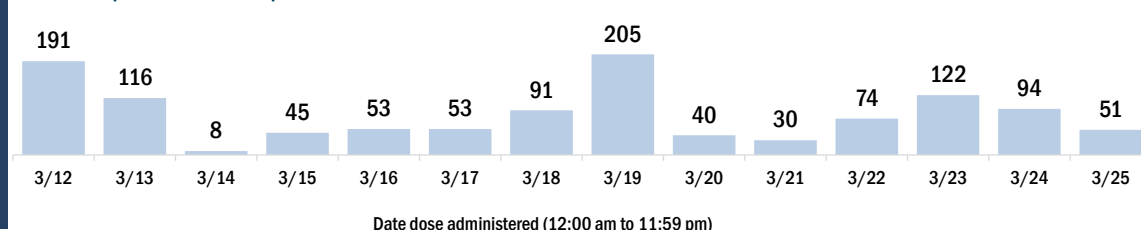


## Persons vaccinated for COVID-19 for the past 2 weeks

### Number of persons who received their first dose of a two-dose series of the COVID-19 vaccine



### Number of persons who completed the COVID-19 vaccine series



# COVID-19: Gilchrist County vaccine summary

Vaccination data through Mar 25, 2021 as of Mar 26, 2021 at 12:05 AM

Data in this report are provisional and subject to change.

Data in this summary pertain to COVID-19 vaccines approved by the U.S. Food and Drug Administration and have been issued an Emergency Use Authorization (Janssen COVID-19 Vaccine, Moderna COVID-19 Vaccine and Pfizer-BioNTech COVID-19 Vaccine). These data summarize the number of people who have received either their first dose or have completed the series for a COVID-19 vaccine. **A person can only be counted in one category, first dose or series complete.** For persons receiving Moderna or Pfizer vaccines, once they receive their second dose, they are moved from the first dose column to the series completed column. **Because of this, the total first dose category may show a change from report to report not matching the total receiving their first dose from the previous day.** Persons receiving Johnson & Johnson vaccines will always be counted in the series completed column.

## COVID-19 doses for vaccinated persons in Florida

**Doses administered** 3,957

People receiving one dose of a 1-dose series (Johnson & Johnson) or receiving only one dose of a 2-dose series (Moderna, Pfizer) count once. Persons receiving both doses of a 2-dose series count twice.

## Current status of persons vaccinated for COVID-19 in Florida

**Total people vaccinated** 2,371

First dose 741

Series completed 1,630

Completed 1-dose series 44

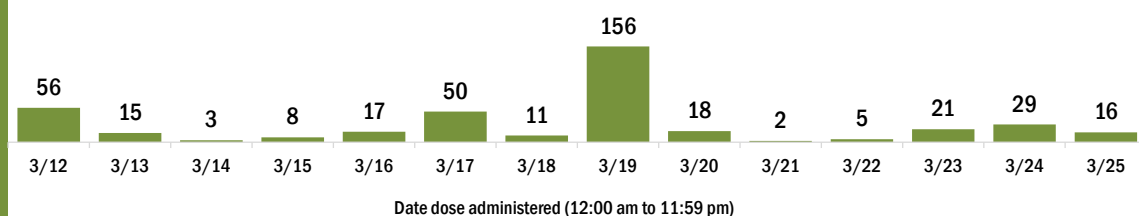
Completed 2-dose series 1,586

**First dose:** current number of people who have only received their first dose of the Moderna or Pfizer vaccine.

**Series complete:** current number of people who have received both Moderna or Pfizer vaccine doses or one Johnson & Johnson dose and are considered fully immunized.

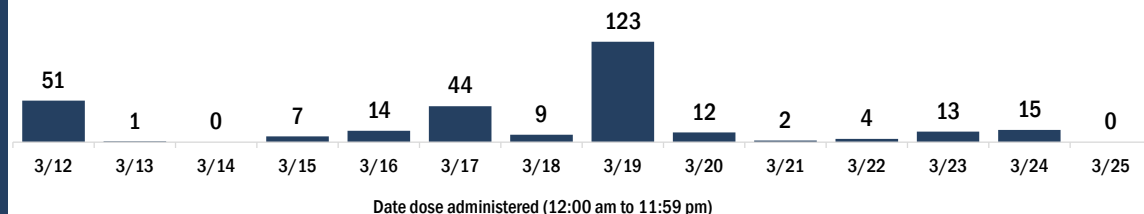
Demographic summary	First dose	Series complete	Total people vaccinated
<b>Age group</b>	741	1,630	2,371
16-24 years	12	30	42
25-34 years	20	44	64
35-44 years	28	60	88
45-54 years	57	98	155
55-64 years	209	138	347
65-74 years	263	642	905
75-84 years	117	458	575
85+ years	35	160	195
<b>Race</b>	741	1,630	2,371
White	542	1,068	1,610
Black	17	16	33
American Indian/Alaskan	4	4	8
Other	49	163	212
Unknown	129	379	508
<b>Other race</b> includes Asian, native Hawaiian/Pacific Islander, or other.			
<b>Ethnicity</b>	741	1,630	2,371
Hispanic	14	15	29
Non-Hispanic	323	585	908
Unknown	404	1,030	1,434
<b>Gender</b>	741	1,630	2,371
Female	431	985	1,416
Male	310	645	955
Unknown	0	0	0

## COVID-19 doses administered for the past 2 weeks

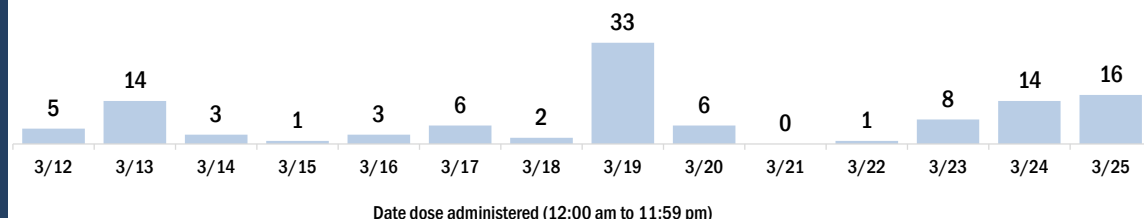


## Persons vaccinated for COVID-19 for the past 2 weeks

### Number of persons who received their first dose of a two-dose series of the COVID-19 vaccine



### Number of persons who completed the COVID-19 vaccine series





# COVID-19: Glades County vaccine summary

Vaccination data through Mar 25, 2021 as of Mar 26, 2021 at 12:05 AM

Data in this report are provisional and subject to change.

Data in this summary pertain to COVID-19 vaccines approved by the U.S. Food and Drug Administration and have been issued an Emergency Use Authorization (Janssen COVID-19 Vaccine, Moderna COVID-19 Vaccine and Pfizer-BioNTech COVID-19 Vaccine). These data summarize the number of people who have received either their first dose or have completed the series for a COVID-19 vaccine. **A person can only be counted in one category, first dose or series complete.** For persons receiving Moderna or Pfizer vaccines, once they receive their second dose, they are moved from the first dose column to the series completed column. **Because of this, the total first dose category may show a change from report to report not matching the total receiving their first dose from the previous day.** Persons receiving Johnson & Johnson vaccines will always be counted in the series completed column.

## COVID-19 doses for vaccinated persons in Florida

**Doses administered** 3,142

People receiving one dose of a 1-dose series (Johnson & Johnson) or receiving only one dose of a 2-dose series (Moderna, Pfizer) count once. Persons receiving both doses of a 2-dose series count twice.

## Current status of persons vaccinated for COVID-19 in Florida

**Total people vaccinated** 1,909

First dose 668

Series completed 1,241

Completed 1-dose series 8

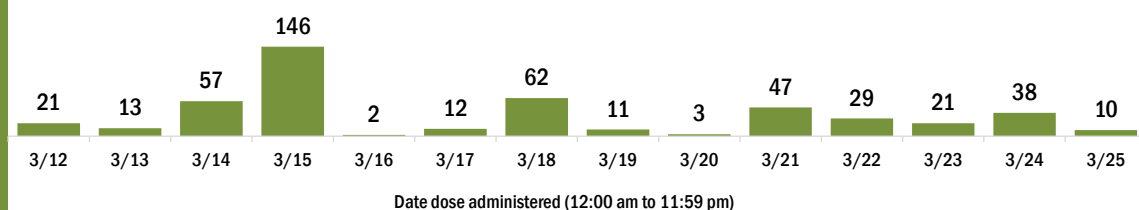
Completed 2-dose series 1,233

**First dose:** current number of people who have only received their first dose of the Moderna or Pfizer vaccine.

**Series complete:** current number of people who have received both Moderna or Pfizer vaccine doses or one Johnson & Johnson dose and are considered fully immunized.

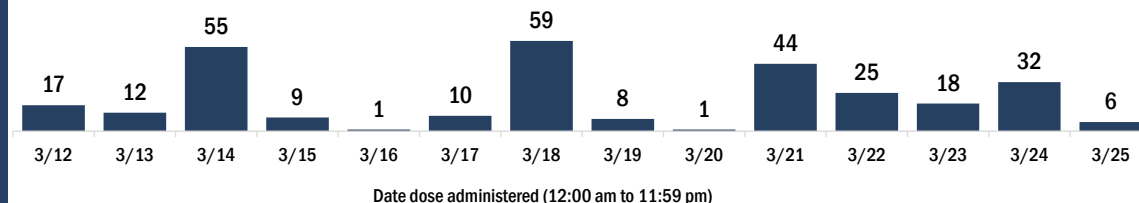
Demographic summary	First dose	Series complete	Total people vaccinated
<b>Age group</b>	668	1,241	1,909
16-24 years	10	0	10
25-34 years	13	4	17
35-44 years	19	4	23
45-54 years	68	22	90
55-64 years	206	53	259
65-74 years	196	617	813
75-84 years	136	456	592
85+ years	20	85	105
<b>Race</b>	668	1,241	1,909
White	462	949	1,411
Black	40	43	83
American Indian/Alaskan	6	7	13
Other	55	52	107
Unknown	105	190	295
<b>Other race</b> includes Asian, native Hawaiian/Pacific Islander, or other.			
<b>Ethnicity</b>	668	1,241	1,909
Hispanic	67	23	90
Non-Hispanic	303	477	780
Unknown	298	741	1,039
<b>Gender</b>	668	1,241	1,909
Female	345	630	975
Male	323	611	934
Unknown	0	0	0

## COVID-19 doses administered for the past 2 weeks

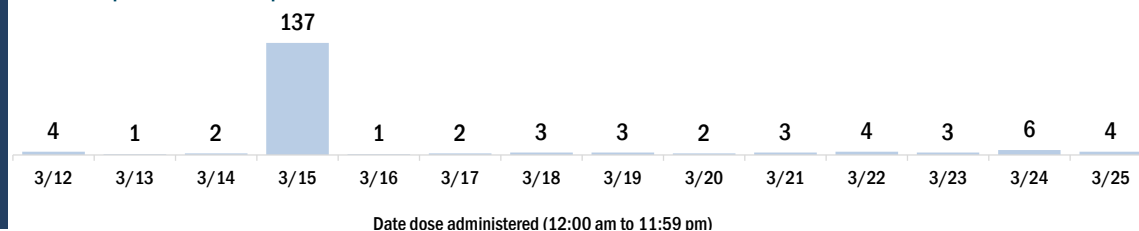


## Persons vaccinated for COVID-19 for the past 2 weeks

### Number of persons who received their first dose of a two-dose series of the COVID-19 vaccine



### Number of persons who completed the COVID-19 vaccine series



# COVID-19: Gulf County vaccine summary

Vaccination data through Mar 25, 2021 as of Mar 26, 2021 at 12:05 AM

Data in this report are provisional and subject to change.

Data in this summary pertain to COVID-19 vaccines approved by the U.S. Food and Drug Administration and have been issued an Emergency Use Authorization (Janssen COVID-19 Vaccine, Moderna COVID-19 Vaccine and Pfizer-BioNTech COVID-19 Vaccine). These data summarize the number of people who have received either their first dose or have completed the series for a COVID-19 vaccine. **A person can only be counted in one category, first dose or series complete.** For persons receiving Moderna or Pfizer vaccines, once they receive their second dose, they are moved from the first dose column to the series completed column. **Because of this, the total first dose category may show a change from report to report not matching the total receiving their first dose from the previous day.** Persons receiving Johnson & Johnson vaccines will always be counted in the series completed column.

## COVID-19 doses for vaccinated persons in Florida

**Doses administered** 5,670

People receiving one dose of a 1-dose series (Johnson & Johnson) or receiving only one dose of a 2-dose series (Moderna, Pfizer) count once. Persons receiving both doses of a 2-dose series count twice.

## Current status of persons vaccinated for COVID-19 in Florida

**Total people vaccinated** 3,331

First dose 911

Series completed 2,420

Completed 1-dose series 81

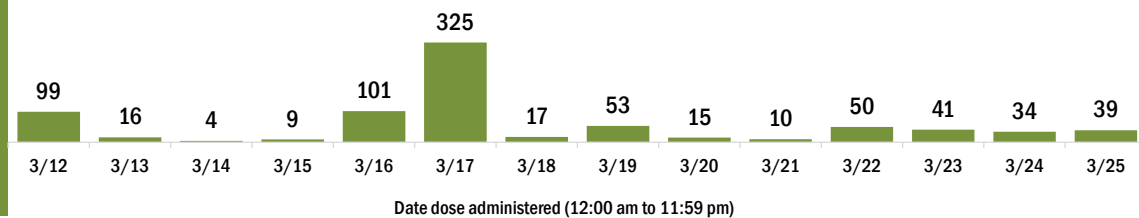
Completed 2-dose series 2,339

**First dose:** current number of people who have only received their first dose of the Moderna or Pfizer vaccine.

**Series complete:** current number of people who have received both Moderna or Pfizer vaccine doses or one Johnson & Johnson dose and are considered fully immunized.

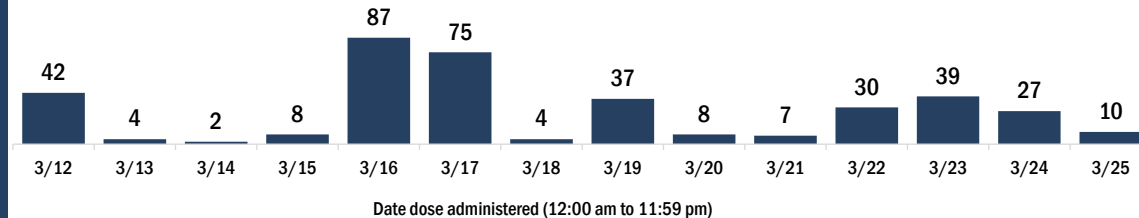
Demographic summary	First dose	Series complete	Total people vaccinated
<b>Age group</b>	<b>911</b>	<b>2,420</b>	<b>3,331</b>
16-24 years	18	14	32
25-34 years	28	31	59
35-44 years	48	48	96
45-54 years	102	98	200
55-64 years	317	225	542
65-74 years	232	1,263	1,495
75-84 years	137	581	718
85+ years	29	160	189
<b>Race</b>	<b>911</b>	<b>2,420</b>	<b>3,331</b>
White	720	2,212	2,932
Black	97	121	218
American Indian/Alaskan	3	5	8
Other	53	46	99
Unknown	38	36	74
<b>Other race</b> includes Asian, native Hawaiian/Pacific Islander, or other.			
<b>Ethnicity</b>	<b>911</b>	<b>2,420</b>	<b>3,331</b>
Hispanic	17	12	29
Non-Hispanic	701	2,333	3,034
Unknown	193	75	268
<b>Gender</b>	<b>911</b>	<b>2,420</b>	<b>3,331</b>
Female	520	1,273	1,793
Male	391	1,147	1,538
Unknown	0	0	0

## COVID-19 doses administered for the past 2 weeks

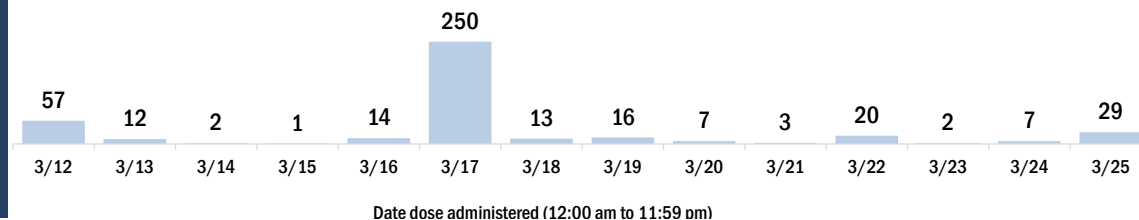


## Persons vaccinated for COVID-19 for the past 2 weeks

### Number of persons who received their first dose of a two-dose series of the COVID-19 vaccine



### Number of persons who completed the COVID-19 vaccine series



# COVID-19: Hamilton County vaccine summary

Vaccination data through Mar 25, 2021 as of Mar 26, 2021 at 12:05 AM

Data in this report are provisional and subject to change.

Data in this summary pertain to COVID-19 vaccines approved by the U.S. Food and Drug Administration and have been issued an Emergency Use Authorization (Janssen COVID-19 Vaccine, Moderna COVID-19 Vaccine and Pfizer-BioNTech COVID-19 Vaccine). These data summarize the number of people who have received either their first dose or have completed the series for a COVID-19 vaccine. **A person can only be counted in one category, first dose or series complete.** For persons receiving Moderna or Pfizer vaccines, once they receive their second dose, they are moved from the first dose column to the series completed column. **Because of this, the total first dose category may show a change from report to report not matching the total receiving their first dose from the previous day.** Persons receiving Johnson & Johnson vaccines will always be counted in the series completed column.

## COVID-19 doses for vaccinated persons in Florida

**Doses administered** 3,491

People receiving one dose of a 1-dose series (Johnson & Johnson) or receiving only one dose of a 2-dose series (Moderna, Pfizer) count once. Persons receiving both doses of a 2-dose series count twice.

## Current status of persons vaccinated for COVID-19 in Florida

**Total people vaccinated** 2,111

First dose 631

Series completed 1,480

Completed 1-dose series 100

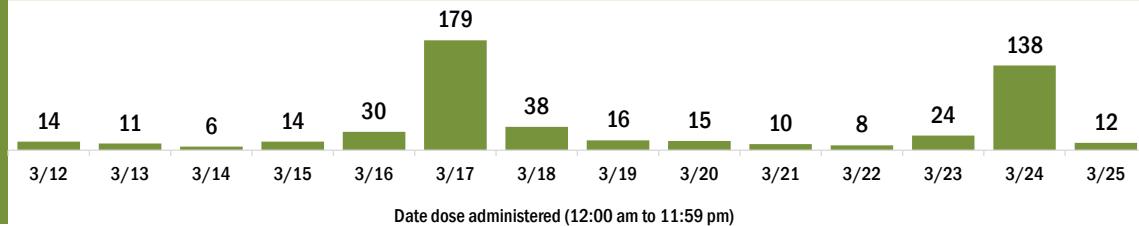
Completed 2-dose series 1,380

**First dose:** current number of people who have only received their first dose of the Moderna or Pfizer vaccine.

**Series complete:** current number of people who have received both Moderna or Pfizer vaccine doses or one Johnson & Johnson dose and are considered fully immunized.

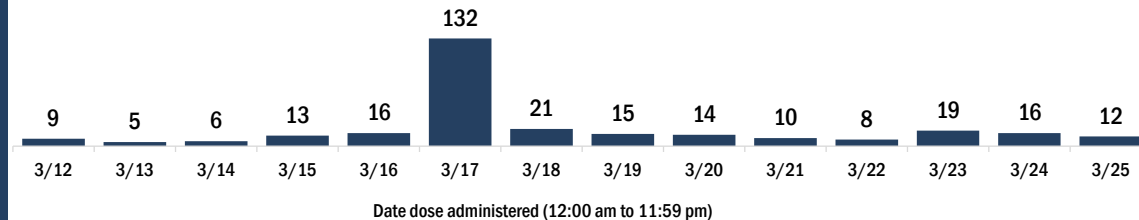
Demographic summary	First dose	Series complete	Total people vaccinated
<b>Age group</b>	631	1,480	2,111
16-24 years	8	9	17
25-34 years	21	16	37
35-44 years	30	33	63
45-54 years	90	58	148
55-64 years	255	132	387
65-74 years	139	750	889
75-84 years	56	393	449
85+ years	32	89	121
<b>Race</b>	631	1,480	2,111
White	298	899	1,197
Black	187	279	466
American Indian/Alaskan	1	0	1
Other	81	111	192
Unknown	64	191	255
<b>Other race</b> includes Asian, native Hawaiian/Pacific Islander, or other.			
<b>Ethnicity</b>	631	1,480	2,111
Hispanic	13	15	28
Non-Hispanic	344	759	1,103
Unknown	274	706	980
<b>Gender</b>	631	1,480	2,111
Female	396	808	1,204
Male	234	672	906
Unknown	1	0	1

## COVID-19 doses administered for the past 2 weeks

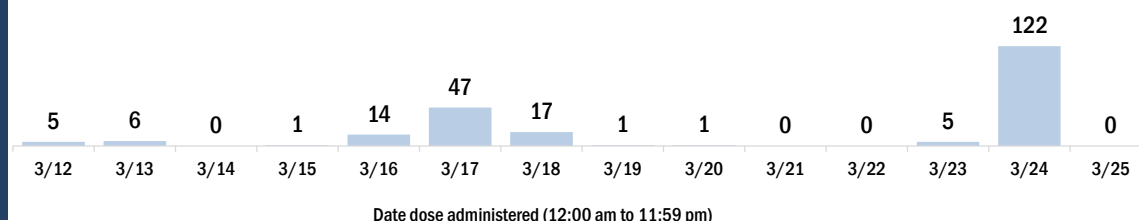


## Persons vaccinated for COVID-19 for the past 2 weeks

Number of persons who received their first dose of a two-dose series of the COVID-19 vaccine



Number of persons who completed the COVID-19 vaccine series



# COVID-19: Hardee County vaccine summary

Vaccination data through Mar 25, 2021 as of Mar 26, 2021 at 12:05 AM

Data in this report are provisional and subject to change.

Data in this summary pertain to COVID-19 vaccines approved by the U.S. Food and Drug Administration and have been issued an Emergency Use Authorization (Janssen COVID-19 Vaccine, Moderna COVID-19 Vaccine and Pfizer-BioNTech COVID-19 Vaccine). These data summarize the number of people who have received either their first dose or have completed the series for a COVID-19 vaccine. **A person can only be counted in one category, first dose or series complete.** For persons receiving Moderna or Pfizer vaccines, once they receive their second dose, they are moved from the first dose column to the series completed column. **Because of this, the total first dose category may show a change from report to report not matching the total receiving their first dose from the previous day.** Persons receiving Johnson & Johnson vaccines will always be counted in the series completed column.

## COVID-19 doses for vaccinated persons in Florida

**Doses administered** 5,270

People receiving one dose of a 1-dose series (Johnson & Johnson) or receiving only one dose of a 2-dose series (Moderna, Pfizer) count once. Persons receiving both doses of a 2-dose series count twice.

## Current status of persons vaccinated for COVID-19 in Florida

**Total people vaccinated** 3,458

First dose 1,633

Series completed 1,825

Completed 1-dose series 13

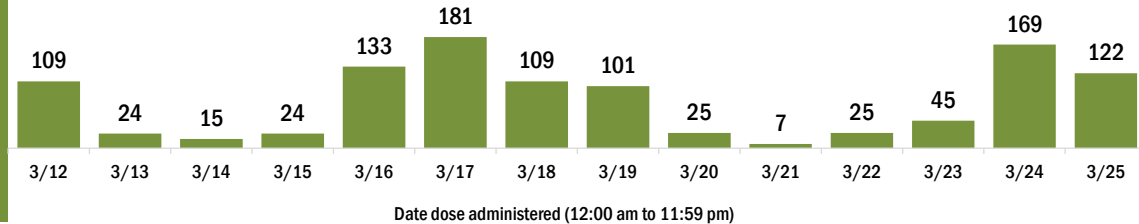
Completed 2-dose series 1,812

**First dose:** current number of people who have only received their first dose of the Moderna or Pfizer vaccine.

**Series complete:** current number of people who have received both Moderna or Pfizer vaccine doses or one Johnson & Johnson dose and are considered fully immunized.

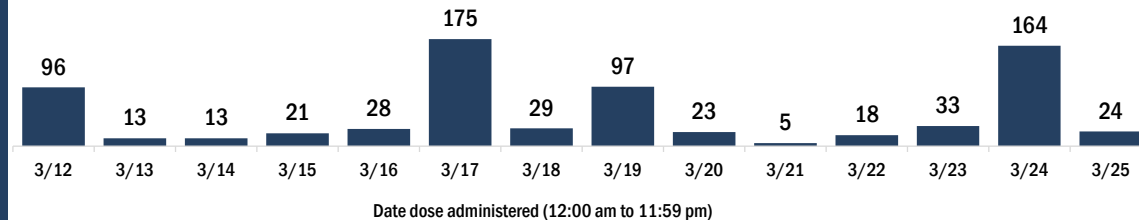
Demographic summary	First dose	Series complete	Total people vaccinated
<b>Age group</b>	<b>1,633</b>	<b>1,825</b>	<b>3,458</b>
16-24 years	33	13	46
25-34 years	52	47	99
35-44 years	66	51	117
45-54 years	151	66	217
55-64 years	399	111	510
65-74 years	536	795	1,331
75-84 years	310	575	885
85+ years	86	167	253
<b>Race</b>	<b>1,633</b>	<b>1,825</b>	<b>3,458</b>
White	1,168	1,334	2,502
Black	70	40	110
American Indian/Alaskan	5	9	14
Other	242	340	582
Unknown	148	102	250
<b>Other race</b> includes Asian, native Hawaiian/Pacific Islander, or other.			
<b>Ethnicity</b>	<b>1,633</b>	<b>1,825</b>	<b>3,458</b>
Hispanic	151	128	279
Non-Hispanic	639	949	1,588
Unknown	843	748	1,591
<b>Gender</b>	<b>1,633</b>	<b>1,825</b>	<b>3,458</b>
Female	888	1,012	1,900
Male	743	812	1,555
Unknown	2	1	3

## COVID-19 doses administered for the past 2 weeks

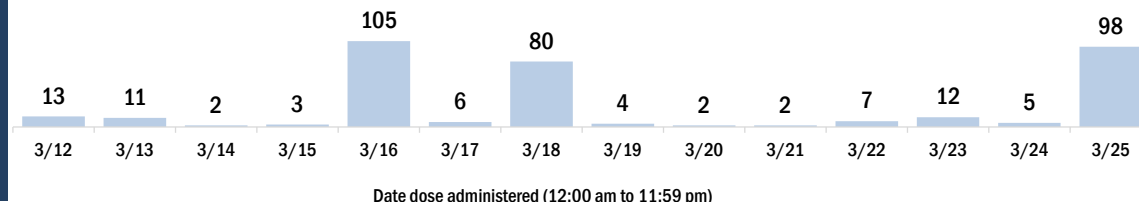


## Persons vaccinated for COVID-19 for the past 2 weeks

### Number of persons who received their first dose of a two-dose series of the COVID-19 vaccine



### Number of persons who completed the COVID-19 vaccine series



# COVID-19: Hendry County vaccine summary

Vaccination data through Mar 25, 2021 as of Mar 26, 2021 at 12:05 AM

Data in this report are provisional and subject to change.

Data in this summary pertain to COVID-19 vaccines approved by the U.S. Food and Drug Administration and have been issued an Emergency Use Authorization (Janssen COVID-19 Vaccine, Moderna COVID-19 Vaccine and Pfizer-BioNTech COVID-19 Vaccine). These data summarize the number of people who have received either their first dose or have completed the series for a COVID-19 vaccine. **A person can only be counted in one category, first dose or series complete.** For persons receiving Moderna or Pfizer vaccines, once they receive their second dose, they are moved from the first dose column to the series completed column. **Because of this, the total first dose category may show a change from report to report not matching the total receiving their first dose from the previous day.** Persons receiving Johnson & Johnson vaccines will always be counted in the series completed column.

## COVID-19 doses for vaccinated persons in Florida

**Doses administered** 9,072

People receiving one dose of a 1-dose series (Johnson & Johnson) or receiving only one dose of a 2-dose series (Moderna, Pfizer) count once. Persons receiving both doses of a 2-dose series count twice.

## Current status of persons vaccinated for COVID-19 in Florida

**Total people vaccinated** 6,316

First dose 3,386

Series completed 2,930

Completed 1-dose series 174

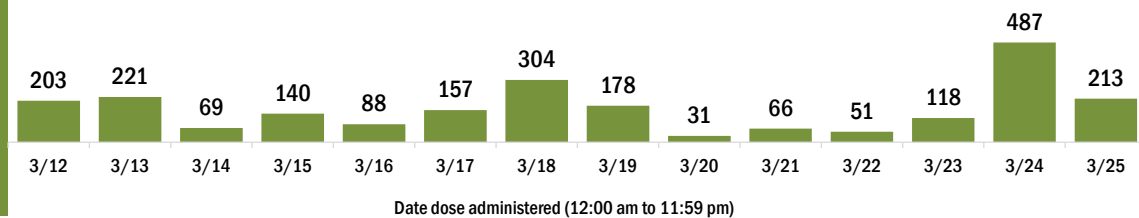
Completed 2-dose series 2,756

**First dose:** current number of people who have only received their first dose of the Moderna or Pfizer vaccine.

**Series complete:** current number of people who have received both Moderna or Pfizer vaccine doses or one Johnson & Johnson dose and are considered fully immunized.

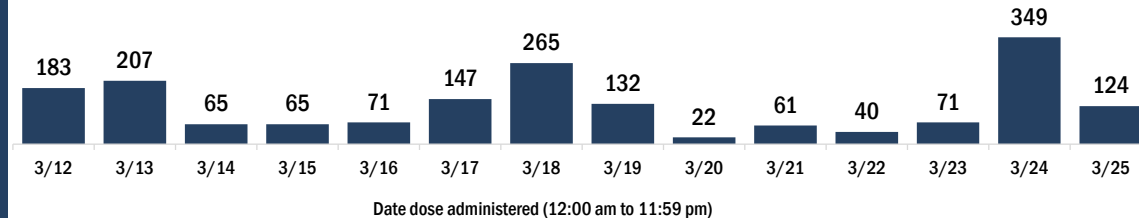
Demographic summary	First dose	Series complete	Total people vaccinated
<b>Age group</b>	<b>3,386</b>	<b>2,930</b>	<b>6,316</b>
16-24 years	87	32	119
25-34 years	142	56	198
35-44 years	185	79	264
45-54 years	467	140	607
55-64 years	1,081	297	1,378
65-74 years	912	1,329	2,241
75-84 years	393	782	1,175
85+ years	119	215	334
<b>Race</b>	<b>3,386</b>	<b>2,930</b>	<b>6,316</b>
White	2,206	1,893	4,099
Black	246	201	447
American Indian/Alaskan	9	11	20
Other	606	506	1,112
Unknown	319	319	638
<b>Other race</b> includes Asian, native Hawaiian/Pacific Islander, or other.			
<b>Ethnicity</b>	<b>3,386</b>	<b>2,930</b>	<b>6,316</b>
Hispanic	968	474	1,442
Non-Hispanic	1,336	1,422	2,758
Unknown	1,082	1,034	2,116
<b>Gender</b>	<b>3,386</b>	<b>2,930</b>	<b>6,316</b>
Female	1,862	1,568	3,430
Male	1,522	1,362	2,884
Unknown	2	0	2

## COVID-19 doses administered for the past 2 weeks

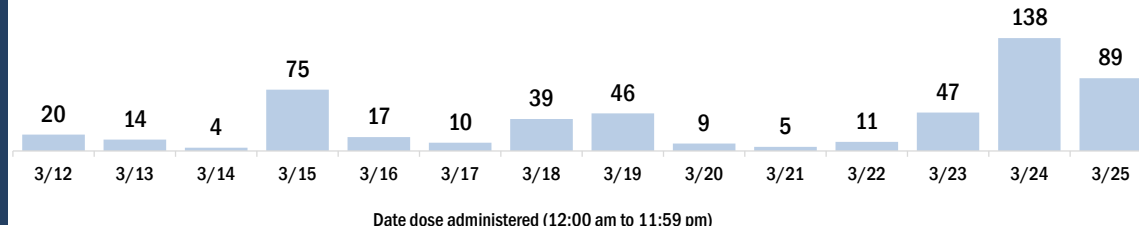


## Persons vaccinated for COVID-19 for the past 2 weeks

### Number of persons who received their first dose of a two-dose series of the COVID-19 vaccine



### Number of persons who completed the COVID-19 vaccine series



# COVID-19: Hernando County vaccine summary

Vaccination data through Mar 25, 2021 as of Mar 26, 2021 at 12:05 AM

Data in this report are provisional and subject to change.

Data in this summary pertain to COVID-19 vaccines approved by the U.S. Food and Drug Administration and have been issued an Emergency Use Authorization (Janssen COVID-19 Vaccine, Moderna COVID-19 Vaccine and Pfizer-BioNTech COVID-19 Vaccine). These data summarize the number of people who have received either their first dose or have completed the series for a COVID-19 vaccine. **A person can only be counted in one category, first dose or series complete.** For persons receiving Moderna or Pfizer vaccines, once they receive their second dose, they are moved from the first dose column to the series completed column. **Because of this, the total first dose category may show a change from report to report not matching the total receiving their first dose from the previous day.** Persons receiving Johnson & Johnson vaccines will always be counted in the series completed column.

## COVID-19 doses for vaccinated persons in Florida

**Doses administered** 70,549

People receiving one dose of a 1-dose series (Johnson & Johnson) or receiving only one dose of a 2-dose series (Moderna, Pfizer) count once. Persons receiving both doses of a 2-dose series count twice.

## Current status of persons vaccinated for COVID-19 in Florida

**Total people vaccinated** 46,813

First dose 20,160

Series completed 26,653

Completed 1-dose series 2,917

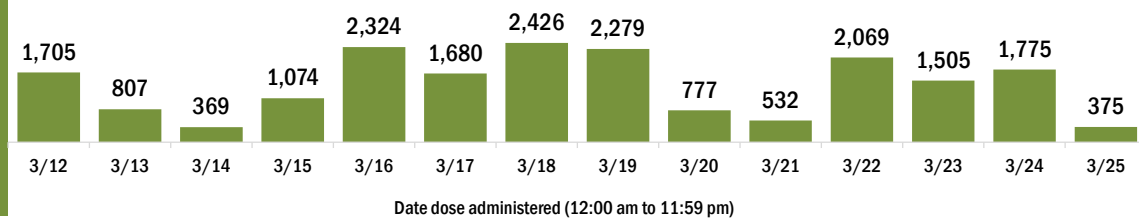
Completed 2-dose series 23,736

**First dose:** current number of people who have only received their first dose of the Moderna or Pfizer vaccine.

**Series complete:** current number of people who have received both Moderna or Pfizer vaccine doses or one Johnson & Johnson dose and are considered fully immunized.

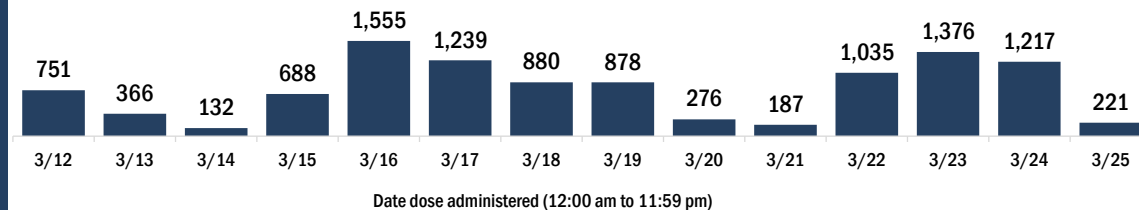
Demographic summary	First dose	Series complete	Total people vaccinated
<b>Age group</b>	20,160	26,653	46,813
16-24 years	305	219	524
25-34 years	510	616	1,126
35-44 years	807	787	1,594
45-54 years	1,776	1,341	3,117
55-64 years	5,535	2,373	7,908
65-74 years	6,133	11,175	17,308
75-84 years	3,846	7,681	11,527
85+ years	1,248	2,461	3,709
<b>Race</b>	20,160	26,653	46,813
White	14,058	18,675	32,733
Black	423	638	1,061
American Indian/Alaskan	42	104	146
Other	1,218	2,086	3,304
Unknown	4,419	5,150	9,569
<b>Other race</b> includes Asian, native Hawaiian/Pacific Islander, or other.			
<b>Ethnicity</b>	20,160	26,653	46,813
Hispanic	797	984	1,781
Non-Hispanic	10,466	14,556	25,022
Unknown	8,897	11,113	20,010
<b>Gender</b>	20,160	26,653	46,813
Female	11,760	15,525	27,285
Male	8,342	11,099	19,441
Unknown	58	29	87

## COVID-19 doses administered for the past 2 weeks

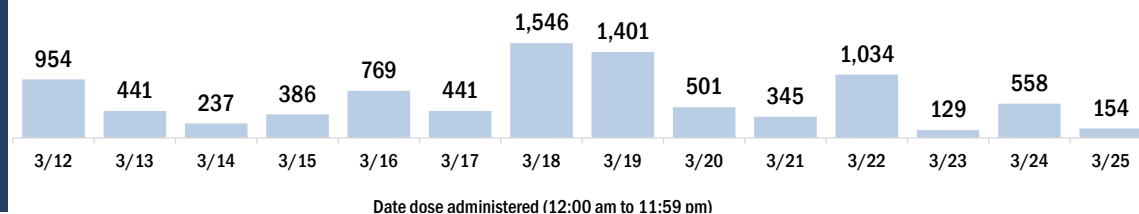


## Persons vaccinated for COVID-19 for the past 2 weeks

### Number of persons who received their first dose of a two-dose series of the COVID-19 vaccine



### Number of persons who completed the COVID-19 vaccine series



# COVID-19: Highlands County vaccine summary

Vaccination data through Mar 25, 2021 as of Mar 26, 2021 at 12:05 AM

Data in this report are provisional and subject to change.

Data in this summary pertain to COVID-19 vaccines approved by the U.S. Food and Drug Administration and have been issued an Emergency Use Authorization (Janssen COVID-19 Vaccine, Moderna COVID-19 Vaccine and Pfizer-BioNTech COVID-19 Vaccine). These data summarize the number of people who have received either their first dose or have completed the series for a COVID-19 vaccine. **A person can only be counted in one category, first dose or series complete.** For persons receiving Moderna or Pfizer vaccines, once they receive their second dose, they are moved from the first dose column to the series completed column. **Because of this, the total first dose category may show a change from report to report not matching the total receiving their first dose from the previous day.** Persons receiving Johnson & Johnson vaccines will always be counted in the series completed column.

## COVID-19 doses for vaccinated persons in Florida

**Doses administered** 41,460

People receiving one dose of a 1-dose series (Johnson & Johnson) or receiving only one dose of a 2-dose series (Moderna, Pfizer) count once. Persons receiving both doses of a 2-dose series count twice.

## Current status of persons vaccinated for COVID-19 in Florida

**Total people vaccinated** 30,937

First dose 20,235

Series completed 10,702

Completed 1-dose series 179

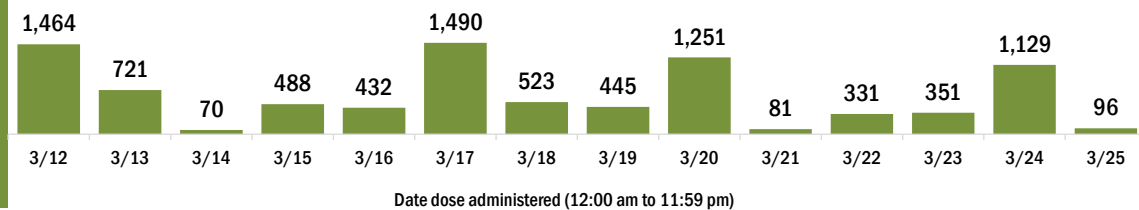
Completed 2-dose series 10,523

**First dose:** current number of people who have only received their first dose of the Moderna or Pfizer vaccine.

**Series complete:** current number of people who have received both Moderna or Pfizer vaccine doses or one Johnson & Johnson dose and are considered fully immunized.

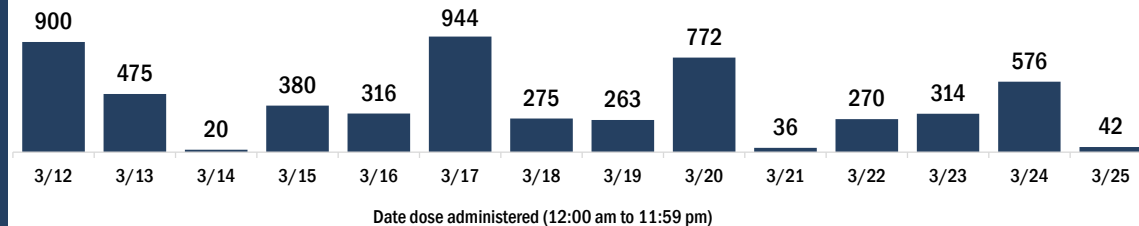
Demographic summary	First dose	Series complete	Total people vaccinated
<b>Age group</b>	20,235	10,702	30,937
16-24 years	100	60	160
25-34 years	207	193	400
35-44 years	311	281	592
45-54 years	747	413	1,160
55-64 years	3,294	689	3,983
65-74 years	7,622	4,585	12,207
75-84 years	6,179	3,518	9,697
85+ years	1,775	963	2,738
<b>Race</b>	20,235	10,702	30,937
White	16,750	8,651	25,401
Black	691	259	950
American Indian/Alaskan	194	69	263
Other	801	890	1,691
Unknown	1,799	833	2,632
<b>Other race</b> includes Asian, native Hawaiian/Pacific Islander, or other.			
<b>Ethnicity</b>	20,235	10,702	30,937
Hispanic	1,112	398	1,510
Non-Hispanic	12,816	7,653	20,469
Unknown	6,307	2,651	8,958
<b>Gender</b>	20,235	10,702	30,937
Female	11,021	5,869	16,890
Male	9,180	4,826	14,006
Unknown	34	7	41

## COVID-19 doses administered for the past 2 weeks

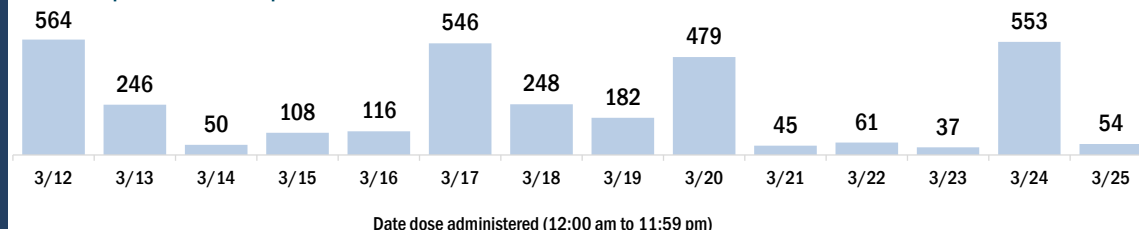


## Persons vaccinated for COVID-19 for the past 2 weeks

### Number of persons who received their first dose of a two-dose series of the COVID-19 vaccine



### Number of persons who completed the COVID-19 vaccine series





# COVID-19: Hillsborough County vaccine summary

Vaccination data through Mar 25, 2021 as of Mar 26, 2021 at 12:05 AM

Data in this report are provisional and subject to change.

Data in this summary pertain to COVID-19 vaccines approved by the U.S. Food and Drug Administration and have been issued an Emergency Use Authorization (Janssen COVID-19 Vaccine, Moderna COVID-19 Vaccine and Pfizer-BioNTech COVID-19 Vaccine). These data summarize the number of people who have received either their first dose or have completed the series for a COVID-19 vaccine. **A person can only be counted in one category, first dose or series complete.** For persons receiving Moderna or Pfizer vaccines, once they receive their second dose, they are moved from the first dose column to the series completed column. **Because of this, the total first dose category may show a change from report to report not matching the total receiving their first dose from the previous day.** Persons receiving Johnson & Johnson vaccines will always be counted in the series completed column.

## COVID-19 doses for vaccinated persons in Florida

**Doses administered** 444,342

People receiving one dose of a 1-dose series (Johnson & Johnson) or receiving only one dose of a 2-dose series (Moderna, Pfizer) count once. Persons receiving both doses of a 2-dose series count twice.

## Current status of persons vaccinated for COVID-19 in Florida

**Total people vaccinated** 311,290

First dose 163,705

Series completed 147,585

Completed 1-dose series 14,533

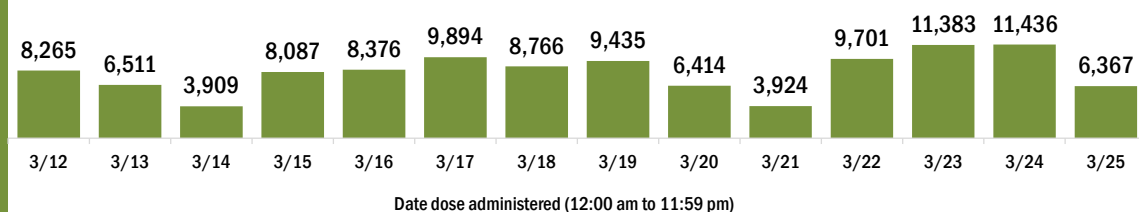
Completed 2-dose series 133,052

**First dose:** current number of people who have only received their first dose of the Moderna or Pfizer vaccine.

**Series complete:** current number of people who have received both Moderna or Pfizer vaccine doses or one Johnson & Johnson dose and are considered fully immunized.

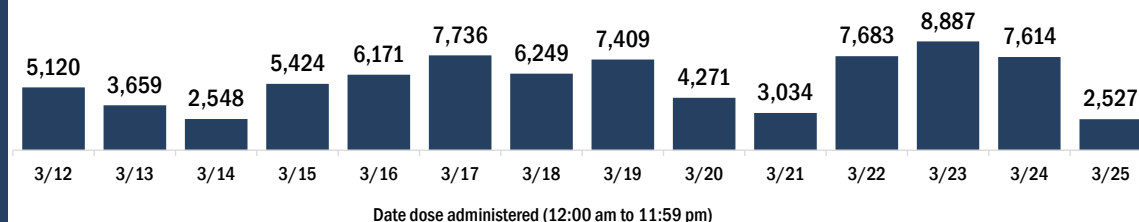
Demographic summary	First dose	Series complete	Total people vaccinated
<b>Age group</b>	<b>163,705</b>	<b>147,585</b>	<b>311,290</b>
16-24 years	5,278	2,826	8,104
25-34 years	10,761	10,046	20,807
35-44 years	14,498	12,220	26,718
45-54 years	23,443	14,116	37,559
55-64 years	44,501	19,500	64,001
65-74 years	39,525	51,638	91,163
75-84 years	19,393	27,399	46,792
85+ years	6,306	9,840	16,146
<b>Race</b>	<b>163,705</b>	<b>147,585</b>	<b>311,290</b>
White	104,131	99,331	203,462
Black	10,454	11,213	21,667
American Indian/Alaskan	545	608	1,153
Other	19,601	22,261	41,862
Unknown	28,974	14,172	43,146
<b>Other race</b> includes Asian, native Hawaiian/Pacific Islander, or other.			
<b>Ethnicity</b>	<b>163,705</b>	<b>147,585</b>	<b>311,290</b>
Hispanic	16,333	17,204	33,537
Non-Hispanic	81,602	92,159	173,761
Unknown	65,770	38,222	103,992
<b>Gender</b>	<b>163,705</b>	<b>147,585</b>	<b>311,290</b>
Female	94,524	88,012	182,536
Male	68,850	59,444	128,294
Unknown	331	129	460

## COVID-19 doses administered for the past 2 weeks

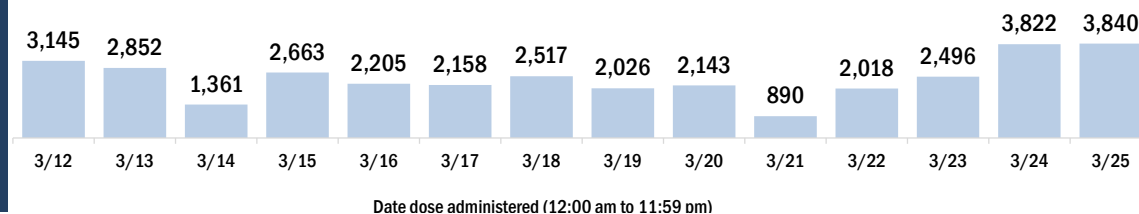


## Persons vaccinated for COVID-19 for the past 2 weeks

### Number of persons who received their first dose of a two-dose series of the COVID-19 vaccine



### Number of persons who completed the COVID-19 vaccine series



# COVID-19: Holmes County vaccine summary

Vaccination data through Mar 25, 2021 as of Mar 26, 2021 at 12:05 AM

Data in this report are provisional and subject to change.

Data in this summary pertain to COVID-19 vaccines approved by the U.S. Food and Drug Administration and have been issued an Emergency Use Authorization (Janssen COVID-19 Vaccine, Moderna COVID-19 Vaccine and Pfizer-BioNTech COVID-19 Vaccine). These data summarize the number of people who have received either their first dose or have completed the series for a COVID-19 vaccine. **A person can only be counted in one category, first dose or series complete.** For persons receiving Moderna or Pfizer vaccines, once they receive their second dose, they are moved from the first dose column to the series completed column. **Because of this, the total first dose category may show a change from report to report not matching the total receiving their first dose from the previous day.** Persons receiving Johnson & Johnson vaccines will always be counted in the series completed column.

## COVID-19 doses for vaccinated persons in Florida

**Doses administered** 4,756

People receiving one dose of a 1-dose series (Johnson & Johnson) or receiving only one dose of a 2-dose series (Moderna, Pfizer) count once. Persons receiving both doses of a 2-dose series count twice.

## Current status of persons vaccinated for COVID-19 in Florida

**Total people vaccinated** 2,875

First dose 847

Series completed 2,028

Completed 1-dose series 147

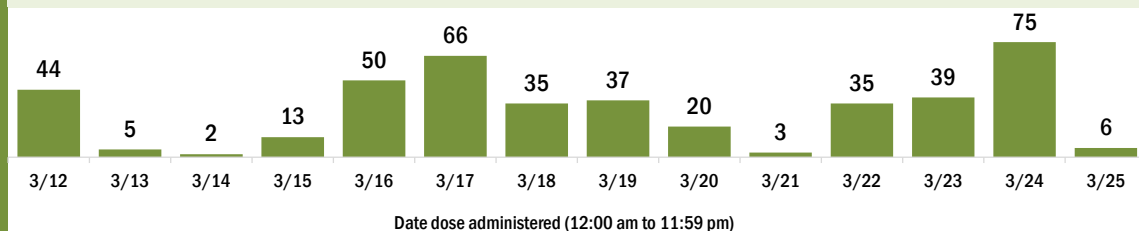
Completed 2-dose series 1,881

**First dose:** current number of people who have only received their first dose of the Moderna or Pfizer vaccine.

**Series complete:** current number of people who have received both Moderna or Pfizer vaccine doses or one Johnson & Johnson dose and are considered fully immunized.

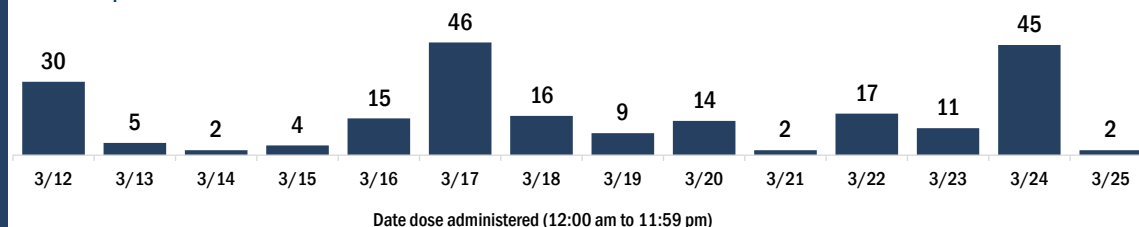
Demographic summary	First dose	Series complete	Total people vaccinated
<b>Age group</b>	847	2,028	2,875
16-24 years	8	13	21
25-34 years	27	40	67
35-44 years	49	66	115
45-54 years	108	118	226
55-64 years	243	225	468
65-74 years	245	824	1,069
75-84 years	138	572	710
85+ years	29	170	199
<b>Race</b>	847	2,028	2,875
White	742	1,729	2,471
Black	27	67	94
American Indian/Alaskan	2	22	24
Other	31	155	186
Unknown	45	55	100
<b>Other race</b> includes Asian, native Hawaiian/Pacific Islander, or other.			
<b>Ethnicity</b>	847	2,028	2,875
Hispanic	7	14	21
Non-Hispanic	668	1,723	2,391
Unknown	172	291	463
<b>Gender</b>	847	2,028	2,875
Female	462	1,100	1,562
Male	384	928	1,312
Unknown	1	0	1

## COVID-19 doses administered for the past 2 weeks

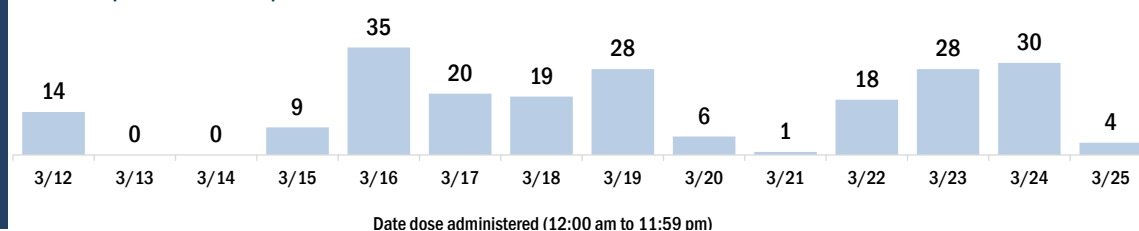


## Persons vaccinated for COVID-19 for the past 2 weeks

### Number of persons who received their first dose of a two-dose series of the COVID-19 vaccine



### Number of persons who completed the COVID-19 vaccine series



# COVID-19: Indian River County vaccine summary

Vaccination data through Mar 25, 2021 as of Mar 26, 2021 at 12:05 AM

Data in this report are provisional and subject to change.

Data in this summary pertain to COVID-19 vaccines approved by the U.S. Food and Drug Administration and have been issued an Emergency Use Authorization (Janssen COVID-19 Vaccine, Moderna COVID-19 Vaccine and Pfizer-BioNTech COVID-19 Vaccine). These data summarize the number of people who have received either their first dose or have completed the series for a COVID-19 vaccine. **A person can only be counted in one category, first dose or series complete.** For persons receiving Moderna or Pfizer vaccines, once they receive their second dose, they are moved from the first dose column to the series completed column. **Because of this, the total first dose category may show a change from report to report not matching the total receiving their first dose from the previous day.** Persons receiving Johnson & Johnson vaccines will always be counted in the series completed column.

## COVID-19 doses for vaccinated persons in Florida

**Doses administered** 91,084

People receiving one dose of a 1-dose series (Johnson & Johnson) or receiving only one dose of a 2-dose series (Moderna, Pfizer) count once. Persons receiving both doses of a 2-dose series count twice.

## Current status of persons vaccinated for COVID-19 in Florida

**Total people vaccinated** 56,735

First dose 21,796

Series completed 34,939

Completed 1-dose series 590

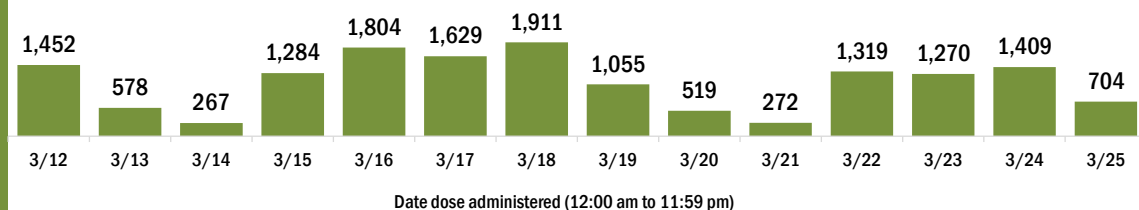
Completed 2-dose series 34,349

**First dose:** current number of people who have only received their first dose of the Moderna or Pfizer vaccine.

**Series complete:** current number of people who have received both Moderna or Pfizer vaccine doses or one Johnson & Johnson dose and are considered fully immunized.

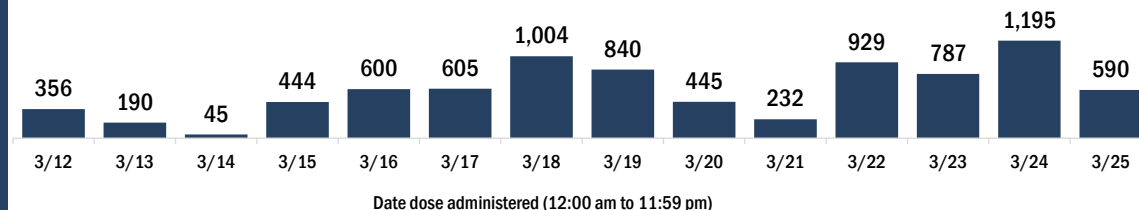
Demographic summary	First dose	Series complete	Total people vaccinated
<b>Age group</b>	<b>21,796</b>	<b>34,939</b>	<b>56,735</b>
16-24 years	220	180	400
25-34 years	375	486	861
35-44 years	566	679	1,245
45-54 years	1,410	1,028	2,438
55-64 years	5,732	2,043	7,775
65-74 years	6,561	16,555	23,116
75-84 years	4,987	10,448	15,435
85+ years	1,945	3,520	5,465
<b>Race</b>	<b>21,796</b>	<b>34,939</b>	<b>56,735</b>
White	16,292	25,704	41,996
Black	848	726	1,574
American Indian/Alaskan	151	176	327
Other	1,120	2,600	3,720
Unknown	3,385	5,733	9,118
<b>Other race</b> includes Asian, native Hawaiian/Pacific Islander, or other.			
<b>Ethnicity</b>	<b>21,796</b>	<b>34,939</b>	<b>56,735</b>
Hispanic	697	674	1,371
Non-Hispanic	12,760	22,003	34,763
Unknown	8,339	12,262	20,601
<b>Gender</b>	<b>21,796</b>	<b>34,939</b>	<b>56,735</b>
Female	12,325	19,712	32,037
Male	9,438	15,218	24,656
Unknown	33	9	42

## COVID-19 doses administered for the past 2 weeks

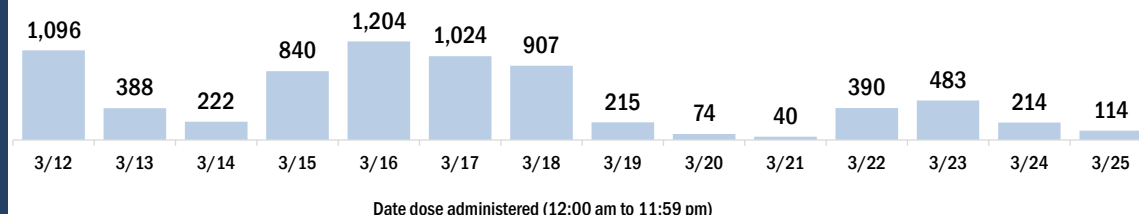


## Persons vaccinated for COVID-19 for the past 2 weeks

### Number of persons who received their first dose of a two-dose series of the COVID-19 vaccine



### Number of persons who completed the COVID-19 vaccine series



# COVID-19: Jackson County vaccine summary

Vaccination data through Mar 25, 2021 as of Mar 26, 2021 at 12:05 AM

Data in this report are provisional and subject to change.

Data in this summary pertain to COVID-19 vaccines approved by the U.S. Food and Drug Administration and have been issued an Emergency Use Authorization (Janssen COVID-19 Vaccine, Moderna COVID-19 Vaccine and Pfizer-BioNTech COVID-19 Vaccine). These data summarize the number of people who have received either their first dose or have completed the series for a COVID-19 vaccine. **A person can only be counted in one category, first dose or series complete.** For persons receiving Moderna or Pfizer vaccines, once they receive their second dose, they are moved from the first dose column to the series completed column. **Because of this, the total first dose category may show a change from report to report not matching the total receiving their first dose from the previous day.** Persons receiving Johnson & Johnson vaccines will always be counted in the series completed column.

## COVID-19 doses for vaccinated persons in Florida

**Doses administered** 15,213

People receiving one dose of a 1-dose series (Johnson & Johnson) or receiving only one dose of a 2-dose series (Moderna, Pfizer) count once. Persons receiving both doses of a 2-dose series count twice.

## Current status of persons vaccinated for COVID-19 in Florida

**Total people vaccinated** 9,330

First dose 3,011

Series completed 6,319

Completed 1-dose series 436

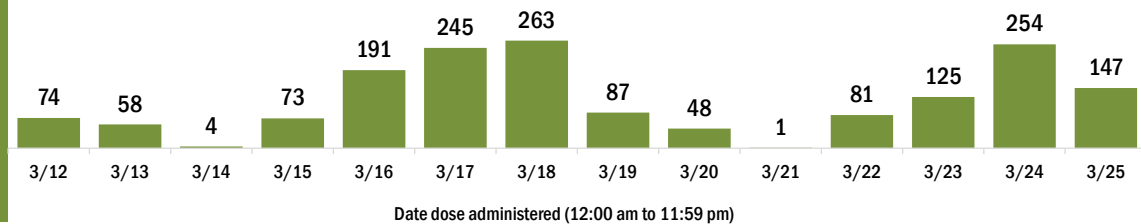
Completed 2-dose series 5,883

**First dose:** current number of people who have only received their first dose of the Moderna or Pfizer vaccine.

**Series complete:** current number of people who have received both Moderna or Pfizer vaccine doses or one Johnson & Johnson dose and are considered fully immunized.

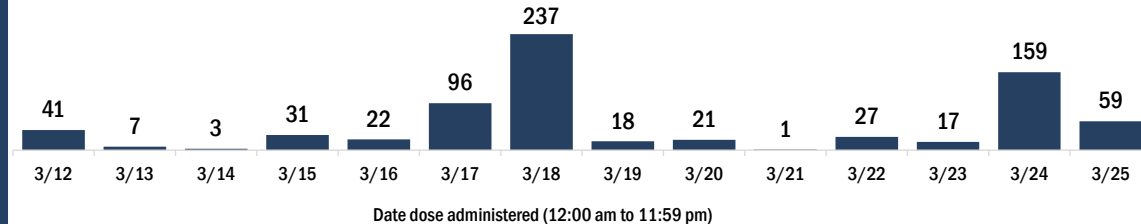
Demographic summary	First dose	Series complete	Total people vaccinated
<b>Age group</b>	3,011	6,319	9,330
16-24 years	54	53	107
25-34 years	124	157	281
35-44 years	191	253	444
45-54 years	381	445	826
55-64 years	969	844	1,813
65-74 years	675	2,494	3,169
75-84 years	456	1,553	2,009
85+ years	161	520	681
<b>Race</b>	3,011	6,319	9,330
White	1,908	4,467	6,375
Black	676	1,115	1,791
American Indian/Alaskan	16	30	46
Other	136	279	415
Unknown	275	428	703
<b>Other race</b> includes Asian, native Hawaiian/Pacific Islander, or other.			
<b>Ethnicity</b>	3,011	6,319	9,330
Hispanic	62	51	113
Non-Hispanic	2,170	4,336	6,506
Unknown	779	1,932	2,711
<b>Gender</b>	3,011	6,319	9,330
Female	1,724	3,617	5,341
Male	1,285	2,702	3,987
Unknown	2	0	2

## COVID-19 doses administered for the past 2 weeks

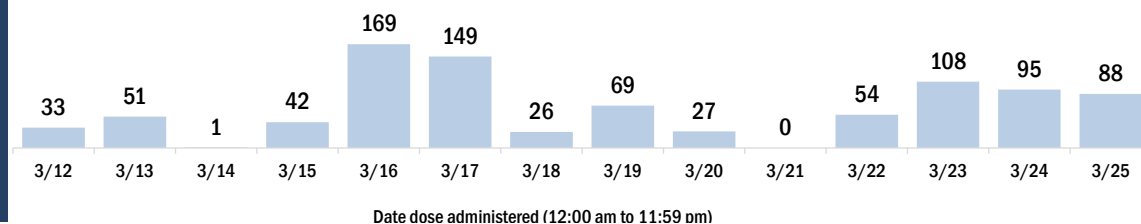


## Persons vaccinated for COVID-19 for the past 2 weeks

### Number of persons who received their first dose of a two-dose series of the COVID-19 vaccine



### Number of persons who completed the COVID-19 vaccine series



# COVID-19: Jefferson County vaccine summary

Vaccination data through Mar 25, 2021 as of Mar 26, 2021 at 12:05 AM

Data in this report are provisional and subject to change.

Data in this summary pertain to COVID-19 vaccines approved by the U.S. Food and Drug Administration and have been issued an Emergency Use Authorization (Janssen COVID-19 Vaccine, Moderna COVID-19 Vaccine and Pfizer-BioNTech COVID-19 Vaccine). These data summarize the number of people who have received either their first dose or have completed the series for a COVID-19 vaccine. **A person can only be counted in one category, first dose or series complete.** For persons receiving Moderna or Pfizer vaccines, once they receive their second dose, they are moved from the first dose column to the series completed column. **Because of this, the total first dose category may show a change from report to report not matching the total receiving their first dose from the previous day.** Persons receiving Johnson & Johnson vaccines will always be counted in the series completed column.

## COVID-19 doses for vaccinated persons in Florida

**Doses administered** 5,891

People receiving one dose of a 1-dose series (Johnson & Johnson) or receiving only one dose of a 2-dose series (Moderna, Pfizer) count once. Persons receiving both doses of a 2-dose series count twice.

## Current status of persons vaccinated for COVID-19 in Florida

**Total people vaccinated** 3,544

First dose 1,124

Series completed 2,420

Completed 1-dose series 73

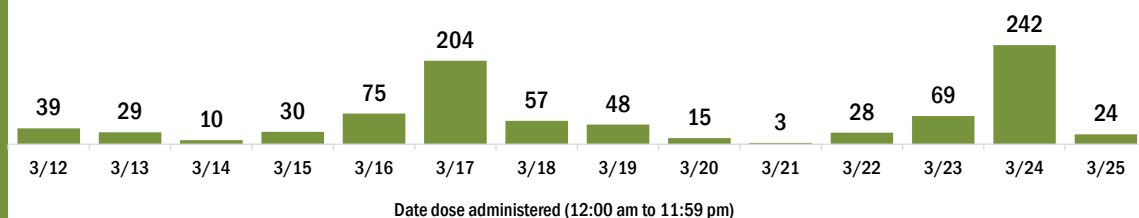
Completed 2-dose series 2,347

**First dose:** current number of people who have only received their first dose of the Moderna or Pfizer vaccine.

**Series complete:** current number of people who have received both Moderna or Pfizer vaccine doses or one Johnson & Johnson dose and are considered fully immunized.

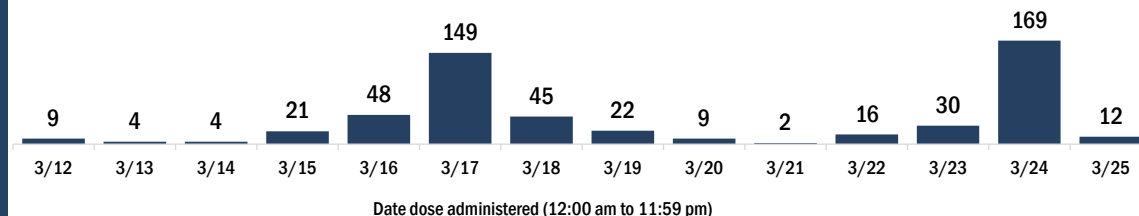
Demographic summary	First dose	Series complete	Total people vaccinated
<b>Age group</b>	1,124	2,420	3,544
16-24 years	28	9	37
25-34 years	33	41	74
35-44 years	68	63	131
45-54 years	168	144	312
55-64 years	511	274	785
65-74 years	186	1,153	1,339
75-84 years	100	576	676
85+ years	30	160	190
<b>Race</b>	1,124	2,420	3,544
White	562	1,302	1,864
Black	306	438	744
American Indian/Alaskan	3	4	7
Other	131	426	557
Unknown	122	250	372
<b>Other race</b> includes Asian, native Hawaiian/Pacific Islander, or other.			
<b>Ethnicity</b>	1,124	2,420	3,544
Hispanic	17	23	40
Non-Hispanic	701	1,188	1,889
Unknown	406	1,209	1,615
<b>Gender</b>	1,124	2,420	3,544
Female	655	1,422	2,077
Male	469	998	1,467
Unknown	0	0	0

## COVID-19 doses administered for the past 2 weeks

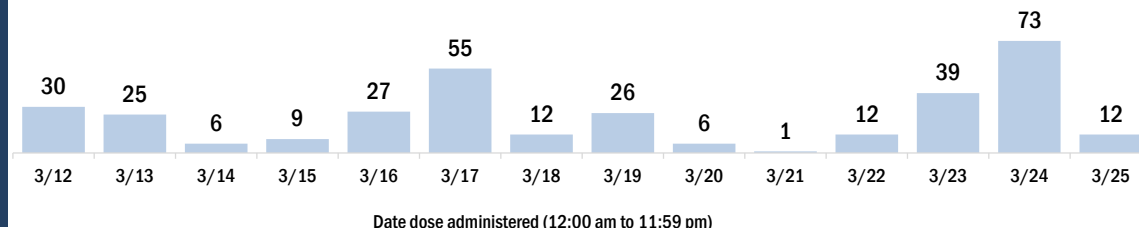


## Persons vaccinated for COVID-19 for the past 2 weeks

### Number of persons who received their first dose of a two-dose series of the COVID-19 vaccine



### Number of persons who completed the COVID-19 vaccine series



# COVID-19: Lafayette County vaccine summary

Vaccination data through Mar 25, 2021 as of Mar 26, 2021 at 12:05 AM

Data in this report are provisional and subject to change.

Data in this summary pertain to COVID-19 vaccines approved by the U.S. Food and Drug Administration and have been issued an Emergency Use Authorization (Janssen COVID-19 Vaccine, Moderna COVID-19 Vaccine and Pfizer-BioNTech COVID-19 Vaccine). These data summarize the number of people who have received either their first dose or have completed the series for a COVID-19 vaccine. **A person can only be counted in one category, first dose or series complete.** For persons receiving Moderna or Pfizer vaccines, once they receive their second dose, they are moved from the first dose column to the series completed column. **Because of this, the total first dose category may show a change from report to report not matching the total receiving their first dose from the previous day.** Persons receiving Johnson & Johnson vaccines will always be counted in the series completed column.

## COVID-19 doses for vaccinated persons in Florida

**Doses administered** 2,616

People receiving one dose of a 1-dose series (Johnson & Johnson) or receiving only one dose of a 2-dose series (Moderna, Pfizer) count once. Persons receiving both doses of a 2-dose series count twice.

## Current status of persons vaccinated for COVID-19 in Florida

**Total people vaccinated** 1,503

First dose 387

Series completed 1,116

Completed 1-dose series 3

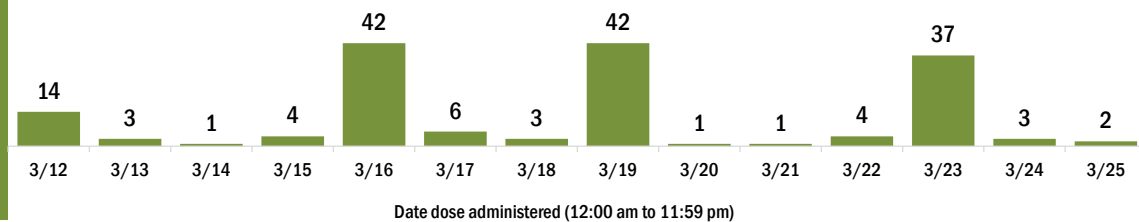
Completed 2-dose series 1,113

**First dose:** current number of people who have only received their first dose of the Moderna or Pfizer vaccine.

**Series complete:** current number of people who have received both Moderna or Pfizer vaccine doses or one Johnson & Johnson dose and are considered fully immunized.

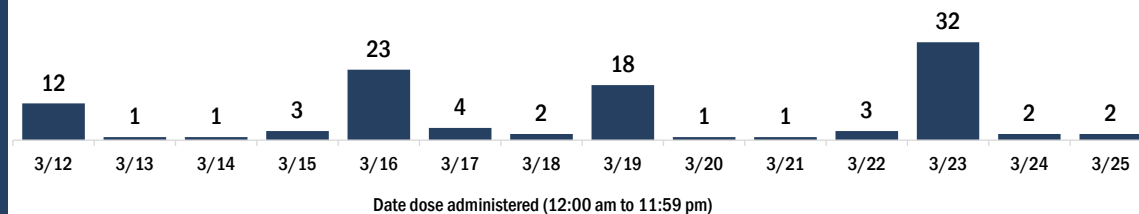
Demographic summary	First dose	Series complete	Total people vaccinated
<b>Age group</b>	<b>387</b>	<b>1,116</b>	<b>1,503</b>
16-24 years	2	3	5
25-34 years	3	7	10
35-44 years	12	19	31
45-54 years	44	34	78
55-64 years	106	67	173
65-74 years	130	559	689
75-84 years	63	329	392
85+ years	27	98	125
<b>Race</b>	<b>387</b>	<b>1,116</b>	<b>1,503</b>
White	298	953	1,251
Black	14	29	43
American Indian/Alaskan	4	1	5
Other	13	65	78
Unknown	58	68	126
<b>Other race</b> includes Asian, native Hawaiian/Pacific Islander, or other.			
<b>Ethnicity</b>	<b>387</b>	<b>1,116</b>	<b>1,503</b>
Hispanic	14	17	31
Non-Hispanic	236	908	1,144
Unknown	137	191	328
<b>Gender</b>	<b>387</b>	<b>1,116</b>	<b>1,503</b>
Female	214	577	791
Male	172	539	711
Unknown	1	0	1

## COVID-19 doses administered for the past 2 weeks

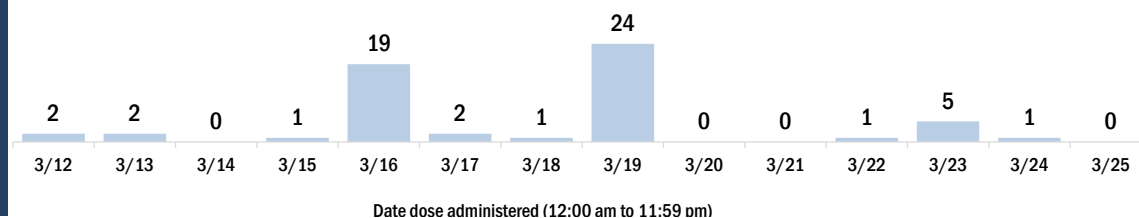


## Persons vaccinated for COVID-19 for the past 2 weeks

### Number of persons who received their first dose of a two-dose series of the COVID-19 vaccine



### Number of persons who completed the COVID-19 vaccine series



# COVID-19: Lake County vaccine summary

Vaccination data through Mar 25, 2021 as of Mar 26, 2021 at 12:05 AM

Data in this report are provisional and subject to change.

Data in this summary pertain to COVID-19 vaccines approved by the U.S. Food and Drug Administration and have been issued an Emergency Use Authorization (Janssen COVID-19 Vaccine, Moderna COVID-19 Vaccine and Pfizer-BioNTech COVID-19 Vaccine). These data summarize the number of people who have received either their first dose or have completed the series for a COVID-19 vaccine. **A person can only be counted in one category, first dose or series complete.** For persons receiving Moderna or Pfizer vaccines, once they receive their second dose, they are moved from the first dose column to the series completed column. **Because of this, the total first dose category may show a change from report to report not matching the total receiving their first dose from the previous day.** Persons receiving Johnson & Johnson vaccines will always be counted in the series completed column.

## COVID-19 doses for vaccinated persons in Florida

**Doses administered** 174,600

People receiving one dose of a 1-dose series (Johnson & Johnson) or receiving only one dose of a 2-dose series (Moderna, Pfizer) count once. Persons receiving both doses of a 2-dose series count twice.

## Current status of persons vaccinated for COVID-19 in Florida

**Total people vaccinated** 113,048

First dose 49,147

Series completed 63,901

Completed 1-dose series 2,349

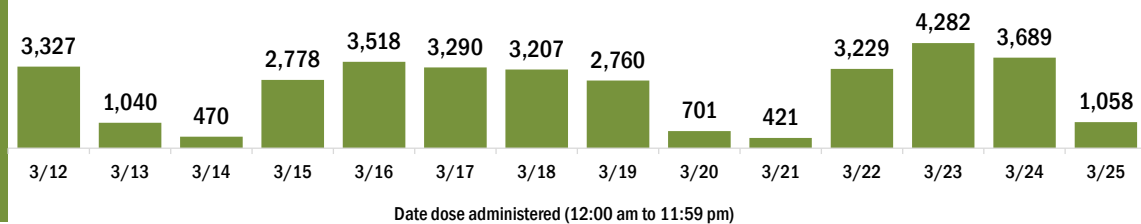
Completed 2-dose series 61,552

**First dose:** current number of people who have only received their first dose of the Moderna or Pfizer vaccine.

**Series complete:** current number of people who have received both Moderna or Pfizer vaccine doses or one Johnson & Johnson dose and are considered fully immunized.

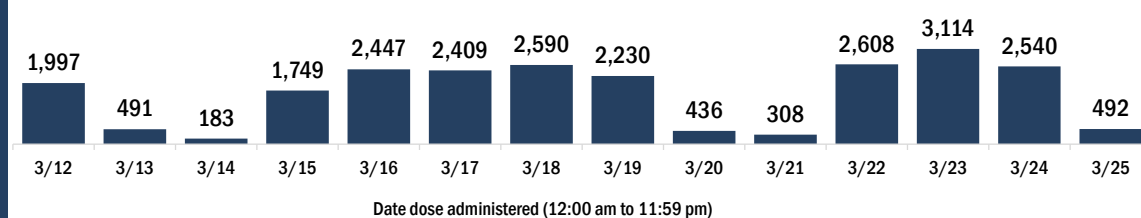
Demographic summary	First dose	Series complete	Total people vaccinated
<b>Age group</b>	<b>49,147</b>	<b>63,901</b>	<b>113,048</b>
16-24 years	739	397	1,136
25-34 years	1,826	1,218	3,044
35-44 years	2,506	1,885	4,391
45-54 years	4,469	2,564	7,033
55-64 years	13,133	4,271	17,404
65-74 years	13,768	28,089	41,857
75-84 years	9,477	19,818	29,295
85+ years	3,229	5,659	8,888
<b>Race</b>	<b>49,147</b>	<b>63,901</b>	<b>113,048</b>
White	32,296	49,964	82,260
Black	2,176	2,685	4,861
American Indian/Alaskan	205	372	577
Other	4,076	5,621	9,697
Unknown	10,394	5,259	15,653
<b>Other race</b> includes Asian, native Hawaiian/Pacific Islander, or other.			
<b>Ethnicity</b>	<b>49,147</b>	<b>63,901</b>	<b>113,048</b>
Hispanic	2,289	2,544	4,833
Non-Hispanic	20,609	35,916	56,525
Unknown	26,249	25,441	51,690
<b>Gender</b>	<b>49,147</b>	<b>63,901</b>	<b>113,048</b>
Female	28,238	36,370	64,608
Male	20,703	27,497	48,200
Unknown	206	34	240

## COVID-19 doses administered for the past 2 weeks

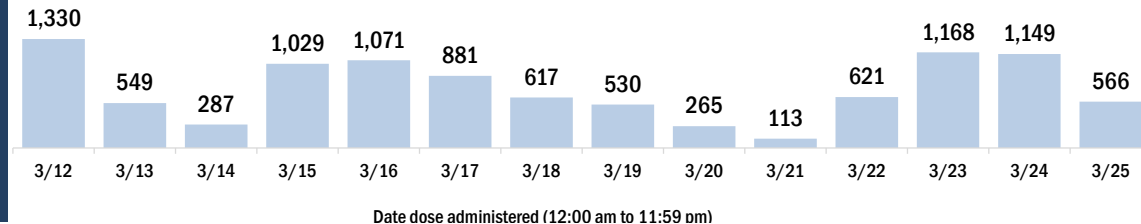


## Persons vaccinated for COVID-19 for the past 2 weeks

### Number of persons who received their first dose of a two-dose series of the COVID-19 vaccine



### Number of persons who completed the COVID-19 vaccine series





# COVID-19: Lee County vaccine summary

Vaccination data through Mar 25, 2021 as of Mar 26, 2021 at 12:05 AM

Data in this report are provisional and subject to change.

Data in this summary pertain to COVID-19 vaccines approved by the U.S. Food and Drug Administration and have been issued an Emergency Use Authorization (Janssen COVID-19 Vaccine, Moderna COVID-19 Vaccine and Pfizer-BioNTech COVID-19 Vaccine). These data summarize the number of people who have received either their first dose or have completed the series for a COVID-19 vaccine. **A person can only be counted in one category, first dose or series complete.** For persons receiving Moderna or Pfizer vaccines, once they receive their second dose, they are moved from the first dose column to the series completed column. **Because of this, the total first dose category may show a change from report to report not matching the total receiving their first dose from the previous day.** Persons receiving Johnson & Johnson vaccines will always be counted in the series completed column.

## COVID-19 doses for vaccinated persons in Florida

**Doses administered** 310,345

People receiving one dose of a 1-dose series (Johnson & Johnson) or receiving only one dose of a 2-dose series (Moderna, Pfizer) count once. Persons receiving both doses of a 2-dose series count twice.

## Current status of persons vaccinated for COVID-19 in Florida

**Total people vaccinated** 204,374

First dose 93,402

Series completed 110,972

Completed 1-dose series 5,001

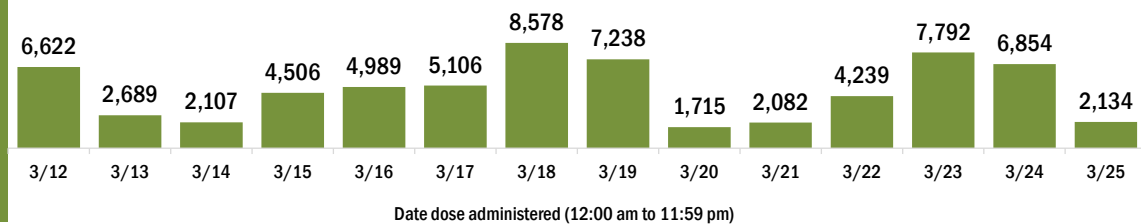
Completed 2-dose series 105,971

**First dose:** current number of people who have only received their first dose of the Moderna or Pfizer vaccine.

**Series complete:** current number of people who have received both Moderna or Pfizer vaccine doses or one Johnson & Johnson dose and are considered fully immunized.

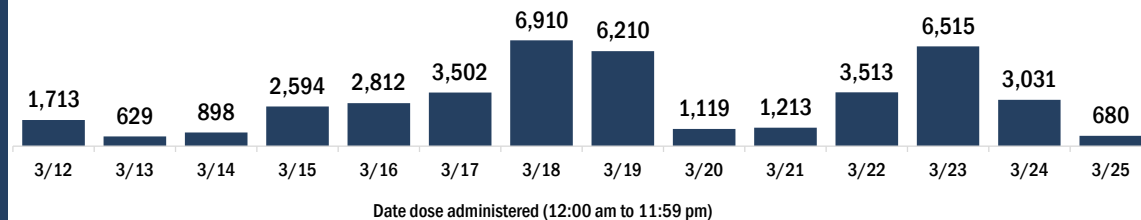
Demographic summary	First dose	Series complete	Total people vaccinated
<b>Age group</b>	<b>93,402</b>	<b>110,972</b>	<b>204,374</b>
16-24 years	864	682	1,546
25-34 years	1,893	2,369	4,262
35-44 years	2,723	3,230	5,953
45-54 years	5,047	4,765	9,812
55-64 years	19,251	9,315	28,566
65-74 years	34,893	51,831	86,724
75-84 years	22,560	30,471	53,031
85+ years	6,171	8,309	14,480
<b>Race</b>	<b>93,402</b>	<b>110,972</b>	<b>204,374</b>
White	68,386	75,633	144,019
Black	2,021	2,268	4,289
American Indian/Alaskan	423	253	676
Other	4,945	7,719	12,664
Unknown	17,627	25,099	42,726
<b>Other race</b> includes Asian, native Hawaiian/Pacific Islander, or other.			
<b>Ethnicity</b>	<b>93,402</b>	<b>110,972</b>	<b>204,374</b>
Hispanic	4,876	4,175	9,051
Non-Hispanic	54,169	59,600	113,769
Unknown	34,357	47,197	81,554
<b>Gender</b>	<b>93,402</b>	<b>110,972</b>	<b>204,374</b>
Female	53,124	61,970	115,094
Male	40,095	48,744	88,839
Unknown	183	258	441

## COVID-19 doses administered for the past 2 weeks

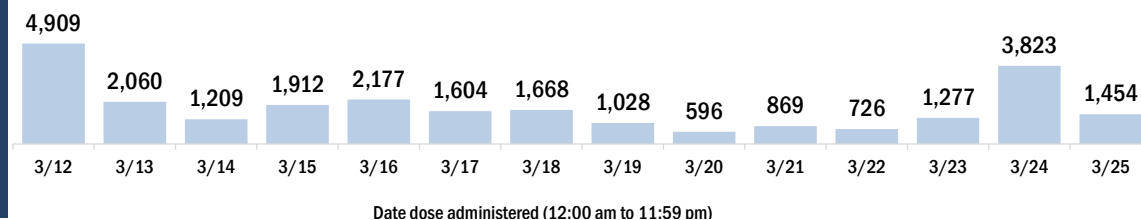


## Persons vaccinated for COVID-19 for the past 2 weeks

### Number of persons who received their first dose of a two-dose series of the COVID-19 vaccine



### Number of persons who completed the COVID-19 vaccine series



# COVID-19: Leon County vaccine summary

Vaccination data through Mar 25, 2021 as of Mar 26, 2021 at 12:05 AM

Data in this report are provisional and subject to change.

Data in this summary pertain to COVID-19 vaccines approved by the U.S. Food and Drug Administration and have been issued an Emergency Use Authorization (Janssen COVID-19 Vaccine, Moderna COVID-19 Vaccine and Pfizer-BioNTech COVID-19 Vaccine). These data summarize the number of people who have received either their first dose or have completed the series for a COVID-19 vaccine. **A person can only be counted in one category, first dose or series complete.** For persons receiving Moderna or Pfizer vaccines, once they receive their second dose, they are moved from the first dose column to the series completed column. **Because of this, the total first dose category may show a change from report to report not matching the total receiving their first dose from the previous day.** Persons receiving Johnson & Johnson vaccines will always be counted in the series completed column.

## COVID-19 doses for vaccinated persons in Florida

**Doses administered** 113,108

People receiving one dose of a 1-dose series (Johnson & Johnson) or receiving only one dose of a 2-dose series (Moderna, Pfizer) count once. Persons receiving both doses of a 2-dose series count twice.

## Current status of persons vaccinated for COVID-19 in Florida

**Total people vaccinated** 71,252

First dose 27,987

Series completed 43,265

Completed 1-dose series 1,409

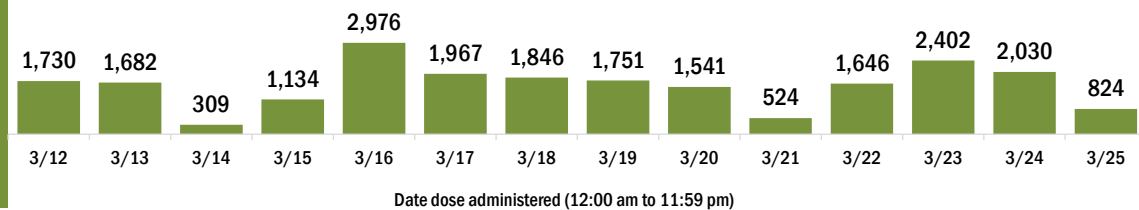
Completed 2-dose series 41,856

**First dose:** current number of people who have only received their first dose of the Moderna or Pfizer vaccine.

**Series complete:** current number of people who have received both Moderna or Pfizer vaccine doses or one Johnson & Johnson dose and are considered fully immunized.

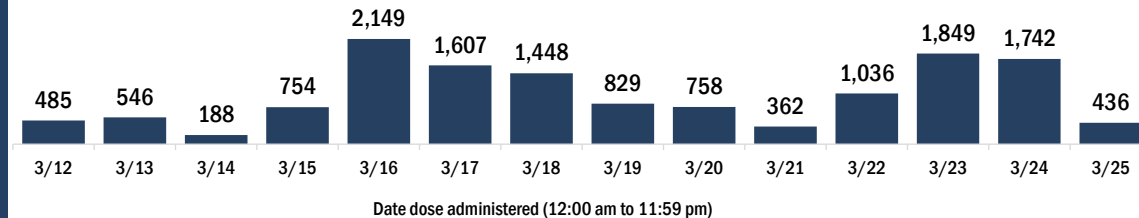
Demographic summary	First dose	Series complete	Total people vaccinated
<b>Age group</b>	27,987	43,265	71,252
16-24 years	2,297	1,075	3,372
25-34 years	3,325	2,205	5,530
35-44 years	3,649	2,720	6,369
45-54 years	5,094	3,324	8,418
55-64 years	8,799	6,141	14,940
65-74 years	2,961	17,206	20,167
75-84 years	1,266	7,969	9,235
85+ years	596	2,625	3,221
<b>Race</b>	27,987	43,265	71,252
White	16,135	25,701	41,836
Black	4,139	5,702	9,841
American Indian/Alaskan	78	132	210
Other	3,719	8,585	12,304
Unknown	3,916	3,145	7,061
<b>Other race</b> includes Asian, native Hawaiian/Pacific Islander, or other.			
<b>Ethnicity</b>	27,987	43,265	71,252
Hispanic	1,375	1,361	2,736
Non-Hispanic	18,307	30,873	49,180
Unknown	8,305	11,031	19,336
<b>Gender</b>	27,987	43,265	71,252
Female	16,329	25,730	42,059
Male	11,647	17,518	29,165
Unknown	11	17	28

## COVID-19 doses administered for the past 2 weeks

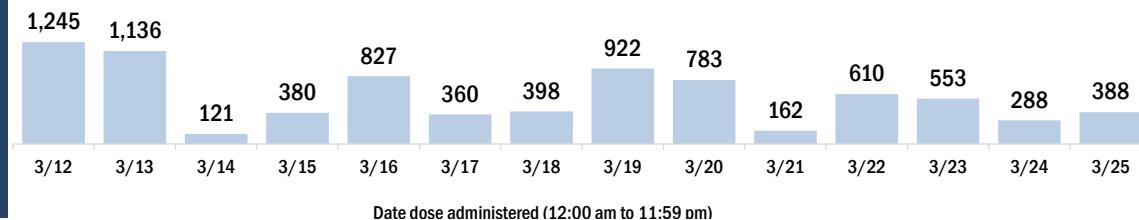


## Persons vaccinated for COVID-19 for the past 2 weeks

### Number of persons who received their first dose of a two-dose series of the COVID-19 vaccine



### Number of persons who completed the COVID-19 vaccine series



# COVID-19: Levy County vaccine summary

Vaccination data through Mar 25, 2021 as of Mar 26, 2021 at 12:05 AM

Data in this report are provisional and subject to change.

Data in this summary pertain to COVID-19 vaccines approved by the U.S. Food and Drug Administration and have been issued an Emergency Use Authorization (Janssen COVID-19 Vaccine, Moderna COVID-19 Vaccine and Pfizer-BioNTech COVID-19 Vaccine). These data summarize the number of people who have received either their first dose or have completed the series for a COVID-19 vaccine. **A person can only be counted in one category, first dose or series complete.** For persons receiving Moderna or Pfizer vaccines, once they receive their second dose, they are moved from the first dose column to the series completed column. **Because of this, the total first dose category may show a change from report to report not matching the total receiving their first dose from the previous day.** Persons receiving Johnson & Johnson vaccines will always be counted in the series completed column.

## COVID-19 doses for vaccinated persons in Florida

**Doses administered** 11,364

People receiving one dose of a 1-dose series (Johnson & Johnson) or receiving only one dose of a 2-dose series (Moderna, Pfizer) count once. Persons receiving both doses of a 2-dose series count twice.

## Current status of persons vaccinated for COVID-19 in Florida

**Total people vaccinated** 7,189

First dose 2,859

Series completed 4,330

Completed 1-dose series 155

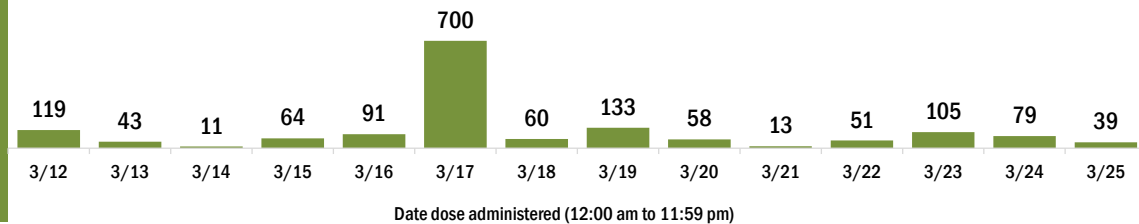
Completed 2-dose series 4,175

**First dose:** current number of people who have only received their first dose of the Moderna or Pfizer vaccine.

**Series complete:** current number of people who have received both Moderna or Pfizer vaccine doses or one Johnson & Johnson dose and are considered fully immunized.

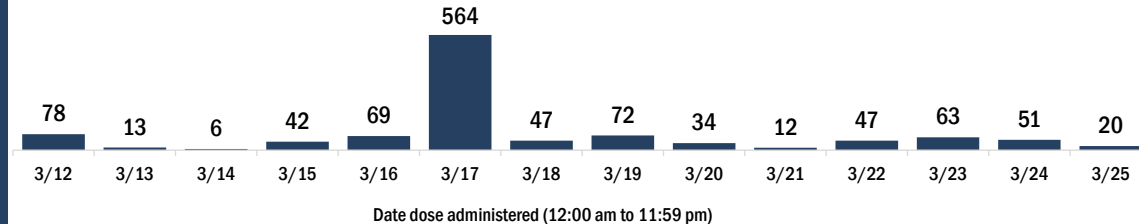
Demographic summary	First dose	Series complete	Total people vaccinated
<b>Age group</b>	2,859	4,330	7,189
16-24 years	31	36	67
25-34 years	66	113	179
35-44 years	74	122	196
45-54 years	163	197	360
55-64 years	778	380	1,158
65-74 years	1,046	2,085	3,131
75-84 years	549	1,124	1,673
85+ years	152	273	425
<b>Race</b>	2,859	4,330	7,189
White	2,135	3,439	5,574
Black	206	212	418
American Indian/Alaskan	27	23	50
Other	172	249	421
Unknown	319	407	726
<b>Other race</b> includes Asian, native Hawaiian/Pacific Islander, or other.			
<b>Ethnicity</b>	2,859	4,330	7,189
Hispanic	119	89	208
Non-Hispanic	1,694	3,174	4,868
Unknown	1,046	1,067	2,113
<b>Gender</b>	2,859	4,330	7,189
Female	1,704	2,448	4,152
Male	1,154	1,882	3,036
Unknown	1	0	1

## COVID-19 doses administered for the past 2 weeks

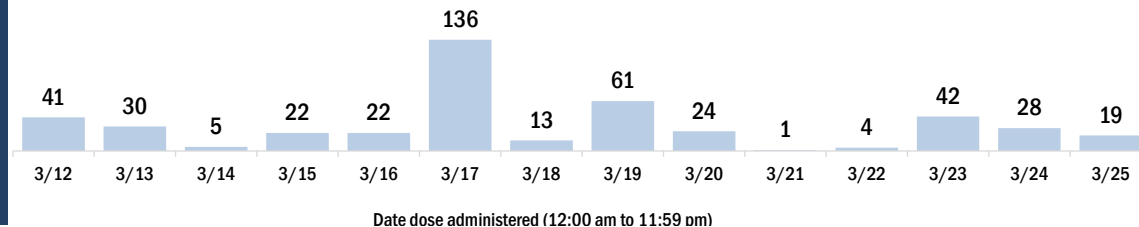


## Persons vaccinated for COVID-19 for the past 2 weeks

### Number of persons who received their first dose of a two-dose series of the COVID-19 vaccine



### Number of persons who completed the COVID-19 vaccine series



# COVID-19: Liberty County vaccine summary

Vaccination data through Mar 25, 2021 as of Mar 26, 2021 at 12:05 AM

Data in this report are provisional and subject to change.

Data in this summary pertain to COVID-19 vaccines approved by the U.S. Food and Drug Administration and have been issued an Emergency Use Authorization (Janssen COVID-19 Vaccine, Moderna COVID-19 Vaccine and Pfizer-BioNTech COVID-19 Vaccine). These data summarize the number of people who have received either their first dose or have completed the series for a COVID-19 vaccine. **A person can only be counted in one category, first dose or series complete.** For persons receiving Moderna or Pfizer vaccines, once they receive their second dose, they are moved from the first dose column to the series completed column. **Because of this, the total first dose category may show a change from report to report not matching the total receiving their first dose from the previous day.** Persons receiving Johnson & Johnson vaccines will always be counted in the series completed column.

## COVID-19 doses for vaccinated persons in Florida

**Doses administered** 2,181

People receiving one dose of a 1-dose series (Johnson & Johnson) or receiving only one dose of a 2-dose series (Moderna, Pfizer) count once. Persons receiving both doses of a 2-dose series count twice.

## Current status of persons vaccinated for COVID-19 in Florida

**Total people vaccinated** 1,254

First dose 304

Series completed 950

Completed 1-dose series 23

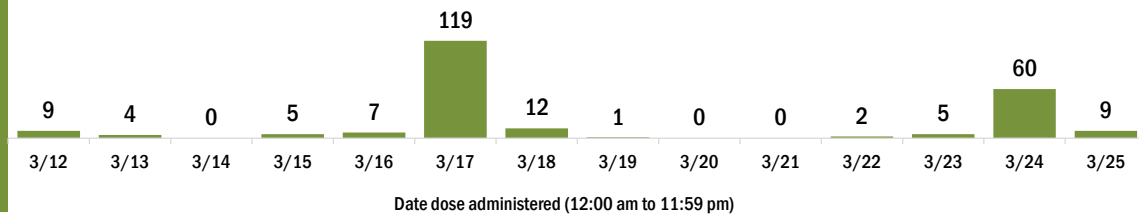
Completed 2-dose series 927

**First dose:** current number of people who have only received their first dose of the Moderna or Pfizer vaccine.

**Series complete:** current number of people who have received both Moderna or Pfizer vaccine doses or one Johnson & Johnson dose and are considered fully immunized.

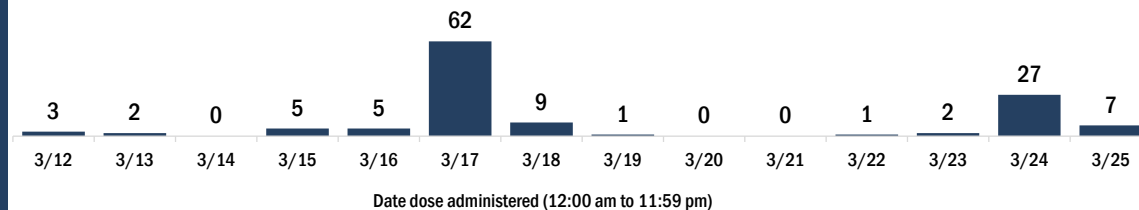
Demographic summary	First dose	Series complete	Total people vaccinated
<b>Age group</b>	304	950	1,254
16-24 years	11	8	19
25-34 years	17	22	39
35-44 years	26	44	70
45-54 years	49	44	93
55-64 years	98	196	294
65-74 years	63	377	440
75-84 years	31	205	236
85+ years	9	54	63
<b>Race</b>	304	950	1,254
White	208	694	902
Black	45	67	112
American Indian/Alaskan	1	7	8
Other	17	92	109
Unknown	33	90	123
<b>Other race</b> includes Asian, native Hawaiian/Pacific Islander, or other.			
<b>Ethnicity</b>	304	950	1,254
Hispanic	2	11	13
Non-Hispanic	145	505	650
Unknown	157	434	591
<b>Gender</b>	304	950	1,254
Female	178	502	680
Male	126	448	574
Unknown	0	0	0

## COVID-19 doses administered for the past 2 weeks

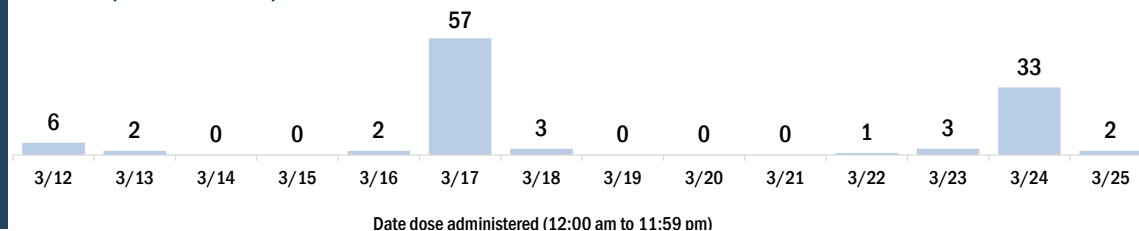


## Persons vaccinated for COVID-19 for the past 2 weeks

Number of persons who received their first dose of a two-dose series of the COVID-19 vaccine



Number of persons who completed the COVID-19 vaccine series



# COVID-19: Madison County vaccine summary

Vaccination data through Mar 25, 2021 as of Mar 26, 2021 at 12:05 AM

Data in this report are provisional and subject to change.

Data in this summary pertain to COVID-19 vaccines approved by the U.S. Food and Drug Administration and have been issued an Emergency Use Authorization (Janssen COVID-19 Vaccine, Moderna COVID-19 Vaccine and Pfizer-BioNTech COVID-19 Vaccine). These data summarize the number of people who have received either their first dose or have completed the series for a COVID-19 vaccine. **A person can only be counted in one category, first dose or series complete.** For persons receiving Moderna or Pfizer vaccines, once they receive their second dose, they are moved from the first dose column to the series completed column. **Because of this, the total first dose category may show a change from report to report not matching the total receiving their first dose from the previous day.** Persons receiving Johnson & Johnson vaccines will always be counted in the series completed column.

## COVID-19 doses for vaccinated persons in Florida

**Doses administered** 6,386

People receiving one dose of a 1-dose series (Johnson & Johnson) or receiving only one dose of a 2-dose series (Moderna, Pfizer) count once. Persons receiving both doses of a 2-dose series count twice.

## Current status of persons vaccinated for COVID-19 in Florida

**Total people vaccinated** 3,821

First dose 1,227

Series completed 2,594

Completed 1-dose series 29

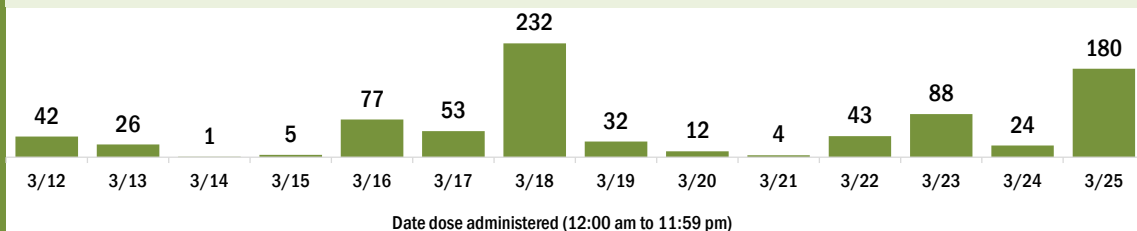
Completed 2-dose series 2,565

**First dose:** current number of people who have only received their first dose of the Moderna or Pfizer vaccine.

**Series complete:** current number of people who have received both Moderna or Pfizer vaccine doses or one Johnson & Johnson dose and are considered fully immunized.

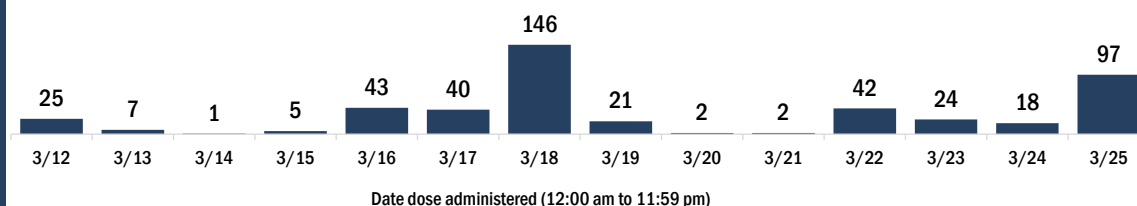
Demographic summary	First dose	Series complete	Total people vaccinated
<b>Age group</b>	1,227	2,594	3,821
16-24 years	18	14	32
25-34 years	51	44	95
35-44 years	84	77	161
45-54 years	234	107	341
55-64 years	486	284	770
65-74 years	225	1,192	1,417
75-84 years	96	685	781
85+ years	33	191	224
<b>Race</b>	1,227	2,594	3,821
White	588	1,370	1,958
Black	367	589	956
American Indian/Alaskan	1	6	7
Other	100	240	340
Unknown	171	389	560
<b>Other race</b> includes Asian, native Hawaiian/Pacific Islander, or other.			
<b>Ethnicity</b>	1,227	2,594	3,821
Hispanic	13	21	34
Non-Hispanic	504	839	1,343
Unknown	710	1,734	2,444
<b>Gender</b>	1,227	2,594	3,821
Female	730	1,469	2,199
Male	497	1,125	1,622
Unknown	0	0	0

## COVID-19 doses administered for the past 2 weeks

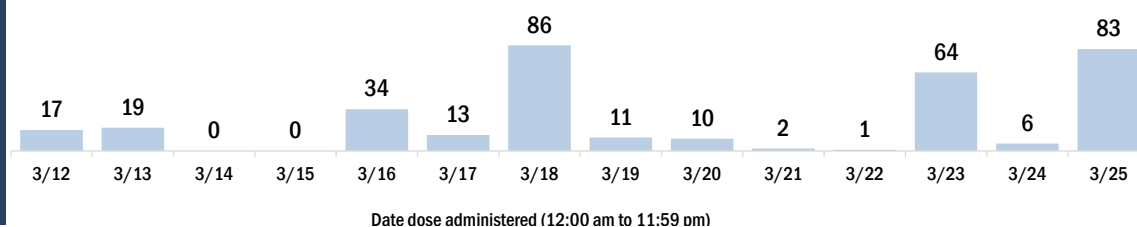


## Persons vaccinated for COVID-19 for the past 2 weeks

### Number of persons who received their first dose of a two-dose series of the COVID-19 vaccine



### Number of persons who completed the COVID-19 vaccine series



# COVID-19: Manatee County vaccine summary

Vaccination data through Mar 25, 2021 as of Mar 26, 2021 at 12:05 AM

Data in this report are provisional and subject to change.

Data in this summary pertain to COVID-19 vaccines approved by the U.S. Food and Drug Administration and have been issued an Emergency Use Authorization (Janssen COVID-19 Vaccine, Moderna COVID-19 Vaccine and Pfizer-BioNTech COVID-19 Vaccine). These data summarize the number of people who have received either their first dose or have completed the series for a COVID-19 vaccine. **A person can only be counted in one category, first dose or series complete.** For persons receiving Moderna or Pfizer vaccines, once they receive their second dose, they are moved from the first dose column to the series completed column. **Because of this, the total first dose category may show a change from report to report not matching the total receiving their first dose from the previous day.** Persons receiving Johnson & Johnson vaccines will always be counted in the series completed column.

## COVID-19 doses for vaccinated persons in Florida

**Doses administered** 166,199

People receiving one dose of a 1-dose series (Johnson & Johnson) or receiving only one dose of a 2-dose series (Moderna, Pfizer) count once. Persons receiving both doses of a 2-dose series count twice.

## Current status of persons vaccinated for COVID-19 in Florida

**Total people vaccinated** 118,144

First dose 67,995

Series completed 50,149

Completed 1-dose series 2,094

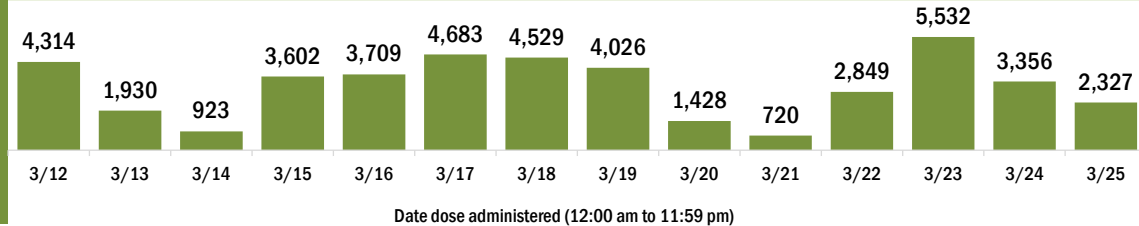
Completed 2-dose series 48,055

**First dose:** current number of people who have only received their first dose of the Moderna or Pfizer vaccine.

**Series complete:** current number of people who have received both Moderna or Pfizer vaccine doses or one Johnson & Johnson dose and are considered fully immunized.

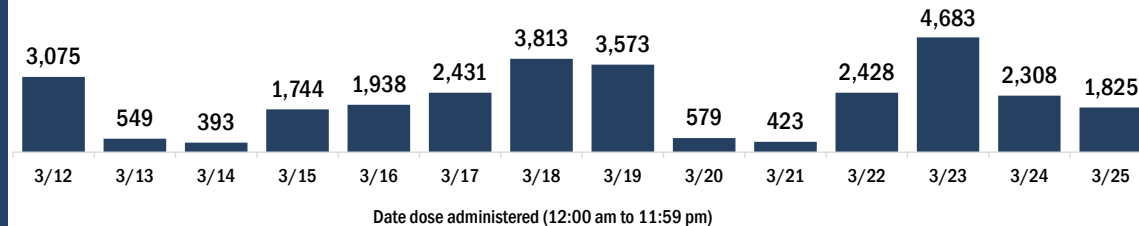
Demographic summary	First dose	Series complete	Total people vaccinated
<b>Age group</b>	67,995	50,149	118,144
16-24 years	703	546	1,249
25-34 years	1,335	1,818	3,153
35-44 years	1,681	2,277	3,958
45-54 years	4,976	2,903	7,879
55-64 years	17,278	4,332	21,610
65-74 years	23,166	22,282	45,448
75-84 years	14,342	12,172	26,514
85+ years	4,514	3,819	8,333
<b>Race</b>	67,995	50,149	118,144
White	51,720	38,550	90,270
Black	1,728	1,199	2,927
American Indian/Alaskan	334	179	513
Other	3,890	4,644	8,534
Unknown	10,323	5,577	15,900
<b>Other race</b> includes Asian, native Hawaiian/Pacific Islander, or other.			
<b>Ethnicity</b>	67,995	50,149	118,144
Hispanic	2,471	1,453	3,924
Non-Hispanic	36,712	31,816	68,528
Unknown	28,812	16,880	45,692
<b>Gender</b>	67,995	50,149	118,144
Female	38,069	28,765	66,834
Male	29,848	21,348	51,196
Unknown	78	36	114

## COVID-19 doses administered for the past 2 weeks

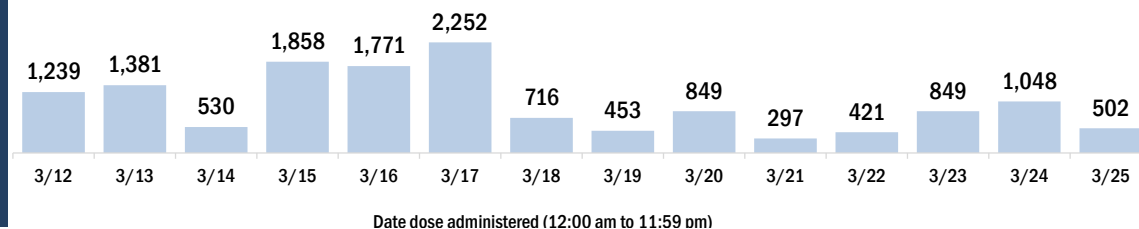


## Persons vaccinated for COVID-19 for the past 2 weeks

### Number of persons who received their first dose of a two-dose series of the COVID-19 vaccine



### Number of persons who completed the COVID-19 vaccine series



# COVID-19: Marion County vaccine summary

Vaccination data through Mar 25, 2021 as of Mar 26, 2021 at 12:05 AM

Data in this report are provisional and subject to change.

Data in this summary pertain to COVID-19 vaccines approved by the U.S. Food and Drug Administration and have been issued an Emergency Use Authorization (Janssen COVID-19 Vaccine, Moderna COVID-19 Vaccine and Pfizer-BioNTech COVID-19 Vaccine). These data summarize the number of people who have received either their first dose or have completed the series for a COVID-19 vaccine. **A person can only be counted in one category, first dose or series complete.** For persons receiving Moderna or Pfizer vaccines, once they receive their second dose, they are moved from the first dose column to the series completed column. **Because of this, the total first dose category may show a change from report to report not matching the total receiving their first dose from the previous day.** Persons receiving Johnson & Johnson vaccines will always be counted in the series completed column.

## COVID-19 doses for vaccinated persons in Florida

**Doses administered** 141,360

People receiving one dose of a 1-dose series (Johnson & Johnson) or receiving only one dose of a 2-dose series (Moderna, Pfizer) count once. Persons receiving both doses of a 2-dose series count twice.

## Current status of persons vaccinated for COVID-19 in Florida

**Total people vaccinated** 90,654

First dose 38,283

Series completed 52,371

Completed 1-dose series 1,665

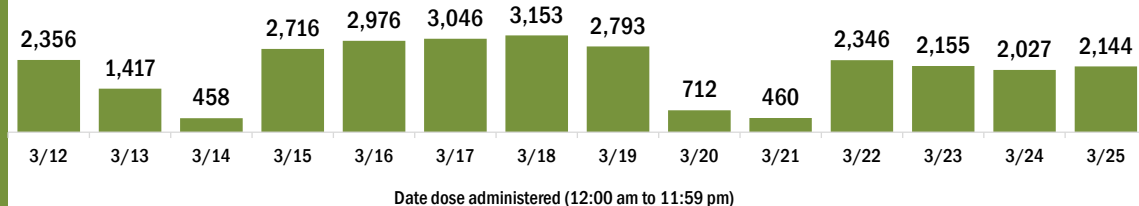
Completed 2-dose series 50,706

**First dose:** current number of people who have only received their first dose of the Moderna or Pfizer vaccine.

**Series complete:** current number of people who have received both Moderna or Pfizer vaccine doses or one Johnson & Johnson dose and are considered fully immunized.

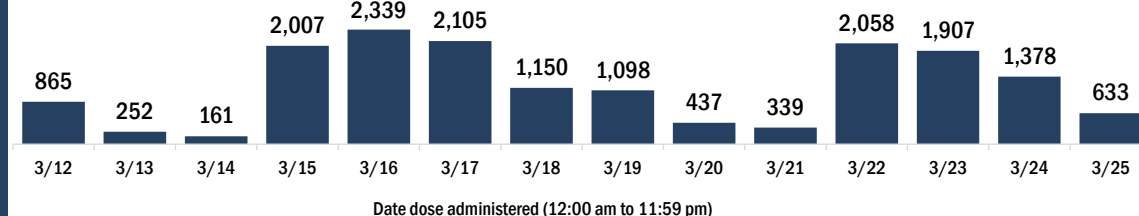
Demographic summary	First dose	Series complete	Total people vaccinated
<b>Age group</b>	<b>38,283</b>	<b>52,371</b>	<b>90,654</b>
16-24 years	458	490	948
25-34 years	944	1,297	2,241
35-44 years	1,252	1,809	3,061
45-54 years	2,723	2,762	5,485
55-64 years	9,244	4,486	13,730
65-74 years	12,257	22,233	34,490
75-84 years	8,586	15,130	23,716
85+ years	2,819	4,164	6,983
<b>Race</b>	<b>38,283</b>	<b>52,371</b>	<b>90,654</b>
White	26,458	36,728	63,186
Black	2,595	2,375	4,970
American Indian/Alaskan	136	172	308
Other	3,094	5,261	8,355
Unknown	6,000	7,835	13,835
<b>Other race</b> includes Asian, native Hawaiian/Pacific Islander, or other.			
<b>Ethnicity</b>	<b>38,283</b>	<b>52,371</b>	<b>90,654</b>
Hispanic	2,872	1,917	4,789
Non-Hispanic	22,605	31,918	54,523
Unknown	12,806	18,536	31,342
<b>Gender</b>	<b>38,283</b>	<b>52,371</b>	<b>90,654</b>
Female	22,611	30,019	52,630
Male	15,632	22,318	37,950
Unknown	40	34	74

## COVID-19 doses administered for the past 2 weeks

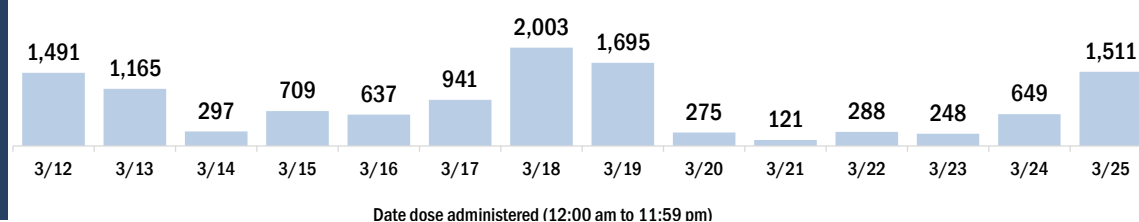


## Persons vaccinated for COVID-19 for the past 2 weeks

### Number of persons who received their first dose of a two-dose series of the COVID-19 vaccine



### Number of persons who completed the COVID-19 vaccine series





# COVID-19: Martin County vaccine summary

Vaccination data through Mar 25, 2021 as of Mar 26, 2021 at 12:05 AM

Data in this report are provisional and subject to change.

Data in this summary pertain to COVID-19 vaccines approved by the U.S. Food and Drug Administration and have been issued an Emergency Use Authorization (Janssen COVID-19 Vaccine, Moderna COVID-19 Vaccine and Pfizer-BioNTech COVID-19 Vaccine). These data summarize the number of people who have received either their first dose or have completed the series for a COVID-19 vaccine. **A person can only be counted in one category, first dose or series complete.** For persons receiving Moderna or Pfizer vaccines, once they receive their second dose, they are moved from the first dose column to the series completed column. **Because of this, the total first dose category may show a change from report to report not matching the total receiving their first dose from the previous day.** Persons receiving Johnson & Johnson vaccines will always be counted in the series completed column.

## COVID-19 doses for vaccinated persons in Florida

**Doses administered** 82,879

People receiving one dose of a 1-dose series (Johnson & Johnson) or receiving only one dose of a 2-dose series (Moderna, Pfizer) count once. Persons receiving both doses of a 2-dose series count twice.

## Current status of persons vaccinated for COVID-19 in Florida

**Total people vaccinated** 50,887

First dose 18,100

Series completed 32,787

Completed 1-dose series 795

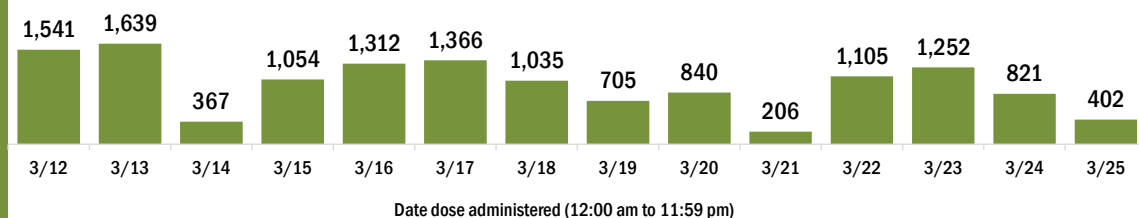
Completed 2-dose series 31,992

**First dose:** current number of people who have only received their first dose of the Moderna or Pfizer vaccine.

**Series complete:** current number of people who have received both Moderna or Pfizer vaccine doses or one Johnson & Johnson dose and are considered fully immunized.

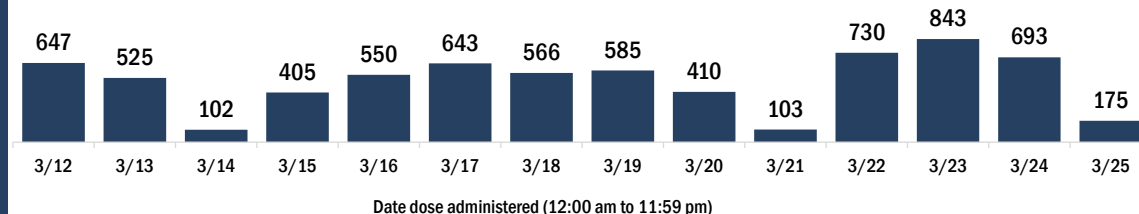
Demographic summary	First dose	Series complete	Total people vaccinated
<b>Age group</b>	<b>18,100</b>	<b>32,787</b>	<b>50,887</b>
16-24 years	220	175	395
25-34 years	450	492	942
35-44 years	640	806	1,446
45-54 years	1,172	1,189	2,361
55-64 years	4,708	2,624	7,332
65-74 years	5,757	13,714	19,471
75-84 years	3,867	9,916	13,783
85+ years	1,286	3,871	5,157
<b>Race</b>	<b>18,100</b>	<b>32,787</b>	<b>50,887</b>
White	12,647	21,610	34,257
Black	332	487	819
American Indian/Alaskan	64	48	112
Other	1,018	2,631	3,649
Unknown	4,039	8,011	12,050
<b>Other race</b> includes Asian, native Hawaiian/Pacific Islander, or other.			
<b>Ethnicity</b>	<b>18,100</b>	<b>32,787</b>	<b>50,887</b>
Hispanic	651	563	1,214
Non-Hispanic	8,996	11,025	20,021
Unknown	8,453	21,199	29,652
<b>Gender</b>	<b>18,100</b>	<b>32,787</b>	<b>50,887</b>
Female	10,360	18,778	29,138
Male	7,724	13,995	21,719
Unknown	16	14	30

## COVID-19 doses administered for the past 2 weeks

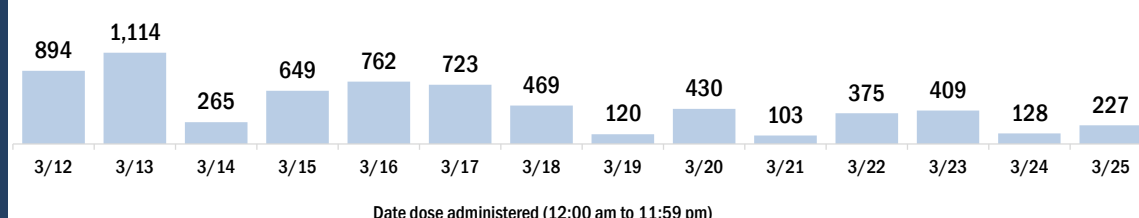


## Persons vaccinated for COVID-19 for the past 2 weeks

### Number of persons who received their first dose of a two-dose series of the COVID-19 vaccine



### Number of persons who completed the COVID-19 vaccine series



# COVID-19: Monroe County vaccine summary

Vaccination data through Mar 25, 2021 as of Mar 26, 2021 at 12:05 AM

Data in this report are provisional and subject to change.

Data in this summary pertain to COVID-19 vaccines approved by the U.S. Food and Drug Administration and have been issued an Emergency Use Authorization (Janssen COVID-19 Vaccine, Moderna COVID-19 Vaccine and Pfizer-BioNTech COVID-19 Vaccine). These data summarize the number of people who have received either their first dose or have completed the series for a COVID-19 vaccine. **A person can only be counted in one category, first dose or series complete.** For persons receiving Moderna or Pfizer vaccines, once they receive their second dose, they are moved from the first dose column to the series completed column. **Because of this, the total first dose category may show a change from report to report not matching the total receiving their first dose from the previous day.** Persons receiving Johnson & Johnson vaccines will always be counted in the series completed column.

## COVID-19 doses for vaccinated persons in Florida

**Doses administered** 32,096

People receiving one dose of a 1-dose series (Johnson & Johnson) or receiving only one dose of a 2-dose series (Moderna, Pfizer) count once. Persons receiving both doses of a 2-dose series count twice.

## Current status of persons vaccinated for COVID-19 in Florida

**Total people vaccinated** 21,244

First dose 9,901

Series completed 11,343

Completed 1-dose series 491

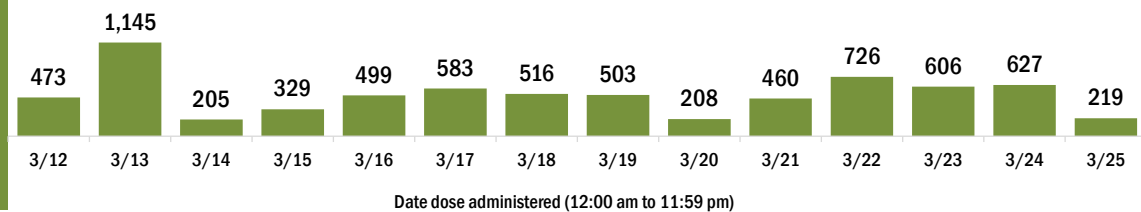
Completed 2-dose series 10,852

**First dose:** current number of people who have only received their first dose of the Moderna or Pfizer vaccine.

**Series complete:** current number of people who have received both Moderna or Pfizer vaccine doses or one Johnson & Johnson dose and are considered fully immunized.

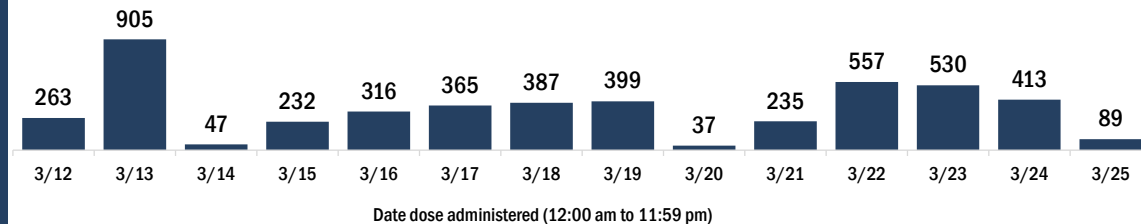
Demographic summary	First dose	Series complete	Total people vaccinated
<b>Age group</b>	<b>9,901</b>	<b>11,343</b>	<b>21,244</b>
16-24 years	127	69	196
25-34 years	306	245	551
35-44 years	467	448	915
45-54 years	902	680	1,582
55-64 years	2,797	1,265	4,062
65-74 years	3,617	5,386	9,003
75-84 years	1,361	2,622	3,983
85+ years	324	628	952
<b>Race</b>	<b>9,901</b>	<b>11,343</b>	<b>21,244</b>
White	6,613	8,466	15,079
Black	211	174	385
American Indian/Alaskan	64	37	101
Other	426	653	1,079
Unknown	2,587	2,013	4,600
<b>Other race</b> includes Asian, native Hawaiian/Pacific Islander, or other.			
<b>Ethnicity</b>	<b>9,901</b>	<b>11,343</b>	<b>21,244</b>
Hispanic	863	798	1,661
Non-Hispanic	4,435	6,785	11,220
Unknown	4,603	3,760	8,363
<b>Gender</b>	<b>9,901</b>	<b>11,343</b>	<b>21,244</b>
Female	5,229	5,989	11,218
Male	4,659	5,353	10,012
Unknown	13	1	14

## COVID-19 doses administered for the past 2 weeks

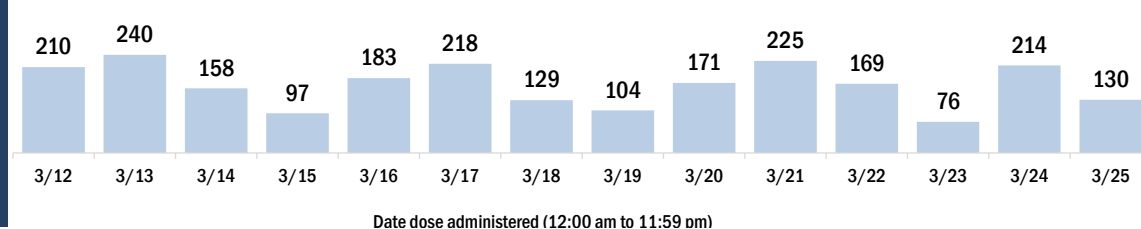


## Persons vaccinated for COVID-19 for the past 2 weeks

### Number of persons who received their first dose of a two-dose series of the COVID-19 vaccine



### Number of persons who completed the COVID-19 vaccine series



# COVID-19: Nassau County vaccine summary

Vaccination data through Mar 25, 2021 as of Mar 26, 2021 at 12:05 AM

Data in this report are provisional and subject to change.

Data in this summary pertain to COVID-19 vaccines approved by the U.S. Food and Drug Administration and have been issued an Emergency Use Authorization (Janssen COVID-19 Vaccine, Moderna COVID-19 Vaccine and Pfizer-BioNTech COVID-19 Vaccine). These data summarize the number of people who have received either their first dose or have completed the series for a COVID-19 vaccine. **A person can only be counted in one category, first dose or series complete.** For persons receiving Moderna or Pfizer vaccines, once they receive their second dose, they are moved from the first dose column to the series completed column. **Because of this, the total first dose category may show a change from report to report not matching the total receiving their first dose from the previous day.** Persons receiving Johnson & Johnson vaccines will always be counted in the series completed column.

## COVID-19 doses for vaccinated persons in Florida

**Doses administered** 41,320

People receiving one dose of a 1-dose series (Johnson & Johnson) or receiving only one dose of a 2-dose series (Moderna, Pfizer) count once. Persons receiving both doses of a 2-dose series count twice.

## Current status of persons vaccinated for COVID-19 in Florida

**Total people vaccinated** 24,736

First dose 7,080

Series completed 17,656

Completed 1-dose series 1,072

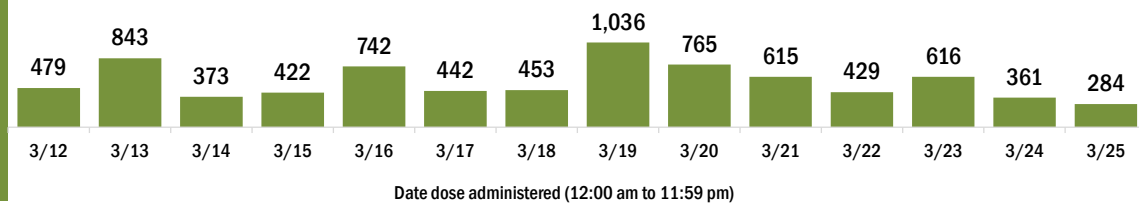
Completed 2-dose series 16,584

**First dose:** current number of people who have only received their first dose of the Moderna or Pfizer vaccine.

**Series complete:** current number of people who have received both Moderna or Pfizer vaccine doses or one Johnson & Johnson dose and are considered fully immunized.

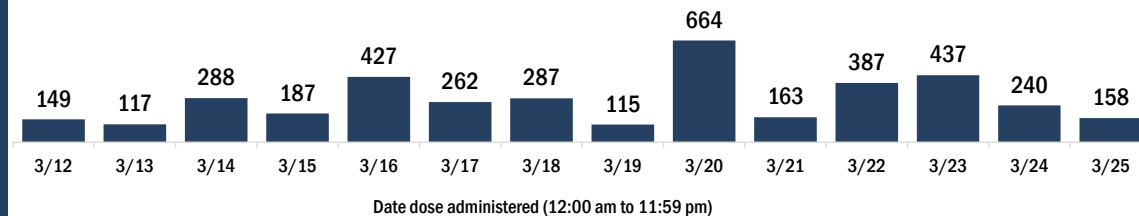
Demographic summary	First dose	Series complete	Total people vaccinated
<b>Age group</b>	<b>7,080</b>	<b>17,656</b>	<b>24,736</b>
16-24 years	128	156	284
25-34 years	224	379	603
35-44 years	467	657	1,124
45-54 years	939	829	1,768
55-64 years	3,103	1,830	4,933
65-74 years	1,366	8,380	9,746
75-84 years	655	4,214	4,869
85+ years	198	1,211	1,409
<b>Race</b>	<b>7,080</b>	<b>17,656</b>	<b>24,736</b>
White	5,538	14,305	19,843
Black	347	700	1,047
American Indian/Alaskan	33	49	82
Other	328	925	1,253
Unknown	834	1,677	2,511
<b>Other race</b> includes Asian, native Hawaiian/Pacific Islander, or other.			
<b>Ethnicity</b>	<b>7,080</b>	<b>17,656</b>	<b>24,736</b>
Hispanic	179	235	414
Non-Hispanic	5,278	13,429	18,707
Unknown	1,623	3,992	5,615
<b>Gender</b>	<b>7,080</b>	<b>17,656</b>	<b>24,736</b>
Female	4,110	9,858	13,968
Male	2,965	7,797	10,762
Unknown	5	1	6

## COVID-19 doses administered for the past 2 weeks

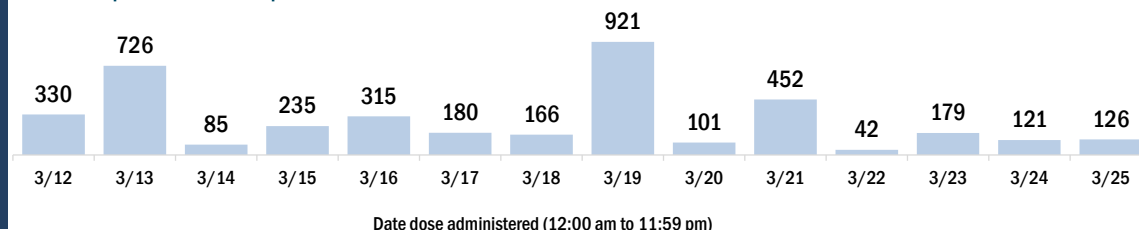


## Persons vaccinated for COVID-19 for the past 2 weeks

### Number of persons who received their first dose of a two-dose series of the COVID-19 vaccine



### Number of persons who completed the COVID-19 vaccine series



# COVID-19: Okaloosa County vaccine summary

Vaccination data through Mar 25, 2021 as of Mar 26, 2021 at 12:05 AM

Data in this report are provisional and subject to change.

Data in this summary pertain to COVID-19 vaccines approved by the U.S. Food and Drug Administration and have been issued an Emergency Use Authorization (Janssen COVID-19 Vaccine, Moderna COVID-19 Vaccine and Pfizer-BioNTech COVID-19 Vaccine). These data summarize the number of people who have received either their first dose or have completed the series for a COVID-19 vaccine. **A person can only be counted in one category, first dose or series complete.** For persons receiving Moderna or Pfizer vaccines, once they receive their second dose, they are moved from the first dose column to the series completed column. **Because of this, the total first dose category may show a change from report to report not matching the total receiving their first dose from the previous day.** Persons receiving Johnson & Johnson vaccines will always be counted in the series completed column.

## COVID-19 doses for vaccinated persons in Florida

**Doses administered** 65,108

People receiving one dose of a 1-dose series (Johnson & Johnson) or receiving only one dose of a 2-dose series (Moderna, Pfizer) count once. Persons receiving both doses of a 2-dose series count twice.

## Current status of persons vaccinated for COVID-19 in Florida

**Total people vaccinated** 40,024

First dose 13,333

Series completed 26,691

Completed 1-dose series 1,607

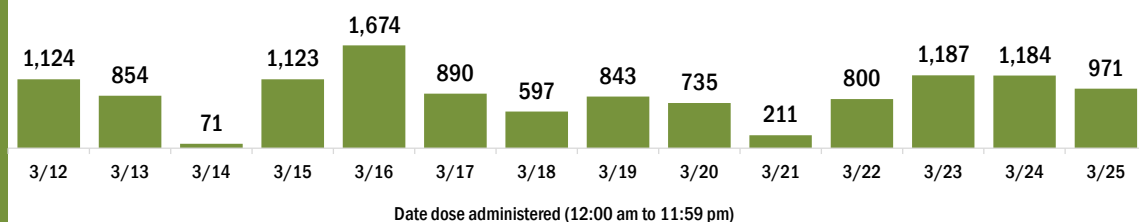
Completed 2-dose series 25,084

**First dose:** current number of people who have only received their first dose of the Moderna or Pfizer vaccine.

**Series complete:** current number of people who have received both Moderna or Pfizer vaccine doses or one Johnson & Johnson dose and are considered fully immunized.

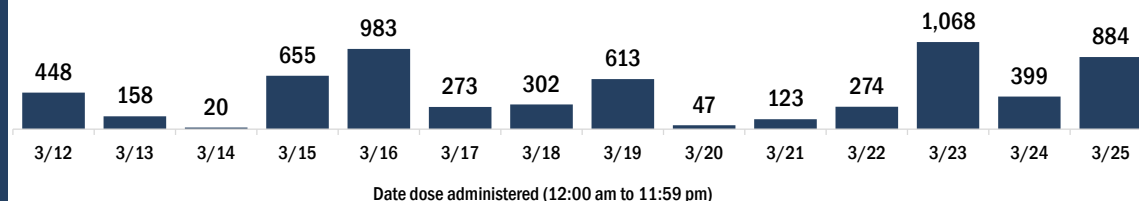
Demographic summary	First dose	Series complete	Total people vaccinated
<b>Age group</b>	<b>13,333</b>	<b>26,691</b>	<b>40,024</b>
16-24 years	287	258	545
25-34 years	661	929	1,590
35-44 years	945	1,245	2,190
45-54 years	1,694	1,575	3,269
55-64 years	5,114	2,867	7,981
65-74 years	2,746	11,014	13,760
75-84 years	1,385	6,422	7,807
85+ years	501	2,381	2,882
<b>Race</b>	<b>13,333</b>	<b>26,691</b>	<b>40,024</b>
White	8,826	18,784	27,610
Black	673	1,189	1,862
American Indian/Alaskan	51	91	142
Other	986	2,454	3,440
Unknown	2,797	4,173	6,970
<b>Other race</b> includes Asian, native Hawaiian/Pacific Islander, or other.			
<b>Ethnicity</b>	<b>13,333</b>	<b>26,691</b>	<b>40,024</b>
Hispanic	347	588	935
Non-Hispanic	8,336	15,528	23,864
Unknown	4,650	10,575	15,225
<b>Gender</b>	<b>13,333</b>	<b>26,691</b>	<b>40,024</b>
Female	7,775	15,488	23,263
Male	5,438	11,176	16,614
Unknown	120	27	147

## COVID-19 doses administered for the past 2 weeks

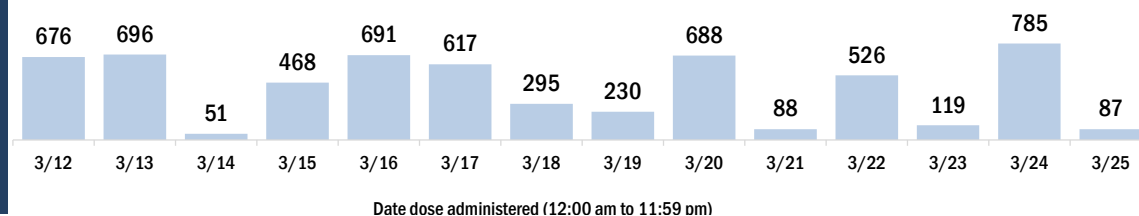


## Persons vaccinated for COVID-19 for the past 2 weeks

### Number of persons who received their first dose of a two-dose series of the COVID-19 vaccine



### Number of persons who completed the COVID-19 vaccine series



# COVID-19: Okeechobee County vaccine summary

Vaccination data through Mar 25, 2021 as of Mar 26, 2021 at 12:05 AM

Data in this report are provisional and subject to change.

Data in this summary pertain to COVID-19 vaccines approved by the U.S. Food and Drug Administration and have been issued an Emergency Use Authorization (Janssen COVID-19 Vaccine, Moderna COVID-19 Vaccine and Pfizer-BioNTech COVID-19 Vaccine). These data summarize the number of people who have received either their first dose or have completed the series for a COVID-19 vaccine. **A person can only be counted in one category, first dose or series complete.** For persons receiving Moderna or Pfizer vaccines, once they receive their second dose, they are moved from the first dose column to the series completed column. **Because of this, the total first dose category may show a change from report to report not matching the total receiving their first dose from the previous day.** Persons receiving Johnson & Johnson vaccines will always be counted in the series completed column.

## COVID-19 doses for vaccinated persons in Florida

**Doses administered** 11,678

People receiving one dose of a 1-dose series (Johnson & Johnson) or receiving only one dose of a 2-dose series (Moderna, Pfizer) count once. Persons receiving both doses of a 2-dose series count twice.

## Current status of persons vaccinated for COVID-19 in Florida

**Total people vaccinated** 7,428

First dose 2,994

Series completed 4,434

Completed 1-dose series 184

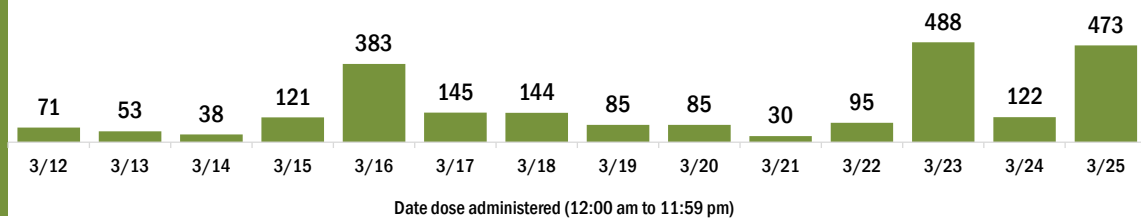
Completed 2-dose series 4,250

**First dose:** current number of people who have only received their first dose of the Moderna or Pfizer vaccine.

**Series complete:** current number of people who have received both Moderna or Pfizer vaccine doses or one Johnson & Johnson dose and are considered fully immunized.

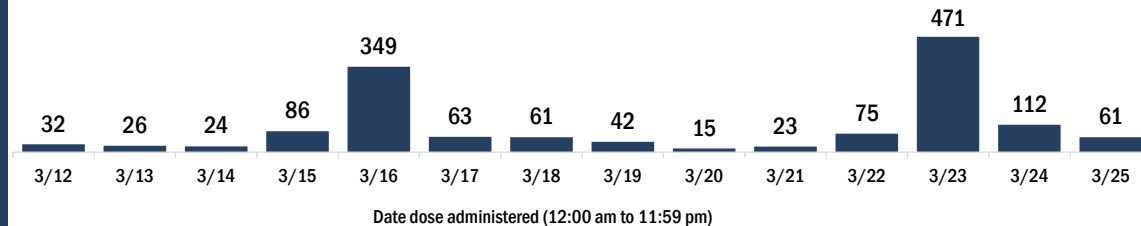
Demographic summary	First dose	Series complete	Total people vaccinated
<b>Age group</b>	2,994	4,434	7,428
16-24 years	48	31	79
25-34 years	111	108	219
35-44 years	161	147	308
45-54 years	261	174	435
55-64 years	735	297	1,032
65-74 years	909	1,946	2,855
75-84 years	605	1,354	1,959
85+ years	164	377	541
<b>Race</b>	2,994	4,434	7,428
White	2,360	3,612	5,972
Black	95	72	167
American Indian/Alaskan	8	23	31
Other	186	472	658
Unknown	345	255	600
<b>Other race</b> includes Asian, native Hawaiian/Pacific Islander, or other.			
<b>Ethnicity</b>	2,994	4,434	7,428
Hispanic	361	250	611
Non-Hispanic	1,830	3,458	5,288
Unknown	803	726	1,529
<b>Gender</b>	2,994	4,434	7,428
Female	1,644	2,512	4,156
Male	1,350	1,922	3,272
Unknown	0	0	0

## COVID-19 doses administered for the past 2 weeks

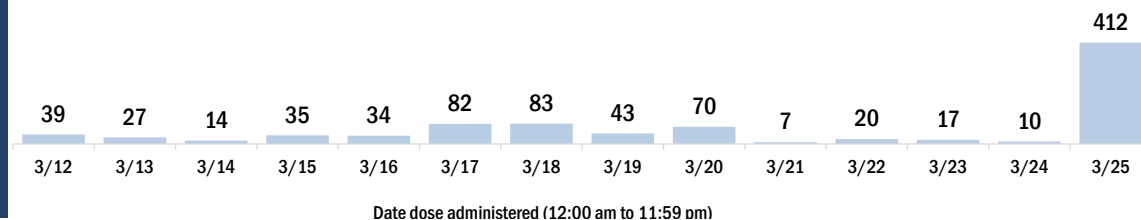


## Persons vaccinated for COVID-19 for the past 2 weeks

### Number of persons who received their first dose of a two-dose series of the COVID-19 vaccine



### Number of persons who completed the COVID-19 vaccine series



# COVID-19: Orange County vaccine summary

Vaccination data through Mar 25, 2021 as of Mar 26, 2021 at 12:05 AM

Data in this report are provisional and subject to change.

Data in this summary pertain to COVID-19 vaccines approved by the U.S. Food and Drug Administration and have been issued an Emergency Use Authorization (Janssen COVID-19 Vaccine, Moderna COVID-19 Vaccine and Pfizer-BioNTech COVID-19 Vaccine). These data summarize the number of people who have received either their first dose or have completed the series for a COVID-19 vaccine. **A person can only be counted in one category, first dose or series complete.** For persons receiving Moderna or Pfizer vaccines, once they receive their second dose, they are moved from the first dose column to the series completed column. **Because of this, the total first dose category may show a change from report to report not matching the total receiving their first dose from the previous day.** Persons receiving Johnson & Johnson vaccines will always be counted in the series completed column.

## COVID-19 doses for vaccinated persons in Florida

**Doses administered** 397,707

People receiving one dose of a 1-dose series (Johnson & Johnson) or receiving only one dose of a 2-dose series (Moderna, Pfizer) count once. Persons receiving both doses of a 2-dose series count twice.

## Current status of persons vaccinated for COVID-19 in Florida

**Total people vaccinated** 277,875

First dose 140,828

Series completed 137,047

Completed 1-dose series 17,215

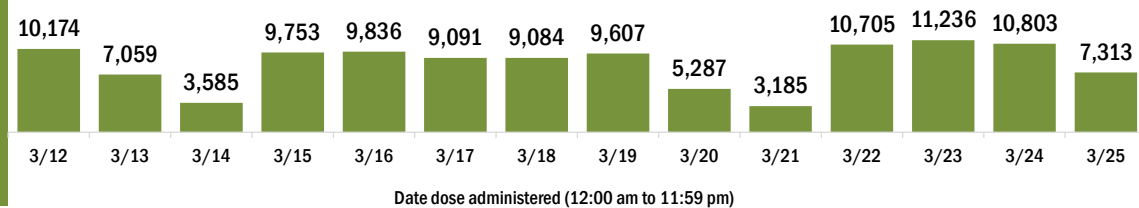
Completed 2-dose series 119,832

**First dose:** current number of people who have only received their first dose of the Moderna or Pfizer vaccine.

**Series complete:** current number of people who have received both Moderna or Pfizer vaccine doses or one Johnson & Johnson dose and are considered fully immunized.

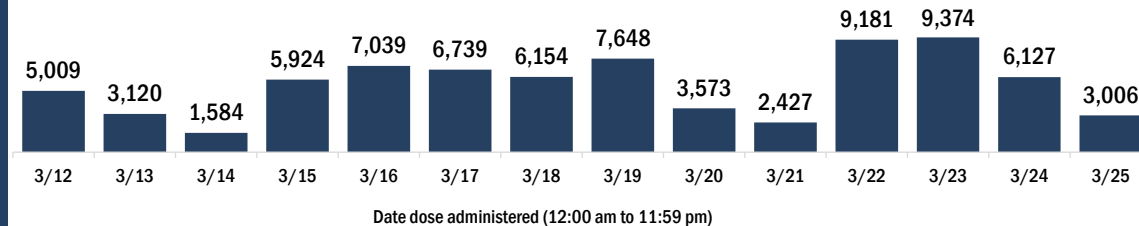
Demographic summary	First dose	Series complete	Total people vaccinated
<b>Age group</b>	<b>140,828</b>	<b>137,047</b>	<b>277,875</b>
16-24 years	6,401	2,901	9,302
25-34 years	14,340	9,289	23,629
35-44 years	18,300	11,635	29,935
45-54 years	24,386	13,113	37,499
55-64 years	41,771	16,324	58,095
65-74 years	20,698	51,112	71,810
75-84 years	10,055	23,877	33,932
85+ years	4,877	8,796	13,673
<b>Race</b>	<b>140,828</b>	<b>137,047</b>	<b>277,875</b>
White	79,311	84,248	163,559
Black	11,206	11,984	23,190
American Indian/Alaskan	426	410	836
Other	21,614	27,732	49,346
Unknown	28,271	12,673	40,944
<b>Other race</b> includes Asian, native Hawaiian/Pacific Islander, or other.			
<b>Ethnicity</b>	<b>140,828</b>	<b>137,047</b>	<b>277,875</b>
Hispanic	13,173	16,828	30,001
Non-Hispanic	64,749	71,758	136,507
Unknown	62,906	48,461	111,367
<b>Gender</b>	<b>140,828</b>	<b>137,047</b>	<b>277,875</b>
Female	78,933	80,608	159,541
Male	59,790	55,725	115,515
Unknown	2,105	714	2,819

## COVID-19 doses administered for the past 2 weeks

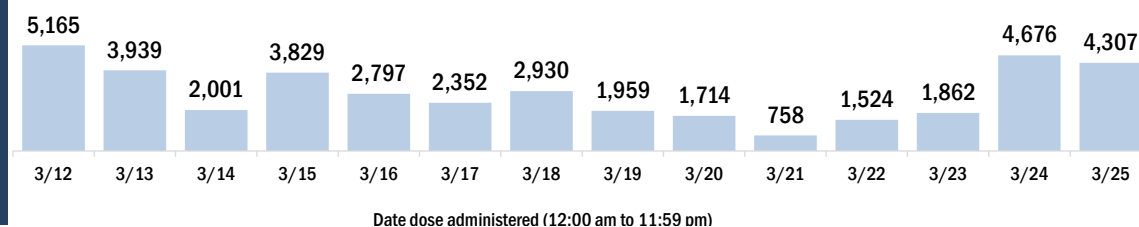


## Persons vaccinated for COVID-19 for the past 2 weeks

### Number of persons who received their first dose of a two-dose series of the COVID-19 vaccine



### Number of persons who completed the COVID-19 vaccine series



# COVID-19: Osceola County vaccine summary

Vaccination data through Mar 25, 2021 as of Mar 26, 2021 at 12:05 AM

Data in this report are provisional and subject to change.

Data in this summary pertain to COVID-19 vaccines approved by the U.S. Food and Drug Administration and have been issued an Emergency Use Authorization (Janssen COVID-19 Vaccine, Moderna COVID-19 Vaccine and Pfizer-BioNTech COVID-19 Vaccine). These data summarize the number of people who have received either their first dose or have completed the series for a COVID-19 vaccine. **A person can only be counted in one category, first dose or series complete.** For persons receiving Moderna or Pfizer vaccines, once they receive their second dose, they are moved from the first dose column to the series completed column. **Because of this, the total first dose category may show a change from report to report not matching the total receiving their first dose from the previous day.** Persons receiving Johnson & Johnson vaccines will always be counted in the series completed column.

## COVID-19 doses for vaccinated persons in Florida

**Doses administered** 98,489

People receiving one dose of a 1-dose series (Johnson & Johnson) or receiving only one dose of a 2-dose series (Moderna, Pfizer) count once. Persons receiving both doses of a 2-dose series count twice.

## Current status of persons vaccinated for COVID-19 in Florida

**Total people vaccinated** 68,177

First dose 34,547

Series completed 33,630

Completed 1-dose series 3,318

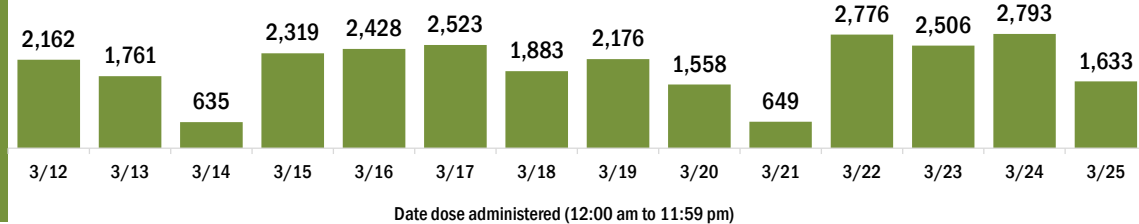
Completed 2-dose series 30,312

**First dose:** current number of people who have only received their first dose of the Moderna or Pfizer vaccine.

**Series complete:** current number of people who have received both Moderna or Pfizer vaccine doses or one Johnson & Johnson dose and are considered fully immunized.

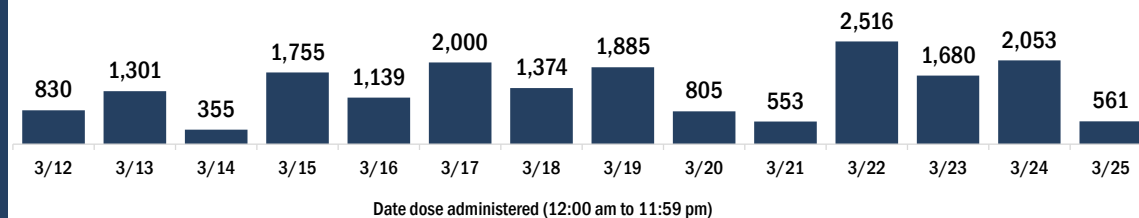
Demographic summary	First dose	Series complete	Total people vaccinated
<b>Age group</b>	<b>34,547</b>	<b>33,630</b>	<b>68,177</b>
16-24 years	1,125	500	1,625
25-34 years	2,534	1,435	3,969
35-44 years	3,194	2,017	5,211
45-54 years	5,107	2,705	7,812
55-64 years	10,277	3,576	13,853
65-74 years	7,605	14,326	21,931
75-84 years	3,644	7,022	10,666
85+ years	1,061	2,049	3,110
<b>Race</b>	<b>34,547</b>	<b>33,630</b>	<b>68,177</b>
White	18,598	21,058	39,656
Black	1,886	1,907	3,793
American Indian/Alaskan	151	209	360
Other	5,686	7,182	12,868
Unknown	8,226	3,274	11,500
<b>Other race</b> includes Asian, native Hawaiian/Pacific Islander, or other.			
<b>Ethnicity</b>	<b>34,547</b>	<b>33,630</b>	<b>68,177</b>
Hispanic	8,491	9,225	17,716
Non-Hispanic	10,784	15,955	26,739
Unknown	15,272	8,450	23,722
<b>Gender</b>	<b>34,547</b>	<b>33,630</b>	<b>68,177</b>
Female	20,162	19,852	40,014
Male	14,244	13,753	27,997
Unknown	141	25	166

## COVID-19 doses administered for the past 2 weeks

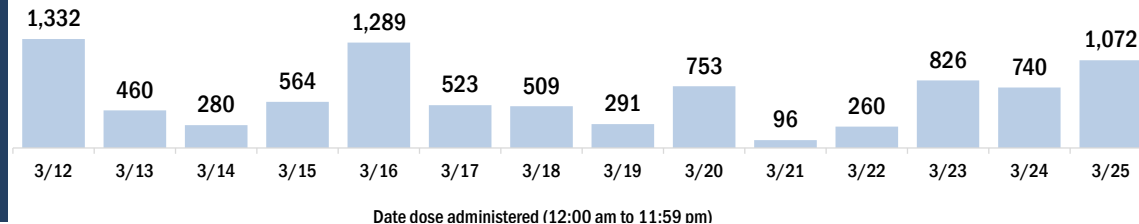


## Persons vaccinated for COVID-19 for the past 2 weeks

### Number of persons who received their first dose of a two-dose series of the COVID-19 vaccine



### Number of persons who completed the COVID-19 vaccine series





# COVID-19: Palm Beach County vaccine summary

Vaccination data through Mar 25, 2021 as of Mar 26, 2021 at 12:05 AM

Data in this report are provisional and subject to change.

Data in this summary pertain to COVID-19 vaccines approved by the U.S. Food and Drug Administration and have been issued an Emergency Use Authorization (Janssen COVID-19 Vaccine, Moderna COVID-19 Vaccine and Pfizer-BioNTech COVID-19 Vaccine). These data summarize the number of people who have received either their first dose or have completed the series for a COVID-19 vaccine. **A person can only be counted in one category, first dose or series complete.** For persons receiving Moderna or Pfizer vaccines, once they receive their second dose, they are moved from the first dose column to the series completed column. **Because of this, the total first dose category may show a change from report to report not matching the total receiving their first dose from the previous day.** Persons receiving Johnson & Johnson vaccines will always be counted in the series completed column.

## COVID-19 doses for vaccinated persons in Florida

**Doses administered** 654,011

People receiving one dose of a 1-dose series (Johnson & Johnson) or receiving only one dose of a 2-dose series (Moderna, Pfizer) count once. Persons receiving both doses of a 2-dose series count twice.

## Current status of persons vaccinated for COVID-19 in Florida

**Total people vaccinated** 406,486

First dose 146,788

Series completed 259,698

Completed 1-dose series 12,173

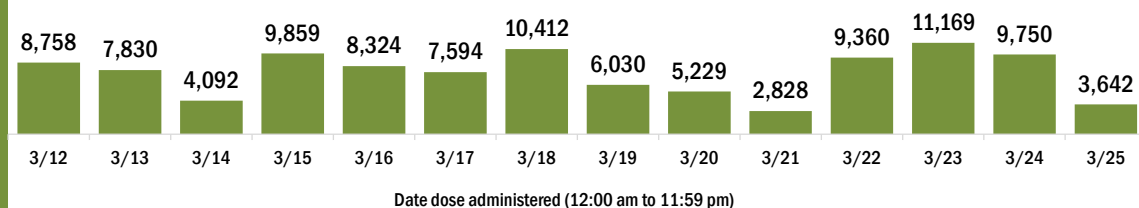
Completed 2-dose series 247,525

**First dose:** current number of people who have only received their first dose of the Moderna or Pfizer vaccine.

**Series complete:** current number of people who have received both Moderna or Pfizer vaccine doses or one Johnson & Johnson dose and are considered fully immunized.

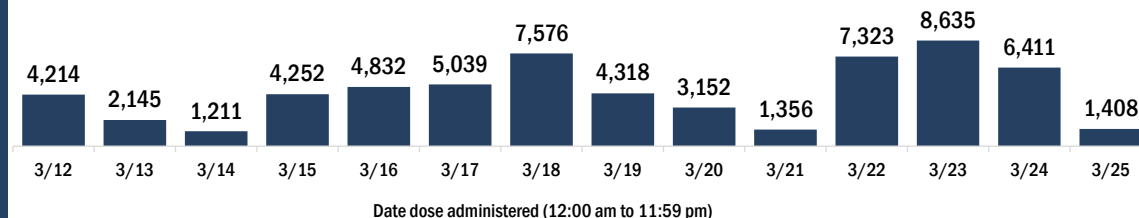
Demographic summary	First dose	Series complete	Total people vaccinated
<b>Age group</b>	<b>146,788</b>	<b>259,698</b>	<b>406,486</b>
16-24 years	3,440	2,143	5,583
25-34 years	6,954	6,637	13,591
35-44 years	10,240	9,574	19,814
45-54 years	17,911	13,849	31,760
55-64 years	41,885	23,343	65,228
65-74 years	34,087	101,447	135,534
75-84 years	22,277	73,034	95,311
85+ years	9,994	29,671	39,665
<b>Race</b>	<b>146,788</b>	<b>259,698</b>	<b>406,486</b>
White	89,146	176,244	265,390
Black	8,747	11,142	19,889
American Indian/Alaskan	441	701	1,142
Other	11,543	23,170	34,713
Unknown	36,911	48,441	85,352
<b>Other race</b> includes Asian, native Hawaiian/Pacific Islander, or other.			
<b>Ethnicity</b>	<b>146,788</b>	<b>259,698</b>	<b>406,486</b>
Hispanic	12,997	14,143	27,140
Non-Hispanic	65,327	145,967	211,294
Unknown	68,464	99,588	168,052
<b>Gender</b>	<b>146,788</b>	<b>259,698</b>	<b>406,486</b>
Female	84,678	151,387	236,065
Male	61,641	108,192	169,833
Unknown	469	119	588

## COVID-19 doses administered for the past 2 weeks

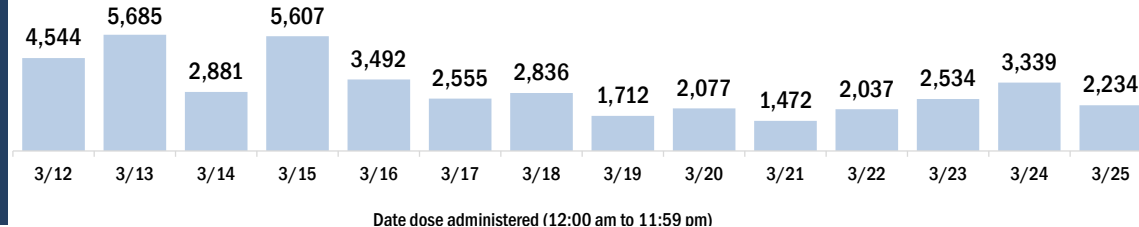


## Persons vaccinated for COVID-19 for the past 2 weeks

### Number of persons who received their first dose of a two-dose series of the COVID-19 vaccine



### Number of persons who completed the COVID-19 vaccine series



# COVID-19: Pasco County vaccine summary

Vaccination data through Mar 25, 2021 as of Mar 26, 2021 at 12:05 AM

Data in this report are provisional and subject to change.

Data in this summary pertain to COVID-19 vaccines approved by the U.S. Food and Drug Administration and have been issued an Emergency Use Authorization (Janssen COVID-19 Vaccine, Moderna COVID-19 Vaccine and Pfizer-BioNTech COVID-19 Vaccine). These data summarize the number of people who have received either their first dose or have completed the series for a COVID-19 vaccine. **A person can only be counted in one category, first dose or series complete.** For persons receiving Moderna or Pfizer vaccines, once they receive their second dose, they are moved from the first dose column to the series completed column. **Because of this, the total first dose category may show a change from report to report not matching the total receiving their first dose from the previous day.** Persons receiving Johnson & Johnson vaccines will always be counted in the series completed column.

## COVID-19 doses for vaccinated persons in Florida

**Doses administered** 184,522

People receiving one dose of a 1-dose series (Johnson & Johnson) or receiving only one dose of a 2-dose series (Moderna, Pfizer) count once. Persons receiving both doses of a 2-dose series count twice.

## Current status of persons vaccinated for COVID-19 in Florida

**Total people vaccinated** 125,245

First dose 61,726

Series completed 63,519

Completed 1-dose series 4,242

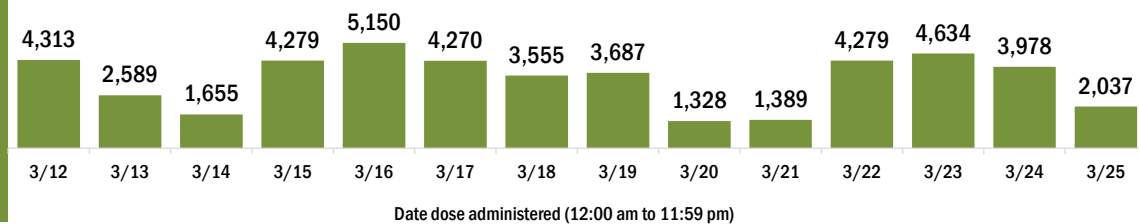
Completed 2-dose series 59,277

**First dose:** current number of people who have only received their first dose of the Moderna or Pfizer vaccine.

**Series complete:** current number of people who have received both Moderna or Pfizer vaccine doses or one Johnson & Johnson dose and are considered fully immunized.

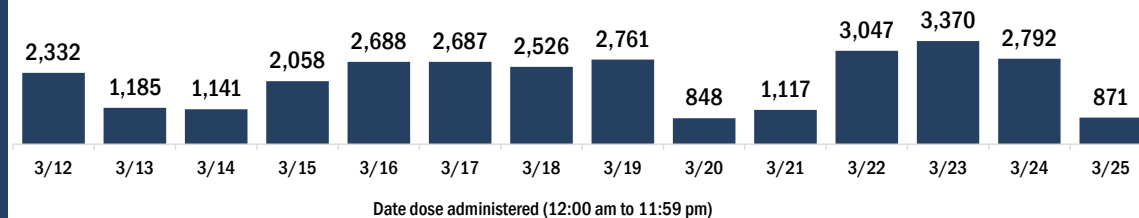
Demographic summary	First dose	Series complete	Total people vaccinated
<b>Age group</b>	<b>61,726</b>	<b>63,519</b>	<b>125,245</b>
16-24 years	1,267	728	1,995
25-34 years	2,197	2,281	4,478
35-44 years	3,809	3,364	7,173
45-54 years	6,734	4,473	11,207
55-64 years	15,788	5,932	21,720
65-74 years	17,254	26,244	43,498
75-84 years	11,265	15,696	26,961
85+ years	3,412	4,801	8,213
<b>Race</b>	<b>61,726</b>	<b>63,519</b>	<b>125,245</b>
White	45,701	48,669	94,370
Black	1,659	1,608	3,267
American Indian/Alaskan	237	195	432
Other	5,115	6,754	11,869
Unknown	9,014	6,293	15,307
<b>Other race</b> includes Asian, native Hawaiian/Pacific Islander, or other.			
<b>Ethnicity</b>	<b>61,726</b>	<b>63,519</b>	<b>125,245</b>
Hispanic	3,267	2,862	6,129
Non-Hispanic	34,478	38,667	73,145
Unknown	23,981	21,990	45,971
<b>Gender</b>	<b>61,726</b>	<b>63,519</b>	<b>125,245</b>
Female	36,275	37,791	74,066
Male	25,315	25,663	50,978
Unknown	136	65	201

## COVID-19 doses administered for the past 2 weeks

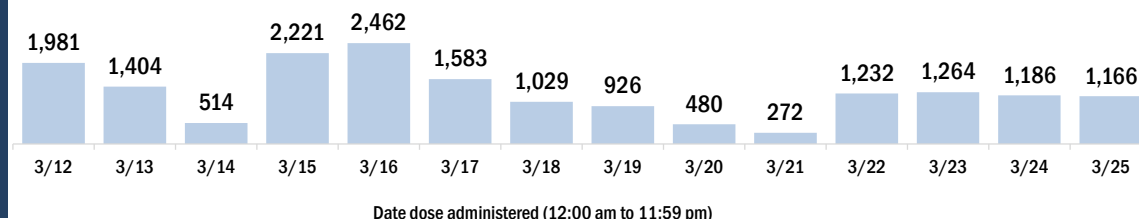


## Persons vaccinated for COVID-19 for the past 2 weeks

### Number of persons who received their first dose of a two-dose series of the COVID-19 vaccine



### Number of persons who completed the COVID-19 vaccine series



# COVID-19: Pinellas County vaccine summary

Vaccination data through Mar 25, 2021 as of Mar 26, 2021 at 12:05 AM

Data in this report are provisional and subject to change.

Data in this summary pertain to COVID-19 vaccines approved by the U.S. Food and Drug Administration and have been issued an Emergency Use Authorization (Janssen COVID-19 Vaccine, Moderna COVID-19 Vaccine and Pfizer-BioNTech COVID-19 Vaccine). These data summarize the number of people who have received either their first dose or have completed the series for a COVID-19 vaccine. **A person can only be counted in one category, first dose or series complete.** For persons receiving Moderna or Pfizer vaccines, once they receive their second dose, they are moved from the first dose column to the series completed column. **Because of this, the total first dose category may show a change from report to report not matching the total receiving their first dose from the previous day.** Persons receiving Johnson & Johnson vaccines will always be counted in the series completed column.

## COVID-19 doses for vaccinated persons in Florida

**Doses administered** 416,814

People receiving one dose of a 1-dose series (Johnson & Johnson) or receiving only one dose of a 2-dose series (Moderna, Pfizer) count once. Persons receiving both doses of a 2-dose series count twice.

## Current status of persons vaccinated for COVID-19 in Florida

**Total people vaccinated** 274,704

First dose 124,806

Series completed 149,898

Completed 1-dose series 7,788

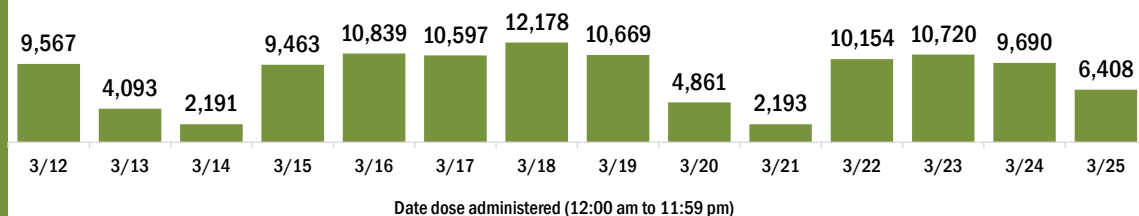
Completed 2-dose series 142,110

**First dose:** current number of people who have only received their first dose of the Moderna or Pfizer vaccine.

**Series complete:** current number of people who have received both Moderna or Pfizer vaccine doses or one Johnson & Johnson dose and are considered fully immunized.

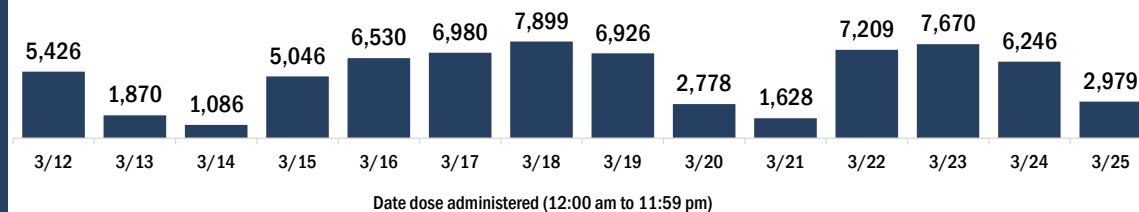
Demographic summary	First dose	Series complete	Total people vaccinated
<b>Age group</b>	<b>124,806</b>	<b>149,898</b>	<b>274,704</b>
16-24 years	2,557	1,339	3,896
25-34 years	5,699	5,485	11,184
35-44 years	7,477	6,700	14,177
45-54 years	13,673	8,667	22,340
55-64 years	41,303	14,892	56,195
65-74 years	29,902	65,303	95,205
75-84 years	17,365	34,188	51,553
85+ years	6,830	13,324	20,154
<b>Race</b>	<b>124,806</b>	<b>149,898</b>	<b>274,704</b>
White	89,374	114,392	203,766
Black	6,344	5,467	11,811
American Indian/Alaskan	346	307	653
Other	8,647	12,393	21,040
Unknown	20,095	17,339	37,434
<b>Other race</b> includes Asian, native Hawaiian/Pacific Islander, or other.			
<b>Ethnicity</b>	<b>124,806</b>	<b>149,898</b>	<b>274,704</b>
Hispanic	3,502	4,163	7,665
Non-Hispanic	71,132	89,430	160,562
Unknown	50,172	56,305	106,477
<b>Gender</b>	<b>124,806</b>	<b>149,898</b>	<b>274,704</b>
Female	73,012	88,383	161,395
Male	51,442	61,219	112,661
Unknown	352	296	648

## COVID-19 doses administered for the past 2 weeks

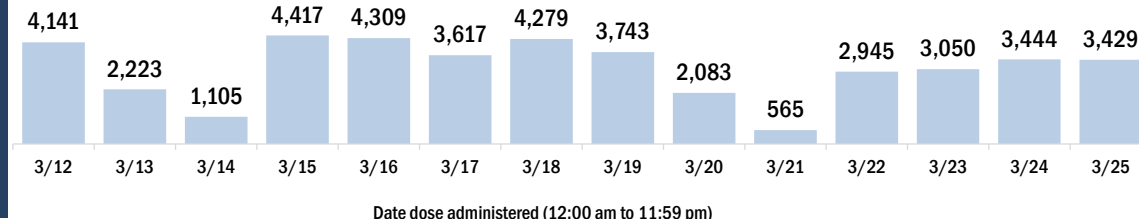


## Persons vaccinated for COVID-19 for the past 2 weeks

### Number of persons who received their first dose of a two-dose series of the COVID-19 vaccine



### Number of persons who completed the COVID-19 vaccine series



# COVID-19: Polk County vaccine summary

Vaccination data through Mar 25, 2021 as of Mar 26, 2021 at 12:05 AM

Data in this report are provisional and subject to change.

Data in this summary pertain to COVID-19 vaccines approved by the U.S. Food and Drug Administration and have been issued an Emergency Use Authorization (Janssen COVID-19 Vaccine, Moderna COVID-19 Vaccine and Pfizer-BioNTech COVID-19 Vaccine). These data summarize the number of people who have received either their first dose or have completed the series for a COVID-19 vaccine. **A person can only be counted in one category, first dose or series complete.** For persons receiving Moderna or Pfizer vaccines, once they receive their second dose, they are moved from the first dose column to the series completed column. **Because of this, the total first dose category may show a change from report to report not matching the total receiving their first dose from the previous day.** Persons receiving Johnson & Johnson vaccines will always be counted in the series completed column.

## COVID-19 doses for vaccinated persons in Florida

**Doses administered** 212,565

People receiving one dose of a 1-dose series (Johnson & Johnson) or receiving only one dose of a 2-dose series (Moderna, Pfizer) count once. Persons receiving both doses of a 2-dose series count twice.

## Current status of persons vaccinated for COVID-19 in Florida

**Total people vaccinated** 148,612

First dose 81,329

Series completed 67,283

Completed 1-dose series 3,330

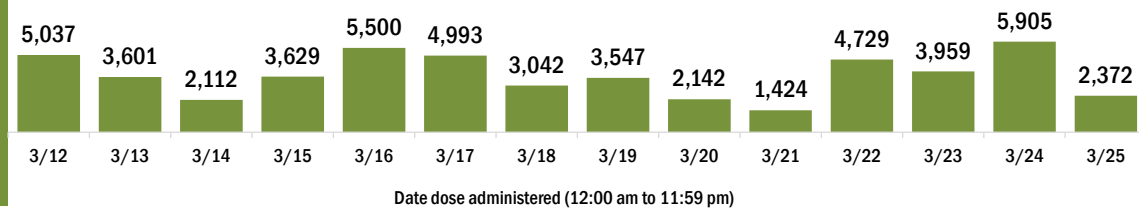
Completed 2-dose series 63,953

**First dose:** current number of people who have only received their first dose of the Moderna or Pfizer vaccine.

**Series complete:** current number of people who have received both Moderna or Pfizer vaccine doses or one Johnson & Johnson dose and are considered fully immunized.

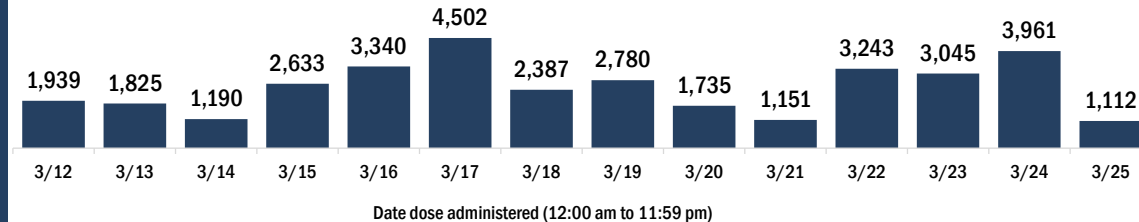
Demographic summary	First dose	Series complete	Total people vaccinated
<b>Age group</b>	<b>81,329</b>	<b>67,283</b>	<b>148,612</b>
16-24 years	1,542	616	2,158
25-34 years	3,642	2,085	5,727
35-44 years	5,031	2,928	7,959
45-54 years	7,693	4,159	11,852
55-64 years	19,172	6,190	25,362
65-74 years	24,394	28,723	53,117
75-84 years	15,214	17,464	32,678
85+ years	4,641	5,118	9,759
<b>Race</b>	<b>81,329</b>	<b>67,283</b>	<b>148,612</b>
White	55,718	50,531	106,249
Black	5,541	4,045	9,586
American Indian/Alaskan	523	352	875
Other	5,694	5,154	10,848
Unknown	13,853	7,201	21,054
<b>Other race</b> includes Asian, native Hawaiian/Pacific Islander, or other.			
<b>Ethnicity</b>	<b>81,329</b>	<b>67,283</b>	<b>148,612</b>
Hispanic	7,420	4,104	11,524
Non-Hispanic	43,150	41,103	84,253
Unknown	30,759	22,076	52,835
<b>Gender</b>	<b>81,329</b>	<b>67,283</b>	<b>148,612</b>
Female	46,554	39,074	85,628
Male	34,533	28,182	62,715
Unknown	242	27	269

## COVID-19 doses administered for the past 2 weeks

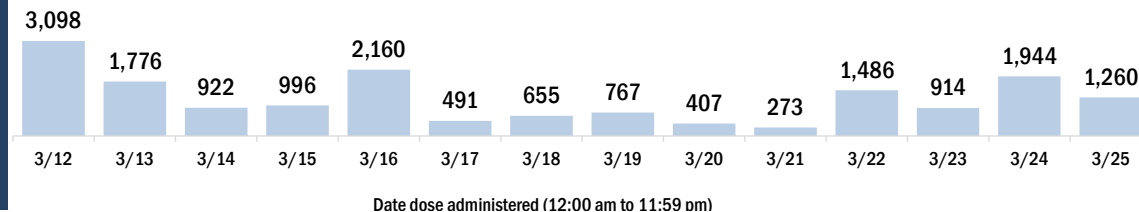


## Persons vaccinated for COVID-19 for the past 2 weeks

### Number of persons who received their first dose of a two-dose series of the COVID-19 vaccine



### Number of persons who completed the COVID-19 vaccine series



# COVID-19: Putnam County vaccine summary

Vaccination data through Mar 25, 2021 as of Mar 26, 2021 at 12:05 AM

Data in this report are provisional and subject to change.

Data in this summary pertain to COVID-19 vaccines approved by the U.S. Food and Drug Administration and have been issued an Emergency Use Authorization (Janssen COVID-19 Vaccine, Moderna COVID-19 Vaccine and Pfizer-BioNTech COVID-19 Vaccine). These data summarize the number of people who have received either their first dose or have completed the series for a COVID-19 vaccine. **A person can only be counted in one category, first dose or series complete.** For persons receiving Moderna or Pfizer vaccines, once they receive their second dose, they are moved from the first dose column to the series completed column. **Because of this, the total first dose category may show a change from report to report not matching the total receiving their first dose from the previous day.** Persons receiving Johnson & Johnson vaccines will always be counted in the series completed column.

## COVID-19 doses for vaccinated persons in Florida

**Doses administered** 19,905

People receiving one dose of a 1-dose series (Johnson & Johnson) or receiving only one dose of a 2-dose series (Moderna, Pfizer) count once. Persons receiving both doses of a 2-dose series count twice.

## Current status of persons vaccinated for COVID-19 in Florida

**Total people vaccinated** 13,005

First dose 5,905

Series completed 7,100

Completed 1-dose series 200

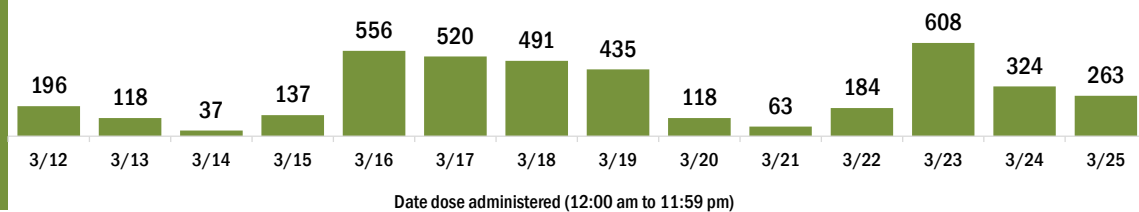
Completed 2-dose series 6,900

**First dose:** current number of people who have only received their first dose of the Moderna or Pfizer vaccine.

**Series complete:** current number of people who have received both Moderna or Pfizer vaccine doses or one Johnson & Johnson dose and are considered fully immunized.

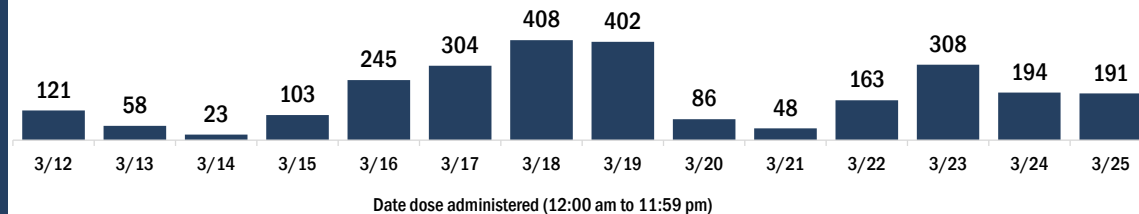
Demographic summary	First dose	Series complete	Total people vaccinated
<b>Age group</b>	5,905	7,100	13,005
16-24 years	64	58	122
25-34 years	160	141	301
35-44 years	245	198	443
45-54 years	566	289	855
55-64 years	1,700	632	2,332
65-74 years	1,891	3,281	5,172
75-84 years	951	1,903	2,854
85+ years	328	598	926
<b>Race</b>	5,905	7,100	13,005
White	4,497	5,627	10,124
Black	654	486	1,140
American Indian/Alaskan	55	50	105
Other	415	456	871
Unknown	284	481	765
<b>Other race</b> includes Asian, native Hawaiian/Pacific Islander, or other.			
<b>Ethnicity</b>	5,905	7,100	13,005
Hispanic	258	174	432
Non-Hispanic	4,478	5,306	9,784
Unknown	1,169	1,620	2,789
<b>Gender</b>	5,905	7,100	13,005
Female	3,350	4,055	7,405
Male	2,550	3,042	5,592
Unknown	5	3	8

## COVID-19 doses administered for the past 2 weeks

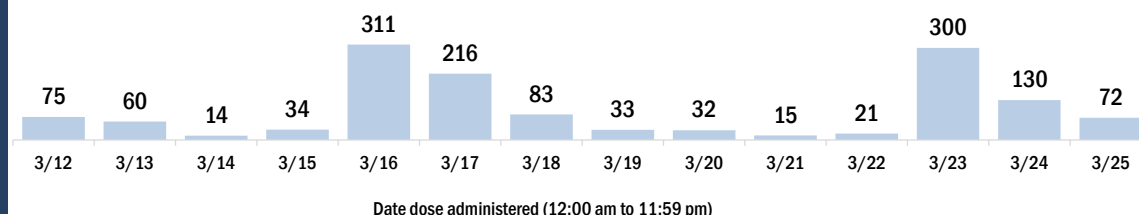


## Persons vaccinated for COVID-19 for the past 2 weeks

### Number of persons who received their first dose of a two-dose series of the COVID-19 vaccine



### Number of persons who completed the COVID-19 vaccine series



# COVID-19: Santa Rosa County vaccine summary

Vaccination data through Mar 25, 2021 as of Mar 26, 2021 at 12:05 AM

Data in this report are provisional and subject to change.

Data in this summary pertain to COVID-19 vaccines approved by the U.S. Food and Drug Administration and have been issued an Emergency Use Authorization (Janssen COVID-19 Vaccine, Moderna COVID-19 Vaccine and Pfizer-BioNTech COVID-19 Vaccine). These data summarize the number of people who have received either their first dose or have completed the series for a COVID-19 vaccine. **A person can only be counted in one category, first dose or series complete.** For persons receiving Moderna or Pfizer vaccines, once they receive their second dose, they are moved from the first dose column to the series completed column. **Because of this, the total first dose category may show a change from report to report not matching the total receiving their first dose from the previous day.** Persons receiving Johnson & Johnson vaccines will always be counted in the series completed column.

## COVID-19 doses for vaccinated persons in Florida

**Doses administered** 60,700

People receiving one dose of a 1-dose series (Johnson & Johnson) or receiving only one dose of a 2-dose series (Moderna, Pfizer) count once. Persons receiving both doses of a 2-dose series count twice.

## Current status of persons vaccinated for COVID-19 in Florida

**Total people vaccinated** 39,181

First dose 16,865

Series completed 22,316

Completed 1-dose series 797

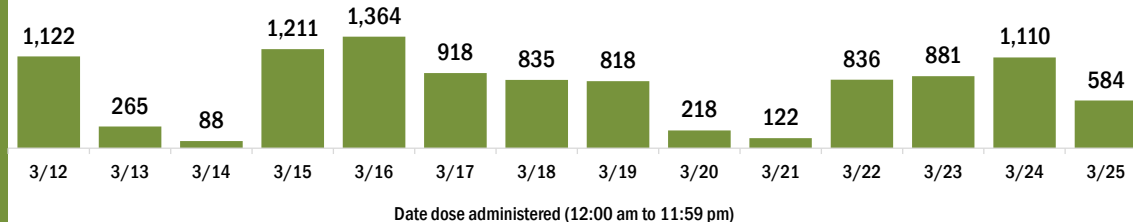
Completed 2-dose series 21,519

**First dose:** current number of people who have only received their first dose of the Moderna or Pfizer vaccine.

**Series complete:** current number of people who have received both Moderna or Pfizer vaccine doses or one Johnson & Johnson dose and are considered fully immunized.

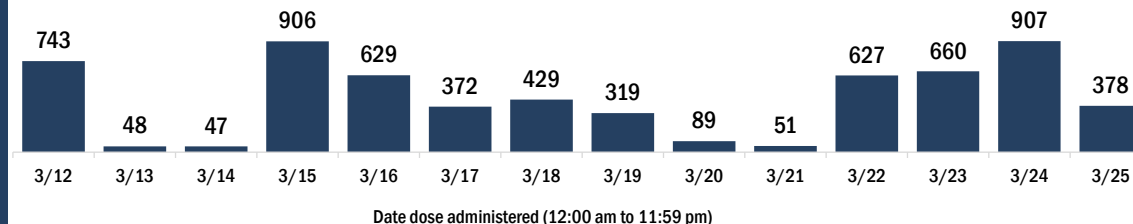
Demographic summary	First dose	Series complete	Total people vaccinated
<b>Age group</b>	<b>16,865</b>	<b>22,316</b>	<b>39,181</b>
16-24 years	372	256	628
25-34 years	777	783	1,560
35-44 years	1,198	1,238	2,436
45-54 years	2,199	1,638	3,837
55-64 years	5,136	2,685	7,821
65-74 years	4,440	9,513	13,953
75-84 years	2,094	4,838	6,932
85+ years	649	1,365	2,014
<b>Race</b>	<b>16,865</b>	<b>22,316</b>	<b>39,181</b>
White	11,487	16,927	28,414
Black	532	565	1,097
American Indian/Alaskan	115	124	239
Other	1,079	1,579	2,658
Unknown	3,652	3,121	6,773
<b>Other race</b> includes Asian, native Hawaiian/Pacific Islander, or other.			
<b>Ethnicity</b>	<b>16,865</b>	<b>22,316</b>	<b>39,181</b>
Hispanic	403	360	763
Non-Hispanic	10,189	13,881	24,070
Unknown	6,273	8,075	14,348
<b>Gender</b>	<b>16,865</b>	<b>22,316</b>	<b>39,181</b>
Female	9,742	12,770	22,512
Male	7,111	9,546	16,657
Unknown	12	0	12

## COVID-19 doses administered for the past 2 weeks

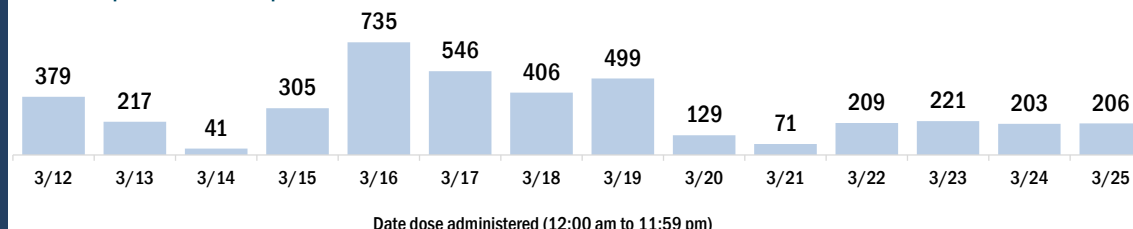


## Persons vaccinated for COVID-19 for the past 2 weeks

### Number of persons who received their first dose of a two-dose series of the COVID-19 vaccine



### Number of persons who completed the COVID-19 vaccine series





# COVID-19: Sarasota County vaccine summary

Vaccination data through Mar 25, 2021 as of Mar 26, 2021 at 12:05 AM

Data in this report are provisional and subject to change.

Data in this summary pertain to COVID-19 vaccines approved by the U.S. Food and Drug Administration and have been issued an Emergency Use Authorization (Janssen COVID-19 Vaccine, Moderna COVID-19 Vaccine and Pfizer-BioNTech COVID-19 Vaccine). These data summarize the number of people who have received either their first dose or have completed the series for a COVID-19 vaccine. **A person can only be counted in one category, first dose or series complete.** For persons receiving Moderna or Pfizer vaccines, once they receive their second dose, they are moved from the first dose column to the series completed column. **Because of this, the total first dose category may show a change from report to report not matching the total receiving their first dose from the previous day.** Persons receiving Johnson & Johnson vaccines will always be counted in the series completed column.

## COVID-19 doses for vaccinated persons in Florida

**Doses administered** 246,629

People receiving one dose of a 1-dose series (Johnson & Johnson) or receiving only one dose of a 2-dose series (Moderna, Pfizer) count once. Persons receiving both doses of a 2-dose series count twice.

## Current status of persons vaccinated for COVID-19 in Florida

**Total people vaccinated** 168,619

First dose 86,565

Series completed 82,054

Completed 1-dose series 4,044

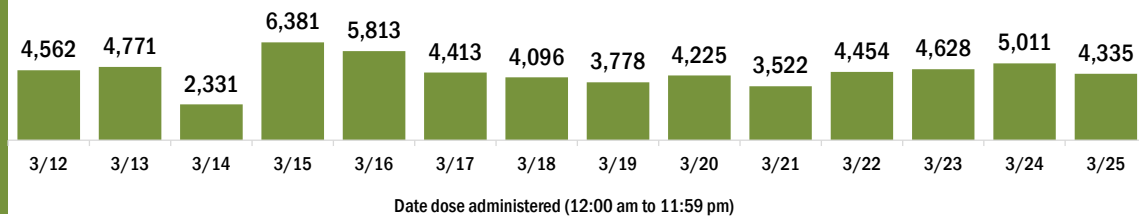
Completed 2-dose series 78,010

**First dose:** current number of people who have only received their first dose of the Moderna or Pfizer vaccine.

**Series complete:** current number of people who have received both Moderna or Pfizer vaccine doses or one Johnson & Johnson dose and are considered fully immunized.

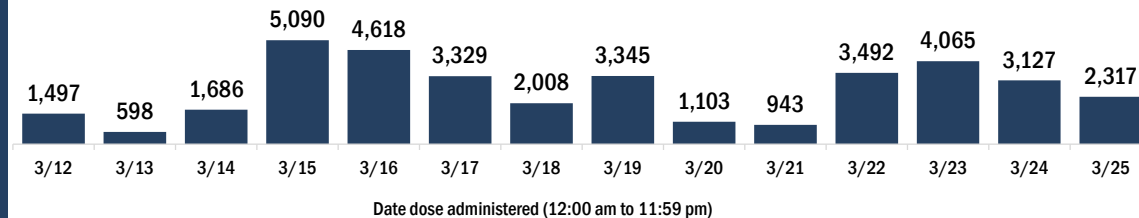
Demographic summary	First dose	Series complete	Total people vaccinated
<b>Age group</b>	86,565	82,054	168,619
16-24 years	800	617	1,417
25-34 years	1,321	1,842	3,163
35-44 years	1,853	2,467	4,320
45-54 years	3,803	3,994	7,797
55-64 years	16,109	7,114	23,223
65-74 years	32,240	36,081	68,321
75-84 years	22,902	21,655	44,557
85+ years	7,537	8,284	15,821
<b>Race</b>	86,565	82,054	168,619
White	69,849	64,093	133,942
Black	956	1,069	2,025
American Indian/Alaskan	275	336	611
Other	3,892	7,256	11,148
Unknown	11,593	9,300	20,893
<b>Other race</b> includes Asian, native Hawaiian/Pacific Islander, or other.			
<b>Ethnicity</b>	86,565	82,054	168,619
Hispanic	2,157	1,520	3,677
Non-Hispanic	56,594	54,034	110,628
Unknown	27,814	26,500	54,314
<b>Gender</b>	86,565	82,054	168,619
Female	48,398	47,122	95,520
Male	38,059	34,855	72,914
Unknown	108	77	185

## COVID-19 doses administered for the past 2 weeks

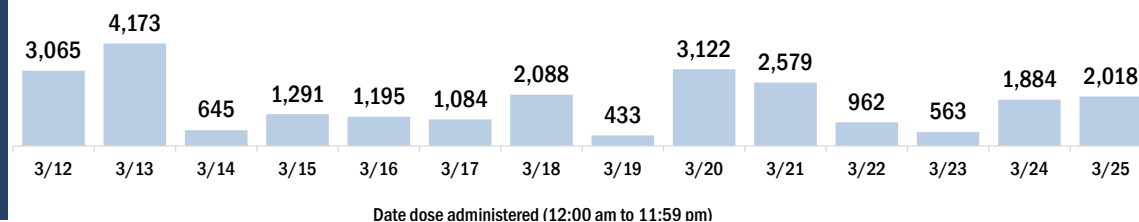


## Persons vaccinated for COVID-19 for the past 2 weeks

### Number of persons who received their first dose of a two-dose series of the COVID-19 vaccine



### Number of persons who completed the COVID-19 vaccine series





# COVID-19: Seminole County vaccine summary

Vaccination data through Mar 25, 2021 as of Mar 26, 2021 at 12:05 AM

Data in this report are provisional and subject to change.

Data in this summary pertain to COVID-19 vaccines approved by the U.S. Food and Drug Administration and have been issued an Emergency Use Authorization (Janssen COVID-19 Vaccine, Moderna COVID-19 Vaccine and Pfizer-BioNTech COVID-19 Vaccine). These data summarize the number of people who have received either their first dose or have completed the series for a COVID-19 vaccine. **A person can only be counted in one category, first dose or series complete.** For persons receiving Moderna or Pfizer vaccines, once they receive their second dose, they are moved from the first dose column to the series completed column. **Because of this, the total first dose category may show a change from report to report not matching the total receiving their first dose from the previous day.** Persons receiving Johnson & Johnson vaccines will always be counted in the series completed column.

## COVID-19 doses for vaccinated persons in Florida

**Doses administered** 152,562

People receiving one dose of a 1-dose series (Johnson & Johnson) or receiving only one dose of a 2-dose series (Moderna, Pfizer) count once. Persons receiving both doses of a 2-dose series count twice.

## Current status of persons vaccinated for COVID-19 in Florida

**Total people vaccinated** 99,760

First dose 42,117

Series completed 57,643

Completed 1-dose series 4,841

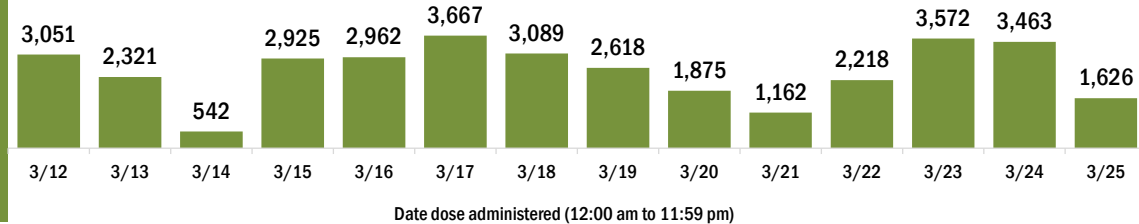
Completed 2-dose series 52,802

**First dose:** current number of people who have only received their first dose of the Moderna or Pfizer vaccine.

**Series complete:** current number of people who have received both Moderna or Pfizer vaccine doses or one Johnson & Johnson dose and are considered fully immunized.

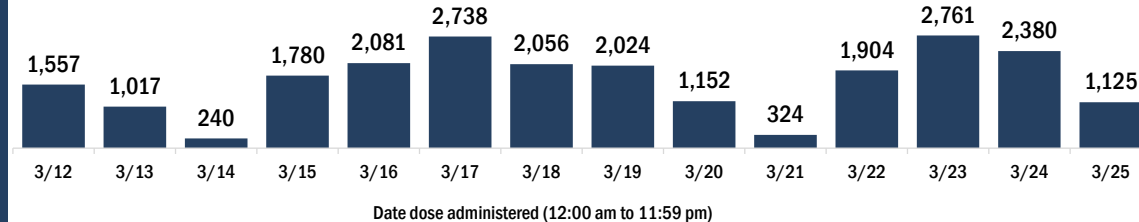
Demographic summary	First dose	Series complete	Total people vaccinated
<b>Age group</b>	<b>42,117</b>	<b>57,643</b>	<b>99,760</b>
16-24 years	1,874	983	2,857
25-34 years	3,594	2,823	6,417
35-44 years	5,211	3,886	9,097
45-54 years	7,315	4,712	12,027
55-64 years	14,143	5,985	20,128
65-74 years	5,903	23,228	29,131
75-84 years	2,888	11,555	14,443
85+ years	1,189	4,471	5,660
<b>Race</b>	<b>42,117</b>	<b>57,643</b>	<b>99,760</b>
White	27,630	42,678	70,308
Black	2,461	3,751	6,212
American Indian/Alaskan	146	341	487
Other	5,514	8,565	14,079
Unknown	6,366	2,308	8,674
<b>Other race</b> includes Asian, native Hawaiian/Pacific Islander, or other.			
<b>Ethnicity</b>	<b>42,117</b>	<b>57,643</b>	<b>99,760</b>
Hispanic	3,874	5,437	9,311
Non-Hispanic	22,647	38,974	61,621
Unknown	15,596	13,232	28,828
<b>Gender</b>	<b>42,117</b>	<b>57,643</b>	<b>99,760</b>
Female	24,248	34,704	58,952
Male	17,635	22,894	40,529
Unknown	234	45	279

## COVID-19 doses administered for the past 2 weeks

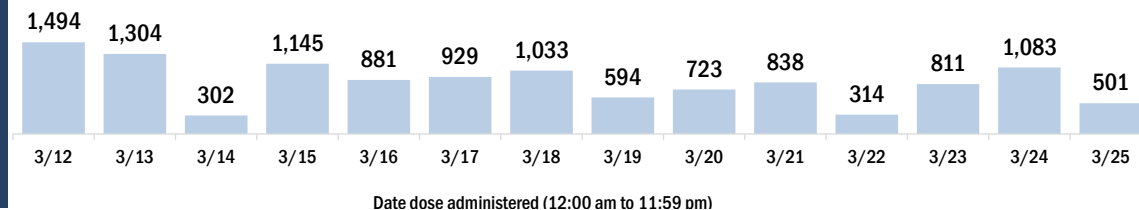


## Persons vaccinated for COVID-19 for the past 2 weeks

### Number of persons who received their first dose of a two-dose series of the COVID-19 vaccine



### Number of persons who completed the COVID-19 vaccine series



# COVID-19: St. Johns County vaccine summary

Vaccination data through Mar 25, 2021 as of Mar 26, 2021 at 12:05 AM

Data in this report are provisional and subject to change.

Data in this summary pertain to COVID-19 vaccines approved by the U.S. Food and Drug Administration and have been issued an Emergency Use Authorization (Janssen COVID-19 Vaccine, Moderna COVID-19 Vaccine and Pfizer-BioNTech COVID-19 Vaccine). These data summarize the number of people who have received either their first dose or have completed the series for a COVID-19 vaccine. **A person can only be counted in one category, first dose or series complete.** For persons receiving Moderna or Pfizer vaccines, once they receive their second dose, they are moved from the first dose column to the series completed column. **Because of this, the total first dose category may show a change from report to report not matching the total receiving their first dose from the previous day.** Persons receiving Johnson & Johnson vaccines will always be counted in the series completed column.

## COVID-19 doses for vaccinated persons in Florida

**Doses administered** 143,487

People receiving one dose of a 1-dose series (Johnson & Johnson) or receiving only one dose of a 2-dose series (Moderna, Pfizer) count once. Persons receiving both doses of a 2-dose series count twice.

## Current status of persons vaccinated for COVID-19 in Florida

**Total people vaccinated** 88,032

First dose 30,185

Series completed 57,847

Completed 1-dose series 2,392

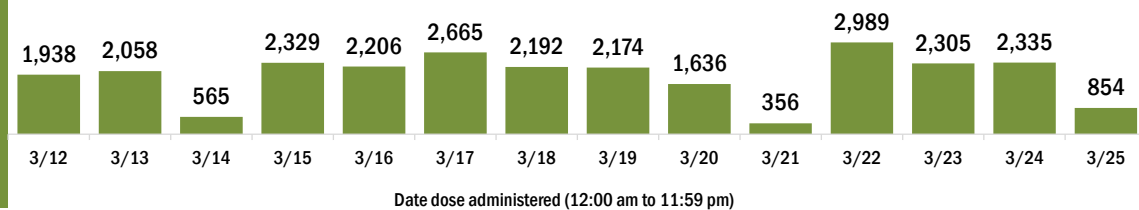
Completed 2-dose series 55,455

**First dose:** current number of people who have only received their first dose of the Moderna or Pfizer vaccine.

**Series complete:** current number of people who have received both Moderna or Pfizer vaccine doses or one Johnson & Johnson dose and are considered fully immunized.

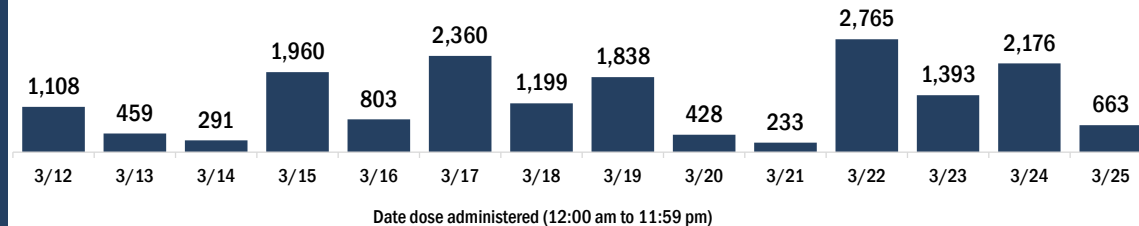
Demographic summary	First dose	Series complete	Total people vaccinated
<b>Age group</b>	30,185	57,847	88,032
16-24 years	1,054	693	1,747
25-34 years	1,541	1,911	3,452
35-44 years	3,460	4,004	7,464
45-54 years	5,819	4,263	10,082
55-64 years	12,074	6,188	18,262
65-74 years	3,750	24,965	28,715
75-84 years	1,820	12,358	14,178
85+ years	667	3,465	4,132
<b>Race</b>	30,185	57,847	88,032
White	21,886	43,407	65,293
Black	919	1,540	2,459
American Indian/Alaskan	69	184	253
Other	2,930	5,654	8,584
Unknown	4,381	7,062	11,443
<b>Other race</b> includes Asian, native Hawaiian/Pacific Islander, or other.			
<b>Ethnicity</b>	30,185	57,847	88,032
Hispanic	1,195	1,507	2,702
Non-Hispanic	19,378	37,318	56,696
Unknown	9,612	19,022	28,634
<b>Gender</b>	30,185	57,847	88,032
Female	17,077	32,574	49,651
Male	13,088	25,262	38,350
Unknown	20	11	31

## COVID-19 doses administered for the past 2 weeks

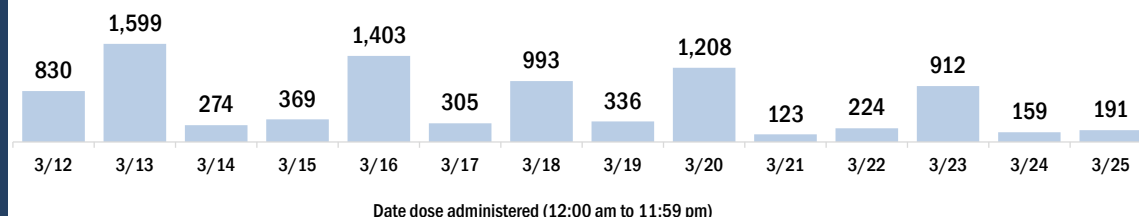


## Persons vaccinated for COVID-19 for the past 2 weeks

### Number of persons who received their first dose of a two-dose series of the COVID-19 vaccine



### Number of persons who completed the COVID-19 vaccine series



# COVID-19: St. Lucie County vaccine summary

Vaccination data through Mar 25, 2021 as of Mar 26, 2021 at 12:05 AM

Data in this report are provisional and subject to change.

Data in this summary pertain to COVID-19 vaccines approved by the U.S. Food and Drug Administration and have been issued an Emergency Use Authorization (Janssen COVID-19 Vaccine, Moderna COVID-19 Vaccine and Pfizer-BioNTech COVID-19 Vaccine). These data summarize the number of people who have received either their first dose or have completed the series for a COVID-19 vaccine. **A person can only be counted in one category, first dose or series complete.** For persons receiving Moderna or Pfizer vaccines, once they receive their second dose, they are moved from the first dose column to the series completed column. **Because of this, the total first dose category may show a change from report to report not matching the total receiving their first dose from the previous day.** Persons receiving Johnson & Johnson vaccines will always be counted in the series completed column.

## COVID-19 doses for vaccinated persons in Florida

**Doses administered** 120,790

People receiving one dose of a 1-dose series (Johnson & Johnson) or receiving only one dose of a 2-dose series (Moderna, Pfizer) count once. Persons receiving both doses of a 2-dose series count twice.

## Current status of persons vaccinated for COVID-19 in Florida

**Total people vaccinated** 74,605

First dose 27,325

Series completed 47,280

Completed 1-dose series 1,095

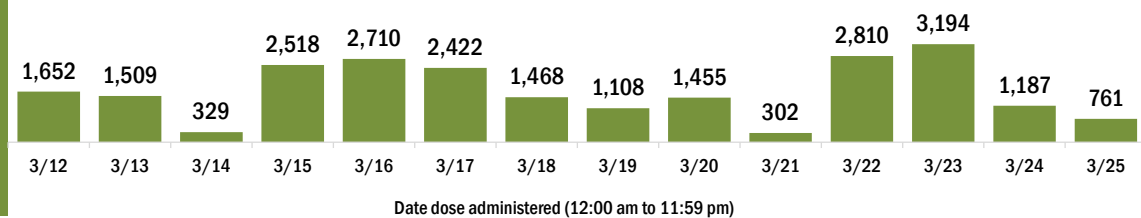
Completed 2-dose series 46,185

**First dose:** current number of people who have only received their first dose of the Moderna or Pfizer vaccine.

**Series complete:** current number of people who have received both Moderna or Pfizer vaccine doses or one Johnson & Johnson dose and are considered fully immunized.

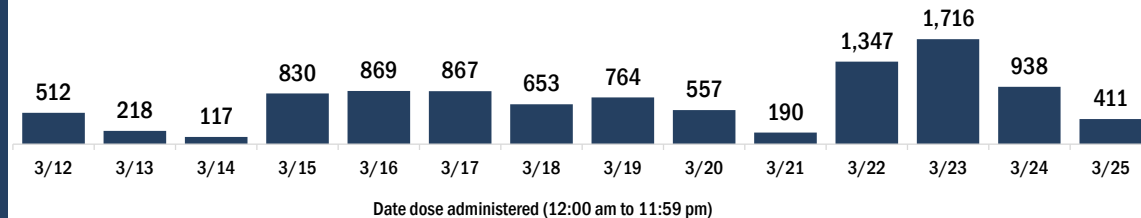
Demographic summary	First dose	Series complete	Total people vaccinated
<b>Age group</b>	<b>27,325</b>	<b>47,280</b>	<b>74,605</b>
16-24 years	421	350	771
25-34 years	876	970	1,846
35-44 years	1,357	1,518	2,875
45-54 years	2,771	2,270	5,041
55-64 years	7,602	4,005	11,607
65-74 years	8,033	21,572	29,605
75-84 years	4,747	12,723	17,470
85+ years	1,518	3,872	5,390
<b>Race</b>	<b>27,325</b>	<b>47,280</b>	<b>74,605</b>
White	17,569	32,168	49,737
Black	2,605	3,992	6,597
American Indian/Alaskan	167	219	386
Other	2,071	4,356	6,427
Unknown	4,913	6,545	11,458
<b>Other race</b> includes Asian, native Hawaiian/Pacific Islander, or other.			
<b>Ethnicity</b>	<b>27,325</b>	<b>47,280</b>	<b>74,605</b>
Hispanic	2,578	2,623	5,201
Non-Hispanic	14,358	27,956	42,314
Unknown	10,389	16,701	27,090
<b>Gender</b>	<b>27,325</b>	<b>47,280</b>	<b>74,605</b>
Female	15,588	27,213	42,801
Male	11,657	20,048	31,705
Unknown	80	19	99

## COVID-19 doses administered for the past 2 weeks

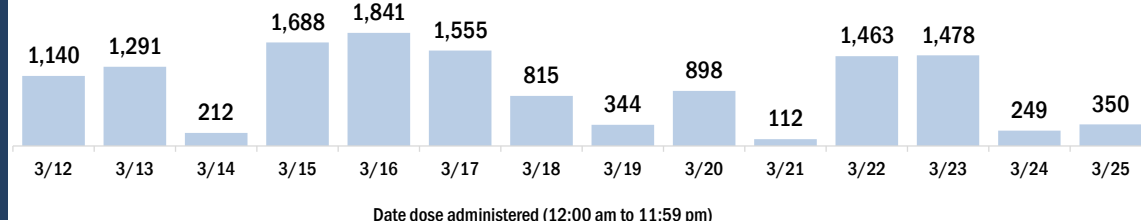


## Persons vaccinated for COVID-19 for the past 2 weeks

### Number of persons who received their first dose of a two-dose series of the COVID-19 vaccine



### Number of persons who completed the COVID-19 vaccine series



# COVID-19: Sumter County vaccine summary

Vaccination data through Mar 25, 2021 as of Mar 26, 2021 at 12:05 AM

Data in this report are provisional and subject to change.

Data in this summary pertain to COVID-19 vaccines approved by the U.S. Food and Drug Administration and have been issued an Emergency Use Authorization (Janssen COVID-19 Vaccine, Moderna COVID-19 Vaccine and Pfizer-BioNTech COVID-19 Vaccine). These data summarize the number of people who have received either their first dose or have completed the series for a COVID-19 vaccine. **A person can only be counted in one category, first dose or series complete.** For persons receiving Moderna or Pfizer vaccines, once they receive their second dose, they are moved from the first dose column to the series completed column. **Because of this, the total first dose category may show a change from report to report not matching the total receiving their first dose from the previous day.** Persons receiving Johnson & Johnson vaccines will always be counted in the series completed column.

## COVID-19 doses for vaccinated persons in Florida

**Doses administered** 115,865

People receiving one dose of a 1-dose series (Johnson & Johnson) or receiving only one dose of a 2-dose series (Moderna, Pfizer) count once. Persons receiving both doses of a 2-dose series count twice.

## Current status of persons vaccinated for COVID-19 in Florida

**Total people vaccinated** 72,790

First dose 26,652

Series completed 46,138

Completed 1-dose series 3,063

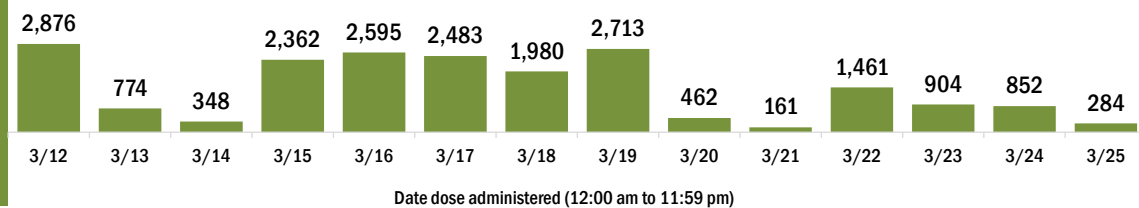
Completed 2-dose series 43,075

**First dose:** current number of people who have only received their first dose of the Moderna or Pfizer vaccine.

**Series complete:** current number of people who have received both Moderna or Pfizer vaccine doses or one Johnson & Johnson dose and are considered fully immunized.

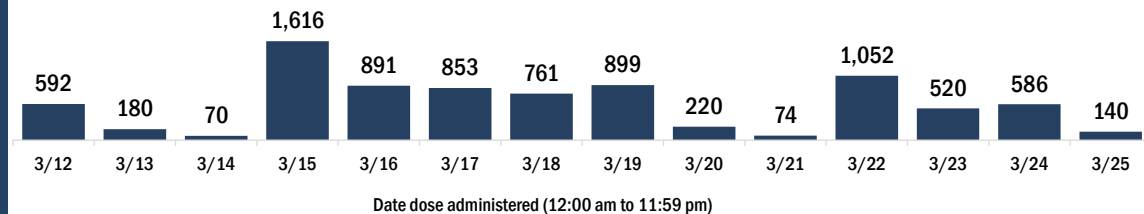
Demographic summary	First dose	Series complete	Total people vaccinated
<b>Age group</b>	<b>26,652</b>	<b>46,138</b>	<b>72,790</b>
16-24 years	68	45	113
25-34 years	126	123	249
35-44 years	215	174	389
45-54 years	598	314	912
55-64 years	5,898	1,242	7,140
65-74 years	10,352	25,194	35,546
75-84 years	7,705	16,602	24,307
85+ years	1,690	2,444	4,134
<b>Race</b>	<b>26,652</b>	<b>46,138</b>	<b>72,790</b>
White	21,426	38,985	60,411
Black	337	400	737
American Indian/Alaskan	24	119	143
Other	1,185	1,743	2,928
Unknown	3,680	4,891	8,571
<b>Other race</b> includes Asian, native Hawaiian/Pacific Islander, or other.			
<b>Ethnicity</b>	<b>26,652</b>	<b>46,138</b>	<b>72,790</b>
Hispanic	458	548	1,006
Non-Hispanic	16,221	29,238	45,459
Unknown	9,973	16,352	26,325
<b>Gender</b>	<b>26,652</b>	<b>46,138</b>	<b>72,790</b>
Female	15,217	25,396	40,613
Male	11,361	20,738	32,099
Unknown	74	4	78

## COVID-19 doses administered for the past 2 weeks

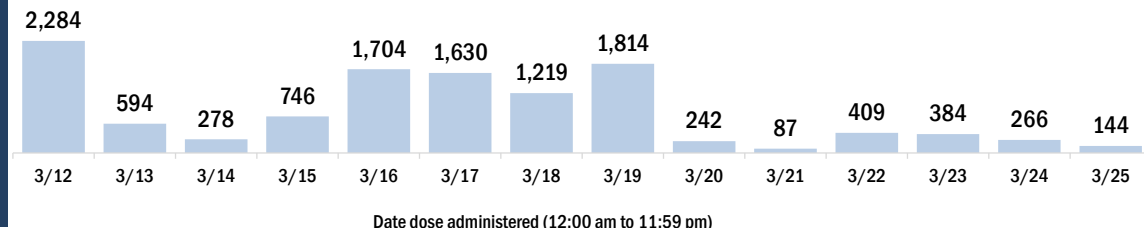


## Persons vaccinated for COVID-19 for the past 2 weeks

### Number of persons who received their first dose of a two-dose series of the COVID-19 vaccine



### Number of persons who completed the COVID-19 vaccine series



# COVID-19: Suwannee County vaccine summary

Vaccination data through Mar 25, 2021 as of Mar 26, 2021 at 12:05 AM

Data in this report are provisional and subject to change.

Data in this summary pertain to COVID-19 vaccines approved by the U.S. Food and Drug Administration and have been issued an Emergency Use Authorization (Janssen COVID-19 Vaccine, Moderna COVID-19 Vaccine and Pfizer-BioNTech COVID-19 Vaccine). These data summarize the number of people who have received either their first dose or have completed the series for a COVID-19 vaccine. **A person can only be counted in one category, first dose or series complete.** For persons receiving Moderna or Pfizer vaccines, once they receive their second dose, they are moved from the first dose column to the series completed column. **Because of this, the total first dose category may show a change from report to report not matching the total receiving their first dose from the previous day.** Persons receiving Johnson & Johnson vaccines will always be counted in the series completed column.

## COVID-19 doses for vaccinated persons in Florida

**Doses administered** 11,841

People receiving one dose of a 1-dose series (Johnson & Johnson) or receiving only one dose of a 2-dose series (Moderna, Pfizer) count once. Persons receiving both doses of a 2-dose series count twice.

## Current status of persons vaccinated for COVID-19 in Florida

**Total people vaccinated** 6,977

First dose 2,013

Series completed 4,964

Completed 1-dose series 100

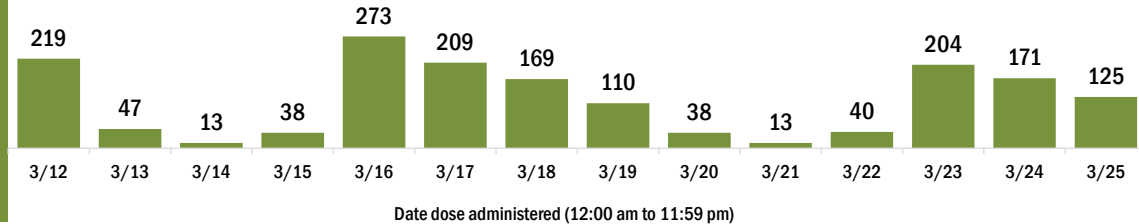
Completed 2-dose series 4,864

**First dose:** current number of people who have only received their first dose of the Moderna or Pfizer vaccine.

**Series complete:** current number of people who have received both Moderna or Pfizer vaccine doses or one Johnson & Johnson dose and are considered fully immunized.

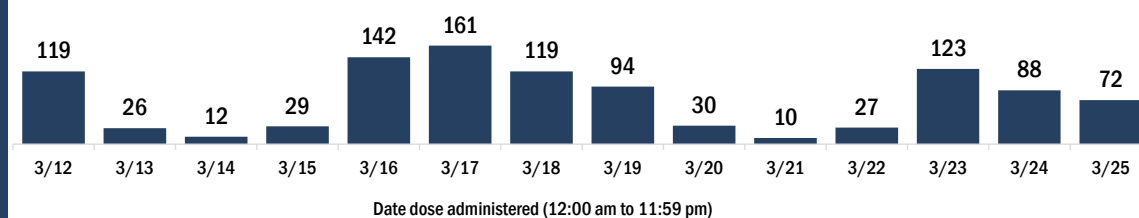
Demographic summary	First dose	Series complete	Total people vaccinated
<b>Age group</b>	<b>2,013</b>	<b>4,964</b>	<b>6,977</b>
16-24 years	51	33	84
25-34 years	68	72	140
35-44 years	106	113	219
45-54 years	220	151	371
55-64 years	870	358	1,228
65-74 years	409	2,238	2,647
75-84 years	210	1,485	1,695
85+ years	79	514	593
<b>Race</b>	<b>2,013</b>	<b>4,964</b>	<b>6,977</b>
White	1,378	3,492	4,870
Black	210	305	515
American Indian/Alaskan	3	4	7
Other	132	318	450
Unknown	290	845	1,135
<b>Other race</b> includes Asian, native Hawaiian/Pacific Islander, or other.			
<b>Ethnicity</b>	<b>2,013</b>	<b>4,964</b>	<b>6,977</b>
Hispanic	67	86	153
Non-Hispanic	1,124	2,388	3,512
Unknown	822	2,490	3,312
<b>Gender</b>	<b>2,013</b>	<b>4,964</b>	<b>6,977</b>
Female	1,230	2,889	4,119
Male	783	2,075	2,858
Unknown	0	0	0

## COVID-19 doses administered for the past 2 weeks

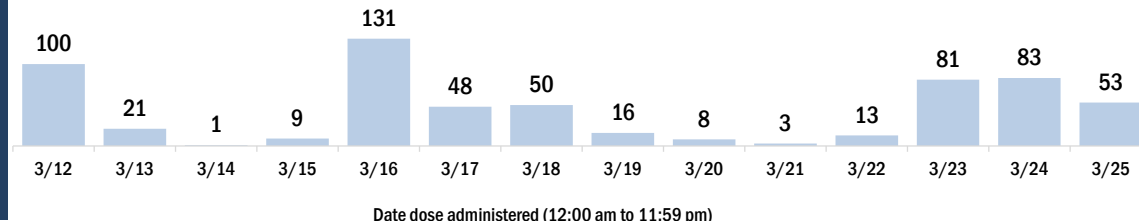


## Persons vaccinated for COVID-19 for the past 2 weeks

### Number of persons who received their first dose of a two-dose series of the COVID-19 vaccine



### Number of persons who completed the COVID-19 vaccine series



# COVID-19: Taylor County vaccine summary

Vaccination data through Mar 25, 2021 as of Mar 26, 2021 at 12:05 AM

Data in this report are provisional and subject to change.

Data in this summary pertain to COVID-19 vaccines approved by the U.S. Food and Drug Administration and have been issued an Emergency Use Authorization (Janssen COVID-19 Vaccine, Moderna COVID-19 Vaccine and Pfizer-BioNTech COVID-19 Vaccine). These data summarize the number of people who have received either their first dose or have completed the series for a COVID-19 vaccine. **A person can only be counted in one category, first dose or series complete.** For persons receiving Moderna or Pfizer vaccines, once they receive their second dose, they are moved from the first dose column to the series completed column. **Because of this, the total first dose category may show a change from report to report not matching the total receiving their first dose from the previous day.** Persons receiving Johnson & Johnson vaccines will always be counted in the series completed column.

## COVID-19 doses for vaccinated persons in Florida

**Doses administered** 6,379

People receiving one dose of a 1-dose series (Johnson & Johnson) or receiving only one dose of a 2-dose series (Moderna, Pfizer) count once. Persons receiving both doses of a 2-dose series count twice.

## Current status of persons vaccinated for COVID-19 in Florida

**Total people vaccinated** 3,916

First dose 1,422

Series completed 2,494

Completed 1-dose series 31

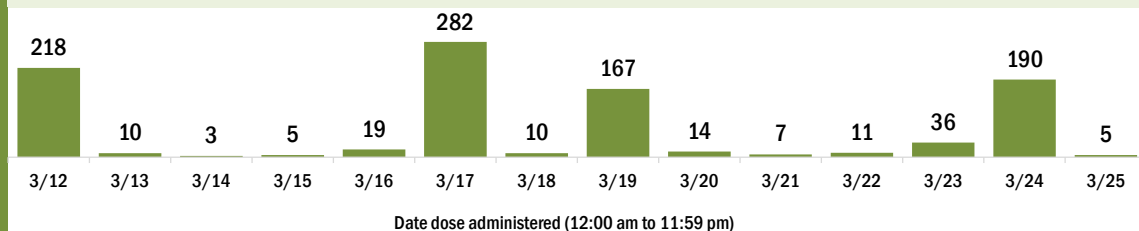
Completed 2-dose series 2,463

**First dose:** current number of people who have only received their first dose of the Moderna or Pfizer vaccine.

**Series complete:** current number of people who have received both Moderna or Pfizer vaccine doses or one Johnson & Johnson dose and are considered fully immunized.

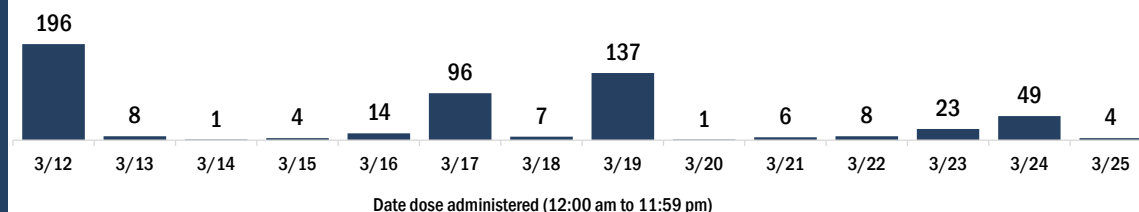
Demographic summary	First dose	Series complete	Total people vaccinated
<b>Age group</b>	1,422	2,494	3,916
16-24 years	32	15	47
25-34 years	40	49	89
35-44 years	69	48	117
45-54 years	137	100	237
55-64 years	448	292	740
65-74 years	408	1,125	1,533
75-84 years	218	677	895
85+ years	70	188	258
<b>Race</b>	1,422	2,494	3,916
White	983	1,853	2,836
Black	211	235	446
American Indian/Alaskan	12	21	33
Other	59	171	230
Unknown	157	214	371
<b>Other race</b> includes Asian, native Hawaiian/Pacific Islander, or other.			
<b>Ethnicity</b>	1,422	2,494	3,916
Hispanic	25	27	52
Non-Hispanic	815	1,370	2,185
Unknown	582	1,097	1,679
<b>Gender</b>	1,422	2,494	3,916
Female	782	1,379	2,161
Male	640	1,115	1,755
Unknown	0	0	0

## COVID-19 doses administered for the past 2 weeks

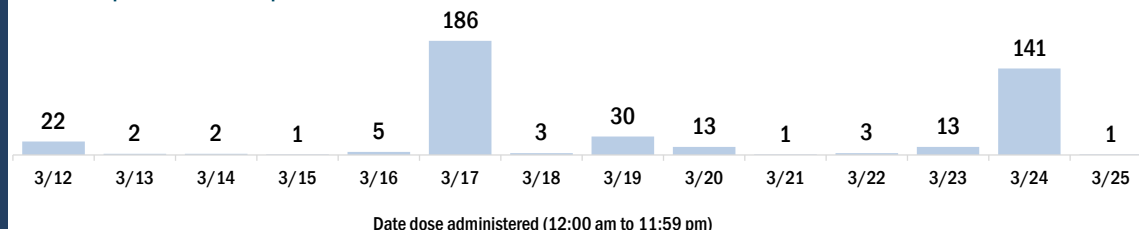


## Persons vaccinated for COVID-19 for the past 2 weeks

### Number of persons who received their first dose of a two-dose series of the COVID-19 vaccine



### Number of persons who completed the COVID-19 vaccine series



# COVID-19: Union County vaccine summary

Vaccination data through Mar 25, 2021 as of Mar 26, 2021 at 12:05 AM

Data in this report are provisional and subject to change.

Data in this summary pertain to COVID-19 vaccines approved by the U.S. Food and Drug Administration and have been issued an Emergency Use Authorization (Janssen COVID-19 Vaccine, Moderna COVID-19 Vaccine and Pfizer-BioNTech COVID-19 Vaccine). These data summarize the number of people who have received either their first dose or have completed the series for a COVID-19 vaccine. **A person can only be counted in one category, first dose or series complete.** For persons receiving Moderna or Pfizer vaccines, once they receive their second dose, they are moved from the first dose column to the series completed column. **Because of this, the total first dose category may show a change from report to report not matching the total receiving their first dose from the previous day.** Persons receiving Johnson & Johnson vaccines will always be counted in the series completed column.

## COVID-19 doses for vaccinated persons in Florida

**Doses administered** 2,918

People receiving one dose of a 1-dose series (Johnson & Johnson) or receiving only one dose of a 2-dose series (Moderna, Pfizer) count once. Persons receiving both doses of a 2-dose series count twice.

## Current status of persons vaccinated for COVID-19 in Florida

**Total people vaccinated** 1,730

First dose 466

Series completed 1,264

Completed 1-dose series 76

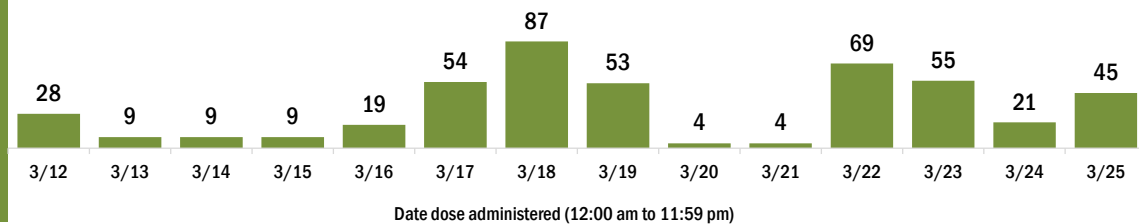
Completed 2-dose series 1,188

**First dose:** current number of people who have only received their first dose of the Moderna or Pfizer vaccine.

**Series complete:** current number of people who have received both Moderna or Pfizer vaccine doses or one Johnson & Johnson dose and are considered fully immunized.

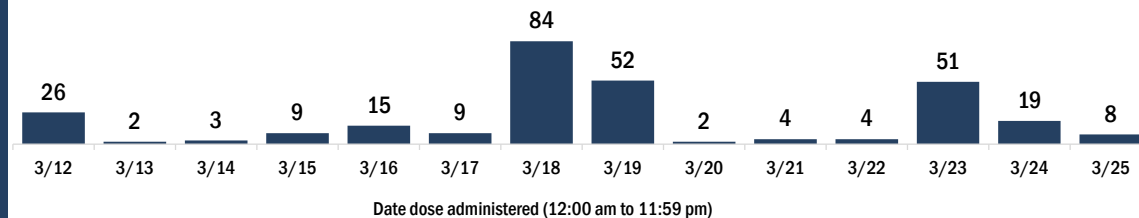
Demographic summary	First dose	Series complete	Total people vaccinated
<b>Age group</b>	466	1,264	1,730
16-24 years	9	12	21
25-34 years	25	48	73
35-44 years	29	37	66
45-54 years	61	60	121
55-64 years	207	135	342
65-74 years	91	546	637
75-84 years	35	330	365
85+ years	9	96	105
<b>Race</b>	466	1,264	1,730
White	347	1,048	1,395
Black	60	94	154
American Indian/Alaskan	7	12	19
Other	31	96	127
Unknown	21	14	35
<b>Other race</b> includes Asian, native Hawaiian/Pacific Islander, or other.			
<b>Ethnicity</b>	466	1,264	1,730
Hispanic	17	20	37
Non-Hispanic	367	1,185	1,552
Unknown	82	59	141
<b>Gender</b>	466	1,264	1,730
Female	288	718	1,006
Male	178	546	724
Unknown	0	0	0

## COVID-19 doses administered for the past 2 weeks

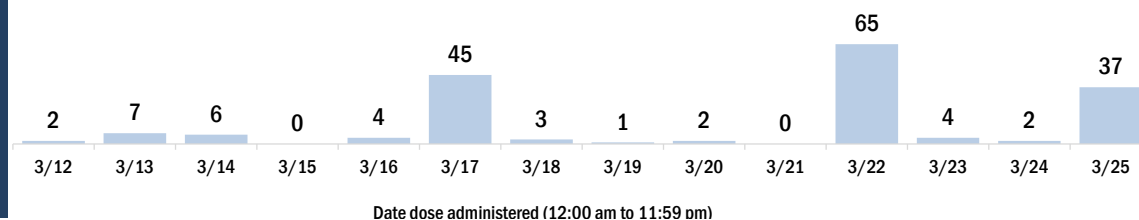


## Persons vaccinated for COVID-19 for the past 2 weeks

### Number of persons who received their first dose of a two-dose series of the COVID-19 vaccine



### Number of persons who completed the COVID-19 vaccine series





# COVID-19: Volusia County vaccine summary

Vaccination data through Mar 25, 2021 as of Mar 26, 2021 at 12:05 AM

Data in this report are provisional and subject to change.

Data in this summary pertain to COVID-19 vaccines approved by the U.S. Food and Drug Administration and have been issued an Emergency Use Authorization (Janssen COVID-19 Vaccine, Moderna COVID-19 Vaccine and Pfizer-BioNTech COVID-19 Vaccine). These data summarize the number of people who have received either their first dose or have completed the series for a COVID-19 vaccine. **A person can only be counted in one category, first dose or series complete.** For persons receiving Moderna or Pfizer vaccines, once they receive their second dose, they are moved from the first dose column to the series completed column. **Because of this, the total first dose category may show a change from report to report not matching the total receiving their first dose from the previous day.** Persons receiving Johnson & Johnson vaccines will always be counted in the series completed column.

## COVID-19 doses for vaccinated persons in Florida

**Doses administered** 206,677

People receiving one dose of a 1-dose series (Johnson & Johnson) or receiving only one dose of a 2-dose series (Moderna, Pfizer) count once. Persons receiving both doses of a 2-dose series count twice.

## Current status of persons vaccinated for COVID-19 in Florida

**Total people vaccinated** 135,868

First dose 53,504

Series completed 82,364

Completed 1-dose series 11,555

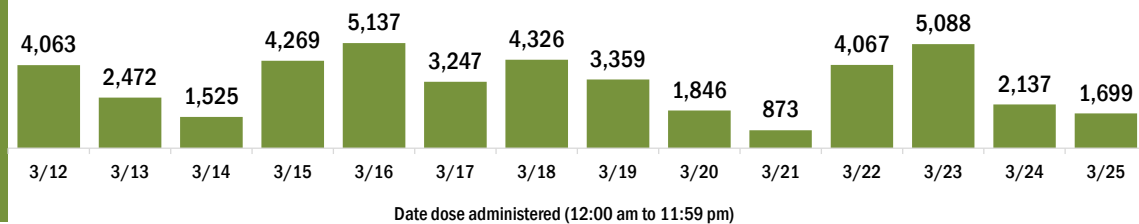
Completed 2-dose series 70,809

**First dose:** current number of people who have only received their first dose of the Moderna or Pfizer vaccine.

**Series complete:** current number of people who have received both Moderna or Pfizer vaccine doses or one Johnson & Johnson dose and are considered fully immunized.

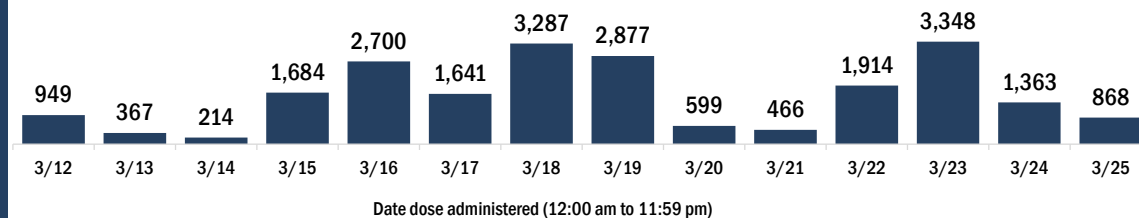
Demographic summary	First dose	Series complete	Total people vaccinated
<b>Age group</b>	<b>53,504</b>	<b>82,364</b>	<b>135,868</b>
16-24 years	999	834	1,833
25-34 years	1,829	2,252	4,081
35-44 years	2,476	3,039	5,515
45-54 years	4,436	4,524	8,960
55-64 years	14,778	8,641	23,419
65-74 years	16,695	35,431	52,126
75-84 years	9,243	20,246	29,489
85+ years	3,048	7,397	10,445
<b>Race</b>	<b>53,504</b>	<b>82,364</b>	<b>135,868</b>
White	36,269	52,510	88,779
Black	2,419	2,999	5,418
American Indian/Alaskan	224	330	554
Other	4,393	11,359	15,752
Unknown	10,199	15,166	25,365
<b>Other race</b> includes Asian, native Hawaiian/Pacific Islander, or other.			
<b>Ethnicity</b>	<b>53,504</b>	<b>82,364</b>	<b>135,868</b>
Hispanic	3,072	3,006	6,078
Non-Hispanic	27,877	37,937	65,814
Unknown	22,555	41,421	63,976
<b>Gender</b>	<b>53,504</b>	<b>82,364</b>	<b>135,868</b>
Female	30,304	48,352	78,656
Male	21,758	33,616	55,374
Unknown	1,442	396	1,838

## COVID-19 doses administered for the past 2 weeks

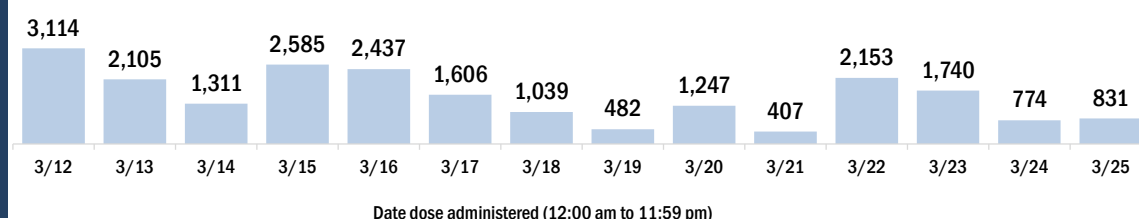


## Persons vaccinated for COVID-19 for the past 2 weeks

### Number of persons who received their first dose of a two-dose series of the COVID-19 vaccine



### Number of persons who completed the COVID-19 vaccine series



# COVID-19: Wakulla County vaccine summary

Vaccination data through Mar 25, 2021 as of Mar 26, 2021 at 12:05 AM

Data in this report are provisional and subject to change.

Data in this summary pertain to COVID-19 vaccines approved by the U.S. Food and Drug Administration and have been issued an Emergency Use Authorization (Janssen COVID-19 Vaccine, Moderna COVID-19 Vaccine and Pfizer-BioNTech COVID-19 Vaccine). These data summarize the number of people who have received either their first dose or have completed the series for a COVID-19 vaccine. **A person can only be counted in one category, first dose or series complete.** For persons receiving Moderna or Pfizer vaccines, once they receive their second dose, they are moved from the first dose column to the series completed column. **Because of this, the total first dose category may show a change from report to report not matching the total receiving their first dose from the previous day.** Persons receiving Johnson & Johnson vaccines will always be counted in the series completed column.

## COVID-19 doses for vaccinated persons in Florida

**Doses administered** 11,525

People receiving one dose of a 1-dose series (Johnson & Johnson) or receiving only one dose of a 2-dose series (Moderna, Pfizer) count once. Persons receiving both doses of a 2-dose series count twice.

## Current status of persons vaccinated for COVID-19 in Florida

**Total people vaccinated** 7,030

First dose 2,397

Series completed 4,633

Completed 1-dose series 138

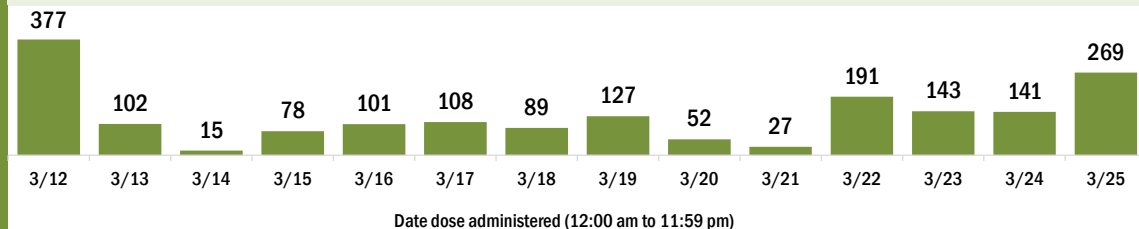
Completed 2-dose series 4,495

**First dose:** current number of people who have only received their first dose of the Moderna or Pfizer vaccine.

**Series complete:** current number of people who have received both Moderna or Pfizer vaccine doses or one Johnson & Johnson dose and are considered fully immunized.

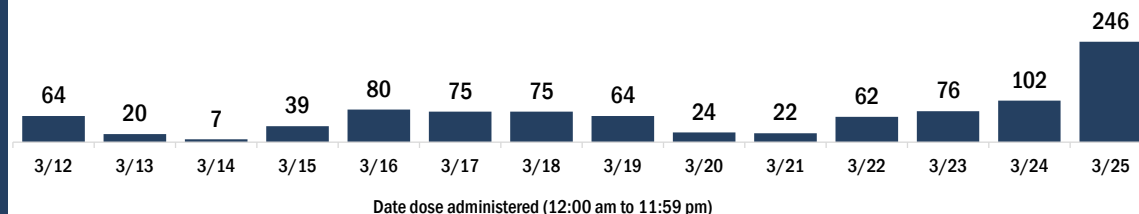
Demographic summary	First dose	Series complete	Total people vaccinated
<b>Age group</b>	2,397	4,633	7,030
16-24 years	76	30	106
25-34 years	100	132	232
35-44 years	178	200	378
45-54 years	380	262	642
55-64 years	894	535	1,429
65-74 years	474	2,204	2,678
75-84 years	235	1,020	1,255
85+ years	60	250	310
<b>Race</b>	2,397	4,633	7,030
White	1,758	3,468	5,226
Black	193	280	473
American Indian/Alaskan	13	26	39
Other	206	637	843
Unknown	227	222	449
<b>Other race</b> includes Asian, native Hawaiian/Pacific Islander, or other.			
<b>Ethnicity</b>	2,397	4,633	7,030
Hispanic	62	51	113
Non-Hispanic	1,803	3,536	5,339
Unknown	532	1,046	1,578
<b>Gender</b>	2,397	4,633	7,030
Female	1,380	2,567	3,947
Male	1,016	2,065	3,081
Unknown	1	1	2

## COVID-19 doses administered for the past 2 weeks

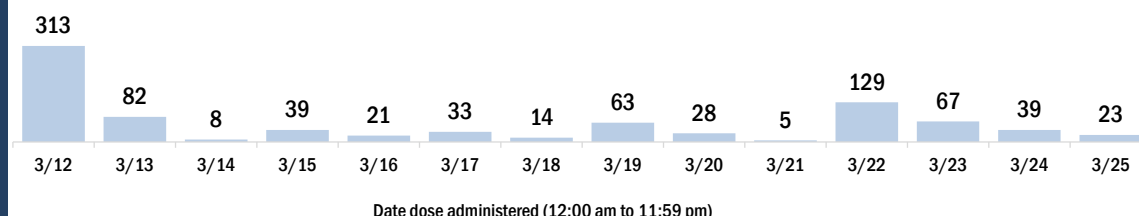


## Persons vaccinated for COVID-19 for the past 2 weeks

### Number of persons who received their first dose of a two-dose series of the COVID-19 vaccine



### Number of persons who completed the COVID-19 vaccine series



# COVID-19: Walton County vaccine summary

Vaccination data through Mar 25, 2021 as of Mar 26, 2021 at 12:05 AM

Data in this report are provisional and subject to change.

Data in this summary pertain to COVID-19 vaccines approved by the U.S. Food and Drug Administration and have been issued an Emergency Use Authorization (Janssen COVID-19 Vaccine, Moderna COVID-19 Vaccine and Pfizer-BioNTech COVID-19 Vaccine). These data summarize the number of people who have received either their first dose or have completed the series for a COVID-19 vaccine. **A person can only be counted in one category, first dose or series complete.** For persons receiving Moderna or Pfizer vaccines, once they receive their second dose, they are moved from the first dose column to the series completed column. **Because of this, the total first dose category may show a change from report to report not matching the total receiving their first dose from the previous day.** Persons receiving Johnson & Johnson vaccines will always be counted in the series completed column.

## COVID-19 doses for vaccinated persons in Florida

**Doses administered** 25,279

People receiving one dose of a 1-dose series (Johnson & Johnson) or receiving only one dose of a 2-dose series (Moderna, Pfizer) count once. Persons receiving both doses of a 2-dose series count twice.

## Current status of persons vaccinated for COVID-19 in Florida

**Total people vaccinated** 15,686

First dose 5,644

Series completed 10,042

Completed 1-dose series 449

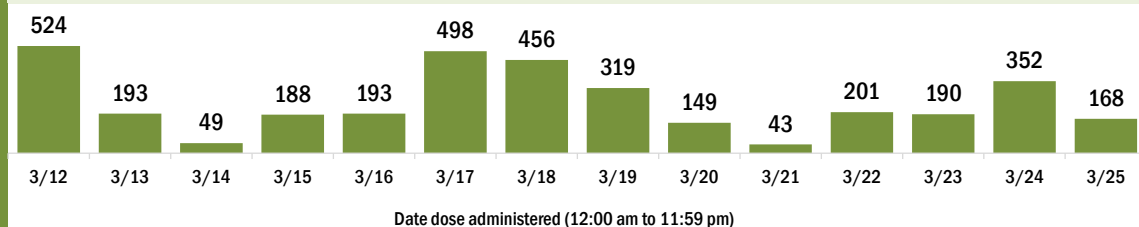
Completed 2-dose series 9,593

**First dose:** current number of people who have only received their first dose of the Moderna or Pfizer vaccine.

**Series complete:** current number of people who have received both Moderna or Pfizer vaccine doses or one Johnson & Johnson dose and are considered fully immunized.

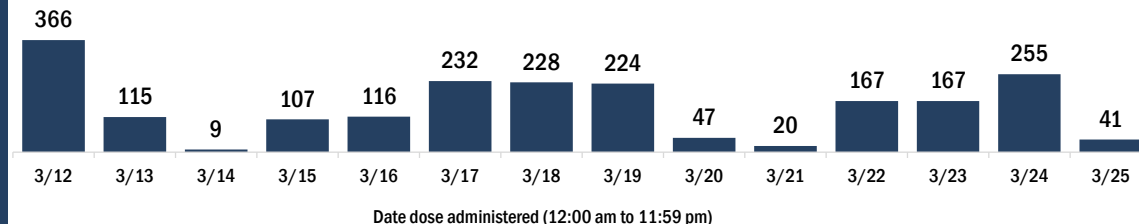
Demographic summary	First dose	Series complete	Total people vaccinated
<b>Age group</b>	<b>5,644</b>	<b>10,042</b>	<b>15,686</b>
16-24 years	81	60	141
25-34 years	185	179	364
35-44 years	362	354	716
45-54 years	659	505	1,164
55-64 years	2,073	1,184	3,257
65-74 years	1,444	4,996	6,440
75-84 years	671	2,159	2,830
85+ years	169	605	774
<b>Race</b>	<b>5,644</b>	<b>10,042</b>	<b>15,686</b>
White	4,167	7,697	11,864
Black	120	155	275
American Indian/Alaskan	14	38	52
Other	283	462	745
Unknown	1,060	1,690	2,750
<b>Other race</b> includes Asian, native Hawaiian/Pacific Islander, or other.			
<b>Ethnicity</b>	<b>5,644</b>	<b>10,042</b>	<b>15,686</b>
Hispanic	123	136	259
Non-Hispanic	3,580	6,601	10,181
Unknown	1,941	3,305	5,246
<b>Gender</b>	<b>5,644</b>	<b>10,042</b>	<b>15,686</b>
Female	3,155	5,514	8,669
Male	2,487	4,527	7,014
Unknown	2	1	3

## COVID-19 doses administered for the past 2 weeks

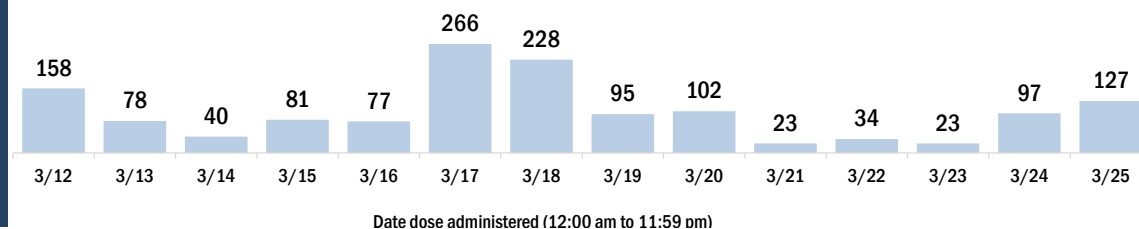


## Persons vaccinated for COVID-19 for the past 2 weeks

### Number of persons who received their first dose of a two-dose series of the COVID-19 vaccine



### Number of persons who completed the COVID-19 vaccine series



# COVID-19: Washington County vaccine summary

Vaccination data through Mar 25, 2021 as of Mar 26, 2021 at 12:05 AM

Data in this report are provisional and subject to change.

Data in this summary pertain to COVID-19 vaccines approved by the U.S. Food and Drug Administration and have been issued an Emergency Use Authorization (Janssen COVID-19 Vaccine, Moderna COVID-19 Vaccine and Pfizer-BioNTech COVID-19 Vaccine). These data summarize the number of people who have received either their first dose or have completed the series for a COVID-19 vaccine. **A person can only be counted in one category, first dose or series complete.** For persons receiving Moderna or Pfizer vaccines, once they receive their second dose, they are moved from the first dose column to the series completed column. **Because of this, the total first dose category may show a change from report to report not matching the total receiving their first dose from the previous day.** Persons receiving Johnson & Johnson vaccines will always be counted in the series completed column.

## COVID-19 doses for vaccinated persons in Florida

**Doses administered** 6,118

People receiving one dose of a 1-dose series (Johnson & Johnson) or receiving only one dose of a 2-dose series (Moderna, Pfizer) count once. Persons receiving both doses of a 2-dose series count twice.

## Current status of persons vaccinated for COVID-19 in Florida

**Total people vaccinated** 3,738

First dose 1,235

Series completed 2,503

Completed 1-dose series 123

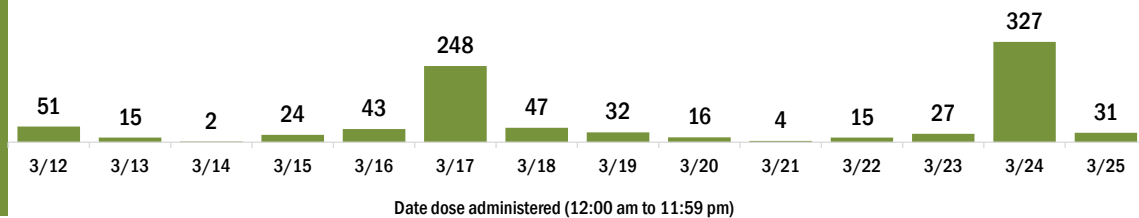
Completed 2-dose series 2,380

**First dose:** current number of people who have only received their first dose of the Moderna or Pfizer vaccine.

**Series complete:** current number of people who have received both Moderna or Pfizer vaccine doses or one Johnson & Johnson dose and are considered fully immunized.

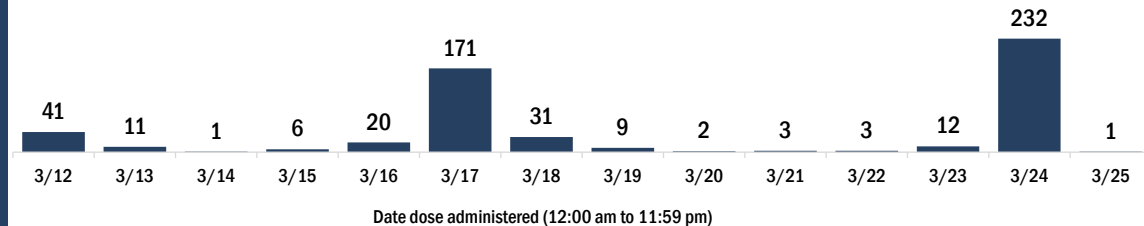
Demographic summary	First dose	Series complete	Total people vaccinated
<b>Age group</b>	1,235	2,503	3,738
16-24 years	17	14	31
25-34 years	48	50	98
35-44 years	62	88	150
45-54 years	171	135	306
55-64 years	474	315	789
65-74 years	276	1,056	1,332
75-84 years	136	630	766
85+ years	51	215	266
<b>Race</b>	1,235	2,503	3,738
White	924	1,986	2,910
Black	161	205	366
American Indian/Alaskan	20	27	47
Other	48	141	189
Unknown	82	144	226
<b>Other race</b> includes Asian, native Hawaiian/Pacific Islander, or other.			
<b>Ethnicity</b>	1,235	2,503	3,738
Hispanic	26	20	46
Non-Hispanic	879	1,992	2,871
Unknown	330	491	821
<b>Gender</b>	1,235	2,503	3,738
Female	703	1,395	2,098
Male	532	1,108	1,640
Unknown	0	0	0

## COVID-19 doses administered for the past 2 weeks



## Persons vaccinated for COVID-19 for the past 2 weeks

### Number of persons who received their first dose of a two-dose series of the COVID-19 vaccine



### Number of persons who completed the COVID-19 vaccine series

