

# COVID-19: Florida vaccine summary

Vaccination data through Mar 24, 2021 as of Mar 25, 2021 at 12:05 AM

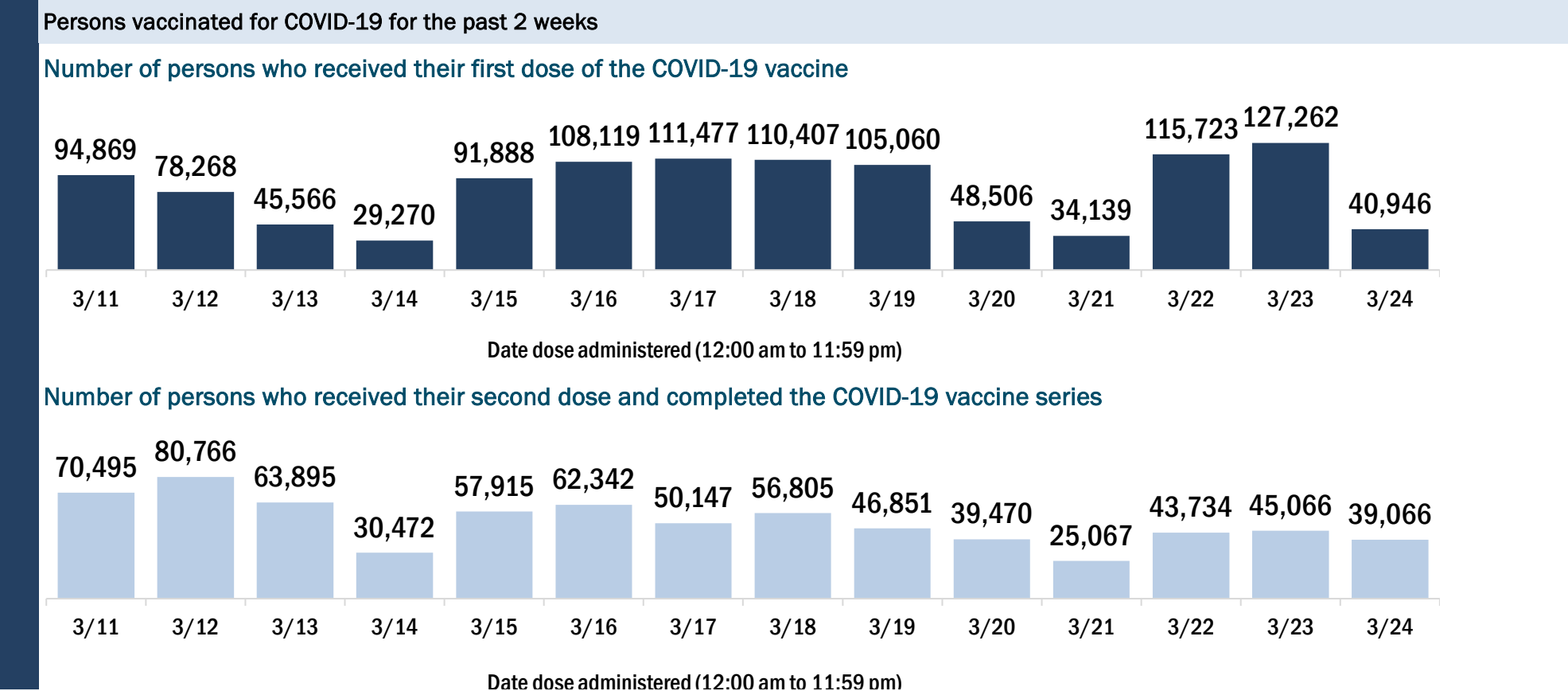
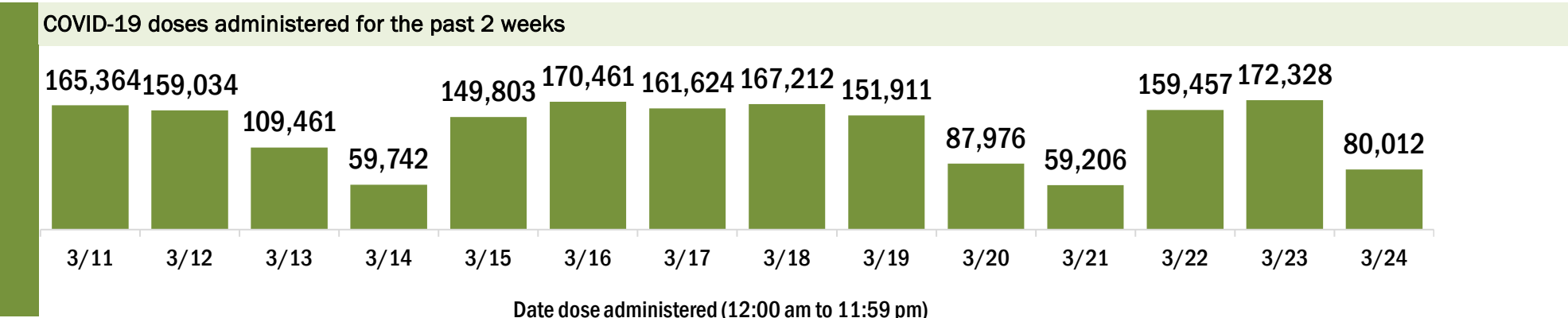
Data in this report are provisional and subject to change. Data are based on county of residence.

Data in this summary pertain to COVID-19 vaccines approved by the U.S. Food and Drug Administration and have been issued an Emergency Use Authorization (Janssen COVID-19 Vaccine, Moderna COVID-19 Vaccine and Pfizer-BioNTech COVID-19 Vaccine). These data summarize the number of people who have received either their first dose or have completed the series for a COVID-19 vaccine. **A person can only be counted in one category, first dose or series complete.** For persons receiving Moderna or Pfizer vaccines, once they receive their second dose, they are moved from the first dose column to the series completed column. **Because of this, the total first dose category may show a change from report to report not matching the total receiving their first dose from the previous day.** Persons receiving Johnson & Johnson vaccines will always be counted in the series completed column.

COVID-19 doses for vaccinated persons in Florida	
Doses administered	8,071,096
People receiving one dose of a 1-dose series (Johnson & Johnson) or receiving only one dose of a 2-dose series (Moderna, Pfizer) count once. Persons receiving both doses of a 2-dose series count twice.	

Current status of persons vaccinated for COVID-19 in Florida	
Total people vaccinated	5,346,471
First dose	2,427,208
Series completed	2,919,263
Completed 1-dose series	194,638
Completed 2-dose series	2,724,625
<b>First dose:</b> current number of people who have only received their first dose of the Moderna or Pfizer vaccine.	
<b>Series complete:</b> current number of people who have received both Moderna or Pfizer vaccine doses or one Johnson & Johnson dose and are considered fully immunized.	

Demographic summary	First dose	Series complete	Total people vaccinated
Age group	2,427,208	2,919,263	5,346,471
16-24 years	64,911	34,571	99,482
25-34 years	131,780	110,155	241,935
35-44 years	183,261	143,619	326,880
45-54 years	285,803	190,518	476,321
55-64 years	647,213	301,789	949,002
65-74 years	615,459	1,202,414	1,817,873
75-84 years	369,460	697,706	1,067,166
85+ years	129,321	238,491	367,812
Race	2,427,208	2,919,263	5,346,471
White	1,603,761	2,016,563	3,620,324
Black	155,357	182,146	337,503
American Indian/Alaskan	9,204	10,482	19,686
Other	214,895	323,026	537,921
Unknown	443,991	387,046	831,037
Other race includes Asian, native Hawaiian/Pacific Islander, or other.			
Ethnicity	2,427,208	2,919,263	5,346,471
Hispanic	310,023	346,517	656,540
Non-Hispanic	1,163,323	1,589,416	2,752,739
Unknown	953,862	983,330	1,937,192
Gender	2,427,208	2,919,263	5,346,471
Female	1,384,662	1,683,721	3,068,383
Male	1,030,070	1,232,408	2,262,478
Unknown	12,476	3,134	15,610



# COVID-19: Alachua County vaccine summary

Vaccination data through Mar 24, 2021 as of Mar 25, 2021 at 12:05 AM

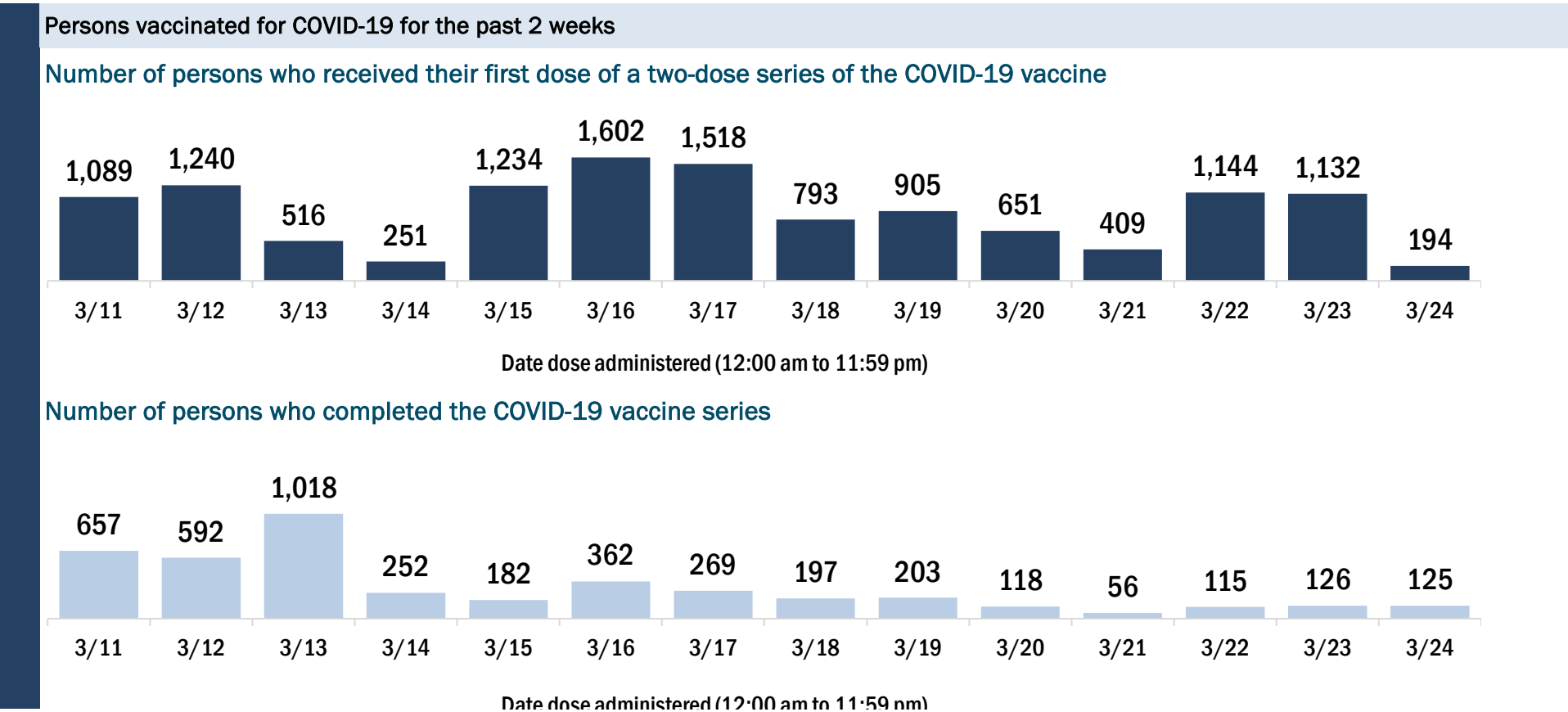
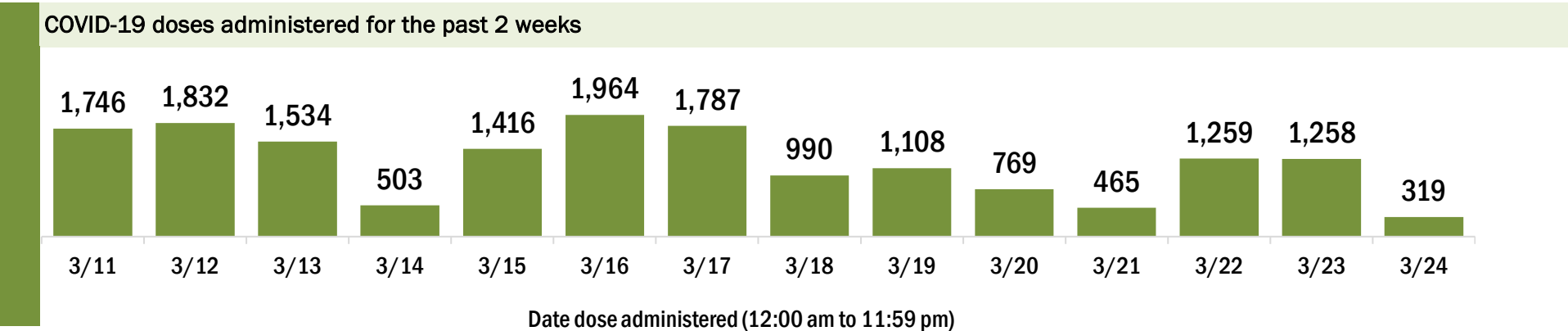
Data in this report are provisional and subject to change.

Data in this summary pertain to COVID-19 vaccines approved by the U.S. Food and Drug Administration and have been issued an Emergency Use Authorization (Janssen COVID-19 Vaccine, Moderna COVID-19 Vaccine and Pfizer-BioNTech COVID-19 Vaccine). These data summarize the number of people who have received either their first dose or have completed the series for a COVID-19 vaccine. **A person can only be counted in one category, first dose or series complete.** For persons receiving Moderna or Pfizer vaccines, once they receive their second dose, they are moved from the first dose column to the series completed column. **Because of this, the total first dose category may show a change from report to report not matching the total receiving their first dose from the previous day.** Persons receiving Johnson & Johnson vaccines will always be counted in the series completed column.

COVID-19 doses for vaccinated persons in Florida	
Doses administered	116,725
People receiving one dose of a 1-dose series (Johnson & Johnson) or receiving only one dose of a 2-dose series (Moderna, Pfizer) count once. Persons receiving both doses of a 2-dose series count twice.	

Current status of persons vaccinated for COVID-19 in Florida	
Total people vaccinated	71,868
First dose	24,593
Series completed	47,275
Completed 1-dose series	2,418
Completed 2-dose series	44,857
<b>First dose:</b> current number of people who have only received their first dose of the Moderna or Pfizer vaccine.	
<b>Series complete:</b> current number of people who have received both Moderna or Pfizer vaccine doses or one Johnson & Johnson dose and are considered fully immunized.	

Demographic summary	First dose	Series complete	Total people vaccinated
Age group	24,593	47,275	71,868
16-24 years	2,948	2,365	5,313
25-34 years	4,135	6,168	10,303
35-44 years	3,290	4,674	7,964
45-54 years	3,231	4,358	7,589
55-64 years	5,356	5,184	10,540
65-74 years	3,720	13,867	17,587
75-84 years	1,352	7,747	9,099
85+ years	561	2,912	3,473
Race	24,593	47,275	71,868
White	14,727	33,714	48,441
Black	2,820	3,838	6,658
American Indian/Alaskan	57	132	189
Other	3,607	7,150	10,757
Unknown	3,382	2,441	5,823
Other race includes Asian, native Hawaiian/Pacific Islander, or other.			
Ethnicity	24,593	47,275	71,868
Hispanic	1,215	2,317	3,532
Non-Hispanic	10,579	33,191	43,770
Unknown	12,799	11,767	24,566
Gender	24,593	47,275	71,868
Female	14,498	28,182	42,680
Male	10,028	19,077	29,105
Unknown	67	16	83



# COVID-19: Baker County vaccine summary

Vaccination data through Mar 24, 2021 as of Mar 25, 2021 at 12:05 AM

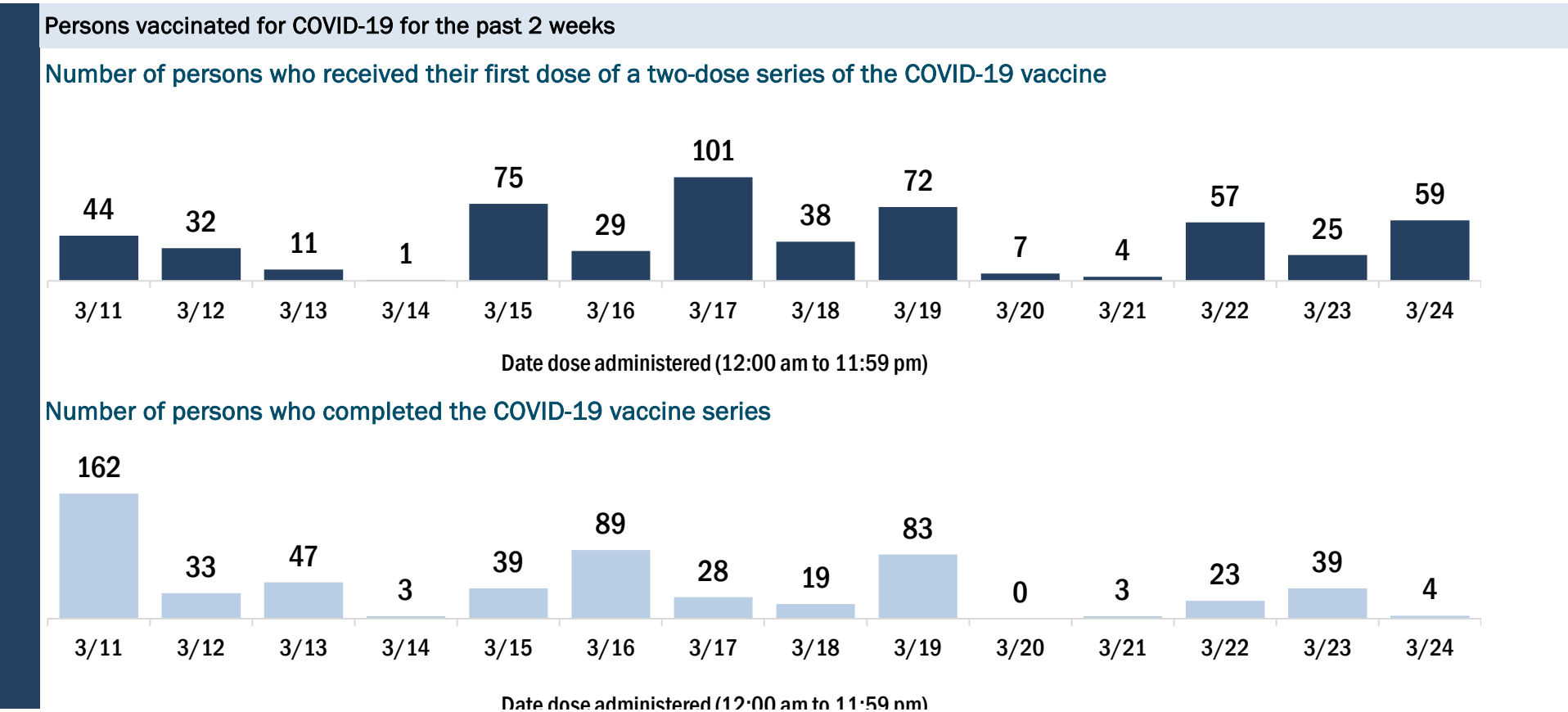
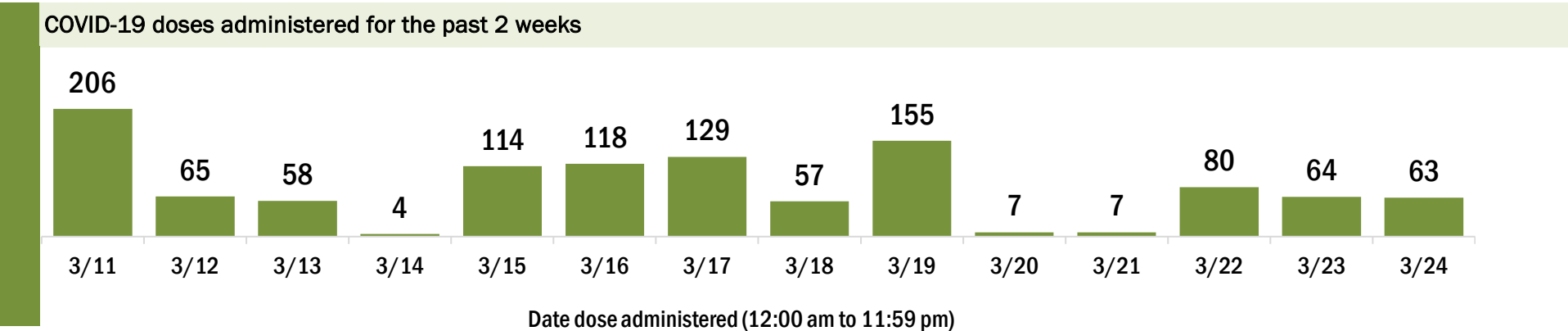
Data in this report are provisional and subject to change.

Data in this summary pertain to COVID-19 vaccines approved by the U.S. Food and Drug Administration and have been issued an Emergency Use Authorization (Janssen COVID-19 Vaccine, Moderna COVID-19 Vaccine and Pfizer-BioNTech COVID-19 Vaccine). These data summarize the number of people who have received either their first dose or have completed the series for a COVID-19 vaccine. **A person can only be counted in one category, first dose or series complete.** For persons receiving Moderna or Pfizer vaccines, once they receive their second dose, they are moved from the first dose column to the series completed column. **Because of this, the total first dose category may show a change from report to report not matching the total receiving their first dose from the previous day.** Persons receiving Johnson & Johnson vaccines will always be counted in the series completed column.

COVID-19 doses for vaccinated persons in Florida	
Doses administered	6,168
People receiving one dose of a 1-dose series (Johnson & Johnson) or receiving only one dose of a 2-dose series (Moderna, Pfizer) count once. Persons receiving both doses of a 2-dose series count twice.	

Current status of persons vaccinated for COVID-19 in Florida	
Total people vaccinated	3,726
First dose	1,225
Series completed	2,501
Completed 1-dose series	59
Completed 2-dose series	2,442
First dose: current number of people who have only received their first dose of the Moderna or Pfizer vaccine.	
Series complete: current number of people who have received both Moderna or Pfizer vaccine doses or one Johnson & Johnson dose and are considered fully immunized.	

Demographic summary	First dose	Series complete	Total people vaccinated
Age group	1,225	2,501	3,726
16-24 years	19	34	53
25-34 years	66	91	157
35-44 years	83	135	218
45-54 years	156	171	327
55-64 years	440	314	754
65-74 years	263	1,047	1,310
75-84 years	144	557	701
85+ years	54	152	206
Race	1,225	2,501	3,726
White	955	1,947	2,902
Black	152	175	327
American Indian/Alaskan	6	16	22
Other	69	186	255
Unknown	43	177	220
Other race includes Asian, native Hawaiian/Pacific Islander, or other.			
Ethnicity	1,225	2,501	3,726
Hispanic	26	29	55
Non-Hispanic	982	1,547	2,529
Unknown	217	925	1,142
Gender	1,225	2,501	3,726
Female	721	1,394	2,115
Male	504	1,107	1,611
Unknown	0	0	0



# COVID-19: Bay County vaccine summary

Vaccination data through Mar 24, 2021 as of Mar 25, 2021 at 12:05 AM

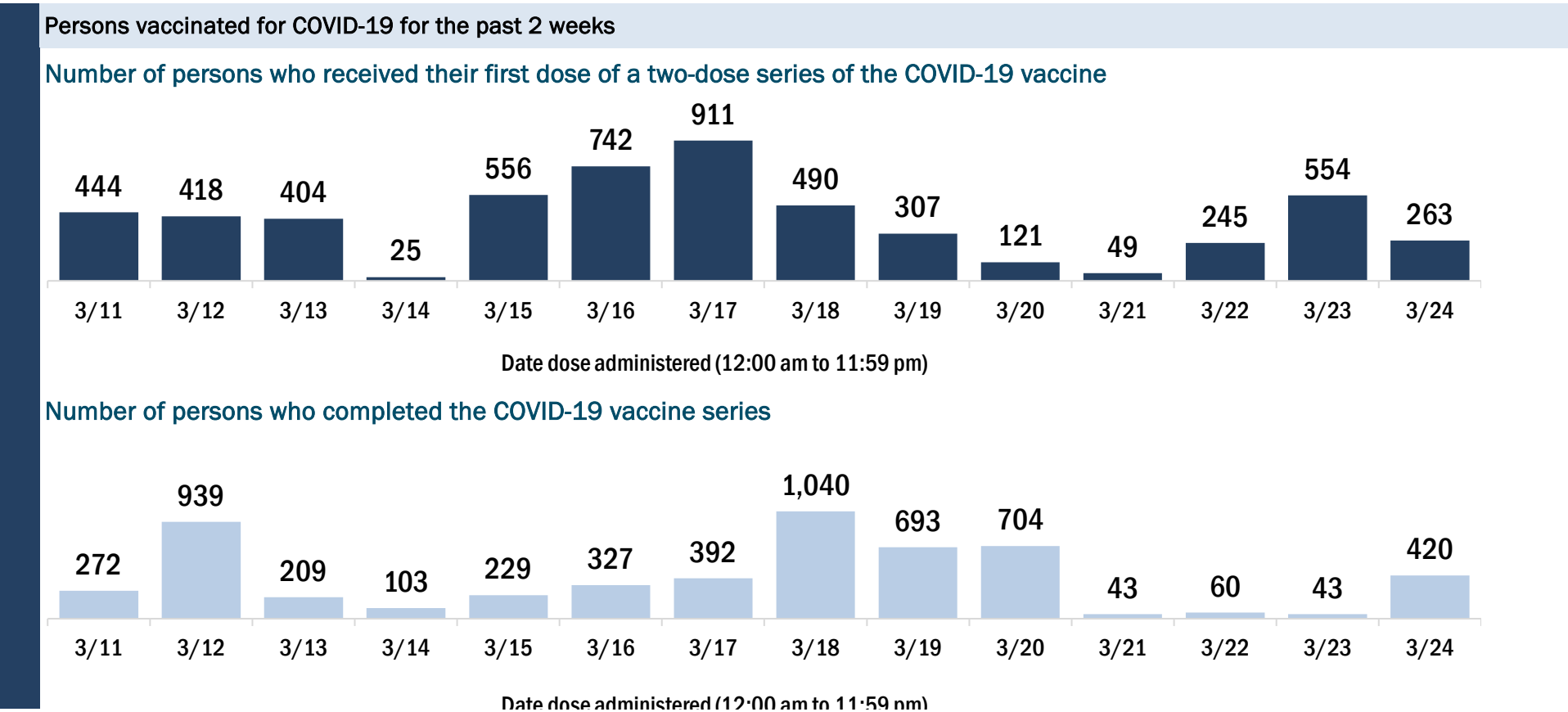
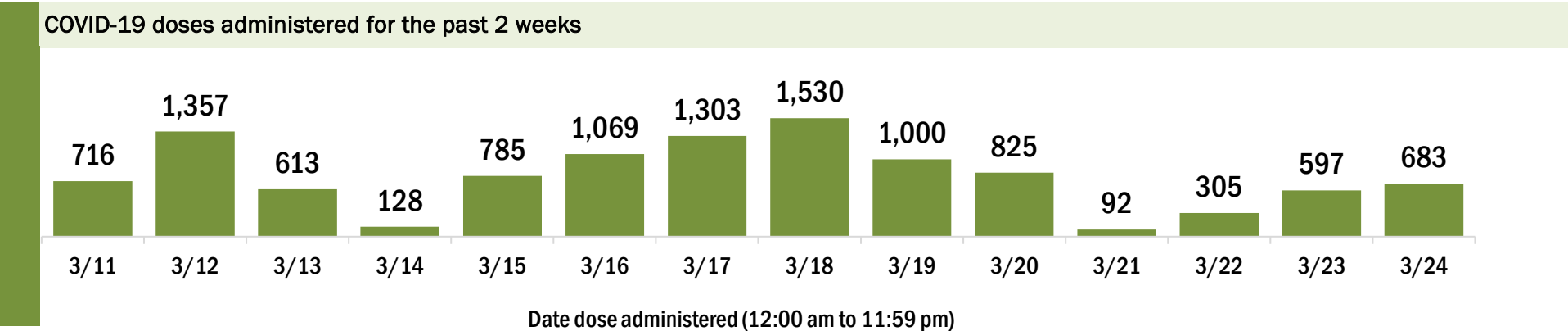
Data in this report are provisional and subject to change.

Data in this summary pertain to COVID-19 vaccines approved by the U.S. Food and Drug Administration and have been issued an Emergency Use Authorization (Janssen COVID-19 Vaccine, Moderna COVID-19 Vaccine and Pfizer-BioNTech COVID-19 Vaccine). These data summarize the number of people who have received either their first dose or have completed the series for a COVID-19 vaccine. **A person can only be counted in one category, first dose or series complete.** For persons receiving Moderna or Pfizer vaccines, once they receive their second dose, they are moved from the first dose column to the series completed column. **Because of this, the total first dose category may show a change from report to report not matching the total receiving their first dose from the previous day.** Persons receiving Johnson & Johnson vaccines will always be counted in the series completed column.

COVID-19 doses for vaccinated persons in Florida	
Doses administered	55,630
People receiving one dose of a 1-dose series (Johnson & Johnson) or receiving only one dose of a 2-dose series (Moderna, Pfizer) count once. Persons receiving both doses of a 2-dose series count twice.	

Current status of persons vaccinated for COVID-19 in Florida	
Total people vaccinated	35,817
First dose	14,172
Series completed	21,645
Completed 1-dose series	1,832
Completed 2-dose series	19,813
<b>First dose:</b> current number of people who have only received their first dose of the Moderna or Pfizer vaccine.	
<b>Series complete:</b> current number of people who have received both Moderna or Pfizer vaccine doses or one Johnson & Johnson dose and are considered fully immunized.	

Demographic summary	First dose	Series complete	Total people vaccinated
Age group	14,172	21,645	35,817
16-24 years	352	213	565
25-34 years	711	646	1,357
35-44 years	1,190	1,140	2,330
45-54 years	1,809	1,660	3,469
55-64 years	4,318	3,422	7,740
65-74 years	3,672	8,545	12,217
75-84 years	1,559	4,598	6,157
85+ years	561	1,421	1,982
Race	14,172	21,645	35,817
White	9,785	15,012	24,797
Black	1,086	1,100	2,186
American Indian/Alaskan	49	107	156
Other	1,116	1,971	3,087
Unknown	2,136	3,455	5,591
Other race includes Asian, native Hawaiian/Pacific Islander, or other.			
Ethnicity	14,172	21,645	35,817
Hispanic	617	435	1,052
Non-Hispanic	8,678	12,183	20,861
Unknown	4,877	9,027	13,904
Gender	14,172	21,645	35,817
Female	8,206	12,160	20,366
Male	5,963	9,484	15,447
Unknown	3	1	4





# COVID-19: Bradford County vaccine summary

Vaccination data through Mar 24, 2021 as of Mar 25, 2021 at 12:05 AM

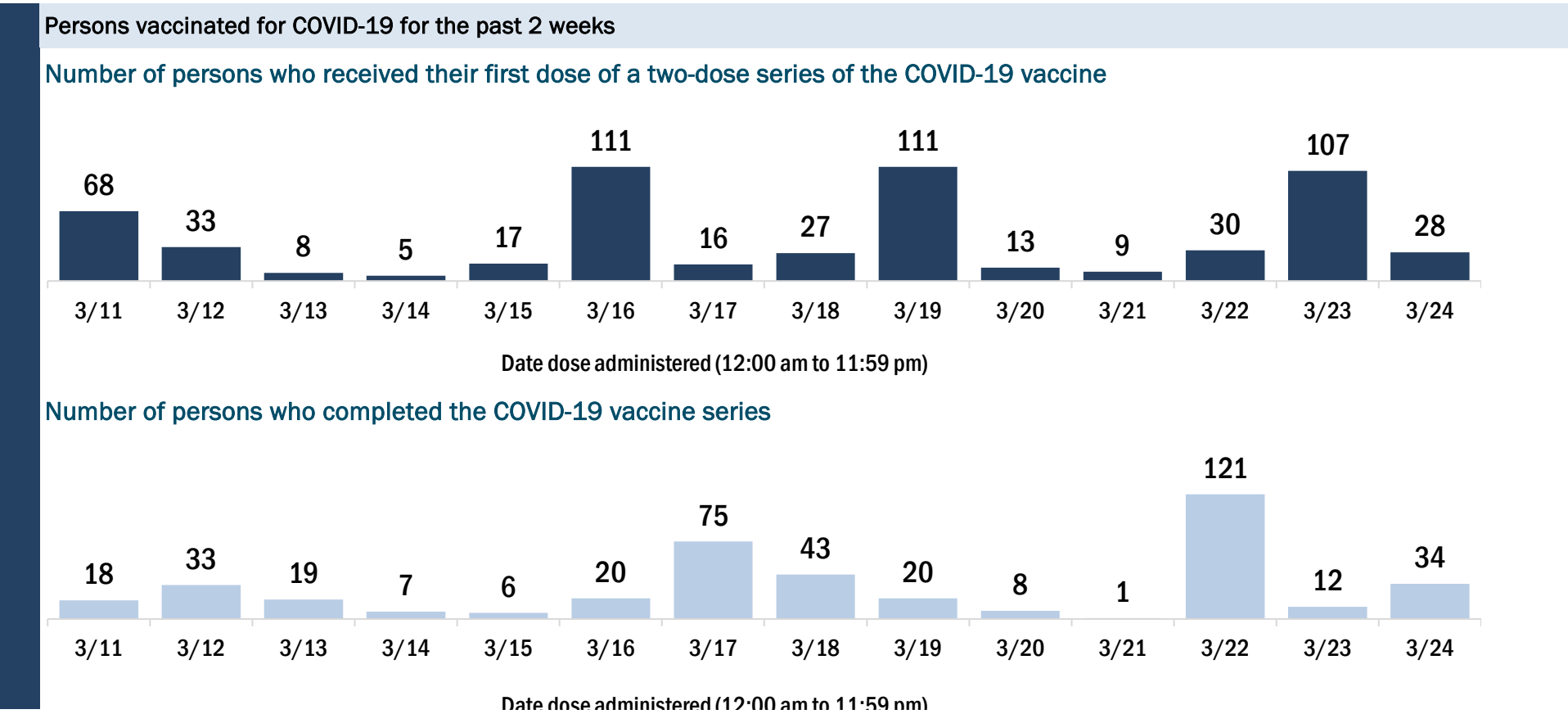
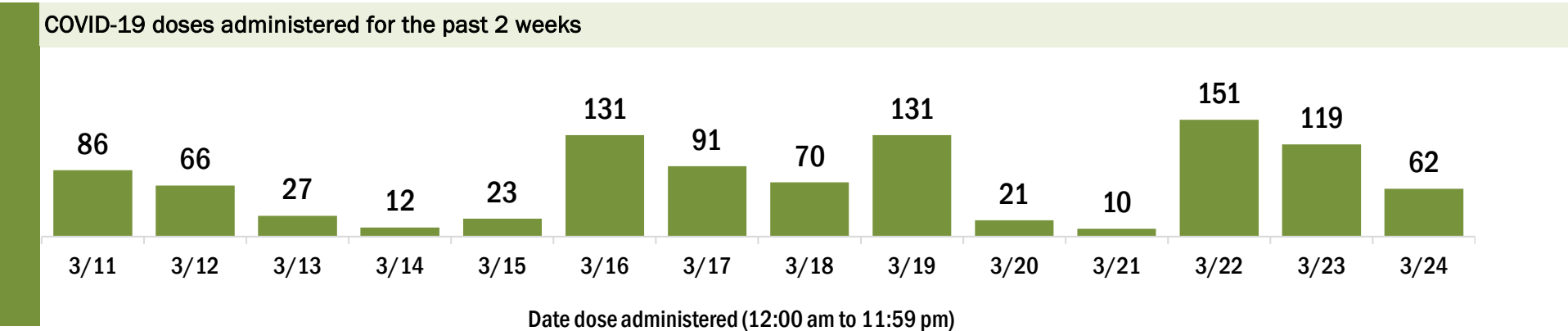
Data in this report are provisional and subject to change.

Data in this summary pertain to COVID-19 vaccines approved by the U.S. Food and Drug Administration and have been issued an Emergency Use Authorization (Janssen COVID-19 Vaccine, Moderna COVID-19 Vaccine and Pfizer-BioNTech COVID-19 Vaccine). These data summarize the number of people who have received either their first dose or have completed the series for a COVID-19 vaccine. **A person can only be counted in one category, first dose or series complete.** For persons receiving Moderna or Pfizer vaccines, once they receive their second dose, they are moved from the first dose column to the series completed column. **Because of this, the total first dose category may show a change from report to report not matching the total receiving their first dose from the previous day.** Persons receiving Johnson & Johnson vaccines will always be counted in the series completed column.

COVID-19 doses for vaccinated persons in Florida	
Doses administered	6,320
People receiving one dose of a 1-dose series (Johnson & Johnson) or receiving only one dose of a 2-dose series (Moderna, Pfizer) count once. Persons receiving both doses of a 2-dose series count twice.	

Current status of persons vaccinated for COVID-19 in Florida	
Total people vaccinated	3,765
First dose	1,060
Series completed	2,705
Completed 1-dose series	150
Completed 2-dose series	2,555
First dose: current number of people who have only received their first dose of the Moderna or Pfizer vaccine.	
Series complete: current number of people who have received both Moderna or Pfizer vaccine doses or one Johnson & Johnson dose and are considered fully immunized.	

Demographic summary	First dose	Series complete	Total people vaccinated
Age group	1,060	2,705	3,765
16-24 years	31	14	45
25-34 years	44	68	112
35-44 years	61	80	141
45-54 years	129	145	274
55-64 years	463	271	734
65-74 years	197	1,181	1,378
75-84 years	96	716	812
85+ years	39	230	269
Race	1,060	2,705	3,765
White	758	2,112	2,870
Black	153	260	413
American Indian/Alaskan	10	15	25
Other	76	257	333
Unknown	63	61	124
Other race includes Asian, native Hawaiian/Pacific Islander, or other.			
Ethnicity	1,060	2,705	3,765
Hispanic	19	26	45
Non-Hispanic	794	2,430	3,224
Unknown	247	249	496
Gender	1,060	2,705	3,765
Female	656	1,577	2,233
Male	403	1,128	1,531
Unknown	1	0	1



# COVID-19: Brevard County vaccine summary

Vaccination data through Mar 24, 2021 as of Mar 25, 2021 at 12:05 AM

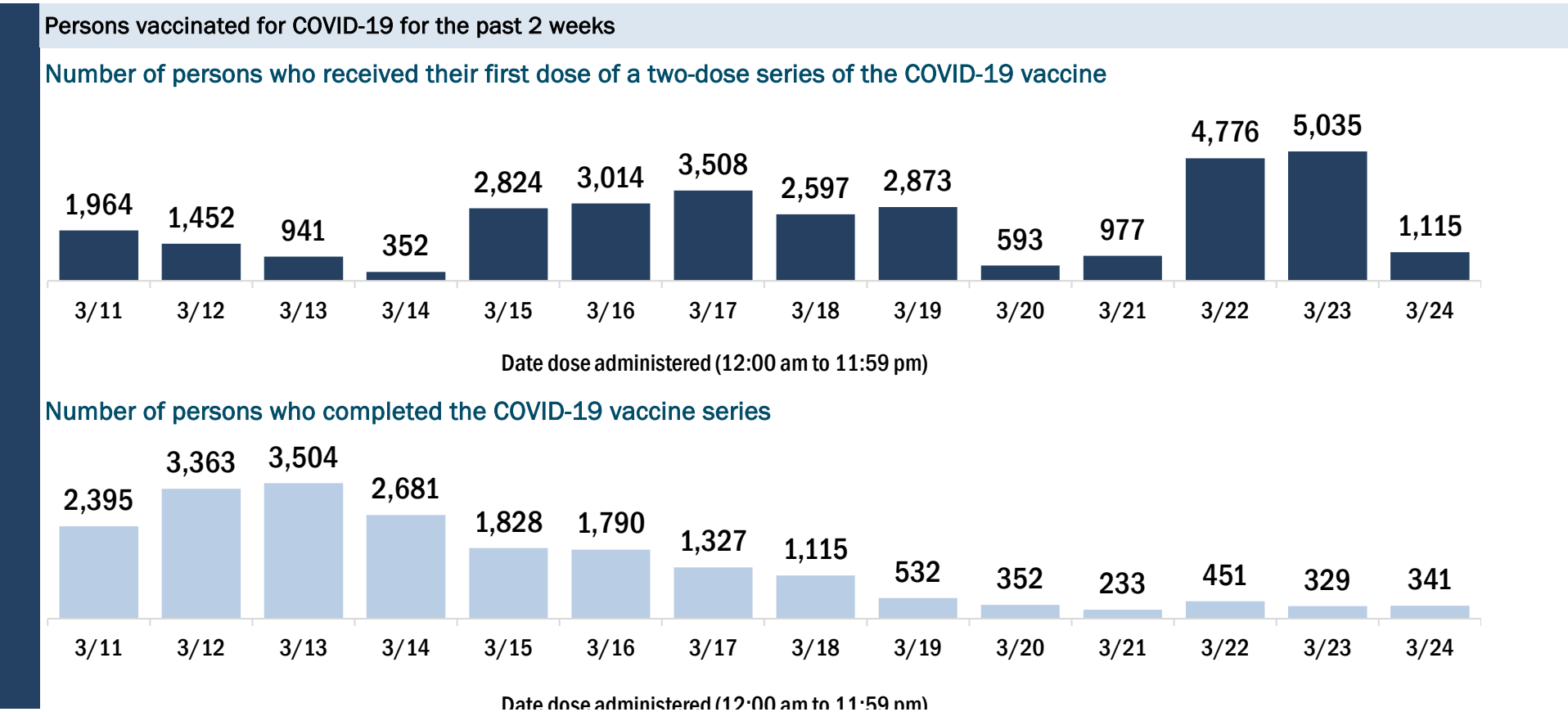
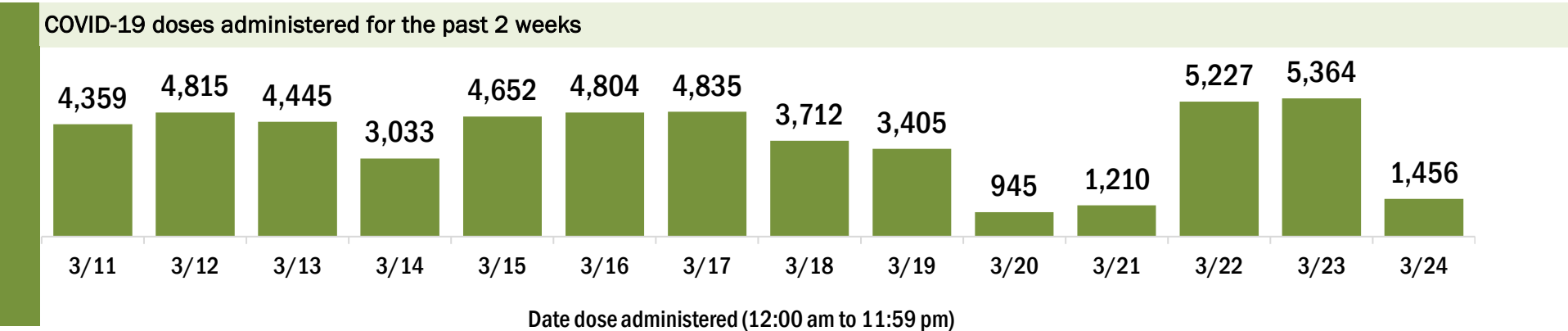
Data in this report are provisional and subject to change.

Data in this summary pertain to COVID-19 vaccines approved by the U.S. Food and Drug Administration and have been issued an Emergency Use Authorization (Janssen COVID-19 Vaccine, Moderna COVID-19 Vaccine and Pfizer-BioNTech COVID-19 Vaccine). These data summarize the number of people who have received either their first dose or have completed the series for a COVID-19 vaccine. **A person can only be counted in one category, first dose or series complete.** For persons receiving Moderna or Pfizer vaccines, once they receive their second dose, they are moved from the first dose column to the series completed column. **Because of this, the total first dose category may show a change from report to report not matching the total receiving their first dose from the previous day.** Persons receiving Johnson & Johnson vaccines will always be counted in the series completed column.

COVID-19 doses for vaccinated persons in Florida	
Doses administered	215,132
People receiving one dose of a 1-dose series (Johnson & Johnson) or receiving only one dose of a 2-dose series (Moderna, Pfizer) count once. Persons receiving both doses of a 2-dose series count twice.	

Current status of persons vaccinated for COVID-19 in Florida	
Total people vaccinated	143,669
First dose	65,184
Series completed	78,485
Completed 1-dose series	7,022
Completed 2-dose series	71,463
First dose: current number of people who have only received their first dose of the Moderna or Pfizer vaccine.	
Series complete: current number of people who have received both Moderna or Pfizer vaccine doses or one Johnson & Johnson dose and are considered fully immunized.	

Demographic summary	First dose	Series complete	Total people vaccinated
Age group	65,184	78,485	143,669
16-24 years	1,053	726	1,779
25-34 years	2,306	2,247	4,553
35-44 years	3,378	3,248	6,626
45-54 years	5,283	4,867	10,150
55-64 years	18,405	8,540	26,945
65-74 years	19,008	32,997	52,005
75-84 years	11,462	18,767	30,229
85+ years	4,289	7,093	11,382
Race	65,184	78,485	143,669
White	44,531	50,281	94,812
Black	3,572	3,212	6,784
American Indian/Alaskan	304	355	659
Other	4,584	8,352	12,936
Unknown	12,193	16,285	28,478
Other race includes Asian, native Hawaiian/Pacific Islander, or other.			
Ethnicity	65,184	78,485	143,669
Hispanic	2,791	1,935	4,726
Non-Hispanic	36,100	35,580	71,680
Unknown	26,293	40,970	67,263
Gender	65,184	78,485	143,669
Female	38,154	46,402	84,556
Male	26,895	31,918	58,813
Unknown	135	165	300



# COVID-19: Broward County vaccine summary

Vaccination data through Mar 24, 2021 as of Mar 25, 2021 at 12:05 AM

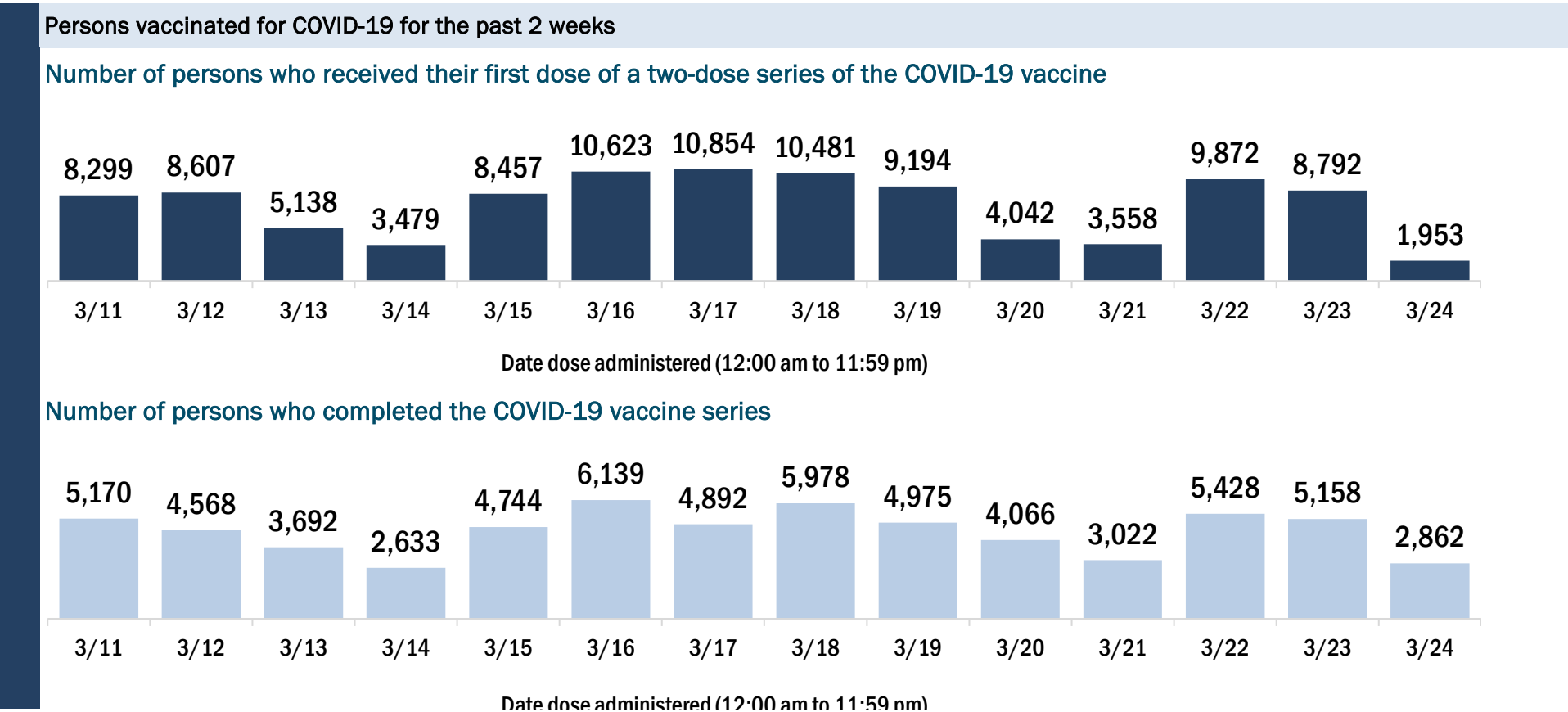
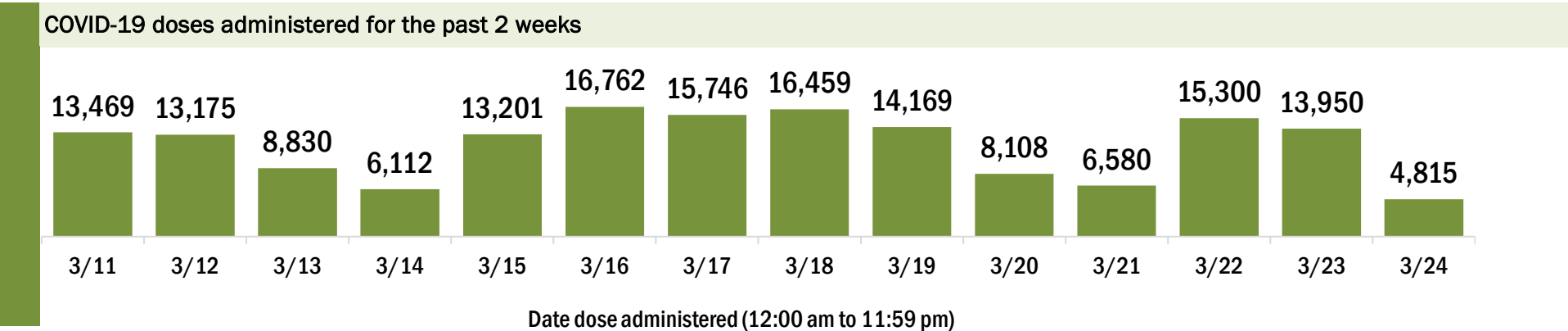
Data in this report are provisional and subject to change.

Data in this summary pertain to COVID-19 vaccines approved by the U.S. Food and Drug Administration and have been issued an Emergency Use Authorization (Janssen COVID-19 Vaccine, Moderna COVID-19 Vaccine and Pfizer-BioNTech COVID-19 Vaccine). These data summarize the number of people who have received either their first dose or have completed the series for a COVID-19 vaccine. **A person can only be counted in one category, first dose or series complete.** For persons receiving Moderna or Pfizer vaccines, once they receive their second dose, they are moved from the first dose column to the series completed column. **Because of this, the total first dose category may show a change from report to report not matching the total receiving their first dose from the previous day.** Persons receiving Johnson & Johnson vaccines will always be counted in the series completed column.

COVID-19 doses for vaccinated persons in Florida	
Doses administered	704,935
People receiving one dose of a 1-dose series (Johnson & Johnson) or receiving only one dose of a 2-dose series (Moderna, Pfizer) count once. Persons receiving both doses of a 2-dose series count twice.	

Current status of persons vaccinated for COVID-19 in Florida	
Total people vaccinated	466,431
First dose	211,954
Series completed	254,477
Completed 1-dose series	15,973
Completed 2-dose series	238,504
First dose: current number of people who have only received their first dose of the Moderna or Pfizer vaccine.	
Series complete: current number of people who have received both Moderna or Pfizer vaccine doses or one Johnson & Johnson dose and are considered fully immunized.	

Demographic summary	First dose	Series complete	Total people vaccinated
Age group	211,954	254,477	466,431
16-24 years	7,251	2,858	10,109
25-34 years	13,781	10,034	23,815
35-44 years	21,990	14,152	36,142
45-54 years	35,424	20,478	55,902
55-64 years	65,744	30,745	96,489
65-74 years	38,344	102,153	140,497
75-84 years	20,385	54,098	74,483
85+ years	9,035	19,959	28,994
Race	211,954	254,477	466,431
White	120,390	172,576	292,966
Black	25,661	29,697	55,358
American Indian/Alaskan	913	1,333	2,246
Other	20,686	28,832	49,518
Unknown	44,304	22,039	66,343
Other race includes Asian, native Hawaiian/Pacific Islander, or other.			
Ethnicity	211,954	254,477	466,431
Hispanic	40,135	47,078	87,213
Non-Hispanic	85,912	147,692	233,604
Unknown	85,907	59,707	145,614
Gender	211,954	254,477	466,431
Female	117,650	144,299	261,949
Male	93,514	110,118	203,632
Unknown	790	60	850



# COVID-19: Calhoun County vaccine summary

Vaccination data through Mar 24, 2021 as of Mar 25, 2021 at 12:05 AM

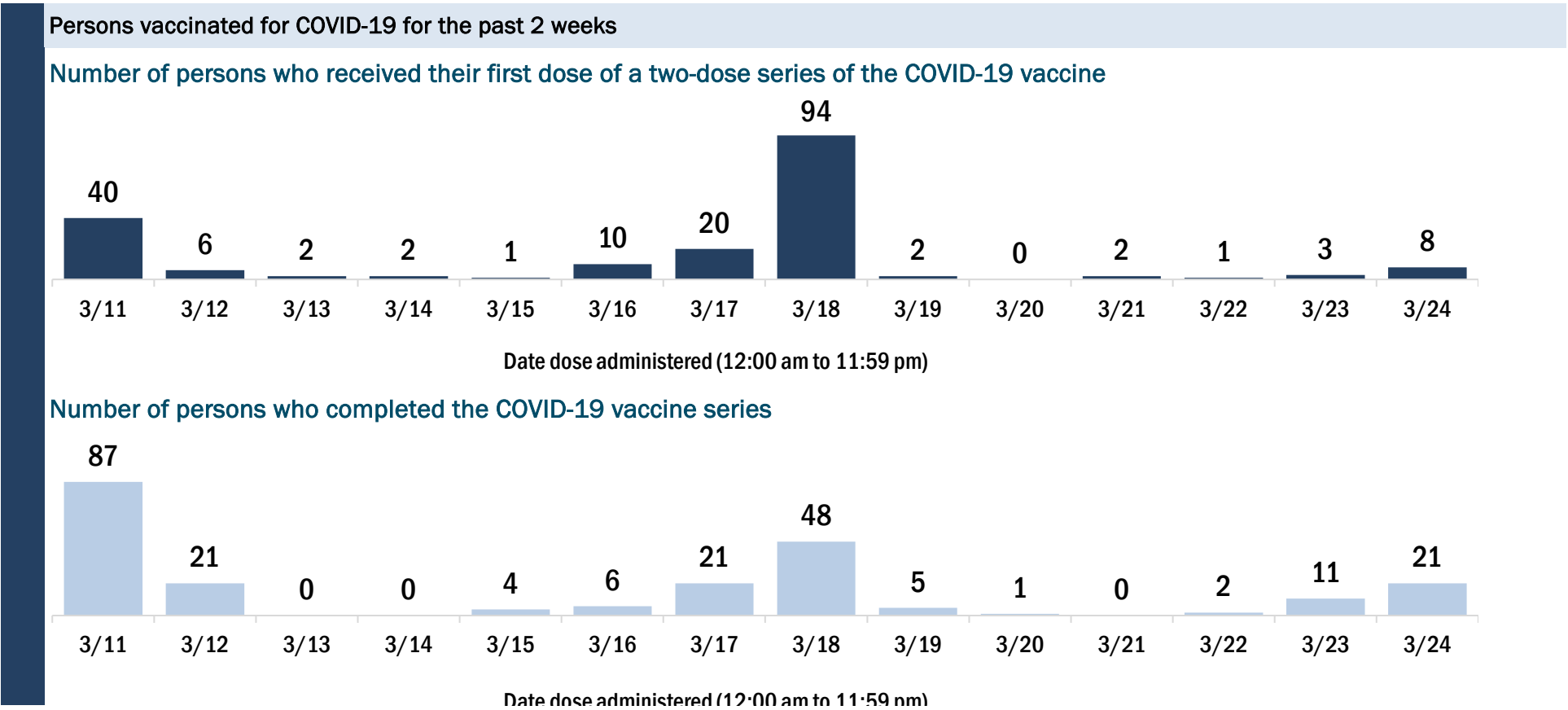
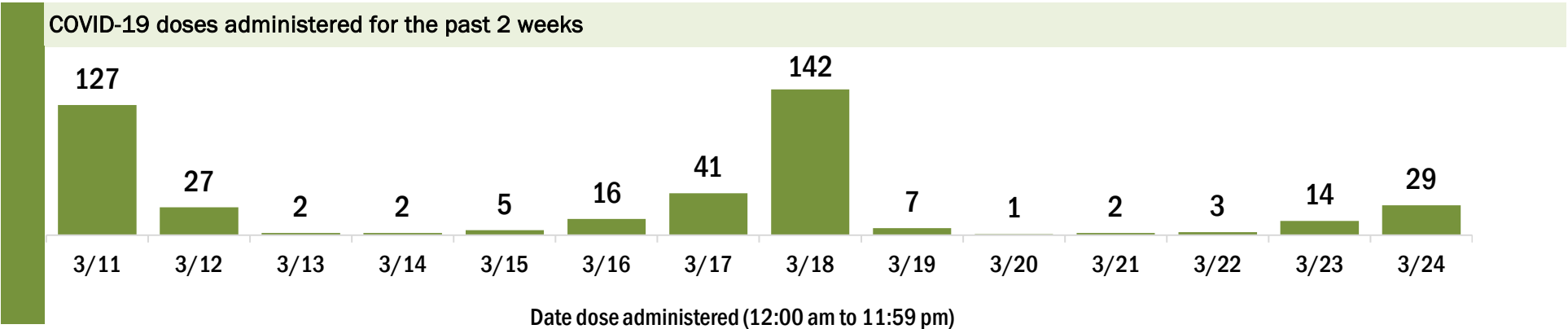
Data in this report are provisional and subject to change.

Data in this summary pertain to COVID-19 vaccines approved by the U.S. Food and Drug Administration and have been issued an Emergency Use Authorization (Janssen COVID-19 Vaccine, Moderna COVID-19 Vaccine and Pfizer-BioNTech COVID-19 Vaccine). These data summarize the number of people who have received either their first dose or have completed the series for a COVID-19 vaccine. **A person can only be counted in one category, first dose or series complete.** For persons receiving Moderna or Pfizer vaccines, once they receive their second dose, they are moved from the first dose column to the series completed column. **Because of this, the total first dose category may show a change from report to report not matching the total receiving their first dose from the previous day.** Persons receiving Johnson & Johnson vaccines will always be counted in the series completed column.

COVID-19 doses for vaccinated persons in Florida	
Doses administered	3,929
People receiving one dose of a 1-dose series (Johnson & Johnson) or receiving only one dose of a 2-dose series (Moderna, Pfizer) count once. Persons receiving both doses of a 2-dose series count twice.	

Current status of persons vaccinated for COVID-19 in Florida	
Total people vaccinated	2,227
First dose	464
Series completed	1,763
Completed 1-dose series	61
Completed 2-dose series	1,702
<b>First dose:</b> current number of people who have only received their first dose of the Moderna or Pfizer vaccine.	
<b>Series complete:</b> current number of people who have received both Moderna or Pfizer vaccine doses or one Johnson & Johnson dose and are considered fully immunized.	

Demographic summary	First dose	Series complete	Total people vaccinated
Age group	464	1,763	2,227
16-24 years	16	10	26
25-34 years	11	44	55
35-44 years	35	68	103
45-54 years	48	123	171
55-64 years	121	239	360
65-74 years	132	691	823
75-84 years	75	422	497
85+ years	26	166	192
Race	464	1,763	2,227
White	310	1,233	1,543
Black	52	94	146
American Indian/Alaskan	5	11	16
Other	43	284	327
Unknown	54	141	195
Other race includes Asian, native Hawaiian/Pacific Islander, or other.			
Ethnicity	464	1,763	2,227
Hispanic	11	29	40
Non-Hispanic	223	990	1,213
Unknown	230	744	974
Gender	464	1,763	2,227
Female	247	997	1,244
Male	217	765	982
Unknown	0	1	1





# COVID-19: Charlotte County vaccine summary

Vaccination data through Mar 24, 2021 as of Mar 25, 2021 at 12:05 AM

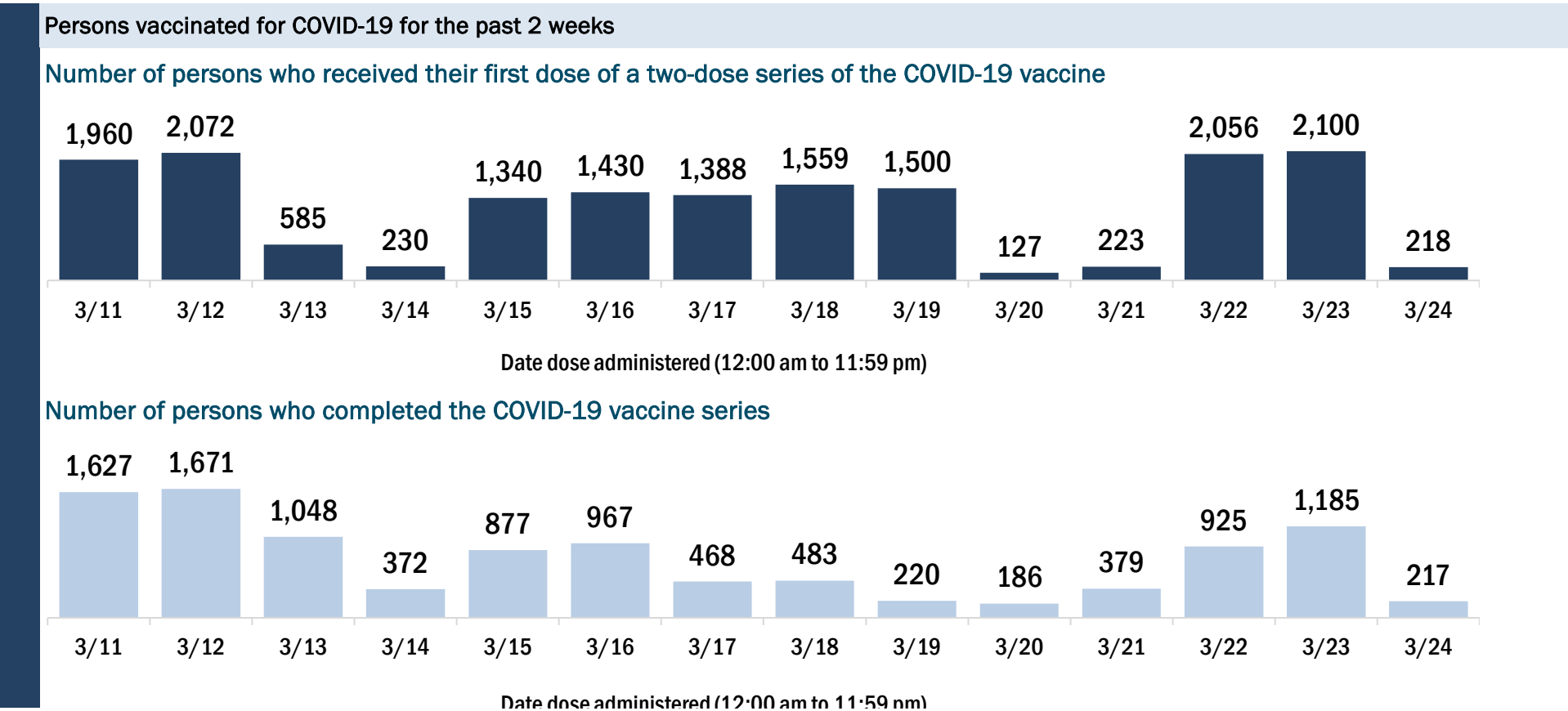
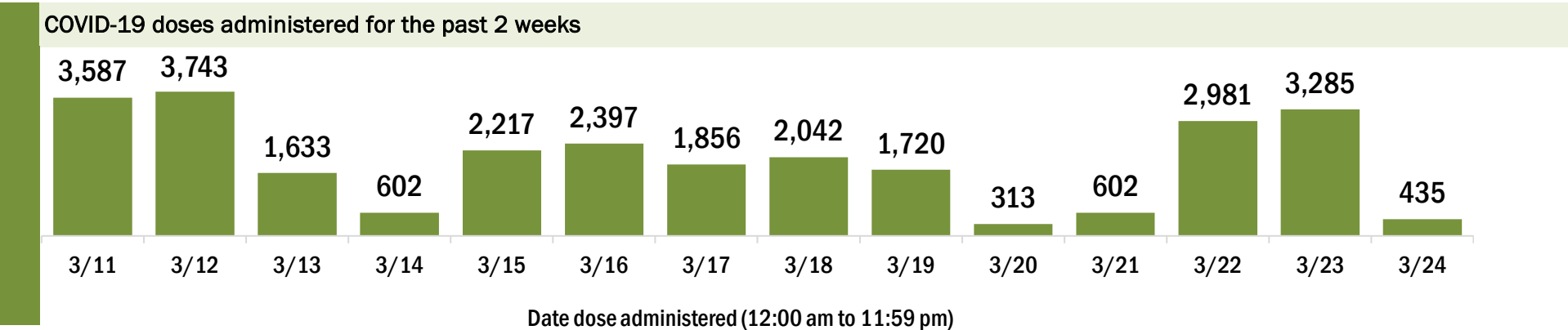
Data in this report are provisional and subject to change.

Data in this summary pertain to COVID-19 vaccines approved by the U.S. Food and Drug Administration and have been issued an Emergency Use Authorization (Janssen COVID-19 Vaccine, Moderna COVID-19 Vaccine and Pfizer-BioNTech COVID-19 Vaccine). These data summarize the number of people who have received either their first dose or have completed the series for a COVID-19 vaccine. **A person can only be counted in one category, first dose or series complete.** For persons receiving Moderna or Pfizer vaccines, once they receive their second dose, they are moved from the first dose column to the series completed column. **Because of this, the total first dose category may show a change from report to report not matching the total receiving their first dose from the previous day.** Persons receiving Johnson & Johnson vaccines will always be counted in the series completed column.

COVID-19 doses for vaccinated persons in Florida	
Doses administered	103,363
People receiving one dose of a 1-dose series (Johnson & Johnson) or receiving only one dose of a 2-dose series (Moderna, Pfizer) count once. Persons receiving both doses of a 2-dose series count twice.	

Current status of persons vaccinated for COVID-19 in Florida	
Total people vaccinated	72,213
First dose	37,544
Series completed	34,669
Completed 1-dose series	3,519
Completed 2-dose series	31,150
First dose: current number of people who have only received their first dose of the Moderna or Pfizer vaccine.	
Series complete: current number of people who have received both Moderna or Pfizer vaccine doses or one Johnson & Johnson dose and are considered fully immunized.	

Demographic summary	First dose	Series complete	Total people vaccinated
Age group	37,544	34,669	72,213
16-24 years	161	155	316
25-34 years	402	430	832
35-44 years	576	645	1,221
45-54 years	1,285	1,213	2,498
55-64 years	7,289	2,376	9,665
65-74 years	14,884	17,156	32,040
75-84 years	10,136	9,728	19,864
85+ years	2,811	2,966	5,777
Race	37,544	34,669	72,213
White	29,858	24,512	54,370
Black	648	454	1,102
American Indian/Alaskan	243	79	322
Other	1,791	2,910	4,701
Unknown	5,004	6,714	11,718
Other race includes Asian, native Hawaiian/Pacific Islander, or other.			
Ethnicity	37,544	34,669	72,213
Hispanic	791	459	1,250
Non-Hispanic	20,945	17,721	38,666
Unknown	15,808	16,489	32,297
Gender	37,544	34,669	72,213
Female	20,864	19,368	40,232
Male	16,649	15,277	31,926
Unknown	31	24	55



# COVID-19: Citrus County vaccine summary

Vaccination data through Mar 24, 2021 as of Mar 25, 2021 at 12:05 AM

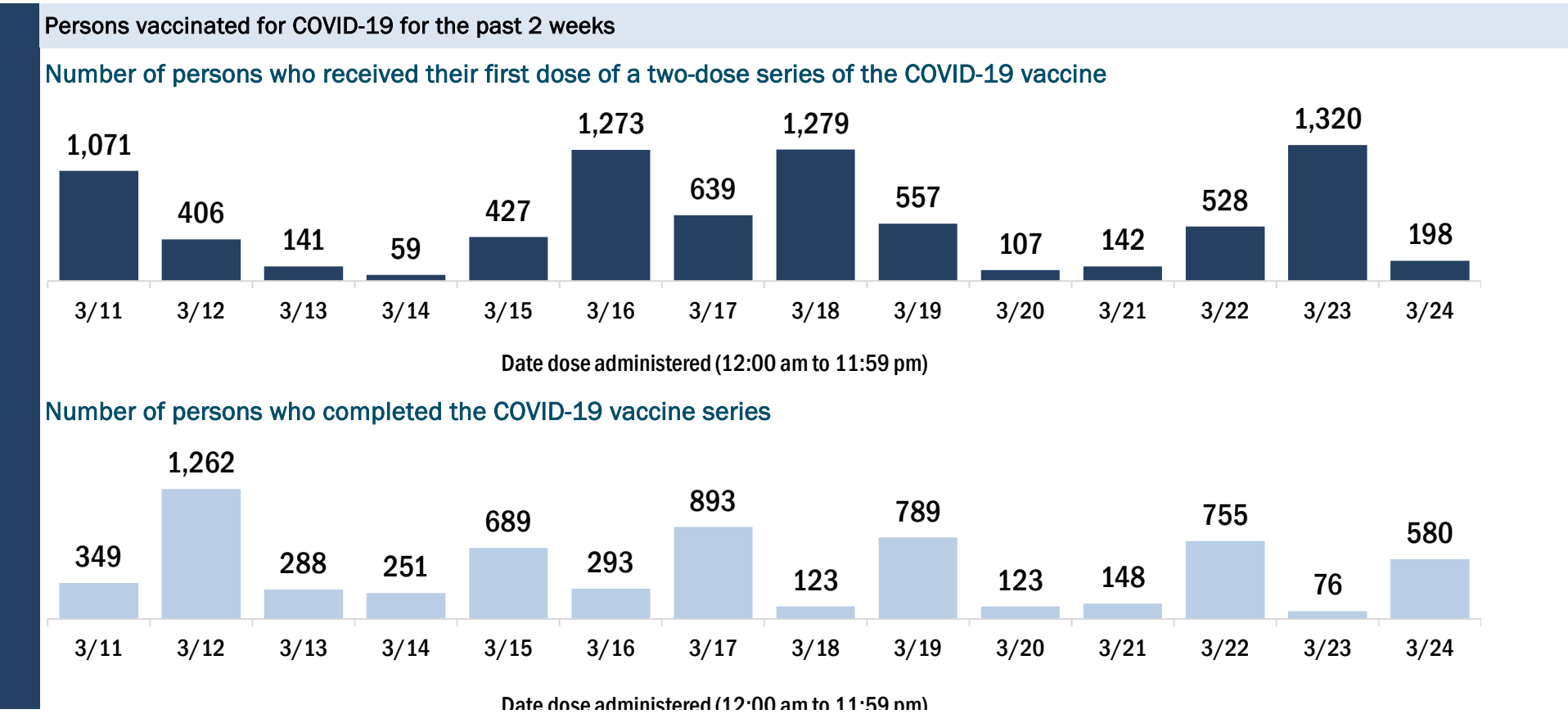
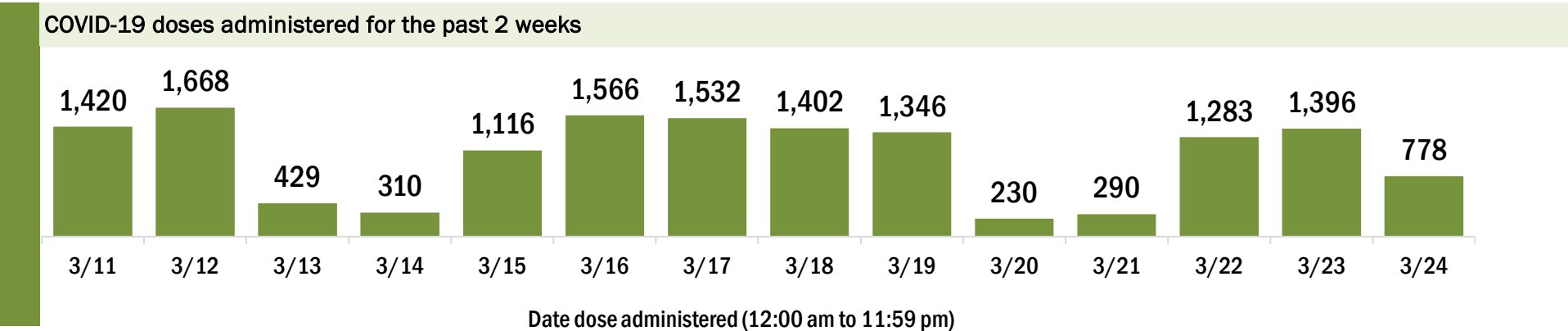
Data in this report are provisional and subject to change.

Data in this summary pertain to COVID-19 vaccines approved by the U.S. Food and Drug Administration and have been issued an Emergency Use Authorization (Janssen COVID-19 Vaccine, Moderna COVID-19 Vaccine and Pfizer-BioNTech COVID-19 Vaccine). These data summarize the number of people who have received either their first dose or have completed the series for a COVID-19 vaccine. **A person can only be counted in one category, first dose or series complete.** For persons receiving Moderna or Pfizer vaccines, once they receive their second dose, they are moved from the first dose column to the series completed column. **Because of this, the total first dose category may show a change from report to report not matching the total receiving their first dose from the previous day.** Persons receiving Johnson & Johnson vaccines will always be counted in the series completed column.

COVID-19 doses for vaccinated persons in Florida	
Doses administered	66,079
People receiving one dose of a 1-dose series (Johnson & Johnson) or receiving only one dose of a 2-dose series (Moderna, Pfizer) count once. Persons receiving both doses of a 2-dose series count twice.	

Current status of persons vaccinated for COVID-19 in Florida	
Total people vaccinated	43,054
First dose	19,509
Series completed	23,545
Completed 1-dose series	520
Completed 2-dose series	23,025
First dose: current number of people who have only received their first dose of the Moderna or Pfizer vaccine.	
Series complete: current number of people who have received both Moderna or Pfizer vaccine doses or one Johnson & Johnson dose and are considered fully immunized.	

Demographic summary	First dose	Series complete	Total people vaccinated
Age group	19,509	23,545	43,054
16-24 years	149	174	323
25-34 years	238	402	640
35-44 years	367	550	917
45-54 years	829	841	1,670
55-64 years	3,900	1,574	5,474
65-74 years	7,696	10,445	18,141
75-84 years	4,957	7,356	12,313
85+ years	1,373	2,203	3,576
Race	19,509	23,545	43,054
White	16,094	15,670	31,764
Black	276	289	565
American Indian/Alaskan	117	92	209
Other	791	2,313	3,104
Unknown	2,231	5,181	7,412
Other race includes Asian, native Hawaiian/Pacific Islander, or other.			
Ethnicity	19,509	23,545	43,054
Hispanic	607	423	1,030
Non-Hispanic	13,039	10,935	23,974
Unknown	5,863	12,187	18,050
Gender	19,509	23,545	43,054
Female	11,192	13,433	24,625
Male	8,265	10,101	18,366
Unknown	52	11	63



# COVID-19: Clay County vaccine summary

Vaccination data through Mar 24, 2021 as of Mar 25, 2021 at 12:05 AM

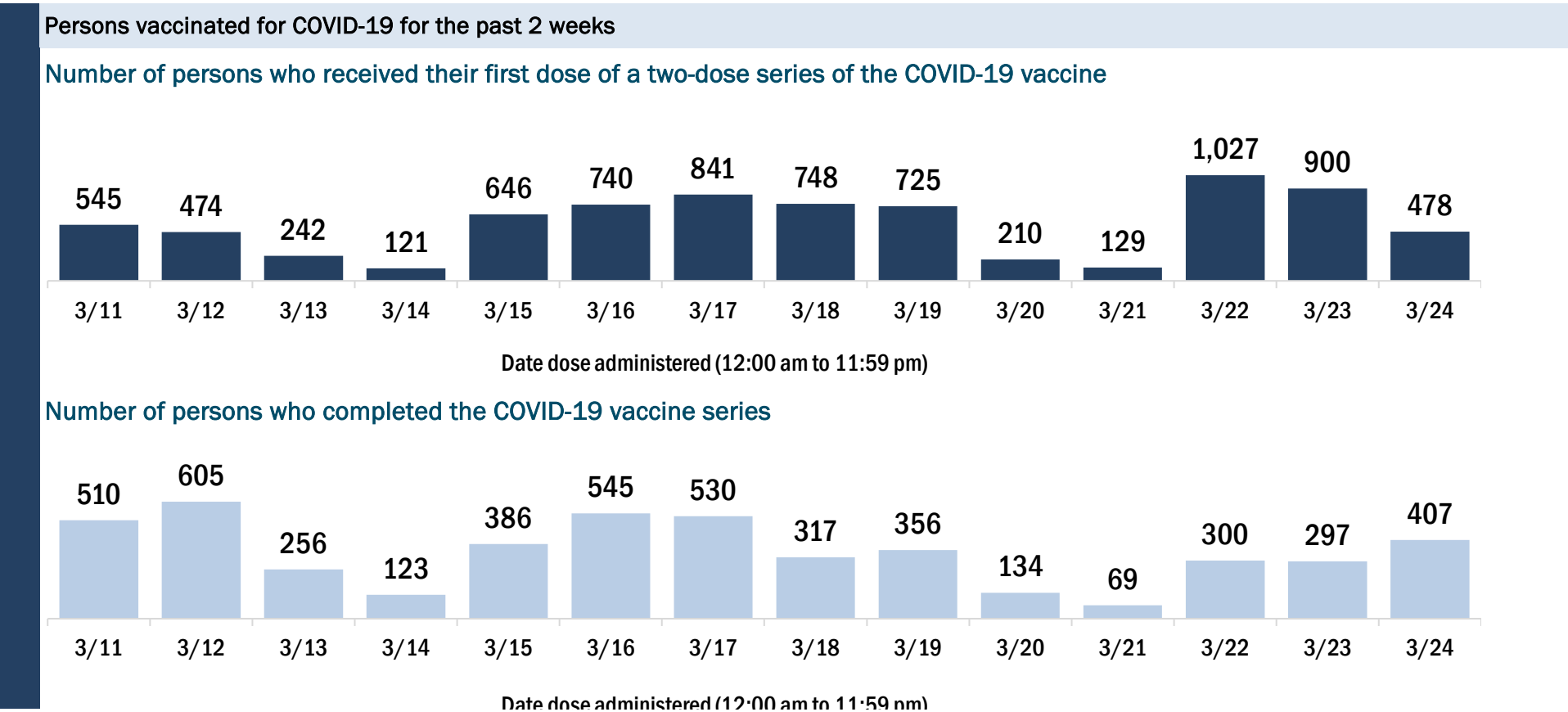
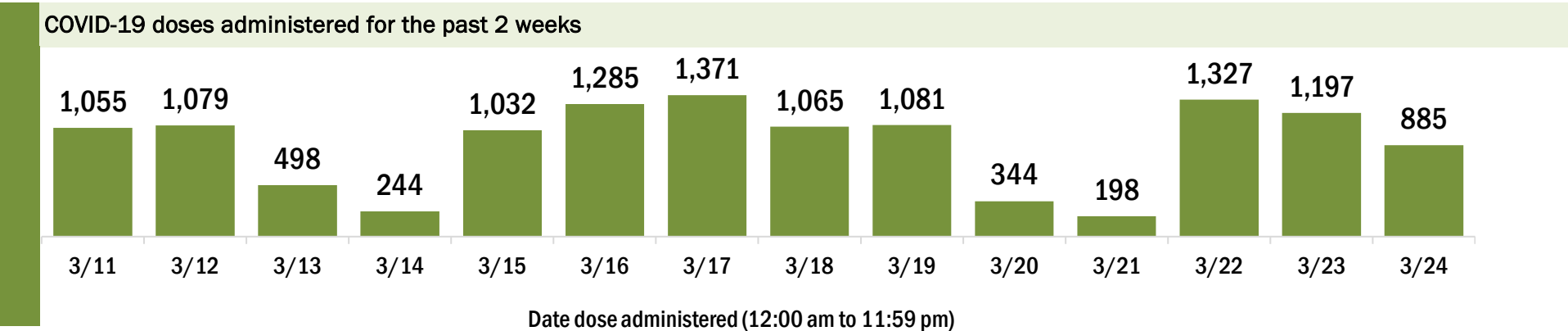
Data in this report are provisional and subject to change.

Data in this summary pertain to COVID-19 vaccines approved by the U.S. Food and Drug Administration and have been issued an Emergency Use Authorization (Janssen COVID-19 Vaccine, Moderna COVID-19 Vaccine and Pfizer-BioNTech COVID-19 Vaccine). These data summarize the number of people who have received either their first dose or have completed the series for a COVID-19 vaccine. **A person can only be counted in one category, first dose or series complete.** For persons receiving Moderna or Pfizer vaccines, once they receive their second dose, they are moved from the first dose column to the series completed column. **Because of this, the total first dose category may show a change from report to report not matching the total receiving their first dose from the previous day.** Persons receiving Johnson & Johnson vaccines will always be counted in the series completed column.

COVID-19 doses for vaccinated persons in Florida	
Doses administered	66,936
People receiving one dose of a 1-dose series (Johnson & Johnson) or receiving only one dose of a 2-dose series (Moderna, Pfizer) count once. Persons receiving both doses of a 2-dose series count twice.	

Current status of persons vaccinated for COVID-19 in Florida	
Total people vaccinated	41,236
First dose	14,358
Series completed	26,878
Completed 1-dose series	1,178
Completed 2-dose series	25,700
First dose: current number of people who have only received their first dose of the Moderna or Pfizer vaccine.	
Series complete: current number of people who have received both Moderna or Pfizer vaccine doses or one Johnson & Johnson dose and are considered fully immunized.	

Demographic summary	First dose	Series complete	Total people vaccinated
Age group	14,358	26,878	41,236
16-24 years	514	363	877
25-34 years	762	975	1,737
35-44 years	1,266	1,559	2,825
45-54 years	2,381	1,998	4,379
55-64 years	5,593	2,879	8,472
65-74 years	2,299	11,462	13,761
75-84 years	1,156	5,880	7,036
85+ years	387	1,762	2,149
Race	14,358	26,878	41,236
White	9,179	20,129	29,308
Black	1,087	1,519	2,606
American Indian/Alaskan	81	136	217
Other	1,587	2,558	4,145
Unknown	2,424	2,536	4,960
Other race includes Asian, native Hawaiian/Pacific Islander, or other.			
Ethnicity	14,358	26,878	41,236
Hispanic	675	943	1,618
Non-Hispanic	9,063	20,475	29,538
Unknown	4,620	5,460	10,080
Gender	14,358	26,878	41,236
Female	8,669	15,515	24,184
Male	5,658	11,362	17,020
Unknown	31	1	32



# COVID-19: Collier County vaccine summary

Vaccination data through Mar 24, 2021 as of Mar 25, 2021 at 12:05 AM

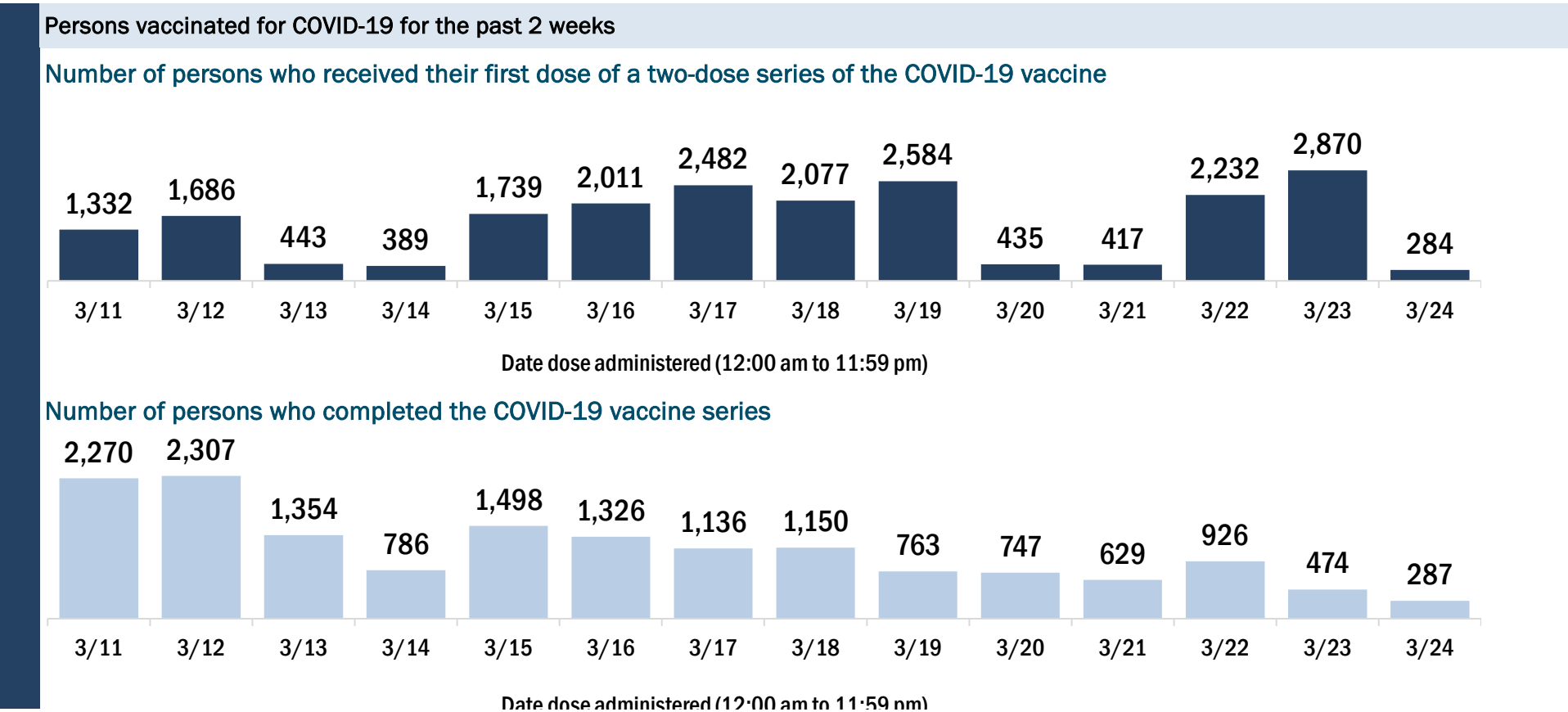
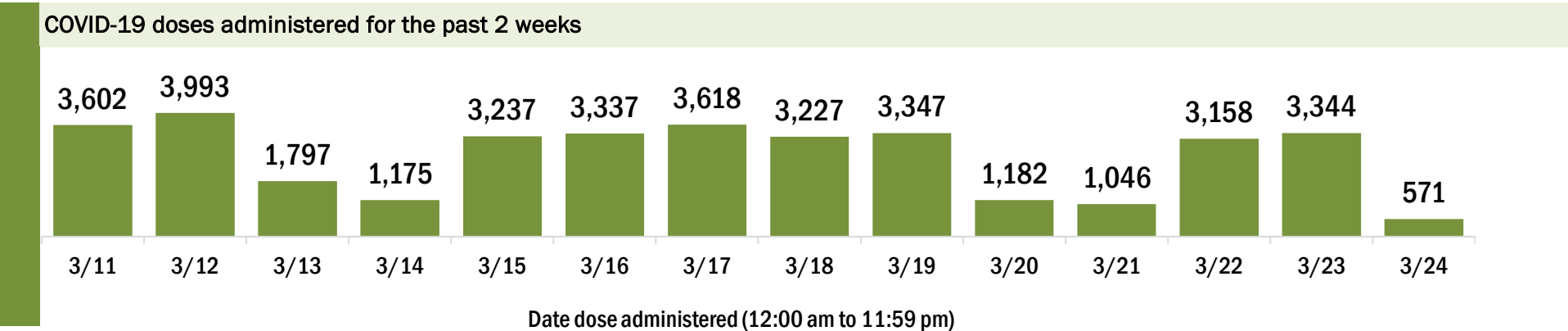
Data in this report are provisional and subject to change.

Data in this summary pertain to COVID-19 vaccines approved by the U.S. Food and Drug Administration and have been issued an Emergency Use Authorization (Janssen COVID-19 Vaccine, Moderna COVID-19 Vaccine and Pfizer-BioNTech COVID-19 Vaccine). These data summarize the number of people who have received either their first dose or have completed the series for a COVID-19 vaccine. **A person can only be counted in one category, first dose or series complete.** For persons receiving Moderna or Pfizer vaccines, once they receive their second dose, they are moved from the first dose column to the series completed column. **Because of this, the total first dose category may show a change from report to report not matching the total receiving their first dose from the previous day.** Persons receiving Johnson & Johnson vaccines will always be counted in the series completed column.

COVID-19 doses for vaccinated persons in Florida	
Doses administered	192,333
People receiving one dose of a 1-dose series (Johnson & Johnson) or receiving only one dose of a 2-dose series (Moderna, Pfizer) count once. Persons receiving both doses of a 2-dose series count twice.	

Current status of persons vaccinated for COVID-19 in Florida	
Total people vaccinated	122,345
First dose	49,873
Series completed	72,472
Completed 1-dose series	2,484
Completed 2-dose series	69,988
First dose: current number of people who have only received their first dose of the Moderna or Pfizer vaccine.	
Series complete: current number of people who have received both Moderna or Pfizer vaccine doses or one Johnson & Johnson dose and are considered fully immunized.	

Demographic summary	First dose	Series complete	Total people vaccinated
Age group	49,873	72,472	122,345
16-24 years	465	434	899
25-34 years	858	1,163	2,021
35-44 years	1,068	1,647	2,715
45-54 years	2,133	2,372	4,505
55-64 years	10,847	4,146	14,993
65-74 years	16,356	33,958	50,314
75-84 years	13,718	22,286	36,004
85+ years	4,428	6,466	10,894
Race	49,873	72,472	122,345
White	34,197	44,846	79,043
Black	564	577	1,141
American Indian/Alaskan	184	184	368
Other	3,021	6,015	9,036
Unknown	11,907	20,850	32,757
Other race includes Asian, native Hawaiian/Pacific Islander, or other.			
Ethnicity	49,873	72,472	122,345
Hispanic	2,540	2,384	4,924
Non-Hispanic	23,140	30,433	53,573
Unknown	24,193	39,655	63,848
Gender	49,873	72,472	122,345
Female	27,848	39,986	67,834
Male	21,754	32,401	54,155
Unknown	271	85	356





# COVID-19: Columbia County vaccine summary

Vaccination data through Mar 24, 2021 as of Mar 25, 2021 at 12:05 AM

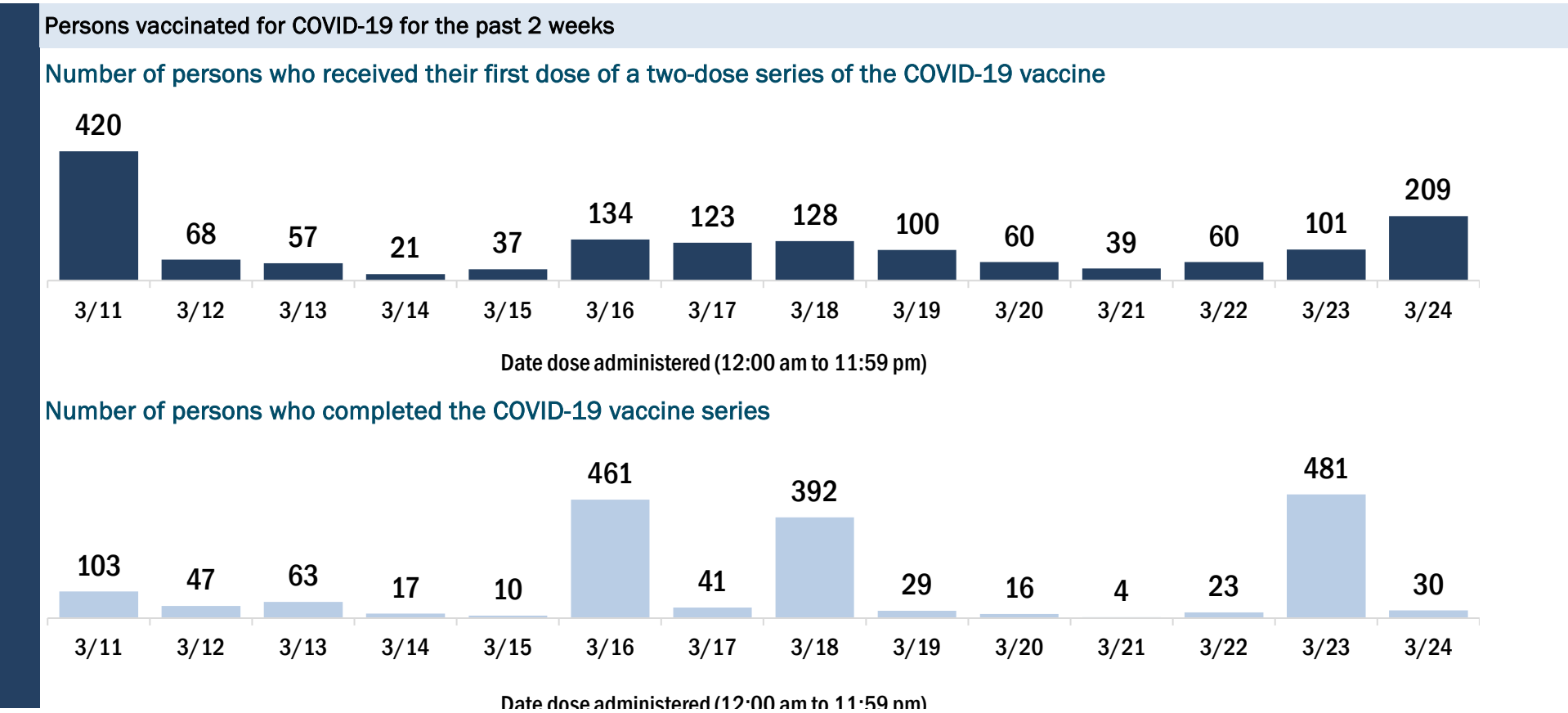
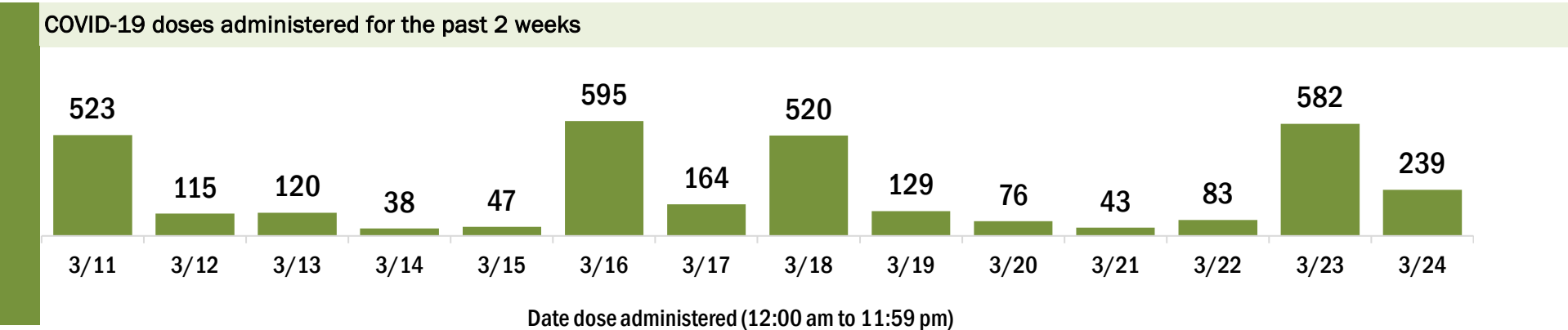
Data in this report are provisional and subject to change.

Data in this summary pertain to COVID-19 vaccines approved by the U.S. Food and Drug Administration and have been issued an Emergency Use Authorization (Janssen COVID-19 Vaccine, Moderna COVID-19 Vaccine and Pfizer-BioNTech COVID-19 Vaccine). These data summarize the number of people who have received either their first dose or have completed the series for a COVID-19 vaccine. **A person can only be counted in one category, first dose or series complete.** For persons receiving Moderna or Pfizer vaccines, once they receive their second dose, they are moved from the first dose column to the series completed column. **Because of this, the total first dose category may show a change from report to report not matching the total receiving their first dose from the previous day.** Persons receiving Johnson & Johnson vaccines will always be counted in the series completed column.

COVID-19 doses for vaccinated persons in Florida	
Doses administered	17,199
People receiving one dose of a 1-dose series (Johnson & Johnson) or receiving only one dose of a 2-dose series (Moderna, Pfizer) count once. Persons receiving both doses of a 2-dose series count twice.	

Current status of persons vaccinated for COVID-19 in Florida	
Total people vaccinated	10,273
First dose	2,858
Series completed	7,415
Completed 1-dose series	489
Completed 2-dose series	6,926
First dose: current number of people who have only received their first dose of the Moderna or Pfizer vaccine.	
Series complete: current number of people who have received both Moderna or Pfizer vaccine doses or one Johnson & Johnson dose and are considered fully immunized.	

Demographic summary	First dose	Series complete	Total people vaccinated
Age group	2,858	7,415	10,273
16-24 years	61	67	128
25-34 years	142	176	318
35-44 years	220	271	491
45-54 years	389	399	788
55-64 years	966	773	1,739
65-74 years	631	3,230	3,861
75-84 years	339	1,931	2,270
85+ years	110	568	678
Race	2,858	7,415	10,273
White	1,744	5,233	6,977
Black	318	578	896
American Indian/Alaskan	19	40	59
Other	281	611	892
Unknown	496	953	1,449
Other race includes Asian, native Hawaiian/Pacific Islander, or other.			
Ethnicity	2,858	7,415	10,273
Hispanic	109	148	257
Non-Hispanic	1,424	4,424	5,848
Unknown	1,325	2,843	4,168
Gender	2,858	7,415	10,273
Female	1,772	4,391	6,163
Male	1,084	3,024	4,108
Unknown	2	0	2



# COVID-19: Dade County vaccine summary

Vaccination data through Mar 24, 2021 as of Mar 25, 2021 at 12:05 AM

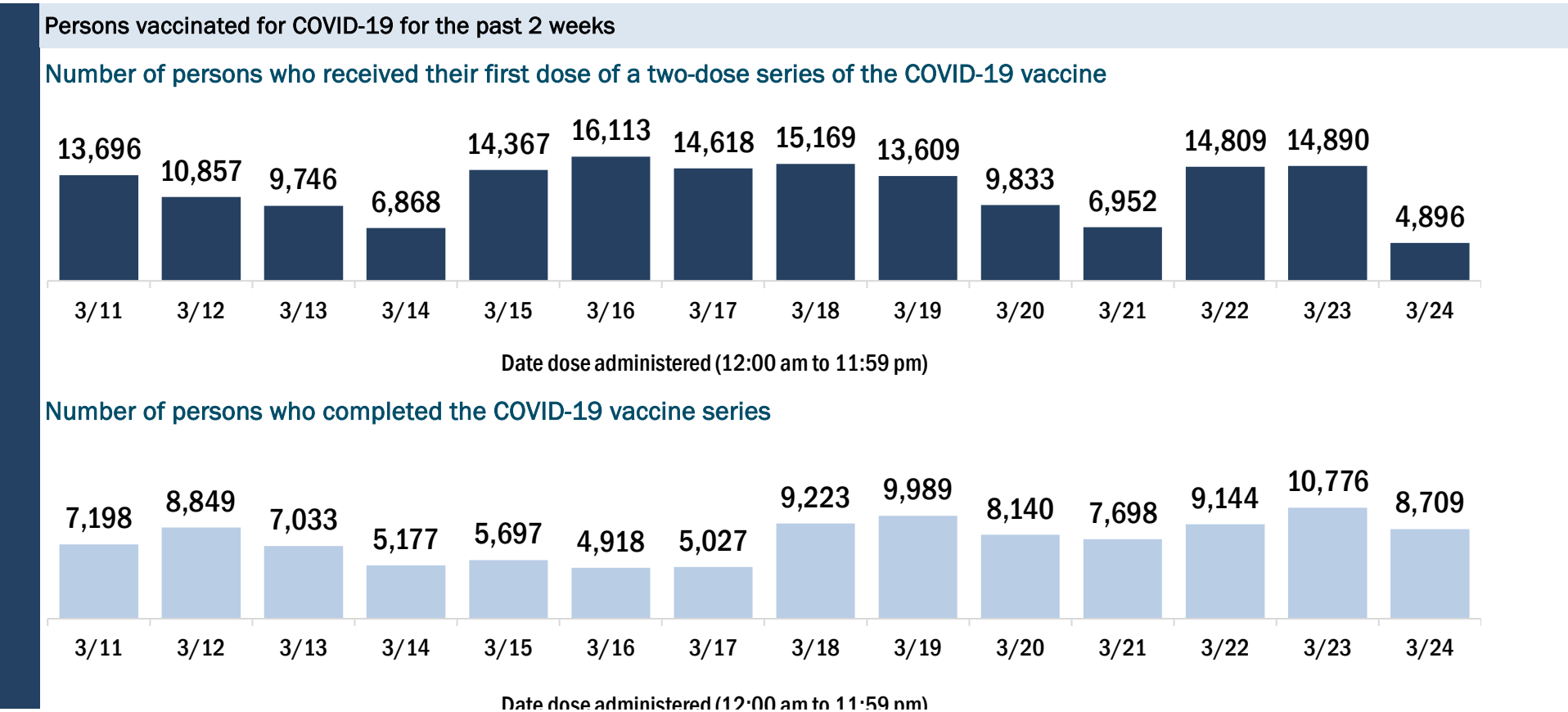
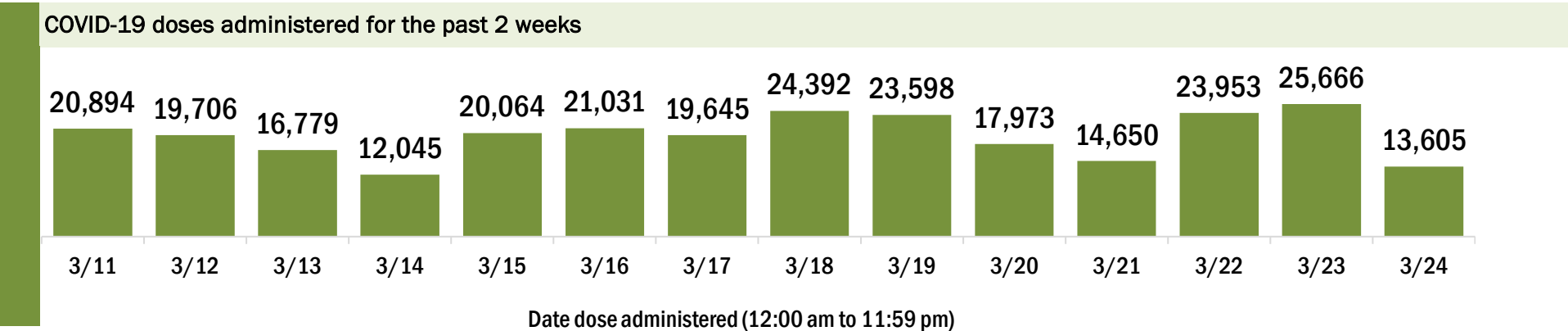
Data in this report are provisional and subject to change.

Data in this summary pertain to COVID-19 vaccines approved by the U.S. Food and Drug Administration and have been issued an Emergency Use Authorization (Janssen COVID-19 Vaccine, Moderna COVID-19 Vaccine and Pfizer-BioNTech COVID-19 Vaccine). These data summarize the number of people who have received either their first dose or have completed the series for a COVID-19 vaccine. **A person can only be counted in one category, first dose or series complete.** For persons receiving Moderna or Pfizer vaccines, once they receive their second dose, they are moved from the first dose column to the series completed column. **Because of this, the total first dose category may show a change from report to report not matching the total receiving their first dose from the previous day.** Persons receiving Johnson & Johnson vaccines will always be counted in the series completed column.

COVID-19 doses for vaccinated persons in Florida	
Doses administered	983,876
People receiving one dose of a 1-dose series (Johnson & Johnson) or receiving only one dose of a 2-dose series (Moderna, Pfizer) count once. Persons receiving both doses of a 2-dose series count twice.	

Current status of persons vaccinated for COVID-19 in Florida	
Total people vaccinated	674,041
First dose	331,186
Series completed	342,855
Completed 1-dose series	33,020
Completed 2-dose series	309,835
First dose: current number of people who have only received their first dose of the Moderna or Pfizer vaccine.	
Series complete: current number of people who have received both Moderna or Pfizer vaccine doses or one Johnson & Johnson dose and are considered fully immunized.	

Demographic summary	First dose	Series complete	Total people vaccinated
Age group	331,186	342,855	674,041
16-24 years	12,615	4,571	17,186
25-34 years	26,168	15,737	41,905
35-44 years	38,289	20,597	58,886
45-54 years	58,772	29,380	88,152
55-64 years	89,203	44,441	133,644
65-74 years	58,893	122,204	181,097
75-84 years	33,459	76,368	109,827
85+ years	13,787	29,557	43,344
Race	331,186	342,855	674,041
White	223,610	241,258	464,868
Black	20,404	27,855	48,259
American Indian/Alaskan	837	812	1,649
Other	33,492	41,034	74,526
Unknown	52,843	31,896	84,739
Other race includes Asian, native Hawaiian/Pacific Islander, or other.			
Ethnicity	331,186	342,855	674,041
Hispanic	154,828	185,465	340,293
Non-Hispanic	59,695	92,045	151,740
Unknown	116,663	65,345	182,008
Gender	331,186	342,855	674,041
Female	184,857	195,857	380,714
Male	144,600	146,782	291,382
Unknown	1,729	216	1,945



# COVID-19: Desoto County vaccine summary

Vaccination data through Mar 24, 2021 as of Mar 25, 2021 at 12:05 AM

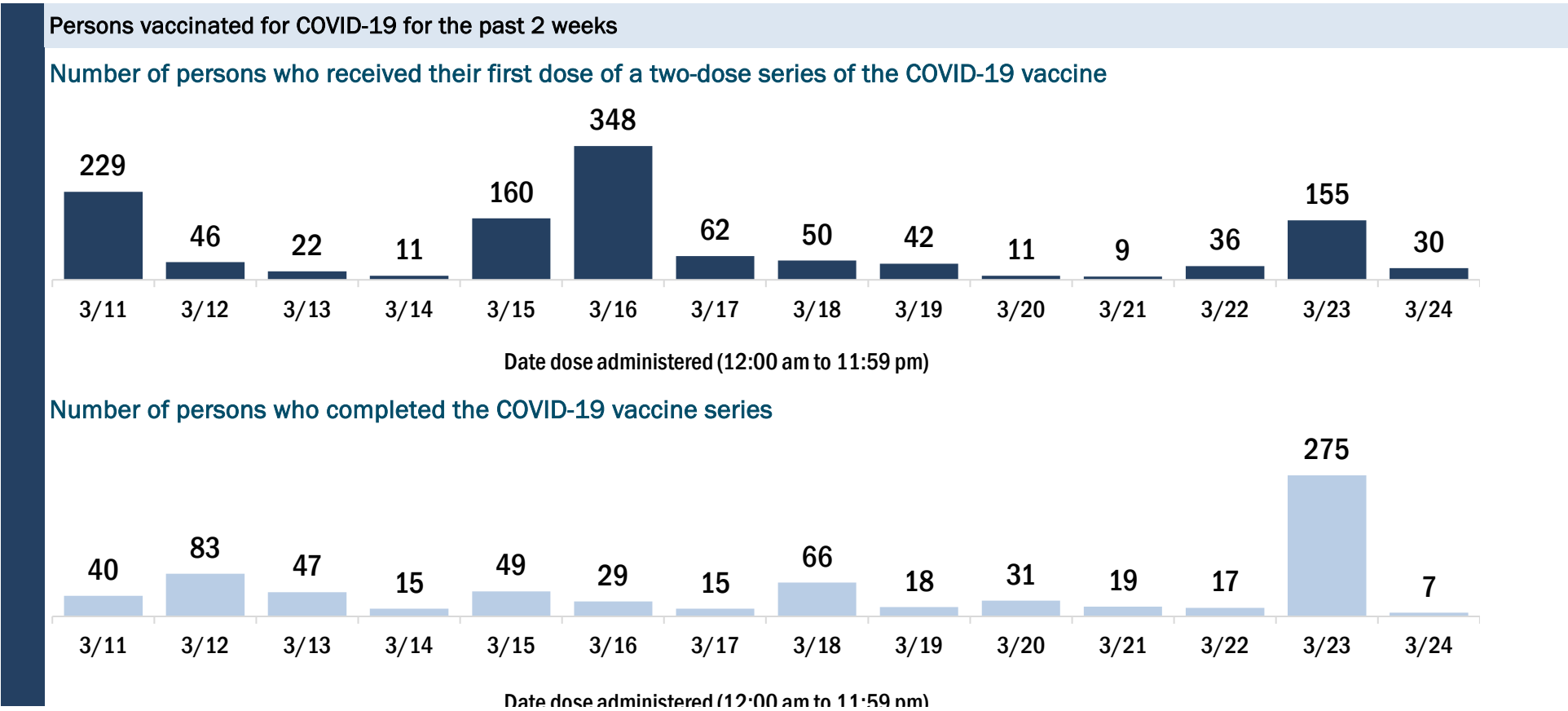
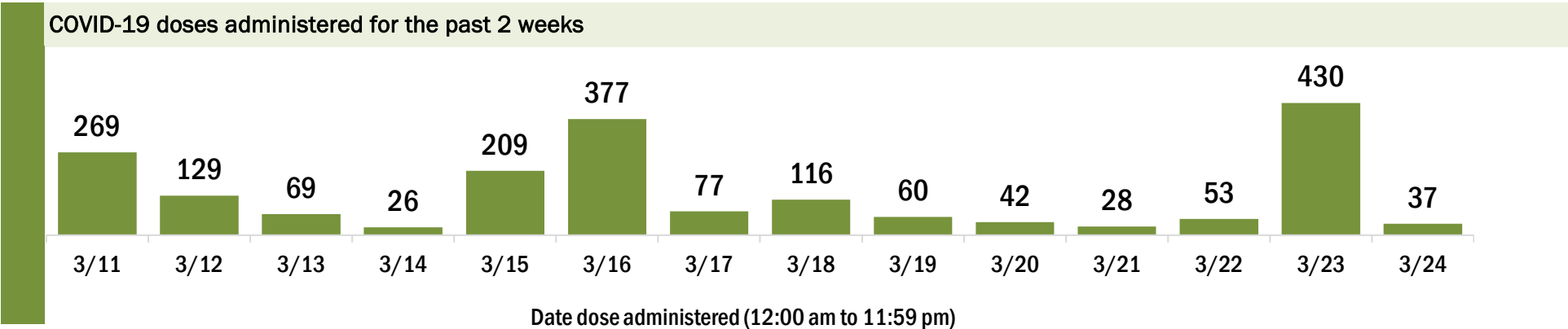
Data in this report are provisional and subject to change.

Data in this summary pertain to COVID-19 vaccines approved by the U.S. Food and Drug Administration and have been issued an Emergency Use Authorization (Janssen COVID-19 Vaccine, Moderna COVID-19 Vaccine and Pfizer-BioNTech COVID-19 Vaccine). These data summarize the number of people who have received either their first dose or have completed the series for a COVID-19 vaccine. **A person can only be counted in one category, first dose or series complete.** For persons receiving Moderna or Pfizer vaccines, once they receive their second dose, they are moved from the first dose column to the series completed column. **Because of this, the total first dose category may show a change from report to report not matching the total receiving their first dose from the previous day.** Persons receiving Johnson & Johnson vaccines will always be counted in the series completed column.

COVID-19 doses for vaccinated persons in Florida	
Doses administered	9,581
People receiving one dose of a 1-dose series (Johnson & Johnson) or receiving only one dose of a 2-dose series (Moderna, Pfizer) count once. Persons receiving both doses of a 2-dose series count twice.	

Current status of persons vaccinated for COVID-19 in Florida	
Total people vaccinated	6,522
First dose	3,369
Series completed	3,153
Completed 1-dose series	94
Completed 2-dose series	3,059
<b>First dose:</b> current number of people who have only received their first dose of the Moderna or Pfizer vaccine.	
<b>Series complete:</b> current number of people who have received both Moderna or Pfizer vaccine doses or one Johnson & Johnson dose and are considered fully immunized.	

Demographic summary	First dose	Series complete	Total people vaccinated
Age group	3,369	3,153	6,522
16-24 years	29	16	45
25-34 years	80	64	144
35-44 years	127	98	225
45-54 years	275	179	454
55-64 years	600	294	894
65-74 years	1,256	1,371	2,627
75-84 years	832	901	1,733
85+ years	170	230	400
Race	3,369	3,153	6,522
White	2,028	2,264	4,292
Black	234	153	387
American Indian/Alaskan	9	4	13
Other	224	253	477
Unknown	874	479	1,353
Other race includes Asian, native Hawaiian/Pacific Islander, or other.			
Ethnicity	3,369	3,153	6,522
Hispanic	156	120	276
Non-Hispanic	1,457	977	2,434
Unknown	1,756	2,056	3,812
Gender	3,369	3,153	6,522
Female	1,581	1,757	3,338
Male	1,788	1,396	3,184
Unknown	0	0	0



# COVID-19: Dixie County vaccine summary

Vaccination data through Mar 24, 2021 as of Mar 25, 2021 at 12:05 AM

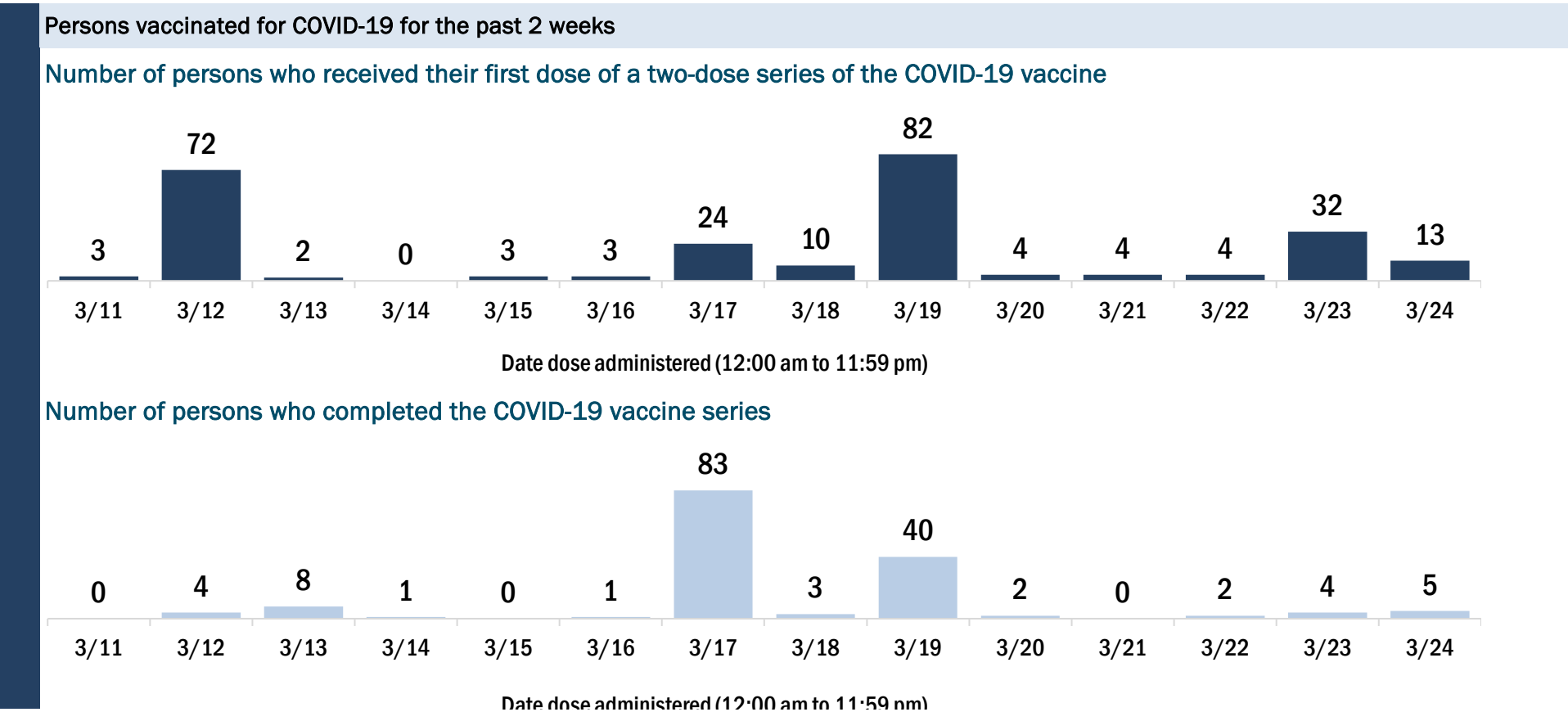
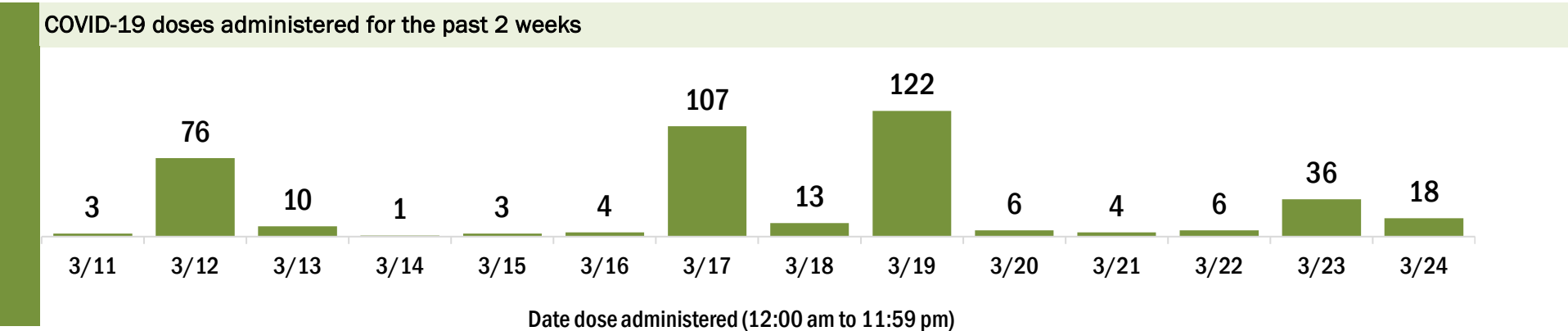
Data in this report are provisional and subject to change.

Data in this summary pertain to COVID-19 vaccines approved by the U.S. Food and Drug Administration and have been issued an Emergency Use Authorization (Janssen COVID-19 Vaccine, Moderna COVID-19 Vaccine and Pfizer-BioNTech COVID-19 Vaccine). These data summarize the number of people who have received either their first dose or have completed the series for a COVID-19 vaccine. **A person can only be counted in one category, first dose or series complete.** For persons receiving Moderna or Pfizer vaccines, once they receive their second dose, they are moved from the first dose column to the series completed column. **Because of this, the total first dose category may show a change from report to report not matching the total receiving their first dose from the previous day.** Persons receiving Johnson & Johnson vaccines will always be counted in the series completed column.

COVID-19 doses for vaccinated persons in Florida	
Doses administered	3,521
People receiving one dose of a 1-dose series (Johnson & Johnson) or receiving only one dose of a 2-dose series (Moderna, Pfizer) count once. Persons receiving both doses of a 2-dose series count twice.	

Current status of persons vaccinated for COVID-19 in Florida	
Total people vaccinated	2,158
First dose	775
Series completed	1,383
Completed 1-dose series	20
Completed 2-dose series	1,363
<b>First dose:</b> current number of people who have only received their first dose of the Moderna or Pfizer vaccine.	
<b>Series complete:</b> current number of people who have received both Moderna or Pfizer vaccine doses or one Johnson & Johnson dose and are considered fully immunized.	

Demographic summary	First dose	Series complete	Total people vaccinated
Age group	775	1,383	2,158
16-24 years	7	4	11
25-34 years	15	15	30
35-44 years	29	25	54
45-54 years	38	33	71
55-64 years	189	92	281
65-74 years	290	693	983
75-84 years	163	411	574
85+ years	44	110	154
Race	775	1,383	2,158
White	648	1,210	1,858
Black	43	37	80
American Indian/Alaskan	20	9	29
Other	30	39	69
Unknown	34	88	122
Other race includes Asian, native Hawaiian/Pacific Islander, or other.			
Ethnicity	775	1,383	2,158
Hispanic	21	21	42
Non-Hispanic	586	947	1,533
Unknown	168	415	583
Gender	775	1,383	2,158
Female	425	737	1,162
Male	350	646	996
Unknown	0	0	0





# COVID-19: Duval County vaccine summary

Vaccination data through Mar 24, 2021 as of Mar 25, 2021 at 12:05 AM

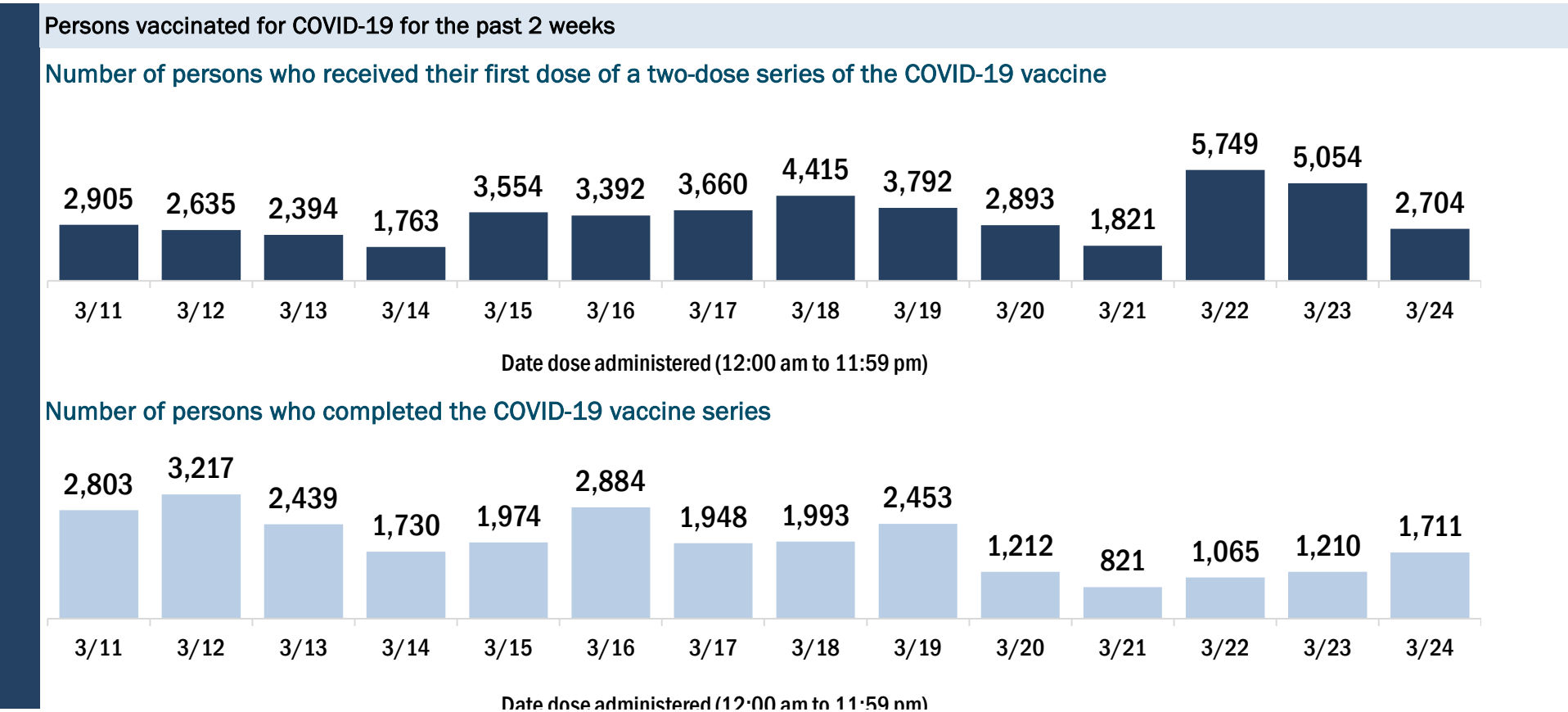
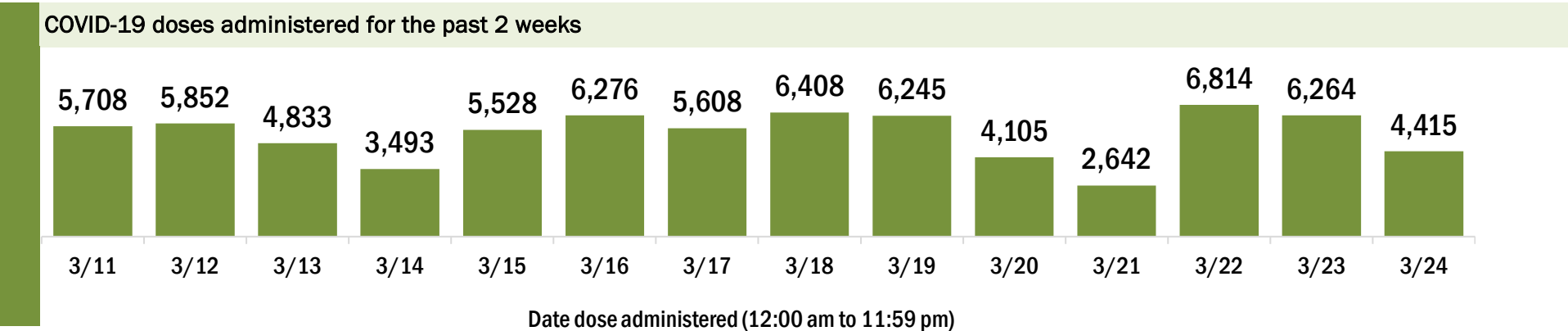
Data in this report are provisional and subject to change.

Data in this summary pertain to COVID-19 vaccines approved by the U.S. Food and Drug Administration and have been issued an Emergency Use Authorization (Janssen COVID-19 Vaccine, Moderna COVID-19 Vaccine and Pfizer-BioNTech COVID-19 Vaccine). These data summarize the number of people who have received either their first dose or have completed the series for a COVID-19 vaccine. **A person can only be counted in one category, first dose or series complete.** For persons receiving Moderna or Pfizer vaccines, once they receive their second dose, they are moved from the first dose column to the series completed column. **Because of this, the total first dose category may show a change from report to report not matching the total receiving their first dose from the previous day.** Persons receiving Johnson & Johnson vaccines will always be counted in the series completed column.

COVID-19 doses for vaccinated persons in Florida	
Doses administered	320,054
People receiving one dose of a 1-dose series (Johnson & Johnson) or receiving only one dose of a 2-dose series (Moderna, Pfizer) count once. Persons receiving both doses of a 2-dose series count twice.	

Current status of persons vaccinated for COVID-19 in Florida	
Total people vaccinated	208,777
First dose	87,510
Series completed	121,267
Completed 1-dose series	9,990
Completed 2-dose series	111,277
First dose: current number of people who have only received their first dose of the Moderna or Pfizer vaccine.	
Series complete: current number of people who have received both Moderna or Pfizer vaccine doses or one Johnson & Johnson dose and are considered fully immunized.	

Demographic summary	First dose	Series complete	Total people vaccinated
Age group	87,510	121,267	208,777
16-24 years	2,801	2,049	4,850
25-34 years	6,732	7,607	14,339
35-44 years	8,926	8,568	17,494
45-54 years	13,835	10,635	24,470
55-64 years	28,271	16,908	45,179
65-74 years	17,055	46,356	63,411
75-84 years	7,092	21,651	28,743
85+ years	2,798	7,493	10,291
Race	87,510	121,267	208,777
White	46,564	72,689	119,253
Black	14,289	20,210	34,499
American Indian/Alaskan	173	312	485
Other	10,082	15,000	25,082
Unknown	16,402	13,056	29,458
Other race includes Asian, native Hawaiian/Pacific Islander, or other.			
Ethnicity	87,510	121,267	208,777
Hispanic	4,259	4,185	8,444
Non-Hispanic	56,075	84,386	140,461
Unknown	27,176	32,696	59,872
Gender	87,510	121,267	208,777
Female	49,624	71,473	121,097
Male	35,618	49,740	85,358
Unknown	2,268	54	2,322



# COVID-19: Escambia County vaccine summary

Vaccination data through Mar 24, 2021 as of Mar 25, 2021 at 12:05 AM

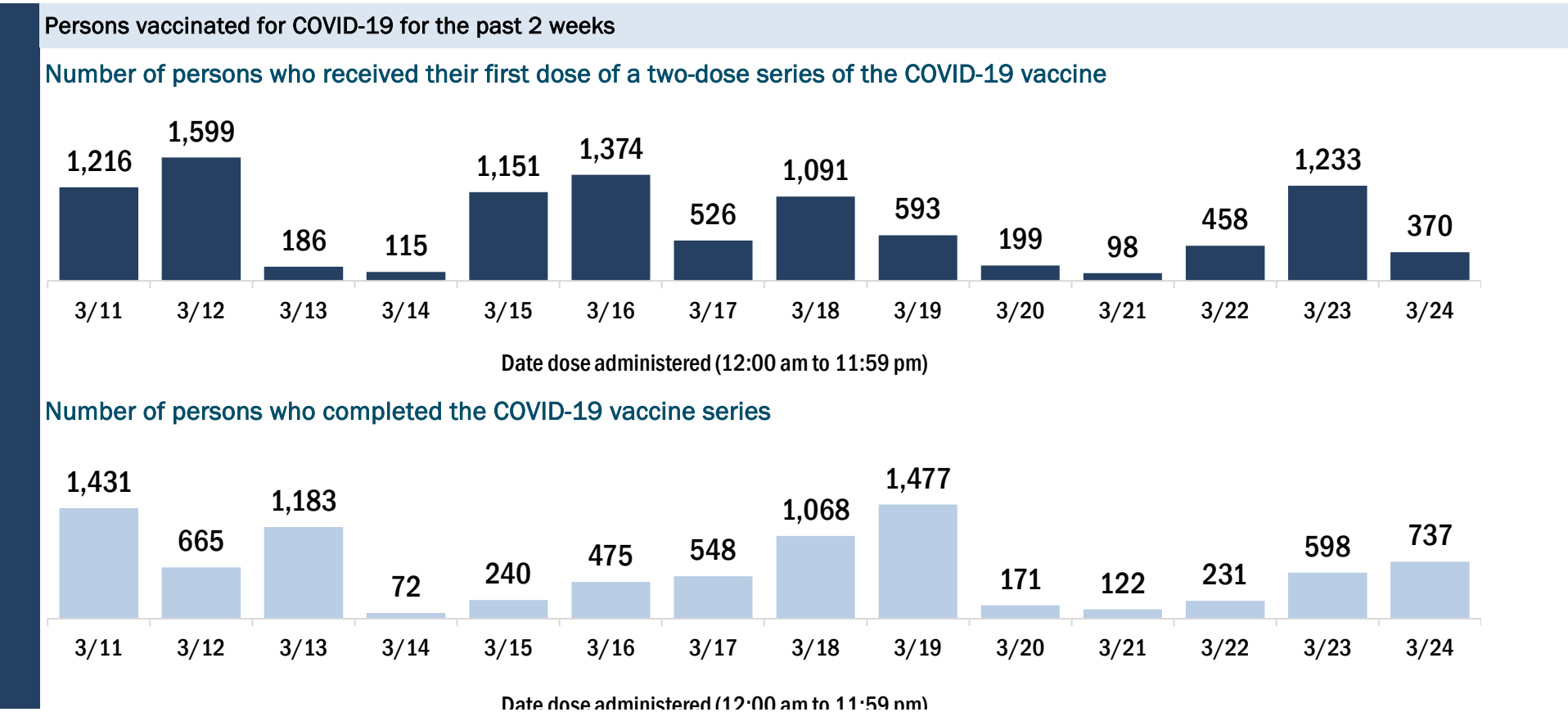
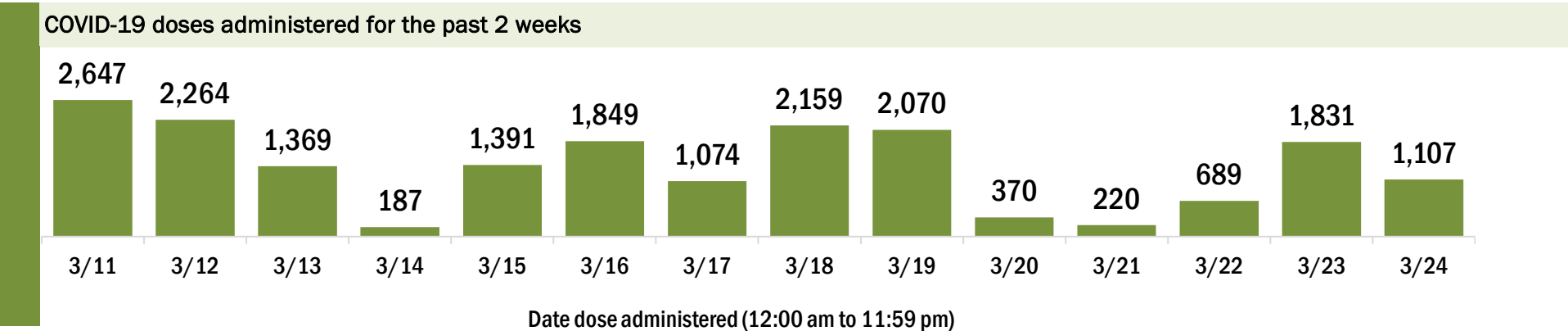
Data in this report are provisional and subject to change.

Data in this summary pertain to COVID-19 vaccines approved by the U.S. Food and Drug Administration and have been issued an Emergency Use Authorization (Janssen COVID-19 Vaccine, Moderna COVID-19 Vaccine and Pfizer-BioNTech COVID-19 Vaccine). These data summarize the number of people who have received either their first dose or have completed the series for a COVID-19 vaccine. **A person can only be counted in one category, first dose or series complete.** For persons receiving Moderna or Pfizer vaccines, once they receive their second dose, they are moved from the first dose column to the series completed column. **Because of this, the total first dose category may show a change from report to report not matching the total receiving their first dose from the previous day.** Persons receiving Johnson & Johnson vaccines will always be counted in the series completed column.

COVID-19 doses for vaccinated persons in Florida	
Doses administered	99,923
People receiving one dose of a 1-dose series (Johnson & Johnson) or receiving only one dose of a 2-dose series (Moderna, Pfizer) count once. Persons receiving both doses of a 2-dose series count twice.	

Current status of persons vaccinated for COVID-19 in Florida	
Total people vaccinated	66,280
First dose	29,177
Series completed	37,103
Completed 1-dose series	3,460
Completed 2-dose series	33,643
First dose: current number of people who have only received their first dose of the Moderna or Pfizer vaccine.	
Series complete: current number of people who have received both Moderna or Pfizer vaccine doses or one Johnson & Johnson dose and are considered fully immunized.	

Demographic summary	First dose	Series complete	Total people vaccinated
Age group	29,177	37,103	66,280
16-24 years	857	440	1,297
25-34 years	2,017	1,499	3,516
35-44 years	2,355	1,900	4,255
45-54 years	3,728	2,666	6,394
55-64 years	8,218	5,066	13,284
65-74 years	7,146	14,404	21,550
75-84 years	3,587	8,093	11,680
85+ years	1,269	3,035	4,304
Race	29,177	37,103	66,280
White	16,241	22,745	38,986
Black	4,744	4,794	9,538
American Indian/Alaskan	220	245	465
Other	2,281	3,880	6,161
Unknown	5,691	5,439	11,130
Other race includes Asian, native Hawaiian/Pacific Islander, or other.			
Ethnicity	29,177	37,103	66,280
Hispanic	761	534	1,295
Non-Hispanic	18,637	23,314	41,951
Unknown	9,779	13,255	23,034
Gender	29,177	37,103	66,280
Female	17,475	21,930	39,405
Male	11,634	15,169	26,803
Unknown	68	4	72



# COVID-19: Flagler County vaccine summary

Vaccination data through Mar 24, 2021 as of Mar 25, 2021 at 12:05 AM

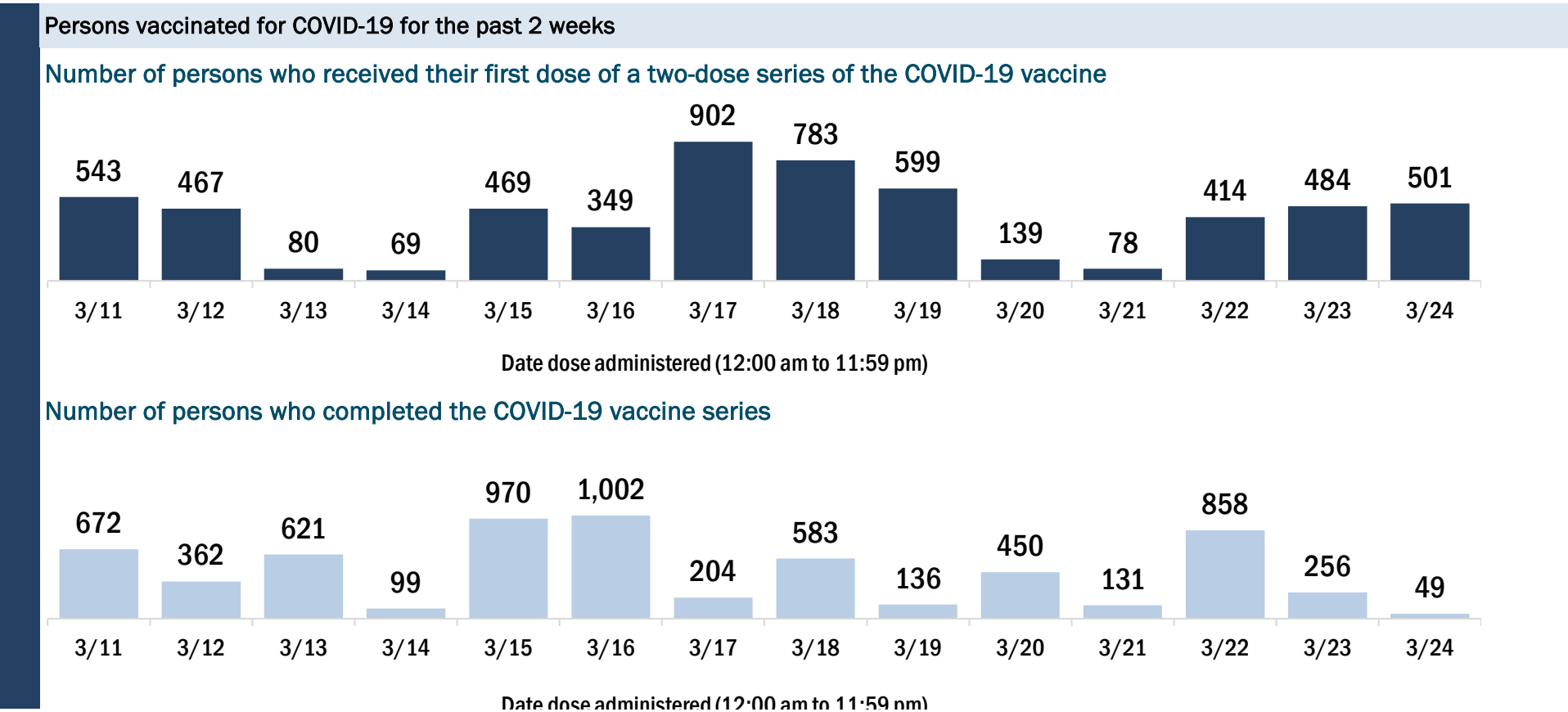
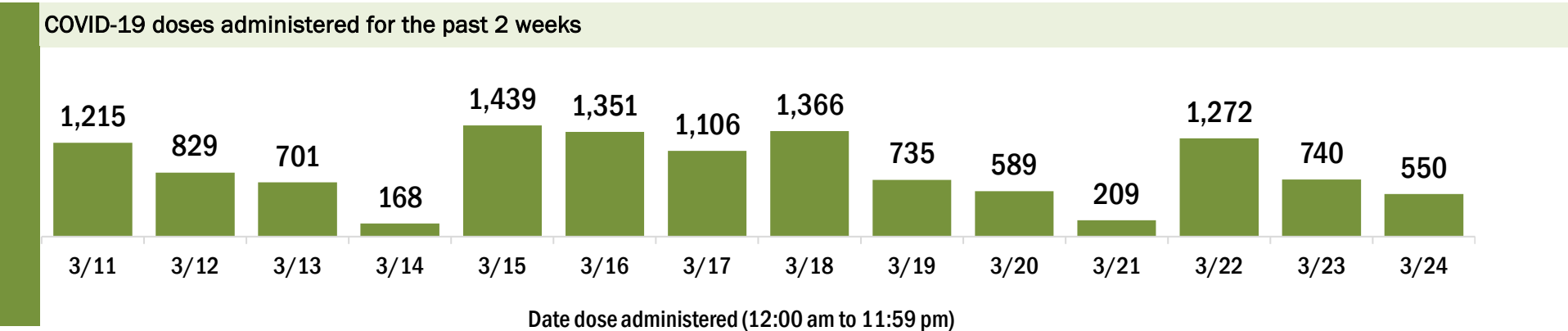
Data in this report are provisional and subject to change.

Data in this summary pertain to COVID-19 vaccines approved by the U.S. Food and Drug Administration and have been issued an Emergency Use Authorization (Janssen COVID-19 Vaccine, Moderna COVID-19 Vaccine and Pfizer-BioNTech COVID-19 Vaccine). These data summarize the number of people who have received either their first dose or have completed the series for a COVID-19 vaccine. **A person can only be counted in one category, first dose or series complete.** For persons receiving Moderna or Pfizer vaccines, once they receive their second dose, they are moved from the first dose column to the series completed column. **Because of this, the total first dose category may show a change from report to report not matching the total receiving their first dose from the previous day.** Persons receiving Johnson & Johnson vaccines will always be counted in the series completed column.

COVID-19 doses for vaccinated persons in Florida	
Doses administered	56,043
People receiving one dose of a 1-dose series (Johnson & Johnson) or receiving only one dose of a 2-dose series (Moderna, Pfizer) count once. Persons receiving both doses of a 2-dose series count twice.	

Current status of persons vaccinated for COVID-19 in Florida	
Total people vaccinated	35,905
First dose	14,695
Series completed	21,210
Completed 1-dose series	1,072
Completed 2-dose series	20,138
First dose: current number of people who have only received their first dose of the Moderna or Pfizer vaccine.	
Series complete: current number of people who have received both Moderna or Pfizer vaccine doses or one Johnson & Johnson dose and are considered fully immunized.	

Demographic summary	First dose	Series complete	Total people vaccinated
Age group	14,695	21,210	35,905
16-24 years	177	136	313
25-34 years	293	357	650
35-44 years	522	621	1,143
45-54 years	1,073	890	1,963
55-64 years	4,097	1,763	5,860
65-74 years	4,821	10,028	14,849
75-84 years	2,811	5,876	8,687
85+ years	901	1,539	2,440
Race	14,695	21,210	35,905
White	10,350	13,746	24,096
Black	1,046	1,183	2,229
American Indian/Alaskan	115	101	216
Other	1,029	2,231	3,260
Unknown	2,155	3,949	6,104
Other race includes Asian, native Hawaiian/Pacific Islander, or other.			
Ethnicity	14,695	21,210	35,905
Hispanic	967	722	1,689
Non-Hispanic	9,479	11,360	20,839
Unknown	4,249	9,128	13,377
Gender	14,695	21,210	35,905
Female	8,232	11,954	20,186
Male	6,292	9,203	15,495
Unknown	171	53	224



# COVID-19: Franklin County vaccine summary

Vaccination data through Mar 24, 2021 as of Mar 25, 2021 at 12:05 AM

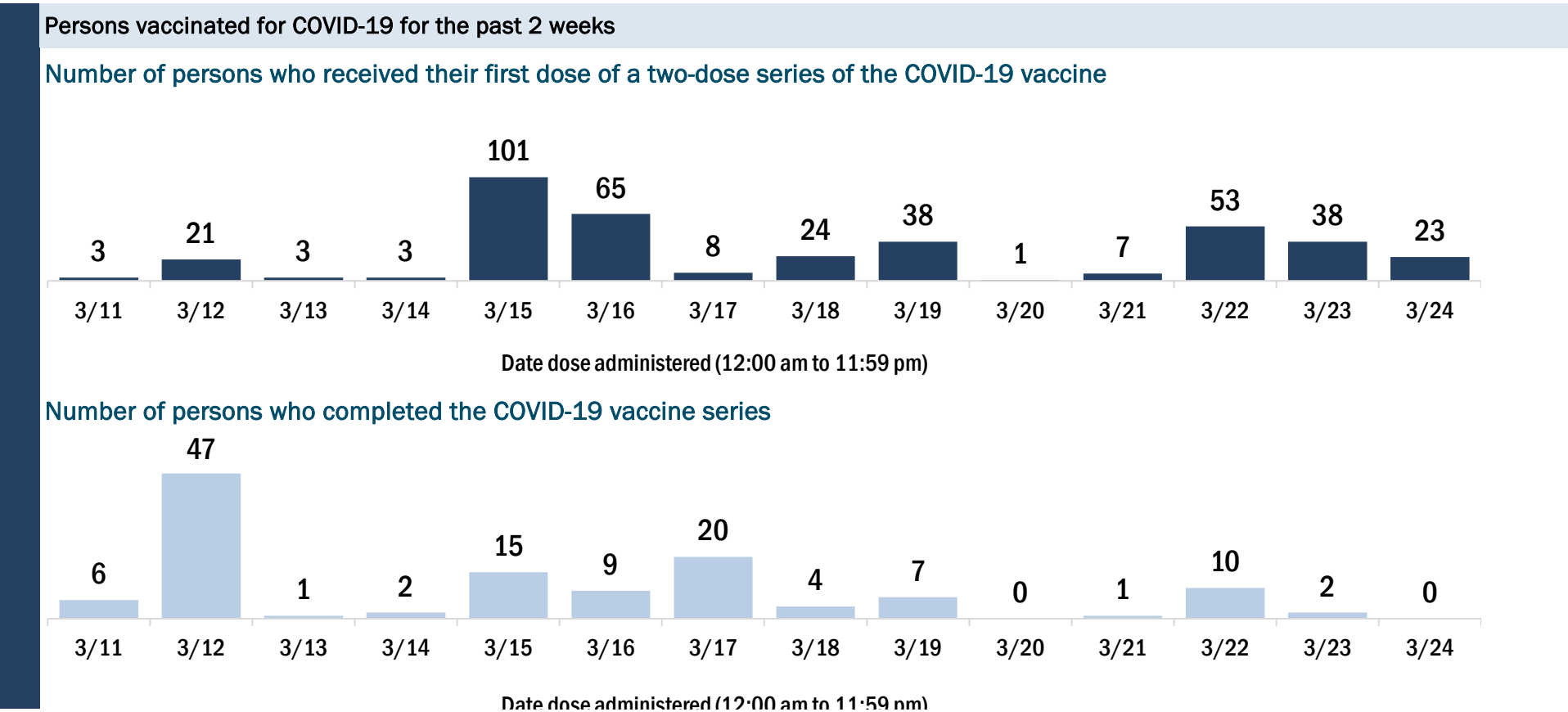
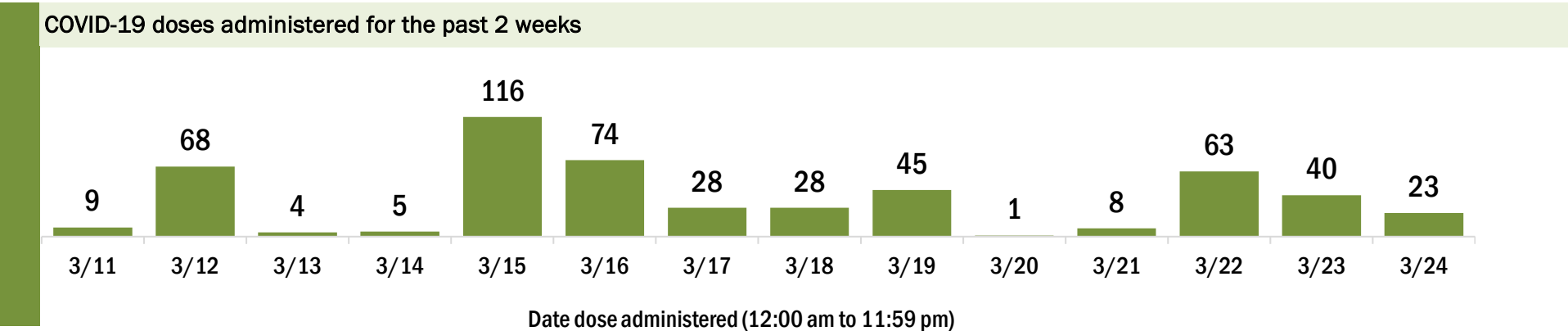
Data in this report are provisional and subject to change.

Data in this summary pertain to COVID-19 vaccines approved by the U.S. Food and Drug Administration and have been issued an Emergency Use Authorization (Janssen COVID-19 Vaccine, Moderna COVID-19 Vaccine and Pfizer-BioNTech COVID-19 Vaccine). These data summarize the number of people who have received either their first dose or have completed the series for a COVID-19 vaccine. **A person can only be counted in one category, first dose or series complete.** For persons receiving Moderna or Pfizer vaccines, once they receive their second dose, they are moved from the first dose column to the series completed column. **Because of this, the total first dose category may show a change from report to report not matching the total receiving their first dose from the previous day.** Persons receiving Johnson & Johnson vaccines will always be counted in the series completed column.

COVID-19 doses for vaccinated persons in Florida	
Doses administered	5,017
People receiving one dose of a 1-dose series (Johnson & Johnson) or receiving only one dose of a 2-dose series (Moderna, Pfizer) count once. Persons receiving both doses of a 2-dose series count twice.	

Current status of persons vaccinated for COVID-19 in Florida	
Total people vaccinated	3,035
First dose	1,043
Series completed	1,992
Completed 1-dose series	10
Completed 2-dose series	1,982
First dose: current number of people who have only received their first dose of the Moderna or Pfizer vaccine.	
Series complete: current number of people who have received both Moderna or Pfizer vaccine doses or one Johnson & Johnson dose and are considered fully immunized.	

Demographic summary	First dose	Series complete	Total people vaccinated
Age group	1,043	1,992	3,035
16-24 years	10	10	20
25-34 years	25	23	48
35-44 years	30	38	68
45-54 years	105	85	190
55-64 years	400	226	626
65-74 years	331	1,005	1,336
75-84 years	112	508	620
85+ years	30	97	127
Race	1,043	1,992	3,035
White	904	1,787	2,691
Black	61	79	140
American Indian/Alaskan	0	6	6
Other	52	81	133
Unknown	26	39	65
Other race includes Asian, native Hawaiian/Pacific Islander, or other.			
Ethnicity	1,043	1,992	3,035
Hispanic	22	16	38
Non-Hispanic	875	1,649	2,524
Unknown	146	327	473
Gender	1,043	1,992	3,035
Female	563	1,046	1,609
Male	480	946	1,426
Unknown	0	0	0





# COVID-19: Gadsden County vaccine summary

Vaccination data through Mar 24, 2021 as of Mar 25, 2021 at 12:05 AM

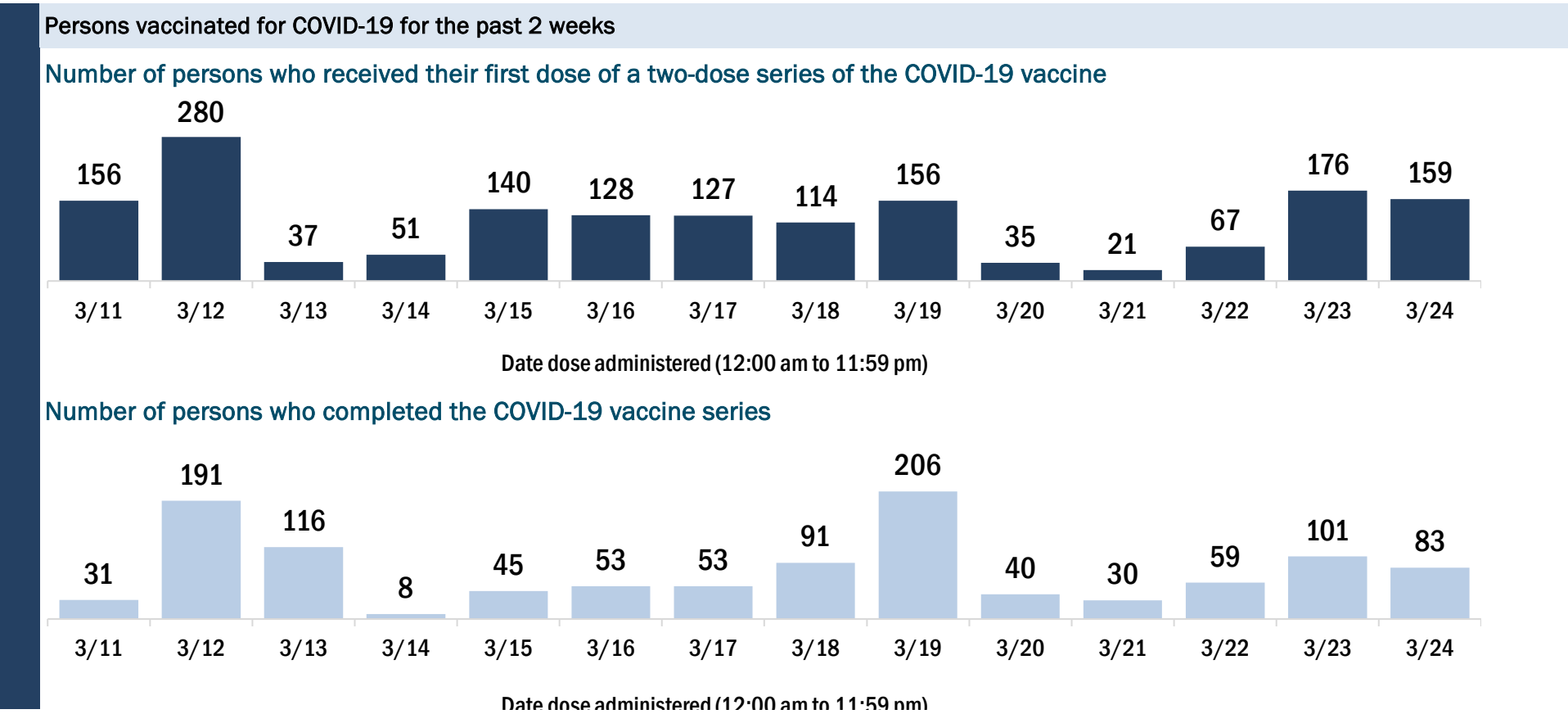
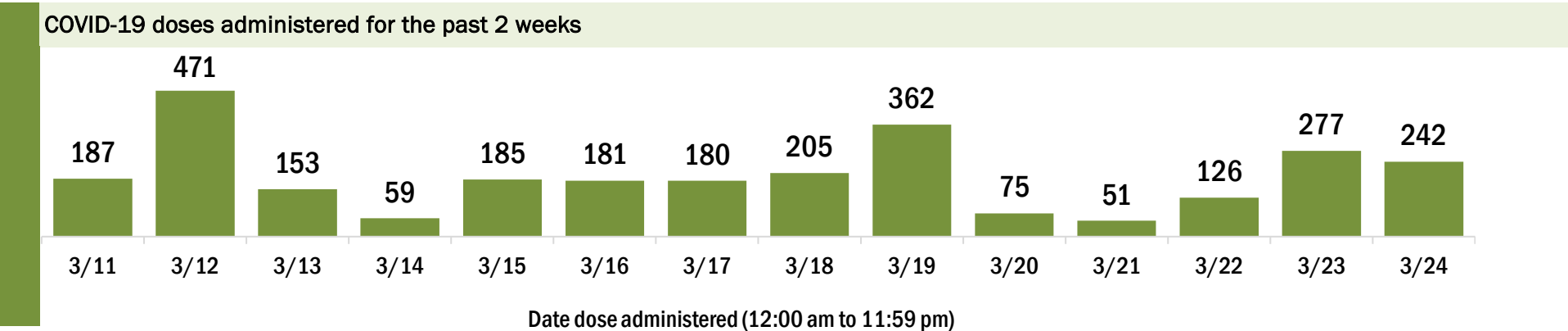
Data in this report are provisional and subject to change.

Data in this summary pertain to COVID-19 vaccines approved by the U.S. Food and Drug Administration and have been issued an Emergency Use Authorization (Janssen COVID-19 Vaccine, Moderna COVID-19 Vaccine and Pfizer-BioNTech COVID-19 Vaccine). These data summarize the number of people who have received either their first dose or have completed the series for a COVID-19 vaccine. **A person can only be counted in one category, first dose or series complete.** For persons receiving Moderna or Pfizer vaccines, once they receive their second dose, they are moved from the first dose column to the series completed column. **Because of this, the total first dose category may show a change from report to report not matching the total receiving their first dose from the previous day.** Persons receiving Johnson & Johnson vaccines will always be counted in the series completed column.

COVID-19 doses for vaccinated persons in Florida	
Doses administered	17,287
People receiving one dose of a 1-dose series (Johnson & Johnson) or receiving only one dose of a 2-dose series (Moderna, Pfizer) count once. Persons receiving both doses of a 2-dose series count twice.	

Current status of persons vaccinated for COVID-19 in Florida	
Total people vaccinated	10,688
First dose	3,822
Series completed	6,866
Completed 1-dose series	267
Completed 2-dose series	6,599
First dose: current number of people who have only received their first dose of the Moderna or Pfizer vaccine.	
Series complete: current number of people who have received both Moderna or Pfizer vaccine doses or one Johnson & Johnson dose and are considered fully immunized.	

Demographic summary	First dose	Series complete	Total people vaccinated
Age group	3,822	6,866	10,688
16-24 years	73	54	127
25-34 years	180	136	316
35-44 years	327	267	594
45-54 years	638	489	1,127
55-64 years	1,375	947	2,322
65-74 years	759	2,995	3,754
75-84 years	358	1,478	1,836
85+ years	112	500	612
Race	3,822	6,866	10,688
White	1,126	2,652	3,778
Black	1,911	2,655	4,566
American Indian/Alaskan	6	15	21
Other	359	1,100	1,459
Unknown	420	444	864
Other race includes Asian, native Hawaiian/Pacific Islander, or other.			
Ethnicity	3,822	6,866	10,688
Hispanic	194	162	356
Non-Hispanic	2,655	4,553	7,208
Unknown	973	2,151	3,124
Gender	3,822	6,866	10,688
Female	2,295	4,150	6,445
Male	1,527	2,716	4,243
Unknown	0	0	0



# COVID-19: Gilchrist County vaccine summary

Vaccination data through Mar 24, 2021 as of Mar 25, 2021 at 12:05 AM

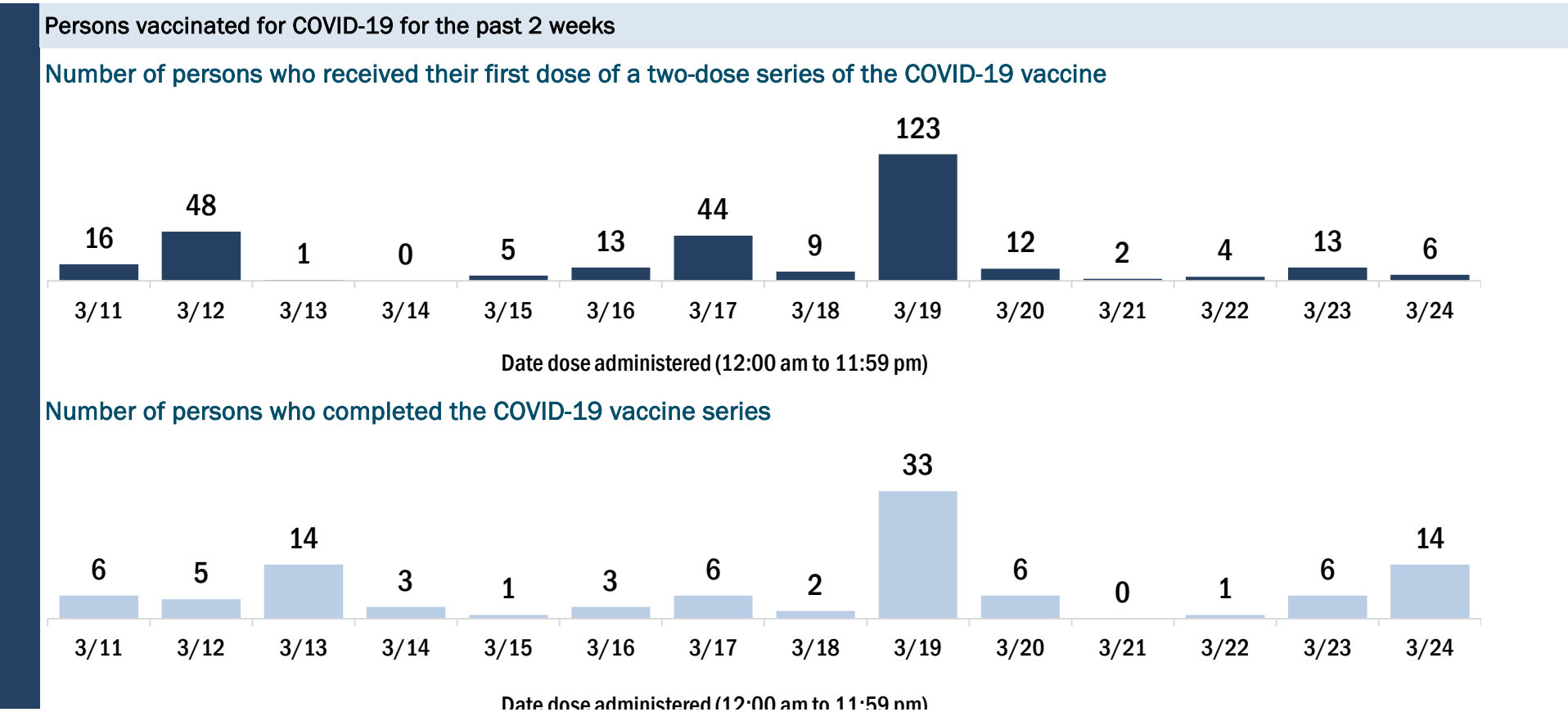
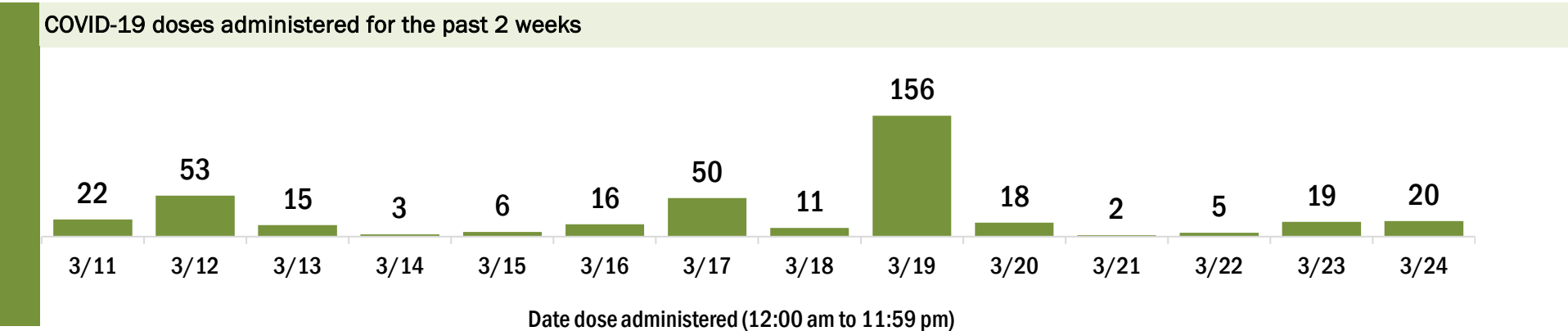
Data in this report are provisional and subject to change.

Data in this summary pertain to COVID-19 vaccines approved by the U.S. Food and Drug Administration and have been issued an Emergency Use Authorization (Janssen COVID-19 Vaccine, Moderna COVID-19 Vaccine and Pfizer-BioNTech COVID-19 Vaccine). These data summarize the number of people who have received either their first dose or have completed the series for a COVID-19 vaccine. **A person can only be counted in one category, first dose or series complete.** For persons receiving Moderna or Pfizer vaccines, once they receive their second dose, they are moved from the first dose column to the series completed column. **Because of this, the total first dose category may show a change from report to report not matching the total receiving their first dose from the previous day.** Persons receiving Johnson & Johnson vaccines will always be counted in the series completed column.

COVID-19 doses for vaccinated persons in Florida	
Doses administered	3,920
People receiving one dose of a 1-dose series (Johnson & Johnson) or receiving only one dose of a 2-dose series (Moderna, Pfizer) count once. Persons receiving both doses of a 2-dose series count twice.	

Current status of persons vaccinated for COVID-19 in Florida	
Total people vaccinated	2,339
First dose	729
Series completed	1,610
Completed 1-dose series	29
Completed 2-dose series	1,581
<b>First dose:</b> current number of people who have only received their first dose of the Moderna or Pfizer vaccine.	
<b>Series complete:</b> current number of people who have received both Moderna or Pfizer vaccine doses or one Johnson & Johnson dose and are considered fully immunized.	

Demographic summary	First dose	Series complete	Total people vaccinated
Age group	729	1,610	2,339
16-24 years	11	29	40
25-34 years	20	43	63
35-44 years	27	60	87
45-54 years	54	96	150
55-64 years	205	131	336
65-74 years	264	636	900
75-84 years	112	456	568
85+ years	36	159	195
Race	729	1,610	2,339
White	531	1,055	1,586
Black	17	16	33
American Indian/Alaskan	4	4	8
Other	48	163	211
Unknown	129	372	501
Other race includes Asian, native Hawaiian/Pacific Islander, or other.			
Ethnicity	729	1,610	2,339
Hispanic	14	15	29
Non-Hispanic	316	579	895
Unknown	399	1,016	1,415
Gender	729	1,610	2,339
Female	426	974	1,400
Male	303	636	939
Unknown	0	0	0



# COVID-19: Glades County vaccine summary

Vaccination data through Mar 24, 2021 as of Mar 25, 2021 at 12:05 AM

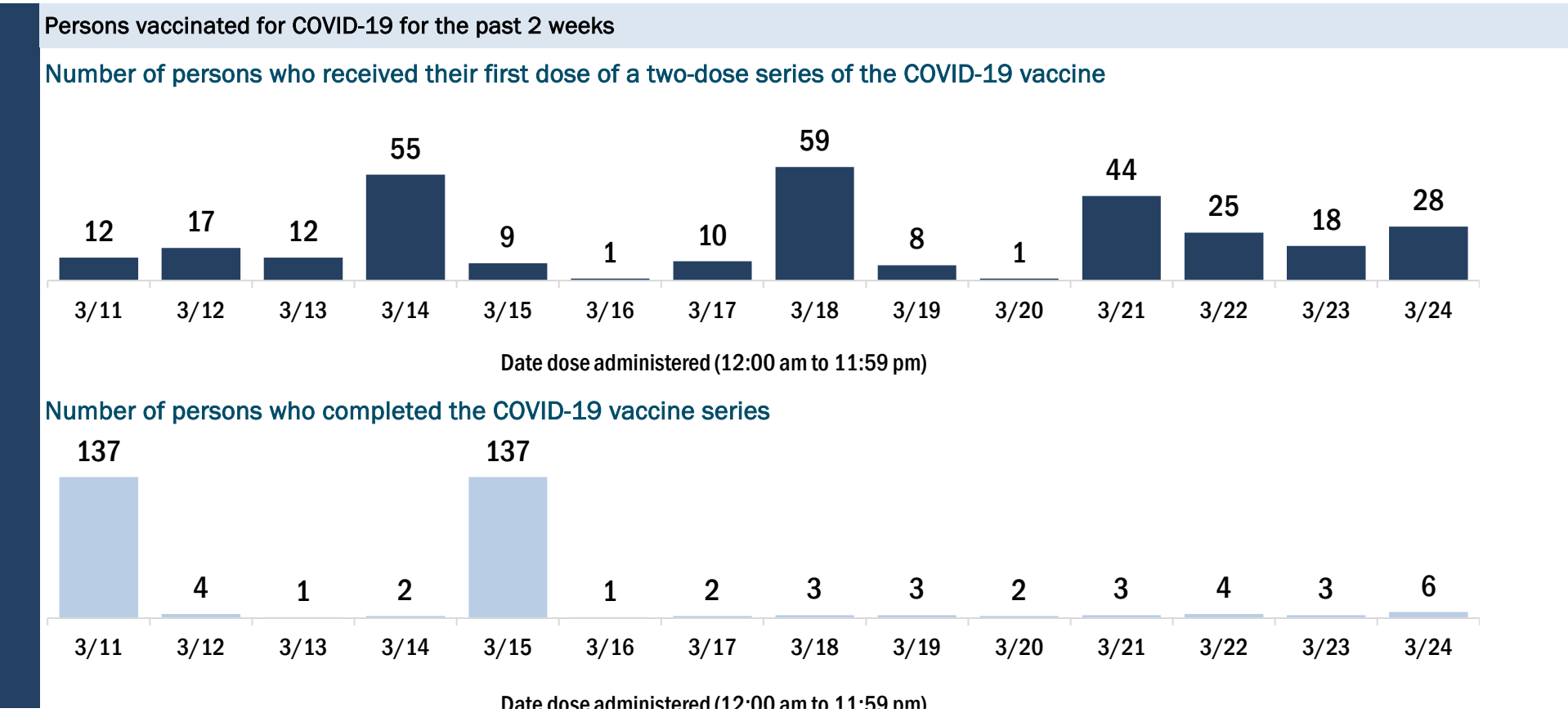
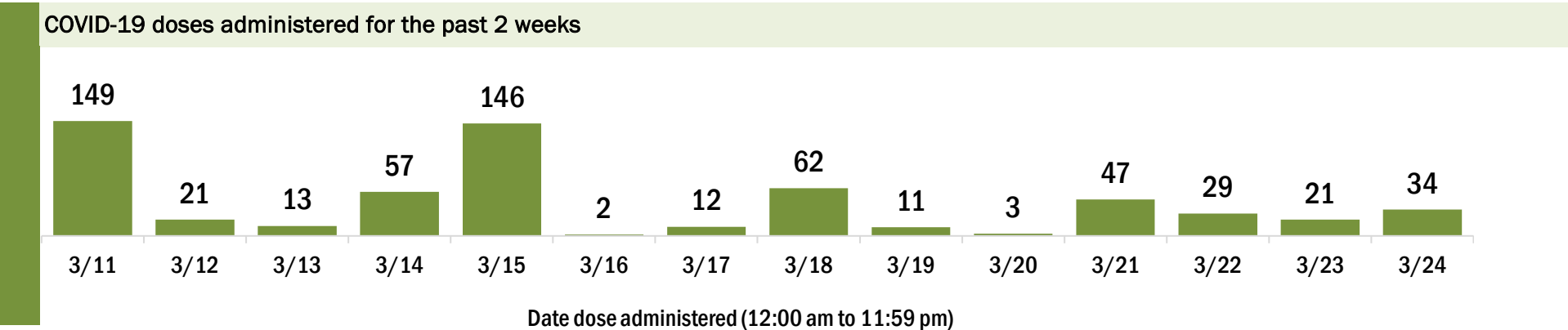
Data in this report are provisional and subject to change.

Data in this summary pertain to COVID-19 vaccines approved by the U.S. Food and Drug Administration and have been issued an Emergency Use Authorization (Janssen COVID-19 Vaccine, Moderna COVID-19 Vaccine and Pfizer-BioNTech COVID-19 Vaccine). These data summarize the number of people who have received either their first dose or have completed the series for a COVID-19 vaccine. **A person can only be counted in one category, first dose or series complete.** For persons receiving Moderna or Pfizer vaccines, once they receive their second dose, they are moved from the first dose column to the series completed column. **Because of this, the total first dose category may show a change from report to report not matching the total receiving their first dose from the previous day.** Persons receiving Johnson & Johnson vaccines will always be counted in the series completed column.

COVID-19 doses for vaccinated persons in Florida	
Doses administered	3,128
People receiving one dose of a 1-dose series (Johnson & Johnson) or receiving only one dose of a 2-dose series (Moderna, Pfizer) count once. Persons receiving both doses of a 2-dose series count twice.	

Current status of persons vaccinated for COVID-19 in Florida	
Total people vaccinated	1,899
First dose	662
Series completed	1,237
Completed 1-dose series	8
Completed 2-dose series	1,229
<b>First dose:</b> current number of people who have only received their first dose of the Moderna or Pfizer vaccine.	
<b>Series complete:</b> current number of people who have received both Moderna or Pfizer vaccine doses or one Johnson & Johnson dose and are considered fully immunized.	

Demographic summary	First dose	Series complete	Total people vaccinated
Age group	662	1,237	1,899
16-24 years	10	0	10
25-34 years	13	4	17
35-44 years	18	4	22
45-54 years	65	22	87
55-64 years	202	52	254
65-74 years	199	614	813
75-84 years	135	456	591
85+ years	20	85	105
Race	662	1,237	1,899
White	461	946	1,407
Black	39	43	82
American Indian/Alaskan	6	7	13
Other	54	52	106
Unknown	102	189	291
Other race includes Asian, native Hawaiian/Pacific Islander, or other.			
Ethnicity	662	1,237	1,899
Hispanic	64	23	87
Non-Hispanic	303	474	777
Unknown	295	740	1,035
Gender	662	1,237	1,899
Female	340	629	969
Male	322	608	930
Unknown	0	0	0



# COVID-19: Gulf County vaccine summary

Vaccination data through Mar 24, 2021 as of Mar 25, 2021 at 12:05 AM

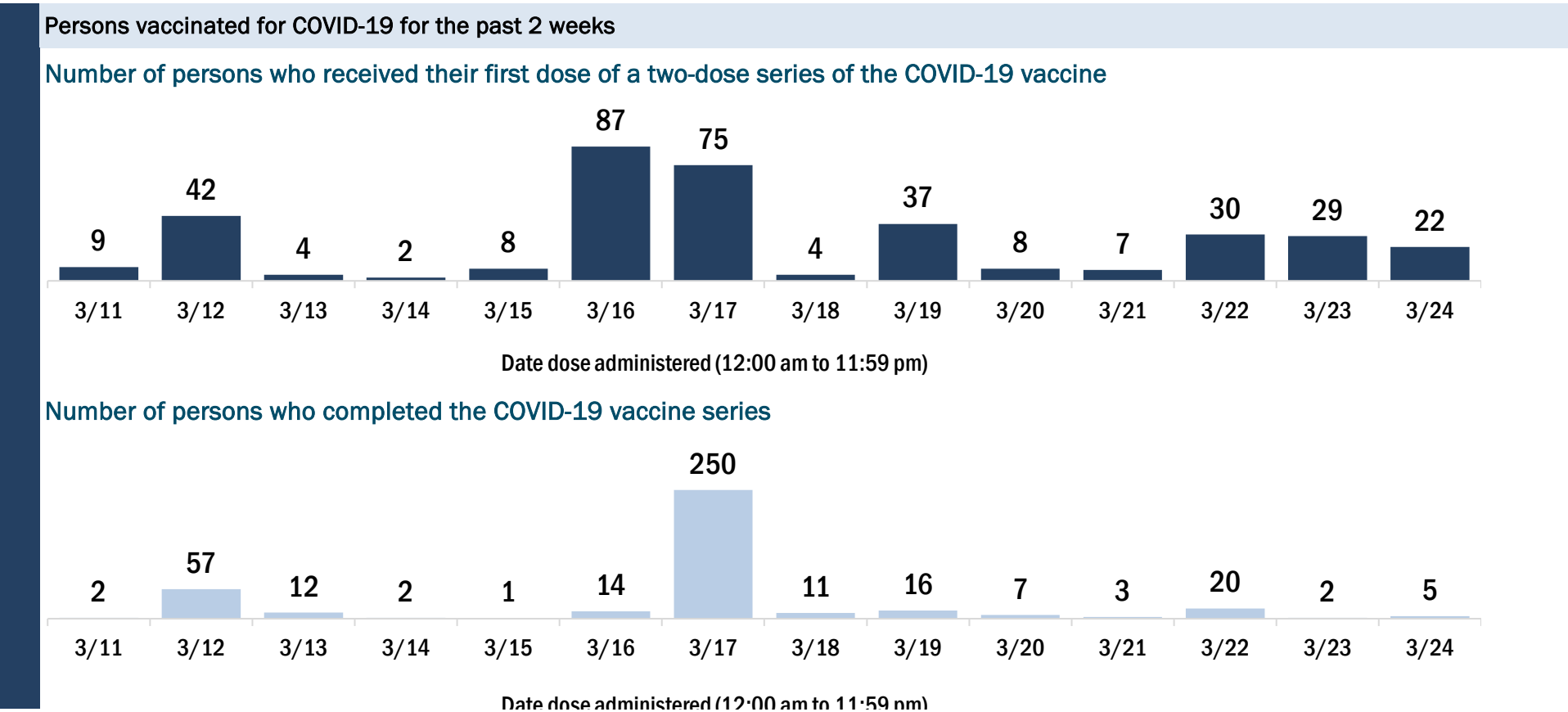
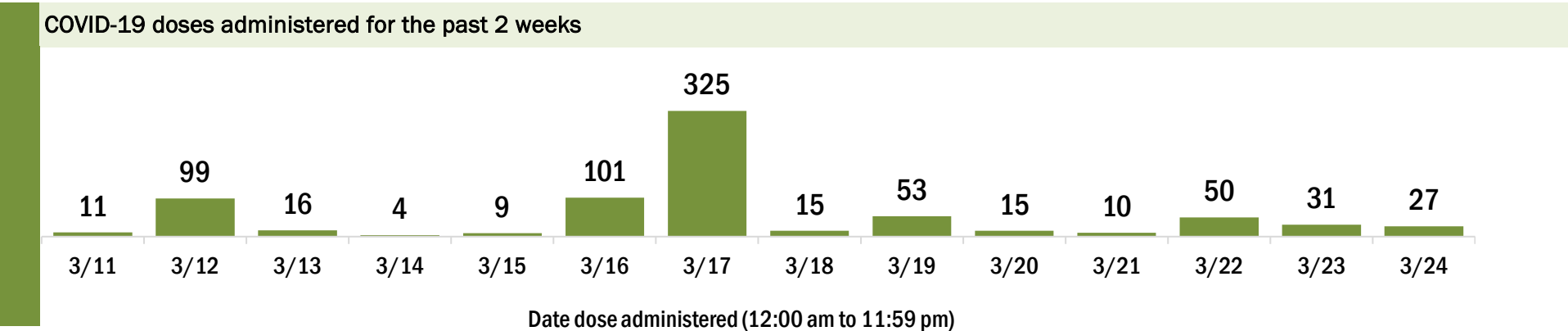
Data in this report are provisional and subject to change.

Data in this summary pertain to COVID-19 vaccines approved by the U.S. Food and Drug Administration and have been issued an Emergency Use Authorization (Janssen COVID-19 Vaccine, Moderna COVID-19 Vaccine and Pfizer-BioNTech COVID-19 Vaccine). These data summarize the number of people who have received either their first dose or have completed the series for a COVID-19 vaccine. **A person can only be counted in one category, first dose or series complete.** For persons receiving Moderna or Pfizer vaccines, once they receive their second dose, they are moved from the first dose column to the series completed column. **Because of this, the total first dose category may show a change from report to report not matching the total receiving their first dose from the previous day.** Persons receiving Johnson & Johnson vaccines will always be counted in the series completed column.

COVID-19 doses for vaccinated persons in Florida	
Doses administered	5,603
People receiving one dose of a 1-dose series (Johnson & Johnson) or receiving only one dose of a 2-dose series (Moderna, Pfizer) count once. Persons receiving both doses of a 2-dose series count twice.	

Current status of persons vaccinated for COVID-19 in Florida	
Total people vaccinated	3,297
First dose	912
Series completed	2,385
Completed 1-dose series	79
Completed 2-dose series	2,306
First dose: current number of people who have only received their first dose of the Moderna or Pfizer vaccine.	
Series complete: current number of people who have received both Moderna or Pfizer vaccine doses or one Johnson & Johnson dose and are considered fully immunized.	

Demographic summary	First dose	Series complete	Total people vaccinated
Age group	912	2,385	3,297
16-24 years	18	14	32
25-34 years	28	30	58
35-44 years	49	46	95
45-54 years	100	94	194
55-64 years	320	212	532
65-74 years	237	1,253	1,490
75-84 years	136	576	712
85+ years	24	160	184
Race	912	2,385	3,297
White	724	2,180	2,904
Black	97	118	215
American Indian/Alaskan	3	5	8
Other	52	46	98
Unknown	36	36	72
Other race includes Asian, native Hawaiian/Pacific Islander, or other.			
Ethnicity	912	2,385	3,297
Hispanic	16	12	28
Non-Hispanic	702	2,298	3,000
Unknown	194	75	269
Gender	912	2,385	3,297
Female	522	1,249	1,771
Male	390	1,136	1,526
Unknown	0	0	0





# COVID-19: Hamilton County vaccine summary

Vaccination data through Mar 24, 2021 as of Mar 25, 2021 at 12:05 AM

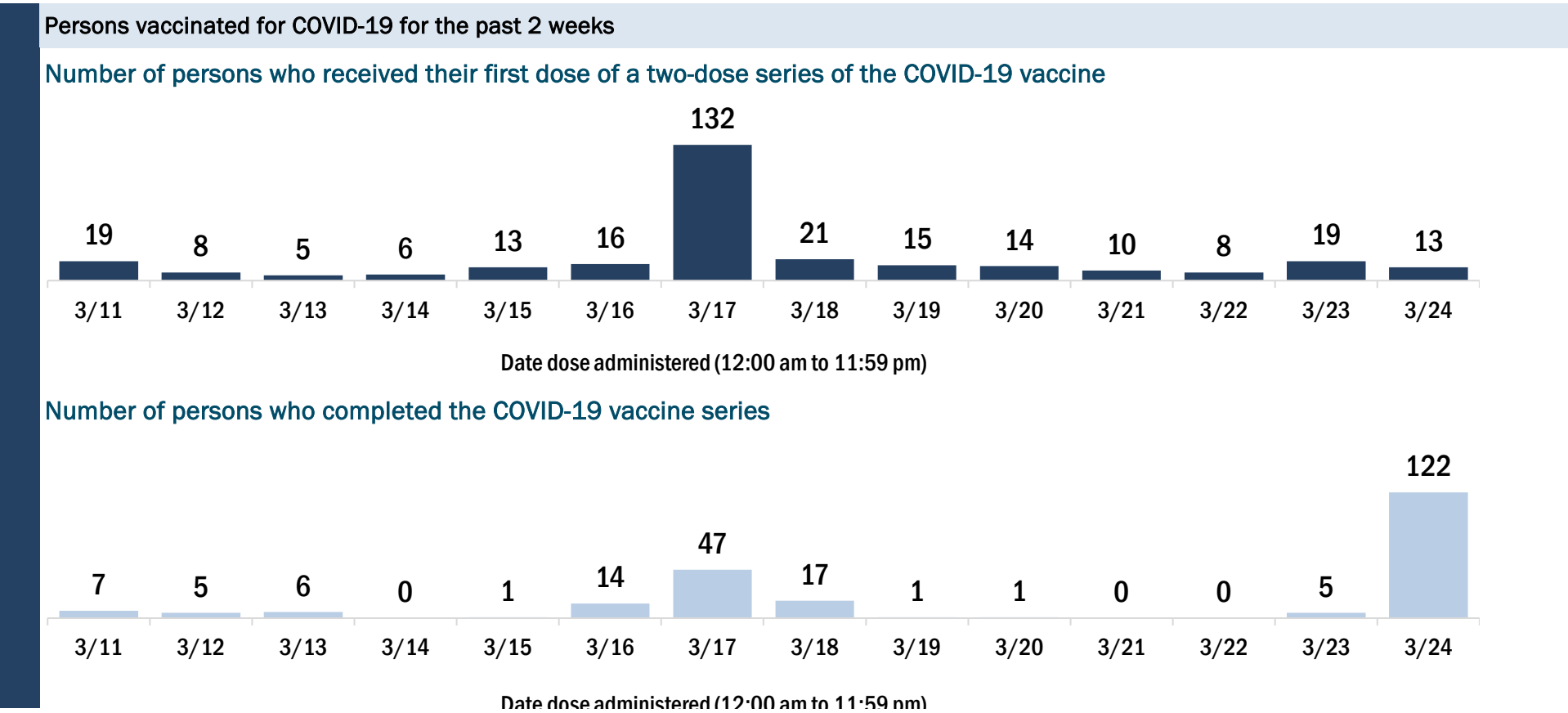
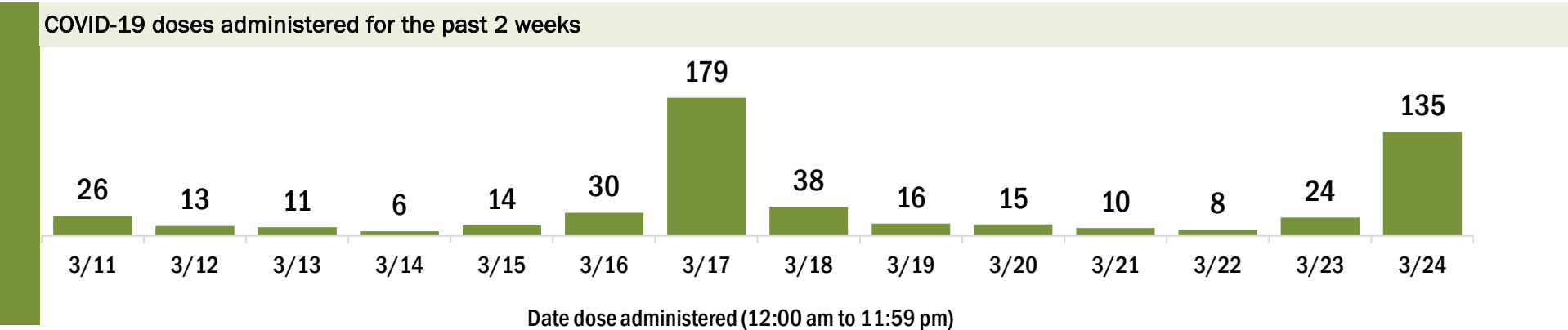
Data in this report are provisional and subject to change.

Data in this summary pertain to COVID-19 vaccines approved by the U.S. Food and Drug Administration and have been issued an Emergency Use Authorization (Janssen COVID-19 Vaccine, Moderna COVID-19 Vaccine and Pfizer-BioNTech COVID-19 Vaccine). These data summarize the number of people who have received either their first dose or have completed the series for a COVID-19 vaccine. **A person can only be counted in one category, first dose or series complete.** For persons receiving Moderna or Pfizer vaccines, once they receive their second dose, they are moved from the first dose column to the series completed column. **Because of this, the total first dose category may show a change from report to report not matching the total receiving their first dose from the previous day.** Persons receiving Johnson & Johnson vaccines will always be counted in the series completed column.

COVID-19 doses for vaccinated persons in Florida	
Doses administered	3,475
People receiving one dose of a 1-dose series (Johnson & Johnson) or receiving only one dose of a 2-dose series (Moderna, Pfizer) count once. Persons receiving both doses of a 2-dose series count twice.	

Current status of persons vaccinated for COVID-19 in Florida	
Total people vaccinated	2,095
First dose	615
Series completed	1,480
Completed 1-dose series	100
Completed 2-dose series	1,380
<b>First dose:</b> current number of people who have only received their first dose of the Moderna or Pfizer vaccine.	
<b>Series complete:</b> current number of people who have received both Moderna or Pfizer vaccine doses or one Johnson & Johnson dose and are considered fully immunized.	

Demographic summary	First dose	Series complete	Total people vaccinated
Age group	615	1,480	2,095
16-24 years	8	9	17
25-34 years	21	16	37
35-44 years	30	33	63
45-54 years	85	58	143
55-64 years	247	132	379
65-74 years	138	750	888
75-84 years	55	393	448
85+ years	31	89	120
Race	615	1,480	2,095
White	289	899	1,188
Black	181	279	460
American Indian/Alaskan	1	0	1
Other	81	111	192
Unknown	63	191	254
Other race includes Asian, native Hawaiian/Pacific Islander, or other.			
Ethnicity	615	1,480	2,095
Hispanic	13	15	28
Non-Hispanic	332	759	1,091
Unknown	270	706	976
Gender	615	1,480	2,095
Female	389	808	1,197
Male	225	672	897
Unknown	1	0	1



# COVID-19: Hardee County vaccine summary

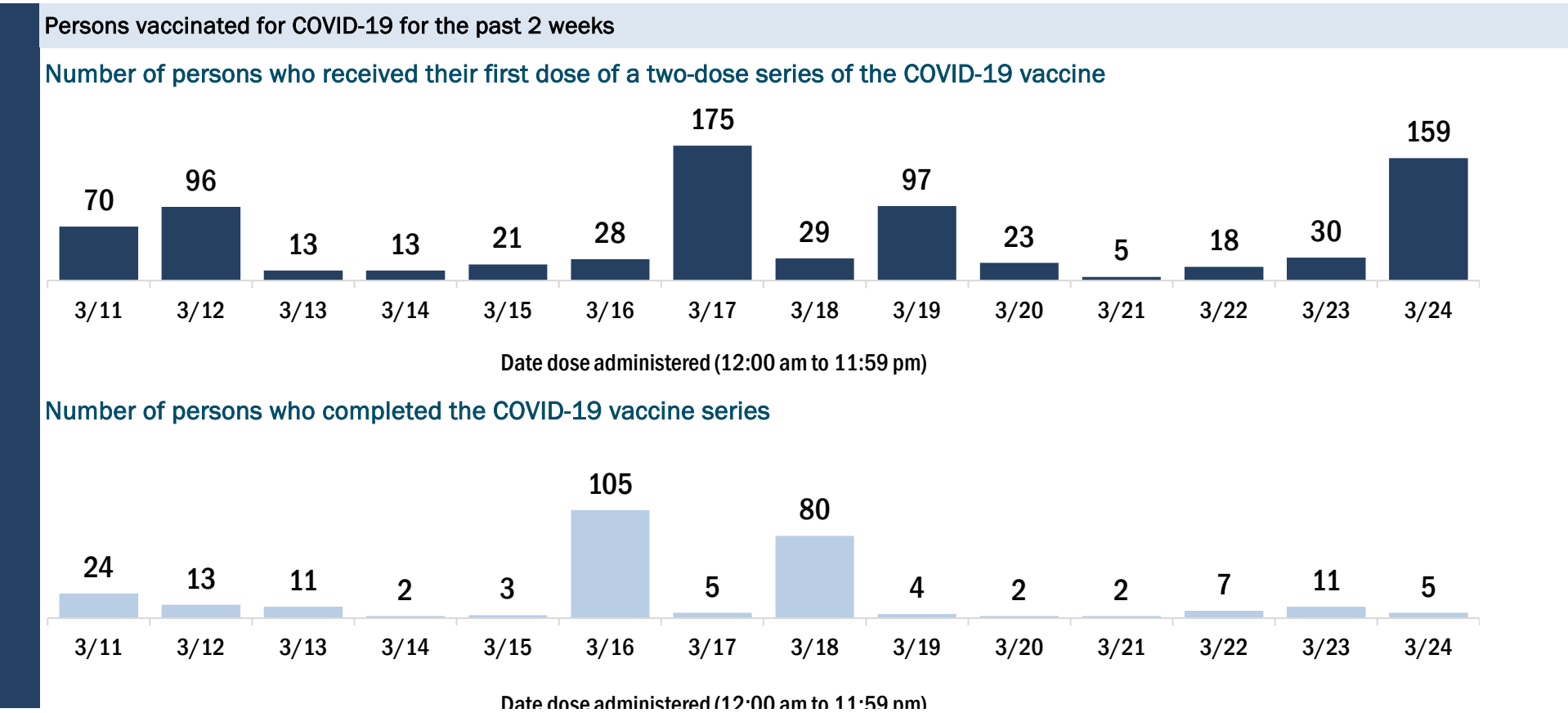
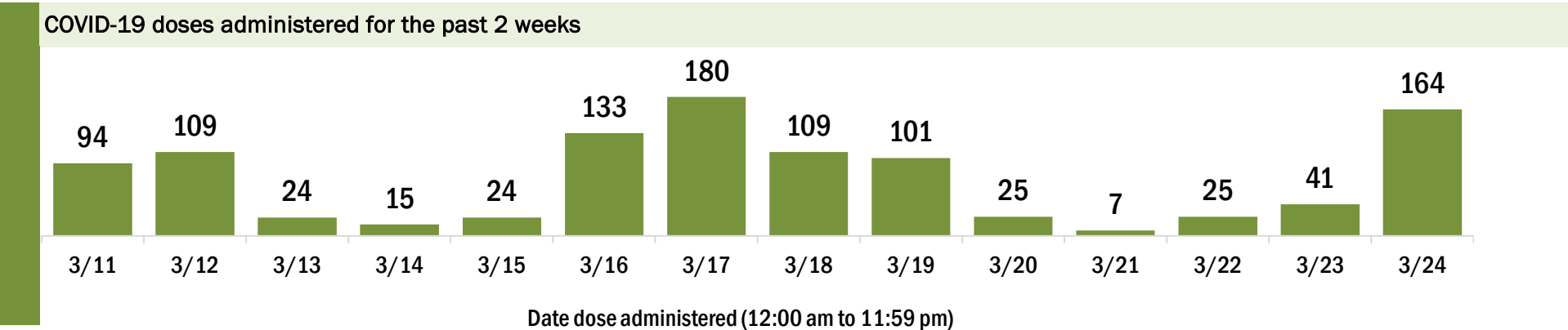
Vaccination data through Mar 24, 2021 as of Mar 25, 2021 at 12:05 AM

Data in this report are provisional and subject to change.

Data in this summary pertain to COVID-19 vaccines approved by the U.S. Food and Drug Administration and have been issued an Emergency Use Authorization (Janssen COVID-19 Vaccine, Moderna COVID-19 Vaccine and Pfizer-BioNTech COVID-19 Vaccine). These data summarize the number of people who have received either their first dose or have completed the series for a COVID-19 vaccine. **A person can only be counted in one category, first dose or series complete.** For persons receiving Moderna or Pfizer vaccines, once they receive their second dose, they are moved from the first dose column to the series completed column. **Because of this, the total first dose category may show a change from report to report not matching the total receiving their first dose from the previous day.** Persons receiving Johnson & Johnson vaccines will always be counted in the series completed column.

COVID-19 doses for vaccinated persons in Florida	
Doses administered	5,120
People receiving one dose of a 1-dose series (Johnson & Johnson) or receiving only one dose of a 2-dose series (Moderna, Pfizer) count once. Persons receiving both doses of a 2-dose series count twice.	
Current status of persons vaccinated for COVID-19 in Florida	
Total people vaccinated	3,408
First dose	1,684
Series completed	1,724
Completed 1-dose series	12
Completed 2-dose series	1,712
First dose: current number of people who have only received their first dose of the Moderna or Pfizer vaccine.	
Series complete: current number of people who have received both Moderna or Pfizer vaccine doses or one Johnson & Johnson dose and are considered fully immunized.	

Demographic summary		First dose	Series complete	Total people vaccinated
Age group		1,684	1,724	3,408
16-24 years		34	12	46
25-34 years		50	47	97
35-44 years		66	50	116
45-54 years		144	66	210
55-64 years		389	108	497
65-74 years		571	747	1,318
75-84 years		334	540	874
85+ years		96	154	250
Race		1,684	1,724	3,408
White		1,209	1,242	2,451
Black		69	37	106
American Indian/Alaskan		5	8	13
Other		250	336	586
Unknown		151	101	252
Other race includes Asian, native Hawaiian/Pacific Islander, or other.				
Ethnicity		1,684	1,724	3,408
Hispanic		148	122	270
Non-Hispanic		661	857	1,518
Unknown		875	745	1,620
Gender		1,684	1,724	3,408
Female		911	958	1,869
Male		771	765	1,536
Unknown		2	1	3



# COVID-19: Hendry County vaccine summary

Vaccination data through Mar 24, 2021 as of Mar 25, 2021 at 12:05 AM

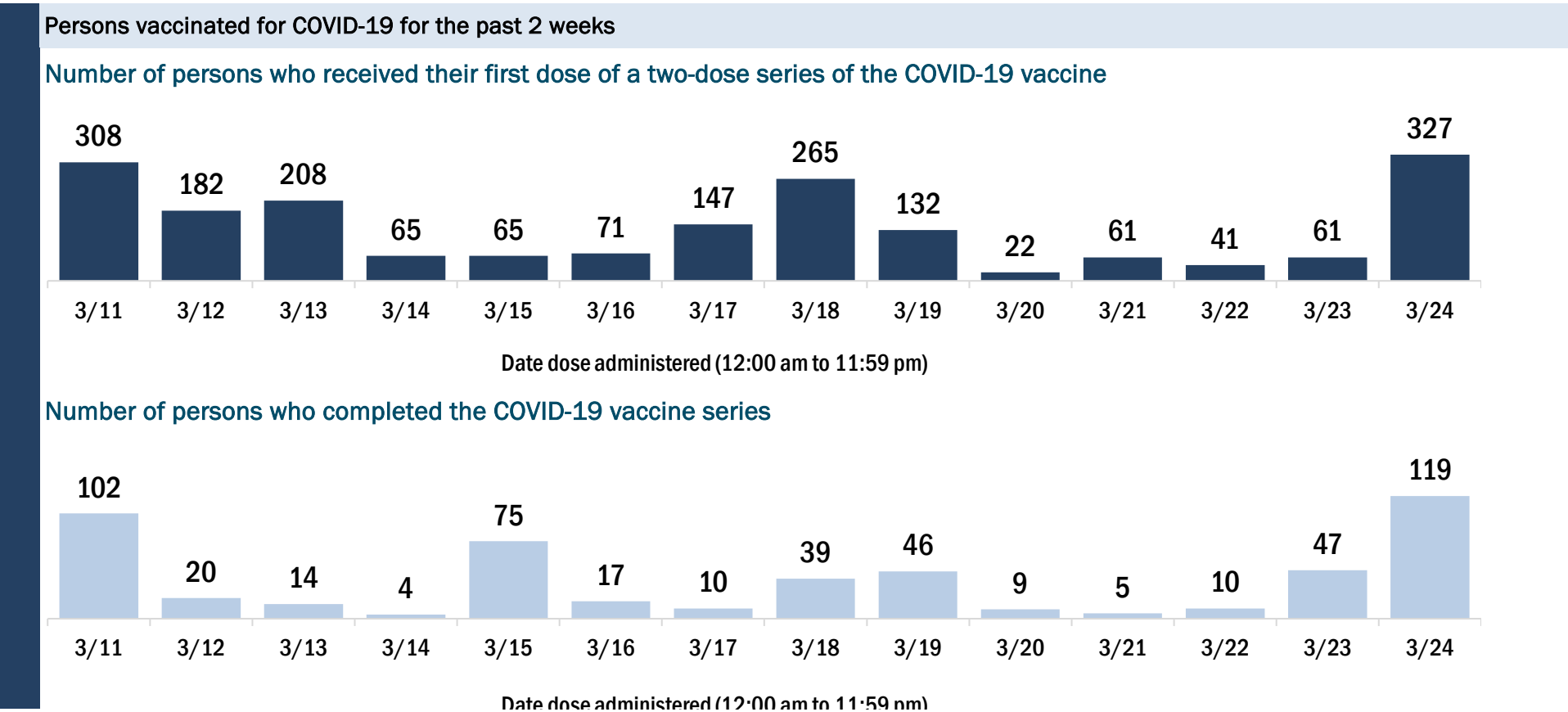
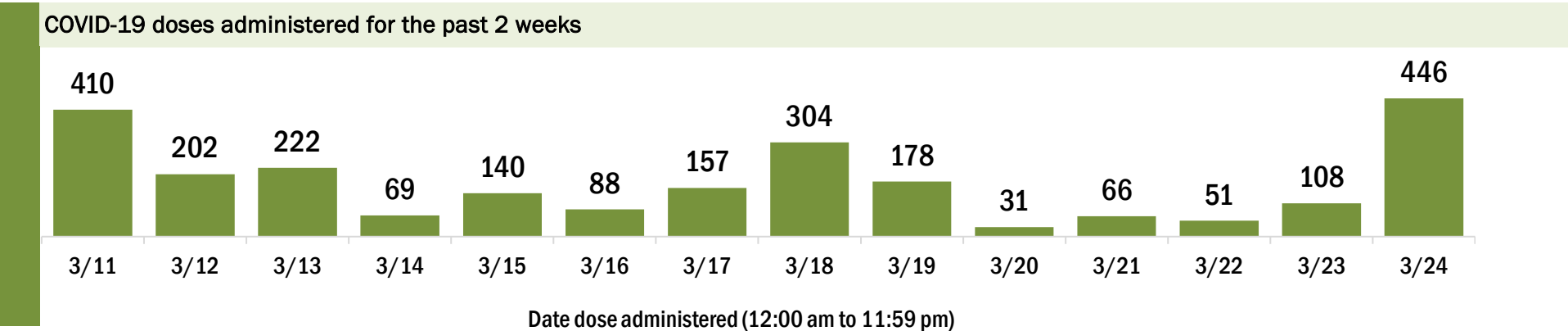
Data in this report are provisional and subject to change.

Data in this summary pertain to COVID-19 vaccines approved by the U.S. Food and Drug Administration and have been issued an Emergency Use Authorization (Janssen COVID-19 Vaccine, Moderna COVID-19 Vaccine and Pfizer-BioNTech COVID-19 Vaccine). These data summarize the number of people who have received either their first dose or have completed the series for a COVID-19 vaccine. **A person can only be counted in one category, first dose or series complete.** For persons receiving Moderna or Pfizer vaccines, once they receive their second dose, they are moved from the first dose column to the series completed column. **Because of this, the total first dose category may show a change from report to report not matching the total receiving their first dose from the previous day.** Persons receiving Johnson & Johnson vaccines will always be counted in the series completed column.

COVID-19 doses for vaccinated persons in Florida	
Doses administered	8,802
People receiving one dose of a 1-dose series (Johnson & Johnson) or receiving only one dose of a 2-dose series (Moderna, Pfizer) count once. Persons receiving both doses of a 2-dose series count twice.	

Current status of persons vaccinated for COVID-19 in Florida	
Total people vaccinated	6,116
First dose	3,295
Series completed	2,821
Completed 1-dose series	135
Completed 2-dose series	2,686
First dose: current number of people who have only received their first dose of the Moderna or Pfizer vaccine.	
Series complete: current number of people who have received both Moderna or Pfizer vaccine doses or one Johnson & Johnson dose and are considered fully immunized.	

Demographic summary	First dose	Series complete	Total people vaccinated
Age group	3,295	2,821	6,116
16-24 years	86	32	118
25-34 years	135	56	191
35-44 years	182	76	258
45-54 years	438	124	562
55-64 years	997	271	1,268
65-74 years	926	1,293	2,219
75-84 years	414	754	1,168
85+ years	117	215	332
Race	3,295	2,821	6,116
White	2,156	1,824	3,980
Black	231	193	424
American Indian/Alaskan	9	11	20
Other	594	487	1,081
Unknown	305	306	611
Other race includes Asian, native Hawaiian/Pacific Islander, or other.			
Ethnicity	3,295	2,821	6,116
Hispanic	919	447	1,366
Non-Hispanic	1,301	1,373	2,674
Unknown	1,075	1,001	2,076
Gender	3,295	2,821	6,116
Female	1,802	1,508	3,310
Male	1,491	1,313	2,804
Unknown	2	0	2



# COVID-19: Hernando County vaccine summary

Vaccination data through Mar 24, 2021 as of Mar 25, 2021 at 12:05 AM

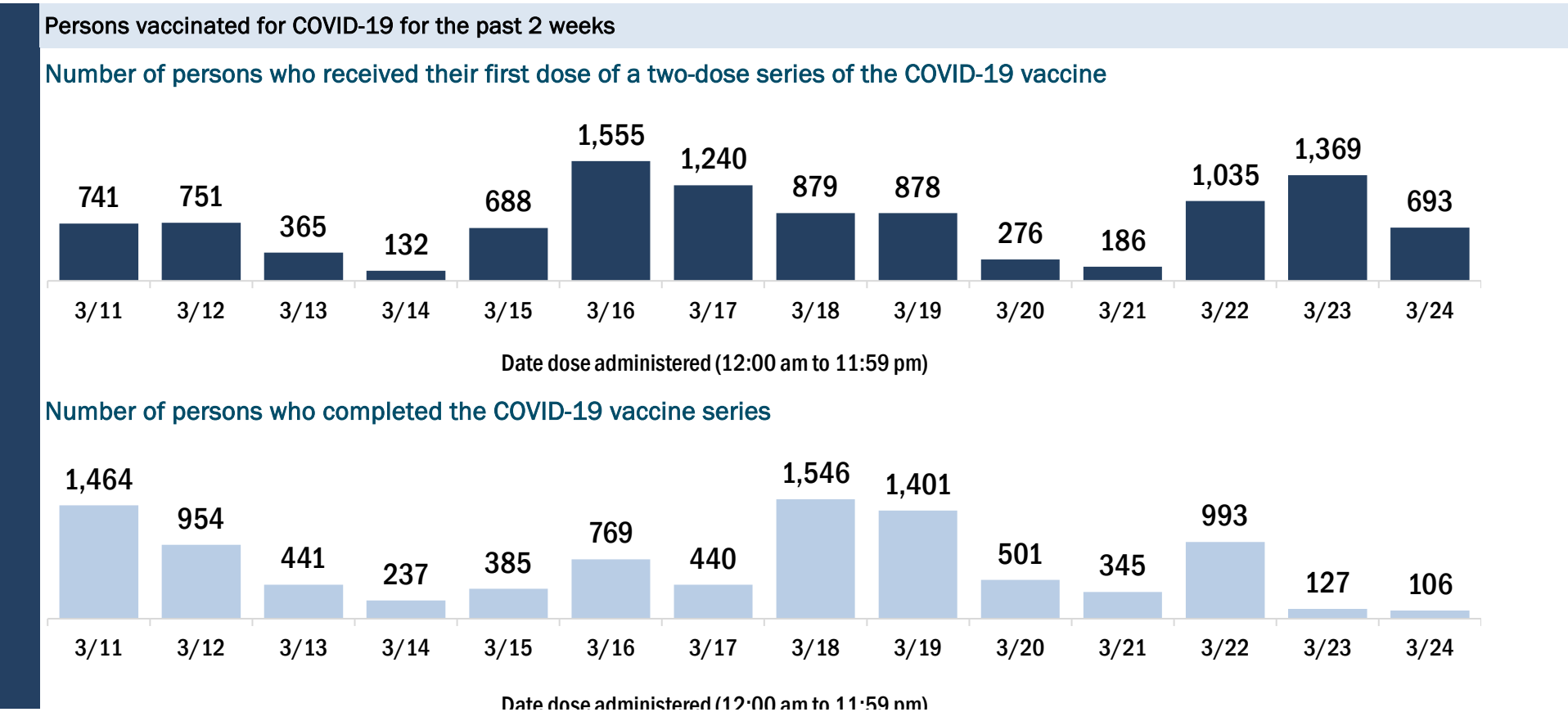
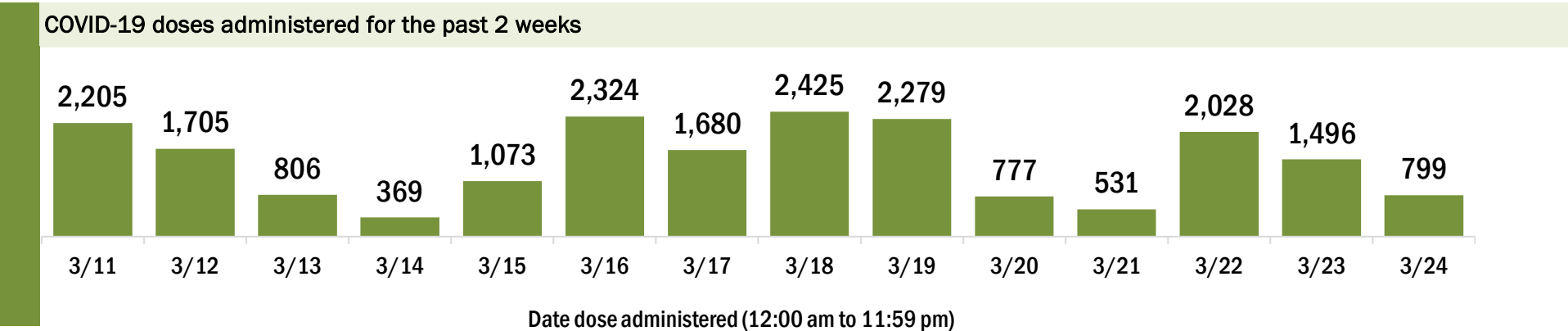
Data in this report are provisional and subject to change.

Data in this summary pertain to COVID-19 vaccines approved by the U.S. Food and Drug Administration and have been issued an Emergency Use Authorization (Janssen COVID-19 Vaccine, Moderna COVID-19 Vaccine and Pfizer-BioNTech COVID-19 Vaccine). These data summarize the number of people who have received either their first dose or have completed the series for a COVID-19 vaccine. **A person can only be counted in one category, first dose or series complete.** For persons receiving Moderna or Pfizer vaccines, once they receive their second dose, they are moved from the first dose column to the series completed column. **Because of this, the total first dose category may show a change from report to report not matching the total receiving their first dose from the previous day.** Persons receiving Johnson & Johnson vaccines will always be counted in the series completed column.

COVID-19 doses for vaccinated persons in Florida	
Doses administered	69,126
People receiving one dose of a 1-dose series (Johnson & Johnson) or receiving only one dose of a 2-dose series (Moderna, Pfizer) count once. Persons receiving both doses of a 2-dose series count twice.	

Current status of persons vaccinated for COVID-19 in Florida	
Total people vaccinated	46,005
First dose	20,009
Series completed	25,996
Completed 1-dose series	2,875
Completed 2-dose series	23,121
First dose: current number of people who have only received their first dose of the Moderna or Pfizer vaccine.	
Series complete: current number of people who have received both Moderna or Pfizer vaccine doses or one Johnson & Johnson dose and are considered fully immunized.	

Demographic summary	First dose	Series complete	Total people vaccinated
Age group	20,009	25,996	46,005
16-24 years	292	217	509
25-34 years	494	612	1,106
35-44 years	779	783	1,562
45-54 years	1,664	1,311	2,975
55-64 years	5,246	2,326	7,572
65-74 years	6,227	10,954	17,181
75-84 years	4,009	7,408	11,417
85+ years	1,298	2,385	3,683
Race	20,009	25,996	46,005
White	14,159	18,061	32,220
Black	416	632	1,048
American Indian/Alaskan	41	94	135
Other	1,181	2,069	3,250
Unknown	4,212	5,140	9,352
Other race includes Asian, native Hawaiian/Pacific Islander, or other.			
Ethnicity	20,009	25,996	46,005
Hispanic	753	970	1,723
Non-Hispanic	10,632	13,959	24,591
Unknown	8,624	11,067	19,691
Gender	20,009	25,996	46,005
Female	11,679	15,135	26,814
Male	8,271	10,832	19,103
Unknown	59	29	88





# COVID-19: Highlands County vaccine summary

Vaccination data through Mar 24, 2021 as of Mar 25, 2021 at 12:05 AM

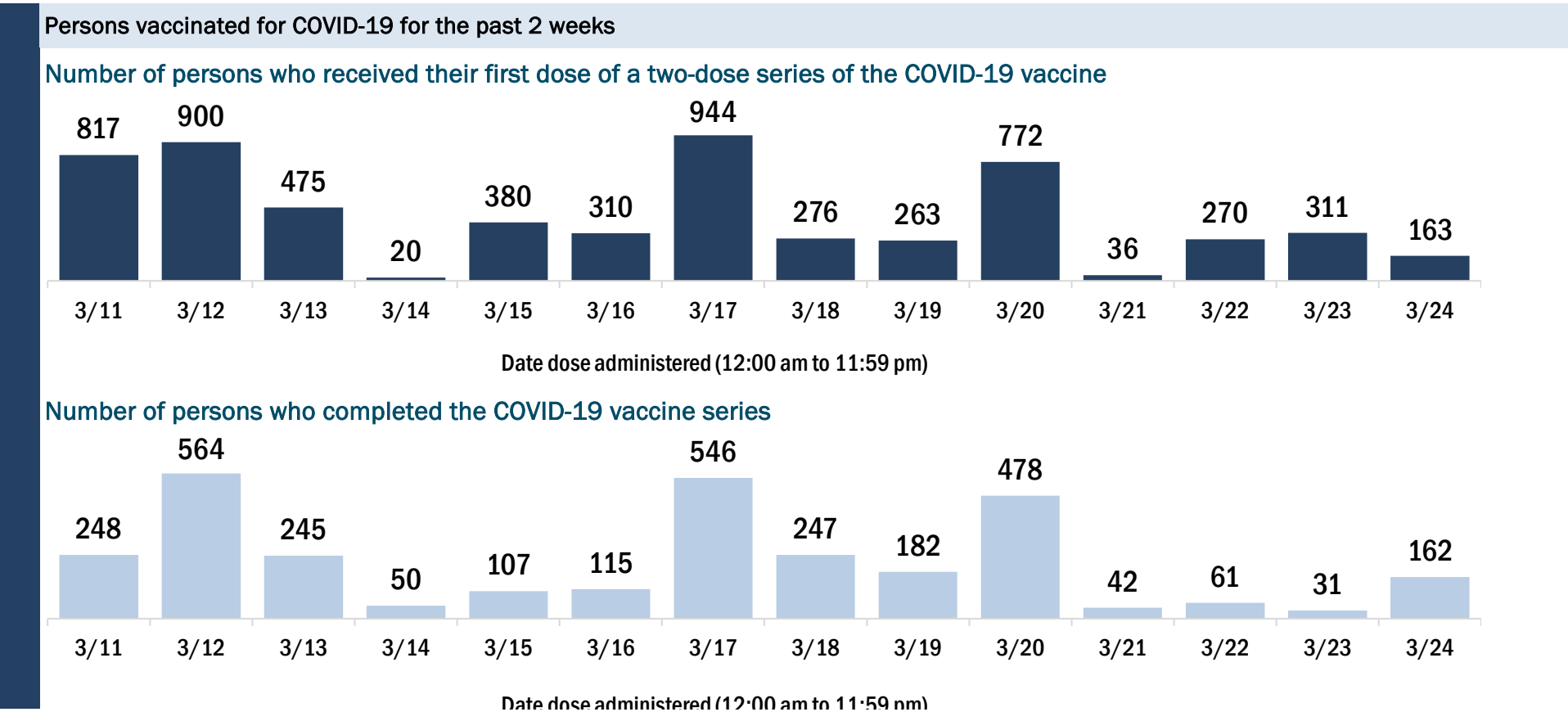
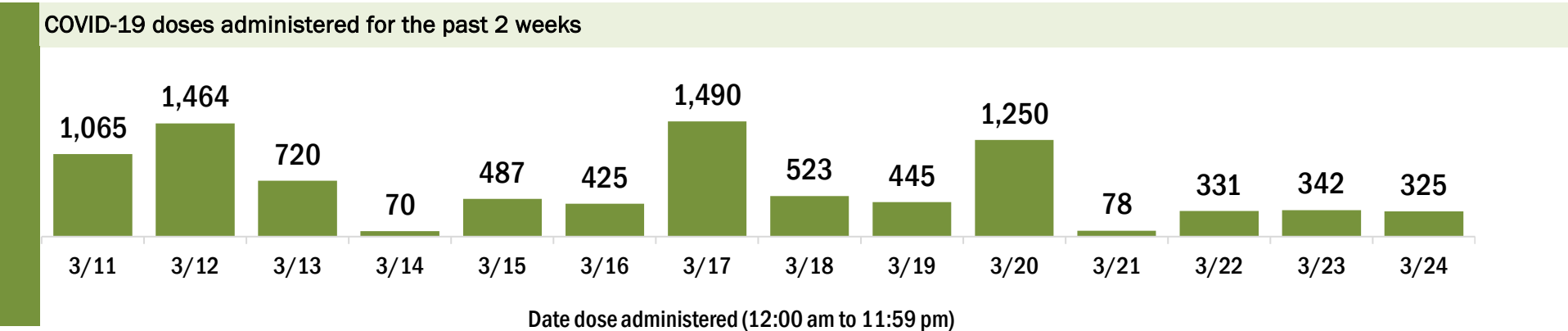
Data in this report are provisional and subject to change.

Data in this summary pertain to COVID-19 vaccines approved by the U.S. Food and Drug Administration and have been issued an Emergency Use Authorization (Janssen COVID-19 Vaccine, Moderna COVID-19 Vaccine and Pfizer-BioNTech COVID-19 Vaccine). These data summarize the number of people who have received either their first dose or have completed the series for a COVID-19 vaccine. **A person can only be counted in one category, first dose or series complete.** For persons receiving Moderna or Pfizer vaccines, once they receive their second dose, they are moved from the first dose column to the series completed column. **Because of this, the total first dose category may show a change from report to report not matching the total receiving their first dose from the previous day.** Persons receiving Johnson & Johnson vaccines will always be counted in the series completed column.

COVID-19 doses for vaccinated persons in Florida	
Doses administered	40,529
People receiving one dose of a 1-dose series (Johnson & Johnson) or receiving only one dose of a 2-dose series (Moderna, Pfizer) count once. Persons receiving both doses of a 2-dose series count twice.	

Current status of persons vaccinated for COVID-19 in Florida	
Total people vaccinated	30,453
First dose	20,217
Series completed	10,236
Completed 1-dose series	160
Completed 2-dose series	10,076
First dose: current number of people who have only received their first dose of the Moderna or Pfizer vaccine.	
Series complete: current number of people who have received both Moderna or Pfizer vaccine doses or one Johnson & Johnson dose and are considered fully immunized.	

Demographic summary	First dose	Series complete	Total people vaccinated
Age group	20,217	10,236	30,453
16-24 years	99	60	159
25-34 years	199	193	392
35-44 years	311	277	588
45-54 years	663	409	1,072
55-64 years	3,097	675	3,772
65-74 years	7,709	4,396	12,105
75-84 years	6,345	3,306	9,651
85+ years	1,794	920	2,714
Race	20,217	10,236	30,453
White	16,775	8,213	24,988
Black	677	251	928
American Indian/Alaskan	194	62	256
Other	789	879	1,668
Unknown	1,782	831	2,613
Other race includes Asian, native Hawaiian/Pacific Islander, or other.			
Ethnicity	20,217	10,236	30,453
Hispanic	1,067	378	1,445
Non-Hispanic	12,803	7,223	20,026
Unknown	6,347	2,635	8,982
Gender	20,217	10,236	30,453
Female	11,029	5,610	16,639
Male	9,155	4,619	13,774
Unknown	33	7	40



# COVID-19: Hillsborough County vaccine summary

Vaccination data through Mar 24, 2021 as of Mar 25, 2021 at 12:05 AM

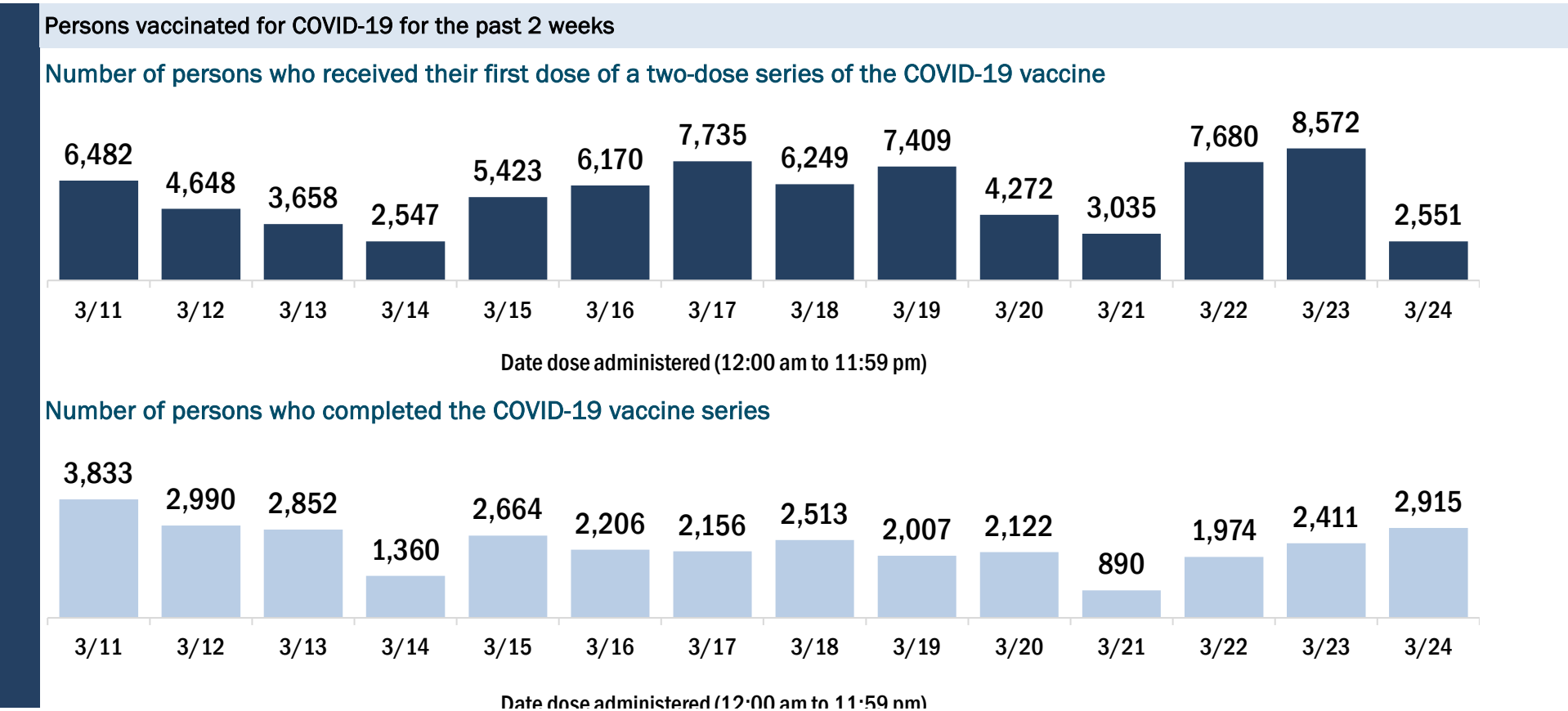
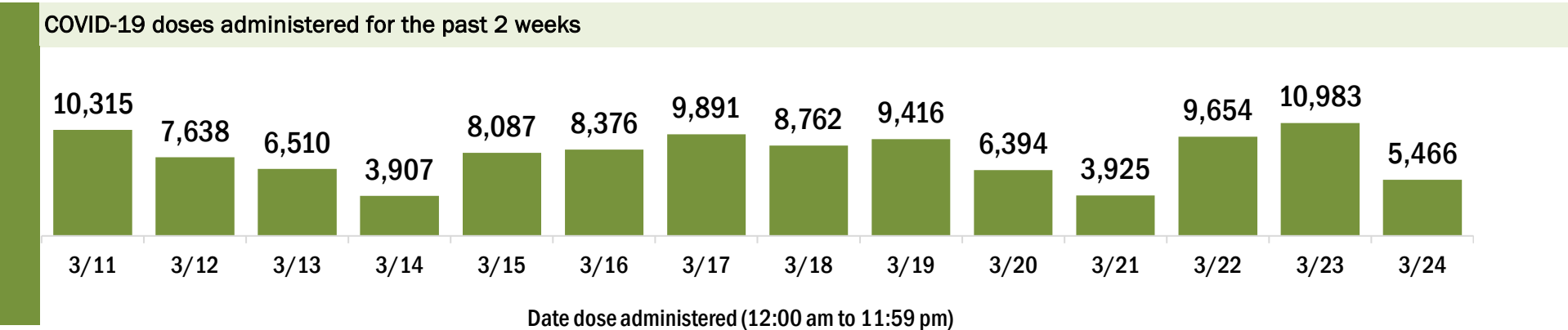
Data in this report are provisional and subject to change.

Data in this summary pertain to COVID-19 vaccines approved by the U.S. Food and Drug Administration and have been issued an Emergency Use Authorization (Janssen COVID-19 Vaccine, Moderna COVID-19 Vaccine and Pfizer-BioNTech COVID-19 Vaccine). These data summarize the number of people who have received either their first dose or have completed the series for a COVID-19 vaccine. **A person can only be counted in one category, first dose or series complete.** For persons receiving Moderna or Pfizer vaccines, once they receive their second dose, they are moved from the first dose column to the series completed column. **Because of this, the total first dose category may show a change from report to report not matching the total receiving their first dose from the previous day.** Persons receiving Johnson & Johnson vaccines will always be counted in the series completed column.

COVID-19 doses for vaccinated persons in Florida	
Doses administered	430,679
People receiving one dose of a 1-dose series (Johnson & Johnson) or receiving only one dose of a 2-dose series (Moderna, Pfizer) count once. Persons receiving both doses of a 2-dose series count twice.	

Current status of persons vaccinated for COVID-19 in Florida	
Total people vaccinated	302,356
First dose	159,945
Series completed	142,411
Completed 1-dose series	14,088
Completed 2-dose series	128,323
First dose: current number of people who have only received their first dose of the Moderna or Pfizer vaccine.	
Series complete: current number of people who have received both Moderna or Pfizer vaccine doses or one Johnson & Johnson dose and are considered fully immunized.	

Demographic summary	First dose	Series complete	Total people vaccinated
Age group	159,945	142,411	302,356
16-24 years	5,085	2,703	7,788
25-34 years	10,584	9,744	20,328
35-44 years	14,260	11,742	26,002
45-54 years	21,707	13,333	35,040
55-64 years	42,152	18,324	60,476
65-74 years	40,094	50,142	90,236
75-84 years	19,706	26,735	46,441
85+ years	6,357	9,688	16,045
Race	159,945	142,411	302,356
White	101,678	95,774	197,452
Black	10,300	10,790	21,090
American Indian/Alaskan	530	599	1,129
Other	18,996	21,647	40,643
Unknown	28,441	13,601	42,042
Other race includes Asian, native Hawaiian/Pacific Islander, or other.			
Ethnicity	159,945	142,411	302,356
Hispanic	15,591	16,609	32,200
Non-Hispanic	79,340	88,758	168,098
Unknown	65,014	37,044	102,058
Gender	159,945	142,411	302,356
Female	93,055	84,832	177,887
Male	66,541	57,451	123,992
Unknown	349	128	477



# COVID-19: Holmes County vaccine summary

Vaccination data through Mar 24, 2021 as of Mar 25, 2021 at 12:05 AM

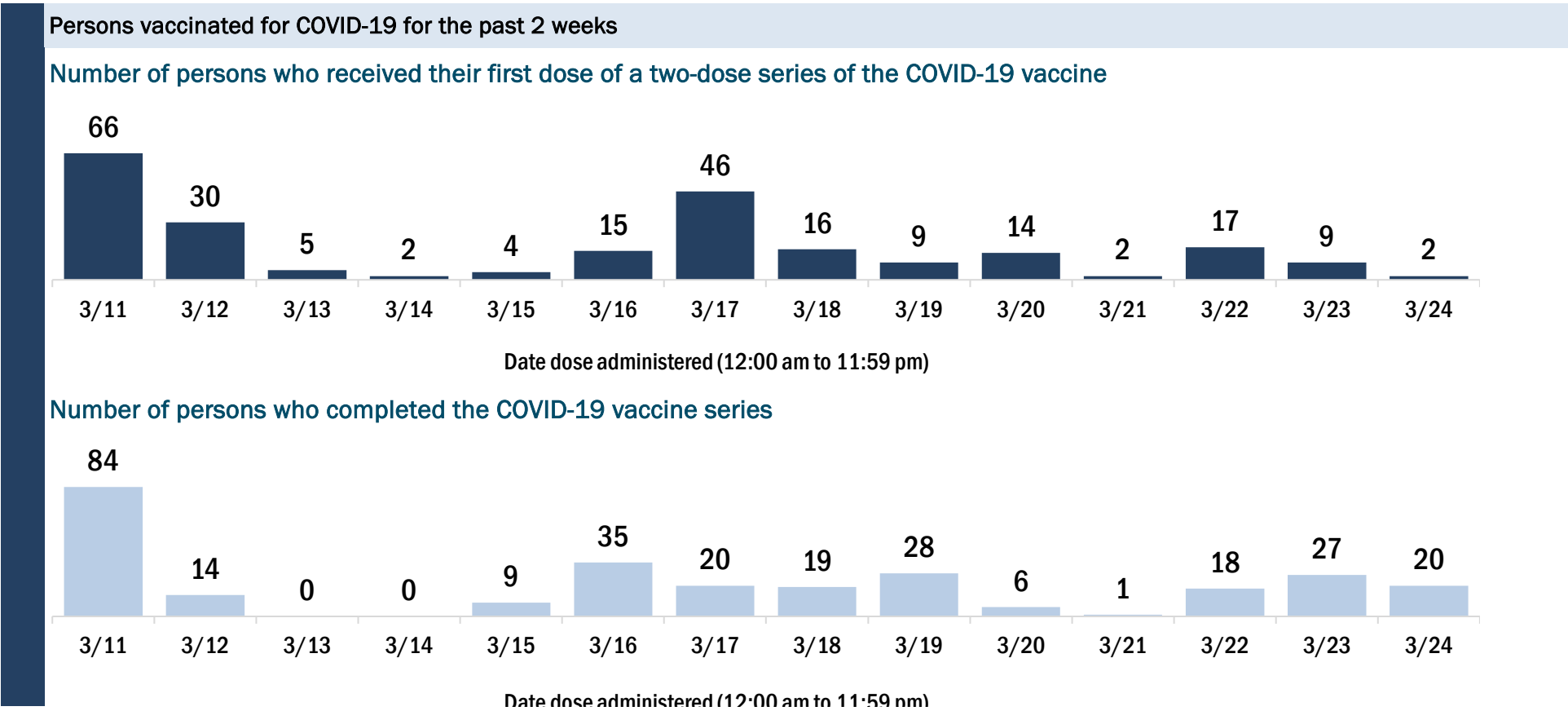
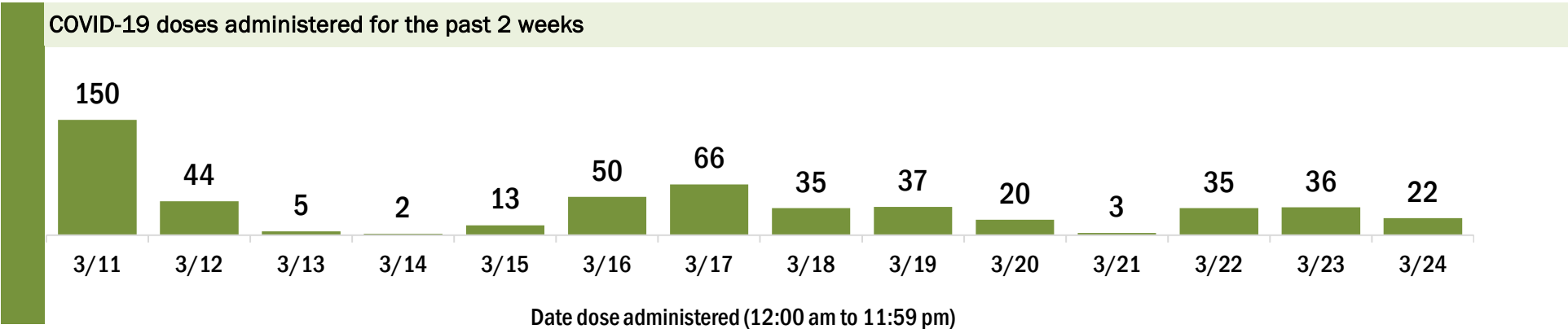
Data in this report are provisional and subject to change.

Data in this summary pertain to COVID-19 vaccines approved by the U.S. Food and Drug Administration and have been issued an Emergency Use Authorization (Janssen COVID-19 Vaccine, Moderna COVID-19 Vaccine and Pfizer-BioNTech COVID-19 Vaccine). These data summarize the number of people who have received either their first dose or have completed the series for a COVID-19 vaccine. **A person can only be counted in one category, first dose or series complete.** For persons receiving Moderna or Pfizer vaccines, once they receive their second dose, they are moved from the first dose column to the series completed column. **Because of this, the total first dose category may show a change from report to report not matching the total receiving their first dose from the previous day.** Persons receiving Johnson & Johnson vaccines will always be counted in the series completed column.

COVID-19 doses for vaccinated persons in Florida	
Doses administered	4,693
People receiving one dose of a 1-dose series (Johnson & Johnson) or receiving only one dose of a 2-dose series (Moderna, Pfizer) count once. Persons receiving both doses of a 2-dose series count twice.	

Current status of persons vaccinated for COVID-19 in Florida	
Total people vaccinated	2,828
First dose	817
Series completed	2,011
Completed 1-dose series	146
Completed 2-dose series	1,865
<b>First dose:</b> current number of people who have only received their first dose of the Moderna or Pfizer vaccine.	
<b>Series complete:</b> current number of people who have received both Moderna or Pfizer vaccine doses or one Johnson & Johnson dose and are considered fully immunized.	

Demographic summary	First dose	Series complete	Total people vaccinated
Age group	817	2,011	2,828
16-24 years	8	13	21
25-34 years	26	40	66
35-44 years	48	65	113
45-54 years	102	117	219
55-64 years	218	219	437
65-74 years	252	815	1,067
75-84 years	135	572	707
85+ years	28	170	198
Race	817	2,011	2,828
White	716	1,712	2,428
Black	23	67	90
American Indian/Alaskan	2	22	24
Other	31	155	186
Unknown	45	55	100
Other race includes Asian, native Hawaiian/Pacific Islander, or other.			
Ethnicity	817	2,011	2,828
Hispanic	6	14	20
Non-Hispanic	651	1,710	2,361
Unknown	160	287	447
Gender	817	2,011	2,828
Female	440	1,092	1,532
Male	376	919	1,295
Unknown	1	0	1



# COVID-19: Indian River County vaccine summary

Vaccination data through Mar 24, 2021 as of Mar 25, 2021 at 12:05 AM

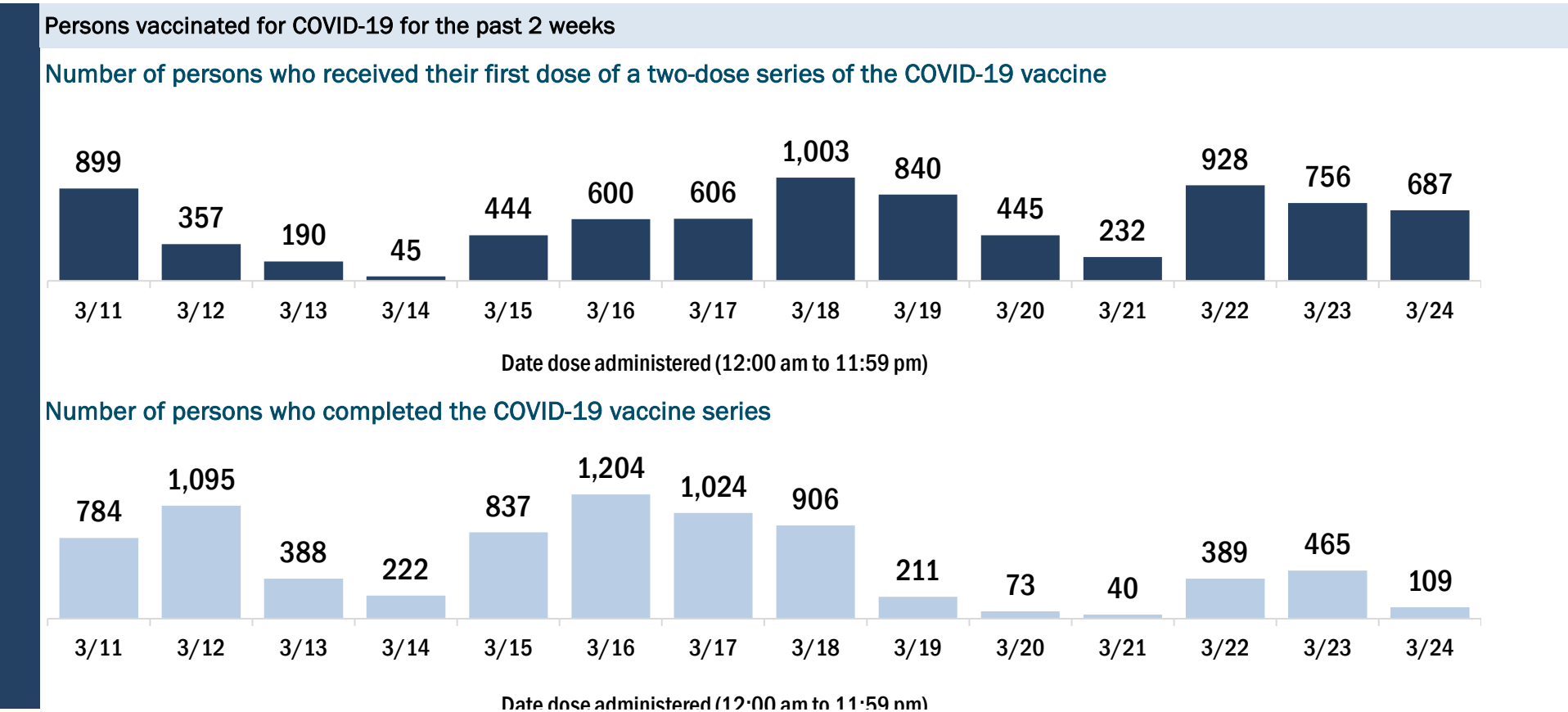
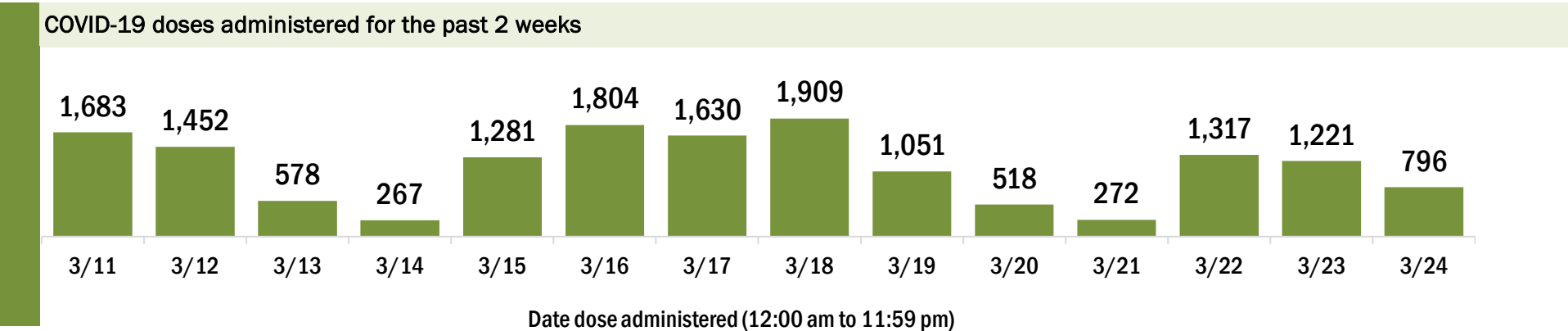
Data in this report are provisional and subject to change.

Data in this summary pertain to COVID-19 vaccines approved by the U.S. Food and Drug Administration and have been issued an Emergency Use Authorization (Janssen COVID-19 Vaccine, Moderna COVID-19 Vaccine and Pfizer-BioNTech COVID-19 Vaccine). These data summarize the number of people who have received either their first dose or have completed the series for a COVID-19 vaccine. **A person can only be counted in one category, first dose or series complete.** For persons receiving Moderna or Pfizer vaccines, once they receive their second dose, they are moved from the first dose column to the series completed column. **Because of this, the total first dose category may show a change from report to report not matching the total receiving their first dose from the previous day.** Persons receiving Johnson & Johnson vaccines will always be counted in the series completed column.

COVID-19 doses for vaccinated persons in Florida	
Doses administered	89,708
People receiving one dose of a 1-dose series (Johnson & Johnson) or receiving only one dose of a 2-dose series (Moderna, Pfizer) count once. Persons receiving both doses of a 2-dose series count twice.	

Current status of persons vaccinated for COVID-19 in Florida	
Total people vaccinated	55,596
First dose	20,909
Series completed	34,687
Completed 1-dose series	575
Completed 2-dose series	34,112
First dose: current number of people who have only received their first dose of the Moderna or Pfizer vaccine.	
Series complete: current number of people who have received both Moderna or Pfizer vaccine doses or one Johnson & Johnson dose and are considered fully immunized.	

Demographic summary	First dose	Series complete	Total people vaccinated
Age group	20,909	34,687	55,596
16-24 years	207	178	385
25-34 years	357	482	839
35-44 years	548	671	1,219
45-54 years	1,191	1,012	2,203
55-64 years	5,130	2,018	7,148
65-74 years	6,561	16,416	22,977
75-84 years	4,972	10,404	15,376
85+ years	1,943	3,506	5,449
Race	20,909	34,687	55,596
White	15,636	25,483	41,119
Black	831	716	1,547
American Indian/Alaskan	152	176	328
Other	1,093	2,586	3,679
Unknown	3,197	5,726	8,923
Other race includes Asian, native Hawaiian/Pacific Islander, or other.			
Ethnicity	20,909	34,687	55,596
Hispanic	658	659	1,317
Non-Hispanic	12,227	21,784	34,011
Unknown	8,024	12,244	20,268
Gender	20,909	34,687	55,596
Female	11,817	19,592	31,409
Male	9,059	15,086	24,145
Unknown	33	9	42





# COVID-19: Jackson County vaccine summary

Vaccination data through Mar 24, 2021 as of Mar 25, 2021 at 12:05 AM

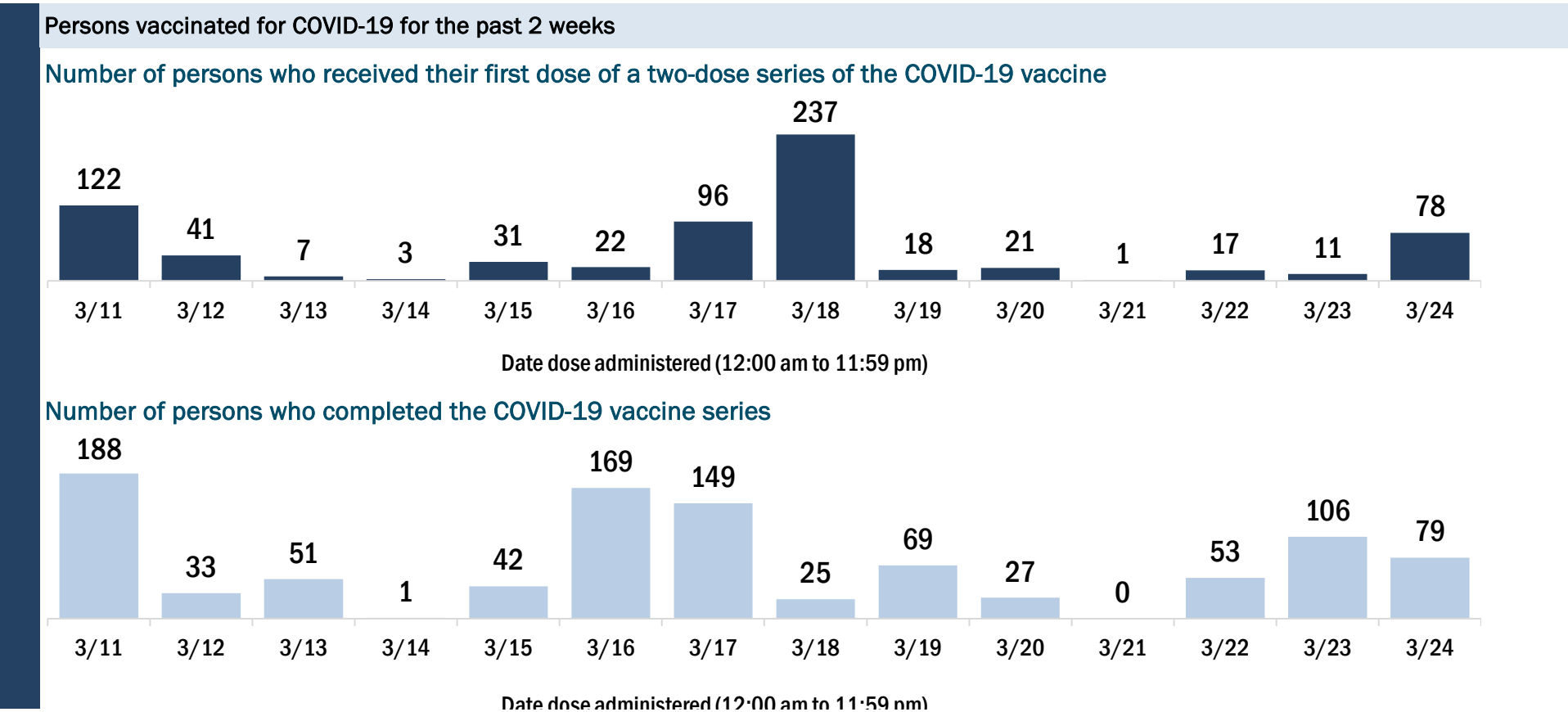
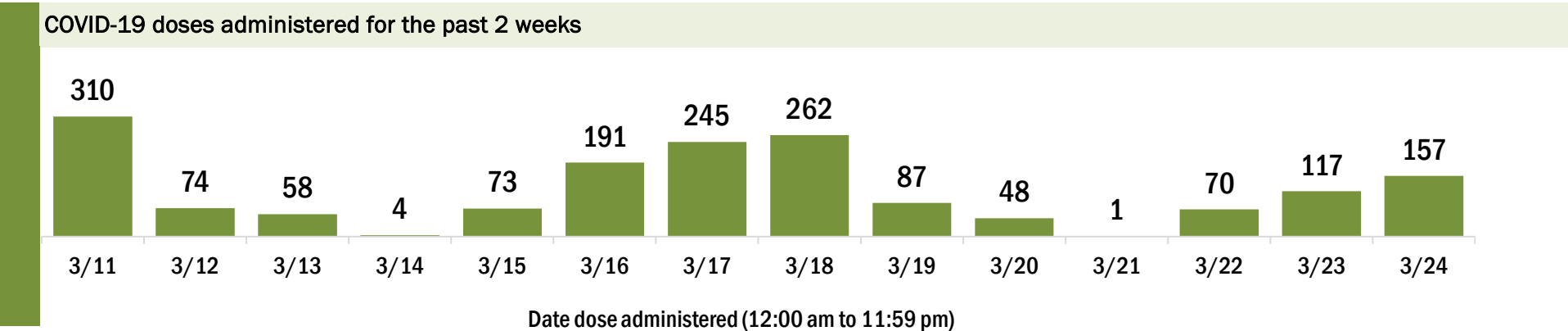
Data in this report are provisional and subject to change.

Data in this summary pertain to COVID-19 vaccines approved by the U.S. Food and Drug Administration and have been issued an Emergency Use Authorization (Janssen COVID-19 Vaccine, Moderna COVID-19 Vaccine and Pfizer-BioNTech COVID-19 Vaccine). These data summarize the number of people who have received either their first dose or have completed the series for a COVID-19 vaccine. **A person can only be counted in one category, first dose or series complete.** For persons receiving Moderna or Pfizer vaccines, once they receive their second dose, they are moved from the first dose column to the series completed column. **Because of this, the total first dose category may show a change from report to report not matching the total receiving their first dose from the previous day.** Persons receiving Johnson & Johnson vaccines will always be counted in the series completed column.

COVID-19 doses for vaccinated persons in Florida	
Doses administered	14,949
People receiving one dose of a 1-dose series (Johnson & Johnson) or receiving only one dose of a 2-dose series (Moderna, Pfizer) count once. Persons receiving both doses of a 2-dose series count twice.	

Current status of persons vaccinated for COVID-19 in Florida	
Total people vaccinated	9,170
First dose	2,959
Series completed	6,211
Completed 1-dose series	432
Completed 2-dose series	5,779
<b>First dose:</b> current number of people who have only received their first dose of the Moderna or Pfizer vaccine.	
<b>Series complete:</b> current number of people who have received both Moderna or Pfizer vaccine doses or one Johnson & Johnson dose and are considered fully immunized.	

Demographic summary	First dose	Series complete	Total people vaccinated
Age group	2,959	6,211	9,170
16-24 years	57	50	107
25-34 years	121	155	276
35-44 years	184	251	435
45-54 years	373	432	805
55-64 years	914	813	1,727
65-74 years	677	2,468	3,145
75-84 years	467	1,528	1,995
85+ years	166	514	680
Race	2,959	6,211	9,170
White	1,888	4,379	6,267
Black	656	1,097	1,753
American Indian/Alaskan	16	30	46
Other	128	279	407
Unknown	271	426	697
Other race includes Asian, native Hawaiian/Pacific Islander, or other.			
Ethnicity	2,959	6,211	9,170
Hispanic	63	50	113
Non-Hispanic	2,134	4,237	6,371
Unknown	762	1,924	2,686
Gender	2,959	6,211	9,170
Female	1,695	3,554	5,249
Male	1,262	2,657	3,919
Unknown	2	0	2



# COVID-19: Jefferson County vaccine summary

Vaccination data through Mar 24, 2021 as of Mar 25, 2021 at 12:05 AM

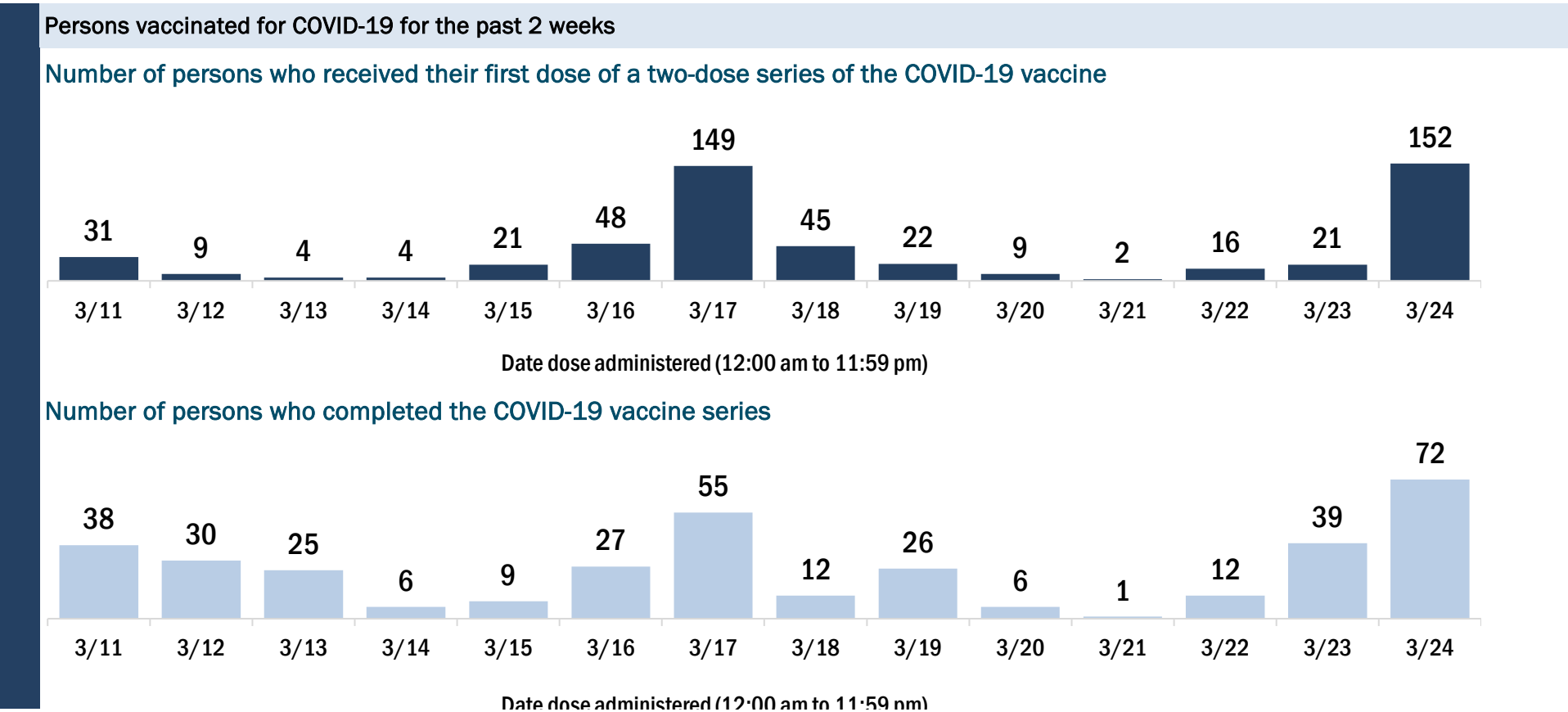
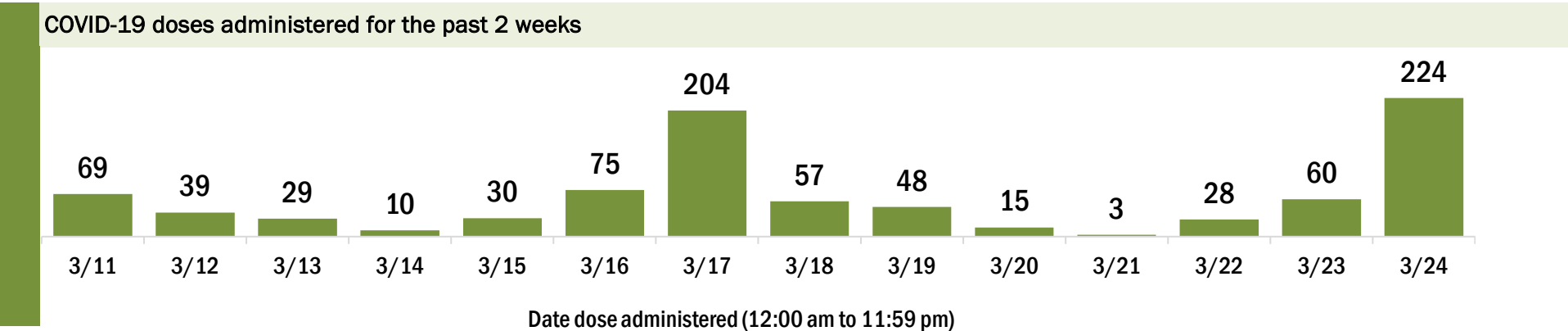
Data in this report are provisional and subject to change.

Data in this summary pertain to COVID-19 vaccines approved by the U.S. Food and Drug Administration and have been issued an Emergency Use Authorization (Janssen COVID-19 Vaccine, Moderna COVID-19 Vaccine and Pfizer-BioNTech COVID-19 Vaccine). These data summarize the number of people who have received either their first dose or have completed the series for a COVID-19 vaccine. **A person can only be counted in one category, first dose or series complete.** For persons receiving Moderna or Pfizer vaccines, once they receive their second dose, they are moved from the first dose column to the series completed column. **Because of this, the total first dose category may show a change from report to report not matching the total receiving their first dose from the previous day.** Persons receiving Johnson & Johnson vaccines will always be counted in the series completed column.

COVID-19 doses for vaccinated persons in Florida	
Doses administered	5,838
People receiving one dose of a 1-dose series (Johnson & Johnson) or receiving only one dose of a 2-dose series (Moderna, Pfizer) count once. Persons receiving both doses of a 2-dose series count twice.	

Current status of persons vaccinated for COVID-19 in Florida	
Total people vaccinated	3,505
First dose	1,099
Series completed	2,406
Completed 1-dose series	73
Completed 2-dose series	2,333
First dose: current number of people who have only received their first dose of the Moderna or Pfizer vaccine.	
Series complete: current number of people who have received both Moderna or Pfizer vaccine doses or one Johnson & Johnson dose and are considered fully immunized.	

Demographic summary	First dose	Series complete	Total people vaccinated
Age group	1,099	2,406	3,505
16-24 years	28	8	36
25-34 years	32	40	72
35-44 years	66	63	129
45-54 years	160	141	301
55-64 years	498	269	767
65-74 years	187	1,149	1,336
75-84 years	98	576	674
85+ years	30	160	190
Race	1,099	2,406	3,505
White	542	1,299	1,841
Black	300	434	734
American Indian/Alaskan	3	4	7
Other	131	423	554
Unknown	123	246	369
Other race includes Asian, native Hawaiian/Pacific Islander, or other.			
Ethnicity	1,099	2,406	3,505
Hispanic	17	22	39
Non-Hispanic	675	1,181	1,856
Unknown	407	1,203	1,610
Gender	1,099	2,406	3,505
Female	644	1,415	2,059
Male	455	991	1,446
Unknown	0	0	0



# COVID-19: Lafayette County vaccine summary

Vaccination data through Mar 24, 2021 as of Mar 25, 2021 at 12:05 AM

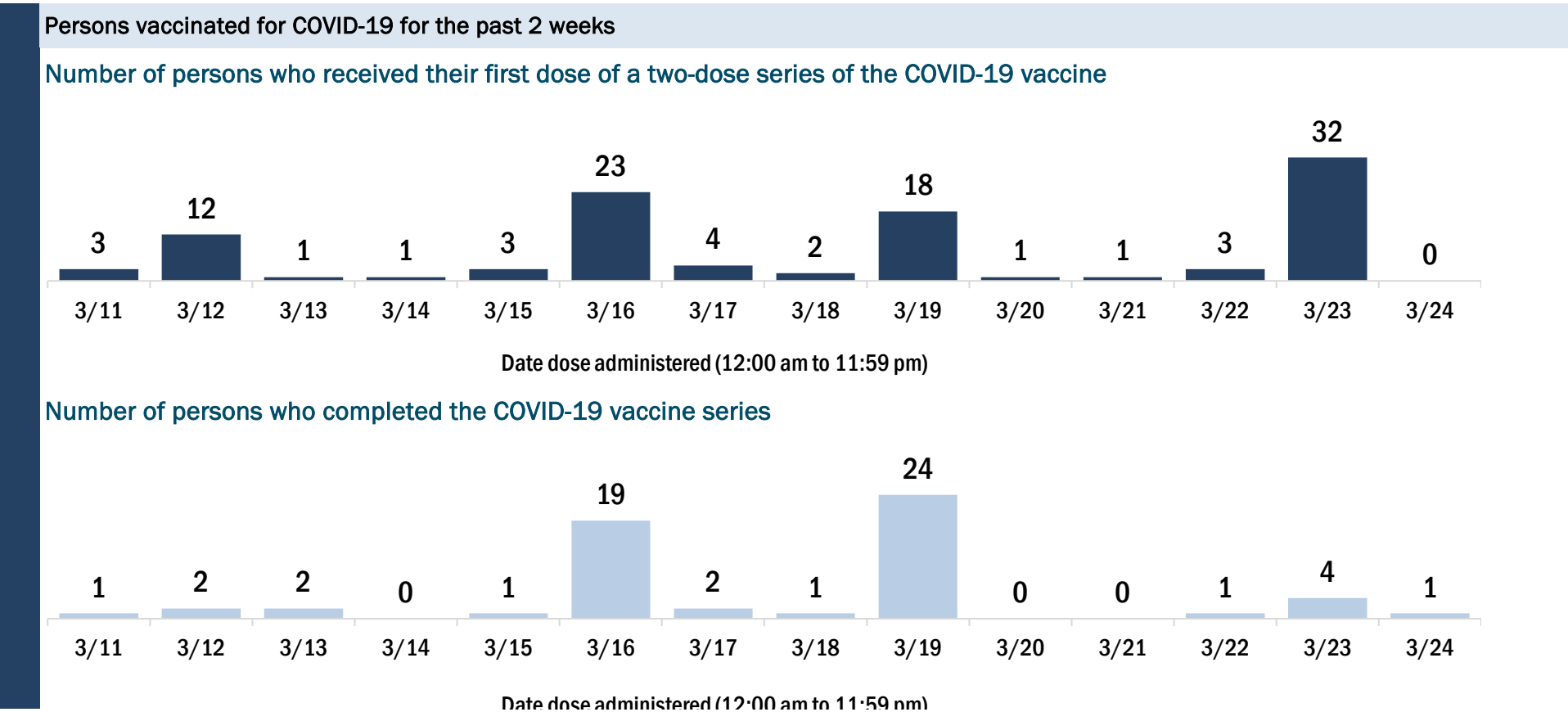
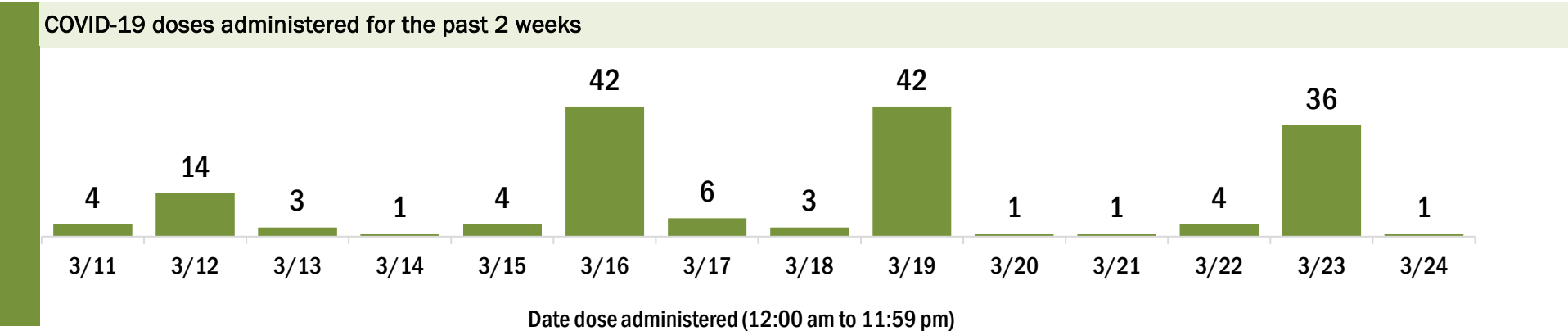
Data in this report are provisional and subject to change.

Data in this summary pertain to COVID-19 vaccines approved by the U.S. Food and Drug Administration and have been issued an Emergency Use Authorization (Janssen COVID-19 Vaccine, Moderna COVID-19 Vaccine and Pfizer-BioNTech COVID-19 Vaccine). These data summarize the number of people who have received either their first dose or have completed the series for a COVID-19 vaccine. **A person can only be counted in one category, first dose or series complete.** For persons receiving Moderna or Pfizer vaccines, once they receive their second dose, they are moved from the first dose column to the series completed column. **Because of this, the total first dose category may show a change from report to report not matching the total receiving their first dose from the previous day.** Persons receiving Johnson & Johnson vaccines will always be counted in the series completed column.

COVID-19 doses for vaccinated persons in Florida	
Doses administered	2,611
People receiving one dose of a 1-dose series (Johnson & Johnson) or receiving only one dose of a 2-dose series (Moderna, Pfizer) count once. Persons receiving both doses of a 2-dose series count twice.	

Current status of persons vaccinated for COVID-19 in Florida	
Total people vaccinated	1,498
First dose	383
Series completed	1,115
Completed 1-dose series	2
Completed 2-dose series	1,113
<b>First dose:</b> current number of people who have only received their first dose of the Moderna or Pfizer vaccine.	
<b>Series complete:</b> current number of people who have received both Moderna or Pfizer vaccine doses or one Johnson & Johnson dose and are considered fully immunized.	

Demographic summary	First dose	Series complete	Total people vaccinated
Age group	383	1,115	1,498
16-24 years	2	3	5
25-34 years	2	7	9
35-44 years	12	19	31
45-54 years	42	34	76
55-64 years	105	67	172
65-74 years	130	558	688
75-84 years	63	329	392
85+ years	27	98	125
Race	383	1,115	1,498
White	294	953	1,247
Black	14	29	43
American Indian/Alaskan	4	1	5
Other	13	64	77
Unknown	58	68	126
Other race includes Asian, native Hawaiian/Pacific Islander, or other.			
Ethnicity	383	1,115	1,498
Hispanic	14	17	31
Non-Hispanic	232	907	1,139
Unknown	137	191	328
Gender	383	1,115	1,498
Female	211	576	787
Male	171	539	710
Unknown	1	0	1



# COVID-19: Lake County vaccine summary

Vaccination data through Mar 24, 2021 as of Mar 25, 2021 at 12:05 AM

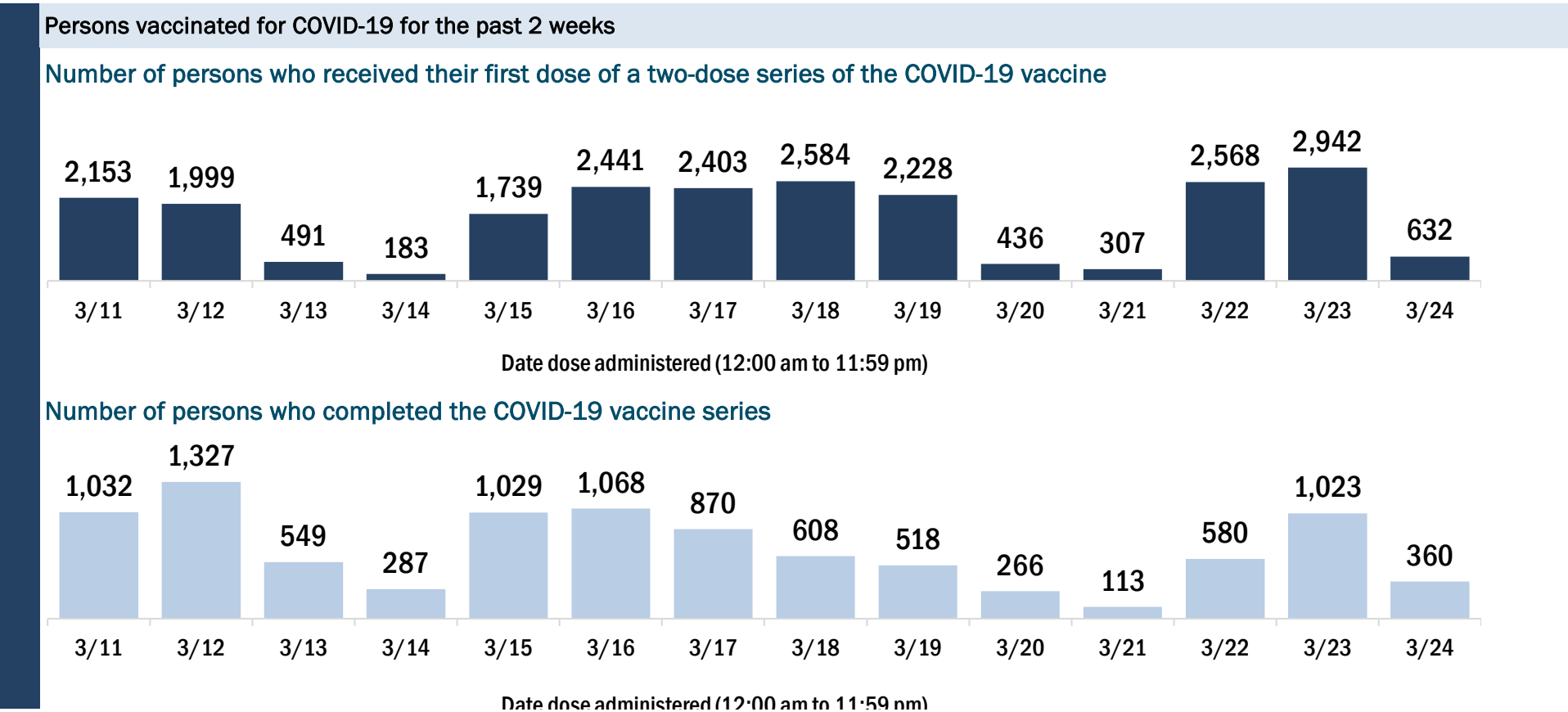
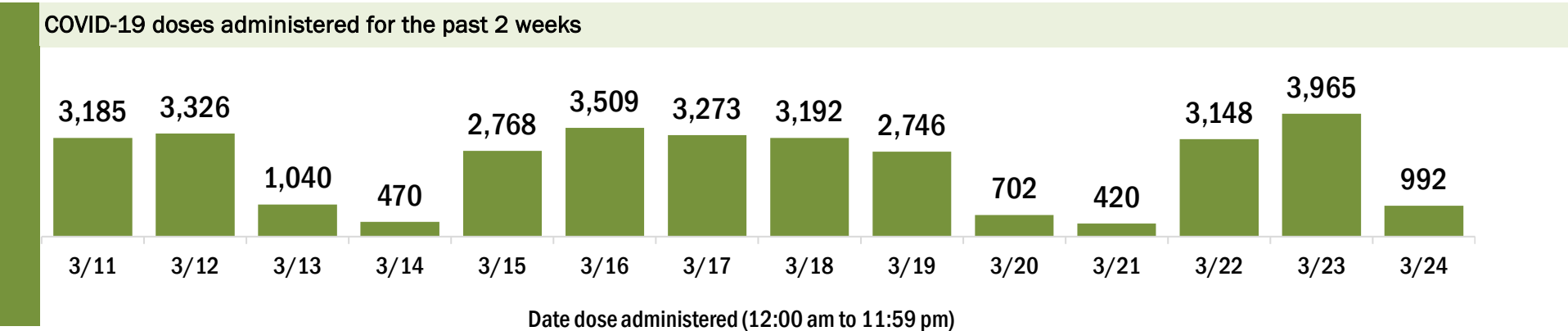
Data in this report are provisional and subject to change.

Data in this summary pertain to COVID-19 vaccines approved by the U.S. Food and Drug Administration and have been issued an Emergency Use Authorization (Janssen COVID-19 Vaccine, Moderna COVID-19 Vaccine and Pfizer-BioNTech COVID-19 Vaccine). These data summarize the number of people who have received either their first dose or have completed the series for a COVID-19 vaccine. **A person can only be counted in one category, first dose or series complete.** For persons receiving Moderna or Pfizer vaccines, once they receive their second dose, they are moved from the first dose column to the series completed column. **Because of this, the total first dose category may show a change from report to report not matching the total receiving their first dose from the previous day.** Persons receiving Johnson & Johnson vaccines will always be counted in the series completed column.

COVID-19 doses for vaccinated persons in Florida	
Doses administered	170,300
People receiving one dose of a 1-dose series (Johnson & Johnson) or receiving only one dose of a 2-dose series (Moderna, Pfizer) count once. Persons receiving both doses of a 2-dose series count twice.	

Current status of persons vaccinated for COVID-19 in Florida	
Total people vaccinated	110,223
First dose	47,920
Series completed	62,303
Completed 1-dose series	2,226
Completed 2-dose series	60,077
First dose: current number of people who have only received their first dose of the Moderna or Pfizer vaccine.	
Series complete: current number of people who have received both Moderna or Pfizer vaccine doses or one Johnson & Johnson dose and are considered fully immunized.	

Demographic summary	First dose	Series complete	Total people vaccinated
Age group	47,920	62,303	110,223
16-24 years	708	388	1,096
25-34 years	1,766	1,197	2,963
35-44 years	2,446	1,837	4,283
45-54 years	3,939	2,439	6,378
55-64 years	12,063	4,032	16,095
65-74 years	13,993	27,502	41,495
75-84 years	9,714	19,387	29,101
85+ years	3,291	5,521	8,812
Race	47,920	62,303	110,223
White	31,526	48,666	80,192
Black	2,133	2,613	4,746
American Indian/Alaskan	200	365	565
Other	3,941	5,538	9,479
Unknown	10,120	5,121	15,241
Other race includes Asian, native Hawaiian/Pacific Islander, or other.			
Ethnicity	47,920	62,303	110,223
Hispanic	2,148	2,482	4,630
Non-Hispanic	19,876	34,836	54,712
Unknown	25,896	24,985	50,881
Gender	47,920	62,303	110,223
Female	27,663	35,442	63,105
Male	20,050	26,827	46,877
Unknown	207	34	241





# COVID-19: Lee County vaccine summary

Vaccination data through Mar 24, 2021 as of Mar 25, 2021 at 12:05 AM

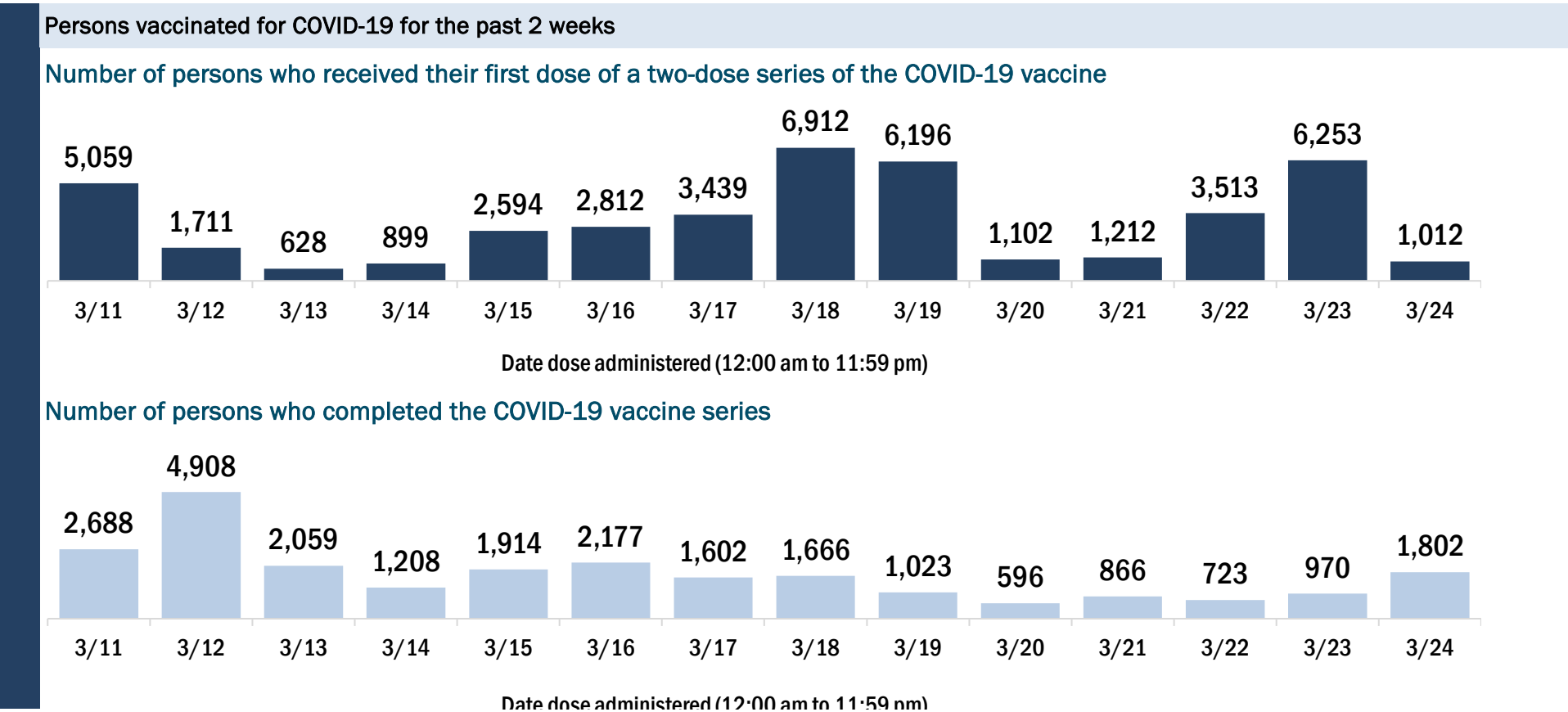
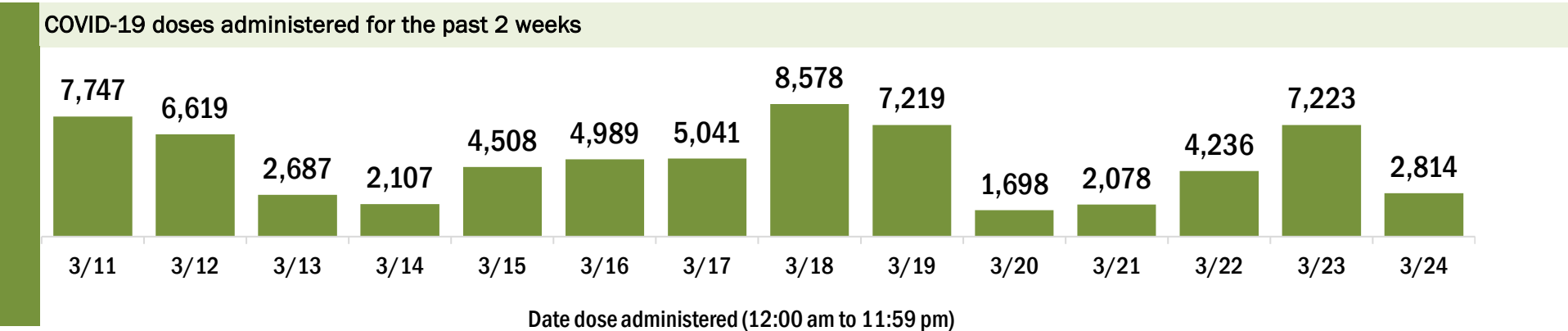
Data in this report are provisional and subject to change.

Data in this summary pertain to COVID-19 vaccines approved by the U.S. Food and Drug Administration and have been issued an Emergency Use Authorization (Janssen COVID-19 Vaccine, Moderna COVID-19 Vaccine and Pfizer-BioNTech COVID-19 Vaccine). These data summarize the number of people who have received either their first dose or have completed the series for a COVID-19 vaccine. **A person can only be counted in one category, first dose or series complete.** For persons receiving Moderna or Pfizer vaccines, once they receive their second dose, they are moved from the first dose column to the series completed column. **Because of this, the total first dose category may show a change from report to report not matching the total receiving their first dose from the previous day.** Persons receiving Johnson & Johnson vaccines will always be counted in the series completed column.

COVID-19 doses for vaccinated persons in Florida	
Doses administered	303,452
People receiving one dose of a 1-dose series (Johnson & Johnson) or receiving only one dose of a 2-dose series (Moderna, Pfizer) count once. Persons receiving both doses of a 2-dose series count twice.	

Current status of persons vaccinated for COVID-19 in Florida	
Total people vaccinated	200,921
First dose	93,767
Series completed	107,154
Completed 1-dose series	4,623
Completed 2-dose series	102,531
<b>First dose:</b> current number of people who have only received their first dose of the Moderna or Pfizer vaccine.	
<b>Series complete:</b> current number of people who have received both Moderna or Pfizer vaccine doses or one Johnson & Johnson dose and are considered fully immunized.	

Demographic summary	First dose	Series complete	Total people vaccinated
Age group	93,767	107,154	200,921
16-24 years	831	670	1,501
25-34 years	1,859	2,334	4,193
35-44 years	2,674	3,155	5,829
45-54 years	4,670	4,617	9,287
55-64 years	17,995	8,940	26,935
65-74 years	35,838	50,273	86,111
75-84 years	23,558	29,117	52,675
85+ years	6,342	8,048	14,390
Race	93,767	107,154	200,921
White	69,461	72,110	141,571
Black	1,998	2,198	4,196
American Indian/Alaskan	433	229	662
Other	4,820	7,608	12,428
Unknown	17,055	25,009	42,064
Other race includes Asian, native Hawaiian/Pacific Islander, or other.			
Ethnicity	93,767	107,154	200,921
Hispanic	4,809	3,961	8,770
Non-Hispanic	55,501	56,280	111,781
Unknown	33,457	46,913	80,370
Gender	93,767	107,154	200,921
Female	53,298	59,849	113,147
Male	40,287	47,051	87,338
Unknown	182	254	436



# COVID-19: Leon County vaccine summary

Vaccination data through Mar 24, 2021 as of Mar 25, 2021 at 12:05 AM

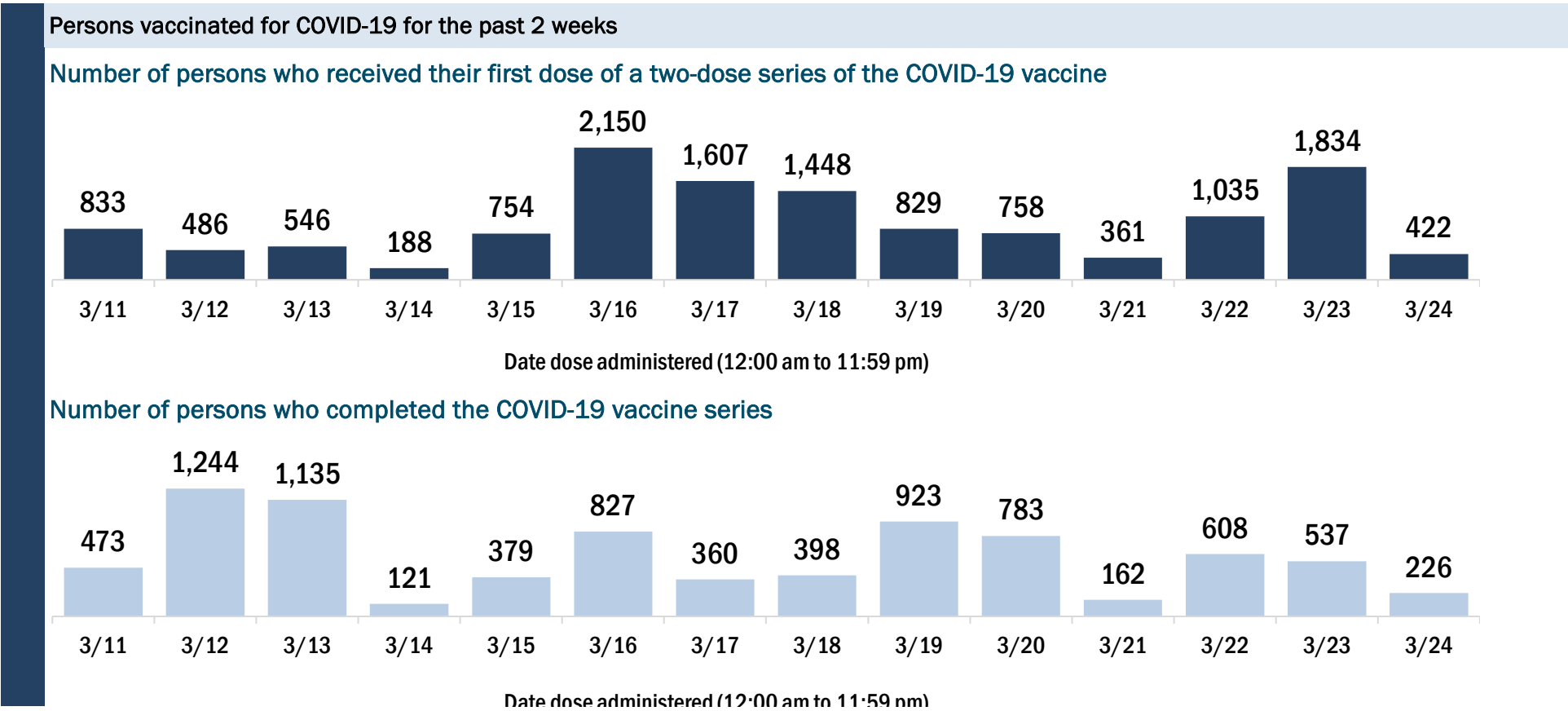
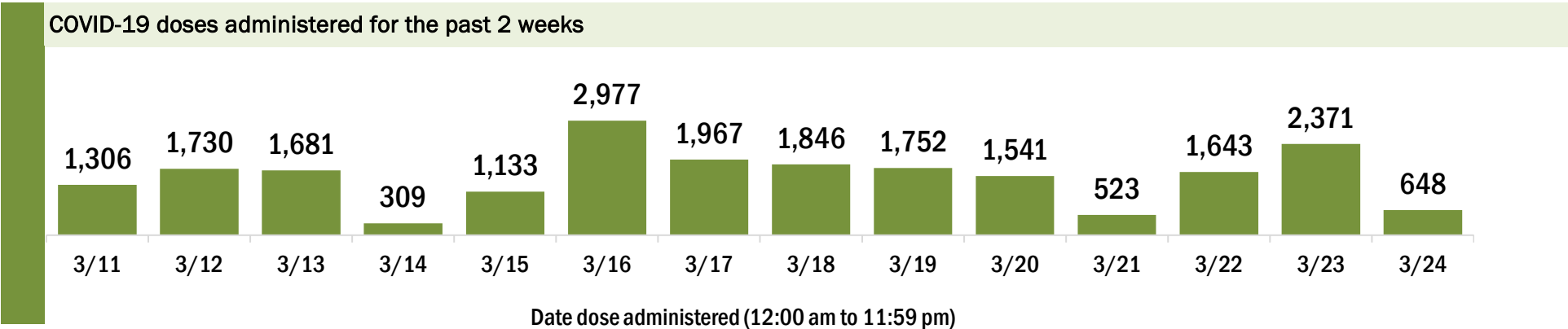
Data in this report are provisional and subject to change.

Data in this summary pertain to COVID-19 vaccines approved by the U.S. Food and Drug Administration and have been issued an Emergency Use Authorization (Janssen COVID-19 Vaccine, Moderna COVID-19 Vaccine and Pfizer-BioNTech COVID-19 Vaccine). These data summarize the number of people who have received either their first dose or have completed the series for a COVID-19 vaccine. **A person can only be counted in one category, first dose or series complete.** For persons receiving Moderna or Pfizer vaccines, once they receive their second dose, they are moved from the first dose column to the series completed column. **Because of this, the total first dose category may show a change from report to report not matching the total receiving their first dose from the previous day.** Persons receiving Johnson & Johnson vaccines will always be counted in the series completed column.

COVID-19 doses for vaccinated persons in Florida	
Doses administered	110,846
People receiving one dose of a 1-dose series (Johnson & Johnson) or receiving only one dose of a 2-dose series (Moderna, Pfizer) count once. Persons receiving both doses of a 2-dose series count twice.	

Current status of persons vaccinated for COVID-19 in Florida	
Total people vaccinated	69,449
First dose	26,661
Series completed	42,788
Completed 1-dose series	1,391
Completed 2-dose series	41,397
<b>First dose:</b> current number of people who have only received their first dose of the Moderna or Pfizer vaccine.	
<b>Series complete:</b> current number of people who have received both Moderna or Pfizer vaccine doses or one Johnson & Johnson dose and are considered fully immunized.	

Demographic summary	First dose	Series complete	Total people vaccinated
Age group	26,661	42,788	69,449
16-24 years	2,105	1,040	3,145
25-34 years	3,191	2,150	5,341
35-44 years	3,523	2,648	6,171
45-54 years	4,635	3,241	7,876
55-64 years	8,352	6,020	14,372
65-74 years	2,984	17,120	20,104
75-84 years	1,273	7,949	9,222
85+ years	598	2,620	3,218
Race	26,661	42,788	69,449
White	15,366	25,434	40,800
Black	3,983	5,612	9,595
American Indian/Alaskan	73	131	204
Other	3,507	8,515	12,022
Unknown	3,732	3,096	6,828
Other race includes Asian, native Hawaiian/Pacific Islander, or other.			
Ethnicity	26,661	42,788	69,449
Hispanic	1,267	1,351	2,618
Non-Hispanic	17,496	30,498	47,994
Unknown	7,898	10,939	18,837
Gender	26,661	42,788	69,449
Female	15,675	25,449	41,124
Male	10,975	17,322	28,297
Unknown	11	17	28



# COVID-19: Levy County vaccine summary

Vaccination data through Mar 24, 2021 as of Mar 25, 2021 at 12:05 AM

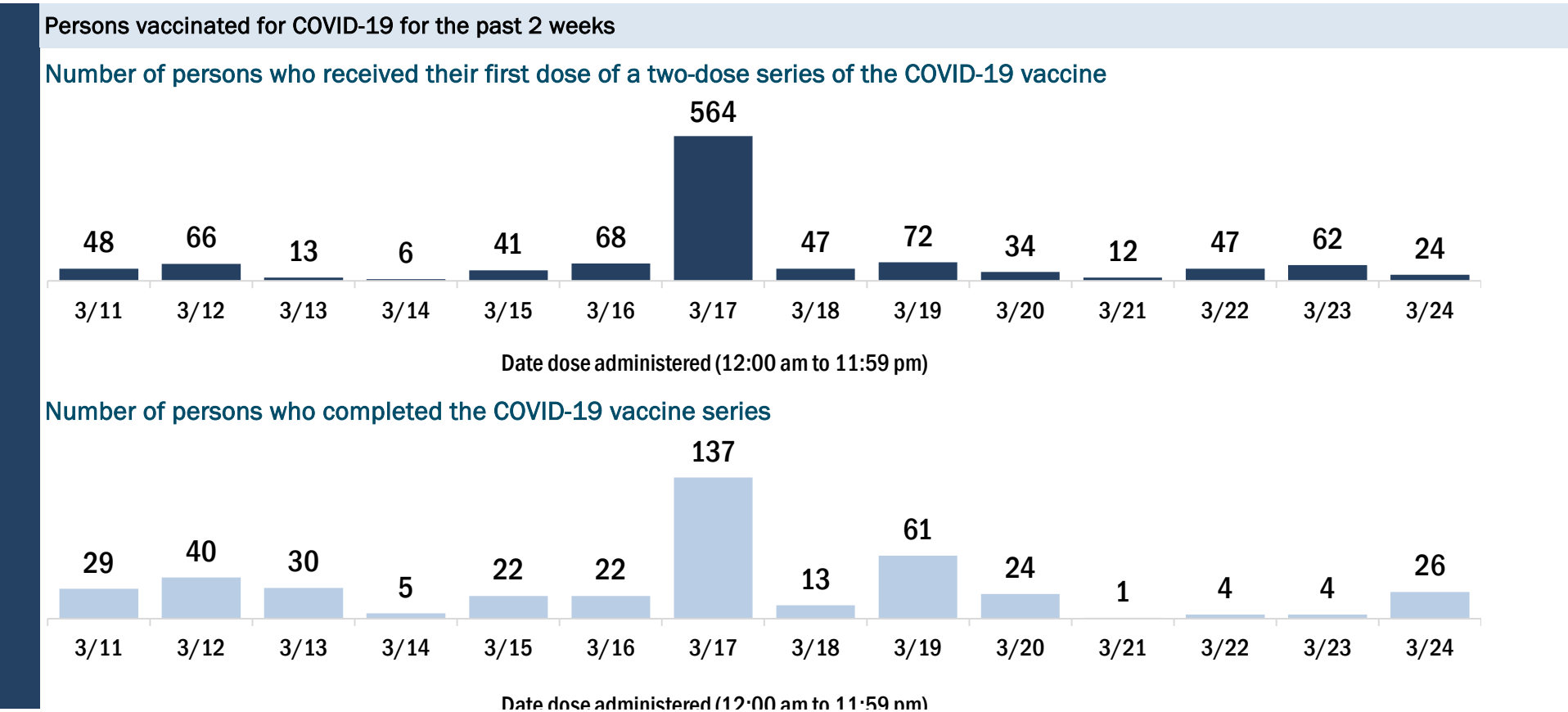
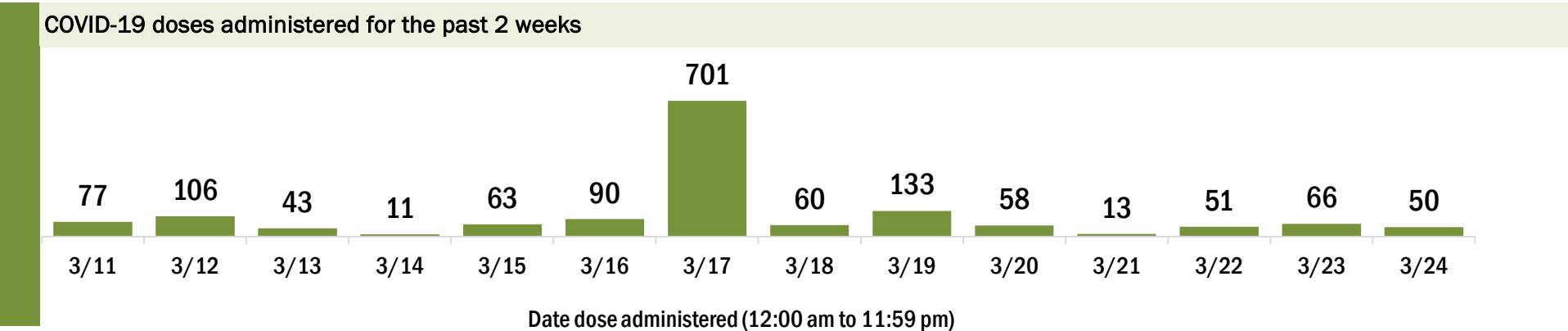
Data in this report are provisional and subject to change.

Data in this summary pertain to COVID-19 vaccines approved by the U.S. Food and Drug Administration and have been issued an Emergency Use Authorization (Janssen COVID-19 Vaccine, Moderna COVID-19 Vaccine and Pfizer-BioNTech COVID-19 Vaccine). These data summarize the number of people who have received either their first dose or have completed the series for a COVID-19 vaccine. **A person can only be counted in one category, first dose or series complete.** For persons receiving Moderna or Pfizer vaccines, once they receive their second dose, they are moved from the first dose column to the series completed column. **Because of this, the total first dose category may show a change from report to report not matching the total receiving their first dose from the previous day.** Persons receiving Johnson & Johnson vaccines will always be counted in the series completed column.

COVID-19 doses for vaccinated persons in Florida	
Doses administered	11,244
People receiving one dose of a 1-dose series (Johnson & Johnson) or receiving only one dose of a 2-dose series (Moderna, Pfizer) count once. Persons receiving both doses of a 2-dose series count twice.	

Current status of persons vaccinated for COVID-19 in Florida	
Total people vaccinated	7,082
First dose	2,812
Series completed	4,270
Completed 1-dose series	108
Completed 2-dose series	4,162
<b>First dose:</b> current number of people who have only received their first dose of the Moderna or Pfizer vaccine.	
<b>Series complete:</b> current number of people who have received both Moderna or Pfizer vaccine doses or one Johnson & Johnson dose and are considered fully immunized.	

Demographic summary	First dose	Series complete	Total people vaccinated
Age group	2,812	4,270	7,082
16-24 years	31	36	67
25-34 years	65	112	177
35-44 years	74	119	193
45-54 years	149	193	342
55-64 years	748	359	1,107
65-74 years	1,043	2,072	3,115
75-84 years	549	1,109	1,658
85+ years	153	270	423
Race	2,812	4,270	7,082
White	2,100	3,396	5,496
Black	201	209	410
American Indian/Alaskan	27	23	50
Other	172	242	414
Unknown	312	400	712
Other race includes Asian, native Hawaiian/Pacific Islander, or other.			
Ethnicity	2,812	4,270	7,082
Hispanic	110	89	199
Non-Hispanic	1,671	3,125	4,796
Unknown	1,031	1,056	2,087
Gender	2,812	4,270	7,082
Female	1,675	2,414	4,089
Male	1,136	1,856	2,992
Unknown	1	0	1



# COVID-19: Liberty County vaccine summary

Vaccination data through Mar 24, 2021 as of Mar 25, 2021 at 12:05 AM

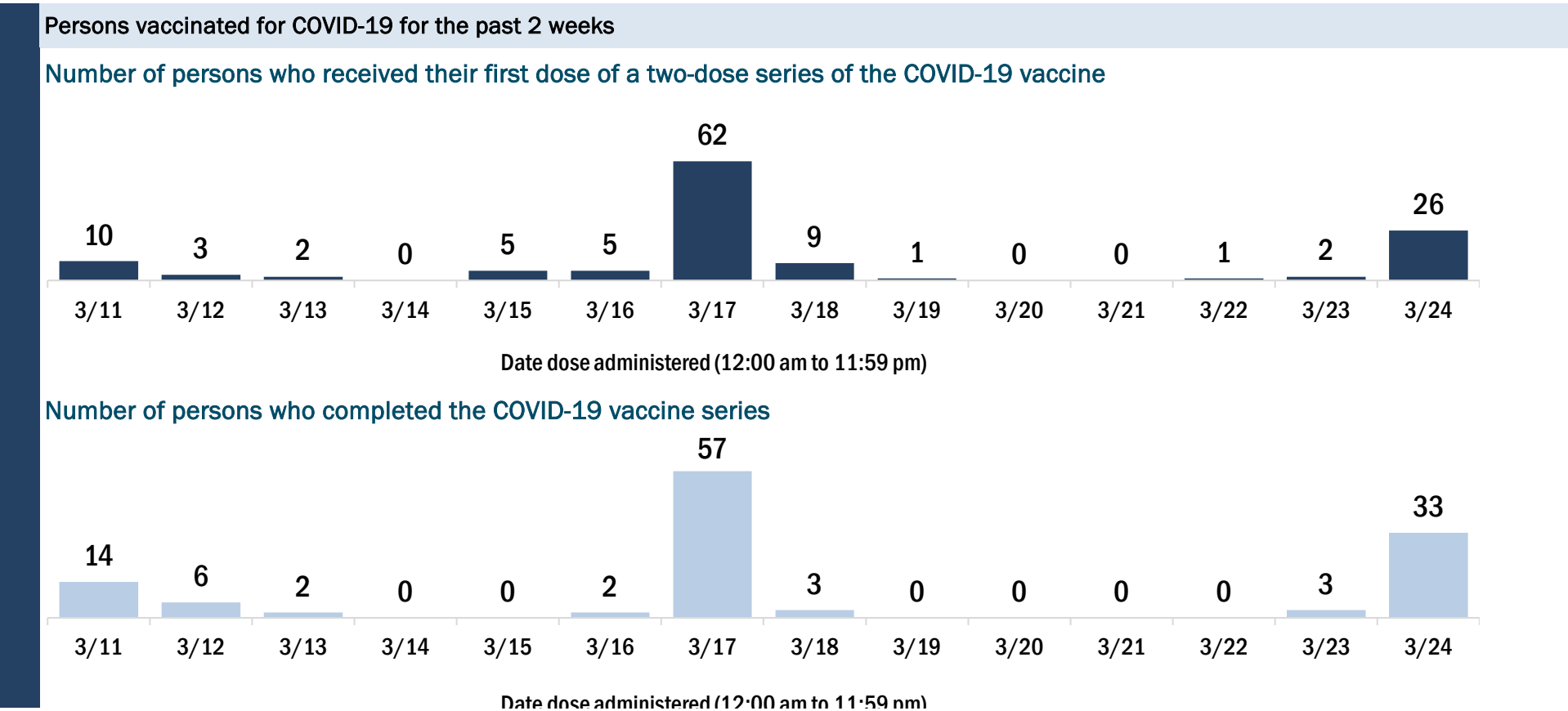
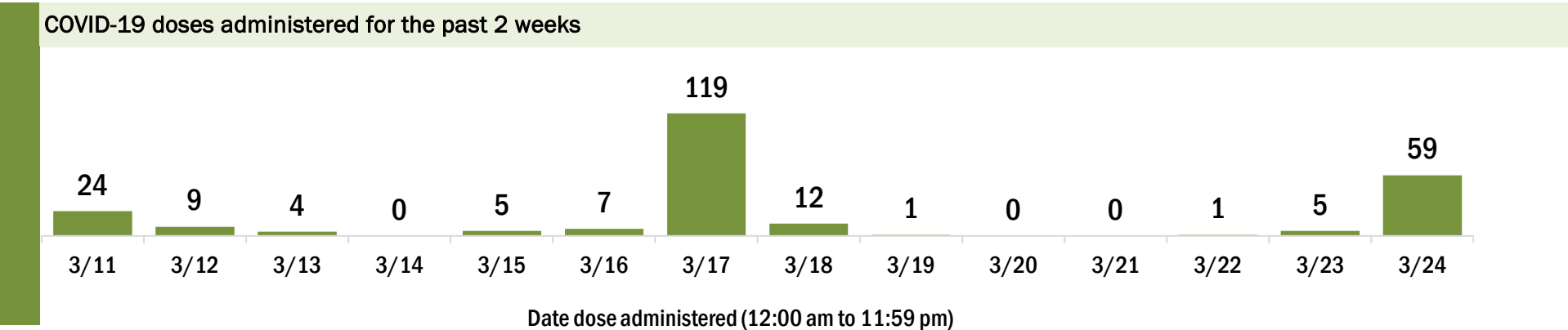
Data in this report are provisional and subject to change.

Data in this summary pertain to COVID-19 vaccines approved by the U.S. Food and Drug Administration and have been issued an Emergency Use Authorization (Janssen COVID-19 Vaccine, Moderna COVID-19 Vaccine and Pfizer-BioNTech COVID-19 Vaccine). These data summarize the number of people who have received either their first dose or have completed the series for a COVID-19 vaccine. **A person can only be counted in one category, first dose or series complete.** For persons receiving Moderna or Pfizer vaccines, once they receive their second dose, they are moved from the first dose column to the series completed column. **Because of this, the total first dose category may show a change from report to report not matching the total receiving their first dose from the previous day.** Persons receiving Johnson & Johnson vaccines will always be counted in the series completed column.

COVID-19 doses for vaccinated persons in Florida	
Doses administered	2,169
People receiving one dose of a 1-dose series (Johnson & Johnson) or receiving only one dose of a 2-dose series (Moderna, Pfizer) count once. Persons receiving both doses of a 2-dose series count twice.	

Current status of persons vaccinated for COVID-19 in Florida	
Total people vaccinated	1,244
First dose	297
Series completed	947
Completed 1-dose series	22
Completed 2-dose series	925
First dose: current number of people who have only received their first dose of the Moderna or Pfizer vaccine.	
Series complete: current number of people who have received both Moderna or Pfizer vaccine doses or one Johnson & Johnson dose and are considered fully immunized.	

Demographic summary	First dose	Series complete	Total people vaccinated
Age group	297	947	1,244
16-24 years	11	8	19
25-34 years	17	22	39
35-44 years	26	43	69
45-54 years	48	43	91
55-64 years	93	196	289
65-74 years	63	376	439
75-84 years	31	205	236
85+ years	8	54	62
Race	297	947	1,244
White	206	691	897
Black	43	67	110
American Indian/Alaskan	1	7	8
Other	17	92	109
Unknown	30	90	120
Other race includes Asian, native Hawaiian/Pacific Islander, or other.			
Ethnicity	297	947	1,244
Hispanic	2	11	13
Non-Hispanic	145	502	647
Unknown	150	434	584
Gender	297	947	1,244
Female	174	500	674
Male	123	447	570
Unknown	0	0	0





# COVID-19: Madison County vaccine summary

Vaccination data through Mar 24, 2021 as of Mar 25, 2021 at 12:05 AM

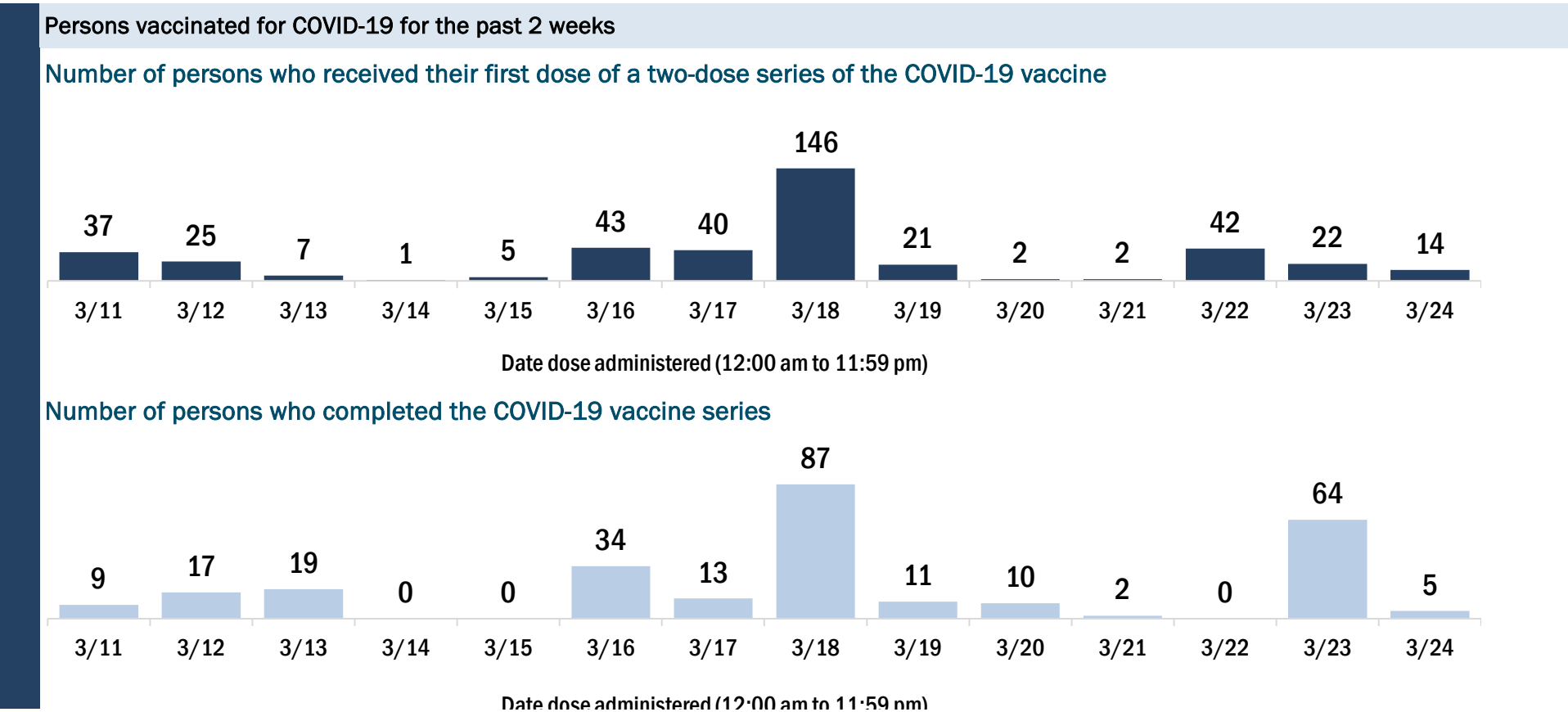
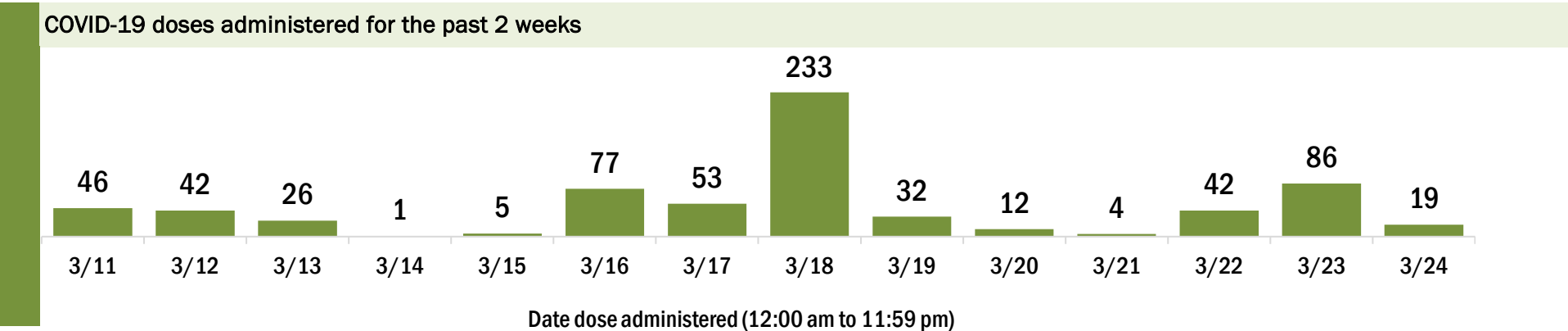
Data in this report are provisional and subject to change.

Data in this summary pertain to COVID-19 vaccines approved by the U.S. Food and Drug Administration and have been issued an Emergency Use Authorization (Janssen COVID-19 Vaccine, Moderna COVID-19 Vaccine and Pfizer-BioNTech COVID-19 Vaccine). These data summarize the number of people who have received either their first dose or have completed the series for a COVID-19 vaccine. **A person can only be counted in one category, first dose or series complete.** For persons receiving Moderna or Pfizer vaccines, once they receive their second dose, they are moved from the first dose column to the series completed column. **Because of this, the total first dose category may show a change from report to report not matching the total receiving their first dose from the previous day.** Persons receiving Johnson & Johnson vaccines will always be counted in the series completed column.

COVID-19 doses for vaccinated persons in Florida	
Doses administered	6,196
People receiving one dose of a 1-dose series (Johnson & Johnson) or receiving only one dose of a 2-dose series (Moderna, Pfizer) count once. Persons receiving both doses of a 2-dose series count twice.	

Current status of persons vaccinated for COVID-19 in Florida	
Total people vaccinated	3,715
First dose	1,207
Series completed	2,508
Completed 1-dose series	27
Completed 2-dose series	2,481
<b>First dose:</b> current number of people who have only received their first dose of the Moderna or Pfizer vaccine.	
<b>Series complete:</b> current number of people who have received both Moderna or Pfizer vaccine doses or one Johnson & Johnson dose and are considered fully immunized.	

Demographic summary	First dose	Series complete	Total people vaccinated
Age group	1,207	2,508	3,715
16-24 years	18	12	30
25-34 years	49	41	90
35-44 years	86	68	154
45-54 years	220	96	316
55-64 years	454	261	715
65-74 years	248	1,161	1,409
75-84 years	99	680	779
85+ years	33	189	222
Race	1,207	2,508	3,715
White	566	1,340	1,906
Black	364	556	920
American Indian/Alaskan	1	6	7
Other	100	235	335
Unknown	176	371	547
Other race includes Asian, native Hawaiian/Pacific Islander, or other.			
Ethnicity	1,207	2,508	3,715
Hispanic	13	20	33
Non-Hispanic	496	826	1,322
Unknown	698	1,662	2,360
Gender	1,207	2,508	3,715
Female	721	1,414	2,135
Male	486	1,094	1,580
Unknown	0	0	0



# COVID-19: Manatee County vaccine summary

Vaccination data through Mar 24, 2021 as of Mar 25, 2021 at 12:05 AM

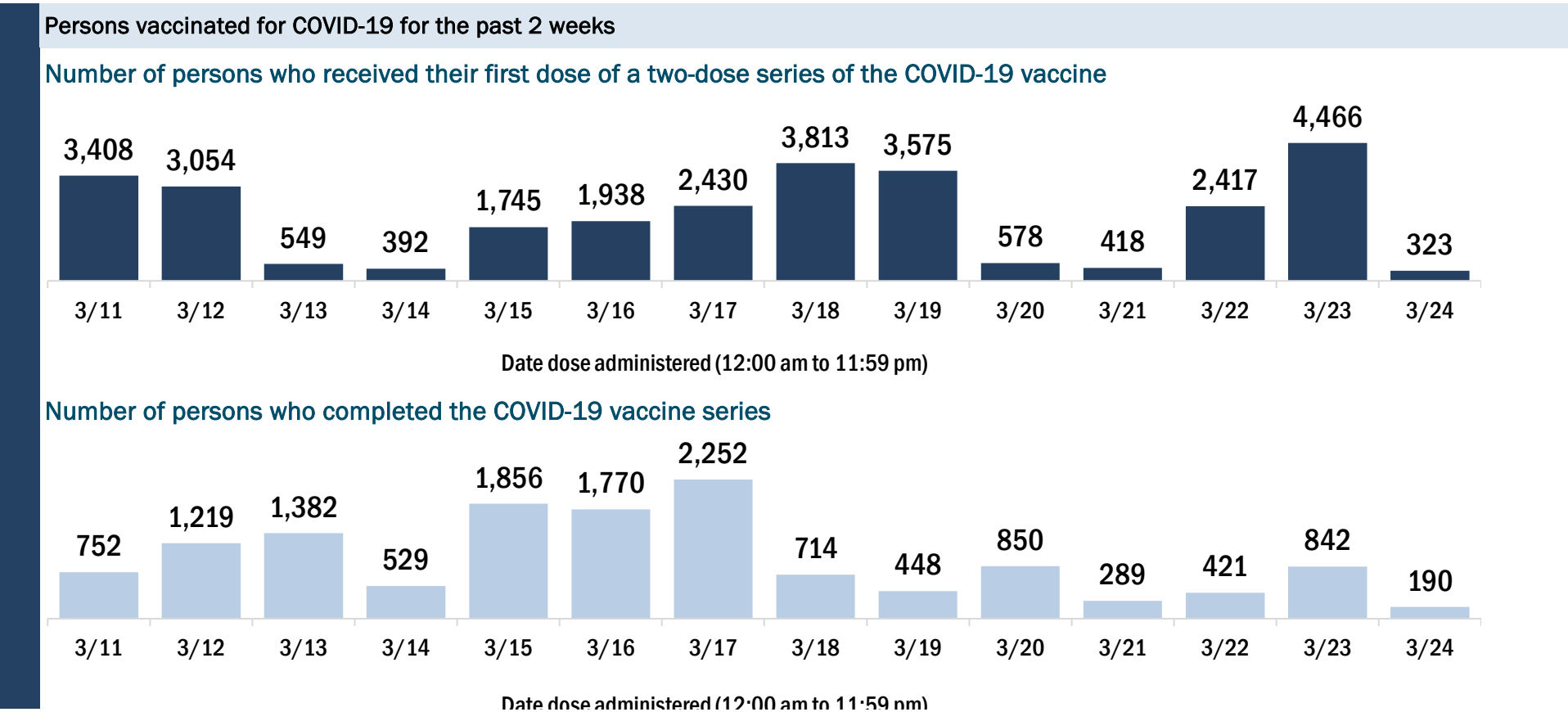
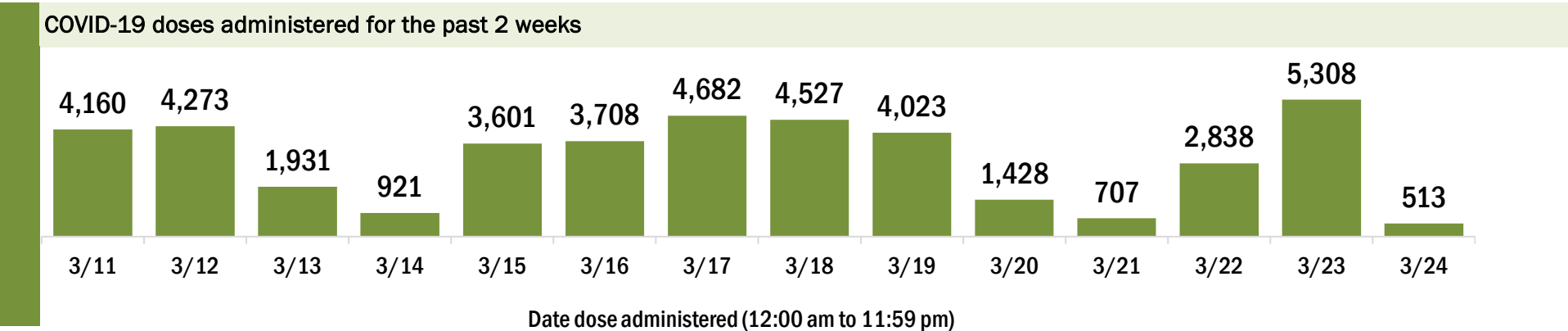
Data in this report are provisional and subject to change.

Data in this summary pertain to COVID-19 vaccines approved by the U.S. Food and Drug Administration and have been issued an Emergency Use Authorization (Janssen COVID-19 Vaccine, Moderna COVID-19 Vaccine and Pfizer-BioNTech COVID-19 Vaccine). These data summarize the number of people who have received either their first dose or have completed the series for a COVID-19 vaccine. **A person can only be counted in one category, first dose or series complete.** For persons receiving Moderna or Pfizer vaccines, once they receive their second dose, they are moved from the first dose column to the series completed column. **Because of this, the total first dose category may show a change from report to report not matching the total receiving their first dose from the previous day.** Persons receiving Johnson & Johnson vaccines will always be counted in the series completed column.

COVID-19 doses for vaccinated persons in Florida	
Doses administered	160,375
People receiving one dose of a 1-dose series (Johnson & Johnson) or receiving only one dose of a 2-dose series (Moderna, Pfizer) count once. Persons receiving both doses of a 2-dose series count twice.	

Current status of persons vaccinated for COVID-19 in Florida	
Total people vaccinated	113,802
First dose	65,196
Series completed	48,606
Completed 1-dose series	2,033
Completed 2-dose series	46,573
First dose: current number of people who have only received their first dose of the Moderna or Pfizer vaccine.	
Series complete: current number of people who have received both Moderna or Pfizer vaccine doses or one Johnson & Johnson dose and are considered fully immunized.	

Demographic summary	First dose	Series complete	Total people vaccinated
Age group	65,196	48,606	113,802
16-24 years	662	540	1,202
25-34 years	1,309	1,787	3,096
35-44 years	1,648	2,245	3,893
45-54 years	3,896	2,856	6,752
55-64 years	15,248	4,215	19,463
65-74 years	23,433	21,547	44,980
75-84 years	14,508	11,689	26,197
85+ years	4,492	3,727	8,219
Race	65,196	48,606	113,802
White	49,535	37,209	86,744
Black	1,645	1,066	2,711
American Indian/Alaskan	317	173	490
Other	3,711	4,605	8,316
Unknown	9,988	5,553	15,541
Other race includes Asian, native Hawaiian/Pacific Islander, or other.			
Ethnicity	65,196	48,606	113,802
Hispanic	2,240	1,412	3,652
Non-Hispanic	34,930	30,393	65,323
Unknown	28,026	16,801	44,827
Gender	65,196	48,606	113,802
Female	36,641	27,880	64,521
Male	28,475	20,690	49,165
Unknown	80	36	116



# COVID-19: Marion County vaccine summary

Vaccination data through Mar 24, 2021 as of Mar 25, 2021 at 12:05 AM

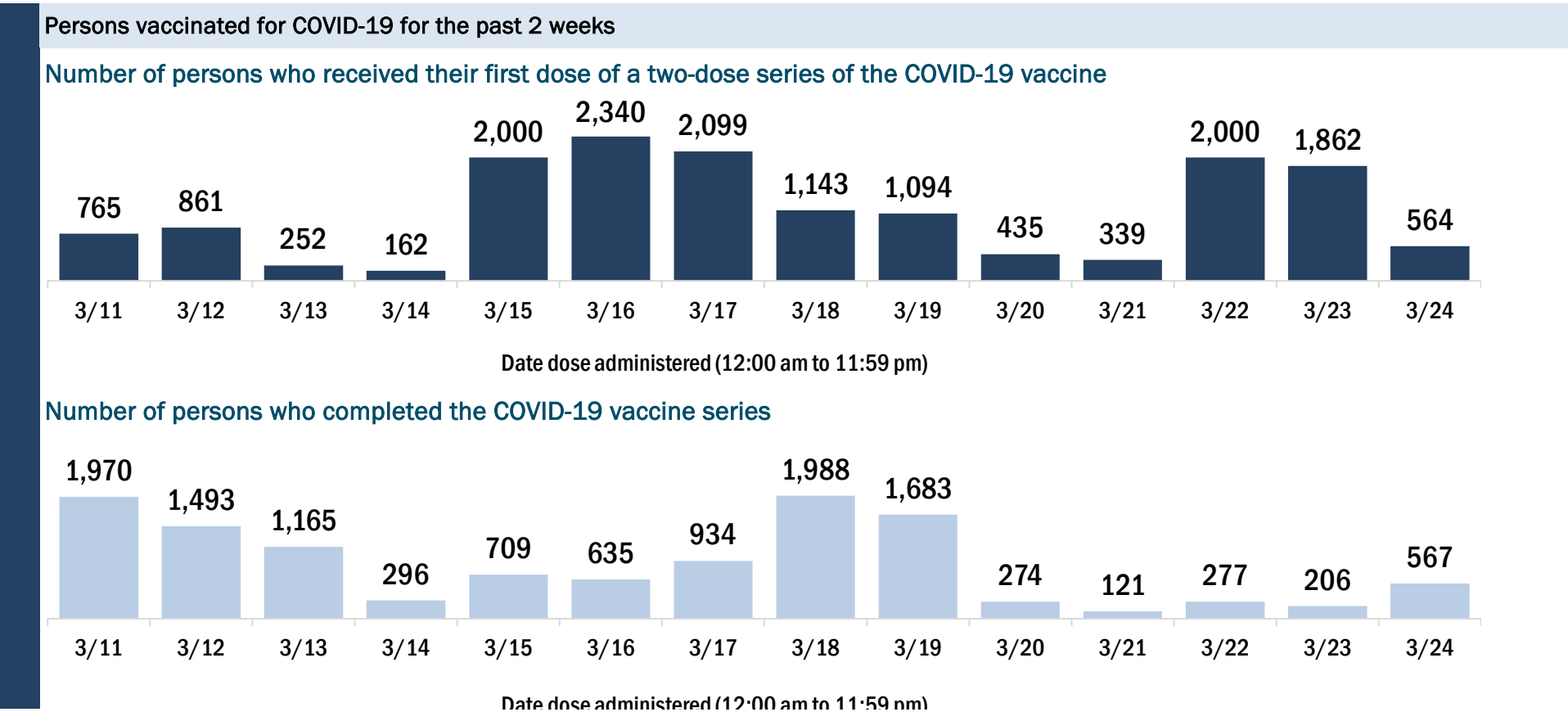
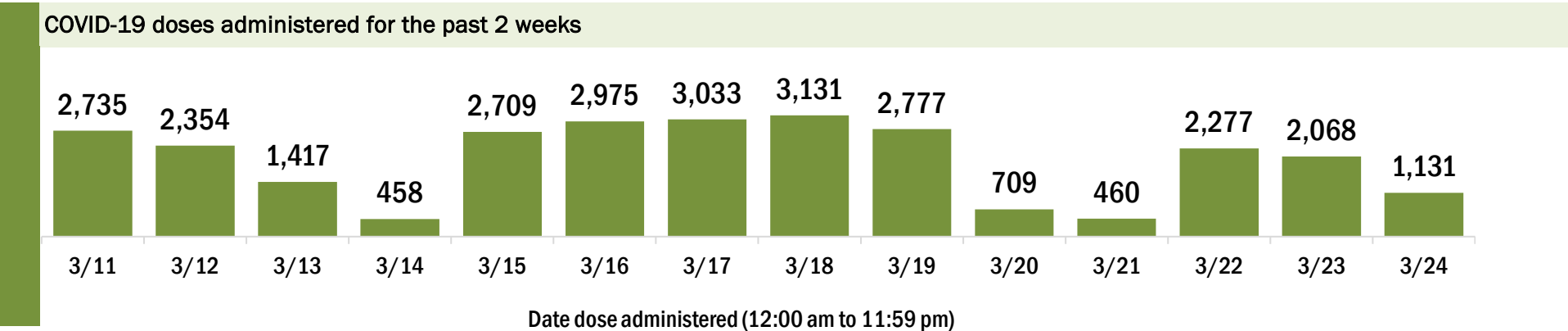
Data in this report are provisional and subject to change.

Data in this summary pertain to COVID-19 vaccines approved by the U.S. Food and Drug Administration and have been issued an Emergency Use Authorization (Janssen COVID-19 Vaccine, Moderna COVID-19 Vaccine and Pfizer-BioNTech COVID-19 Vaccine). These data summarize the number of people who have received either their first dose or have completed the series for a COVID-19 vaccine. **A person can only be counted in one category, first dose or series complete.** For persons receiving Moderna or Pfizer vaccines, once they receive their second dose, they are moved from the first dose column to the series completed column. **Because of this, the total first dose category may show a change from report to report not matching the total receiving their first dose from the previous day.** Persons receiving Johnson & Johnson vaccines will always be counted in the series completed column.

COVID-19 doses for vaccinated persons in Florida	
Doses administered	138,001
People receiving one dose of a 1-dose series (Johnson & Johnson) or receiving only one dose of a 2-dose series (Moderna, Pfizer) count once. Persons receiving both doses of a 2-dose series count twice.	

Current status of persons vaccinated for COVID-19 in Florida	
Total people vaccinated	88,924
First dose	38,252
Series completed	50,672
Completed 1-dose series	1,595
Completed 2-dose series	49,077
First dose: current number of people who have only received their first dose of the Moderna or Pfizer vaccine.	
Series complete: current number of people who have received both Moderna or Pfizer vaccine doses or one Johnson & Johnson dose and are considered fully immunized.	

Demographic summary	First dose	Series complete	Total people vaccinated
Age group	38,252	50,672	88,924
16-24 years	425	487	912
25-34 years	863	1,292	2,155
35-44 years	1,181	1,798	2,979
45-54 years	2,455	2,738	5,193
55-64 years	8,596	4,409	13,005
65-74 years	12,737	21,466	34,203
75-84 years	9,065	14,485	23,550
85+ years	2,930	3,997	6,927
Race	38,252	50,672	88,924
White	26,773	35,186	61,959
Black	2,530	2,312	4,842
American Indian/Alaskan	139	167	306
Other	3,025	5,206	8,231
Unknown	5,785	7,801	13,586
Other race includes Asian, native Hawaiian/Pacific Islander, or other.			
Ethnicity	38,252	50,672	88,924
Hispanic	2,769	1,833	4,602
Non-Hispanic	23,103	30,397	53,500
Unknown	12,380	18,442	30,822
Gender	38,252	50,672	88,924
Female	22,525	29,088	51,613
Male	15,686	21,551	37,237
Unknown	41	33	74



# COVID-19: Martin County vaccine summary

Vaccination data through Mar 24, 2021 as of Mar 25, 2021 at 12:05 AM

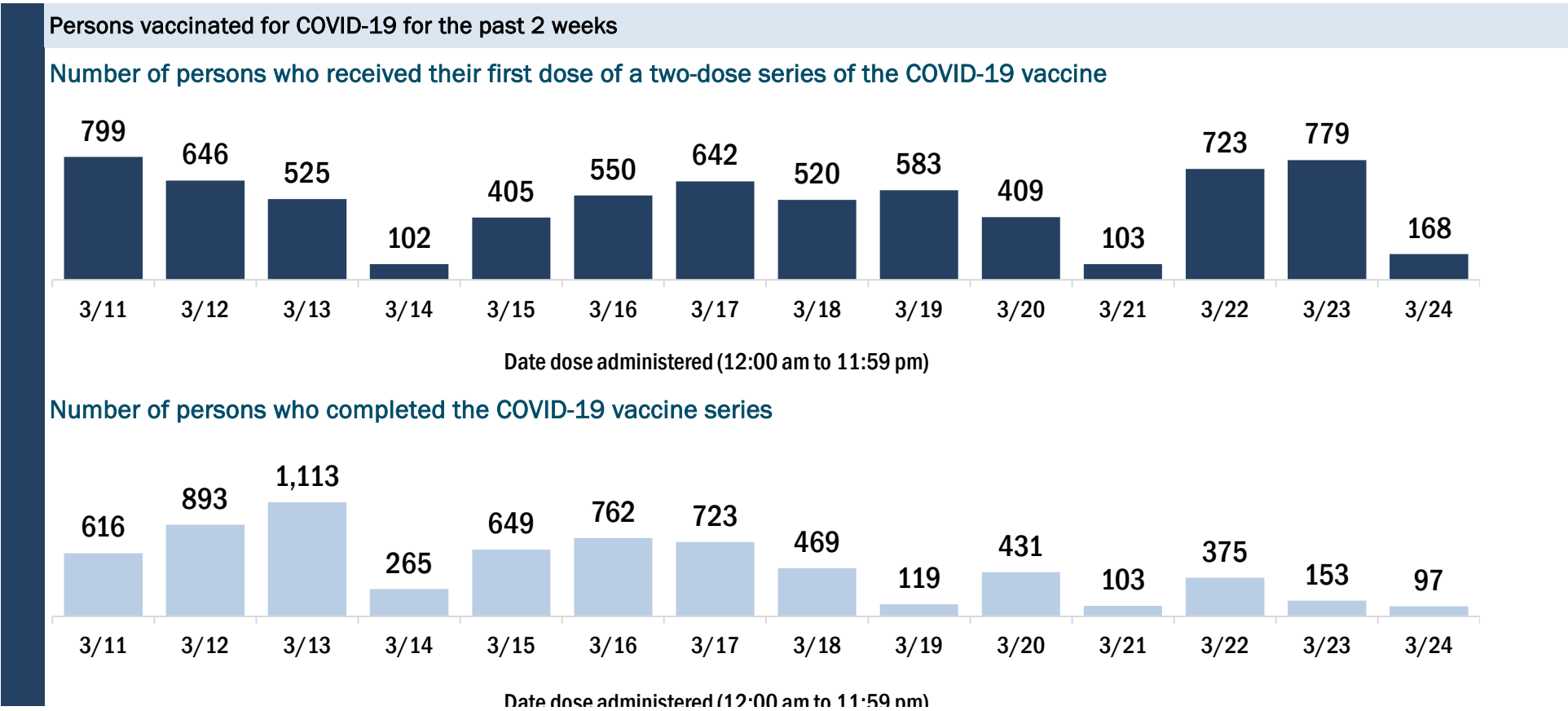
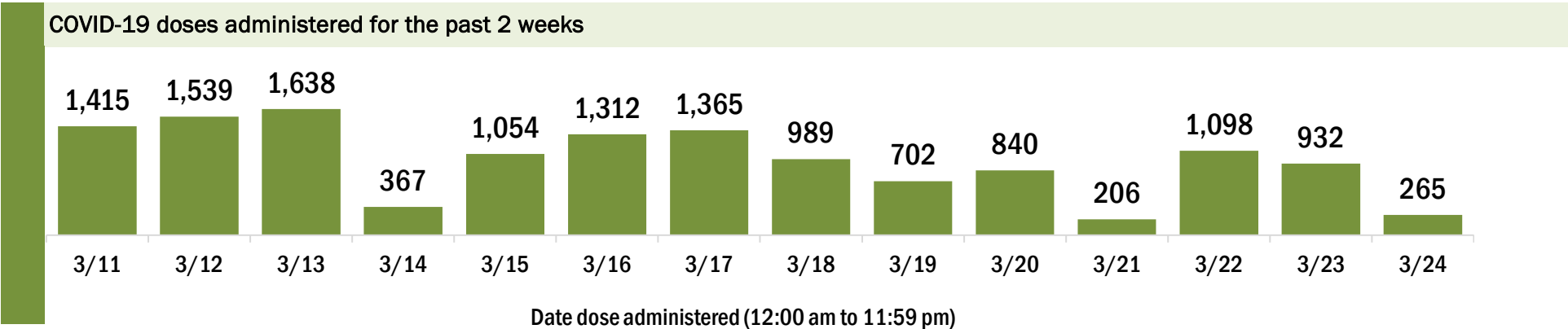
Data in this report are provisional and subject to change.

Data in this summary pertain to COVID-19 vaccines approved by the U.S. Food and Drug Administration and have been issued an Emergency Use Authorization (Janssen COVID-19 Vaccine, Moderna COVID-19 Vaccine and Pfizer-BioNTech COVID-19 Vaccine). These data summarize the number of people who have received either their first dose or have completed the series for a COVID-19 vaccine. **A person can only be counted in one category, first dose or series complete.** For persons receiving Moderna or Pfizer vaccines, once they receive their second dose, they are moved from the first dose column to the series completed column. **Because of this, the total first dose category may show a change from report to report not matching the total receiving their first dose from the previous day.** Persons receiving Johnson & Johnson vaccines will always be counted in the series completed column.

COVID-19 doses for vaccinated persons in Florida	
Doses administered	81,501
People receiving one dose of a 1-dose series (Johnson & Johnson) or receiving only one dose of a 2-dose series (Moderna, Pfizer) count once. Persons receiving both doses of a 2-dose series count twice.	

Current status of persons vaccinated for COVID-19 in Florida	
Total people vaccinated	50,002
First dose	17,742
Series completed	32,260
Completed 1-dose series	761
Completed 2-dose series	31,499
First dose: current number of people who have only received their first dose of the Moderna or Pfizer vaccine.	
Series complete: current number of people who have received both Moderna or Pfizer vaccine doses or one Johnson & Johnson dose and are considered fully immunized.	

Demographic summary	First dose	Series complete	Total people vaccinated
Age group	17,742	32,260	50,002
16-24 years	211	172	383
25-34 years	440	490	930
35-44 years	619	793	1,412
45-54 years	1,045	1,165	2,210
55-64 years	4,291	2,553	6,844
65-74 years	5,882	13,489	19,371
75-84 years	3,955	9,755	13,710
85+ years	1,299	3,843	5,142
Race	17,742	32,260	50,002
White	12,500	21,136	33,636
Black	345	455	800
American Indian/Alaskan	64	46	110
Other	984	2,620	3,604
Unknown	3,849	8,003	11,852
Other race includes Asian, native Hawaiian/Pacific Islander, or other.			
Ethnicity	17,742	32,260	50,002
Hispanic	623	543	1,166
Non-Hispanic	8,938	10,560	19,498
Unknown	8,181	21,157	29,338
Gender	17,742	32,260	50,002
Female	10,160	18,480	28,640
Male	7,566	13,766	21,332
Unknown	16	14	30





# COVID-19: Monroe County vaccine summary

Vaccination data through Mar 24, 2021 as of Mar 25, 2021 at 12:05 AM

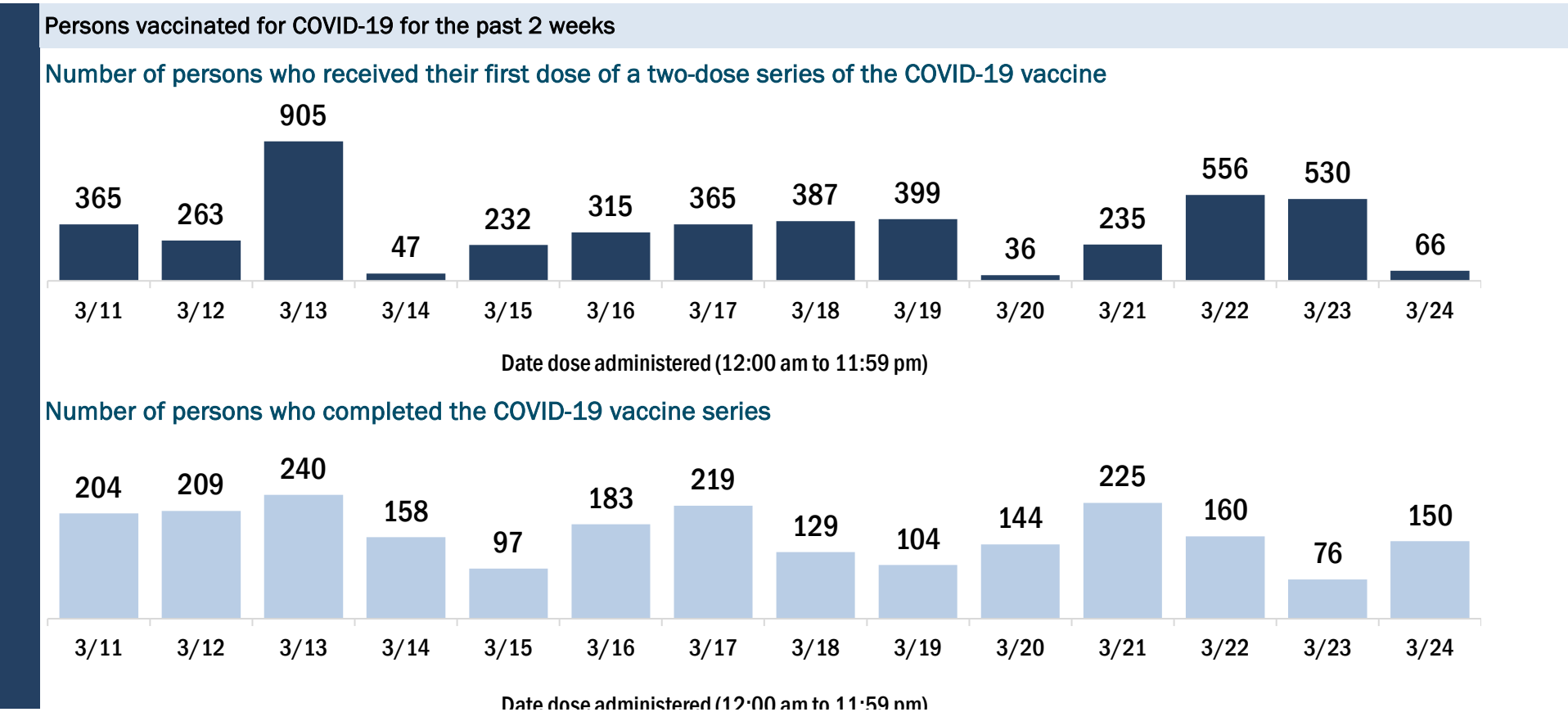
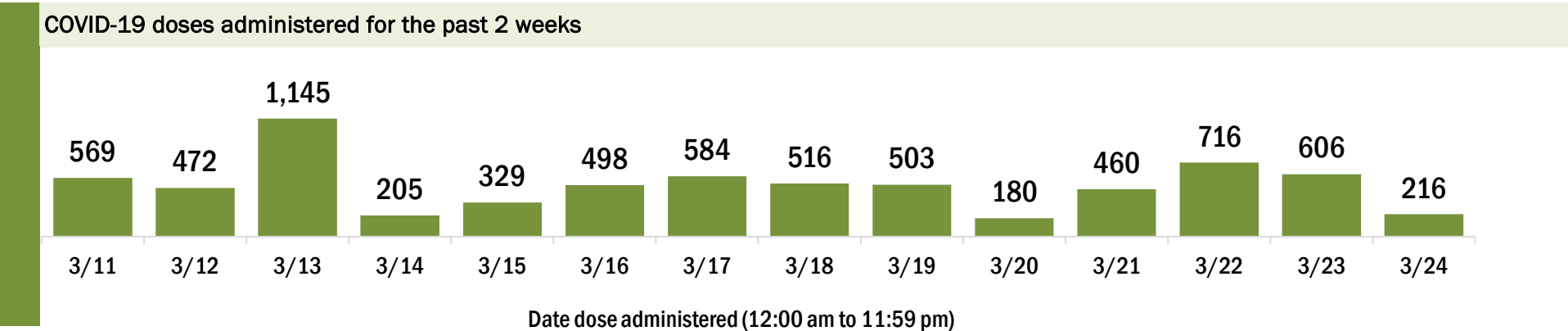
Data in this report are provisional and subject to change.

Data in this summary pertain to COVID-19 vaccines approved by the U.S. Food and Drug Administration and have been issued an Emergency Use Authorization (Janssen COVID-19 Vaccine, Moderna COVID-19 Vaccine and Pfizer-BioNTech COVID-19 Vaccine). These data summarize the number of people who have received either their first dose or have completed the series for a COVID-19 vaccine. **A person can only be counted in one category, first dose or series complete.** For persons receiving Moderna or Pfizer vaccines, once they receive their second dose, they are moved from the first dose column to the series completed column. **Because of this, the total first dose category may show a change from report to report not matching the total receiving their first dose from the previous day.** Persons receiving Johnson & Johnson vaccines will always be counted in the series completed column.

COVID-19 doses for vaccinated persons in Florida	
Doses administered	31,424
People receiving one dose of a 1-dose series (Johnson & Johnson) or receiving only one dose of a 2-dose series (Moderna, Pfizer) count once. Persons receiving both doses of a 2-dose series count twice.	

Current status of persons vaccinated for COVID-19 in Florida	
Total people vaccinated	20,751
First dose	9,637
Series completed	11,114
Completed 1-dose series	441
Completed 2-dose series	10,673
<b>First dose:</b> current number of people who have only received their first dose of the Moderna or Pfizer vaccine.	
<b>Series complete:</b> current number of people who have received both Moderna or Pfizer vaccine doses or one Johnson & Johnson dose and are considered fully immunized.	

Demographic summary	First dose	Series complete	Total people vaccinated
Age group	9,637	11,114	20,751
16-24 years	116	68	184
25-34 years	290	244	534
35-44 years	453	440	893
45-54 years	839	650	1,489
55-64 years	2,626	1,185	3,811
65-74 years	3,624	5,306	8,930
75-84 years	1,367	2,597	3,964
85+ years	322	624	946
Race	9,637	11,114	20,751
White	6,481	8,252	14,733
Black	206	171	377
American Indian/Alaskan	65	34	99
Other	412	641	1,053
Unknown	2,473	2,016	4,489
Other race includes Asian, native Hawaiian/Pacific Islander, or other.			
Ethnicity	9,637	11,114	20,751
Hispanic	860	752	1,612
Non-Hispanic	4,318	6,618	10,936
Unknown	4,459	3,744	8,203
Gender	9,637	11,114	20,751
Female	5,068	5,871	10,939
Male	4,556	5,242	9,798
Unknown	13	1	14



# COVID-19: Nassau County vaccine summary

Vaccination data through Mar 24, 2021 as of Mar 25, 2021 at 12:05 AM

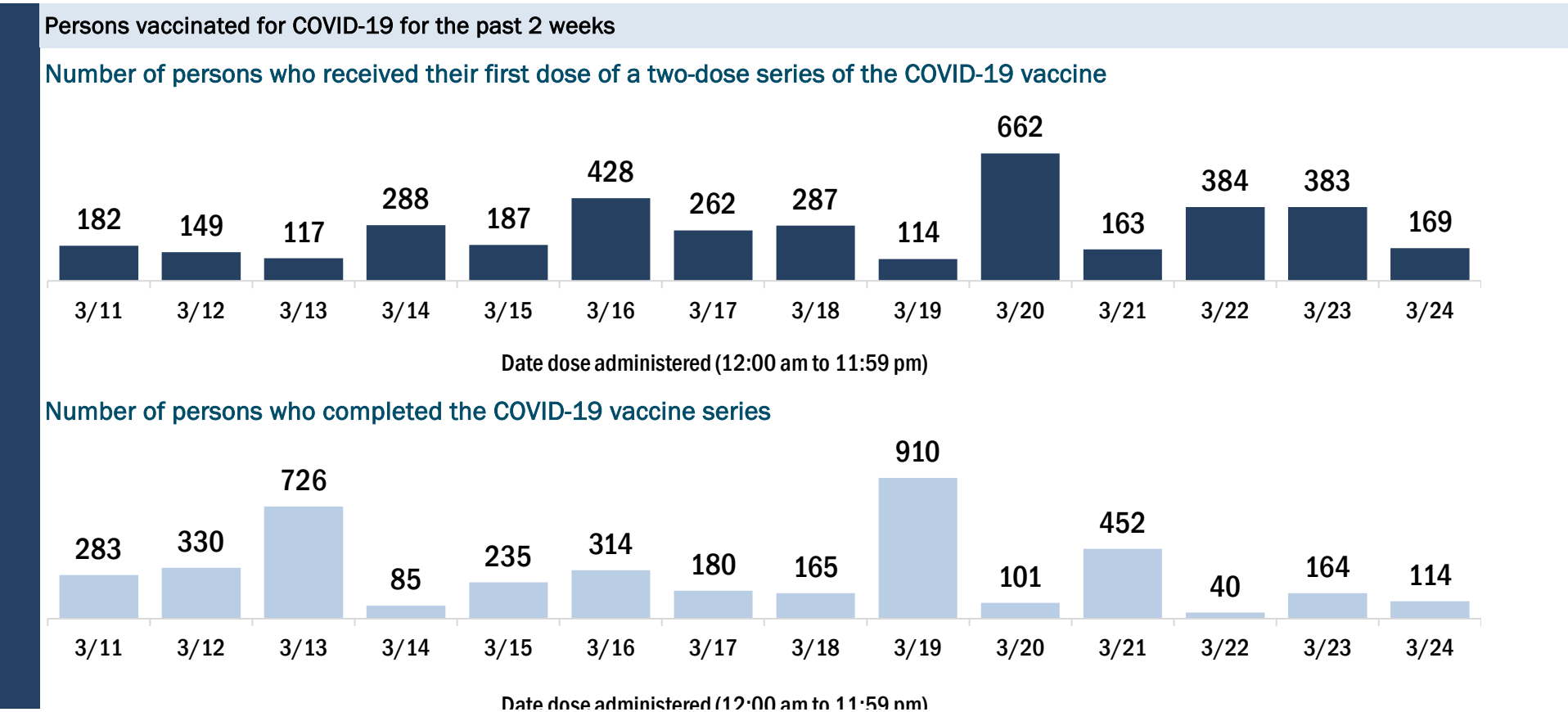
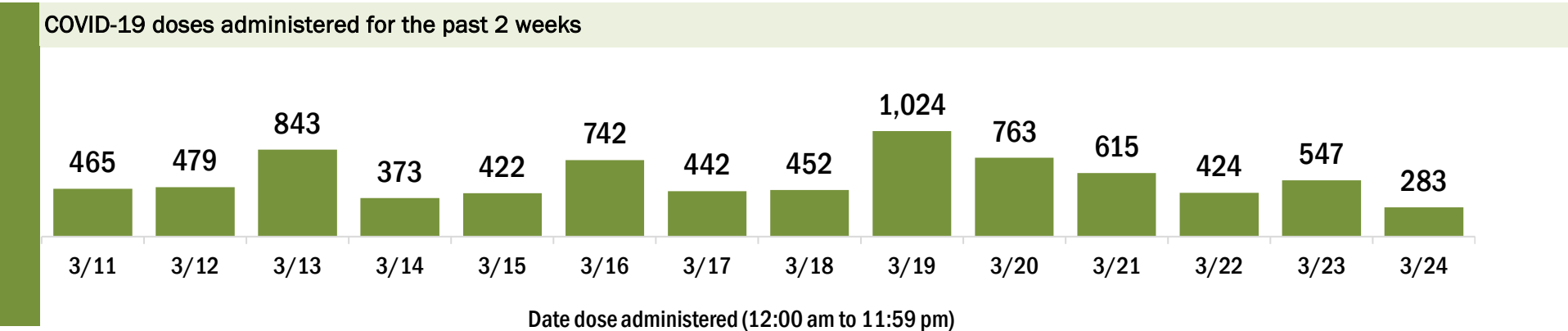
Data in this report are provisional and subject to change.

Data in this summary pertain to COVID-19 vaccines approved by the U.S. Food and Drug Administration and have been issued an Emergency Use Authorization (Janssen COVID-19 Vaccine, Moderna COVID-19 Vaccine and Pfizer-BioNTech COVID-19 Vaccine). These data summarize the number of people who have received either their first dose or have completed the series for a COVID-19 vaccine. **A person can only be counted in one category, first dose or series complete.** For persons receiving Moderna or Pfizer vaccines, once they receive their second dose, they are moved from the first dose column to the series completed column. **Because of this, the total first dose category may show a change from report to report not matching the total receiving their first dose from the previous day.** Persons receiving Johnson & Johnson vaccines will always be counted in the series completed column.

COVID-19 doses for vaccinated persons in Florida	
Doses administered	40,866
People receiving one dose of a 1-dose series (Johnson & Johnson) or receiving only one dose of a 2-dose series (Moderna, Pfizer) count once. Persons receiving both doses of a 2-dose series count twice.	

Current status of persons vaccinated for COVID-19 in Florida	
Total people vaccinated	24,439
First dose	6,945
Series completed	17,494
Completed 1-dose series	1,067
Completed 2-dose series	16,427
<b>First dose:</b> current number of people who have only received their first dose of the Moderna or Pfizer vaccine.	
<b>Series complete:</b> current number of people who have received both Moderna or Pfizer vaccine doses or one Johnson & Johnson dose and are considered fully immunized.	

Demographic summary	First dose	Series complete	Total people vaccinated
Age group	6,945	17,494	24,439
16-24 years	124	151	275
25-34 years	218	374	592
35-44 years	457	650	1,107
45-54 years	885	813	1,698
55-64 years	2,980	1,800	4,780
65-74 years	1,414	8,306	9,720
75-84 years	667	4,193	4,860
85+ years	200	1,207	1,407
Race	6,945	17,494	24,439
White	5,409	14,176	19,585
Black	357	678	1,035
American Indian/Alaskan	32	50	82
Other	326	919	1,245
Unknown	821	1,671	2,492
Other race includes Asian, native Hawaiian/Pacific Islander, or other.			
Ethnicity	6,945	17,494	24,439
Hispanic	162	234	396
Non-Hispanic	5,145	13,303	18,448
Unknown	1,638	3,957	5,595
Gender	6,945	17,494	24,439
Female	4,043	9,753	13,796
Male	2,897	7,740	10,637
Unknown	5	1	6



# COVID-19: Okaloosa County vaccine summary

Vaccination data through Mar 24, 2021 as of Mar 25, 2021 at 12:05 AM

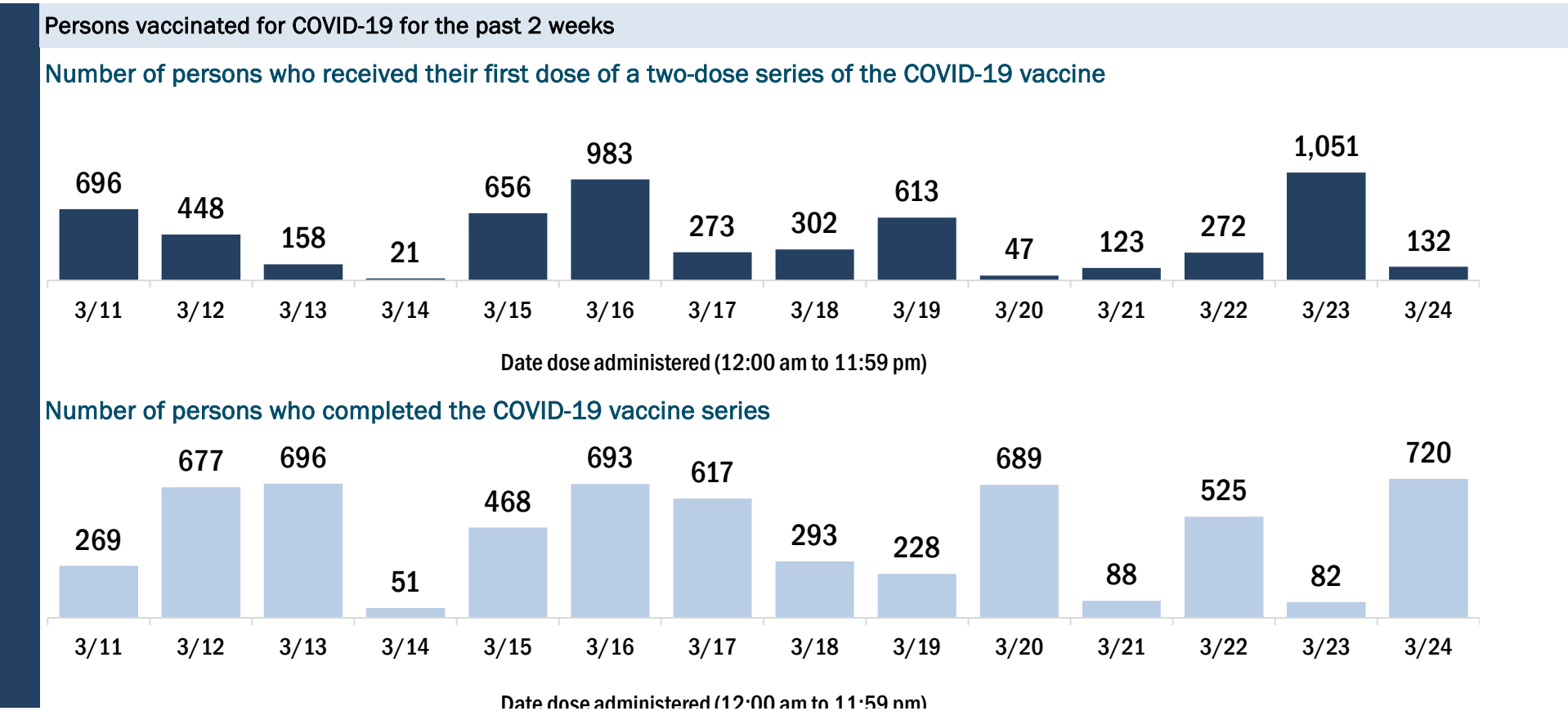
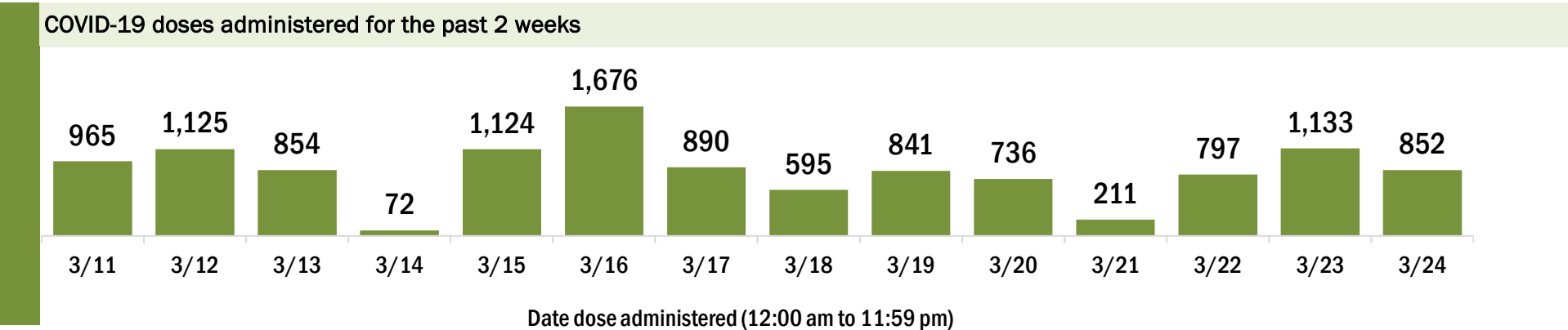
Data in this report are provisional and subject to change.

Data in this summary pertain to COVID-19 vaccines approved by the U.S. Food and Drug Administration and have been issued an Emergency Use Authorization (Janssen COVID-19 Vaccine, Moderna COVID-19 Vaccine and Pfizer-BioNTech COVID-19 Vaccine). These data summarize the number of people who have received either their first dose or have completed the series for a COVID-19 vaccine. **A person can only be counted in one category, first dose or series complete.** For persons receiving Moderna or Pfizer vaccines, once they receive their second dose, they are moved from the first dose column to the series completed column. **Because of this, the total first dose category may show a change from report to report not matching the total receiving their first dose from the previous day.** Persons receiving Johnson & Johnson vaccines will always be counted in the series completed column.

COVID-19 doses for vaccinated persons in Florida	
Doses administered	63,737
People receiving one dose of a 1-dose series (Johnson & Johnson) or receiving only one dose of a 2-dose series (Moderna, Pfizer) count once. Persons receiving both doses of a 2-dose series count twice.	

Current status of persons vaccinated for COVID-19 in Florida	
Total people vaccinated	38,764
First dose	12,275
Series completed	26,489
Completed 1-dose series	1,516
Completed 2-dose series	24,973
<b>First dose:</b> current number of people who have only received their first dose of the Moderna or Pfizer vaccine.	
<b>Series complete:</b> current number of people who have received both Moderna or Pfizer vaccine doses or one Johnson & Johnson dose and are considered fully immunized.	

Demographic summary	First dose	Series complete	Total people vaccinated
Age group	12,275	26,489	38,764
16-24 years	270	255	525
25-34 years	633	918	1,551
35-44 years	902	1,226	2,128
45-54 years	1,473	1,551	3,024
55-64 years	4,492	2,781	7,273
65-74 years	2,649	10,977	13,626
75-84 years	1,359	6,406	7,765
85+ years	497	2,375	2,872
Race	12,275	26,489	38,764
White	8,018	18,653	26,671
Black	613	1,183	1,796
American Indian/Alaskan	45	89	134
Other	905	2,432	3,337
Unknown	2,694	4,132	6,826
Other race includes Asian, native Hawaiian/Pacific Islander, or other.			
Ethnicity	12,275	26,489	38,764
Hispanic	287	580	867
Non-Hispanic	7,524	15,408	22,932
Unknown	4,464	10,501	14,965
Gender	12,275	26,489	38,764
Female	7,178	15,378	22,556
Male	4,977	11,084	16,061
Unknown	120	27	147



# COVID-19: Okeechobee County vaccine summary

Vaccination data through Mar 24, 2021 as of Mar 25, 2021 at 12:05 AM

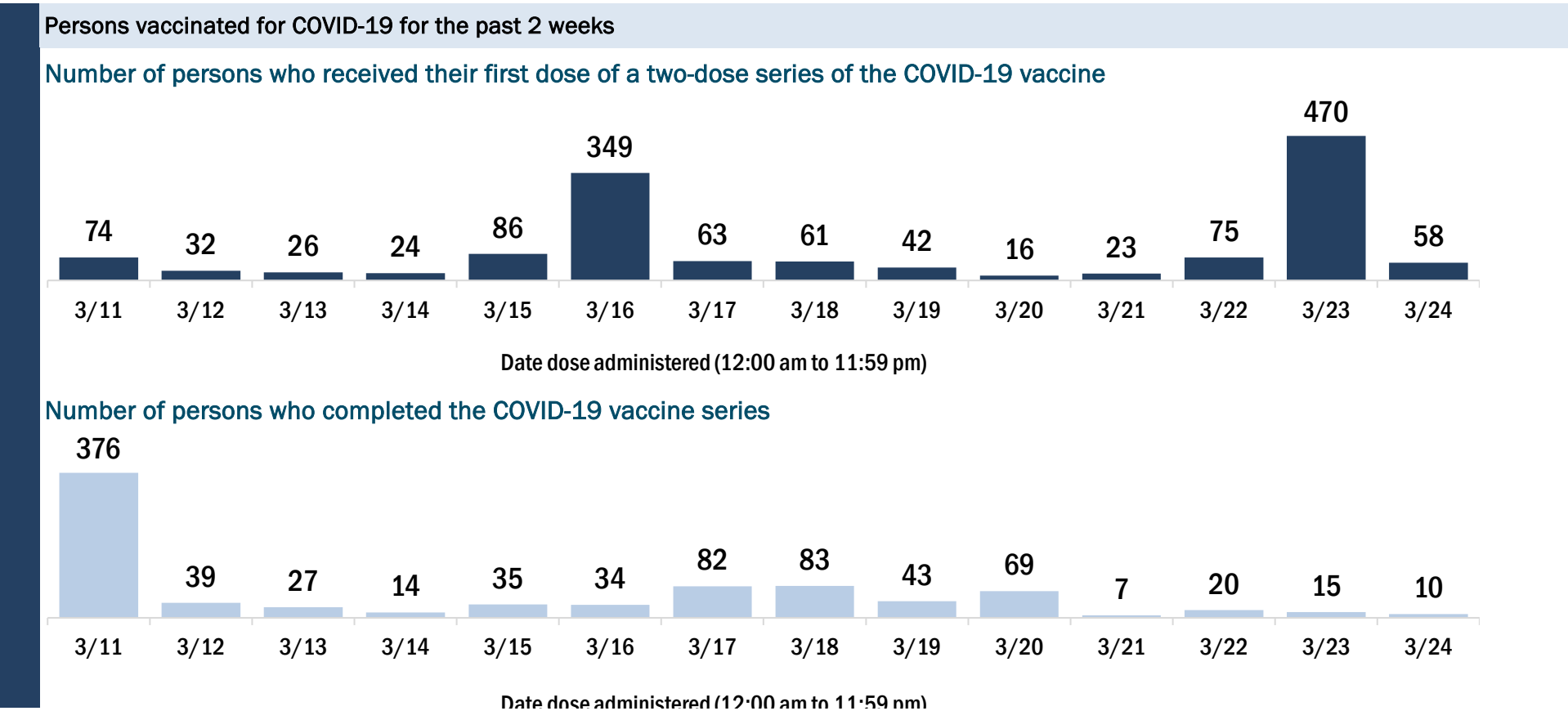
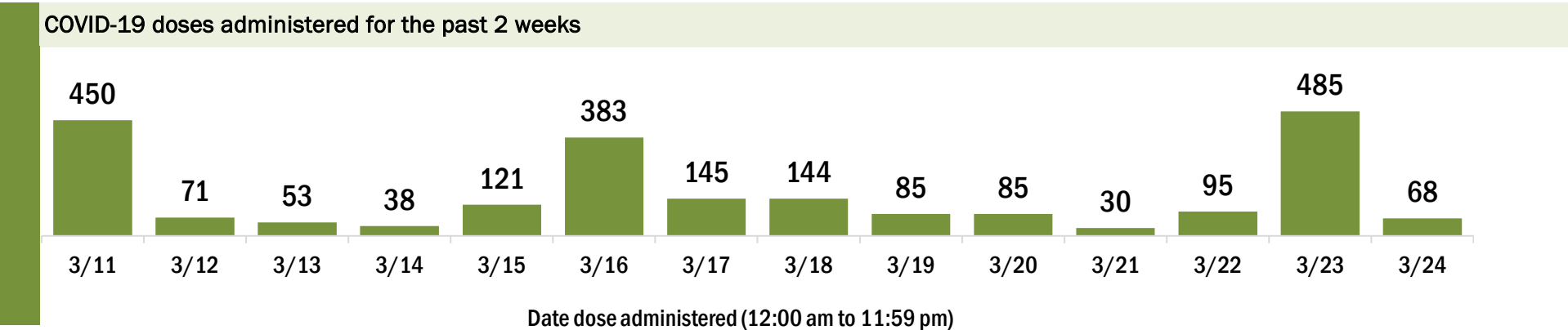
Data in this report are provisional and subject to change.

Data in this summary pertain to COVID-19 vaccines approved by the U.S. Food and Drug Administration and have been issued an Emergency Use Authorization (Janssen COVID-19 Vaccine, Moderna COVID-19 Vaccine and Pfizer-BioNTech COVID-19 Vaccine). These data summarize the number of people who have received either their first dose or have completed the series for a COVID-19 vaccine. **A person can only be counted in one category, first dose or series complete.** For persons receiving Moderna or Pfizer vaccines, once they receive their second dose, they are moved from the first dose column to the series completed column. **Because of this, the total first dose category may show a change from report to report not matching the total receiving their first dose from the previous day.** Persons receiving Johnson & Johnson vaccines will always be counted in the series completed column.

COVID-19 doses for vaccinated persons in Florida	
Doses administered	11,147
People receiving one dose of a 1-dose series (Johnson & Johnson) or receiving only one dose of a 2-dose series (Moderna, Pfizer) count once. Persons receiving both doses of a 2-dose series count twice.	

Current status of persons vaccinated for COVID-19 in Florida	
Total people vaccinated	7,311
First dose	3,292
Series completed	4,019
Completed 1-dose series	183
Completed 2-dose series	3,836
First dose: current number of people who have only received their first dose of the Moderna or Pfizer vaccine.	
Series complete: current number of people who have received both Moderna or Pfizer vaccine doses or one Johnson & Johnson dose and are considered fully immunized.	

Demographic summary	First dose	Series complete	Total people vaccinated
Age group	3,292	4,019	7,311
16-24 years	47	31	78
25-34 years	112	106	218
35-44 years	156	142	298
45-54 years	229	172	401
55-64 years	697	290	987
65-74 years	1,116	1,726	2,842
75-84 years	738	1,210	1,948
85+ years	197	342	539
Race	3,292	4,019	7,311
White	2,677	3,221	5,898
Black	96	68	164
American Indian/Alaskan	10	21	31
Other	183	461	644
Unknown	326	248	574
Other race includes Asian, native Hawaiian/Pacific Islander, or other.			
Ethnicity	3,292	4,019	7,311
Hispanic	356	233	589
Non-Hispanic	2,119	3,120	5,239
Unknown	817	666	1,483
Gender	3,292	4,019	7,311
Female	1,813	2,280	4,093
Male	1,479	1,739	3,218
Unknown	0	0	0





# COVID-19: Orange County vaccine summary

Vaccination data through Mar 24, 2021 as of Mar 25, 2021 at 12:05 AM

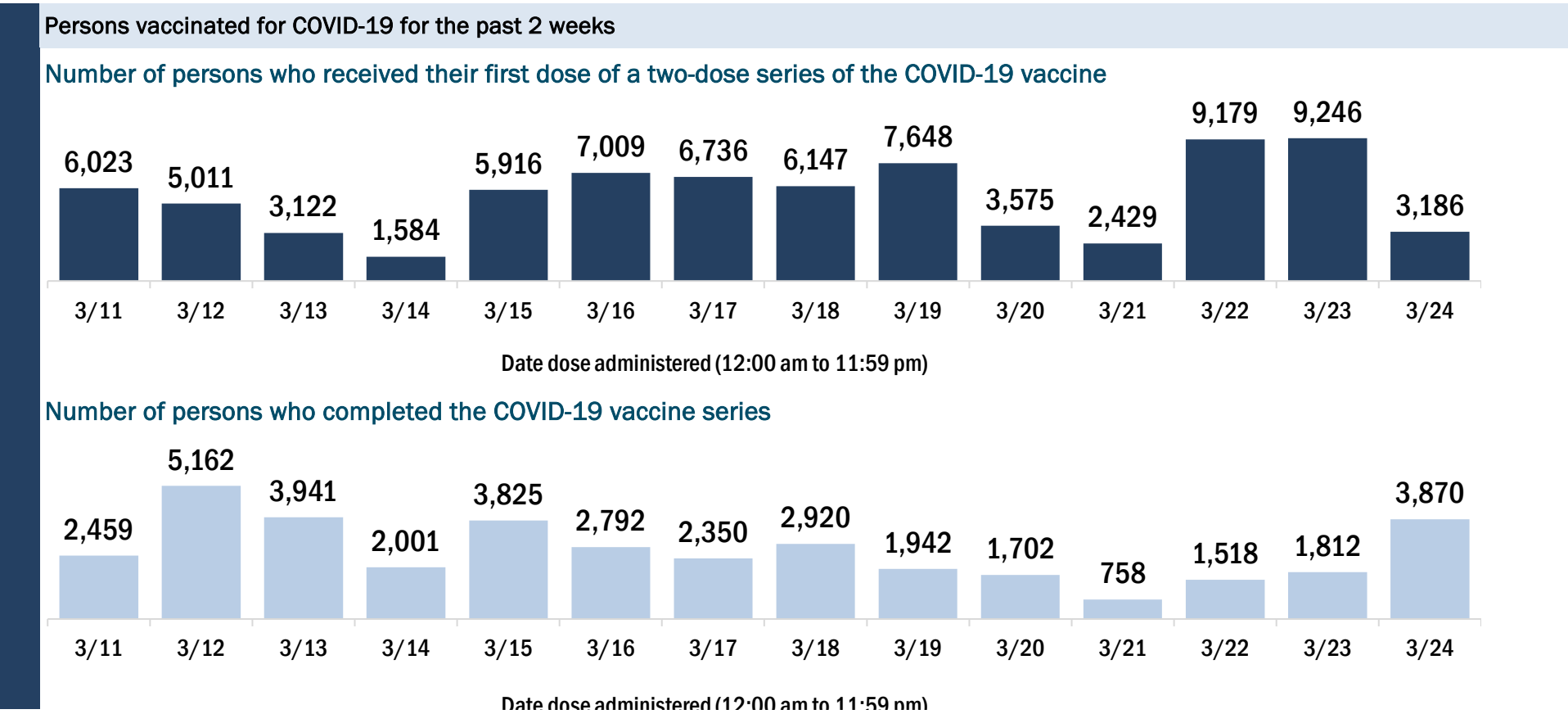
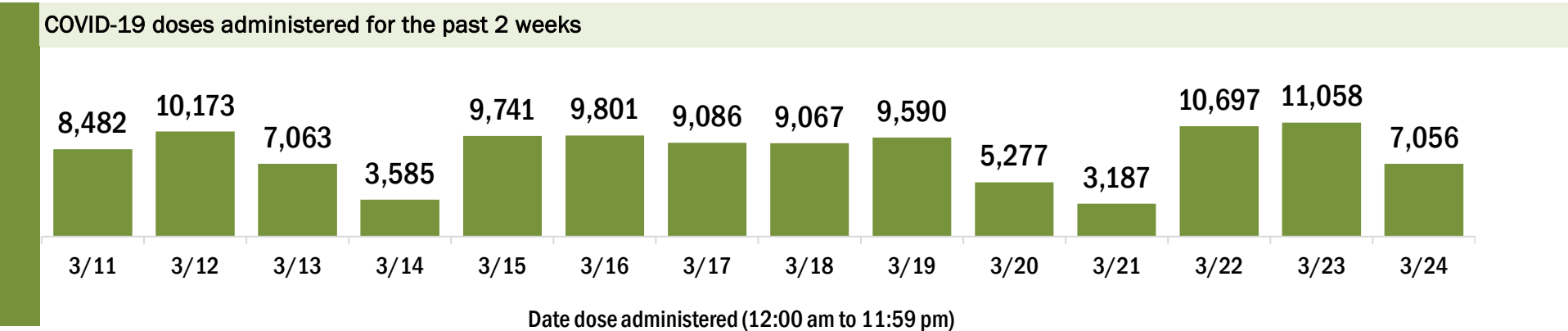
Data in this report are provisional and subject to change.

Data in this summary pertain to COVID-19 vaccines approved by the U.S. Food and Drug Administration and have been issued an Emergency Use Authorization (Janssen COVID-19 Vaccine, Moderna COVID-19 Vaccine and Pfizer-BioNTech COVID-19 Vaccine). These data summarize the number of people who have received either their first dose or have completed the series for a COVID-19 vaccine. **A person can only be counted in one category, first dose or series complete.** For persons receiving Moderna or Pfizer vaccines, once they receive their second dose, they are moved from the first dose column to the series completed column. **Because of this, the total first dose category may show a change from report to report not matching the total receiving their first dose from the previous day.** Persons receiving Johnson & Johnson vaccines will always be counted in the series completed column.

COVID-19 doses for vaccinated persons in Florida	
Doses administered	386,329
People receiving one dose of a 1-dose series (Johnson & Johnson) or receiving only one dose of a 2-dose series (Moderna, Pfizer) count once. Persons receiving both doses of a 2-dose series count twice.	

Current status of persons vaccinated for COVID-19 in Florida	
Total people vaccinated	271,122
First dose	139,299
Series completed	131,823
Completed 1-dose series	16,616
Completed 2-dose series	115,207
First dose: current number of people who have only received their first dose of the Moderna or Pfizer vaccine.	
Series complete: current number of people who have received both Moderna or Pfizer vaccine doses or one Johnson & Johnson dose and are considered fully immunized.	

Demographic summary	First dose	Series complete	Total people vaccinated
Age group	139,299	131,823	271,122
16-24 years	6,166	2,838	9,004
25-34 years	13,990	8,988	22,978
35-44 years	17,973	11,142	29,115
45-54 years	23,295	12,277	35,572
55-64 years	40,600	15,127	55,727
65-74 years	21,754	49,631	71,385
75-84 years	10,517	23,217	33,734
85+ years	5,004	8,603	13,607
Race	139,299	131,823	271,122
White	78,084	80,792	158,876
Black	11,189	11,465	22,654
American Indian/Alaskan	431	394	825
Other	21,315	27,123	48,438
Unknown	28,280	12,049	40,329
Other race includes Asian, native Hawaiian/Pacific Islander, or other.			
Ethnicity	139,299	131,823	271,122
Hispanic	12,638	16,474	29,112
Non-Hispanic	63,499	68,406	131,905
Unknown	63,162	46,943	110,105
Gender	139,299	131,823	271,122
Female	78,457	77,554	156,011
Male	58,725	53,556	112,281
Unknown	2,117	713	2,830



# COVID-19: Osceola County vaccine summary

Vaccination data through Mar 24, 2021 as of Mar 25, 2021 at 12:05 AM

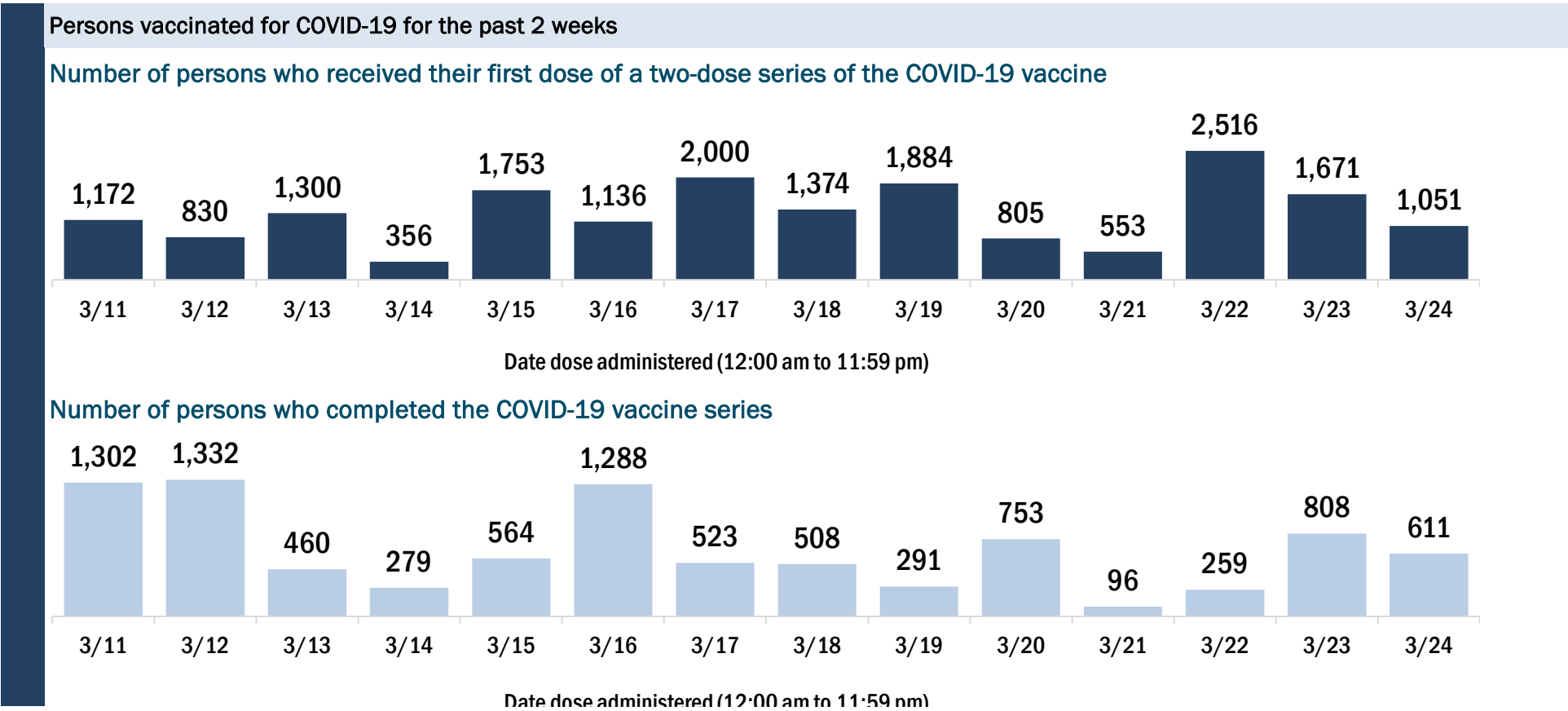
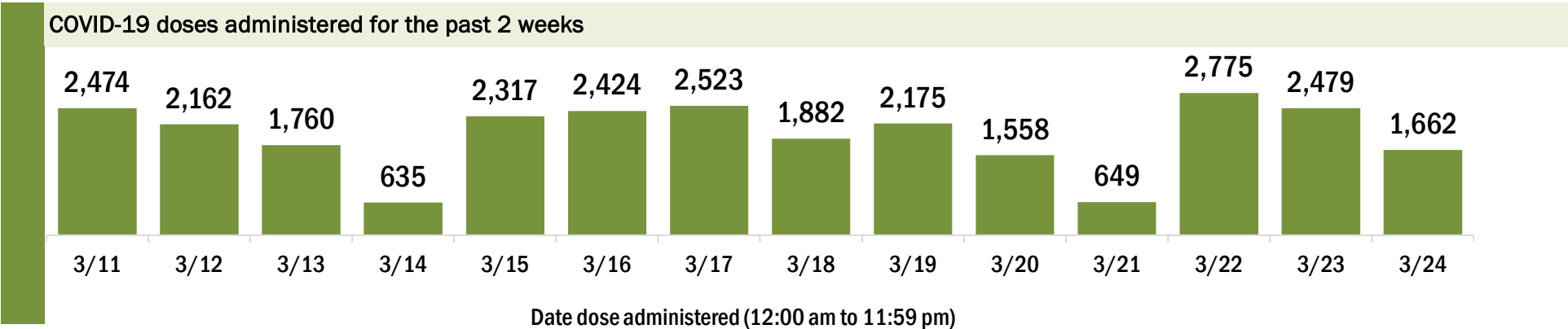
Data in this report are provisional and subject to change.

Data in this summary pertain to COVID-19 vaccines approved by the U.S. Food and Drug Administration and have been issued an Emergency Use Authorization (Janssen COVID-19 Vaccine, Moderna COVID-19 Vaccine and Pfizer-BioNTech COVID-19 Vaccine). These data summarize the number of people who have received either their first dose or have completed the series for a COVID-19 vaccine. **A person can only be counted in one category, first dose or series complete.** For persons receiving Moderna or Pfizer vaccines, once they receive their second dose, they are moved from the first dose column to the series completed column. **Because of this, the total first dose category may show a change from report to report not matching the total receiving their first dose from the previous day.** Persons receiving Johnson & Johnson vaccines will always be counted in the series completed column.

COVID-19 doses for vaccinated persons in Florida	
Doses administered	95,669
People receiving one dose of a 1-dose series (Johnson & Johnson) or receiving only one dose of a 2-dose series (Moderna, Pfizer) count once. Persons receiving both doses of a 2-dose series count twice.	

Current status of persons vaccinated for COVID-19 in Florida	
Total people vaccinated	66,425
First dose	34,025
Series completed	32,400
Completed 1-dose series	3,156
Completed 2-dose series	29,244
<b>First dose:</b> current number of people who have only received their first dose of the Moderna or Pfizer vaccine.	
<b>Series complete:</b> current number of people who have received both Moderna or Pfizer vaccine doses or one Johnson & Johnson dose and are considered fully immunized.	

Demographic summary	First dose	Series complete	Total people vaccinated
Age group	34,025	32,400	66,425
16-24 years	1,066	486	1,552
25-34 years	2,454	1,402	3,856
35-44 years	3,114	1,964	5,078
45-54 years	4,808	2,506	7,314
55-64 years	9,892	3,261	13,153
65-74 years	7,823	13,965	21,788
75-84 years	3,788	6,810	10,598
85+ years	1,080	2,006	3,086
Race	34,025	32,400	66,425
White	18,295	20,190	38,485
Black	1,863	1,845	3,708
American Indian/Alaskan	148	205	353
Other	5,577	7,017	12,594
Unknown	8,142	3,143	11,285
Other race includes Asian, native Hawaiian/Pacific Islander, or other.			
Ethnicity	34,025	32,400	66,425
Hispanic	8,195	8,944	17,139
Non-Hispanic	10,593	15,341	25,934
Unknown	15,237	8,115	23,352
Gender	34,025	32,400	66,425
Female	19,946	19,107	39,053
Male	13,937	13,268	27,205
Unknown	142	25	167



# COVID-19: Palm Beach County vaccine summary

Vaccination data through Mar 24, 2021 as of Mar 25, 2021 at 12:05 AM

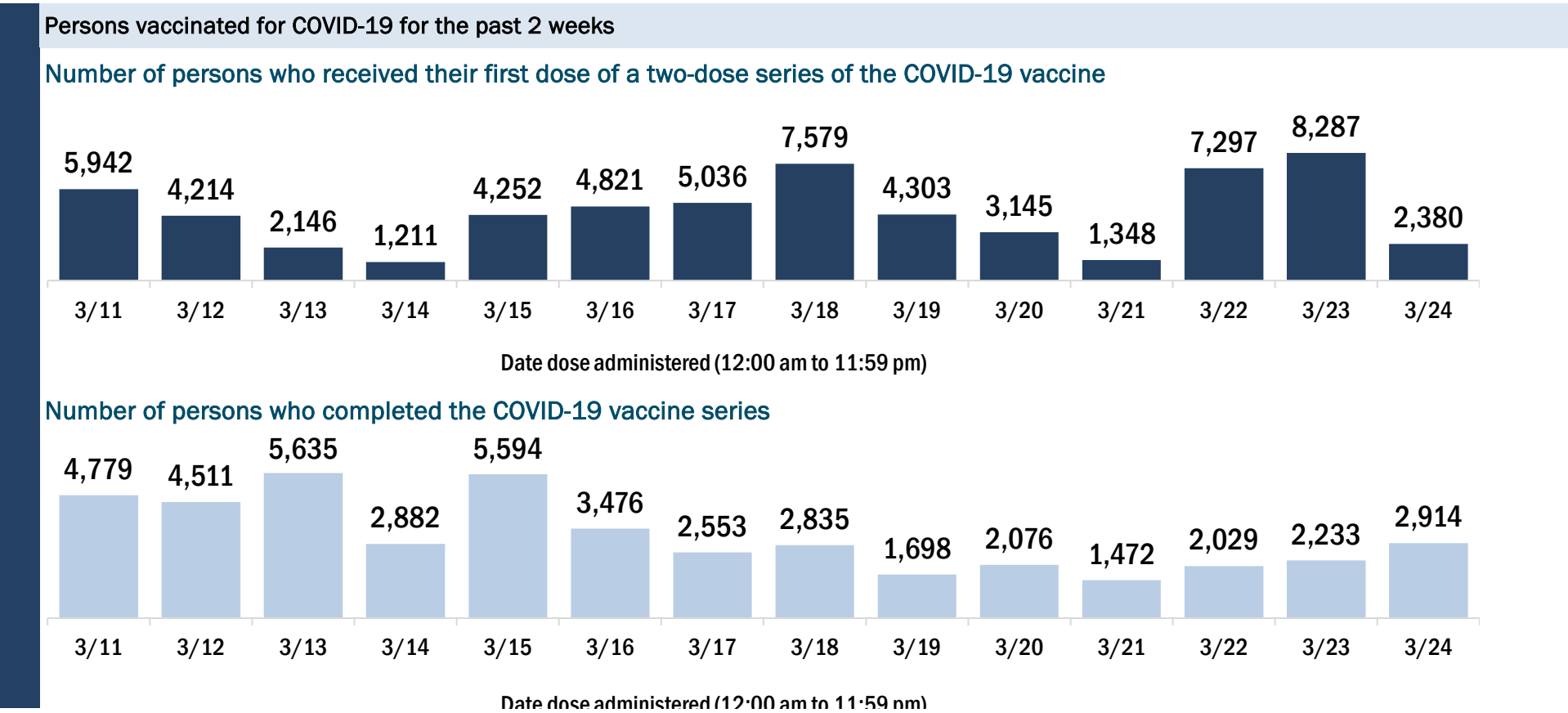
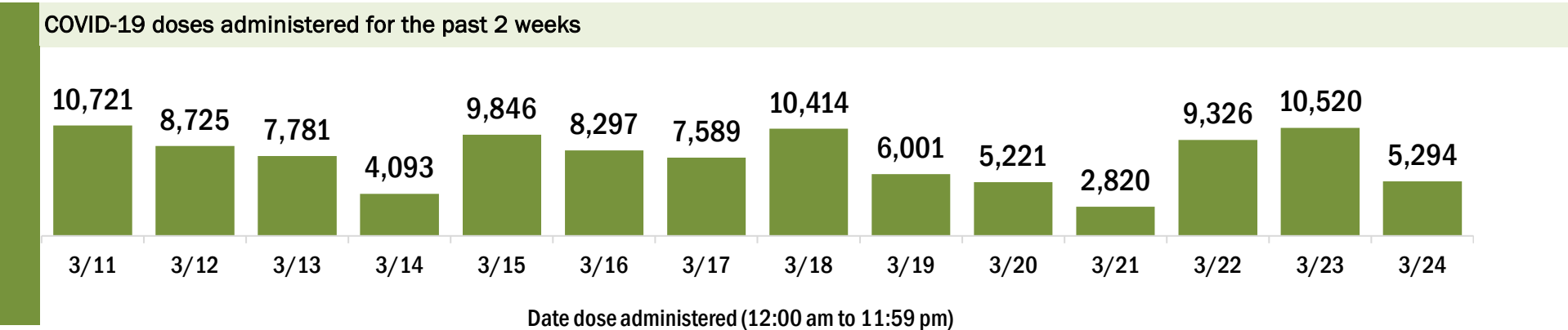
Data in this report are provisional and subject to change.

Data in this summary pertain to COVID-19 vaccines approved by the U.S. Food and Drug Administration and have been issued an Emergency Use Authorization (Janssen COVID-19 Vaccine, Moderna COVID-19 Vaccine and Pfizer-BioNTech COVID-19 Vaccine). These data summarize the number of people who have received either their first dose or have completed the series for a COVID-19 vaccine. **A person can only be counted in one category, first dose or series complete.** For persons receiving Moderna or Pfizer vaccines, once they receive their second dose, they are moved from the first dose column to the series completed column. **Because of this, the total first dose category may show a change from report to report not matching the total receiving their first dose from the previous day.** Persons receiving Johnson & Johnson vaccines will always be counted in the series completed column.

COVID-19 doses for vaccinated persons in Florida	
Doses administered	644,900
People receiving one dose of a 1-dose series (Johnson & Johnson) or receiving only one dose of a 2-dose series (Moderna, Pfizer) count once. Persons receiving both doses of a 2-dose series count twice.	

Current status of persons vaccinated for COVID-19 in Florida	
Total people vaccinated	400,338
First dose	143,851
Series completed	256,487
Completed 1-dose series	11,925
Completed 2-dose series	244,562
First dose: current number of people who have only received their first dose of the Moderna or Pfizer vaccine.	
Series complete: current number of people who have received both Moderna or Pfizer vaccine doses or one Johnson & Johnson dose and are considered fully immunized.	

Demographic summary	First dose	Series complete	Total people vaccinated
Age group	143,851	256,487	400,338
16-24 years	3,281	2,096	5,377
25-34 years	6,752	6,521	13,273
35-44 years	9,958	9,362	19,320
45-54 years	16,734	13,517	30,251
55-64 years	39,935	22,758	62,693
65-74 years	34,460	100,462	134,922
75-84 years	22,622	72,356	94,978
85+ years	10,109	29,415	39,524
Race	143,851	256,487	400,338
White	88,657	173,658	262,315
Black	8,516	10,918	19,434
American Indian/Alaskan	430	695	1,125
Other	11,259	22,928	34,187
Unknown	34,989	48,288	83,277
Other race includes Asian, native Hawaiian/Pacific Islander, or other.			
Ethnicity	143,851	256,487	400,338
Hispanic	12,681	13,751	26,432
Non-Hispanic	65,399	143,668	209,067
Unknown	65,771	99,068	164,839
Gender	143,851	256,487	400,338
Female	83,178	149,560	232,738
Male	60,202	106,809	167,011
Unknown	471	118	589





# COVID-19: Pasco County vaccine summary

Vaccination data through Mar 24, 2021 as of Mar 25, 2021 at 12:05 AM

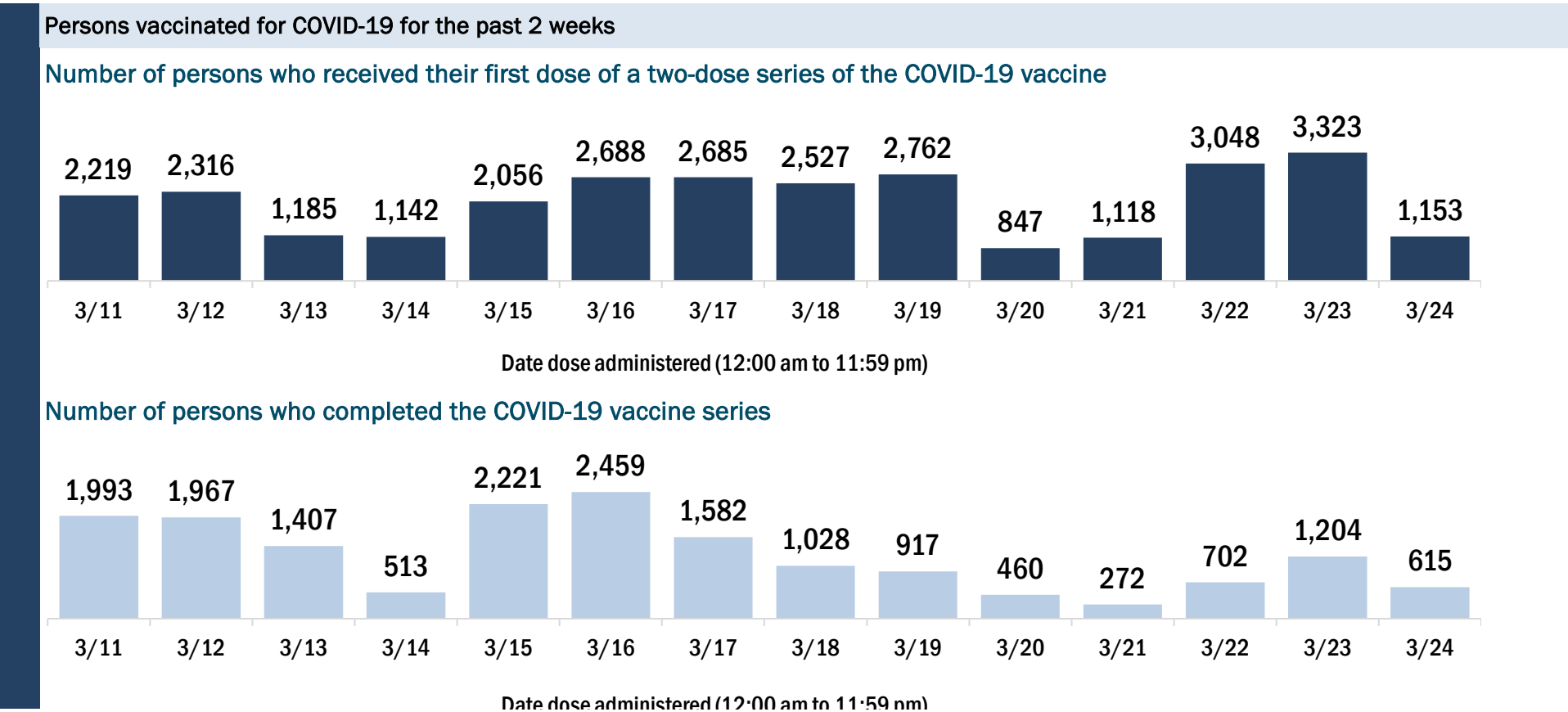
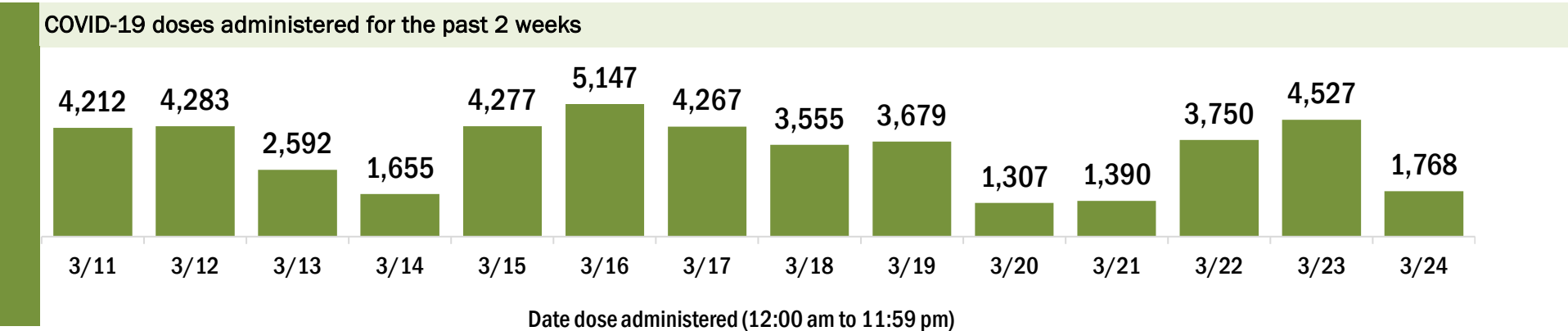
Data in this report are provisional and subject to change.

Data in this summary pertain to COVID-19 vaccines approved by the U.S. Food and Drug Administration and have been issued an Emergency Use Authorization (Janssen COVID-19 Vaccine, Moderna COVID-19 Vaccine and Pfizer-BioNTech COVID-19 Vaccine). These data summarize the number of people who have received either their first dose or have completed the series for a COVID-19 vaccine. **A person can only be counted in one category, first dose or series complete.** For persons receiving Moderna or Pfizer vaccines, once they receive their second dose, they are moved from the first dose column to the series completed column. **Because of this, the total first dose category may show a change from report to report not matching the total receiving their first dose from the previous day.** Persons receiving Johnson & Johnson vaccines will always be counted in the series completed column.

COVID-19 doses for vaccinated persons in Florida	
Doses administered	179,482
People receiving one dose of a 1-dose series (Johnson & Johnson) or receiving only one dose of a 2-dose series (Moderna, Pfizer) count once. Persons receiving both doses of a 2-dose series count twice.	

Current status of persons vaccinated for COVID-19 in Florida	
Total people vaccinated	122,029
First dose	60,931
Series completed	61,098
Completed 1-dose series	3,645
Completed 2-dose series	57,453
<b>First dose:</b> current number of people who have only received their first dose of the Moderna or Pfizer vaccine.	
<b>Series complete:</b> current number of people who have received both Moderna or Pfizer vaccine doses or one Johnson & Johnson dose and are considered fully immunized.	

Demographic summary	First dose	Series complete	Total people vaccinated
Age group	60,931	61,098	122,029
16-24 years	1,201	709	1,910
25-34 years	2,118	2,223	4,341
35-44 years	3,693	3,270	6,963
45-54 years	6,298	4,224	10,522
55-64 years	14,918	5,496	20,414
65-74 years	17,676	25,374	43,050
75-84 years	11,563	15,119	26,682
85+ years	3,464	4,683	8,147
Race	60,931	61,098	122,029
White	45,392	46,535	91,927
Black	1,621	1,541	3,162
American Indian/Alaskan	244	184	428
Other	4,973	6,625	11,598
Unknown	8,701	6,213	14,914
Other race includes Asian, native Hawaiian/Pacific Islander, or other.			
Ethnicity	60,931	61,098	122,029
Hispanic	3,137	2,741	5,878
Non-Hispanic	34,343	36,666	71,009
Unknown	23,451	21,691	45,142
Gender	60,931	61,098	122,029
Female	35,888	36,281	72,169
Male	24,903	24,752	49,655
Unknown	140	65	205





# COVID-19: Pinellas County vaccine summary

Vaccination data through Mar 24, 2021 as of Mar 25, 2021 at 12:05 AM

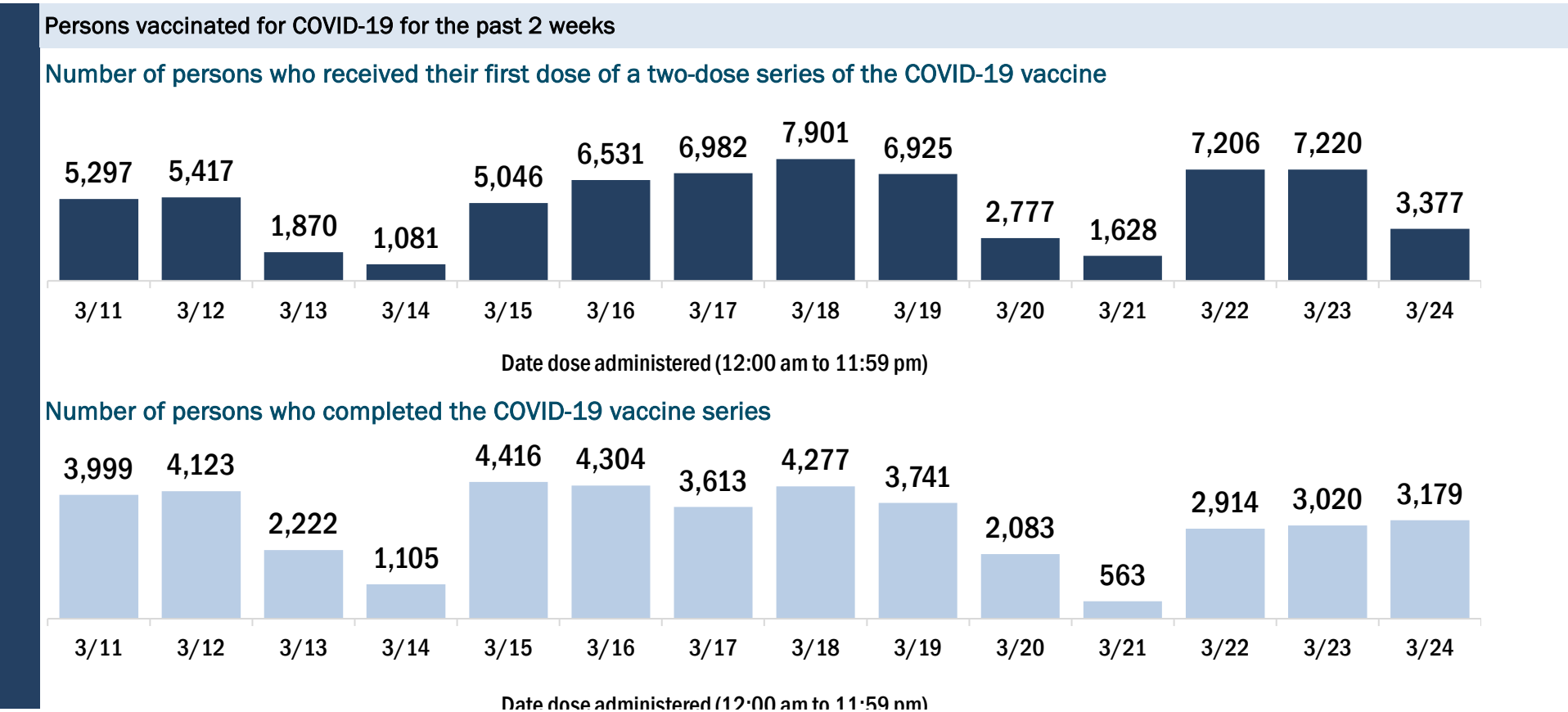
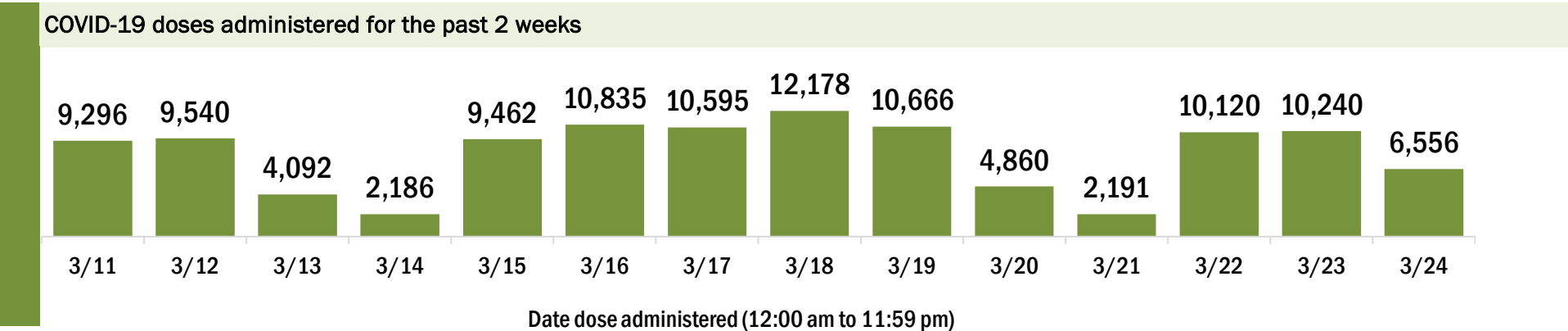
Data in this report are provisional and subject to change.

Data in this summary pertain to COVID-19 vaccines approved by the U.S. Food and Drug Administration and have been issued an Emergency Use Authorization (Janssen COVID-19 Vaccine, Moderna COVID-19 Vaccine and Pfizer-BioNTech COVID-19 Vaccine). These data summarize the number of people who have received either their first dose or have completed the series for a COVID-19 vaccine. **A person can only be counted in one category, first dose or series complete.** For persons receiving Moderna or Pfizer vaccines, once they receive their second dose, they are moved from the first dose column to the series completed column. **Because of this, the total first dose category may show a change from report to report not matching the total receiving their first dose from the previous day.** Persons receiving Johnson & Johnson vaccines will always be counted in the series completed column.

COVID-19 doses for vaccinated persons in Florida	
Doses administered	406,617
People receiving one dose of a 1-dose series (Johnson & Johnson) or receiving only one dose of a 2-dose series (Moderna, Pfizer) count once. Persons receiving both doses of a 2-dose series count twice.	

Current status of persons vaccinated for COVID-19 in Florida	
Total people vaccinated	268,005
First dose	121,954
Series completed	146,051
Completed 1-dose series	7,439
Completed 2-dose series	138,612
<b>First dose:</b> current number of people who have only received their first dose of the Moderna or Pfizer vaccine.	
<b>Series complete:</b> current number of people who have received both Moderna or Pfizer vaccine doses or one Johnson & Johnson dose and are considered fully immunized.	

Demographic summary	First dose	Series complete	Total people vaccinated
Age group	121,954	146,051	268,005
16-24 years	2,449	1,309	3,758
25-34 years	5,562	5,409	10,971
35-44 years	7,282	6,576	13,858
45-54 years	12,461	8,413	20,874
55-64 years	38,651	14,311	52,962
65-74 years	30,838	63,646	94,484
75-84 years	17,811	33,318	51,129
85+ years	6,900	13,069	19,969
Race	121,954	146,051	268,005
White	87,356	111,042	198,398
Black	6,153	5,367	11,520
American Indian/Alaskan	327	306	633
Other	8,385	12,210	20,595
Unknown	19,733	17,126	36,859
Other race includes Asian, native Hawaiian/Pacific Islander, or other.			
Ethnicity	121,954	146,051	268,005
Hispanic	3,285	4,106	7,391
Non-Hispanic	68,997	86,420	155,417
Unknown	49,672	55,525	105,197
Gender	121,954	146,051	268,005
Female	71,470	86,154	157,624
Male	50,115	59,602	109,717
Unknown	369	295	664



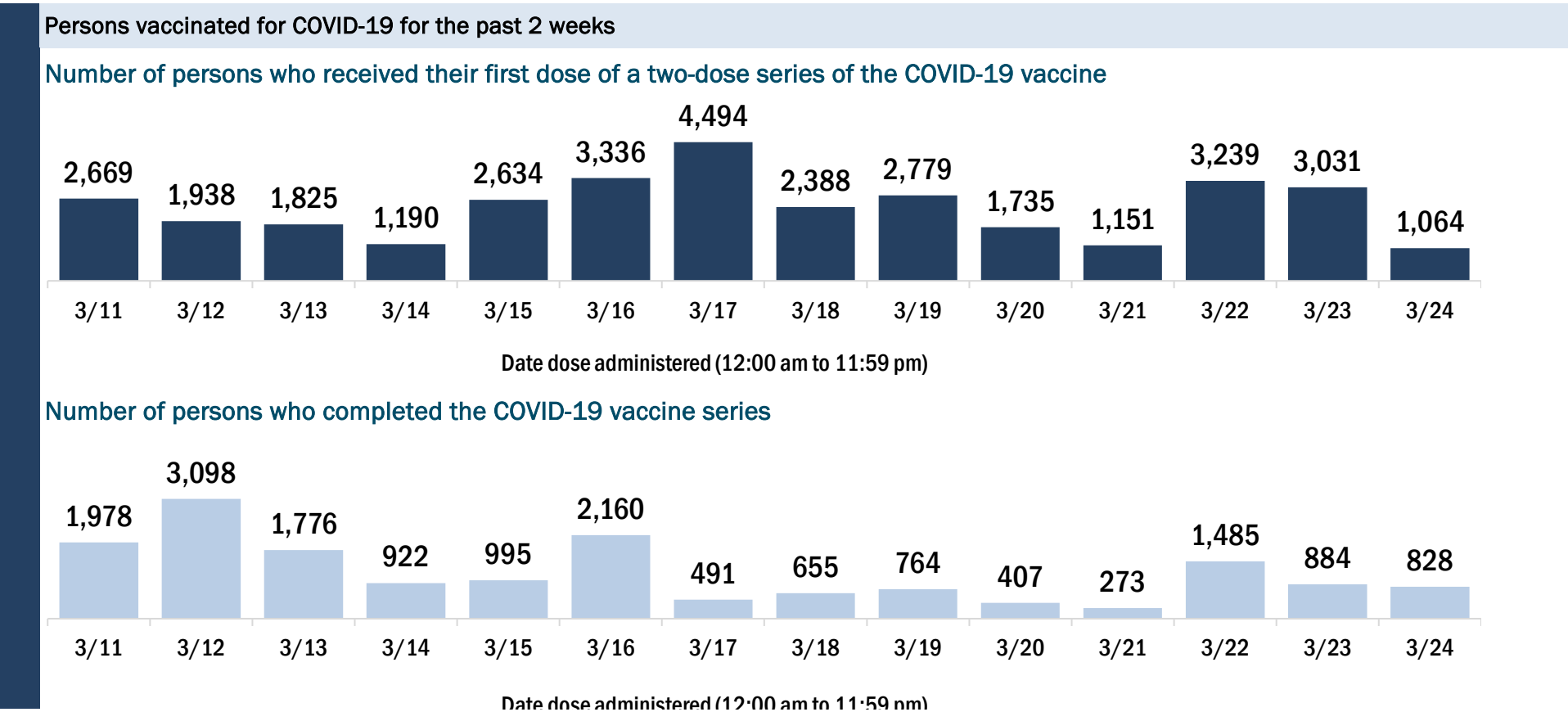
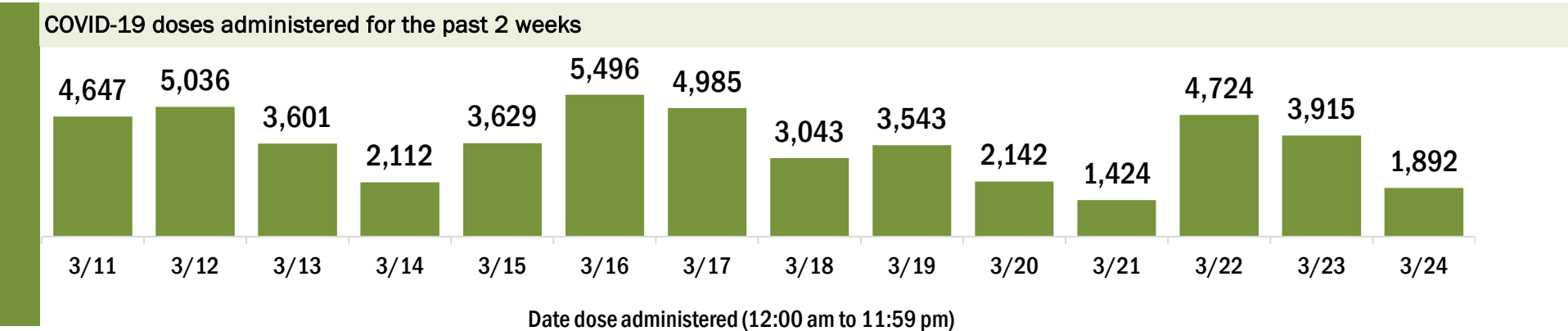
# COVID-19: Polk County vaccine summary

Vaccination data through Mar 24, 2021 as of Mar 25, 2021 at 12:05 AM

Data in this report are provisional and subject to change.

Data in this summary pertain to COVID-19 vaccines approved by the U.S. Food and Drug Administration and have been issued an Emergency Use Authorization (Janssen COVID-19 Vaccine, Moderna COVID-19 Vaccine and Pfizer-BioNTech COVID-19 Vaccine). These data summarize the number of people who have received either their first dose or have completed the series for a COVID-19 vaccine. **A person can only be counted in one category, first dose or series complete.** For persons receiving Moderna or Pfizer vaccines, once they receive their second dose, they are moved from the first dose column to the series completed column. **Because of this, the total first dose category may show a change from report to report not matching the total receiving their first dose from the previous day.** Persons receiving Johnson & Johnson vaccines will always be counted in the series completed column.

COVID-19 doses for vaccinated persons in Florida		Demographic summary			
Doses administered	206,099	First dose	Series complete	Total people vaccinated	
People receiving one dose of a 1-dose series (Johnson & Johnson) or receiving only one dose of a 2-dose series (Moderna, Pfizer) count once. Persons receiving both doses of a 2-dose series count twice.		Age group	79,474	64,855	144,329
		16-24 years	1,445	612	2,057
		25-34 years	3,505	2,045	5,550
		35-44 years	4,897	2,876	7,773
		45-54 years	7,079	4,014	11,093
		55-64 years	17,612	5,942	23,554
		65-74 years	24,745	27,656	52,401
		75-84 years	15,520	16,769	32,289
		85+ years	4,671	4,941	9,612
		Race	79,474	64,855	144,329
		White	54,554	48,482	103,036
		Black	5,369	3,939	9,308
		American Indian/Alaskan	452	340	792
		Other	5,470	5,068	10,538
		Unknown	13,629	7,026	20,655
		Other race includes Asian, native Hawaiian/Pacific Islander, or other.			
		Ethnicity	79,474	64,855	144,329
		Hispanic	6,974	3,980	10,954
		Non-Hispanic	41,920	39,213	81,133
		Unknown	30,580	21,662	52,242
		Gender	79,474	64,855	144,329
		Female	45,580	37,707	83,287
		Male	33,646	27,123	60,769
		Unknown	248	25	273



# COVID-19: Putnam County vaccine summary

Vaccination data through Mar 24, 2021 as of Mar 25, 2021 at 12:05 AM

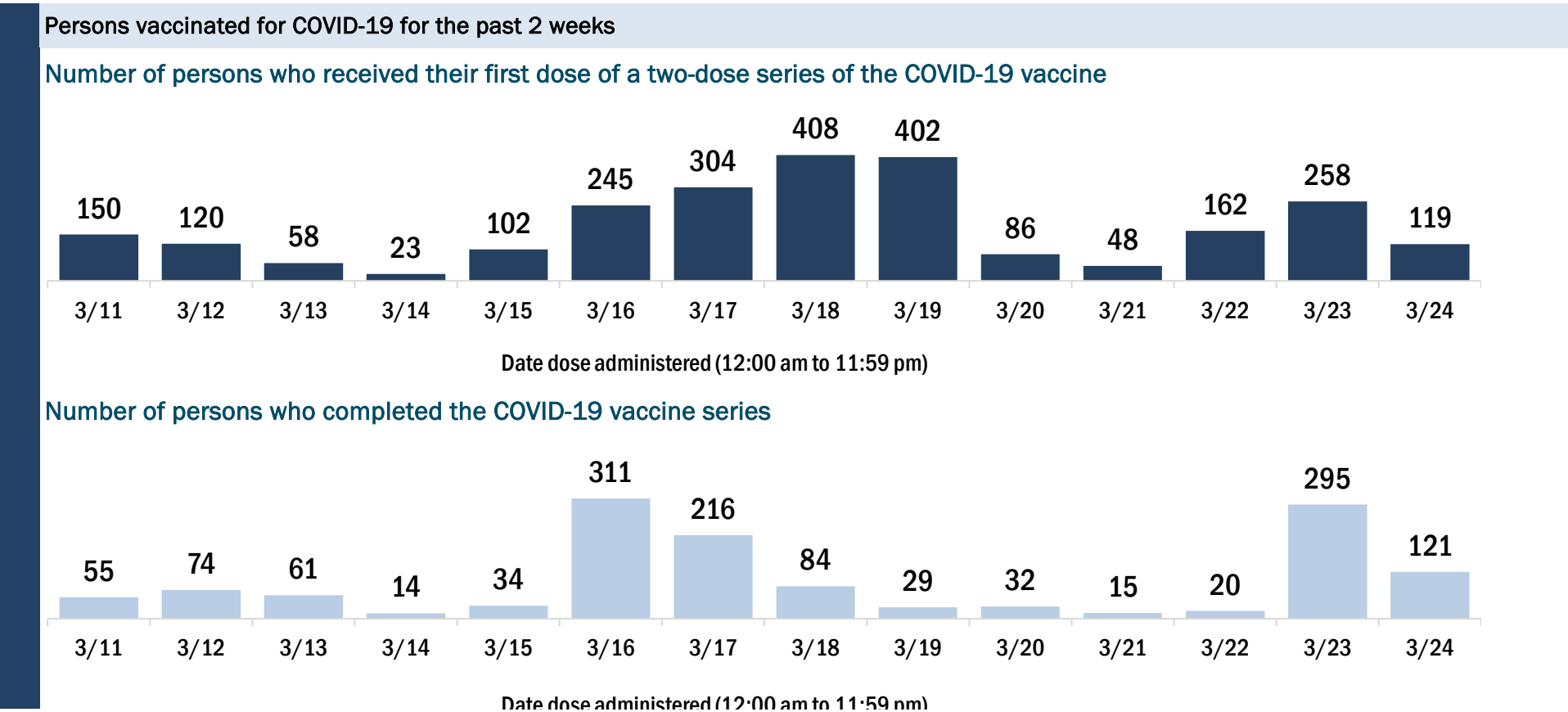
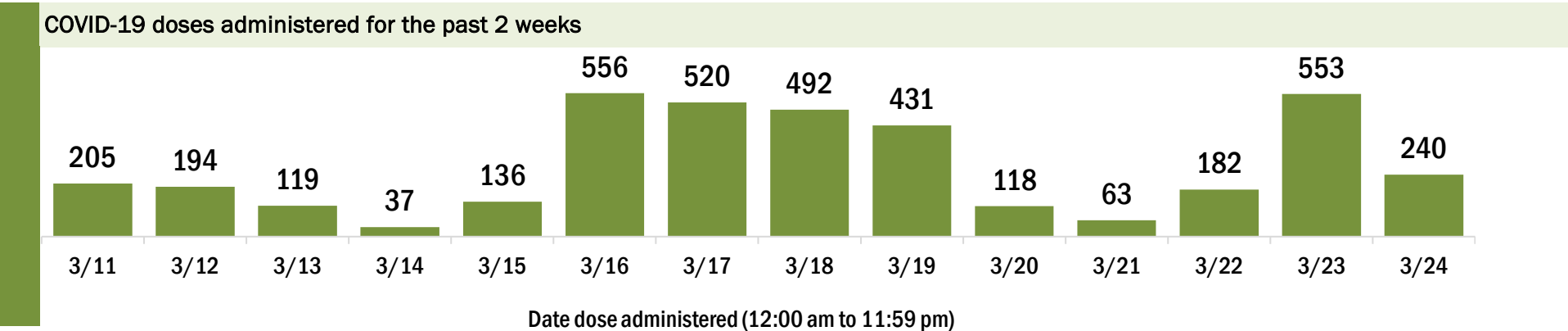
Data in this report are provisional and subject to change.

Data in this summary pertain to COVID-19 vaccines approved by the U.S. Food and Drug Administration and have been issued an Emergency Use Authorization (Janssen COVID-19 Vaccine, Moderna COVID-19 Vaccine and Pfizer-BioNTech COVID-19 Vaccine). These data summarize the number of people who have received either their first dose or have completed the series for a COVID-19 vaccine. **A person can only be counted in one category, first dose or series complete.** For persons receiving Moderna or Pfizer vaccines, once they receive their second dose, they are moved from the first dose column to the series completed column. **Because of this, the total first dose category may show a change from report to report not matching the total receiving their first dose from the previous day.** Persons receiving Johnson & Johnson vaccines will always be counted in the series completed column.

COVID-19 doses for vaccinated persons in Florida	
Doses administered	19,511
People receiving one dose of a 1-dose series (Johnson & Johnson) or receiving only one dose of a 2-dose series (Moderna, Pfizer) count once. Persons receiving both doses of a 2-dose series count twice.	

Current status of persons vaccinated for COVID-19 in Florida	
Total people vaccinated	12,662
First dose	5,652
Series completed	7,010
Completed 1-dose series	161
Completed 2-dose series	6,849
First dose: current number of people who have only received their first dose of the Moderna or Pfizer vaccine.	
Series complete: current number of people who have received both Moderna or Pfizer vaccine doses or one Johnson & Johnson dose and are considered fully immunized.	

Demographic summary	First dose	Series complete	Total people vaccinated
Age group	5,652	7,010	12,662
16-24 years	62	56	118
25-34 years	158	138	296
35-44 years	225	194	419
45-54 years	513	281	794
55-64 years	1,562	604	2,166
65-74 years	1,865	3,258	5,123
75-84 years	942	1,885	2,827
85+ years	325	594	919
Race	5,652	7,010	12,662
White	4,302	5,564	9,866
Black	616	467	1,083
American Indian/Alaskan	55	50	105
Other	396	453	849
Unknown	283	476	759
Other race includes Asian, native Hawaiian/Pacific Islander, or other.			
Ethnicity	5,652	7,010	12,662
Hispanic	246	166	412
Non-Hispanic	4,247	5,235	9,482
Unknown	1,159	1,609	2,768
Gender	5,652	7,010	12,662
Female	3,218	4,003	7,221
Male	2,429	3,004	5,433
Unknown	5	3	8



# COVID-19: Santa Rosa County vaccine summary

Vaccination data through Mar 24, 2021 as of Mar 25, 2021 at 12:05 AM

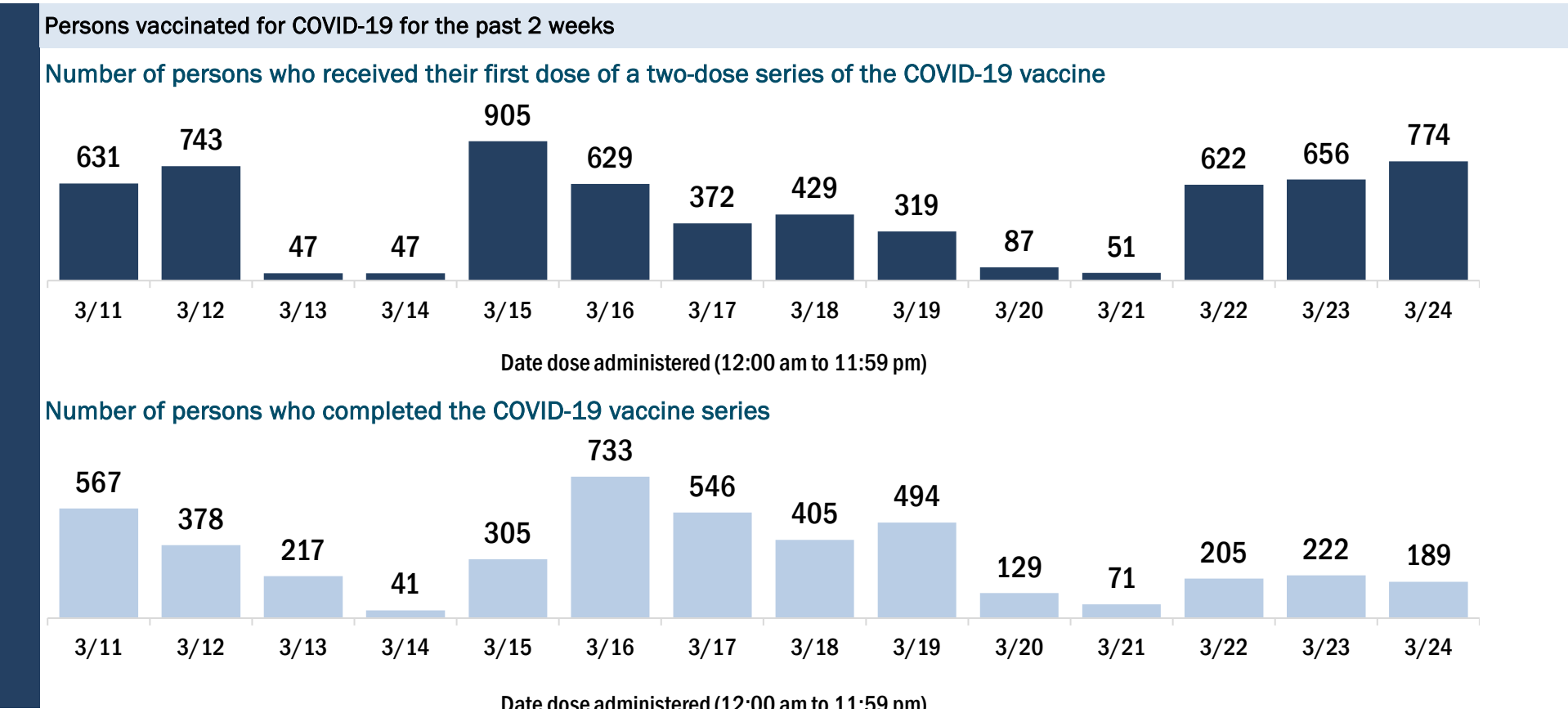
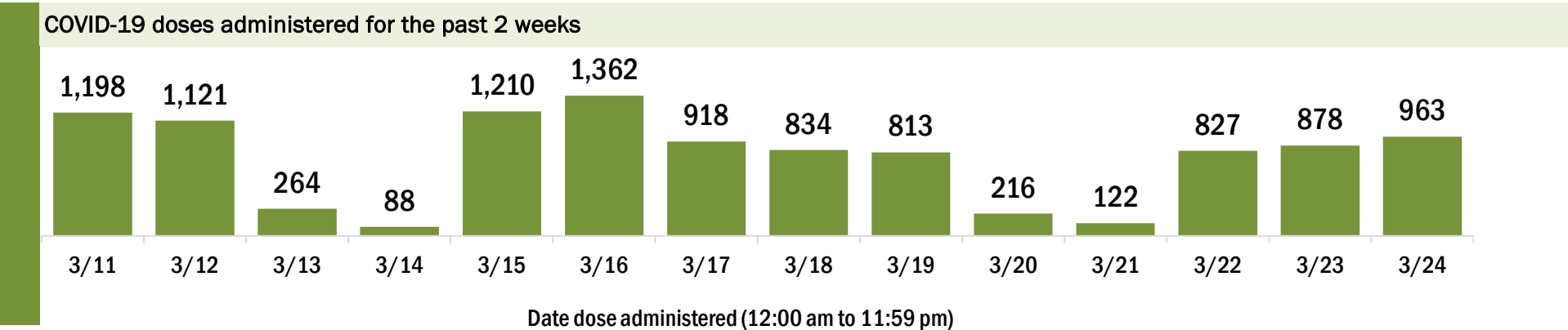
Data in this report are provisional and subject to change.

Data in this summary pertain to COVID-19 vaccines approved by the U.S. Food and Drug Administration and have been issued an Emergency Use Authorization (Janssen COVID-19 Vaccine, Moderna COVID-19 Vaccine and Pfizer-BioNTech COVID-19 Vaccine). These data summarize the number of people who have received either their first dose or have completed the series for a COVID-19 vaccine. **A person can only be counted in one category, first dose or series complete.** For persons receiving Moderna or Pfizer vaccines, once they receive their second dose, they are moved from the first dose column to the series completed column. **Because of this, the total first dose category may show a change from report to report not matching the total receiving their first dose from the previous day.** Persons receiving Johnson & Johnson vaccines will always be counted in the series completed column.

COVID-19 doses for vaccinated persons in Florida	
Doses administered	59,914
People receiving one dose of a 1-dose series (Johnson & Johnson) or receiving only one dose of a 2-dose series (Moderna, Pfizer) count once. Persons receiving both doses of a 2-dose series count twice.	

Current status of persons vaccinated for COVID-19 in Florida	
Total people vaccinated	38,633
First dose	16,582
Series completed	22,051
Completed 1-dose series	770
Completed 2-dose series	21,281
First dose: current number of people who have only received their first dose of the Moderna or Pfizer vaccine.	
Series complete: current number of people who have received both Moderna or Pfizer vaccine doses or one Johnson & Johnson dose and are considered fully immunized.	

Demographic summary	First dose	Series complete	Total people vaccinated
Age group	16,582	22,051	38,633
16-24 years	358	253	611
25-34 years	748	779	1,527
35-44 years	1,171	1,226	2,397
45-54 years	2,100	1,613	3,713
55-64 years	4,921	2,631	7,552
65-74 years	4,500	9,406	13,906
75-84 years	2,131	4,787	6,918
85+ years	653	1,356	2,009
Race	16,582	22,051	38,633
White	11,280	16,731	28,011
Black	526	551	1,077
American Indian/Alaskan	114	124	238
Other	1,067	1,564	2,631
Unknown	3,595	3,081	6,676
Other race includes Asian, native Hawaiian/Pacific Islander, or other.			
Ethnicity	16,582	22,051	38,633
Hispanic	399	351	750
Non-Hispanic	10,009	13,657	23,666
Unknown	6,174	8,043	14,217
Gender	16,582	22,051	38,633
Female	9,598	12,621	22,219
Male	6,972	9,430	16,402
Unknown	12	0	12





# COVID-19: Sarasota County vaccine summary

Vaccination data through Mar 24, 2021 as of Mar 25, 2021 at 12:05 AM

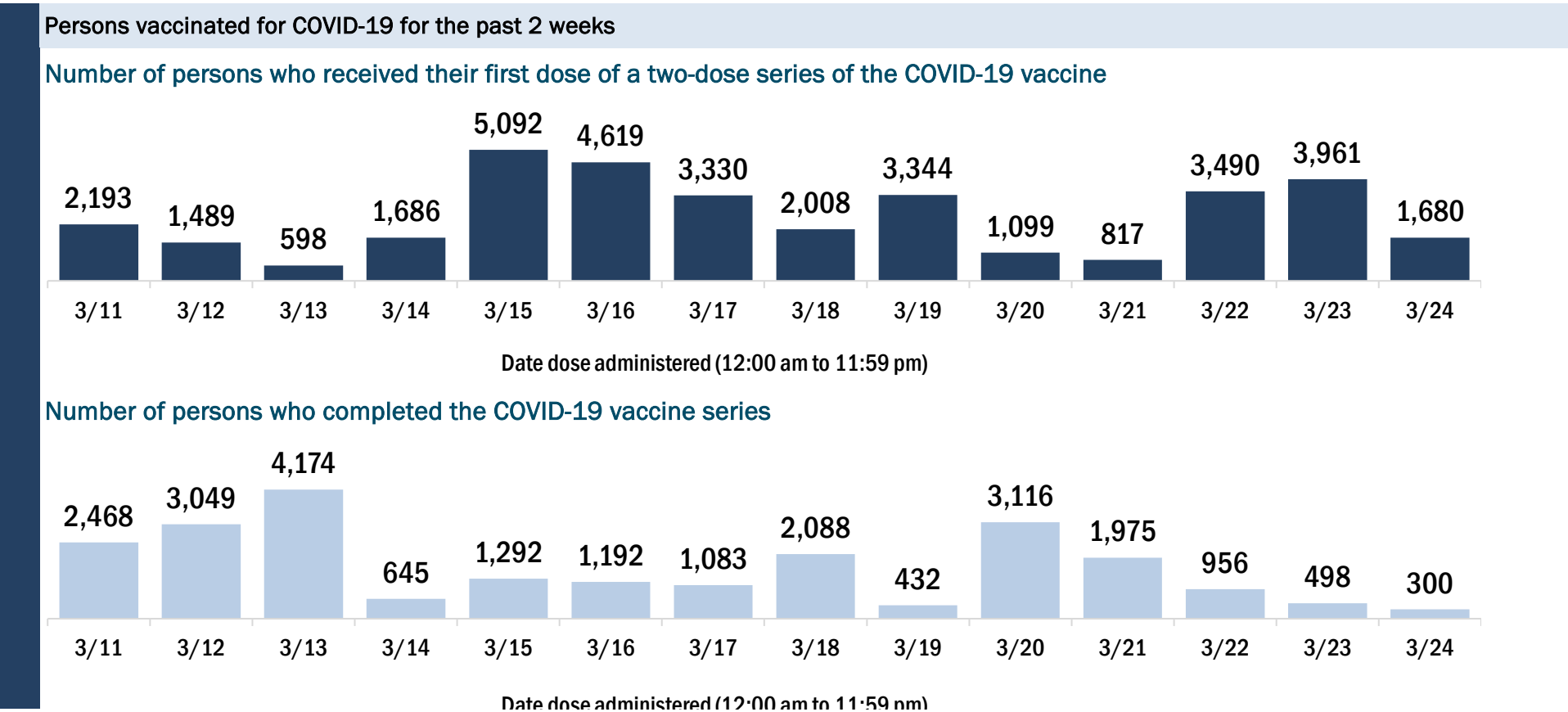
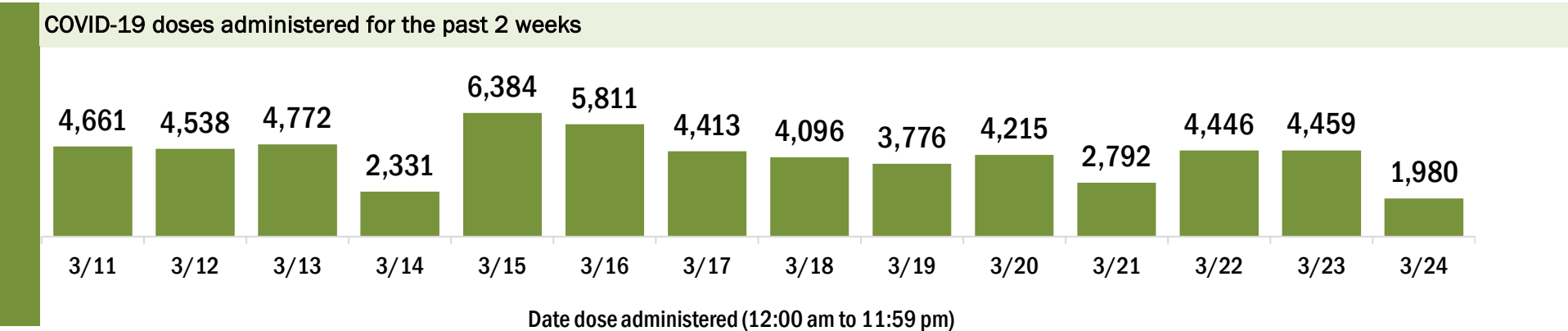
Data in this report are provisional and subject to change.

Data in this summary pertain to COVID-19 vaccines approved by the U.S. Food and Drug Administration and have been issued an Emergency Use Authorization (Janssen COVID-19 Vaccine, Moderna COVID-19 Vaccine and Pfizer-BioNTech COVID-19 Vaccine). These data summarize the number of people who have received either their first dose or have completed the series for a COVID-19 vaccine. **A person can only be counted in one category, first dose or series complete.** For persons receiving Moderna or Pfizer vaccines, once they receive their second dose, they are moved from the first dose column to the series completed column. **Because of this, the total first dose category may show a change from report to report not matching the total receiving their first dose from the previous day.** Persons receiving Johnson & Johnson vaccines will always be counted in the series completed column.

COVID-19 doses for vaccinated persons in Florida	
Doses administered	238,312
People receiving one dose of a 1-dose series (Johnson & Johnson) or receiving only one dose of a 2-dose series (Moderna, Pfizer) count once. Persons receiving both doses of a 2-dose series count twice.	

Current status of persons vaccinated for COVID-19 in Florida	
Total people vaccinated	164,524
First dose	86,828
Series completed	77,696
Completed 1-dose series	3,908
Completed 2-dose series	73,788
<b>First dose:</b> current number of people who have only received their first dose of the Moderna or Pfizer vaccine.	
<b>Series complete:</b> current number of people who have received both Moderna or Pfizer vaccine doses or one Johnson & Johnson dose and are considered fully immunized.	

Demographic summary	First dose	Series complete	Total people vaccinated
Age group	86,828	77,696	164,524
16-24 years	785	605	1,390
25-34 years	1,306	1,806	3,112
35-44 years	1,840	2,390	4,230
45-54 years	3,239	3,903	7,142
55-64 years	13,800	6,886	20,686
65-74 years	33,935	34,010	67,945
75-84 years	24,187	20,134	44,321
85+ years	7,736	7,962	15,698
Race	86,828	77,696	164,524
White	70,684	59,921	130,605
Black	938	1,020	1,958
American Indian/Alaskan	277	320	597
Other	3,770	7,182	10,952
Unknown	11,159	9,253	20,412
Other race includes Asian, native Hawaiian/Pacific Islander, or other.			
Ethnicity	86,828	77,696	164,524
Hispanic	2,019	1,444	3,463
Non-Hispanic	57,512	50,157	107,669
Unknown	27,297	26,095	53,392
Gender	86,828	77,696	164,524
Female	48,570	44,704	93,274
Male	38,147	32,915	71,062
Unknown	111	77	188



# COVID-19: Seminole County vaccine summary

Vaccination data through Mar 24, 2021 as of Mar 25, 2021 at 12:05 AM

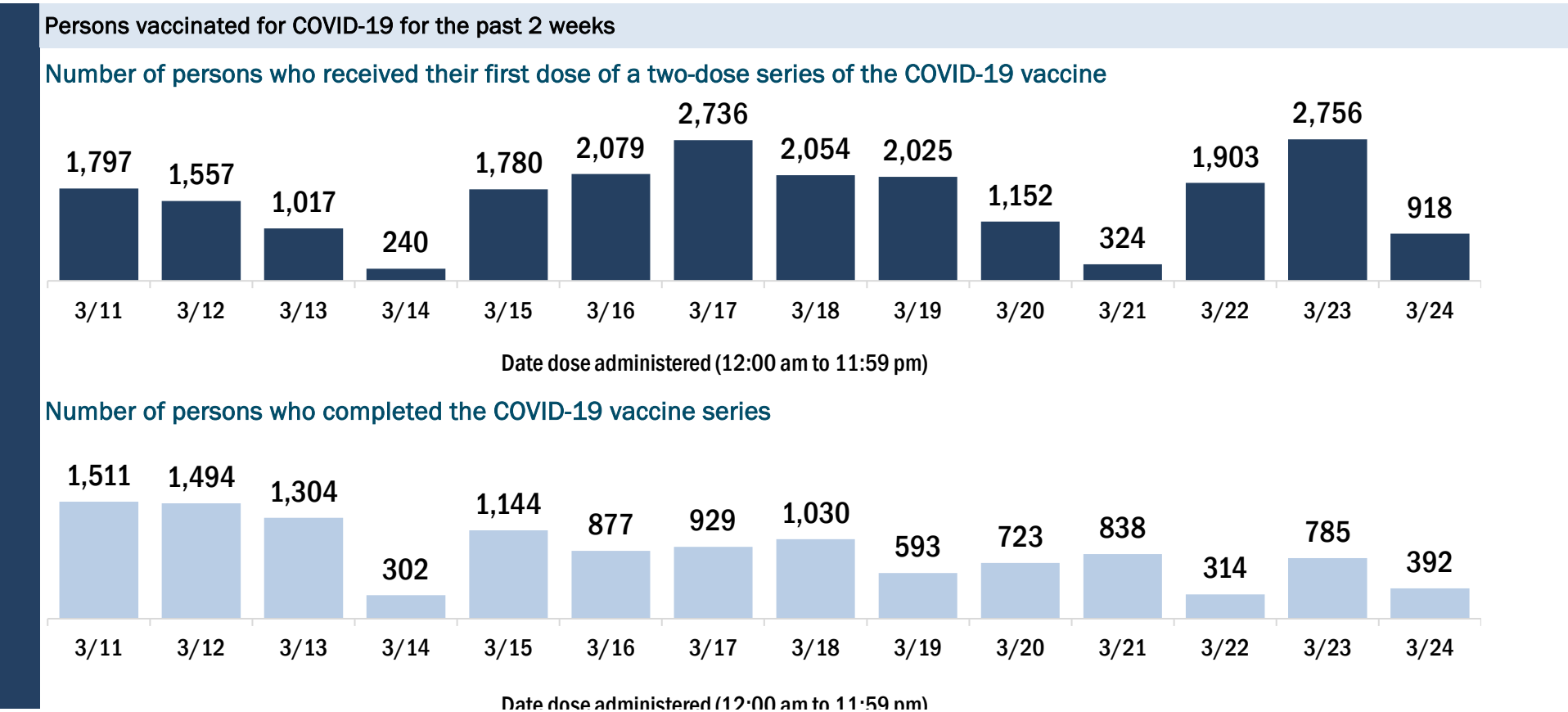
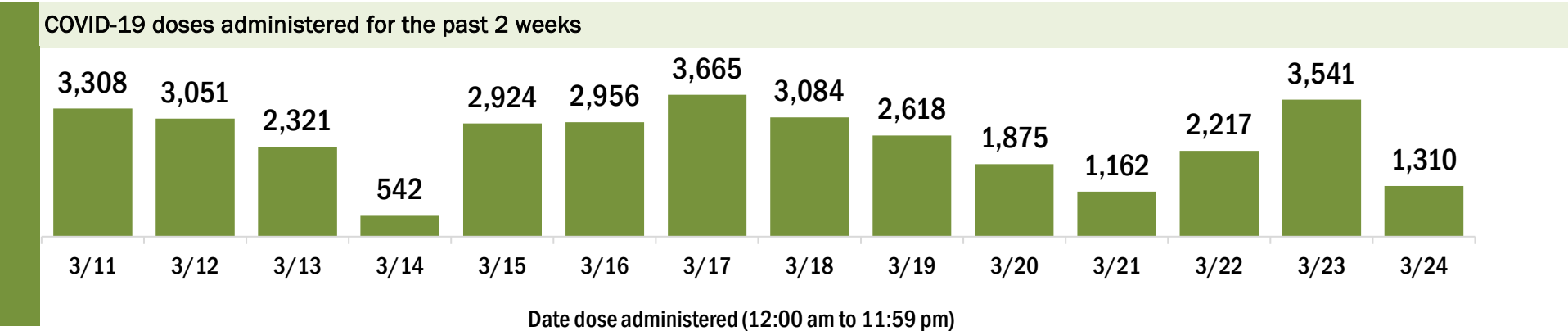
Data in this report are provisional and subject to change.

Data in this summary pertain to COVID-19 vaccines approved by the U.S. Food and Drug Administration and have been issued an Emergency Use Authorization (Janssen COVID-19 Vaccine, Moderna COVID-19 Vaccine and Pfizer-BioNTech COVID-19 Vaccine). These data summarize the number of people who have received either their first dose or have completed the series for a COVID-19 vaccine. **A person can only be counted in one category, first dose or series complete.** For persons receiving Moderna or Pfizer vaccines, once they receive their second dose, they are moved from the first dose column to the series completed column. **Because of this, the total first dose category may show a change from report to report not matching the total receiving their first dose from the previous day.** Persons receiving Johnson & Johnson vaccines will always be counted in the series completed column.

COVID-19 doses for vaccinated persons in Florida	
Doses administered	148,721
People receiving one dose of a 1-dose series (Johnson & Johnson) or receiving only one dose of a 2-dose series (Moderna, Pfizer) count once. Persons receiving both doses of a 2-dose series count twice.	

Current status of persons vaccinated for COVID-19 in Florida	
Total people vaccinated	97,080
First dose	40,670
Series completed	56,410
Completed 1-dose series	4,769
Completed 2-dose series	51,641
First dose: current number of people who have only received their first dose of the Moderna or Pfizer vaccine.	
Series complete: current number of people who have received both Moderna or Pfizer vaccine doses or one Johnson & Johnson dose and are considered fully immunized.	

Demographic summary	First dose	Series complete	Total people vaccinated
Age group	40,670	56,410	97,080
16-24 years	1,789	964	2,753
25-34 years	3,493	2,777	6,270
35-44 years	5,043	3,810	8,853
45-54 years	6,755	4,542	11,297
55-64 years	13,256	5,690	18,946
65-74 years	6,116	22,840	28,956
75-84 years	2,989	11,380	14,369
85+ years	1,229	4,407	5,636
Race	40,670	56,410	97,080
White	26,700	41,706	68,406
Black	2,404	3,664	6,068
American Indian/Alaskan	146	330	476
Other	5,324	8,437	13,761
Unknown	6,096	2,273	8,369
Other race includes Asian, native Hawaiian/Pacific Islander, or other.			
Ethnicity	40,670	56,410	97,080
Hispanic	3,701	5,288	8,989
Non-Hispanic	21,911	37,967	59,878
Unknown	15,058	13,155	28,213
Gender	40,670	56,410	97,080
Female	23,567	33,968	57,535
Male	16,869	22,397	39,266
Unknown	234	45	279



# COVID-19: St. Johns County vaccine summary

Vaccination data through Mar 24, 2021 as of Mar 25, 2021 at 12:05 AM

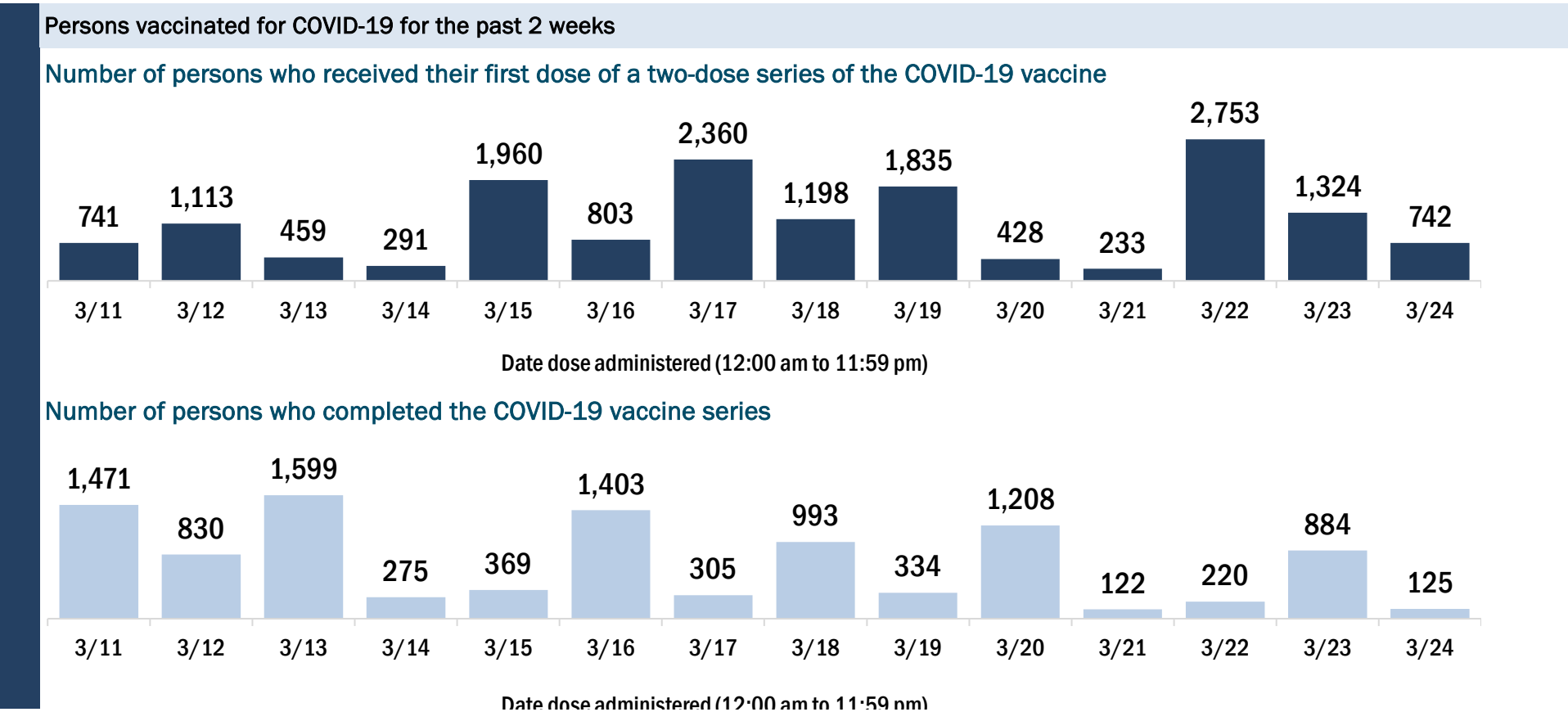
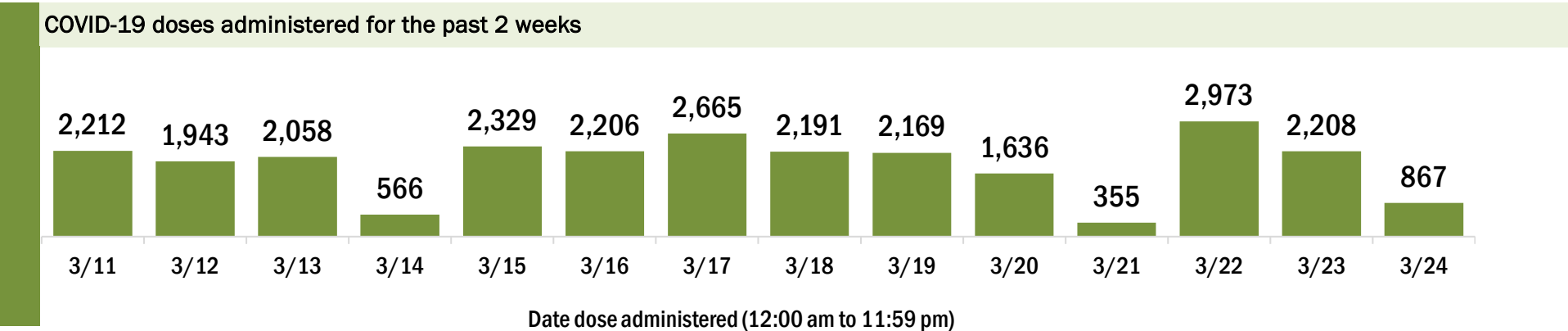
Data in this report are provisional and subject to change.

Data in this summary pertain to COVID-19 vaccines approved by the U.S. Food and Drug Administration and have been issued an Emergency Use Authorization (Janssen COVID-19 Vaccine, Moderna COVID-19 Vaccine and Pfizer-BioNTech COVID-19 Vaccine). These data summarize the number of people who have received either their first dose or have completed the series for a COVID-19 vaccine. **A person can only be counted in one category, first dose or series complete.** For persons receiving Moderna or Pfizer vaccines, once they receive their second dose, they are moved from the first dose column to the series completed column. **Because of this, the total first dose category may show a change from report to report not matching the total receiving their first dose from the previous day.** Persons receiving Johnson & Johnson vaccines will always be counted in the series completed column.

COVID-19 doses for vaccinated persons in Florida	
Doses administered	141,029
People receiving one dose of a 1-dose series (Johnson & Johnson) or receiving only one dose of a 2-dose series (Moderna, Pfizer) count once. Persons receiving both doses of a 2-dose series count twice.	

Current status of persons vaccinated for COVID-19 in Florida	
Total people vaccinated	85,790
First dose	28,218
Series completed	57,572
Completed 1-dose series	2,333
Completed 2-dose series	55,239
First dose: current number of people who have only received their first dose of the Moderna or Pfizer vaccine.	
Series complete: current number of people who have received both Moderna or Pfizer vaccine doses or one Johnson & Johnson dose and are considered fully immunized.	

Demographic summary	First dose	Series complete	Total people vaccinated
Age group	28,218	57,572	85,790
16-24 years	986	682	1,668
25-34 years	1,472	1,894	3,366
35-44 years	3,287	3,952	7,239
45-54 years	5,144	4,197	9,341
55-64 years	11,174	6,114	17,288
65-74 years	3,694	24,927	28,621
75-84 years	1,801	12,344	14,145
85+ years	660	3,462	4,122
Race	28,218	57,572	85,790
White	20,280	43,185	63,465
Black	832	1,535	2,367
American Indian/Alaskan	66	184	250
Other	2,766	5,614	8,380
Unknown	4,274	7,054	11,328
Other race includes Asian, native Hawaiian/Pacific Islander, or other.			
Ethnicity	28,218	57,572	85,790
Hispanic	1,085	1,489	2,574
Non-Hispanic	17,779	37,089	54,868
Unknown	9,354	18,994	28,348
Gender	28,218	57,572	85,790
Female	16,053	32,427	48,480
Male	12,145	25,134	37,279
Unknown	20	11	31



# COVID-19: St. Lucie County vaccine summary

Vaccination data through Mar 24, 2021 as of Mar 25, 2021 at 12:05 AM

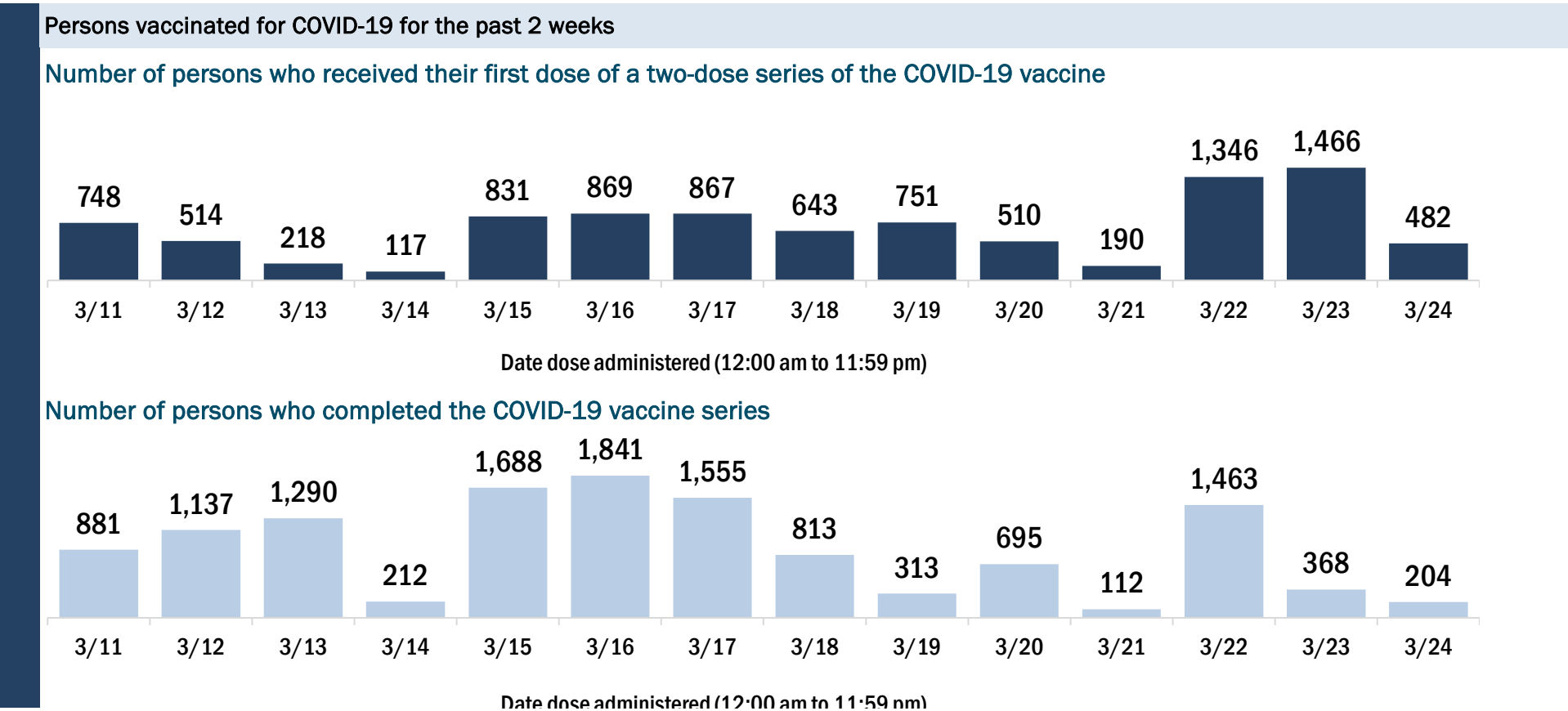
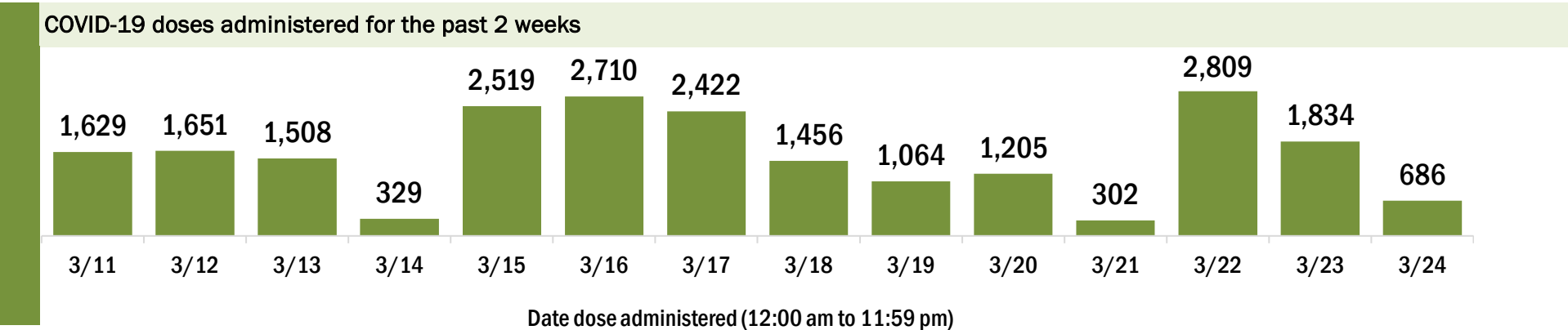
Data in this report are provisional and subject to change.

Data in this summary pertain to COVID-19 vaccines approved by the U.S. Food and Drug Administration and have been issued an Emergency Use Authorization (Janssen COVID-19 Vaccine, Moderna COVID-19 Vaccine and Pfizer-BioNTech COVID-19 Vaccine). These data summarize the number of people who have received either their first dose or have completed the series for a COVID-19 vaccine. **A person can only be counted in one category, first dose or series complete.** For persons receiving Moderna or Pfizer vaccines, once they receive their second dose, they are moved from the first dose column to the series completed column. **Because of this, the total first dose category may show a change from report to report not matching the total receiving their first dose from the previous day.** Persons receiving Johnson & Johnson vaccines will always be counted in the series completed column.

COVID-19 doses for vaccinated persons in Florida	
Doses administered	117,802
People receiving one dose of a 1-dose series (Johnson & Johnson) or receiving only one dose of a 2-dose series (Moderna, Pfizer) count once. Persons receiving both doses of a 2-dose series count twice.	

Current status of persons vaccinated for COVID-19 in Florida	
Total people vaccinated	73,346
First dose	27,840
Series completed	45,506
Completed 1-dose series	1,050
Completed 2-dose series	44,456
First dose: current number of people who have only received their first dose of the Moderna or Pfizer vaccine.	
Series complete: current number of people who have received both Moderna or Pfizer vaccine doses or one Johnson & Johnson dose and are considered fully immunized.	

Demographic summary	First dose	Series complete	Total people vaccinated
Age group	27,840	45,506	73,346
16-24 years	405	341	746
25-34 years	866	941	1,807
35-44 years	1,345	1,474	2,819
45-54 years	2,660	2,183	4,843
55-64 years	7,356	3,754	11,110
65-74 years	8,594	20,738	29,332
75-84 years	5,028	12,321	17,349
85+ years	1,586	3,754	5,340
Race	27,840	45,506	73,346
White	18,208	30,755	48,963
Black	2,637	3,806	6,443
American Indian/Alaskan	180	208	388
Other	2,061	4,266	6,327
Unknown	4,754	6,471	11,225
Other race includes Asian, native Hawaiian/Pacific Islander, or other.			
Ethnicity	27,840	45,506	73,346
Hispanic	2,612	2,448	5,060
Non-Hispanic	15,004	26,547	41,551
Unknown	10,224	16,511	26,735
Gender	27,840	45,506	73,346
Female	15,895	26,198	42,093
Male	11,865	19,289	31,154
Unknown	80	19	99





# COVID-19: Sumter County vaccine summary

Vaccination data through Mar 24, 2021 as of Mar 25, 2021 at 12:05 AM

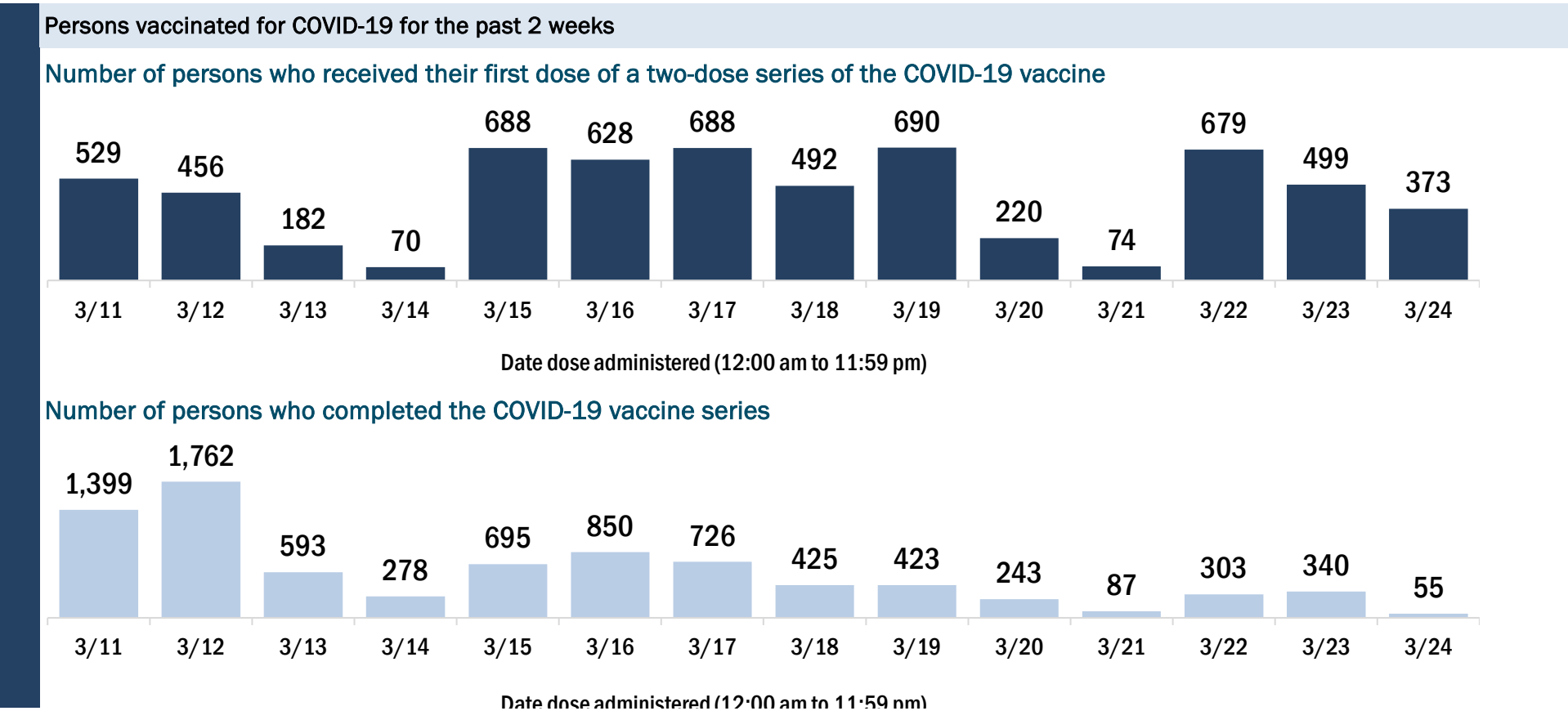
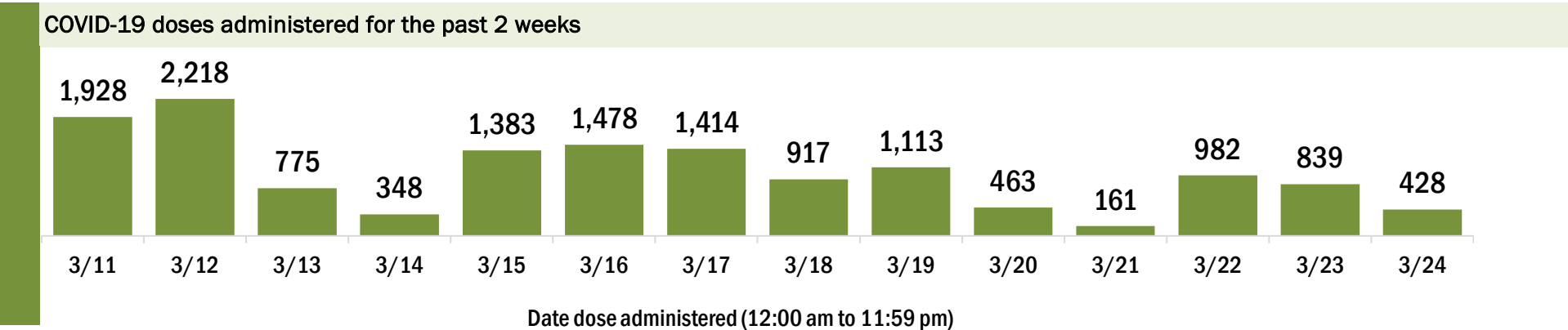
Data in this report are provisional and subject to change.

Data in this summary pertain to COVID-19 vaccines approved by the U.S. Food and Drug Administration and have been issued an Emergency Use Authorization (Janssen COVID-19 Vaccine, Moderna COVID-19 Vaccine and Pfizer-BioNTech COVID-19 Vaccine). These data summarize the number of people who have received either their first dose or have completed the series for a COVID-19 vaccine. **A person can only be counted in one category, first dose or series complete.** For persons receiving Moderna or Pfizer vaccines, once they receive their second dose, they are moved from the first dose column to the series completed column. **Because of this, the total first dose category may show a change from report to report not matching the total receiving their first dose from the previous day.** Persons receiving Johnson & Johnson vaccines will always be counted in the series completed column.

COVID-19 doses for vaccinated persons in Florida	
Doses administered	101,794
People receiving one dose of a 1-dose series (Johnson & Johnson) or receiving only one dose of a 2-dose series (Moderna, Pfizer) count once. Persons receiving both doses of a 2-dose series count twice.	

Current status of persons vaccinated for COVID-19 in Florida	
Total people vaccinated	66,102
First dose	27,376
Series completed	38,726
Completed 1-dose series	3,034
Completed 2-dose series	35,692
<b>First dose:</b> current number of people who have only received their first dose of the Moderna or Pfizer vaccine.	
<b>Series complete:</b> current number of people who have received both Moderna or Pfizer vaccine doses or one Johnson & Johnson dose and are considered fully immunized.	

Demographic summary	First dose	Series complete	Total people vaccinated
Age group	27,376	38,726	66,102
16-24 years	63	44	107
25-34 years	122	121	243
35-44 years	201	173	374
45-54 years	526	307	833
55-64 years	4,285	1,195	5,480
65-74 years	11,779	21,093	32,872
75-84 years	8,765	13,697	22,462
85+ years	1,635	2,096	3,731
Race	27,376	38,726	66,102
White	22,161	31,819	53,980
Black	331	358	689
American Indian/Alaskan	25	116	141
Other	1,170	1,563	2,733
Unknown	3,689	4,870	8,559
Other race includes Asian, native Hawaiian/Pacific Islander, or other.			
Ethnicity	27,376	38,726	66,102
Hispanic	407	460	867
Non-Hispanic	16,709	22,847	39,556
Unknown	10,260	15,419	25,679
Gender	27,376	38,726	66,102
Female	15,365	21,466	36,831
Male	11,938	17,256	29,194
Unknown	73	4	77



# COVID-19: Suwannee County vaccine summary

Vaccination data through Mar 24, 2021 as of Mar 25, 2021 at 12:05 AM

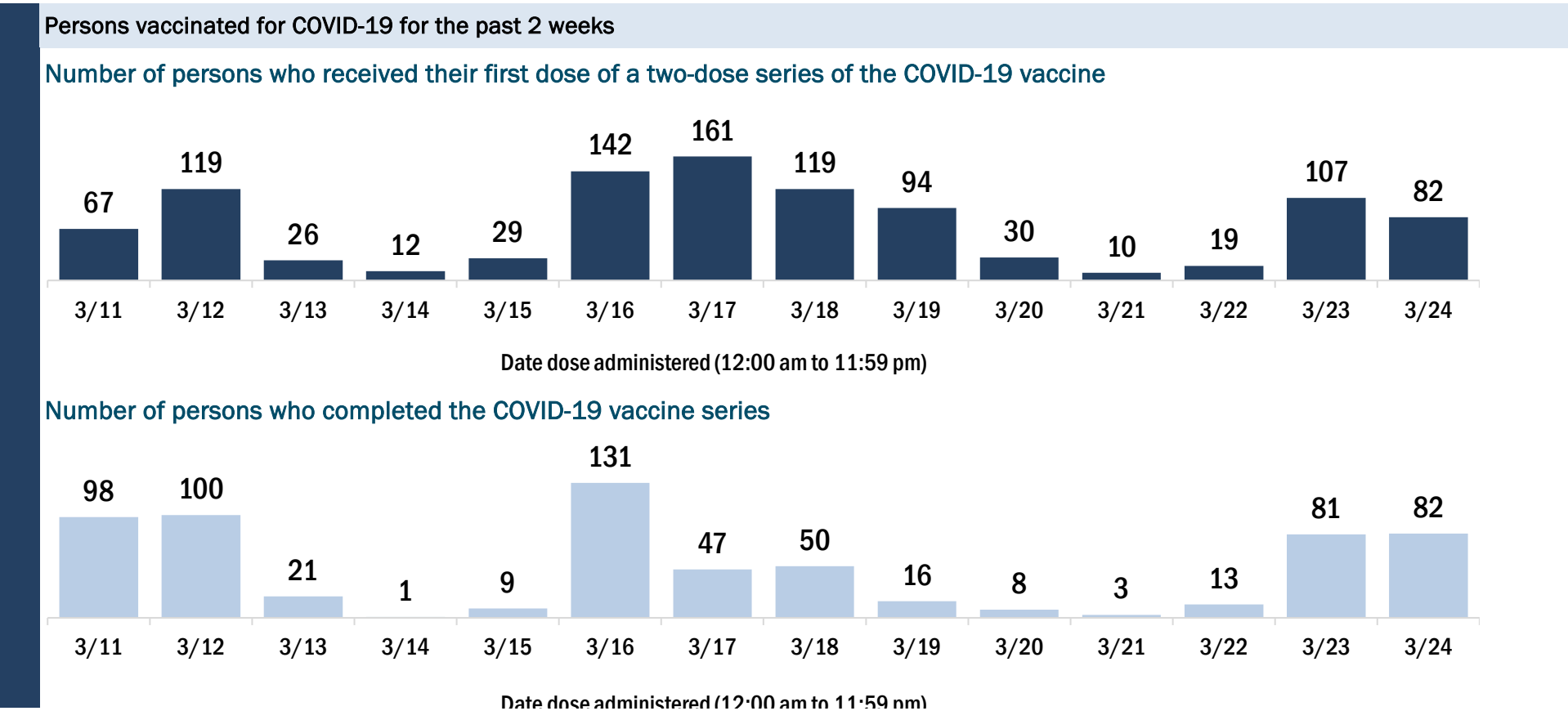
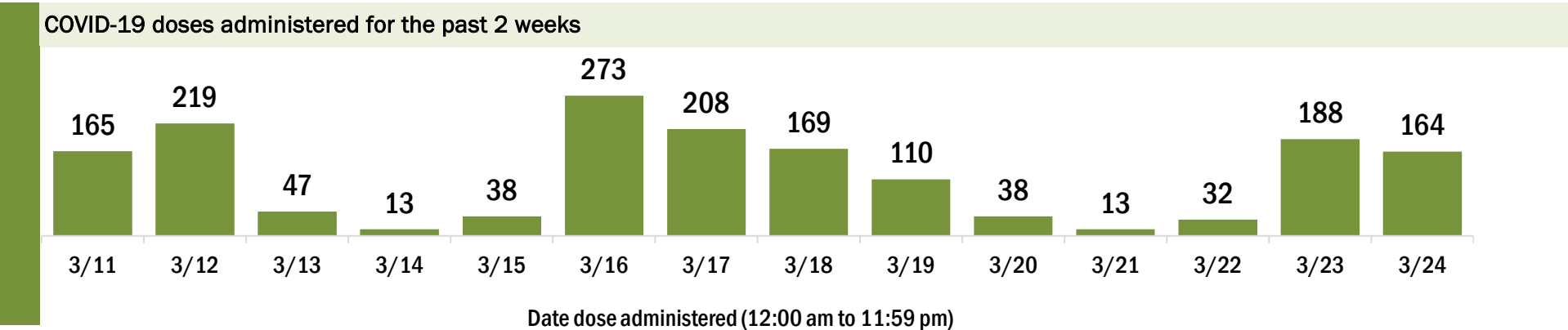
Data in this report are provisional and subject to change.

Data in this summary pertain to COVID-19 vaccines approved by the U.S. Food and Drug Administration and have been issued an Emergency Use Authorization (Janssen COVID-19 Vaccine, Moderna COVID-19 Vaccine and Pfizer-BioNTech COVID-19 Vaccine). These data summarize the number of people who have received either their first dose or have completed the series for a COVID-19 vaccine. **A person can only be counted in one category, first dose or series complete.** For persons receiving Moderna or Pfizer vaccines, once they receive their second dose, they are moved from the first dose column to the series completed column. **Because of this, the total first dose category may show a change from report to report not matching the total receiving their first dose from the previous day.** Persons receiving Johnson & Johnson vaccines will always be counted in the series completed column.

COVID-19 doses for vaccinated persons in Florida	
Doses administered	11,683
People receiving one dose of a 1-dose series (Johnson & Johnson) or receiving only one dose of a 2-dose series (Moderna, Pfizer) count once. Persons receiving both doses of a 2-dose series count twice.	

Current status of persons vaccinated for COVID-19 in Florida	
Total people vaccinated	6,864
First dose	1,955
Series completed	4,909
Completed 1-dose series	90
Completed 2-dose series	4,819
First dose: current number of people who have only received their first dose of the Moderna or Pfizer vaccine.	
Series complete: current number of people who have received both Moderna or Pfizer vaccine doses or one Johnson & Johnson dose and are considered fully immunized.	

Demographic summary	First dose	Series complete	Total people vaccinated
Age group	1,955	4,909	6,864
16-24 years	47	33	80
25-34 years	67	72	139
35-44 years	102	112	214
45-54 years	199	148	347
55-64 years	827	348	1,175
65-74 years	416	2,212	2,628
75-84 years	219	1,471	1,690
85+ years	78	513	591
Race	1,955	4,909	6,864
White	1,318	3,459	4,777
Black	201	295	496
American Indian/Alaskan	3	4	7
Other	132	315	447
Unknown	301	836	1,137
Other race includes Asian, native Hawaiian/Pacific Islander, or other.			
Ethnicity	1,955	4,909	6,864
Hispanic	68	82	150
Non-Hispanic	1,063	2,355	3,418
Unknown	824	2,472	3,296
Gender	1,955	4,909	6,864
Female	1,197	2,855	4,052
Male	758	2,054	2,812
Unknown	0	0	0



# COVID-19: Taylor County vaccine summary

Vaccination data through Mar 24, 2021 as of Mar 25, 2021 at 12:05 AM

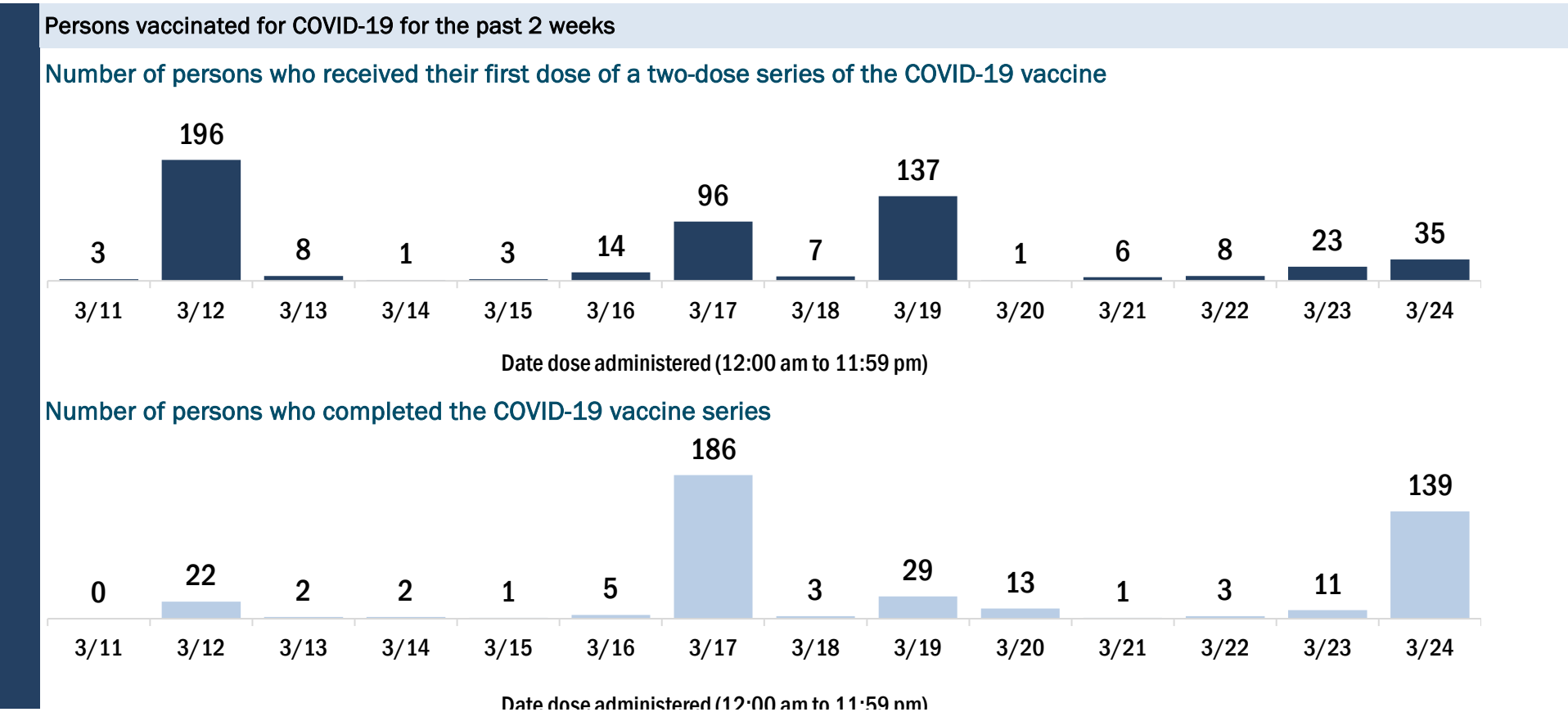
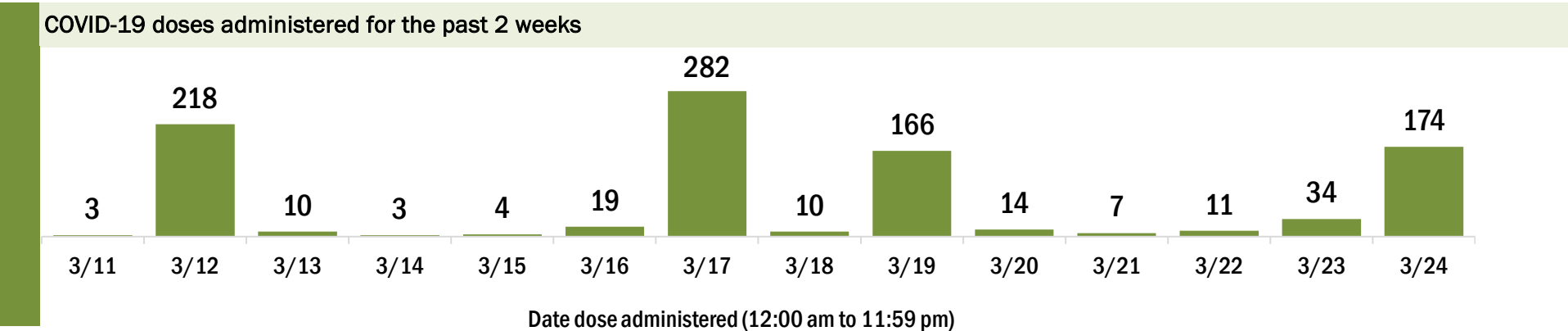
Data in this report are provisional and subject to change.

Data in this summary pertain to COVID-19 vaccines approved by the U.S. Food and Drug Administration and have been issued an Emergency Use Authorization (Janssen COVID-19 Vaccine, Moderna COVID-19 Vaccine and Pfizer-BioNTech COVID-19 Vaccine). These data summarize the number of people who have received either their first dose or have completed the series for a COVID-19 vaccine. **A person can only be counted in one category, first dose or series complete.** For persons receiving Moderna or Pfizer vaccines, once they receive their second dose, they are moved from the first dose column to the series completed column. **Because of this, the total first dose category may show a change from report to report not matching the total receiving their first dose from the previous day.** Persons receiving Johnson & Johnson vaccines will always be counted in the series completed column.

COVID-19 doses for vaccinated persons in Florida	
Doses administered	6,354
People receiving one dose of a 1-dose series (Johnson & Johnson) or receiving only one dose of a 2-dose series (Moderna, Pfizer) count once. Persons receiving both doses of a 2-dose series count twice.	

Current status of persons vaccinated for COVID-19 in Florida	
Total people vaccinated	3,895
First dose	1,407
Series completed	2,488
Completed 1-dose series	29
Completed 2-dose series	2,459
<b>First dose:</b> current number of people who have only received their first dose of the Moderna or Pfizer vaccine.	
<b>Series complete:</b> current number of people who have received both Moderna or Pfizer vaccine doses or one Johnson & Johnson dose and are considered fully immunized.	

Demographic summary	First dose	Series complete	Total people vaccinated
Age group	1,407	2,488	3,895
16-24 years	30	15	45
25-34 years	39	48	87
35-44 years	66	48	114
45-54 years	133	100	233
55-64 years	446	287	733
65-74 years	405	1,125	1,530
75-84 years	218	677	895
85+ years	70	188	258
Race	1,407	2,488	3,895
White	970	1,850	2,820
Black	209	234	443
American Indian/Alaskan	12	22	34
Other	58	169	227
Unknown	158	213	371
Other race includes Asian, native Hawaiian/Pacific Islander, or other.			
Ethnicity	1,407	2,488	3,895
Hispanic	24	27	51
Non-Hispanic	798	1,365	2,163
Unknown	585	1,096	1,681
Gender	1,407	2,488	3,895
Female	772	1,377	2,149
Male	635	1,111	1,746
Unknown	0	0	0



# COVID-19: Union County vaccine summary

Vaccination data through Mar 24, 2021 as of Mar 25, 2021 at 12:05 AM

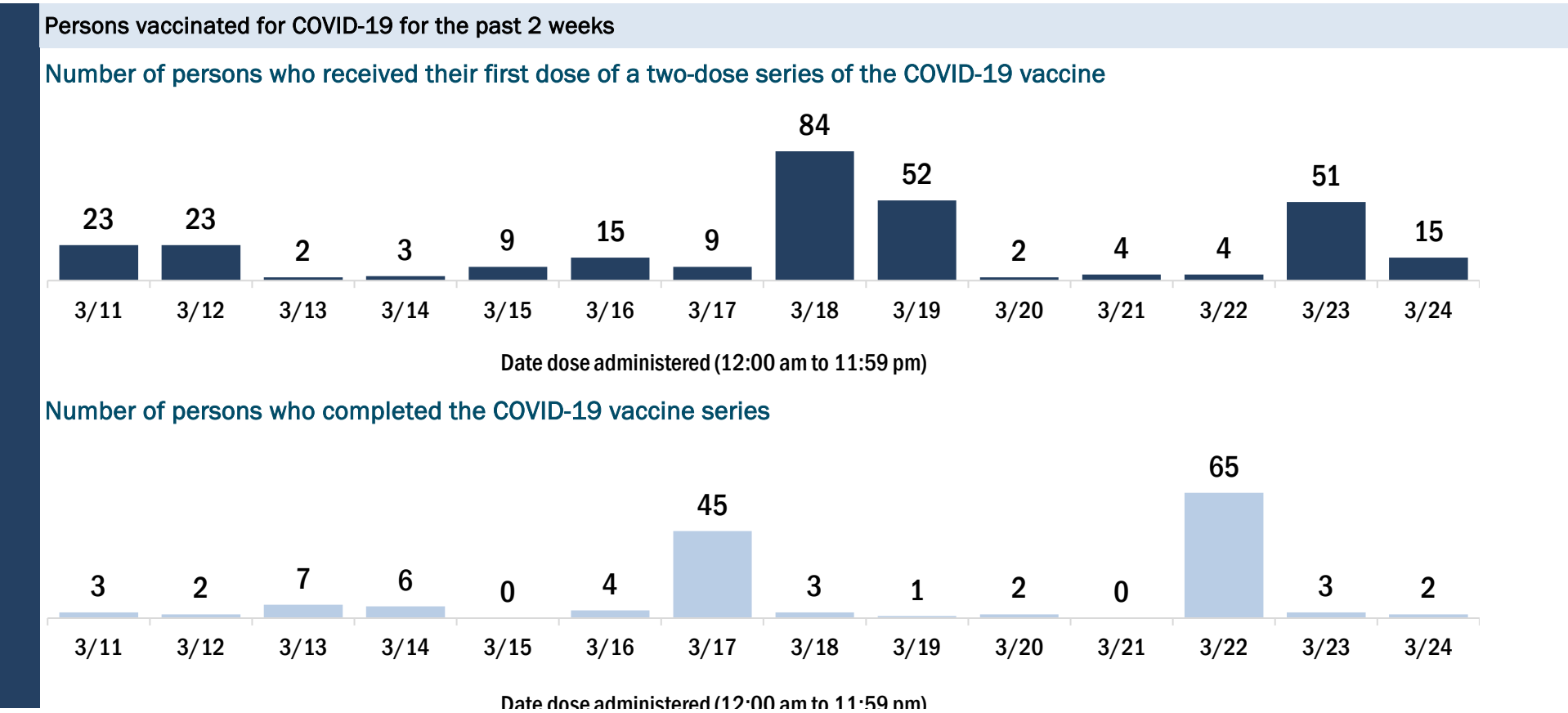
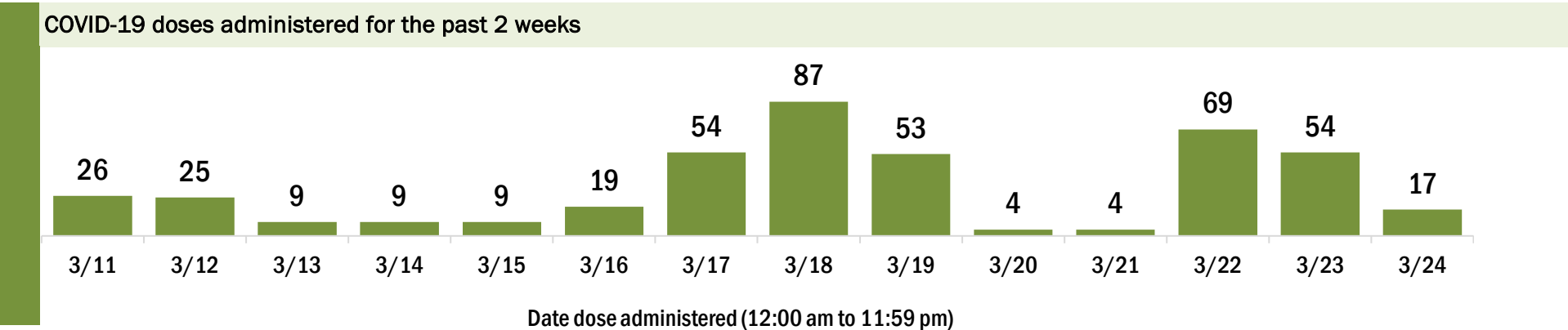
Data in this report are provisional and subject to change.

Data in this summary pertain to COVID-19 vaccines approved by the U.S. Food and Drug Administration and have been issued an Emergency Use Authorization (Janssen COVID-19 Vaccine, Moderna COVID-19 Vaccine and Pfizer-BioNTech COVID-19 Vaccine). These data summarize the number of people who have received either their first dose or have completed the series for a COVID-19 vaccine. **A person can only be counted in one category, first dose or series complete.** For persons receiving Moderna or Pfizer vaccines, once they receive their second dose, they are moved from the first dose column to the series completed column. **Because of this, the total first dose category may show a change from report to report not matching the total receiving their first dose from the previous day.** Persons receiving Johnson & Johnson vaccines will always be counted in the series completed column.

COVID-19 doses for vaccinated persons in Florida	
Doses administered	2,866
People receiving one dose of a 1-dose series (Johnson & Johnson) or receiving only one dose of a 2-dose series (Moderna, Pfizer) count once. Persons receiving both doses of a 2-dose series count twice.	

Current status of persons vaccinated for COVID-19 in Florida	
Total people vaccinated	1,716
First dose	490
Series completed	1,226
Completed 1-dose series	76
Completed 2-dose series	1,150
<b>First dose:</b> current number of people who have only received their first dose of the Moderna or Pfizer vaccine.	
<b>Series complete:</b> current number of people who have received both Moderna or Pfizer vaccine doses or one Johnson & Johnson dose and are considered fully immunized.	

Demographic summary	First dose	Series complete	Total people vaccinated
Age group	490	1,226	1,716
16-24 years	9	12	21
25-34 years	25	48	73
35-44 years	28	37	65
45-54 years	56	59	115
55-64 years	200	135	335
65-74 years	116	520	636
75-84 years	44	321	365
85+ years	12	94	106
Race	490	1,226	1,716
White	361	1,018	1,379
Black	64	89	153
American Indian/Alaskan	8	12	20
Other	36	93	129
Unknown	21	14	35
Other race includes Asian, native Hawaiian/Pacific Islander, or other.			
Ethnicity	490	1,226	1,716
Hispanic	17	20	37
Non-Hispanic	391	1,148	1,539
Unknown	82	58	140
Gender	490	1,226	1,716
Female	306	696	1,002
Male	184	530	714
Unknown	0	0	0





# COVID-19: Volusia County vaccine summary

Vaccination data through Mar 24, 2021 as of Mar 25, 2021 at 12:05 AM

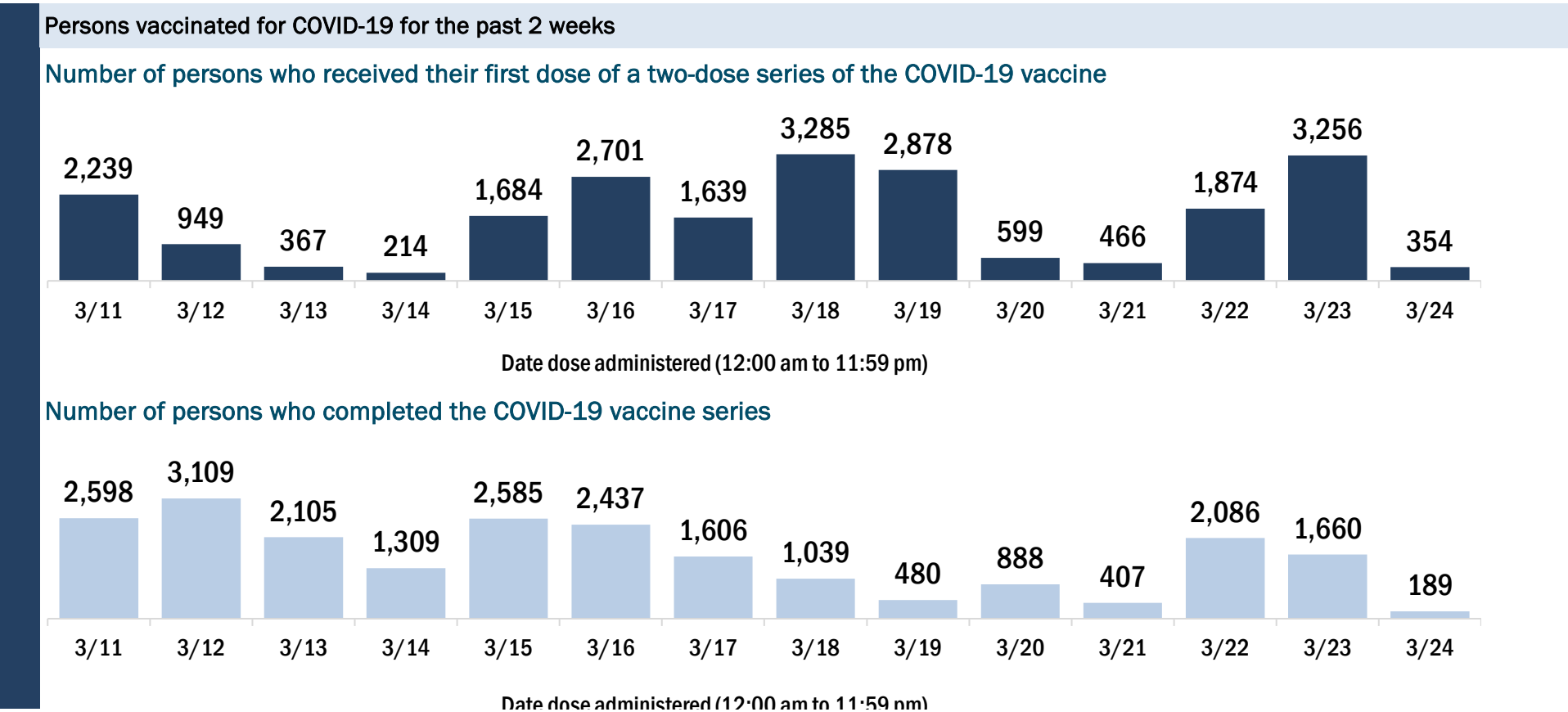
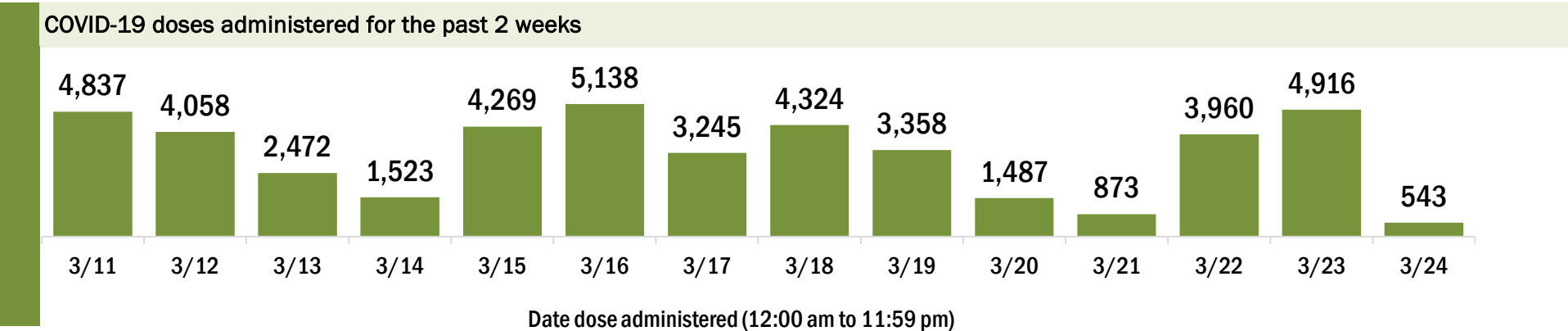
Data in this report are provisional and subject to change.

Data in this summary pertain to COVID-19 vaccines approved by the U.S. Food and Drug Administration and have been issued an Emergency Use Authorization (Janssen COVID-19 Vaccine, Moderna COVID-19 Vaccine and Pfizer-BioNTech COVID-19 Vaccine). These data summarize the number of people who have received either their first dose or have completed the series for a COVID-19 vaccine. **A person can only be counted in one category, first dose or series complete.** For persons receiving Moderna or Pfizer vaccines, once they receive their second dose, they are moved from the first dose column to the series completed column. **Because of this, the total first dose category may show a change from report to report not matching the total receiving their first dose from the previous day.** Persons receiving Johnson & Johnson vaccines will always be counted in the series completed column.

COVID-19 doses for vaccinated persons in Florida	
Doses administered	202,737
People receiving one dose of a 1-dose series (Johnson & Johnson) or receiving only one dose of a 2-dose series (Moderna, Pfizer) count once. Persons receiving both doses of a 2-dose series count twice.	

Current status of persons vaccinated for COVID-19 in Florida	
Total people vaccinated	133,144
First dose	52,718
Series completed	80,426
Completed 1-dose series	10,833
Completed 2-dose series	69,593
First dose: current number of people who have only received their first dose of the Moderna or Pfizer vaccine.	
Series complete: current number of people who have received both Moderna or Pfizer vaccine doses or one Johnson & Johnson dose and are considered fully immunized.	

Demographic summary	First dose	Series complete	Total people vaccinated
Age group	52,718	80,426	133,144
16-24 years	963	816	1,779
25-34 years	1,821	2,209	4,030
35-44 years	2,450	2,977	5,427
45-54 years	4,283	4,302	8,585
55-64 years	14,016	8,028	22,044
65-74 years	16,787	34,847	51,634
75-84 years	9,327	19,946	29,273
85+ years	3,071	7,301	10,372
Race	52,718	80,426	133,144
White	35,826	51,042	86,868
Black	2,448	2,776	5,224
American Indian/Alaskan	216	314	530
Other	4,381	11,179	15,560
Unknown	9,847	15,115	24,962
Other race includes Asian, native Hawaiian/Pacific Islander, or other.			
Ethnicity	52,718	80,426	133,144
Hispanic	3,007	2,699	5,706
Non-Hispanic	27,691	36,481	64,172
Unknown	22,020	41,246	63,266
Gender	52,718	80,426	133,144
Female	29,932	47,209	77,141
Male	21,340	32,824	54,164
Unknown	1,446	393	1,839



# COVID-19: Wakulla County vaccine summary

Vaccination data through Mar 24, 2021 as of Mar 25, 2021 at 12:05 AM

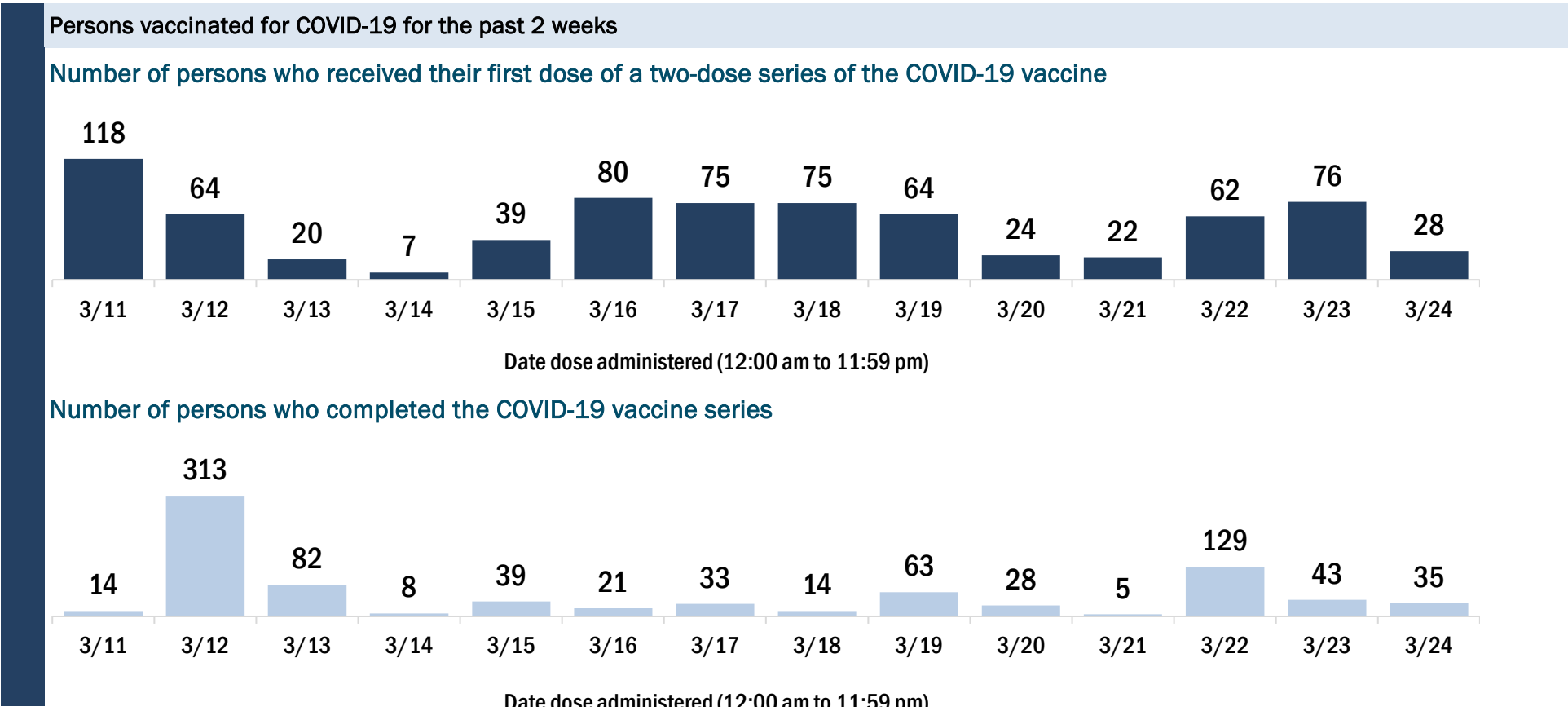
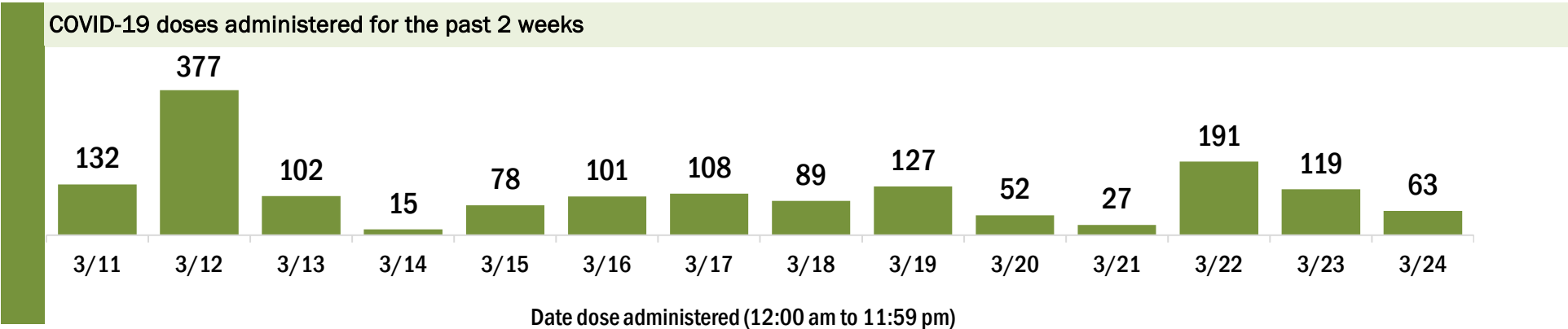
Data in this report are provisional and subject to change.

Data in this summary pertain to COVID-19 vaccines approved by the U.S. Food and Drug Administration and have been issued an Emergency Use Authorization (Janssen COVID-19 Vaccine, Moderna COVID-19 Vaccine and Pfizer-BioNTech COVID-19 Vaccine). These data summarize the number of people who have received either their first dose or have completed the series for a COVID-19 vaccine. **A person can only be counted in one category, first dose or series complete.** For persons receiving Moderna or Pfizer vaccines, once they receive their second dose, they are moved from the first dose column to the series completed column. **Because of this, the total first dose category may show a change from report to report not matching the total receiving their first dose from the previous day.** Persons receiving Johnson & Johnson vaccines will always be counted in the series completed column.

COVID-19 doses for vaccinated persons in Florida	
Doses administered	11,153
People receiving one dose of a 1-dose series (Johnson & Johnson) or receiving only one dose of a 2-dose series (Moderna, Pfizer) count once. Persons receiving both doses of a 2-dose series count twice.	

Current status of persons vaccinated for COVID-19 in Florida	
Total people vaccinated	6,687
First dose	2,105
Series completed	4,582
Completed 1-dose series	116
Completed 2-dose series	4,466
<b>First dose:</b> current number of people who have only received their first dose of the Moderna or Pfizer vaccine.	
<b>Series complete:</b> current number of people who have received both Moderna or Pfizer vaccine doses or one Johnson & Johnson dose and are considered fully immunized.	

Demographic summary	First dose	Series complete	Total people vaccinated
Age group	2,105	4,582	6,687
16-24 years	65	30	95
25-34 years	93	131	224
35-44 years	168	195	363
45-54 years	315	254	569
55-64 years	719	518	1,237
65-74 years	461	2,186	2,647
75-84 years	228	1,018	1,246
85+ years	56	250	306
Race	2,105	4,582	6,687
White	1,516	3,435	4,951
Black	163	275	438
American Indian/Alaskan	7	26	33
Other	196	627	823
Unknown	223	219	442
Other race includes Asian, native Hawaiian/Pacific Islander, or other.			
Ethnicity	2,105	4,582	6,687
Hispanic	48	50	98
Non-Hispanic	1,563	3,489	5,052
Unknown	494	1,043	1,537
Gender	2,105	4,582	6,687
Female	1,220	2,539	3,759
Male	884	2,042	2,926
Unknown	1	1	2



# COVID-19: Walton County vaccine summary

Vaccination data through Mar 24, 2021 as of Mar 25, 2021 at 12:05 AM

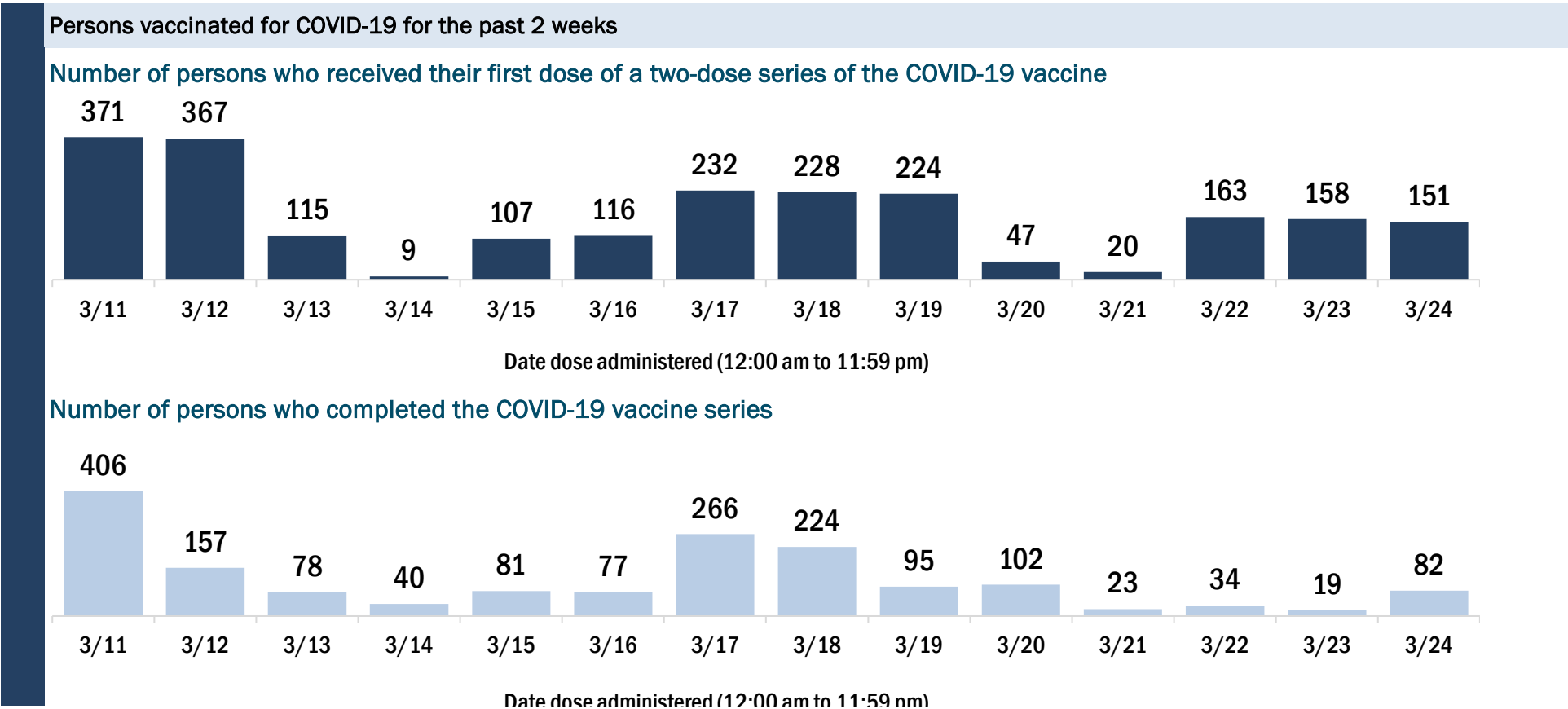
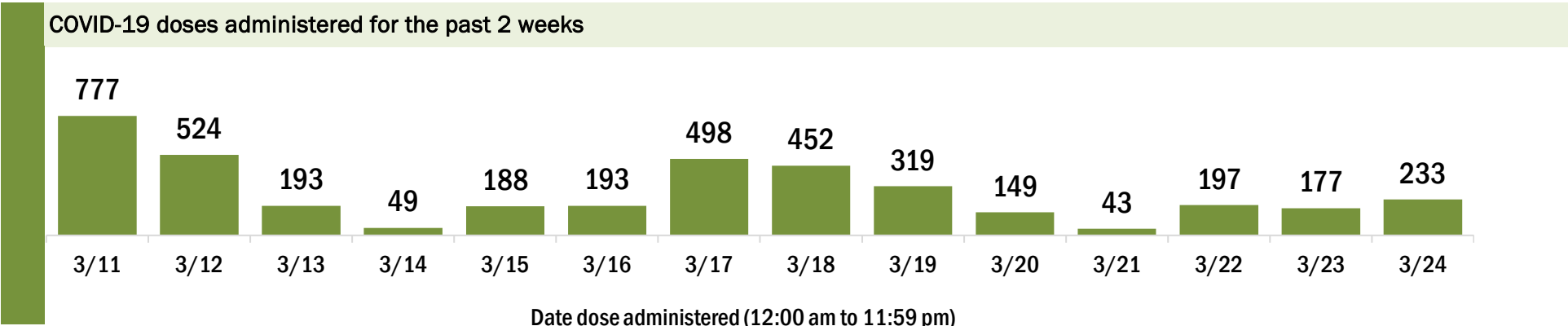
Data in this report are provisional and subject to change.

Data in this summary pertain to COVID-19 vaccines approved by the U.S. Food and Drug Administration and have been issued an Emergency Use Authorization (Janssen COVID-19 Vaccine, Moderna COVID-19 Vaccine and Pfizer-BioNTech COVID-19 Vaccine). These data summarize the number of people who have received either their first dose or have completed the series for a COVID-19 vaccine. **A person can only be counted in one category, first dose or series complete.** For persons receiving Moderna or Pfizer vaccines, once they receive their second dose, they are moved from the first dose column to the series completed column. **Because of this, the total first dose category may show a change from report to report not matching the total receiving their first dose from the previous day.** Persons receiving Johnson & Johnson vaccines will always be counted in the series completed column.

COVID-19 doses for vaccinated persons in Florida	
Doses administered	24,877
People receiving one dose of a 1-dose series (Johnson & Johnson) or receiving only one dose of a 2-dose series (Moderna, Pfizer) count once. Persons receiving both doses of a 2-dose series count twice.	

Current status of persons vaccinated for COVID-19 in Florida	
Total people vaccinated	15,406
First dose	5,520
Series completed	9,886
Completed 1-dose series	415
Completed 2-dose series	9,471
<b>First dose:</b> current number of people who have only received their first dose of the Moderna or Pfizer vaccine.	
<b>Series complete:</b> current number of people who have received both Moderna or Pfizer vaccine doses or one Johnson & Johnson dose and are considered fully immunized.	

Demographic summary	First dose	Series complete	Total people vaccinated
Age group	5,520	9,886	15,406
16-24 years	81	60	141
25-34 years	180	173	353
35-44 years	355	338	693
45-54 years	639	476	1,115
55-64 years	1,980	1,107	3,087
65-74 years	1,446	4,983	6,429
75-84 years	673	2,146	2,819
85+ years	166	603	769
Race	5,520	9,886	15,406
White	4,097	7,565	11,662
Black	122	152	274
American Indian/Alaskan	14	38	52
Other	270	452	722
Unknown	1,017	1,679	2,696
Other race includes Asian, native Hawaiian/Pacific Islander, or other.			
Ethnicity	5,520	9,886	15,406
Hispanic	116	131	247
Non-Hispanic	3,530	6,475	10,005
Unknown	1,874	3,280	5,154
Gender	5,520	9,886	15,406
Female	3,089	5,434	8,523
Male	2,429	4,451	6,880
Unknown	2	1	3



# COVID-19: Washington County vaccine summary

Vaccination data through Mar 24, 2021 as of Mar 25, 2021 at 12:05 AM

Data in this report are provisional and subject to change.

Data in this summary pertain to COVID-19 vaccines approved by the U.S. Food and Drug Administration and have been issued an Emergency Use Authorization (Janssen COVID-19 Vaccine, Moderna COVID-19 Vaccine and Pfizer-BioNTech COVID-19 Vaccine). These data summarize the number of people who have received either their first dose or have completed the series for a COVID-19 vaccine. **A person can only be counted in one category, first dose or series complete.** For persons receiving Moderna or Pfizer vaccines, once they receive their second dose, they are moved from the first dose column to the series completed column. **Because of this, the total first dose category may show a change from report to report not matching the total receiving their first dose from the previous day.** Persons receiving Johnson & Johnson vaccines will always be counted in the series completed column.

COVID-19 doses for vaccinated persons in Florida	
Doses administered	5,769
People receiving one dose of a 1-dose series (Johnson & Johnson) or receiving only one dose of a 2-dose series (Moderna, Pfizer) count once. Persons receiving both doses of a 2-dose series count twice.	

Current status of persons vaccinated for COVID-19 in Florida	
Total people vaccinated	3,500
First dose	1,112
Series completed	2,388
Completed 1-dose series	119
Completed 2-dose series	2,269
<b>First dose:</b> current number of people who have only received their first dose of the Moderna or Pfizer vaccine.	
<b>Series complete:</b> current number of people who have received both Moderna or Pfizer vaccine doses or one Johnson & Johnson dose and are considered fully immunized.	

Demographic summary	First dose	Series complete	Total people vaccinated
Age group	1,112	2,388	3,500
16-24 years	16	14	30
25-34 years	49	48	97
35-44 years	65	83	148
45-54 years	143	123	266
55-64 years	372	277	649
65-74 years	280	1,016	1,296
75-84 years	137	616	753
85+ years	50	211	261
Race	1,112	2,388	3,500
White	835	1,888	2,723
Black	137	197	334
American Indian/Alaskan	16	27	43
Other	47	136	183
Unknown	77	140	217
Other race includes Asian, native Hawaiian/Pacific Islander, or other.			
Ethnicity	1,112	2,388	3,500
Hispanic	20	20	40
Non-Hispanic	806	1,896	2,702
Unknown	286	472	758
Gender	1,112	2,388	3,500
Female	636	1,333	1,969
Male	476	1,055	1,531
Unknown	0	0	0

