

COVID-19: Florida vaccine summary

Vaccination data through Mar 23, 2021 as of Mar 24, 2021 at 12:05 AM

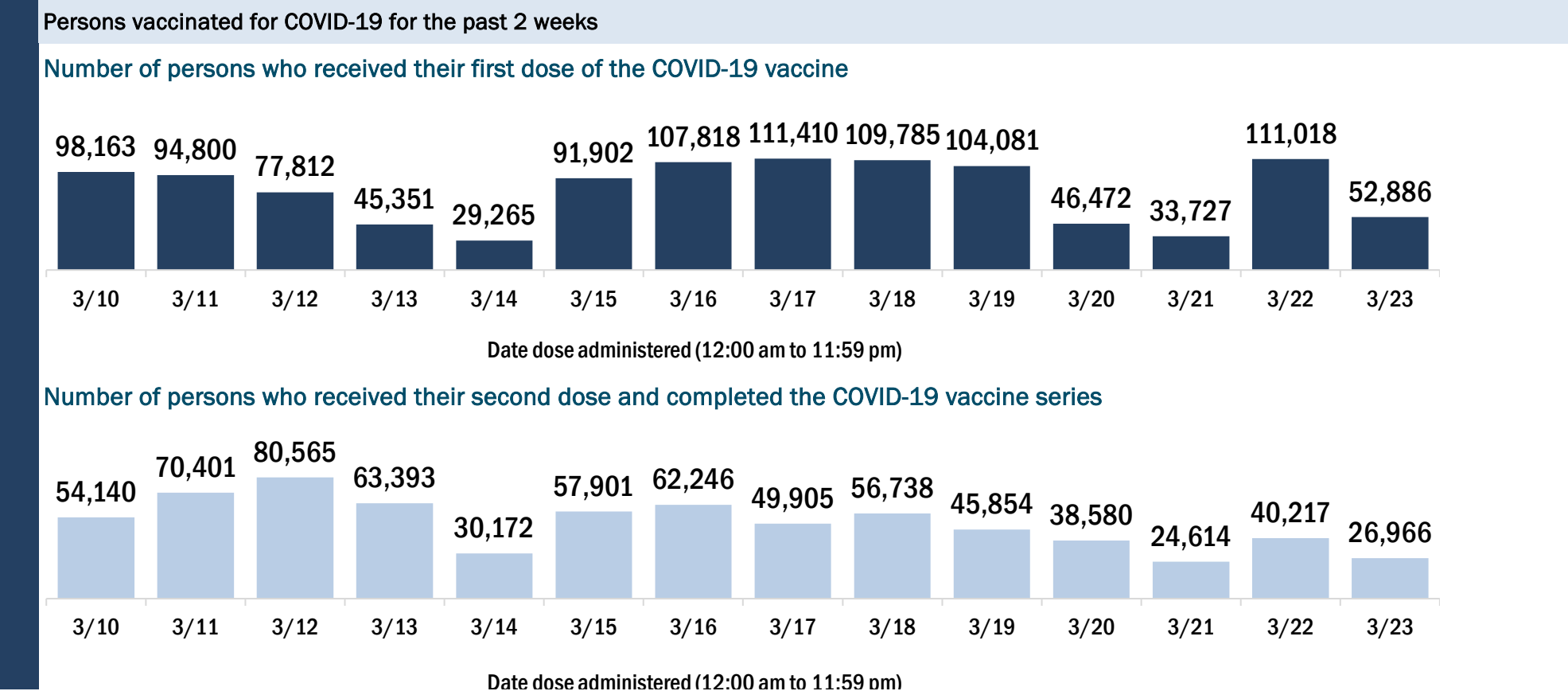
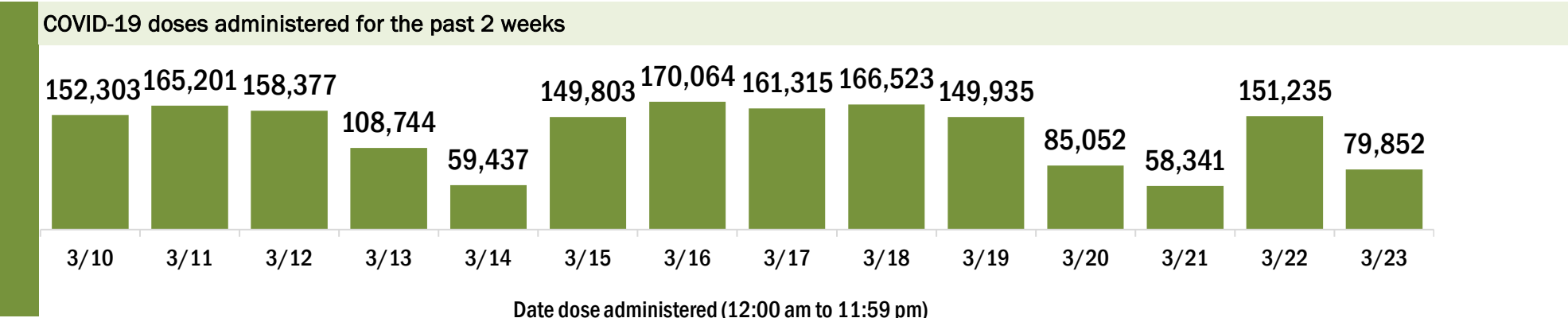
Data in this report are provisional and subject to change. Data are based on county of residence.

Data in this summary pertain to COVID-19 vaccines approved by the U.S. Food and Drug Administration and have been issued an Emergency Use Authorization (Janssen COVID-19 Vaccine, Moderna COVID-19 Vaccine and Pfizer-BioNTech COVID-19 Vaccine). These data summarize the number of people who have received either their first dose or have completed the series for a COVID-19 vaccine. **A person can only be counted in one category, first dose or series complete.** For persons receiving Moderna or Pfizer vaccines, once they receive their second dose, they are moved from the first dose column to the series completed column. **Because of this, the total first dose category may show a change from report to report not matching the total receiving their first dose from the previous day.** Persons receiving Johnson & Johnson vaccines will always be counted in the series completed column.

COVID-19 doses for vaccinated persons in Florida	
Doses administered	7,872,070
People receiving one dose of a 1-dose series (Johnson & Johnson) or receiving only one dose of a 2-dose series (Moderna, Pfizer) count once. Persons receiving both doses of a 2-dose series count twice.	

Current status of persons vaccinated for COVID-19 in Florida	
Total people vaccinated	5,205,239
First dose	2,351,572
Series completed	2,853,667
Completed 1-dose series	186,836
Completed 2-dose series	2,666,831
First dose: current number of people who have only received their first dose of the Moderna or Pfizer vaccine.	
Series complete: current number of people who have received both Moderna or Pfizer vaccine doses or one Johnson & Johnson dose and are considered fully immunized.	

Demographic summary	First dose	Series complete	Total people vaccinated
Age group	2,351,572	2,853,667	5,205,239
16-24 years	61,234	33,809	95,043
25-34 years	126,442	108,069	234,511
35-44 years	176,276	140,283	316,559
45-54 years	265,813	183,758	449,571
55-64 years	603,950	288,811	892,761
65-74 years	617,308	1,179,593	1,796,901
75-84 years	370,565	684,761	1,055,326
85+ years	129,984	234,583	364,567
Race	2,351,572	2,853,667	5,205,239
White	1,560,076	1,966,125	3,526,201
Black	152,305	176,671	328,976
American Indian/Alaskan	9,090	10,169	19,259
Other	207,470	317,545	525,015
Unknown	422,631	383,157	805,788
Other race includes Asian, native Hawaiian/Pacific Islander, or other.			
Ethnicity	2,351,572	2,853,667	5,205,239
Hispanic	307,076	332,138	639,214
Non-Hispanic	1,127,973	1,548,091	2,676,064
Unknown	916,523	973,438	1,889,961
Gender	2,351,572	2,853,667	5,205,239
Female	1,344,619	1,646,344	2,990,963
Male	994,361	1,204,255	2,198,616
Unknown	12,592	3,068	15,660



COVID-19: Alachua County vaccine summary

Vaccination data through Mar 23, 2021 as of Mar 24, 2021 at 12:05 AM

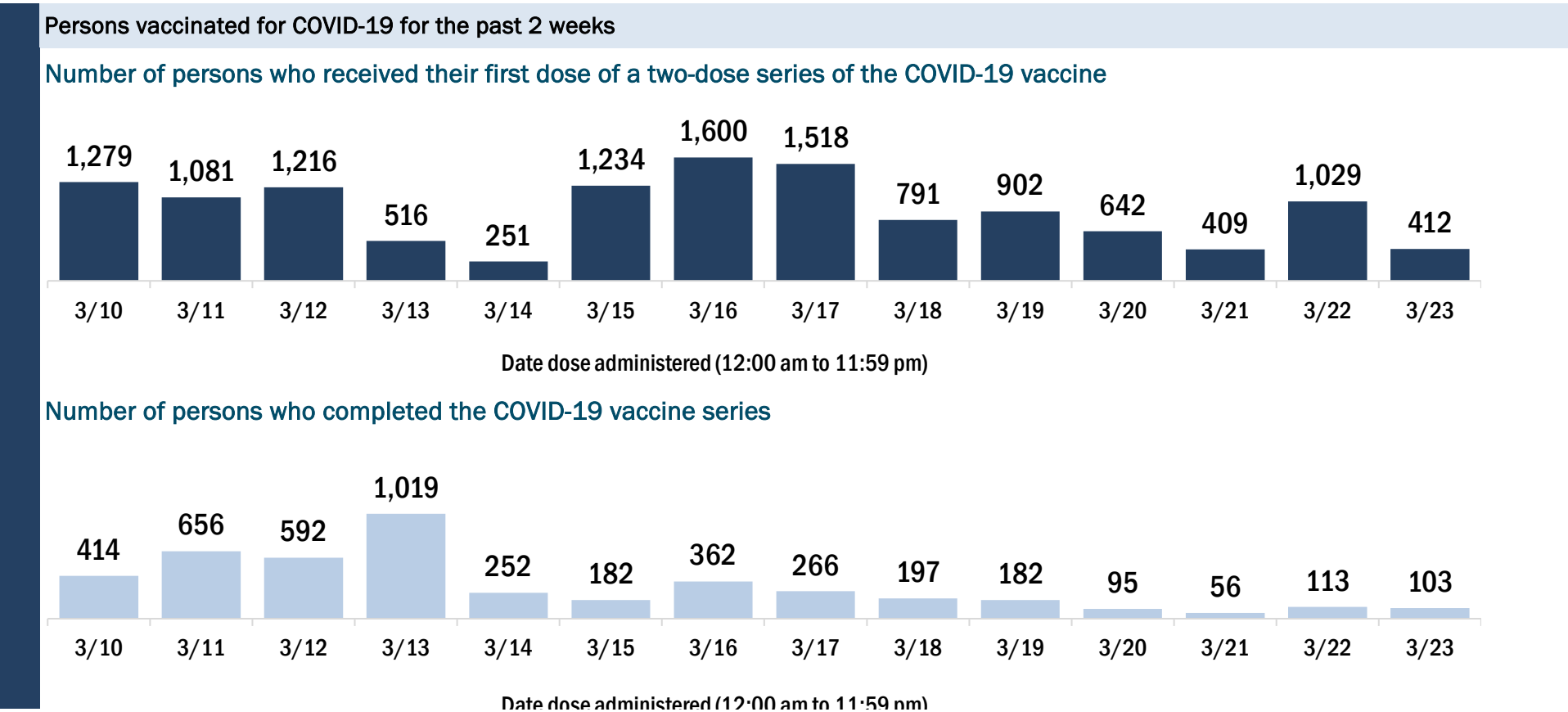
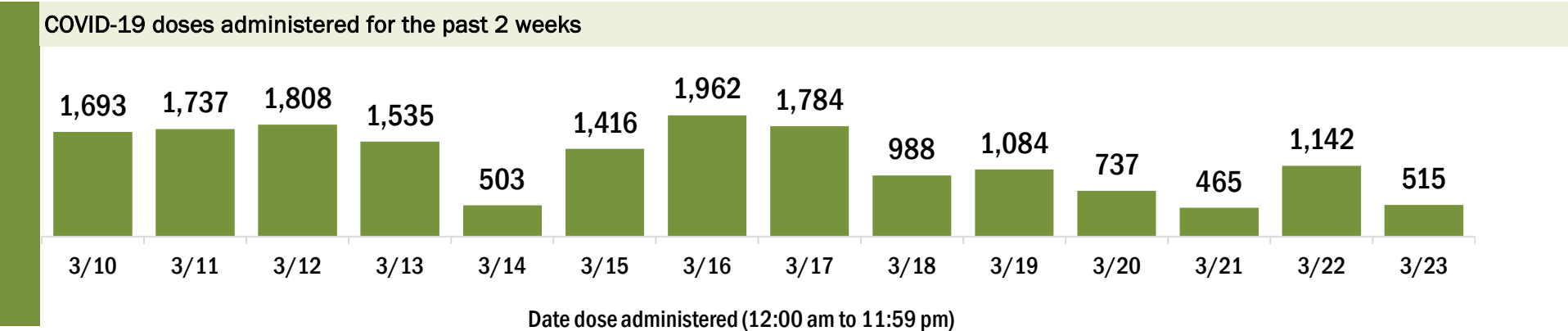
Data in this report are provisional and subject to change.

Data in this summary pertain to COVID-19 vaccines approved by the U.S. Food and Drug Administration and have been issued an Emergency Use Authorization (Janssen COVID-19 Vaccine, Moderna COVID-19 Vaccine and Pfizer-BioNTech COVID-19 Vaccine). These data summarize the number of people who have received either their first dose or have completed the series for a COVID-19 vaccine. **A person can only be counted in one category, first dose or series complete.** For persons receiving Moderna or Pfizer vaccines, once they receive their second dose, they are moved from the first dose column to the series completed column. **Because of this, the total first dose category may show a change from report to report not matching the total receiving their first dose from the previous day.** Persons receiving Johnson & Johnson vaccines will always be counted in the series completed column.

COVID-19 doses for vaccinated persons in Florida	
Doses administered	115,440
People receiving one dose of a 1-dose series (Johnson & Johnson) or receiving only one dose of a 2-dose series (Moderna, Pfizer) count once. Persons receiving both doses of a 2-dose series count twice.	

Current status of persons vaccinated for COVID-19 in Florida	
Total people vaccinated	70,720
First dose	23,648
Series completed	47,072
Completed 1-dose series	2,352
Completed 2-dose series	44,720
First dose: current number of people who have only received their first dose of the Moderna or Pfizer vaccine.	
Series complete: current number of people who have received both Moderna or Pfizer vaccine doses or one Johnson & Johnson dose and are considered fully immunized.	

Demographic summary	First dose	Series complete	Total people vaccinated
Age group	23,648	47,072	70,720
16-24 years	2,750	2,358	5,108
25-34 years	4,034	6,146	10,180
35-44 years	3,196	4,652	7,848
45-54 years	2,998	4,335	7,333
55-64 years	5,029	5,147	10,176
65-74 years	3,722	13,803	17,525
75-84 years	1,358	7,722	9,080
85+ years	561	2,909	3,470
Race	23,648	47,072	70,720
White	14,153	33,593	47,746
Black	2,739	3,809	6,548
American Indian/Alaskan	56	132	188
Other	3,460	7,125	10,585
Unknown	3,240	2,413	5,653
Other race includes Asian, native Hawaiian/Pacific Islander, or other.			
Ethnicity	23,648	47,072	70,720
Hispanic	1,116	2,310	3,426
Non-Hispanic	10,116	33,055	43,171
Unknown	12,416	11,707	24,123
Gender	23,648	47,072	70,720
Female	14,002	28,067	42,069
Male	9,571	18,997	28,568
Unknown	75	8	83



COVID-19: Baker County vaccine summary

Vaccination data through Mar 23, 2021 as of Mar 24, 2021 at 12:05 AM

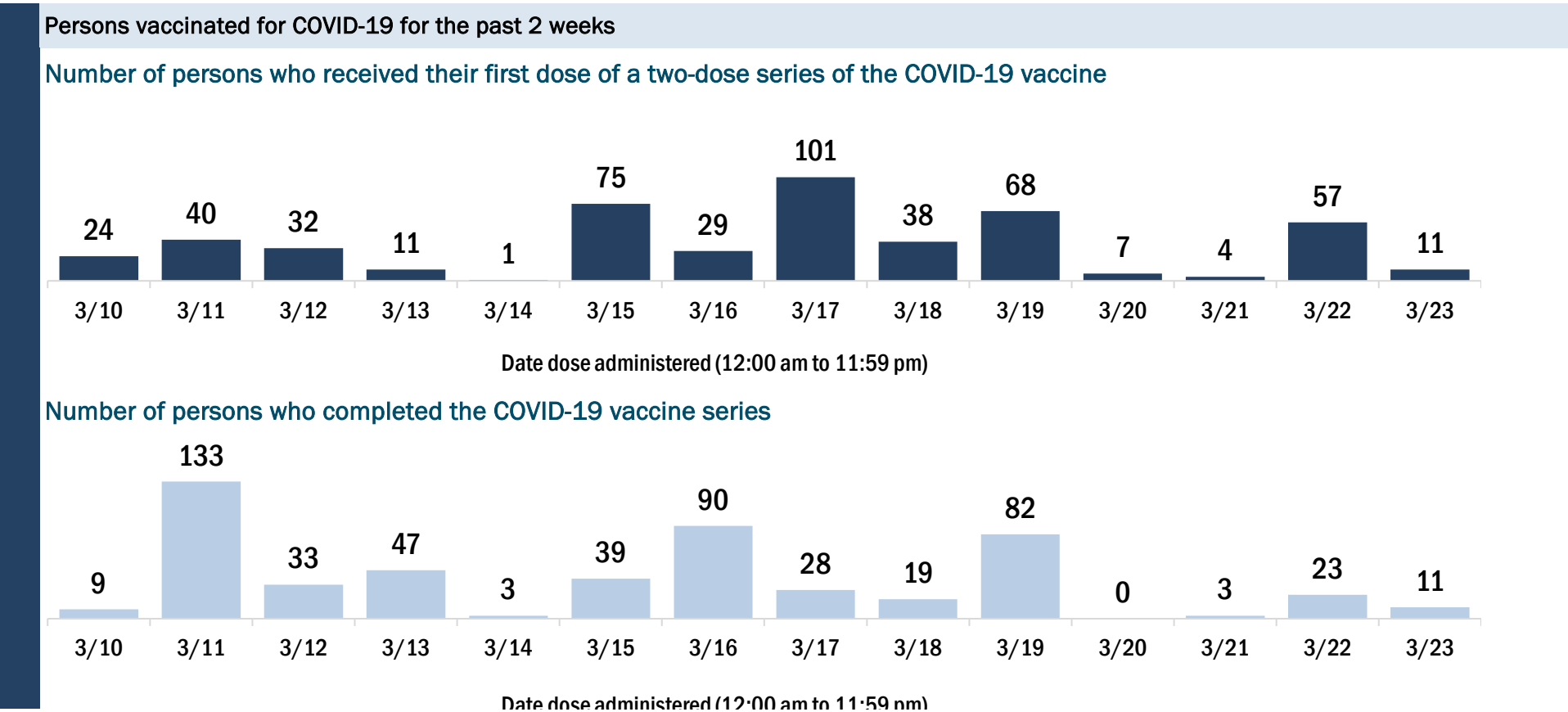
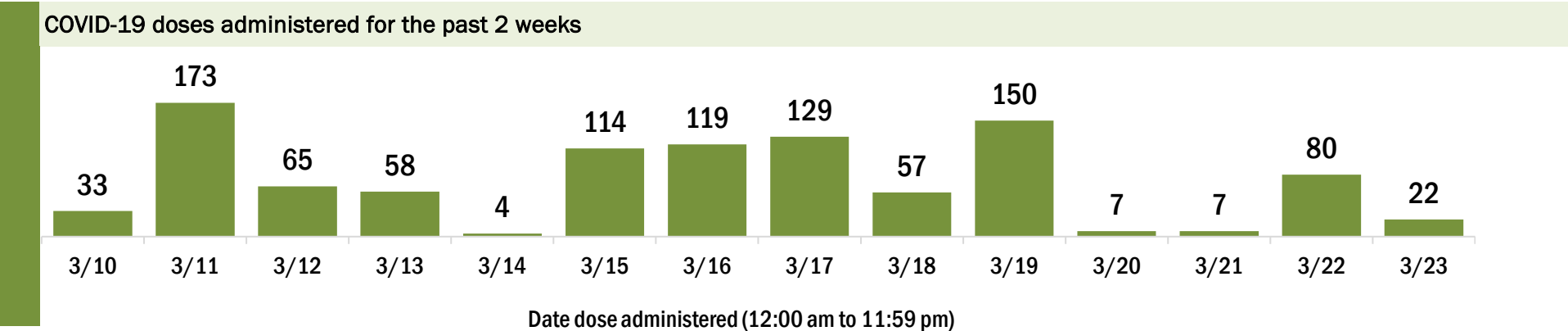
Data in this report are provisional and subject to change.

Data in this summary pertain to COVID-19 vaccines approved by the U.S. Food and Drug Administration and have been issued an Emergency Use Authorization (Janssen COVID-19 Vaccine, Moderna COVID-19 Vaccine and Pfizer-BioNTech COVID-19 Vaccine). These data summarize the number of people who have received either their first dose or have completed the series for a COVID-19 vaccine. **A person can only be counted in one category, first dose or series complete.** For persons receiving Moderna or Pfizer vaccines, once they receive their second dose, they are moved from the first dose column to the series completed column. **Because of this, the total first dose category may show a change from report to report not matching the total receiving their first dose from the previous day.** Persons receiving Johnson & Johnson vaccines will always be counted in the series completed column.

COVID-19 doses for vaccinated persons in Florida	
Doses administered	6,023
People receiving one dose of a 1-dose series (Johnson & Johnson) or receiving only one dose of a 2-dose series (Moderna, Pfizer) count once. Persons receiving both doses of a 2-dose series count twice.	

Current status of persons vaccinated for COVID-19 in Florida	
Total people vaccinated	3,643
First dose	1,204
Series completed	2,439
Completed 1-dose series	59
Completed 2-dose series	2,380
First dose: current number of people who have only received their first dose of the Moderna or Pfizer vaccine.	
Series complete: current number of people who have received both Moderna or Pfizer vaccine doses or one Johnson & Johnson dose and are considered fully immunized.	

Demographic summary	First dose	Series complete	Total people vaccinated
Age group	1,204	2,439	3,643
16-24 years	18	34	52
25-34 years	66	91	157
35-44 years	80	135	215
45-54 years	137	169	306
55-64 years	405	312	717
65-74 years	293	1,008	1,301
75-84 years	150	542	692
85+ years	55	148	203
Race	1,204	2,439	3,643
White	934	1,895	2,829
Black	151	165	316
American Indian/Alaskan	5	15	20
Other	69	187	256
Unknown	45	177	222
Other race includes Asian, native Hawaiian/Pacific Islander, or other.			
Ethnicity	1,204	2,439	3,643
Hispanic	25	29	54
Non-Hispanic	930	1,483	2,413
Unknown	249	927	1,176
Gender	1,204	2,439	3,643
Female	720	1,353	2,073
Male	484	1,086	1,570
Unknown	0	0	0



COVID-19: Bay County vaccine summary

Vaccination data through Mar 23, 2021 as of Mar 24, 2021 at 12:05 AM

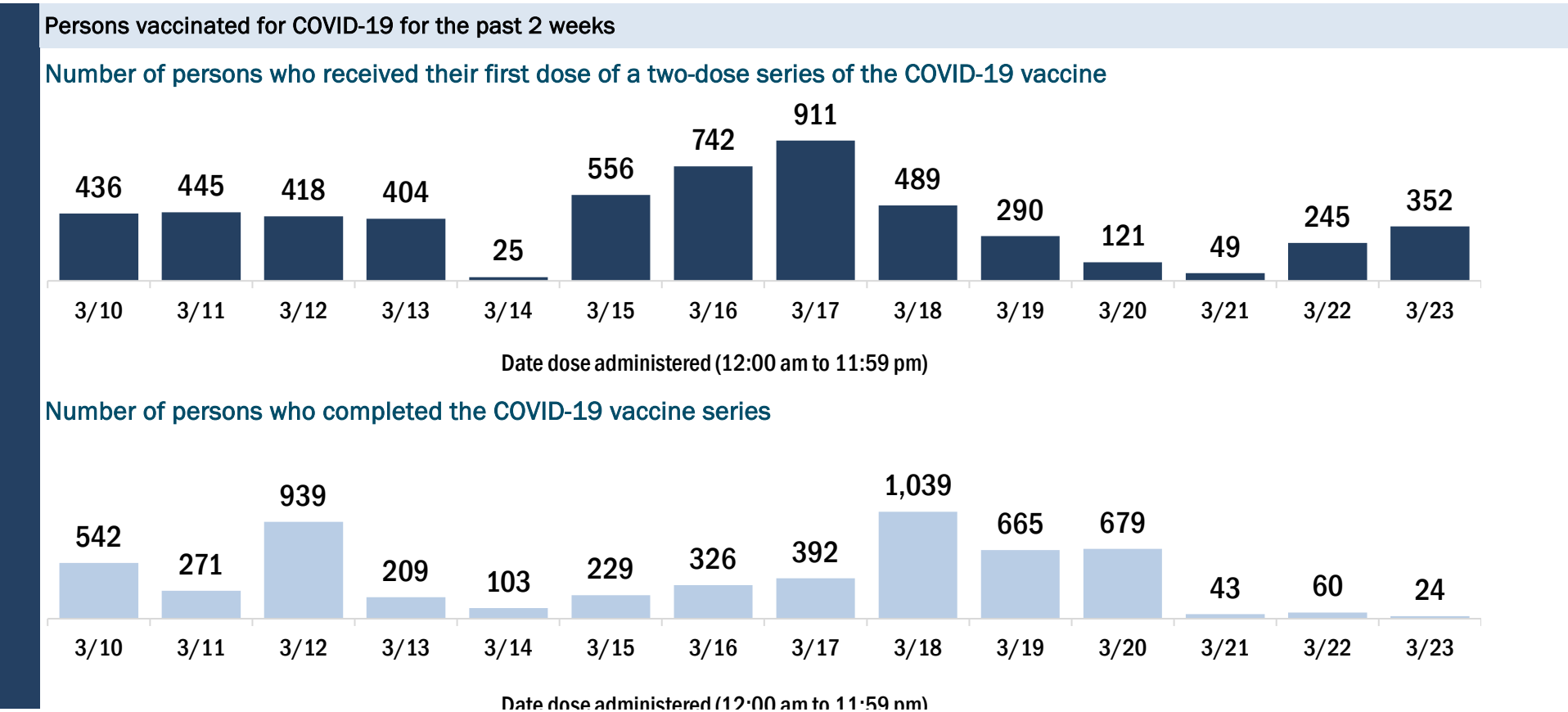
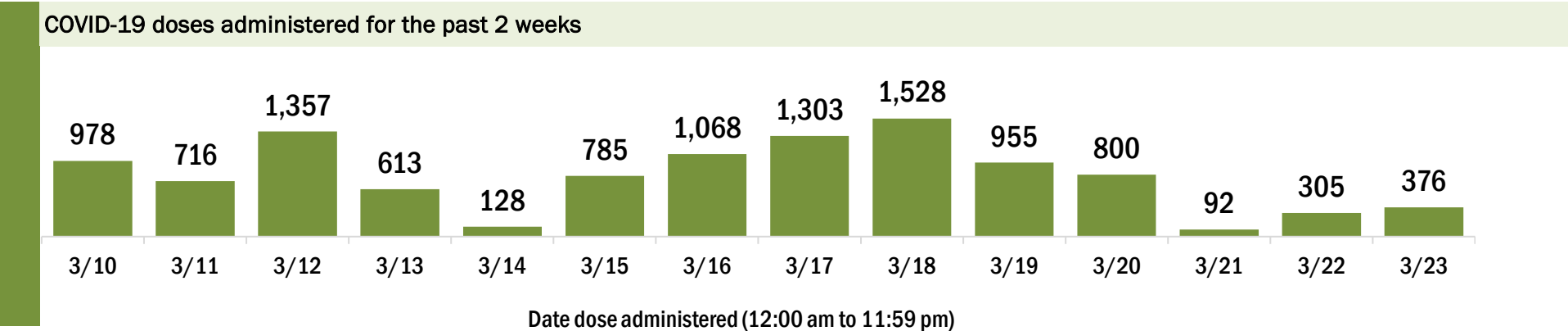
Data in this report are provisional and subject to change.

Data in this summary pertain to COVID-19 vaccines approved by the U.S. Food and Drug Administration and have been issued an Emergency Use Authorization (Janssen COVID-19 Vaccine, Moderna COVID-19 Vaccine and Pfizer-BioNTech COVID-19 Vaccine). These data summarize the number of people who have received either their first dose or have completed the series for a COVID-19 vaccine. **A person can only be counted in one category, first dose or series complete.** For persons receiving Moderna or Pfizer vaccines, once they receive their second dose, they are moved from the first dose column to the series completed column. **Because of this, the total first dose category may show a change from report to report not matching the total receiving their first dose from the previous day.** Persons receiving Johnson & Johnson vaccines will always be counted in the series completed column.

COVID-19 doses for vaccinated persons in Florida	
Doses administered	54,639
People receiving one dose of a 1-dose series (Johnson & Johnson) or receiving only one dose of a 2-dose series (Moderna, Pfizer) count once. Persons receiving both doses of a 2-dose series count twice.	

Current status of persons vaccinated for COVID-19 in Florida	
Total people vaccinated	35,271
First dose	14,124
Series completed	21,147
Completed 1-dose series	1,779
Completed 2-dose series	19,368
First dose: current number of people who have only received their first dose of the Moderna or Pfizer vaccine.	
Series complete: current number of people who have received both Moderna or Pfizer vaccine doses or one Johnson & Johnson dose and are considered fully immunized.	

Demographic summary	First dose	Series complete	Total people vaccinated
Age group	14,124	21,147	35,271
16-24 years	347	211	558
25-34 years	691	643	1,334
35-44 years	1,158	1,131	2,289
45-54 years	1,749	1,642	3,391
55-64 years	4,119	3,388	7,507
65-74 years	3,840	8,277	12,117
75-84 years	1,645	4,465	6,110
85+ years	575	1,390	1,965
Race	14,124	21,147	35,271
White	9,791	14,587	24,378
Black	1,093	1,058	2,151
American Indian/Alaskan	47	104	151
Other	1,095	1,956	3,051
Unknown	2,098	3,442	5,540
Other race includes Asian, native Hawaiian/Pacific Islander, or other.			
Ethnicity	14,124	21,147	35,271
Hispanic	588	423	1,011
Non-Hispanic	8,657	11,736	20,393
Unknown	4,879	8,988	13,867
Gender	14,124	21,147	35,271
Female	8,177	11,890	20,067
Male	5,944	9,256	15,200
Unknown	3	1	4



COVID-19: Bradford County vaccine summary

Vaccination data through Mar 23, 2021 as of Mar 24, 2021 at 12:05 AM

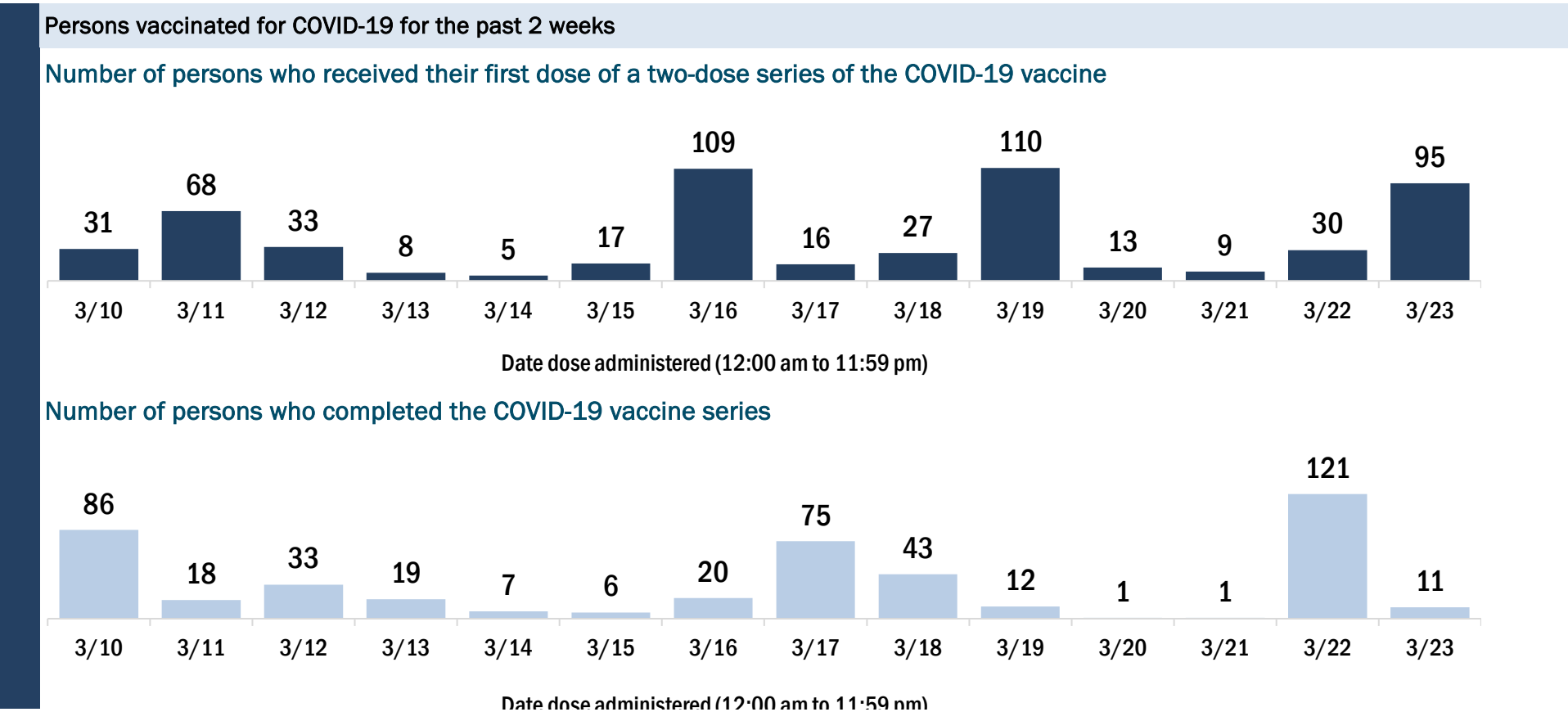
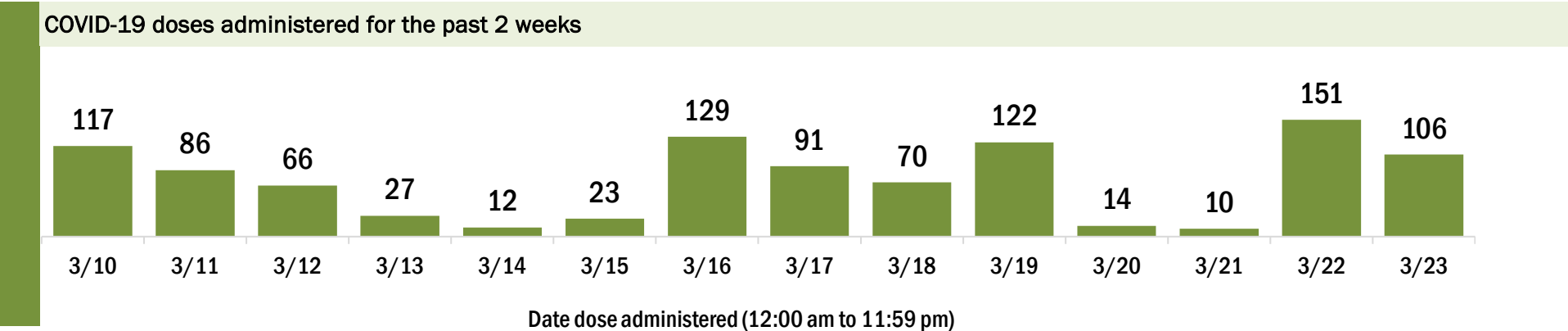
Data in this report are provisional and subject to change.

Data in this summary pertain to COVID-19 vaccines approved by the U.S. Food and Drug Administration and have been issued an Emergency Use Authorization (Janssen COVID-19 Vaccine, Moderna COVID-19 Vaccine and Pfizer-BioNTech COVID-19 Vaccine). These data summarize the number of people who have received either their first dose or have completed the series for a COVID-19 vaccine. **A person can only be counted in one category, first dose or series complete.** For persons receiving Moderna or Pfizer vaccines, once they receive their second dose, they are moved from the first dose column to the series completed column. **Because of this, the total first dose category may show a change from report to report not matching the total receiving their first dose from the previous day.** Persons receiving Johnson & Johnson vaccines will always be counted in the series completed column.

COVID-19 doses for vaccinated persons in Florida	
Doses administered	6,225
People receiving one dose of a 1-dose series (Johnson & Johnson) or receiving only one dose of a 2-dose series (Moderna, Pfizer) count once. Persons receiving both doses of a 2-dose series count twice.	

Current status of persons vaccinated for COVID-19 in Florida	
Total people vaccinated	3,706
First dose	1,052
Series completed	2,654
Completed 1-dose series	135
Completed 2-dose series	2,519
First dose: current number of people who have only received their first dose of the Moderna or Pfizer vaccine.	
Series complete: current number of people who have received both Moderna or Pfizer vaccine doses or one Johnson & Johnson dose and are considered fully immunized.	

Demographic summary	First dose	Series complete	Total people vaccinated
Age group	1,052	2,654	3,706
16-24 years	30	14	44
25-34 years	40	66	106
35-44 years	57	79	136
45-54 years	124	143	267
55-64 years	448	261	709
65-74 years	214	1,158	1,372
75-84 years	98	706	804
85+ years	41	227	268
Race	1,052	2,654	3,706
White	750	2,076	2,826
Black	154	253	407
American Indian/Alaskan	10	15	25
Other	75	250	325
Unknown	63	60	123
Other race includes Asian, native Hawaiian/Pacific Islander, or other.			
Ethnicity	1,052	2,654	3,706
Hispanic	20	25	45
Non-Hispanic	789	2,381	3,170
Unknown	243	248	491
Gender	1,052	2,654	3,706
Female	652	1,546	2,198
Male	399	1,108	1,507
Unknown	1	0	1



COVID-19: Brevard County vaccine summary

Vaccination data through Mar 23, 2021 as of Mar 24, 2021 at 12:05 AM

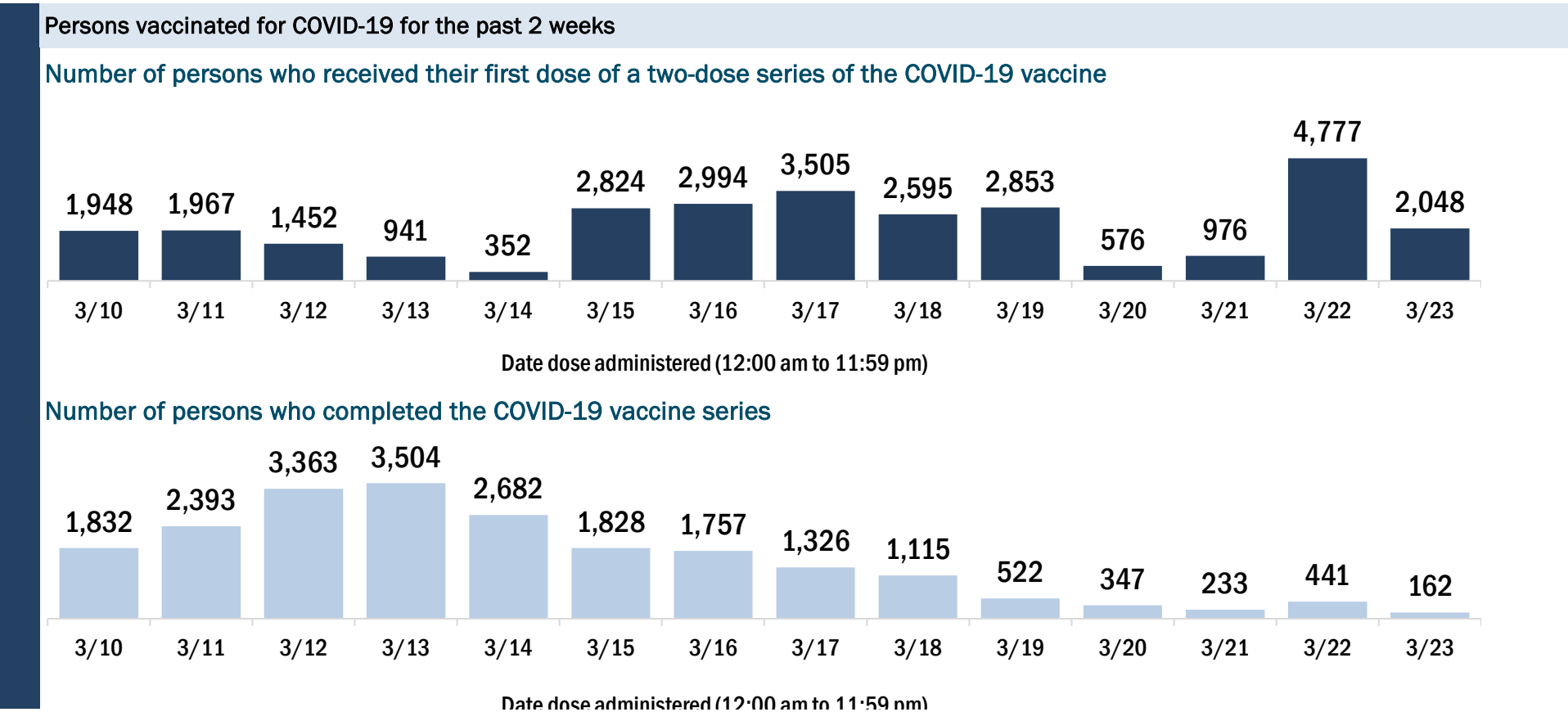
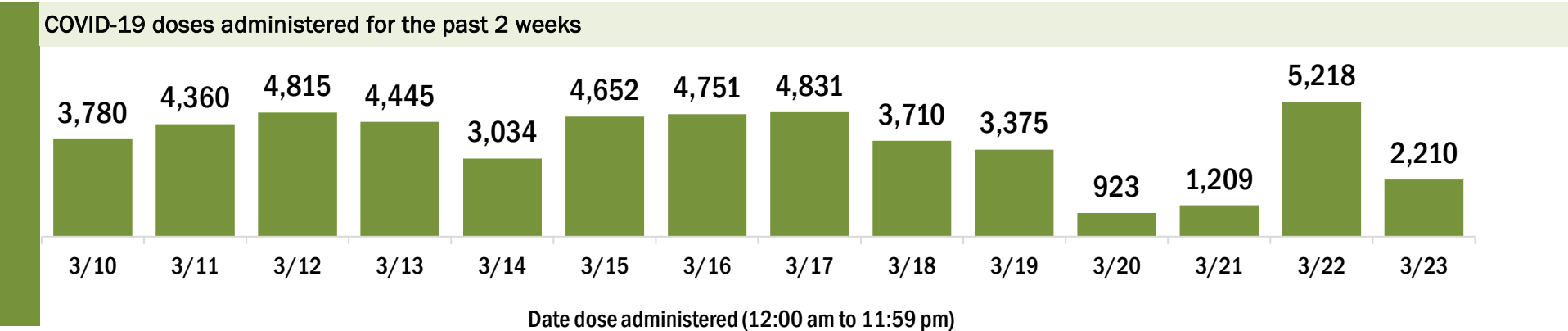
Data in this report are provisional and subject to change.

Data in this summary pertain to COVID-19 vaccines approved by the U.S. Food and Drug Administration and have been issued an Emergency Use Authorization (Janssen COVID-19 Vaccine, Moderna COVID-19 Vaccine and Pfizer-BioNTech COVID-19 Vaccine). These data summarize the number of people who have received either their first dose or have completed the series for a COVID-19 vaccine. **A person can only be counted in one category, first dose or series complete.** For persons receiving Moderna or Pfizer vaccines, once they receive their second dose, they are moved from the first dose column to the series completed column. **Because of this, the total first dose category may show a change from report to report not matching the total receiving their first dose from the previous day.** Persons receiving Johnson & Johnson vaccines will always be counted in the series completed column.

COVID-19 doses for vaccinated persons in Florida	
Doses administered	210,300
People receiving one dose of a 1-dose series (Johnson & Johnson) or receiving only one dose of a 2-dose series (Moderna, Pfizer) count once. Persons receiving both doses of a 2-dose series count twice.	

Current status of persons vaccinated for COVID-19 in Florida	
Total people vaccinated	139,502
First dose	61,715
Series completed	77,787
Completed 1-dose series	6,989
Completed 2-dose series	70,798
First dose: current number of people who have only received their first dose of the Moderna or Pfizer vaccine.	
Series complete: current number of people who have received both Moderna or Pfizer vaccine doses or one Johnson & Johnson dose and are considered fully immunized.	

Demographic summary	First dose	Series complete	Total people vaccinated
Age group	61,715	77,787	139,502
16-24 years	987	709	1,696
25-34 years	2,184	2,222	4,406
35-44 years	3,200	3,214	6,414
45-54 years	4,862	4,780	9,642
55-64 years	16,532	8,375	24,907
65-74 years	18,513	32,786	51,299
75-84 years	11,230	18,643	29,873
85+ years	4,207	7,058	11,265
Race	61,715	77,787	139,502
White	42,245	49,718	91,963
Black	3,443	3,161	6,604
American Indian/Alaskan	288	354	642
Other	4,287	8,327	12,614
Unknown	11,452	16,227	27,679
Other race includes Asian, native Hawaiian/Pacific Islander, or other.			
Ethnicity	61,715	77,787	139,502
Hispanic	2,635	1,906	4,541
Non-Hispanic	34,136	35,046	69,182
Unknown	24,944	40,835	65,779
Gender	61,715	77,787	139,502
Female	36,248	45,987	82,235
Male	25,331	31,635	56,966
Unknown	136	165	301



COVID-19: Broward County vaccine summary

Vaccination data through Mar 23, 2021 as of Mar 24, 2021 at 12:05 AM

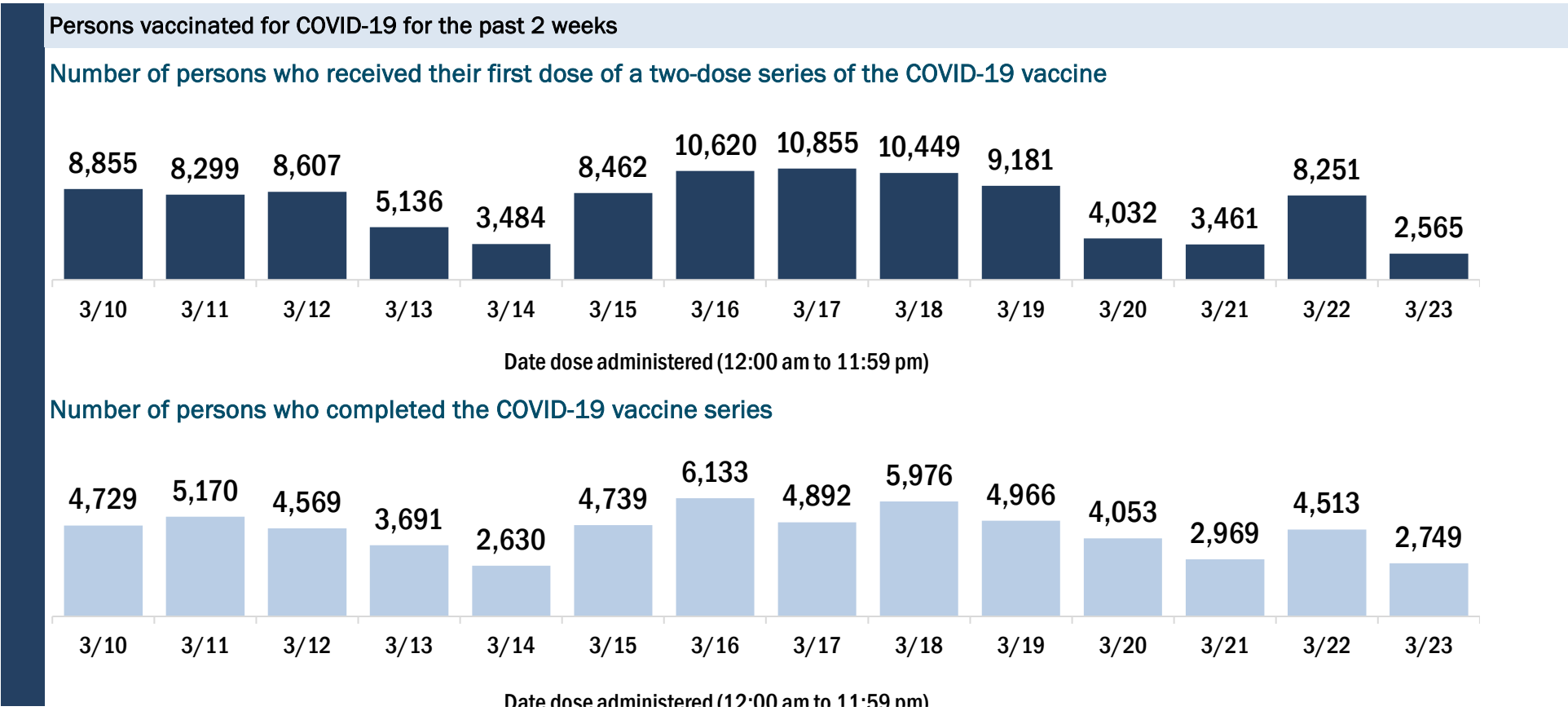
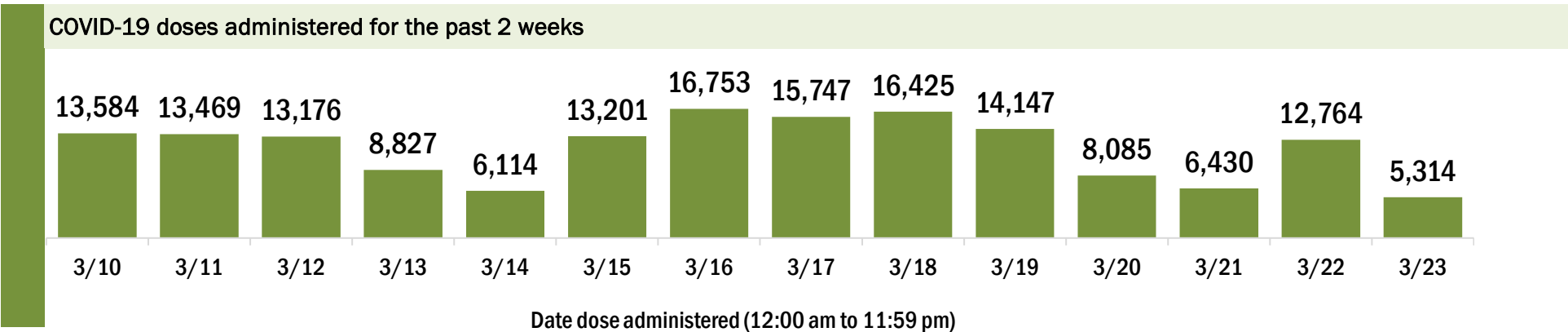
Data in this report are provisional and subject to change.

Data in this summary pertain to COVID-19 vaccines approved by the U.S. Food and Drug Administration and have been issued an Emergency Use Authorization (Janssen COVID-19 Vaccine, Moderna COVID-19 Vaccine and Pfizer-BioNTech COVID-19 Vaccine). These data summarize the number of people who have received either their first dose or have completed the series for a COVID-19 vaccine. **A person can only be counted in one category, first dose or series complete.** For persons receiving Moderna or Pfizer vaccines, once they receive their second dose, they are moved from the first dose column to the series completed column. **Because of this, the total first dose category may show a change from report to report not matching the total receiving their first dose from the previous day.** Persons receiving Johnson & Johnson vaccines will always be counted in the series completed column.

COVID-19 doses for vaccinated persons in Florida	
Doses administered	688,665
People receiving one dose of a 1-dose series (Johnson & Johnson) or receiving only one dose of a 2-dose series (Moderna, Pfizer) count once. Persons receiving both doses of a 2-dose series count twice.	

Current status of persons vaccinated for COVID-19 in Florida	
Total people vaccinated	455,931
First dose	207,751
Series completed	248,180
Completed 1-dose series	15,446
Completed 2-dose series	232,734
First dose: current number of people who have only received their first dose of the Moderna or Pfizer vaccine.	
Series complete: current number of people who have received both Moderna or Pfizer vaccine doses or one Johnson & Johnson dose and are considered fully immunized.	

Demographic summary		First dose	Series complete	Total people vaccinated
Age group		207,751	248,180	455,931
16-24 years		6,912	2,749	9,661
25-34 years		13,319	9,746	23,065
35-44 years		21,283	13,745	35,028
45-54 years		33,819	19,656	53,475
55-64 years		63,097	29,199	92,296
65-74 years		39,255	100,273	139,528
75-84 years		20,860	53,181	74,041
85+ years		9,206	19,631	28,837
Race		207,751	248,180	455,931
White		118,850	168,450	287,300
Black		25,561	28,617	54,178
American Indian/Alaskan		904	1,302	2,206
Other		20,251	28,098	48,349
Unknown		42,185	21,713	63,898
Other race includes Asian, native Hawaiian/Pacific Islander, or other.				
Ethnicity		207,751	248,180	455,931
Hispanic		39,444	45,347	84,791
Non-Hispanic		85,320	144,133	229,453
Unknown		82,987	58,700	141,687
Gender		207,751	248,180	455,931
Female		115,702	140,699	256,401
Male		91,278	107,420	198,698
Unknown		771	61	832



COVID-19: Calhoun County vaccine summary

Vaccination data through Mar 23, 2021 as of Mar 24, 2021 at 12:05 AM

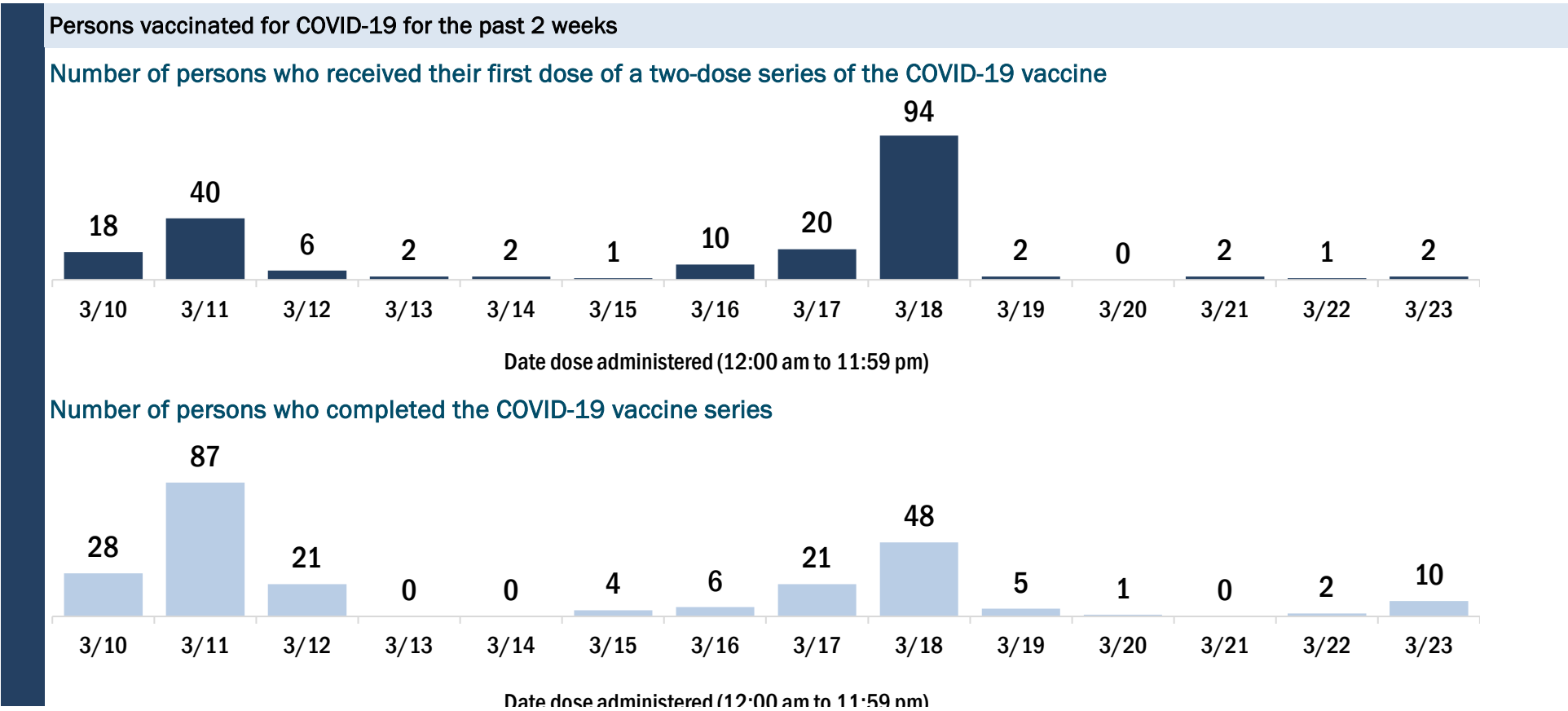
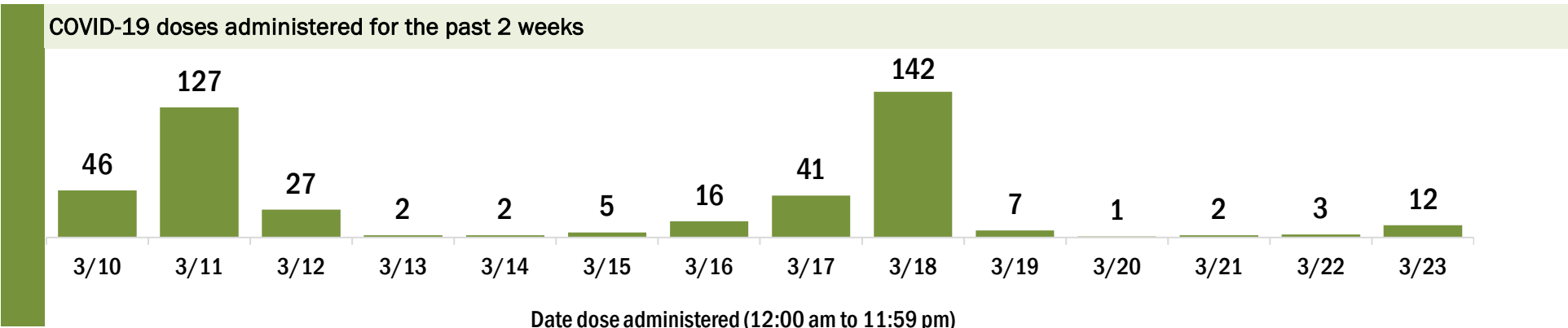
Data in this report are provisional and subject to change.

Data in this summary pertain to COVID-19 vaccines approved by the U.S. Food and Drug Administration and have been issued an Emergency Use Authorization (Janssen COVID-19 Vaccine, Moderna COVID-19 Vaccine and Pfizer-BioNTech COVID-19 Vaccine). These data summarize the number of people who have received either their first dose or have completed the series for a COVID-19 vaccine. **A person can only be counted in one category, first dose or series complete.** For persons receiving Moderna or Pfizer vaccines, once they receive their second dose, they are moved from the first dose column to the series completed column. **Because of this, the total first dose category may show a change from report to report not matching the total receiving their first dose from the previous day.** Persons receiving Johnson & Johnson vaccines will always be counted in the series completed column.

COVID-19 doses for vaccinated persons in Florida	
Doses administered	3,898
People receiving one dose of a 1-dose series (Johnson & Johnson) or receiving only one dose of a 2-dose series (Moderna, Pfizer) count once. Persons receiving both doses of a 2-dose series count twice.	

Current status of persons vaccinated for COVID-19 in Florida	
Total people vaccinated	2,209
First dose	468
Series completed	1,741
Completed 1-dose series	52
Completed 2-dose series	1,689
First dose: current number of people who have only received their first dose of the Moderna or Pfizer vaccine.	
Series complete: current number of people who have received both Moderna or Pfizer vaccine doses or one Johnson & Johnson dose and are considered fully immunized.	

Demographic summary	First dose	Series complete	Total people vaccinated
Age group	468	1,741	2,209
16-24 years	16	10	26
25-34 years	11	42	53
35-44 years	34	66	100
45-54 years	48	121	169
55-64 years	124	230	354
65-74 years	133	686	819
75-84 years	75	421	496
85+ years	27	165	192
Race	468	1,741	2,209
White	313	1,212	1,525
Black	53	93	146
American Indian/Alaskan	5	11	16
Other	44	284	328
Unknown	53	141	194
Other race includes Asian, native Hawaiian/Pacific Islander, or other.			
Ethnicity	468	1,741	2,209
Hispanic	11	28	39
Non-Hispanic	226	968	1,194
Unknown	231	745	976
Gender	468	1,741	2,209
Female	247	984	1,231
Male	221	756	977
Unknown	0	1	1



COVID-19: Charlotte County vaccine summary

Vaccination data through Mar 23, 2021 as of Mar 24, 2021 at 12:05 AM

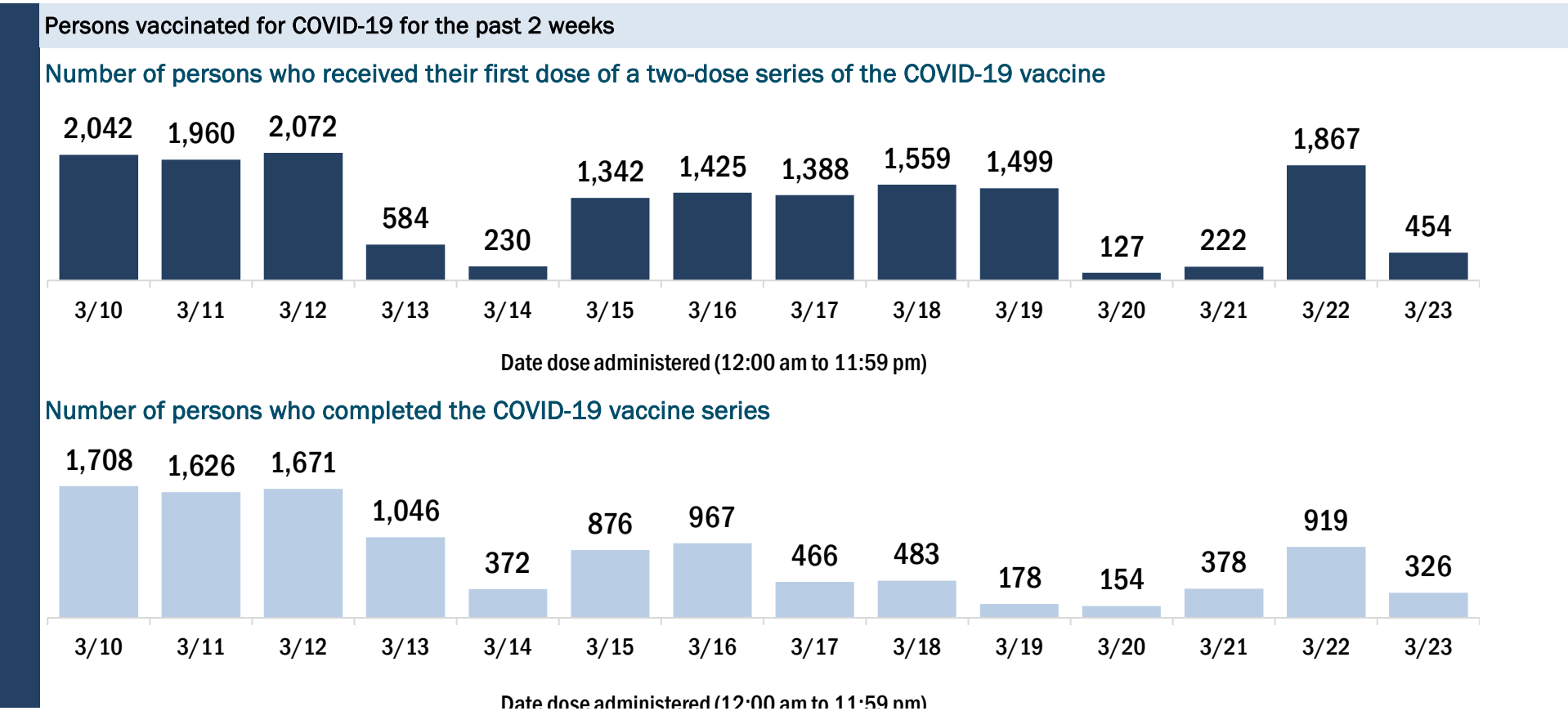
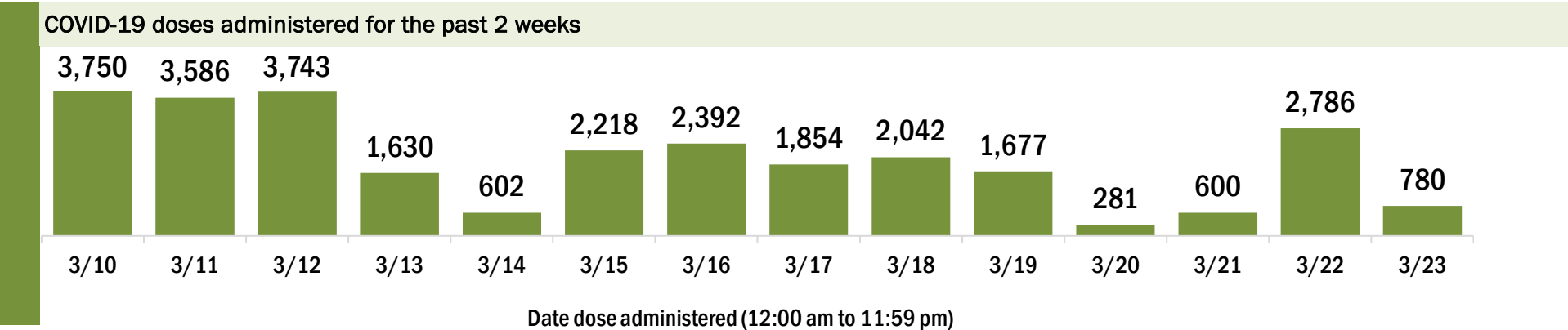
Data in this report are provisional and subject to change.

Data in this summary pertain to COVID-19 vaccines approved by the U.S. Food and Drug Administration and have been issued an Emergency Use Authorization (Janssen COVID-19 Vaccine, Moderna COVID-19 Vaccine and Pfizer-BioNTech COVID-19 Vaccine). These data summarize the number of people who have received either their first dose or have completed the series for a COVID-19 vaccine. **A person can only be counted in one category, first dose or series complete.** For persons receiving Moderna or Pfizer vaccines, once they receive their second dose, they are moved from the first dose column to the series completed column. **Because of this, the total first dose category may show a change from report to report not matching the total receiving their first dose from the previous day.** Persons receiving Johnson & Johnson vaccines will always be counted in the series completed column.

COVID-19 doses for vaccinated persons in Florida	
Doses administered	100,094
People receiving one dose of a 1-dose series (Johnson & Johnson) or receiving only one dose of a 2-dose series (Moderna, Pfizer) count once. Persons receiving both doses of a 2-dose series count twice.	

Current status of persons vaccinated for COVID-19 in Florida	
Total people vaccinated	69,976
First dose	36,471
Series completed	33,505
Completed 1-dose series	3,387
Completed 2-dose series	30,118
First dose: current number of people who have only received their first dose of the Moderna or Pfizer vaccine.	
Series complete: current number of people who have received both Moderna or Pfizer vaccine doses or one Johnson & Johnson dose and are considered fully immunized.	

Demographic summary	First dose	Series complete	Total people vaccinated
Age group	36,471	33,505	69,976
16-24 years	151	151	302
25-34 years	385	428	813
35-44 years	560	633	1,193
45-54 years	1,184	1,196	2,380
55-64 years	6,369	2,297	8,666
65-74 years	14,838	16,619	31,457
75-84 years	10,154	9,331	19,485
85+ years	2,830	2,850	5,680
Race	36,471	33,505	69,976
White	29,026	23,438	52,464
Black	617	441	1,058
American Indian/Alaskan	235	76	311
Other	1,724	2,886	4,610
Unknown	4,869	6,664	11,533
Other race includes Asian, native Hawaiian/Pacific Islander, or other.			
Ethnicity	36,471	33,505	69,976
Hispanic	741	445	1,186
Non-Hispanic	20,368	16,729	37,097
Unknown	15,362	16,331	31,693
Gender	36,471	33,505	69,976
Female	20,255	18,745	39,000
Male	16,182	14,736	30,918
Unknown	34	24	58



COVID-19: Citrus County vaccine summary

Vaccination data through Mar 23, 2021 as of Mar 24, 2021 at 12:05 AM

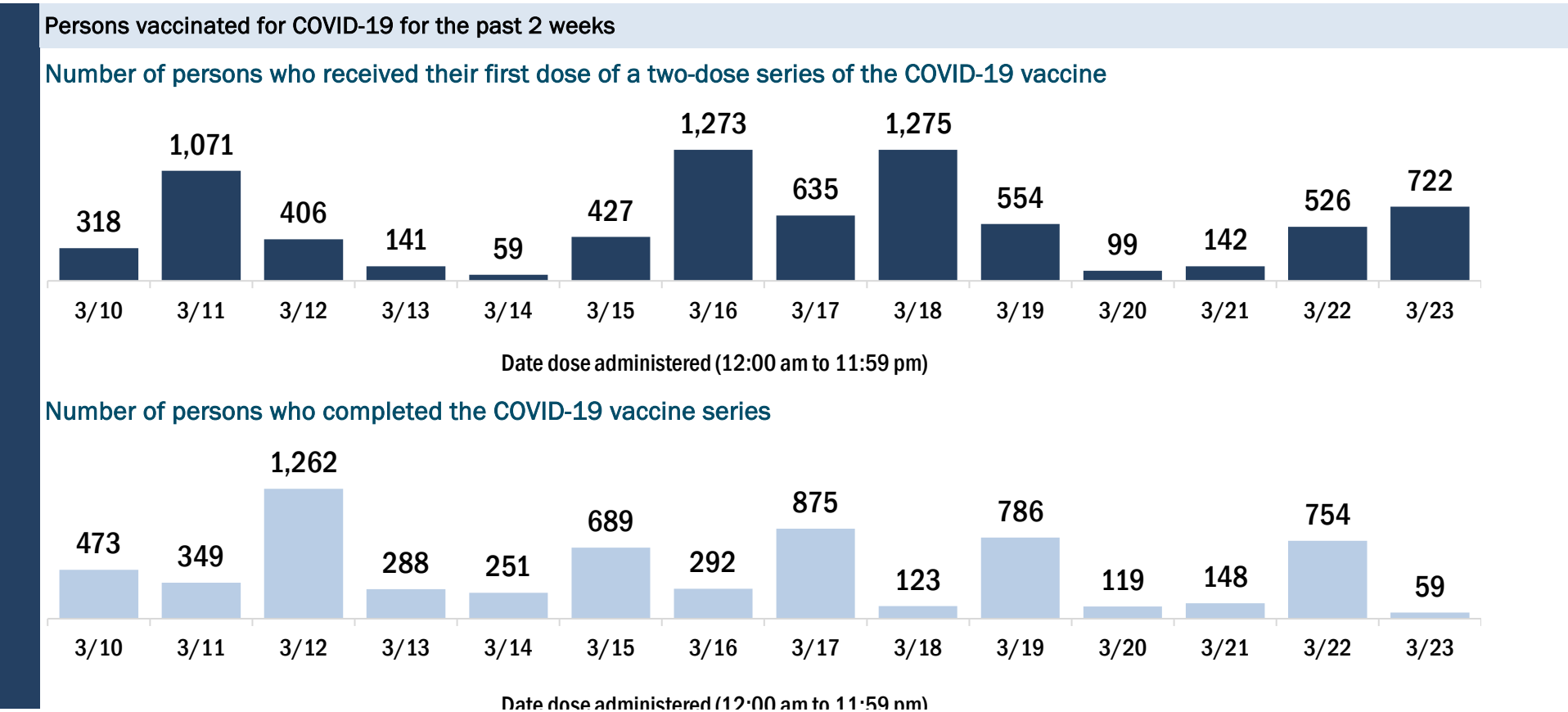
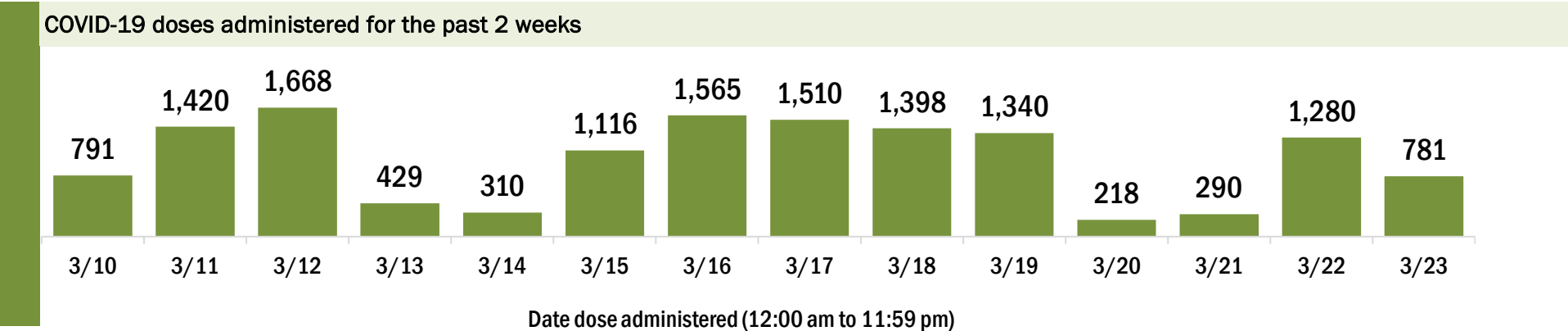
Data in this report are provisional and subject to change.

Data in this summary pertain to COVID-19 vaccines approved by the U.S. Food and Drug Administration and have been issued an Emergency Use Authorization (Janssen COVID-19 Vaccine, Moderna COVID-19 Vaccine and Pfizer-BioNTech COVID-19 Vaccine). These data summarize the number of people who have received either their first dose or have completed the series for a COVID-19 vaccine. **A person can only be counted in one category, first dose or series complete.** For persons receiving Moderna or Pfizer vaccines, once they receive their second dose, they are moved from the first dose column to the series completed column. **Because of this, the total first dose category may show a change from report to report not matching the total receiving their first dose from the previous day.** Persons receiving Johnson & Johnson vaccines will always be counted in the series completed column.

COVID-19 doses for vaccinated persons in Florida	
Doses administered	64,354
People receiving one dose of a 1-dose series (Johnson & Johnson) or receiving only one dose of a 2-dose series (Moderna, Pfizer) count once. Persons receiving both doses of a 2-dose series count twice.	

Current status of persons vaccinated for COVID-19 in Florida	
Total people vaccinated	41,952
First dose	19,036
Series completed	22,916
Completed 1-dose series	514
Completed 2-dose series	22,402
First dose: current number of people who have only received their first dose of the Moderna or Pfizer vaccine.	
Series complete: current number of people who have received both Moderna or Pfizer vaccine doses or one Johnson & Johnson dose and are considered fully immunized.	

Demographic summary	First dose	Series complete	Total people vaccinated
Age group	19,036	22,916	41,952
16-24 years	143	172	315
25-34 years	229	400	629
35-44 years	352	547	899
45-54 years	735	833	1,568
55-64 years	3,497	1,559	5,056
65-74 years	7,679	10,175	17,854
75-84 years	5,007	7,105	12,112
85+ years	1,394	2,125	3,519
Race	19,036	22,916	41,952
White	15,789	15,075	30,864
Black	269	285	554
American Indian/Alaskan	125	81	206
Other	777	2,303	3,080
Unknown	2,076	5,172	7,248
Other race includes Asian, native Hawaiian/Pacific Islander, or other.			
Ethnicity	19,036	22,916	41,952
Hispanic	597	405	1,002
Non-Hispanic	12,797	10,435	23,232
Unknown	5,642	12,076	17,718
Gender	19,036	22,916	41,952
Female	10,909	13,074	23,983
Male	8,075	9,831	17,906
Unknown	52	11	63



COVID-19: Clay County vaccine summary

Vaccination data through Mar 23, 2021 as of Mar 24, 2021 at 12:05 AM

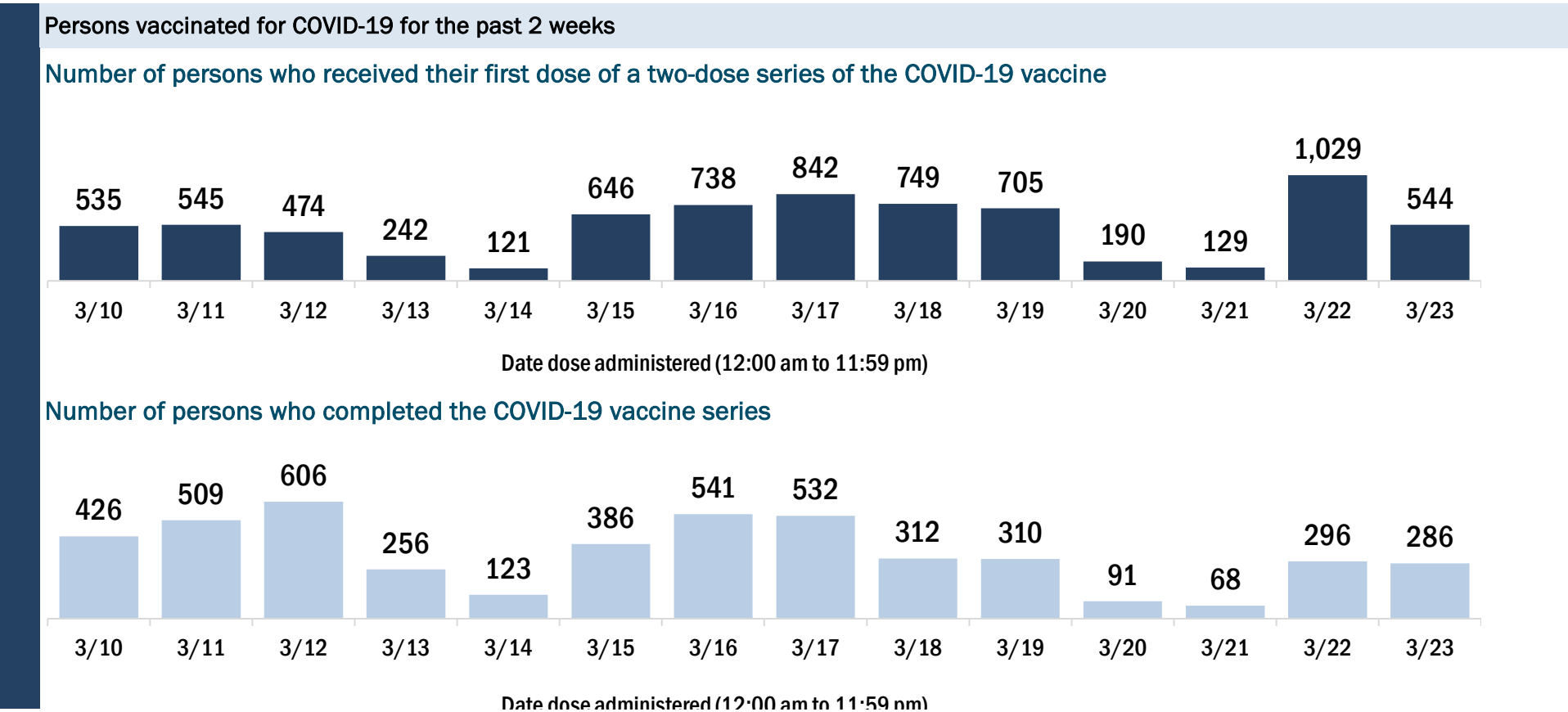
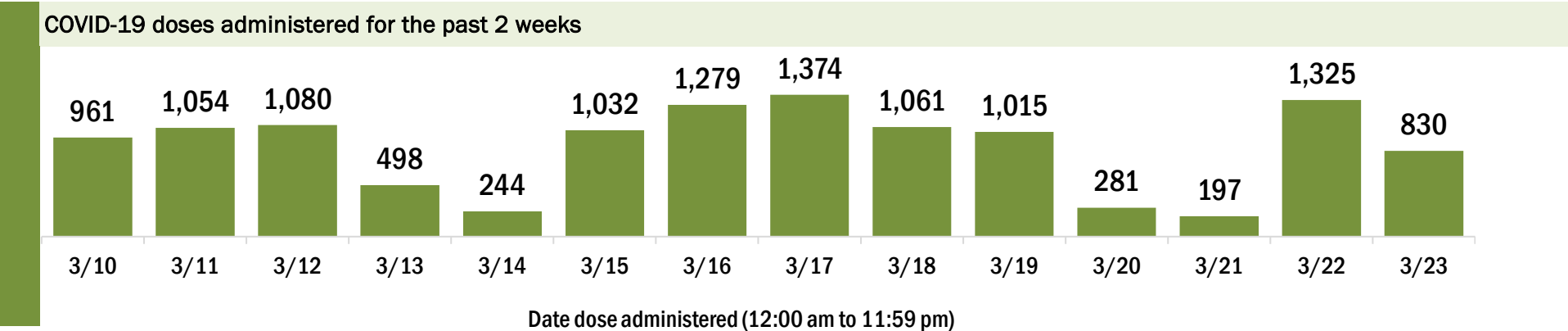
Data in this report are provisional and subject to change.

Data in this summary pertain to COVID-19 vaccines approved by the U.S. Food and Drug Administration and have been issued an Emergency Use Authorization (Janssen COVID-19 Vaccine, Moderna COVID-19 Vaccine and Pfizer-BioNTech COVID-19 Vaccine). These data summarize the number of people who have received either their first dose or have completed the series for a COVID-19 vaccine. **A person can only be counted in one category, first dose or series complete.** For persons receiving Moderna or Pfizer vaccines, once they receive their second dose, they are moved from the first dose column to the series completed column. **Because of this, the total first dose category may show a change from report to report not matching the total receiving their first dose from the previous day.** Persons receiving Johnson & Johnson vaccines will always be counted in the series completed column.

COVID-19 doses for vaccinated persons in Florida	
Doses administered	65,533
People receiving one dose of a 1-dose series (Johnson & Johnson) or receiving only one dose of a 2-dose series (Moderna, Pfizer) count once. Persons receiving both doses of a 2-dose series count twice.	

Current status of persons vaccinated for COVID-19 in Florida	
Total people vaccinated	40,228
First dose	13,877
Series completed	26,351
Completed 1-dose series	1,046
Completed 2-dose series	25,305
First dose: current number of people who have only received their first dose of the Moderna or Pfizer vaccine.	
Series complete: current number of people who have received both Moderna or Pfizer vaccine doses or one Johnson & Johnson dose and are considered fully immunized.	

Demographic summary	First dose	Series complete	Total people vaccinated
Age group	13,877	26,351	40,228
16-24 years	493	358	851
25-34 years	733	969	1,702
35-44 years	1,232	1,537	2,769
45-54 years	2,224	1,893	4,117
55-64 years	5,329	2,630	7,959
65-74 years	2,318	11,379	13,697
75-84 years	1,157	5,839	6,996
85+ years	391	1,746	2,137
Race	13,877	26,351	40,228
White	8,896	19,731	28,627
Black	1,055	1,482	2,537
American Indian/Alaskan	81	133	214
Other	1,526	2,501	4,027
Unknown	2,319	2,504	4,823
Other race includes Asian, native Hawaiian/Pacific Islander, or other.			
Ethnicity	13,877	26,351	40,228
Hispanic	630	923	1,553
Non-Hispanic	8,836	20,033	28,869
Unknown	4,411	5,395	9,806
Gender	13,877	26,351	40,228
Female	8,439	15,178	23,617
Male	5,407	11,172	16,579
Unknown	31	1	32



COVID-19: Collier County vaccine summary

Vaccination data through Mar 23, 2021 as of Mar 24, 2021 at 12:05 AM

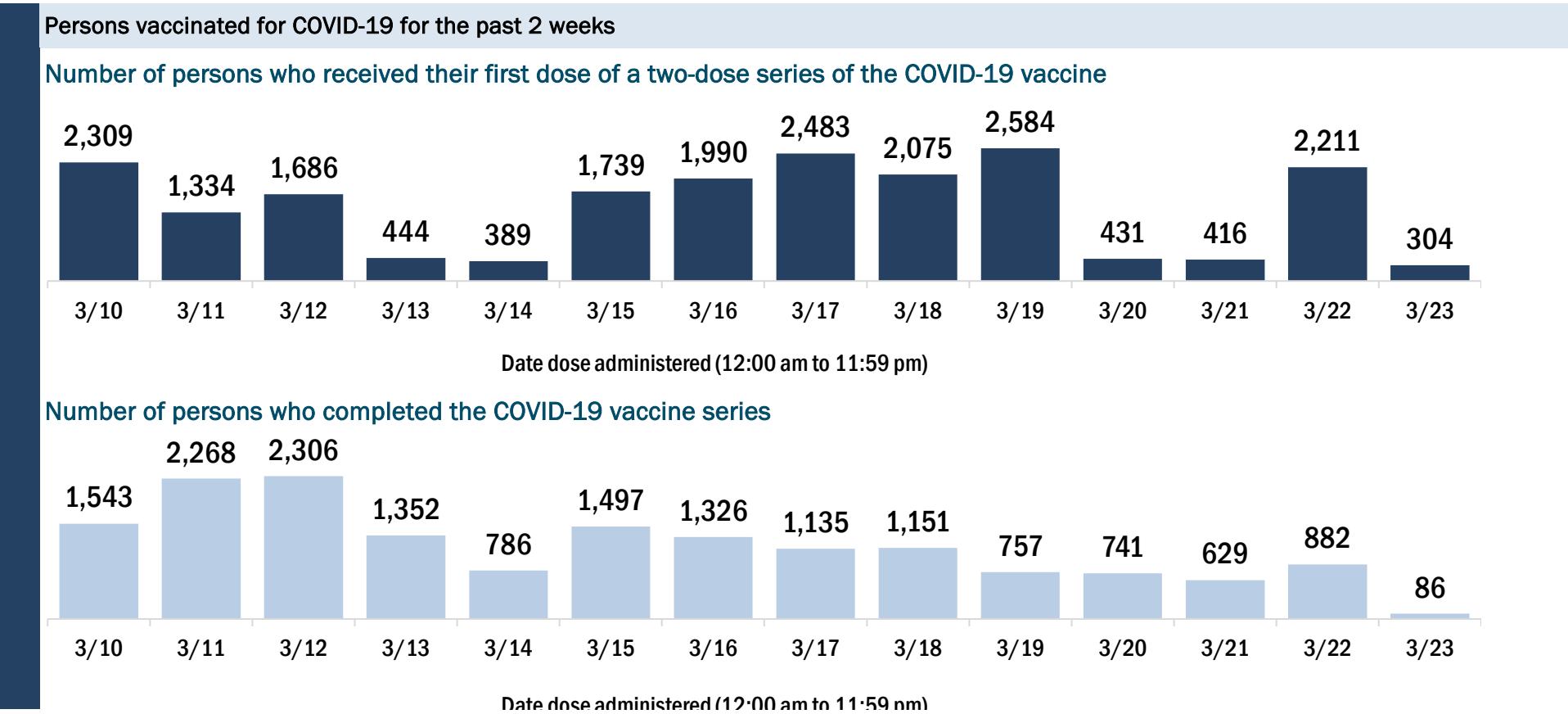
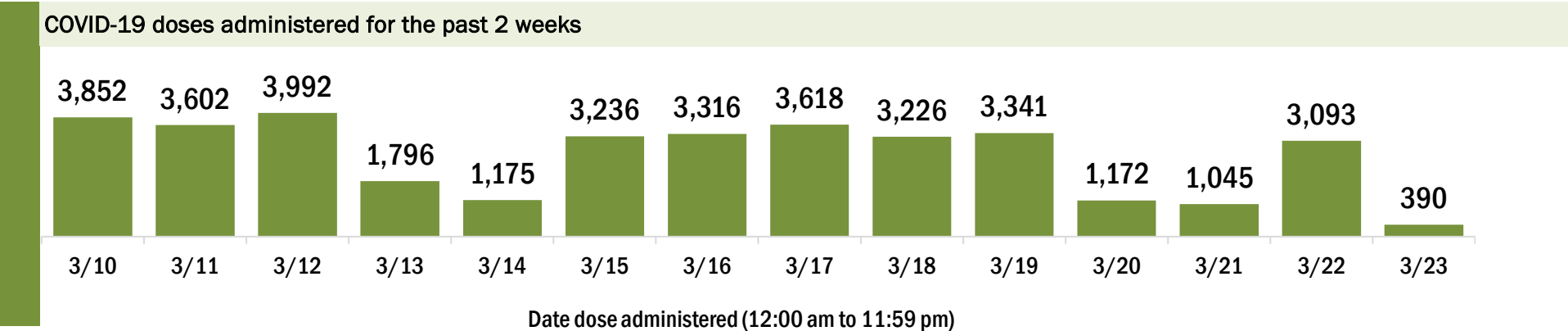
Data in this report are provisional and subject to change.

Data in this summary pertain to COVID-19 vaccines approved by the U.S. Food and Drug Administration and have been issued an Emergency Use Authorization (Janssen COVID-19 Vaccine, Moderna COVID-19 Vaccine and Pfizer-BioNTech COVID-19 Vaccine). These data summarize the number of people who have received either their first dose or have completed the series for a COVID-19 vaccine. **A person can only be counted in one category, first dose or series complete.** For persons receiving Moderna or Pfizer vaccines, once they receive their second dose, they are moved from the first dose column to the series completed column. **Because of this, the total first dose category may show a change from report to report not matching the total receiving their first dose from the previous day.** Persons receiving Johnson & Johnson vaccines will always be counted in the series completed column.

COVID-19 doses for vaccinated persons in Florida	
Doses administered	188,662
People receiving one dose of a 1-dose series (Johnson & Johnson) or receiving only one dose of a 2-dose series (Moderna, Pfizer) count once. Persons receiving both doses of a 2-dose series count twice.	

Current status of persons vaccinated for COVID-19 in Florida	
Total people vaccinated	119,396
First dose	47,677
Series completed	71,719
Completed 1-dose series	2,453
Completed 2-dose series	69,266
First dose: current number of people who have only received their first dose of the Moderna or Pfizer vaccine.	
Series complete: current number of people who have received both Moderna or Pfizer vaccine doses or one Johnson & Johnson dose and are considered fully immunized.	

Demographic summary	First dose	Series complete	Total people vaccinated
Age group	47,677	71,719	119,396
16-24 years	438	433	871
25-34 years	811	1,152	1,963
35-44 years	1,007	1,639	2,646
45-54 years	1,903	2,349	4,252
55-64 years	9,445	4,088	13,533
65-74 years	16,062	33,594	49,656
75-84 years	13,606	22,034	35,640
85+ years	4,405	6,430	10,835
Race	47,677	71,719	119,396
White	32,946	44,156	77,102
Black	545	574	1,119
American Indian/Alaskan	180	183	363
Other	2,871	5,983	8,854
Unknown	11,135	20,823	31,958
Other race includes Asian, native Hawaiian/Pacific Islander, or other.			
Ethnicity	47,677	71,719	119,396
Hispanic	2,381	2,343	4,724
Non-Hispanic	22,377	29,836	52,213
Unknown	22,919	39,540	62,459
Gender	47,677	71,719	119,396
Female	26,653	39,585	66,238
Male	20,751	32,049	52,800
Unknown	273	85	358



COVID-19: Columbia County vaccine summary

Vaccination data through Mar 23, 2021 as of Mar 24, 2021 at 12:05 AM

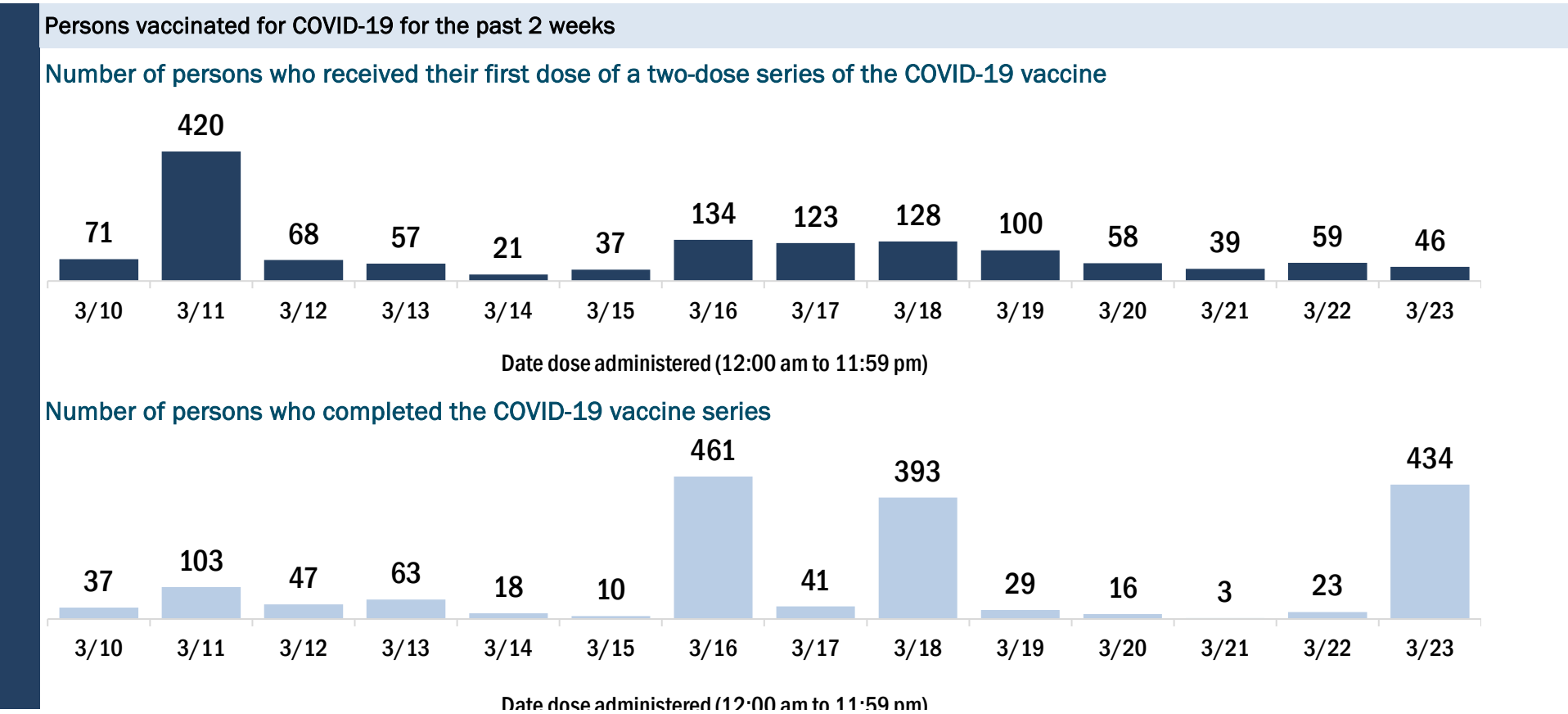
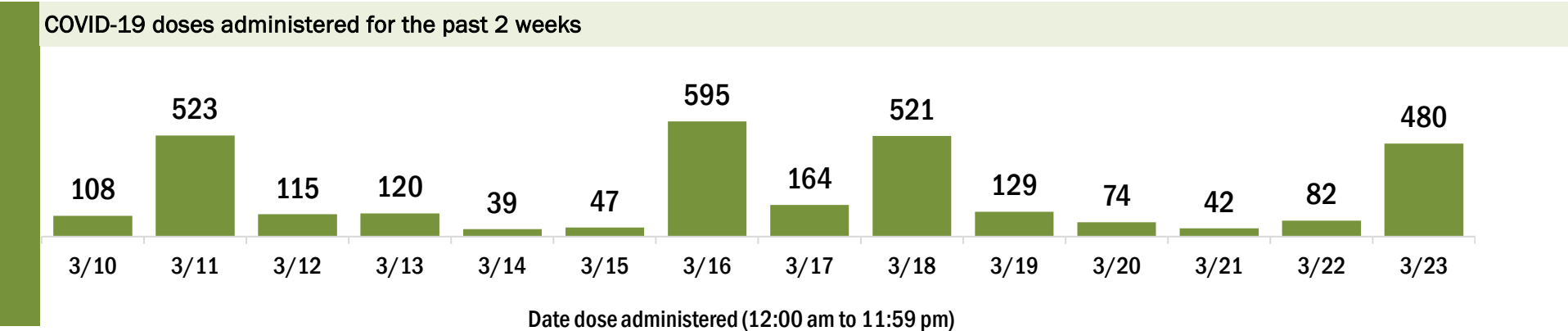
Data in this report are provisional and subject to change.

Data in this summary pertain to COVID-19 vaccines approved by the U.S. Food and Drug Administration and have been issued an Emergency Use Authorization (Janssen COVID-19 Vaccine, Moderna COVID-19 Vaccine and Pfizer-BioNTech COVID-19 Vaccine). These data summarize the number of people who have received either their first dose or have completed the series for a COVID-19 vaccine. **A person can only be counted in one category, first dose or series complete.** For persons receiving Moderna or Pfizer vaccines, once they receive their second dose, they are moved from the first dose column to the series completed column. **Because of this, the total first dose category may show a change from report to report not matching the total receiving their first dose from the previous day.** Persons receiving Johnson & Johnson vaccines will always be counted in the series completed column.

COVID-19 doses for vaccinated persons in Florida	
Doses administered	16,856
People receiving one dose of a 1-dose series (Johnson & Johnson) or receiving only one dose of a 2-dose series (Moderna, Pfizer) count once. Persons receiving both doses of a 2-dose series count twice.	

Current status of persons vaccinated for COVID-19 in Florida	
Total people vaccinated	9,993
First dose	2,653
Series completed	7,340
Completed 1-dose series	477
Completed 2-dose series	6,863
First dose: current number of people who have only received their first dose of the Moderna or Pfizer vaccine.	
Series complete: current number of people who have received both Moderna or Pfizer vaccine doses or one Johnson & Johnson dose and are considered fully immunized.	

Demographic summary	First dose	Series complete	Total people vaccinated
Age group	2,653	7,340	9,993
16-24 years	57	66	123
25-34 years	131	175	306
35-44 years	205	270	475
45-54 years	351	393	744
55-64 years	846	762	1,608
65-74 years	616	3,197	3,813
75-84 years	336	1,914	2,250
85+ years	111	563	674
Race	2,653	7,340	9,993
White	1,575	5,176	6,751
Black	280	569	849
American Indian/Alaskan	14	38	52
Other	268	609	877
Unknown	516	948	1,464
Other race includes Asian, native Hawaiian/Pacific Islander, or other.			
Ethnicity	2,653	7,340	9,993
Hispanic	102	146	248
Non-Hispanic	1,167	4,363	5,530
Unknown	1,384	2,831	4,215
Gender	2,653	7,340	9,993
Female	1,664	4,337	6,001
Male	987	3,003	3,990
Unknown	2	0	2



COVID-19: Dade County vaccine summary

Vaccination data through Mar 23, 2021 as of Mar 24, 2021 at 12:05 AM

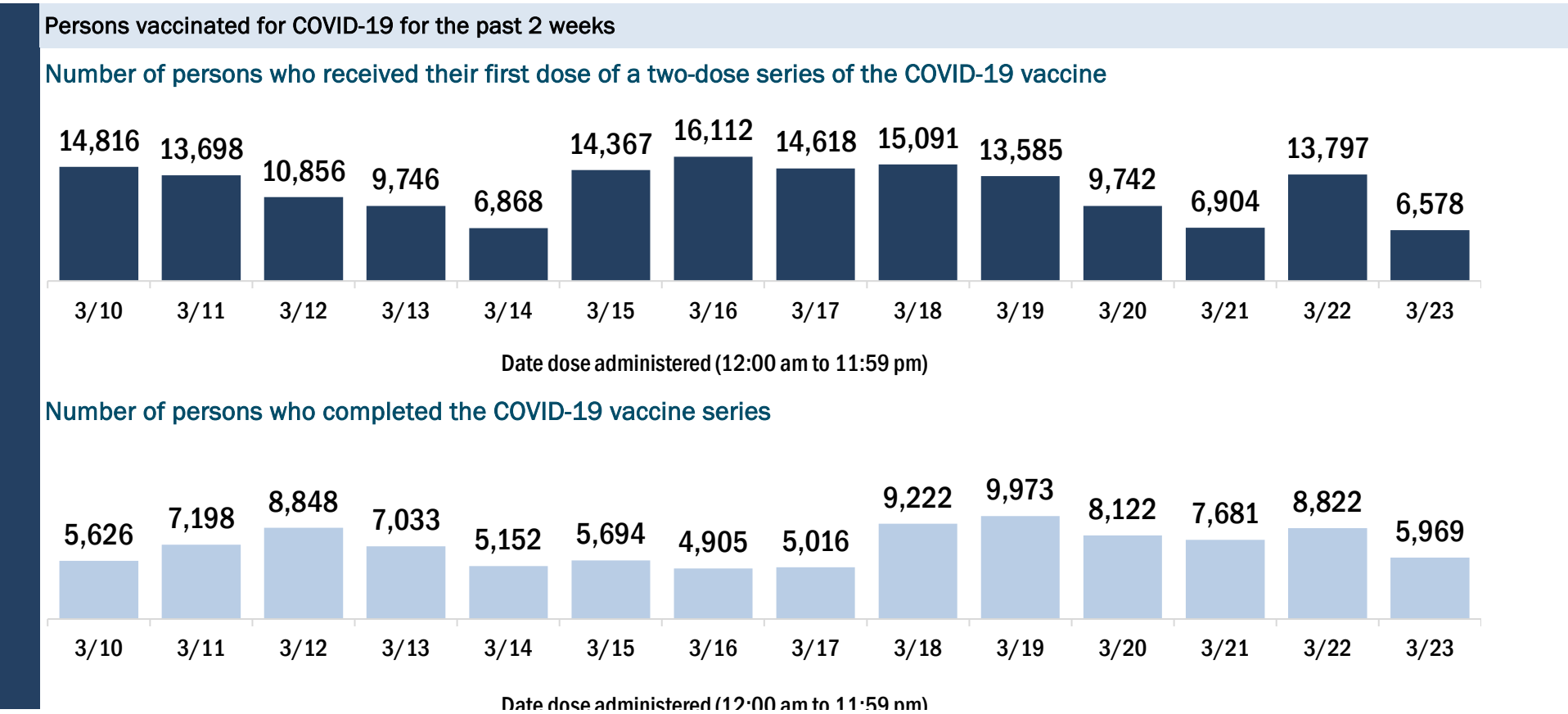
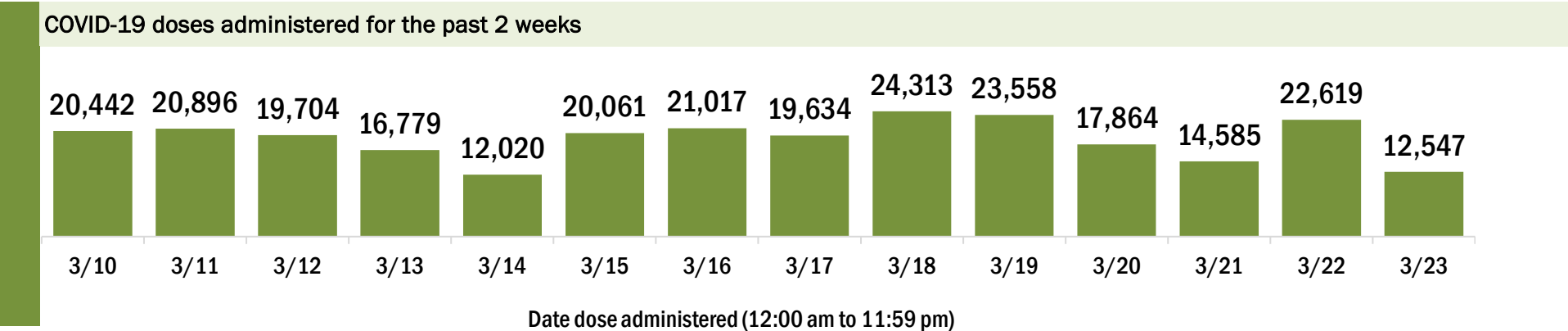
Data in this report are provisional and subject to change.

Data in this summary pertain to COVID-19 vaccines approved by the U.S. Food and Drug Administration and have been issued an Emergency Use Authorization (Janssen COVID-19 Vaccine, Moderna COVID-19 Vaccine and Pfizer-BioNTech COVID-19 Vaccine). These data summarize the number of people who have received either their first dose or have completed the series for a COVID-19 vaccine. **A person can only be counted in one category, first dose or series complete.** For persons receiving Moderna or Pfizer vaccines, once they receive their second dose, they are moved from the first dose column to the series completed column. **Because of this, the total first dose category may show a change from report to report not matching the total receiving their first dose from the previous day.** Persons receiving Johnson & Johnson vaccines will always be counted in the series completed column.

COVID-19 doses for vaccinated persons in Florida	
Doses administered	955,365
People receiving one dose of a 1-dose series (Johnson & Johnson) or receiving only one dose of a 2-dose series (Moderna, Pfizer) count once. Persons receiving both doses of a 2-dose series count twice.	

Current status of persons vaccinated for COVID-19 in Florida	
Total people vaccinated	658,209
First dose	329,326
Series completed	328,883
Completed 1-dose series	31,727
Completed 2-dose series	297,156
First dose: current number of people who have only received their first dose of the Moderna or Pfizer vaccine.	
Series complete: current number of people who have received both Moderna or Pfizer vaccine doses or one Johnson & Johnson dose and are considered fully immunized.	

Demographic summary	First dose	Series complete	Total people vaccinated
Age group	329,326	328,883	658,209
16-24 years	12,025	4,377	16,402
25-34 years	25,317	15,206	40,523
35-44 years	37,331	19,635	56,966
45-54 years	56,687	27,421	84,108
55-64 years	87,298	41,107	128,405
65-74 years	61,327	118,308	179,635
75-84 years	34,985	74,094	109,079
85+ years	14,356	28,735	43,091
Race	329,326	328,883	658,209
White	223,821	230,772	454,593
Black	20,455	26,804	47,259
American Indian/Alaskan	849	785	1,634
Other	33,656	39,347	73,003
Unknown	50,545	31,175	81,720
Other race includes Asian, native Hawaiian/Pacific Islander, or other.			
Ethnicity	329,326	328,883	658,209
Hispanic	158,035	176,056	334,091
Non-Hispanic	59,418	89,266	148,684
Unknown	111,873	63,561	175,434
Gender	329,326	328,883	658,209
Female	184,428	187,944	372,372
Male	143,044	140,725	283,769
Unknown	1,854	214	2,068



COVID-19: Desoto County vaccine summary

Vaccination data through Mar 23, 2021 as of Mar 24, 2021 at 12:05 AM

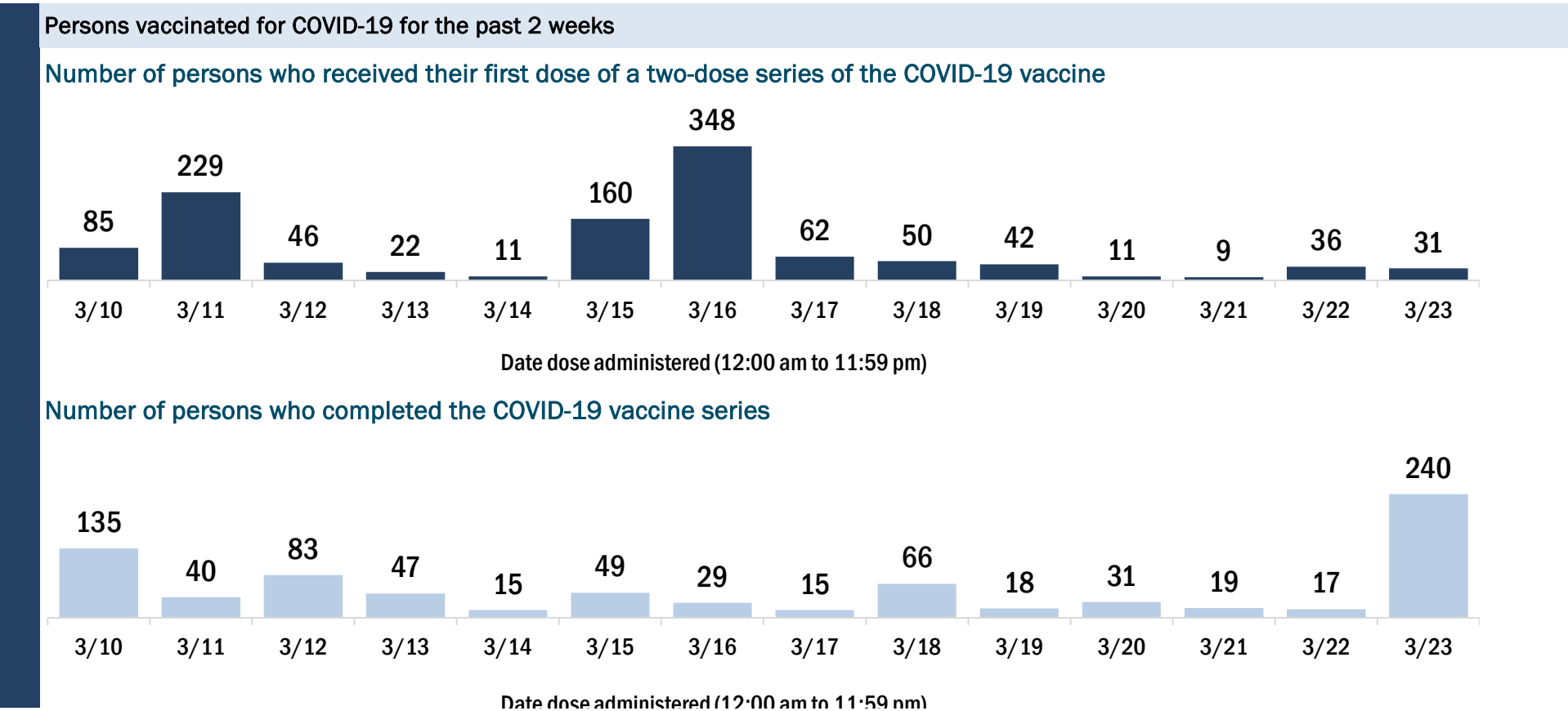
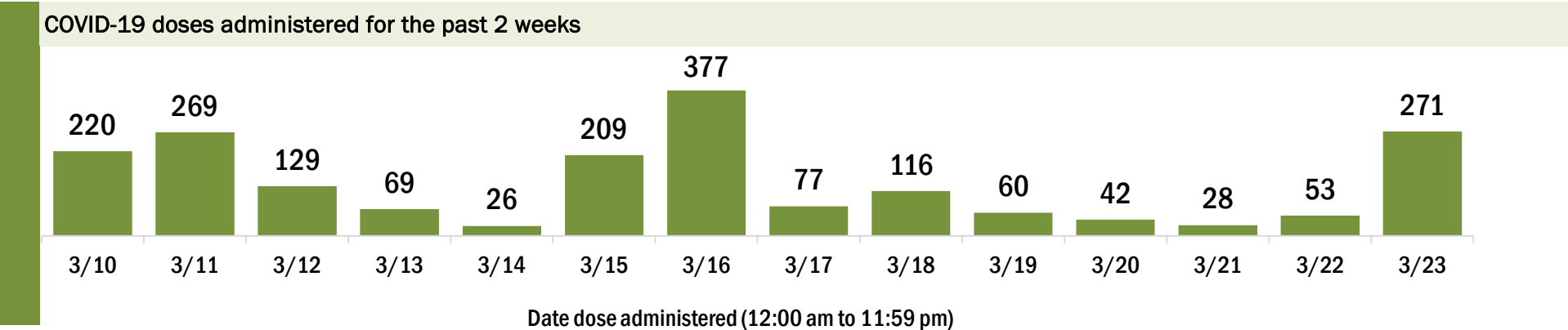
Data in this report are provisional and subject to change.

Data in this summary pertain to COVID-19 vaccines approved by the U.S. Food and Drug Administration and have been issued an Emergency Use Authorization (Janssen COVID-19 Vaccine, Moderna COVID-19 Vaccine and Pfizer-BioNTech COVID-19 Vaccine). These data summarize the number of people who have received either their first dose or have completed the series for a COVID-19 vaccine. **A person can only be counted in one category, first dose or series complete.** For persons receiving Moderna or Pfizer vaccines, once they receive their second dose, they are moved from the first dose column to the series completed column. **Because of this, the total first dose category may show a change from report to report not matching the total receiving their first dose from the previous day.** Persons receiving Johnson & Johnson vaccines will always be counted in the series completed column.

COVID-19 doses for vaccinated persons in Florida	
Doses administered	9,384
People receiving one dose of a 1-dose series (Johnson & Johnson) or receiving only one dose of a 2-dose series (Moderna, Pfizer) count once. Persons receiving both doses of a 2-dose series count twice.	

Current status of persons vaccinated for COVID-19 in Florida	
Total people vaccinated	6,342
First dose	3,231
Series completed	3,111
Completed 1-dose series	69
Completed 2-dose series	3,042
First dose: current number of people who have only received their first dose of the Moderna or Pfizer vaccine.	
Series complete: current number of people who have received both Moderna or Pfizer vaccine doses or one Johnson & Johnson dose and are considered fully immunized.	

Demographic summary	First dose	Series complete	Total people vaccinated
Age group	3,231	3,111	6,342
16-24 years	27	16	43
25-34 years	77	64	141
35-44 years	125	98	223
45-54 years	256	170	426
55-64 years	536	280	816
65-74 years	1,236	1,360	2,596
75-84 years	810	893	1,703
85+ years	164	230	394
Race	3,231	3,111	6,342
White	1,923	2,230	4,153
Black	229	152	381
American Indian/Alaskan	9	4	13
Other	215	248	463
Unknown	855	477	1,332
Other race includes Asian, native Hawaiian/Pacific Islander, or other.			
Ethnicity	3,231	3,111	6,342
Hispanic	140	114	254
Non-Hispanic	1,360	949	2,309
Unknown	1,731	2,048	3,779
Gender	3,231	3,111	6,342
Female	1,501	1,729	3,230
Male	1,730	1,382	3,112
Unknown	0	0	0



COVID-19: Dixie County vaccine summary

Vaccination data through Mar 23, 2021 as of Mar 24, 2021 at 12:05 AM

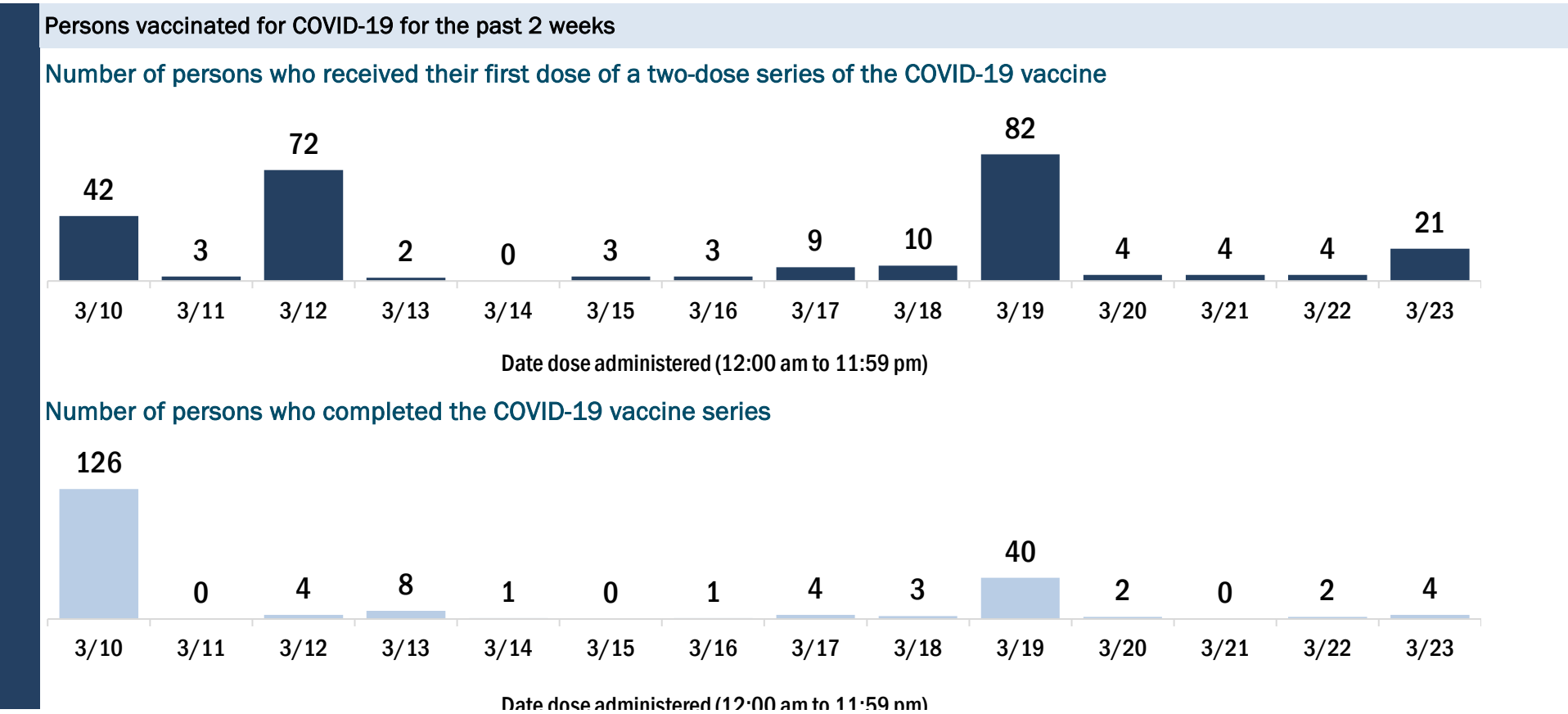
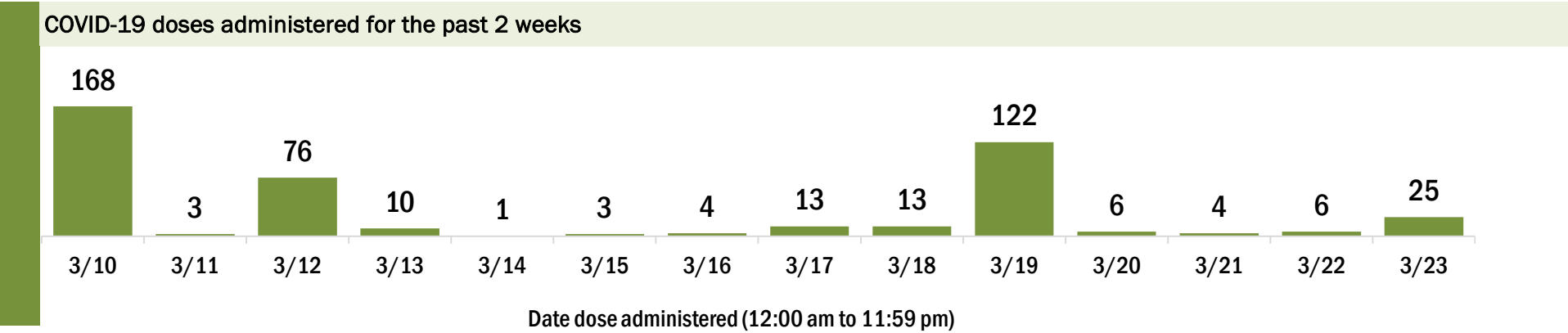
Data in this report are provisional and subject to change.

Data in this summary pertain to COVID-19 vaccines approved by the U.S. Food and Drug Administration and have been issued an Emergency Use Authorization (Janssen COVID-19 Vaccine, Moderna COVID-19 Vaccine and Pfizer-BioNTech COVID-19 Vaccine). These data summarize the number of people who have received either their first dose or have completed the series for a COVID-19 vaccine. **A person can only be counted in one category, first dose or series complete.** For persons receiving Moderna or Pfizer vaccines, once they receive their second dose, they are moved from the first dose column to the series completed column. **Because of this, the total first dose category may show a change from report to report not matching the total receiving their first dose from the previous day.** Persons receiving Johnson & Johnson vaccines will always be counted in the series completed column.

COVID-19 doses for vaccinated persons in Florida	
Doses administered	3,417
People receiving one dose of a 1-dose series (Johnson & Johnson) or receiving only one dose of a 2-dose series (Moderna, Pfizer) count once. Persons receiving both doses of a 2-dose series count twice.	

Current status of persons vaccinated for COVID-19 in Florida	
Total people vaccinated	2,137
First dose	839
Series completed	1,298
Completed 1-dose series	18
Completed 2-dose series	1,280
First dose: current number of people who have only received their first dose of the Moderna or Pfizer vaccine.	
Series complete: current number of people who have received both Moderna or Pfizer vaccine doses or one Johnson & Johnson dose and are considered fully immunized.	

Demographic summary	First dose	Series complete	Total people vaccinated
Age group	839	1,298	2,137
16-24 years	6	4	10
25-34 years	15	15	30
35-44 years	28	24	52
45-54 years	36	31	67
55-64 years	181	82	263
65-74 years	344	643	987
75-84 years	180	393	573
85+ years	49	106	155
Race	839	1,298	2,137
White	706	1,130	1,836
Black	45	34	79
American Indian/Alaskan	22	9	31
Other	31	38	69
Unknown	35	87	122
Other race includes Asian, native Hawaiian/Pacific Islander, or other.			
Ethnicity	839	1,298	2,137
Hispanic	19	18	37
Non-Hispanic	635	874	1,509
Unknown	185	406	591
Gender	839	1,298	2,137
Female	456	695	1,151
Male	383	603	986
Unknown	0	0	0



COVID-19: Duval County vaccine summary

Vaccination data through Mar 23, 2021 as of Mar 24, 2021 at 12:05 AM

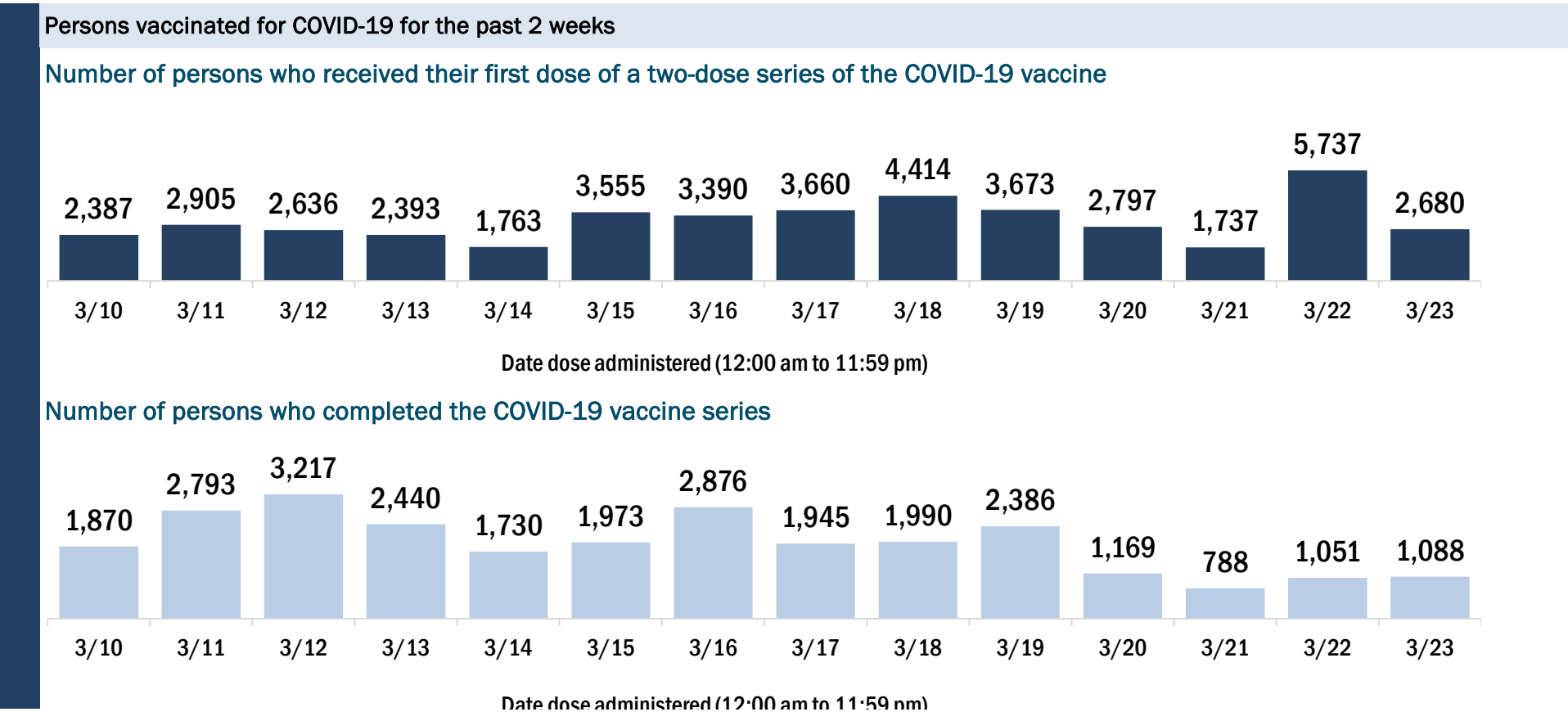
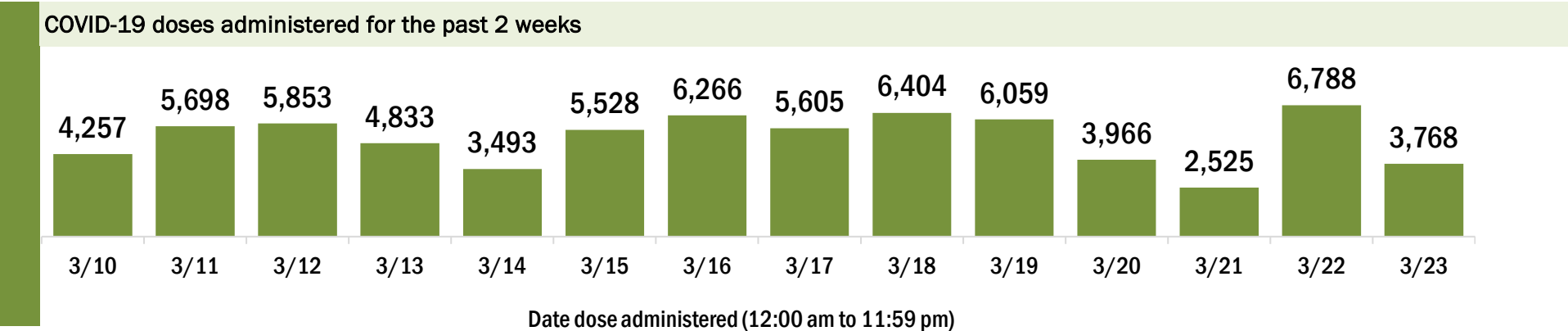
Data in this report are provisional and subject to change.

Data in this summary pertain to COVID-19 vaccines approved by the U.S. Food and Drug Administration and have been issued an Emergency Use Authorization (Janssen COVID-19 Vaccine, Moderna COVID-19 Vaccine and Pfizer-BioNTech COVID-19 Vaccine). These data summarize the number of people who have received either their first dose or have completed the series for a COVID-19 vaccine. **A person can only be counted in one category, first dose or series complete.** For persons receiving Moderna or Pfizer vaccines, once they receive their second dose, they are moved from the first dose column to the series completed column. **Because of this, the total first dose category may show a change from report to report not matching the total receiving their first dose from the previous day.** Persons receiving Johnson & Johnson vaccines will always be counted in the series completed column.

COVID-19 doses for vaccinated persons in Florida	
Doses administered	312,618
People receiving one dose of a 1-dose series (Johnson & Johnson) or receiving only one dose of a 2-dose series (Moderna, Pfizer) count once. Persons receiving both doses of a 2-dose series count twice.	

Current status of persons vaccinated for COVID-19 in Florida	
Total people vaccinated	203,093
First dose	83,862
Series completed	119,231
Completed 1-dose series	9,706
Completed 2-dose series	109,525
First dose: current number of people who have only received their first dose of the Moderna or Pfizer vaccine.	
Series complete: current number of people who have received both Moderna or Pfizer vaccine doses or one Johnson & Johnson dose and are considered fully immunized.	

Demographic summary	First dose	Series complete	Total people vaccinated
Age group	83,862	119,231	203,093
16-24 years	2,673	2,021	4,694
25-34 years	6,482	7,490	13,972
35-44 years	8,568	8,415	16,983
45-54 years	12,554	10,349	22,903
55-64 years	26,478	16,379	42,857
65-74 years	17,144	45,765	62,909
75-84 years	7,148	21,393	28,541
85+ years	2,815	7,419	10,234
Race	83,862	119,231	203,093
White	44,241	71,590	115,831
Black	13,879	19,691	33,570
American Indian/Alaskan	169	306	475
Other	9,554	14,835	24,389
Unknown	16,019	12,809	28,828
Other race includes Asian, native Hawaiian/Pacific Islander, or other.			
Ethnicity	83,862	119,231	203,093
Hispanic	3,949	4,125	8,074
Non-Hispanic	53,238	82,561	135,799
Unknown	26,675	32,545	59,220
Gender	83,862	119,231	203,093
Female	47,715	70,244	117,959
Male	33,872	48,942	82,814
Unknown	2,275	45	2,320



COVID-19: Escambia County vaccine summary

Vaccination data through Mar 23, 2021 as of Mar 24, 2021 at 12:05 AM

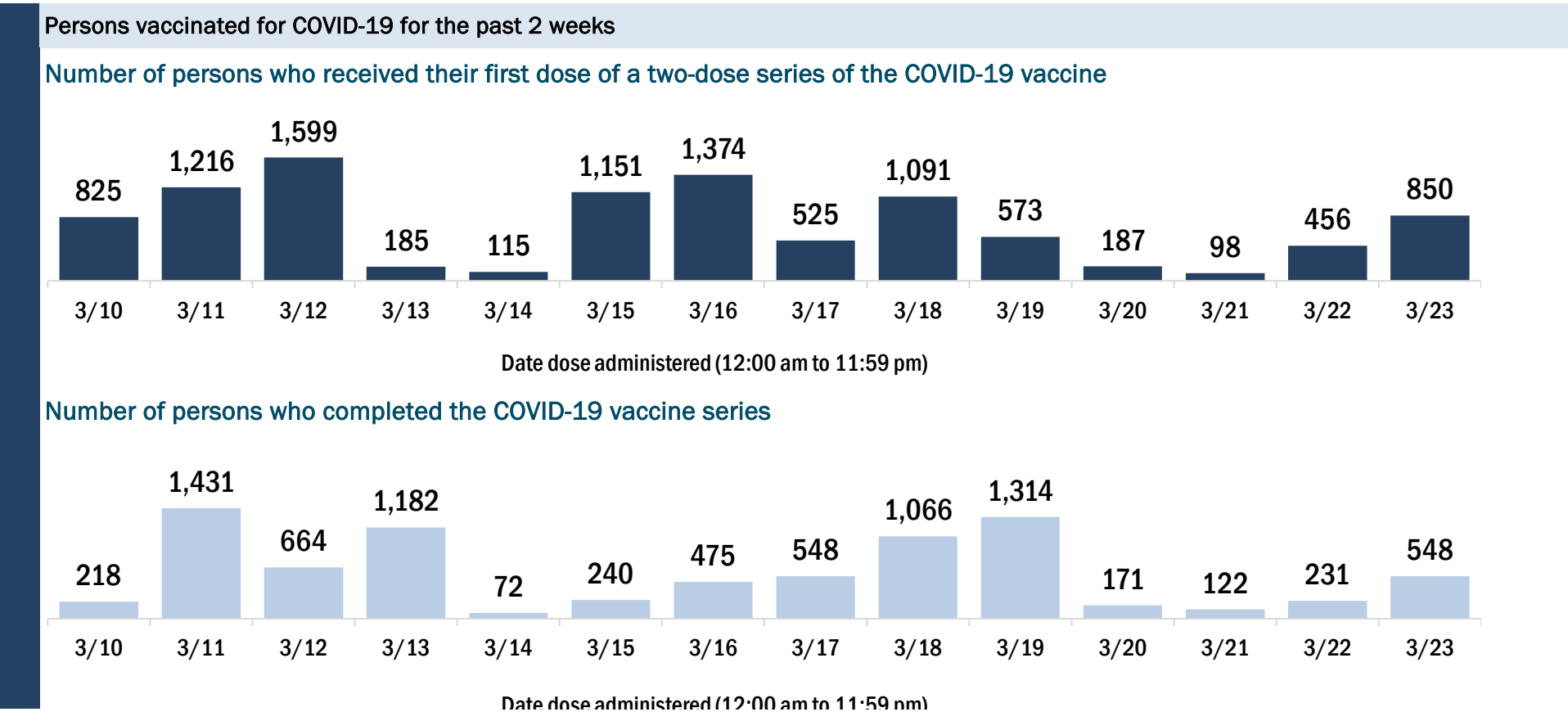
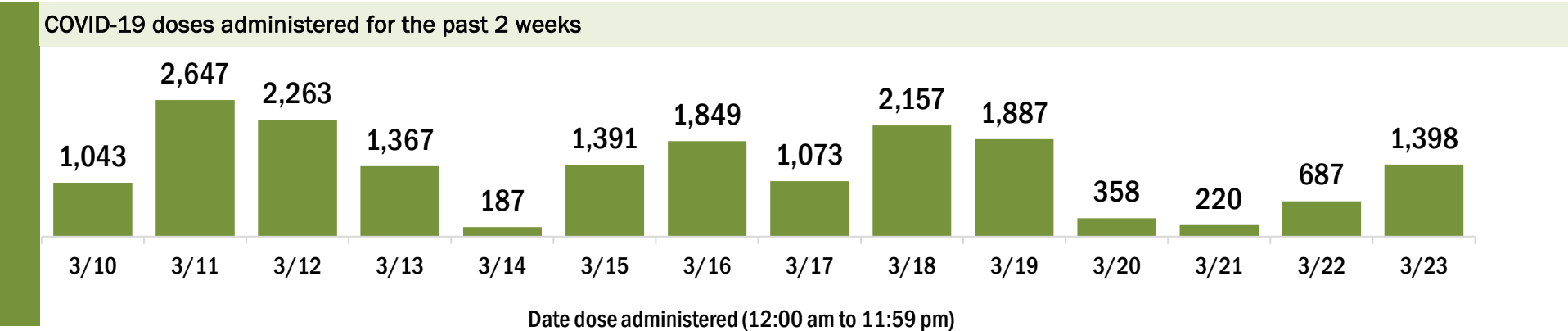
Data in this report are provisional and subject to change.

Data in this summary pertain to COVID-19 vaccines approved by the U.S. Food and Drug Administration and have been issued an Emergency Use Authorization (Janssen COVID-19 Vaccine, Moderna COVID-19 Vaccine and Pfizer-BioNTech COVID-19 Vaccine). These data summarize the number of people who have received either their first dose or have completed the series for a COVID-19 vaccine. **A person can only be counted in one category, first dose or series complete.** For persons receiving Moderna or Pfizer vaccines, once they receive their second dose, they are moved from the first dose column to the series completed column. **Because of this, the total first dose category may show a change from report to report not matching the total receiving their first dose from the previous day.** Persons receiving Johnson & Johnson vaccines will always be counted in the series completed column.

COVID-19 doses for vaccinated persons in Florida	
Doses administered	98,101
People receiving one dose of a 1-dose series (Johnson & Johnson) or receiving only one dose of a 2-dose series (Moderna, Pfizer) count once. Persons receiving both doses of a 2-dose series count twice.	

Current status of persons vaccinated for COVID-19 in Florida	
Total people vaccinated	64,783
First dose	28,666
Series completed	36,117
Completed 1-dose series	2,799
Completed 2-dose series	33,318
First dose: current number of people who have only received their first dose of the Moderna or Pfizer vaccine.	
Series complete: current number of people who have received both Moderna or Pfizer vaccine doses or one Johnson & Johnson dose and are considered fully immunized.	

Demographic summary	First dose	Series complete	Total people vaccinated
Age group	28,666	36,117	64,783
16-24 years	799	429	1,228
25-34 years	1,960	1,481	3,441
35-44 years	2,322	1,872	4,194
45-54 years	3,564	2,505	6,069
55-64 years	7,885	4,702	12,587
65-74 years	7,228	14,166	21,394
75-84 years	3,629	7,964	11,593
85+ years	1,279	2,998	4,277
Race	28,666	36,117	64,783
White	15,918	22,066	37,984
Black	4,718	4,606	9,324
American Indian/Alaskan	219	223	442
Other	2,253	3,808	6,061
Unknown	5,558	5,414	10,972
Other race includes Asian, native Hawaiian/Pacific Islander, or other.			
Ethnicity	28,666	36,117	64,783
Hispanic	743	503	1,246
Non-Hispanic	18,208	22,440	40,648
Unknown	9,715	13,174	22,889
Gender	28,666	36,117	64,783
Female	17,187	21,399	38,586
Male	11,415	14,714	26,129
Unknown	64	4	68



COVID-19: Flagler County vaccine summary

Vaccination data through Mar 23, 2021 as of Mar 24, 2021 at 12:05 AM

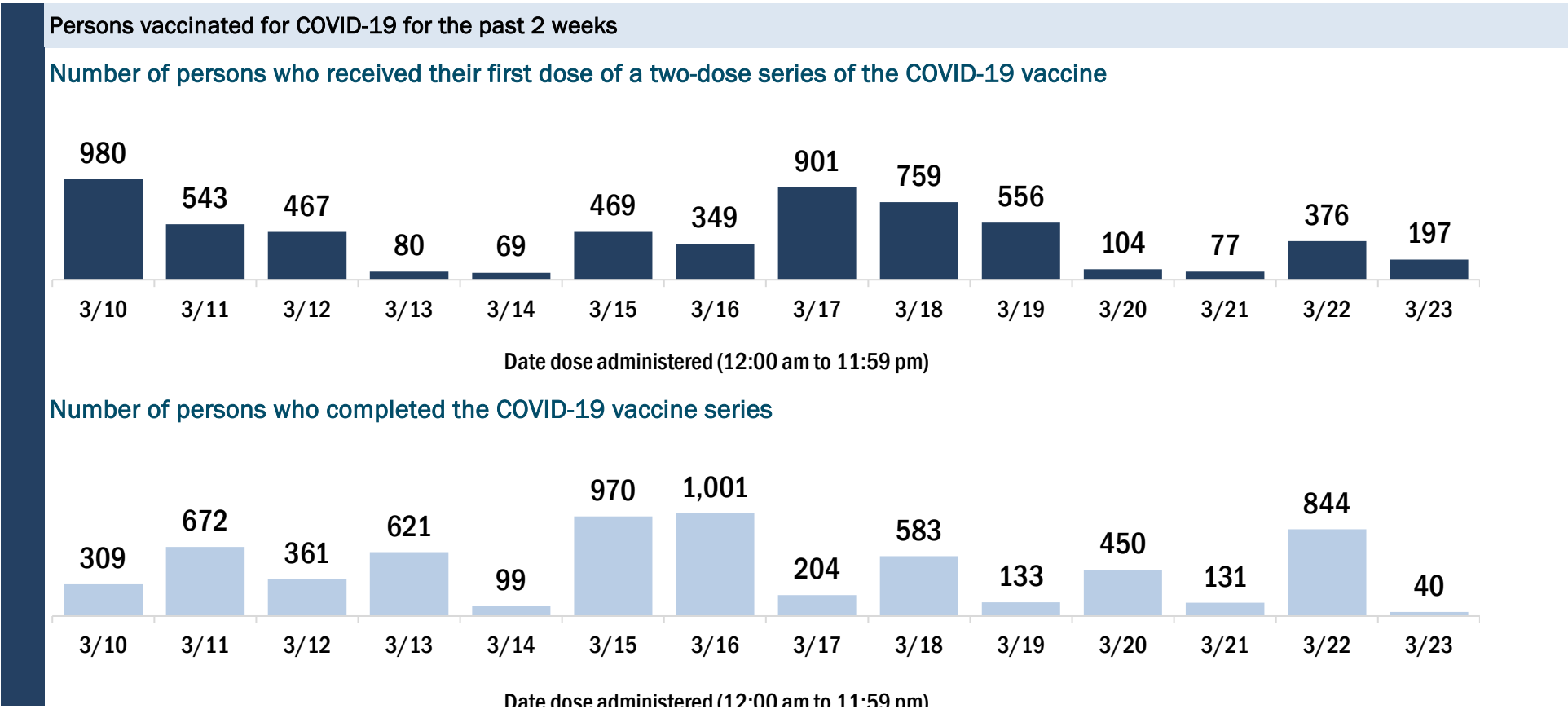
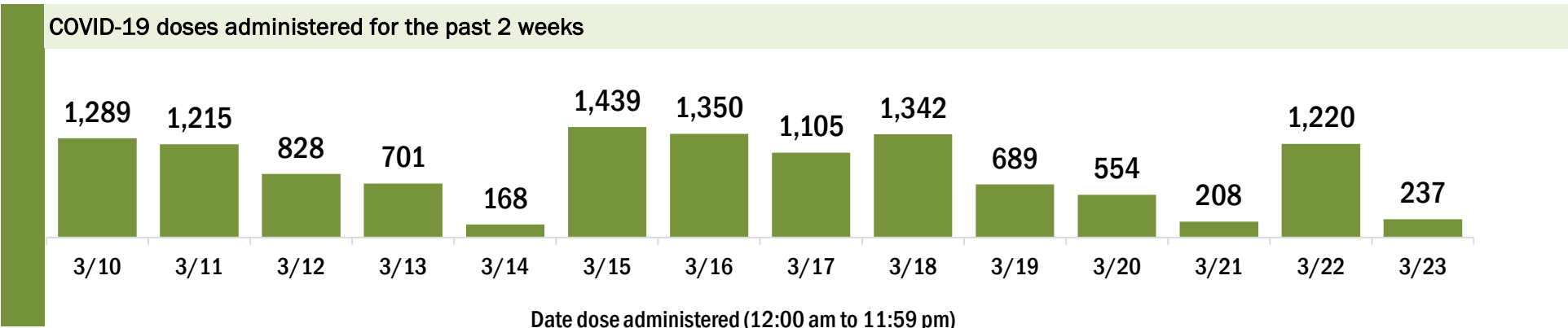
Data in this report are provisional and subject to change.

Data in this summary pertain to COVID-19 vaccines approved by the U.S. Food and Drug Administration and have been issued an Emergency Use Authorization (Janssen COVID-19 Vaccine, Moderna COVID-19 Vaccine and Pfizer-BioNTech COVID-19 Vaccine). These data summarize the number of people who have received either their first dose or have completed the series for a COVID-19 vaccine. **A person can only be counted in one category, first dose or series complete.** For persons receiving Moderna or Pfizer vaccines, once they receive their second dose, they are moved from the first dose column to the series completed column. **Because of this, the total first dose category may show a change from report to report not matching the total receiving their first dose from the previous day.** Persons receiving Johnson & Johnson vaccines will always be counted in the series completed column.

COVID-19 doses for vaccinated persons in Florida	
Doses administered	54,826
People receiving one dose of a 1-dose series (Johnson & Johnson) or receiving only one dose of a 2-dose series (Moderna, Pfizer) count once. Persons receiving both doses of a 2-dose series count twice.	

Current status of persons vaccinated for COVID-19 in Florida	
Total people vaccinated	34,964
First dose	14,039
Series completed	20,925
Completed 1-dose series	1,063
Completed 2-dose series	19,862
First dose: current number of people who have only received their first dose of the Moderna or Pfizer vaccine.	
Series complete: current number of people who have received both Moderna or Pfizer vaccine doses or one Johnson & Johnson dose and are considered fully immunized.	

Demographic summary	First dose	Series complete	Total people vaccinated
Age group	14,039	20,925	34,964
16-24 years	170	133	303
25-34 years	289	355	644
35-44 years	487	618	1,105
45-54 years	950	878	1,828
55-64 years	3,587	1,715	5,302
65-74 years	4,818	9,916	14,734
75-84 years	2,824	5,800	8,624
85+ years	914	1,510	2,424
Race	14,039	20,925	34,964
White	9,951	13,525	23,476
Black	1,022	1,162	2,184
American Indian/Alaskan	113	102	215
Other	977	2,209	3,186
Unknown	1,976	3,927	5,903
Other race includes Asian, native Hawaiian/Pacific Islander, or other.			
Ethnicity	14,039	20,925	34,964
Hispanic	934	694	1,628
Non-Hispanic	9,044	11,151	20,195
Unknown	4,061	9,080	13,141
Gender	14,039	20,925	34,964
Female	7,800	11,805	19,605
Male	6,067	9,067	15,134
Unknown	172	53	225



COVID-19: Franklin County vaccine summary

Vaccination data through Mar 23, 2021 as of Mar 24, 2021 at 12:05 AM

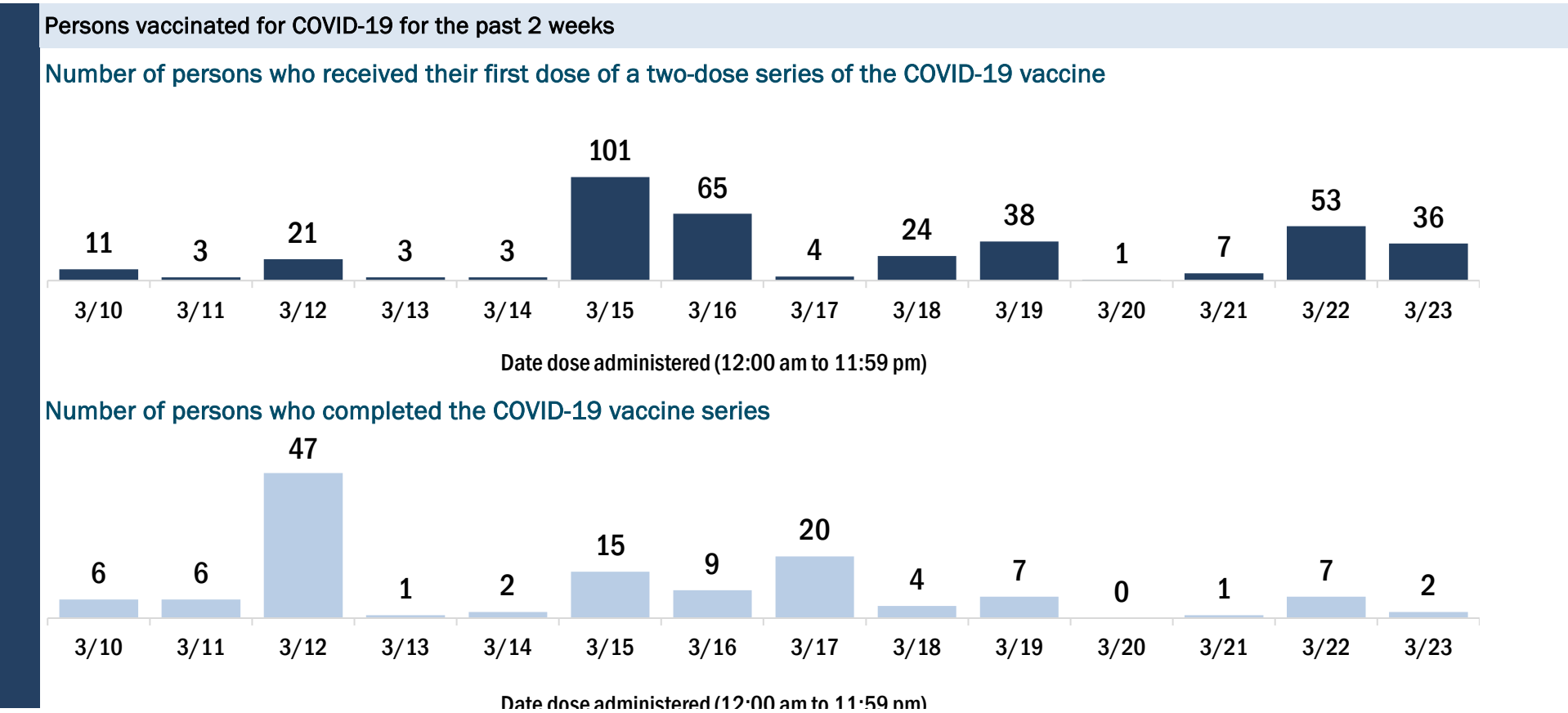
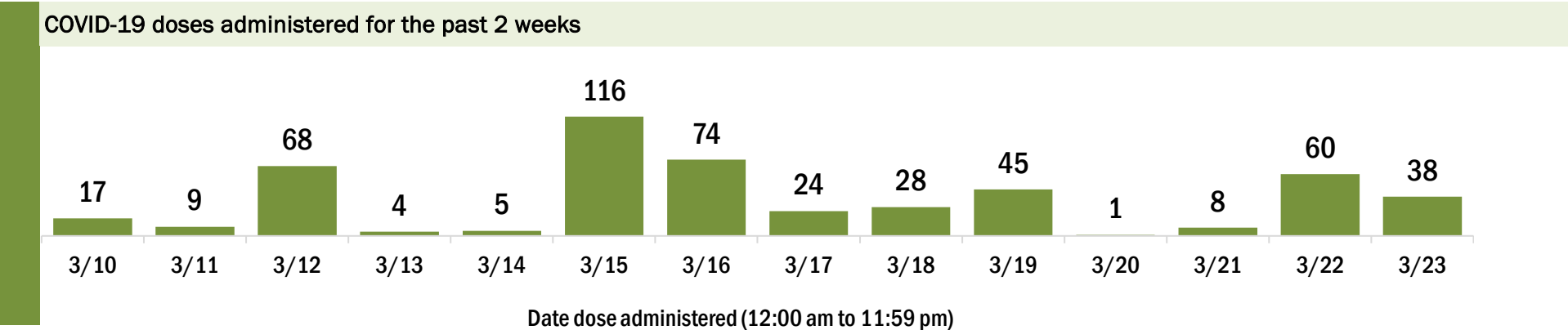
Data in this report are provisional and subject to change.

Data in this summary pertain to COVID-19 vaccines approved by the U.S. Food and Drug Administration and have been issued an Emergency Use Authorization (Janssen COVID-19 Vaccine, Moderna COVID-19 Vaccine and Pfizer-BioNTech COVID-19 Vaccine). These data summarize the number of people who have received either their first dose or have completed the series for a COVID-19 vaccine. **A person can only be counted in one category, first dose or series complete.** For persons receiving Moderna or Pfizer vaccines, once they receive their second dose, they are moved from the first dose column to the series completed column. **Because of this, the total first dose category may show a change from report to report not matching the total receiving their first dose from the previous day.** Persons receiving Johnson & Johnson vaccines will always be counted in the series completed column.

COVID-19 doses for vaccinated persons in Florida	
Doses administered	4,982
People receiving one dose of a 1-dose series (Johnson & Johnson) or receiving only one dose of a 2-dose series (Moderna, Pfizer) count once. Persons receiving both doses of a 2-dose series count twice.	

Current status of persons vaccinated for COVID-19 in Florida	
Total people vaccinated	3,005
First dose	1,018
Series completed	1,987
Completed 1-dose series	10
Completed 2-dose series	1,977
First dose: current number of people who have only received their first dose of the Moderna or Pfizer vaccine.	
Series complete: current number of people who have received both Moderna or Pfizer vaccine doses or one Johnson & Johnson dose and are considered fully immunized.	

Demographic summary	First dose	Series complete	Total people vaccinated
Age group	1,018	1,987	3,005
16-24 years	10	10	20
25-34 years	24	23	47
35-44 years	29	38	67
45-54 years	99	84	183
55-64 years	386	223	609
65-74 years	330	1,004	1,334
75-84 years	111	508	619
85+ years	29	97	126
Race	1,018	1,987	3,005
White	881	1,781	2,662
Black	60	79	139
American Indian/Alaskan	0	6	6
Other	51	82	133
Unknown	26	39	65
Other race includes Asian, native Hawaiian/Pacific Islander, or other.			
Ethnicity	1,018	1,987	3,005
Hispanic	20	16	36
Non-Hispanic	856	1,644	2,500
Unknown	142	327	469
Gender	1,018	1,987	3,005
Female	548	1,044	1,592
Male	470	943	1,413
Unknown	0	0	0



COVID-19: Gadsden County vaccine summary

Vaccination data through Mar 23, 2021 as of Mar 24, 2021 at 12:05 AM

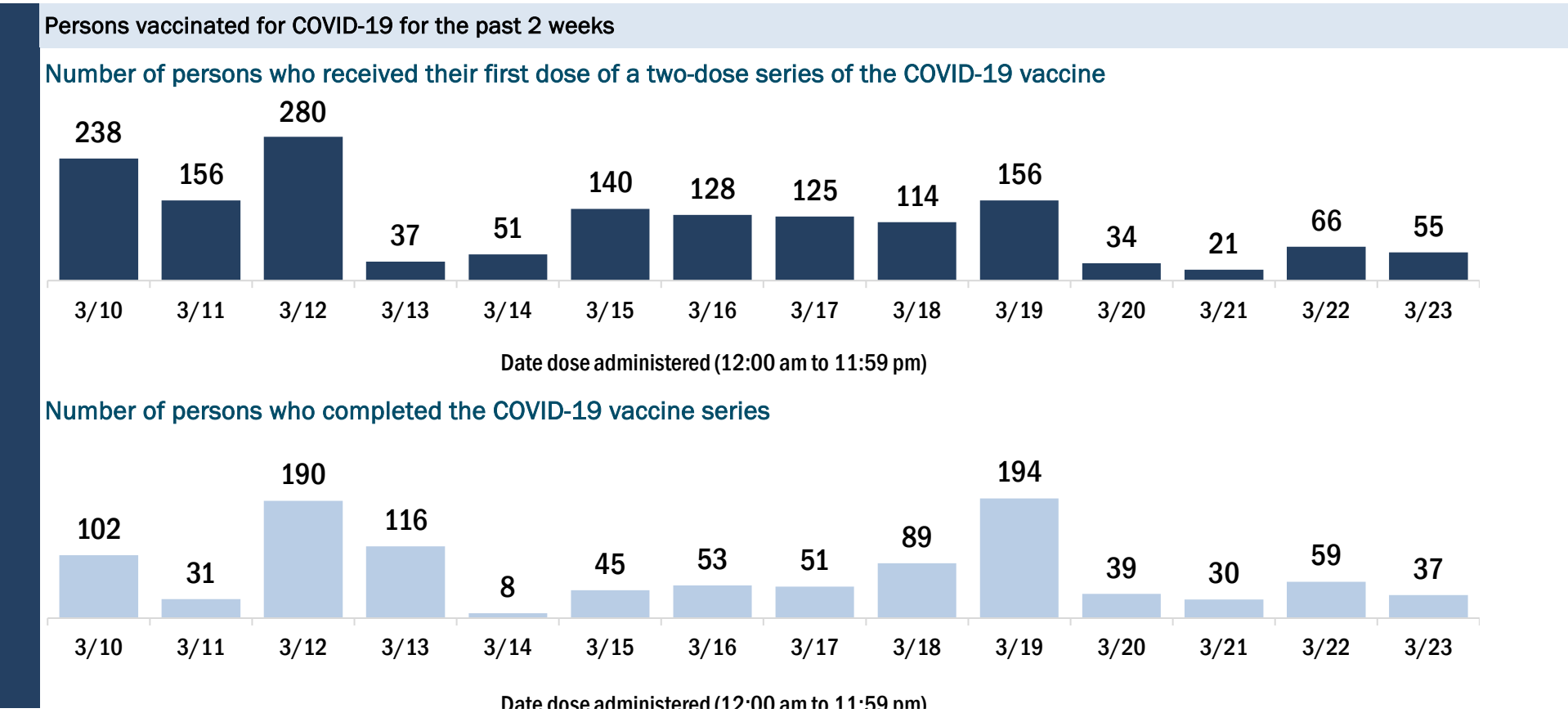
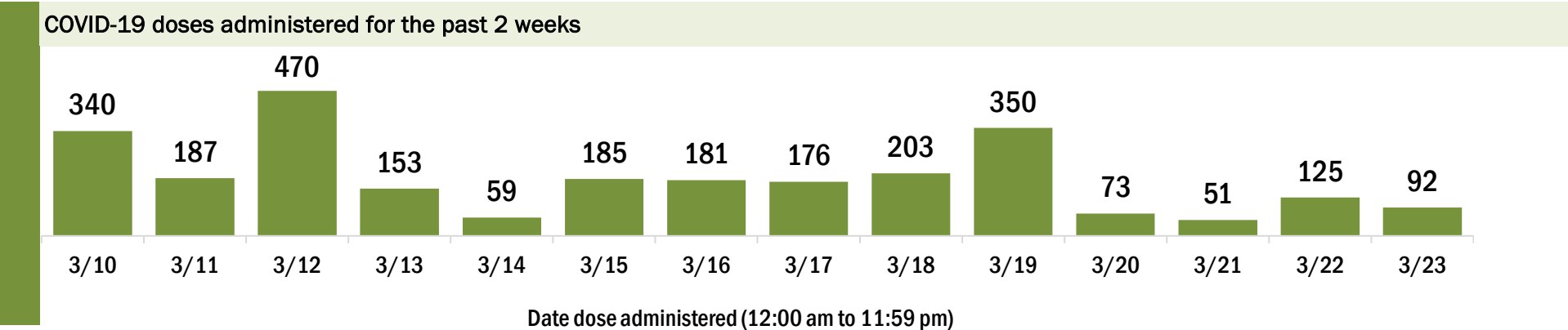
Data in this report are provisional and subject to change.

Data in this summary pertain to COVID-19 vaccines approved by the U.S. Food and Drug Administration and have been issued an Emergency Use Authorization (Janssen COVID-19 Vaccine, Moderna COVID-19 Vaccine and Pfizer-BioNTech COVID-19 Vaccine). These data summarize the number of people who have received either their first dose or have completed the series for a COVID-19 vaccine. **A person can only be counted in one category, first dose or series complete.** For persons receiving Moderna or Pfizer vaccines, once they receive their second dose, they are moved from the first dose column to the series completed column. **Because of this, the total first dose category may show a change from report to report not matching the total receiving their first dose from the previous day.** Persons receiving Johnson & Johnson vaccines will always be counted in the series completed column.

COVID-19 doses for vaccinated persons in Florida	
Doses administered	16,830
People receiving one dose of a 1-dose series (Johnson & Johnson) or receiving only one dose of a 2-dose series (Moderna, Pfizer) count once. Persons receiving both doses of a 2-dose series count twice.	

Current status of persons vaccinated for COVID-19 in Florida	
Total people vaccinated	10,328
First dose	3,630
Series completed	6,698
Completed 1-dose series	196
Completed 2-dose series	6,502
First dose: current number of people who have only received their first dose of the Moderna or Pfizer vaccine.	
Series complete: current number of people who have received both Moderna or Pfizer vaccine doses or one Johnson & Johnson dose and are considered fully immunized.	

Demographic summary	First dose	Series complete	Total people vaccinated
Age group	3,630	6,698	10,328
16-24 years	69	52	121
25-34 years	174	135	309
35-44 years	316	261	577
45-54 years	569	459	1,028
55-64 years	1,279	896	2,175
65-74 years	755	2,944	3,699
75-84 years	354	1,458	1,812
85+ years	114	493	607
Race	3,630	6,698	10,328
White	1,089	2,604	3,693
Black	1,785	2,552	4,337
American Indian/Alaskan	6	15	21
Other	337	1,089	1,426
Unknown	413	438	851
Other race includes Asian, native Hawaiian/Pacific Islander, or other.			
Ethnicity	3,630	6,698	10,328
Hispanic	185	149	334
Non-Hispanic	2,485	4,412	6,897
Unknown	960	2,137	3,097
Gender	3,630	6,698	10,328
Female	2,173	4,051	6,224
Male	1,457	2,647	4,104
Unknown	0	0	0



COVID-19: Gilchrist County vaccine summary

Vaccination data through Mar 23, 2021 as of Mar 24, 2021 at 12:05 AM

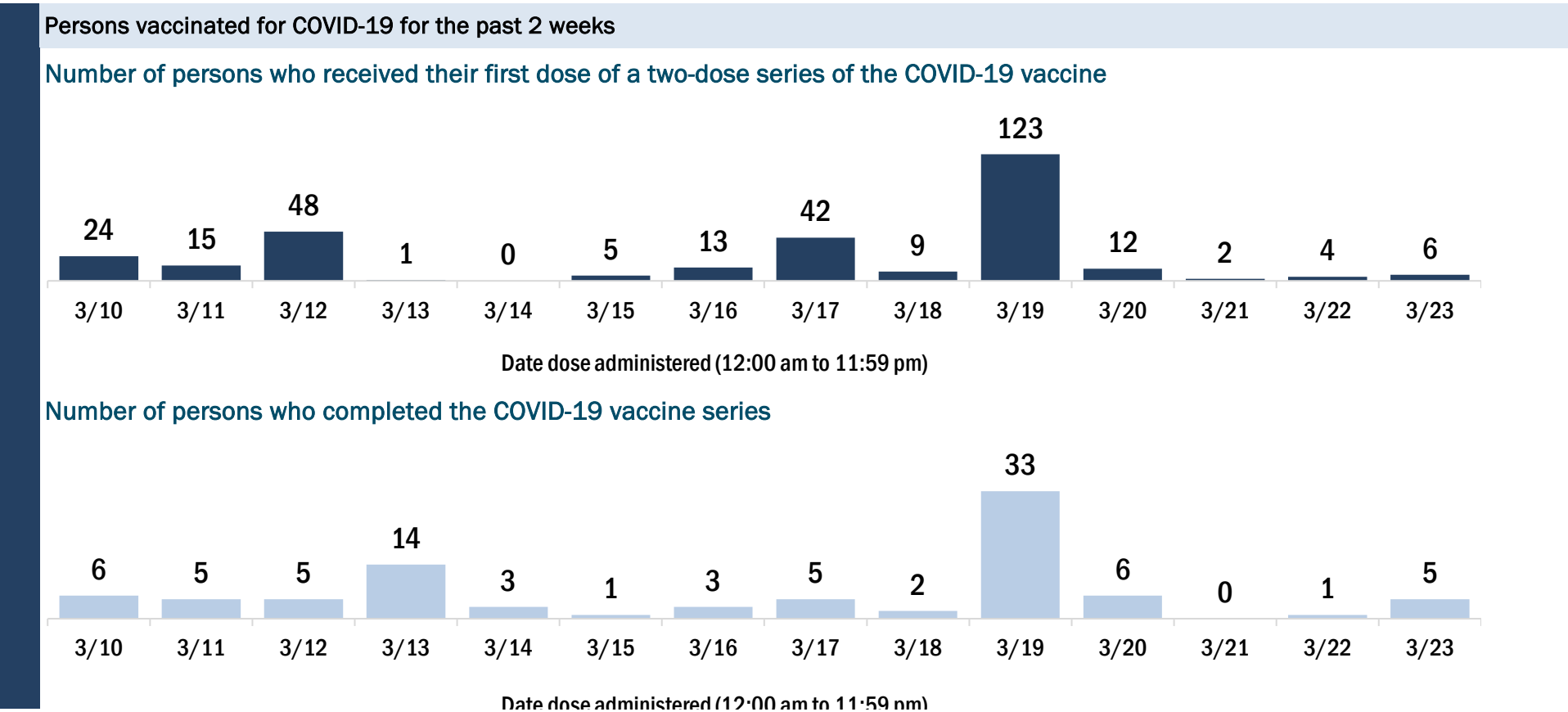
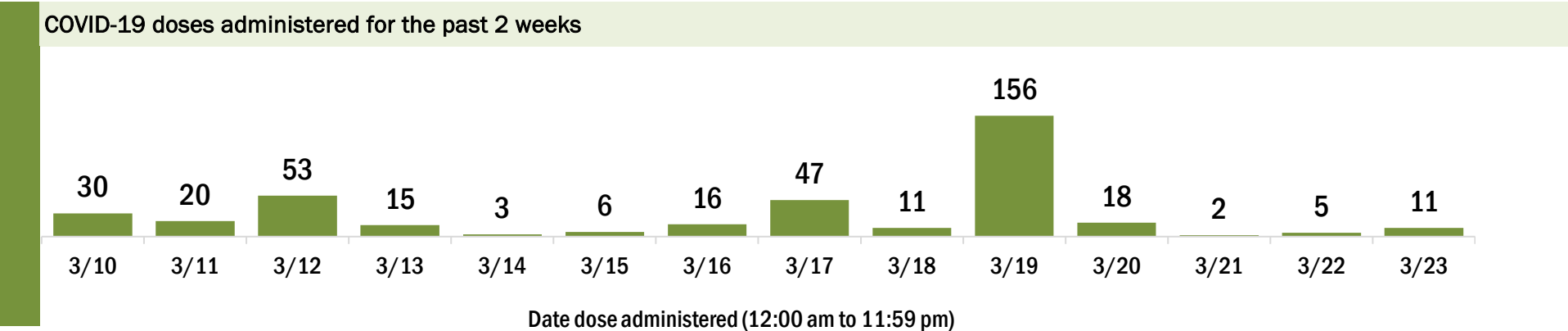
Data in this report are provisional and subject to change.

Data in this summary pertain to COVID-19 vaccines approved by the U.S. Food and Drug Administration and have been issued an Emergency Use Authorization (Janssen COVID-19 Vaccine, Moderna COVID-19 Vaccine and Pfizer-BioNTech COVID-19 Vaccine). These data summarize the number of people who have received either their first dose or have completed the series for a COVID-19 vaccine. **A person can only be counted in one category, first dose or series complete.** For persons receiving Moderna or Pfizer vaccines, once they receive their second dose, they are moved from the first dose column to the series completed column. **Because of this, the total first dose category may show a change from report to report not matching the total receiving their first dose from the previous day.** Persons receiving Johnson & Johnson vaccines will always be counted in the series completed column.

COVID-19 doses for vaccinated persons in Florida	
Doses administered	3,888
People receiving one dose of a 1-dose series (Johnson & Johnson) or receiving only one dose of a 2-dose series (Moderna, Pfizer) count once. Persons receiving both doses of a 2-dose series count twice.	

Current status of persons vaccinated for COVID-19 in Florida	
Total people vaccinated	2,313
First dose	719
Series completed	1,594
Completed 1-dose series	19
Completed 2-dose series	1,575
First dose: current number of people who have only received their first dose of the Moderna or Pfizer vaccine.	
Series complete: current number of people who have received both Moderna or Pfizer vaccine doses or one Johnson & Johnson dose and are considered fully immunized.	

Demographic summary	First dose	Series complete	Total people vaccinated
Age group	719	1,594	2,313
16-24 years	10	29	39
25-34 years	20	43	63
35-44 years	28	56	84
45-54 years	51	94	145
55-64 years	199	127	326
65-74 years	262	634	896
75-84 years	113	452	565
85+ years	36	159	195
Race	719	1,594	2,313
White	523	1,046	1,569
Black	17	16	33
American Indian/Alaskan	4	4	8
Other	50	159	209
Unknown	125	369	494
Other race includes Asian, native Hawaiian/Pacific Islander, or other.			
Ethnicity	719	1,594	2,313
Hispanic	14	15	29
Non-Hispanic	308	576	884
Unknown	397	1,003	1,400
Gender	719	1,594	2,313
Female	423	961	1,384
Male	296	633	929
Unknown	0	0	0



COVID-19: Glades County vaccine summary

Vaccination data through Mar 23, 2021 as of Mar 24, 2021 at 12:05 AM

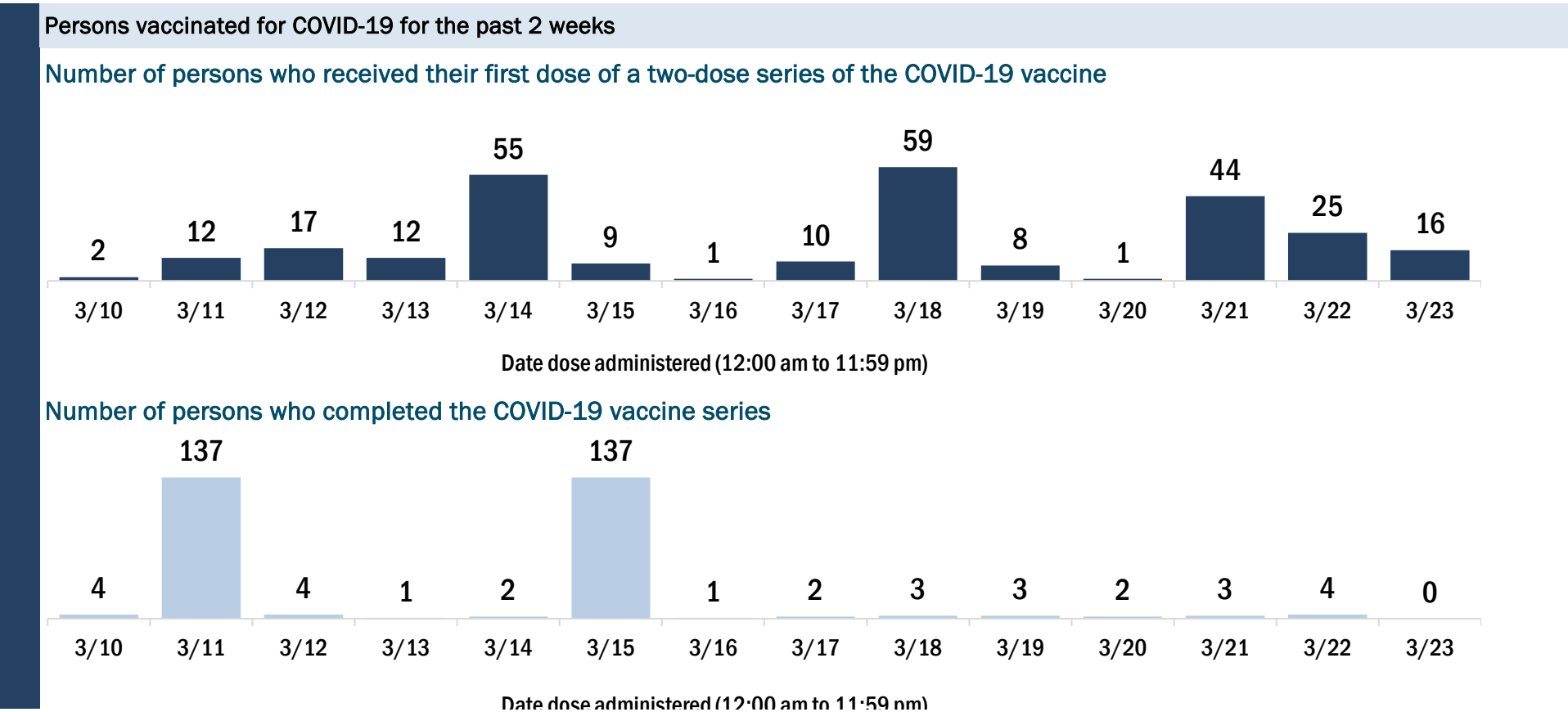
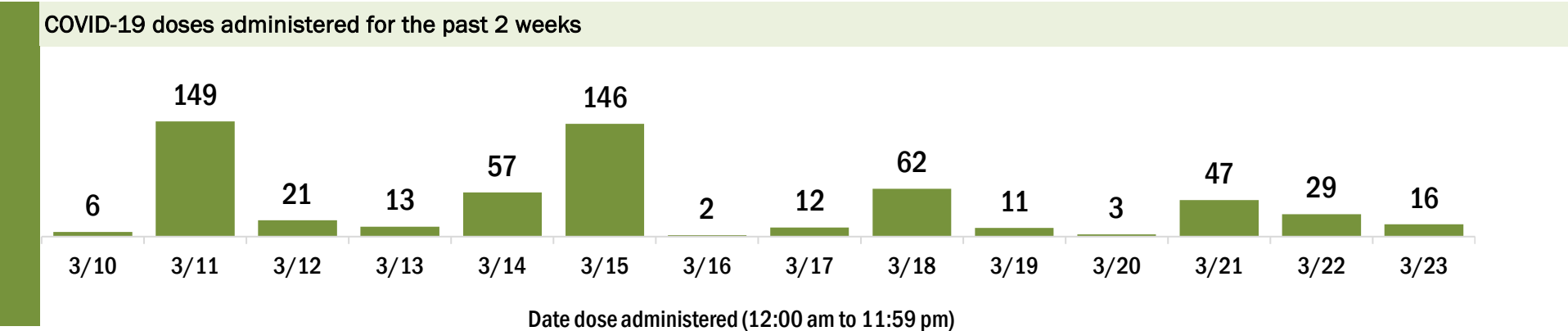
Data in this report are provisional and subject to change.

Data in this summary pertain to COVID-19 vaccines approved by the U.S. Food and Drug Administration and have been issued an Emergency Use Authorization (Janssen COVID-19 Vaccine, Moderna COVID-19 Vaccine and Pfizer-BioNTech COVID-19 Vaccine). These data summarize the number of people who have received either their first dose or have completed the series for a COVID-19 vaccine. **A person can only be counted in one category, first dose or series complete.** For persons receiving Moderna or Pfizer vaccines, once they receive their second dose, they are moved from the first dose column to the series completed column. **Because of this, the total first dose category may show a change from report to report not matching the total receiving their first dose from the previous day.** Persons receiving Johnson & Johnson vaccines will always be counted in the series completed column.

COVID-19 doses for vaccinated persons in Florida	
Doses administered	3,089
People receiving one dose of a 1-dose series (Johnson & Johnson) or receiving only one dose of a 2-dose series (Moderna, Pfizer) count once. Persons receiving both doses of a 2-dose series count twice.	

Current status of persons vaccinated for COVID-19 in Florida	
Total people vaccinated	1,866
First dose	638
Series completed	1,228
Completed 1-dose series	5
Completed 2-dose series	1,223
First dose: current number of people who have only received their first dose of the Moderna or Pfizer vaccine.	
Series complete: current number of people who have received both Moderna or Pfizer vaccine doses or one Johnson & Johnson dose and are considered fully immunized.	

Demographic summary	First dose	Series complete	Total people vaccinated
Age group	638	1,228	1,866
16-24 years	9	0	9
25-34 years	12	3	15
35-44 years	17	4	21
45-54 years	59	22	81
55-64 years	187	50	237
65-74 years	200	610	810
75-84 years	134	454	588
85+ years	20	85	105
Race	638	1,228	1,866
White	446	943	1,389
Black	39	40	79
American Indian/Alaskan	6	7	13
Other	46	50	96
Unknown	101	188	289
Other race includes Asian, native Hawaiian/Pacific Islander, or other.			
Ethnicity	638	1,228	1,866
Hispanic	55	21	76
Non-Hispanic	286	468	754
Unknown	297	739	1,036
Gender	638	1,228	1,866
Female	330	623	953
Male	308	605	913
Unknown	0	0	0



COVID-19: Gulf County vaccine summary

Vaccination data through Mar 23, 2021 as of Mar 24, 2021 at 12:05 AM

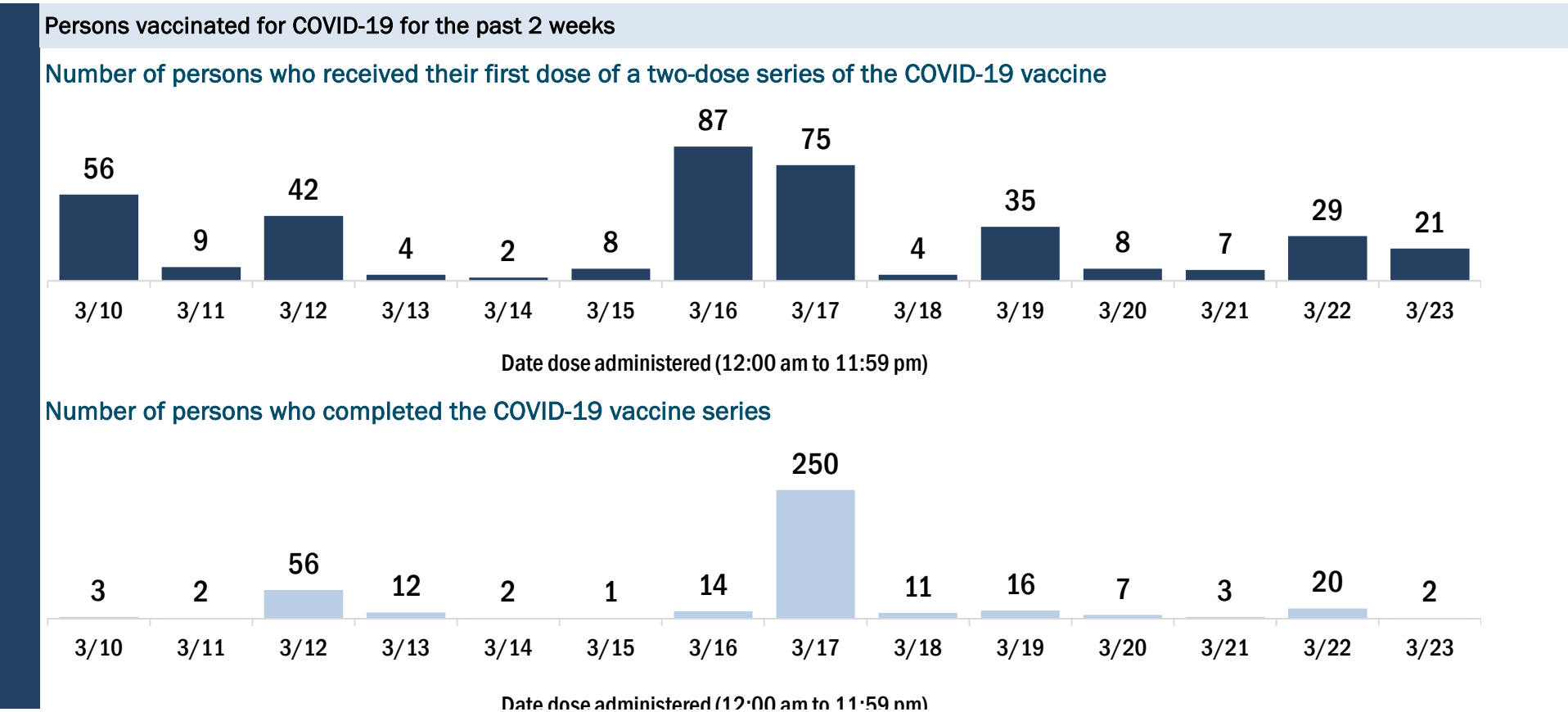
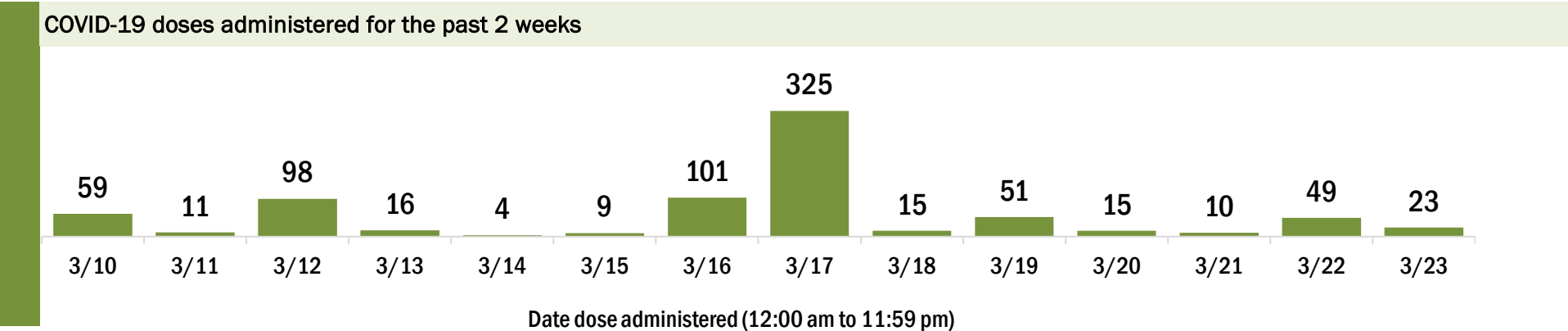
Data in this report are provisional and subject to change.

Data in this summary pertain to COVID-19 vaccines approved by the U.S. Food and Drug Administration and have been issued an Emergency Use Authorization (Janssen COVID-19 Vaccine, Moderna COVID-19 Vaccine and Pfizer-BioNTech COVID-19 Vaccine). These data summarize the number of people who have received either their first dose or have completed the series for a COVID-19 vaccine. **A person can only be counted in one category, first dose or series complete.** For persons receiving Moderna or Pfizer vaccines, once they receive their second dose, they are moved from the first dose column to the series completed column. **Because of this, the total first dose category may show a change from report to report not matching the total receiving their first dose from the previous day.** Persons receiving Johnson & Johnson vaccines will always be counted in the series completed column.

COVID-19 doses for vaccinated persons in Florida	
Doses administered	5,561
People receiving one dose of a 1-dose series (Johnson & Johnson) or receiving only one dose of a 2-dose series (Moderna, Pfizer) count once. Persons receiving both doses of a 2-dose series count twice.	

Current status of persons vaccinated for COVID-19 in Florida	
Total people vaccinated	3,261
First dose	883
Series completed	2,378
Completed 1-dose series	78
Completed 2-dose series	2,300
First dose: current number of people who have only received their first dose of the Moderna or Pfizer vaccine.	
Series complete: current number of people who have received both Moderna or Pfizer vaccine doses or one Johnson & Johnson dose and are considered fully immunized.	

Demographic summary	First dose	Series complete	Total people vaccinated
Age group	883	2,378	3,261
16-24 years	18	14	32
25-34 years	27	30	57
35-44 years	48	46	94
45-54 years	91	93	184
55-64 years	302	210	512
65-74 years	239	1,250	1,489
75-84 years	134	575	709
85+ years	24	160	184
Race	883	2,378	3,261
White	704	2,173	2,877
Black	95	117	212
American Indian/Alaskan	3	6	9
Other	49	46	95
Unknown	32	36	68
Other race includes Asian, native Hawaiian/Pacific Islander, or other.			
Ethnicity	883	2,378	3,261
Hispanic	15	12	27
Non-Hispanic	688	2,292	2,980
Unknown	180	74	254
Gender	883	2,378	3,261
Female	502	1,246	1,748
Male	381	1,132	1,513
Unknown	0	0	0



COVID-19: Hamilton County vaccine summary

Vaccination data through Mar 23, 2021 as of Mar 24, 2021 at 12:05 AM

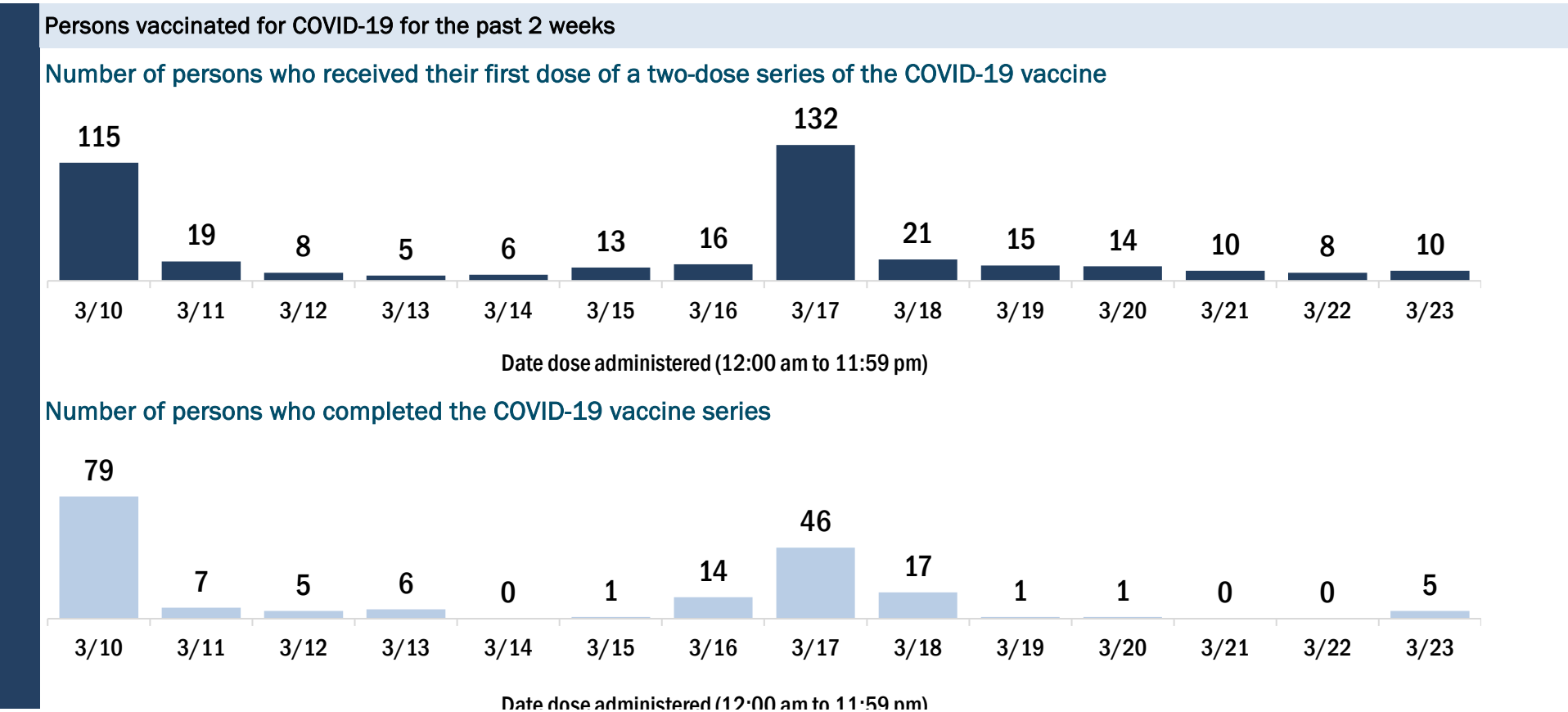
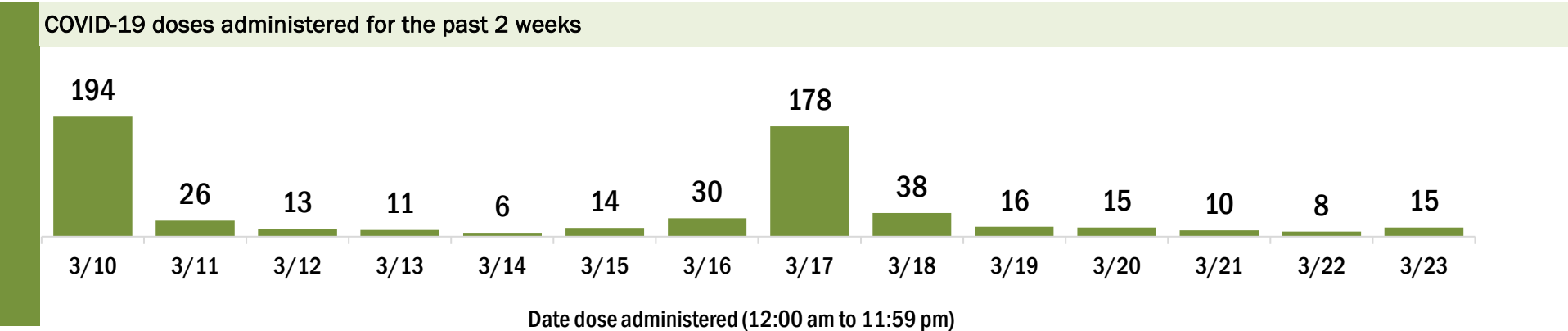
Data in this report are provisional and subject to change.

Data in this summary pertain to COVID-19 vaccines approved by the U.S. Food and Drug Administration and have been issued an Emergency Use Authorization (Janssen COVID-19 Vaccine, Moderna COVID-19 Vaccine and Pfizer-BioNTech COVID-19 Vaccine). These data summarize the number of people who have received either their first dose or have completed the series for a COVID-19 vaccine. **A person can only be counted in one category, first dose or series complete.** For persons receiving Moderna or Pfizer vaccines, once they receive their second dose, they are moved from the first dose column to the series completed column. **Because of this, the total first dose category may show a change from report to report not matching the total receiving their first dose from the previous day.** Persons receiving Johnson & Johnson vaccines will always be counted in the series completed column.

COVID-19 doses for vaccinated persons in Florida	
Doses administered	3,330
People receiving one dose of a 1-dose series (Johnson & Johnson) or receiving only one dose of a 2-dose series (Moderna, Pfizer) count once. Persons receiving both doses of a 2-dose series count twice.	

Current status of persons vaccinated for COVID-19 in Florida	
Total people vaccinated	1,985
First dose	628
Series completed	1,357
Completed 1-dose series	12
Completed 2-dose series	1,345
First dose: current number of people who have only received their first dose of the Moderna or Pfizer vaccine.	
Series complete: current number of people who have received both Moderna or Pfizer vaccine doses or one Johnson & Johnson dose and are considered fully immunized.	

Demographic summary	First dose	Series complete	Total people vaccinated
Age group	628	1,357	1,985
16-24 years	7	9	16
25-34 years	20	16	36
35-44 years	29	31	60
45-54 years	82	39	121
55-64 years	246	67	313
65-74 years	153	723	876
75-84 years	58	385	443
85+ years	33	87	120
Race	628	1,357	1,985
White	298	828	1,126
Black	186	239	425
American Indian/Alaskan	1	0	1
Other	79	105	184
Unknown	64	185	249
Other race includes Asian, native Hawaiian/Pacific Islander, or other.			
Ethnicity	628	1,357	1,985
Hispanic	11	10	21
Non-Hispanic	345	659	1,004
Unknown	272	688	960
Gender	628	1,357	1,985
Female	394	740	1,134
Male	233	617	850
Unknown	1	0	1



COVID-19: Hardee County vaccine summary

Vaccination data through Mar 23, 2021 as of Mar 24, 2021 at 12:05 AM

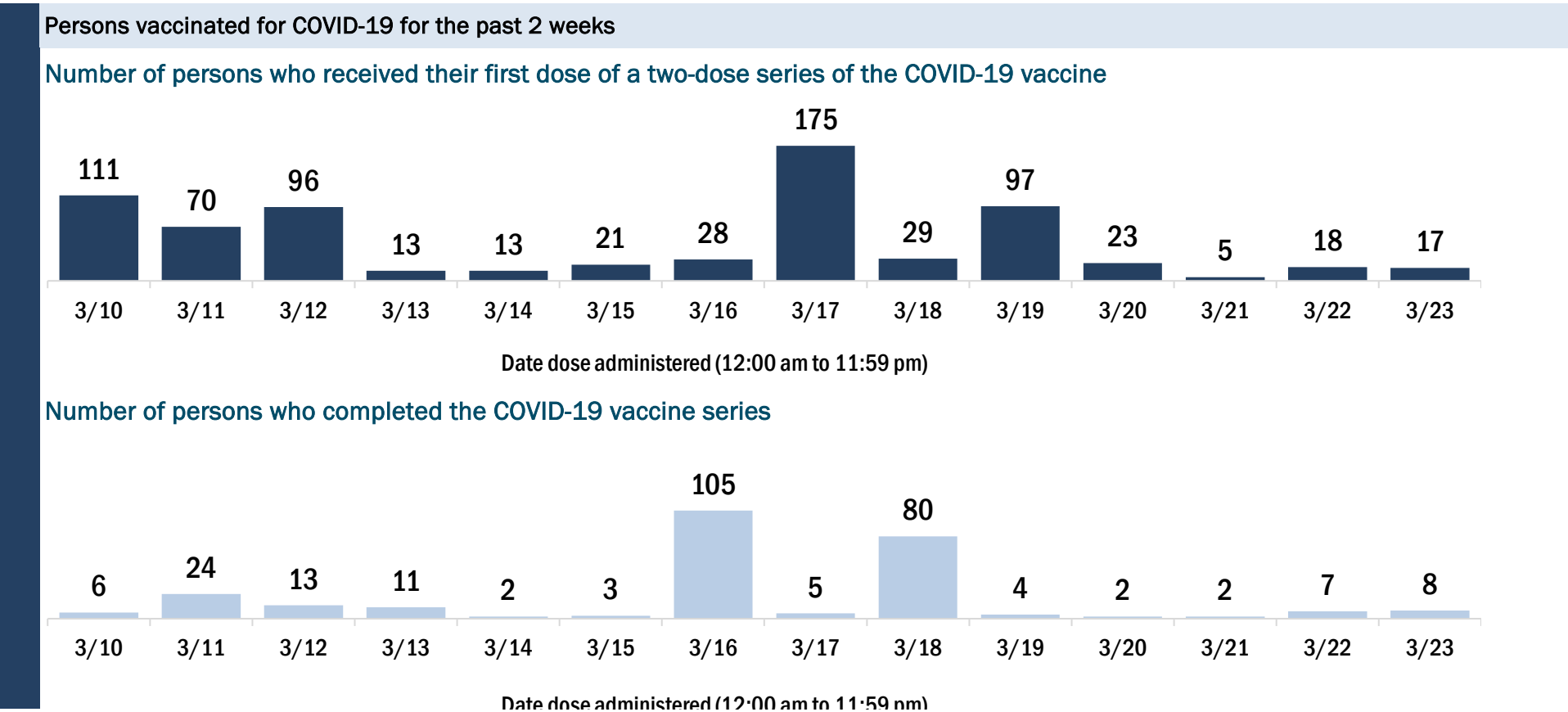
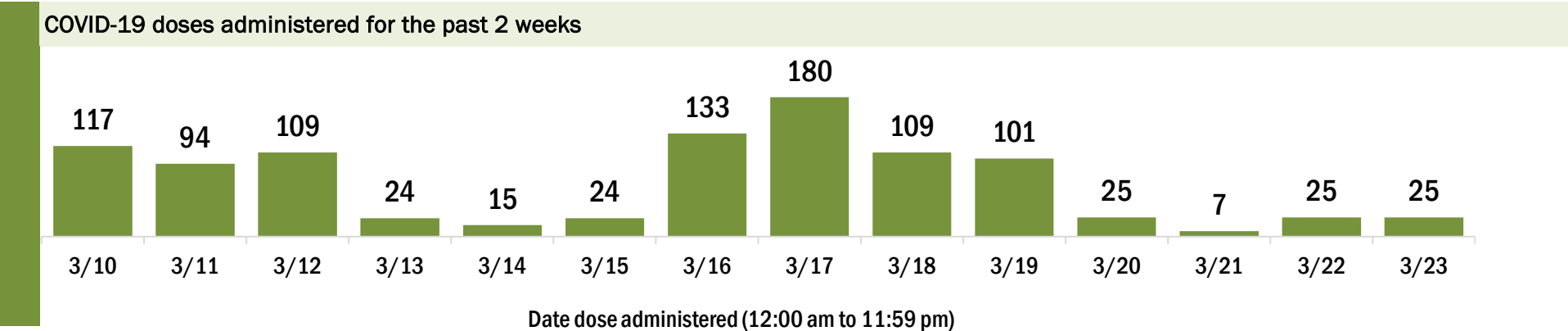
Data in this report are provisional and subject to change.

Data in this summary pertain to COVID-19 vaccines approved by the U.S. Food and Drug Administration and have been issued an Emergency Use Authorization (Janssen COVID-19 Vaccine, Moderna COVID-19 Vaccine and Pfizer-BioNTech COVID-19 Vaccine). These data summarize the number of people who have received either their first dose or have completed the series for a COVID-19 vaccine. **A person can only be counted in one category, first dose or series complete.** For persons receiving Moderna or Pfizer vaccines, once they receive their second dose, they are moved from the first dose column to the series completed column. **Because of this, the total first dose category may show a change from report to report not matching the total receiving their first dose from the previous day.** Persons receiving Johnson & Johnson vaccines will always be counted in the series completed column.

COVID-19 doses for vaccinated persons in Florida	
Doses administered	4,940
People receiving one dose of a 1-dose series (Johnson & Johnson) or receiving only one dose of a 2-dose series (Moderna, Pfizer) count once. Persons receiving both doses of a 2-dose series count twice.	

Current status of persons vaccinated for COVID-19 in Florida	
Total people vaccinated	3,233
First dose	1,517
Series completed	1,716
Completed 1-dose series	9
Completed 2-dose series	1,707
First dose: current number of people who have only received their first dose of the Moderna or Pfizer vaccine.	
Series complete: current number of people who have received both Moderna or Pfizer vaccine doses or one Johnson & Johnson dose and are considered fully immunized.	

Demographic summary	First dose	Series complete	Total people vaccinated
Age group	1,517	1,716	3,233
16-24 years	30	12	42
25-34 years	45	47	92
35-44 years	53	50	103
45-54 years	110	64	174
55-64 years	319	106	425
65-74 years	547	745	1,292
75-84 years	321	538	859
85+ years	92	154	246
Race	1,517	1,716	3,233
White	1,087	1,235	2,322
Black	59	36	95
American Indian/Alaskan	4	8	12
Other	231	336	567
Unknown	136	101	237
Other race includes Asian, native Hawaiian/Pacific Islander, or other.			
Ethnicity	1,517	1,716	3,233
Hispanic	125	122	247
Non-Hispanic	611	852	1,463
Unknown	781	742	1,523
Gender	1,517	1,716	3,233
Female	823	953	1,776
Male	692	762	1,454
Unknown	2	1	3



COVID-19: Hendry County vaccine summary

Vaccination data through Mar 23, 2021 as of Mar 24, 2021 at 12:05 AM

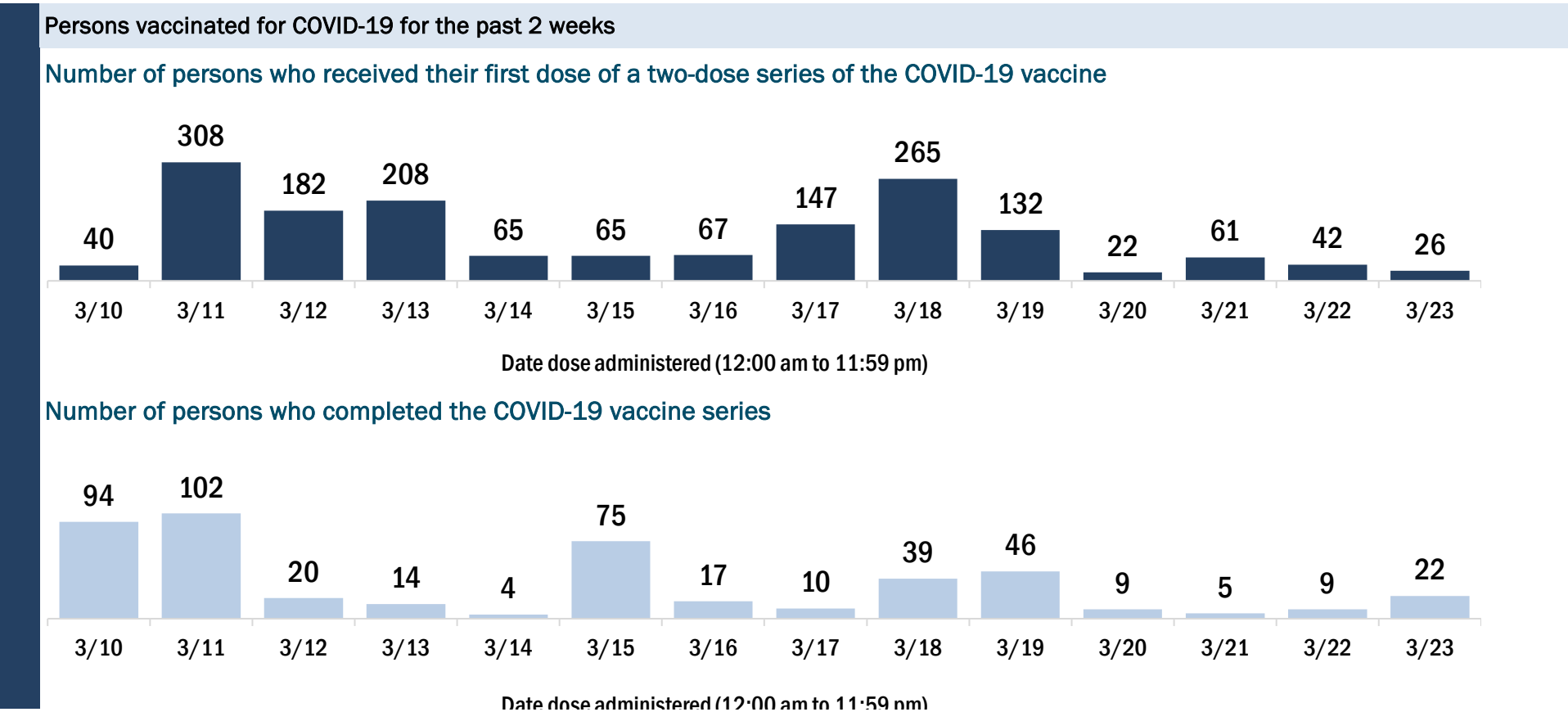
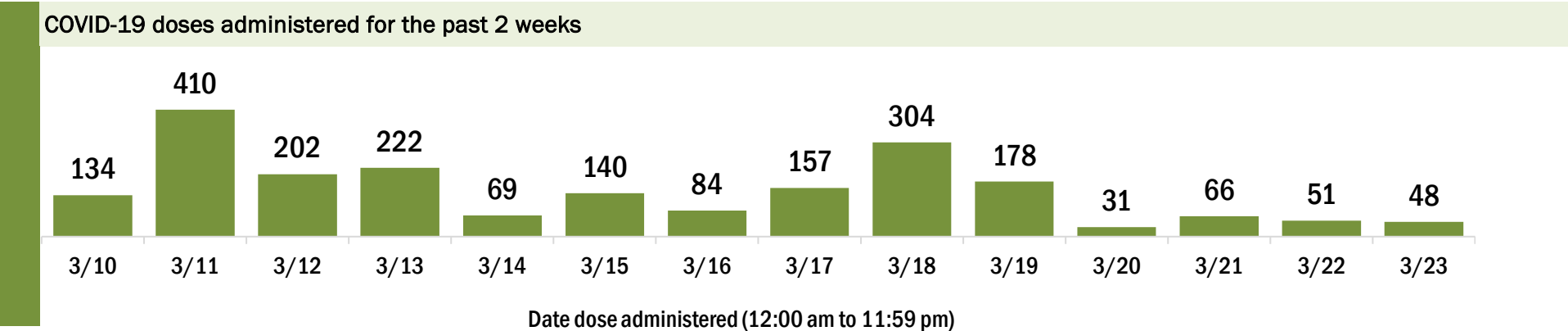
Data in this report are provisional and subject to change.

Data in this summary pertain to COVID-19 vaccines approved by the U.S. Food and Drug Administration and have been issued an Emergency Use Authorization (Janssen COVID-19 Vaccine, Moderna COVID-19 Vaccine and Pfizer-BioNTech COVID-19 Vaccine). These data summarize the number of people who have received either their first dose or have completed the series for a COVID-19 vaccine. **A person can only be counted in one category, first dose or series complete.** For persons receiving Moderna or Pfizer vaccines, once they receive their second dose, they are moved from the first dose column to the series completed column. **Because of this, the total first dose category may show a change from report to report not matching the total receiving their first dose from the previous day.** Persons receiving Johnson & Johnson vaccines will always be counted in the series completed column.

COVID-19 doses for vaccinated persons in Florida	
Doses administered	8,288
People receiving one dose of a 1-dose series (Johnson & Johnson) or receiving only one dose of a 2-dose series (Moderna, Pfizer) count once. Persons receiving both doses of a 2-dose series count twice.	

Current status of persons vaccinated for COVID-19 in Florida	
Total people vaccinated	5,703
First dose	3,027
Series completed	2,676
Completed 1-dose series	91
Completed 2-dose series	2,585
First dose: current number of people who have only received their first dose of the Moderna or Pfizer vaccine.	
Series complete: current number of people who have received both Moderna or Pfizer vaccine doses or one Johnson & Johnson dose and are considered fully immunized.	

Demographic summary	First dose	Series complete	Total people vaccinated
Age group	3,027	2,676	5,703
16-24 years	80	31	111
25-34 years	120	55	175
35-44 years	155	72	227
45-54 years	343	111	454
55-64 years	842	244	1,086
65-74 years	938	1,237	2,175
75-84 years	425	720	1,145
85+ years	124	206	330
Race	3,027	2,676	5,703
White	2,029	1,727	3,756
Black	213	189	402
American Indian/Alaskan	10	10	20
Other	501	453	954
Unknown	274	297	571
Other race includes Asian, native Hawaiian/Pacific Islander, or other.			
Ethnicity	3,027	2,676	5,703
Hispanic	801	413	1,214
Non-Hispanic	1,198	1,315	2,513
Unknown	1,028	948	1,976
Gender	3,027	2,676	5,703
Female	1,652	1,429	3,081
Male	1,374	1,247	2,621
Unknown	1	0	1



COVID-19: Hernando County vaccine summary

Vaccination data through Mar 23, 2021 as of Mar 24, 2021 at 12:05 AM

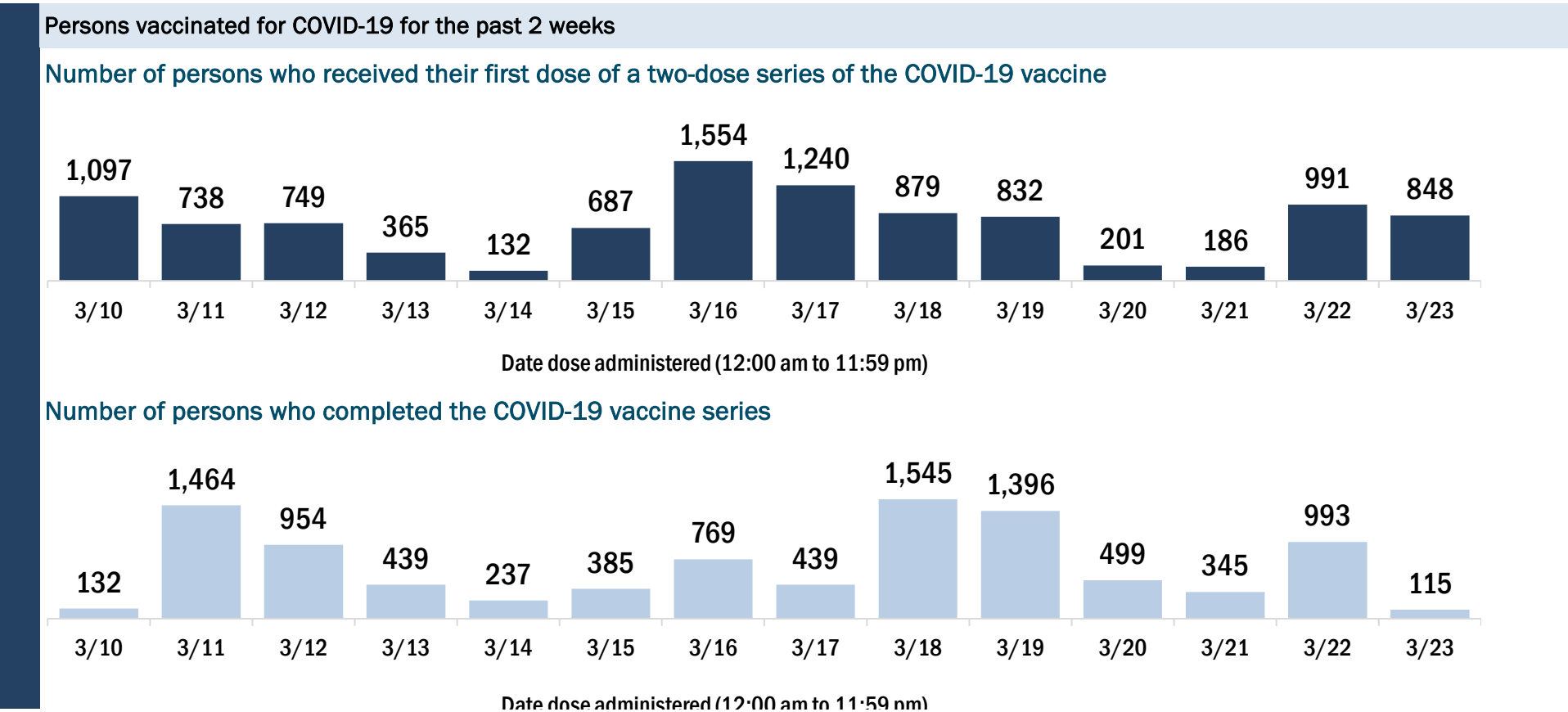
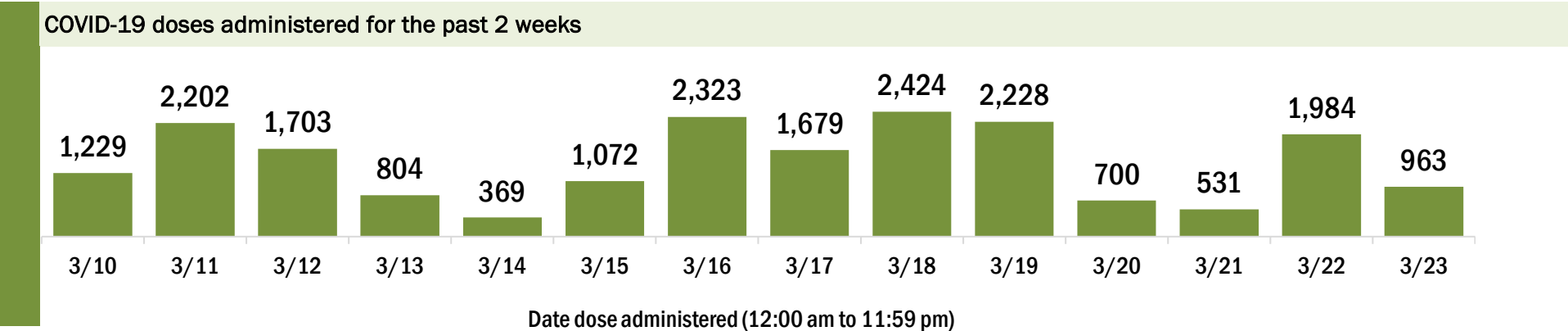
Data in this report are provisional and subject to change.

Data in this summary pertain to COVID-19 vaccines approved by the U.S. Food and Drug Administration and have been issued an Emergency Use Authorization (Janssen COVID-19 Vaccine, Moderna COVID-19 Vaccine and Pfizer-BioNTech COVID-19 Vaccine). These data summarize the number of people who have received either their first dose or have completed the series for a COVID-19 vaccine. **A person can only be counted in one category, first dose or series complete.** For persons receiving Moderna or Pfizer vaccines, once they receive their second dose, they are moved from the first dose column to the series completed column. **Because of this, the total first dose category may show a change from report to report not matching the total receiving their first dose from the previous day.** Persons receiving Johnson & Johnson vaccines will always be counted in the series completed column.

COVID-19 doses for vaccinated persons in Florida	
Doses administered	67,596
People receiving one dose of a 1-dose series (Johnson & Johnson) or receiving only one dose of a 2-dose series (Moderna, Pfizer) count once. Persons receiving both doses of a 2-dose series count twice.	

Current status of persons vaccinated for COVID-19 in Florida	
Total people vaccinated	44,607
First dose	18,745
Series completed	25,862
Completed 1-dose series	2,873
Completed 2-dose series	22,989
First dose: current number of people who have only received their first dose of the Moderna or Pfizer vaccine.	
Series complete: current number of people who have received both Moderna or Pfizer vaccine doses or one Johnson & Johnson dose and are considered fully immunized.	

Demographic summary	First dose	Series complete	Total people vaccinated
Age group	18,745	25,862	44,607
16-24 years	274	214	488
25-34 years	471	604	1,075
35-44 years	741	778	1,519
45-54 years	1,424	1,304	2,728
55-64 years	4,615	2,314	6,929
65-74 years	6,046	10,889	16,935
75-84 years	3,906	7,378	11,284
85+ years	1,268	2,381	3,649
Race	18,745	25,862	44,607
White	13,270	17,955	31,225
Black	394	629	1,023
American Indian/Alaskan	39	94	133
Other	1,108	2,060	3,168
Unknown	3,934	5,124	9,058
Other race includes Asian, native Hawaiian/Pacific Islander, or other.			
Ethnicity	18,745	25,862	44,607
Hispanic	701	965	1,666
Non-Hispanic	9,925	13,858	23,783
Unknown	8,119	11,039	19,158
Gender	18,745	25,862	44,607
Female	10,964	15,064	26,028
Male	7,719	10,769	18,488
Unknown	62	29	91



COVID-19: Highlands County vaccine summary

Vaccination data through Mar 23, 2021 as of Mar 24, 2021 at 12:05 AM

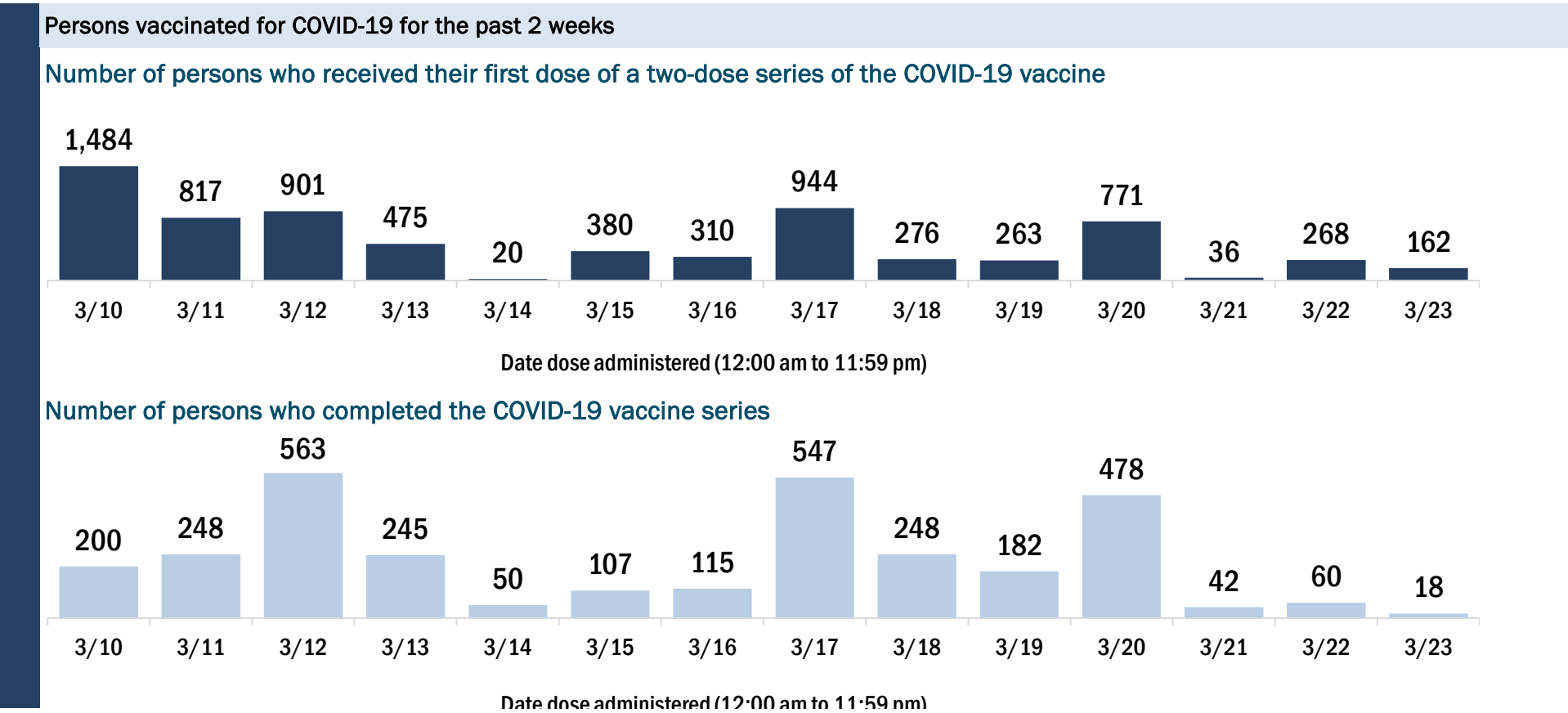
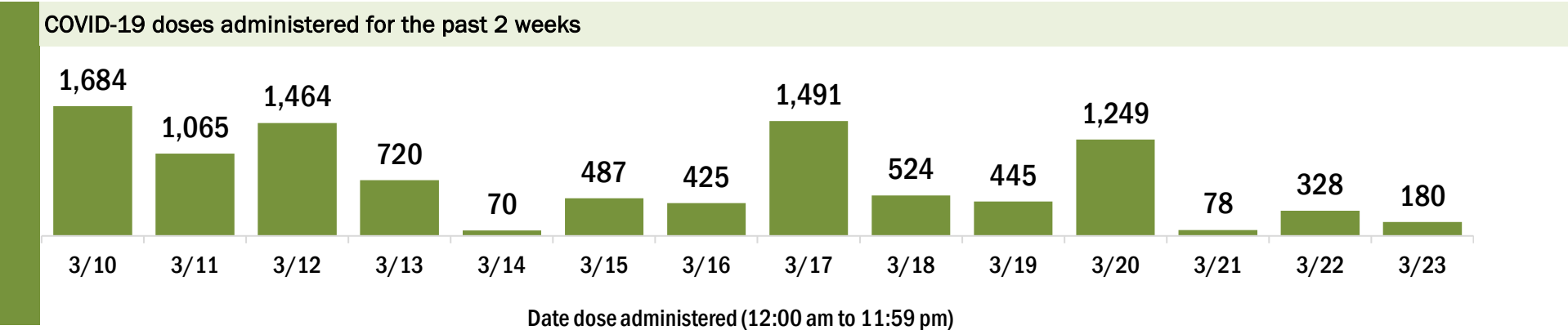
Data in this report are provisional and subject to change.

Data in this summary pertain to COVID-19 vaccines approved by the U.S. Food and Drug Administration and have been issued an Emergency Use Authorization (Janssen COVID-19 Vaccine, Moderna COVID-19 Vaccine and Pfizer-BioNTech COVID-19 Vaccine). These data summarize the number of people who have received either their first dose or have completed the series for a COVID-19 vaccine. **A person can only be counted in one category, first dose or series complete.** For persons receiving Moderna or Pfizer vaccines, once they receive their second dose, they are moved from the first dose column to the series completed column. **Because of this, the total first dose category may show a change from report to report not matching the total receiving their first dose from the previous day.** Persons receiving Johnson & Johnson vaccines will always be counted in the series completed column.

COVID-19 doses for vaccinated persons in Florida	
Doses administered	40,035
People receiving one dose of a 1-dose series (Johnson & Johnson) or receiving only one dose of a 2-dose series (Moderna, Pfizer) count once. Persons receiving both doses of a 2-dose series count twice.	

Current status of persons vaccinated for COVID-19 in Florida	
Total people vaccinated	30,117
First dose	20,061
Series completed	10,056
Completed 1-dose series	138
Completed 2-dose series	9,918
First dose: current number of people who have only received their first dose of the Moderna or Pfizer vaccine.	
Series complete: current number of people who have received both Moderna or Pfizer vaccine doses or one Johnson & Johnson dose and are considered fully immunized.	

Demographic summary	First dose	Series complete	Total people vaccinated
Age group	20,061	10,056	30,117
16-24 years	85	60	145
25-34 years	188	192	380
35-44 years	303	276	579
45-54 years	627	402	1,029
55-64 years	2,976	662	3,638
65-74 years	7,724	4,321	12,045
75-84 years	6,370	3,232	9,602
85+ years	1,788	911	2,699
Race	20,061	10,056	30,117
White	16,661	8,059	24,720
Black	679	237	916
American Indian/Alaskan	194	62	256
Other	779	872	1,651
Unknown	1,748	826	2,574
Other race includes Asian, native Hawaiian/Pacific Islander, or other.			
Ethnicity	20,061	10,056	30,117
Hispanic	1,049	373	1,422
Non-Hispanic	12,721	7,066	19,787
Unknown	6,291	2,617	8,908
Gender	20,061	10,056	30,117
Female	10,949	5,525	16,474
Male	9,079	4,524	13,603
Unknown	33	7	40



COVID-19: Hillsborough County vaccine summary

Vaccination data through Mar 23, 2021 as of Mar 24, 2021 at 12:05 AM

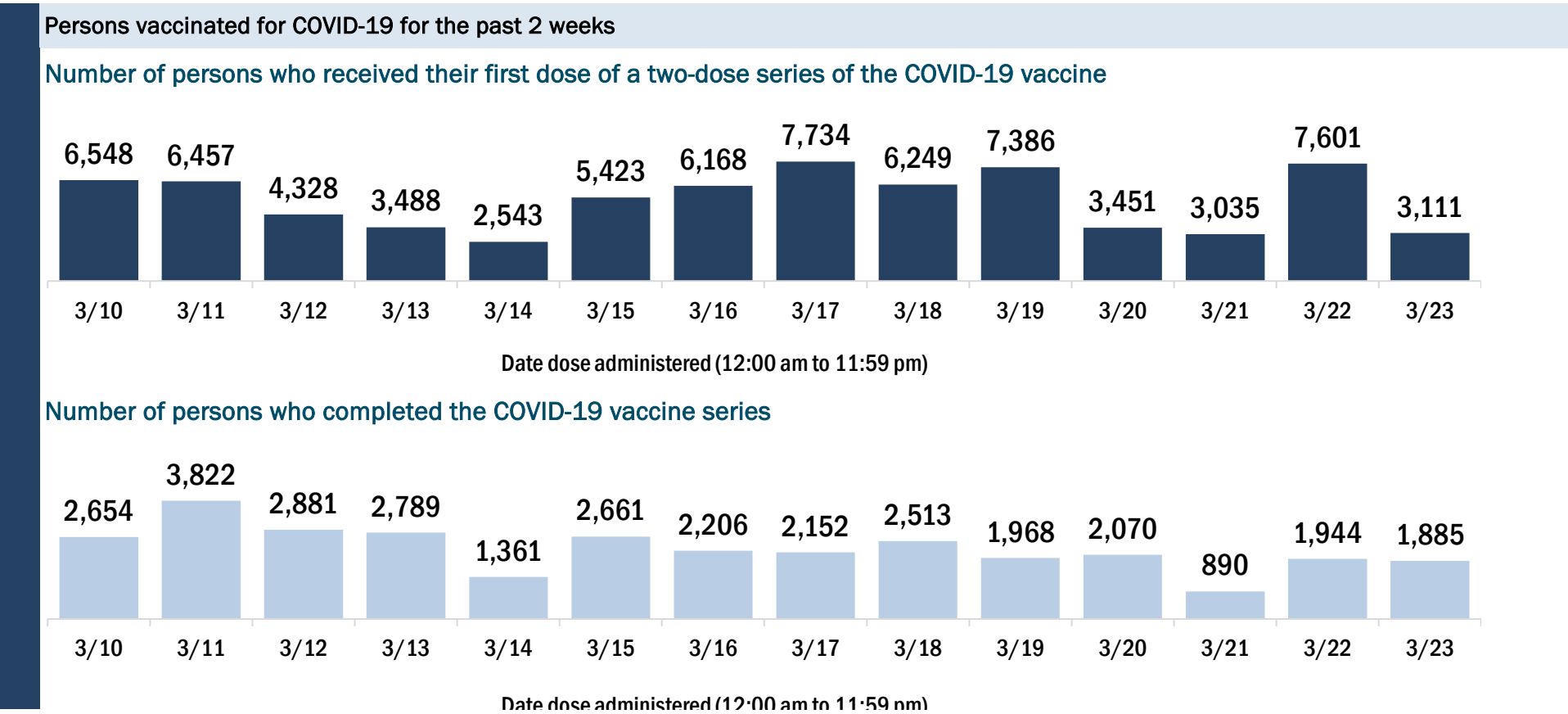
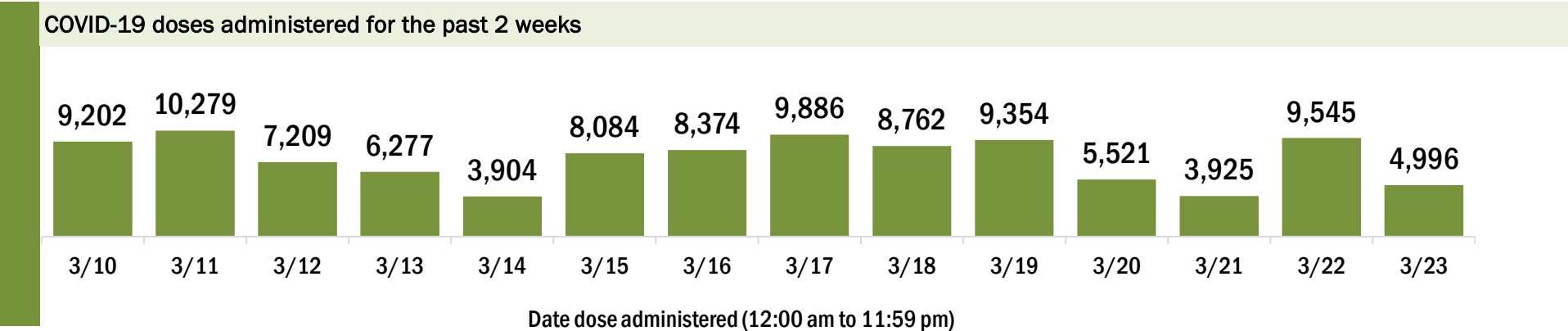
Data in this report are provisional and subject to change.

Data in this summary pertain to COVID-19 vaccines approved by the U.S. Food and Drug Administration and have been issued an Emergency Use Authorization (Janssen COVID-19 Vaccine, Moderna COVID-19 Vaccine and Pfizer-BioNTech COVID-19 Vaccine). These data summarize the number of people who have received either their first dose or have completed the series for a COVID-19 vaccine. **A person can only be counted in one category, first dose or series complete.** For persons receiving Moderna or Pfizer vaccines, once they receive their second dose, they are moved from the first dose column to the series completed column. **Because of this, the total first dose category may show a change from report to report not matching the total receiving their first dose from the previous day.** Persons receiving Johnson & Johnson vaccines will always be counted in the series completed column.

COVID-19 doses for vaccinated persons in Florida	
Doses administered	417,340
People receiving one dose of a 1-dose series (Johnson & Johnson) or receiving only one dose of a 2-dose series (Moderna, Pfizer) count once. Persons receiving both doses of a 2-dose series count twice.	

Current status of persons vaccinated for COVID-19 in Florida	
Total people vaccinated	292,404
First dose	153,816
Series completed	138,588
Completed 1-dose series	13,652
Completed 2-dose series	124,936
First dose: current number of people who have only received their first dose of the Moderna or Pfizer vaccine.	
Series complete: current number of people who have received both Moderna or Pfizer vaccine doses or one Johnson & Johnson dose and are considered fully immunized.	

Demographic summary	First dose	Series complete	Total people vaccinated
Age group	153,816	138,588	292,404
16-24 years	4,725	2,627	7,352
25-34 years	10,098	9,550	19,648
35-44 years	13,498	11,452	24,950
45-54 years	19,592	12,807	32,399
55-64 years	39,086	17,532	56,618
65-74 years	40,468	48,905	89,373
75-84 years	19,944	26,187	46,131
85+ years	6,405	9,528	15,933
Race	153,816	138,588	292,404
White	98,441	93,135	191,576
Black	9,848	10,514	20,362
American Indian/Alaskan	505	588	1,093
Other	17,744	21,189	38,933
Unknown	27,278	13,162	40,440
Other race includes Asian, native Hawaiian/Pacific Islander, or other.			
Ethnicity	153,816	138,588	292,404
Hispanic	14,894	16,158	31,052
Non-Hispanic	76,163	86,223	162,386
Unknown	62,759	36,207	98,966
Gender	153,816	138,588	292,404
Female	90,026	82,520	172,546
Male	63,419	55,940	119,359
Unknown	371	128	499



COVID-19: Holmes County vaccine summary

Vaccination data through Mar 23, 2021 as of Mar 24, 2021 at 12:05 AM

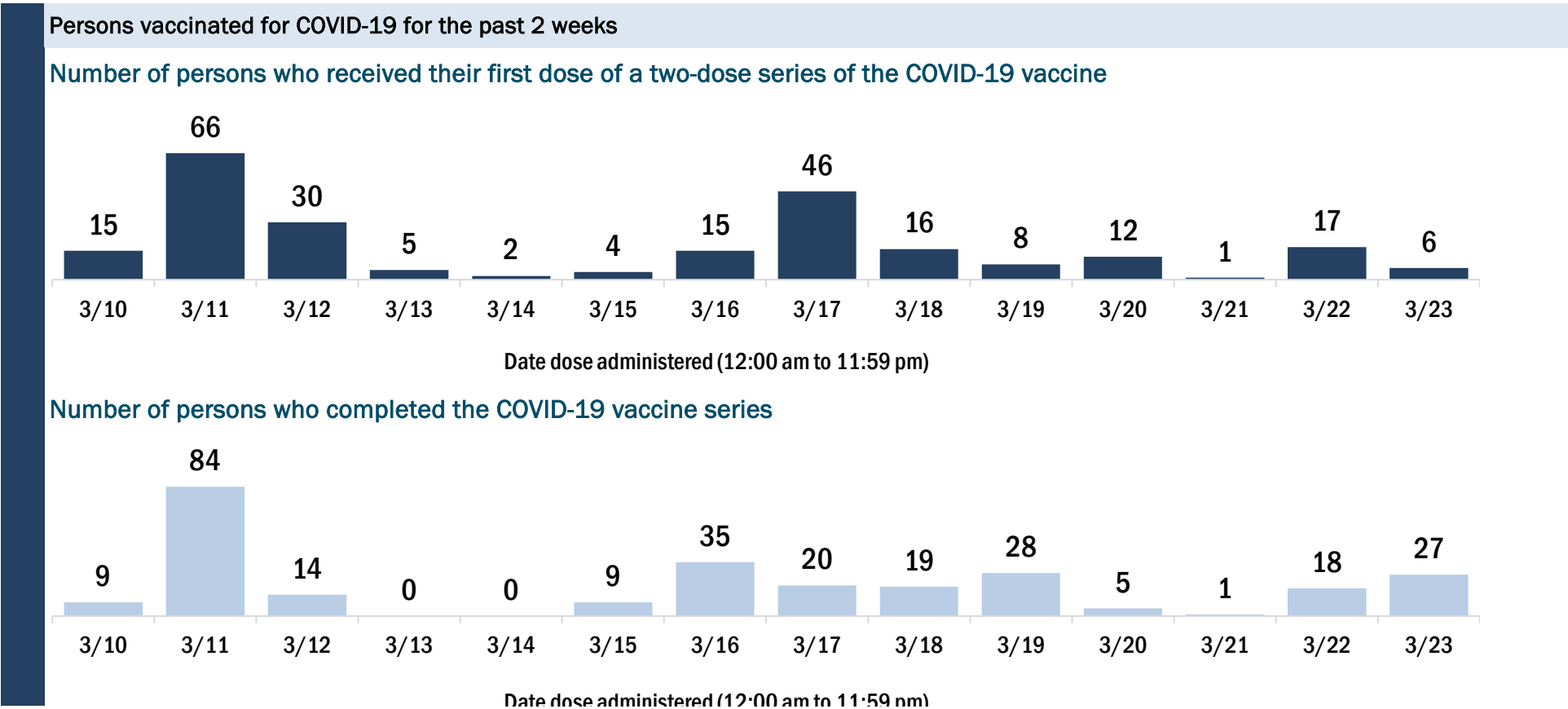
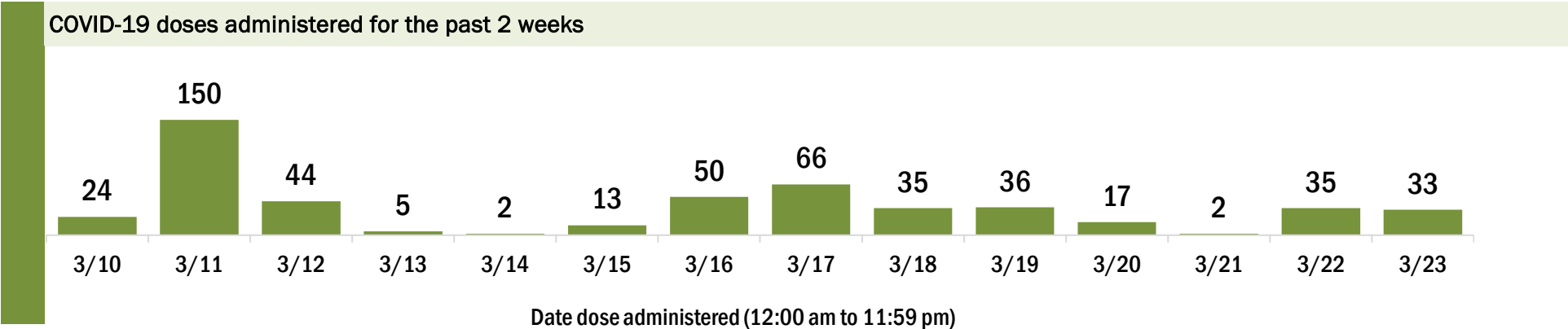
Data in this report are provisional and subject to change.

Data in this summary pertain to COVID-19 vaccines approved by the U.S. Food and Drug Administration and have been issued an Emergency Use Authorization (Janssen COVID-19 Vaccine, Moderna COVID-19 Vaccine and Pfizer-BioNTech COVID-19 Vaccine). These data summarize the number of people who have received either their first dose or have completed the series for a COVID-19 vaccine. **A person can only be counted in one category, first dose or series complete.** For persons receiving Moderna or Pfizer vaccines, once they receive their second dose, they are moved from the first dose column to the series completed column. **Because of this, the total first dose category may show a change from report to report not matching the total receiving their first dose from the previous day.** Persons receiving Johnson & Johnson vaccines will always be counted in the series completed column.

COVID-19 doses for vaccinated persons in Florida	
Doses administered	4,662
People receiving one dose of a 1-dose series (Johnson & Johnson) or receiving only one dose of a 2-dose series (Moderna, Pfizer) count once. Persons receiving both doses of a 2-dose series count twice.	

Current status of persons vaccinated for COVID-19 in Florida	
Total people vaccinated	2,802
First dose	813
Series completed	1,989
Completed 1-dose series	129
Completed 2-dose series	1,860
First dose: current number of people who have only received their first dose of the Moderna or Pfizer vaccine.	
Series complete: current number of people who have received both Moderna or Pfizer vaccine doses or one Johnson & Johnson dose and are considered fully immunized.	

Demographic summary	First dose	Series complete	Total people vaccinated
Age group	813	1,989	2,802
16-24 years	9	12	21
25-34 years	25	40	65
35-44 years	48	65	113
45-54 years	100	112	212
55-64 years	220	211	431
65-74 years	250	812	1,062
75-84 years	133	568	701
85+ years	28	169	197
Race	813	1,989	2,802
White	711	1,692	2,403
Black	23	67	90
American Indian/Alaskan	3	22	25
Other	32	153	185
Unknown	44	55	99
Other race includes Asian, native Hawaiian/Pacific Islander, or other.			
Ethnicity	813	1,989	2,802
Hispanic	7	14	21
Non-Hispanic	649	1,688	2,337
Unknown	157	287	444
Gender	813	1,989	2,802
Female	439	1,079	1,518
Male	373	910	1,283
Unknown	1	0	1



COVID-19: Indian River County vaccine summary

Vaccination data through Mar 23, 2021 as of Mar 24, 2021 at 12:05 AM

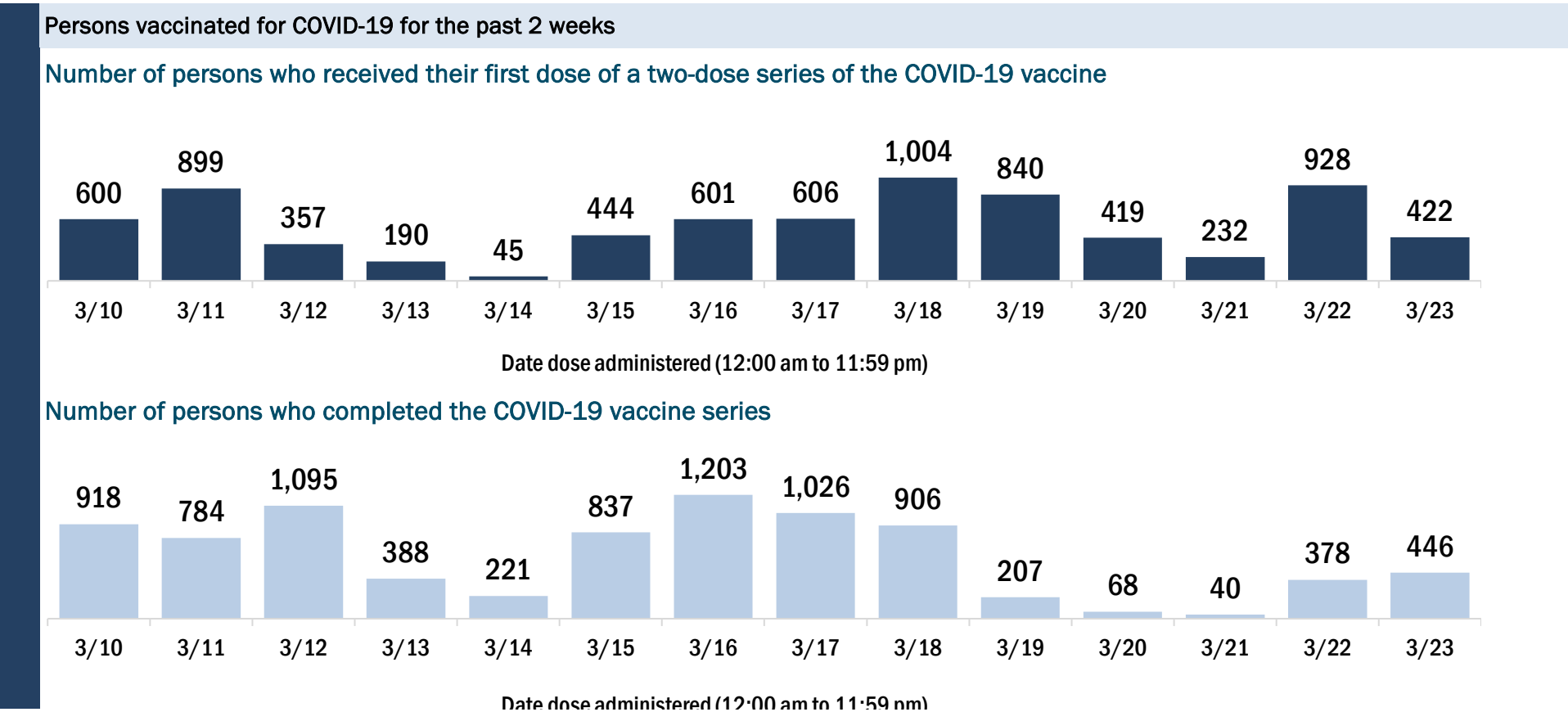
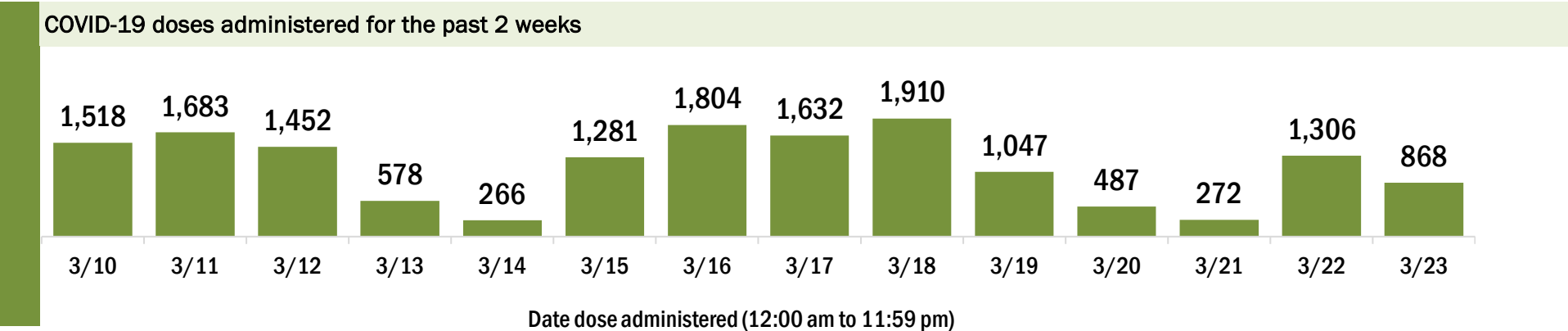
Data in this report are provisional and subject to change.

Data in this summary pertain to COVID-19 vaccines approved by the U.S. Food and Drug Administration and have been issued an Emergency Use Authorization (Janssen COVID-19 Vaccine, Moderna COVID-19 Vaccine and Pfizer-BioNTech COVID-19 Vaccine). These data summarize the number of people who have received either their first dose or have completed the series for a COVID-19 vaccine. **A person can only be counted in one category, first dose or series complete.** For persons receiving Moderna or Pfizer vaccines, once they receive their second dose, they are moved from the first dose column to the series completed column. **Because of this, the total first dose category may show a change from report to report not matching the total receiving their first dose from the previous day.** Persons receiving Johnson & Johnson vaccines will always be counted in the series completed column.

COVID-19 doses for vaccinated persons in Florida	
Doses administered	88,501
People receiving one dose of a 1-dose series (Johnson & Johnson) or receiving only one dose of a 2-dose series (Moderna, Pfizer) count once. Persons receiving both doses of a 2-dose series count twice.	

Current status of persons vaccinated for COVID-19 in Florida	
Total people vaccinated	54,537
First dose	20,006
Series completed	34,531
Completed 1-dose series	567
Completed 2-dose series	33,964
First dose: current number of people who have only received their first dose of the Moderna or Pfizer vaccine.	
Series complete: current number of people who have received both Moderna or Pfizer vaccine doses or one Johnson & Johnson dose and are considered fully immunized.	

Demographic summary	First dose	Series complete	Total people vaccinated
Age group	20,006	34,531	54,537
16-24 years	195	179	374
25-34 years	331	481	812
35-44 years	516	668	1,184
45-54 years	1,021	1,009	2,030
55-64 years	4,628	1,994	6,622
65-74 years	6,477	16,345	22,822
75-84 years	4,904	10,363	15,267
85+ years	1,934	3,492	5,426
Race	20,006	34,531	54,537
White	14,962	25,334	40,296
Black	805	713	1,518
American Indian/Alaskan	151	176	327
Other	1,054	2,583	3,637
Unknown	3,034	5,725	8,759
Other race includes Asian, native Hawaiian/Pacific Islander, or other.			
Ethnicity	20,006	34,531	54,537
Hispanic	632	649	1,281
Non-Hispanic	11,645	21,649	33,294
Unknown	7,729	12,233	19,962
Gender	20,006	34,531	54,537
Female	11,305	19,513	30,818
Male	8,668	15,009	23,677
Unknown	33	9	42



COVID-19: Jackson County vaccine summary

Vaccination data through Mar 23, 2021 as of Mar 24, 2021 at 12:05 AM

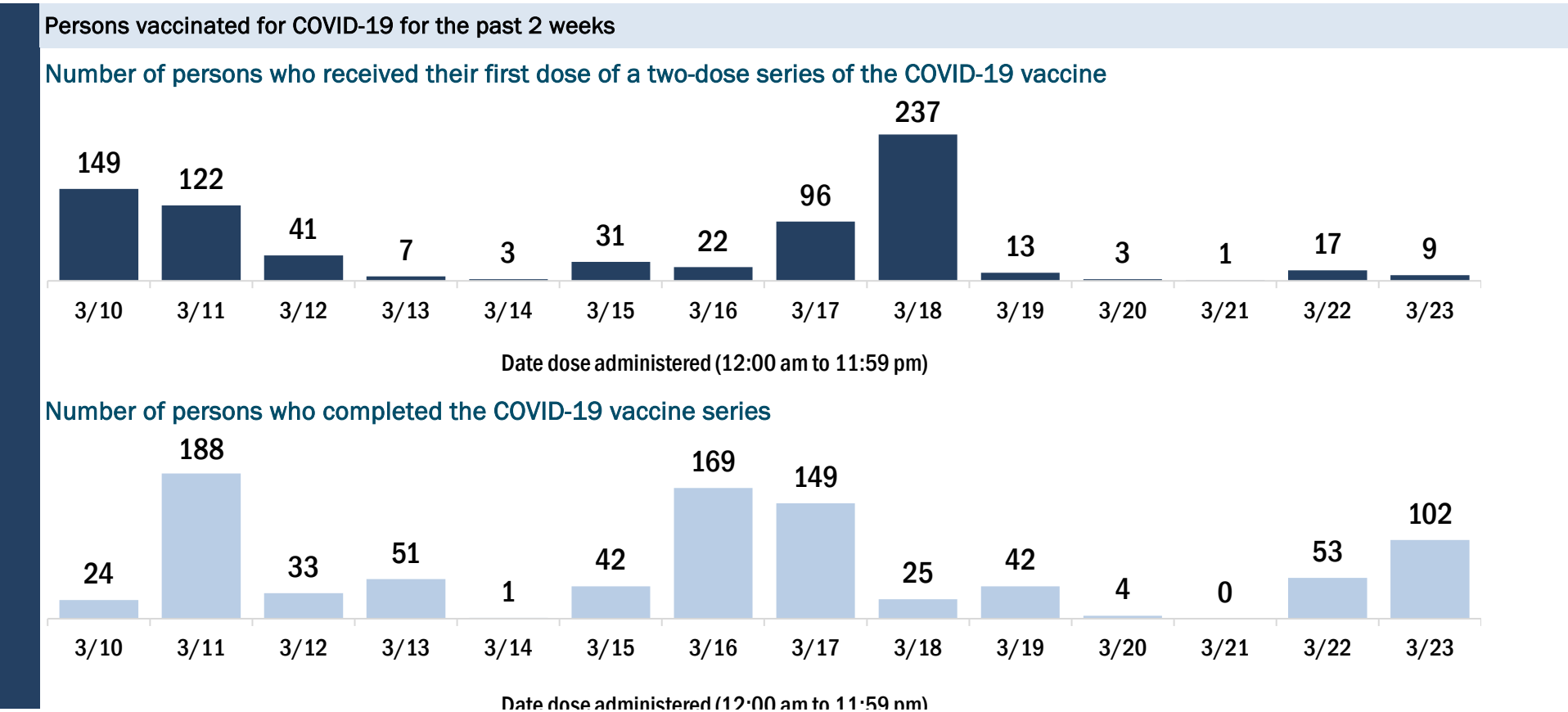
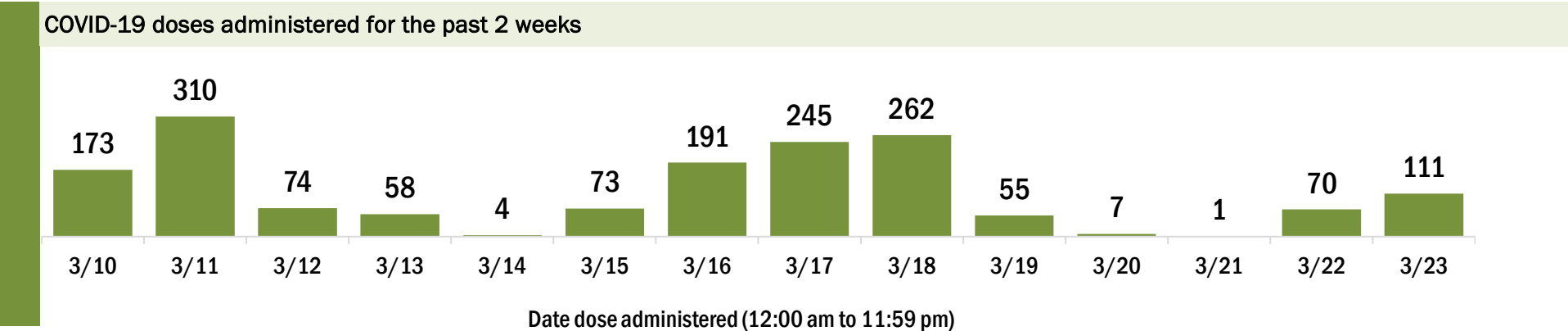
Data in this report are provisional and subject to change.

Data in this summary pertain to COVID-19 vaccines approved by the U.S. Food and Drug Administration and have been issued an Emergency Use Authorization (Janssen COVID-19 Vaccine, Moderna COVID-19 Vaccine and Pfizer-BioNTech COVID-19 Vaccine). These data summarize the number of people who have received either their first dose or have completed the series for a COVID-19 vaccine. **A person can only be counted in one category, first dose or series complete.** For persons receiving Moderna or Pfizer vaccines, once they receive their second dose, they are moved from the first dose column to the series completed column. **Because of this, the total first dose category may show a change from report to report not matching the total receiving their first dose from the previous day.** Persons receiving Johnson & Johnson vaccines will always be counted in the series completed column.

COVID-19 doses for vaccinated persons in Florida	
Doses administered	14,710
People receiving one dose of a 1-dose series (Johnson & Johnson) or receiving only one dose of a 2-dose series (Moderna, Pfizer) count once. Persons receiving both doses of a 2-dose series count twice.	

Current status of persons vaccinated for COVID-19 in Florida	
Total people vaccinated	9,048
First dose	2,973
Series completed	6,075
Completed 1-dose series	413
Completed 2-dose series	5,662
First dose: current number of people who have only received their first dose of the Moderna or Pfizer vaccine.	
Series complete: current number of people who have received both Moderna or Pfizer vaccine doses or one Johnson & Johnson dose and are considered fully immunized.	

Demographic summary	First dose	Series complete	Total people vaccinated
Age group	2,973	6,075	9,048
16-24 years	60	47	107
25-34 years	121	153	274
35-44 years	185	241	426
45-54 years	381	400	781
55-64 years	907	764	1,671
65-74 years	679	2,446	3,125
75-84 years	471	1,515	1,986
85+ years	169	509	678
Race	2,973	6,075	9,048
White	1,898	4,295	6,193
Black	656	1,054	1,710
American Indian/Alaskan	20	26	46
Other	127	275	402
Unknown	272	425	697
Other race includes Asian, native Hawaiian/Pacific Islander, or other.			
Ethnicity	2,973	6,075	9,048
Hispanic	62	50	112
Non-Hispanic	2,145	4,109	6,254
Unknown	766	1,916	2,682
Gender	2,973	6,075	9,048
Female	1,721	3,463	5,184
Male	1,250	2,612	3,862
Unknown	2	0	2



COVID-19: Jefferson County vaccine summary

Vaccination data through Mar 23, 2021 as of Mar 24, 2021 at 12:05 AM

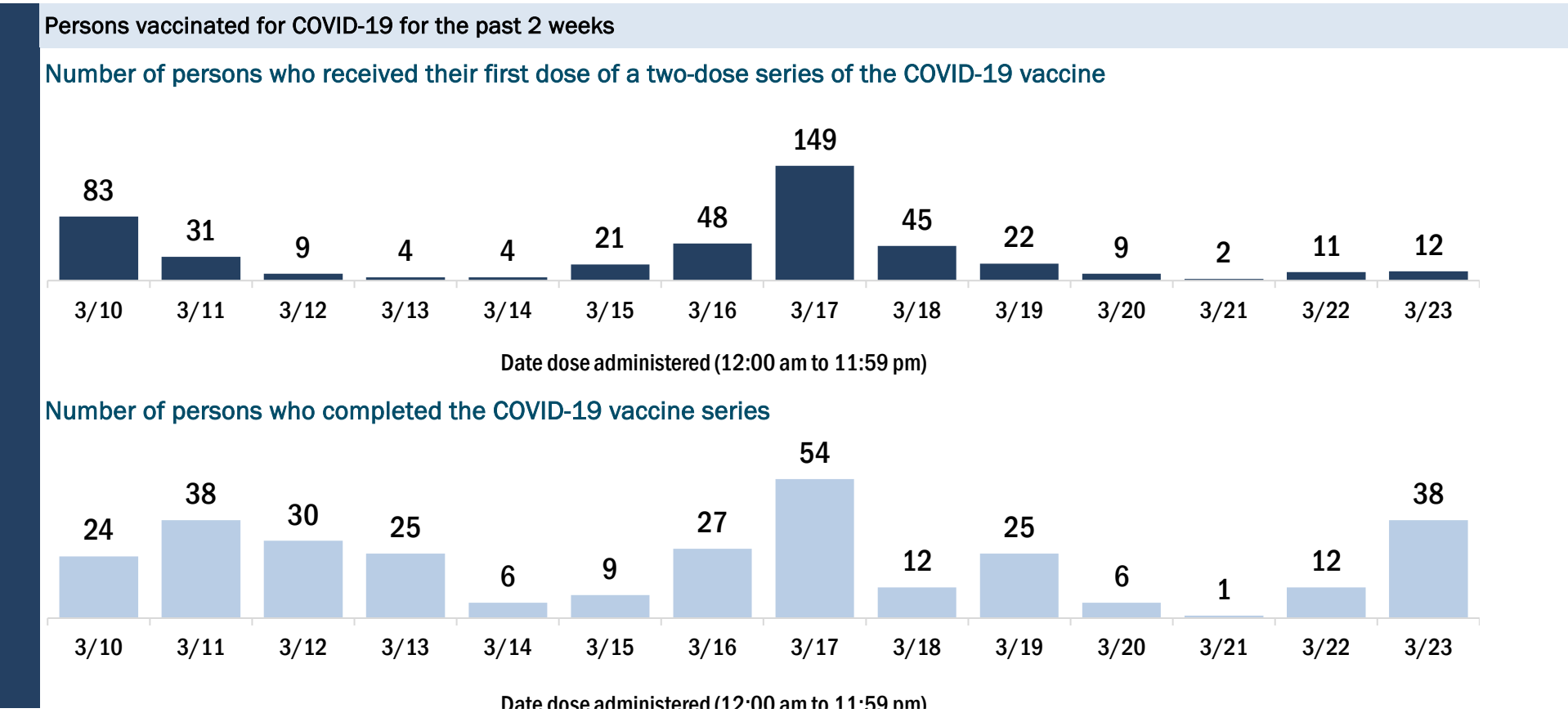
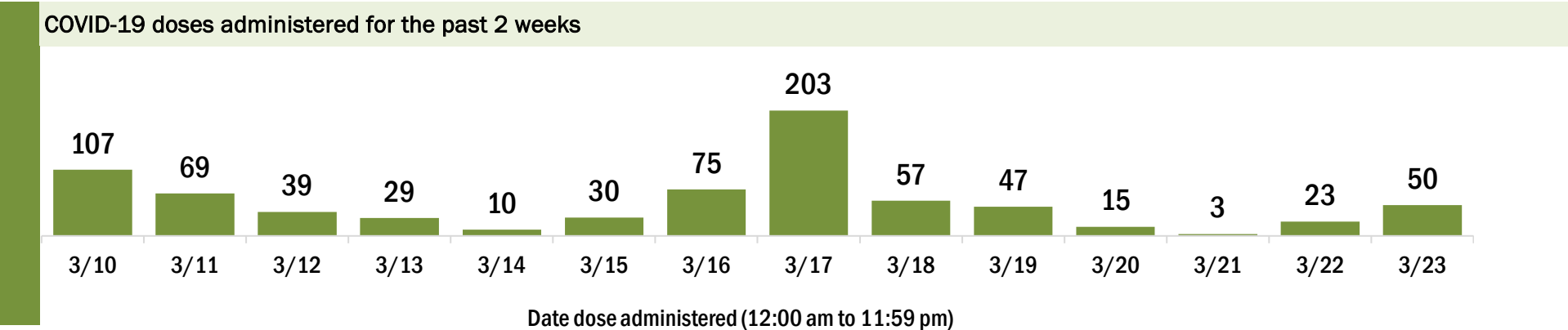
Data in this report are provisional and subject to change.

Data in this summary pertain to COVID-19 vaccines approved by the U.S. Food and Drug Administration and have been issued an Emergency Use Authorization (Janssen COVID-19 Vaccine, Moderna COVID-19 Vaccine and Pfizer-BioNTech COVID-19 Vaccine). These data summarize the number of people who have received either their first dose or have completed the series for a COVID-19 vaccine. **A person can only be counted in one category, first dose or series complete.** For persons receiving Moderna or Pfizer vaccines, once they receive their second dose, they are moved from the first dose column to the series completed column. **Because of this, the total first dose category may show a change from report to report not matching the total receiving their first dose from the previous day.** Persons receiving Johnson & Johnson vaccines will always be counted in the series completed column.

COVID-19 doses for vaccinated persons in Florida	
Doses administered	5,595
People receiving one dose of a 1-dose series (Johnson & Johnson) or receiving only one dose of a 2-dose series (Moderna, Pfizer) count once. Persons receiving both doses of a 2-dose series count twice.	

Current status of persons vaccinated for COVID-19 in Florida	
Total people vaccinated	3,333
First dose	1,000
Series completed	2,333
Completed 1-dose series	71
Completed 2-dose series	2,262
First dose: current number of people who have only received their first dose of the Moderna or Pfizer vaccine.	
Series complete: current number of people who have received both Moderna or Pfizer vaccine doses or one Johnson & Johnson dose and are considered fully immunized.	

Demographic summary	First dose	Series complete	Total people vaccinated
Age group	1,000	2,333	3,333
16-24 years	25	8	33
25-34 years	29	39	68
35-44 years	69	60	129
45-54 years	127	131	258
55-64 years	406	256	662
65-74 years	209	1,113	1,322
75-84 years	104	568	672
85+ years	31	158	189
Race	1,000	2,333	3,333
White	474	1,268	1,742
Black	282	408	690
American Indian/Alaskan	3	4	7
Other	123	418	541
Unknown	118	235	353
Other race includes Asian, native Hawaiian/Pacific Islander, or other.			
Ethnicity	1,000	2,333	3,333
Hispanic	13	21	34
Non-Hispanic	584	1,145	1,729
Unknown	403	1,167	1,570
Gender	1,000	2,333	3,333
Female	594	1,371	1,965
Male	406	962	1,368
Unknown	0	0	0



COVID-19: Lafayette County vaccine summary

Vaccination data through Mar 23, 2021 as of Mar 24, 2021 at 12:05 AM

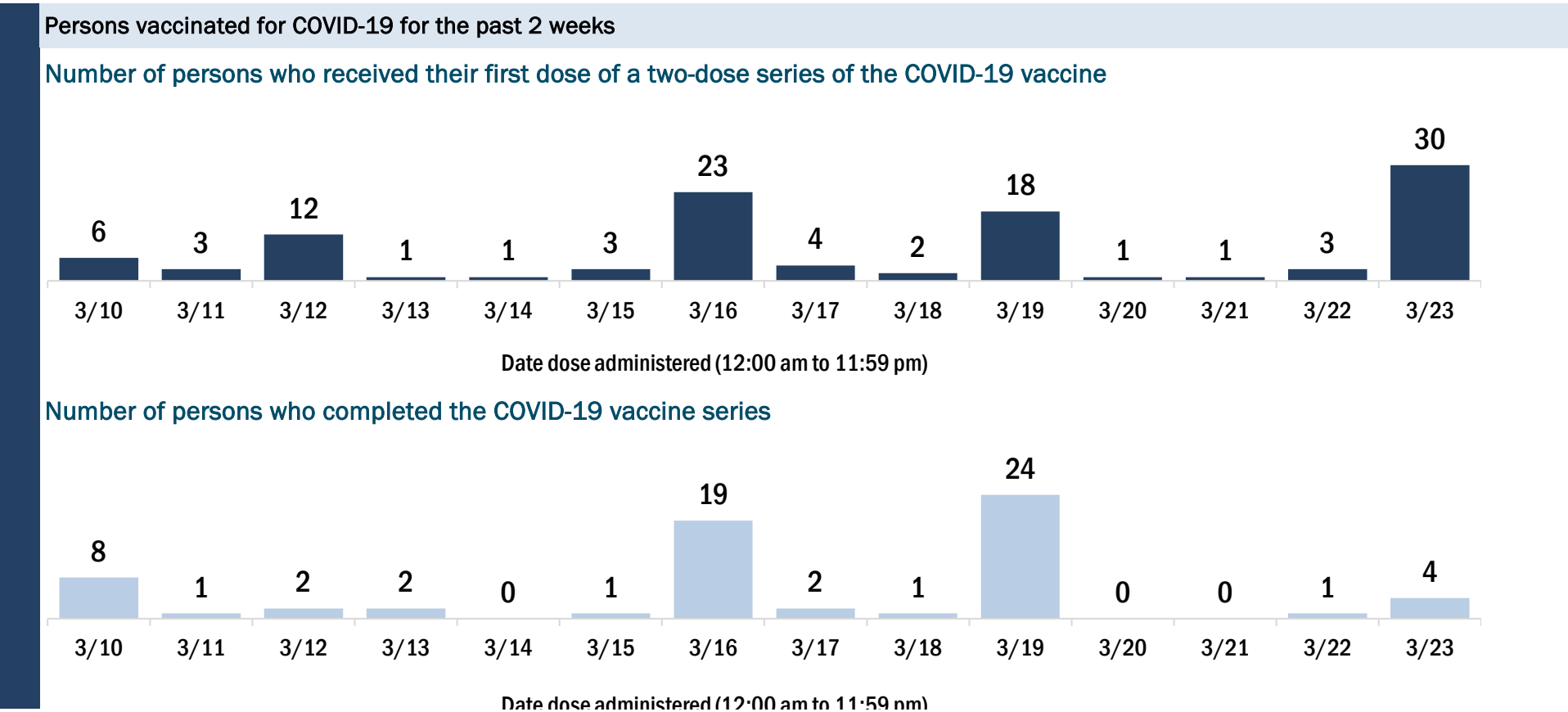
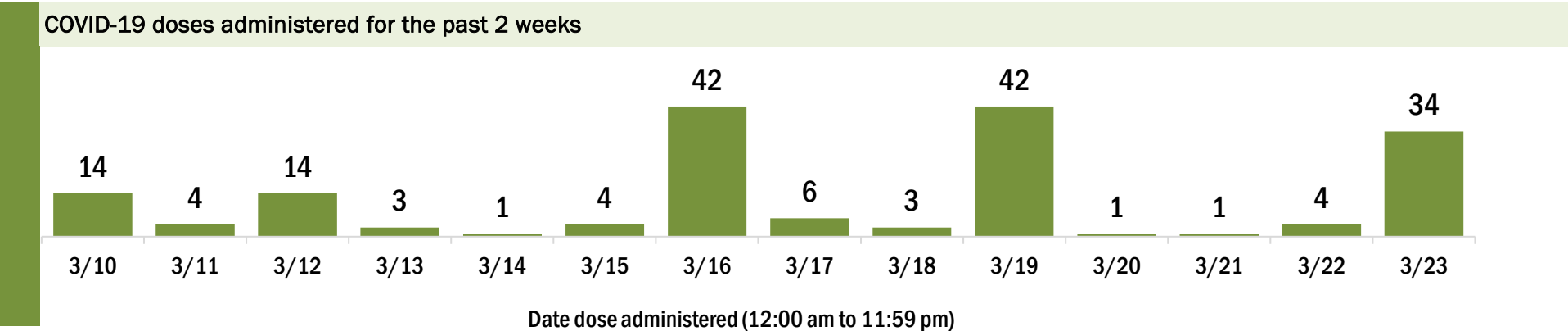
Data in this report are provisional and subject to change.

Data in this summary pertain to COVID-19 vaccines approved by the U.S. Food and Drug Administration and have been issued an Emergency Use Authorization (Janssen COVID-19 Vaccine, Moderna COVID-19 Vaccine and Pfizer-BioNTech COVID-19 Vaccine). These data summarize the number of people who have received either their first dose or have completed the series for a COVID-19 vaccine. **A person can only be counted in one category, first dose or series complete.** For persons receiving Moderna or Pfizer vaccines, once they receive their second dose, they are moved from the first dose column to the series completed column. **Because of this, the total first dose category may show a change from report to report not matching the total receiving their first dose from the previous day.** Persons receiving Johnson & Johnson vaccines will always be counted in the series completed column.

COVID-19 doses for vaccinated persons in Florida	
Doses administered	2,610
People receiving one dose of a 1-dose series (Johnson & Johnson) or receiving only one dose of a 2-dose series (Moderna, Pfizer) count once. Persons receiving both doses of a 2-dose series count twice.	

Current status of persons vaccinated for COVID-19 in Florida	
Total people vaccinated	1,497
First dose	382
Series completed	1,115
Completed 1-dose series	2
Completed 2-dose series	1,113
First dose: current number of people who have only received their first dose of the Moderna or Pfizer vaccine.	
Series complete: current number of people who have received both Moderna or Pfizer vaccine doses or one Johnson & Johnson dose and are considered fully immunized.	

Demographic summary	First dose	Series complete	Total people vaccinated
Age group	382	1,115	1,497
16-24 years	2	3	5
25-34 years	2	7	9
35-44 years	13	18	31
45-54 years	42	34	76
55-64 years	103	67	170
65-74 years	130	559	689
75-84 years	63	329	392
85+ years	27	98	125
Race	382	1,115	1,497
White	293	954	1,247
Black	14	28	42
American Indian/Alaskan	4	1	5
Other	13	64	77
Unknown	58	68	126
Other race includes Asian, native Hawaiian/Pacific Islander, or other.			
Ethnicity	382	1,115	1,497
Hispanic	14	17	31
Non-Hispanic	232	906	1,138
Unknown	136	192	328
Gender	382	1,115	1,497
Female	211	577	788
Male	170	538	708
Unknown	1	0	1



COVID-19: Lake County vaccine summary

Vaccination data through Mar 23, 2021 as of Mar 24, 2021 at 12:05 AM

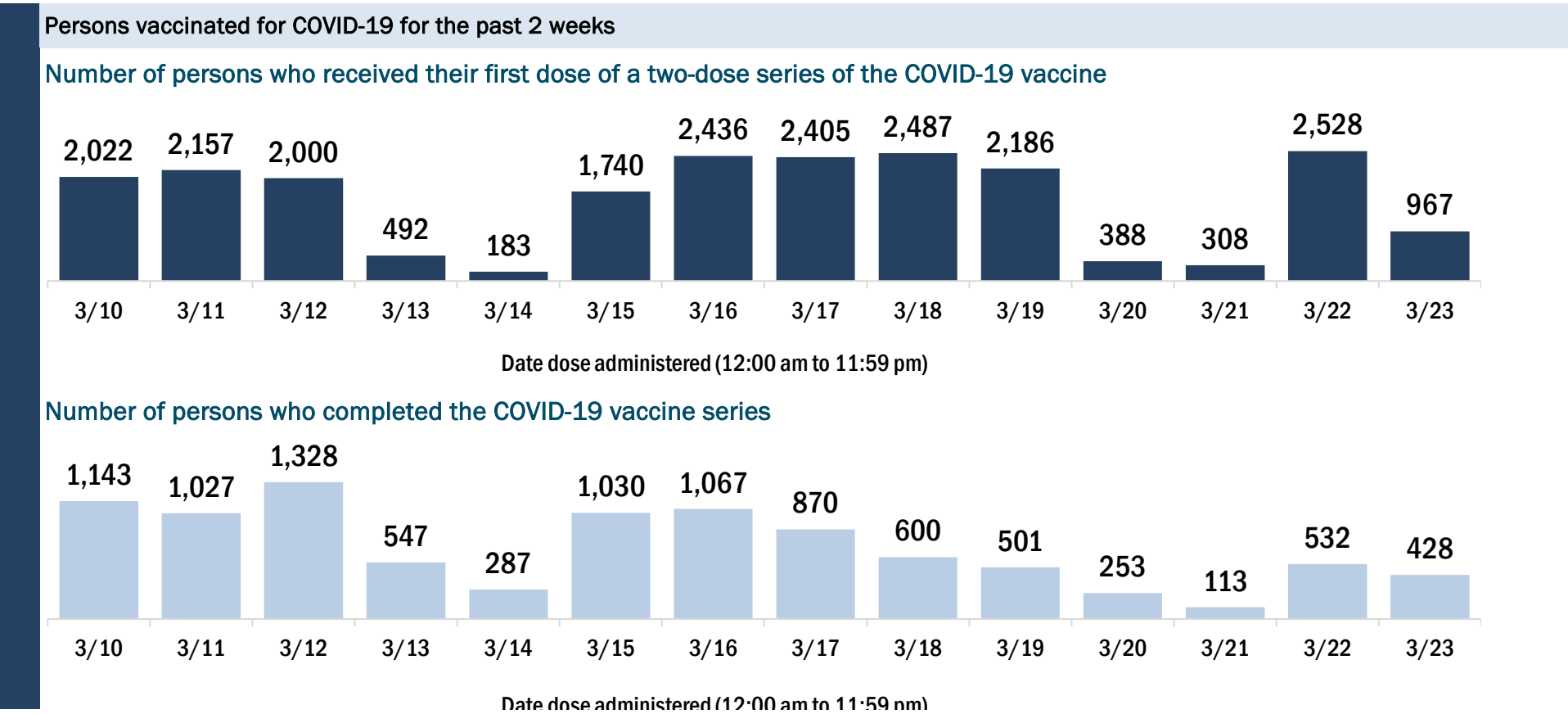
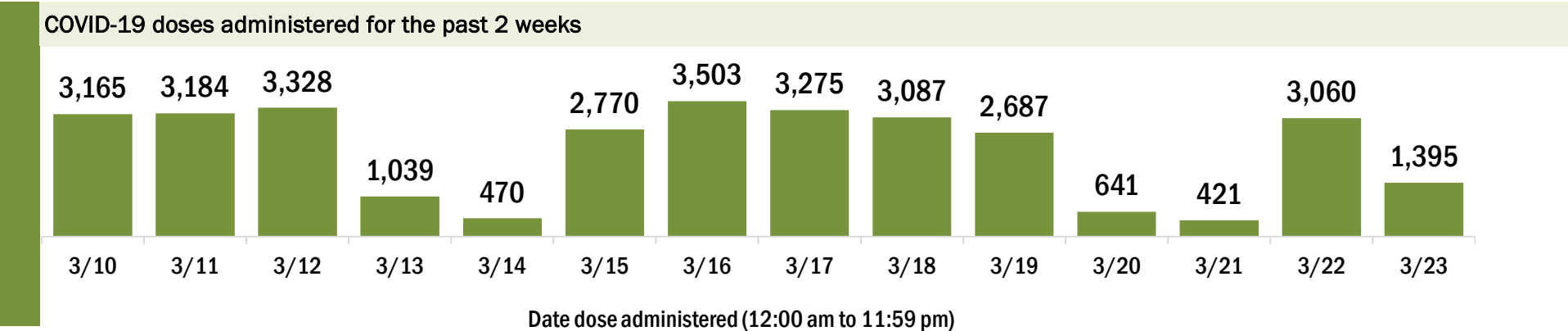
Data in this report are provisional and subject to change.

Data in this summary pertain to COVID-19 vaccines approved by the U.S. Food and Drug Administration and have been issued an Emergency Use Authorization (Janssen COVID-19 Vaccine, Moderna COVID-19 Vaccine and Pfizer-BioNTech COVID-19 Vaccine). These data summarize the number of people who have received either their first dose or have completed the series for a COVID-19 vaccine. **A person can only be counted in one category, first dose or series complete.** For persons receiving Moderna or Pfizer vaccines, once they receive their second dose, they are moved from the first dose column to the series completed column. **Because of this, the total first dose category may show a change from report to report not matching the total receiving their first dose from the previous day.** Persons receiving Johnson & Johnson vaccines will always be counted in the series completed column.

COVID-19 doses for vaccinated persons in Florida	
Doses administered	166,305
People receiving one dose of a 1-dose series (Johnson & Johnson) or receiving only one dose of a 2-dose series (Moderna, Pfizer) count once. Persons receiving both doses of a 2-dose series count twice.	

Current status of persons vaccinated for COVID-19 in Florida	
Total people vaccinated	107,234
First dose	45,994
Series completed	61,240
Completed 1-dose series	2,169
Completed 2-dose series	59,071
First dose: current number of people who have only received their first dose of the Moderna or Pfizer vaccine.	
Series complete: current number of people who have received both Moderna or Pfizer vaccine doses or one Johnson & Johnson dose and are considered fully immunized.	

Demographic summary	First dose	Series complete	Total people vaccinated
Age group	45,994	61,240	107,234
16-24 years	643	382	1,025
25-34 years	1,628	1,181	2,809
35-44 years	2,273	1,814	4,087
45-54 years	3,585	2,382	5,967
55-64 years	10,961	3,882	14,843
65-74 years	13,888	27,113	41,001
75-84 years	9,714	19,076	28,790
85+ years	3,302	5,410	8,712
Race	45,994	61,240	107,234
White	30,361	47,836	78,197
Black	2,077	2,514	4,591
American Indian/Alaskan	188	361	549
Other	3,697	5,481	9,178
Unknown	9,671	5,048	14,719
Other race includes Asian, native Hawaiian/Pacific Islander, or other.			
Ethnicity	45,994	61,240	107,234
Hispanic	1,974	2,438	4,412
Non-Hispanic	18,966	34,039	53,005
Unknown	25,054	24,763	49,817
Gender	45,994	61,240	107,234
Female	26,588	34,829	61,417
Male	19,239	26,377	45,616
Unknown	167	34	201



COVID-19: Lee County vaccine summary

Vaccination data through Mar 23, 2021 as of Mar 24, 2021 at 12:05 AM

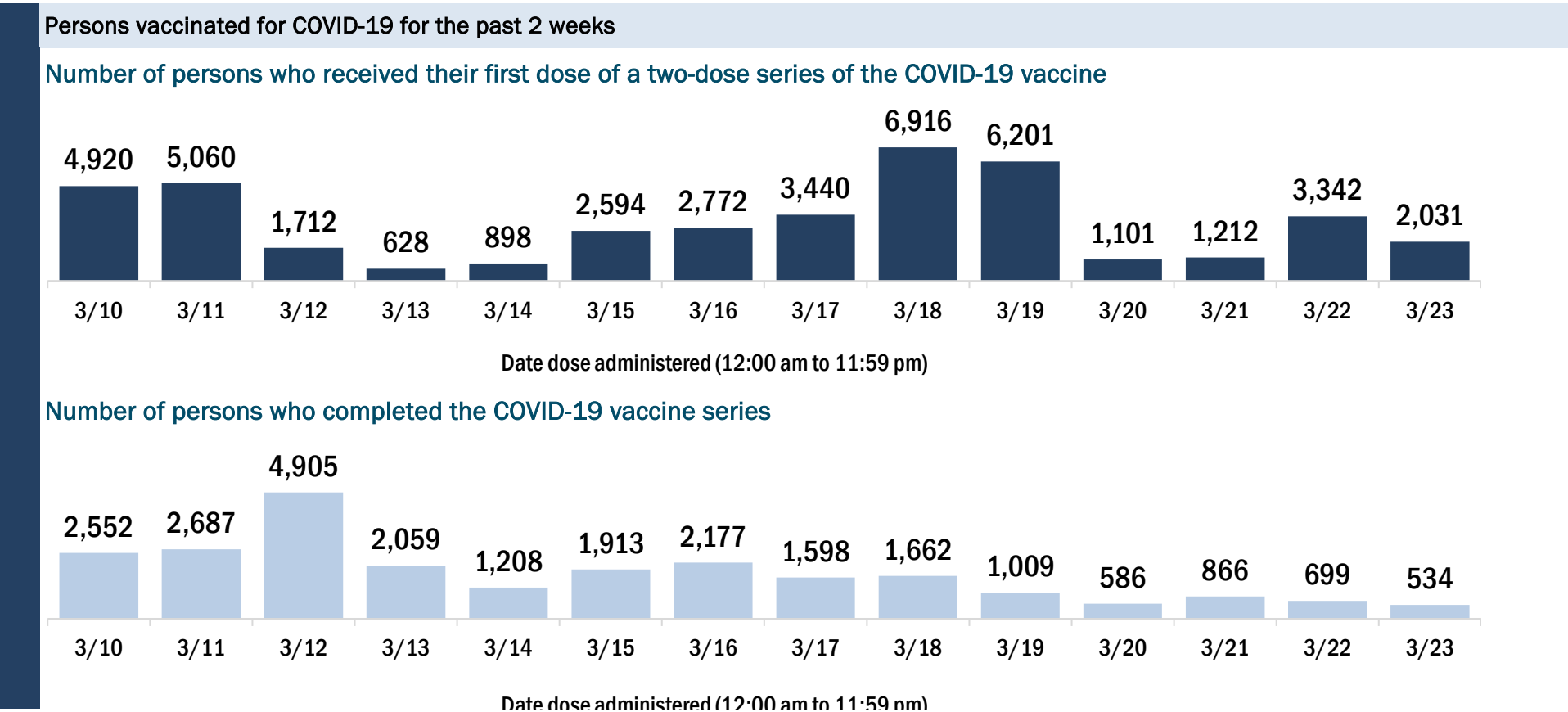
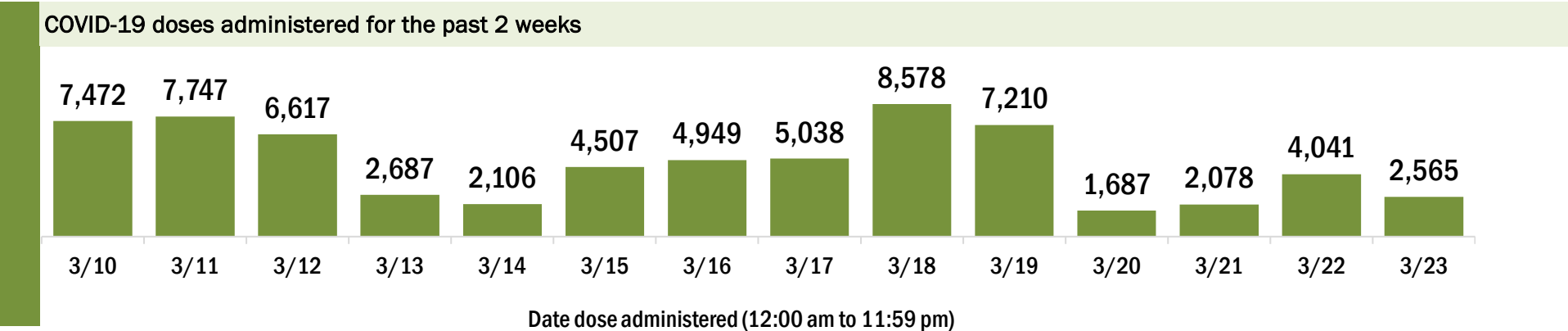
Data in this report are provisional and subject to change.

Data in this summary pertain to COVID-19 vaccines approved by the U.S. Food and Drug Administration and have been issued an Emergency Use Authorization (Janssen COVID-19 Vaccine, Moderna COVID-19 Vaccine and Pfizer-BioNTech COVID-19 Vaccine). These data summarize the number of people who have received either their first dose or have completed the series for a COVID-19 vaccine. **A person can only be counted in one category, first dose or series complete.** For persons receiving Moderna or Pfizer vaccines, once they receive their second dose, they are moved from the first dose column to the series completed column. **Because of this, the total first dose category may show a change from report to report not matching the total receiving their first dose from the previous day.** Persons receiving Johnson & Johnson vaccines will always be counted in the series completed column.

COVID-19 doses for vaccinated persons in Florida	
Doses administered	295,678
People receiving one dose of a 1-dose series (Johnson & Johnson) or receiving only one dose of a 2-dose series (Moderna, Pfizer) count once. Persons receiving both doses of a 2-dose series count twice.	

Current status of persons vaccinated for COVID-19 in Florida	
Total people vaccinated	195,391
First dose	90,552
Series completed	104,839
Completed 1-dose series	4,552
Completed 2-dose series	100,287
First dose: current number of people who have only received their first dose of the Moderna or Pfizer vaccine.	
Series complete: current number of people who have received both Moderna or Pfizer vaccine doses or one Johnson & Johnson dose and are considered fully immunized.	

Demographic summary	First dose	Series complete	Total people vaccinated
Age group	90,552	104,839	195,391
16-24 years	777	660	1,437
25-34 years	1,765	2,318	4,083
35-44 years	2,575	3,114	5,689
45-54 years	4,182	4,559	8,741
55-64 years	15,730	8,720	24,450
65-74 years	35,577	49,300	84,877
75-84 years	23,606	28,315	51,921
85+ years	6,340	7,853	14,193
Race	90,552	104,839	195,391
White	67,703	70,036	137,739
Black	1,935	2,152	4,087
American Indian/Alaskan	419	214	633
Other	4,565	7,531	12,096
Unknown	15,930	24,906	40,836
Other race includes Asian, native Hawaiian/Pacific Islander, or other.			
Ethnicity	90,552	104,839	195,391
Hispanic	4,480	3,804	8,284
Non-Hispanic	54,531	54,448	108,979
Unknown	31,541	46,587	78,128
Gender	90,552	104,839	195,391
Female	51,387	58,597	109,984
Male	38,986	45,988	84,974
Unknown	179	254	433



COVID-19: Leon County vaccine summary

Vaccination data through Mar 23, 2021 as of Mar 24, 2021 at 12:05 AM

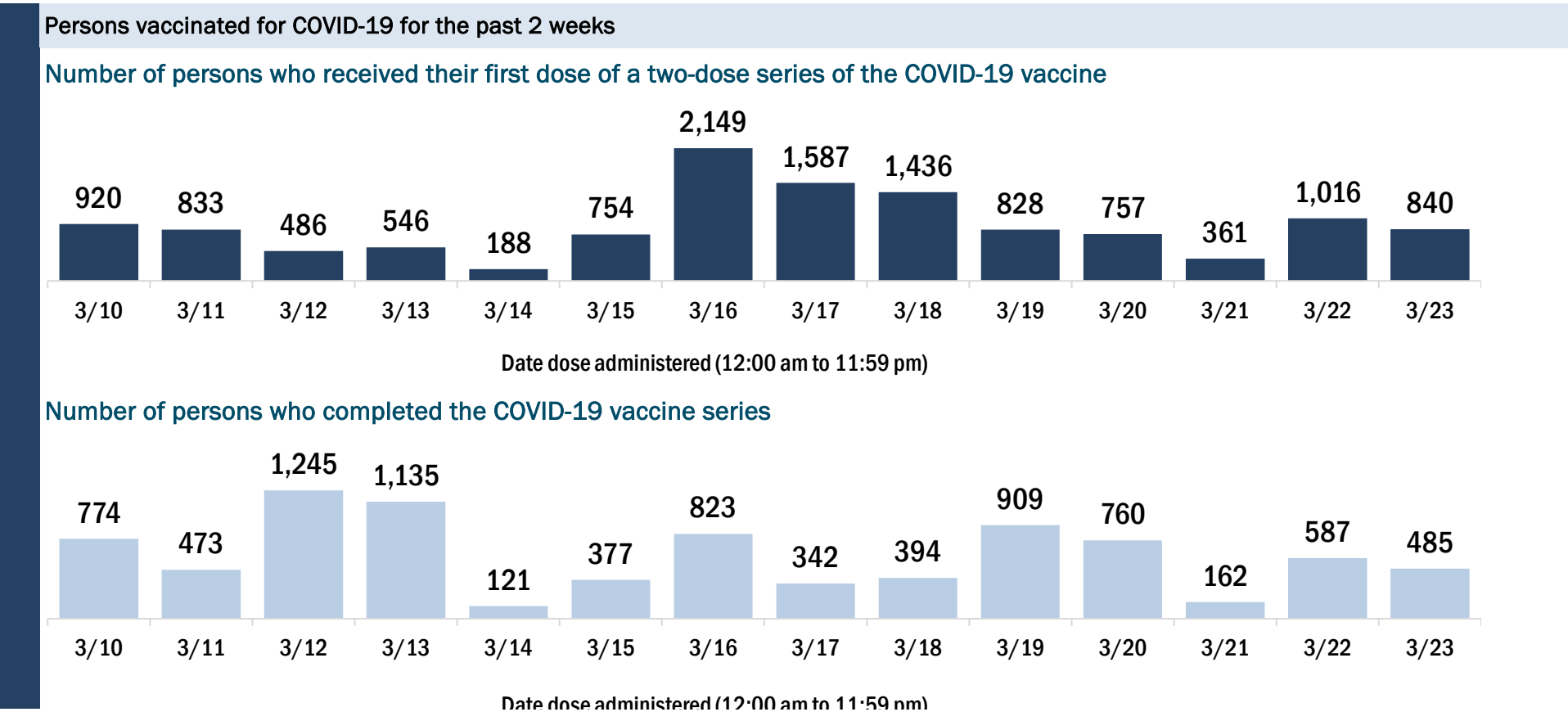
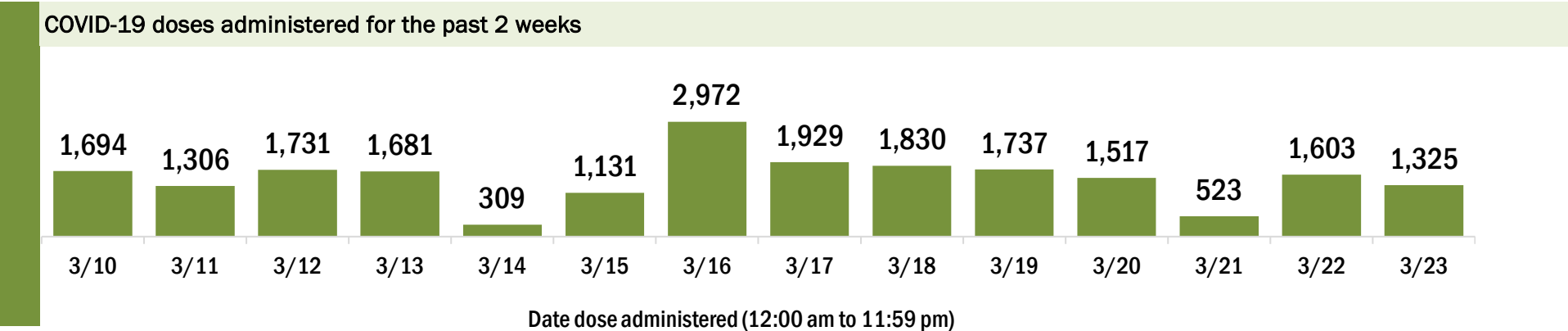
Data in this report are provisional and subject to change.

Data in this summary pertain to COVID-19 vaccines approved by the U.S. Food and Drug Administration and have been issued an Emergency Use Authorization (Janssen COVID-19 Vaccine, Moderna COVID-19 Vaccine and Pfizer-BioNTech COVID-19 Vaccine). These data summarize the number of people who have received either their first dose or have completed the series for a COVID-19 vaccine. **A person can only be counted in one category, first dose or series complete.** For persons receiving Moderna or Pfizer vaccines, once they receive their second dose, they are moved from the first dose column to the series completed column. **Because of this, the total first dose category may show a change from report to report not matching the total receiving their first dose from the previous day.** Persons receiving Johnson & Johnson vaccines will always be counted in the series completed column.

COVID-19 doses for vaccinated persons in Florida	
Doses administered	108,991
People receiving one dose of a 1-dose series (Johnson & Johnson) or receiving only one dose of a 2-dose series (Moderna, Pfizer) count once. Persons receiving both doses of a 2-dose series count twice.	

Current status of persons vaccinated for COVID-19 in Florida	
Total people vaccinated	67,929
First dose	25,506
Series completed	42,423
Completed 1-dose series	1,361
Completed 2-dose series	41,062
First dose: current number of people who have only received their first dose of the Moderna or Pfizer vaccine.	
Series complete: current number of people who have received both Moderna or Pfizer vaccine doses or one Johnson & Johnson dose and are considered fully immunized.	

Demographic summary	First dose	Series complete	Total people vaccinated
Age group	25,506	42,423	67,929
16-24 years	2,004	1,015	3,019
25-34 years	3,056	2,124	5,180
35-44 years	3,381	2,610	5,991
45-54 years	4,221	3,190	7,411
55-64 years	7,954	5,895	13,849
65-74 years	3,011	17,048	20,059
75-84 years	1,285	7,923	9,208
85+ years	594	2,618	3,212
Race	25,506	42,423	67,929
White	14,719	25,243	39,962
Black	3,864	5,535	9,399
American Indian/Alaskan	73	129	202
Other	3,370	8,474	11,844
Unknown	3,480	3,042	6,522
Other race includes Asian, native Hawaiian/Pacific Islander, or other.			
Ethnicity	25,506	42,423	67,929
Hispanic	1,218	1,336	2,554
Non-Hispanic	16,836	30,239	47,075
Unknown	7,452	10,848	18,300
Gender	25,506	42,423	67,929
Female	15,082	25,236	40,318
Male	10,413	17,170	27,583
Unknown	11	17	28



COVID-19: Levy County vaccine summary

Vaccination data through Mar 23, 2021 as of Mar 24, 2021 at 12:05 AM

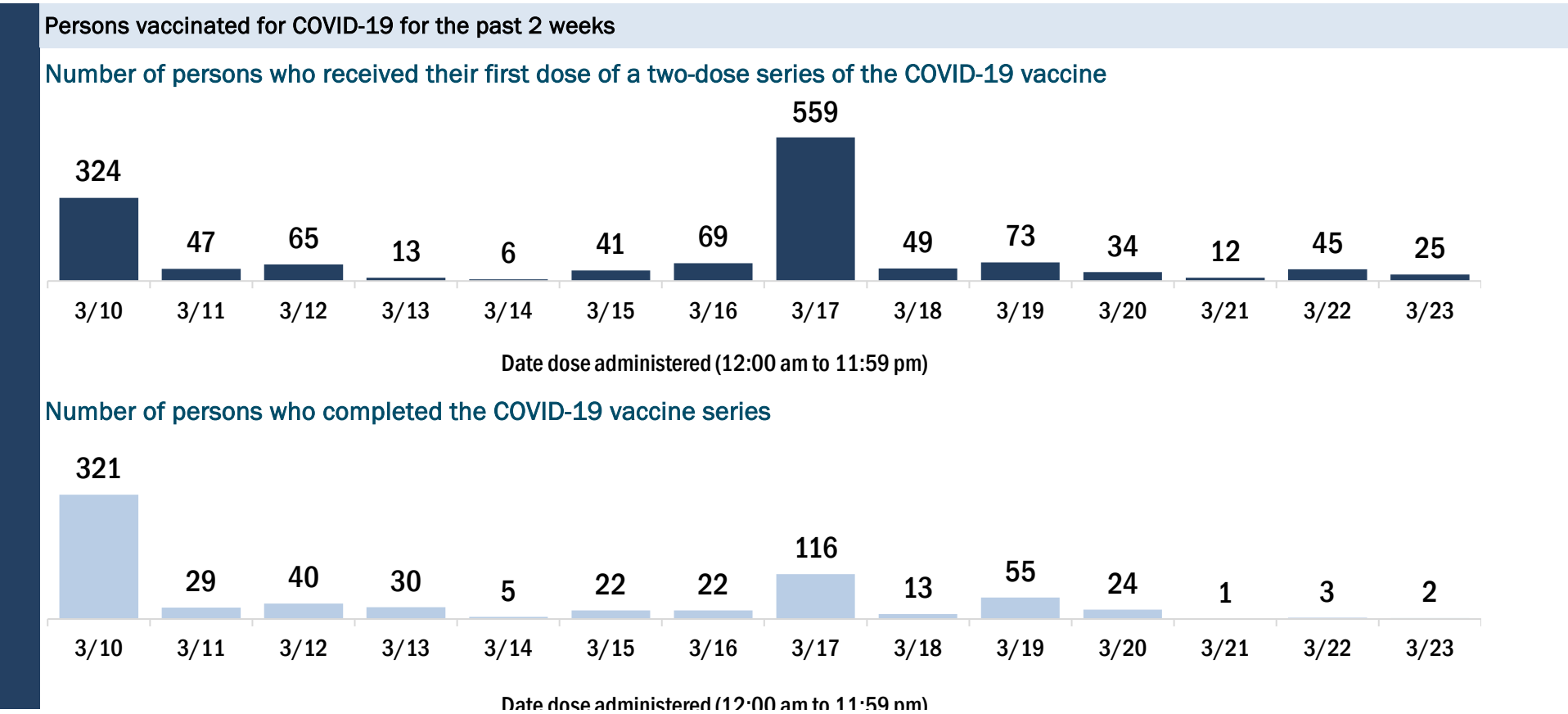
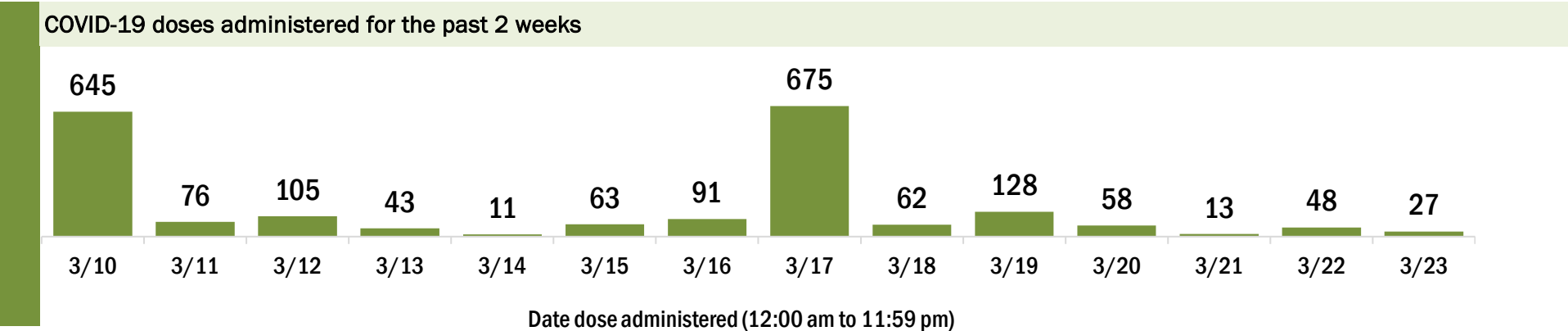
Data in this report are provisional and subject to change.

Data in this summary pertain to COVID-19 vaccines approved by the U.S. Food and Drug Administration and have been issued an Emergency Use Authorization (Janssen COVID-19 Vaccine, Moderna COVID-19 Vaccine and Pfizer-BioNTech COVID-19 Vaccine). These data summarize the number of people who have received either their first dose or have completed the series for a COVID-19 vaccine. **A person can only be counted in one category, first dose or series complete.** For persons receiving Moderna or Pfizer vaccines, once they receive their second dose, they are moved from the first dose column to the series completed column. **Because of this, the total first dose category may show a change from report to report not matching the total receiving their first dose from the previous day.** Persons receiving Johnson & Johnson vaccines will always be counted in the series completed column.

COVID-19 doses for vaccinated persons in Florida	
Doses administered	11,110
People receiving one dose of a 1-dose series (Johnson & Johnson) or receiving only one dose of a 2-dose series (Moderna, Pfizer) count once. Persons receiving both doses of a 2-dose series count twice.	

Current status of persons vaccinated for COVID-19 in Florida	
Total people vaccinated	6,995
First dose	2,782
Series completed	4,213
Completed 1-dose series	98
Completed 2-dose series	4,115
First dose: current number of people who have only received their first dose of the Moderna or Pfizer vaccine.	
Series complete: current number of people who have received both Moderna or Pfizer vaccine doses or one Johnson & Johnson dose and are considered fully immunized.	

Demographic summary	First dose	Series complete	Total people vaccinated
Age group	2,782	4,213	6,995
16-24 years	29	35	64
25-34 years	65	112	177
35-44 years	74	119	193
45-54 years	142	188	330
55-64 years	723	350	1,073
65-74 years	1,046	2,046	3,092
75-84 years	550	1,098	1,648
85+ years	153	265	418
Race	2,782	4,213	6,995
White	2,078	3,354	5,432
Black	200	208	408
American Indian/Alaskan	29	21	50
Other	167	241	408
Unknown	308	389	697
Other race includes Asian, native Hawaiian/Pacific Islander, or other.			
Ethnicity	2,782	4,213	6,995
Hispanic	103	88	191
Non-Hispanic	1,660	3,090	4,750
Unknown	1,019	1,035	2,054
Gender	2,782	4,213	6,995
Female	1,647	2,390	4,037
Male	1,134	1,823	2,957
Unknown	1	0	1



COVID-19: Liberty County vaccine summary

Vaccination data through Mar 23, 2021 as of Mar 24, 2021 at 12:05 AM

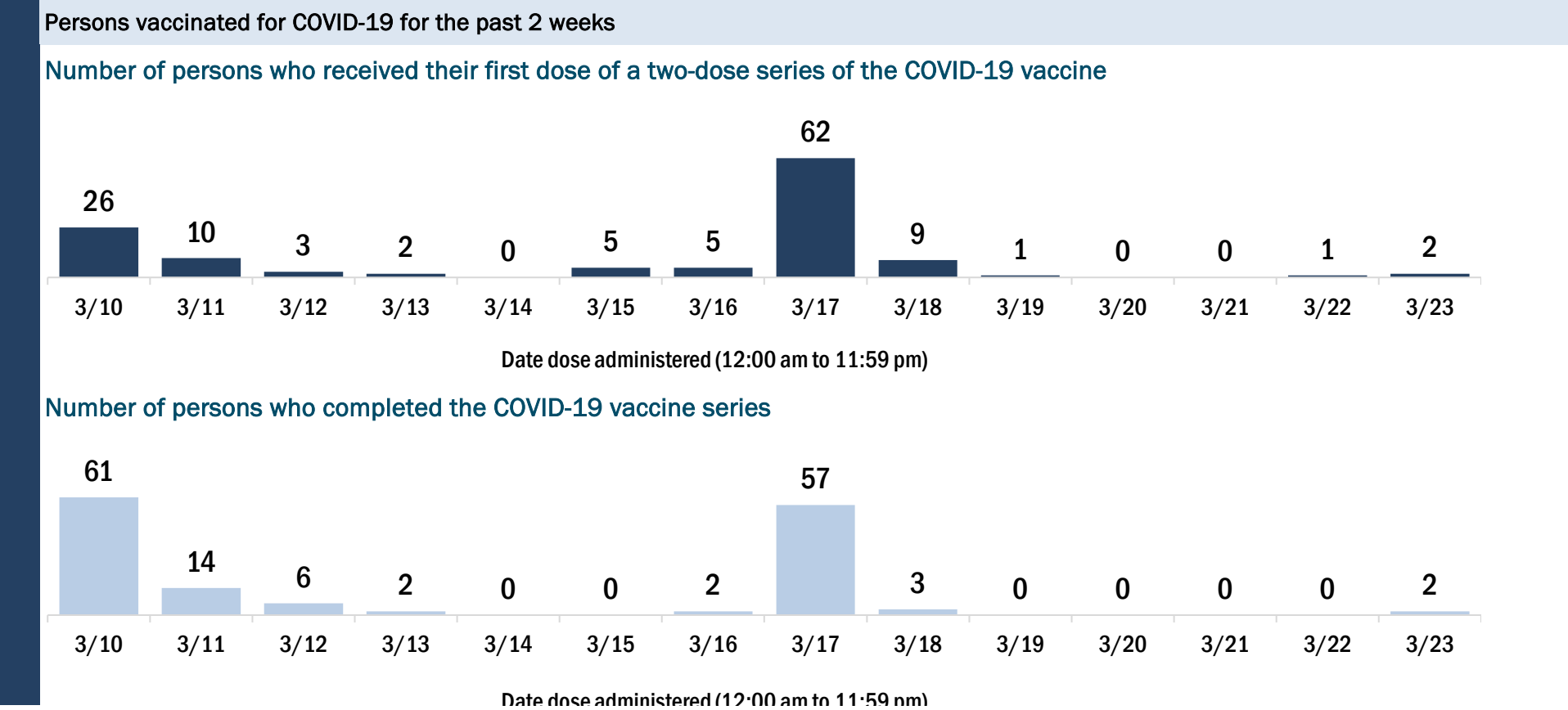
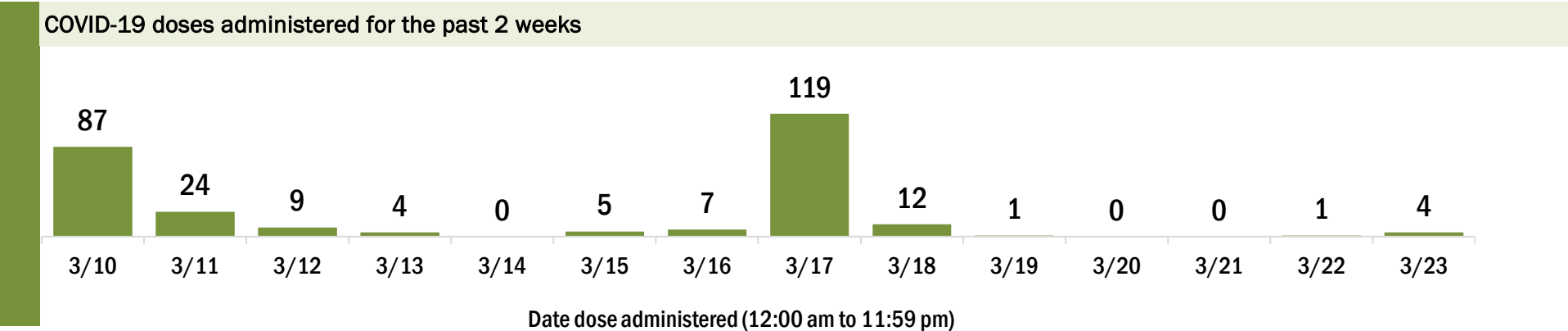
Data in this report are provisional and subject to change.

Data in this summary pertain to COVID-19 vaccines approved by the U.S. Food and Drug Administration and have been issued an Emergency Use Authorization (Janssen COVID-19 Vaccine, Moderna COVID-19 Vaccine and Pfizer-BioNTech COVID-19 Vaccine). These data summarize the number of people who have received either their first dose or have completed the series for a COVID-19 vaccine. **A person can only be counted in one category, first dose or series complete.** For persons receiving Moderna or Pfizer vaccines, once they receive their second dose, they are moved from the first dose column to the series completed column. **Because of this, the total first dose category may show a change from report to report not matching the total receiving their first dose from the previous day.** Persons receiving Johnson & Johnson vaccines will always be counted in the series completed column.

COVID-19 doses for vaccinated persons in Florida	
Doses administered	2,108
People receiving one dose of a 1-dose series (Johnson & Johnson) or receiving only one dose of a 2-dose series (Moderna, Pfizer) count once. Persons receiving both doses of a 2-dose series count twice.	

Current status of persons vaccinated for COVID-19 in Florida	
Total people vaccinated	1,207
First dose	294
Series completed	913
Completed 1-dose series	12
Completed 2-dose series	901
First dose: current number of people who have only received their first dose of the Moderna or Pfizer vaccine.	
Series complete: current number of people who have received both Moderna or Pfizer vaccine doses or one Johnson & Johnson dose and are considered fully immunized.	

Demographic summary	First dose	Series complete	Total people vaccinated
Age group	294	913	1,207
16-24 years	10	8	18
25-34 years	18	20	38
35-44 years	27	42	69
45-54 years	40	42	82
55-64 years	89	183	272
65-74 years	68	363	431
75-84 years	34	201	235
85+ years	8	54	62
Race	294	913	1,207
White	203	666	869
Black	41	63	104
American Indian/Alaskan	1	7	8
Other	17	91	108
Unknown	32	86	118
Other race includes Asian, native Hawaiian/Pacific Islander, or other.			
Ethnicity	294	913	1,207
Hispanic	2	10	12
Non-Hispanic	140	486	626
Unknown	152	417	569
Gender	294	913	1,207
Female	166	486	652
Male	128	427	555
Unknown	0	0	0



COVID-19: Madison County vaccine summary

Vaccination data through Mar 23, 2021 as of Mar 24, 2021 at 12:05 AM

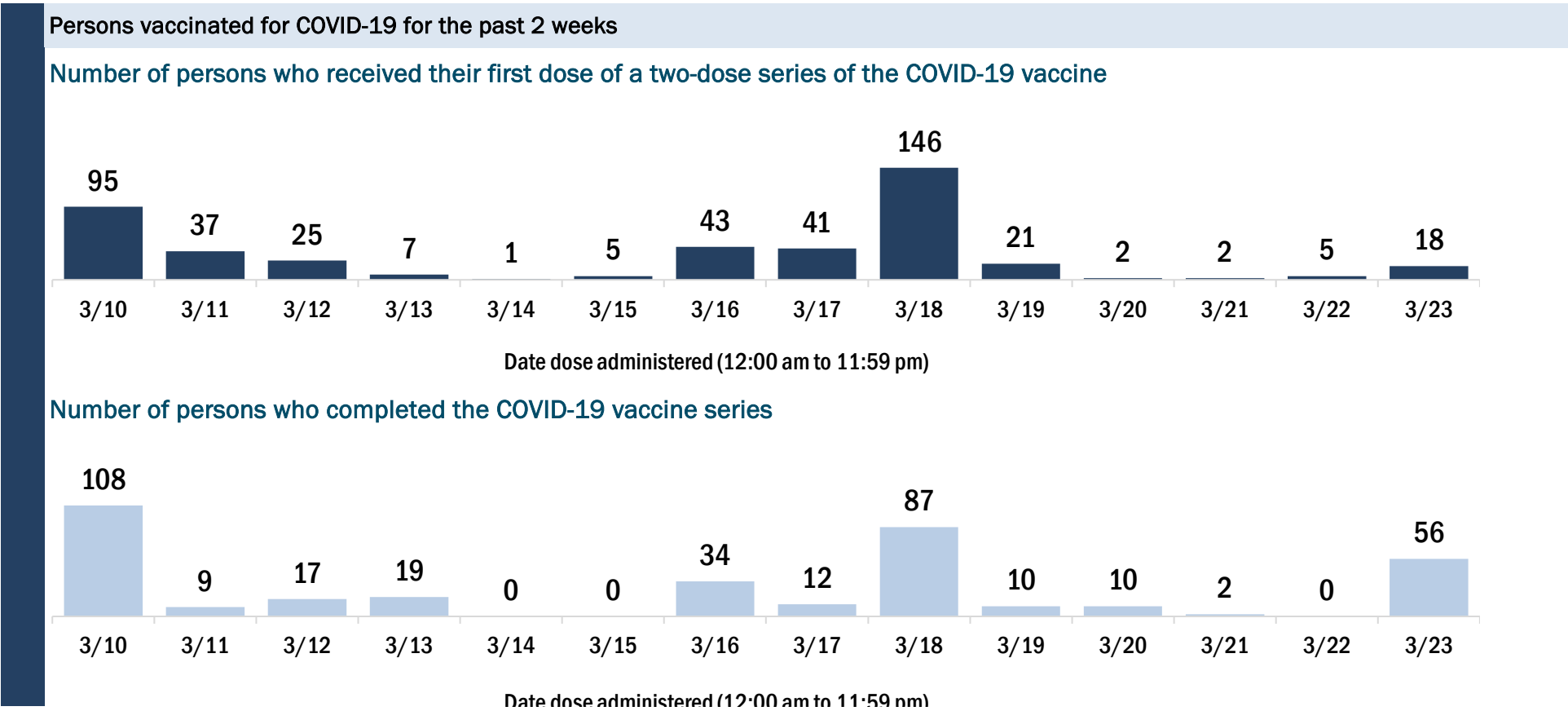
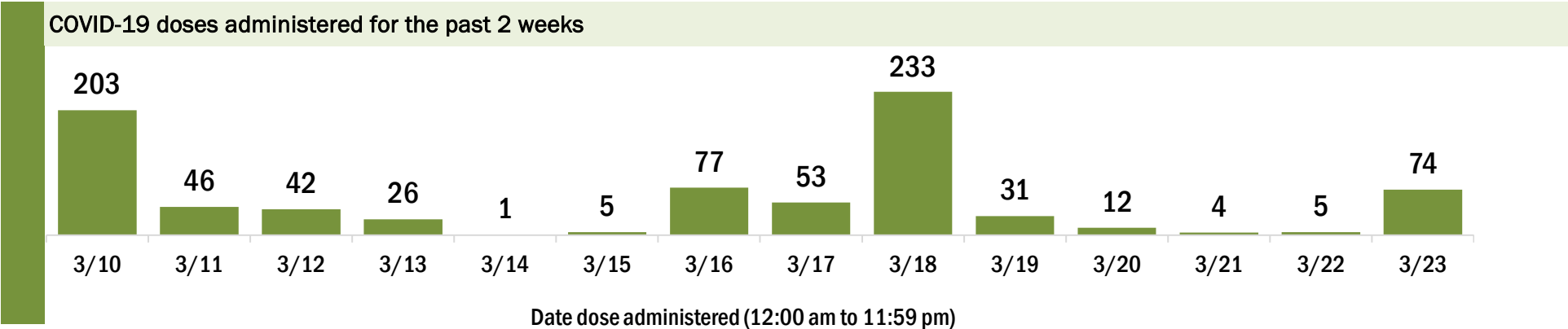
Data in this report are provisional and subject to change.

Data in this summary pertain to COVID-19 vaccines approved by the U.S. Food and Drug Administration and have been issued an Emergency Use Authorization (Janssen COVID-19 Vaccine, Moderna COVID-19 Vaccine and Pfizer-BioNTech COVID-19 Vaccine). These data summarize the number of people who have received either their first dose or have completed the series for a COVID-19 vaccine. **A person can only be counted in one category, first dose or series complete.** For persons receiving Moderna or Pfizer vaccines, once they receive their second dose, they are moved from the first dose column to the series completed column. **Because of this, the total first dose category may show a change from report to report not matching the total receiving their first dose from the previous day.** Persons receiving Johnson & Johnson vaccines will always be counted in the series completed column.

COVID-19 doses for vaccinated persons in Florida	
Doses administered	6,127
People receiving one dose of a 1-dose series (Johnson & Johnson) or receiving only one dose of a 2-dose series (Moderna, Pfizer) count once. Persons receiving both doses of a 2-dose series count twice.	

Current status of persons vaccinated for COVID-19 in Florida	
Total people vaccinated	3,658
First dose	1,164
Series completed	2,494
Completed 1-dose series	25
Completed 2-dose series	2,469
First dose: current number of people who have only received their first dose of the Moderna or Pfizer vaccine.	
Series complete: current number of people who have received both Moderna or Pfizer vaccine doses or one Johnson & Johnson dose and are considered fully immunized.	

Demographic summary	First dose	Series complete	Total people vaccinated
Age group	1,164	2,494	3,658
16-24 years	17	12	29
25-34 years	46	40	86
35-44 years	89	63	152
45-54 years	208	95	303
55-64 years	428	256	684
65-74 years	245	1,159	1,404
75-84 years	98	680	778
85+ years	33	189	222
Race	1,164	2,494	3,658
White	549	1,331	1,880
Black	349	549	898
American Indian/Alaskan	1	6	7
Other	92	236	328
Unknown	173	372	545
Other race includes Asian, native Hawaiian/Pacific Islander, or other.			
Ethnicity	1,164	2,494	3,658
Hispanic	13	20	33
Non-Hispanic	448	815	1,263
Unknown	703	1,659	2,362
Gender	1,164	2,494	3,658
Female	689	1,405	2,094
Male	475	1,089	1,564
Unknown	0	0	0



COVID-19: Manatee County vaccine summary

Vaccination data through Mar 23, 2021 as of Mar 24, 2021 at 12:05 AM

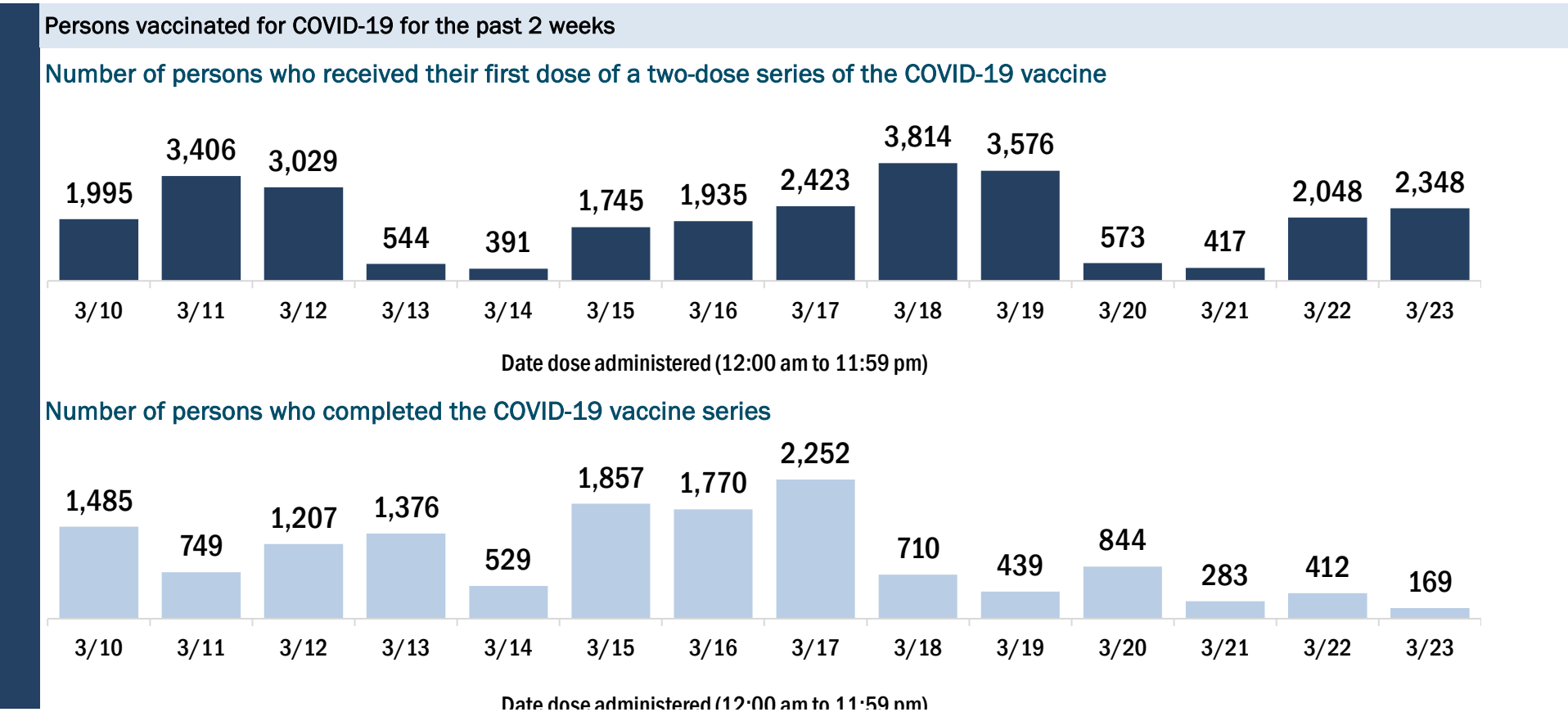
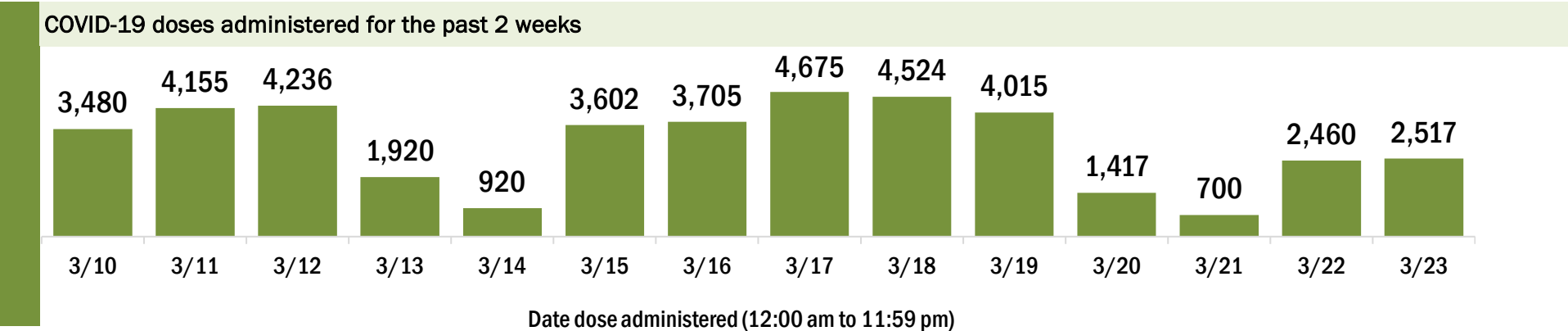
Data in this report are provisional and subject to change.

Data in this summary pertain to COVID-19 vaccines approved by the U.S. Food and Drug Administration and have been issued an Emergency Use Authorization (Janssen COVID-19 Vaccine, Moderna COVID-19 Vaccine and Pfizer-BioNTech COVID-19 Vaccine). These data summarize the number of people who have received either their first dose or have completed the series for a COVID-19 vaccine. **A person can only be counted in one category, first dose or series complete.** For persons receiving Moderna or Pfizer vaccines, once they receive their second dose, they are moved from the first dose column to the series completed column. **Because of this, the total first dose category may show a change from report to report not matching the total receiving their first dose from the previous day.** Persons receiving Johnson & Johnson vaccines will always be counted in the series completed column.

COVID-19 doses for vaccinated persons in Florida	
Doses administered	156,426
People receiving one dose of a 1-dose series (Johnson & Johnson) or receiving only one dose of a 2-dose series (Moderna, Pfizer) count once. Persons receiving both doses of a 2-dose series count twice.	

Current status of persons vaccinated for COVID-19 in Florida	
Total people vaccinated	110,744
First dose	63,079
Series completed	47,665
Completed 1-dose series	1,983
Completed 2-dose series	45,682
First dose: current number of people who have only received their first dose of the Moderna or Pfizer vaccine.	
Series complete: current number of people who have received both Moderna or Pfizer vaccine doses or one Johnson & Johnson dose and are considered fully immunized.	

Demographic summary	First dose	Series complete	Total people vaccinated
Age group	63,079	47,665	110,744
16-24 years	616	538	1,154
25-34 years	1,245	1,783	3,028
35-44 years	1,550	2,232	3,782
45-54 years	3,450	2,837	6,287
55-64 years	13,701	4,171	17,872
65-74 years	23,472	21,086	44,558
75-84 years	14,549	11,373	25,922
85+ years	4,496	3,645	8,141
Race	63,079	47,665	110,744
White	48,115	36,323	84,438
Black	1,541	1,057	2,598
American Indian/Alaskan	313	171	484
Other	3,567	4,584	8,151
Unknown	9,543	5,530	15,073
Other race includes Asian, native Hawaiian/Pacific Islander, or other.			
Ethnicity	63,079	47,665	110,744
Hispanic	2,112	1,399	3,511
Non-Hispanic	33,866	29,554	63,420
Unknown	27,101	16,712	43,813
Gender	63,079	47,665	110,744
Female	35,514	27,320	62,834
Male	27,480	20,309	47,789
Unknown	85	36	121



COVID-19: Marion County vaccine summary

Vaccination data through Mar 23, 2021 as of Mar 24, 2021 at 12:05 AM

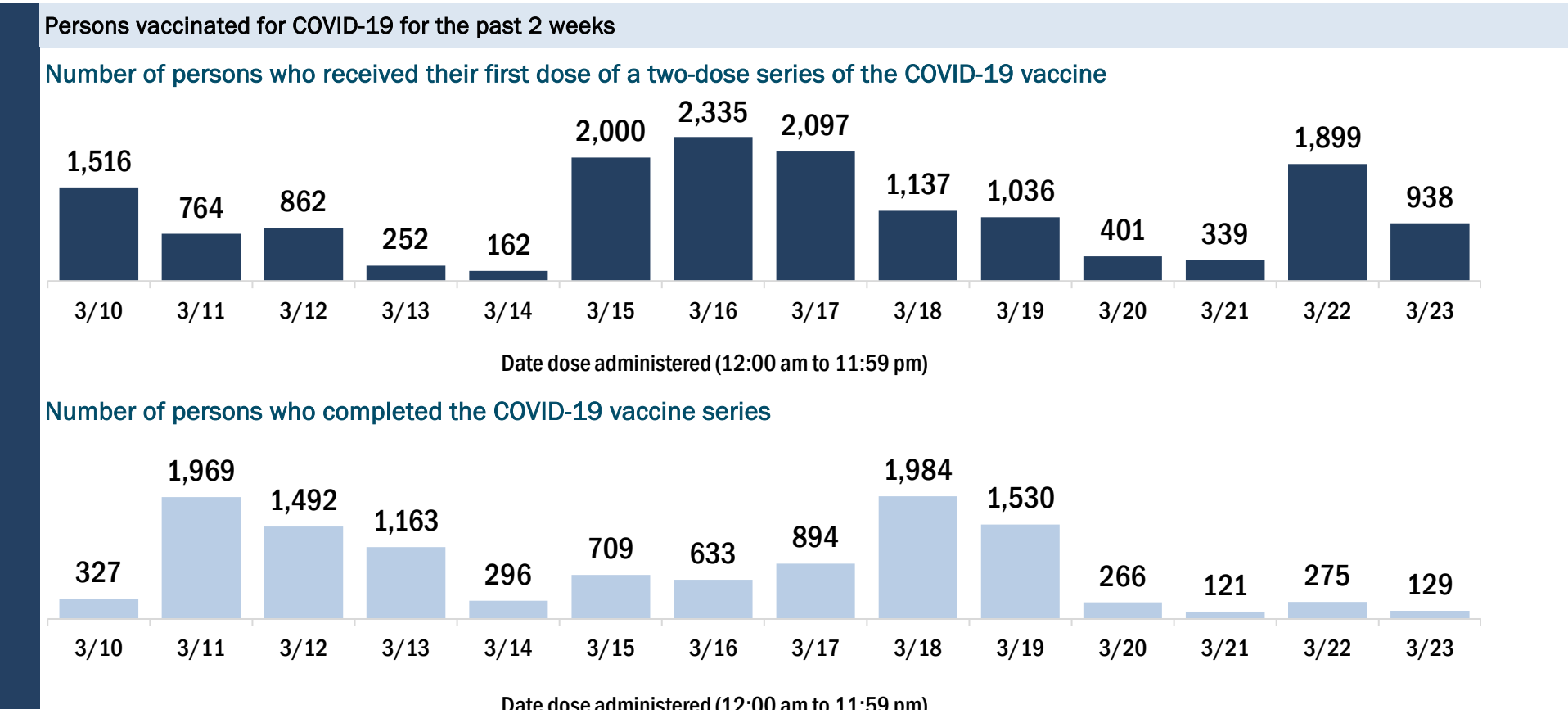
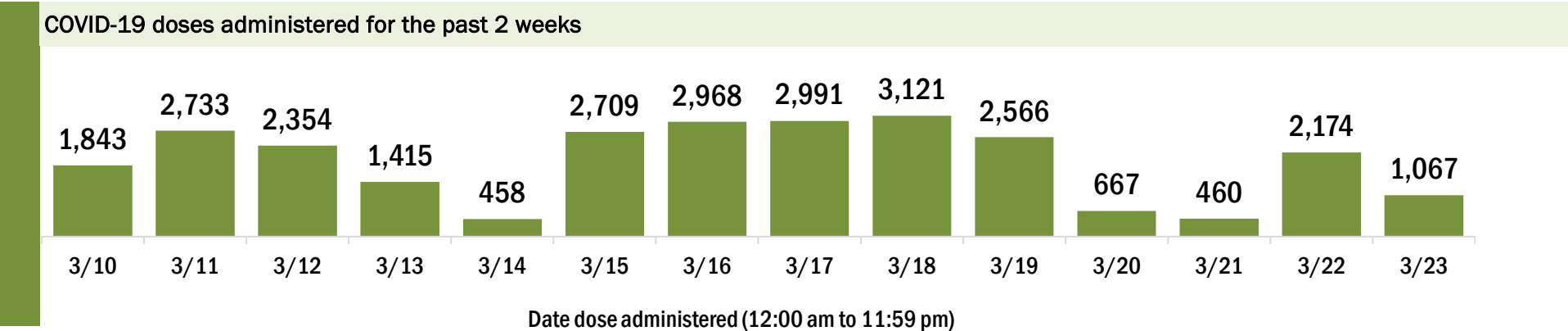
Data in this report are provisional and subject to change.

Data in this summary pertain to COVID-19 vaccines approved by the U.S. Food and Drug Administration and have been issued an Emergency Use Authorization (Janssen COVID-19 Vaccine, Moderna COVID-19 Vaccine and Pfizer-BioNTech COVID-19 Vaccine). These data summarize the number of people who have received either their first dose or have completed the series for a COVID-19 vaccine. **A person can only be counted in one category, first dose or series complete.** For persons receiving Moderna or Pfizer vaccines, once they receive their second dose, they are moved from the first dose column to the series completed column. **Because of this, the total first dose category may show a change from report to report not matching the total receiving their first dose from the previous day.** Persons receiving Johnson & Johnson vaccines will always be counted in the series completed column.

COVID-19 doses for vaccinated persons in Florida	
Doses administered	135,326
People receiving one dose of a 1-dose series (Johnson & Johnson) or receiving only one dose of a 2-dose series (Moderna, Pfizer) count once. Persons receiving both doses of a 2-dose series count twice.	

Current status of persons vaccinated for COVID-19 in Florida	
Total people vaccinated	87,109
First dose	37,307
Series completed	49,802
Completed 1-dose series	1,585
Completed 2-dose series	48,217
First dose: current number of people who have only received their first dose of the Moderna or Pfizer vaccine.	
Series complete: current number of people who have received both Moderna or Pfizer vaccine doses or one Johnson & Johnson dose and are considered fully immunized.	

Demographic summary	First dose	Series complete	Total people vaccinated
Age group	37,307	49,802	87,109
16-24 years	400	481	881
25-34 years	857	1,259	2,116
35-44 years	1,172	1,751	2,923
45-54 years	2,229	2,649	4,878
55-64 years	7,983	4,144	12,127
65-74 years	12,657	21,245	33,902
75-84 years	9,069	14,329	23,398
85+ years	2,940	3,944	6,884
Race	37,307	49,802	87,109
White	26,260	34,470	60,730
Black	2,512	2,212	4,724
American Indian/Alaskan	137	166	303
Other	2,923	5,176	8,099
Unknown	5,475	7,778	13,253
Other race includes Asian, native Hawaiian/Pacific Islander, or other.			
Ethnicity	37,307	49,802	87,109
Hispanic	2,664	1,767	4,431
Non-Hispanic	22,771	29,677	52,448
Unknown	11,872	18,358	30,230
Gender	37,307	49,802	87,109
Female	21,987	28,598	50,585
Male	15,279	21,171	36,450
Unknown	41	33	74



COVID-19: Martin County vaccine summary

Vaccination data through Mar 23, 2021 as of Mar 24, 2021 at 12:05 AM

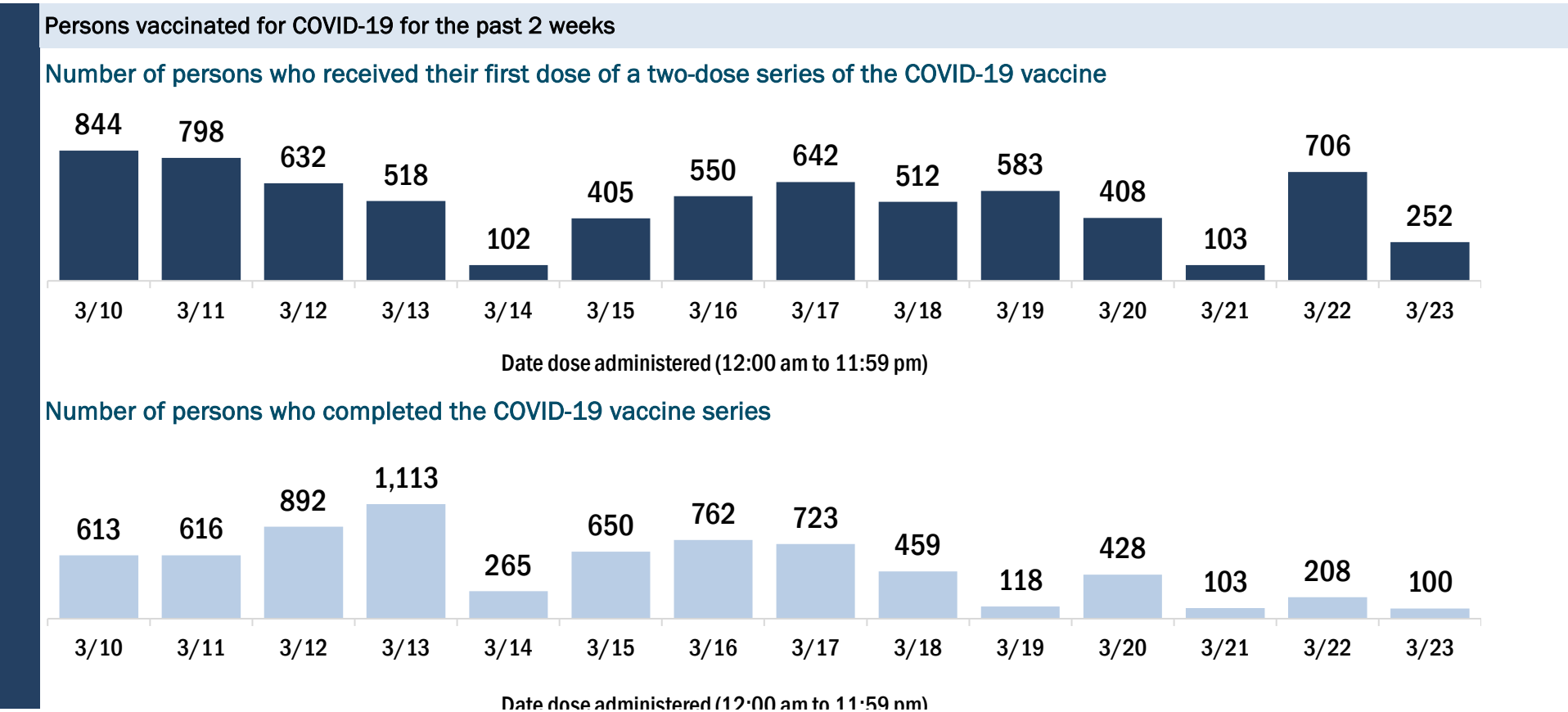
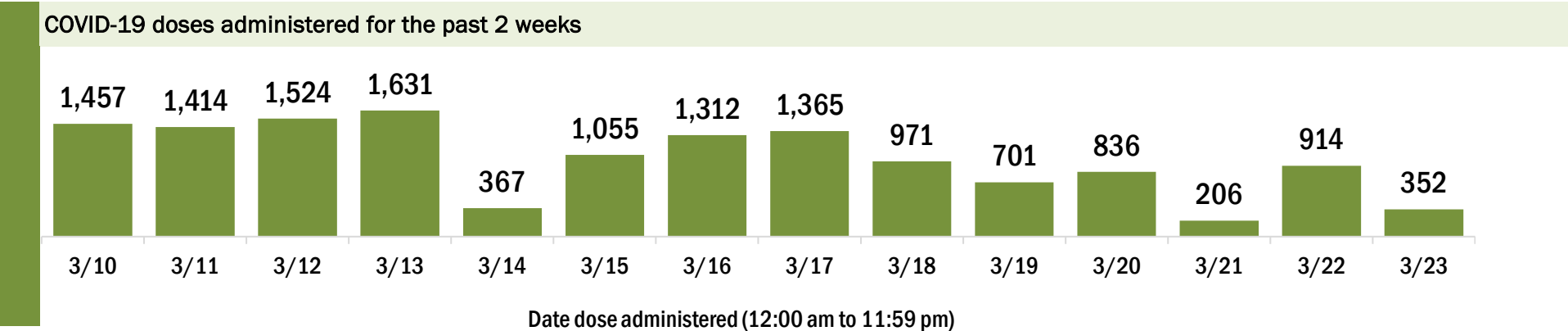
Data in this report are provisional and subject to change.

Data in this summary pertain to COVID-19 vaccines approved by the U.S. Food and Drug Administration and have been issued an Emergency Use Authorization (Janssen COVID-19 Vaccine, Moderna COVID-19 Vaccine and Pfizer-BioNTech COVID-19 Vaccine). These data summarize the number of people who have received either their first dose or have completed the series for a COVID-19 vaccine. **A person can only be counted in one category, first dose or series complete.** For persons receiving Moderna or Pfizer vaccines, once they receive their second dose, they are moved from the first dose column to the series completed column. **Because of this, the total first dose category may show a change from report to report not matching the total receiving their first dose from the previous day.** Persons receiving Johnson & Johnson vaccines will always be counted in the series completed column.

COVID-19 doses for vaccinated persons in Florida	
Doses administered	80,345
People receiving one dose of a 1-dose series (Johnson & Johnson) or receiving only one dose of a 2-dose series (Moderna, Pfizer) count once. Persons receiving both doses of a 2-dose series count twice.	

Current status of persons vaccinated for COVID-19 in Florida	
Total people vaccinated	49,236
First dose	17,385
Series completed	31,851
Completed 1-dose series	742
Completed 2-dose series	31,109
First dose: current number of people who have only received their first dose of the Moderna or Pfizer vaccine.	
Series complete: current number of people who have received both Moderna or Pfizer vaccine doses or one Johnson & Johnson dose and are considered fully immunized.	

Demographic summary	First dose	Series complete	Total people vaccinated
Age group	17,385	31,851	49,236
16-24 years	199	170	369
25-34 years	417	486	903
35-44 years	601	784	1,385
45-54 years	960	1,150	2,110
55-64 years	3,906	2,494	6,400
65-74 years	5,954	13,330	19,284
75-84 years	4,030	9,630	13,660
85+ years	1,318	3,807	5,125
Race	17,385	31,851	49,236
White	12,421	20,767	33,188
Black	344	450	794
American Indian/Alaskan	69	45	114
Other	969	2,595	3,564
Unknown	3,582	7,994	11,576
Other race includes Asian, native Hawaiian/Pacific Islander, or other.			
Ethnicity	17,385	31,851	49,236
Hispanic	595	524	1,119
Non-Hispanic	8,932	10,226	19,158
Unknown	7,858	21,101	28,959
Gender	17,385	31,851	49,236
Female	9,982	18,252	28,234
Male	7,387	13,585	20,972
Unknown	16	14	30



COVID-19: Monroe County vaccine summary

Vaccination data through Mar 23, 2021 as of Mar 24, 2021 at 12:05 AM

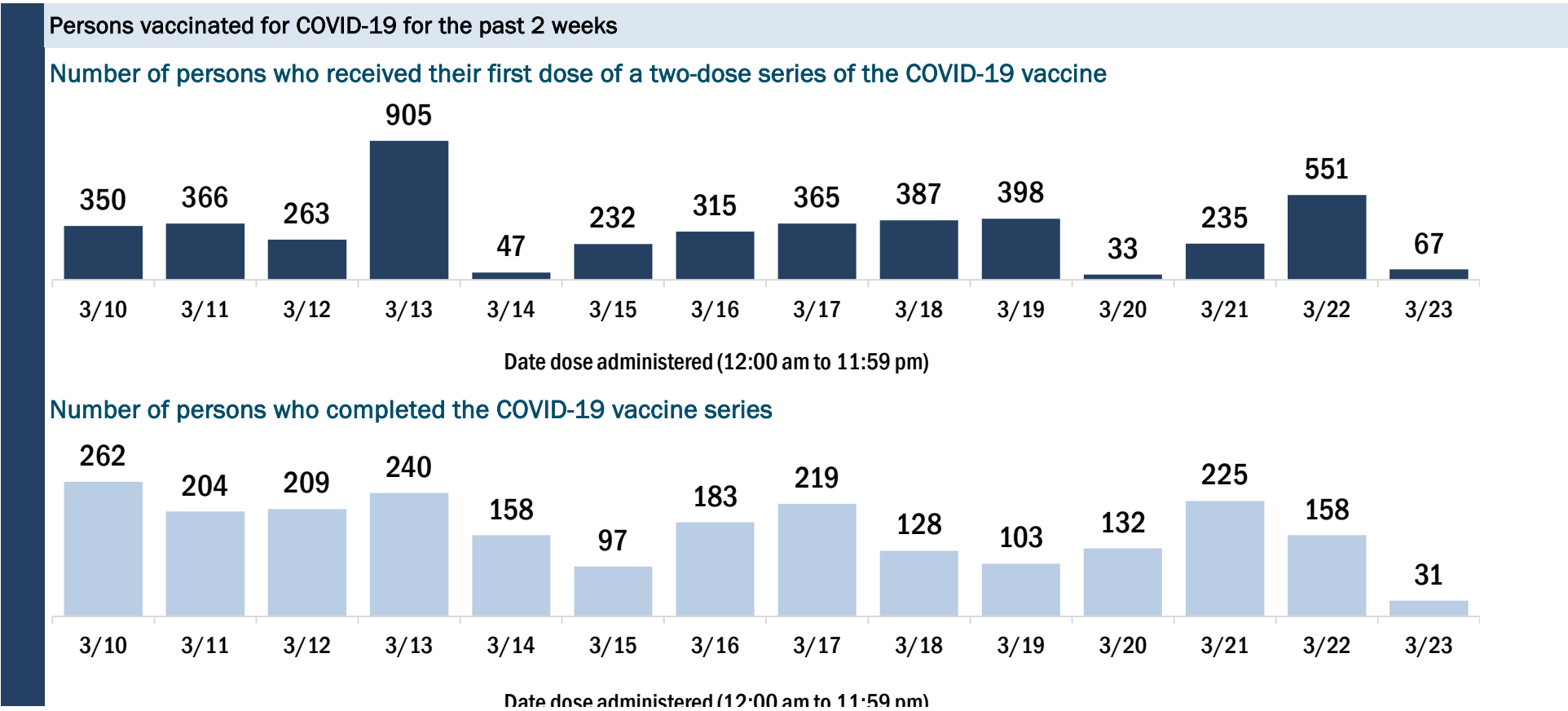
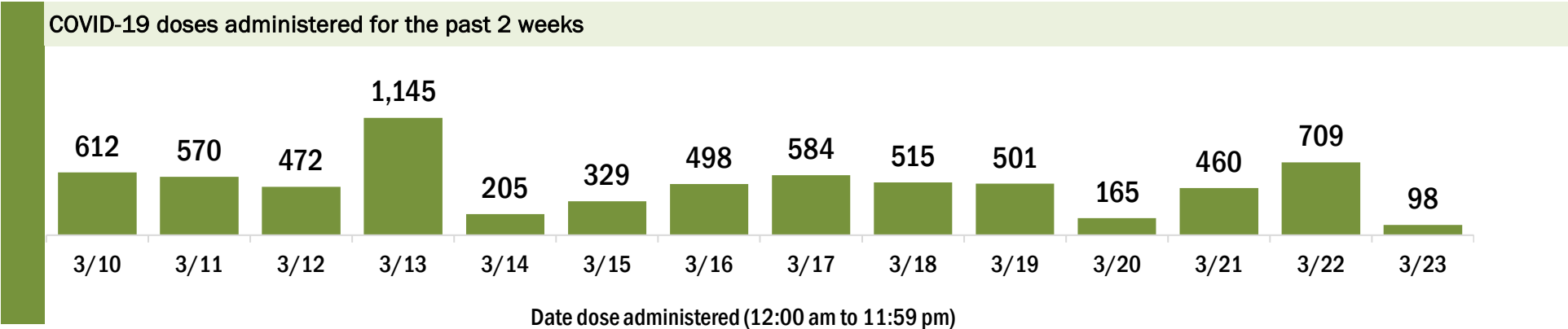
Data in this report are provisional and subject to change.

Data in this summary pertain to COVID-19 vaccines approved by the U.S. Food and Drug Administration and have been issued an Emergency Use Authorization (Janssen COVID-19 Vaccine, Moderna COVID-19 Vaccine and Pfizer-BioNTech COVID-19 Vaccine). These data summarize the number of people who have received either their first dose or have completed the series for a COVID-19 vaccine. **A person can only be counted in one category, first dose or series complete.** For persons receiving Moderna or Pfizer vaccines, once they receive their second dose, they are moved from the first dose column to the series completed column. **Because of this, the total first dose category may show a change from report to report not matching the total receiving their first dose from the previous day.** Persons receiving Johnson & Johnson vaccines will always be counted in the series completed column.

COVID-19 doses for vaccinated persons in Florida	
Doses administered	30,680
People receiving one dose of a 1-dose series (Johnson & Johnson) or receiving only one dose of a 2-dose series (Moderna, Pfizer) count once. Persons receiving both doses of a 2-dose series count twice.	

Current status of persons vaccinated for COVID-19 in Florida	
Total people vaccinated	20,192
First dose	9,290
Series completed	10,902
Completed 1-dose series	414
Completed 2-dose series	10,488
First dose: current number of people who have only received their first dose of the Moderna or Pfizer vaccine.	
Series complete: current number of people who have received both Moderna or Pfizer vaccine doses or one Johnson & Johnson dose and are considered fully immunized.	

Demographic summary	First dose	Series complete	Total people vaccinated
Age group	9,290	10,902	20,192
16-24 years	111	67	178
25-34 years	275	239	514
35-44 years	435	432	867
45-54 years	784	621	1,405
55-64 years	2,434	1,102	3,536
65-74 years	3,581	5,245	8,826
75-84 years	1,351	2,576	3,927
85+ years	319	620	939
Race	9,290	10,902	20,192
White	6,384	8,068	14,452
Black	202	165	367
American Indian/Alaskan	67	31	98
Other	388	635	1,023
Unknown	2,249	2,003	4,252
Other race includes Asian, native Hawaiian/Pacific Islander, or other.			
Ethnicity	9,290	10,902	20,192
Hispanic	850	718	1,568
Non-Hispanic	4,278	6,469	10,747
Unknown	4,162	3,715	7,877
Gender	9,290	10,902	20,192
Female	4,881	5,761	10,642
Male	4,396	5,140	9,536
Unknown	13	1	14



COVID-19: Nassau County vaccine summary

Vaccination data through Mar 23, 2021 as of Mar 24, 2021 at 12:05 AM

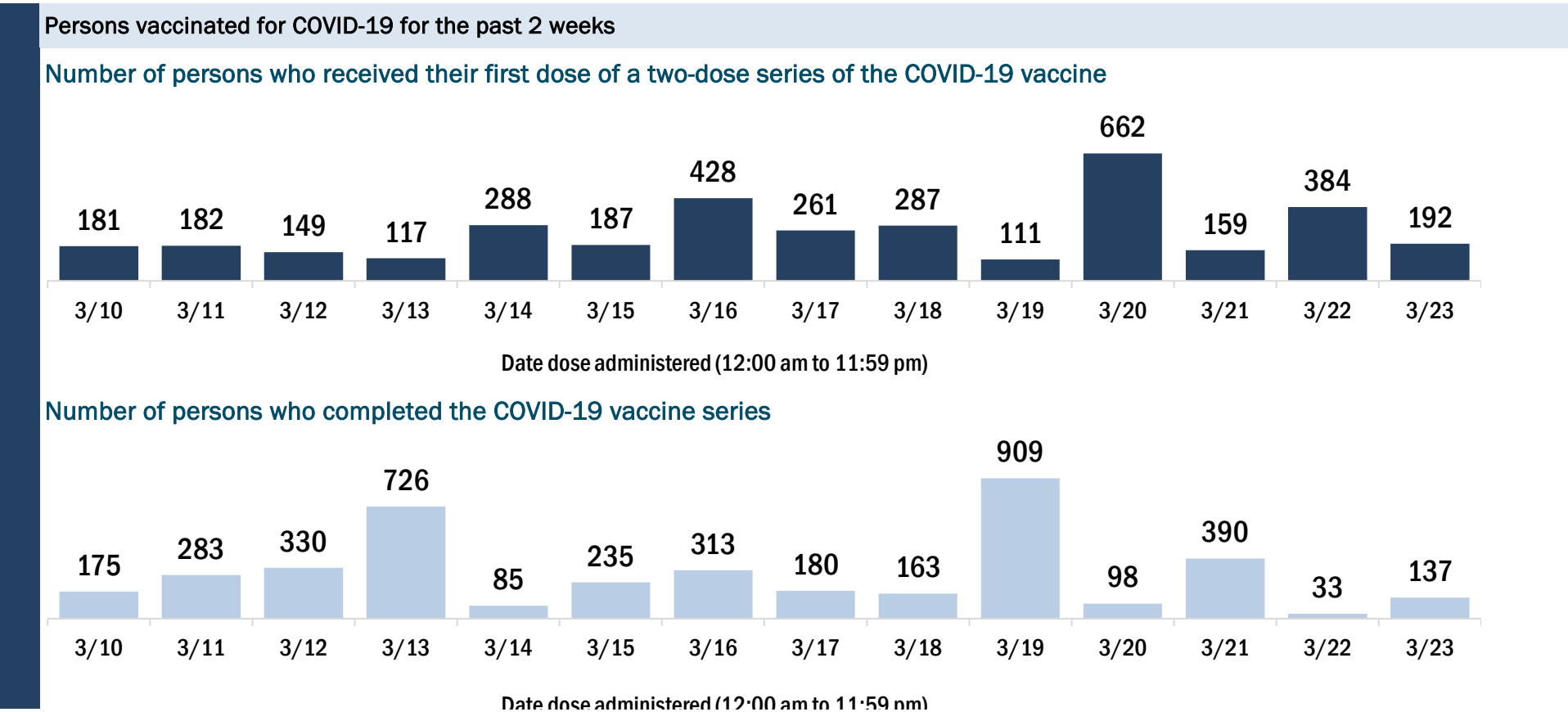
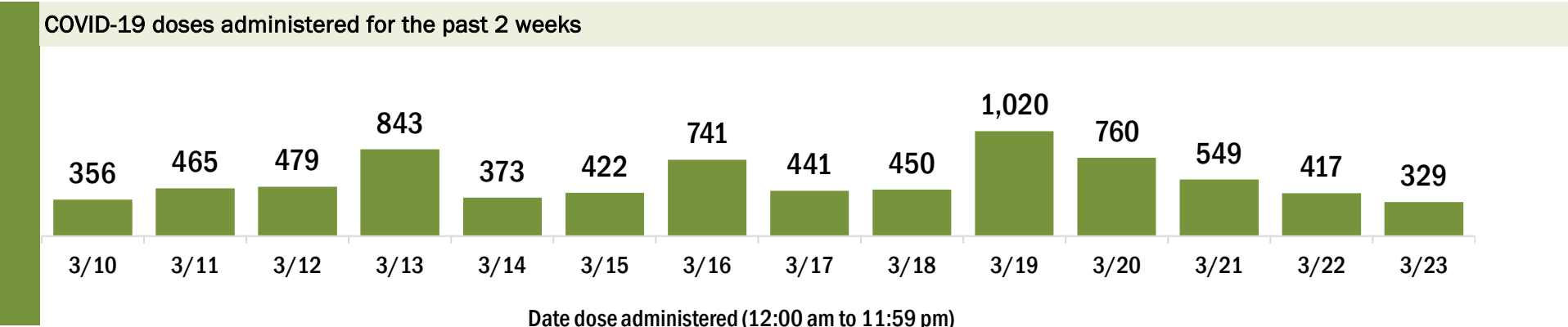
Data in this report are provisional and subject to change.

Data in this summary pertain to COVID-19 vaccines approved by the U.S. Food and Drug Administration and have been issued an Emergency Use Authorization (Janssen COVID-19 Vaccine, Moderna COVID-19 Vaccine and Pfizer-BioNTech COVID-19 Vaccine). These data summarize the number of people who have received either their first dose or have completed the series for a COVID-19 vaccine. **A person can only be counted in one category, first dose or series complete.** For persons receiving Moderna or Pfizer vaccines, once they receive their second dose, they are moved from the first dose column to the series completed column. **Because of this, the total first dose category may show a change from report to report not matching the total receiving their first dose from the previous day.** Persons receiving Johnson & Johnson vaccines will always be counted in the series completed column.

COVID-19 doses for vaccinated persons in Florida	
Doses administered	40,281
People receiving one dose of a 1-dose series (Johnson & Johnson) or receiving only one dose of a 2-dose series (Moderna, Pfizer) count once. Persons receiving both doses of a 2-dose series count twice.	

Current status of persons vaccinated for COVID-19 in Florida	
Total people vaccinated	23,975
First dose	6,697
Series completed	17,278
Completed 1-dose series	972
Completed 2-dose series	16,306
First dose: current number of people who have only received their first dose of the Moderna or Pfizer vaccine.	
Series complete: current number of people who have received both Moderna or Pfizer vaccine doses or one Johnson & Johnson dose and are considered fully immunized.	

Demographic summary	First dose	Series complete	Total people vaccinated
Age group	6,697	17,278	23,975
16-24 years	120	151	271
25-34 years	207	374	581
35-44 years	451	642	1,093
45-54 years	801	795	1,596
55-64 years	2,773	1,745	4,518
65-74 years	1,457	8,216	9,673
75-84 years	688	4,154	4,842
85+ years	200	1,201	1,401
Race	6,697	17,278	23,975
White	5,218	13,984	19,202
Black	347	663	1,010
American Indian/Alaskan	34	46	80
Other	308	918	1,226
Unknown	790	1,667	2,457
Other race includes Asian, native Hawaiian/Pacific Islander, or other.			
Ethnicity	6,697	17,278	23,975
Hispanic	159	226	385
Non-Hispanic	4,947	13,113	18,060
Unknown	1,591	3,939	5,530
Gender	6,697	17,278	23,975
Female	3,911	9,636	13,547
Male	2,781	7,641	10,422
Unknown	5	1	6



COVID-19: Okaloosa County vaccine summary

Vaccination data through Mar 23, 2021 as of Mar 24, 2021 at 12:05 AM

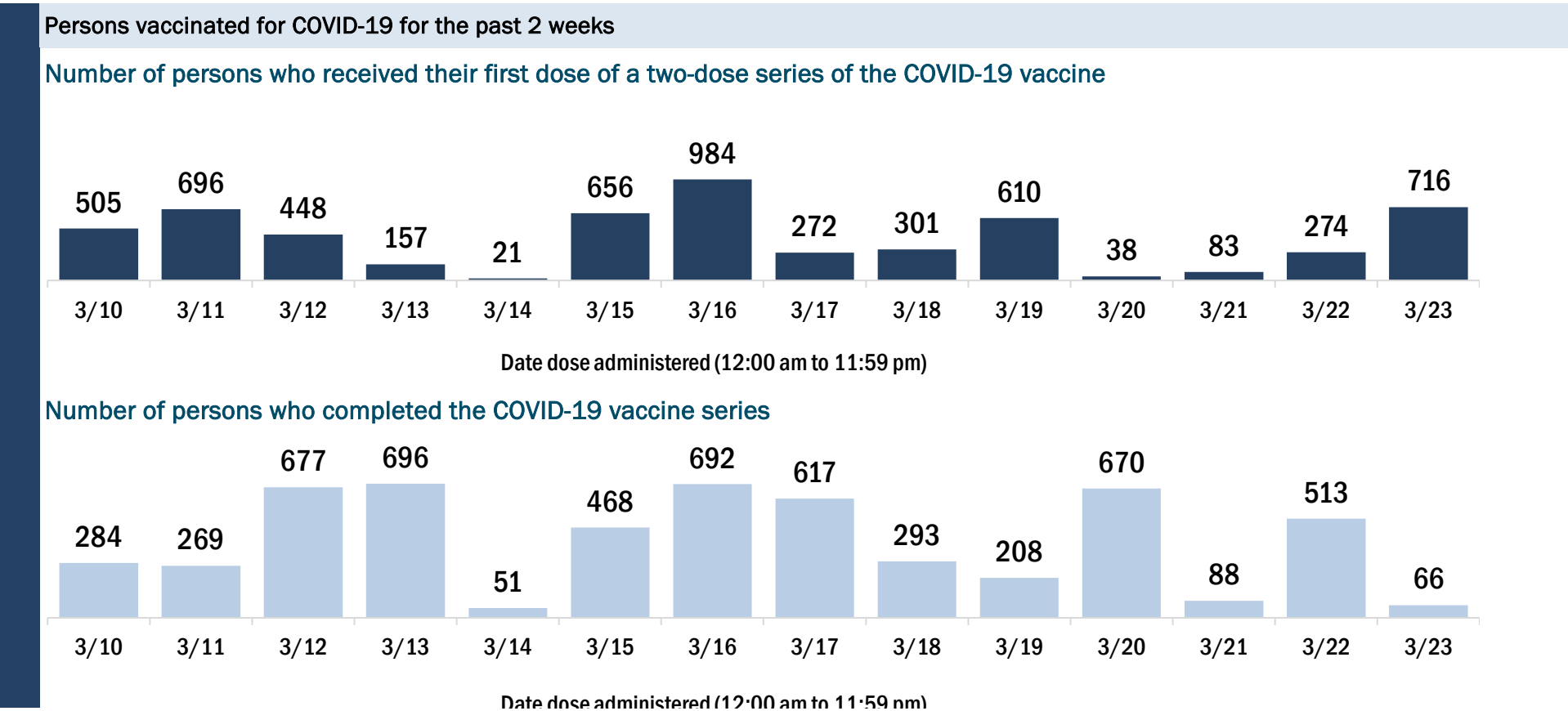
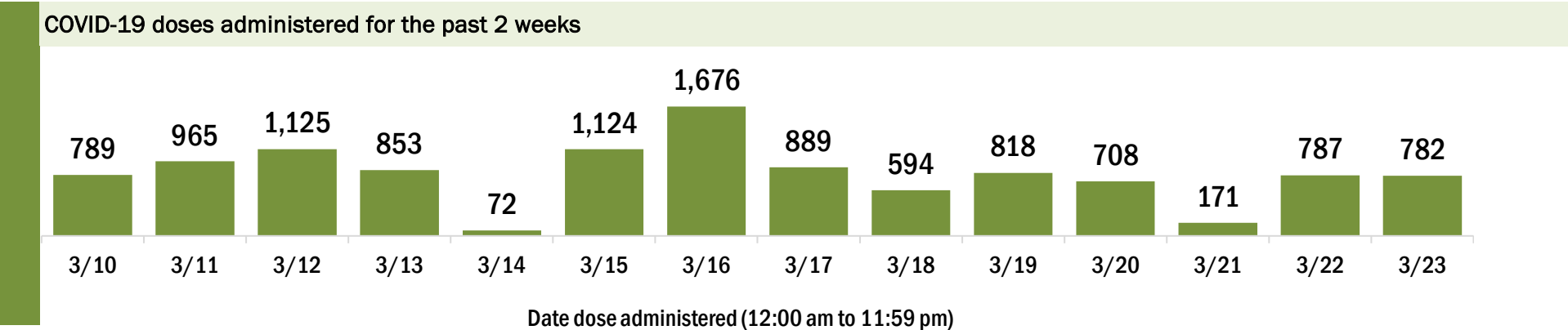
Data in this report are provisional and subject to change.

Data in this summary pertain to COVID-19 vaccines approved by the U.S. Food and Drug Administration and have been issued an Emergency Use Authorization (Janssen COVID-19 Vaccine, Moderna COVID-19 Vaccine and Pfizer-BioNTech COVID-19 Vaccine). These data summarize the number of people who have received either their first dose or have completed the series for a COVID-19 vaccine. **A person can only be counted in one category, first dose or series complete.** For persons receiving Moderna or Pfizer vaccines, once they receive their second dose, they are moved from the first dose column to the series completed column. **Because of this, the total first dose category may show a change from report to report not matching the total receiving their first dose from the previous day.** Persons receiving Johnson & Johnson vaccines will always be counted in the series completed column.

COVID-19 doses for vaccinated persons in Florida	
Doses administered	62,420
People receiving one dose of a 1-dose series (Johnson & Johnson) or receiving only one dose of a 2-dose series (Moderna, Pfizer) count once. Persons receiving both doses of a 2-dose series count twice.	

Current status of persons vaccinated for COVID-19 in Florida	
Total people vaccinated	38,127
First dose	12,427
Series completed	25,700
Completed 1-dose series	1,407
Completed 2-dose series	24,293
First dose: current number of people who have only received their first dose of the Moderna or Pfizer vaccine.	
Series complete: current number of people who have received both Moderna or Pfizer vaccine doses or one Johnson & Johnson dose and are considered fully immunized.	

Demographic summary	First dose	Series complete	Total people vaccinated
Age group	12,427	25,700	38,127
16-24 years	250	248	498
25-34 years	601	908	1,509
35-44 years	867	1,206	2,073
45-54 years	1,372	1,515	2,887
55-64 years	4,284	2,686	6,970
65-74 years	3,007	10,570	13,577
75-84 years	1,505	6,246	7,751
85+ years	541	2,321	2,862
Race	12,427	25,700	38,127
White	8,280	17,970	26,250
Black	634	1,136	1,770
American Indian/Alaskan	50	83	133
Other	897	2,389	3,286
Unknown	2,566	4,122	6,688
Other race includes Asian, native Hawaiian/Pacific Islander, or other.			
Ethnicity	12,427	25,700	38,127
Hispanic	283	552	835
Non-Hispanic	7,868	14,670	22,538
Unknown	4,276	10,478	14,754
Gender	12,427	25,700	38,127
Female	7,239	14,950	22,189
Male	5,068	10,723	15,791
Unknown	120	27	147



COVID-19: Okeechobee County vaccine summary

Vaccination data through Mar 23, 2021 as of Mar 24, 2021 at 12:05 AM

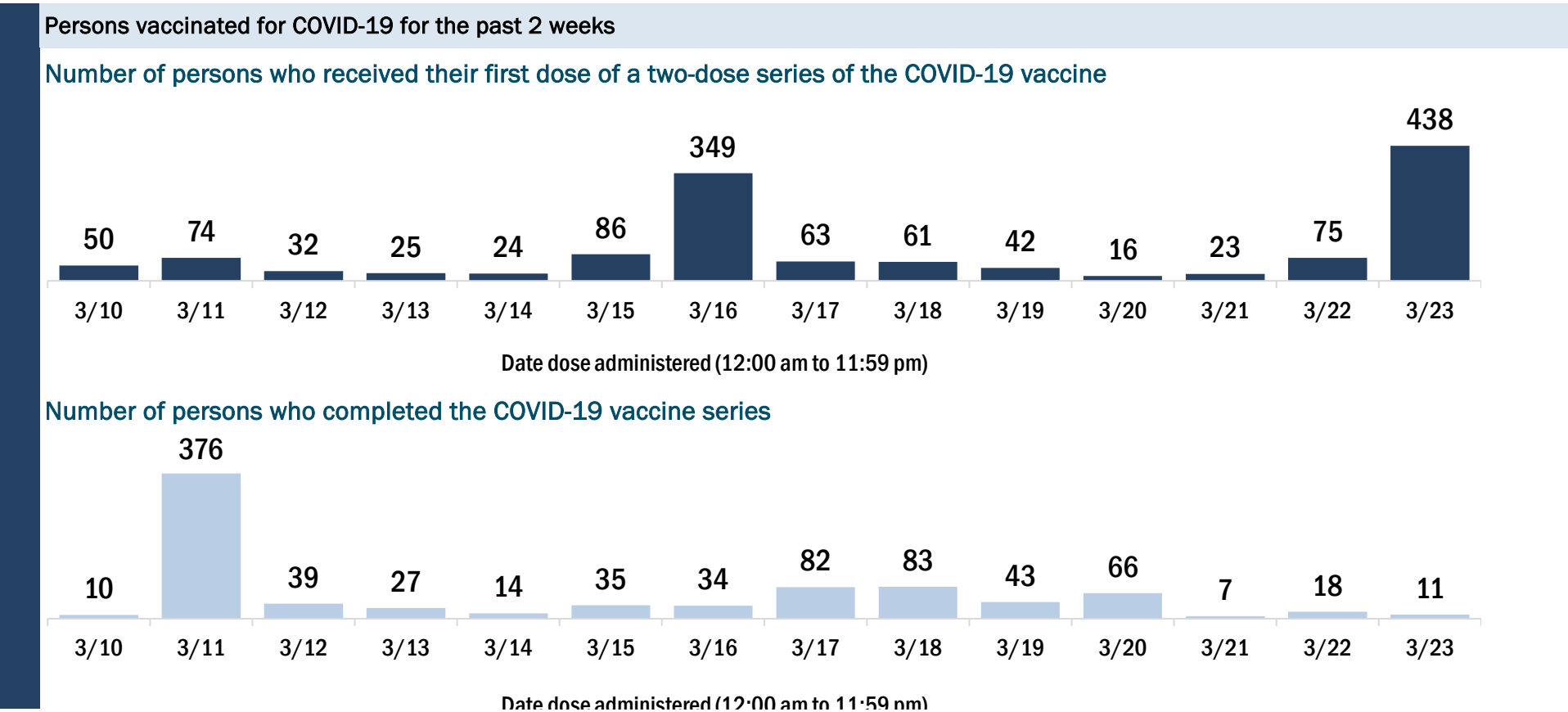
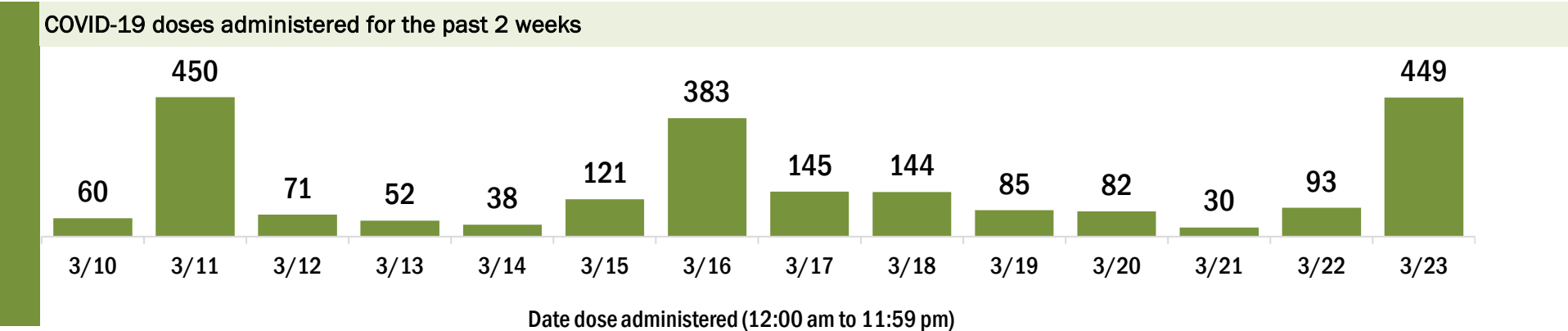
Data in this report are provisional and subject to change.

Data in this summary pertain to COVID-19 vaccines approved by the U.S. Food and Drug Administration and have been issued an Emergency Use Authorization (Janssen COVID-19 Vaccine, Moderna COVID-19 Vaccine and Pfizer-BioNTech COVID-19 Vaccine). These data summarize the number of people who have received either their first dose or have completed the series for a COVID-19 vaccine. **A person can only be counted in one category, first dose or series complete.** For persons receiving Moderna or Pfizer vaccines, once they receive their second dose, they are moved from the first dose column to the series completed column. **Because of this, the total first dose category may show a change from report to report not matching the total receiving their first dose from the previous day.** Persons receiving Johnson & Johnson vaccines will always be counted in the series completed column.

COVID-19 doses for vaccinated persons in Florida	
Doses administered	11,035
People receiving one dose of a 1-dose series (Johnson & Johnson) or receiving only one dose of a 2-dose series (Moderna, Pfizer) count once. Persons receiving both doses of a 2-dose series count twice.	

Current status of persons vaccinated for COVID-19 in Florida	
Total people vaccinated	7,218
First dose	3,219
Series completed	3,999
Completed 1-dose series	182
Completed 2-dose series	3,817
First dose: current number of people who have only received their first dose of the Moderna or Pfizer vaccine.	
Series complete: current number of people who have received both Moderna or Pfizer vaccine doses or one Johnson & Johnson dose and are considered fully immunized.	

Demographic summary	First dose	Series complete	Total people vaccinated
Age group	3,219	3,999	7,218
16-24 years	44	31	75
25-34 years	110	105	215
35-44 years	151	142	293
45-54 years	219	170	389
55-64 years	657	286	943
65-74 years	1,110	1,716	2,826
75-84 years	733	1,207	1,940
85+ years	195	342	537
Race	3,219	3,999	7,218
White	2,634	3,203	5,837
Black	94	68	162
American Indian/Alaskan	10	20	30
Other	173	461	634
Unknown	308	247	555
Other race includes Asian, native Hawaiian/Pacific Islander, or other.			
Ethnicity	3,219	3,999	7,218
Hispanic	335	233	568
Non-Hispanic	2,092	3,101	5,193
Unknown	792	665	1,457
Gender	3,219	3,999	7,218
Female	1,776	2,271	4,047
Male	1,443	1,728	3,171
Unknown	0	0	0



COVID-19: Orange County vaccine summary

Vaccination data through Mar 23, 2021 as of Mar 24, 2021 at 12:05 AM

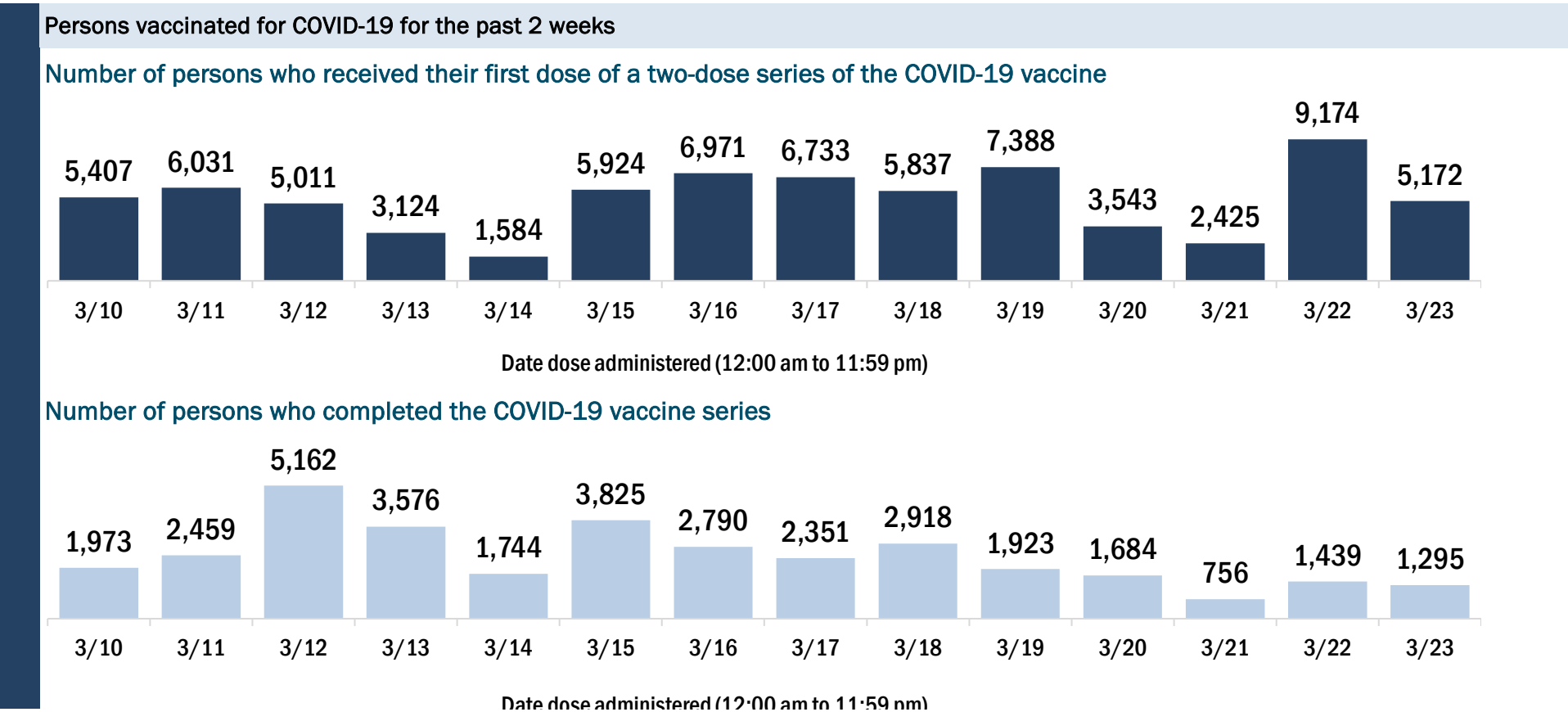
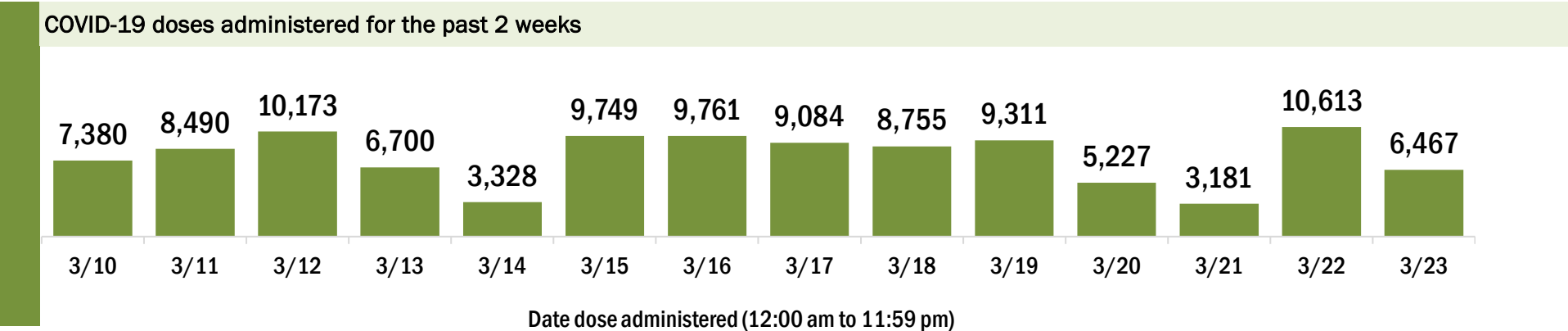
Data in this report are provisional and subject to change.

Data in this summary pertain to COVID-19 vaccines approved by the U.S. Food and Drug Administration and have been issued an Emergency Use Authorization (Janssen COVID-19 Vaccine, Moderna COVID-19 Vaccine and Pfizer-BioNTech COVID-19 Vaccine). These data summarize the number of people who have received either their first dose or have completed the series for a COVID-19 vaccine. **A person can only be counted in one category, first dose or series complete.** For persons receiving Moderna or Pfizer vaccines, once they receive their second dose, they are moved from the first dose column to the series completed column. **Because of this, the total first dose category may show a change from report to report not matching the total receiving their first dose from the previous day.** Persons receiving Johnson & Johnson vaccines will always be counted in the series completed column.

COVID-19 doses for vaccinated persons in Florida	
Doses administered	373,193
People receiving one dose of a 1-dose series (Johnson & Johnson) or receiving only one dose of a 2-dose series (Moderna, Pfizer) count once. Persons receiving both doses of a 2-dose series count twice.	

Current status of persons vaccinated for COVID-19 in Florida	
Total people vaccinated	262,039
First dose	135,378
Series completed	126,661
Completed 1-dose series	15,507
Completed 2-dose series	111,154
First dose: current number of people who have only received their first dose of the Moderna or Pfizer vaccine.	
Series complete: current number of people who have received both Moderna or Pfizer vaccine doses or one Johnson & Johnson dose and are considered fully immunized.	

Demographic summary	First dose	Series complete	Total people vaccinated
Age group	135,378	126,661	262,039
16-24 years	5,794	2,761	8,555
25-34 years	13,369	8,735	22,104
35-44 years	17,241	10,691	27,932
45-54 years	21,915	11,324	33,239
55-64 years	38,870	13,707	52,577
65-74 years	22,332	48,367	70,699
75-84 years	10,788	22,650	33,438
85+ years	5,069	8,426	13,495
Race	135,378	126,661	262,039
White	75,585	77,312	152,897
Black	11,076	10,923	21,999
American Indian/Alaskan	421	377	798
Other	20,770	26,508	47,278
Unknown	27,526	11,541	39,067
Other race includes Asian, native Hawaiian/Pacific Islander, or other.			
Ethnicity	135,378	126,661	262,039
Hispanic	12,038	15,907	27,945
Non-Hispanic	61,460	65,060	126,520
Unknown	61,880	45,694	107,574
Gender	135,378	126,661	262,039
Female	76,806	74,377	151,183
Male	56,423	51,571	107,994
Unknown	2,149	713	2,862



COVID-19: Osceola County vaccine summary

Vaccination data through Mar 23, 2021 as of Mar 24, 2021 at 12:05 AM

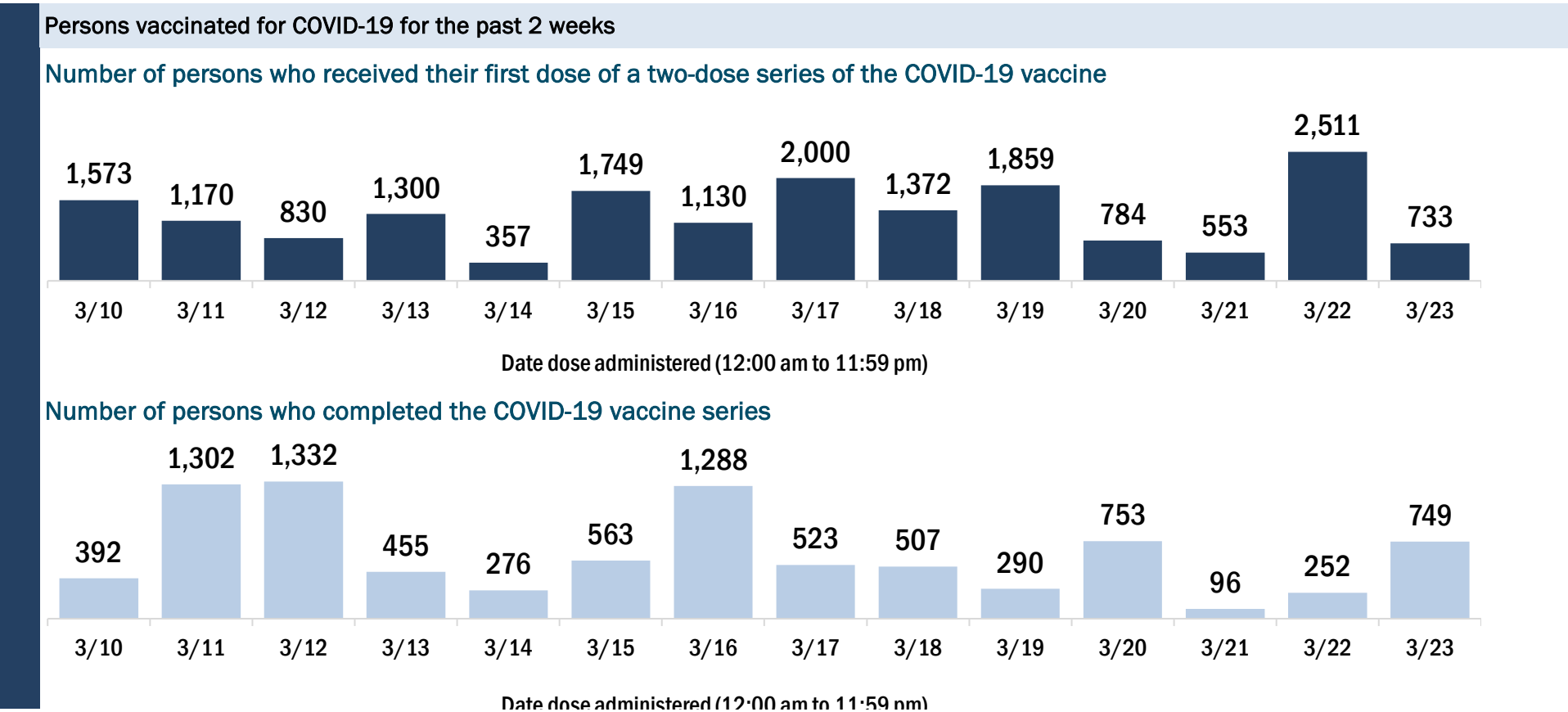
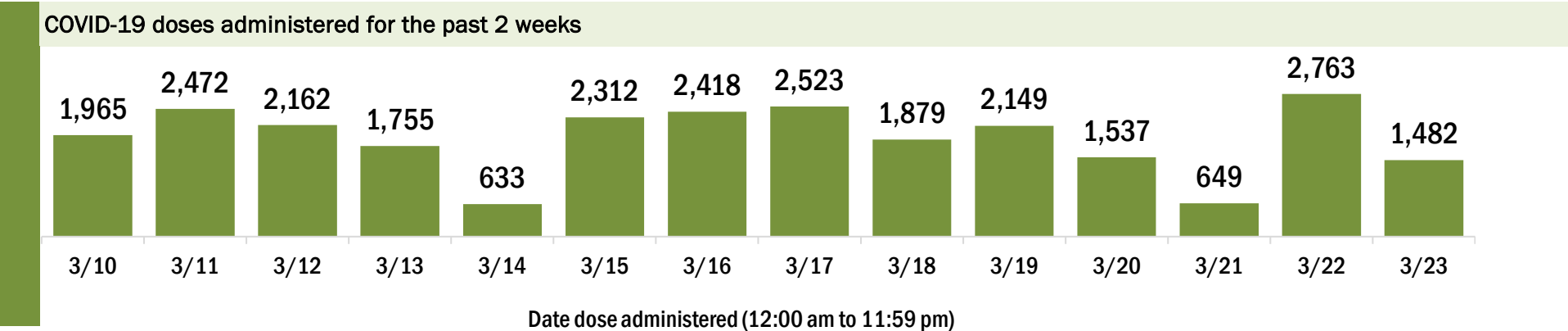
Data in this report are provisional and subject to change.

Data in this summary pertain to COVID-19 vaccines approved by the U.S. Food and Drug Administration and have been issued an Emergency Use Authorization (Janssen COVID-19 Vaccine, Moderna COVID-19 Vaccine and Pfizer-BioNTech COVID-19 Vaccine). These data summarize the number of people who have received either their first dose or have completed the series for a COVID-19 vaccine. **A person can only be counted in one category, first dose or series complete.** For persons receiving Moderna or Pfizer vaccines, once they receive their second dose, they are moved from the first dose column to the series completed column. **Because of this, the total first dose category may show a change from report to report not matching the total receiving their first dose from the previous day.** Persons receiving Johnson & Johnson vaccines will always be counted in the series completed column.

COVID-19 doses for vaccinated persons in Florida	
Doses administered	92,904
People receiving one dose of a 1-dose series (Johnson & Johnson) or receiving only one dose of a 2-dose series (Moderna, Pfizer) count once. Persons receiving both doses of a 2-dose series count twice.	

Current status of persons vaccinated for COVID-19 in Florida	
Total people vaccinated	64,208
First dose	32,502
Series completed	31,706
Completed 1-dose series	3,010
Completed 2-dose series	28,696
First dose: current number of people who have only received their first dose of the Moderna or Pfizer vaccine.	
Series complete: current number of people who have received both Moderna or Pfizer vaccine doses or one Johnson & Johnson dose and are considered fully immunized.	

Demographic summary	First dose	Series complete	Total people vaccinated
Age group	32,502	31,706	64,208
16-24 years	989	480	1,469
25-34 years	2,320	1,379	3,699
35-44 years	2,948	1,921	4,869
45-54 years	4,377	2,346	6,723
55-64 years	9,261	3,016	12,277
65-74 years	7,778	13,829	21,607
75-84 years	3,759	6,746	10,505
85+ years	1,070	1,989	3,059
Race	32,502	31,706	64,208
White	17,472	19,686	37,158
Black	1,805	1,809	3,614
American Indian/Alaskan	139	199	338
Other	5,275	6,943	12,218
Unknown	7,811	3,069	10,880
Other race includes Asian, native Hawaiian/Pacific Islander, or other.			
Ethnicity	32,502	31,706	64,208
Hispanic	7,562	8,821	16,383
Non-Hispanic	10,101	14,990	25,091
Unknown	14,839	7,895	22,734
Gender	32,502	31,706	64,208
Female	19,153	18,680	37,833
Male	13,205	13,001	26,206
Unknown	144	25	169



COVID-19: Palm Beach County vaccine summary

Vaccination data through Mar 23, 2021 as of Mar 24, 2021 at 12:05 AM

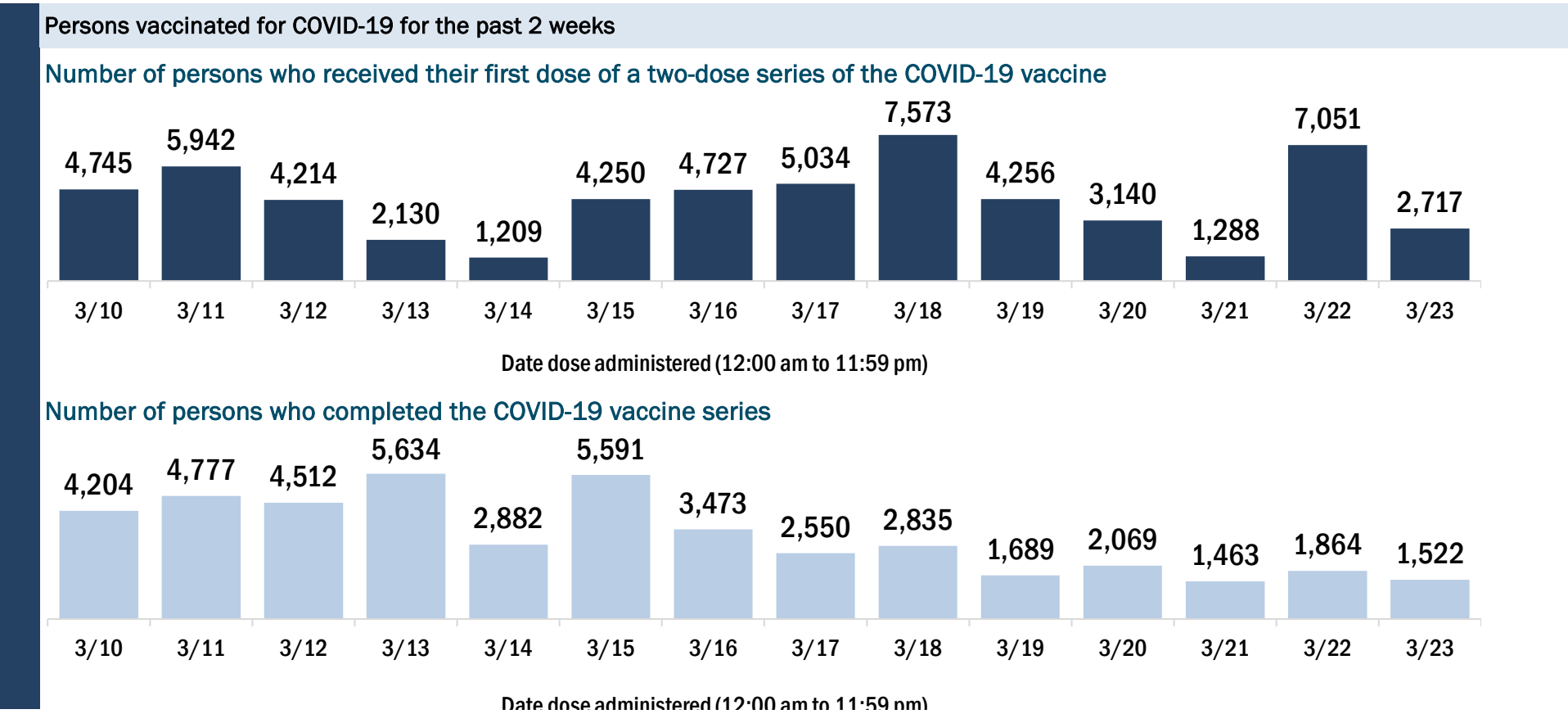
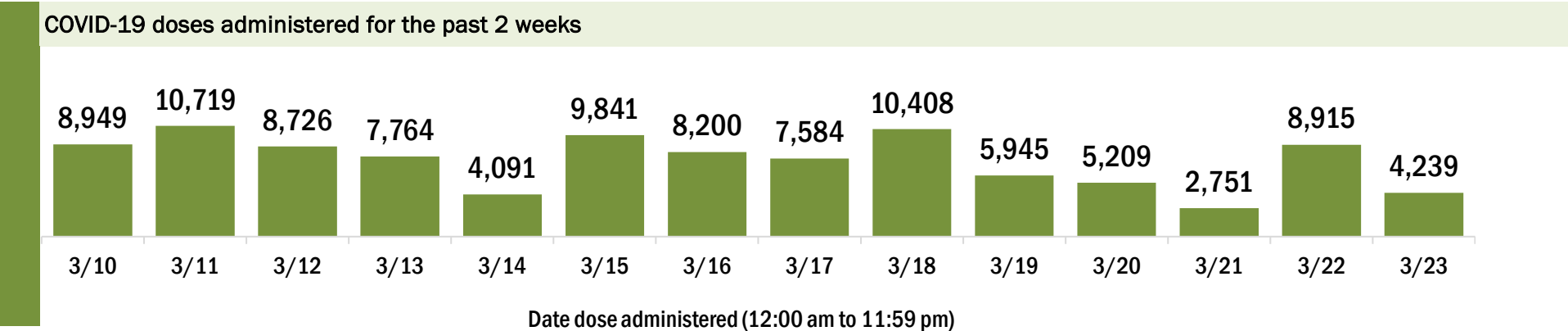
Data in this report are provisional and subject to change.

Data in this summary pertain to COVID-19 vaccines approved by the U.S. Food and Drug Administration and have been issued an Emergency Use Authorization (Janssen COVID-19 Vaccine, Moderna COVID-19 Vaccine and Pfizer-BioNTech COVID-19 Vaccine). These data summarize the number of people who have received either their first dose or have completed the series for a COVID-19 vaccine. **A person can only be counted in one category, first dose or series complete.** For persons receiving Moderna or Pfizer vaccines, once they receive their second dose, they are moved from the first dose column to the series completed column. **Because of this, the total first dose category may show a change from report to report not matching the total receiving their first dose from the previous day.** Persons receiving Johnson & Johnson vaccines will always be counted in the series completed column.

COVID-19 doses for vaccinated persons in Florida	
Doses administered	632,550
People receiving one dose of a 1-dose series (Johnson & Johnson) or receiving only one dose of a 2-dose series (Moderna, Pfizer) count once. Persons receiving both doses of a 2-dose series count twice.	

Current status of persons vaccinated for COVID-19 in Florida	
Total people vaccinated	391,508
First dose	138,905
Series completed	252,603
Completed 1-dose series	11,561
Completed 2-dose series	241,042
First dose: current number of people who have only received their first dose of the Moderna or Pfizer vaccine.	
Series complete: current number of people who have received both Moderna or Pfizer vaccine doses or one Johnson & Johnson dose and are considered fully immunized.	

Demographic summary	First dose	Series complete	Total people vaccinated
Age group	138,905	252,603	391,508
16-24 years	3,076	2,072	5,148
25-34 years	6,424	6,410	12,834
35-44 years	9,535	9,183	18,718
45-54 years	15,660	13,215	28,875
55-64 years	36,673	22,083	58,756
65-74 years	34,572	99,084	133,656
75-84 years	22,846	71,468	94,314
85+ years	10,119	29,088	39,207
Race	138,905	252,603	391,508
White	87,364	170,460	257,824
Black	8,220	10,707	18,927
American Indian/Alaskan	425	681	1,106
Other	10,758	22,671	33,429
Unknown	32,138	48,084	80,222
Other race includes Asian, native Hawaiian/Pacific Islander, or other.			
Ethnicity	138,905	252,603	391,508
Hispanic	12,395	13,264	25,659
Non-Hispanic	65,071	140,871	205,942
Unknown	61,439	98,468	159,907
Gender	138,905	252,603	391,508
Female	80,441	147,352	227,793
Male	58,025	105,149	163,174
Unknown	439	102	541



COVID-19: Pasco County vaccine summary

Vaccination data through Mar 23, 2021 as of Mar 24, 2021 at 12:05 AM

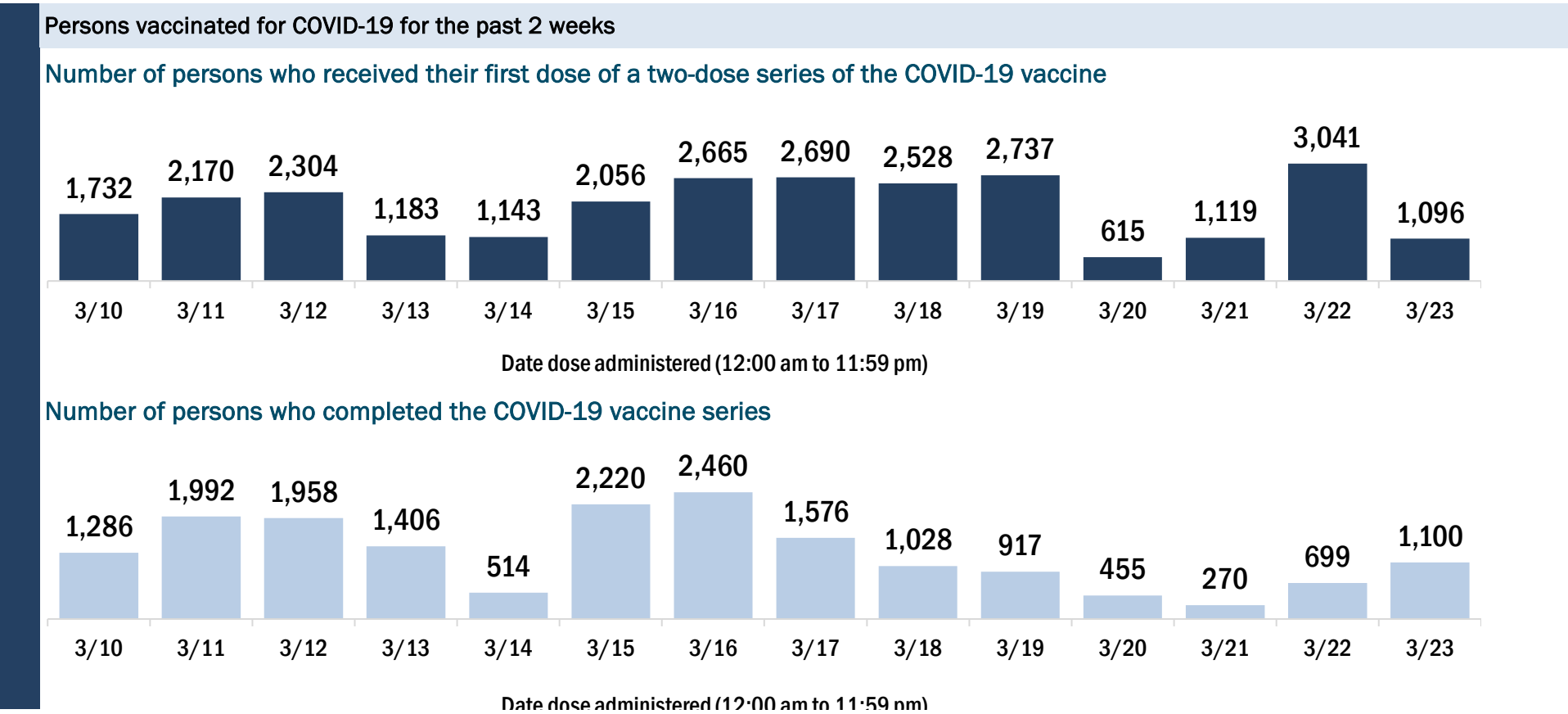
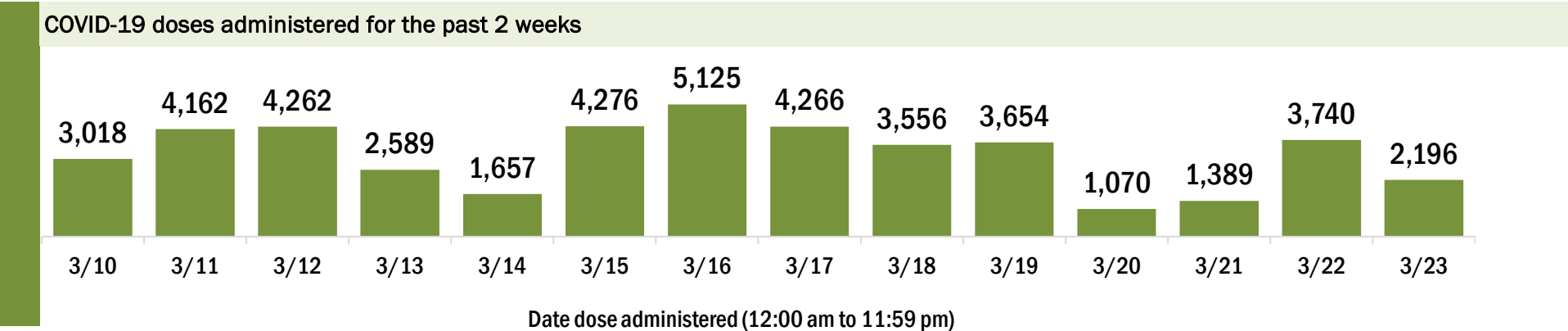
Data in this report are provisional and subject to change.

Data in this summary pertain to COVID-19 vaccines approved by the U.S. Food and Drug Administration and have been issued an Emergency Use Authorization (Janssen COVID-19 Vaccine, Moderna COVID-19 Vaccine and Pfizer-BioNTech COVID-19 Vaccine). These data summarize the number of people who have received either their first dose or have completed the series for a COVID-19 vaccine. **A person can only be counted in one category, first dose or series complete.** For persons receiving Moderna or Pfizer vaccines, once they receive their second dose, they are moved from the first dose column to the series completed column. **Because of this, the total first dose category may show a change from report to report not matching the total receiving their first dose from the previous day.** Persons receiving Johnson & Johnson vaccines will always be counted in the series completed column.

COVID-19 doses for vaccinated persons in Florida	
Doses administered	174,954
People receiving one dose of a 1-dose series (Johnson & Johnson) or receiving only one dose of a 2-dose series (Moderna, Pfizer) count once. Persons receiving both doses of a 2-dose series count twice.	

Current status of persons vaccinated for COVID-19 in Florida	
Total people vaccinated	118,241
First dose	57,933
Series completed	60,308
Completed 1-dose series	3,595
Completed 2-dose series	56,713
First dose: current number of people who have only received their first dose of the Moderna or Pfizer vaccine.	
Series complete: current number of people who have received both Moderna or Pfizer vaccine doses or one Johnson & Johnson dose and are considered fully immunized.	

Demographic summary	First dose	Series complete	Total people vaccinated
Age group	57,933	60,308	118,241
16-24 years	1,117	696	1,813
25-34 years	2,021	2,204	4,225
35-44 years	3,500	3,231	6,731
45-54 years	5,592	4,162	9,754
55-64 years	13,388	5,365	18,753
65-74 years	17,483	25,071	42,554
75-84 years	11,443	14,931	26,374
85+ years	3,389	4,648	8,037
Race	57,933	60,308	118,241
White	43,382	45,879	89,261
Black	1,519	1,515	3,034
American Indian/Alaskan	232	181	413
Other	4,692	6,566	11,258
Unknown	8,108	6,167	14,275
Other race includes Asian, native Hawaiian/Pacific Islander, or other.			
Ethnicity	57,933	60,308	118,241
Hispanic	2,965	2,687	5,652
Non-Hispanic	32,908	36,091	68,999
Unknown	22,060	21,530	43,590
Gender	57,933	60,308	118,241
Female	34,271	35,823	70,094
Male	23,520	24,420	47,940
Unknown	142	65	207



COVID-19: Pinellas County vaccine summary

Vaccination data through Mar 23, 2021 as of Mar 24, 2021 at 12:05 AM

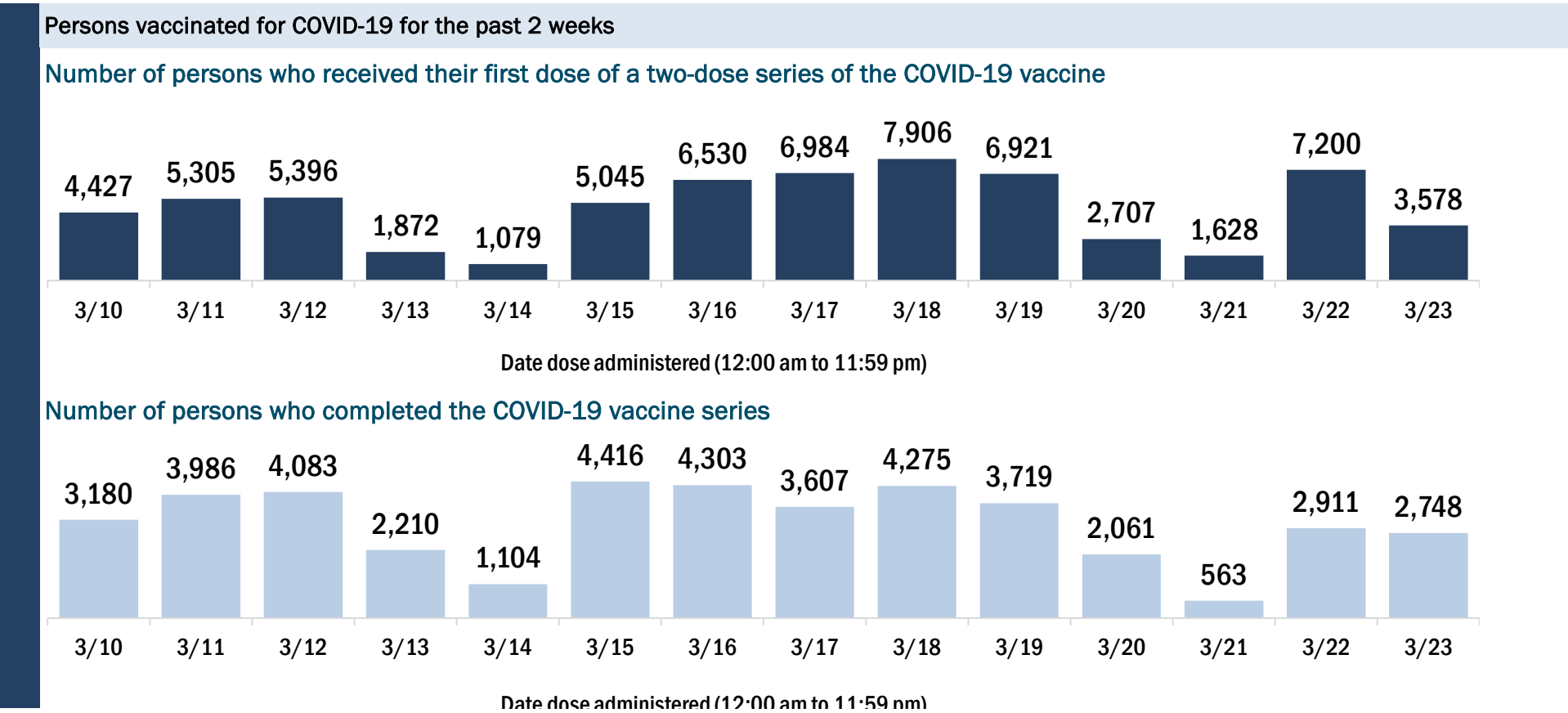
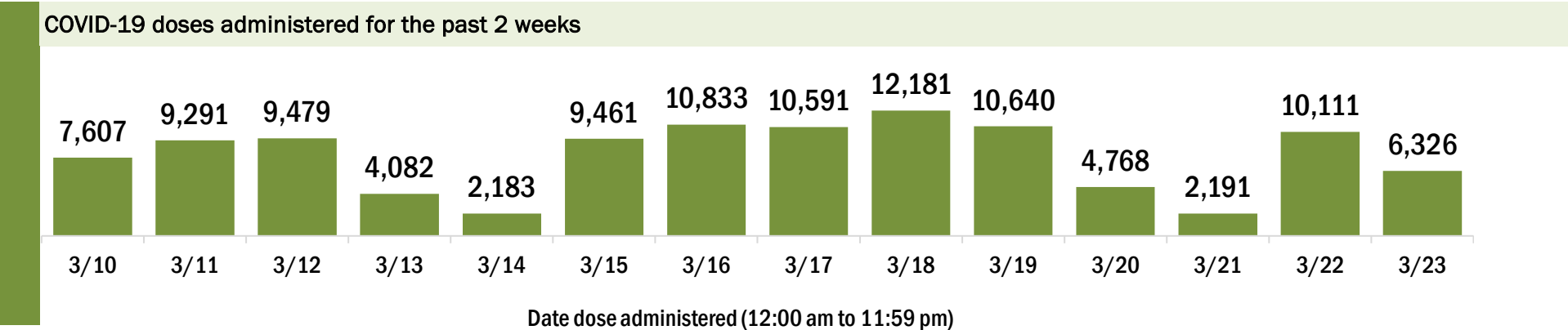
Data in this report are provisional and subject to change.

Data in this summary pertain to COVID-19 vaccines approved by the U.S. Food and Drug Administration and have been issued an Emergency Use Authorization (Janssen COVID-19 Vaccine, Moderna COVID-19 Vaccine and Pfizer-BioNTech COVID-19 Vaccine). These data summarize the number of people who have received either their first dose or have completed the series for a COVID-19 vaccine. **A person can only be counted in one category, first dose or series complete.** For persons receiving Moderna or Pfizer vaccines, once they receive their second dose, they are moved from the first dose column to the series completed column. **Because of this, the total first dose category may show a change from report to report not matching the total receiving their first dose from the previous day.** Persons receiving Johnson & Johnson vaccines will always be counted in the series completed column.

COVID-19 doses for vaccinated persons in Florida	
Doses administered	395,823
People receiving one dose of a 1-dose series (Johnson & Johnson) or receiving only one dose of a 2-dose series (Moderna, Pfizer) count once. Persons receiving both doses of a 2-dose series count twice.	

Current status of persons vaccinated for COVID-19 in Florida	
Total people vaccinated	260,405
First dose	117,974
Series completed	142,431
Completed 1-dose series	7,013
Completed 2-dose series	135,418
First dose: current number of people who have only received their first dose of the Moderna or Pfizer vaccine.	
Series complete: current number of people who have received both Moderna or Pfizer vaccine doses or one Johnson & Johnson dose and are considered fully immunized.	

Demographic summary	First dose	Series complete	Total people vaccinated
Age group	117,974	142,431	260,405
16-24 years	2,279	1,293	3,572
25-34 years	5,290	5,329	10,619
35-44 years	6,917	6,488	13,405
45-54 years	10,929	8,245	19,174
55-64 years	35,589	13,946	49,535
65-74 years	31,794	61,812	93,606
75-84 years	18,174	32,498	50,672
85+ years	7,002	12,820	19,822
Race	117,974	142,431	260,405
White	84,949	107,978	192,927
Black	6,046	5,245	11,291
American Indian/Alaskan	318	294	612
Other	8,051	11,995	20,046
Unknown	18,610	16,919	35,529
Other race includes Asian, native Hawaiian/Pacific Islander, or other.			
Ethnicity	117,974	142,431	260,405
Hispanic	3,166	4,022	7,188
Non-Hispanic	67,366	83,449	150,815
Unknown	47,442	54,960	102,402
Gender	117,974	142,431	260,405
Female	69,182	84,160	153,342
Male	48,408	57,984	106,392
Unknown	384	287	671



COVID-19: Polk County vaccine summary

Vaccination data through Mar 23, 2021 as of Mar 24, 2021 at 12:05 AM

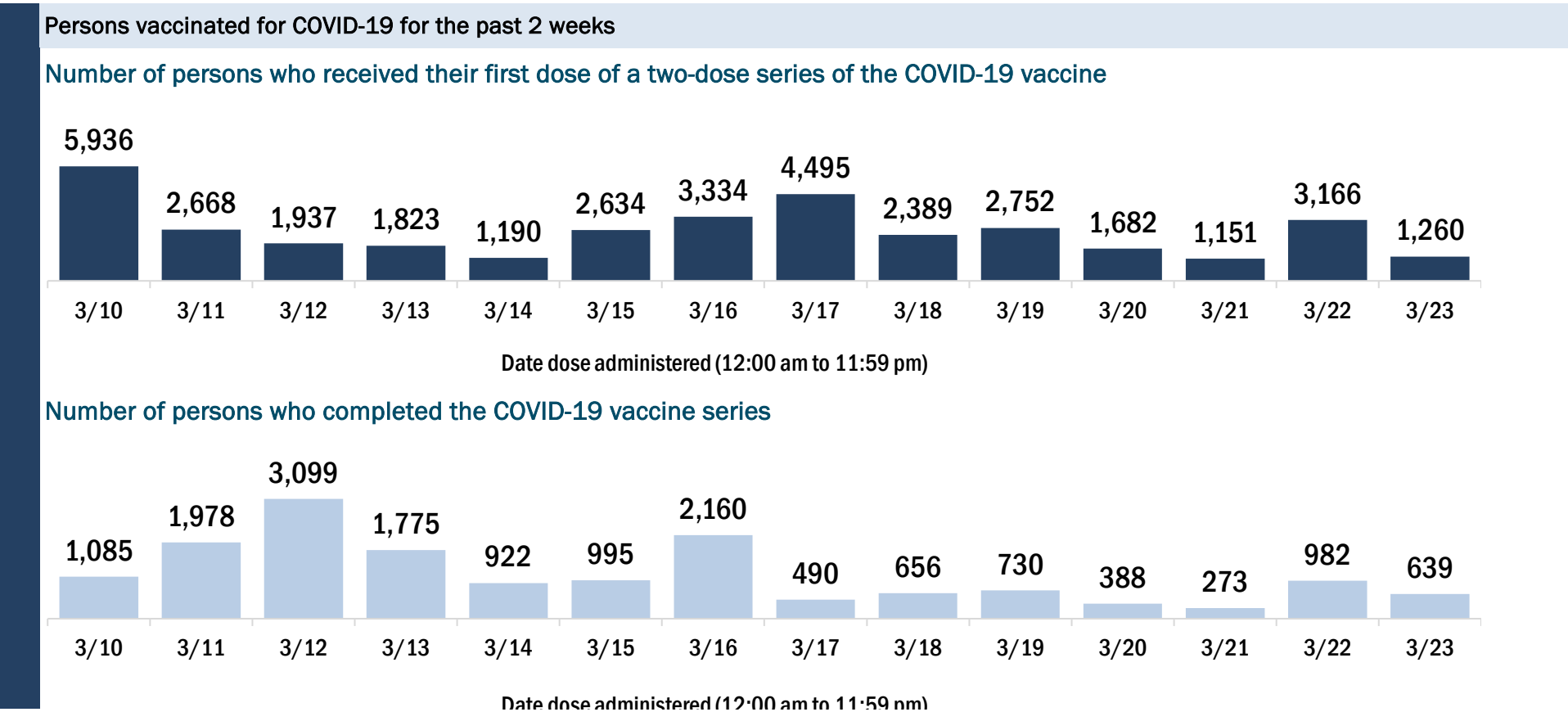
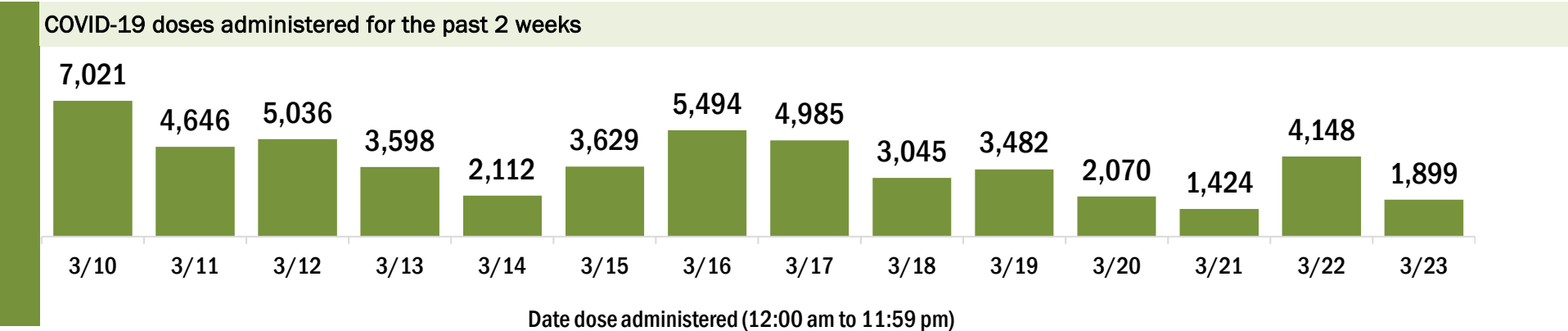
Data in this report are provisional and subject to change.

Data in this summary pertain to COVID-19 vaccines approved by the U.S. Food and Drug Administration and have been issued an Emergency Use Authorization (Janssen COVID-19 Vaccine, Moderna COVID-19 Vaccine and Pfizer-BioNTech COVID-19 Vaccine). These data summarize the number of people who have received either their first dose or have completed the series for a COVID-19 vaccine. **A person can only be counted in one category, first dose or series complete.** For persons receiving Moderna or Pfizer vaccines, once they receive their second dose, they are moved from the first dose column to the series completed column. **Because of this, the total first dose category may show a change from report to report not matching the total receiving their first dose from the previous day.** Persons receiving Johnson & Johnson vaccines will always be counted in the series completed column.

COVID-19 doses for vaccinated persons in Florida	
Doses administered	201,449
People receiving one dose of a 1-dose series (Johnson & Johnson) or receiving only one dose of a 2-dose series (Moderna, Pfizer) count once. Persons receiving both doses of a 2-dose series count twice.	

Current status of persons vaccinated for COVID-19 in Florida	
Total people vaccinated	141,187
First dose	77,979
Series completed	63,208
Completed 1-dose series	2,946
Completed 2-dose series	60,262
First dose: current number of people who have only received their first dose of the Moderna or Pfizer vaccine.	
Series complete: current number of people who have received both Moderna or Pfizer vaccine doses or one Johnson & Johnson dose and are considered fully immunized.	

Demographic summary	First dose	Series complete	Total people vaccinated
Age group	77,979	63,208	141,187
16-24 years	1,374	602	1,976
25-34 years	3,327	2,017	5,344
35-44 years	4,726	2,838	7,564
45-54 years	6,595	3,941	10,536
55-64 years	16,607	5,780	22,387
65-74 years	24,908	26,952	51,860
75-84 years	15,720	16,272	31,992
85+ years	4,722	4,806	9,528
Race	77,979	63,208	141,187
White	53,929	47,119	101,048
Black	5,185	3,844	9,029
American Indian/Alaskan	460	324	784
Other	5,294	4,991	10,285
Unknown	13,111	6,930	20,041
Other race includes Asian, native Hawaiian/Pacific Islander, or other.			
Ethnicity	77,979	63,208	141,187
Hispanic	6,682	3,880	10,562
Non-Hispanic	41,506	37,937	79,443
Unknown	29,791	21,391	51,182
Gender	77,979	63,208	141,187
Female	44,755	36,786	81,541
Male	32,975	26,399	59,374
Unknown	249	23	272



COVID-19: Putnam County vaccine summary

Vaccination data through Mar 23, 2021 as of Mar 24, 2021 at 12:05 AM

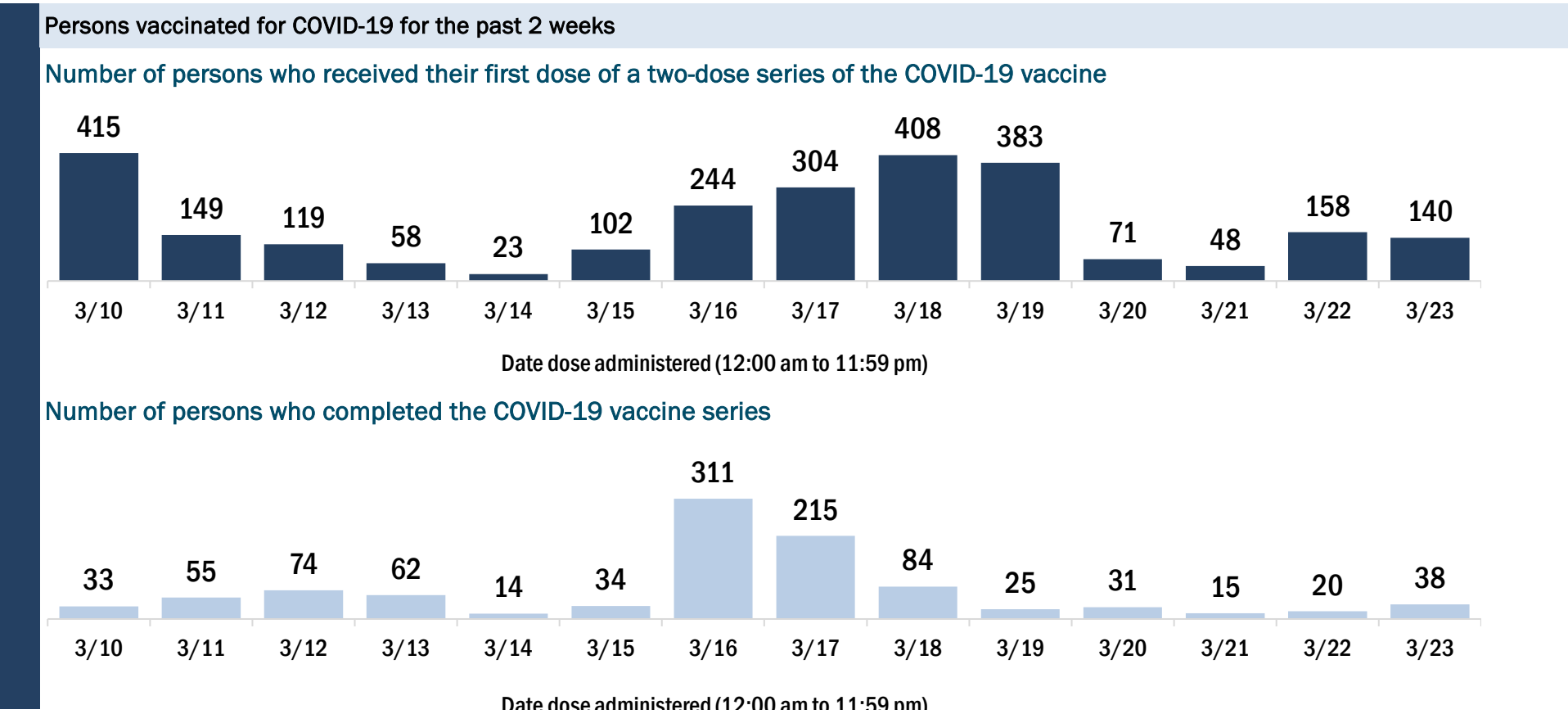
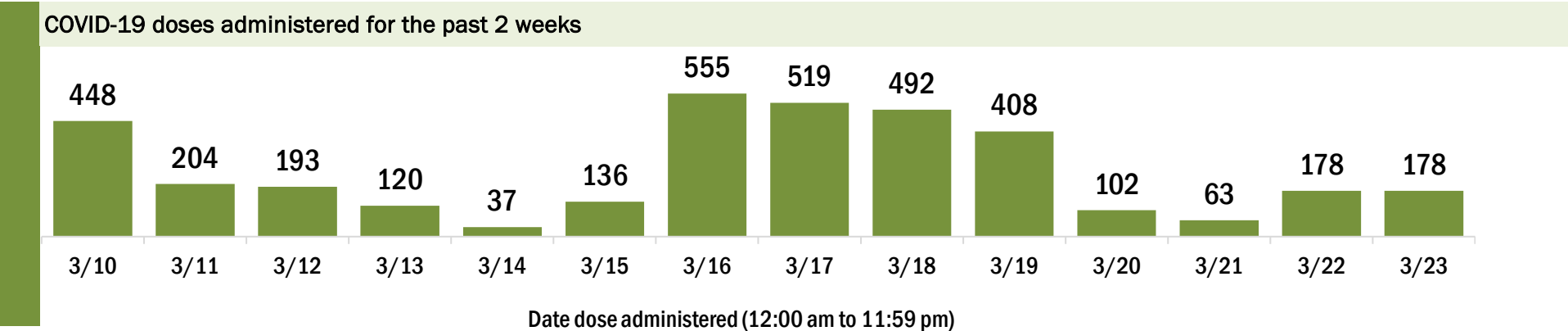
Data in this report are provisional and subject to change.

Data in this summary pertain to COVID-19 vaccines approved by the U.S. Food and Drug Administration and have been issued an Emergency Use Authorization (Janssen COVID-19 Vaccine, Moderna COVID-19 Vaccine and Pfizer-BioNTech COVID-19 Vaccine). These data summarize the number of people who have received either their first dose or have completed the series for a COVID-19 vaccine. **A person can only be counted in one category, first dose or series complete.** For persons receiving Moderna or Pfizer vaccines, once they receive their second dose, they are moved from the first dose column to the series completed column. **Because of this, the total first dose category may show a change from report to report not matching the total receiving their first dose from the previous day.** Persons receiving Johnson & Johnson vaccines will always be counted in the series completed column.

COVID-19 doses for vaccinated persons in Florida	
Doses administered	18,832
People receiving one dose of a 1-dose series (Johnson & Johnson) or receiving only one dose of a 2-dose series (Moderna, Pfizer) count once. Persons receiving both doses of a 2-dose series count twice.	

Current status of persons vaccinated for COVID-19 in Florida	
Total people vaccinated	12,333
First dose	5,706
Series completed	6,627
Completed 1-dose series	128
Completed 2-dose series	6,499
First dose: current number of people who have only received their first dose of the Moderna or Pfizer vaccine.	
Series complete: current number of people who have received both Moderna or Pfizer vaccine doses or one Johnson & Johnson dose and are considered fully immunized.	

Demographic summary	First dose	Series complete	Total people vaccinated
Age group	5,706	6,627	12,333
16-24 years	61	54	115
25-34 years	157	136	293
35-44 years	214	191	405
45-54 years	471	275	746
55-64 years	1,460	561	2,021
65-74 years	1,992	3,066	5,058
75-84 years	1,003	1,785	2,788
85+ years	348	559	907
Race	5,706	6,627	12,333
White	4,374	5,243	9,617
Black	611	423	1,034
American Indian/Alaskan	60	40	100
Other	381	448	829
Unknown	280	473	753
Other race includes Asian, native Hawaiian/Pacific Islander, or other.			
Ethnicity	5,706	6,627	12,333
Hispanic	234	155	389
Non-Hispanic	4,300	4,873	9,173
Unknown	1,172	1,599	2,771
Gender	5,706	6,627	12,333
Female	3,238	3,799	7,037
Male	2,463	2,825	5,288
Unknown	5	3	8



COVID-19: Santa Rosa County vaccine summary

Vaccination data through Mar 23, 2021 as of Mar 24, 2021 at 12:05 AM

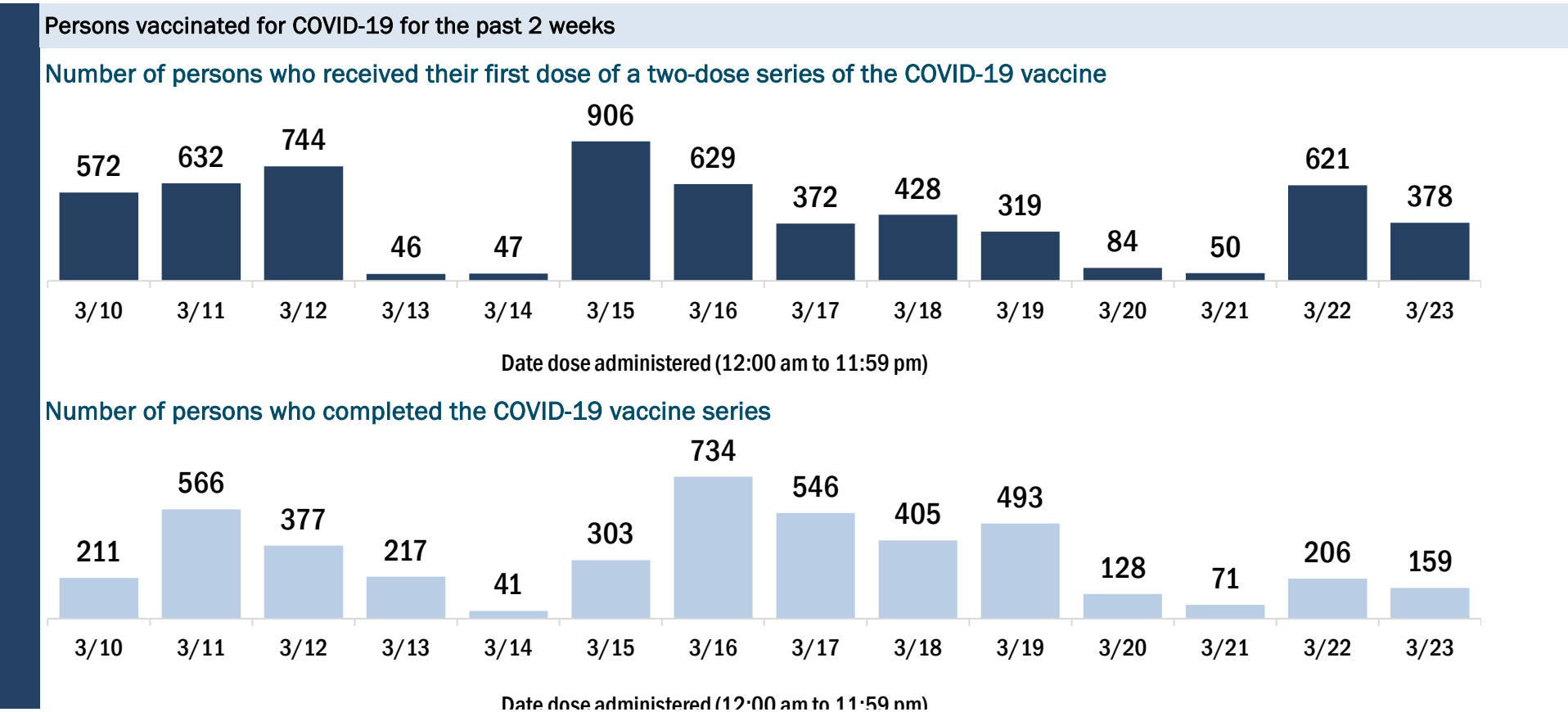
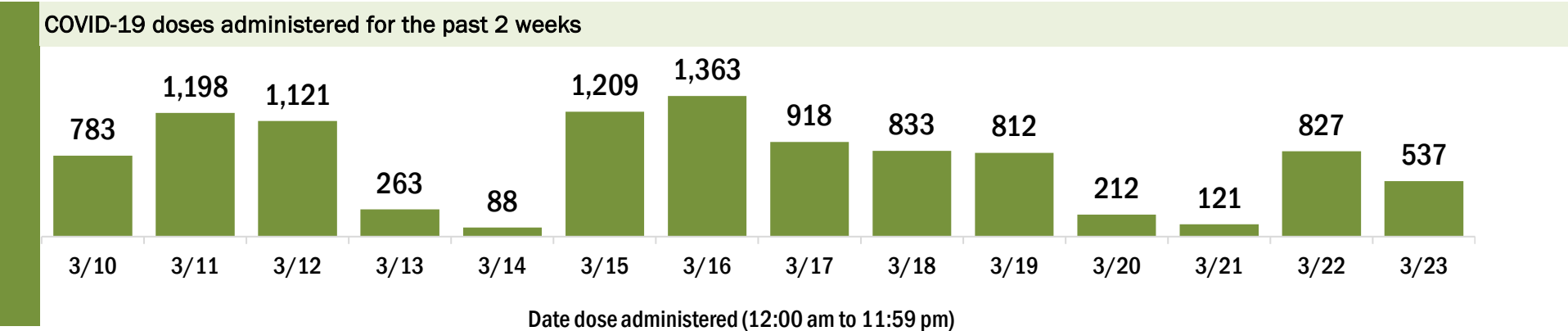
Data in this report are provisional and subject to change.

Data in this summary pertain to COVID-19 vaccines approved by the U.S. Food and Drug Administration and have been issued an Emergency Use Authorization (Janssen COVID-19 Vaccine, Moderna COVID-19 Vaccine and Pfizer-BioNTech COVID-19 Vaccine). These data summarize the number of people who have received either their first dose or have completed the series for a COVID-19 vaccine. **A person can only be counted in one category, first dose or series complete.** For persons receiving Moderna or Pfizer vaccines, once they receive their second dose, they are moved from the first dose column to the series completed column. **Because of this, the total first dose category may show a change from report to report not matching the total receiving their first dose from the previous day.** Persons receiving Johnson & Johnson vaccines will always be counted in the series completed column.

COVID-19 doses for vaccinated persons in Florida	
Doses administered	58,557
People receiving one dose of a 1-dose series (Johnson & Johnson) or receiving only one dose of a 2-dose series (Moderna, Pfizer) count once. Persons receiving both doses of a 2-dose series count twice.	

Current status of persons vaccinated for COVID-19 in Florida	
Total people vaccinated	37,516
First dose	15,742
Series completed	21,774
Completed 1-dose series	733
Completed 2-dose series	21,041
First dose: current number of people who have only received their first dose of the Moderna or Pfizer vaccine.	
Series complete: current number of people who have received both Moderna or Pfizer vaccine doses or one Johnson & Johnson dose and are considered fully immunized.	

Demographic summary	First dose	Series complete	Total people vaccinated
Age group	15,742	21,774	37,516
16-24 years	326	251	577
25-34 years	709	774	1,483
35-44 years	1,091	1,215	2,306
45-54 years	1,852	1,591	3,443
55-64 years	4,483	2,579	7,062
65-74 years	4,488	9,289	13,777
75-84 years	2,140	4,728	6,868
85+ years	653	1,347	2,000
Race	15,742	21,774	37,516
White	10,673	16,492	27,165
Black	513	539	1,052
American Indian/Alaskan	106	120	226
Other	1,028	1,552	2,580
Unknown	3,422	3,071	6,493
Other race includes Asian, native Hawaiian/Pacific Islander, or other.			
Ethnicity	15,742	21,774	37,516
Hispanic	384	336	720
Non-Hispanic	9,403	13,419	22,822
Unknown	5,955	8,019	13,974
Gender	15,742	21,774	37,516
Female	9,129	12,464	21,593
Male	6,601	9,310	15,911
Unknown	12	0	12



COVID-19: Sarasota County vaccine summary

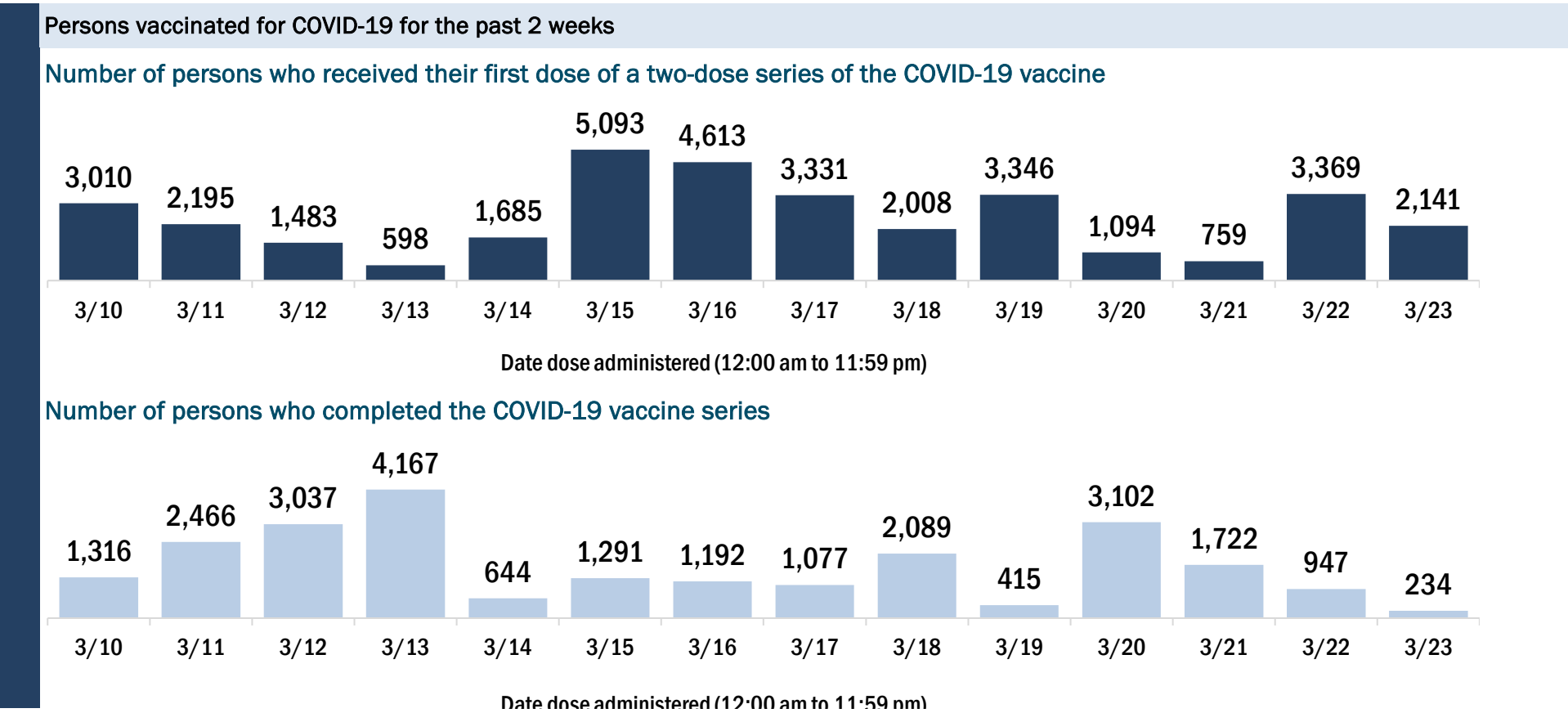
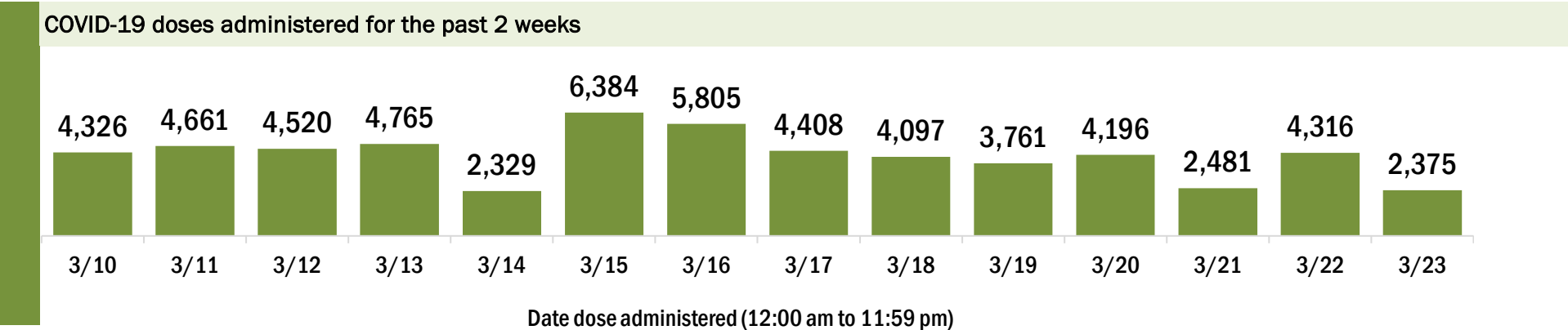
Vaccination data through Mar 23, 2021 as of Mar 24, 2021 at 12:05 AM

Data in this report are provisional and subject to change.

Data in this summary pertain to COVID-19 vaccines approved by the U.S. Food and Drug Administration and have been issued an Emergency Use Authorization (Janssen COVID-19 Vaccine, Moderna COVID-19 Vaccine and Pfizer-BioNTech COVID-19 Vaccine). These data summarize the number of people who have received either their first dose or have completed the series for a COVID-19 vaccine. **A person can only be counted in one category, first dose or series complete.** For persons receiving Moderna or Pfizer vaccines, once they receive their second dose, they are moved from the first dose column to the series completed column. **Because of this, the total first dose category may show a change from report to report not matching the total receiving their first dose from the previous day.** Persons receiving Johnson & Johnson vaccines will always be counted in the series completed column.

COVID-19 doses for vaccinated persons in Florida	
Doses administered	233,676
People receiving one dose of a 1-dose series (Johnson & Johnson) or receiving only one dose of a 2-dose series (Moderna, Pfizer) count once. Persons receiving both doses of a 2-dose series count twice.	
Current status of persons vaccinated for COVID-19 in Florida	
Total people vaccinated	160,547
First dose	83,756
Series completed	76,791
Completed 1-dose series	3,662
Completed 2-dose series	73,129
First dose: current number of people who have only received their first dose of the Moderna or Pfizer vaccine.	
Series complete: current number of people who have received both Moderna or Pfizer vaccine doses or one Johnson & Johnson dose and are considered fully immunized.	

Demographic summary		First dose	Series complete	Total people vaccinated
Age group		83,756	76,791	160,547
16-24 years		744	599	1,343
25-34 years		1,231	1,798	3,029
35-44 years		1,730	2,380	4,110
45-54 years		2,911	3,879	6,790
55-64 years		12,403	6,773	19,176
65-74 years		33,301	33,642	66,943
75-84 years		23,837	19,832	43,669
85+ years		7,599	7,888	15,487
Race		83,756	76,791	160,547
White		68,497	59,109	127,606
Black		893	1,009	1,902
American Indian/Alaskan		268	313	581
Other		3,615	7,165	10,780
Unknown		10,483	9,195	19,678
Other race includes Asian, native Hawaiian/Pacific Islander, or other.				
Ethnicity		83,756	76,791	160,547
Hispanic		1,892	1,424	3,316
Non-Hispanic		55,874	49,409	105,283
Unknown		25,990	25,958	51,948
Gender		83,756	76,791	160,547
Female		46,800	44,227	91,027
Male		36,844	32,508	69,352
Unknown		112	56	168



COVID-19: Seminole County vaccine summary

Vaccination data through Mar 23, 2021 as of Mar 24, 2021 at 12:05 AM

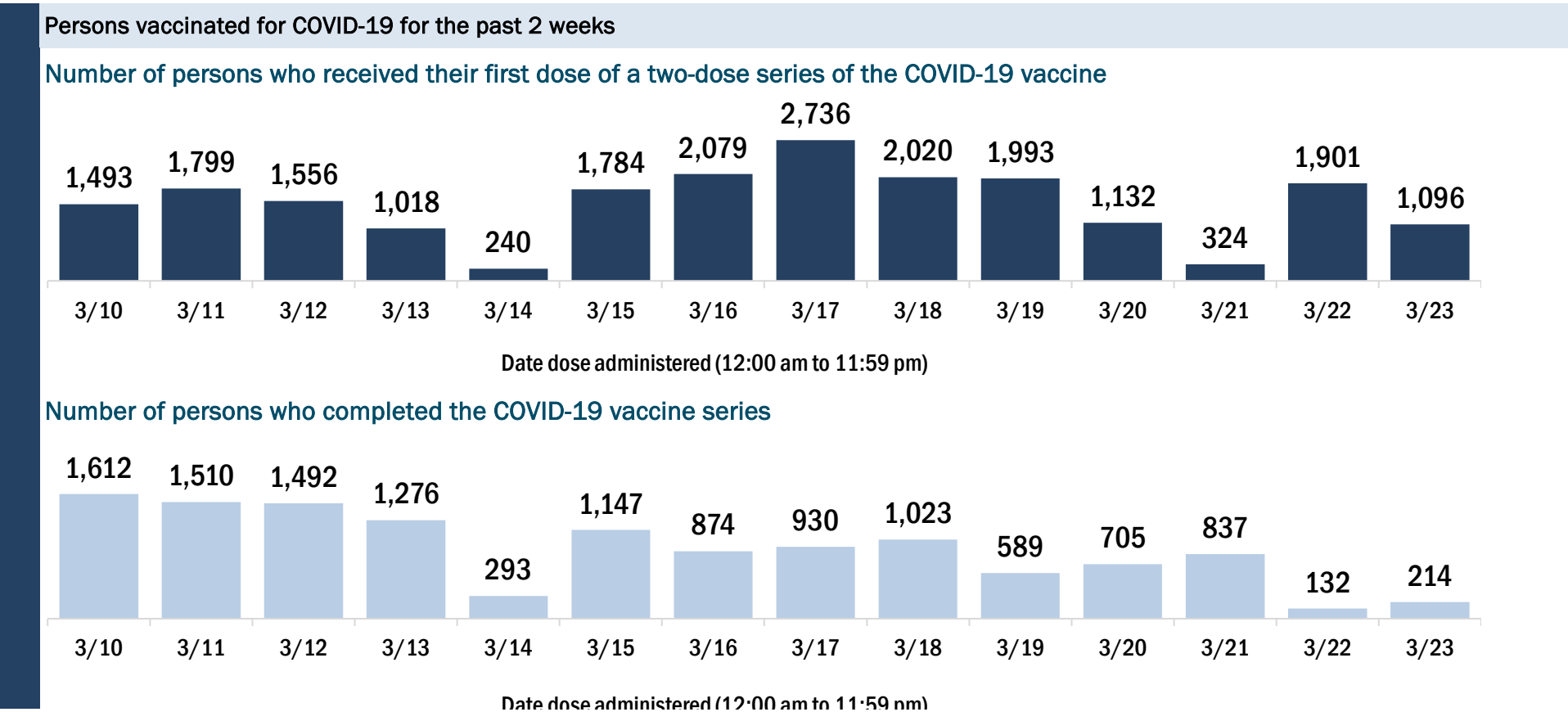
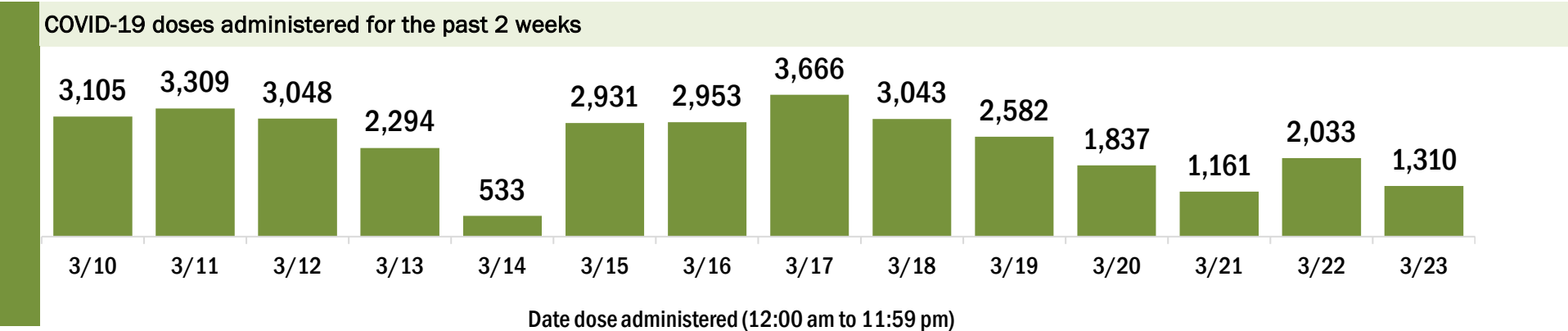
Data in this report are provisional and subject to change.

Data in this summary pertain to COVID-19 vaccines approved by the U.S. Food and Drug Administration and have been issued an Emergency Use Authorization (Janssen COVID-19 Vaccine, Moderna COVID-19 Vaccine and Pfizer-BioNTech COVID-19 Vaccine). These data summarize the number of people who have received either their first dose or have completed the series for a COVID-19 vaccine. **A person can only be counted in one category, first dose or series complete.** For persons receiving Moderna or Pfizer vaccines, once they receive their second dose, they are moved from the first dose column to the series completed column. **Because of this, the total first dose category may show a change from report to report not matching the total receiving their first dose from the previous day.** Persons receiving Johnson & Johnson vaccines will always be counted in the series completed column.

COVID-19 doses for vaccinated persons in Florida	
Doses administered	144,796
People receiving one dose of a 1-dose series (Johnson & Johnson) or receiving only one dose of a 2-dose series (Moderna, Pfizer) count once. Persons receiving both doses of a 2-dose series count twice.	

Current status of persons vaccinated for COVID-19 in Florida	
Total people vaccinated	94,279
First dose	39,108
Series completed	55,171
Completed 1-dose series	4,654
Completed 2-dose series	50,517
First dose: current number of people who have only received their first dose of the Moderna or Pfizer vaccine.	
Series complete: current number of people who have received both Moderna or Pfizer vaccine doses or one Johnson & Johnson dose and are considered fully immunized.	

Demographic summary	First dose	Series complete	Total people vaccinated
Age group	39,108	55,171	94,279
16-24 years	1,659	946	2,605
25-34 years	3,345	2,716	6,061
35-44 years	4,787	3,737	8,524
45-54 years	6,246	4,411	10,657
55-64 years	12,330	5,485	17,815
65-74 years	6,357	22,369	28,726
75-84 years	3,111	11,167	14,278
85+ years	1,273	4,340	5,613
Race	39,108	55,171	94,279
White	25,830	40,684	66,514
Black	2,353	3,577	5,930
American Indian/Alaskan	140	324	464
Other	5,050	8,335	13,385
Unknown	5,735	2,251	7,986
Other race includes Asian, native Hawaiian/Pacific Islander, or other.			
Ethnicity	39,108	55,171	94,279
Hispanic	3,584	5,115	8,699
Non-Hispanic	21,188	36,964	58,152
Unknown	14,336	13,092	27,428
Gender	39,108	55,171	94,279
Female	22,758	33,266	56,024
Male	16,116	21,860	37,976
Unknown	234	45	279



COVID-19: St. Johns County vaccine summary

Vaccination data through Mar 23, 2021 as of Mar 24, 2021 at 12:05 AM

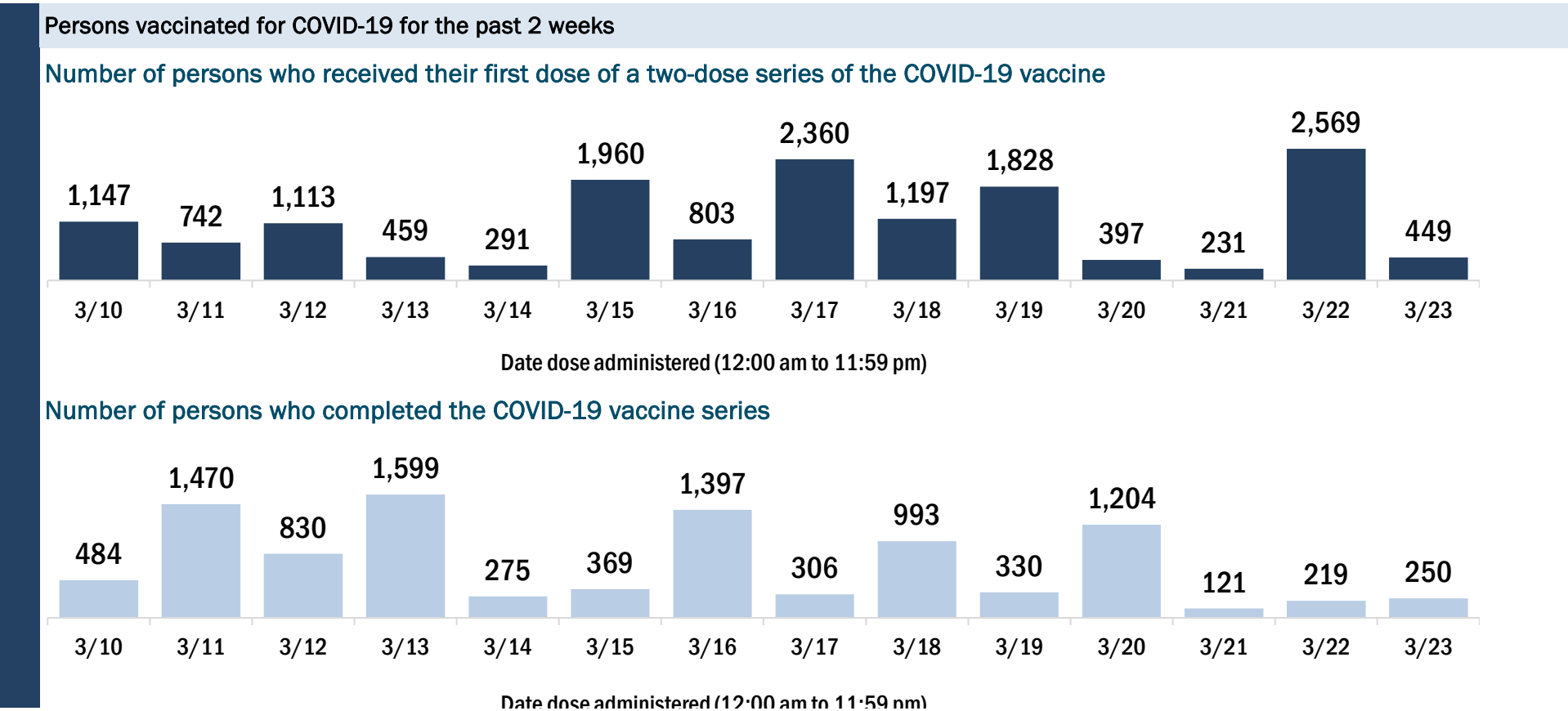
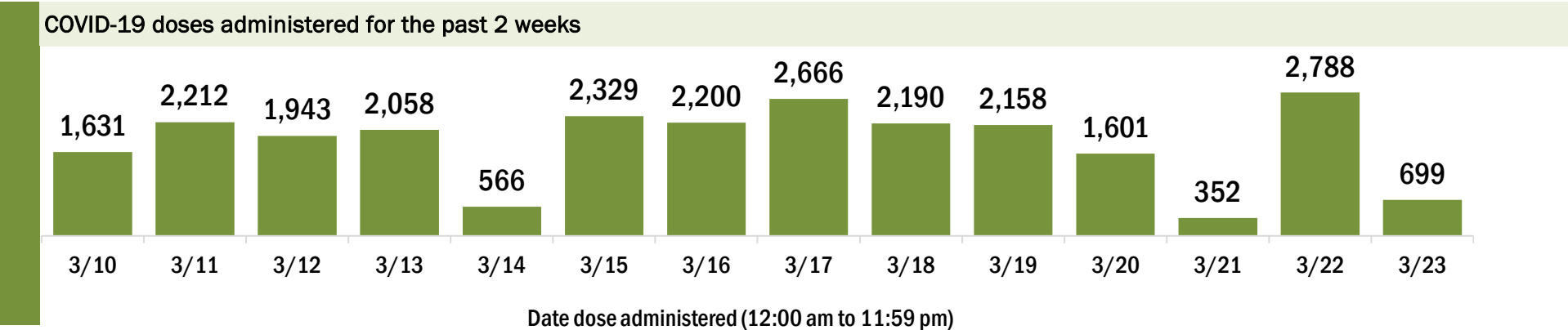
Data in this report are provisional and subject to change.

Data in this summary pertain to COVID-19 vaccines approved by the U.S. Food and Drug Administration and have been issued an Emergency Use Authorization (Janssen COVID-19 Vaccine, Moderna COVID-19 Vaccine and Pfizer-BioNTech COVID-19 Vaccine). These data summarize the number of people who have received either their first dose or have completed the series for a COVID-19 vaccine. **A person can only be counted in one category, first dose or series complete.** For persons receiving Moderna or Pfizer vaccines, once they receive their second dose, they are moved from the first dose column to the series completed column. **Because of this, the total first dose category may show a change from report to report not matching the total receiving their first dose from the previous day.** Persons receiving Johnson & Johnson vaccines will always be counted in the series completed column.

COVID-19 doses for vaccinated persons in Florida	
Doses administered	138,401
People receiving one dose of a 1-dose series (Johnson & Johnson) or receiving only one dose of a 2-dose series (Moderna, Pfizer) count once. Persons receiving both doses of a 2-dose series count twice.	

Current status of persons vaccinated for COVID-19 in Florida	
Total people vaccinated	83,906
First dose	27,116
Series completed	56,790
Completed 1-dose series	2,295
Completed 2-dose series	54,495
First dose: current number of people who have only received their first dose of the Moderna or Pfizer vaccine.	
Series complete: current number of people who have received both Moderna or Pfizer vaccine doses or one Johnson & Johnson dose and are considered fully immunized.	

Demographic summary	First dose	Series complete	Total people vaccinated
Age group	27,116	56,790	83,906
16-24 years	946	669	1,615
25-34 years	1,418	1,861	3,279
35-44 years	3,152	3,884	7,036
45-54 years	4,564	4,130	8,694
55-64 years	10,522	5,981	16,503
65-74 years	3,918	24,634	28,552
75-84 years	1,898	12,216	14,114
85+ years	698	3,415	4,113
Race	27,116	56,790	83,906
White	19,619	42,498	62,117
Black	810	1,514	2,324
American Indian/Alaskan	63	182	245
Other	2,635	5,574	8,209
Unknown	3,989	7,022	11,011
Other race includes Asian, native Hawaiian/Pacific Islander, or other.			
Ethnicity	27,116	56,790	83,906
Hispanic	1,062	1,451	2,513
Non-Hispanic	17,276	36,432	53,708
Unknown	8,778	18,907	27,685
Gender	27,116	56,790	83,906
Female	15,457	31,991	47,448
Male	11,639	24,788	36,427
Unknown	20	11	31



COVID-19: St. Lucie County vaccine summary

Vaccination data through Mar 23, 2021 as of Mar 24, 2021 at 12:05 AM

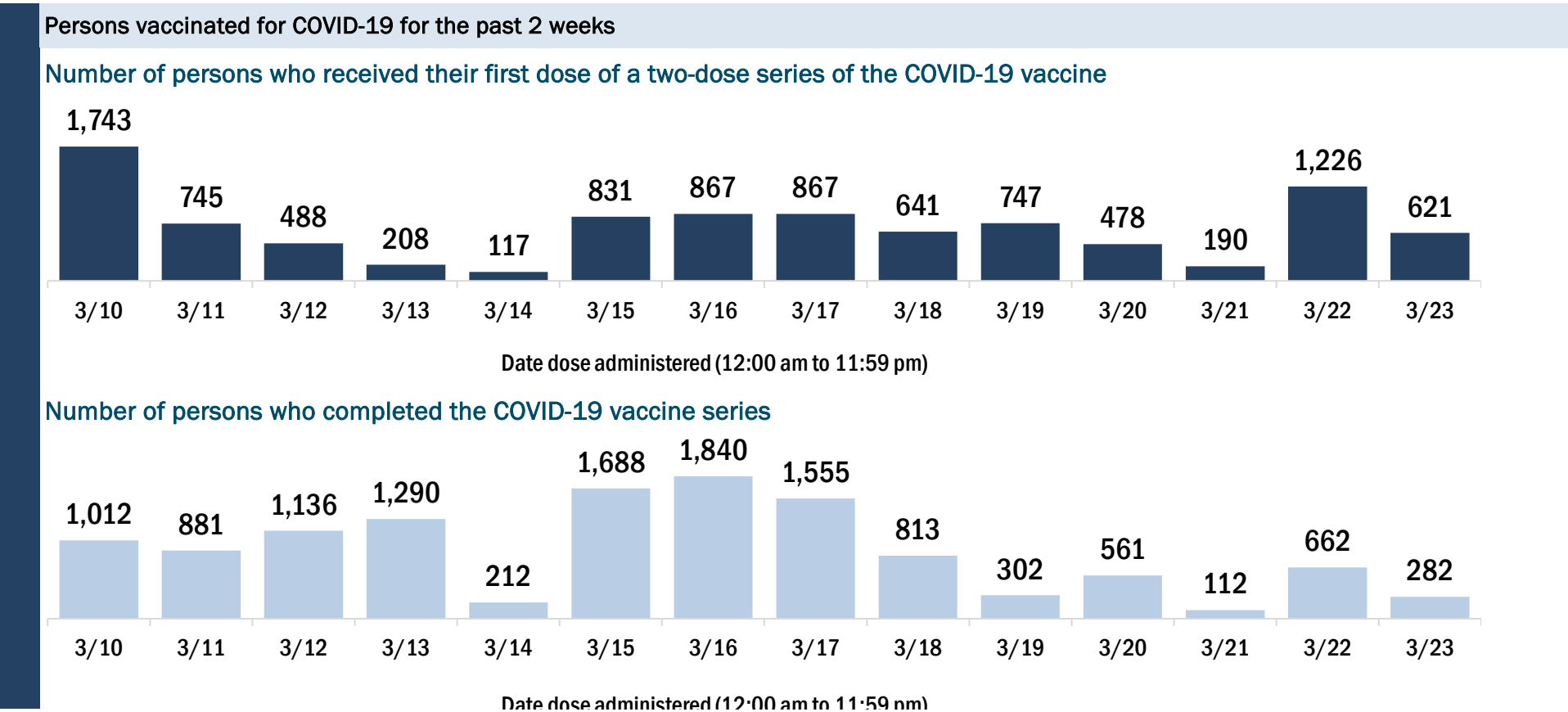
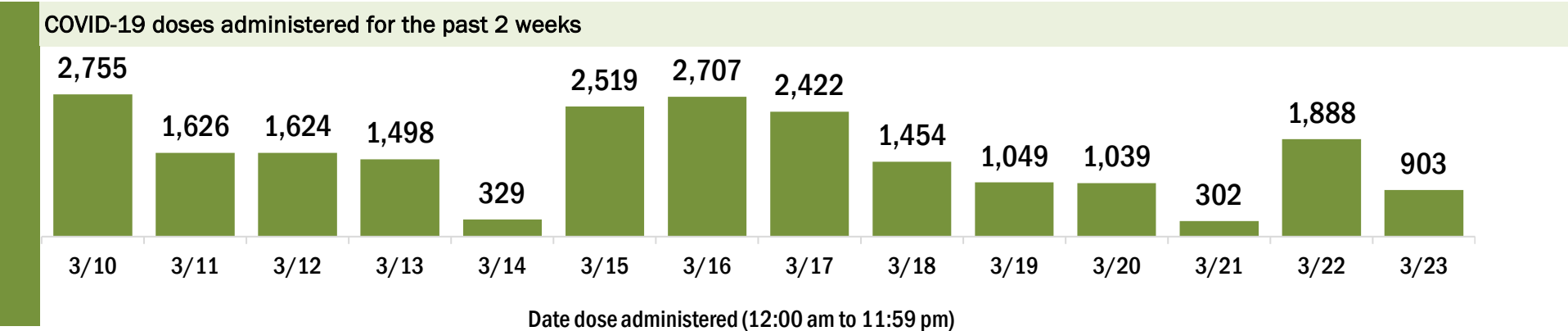
Data in this report are provisional and subject to change.

Data in this summary pertain to COVID-19 vaccines approved by the U.S. Food and Drug Administration and have been issued an Emergency Use Authorization (Janssen COVID-19 Vaccine, Moderna COVID-19 Vaccine and Pfizer-BioNTech COVID-19 Vaccine). These data summarize the number of people who have received either their first dose or have completed the series for a COVID-19 vaccine. **A person can only be counted in one category, first dose or series complete.** For persons receiving Moderna or Pfizer vaccines, once they receive their second dose, they are moved from the first dose column to the series completed column. **Because of this, the total first dose category may show a change from report to report not matching the total receiving their first dose from the previous day.** Persons receiving Johnson & Johnson vaccines will always be counted in the series completed column.

COVID-19 doses for vaccinated persons in Florida	
Doses administered	114,983
People receiving one dose of a 1-dose series (Johnson & Johnson) or receiving only one dose of a 2-dose series (Moderna, Pfizer) count once. Persons receiving both doses of a 2-dose series count twice.	

Current status of persons vaccinated for COVID-19 in Florida	
Total people vaccinated	71,784
First dose	27,550
Series completed	44,234
Completed 1-dose series	1,035
Completed 2-dose series	43,199
First dose: current number of people who have only received their first dose of the Moderna or Pfizer vaccine.	
Series complete: current number of people who have received both Moderna or Pfizer vaccine doses or one Johnson & Johnson dose and are considered fully immunized.	

Demographic summary	First dose	Series complete	Total people vaccinated
Age group	27,550	44,234	71,784
16-24 years	378	333	711
25-34 years	842	926	1,768
35-44 years	1,295	1,449	2,744
45-54 years	2,515	2,151	4,666
55-64 years	6,741	3,594	10,335
65-74 years	8,937	20,104	29,041
75-84 years	5,206	12,014	17,220
85+ years	1,636	3,663	5,299
Race	27,550	44,234	71,784
White	18,382	29,733	48,115
Black	2,635	3,684	6,319
American Indian/Alaskan	187	194	381
Other	2,039	4,184	6,223
Unknown	4,307	6,439	10,746
Other race includes Asian, native Hawaiian/Pacific Islander, or other.			
Ethnicity	27,550	44,234	71,784
Hispanic	2,566	2,318	4,884
Non-Hispanic	15,363	25,531	40,894
Unknown	9,621	16,385	26,006
Gender	27,550	44,234	71,784
Female	15,748	25,483	41,231
Male	11,717	18,732	30,449
Unknown	85	19	104



COVID-19: Sumter County vaccine summary

Vaccination data through Mar 23, 2021 as of Mar 24, 2021 at 12:05 AM

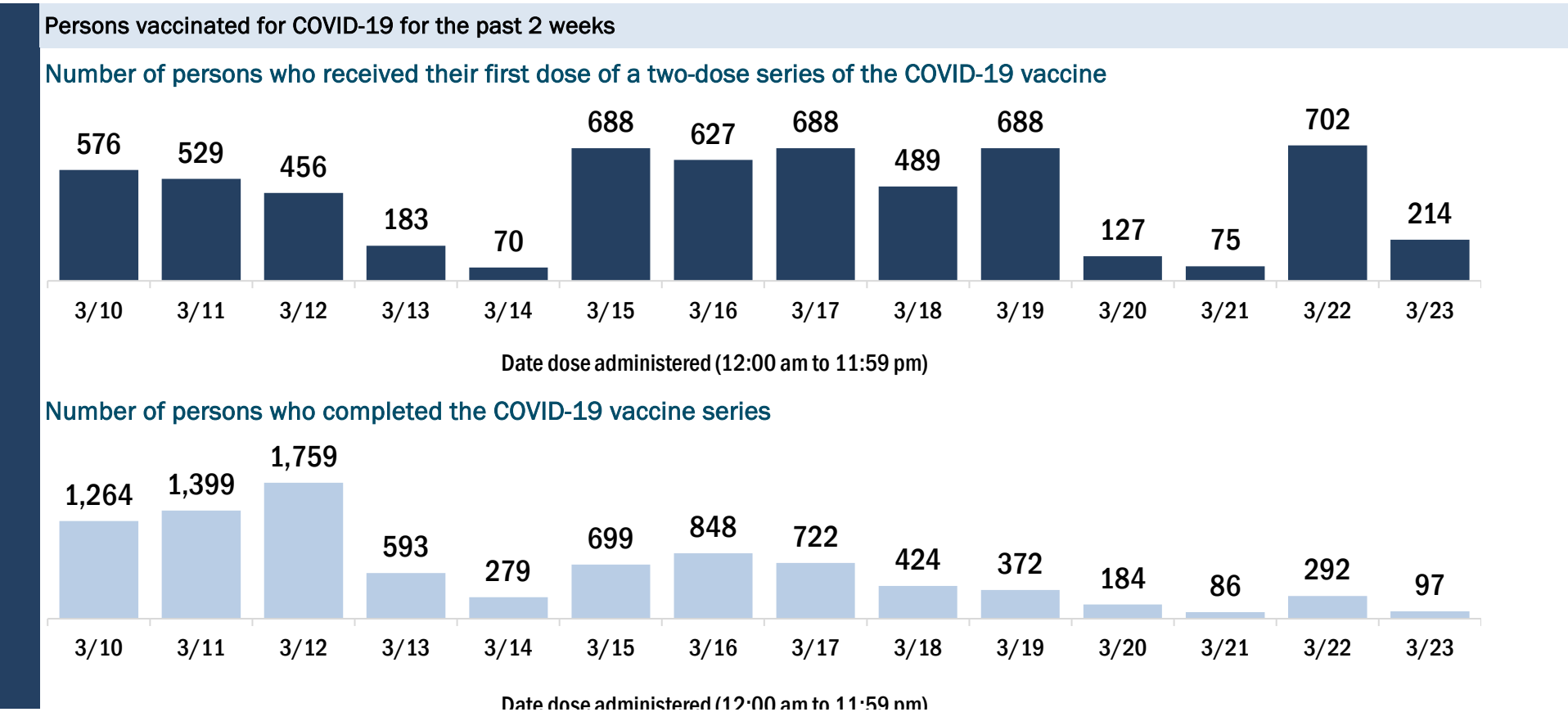
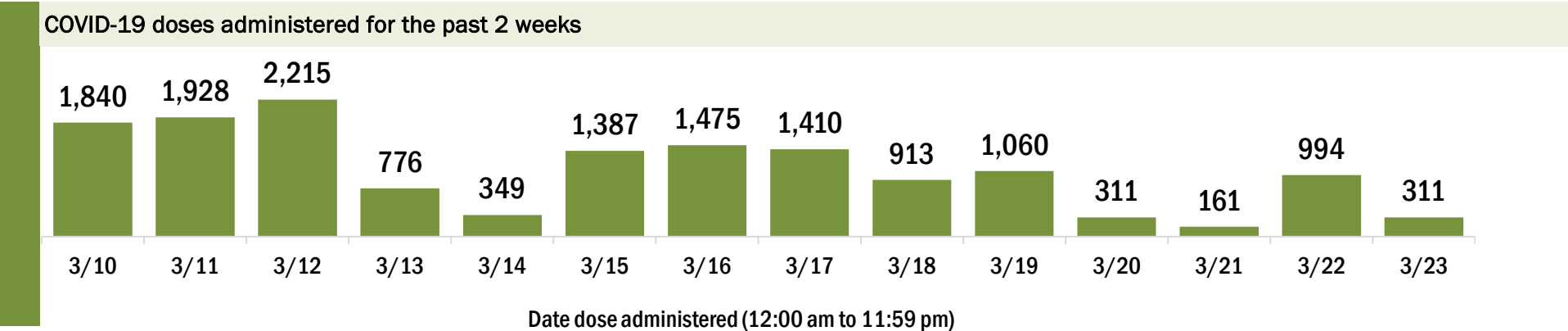
Data in this report are provisional and subject to change.

Data in this summary pertain to COVID-19 vaccines approved by the U.S. Food and Drug Administration and have been issued an Emergency Use Authorization (Janssen COVID-19 Vaccine, Moderna COVID-19 Vaccine and Pfizer-BioNTech COVID-19 Vaccine). These data summarize the number of people who have received either their first dose or have completed the series for a COVID-19 vaccine. **A person can only be counted in one category, first dose or series complete.** For persons receiving Moderna or Pfizer vaccines, once they receive their second dose, they are moved from the first dose column to the series completed column. **Because of this, the total first dose category may show a change from report to report not matching the total receiving their first dose from the previous day.** Persons receiving Johnson & Johnson vaccines will always be counted in the series completed column.

COVID-19 doses for vaccinated persons in Florida	
Doses administered	94,009
People receiving one dose of a 1-dose series (Johnson & Johnson) or receiving only one dose of a 2-dose series (Moderna, Pfizer) count once. Persons receiving both doses of a 2-dose series count twice.	

Current status of persons vaccinated for COVID-19 in Florida	
Total people vaccinated	58,746
First dose	20,535
Series completed	38,211
Completed 1-dose series	2,948
Completed 2-dose series	35,263
First dose: current number of people who have only received their first dose of the Moderna or Pfizer vaccine.	
Series complete: current number of people who have received both Moderna or Pfizer vaccine doses or one Johnson & Johnson dose and are considered fully immunized.	

Demographic summary	First dose	Series complete	Total people vaccinated
Age group	20,535	38,211	58,746
16-24 years	59	43	102
25-34 years	118	118	236
35-44 years	186	170	356
45-54 years	455	300	755
55-64 years	3,849	1,112	4,961
65-74 years	8,383	20,873	29,256
75-84 years	6,245	13,531	19,776
85+ years	1,240	2,064	3,304
Race	20,535	38,211	58,746
White	15,606	31,358	46,964
Black	298	351	649
American Indian/Alaskan	29	114	143
Other	989	1,553	2,542
Unknown	3,613	4,835	8,448
Other race includes Asian, native Hawaiian/Pacific Islander, or other.			
Ethnicity	20,535	38,211	58,746
Hispanic	320	452	772
Non-Hispanic	10,786	22,451	33,237
Unknown	9,429	15,308	24,737
Gender	20,535	38,211	58,746
Female	11,661	21,167	32,828
Male	8,808	17,040	25,848
Unknown	66	4	70



COVID-19: Suwannee County vaccine summary

Vaccination data through Mar 23, 2021 as of Mar 24, 2021 at 12:05 AM

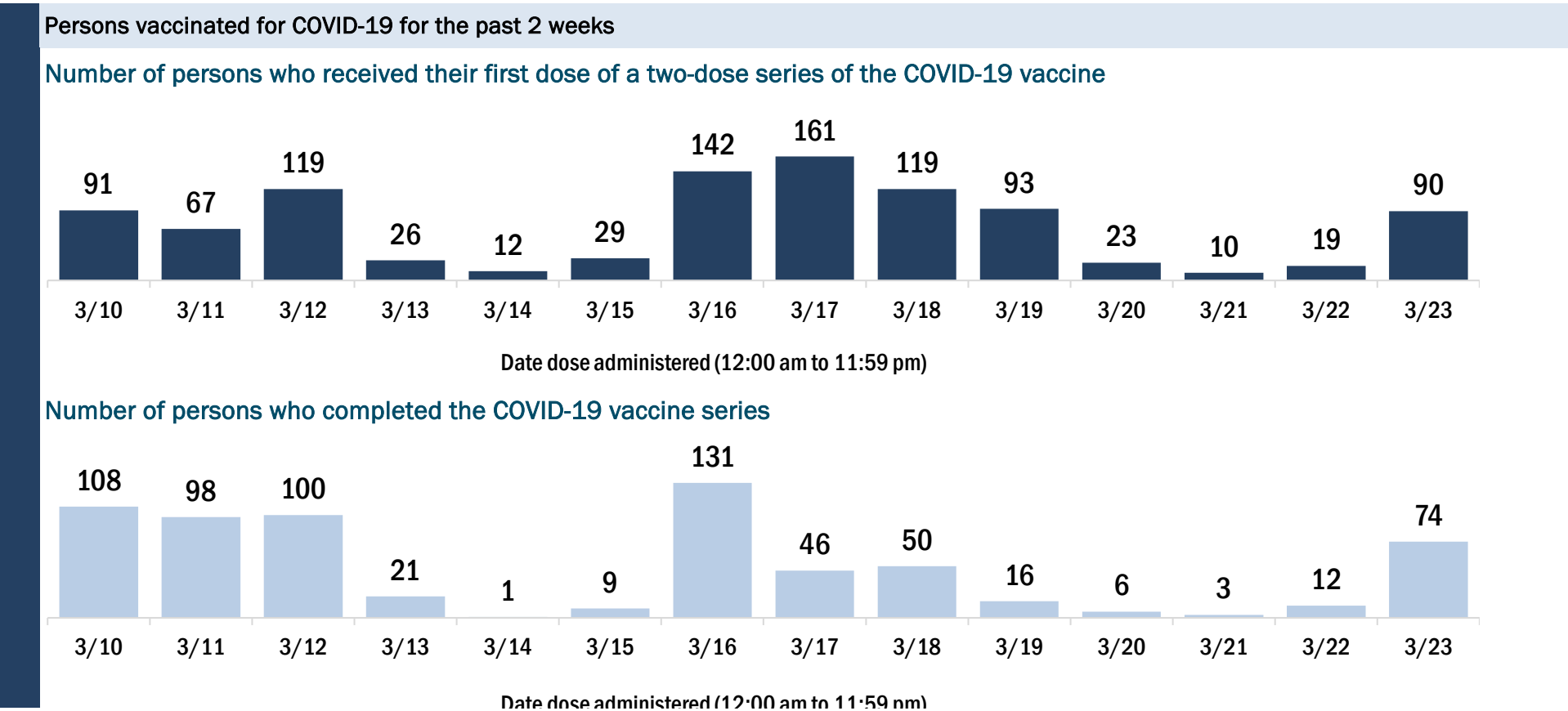
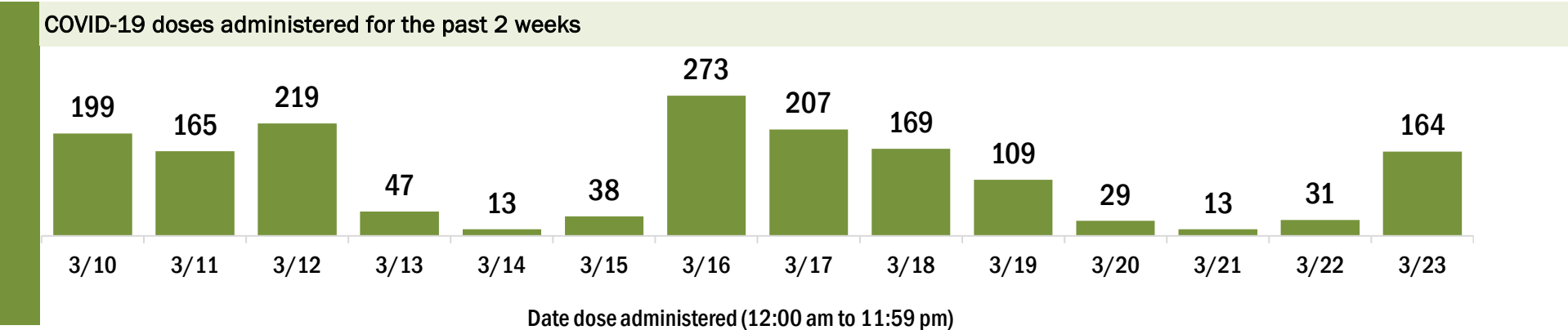
Data in this report are provisional and subject to change.

Data in this summary pertain to COVID-19 vaccines approved by the U.S. Food and Drug Administration and have been issued an Emergency Use Authorization (Janssen COVID-19 Vaccine, Moderna COVID-19 Vaccine and Pfizer-BioNTech COVID-19 Vaccine). These data summarize the number of people who have received either their first dose or have completed the series for a COVID-19 vaccine. **A person can only be counted in one category, first dose or series complete.** For persons receiving Moderna or Pfizer vaccines, once they receive their second dose, they are moved from the first dose column to the series completed column. **Because of this, the total first dose category may show a change from report to report not matching the total receiving their first dose from the previous day.** Persons receiving Johnson & Johnson vaccines will always be counted in the series completed column.

COVID-19 doses for vaccinated persons in Florida	
Doses administered	11,478
People receiving one dose of a 1-dose series (Johnson & Johnson) or receiving only one dose of a 2-dose series (Moderna, Pfizer) count once. Persons receiving both doses of a 2-dose series count twice.	

Current status of persons vaccinated for COVID-19 in Florida	
Total people vaccinated	6,715
First dose	1,900
Series completed	4,815
Completed 1-dose series	52
Completed 2-dose series	4,763
First dose: current number of people who have only received their first dose of the Moderna or Pfizer vaccine.	
Series complete: current number of people who have received both Moderna or Pfizer vaccine doses or one Johnson & Johnson dose and are considered fully immunized.	

Demographic summary	First dose	Series complete	Total people vaccinated
Age group	1,900	4,815	6,715
16-24 years	46	32	78
25-34 years	64	71	135
35-44 years	97	110	207
45-54 years	185	140	325
55-64 years	777	319	1,096
65-74 years	424	2,183	2,607
75-84 years	226	1,450	1,676
85+ years	81	510	591
Race	1,900	4,815	6,715
White	1,273	3,399	4,672
Black	197	284	481
American Indian/Alaskan	3	4	7
Other	127	311	438
Unknown	300	817	1,117
Other race includes Asian, native Hawaiian/Pacific Islander, or other.			
Ethnicity	1,900	4,815	6,715
Hispanic	65	79	144
Non-Hispanic	1,006	2,300	3,306
Unknown	829	2,436	3,265
Gender	1,900	4,815	6,715
Female	1,164	2,803	3,967
Male	736	2,012	2,748
Unknown	0	0	0



COVID-19: Taylor County vaccine summary

Vaccination data through Mar 23, 2021 as of Mar 24, 2021 at 12:05 AM

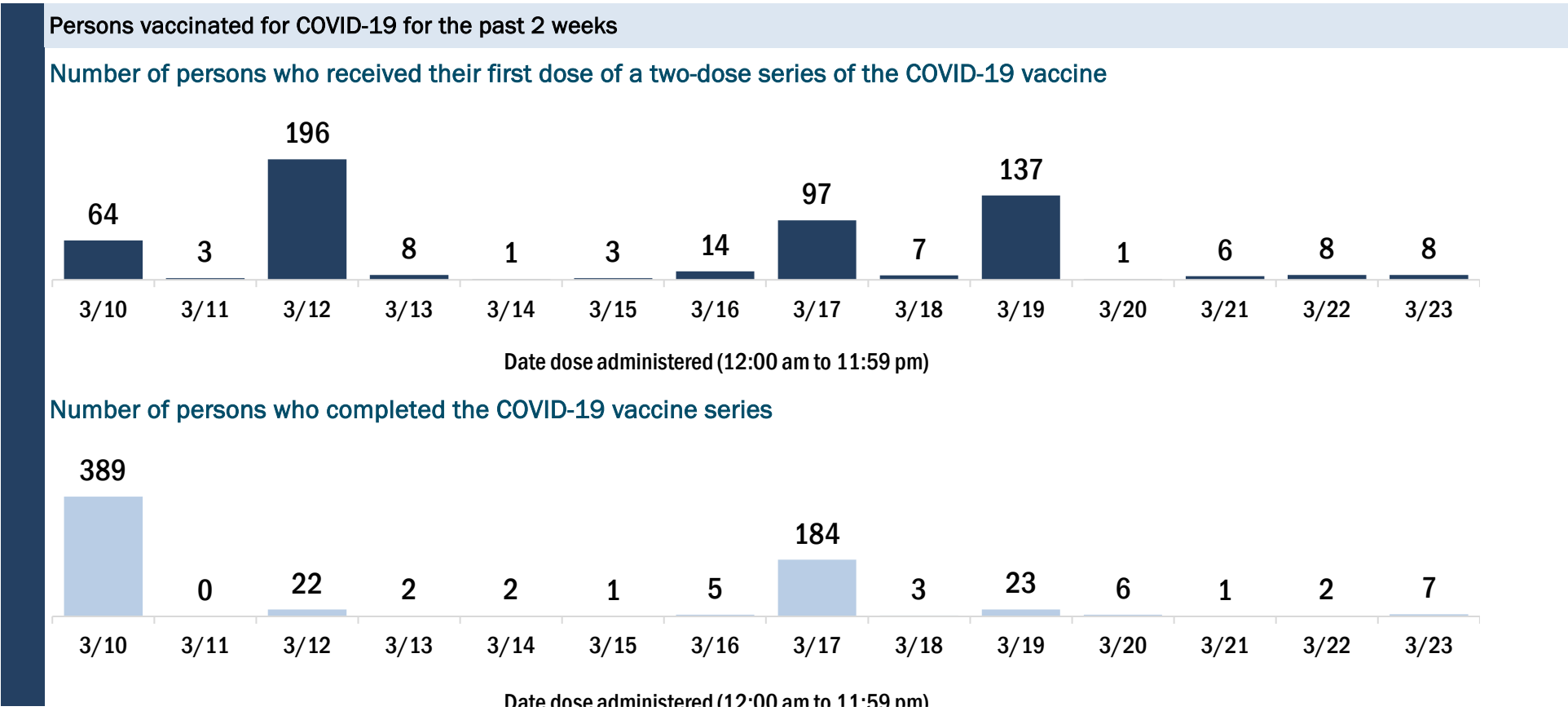
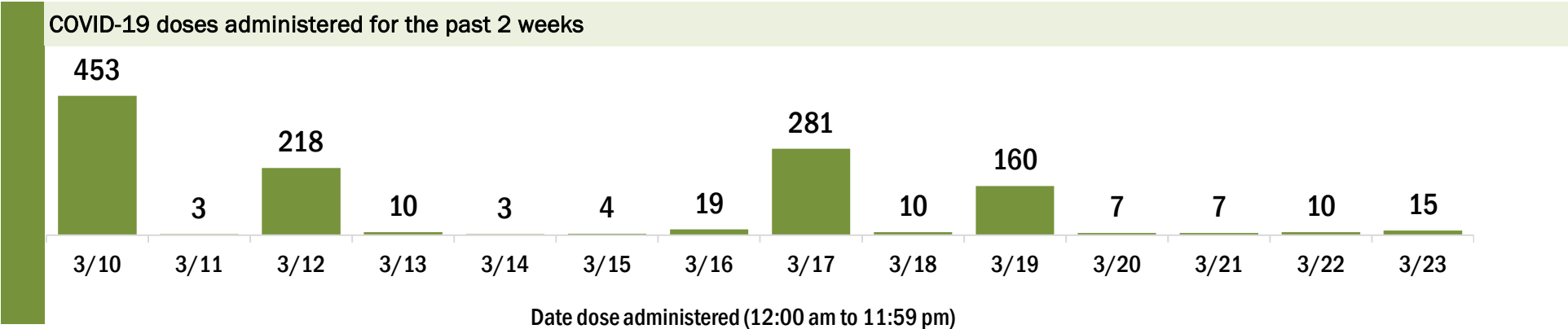
Data in this report are provisional and subject to change.

Data in this summary pertain to COVID-19 vaccines approved by the U.S. Food and Drug Administration and have been issued an Emergency Use Authorization (Janssen COVID-19 Vaccine, Moderna COVID-19 Vaccine and Pfizer-BioNTech COVID-19 Vaccine). These data summarize the number of people who have received either their first dose or have completed the series for a COVID-19 vaccine. **A person can only be counted in one category, first dose or series complete.** For persons receiving Moderna or Pfizer vaccines, once they receive their second dose, they are moved from the first dose column to the series completed column. **Because of this, the total first dose category may show a change from report to report not matching the total receiving their first dose from the previous day.** Persons receiving Johnson & Johnson vaccines will always be counted in the series completed column.

COVID-19 doses for vaccinated persons in Florida	
Doses administered	6,154
People receiving one dose of a 1-dose series (Johnson & Johnson) or receiving only one dose of a 2-dose series (Moderna, Pfizer) count once. Persons receiving both doses of a 2-dose series count twice.	

Current status of persons vaccinated for COVID-19 in Florida	
Total people vaccinated	3,842
First dose	1,514
Series completed	2,328
Completed 1-dose series	16
Completed 2-dose series	2,312
First dose: current number of people who have only received their first dose of the Moderna or Pfizer vaccine.	
Series complete: current number of people who have received both Moderna or Pfizer vaccine doses or one Johnson & Johnson dose and are considered fully immunized.	

Demographic summary	First dose	Series complete	Total people vaccinated
Age group	1,514	2,328	3,842
16-24 years	34	10	44
25-34 years	43	43	86
35-44 years	70	42	112
45-54 years	134	88	222
55-64 years	470	246	716
65-74 years	451	1,063	1,514
75-84 years	239	654	893
85+ years	73	182	255
Race	1,514	2,328	3,842
White	1,026	1,715	2,741
Black	220	213	433
American Indian/Alaskan	12	19	31
Other	61	169	230
Unknown	195	212	407
Other race includes Asian, native Hawaiian/Pacific Islander, or other.			
Ethnicity	1,514	2,328	3,842
Hispanic	24	24	48
Non-Hispanic	871	1,207	2,078
Unknown	619	1,097	1,716
Gender	1,514	2,328	3,842
Female	823	1,294	2,117
Male	691	1,034	1,725
Unknown	0	0	0



COVID-19: Union County vaccine summary

Vaccination data through Mar 23, 2021 as of Mar 24, 2021 at 12:05 AM

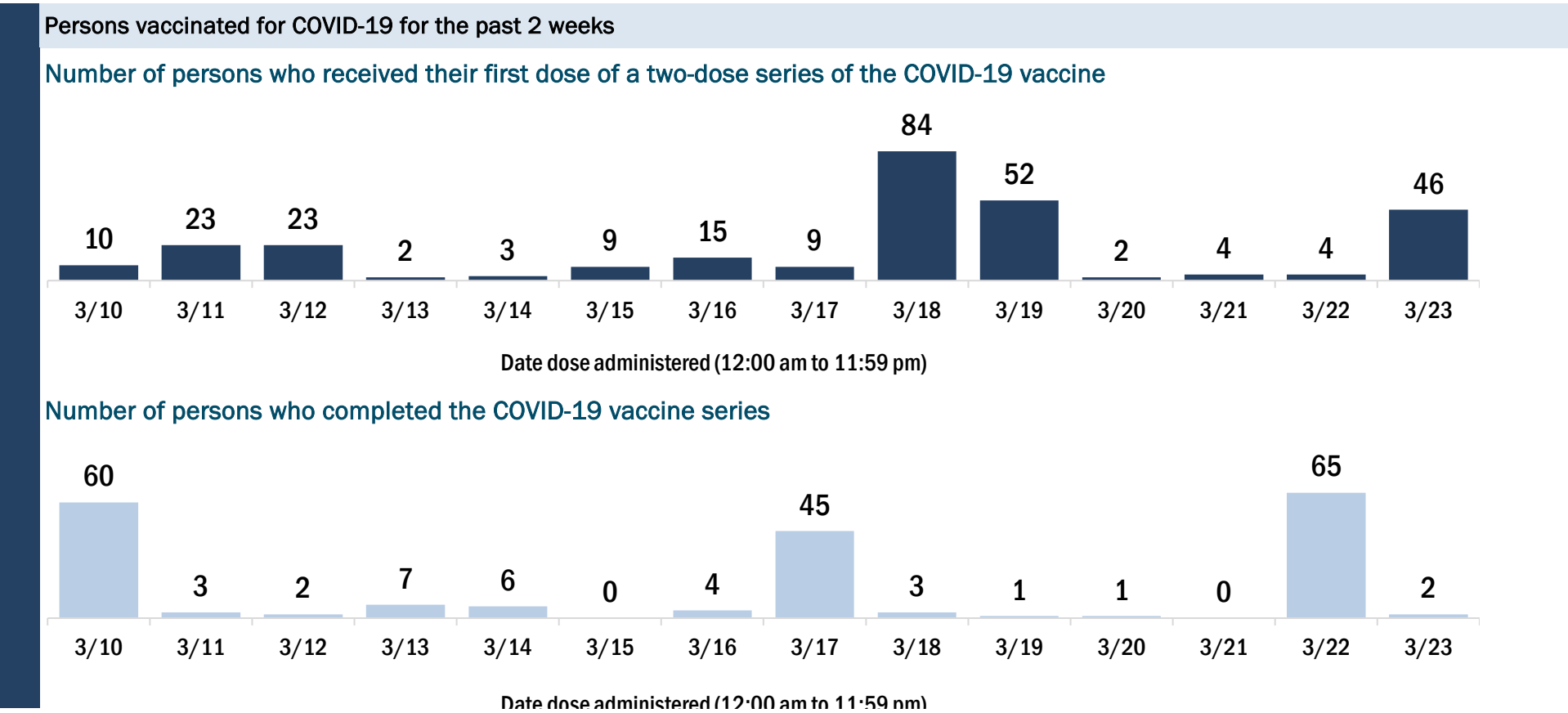
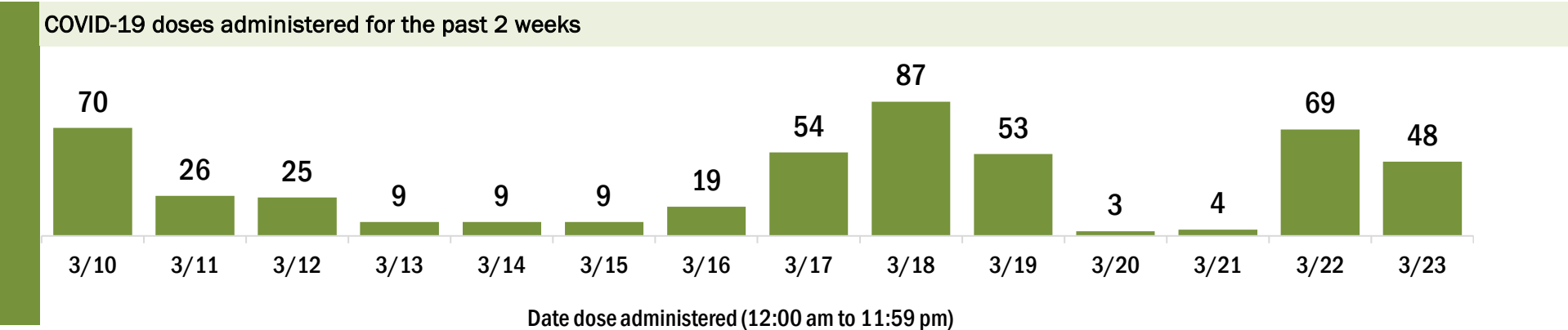
Data in this report are provisional and subject to change.

Data in this summary pertain to COVID-19 vaccines approved by the U.S. Food and Drug Administration and have been issued an Emergency Use Authorization (Janssen COVID-19 Vaccine, Moderna COVID-19 Vaccine and Pfizer-BioNTech COVID-19 Vaccine). These data summarize the number of people who have received either their first dose or have completed the series for a COVID-19 vaccine. **A person can only be counted in one category, first dose or series complete.** For persons receiving Moderna or Pfizer vaccines, once they receive their second dose, they are moved from the first dose column to the series completed column. **Because of this, the total first dose category may show a change from report to report not matching the total receiving their first dose from the previous day.** Persons receiving Johnson & Johnson vaccines will always be counted in the series completed column.

COVID-19 doses for vaccinated persons in Florida	
Doses administered	2,842
People receiving one dose of a 1-dose series (Johnson & Johnson) or receiving only one dose of a 2-dose series (Moderna, Pfizer) count once. Persons receiving both doses of a 2-dose series count twice.	

Current status of persons vaccinated for COVID-19 in Florida	
Total people vaccinated	1,695
First dose	473
Series completed	1,222
Completed 1-dose series	75
Completed 2-dose series	1,147
First dose: current number of people who have only received their first dose of the Moderna or Pfizer vaccine.	
Series complete: current number of people who have received both Moderna or Pfizer vaccine doses or one Johnson & Johnson dose and are considered fully immunized.	

Demographic summary	First dose	Series complete	Total people vaccinated
Age group	473	1,222	1,695
16-24 years	8	12	20
25-34 years	25	48	73
35-44 years	27	37	64
45-54 years	47	58	105
55-64 years	193	134	327
65-74 years	117	518	635
75-84 years	44	321	365
85+ years	12	94	106
Race	473	1,222	1,695
White	352	1,014	1,366
Black	59	89	148
American Indian/Alaskan	8	12	20
Other	34	93	127
Unknown	20	14	34
Other race includes Asian, native Hawaiian/Pacific Islander, or other.			
Ethnicity	473	1,222	1,695
Hispanic	18	19	37
Non-Hispanic	375	1,145	1,520
Unknown	80	58	138
Gender	473	1,222	1,695
Female	296	692	988
Male	177	530	707
Unknown	0	0	0



COVID-19: Volusia County vaccine summary

Vaccination data through Mar 23, 2021 as of Mar 24, 2021 at 12:05 AM

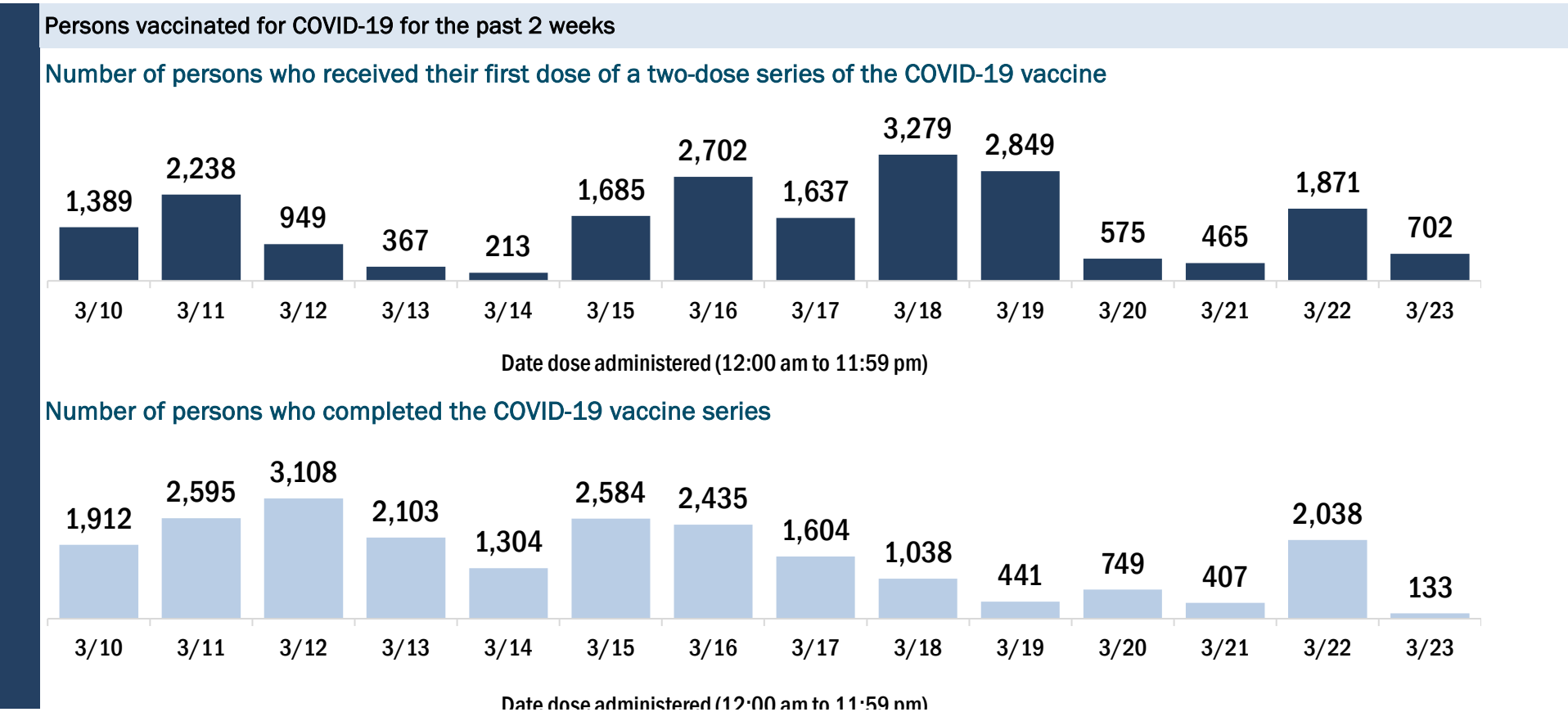
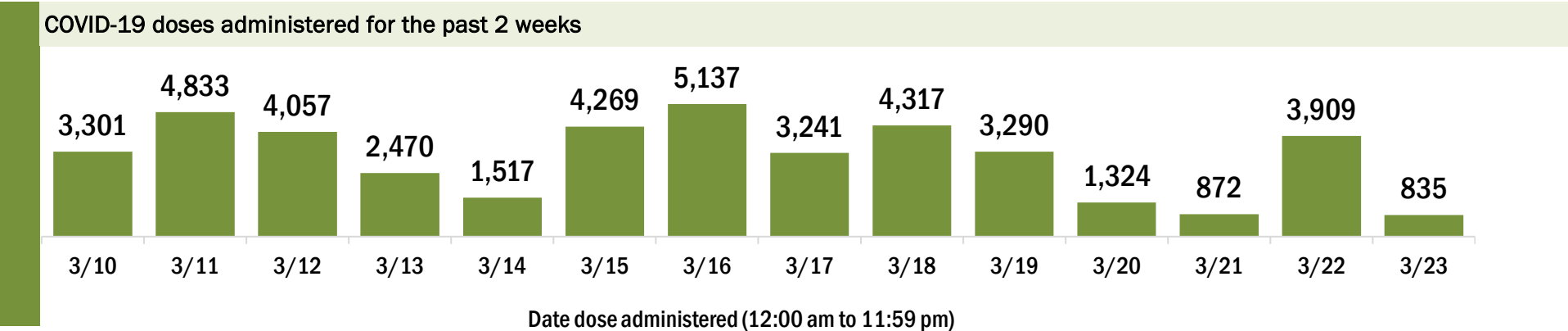
Data in this report are provisional and subject to change.

Data in this summary pertain to COVID-19 vaccines approved by the U.S. Food and Drug Administration and have been issued an Emergency Use Authorization (Janssen COVID-19 Vaccine, Moderna COVID-19 Vaccine and Pfizer-BioNTech COVID-19 Vaccine). These data summarize the number of people who have received either their first dose or have completed the series for a COVID-19 vaccine. **A person can only be counted in one category, first dose or series complete.** For persons receiving Moderna or Pfizer vaccines, once they receive their second dose, they are moved from the first dose column to the series completed column. **Because of this, the total first dose category may show a change from report to report not matching the total receiving their first dose from the previous day.** Persons receiving Johnson & Johnson vaccines will always be counted in the series completed column.

COVID-19 doses for vaccinated persons in Florida	
Doses administered	197,753
People receiving one dose of a 1-dose series (Johnson & Johnson) or receiving only one dose of a 2-dose series (Moderna, Pfizer) count once. Persons receiving both doses of a 2-dose series count twice.	

Current status of persons vaccinated for COVID-19 in Florida	
Total people vaccinated	129,882
First dose	51,430
Series completed	78,452
Completed 1-dose series	10,581
Completed 2-dose series	67,871
First dose: current number of people who have only received their first dose of the Moderna or Pfizer vaccine.	
Series complete: current number of people who have received both Moderna or Pfizer vaccine doses or one Johnson & Johnson dose and are considered fully immunized.	

Demographic summary	First dose	Series complete	Total people vaccinated
Age group	51,430	78,452	129,882
16-24 years	909	804	1,713
25-34 years	1,752	2,184	3,936
35-44 years	2,369	2,941	5,310
45-54 years	4,046	4,229	8,275
55-64 years	12,636	7,836	20,472
65-74 years	17,049	33,923	50,972
75-84 years	9,542	19,402	28,944
85+ years	3,127	7,133	10,260
Race	51,430	78,452	129,882
White	35,324	49,316	84,640
Black	2,406	2,694	5,100
American Indian/Alaskan	214	291	505
Other	4,258	11,091	15,349
Unknown	9,228	15,060	24,288
Other race includes Asian, native Hawaiian/Pacific Islander, or other.			
Ethnicity	51,430	78,452	129,882
Hispanic	2,970	2,545	5,515
Non-Hispanic	27,423	34,844	62,267
Unknown	21,037	41,063	62,100
Gender	51,430	78,452	129,882
Female	29,181	46,091	75,272
Male	20,806	31,968	52,774
Unknown	1,443	393	1,836



COVID-19: Wakulla County vaccine summary

Vaccination data through Mar 23, 2021 as of Mar 24, 2021 at 12:05 AM

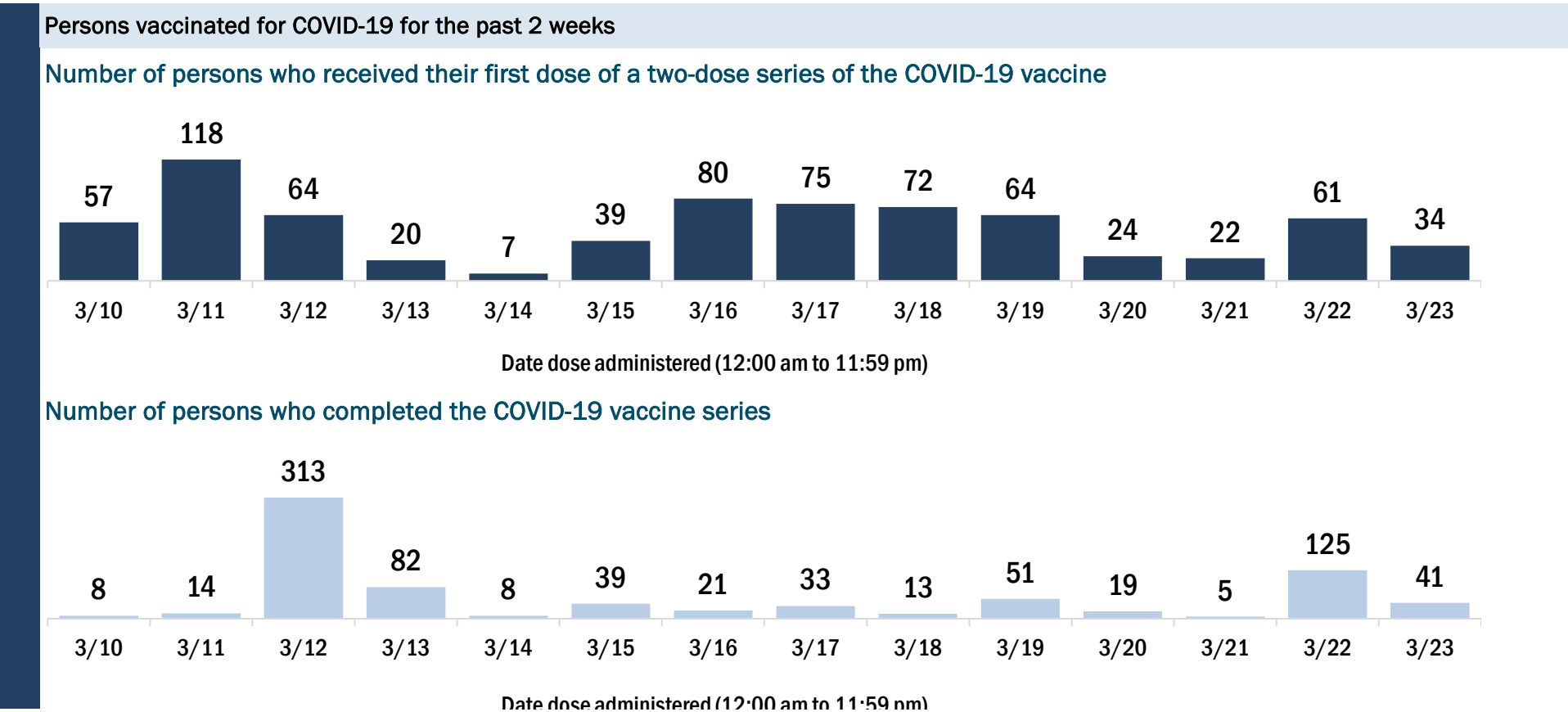
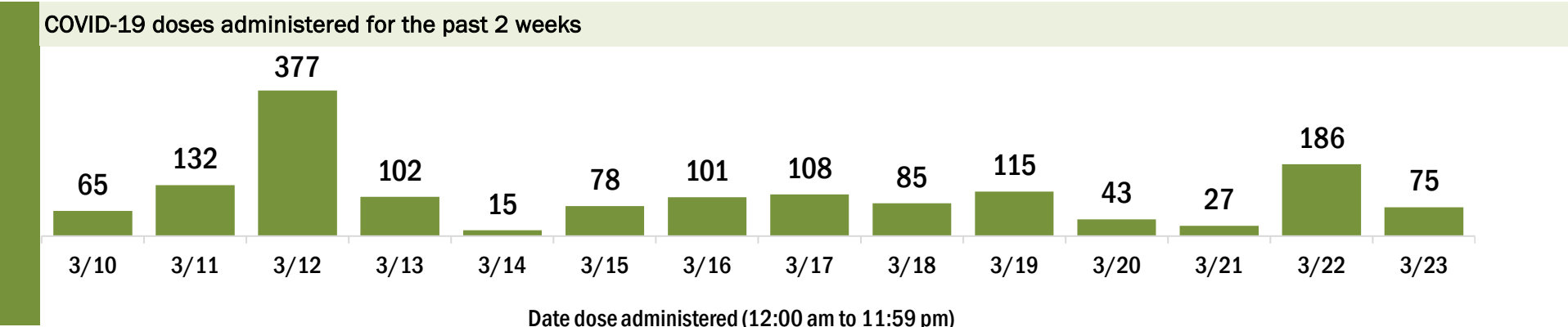
Data in this report are provisional and subject to change.

Data in this summary pertain to COVID-19 vaccines approved by the U.S. Food and Drug Administration and have been issued an Emergency Use Authorization (Janssen COVID-19 Vaccine, Moderna COVID-19 Vaccine and Pfizer-BioNTech COVID-19 Vaccine). These data summarize the number of people who have received either their first dose or have completed the series for a COVID-19 vaccine. **A person can only be counted in one category, first dose or series complete.** For persons receiving Moderna or Pfizer vaccines, once they receive their second dose, they are moved from the first dose column to the series completed column. **Because of this, the total first dose category may show a change from report to report not matching the total receiving their first dose from the previous day.** Persons receiving Johnson & Johnson vaccines will always be counted in the series completed column.

COVID-19 doses for vaccinated persons in Florida	
Doses administered	11,015
People receiving one dose of a 1-dose series (Johnson & Johnson) or receiving only one dose of a 2-dose series (Moderna, Pfizer) count once. Persons receiving both doses of a 2-dose series count twice.	

Current status of persons vaccinated for COVID-19 in Florida	
Total people vaccinated	6,590
First dose	2,072
Series completed	4,518
Completed 1-dose series	93
Completed 2-dose series	4,425
First dose: current number of people who have only received their first dose of the Moderna or Pfizer vaccine.	
Series complete: current number of people who have received both Moderna or Pfizer vaccine doses or one Johnson & Johnson dose and are considered fully immunized.	

Demographic summary	First dose	Series complete	Total people vaccinated
Age group	2,072	4,518	6,590
16-24 years	61	30	91
25-34 years	88	129	217
35-44 years	164	192	356
45-54 years	302	240	542
55-64 years	701	494	1,195
65-74 years	466	2,173	2,639
75-84 years	233	1,011	1,244
85+ years	57	249	306
Race	2,072	4,518	6,590
White	1,497	3,386	4,883
Black	159	271	430
American Indian/Alaskan	7	26	33
Other	196	618	814
Unknown	213	217	430
Other race includes Asian, native Hawaiian/Pacific Islander, or other.			
Ethnicity	2,072	4,518	6,590
Hispanic	47	48	95
Non-Hispanic	1,540	3,433	4,973
Unknown	485	1,037	1,522
Gender	2,072	4,518	6,590
Female	1,204	2,506	3,710
Male	867	2,011	2,878
Unknown	1	1	2



COVID-19: Walton County vaccine summary

Vaccination data through Mar 23, 2021 as of Mar 24, 2021 at 12:05 AM

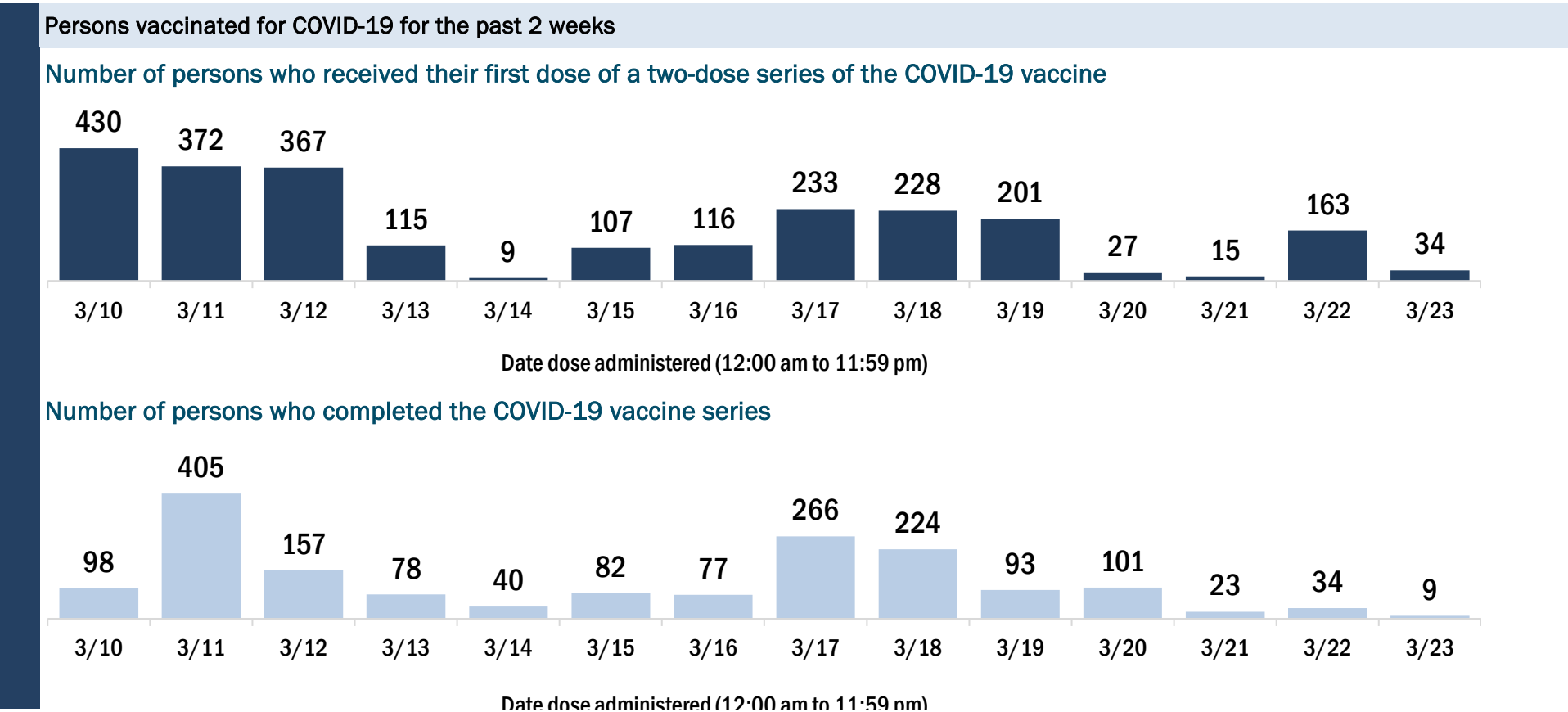
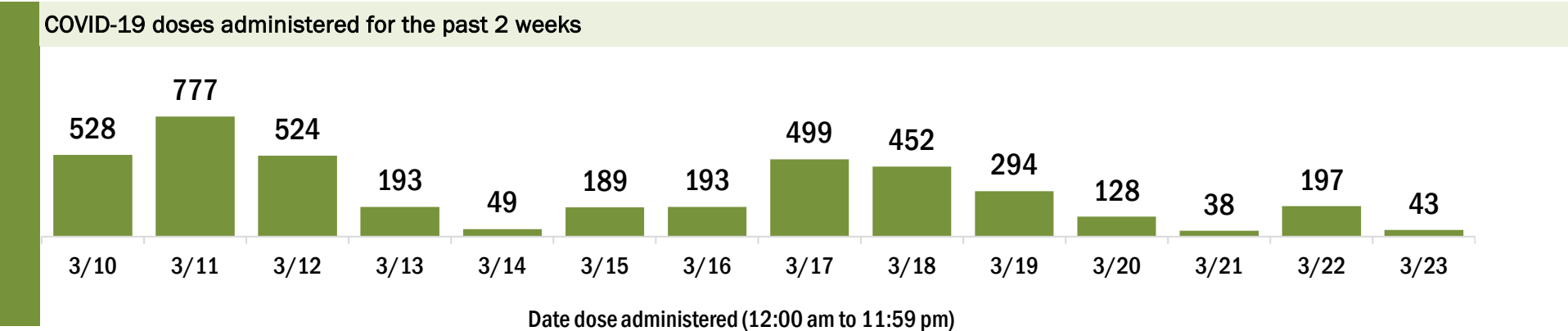
Data in this report are provisional and subject to change.

Data in this summary pertain to COVID-19 vaccines approved by the U.S. Food and Drug Administration and have been issued an Emergency Use Authorization (Janssen COVID-19 Vaccine, Moderna COVID-19 Vaccine and Pfizer-BioNTech COVID-19 Vaccine). These data summarize the number of people who have received either their first dose or have completed the series for a COVID-19 vaccine. **A person can only be counted in one category, first dose or series complete.** For persons receiving Moderna or Pfizer vaccines, once they receive their second dose, they are moved from the first dose column to the series completed column. **Because of this, the total first dose category may show a change from report to report not matching the total receiving their first dose from the previous day.** Persons receiving Johnson & Johnson vaccines will always be counted in the series completed column.

COVID-19 doses for vaccinated persons in Florida	
Doses administered	24,431
People receiving one dose of a 1-dose series (Johnson & Johnson) or receiving only one dose of a 2-dose series (Moderna, Pfizer) count once. Persons receiving both doses of a 2-dose series count twice.	

Current status of persons vaccinated for COVID-19 in Florida	
Total people vaccinated	15,041
First dose	5,263
Series completed	9,778
Completed 1-dose series	388
Completed 2-dose series	9,390
First dose: current number of people who have only received their first dose of the Moderna or Pfizer vaccine.	
Series complete: current number of people who have received both Moderna or Pfizer vaccine doses or one Johnson & Johnson dose and are considered fully immunized.	

Demographic summary	First dose	Series complete	Total people vaccinated
Age group	5,263	9,778	15,041
16-24 years	71	59	130
25-34 years	169	172	341
35-44 years	350	331	681
45-54 years	579	462	1,041
55-64 years	1,800	1,089	2,889
65-74 years	1,458	4,935	6,393
75-84 years	670	2,131	2,801
85+ years	166	599	765
Race	5,263	9,778	15,041
White	3,909	7,479	11,388
Black	116	152	268
American Indian/Alaskan	14	37	51
Other	266	446	712
Unknown	958	1,664	2,622
Other race includes Asian, native Hawaiian/Pacific Islander, or other.			
Ethnicity	5,263	9,778	15,041
Hispanic	112	128	240
Non-Hispanic	3,359	6,417	9,776
Unknown	1,792	3,233	5,025
Gender	5,263	9,778	15,041
Female	2,946	5,381	8,327
Male	2,315	4,396	6,711
Unknown	2	1	3



COVID-19: Washington County vaccine summary

Vaccination data through Mar 23, 2021 as of Mar 24, 2021 at 12:05 AM

Data in this report are provisional and subject to change.

Data in this summary pertain to COVID-19 vaccines approved by the U.S. Food and Drug Administration and have been issued an Emergency Use Authorization (Janssen COVID-19 Vaccine, Moderna COVID-19 Vaccine and Pfizer-BioNTech COVID-19 Vaccine). These data summarize the number of people who have received either their first dose or have completed the series for a COVID-19 vaccine. **A person can only be counted in one category, first dose or series complete.** For persons receiving Moderna or Pfizer vaccines, once they receive their second dose, they are moved from the first dose column to the series completed column. **Because of this, the total first dose category may show a change from report to report not matching the total receiving their first dose from the previous day.** Persons receiving Johnson & Johnson vaccines will always be counted in the series completed column.

COVID-19 doses for vaccinated persons in Florida	
Doses administered	5,740
People receiving one dose of a 1-dose series (Johnson & Johnson) or receiving only one dose of a 2-dose series (Moderna, Pfizer) count once. Persons receiving both doses of a 2-dose series count twice.	

Current status of persons vaccinated for COVID-19 in Florida	
Total people vaccinated	3,479
First dose	1,110
Series completed	2,369
Completed 1-dose series	108
Completed 2-dose series	2,261
First dose: current number of people who have only received their first dose of the Moderna or Pfizer vaccine.	
Series complete: current number of people who have received both Moderna or Pfizer vaccine doses or one Johnson & Johnson dose and are considered fully immunized.	

Demographic summary	First dose	Series complete	Total people vaccinated
Age group	1,110	2,369	3,479
16-24 years	14	14	28
25-34 years	49	48	97
35-44 years	64	82	146
45-54 years	141	121	262
55-64 years	369	267	636
65-74 years	283	1,011	1,294
75-84 years	139	615	754
85+ years	51	211	262
Race	1,110	2,369	3,479
White	835	1,870	2,705
Black	138	196	334
American Indian/Alaskan	16	27	43
Other	47	136	183
Unknown	74	140	214
Other race includes Asian, native Hawaiian/Pacific Islander, or other.			
Ethnicity	1,110	2,369	3,479
Hispanic	19	20	39
Non-Hispanic	807	1,879	2,686
Unknown	284	470	754
Gender	1,110	2,369	3,479
Female	635	1,323	1,958
Male	475	1,046	1,521
Unknown	0	0	0

