

COVID-19: Florida vaccine summary

Vaccination data through Mar 22, 2021 as of Mar 23, 2021 at 12:05 AM

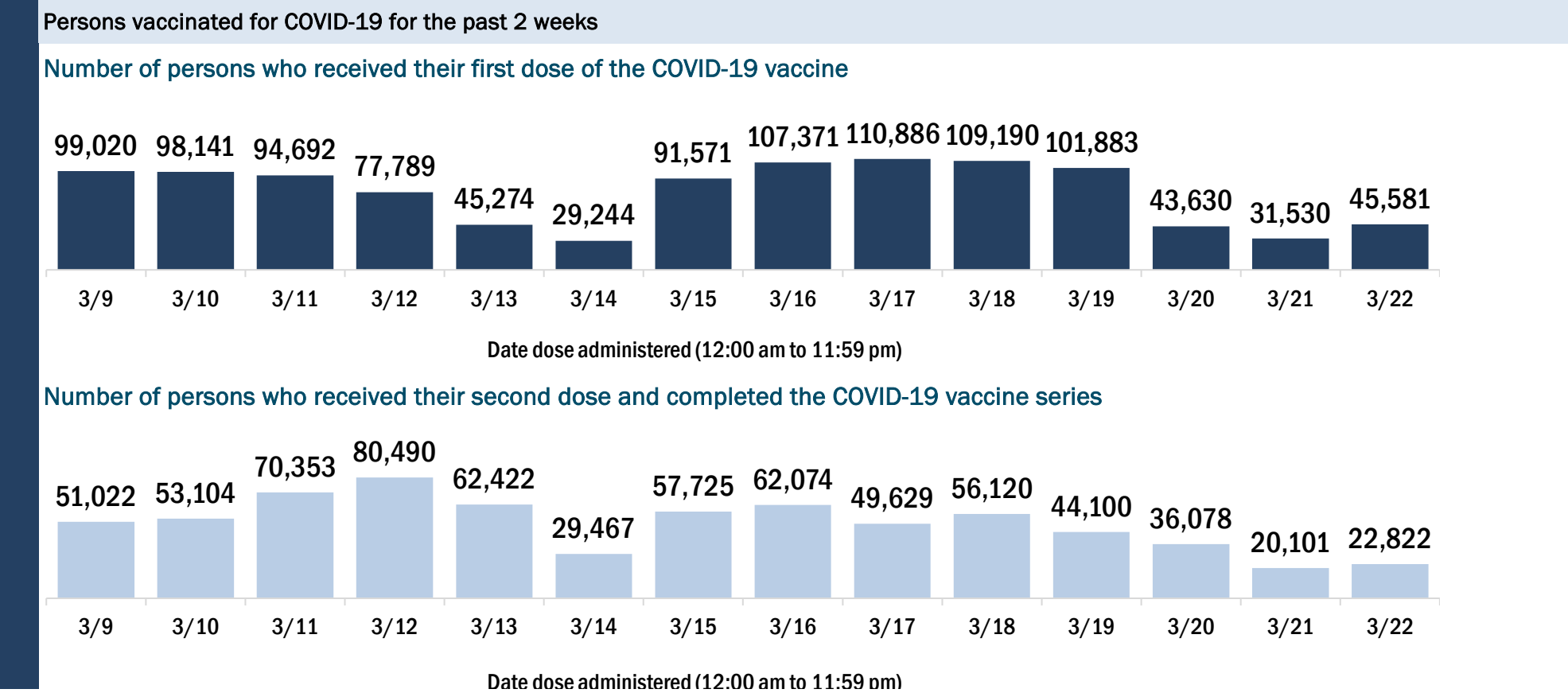
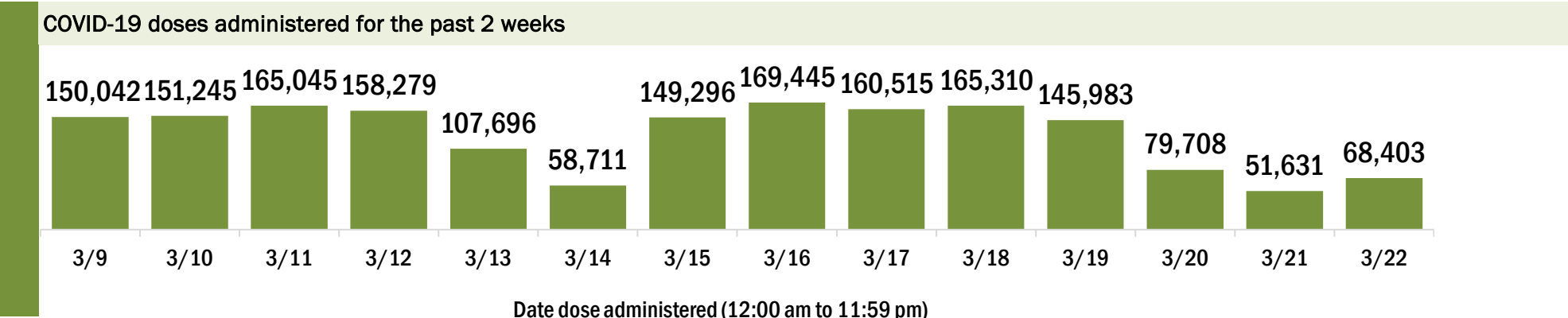
Data in this report are provisional and subject to change. Data are based on county of residence.

Data in this summary pertain to COVID-19 vaccines approved by the U.S. Food and Drug Administration and have been issued an Emergency Use Authorization (Janssen COVID-19 Vaccine, Moderna COVID-19 Vaccine and Pfizer-BioNTech COVID-19 Vaccine). These data summarize the number of people who have received either their first dose or have completed the series for a COVID-19 vaccine. **A person can only be counted in one category, first dose or series complete.** For persons receiving Moderna or Pfizer vaccines, once they receive their second dose, they are moved from the first dose column to the series completed column. **Because of this, the total first dose category may show a change from report to report not matching the total receiving their first dose from the previous day.** Persons receiving Johnson & Johnson vaccines will always be counted in the series completed column.

COVID-19 doses for vaccinated persons in Florida	
Doses administered	7,673,776
People receiving one dose of a 1-dose series (Johnson & Johnson) or receiving only one dose of a 2-dose series (Moderna, Pfizer) count once. Persons receiving both doses of a 2-dose series count twice.	

Current status of persons vaccinated for COVID-19 in Florida	
Total people vaccinated	5,057,939
First dose	2,266,723
Series completed	2,791,216
Completed 1-dose series	175,379
Completed 2-dose series	2,615,837
First dose: current number of people who have only received their first dose of the Moderna or Pfizer vaccine.	
Series complete: current number of people who have received both Moderna or Pfizer vaccine doses or one Johnson & Johnson dose and are considered fully immunized.	

Demographic summary	First dose	Series complete	Total people vaccinated
Age group	2,266,723	2,791,216	5,057,939
16-24 years	57,444	33,064	90,508
25-34 years	120,999	106,073	227,072
35-44 years	169,091	137,209	306,300
45-54 years	245,344	178,370	423,714
55-64 years	553,968	278,230	832,198
65-74 years	618,154	1,156,279	1,774,433
75-84 years	371,678	671,195	1,042,873
85+ years	130,045	230,796	360,841
Race	2,266,723	2,791,216	5,057,939
White	1,509,044	1,917,631	3,426,675
Black	148,810	170,776	319,586
American Indian/Alaskan	8,917	9,896	18,813
Other	200,408	312,512	512,920
Unknown	399,544	380,401	779,945
Other race includes Asian, native Hawaiian/Pacific Islander, or other.			
Ethnicity	2,266,723	2,791,216	5,057,939
Hispanic	302,975	319,888	622,863
Non-Hispanic	1,089,157	1,505,921	2,595,078
Unknown	874,591	965,407	1,839,998
Gender	2,266,723	2,791,216	5,057,939
Female	1,298,242	1,611,436	2,909,678
Male	955,948	1,176,754	2,132,702
Unknown	12,533	3,026	15,559



COVID-19: Alachua County vaccine summary

Vaccination data through Mar 22, 2021 as of Mar 23, 2021 at 12:05 AM

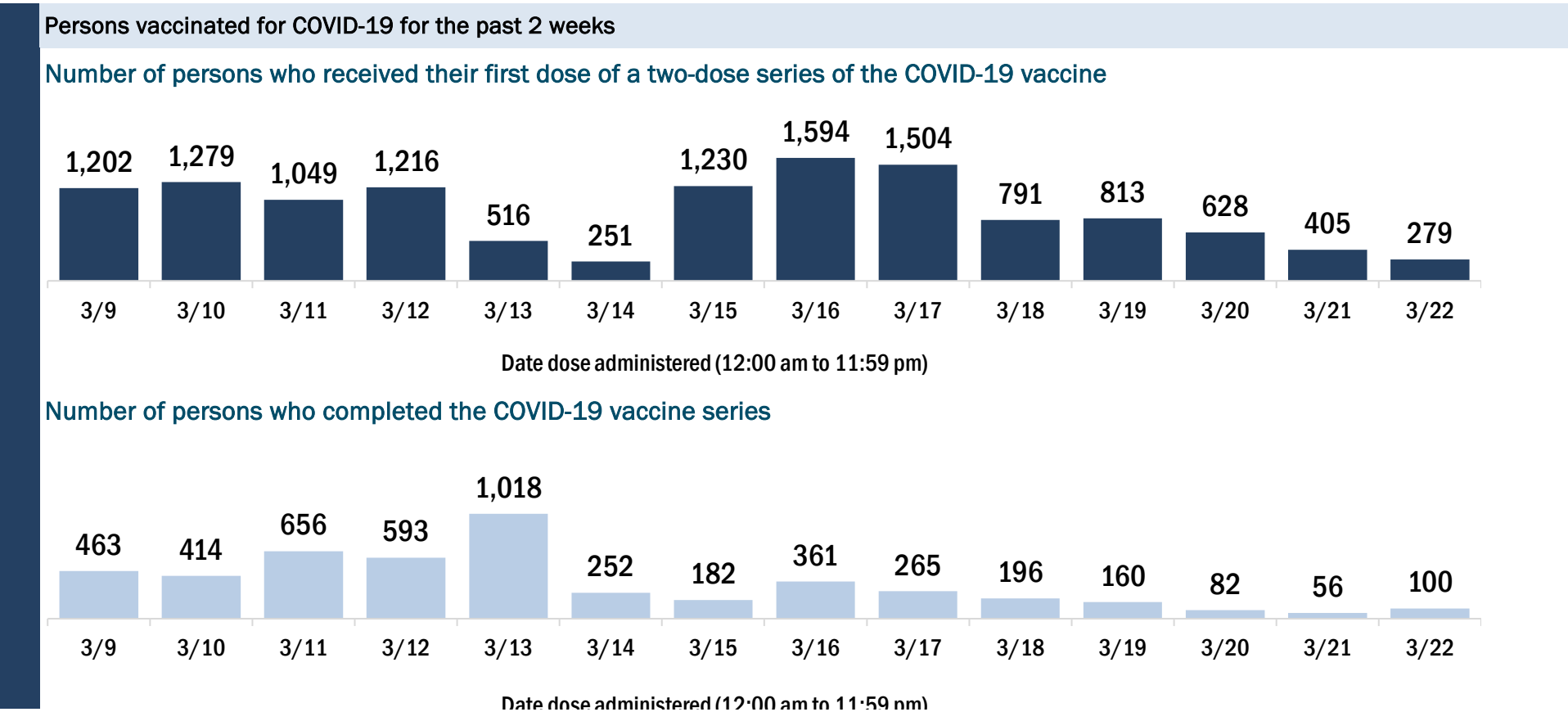
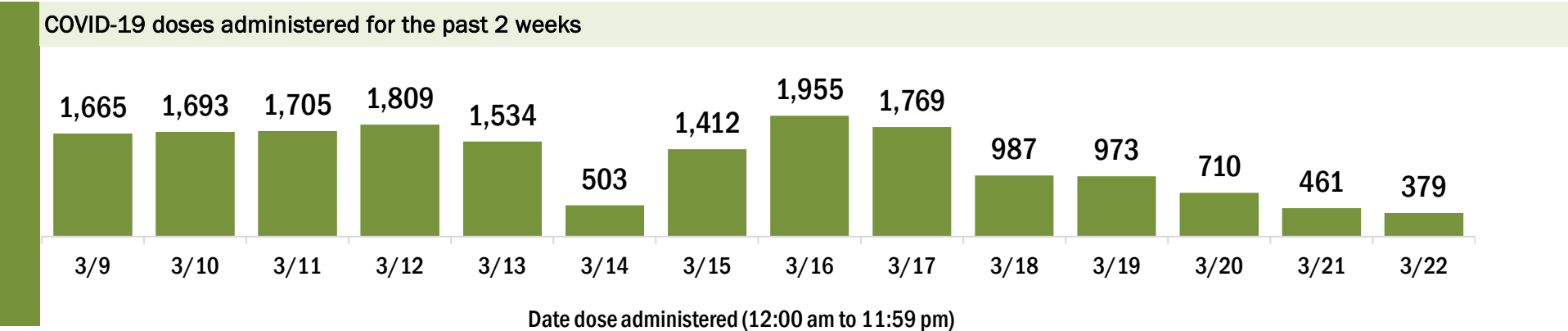
Data in this report are provisional and subject to change.

Data in this summary pertain to COVID-19 vaccines approved by the U.S. Food and Drug Administration and have been issued an Emergency Use Authorization (Janssen COVID-19 Vaccine, Moderna COVID-19 Vaccine and Pfizer-BioNTech COVID-19 Vaccine). These data summarize the number of people who have received either their first dose or have completed the series for a COVID-19 vaccine. **A person can only be counted in one category, first dose or series complete.** For persons receiving Moderna or Pfizer vaccines, once they receive their second dose, they are moved from the first dose column to the series completed column. **Because of this, the total first dose category may show a change from report to report not matching the total receiving their first dose from the previous day.** Persons receiving Johnson & Johnson vaccines will always be counted in the series completed column.

COVID-19 doses for vaccinated persons in Florida	
Doses administered	112,801
People receiving one dose of a 1-dose series (Johnson & Johnson) or receiving only one dose of a 2-dose series (Moderna, Pfizer) count once. Persons receiving both doses of a 2-dose series count twice.	

Current status of persons vaccinated for COVID-19 in Florida	
Total people vaccinated	68,230
First dose	21,323
Series completed	46,907
Completed 1-dose series	2,336
Completed 2-dose series	44,571
First dose: current number of people who have only received their first dose of the Moderna or Pfizer vaccine.	
Series complete: current number of people who have received both Moderna or Pfizer vaccine doses or one Johnson & Johnson dose and are considered fully immunized.	

Demographic summary	First dose	Series complete	Total people vaccinated
Age group	21,323	46,907	68,230
16-24 years	2,280	2,352	4,632
25-34 years	3,614	6,132	9,746
35-44 years	2,953	4,643	7,596
45-54 years	2,620	4,324	6,944
55-64 years	4,452	5,129	9,581
65-74 years	3,545	13,717	17,262
75-84 years	1,320	7,709	9,029
85+ years	539	2,901	3,440
Race	21,323	46,907	68,230
White	12,633	33,469	46,102
Black	2,414	3,791	6,205
American Indian/Alaskan	49	132	181
Other	3,168	7,105	10,273
Unknown	3,059	2,410	5,469
Other race includes Asian, native Hawaiian/Pacific Islander, or other.			
Ethnicity	21,323	46,907	68,230
Hispanic	966	2,301	3,267
Non-Hispanic	9,538	32,916	42,454
Unknown	10,819	11,690	22,509
Gender	21,323	46,907	68,230
Female	12,587	27,968	40,555
Male	8,673	18,931	27,604
Unknown	63	8	71



COVID-19: Baker County vaccine summary

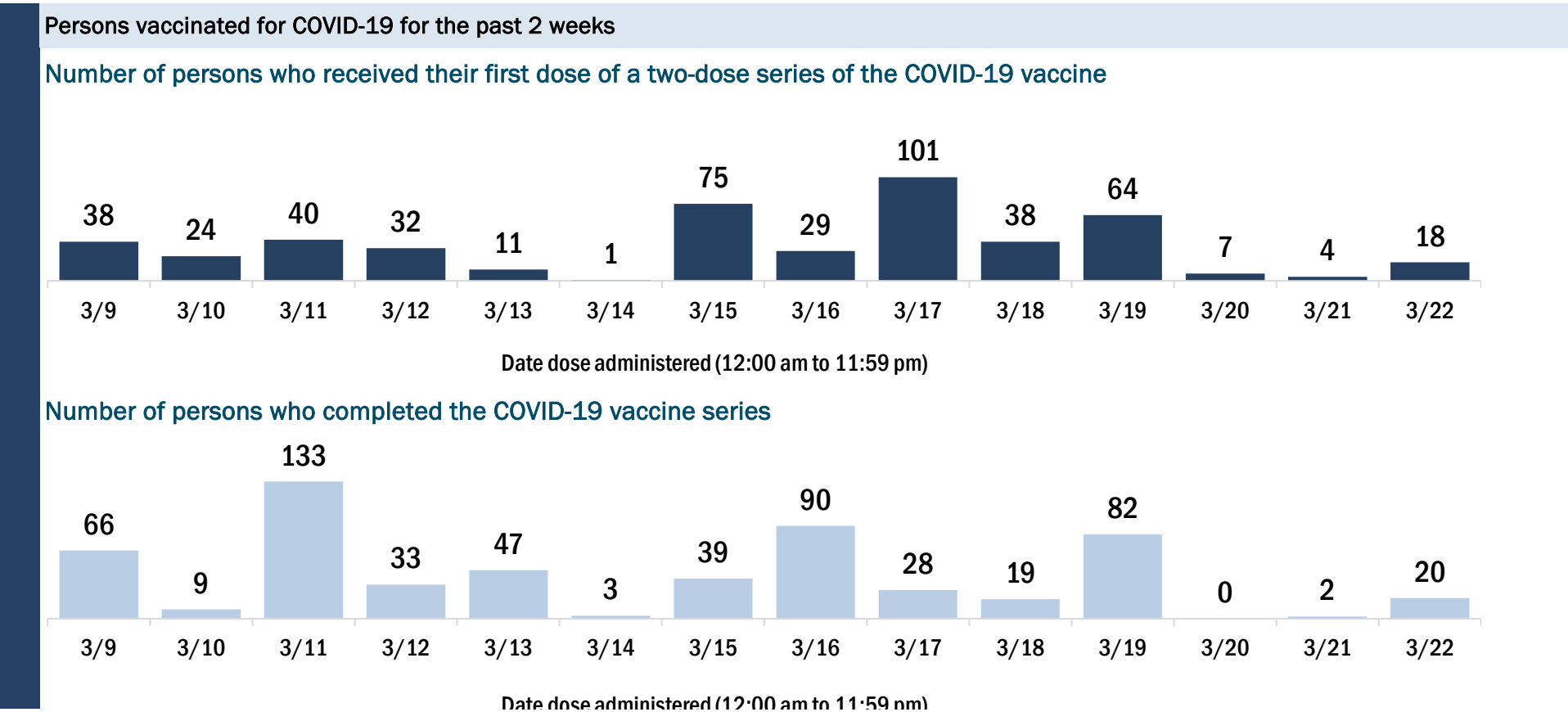
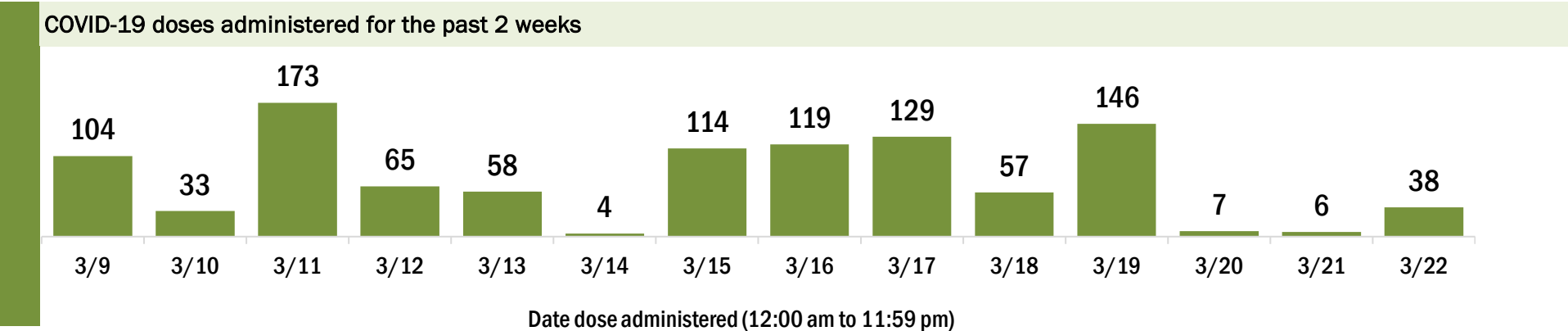
Vaccination data through Mar 22, 2021 as of Mar 23, 2021 at 12:05 AM

Data in this report are provisional and subject to change.

Data in this summary pertain to COVID-19 vaccines approved by the U.S. Food and Drug Administration and have been issued an Emergency Use Authorization (Janssen COVID-19 Vaccine, Moderna COVID-19 Vaccine and Pfizer-BioNTech COVID-19 Vaccine). These data summarize the number of people who have received either their first dose or have completed the series for a COVID-19 vaccine. **A person can only be counted in one category, first dose or series complete.** For persons receiving Moderna or Pfizer vaccines, once they receive their second dose, they are moved from the first dose column to the series completed column. **Because of this, the total first dose category may show a change from report to report not matching the total receiving their first dose from the previous day.** Persons receiving Johnson & Johnson vaccines will always be counted in the series completed column.

COVID-19 doses for vaccinated persons in Florida		Demographic summary			
Doses administered	5,952	First dose	Series complete	Total people vaccinated	
People receiving one dose of a 1-dose series (Johnson & Johnson) or receiving only one dose of a 2-dose series (Moderna, Pfizer) count once. Persons receiving both doses of a 2-dose series count twice.		Age group	1,159	2,424	3,583
		16-24 years	18	33	51
		25-34 years	65	91	156
		35-44 years	76	135	211
		45-54 years	131	168	299
		55-64 years	369	308	677
		65-74 years	294	1,002	1,296
		75-84 years	152	539	691
		85+ years	54	148	202
		Race	1,159	2,424	3,583
		White	893	1,883	2,776
		Black	151	164	315
		American Indian/Alaskan	5	14	19
		Other	67	186	253
		Unknown	43	177	220
		Other race includes Asian, native Hawaiian/Pacific Islander, or other.			
		Ethnicity	1,159	2,424	3,583
		Hispanic	24	29	53
		Non-Hispanic	894	1,468	2,362
		Unknown	241	927	1,168
		Gender	1,159	2,424	3,583
		Female	690	1,344	2,034
		Male	469	1,080	1,549
		Unknown	0	0	0

Current status of persons vaccinated for COVID-19 in Florida	
Total people vaccinated	3,583
First dose	1,159
Series completed	2,424
Completed 1-dose series	55
Completed 2-dose series	2,369
First dose: current number of people who have only received their first dose of the Moderna or Pfizer vaccine.	
Series complete: current number of people who have received both Moderna or Pfizer vaccine doses or one Johnson & Johnson dose and are considered fully immunized.	



COVID-19: Bay County vaccine summary

Vaccination data through Mar 22, 2021 as of Mar 23, 2021 at 12:05 AM

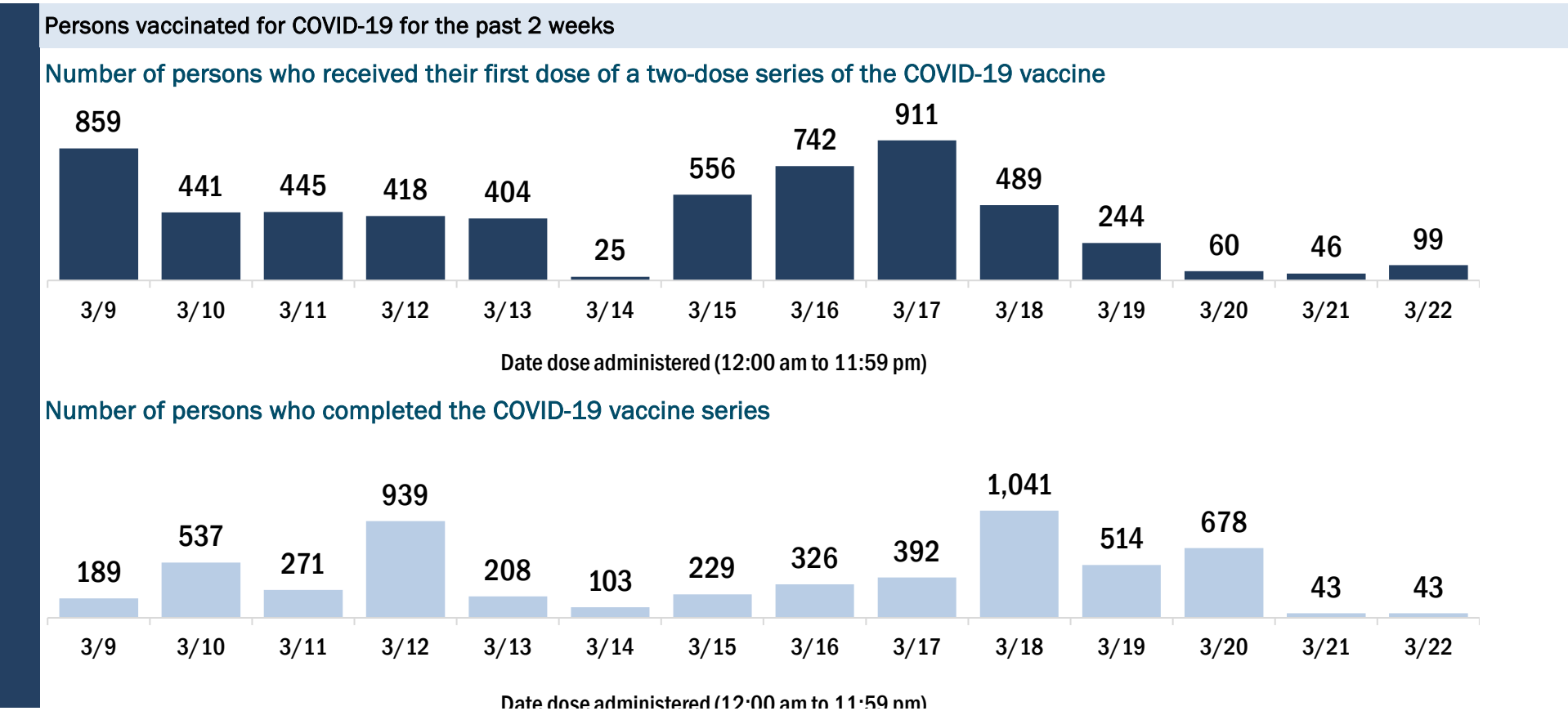
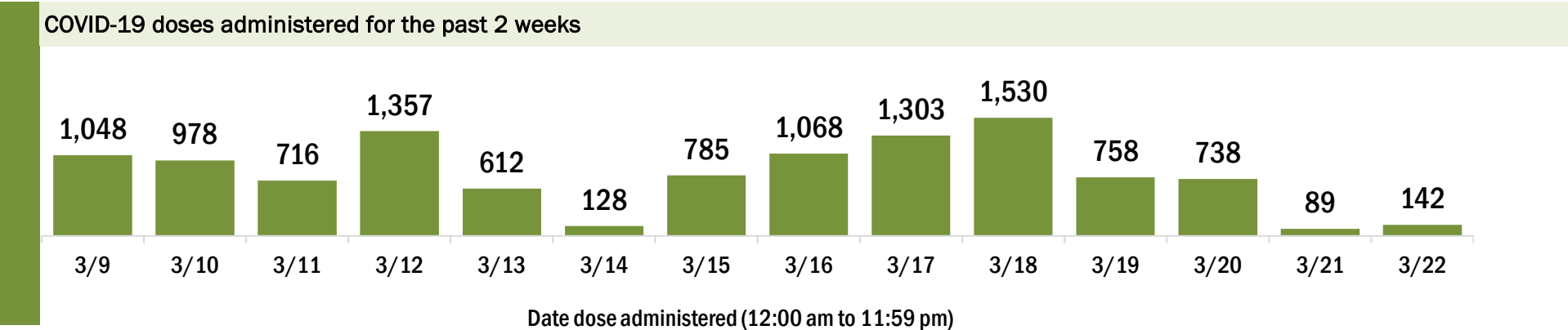
Data in this report are provisional and subject to change.

Data in this summary pertain to COVID-19 vaccines approved by the U.S. Food and Drug Administration and have been issued an Emergency Use Authorization (Janssen COVID-19 Vaccine, Moderna COVID-19 Vaccine and Pfizer-BioNTech COVID-19 Vaccine). These data summarize the number of people who have received either their first dose or have completed the series for a COVID-19 vaccine. **A person can only be counted in one category, first dose or series complete.** For persons receiving Moderna or Pfizer vaccines, once they receive their second dose, they are moved from the first dose column to the series completed column. **Because of this, the total first dose category may show a change from report to report not matching the total receiving their first dose from the previous day.** Persons receiving Johnson & Johnson vaccines will always be counted in the series completed column.

COVID-19 doses for vaccinated persons in Florida	
Doses administered	53,826
People receiving one dose of a 1-dose series (Johnson & Johnson) or receiving only one dose of a 2-dose series (Moderna, Pfizer) count once. Persons receiving both doses of a 2-dose series count twice.	

Current status of persons vaccinated for COVID-19 in Florida	
Total people vaccinated	34,503
First dose	13,568
Series completed	20,935
Completed 1-dose series	1,612
Completed 2-dose series	19,323
First dose: current number of people who have only received their first dose of the Moderna or Pfizer vaccine.	
Series complete: current number of people who have received both Moderna or Pfizer vaccine doses or one Johnson & Johnson dose and are considered fully immunized.	

Demographic summary	First dose	Series complete	Total people vaccinated
Age group	13,568	20,935	34,503
16-24 years	336	209	545
25-34 years	676	635	1,311
35-44 years	1,131	1,119	2,250
45-54 years	1,676	1,623	3,299
55-64 years	3,882	3,294	7,176
65-74 years	3,695	8,229	11,924
75-84 years	1,614	4,440	6,054
85+ years	558	1,386	1,944
Race	13,568	20,935	34,503
White	9,424	14,423	23,847
Black	1,063	1,036	2,099
American Indian/Alaskan	46	103	149
Other	1,037	1,936	2,973
Unknown	1,998	3,437	5,435
Other race includes Asian, native Hawaiian/Pacific Islander, or other.			
Ethnicity	13,568	20,935	34,503
Hispanic	570	412	982
Non-Hispanic	8,270	11,551	19,821
Unknown	4,728	8,972	13,700
Gender	13,568	20,935	34,503
Female	7,899	11,768	19,667
Male	5,666	9,166	14,832
Unknown	3	1	4



COVID-19: Bradford County vaccine summary

Vaccination data through Mar 22, 2021 as of Mar 23, 2021 at 12:05 AM

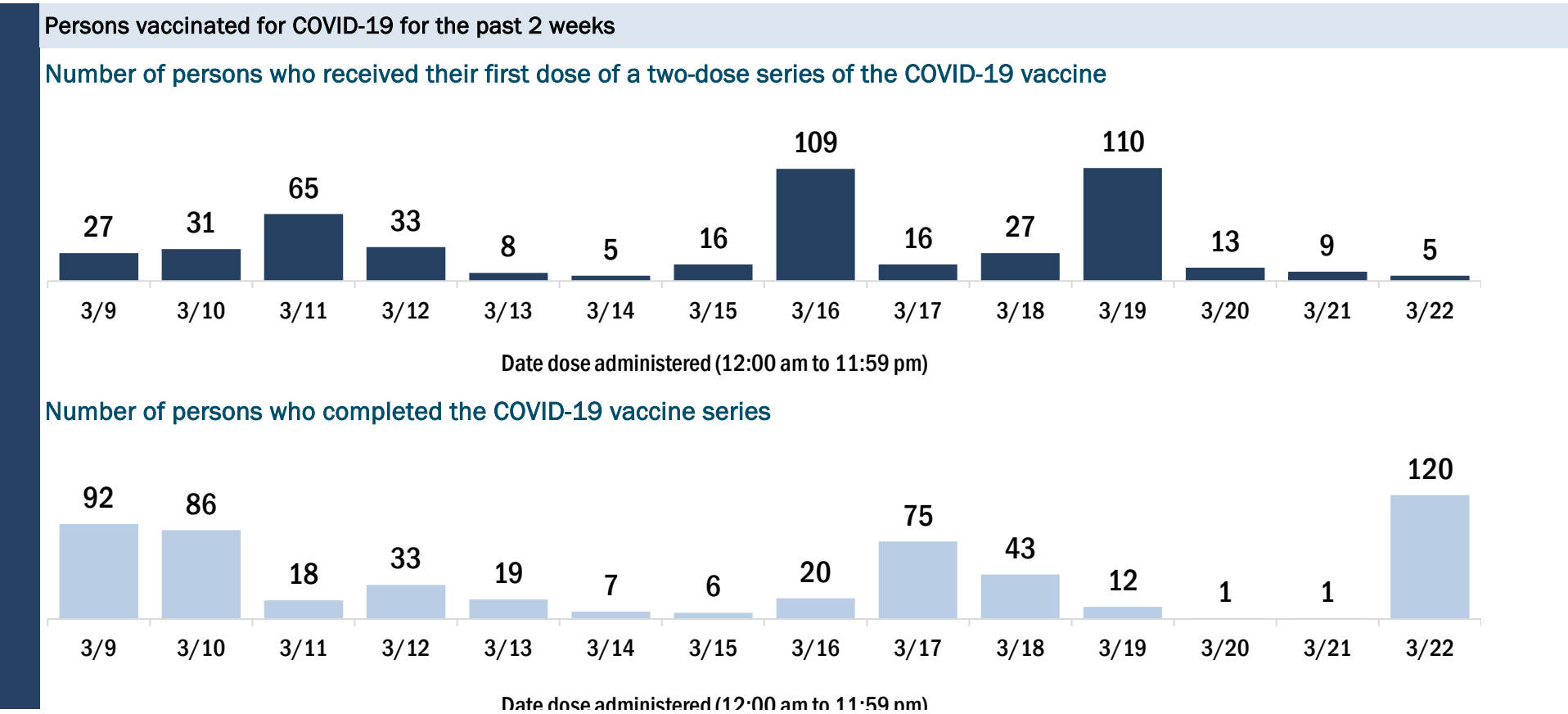
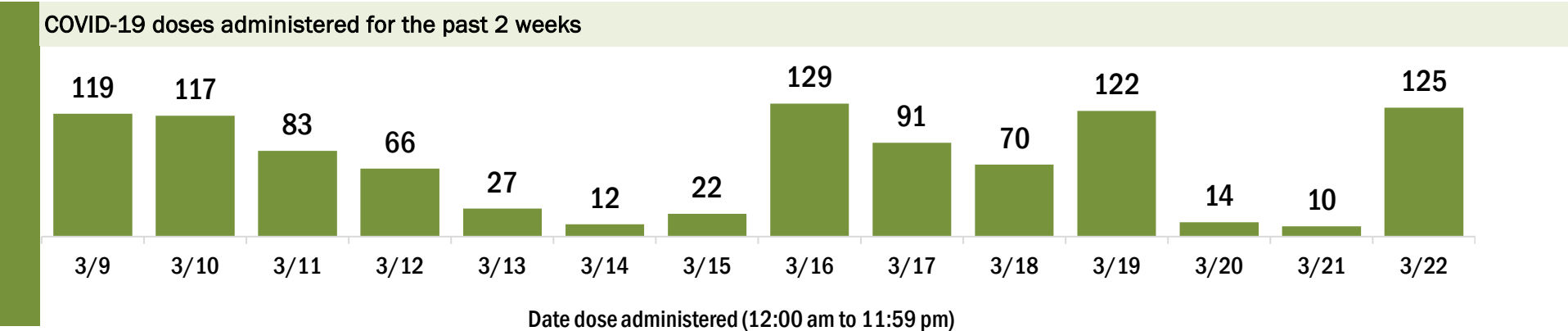
Data in this report are provisional and subject to change.

Data in this summary pertain to COVID-19 vaccines approved by the U.S. Food and Drug Administration and have been issued an Emergency Use Authorization (Janssen COVID-19 Vaccine, Moderna COVID-19 Vaccine and Pfizer-BioNTech COVID-19 Vaccine). These data summarize the number of people who have received either their first dose or have completed the series for a COVID-19 vaccine. **A person can only be counted in one category, first dose or series complete.** For persons receiving Moderna or Pfizer vaccines, once they receive their second dose, they are moved from the first dose column to the series completed column. **Because of this, the total first dose category may show a change from report to report not matching the total receiving their first dose from the previous day.** Persons receiving Johnson & Johnson vaccines will always be counted in the series completed column.

COVID-19 doses for vaccinated persons in Florida	
Doses administered	6,084
People receiving one dose of a 1-dose series (Johnson & Johnson) or receiving only one dose of a 2-dose series (Moderna, Pfizer) count once. Persons receiving both doses of a 2-dose series count twice.	

Current status of persons vaccinated for COVID-19 in Florida	
Total people vaccinated	3,576
First dose	934
Series completed	2,642
Completed 1-dose series	134
Completed 2-dose series	2,508
First dose: current number of people who have only received their first dose of the Moderna or Pfizer vaccine.	
Series complete: current number of people who have received both Moderna or Pfizer vaccine doses or one Johnson & Johnson dose and are considered fully immunized.	

Demographic summary	First dose	Series complete	Total people vaccinated
Age group	934	2,642	3,576
16-24 years	26	14	40
25-34 years	40	65	105
35-44 years	52	78	130
45-54 years	101	142	243
55-64 years	369	258	627
65-74 years	213	1,154	1,367
75-84 years	92	704	796
85+ years	41	227	268
Race	934	2,642	3,576
White	665	2,067	2,732
Black	133	250	383
American Indian/Alaskan	8	15	23
Other	70	250	320
Unknown	58	60	118
Other race includes Asian, native Hawaiian/Pacific Islander, or other.			
Ethnicity	934	2,642	3,576
Hispanic	18	23	41
Non-Hispanic	692	2,370	3,062
Unknown	224	249	473
Gender	934	2,642	3,576
Female	590	1,539	2,129
Male	343	1,103	1,446
Unknown	1	0	1



COVID-19: Brevard County vaccine summary

Vaccination data through Mar 22, 2021 as of Mar 23, 2021 at 12:05 AM

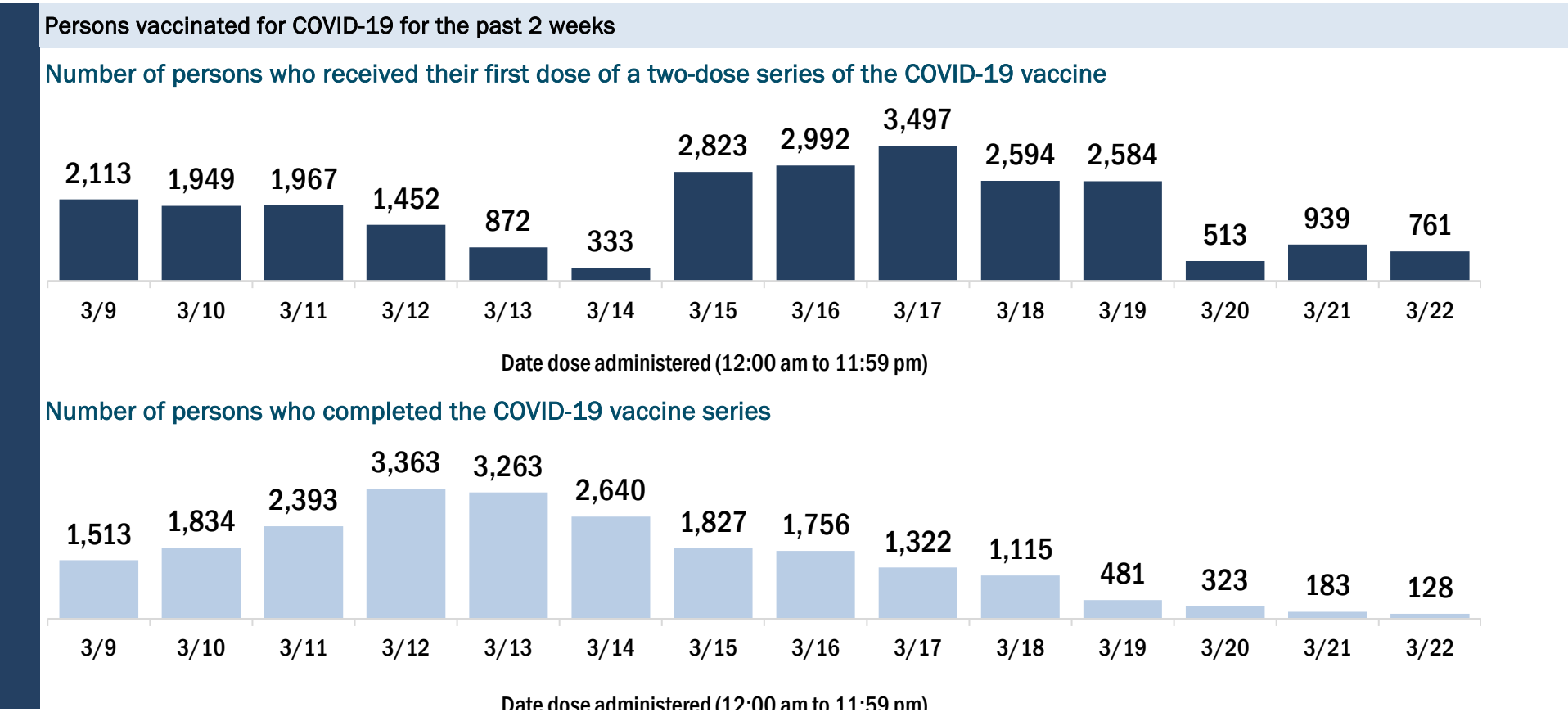
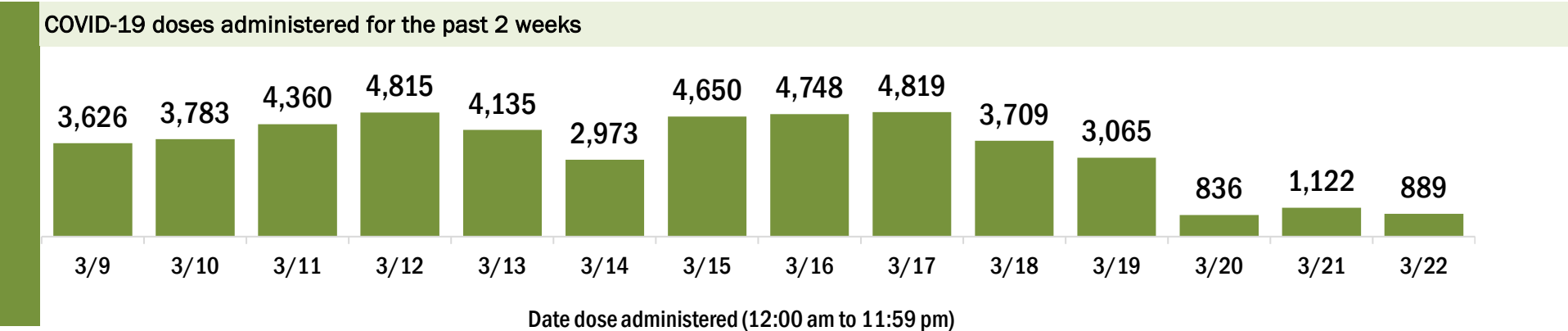
Data in this report are provisional and subject to change.

Data in this summary pertain to COVID-19 vaccines approved by the U.S. Food and Drug Administration and have been issued an Emergency Use Authorization (Janssen COVID-19 Vaccine, Moderna COVID-19 Vaccine and Pfizer-BioNTech COVID-19 Vaccine). These data summarize the number of people who have received either their first dose or have completed the series for a COVID-19 vaccine. **A person can only be counted in one category, first dose or series complete.** For persons receiving Moderna or Pfizer vaccines, once they receive their second dose, they are moved from the first dose column to the series completed column. **Because of this, the total first dose category may show a change from report to report not matching the total receiving their first dose from the previous day.** Persons receiving Johnson & Johnson vaccines will always be counted in the series completed column.

COVID-19 doses for vaccinated persons in Florida	
Doses administered	202,828
People receiving one dose of a 1-dose series (Johnson & Johnson) or receiving only one dose of a 2-dose series (Moderna, Pfizer) count once. Persons receiving both doses of a 2-dose series count twice.	

Current status of persons vaccinated for COVID-19 in Florida	
Total people vaccinated	132,630
First dose	55,749
Series completed	76,881
Completed 1-dose series	6,683
Completed 2-dose series	70,198
First dose: current number of people who have only received their first dose of the Moderna or Pfizer vaccine.	
Series complete: current number of people who have received both Moderna or Pfizer vaccine doses or one Johnson & Johnson dose and are considered fully immunized.	

Demographic summary	First dose	Series complete	Total people vaccinated
Age group	55,749	76,881	132,630
16-24 years	884	701	1,585
25-34 years	1,989	2,209	4,198
35-44 years	2,898	3,186	6,084
45-54 years	4,180	4,717	8,897
55-64 years	13,467	8,125	21,592
65-74 years	17,550	32,477	50,027
75-84 years	10,771	18,467	29,238
85+ years	4,010	6,999	11,009
Race	55,749	76,881	132,630
White	37,662	49,144	86,806
Black	3,269	2,969	6,238
American Indian/Alaskan	275	349	624
Other	3,895	8,227	12,122
Unknown	10,648	16,192	26,840
Other race includes Asian, native Hawaiian/Pacific Islander, or other.			
Ethnicity	55,749	76,881	132,630
Hispanic	2,299	1,852	4,151
Non-Hispanic	30,365	34,304	64,669
Unknown	23,085	40,725	63,810
Gender	55,749	76,881	132,630
Female	32,906	45,461	78,367
Male	22,708	31,255	53,963
Unknown	135	165	300



COVID-19: Broward County vaccine summary

Vaccination data through Mar 22, 2021 as of Mar 23, 2021 at 12:05 AM

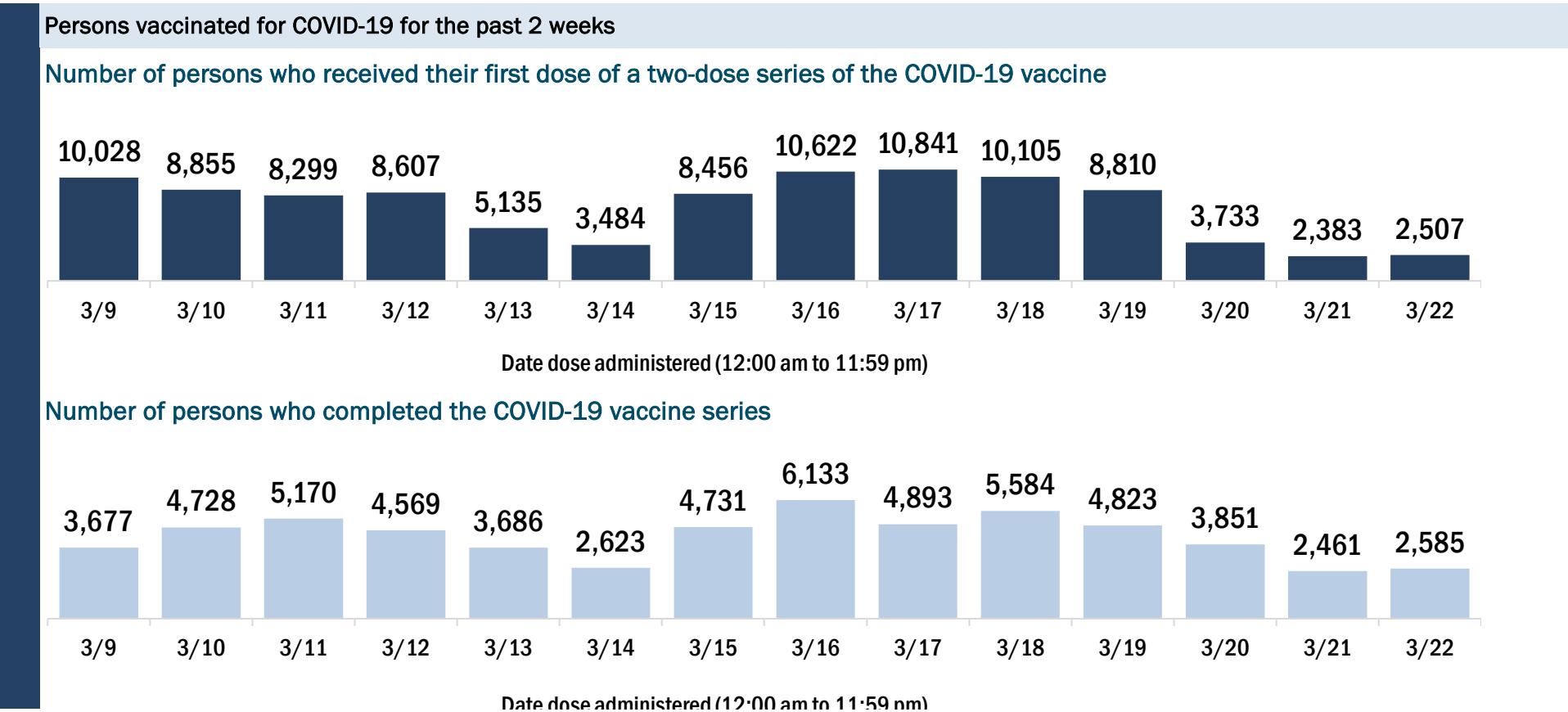
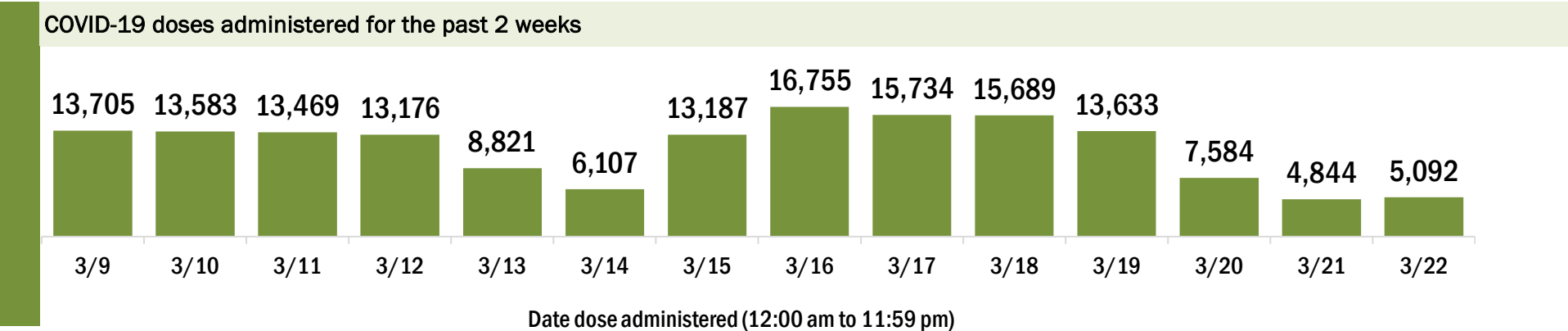
Data in this report are provisional and subject to change.

Data in this summary pertain to COVID-19 vaccines approved by the U.S. Food and Drug Administration and have been issued an Emergency Use Authorization (Janssen COVID-19 Vaccine, Moderna COVID-19 Vaccine and Pfizer-BioNTech COVID-19 Vaccine). These data summarize the number of people who have received either their first dose or have completed the series for a COVID-19 vaccine. **A person can only be counted in one category, first dose or series complete.** For persons receiving Moderna or Pfizer vaccines, once they receive their second dose, they are moved from the first dose column to the series completed column. **Because of this, the total first dose category may show a change from report to report not matching the total receiving their first dose from the previous day.** Persons receiving Johnson & Johnson vaccines will always be counted in the series completed column.

COVID-19 doses for vaccinated persons in Florida	
Doses administered	672,285
People receiving one dose of a 1-dose series (Johnson & Johnson) or receiving only one dose of a 2-dose series (Moderna, Pfizer) count once. Persons receiving both doses of a 2-dose series count twice.	

Current status of persons vaccinated for COVID-19 in Florida	
Total people vaccinated	445,077
First dose	202,859
Series completed	242,218
Completed 1-dose series	15,010
Completed 2-dose series	227,208
First dose: current number of people who have only received their first dose of the Moderna or Pfizer vaccine.	
Series complete: current number of people who have received both Moderna or Pfizer vaccine doses or one Johnson & Johnson dose and are considered fully immunized.	

Demographic summary	First dose	Series complete	Total people vaccinated
Age group	202,859	242,218	445,077
16-24 years	6,500	2,635	9,135
25-34 years	12,782	9,484	22,266
35-44 years	20,474	13,379	33,853
45-54 years	32,297	18,970	51,267
55-64 years	59,948	27,930	87,878
65-74 years	40,197	98,282	138,479
75-84 years	21,291	52,237	73,528
85+ years	9,370	19,301	28,671
Race	202,859	242,218	445,077
White	116,766	164,587	281,353
Black	25,488	27,683	53,171
American Indian/Alaskan	902	1,267	2,169
Other	19,904	27,304	47,208
Unknown	39,799	21,377	61,176
Other race includes Asian, native Hawaiian/Pacific Islander, or other.			
Ethnicity	202,859	242,218	445,077
Hispanic	38,802	43,657	82,459
Non-Hispanic	84,635	140,866	225,501
Unknown	79,422	57,695	137,117
Gender	202,859	242,218	445,077
Female	113,174	137,357	250,531
Male	88,937	104,800	193,737
Unknown	748	61	809



COVID-19: Calhoun County vaccine summary

Vaccination data through Mar 22, 2021 as of Mar 23, 2021 at 12:05 AM

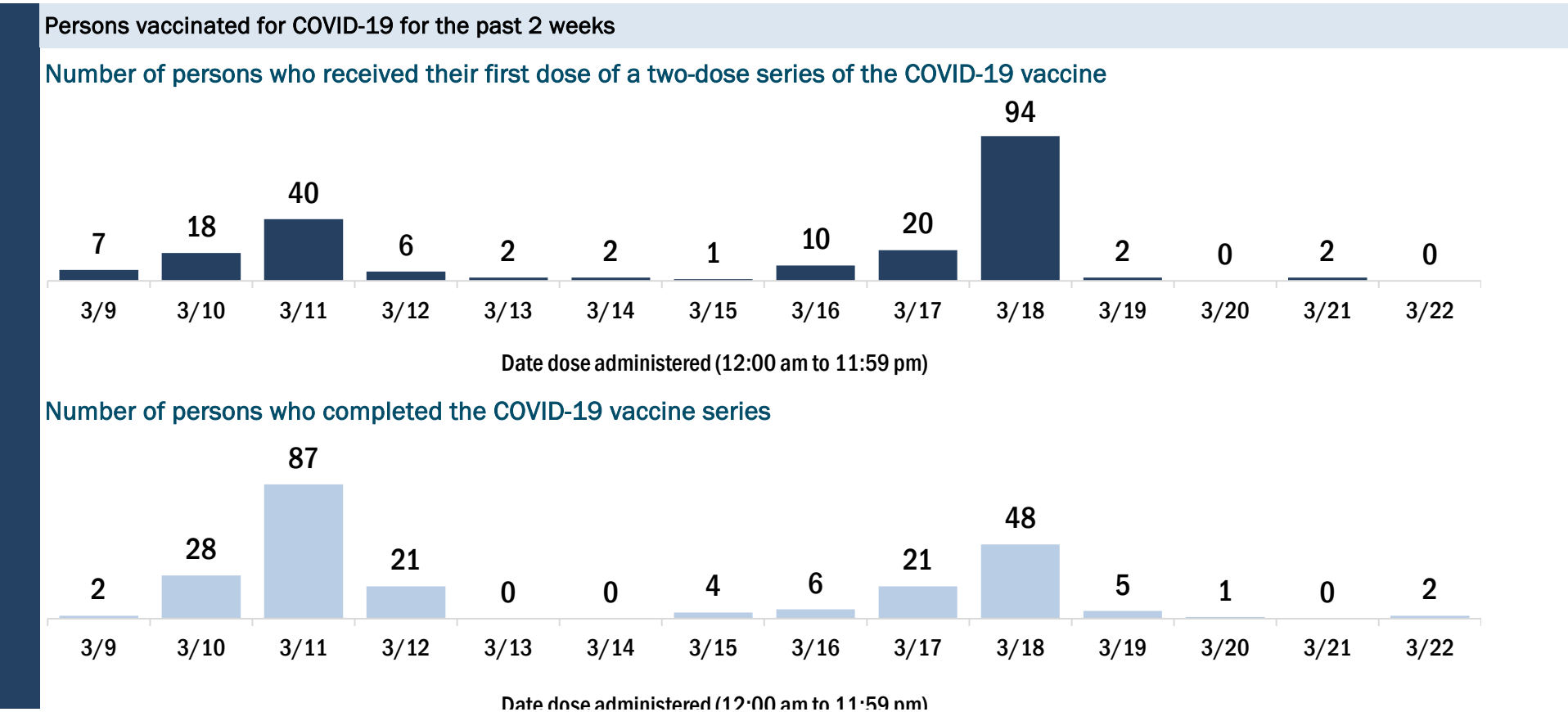
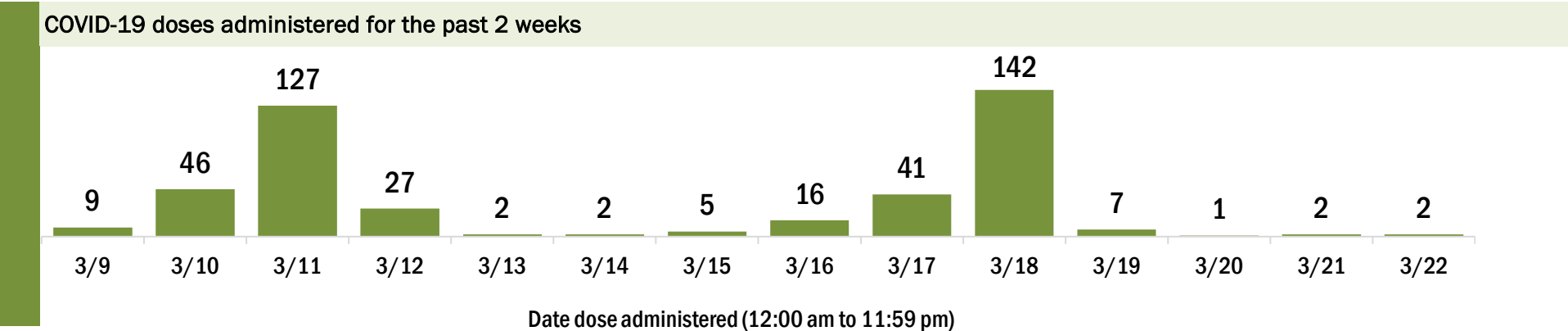
Data in this report are provisional and subject to change.

Data in this summary pertain to COVID-19 vaccines approved by the U.S. Food and Drug Administration and have been issued an Emergency Use Authorization (Janssen COVID-19 Vaccine, Moderna COVID-19 Vaccine and Pfizer-BioNTech COVID-19 Vaccine). These data summarize the number of people who have received either their first dose or have completed the series for a COVID-19 vaccine. **A person can only be counted in one category, first dose or series complete.** For persons receiving Moderna or Pfizer vaccines, once they receive their second dose, they are moved from the first dose column to the series completed column. **Because of this, the total first dose category may show a change from report to report not matching the total receiving their first dose from the previous day.** Persons receiving Johnson & Johnson vaccines will always be counted in the series completed column.

COVID-19 doses for vaccinated persons in Florida	
Doses administered	3,880
People receiving one dose of a 1-dose series (Johnson & Johnson) or receiving only one dose of a 2-dose series (Moderna, Pfizer) count once. Persons receiving both doses of a 2-dose series count twice.	

Current status of persons vaccinated for COVID-19 in Florida	
Total people vaccinated	2,195
First dose	467
Series completed	1,728
Completed 1-dose series	43
Completed 2-dose series	1,685
First dose: current number of people who have only received their first dose of the Moderna or Pfizer vaccine.	
Series complete: current number of people who have received both Moderna or Pfizer vaccine doses or one Johnson & Johnson dose and are considered fully immunized.	

Demographic summary	First dose	Series complete	Total people vaccinated
Age group	467	1,728	2,195
16-24 years	16	10	26
25-34 years	11	41	52
35-44 years	34	66	100
45-54 years	48	121	169
55-64 years	123	227	350
65-74 years	134	680	814
75-84 years	74	418	492
85+ years	27	165	192
Race	467	1,728	2,195
White	311	1,201	1,512
Black	55	91	146
American Indian/Alaskan	5	11	16
Other	44	284	328
Unknown	52	141	193
Other race includes Asian, native Hawaiian/Pacific Islander, or other.			
Ethnicity	467	1,728	2,195
Hispanic	10	27	37
Non-Hispanic	227	955	1,182
Unknown	230	746	976
Gender	467	1,728	2,195
Female	246	979	1,225
Male	221	748	969
Unknown	0	1	1



COVID-19: Charlotte County vaccine summary

Vaccination data through Mar 22, 2021 as of Mar 23, 2021 at 12:05 AM

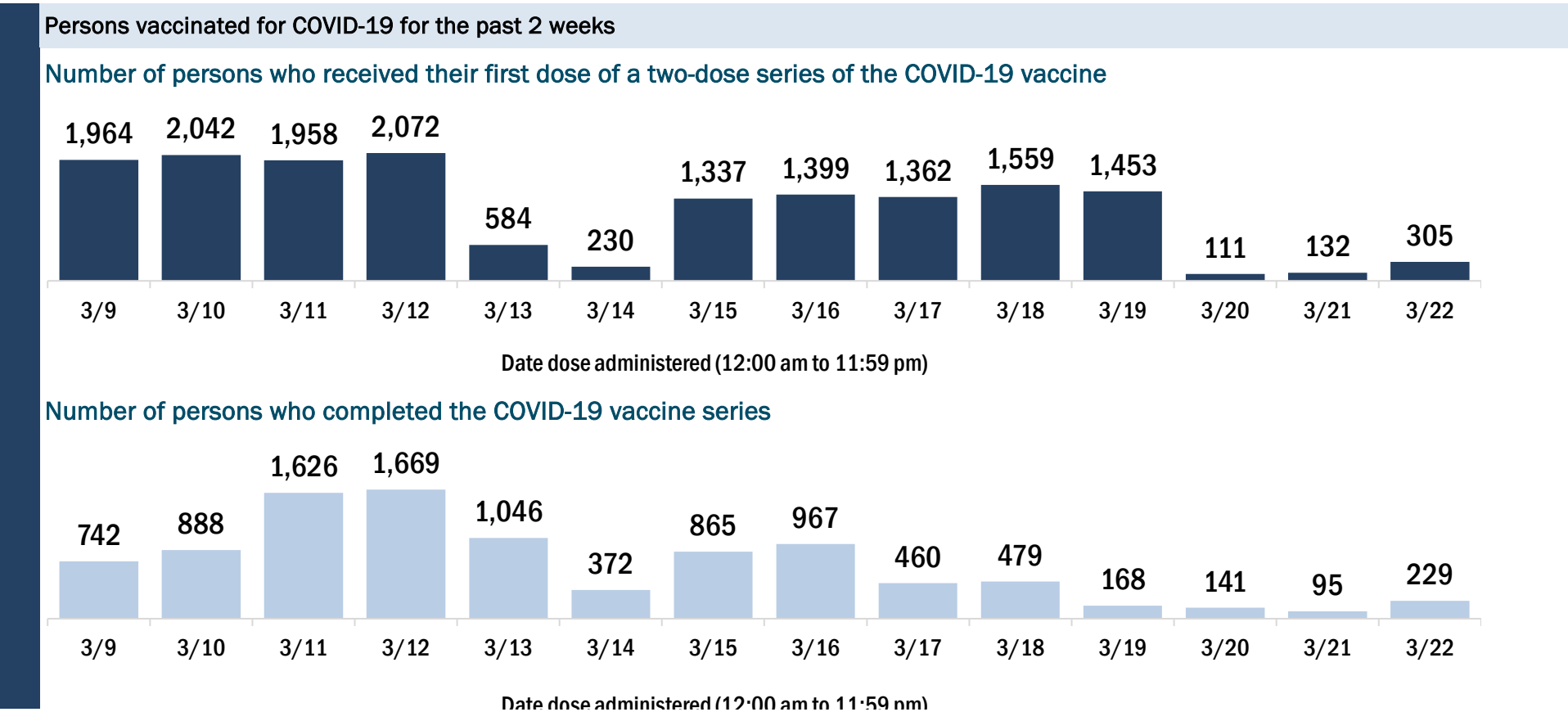
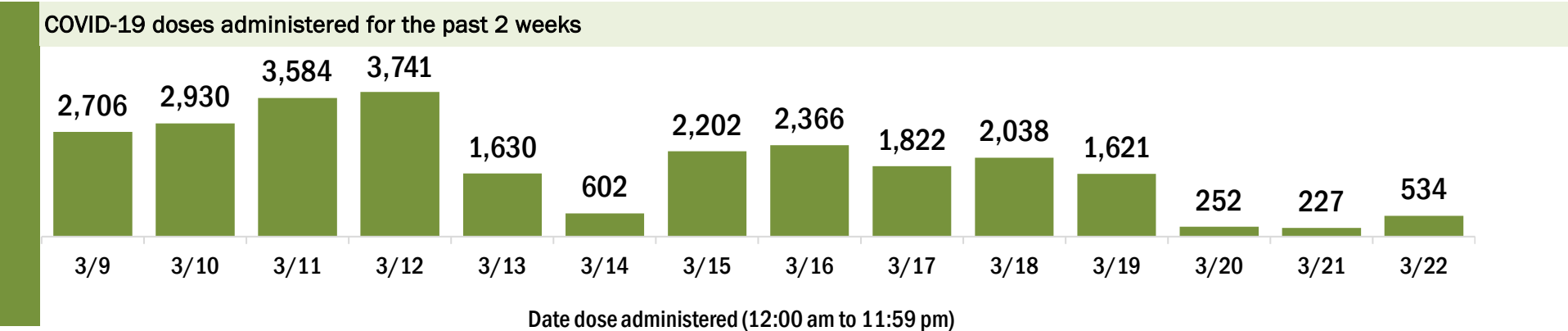
Data in this report are provisional and subject to change.

Data in this summary pertain to COVID-19 vaccines approved by the U.S. Food and Drug Administration and have been issued an Emergency Use Authorization (Janssen COVID-19 Vaccine, Moderna COVID-19 Vaccine and Pfizer-BioNTech COVID-19 Vaccine). These data summarize the number of people who have received either their first dose or have completed the series for a COVID-19 vaccine. **A person can only be counted in one category, first dose or series complete.** For persons receiving Moderna or Pfizer vaccines, once they receive their second dose, they are moved from the first dose column to the series completed column. **Because of this, the total first dose category may show a change from report to report not matching the total receiving their first dose from the previous day.** Persons receiving Johnson & Johnson vaccines will always be counted in the series completed column.

COVID-19 doses for vaccinated persons in Florida	
Doses administered	95,680
People receiving one dose of a 1-dose series (Johnson & Johnson) or receiving only one dose of a 2-dose series (Moderna, Pfizer) count once. Persons receiving both doses of a 2-dose series count twice.	

Current status of persons vaccinated for COVID-19 in Florida	
Total people vaccinated	66,890
First dose	35,587
Series completed	31,303
Completed 1-dose series	2,513
Completed 2-dose series	28,790
First dose: current number of people who have only received their first dose of the Moderna or Pfizer vaccine.	
Series complete: current number of people who have received both Moderna or Pfizer vaccine doses or one Johnson & Johnson dose and are considered fully immunized.	

Demographic summary	First dose	Series complete	Total people vaccinated
Age group	35,587	31,303	66,890
16-24 years	148	145	293
25-34 years	367	420	787
35-44 years	543	622	1,165
45-54 years	1,075	1,172	2,247
55-64 years	5,426	2,215	7,641
65-74 years	14,874	15,506	30,380
75-84 years	10,332	8,536	18,868
85+ years	2,822	2,687	5,509
Race	35,587	31,303	66,890
White	28,308	21,426	49,734
Black	629	342	971
American Indian/Alaskan	223	70	293
Other	1,674	2,847	4,521
Unknown	4,753	6,618	11,371
Other race includes Asian, native Hawaiian/Pacific Islander, or other.			
Ethnicity	35,587	31,303	66,890
Hispanic	713	403	1,116
Non-Hispanic	19,826	14,795	34,621
Unknown	15,048	16,105	31,153
Gender	35,587	31,303	66,890
Female	19,770	17,548	37,318
Male	15,785	13,741	29,526
Unknown	32	14	46



COVID-19: Citrus County vaccine summary

Vaccination data through Mar 22, 2021 as of Mar 23, 2021 at 12:05 AM

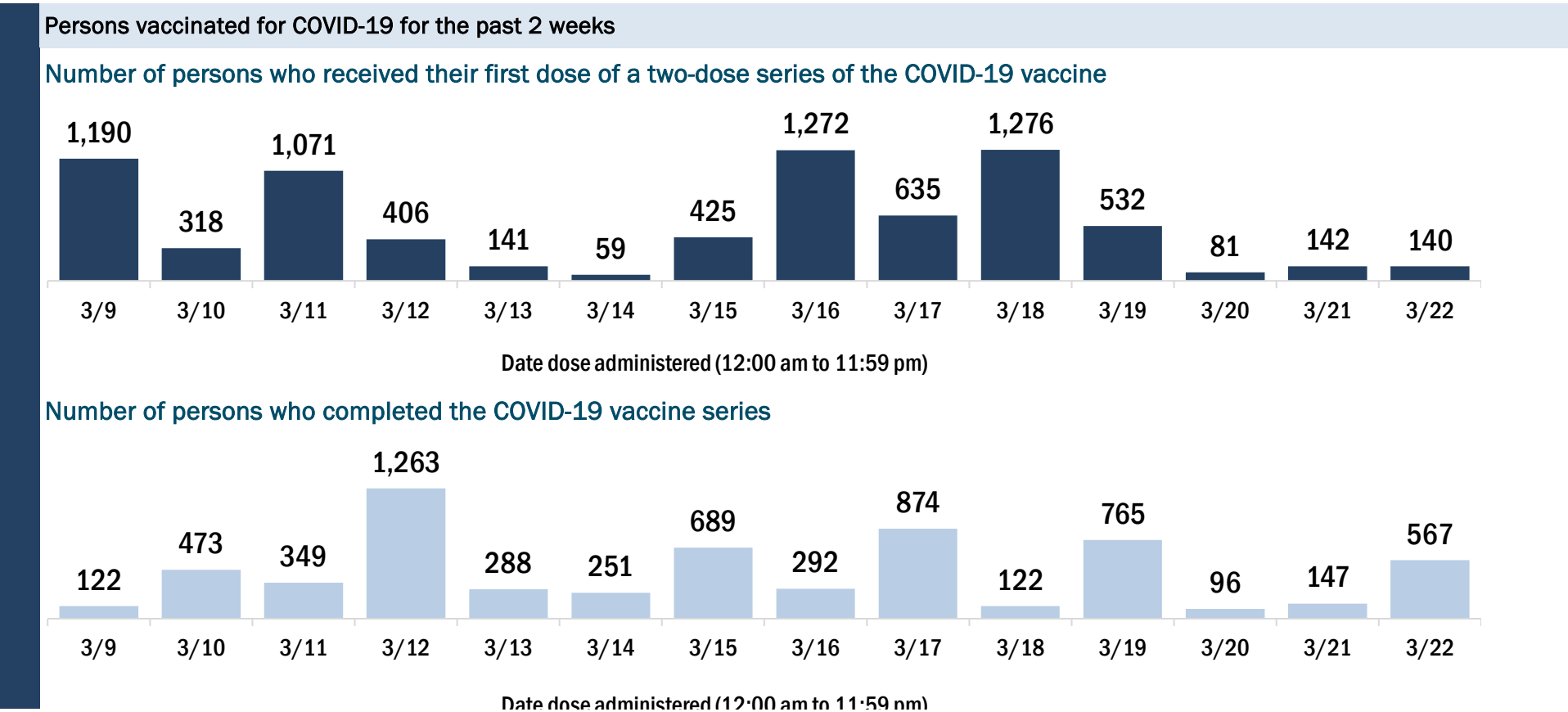
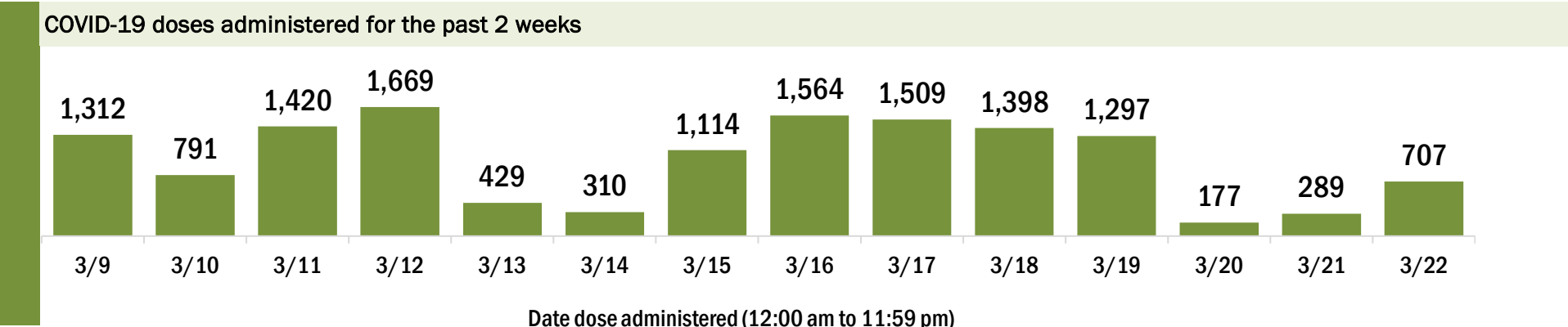
Data in this report are provisional and subject to change.

Data in this summary pertain to COVID-19 vaccines approved by the U.S. Food and Drug Administration and have been issued an Emergency Use Authorization (Janssen COVID-19 Vaccine, Moderna COVID-19 Vaccine and Pfizer-BioNTech COVID-19 Vaccine). These data summarize the number of people who have received either their first dose or have completed the series for a COVID-19 vaccine. **A person can only be counted in one category, first dose or series complete.** For persons receiving Moderna or Pfizer vaccines, once they receive their second dose, they are moved from the first dose column to the series completed column. **Because of this, the total first dose category may show a change from report to report not matching the total receiving their first dose from the previous day.** Persons receiving Johnson & Johnson vaccines will always be counted in the series completed column.

COVID-19 doses for vaccinated persons in Florida	
Doses administered	62,584
People receiving one dose of a 1-dose series (Johnson & Johnson) or receiving only one dose of a 2-dose series (Moderna, Pfizer) count once. Persons receiving both doses of a 2-dose series count twice.	

Current status of persons vaccinated for COVID-19 in Florida	
Total people vaccinated	40,384
First dose	17,773
Series completed	22,611
Completed 1-dose series	411
Completed 2-dose series	22,200
First dose: current number of people who have only received their first dose of the Moderna or Pfizer vaccine.	
Series complete: current number of people who have received both Moderna or Pfizer vaccine doses or one Johnson & Johnson dose and are considered fully immunized.	

Demographic summary	First dose	Series complete	Total people vaccinated
Age group	17,773	22,611	40,384
16-24 years	126	172	298
25-34 years	223	396	619
35-44 years	346	545	891
45-54 years	659	825	1,484
55-64 years	2,931	1,498	4,429
65-74 years	7,372	10,044	17,416
75-84 years	4,772	7,032	11,804
85+ years	1,344	2,099	3,443
Race	17,773	22,611	40,384
White	14,727	14,816	29,543
Black	254	278	532
American Indian/Alaskan	113	79	192
Other	737	2,300	3,037
Unknown	1,942	5,138	7,080
Other race includes Asian, native Hawaiian/Pacific Islander, or other.			
Ethnicity	17,773	22,611	40,384
Hispanic	548	399	947
Non-Hispanic	11,940	10,209	22,149
Unknown	5,285	12,003	17,288
Gender	17,773	22,611	40,384
Female	10,233	12,885	23,118
Male	7,488	9,715	17,203
Unknown	52	11	63



COVID-19: Clay County vaccine summary

Vaccination data through Mar 22, 2021 as of Mar 23, 2021 at 12:05 AM

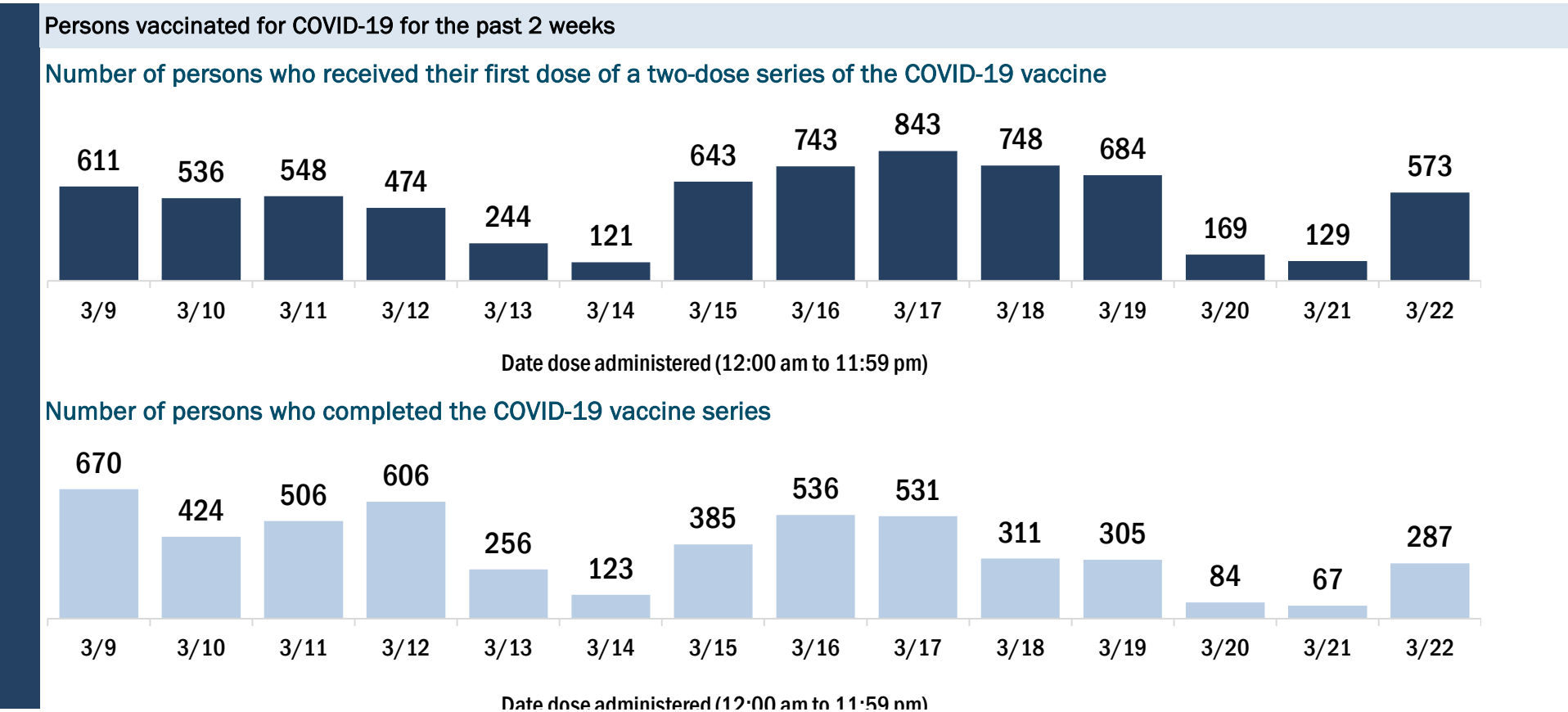
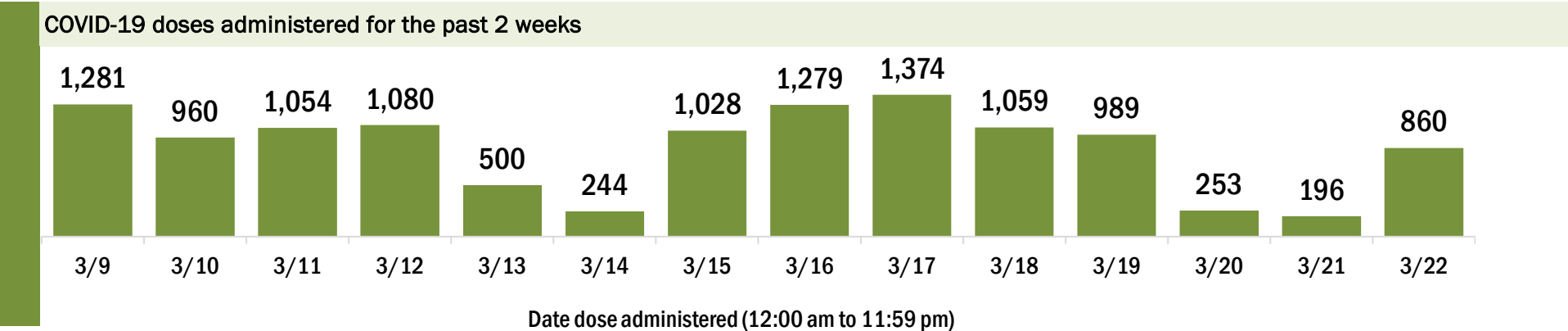
Data in this report are provisional and subject to change.

Data in this summary pertain to COVID-19 vaccines approved by the U.S. Food and Drug Administration and have been issued an Emergency Use Authorization (Janssen COVID-19 Vaccine, Moderna COVID-19 Vaccine and Pfizer-BioNTech COVID-19 Vaccine). These data summarize the number of people who have received either their first dose or have completed the series for a COVID-19 vaccine. **A person can only be counted in one category, first dose or series complete.** For persons receiving Moderna or Pfizer vaccines, once they receive their second dose, they are moved from the first dose column to the series completed column. **Because of this, the total first dose category may show a change from report to report not matching the total receiving their first dose from the previous day.** Persons receiving Johnson & Johnson vaccines will always be counted in the series completed column.

COVID-19 doses for vaccinated persons in Florida	
Doses administered	64,148
People receiving one dose of a 1-dose series (Johnson & Johnson) or receiving only one dose of a 2-dose series (Moderna, Pfizer) count once. Persons receiving both doses of a 2-dose series count twice.	

Current status of persons vaccinated for COVID-19 in Florida	
Total people vaccinated	39,201
First dose	13,228
Series completed	25,973
Completed 1-dose series	1,026
Completed 2-dose series	24,947
First dose: current number of people who have only received their first dose of the Moderna or Pfizer vaccine.	
Series complete: current number of people who have received both Moderna or Pfizer vaccine doses or one Johnson & Johnson dose and are considered fully immunized.	

Demographic summary	First dose	Series complete	Total people vaccinated
Age group	13,228	25,973	39,201
16-24 years	472	348	820
25-34 years	701	962	1,663
35-44 years	1,194	1,521	2,715
45-54 years	1,974	1,867	3,841
55-64 years	4,871	2,551	7,422
65-74 years	2,414	11,227	13,641
75-84 years	1,193	5,773	6,966
85+ years	409	1,724	2,133
Race	13,228	25,973	39,201
White	8,594	19,420	28,014
Black	1,011	1,458	2,469
American Indian/Alaskan	78	130	208
Other	1,463	2,476	3,939
Unknown	2,082	2,489	4,571
Other race includes Asian, native Hawaiian/Pacific Islander, or other.			
Ethnicity	13,228	25,973	39,201
Hispanic	615	897	1,512
Non-Hispanic	8,580	19,703	28,283
Unknown	4,033	5,373	9,406
Gender	13,228	25,973	39,201
Female	8,074	14,962	23,036
Male	5,123	11,010	16,133
Unknown	31	1	32



COVID-19: Collier County vaccine summary

Vaccination data through Mar 22, 2021 as of Mar 23, 2021 at 12:05 AM

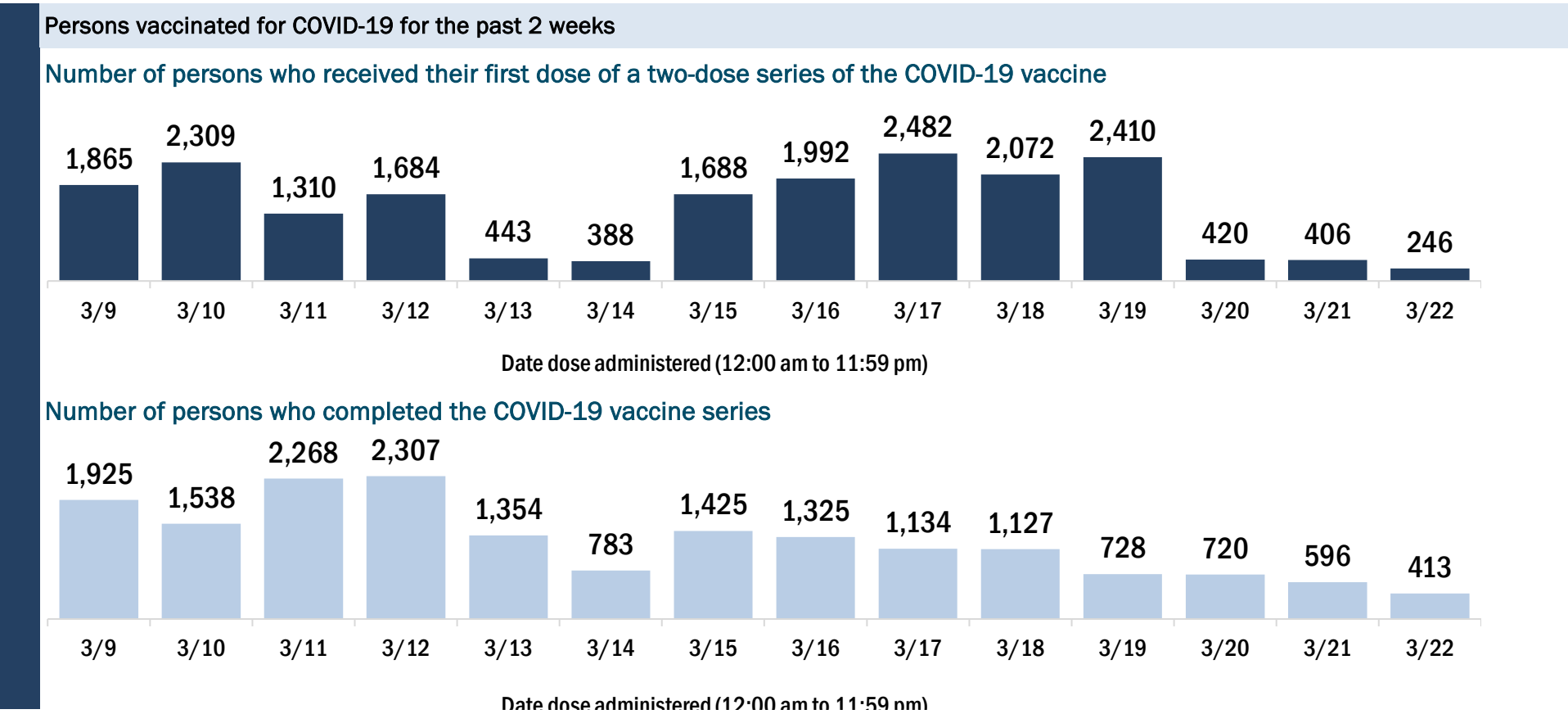
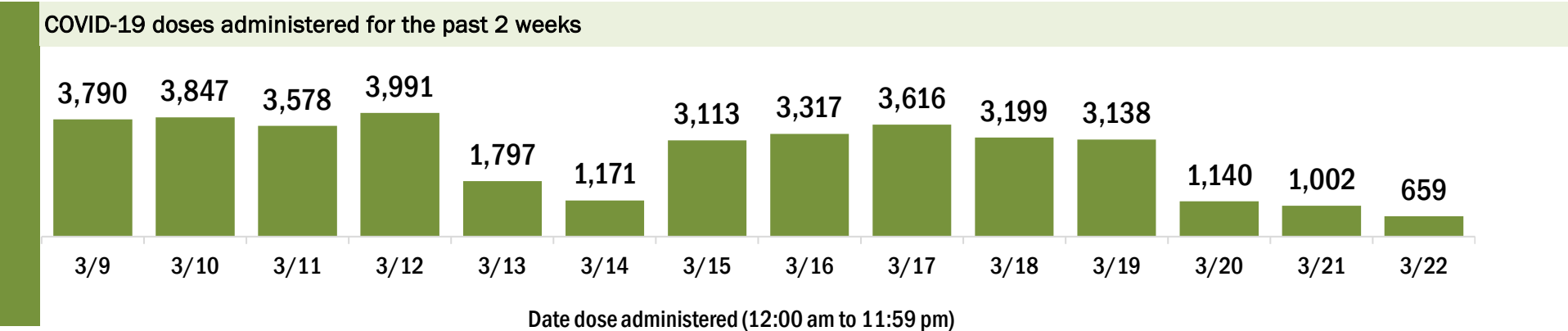
Data in this report are provisional and subject to change.

Data in this summary pertain to COVID-19 vaccines approved by the U.S. Food and Drug Administration and have been issued an Emergency Use Authorization (Janssen COVID-19 Vaccine, Moderna COVID-19 Vaccine and Pfizer-BioNTech COVID-19 Vaccine). These data summarize the number of people who have received either their first dose or have completed the series for a COVID-19 vaccine. **A person can only be counted in one category, first dose or series complete.** For persons receiving Moderna or Pfizer vaccines, once they receive their second dose, they are moved from the first dose column to the series completed column. **Because of this, the total first dose category may show a change from report to report not matching the total receiving their first dose from the previous day.** Persons receiving Johnson & Johnson vaccines will always be counted in the series completed column.

COVID-19 doses for vaccinated persons in Florida	
Doses administered	185,350
People receiving one dose of a 1-dose series (Johnson & Johnson) or receiving only one dose of a 2-dose series (Moderna, Pfizer) count once. Persons receiving both doses of a 2-dose series count twice.	

Current status of persons vaccinated for COVID-19 in Florida	
Total people vaccinated	116,759
First dose	45,792
Series completed	70,967
Completed 1-dose series	2,376
Completed 2-dose series	68,591
First dose: current number of people who have only received their first dose of the Moderna or Pfizer vaccine.	
Series complete: current number of people who have received both Moderna or Pfizer vaccine doses or one Johnson & Johnson dose and are considered fully immunized.	

Demographic summary	First dose	Series complete	Total people vaccinated
Age group	45,792	70,967	116,759
16-24 years	411	431	842
25-34 years	768	1,147	1,915
35-44 years	957	1,629	2,586
45-54 years	1,703	2,329	4,032
55-64 years	8,313	4,024	12,337
65-74 years	15,752	33,298	49,050
75-84 years	13,474	21,784	35,258
85+ years	4,414	6,325	10,739
Race	45,792	70,967	116,759
White	31,754	43,487	75,241
Black	502	562	1,064
American Indian/Alaskan	178	178	356
Other	2,768	5,940	8,708
Unknown	10,590	20,800	31,390
Other race includes Asian, native Hawaiian/Pacific Islander, or other.			
Ethnicity	45,792	70,967	116,759
Hispanic	2,252	2,288	4,540
Non-Hispanic	21,553	29,267	50,820
Unknown	21,987	39,412	61,399
Gender	45,792	70,967	116,759
Female	25,573	39,186	64,759
Male	19,951	31,696	51,647
Unknown	268	85	353



COVID-19: Columbia County vaccine summary

Vaccination data through Mar 22, 2021 as of Mar 23, 2021 at 12:05 AM

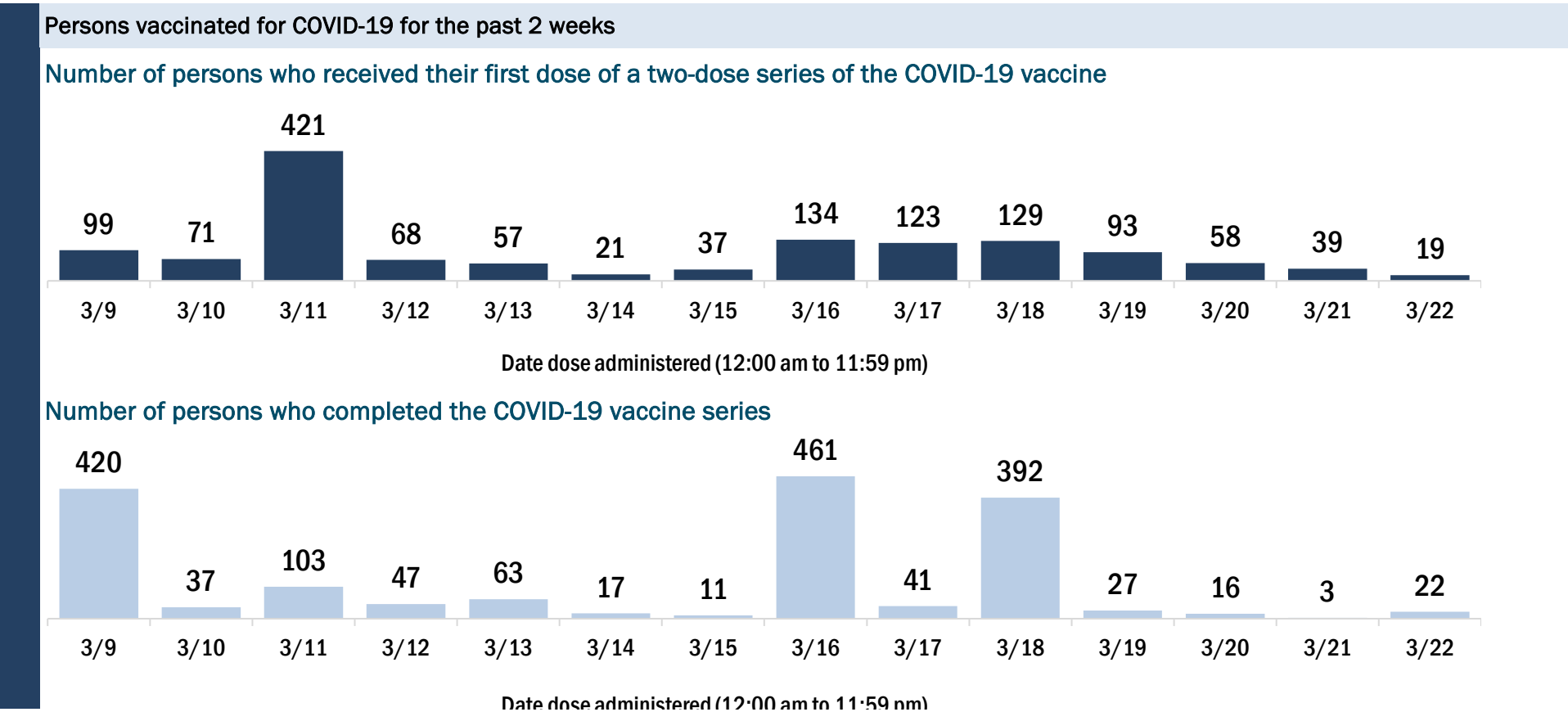
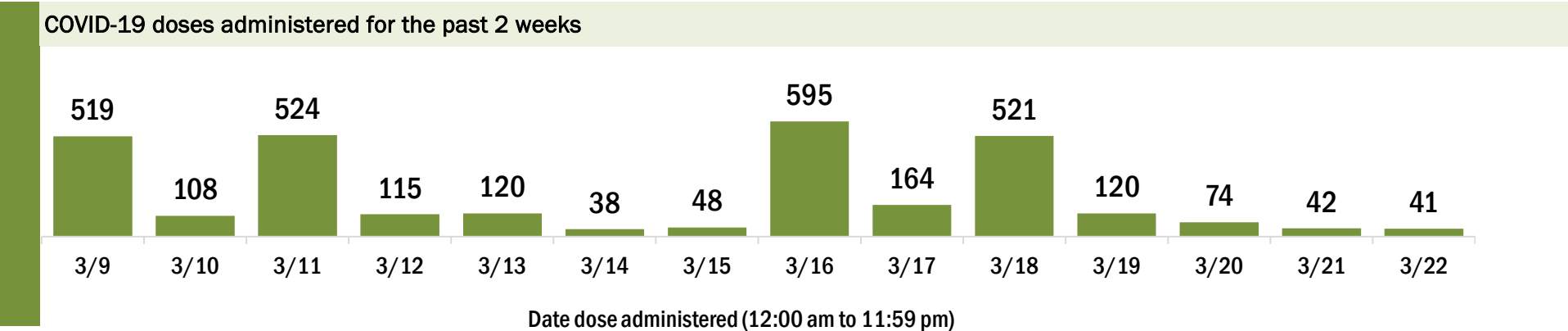
Data in this report are provisional and subject to change.

Data in this summary pertain to COVID-19 vaccines approved by the U.S. Food and Drug Administration and have been issued an Emergency Use Authorization (Janssen COVID-19 Vaccine, Moderna COVID-19 Vaccine and Pfizer-BioNTech COVID-19 Vaccine). These data summarize the number of people who have received either their first dose or have completed the series for a COVID-19 vaccine. **A person can only be counted in one category, first dose or series complete.** For persons receiving Moderna or Pfizer vaccines, once they receive their second dose, they are moved from the first dose column to the series completed column. **Because of this, the total first dose category may show a change from report to report not matching the total receiving their first dose from the previous day.** Persons receiving Johnson & Johnson vaccines will always be counted in the series completed column.

COVID-19 doses for vaccinated persons in Florida	
Doses administered	16,304
People receiving one dose of a 1-dose series (Johnson & Johnson) or receiving only one dose of a 2-dose series (Moderna, Pfizer) count once. Persons receiving both doses of a 2-dose series count twice.	

Current status of persons vaccinated for COVID-19 in Florida	
Total people vaccinated	9,880
First dose	2,979
Series completed	6,901
Completed 1-dose series	477
Completed 2-dose series	6,424
First dose: current number of people who have only received their first dose of the Moderna or Pfizer vaccine.	
Series complete: current number of people who have received both Moderna or Pfizer vaccine doses or one Johnson & Johnson dose and are considered fully immunized.	

Demographic summary	First dose	Series complete	Total people vaccinated
Age group	2,979	6,901	9,880
16-24 years	54	66	120
25-34 years	135	169	304
35-44 years	209	258	467
45-54 years	360	371	731
55-64 years	820	744	1,564
65-74 years	807	2,979	3,786
75-84 years	461	1,777	2,238
85+ years	133	537	670
Race	2,979	6,901	9,880
White	1,787	4,801	6,588
Black	310	506	816
American Indian/Alaskan	14	33	47
Other	273	599	872
Unknown	595	962	1,557
Other race includes Asian, native Hawaiian/Pacific Islander, or other.			
Ethnicity	2,979	6,901	9,880
Hispanic	101	137	238
Non-Hispanic	1,227	3,850	5,077
Unknown	1,651	2,914	4,565
Gender	2,979	6,901	9,880
Female	1,860	4,068	5,928
Male	1,117	2,832	3,949
Unknown	2	1	3



COVID-19: Dade County vaccine summary

Vaccination data through Mar 22, 2021 as of Mar 23, 2021 at 12:05 AM

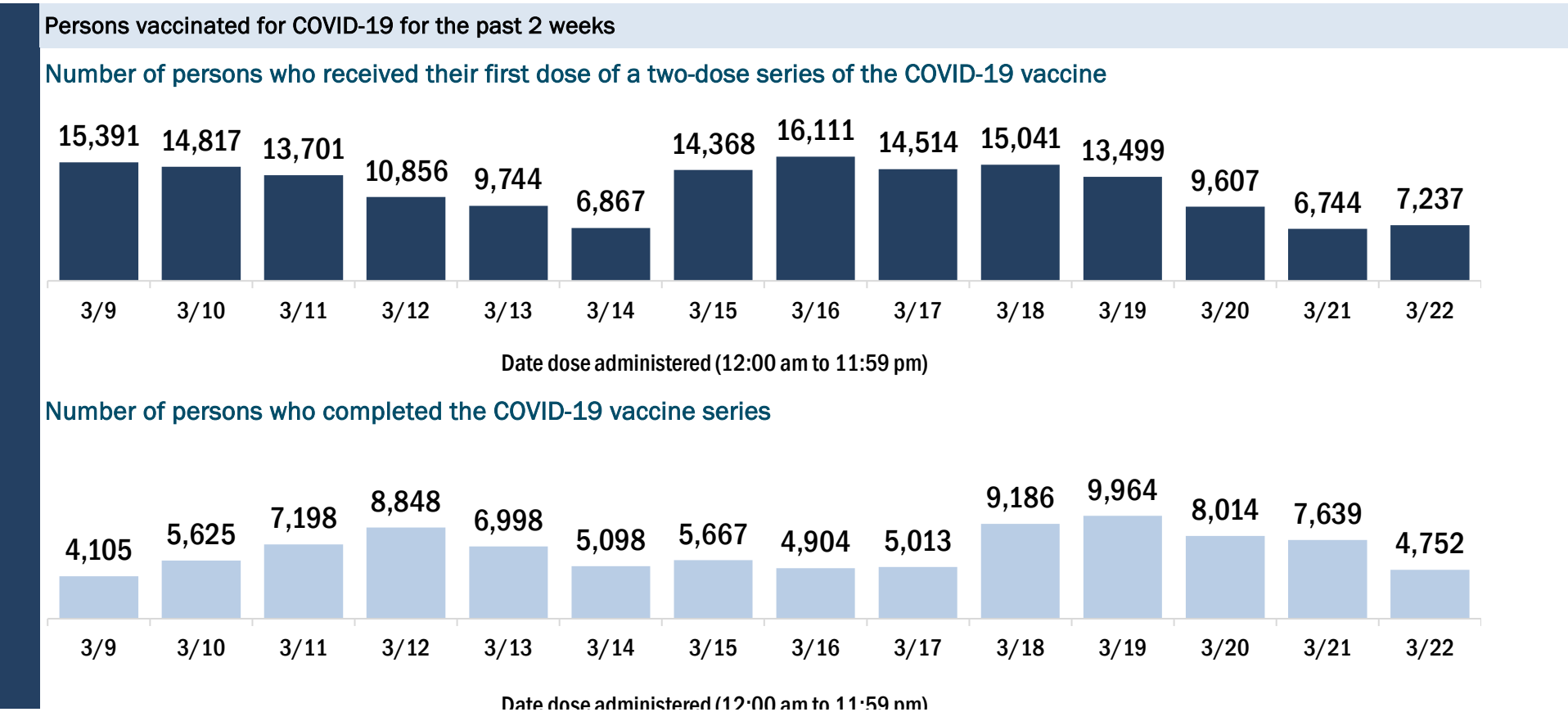
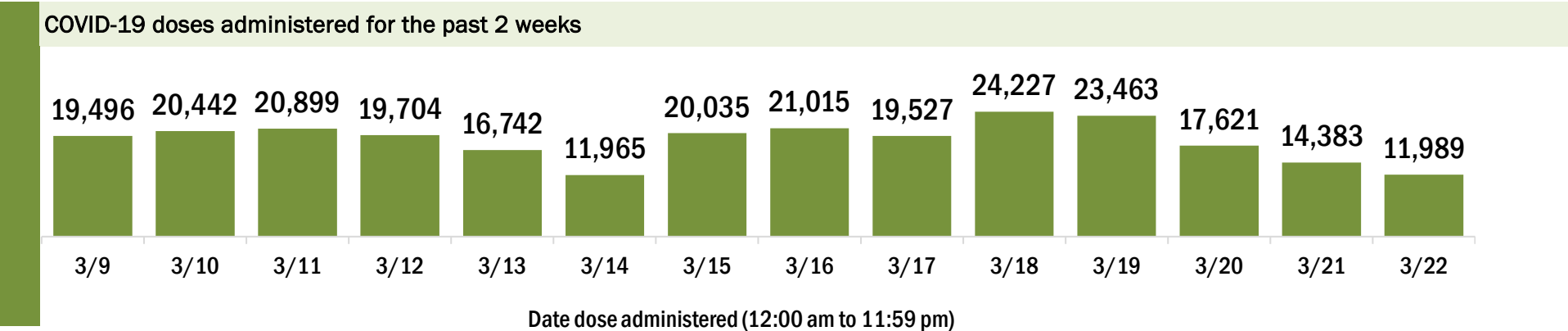
Data in this report are provisional and subject to change.

Data in this summary pertain to COVID-19 vaccines approved by the U.S. Food and Drug Administration and have been issued an Emergency Use Authorization (Janssen COVID-19 Vaccine, Moderna COVID-19 Vaccine and Pfizer-BioNTech COVID-19 Vaccine). These data summarize the number of people who have received either their first dose or have completed the series for a COVID-19 vaccine. **A person can only be counted in one category, first dose or series complete.** For persons receiving Moderna or Pfizer vaccines, once they receive their second dose, they are moved from the first dose column to the series completed column. **Because of this, the total first dose category may show a change from report to report not matching the total receiving their first dose from the previous day.** Persons receiving Johnson & Johnson vaccines will always be counted in the series completed column.

COVID-19 doses for vaccinated persons in Florida	
Doses administered	931,168
People receiving one dose of a 1-dose series (Johnson & Johnson) or receiving only one dose of a 2-dose series (Moderna, Pfizer) count once. Persons receiving both doses of a 2-dose series count twice.	

Current status of persons vaccinated for COVID-19 in Florida	
Total people vaccinated	643,382
First dose	324,936
Series completed	318,446
Completed 1-dose series	30,660
Completed 2-dose series	287,786
First dose: current number of people who have only received their first dose of the Moderna or Pfizer vaccine.	
Series complete: current number of people who have received both Moderna or Pfizer vaccine doses or one Johnson & Johnson dose and are considered fully immunized.	

Demographic summary	First dose	Series complete	Total people vaccinated
Age group	324,936	318,446	643,382
16-24 years	11,526	4,184	15,710
25-34 years	24,668	14,733	39,401
35-44 years	36,466	18,942	55,408
45-54 years	54,040	26,273	80,313
55-64 years	84,136	39,371	123,507
65-74 years	63,102	115,003	178,105
75-84 years	36,231	71,962	108,193
85+ years	14,767	27,978	42,745
Race	324,936	318,446	643,382
White	222,046	223,280	445,326
Black	20,437	25,862	46,299
American Indian/Alaskan	861	759	1,620
Other	33,682	37,861	71,543
Unknown	47,910	30,684	78,594
Other race includes Asian, native Hawaiian/Pacific Islander, or other.			
Ethnicity	324,936	318,446	643,382
Hispanic	159,884	168,698	328,582
Non-Hispanic	58,769	87,184	145,953
Unknown	106,283	62,564	168,847
Gender	324,936	318,446	643,382
Female	182,494	182,047	364,541
Male	140,488	136,186	276,674
Unknown	1,954	213	2,167



COVID-19: Desoto County vaccine summary

Vaccination data through Mar 22, 2021 as of Mar 23, 2021 at 12:05 AM

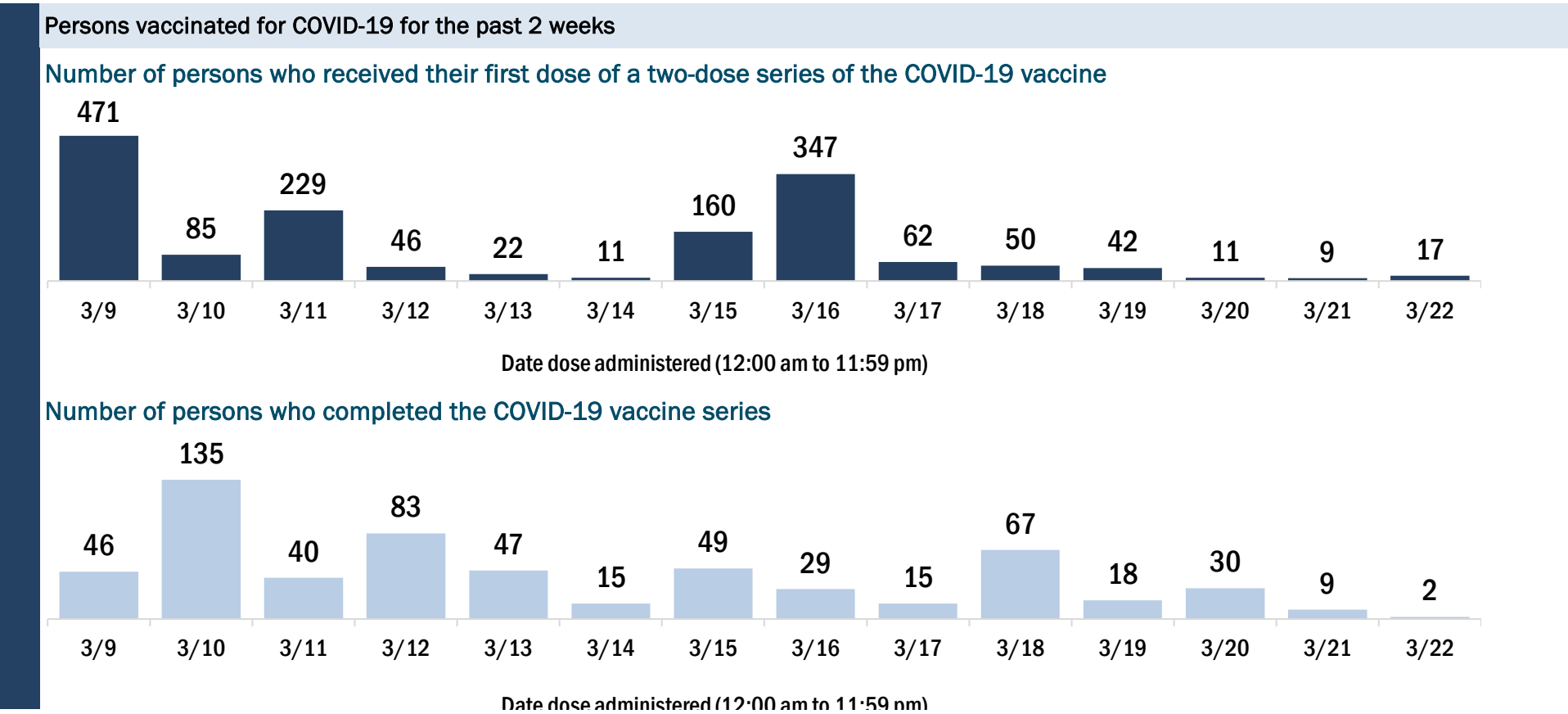
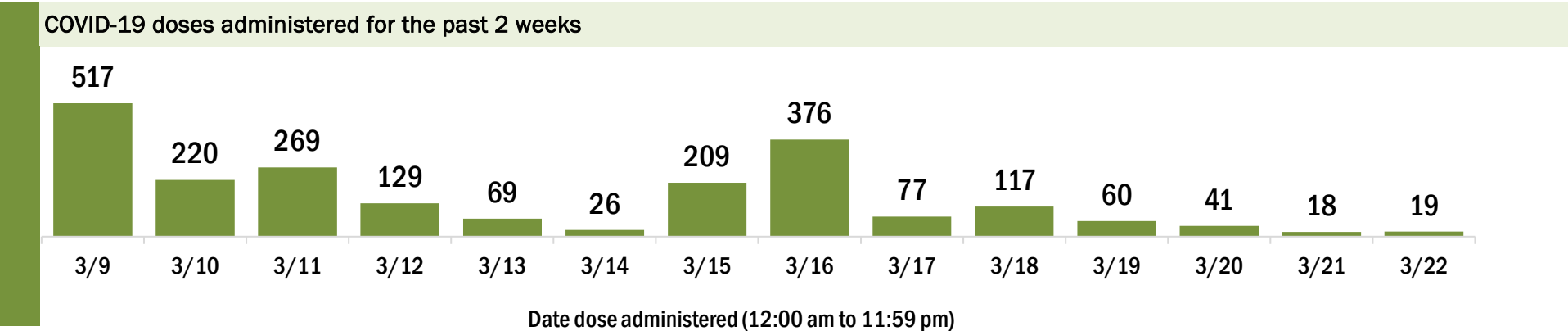
Data in this report are provisional and subject to change.

Data in this summary pertain to COVID-19 vaccines approved by the U.S. Food and Drug Administration and have been issued an Emergency Use Authorization (Janssen COVID-19 Vaccine, Moderna COVID-19 Vaccine and Pfizer-BioNTech COVID-19 Vaccine). These data summarize the number of people who have received either their first dose or have completed the series for a COVID-19 vaccine. **A person can only be counted in one category, first dose or series complete.** For persons receiving Moderna or Pfizer vaccines, once they receive their second dose, they are moved from the first dose column to the series completed column. **Because of this, the total first dose category may show a change from report to report not matching the total receiving their first dose from the previous day.** Persons receiving Johnson & Johnson vaccines will always be counted in the series completed column.

COVID-19 doses for vaccinated persons in Florida	
Doses administered	9,061
People receiving one dose of a 1-dose series (Johnson & Johnson) or receiving only one dose of a 2-dose series (Moderna, Pfizer) count once. Persons receiving both doses of a 2-dose series count twice.	

Current status of persons vaccinated for COVID-19 in Florida	
Total people vaccinated	6,282
First dose	3,435
Series completed	2,847
Completed 1-dose series	68
Completed 2-dose series	2,779
First dose: current number of people who have only received their first dose of the Moderna or Pfizer vaccine.	
Series complete: current number of people who have received both Moderna or Pfizer vaccine doses or one Johnson & Johnson dose and are considered fully immunized.	

Demographic summary	First dose	Series complete	Total people vaccinated
Age group	3,435	2,847	6,282
16-24 years	27	14	41
25-34 years	78	59	137
35-44 years	153	67	220
45-54 years	300	121	421
55-64 years	623	171	794
65-74 years	1,265	1,314	2,579
75-84 years	823	874	1,697
85+ years	166	227	393
Race	3,435	2,847	6,282
White	2,043	2,069	4,112
Black	272	105	377
American Indian/Alaskan	9	4	13
Other	259	193	452
Unknown	852	476	1,328
Other race includes Asian, native Hawaiian/Pacific Islander, or other.			
Ethnicity	3,435	2,847	6,282
Hispanic	155	65	220
Non-Hispanic	1,443	738	2,181
Unknown	1,837	2,044	3,881
Gender	3,435	2,847	6,282
Female	1,620	1,570	3,190
Male	1,815	1,277	3,092
Unknown	0	0	0



COVID-19: Dixie County vaccine summary

Vaccination data through Mar 22, 2021 as of Mar 23, 2021 at 12:05 AM

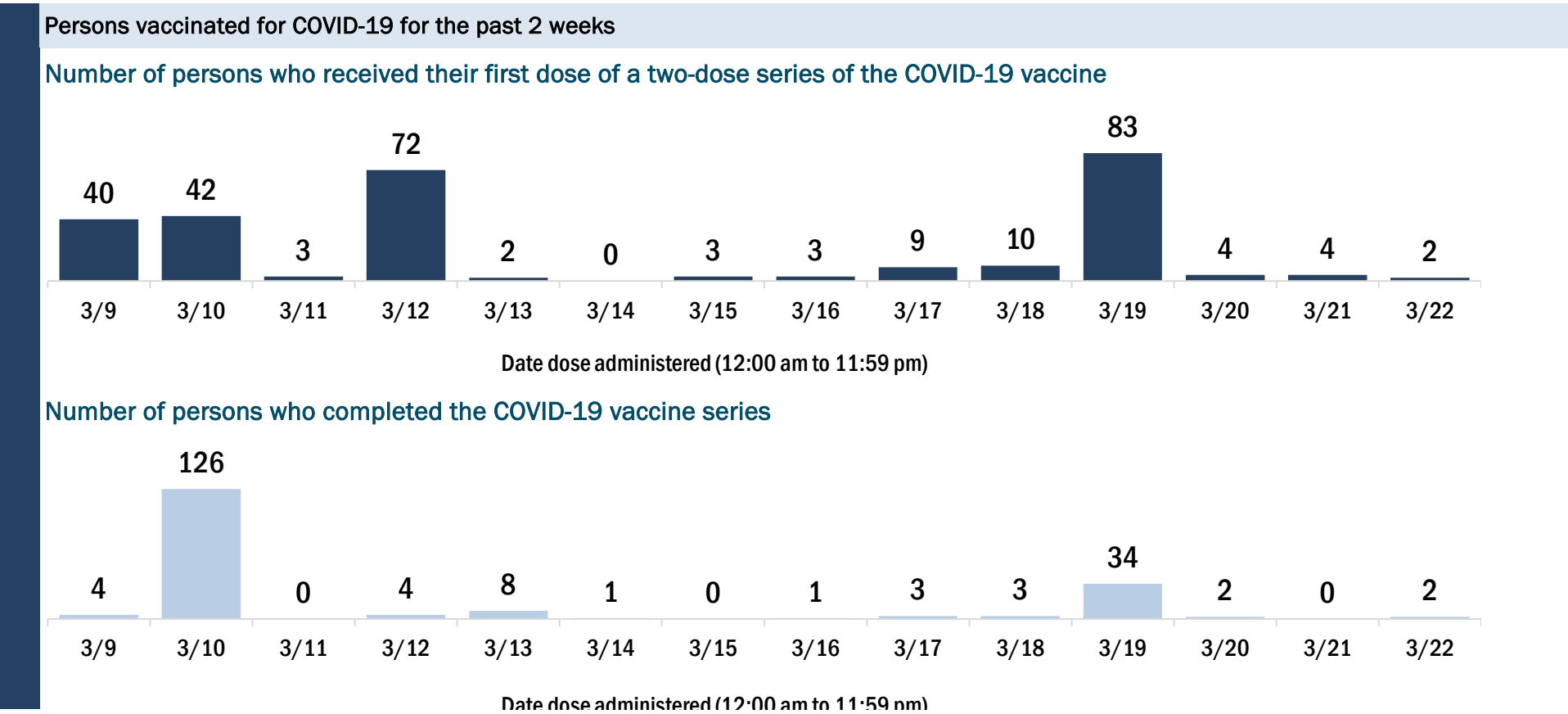
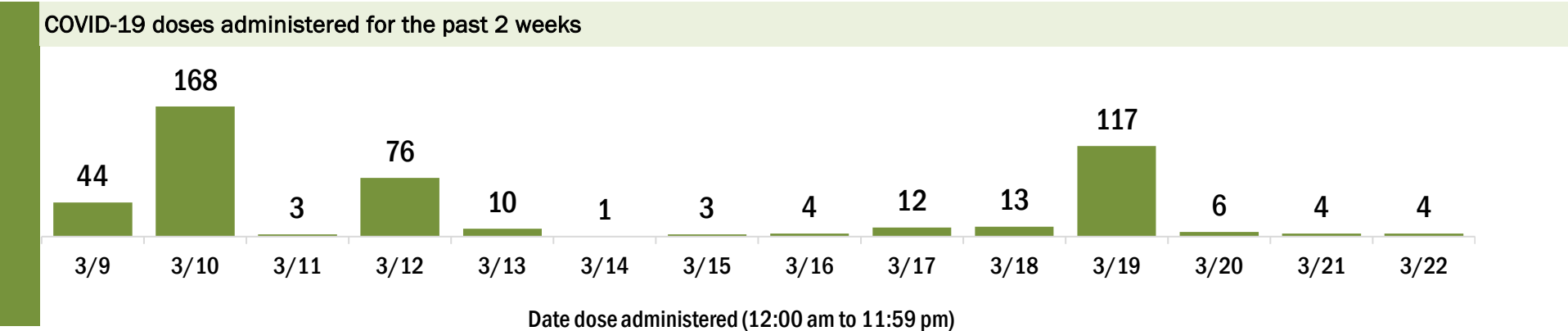
Data in this report are provisional and subject to change.

Data in this summary pertain to COVID-19 vaccines approved by the U.S. Food and Drug Administration and have been issued an Emergency Use Authorization (Janssen COVID-19 Vaccine, Moderna COVID-19 Vaccine and Pfizer-BioNTech COVID-19 Vaccine). These data summarize the number of people who have received either their first dose or have completed the series for a COVID-19 vaccine. **A person can only be counted in one category, first dose or series complete.** For persons receiving Moderna or Pfizer vaccines, once they receive their second dose, they are moved from the first dose column to the series completed column. **Because of this, the total first dose category may show a change from report to report not matching the total receiving their first dose from the previous day.** Persons receiving Johnson & Johnson vaccines will always be counted in the series completed column.

COVID-19 doses for vaccinated persons in Florida	
Doses administered	3,382
People receiving one dose of a 1-dose series (Johnson & Johnson) or receiving only one dose of a 2-dose series (Moderna, Pfizer) count once. Persons receiving both doses of a 2-dose series count twice.	

Current status of persons vaccinated for COVID-19 in Florida	
Total people vaccinated	2,109
First dose	822
Series completed	1,287
Completed 1-dose series	14
Completed 2-dose series	1,273
First dose: current number of people who have only received their first dose of the Moderna or Pfizer vaccine.	
Series complete: current number of people who have received both Moderna or Pfizer vaccine doses or one Johnson & Johnson dose and are considered fully immunized.	

Demographic summary	First dose	Series complete	Total people vaccinated
Age group	822	1,287	2,109
16-24 years	5	4	9
25-34 years	15	14	29
35-44 years	28	23	51
45-54 years	32	31	63
55-64 years	165	80	245
65-74 years	348	637	985
75-84 years	180	393	573
85+ years	49	105	154
Race	822	1,287	2,109
White	691	1,119	1,810
Black	44	34	78
American Indian/Alaskan	22	9	31
Other	29	37	66
Unknown	36	88	124
Other race includes Asian, native Hawaiian/Pacific Islander, or other.			
Ethnicity	822	1,287	2,109
Hispanic	19	17	36
Non-Hispanic	618	865	1,483
Unknown	185	405	590
Gender	822	1,287	2,109
Female	447	689	1,136
Male	375	598	973
Unknown	0	0	0



COVID-19: Duval County vaccine summary

Vaccination data through Mar 22, 2021 as of Mar 23, 2021 at 12:05 AM

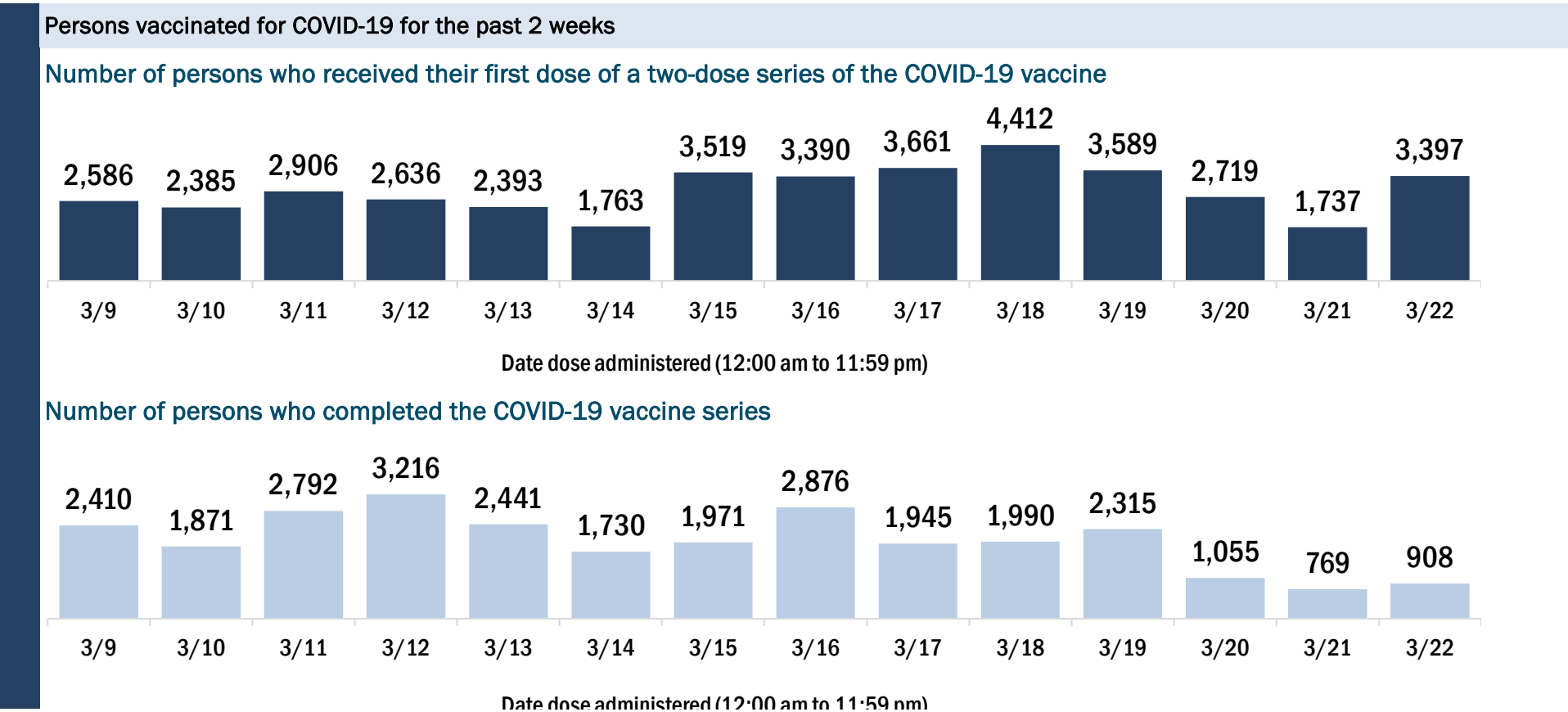
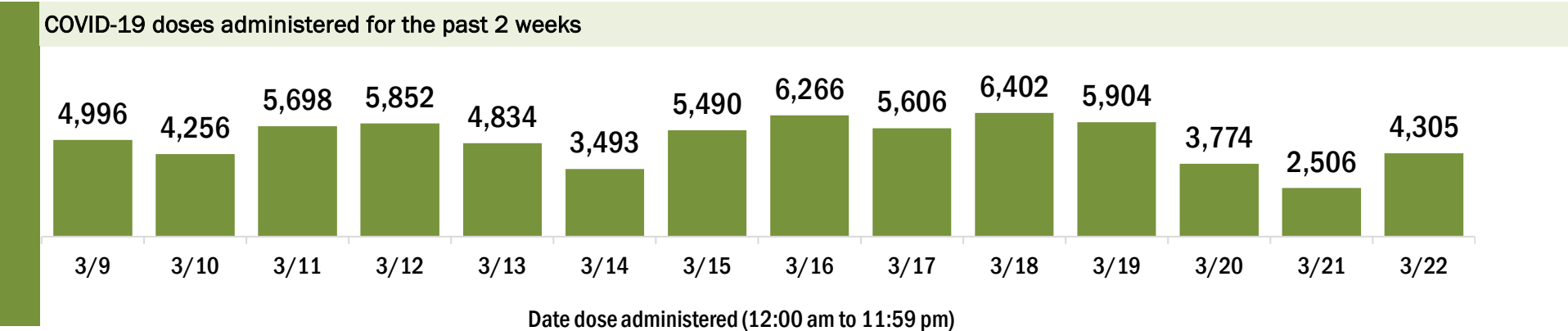
Data in this report are provisional and subject to change.

Data in this summary pertain to COVID-19 vaccines approved by the U.S. Food and Drug Administration and have been issued an Emergency Use Authorization (Janssen COVID-19 Vaccine, Moderna COVID-19 Vaccine and Pfizer-BioNTech COVID-19 Vaccine). These data summarize the number of people who have received either their first dose or have completed the series for a COVID-19 vaccine. **A person can only be counted in one category, first dose or series complete.** For persons receiving Moderna or Pfizer vaccines, once they receive their second dose, they are moved from the first dose column to the series completed column. **Because of this, the total first dose category may show a change from report to report not matching the total receiving their first dose from the previous day.** Persons receiving Johnson & Johnson vaccines will always be counted in the series completed column.

COVID-19 doses for vaccinated persons in Florida	
Doses administered	305,923
People receiving one dose of a 1-dose series (Johnson & Johnson) or receiving only one dose of a 2-dose series (Moderna, Pfizer) count once. Persons receiving both doses of a 2-dose series count twice.	

Current status of persons vaccinated for COVID-19 in Florida	
Total people vaccinated	197,675
First dose	79,911
Series completed	117,764
Completed 1-dose series	9,516
Completed 2-dose series	108,248
First dose: current number of people who have only received their first dose of the Moderna or Pfizer vaccine.	
Series complete: current number of people who have received both Moderna or Pfizer vaccine doses or one Johnson & Johnson dose and are considered fully immunized.	

Demographic summary	First dose	Series complete	Total people vaccinated
Age group	79,911	117,764	197,675
16-24 years	2,570	1,983	4,553
25-34 years	6,219	7,355	13,574
35-44 years	8,231	8,250	16,481
45-54 years	11,443	10,122	21,565
55-64 years	24,499	15,959	40,458
65-74 years	17,044	45,443	62,487
75-84 years	7,096	21,267	28,363
85+ years	2,809	7,385	10,194
Race	79,911	117,764	197,675
White	42,194	70,672	112,866
Black	13,324	19,423	32,747
American Indian/Alaskan	165	300	465
Other	9,117	14,635	23,752
Unknown	15,111	12,734	27,845
Other race includes Asian, native Hawaiian/Pacific Islander, or other.			
Ethnicity	79,911	117,764	197,675
Hispanic	3,753	4,039	7,792
Non-Hispanic	50,595	81,259	131,854
Unknown	25,563	32,466	58,029
Gender	79,911	117,764	197,675
Female	45,627	69,404	115,031
Male	32,008	48,315	80,323
Unknown	2,276	45	2,321



COVID-19: Escambia County vaccine summary

Vaccination data through Mar 22, 2021 as of Mar 23, 2021 at 12:05 AM

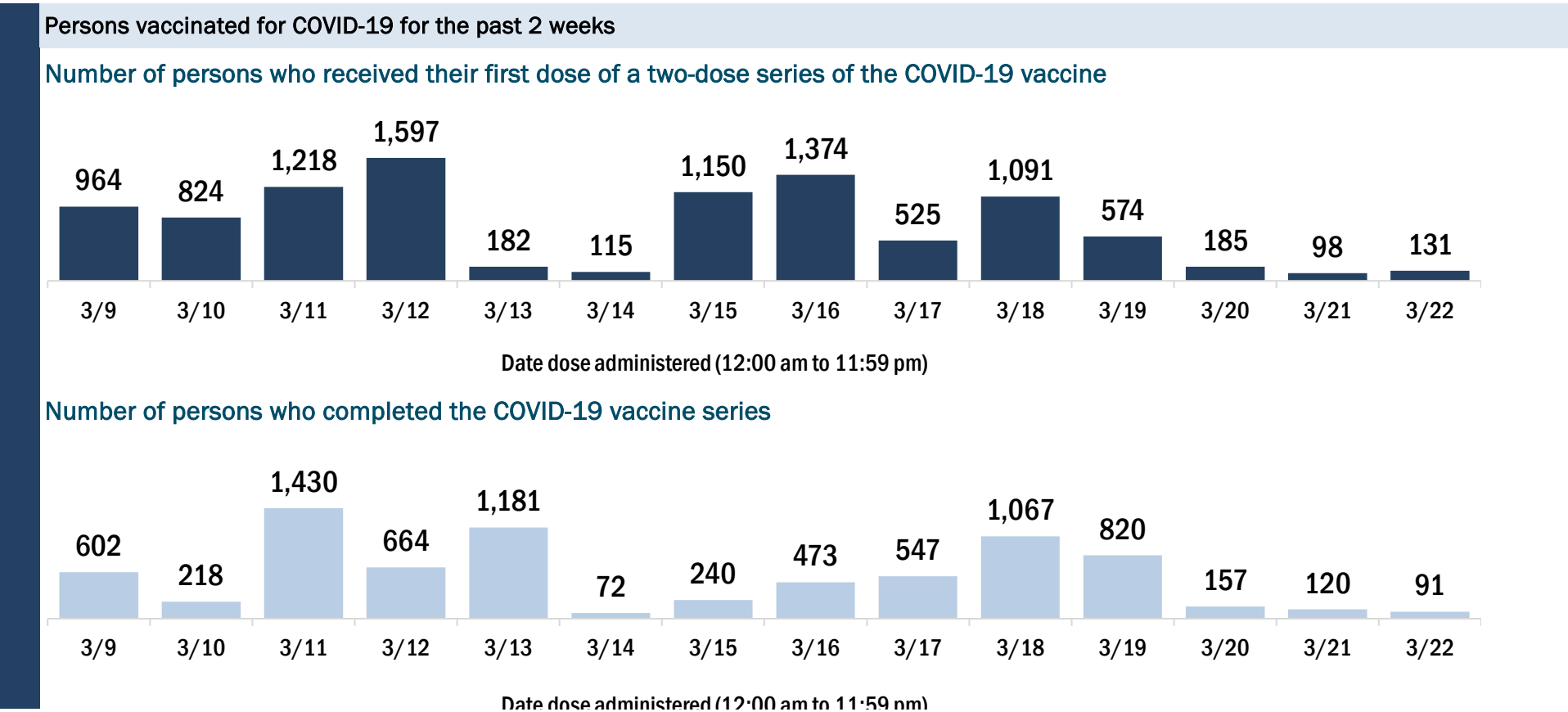
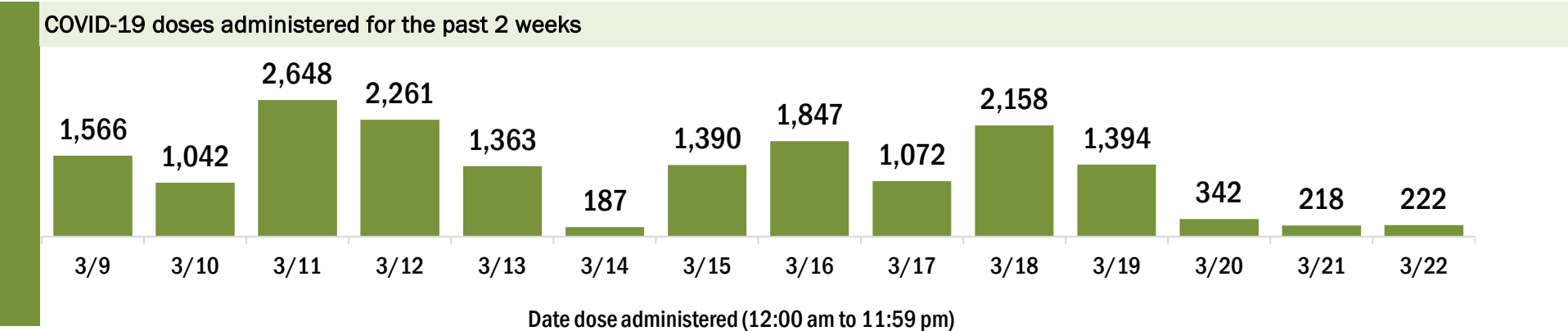
Data in this report are provisional and subject to change.

Data in this summary pertain to COVID-19 vaccines approved by the U.S. Food and Drug Administration and have been issued an Emergency Use Authorization (Janssen COVID-19 Vaccine, Moderna COVID-19 Vaccine and Pfizer-BioNTech COVID-19 Vaccine). These data summarize the number of people who have received either their first dose or have completed the series for a COVID-19 vaccine. **A person can only be counted in one category, first dose or series complete.** For persons receiving Moderna or Pfizer vaccines, once they receive their second dose, they are moved from the first dose column to the series completed column. **Because of this, the total first dose category may show a change from report to report not matching the total receiving their first dose from the previous day.** Persons receiving Johnson & Johnson vaccines will always be counted in the series completed column.

COVID-19 doses for vaccinated persons in Florida	
Doses administered	95,421
People receiving one dose of a 1-dose series (Johnson & Johnson) or receiving only one dose of a 2-dose series (Moderna, Pfizer) count once. Persons receiving both doses of a 2-dose series count twice.	

Current status of persons vaccinated for COVID-19 in Florida	
Total people vaccinated	62,423
First dose	27,590
Series completed	34,833
Completed 1-dose series	1,835
Completed 2-dose series	32,998
First dose: current number of people who have only received their first dose of the Moderna or Pfizer vaccine.	
Series complete: current number of people who have received both Moderna or Pfizer vaccine doses or one Johnson & Johnson dose and are considered fully immunized.	

Demographic summary	First dose	Series complete	Total people vaccinated
Age group	27,590	34,833	62,423
16-24 years	759	417	1,176
25-34 years	1,875	1,464	3,339
35-44 years	2,226	1,828	4,054
45-54 years	3,256	2,329	5,585
55-64 years	7,285	4,165	11,450
65-74 years	7,253	13,839	21,092
75-84 years	3,650	7,836	11,486
85+ years	1,286	2,955	4,241
Race	27,590	34,833	62,423
White	15,346	21,363	36,709
Black	4,592	4,149	8,741
American Indian/Alaskan	214	207	421
Other	2,167	3,726	5,893
Unknown	5,271	5,388	10,659
Other race includes Asian, native Hawaiian/Pacific Islander, or other.			
Ethnicity	27,590	34,833	62,423
Hispanic	702	476	1,178
Non-Hispanic	17,435	21,285	38,720
Unknown	9,453	13,072	22,525
Gender	27,590	34,833	62,423
Female	16,588	20,712	37,300
Male	10,938	14,117	25,055
Unknown	64	4	68



COVID-19: Flagler County vaccine summary

Vaccination data through Mar 22, 2021 as of Mar 23, 2021 at 12:05 AM

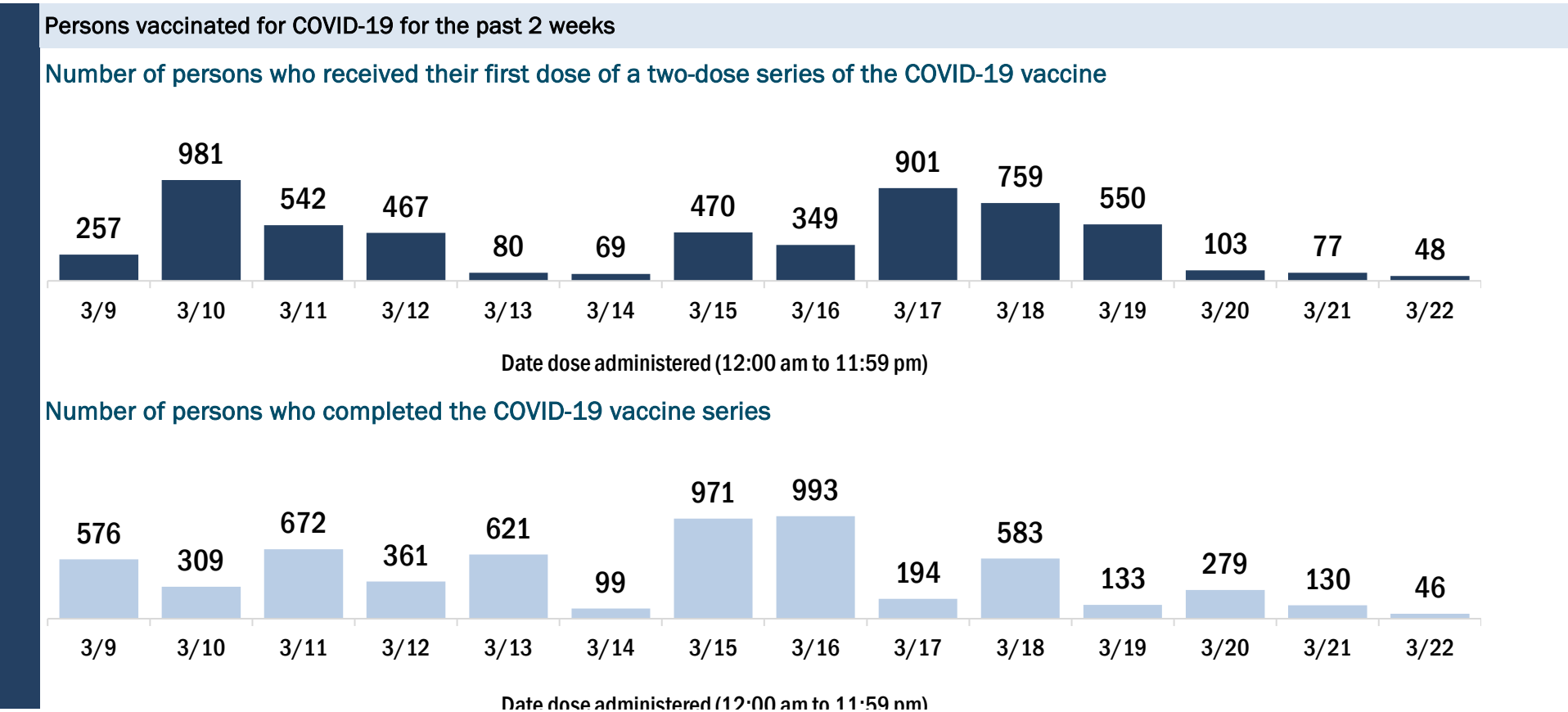
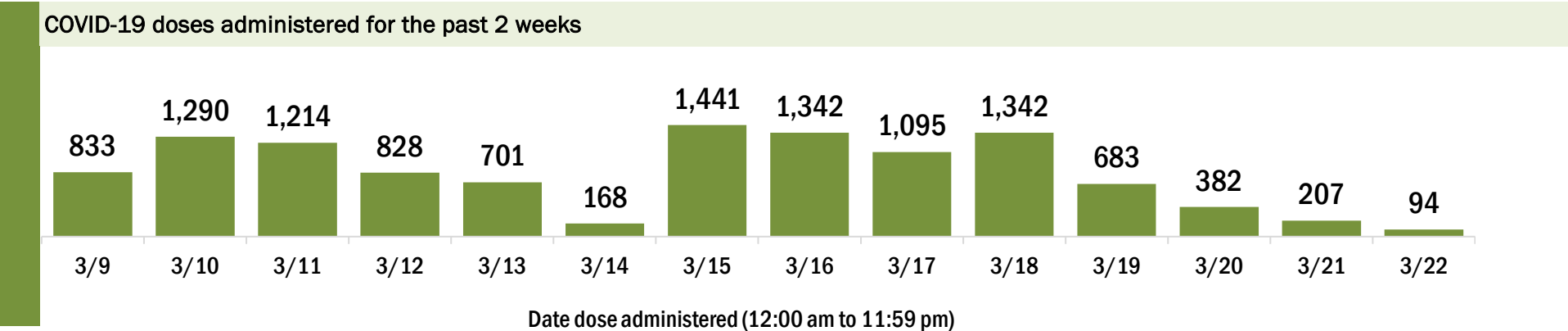
Data in this report are provisional and subject to change.

Data in this summary pertain to COVID-19 vaccines approved by the U.S. Food and Drug Administration and have been issued an Emergency Use Authorization (Janssen COVID-19 Vaccine, Moderna COVID-19 Vaccine and Pfizer-BioNTech COVID-19 Vaccine). These data summarize the number of people who have received either their first dose or have completed the series for a COVID-19 vaccine. **A person can only be counted in one category, first dose or series complete.** For persons receiving Moderna or Pfizer vaccines, once they receive their second dose, they are moved from the first dose column to the series completed column. **Because of this, the total first dose category may show a change from report to report not matching the total receiving their first dose from the previous day.** Persons receiving Johnson & Johnson vaccines will always be counted in the series completed column.

COVID-19 doses for vaccinated persons in Florida	
Doses administered	53,255
People receiving one dose of a 1-dose series (Johnson & Johnson) or receiving only one dose of a 2-dose series (Moderna, Pfizer) count once. Persons receiving both doses of a 2-dose series count twice.	

Current status of persons vaccinated for COVID-19 in Florida	
Total people vaccinated	34,423
First dose	14,532
Series completed	19,891
Completed 1-dose series	1,059
Completed 2-dose series	18,832
First dose: current number of people who have only received their first dose of the Moderna or Pfizer vaccine.	
Series complete: current number of people who have received both Moderna or Pfizer vaccine doses or one Johnson & Johnson dose and are considered fully immunized.	

Demographic summary	First dose	Series complete	Total people vaccinated
Age group	14,532	19,891	34,423
16-24 years	160	133	293
25-34 years	280	351	631
35-44 years	468	616	1,084
45-54 years	881	865	1,746
55-64 years	3,406	1,659	5,065
65-74 years	5,192	9,442	14,634
75-84 years	3,153	5,415	8,568
85+ years	992	1,410	2,402
Race	14,532	19,891	34,423
White	10,474	12,633	23,107
Black	1,029	1,094	2,123
American Indian/Alaskan	116	91	207
Other	992	2,165	3,157
Unknown	1,921	3,908	5,829
Other race includes Asian, native Hawaiian/Pacific Islander, or other.			
Ethnicity	14,532	19,891	34,423
Hispanic	955	622	1,577
Non-Hispanic	9,547	10,244	19,791
Unknown	4,030	9,025	13,055
Gender	14,532	19,891	34,423
Female	8,033	11,261	19,294
Male	6,328	8,576	14,904
Unknown	171	54	225



COVID-19: Franklin County vaccine summary

Vaccination data through Mar 22, 2021 as of Mar 23, 2021 at 12:05 AM

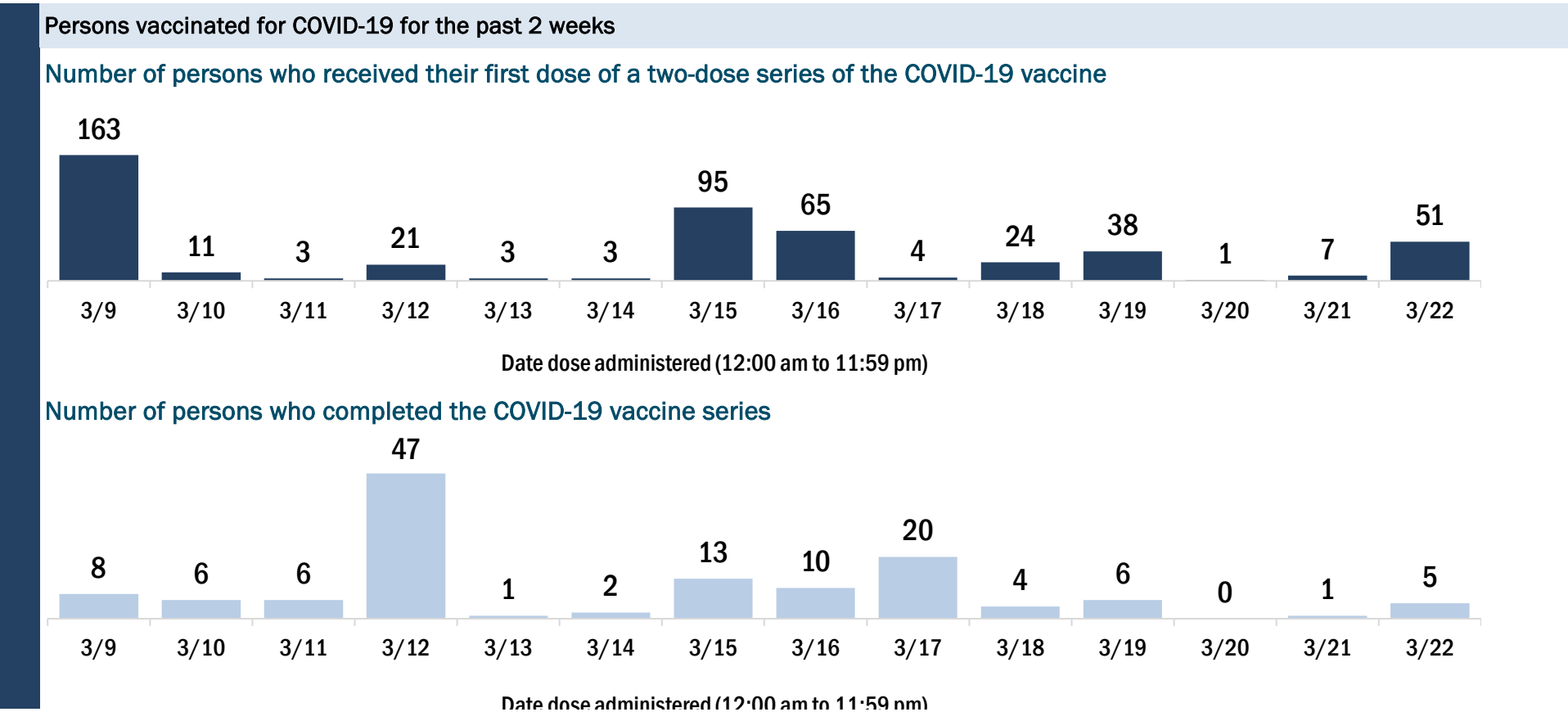
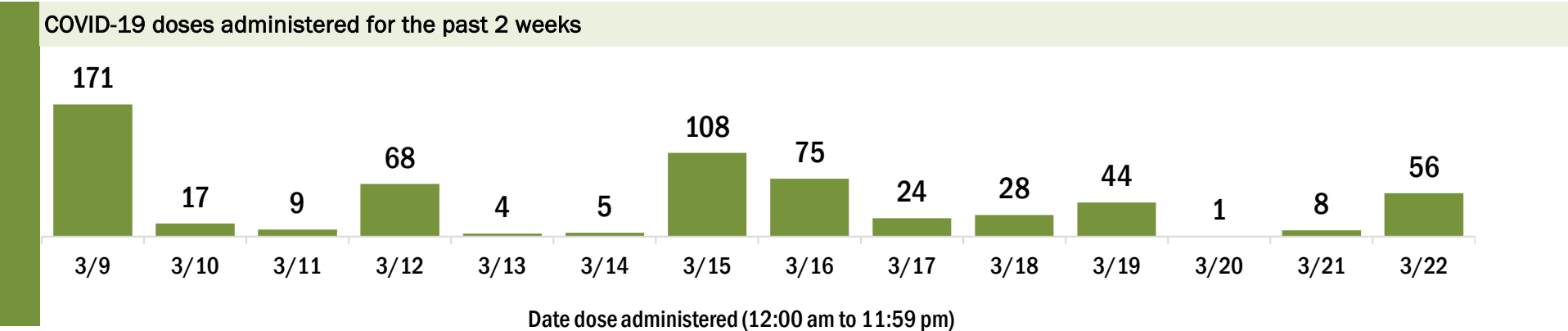
Data in this report are provisional and subject to change.

Data in this summary pertain to COVID-19 vaccines approved by the U.S. Food and Drug Administration and have been issued an Emergency Use Authorization (Janssen COVID-19 Vaccine, Moderna COVID-19 Vaccine and Pfizer-BioNTech COVID-19 Vaccine). These data summarize the number of people who have received either their first dose or have completed the series for a COVID-19 vaccine. **A person can only be counted in one category, first dose or series complete.** For persons receiving Moderna or Pfizer vaccines, once they receive their second dose, they are moved from the first dose column to the series completed column. **Because of this, the total first dose category may show a change from report to report not matching the total receiving their first dose from the previous day.** Persons receiving Johnson & Johnson vaccines will always be counted in the series completed column.

COVID-19 doses for vaccinated persons in Florida	
Doses administered	4,930
People receiving one dose of a 1-dose series (Johnson & Johnson) or receiving only one dose of a 2-dose series (Moderna, Pfizer) count once. Persons receiving both doses of a 2-dose series count twice.	

Current status of persons vaccinated for COVID-19 in Florida	
Total people vaccinated	2,958
First dose	977
Series completed	1,981
Completed 1-dose series	9
Completed 2-dose series	1,972
First dose: current number of people who have only received their first dose of the Moderna or Pfizer vaccine.	
Series complete: current number of people who have received both Moderna or Pfizer vaccine doses or one Johnson & Johnson dose and are considered fully immunized.	

Demographic summary	First dose	Series complete	Total people vaccinated
Age group	977	1,981	2,958
16-24 years	10	10	20
25-34 years	24	22	46
35-44 years	29	38	67
45-54 years	89	84	173
55-64 years	356	222	578
65-74 years	328	1,002	1,330
75-84 years	112	506	618
85+ years	29	97	126
Race	977	1,981	2,958
White	844	1,777	2,621
Black	60	78	138
American Indian/Alaskan	0	6	6
Other	47	81	128
Unknown	26	39	65
Other race includes Asian, native Hawaiian/Pacific Islander, or other.			
Ethnicity	977	1,981	2,958
Hispanic	20	15	35
Non-Hispanic	822	1,638	2,460
Unknown	135	328	463
Gender	977	1,981	2,958
Female	529	1,041	1,570
Male	448	940	1,388
Unknown	0	0	0



COVID-19: Gadsden County vaccine summary

Vaccination data through Mar 22, 2021 as of Mar 23, 2021 at 12:05 AM

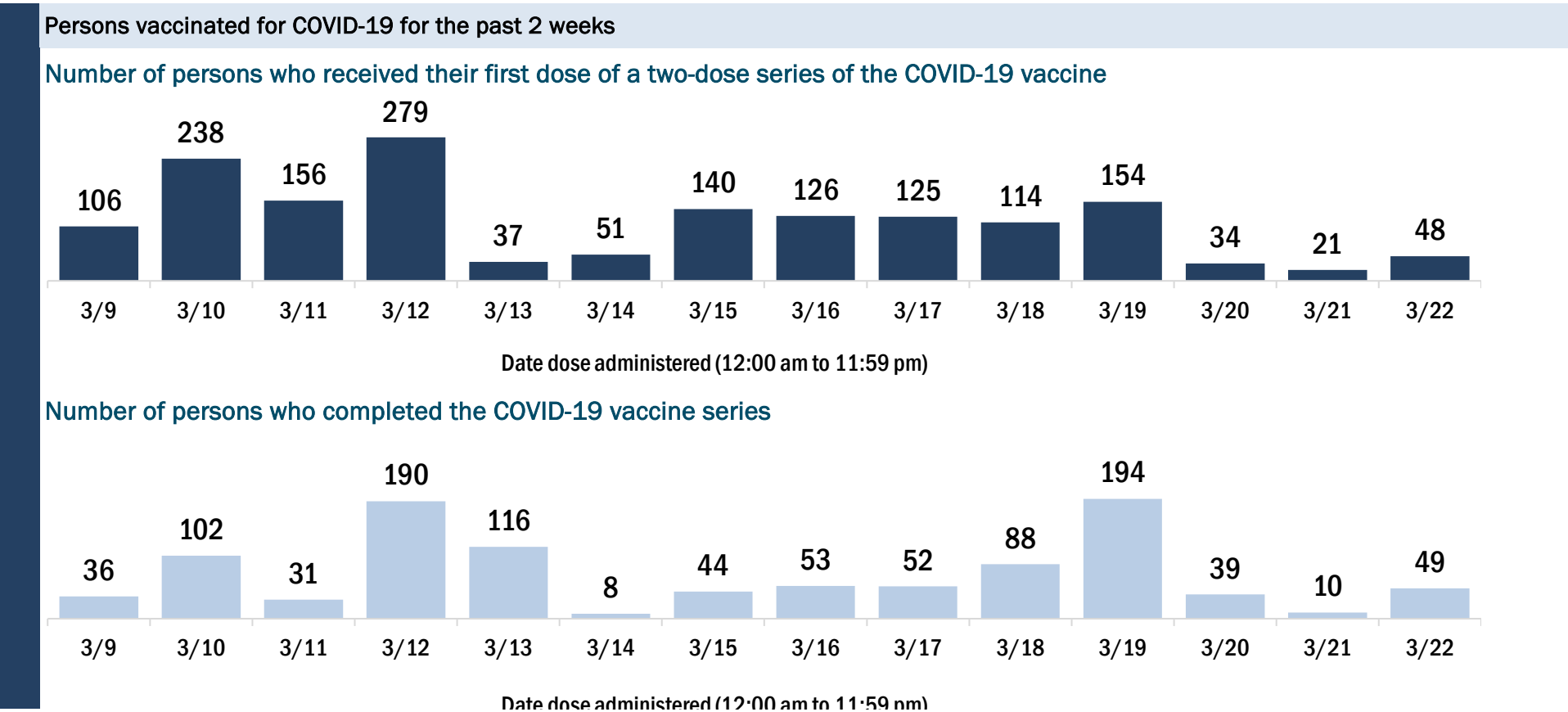
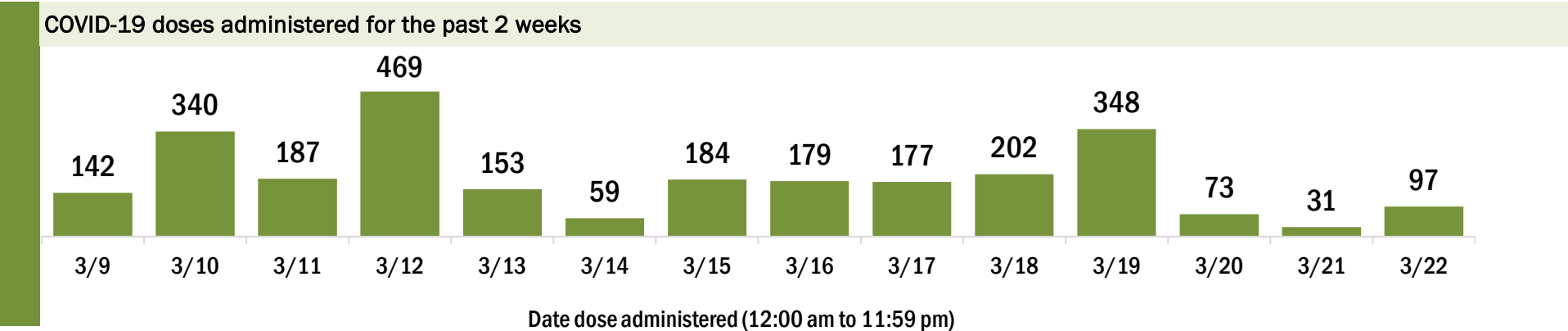
Data in this report are provisional and subject to change.

Data in this summary pertain to COVID-19 vaccines approved by the U.S. Food and Drug Administration and have been issued an Emergency Use Authorization (Janssen COVID-19 Vaccine, Moderna COVID-19 Vaccine and Pfizer-BioNTech COVID-19 Vaccine). These data summarize the number of people who have received either their first dose or have completed the series for a COVID-19 vaccine. **A person can only be counted in one category, first dose or series complete.** For persons receiving Moderna or Pfizer vaccines, once they receive their second dose, they are moved from the first dose column to the series completed column. **Because of this, the total first dose category may show a change from report to report not matching the total receiving their first dose from the previous day.** Persons receiving Johnson & Johnson vaccines will always be counted in the series completed column.

COVID-19 doses for vaccinated persons in Florida	
Doses administered	16,662
People receiving one dose of a 1-dose series (Johnson & Johnson) or receiving only one dose of a 2-dose series (Moderna, Pfizer) count once. Persons receiving both doses of a 2-dose series count twice.	

Current status of persons vaccinated for COVID-19 in Florida	
Total people vaccinated	10,225
First dose	3,614
Series completed	6,611
Completed 1-dose series	174
Completed 2-dose series	6,437
First dose: current number of people who have only received their first dose of the Moderna or Pfizer vaccine.	
Series complete: current number of people who have received both Moderna or Pfizer vaccine doses or one Johnson & Johnson dose and are considered fully immunized.	

Demographic summary	First dose	Series complete	Total people vaccinated
Age group	3,614	6,611	10,225
16-24 years	67	52	119
25-34 years	175	131	306
35-44 years	317	256	573
45-54 years	547	449	996
55-64 years	1,265	867	2,132
65-74 years	775	2,915	3,690
75-84 years	353	1,452	1,805
85+ years	115	489	604
Race	3,614	6,611	10,225
White	1,087	2,569	3,656
Black	1,782	2,498	4,280
American Indian/Alaskan	6	15	21
Other	335	1,093	1,428
Unknown	404	436	840
Other race includes Asian, native Hawaiian/Pacific Islander, or other.			
Ethnicity	3,614	6,611	10,225
Hispanic	181	149	330
Non-Hispanic	2,469	4,340	6,809
Unknown	964	2,122	3,086
Gender	3,614	6,611	10,225
Female	2,165	4,001	6,166
Male	1,449	2,610	4,059
Unknown	0	0	0



COVID-19: Gilchrist County vaccine summary

Vaccination data through Mar 22, 2021 as of Mar 23, 2021 at 12:05 AM

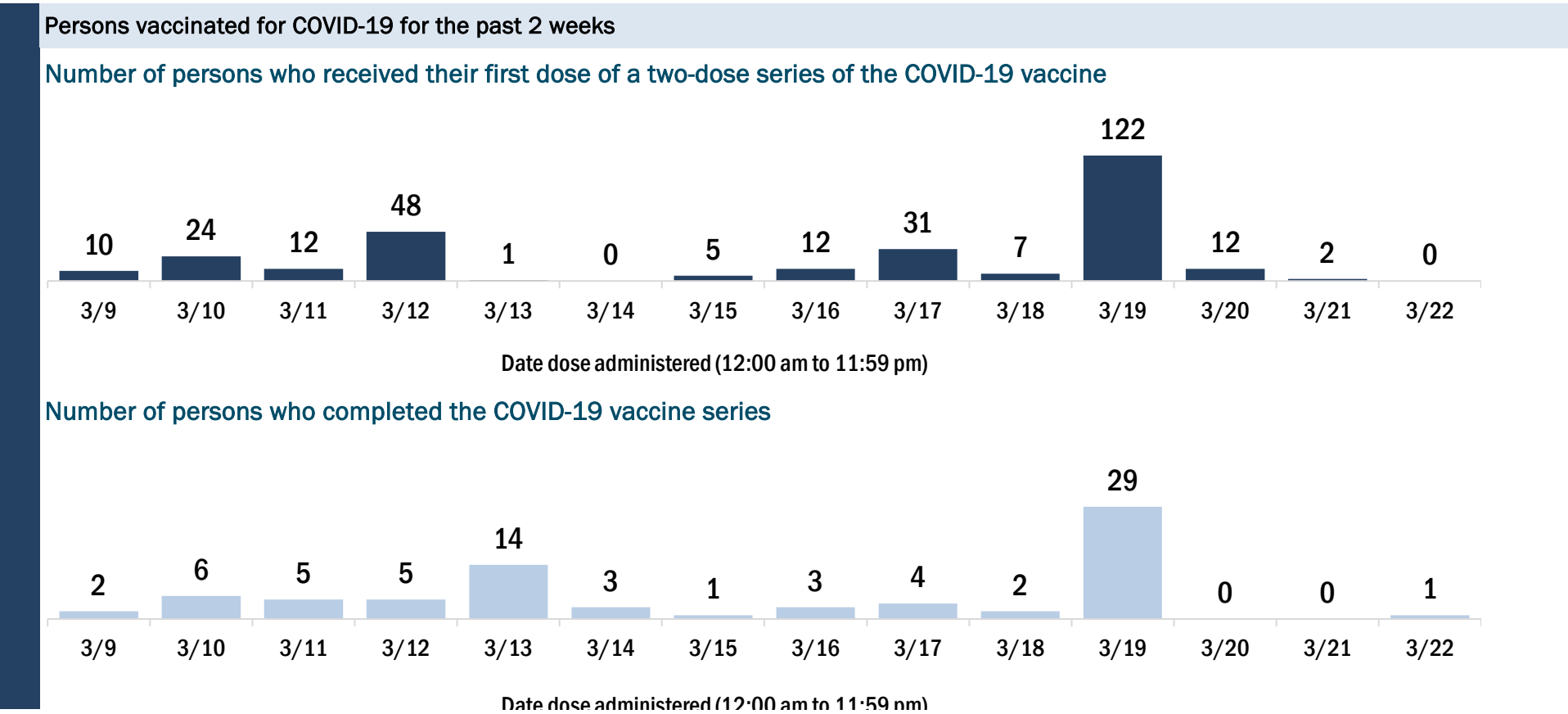
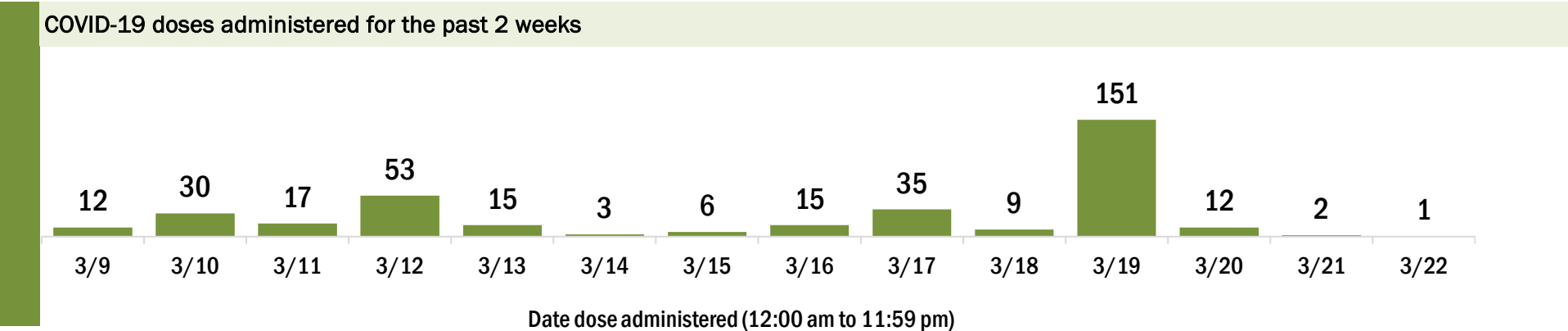
Data in this report are provisional and subject to change.

Data in this summary pertain to COVID-19 vaccines approved by the U.S. Food and Drug Administration and have been issued an Emergency Use Authorization (Janssen COVID-19 Vaccine, Moderna COVID-19 Vaccine and Pfizer-BioNTech COVID-19 Vaccine). These data summarize the number of people who have received either their first dose or have completed the series for a COVID-19 vaccine. **A person can only be counted in one category, first dose or series complete.** For persons receiving Moderna or Pfizer vaccines, once they receive their second dose, they are moved from the first dose column to the series completed column. **Because of this, the total first dose category may show a change from report to report not matching the total receiving their first dose from the previous day.** Persons receiving Johnson & Johnson vaccines will always be counted in the series completed column.

COVID-19 doses for vaccinated persons in Florida	
Doses administered	3,841
People receiving one dose of a 1-dose series (Johnson & Johnson) or receiving only one dose of a 2-dose series (Moderna, Pfizer) count once. Persons receiving both doses of a 2-dose series count twice.	

Current status of persons vaccinated for COVID-19 in Florida	
Total people vaccinated	2,274
First dose	696
Series completed	1,578
Completed 1-dose series	11
Completed 2-dose series	1,567
First dose: current number of people who have only received their first dose of the Moderna or Pfizer vaccine.	
Series complete: current number of people who have received both Moderna or Pfizer vaccine doses or one Johnson & Johnson dose and are considered fully immunized.	

Demographic summary	First dose	Series complete	Total people vaccinated
Age group	696	1,578	2,274
16-24 years	10	28	38
25-34 years	17	43	60
35-44 years	28	56	84
45-54 years	49	92	141
55-64 years	186	122	308
65-74 years	257	630	887
75-84 years	114	450	564
85+ years	35	157	192
Race	696	1,578	2,274
White	500	1,033	1,533
Black	16	16	32
American Indian/Alaskan	4	4	8
Other	48	157	205
Unknown	128	368	496
Other race includes Asian, native Hawaiian/Pacific Islander, or other.			
Ethnicity	696	1,578	2,274
Hispanic	12	15	27
Non-Hispanic	294	562	856
Unknown	390	1,001	1,391
Gender	696	1,578	2,274
Female	412	949	1,361
Male	284	629	913
Unknown	0	0	0



COVID-19: Glades County vaccine summary

Vaccination data through Mar 22, 2021 as of Mar 23, 2021 at 12:05 AM

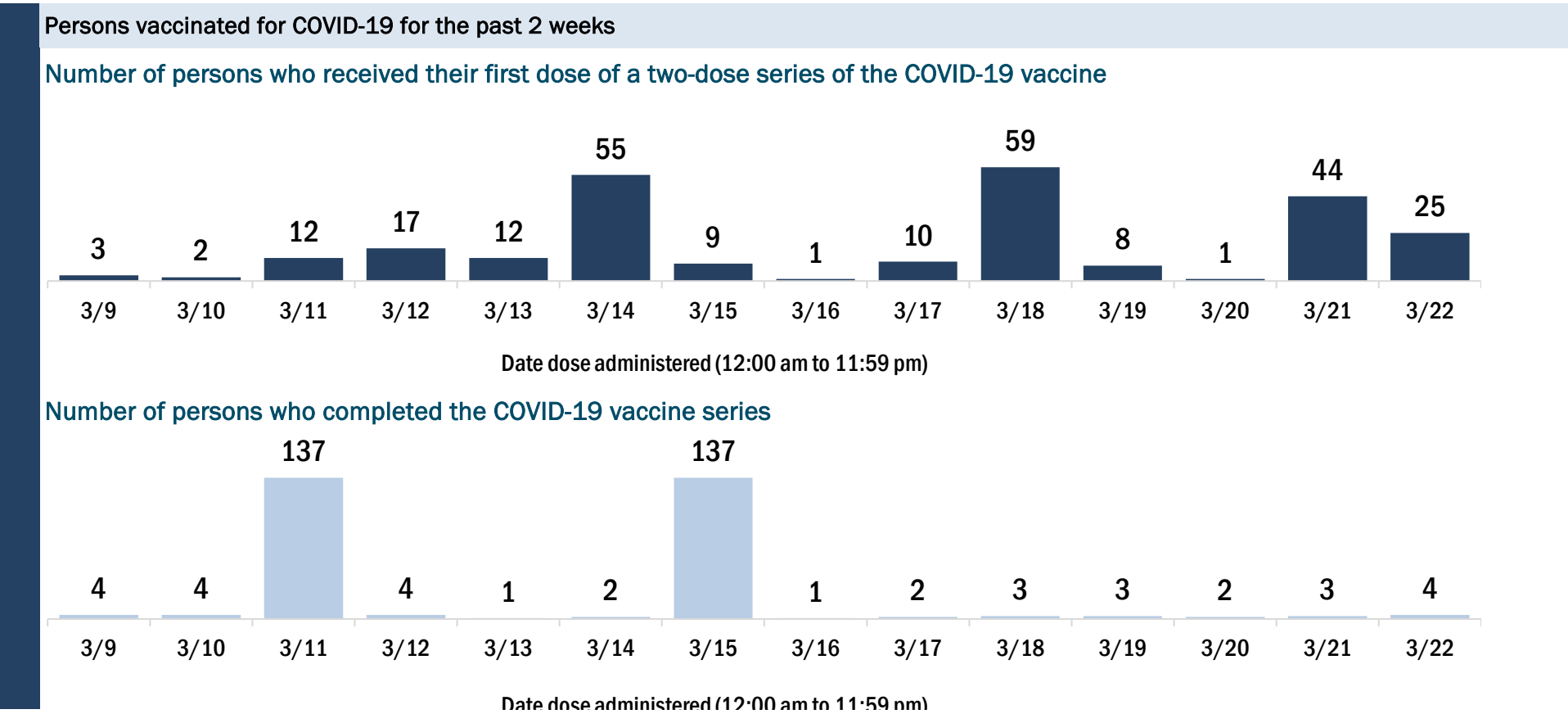
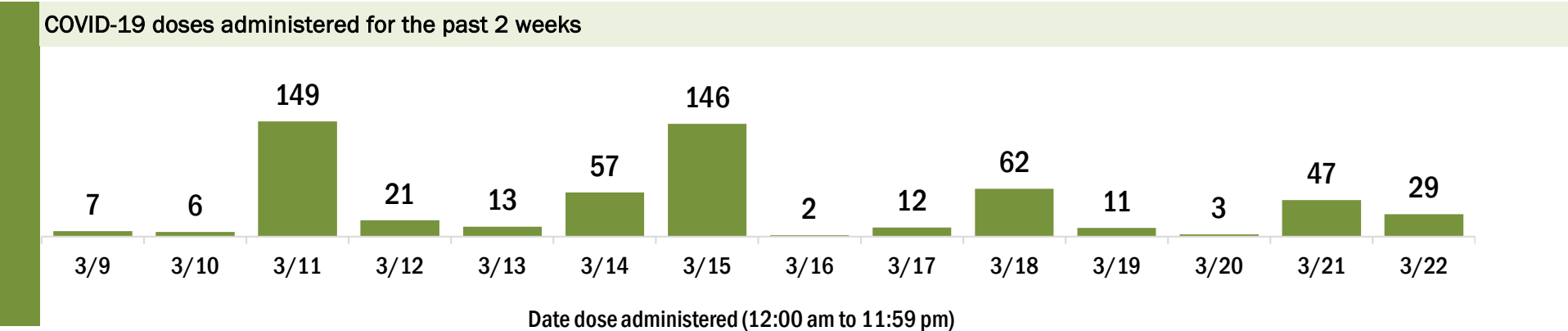
Data in this report are provisional and subject to change.

Data in this summary pertain to COVID-19 vaccines approved by the U.S. Food and Drug Administration and have been issued an Emergency Use Authorization (Janssen COVID-19 Vaccine, Moderna COVID-19 Vaccine and Pfizer-BioNTech COVID-19 Vaccine). These data summarize the number of people who have received either their first dose or have completed the series for a COVID-19 vaccine. **A person can only be counted in one category, first dose or series complete.** For persons receiving Moderna or Pfizer vaccines, once they receive their second dose, they are moved from the first dose column to the series completed column. **Because of this, the total first dose category may show a change from report to report not matching the total receiving their first dose from the previous day.** Persons receiving Johnson & Johnson vaccines will always be counted in the series completed column.

COVID-19 doses for vaccinated persons in Florida	
Doses administered	3,073
People receiving one dose of a 1-dose series (Johnson & Johnson) or receiving only one dose of a 2-dose series (Moderna, Pfizer) count once. Persons receiving both doses of a 2-dose series count twice.	

Current status of persons vaccinated for COVID-19 in Florida	
Total people vaccinated	1,850
First dose	622
Series completed	1,228
Completed 1-dose series	5
Completed 2-dose series	1,223
First dose: current number of people who have only received their first dose of the Moderna or Pfizer vaccine.	
Series complete: current number of people who have received both Moderna or Pfizer vaccine doses or one Johnson & Johnson dose and are considered fully immunized.	

Demographic summary	First dose	Series complete	Total people vaccinated
Age group	622	1,228	1,850
16-24 years	9	0	9
25-34 years	11	3	14
35-44 years	15	4	19
45-54 years	54	22	76
55-64 years	181	50	231
65-74 years	198	610	808
75-84 years	134	454	588
85+ years	20	85	105
Race	622	1,228	1,850
White	440	943	1,383
Black	38	40	78
American Indian/Alaskan	6	7	13
Other	37	50	87
Unknown	101	188	289
Other race includes Asian, native Hawaiian/Pacific Islander, or other.			
Ethnicity	622	1,228	1,850
Hispanic	45	21	66
Non-Hispanic	281	468	749
Unknown	296	739	1,035
Gender	622	1,228	1,850
Female	321	623	944
Male	301	605	906
Unknown	0	0	0



COVID-19: Gulf County vaccine summary

Vaccination data through Mar 22, 2021 as of Mar 23, 2021 at 12:05 AM

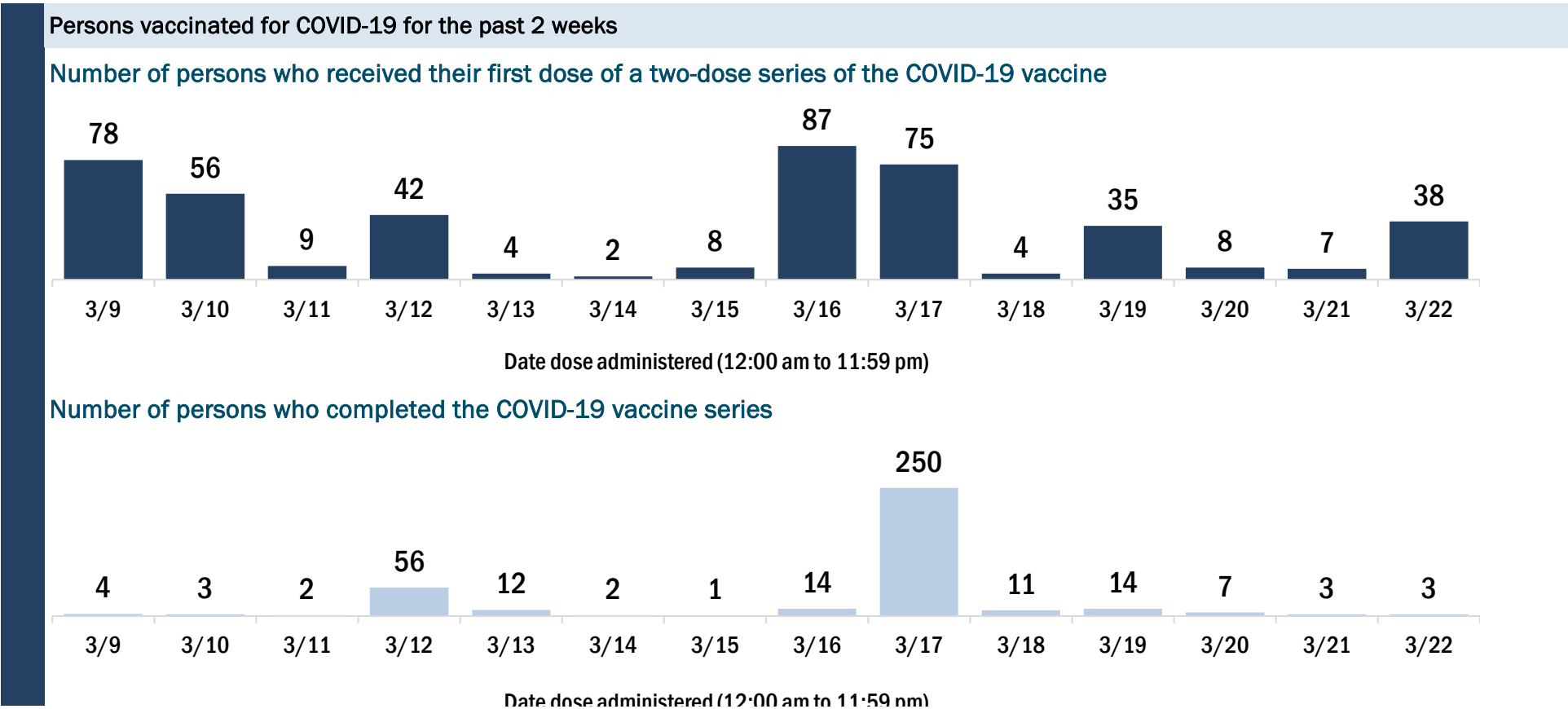
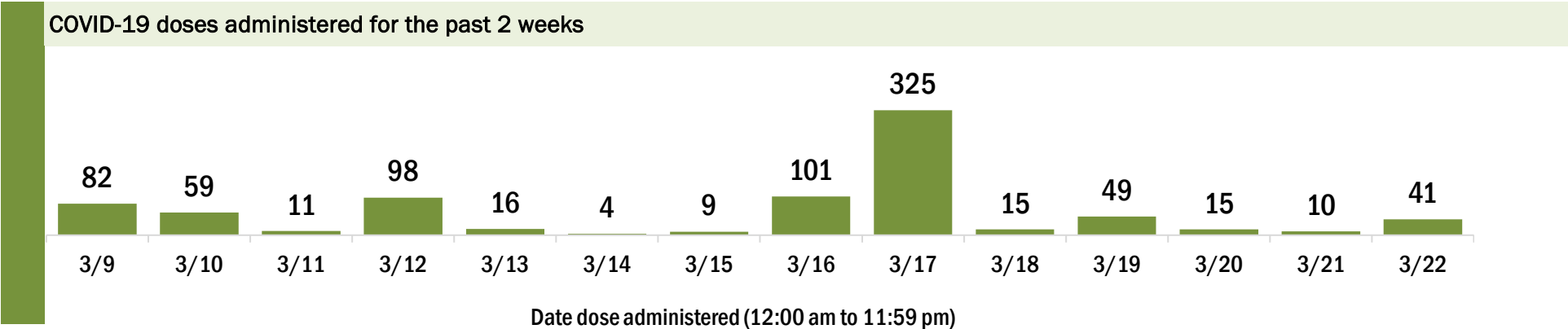
Data in this report are provisional and subject to change.

Data in this summary pertain to COVID-19 vaccines approved by the U.S. Food and Drug Administration and have been issued an Emergency Use Authorization (Janssen COVID-19 Vaccine, Moderna COVID-19 Vaccine and Pfizer-BioNTech COVID-19 Vaccine). These data summarize the number of people who have received either their first dose or have completed the series for a COVID-19 vaccine. **A person can only be counted in one category, first dose or series complete.** For persons receiving Moderna or Pfizer vaccines, once they receive their second dose, they are moved from the first dose column to the series completed column. **Because of this, the total first dose category may show a change from report to report not matching the total receiving their first dose from the previous day.** Persons receiving Johnson & Johnson vaccines will always be counted in the series completed column.

COVID-19 doses for vaccinated persons in Florida	
Doses administered	5,521
People receiving one dose of a 1-dose series (Johnson & Johnson) or receiving only one dose of a 2-dose series (Moderna, Pfizer) count once. Persons receiving both doses of a 2-dose series count twice.	

Current status of persons vaccinated for COVID-19 in Florida	
Total people vaccinated	3,224
First dose	868
Series completed	2,356
Completed 1-dose series	59
Completed 2-dose series	2,297
First dose: current number of people who have only received their first dose of the Moderna or Pfizer vaccine.	
Series complete: current number of people who have received both Moderna or Pfizer vaccine doses or one Johnson & Johnson dose and are considered fully immunized.	

Demographic summary	First dose	Series complete	Total people vaccinated
Age group	868	2,356	3,224
16-24 years	18	14	32
25-34 years	29	28	57
35-44 years	45	45	90
45-54 years	90	88	178
55-64 years	287	203	490
65-74 years	241	1,245	1,486
75-84 years	134	574	708
85+ years	24	159	183
Race	868	2,356	3,224
White	694	2,154	2,848
Black	93	115	208
American Indian/Alaskan	3	6	9
Other	48	45	93
Unknown	30	36	66
Other race includes Asian, native Hawaiian/Pacific Islander, or other.			
Ethnicity	868	2,356	3,224
Hispanic	15	12	27
Non-Hispanic	679	2,270	2,949
Unknown	174	74	248
Gender	868	2,356	3,224
Female	497	1,237	1,734
Male	371	1,119	1,490
Unknown	0	0	0



COVID-19: Hamilton County vaccine summary

Vaccination data through Mar 22, 2021 as of Mar 23, 2021 at 12:05 AM

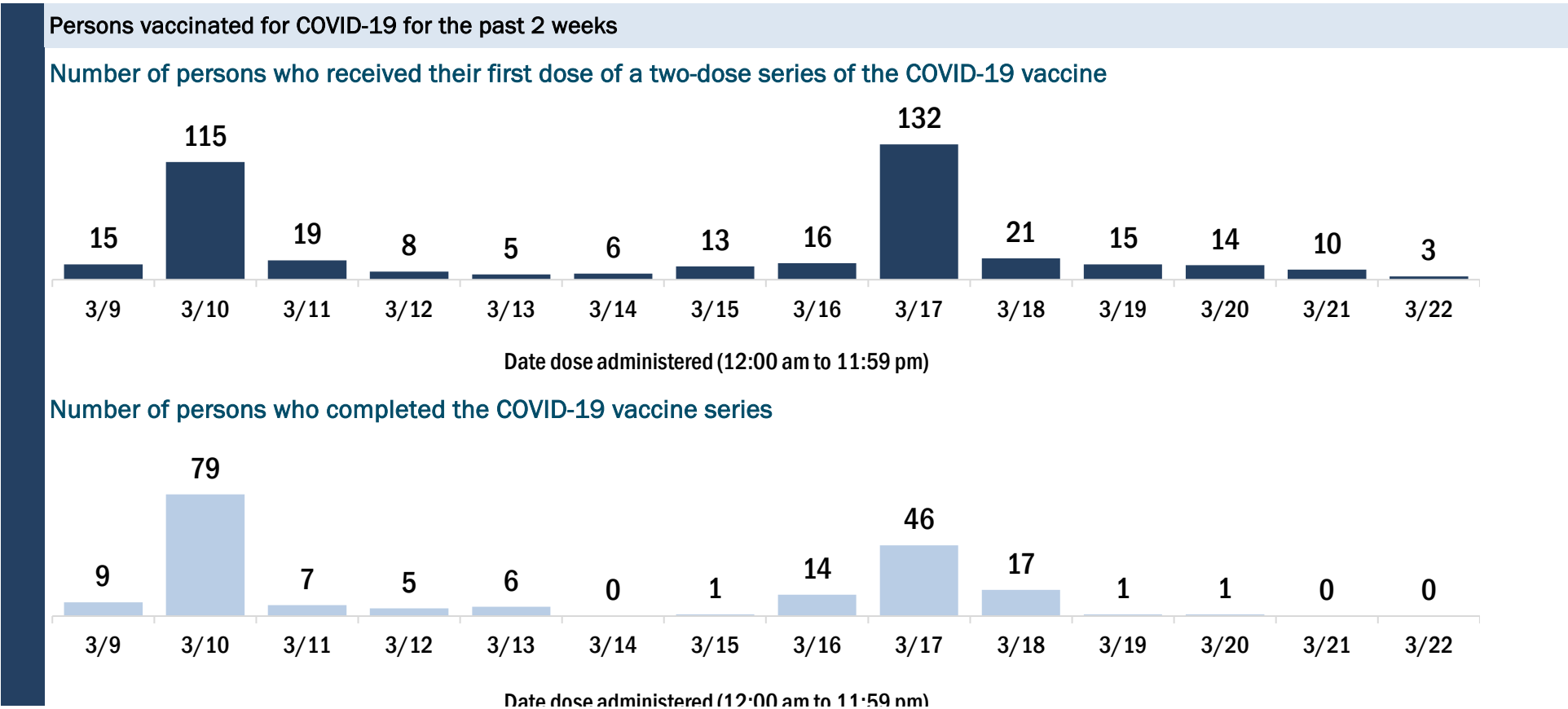
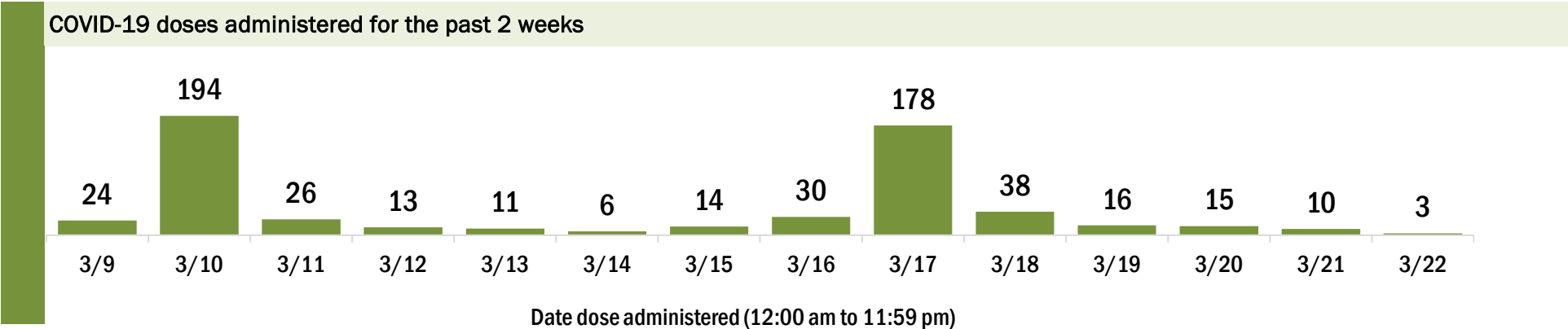
Data in this report are provisional and subject to change.

Data in this summary pertain to COVID-19 vaccines approved by the U.S. Food and Drug Administration and have been issued an Emergency Use Authorization (Janssen COVID-19 Vaccine, Moderna COVID-19 Vaccine and Pfizer-BioNTech COVID-19 Vaccine). These data summarize the number of people who have received either their first dose or have completed the series for a COVID-19 vaccine. **A person can only be counted in one category, first dose or series complete.** For persons receiving Moderna or Pfizer vaccines, once they receive their second dose, they are moved from the first dose column to the series completed column. **Because of this, the total first dose category may show a change from report to report not matching the total receiving their first dose from the previous day.** Persons receiving Johnson & Johnson vaccines will always be counted in the series completed column.

COVID-19 doses for vaccinated persons in Florida	
Doses administered	3,311
People receiving one dose of a 1-dose series (Johnson & Johnson) or receiving only one dose of a 2-dose series (Moderna, Pfizer) count once. Persons receiving both doses of a 2-dose series count twice.	

Current status of persons vaccinated for COVID-19 in Florida	
Total people vaccinated	1,971
First dose	619
Series completed	1,352
Completed 1-dose series	12
Completed 2-dose series	1,340
First dose: current number of people who have only received their first dose of the Moderna or Pfizer vaccine.	
Series complete: current number of people who have received both Moderna or Pfizer vaccine doses or one Johnson & Johnson dose and are considered fully immunized.	

Demographic summary	First dose	Series complete	Total people vaccinated
Age group	619	1,352	1,971
16-24 years	7	9	16
25-34 years	21	15	36
35-44 years	30	30	60
45-54 years	75	39	114
55-64 years	241	67	308
65-74 years	155	720	875
75-84 years	58	385	443
85+ years	32	87	119
Race	619	1,352	1,971
White	294	824	1,118
Black	181	238	419
American Indian/Alaskan	1	0	1
Other	78	105	183
Unknown	65	185	250
Other race includes Asian, native Hawaiian/Pacific Islander, or other.			
Ethnicity	619	1,352	1,971
Hispanic	11	10	21
Non-Hispanic	336	651	987
Unknown	272	691	963
Gender	619	1,352	1,971
Female	386	739	1,125
Male	232	613	845
Unknown	1	0	1



COVID-19: Hardee County vaccine summary

Vaccination data through Mar 22, 2021 as of Mar 23, 2021 at 12:05 AM

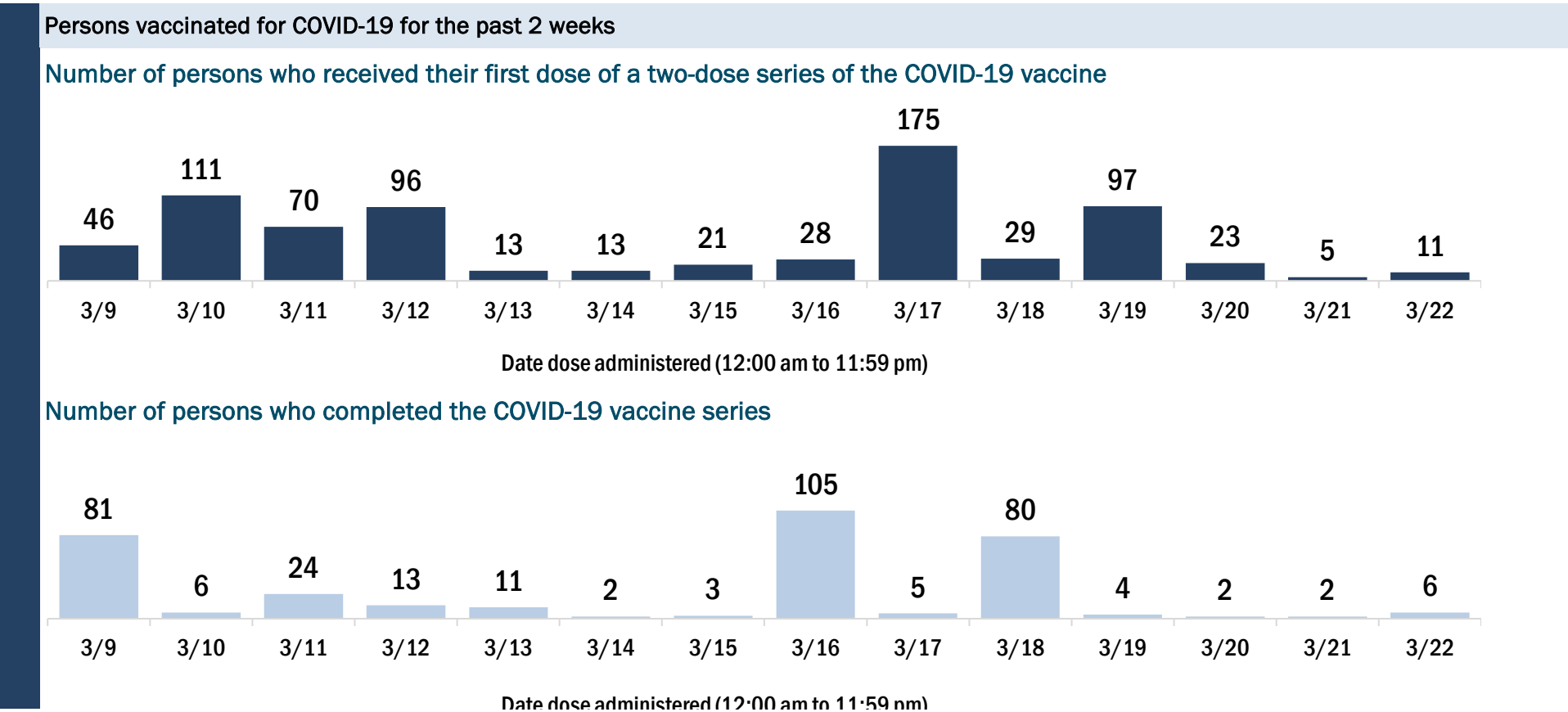
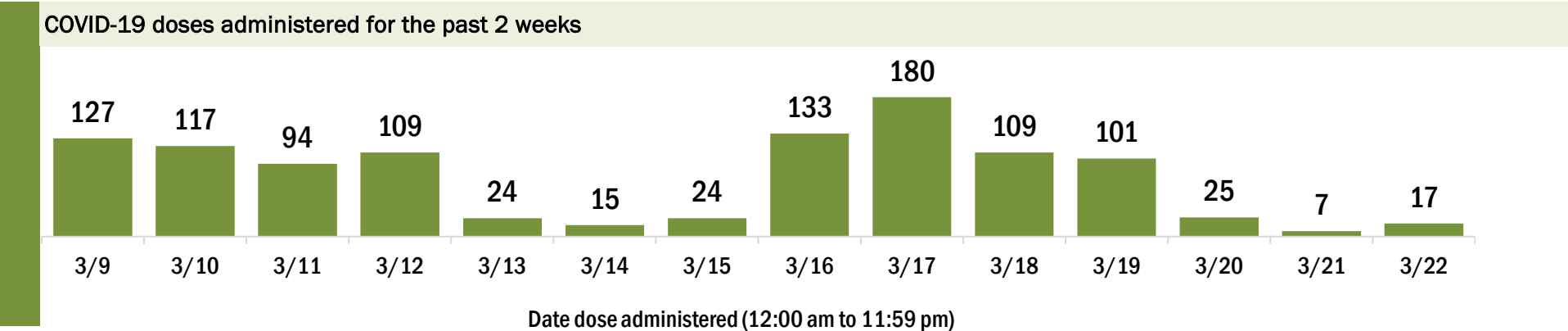
Data in this report are provisional and subject to change.

Data in this summary pertain to COVID-19 vaccines approved by the U.S. Food and Drug Administration and have been issued an Emergency Use Authorization (Janssen COVID-19 Vaccine, Moderna COVID-19 Vaccine and Pfizer-BioNTech COVID-19 Vaccine). These data summarize the number of people who have received either their first dose or have completed the series for a COVID-19 vaccine. **A person can only be counted in one category, first dose or series complete.** For persons receiving Moderna or Pfizer vaccines, once they receive their second dose, they are moved from the first dose column to the series completed column. **Because of this, the total first dose category may show a change from report to report not matching the total receiving their first dose from the previous day.** Persons receiving Johnson & Johnson vaccines will always be counted in the series completed column.

COVID-19 doses for vaccinated persons in Florida	
Doses administered	4,904
People receiving one dose of a 1-dose series (Johnson & Johnson) or receiving only one dose of a 2-dose series (Moderna, Pfizer) count once. Persons receiving both doses of a 2-dose series count twice.	

Current status of persons vaccinated for COVID-19 in Florida	
Total people vaccinated	3,208
First dose	1,503
Series completed	1,705
Completed 1-dose series	9
Completed 2-dose series	1,696
First dose: current number of people who have only received their first dose of the Moderna or Pfizer vaccine.	
Series complete: current number of people who have received both Moderna or Pfizer vaccine doses or one Johnson & Johnson dose and are considered fully immunized.	

Demographic summary	First dose	Series complete	Total people vaccinated
Age group	1,503	1,705	3,208
16-24 years	29	12	41
25-34 years	45	47	92
35-44 years	54	48	102
45-54 years	110	61	171
55-64 years	307	102	409
65-74 years	545	744	1,289
75-84 years	320	538	858
85+ years	93	153	246
Race	1,503	1,705	3,208
White	1,078	1,227	2,305
Black	58	35	93
American Indian/Alaskan	4	8	12
Other	232	334	566
Unknown	131	101	232
Other race includes Asian, native Hawaiian/Pacific Islander, or other.			
Ethnicity	1,503	1,705	3,208
Hispanic	121	120	241
Non-Hispanic	603	843	1,446
Unknown	779	742	1,521
Gender	1,503	1,705	3,208
Female	816	946	1,762
Male	685	758	1,443
Unknown	2	1	3



COVID-19: Hendry County vaccine summary

Vaccination data through Mar 22, 2021 as of Mar 23, 2021 at 12:05 AM

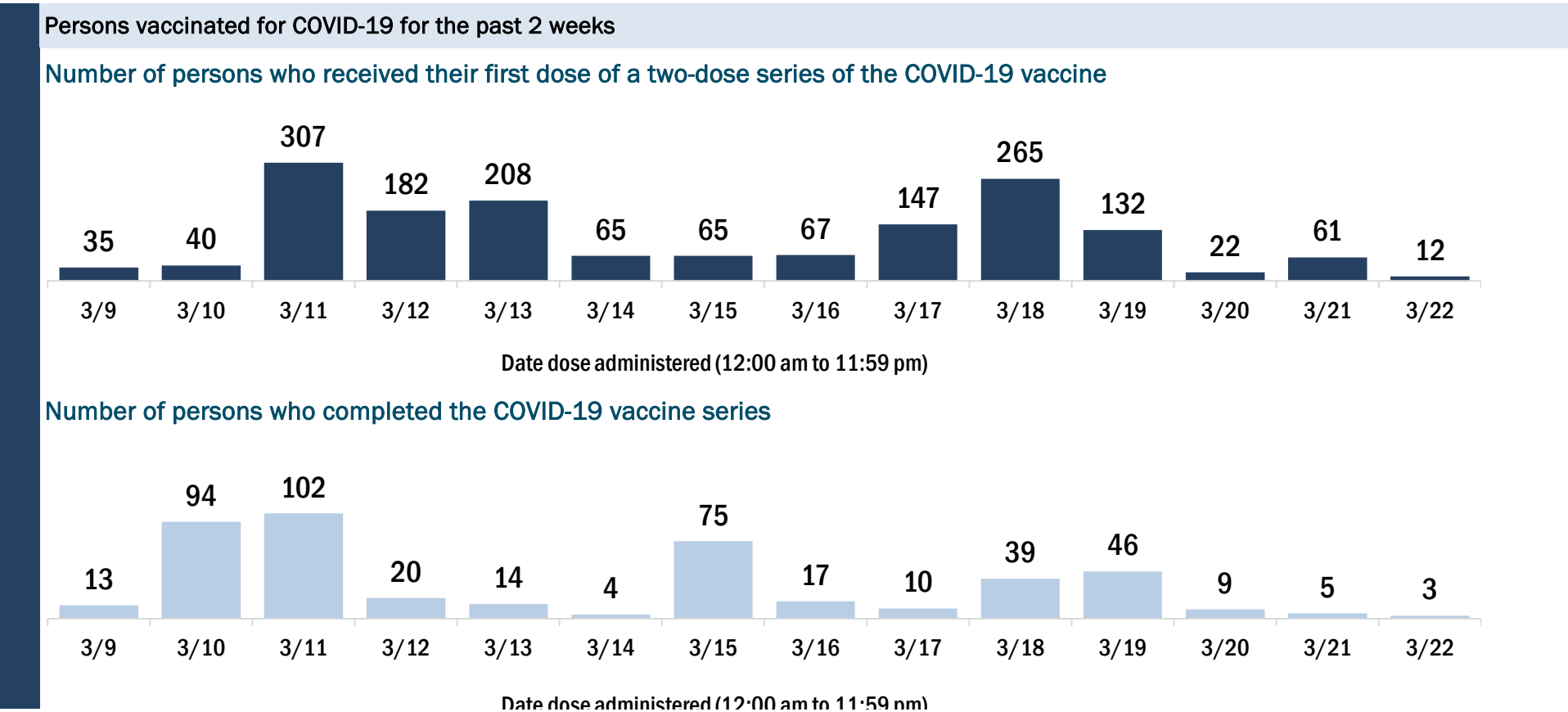
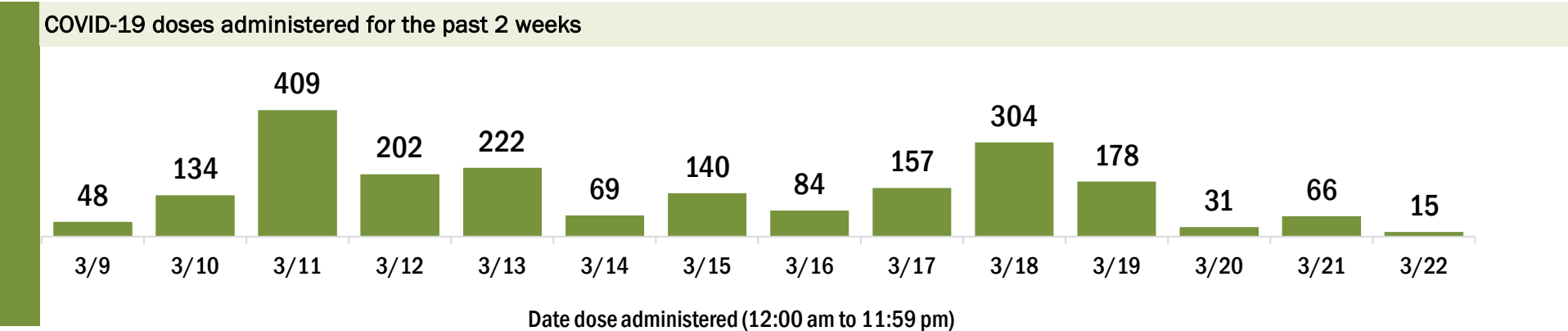
Data in this report are provisional and subject to change.

Data in this summary pertain to COVID-19 vaccines approved by the U.S. Food and Drug Administration and have been issued an Emergency Use Authorization (Janssen COVID-19 Vaccine, Moderna COVID-19 Vaccine and Pfizer-BioNTech COVID-19 Vaccine). These data summarize the number of people who have received either their first dose or have completed the series for a COVID-19 vaccine. **A person can only be counted in one category, first dose or series complete.** For persons receiving Moderna or Pfizer vaccines, once they receive their second dose, they are moved from the first dose column to the series completed column. **Because of this, the total first dose category may show a change from report to report not matching the total receiving their first dose from the previous day.** Persons receiving Johnson & Johnson vaccines will always be counted in the series completed column.

COVID-19 doses for vaccinated persons in Florida	
Doses administered	8,206
People receiving one dose of a 1-dose series (Johnson & Johnson) or receiving only one dose of a 2-dose series (Moderna, Pfizer) count once. Persons receiving both doses of a 2-dose series count twice.	

Current status of persons vaccinated for COVID-19 in Florida	
Total people vaccinated	5,637
First dose	2,989
Series completed	2,648
Completed 1-dose series	79
Completed 2-dose series	2,569
First dose: current number of people who have only received their first dose of the Moderna or Pfizer vaccine.	
Series complete: current number of people who have received both Moderna or Pfizer vaccine doses or one Johnson & Johnson dose and are considered fully immunized.	

Demographic summary	First dose	Series complete	Total people vaccinated
Age group	2,989	2,648	5,637
16-24 years	73	31	104
25-34 years	119	55	174
35-44 years	153	72	225
45-54 years	330	107	437
55-64 years	825	232	1,057
65-74 years	942	1,229	2,171
75-84 years	424	717	1,141
85+ years	123	205	328
Race	2,989	2,648	5,637
White	2,007	1,713	3,720
Black	211	186	397
American Indian/Alaskan	10	10	20
Other	490	446	936
Unknown	271	293	564
Other race includes Asian, native Hawaiian/Pacific Islander, or other.			
Ethnicity	2,989	2,648	5,637
Hispanic	780	405	1,185
Non-Hispanic	1,186	1,306	2,492
Unknown	1,023	937	1,960
Gender	2,989	2,648	5,637
Female	1,623	1,415	3,038
Male	1,365	1,233	2,598
Unknown	1	0	1



COVID-19: Hernando County vaccine summary

Vaccination data through Mar 22, 2021 as of Mar 23, 2021 at 12:05 AM

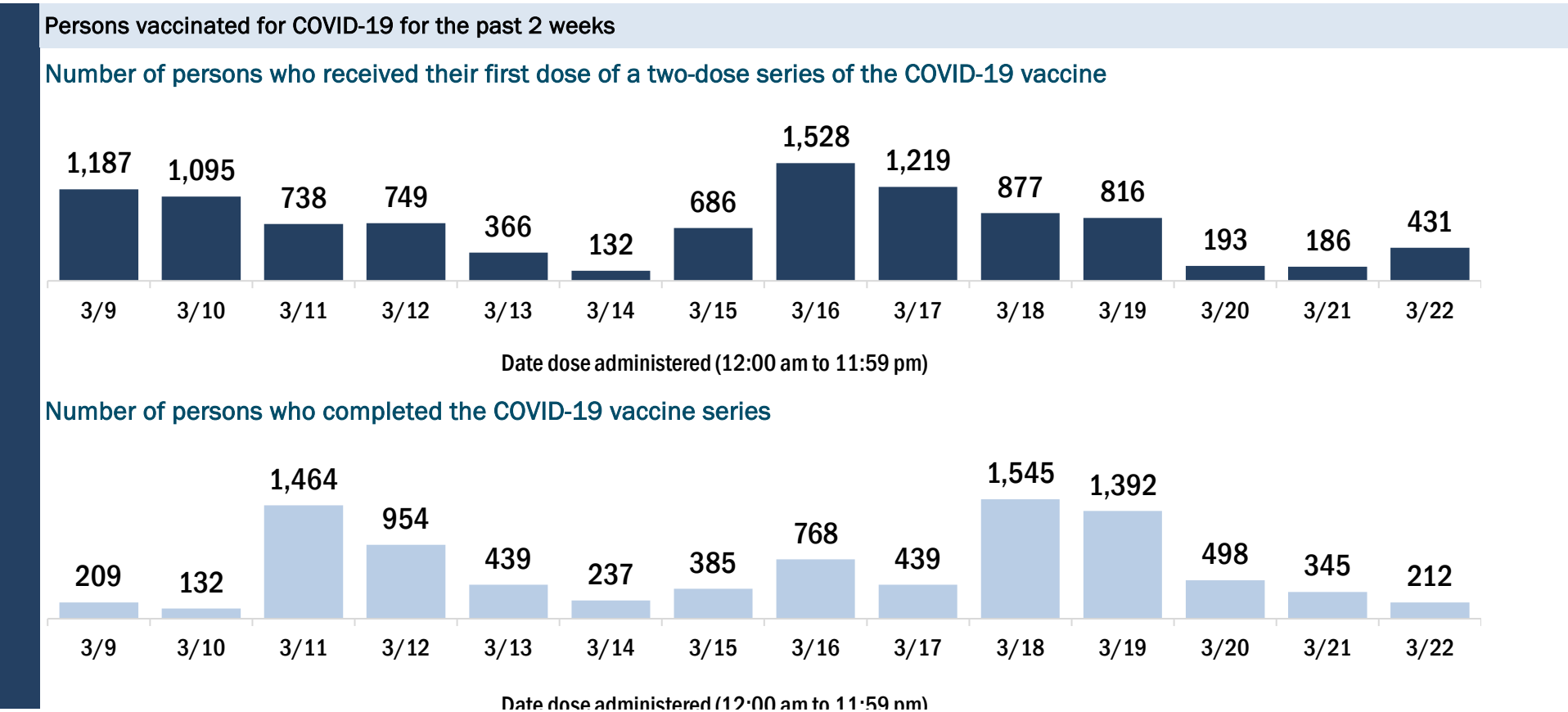
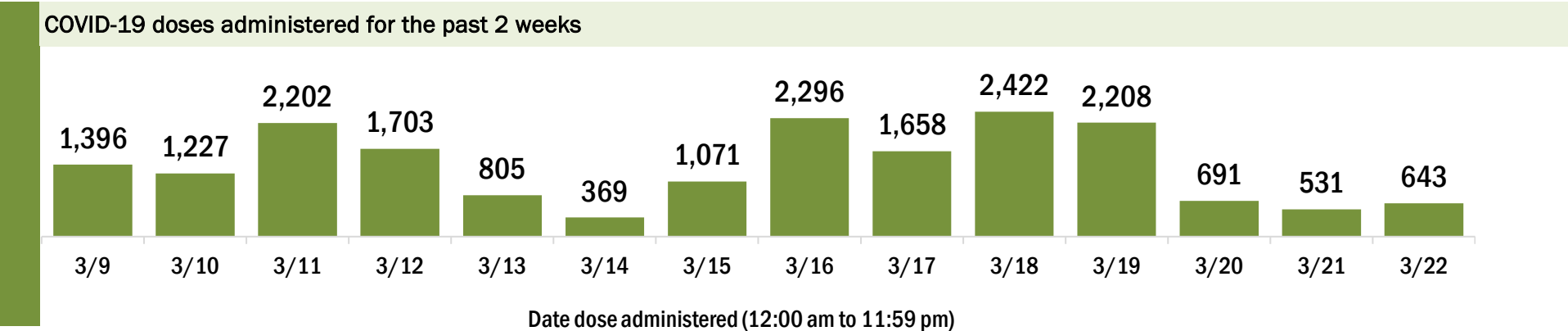
Data in this report are provisional and subject to change.

Data in this summary pertain to COVID-19 vaccines approved by the U.S. Food and Drug Administration and have been issued an Emergency Use Authorization (Janssen COVID-19 Vaccine, Moderna COVID-19 Vaccine and Pfizer-BioNTech COVID-19 Vaccine). These data summarize the number of people who have received either their first dose or have completed the series for a COVID-19 vaccine. **A person can only be counted in one category, first dose or series complete.** For persons receiving Moderna or Pfizer vaccines, once they receive their second dose, they are moved from the first dose column to the series completed column. **Because of this, the total first dose category may show a change from report to report not matching the total receiving their first dose from the previous day.** Persons receiving Johnson & Johnson vaccines will always be counted in the series completed column.

COVID-19 doses for vaccinated persons in Florida	
Doses administered	65,196
People receiving one dose of a 1-dose series (Johnson & Johnson) or receiving only one dose of a 2-dose series (Moderna, Pfizer) count once. Persons receiving both doses of a 2-dose series count twice.	

Current status of persons vaccinated for COVID-19 in Florida	
Total people vaccinated	42,611
First dose	17,657
Series completed	24,954
Completed 1-dose series	2,369
Completed 2-dose series	22,585
First dose: current number of people who have only received their first dose of the Moderna or Pfizer vaccine.	
Series complete: current number of people who have received both Moderna or Pfizer vaccine doses or one Johnson & Johnson dose and are considered fully immunized.	

Demographic summary	First dose	Series complete	Total people vaccinated
Age group	17,657	24,954	42,611
16-24 years	250	211	461
25-34 years	457	596	1,053
35-44 years	705	765	1,470
45-54 years	1,181	1,236	2,417
55-64 years	3,998	2,057	6,055
65-74 years	5,879	10,631	16,510
75-84 years	3,908	7,156	11,064
85+ years	1,279	2,302	3,581
Race	17,657	24,954	42,611
White	12,577	17,127	29,704
Black	381	600	981
American Indian/Alaskan	39	84	123
Other	1,050	2,035	3,085
Unknown	3,610	5,108	8,718
Other race includes Asian, native Hawaiian/Pacific Islander, or other.			
Ethnicity	17,657	24,954	42,611
Hispanic	678	909	1,587
Non-Hispanic	9,480	13,070	22,550
Unknown	7,499	10,975	18,474
Gender	17,657	24,954	42,611
Female	10,354	14,555	24,909
Male	7,240	10,370	17,610
Unknown	63	29	92



COVID-19: Highlands County vaccine summary

Vaccination data through Mar 22, 2021 as of Mar 23, 2021 at 12:05 AM

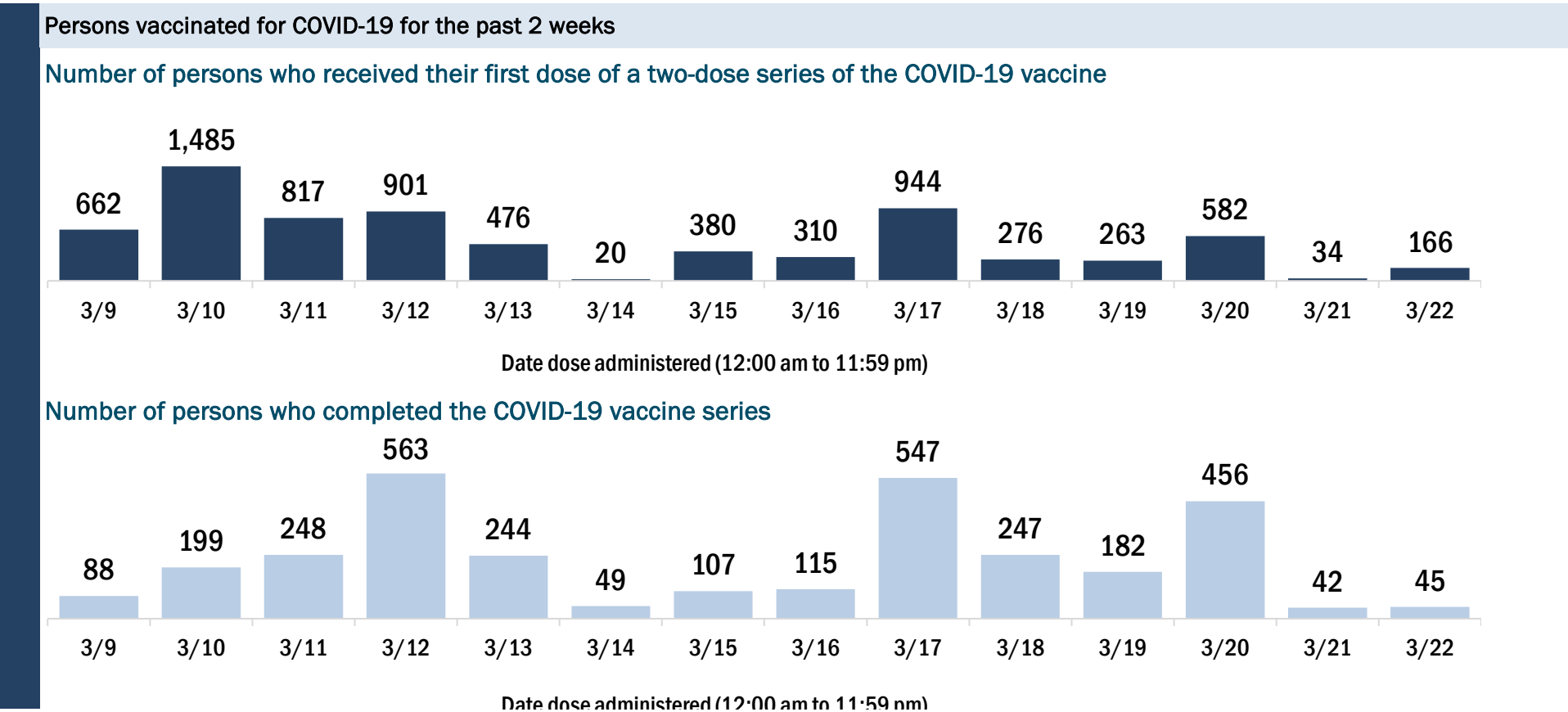
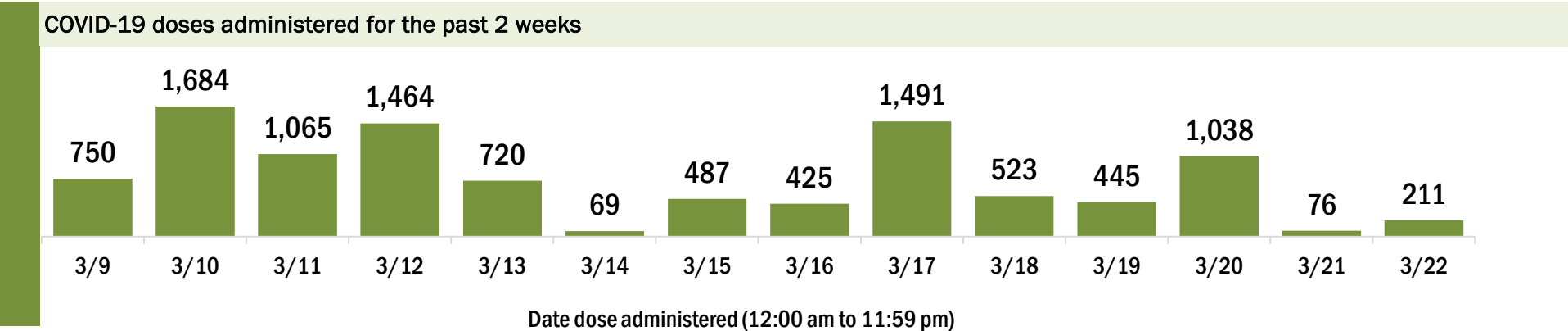
Data in this report are provisional and subject to change.

Data in this summary pertain to COVID-19 vaccines approved by the U.S. Food and Drug Administration and have been issued an Emergency Use Authorization (Janssen COVID-19 Vaccine, Moderna COVID-19 Vaccine and Pfizer-BioNTech COVID-19 Vaccine). These data summarize the number of people who have received either their first dose or have completed the series for a COVID-19 vaccine. **A person can only be counted in one category, first dose or series complete.** For persons receiving Moderna or Pfizer vaccines, once they receive their second dose, they are moved from the first dose column to the series completed column. **Because of this, the total first dose category may show a change from report to report not matching the total receiving their first dose from the previous day.** Persons receiving Johnson & Johnson vaccines will always be counted in the series completed column.

COVID-19 doses for vaccinated persons in Florida	
Doses administered	39,516
People receiving one dose of a 1-dose series (Johnson & Johnson) or receiving only one dose of a 2-dose series (Moderna, Pfizer) count once. Persons receiving both doses of a 2-dose series count twice.	

Current status of persons vaccinated for COVID-19 in Florida	
Total people vaccinated	29,664
First dose	19,673
Series completed	9,991
Completed 1-dose series	139
Completed 2-dose series	9,852
First dose: current number of people who have only received their first dose of the Moderna or Pfizer vaccine.	
Series complete: current number of people who have received both Moderna or Pfizer vaccine doses or one Johnson & Johnson dose and are considered fully immunized.	

Demographic summary	First dose	Series complete	Total people vaccinated
Age group	19,673	9,991	29,664
16-24 years	77	60	137
25-34 years	187	190	377
35-44 years	292	274	566
45-54 years	574	400	974
55-64 years	2,753	658	3,411
65-74 years	7,669	4,294	11,963
75-84 years	6,345	3,209	9,554
85+ years	1,776	906	2,682
Race	19,673	9,991	29,664
White	16,343	7,997	24,340
Black	667	233	900
American Indian/Alaskan	192	62	254
Other	759	872	1,631
Unknown	1,712	827	2,539
Other race includes Asian, native Hawaiian/Pacific Islander, or other.			
Ethnicity	19,673	9,991	29,664
Hispanic	1,011	367	1,378
Non-Hispanic	12,465	7,011	19,476
Unknown	6,197	2,613	8,810
Gender	19,673	9,991	29,664
Female	10,740	5,490	16,230
Male	8,900	4,494	13,394
Unknown	33	7	40



COVID-19: Hillsborough County vaccine summary

Vaccination data through Mar 22, 2021 as of Mar 23, 2021 at 12:05 AM

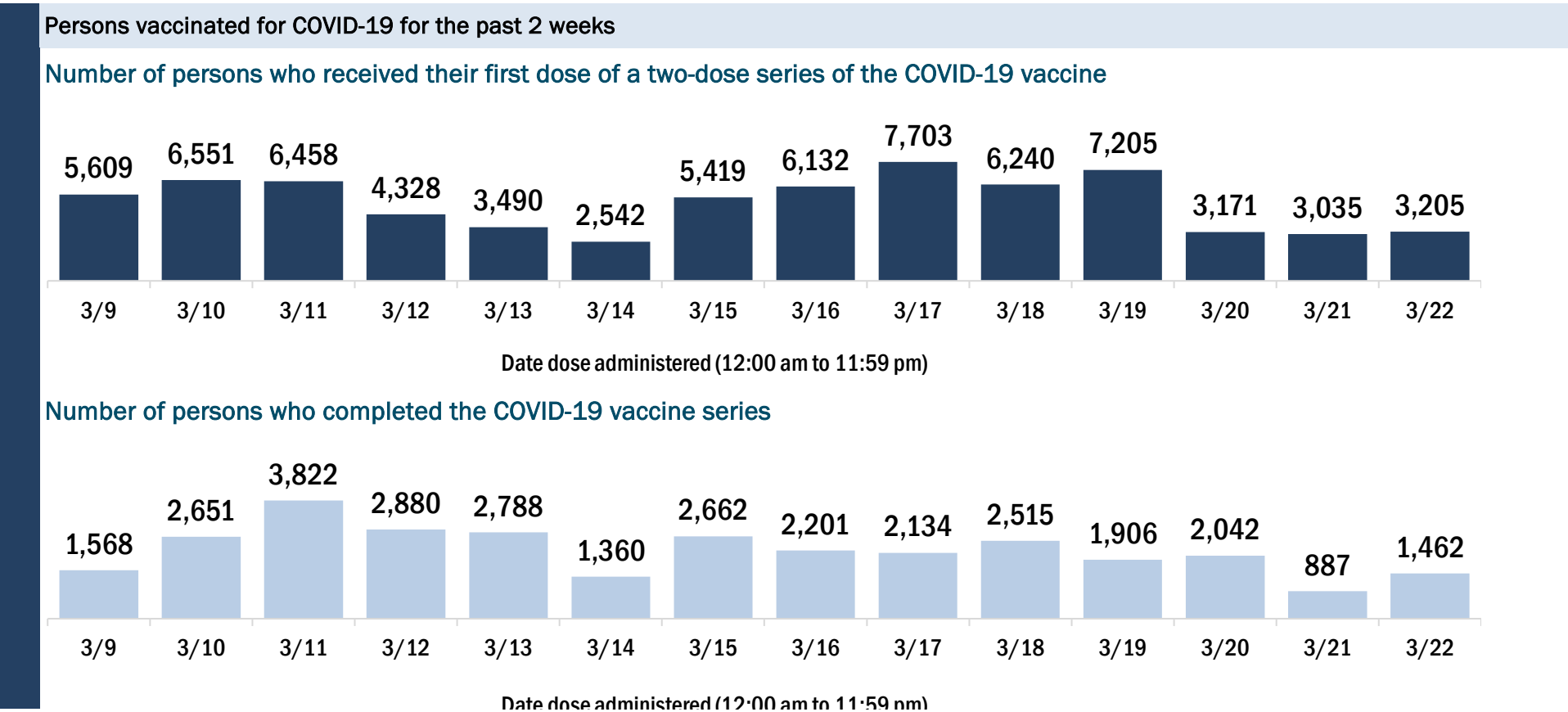
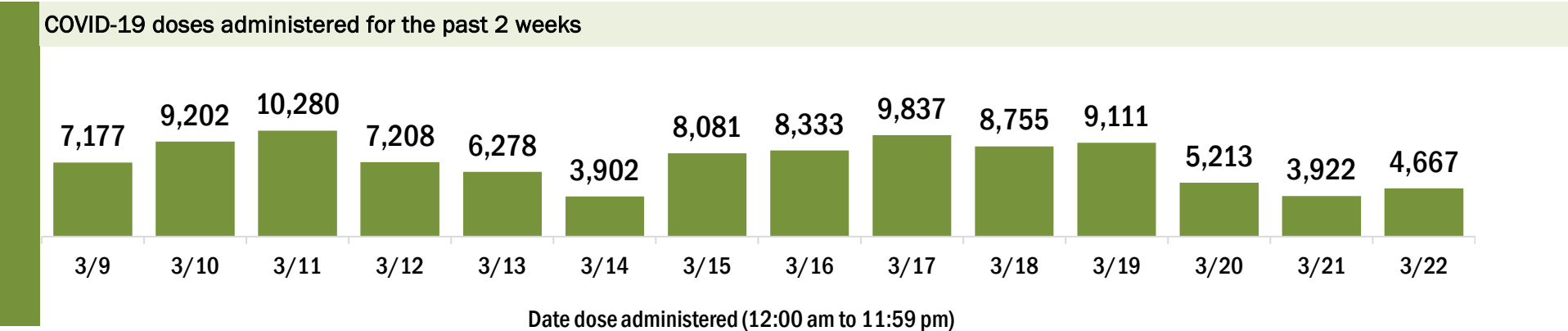
Data in this report are provisional and subject to change.

Data in this summary pertain to COVID-19 vaccines approved by the U.S. Food and Drug Administration and have been issued an Emergency Use Authorization (Janssen COVID-19 Vaccine, Moderna COVID-19 Vaccine and Pfizer-BioNTech COVID-19 Vaccine). These data summarize the number of people who have received either their first dose or have completed the series for a COVID-19 vaccine. **A person can only be counted in one category, first dose or series complete.** For persons receiving Moderna or Pfizer vaccines, once they receive their second dose, they are moved from the first dose column to the series completed column. **Because of this, the total first dose category may show a change from report to report not matching the total receiving their first dose from the previous day.** Persons receiving Johnson & Johnson vaccines will always be counted in the series completed column.

COVID-19 doses for vaccinated persons in Florida	
Doses administered	406,670
People receiving one dose of a 1-dose series (Johnson & Johnson) or receiving only one dose of a 2-dose series (Moderna, Pfizer) count once. Persons receiving both doses of a 2-dose series count twice.	

Current status of persons vaccinated for COVID-19 in Florida	
Total people vaccinated	283,969
First dose	147,949
Series completed	136,020
Completed 1-dose series	13,319
Completed 2-dose series	122,701
First dose: current number of people who have only received their first dose of the Moderna or Pfizer vaccine.	
Series complete: current number of people who have received both Moderna or Pfizer vaccine doses or one Johnson & Johnson dose and are considered fully immunized.	

Demographic summary	First dose	Series complete	Total people vaccinated
Age group	147,949	136,020	283,969
16-24 years	4,534	2,559	7,093
25-34 years	9,837	9,380	19,217
35-44 years	13,149	11,190	24,339
45-54 years	17,833	12,419	30,252
55-64 years	35,936	16,993	52,929
65-74 years	40,334	48,231	88,565
75-84 years	19,912	25,830	45,742
85+ years	6,414	9,418	15,832
Race	147,949	136,020	283,969
White	94,953	91,298	186,251
Black	9,485	10,289	19,774
American Indian/Alaskan	488	575	1,063
Other	17,078	20,906	37,984
Unknown	25,945	12,952	38,897
Other race includes Asian, native Hawaiian/Pacific Islander, or other.			
Ethnicity	147,949	136,020	283,969
Hispanic	14,354	15,798	30,152
Non-Hispanic	73,304	84,539	157,843
Unknown	60,291	35,683	95,974
Gender	147,949	136,020	283,969
Female	87,026	81,070	168,096
Male	60,546	54,825	115,371
Unknown	377	125	502



COVID-19: Holmes County vaccine summary

Vaccination data through Mar 22, 2021 as of Mar 23, 2021 at 12:05 AM

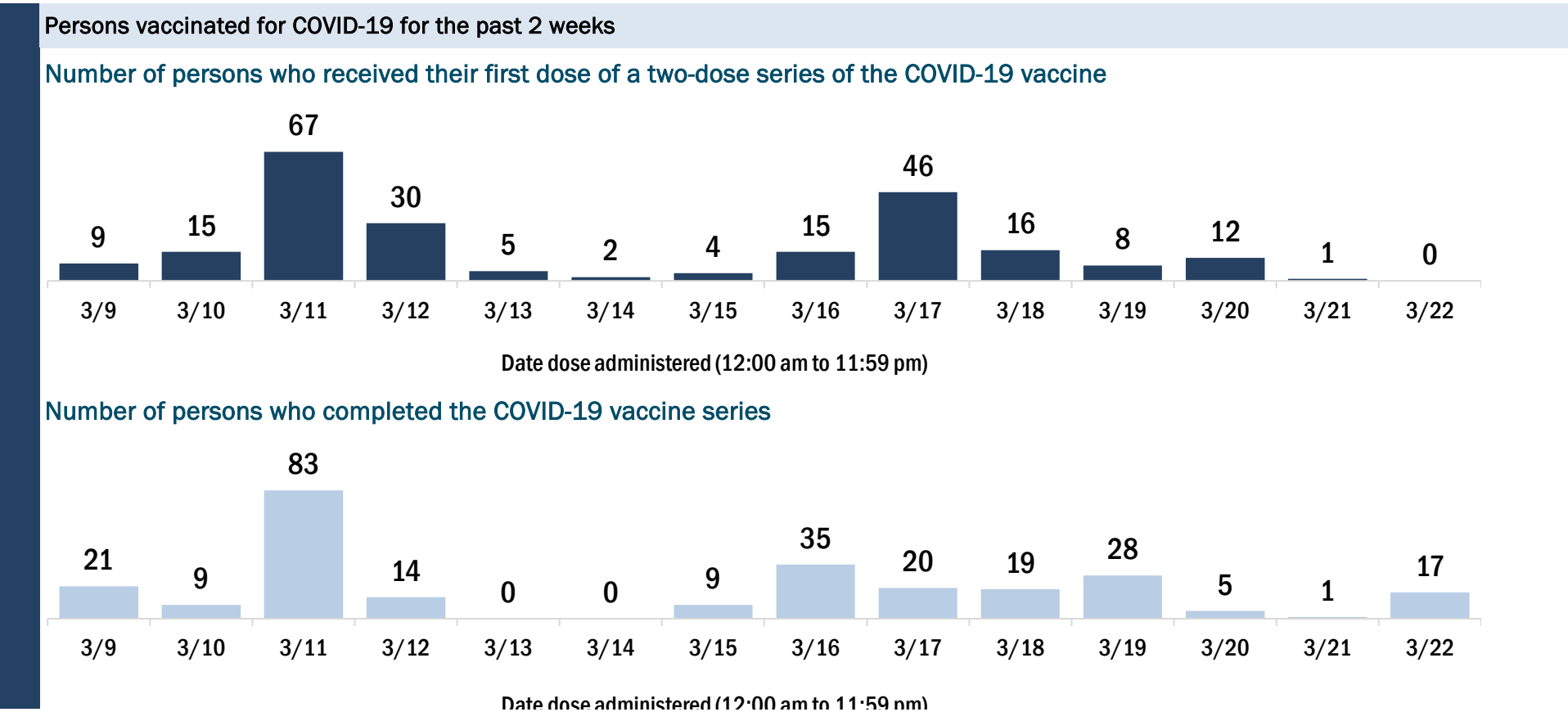
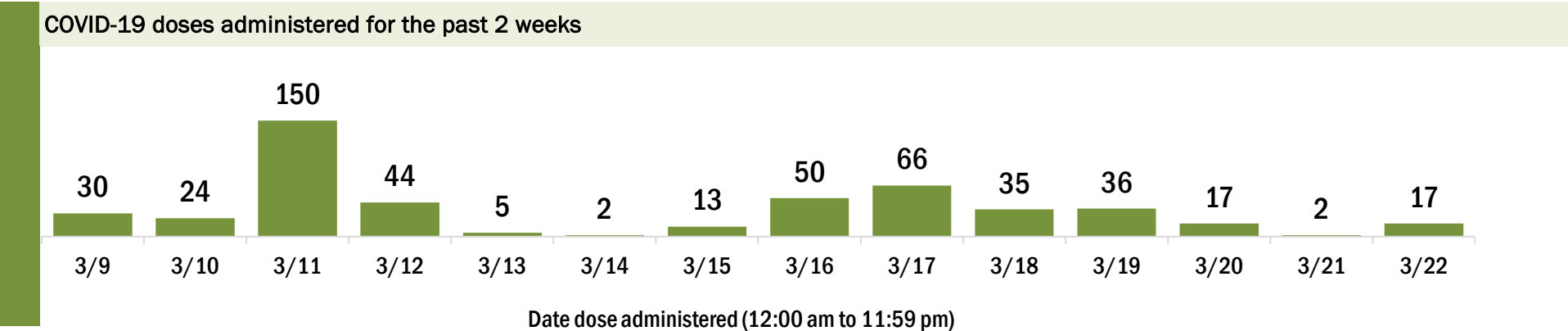
Data in this report are provisional and subject to change.

Data in this summary pertain to COVID-19 vaccines approved by the U.S. Food and Drug Administration and have been issued an Emergency Use Authorization (Janssen COVID-19 Vaccine, Moderna COVID-19 Vaccine and Pfizer-BioNTech COVID-19 Vaccine). These data summarize the number of people who have received either their first dose or have completed the series for a COVID-19 vaccine. **A person can only be counted in one category, first dose or series complete.** For persons receiving Moderna or Pfizer vaccines, once they receive their second dose, they are moved from the first dose column to the series completed column. **Because of this, the total first dose category may show a change from report to report not matching the total receiving their first dose from the previous day.** Persons receiving Johnson & Johnson vaccines will always be counted in the series completed column.

COVID-19 doses for vaccinated persons in Florida	
Doses administered	4,612
People receiving one dose of a 1-dose series (Johnson & Johnson) or receiving only one dose of a 2-dose series (Moderna, Pfizer) count once. Persons receiving both doses of a 2-dose series count twice.	

Current status of persons vaccinated for COVID-19 in Florida	
Total people vaccinated	2,754
First dose	795
Series completed	1,959
Completed 1-dose series	101
Completed 2-dose series	1,858
First dose: current number of people who have only received their first dose of the Moderna or Pfizer vaccine.	
Series complete: current number of people who have received both Moderna or Pfizer vaccine doses or one Johnson & Johnson dose and are considered fully immunized.	

Demographic summary	First dose	Series complete	Total people vaccinated
Age group	795	1,959	2,754
16-24 years	9	12	21
25-34 years	25	40	65
35-44 years	47	63	110
45-54 years	95	107	202
55-64 years	212	196	408
65-74 years	246	809	1,055
75-84 years	133	566	699
85+ years	28	166	194
Race	795	1,959	2,754
White	695	1,664	2,359
Black	23	66	89
American Indian/Alaskan	3	22	25
Other	30	152	182
Unknown	44	55	99
Other race includes Asian, native Hawaiian/Pacific Islander, or other.			
Ethnicity	795	1,959	2,754
Hispanic	7	14	21
Non-Hispanic	634	1,660	2,294
Unknown	154	285	439
Gender	795	1,959	2,754
Female	428	1,063	1,491
Male	366	896	1,262
Unknown	1	0	1



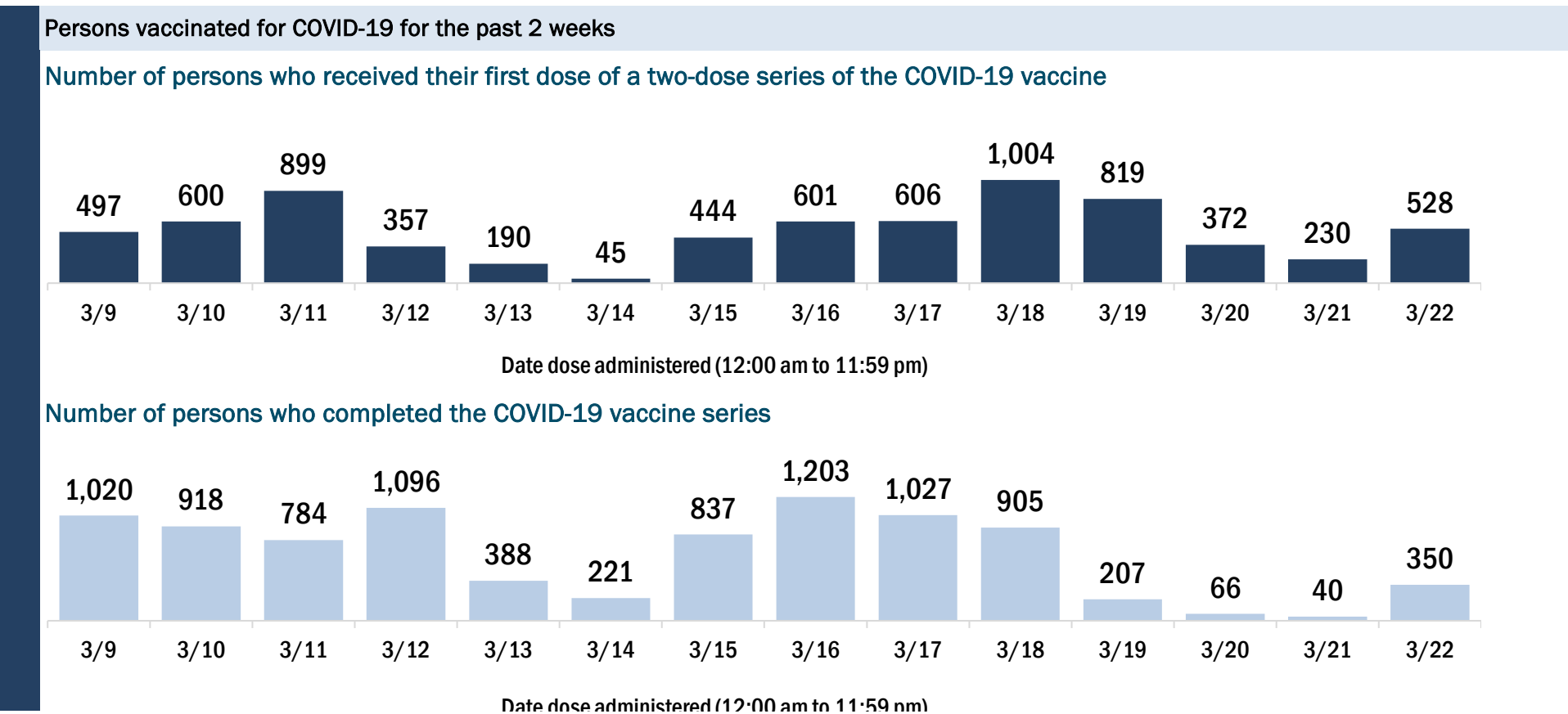
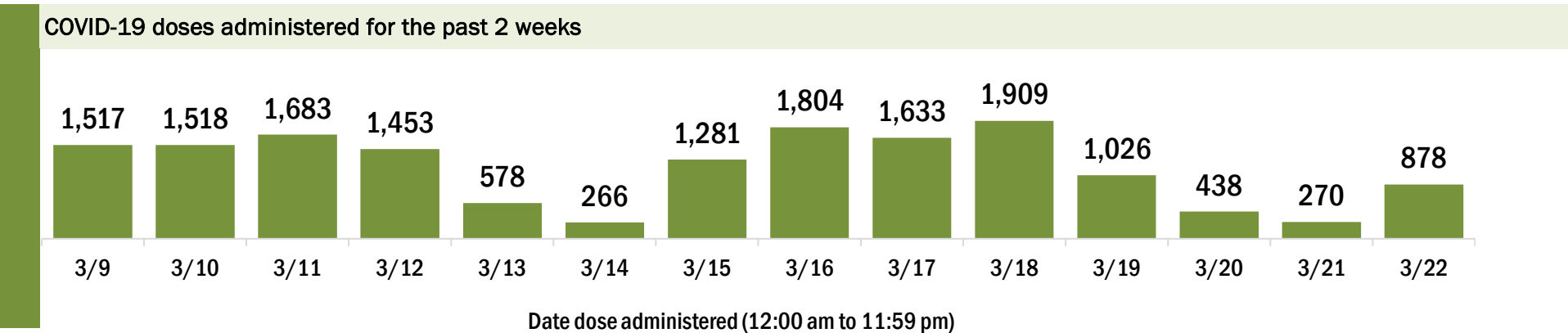
COVID-19: Indian River County vaccine summary

Vaccination data through Mar 22, 2021 as of Mar 23, 2021 at 12:05 AM

Data in this report are provisional and subject to change.

Data in this summary pertain to COVID-19 vaccines approved by the U.S. Food and Drug Administration and have been issued an Emergency Use Authorization (Janssen COVID-19 Vaccine, Moderna COVID-19 Vaccine and Pfizer-BioNTech COVID-19 Vaccine). These data summarize the number of people who have received either their first dose or have completed the series for a COVID-19 vaccine. **A person can only be counted in one category, first dose or series complete.** For persons receiving Moderna or Pfizer vaccines, once they receive their second dose, they are moved from the first dose column to the series completed column. **Because of this, the total first dose category may show a change from report to report not matching the total receiving their first dose from the previous day.** Persons receiving Johnson & Johnson vaccines will always be counted in the series completed column.

COVID-19 doses for vaccinated persons in Florida		Demographic summary			
Doses administered	87,135	First dose	Series complete	Total people vaccinated	
People receiving one dose of a 1-dose series (Johnson & Johnson) or receiving only one dose of a 2-dose series (Moderna, Pfizer) count once. Persons receiving both doses of a 2-dose series count twice.		Age group	19,624	34,036	53,660
		16-24 years	185	176	361
		25-34 years	313	480	793
		35-44 years	478	668	1,146
		45-54 years	926	1,001	1,927
		55-64 years	4,188	1,976	6,164
		65-74 years	6,604	16,084	22,688
		75-84 years	4,986	10,186	15,172
		85+ years	1,944	3,465	5,409
		Race	19,624	34,036	53,660
		White	14,860	24,851	39,711
		Black	791	709	1,500
		American Indian/Alaskan	155	174	329
		Other	1,005	2,579	3,584
		Unknown	2,813	5,723	8,536
		Other race includes Asian, native Hawaiian/Pacific Islander, or other.			
		Ethnicity	19,624	34,036	53,660
		Hispanic	626	633	1,259
		Non-Hispanic	11,619	21,175	32,794
		Unknown	7,379	12,228	19,607
		Gender	19,624	34,036	53,660
		Female	11,095	19,238	30,333
		Male	8,496	14,789	23,285
		Unknown	33	9	42



COVID-19: Jackson County vaccine summary

Vaccination data through Mar 22, 2021 as of Mar 23, 2021 at 12:05 AM

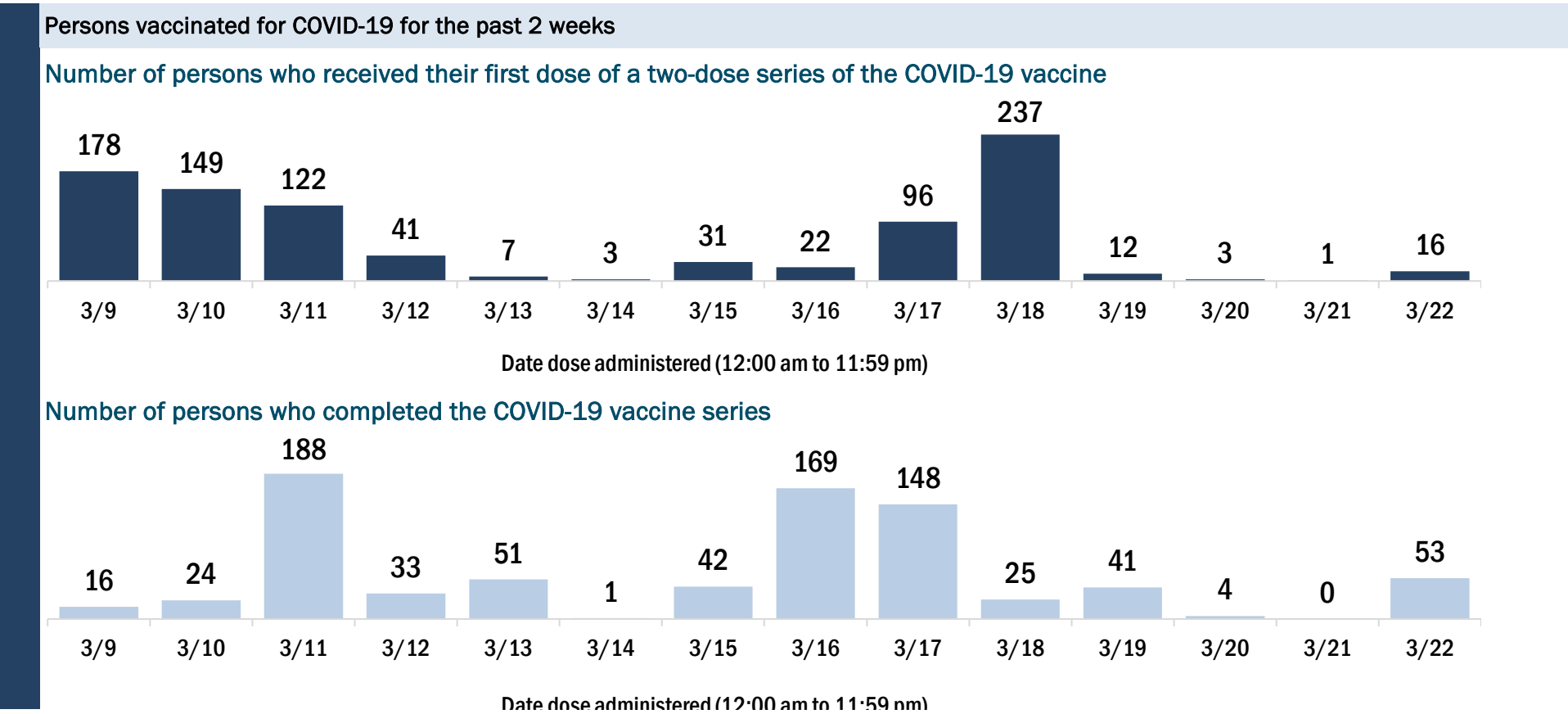
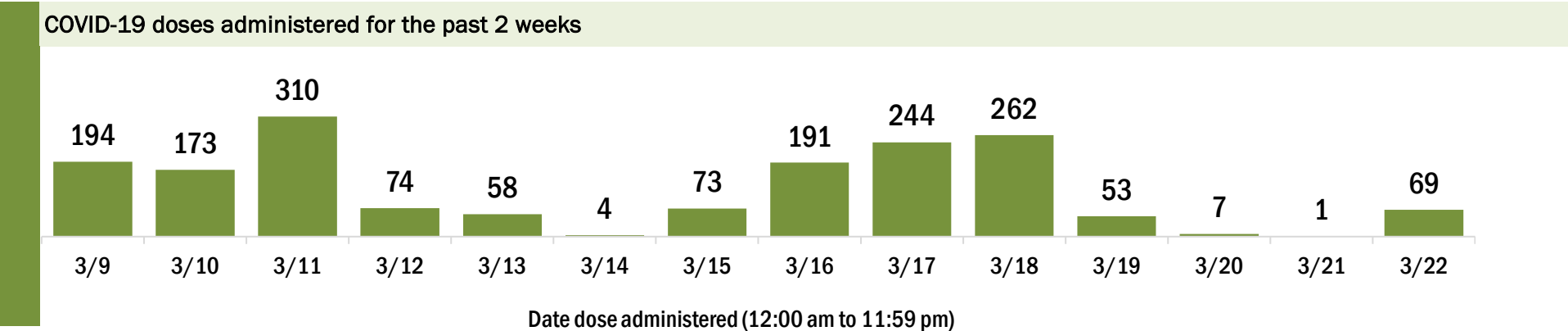
Data in this report are provisional and subject to change.

Data in this summary pertain to COVID-19 vaccines approved by the U.S. Food and Drug Administration and have been issued an Emergency Use Authorization (Janssen COVID-19 Vaccine, Moderna COVID-19 Vaccine and Pfizer-BioNTech COVID-19 Vaccine). These data summarize the number of people who have received either their first dose or have completed the series for a COVID-19 vaccine. **A person can only be counted in one category, first dose or series complete.** For persons receiving Moderna or Pfizer vaccines, once they receive their second dose, they are moved from the first dose column to the series completed column. **Because of this, the total first dose category may show a change from report to report not matching the total receiving their first dose from the previous day.** Persons receiving Johnson & Johnson vaccines will always be counted in the series completed column.

COVID-19 doses for vaccinated persons in Florida	
Doses administered	14,592
People receiving one dose of a 1-dose series (Johnson & Johnson) or receiving only one dose of a 2-dose series (Moderna, Pfizer) count once. Persons receiving both doses of a 2-dose series count twice.	

Current status of persons vaccinated for COVID-19 in Florida	
Total people vaccinated	8,934
First dose	2,965
Series completed	5,969
Completed 1-dose series	311
Completed 2-dose series	5,658
First dose: current number of people who have only received their first dose of the Moderna or Pfizer vaccine.	
Series complete: current number of people who have received both Moderna or Pfizer vaccine doses or one Johnson & Johnson dose and are considered fully immunized.	

Demographic summary	First dose	Series complete	Total people vaccinated
Age group	2,965	5,969	8,934
16-24 years	58	46	104
25-34 years	120	152	272
35-44 years	183	239	422
45-54 years	379	386	765
55-64 years	907	713	1,620
65-74 years	680	2,424	3,104
75-84 years	470	1,503	1,973
85+ years	168	506	674
Race	2,965	5,969	8,934
White	1,892	4,222	6,114
Black	654	1,028	1,682
American Indian/Alaskan	20	26	46
Other	127	272	399
Unknown	272	421	693
Other race includes Asian, native Hawaiian/Pacific Islander, or other.			
Ethnicity	2,965	5,969	8,934
Hispanic	62	49	111
Non-Hispanic	2,140	4,014	6,154
Unknown	763	1,906	2,669
Gender	2,965	5,969	8,934
Female	1,714	3,401	5,115
Male	1,249	2,568	3,817
Unknown	2	0	2



COVID-19: Jefferson County vaccine summary

Vaccination data through Mar 22, 2021 as of Mar 23, 2021 at 12:05 AM

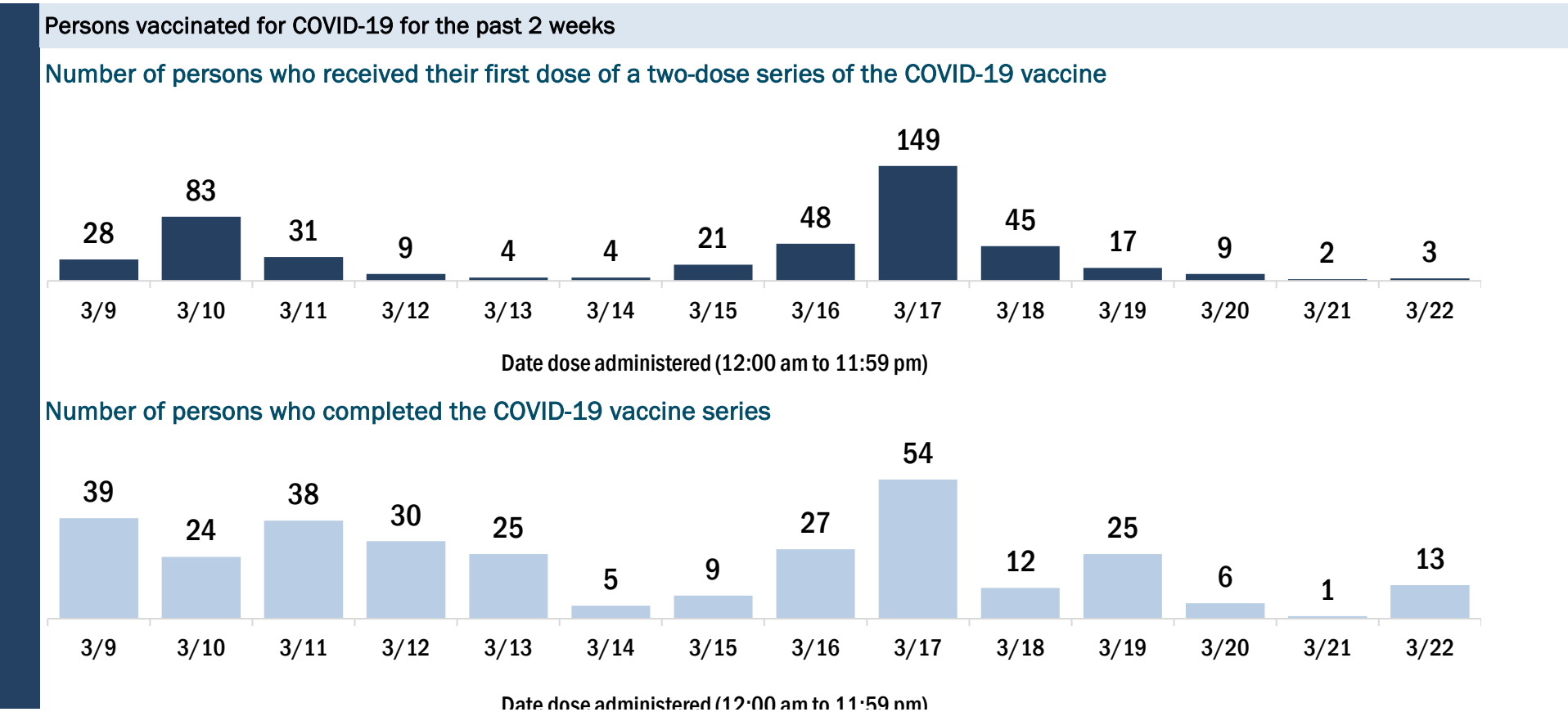
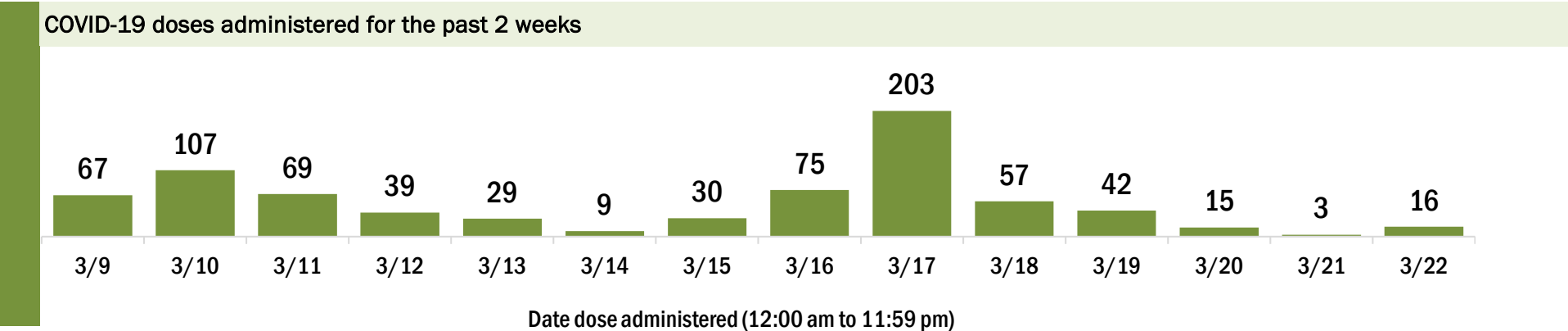
Data in this report are provisional and subject to change.

Data in this summary pertain to COVID-19 vaccines approved by the U.S. Food and Drug Administration and have been issued an Emergency Use Authorization (Janssen COVID-19 Vaccine, Moderna COVID-19 Vaccine and Pfizer-BioNTech COVID-19 Vaccine). These data summarize the number of people who have received either their first dose or have completed the series for a COVID-19 vaccine. **A person can only be counted in one category, first dose or series complete.** For persons receiving Moderna or Pfizer vaccines, once they receive their second dose, they are moved from the first dose column to the series completed column. **Because of this, the total first dose category may show a change from report to report not matching the total receiving their first dose from the previous day.** Persons receiving Johnson & Johnson vaccines will always be counted in the series completed column.

COVID-19 doses for vaccinated persons in Florida	
Doses administered	5,529
People receiving one dose of a 1-dose series (Johnson & Johnson) or receiving only one dose of a 2-dose series (Moderna, Pfizer) count once. Persons receiving both doses of a 2-dose series count twice.	

Current status of persons vaccinated for COVID-19 in Florida	
Total people vaccinated	3,274
First dose	984
Series completed	2,290
Completed 1-dose series	35
Completed 2-dose series	2,255
First dose: current number of people who have only received their first dose of the Moderna or Pfizer vaccine.	
Series complete: current number of people who have received both Moderna or Pfizer vaccine doses or one Johnson & Johnson dose and are considered fully immunized.	

Demographic summary	First dose	Series complete	Total people vaccinated
Age group	984	2,290	3,274
16-24 years	24	8	32
25-34 years	29	38	67
35-44 years	68	58	126
45-54 years	125	119	244
55-64 years	392	238	630
65-74 years	210	1,107	1,317
75-84 years	105	563	668
85+ years	31	159	190
Race	984	2,290	3,274
White	461	1,247	1,708
Black	286	394	680
American Indian/Alaskan	3	4	7
Other	121	415	536
Unknown	113	230	343
Other race includes Asian, native Hawaiian/Pacific Islander, or other.			
Ethnicity	984	2,290	3,274
Hispanic	11	21	32
Non-Hispanic	577	1,116	1,693
Unknown	396	1,153	1,549
Gender	984	2,290	3,274
Female	583	1,343	1,926
Male	401	947	1,348
Unknown	0	0	0



COVID-19: Lafayette County vaccine summary

Vaccination data through Mar 22, 2021 as of Mar 23, 2021 at 12:05 AM

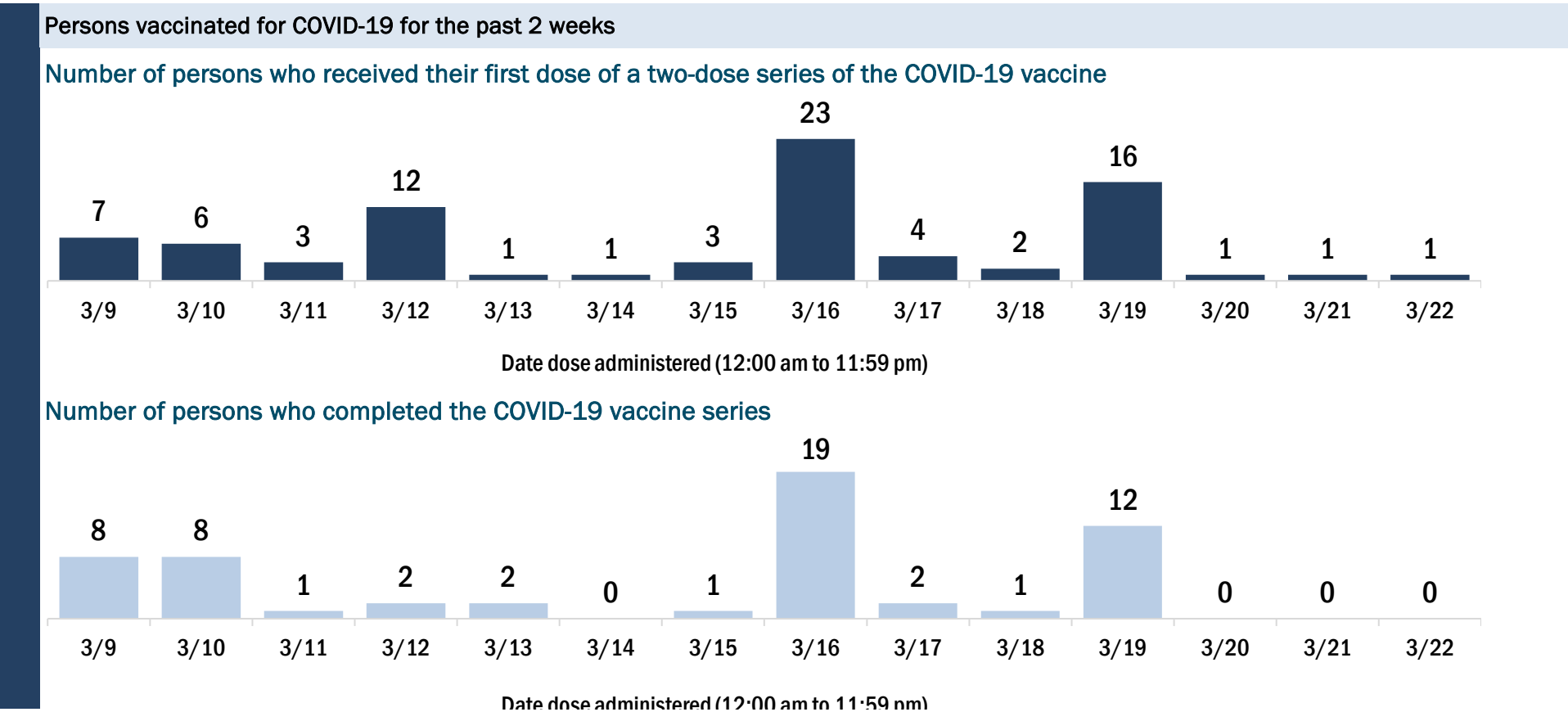
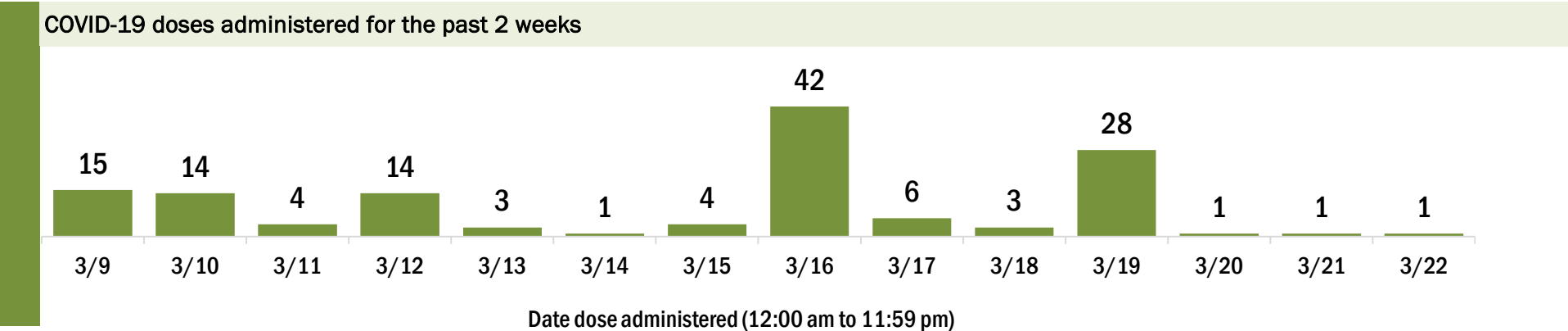
Data in this report are provisional and subject to change.

Data in this summary pertain to COVID-19 vaccines approved by the U.S. Food and Drug Administration and have been issued an Emergency Use Authorization (Janssen COVID-19 Vaccine, Moderna COVID-19 Vaccine and Pfizer-BioNTech COVID-19 Vaccine). These data summarize the number of people who have received either their first dose or have completed the series for a COVID-19 vaccine. **A person can only be counted in one category, first dose or series complete.** For persons receiving Moderna or Pfizer vaccines, once they receive their second dose, they are moved from the first dose column to the series completed column. **Because of this, the total first dose category may show a change from report to report not matching the total receiving their first dose from the previous day.** Persons receiving Johnson & Johnson vaccines will always be counted in the series completed column.

COVID-19 doses for vaccinated persons in Florida	
Doses administered	2,577
People receiving one dose of a 1-dose series (Johnson & Johnson) or receiving only one dose of a 2-dose series (Moderna, Pfizer) count once. Persons receiving both doses of a 2-dose series count twice.	

Current status of persons vaccinated for COVID-19 in Florida	
Total people vaccinated	1,481
First dose	383
Series completed	1,098
Completed 1-dose series	2
Completed 2-dose series	1,096
First dose: current number of people who have only received their first dose of the Moderna or Pfizer vaccine.	
Series complete: current number of people who have received both Moderna or Pfizer vaccine doses or one Johnson & Johnson dose and are considered fully immunized.	

Demographic summary	First dose	Series complete	Total people vaccinated
Age group	383	1,098	1,481
16-24 years	2	3	5
25-34 years	2	7	9
35-44 years	10	18	28
45-54 years	33	34	67
55-64 years	87	63	150
65-74 years	147	549	696
75-84 years	72	327	399
85+ years	30	97	127
Race	383	1,098	1,481
White	293	938	1,231
Black	15	27	42
American Indian/Alaskan	4	1	5
Other	13	64	77
Unknown	58	68	126
Other race includes Asian, native Hawaiian/Pacific Islander, or other.			
Ethnicity	383	1,098	1,481
Hispanic	14	16	30
Non-Hispanic	252	891	1,143
Unknown	117	191	308
Gender	383	1,098	1,481
Female	212	568	780
Male	170	530	700
Unknown	1	0	1



COVID-19: Lake County vaccine summary

Vaccination data through Mar 22, 2021 as of Mar 23, 2021 at 12:05 AM

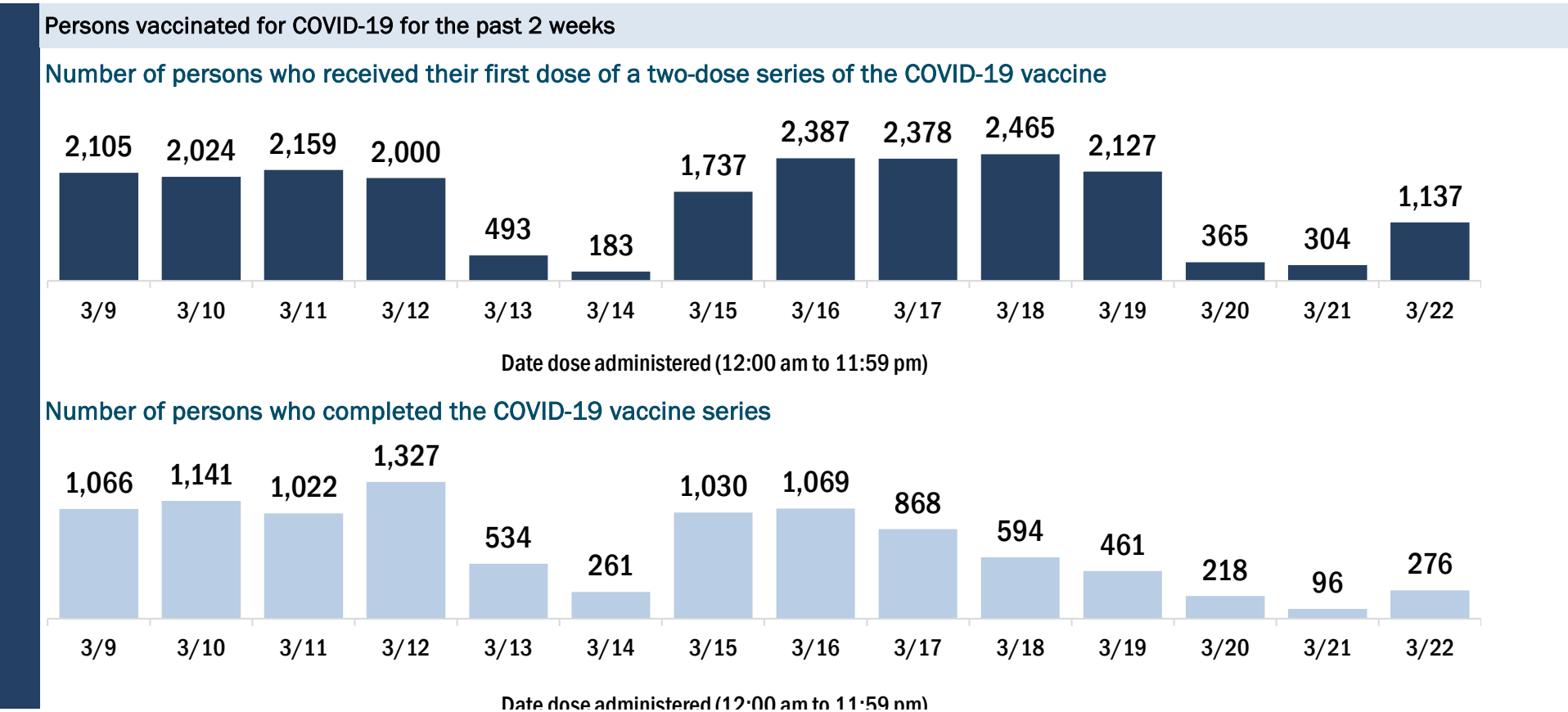
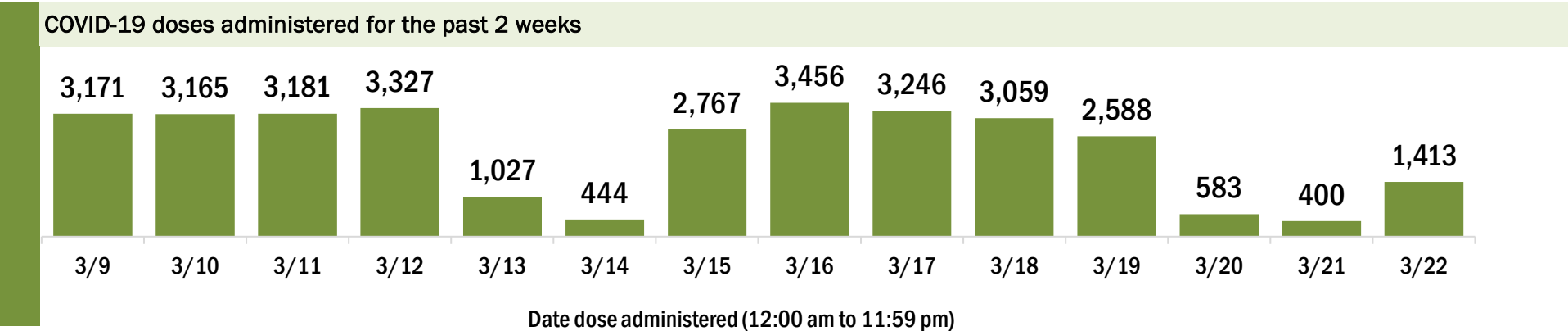
Data in this report are provisional and subject to change.

Data in this summary pertain to COVID-19 vaccines approved by the U.S. Food and Drug Administration and have been issued an Emergency Use Authorization (Janssen COVID-19 Vaccine, Moderna COVID-19 Vaccine and Pfizer-BioNTech COVID-19 Vaccine). These data summarize the number of people who have received either their first dose or have completed the series for a COVID-19 vaccine. **A person can only be counted in one category, first dose or series complete.** For persons receiving Moderna or Pfizer vaccines, once they receive their second dose, they are moved from the first dose column to the series completed column. **Because of this, the total first dose category may show a change from report to report not matching the total receiving their first dose from the previous day.** Persons receiving Johnson & Johnson vaccines will always be counted in the series completed column.

COVID-19 doses for vaccinated persons in Florida	
Doses administered	162,870
People receiving one dose of a 1-dose series (Johnson & Johnson) or receiving only one dose of a 2-dose series (Moderna, Pfizer) count once. Persons receiving both doses of a 2-dose series count twice.	

Current status of persons vaccinated for COVID-19 in Florida	
Total people vaccinated	104,509
First dose	44,141
Series completed	60,368
Completed 1-dose series	2,007
Completed 2-dose series	58,361
First dose: current number of people who have only received their first dose of the Moderna or Pfizer vaccine.	
Series complete: current number of people who have received both Moderna or Pfizer vaccine doses or one Johnson & Johnson dose and are considered fully immunized.	

Demographic summary	First dose	Series complete	Total people vaccinated
Age group	44,141	60,368	104,509
16-24 years	599	374	973
25-34 years	1,536	1,159	2,695
35-44 years	2,162	1,779	3,941
45-54 years	3,298	2,314	5,612
55-64 years	9,877	3,766	13,643
65-74 years	13,745	26,783	40,528
75-84 years	9,650	18,846	28,496
85+ years	3,274	5,347	8,621
Race	44,141	60,368	104,509
White	29,287	47,123	76,410
Black	1,997	2,453	4,450
American Indian/Alaskan	179	357	536
Other	3,505	5,447	8,952
Unknown	9,173	4,988	14,161
Other race includes Asian, native Hawaiian/Pacific Islander, or other.			
Ethnicity	44,141	60,368	104,509
Hispanic	1,846	2,390	4,236
Non-Hispanic	18,150	33,437	51,587
Unknown	24,145	24,541	48,686
Gender	44,141	60,368	104,509
Female	25,540	34,343	59,883
Male	18,454	25,991	44,445
Unknown	147	34	181



COVID-19: Lee County vaccine summary

Vaccination data through Mar 22, 2021 as of Mar 23, 2021 at 12:05 AM

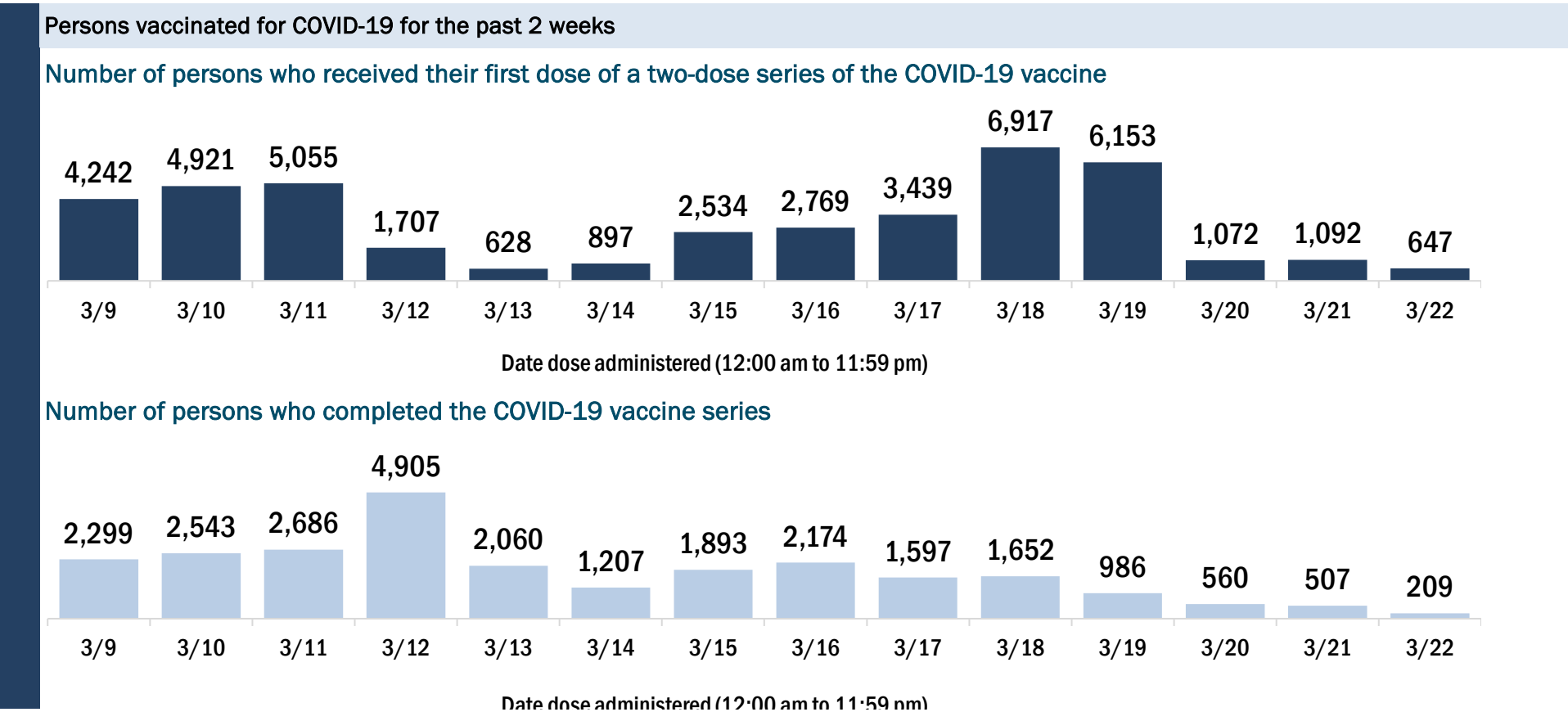
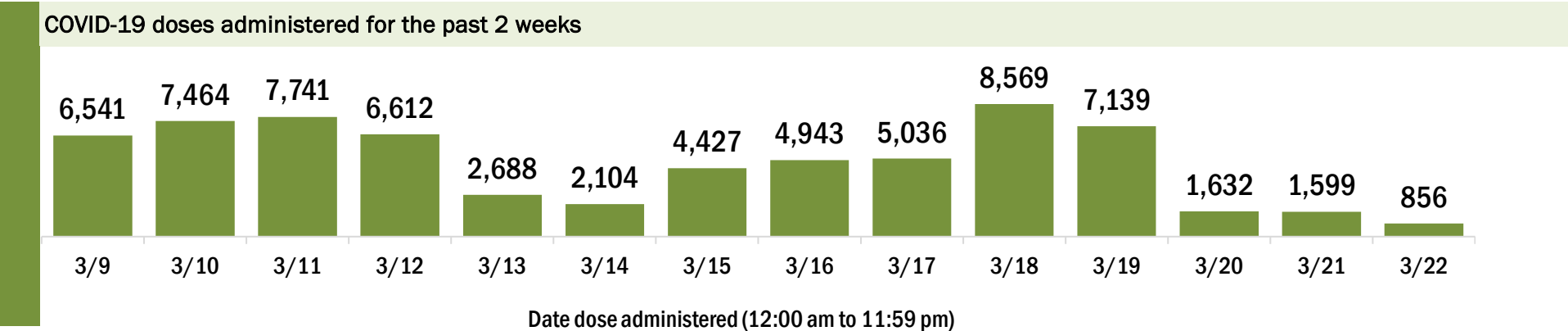
Data in this report are provisional and subject to change.

Data in this summary pertain to COVID-19 vaccines approved by the U.S. Food and Drug Administration and have been issued an Emergency Use Authorization (Janssen COVID-19 Vaccine, Moderna COVID-19 Vaccine and Pfizer-BioNTech COVID-19 Vaccine). These data summarize the number of people who have received either their first dose or have completed the series for a COVID-19 vaccine. **A person can only be counted in one category, first dose or series complete.** For persons receiving Moderna or Pfizer vaccines, once they receive their second dose, they are moved from the first dose column to the series completed column. **Because of this, the total first dose category may show a change from report to report not matching the total receiving their first dose from the previous day.** Persons receiving Johnson & Johnson vaccines will always be counted in the series completed column.

COVID-19 doses for vaccinated persons in Florida	
Doses administered	289,149
People receiving one dose of a 1-dose series (Johnson & Johnson) or receiving only one dose of a 2-dose series (Moderna, Pfizer) count once. Persons receiving both doses of a 2-dose series count twice.	

Current status of persons vaccinated for COVID-19 in Florida	
Total people vaccinated	190,116
First dose	86,764
Series completed	103,352
Completed 1-dose series	4,319
Completed 2-dose series	99,033
First dose: current number of people who have only received their first dose of the Moderna or Pfizer vaccine.	
Series complete: current number of people who have received both Moderna or Pfizer vaccine doses or one Johnson & Johnson dose and are considered fully immunized.	

Demographic summary	First dose	Series complete	Total people vaccinated
Age group	86,764	103,352	190,116
16-24 years	742	652	1,394
25-34 years	1,692	2,303	3,995
35-44 years	2,454	3,077	5,531
45-54 years	3,880	4,476	8,356
55-64 years	13,689	8,473	22,162
65-74 years	34,825	48,747	83,572
75-84 years	23,256	27,876	51,132
85+ years	6,226	7,748	13,974
Race	86,764	103,352	190,116
White	65,026	69,020	134,046
Black	2,017	1,805	3,822
American Indian/Alaskan	405	206	611
Other	4,384	7,474	11,858
Unknown	14,932	24,847	39,779
Other race includes Asian, native Hawaiian/Pacific Islander, or other.			
Ethnicity	86,764	103,352	190,116
Hispanic	4,286	3,707	7,993
Non-Hispanic	52,476	53,215	105,691
Unknown	30,002	46,430	76,432
Gender	86,764	103,352	190,116
Female	49,225	57,756	106,981
Male	37,365	45,342	82,707
Unknown	174	254	428



COVID-19: Leon County vaccine summary

Vaccination data through Mar 22, 2021 as of Mar 23, 2021 at 12:05 AM

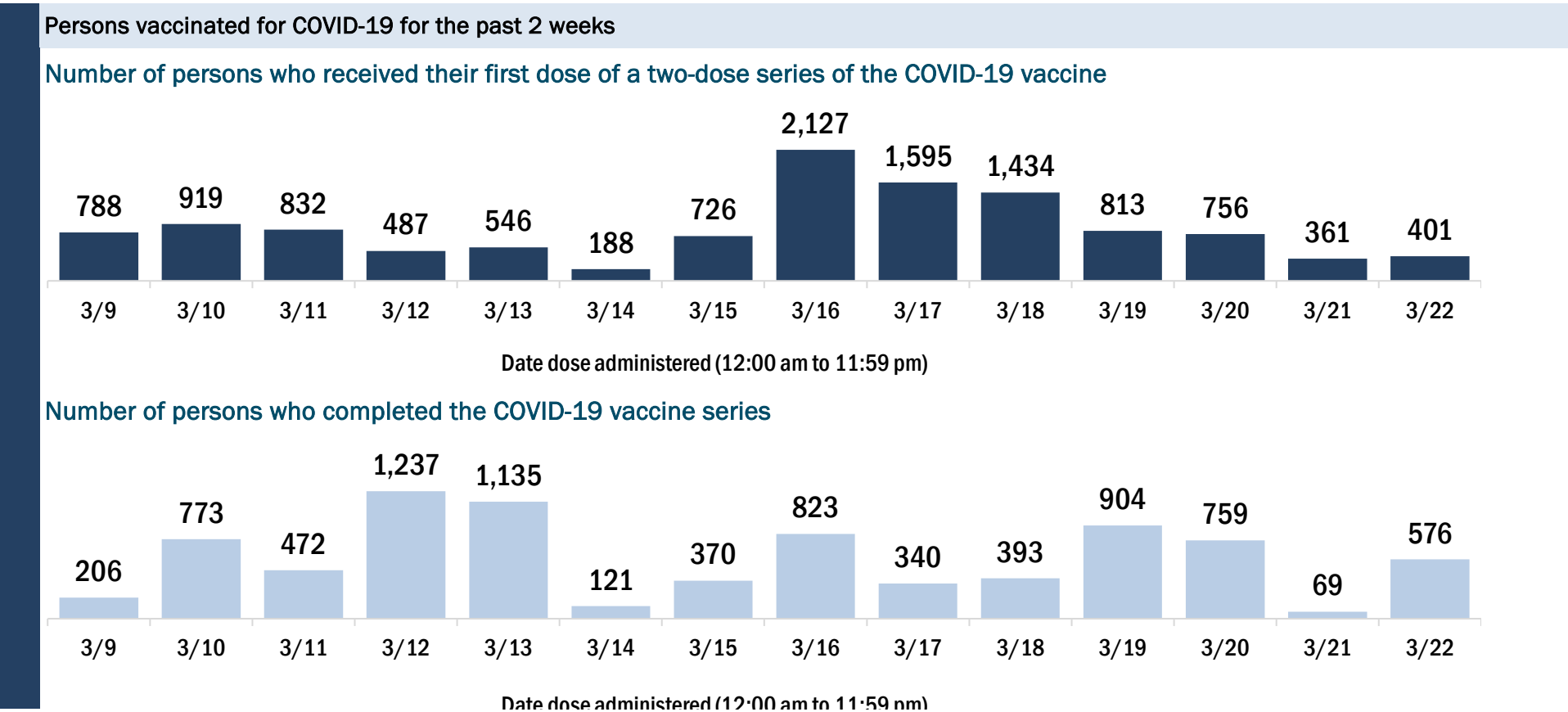
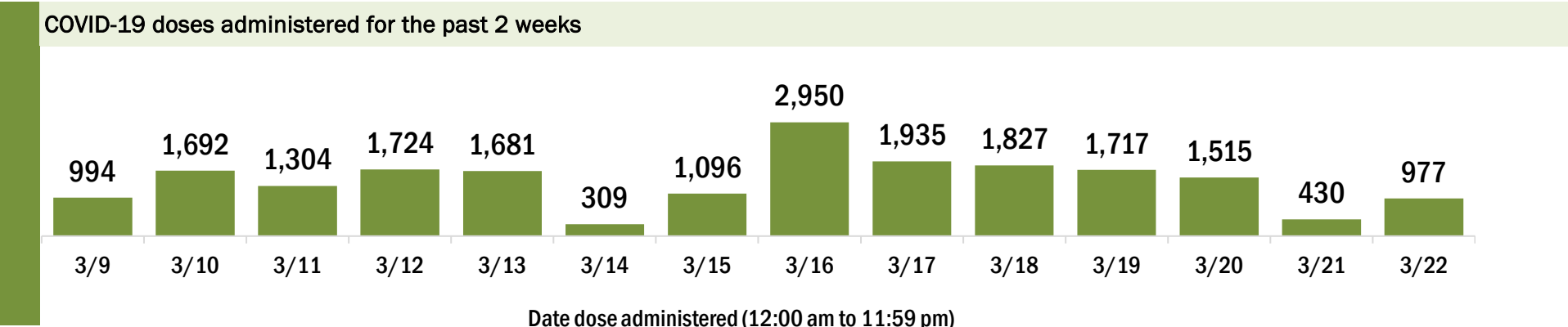
Data in this report are provisional and subject to change.

Data in this summary pertain to COVID-19 vaccines approved by the U.S. Food and Drug Administration and have been issued an Emergency Use Authorization (Janssen COVID-19 Vaccine, Moderna COVID-19 Vaccine and Pfizer-BioNTech COVID-19 Vaccine). These data summarize the number of people who have received either their first dose or have completed the series for a COVID-19 vaccine. **A person can only be counted in one category, first dose or series complete.** For persons receiving Moderna or Pfizer vaccines, once they receive their second dose, they are moved from the first dose column to the series completed column. **Because of this, the total first dose category may show a change from report to report not matching the total receiving their first dose from the previous day.** Persons receiving Johnson & Johnson vaccines will always be counted in the series completed column.

COVID-19 doses for vaccinated persons in Florida	
Doses administered	106,694
People receiving one dose of a 1-dose series (Johnson & Johnson) or receiving only one dose of a 2-dose series (Moderna, Pfizer) count once. Persons receiving both doses of a 2-dose series count twice.	

Current status of persons vaccinated for COVID-19 in Florida	
Total people vaccinated	66,266
First dose	24,580
Series completed	41,686
Completed 1-dose series	1,258
Completed 2-dose series	40,428
First dose: current number of people who have only received their first dose of the Moderna or Pfizer vaccine.	
Series complete: current number of people who have received both Moderna or Pfizer vaccine doses or one Johnson & Johnson dose and are considered fully immunized.	

Demographic summary	First dose	Series complete	Total people vaccinated
Age group	24,580	41,686	66,266
16-24 years	1,897	1,005	2,902
25-34 years	2,942	2,082	5,024
35-44 years	3,277	2,554	5,831
45-54 years	3,851	3,081	6,932
55-64 years	7,522	5,720	13,242
65-74 years	3,153	16,819	19,972
75-84 years	1,338	7,831	9,169
85+ years	600	2,594	3,194
Race	24,580	41,686	66,266
White	14,118	24,783	38,901
Black	3,857	5,246	9,103
American Indian/Alaskan	71	124	195
Other	3,230	8,514	11,744
Unknown	3,304	3,019	6,323
Other race includes Asian, native Hawaiian/Pacific Islander, or other.			
Ethnicity	24,580	41,686	66,266
Hispanic	1,165	1,315	2,480
Non-Hispanic	16,274	29,567	45,841
Unknown	7,141	10,804	17,945
Gender	24,580	41,686	66,266
Female	14,603	24,799	39,402
Male	9,966	16,870	26,836
Unknown	11	17	28



COVID-19: Levy County vaccine summary

Vaccination data through Mar 22, 2021 as of Mar 23, 2021 at 12:05 AM

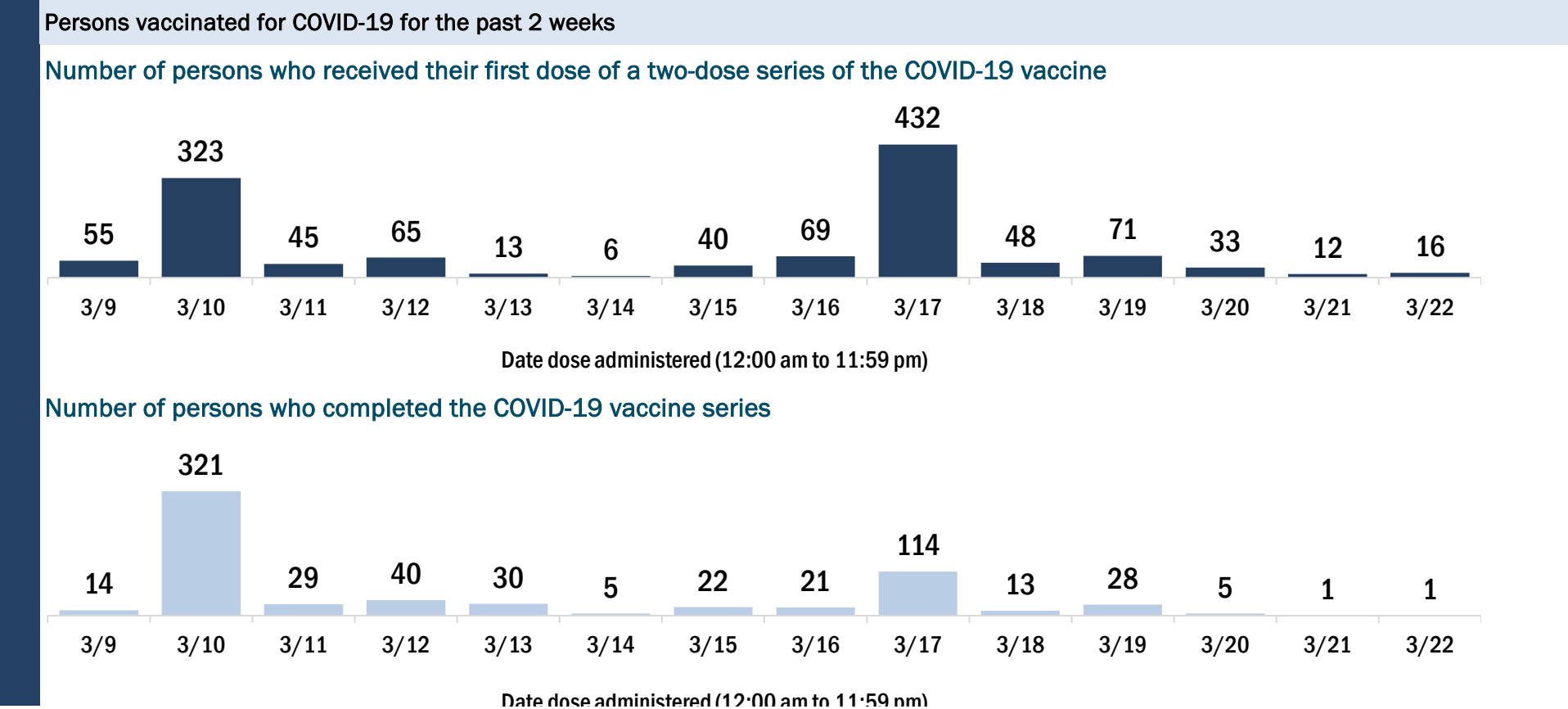
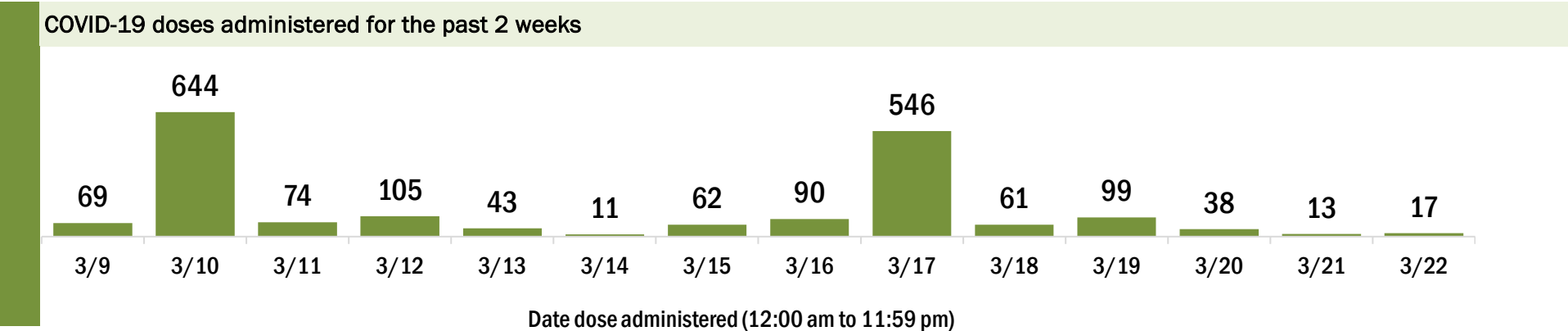
Data in this report are provisional and subject to change.

Data in this summary pertain to COVID-19 vaccines approved by the U.S. Food and Drug Administration and have been issued an Emergency Use Authorization (Janssen COVID-19 Vaccine, Moderna COVID-19 Vaccine and Pfizer-BioNTech COVID-19 Vaccine). These data summarize the number of people who have received either their first dose or have completed the series for a COVID-19 vaccine. **A person can only be counted in one category, first dose or series complete.** For persons receiving Moderna or Pfizer vaccines, once they receive their second dose, they are moved from the first dose column to the series completed column. **Because of this, the total first dose category may show a change from report to report not matching the total receiving their first dose from the previous day.** Persons receiving Johnson & Johnson vaccines will always be counted in the series completed column.

COVID-19 doses for vaccinated persons in Florida	
Doses administered	10,855
People receiving one dose of a 1-dose series (Johnson & Johnson) or receiving only one dose of a 2-dose series (Moderna, Pfizer) count once. Persons receiving both doses of a 2-dose series count twice.	

Current status of persons vaccinated for COVID-19 in Florida	
Total people vaccinated	6,748
First dose	2,587
Series completed	4,161
Completed 1-dose series	54
Completed 2-dose series	4,107
First dose: current number of people who have only received their first dose of the Moderna or Pfizer vaccine.	
Series complete: current number of people who have received both Moderna or Pfizer vaccine doses or one Johnson & Johnson dose and are considered fully immunized.	

Demographic summary	First dose	Series complete	Total people vaccinated
Age group	2,587	4,161	6,748
16-24 years	26	35	61
25-34 years	62	111	173
35-44 years	69	118	187
45-54 years	129	183	312
55-64 years	607	329	936
65-74 years	1,009	2,031	3,040
75-84 years	534	1,091	1,625
85+ years	151	263	414
Race	2,587	4,161	6,748
White	1,914	3,310	5,224
Black	185	204	389
American Indian/Alaskan	27	21	48
Other	159	237	396
Unknown	302	389	691
Other race includes Asian, native Hawaiian/Pacific Islander, or other.			
Ethnicity	2,587	4,161	6,748
Hispanic	87	87	174
Non-Hispanic	1,517	3,040	4,557
Unknown	983	1,034	2,017
Gender	2,587	4,161	6,748
Female	1,532	2,362	3,894
Male	1,054	1,799	2,853
Unknown	1	0	1



COVID-19: Liberty County vaccine summary

Vaccination data through Mar 22, 2021 as of Mar 23, 2021 at 12:05 AM

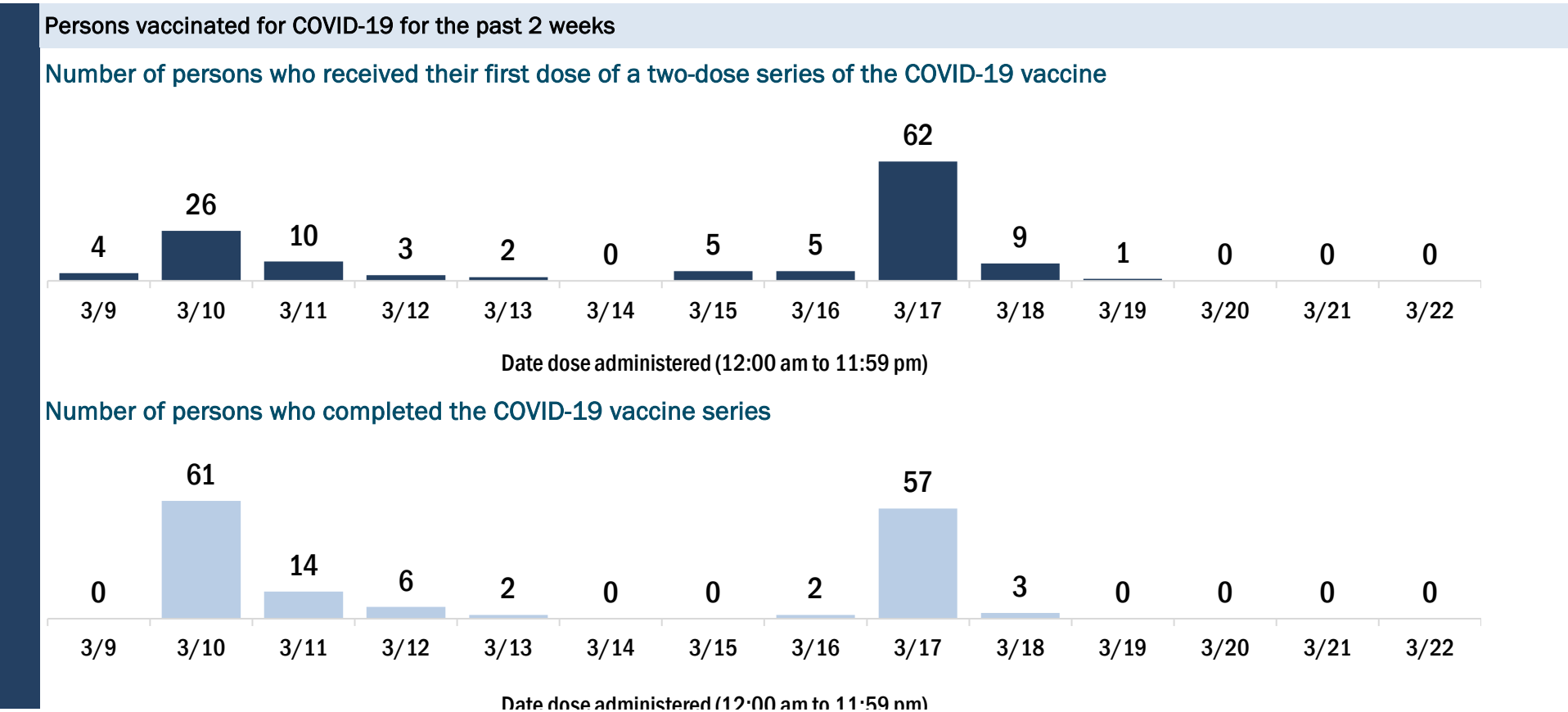
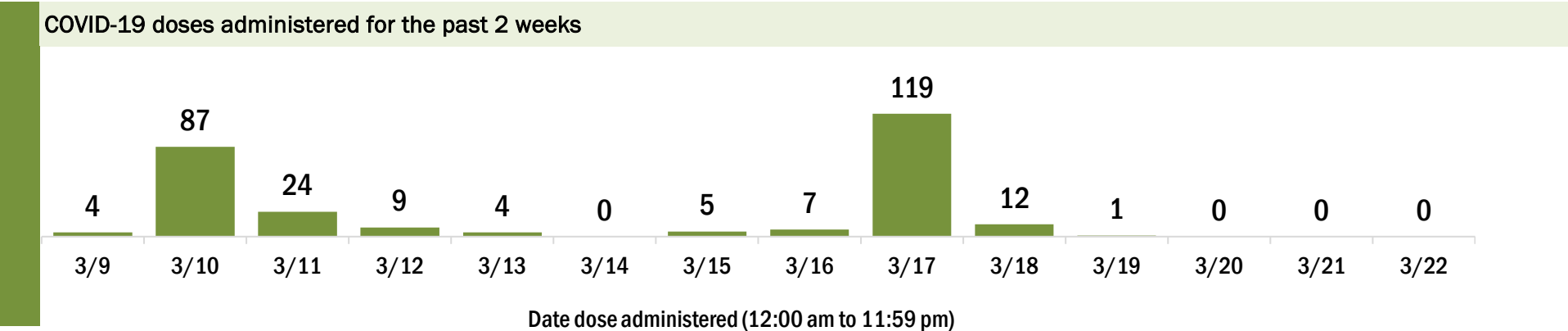
Data in this report are provisional and subject to change.

Data in this summary pertain to COVID-19 vaccines approved by the U.S. Food and Drug Administration and have been issued an Emergency Use Authorization (Janssen COVID-19 Vaccine, Moderna COVID-19 Vaccine and Pfizer-BioNTech COVID-19 Vaccine). These data summarize the number of people who have received either their first dose or have completed the series for a COVID-19 vaccine. **A person can only be counted in one category, first dose or series complete.** For persons receiving Moderna or Pfizer vaccines, once they receive their second dose, they are moved from the first dose column to the series completed column. **Because of this, the total first dose category may show a change from report to report not matching the total receiving their first dose from the previous day.** Persons receiving Johnson & Johnson vaccines will always be counted in the series completed column.

COVID-19 doses for vaccinated persons in Florida	
Doses administered	2,103
People receiving one dose of a 1-dose series (Johnson & Johnson) or receiving only one dose of a 2-dose series (Moderna, Pfizer) count once. Persons receiving both doses of a 2-dose series count twice.	

Current status of persons vaccinated for COVID-19 in Florida	
Total people vaccinated	1,203
First dose	292
Series completed	911
Completed 1-dose series	11
Completed 2-dose series	900
First dose: current number of people who have only received their first dose of the Moderna or Pfizer vaccine.	
Series complete: current number of people who have received both Moderna or Pfizer vaccine doses or one Johnson & Johnson dose and are considered fully immunized.	

Demographic summary	First dose	Series complete	Total people vaccinated
Age group	292	911	1,203
16-24 years	10	8	18
25-34 years	17	20	37
35-44 years	27	42	69
45-54 years	41	41	82
55-64 years	87	182	269
65-74 years	68	363	431
75-84 years	34	201	235
85+ years	8	54	62
Race	292	911	1,203
White	201	664	865
Black	41	63	104
American Indian/Alaskan	1	7	8
Other	17	91	108
Unknown	32	86	118
Other race includes Asian, native Hawaiian/Pacific Islander, or other.			
Ethnicity	292	911	1,203
Hispanic	2	10	12
Non-Hispanic	138	483	621
Unknown	152	418	570
Gender	292	911	1,203
Female	164	485	649
Male	128	426	554
Unknown	0	0	0



COVID-19: Madison County vaccine summary

Vaccination data through Mar 22, 2021 as of Mar 23, 2021 at 12:05 AM

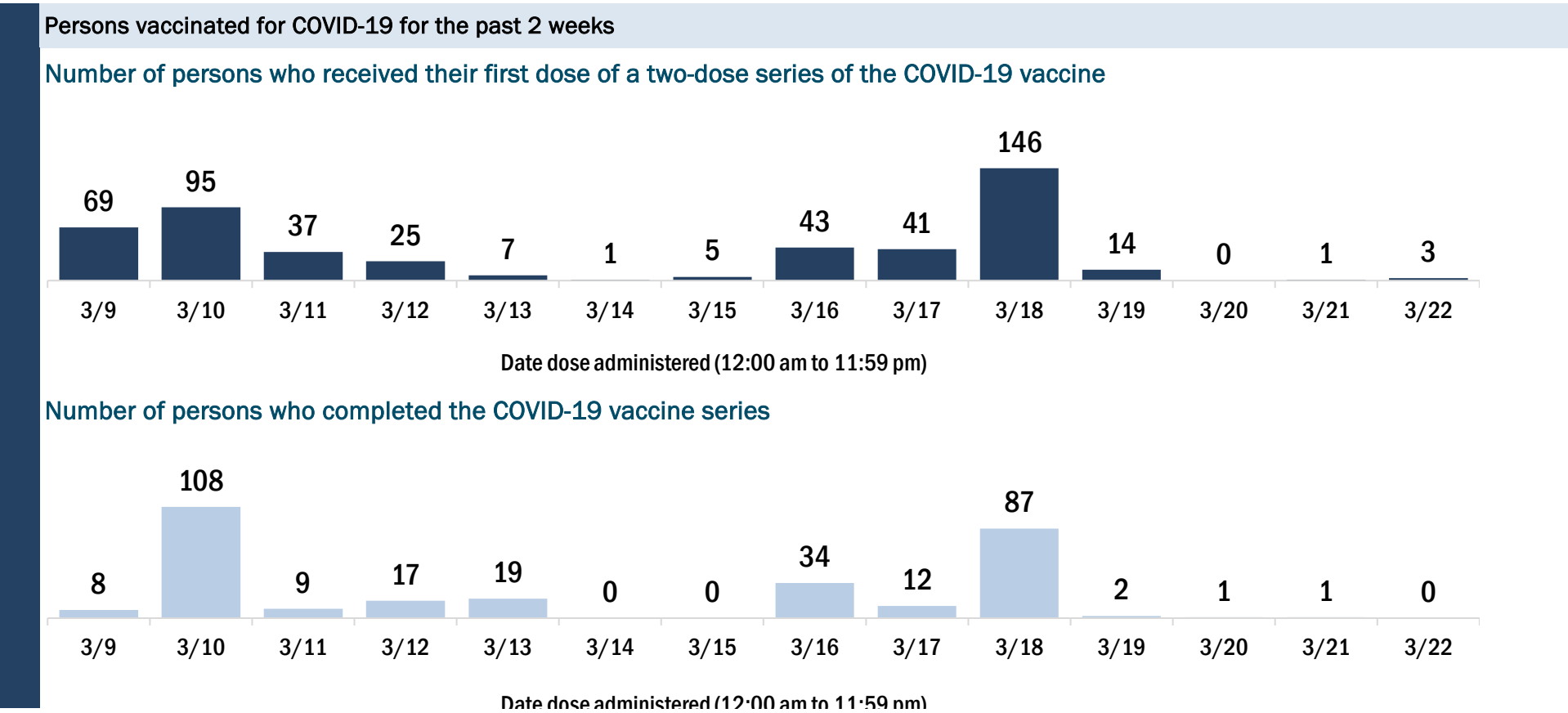
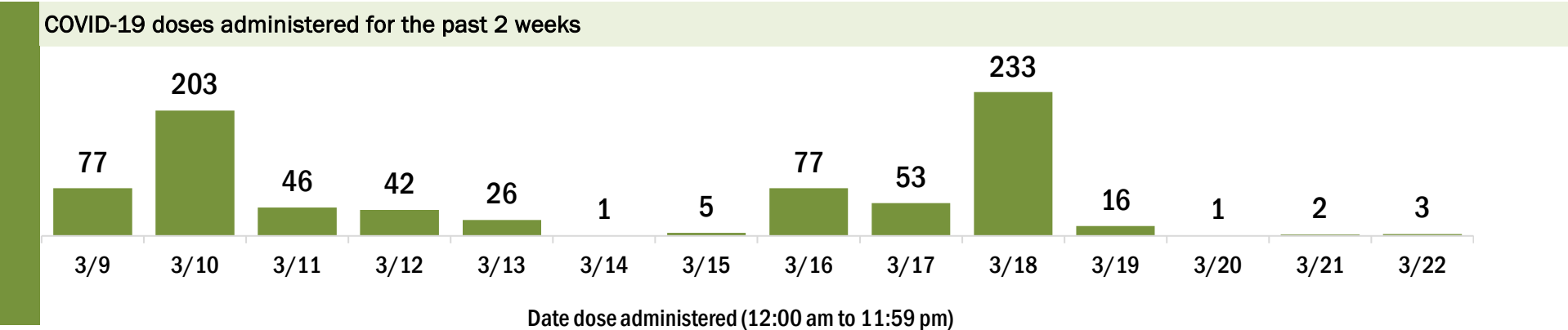
Data in this report are provisional and subject to change.

Data in this summary pertain to COVID-19 vaccines approved by the U.S. Food and Drug Administration and have been issued an Emergency Use Authorization (Janssen COVID-19 Vaccine, Moderna COVID-19 Vaccine and Pfizer-BioNTech COVID-19 Vaccine). These data summarize the number of people who have received either their first dose or have completed the series for a COVID-19 vaccine. **A person can only be counted in one category, first dose or series complete.** For persons receiving Moderna or Pfizer vaccines, once they receive their second dose, they are moved from the first dose column to the series completed column. **Because of this, the total first dose category may show a change from report to report not matching the total receiving their first dose from the previous day.** Persons receiving Johnson & Johnson vaccines will always be counted in the series completed column.

COVID-19 doses for vaccinated persons in Florida	
Doses administered	6,022
People receiving one dose of a 1-dose series (Johnson & Johnson) or receiving only one dose of a 2-dose series (Moderna, Pfizer) count once. Persons receiving both doses of a 2-dose series count twice.	

Current status of persons vaccinated for COVID-19 in Florida	
Total people vaccinated	3,624
First dose	1,204
Series completed	2,420
Completed 1-dose series	22
Completed 2-dose series	2,398
First dose: current number of people who have only received their first dose of the Moderna or Pfizer vaccine.	
Series complete: current number of people who have received both Moderna or Pfizer vaccine doses or one Johnson & Johnson dose and are considered fully immunized.	

Demographic summary	First dose	Series complete	Total people vaccinated
Age group	1,204	2,420	3,624
16-24 years	18	11	29
25-34 years	47	38	85
35-44 years	90	59	149
45-54 years	209	84	293
55-64 years	456	213	669
65-74 years	248	1,153	1,401
75-84 years	102	676	778
85+ years	34	186	220
Race	1,204	2,420	3,624
White	568	1,304	1,872
Black	360	523	883
American Indian/Alaskan	1	6	7
Other	93	231	324
Unknown	182	356	538
Other race includes Asian, native Hawaiian/Pacific Islander, or other.			
Ethnicity	1,204	2,420	3,624
Hispanic	13	18	31
Non-Hispanic	452	792	1,244
Unknown	739	1,610	2,349
Gender	1,204	2,420	3,624
Female	710	1,361	2,071
Male	494	1,059	1,553
Unknown	0	0	0



COVID-19: Manatee County vaccine summary

Vaccination data through Mar 22, 2021 as of Mar 23, 2021 at 12:05 AM

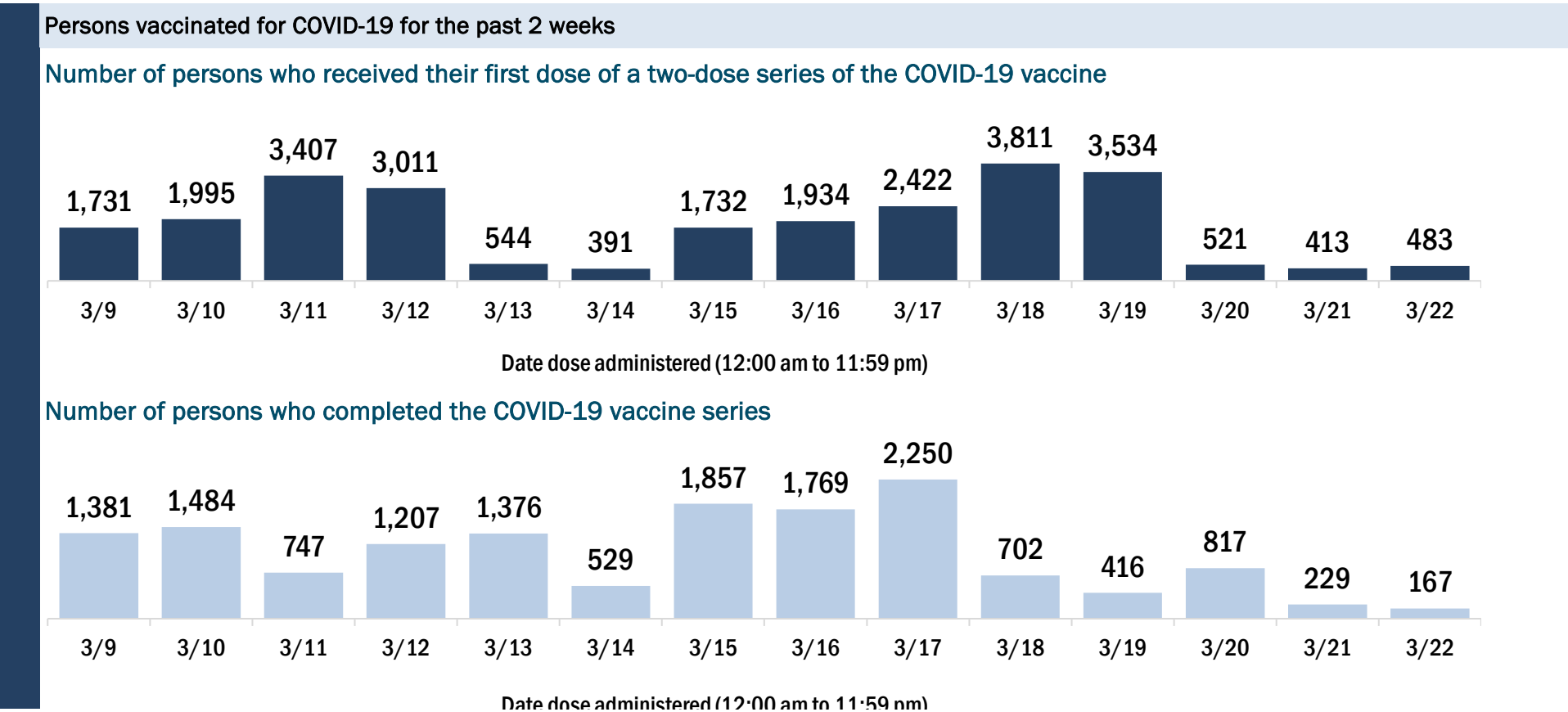
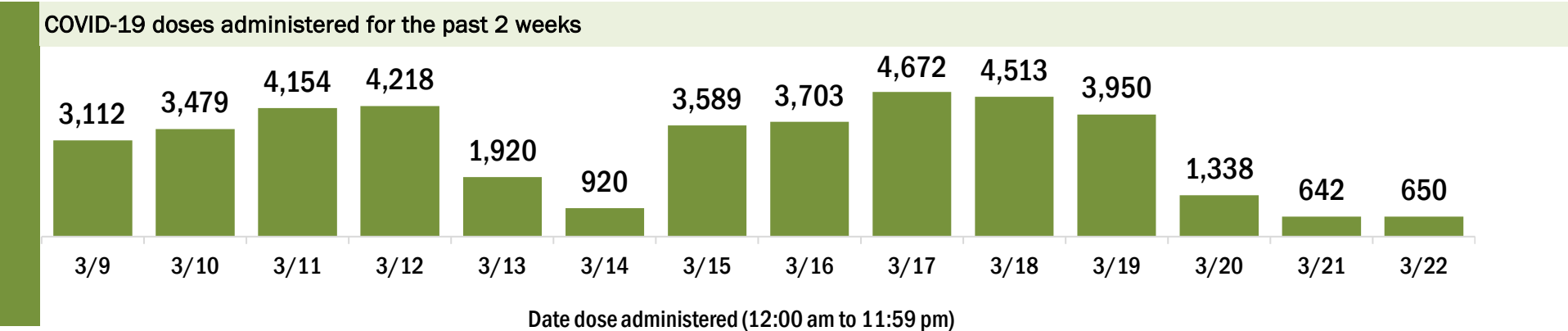
Data in this report are provisional and subject to change.

Data in this summary pertain to COVID-19 vaccines approved by the U.S. Food and Drug Administration and have been issued an Emergency Use Authorization (Janssen COVID-19 Vaccine, Moderna COVID-19 Vaccine and Pfizer-BioNTech COVID-19 Vaccine). These data summarize the number of people who have received either their first dose or have completed the series for a COVID-19 vaccine. **A person can only be counted in one category, first dose or series complete.** For persons receiving Moderna or Pfizer vaccines, once they receive their second dose, they are moved from the first dose column to the series completed column. **Because of this, the total first dose category may show a change from report to report not matching the total receiving their first dose from the previous day.** Persons receiving Johnson & Johnson vaccines will always be counted in the series completed column.

COVID-19 doses for vaccinated persons in Florida	
Doses administered	151,627
People receiving one dose of a 1-dose series (Johnson & Johnson) or receiving only one dose of a 2-dose series (Moderna, Pfizer) count once. Persons receiving both doses of a 2-dose series count twice.	

Current status of persons vaccinated for COVID-19 in Florida	
Total people vaccinated	106,452
First dose	59,336
Series completed	47,116
Completed 1-dose series	1,941
Completed 2-dose series	45,175
First dose: current number of people who have only received their first dose of the Moderna or Pfizer vaccine.	
Series complete: current number of people who have received both Moderna or Pfizer vaccine doses or one Johnson & Johnson dose and are considered fully immunized.	

Demographic summary	First dose	Series complete	Total people vaccinated
Age group	59,336	47,116	106,452
16-24 years	560	532	1,092
25-34 years	1,183	1,762	2,945
35-44 years	1,470	2,211	3,681
45-54 years	2,525	2,801	5,326
55-64 years	11,573	4,070	15,643
65-74 years	23,178	20,884	44,062
75-84 years	14,414	11,244	25,658
85+ years	4,433	3,612	8,045
Race	59,336	47,116	106,452
White	45,241	35,860	81,101
Black	1,433	1,008	2,441
American Indian/Alaskan	302	164	466
Other	3,337	4,567	7,904
Unknown	9,023	5,517	14,540
Other race includes Asian, native Hawaiian/Pacific Islander, or other.			
Ethnicity	59,336	47,116	106,452
Hispanic	1,909	1,369	3,278
Non-Hispanic	31,567	29,119	60,686
Unknown	25,860	16,628	42,488
Gender	59,336	47,116	106,452
Female	33,393	27,010	60,403
Male	25,859	20,070	45,929
Unknown	84	36	120



COVID-19: Marion County vaccine summary

Vaccination data through Mar 22, 2021 as of Mar 23, 2021 at 12:05 AM

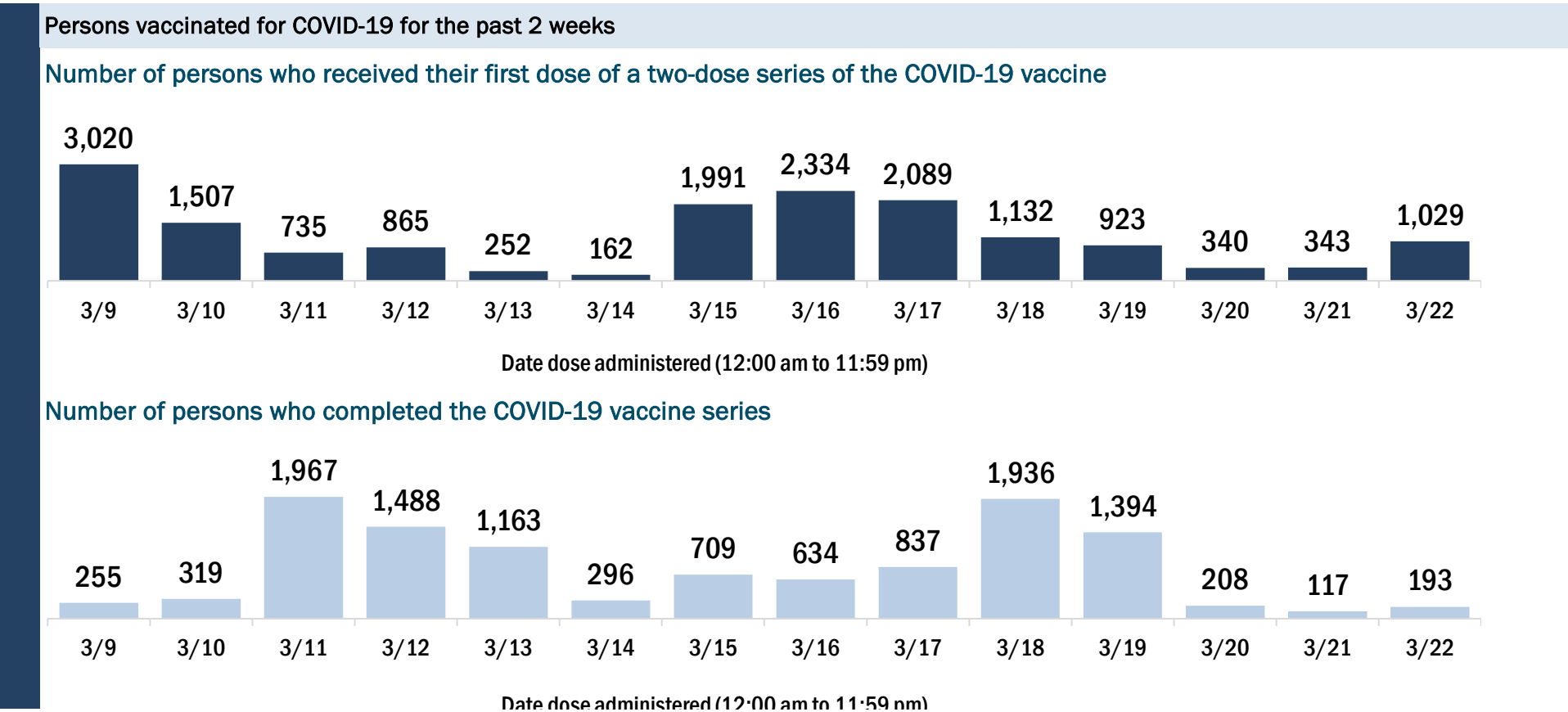
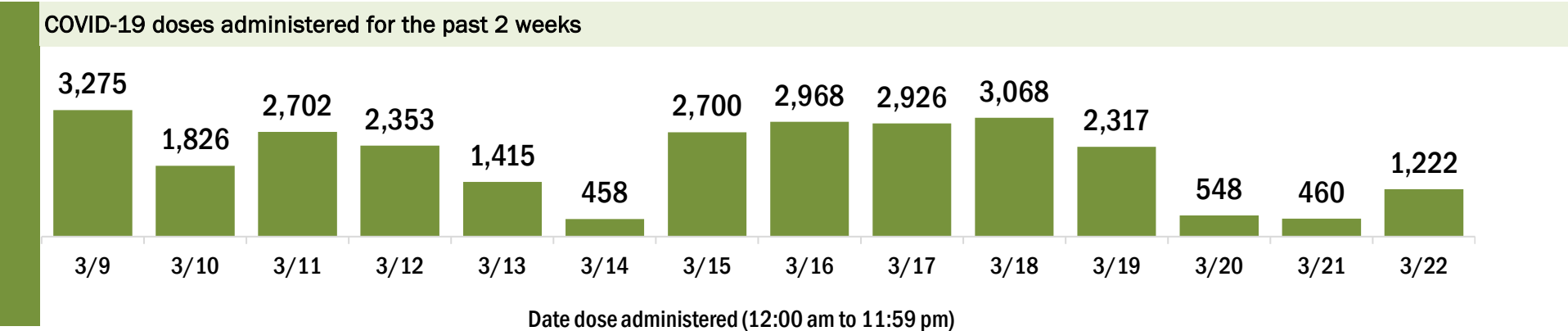
Data in this report are provisional and subject to change.

Data in this summary pertain to COVID-19 vaccines approved by the U.S. Food and Drug Administration and have been issued an Emergency Use Authorization (Janssen COVID-19 Vaccine, Moderna COVID-19 Vaccine and Pfizer-BioNTech COVID-19 Vaccine). These data summarize the number of people who have received either their first dose or have completed the series for a COVID-19 vaccine. **A person can only be counted in one category, first dose or series complete.** For persons receiving Moderna or Pfizer vaccines, once they receive their second dose, they are moved from the first dose column to the series completed column. **Because of this, the total first dose category may show a change from report to report not matching the total receiving their first dose from the previous day.** Persons receiving Johnson & Johnson vaccines will always be counted in the series completed column.

COVID-19 doses for vaccinated persons in Florida	
Doses administered	132,599
People receiving one dose of a 1-dose series (Johnson & Johnson) or receiving only one dose of a 2-dose series (Moderna, Pfizer) count once. Persons receiving both doses of a 2-dose series count twice.	

Current status of persons vaccinated for COVID-19 in Florida	
Total people vaccinated	84,826
First dose	35,612
Series completed	49,214
Completed 1-dose series	1,441
Completed 2-dose series	47,773
First dose: current number of people who have only received their first dose of the Moderna or Pfizer vaccine.	
Series complete: current number of people who have received both Moderna or Pfizer vaccine doses or one Johnson & Johnson dose and are considered fully immunized.	

Demographic summary	First dose	Series complete	Total people vaccinated
Age group	35,612	49,214	84,826
16-24 years	366	479	845
25-34 years	825	1,252	2,077
35-44 years	1,114	1,741	2,855
45-54 years	1,914	2,617	4,531
55-64 years	6,988	4,049	11,037
65-74 years	12,508	21,002	33,510
75-84 years	8,980	14,177	23,157
85+ years	2,917	3,897	6,814
Race	35,612	49,214	84,826
White	25,072	34,071	59,143
Black	2,408	2,124	4,532
American Indian/Alaskan	133	164	297
Other	2,827	5,113	7,940
Unknown	5,172	7,742	12,914
Other race includes Asian, native Hawaiian/Pacific Islander, or other.			
Ethnicity	35,612	49,214	84,826
Hispanic	2,468	1,725	4,193
Non-Hispanic	21,839	29,224	51,063
Unknown	11,305	18,265	29,570
Gender	35,612	49,214	84,826
Female	21,034	28,258	49,292
Male	14,538	20,923	35,461
Unknown	40	33	73



COVID-19: Martin County vaccine summary

Vaccination data through Mar 22, 2021 as of Mar 23, 2021 at 12:05 AM

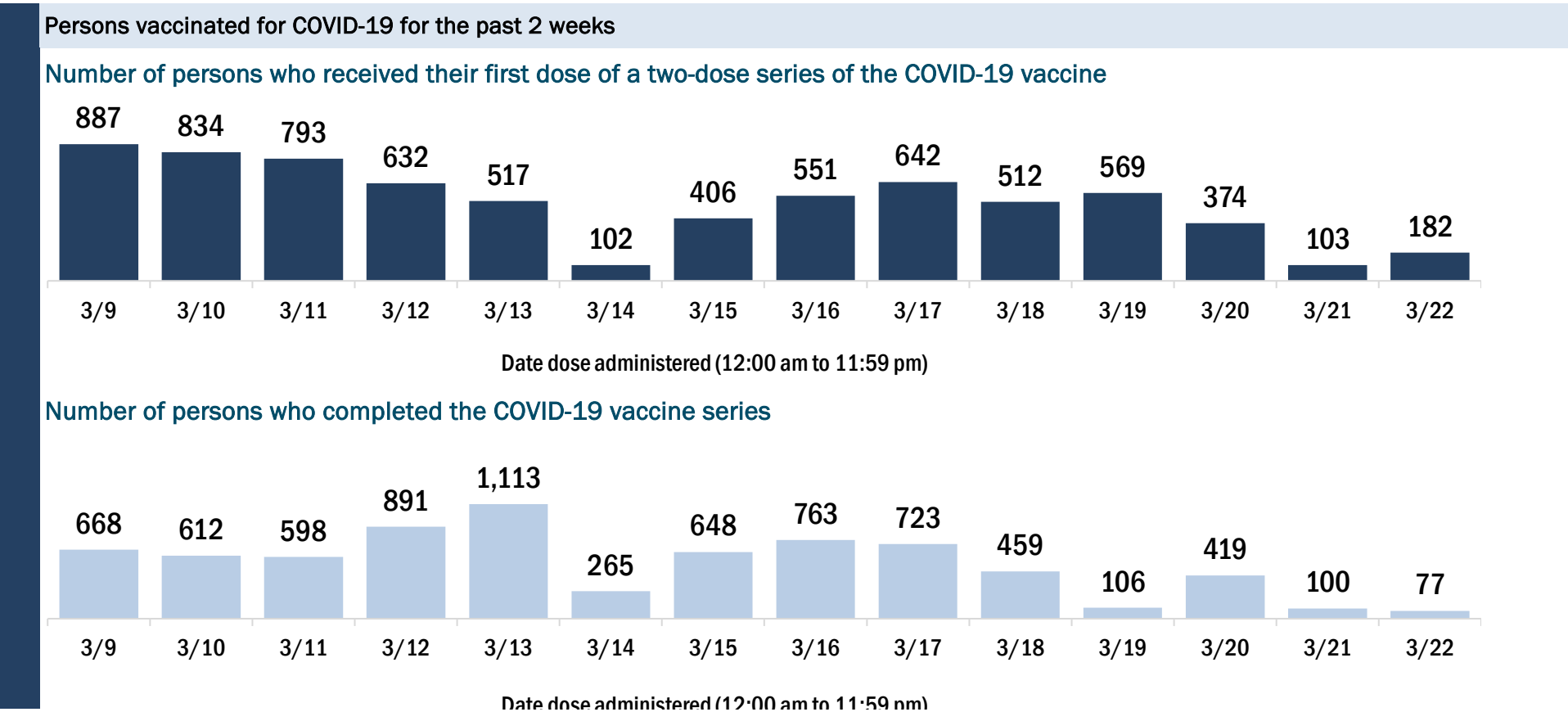
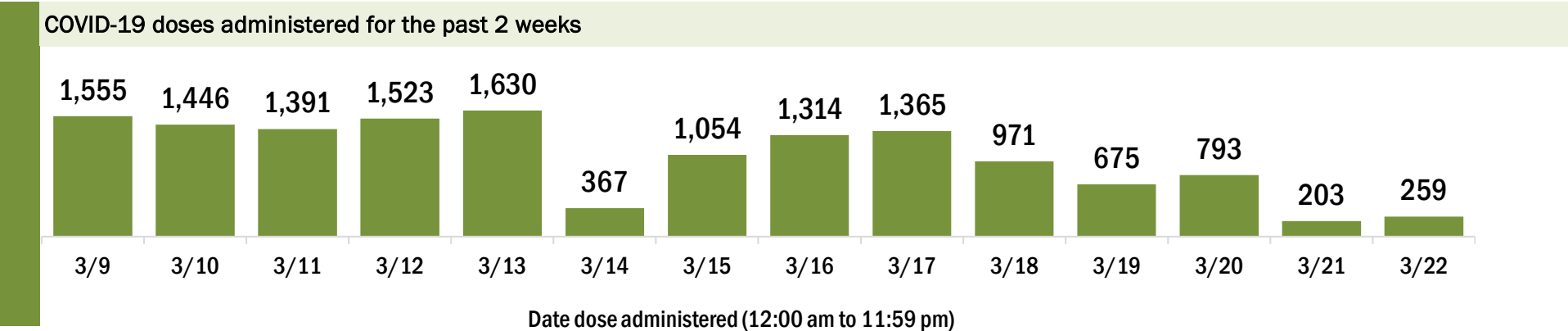
Data in this report are provisional and subject to change.

Data in this summary pertain to COVID-19 vaccines approved by the U.S. Food and Drug Administration and have been issued an Emergency Use Authorization (Janssen COVID-19 Vaccine, Moderna COVID-19 Vaccine and Pfizer-BioNTech COVID-19 Vaccine). These data summarize the number of people who have received either their first dose or have completed the series for a COVID-19 vaccine. **A person can only be counted in one category, first dose or series complete.** For persons receiving Moderna or Pfizer vaccines, once they receive their second dose, they are moved from the first dose column to the series completed column. **Because of this, the total first dose category may show a change from report to report not matching the total receiving their first dose from the previous day.** Persons receiving Johnson & Johnson vaccines will always be counted in the series completed column.

COVID-19 doses for vaccinated persons in Florida	
Doses administered	79,148
People receiving one dose of a 1-dose series (Johnson & Johnson) or receiving only one dose of a 2-dose series (Moderna, Pfizer) count once. Persons receiving both doses of a 2-dose series count twice.	

Current status of persons vaccinated for COVID-19 in Florida	
Total people vaccinated	48,356
First dose	16,858
Series completed	31,498
Completed 1-dose series	706
Completed 2-dose series	30,792
First dose: current number of people who have only received their first dose of the Moderna or Pfizer vaccine.	
Series complete: current number of people who have received both Moderna or Pfizer vaccine doses or one Johnson & Johnson dose and are considered fully immunized.	

Demographic summary	First dose	Series complete	Total people vaccinated
Age group	16,858	31,498	48,356
16-24 years	182	168	350
25-34 years	407	478	885
35-44 years	571	776	1,347
45-54 years	904	1,137	2,041
55-64 years	3,462	2,421	5,883
65-74 years	5,946	13,210	19,156
75-84 years	4,060	9,527	13,587
85+ years	1,326	3,781	5,107
Race	16,858	31,498	48,356
White	12,200	20,451	32,651
Black	341	444	785
American Indian/Alaskan	71	42	113
Other	928	2,579	3,507
Unknown	3,318	7,982	11,300
Other race includes Asian, native Hawaiian/Pacific Islander, or other.			
Ethnicity	16,858	31,498	48,356
Hispanic	583	512	1,095
Non-Hispanic	8,770	9,942	18,712
Unknown	7,505	21,044	28,549
Gender	16,858	31,498	48,356
Female	9,672	18,048	27,720
Male	7,169	13,436	20,605
Unknown	17	14	31



COVID-19: Monroe County vaccine summary

Vaccination data through Mar 22, 2021 as of Mar 23, 2021 at 12:05 AM

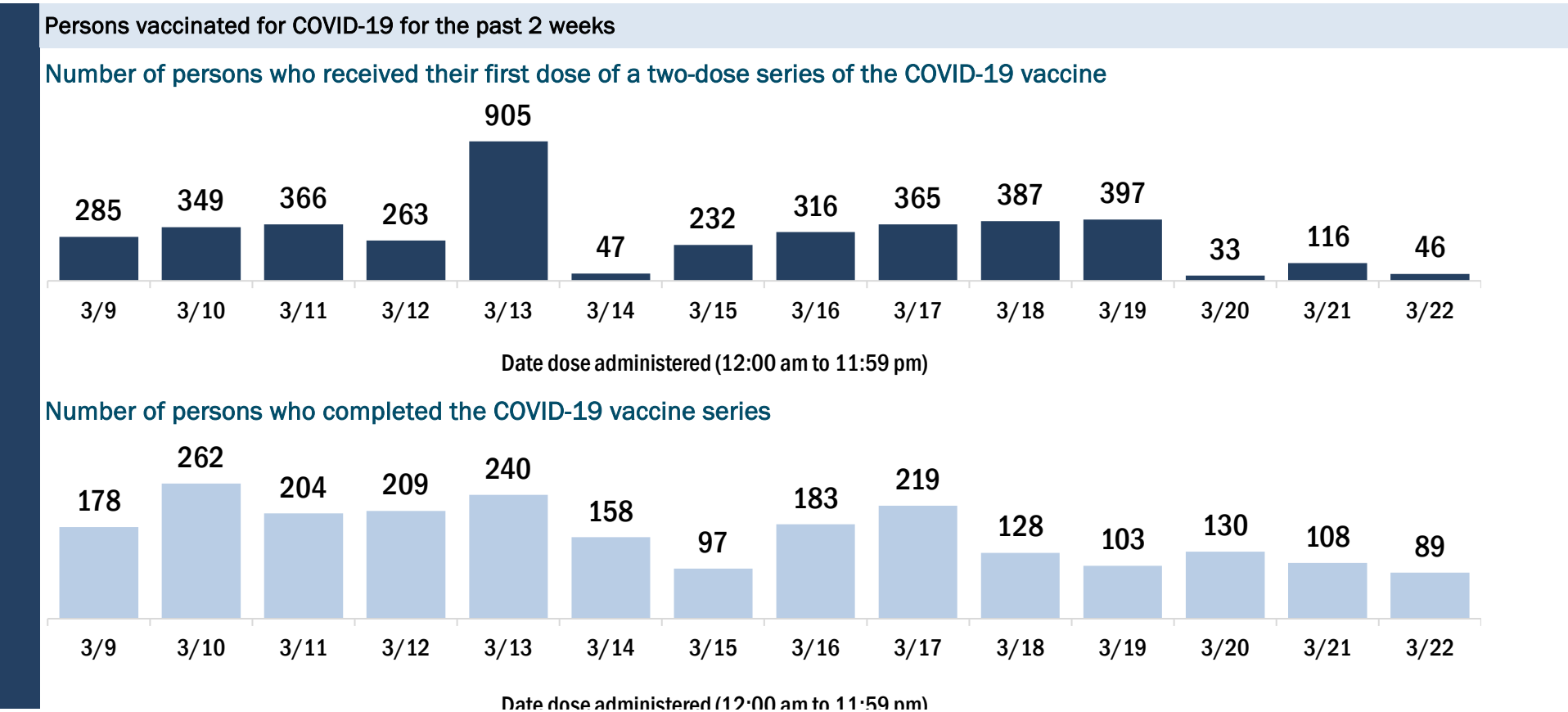
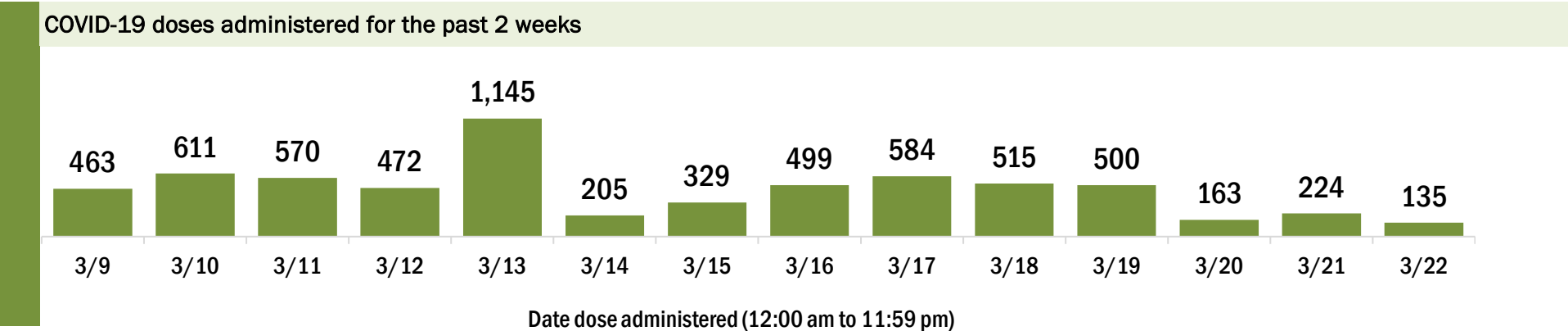
Data in this report are provisional and subject to change.

Data in this summary pertain to COVID-19 vaccines approved by the U.S. Food and Drug Administration and have been issued an Emergency Use Authorization (Janssen COVID-19 Vaccine, Moderna COVID-19 Vaccine and Pfizer-BioNTech COVID-19 Vaccine). These data summarize the number of people who have received either their first dose or have completed the series for a COVID-19 vaccine. **A person can only be counted in one category, first dose or series complete.** For persons receiving Moderna or Pfizer vaccines, once they receive their second dose, they are moved from the first dose column to the series completed column. **Because of this, the total first dose category may show a change from report to report not matching the total receiving their first dose from the previous day.** Persons receiving Johnson & Johnson vaccines will always be counted in the series completed column.

COVID-19 doses for vaccinated persons in Florida	
Doses administered	29,705
People receiving one dose of a 1-dose series (Johnson & Johnson) or receiving only one dose of a 2-dose series (Moderna, Pfizer) count once. Persons receiving both doses of a 2-dose series count twice.	

Current status of persons vaccinated for COVID-19 in Florida	
Total people vaccinated	19,417
First dose	8,739
Series completed	10,678
Completed 1-dose series	390
Completed 2-dose series	10,288
First dose: current number of people who have only received their first dose of the Moderna or Pfizer vaccine.	
Series complete: current number of people who have received both Moderna or Pfizer vaccine doses or one Johnson & Johnson dose and are considered fully immunized.	

Demographic summary	First dose	Series complete	Total people vaccinated
Age group	8,739	10,678	19,417
16-24 years	100	66	166
25-34 years	248	236	484
35-44 years	396	423	819
45-54 years	735	613	1,348
55-64 years	2,210	1,080	3,290
65-74 years	3,442	5,135	8,577
75-84 years	1,298	2,520	3,818
85+ years	310	605	915
Race	8,739	10,678	19,417
White	6,030	7,861	13,891
Black	193	157	350
American Indian/Alaskan	62	29	91
Other	361	632	993
Unknown	2,093	1,999	4,092
Other race includes Asian, native Hawaiian/Pacific Islander, or other.			
Ethnicity	8,739	10,678	19,417
Hispanic	772	654	1,426
Non-Hispanic	4,065	6,320	10,385
Unknown	3,902	3,704	7,606
Gender	8,739	10,678	19,417
Female	4,607	5,651	10,258
Male	4,118	5,026	9,144
Unknown	14	1	15



COVID-19: Nassau County vaccine summary

Vaccination data through Mar 22, 2021 as of Mar 23, 2021 at 12:05 AM

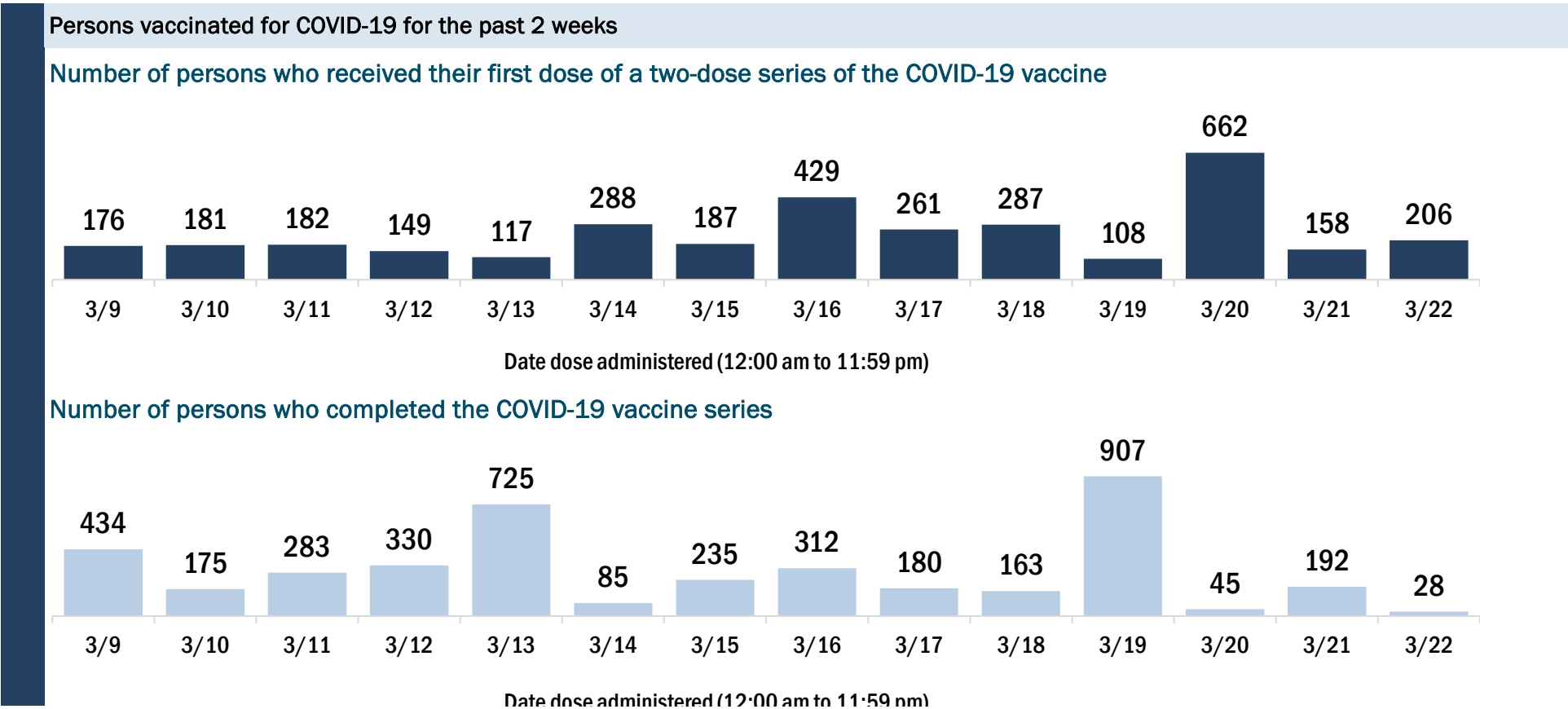
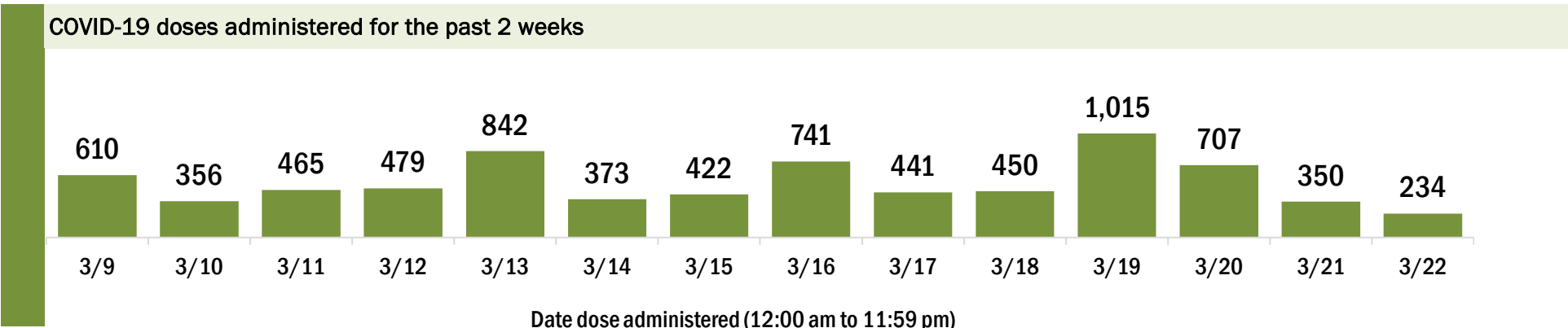
Data in this report are provisional and subject to change.

Data in this summary pertain to COVID-19 vaccines approved by the U.S. Food and Drug Administration and have been issued an Emergency Use Authorization (Janssen COVID-19 Vaccine, Moderna COVID-19 Vaccine and Pfizer-BioNTech COVID-19 Vaccine). These data summarize the number of people who have received either their first dose or have completed the series for a COVID-19 vaccine. **A person can only be counted in one category, first dose or series complete.** For persons receiving Moderna or Pfizer vaccines, once they receive their second dose, they are moved from the first dose column to the series completed column. **Because of this, the total first dose category may show a change from report to report not matching the total receiving their first dose from the previous day.** Persons receiving Johnson & Johnson vaccines will always be counted in the series completed column.

COVID-19 doses for vaccinated persons in Florida	
Doses administered	39,508
People receiving one dose of a 1-dose series (Johnson & Johnson) or receiving only one dose of a 2-dose series (Moderna, Pfizer) count once. Persons receiving both doses of a 2-dose series count twice.	

Current status of persons vaccinated for COVID-19 in Florida	
Total people vaccinated	23,337
First dose	6,455
Series completed	16,882
Completed 1-dose series	711
Completed 2-dose series	16,171
First dose: current number of people who have only received their first dose of the Moderna or Pfizer vaccine.	
Series complete: current number of people who have received both Moderna or Pfizer vaccine doses or one Johnson & Johnson dose and are considered fully immunized.	

Demographic summary	First dose	Series complete	Total people vaccinated
Age group	6,455	16,882	23,337
16-24 years	110	145	255
25-34 years	194	361	555
35-44 years	435	603	1,038
45-54 years	739	761	1,500
55-64 years	2,581	1,595	4,176
65-74 years	1,481	8,117	9,598
75-84 years	701	4,118	4,819
85+ years	214	1,182	1,396
Race	6,455	16,882	23,337
White	5,082	13,617	18,699
Black	337	652	989
American Indian/Alaskan	34	44	78
Other	290	903	1,193
Unknown	712	1,666	2,378
Other race includes Asian, native Hawaiian/Pacific Islander, or other.			
Ethnicity	6,455	16,882	23,337
Hispanic	150	218	368
Non-Hispanic	4,849	12,737	17,586
Unknown	1,456	3,927	5,383
Gender	6,455	16,882	23,337
Female	3,761	9,409	13,170
Male	2,689	7,472	10,161
Unknown	5	1	6



COVID-19: Okaloosa County vaccine summary

Vaccination data through Mar 22, 2021 as of Mar 23, 2021 at 12:05 AM

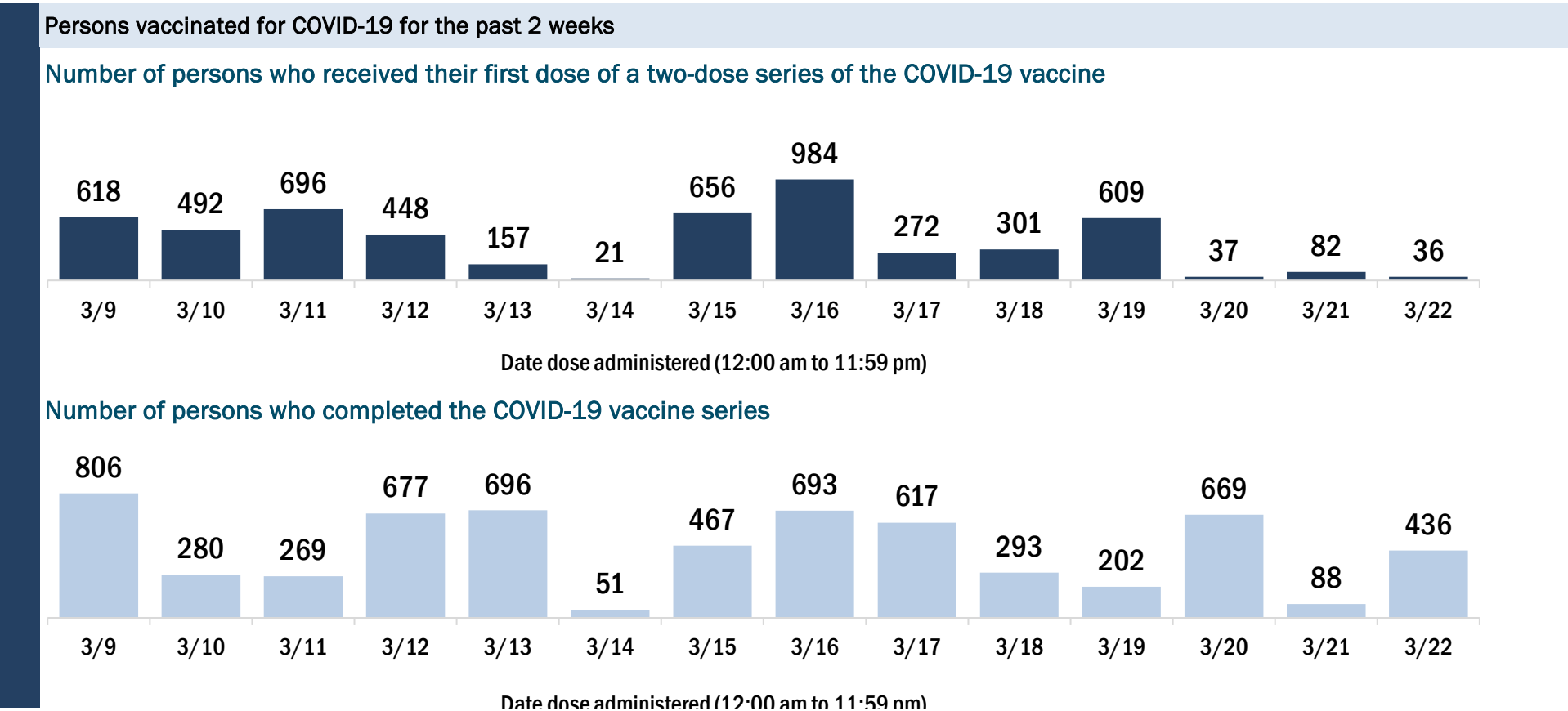
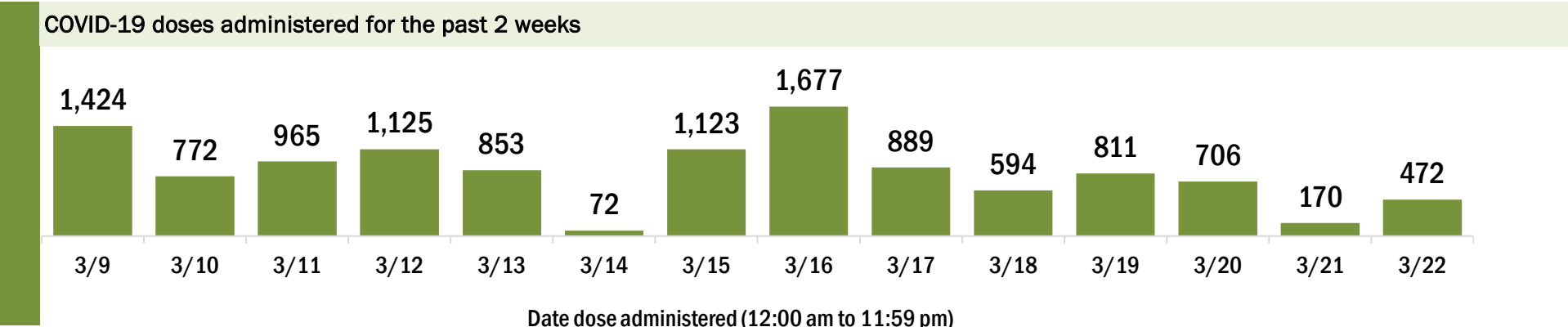
Data in this report are provisional and subject to change.

Data in this summary pertain to COVID-19 vaccines approved by the U.S. Food and Drug Administration and have been issued an Emergency Use Authorization (Janssen COVID-19 Vaccine, Moderna COVID-19 Vaccine and Pfizer-BioNTech COVID-19 Vaccine). These data summarize the number of people who have received either their first dose or have completed the series for a COVID-19 vaccine. **A person can only be counted in one category, first dose or series complete.** For persons receiving Moderna or Pfizer vaccines, once they receive their second dose, they are moved from the first dose column to the series completed column. **Because of this, the total first dose category may show a change from report to report not matching the total receiving their first dose from the previous day.** Persons receiving Johnson & Johnson vaccines will always be counted in the series completed column.

COVID-19 doses for vaccinated persons in Florida	
Doses administered	61,046
People receiving one dose of a 1-dose series (Johnson & Johnson) or receiving only one dose of a 2-dose series (Moderna, Pfizer) count once. Persons receiving both doses of a 2-dose series count twice.	

Current status of persons vaccinated for COVID-19 in Florida	
Total people vaccinated	37,050
First dose	11,738
Series completed	25,312
Completed 1-dose series	1,316
Completed 2-dose series	23,996
First dose: current number of people who have only received their first dose of the Moderna or Pfizer vaccine.	
Series complete: current number of people who have received both Moderna or Pfizer vaccine doses or one Johnson & Johnson dose and are considered fully immunized.	

Demographic summary	First dose	Series complete	Total people vaccinated
Age group	11,738	25,312	37,050
16-24 years	232	242	474
25-34 years	578	900	1,478
35-44 years	828	1,198	2,026
45-54 years	1,200	1,491	2,691
55-64 years	3,774	2,613	6,387
65-74 years	3,013	10,432	13,445
75-84 years	1,555	6,149	7,704
85+ years	558	2,287	2,845
Race	11,738	25,312	37,050
White	7,815	17,660	25,475
Black	582	1,115	1,697
American Indian/Alaskan	47	81	128
Other	832	2,375	3,207
Unknown	2,462	4,081	6,543
Other race includes Asian, native Hawaiian/Pacific Islander, or other.			
Ethnicity	11,738	25,312	37,050
Hispanic	260	541	801
Non-Hispanic	7,404	14,364	21,768
Unknown	4,074	10,407	14,481
Gender	11,738	25,312	37,050
Female	6,846	14,719	21,565
Male	4,772	10,566	15,338
Unknown	120	27	147



COVID-19: Okeechobee County vaccine summary

Vaccination data through Mar 22, 2021 as of Mar 23, 2021 at 12:05 AM

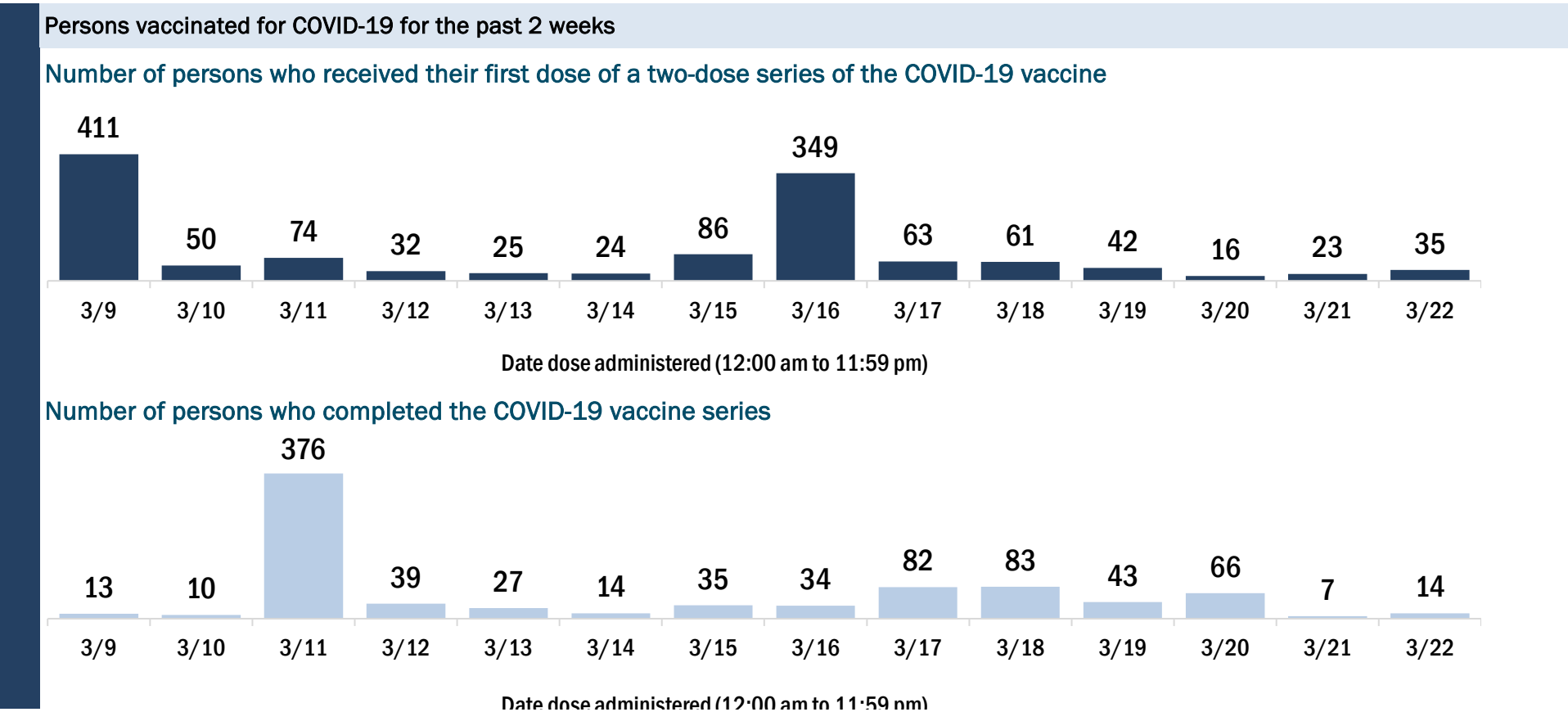
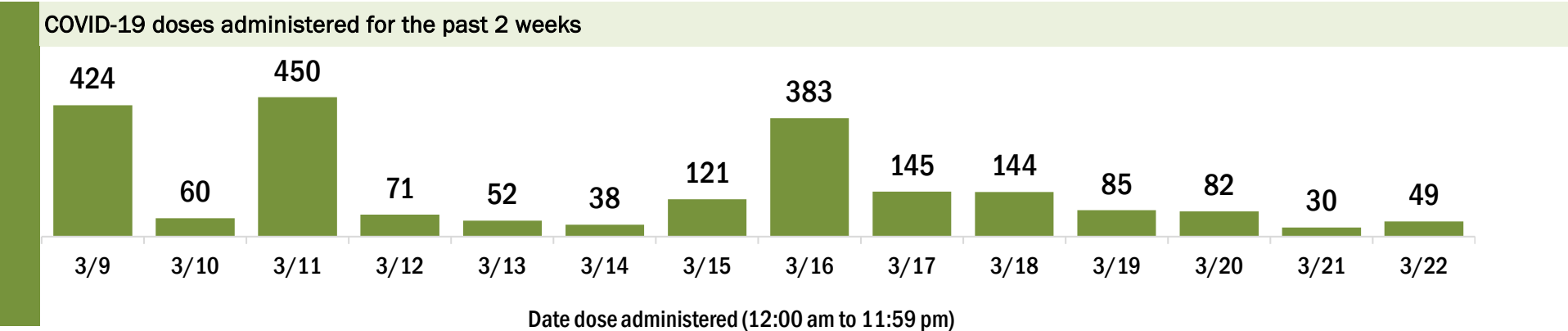
Data in this report are provisional and subject to change.

Data in this summary pertain to COVID-19 vaccines approved by the U.S. Food and Drug Administration and have been issued an Emergency Use Authorization (Janssen COVID-19 Vaccine, Moderna COVID-19 Vaccine and Pfizer-BioNTech COVID-19 Vaccine). These data summarize the number of people who have received either their first dose or have completed the series for a COVID-19 vaccine. **A person can only be counted in one category, first dose or series complete.** For persons receiving Moderna or Pfizer vaccines, once they receive their second dose, they are moved from the first dose column to the series completed column. **Because of this, the total first dose category may show a change from report to report not matching the total receiving their first dose from the previous day.** Persons receiving Johnson & Johnson vaccines will always be counted in the series completed column.

COVID-19 doses for vaccinated persons in Florida	
Doses administered	10,541
People receiving one dose of a 1-dose series (Johnson & Johnson) or receiving only one dose of a 2-dose series (Moderna, Pfizer) count once. Persons receiving both doses of a 2-dose series count twice.	

Current status of persons vaccinated for COVID-19 in Florida	
Total people vaccinated	6,739
First dose	2,755
Series completed	3,984
Completed 1-dose series	182
Completed 2-dose series	3,802
First dose: current number of people who have only received their first dose of the Moderna or Pfizer vaccine.	
Series complete: current number of people who have received both Moderna or Pfizer vaccine doses or one Johnson & Johnson dose and are considered fully immunized.	

Demographic summary	First dose	Series complete	Total people vaccinated
Age group	2,755	3,984	6,739
16-24 years	24	31	55
25-34 years	72	101	173
35-44 years	97	140	237
45-54 years	141	169	310
55-64 years	475	284	759
65-74 years	1,070	1,713	2,783
75-84 years	694	1,206	1,900
85+ years	182	340	522
Race	2,755	3,984	6,739
White	2,237	3,189	5,426
Black	84	68	152
American Indian/Alaskan	9	20	29
Other	148	461	609
Unknown	277	246	523
Other race includes Asian, native Hawaiian/Pacific Islander, or other.			
Ethnicity	2,755	3,984	6,739
Hispanic	217	231	448
Non-Hispanic	1,808	3,089	4,897
Unknown	730	664	1,394
Gender	2,755	3,984	6,739
Female	1,511	2,261	3,772
Male	1,244	1,723	2,967
Unknown	0	0	0



COVID-19: Orange County vaccine summary

Vaccination data through Mar 22, 2021 as of Mar 23, 2021 at 12:05 AM

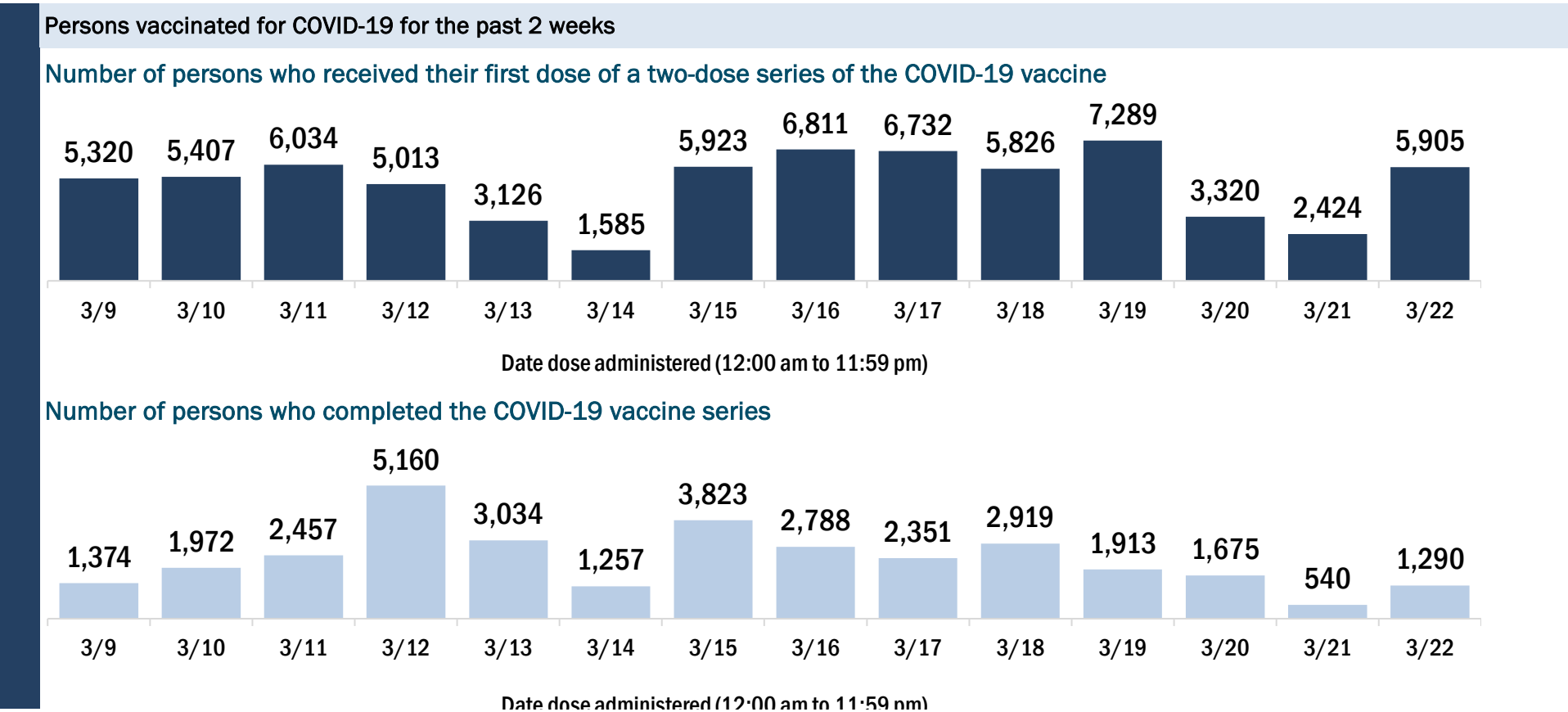
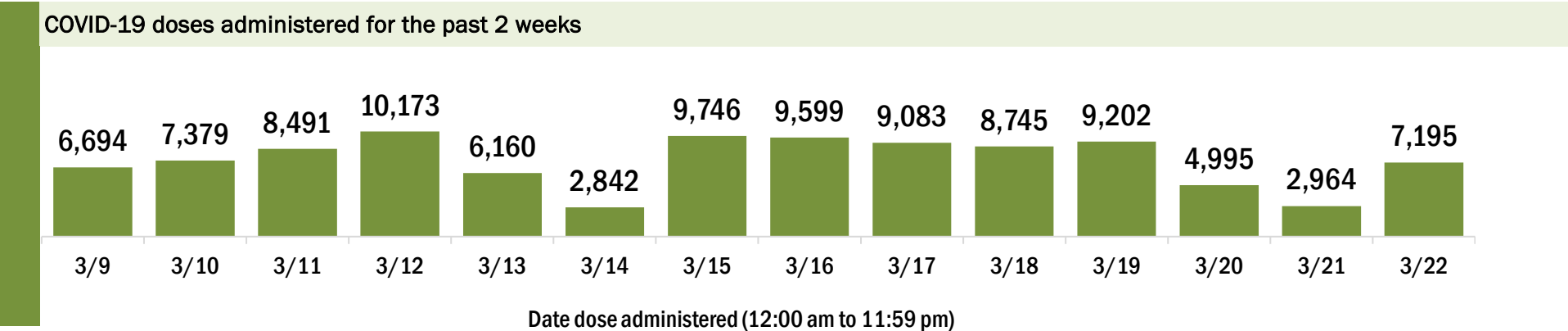
Data in this report are provisional and subject to change.

Data in this summary pertain to COVID-19 vaccines approved by the U.S. Food and Drug Administration and have been issued an Emergency Use Authorization (Janssen COVID-19 Vaccine, Moderna COVID-19 Vaccine and Pfizer-BioNTech COVID-19 Vaccine). These data summarize the number of people who have received either their first dose or have completed the series for a COVID-19 vaccine. **A person can only be counted in one category, first dose or series complete.** For persons receiving Moderna or Pfizer vaccines, once they receive their second dose, they are moved from the first dose column to the series completed column. **Because of this, the total first dose category may show a change from report to report not matching the total receiving their first dose from the previous day.** Persons receiving Johnson & Johnson vaccines will always be counted in the series completed column.

COVID-19 doses for vaccinated persons in Florida	
Doses administered	361,477
People receiving one dose of a 1-dose series (Johnson & Johnson) or receiving only one dose of a 2-dose series (Moderna, Pfizer) count once. Persons receiving both doses of a 2-dose series count twice.	

Current status of persons vaccinated for COVID-19 in Florida	
Total people vaccinated	251,521
First dose	127,607
Series completed	123,914
Completed 1-dose series	13,958
Completed 2-dose series	109,956
First dose: current number of people who have only received their first dose of the Moderna or Pfizer vaccine.	
Series complete: current number of people who have received both Moderna or Pfizer vaccine doses or one Johnson & Johnson dose and are considered fully immunized.	

Demographic summary	First dose	Series complete	Total people vaccinated
Age group	127,607	123,914	251,521
16-24 years	5,413	2,706	8,119
25-34 years	12,636	8,519	21,155
35-44 years	16,139	10,354	26,493
45-54 years	19,606	10,727	30,333
55-64 years	35,776	13,114	48,890
65-74 years	22,237	47,759	69,996
75-84 years	10,761	22,401	33,162
85+ years	5,039	8,334	13,373
Race	127,607	123,914	251,521
White	70,968	75,593	146,561
Black	10,632	10,445	21,077
American Indian/Alaskan	401	367	768
Other	19,716	26,174	45,890
Unknown	25,890	11,335	37,225
Other race includes Asian, native Hawaiian/Pacific Islander, or other.			
Ethnicity	127,607	123,914	251,521
Hispanic	11,243	15,456	26,699
Non-Hispanic	57,657	63,298	120,955
Unknown	58,707	45,160	103,867
Gender	127,607	123,914	251,521
Female	72,684	72,833	145,517
Male	52,772	50,370	103,142
Unknown	2,151	711	2,862



COVID-19: Osceola County vaccine summary

Vaccination data through Mar 22, 2021 as of Mar 23, 2021 at 12:05 AM

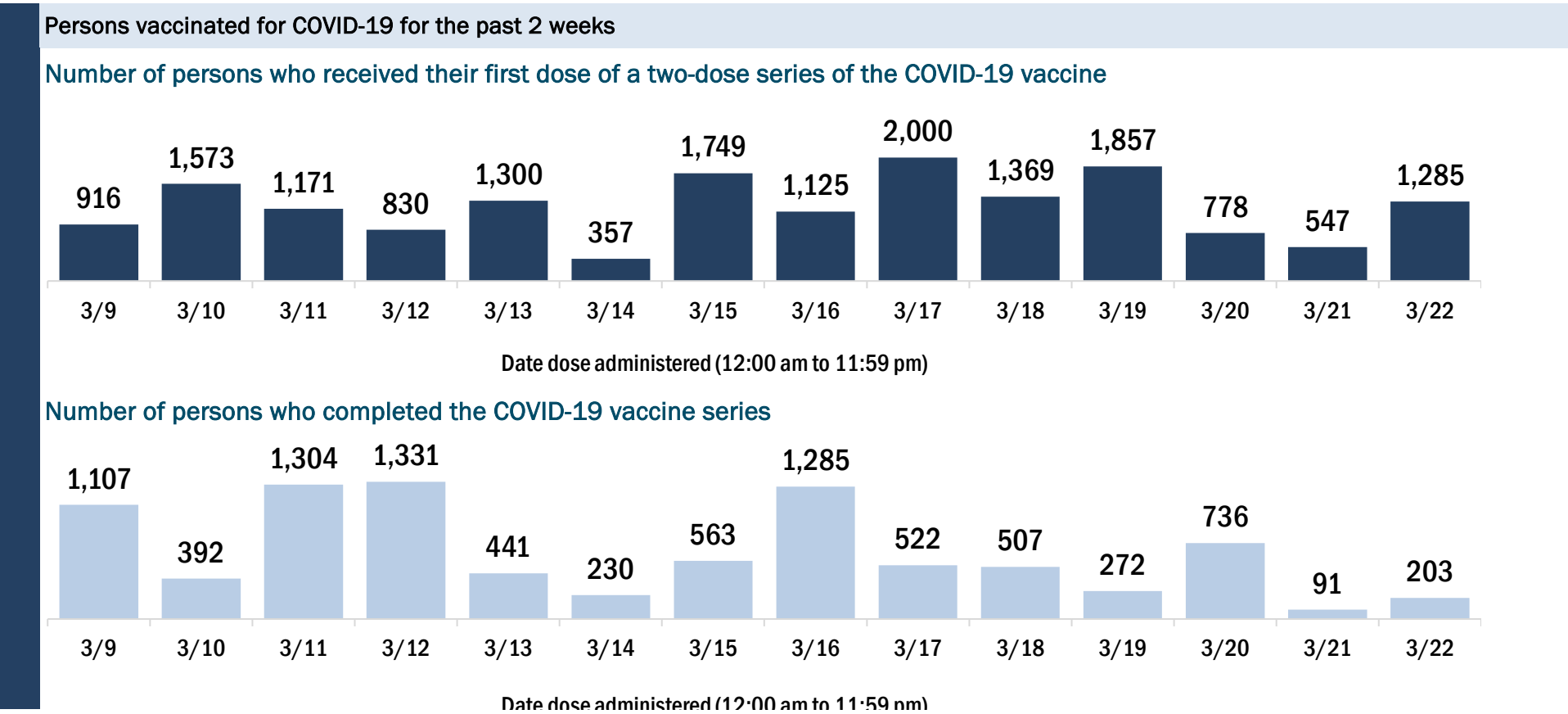
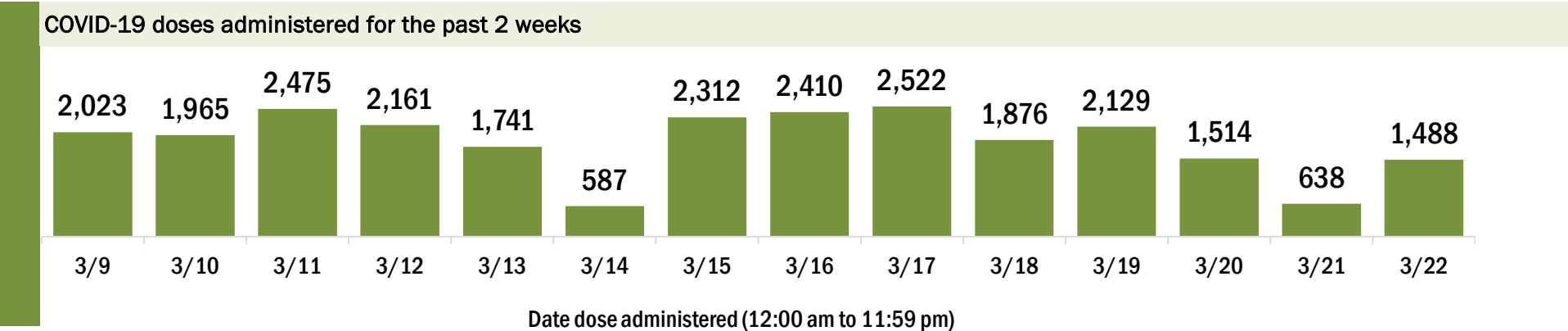
Data in this report are provisional and subject to change.

Data in this summary pertain to COVID-19 vaccines approved by the U.S. Food and Drug Administration and have been issued an Emergency Use Authorization (Janssen COVID-19 Vaccine, Moderna COVID-19 Vaccine and Pfizer-BioNTech COVID-19 Vaccine). These data summarize the number of people who have received either their first dose or have completed the series for a COVID-19 vaccine. **A person can only be counted in one category, first dose or series complete.** For persons receiving Moderna or Pfizer vaccines, once they receive their second dose, they are moved from the first dose column to the series completed column. **Because of this, the total first dose category may show a change from report to report not matching the total receiving their first dose from the previous day.** Persons receiving Johnson & Johnson vaccines will always be counted in the series completed column.

COVID-19 doses for vaccinated persons in Florida	
Doses administered	90,019
People receiving one dose of a 1-dose series (Johnson & Johnson) or receiving only one dose of a 2-dose series (Moderna, Pfizer) count once. Persons receiving both doses of a 2-dose series count twice.	

Current status of persons vaccinated for COVID-19 in Florida	
Total people vaccinated	62,076
First dose	31,278
Series completed	30,798
Completed 1-dose series	2,855
Completed 2-dose series	27,943
First dose: current number of people who have only received their first dose of the Moderna or Pfizer vaccine.	
Series complete: current number of people who have received both Moderna or Pfizer vaccine doses or one Johnson & Johnson dose and are considered fully immunized.	

Demographic summary	First dose	Series complete	Total people vaccinated
Age group	31,278	30,798	62,076
16-24 years	931	475	1,406
25-34 years	2,166	1,348	3,514
35-44 years	2,794	1,845	4,639
45-54 years	3,981	2,283	6,264
55-64 years	8,489	2,893	11,382
65-74 years	7,958	13,449	21,407
75-84 years	3,877	6,556	10,433
85+ years	1,082	1,949	3,031
Race	31,278	30,798	62,076
White	16,831	19,086	35,917
Black	1,747	1,747	3,494
American Indian/Alaskan	142	198	340
Other	5,103	6,820	11,923
Unknown	7,455	2,947	10,402
Other race includes Asian, native Hawaiian/Pacific Islander, or other.			
Ethnicity	31,278	30,798	62,076
Hispanic	7,346	8,482	15,828
Non-Hispanic	9,757	14,596	24,353
Unknown	14,175	7,720	21,895
Gender	31,278	30,798	62,076
Female	18,474	18,198	36,672
Male	12,660	12,575	25,235
Unknown	144	25	169



COVID-19: Palm Beach County vaccine summary

Vaccination data through Mar 22, 2021 as of Mar 23, 2021 at 12:05 AM

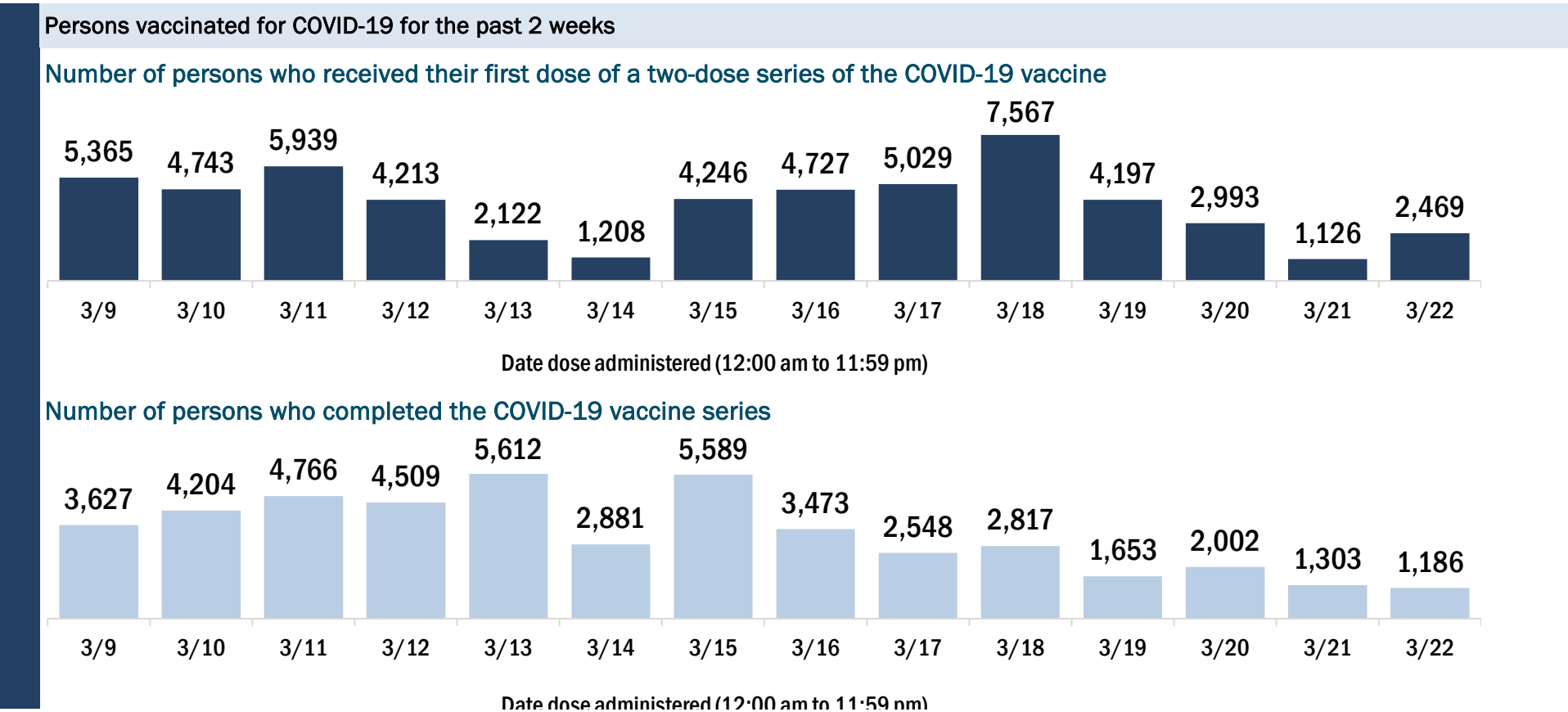
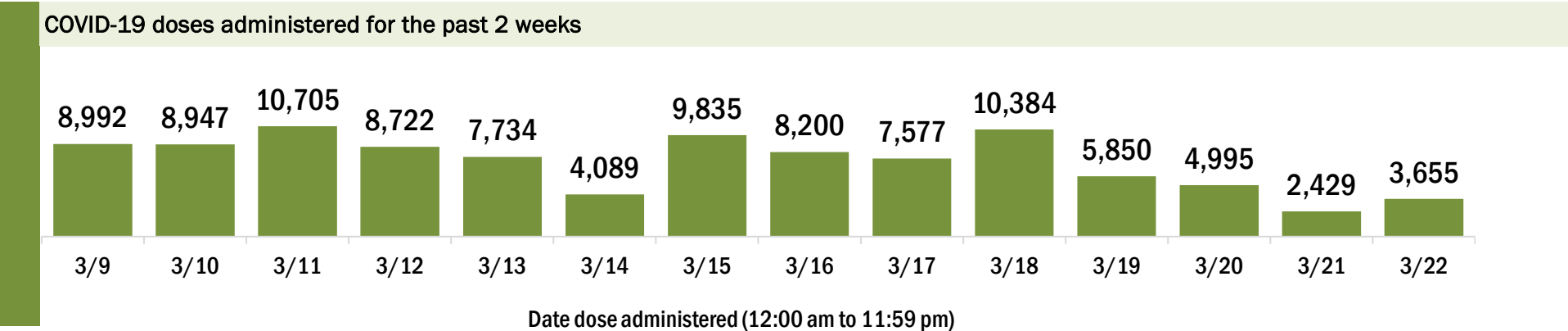
Data in this report are provisional and subject to change.

Data in this summary pertain to COVID-19 vaccines approved by the U.S. Food and Drug Administration and have been issued an Emergency Use Authorization (Janssen COVID-19 Vaccine, Moderna COVID-19 Vaccine and Pfizer-BioNTech COVID-19 Vaccine). These data summarize the number of people who have received either their first dose or have completed the series for a COVID-19 vaccine. **A person can only be counted in one category, first dose or series complete.** For persons receiving Moderna or Pfizer vaccines, once they receive their second dose, they are moved from the first dose column to the series completed column. **Because of this, the total first dose category may show a change from report to report not matching the total receiving their first dose from the previous day.** Persons receiving Johnson & Johnson vaccines will always be counted in the series completed column.

COVID-19 doses for vaccinated persons in Florida	
Doses administered	622,220
People receiving one dose of a 1-dose series (Johnson & Johnson) or receiving only one dose of a 2-dose series (Moderna, Pfizer) count once. Persons receiving both doses of a 2-dose series count twice.	

Current status of persons vaccinated for COVID-19 in Florida	
Total people vaccinated	383,261
First dose	133,219
Series completed	250,042
Completed 1-dose series	11,083
Completed 2-dose series	238,959
First dose: current number of people who have only received their first dose of the Moderna or Pfizer vaccine.	
Series complete: current number of people who have received both Moderna or Pfizer vaccine doses or one Johnson & Johnson dose and are considered fully immunized.	

Demographic summary	First dose	Series complete	Total people vaccinated
Age group	133,219	250,042	383,261
16-24 years	2,851	2,033	4,884
25-34 years	6,099	6,286	12,385
35-44 years	9,042	8,984	18,026
45-54 years	14,622	12,858	27,480
55-64 years	33,907	21,389	55,296
65-74 years	34,131	98,474	132,605
75-84 years	22,566	71,113	93,679
85+ years	10,001	28,905	38,906
Race	133,219	250,042	383,261
White	84,821	168,629	253,450
Black	8,014	10,490	18,504
American Indian/Alaskan	425	665	1,090
Other	10,363	22,392	32,755
Unknown	29,596	47,866	77,462
Other race includes Asian, native Hawaiian/Pacific Islander, or other.			
Ethnicity	133,219	250,042	383,261
Hispanic	12,053	12,956	25,009
Non-Hispanic	63,575	139,287	202,862
Unknown	57,591	97,799	155,390
Gender	133,219	250,042	383,261
Female	77,196	145,913	223,109
Male	55,602	104,027	159,629
Unknown	421	102	523



COVID-19: Pasco County vaccine summary

Vaccination data through Mar 22, 2021 as of Mar 23, 2021 at 12:05 AM

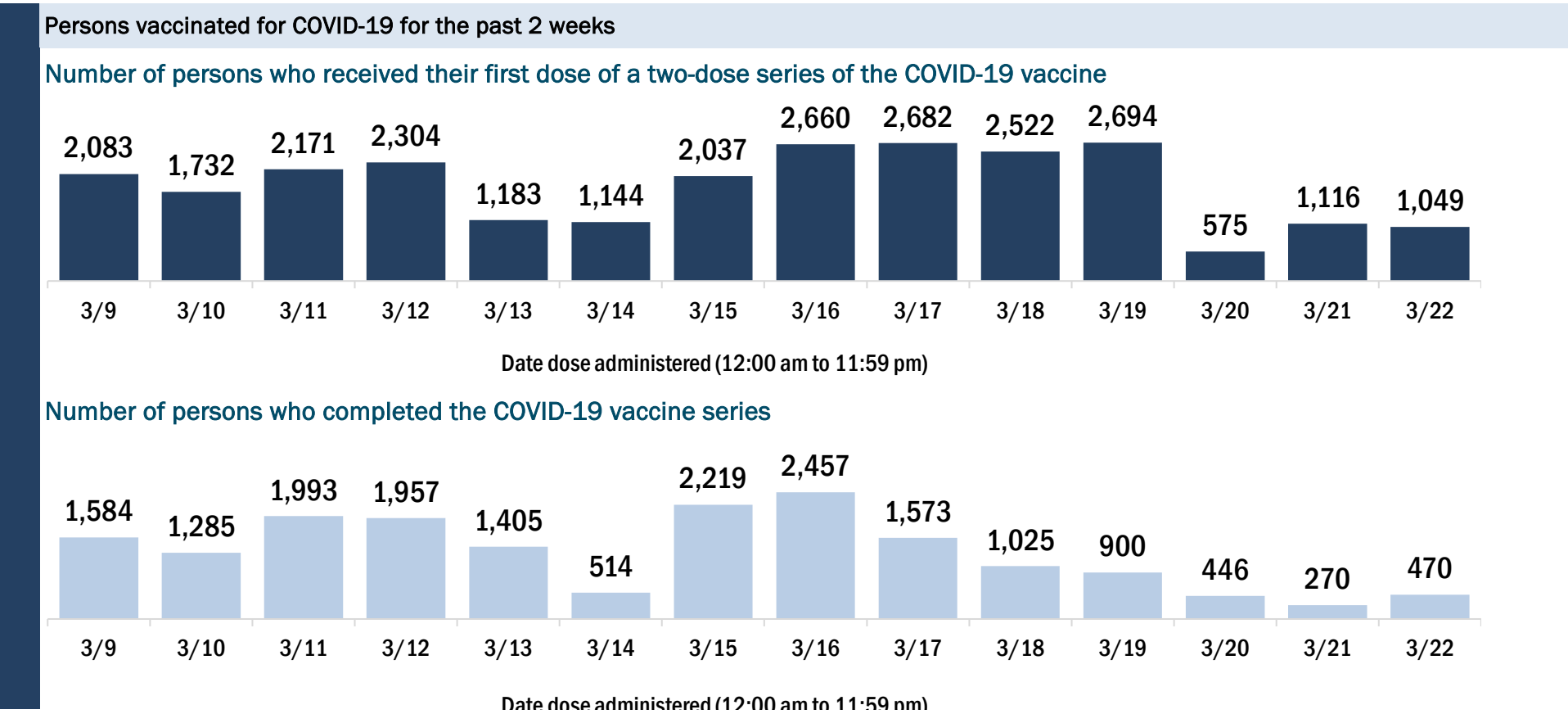
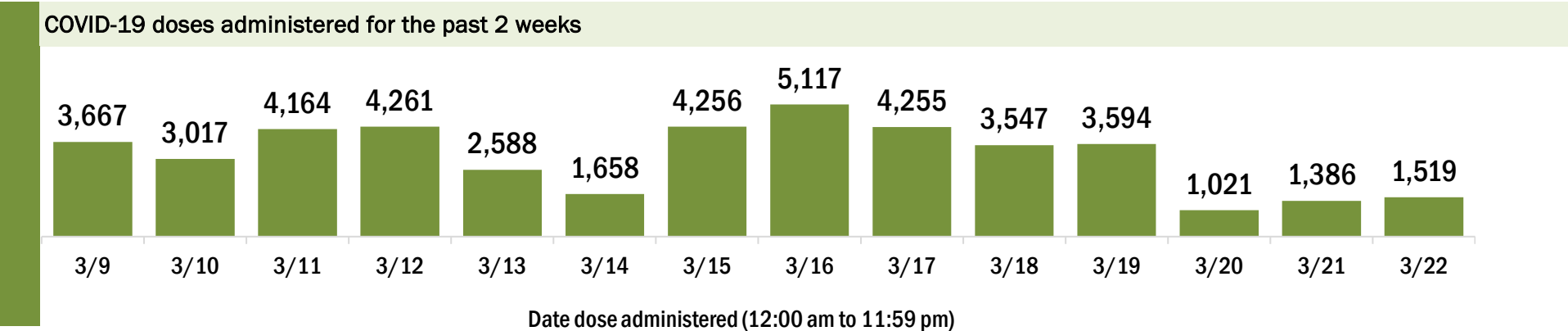
Data in this report are provisional and subject to change.

Data in this summary pertain to COVID-19 vaccines approved by the U.S. Food and Drug Administration and have been issued an Emergency Use Authorization (Janssen COVID-19 Vaccine, Moderna COVID-19 Vaccine and Pfizer-BioNTech COVID-19 Vaccine). These data summarize the number of people who have received either their first dose or have completed the series for a COVID-19 vaccine. **A person can only be counted in one category, first dose or series complete.** For persons receiving Moderna or Pfizer vaccines, once they receive their second dose, they are moved from the first dose column to the series completed column. **Because of this, the total first dose category may show a change from report to report not matching the total receiving their first dose from the previous day.** Persons receiving Johnson & Johnson vaccines will always be counted in the series completed column.

COVID-19 doses for vaccinated persons in Florida	
Doses administered	170,258
People receiving one dose of a 1-dose series (Johnson & Johnson) or receiving only one dose of a 2-dose series (Moderna, Pfizer) count once. Persons receiving both doses of a 2-dose series count twice.	

Current status of persons vaccinated for COVID-19 in Florida	
Total people vaccinated	114,818
First dose	55,903
Series completed	58,915
Completed 1-dose series	3,475
Completed 2-dose series	55,440
First dose: current number of people who have only received their first dose of the Moderna or Pfizer vaccine.	
Series complete: current number of people who have received both Moderna or Pfizer vaccine doses or one Johnson & Johnson dose and are considered fully immunized.	

Demographic summary	First dose	Series complete	Total people vaccinated
Age group	55,903	58,915	114,818
16-24 years	1,056	687	1,743
25-34 years	1,948	2,173	4,121
35-44 years	3,396	3,170	6,566
45-54 years	5,114	4,092	9,206
55-64 years	12,033	5,242	17,275
65-74 years	17,483	24,442	41,925
75-84 years	11,486	14,552	26,038
85+ years	3,387	4,557	7,944
Race	55,903	58,915	114,818
White	42,128	44,617	86,745
Black	1,483	1,484	2,967
American Indian/Alaskan	217	176	393
Other	4,521	6,503	11,024
Unknown	7,554	6,135	13,689
Other race includes Asian, native Hawaiian/Pacific Islander, or other.			
Ethnicity	55,903	58,915	114,818
Hispanic	2,864	2,605	5,469
Non-Hispanic	32,016	34,967	66,983
Unknown	21,023	21,343	42,366
Gender	55,903	58,915	114,818
Female	33,204	35,010	68,214
Male	22,553	23,840	46,393
Unknown	146	65	211



COVID-19: Pinellas County vaccine summary

Vaccination data through Mar 22, 2021 as of Mar 23, 2021 at 12:05 AM

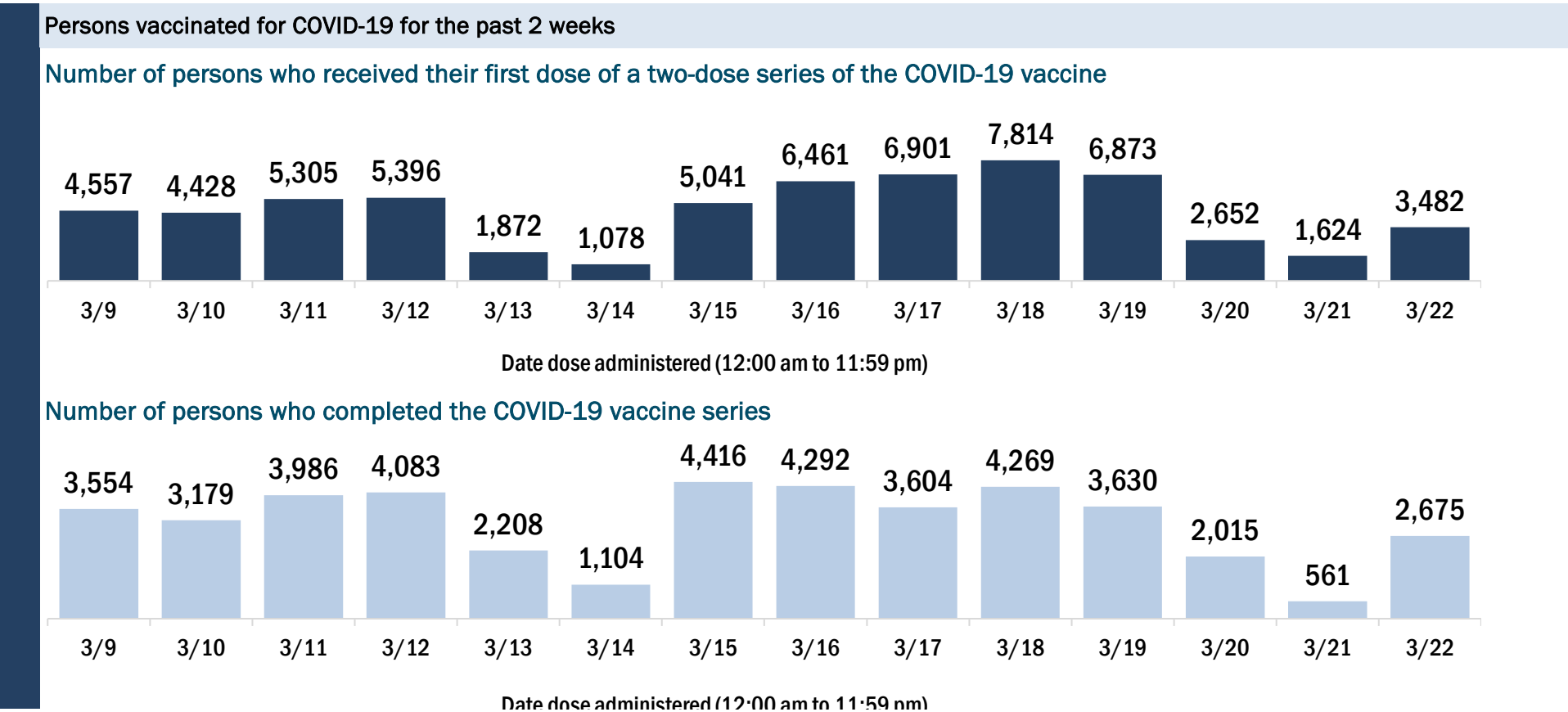
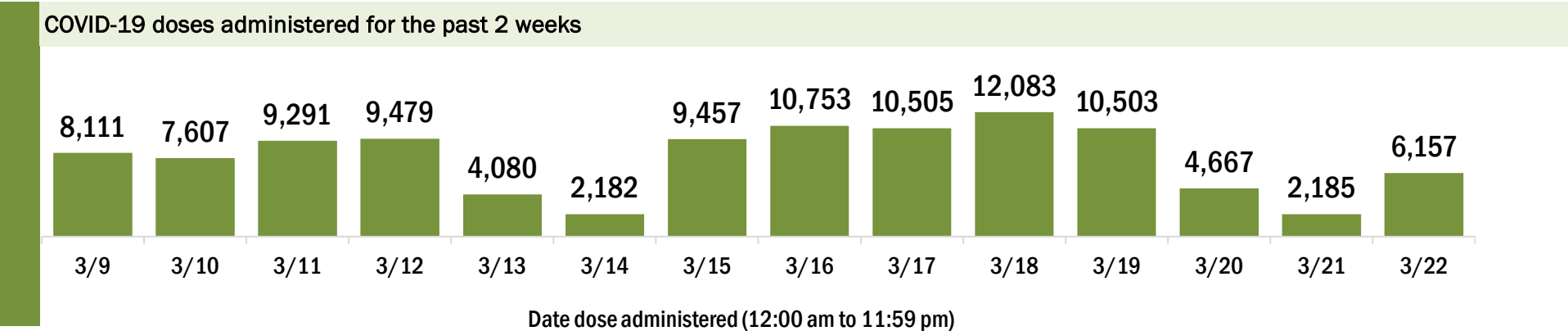
Data in this report are provisional and subject to change.

Data in this summary pertain to COVID-19 vaccines approved by the U.S. Food and Drug Administration and have been issued an Emergency Use Authorization (Janssen COVID-19 Vaccine, Moderna COVID-19 Vaccine and Pfizer-BioNTech COVID-19 Vaccine). These data summarize the number of people who have received either their first dose or have completed the series for a COVID-19 vaccine. **A person can only be counted in one category, first dose or series complete.** For persons receiving Moderna or Pfizer vaccines, once they receive their second dose, they are moved from the first dose column to the series completed column. **Because of this, the total first dose category may show a change from report to report not matching the total receiving their first dose from the previous day.** Persons receiving Johnson & Johnson vaccines will always be counted in the series completed column.

COVID-19 doses for vaccinated persons in Florida	
Doses administered	384,585
People receiving one dose of a 1-dose series (Johnson & Johnson) or receiving only one dose of a 2-dose series (Moderna, Pfizer) count once. Persons receiving both doses of a 2-dose series count twice.	

Current status of persons vaccinated for COVID-19 in Florida	
Total people vaccinated	251,830
First dose	112,584
Series completed	139,246
Completed 1-dose series	6,491
Completed 2-dose series	132,755
First dose: current number of people who have only received their first dose of the Moderna or Pfizer vaccine.	
Series complete: current number of people who have received both Moderna or Pfizer vaccine doses or one Johnson & Johnson dose and are considered fully immunized.	

Demographic summary	First dose	Series complete	Total people vaccinated
Age group	112,584	139,246	251,830
16-24 years	2,129	1,275	3,404
25-34 years	5,017	5,276	10,293
35-44 years	6,586	6,408	12,994
45-54 years	9,762	8,073	17,835
55-64 years	31,867	13,551	45,418
65-74 years	32,091	60,282	92,373
75-84 years	18,159	31,793	49,952
85+ years	6,973	12,588	19,561
Race	112,584	139,246	251,830
White	81,373	105,182	186,555
Black	5,797	5,145	10,942
American Indian/Alaskan	304	287	591
Other	7,708	11,838	19,546
Unknown	17,402	16,794	34,196
Other race includes Asian, native Hawaiian/Pacific Islander, or other.			
Ethnicity	112,584	139,246	251,830
Hispanic	2,921	3,949	6,870
Non-Hispanic	64,584	80,843	145,427
Unknown	45,079	54,454	99,533
Gender	112,584	139,246	251,830
Female	66,096	82,369	148,465
Male	46,124	56,607	102,731
Unknown	364	270	634



COVID-19: Polk County vaccine summary

Vaccination data through Mar 22, 2021 as of Mar 23, 2021 at 12:05 AM

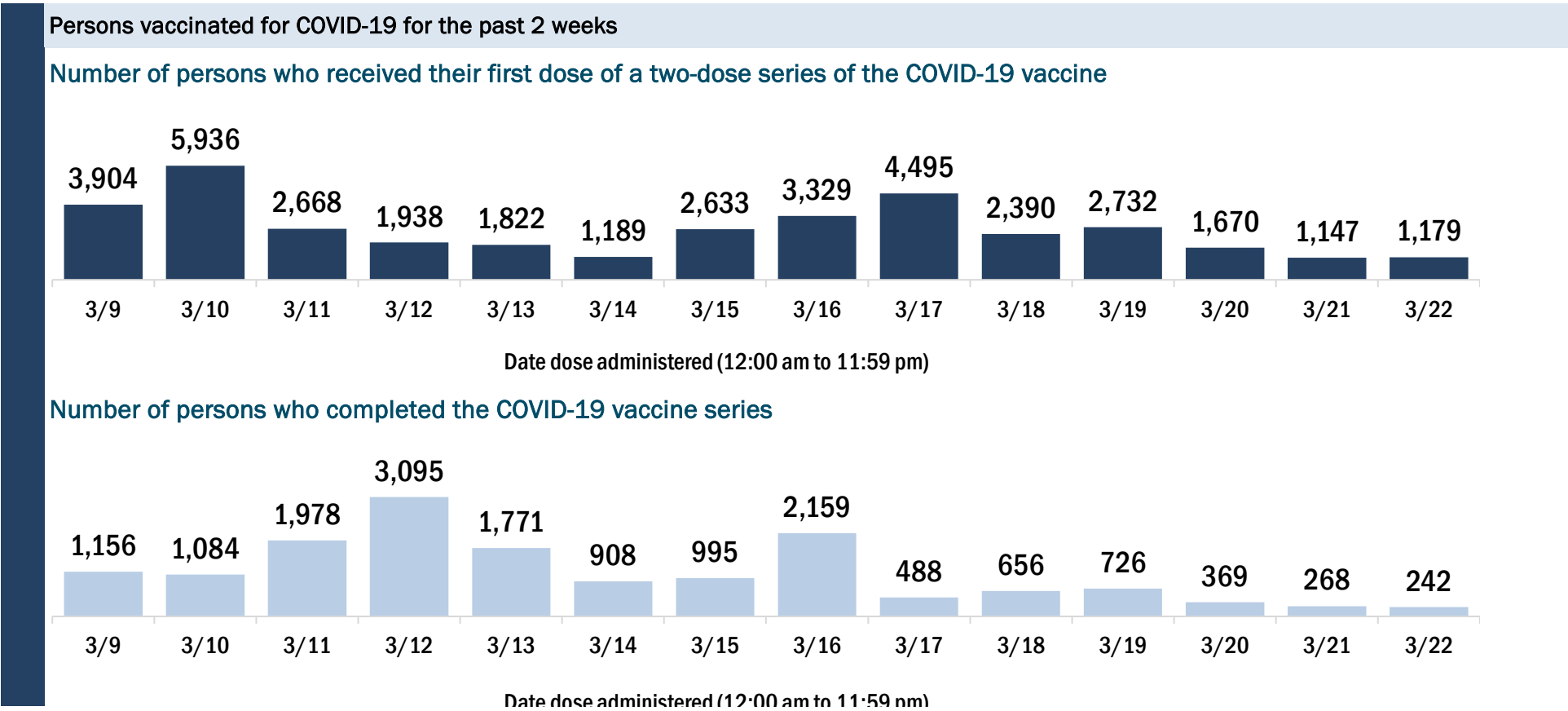
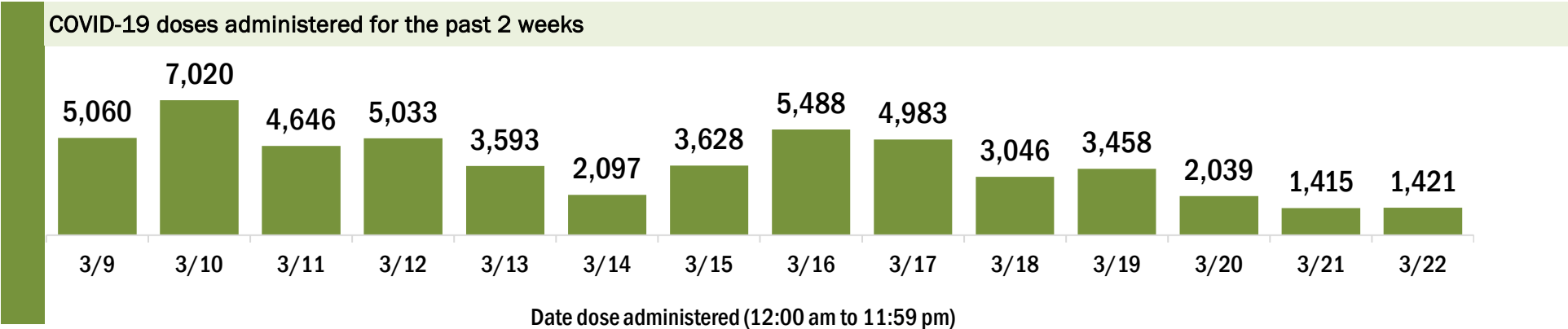
Data in this report are provisional and subject to change.

Data in this summary pertain to COVID-19 vaccines approved by the U.S. Food and Drug Administration and have been issued an Emergency Use Authorization (Janssen COVID-19 Vaccine, Moderna COVID-19 Vaccine and Pfizer-BioNTech COVID-19 Vaccine). These data summarize the number of people who have received either their first dose or have completed the series for a COVID-19 vaccine. **A person can only be counted in one category, first dose or series complete.** For persons receiving Moderna or Pfizer vaccines, once they receive their second dose, they are moved from the first dose column to the series completed column. **Because of this, the total first dose category may show a change from report to report not matching the total receiving their first dose from the previous day.** Persons receiving Johnson & Johnson vaccines will always be counted in the series completed column.

COVID-19 doses for vaccinated persons in Florida	
Doses administered	196,260
People receiving one dose of a 1-dose series (Johnson & Johnson) or receiving only one dose of a 2-dose series (Moderna, Pfizer) count once. Persons receiving both doses of a 2-dose series count twice.	

Current status of persons vaccinated for COVID-19 in Florida	
Total people vaccinated	137,564
First dose	76,114
Series completed	61,450
Completed 1-dose series	2,754
Completed 2-dose series	58,696
First dose: current number of people who have only received their first dose of the Moderna or Pfizer vaccine.	
Series complete: current number of people who have received both Moderna or Pfizer vaccine doses or one Johnson & Johnson dose and are considered fully immunized.	

Demographic summary	First dose	Series complete	Total people vaccinated
Age group	76,114	61,450	137,564
16-24 years	1,278	594	1,872
25-34 years	3,128	1,994	5,122
35-44 years	4,495	2,789	7,284
45-54 years	6,139	3,867	10,006
55-64 years	15,381	5,643	21,024
65-74 years	25,050	26,185	51,235
75-84 years	15,897	15,722	31,619
85+ years	4,746	4,656	9,402
Race	76,114	61,450	137,564
White	53,123	45,527	98,650
Black	5,008	3,791	8,799
American Indian/Alaskan	458	317	775
Other	5,071	4,942	10,013
Unknown	12,454	6,873	19,327
Other race includes Asian, native Hawaiian/Pacific Islander, or other.			
Ethnicity	76,114	61,450	137,564
Hispanic	6,363	3,787	10,150
Non-Hispanic	41,106	36,501	77,607
Unknown	28,645	21,162	49,807
Gender	76,114	61,450	137,564
Female	43,644	35,833	79,477
Male	32,220	25,596	57,816
Unknown	250	21	271



COVID-19: Putnam County vaccine summary

Vaccination data through Mar 22, 2021 as of Mar 23, 2021 at 12:05 AM

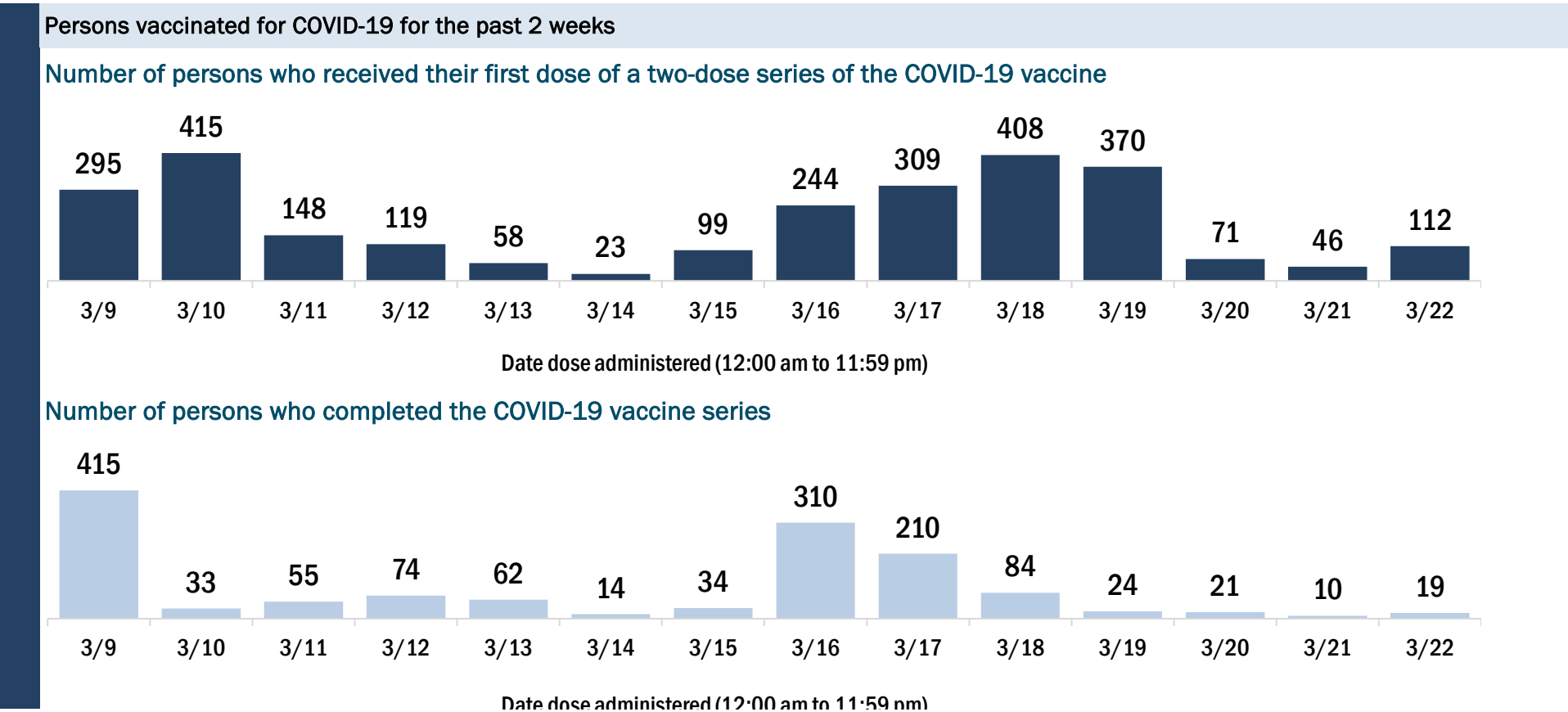
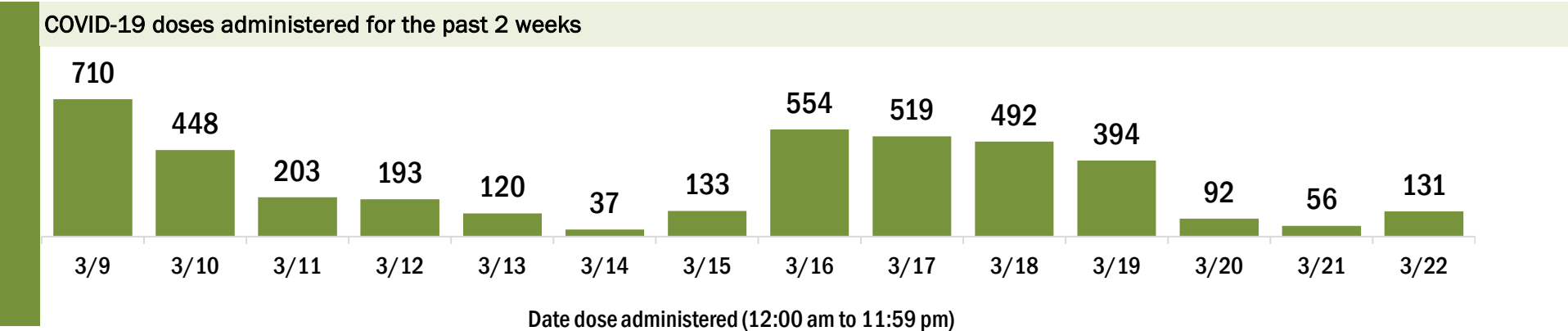
Data in this report are provisional and subject to change.

Data in this summary pertain to COVID-19 vaccines approved by the U.S. Food and Drug Administration and have been issued an Emergency Use Authorization (Janssen COVID-19 Vaccine, Moderna COVID-19 Vaccine and Pfizer-BioNTech COVID-19 Vaccine). These data summarize the number of people who have received either their first dose or have completed the series for a COVID-19 vaccine. **A person can only be counted in one category, first dose or series complete.** For persons receiving Moderna or Pfizer vaccines, once they receive their second dose, they are moved from the first dose column to the series completed column. **Because of this, the total first dose category may show a change from report to report not matching the total receiving their first dose from the previous day.** Persons receiving Johnson & Johnson vaccines will always be counted in the series completed column.

COVID-19 doses for vaccinated persons in Florida	
Doses administered	18,531
People receiving one dose of a 1-dose series (Johnson & Johnson) or receiving only one dose of a 2-dose series (Moderna, Pfizer) count once. Persons receiving both doses of a 2-dose series count twice.	

Current status of persons vaccinated for COVID-19 in Florida	
Total people vaccinated	12,065
First dose	5,500
Series completed	6,565
Completed 1-dose series	99
Completed 2-dose series	6,466
First dose: current number of people who have only received their first dose of the Moderna or Pfizer vaccine.	
Series complete: current number of people who have received both Moderna or Pfizer vaccine doses or one Johnson & Johnson dose and are considered fully immunized.	

Demographic summary	First dose	Series complete	Total people vaccinated
Age group	5,500	6,565	12,065
16-24 years	53	54	107
25-34 years	152	135	287
35-44 years	206	189	395
45-54 years	437	273	710
55-64 years	1,339	542	1,881
65-74 years	1,974	3,044	5,018
75-84 years	995	1,772	2,767
85+ years	344	556	900
Race	5,500	6,565	12,065
White	4,213	5,197	9,410
Black	589	415	1,004
American Indian/Alaskan	59	40	99
Other	374	444	818
Unknown	265	469	734
Other race includes Asian, native Hawaiian/Pacific Islander, or other.			
Ethnicity	5,500	6,565	12,065
Hispanic	221	151	372
Non-Hispanic	4,159	4,819	8,978
Unknown	1,120	1,595	2,715
Gender	5,500	6,565	12,065
Female	3,114	3,762	6,876
Male	2,381	2,800	5,181
Unknown	5	3	8



COVID-19: Santa Rosa County vaccine summary

Vaccination data through Mar 22, 2021 as of Mar 23, 2021 at 12:05 AM

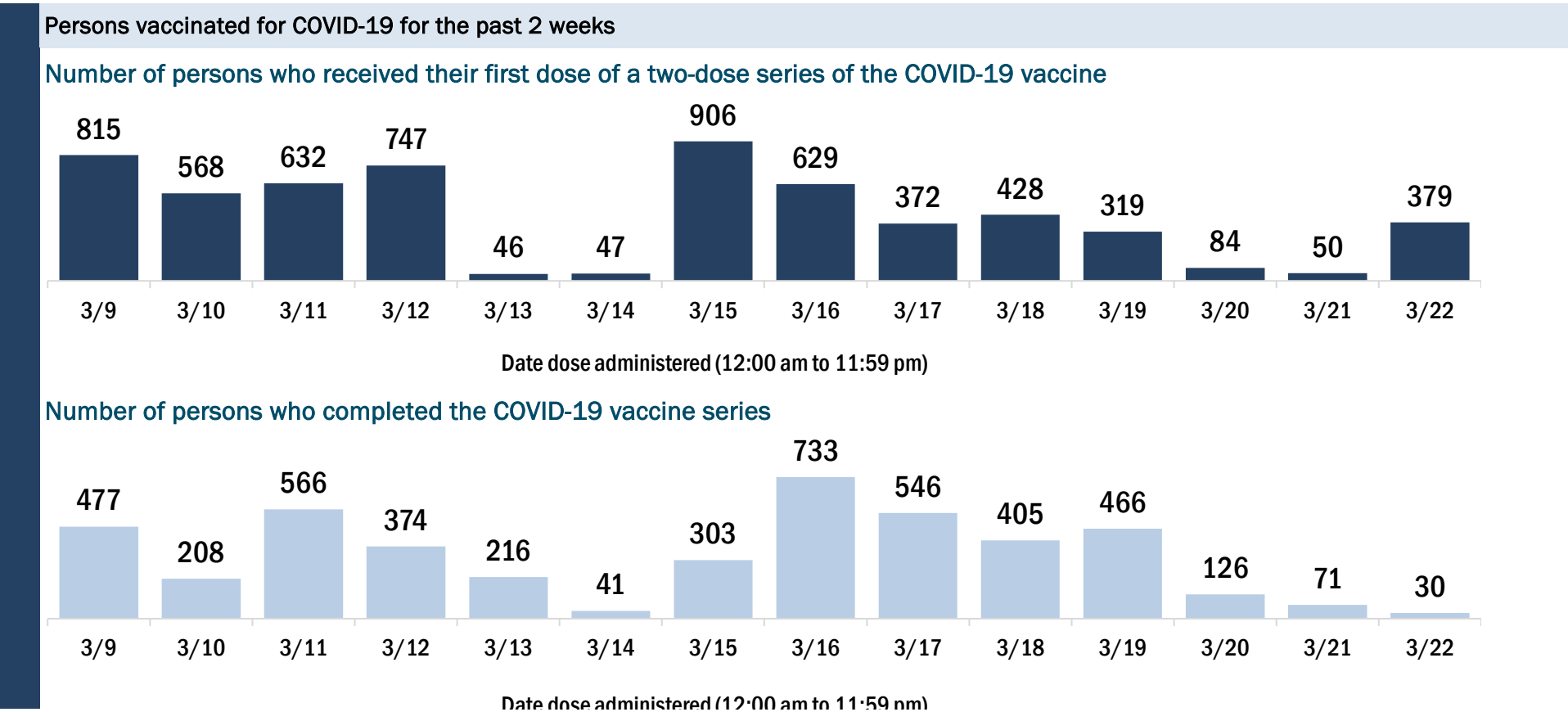
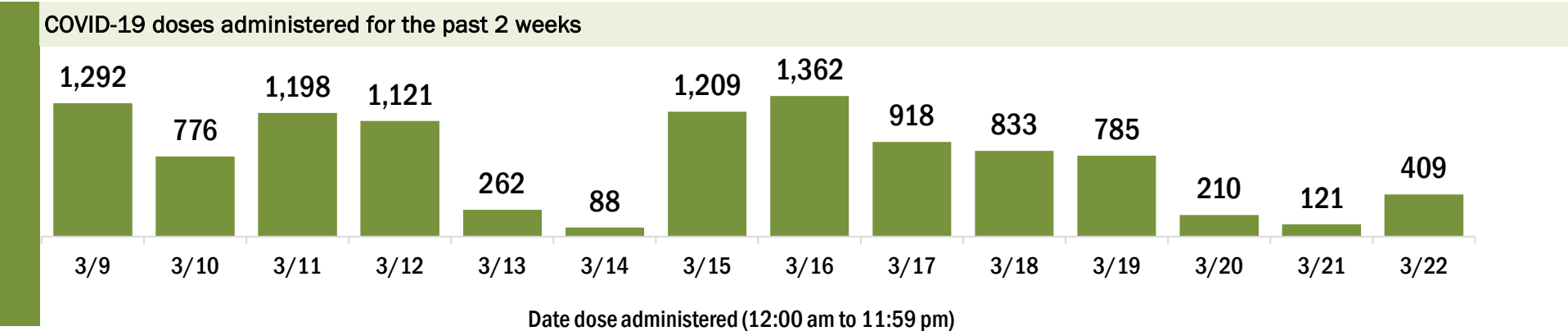
Data in this report are provisional and subject to change.

Data in this summary pertain to COVID-19 vaccines approved by the U.S. Food and Drug Administration and have been issued an Emergency Use Authorization (Janssen COVID-19 Vaccine, Moderna COVID-19 Vaccine and Pfizer-BioNTech COVID-19 Vaccine). These data summarize the number of people who have received either their first dose or have completed the series for a COVID-19 vaccine. **A person can only be counted in one category, first dose or series complete.** For persons receiving Moderna or Pfizer vaccines, once they receive their second dose, they are moved from the first dose column to the series completed column. **Because of this, the total first dose category may show a change from report to report not matching the total receiving their first dose from the previous day.** Persons receiving Johnson & Johnson vaccines will always be counted in the series completed column.

COVID-19 doses for vaccinated persons in Florida	
Doses administered	57,538
People receiving one dose of a 1-dose series (Johnson & Johnson) or receiving only one dose of a 2-dose series (Moderna, Pfizer) count once. Persons receiving both doses of a 2-dose series count twice.	

Current status of persons vaccinated for COVID-19 in Florida	
Total people vaccinated	36,833
First dose	15,455
Series completed	21,378
Completed 1-dose series	673
Completed 2-dose series	20,705
First dose: current number of people who have only received their first dose of the Moderna or Pfizer vaccine.	
Series complete: current number of people who have received both Moderna or Pfizer vaccine doses or one Johnson & Johnson dose and are considered fully immunized.	

Demographic summary	First dose	Series complete	Total people vaccinated
Age group	15,455	21,378	36,833
16-24 years	312	248	560
25-34 years	696	767	1,463
35-44 years	1,068	1,210	2,278
45-54 years	1,752	1,563	3,315
55-64 years	4,163	2,525	6,688
65-74 years	4,617	9,084	13,701
75-84 years	2,190	4,644	6,834
85+ years	657	1,337	1,994
Race	15,455	21,378	36,833
White	10,545	16,149	26,694
Black	506	524	1,030
American Indian/Alaskan	107	117	224
Other	1,006	1,526	2,532
Unknown	3,291	3,062	6,353
Other race includes Asian, native Hawaiian/Pacific Islander, or other.			
Ethnicity	15,455	21,378	36,833
Hispanic	381	318	699
Non-Hispanic	9,262	13,064	22,326
Unknown	5,812	7,996	13,808
Gender	15,455	21,378	36,833
Female	8,982	12,231	21,213
Male	6,461	9,147	15,608
Unknown	12	0	12



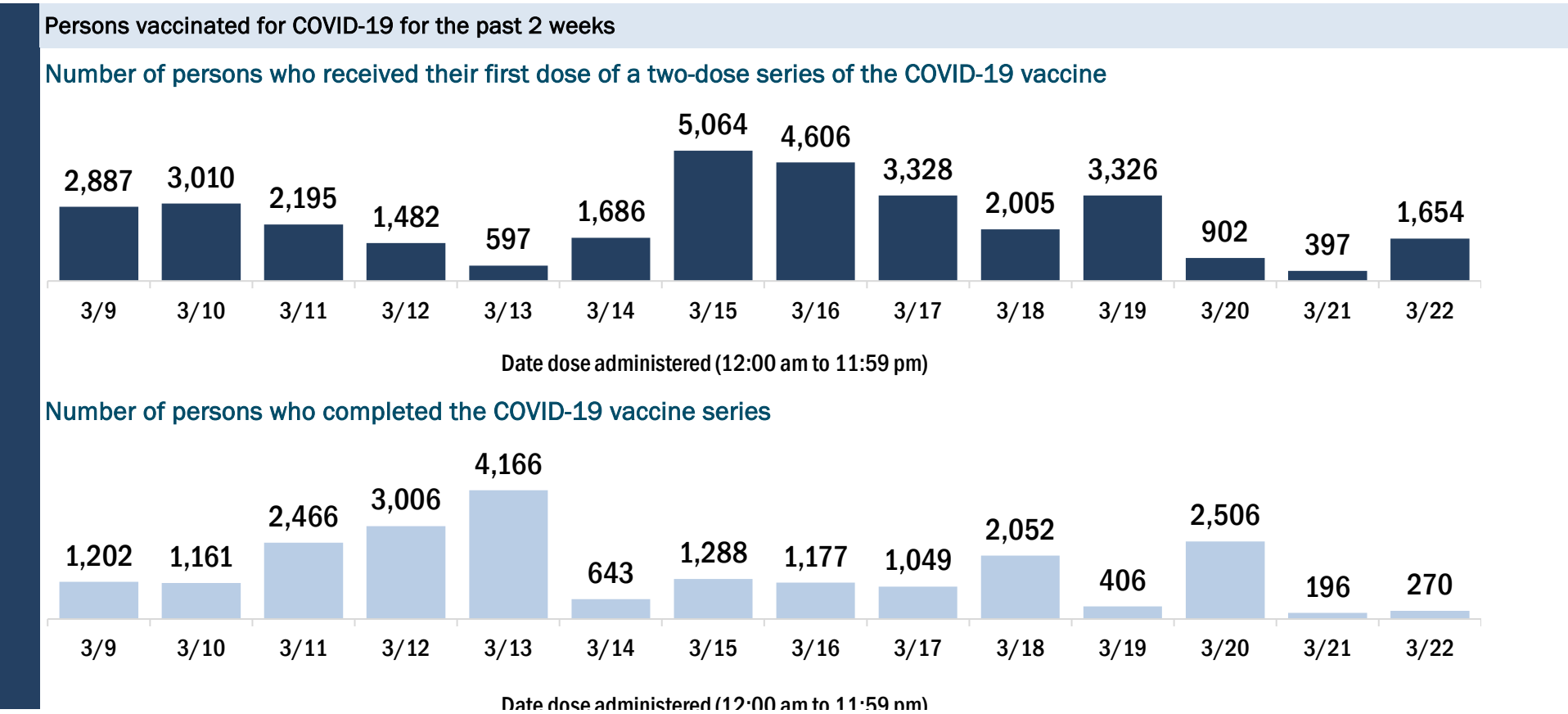
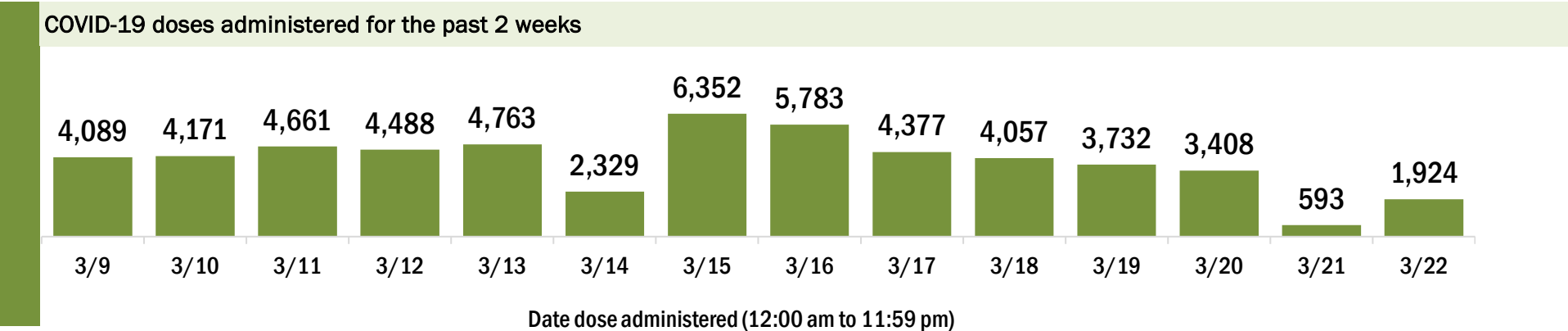
COVID-19: Sarasota County vaccine summary

Vaccination data through Mar 22, 2021 as of Mar 23, 2021 at 12:05 AM

Data in this report are provisional and subject to change.

Data in this summary pertain to COVID-19 vaccines approved by the U.S. Food and Drug Administration and have been issued an Emergency Use Authorization (Janssen COVID-19 Vaccine, Moderna COVID-19 Vaccine and Pfizer-BioNTech COVID-19 Vaccine). These data summarize the number of people who have received either their first dose or have completed the series for a COVID-19 vaccine. **A person can only be counted in one category, first dose or series complete.** For persons receiving Moderna or Pfizer vaccines, once they receive their second dose, they are moved from the first dose column to the series completed column. **Because of this, the total first dose category may show a change from report to report not matching the total receiving their first dose from the previous day.** Persons receiving Johnson & Johnson vaccines will always be counted in the series completed column.

COVID-19 doses for vaccinated persons in Florida		Demographic summary			
Doses administered	225,608	First dose	Series complete	Total people vaccinated	
People receiving one dose of a 1-dose series (Johnson & Johnson) or receiving only one dose of a 2-dose series (Moderna, Pfizer) count once. Persons receiving both doses of a 2-dose series count twice.		Age group	81,962	73,455	155,417
		16-24 years	705	585	1,290
		25-34 years	1,175	1,766	2,941
		35-44 years	1,659	2,322	3,981
		45-54 years	2,682	3,754	6,436
		55-64 years	10,490	6,410	16,900
		65-74 years	33,564	32,215	65,779
		75-84 years	24,113	18,781	42,894
		85+ years	7,574	7,622	15,196
		Race	81,962	73,455	155,417
		White	67,359	56,147	123,506
		Black	989	852	1,841
		American Indian/Alaskan	259	309	568
		Other	3,492	7,086	10,578
		Unknown	9,863	9,061	18,924
		Other race includes Asian, native Hawaiian/Pacific Islander, or other.			
		Ethnicity	81,962	73,455	155,417
		Hispanic	1,839	1,316	3,155
		Non-Hispanic	55,162	46,538	101,700
		Unknown	24,961	25,601	50,562
		Gender	81,962	73,455	155,417
		Female	45,727	42,405	88,132
		Male	36,120	31,003	67,123
		Unknown	115	47	162



COVID-19: Seminole County vaccine summary

Vaccination data through Mar 22, 2021 as of Mar 23, 2021 at 12:05 AM

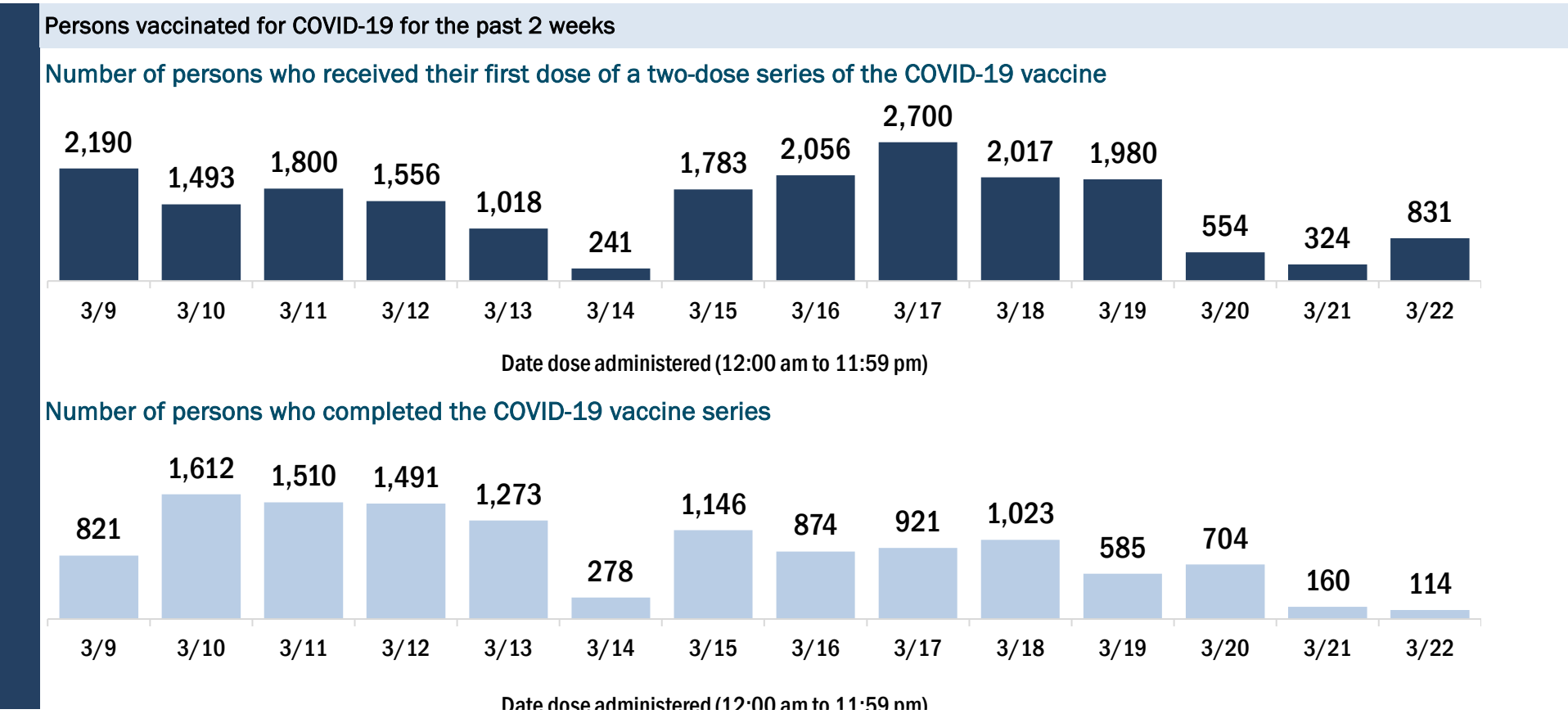
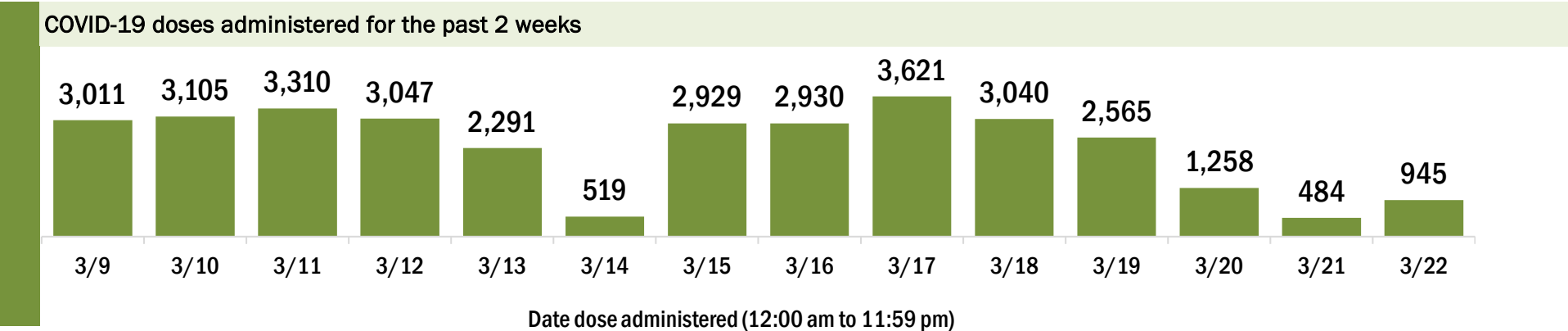
Data in this report are provisional and subject to change.

Data in this summary pertain to COVID-19 vaccines approved by the U.S. Food and Drug Administration and have been issued an Emergency Use Authorization (Janssen COVID-19 Vaccine, Moderna COVID-19 Vaccine and Pfizer-BioNTech COVID-19 Vaccine). These data summarize the number of people who have received either their first dose or have completed the series for a COVID-19 vaccine. **A person can only be counted in one category, first dose or series complete.** For persons receiving Moderna or Pfizer vaccines, once they receive their second dose, they are moved from the first dose column to the series completed column. **Because of this, the total first dose category may show a change from report to report not matching the total receiving their first dose from the previous day.** Persons receiving Johnson & Johnson vaccines will always be counted in the series completed column.

COVID-19 doses for vaccinated persons in Florida	
Doses administered	141,010
People receiving one dose of a 1-dose series (Johnson & Johnson) or receiving only one dose of a 2-dose series (Moderna, Pfizer) count once. Persons receiving both doses of a 2-dose series count twice.	

Current status of persons vaccinated for COVID-19 in Florida	
Total people vaccinated	90,730
First dose	36,512
Series completed	54,218
Completed 1-dose series	3,938
Completed 2-dose series	50,280
First dose: current number of people who have only received their first dose of the Moderna or Pfizer vaccine.	
Series complete: current number of people who have received both Moderna or Pfizer vaccine doses or one Johnson & Johnson dose and are considered fully immunized.	

Demographic summary	First dose	Series complete	Total people vaccinated
Age group	36,512	54,218	90,730
16-24 years	1,521	924	2,445
25-34 years	3,160	2,657	5,817
35-44 years	4,454	3,638	8,092
45-54 years	5,710	4,252	9,962
55-64 years	11,196	5,130	16,326
65-74 years	6,177	22,188	28,365
75-84 years	3,041	11,114	14,155
85+ years	1,253	4,315	5,568
Race	36,512	54,218	90,730
White	24,155	39,880	64,035
Black	2,207	3,505	5,712
American Indian/Alaskan	133	320	453
Other	4,693	8,270	12,963
Unknown	5,324	2,243	7,567
Other race includes Asian, native Hawaiian/Pacific Islander, or other.			
Ethnicity	36,512	54,218	90,730
Hispanic	3,300	4,998	8,298
Non-Hispanic	19,719	36,120	55,839
Unknown	13,493	13,100	26,593
Gender	36,512	54,218	90,730
Female	21,334	32,736	54,070
Male	14,943	21,437	36,380
Unknown	235	45	280



COVID-19: St. Johns County vaccine summary

Vaccination data through Mar 22, 2021 as of Mar 23, 2021 at 12:05 AM

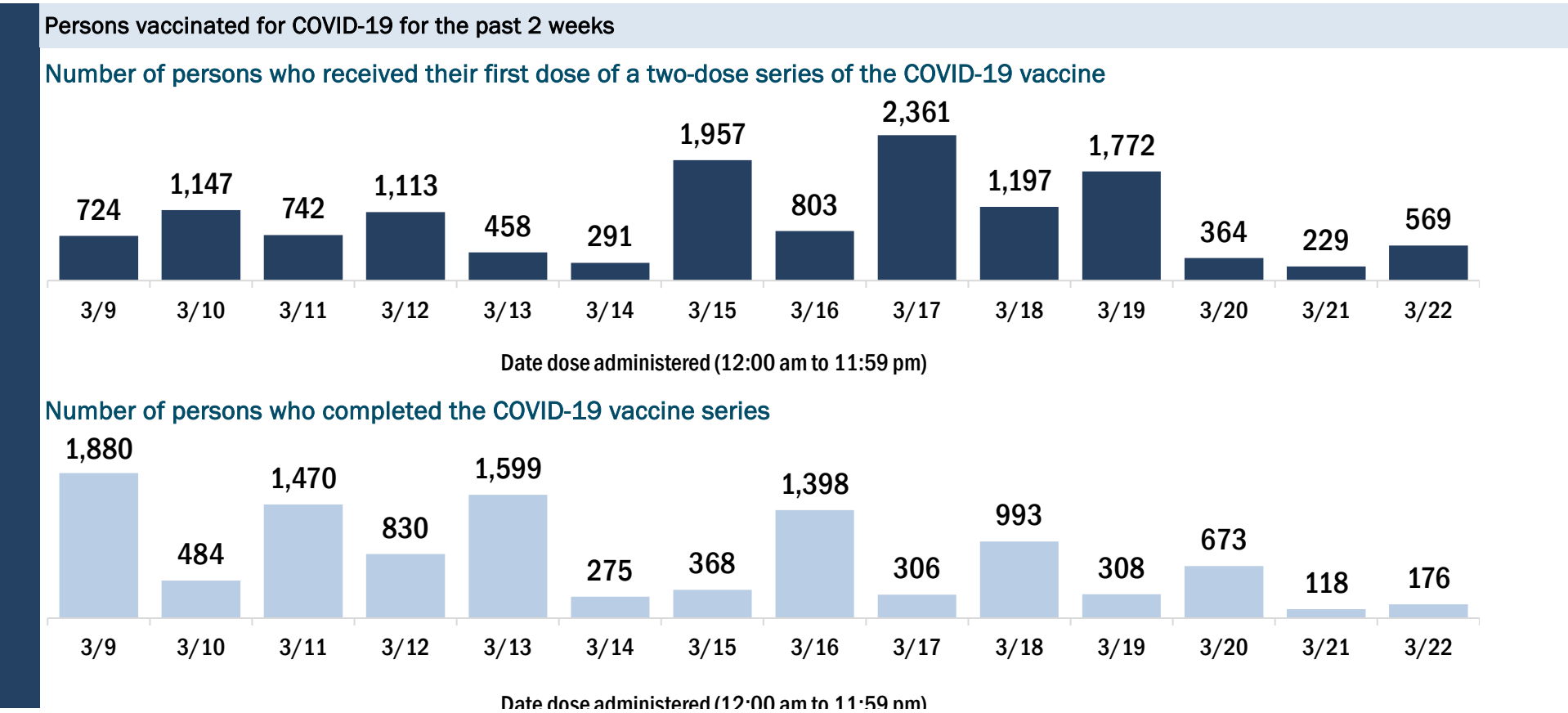
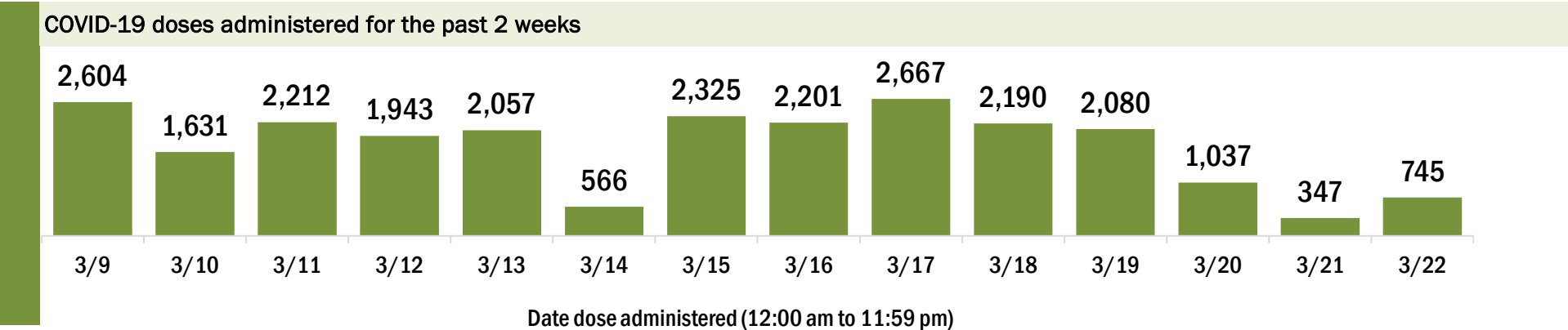
Data in this report are provisional and subject to change.

Data in this summary pertain to COVID-19 vaccines approved by the U.S. Food and Drug Administration and have been issued an Emergency Use Authorization (Janssen COVID-19 Vaccine, Moderna COVID-19 Vaccine and Pfizer-BioNTech COVID-19 Vaccine). These data summarize the number of people who have received either their first dose or have completed the series for a COVID-19 vaccine. **A person can only be counted in one category, first dose or series complete.** For persons receiving Moderna or Pfizer vaccines, once they receive their second dose, they are moved from the first dose column to the series completed column. **Because of this, the total first dose category may show a change from report to report not matching the total receiving their first dose from the previous day.** Persons receiving Johnson & Johnson vaccines will always be counted in the series completed column.

COVID-19 doses for vaccinated persons in Florida	
Doses administered	135,006
People receiving one dose of a 1-dose series (Johnson & Johnson) or receiving only one dose of a 2-dose series (Moderna, Pfizer) count once. Persons receiving both doses of a 2-dose series count twice.	

Current status of persons vaccinated for COVID-19 in Florida	
Total people vaccinated	81,293
First dose	25,357
Series completed	55,936
Completed 1-dose series	2,223
Completed 2-dose series	53,713
First dose: current number of people who have only received their first dose of the Moderna or Pfizer vaccine.	
Series complete: current number of people who have received both Moderna or Pfizer vaccine doses or one Johnson & Johnson dose and are considered fully immunized.	

Demographic summary	First dose	Series complete	Total people vaccinated
Age group	25,357	55,936	81,293
16-24 years	910	653	1,563
25-34 years	1,363	1,839	3,202
35-44 years	3,019	3,813	6,832
45-54 years	3,891	4,036	7,927
55-64 years	9,407	5,771	15,178
65-74 years	4,074	24,352	28,426
75-84 years	1,976	12,089	14,065
85+ years	717	3,383	4,100
Race	25,357	55,936	81,293
White	18,362	41,773	60,135
Black	778	1,482	2,260
American Indian/Alaskan	55	180	235
Other	2,475	5,507	7,982
Unknown	3,687	6,994	10,681
Other race includes Asian, native Hawaiian/Pacific Islander, or other.			
Ethnicity	25,357	55,936	81,293
Hispanic	988	1,416	2,404
Non-Hispanic	16,190	35,686	51,876
Unknown	8,179	18,834	27,013
Gender	25,357	55,936	81,293
Female	14,540	31,534	46,074
Male	10,797	24,391	35,188
Unknown	20	11	31



COVID-19: St. Lucie County vaccine summary

Vaccination data through Mar 22, 2021 as of Mar 23, 2021 at 12:05 AM

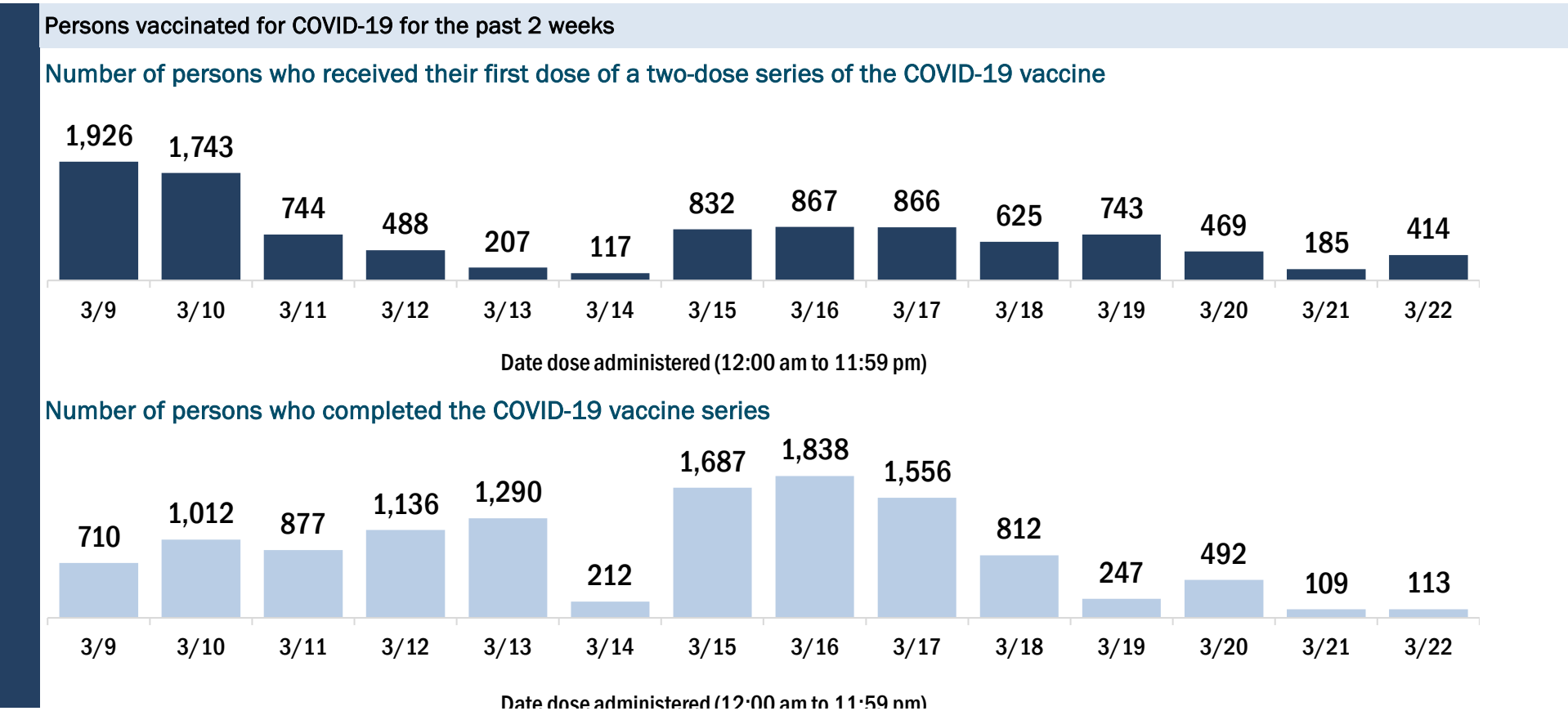
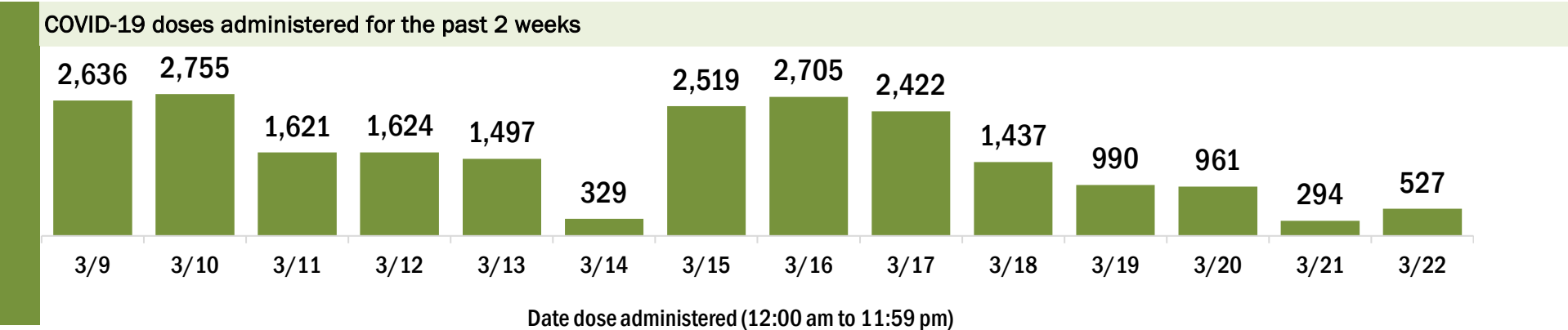
Data in this report are provisional and subject to change.

Data in this summary pertain to COVID-19 vaccines approved by the U.S. Food and Drug Administration and have been issued an Emergency Use Authorization (Janssen COVID-19 Vaccine, Moderna COVID-19 Vaccine and Pfizer-BioNTech COVID-19 Vaccine). These data summarize the number of people who have received either their first dose or have completed the series for a COVID-19 vaccine. **A person can only be counted in one category, first dose or series complete.** For persons receiving Moderna or Pfizer vaccines, once they receive their second dose, they are moved from the first dose column to the series completed column. **Because of this, the total first dose category may show a change from report to report not matching the total receiving their first dose from the previous day.** Persons receiving Johnson & Johnson vaccines will always be counted in the series completed column.

COVID-19 doses for vaccinated persons in Florida	
Doses administered	112,460
People receiving one dose of a 1-dose series (Johnson & Johnson) or receiving only one dose of a 2-dose series (Moderna, Pfizer) count once. Persons receiving both doses of a 2-dose series count twice.	

Current status of persons vaccinated for COVID-19 in Florida	
Total people vaccinated	70,202
First dose	26,940
Series completed	43,262
Completed 1-dose series	1,004
Completed 2-dose series	42,258
First dose: current number of people who have only received their first dose of the Moderna or Pfizer vaccine.	
Series complete: current number of people who have received both Moderna or Pfizer vaccine doses or one Johnson & Johnson dose and are considered fully immunized.	

Demographic summary	First dose	Series complete	Total people vaccinated
Age group	26,940	43,262	70,202
16-24 years	356	326	682
25-34 years	814	902	1,716
35-44 years	1,251	1,422	2,673
45-54 years	2,372	2,073	4,445
55-64 years	6,038	3,471	9,509
65-74 years	9,106	19,687	28,793
75-84 years	5,349	11,767	17,116
85+ years	1,654	3,614	5,268
Race	26,940	43,262	70,202
White	18,141	29,015	47,156
Black	2,618	3,586	6,204
American Indian/Alaskan	191	189	380
Other	2,019	4,092	6,111
Unknown	3,971	6,380	10,351
Other race includes Asian, native Hawaiian/Pacific Islander, or other.			
Ethnicity	26,940	43,262	70,202
Hispanic	2,537	2,223	4,760
Non-Hispanic	15,291	24,820	40,111
Unknown	9,112	16,219	25,331
Gender	26,940	43,262	70,202
Female	15,385	24,943	40,328
Male	11,471	18,300	29,771
Unknown	84	19	103



COVID-19: Sumter County vaccine summary

Vaccination data through Mar 22, 2021 as of Mar 23, 2021 at 12:05 AM

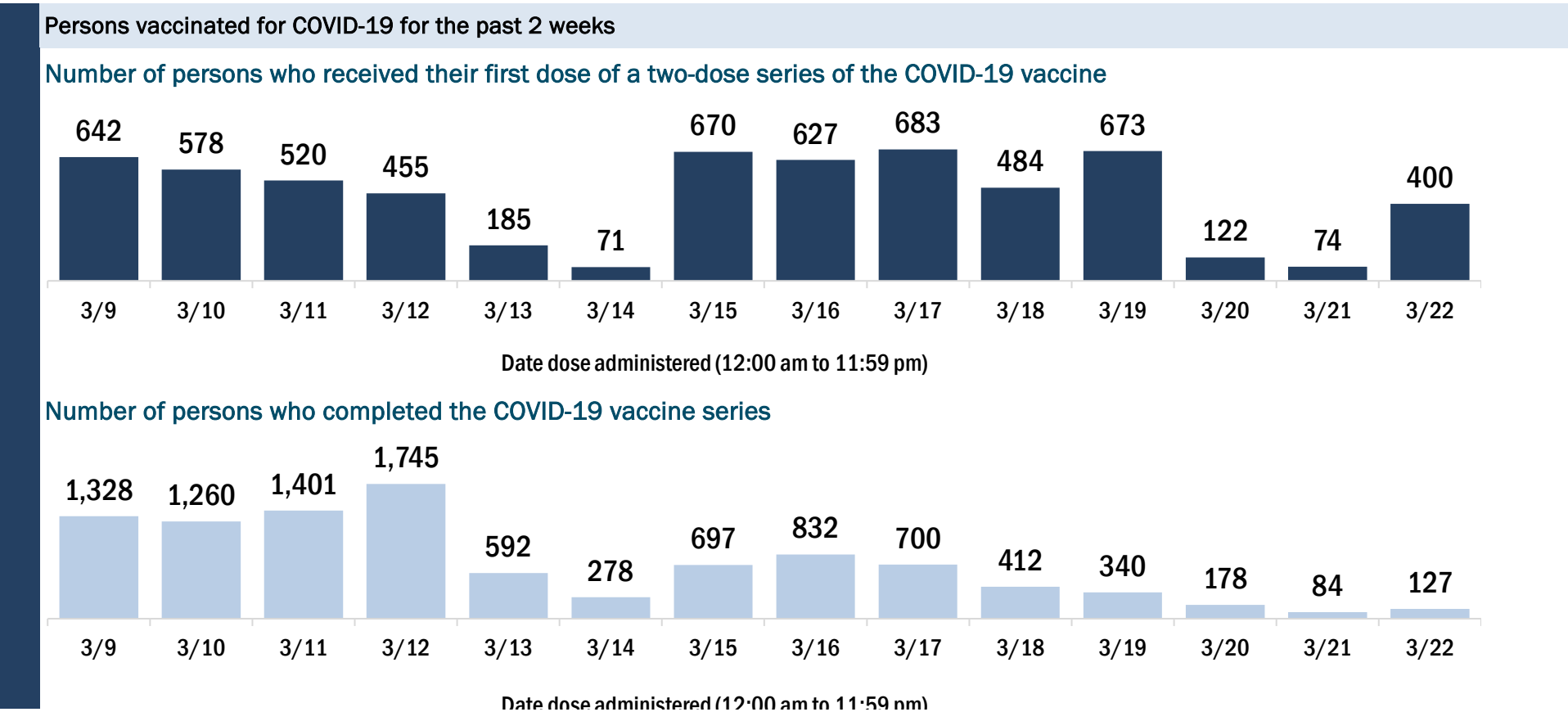
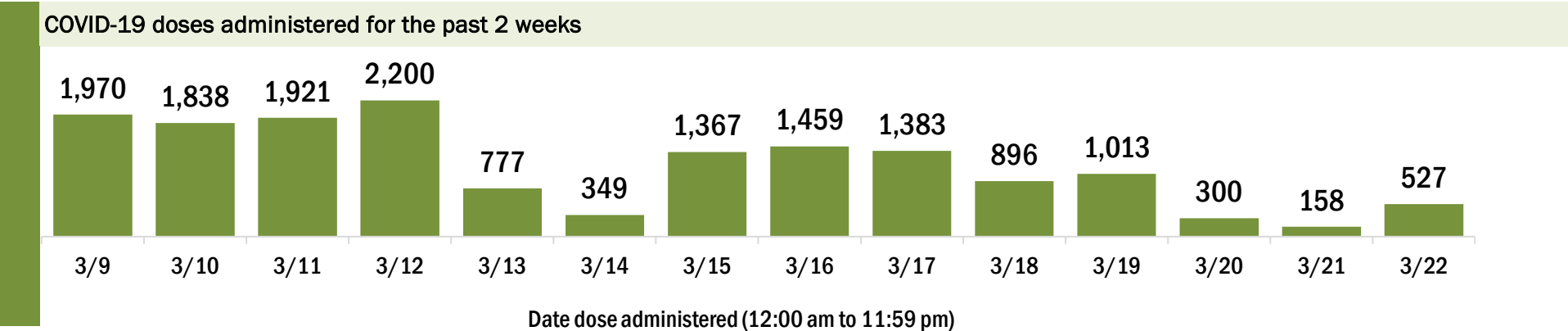
Data in this report are provisional and subject to change.

Data in this summary pertain to COVID-19 vaccines approved by the U.S. Food and Drug Administration and have been issued an Emergency Use Authorization (Janssen COVID-19 Vaccine, Moderna COVID-19 Vaccine and Pfizer-BioNTech COVID-19 Vaccine). These data summarize the number of people who have received either their first dose or have completed the series for a COVID-19 vaccine. **A person can only be counted in one category, first dose or series complete.** For persons receiving Moderna or Pfizer vaccines, once they receive their second dose, they are moved from the first dose column to the series completed column. **Because of this, the total first dose category may show a change from report to report not matching the total receiving their first dose from the previous day.** Persons receiving Johnson & Johnson vaccines will always be counted in the series completed column.

COVID-19 doses for vaccinated persons in Florida	
Doses administered	85,320
People receiving one dose of a 1-dose series (Johnson & Johnson) or receiving only one dose of a 2-dose series (Moderna, Pfizer) count once. Persons receiving both doses of a 2-dose series count twice.	

Current status of persons vaccinated for COVID-19 in Florida	
Total people vaccinated	53,783
First dose	19,327
Series completed	34,456
Completed 1-dose series	2,919
Completed 2-dose series	31,537
First dose: current number of people who have only received their first dose of the Moderna or Pfizer vaccine.	
Series complete: current number of people who have received both Moderna or Pfizer vaccine doses or one Johnson & Johnson dose and are considered fully immunized.	

Demographic summary	First dose	Series complete	Total people vaccinated
Age group	19,327	34,456	53,783
16-24 years	54	43	97
25-34 years	113	117	230
35-44 years	177	165	342
45-54 years	411	293	704
55-64 years	3,540	1,074	4,614
65-74 years	8,183	18,503	26,686
75-84 years	5,668	12,336	18,004
85+ years	1,181	1,925	3,106
Race	19,327	34,456	53,783
White	14,481	27,758	42,239
Black	280	328	608
American Indian/Alaskan	30	110	140
Other	957	1,451	2,408
Unknown	3,579	4,809	8,388
Other race includes Asian, native Hawaiian/Pacific Islander, or other.			
Ethnicity	19,327	34,456	53,783
Hispanic	290	405	695
Non-Hispanic	9,740	19,210	28,950
Unknown	9,297	14,841	24,138
Gender	19,327	34,456	53,783
Female	10,983	19,167	30,150
Male	8,270	15,285	23,555
Unknown	74	4	78



COVID-19: Suwannee County vaccine summary

Vaccination data through Mar 22, 2021 as of Mar 23, 2021 at 12:05 AM

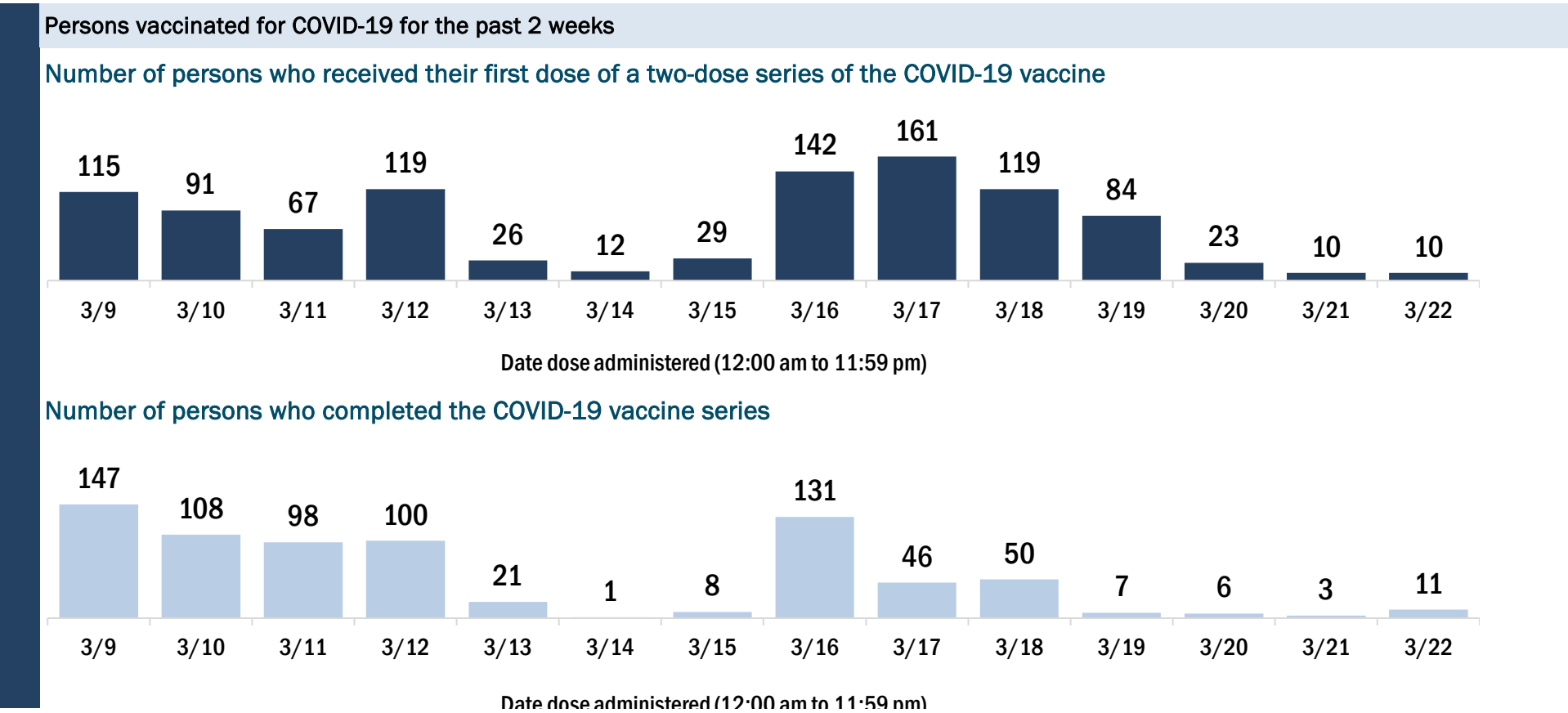
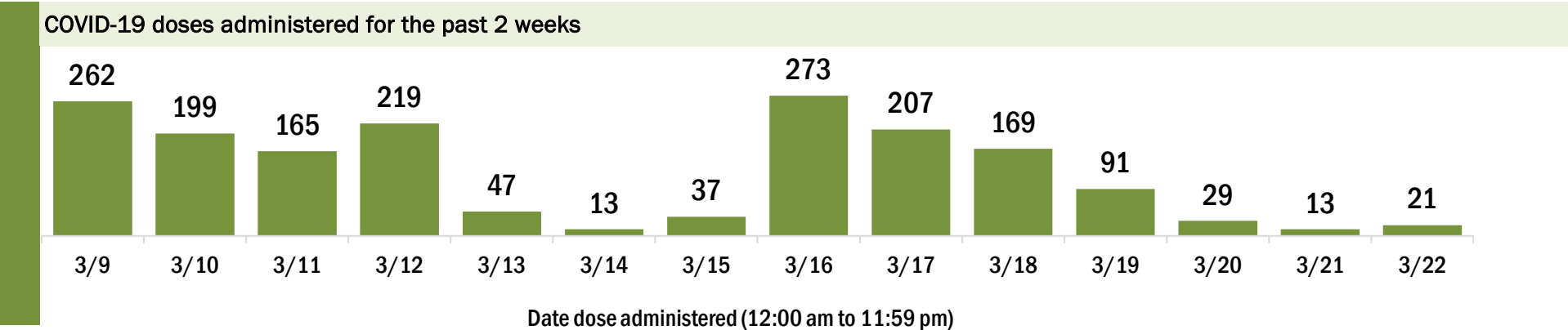
Data in this report are provisional and subject to change.

Data in this summary pertain to COVID-19 vaccines approved by the U.S. Food and Drug Administration and have been issued an Emergency Use Authorization (Janssen COVID-19 Vaccine, Moderna COVID-19 Vaccine and Pfizer-BioNTech COVID-19 Vaccine). These data summarize the number of people who have received either their first dose or have completed the series for a COVID-19 vaccine. **A person can only be counted in one category, first dose or series complete.** For persons receiving Moderna or Pfizer vaccines, once they receive their second dose, they are moved from the first dose column to the series completed column. **Because of this, the total first dose category may show a change from report to report not matching the total receiving their first dose from the previous day.** Persons receiving Johnson & Johnson vaccines will always be counted in the series completed column.

COVID-19 doses for vaccinated persons in Florida	
Doses administered	11,277
People receiving one dose of a 1-dose series (Johnson & Johnson) or receiving only one dose of a 2-dose series (Moderna, Pfizer) count once. Persons receiving both doses of a 2-dose series count twice.	

Current status of persons vaccinated for COVID-19 in Florida	
Total people vaccinated	6,599
First dose	1,869
Series completed	4,730
Completed 1-dose series	52
Completed 2-dose series	4,678
First dose: current number of people who have only received their first dose of the Moderna or Pfizer vaccine.	
Series complete: current number of people who have received both Moderna or Pfizer vaccine doses or one Johnson & Johnson dose and are considered fully immunized.	

Demographic summary	First dose	Series complete	Total people vaccinated
Age group	1,869	4,730	6,599
16-24 years	45	32	77
25-34 years	64	69	133
35-44 years	98	108	206
45-54 years	165	139	304
55-64 years	719	311	1,030
65-74 years	459	2,129	2,588
75-84 years	231	1,440	1,671
85+ years	88	502	590
Race	1,869	4,730	6,599
White	1,249	3,330	4,579
Black	193	275	468
American Indian/Alaskan	3	4	7
Other	128	308	436
Unknown	296	813	1,109
Other race includes Asian, native Hawaiian/Pacific Islander, or other.			
Ethnicity	1,869	4,730	6,599
Hispanic	60	78	138
Non-Hispanic	986	2,241	3,227
Unknown	823	2,411	3,234
Gender	1,869	4,730	6,599
Female	1,162	2,751	3,913
Male	707	1,979	2,686
Unknown	0	0	0



COVID-19: Taylor County vaccine summary

Vaccination data through Mar 22, 2021 as of Mar 23, 2021 at 12:05 AM

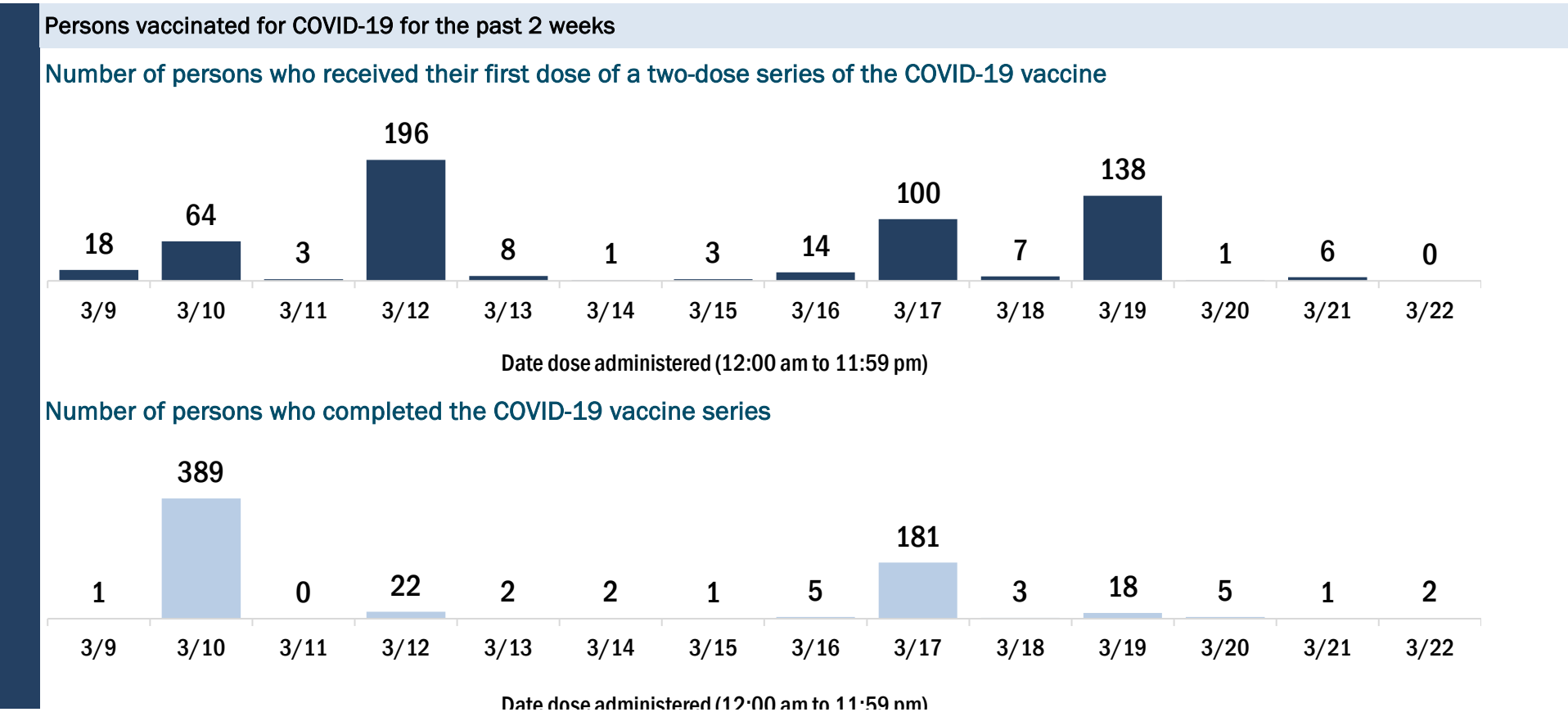
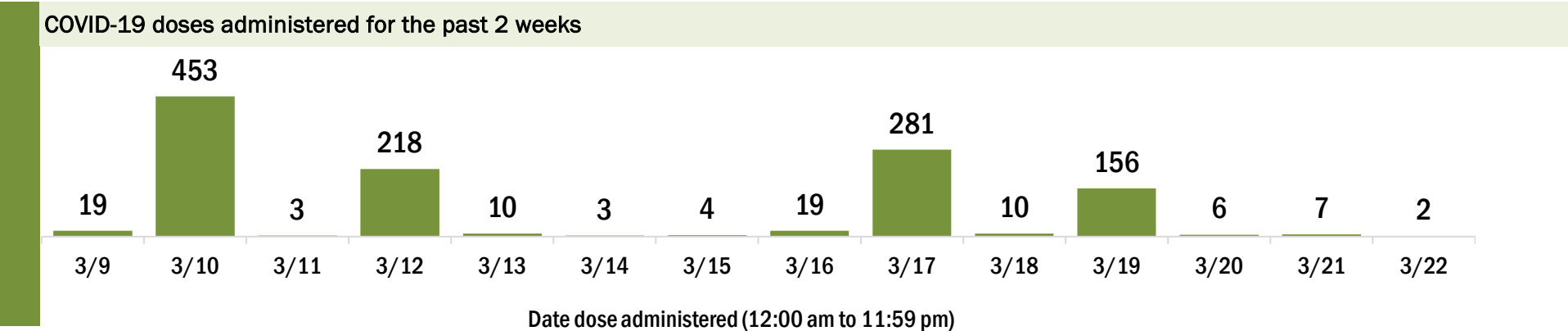
Data in this report are provisional and subject to change.

Data in this summary pertain to COVID-19 vaccines approved by the U.S. Food and Drug Administration and have been issued an Emergency Use Authorization (Janssen COVID-19 Vaccine, Moderna COVID-19 Vaccine and Pfizer-BioNTech COVID-19 Vaccine). These data summarize the number of people who have received either their first dose or have completed the series for a COVID-19 vaccine. **A person can only be counted in one category, first dose or series complete.** For persons receiving Moderna or Pfizer vaccines, once they receive their second dose, they are moved from the first dose column to the series completed column. **Because of this, the total first dose category may show a change from report to report not matching the total receiving their first dose from the previous day.** Persons receiving Johnson & Johnson vaccines will always be counted in the series completed column.

COVID-19 doses for vaccinated persons in Florida	
Doses administered	6,121
People receiving one dose of a 1-dose series (Johnson & Johnson) or receiving only one dose of a 2-dose series (Moderna, Pfizer) count once. Persons receiving both doses of a 2-dose series count twice.	

Current status of persons vaccinated for COVID-19 in Florida	
Total people vaccinated	3,821
First dose	1,510
Series completed	2,311
Completed 1-dose series	11
Completed 2-dose series	2,300
First dose: current number of people who have only received their first dose of the Moderna or Pfizer vaccine.	
Series complete: current number of people who have received both Moderna or Pfizer vaccine doses or one Johnson & Johnson dose and are considered fully immunized.	

Demographic summary	First dose	Series complete	Total people vaccinated
Age group	1,510	2,311	3,821
16-24 years	32	10	42
25-34 years	43	42	85
35-44 years	71	41	112
45-54 years	129	86	215
55-64 years	468	242	710
65-74 years	455	1,055	1,510
75-84 years	239	653	892
85+ years	73	182	255
Race	1,510	2,311	3,821
White	1,021	1,702	2,723
Black	219	210	429
American Indian/Alaskan	15	20	35
Other	58	168	226
Unknown	197	211	408
Other race includes Asian, native Hawaiian/Pacific Islander, or other.			
Ethnicity	1,510	2,311	3,821
Hispanic	22	24	46
Non-Hispanic	854	1,193	2,047
Unknown	634	1,094	1,728
Gender	1,510	2,311	3,821
Female	823	1,284	2,107
Male	687	1,027	1,714
Unknown	0	0	0



COVID-19: Union County vaccine summary

Vaccination data through Mar 22, 2021 as of Mar 23, 2021 at 12:05 AM

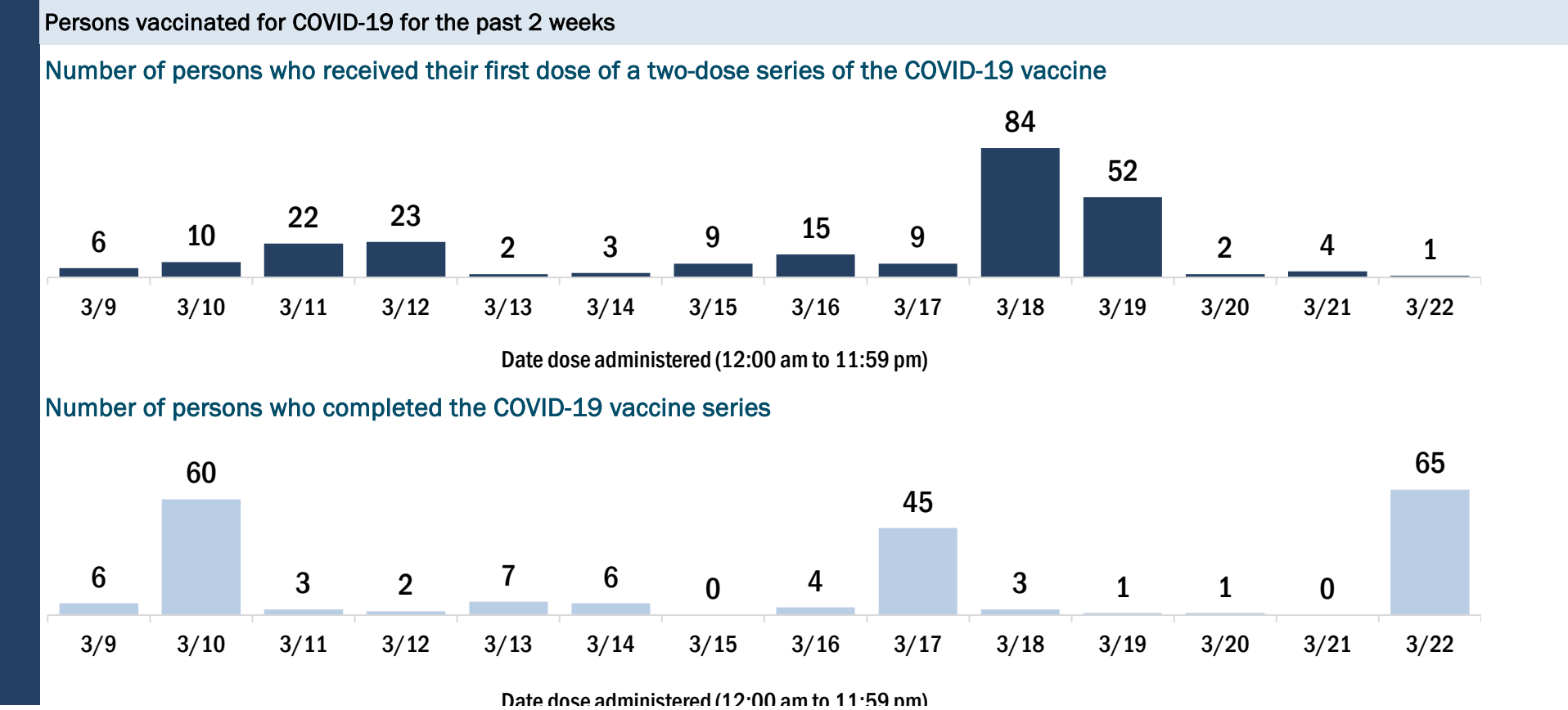
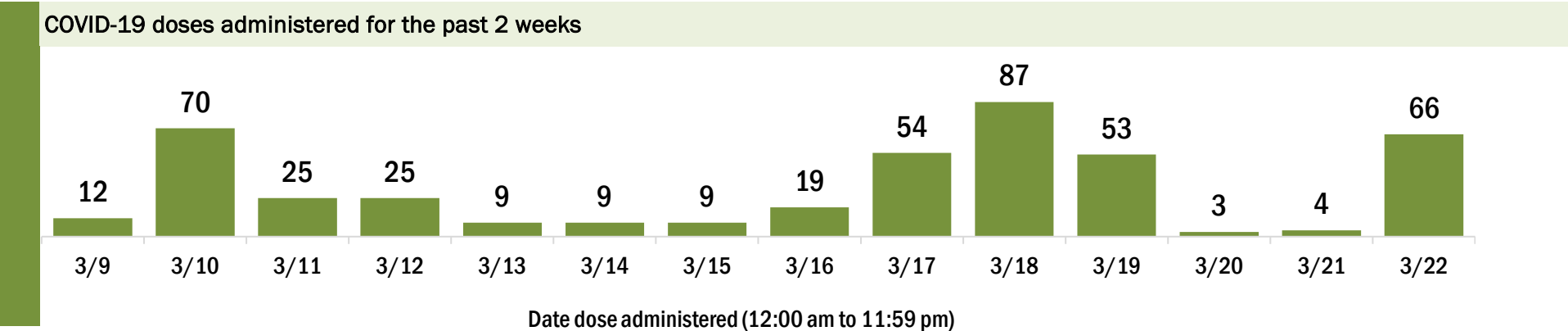
Data in this report are provisional and subject to change.

Data in this summary pertain to COVID-19 vaccines approved by the U.S. Food and Drug Administration and have been issued an Emergency Use Authorization (Janssen COVID-19 Vaccine, Moderna COVID-19 Vaccine and Pfizer-BioNTech COVID-19 Vaccine). These data summarize the number of people who have received either their first dose or have completed the series for a COVID-19 vaccine. **A person can only be counted in one category, first dose or series complete.** For persons receiving Moderna or Pfizer vaccines, once they receive their second dose, they are moved from the first dose column to the series completed column. **Because of this, the total first dose category may show a change from report to report not matching the total receiving their first dose from the previous day.** Persons receiving Johnson & Johnson vaccines will always be counted in the series completed column.

COVID-19 doses for vaccinated persons in Florida	
Doses administered	2,788
People receiving one dose of a 1-dose series (Johnson & Johnson) or receiving only one dose of a 2-dose series (Moderna, Pfizer) count once. Persons receiving both doses of a 2-dose series count twice.	

Current status of persons vaccinated for COVID-19 in Florida	
Total people vaccinated	1,643
First dose	423
Series completed	1,220
Completed 1-dose series	75
Completed 2-dose series	1,145
First dose: current number of people who have only received their first dose of the Moderna or Pfizer vaccine.	
Series complete: current number of people who have received both Moderna or Pfizer vaccine doses or one Johnson & Johnson dose and are considered fully immunized.	

Demographic summary	First dose	Series complete	Total people vaccinated
Age group	423	1,220	1,643
16-24 years	8	12	20
25-34 years	20	48	68
35-44 years	28	36	64
45-54 years	37	58	95
55-64 years	165	134	299
65-74 years	114	517	631
75-84 years	40	321	361
85+ years	11	94	105
Race	423	1,220	1,643
White	312	1,012	1,324
Black	52	89	141
American Indian/Alaskan	7	12	19
Other	32	93	125
Unknown	20	14	34
Other race includes Asian, native Hawaiian/Pacific Islander, or other.			
Ethnicity	423	1,220	1,643
Hispanic	16	19	35
Non-Hispanic	332	1,143	1,475
Unknown	75	58	133
Gender	423	1,220	1,643
Female	260	692	952
Male	163	528	691
Unknown	0	0	0



COVID-19: Volusia County vaccine summary

Vaccination data through Mar 22, 2021 as of Mar 23, 2021 at 12:05 AM

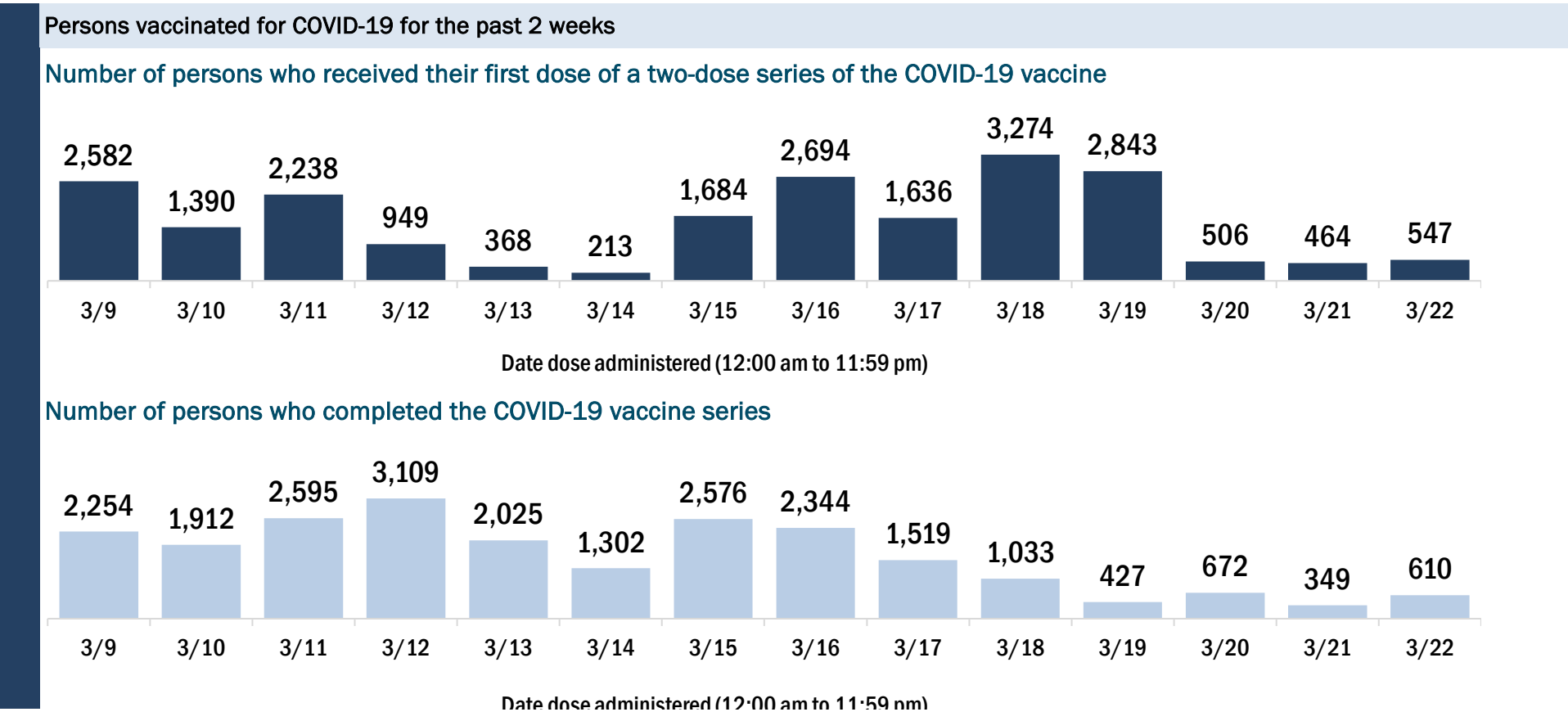
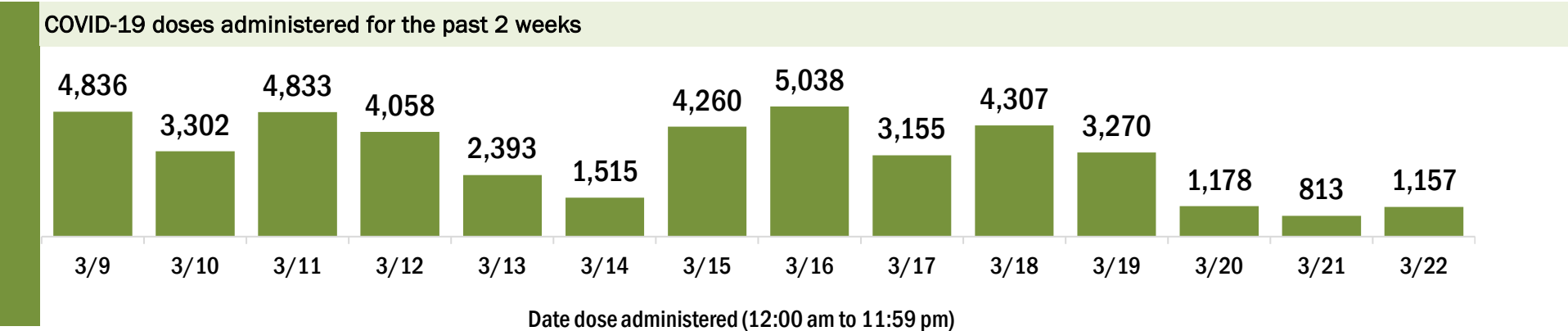
Data in this report are provisional and subject to change.

Data in this summary pertain to COVID-19 vaccines approved by the U.S. Food and Drug Administration and have been issued an Emergency Use Authorization (Janssen COVID-19 Vaccine, Moderna COVID-19 Vaccine and Pfizer-BioNTech COVID-19 Vaccine). These data summarize the number of people who have received either their first dose or have completed the series for a COVID-19 vaccine. **A person can only be counted in one category, first dose or series complete.** For persons receiving Moderna or Pfizer vaccines, once they receive their second dose, they are moved from the first dose column to the series completed column. **Because of this, the total first dose category may show a change from report to report not matching the total receiving their first dose from the previous day.** Persons receiving Johnson & Johnson vaccines will always be counted in the series completed column.

COVID-19 doses for vaccinated persons in Florida	
Doses administered	193,622
People receiving one dose of a 1-dose series (Johnson & Johnson) or receiving only one dose of a 2-dose series (Moderna, Pfizer) count once. Persons receiving both doses of a 2-dose series count twice.	

Current status of persons vaccinated for COVID-19 in Florida	
Total people vaccinated	127,327
First dose	50,875
Series completed	76,452
Completed 1-dose series	10,157
Completed 2-dose series	66,295
First dose: current number of people who have only received their first dose of the Moderna or Pfizer vaccine.	
Series complete: current number of people who have received both Moderna or Pfizer vaccine doses or one Johnson & Johnson dose and are considered fully immunized.	

Demographic summary	First dose	Series complete	Total people vaccinated
Age group	50,875	76,452	127,327
16-24 years	854	793	1,647
25-34 years	1,682	2,172	3,854
35-44 years	2,285	2,911	5,196
45-54 years	3,768	4,166	7,934
55-64 years	11,706	7,580	19,286
65-74 years	17,531	32,985	50,516
75-84 years	9,853	18,849	28,702
85+ years	3,196	6,996	10,192
Race	50,875	76,452	127,327
White	35,419	47,496	82,915
Black	2,358	2,625	4,983
American Indian/Alaskan	225	280	505
Other	4,139	11,030	15,169
Unknown	8,734	15,021	23,755
Other race includes Asian, native Hawaiian/Pacific Islander, or other.			
Ethnicity	50,875	76,452	127,327
Hispanic	2,936	2,431	5,367
Non-Hispanic	27,649	33,122	60,771
Unknown	20,290	40,899	61,189
Gender	50,875	76,452	127,327
Female	28,916	44,940	73,856
Male	20,588	31,119	51,707
Unknown	1,371	393	1,764



COVID-19: Wakulla County vaccine summary

Vaccination data through Mar 22, 2021 as of Mar 23, 2021 at 12:05 AM

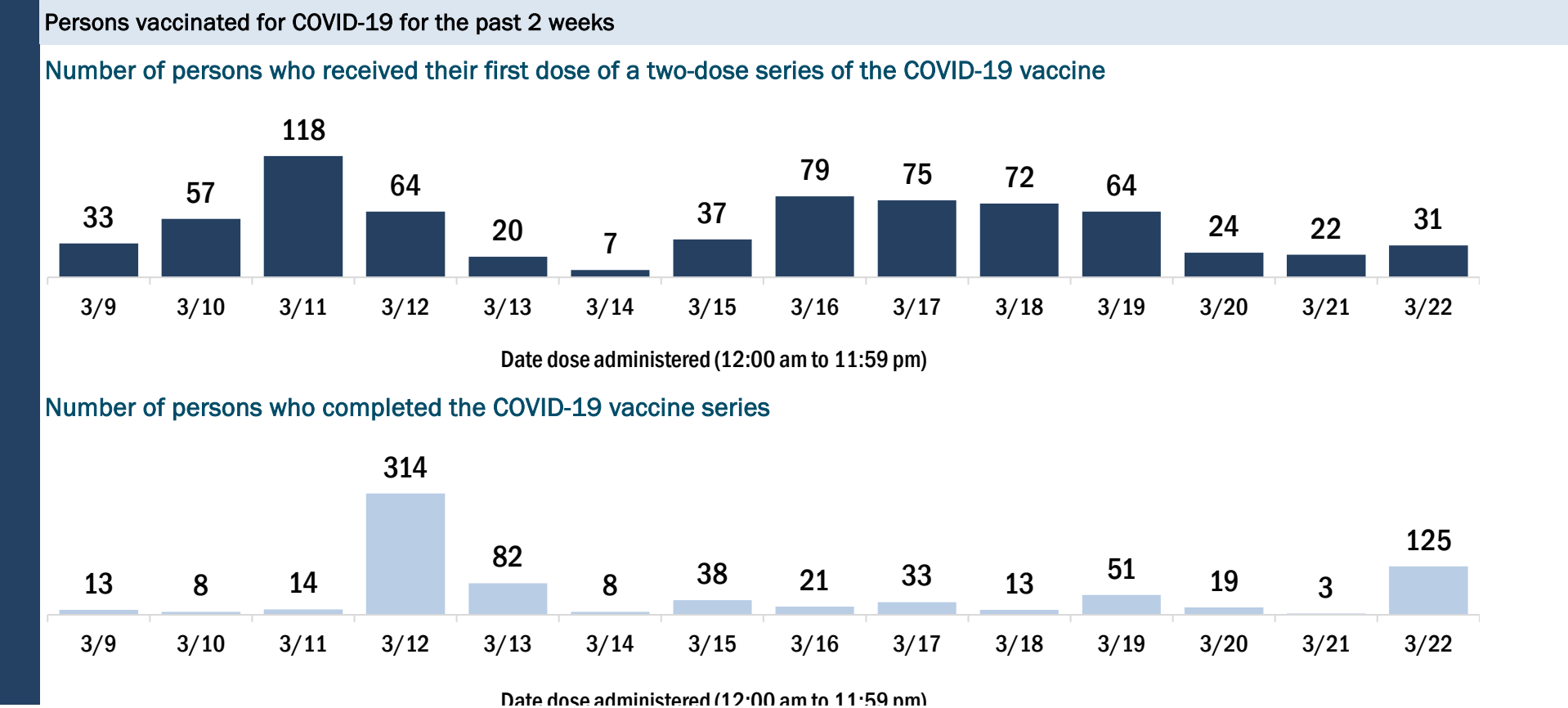
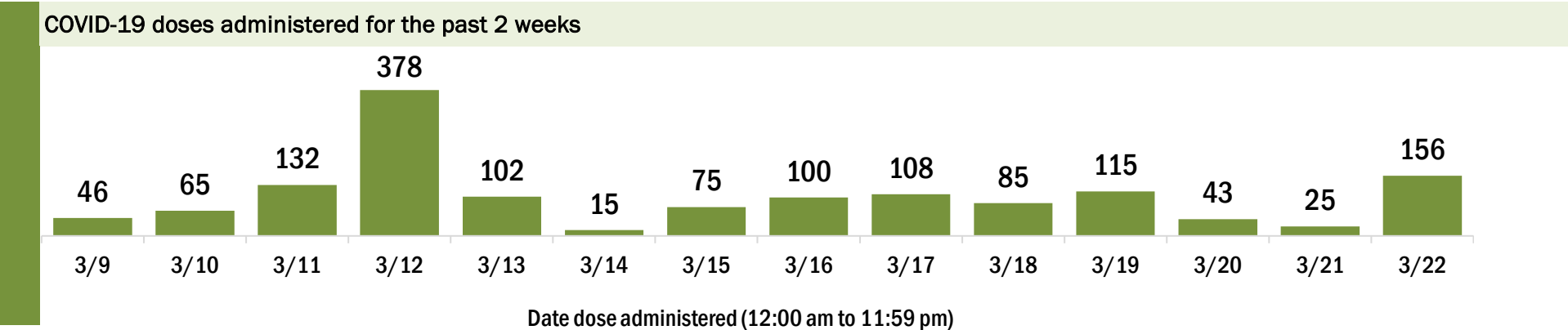
Data in this report are provisional and subject to change.

Data in this summary pertain to COVID-19 vaccines approved by the U.S. Food and Drug Administration and have been issued an Emergency Use Authorization (Janssen COVID-19 Vaccine, Moderna COVID-19 Vaccine and Pfizer-BioNTech COVID-19 Vaccine). These data summarize the number of people who have received either their first dose or have completed the series for a COVID-19 vaccine. **A person can only be counted in one category, first dose or series complete.** For persons receiving Moderna or Pfizer vaccines, once they receive their second dose, they are moved from the first dose column to the series completed column. **Because of this, the total first dose category may show a change from report to report not matching the total receiving their first dose from the previous day.** Persons receiving Johnson & Johnson vaccines will always be counted in the series completed column.

COVID-19 doses for vaccinated persons in Florida	
Doses administered	10,897
People receiving one dose of a 1-dose series (Johnson & Johnson) or receiving only one dose of a 2-dose series (Moderna, Pfizer) count once. Persons receiving both doses of a 2-dose series count twice.	

Current status of persons vaccinated for COVID-19 in Florida	
Total people vaccinated	6,516
First dose	2,046
Series completed	4,470
Completed 1-dose series	89
Completed 2-dose series	4,381
First dose: current number of people who have only received their first dose of the Moderna or Pfizer vaccine.	
Series complete: current number of people who have received both Moderna or Pfizer vaccine doses or one Johnson & Johnson dose and are considered fully immunized.	

Demographic summary	First dose	Series complete	Total people vaccinated
Age group	2,046	4,470	6,516
16-24 years	61	28	89
25-34 years	86	125	211
35-44 years	166	187	353
45-54 years	284	235	519
55-64 years	688	477	1,165
65-74 years	471	2,161	2,632
75-84 years	232	1,009	1,241
85+ years	58	248	306
Race	2,046	4,470	6,516
White	1,480	3,347	4,827
Black	159	263	422
American Indian/Alaskan	7	26	33
Other	192	617	809
Unknown	208	217	425
Other race includes Asian, native Hawaiian/Pacific Islander, or other.			
Ethnicity	2,046	4,470	6,516
Hispanic	47	46	93
Non-Hispanic	1,520	3,393	4,913
Unknown	479	1,031	1,510
Gender	2,046	4,470	6,516
Female	1,190	2,479	3,669
Male	855	1,990	2,845
Unknown	1	1	2



COVID-19: Walton County vaccine summary

Vaccination data through Mar 22, 2021 as of Mar 23, 2021 at 12:05 AM

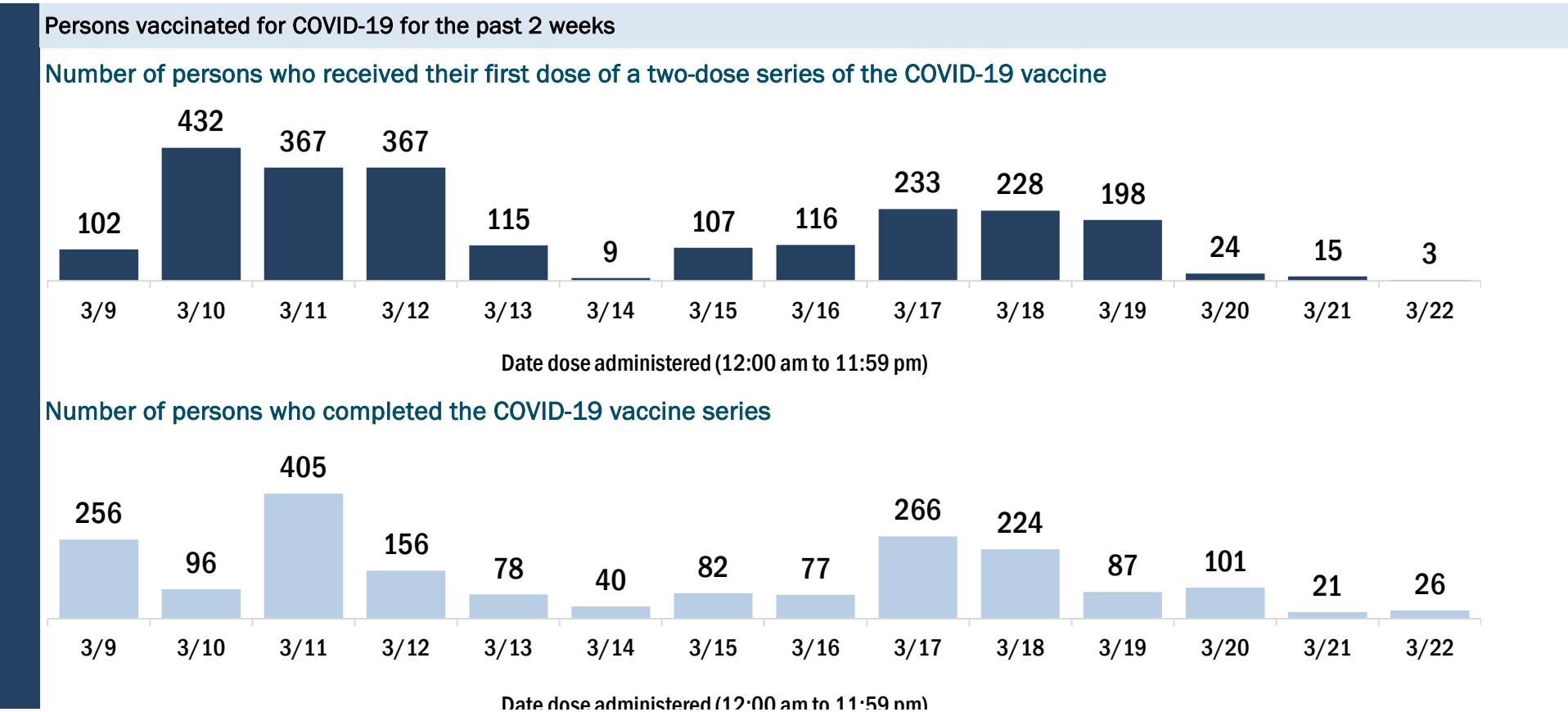
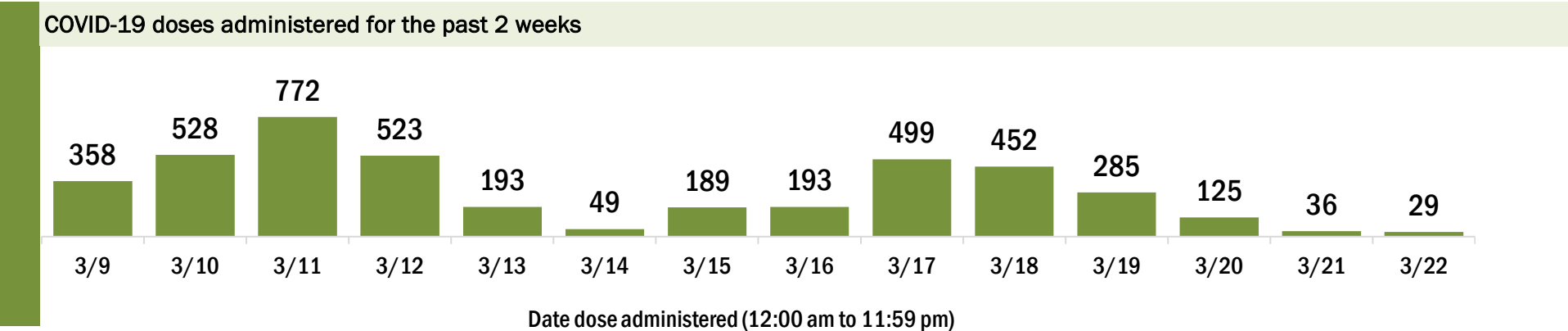
Data in this report are provisional and subject to change.

Data in this summary pertain to COVID-19 vaccines approved by the U.S. Food and Drug Administration and have been issued an Emergency Use Authorization (Janssen COVID-19 Vaccine, Moderna COVID-19 Vaccine and Pfizer-BioNTech COVID-19 Vaccine). These data summarize the number of people who have received either their first dose or have completed the series for a COVID-19 vaccine. **A person can only be counted in one category, first dose or series complete.** For persons receiving Moderna or Pfizer vaccines, once they receive their second dose, they are moved from the first dose column to the series completed column. **Because of this, the total first dose category may show a change from report to report not matching the total receiving their first dose from the previous day.** Persons receiving Johnson & Johnson vaccines will always be counted in the series completed column.

COVID-19 doses for vaccinated persons in Florida	
Doses administered	24,168
People receiving one dose of a 1-dose series (Johnson & Johnson) or receiving only one dose of a 2-dose series (Moderna, Pfizer) count once. Persons receiving both doses of a 2-dose series count twice.	

Current status of persons vaccinated for COVID-19 in Florida	
Total people vaccinated	14,814
First dose	5,088
Series completed	9,726
Completed 1-dose series	372
Completed 2-dose series	9,354
First dose: current number of people who have only received their first dose of the Moderna or Pfizer vaccine.	
Series complete: current number of people who have received both Moderna or Pfizer vaccine doses or one Johnson & Johnson dose and are considered fully immunized.	

Demographic summary	First dose	Series complete	Total people vaccinated
Age group	5,088	9,726	14,814
16-24 years	64	59	123
25-34 years	164	171	335
35-44 years	343	328	671
45-54 years	550	454	1,004
55-64 years	1,684	1,074	2,758
65-74 years	1,454	4,919	6,373
75-84 years	666	2,123	2,789
85+ years	163	598	761
Race	5,088	9,726	14,814
White	3,824	7,436	11,260
Black	115	151	266
American Indian/Alaskan	13	36	49
Other	256	445	701
Unknown	880	1,658	2,538
Other race includes Asian, native Hawaiian/Pacific Islander, or other.			
Ethnicity	5,088	9,726	14,814
Hispanic	108	127	235
Non-Hispanic	3,311	6,373	9,684
Unknown	1,669	3,226	4,895
Gender	5,088	9,726	14,814
Female	2,831	5,349	8,180
Male	2,255	4,376	6,631
Unknown	2	1	3



COVID-19: Washington County vaccine summary

Vaccination data through Mar 22, 2021 as of Mar 23, 2021 at 12:05 AM

Data in this report are provisional and subject to change.

Data in this summary pertain to COVID-19 vaccines approved by the U.S. Food and Drug Administration and have been issued an Emergency Use Authorization (Janssen COVID-19 Vaccine, Moderna COVID-19 Vaccine and Pfizer-BioNTech COVID-19 Vaccine). These data summarize the number of people who have received either their first dose or have completed the series for a COVID-19 vaccine. **A person can only be counted in one category, first dose or series complete.** For persons receiving Moderna or Pfizer vaccines, once they receive their second dose, they are moved from the first dose column to the series completed column. **Because of this, the total first dose category may show a change from report to report not matching the total receiving their first dose from the previous day.** Persons receiving Johnson & Johnson vaccines will always be counted in the series completed column.

COVID-19 doses for vaccinated persons in Florida	
Doses administered	5,712
People receiving one dose of a 1-dose series (Johnson & Johnson) or receiving only one dose of a 2-dose series (Moderna, Pfizer) count once. Persons receiving both doses of a 2-dose series count twice.	

Current status of persons vaccinated for COVID-19 in Florida	
Total people vaccinated	3,460
First dose	1,117
Series completed	2,343
Completed 1-dose series	91
Completed 2-dose series	2,252
First dose: current number of people who have only received their first dose of the Moderna or Pfizer vaccine.	
Series complete: current number of people who have received both Moderna or Pfizer vaccine doses or one Johnson & Johnson dose and are considered fully immunized.	

Demographic summary	First dose	Series complete	Total people vaccinated
Age group	1,117	2,343	3,460
16-24 years	14	14	28
25-34 years	49	46	95
35-44 years	63	81	144
45-54 years	143	120	263
55-64 years	367	255	622
65-74 years	288	1,006	1,294
75-84 years	142	611	753
85+ years	51	210	261
Race	1,117	2,343	3,460
White	844	1,846	2,690
Black	137	195	332
American Indian/Alaskan	16	27	43
Other	48	135	183
Unknown	72	140	212
Other race includes Asian, native Hawaiian/Pacific Islander, or other.			
Ethnicity	1,117	2,343	3,460
Hispanic	19	20	39
Non-Hispanic	813	1,855	2,668
Unknown	285	468	753
Gender	1,117	2,343	3,460
Female	632	1,309	1,941
Male	484	1,034	1,518
Unknown	1	0	1

