

# COVID-19: Florida vaccine summary

Vaccination data through Mar 21, 2021 as of Mar 22, 2021 at 12:05 AM

Data in this report are provisional and subject to change. Data are based on county of residence.

Data in this summary pertain to COVID-19 vaccines approved by the U.S. Food and Drug Administration and have been issued an Emergency Use Authorization (Janssen COVID-19 Vaccine, Moderna COVID-19 Vaccine and Pfizer-BioNTech COVID-19 Vaccine). These data summarize the number of people who have received either their first dose or have completed the series for a COVID-19 vaccine. **A person can only be counted in one category, first dose or series complete.** For persons receiving Moderna or Pfizer vaccines, once they receive their second dose, they are moved from the first dose column to the series completed column. **Because of this, the total first dose category may show a change from report to report not matching the total receiving their first dose from the previous day.** Persons receiving Johnson & Johnson vaccines will always be counted in the series completed column.

## COVID-19 doses for vaccinated persons in Florida

**Doses administered** 7,534,223

People receiving one dose of a 1-dose series (Johnson & Johnson) or receiving only one dose of a 2-dose series (Moderna, Pfizer) count once. Persons receiving both doses of a 2-dose series count twice.

## Current status of persons vaccinated for COVID-19 in Florida

**Total people vaccinated** 4,955,264

First dose 2,214,997

Series completed 2,740,267

Completed 1-dose series 161,308

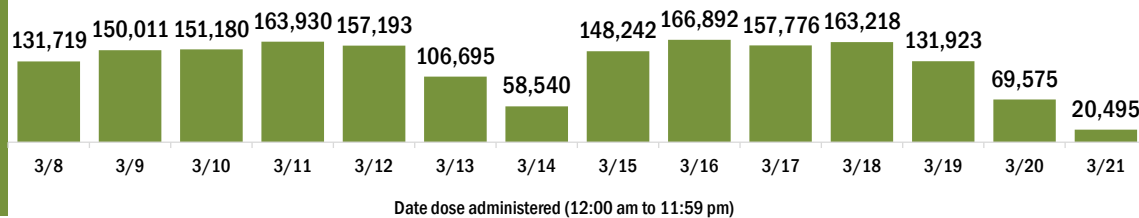
Completed 2-dose series 2,578,959

**First dose:** current number of people who have only received their first dose of the Moderna or Pfizer vaccine.

**Series complete:** current number of people who have received both Moderna or Pfizer vaccine doses or one Johnson & Johnson dose and are considered fully immunized.

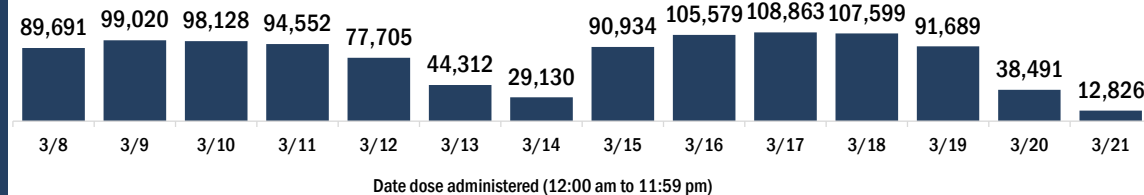
Demographic summary	First dose	Series complete	Total people vaccinated
<b>Age group</b>	2,214,997	2,740,267	4,955,264
16-24 years	54,836	32,428	87,264
25-34 years	116,735	104,342	221,077
35-44 years	163,360	134,707	298,067
45-54 years	232,779	174,004	406,783
55-64 years	521,108	268,541	789,649
65-74 years	621,746	1,137,602	1,759,348
75-84 years	374,015	660,749	1,034,764
85+ years	130,418	227,894	358,312
<b>Race</b>	2,214,997	2,740,267	4,955,264
White	1,471,182	1,880,554	3,351,736
Black	144,932	166,540	311,472
American Indian/Alaskan	8,704	9,667	18,371
Other	195,451	307,994	503,445
Unknown	394,728	375,512	770,240
<b>Other race</b> includes Asian, native Hawaiian/Pacific Islander, or other.			
<b>Ethnicity</b>	2,214,997	2,740,267	4,955,264
Hispanic	296,288	309,749	606,037
Non-Hispanic	1,055,522	1,475,721	2,531,243
Unknown	863,187	954,797	1,817,984
<b>Gender</b>	2,214,997	2,740,267	4,955,264
Female	1,270,128	1,582,544	2,852,672
Male	932,273	1,154,710	2,086,983
Unknown	12,596	3,013	15,609

## COVID-19 doses administered for the past 2 weeks

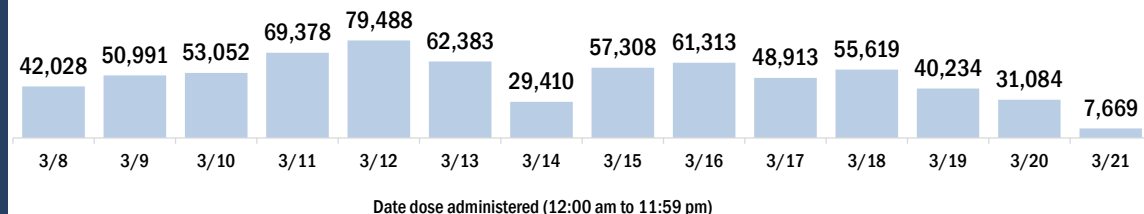


## Persons vaccinated for COVID-19 for the past 2 weeks

### Number of persons who received their first dose of the COVID-19 vaccine



### Number of persons who received their second dose and completed the COVID-19 vaccine series



# COVID-19: Alachua County vaccine summary

Vaccination data through Mar 21, 2021 as of Mar 22, 2021 at 12:05 AM

Data in this report are provisional and subject to change.

Data in this summary pertain to COVID-19 vaccines approved by the U.S. Food and Drug Administration and have been issued an Emergency Use Authorization (Janssen COVID-19 Vaccine, Moderna COVID-19 Vaccine and Pfizer-BioNTech COVID-19 Vaccine). These data summarize the number of people who have received either their first dose or have completed the series for a COVID-19 vaccine. **A person can only be counted in one category, first dose or series complete.** For persons receiving Moderna or Pfizer vaccines, once they receive their second dose, they are moved from the first dose column to the series completed column. **Because of this, the total first dose category may show a change from report to report not matching the total receiving their first dose from the previous day.** Persons receiving Johnson & Johnson vaccines will always be counted in the series completed column.

## COVID-19 doses for vaccinated persons in Florida

**Doses administered** 110,468

People receiving one dose of a 1-dose series (Johnson & Johnson) or receiving only one dose of a 2-dose series (Moderna, Pfizer) count once. Persons receiving both doses of a 2-dose series count twice.

## Current status of persons vaccinated for COVID-19 in Florida

**Total people vaccinated** 66,135

First dose 19,575

Series completed 46,560

Completed 1-dose series 2,227

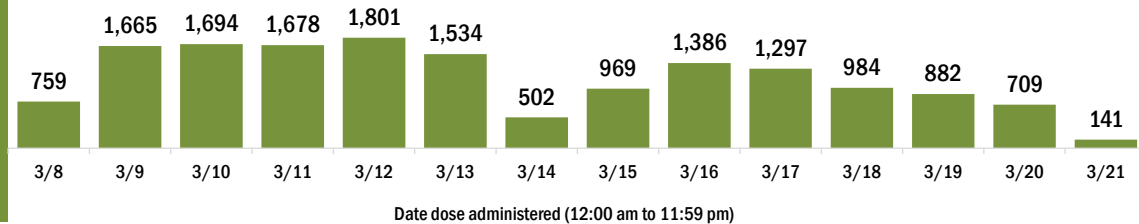
Completed 2-dose series 44,333

**First dose:** current number of people who have only received their first dose of the Moderna or Pfizer vaccine.

**Series complete:** current number of people who have received both Moderna or Pfizer vaccine doses or one Johnson & Johnson dose and are considered fully immunized.

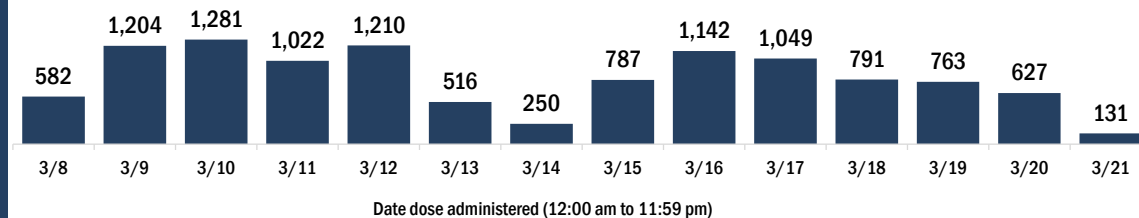
Demographic summary	First dose	Series complete	Total people vaccinated
<b>Age group</b>	19,575	46,560	66,135
16-24 years	2,132	2,336	4,468
25-34 years	3,431	6,112	9,543
35-44 years	2,781	4,619	7,400
45-54 years	2,446	4,294	6,740
55-64 years	3,526	5,016	8,542
65-74 years	3,437	13,622	17,059
75-84 years	1,295	7,669	8,964
85+ years	527	2,892	3,419
<b>Race</b>	19,575	46,560	66,135
White	11,328	33,281	44,609
Black	2,169	3,669	5,838
American Indian/Alaskan	44	129	173
Other	3,017	7,091	10,108
Unknown	3,017	2,390	5,407
<b>Other race</b> includes Asian, native Hawaiian/Pacific Islander, or other.			
<b>Ethnicity</b>	19,575	46,560	66,135
Hispanic	872	2,291	3,163
Non-Hispanic	8,837	32,710	41,547
Unknown	9,866	11,559	21,425
<b>Gender</b>	19,575	46,560	66,135
Female	11,602	27,758	39,360
Male	7,918	18,794	26,712
Unknown	55	8	63

## COVID-19 doses administered for the past 2 weeks

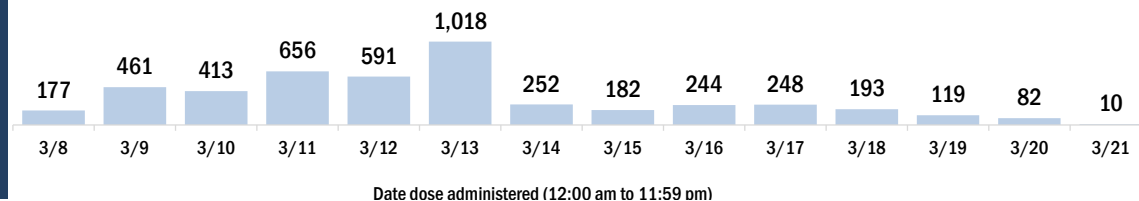


## Persons vaccinated for COVID-19 for the past 2 weeks

### Number of persons who received their first dose of a two-dose series of the COVID-19 vaccine



### Number of persons who completed the COVID-19 vaccine series



# COVID-19: Baker County vaccine summary

Vaccination data through Mar 21, 2021 as of Mar 22, 2021 at 12:05 AM

Data in this report are provisional and subject to change.

Data in this summary pertain to COVID-19 vaccines approved by the U.S. Food and Drug Administration and have been issued an Emergency Use Authorization (Janssen COVID-19 Vaccine, Moderna COVID-19 Vaccine and Pfizer-BioNTech COVID-19 Vaccine). These data summarize the number of people who have received either their first dose or have completed the series for a COVID-19 vaccine. **A person can only be counted in one category, first dose or series complete.** For persons receiving Moderna or Pfizer vaccines, once they receive their second dose, they are moved from the first dose column to the series completed column. **Because of this, the total first dose category may show a change from report to report not matching the total receiving their first dose from the previous day.** Persons receiving Johnson & Johnson vaccines will always be counted in the series completed column.

## COVID-19 doses for vaccinated persons in Florida

**Doses administered** 5,845

People receiving one dose of a 1-dose series (Johnson & Johnson) or receiving only one dose of a 2-dose series (Moderna, Pfizer) count once. Persons receiving both doses of a 2-dose series count twice.

## Current status of persons vaccinated for COVID-19 in Florida

**Total people vaccinated** 3,553

First dose 1,209

Series completed 2,344

Completed 1-dose series 52

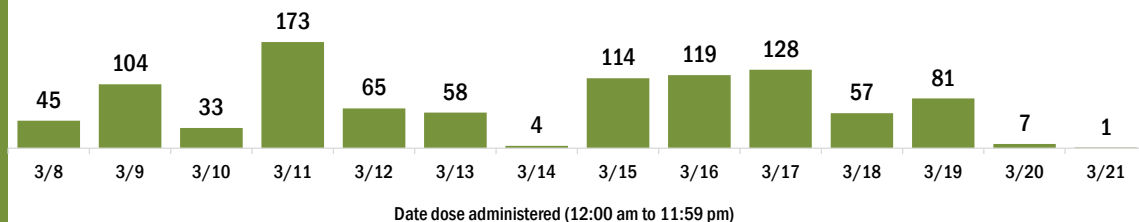
Completed 2-dose series 2,292

**First dose:** current number of people who have only received their first dose of the Moderna or Pfizer vaccine.

**Series complete:** current number of people who have received both Moderna or Pfizer vaccine doses or one Johnson & Johnson dose and are considered fully immunized.

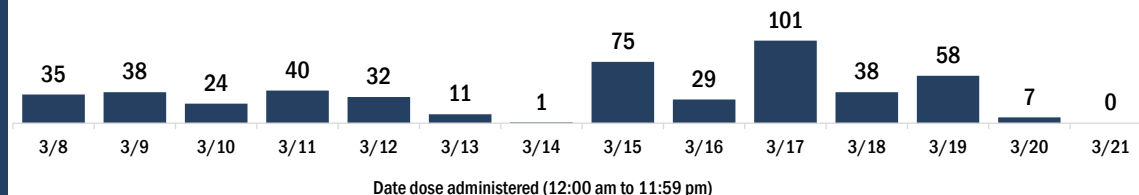
Demographic summary	First dose	Series complete	Total people vaccinated
<b>Age group</b>	1,209	2,344	3,553
16-24 years	16	33	49
25-34 years	62	91	153
35-44 years	73	133	206
45-54 years	131	164	295
55-64 years	366	298	664
65-74 years	334	960	1,294
75-84 years	167	523	690
85+ years	60	142	202
<b>Race</b>	1,209	2,344	3,553
White	916	1,816	2,732
Black	156	153	309
American Indian/Alaskan	6	14	20
Other	78	185	263
Unknown	53	176	229
<b>Other race</b> includes Asian, native Hawaiian/Pacific Islander, or other.			
<b>Ethnicity</b>	1,209	2,344	3,553
Hispanic	23	28	51
Non-Hispanic	894	1,389	2,283
Unknown	292	927	1,219
<b>Gender</b>	1,209	2,344	3,553
Female	711	1,303	2,014
Male	498	1,041	1,539
Unknown	0	0	0

## COVID-19 doses administered for the past 2 weeks

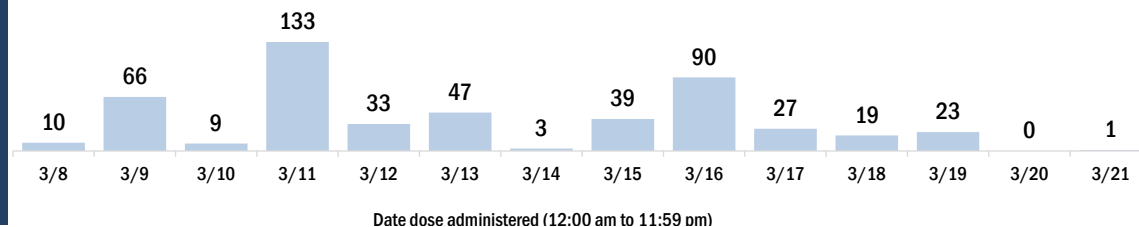


## Persons vaccinated for COVID-19 for the past 2 weeks

### Number of persons who received their first dose of a two-dose series of the COVID-19 vaccine



### Number of persons who completed the COVID-19 vaccine series



# COVID-19: Bay County vaccine summary

Vaccination data through Mar 21, 2021 as of Mar 22, 2021 at 12:05 AM

Data in this report are provisional and subject to change.

Data in this summary pertain to COVID-19 vaccines approved by the U.S. Food and Drug Administration and have been issued an Emergency Use Authorization (Janssen COVID-19 Vaccine, Moderna COVID-19 Vaccine and Pfizer-BioNTech COVID-19 Vaccine). These data summarize the number of people who have received either their first dose or have completed the series for a COVID-19 vaccine. **A person can only be counted in one category, first dose or series complete.** For persons receiving Moderna or Pfizer vaccines, once they receive their second dose, they are moved from the first dose column to the series completed column. **Because of this, the total first dose category may show a change from report to report not matching the total receiving their first dose from the previous day.** Persons receiving Johnson & Johnson vaccines will always be counted in the series completed column.

## COVID-19 doses for vaccinated persons in Florida

**Doses administered** 52,331

People receiving one dose of a 1-dose series (Johnson & Johnson) or receiving only one dose of a 2-dose series (Moderna, Pfizer) count once. Persons receiving both doses of a 2-dose series count twice.

## Current status of persons vaccinated for COVID-19 in Florida

**Total people vaccinated** 33,137

First dose 13,375

Series completed 19,762

Completed 1-dose series 568

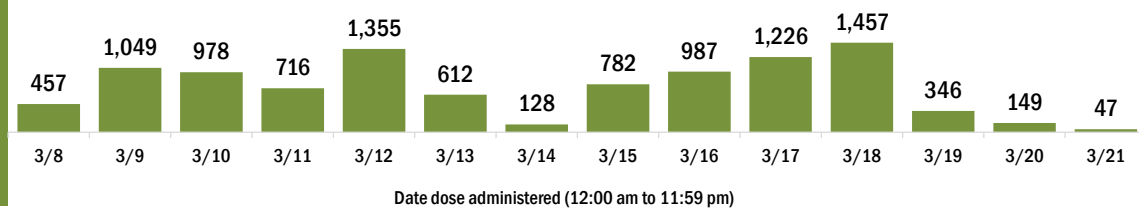
Completed 2-dose series 19,194

**First dose:** current number of people who have only received their first dose of the Moderna or Pfizer vaccine.

**Series complete:** current number of people who have received both Moderna or Pfizer vaccine doses or one Johnson & Johnson dose and are considered fully immunized.

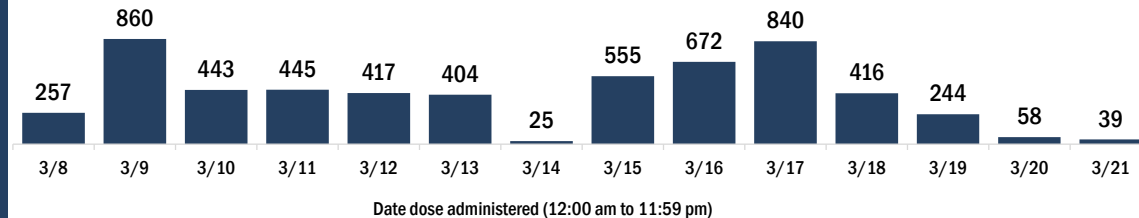
Demographic summary	First dose	Series complete	Total people vaccinated
<b>Age group</b>	<b>13,375</b>	<b>19,762</b>	<b>33,137</b>
16-24 years	328	202	530
25-34 years	663	612	1,275
35-44 years	1,111	1,079	2,190
45-54 years	1,650	1,497	3,147
55-64 years	3,743	2,662	6,405
65-74 years	3,689	8,014	11,703
75-84 years	1,636	4,327	5,963
85+ years	555	1,369	1,924
<b>Race</b>	<b>13,375</b>	<b>19,762</b>	<b>33,137</b>
White	9,290	13,475	22,765
Black	1,042	905	1,947
American Indian/Alaskan	45	97	142
Other	1,003	1,886	2,889
Unknown	1,995	3,399	5,394
<b>Other race</b> includes Asian, native Hawaiian/Pacific Islander, or other.			
<b>Ethnicity</b>	<b>13,375</b>	<b>19,762</b>	<b>33,137</b>
Hispanic	554	373	927
Non-Hispanic	8,101	10,501	18,602
Unknown	4,720	8,888	13,608
<b>Gender</b>	<b>13,375</b>	<b>19,762</b>	<b>33,137</b>
Female	7,797	11,092	18,889
Male	5,575	8,669	14,244
Unknown	3	1	4

## COVID-19 doses administered for the past 2 weeks

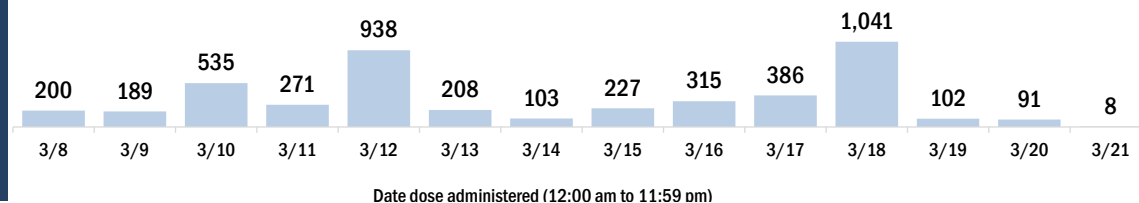


## Persons vaccinated for COVID-19 for the past 2 weeks

### Number of persons who received their first dose of a two-dose series of the COVID-19 vaccine



### Number of persons who completed the COVID-19 vaccine series



# COVID-19: Bradford County vaccine summary

Vaccination data through Mar 21, 2021 as of Mar 22, 2021 at 12:05 AM

Data in this report are provisional and subject to change.

Data in this summary pertain to COVID-19 vaccines approved by the U.S. Food and Drug Administration and have been issued an Emergency Use Authorization (Janssen COVID-19 Vaccine, Moderna COVID-19 Vaccine and Pfizer-BioNTech COVID-19 Vaccine). These data summarize the number of people who have received either their first dose or have completed the series for a COVID-19 vaccine. **A person can only be counted in one category, first dose or series complete.** For persons receiving Moderna or Pfizer vaccines, once they receive their second dose, they are moved from the first dose column to the series completed column. **Because of this, the total first dose category may show a change from report to report not matching the total receiving their first dose from the previous day.** Persons receiving Johnson & Johnson vaccines will always be counted in the series completed column.

## COVID-19 doses for vaccinated persons in Florida

**Doses administered** 5,945

People receiving one dose of a 1-dose series (Johnson & Johnson) or receiving only one dose of a 2-dose series (Moderna, Pfizer) count once. Persons receiving both doses of a 2-dose series count twice.

## Current status of persons vaccinated for COVID-19 in Florida

**Total people vaccinated** 3,444

First dose 929

Series completed 2,515

Completed 1-dose series 14

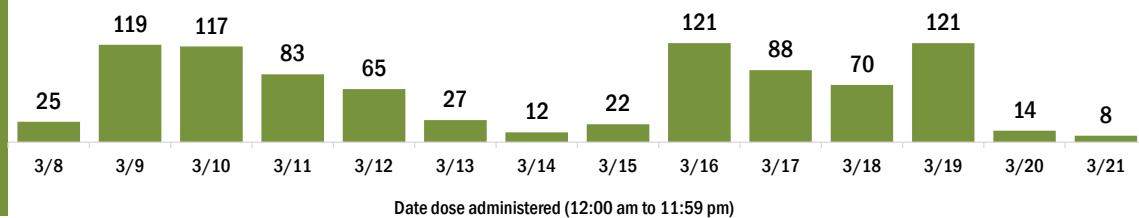
Completed 2-dose series 2,501

**First dose:** current number of people who have only received their first dose of the Moderna or Pfizer vaccine.

**Series complete:** current number of people who have received both Moderna or Pfizer vaccine doses or one Johnson & Johnson dose and are considered fully immunized.

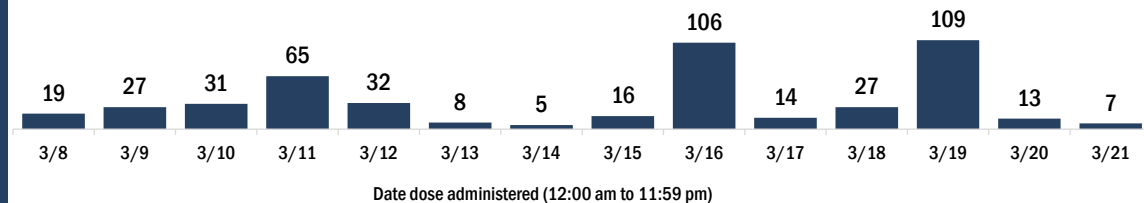
Demographic summary	First dose	Series complete	Total people vaccinated
<b>Age group</b>	<b>929</b>	<b>2,515</b>	<b>3,444</b>
16-24 years	26	13	39
25-34 years	40	64	104
35-44 years	52	77	129
45-54 years	97	127	224
55-64 years	366	196	562
65-74 years	214	1,120	1,334
75-84 years	94	693	787
85+ years	40	225	265
<b>Race</b>	<b>929</b>	<b>2,515</b>	<b>3,444</b>
White	666	1,961	2,627
Black	129	233	362
American Indian/Alaskan	8	13	21
Other	67	249	316
Unknown	59	59	118
<b>Other race</b> includes Asian, native Hawaiian/Pacific Islander, or other.			
<b>Ethnicity</b>	<b>929</b>	<b>2,515</b>	<b>3,444</b>
Hispanic	18	23	41
Non-Hispanic	688	2,245	2,933
Unknown	223	247	470
<b>Gender</b>	<b>929</b>	<b>2,515</b>	<b>3,444</b>
Female	590	1,468	2,058
Male	338	1,047	1,385
Unknown	1	0	1

## COVID-19 doses administered for the past 2 weeks

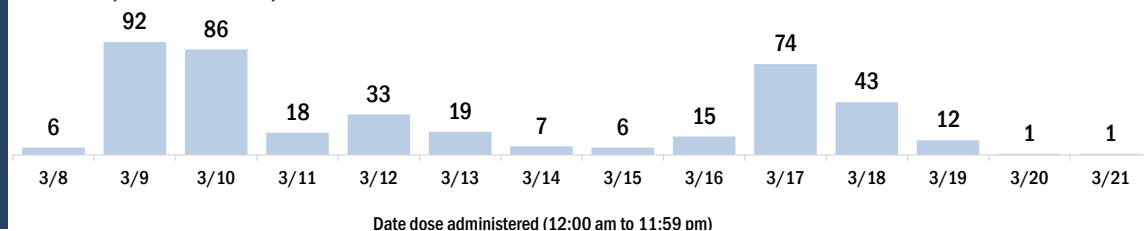


## Persons vaccinated for COVID-19 for the past 2 weeks

### Number of persons who received their first dose of a two-dose series of the COVID-19 vaccine



### Number of persons who completed the COVID-19 vaccine series



# COVID-19: Brevard County vaccine summary

Vaccination data through Mar 21, 2021 as of Mar 22, 2021 at 12:05 AM

Data in this report are provisional and subject to change.

Data in this summary pertain to COVID-19 vaccines approved by the U.S. Food and Drug Administration and have been issued an Emergency Use Authorization (Janssen COVID-19 Vaccine, Moderna COVID-19 Vaccine and Pfizer-BioNTech COVID-19 Vaccine). These data summarize the number of people who have received either their first dose or have completed the series for a COVID-19 vaccine. **A person can only be counted in one category, first dose or series complete.** For persons receiving Moderna or Pfizer vaccines, once they receive their second dose, they are moved from the first dose column to the series completed column. **Because of this, the total first dose category may show a change from report to report not matching the total receiving their first dose from the previous day.** Persons receiving Johnson & Johnson vaccines will always be counted in the series completed column.

## COVID-19 doses for vaccinated persons in Florida

**Doses administered** 199,078

People receiving one dose of a 1-dose series (Johnson & Johnson) or receiving only one dose of a 2-dose series (Moderna, Pfizer) count once. Persons receiving both doses of a 2-dose series count twice.

## Current status of persons vaccinated for COVID-19 in Florida

**Total people vaccinated** 129,403

First dose 53,473

Series completed 75,930

Completed 1-dose series 6,255

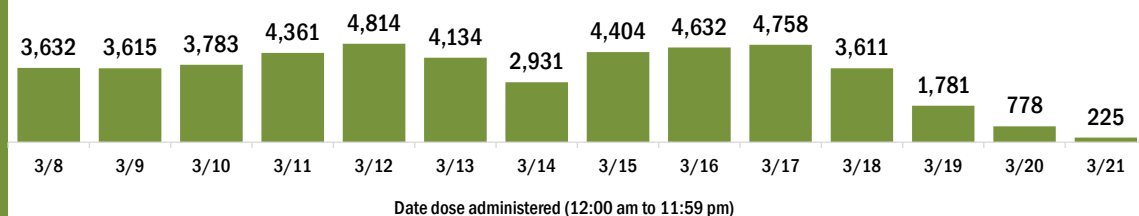
Completed 2-dose series 69,675

**First dose:** current number of people who have only received their first dose of the Moderna or Pfizer vaccine.

**Series complete:** current number of people who have received both Moderna or Pfizer vaccine doses or one Johnson & Johnson dose and are considered fully immunized.

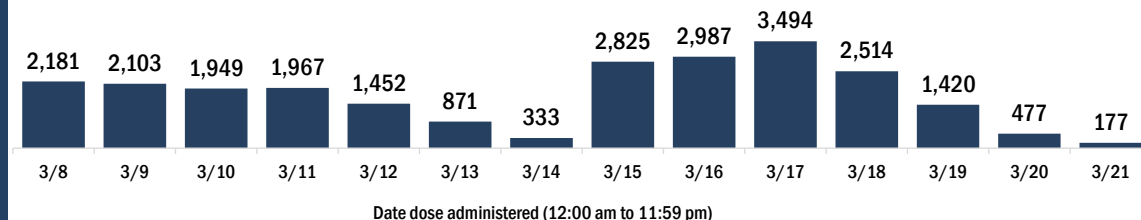
Demographic summary	First dose	Series complete	Total people vaccinated
<b>Age group</b>	<b>53,473</b>	<b>75,930</b>	<b>129,403</b>
16-24 years	820	695	1,515
25-34 years	1,917	2,166	4,083
35-44 years	2,755	3,149	5,904
45-54 years	3,965	4,653	8,618
55-64 years	12,423	7,967	20,390
65-74 years	17,105	32,131	49,236
75-84 years	10,574	18,249	28,823
85+ years	3,914	6,920	10,834
<b>Race</b>	<b>53,473</b>	<b>75,930</b>	<b>129,403</b>
White	35,715	48,411	84,126
Black	3,181	2,896	6,077
American Indian/Alaskan	254	345	599
Other	3,756	8,181	11,937
Unknown	10,567	16,097	26,664
<b>Other race</b> includes Asian, native Hawaiian/Pacific Islander, or other.			
<b>Ethnicity</b>	<b>53,473</b>	<b>75,930</b>	<b>129,403</b>
Hispanic	2,114	1,813	3,927
Non-Hispanic	28,609	33,603	62,212
Unknown	22,750	40,514	63,264
<b>Gender</b>	<b>53,473</b>	<b>75,930</b>	<b>129,403</b>
Female	31,637	44,878	76,515
Male	21,700	30,886	52,586
Unknown	136	166	302

## COVID-19 doses administered for the past 2 weeks

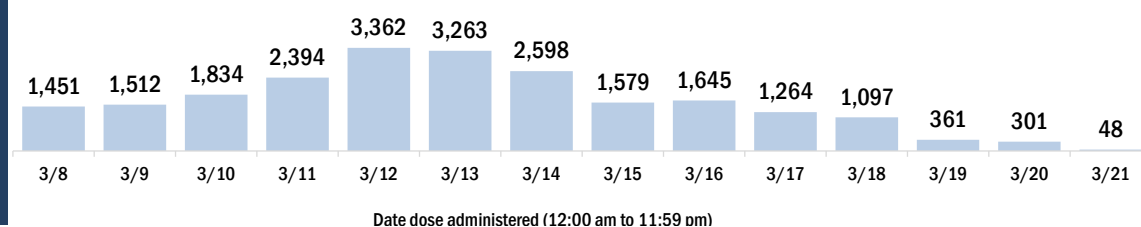


## Persons vaccinated for COVID-19 for the past 2 weeks

### Number of persons who received their first dose of a two-dose series of the COVID-19 vaccine



### Number of persons who completed the COVID-19 vaccine series





# COVID-19: Broward County vaccine summary

Vaccination data through Mar 21, 2021 as of Mar 22, 2021 at 12:05 AM

Data in this report are provisional and subject to change.

Data in this summary pertain to COVID-19 vaccines approved by the U.S. Food and Drug Administration and have been issued an Emergency Use Authorization (Janssen COVID-19 Vaccine, Moderna COVID-19 Vaccine and Pfizer-BioNTech COVID-19 Vaccine). These data summarize the number of people who have received either their first dose or have completed the series for a COVID-19 vaccine. **A person can only be counted in one category, first dose or series complete.** For persons receiving Moderna or Pfizer vaccines, once they receive their second dose, they are moved from the first dose column to the series completed column. **Because of this, the total first dose category may show a change from report to report not matching the total receiving their first dose from the previous day.** Persons receiving Johnson & Johnson vaccines will always be counted in the series completed column.

## COVID-19 doses for vaccinated persons in Florida

**Doses administered** 658,858

People receiving one dose of a 1-dose series (Johnson & Johnson) or receiving only one dose of a 2-dose series (Moderna, Pfizer) count once. Persons receiving both doses of a 2-dose series count twice.

## Current status of persons vaccinated for COVID-19 in Florida

**Total people vaccinated** 436,431

First dose 200,449

Series completed 235,982

Completed 1-dose series 13,555

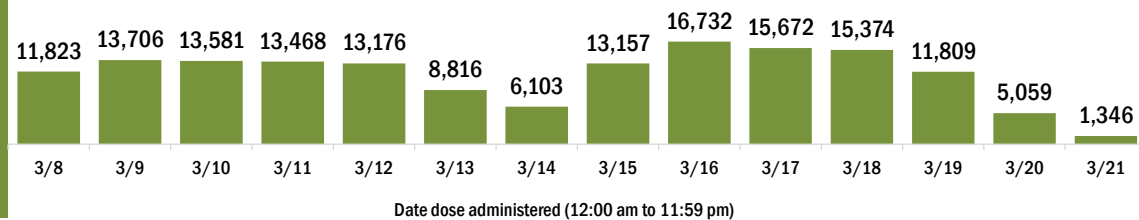
Completed 2-dose series 222,427

**First dose:** current number of people who have only received their first dose of the Moderna or Pfizer vaccine.

**Series complete:** current number of people who have received both Moderna or Pfizer vaccine doses or one Johnson & Johnson dose and are considered fully immunized.

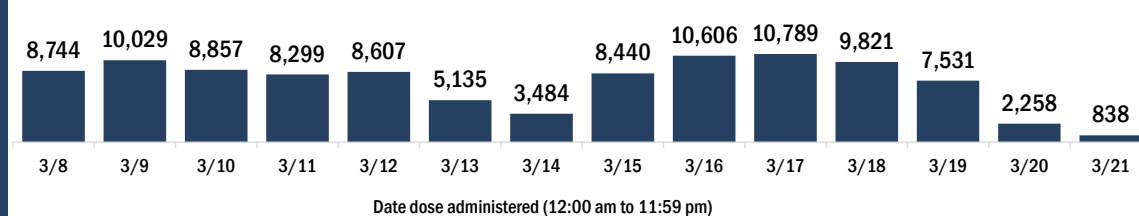
Demographic summary	First dose	Series complete	Total people vaccinated
<b>Age group</b>	200,449	235,982	436,431
16-24 years	6,217	2,513	8,730
25-34 years	12,394	9,171	21,565
35-44 years	19,867	12,936	32,803
45-54 years	31,247	18,183	49,430
55-64 years	57,915	26,642	84,557
65-74 years	41,392	96,250	137,642
75-84 years	21,856	51,299	73,155
85+ years	9,561	18,988	28,549
<b>Race</b>	200,449	235,982	436,431
White	115,206	161,055	276,261
Black	25,340	26,673	52,013
American Indian/Alaskan	904	1,231	2,135
Other	19,604	26,563	46,167
Unknown	39,395	20,460	59,855
<b>Other race</b> includes Asian, native Hawaiian/Pacific Islander, or other.			
<b>Ethnicity</b>	200,449	235,982	436,431
Hispanic	37,936	42,086	80,022
Non-Hispanic	83,849	137,886	221,735
Unknown	78,664	56,010	134,674
<b>Gender</b>	200,449	235,982	436,431
Female	111,973	133,782	245,755
Male	87,726	102,142	189,868
Unknown	750	58	808

## COVID-19 doses administered for the past 2 weeks

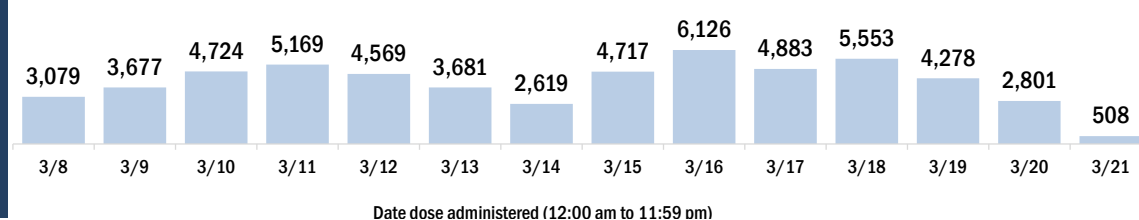


## Persons vaccinated for COVID-19 for the past 2 weeks

### Number of persons who received their first dose of a two-dose series of the COVID-19 vaccine



### Number of persons who completed the COVID-19 vaccine series



# COVID-19: Calhoun County vaccine summary

Vaccination data through Mar 21, 2021 as of Mar 22, 2021 at 12:05 AM

Data in this report are provisional and subject to change.

Data in this summary pertain to COVID-19 vaccines approved by the U.S. Food and Drug Administration and have been issued an Emergency Use Authorization (Janssen COVID-19 Vaccine, Moderna COVID-19 Vaccine and Pfizer-BioNTech COVID-19 Vaccine). These data summarize the number of people who have received either their first dose or have completed the series for a COVID-19 vaccine. **A person can only be counted in one category, first dose or series complete.** For persons receiving Moderna or Pfizer vaccines, once they receive their second dose, they are moved from the first dose column to the series completed column. **Because of this, the total first dose category may show a change from report to report not matching the total receiving their first dose from the previous day.** Persons receiving Johnson & Johnson vaccines will always be counted in the series completed column.

## COVID-19 doses for vaccinated persons in Florida

**Doses administered** 3,872

People receiving one dose of a 1-dose series (Johnson & Johnson) or receiving only one dose of a 2-dose series (Moderna, Pfizer) count once. Persons receiving both doses of a 2-dose series count twice.

## Current status of persons vaccinated for COVID-19 in Florida

**Total people vaccinated** 2,189

First dose 467

Series completed 1,722

Completed 1-dose series 39

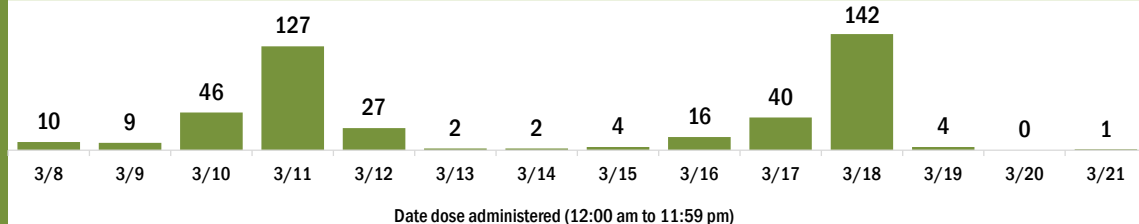
Completed 2-dose series 1,683

**First dose:** current number of people who have only received their first dose of the Moderna or Pfizer vaccine.

**Series complete:** current number of people who have received both Moderna or Pfizer vaccine doses or one Johnson & Johnson dose and are considered fully immunized.

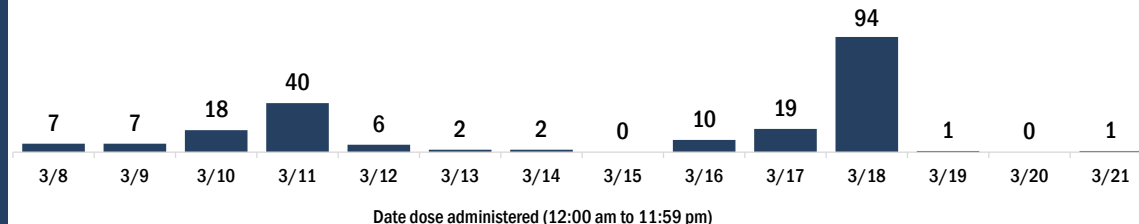
Demographic summary	First dose	Series complete	Total people vaccinated
<b>Age group</b>	467	1,722	2,189
16-24 years	16	10	26
25-34 years	11	41	52
35-44 years	34	66	100
45-54 years	46	120	166
55-64 years	124	224	348
65-74 years	136	678	814
75-84 years	73	418	491
85+ years	27	165	192
<b>Race</b>	467	1,722	2,189
White	311	1,195	1,506
Black	54	91	145
American Indian/Alaskan	5	12	17
Other	45	283	328
Unknown	52	141	193
<b>Other race</b> includes Asian, native Hawaiian/Pacific Islander, or other.			
<b>Ethnicity</b>	467	1,722	2,189
Hispanic	10	27	37
Non-Hispanic	227	948	1,175
Unknown	230	747	977
<b>Gender</b>	467	1,722	2,189
Female	244	977	1,221
Male	223	744	967
Unknown	0	1	1

## COVID-19 doses administered for the past 2 weeks

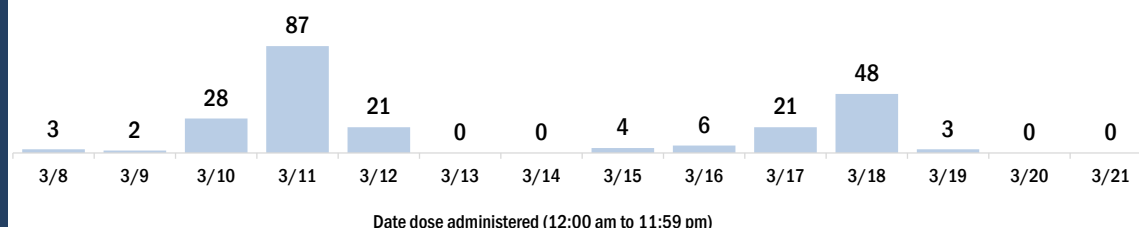


## Persons vaccinated for COVID-19 for the past 2 weeks

### Number of persons who received their first dose of a two-dose series of the COVID-19 vaccine



### Number of persons who completed the COVID-19 vaccine series





# COVID-19: Charlotte County vaccine summary

Vaccination data through Mar 21, 2021 as of Mar 22, 2021 at 12:05 AM

Data in this report are provisional and subject to change.

Data in this summary pertain to COVID-19 vaccines approved by the U.S. Food and Drug Administration and have been issued an Emergency Use Authorization (Janssen COVID-19 Vaccine, Moderna COVID-19 Vaccine and Pfizer-BioNTech COVID-19 Vaccine). These data summarize the number of people who have received either their first dose or have completed the series for a COVID-19 vaccine. **A person can only be counted in one category, first dose or series complete.** For persons receiving Moderna or Pfizer vaccines, once they receive their second dose, they are moved from the first dose column to the series completed column. **Because of this, the total first dose category may show a change from report to report not matching the total receiving their first dose from the previous day.** Persons receiving Johnson & Johnson vaccines will always be counted in the series completed column.

## COVID-19 doses for vaccinated persons in Florida

**Doses administered** 92,674

People receiving one dose of a 1-dose series (Johnson & Johnson) or receiving only one dose of a 2-dose series (Moderna, Pfizer) count once. Persons receiving both doses of a 2-dose series count twice.

## Current status of persons vaccinated for COVID-19 in Florida

**Total people vaccinated** 64,355

First dose 35,028

Series completed 29,327

Completed 1-dose series 1,008

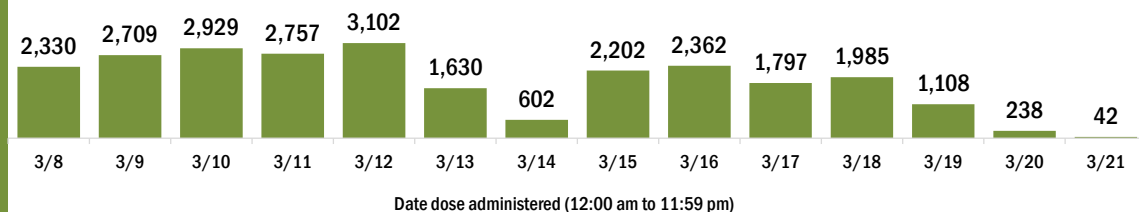
Completed 2-dose series 28,319

**First dose:** current number of people who have only received their first dose of the Moderna or Pfizer vaccine.

**Series complete:** current number of people who have received both Moderna or Pfizer vaccine doses or one Johnson & Johnson dose and are considered fully immunized.

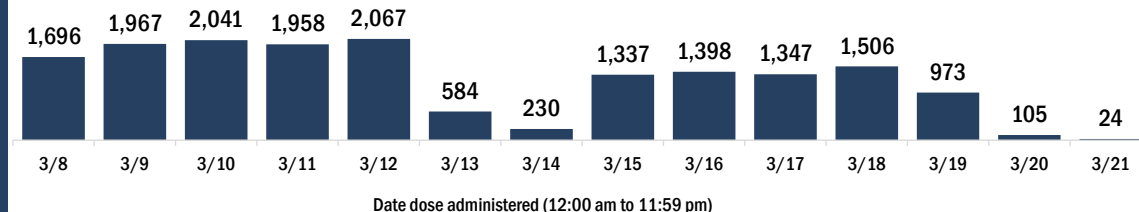
Demographic summary	First dose	Series complete	Total people vaccinated
<b>Age group</b>	<b>35,028</b>	<b>29,327</b>	<b>64,355</b>
16-24 years	144	144	288
25-34 years	354	419	773
35-44 years	526	616	1,142
45-54 years	1,034	1,155	2,189
55-64 years	5,011	2,139	7,150
65-74 years	14,839	14,396	29,235
75-84 years	10,320	7,924	18,244
85+ years	2,800	2,534	5,334
<b>Race</b>	<b>35,028</b>	<b>29,327</b>	<b>64,355</b>
White	27,811	19,572	47,383
Black	601	327	928
American Indian/Alaskan	215	62	277
Other	1,637	2,820	4,457
Unknown	4,764	6,546	11,310
<b>Other race</b> includes Asian, native Hawaiian/Pacific Islander, or other.			
<b>Ethnicity</b>	<b>35,028</b>	<b>29,327</b>	<b>64,355</b>
Hispanic	673	387	1,060
Non-Hispanic	19,333	13,154	32,487
Unknown	15,022	15,786	30,808
<b>Gender</b>	<b>35,028</b>	<b>29,327</b>	<b>64,355</b>
Female	19,442	16,564	36,006
Male	15,554	12,755	28,309
Unknown	32	8	40

## COVID-19 doses administered for the past 2 weeks

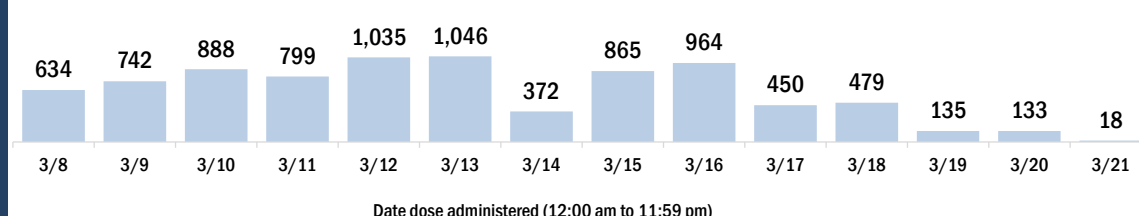


## Persons vaccinated for COVID-19 for the past 2 weeks

### Number of persons who received their first dose of a two-dose series of the COVID-19 vaccine



### Number of persons who completed the COVID-19 vaccine series



# COVID-19: Citrus County vaccine summary

Vaccination data through Mar 21, 2021 as of Mar 22, 2021 at 12:05 AM

Data in this report are provisional and subject to change.

Data in this summary pertain to COVID-19 vaccines approved by the U.S. Food and Drug Administration and have been issued an Emergency Use Authorization (Janssen COVID-19 Vaccine, Moderna COVID-19 Vaccine and Pfizer-BioNTech COVID-19 Vaccine). These data summarize the number of people who have received either their first dose or have completed the series for a COVID-19 vaccine. **A person can only be counted in one category, first dose or series complete.** For persons receiving Moderna or Pfizer vaccines, once they receive their second dose, they are moved from the first dose column to the series completed column. **Because of this, the total first dose category may show a change from report to report not matching the total receiving their first dose from the previous day.** Persons receiving Johnson & Johnson vaccines will always be counted in the series completed column.

## COVID-19 doses for vaccinated persons in Florida

**Doses administered** 61,440

People receiving one dose of a 1-dose series (Johnson & Johnson) or receiving only one dose of a 2-dose series (Moderna, Pfizer) count once. Persons receiving both doses of a 2-dose series count twice.

## Current status of persons vaccinated for COVID-19 in Florida

**Total people vaccinated** 39,873

First dose 17,943

Series completed 21,930

Completed 1-dose series 363

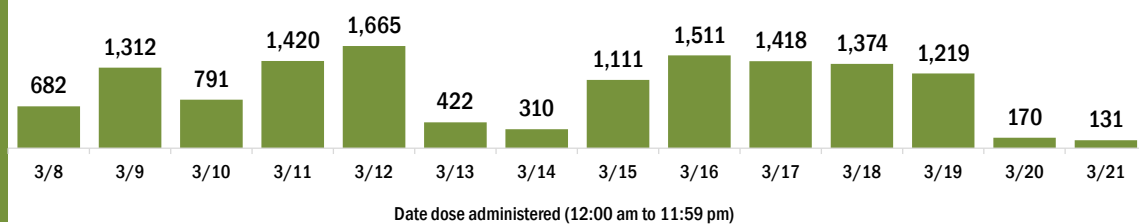
Completed 2-dose series 21,567

**First dose:** current number of people who have only received their first dose of the Moderna or Pfizer vaccine.

**Series complete:** current number of people who have received both Moderna or Pfizer vaccine doses or one Johnson & Johnson dose and are considered fully immunized.

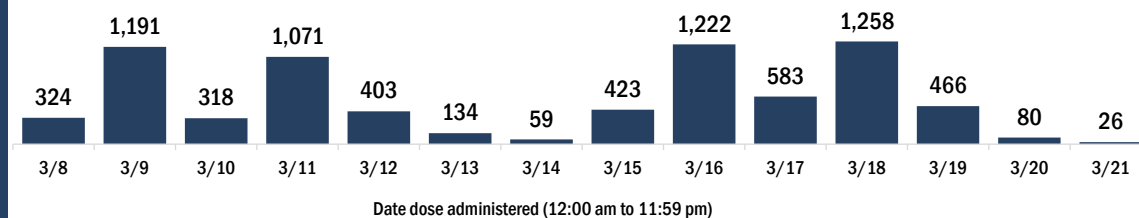
Demographic summary	First dose	Series complete	Total people vaccinated
<b>Age group</b>	<b>17,943</b>	<b>21,930</b>	<b>39,873</b>
16-24 years	114	172	286
25-34 years	218	394	612
35-44 years	330	543	873
45-54 years	629	820	1,449
55-64 years	2,711	1,450	4,161
65-74 years	7,613	9,715	17,328
75-84 years	4,950	6,797	11,747
85+ years	1,378	2,039	3,417
<b>Race</b>	<b>17,943</b>	<b>21,930</b>	<b>39,873</b>
White	14,918	14,196	29,114
Black	251	270	521
American Indian/Alaskan	120	68	188
Other	730	2,290	3,020
Unknown	1,924	5,106	7,030
<b>Other race</b> includes Asian, native Hawaiian/Pacific Islander, or other.			
<b>Ethnicity</b>	<b>17,943</b>	<b>21,930</b>	<b>39,873</b>
Hispanic	527	395	922
Non-Hispanic	12,112	9,643	21,755
Unknown	5,304	11,892	17,196
<b>Gender</b>	<b>17,943</b>	<b>21,930</b>	<b>39,873</b>
Female	10,298	12,519	22,817
Male	7,593	9,400	16,993
Unknown	52	11	63

## COVID-19 doses administered for the past 2 weeks

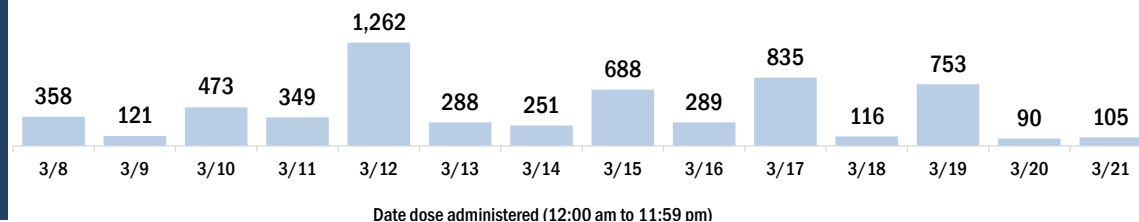


## Persons vaccinated for COVID-19 for the past 2 weeks

### Number of persons who received their first dose of a two-dose series of the COVID-19 vaccine



### Number of persons who completed the COVID-19 vaccine series



# COVID-19: Clay County vaccine summary

Vaccination data through Mar 21, 2021 as of Mar 22, 2021 at 12:05 AM

Data in this report are provisional and subject to change.

Data in this summary pertain to COVID-19 vaccines approved by the U.S. Food and Drug Administration and have been issued an Emergency Use Authorization (Janssen COVID-19 Vaccine, Moderna COVID-19 Vaccine and Pfizer-BioNTech COVID-19 Vaccine). These data summarize the number of people who have received either their first dose or have completed the series for a COVID-19 vaccine. **A person can only be counted in one category, first dose or series complete.** For persons receiving Moderna or Pfizer vaccines, once they receive their second dose, they are moved from the first dose column to the series completed column. **Because of this, the total first dose category may show a change from report to report not matching the total receiving their first dose from the previous day.** Persons receiving Johnson & Johnson vaccines will always be counted in the series completed column.

## COVID-19 doses for vaccinated persons in Florida

**Doses administered** 63,105

People receiving one dose of a 1-dose series (Johnson & Johnson) or receiving only one dose of a 2-dose series (Moderna, Pfizer) count once. Persons receiving both doses of a 2-dose series count twice.

## Current status of persons vaccinated for COVID-19 in Florida

**Total people vaccinated** 38,531

First dose 12,980

Series completed 25,551

Completed 1-dose series 977

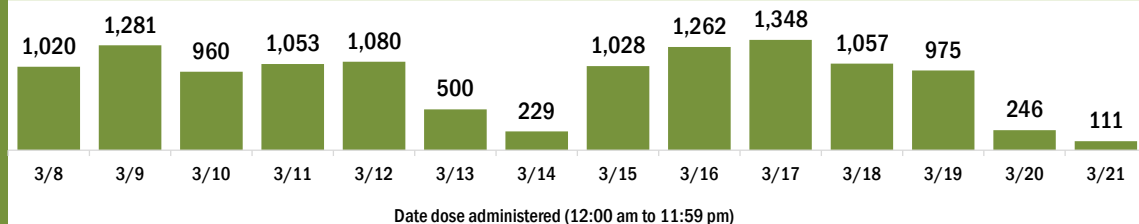
Completed 2-dose series 24,574

**First dose:** current number of people who have only received their first dose of the Moderna or Pfizer vaccine.

**Series complete:** current number of people who have received both Moderna or Pfizer vaccine doses or one Johnson & Johnson dose and are considered fully immunized.

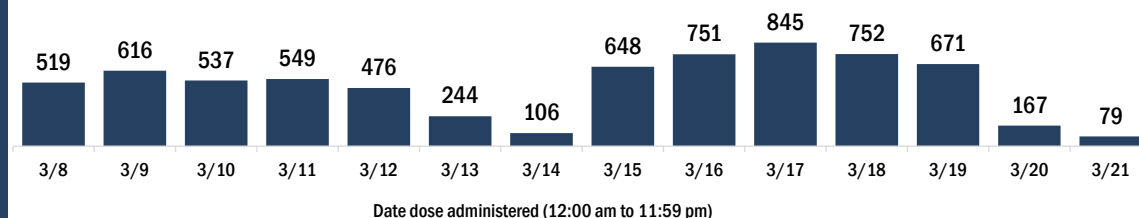
Demographic summary	First dose	Series complete	Total people vaccinated
<b>Age group</b>	<b>12,980</b>	<b>25,551</b>	<b>38,531</b>
16-24 years	467	342	809
25-34 years	681	948	1,629
35-44 years	1,157	1,513	2,670
45-54 years	1,864	1,833	3,697
55-64 years	4,573	2,468	7,041
65-74 years	2,563	11,042	13,605
75-84 years	1,246	5,704	6,950
85+ years	429	1,701	2,130
<b>Race</b>	<b>12,980</b>	<b>25,551</b>	<b>38,531</b>
White	8,400	19,105	27,505
Black	981	1,425	2,406
American Indian/Alaskan	77	124	201
Other	1,453	2,428	3,881
Unknown	2,069	2,469	4,538
<b>Other race</b> includes Asian, native Hawaiian/Pacific Islander, or other.			
<b>Ethnicity</b>	<b>12,980</b>	<b>25,551</b>	<b>38,531</b>
Hispanic	596	879	1,475
Non-Hispanic	8,359	19,328	27,687
Unknown	4,025	5,344	9,369
<b>Gender</b>	<b>12,980</b>	<b>25,551</b>	<b>38,531</b>
Female	7,966	14,709	22,675
Male	4,983	10,841	15,824
Unknown	31	1	32

## COVID-19 doses administered for the past 2 weeks

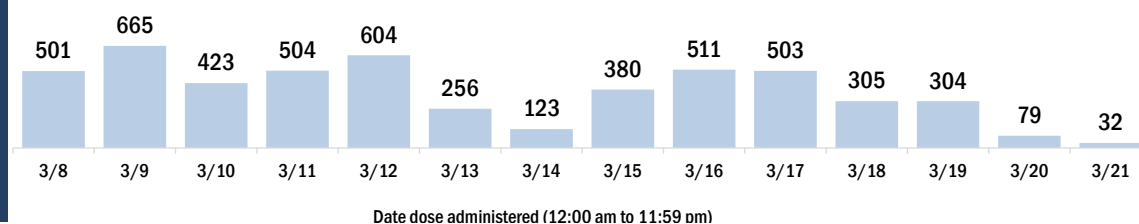


## Persons vaccinated for COVID-19 for the past 2 weeks

### Number of persons who received their first dose of a two-dose series of the COVID-19 vaccine



### Number of persons who completed the COVID-19 vaccine series



# COVID-19: Collier County vaccine summary

Vaccination data through Mar 21, 2021 as of Mar 22, 2021 at 12:05 AM

Data in this report are provisional and subject to change.

Data in this summary pertain to COVID-19 vaccines approved by the U.S. Food and Drug Administration and have been issued an Emergency Use Authorization (Janssen COVID-19 Vaccine, Moderna COVID-19 Vaccine and Pfizer-BioNTech COVID-19 Vaccine). These data summarize the number of people who have received either their first dose or have completed the series for a COVID-19 vaccine. **A person can only be counted in one category, first dose or series complete.** For persons receiving Moderna or Pfizer vaccines, once they receive their second dose, they are moved from the first dose column to the series completed column. **Because of this, the total first dose category may show a change from report to report not matching the total receiving their first dose from the previous day.** Persons receiving Johnson & Johnson vaccines will always be counted in the series completed column.

## COVID-19 doses for vaccinated persons in Florida

**Doses administered** 183,117

People receiving one dose of a 1-dose series (Johnson & Johnson) or receiving only one dose of a 2-dose series (Moderna, Pfizer) count once. Persons receiving both doses of a 2-dose series count twice.

## Current status of persons vaccinated for COVID-19 in Florida

**Total people vaccinated** 115,061

First dose 45,187

Series completed 69,874

Completed 1-dose series 1,818

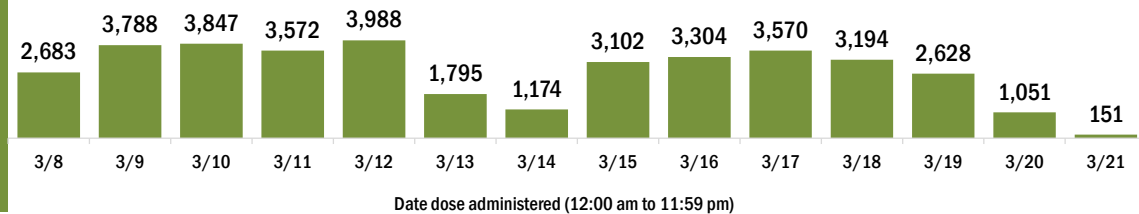
Completed 2-dose series 68,056

**First dose:** current number of people who have only received their first dose of the Moderna or Pfizer vaccine.

**Series complete:** current number of people who have received both Moderna or Pfizer vaccine doses or one Johnson & Johnson dose and are considered fully immunized.

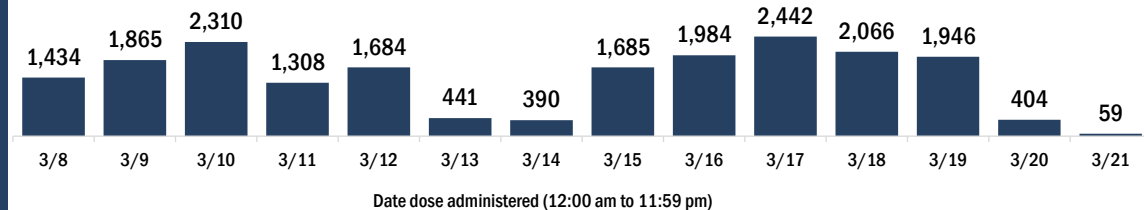
Demographic summary	First dose	Series complete	Total people vaccinated
<b>Age group</b>	<b>45,187</b>	<b>69,874</b>	<b>115,061</b>
16-24 years	393	425	818
25-34 years	746	1,138	1,884
35-44 years	930	1,607	2,537
45-54 years	1,652	2,267	3,919
55-64 years	7,730	3,753	11,483
65-74 years	15,797	32,842	48,639
75-84 years	13,526	21,546	35,072
85+ years	4,413	6,296	10,709
<b>Race</b>	<b>45,187</b>	<b>69,874</b>	<b>115,061</b>
White	31,230	42,733	73,963
Black	492	551	1,043
American Indian/Alaskan	180	174	354
Other	2,731	5,897	8,628
Unknown	10,554	20,519	31,073
<b>Other race</b> includes Asian, native Hawaiian/Pacific Islander, or other.			
<b>Ethnicity</b>	<b>45,187</b>	<b>69,874</b>	<b>115,061</b>
Hispanic	2,186	2,242	4,428
Non-Hispanic	21,144	28,697	49,841
Unknown	21,857	38,935	60,792
<b>Gender</b>	<b>45,187</b>	<b>69,874</b>	<b>115,061</b>
Female	25,230	38,578	63,808
Male	19,685	31,211	50,896
Unknown	272	85	357

## COVID-19 doses administered for the past 2 weeks

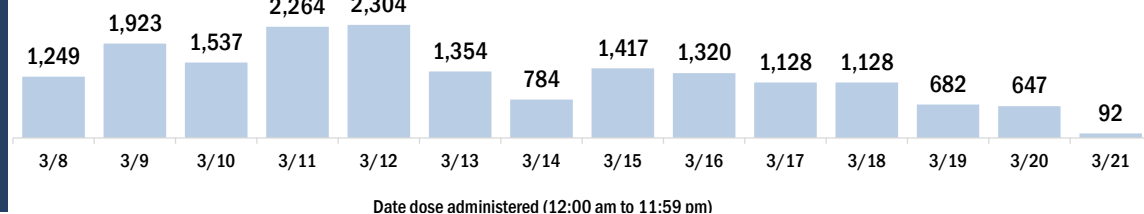


## Persons vaccinated for COVID-19 for the past 2 weeks

### Number of persons who received their first dose of a two-dose series of the COVID-19 vaccine



### Number of persons who completed the COVID-19 vaccine series



# COVID-19: Columbia County vaccine summary

Vaccination data through Mar 21, 2021 as of Mar 22, 2021 at 12:05 AM

Data in this report are provisional and subject to change.

Data in this summary pertain to COVID-19 vaccines approved by the U.S. Food and Drug Administration and have been issued an Emergency Use Authorization (Janssen COVID-19 Vaccine, Moderna COVID-19 Vaccine and Pfizer-BioNTech COVID-19 Vaccine). These data summarize the number of people who have received either their first dose or have completed the series for a COVID-19 vaccine. **A person can only be counted in one category, first dose or series complete.** For persons receiving Moderna or Pfizer vaccines, once they receive their second dose, they are moved from the first dose column to the series completed column. **Because of this, the total first dose category may show a change from report to report not matching the total receiving their first dose from the previous day.** Persons receiving Johnson & Johnson vaccines will always be counted in the series completed column.

## COVID-19 doses for vaccinated persons in Florida

**Doses administered** 16,154

People receiving one dose of a 1-dose series (Johnson & Johnson) or receiving only one dose of a 2-dose series (Moderna, Pfizer) count once. Persons receiving both doses of a 2-dose series count twice.

## Current status of persons vaccinated for COVID-19 in Florida

**Total people vaccinated** 9,778

First dose 2,934

Series completed 6,844

Completed 1-dose series 468

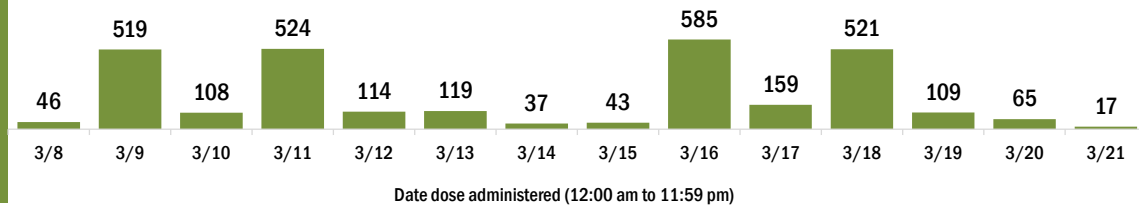
Completed 2-dose series 6,376

**First dose:** current number of people who have only received their first dose of the Moderna or Pfizer vaccine.

**Series complete:** current number of people who have received both Moderna or Pfizer vaccine doses or one Johnson & Johnson dose and are considered fully immunized.

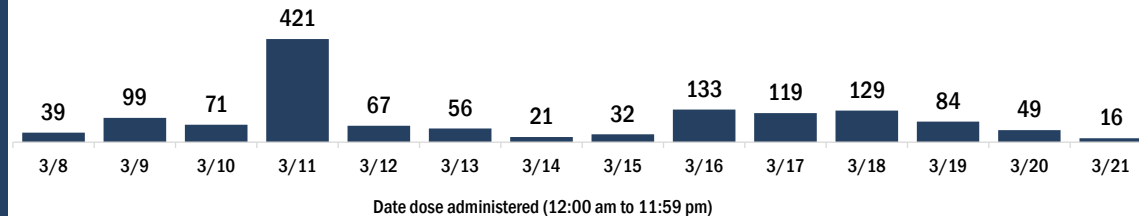
Demographic summary	First dose	Series complete	Total people vaccinated
<b>Age group</b>	2,934	6,844	9,778
16-24 years	53	66	119
25-34 years	133	168	301
35-44 years	205	255	460
45-54 years	350	370	720
55-64 years	796	733	1,529
65-74 years	801	2,956	3,757
75-84 years	465	1,759	2,224
85+ years	131	537	668
<b>Race</b>	2,934	6,844	9,778
White	1,740	4,673	6,413
Black	296	483	779
American Indian/Alaskan	14	30	44
Other	271	604	875
Unknown	613	1,054	1,667
<b>Other race</b> includes Asian, native Hawaiian/Pacific Islander, or other.			
<b>Ethnicity</b>	2,934	6,844	9,778
Hispanic	94	124	218
Non-Hispanic	1,137	3,458	4,595
Unknown	1,703	3,262	4,965
<b>Gender</b>	2,934	6,844	9,778
Female	1,842	4,041	5,883
Male	1,090	2,802	3,892
Unknown	2	1	3

## COVID-19 doses administered for the past 2 weeks

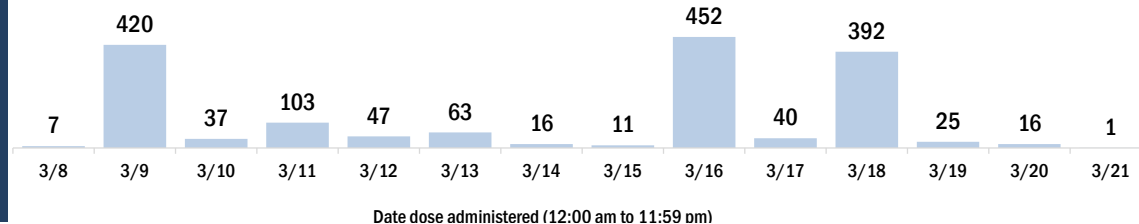


## Persons vaccinated for COVID-19 for the past 2 weeks

### Number of persons who received their first dose of a two-dose series of the COVID-19 vaccine



### Number of persons who completed the COVID-19 vaccine series



# COVID-19: Dade County vaccine summary

Vaccination data through Mar 21, 2021 as of Mar 22, 2021 at 12:05 AM

Data in this report are provisional and subject to change.

Data in this summary pertain to COVID-19 vaccines approved by the U.S. Food and Drug Administration and have been issued an Emergency Use Authorization (Janssen COVID-19 Vaccine, Moderna COVID-19 Vaccine and Pfizer-BioNTech COVID-19 Vaccine). These data summarize the number of people who have received either their first dose or have completed the series for a COVID-19 vaccine. **A person can only be counted in one category, first dose or series complete.** For persons receiving Moderna or Pfizer vaccines, once they receive their second dose, they are moved from the first dose column to the series completed column. **Because of this, the total first dose category may show a change from report to report not matching the total receiving their first dose from the previous day.** Persons receiving Johnson & Johnson vaccines will always be counted in the series completed column.

## COVID-19 doses for vaccinated persons in Florida

**Doses administered** 910,462

People receiving one dose of a 1-dose series (Johnson & Johnson) or receiving only one dose of a 2-dose series (Moderna, Pfizer) count once. Persons receiving both doses of a 2-dose series count twice.

## Current status of persons vaccinated for COVID-19 in Florida

**Total people vaccinated** 630,331

First dose 321,464

Series completed 308,867

Completed 1-dose series 28,736

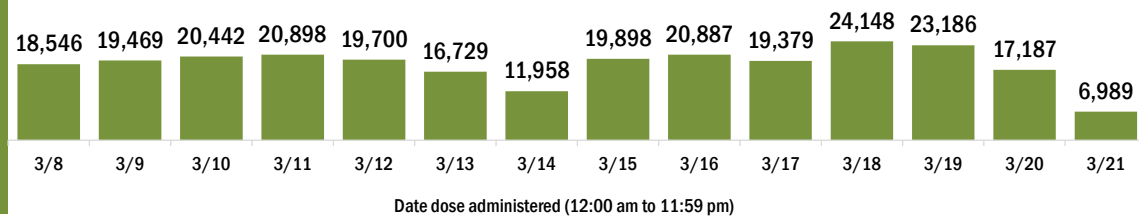
Completed 2-dose series 280,131

**First dose:** current number of people who have only received their first dose of the Moderna or Pfizer vaccine.

**Series complete:** current number of people who have received both Moderna or Pfizer vaccine doses or one Johnson & Johnson dose and are considered fully immunized.

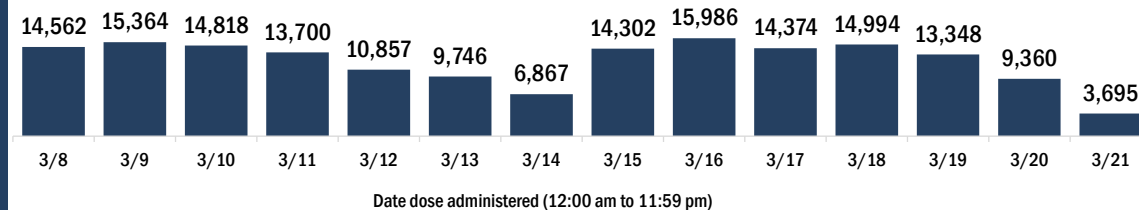
Demographic summary	First dose	Series complete	Total people vaccinated
<b>Age group</b>	321,464	308,867	630,331
16-24 years	11,111	4,044	15,155
25-34 years	24,162	14,273	38,435
35-44 years	35,727	18,254	53,981
45-54 years	51,985	25,261	77,246
55-64 years	81,170	37,702	118,872
65-74 years	64,899	111,846	176,745
75-84 years	37,332	70,121	107,453
85+ years	15,078	27,366	42,444
<b>Race</b>	321,464	308,867	630,331
White	219,604	216,598	436,202
Black	20,483	25,138	45,621
American Indian/Alaskan	857	729	1,586
Other	33,616	36,625	70,241
Unknown	46,904	29,777	76,681
<b>Other race</b> includes Asian, native Hawaiian/Pacific Islander, or other.			
<b>Ethnicity</b>	321,464	308,867	630,331
Hispanic	160,207	162,541	322,748
Non-Hispanic	57,853	85,593	143,446
Unknown	103,404	60,733	164,137
<b>Gender</b>	321,464	308,867	630,331
Female	180,940	176,560	357,500
Male	138,415	132,096	270,511
Unknown	2,109	211	2,320

## COVID-19 doses administered for the past 2 weeks

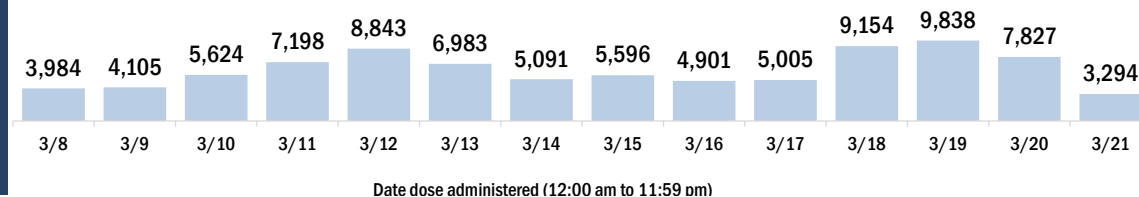


## Persons vaccinated for COVID-19 for the past 2 weeks

### Number of persons who received their first dose of a two-dose series of the COVID-19 vaccine



### Number of persons who completed the COVID-19 vaccine series



# COVID-19: Desoto County vaccine summary

Vaccination data through Mar 21, 2021 as of Mar 22, 2021 at 12:05 AM

Data in this report are provisional and subject to change.

Data in this summary pertain to COVID-19 vaccines approved by the U.S. Food and Drug Administration and have been issued an Emergency Use Authorization (Janssen COVID-19 Vaccine, Moderna COVID-19 Vaccine and Pfizer-BioNTech COVID-19 Vaccine). These data summarize the number of people who have received either their first dose or have completed the series for a COVID-19 vaccine. **A person can only be counted in one category, first dose or series complete.** For persons receiving Moderna or Pfizer vaccines, once they receive their second dose, they are moved from the first dose column to the series completed column. **Because of this, the total first dose category may show a change from report to report not matching the total receiving their first dose from the previous day.** Persons receiving Johnson & Johnson vaccines will always be counted in the series completed column.

## COVID-19 doses for vaccinated persons in Florida

**Doses administered** 9,020

People receiving one dose of a 1-dose series (Johnson & Johnson) or receiving only one dose of a 2-dose series (Moderna, Pfizer) count once. Persons receiving both doses of a 2-dose series count twice.

## Current status of persons vaccinated for COVID-19 in Florida

**Total people vaccinated** 6,250

First dose 3,420

Series completed 2,830

Completed 1-dose series 60

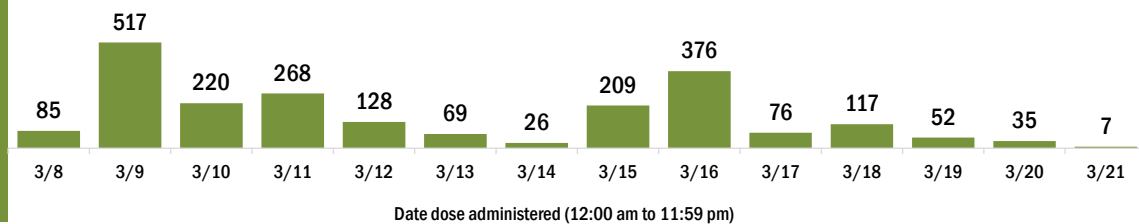
Completed 2-dose series 2,770

**First dose:** current number of people who have only received their first dose of the Moderna or Pfizer vaccine.

**Series complete:** current number of people who have received both Moderna or Pfizer vaccine doses or one Johnson & Johnson dose and are considered fully immunized.

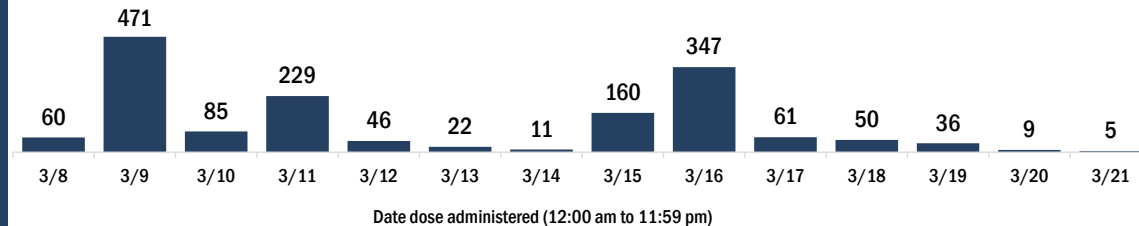
Demographic summary	First dose	Series complete	Total people vaccinated
<b>Age group</b>	<b>3,420</b>	<b>2,830</b>	<b>6,250</b>
16-24 years	25	14	39
25-34 years	79	57	136
35-44 years	149	67	216
45-54 years	298	118	416
55-64 years	613	170	783
65-74 years	1,263	1,307	2,570
75-84 years	828	870	1,698
85+ years	165	227	392
<b>Race</b>	<b>3,420</b>	<b>2,830</b>	<b>6,250</b>
White	2,035	2,060	4,095
Black	272	105	377
American Indian/Alaskan	9	4	13
Other	254	189	443
Unknown	850	472	1,322
<b>Other race</b> includes Asian, native Hawaiian/Pacific Islander, or other.			
<b>Ethnicity</b>	<b>3,420</b>	<b>2,830</b>	<b>6,250</b>
Hispanic	149	63	212
Non-Hispanic	1,433	729	2,162
Unknown	1,838	2,038	3,876
<b>Gender</b>	<b>3,420</b>	<b>2,830</b>	<b>6,250</b>
Female	1,611	1,560	3,171
Male	1,809	1,270	3,079
Unknown	0	0	0

## COVID-19 doses administered for the past 2 weeks

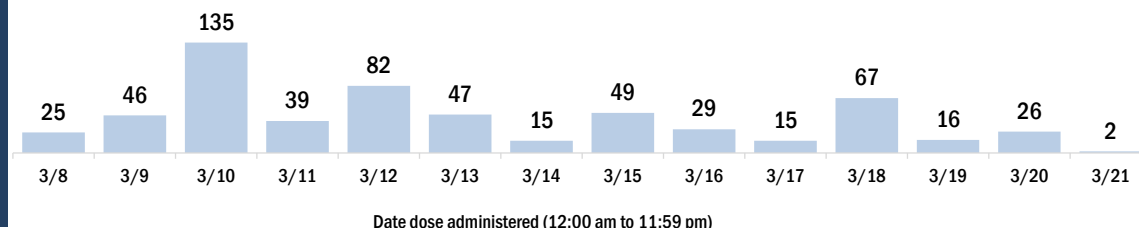


## Persons vaccinated for COVID-19 for the past 2 weeks

### Number of persons who received their first dose of a two-dose series of the COVID-19 vaccine



### Number of persons who completed the COVID-19 vaccine series





# COVID-19: Dixie County vaccine summary

Vaccination data through Mar 21, 2021 as of Mar 22, 2021 at 12:05 AM

Data in this report are provisional and subject to change.

Data in this summary pertain to COVID-19 vaccines approved by the U.S. Food and Drug Administration and have been issued an Emergency Use Authorization (Janssen COVID-19 Vaccine, Moderna COVID-19 Vaccine and Pfizer-BioNTech COVID-19 Vaccine). These data summarize the number of people who have received either their first dose or have completed the series for a COVID-19 vaccine. **A person can only be counted in one category, first dose or series complete.** For persons receiving Moderna or Pfizer vaccines, once they receive their second dose, they are moved from the first dose column to the series completed column. **Because of this, the total first dose category may show a change from report to report not matching the total receiving their first dose from the previous day.** Persons receiving Johnson & Johnson vaccines will always be counted in the series completed column.

## COVID-19 doses for vaccinated persons in Florida

**Doses administered** 3,273

People receiving one dose of a 1-dose series (Johnson & Johnson) or receiving only one dose of a 2-dose series (Moderna, Pfizer) count once. Persons receiving both doses of a 2-dose series count twice.

## Current status of persons vaccinated for COVID-19 in Florida

**Total people vaccinated** 2,034

First dose 783

Series completed 1,251

Completed 1-dose series 12

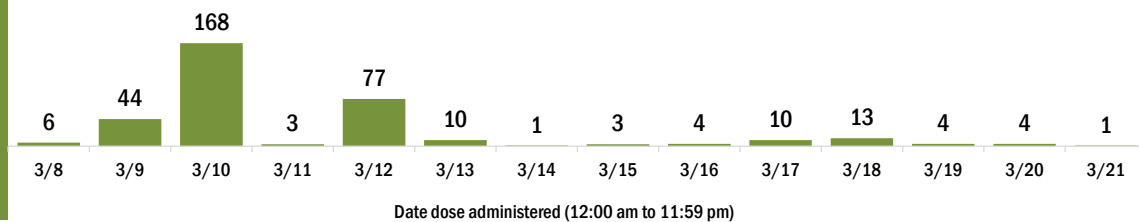
Completed 2-dose series 1,239

**First dose:** current number of people who have only received their first dose of the Moderna or Pfizer vaccine.

**Series complete:** current number of people who have received both Moderna or Pfizer vaccine doses or one Johnson & Johnson dose and are considered fully immunized.

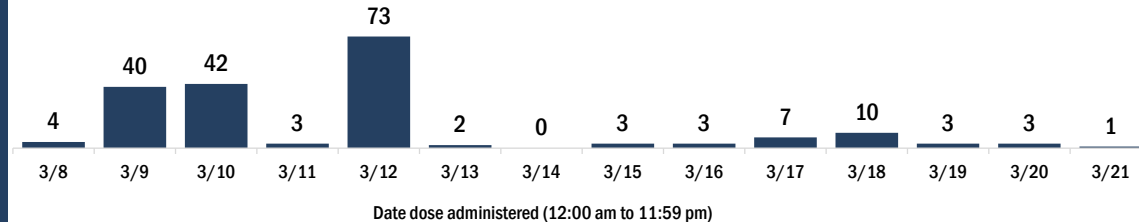
Demographic summary	First dose	Series complete	Total people vaccinated
<b>Age group</b>	<b>783</b>	<b>1,251</b>	<b>2,034</b>
16-24 years	5	4	9
25-34 years	14	14	28
35-44 years	27	23	50
45-54 years	30	31	61
55-64 years	119	74	193
65-74 years	348	619	967
75-84 years	192	383	575
85+ years	48	103	151
<b>Race</b>	<b>783</b>	<b>1,251</b>	<b>2,034</b>
White	664	1,083	1,747
Black	33	34	67
American Indian/Alaskan	21	9	30
Other	29	37	66
Unknown	36	88	124
<b>Other race</b> includes Asian, native Hawaiian/Pacific Islander, or other.			
<b>Ethnicity</b>	<b>783</b>	<b>1,251</b>	<b>2,034</b>
Hispanic	15	17	32
Non-Hispanic	574	831	1,405
Unknown	194	403	597
<b>Gender</b>	<b>783</b>	<b>1,251</b>	<b>2,034</b>
Female	427	667	1,094
Male	356	584	940
Unknown	0	0	0

## COVID-19 doses administered for the past 2 weeks

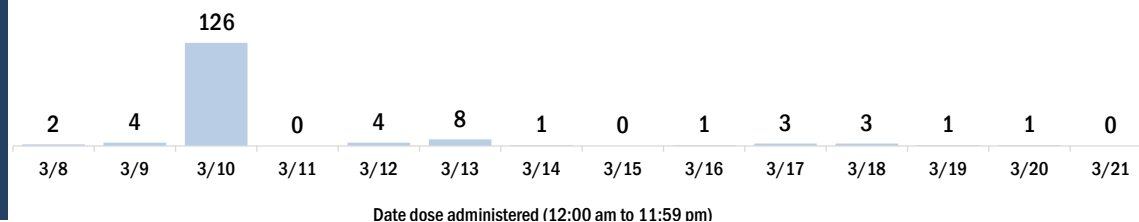


## Persons vaccinated for COVID-19 for the past 2 weeks

### Number of persons who received their first dose of a two-dose series of the COVID-19 vaccine



### Number of persons who completed the COVID-19 vaccine series



# COVID-19: Duval County vaccine summary

Vaccination data through Mar 21, 2021 as of Mar 22, 2021 at 12:05 AM

Data in this report are provisional and subject to change.

Data in this summary pertain to COVID-19 vaccines approved by the U.S. Food and Drug Administration and have been issued an Emergency Use Authorization (Janssen COVID-19 Vaccine, Moderna COVID-19 Vaccine and Pfizer-BioNTech COVID-19 Vaccine). These data summarize the number of people who have received either their first dose or have completed the series for a COVID-19 vaccine. **A person can only be counted in one category, first dose or series complete.** For persons receiving Moderna or Pfizer vaccines, once they receive their second dose, they are moved from the first dose column to the series completed column. **Because of this, the total first dose category may show a change from report to report not matching the total receiving their first dose from the previous day.** Persons receiving Johnson & Johnson vaccines will always be counted in the series completed column.

## COVID-19 doses for vaccinated persons in Florida

**Doses administered** 300,442

People receiving one dose of a 1-dose series (Johnson & Johnson) or receiving only one dose of a 2-dose series (Moderna, Pfizer) count once. Persons receiving both doses of a 2-dose series count twice.

## Current status of persons vaccinated for COVID-19 in Florida

**Total people vaccinated** 193,386

First dose 76,924

Series completed 116,462

Completed 1-dose series 9,406

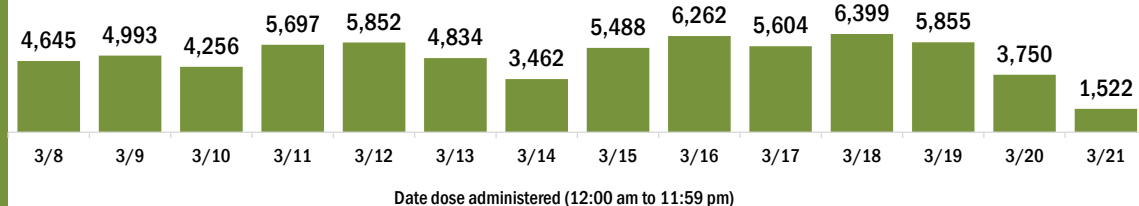
Completed 2-dose series 107,056

**First dose:** current number of people who have only received their first dose of the Moderna or Pfizer vaccine.

**Series complete:** current number of people who have received both Moderna or Pfizer vaccine doses or one Johnson & Johnson dose and are considered fully immunized.

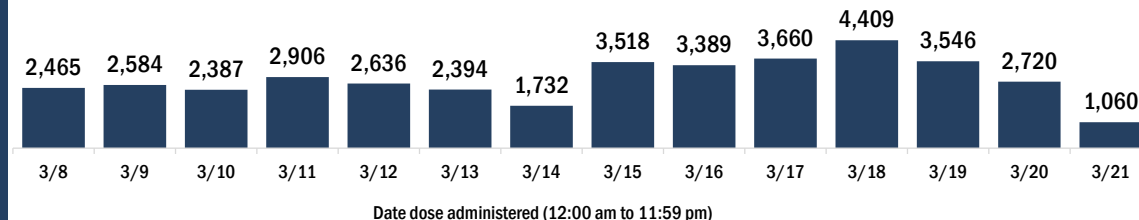
Demographic summary	First dose	Series complete	Total people vaccinated
<b>Age group</b>	76,924	116,462	193,386
16-24 years	2,490	1,943	4,433
25-34 years	6,052	7,238	13,290
35-44 years	7,891	8,129	16,020
45-54 years	10,658	9,932	20,590
55-64 years	22,917	15,595	38,512
65-74 years	16,992	45,142	62,134
75-84 years	7,111	21,140	28,251
85+ years	2,813	7,343	10,156
<b>Race</b>	76,924	116,462	193,386
White	40,314	69,928	110,242
Black	12,860	19,121	31,981
American Indian/Alaskan	157	298	455
Other	8,824	14,466	23,290
Unknown	14,769	12,649	27,418
<b>Other race</b> includes Asian, native Hawaiian/Pacific Islander, or other.			
<b>Ethnicity</b>	76,924	116,462	193,386
Hispanic	3,551	3,958	7,509
Non-Hispanic	47,999	80,217	128,216
Unknown	25,374	32,287	57,661
<b>Gender</b>	76,924	116,462	193,386
Female	44,153	68,597	112,750
Male	30,497	47,820	78,317
Unknown	2,274	45	2,319

## COVID-19 doses administered for the past 2 weeks

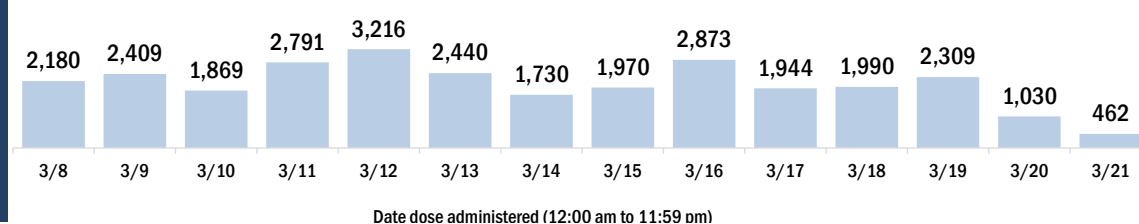


## Persons vaccinated for COVID-19 for the past 2 weeks

### Number of persons who received their first dose of a two-dose series of the COVID-19 vaccine



### Number of persons who completed the COVID-19 vaccine series



# COVID-19: Escambia County vaccine summary

Vaccination data through Mar 21, 2021 as of Mar 22, 2021 at 12:05 AM

Data in this report are provisional and subject to change.

Data in this summary pertain to COVID-19 vaccines approved by the U.S. Food and Drug Administration and have been issued an Emergency Use Authorization (Janssen COVID-19 Vaccine, Moderna COVID-19 Vaccine and Pfizer-BioNTech COVID-19 Vaccine). These data summarize the number of people who have received either their first dose or have completed the series for a COVID-19 vaccine. **A person can only be counted in one category, first dose or series complete.** For persons receiving Moderna or Pfizer vaccines, once they receive their second dose, they are moved from the first dose column to the series completed column. **Because of this, the total first dose category may show a change from report to report not matching the total receiving their first dose from the previous day.** Persons receiving Johnson & Johnson vaccines will always be counted in the series completed column.

## COVID-19 doses for vaccinated persons in Florida

**Doses administered** 94,817

People receiving one dose of a 1-dose series (Johnson & Johnson) or receiving only one dose of a 2-dose series (Moderna, Pfizer) count once. Persons receiving both doses of a 2-dose series count twice.

## Current status of persons vaccinated for COVID-19 in Florida

**Total people vaccinated** 62,097

First dose 27,581

Series completed 34,516

Completed 1-dose series 1,796

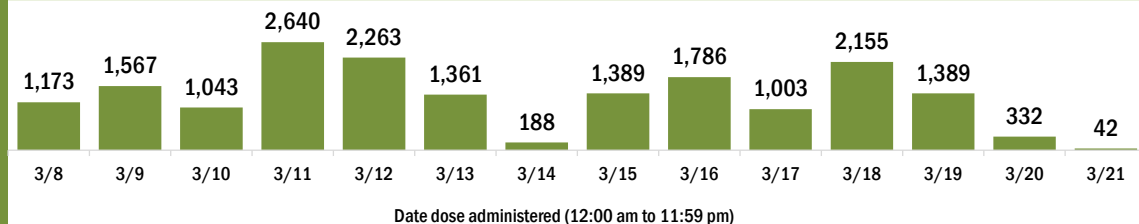
Completed 2-dose series 32,720

**First dose:** current number of people who have only received their first dose of the Moderna or Pfizer vaccine.

**Series complete:** current number of people who have received both Moderna or Pfizer vaccine doses or one Johnson & Johnson dose and are considered fully immunized.

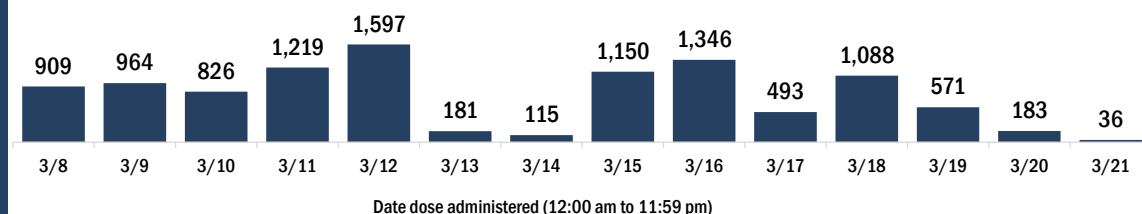
Demographic summary	First dose	Series complete	Total people vaccinated
<b>Age group</b>	<b>27,581</b>	<b>34,516</b>	<b>62,097</b>
16-24 years	751	405	1,156
25-34 years	1,850	1,459	3,309
35-44 years	2,219	1,814	4,033
45-54 years	3,218	2,315	5,533
55-64 years	7,196	4,126	11,322
65-74 years	7,354	13,702	21,056
75-84 years	3,700	7,762	11,462
85+ years	1,293	2,933	4,226
<b>Race</b>	<b>27,581</b>	<b>34,516</b>	<b>62,097</b>
White	15,330	21,142	36,472
Black	4,590	4,112	8,702
American Indian/Alaskan	215	202	417
Other	2,167	3,695	5,862
Unknown	5,279	5,365	10,644
<b>Other race</b> includes Asian, native Hawaiian/Pacific Islander, or other.			
<b>Ethnicity</b>	<b>27,581</b>	<b>34,516</b>	<b>62,097</b>
Hispanic	698	465	1,163
Non-Hispanic	17,392	21,018	38,410
Unknown	9,491	13,033	22,524
<b>Gender</b>	<b>27,581</b>	<b>34,516</b>	<b>62,097</b>
Female	16,565	20,544	37,109
Male	10,952	13,968	24,920
Unknown	64	4	68

## COVID-19 doses administered for the past 2 weeks

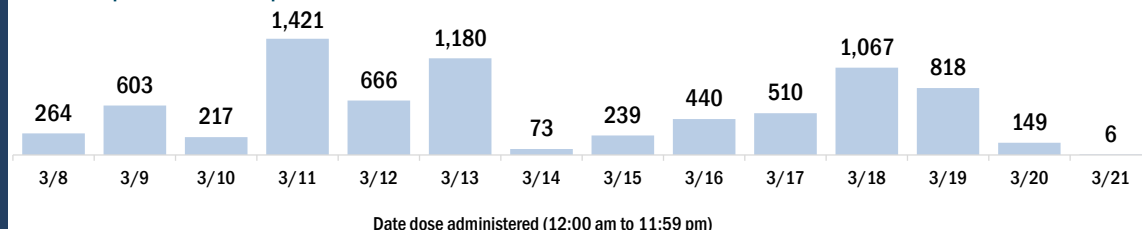


## Persons vaccinated for COVID-19 for the past 2 weeks

### Number of persons who received their first dose of a two-dose series of the COVID-19 vaccine



### Number of persons who completed the COVID-19 vaccine series



# COVID-19: Flagler County vaccine summary

Vaccination data through Mar 21, 2021 as of Mar 22, 2021 at 12:05 AM

Data in this report are provisional and subject to change.

Data in this summary pertain to COVID-19 vaccines approved by the U.S. Food and Drug Administration and have been issued an Emergency Use Authorization (Janssen COVID-19 Vaccine, Moderna COVID-19 Vaccine and Pfizer-BioNTech COVID-19 Vaccine). These data summarize the number of people who have received either their first dose or have completed the series for a COVID-19 vaccine. **A person can only be counted in one category, first dose or series complete.** For persons receiving Moderna or Pfizer vaccines, once they receive their second dose, they are moved from the first dose column to the series completed column. **Because of this, the total first dose category may show a change from report to report not matching the total receiving their first dose from the previous day.** Persons receiving Johnson & Johnson vaccines will always be counted in the series completed column.

## COVID-19 doses for vaccinated persons in Florida

**Doses administered** 52,658

People receiving one dose of a 1-dose series (Johnson & Johnson) or receiving only one dose of a 2-dose series (Moderna, Pfizer) count once. Persons receiving both doses of a 2-dose series count twice.

## Current status of persons vaccinated for COVID-19 in Florida

**Total people vaccinated** 34,043

First dose 14,421

Series completed 19,622

Completed 1-dose series 1,007

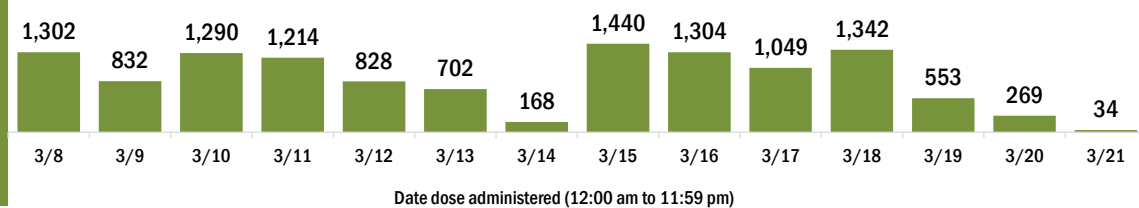
Completed 2-dose series 18,615

**First dose:** current number of people who have only received their first dose of the Moderna or Pfizer vaccine.

**Series complete:** current number of people who have received both Moderna or Pfizer vaccine doses or one Johnson & Johnson dose and are considered fully immunized.

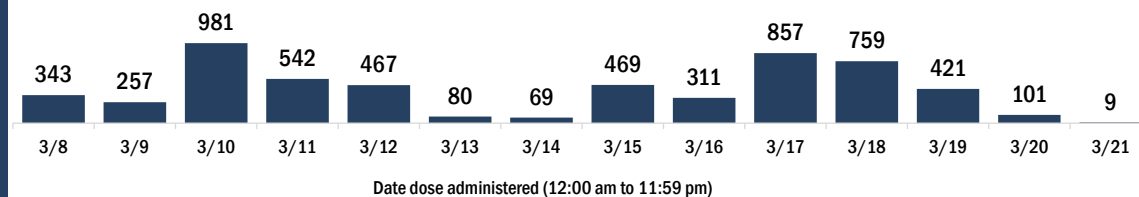
Demographic summary	First dose	Series complete	Total people vaccinated
<b>Age group</b>	<b>14,421</b>	<b>19,622</b>	<b>34,043</b>
16-24 years	151	132	283
25-34 years	270	349	619
35-44 years	455	605	1,060
45-54 years	855	855	1,710
55-64 years	3,227	1,615	4,842
65-74 years	5,274	9,316	14,590
75-84 years	3,183	5,362	8,545
85+ years	1,006	1,388	2,394
<b>Race</b>	<b>14,421</b>	<b>19,622</b>	<b>34,043</b>
White	10,365	12,436	22,801
Black	1,027	1,069	2,096
American Indian/Alaskan	115	91	206
Other	985	2,154	3,139
Unknown	1,929	3,872	5,801
<b>Other race</b> includes Asian, native Hawaiian/Pacific Islander, or other.			
<b>Ethnicity</b>	<b>14,421</b>	<b>19,622</b>	<b>34,043</b>
Hispanic	950	600	1,550
Non-Hispanic	9,440	10,058	19,498
Unknown	4,031	8,964	12,995
<b>Gender</b>	<b>14,421</b>	<b>19,622</b>	<b>34,043</b>
Female	7,978	11,114	19,092
Male	6,273	8,454	14,727
Unknown	170	54	224

## COVID-19 doses administered for the past 2 weeks

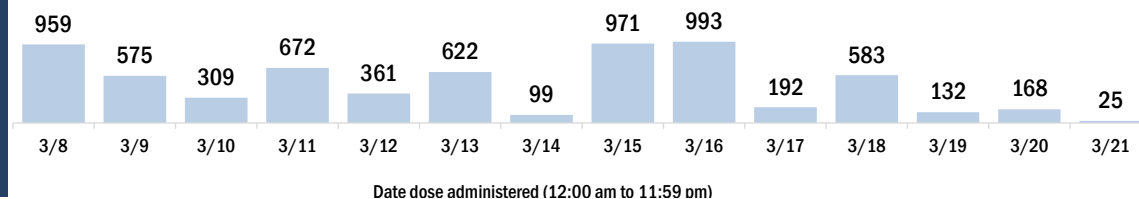


## Persons vaccinated for COVID-19 for the past 2 weeks

### Number of persons who received their first dose of a two-dose series of the COVID-19 vaccine



### Number of persons who completed the COVID-19 vaccine series



# COVID-19: Franklin County vaccine summary

Vaccination data through Mar 21, 2021 as of Mar 22, 2021 at 12:05 AM

Data in this report are provisional and subject to change.

Data in this summary pertain to COVID-19 vaccines approved by the U.S. Food and Drug Administration and have been issued an Emergency Use Authorization (Janssen COVID-19 Vaccine, Moderna COVID-19 Vaccine and Pfizer-BioNTech COVID-19 Vaccine). These data summarize the number of people who have received either their first dose or have completed the series for a COVID-19 vaccine. **A person can only be counted in one category, first dose or series complete.** For persons receiving Moderna or Pfizer vaccines, once they receive their second dose, they are moved from the first dose column to the series completed column. **Because of this, the total first dose category may show a change from report to report not matching the total receiving their first dose from the previous day.** Persons receiving Johnson & Johnson vaccines will always be counted in the series completed column.

## COVID-19 doses for vaccinated persons in Florida

**Doses administered** 4,853

People receiving one dose of a 1-dose series (Johnson & Johnson) or receiving only one dose of a 2-dose series (Moderna, Pfizer) count once. Persons receiving both doses of a 2-dose series count twice.

## Current status of persons vaccinated for COVID-19 in Florida

**Total people vaccinated** 2,897

First dose 932

Series completed 1,965

Completed 1-dose series 9

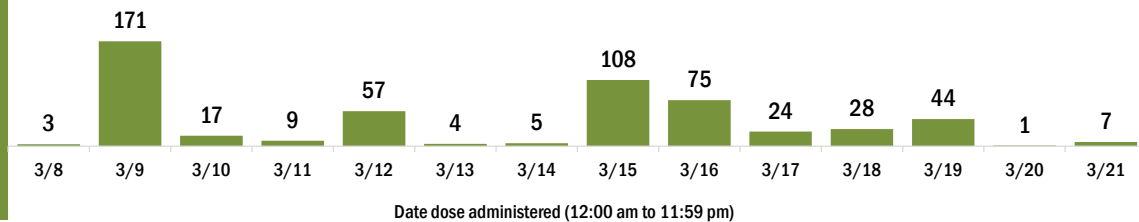
Completed 2-dose series 1,956

**First dose:** current number of people who have only received their first dose of the Moderna or Pfizer vaccine.

**Series complete:** current number of people who have received both Moderna or Pfizer vaccine doses or one Johnson & Johnson dose and are considered fully immunized.

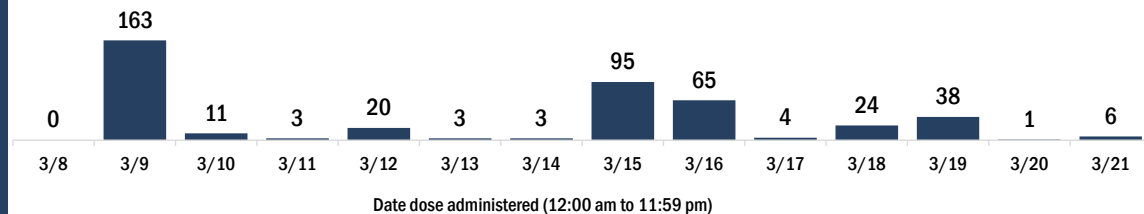
Demographic summary	First dose	Series complete	Total people vaccinated
<b>Age group</b>	932	1,965	2,897
16-24 years	10	10	20
25-34 years	25	22	47
35-44 years	28	38	66
45-54 years	81	82	163
55-64 years	321	221	542
65-74 years	323	995	1,318
75-84 years	115	501	616
85+ years	29	96	125
<b>Race</b>	932	1,965	2,897
White	805	1,761	2,566
Black	60	78	138
American Indian/Alaskan	0	6	6
Other	44	81	125
Unknown	23	39	62
<b>Other race</b> includes Asian, native Hawaiian/Pacific Islander, or other.			
<b>Ethnicity</b>	932	1,965	2,897
Hispanic	20	15	35
Non-Hispanic	781	1,621	2,402
Unknown	131	329	460
<b>Gender</b>	932	1,965	2,897
Female	505	1,031	1,536
Male	427	934	1,361
Unknown	0	0	0

## COVID-19 doses administered for the past 2 weeks

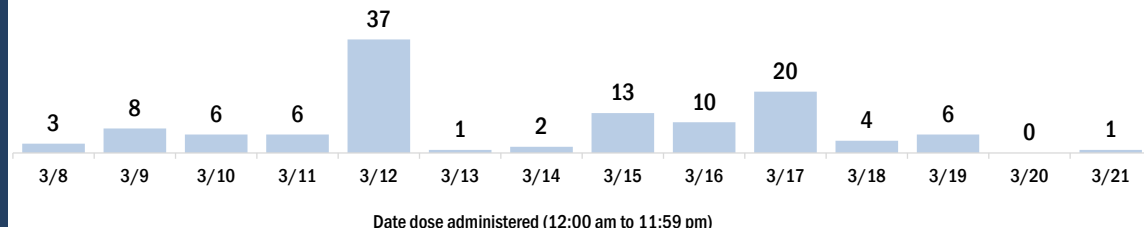


## Persons vaccinated for COVID-19 for the past 2 weeks

### Number of persons who received their first dose of a two-dose series of the COVID-19 vaccine



### Number of persons who completed the COVID-19 vaccine series



# COVID-19: Gadsden County vaccine summary

Vaccination data through Mar 21, 2021 as of Mar 22, 2021 at 12:05 AM

Data in this report are provisional and subject to change.

Data in this summary pertain to COVID-19 vaccines approved by the U.S. Food and Drug Administration and have been issued an Emergency Use Authorization (Janssen COVID-19 Vaccine, Moderna COVID-19 Vaccine and Pfizer-BioNTech COVID-19 Vaccine). These data summarize the number of people who have received either their first dose or have completed the series for a COVID-19 vaccine. **A person can only be counted in one category, first dose or series complete.** For persons receiving Moderna or Pfizer vaccines, once they receive their second dose, they are moved from the first dose column to the series completed column. **Because of this, the total first dose category may show a change from report to report not matching the total receiving their first dose from the previous day.** Persons receiving Johnson & Johnson vaccines will always be counted in the series completed column.

## COVID-19 doses for vaccinated persons in Florida

**Doses administered** 16,500

People receiving one dose of a 1-dose series (Johnson & Johnson) or receiving only one dose of a 2-dose series (Moderna, Pfizer) count once. Persons receiving both doses of a 2-dose series count twice.

## Current status of persons vaccinated for COVID-19 in Florida

**Total people vaccinated** 10,132

First dose 3,613

Series completed 6,519

Completed 1-dose series 151

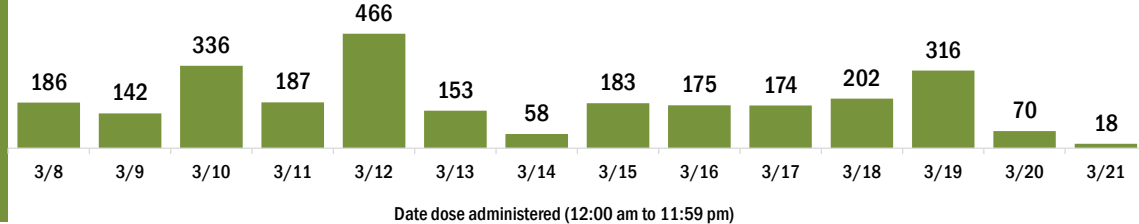
Completed 2-dose series 6,368

**First dose:** current number of people who have only received their first dose of the Moderna or Pfizer vaccine.

**Series complete:** current number of people who have received both Moderna or Pfizer vaccine doses or one Johnson & Johnson dose and are considered fully immunized.

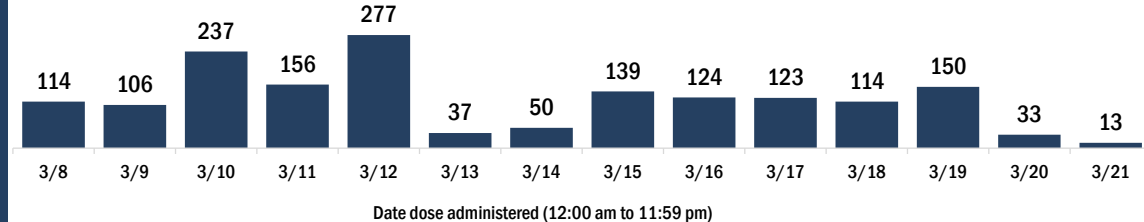
Demographic summary	First dose	Series complete	Total people vaccinated
<b>Age group</b>	<b>3,613</b>	<b>6,519</b>	<b>10,132</b>
16-24 years	66	51	117
25-34 years	175	129	304
35-44 years	319	248	567
45-54 years	554	425	979
55-64 years	1,244	846	2,090
65-74 years	784	2,891	3,675
75-84 years	356	1,441	1,797
85+ years	115	488	603
<b>Race</b>	<b>3,613</b>	<b>6,519</b>	<b>10,132</b>
White	1,070	2,549	3,619
Black	1,759	2,457	4,216
American Indian/Alaskan	6	14	20
Other	352	1,064	1,416
Unknown	426	435	861
<b>Other race</b> includes Asian, native Hawaiian/Pacific Islander, or other.			
<b>Ethnicity</b>	<b>3,613</b>	<b>6,519</b>	<b>10,132</b>
Hispanic	164	146	310
Non-Hispanic	2,393	4,245	6,638
Unknown	1,056	2,128	3,184
<b>Gender</b>	<b>3,613</b>	<b>6,519</b>	<b>10,132</b>
Female	2,176	3,941	6,117
Male	1,437	2,578	4,015
Unknown	0	0	0

## COVID-19 doses administered for the past 2 weeks

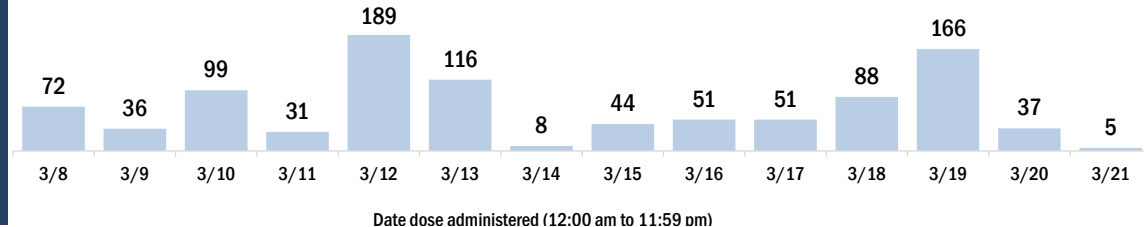


## Persons vaccinated for COVID-19 for the past 2 weeks

### Number of persons who received their first dose of a two-dose series of the COVID-19 vaccine



### Number of persons who completed the COVID-19 vaccine series



# COVID-19: Gilchrist County vaccine summary

Vaccination data through Mar 21, 2021 as of Mar 22, 2021 at 12:05 AM

Data in this report are provisional and subject to change.

Data in this summary pertain to COVID-19 vaccines approved by the U.S. Food and Drug Administration and have been issued an Emergency Use Authorization (Janssen COVID-19 Vaccine, Moderna COVID-19 Vaccine and Pfizer-BioNTech COVID-19 Vaccine). These data summarize the number of people who have received either their first dose or have completed the series for a COVID-19 vaccine. **A person can only be counted in one category, first dose or series complete.** For persons receiving Moderna or Pfizer vaccines, once they receive their second dose, they are moved from the first dose column to the series completed column. **Because of this, the total first dose category may show a change from report to report not matching the total receiving their first dose from the previous day.** Persons receiving Johnson & Johnson vaccines will always be counted in the series completed column.

## COVID-19 doses for vaccinated persons in Florida

**Doses administered** 3,679

People receiving one dose of a 1-dose series (Johnson & Johnson) or receiving only one dose of a 2-dose series (Moderna, Pfizer) count once. Persons receiving both doses of a 2-dose series count twice.

## Current status of persons vaccinated for COVID-19 in Florida

**Total people vaccinated** 2,141

First dose 593

Series completed 1,548

Completed 1-dose series 10

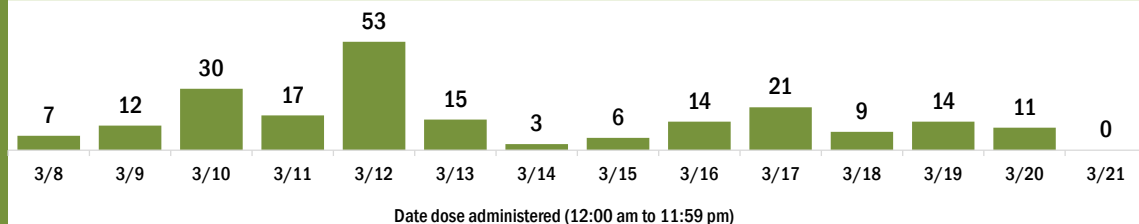
Completed 2-dose series 1,538

**First dose:** current number of people who have only received their first dose of the Moderna or Pfizer vaccine.

**Series complete:** current number of people who have received both Moderna or Pfizer vaccine doses or one Johnson & Johnson dose and are considered fully immunized.

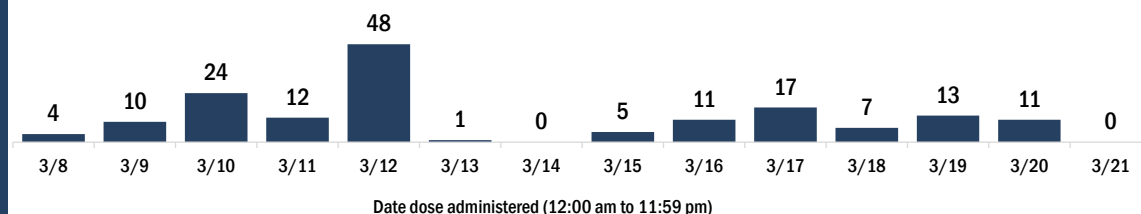
Demographic summary	First dose	Series complete	Total people vaccinated
<b>Age group</b>	593	1,548	2,141
16-24 years	9	28	37
25-34 years	17	42	59
35-44 years	25	56	81
45-54 years	46	90	136
55-64 years	105	120	225
65-74 years	245	617	862
75-84 years	111	442	553
85+ years	35	153	188
<b>Race</b>	593	1,548	2,141
White	403	1,005	1,408
Black	11	16	27
American Indian/Alaskan	2	3	5
Other	49	157	206
Unknown	128	367	495
<b>Other race</b> includes Asian, native Hawaiian/Pacific Islander, or other.			
<b>Ethnicity</b>	593	1,548	2,141
Hispanic	11	15	26
Non-Hispanic	217	538	755
Unknown	365	995	1,360
<b>Gender</b>	593	1,548	2,141
Female	358	929	1,287
Male	235	619	854
Unknown	0	0	0

## COVID-19 doses administered for the past 2 weeks

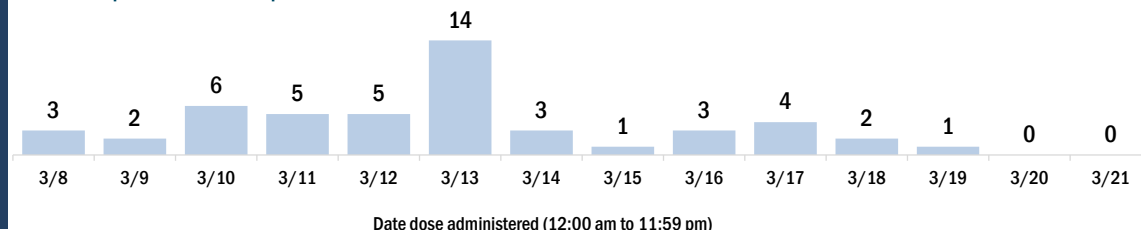


## Persons vaccinated for COVID-19 for the past 2 weeks

### Number of persons who received their first dose of a two-dose series of the COVID-19 vaccine



### Number of persons who completed the COVID-19 vaccine series





# COVID-19: Glades County vaccine summary

Vaccination data through Mar 21, 2021 as of Mar 22, 2021 at 12:05 AM

Data in this report are provisional and subject to change.

Data in this summary pertain to COVID-19 vaccines approved by the U.S. Food and Drug Administration and have been issued an Emergency Use Authorization (Janssen COVID-19 Vaccine, Moderna COVID-19 Vaccine and Pfizer-BioNTech COVID-19 Vaccine). These data summarize the number of people who have received either their first dose or have completed the series for a COVID-19 vaccine. **A person can only be counted in one category, first dose or series complete.** For persons receiving Moderna or Pfizer vaccines, once they receive their second dose, they are moved from the first dose column to the series completed column. **Because of this, the total first dose category may show a change from report to report not matching the total receiving their first dose from the previous day.** Persons receiving Johnson & Johnson vaccines will always be counted in the series completed column.

## COVID-19 doses for vaccinated persons in Florida

**Doses administered** 3,044

People receiving one dose of a 1-dose series (Johnson & Johnson) or receiving only one dose of a 2-dose series (Moderna, Pfizer) count once. Persons receiving both doses of a 2-dose series count twice.

## Current status of persons vaccinated for COVID-19 in Florida

**Total people vaccinated** 1,825

First dose 601

Series completed 1,224

Completed 1-dose series 5

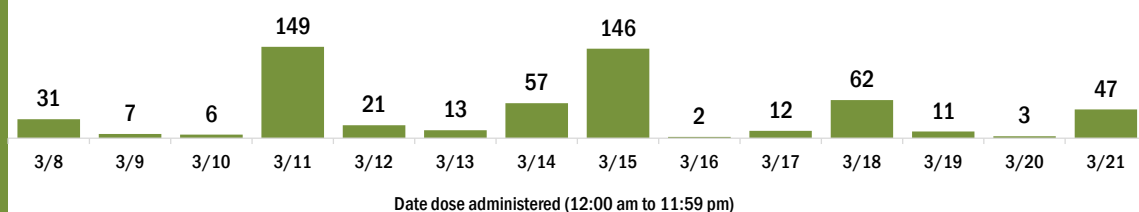
Completed 2-dose series 1,219

**First dose:** current number of people who have only received their first dose of the Moderna or Pfizer vaccine.

**Series complete:** current number of people who have received both Moderna or Pfizer vaccine doses or one Johnson & Johnson dose and are considered fully immunized.

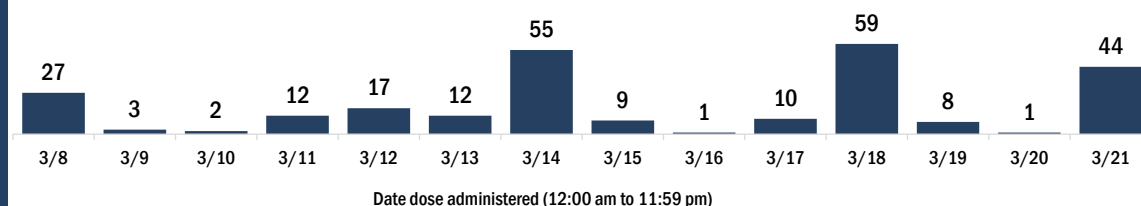
Demographic summary	First dose	Series complete	Total people vaccinated
<b>Age group</b>	601	1,224	1,825
16-24 years	8	0	8
25-34 years	11	3	14
35-44 years	14	4	18
45-54 years	47	20	67
55-64 years	173	50	223
65-74 years	195	608	803
75-84 years	133	454	587
85+ years	20	85	105
<b>Race</b>	601	1,224	1,825
White	426	940	1,366
Black	35	40	75
American Indian/Alaskan	6	7	13
Other	36	50	86
Unknown	98	187	285
<b>Other race</b> includes Asian, native Hawaiian/Pacific Islander, or other.			
<b>Ethnicity</b>	601	1,224	1,825
Hispanic	42	21	63
Non-Hispanic	265	464	729
Unknown	294	739	1,033
<b>Gender</b>	601	1,224	1,825
Female	313	619	932
Male	288	605	893
Unknown	0	0	0

## COVID-19 doses administered for the past 2 weeks

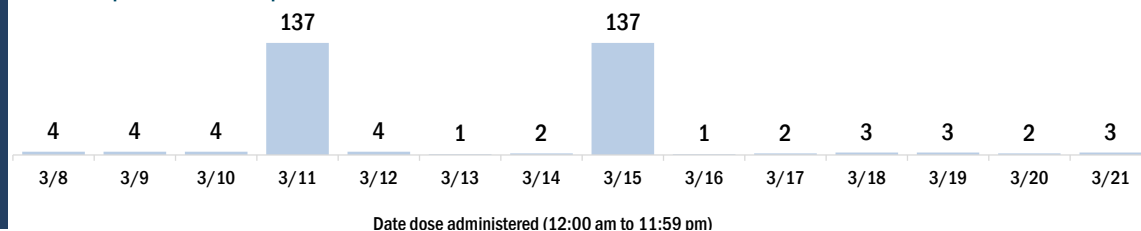


## Persons vaccinated for COVID-19 for the past 2 weeks

### Number of persons who received their first dose of a two-dose series of the COVID-19 vaccine



### Number of persons who completed the COVID-19 vaccine series



# COVID-19: Gulf County vaccine summary

Vaccination data through Mar 21, 2021 as of Mar 22, 2021 at 12:05 AM

Data in this report are provisional and subject to change.

Data in this summary pertain to COVID-19 vaccines approved by the U.S. Food and Drug Administration and have been issued an Emergency Use Authorization (Janssen COVID-19 Vaccine, Moderna COVID-19 Vaccine and Pfizer-BioNTech COVID-19 Vaccine). These data summarize the number of people who have received either their first dose or have completed the series for a COVID-19 vaccine. **A person can only be counted in one category, first dose or series complete.** For persons receiving Moderna or Pfizer vaccines, once they receive their second dose, they are moved from the first dose column to the series completed column. **Because of this, the total first dose category may show a change from report to report not matching the total receiving their first dose from the previous day.** Persons receiving Johnson & Johnson vaccines will always be counted in the series completed column.

## COVID-19 doses for vaccinated persons in Florida

**Doses administered** 5,444

People receiving one dose of a 1-dose series (Johnson & Johnson) or receiving only one dose of a 2-dose series (Moderna, Pfizer) count once. Persons receiving both doses of a 2-dose series count twice.

## Current status of persons vaccinated for COVID-19 in Florida

**Total people vaccinated** 3,154

First dose 821

Series completed 2,333

Completed 1-dose series 43

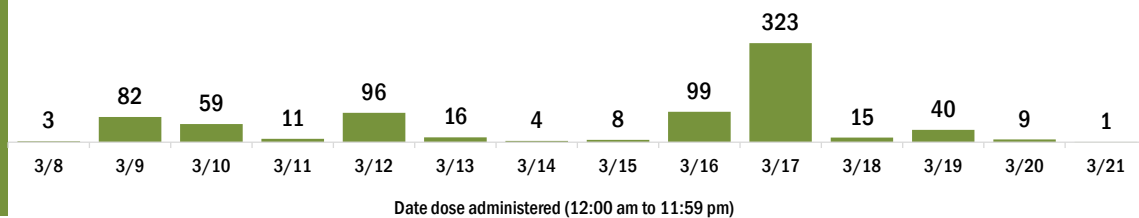
Completed 2-dose series 2,290

**First dose:** current number of people who have only received their first dose of the Moderna or Pfizer vaccine.

**Series complete:** current number of people who have received both Moderna or Pfizer vaccine doses or one Johnson & Johnson dose and are considered fully immunized.

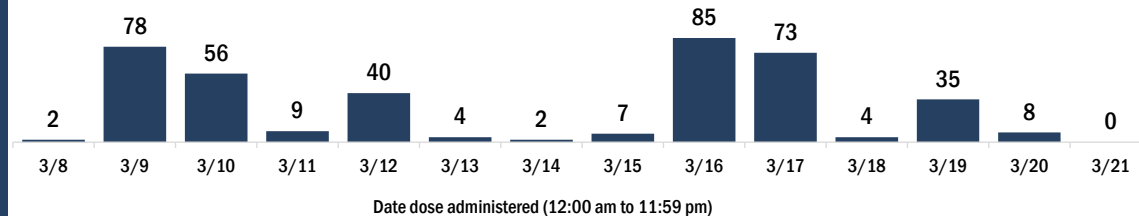
Demographic summary	First dose	Series complete	Total people vaccinated
<b>Age group</b>	821	2,333	3,154
16-24 years	17	14	31
25-34 years	25	28	53
35-44 years	44	44	88
45-54 years	77	88	165
55-64 years	265	188	453
65-74 years	235	1,240	1,475
75-84 years	135	572	707
85+ years	23	159	182
<b>Race</b>	821	2,333	3,154
White	656	2,137	2,793
Black	86	112	198
American Indian/Alaskan	3	6	9
Other	46	44	90
Unknown	30	34	64
<b>Other race</b> includes Asian, native Hawaiian/Pacific Islander, or other.			
<b>Ethnicity</b>	821	2,333	3,154
Hispanic	14	12	26
Non-Hispanic	637	2,249	2,886
Unknown	170	72	242
<b>Gender</b>	821	2,333	3,154
Female	475	1,218	1,693
Male	346	1,115	1,461
Unknown	0	0	0

## COVID-19 doses administered for the past 2 weeks

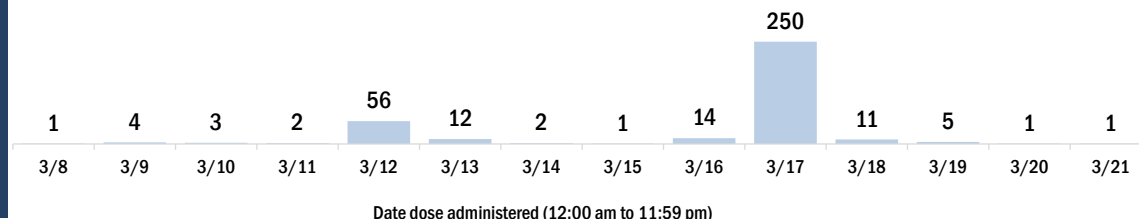


## Persons vaccinated for COVID-19 for the past 2 weeks

### Number of persons who received their first dose of a two-dose series of the COVID-19 vaccine



### Number of persons who completed the COVID-19 vaccine series



# COVID-19: Hamilton County vaccine summary

Vaccination data through Mar 21, 2021 as of Mar 22, 2021 at 12:05 AM

Data in this report are provisional and subject to change.

Data in this summary pertain to COVID-19 vaccines approved by the U.S. Food and Drug Administration and have been issued an Emergency Use Authorization (Janssen COVID-19 Vaccine, Moderna COVID-19 Vaccine and Pfizer-BioNTech COVID-19 Vaccine). These data summarize the number of people who have received either their first dose or have completed the series for a COVID-19 vaccine. **A person can only be counted in one category, first dose or series complete.** For persons receiving Moderna or Pfizer vaccines, once they receive their second dose, they are moved from the first dose column to the series completed column. **Because of this, the total first dose category may show a change from report to report not matching the total receiving their first dose from the previous day.** Persons receiving Johnson & Johnson vaccines will always be counted in the series completed column.

## COVID-19 doses for vaccinated persons in Florida

**Doses administered** 3,299

People receiving one dose of a 1-dose series (Johnson & Johnson) or receiving only one dose of a 2-dose series (Moderna, Pfizer) count once. Persons receiving both doses of a 2-dose series count twice.

## Current status of persons vaccinated for COVID-19 in Florida

**Total people vaccinated** 1,960

First dose 609

Series completed 1,351

Completed 1-dose series 12

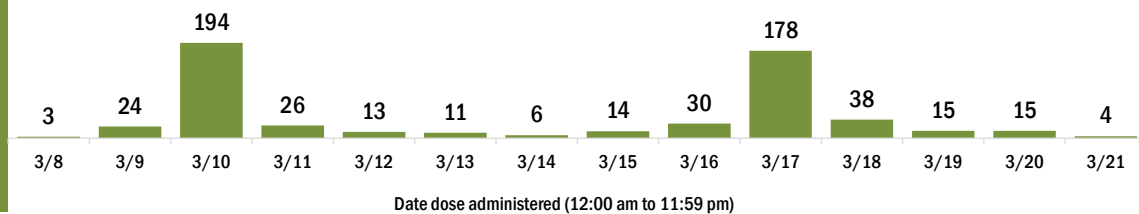
Completed 2-dose series 1,339

**First dose:** current number of people who have only received their first dose of the Moderna or Pfizer vaccine.

**Series complete:** current number of people who have received both Moderna or Pfizer vaccine doses or one Johnson & Johnson dose and are considered fully immunized.

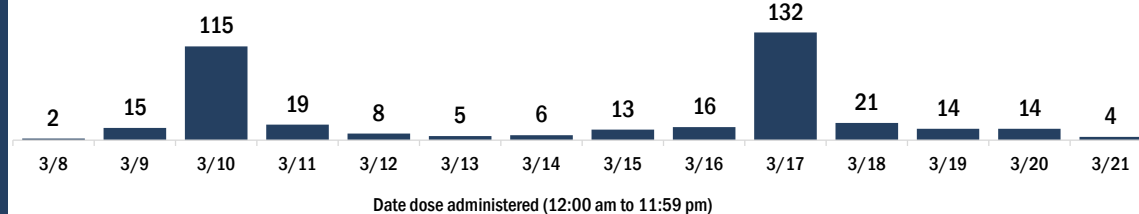
Demographic summary	First dose	Series complete	Total people vaccinated
<b>Age group</b>	609	1,351	1,960
16-24 years	7	9	16
25-34 years	21	15	36
35-44 years	29	30	59
45-54 years	72	39	111
55-64 years	235	67	302
65-74 years	155	719	874
75-84 years	58	385	443
85+ years	32	87	119
<b>Race</b>	609	1,351	1,960
White	290	823	1,113
Black	175	238	413
American Indian/Alaskan	1	0	1
Other	78	105	183
Unknown	65	185	250
<b>Other race</b> includes Asian, native Hawaiian/Pacific Islander, or other.			
<b>Ethnicity</b>	609	1,351	1,960
Hispanic	10	10	20
Non-Hispanic	328	644	972
Unknown	271	697	968
<b>Gender</b>	609	1,351	1,960
Female	379	739	1,118
Male	229	612	841
Unknown	1	0	1

## COVID-19 doses administered for the past 2 weeks

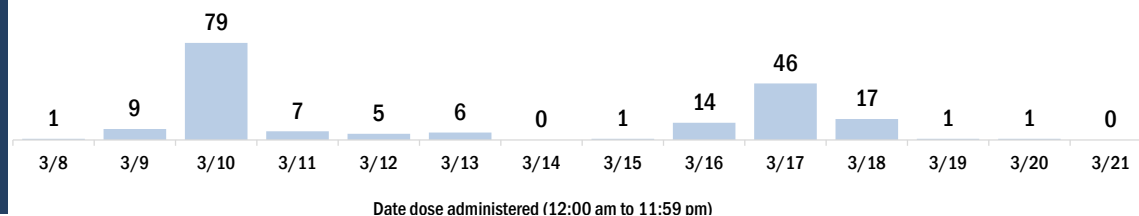


## Persons vaccinated for COVID-19 for the past 2 weeks

### Number of persons who received their first dose of a two-dose series of the COVID-19 vaccine



### Number of persons who completed the COVID-19 vaccine series



# COVID-19: Hardee County vaccine summary

Vaccination data through Mar 21, 2021 as of Mar 22, 2021 at 12:05 AM

Data in this report are provisional and subject to change.

Data in this summary pertain to COVID-19 vaccines approved by the U.S. Food and Drug Administration and have been issued an Emergency Use Authorization (Janssen COVID-19 Vaccine, Moderna COVID-19 Vaccine and Pfizer-BioNTech COVID-19 Vaccine). These data summarize the number of people who have received either their first dose or have completed the series for a COVID-19 vaccine. **A person can only be counted in one category, first dose or series complete.** For persons receiving Moderna or Pfizer vaccines, once they receive their second dose, they are moved from the first dose column to the series completed column. **Because of this, the total first dose category may show a change from report to report not matching the total receiving their first dose from the previous day.** Persons receiving Johnson & Johnson vaccines will always be counted in the series completed column.

## COVID-19 doses for vaccinated persons in Florida

**Doses administered** 4,874

People receiving one dose of a 1-dose series (Johnson & Johnson) or receiving only one dose of a 2-dose series (Moderna, Pfizer) count once. Persons receiving both doses of a 2-dose series count twice.

## Current status of persons vaccinated for COVID-19 in Florida

**Total people vaccinated** 3,184

First dose 1,485

Series completed 1,699

Completed 1-dose series 9

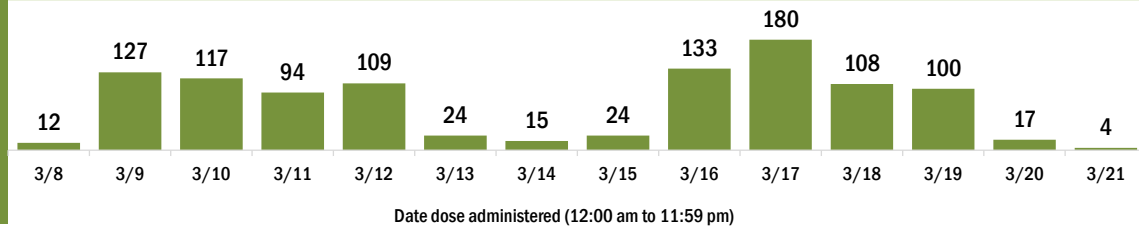
Completed 2-dose series 1,690

**First dose:** current number of people who have only received their first dose of the Moderna or Pfizer vaccine.

**Series complete:** current number of people who have received both Moderna or Pfizer vaccine doses or one Johnson & Johnson dose and are considered fully immunized.

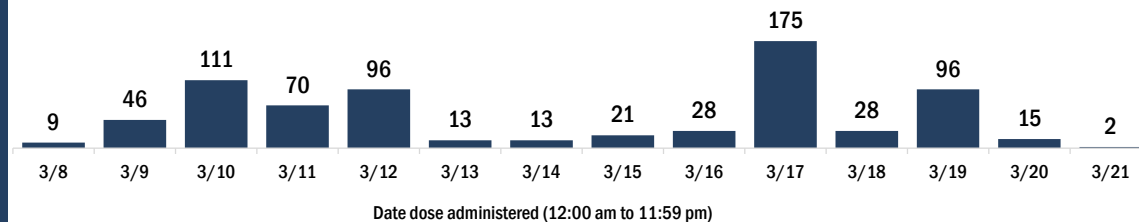
Demographic summary	First dose	Series complete	Total people vaccinated
<b>Age group</b>	1,485	1,699	3,184
16-24 years	26	12	38
25-34 years	44	47	91
35-44 years	53	48	101
45-54 years	107	61	168
55-64 years	301	102	403
65-74 years	543	742	1,285
75-84 years	319	534	853
85+ years	92	153	245
<b>Race</b>	1,485	1,699	3,184
White	1,066	1,223	2,289
Black	58	34	92
American Indian/Alaskan	4	8	12
Other	227	333	560
Unknown	130	101	231
<b>Other race</b> includes Asian, native Hawaiian/Pacific Islander, or other.			
<b>Ethnicity</b>	1,485	1,699	3,184
Hispanic	114	120	234
Non-Hispanic	597	837	1,434
Unknown	774	742	1,516
<b>Gender</b>	1,485	1,699	3,184
Female	807	942	1,749
Male	676	756	1,432
Unknown	2	1	3

## COVID-19 doses administered for the past 2 weeks

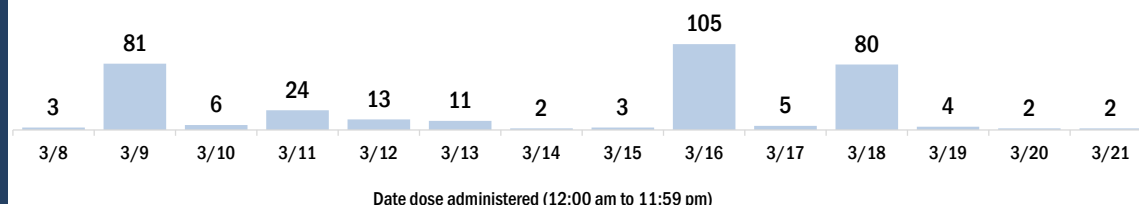


## Persons vaccinated for COVID-19 for the past 2 weeks

### Number of persons who received their first dose of a two-dose series of the COVID-19 vaccine



### Number of persons who completed the COVID-19 vaccine series



# COVID-19: Hendry County vaccine summary

Vaccination data through Mar 21, 2021 as of Mar 22, 2021 at 12:05 AM

Data in this report are provisional and subject to change.

Data in this summary pertain to COVID-19 vaccines approved by the U.S. Food and Drug Administration and have been issued an Emergency Use Authorization (Janssen COVID-19 Vaccine, Moderna COVID-19 Vaccine and Pfizer-BioNTech COVID-19 Vaccine). These data summarize the number of people who have received either their first dose or have completed the series for a COVID-19 vaccine. **A person can only be counted in one category, first dose or series complete.** For persons receiving Moderna or Pfizer vaccines, once they receive their second dose, they are moved from the first dose column to the series completed column. **Because of this, the total first dose category may show a change from report to report not matching the total receiving their first dose from the previous day.** Persons receiving Johnson & Johnson vaccines will always be counted in the series completed column.

## COVID-19 doses for vaccinated persons in Florida

**Doses administered** 8,163

People receiving one dose of a 1-dose series (Johnson & Johnson) or receiving only one dose of a 2-dose series (Moderna, Pfizer) count once. Persons receiving both doses of a 2-dose series count twice.

## Current status of persons vaccinated for COVID-19 in Florida

**Total people vaccinated** 5,602

First dose 2,963

Series completed 2,639

Completed 1-dose series 78

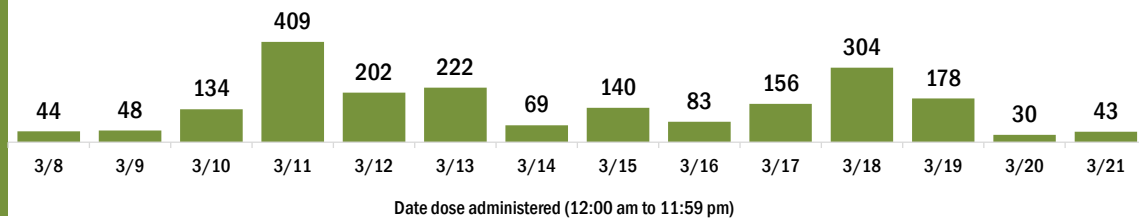
Completed 2-dose series 2,561

**First dose:** current number of people who have only received their first dose of the Moderna or Pfizer vaccine.

**Series complete:** current number of people who have received both Moderna or Pfizer vaccine doses or one Johnson & Johnson dose and are considered fully immunized.

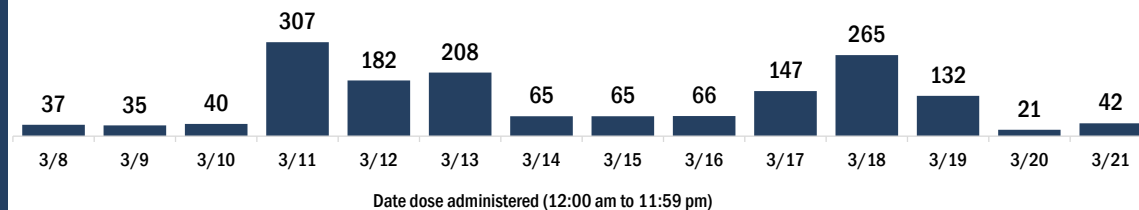
Demographic summary	First dose	Series complete	Total people vaccinated
<b>Age group</b>	2,963	2,639	5,602
16-24 years	72	31	103
25-34 years	119	55	174
35-44 years	151	72	223
45-54 years	327	107	434
55-64 years	806	230	1,036
65-74 years	941	1,226	2,167
75-84 years	425	713	1,138
85+ years	122	205	327
<b>Race</b>	2,963	2,639	5,602
White	1,984	1,708	3,692
Black	208	186	394
American Indian/Alaskan	10	10	20
Other	491	443	934
Unknown	270	292	562
<b>Other race</b> includes Asian, native Hawaiian/Pacific Islander, or other.			
<b>Ethnicity</b>	2,963	2,639	5,602
Hispanic	774	402	1,176
Non-Hispanic	1,173	1,303	2,476
Unknown	1,016	934	1,950
<b>Gender</b>	2,963	2,639	5,602
Female	1,609	1,410	3,019
Male	1,353	1,229	2,582
Unknown	1	0	1

## COVID-19 doses administered for the past 2 weeks

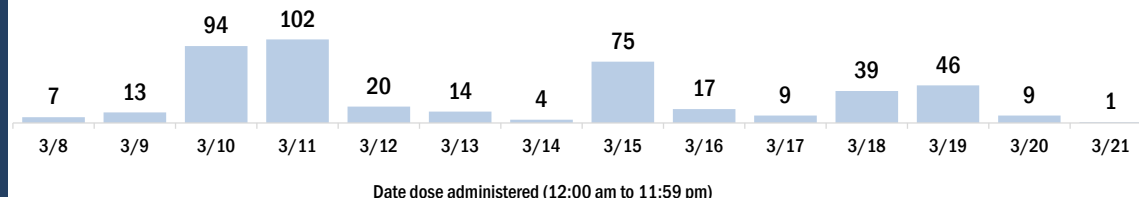


## Persons vaccinated for COVID-19 for the past 2 weeks

### Number of persons who received their first dose of a two-dose series of the COVID-19 vaccine



### Number of persons who completed the COVID-19 vaccine series



# COVID-19: Hernando County vaccine summary

Vaccination data through Mar 21, 2021 as of Mar 22, 2021 at 12:05 AM

Data in this report are provisional and subject to change.

Data in this summary pertain to COVID-19 vaccines approved by the U.S. Food and Drug Administration and have been issued an Emergency Use Authorization (Janssen COVID-19 Vaccine, Moderna COVID-19 Vaccine and Pfizer-BioNTech COVID-19 Vaccine). These data summarize the number of people who have received either their first dose or have completed the series for a COVID-19 vaccine. **A person can only be counted in one category, first dose or series complete.** For persons receiving Moderna or Pfizer vaccines, once they receive their second dose, they are moved from the first dose column to the series completed column. **Because of this, the total first dose category may show a change from report to report not matching the total receiving their first dose from the previous day.** Persons receiving Johnson & Johnson vaccines will always be counted in the series completed column.

## COVID-19 doses for vaccinated persons in Florida

**Doses administered** 63,902

People receiving one dose of a 1-dose series (Johnson & Johnson) or receiving only one dose of a 2-dose series (Moderna, Pfizer) count once. Persons receiving both doses of a 2-dose series count twice.

## Current status of persons vaccinated for COVID-19 in Florida

**Total people vaccinated** 41,552

First dose 17,142

Series completed 24,410

Completed 1-dose series 2,060

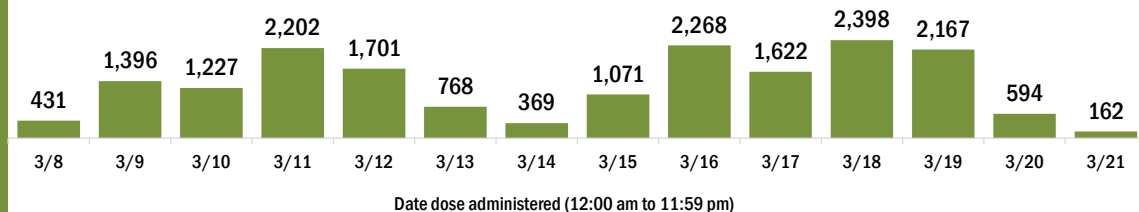
Completed 2-dose series 22,350

**First dose:** current number of people who have only received their first dose of the Moderna or Pfizer vaccine.

**Series complete:** current number of people who have received both Moderna or Pfizer vaccine doses or one Johnson & Johnson dose and are considered fully immunized.

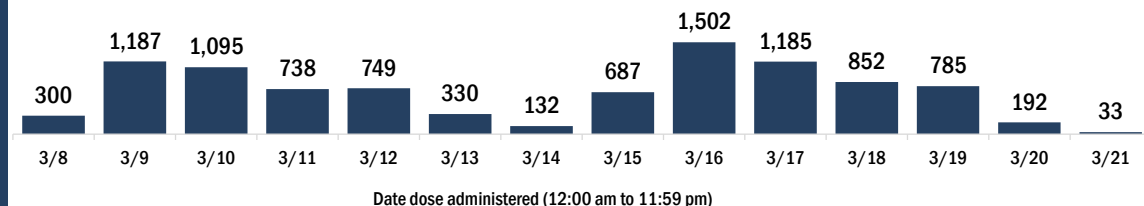
Demographic summary	First dose	Series complete	Total people vaccinated
<b>Age group</b>	<b>17,142</b>	<b>24,410</b>	<b>41,552</b>
16-24 years	236	208	444
25-34 years	436	591	1,027
35-44 years	681	759	1,440
45-54 years	1,060	1,212	2,272
55-64 years	3,695	1,955	5,650
65-74 years	5,834	10,424	16,258
75-84 years	3,919	6,998	10,917
85+ years	1,281	2,263	3,544
<b>Race</b>	<b>17,142</b>	<b>24,410</b>	<b>41,552</b>
White	12,283	16,668	28,951
Black	351	586	937
American Indian/Alaskan	39	78	117
Other	1,006	2,011	3,017
Unknown	3,463	5,067	8,530
<b>Other race</b> includes Asian, native Hawaiian/Pacific Islander, or other.			
<b>Ethnicity</b>	<b>17,142</b>	<b>24,410</b>	<b>41,552</b>
Hispanic	621	869	1,490
Non-Hispanic	9,295	12,665	21,960
Unknown	7,226	10,876	18,102
<b>Gender</b>	<b>17,142</b>	<b>24,410</b>	<b>41,552</b>
Female	10,050	14,244	24,294
Male	7,030	10,137	17,167
Unknown	62	29	91

## COVID-19 doses administered for the past 2 weeks

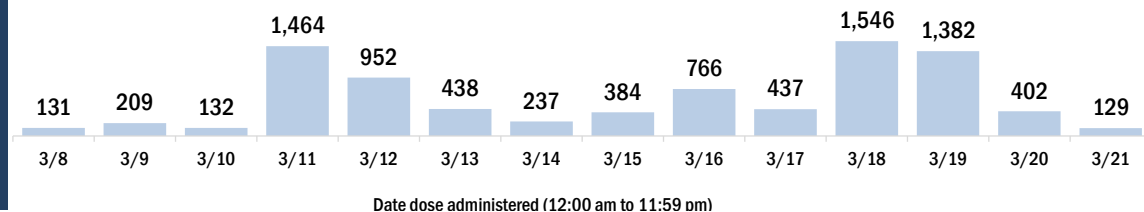


## Persons vaccinated for COVID-19 for the past 2 weeks

### Number of persons who received their first dose of a two-dose series of the COVID-19 vaccine



### Number of persons who completed the COVID-19 vaccine series



# COVID-19: Highlands County vaccine summary

Vaccination data through Mar 21, 2021 as of Mar 22, 2021 at 12:05 AM

Data in this report are provisional and subject to change.

Data in this summary pertain to COVID-19 vaccines approved by the U.S. Food and Drug Administration and have been issued an Emergency Use Authorization (Janssen COVID-19 Vaccine, Moderna COVID-19 Vaccine and Pfizer-BioNTech COVID-19 Vaccine). These data summarize the number of people who have received either their first dose or have completed the series for a COVID-19 vaccine. **A person can only be counted in one category, first dose or series complete.** For persons receiving Moderna or Pfizer vaccines, once they receive their second dose, they are moved from the first dose column to the series completed column. **Because of this, the total first dose category may show a change from report to report not matching the total receiving their first dose from the previous day.** Persons receiving Johnson & Johnson vaccines will always be counted in the series completed column.

## COVID-19 doses for vaccinated persons in Florida

**Doses administered** 38,535

People receiving one dose of a 1-dose series (Johnson & Johnson) or receiving only one dose of a 2-dose series (Moderna, Pfizer) count once. Persons receiving both doses of a 2-dose series count twice.

## Current status of persons vaccinated for COVID-19 in Florida

**Total people vaccinated** 28,900

First dose 19,161

Series completed 9,739

Completed 1-dose series 104

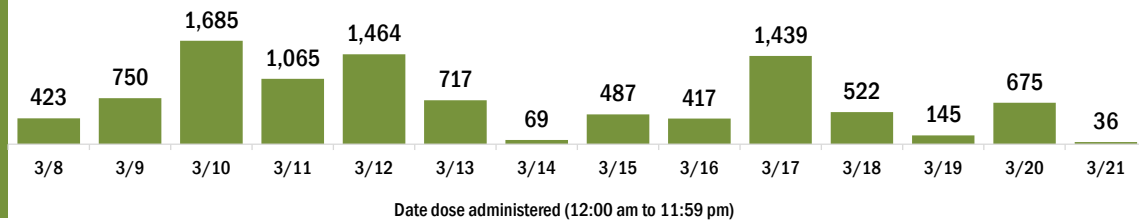
Completed 2-dose series 9,635

**First dose:** current number of people who have only received their first dose of the Moderna or Pfizer vaccine.

**Series complete:** current number of people who have received both Moderna or Pfizer vaccine doses or one Johnson & Johnson dose and are considered fully immunized.

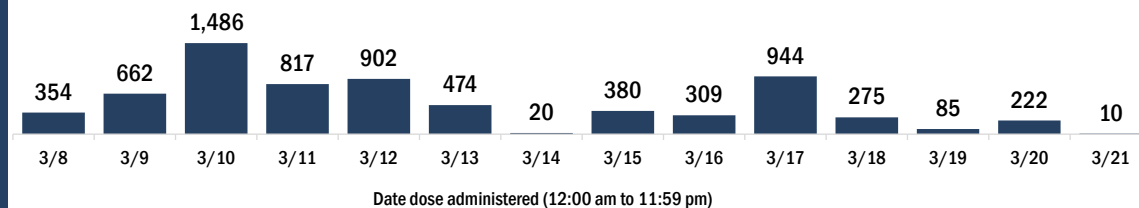
Demographic summary	First dose	Series complete	Total people vaccinated
<b>Age group</b>	<b>19,161</b>	<b>9,739</b>	<b>28,900</b>
16-24 years	75	60	135
25-34 years	180	188	368
35-44 years	284	274	558
45-54 years	529	393	922
55-64 years	2,399	638	3,037
65-74 years	7,620	4,166	11,786
75-84 years	6,304	3,130	9,434
85+ years	1,770	890	2,660
<b>Race</b>	<b>19,161</b>	<b>9,739</b>	<b>28,900</b>
White	15,895	7,763	23,658
Black	656	228	884
American Indian/Alaskan	183	61	244
Other	707	866	1,573
Unknown	1,720	821	2,541
<b>Other race</b> includes Asian, native Hawaiian/Pacific Islander, or other.			
<b>Ethnicity</b>	<b>19,161</b>	<b>9,739</b>	<b>28,900</b>
Hispanic	949	363	1,312
Non-Hispanic	12,003	6,780	18,783
Unknown	6,209	2,596	8,805
<b>Gender</b>	<b>19,161</b>	<b>9,739</b>	<b>28,900</b>
Female	10,453	5,353	15,806
Male	8,675	4,379	13,054
Unknown	33	7	40

## COVID-19 doses administered for the past 2 weeks

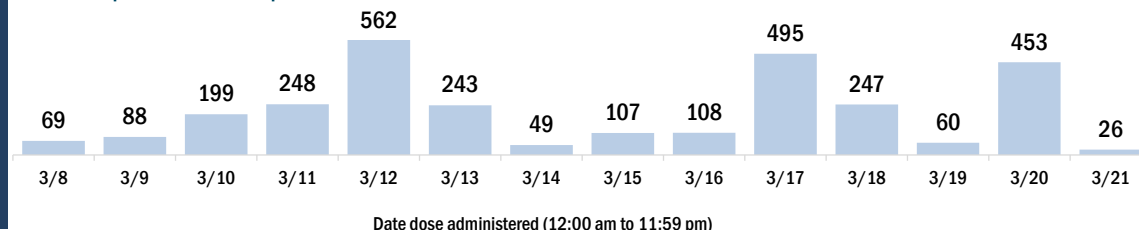


## Persons vaccinated for COVID-19 for the past 2 weeks

### Number of persons who received their first dose of a two-dose series of the COVID-19 vaccine



### Number of persons who completed the COVID-19 vaccine series





# COVID-19: Hillsborough County vaccine summary

Vaccination data through Mar 21, 2021 as of Mar 22, 2021 at 12:05 AM

Data in this report are provisional and subject to change.

Data in this summary pertain to COVID-19 vaccines approved by the U.S. Food and Drug Administration and have been issued an Emergency Use Authorization (Janssen COVID-19 Vaccine, Moderna COVID-19 Vaccine and Pfizer-BioNTech COVID-19 Vaccine). These data summarize the number of people who have received either their first dose or have completed the series for a COVID-19 vaccine. **A person can only be counted in one category, first dose or series complete.** For persons receiving Moderna or Pfizer vaccines, once they receive their second dose, they are moved from the first dose column to the series completed column. **Because of this, the total first dose category may show a change from report to report not matching the total receiving their first dose from the previous day.** Persons receiving Johnson & Johnson vaccines will always be counted in the series completed column.

## COVID-19 doses for vaccinated persons in Florida

**Doses administered** 394,821

People receiving one dose of a 1-dose series (Johnson & Johnson) or receiving only one dose of a 2-dose series (Moderna, Pfizer) count once. Persons receiving both doses of a 2-dose series count twice.

## Current status of persons vaccinated for COVID-19 in Florida

**Total people vaccinated** 274,140

First dose 140,851

Series completed 133,289

Completed 1-dose series 12,608

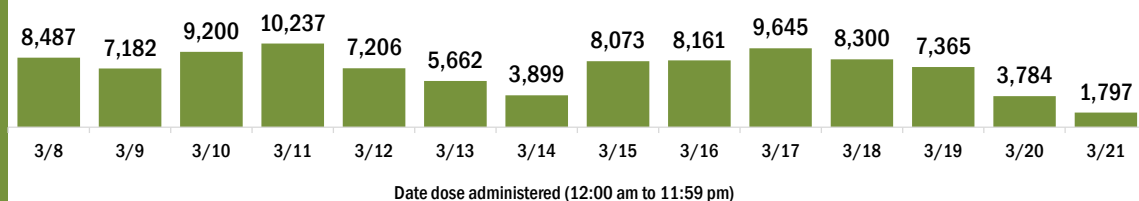
Completed 2-dose series 120,681

**First dose:** current number of people who have only received their first dose of the Moderna or Pfizer vaccine.

**Series complete:** current number of people who have received both Moderna or Pfizer vaccine doses or one Johnson & Johnson dose and are considered fully immunized.

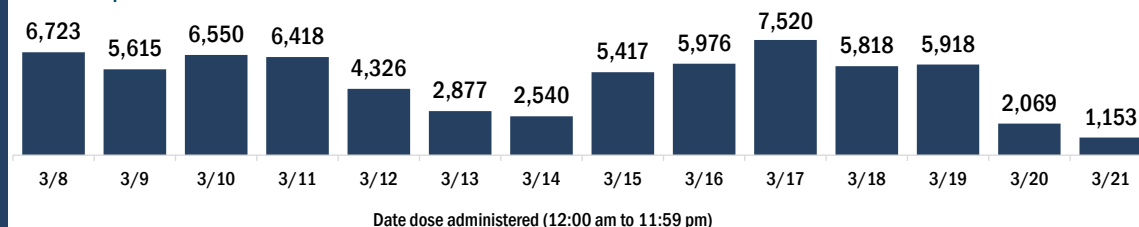
Demographic summary	First dose	Series complete	Total people vaccinated
<b>Age group</b>	<b>140,851</b>	<b>133,289</b>	<b>274,140</b>
16-24 years	4,306	2,522	6,828
25-34 years	9,399	9,276	18,675
35-44 years	12,623	11,011	23,634
45-54 years	16,155	12,075	28,230
55-64 years	32,245	16,453	48,698
65-74 years	40,013	47,280	87,293
75-84 years	19,745	25,395	45,140
85+ years	6,365	9,277	15,642
<b>Race</b>	<b>140,851</b>	<b>133,289</b>	<b>274,140</b>
White	90,228	89,346	179,574
Black	8,826	10,063	18,889
American Indian/Alaskan	447	556	1,003
Other	16,099	20,545	36,644
Unknown	25,251	12,779	38,030
<b>Other race</b> includes Asian, native Hawaiian/Pacific Islander, or other.			
<b>Ethnicity</b>	<b>140,851</b>	<b>133,289</b>	<b>274,140</b>
Hispanic	13,001	15,339	28,340
Non-Hispanic	68,710	82,734	151,444
Unknown	59,140	35,216	94,356
<b>Gender</b>	<b>140,851</b>	<b>133,289</b>	<b>274,140</b>
Female	83,111	79,508	162,619
Male	57,379	53,656	111,035
Unknown	361	125	486

## COVID-19 doses administered for the past 2 weeks

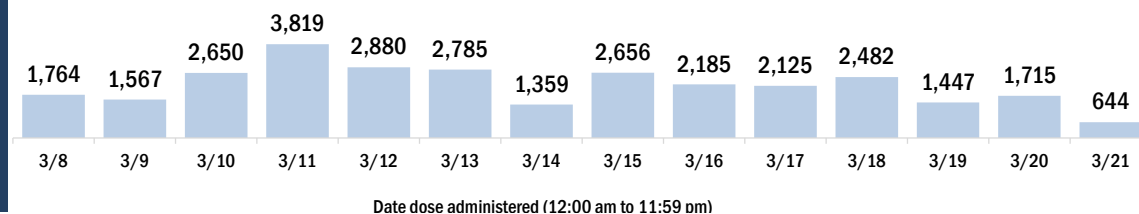


## Persons vaccinated for COVID-19 for the past 2 weeks

### Number of persons who received their first dose of a two-dose series of the COVID-19 vaccine



### Number of persons who completed the COVID-19 vaccine series



# COVID-19: Holmes County vaccine summary

Vaccination data through Mar 21, 2021 as of Mar 22, 2021 at 12:05 AM

Data in this report are provisional and subject to change.

Data in this summary pertain to COVID-19 vaccines approved by the U.S. Food and Drug Administration and have been issued an Emergency Use Authorization (Janssen COVID-19 Vaccine, Moderna COVID-19 Vaccine and Pfizer-BioNTech COVID-19 Vaccine). These data summarize the number of people who have received either their first dose or have completed the series for a COVID-19 vaccine. **A person can only be counted in one category, first dose or series complete.** For persons receiving Moderna or Pfizer vaccines, once they receive their second dose, they are moved from the first dose column to the series completed column. **Because of this, the total first dose category may show a change from report to report not matching the total receiving their first dose from the previous day.** Persons receiving Johnson & Johnson vaccines will always be counted in the series completed column.

## COVID-19 doses for vaccinated persons in Florida

**Doses administered** 4,567

People receiving one dose of a 1-dose series (Johnson & Johnson) or receiving only one dose of a 2-dose series (Moderna, Pfizer) count once. Persons receiving both doses of a 2-dose series count twice.

## Current status of persons vaccinated for COVID-19 in Florida

**Total people vaccinated** 2,720

First dose 796

Series completed 1,924

Completed 1-dose series 77

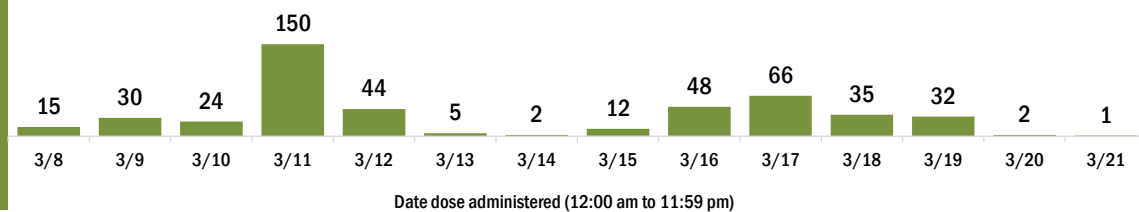
Completed 2-dose series 1,847

**First dose:** current number of people who have only received their first dose of the Moderna or Pfizer vaccine.

**Series complete:** current number of people who have received both Moderna or Pfizer vaccine doses or one Johnson & Johnson dose and are considered fully immunized.

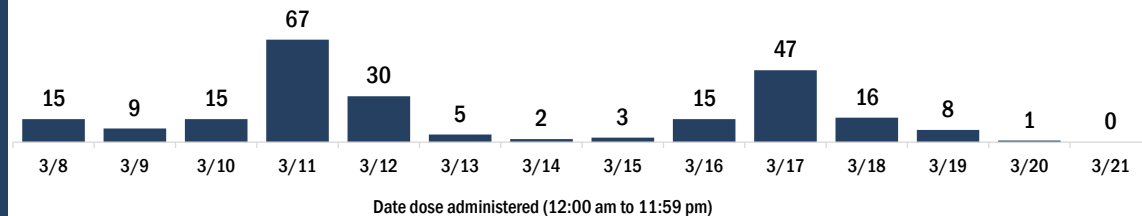
Demographic summary	First dose	Series complete	Total people vaccinated
<b>Age group</b>	796	1,924	2,720
16-24 years	9	12	21
25-34 years	26	38	64
35-44 years	48	63	111
45-54 years	90	104	194
55-64 years	210	182	392
65-74 years	247	801	1,048
75-84 years	136	559	695
85+ years	30	165	195
<b>Race</b>	796	1,924	2,720
White	700	1,630	2,330
Black	24	65	89
American Indian/Alaskan	3	22	25
Other	30	152	182
Unknown	39	55	94
<b>Other race</b> includes Asian, native Hawaiian/Pacific Islander, or other.			
<b>Ethnicity</b>	796	1,924	2,720
Hispanic	5	14	19
Non-Hispanic	638	1,628	2,266
Unknown	153	282	435
<b>Gender</b>	796	1,924	2,720
Female	426	1,044	1,470
Male	369	880	1,249
Unknown	1	0	1

## COVID-19 doses administered for the past 2 weeks

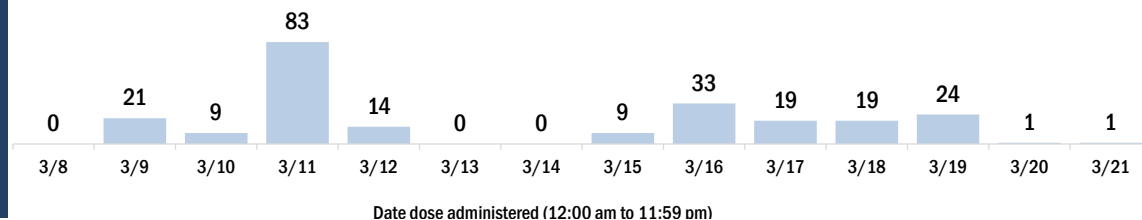


## Persons vaccinated for COVID-19 for the past 2 weeks

### Number of persons who received their first dose of a two-dose series of the COVID-19 vaccine



### Number of persons who completed the COVID-19 vaccine series



# COVID-19: Indian River County vaccine summary

Vaccination data through Mar 21, 2021 as of Mar 22, 2021 at 12:05 AM

Data in this report are provisional and subject to change.

Data in this summary pertain to COVID-19 vaccines approved by the U.S. Food and Drug Administration and have been issued an Emergency Use Authorization (Janssen COVID-19 Vaccine, Moderna COVID-19 Vaccine and Pfizer-BioNTech COVID-19 Vaccine). These data summarize the number of people who have received either their first dose or have completed the series for a COVID-19 vaccine. **A person can only be counted in one category, first dose or series complete.** For persons receiving Moderna or Pfizer vaccines, once they receive their second dose, they are moved from the first dose column to the series completed column. **Because of this, the total first dose category may show a change from report to report not matching the total receiving their first dose from the previous day.** Persons receiving Johnson & Johnson vaccines will always be counted in the series completed column.

## COVID-19 doses for vaccinated persons in Florida

**Doses administered** 85,522

People receiving one dose of a 1-dose series (Johnson & Johnson) or receiving only one dose of a 2-dose series (Moderna, Pfizer) count once. Persons receiving both doses of a 2-dose series count twice.

## Current status of persons vaccinated for COVID-19 in Florida

**Total people vaccinated** 52,469

First dose 18,879

Series completed 33,590

Completed 1-dose series 537

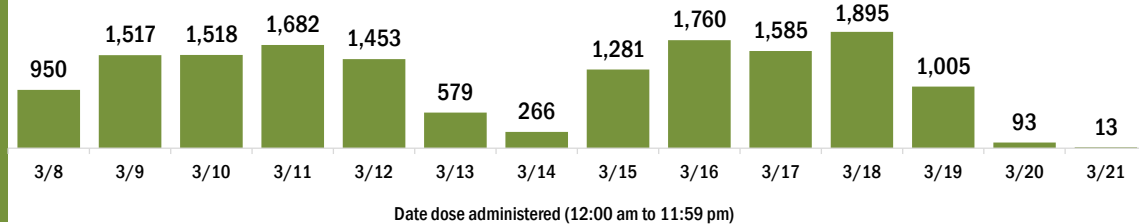
Completed 2-dose series 33,053

**First dose:** current number of people who have only received their first dose of the Moderna or Pfizer vaccine.

**Series complete:** current number of people who have received both Moderna or Pfizer vaccine doses or one Johnson & Johnson dose and are considered fully immunized.

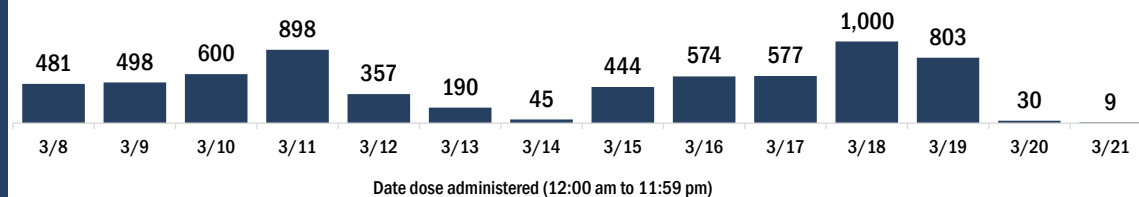
Demographic summary	First dose	Series complete	Total people vaccinated
<b>Age group</b>	<b>18,879</b>	<b>33,590</b>	<b>52,469</b>
16-24 years	175	175	350
25-34 years	302	476	778
35-44 years	448	662	1,110
45-54 years	844	994	1,838
55-64 years	3,615	1,956	5,571
65-74 years	6,578	15,846	22,424
75-84 years	4,979	10,048	15,027
85+ years	1,938	3,433	5,371
<b>Race</b>	<b>18,879</b>	<b>33,590</b>	<b>52,469</b>
White	14,333	24,433	38,766
Black	642	702	1,344
American Indian/Alaskan	154	172	326
Other	964	2,572	3,536
Unknown	2,786	5,711	8,497
<b>Other race</b> includes Asian, native Hawaiian/Pacific Islander, or other.			
<b>Ethnicity</b>	<b>18,879</b>	<b>33,590</b>	<b>52,469</b>
Hispanic	566	625	1,191
Non-Hispanic	11,049	20,765	31,814
Unknown	7,264	12,200	19,464
<b>Gender</b>	<b>18,879</b>	<b>33,590</b>	<b>52,469</b>
Female	10,665	19,000	29,665
Male	8,181	14,581	22,762
Unknown	33	9	42

## COVID-19 doses administered for the past 2 weeks

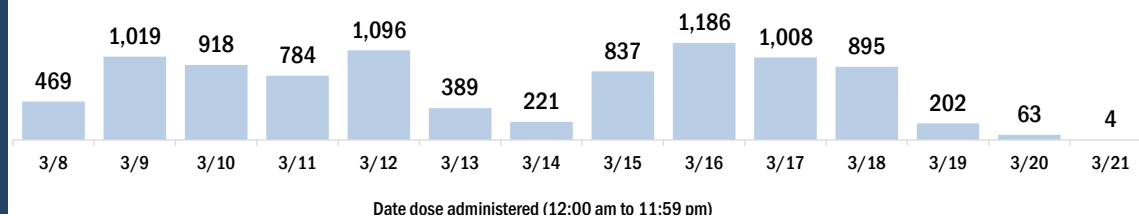


## Persons vaccinated for COVID-19 for the past 2 weeks

### Number of persons who received their first dose of a two-dose series of the COVID-19 vaccine



### Number of persons who completed the COVID-19 vaccine series



# COVID-19: Jackson County vaccine summary

Vaccination data through Mar 21, 2021 as of Mar 22, 2021 at 12:05 AM

Data in this report are provisional and subject to change.

Data in this summary pertain to COVID-19 vaccines approved by the U.S. Food and Drug Administration and have been issued an Emergency Use Authorization (Janssen COVID-19 Vaccine, Moderna COVID-19 Vaccine and Pfizer-BioNTech COVID-19 Vaccine). These data summarize the number of people who have received either their first dose or have completed the series for a COVID-19 vaccine. **A person can only be counted in one category, first dose or series complete.** For persons receiving Moderna or Pfizer vaccines, once they receive their second dose, they are moved from the first dose column to the series completed column. **Because of this, the total first dose category may show a change from report to report not matching the total receiving their first dose from the previous day.** Persons receiving Johnson & Johnson vaccines will always be counted in the series completed column.

## COVID-19 doses for vaccinated persons in Florida

**Doses administered** 14,344

People receiving one dose of a 1-dose series (Johnson & Johnson) or receiving only one dose of a 2-dose series (Moderna, Pfizer) count once. Persons receiving both doses of a 2-dose series count twice.

## Current status of persons vaccinated for COVID-19 in Florida

**Total people vaccinated** 8,816

First dose 3,033

Series completed 5,783

Completed 1-dose series 255

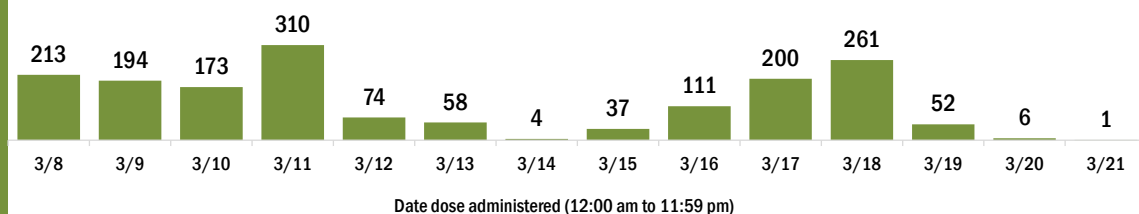
Completed 2-dose series 5,528

**First dose:** current number of people who have only received their first dose of the Moderna or Pfizer vaccine.

**Series complete:** current number of people who have received both Moderna or Pfizer vaccine doses or one Johnson & Johnson dose and are considered fully immunized.

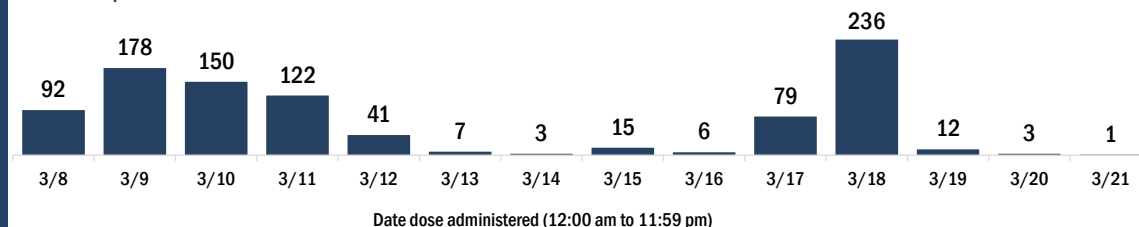
Demographic summary	First dose	Series complete	Total people vaccinated
<b>Age group</b>	3,033	5,783	8,816
16-24 years	61	42	103
25-34 years	130	133	263
35-44 years	189	228	417
45-54 years	390	362	752
55-64 years	933	628	1,561
65-74 years	689	2,394	3,083
75-84 years	473	1,493	1,966
85+ years	168	503	671
<b>Race</b>	3,033	5,783	8,816
White	1,930	4,104	6,034
Black	675	977	1,652
American Indian/Alaskan	23	24	47
Other	128	257	385
Unknown	277	421	698
<b>Other race</b> includes Asian, native Hawaiian/Pacific Islander, or other.			
<b>Ethnicity</b>	3,033	5,783	8,816
Hispanic	61	46	107
Non-Hispanic	2,202	3,835	6,037
Unknown	770	1,902	2,672
<b>Gender</b>	3,033	5,783	8,816
Female	1,749	3,283	5,032
Male	1,282	2,500	3,782
Unknown	2	0	2

## COVID-19 doses administered for the past 2 weeks

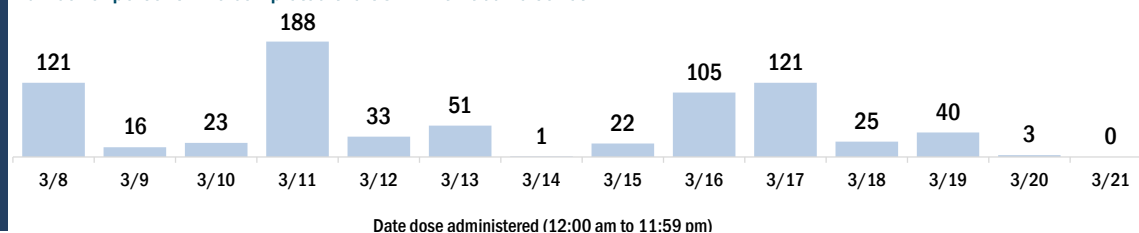


## Persons vaccinated for COVID-19 for the past 2 weeks

### Number of persons who received their first dose of a two-dose series of the COVID-19 vaccine



### Number of persons who completed the COVID-19 vaccine series



# COVID-19: Jefferson County vaccine summary

Vaccination data through Mar 21, 2021 as of Mar 22, 2021 at 12:05 AM

Data in this report are provisional and subject to change.

Data in this summary pertain to COVID-19 vaccines approved by the U.S. Food and Drug Administration and have been issued an Emergency Use Authorization (Janssen COVID-19 Vaccine, Moderna COVID-19 Vaccine and Pfizer-BioNTech COVID-19 Vaccine). These data summarize the number of people who have received either their first dose or have completed the series for a COVID-19 vaccine. **A person can only be counted in one category, first dose or series complete.** For persons receiving Moderna or Pfizer vaccines, once they receive their second dose, they are moved from the first dose column to the series completed column. **Because of this, the total first dose category may show a change from report to report not matching the total receiving their first dose from the previous day.** Persons receiving Johnson & Johnson vaccines will always be counted in the series completed column.

## COVID-19 doses for vaccinated persons in Florida

**Doses administered** 5,500

People receiving one dose of a 1-dose series (Johnson & Johnson) or receiving only one dose of a 2-dose series (Moderna, Pfizer) count once. Persons receiving both doses of a 2-dose series count twice.

## Current status of persons vaccinated for COVID-19 in Florida

**Total people vaccinated** 3,260

First dose 987

Series completed 2,273

Completed 1-dose series 33

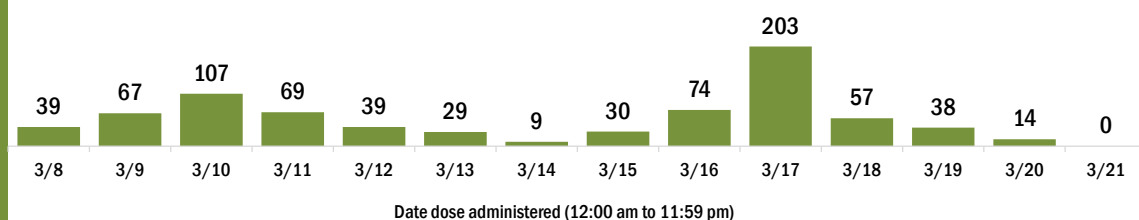
Completed 2-dose series 2,240

**First dose:** current number of people who have only received their first dose of the Moderna or Pfizer vaccine.

**Series complete:** current number of people who have received both Moderna or Pfizer vaccine doses or one Johnson & Johnson dose and are considered fully immunized.

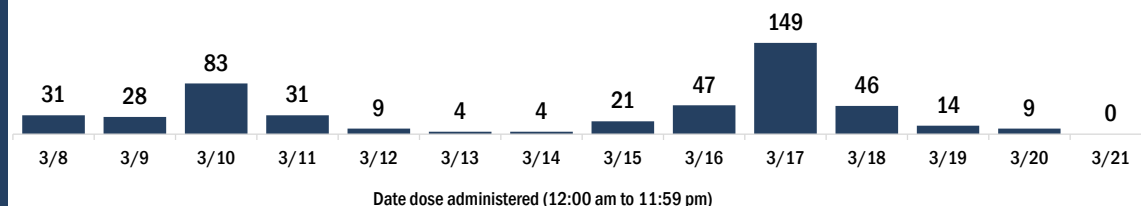
Demographic summary	First dose	Series complete	Total people vaccinated
<b>Age group</b>	987	2,273	3,260
16-24 years	24	8	32
25-34 years	28	38	66
35-44 years	68	56	124
45-54 years	128	115	243
55-64 years	391	232	623
65-74 years	210	1,105	1,315
75-84 years	105	562	667
85+ years	33	157	190
<b>Race</b>	987	2,273	3,260
White	458	1,243	1,701
Black	286	391	677
American Indian/Alaskan	3	4	7
Other	127	406	533
Unknown	113	229	342
<b>Other race</b> includes Asian, native Hawaiian/Pacific Islander, or other.			
<b>Ethnicity</b>	987	2,273	3,260
Hispanic	11	20	31
Non-Hispanic	581	1,104	1,685
Unknown	395	1,149	1,544
<b>Gender</b>	987	2,273	3,260
Female	587	1,330	1,917
Male	400	943	1,343
Unknown	0	0	0

## COVID-19 doses administered for the past 2 weeks

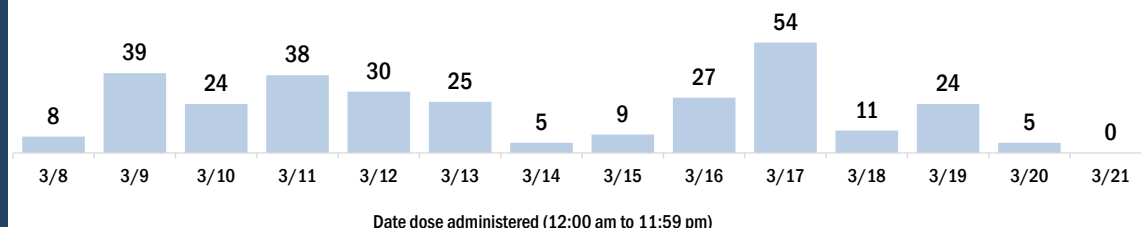


## Persons vaccinated for COVID-19 for the past 2 weeks

### Number of persons who received their first dose of a two-dose series of the COVID-19 vaccine



### Number of persons who completed the COVID-19 vaccine series



# COVID-19: Lafayette County vaccine summary

Vaccination data through Mar 21, 2021 as of Mar 22, 2021 at 12:05 AM

Data in this report are provisional and subject to change.

Data in this summary pertain to COVID-19 vaccines approved by the U.S. Food and Drug Administration and have been issued an Emergency Use Authorization (Janssen COVID-19 Vaccine, Moderna COVID-19 Vaccine and Pfizer-BioNTech COVID-19 Vaccine). These data summarize the number of people who have received either their first dose or have completed the series for a COVID-19 vaccine. **A person can only be counted in one category, first dose or series complete.** For persons receiving Moderna or Pfizer vaccines, once they receive their second dose, they are moved from the first dose column to the series completed column. **Because of this, the total first dose category may show a change from report to report not matching the total receiving their first dose from the previous day.** Persons receiving Johnson & Johnson vaccines will always be counted in the series completed column.

## COVID-19 doses for vaccinated persons in Florida

**Doses administered** 2,566

People receiving one dose of a 1-dose series (Johnson & Johnson) or receiving only one dose of a 2-dose series (Moderna, Pfizer) count once. Persons receiving both doses of a 2-dose series count twice.

## Current status of persons vaccinated for COVID-19 in Florida

**Total people vaccinated** 1,480

First dose 392

Series completed 1,088

Completed 1-dose series 2

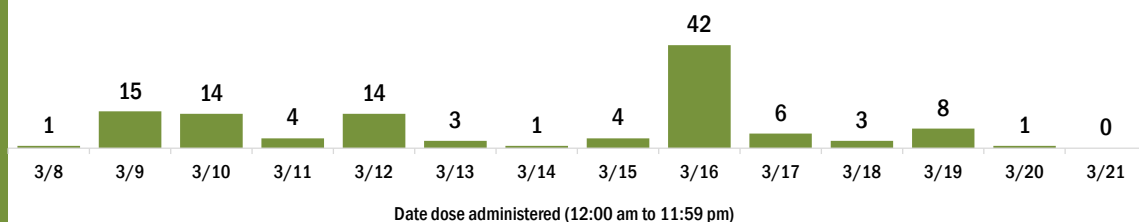
Completed 2-dose series 1,086

**First dose:** current number of people who have only received their first dose of the Moderna or Pfizer vaccine.

**Series complete:** current number of people who have received both Moderna or Pfizer vaccine doses or one Johnson & Johnson dose and are considered fully immunized.

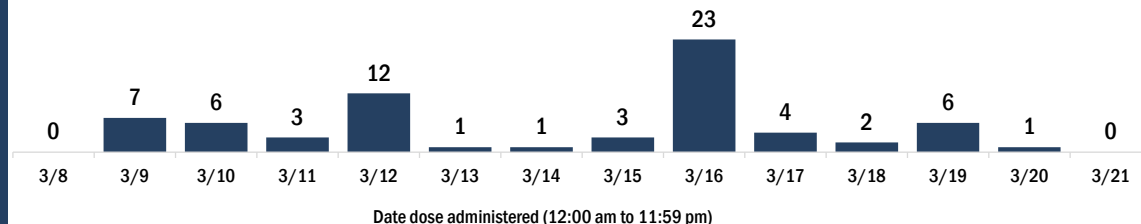
Demographic summary	First dose	Series complete	Total people vaccinated
<b>Age group</b>	392	1,088	1,480
16-24 years	2	3	5
25-34 years	2	7	9
35-44 years	10	18	28
45-54 years	33	34	67
55-64 years	80	60	140
65-74 years	157	544	701
75-84 years	78	325	403
85+ years	30	97	127
<b>Race</b>	392	1,088	1,480
White	303	929	1,232
Black	15	26	41
American Indian/Alaskan	4	1	5
Other	12	64	76
Unknown	58	68	126
<b>Other race</b> includes Asian, native Hawaiian/Pacific Islander, or other.			
<b>Ethnicity</b>	392	1,088	1,480
Hispanic	13	16	29
Non-Hispanic	263	881	1,144
Unknown	116	191	307
<b>Gender</b>	392	1,088	1,480
Female	217	563	780
Male	174	525	699
Unknown	1	0	1

## COVID-19 doses administered for the past 2 weeks

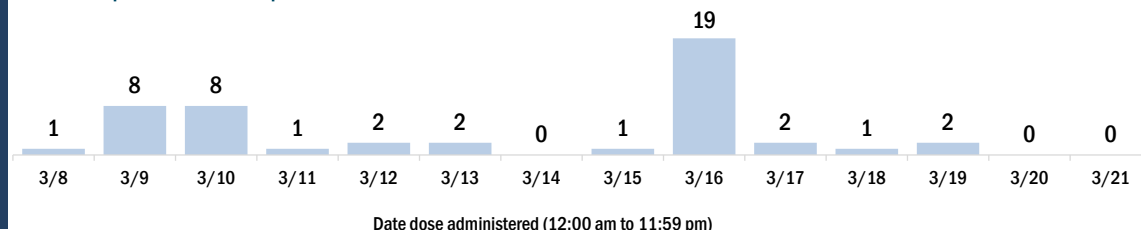


## Persons vaccinated for COVID-19 for the past 2 weeks

### Number of persons who received their first dose of a two-dose series of the COVID-19 vaccine



### Number of persons who completed the COVID-19 vaccine series



# COVID-19: Lake County vaccine summary

Vaccination data through Mar 21, 2021 as of Mar 22, 2021 at 12:05 AM

Data in this report are provisional and subject to change.

Data in this summary pertain to COVID-19 vaccines approved by the U.S. Food and Drug Administration and have been issued an Emergency Use Authorization (Janssen COVID-19 Vaccine, Moderna COVID-19 Vaccine and Pfizer-BioNTech COVID-19 Vaccine). These data summarize the number of people who have received either their first dose or have completed the series for a COVID-19 vaccine. **A person can only be counted in one category, first dose or series complete.** For persons receiving Moderna or Pfizer vaccines, once they receive their second dose, they are moved from the first dose column to the series completed column. **Because of this, the total first dose category may show a change from report to report not matching the total receiving their first dose from the previous day.** Persons receiving Johnson & Johnson vaccines will always be counted in the series completed column.

## COVID-19 doses for vaccinated persons in Florida

**Doses administered** 160,405

People receiving one dose of a 1-dose series (Johnson & Johnson) or receiving only one dose of a 2-dose series (Moderna, Pfizer) count once. Persons receiving both doses of a 2-dose series count twice.

## Current status of persons vaccinated for COVID-19 in Florida

**Total people vaccinated** 102,458

First dose 42,595

Series completed 59,863

Completed 1-dose series 1,916

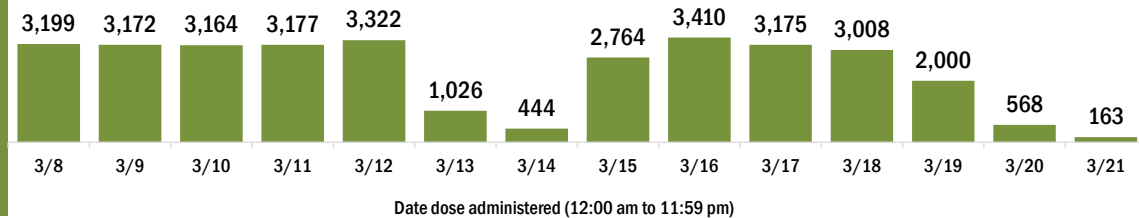
Completed 2-dose series 57,947

**First dose:** current number of people who have only received their first dose of the Moderna or Pfizer vaccine.

**Series complete:** current number of people who have received both Moderna or Pfizer vaccine doses or one Johnson & Johnson dose and are considered fully immunized.

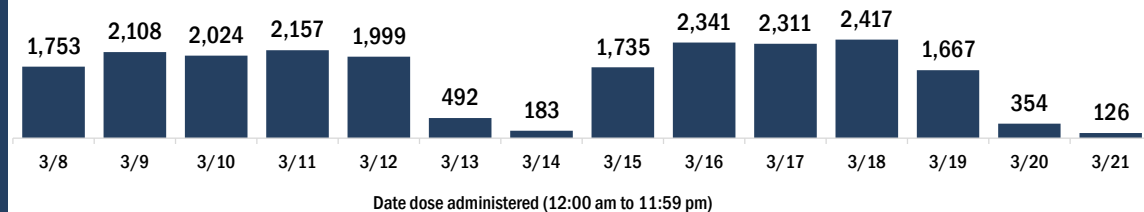
Demographic summary	First dose	Series complete	Total people vaccinated
<b>Age group</b>	<b>42,595</b>	<b>59,863</b>	<b>102,458</b>
16-24 years	576	372	948
25-34 years	1,475	1,150	2,625
35-44 years	2,080	1,763	3,843
45-54 years	3,088	2,294	5,382
55-64 years	8,983	3,704	12,687
65-74 years	13,575	26,589	40,164
75-84 years	9,568	18,690	28,258
85+ years	3,250	5,301	8,551
<b>Race</b>	<b>42,595</b>	<b>59,863</b>	<b>102,458</b>
White	28,229	46,741	74,970
Black	1,923	2,427	4,350
American Indian/Alaskan	177	354	531
Other	3,321	5,410	8,731
Unknown	8,945	4,931	13,876
<b>Other race</b> includes Asian, native Hawaiian/Pacific Islander, or other.			
<b>Ethnicity</b>	<b>42,595</b>	<b>59,863</b>	<b>102,458</b>
Hispanic	1,728	2,344	4,072
Non-Hispanic	17,295	33,130	50,425
Unknown	23,572	24,389	47,961
<b>Gender</b>	<b>42,595</b>	<b>59,863</b>	<b>102,458</b>
Female	24,664	34,064	58,728
Male	17,785	25,765	43,550
Unknown	146	34	180

## COVID-19 doses administered for the past 2 weeks

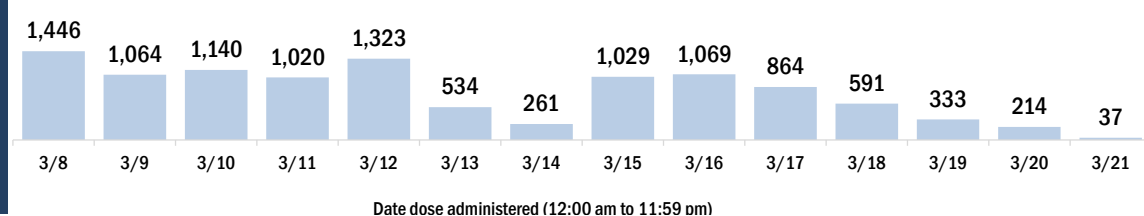


## Persons vaccinated for COVID-19 for the past 2 weeks

### Number of persons who received their first dose of a two-dose series of the COVID-19 vaccine



### Number of persons who completed the COVID-19 vaccine series





# COVID-19: Lee County vaccine summary

Vaccination data through Mar 21, 2021 as of Mar 22, 2021 at 12:05 AM

Data in this report are provisional and subject to change.

Data in this summary pertain to COVID-19 vaccines approved by the U.S. Food and Drug Administration and have been issued an Emergency Use Authorization (Janssen COVID-19 Vaccine, Moderna COVID-19 Vaccine and Pfizer-BioNTech COVID-19 Vaccine). These data summarize the number of people who have received either their first dose or have completed the series for a COVID-19 vaccine. **A person can only be counted in one category, first dose or series complete.** For persons receiving Moderna or Pfizer vaccines, once they receive their second dose, they are moved from the first dose column to the series completed column. **Because of this, the total first dose category may show a change from report to report not matching the total receiving their first dose from the previous day.** Persons receiving Johnson & Johnson vaccines will always be counted in the series completed column.

## COVID-19 doses for vaccinated persons in Florida

**Doses administered** 286,698

People receiving one dose of a 1-dose series (Johnson & Johnson) or receiving only one dose of a 2-dose series (Moderna, Pfizer) count once. Persons receiving both doses of a 2-dose series count twice.

## Current status of persons vaccinated for COVID-19 in Florida

**Total people vaccinated** 188,159

First dose 85,615

Series completed 102,544

Completed 1-dose series 4,005

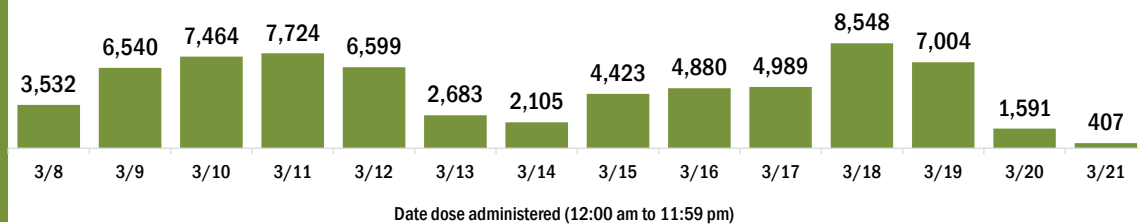
Completed 2-dose series 98,539

**First dose:** current number of people who have only received their first dose of the Moderna or Pfizer vaccine.

**Series complete:** current number of people who have received both Moderna or Pfizer vaccine doses or one Johnson & Johnson dose and are considered fully immunized.

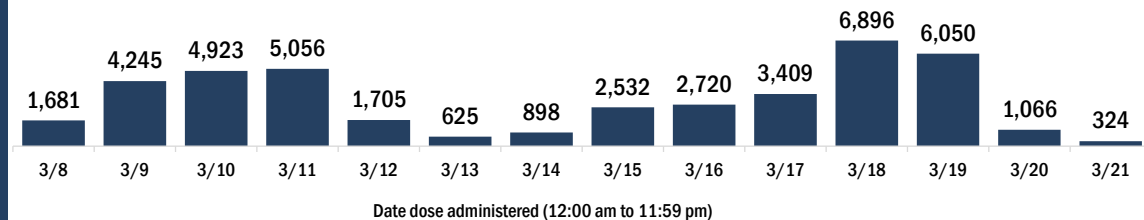
Demographic summary	First dose	Series complete	Total people vaccinated
<b>Age group</b>	85,615	102,544	188,159
16-24 years	719	637	1,356
25-34 years	1,647	2,282	3,929
35-44 years	2,403	3,048	5,451
45-54 years	3,798	4,426	8,224
55-64 years	12,908	8,310	21,218
65-74 years	34,733	48,452	83,185
75-84 years	23,202	27,688	50,890
85+ years	6,205	7,701	13,906
<b>Race</b>	85,615	102,544	188,159
White	64,068	68,439	132,507
Black	1,985	1,789	3,774
American Indian/Alaskan	401	206	607
Other	4,270	7,422	11,692
Unknown	14,891	24,688	39,579
<b>Other race</b> includes Asian, native Hawaiian/Pacific Islander, or other.			
<b>Ethnicity</b>	85,615	102,544	188,159
Hispanic	4,170	3,674	7,844
Non-Hispanic	51,589	52,746	104,335
Unknown	29,856	46,124	75,980
<b>Gender</b>	85,615	102,544	188,159
Female	48,552	57,308	105,860
Male	36,890	44,983	81,873
Unknown	173	253	426

## COVID-19 doses administered for the past 2 weeks

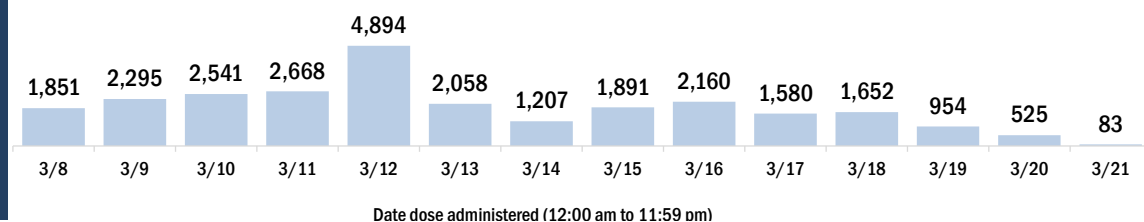


## Persons vaccinated for COVID-19 for the past 2 weeks

### Number of persons who received their first dose of a two-dose series of the COVID-19 vaccine



### Number of persons who completed the COVID-19 vaccine series



# COVID-19: Leon County vaccine summary

Vaccination data through Mar 21, 2021 as of Mar 22, 2021 at 12:05 AM

Data in this report are provisional and subject to change.

Data in this summary pertain to COVID-19 vaccines approved by the U.S. Food and Drug Administration and have been issued an Emergency Use Authorization (Janssen COVID-19 Vaccine, Moderna COVID-19 Vaccine and Pfizer-BioNTech COVID-19 Vaccine). These data summarize the number of people who have received either their first dose or have completed the series for a COVID-19 vaccine. **A person can only be counted in one category, first dose or series complete.** For persons receiving Moderna or Pfizer vaccines, once they receive their second dose, they are moved from the first dose column to the series completed column. **Because of this, the total first dose category may show a change from report to report not matching the total receiving their first dose from the previous day.** Persons receiving Johnson & Johnson vaccines will always be counted in the series completed column.

## COVID-19 doses for vaccinated persons in Florida

**Doses administered** 105,080

People receiving one dose of a 1-dose series (Johnson & Johnson) or receiving only one dose of a 2-dose series (Moderna, Pfizer) count once. Persons receiving both doses of a 2-dose series count twice.

## Current status of persons vaccinated for COVID-19 in Florida

**Total people vaccinated** 65,349

First dose 24,553

Series completed 40,796

Completed 1-dose series 1,065

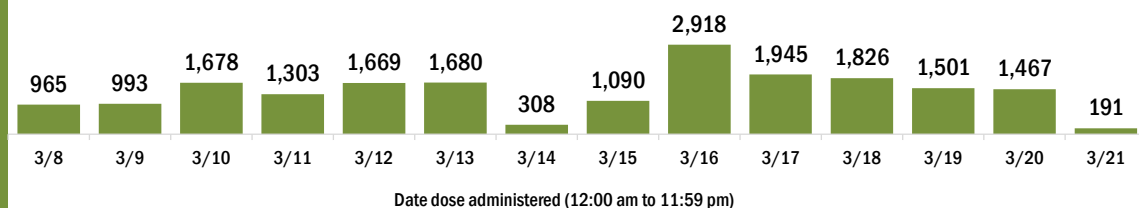
Completed 2-dose series 39,731

**First dose:** current number of people who have only received their first dose of the Moderna or Pfizer vaccine.

**Series complete:** current number of people who have received both Moderna or Pfizer vaccine doses or one Johnson & Johnson dose and are considered fully immunized.

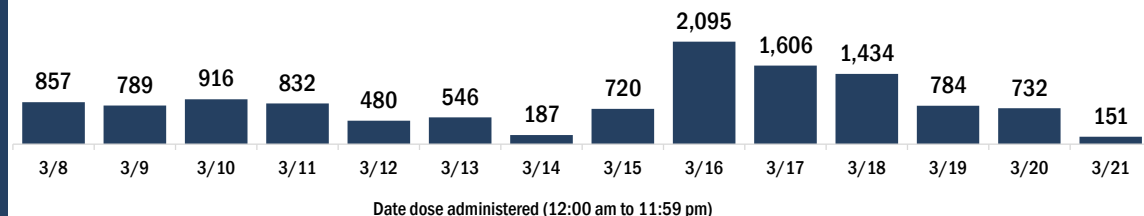
Demographic summary	First dose	Series complete	Total people vaccinated
<b>Age group</b>	<b>24,553</b>	<b>40,796</b>	<b>65,349</b>
16-24 years	1,818	990	2,808
25-34 years	2,886	2,010	4,896
35-44 years	3,264	2,452	5,716
45-54 years	3,814	2,947	6,761
55-64 years	7,507	5,446	12,953
65-74 years	3,276	16,623	19,899
75-84 years	1,377	7,758	9,135
85+ years	611	2,570	3,181
<b>Race</b>	<b>24,553</b>	<b>40,796</b>	<b>65,349</b>
White	14,011	24,357	38,368
Black	3,816	5,090	8,906
American Indian/Alaskan	74	122	196
Other	3,383	8,246	11,629
Unknown	3,269	2,981	6,250
<b>Other race</b> includes Asian, native Hawaiian/Pacific Islander, or other.			
<b>Ethnicity</b>	<b>24,553</b>	<b>40,796</b>	<b>65,349</b>
Hispanic	1,139	1,274	2,413
Non-Hispanic	16,201	28,890	45,091
Unknown	7,213	10,632	17,845
<b>Gender</b>	<b>24,553</b>	<b>40,796</b>	<b>65,349</b>
Female	14,587	24,301	38,888
Male	9,954	16,478	26,432
Unknown	12	17	29

## COVID-19 doses administered for the past 2 weeks

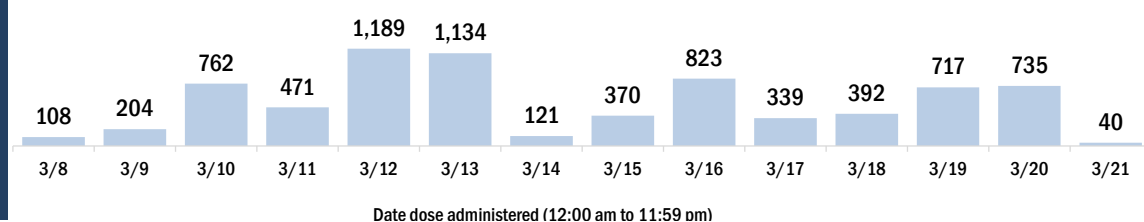


## Persons vaccinated for COVID-19 for the past 2 weeks

### Number of persons who received their first dose of a two-dose series of the COVID-19 vaccine



### Number of persons who completed the COVID-19 vaccine series



# COVID-19: Levy County vaccine summary

Vaccination data through Mar 21, 2021 as of Mar 22, 2021 at 12:05 AM

Data in this report are provisional and subject to change.

Data in this summary pertain to COVID-19 vaccines approved by the U.S. Food and Drug Administration and have been issued an Emergency Use Authorization (Janssen COVID-19 Vaccine, Moderna COVID-19 Vaccine and Pfizer-BioNTech COVID-19 Vaccine). These data summarize the number of people who have received either their first dose or have completed the series for a COVID-19 vaccine. **A person can only be counted in one category, first dose or series complete.** For persons receiving Moderna or Pfizer vaccines, once they receive their second dose, they are moved from the first dose column to the series completed column. **Because of this, the total first dose category may show a change from report to report not matching the total receiving their first dose from the previous day.** Persons receiving Johnson & Johnson vaccines will always be counted in the series completed column.

## COVID-19 doses for vaccinated persons in Florida

**Doses administered** 10,566

People receiving one dose of a 1-dose series (Johnson & Johnson) or receiving only one dose of a 2-dose series (Moderna, Pfizer) count once. Persons receiving both doses of a 2-dose series count twice.

## Current status of persons vaccinated for COVID-19 in Florida

**Total people vaccinated** 6,483

First dose 2,347

Series completed 4,136

Completed 1-dose series 53

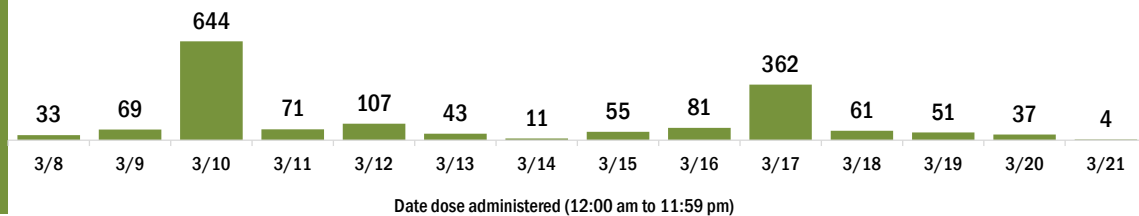
Completed 2-dose series 4,083

**First dose:** current number of people who have only received their first dose of the Moderna or Pfizer vaccine.

**Series complete:** current number of people who have received both Moderna or Pfizer vaccine doses or one Johnson & Johnson dose and are considered fully immunized.

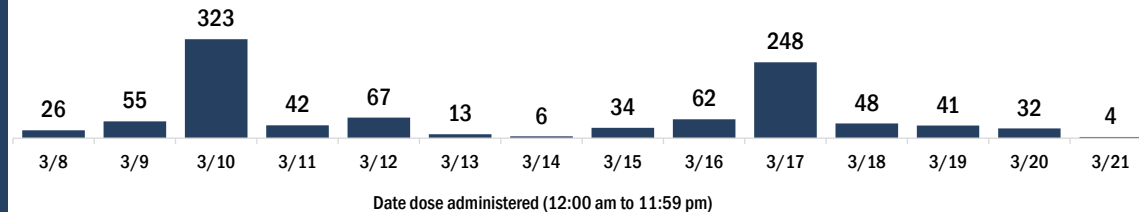
Demographic summary	First dose	Series complete	Total people vaccinated
<b>Age group</b>	<b>2,347</b>	<b>4,136</b>	<b>6,483</b>
16-24 years	26	35	61
25-34 years	55	111	166
35-44 years	61	118	179
45-54 years	114	181	295
55-64 years	469	327	796
65-74 years	968	2,018	2,986
75-84 years	512	1,085	1,597
85+ years	142	261	403
<b>Race</b>	<b>2,347</b>	<b>4,136</b>	<b>6,483</b>
White	1,728	3,293	5,021
Black	171	203	374
American Indian/Alaskan	25	20	45
Other	146	236	382
Unknown	277	384	661
<b>Other race</b> includes Asian, native Hawaiian/Pacific Islander, or other.			
<b>Ethnicity</b>	<b>2,347</b>	<b>4,136</b>	<b>6,483</b>
Hispanic	82	87	169
Non-Hispanic	1,375	3,022	4,397
Unknown	890	1,027	1,917
<b>Gender</b>	<b>2,347</b>	<b>4,136</b>	<b>6,483</b>
Female	1,383	2,345	3,728
Male	963	1,791	2,754
Unknown	1	0	1

## COVID-19 doses administered for the past 2 weeks

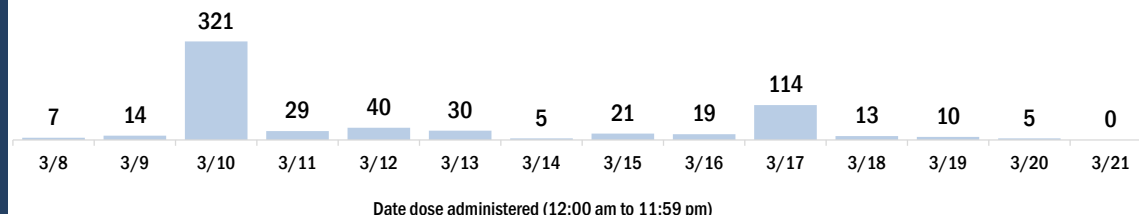


## Persons vaccinated for COVID-19 for the past 2 weeks

### Number of persons who received their first dose of a two-dose series of the COVID-19 vaccine



### Number of persons who completed the COVID-19 vaccine series



# COVID-19: Liberty County vaccine summary

Vaccination data through Mar 21, 2021 as of Mar 22, 2021 at 12:05 AM

Data in this report are provisional and subject to change.

Data in this summary pertain to COVID-19 vaccines approved by the U.S. Food and Drug Administration and have been issued an Emergency Use Authorization (Janssen COVID-19 Vaccine, Moderna COVID-19 Vaccine and Pfizer-BioNTech COVID-19 Vaccine). These data summarize the number of people who have received either their first dose or have completed the series for a COVID-19 vaccine. **A person can only be counted in one category, first dose or series complete.** For persons receiving Moderna or Pfizer vaccines, once they receive their second dose, they are moved from the first dose column to the series completed column. **Because of this, the total first dose category may show a change from report to report not matching the total receiving their first dose from the previous day.** Persons receiving Johnson & Johnson vaccines will always be counted in the series completed column.

## COVID-19 doses for vaccinated persons in Florida

**Doses administered** 2,102

People receiving one dose of a 1-dose series (Johnson & Johnson) or receiving only one dose of a 2-dose series (Moderna, Pfizer) count once. Persons receiving both doses of a 2-dose series count twice.

## Current status of persons vaccinated for COVID-19 in Florida

**Total people vaccinated** 1,202

First dose 291

Series completed 911

Completed 1-dose series 11

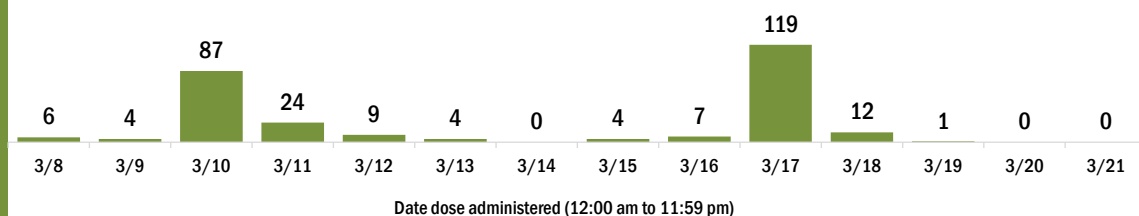
Completed 2-dose series 900

**First dose:** current number of people who have only received their first dose of the Moderna or Pfizer vaccine.

**Series complete:** current number of people who have received both Moderna or Pfizer vaccine doses or one Johnson & Johnson dose and are considered fully immunized.

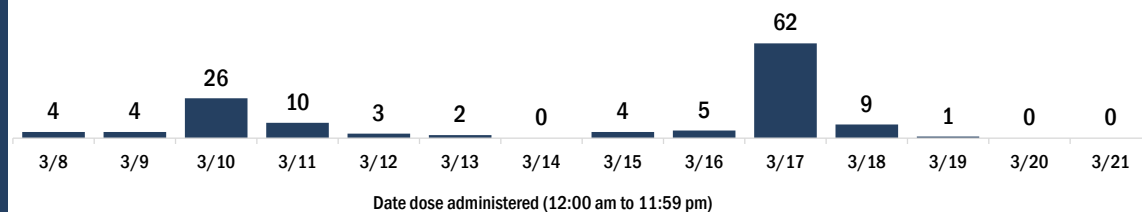
Demographic summary	First dose	Series complete	Total people vaccinated
<b>Age group</b>	291	911	1,202
16-24 years	9	8	17
25-34 years	17	20	37
35-44 years	27	42	69
45-54 years	41	41	82
55-64 years	87	182	269
65-74 years	68	363	431
75-84 years	34	201	235
85+ years	8	54	62
<b>Race</b>	291	911	1,202
White	200	664	864
Black	41	63	104
American Indian/Alaskan	1	7	8
Other	17	91	108
Unknown	32	86	118
<b>Other race</b> includes Asian, native Hawaiian/Pacific Islander, or other.			
<b>Ethnicity</b>	291	911	1,202
Hispanic	2	10	12
Non-Hispanic	137	482	619
Unknown	152	419	571
<b>Gender</b>	291	911	1,202
Female	163	485	648
Male	128	426	554
Unknown	0	0	0

## COVID-19 doses administered for the past 2 weeks

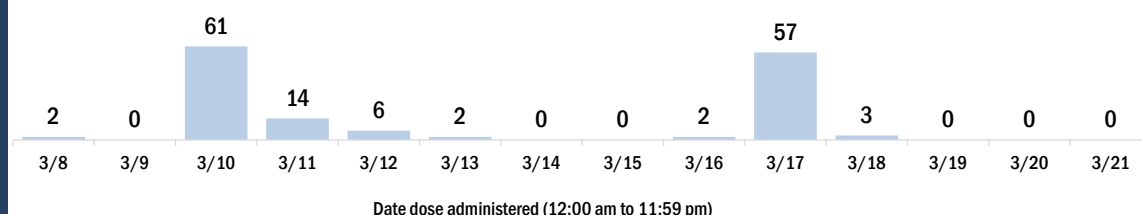


## Persons vaccinated for COVID-19 for the past 2 weeks

### Number of persons who received their first dose of a two-dose series of the COVID-19 vaccine



### Number of persons who completed the COVID-19 vaccine series



# COVID-19: Madison County vaccine summary

Vaccination data through Mar 21, 2021 as of Mar 22, 2021 at 12:05 AM

Data in this report are provisional and subject to change.

Data in this summary pertain to COVID-19 vaccines approved by the U.S. Food and Drug Administration and have been issued an Emergency Use Authorization (Janssen COVID-19 Vaccine, Moderna COVID-19 Vaccine and Pfizer-BioNTech COVID-19 Vaccine). These data summarize the number of people who have received either their first dose or have completed the series for a COVID-19 vaccine. **A person can only be counted in one category, first dose or series complete.** For persons receiving Moderna or Pfizer vaccines, once they receive their second dose, they are moved from the first dose column to the series completed column. **Because of this, the total first dose category may show a change from report to report not matching the total receiving their first dose from the previous day.** Persons receiving Johnson & Johnson vaccines will always be counted in the series completed column.

## COVID-19 doses for vaccinated persons in Florida

**Doses administered** 6,003

People receiving one dose of a 1-dose series (Johnson & Johnson) or receiving only one dose of a 2-dose series (Moderna, Pfizer) count once. Persons receiving both doses of a 2-dose series count twice.

## Current status of persons vaccinated for COVID-19 in Florida

**Total people vaccinated** 3,606

First dose 1,188

Series completed 2,418

Completed 1-dose series 21

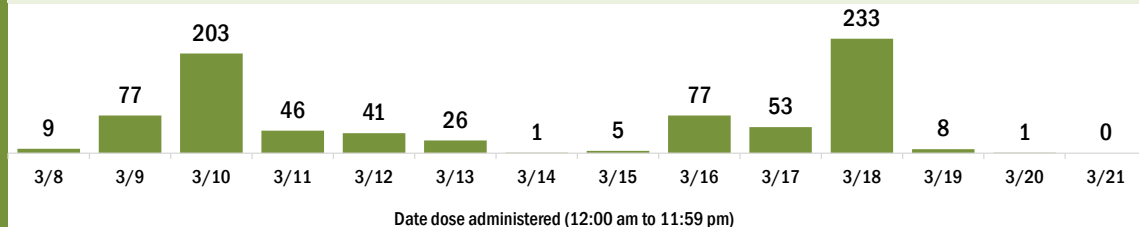
Completed 2-dose series 2,397

**First dose:** current number of people who have only received their first dose of the Moderna or Pfizer vaccine.

**Series complete:** current number of people who have received both Moderna or Pfizer vaccine doses or one Johnson & Johnson dose and are considered fully immunized.

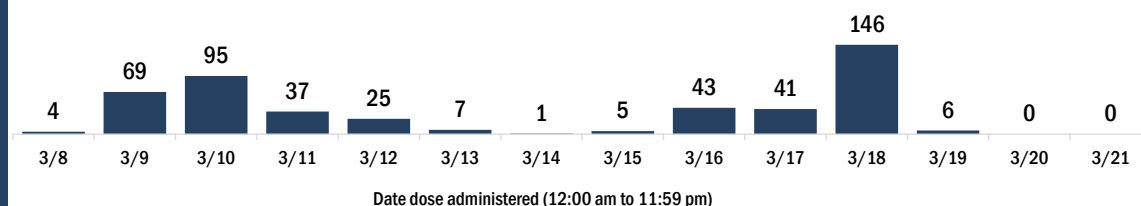
Demographic summary	First dose	Series complete	Total people vaccinated
<b>Age group</b>	<b>1,188</b>	<b>2,418</b>	<b>3,606</b>
16-24 years	18	10	28
25-34 years	45	38	83
35-44 years	86	59	145
45-54 years	209	84	293
55-64 years	448	213	661
65-74 years	247	1,153	1,400
75-84 years	101	675	776
85+ years	34	186	220
<b>Race</b>	<b>1,188</b>	<b>2,418</b>	<b>3,606</b>
White	561	1,302	1,863
Black	354	523	877
American Indian/Alaskan	1	6	7
Other	90	231	321
Unknown	182	356	538
<b>Other race</b> includes Asian, native Hawaiian/Pacific Islander, or other.			
<b>Ethnicity</b>	<b>1,188</b>	<b>2,418</b>	<b>3,606</b>
Hispanic	10	18	28
Non-Hispanic	444	790	1,234
Unknown	734	1,610	2,344
<b>Gender</b>	<b>1,188</b>	<b>2,418</b>	<b>3,606</b>
Female	702	1,359	2,061
Male	486	1,059	1,545
Unknown	0	0	0

## COVID-19 doses administered for the past 2 weeks

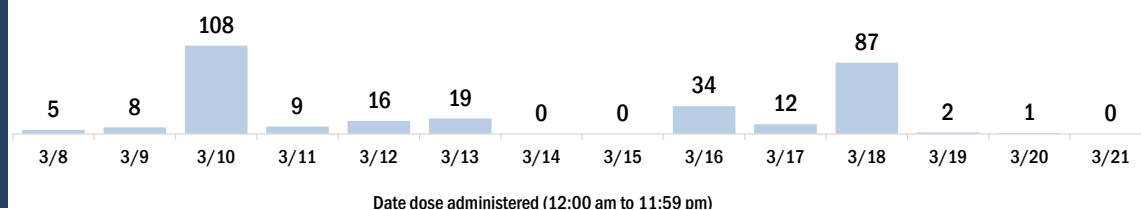


## Persons vaccinated for COVID-19 for the past 2 weeks

### Number of persons who received their first dose of a two-dose series of the COVID-19 vaccine



### Number of persons who completed the COVID-19 vaccine series



# COVID-19: Manatee County vaccine summary

Vaccination data through Mar 21, 2021 as of Mar 22, 2021 at 12:05 AM

Data in this report are provisional and subject to change.

Data in this summary pertain to COVID-19 vaccines approved by the U.S. Food and Drug Administration and have been issued an Emergency Use Authorization (Janssen COVID-19 Vaccine, Moderna COVID-19 Vaccine and Pfizer-BioNTech COVID-19 Vaccine). These data summarize the number of people who have received either their first dose or have completed the series for a COVID-19 vaccine. **A person can only be counted in one category, first dose or series complete.** For persons receiving Moderna or Pfizer vaccines, once they receive their second dose, they are moved from the first dose column to the series completed column. **Because of this, the total first dose category may show a change from report to report not matching the total receiving their first dose from the previous day.** Persons receiving Johnson & Johnson vaccines will always be counted in the series completed column.

## COVID-19 doses for vaccinated persons in Florida

**Doses administered** 148,955

People receiving one dose of a 1-dose series (Johnson & Johnson) or receiving only one dose of a 2-dose series (Moderna, Pfizer) count once. Persons receiving both doses of a 2-dose series count twice.

## Current status of persons vaccinated for COVID-19 in Florida

**Total people vaccinated** 104,260

First dose 57,726

Series completed 46,534

Completed 1-dose series 1,839

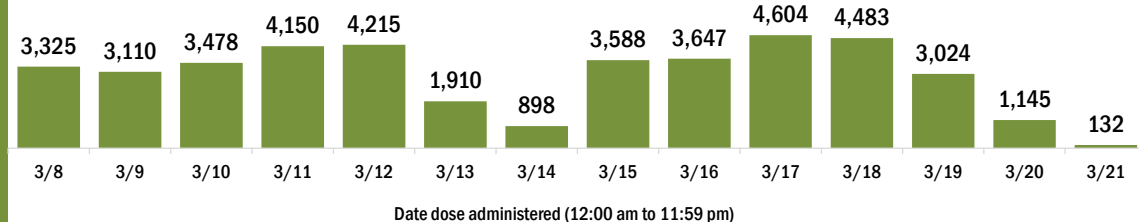
Completed 2-dose series 44,695

**First dose:** current number of people who have only received their first dose of the Moderna or Pfizer vaccine.

**Series complete:** current number of people who have received both Moderna or Pfizer vaccine doses or one Johnson & Johnson dose and are considered fully immunized.

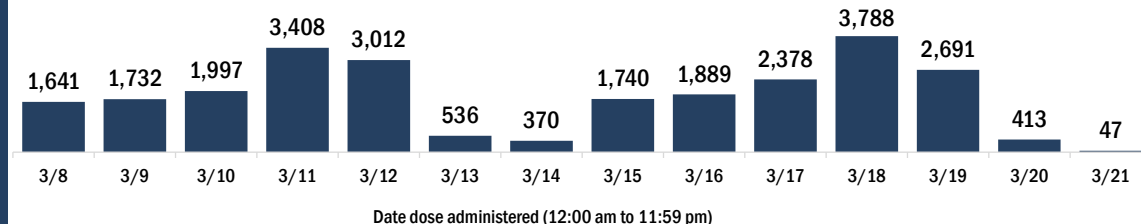
Demographic summary	First dose	Series complete	Total people vaccinated
<b>Age group</b>	<b>57,726</b>	<b>46,534</b>	<b>104,260</b>
16-24 years	531	524	1,055
25-34 years	1,160	1,749	2,909
35-44 years	1,404	2,203	3,607
45-54 years	2,351	2,773	5,124
55-64 years	10,414	3,986	14,400
65-74 years	23,052	20,646	43,698
75-84 years	14,387	11,081	25,468
85+ years	4,427	3,572	7,999
<b>Race</b>	<b>57,726</b>	<b>46,534</b>	<b>104,260</b>
White	43,914	35,368	79,282
Black	1,330	992	2,322
American Indian/Alaskan	291	162	453
Other	3,233	4,552	7,785
Unknown	8,958	5,460	14,418
<b>Other race</b> includes Asian, native Hawaiian/Pacific Islander, or other.			
<b>Ethnicity</b>	<b>57,726</b>	<b>46,534</b>	<b>104,260</b>
Hispanic	1,784	1,354	3,138
Non-Hispanic	30,378	28,709	59,087
Unknown	25,564	16,471	42,035
<b>Gender</b>	<b>57,726</b>	<b>46,534</b>	<b>104,260</b>
Female	32,472	26,684	59,156
Male	25,168	19,814	44,982
Unknown	86	36	122

## COVID-19 doses administered for the past 2 weeks

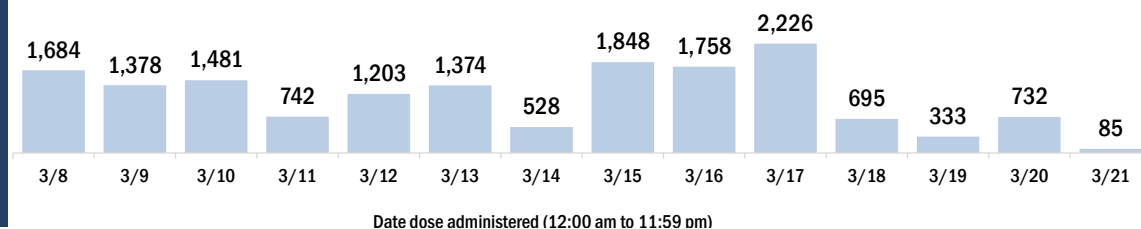


## Persons vaccinated for COVID-19 for the past 2 weeks

### Number of persons who received their first dose of a two-dose series of the COVID-19 vaccine



### Number of persons who completed the COVID-19 vaccine series



# COVID-19: Marion County vaccine summary

Vaccination data through Mar 21, 2021 as of Mar 22, 2021 at 12:05 AM

Data in this report are provisional and subject to change.

Data in this summary pertain to COVID-19 vaccines approved by the U.S. Food and Drug Administration and have been issued an Emergency Use Authorization (Janssen COVID-19 Vaccine, Moderna COVID-19 Vaccine and Pfizer-BioNTech COVID-19 Vaccine). These data summarize the number of people who have received either their first dose or have completed the series for a COVID-19 vaccine. **A person can only be counted in one category, first dose or series complete.** For persons receiving Moderna or Pfizer vaccines, once they receive their second dose, they are moved from the first dose column to the series completed column. **Because of this, the total first dose category may show a change from report to report not matching the total receiving their first dose from the previous day.** Persons receiving Johnson & Johnson vaccines will always be counted in the series completed column.

## COVID-19 doses for vaccinated persons in Florida

**Doses administered** 130,072

People receiving one dose of a 1-dose series (Johnson & Johnson) or receiving only one dose of a 2-dose series (Moderna, Pfizer) count once. Persons receiving both doses of a 2-dose series count twice.

## Current status of persons vaccinated for COVID-19 in Florida

**Total people vaccinated** 82,838

First dose 34,341

Series completed 48,497

Completed 1-dose series 1,263

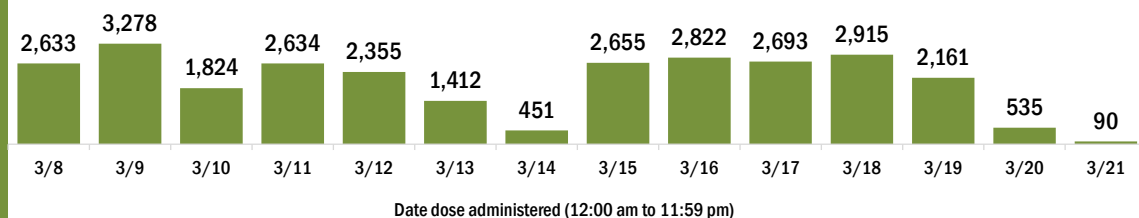
Completed 2-dose series 47,234

**First dose:** current number of people who have only received their first dose of the Moderna or Pfizer vaccine.

**Series complete:** current number of people who have received both Moderna or Pfizer vaccine doses or one Johnson & Johnson dose and are considered fully immunized.

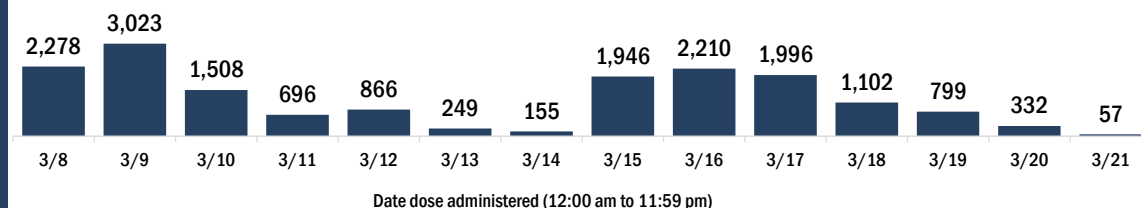
Demographic summary	First dose	Series complete	Total people vaccinated
<b>Age group</b>	<b>34,341</b>	<b>48,497</b>	<b>82,838</b>
16-24 years	350	471	821
25-34 years	799	1,243	2,042
35-44 years	1,048	1,734	2,782
45-54 years	1,778	2,590	4,368
55-64 years	6,235	3,948	10,183
65-74 years	12,338	20,733	33,071
75-84 years	8,902	13,944	22,846
85+ years	2,891	3,834	6,725
<b>Race</b>	<b>34,341</b>	<b>48,497</b>	<b>82,838</b>
White	24,076	33,585	57,661
Black	2,323	1,996	4,319
American Indian/Alaskan	132	161	293
Other	2,712	5,075	7,787
Unknown	5,098	7,680	12,778
<b>Other race</b> includes Asian, native Hawaiian/Pacific Islander, or other.			
<b>Ethnicity</b>	<b>34,341</b>	<b>48,497</b>	<b>82,838</b>
Hispanic	2,289	1,702	3,991
Non-Hispanic	20,872	28,681	49,553
Unknown	11,180	18,114	29,294
<b>Gender</b>	<b>34,341</b>	<b>48,497</b>	<b>82,838</b>
Female	20,305	27,832	48,137
Male	13,998	20,632	34,630
Unknown	38	33	71

## COVID-19 doses administered for the past 2 weeks

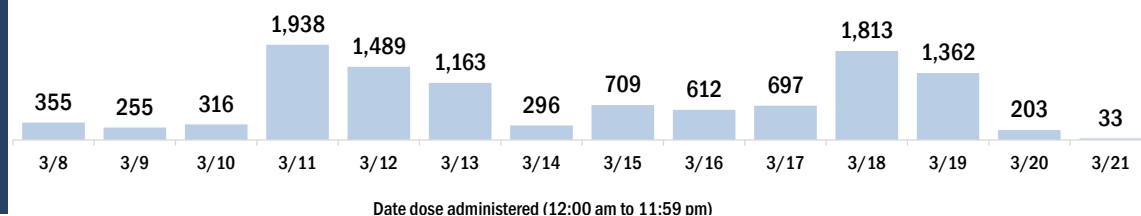


## Persons vaccinated for COVID-19 for the past 2 weeks

### Number of persons who received their first dose of a two-dose series of the COVID-19 vaccine



### Number of persons who completed the COVID-19 vaccine series





# COVID-19: Martin County vaccine summary

Vaccination data through Mar 21, 2021 as of Mar 22, 2021 at 12:05 AM

Data in this report are provisional and subject to change.

Data in this summary pertain to COVID-19 vaccines approved by the U.S. Food and Drug Administration and have been issued an Emergency Use Authorization (Janssen COVID-19 Vaccine, Moderna COVID-19 Vaccine and Pfizer-BioNTech COVID-19 Vaccine). These data summarize the number of people who have received either their first dose or have completed the series for a COVID-19 vaccine. **A person can only be counted in one category, first dose or series complete.** For persons receiving Moderna or Pfizer vaccines, once they receive their second dose, they are moved from the first dose column to the series completed column. **Because of this, the total first dose category may show a change from report to report not matching the total receiving their first dose from the previous day.** Persons receiving Johnson & Johnson vaccines will always be counted in the series completed column.

## COVID-19 doses for vaccinated persons in Florida

**Doses administered** 78,556

People receiving one dose of a 1-dose series (Johnson & Johnson) or receiving only one dose of a 2-dose series (Moderna, Pfizer) count once. Persons receiving both doses of a 2-dose series count twice.

## Current status of persons vaccinated for COVID-19 in Florida

**Total people vaccinated** 47,928

First dose 16,652

Series completed 31,276

Completed 1-dose series 648

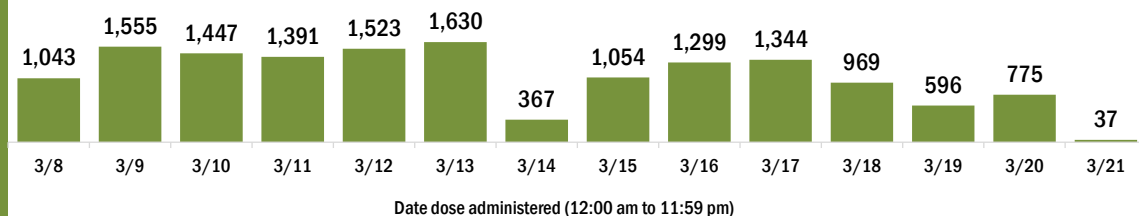
Completed 2-dose series 30,628

**First dose:** current number of people who have only received their first dose of the Moderna or Pfizer vaccine.

**Series complete:** current number of people who have received both Moderna or Pfizer vaccine doses or one Johnson & Johnson dose and are considered fully immunized.

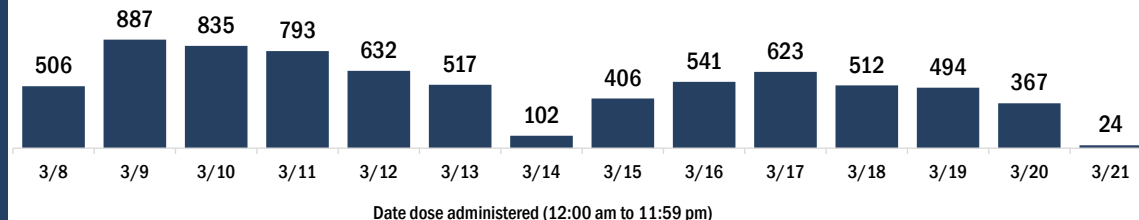
Demographic summary	First dose	Series complete	Total people vaccinated
<b>Age group</b>	<b>16,652</b>	<b>31,276</b>	<b>47,928</b>
16-24 years	178	163	341
25-34 years	391	474	865
35-44 years	558	771	1,329
45-54 years	893	1,111	2,004
55-64 years	3,337	2,361	5,698
65-74 years	5,939	13,146	19,085
75-84 years	4,041	9,480	13,521
85+ years	1,315	3,770	5,085
<b>Race</b>	<b>16,652</b>	<b>31,276</b>	<b>47,928</b>
White	12,030	20,287	32,317
Black	336	442	778
American Indian/Alaskan	70	42	112
Other	928	2,566	3,494
Unknown	3,288	7,939	11,227
<b>Other race</b> includes Asian, native Hawaiian/Pacific Islander, or other.			
<b>Ethnicity</b>	<b>16,652</b>	<b>31,276</b>	<b>47,928</b>
Hispanic	578	500	1,078
Non-Hispanic	8,628	9,820	18,448
Unknown	7,446	20,956	28,402
<b>Gender</b>	<b>16,652</b>	<b>31,276</b>	<b>47,928</b>
Female	9,530	17,920	27,450
Male	7,105	13,342	20,447
Unknown	17	14	31

## COVID-19 doses administered for the past 2 weeks

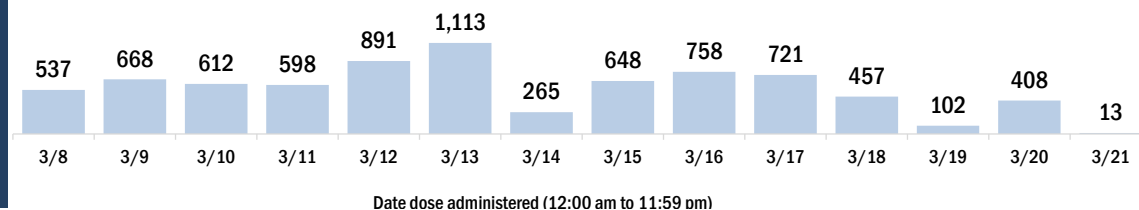


## Persons vaccinated for COVID-19 for the past 2 weeks

### Number of persons who received their first dose of a two-dose series of the COVID-19 vaccine



### Number of persons who completed the COVID-19 vaccine series



# COVID-19: Monroe County vaccine summary

Vaccination data through Mar 21, 2021 as of Mar 22, 2021 at 12:05 AM

Data in this report are provisional and subject to change.

Data in this summary pertain to COVID-19 vaccines approved by the U.S. Food and Drug Administration and have been issued an Emergency Use Authorization (Janssen COVID-19 Vaccine, Moderna COVID-19 Vaccine and Pfizer-BioNTech COVID-19 Vaccine). These data summarize the number of people who have received either their first dose or have completed the series for a COVID-19 vaccine. **A person can only be counted in one category, first dose or series complete.** For persons receiving Moderna or Pfizer vaccines, once they receive their second dose, they are moved from the first dose column to the series completed column. **Because of this, the total first dose category may show a change from report to report not matching the total receiving their first dose from the previous day.** Persons receiving Johnson & Johnson vaccines will always be counted in the series completed column.

## COVID-19 doses for vaccinated persons in Florida

**Doses administered** 29,409

People receiving one dose of a 1-dose series (Johnson & Johnson) or receiving only one dose of a 2-dose series (Moderna, Pfizer) count once. Persons receiving both doses of a 2-dose series count twice.

## Current status of persons vaccinated for COVID-19 in Florida

**Total people vaccinated** 19,207

First dose 8,702

Series completed 10,505

Completed 1-dose series 303

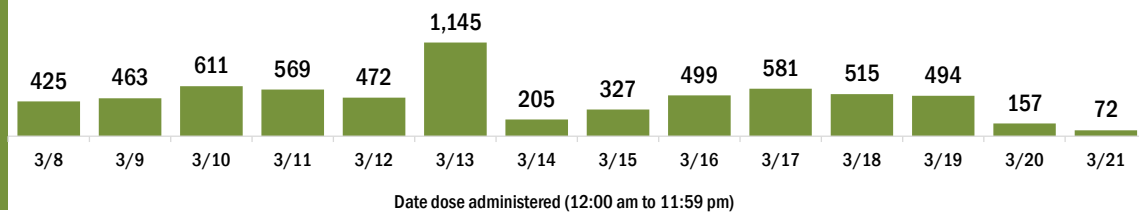
Completed 2-dose series 10,202

**First dose:** current number of people who have only received their first dose of the Moderna or Pfizer vaccine.

**Series complete:** current number of people who have received both Moderna or Pfizer vaccine doses or one Johnson & Johnson dose and are considered fully immunized.

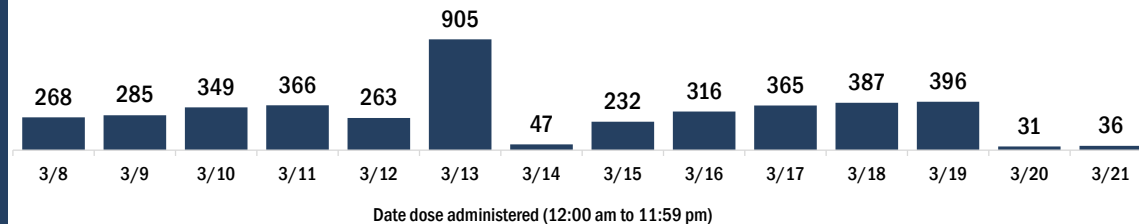
Demographic summary	First dose	Series complete	Total people vaccinated
<b>Age group</b>	<b>8,702</b>	<b>10,505</b>	<b>19,207</b>
16-24 years	96	66	162
25-34 years	245	230	475
35-44 years	389	416	805
45-54 years	723	597	1,320
55-64 years	2,149	1,033	3,182
65-74 years	3,467	5,075	8,542
75-84 years	1,318	2,488	3,806
85+ years	315	600	915
<b>Race</b>	<b>8,702</b>	<b>10,505</b>	<b>19,207</b>
White	6,004	7,727	13,731
Black	191	156	347
American Indian/Alaskan	59	29	88
Other	356	624	980
Unknown	2,092	1,969	4,061
<b>Other race</b> includes Asian, native Hawaiian/Pacific Islander, or other.			
<b>Ethnicity</b>	<b>8,702</b>	<b>10,505</b>	<b>19,207</b>
Hispanic	771	630	1,401
Non-Hispanic	4,041	6,227	10,268
Unknown	3,890	3,648	7,538
<b>Gender</b>	<b>8,702</b>	<b>10,505</b>	<b>19,207</b>
Female	4,584	5,553	10,137
Male	4,104	4,951	9,055
Unknown	14	1	15

## COVID-19 doses administered for the past 2 weeks

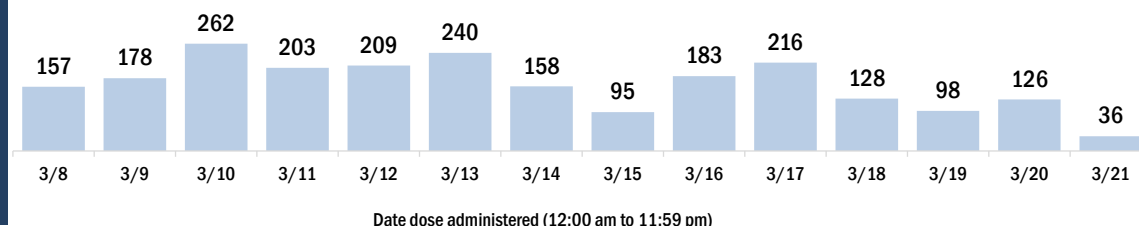


## Persons vaccinated for COVID-19 for the past 2 weeks

### Number of persons who received their first dose of a two-dose series of the COVID-19 vaccine



### Number of persons who completed the COVID-19 vaccine series



# COVID-19: Nassau County vaccine summary

Vaccination data through Mar 21, 2021 as of Mar 22, 2021 at 12:05 AM

Data in this report are provisional and subject to change.

Data in this summary pertain to COVID-19 vaccines approved by the U.S. Food and Drug Administration and have been issued an Emergency Use Authorization (Janssen COVID-19 Vaccine, Moderna COVID-19 Vaccine and Pfizer-BioNTech COVID-19 Vaccine). These data summarize the number of people who have received either their first dose or have completed the series for a COVID-19 vaccine. **A person can only be counted in one category, first dose or series complete.** For persons receiving Moderna or Pfizer vaccines, once they receive their second dose, they are moved from the first dose column to the series completed column. **Because of this, the total first dose category may show a change from report to report not matching the total receiving their first dose from the previous day.** Persons receiving Johnson & Johnson vaccines will always be counted in the series completed column.

## COVID-19 doses for vaccinated persons in Florida

**Doses administered** 38,935

People receiving one dose of a 1-dose series (Johnson & Johnson) or receiving only one dose of a 2-dose series (Moderna, Pfizer) count once. Persons receiving both doses of a 2-dose series count twice.

## Current status of persons vaccinated for COVID-19 in Florida

**Total people vaccinated** 22,868

First dose 6,272

Series completed 16,596

Completed 1-dose series 529

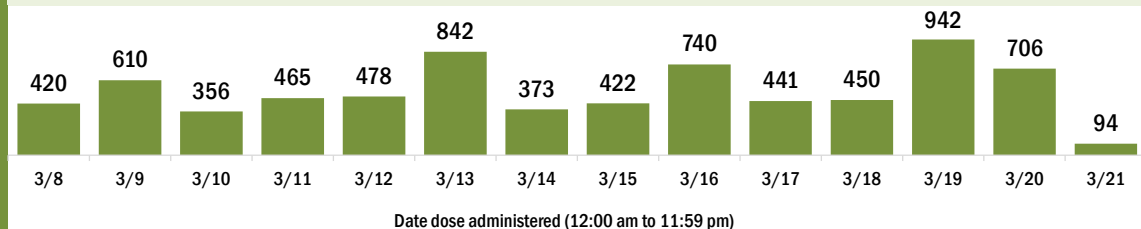
Completed 2-dose series 16,067

**First dose:** current number of people who have only received their first dose of the Moderna or Pfizer vaccine.

**Series complete:** current number of people who have received both Moderna or Pfizer vaccine doses or one Johnson & Johnson dose and are considered fully immunized.

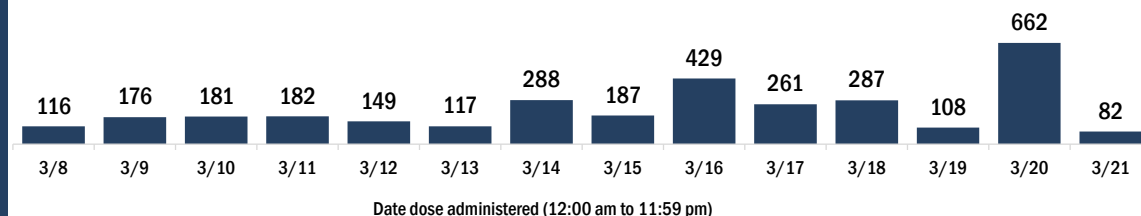
Demographic summary	First dose	Series complete	Total people vaccinated
<b>Age group</b>	<b>6,272</b>	<b>16,596</b>	<b>22,868</b>
16-24 years	102	143	245
25-34 years	187	358	545
35-44 years	419	597	1,016
45-54 years	679	742	1,421
55-64 years	2,435	1,476	3,911
65-74 years	1,524	8,018	9,542
75-84 years	711	4,085	4,796
85+ years	215	1,177	1,392
<b>Race</b>	<b>6,272</b>	<b>16,596</b>	<b>22,868</b>
White	4,928	13,376	18,304
Black	319	634	953
American Indian/Alaskan	34	40	74
Other	283	892	1,175
Unknown	708	1,654	2,362
<b>Other race</b> includes Asian, native Hawaiian/Pacific Islander, or other.			
<b>Ethnicity</b>	<b>6,272</b>	<b>16,596</b>	<b>22,868</b>
Hispanic	145	209	354
Non-Hispanic	4,671	12,478	17,149
Unknown	1,456	3,909	5,365
<b>Gender</b>	<b>6,272</b>	<b>16,596</b>	<b>22,868</b>
Female	3,656	9,258	12,914
Male	2,611	7,337	9,948
Unknown	5	1	6

## COVID-19 doses administered for the past 2 weeks

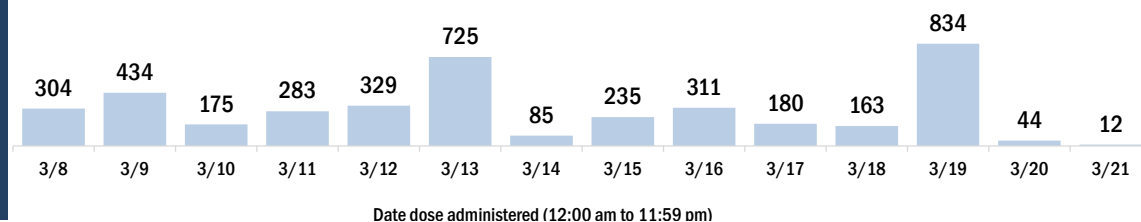


## Persons vaccinated for COVID-19 for the past 2 weeks

### Number of persons who received their first dose of a two-dose series of the COVID-19 vaccine



### Number of persons who completed the COVID-19 vaccine series



# COVID-19: Okaloosa County vaccine summary

Vaccination data through Mar 21, 2021 as of Mar 22, 2021 at 12:05 AM

Data in this report are provisional and subject to change.

Data in this summary pertain to COVID-19 vaccines approved by the U.S. Food and Drug Administration and have been issued an Emergency Use Authorization (Janssen COVID-19 Vaccine, Moderna COVID-19 Vaccine and Pfizer-BioNTech COVID-19 Vaccine). These data summarize the number of people who have received either their first dose or have completed the series for a COVID-19 vaccine. **A person can only be counted in one category, first dose or series complete.** For persons receiving Moderna or Pfizer vaccines, once they receive their second dose, they are moved from the first dose column to the series completed column. **Because of this, the total first dose category may show a change from report to report not matching the total receiving their first dose from the previous day.** Persons receiving Johnson & Johnson vaccines will always be counted in the series completed column.

## COVID-19 doses for vaccinated persons in Florida

**Doses administered** 60,102

People receiving one dose of a 1-dose series (Johnson & Johnson) or receiving only one dose of a 2-dose series (Moderna, Pfizer) count once. Persons receiving both doses of a 2-dose series count twice.

## Current status of persons vaccinated for COVID-19 in Florida

**Total people vaccinated** 36,593

First dose 11,890

Series completed 24,703

Completed 1-dose series 1,194

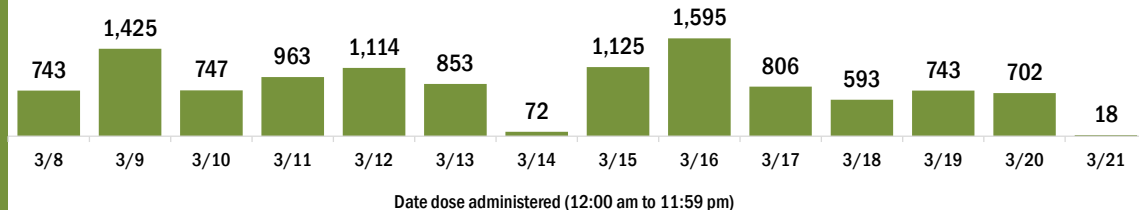
Completed 2-dose series 23,509

**First dose:** current number of people who have only received their first dose of the Moderna or Pfizer vaccine.

**Series complete:** current number of people who have received both Moderna or Pfizer vaccine doses or one Johnson & Johnson dose and are considered fully immunized.

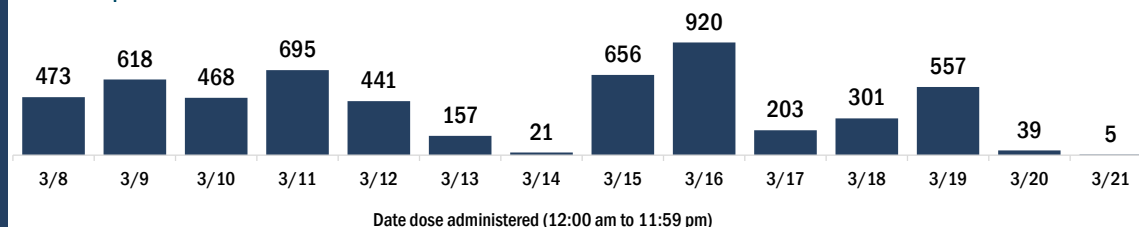
Demographic summary	First dose	Series complete	Total people vaccinated
<b>Age group</b>	<b>11,890</b>	<b>24,703</b>	<b>36,593</b>
16-24 years	227	236	463
25-34 years	560	887	1,447
35-44 years	801	1,168	1,969
45-54 years	1,171	1,458	2,629
55-64 years	3,700	2,519	6,219
65-74 years	3,220	10,147	13,367
75-84 years	1,634	6,032	7,666
85+ years	577	2,256	2,833
<b>Race</b>	<b>11,890</b>	<b>24,703</b>	<b>36,593</b>
White	7,978	17,180	25,158
Black	590	1,090	1,680
American Indian/Alaskan	48	79	127
Other	850	2,327	3,177
Unknown	2,424	4,027	6,451
<b>Other race</b> includes Asian, native Hawaiian/Pacific Islander, or other.			
<b>Ethnicity</b>	<b>11,890</b>	<b>24,703</b>	<b>36,593</b>
Hispanic	287	497	784
Non-Hispanic	7,608	13,896	21,504
Unknown	3,995	10,310	14,305
<b>Gender</b>	<b>11,890</b>	<b>24,703</b>	<b>36,593</b>
Female	6,909	14,381	21,290
Male	4,861	10,295	15,156
Unknown	120	27	147

## COVID-19 doses administered for the past 2 weeks

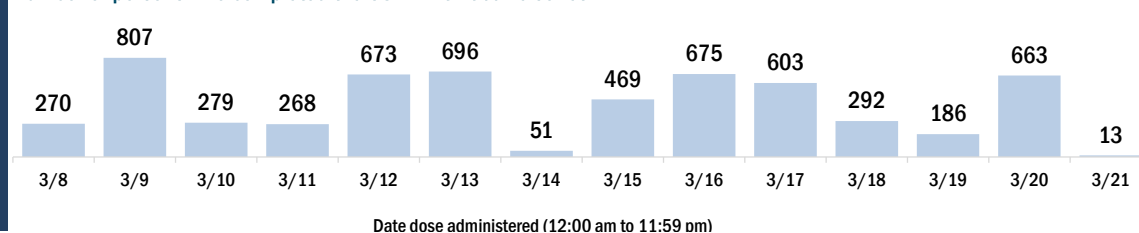


## Persons vaccinated for COVID-19 for the past 2 weeks

### Number of persons who received their first dose of a two-dose series of the COVID-19 vaccine



### Number of persons who completed the COVID-19 vaccine series



# COVID-19: Okeechobee County vaccine summary

Vaccination data through Mar 21, 2021 as of Mar 22, 2021 at 12:05 AM

Data in this report are provisional and subject to change.

Data in this summary pertain to COVID-19 vaccines approved by the U.S. Food and Drug Administration and have been issued an Emergency Use Authorization (Janssen COVID-19 Vaccine, Moderna COVID-19 Vaccine and Pfizer-BioNTech COVID-19 Vaccine). These data summarize the number of people who have received either their first dose or have completed the series for a COVID-19 vaccine. **A person can only be counted in one category, first dose or series complete.** For persons receiving Moderna or Pfizer vaccines, once they receive their second dose, they are moved from the first dose column to the series completed column. **Because of this, the total first dose category may show a change from report to report not matching the total receiving their first dose from the previous day.** Persons receiving Johnson & Johnson vaccines will always be counted in the series completed column.

## COVID-19 doses for vaccinated persons in Florida

**Doses administered** 10,469

People receiving one dose of a 1-dose series (Johnson & Johnson) or receiving only one dose of a 2-dose series (Moderna, Pfizer) count once. Persons receiving both doses of a 2-dose series count twice.

## Current status of persons vaccinated for COVID-19 in Florida

**Total people vaccinated** 6,678

First dose 2,717

Series completed 3,961

Completed 1-dose series 170

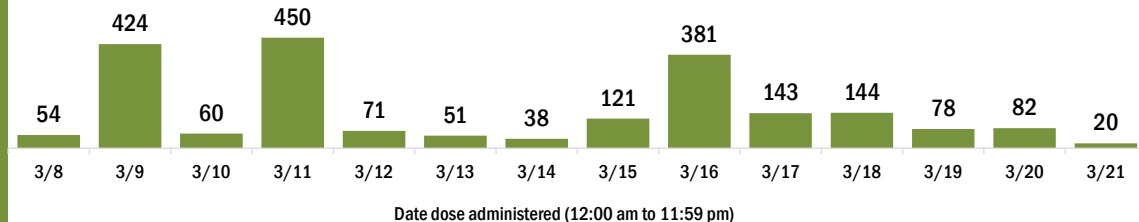
Completed 2-dose series 3,791

**First dose:** current number of people who have only received their first dose of the Moderna or Pfizer vaccine.

**Series complete:** current number of people who have received both Moderna or Pfizer vaccine doses or one Johnson & Johnson dose and are considered fully immunized.

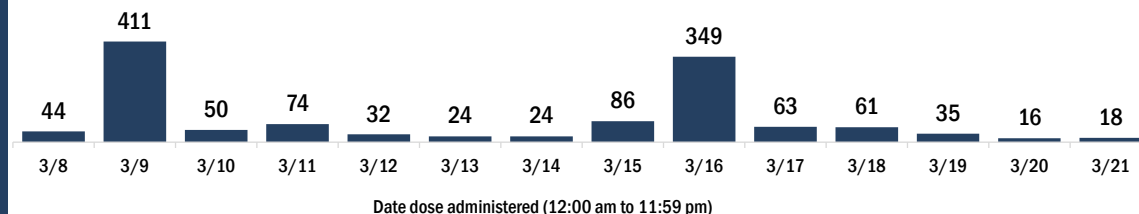
Demographic summary	First dose	Series complete	Total people vaccinated
<b>Age group</b>	<b>2,717</b>	<b>3,961</b>	<b>6,678</b>
16-24 years	24	31	55
25-34 years	71	101	172
35-44 years	94	138	232
45-54 years	132	164	296
55-64 years	453	278	731
65-74 years	1,071	1,706	2,777
75-84 years	691	1,203	1,894
85+ years	181	340	521
<b>Race</b>	<b>2,717</b>	<b>3,961</b>	<b>6,678</b>
White	2,202	3,173	5,375
Black	84	67	151
American Indian/Alaskan	9	20	29
Other	146	459	605
Unknown	276	242	518
<b>Other race</b> includes Asian, native Hawaiian/Pacific Islander, or other.			
<b>Ethnicity</b>	<b>2,717</b>	<b>3,961</b>	<b>6,678</b>
Hispanic	206	227	433
Non-Hispanic	1,787	3,075	4,862
Unknown	724	659	1,383
<b>Gender</b>	<b>2,717</b>	<b>3,961</b>	<b>6,678</b>
Female	1,487	2,250	3,737
Male	1,230	1,711	2,941
Unknown	0	0	0

## COVID-19 doses administered for the past 2 weeks

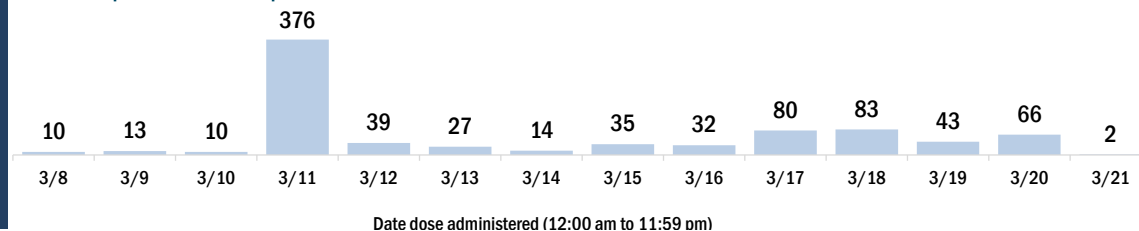


## Persons vaccinated for COVID-19 for the past 2 weeks

### Number of persons who received their first dose of a two-dose series of the COVID-19 vaccine



### Number of persons who completed the COVID-19 vaccine series



# COVID-19: Orange County vaccine summary

Vaccination data through Mar 21, 2021 as of Mar 22, 2021 at 12:05 AM

Data in this report are provisional and subject to change.

Data in this summary pertain to COVID-19 vaccines approved by the U.S. Food and Drug Administration and have been issued an Emergency Use Authorization (Janssen COVID-19 Vaccine, Moderna COVID-19 Vaccine and Pfizer-BioNTech COVID-19 Vaccine). These data summarize the number of people who have received either their first dose or have completed the series for a COVID-19 vaccine. **A person can only be counted in one category, first dose or series complete.** For persons receiving Moderna or Pfizer vaccines, once they receive their second dose, they are moved from the first dose column to the series completed column. **Because of this, the total first dose category may show a change from report to report not matching the total receiving their first dose from the previous day.** Persons receiving Johnson & Johnson vaccines will always be counted in the series completed column.

## COVID-19 doses for vaccinated persons in Florida

**Doses administered** 352,749

People receiving one dose of a 1-dose series (Johnson & Johnson) or receiving only one dose of a 2-dose series (Moderna, Pfizer) count once. Persons receiving both doses of a 2-dose series count twice.

## Current status of persons vaccinated for COVID-19 in Florida

**Total people vaccinated** 243,891

First dose 121,572

Series completed 122,319

Completed 1-dose series 13,461

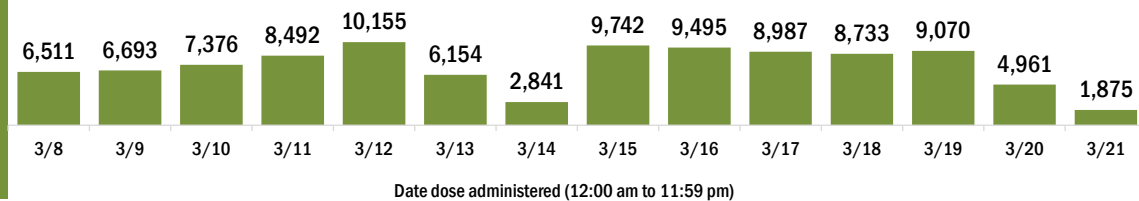
Completed 2-dose series 108,858

**First dose:** current number of people who have only received their first dose of the Moderna or Pfizer vaccine.

**Series complete:** current number of people who have received both Moderna or Pfizer vaccine doses or one Johnson & Johnson dose and are considered fully immunized.

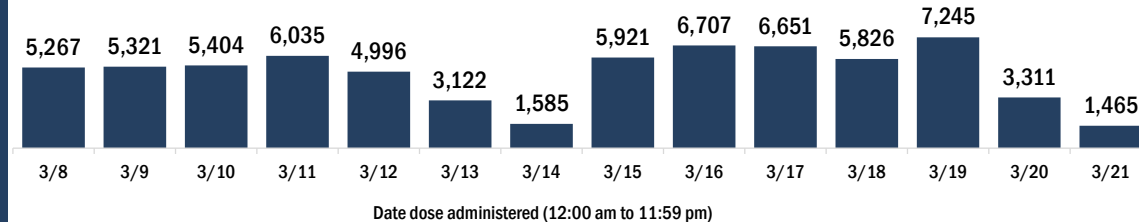
Demographic summary	First dose	Series complete	Total people vaccinated
<b>Age group</b>	121,572	122,319	243,891
16-24 years	5,078	2,689	7,767
25-34 years	11,803	8,464	20,267
35-44 years	15,125	10,282	25,407
45-54 years	17,740	10,564	28,304
55-64 years	33,445	12,850	46,295
65-74 years	22,460	47,084	69,544
75-84 years	10,875	22,127	33,002
85+ years	5,046	8,259	13,305
<b>Race</b>	121,572	122,319	243,891
White	66,904	74,671	141,575
Black	10,144	10,193	20,337
American Indian/Alaskan	384	363	747
Other	18,826	25,919	44,745
Unknown	25,314	11,173	36,487
<b>Other race</b> includes Asian, native Hawaiian/Pacific Islander, or other.			
<b>Ethnicity</b>	121,572	122,319	243,891
Hispanic	10,442	15,247	25,689
Non-Hispanic	53,598	62,387	115,985
Unknown	57,532	44,685	102,217
<b>Gender</b>	121,572	122,319	243,891
Female	69,472	71,952	141,424
Male	49,956	49,657	99,613
Unknown	2,144	710	2,854

## COVID-19 doses administered for the past 2 weeks

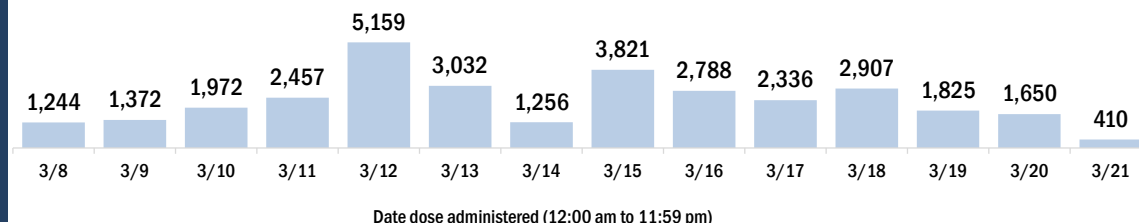


## Persons vaccinated for COVID-19 for the past 2 weeks

### Number of persons who received their first dose of a two-dose series of the COVID-19 vaccine



### Number of persons who completed the COVID-19 vaccine series



# COVID-19: Osceola County vaccine summary

Vaccination data through Mar 21, 2021 as of Mar 22, 2021 at 12:05 AM

Data in this report are provisional and subject to change.

Data in this summary pertain to COVID-19 vaccines approved by the U.S. Food and Drug Administration and have been issued an Emergency Use Authorization (Janssen COVID-19 Vaccine, Moderna COVID-19 Vaccine and Pfizer-BioNTech COVID-19 Vaccine). These data summarize the number of people who have received either their first dose or have completed the series for a COVID-19 vaccine. **A person can only be counted in one category, first dose or series complete.** For persons receiving Moderna or Pfizer vaccines, once they receive their second dose, they are moved from the first dose column to the series completed column. **Because of this, the total first dose category may show a change from report to report not matching the total receiving their first dose from the previous day.** Persons receiving Johnson & Johnson vaccines will always be counted in the series completed column.

## COVID-19 doses for vaccinated persons in Florida

**Doses administered** 87,794

People receiving one dose of a 1-dose series (Johnson & Johnson) or receiving only one dose of a 2-dose series (Moderna, Pfizer) count once. Persons receiving both doses of a 2-dose series count twice.

## Current status of persons vaccinated for COVID-19 in Florida

**Total people vaccinated** 60,216

First dose 29,941

Series completed 30,275

Completed 1-dose series 2,697

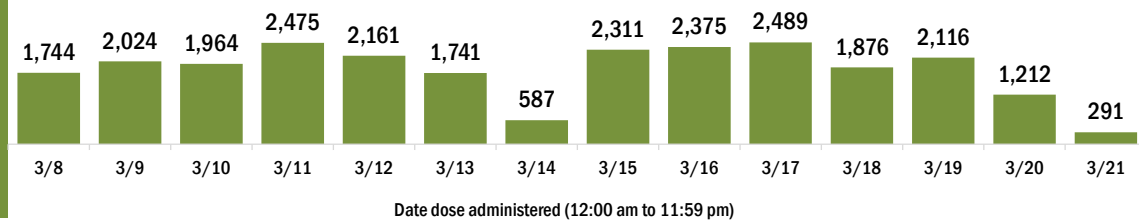
Completed 2-dose series 27,578

**First dose:** current number of people who have only received their first dose of the Moderna or Pfizer vaccine.

**Series complete:** current number of people who have received both Moderna or Pfizer vaccine doses or one Johnson & Johnson dose and are considered fully immunized.

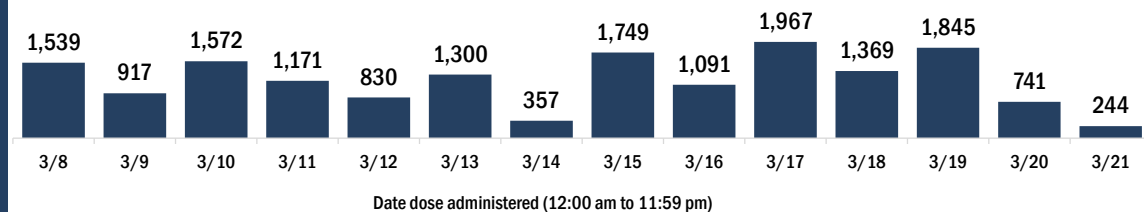
Demographic summary	First dose	Series complete	Total people vaccinated
<b>Age group</b>	29,941	30,275	60,216
16-24 years	877	470	1,347
25-34 years	2,026	1,335	3,361
35-44 years	2,635	1,812	4,447
45-54 years	3,652	2,241	5,893
55-64 years	7,814	2,813	10,627
65-74 years	7,962	13,235	21,197
75-84 years	3,889	6,446	10,335
85+ years	1,086	1,923	3,009
<b>Race</b>	29,941	30,275	60,216
White	16,014	18,762	34,776
Black	1,694	1,702	3,396
American Indian/Alaskan	134	196	330
Other	4,846	6,718	11,564
Unknown	7,253	2,897	10,150
<b>Other race</b> includes Asian, native Hawaiian/Pacific Islander, or other.			
<b>Ethnicity</b>	29,941	30,275	60,216
Hispanic	6,969	8,247	15,216
Non-Hispanic	9,178	14,431	23,609
Unknown	13,794	7,597	21,391
<b>Gender</b>	29,941	30,275	60,216
Female	17,731	17,881	35,612
Male	12,068	12,369	24,437
Unknown	142	25	167

## COVID-19 doses administered for the past 2 weeks

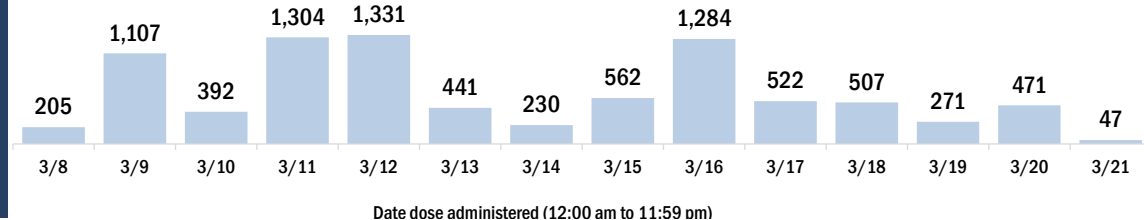


## Persons vaccinated for COVID-19 for the past 2 weeks

### Number of persons who received their first dose of a two-dose series of the COVID-19 vaccine



### Number of persons who completed the COVID-19 vaccine series





# COVID-19: Palm Beach County vaccine summary

Vaccination data through Mar 21, 2021 as of Mar 22, 2021 at 12:05 AM

Data in this report are provisional and subject to change.

Data in this summary pertain to COVID-19 vaccines approved by the U.S. Food and Drug Administration and have been issued an Emergency Use Authorization (Janssen COVID-19 Vaccine, Moderna COVID-19 Vaccine and Pfizer-BioNTech COVID-19 Vaccine). These data summarize the number of people who have received either their first dose or have completed the series for a COVID-19 vaccine. **A person can only be counted in one category, first dose or series complete.** For persons receiving Moderna or Pfizer vaccines, once they receive their second dose, they are moved from the first dose column to the series completed column. **Because of this, the total first dose category may show a change from report to report not matching the total receiving their first dose from the previous day.** Persons receiving Johnson & Johnson vaccines will always be counted in the series completed column.

## COVID-19 doses for vaccinated persons in Florida

**Doses administered** 615,942

People receiving one dose of a 1-dose series (Johnson & Johnson) or receiving only one dose of a 2-dose series (Moderna, Pfizer) count once. Persons receiving both doses of a 2-dose series count twice.

## Current status of persons vaccinated for COVID-19 in Florida

**Total people vaccinated** 378,724

First dose 131,345

Series completed 247,379

Completed 1-dose series 10,161

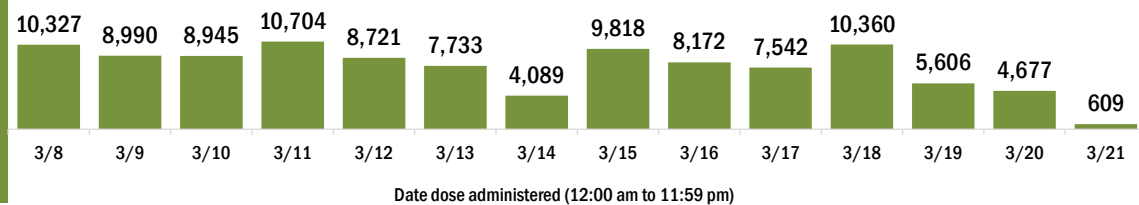
Completed 2-dose series 237,218

**First dose:** current number of people who have only received their first dose of the Moderna or Pfizer vaccine.

**Series complete:** current number of people who have received both Moderna or Pfizer vaccine doses or one Johnson & Johnson dose and are considered fully immunized.

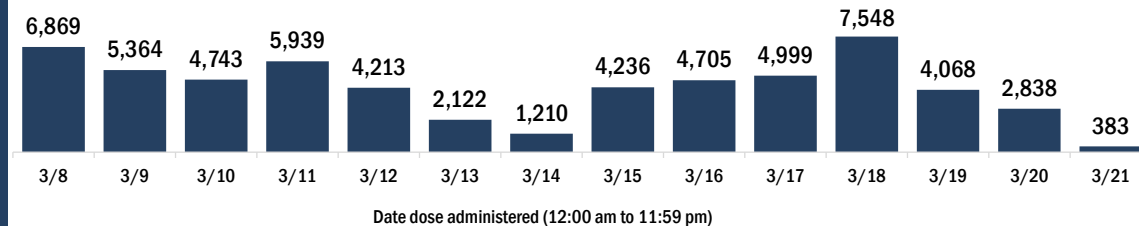
Demographic summary	First dose	Series complete	Total people vaccinated
<b>Age group</b>	<b>131,345</b>	<b>247,379</b>	<b>378,724</b>
16-24 years	2,732	1,965	4,697
25-34 years	5,969	6,133	12,102
35-44 years	8,917	8,719	17,636
45-54 years	14,129	12,489	26,618
55-64 years	32,784	20,600	53,384
65-74 years	34,162	97,913	132,075
75-84 years	22,615	70,796	93,411
85+ years	10,037	28,764	38,801
<b>Race</b>	<b>131,345</b>	<b>247,379</b>	<b>378,724</b>
White	83,381	167,012	250,393
Black	7,891	10,313	18,204
American Indian/Alaskan	422	660	1,082
Other	10,235	22,131	32,366
Unknown	29,416	47,263	76,679
<b>Other race</b> includes Asian, native Hawaiian/Pacific Islander, or other.			
<b>Ethnicity</b>	<b>131,345</b>	<b>247,379</b>	<b>378,724</b>
Hispanic	11,648	12,628	24,276
Non-Hispanic	62,399	138,026	200,425
Unknown	57,298	96,725	154,023
<b>Gender</b>	<b>131,345</b>	<b>247,379</b>	<b>378,724</b>
Female	76,143	144,391	220,534
Male	54,780	102,886	157,666
Unknown	422	102	524

## COVID-19 doses administered for the past 2 weeks

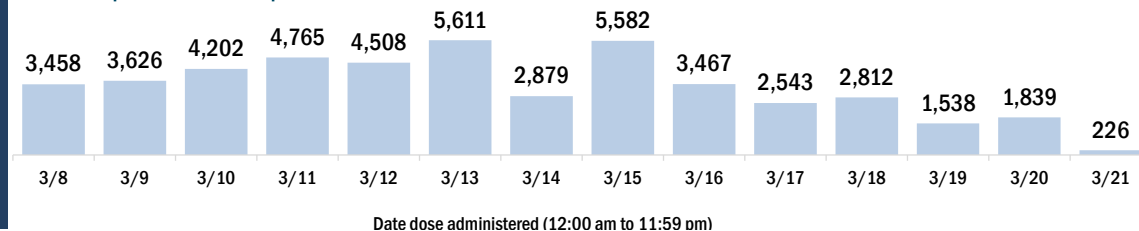


## Persons vaccinated for COVID-19 for the past 2 weeks

### Number of persons who received their first dose of a two-dose series of the COVID-19 vaccine



### Number of persons who completed the COVID-19 vaccine series



# COVID-19: Pasco County vaccine summary

Vaccination data through Mar 21, 2021 as of Mar 22, 2021 at 12:05 AM

Data in this report are provisional and subject to change.

Data in this summary pertain to COVID-19 vaccines approved by the U.S. Food and Drug Administration and have been issued an Emergency Use Authorization (Janssen COVID-19 Vaccine, Moderna COVID-19 Vaccine and Pfizer-BioNTech COVID-19 Vaccine). These data summarize the number of people who have received either their first dose or have completed the series for a COVID-19 vaccine. **A person can only be counted in one category, first dose or series complete.** For persons receiving Moderna or Pfizer vaccines, once they receive their second dose, they are moved from the first dose column to the series completed column. **Because of this, the total first dose category may show a change from report to report not matching the total receiving their first dose from the previous day.** Persons receiving Johnson & Johnson vaccines will always be counted in the series completed column.

## COVID-19 doses for vaccinated persons in Florida

**Doses administered** 166,340

People receiving one dose of a 1-dose series (Johnson & Johnson) or receiving only one dose of a 2-dose series (Moderna, Pfizer) count once. Persons receiving both doses of a 2-dose series count twice.

## Current status of persons vaccinated for COVID-19 in Florida

**Total people vaccinated** 111,696

First dose 53,759

Series completed 57,937

Completed 1-dose series 3,293

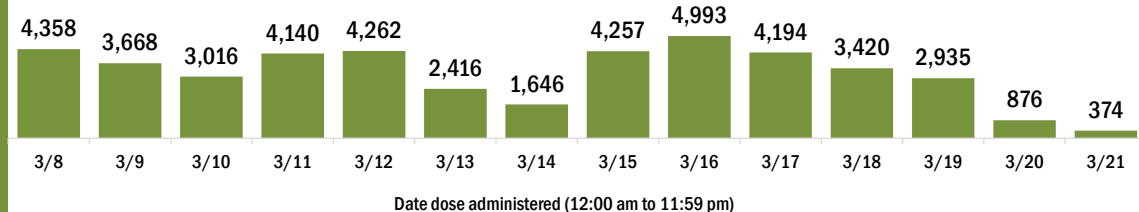
Completed 2-dose series 54,644

**First dose:** current number of people who have only received their first dose of the Moderna or Pfizer vaccine.

**Series complete:** current number of people who have received both Moderna or Pfizer vaccine doses or one Johnson & Johnson dose and are considered fully immunized.

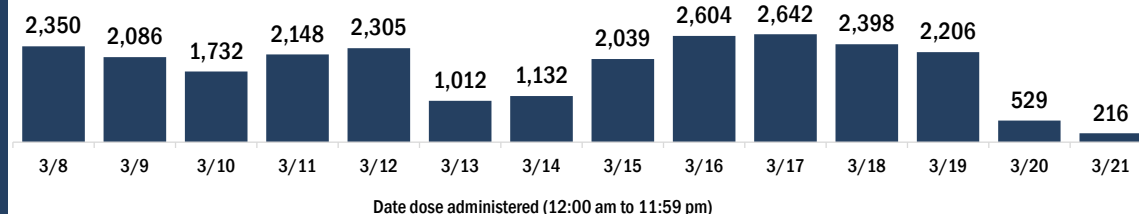
Demographic summary	First dose	Series complete	Total people vaccinated
<b>Age group</b>	<b>53,759</b>	<b>57,937</b>	<b>111,696</b>
16-24 years	999	680	1,679
25-34 years	1,865	2,157	4,022
35-44 years	3,266	3,134	6,400
45-54 years	4,693	4,017	8,710
55-64 years	10,939	5,117	16,056
65-74 years	17,263	24,035	41,298
75-84 years	11,396	14,293	25,689
85+ years	3,338	4,504	7,842
<b>Race</b>	<b>53,759</b>	<b>57,937</b>	<b>111,696</b>
White	40,407	43,833	84,240
Black	1,415	1,407	2,822
American Indian/Alaskan	203	172	375
Other	4,309	6,448	10,757
Unknown	7,425	6,077	13,502
<b>Other race</b> includes Asian, native Hawaiian/Pacific Islander, or other.			
<b>Ethnicity</b>	<b>53,759</b>	<b>57,937</b>	<b>111,696</b>
Hispanic	2,663	2,510	5,173
Non-Hispanic	30,424	34,236	64,660
Unknown	20,672	21,191	41,863
<b>Gender</b>	<b>53,759</b>	<b>57,937</b>	<b>111,696</b>
Female	31,968	34,454	66,422
Male	21,644	23,418	45,062
Unknown	147	65	212

## COVID-19 doses administered for the past 2 weeks

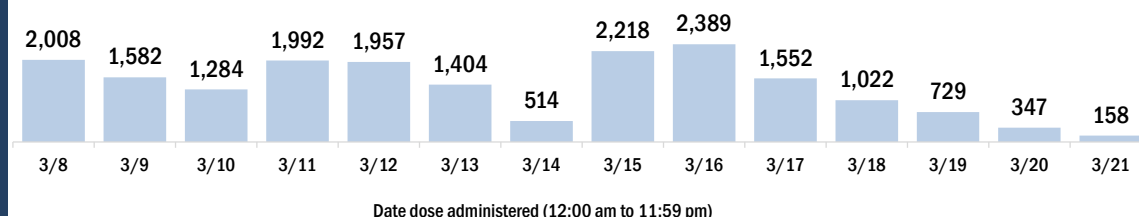


## Persons vaccinated for COVID-19 for the past 2 weeks

### Number of persons who received their first dose of a two-dose series of the COVID-19 vaccine



### Number of persons who completed the COVID-19 vaccine series



# COVID-19: Pinellas County vaccine summary

Vaccination data through Mar 21, 2021 as of Mar 22, 2021 at 12:05 AM

Data in this report are provisional and subject to change.

Data in this summary pertain to COVID-19 vaccines approved by the U.S. Food and Drug Administration and have been issued an Emergency Use Authorization (Janssen COVID-19 Vaccine, Moderna COVID-19 Vaccine and Pfizer-BioNTech COVID-19 Vaccine). These data summarize the number of people who have received either their first dose or have completed the series for a COVID-19 vaccine. **A person can only be counted in one category, first dose or series complete.** For persons receiving Moderna or Pfizer vaccines, once they receive their second dose, they are moved from the first dose column to the series completed column. **Because of this, the total first dose category may show a change from report to report not matching the total receiving their first dose from the previous day.** Persons receiving Johnson & Johnson vaccines will always be counted in the series completed column.

## COVID-19 doses for vaccinated persons in Florida

**Doses administered** 375,755

People receiving one dose of a 1-dose series (Johnson & Johnson) or receiving only one dose of a 2-dose series (Moderna, Pfizer) count once. Persons receiving both doses of a 2-dose series count twice.

## Current status of persons vaccinated for COVID-19 in Florida

**Total people vaccinated** 246,203

First dose 110,725

Series completed 135,478

Completed 1-dose series 5,926

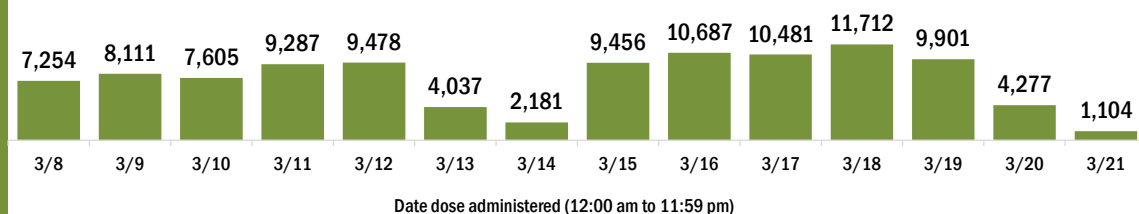
Completed 2-dose series 129,552

**First dose:** current number of people who have only received their first dose of the Moderna or Pfizer vaccine.

**Series complete:** current number of people who have received both Moderna or Pfizer vaccine doses or one Johnson & Johnson dose and are considered fully immunized.

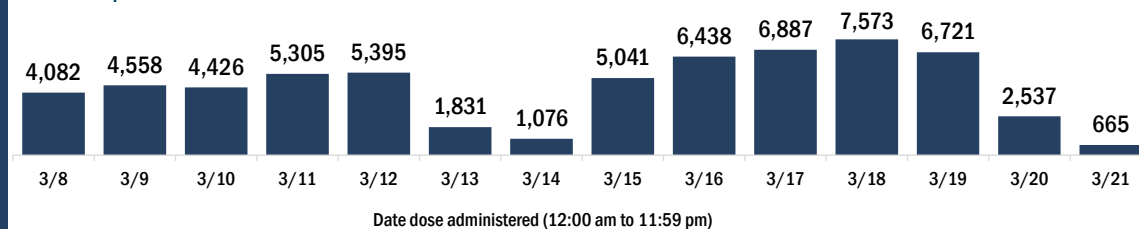
Demographic summary	First dose	Series complete	Total people vaccinated
<b>Age group</b>	<b>110,725</b>	<b>135,478</b>	<b>246,203</b>
16-24 years	2,033	1,262	3,295
25-34 years	4,851	5,244	10,095
35-44 years	6,361	6,365	12,726
45-54 years	9,176	7,924	17,100
55-64 years	29,149	13,168	42,317
65-74 years	33,194	58,507	91,701
75-84 years	18,844	30,709	49,553
85+ years	7,117	12,299	19,416
<b>Race</b>	<b>110,725</b>	<b>135,478</b>	<b>246,203</b>
White	80,026	101,764	181,790
Black	5,656	5,046	10,702
American Indian/Alaskan	305	275	580
Other	7,530	11,723	19,253
Unknown	17,208	16,670	33,878
<b>Other race</b> includes Asian, native Hawaiian/Pacific Islander, or other.			
<b>Ethnicity</b>	<b>110,725</b>	<b>135,478</b>	<b>246,203</b>
Hispanic	2,836	3,818	6,654
Non-Hispanic	63,224	77,734	140,958
Unknown	44,665	53,926	98,591
<b>Gender</b>	<b>110,725</b>	<b>135,478</b>	<b>246,203</b>
Female	65,159	80,213	145,372
Male	45,205	54,996	100,201
Unknown	361	269	630

## COVID-19 doses administered for the past 2 weeks

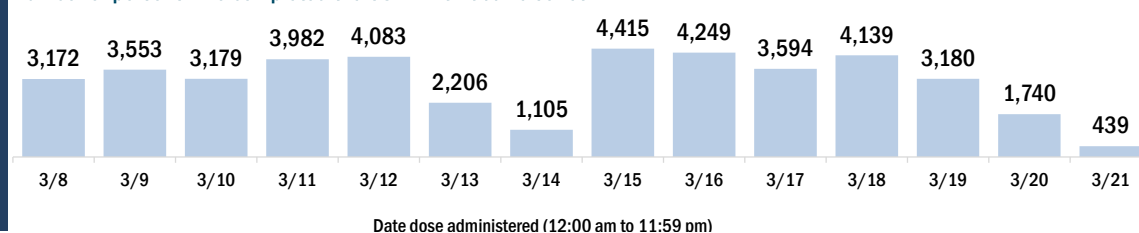


## Persons vaccinated for COVID-19 for the past 2 weeks

### Number of persons who received their first dose of a two-dose series of the COVID-19 vaccine



### Number of persons who completed the COVID-19 vaccine series



# COVID-19: Polk County vaccine summary

Vaccination data through Mar 21, 2021 as of Mar 22, 2021 at 12:05 AM

Data in this report are provisional and subject to change.

Data in this summary pertain to COVID-19 vaccines approved by the U.S. Food and Drug Administration and have been issued an Emergency Use Authorization (Janssen COVID-19 Vaccine, Moderna COVID-19 Vaccine and Pfizer-BioNTech COVID-19 Vaccine). These data summarize the number of people who have received either their first dose or have completed the series for a COVID-19 vaccine. **A person can only be counted in one category, first dose or series complete.** For persons receiving Moderna or Pfizer vaccines, once they receive their second dose, they are moved from the first dose column to the series completed column. **Because of this, the total first dose category may show a change from report to report not matching the total receiving their first dose from the previous day.** Persons receiving Johnson & Johnson vaccines will always be counted in the series completed column.

## COVID-19 doses for vaccinated persons in Florida

**Doses administered** 192,533

People receiving one dose of a 1-dose series (Johnson & Johnson) or receiving only one dose of a 2-dose series (Moderna, Pfizer) count once. Persons receiving both doses of a 2-dose series count twice.

## Current status of persons vaccinated for COVID-19 in Florida

**Total people vaccinated** 134,887

First dose 74,595

Series completed 60,292

Completed 1-dose series 2,646

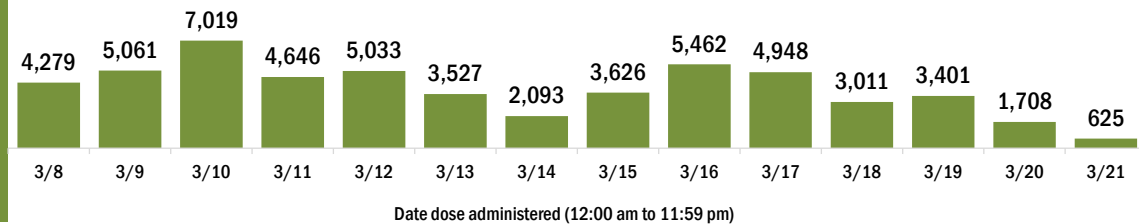
Completed 2-dose series 57,646

**First dose:** current number of people who have only received their first dose of the Moderna or Pfizer vaccine.

**Series complete:** current number of people who have received both Moderna or Pfizer vaccine doses or one Johnson & Johnson dose and are considered fully immunized.

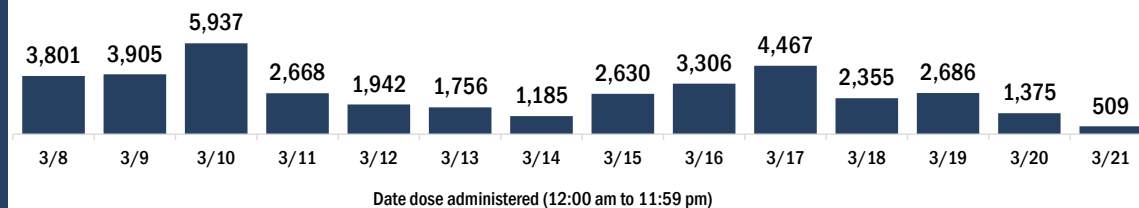
Demographic summary	First dose	Series complete	Total people vaccinated
<b>Age group</b>	<b>74,595</b>	<b>60,292</b>	<b>134,887</b>
16-24 years	1,162	591	1,753
25-34 years	2,934	1,982	4,916
35-44 years	4,226	2,768	6,994
45-54 years	5,787	3,837	9,624
55-64 years	14,531	5,564	20,095
65-74 years	25,148	25,658	50,806
75-84 years	16,020	15,343	31,363
85+ years	4,787	4,549	9,336
<b>Race</b>	<b>74,595</b>	<b>60,292</b>	<b>134,887</b>
White	52,104	44,486	96,590
Black	4,859	3,760	8,619
American Indian/Alaskan	453	310	763
Other	4,881	4,911	9,792
Unknown	12,298	6,825	19,123
<b>Other race</b> includes Asian, native Hawaiian/Pacific Islander, or other.			
<b>Ethnicity</b>	<b>74,595</b>	<b>60,292</b>	<b>134,887</b>
Hispanic	5,782	3,701	9,483
Non-Hispanic	40,500	35,638	76,138
Unknown	28,313	20,953	49,266
<b>Gender</b>	<b>74,595</b>	<b>60,292</b>	<b>134,887</b>
Female	42,784	35,191	77,975
Male	31,561	25,080	56,641
Unknown	250	21	271

## COVID-19 doses administered for the past 2 weeks

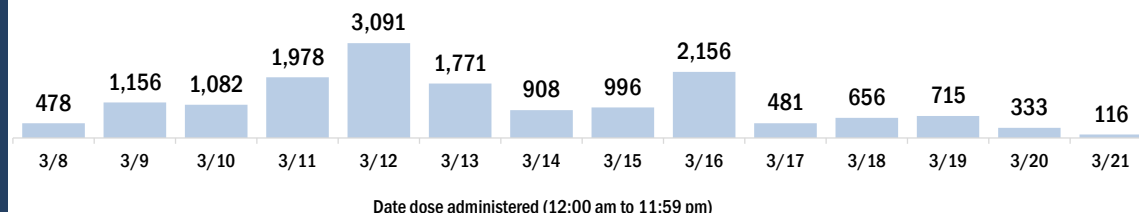


## Persons vaccinated for COVID-19 for the past 2 weeks

### Number of persons who received their first dose of a two-dose series of the COVID-19 vaccine



### Number of persons who completed the COVID-19 vaccine series



# COVID-19: Putnam County vaccine summary

Vaccination data through Mar 21, 2021 as of Mar 22, 2021 at 12:05 AM

Data in this report are provisional and subject to change.

Data in this summary pertain to COVID-19 vaccines approved by the U.S. Food and Drug Administration and have been issued an Emergency Use Authorization (Janssen COVID-19 Vaccine, Moderna COVID-19 Vaccine and Pfizer-BioNTech COVID-19 Vaccine). These data summarize the number of people who have received either their first dose or have completed the series for a COVID-19 vaccine. **A person can only be counted in one category, first dose or series complete.** For persons receiving Moderna or Pfizer vaccines, once they receive their second dose, they are moved from the first dose column to the series completed column. **Because of this, the total first dose category may show a change from report to report not matching the total receiving their first dose from the previous day.** Persons receiving Johnson & Johnson vaccines will always be counted in the series completed column.

## COVID-19 doses for vaccinated persons in Florida

**Doses administered** 18,048

People receiving one dose of a 1-dose series (Johnson & Johnson) or receiving only one dose of a 2-dose series (Moderna, Pfizer) count once. Persons receiving both doses of a 2-dose series count twice.

## Current status of persons vaccinated for COVID-19 in Florida

**Total people vaccinated** 11,627

First dose 5,122

Series completed 6,505

Completed 1-dose series 84

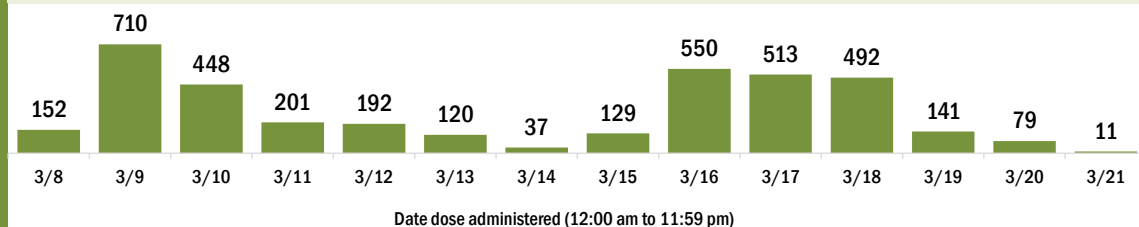
Completed 2-dose series 6,421

**First dose:** current number of people who have only received their first dose of the Moderna or Pfizer vaccine.

**Series complete:** current number of people who have received both Moderna or Pfizer vaccine doses or one Johnson & Johnson dose and are considered fully immunized.

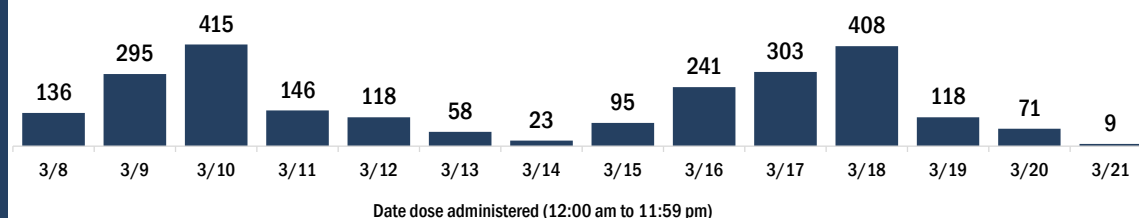
Demographic summary	First dose	Series complete	Total people vaccinated
<b>Age group</b>	<b>5,122</b>	<b>6,505</b>	<b>11,627</b>
16-24 years	48	53	101
25-34 years	138	133	271
35-44 years	176	187	363
45-54 years	368	272	640
55-64 years	1,156	534	1,690
65-74 years	1,912	3,022	4,934
75-84 years	975	1,758	2,733
85+ years	349	546	895
<b>Race</b>	<b>5,122</b>	<b>6,505</b>	<b>11,627</b>
White	3,897	5,155	9,052
Black	548	405	953
American Indian/Alaskan	54	40	94
Other	364	442	806
Unknown	259	463	722
<b>Other race</b> includes Asian, native Hawaiian/Pacific Islander, or other.			
<b>Ethnicity</b>	<b>5,122</b>	<b>6,505</b>	<b>11,627</b>
Hispanic	197	150	347
Non-Hispanic	3,842	4,769	8,611
Unknown	1,083	1,586	2,669
<b>Gender</b>	<b>5,122</b>	<b>6,505</b>	<b>11,627</b>
Female	2,912	3,727	6,639
Male	2,205	2,775	4,980
Unknown	5	3	8

## COVID-19 doses administered for the past 2 weeks

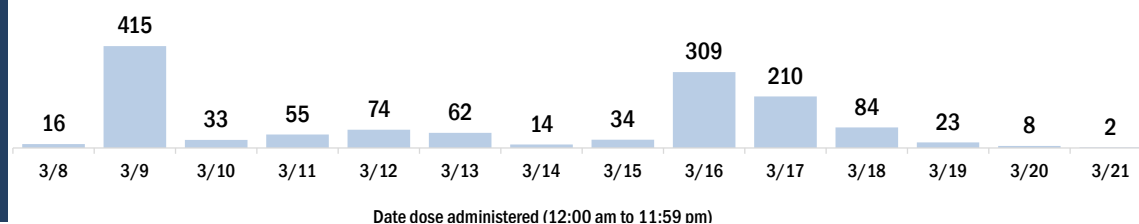


## Persons vaccinated for COVID-19 for the past 2 weeks

### Number of persons who received their first dose of a two-dose series of the COVID-19 vaccine



### Number of persons who completed the COVID-19 vaccine series



# COVID-19: Santa Rosa County vaccine summary

Vaccination data through Mar 21, 2021 as of Mar 22, 2021 at 12:05 AM

Data in this report are provisional and subject to change.

Data in this summary pertain to COVID-19 vaccines approved by the U.S. Food and Drug Administration and have been issued an Emergency Use Authorization (Janssen COVID-19 Vaccine, Moderna COVID-19 Vaccine and Pfizer-BioNTech COVID-19 Vaccine). These data summarize the number of people who have received either their first dose or have completed the series for a COVID-19 vaccine. **A person can only be counted in one category, first dose or series complete.** For persons receiving Moderna or Pfizer vaccines, once they receive their second dose, they are moved from the first dose column to the series completed column. **Because of this, the total first dose category may show a change from report to report not matching the total receiving their first dose from the previous day.** Persons receiving Johnson & Johnson vaccines will always be counted in the series completed column.

## COVID-19 doses for vaccinated persons in Florida

**Doses administered** 56,952

People receiving one dose of a 1-dose series (Johnson & Johnson) or receiving only one dose of a 2-dose series (Moderna, Pfizer) count once. Persons receiving both doses of a 2-dose series count twice.

## Current status of persons vaccinated for COVID-19 in Florida

**Total people vaccinated** 36,333

First dose 15,094

Series completed 21,239

Completed 1-dose series 620

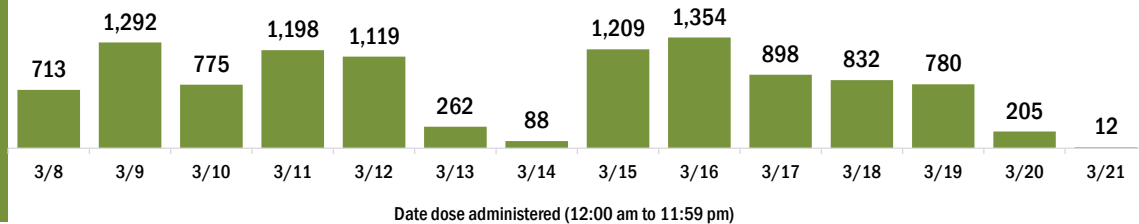
Completed 2-dose series 20,619

**First dose:** current number of people who have only received their first dose of the Moderna or Pfizer vaccine.

**Series complete:** current number of people who have received both Moderna or Pfizer vaccine doses or one Johnson & Johnson dose and are considered fully immunized.

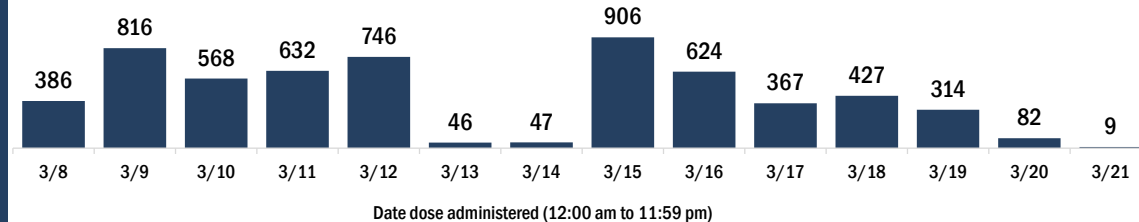
Demographic summary	First dose	Series complete	Total people vaccinated
<b>Age group</b>	15,094	21,239	36,333
16-24 years	308	246	554
25-34 years	692	763	1,455
35-44 years	1,050	1,204	2,254
45-54 years	1,684	1,549	3,233
55-64 years	3,927	2,482	6,409
65-74 years	4,597	9,032	13,629
75-84 years	2,183	4,630	6,813
85+ years	653	1,333	1,986
<b>Race</b>	15,094	21,239	36,333
White	10,252	16,060	26,312
Black	486	520	1,006
American Indian/Alaskan	103	116	219
Other	980	1,519	2,499
Unknown	3,273	3,024	6,297
<b>Other race</b> includes Asian, native Hawaiian/Pacific Islander, or other.			
<b>Ethnicity</b>	15,094	21,239	36,333
Hispanic	364	312	676
Non-Hispanic	8,944	12,982	21,926
Unknown	5,786	7,945	13,731
<b>Gender</b>	15,094	21,239	36,333
Female	8,778	12,148	20,926
Male	6,304	9,091	15,395
Unknown	12	0	12

## COVID-19 doses administered for the past 2 weeks

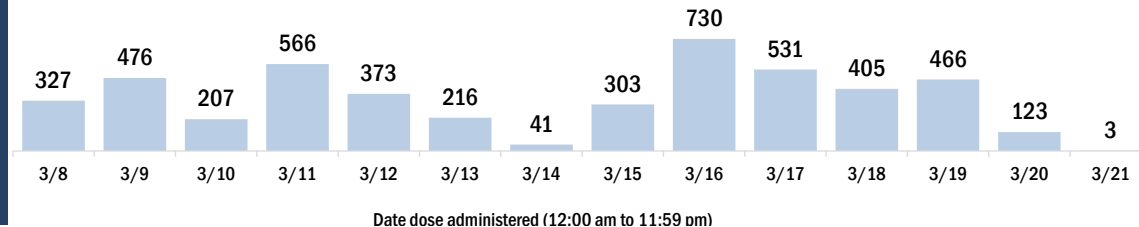


## Persons vaccinated for COVID-19 for the past 2 weeks

### Number of persons who received their first dose of a two-dose series of the COVID-19 vaccine



### Number of persons who completed the COVID-19 vaccine series





# COVID-19: Sarasota County vaccine summary

Vaccination data through Mar 21, 2021 as of Mar 22, 2021 at 12:05 AM

Data in this report are provisional and subject to change.

Data in this summary pertain to COVID-19 vaccines approved by the U.S. Food and Drug Administration and have been issued an Emergency Use Authorization (Janssen COVID-19 Vaccine, Moderna COVID-19 Vaccine and Pfizer-BioNTech COVID-19 Vaccine). These data summarize the number of people who have received either their first dose or have completed the series for a COVID-19 vaccine. **A person can only be counted in one category, first dose or series complete.** For persons receiving Moderna or Pfizer vaccines, once they receive their second dose, they are moved from the first dose column to the series completed column. **Because of this, the total first dose category may show a change from report to report not matching the total receiving their first dose from the previous day.** Persons receiving Johnson & Johnson vaccines will always be counted in the series completed column.

## COVID-19 doses for vaccinated persons in Florida

**Doses administered** 221,066

People receiving one dose of a 1-dose series (Johnson & Johnson) or receiving only one dose of a 2-dose series (Moderna, Pfizer) count once. Persons receiving both doses of a 2-dose series count twice.

## Current status of persons vaccinated for COVID-19 in Florida

**Total people vaccinated** 152,122

First dose 80,157

Series completed 71,965

Completed 1-dose series 3,021

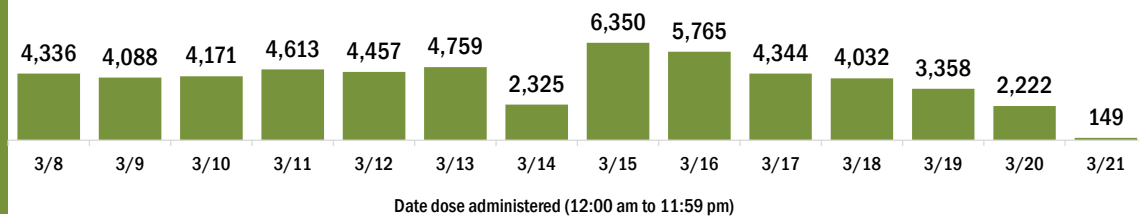
Completed 2-dose series 68,944

**First dose:** current number of people who have only received their first dose of the Moderna or Pfizer vaccine.

**Series complete:** current number of people who have received both Moderna or Pfizer vaccine doses or one Johnson & Johnson dose and are considered fully immunized.

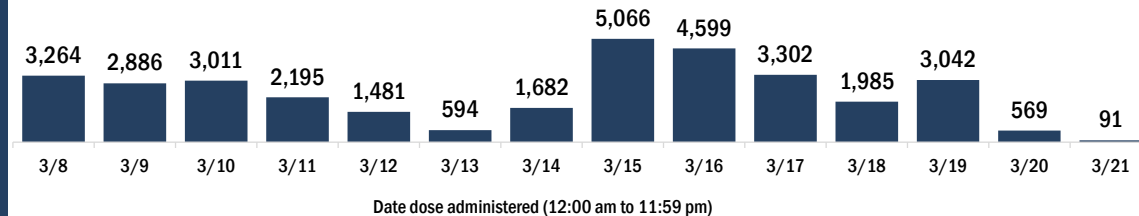
Demographic summary	First dose	Series complete	Total people vaccinated
<b>Age group</b>	80,157	71,965	152,122
16-24 years	680	579	1,259
25-34 years	1,134	1,757	2,891
35-44 years	1,600	2,309	3,909
45-54 years	2,577	3,726	6,303
55-64 years	9,854	6,258	16,112
65-74 years	33,100	31,537	64,637
75-84 years	23,804	18,266	42,070
85+ years	7,408	7,533	14,941
<b>Race</b>	80,157	71,965	152,122
White	65,899	54,780	120,679
Black	752	838	1,590
American Indian/Alaskan	241	304	545
Other	3,420	7,054	10,474
Unknown	9,845	8,989	18,834
<b>Other race</b> includes Asian, native Hawaiian/Pacific Islander, or other.			
<b>Ethnicity</b>	80,157	71,965	152,122
Hispanic	1,599	1,288	2,887
Non-Hispanic	53,717	45,281	98,998
Unknown	24,841	25,396	50,237
<b>Gender</b>	80,157	71,965	152,122
Female	44,678	41,631	86,309
Male	35,366	30,287	65,653
Unknown	113	47	160

## COVID-19 doses administered for the past 2 weeks

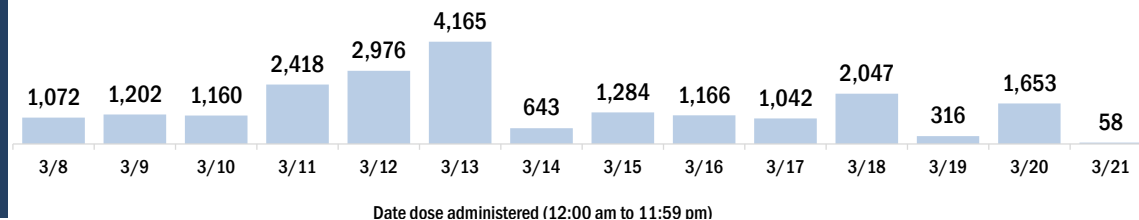


## Persons vaccinated for COVID-19 for the past 2 weeks

### Number of persons who received their first dose of a two-dose series of the COVID-19 vaccine



### Number of persons who completed the COVID-19 vaccine series





# COVID-19: Seminole County vaccine summary

Vaccination data through Mar 21, 2021 as of Mar 22, 2021 at 12:05 AM

Data in this report are provisional and subject to change.

Data in this summary pertain to COVID-19 vaccines approved by the U.S. Food and Drug Administration and have been issued an Emergency Use Authorization (Janssen COVID-19 Vaccine, Moderna COVID-19 Vaccine and Pfizer-BioNTech COVID-19 Vaccine). These data summarize the number of people who have received either their first dose or have completed the series for a COVID-19 vaccine. **A person can only be counted in one category, first dose or series complete.** For persons receiving Moderna or Pfizer vaccines, once they receive their second dose, they are moved from the first dose column to the series completed column. **Because of this, the total first dose category may show a change from report to report not matching the total receiving their first dose from the previous day.** Persons receiving Johnson & Johnson vaccines will always be counted in the series completed column.

## COVID-19 doses for vaccinated persons in Florida

**Doses administered** 139,749

People receiving one dose of a 1-dose series (Johnson & Johnson) or receiving only one dose of a 2-dose series (Moderna, Pfizer) count once. Persons receiving both doses of a 2-dose series count twice.

## Current status of persons vaccinated for COVID-19 in Florida

**Total people vaccinated** 89,584

First dose 35,578

Series completed 54,006

Completed 1-dose series 3,841

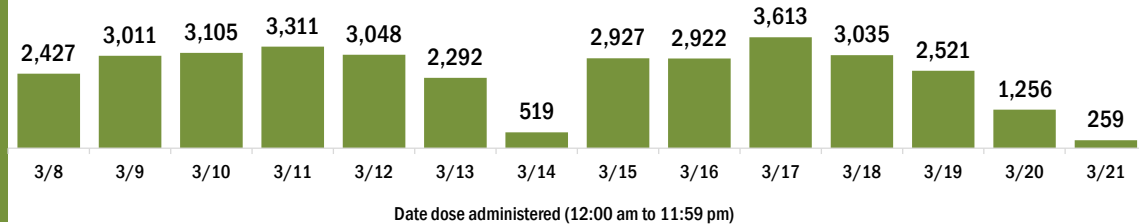
Completed 2-dose series 50,165

**First dose:** current number of people who have only received their first dose of the Moderna or Pfizer vaccine.

**Series complete:** current number of people who have received both Moderna or Pfizer vaccine doses or one Johnson & Johnson dose and are considered fully immunized.

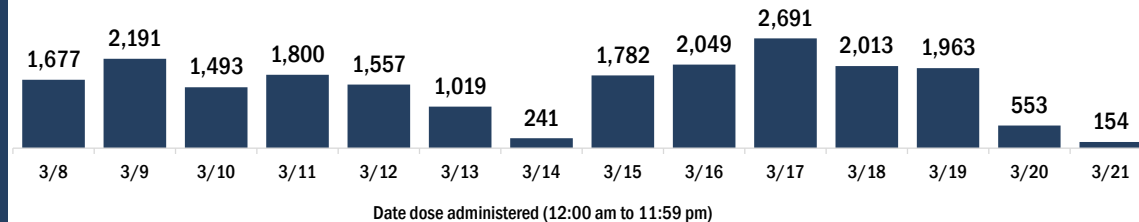
Demographic summary	First dose	Series complete	Total people vaccinated
<b>Age group</b>	<b>35,578</b>	<b>54,006</b>	<b>89,584</b>
16-24 years	1,456	919	2,375
25-34 years	3,021	2,647	5,668
35-44 years	4,268	3,624	7,892
45-54 years	5,435	4,215	9,650
55-64 years	10,919	5,073	15,992
65-74 years	6,184	22,125	28,309
75-84 years	3,042	11,095	14,137
85+ years	1,253	4,308	5,561
<b>Race</b>	<b>35,578</b>	<b>54,006</b>	<b>89,584</b>
White	23,408	39,724	63,132
Black	2,139	3,474	5,613
American Indian/Alaskan	130	318	448
Other	4,550	8,233	12,783
Unknown	5,351	2,257	7,608
<b>Other race</b> includes Asian, native Hawaiian/Pacific Islander, or other.			
<b>Ethnicity</b>	<b>35,578</b>	<b>54,006</b>	<b>89,584</b>
Hispanic	3,170	4,957	8,127
Non-Hispanic	18,937	35,968	54,905
Unknown	13,471	13,081	26,552
<b>Gender</b>	<b>35,578</b>	<b>54,006</b>	<b>89,584</b>
Female	20,792	32,609	53,401
Male	14,551	21,352	35,903
Unknown	235	45	280

## COVID-19 doses administered for the past 2 weeks

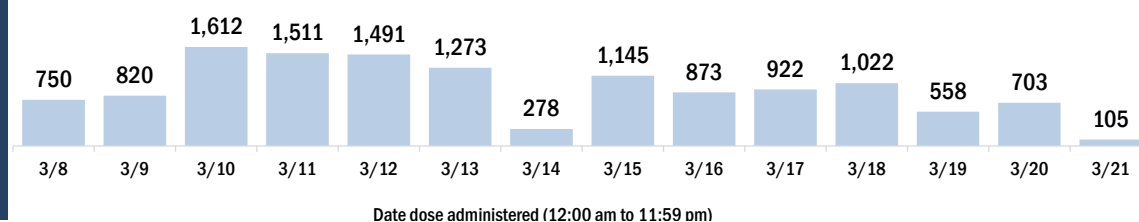


## Persons vaccinated for COVID-19 for the past 2 weeks

### Number of persons who received their first dose of a two-dose series of the COVID-19 vaccine



### Number of persons who completed the COVID-19 vaccine series



# COVID-19: St. Johns County vaccine summary

Vaccination data through Mar 21, 2021 as of Mar 22, 2021 at 12:05 AM

Data in this report are provisional and subject to change.

Data in this summary pertain to COVID-19 vaccines approved by the U.S. Food and Drug Administration and have been issued an Emergency Use Authorization (Janssen COVID-19 Vaccine, Moderna COVID-19 Vaccine and Pfizer-BioNTech COVID-19 Vaccine). These data summarize the number of people who have received either their first dose or have completed the series for a COVID-19 vaccine. **A person can only be counted in one category, first dose or series complete.** For persons receiving Moderna or Pfizer vaccines, once they receive their second dose, they are moved from the first dose column to the series completed column. **Because of this, the total first dose category may show a change from report to report not matching the total receiving their first dose from the previous day.** Persons receiving Johnson & Johnson vaccines will always be counted in the series completed column.

## COVID-19 doses for vaccinated persons in Florida

**Doses administered** 132,620

People receiving one dose of a 1-dose series (Johnson & Johnson) or receiving only one dose of a 2-dose series (Moderna, Pfizer) count once. Persons receiving both doses of a 2-dose series count twice.

## Current status of persons vaccinated for COVID-19 in Florida

**Total people vaccinated** 79,542

First dose 24,327

Series completed 55,215

Completed 1-dose series 2,137

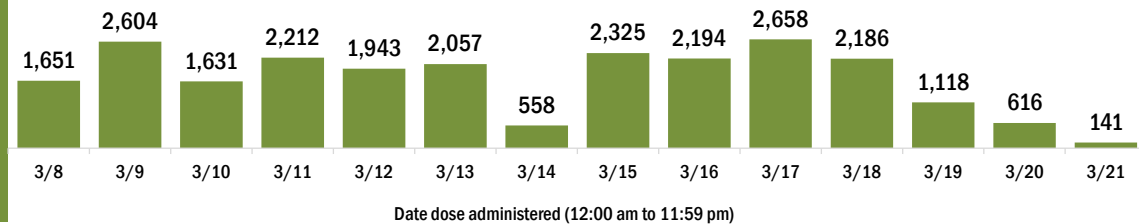
Completed 2-dose series 53,078

**First dose:** current number of people who have only received their first dose of the Moderna or Pfizer vaccine.

**Series complete:** current number of people who have received both Moderna or Pfizer vaccine doses or one Johnson & Johnson dose and are considered fully immunized.

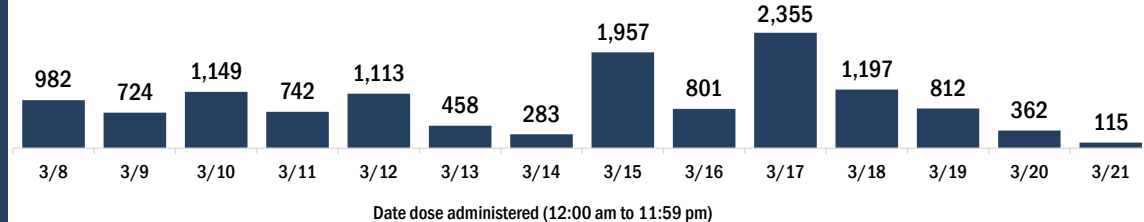
Demographic summary	First dose	Series complete	Total people vaccinated
<b>Age group</b>	<b>24,327</b>	<b>55,215</b>	<b>79,542</b>
16-24 years	874	639	1,513
25-34 years	1,283	1,807	3,090
35-44 years	2,900	3,768	6,668
45-54 years	3,682	3,958	7,640
55-64 years	8,694	5,602	14,296
65-74 years	4,151	24,102	28,253
75-84 years	2,013	11,989	14,002
85+ years	730	3,350	4,080
<b>Race</b>	<b>24,327</b>	<b>55,215</b>	<b>79,542</b>
White	17,450	41,165	58,615
Black	730	1,460	2,190
American Indian/Alaskan	50	180	230
Other	2,434	5,459	7,893
Unknown	3,663	6,951	10,614
<b>Other race</b> includes Asian, native Hawaiian/Pacific Islander, or other.			
<b>Ethnicity</b>	<b>24,327</b>	<b>55,215</b>	<b>79,542</b>
Hispanic	903	1,391	2,294
Non-Hispanic	15,306	35,116	50,422
Unknown	8,118	18,708	26,826
<b>Gender</b>	<b>24,327</b>	<b>55,215</b>	<b>79,542</b>
Female	14,060	31,107	45,167
Male	10,247	24,097	34,344
Unknown	20	11	31

## COVID-19 doses administered for the past 2 weeks

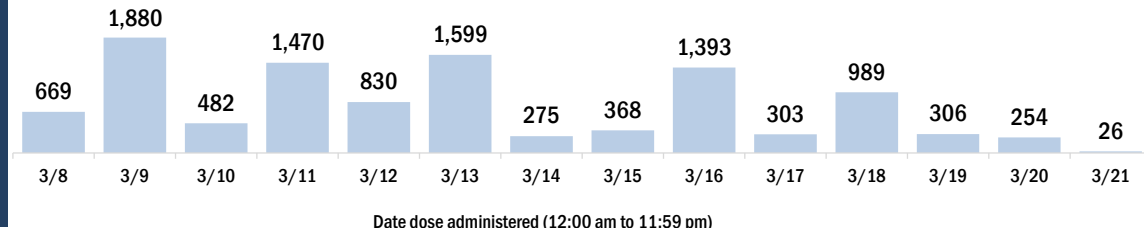


## Persons vaccinated for COVID-19 for the past 2 weeks

### Number of persons who received their first dose of a two-dose series of the COVID-19 vaccine



### Number of persons who completed the COVID-19 vaccine series



# COVID-19: St. Lucie County vaccine summary

Vaccination data through Mar 21, 2021 as of Mar 22, 2021 at 12:05 AM

Data in this report are provisional and subject to change.

Data in this summary pertain to COVID-19 vaccines approved by the U.S. Food and Drug Administration and have been issued an Emergency Use Authorization (Janssen COVID-19 Vaccine, Moderna COVID-19 Vaccine and Pfizer-BioNTech COVID-19 Vaccine). These data summarize the number of people who have received either their first dose or have completed the series for a COVID-19 vaccine. **A person can only be counted in one category, first dose or series complete.** For persons receiving Moderna or Pfizer vaccines, once they receive their second dose, they are moved from the first dose column to the series completed column. **Because of this, the total first dose category may show a change from report to report not matching the total receiving their first dose from the previous day.** Persons receiving Johnson & Johnson vaccines will always be counted in the series completed column.

## COVID-19 doses for vaccinated persons in Florida

**Doses administered** 111,016

People receiving one dose of a 1-dose series (Johnson & Johnson) or receiving only one dose of a 2-dose series (Moderna, Pfizer) count once. Persons receiving both doses of a 2-dose series count twice.

## Current status of persons vaccinated for COVID-19 in Florida

**Total people vaccinated** 69,114

First dose 26,267

Series completed 42,847

Completed 1-dose series 945

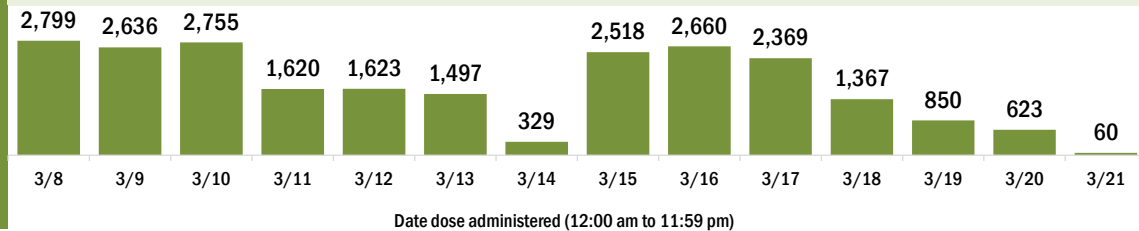
Completed 2-dose series 41,902

**First dose:** current number of people who have only received their first dose of the Moderna or Pfizer vaccine.

**Series complete:** current number of people who have received both Moderna or Pfizer vaccine doses or one Johnson & Johnson dose and are considered fully immunized.

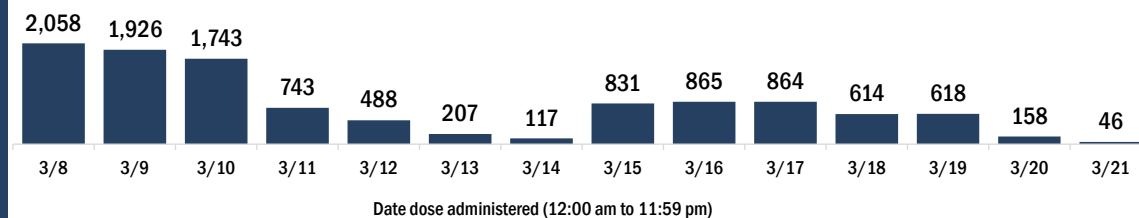
Demographic summary	First dose	Series complete	Total people vaccinated
<b>Age group</b>	<b>26,267</b>	<b>42,847</b>	<b>69,114</b>
16-24 years	341	322	663
25-34 years	773	895	1,668
35-44 years	1,212	1,402	2,614
45-54 years	2,279	2,042	4,321
55-64 years	5,624	3,361	8,985
65-74 years	9,083	19,550	28,633
75-84 years	5,309	11,680	16,989
85+ years	1,646	3,595	5,241
<b>Race</b>	<b>26,267</b>	<b>42,847</b>	<b>69,114</b>
White	17,561	28,794	46,355
Black	2,555	3,554	6,109
American Indian/Alaskan	182	188	370
Other	1,971	4,059	6,030
Unknown	3,998	6,252	10,250
<b>Other race</b> includes Asian, native Hawaiian/Pacific Islander, or other.			
<b>Ethnicity</b>	<b>26,267</b>	<b>42,847</b>	<b>69,114</b>
Hispanic	2,392	2,183	4,575
Non-Hispanic	14,836	24,659	39,495
Unknown	9,039	16,005	25,044
<b>Gender</b>	<b>26,267</b>	<b>42,847</b>	<b>69,114</b>
Female	15,026	24,696	39,722
Male	11,162	18,132	29,294
Unknown	79	19	98

## COVID-19 doses administered for the past 2 weeks

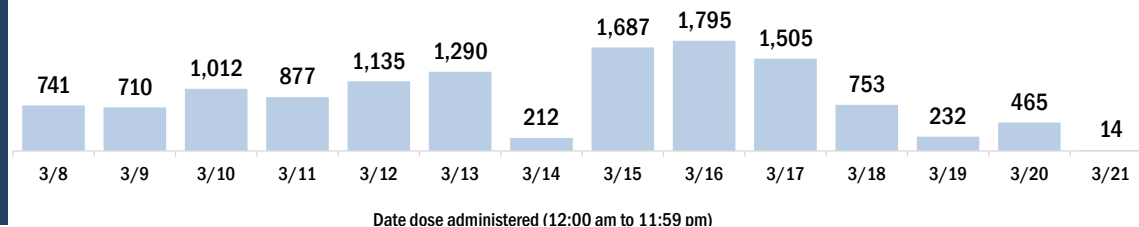


## Persons vaccinated for COVID-19 for the past 2 weeks

### Number of persons who received their first dose of a two-dose series of the COVID-19 vaccine



### Number of persons who completed the COVID-19 vaccine series



# COVID-19: Sumter County vaccine summary

Vaccination data through Mar 21, 2021 as of Mar 22, 2021 at 12:05 AM

Data in this report are provisional and subject to change.

Data in this summary pertain to COVID-19 vaccines approved by the U.S. Food and Drug Administration and have been issued an Emergency Use Authorization (Janssen COVID-19 Vaccine, Moderna COVID-19 Vaccine and Pfizer-BioNTech COVID-19 Vaccine). These data summarize the number of people who have received either their first dose or have completed the series for a COVID-19 vaccine. **A person can only be counted in one category, first dose or series complete.** For persons receiving Moderna or Pfizer vaccines, once they receive their second dose, they are moved from the first dose column to the series completed column. **Because of this, the total first dose category may show a change from report to report not matching the total receiving their first dose from the previous day.** Persons receiving Johnson & Johnson vaccines will always be counted in the series completed column.

## COVID-19 doses for vaccinated persons in Florida

**Doses administered** 84,505

People receiving one dose of a 1-dose series (Johnson & Johnson) or receiving only one dose of a 2-dose series (Moderna, Pfizer) count once. Persons receiving both doses of a 2-dose series count twice.

## Current status of persons vaccinated for COVID-19 in Florida

**Total people vaccinated** 53,213

First dose 19,065

Series completed 34,148

Completed 1-dose series 2,856

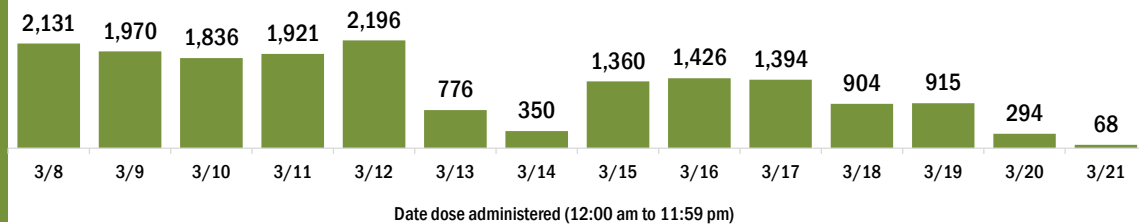
Completed 2-dose series 31,292

**First dose:** current number of people who have only received their first dose of the Moderna or Pfizer vaccine.

**Series complete:** current number of people who have received both Moderna or Pfizer vaccine doses or one Johnson & Johnson dose and are considered fully immunized.

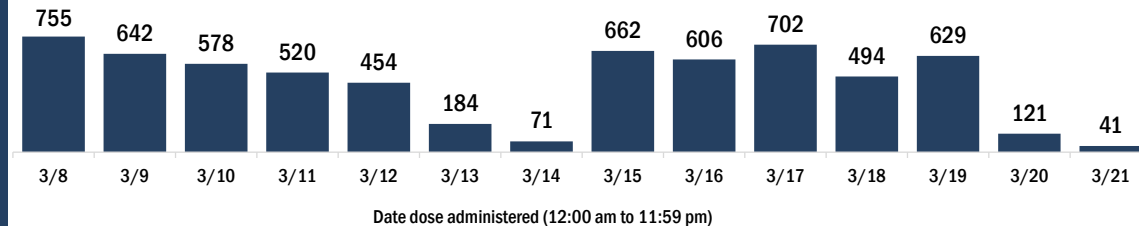
Demographic summary	First dose	Series complete	Total people vaccinated
<b>Age group</b>	<b>19,065</b>	<b>34,148</b>	<b>53,213</b>
16-24 years	50	42	92
25-34 years	110	117	227
35-44 years	170	160	330
45-54 years	379	289	668
55-64 years	3,266	1,025	4,291
65-74 years	8,221	18,372	26,593
75-84 years	5,684	12,237	17,921
85+ years	1,185	1,906	3,091
<b>Race</b>	<b>19,065</b>	<b>34,148</b>	<b>53,213</b>
White	14,300	27,508	41,808
Black	270	323	593
American Indian/Alaskan	24	110	134
Other	941	1,439	2,380
Unknown	3,530	4,768	8,298
<b>Other race</b> includes Asian, native Hawaiian/Pacific Islander, or other.			
<b>Ethnicity</b>	<b>19,065</b>	<b>34,148</b>	<b>53,213</b>
Hispanic	272	402	674
Non-Hispanic	9,575	19,021	28,596
Unknown	9,218	14,725	23,943
<b>Gender</b>	<b>19,065</b>	<b>34,148</b>	<b>53,213</b>
Female	10,817	18,994	29,811
Male	8,173	15,150	23,323
Unknown	75	4	79

## COVID-19 doses administered for the past 2 weeks

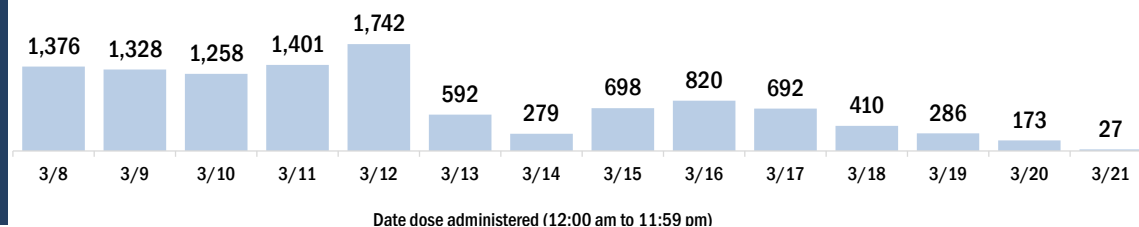


## Persons vaccinated for COVID-19 for the past 2 weeks

### Number of persons who received their first dose of a two-dose series of the COVID-19 vaccine



### Number of persons who completed the COVID-19 vaccine series



# COVID-19: Suwannee County vaccine summary

Vaccination data through Mar 21, 2021 as of Mar 22, 2021 at 12:05 AM

Data in this report are provisional and subject to change.

Data in this summary pertain to COVID-19 vaccines approved by the U.S. Food and Drug Administration and have been issued an Emergency Use Authorization (Janssen COVID-19 Vaccine, Moderna COVID-19 Vaccine and Pfizer-BioNTech COVID-19 Vaccine). These data summarize the number of people who have received either their first dose or have completed the series for a COVID-19 vaccine. **A person can only be counted in one category, first dose or series complete.** For persons receiving Moderna or Pfizer vaccines, once they receive their second dose, they are moved from the first dose column to the series completed column. **Because of this, the total first dose category may show a change from report to report not matching the total receiving their first dose from the previous day.** Persons receiving Johnson & Johnson vaccines will always be counted in the series completed column.

## COVID-19 doses for vaccinated persons in Florida

**Doses administered** 11,232

People receiving one dose of a 1-dose series (Johnson & Johnson) or receiving only one dose of a 2-dose series (Moderna, Pfizer) count once. Persons receiving both doses of a 2-dose series count twice.

## Current status of persons vaccinated for COVID-19 in Florida

**Total people vaccinated** 6,562

First dose 1,845

Series completed 4,717

Completed 1-dose series 47

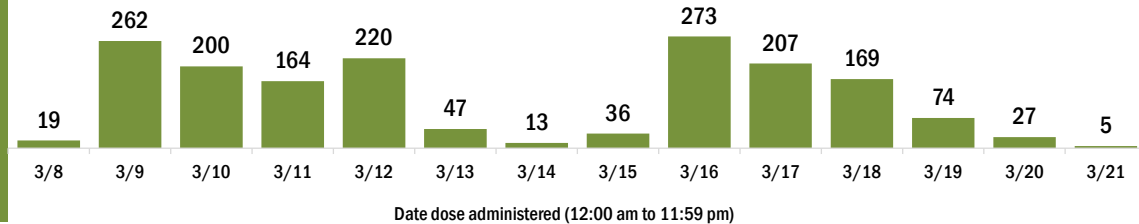
Completed 2-dose series 4,670

**First dose:** current number of people who have only received their first dose of the Moderna or Pfizer vaccine.

**Series complete:** current number of people who have received both Moderna or Pfizer vaccine doses or one Johnson & Johnson dose and are considered fully immunized.

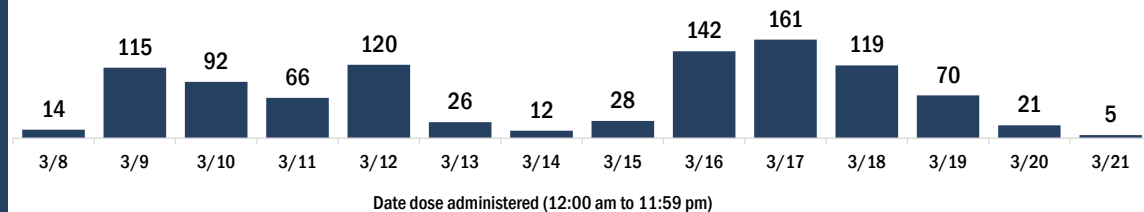
Demographic summary	First dose	Series complete	Total people vaccinated
<b>Age group</b>	<b>1,845</b>	<b>4,717</b>	<b>6,562</b>
16-24 years	45	32	77
25-34 years	65	69	134
35-44 years	98	107	205
45-54 years	162	139	301
55-64 years	699	309	1,008
65-74 years	460	2,120	2,580
75-84 years	228	1,439	1,667
85+ years	88	502	590
<b>Race</b>	<b>1,845</b>	<b>4,717</b>	<b>6,562</b>
White	1,227	3,313	4,540
Black	192	275	467
American Indian/Alaskan	3	4	7
Other	126	309	435
Unknown	297	816	1,113
<b>Other race</b> includes Asian, native Hawaiian/Pacific Islander, or other.			
<b>Ethnicity</b>	<b>1,845</b>	<b>4,717</b>	<b>6,562</b>
Hispanic	61	75	136
Non-Hispanic	964	2,223	3,187
Unknown	820	2,419	3,239
<b>Gender</b>	<b>1,845</b>	<b>4,717</b>	<b>6,562</b>
Female	1,148	2,742	3,890
Male	697	1,975	2,672
Unknown	0	0	0

## COVID-19 doses administered for the past 2 weeks

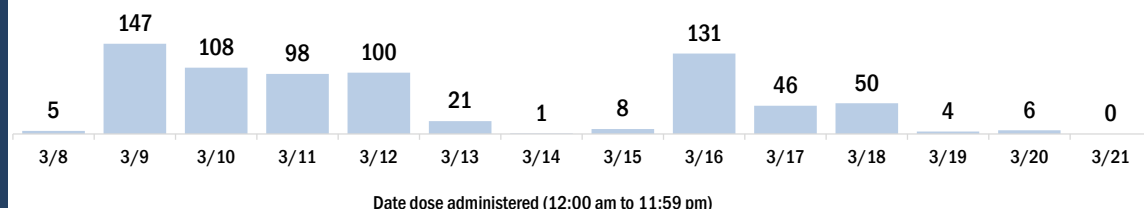


## Persons vaccinated for COVID-19 for the past 2 weeks

### Number of persons who received their first dose of a two-dose series of the COVID-19 vaccine



### Number of persons who completed the COVID-19 vaccine series



# COVID-19: Taylor County vaccine summary

Vaccination data through Mar 21, 2021 as of Mar 22, 2021 at 12:05 AM

Data in this report are provisional and subject to change.

Data in this summary pertain to COVID-19 vaccines approved by the U.S. Food and Drug Administration and have been issued an Emergency Use Authorization (Janssen COVID-19 Vaccine, Moderna COVID-19 Vaccine and Pfizer-BioNTech COVID-19 Vaccine). These data summarize the number of people who have received either their first dose or have completed the series for a COVID-19 vaccine. **A person can only be counted in one category, first dose or series complete.** For persons receiving Moderna or Pfizer vaccines, once they receive their second dose, they are moved from the first dose column to the series completed column. **Because of this, the total first dose category may show a change from report to report not matching the total receiving their first dose from the previous day.** Persons receiving Johnson & Johnson vaccines will always be counted in the series completed column.

## COVID-19 doses for vaccinated persons in Florida

**Doses administered** 5,961

People receiving one dose of a 1-dose series (Johnson & Johnson) or receiving only one dose of a 2-dose series (Moderna, Pfizer) count once. Persons receiving both doses of a 2-dose series count twice.

## Current status of persons vaccinated for COVID-19 in Florida

**Total people vaccinated** 3,677

First dose 1,383

Series completed 2,294

Completed 1-dose series 10

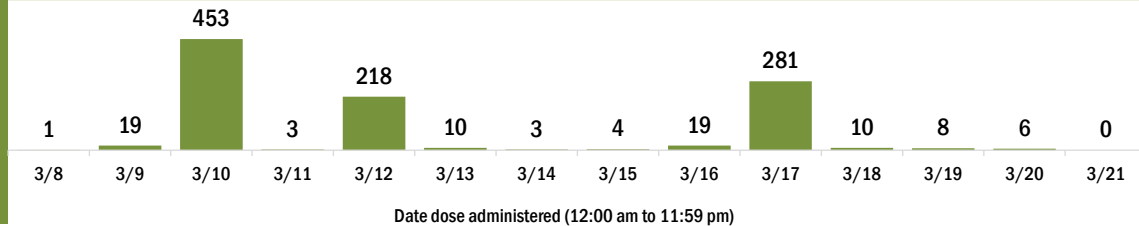
Completed 2-dose series 2,284

**First dose:** current number of people who have only received their first dose of the Moderna or Pfizer vaccine.

**Series complete:** current number of people who have received both Moderna or Pfizer vaccine doses or one Johnson & Johnson dose and are considered fully immunized.

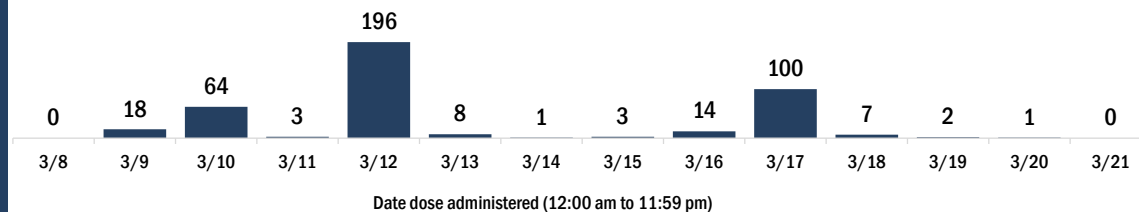
Demographic summary	First dose	Series complete	Total people vaccinated
<b>Age group</b>	<b>1,383</b>	<b>2,294</b>	<b>3,677</b>
16-24 years	32	10	42
25-34 years	38	39	77
35-44 years	66	41	107
45-54 years	119	84	203
55-64 years	390	239	629
65-74 years	439	1,049	1,488
75-84 years	228	652	880
85+ years	71	180	251
<b>Race</b>	<b>1,383</b>	<b>2,294</b>	<b>3,677</b>
White	938	1,689	2,627
Black	183	210	393
American Indian/Alaskan	10	19	29
Other	53	166	219
Unknown	199	210	409
<b>Other race</b> includes Asian, native Hawaiian/Pacific Islander, or other.			
<b>Ethnicity</b>	<b>1,383</b>	<b>2,294</b>	<b>3,677</b>
Hispanic	20	24	44
Non-Hispanic	775	1,176	1,951
Unknown	588	1,094	1,682
<b>Gender</b>	<b>1,383</b>	<b>2,294</b>	<b>3,677</b>
Female	759	1,276	2,035
Male	624	1,018	1,642
Unknown	0	0	0

## COVID-19 doses administered for the past 2 weeks




## Persons vaccinated for COVID-19 for the past 2 weeks

### Number of persons who received their first dose of a two-dose series of the COVID-19 vaccine



### Number of persons who completed the COVID-19 vaccine series



# COVID-19: Union County vaccine summary

Vaccination data through Mar 21, 2021 as of Mar 22, 2021 at 12:05 AM

Data in this report are provisional and subject to change.

Data in this summary pertain to COVID-19 vaccines approved by the U.S. Food and Drug Administration and have been issued an Emergency Use Authorization (Janssen COVID-19 Vaccine, Moderna COVID-19 Vaccine and Pfizer-BioNTech COVID-19 Vaccine). These data summarize the number of people who have received either their first dose or have completed the series for a COVID-19 vaccine. **A person can only be counted in one category, first dose or series complete.** For persons receiving Moderna or Pfizer vaccines, once they receive their second dose, they are moved from the first dose column to the series completed column. **Because of this, the total first dose category may show a change from report to report not matching the total receiving their first dose from the previous day.** Persons receiving Johnson & Johnson vaccines will always be counted in the series completed column.

## COVID-19 doses for vaccinated persons in Florida

**Doses administered** 2,715

People receiving one dose of a 1-dose series (Johnson & Johnson) or receiving only one dose of a 2-dose series (Moderna, Pfizer) count once. Persons receiving both doses of a 2-dose series count twice.

## Current status of persons vaccinated for COVID-19 in Florida

**Total people vaccinated** 1,570

First dose 415

Series completed 1,155

Completed 1-dose series 10

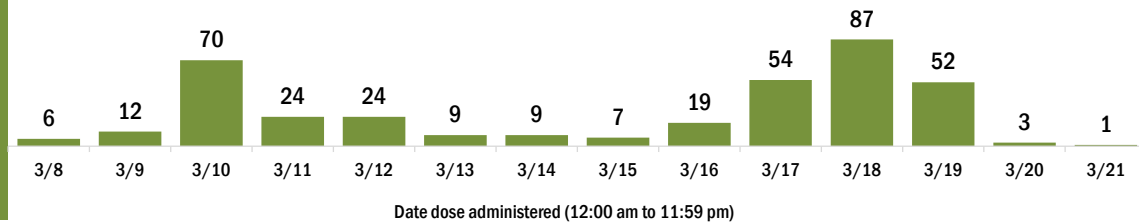
Completed 2-dose series 1,145

**First dose:** current number of people who have only received their first dose of the Moderna or Pfizer vaccine.

**Series complete:** current number of people who have received both Moderna or Pfizer vaccine doses or one Johnson & Johnson dose and are considered fully immunized.

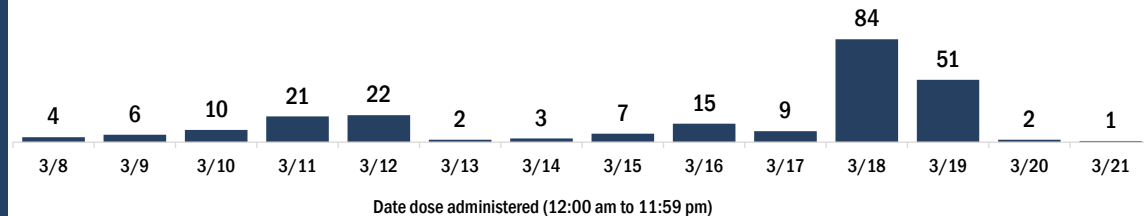
Demographic summary	First dose	Series complete	Total people vaccinated
<b>Age group</b>	<b>415</b>	<b>1,155</b>	<b>1,570</b>
16-24 years	8	12	20
25-34 years	20	48	68
35-44 years	26	35	61
45-54 years	34	51	85
55-64 years	162	94	256
65-74 years	114	508	622
75-84 years	40	313	353
85+ years	11	94	105
<b>Race</b>	<b>415</b>	<b>1,155</b>	<b>1,570</b>
White	305	963	1,268
Black	52	75	127
American Indian/Alaskan	7	10	17
Other	32	93	125
Unknown	19	14	33
<b>Other race</b> includes Asian, native Hawaiian/Pacific Islander, or other.			
<b>Ethnicity</b>	<b>415</b>	<b>1,155</b>	<b>1,570</b>
Hispanic	16	19	35
Non-Hispanic	329	1,078	1,407
Unknown	70	58	128
<b>Gender</b>	<b>415</b>	<b>1,155</b>	<b>1,570</b>
Female	253	653	906
Male	162	502	664
Unknown	0	0	0

## COVID-19 doses administered for the past 2 weeks

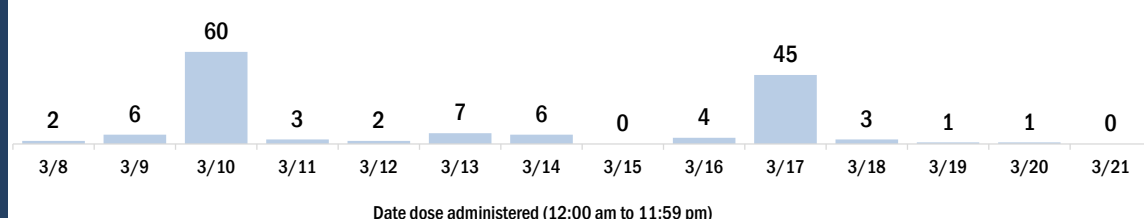


## Persons vaccinated for COVID-19 for the past 2 weeks

### Number of persons who received their first dose of a two-dose series of the COVID-19 vaccine



### Number of persons who completed the COVID-19 vaccine series





# COVID-19: Volusia County vaccine summary

Vaccination data through Mar 21, 2021 as of Mar 22, 2021 at 12:05 AM

Data in this report are provisional and subject to change.

Data in this summary pertain to COVID-19 vaccines approved by the U.S. Food and Drug Administration and have been issued an Emergency Use Authorization (Janssen COVID-19 Vaccine, Moderna COVID-19 Vaccine and Pfizer-BioNTech COVID-19 Vaccine). These data summarize the number of people who have received either their first dose or have completed the series for a COVID-19 vaccine. **A person can only be counted in one category, first dose or series complete.** For persons receiving Moderna or Pfizer vaccines, once they receive their second dose, they are moved from the first dose column to the series completed column. **Because of this, the total first dose category may show a change from report to report not matching the total receiving their first dose from the previous day.** Persons receiving Johnson & Johnson vaccines will always be counted in the series completed column.

## COVID-19 doses for vaccinated persons in Florida

**Doses administered** 191,552

People receiving one dose of a 1-dose series (Johnson & Johnson) or receiving only one dose of a 2-dose series (Moderna, Pfizer) count once. Persons receiving both doses of a 2-dose series count twice.

## Current status of persons vaccinated for COVID-19 in Florida

**Total people vaccinated** 125,759

First dose 50,363

Series completed 75,396

Completed 1-dose series 9,603

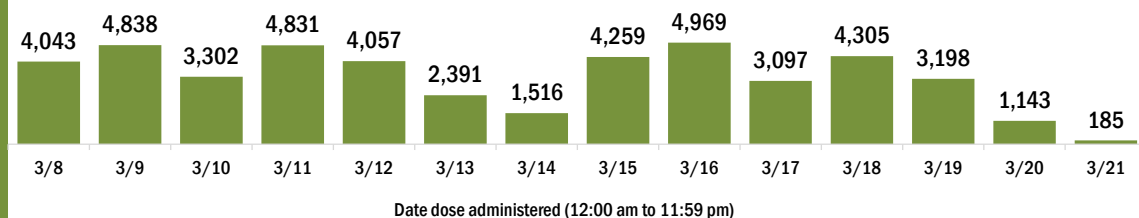
Completed 2-dose series 65,793

**First dose:** current number of people who have only received their first dose of the Moderna or Pfizer vaccine.

**Series complete:** current number of people who have received both Moderna or Pfizer vaccine doses or one Johnson & Johnson dose and are considered fully immunized.

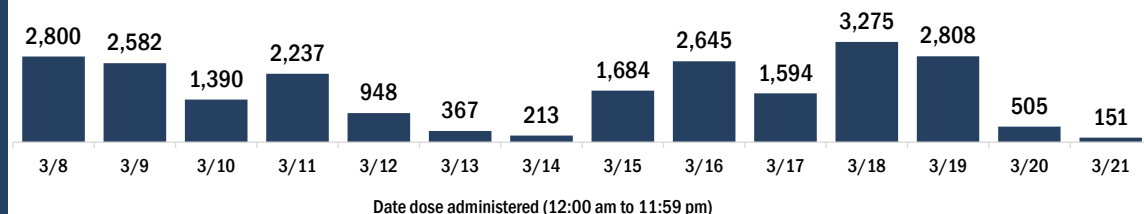
Demographic summary	First dose	Series complete	Total people vaccinated
<b>Age group</b>	<b>50,363</b>	<b>75,396</b>	<b>125,759</b>
16-24 years	816	786	1,602
25-34 years	1,619	2,152	3,771
35-44 years	2,198	2,890	5,088
45-54 years	3,617	4,110	7,727
55-64 years	11,279	7,328	18,607
65-74 years	17,670	32,613	50,283
75-84 years	9,965	18,586	28,551
85+ years	3,199	6,931	10,130
<b>Race</b>	<b>50,363</b>	<b>75,396</b>	<b>125,759</b>
White	34,986	46,706	81,692
Black	2,326	2,581	4,907
American Indian/Alaskan	228	276	504
Other	4,098	10,989	15,087
Unknown	8,725	14,844	23,569
<b>Other race</b> includes Asian, native Hawaiian/Pacific Islander, or other.			
<b>Ethnicity</b>	<b>50,363</b>	<b>75,396</b>	<b>125,759</b>
Hispanic	2,872	2,399	5,271
Non-Hispanic	27,231	32,453	59,684
Unknown	20,260	40,544	60,804
<b>Gender</b>	<b>50,363</b>	<b>75,396</b>	<b>125,759</b>
Female	28,617	44,345	72,962
Male	20,428	30,658	51,086
Unknown	1,318	393	1,711

## COVID-19 doses administered for the past 2 weeks

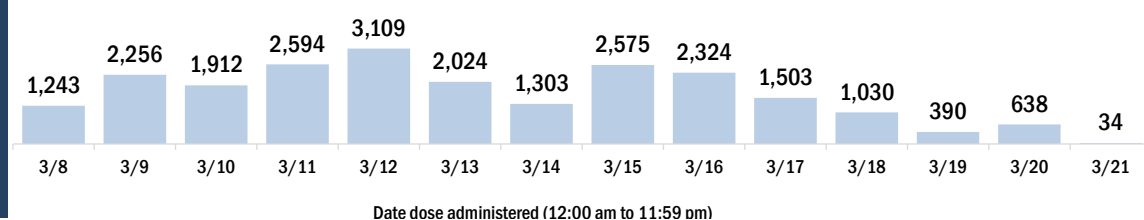


## Persons vaccinated for COVID-19 for the past 2 weeks

### Number of persons who received their first dose of a two-dose series of the COVID-19 vaccine



### Number of persons who completed the COVID-19 vaccine series



# COVID-19: Wakulla County vaccine summary

Vaccination data through Mar 21, 2021 as of Mar 22, 2021 at 12:05 AM

Data in this report are provisional and subject to change.

Data in this summary pertain to COVID-19 vaccines approved by the U.S. Food and Drug Administration and have been issued an Emergency Use Authorization (Janssen COVID-19 Vaccine, Moderna COVID-19 Vaccine and Pfizer-BioNTech COVID-19 Vaccine). These data summarize the number of people who have received either their first dose or have completed the series for a COVID-19 vaccine. **A person can only be counted in one category, first dose or series complete.** For persons receiving Moderna or Pfizer vaccines, once they receive their second dose, they are moved from the first dose column to the series completed column. **Because of this, the total first dose category may show a change from report to report not matching the total receiving their first dose from the previous day.** Persons receiving Johnson & Johnson vaccines will always be counted in the series completed column.

## COVID-19 doses for vaccinated persons in Florida

**Doses administered** 10,488

People receiving one dose of a 1-dose series (Johnson & Johnson) or receiving only one dose of a 2-dose series (Moderna, Pfizer) count once. Persons receiving both doses of a 2-dose series count twice.

## Current status of persons vaccinated for COVID-19 in Florida

**Total people vaccinated** 6,454

First dose 2,344

Series completed 4,110

Completed 1-dose series 76

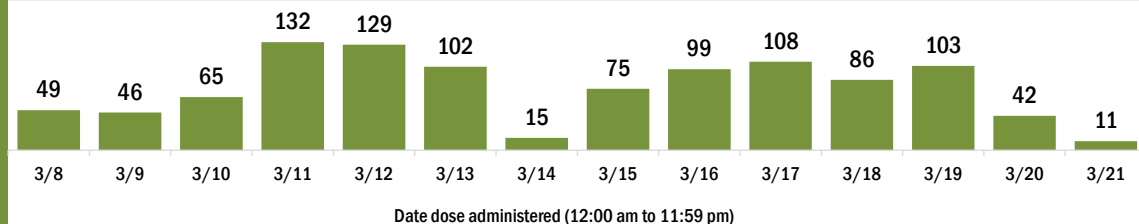
Completed 2-dose series 4,034

**First dose:** current number of people who have only received their first dose of the Moderna or Pfizer vaccine.

**Series complete:** current number of people who have received both Moderna or Pfizer vaccine doses or one Johnson & Johnson dose and are considered fully immunized.

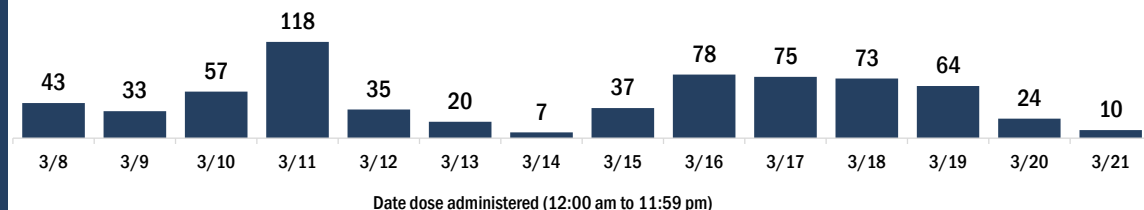
Demographic summary	First dose	Series complete	Total people vaccinated
<b>Age group</b>	<b>2,344</b>	<b>4,110</b>	<b>6,454</b>
16-24 years	57	27	84
25-34 years	91	116	207
35-44 years	193	156	349
45-54 years	307	201	508
55-64 years	731	403	1,134
65-74 years	628	2,004	2,632
75-84 years	270	965	1,235
85+ years	67	238	305
<b>Race</b>	<b>2,344</b>	<b>4,110</b>	<b>6,454</b>
White	1,711	3,069	4,780
Black	175	220	395
American Indian/Alaskan	8	24	32
Other	229	584	813
Unknown	221	213	434
<b>Other race</b> includes Asian, native Hawaiian/Pacific Islander, or other.			
<b>Ethnicity</b>	<b>2,344</b>	<b>4,110</b>	<b>6,454</b>
Hispanic	47	40	87
Non-Hispanic	1,685	3,066	4,751
Unknown	612	1,004	1,616
<b>Gender</b>	<b>2,344</b>	<b>4,110</b>	<b>6,454</b>
Female	1,373	2,263	3,636
Male	970	1,846	2,816
Unknown	1	1	2

## COVID-19 doses administered for the past 2 weeks

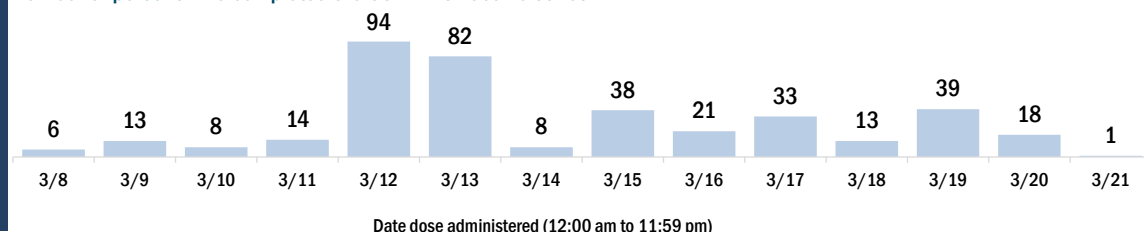


## Persons vaccinated for COVID-19 for the past 2 weeks

### Number of persons who received their first dose of a two-dose series of the COVID-19 vaccine



### Number of persons who completed the COVID-19 vaccine series



# COVID-19: Walton County vaccine summary

Vaccination data through Mar 21, 2021 as of Mar 22, 2021 at 12:05 AM

Data in this report are provisional and subject to change.

Data in this summary pertain to COVID-19 vaccines approved by the U.S. Food and Drug Administration and have been issued an Emergency Use Authorization (Janssen COVID-19 Vaccine, Moderna COVID-19 Vaccine and Pfizer-BioNTech COVID-19 Vaccine). These data summarize the number of people who have received either their first dose or have completed the series for a COVID-19 vaccine. **A person can only be counted in one category, first dose or series complete.** For persons receiving Moderna or Pfizer vaccines, once they receive their second dose, they are moved from the first dose column to the series completed column. **Because of this, the total first dose category may show a change from report to report not matching the total receiving their first dose from the previous day.** Persons receiving Johnson & Johnson vaccines will always be counted in the series completed column.

## COVID-19 doses for vaccinated persons in Florida

**Doses administered** 24,027

People receiving one dose of a 1-dose series (Johnson & Johnson) or receiving only one dose of a 2-dose series (Moderna, Pfizer) count once. Persons receiving both doses of a 2-dose series count twice.

## Current status of persons vaccinated for COVID-19 in Florida

**Total people vaccinated** 14,703

First dose 5,057

Series completed 9,646

Completed 1-dose series 322

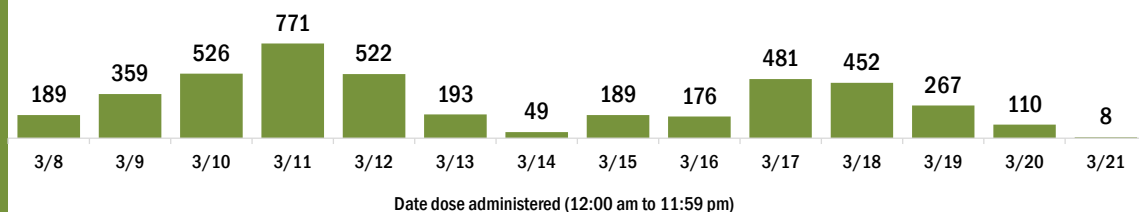
Completed 2-dose series 9,324

**First dose:** current number of people who have only received their first dose of the Moderna or Pfizer vaccine.

**Series complete:** current number of people who have received both Moderna or Pfizer vaccine doses or one Johnson & Johnson dose and are considered fully immunized.

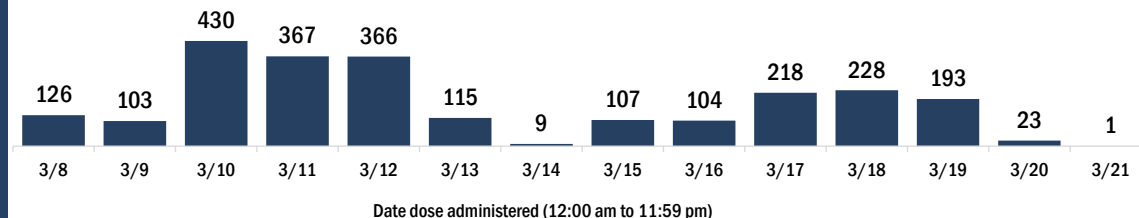
Demographic summary	First dose	Series complete	Total people vaccinated
<b>Age group</b>	5,057	9,646	14,703
16-24 years	61	59	120
25-34 years	160	169	329
35-44 years	338	327	665
45-54 years	544	448	992
55-64 years	1,659	1,036	2,695
65-74 years	1,465	4,895	6,360
75-84 years	667	2,115	2,782
85+ years	163	597	760
<b>Race</b>	5,057	9,646	14,703
White	3,806	7,376	11,182
Black	113	147	260
American Indian/Alaskan	13	34	47
Other	245	443	688
Unknown	880	1,646	2,526
<b>Other race</b> includes Asian, native Hawaiian/Pacific Islander, or other.			
<b>Ethnicity</b>	5,057	9,646	14,703
Hispanic	107	123	230
Non-Hispanic	3,288	6,316	9,604
Unknown	1,662	3,207	4,869
<b>Gender</b>	5,057	9,646	14,703
Female	2,812	5,305	8,117
Male	2,243	4,340	6,583
Unknown	2	1	3

## COVID-19 doses administered for the past 2 weeks

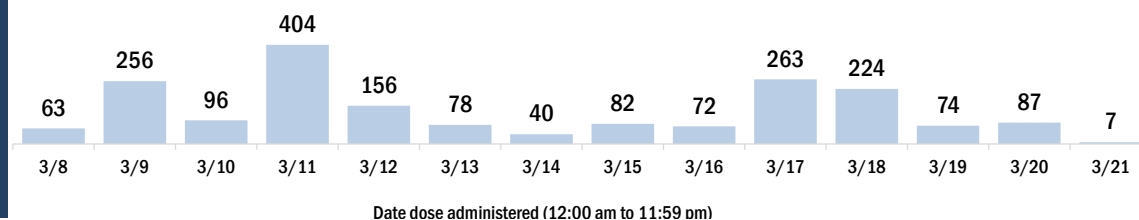


## Persons vaccinated for COVID-19 for the past 2 weeks

### Number of persons who received their first dose of a two-dose series of the COVID-19 vaccine



### Number of persons who completed the COVID-19 vaccine series



# COVID-19: Washington County vaccine summary

Vaccination data through Mar 21, 2021 as of Mar 22, 2021 at 12:05 AM

Data in this report are provisional and subject to change.

Data in this summary pertain to COVID-19 vaccines approved by the U.S. Food and Drug Administration and have been issued an Emergency Use Authorization (Janssen COVID-19 Vaccine, Moderna COVID-19 Vaccine and Pfizer-BioNTech COVID-19 Vaccine). These data summarize the number of people who have received either their first dose or have completed the series for a COVID-19 vaccine. **A person can only be counted in one category, first dose or series complete.** For persons receiving Moderna or Pfizer vaccines, once they receive their second dose, they are moved from the first dose column to the series completed column. **Because of this, the total first dose category may show a change from report to report not matching the total receiving their first dose from the previous day.** Persons receiving Johnson & Johnson vaccines will always be counted in the series completed column.

## COVID-19 doses for vaccinated persons in Florida

**Doses administered** 5,575

People receiving one dose of a 1-dose series (Johnson & Johnson) or receiving only one dose of a 2-dose series (Moderna, Pfizer) count once. Persons receiving both doses of a 2-dose series count twice.

## Current status of persons vaccinated for COVID-19 in Florida

**Total people vaccinated** 3,465

First dose 1,292

Series completed 2,173

Completed 1-dose series 63

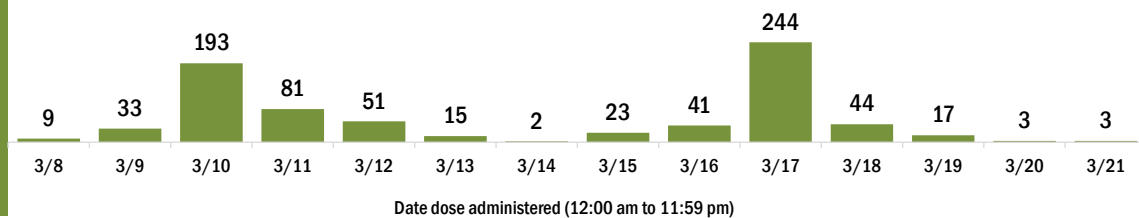
Completed 2-dose series 2,110

**First dose:** current number of people who have only received their first dose of the Moderna or Pfizer vaccine.

**Series complete:** current number of people who have received both Moderna or Pfizer vaccine doses or one Johnson & Johnson dose and are considered fully immunized.

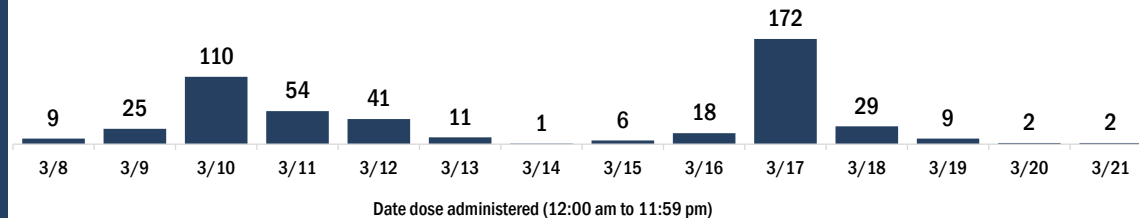
Demographic summary	First dose	Series complete	Total people vaccinated
<b>Age group</b>	1,292	2,173	3,465
16-24 years	15	13	28
25-34 years	48	44	92
35-44 years	62	80	142
45-54 years	143	116	259
55-64 years	371	236	607
65-74 years	385	925	1,310
75-84 years	202	559	761
85+ years	66	200	266
<b>Race</b>	1,292	2,173	3,465
White	980	1,710	2,690
Black	163	172	335
American Indian/Alaskan	20	24	44
Other	53	130	183
Unknown	76	137	213
<b>Other race</b> includes Asian, native Hawaiian/Pacific Islander, or other.			
<b>Ethnicity</b>	1,292	2,173	3,465
Hispanic	19	20	39
Non-Hispanic	957	1,698	2,655
Unknown	316	455	771
<b>Gender</b>	1,292	2,173	3,465
Female	716	1,219	1,935
Male	575	954	1,529
Unknown	1	0	1

## COVID-19 doses administered for the past 2 weeks



## Persons vaccinated for COVID-19 for the past 2 weeks

### Number of persons who received their first dose of a two-dose series of the COVID-19 vaccine



### Number of persons who completed the COVID-19 vaccine series

