

# COVID-19: Florida vaccine summary

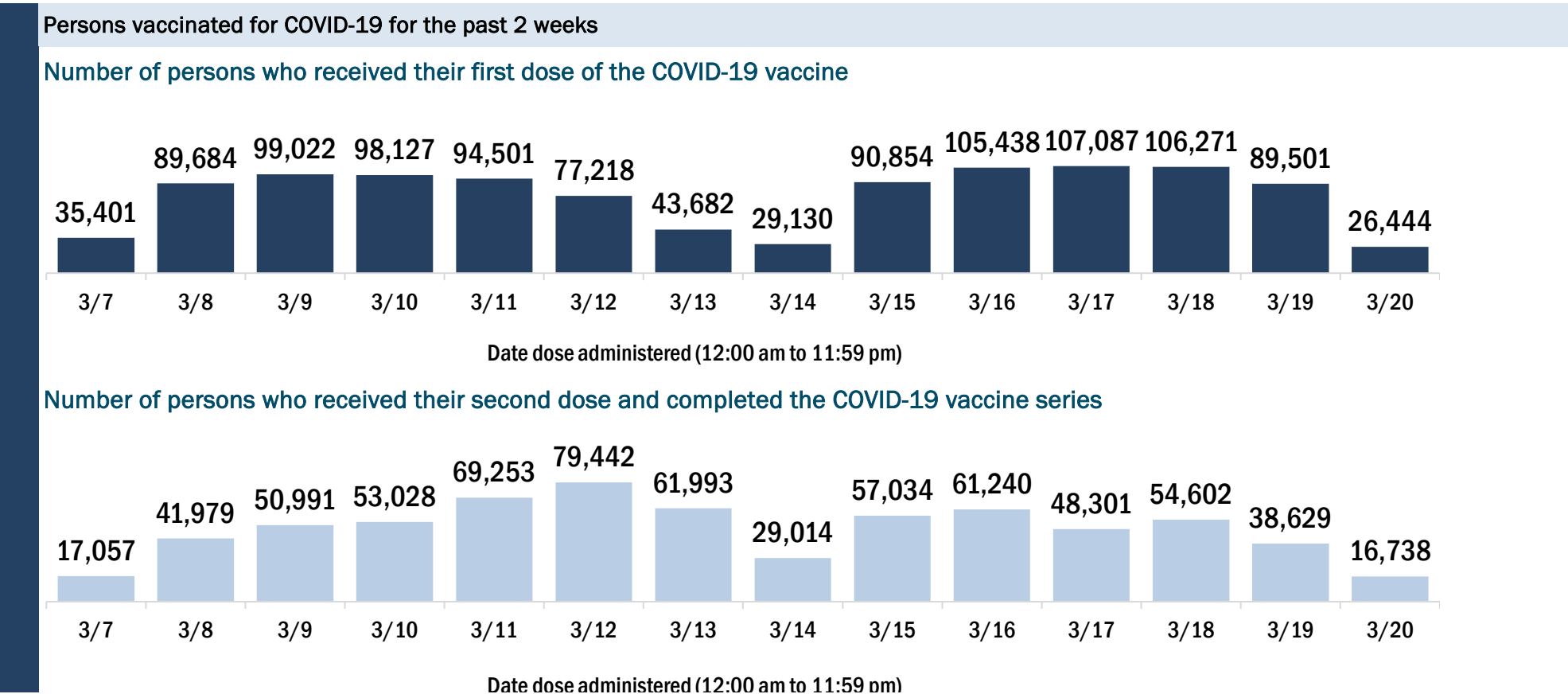
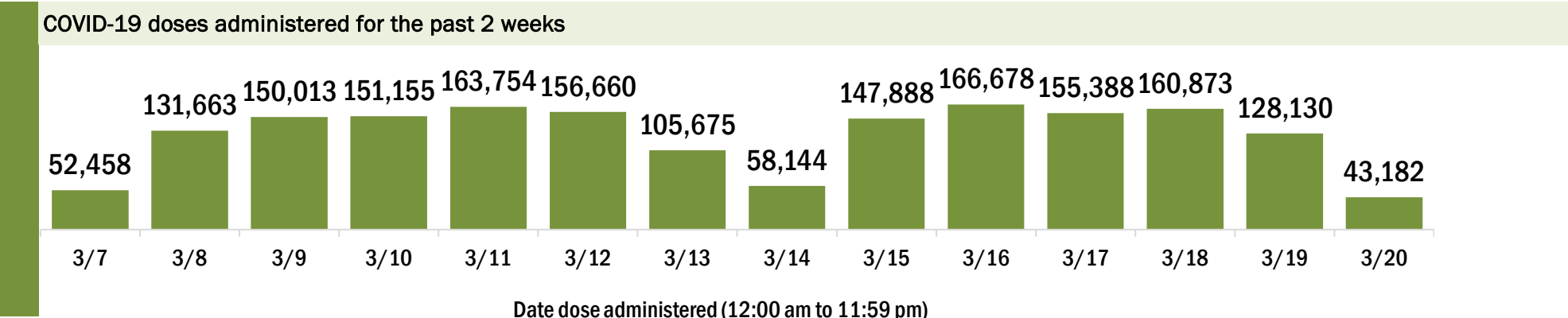
Vaccination data through Mar 20, 2021 as of Mar 21, 2021 at 12:05 AM

Data in this report are provisional and subject to change. Data are based on county of residence.

Data in this summary pertain to COVID-19 vaccines approved by the U.S. Food and Drug Administration and have been issued an Emergency Use Authorization (Janssen COVID-19 Vaccine, Moderna COVID-19 Vaccine and Pfizer-BioNTech COVID-19 Vaccine). These data summarize the number of people who have received either their first dose or have completed the series for a COVID-19 vaccine. **A person can only be counted in one category, first dose or series complete.** For persons receiving Moderna or Pfizer vaccines, once they receive their second dose, they are moved from the first dose column to the series completed column. **Because of this, the total first dose category may show a change from report to report not matching the total receiving their first dose from the previous day.** Persons receiving Johnson & Johnson vaccines will always be counted in the series completed column.

COVID-19 doses for vaccinated persons in Florida	
Doses administered	7,475,170
People receiving one dose of a 1-dose series (Johnson & Johnson) or receiving only one dose of a 2-dose series (Moderna, Pfizer) count once. Persons receiving both doses of a 2-dose series count twice.	
Current status of persons vaccinated for COVID-19 in Florida	
Total people vaccinated	4,911,786
First dose	2,198,538
Series completed	2,713,248
Completed 1-dose series	149,864
Completed 2-dose series	2,563,384
First dose: current number of people who have only received their first dose of the Moderna or Pfizer vaccine.	
Series complete: current number of people who have received both Moderna or Pfizer vaccine doses or one Johnson & Johnson dose and are considered fully immunized.	

Demographic summary		First dose	Series complete	Total people vaccinated
Age group		2,198,538	2,713,248	4,911,786
16-24 years		53,392	31,935	85,327
25-34 years		114,663	103,114	217,777
35-44 years		160,819	132,866	293,685
45-54 years		229,163	171,338	400,501
55-64 years		510,534	261,951	772,485
65-74 years		623,967	1,129,079	1,753,046
75-84 years		375,215	656,436	1,031,651
85+ years		130,785	226,529	357,314
Race		2,198,538	2,713,248	4,911,786
White		1,459,665	1,864,315	3,323,980
Black		143,953	164,261	308,214
American Indian/Alaskan		8,633	9,580	18,213
Other		193,823	305,501	499,324
Unknown		392,464	369,591	762,055
Other race includes Asian, native Hawaiian/Pacific Islander, or other.				
Ethnicity		2,198,538	2,713,248	4,911,786
Hispanic		294,391	303,597	597,988
Non-Hispanic		1,044,992	1,464,747	2,509,739
Unknown		859,155	944,904	1,804,059
Gender		2,198,538	2,713,248	4,911,786
Female		1,261,133	1,566,800	2,827,933
Male		924,649	1,143,443	2,068,092
Unknown		12,756	3,005	15,761



# COVID-19: Alachua County vaccine summary

Vaccination data through Mar 20, 2021 as of Mar 21, 2021 at 12:05 AM

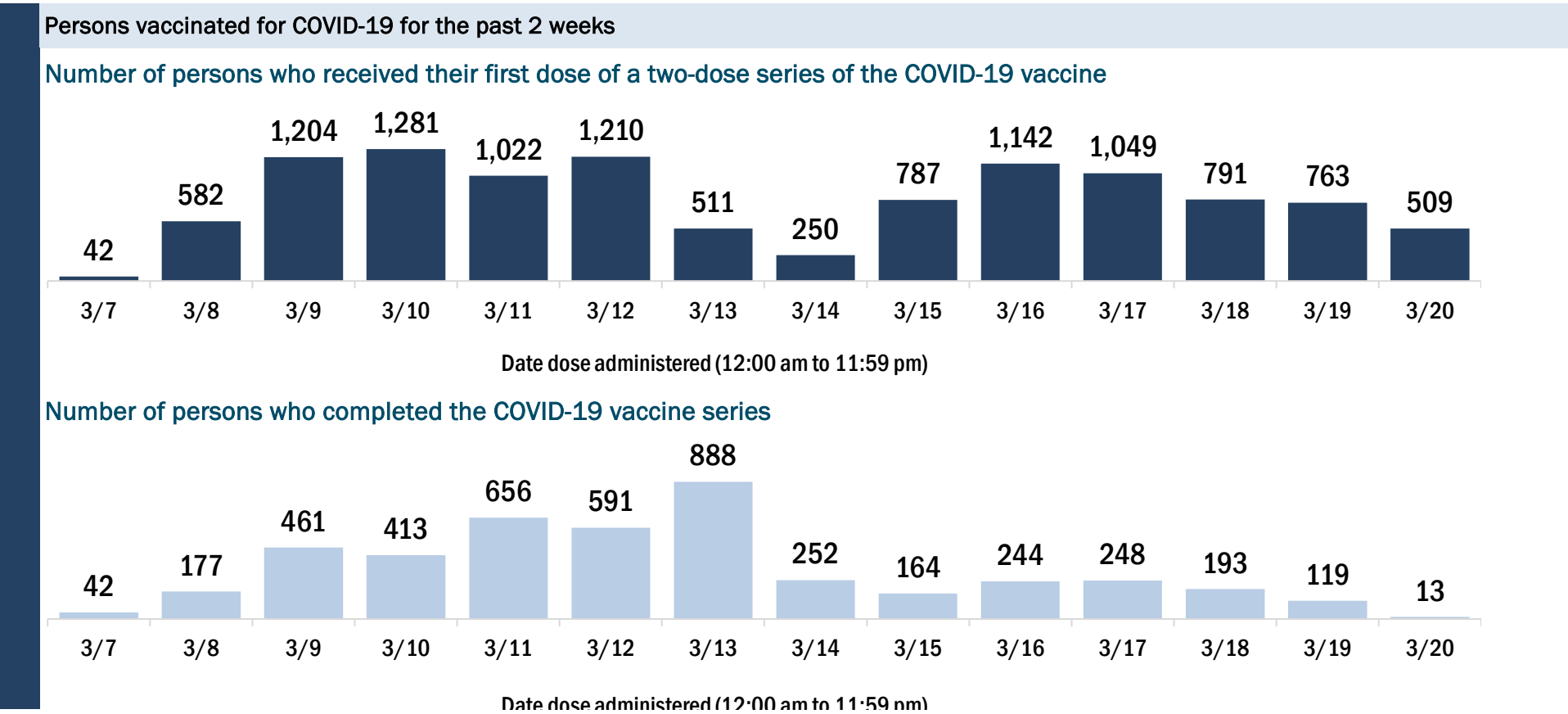
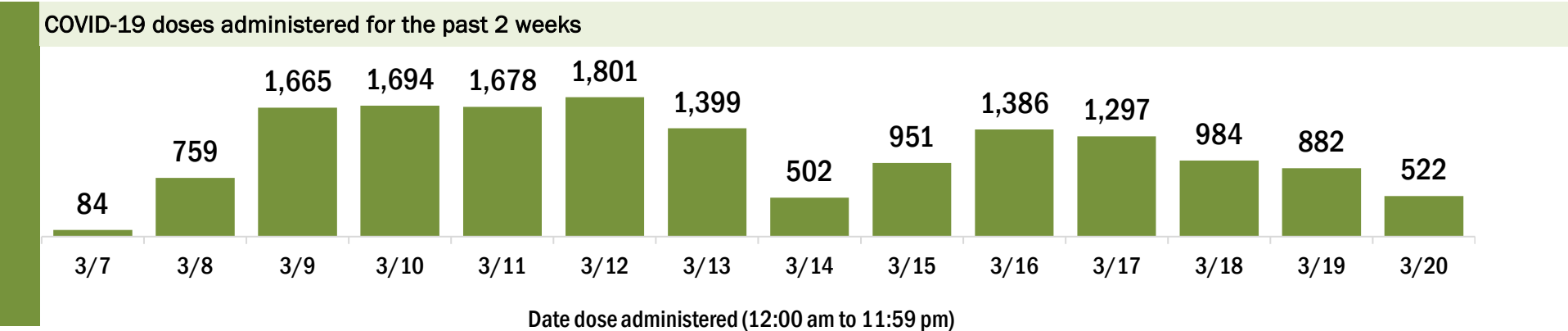
Data in this report are provisional and subject to change.

Data in this summary pertain to COVID-19 vaccines approved by the U.S. Food and Drug Administration and have been issued an Emergency Use Authorization (Janssen COVID-19 Vaccine, Moderna COVID-19 Vaccine and Pfizer-BioNTech COVID-19 Vaccine). These data summarize the number of people who have received either their first dose or have completed the series for a COVID-19 vaccine. **A person can only be counted in one category, first dose or series complete.** For persons receiving Moderna or Pfizer vaccines, once they receive their second dose, they are moved from the first dose column to the series completed column. **Because of this, the total first dose category may show a change from report to report not matching the total receiving their first dose from the previous day.** Persons receiving Johnson & Johnson vaccines will always be counted in the series completed column.

COVID-19 doses for vaccinated persons in Florida	
Doses administered	109,957
People receiving one dose of a 1-dose series (Johnson & Johnson) or receiving only one dose of a 2-dose series (Moderna, Pfizer) count once. Persons receiving both doses of a 2-dose series count twice.	

Current status of persons vaccinated for COVID-19 in Florida	
Total people vaccinated	65,798
First dose	19,493
Series completed	46,305
Completed 1-dose series	2,146
Completed 2-dose series	44,159
<b>First dose:</b> current number of people who have only received their first dose of the Moderna or Pfizer vaccine.	
<b>Series complete:</b> current number of people who have received both Moderna or Pfizer vaccine doses or one Johnson & Johnson dose and are considered fully immunized.	

Demographic summary	First dose	Series complete	Total people vaccinated
Age group	19,493	46,305	65,798
16-24 years	2,067	2,318	4,385
25-34 years	3,390	6,094	9,484
35-44 years	2,748	4,598	7,346
45-54 years	2,425	4,276	6,701
55-64 years	3,495	4,973	8,468
65-74 years	3,496	13,547	17,043
75-84 years	1,323	7,631	8,954
85+ years	549	2,868	3,417
Race	19,493	46,305	65,798
White	11,280	33,098	44,378
Black	2,160	3,652	5,812
American Indian/Alaskan	43	129	172
Other	2,981	7,071	10,052
Unknown	3,029	2,355	5,384
Other race includes Asian, native Hawaiian/Pacific Islander, or other.			
Ethnicity	19,493	46,305	65,798
Hispanic	838	2,262	3,100
Non-Hispanic	8,705	32,542	41,247
Unknown	9,950	11,501	21,451
Gender	19,493	46,305	65,798
Female	11,568	27,594	39,162
Male	7,870	18,703	26,573
Unknown	55	8	63



# COVID-19: Baker County vaccine summary

Vaccination data through Mar 20, 2021 as of Mar 21, 2021 at 12:05 AM

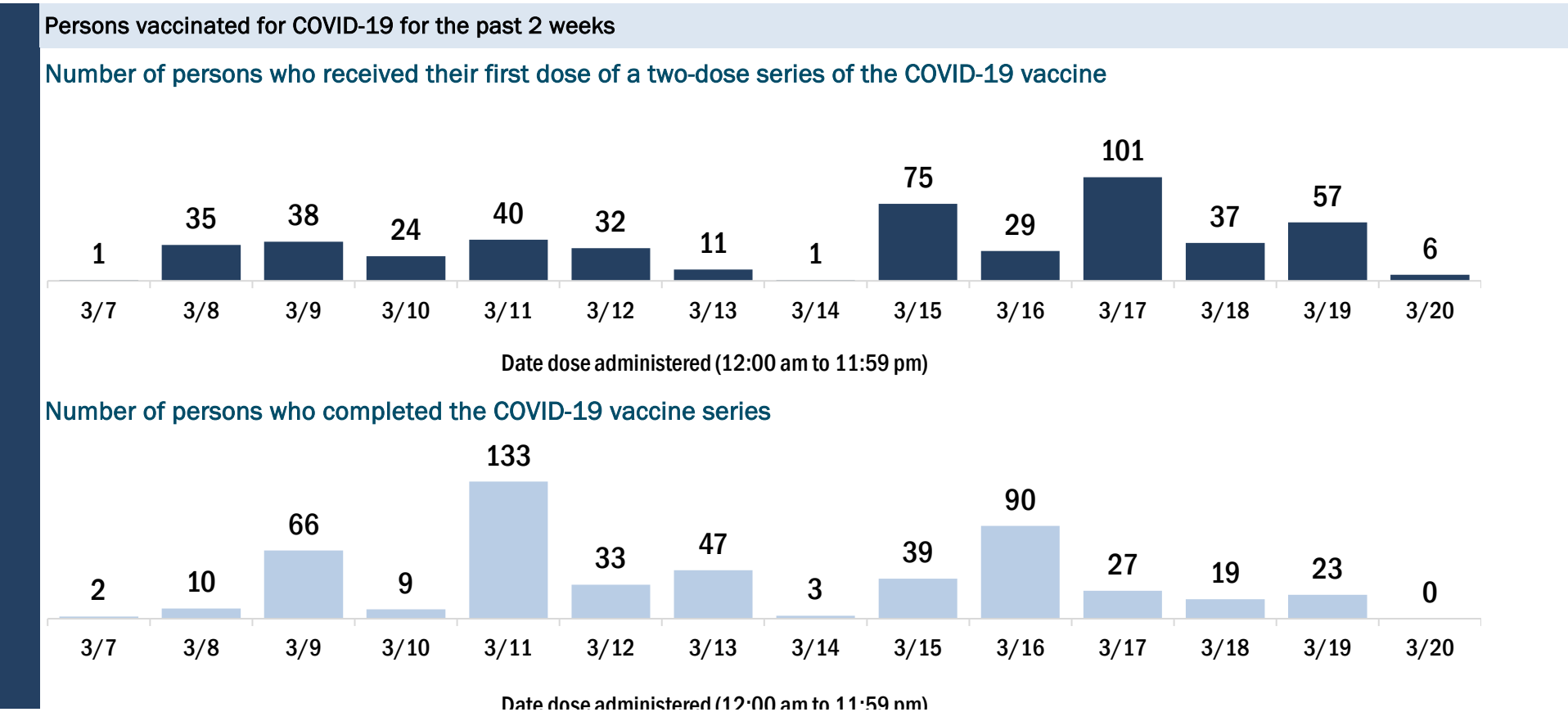
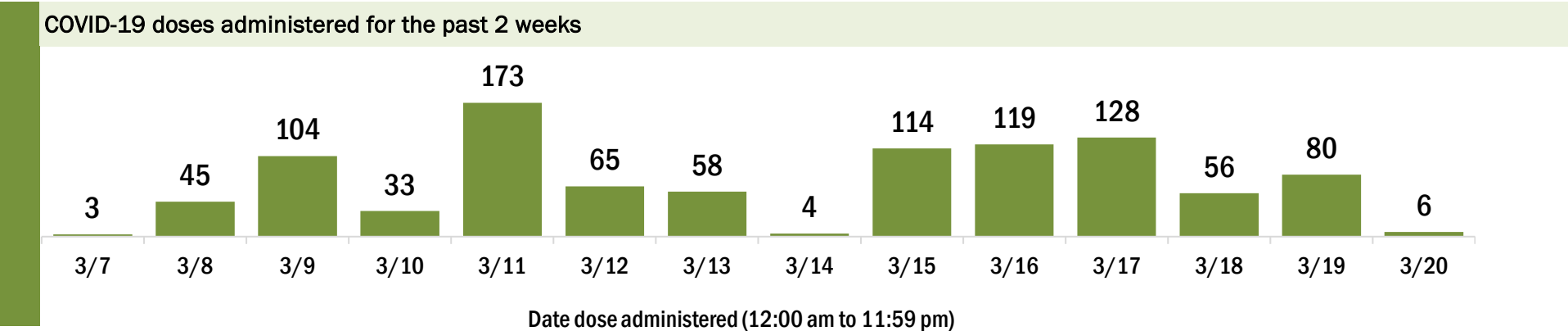
Data in this report are provisional and subject to change.

Data in this summary pertain to COVID-19 vaccines approved by the U.S. Food and Drug Administration and have been issued an Emergency Use Authorization (Janssen COVID-19 Vaccine, Moderna COVID-19 Vaccine and Pfizer-BioNTech COVID-19 Vaccine). These data summarize the number of people who have received either their first dose or have completed the series for a COVID-19 vaccine. **A person can only be counted in one category, first dose or series complete.** For persons receiving Moderna or Pfizer vaccines, once they receive their second dose, they are moved from the first dose column to the series completed column. **Because of this, the total first dose category may show a change from report to report not matching the total receiving their first dose from the previous day.** Persons receiving Johnson & Johnson vaccines will always be counted in the series completed column.

COVID-19 doses for vaccinated persons in Florida	
Doses administered	5,841
People receiving one dose of a 1-dose series (Johnson & Johnson) or receiving only one dose of a 2-dose series (Moderna, Pfizer) count once. Persons receiving both doses of a 2-dose series count twice.	

Current status of persons vaccinated for COVID-19 in Florida	
Total people vaccinated	3,550
First dose	1,207
Series completed	2,343
Completed 1-dose series	52
Completed 2-dose series	2,291
<b>First dose:</b> current number of people who have only received their first dose of the Moderna or Pfizer vaccine.	
<b>Series complete:</b> current number of people who have received both Moderna or Pfizer vaccine doses or one Johnson & Johnson dose and are considered fully immunized.	

Demographic summary	First dose	Series complete	Total people vaccinated
Age group	1,207	2,343	3,550
16-24 years	16	33	49
25-34 years	63	91	154
35-44 years	71	132	203
45-54 years	131	164	295
55-64 years	365	298	663
65-74 years	334	960	1,294
75-84 years	167	523	690
85+ years	60	142	202
Race	1,207	2,343	3,550
White	915	1,815	2,730
Black	156	153	309
American Indian/Alaskan	6	14	20
Other	78	185	263
Unknown	52	176	228
Other race includes Asian, native Hawaiian/Pacific Islander, or other.			
Ethnicity	1,207	2,343	3,550
Hispanic	23	28	51
Non-Hispanic	893	1,388	2,281
Unknown	291	927	1,218
Gender	1,207	2,343	3,550
Female	710	1,302	2,012
Male	497	1,041	1,538
Unknown	0	0	0



# COVID-19: Bay County vaccine summary

Vaccination data through Mar 20, 2021 as of Mar 21, 2021 at 12:05 AM

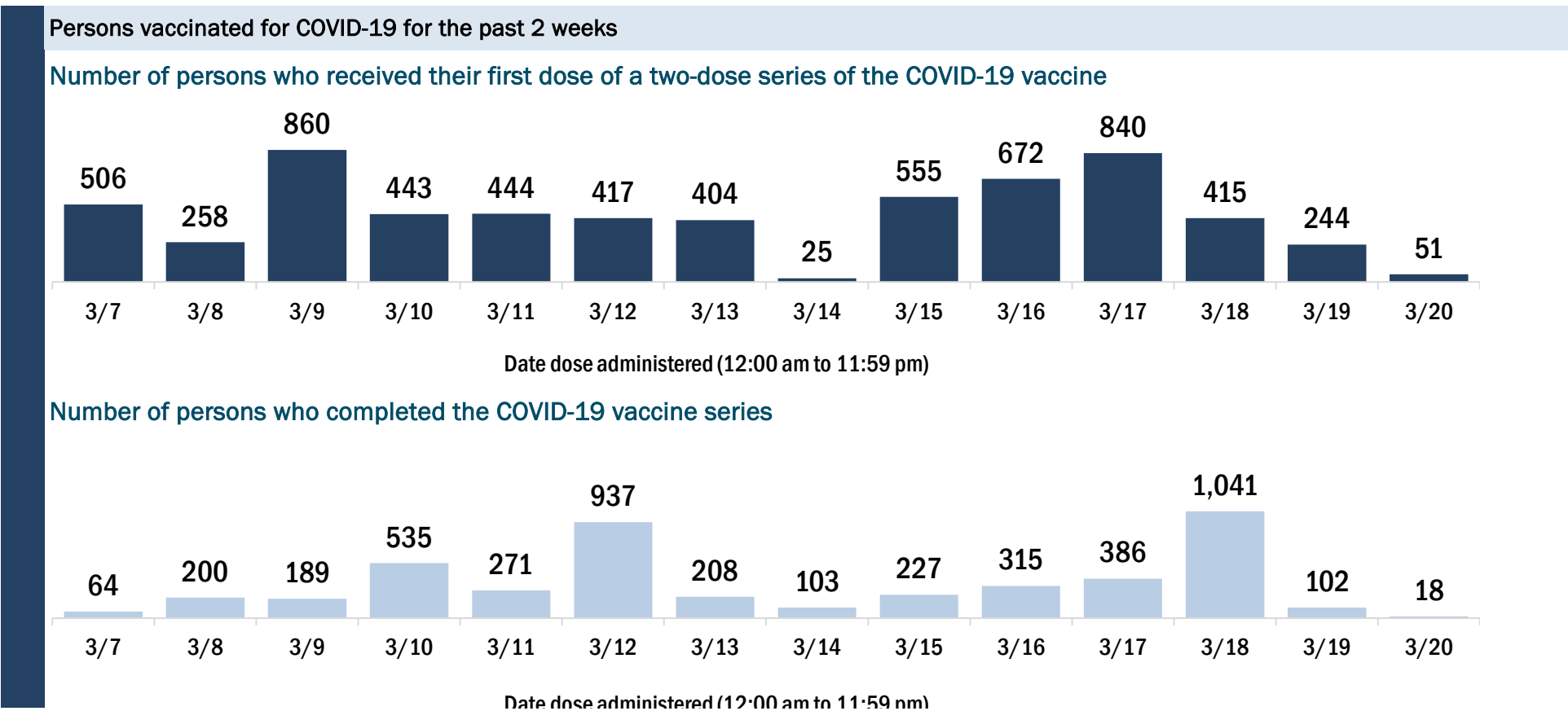
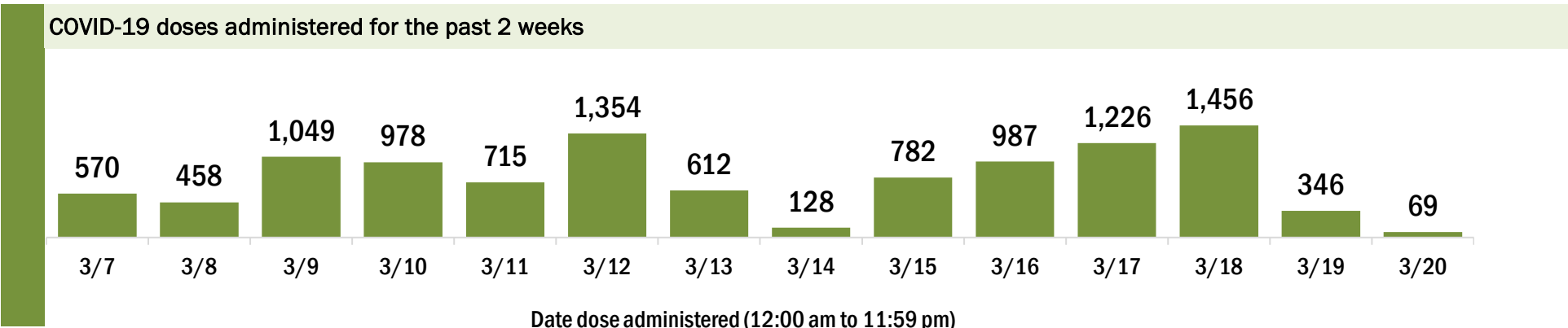
Data in this report are provisional and subject to change.

Data in this summary pertain to COVID-19 vaccines approved by the U.S. Food and Drug Administration and have been issued an Emergency Use Authorization (Janssen COVID-19 Vaccine, Moderna COVID-19 Vaccine and Pfizer-BioNTech COVID-19 Vaccine). These data summarize the number of people who have received either their first dose or have completed the series for a COVID-19 vaccine. **A person can only be counted in one category, first dose or series complete.** For persons receiving Moderna or Pfizer vaccines, once they receive their second dose, they are moved from the first dose column to the series completed column. **Because of this, the total first dose category may show a change from report to report not matching the total receiving their first dose from the previous day.** Persons receiving Johnson & Johnson vaccines will always be counted in the series completed column.

COVID-19 doses for vaccinated persons in Florida	
Doses administered	52,201
People receiving one dose of a 1-dose series (Johnson & Johnson) or receiving only one dose of a 2-dose series (Moderna, Pfizer) count once. Persons receiving both doses of a 2-dose series count twice.	

Current status of persons vaccinated for COVID-19 in Florida	
Total people vaccinated	33,019
First dose	13,339
Series completed	19,680
Completed 1-dose series	498
Completed 2-dose series	19,182
<b>First dose:</b> current number of people who have only received their first dose of the Moderna or Pfizer vaccine.	
<b>Series complete:</b> current number of people who have received both Moderna or Pfizer vaccine doses or one Johnson & Johnson dose and are considered fully immunized.	

Demographic summary	First dose	Series complete	Total people vaccinated
Age group	13,339	19,680	33,019
16-24 years	327	201	528
25-34 years	656	612	1,268
35-44 years	1,109	1,075	2,184
45-54 years	1,647	1,485	3,132
55-64 years	3,722	2,618	6,340
65-74 years	3,688	7,998	11,686
75-84 years	1,636	4,322	5,958
85+ years	554	1,369	1,923
Race	13,339	19,680	33,019
White	9,263	13,453	22,716
Black	1,040	905	1,945
American Indian/Alaskan	45	97	142
Other	999	1,874	2,873
Unknown	1,992	3,351	5,343
Other race includes Asian, native Hawaiian/Pacific Islander, or other.			
Ethnicity	13,339	19,680	33,019
Hispanic	547	371	918
Non-Hispanic	8,079	10,493	18,572
Unknown	4,713	8,816	13,529
Gender	13,339	19,680	33,019
Female	7,785	11,046	18,831
Male	5,551	8,633	14,184
Unknown	3	1	4



# COVID-19: Bradford County vaccine summary

Vaccination data through Mar 20, 2021 as of Mar 21, 2021 at 12:05 AM

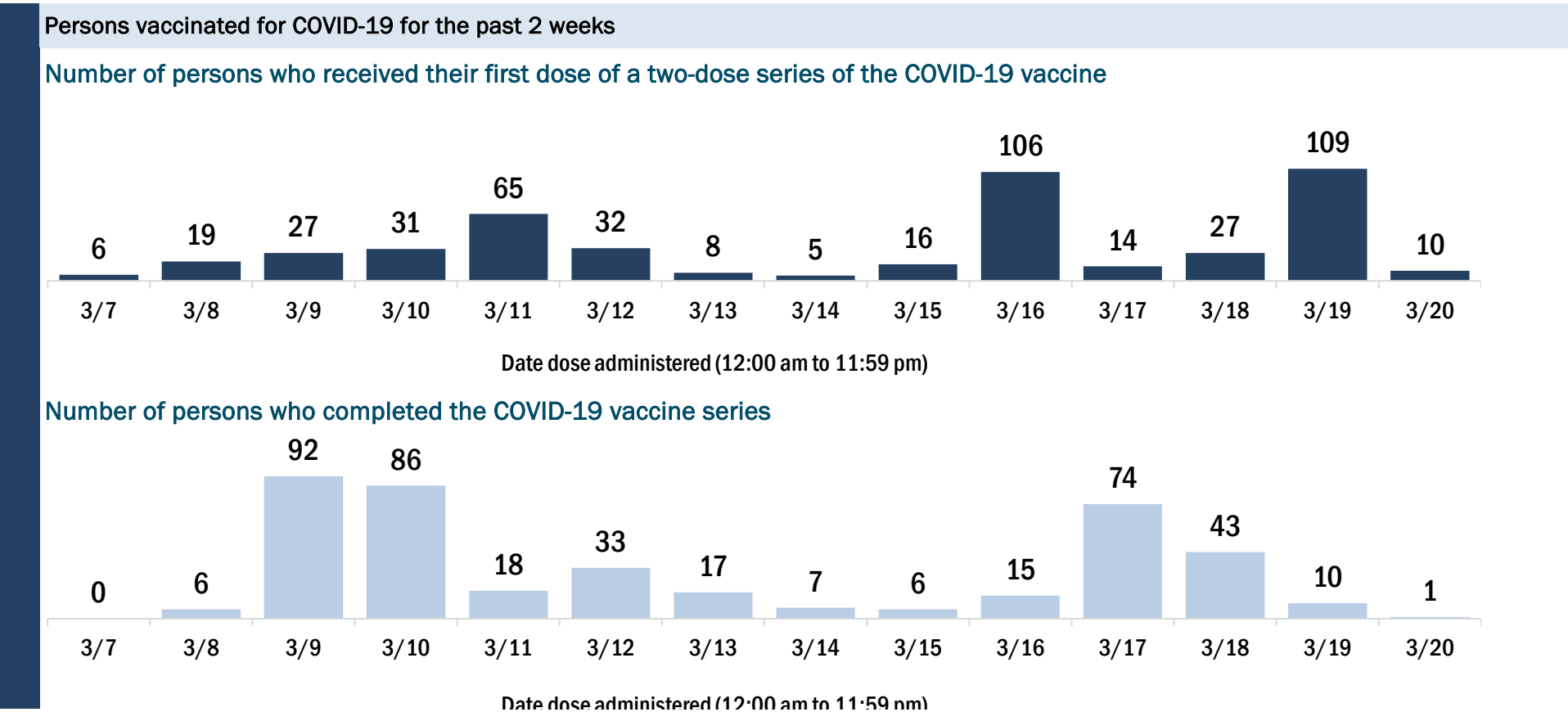
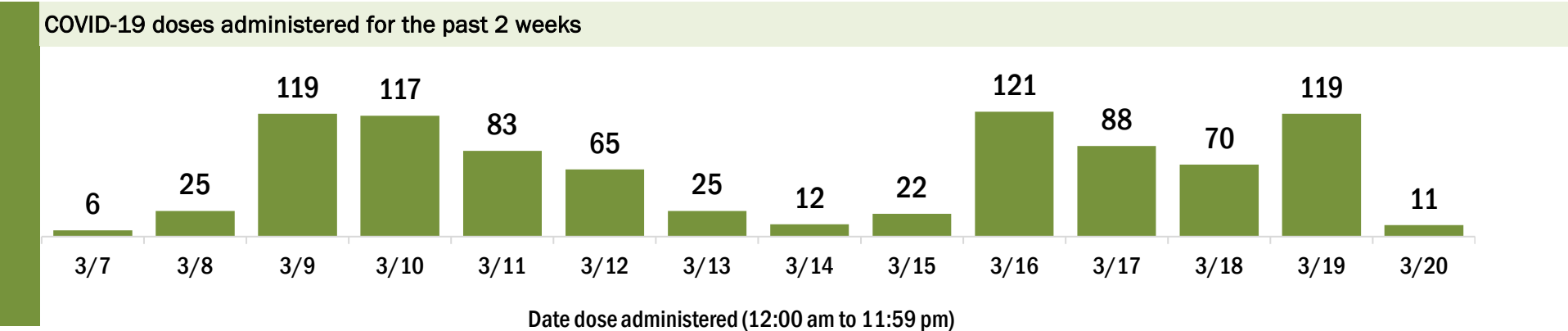
Data in this report are provisional and subject to change.

Data in this summary pertain to COVID-19 vaccines approved by the U.S. Food and Drug Administration and have been issued an Emergency Use Authorization (Janssen COVID-19 Vaccine, Moderna COVID-19 Vaccine and Pfizer-BioNTech COVID-19 Vaccine). These data summarize the number of people who have received either their first dose or have completed the series for a COVID-19 vaccine. **A person can only be counted in one category, first dose or series complete.** For persons receiving Moderna or Pfizer vaccines, once they receive their second dose, they are moved from the first dose column to the series completed column. **Because of this, the total first dose category may show a change from report to report not matching the total receiving their first dose from the previous day.** Persons receiving Johnson & Johnson vaccines will always be counted in the series completed column.

COVID-19 doses for vaccinated persons in Florida	
Doses administered	5,928
People receiving one dose of a 1-dose series (Johnson & Johnson) or receiving only one dose of a 2-dose series (Moderna, Pfizer) count once. Persons receiving both doses of a 2-dose series count twice.	

Current status of persons vaccinated for COVID-19 in Florida	
Total people vaccinated	3,434
First dose	926
Series completed	2,508
Completed 1-dose series	14
Completed 2-dose series	2,494
First dose: current number of people who have only received their first dose of the Moderna or Pfizer vaccine.	
Series complete: current number of people who have received both Moderna or Pfizer vaccine doses or one Johnson & Johnson dose and are considered fully immunized.	

Demographic summary	First dose	Series complete	Total people vaccinated
Age group	926	2,508	3,434
16-24 years	25	13	38
25-34 years	40	64	104
35-44 years	51	77	128
45-54 years	97	127	224
55-64 years	359	196	555
65-74 years	219	1,114	1,333
75-84 years	95	692	787
85+ years	40	225	265
Race	926	2,508	3,434
White	665	1,954	2,619
Black	127	233	360
American Indian/Alaskan	8	13	21
Other	66	249	315
Unknown	60	59	119
Other race includes Asian, native Hawaiian/Pacific Islander, or other.			
Ethnicity	926	2,508	3,434
Hispanic	18	22	40
Non-Hispanic	684	2,240	2,924
Unknown	224	246	470
Gender	926	2,508	3,434
Female	590	1,462	2,052
Male	335	1,046	1,381
Unknown	1	0	1



# COVID-19: Brevard County vaccine summary

Vaccination data through Mar 20, 2021 as of Mar 21, 2021 at 12:05 AM

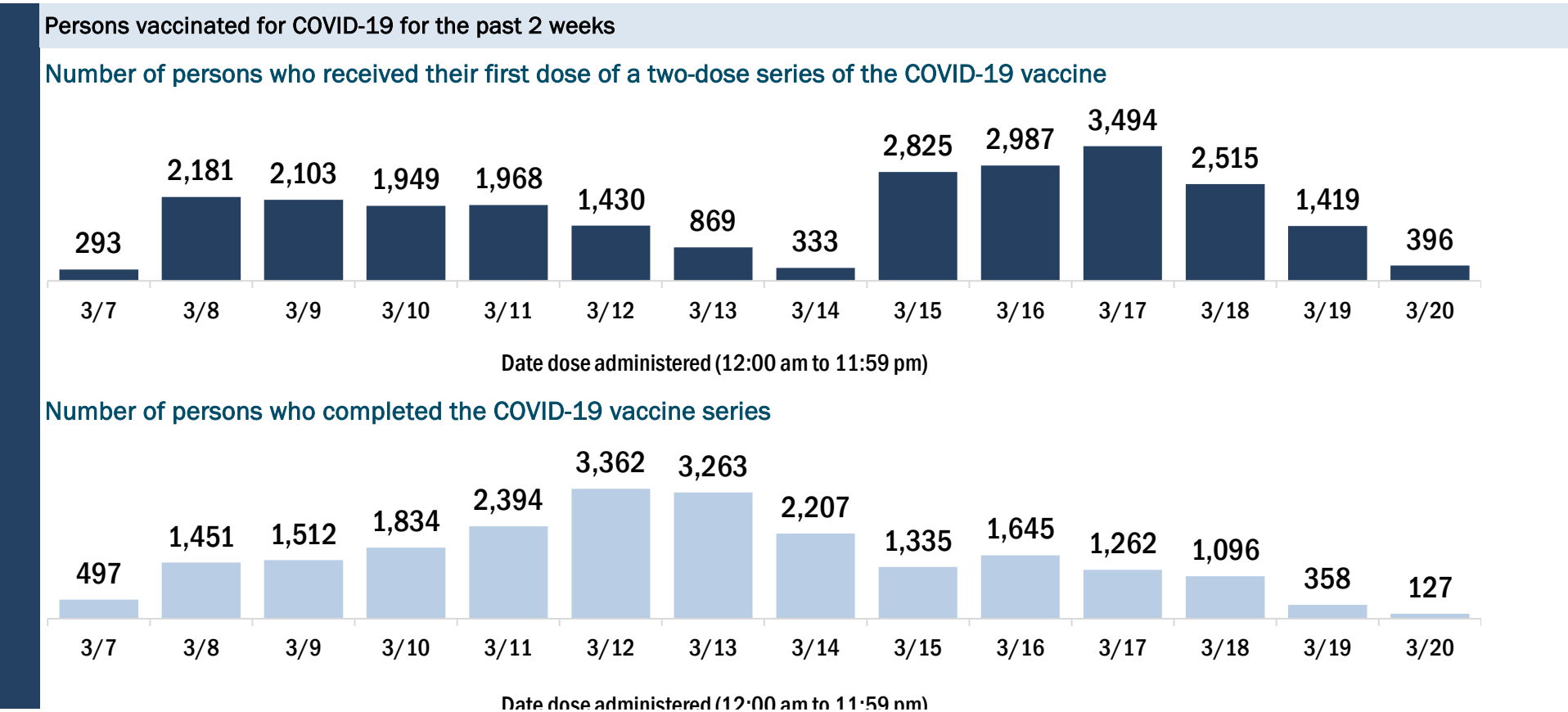
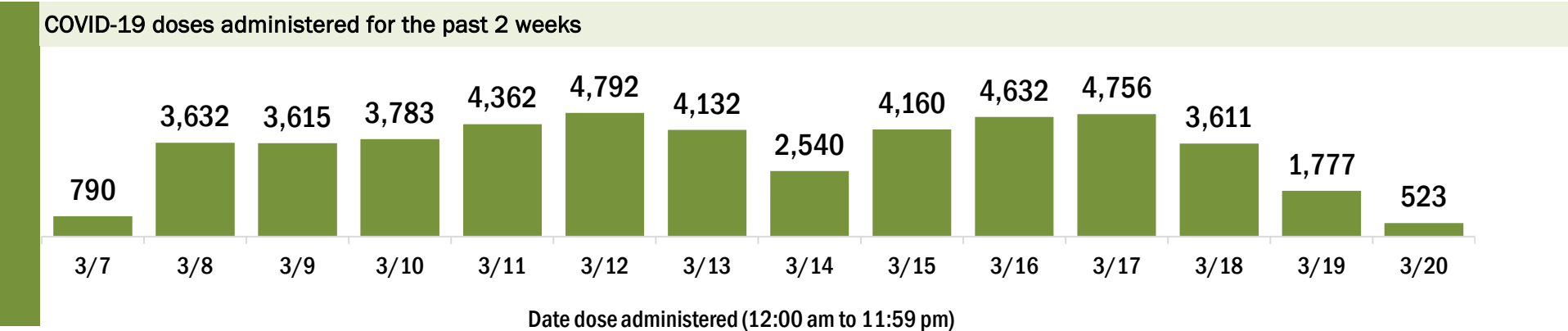
Data in this report are provisional and subject to change.

Data in this summary pertain to COVID-19 vaccines approved by the U.S. Food and Drug Administration and have been issued an Emergency Use Authorization (Janssen COVID-19 Vaccine, Moderna COVID-19 Vaccine and Pfizer-BioNTech COVID-19 Vaccine). These data summarize the number of people who have received either their first dose or have completed the series for a COVID-19 vaccine. **A person can only be counted in one category, first dose or series complete.** For persons receiving Moderna or Pfizer vaccines, once they receive their second dose, they are moved from the first dose column to the series completed column. **Because of this, the total first dose category may show a change from report to report not matching the total receiving their first dose from the previous day.** Persons receiving Johnson & Johnson vaccines will always be counted in the series completed column.

COVID-19 doses for vaccinated persons in Florida	
Doses administered	197,939
People receiving one dose of a 1-dose series (Johnson & Johnson) or receiving only one dose of a 2-dose series (Moderna, Pfizer) count once. Persons receiving both doses of a 2-dose series count twice.	

Current status of persons vaccinated for COVID-19 in Florida	
Total people vaccinated	128,327
First dose	53,258
Series completed	75,069
Completed 1-dose series	5,457
Completed 2-dose series	69,612
First dose: current number of people who have only received their first dose of the Moderna or Pfizer vaccine.	
Series complete: current number of people who have received both Moderna or Pfizer vaccine doses or one Johnson & Johnson dose and are considered fully immunized.	

Demographic summary	First dose	Series complete	Total people vaccinated
Age group	53,258	75,069	128,327
16-24 years	801	691	1,492
25-34 years	1,904	2,151	4,055
35-44 years	2,744	3,128	5,872
45-54 years	3,946	4,625	8,571
55-64 years	12,282	7,781	20,063
65-74 years	17,099	31,755	48,854
75-84 years	10,573	18,080	28,653
85+ years	3,909	6,858	10,767
Race	53,258	75,069	128,327
White	35,545	47,743	83,288
Black	3,173	2,862	6,035
American Indian/Alaskan	252	338	590
Other	3,747	8,133	11,880
Unknown	10,541	15,993	26,534
Other race includes Asian, native Hawaiian/Pacific Islander, or other.			
Ethnicity	53,258	75,069	128,327
Hispanic	2,100	1,780	3,880
Non-Hispanic	28,447	33,039	61,486
Unknown	22,711	40,250	62,961
Gender	53,258	75,069	128,327
Female	31,511	44,401	75,912
Male	21,611	30,503	52,114
Unknown	136	165	301



# COVID-19: Broward County vaccine summary

Vaccination data through Mar 20, 2021 as of Mar 21, 2021 at 12:05 AM

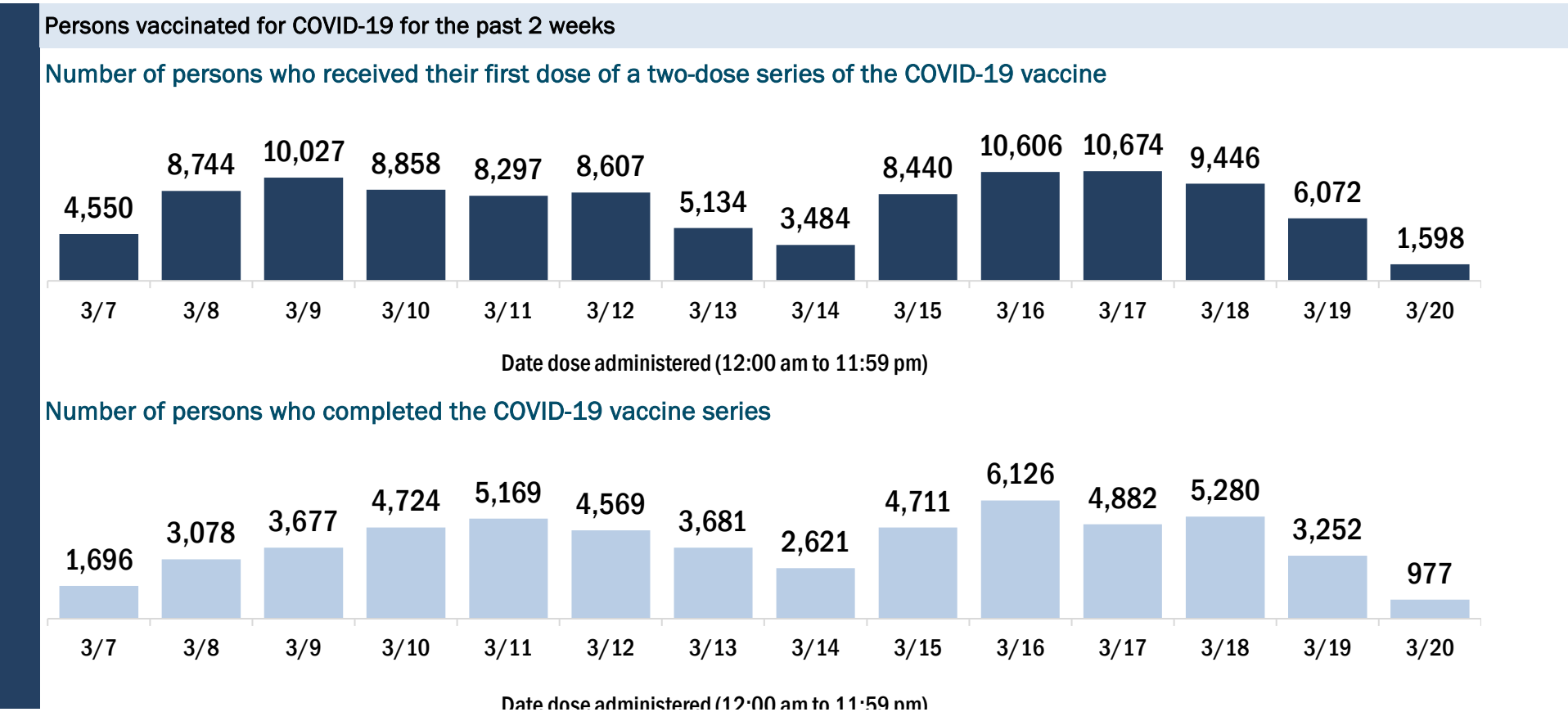
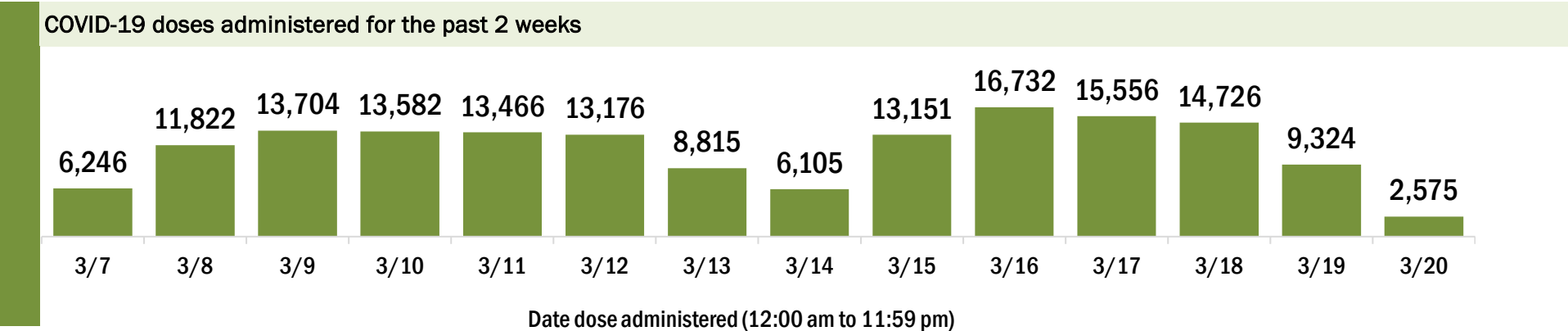
Data in this report are provisional and subject to change.

Data in this summary pertain to COVID-19 vaccines approved by the U.S. Food and Drug Administration and have been issued an Emergency Use Authorization (Janssen COVID-19 Vaccine, Moderna COVID-19 Vaccine and Pfizer-BioNTech COVID-19 Vaccine). These data summarize the number of people who have received either their first dose or have completed the series for a COVID-19 vaccine. **A person can only be counted in one category, first dose or series complete.** For persons receiving Moderna or Pfizer vaccines, once they receive their second dose, they are moved from the first dose column to the series completed column. **Because of this, the total first dose category may show a change from report to report not matching the total receiving their first dose from the previous day.** Persons receiving Johnson & Johnson vaccines will always be counted in the series completed column.

COVID-19 doses for vaccinated persons in Florida	
Doses administered	651,758
People receiving one dose of a 1-dose series (Johnson & Johnson) or receiving only one dose of a 2-dose series (Moderna, Pfizer) count once. Persons receiving both doses of a 2-dose series count twice.	

Current status of persons vaccinated for COVID-19 in Florida	
Total people vaccinated	431,353
First dose	199,009
Series completed	232,344
Completed 1-dose series	11,939
Completed 2-dose series	220,405
First dose: current number of people who have only received their first dose of the Moderna or Pfizer vaccine.	
Series complete: current number of people who have received both Moderna or Pfizer vaccine doses or one Johnson & Johnson dose and are considered fully immunized.	

Demographic summary	First dose	Series complete	Total people vaccinated
Age group	199,009	232,344	431,353
16-24 years	6,015	2,417	8,432
25-34 years	12,127	8,955	21,082
35-44 years	19,456	12,607	32,063
45-54 years	30,724	17,693	48,417
55-64 years	56,900	25,774	82,674
65-74 years	41,962	95,232	137,194
75-84 years	22,149	50,840	72,989
85+ years	9,676	18,826	28,502
Race	199,009	232,344	431,353
White	114,380	159,397	273,777
Black	25,008	26,277	51,285
American Indian/Alaskan	907	1,219	2,126
Other	19,485	26,232	45,717
Unknown	39,229	19,219	58,448
Other race includes Asian, native Hawaiian/Pacific Islander, or other.			
Ethnicity	199,009	232,344	431,353
Hispanic	37,586	41,382	78,968
Non-Hispanic	83,149	136,723	219,872
Unknown	78,274	54,239	132,513
Gender	199,009	232,344	431,353
Female	111,134	131,765	242,899
Male	87,120	100,521	187,641
Unknown	755	58	813



# COVID-19: Calhoun County vaccine summary

Vaccination data through Mar 20, 2021 as of Mar 21, 2021 at 12:05 AM

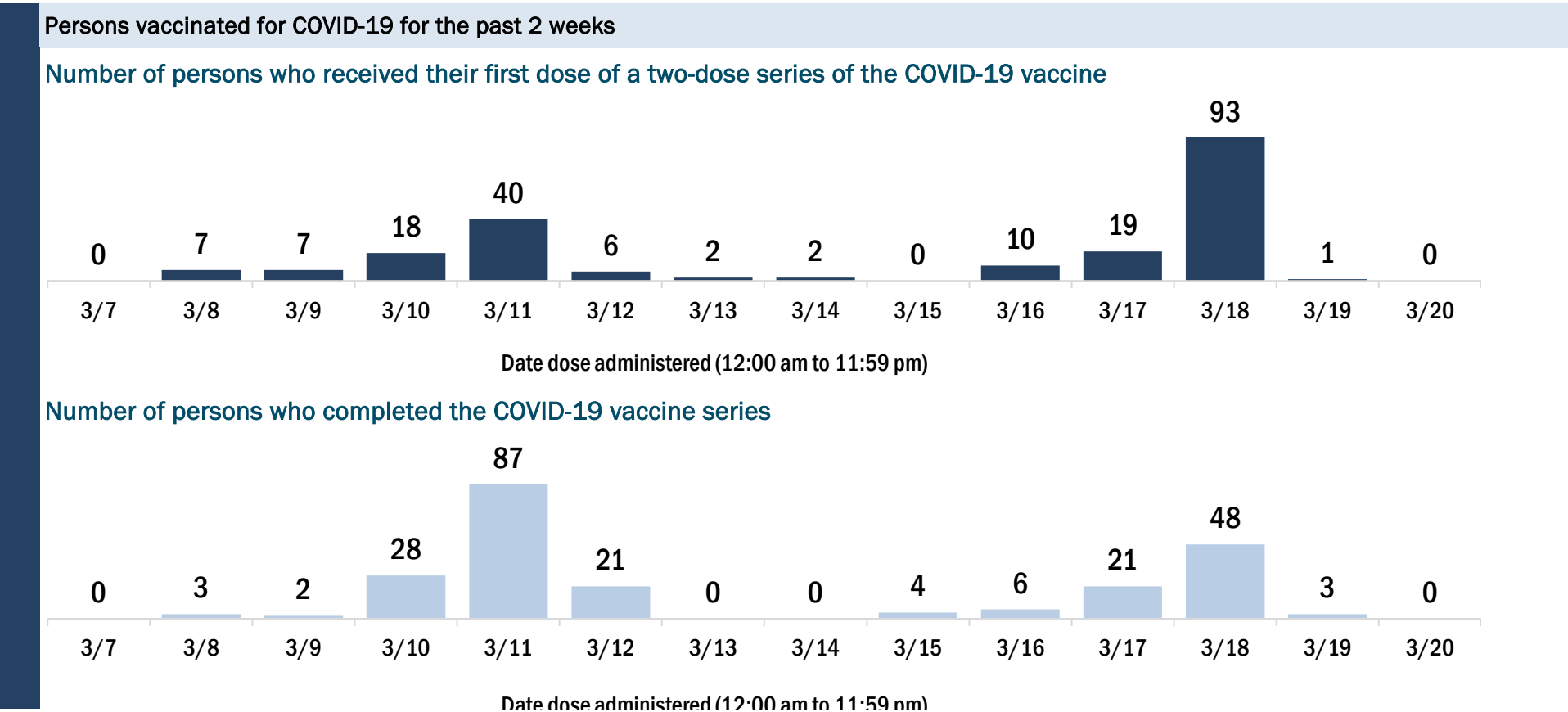
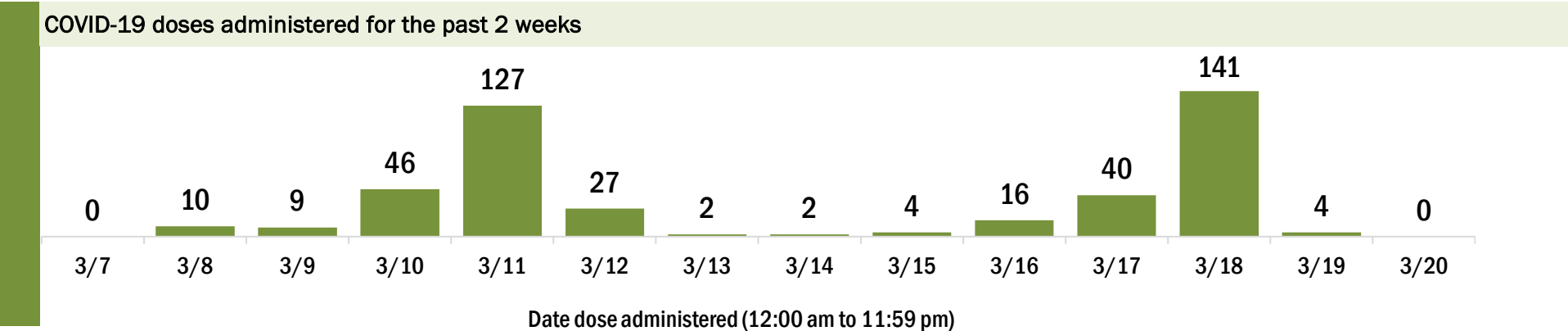
Data in this report are provisional and subject to change.

Data in this summary pertain to COVID-19 vaccines approved by the U.S. Food and Drug Administration and have been issued an Emergency Use Authorization (Janssen COVID-19 Vaccine, Moderna COVID-19 Vaccine and Pfizer-BioNTech COVID-19 Vaccine). These data summarize the number of people who have received either their first dose or have completed the series for a COVID-19 vaccine. **A person can only be counted in one category, first dose or series complete.** For persons receiving Moderna or Pfizer vaccines, once they receive their second dose, they are moved from the first dose column to the series completed column. **Because of this, the total first dose category may show a change from report to report not matching the total receiving their first dose from the previous day.** Persons receiving Johnson & Johnson vaccines will always be counted in the series completed column.

COVID-19 doses for vaccinated persons in Florida	
Doses administered	3,870
People receiving one dose of a 1-dose series (Johnson & Johnson) or receiving only one dose of a 2-dose series (Moderna, Pfizer) count once. Persons receiving both doses of a 2-dose series count twice.	

Current status of persons vaccinated for COVID-19 in Florida	
Total people vaccinated	2,187
First dose	465
Series completed	1,722
Completed 1-dose series	39
Completed 2-dose series	1,683
First dose: current number of people who have only received their first dose of the Moderna or Pfizer vaccine.	
Series complete: current number of people who have received both Moderna or Pfizer vaccine doses or one Johnson & Johnson dose and are considered fully immunized.	

Demographic summary	First dose	Series complete	Total people vaccinated
Age group	465	1,722	2,187
16-24 years	16	10	26
25-34 years	10	41	51
35-44 years	33	66	99
45-54 years	46	120	166
55-64 years	124	224	348
65-74 years	136	678	814
75-84 years	73	418	491
85+ years	27	165	192
Race	465	1,722	2,187
White	309	1,195	1,504
Black	54	91	145
American Indian/Alaskan	5	12	17
Other	45	283	328
Unknown	52	141	193
Other race includes Asian, native Hawaiian/Pacific Islander, or other.			
Ethnicity	465	1,722	2,187
Hispanic	8	27	35
Non-Hispanic	227	948	1,175
Unknown	230	747	977
Gender	465	1,722	2,187
Female	243	977	1,220
Male	222	744	966
Unknown	0	1	1



# COVID-19: Charlotte County vaccine summary

Vaccination data through Mar 20, 2021 as of Mar 21, 2021 at 12:05 AM

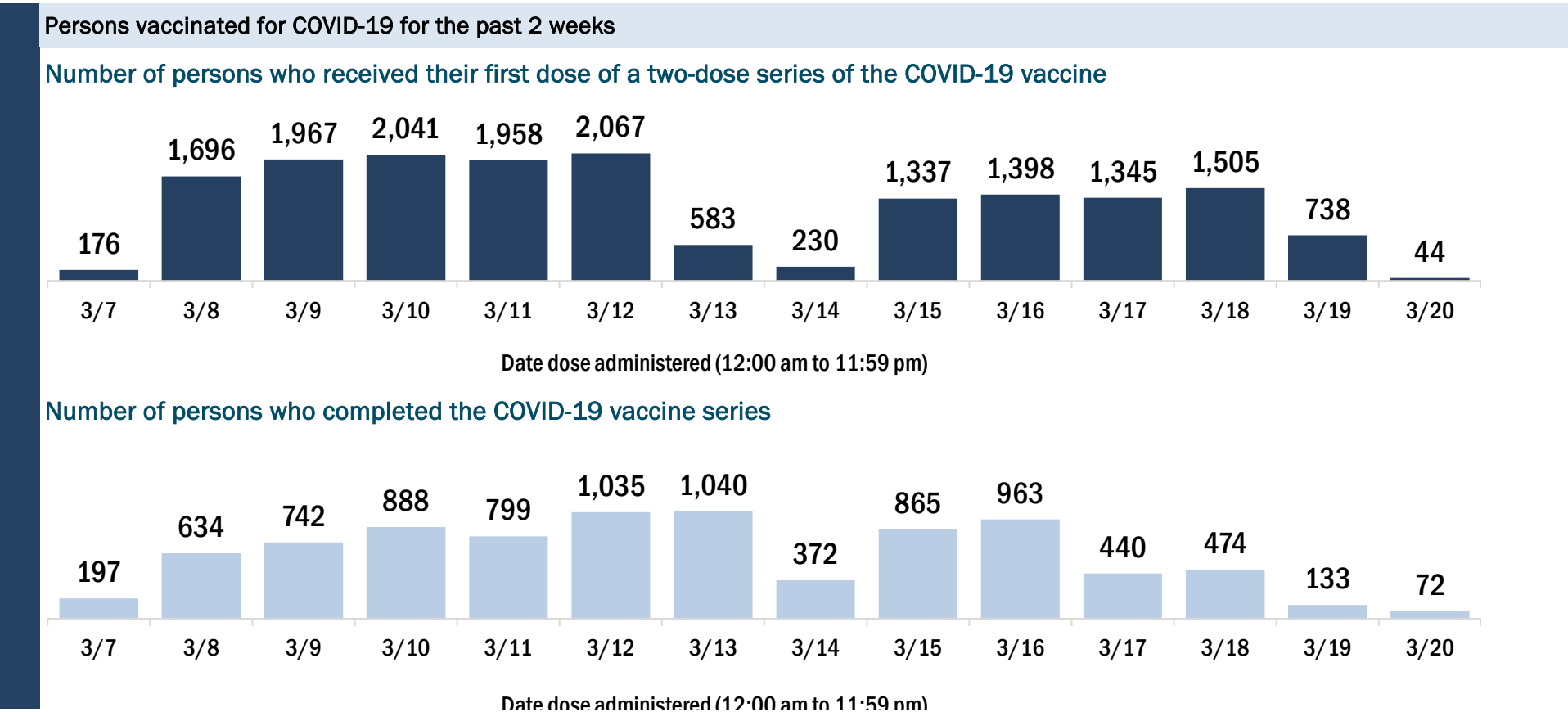
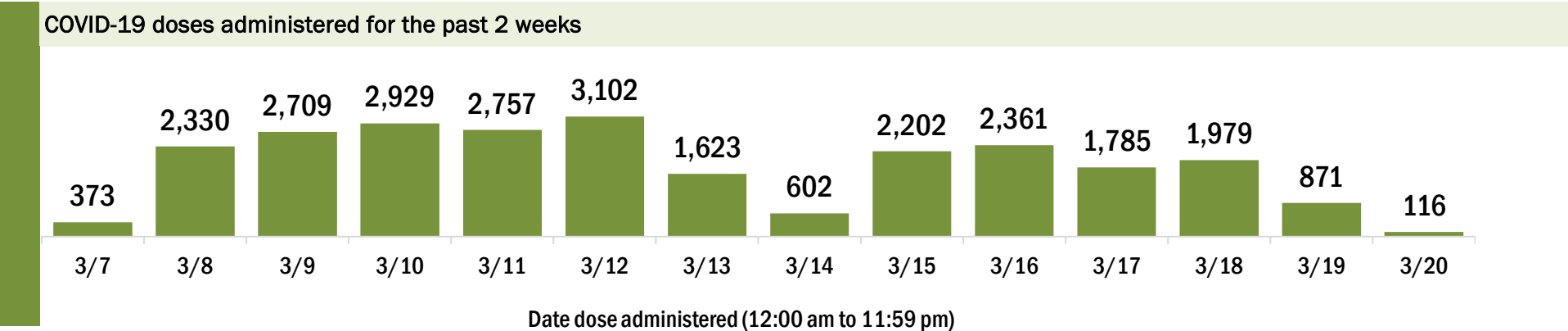
Data in this report are provisional and subject to change.

Data in this summary pertain to COVID-19 vaccines approved by the U.S. Food and Drug Administration and have been issued an Emergency Use Authorization (Janssen COVID-19 Vaccine, Moderna COVID-19 Vaccine and Pfizer-BioNTech COVID-19 Vaccine). These data summarize the number of people who have received either their first dose or have completed the series for a COVID-19 vaccine. **A person can only be counted in one category, first dose or series complete.** For persons receiving Moderna or Pfizer vaccines, once they receive their second dose, they are moved from the first dose column to the series completed column. **Because of this, the total first dose category may show a change from report to report not matching the total receiving their first dose from the previous day.** Persons receiving Johnson & Johnson vaccines will always be counted in the series completed column.

COVID-19 doses for vaccinated persons in Florida	
Doses administered	92,245
People receiving one dose of a 1-dose series (Johnson & Johnson) or receiving only one dose of a 2-dose series (Moderna, Pfizer) count once. Persons receiving both doses of a 2-dose series count twice.	

Current status of persons vaccinated for COVID-19 in Florida	
Total people vaccinated	63,982
First dose	34,758
Series completed	29,224
Completed 1-dose series	961
Completed 2-dose series	28,263
<b>First dose:</b> current number of people who have only received their first dose of the Moderna or Pfizer vaccine.	
<b>Series complete:</b> current number of people who have received both Moderna or Pfizer vaccine doses or one Johnson & Johnson dose and are considered fully immunized.	

Demographic summary	First dose	Series complete	Total people vaccinated
Age group	34,758	29,224	63,982
16-24 years	143	143	286
25-34 years	349	418	767
35-44 years	523	615	1,138
45-54 years	1,028	1,148	2,176
55-64 years	4,871	2,103	6,974
65-74 years	14,790	14,363	29,153
75-84 years	10,270	7,901	18,171
85+ years	2,784	2,533	5,317
Race	34,758	29,224	63,982
White	27,581	19,511	47,092
Black	589	327	916
American Indian/Alaskan	211	61	272
Other	1,614	2,814	4,428
Unknown	4,763	6,511	11,274
Other race includes Asian, native Hawaiian/Pacific Islander, or other.			
Ethnicity	34,758	29,224	63,982
Hispanic	667	382	1,049
Non-Hispanic	19,100	13,111	32,211
Unknown	14,991	15,731	30,722
Gender	34,758	29,224	63,982
Female	19,292	16,508	35,800
Male	15,434	12,708	28,142
Unknown	32	8	40



# COVID-19: Citrus County vaccine summary

Vaccination data through Mar 20, 2021 as of Mar 21, 2021 at 12:05 AM

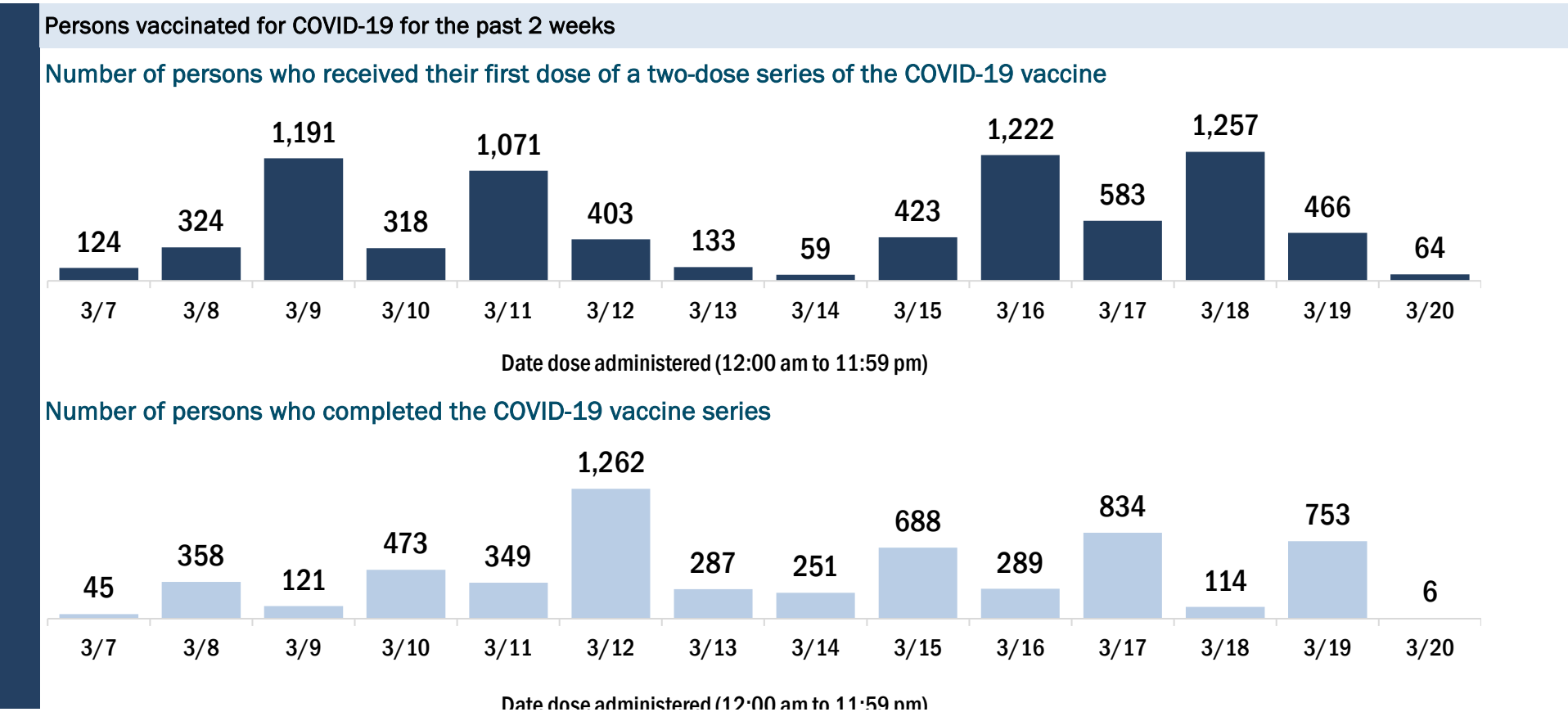
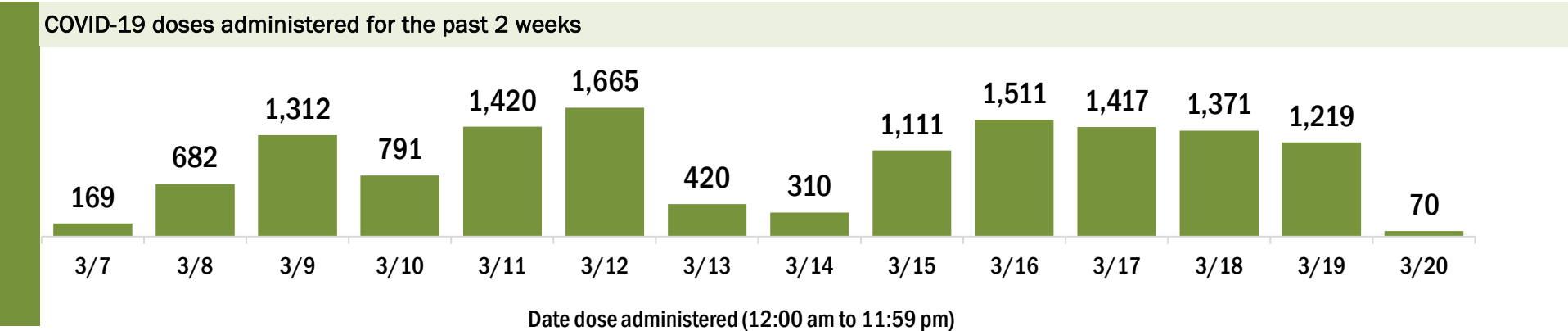
Data in this report are provisional and subject to change.

Data in this summary pertain to COVID-19 vaccines approved by the U.S. Food and Drug Administration and have been issued an Emergency Use Authorization (Janssen COVID-19 Vaccine, Moderna COVID-19 Vaccine and Pfizer-BioNTech COVID-19 Vaccine). These data summarize the number of people who have received either their first dose or have completed the series for a COVID-19 vaccine. **A person can only be counted in one category, first dose or series complete.** For persons receiving Moderna or Pfizer vaccines, once they receive their second dose, they are moved from the first dose column to the series completed column. **Because of this, the total first dose category may show a change from report to report not matching the total receiving their first dose from the previous day.** Persons receiving Johnson & Johnson vaccines will always be counted in the series completed column.

COVID-19 doses for vaccinated persons in Florida	
Doses administered	61,205
People receiving one dose of a 1-dose series (Johnson & Johnson) or receiving only one dose of a 2-dose series (Moderna, Pfizer) count once. Persons receiving both doses of a 2-dose series count twice.	

Current status of persons vaccinated for COVID-19 in Florida	
Total people vaccinated	39,748
First dose	18,011
Series completed	21,737
Completed 1-dose series	280
Completed 2-dose series	21,457
First dose: current number of people who have only received their first dose of the Moderna or Pfizer vaccine.	
Series complete: current number of people who have received both Moderna or Pfizer vaccine doses or one Johnson & Johnson dose and are considered fully immunized.	

Demographic summary	First dose	Series complete	Total people vaccinated
Age group	18,011	21,737	39,748
16-24 years	114	171	285
25-34 years	217	390	607
35-44 years	327	540	867
45-54 years	626	809	1,435
55-64 years	2,690	1,410	4,100
65-74 years	7,668	9,636	17,304
75-84 years	4,981	6,752	11,733
85+ years	1,388	2,029	3,417
Race	18,011	21,737	39,748
White	14,988	14,066	29,054
Black	252	268	520
American Indian/Alaskan	120	68	188
Other	732	2,282	3,014
Unknown	1,919	5,053	6,972
Other race includes Asian, native Hawaiian/Pacific Islander, or other.			
Ethnicity	18,011	21,737	39,748
Hispanic	537	382	919
Non-Hispanic	12,157	9,556	21,713
Unknown	5,317	11,799	17,116
Gender	18,011	21,737	39,748
Female	10,340	12,401	22,741
Male	7,619	9,325	16,944
Unknown	52	11	63



# COVID-19: Clay County vaccine summary

Vaccination data through Mar 20, 2021 as of Mar 21, 2021 at 12:05 AM

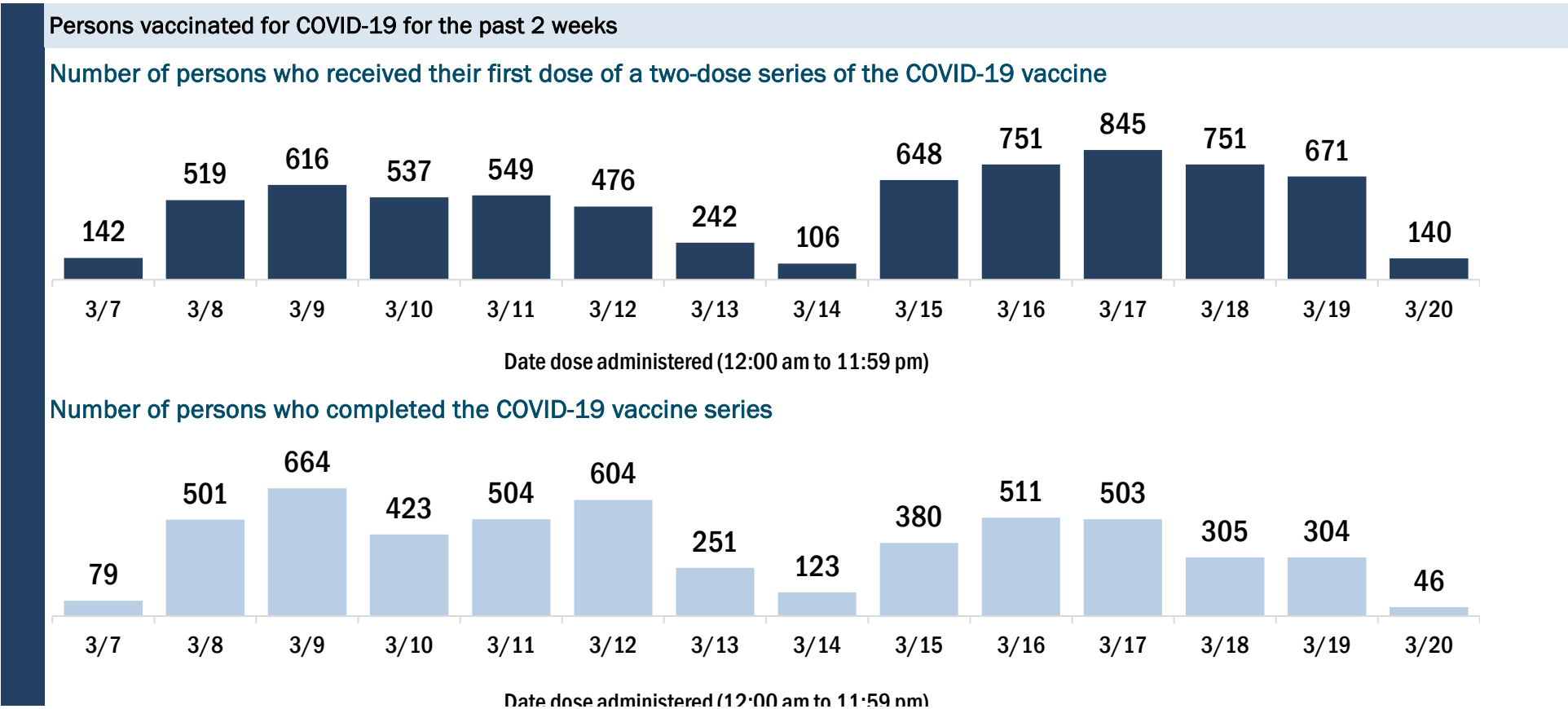
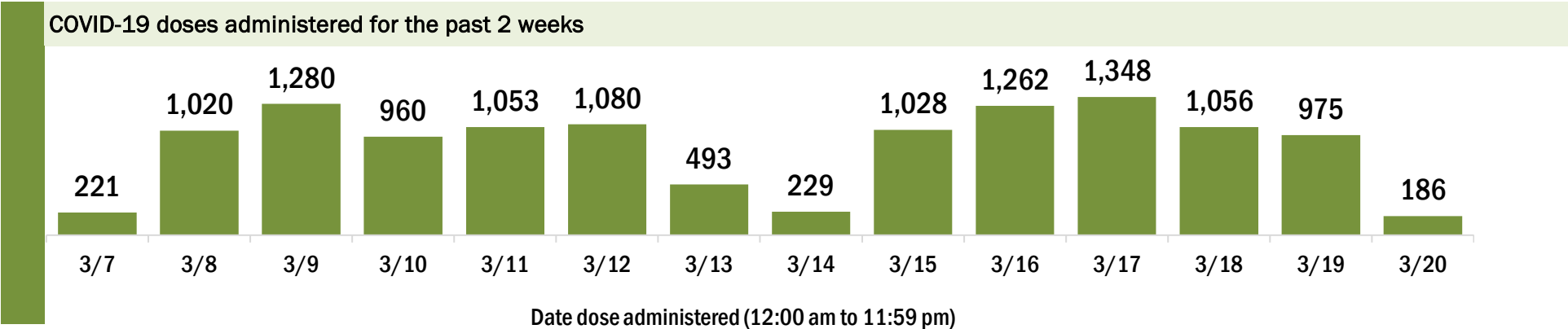
Data in this report are provisional and subject to change.

Data in this summary pertain to COVID-19 vaccines approved by the U.S. Food and Drug Administration and have been issued an Emergency Use Authorization (Janssen COVID-19 Vaccine, Moderna COVID-19 Vaccine and Pfizer-BioNTech COVID-19 Vaccine). These data summarize the number of people who have received either their first dose or have completed the series for a COVID-19 vaccine. **A person can only be counted in one category, first dose or series complete.** For persons receiving Moderna or Pfizer vaccines, once they receive their second dose, they are moved from the first dose column to the series completed column. **Because of this, the total first dose category may show a change from report to report not matching the total receiving their first dose from the previous day.** Persons receiving Johnson & Johnson vaccines will always be counted in the series completed column.

COVID-19 doses for vaccinated persons in Florida	
Doses administered	62,910
People receiving one dose of a 1-dose series (Johnson & Johnson) or receiving only one dose of a 2-dose series (Moderna, Pfizer) count once. Persons receiving both doses of a 2-dose series count twice.	

Current status of persons vaccinated for COVID-19 in Florida	
Total people vaccinated	38,391
First dose	12,926
Series completed	25,465
Completed 1-dose series	946
Completed 2-dose series	24,519
<b>First dose:</b> current number of people who have only received their first dose of the Moderna or Pfizer vaccine.	
<b>Series complete:</b> current number of people who have received both Moderna or Pfizer vaccine doses or one Johnson & Johnson dose and are considered fully immunized.	

Demographic summary	First dose	Series complete	Total people vaccinated
Age group	12,926	25,465	38,391
16-24 years	462	339	801
25-34 years	671	942	1,613
35-44 years	1,140	1,507	2,647
45-54 years	1,851	1,824	3,675
55-64 years	4,542	2,446	6,988
65-74 years	2,576	11,016	13,592
75-84 years	1,255	5,691	6,946
85+ years	429	1,700	2,129
Race	12,926	25,465	38,391
White	8,366	19,054	27,420
Black	970	1,423	2,393
American Indian/Alaskan	77	124	201
Other	1,448	2,422	3,870
Unknown	2,065	2,442	4,507
Other race includes Asian, native Hawaiian/Pacific Islander, or other.			
Ethnicity	12,926	25,465	38,391
Hispanic	591	871	1,462
Non-Hispanic	8,310	19,289	27,599
Unknown	4,025	5,305	9,330
Gender	12,926	25,465	38,391
Female	7,932	14,660	22,592
Male	4,963	10,804	15,767
Unknown	31	1	32



# COVID-19: Collier County vaccine summary

Vaccination data through Mar 20, 2021 as of Mar 21, 2021 at 12:05 AM

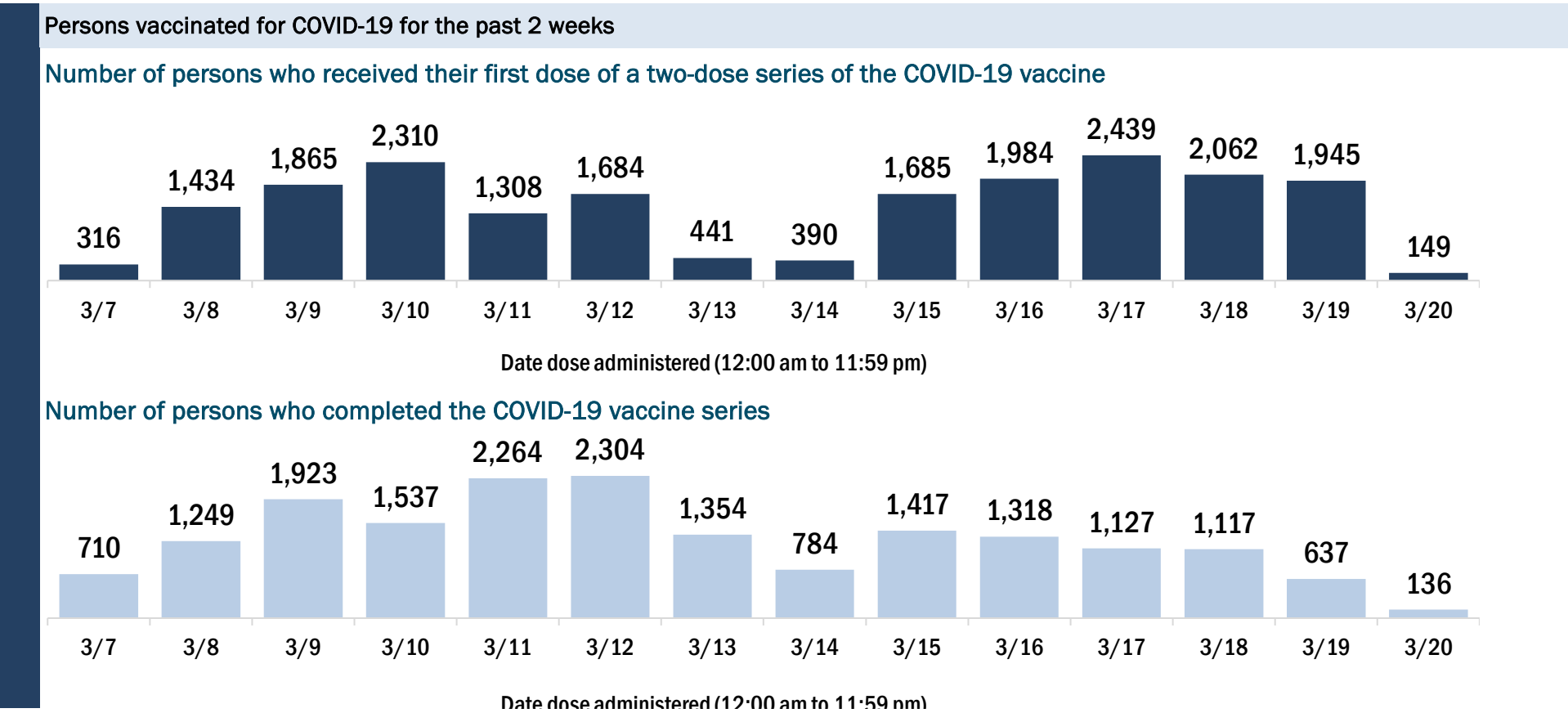
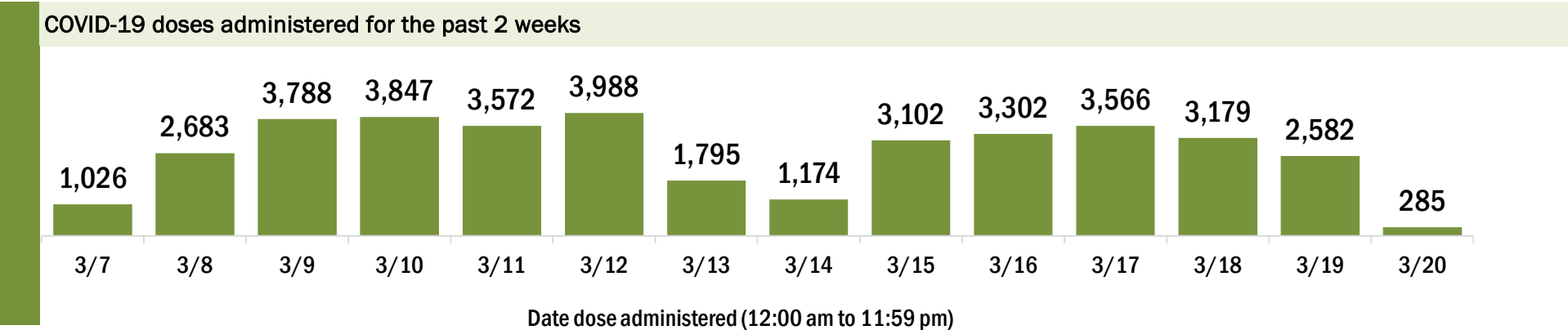
Data in this report are provisional and subject to change.

Data in this summary pertain to COVID-19 vaccines approved by the U.S. Food and Drug Administration and have been issued an Emergency Use Authorization (Janssen COVID-19 Vaccine, Moderna COVID-19 Vaccine and Pfizer-BioNTech COVID-19 Vaccine). These data summarize the number of people who have received either their first dose or have completed the series for a COVID-19 vaccine. **A person can only be counted in one category, first dose or series complete.** For persons receiving Moderna or Pfizer vaccines, once they receive their second dose, they are moved from the first dose column to the series completed column. **Because of this, the total first dose category may show a change from report to report not matching the total receiving their first dose from the previous day.** Persons receiving Johnson & Johnson vaccines will always be counted in the series completed column.

COVID-19 doses for vaccinated persons in Florida	
Doses administered	182,150
People receiving one dose of a 1-dose series (Johnson & Johnson) or receiving only one dose of a 2-dose series (Moderna, Pfizer) count once. Persons receiving both doses of a 2-dose series count twice.	

Current status of persons vaccinated for COVID-19 in Florida	
Total people vaccinated	114,383
First dose	45,167
Series completed	69,216
Completed 1-dose series	1,449
Completed 2-dose series	67,767
First dose: current number of people who have only received their first dose of the Moderna or Pfizer vaccine.	
Series complete: current number of people who have received both Moderna or Pfizer vaccine doses or one Johnson & Johnson dose and are considered fully immunized.	

Demographic summary	First dose	Series complete	Total people vaccinated
Age group	45,167	69,216	114,383
16-24 years	386	422	808
25-34 years	742	1,109	1,851
35-44 years	918	1,580	2,498
45-54 years	1,639	2,234	3,873
55-64 years	7,565	3,551	11,116
65-74 years	15,896	32,625	48,521
75-84 years	13,591	21,425	35,016
85+ years	4,430	6,270	10,700
Race	45,167	69,216	114,383
White	31,222	42,379	73,601
Black	488	548	1,036
American Indian/Alaskan	178	171	349
Other	2,736	5,864	8,600
Unknown	10,543	20,254	30,797
Other race includes Asian, native Hawaiian/Pacific Islander, or other.			
Ethnicity	45,167	69,216	114,383
Hispanic	2,175	2,215	4,390
Non-Hispanic	21,134	28,455	49,589
Unknown	21,858	38,546	60,404
Gender	45,167	69,216	114,383
Female	25,198	38,194	63,392
Male	19,694	30,937	50,631
Unknown	275	85	360



# COVID-19: Columbia County vaccine summary

Vaccination data through Mar 20, 2021 as of Mar 21, 2021 at 12:05 AM

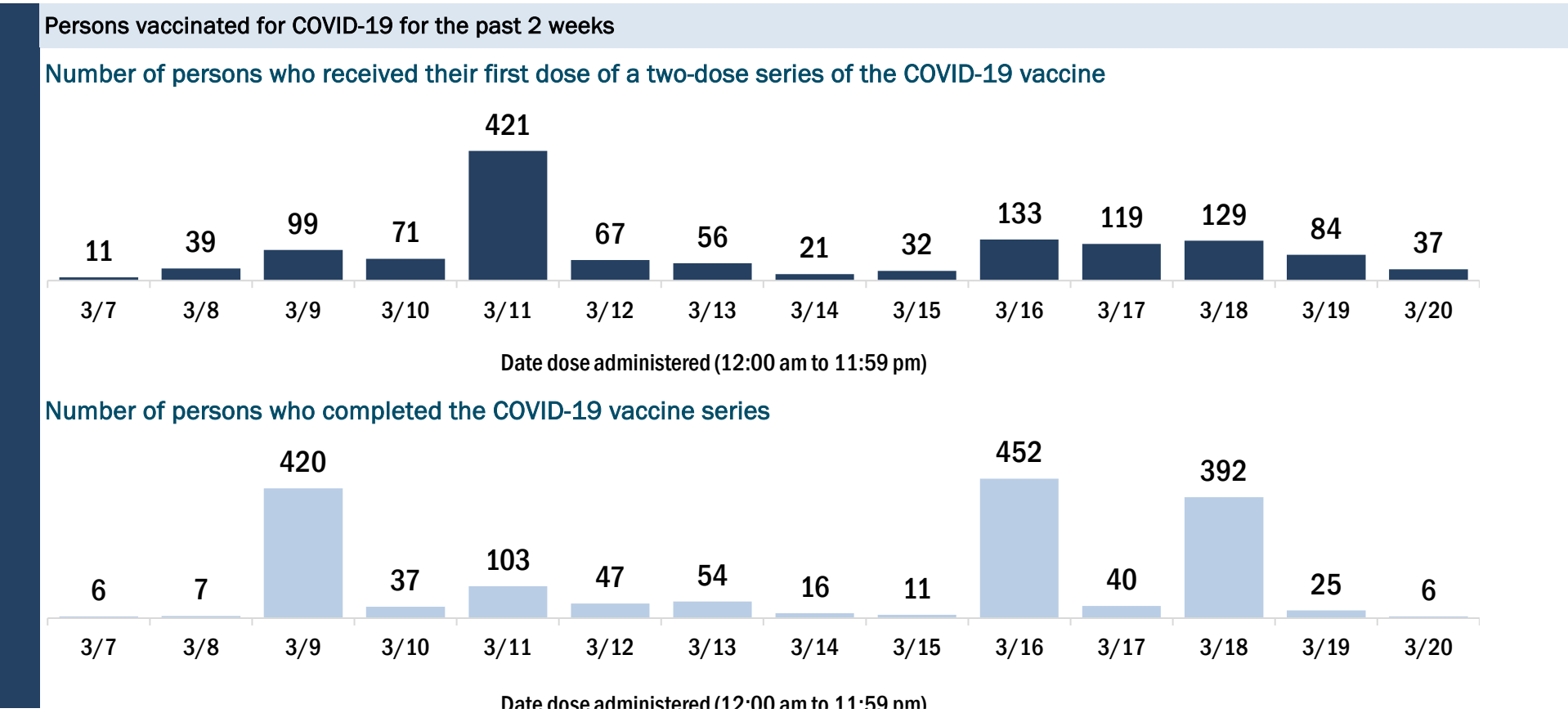
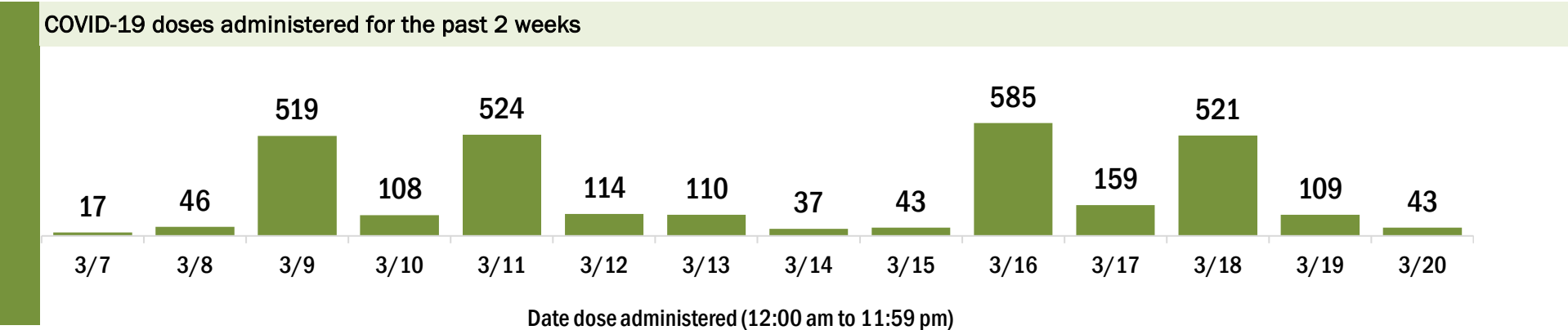
Data in this report are provisional and subject to change.

Data in this summary pertain to COVID-19 vaccines approved by the U.S. Food and Drug Administration and have been issued an Emergency Use Authorization (Janssen COVID-19 Vaccine, Moderna COVID-19 Vaccine and Pfizer-BioNTech COVID-19 Vaccine). These data summarize the number of people who have received either their first dose or have completed the series for a COVID-19 vaccine. **A person can only be counted in one category, first dose or series complete.** For persons receiving Moderna or Pfizer vaccines, once they receive their second dose, they are moved from the first dose column to the series completed column. **Because of this, the total first dose category may show a change from report to report not matching the total receiving their first dose from the previous day.** Persons receiving Johnson & Johnson vaccines will always be counted in the series completed column.

COVID-19 doses for vaccinated persons in Florida	
Doses administered	16,105
People receiving one dose of a 1-dose series (Johnson & Johnson) or receiving only one dose of a 2-dose series (Moderna, Pfizer) count once. Persons receiving both doses of a 2-dose series count twice.	

Current status of persons vaccinated for COVID-19 in Florida	
Total people vaccinated	9,740
First dose	2,917
Series completed	6,823
Completed 1-dose series	458
Completed 2-dose series	6,365
First dose: current number of people who have only received their first dose of the Moderna or Pfizer vaccine.	
Series complete: current number of people who have received both Moderna or Pfizer vaccine doses or one Johnson & Johnson dose and are considered fully immunized.	

Demographic summary	First dose	Series complete	Total people vaccinated
Age group	2,917	6,823	9,740
16-24 years	53	65	118
25-34 years	131	168	299
35-44 years	202	253	455
45-54 years	345	368	713
55-64 years	785	730	1,515
65-74 years	799	2,953	3,752
75-84 years	470	1,752	2,222
85+ years	132	534	666
Race	2,917	6,823	9,740
White	1,726	4,659	6,385
Black	292	483	775
American Indian/Alaskan	14	30	44
Other	270	604	874
Unknown	615	1,047	1,662
Other race includes Asian, native Hawaiian/Pacific Islander, or other.			
Ethnicity	2,917	6,823	9,740
Hispanic	91	124	215
Non-Hispanic	1,117	3,446	4,563
Unknown	1,709	3,253	4,962
Gender	2,917	6,823	9,740
Female	1,835	4,030	5,865
Male	1,080	2,792	3,872
Unknown	2	1	3



# COVID-19: Dade County vaccine summary

Vaccination data through Mar 20, 2021 as of Mar 21, 2021 at 12:05 AM

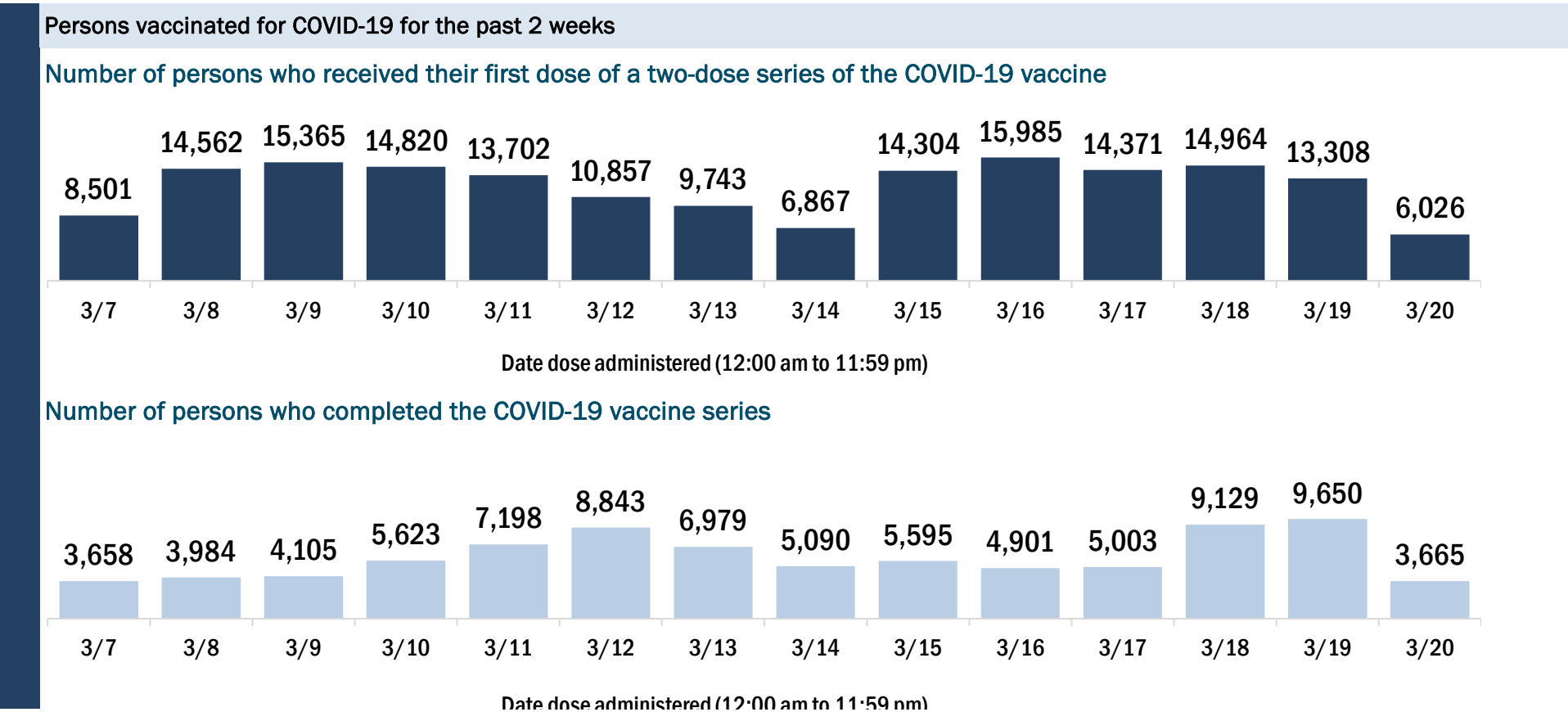
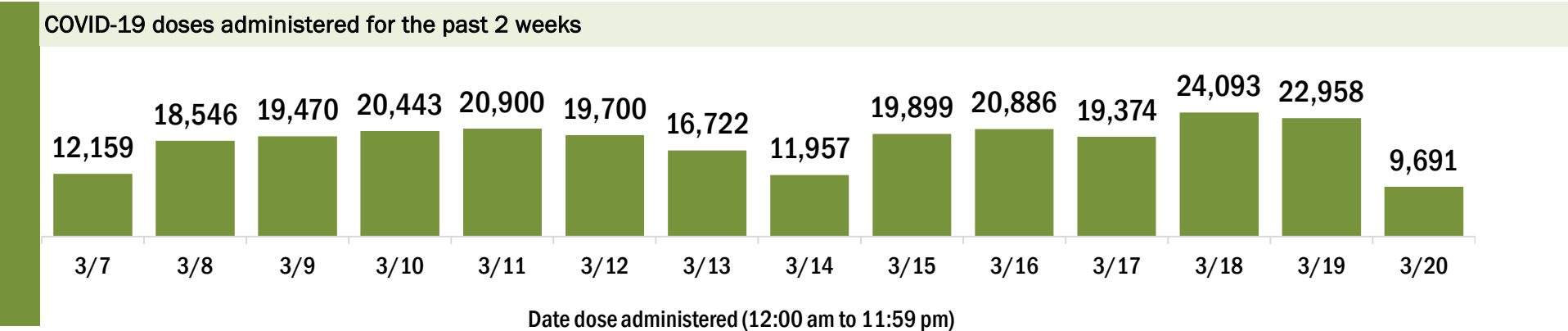
Data in this report are provisional and subject to change.

Data in this summary pertain to COVID-19 vaccines approved by the U.S. Food and Drug Administration and have been issued an Emergency Use Authorization (Janssen COVID-19 Vaccine, Moderna COVID-19 Vaccine and Pfizer-BioNTech COVID-19 Vaccine). These data summarize the number of people who have received either their first dose or have completed the series for a COVID-19 vaccine. **A person can only be counted in one category, first dose or series complete.** For persons receiving Moderna or Pfizer vaccines, once they receive their second dose, they are moved from the first dose column to the series completed column. **Because of this, the total first dose category may show a change from report to report not matching the total receiving their first dose from the previous day.** Persons receiving Johnson & Johnson vaccines will always be counted in the series completed column.

COVID-19 doses for vaccinated persons in Florida	
Doses administered	895,621
People receiving one dose of a 1-dose series (Johnson & Johnson) or receiving only one dose of a 2-dose series (Moderna, Pfizer) count once. Persons receiving both doses of a 2-dose series count twice.	

Current status of persons vaccinated for COVID-19 in Florida	
Total people vaccinated	620,778
First dose	319,597
Series completed	301,181
Completed 1-dose series	26,338
Completed 2-dose series	274,843
<b>First dose:</b> current number of people who have only received their first dose of the Moderna or Pfizer vaccine.	
<b>Series complete:</b> current number of people who have received both Moderna or Pfizer vaccine doses or one Johnson & Johnson dose and are considered fully immunized.	

Demographic summary	First dose	Series complete	Total people vaccinated
Age group	319,597	301,181	620,778
16-24 years	10,753	3,889	14,642
25-34 years	23,614	13,874	37,488
35-44 years	35,021	17,592	52,613
45-54 years	51,023	24,265	75,288
55-64 years	79,750	35,736	115,486
65-74 years	66,148	109,728	175,876
75-84 years	38,016	69,058	107,074
85+ years	15,272	27,039	42,311
Race	319,597	301,181	620,778
White	218,609	211,645	430,254
Black	20,442	24,631	45,073
American Indian/Alaskan	853	711	1,564
Other	33,626	35,685	69,311
Unknown	46,067	28,509	74,576
Other race includes Asian, native Hawaiian/Pacific Islander, or other.			
Ethnicity	319,597	301,181	620,778
Hispanic	160,598	158,096	318,694
Non-Hispanic	57,355	84,370	141,725
Unknown	101,644	58,715	160,359
Gender	319,597	301,181	620,778
Female	179,987	172,109	352,096
Male	137,357	128,862	266,219
Unknown	2,253	210	2,463



# COVID-19: Desoto County vaccine summary

Vaccination data through Mar 20, 2021 as of Mar 21, 2021 at 12:05 AM

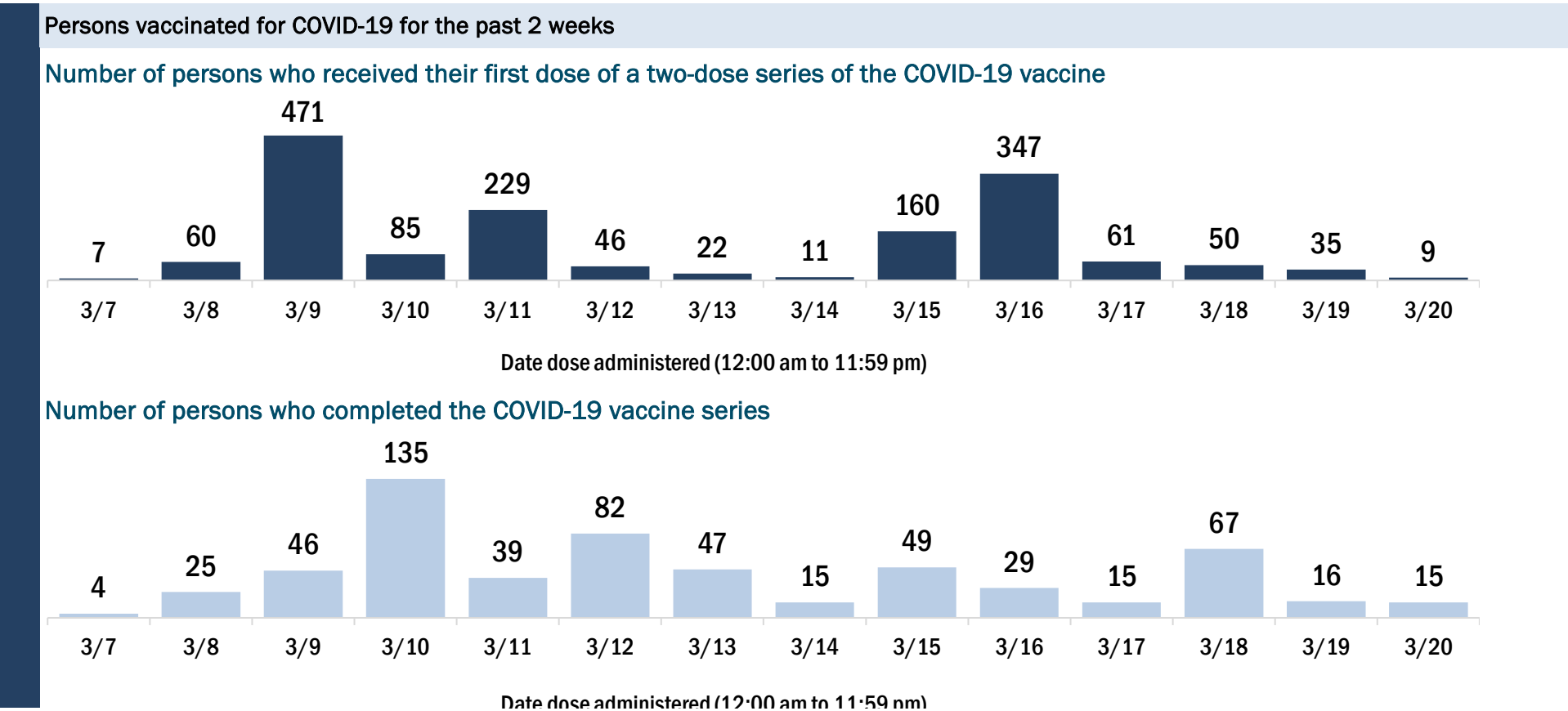
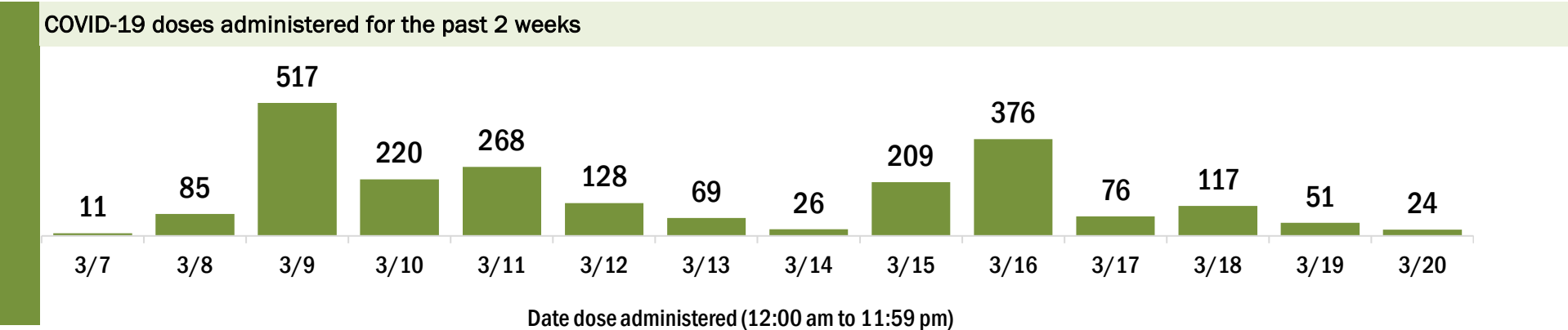
Data in this report are provisional and subject to change.

Data in this summary pertain to COVID-19 vaccines approved by the U.S. Food and Drug Administration and have been issued an Emergency Use Authorization (Janssen COVID-19 Vaccine, Moderna COVID-19 Vaccine and Pfizer-BioNTech COVID-19 Vaccine). These data summarize the number of people who have received either their first dose or have completed the series for a COVID-19 vaccine. **A person can only be counted in one category, first dose or series complete.** For persons receiving Moderna or Pfizer vaccines, once they receive their second dose, they are moved from the first dose column to the series completed column. **Because of this, the total first dose category may show a change from report to report not matching the total receiving their first dose from the previous day.** Persons receiving Johnson & Johnson vaccines will always be counted in the series completed column.

COVID-19 doses for vaccinated persons in Florida	
Doses administered	9,006
People receiving one dose of a 1-dose series (Johnson & Johnson) or receiving only one dose of a 2-dose series (Moderna, Pfizer) count once. Persons receiving both doses of a 2-dose series count twice.	

Current status of persons vaccinated for COVID-19 in Florida	
Total people vaccinated	6,238
First dose	3,421
Series completed	2,817
Completed 1-dose series	49
Completed 2-dose series	2,768
<b>First dose:</b> current number of people who have only received their first dose of the Moderna or Pfizer vaccine.	
<b>Series complete:</b> current number of people who have received both Moderna or Pfizer vaccine doses or one Johnson & Johnson dose and are considered fully immunized.	

Demographic summary	First dose	Series complete	Total people vaccinated
Age group	3,421	2,817	6,238
16-24 years	25	14	39
25-34 years	79	57	136
35-44 years	149	67	216
45-54 years	296	117	413
55-64 years	610	163	773
65-74 years	1,265	1,305	2,570
75-84 years	832	867	1,699
85+ years	165	227	392
Race	3,421	2,817	6,238
White	2,036	2,057	4,093
Black	272	105	377
American Indian/Alaskan	8	4	12
Other	255	186	441
Unknown	850	465	1,315
Other race includes Asian, native Hawaiian/Pacific Islander, or other.			
Ethnicity	3,421	2,817	6,238
Hispanic	147	63	210
Non-Hispanic	1,432	729	2,161
Unknown	1,842	2,025	3,867
Gender	3,421	2,817	6,238
Female	1,609	1,553	3,162
Male	1,812	1,264	3,076
Unknown	0	0	0



# COVID-19: Dixie County vaccine summary

Vaccination data through Mar 20, 2021 as of Mar 21, 2021 at 12:05 AM

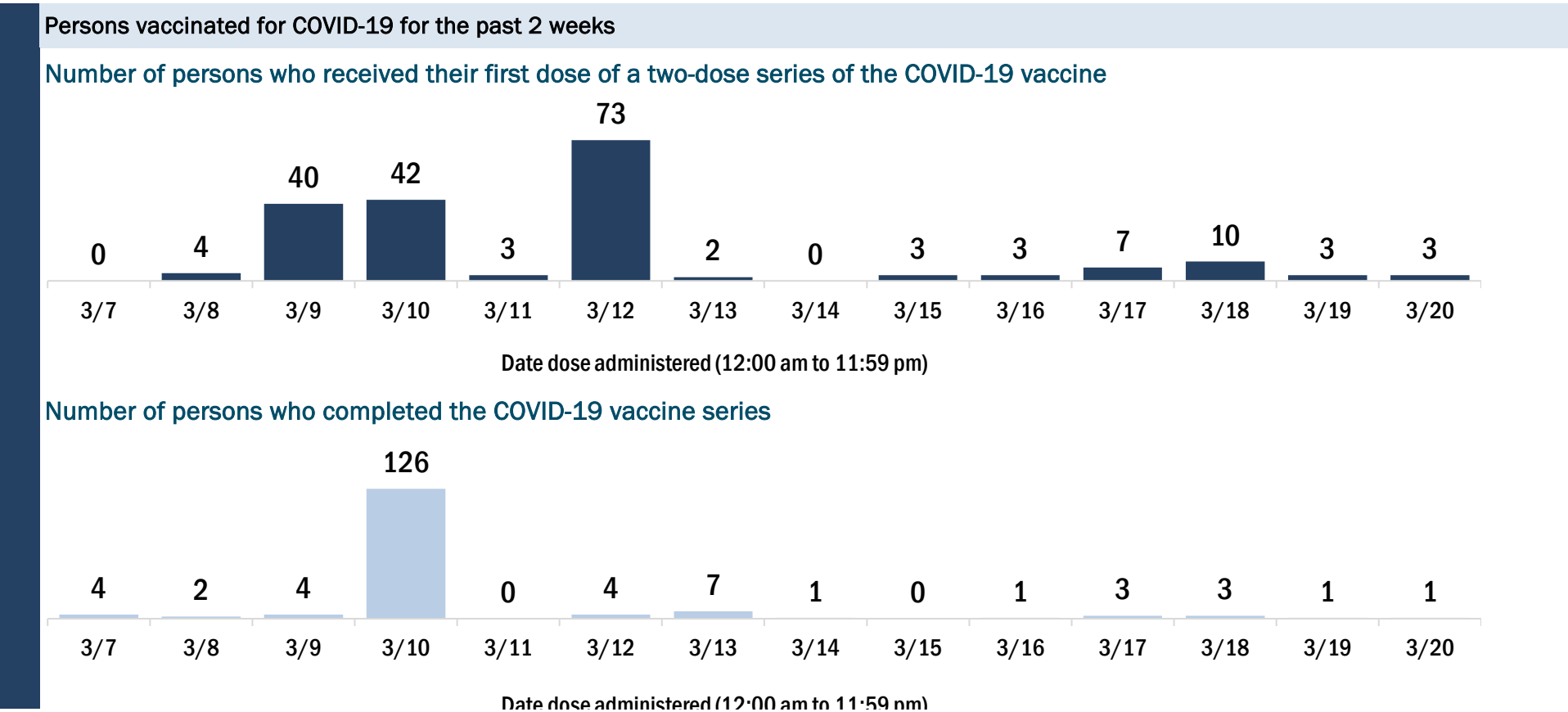
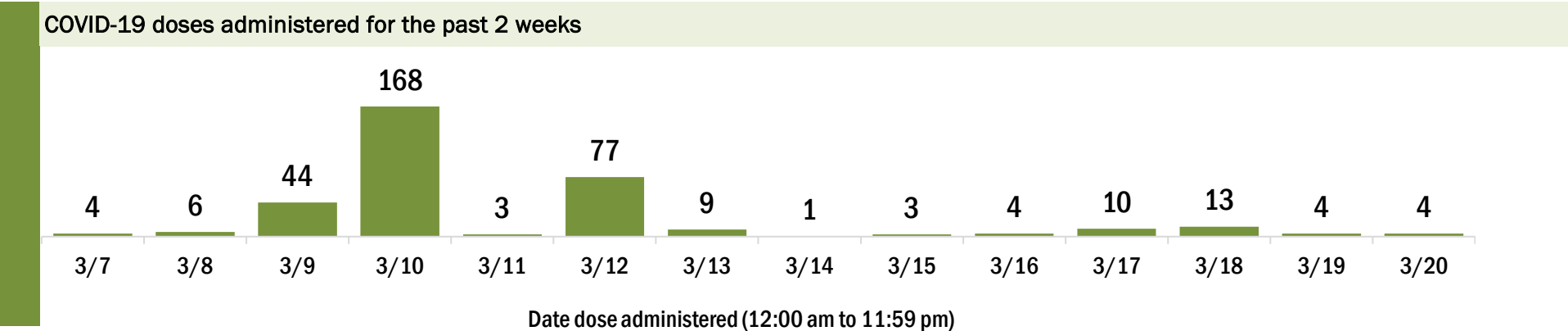
Data in this report are provisional and subject to change.

Data in this summary pertain to COVID-19 vaccines approved by the U.S. Food and Drug Administration and have been issued an Emergency Use Authorization (Janssen COVID-19 Vaccine, Moderna COVID-19 Vaccine and Pfizer-BioNTech COVID-19 Vaccine). These data summarize the number of people who have received either their first dose or have completed the series for a COVID-19 vaccine. **A person can only be counted in one category, first dose or series complete.** For persons receiving Moderna or Pfizer vaccines, once they receive their second dose, they are moved from the first dose column to the series completed column. **Because of this, the total first dose category may show a change from report to report not matching the total receiving their first dose from the previous day.** Persons receiving Johnson & Johnson vaccines will always be counted in the series completed column.

COVID-19 doses for vaccinated persons in Florida	
Doses administered	3,271
People receiving one dose of a 1-dose series (Johnson & Johnson) or receiving only one dose of a 2-dose series (Moderna, Pfizer) count once. Persons receiving both doses of a 2-dose series count twice.	

Current status of persons vaccinated for COVID-19 in Florida	
Total people vaccinated	2,033
First dose	783
Series completed	1,250
Completed 1-dose series	12
Completed 2-dose series	1,238
<b>First dose:</b> current number of people who have only received their first dose of the Moderna or Pfizer vaccine.	
<b>Series complete:</b> current number of people who have received both Moderna or Pfizer vaccine doses or one Johnson & Johnson dose and are considered fully immunized.	

Demographic summary	First dose	Series complete	Total people vaccinated
Age group	783	1,250	2,033
16-24 years	5	4	9
25-34 years	14	14	28
35-44 years	27	23	50
45-54 years	29	31	60
55-64 years	119	74	193
65-74 years	348	619	967
75-84 years	193	382	575
85+ years	48	103	151
Race	783	1,250	2,033
White	664	1,082	1,746
Black	33	34	67
American Indian/Alaskan	21	9	30
Other	29	37	66
Unknown	36	88	124
Other race includes Asian, native Hawaiian/Pacific Islander, or other.			
Ethnicity	783	1,250	2,033
Hispanic	14	17	31
Non-Hispanic	574	830	1,404
Unknown	195	403	598
Gender	783	1,250	2,033
Female	428	666	1,094
Male	355	584	939
Unknown	0	0	0



# COVID-19: Duval County vaccine summary

Vaccination data through Mar 20, 2021 as of Mar 21, 2021 at 12:05 AM

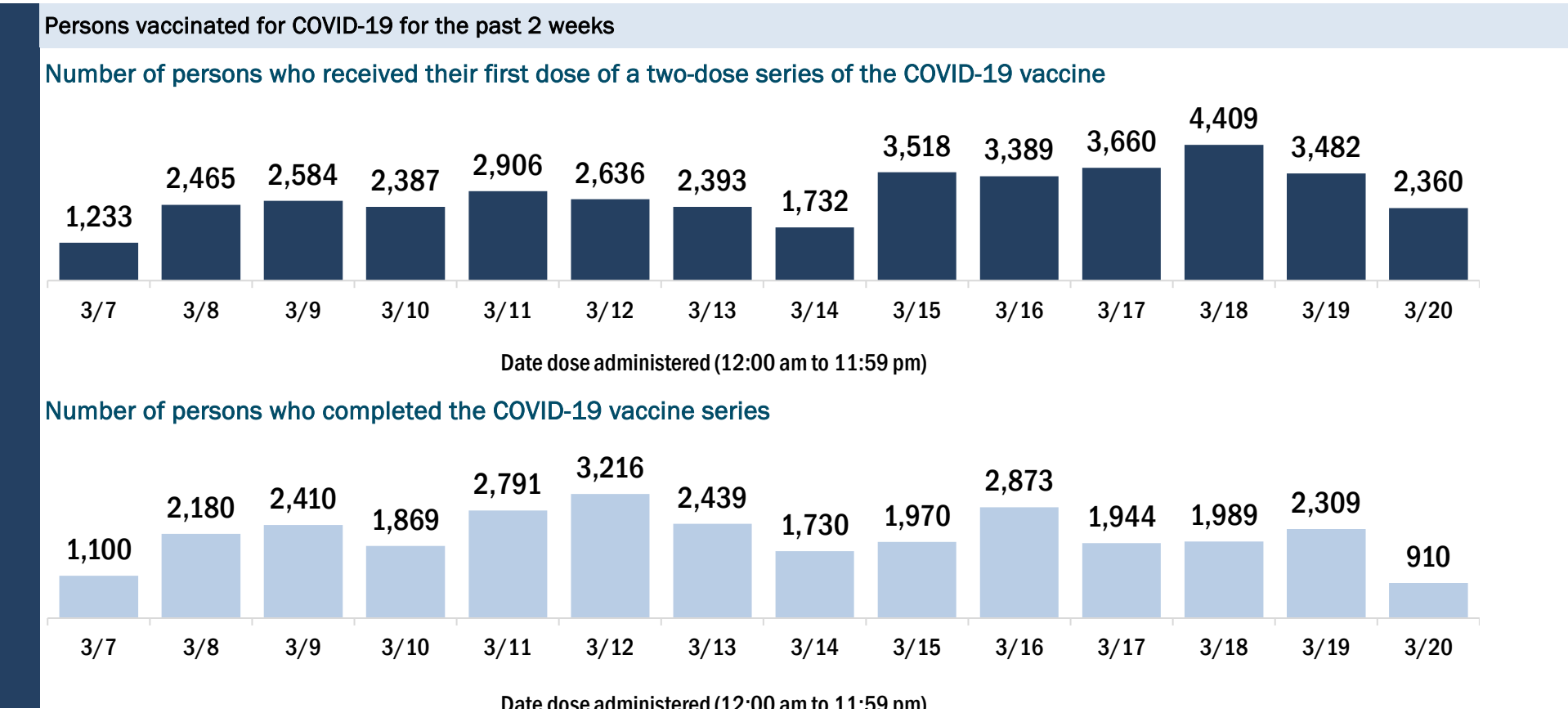
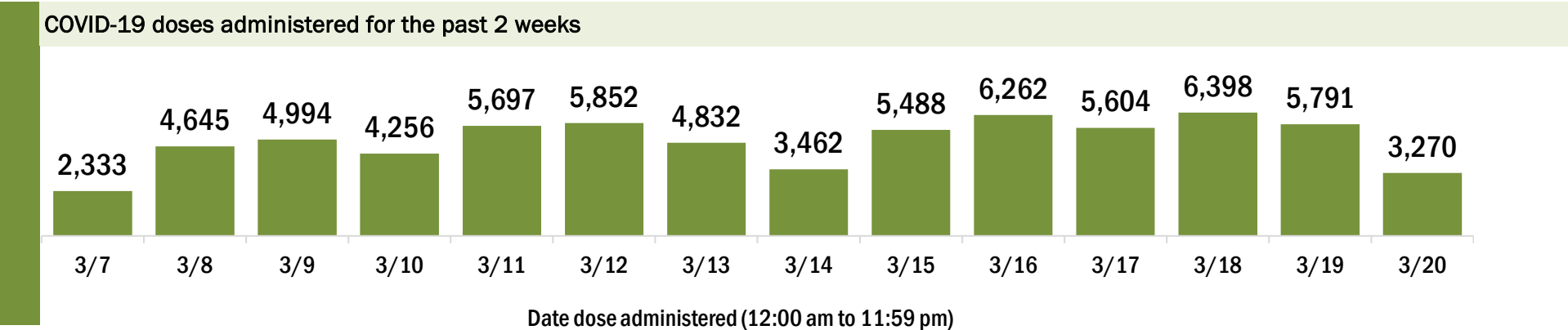
Data in this report are provisional and subject to change.

Data in this summary pertain to COVID-19 vaccines approved by the U.S. Food and Drug Administration and have been issued an Emergency Use Authorization (Janssen COVID-19 Vaccine, Moderna COVID-19 Vaccine and Pfizer-BioNTech COVID-19 Vaccine). These data summarize the number of people who have received either their first dose or have completed the series for a COVID-19 vaccine. **A person can only be counted in one category, first dose or series complete.** For persons receiving Moderna or Pfizer vaccines, once they receive their second dose, they are moved from the first dose column to the series completed column. **Because of this, the total first dose category may show a change from report to report not matching the total receiving their first dose from the previous day.** Persons receiving Johnson & Johnson vaccines will always be counted in the series completed column.

COVID-19 doses for vaccinated persons in Florida	
Doses administered	298,367
People receiving one dose of a 1-dose series (Johnson & Johnson) or receiving only one dose of a 2-dose series (Moderna, Pfizer) count once. Persons receiving both doses of a 2-dose series count twice.	

Current status of persons vaccinated for COVID-19 in Florida	
Total people vaccinated	191,783
First dose	75,910
Series completed	115,873
Completed 1-dose series	9,289
Completed 2-dose series	106,584
<b>First dose:</b> current number of people who have only received their first dose of the Moderna or Pfizer vaccine.	
<b>Series complete:</b> current number of people who have received both Moderna or Pfizer vaccine doses or one Johnson & Johnson dose and are considered fully immunized.	

Demographic summary	First dose	Series complete	Total people vaccinated
Age group	75,910	115,873	191,783
16-24 years	2,437	1,931	4,368
25-34 years	5,949	7,208	13,157
35-44 years	7,756	8,085	15,841
45-54 years	10,444	9,862	20,306
55-64 years	22,377	15,439	37,816
65-74 years	16,984	44,966	61,950
75-84 years	7,135	21,068	28,203
85+ years	2,828	7,314	10,142
Race	75,910	115,873	191,783
White	39,639	69,646	109,285
Black	12,836	18,945	31,781
American Indian/Alaskan	156	297	453
Other	8,639	14,420	23,059
Unknown	14,640	12,565	27,205
Other race includes Asian, native Hawaiian/Pacific Islander, or other.			
Ethnicity	75,910	115,873	191,783
Hispanic	3,471	3,907	7,378
Non-Hispanic	47,240	79,829	127,069
Unknown	25,199	32,137	57,336
Gender	75,910	115,873	191,783
Female	43,631	68,223	111,854
Male	30,006	47,605	77,611
Unknown	2,273	45	2,318



# COVID-19: Escambia County vaccine summary

Vaccination data through Mar 20, 2021 as of Mar 21, 2021 at 12:05 AM

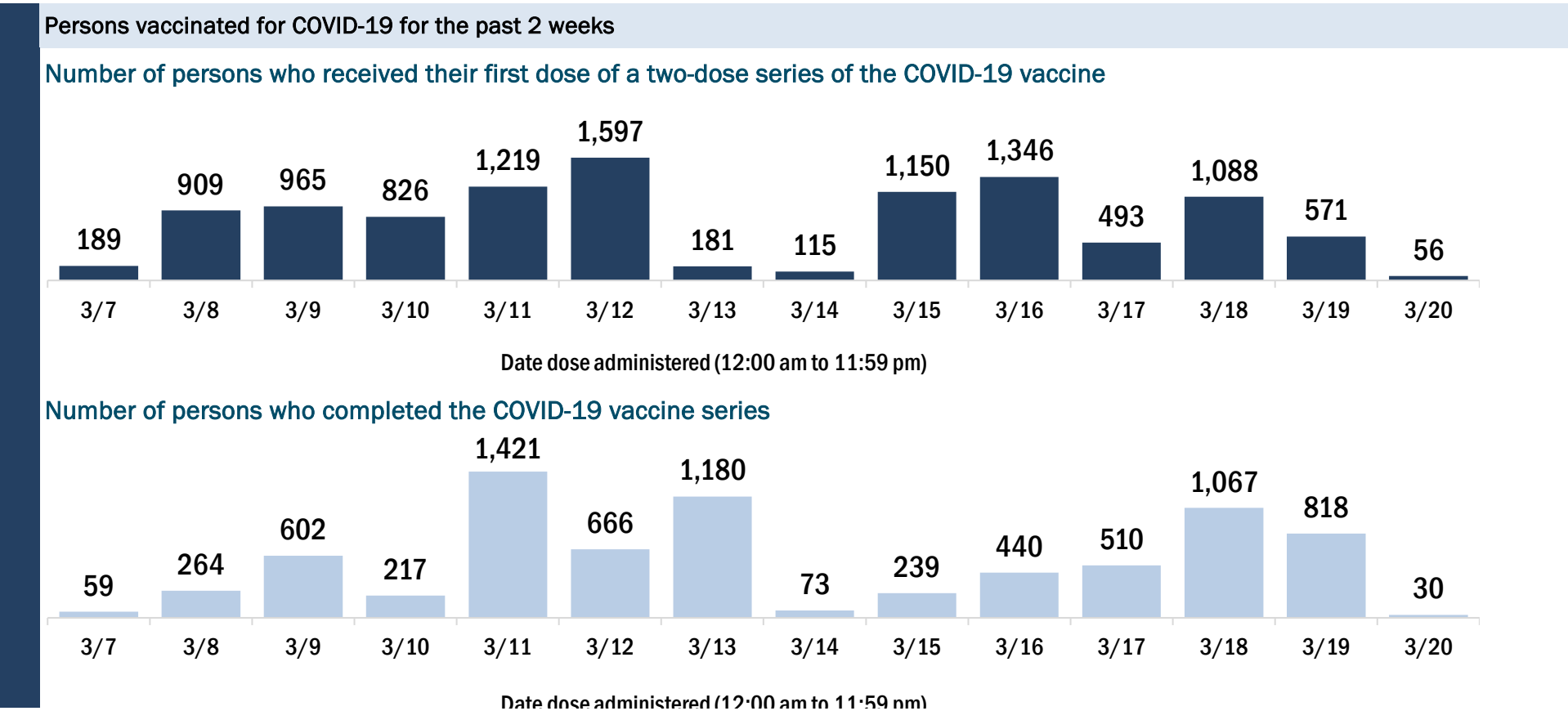
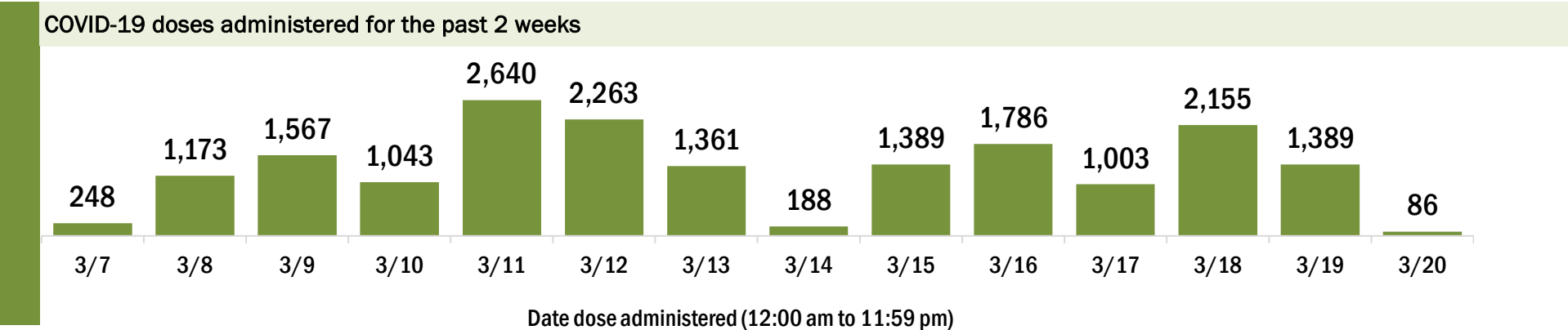
Data in this report are provisional and subject to change.

Data in this summary pertain to COVID-19 vaccines approved by the U.S. Food and Drug Administration and have been issued an Emergency Use Authorization (Janssen COVID-19 Vaccine, Moderna COVID-19 Vaccine and Pfizer-BioNTech COVID-19 Vaccine). These data summarize the number of people who have received either their first dose or have completed the series for a COVID-19 vaccine. **A person can only be counted in one category, first dose or series complete.** For persons receiving Moderna or Pfizer vaccines, once they receive their second dose, they are moved from the first dose column to the series completed column. **Because of this, the total first dose category may show a change from report to report not matching the total receiving their first dose from the previous day.** Persons receiving Johnson & Johnson vaccines will always be counted in the series completed column.

COVID-19 doses for vaccinated persons in Florida	
Doses administered	94,524
People receiving one dose of a 1-dose series (Johnson & Johnson) or receiving only one dose of a 2-dose series (Moderna, Pfizer) count once. Persons receiving both doses of a 2-dose series count twice.	

Current status of persons vaccinated for COVID-19 in Florida	
Total people vaccinated	61,867
First dose	27,478
Series completed	34,389
Completed 1-dose series	1,732
Completed 2-dose series	32,657
<b>First dose:</b> current number of people who have only received their first dose of the Moderna or Pfizer vaccine.	
<b>Series complete:</b> current number of people who have received both Moderna or Pfizer vaccine doses or one Johnson & Johnson dose and are considered fully immunized.	

Demographic summary	First dose	Series complete	Total people vaccinated
Age group	27,478	34,389	61,867
16-24 years	732	404	1,136
25-34 years	1,840	1,452	3,292
35-44 years	2,208	1,807	4,015
45-54 years	3,187	2,301	5,488
55-64 years	7,135	4,095	11,230
65-74 years	7,381	13,656	21,037
75-84 years	3,701	7,747	11,448
85+ years	1,294	2,927	4,221
Race	27,478	34,389	61,867
White	15,287	21,070	36,357
Black	4,572	4,105	8,677
American Indian/Alaskan	214	202	416
Other	2,155	3,682	5,837
Unknown	5,250	5,330	10,580
Other race includes Asian, native Hawaiian/Pacific Islander, or other.			
Ethnicity	27,478	34,389	61,867
Hispanic	687	465	1,152
Non-Hispanic	17,310	20,964	38,274
Unknown	9,481	12,960	22,441
Gender	27,478	34,389	61,867
Female	16,510	20,459	36,969
Male	10,904	13,926	24,830
Unknown	64	4	68



# COVID-19: Flagler County vaccine summary

Vaccination data through Mar 20, 2021 as of Mar 21, 2021 at 12:05 AM

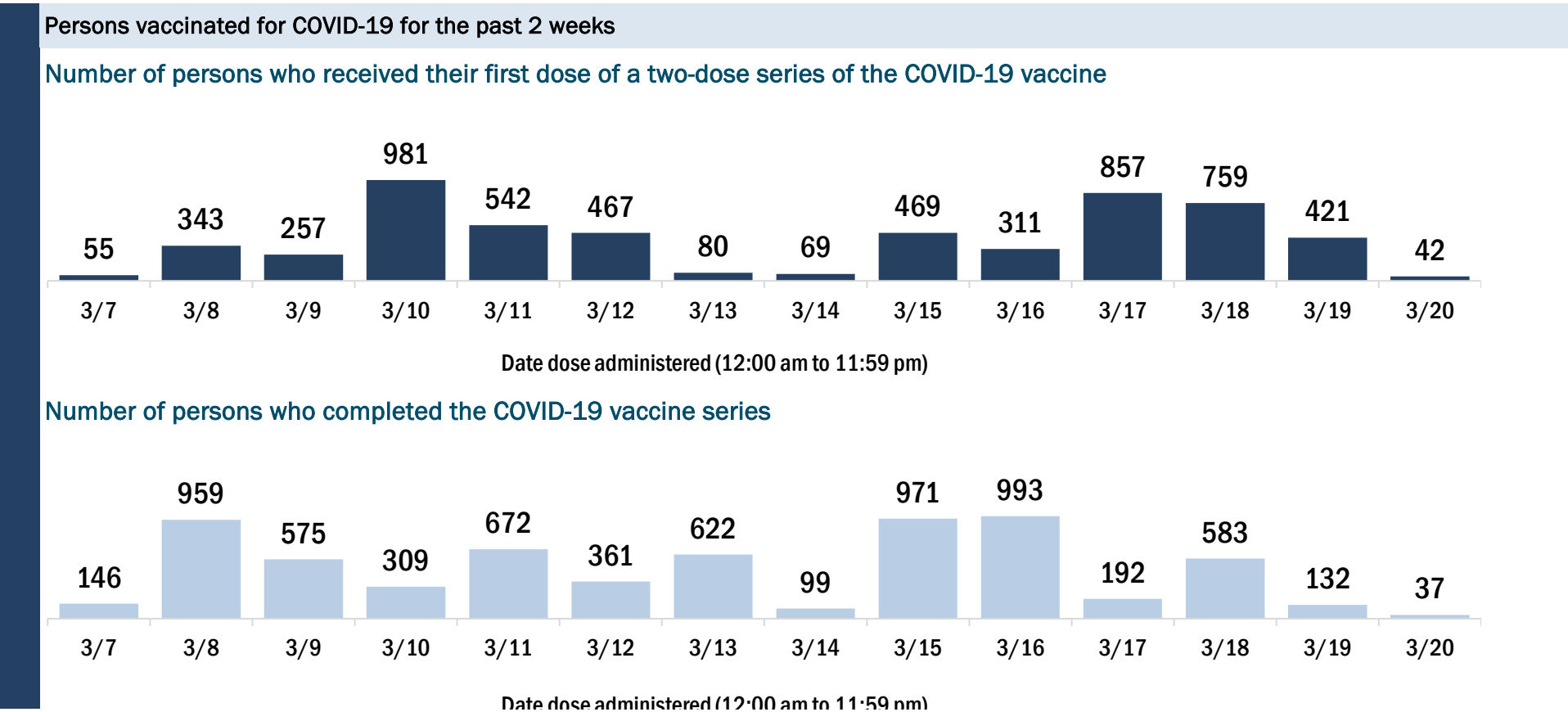
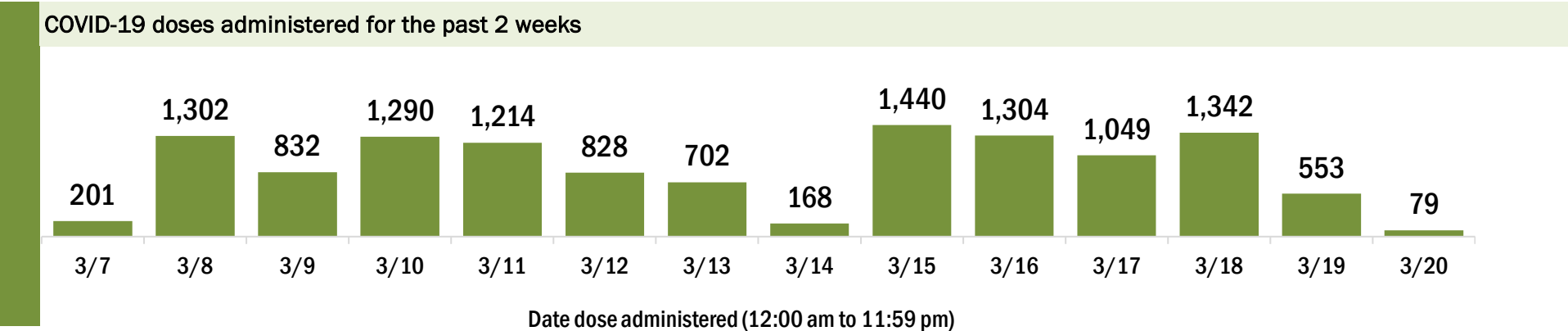
Data in this report are provisional and subject to change.

Data in this summary pertain to COVID-19 vaccines approved by the U.S. Food and Drug Administration and have been issued an Emergency Use Authorization (Janssen COVID-19 Vaccine, Moderna COVID-19 Vaccine and Pfizer-BioNTech COVID-19 Vaccine). These data summarize the number of people who have received either their first dose or have completed the series for a COVID-19 vaccine. **A person can only be counted in one category, first dose or series complete.** For persons receiving Moderna or Pfizer vaccines, once they receive their second dose, they are moved from the first dose column to the series completed column. **Because of this, the total first dose category may show a change from report to report not matching the total receiving their first dose from the previous day.** Persons receiving Johnson & Johnson vaccines will always be counted in the series completed column.

COVID-19 doses for vaccinated persons in Florida	
Doses administered	52,437
People receiving one dose of a 1-dose series (Johnson & Johnson) or receiving only one dose of a 2-dose series (Moderna, Pfizer) count once. Persons receiving both doses of a 2-dose series count twice.	

Current status of persons vaccinated for COVID-19 in Florida	
Total people vaccinated	33,881
First dose	14,414
Series completed	19,467
Completed 1-dose series	911
Completed 2-dose series	18,556
<b>First dose:</b> current number of people who have only received their first dose of the Moderna or Pfizer vaccine.	
<b>Series complete:</b> current number of people who have received both Moderna or Pfizer vaccine doses or one Johnson & Johnson dose and are considered fully immunized.	

Demographic summary	First dose	Series complete	Total people vaccinated
Age group	14,414	19,467	33,881
16-24 years	147	128	275
25-34 years	266	344	610
35-44 years	452	600	1,052
45-54 years	844	848	1,692
55-64 years	3,199	1,558	4,757
65-74 years	5,294	9,272	14,566
75-84 years	3,199	5,339	8,538
85+ years	1,013	1,378	2,391
Race	14,414	19,467	33,881
White	10,367	12,353	22,720
Black	1,029	1,060	2,089
American Indian/Alaskan	111	91	202
Other	978	2,144	3,122
Unknown	1,929	3,819	5,748
Other race includes Asian, native Hawaiian/Pacific Islander, or other.			
Ethnicity	14,414	19,467	33,881
Hispanic	952	593	1,545
Non-Hispanic	9,435	10,005	19,440
Unknown	4,027	8,869	12,896
Gender	14,414	19,467	33,881
Female	7,976	11,014	18,990
Male	6,268	8,399	14,667
Unknown	170	54	224



# COVID-19: Franklin County vaccine summary

Vaccination data through Mar 20, 2021 as of Mar 21, 2021 at 12:05 AM

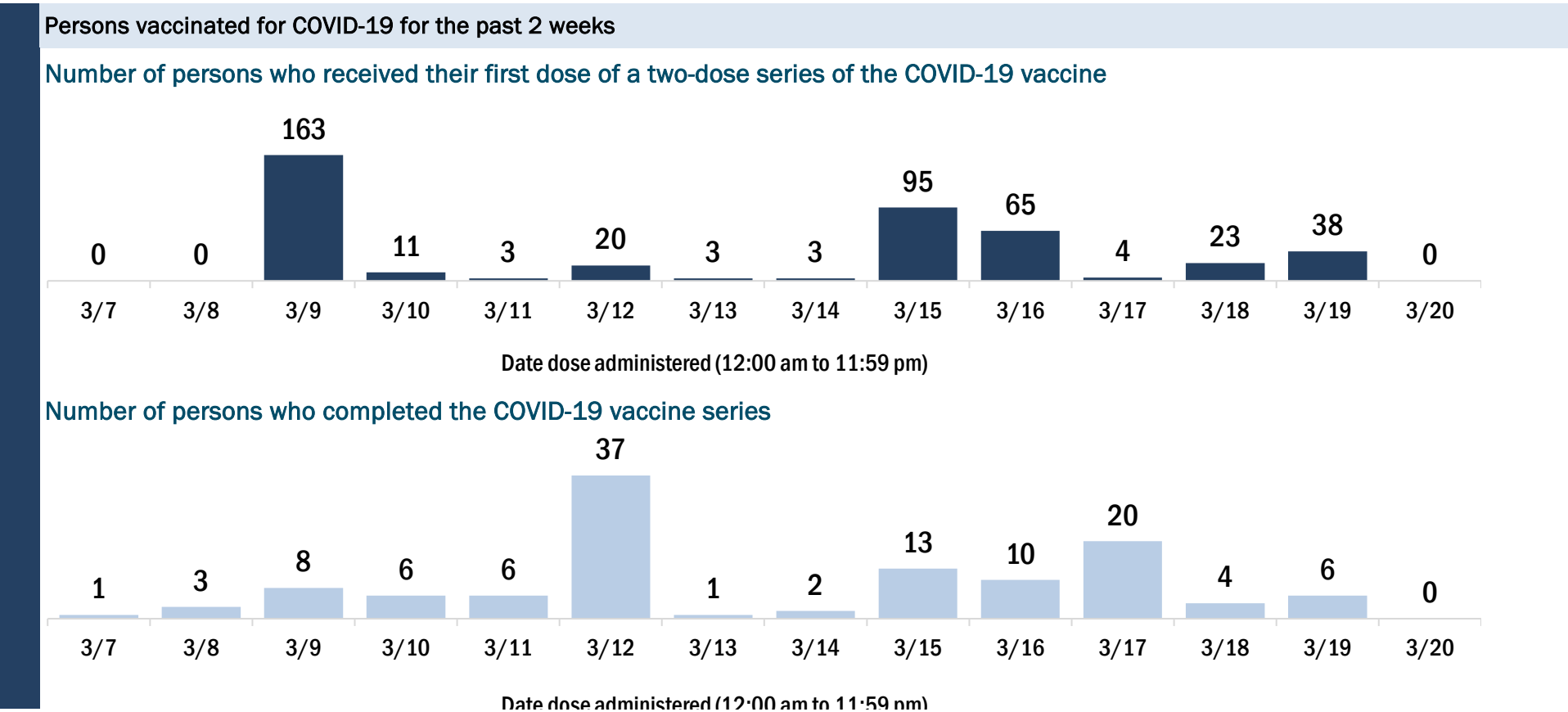
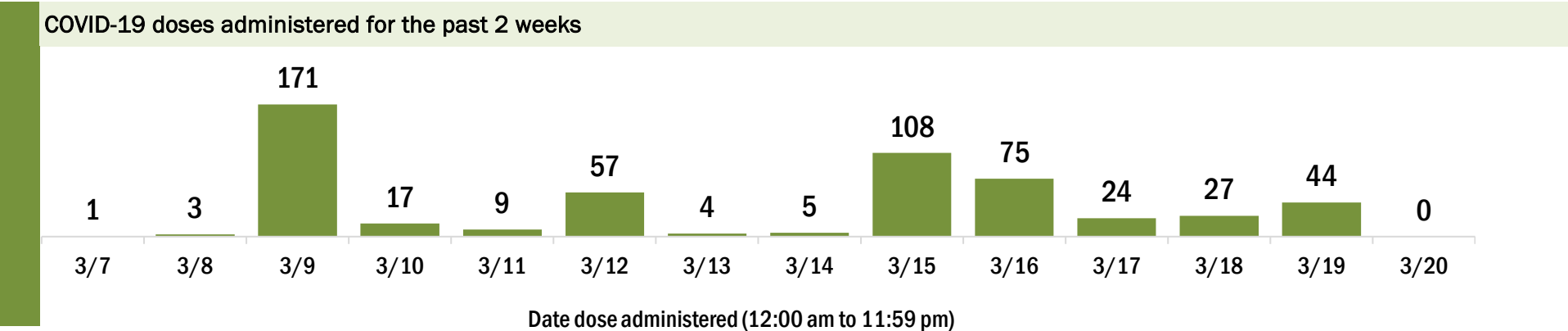
Data in this report are provisional and subject to change.

Data in this summary pertain to COVID-19 vaccines approved by the U.S. Food and Drug Administration and have been issued an Emergency Use Authorization (Janssen COVID-19 Vaccine, Moderna COVID-19 Vaccine and Pfizer-BioNTech COVID-19 Vaccine). These data summarize the number of people who have received either their first dose or have completed the series for a COVID-19 vaccine. **A person can only be counted in one category, first dose or series complete.** For persons receiving Moderna or Pfizer vaccines, once they receive their second dose, they are moved from the first dose column to the series completed column. **Because of this, the total first dose category may show a change from report to report not matching the total receiving their first dose from the previous day.** Persons receiving Johnson & Johnson vaccines will always be counted in the series completed column.

COVID-19 doses for vaccinated persons in Florida	
Doses administered	4,844
People receiving one dose of a 1-dose series (Johnson & Johnson) or receiving only one dose of a 2-dose series (Moderna, Pfizer) count once. Persons receiving both doses of a 2-dose series count twice.	

Current status of persons vaccinated for COVID-19 in Florida	
Total people vaccinated	2,889
First dose	925
Series completed	1,964
Completed 1-dose series	9
Completed 2-dose series	1,955
<b>First dose:</b> current number of people who have only received their first dose of the Moderna or Pfizer vaccine.	
<b>Series complete:</b> current number of people who have received both Moderna or Pfizer vaccine doses or one Johnson & Johnson dose and are considered fully immunized.	

Demographic summary	First dose	Series complete	Total people vaccinated
Age group	925	1,964	2,889
16-24 years	10	10	20
25-34 years	25	22	47
35-44 years	25	38	63
45-54 years	81	82	163
55-64 years	318	221	539
65-74 years	321	995	1,316
75-84 years	116	500	616
85+ years	29	96	125
Race	925	1,964	2,889
White	798	1,761	2,559
Black	60	77	137
American Indian/Alaskan	0	6	6
Other	44	81	125
Unknown	23	39	62
Other race includes Asian, native Hawaiian/Pacific Islander, or other.			
Ethnicity	925	1,964	2,889
Hispanic	20	15	35
Non-Hispanic	774	1,620	2,394
Unknown	131	329	460
Gender	925	1,964	2,889
Female	503	1,030	1,533
Male	422	934	1,356
Unknown	0	0	0



# COVID-19: Gadsden County vaccine summary

Vaccination data through Mar 20, 2021 as of Mar 21, 2021 at 12:05 AM

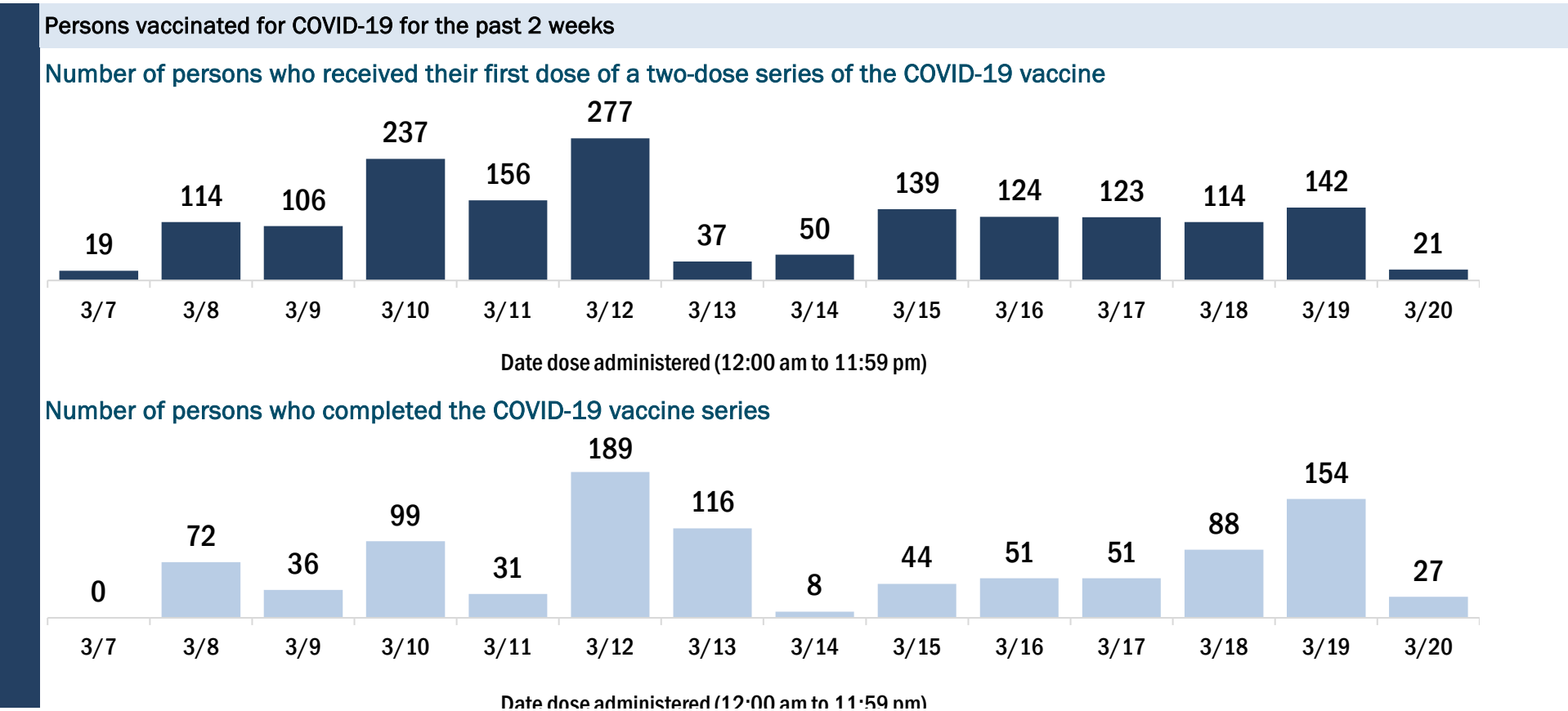
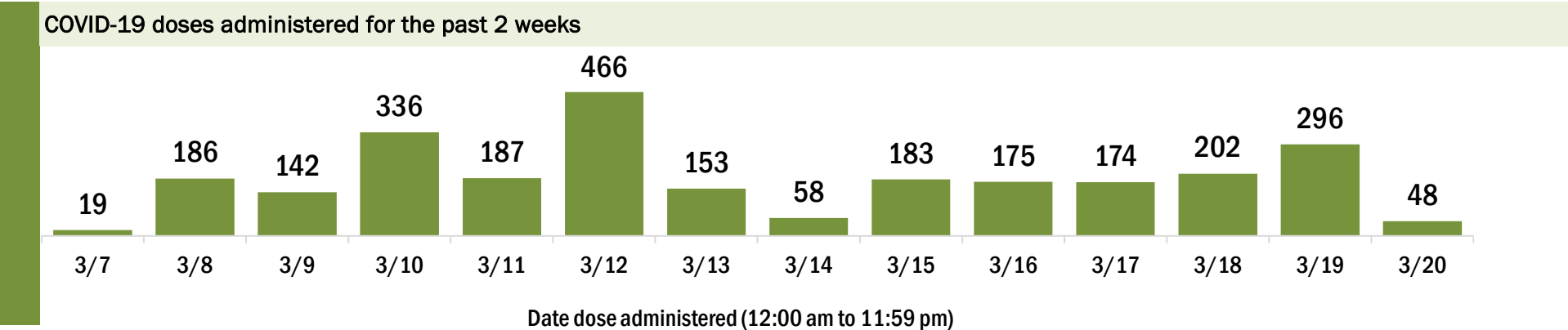
Data in this report are provisional and subject to change.

Data in this summary pertain to COVID-19 vaccines approved by the U.S. Food and Drug Administration and have been issued an Emergency Use Authorization (Janssen COVID-19 Vaccine, Moderna COVID-19 Vaccine and Pfizer-BioNTech COVID-19 Vaccine). These data summarize the number of people who have received either their first dose or have completed the series for a COVID-19 vaccine. **A person can only be counted in one category, first dose or series complete.** For persons receiving Moderna or Pfizer vaccines, once they receive their second dose, they are moved from the first dose column to the series completed column. **Because of this, the total first dose category may show a change from report to report not matching the total receiving their first dose from the previous day.** Persons receiving Johnson & Johnson vaccines will always be counted in the series completed column.

COVID-19 doses for vaccinated persons in Florida	
Doses administered	16,440
People receiving one dose of a 1-dose series (Johnson & Johnson) or receiving only one dose of a 2-dose series (Moderna, Pfizer) count once. Persons receiving both doses of a 2-dose series count twice.	

Current status of persons vaccinated for COVID-19 in Florida	
Total people vaccinated	10,095
First dose	3,603
Series completed	6,492
Completed 1-dose series	147
Completed 2-dose series	6,345
<b>First dose:</b> current number of people who have only received their first dose of the Moderna or Pfizer vaccine.	
<b>Series complete:</b> current number of people who have received both Moderna or Pfizer vaccine doses or one Johnson & Johnson dose and are considered fully immunized.	

Demographic summary	First dose	Series complete	Total people vaccinated
Age group	3,603	6,492	10,095
16-24 years	66	51	117
25-34 years	174	128	302
35-44 years	316	247	563
45-54 years	551	422	973
55-64 years	1,238	838	2,076
65-74 years	788	2,881	3,669
75-84 years	357	1,437	1,794
85+ years	113	488	601
Race	3,603	6,492	10,095
White	1,077	2,537	3,614
Black	1,749	2,446	4,195
American Indian/Alaskan	6	14	20
Other	349	1,064	1,413
Unknown	422	431	853
Other race includes Asian, native Hawaiian/Pacific Islander, or other.			
Ethnicity	3,603	6,492	10,095
Hispanic	160	146	306
Non-Hispanic	2,395	4,223	6,618
Unknown	1,048	2,123	3,171
Gender	3,603	6,492	10,095
Female	2,175	3,923	6,098
Male	1,428	2,569	3,997
Unknown	0	0	0



# COVID-19: Gilchrist County vaccine summary

Vaccination data through Mar 20, 2021 as of Mar 21, 2021 at 12:05 AM

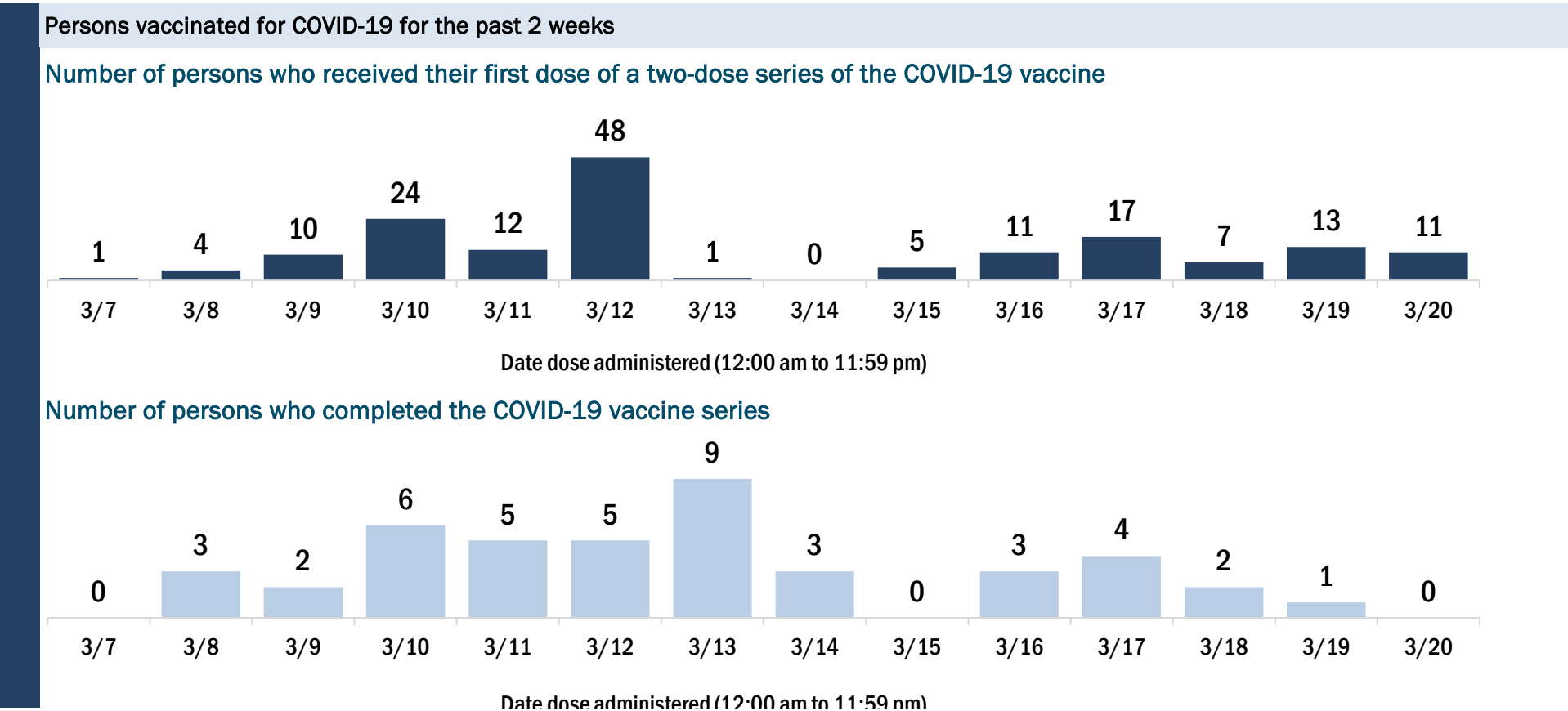
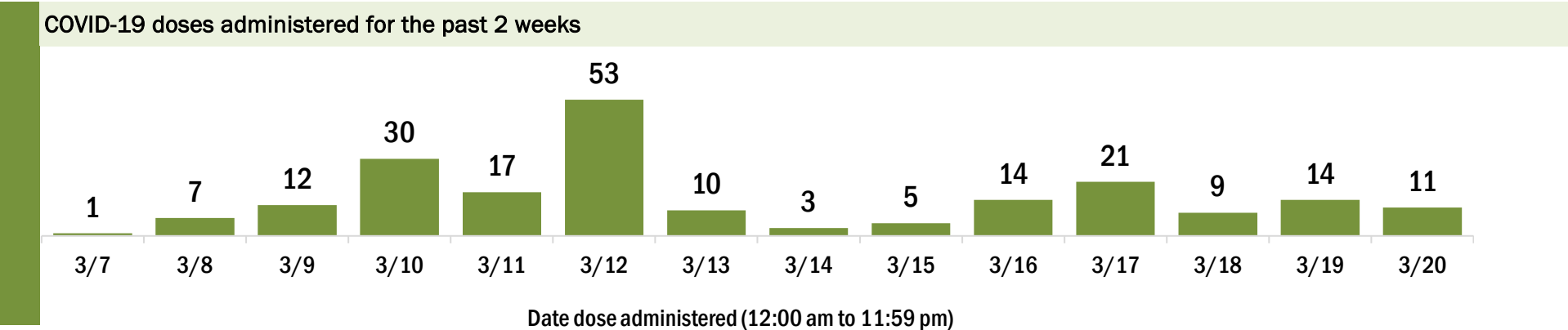
Data in this report are provisional and subject to change.

Data in this summary pertain to COVID-19 vaccines approved by the U.S. Food and Drug Administration and have been issued an Emergency Use Authorization (Janssen COVID-19 Vaccine, Moderna COVID-19 Vaccine and Pfizer-BioNTech COVID-19 Vaccine). These data summarize the number of people who have received either their first dose or have completed the series for a COVID-19 vaccine. **A person can only be counted in one category, first dose or series complete.** For persons receiving Moderna or Pfizer vaccines, once they receive their second dose, they are moved from the first dose column to the series completed column. **Because of this, the total first dose category may show a change from report to report not matching the total receiving their first dose from the previous day.** Persons receiving Johnson & Johnson vaccines will always be counted in the series completed column.

COVID-19 doses for vaccinated persons in Florida	
Doses administered	3,673
People receiving one dose of a 1-dose series (Johnson & Johnson) or receiving only one dose of a 2-dose series (Moderna, Pfizer) count once. Persons receiving both doses of a 2-dose series count twice.	

Current status of persons vaccinated for COVID-19 in Florida	
Total people vaccinated	2,140
First dose	598
Series completed	1,542
Completed 1-dose series	9
Completed 2-dose series	1,533
<b>First dose:</b> current number of people who have only received their first dose of the Moderna or Pfizer vaccine.	
<b>Series complete:</b> current number of people who have received both Moderna or Pfizer vaccine doses or one Johnson & Johnson dose and are considered fully immunized.	

Demographic summary	First dose	Series complete	Total people vaccinated
Age group	598	1,542	2,140
16-24 years	9	28	37
25-34 years	17	42	59
35-44 years	25	56	81
45-54 years	47	89	136
55-64 years	105	119	224
65-74 years	247	615	862
75-84 years	112	441	553
85+ years	36	152	188
Race	598	1,542	2,140
White	408	999	1,407
Black	11	16	27
American Indian/Alaskan	2	3	5
Other	49	157	206
Unknown	128	367	495
Other race includes Asian, native Hawaiian/Pacific Islander, or other.			
Ethnicity	598	1,542	2,140
Hispanic	11	14	25
Non-Hispanic	218	533	751
Unknown	369	995	1,364
Gender	598	1,542	2,140
Female	362	925	1,287
Male	236	617	853
Unknown	0	0	0



# COVID-19: Glades County vaccine summary

Vaccination data through Mar 20, 2021 as of Mar 21, 2021 at 12:05 AM

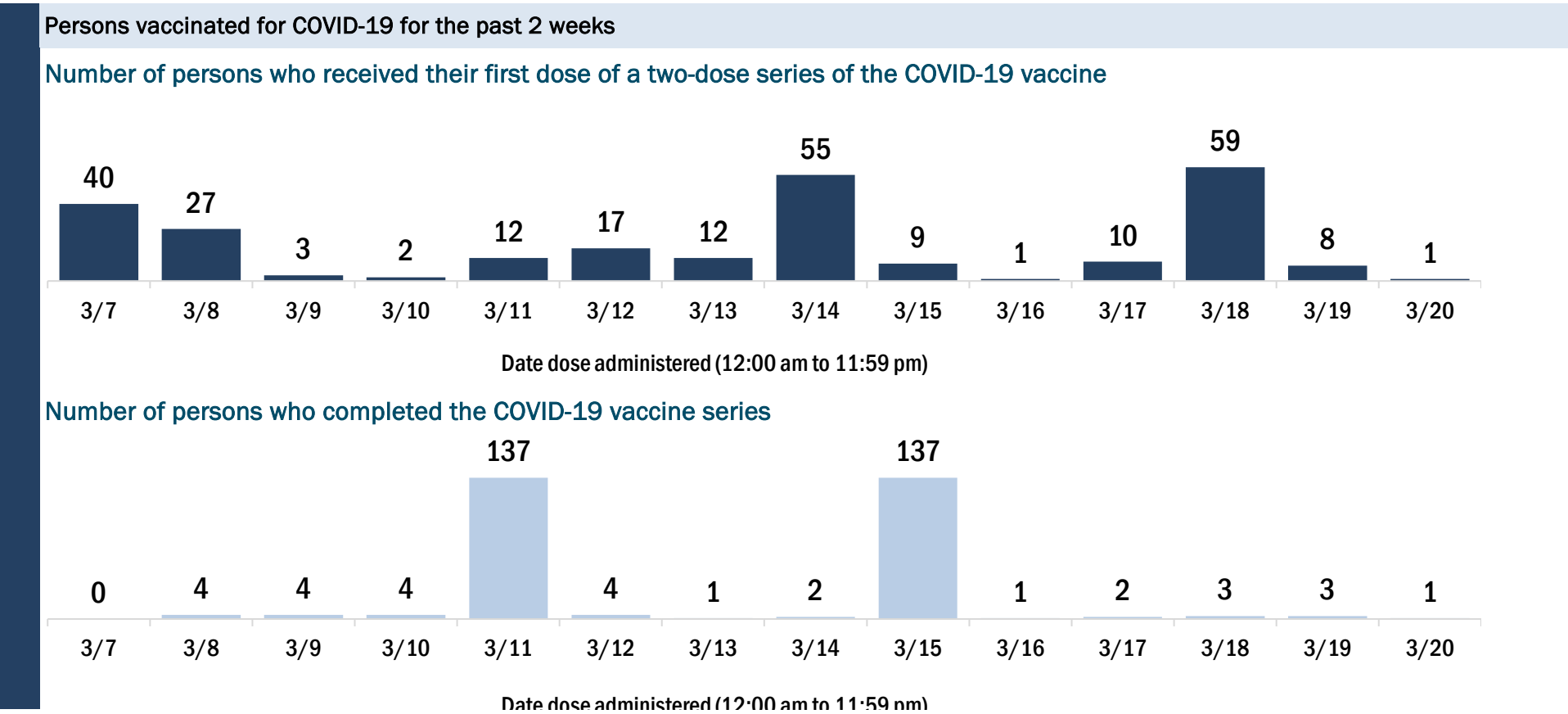
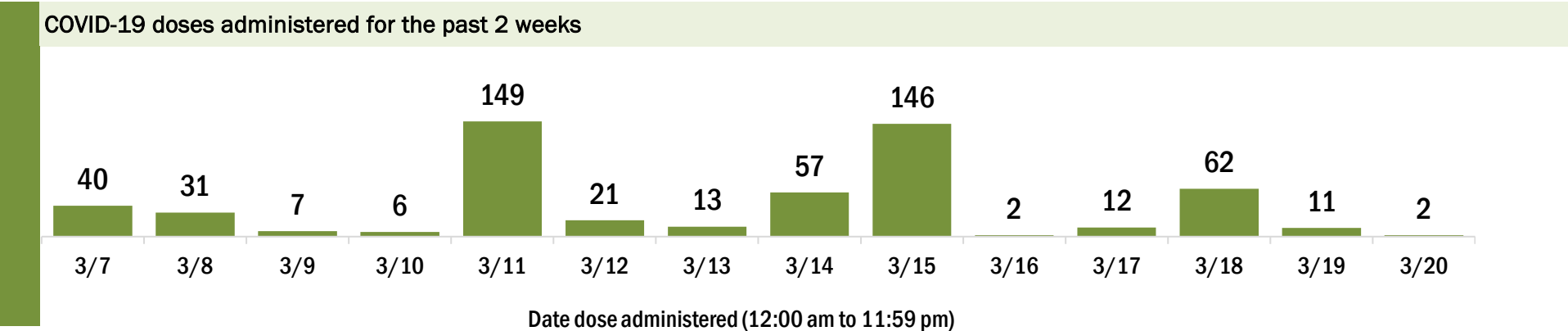
Data in this report are provisional and subject to change.

Data in this summary pertain to COVID-19 vaccines approved by the U.S. Food and Drug Administration and have been issued an Emergency Use Authorization (Janssen COVID-19 Vaccine, Moderna COVID-19 Vaccine and Pfizer-BioNTech COVID-19 Vaccine). These data summarize the number of people who have received either their first dose or have completed the series for a COVID-19 vaccine. **A person can only be counted in one category, first dose or series complete.** For persons receiving Moderna or Pfizer vaccines, once they receive their second dose, they are moved from the first dose column to the series completed column. **Because of this, the total first dose category may show a change from report to report not matching the total receiving their first dose from the previous day.** Persons receiving Johnson & Johnson vaccines will always be counted in the series completed column.

COVID-19 doses for vaccinated persons in Florida	
Doses administered	2,996
People receiving one dose of a 1-dose series (Johnson & Johnson) or receiving only one dose of a 2-dose series (Moderna, Pfizer) count once. Persons receiving both doses of a 2-dose series count twice.	

Current status of persons vaccinated for COVID-19 in Florida	
Total people vaccinated	1,779
First dose	559
Series completed	1,220
Completed 1-dose series	3
Completed 2-dose series	1,217
<b>First dose:</b> current number of people who have only received their first dose of the Moderna or Pfizer vaccine.	
<b>Series complete:</b> current number of people who have received both Moderna or Pfizer vaccine doses or one Johnson & Johnson dose and are considered fully immunized.	

Demographic summary	First dose	Series complete	Total people vaccinated
Age group	559	1,220	1,779
16-24 years	7	0	7
25-34 years	10	3	13
35-44 years	13	4	17
45-54 years	43	20	63
55-64 years	150	50	200
65-74 years	189	605	794
75-84 years	127	453	580
85+ years	20	85	105
Race	559	1,220	1,779
White	396	937	1,333
Black	30	40	70
American Indian/Alaskan	5	7	12
Other	34	50	84
Unknown	94	186	280
Other race includes Asian, native Hawaiian/Pacific Islander, or other.			
Ethnicity	559	1,220	1,779
Hispanic	40	21	61
Non-Hispanic	239	463	702
Unknown	280	736	1,016
Gender	559	1,220	1,779
Female	291	616	907
Male	268	604	872
Unknown	0	0	0



# COVID-19: Gulf County vaccine summary

Vaccination data through Mar 20, 2021 as of Mar 21, 2021 at 12:05 AM

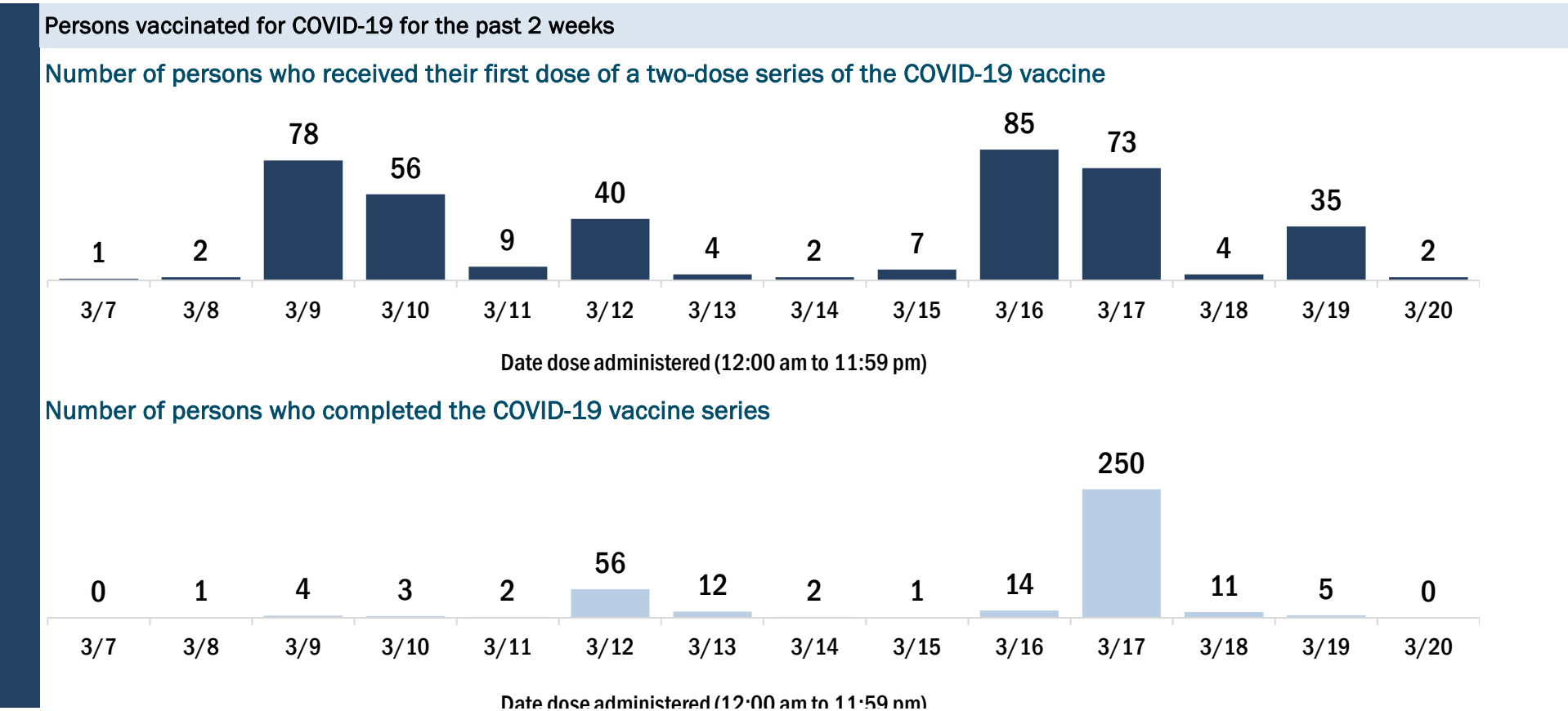
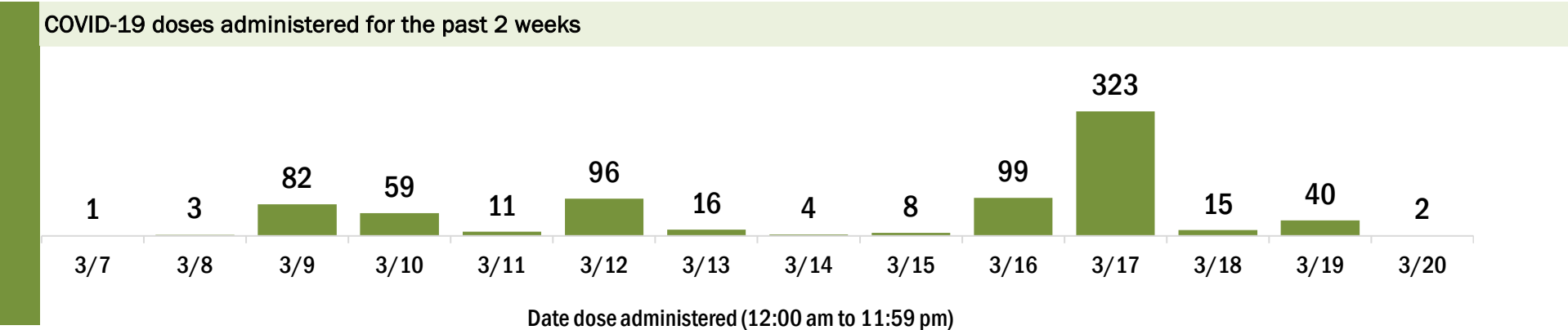
Data in this report are provisional and subject to change.

Data in this summary pertain to COVID-19 vaccines approved by the U.S. Food and Drug Administration and have been issued an Emergency Use Authorization (Janssen COVID-19 Vaccine, Moderna COVID-19 Vaccine and Pfizer-BioNTech COVID-19 Vaccine). These data summarize the number of people who have received either their first dose or have completed the series for a COVID-19 vaccine. **A person can only be counted in one category, first dose or series complete.** For persons receiving Moderna or Pfizer vaccines, once they receive their second dose, they are moved from the first dose column to the series completed column. **Because of this, the total first dose category may show a change from report to report not matching the total receiving their first dose from the previous day.** Persons receiving Johnson & Johnson vaccines will always be counted in the series completed column.

COVID-19 doses for vaccinated persons in Florida	
Doses administered	5,436
People receiving one dose of a 1-dose series (Johnson & Johnson) or receiving only one dose of a 2-dose series (Moderna, Pfizer) count once. Persons receiving both doses of a 2-dose series count twice.	

Current status of persons vaccinated for COVID-19 in Florida	
Total people vaccinated	3,146
First dose	815
Series completed	2,331
Completed 1-dose series	41
Completed 2-dose series	2,290
First dose: current number of people who have only received their first dose of the Moderna or Pfizer vaccine.	
Series complete: current number of people who have received both Moderna or Pfizer vaccine doses or one Johnson & Johnson dose and are considered fully immunized.	

Demographic summary	First dose	Series complete	Total people vaccinated
Age group	815	2,331	3,146
16-24 years	17	14	31
25-34 years	25	28	53
35-44 years	44	44	88
45-54 years	76	87	163
55-64 years	260	187	447
65-74 years	235	1,240	1,475
75-84 years	135	572	707
85+ years	23	159	182
Race	815	2,331	3,146
White	650	2,136	2,786
Black	86	112	198
American Indian/Alaskan	3	6	9
Other	46	44	90
Unknown	30	33	63
Other race includes Asian, native Hawaiian/Pacific Islander, or other.			
Ethnicity	815	2,331	3,146
Hispanic	14	12	26
Non-Hispanic	631	2,248	2,879
Unknown	170	71	241
Gender	815	2,331	3,146
Female	472	1,217	1,689
Male	343	1,114	1,457
Unknown	0	0	0



# COVID-19: Hamilton County vaccine summary

Vaccination data through Mar 20, 2021 as of Mar 21, 2021 at 12:05 AM

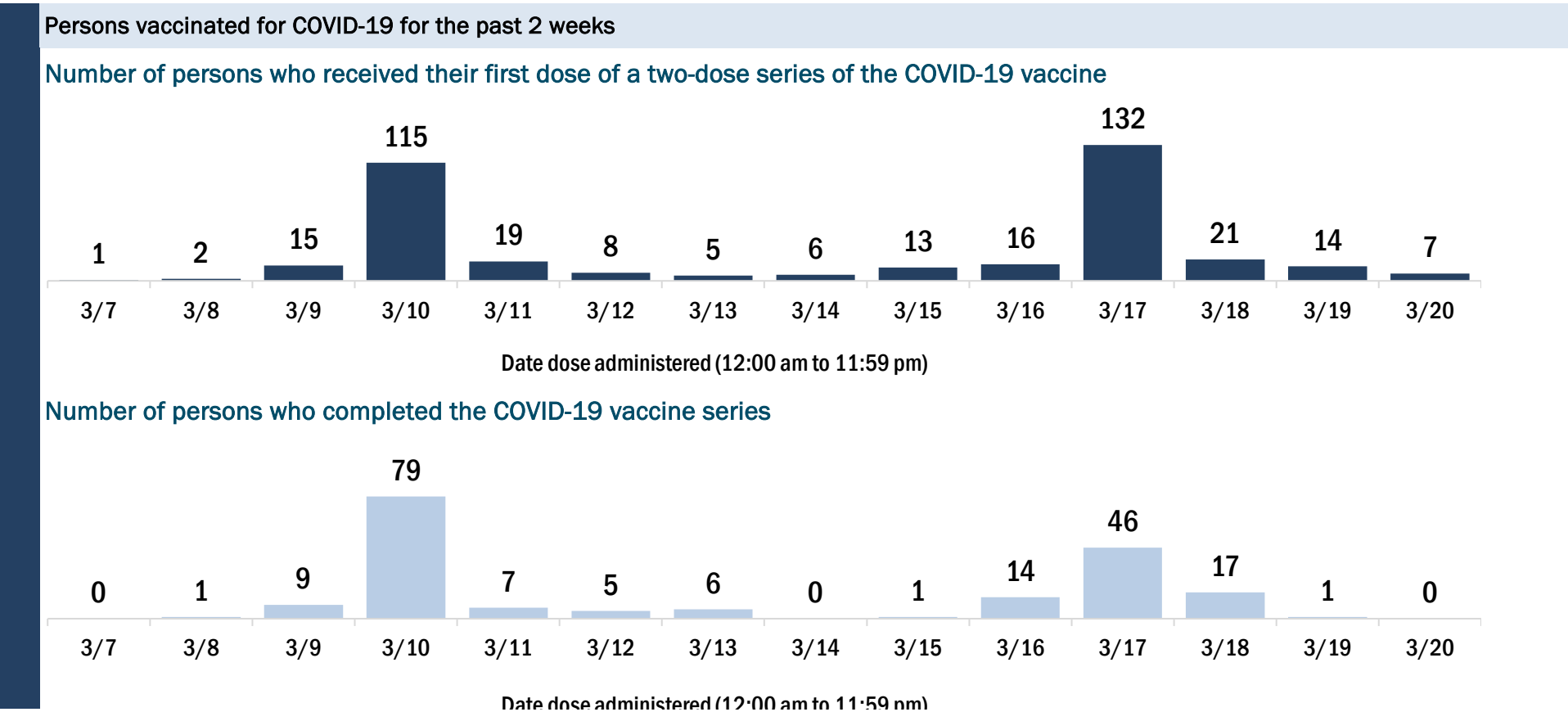
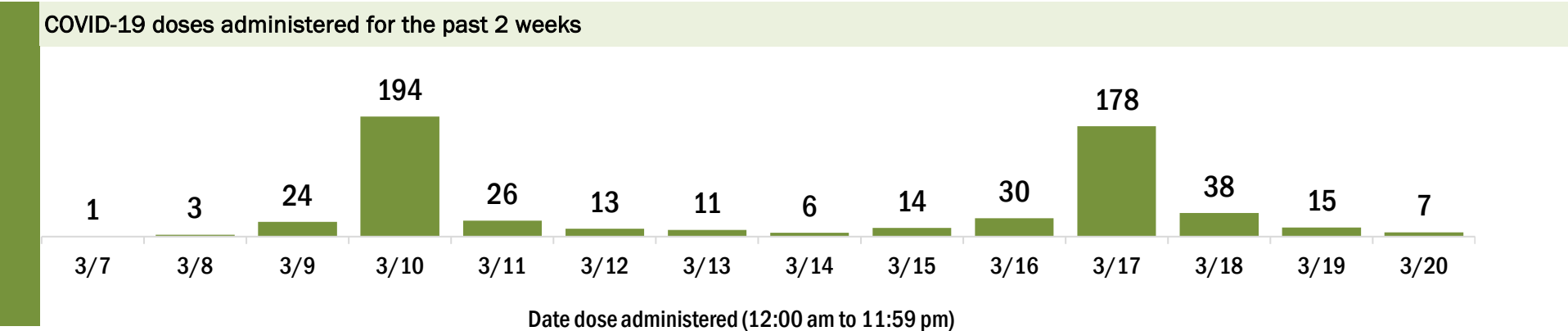
Data in this report are provisional and subject to change.

Data in this summary pertain to COVID-19 vaccines approved by the U.S. Food and Drug Administration and have been issued an Emergency Use Authorization (Janssen COVID-19 Vaccine, Moderna COVID-19 Vaccine and Pfizer-BioNTech COVID-19 Vaccine). These data summarize the number of people who have received either their first dose or have completed the series for a COVID-19 vaccine. **A person can only be counted in one category, first dose or series complete.** For persons receiving Moderna or Pfizer vaccines, once they receive their second dose, they are moved from the first dose column to the series completed column. **Because of this, the total first dose category may show a change from report to report not matching the total receiving their first dose from the previous day.** Persons receiving Johnson & Johnson vaccines will always be counted in the series completed column.

COVID-19 doses for vaccinated persons in Florida	
Doses administered	3,287
People receiving one dose of a 1-dose series (Johnson & Johnson) or receiving only one dose of a 2-dose series (Moderna, Pfizer) count once. Persons receiving both doses of a 2-dose series count twice.	

Current status of persons vaccinated for COVID-19 in Florida	
Total people vaccinated	1,948
First dose	598
Series completed	1,350
Completed 1-dose series	11
Completed 2-dose series	1,339
<b>First dose:</b> current number of people who have only received their first dose of the Moderna or Pfizer vaccine.	
<b>Series complete:</b> current number of people who have received both Moderna or Pfizer vaccine doses or one Johnson & Johnson dose and are considered fully immunized.	

Demographic summary	First dose	Series complete	Total people vaccinated
Age group	598	1,350	1,948
16-24 years	7	9	16
25-34 years	18	15	33
35-44 years	28	30	58
45-54 years	70	39	109
55-64 years	231	67	298
65-74 years	154	719	873
75-84 years	58	384	442
85+ years	32	87	119
Race	598	1,350	1,948
White	287	822	1,109
Black	168	238	406
American Indian/Alaskan	1	0	1
Other	78	105	183
Unknown	64	185	249
Other race includes Asian, native Hawaiian/Pacific Islander, or other.			
Ethnicity	598	1,350	1,948
Hispanic	9	10	19
Non-Hispanic	325	644	969
Unknown	264	696	960
Gender	598	1,350	1,948
Female	372	738	1,110
Male	225	612	837
Unknown	1	0	1



# COVID-19: Hardee County vaccine summary

Vaccination data through Mar 20, 2021 as of Mar 21, 2021 at 12:05 AM

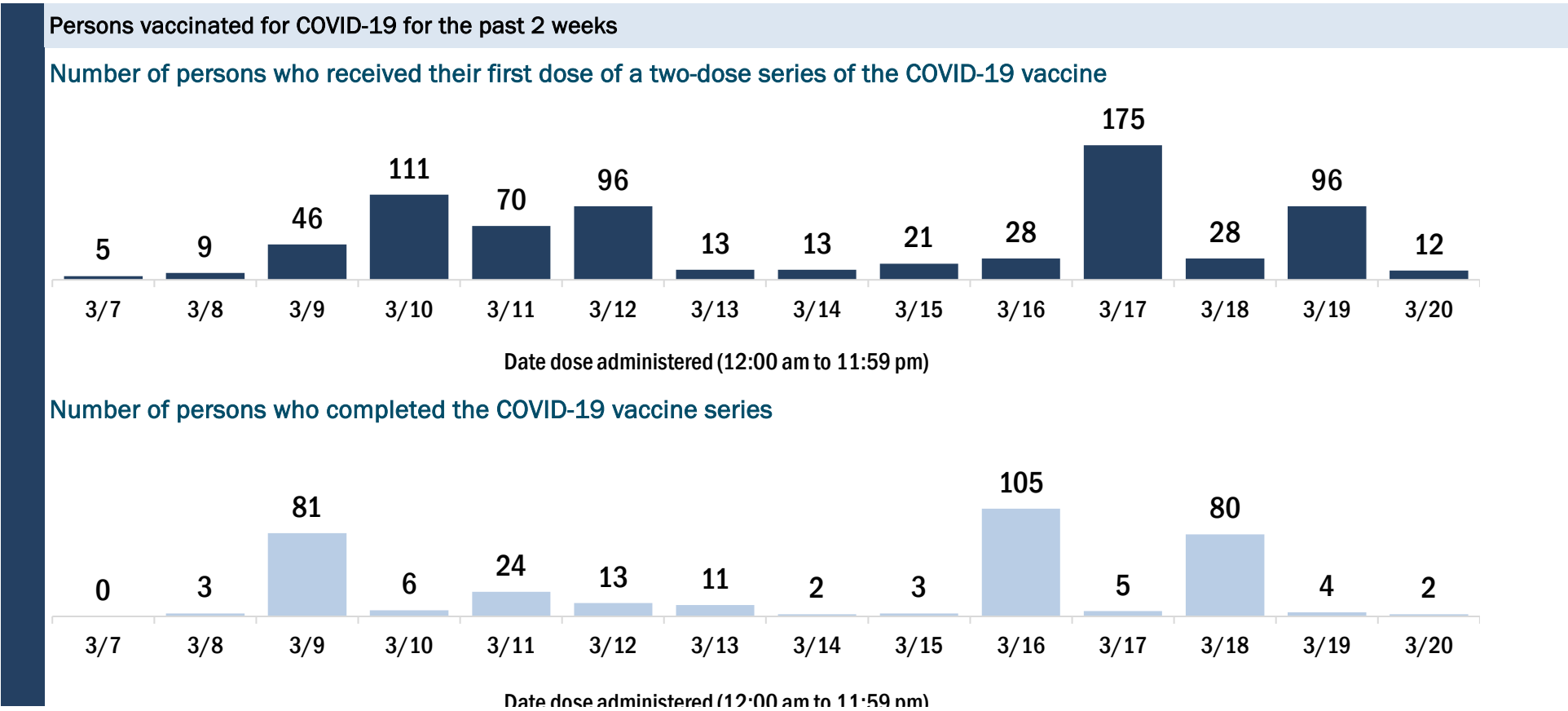
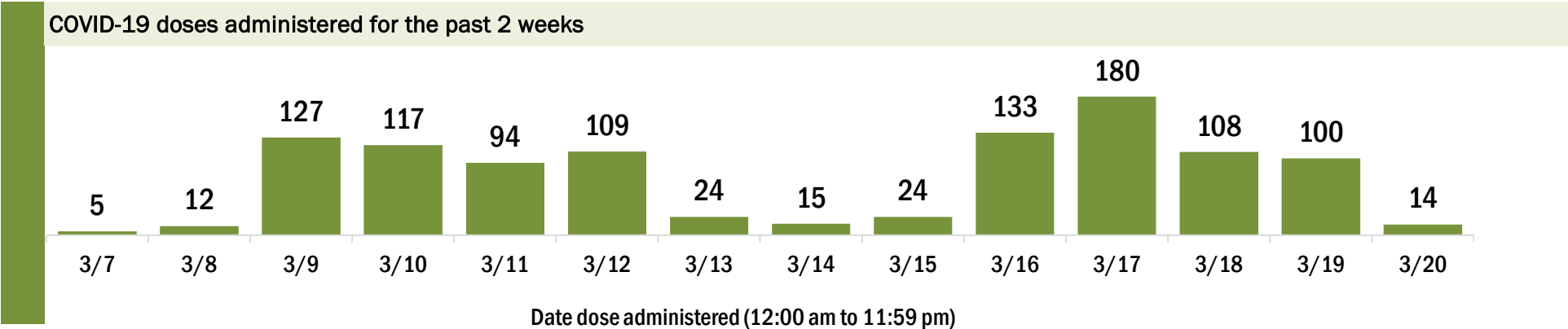
Data in this report are provisional and subject to change.

Data in this summary pertain to COVID-19 vaccines approved by the U.S. Food and Drug Administration and have been issued an Emergency Use Authorization (Janssen COVID-19 Vaccine, Moderna COVID-19 Vaccine and Pfizer-BioNTech COVID-19 Vaccine). These data summarize the number of people who have received either their first dose or have completed the series for a COVID-19 vaccine. **A person can only be counted in one category, first dose or series complete.** For persons receiving Moderna or Pfizer vaccines, once they receive their second dose, they are moved from the first dose column to the series completed column. **Because of this, the total first dose category may show a change from report to report not matching the total receiving their first dose from the previous day.** Persons receiving Johnson & Johnson vaccines will always be counted in the series completed column.

COVID-19 doses for vaccinated persons in Florida	
Doses administered	4,867
People receiving one dose of a 1-dose series (Johnson & Johnson) or receiving only one dose of a 2-dose series (Moderna, Pfizer) count once. Persons receiving both doses of a 2-dose series count twice.	

Current status of persons vaccinated for COVID-19 in Florida	
Total people vaccinated	3,179
First dose	1,482
Series completed	1,697
Completed 1-dose series	9
Completed 2-dose series	1,688
<b>First dose:</b> current number of people who have only received their first dose of the Moderna or Pfizer vaccine.	
<b>Series complete:</b> current number of people who have received both Moderna or Pfizer vaccine doses or one Johnson & Johnson dose and are considered fully immunized.	

Demographic summary	First dose	Series complete	Total people vaccinated
Age group	1,482	1,697	3,179
16-24 years	26	12	38
25-34 years	44	47	91
35-44 years	53	48	101
45-54 years	104	61	165
55-64 years	302	101	403
65-74 years	542	742	1,284
75-84 years	320	533	853
85+ years	91	153	244
Race	1,482	1,697	3,179
White	1,065	1,222	2,287
Black	58	34	92
American Indian/Alaskan	4	8	12
Other	224	332	556
Unknown	131	101	232
Other race includes Asian, native Hawaiian/Pacific Islander, or other.			
Ethnicity	1,482	1,697	3,179
Hispanic	112	120	232
Non-Hispanic	595	835	1,430
Unknown	775	742	1,517
Gender	1,482	1,697	3,179
Female	805	941	1,746
Male	675	755	1,430
Unknown	2	1	3



# COVID-19: Hendry County vaccine summary

Vaccination data through Mar 20, 2021 as of Mar 21, 2021 at 12:05 AM

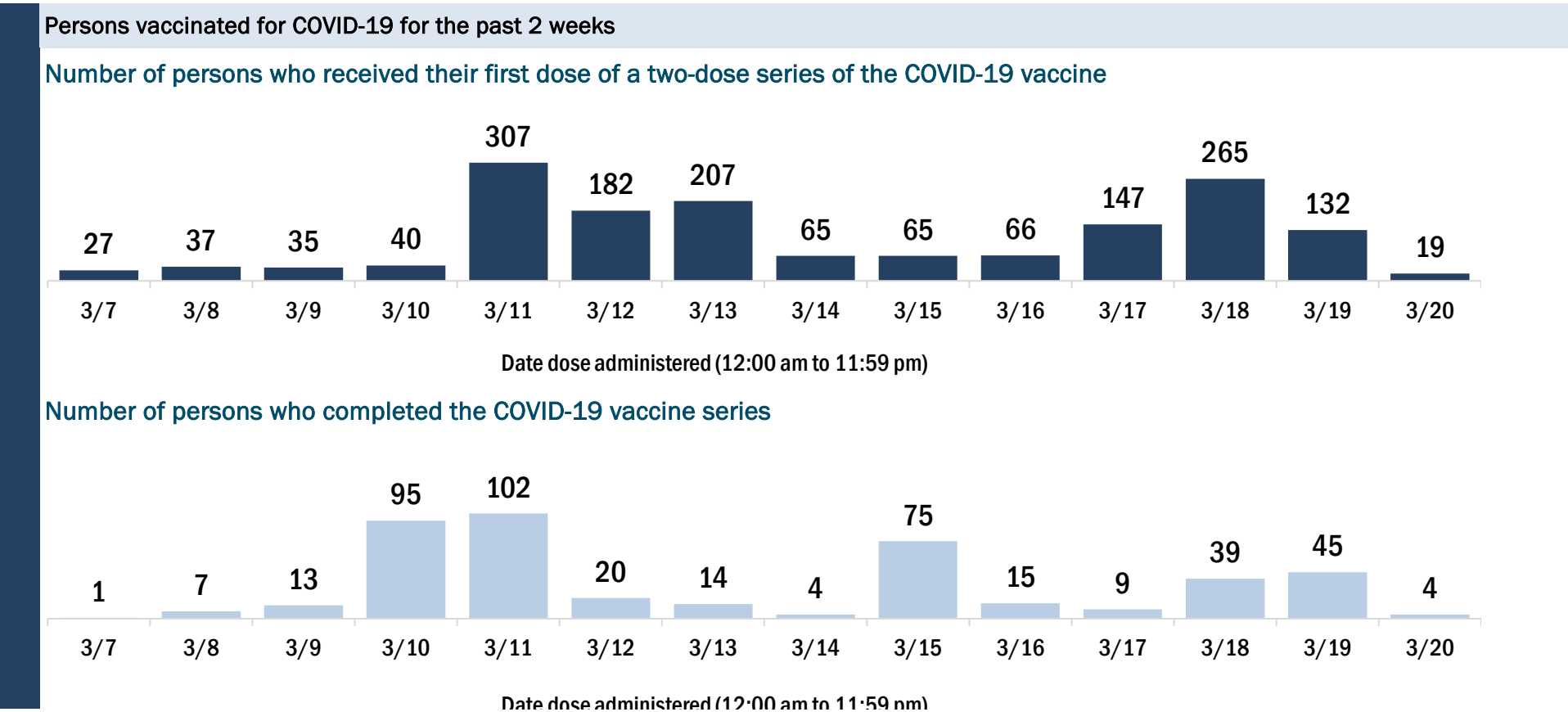
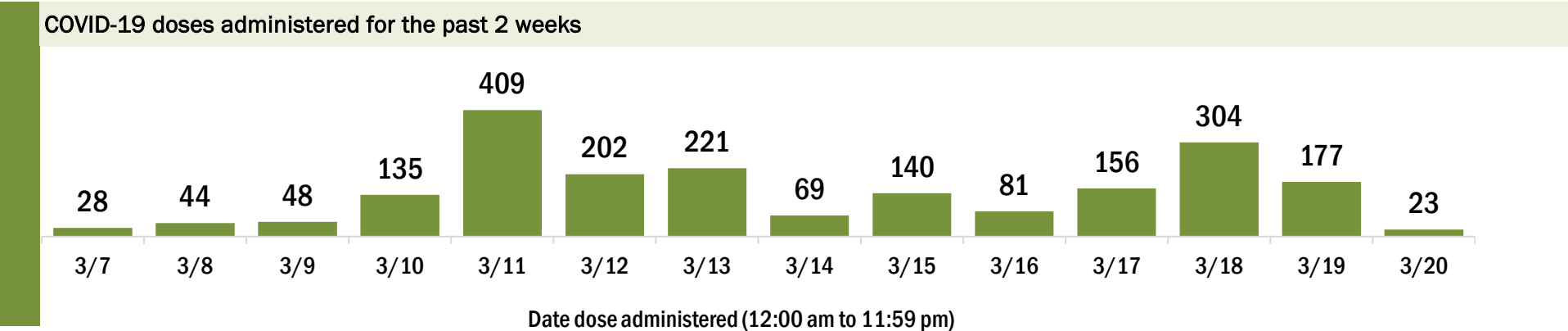
Data in this report are provisional and subject to change.

Data in this summary pertain to COVID-19 vaccines approved by the U.S. Food and Drug Administration and have been issued an Emergency Use Authorization (Janssen COVID-19 Vaccine, Moderna COVID-19 Vaccine and Pfizer-BioNTech COVID-19 Vaccine). These data summarize the number of people who have received either their first dose or have completed the series for a COVID-19 vaccine. **A person can only be counted in one category, first dose or series complete.** For persons receiving Moderna or Pfizer vaccines, once they receive their second dose, they are moved from the first dose column to the series completed column. **Because of this, the total first dose category may show a change from report to report not matching the total receiving their first dose from the previous day.** Persons receiving Johnson & Johnson vaccines will always be counted in the series completed column.

COVID-19 doses for vaccinated persons in Florida	
Doses administered	8,110
People receiving one dose of a 1-dose series (Johnson & Johnson) or receiving only one dose of a 2-dose series (Moderna, Pfizer) count once. Persons receiving both doses of a 2-dose series count twice.	

Current status of persons vaccinated for COVID-19 in Florida	
Total people vaccinated	5,552
First dose	2,921
Series completed	2,631
Completed 1-dose series	73
Completed 2-dose series	2,558
First dose: current number of people who have only received their first dose of the Moderna or Pfizer vaccine.	
Series complete: current number of people who have received both Moderna or Pfizer vaccine doses or one Johnson & Johnson dose and are considered fully immunized.	

Demographic summary	First dose	Series complete	Total people vaccinated
Age group	2,921	2,631	5,552
16-24 years	70	31	101
25-34 years	116	55	171
35-44 years	150	72	222
45-54 years	320	107	427
55-64 years	787	226	1,013
65-74 years	934	1,223	2,157
75-84 years	423	712	1,135
85+ years	121	205	326
Race	2,921	2,631	5,552
White	1,954	1,706	3,660
Black	204	186	390
American Indian/Alaskan	10	10	20
Other	488	443	931
Unknown	265	286	551
Other race includes Asian, native Hawaiian/Pacific Islander, or other.			
Ethnicity	2,921	2,631	5,552
Hispanic	766	401	1,167
Non-Hispanic	1,163	1,302	2,465
Unknown	992	928	1,920
Gender	2,921	2,631	5,552
Female	1,585	1,406	2,991
Male	1,335	1,225	2,560
Unknown	1	0	1



# COVID-19: Hernando County vaccine summary

Vaccination data through Mar 20, 2021 as of Mar 21, 2021 at 12:05 AM

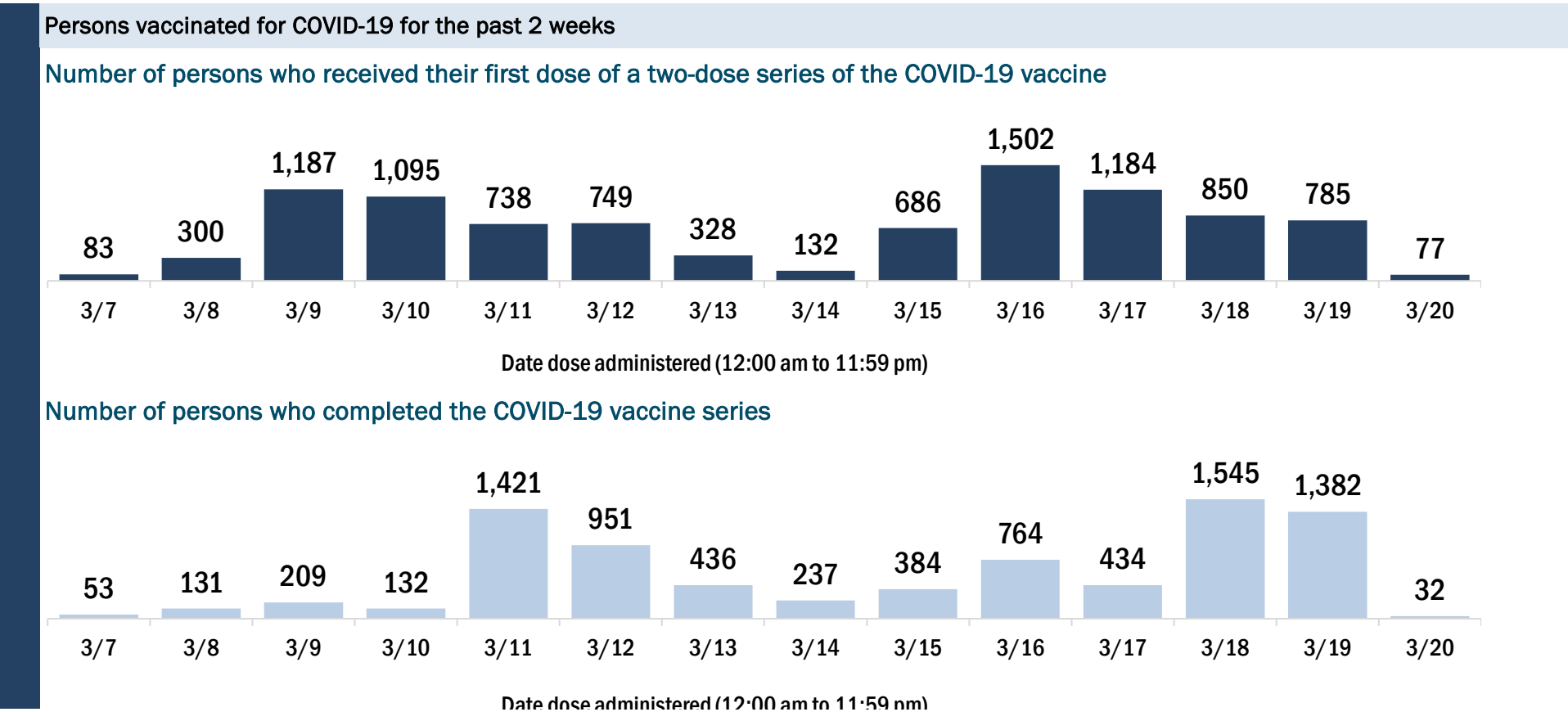
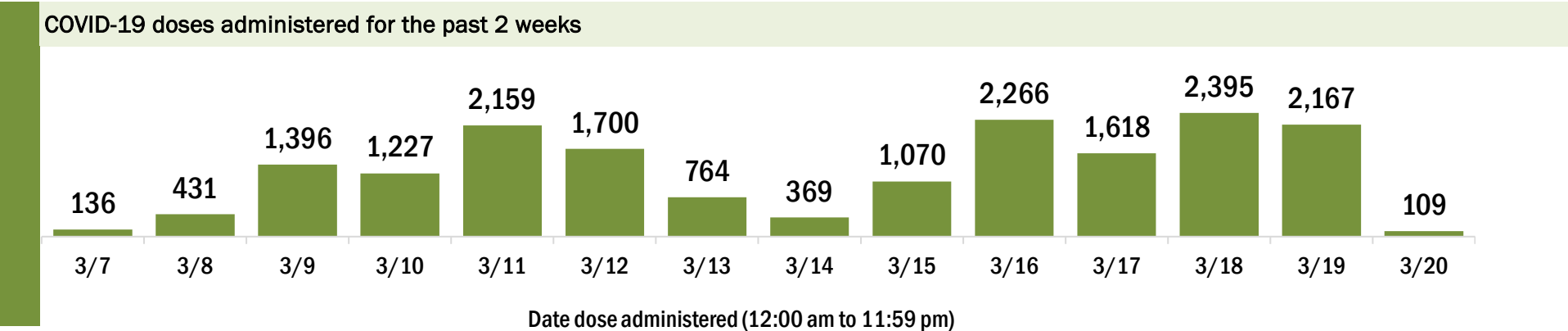
Data in this report are provisional and subject to change.

Data in this summary pertain to COVID-19 vaccines approved by the U.S. Food and Drug Administration and have been issued an Emergency Use Authorization (Janssen COVID-19 Vaccine, Moderna COVID-19 Vaccine and Pfizer-BioNTech COVID-19 Vaccine). These data summarize the number of people who have received either their first dose or have completed the series for a COVID-19 vaccine. **A person can only be counted in one category, first dose or series complete.** For persons receiving Moderna or Pfizer vaccines, once they receive their second dose, they are moved from the first dose column to the series completed column. **Because of this, the total first dose category may show a change from report to report not matching the total receiving their first dose from the previous day.** Persons receiving Johnson & Johnson vaccines will always be counted in the series completed column.

COVID-19 doses for vaccinated persons in Florida	
Doses administered	63,197
People receiving one dose of a 1-dose series (Johnson & Johnson) or receiving only one dose of a 2-dose series (Moderna, Pfizer) count once. Persons receiving both doses of a 2-dose series count twice.	

Current status of persons vaccinated for COVID-19 in Florida	
Total people vaccinated	40,949
First dose	17,090
Series completed	23,859
Completed 1-dose series	1,611
Completed 2-dose series	22,248
First dose: current number of people who have only received their first dose of the Moderna or Pfizer vaccine.	
Series complete: current number of people who have received both Moderna or Pfizer vaccine doses or one Johnson & Johnson dose and are considered fully immunized.	

Demographic summary	First dose	Series complete	Total people vaccinated
Age group	17,090	23,859	40,949
16-24 years	233	207	440
25-34 years	430	589	1,019
35-44 years	673	747	1,420
45-54 years	1,043	1,187	2,230
55-64 years	3,648	1,793	5,441
65-74 years	5,840	10,233	16,073
75-84 years	3,942	6,876	10,818
85+ years	1,281	2,227	3,508
Race	17,090	23,859	40,949
White	12,241	16,192	28,433
Black	347	576	923
American Indian/Alaskan	39	76	115
Other	1,001	1,993	2,994
Unknown	3,462	5,022	8,484
Other race includes Asian, native Hawaiian/Pacific Islander, or other.			
Ethnicity	17,090	23,859	40,949
Hispanic	632	821	1,453
Non-Hispanic	9,234	12,268	21,502
Unknown	7,224	10,770	17,994
Gender	17,090	23,859	40,949
Female	10,023	13,919	23,942
Male	7,005	9,911	16,916
Unknown	62	29	91



# COVID-19: Highlands County vaccine summary

Vaccination data through Mar 20, 2021 as of Mar 21, 2021 at 12:05 AM

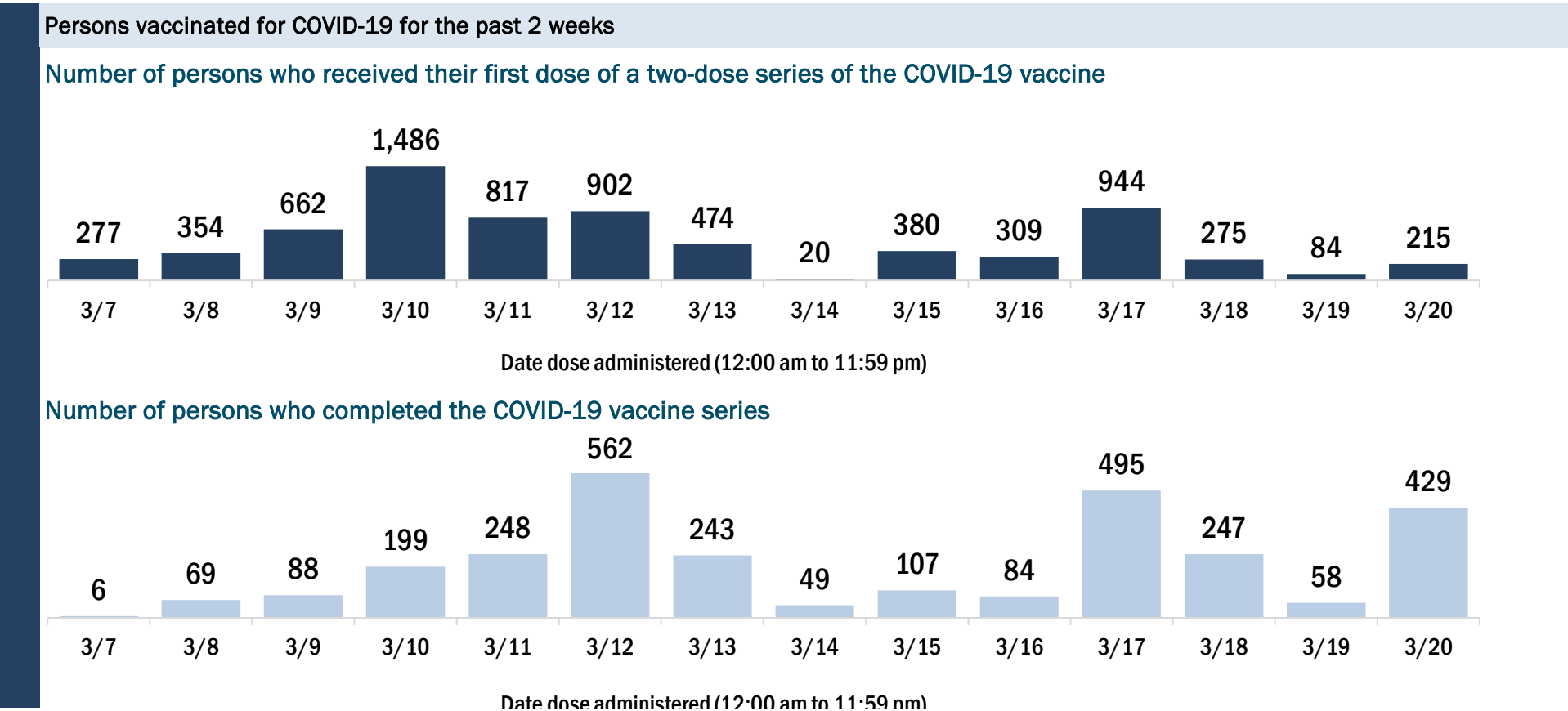
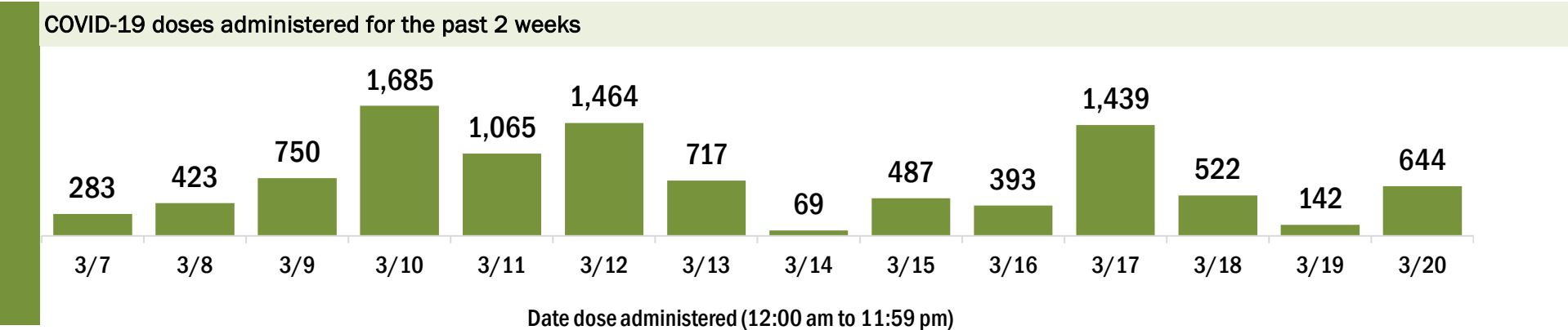
Data in this report are provisional and subject to change.

Data in this summary pertain to COVID-19 vaccines approved by the U.S. Food and Drug Administration and have been issued an Emergency Use Authorization (Janssen COVID-19 Vaccine, Moderna COVID-19 Vaccine and Pfizer-BioNTech COVID-19 Vaccine). These data summarize the number of people who have received either their first dose or have completed the series for a COVID-19 vaccine. **A person can only be counted in one category, first dose or series complete.** For persons receiving Moderna or Pfizer vaccines, once they receive their second dose, they are moved from the first dose column to the series completed column. **Because of this, the total first dose category may show a change from report to report not matching the total receiving their first dose from the previous day.** Persons receiving Johnson & Johnson vaccines will always be counted in the series completed column.

COVID-19 doses for vaccinated persons in Florida	
Doses administered	38,439
People receiving one dose of a 1-dose series (Johnson & Johnson) or receiving only one dose of a 2-dose series (Moderna, Pfizer) count once. Persons receiving both doses of a 2-dose series count twice.	

Current status of persons vaccinated for COVID-19 in Florida	
Total people vaccinated	28,862
First dose	19,200
Series completed	9,662
Completed 1-dose series	85
Completed 2-dose series	9,577
<b>First dose:</b> current number of people who have only received their first dose of the Moderna or Pfizer vaccine.	
<b>Series complete:</b> current number of people who have received both Moderna or Pfizer vaccine doses or one Johnson & Johnson dose and are considered fully immunized.	

Demographic summary	First dose	Series complete	Total people vaccinated
Age group	19,200	9,662	28,862
16-24 years	75	59	134
25-34 years	178	188	366
35-44 years	281	272	553
45-54 years	530	390	920
55-64 years	2,397	624	3,021
65-74 years	7,639	4,139	11,778
75-84 years	6,325	3,106	9,431
85+ years	1,775	884	2,659
Race	19,200	9,662	28,862
White	15,917	7,722	23,639
Black	655	227	882
American Indian/Alaskan	183	61	244
Other	710	861	1,571
Unknown	1,735	791	2,526
Other race includes Asian, native Hawaiian/Pacific Islander, or other.			
Ethnicity	19,200	9,662	28,862
Hispanic	950	361	1,311
Non-Hispanic	12,019	6,750	18,769
Unknown	6,231	2,551	8,782
Gender	19,200	9,662	28,862
Female	10,480	5,304	15,784
Male	8,687	4,351	13,038
Unknown	33	7	40



# COVID-19: Hillsborough County vaccine summary

Vaccination data through Mar 20, 2021 as of Mar 21, 2021 at 12:05 AM

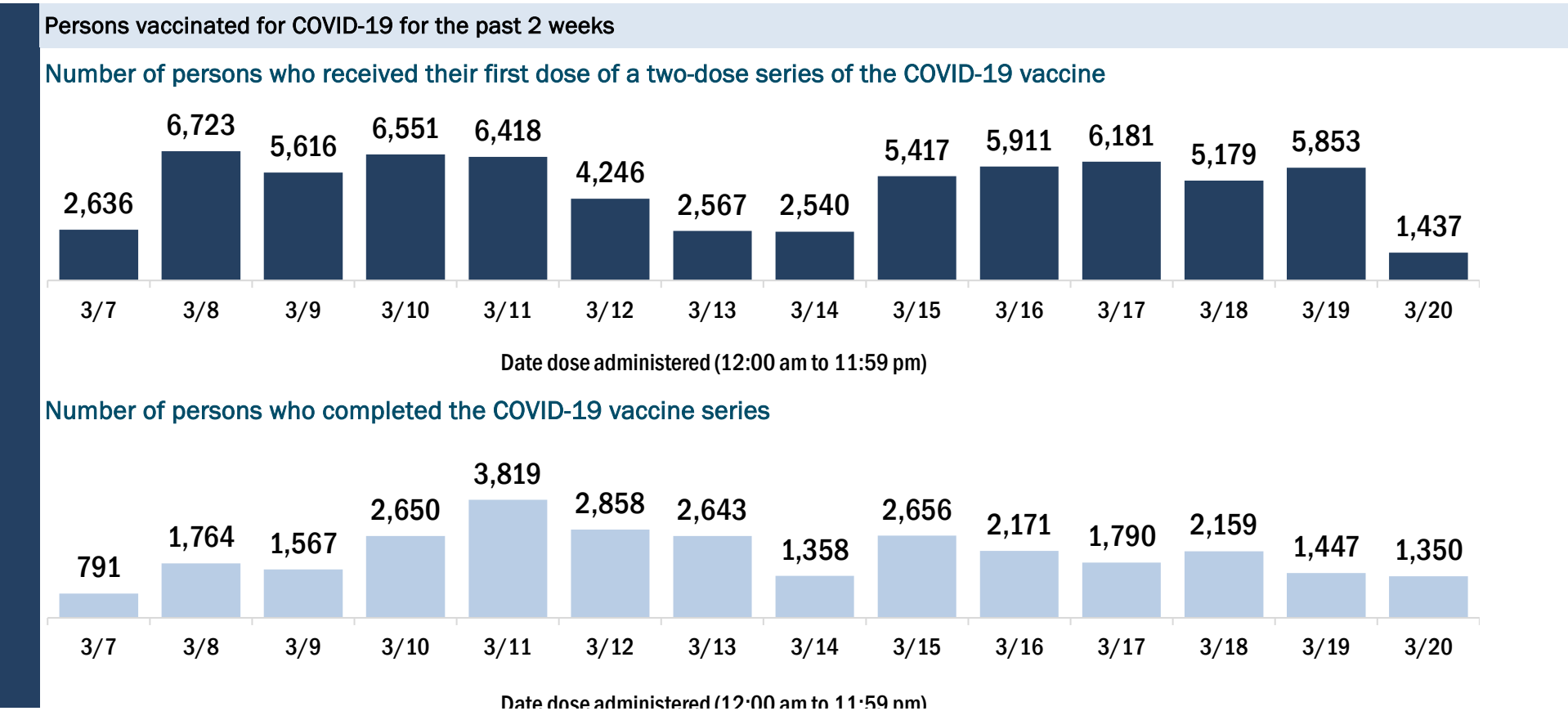
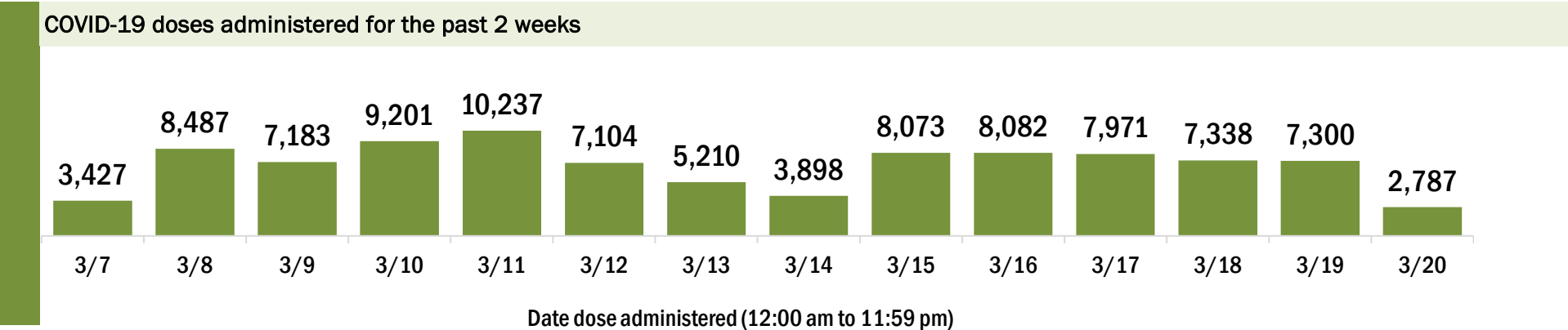
Data in this report are provisional and subject to change.

Data in this summary pertain to COVID-19 vaccines approved by the U.S. Food and Drug Administration and have been issued an Emergency Use Authorization (Janssen COVID-19 Vaccine, Moderna COVID-19 Vaccine and Pfizer-BioNTech COVID-19 Vaccine). These data summarize the number of people who have received either their first dose or have completed the series for a COVID-19 vaccine. **A person can only be counted in one category, first dose or series complete.** For persons receiving Moderna or Pfizer vaccines, once they receive their second dose, they are moved from the first dose column to the series completed column. **Because of this, the total first dose category may show a change from report to report not matching the total receiving their first dose from the previous day.** Persons receiving Johnson & Johnson vaccines will always be counted in the series completed column.

COVID-19 doses for vaccinated persons in Florida	
Doses administered	388,664
People receiving one dose of a 1-dose series (Johnson & Johnson) or receiving only one dose of a 2-dose series (Moderna, Pfizer) count once. Persons receiving both doses of a 2-dose series count twice.	

Current status of persons vaccinated for COVID-19 in Florida	
Total people vaccinated	269,125
First dose	137,685
Series completed	131,440
Completed 1-dose series	11,901
Completed 2-dose series	119,539
First dose: current number of people who have only received their first dose of the Moderna or Pfizer vaccine.	
Series complete: current number of people who have received both Moderna or Pfizer vaccine doses or one Johnson & Johnson dose and are considered fully immunized.	

Demographic summary	First dose	Series complete	Total people vaccinated
Age group	137,685	131,440	269,125
16-24 years	4,198	2,494	6,692
25-34 years	9,216	9,221	18,437
35-44 years	12,371	10,927	23,298
45-54 years	15,740	11,950	27,690
55-64 years	30,369	16,107	46,476
65-74 years	39,787	46,523	86,310
75-84 years	19,676	25,055	44,731
85+ years	6,328	9,163	15,491
Race	137,685	131,440	269,125
White	88,005	88,175	176,180
Black	8,508	9,747	18,255
American Indian/Alaskan	424	554	978
Other	15,806	20,356	36,162
Unknown	24,942	12,608	37,550
Other race includes Asian, native Hawaiian/Pacific Islander, or other.			
Ethnicity	137,685	131,440	269,125
Hispanic	12,252	15,136	27,388
Non-Hispanic	66,653	81,535	148,188
Unknown	58,780	34,769	93,549
Gender	137,685	131,440	269,125
Female	81,371	78,425	159,796
Male	55,947	52,891	108,838
Unknown	367	124	491



# COVID-19: Holmes County vaccine summary

Vaccination data through Mar 20, 2021 as of Mar 21, 2021 at 12:05 AM

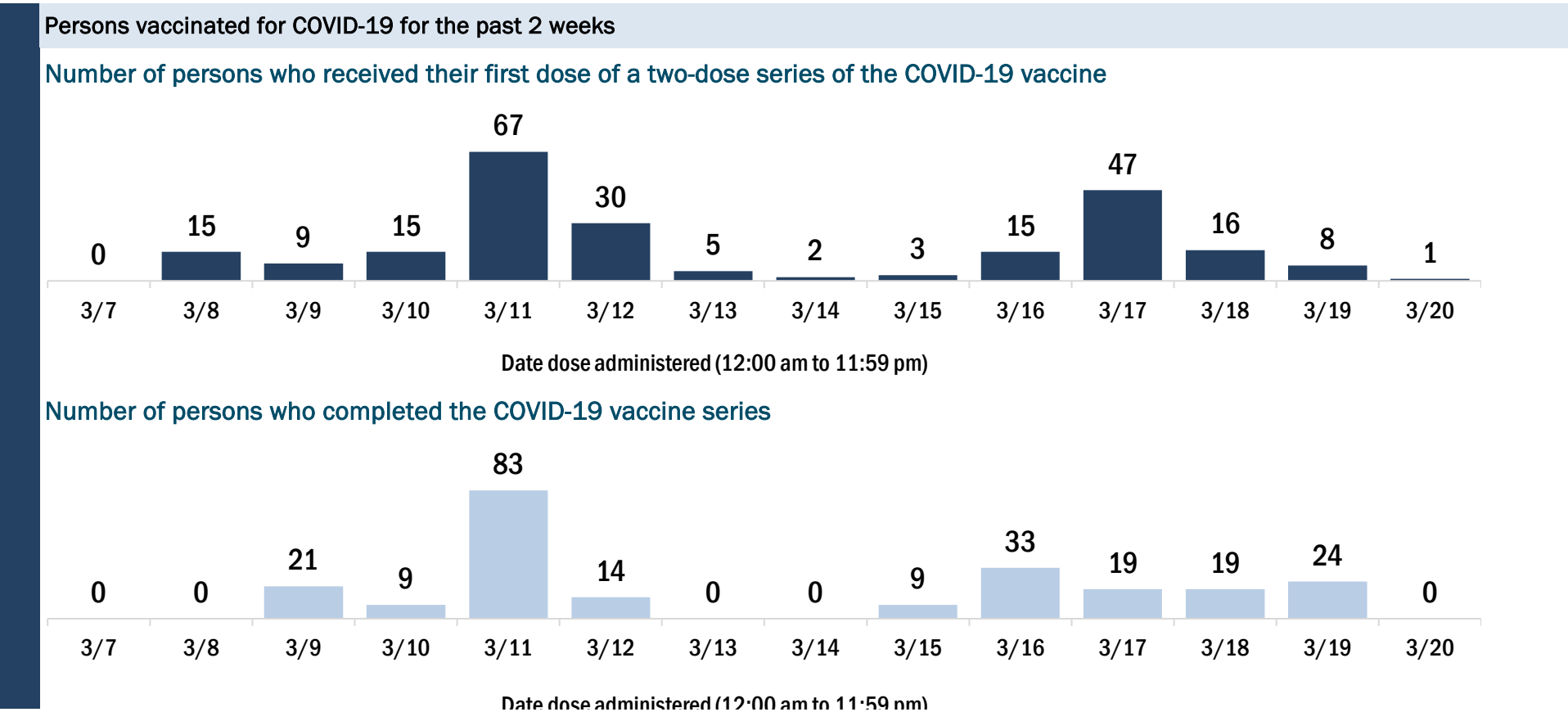
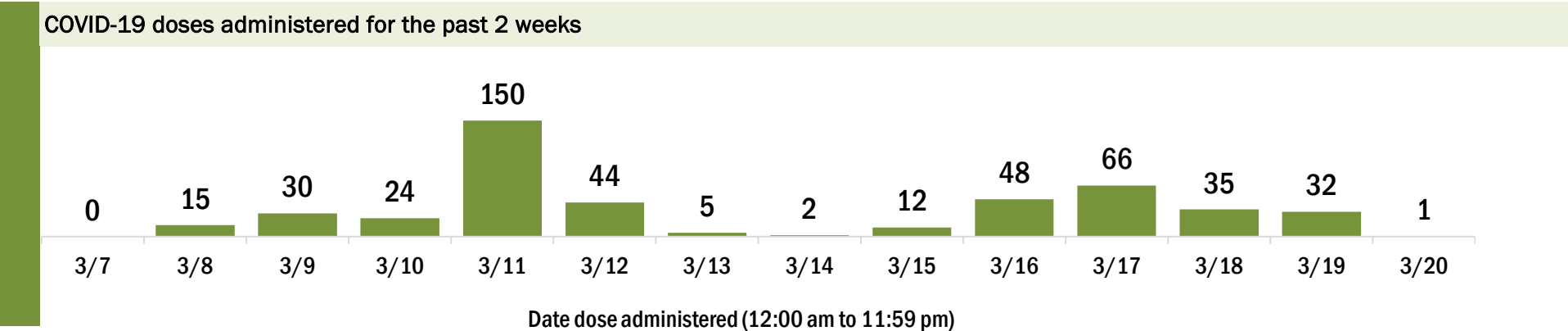
Data in this report are provisional and subject to change.

Data in this summary pertain to COVID-19 vaccines approved by the U.S. Food and Drug Administration and have been issued an Emergency Use Authorization (Janssen COVID-19 Vaccine, Moderna COVID-19 Vaccine and Pfizer-BioNTech COVID-19 Vaccine). These data summarize the number of people who have received either their first dose or have completed the series for a COVID-19 vaccine. **A person can only be counted in one category, first dose or series complete.** For persons receiving Moderna or Pfizer vaccines, once they receive their second dose, they are moved from the first dose column to the series completed column. **Because of this, the total first dose category may show a change from report to report not matching the total receiving their first dose from the previous day.** Persons receiving Johnson & Johnson vaccines will always be counted in the series completed column.

COVID-19 doses for vaccinated persons in Florida	
Doses administered	4,565
People receiving one dose of a 1-dose series (Johnson & Johnson) or receiving only one dose of a 2-dose series (Moderna, Pfizer) count once. Persons receiving both doses of a 2-dose series count twice.	

Current status of persons vaccinated for COVID-19 in Florida	
Total people vaccinated	2,718
First dose	796
Series completed	1,922
Completed 1-dose series	75
Completed 2-dose series	1,847
<b>First dose:</b> current number of people who have only received their first dose of the Moderna or Pfizer vaccine.	
<b>Series complete:</b> current number of people who have received both Moderna or Pfizer vaccine doses or one Johnson & Johnson dose and are considered fully immunized.	

Demographic summary	First dose	Series complete	Total people vaccinated
Age group	796	1,922	2,718
16-24 years	9	12	21
25-34 years	26	37	63
35-44 years	48	63	111
45-54 years	90	104	194
55-64 years	210	182	392
65-74 years	247	801	1,048
75-84 years	136	559	695
85+ years	30	164	194
Race	796	1,922	2,718
White	700	1,628	2,328
Black	24	65	89
American Indian/Alaskan	3	22	25
Other	30	152	182
Unknown	39	55	94
Other race includes Asian, native Hawaiian/Pacific Islander, or other.			
Ethnicity	796	1,922	2,718
Hispanic	5	14	19
Non-Hispanic	638	1,627	2,265
Unknown	153	281	434
Gender	796	1,922	2,718
Female	426	1,042	1,468
Male	369	880	1,249
Unknown	1	0	1



# COVID-19: Indian River County vaccine summary

Vaccination data through Mar 20, 2021 as of Mar 21, 2021 at 12:05 AM

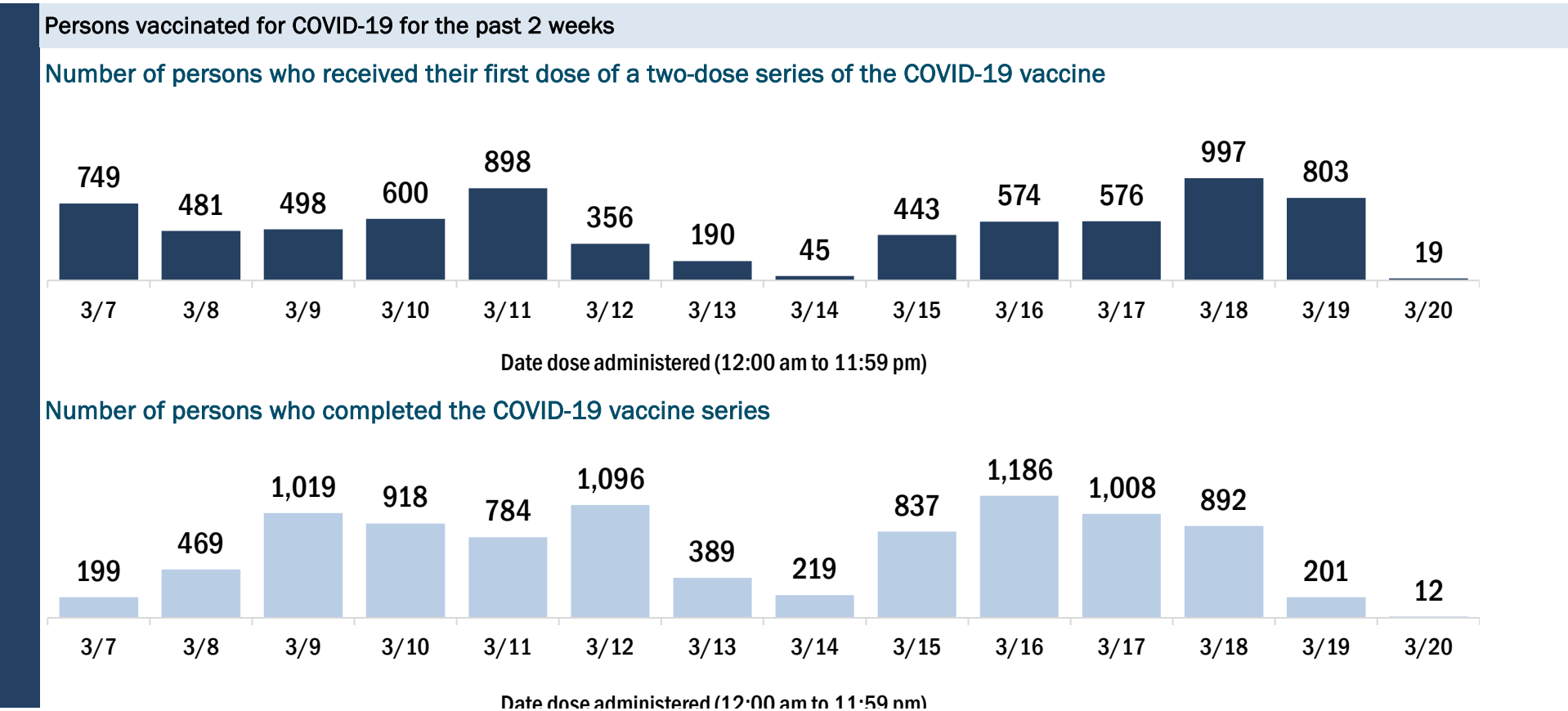
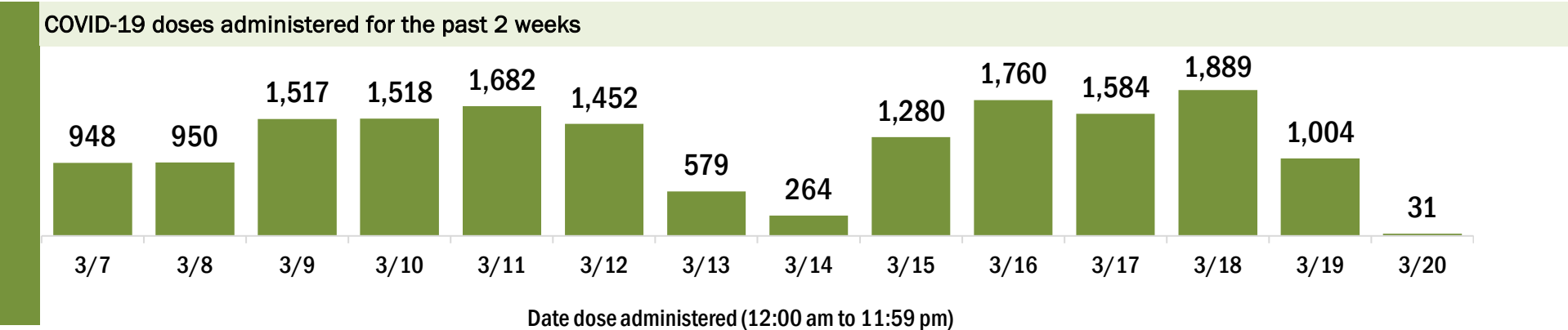
Data in this report are provisional and subject to change.

Data in this summary pertain to COVID-19 vaccines approved by the U.S. Food and Drug Administration and have been issued an Emergency Use Authorization (Janssen COVID-19 Vaccine, Moderna COVID-19 Vaccine and Pfizer-BioNTech COVID-19 Vaccine). These data summarize the number of people who have received either their first dose or have completed the series for a COVID-19 vaccine. **A person can only be counted in one category, first dose or series complete.** For persons receiving Moderna or Pfizer vaccines, once they receive their second dose, they are moved from the first dose column to the series completed column. **Because of this, the total first dose category may show a change from report to report not matching the total receiving their first dose from the previous day.** Persons receiving Johnson & Johnson vaccines will always be counted in the series completed column.

COVID-19 doses for vaccinated persons in Florida	
Doses administered	85,431
People receiving one dose of a 1-dose series (Johnson & Johnson) or receiving only one dose of a 2-dose series (Moderna, Pfizer) count once. Persons receiving both doses of a 2-dose series count twice.	

Current status of persons vaccinated for COVID-19 in Florida	
Total people vaccinated	52,396
First dose	18,871
Series completed	33,525
Completed 1-dose series	490
Completed 2-dose series	33,035
First dose: current number of people who have only received their first dose of the Moderna or Pfizer vaccine.	
Series complete: current number of people who have received both Moderna or Pfizer vaccine doses or one Johnson & Johnson dose and are considered fully immunized.	

Demographic summary	First dose	Series complete	Total people vaccinated
Age group	18,871	33,525	52,396
16-24 years	171	175	346
25-34 years	302	473	775
35-44 years	445	658	1,103
45-54 years	844	982	1,826
55-64 years	3,609	1,924	5,533
65-74 years	6,577	15,840	22,417
75-84 years	4,984	10,041	15,025
85+ years	1,939	3,432	5,371
Race	18,871	33,525	52,396
White	14,321	24,407	38,728
Black	644	700	1,344
American Indian/Alaskan	154	170	324
Other	965	2,563	3,528
Unknown	2,787	5,685	8,472
Other race includes Asian, native Hawaiian/Pacific Islander, or other.			
Ethnicity	18,871	33,525	52,396
Hispanic	566	623	1,189
Non-Hispanic	11,038	20,751	31,789
Unknown	7,267	12,151	19,418
Gender	18,871	33,525	52,396
Female	10,664	18,959	29,623
Male	8,174	14,557	22,731
Unknown	33	9	42



# COVID-19: Jackson County vaccine summary

Vaccination data through Mar 20, 2021 as of Mar 21, 2021 at 12:05 AM

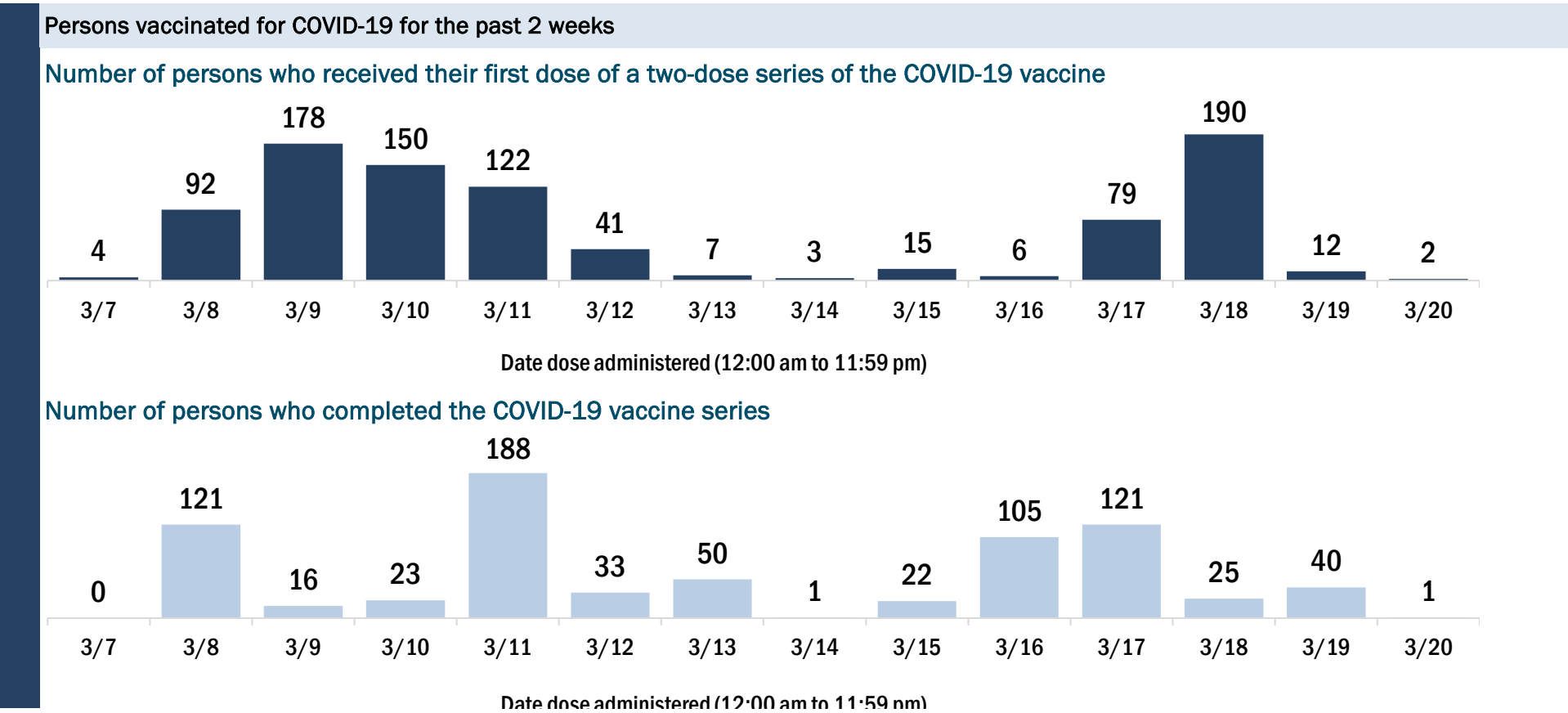
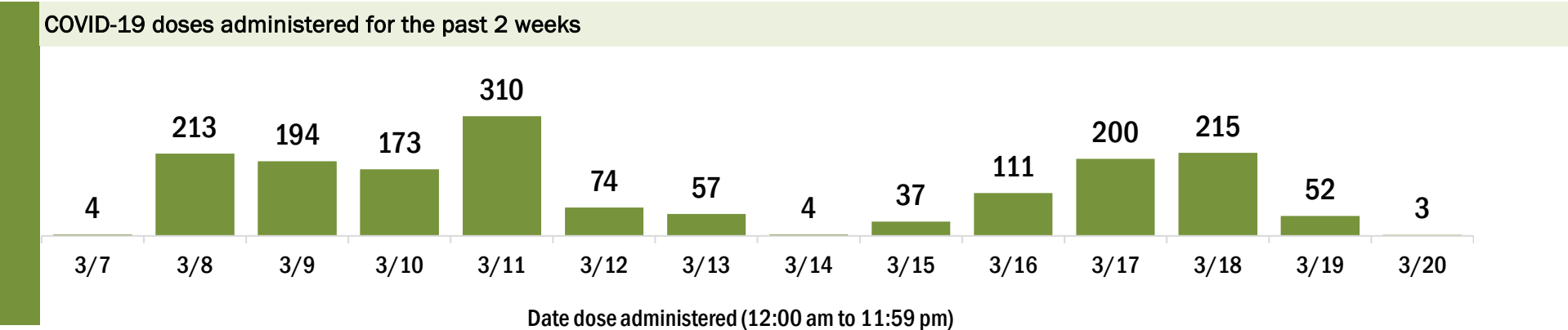
Data in this report are provisional and subject to change.

Data in this summary pertain to COVID-19 vaccines approved by the U.S. Food and Drug Administration and have been issued an Emergency Use Authorization (Janssen COVID-19 Vaccine, Moderna COVID-19 Vaccine and Pfizer-BioNTech COVID-19 Vaccine). These data summarize the number of people who have received either their first dose or have completed the series for a COVID-19 vaccine. **A person can only be counted in one category, first dose or series complete.** For persons receiving Moderna or Pfizer vaccines, once they receive their second dose, they are moved from the first dose column to the series completed column. **Because of this, the total first dose category may show a change from report to report not matching the total receiving their first dose from the previous day.** Persons receiving Johnson & Johnson vaccines will always be counted in the series completed column.

COVID-19 doses for vaccinated persons in Florida	
Doses administered	14,292
People receiving one dose of a 1-dose series (Johnson & Johnson) or receiving only one dose of a 2-dose series (Moderna, Pfizer) count once. Persons receiving both doses of a 2-dose series count twice.	

Current status of persons vaccinated for COVID-19 in Florida	
Total people vaccinated	8,767
First dose	2,987
Series completed	5,780
Completed 1-dose series	255
Completed 2-dose series	5,525
First dose: current number of people who have only received their first dose of the Moderna or Pfizer vaccine.	
Series complete: current number of people who have received both Moderna or Pfizer vaccine doses or one Johnson & Johnson dose and are considered fully immunized.	

Demographic summary	First dose	Series complete	Total people vaccinated
Age group	2,987	5,780	8,767
16-24 years	62	41	103
25-34 years	129	133	262
35-44 years	188	228	416
45-54 years	387	362	749
55-64 years	901	628	1,529
65-74 years	681	2,394	3,075
75-84 years	471	1,491	1,962
85+ years	168	503	671
Race	2,987	5,780	8,767
White	1,898	4,100	5,998
Black	660	977	1,637
American Indian/Alaskan	23	24	47
Other	129	258	387
Unknown	277	421	698
Other race includes Asian, native Hawaiian/Pacific Islander, or other.			
Ethnicity	2,987	5,780	8,767
Hispanic	58	46	104
Non-Hispanic	2,159	3,832	5,991
Unknown	770	1,902	2,672
Gender	2,987	5,780	8,767
Female	1,725	3,281	5,006
Male	1,260	2,499	3,759
Unknown	2	0	2



# COVID-19: Jefferson County vaccine summary

Vaccination data through Mar 20, 2021 as of Mar 21, 2021 at 12:05 AM

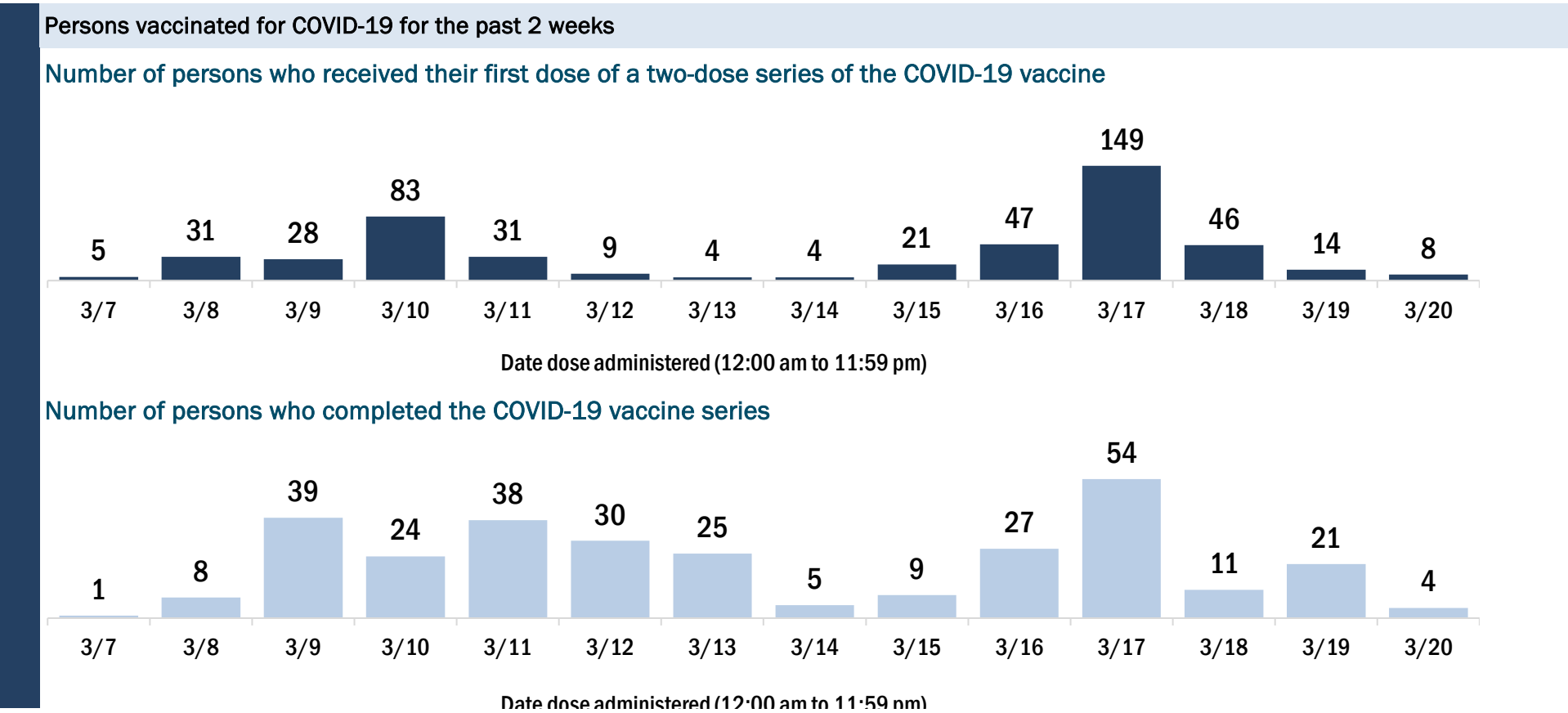
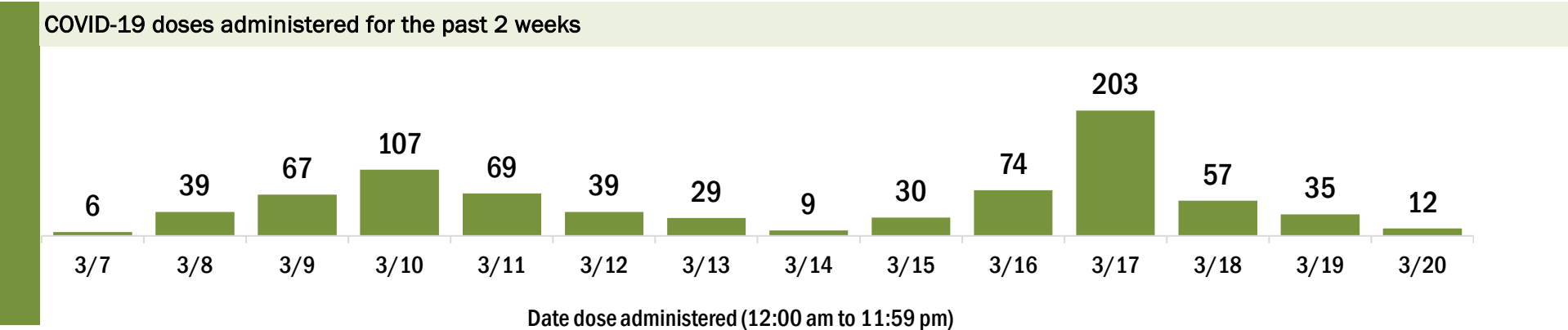
Data in this report are provisional and subject to change.

Data in this summary pertain to COVID-19 vaccines approved by the U.S. Food and Drug Administration and have been issued an Emergency Use Authorization (Janssen COVID-19 Vaccine, Moderna COVID-19 Vaccine and Pfizer-BioNTech COVID-19 Vaccine). These data summarize the number of people who have received either their first dose or have completed the series for a COVID-19 vaccine. **A person can only be counted in one category, first dose or series complete.** For persons receiving Moderna or Pfizer vaccines, once they receive their second dose, they are moved from the first dose column to the series completed column. **Because of this, the total first dose category may show a change from report to report not matching the total receiving their first dose from the previous day.** Persons receiving Johnson & Johnson vaccines will always be counted in the series completed column.

COVID-19 doses for vaccinated persons in Florida	
Doses administered	5,495
People receiving one dose of a 1-dose series (Johnson & Johnson) or receiving only one dose of a 2-dose series (Moderna, Pfizer) count once. Persons receiving both doses of a 2-dose series count twice.	

Current status of persons vaccinated for COVID-19 in Florida	
Total people vaccinated	3,258
First dose	989
Series completed	2,269
Completed 1-dose series	32
Completed 2-dose series	2,237
First dose: current number of people who have only received their first dose of the Moderna or Pfizer vaccine.	
Series complete: current number of people who have received both Moderna or Pfizer vaccine doses or one Johnson & Johnson dose and are considered fully immunized.	

Demographic summary	First dose	Series complete	Total people vaccinated
Age group	989	2,269	3,258
16-24 years	24	8	32
25-34 years	28	38	66
35-44 years	69	55	124
45-54 years	128	115	243
55-64 years	392	230	622
65-74 years	210	1,104	1,314
75-84 years	105	562	667
85+ years	33	157	190
Race	989	2,269	3,258
White	459	1,240	1,699
Black	287	390	677
American Indian/Alaskan	3	4	7
Other	127	406	533
Unknown	113	229	342
Other race includes Asian, native Hawaiian/Pacific Islander, or other.			
Ethnicity	989	2,269	3,258
Hispanic	11	20	31
Non-Hispanic	583	1,101	1,684
Unknown	395	1,148	1,543
Gender	989	2,269	3,258
Female	589	1,328	1,917
Male	400	941	1,341
Unknown	0	0	0



# COVID-19: Lafayette County vaccine summary

Vaccination data through Mar 20, 2021 as of Mar 21, 2021 at 12:05 AM

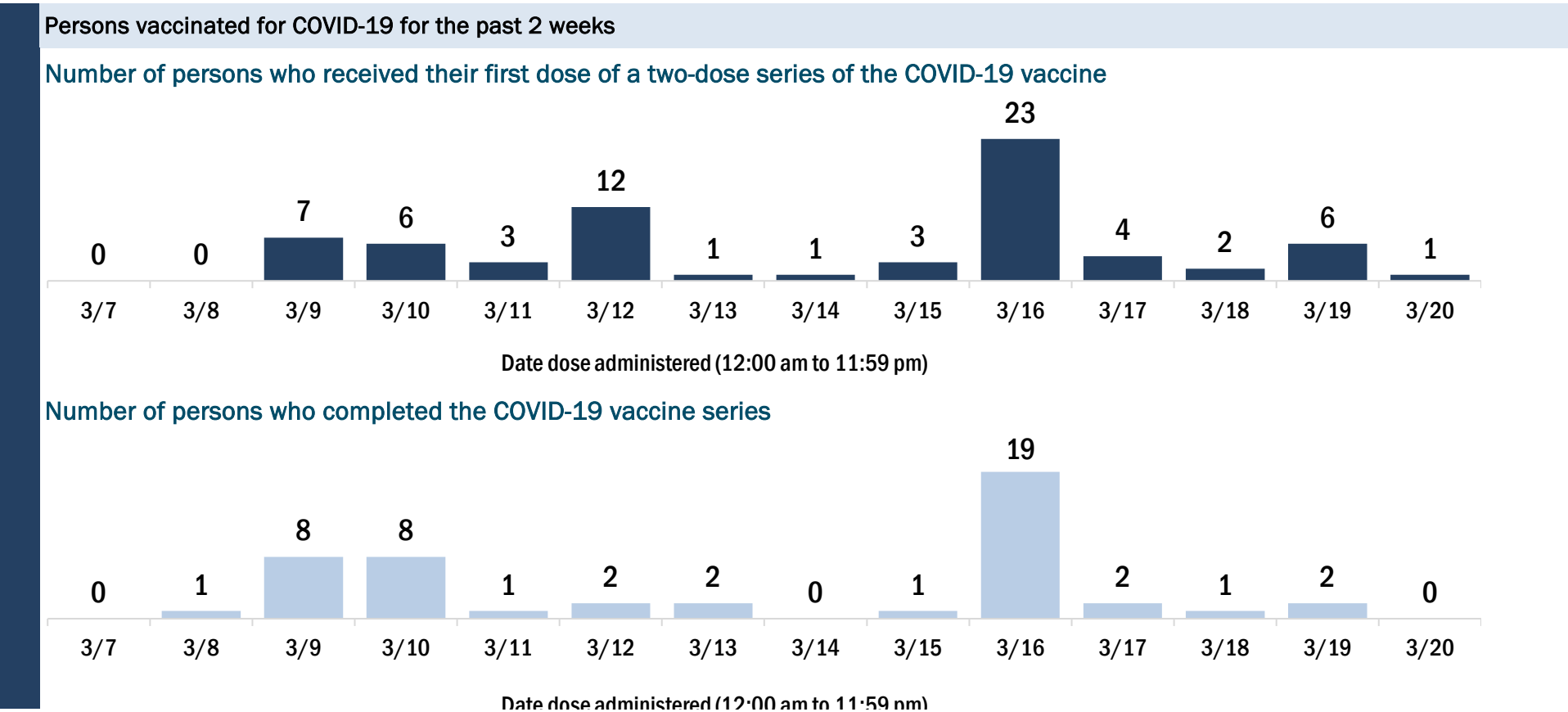
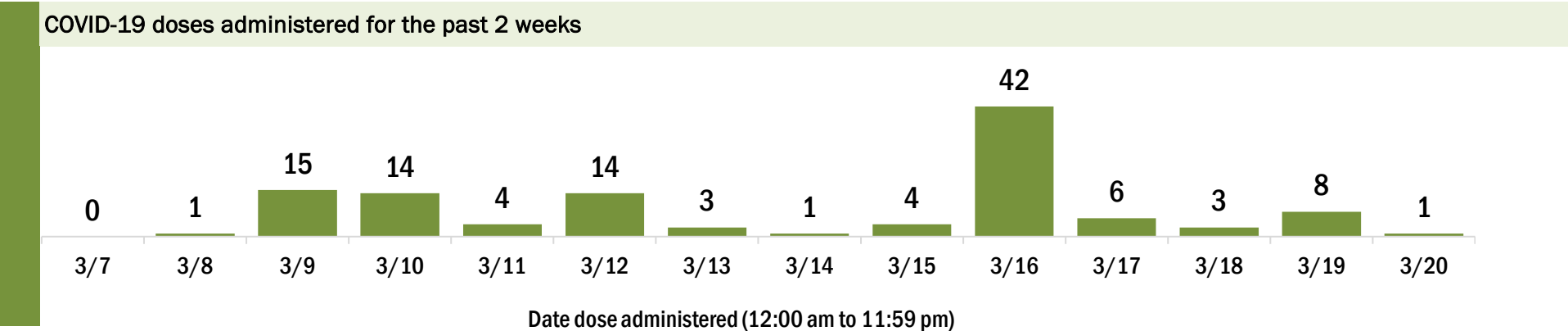
Data in this report are provisional and subject to change.

Data in this summary pertain to COVID-19 vaccines approved by the U.S. Food and Drug Administration and have been issued an Emergency Use Authorization (Janssen COVID-19 Vaccine, Moderna COVID-19 Vaccine and Pfizer-BioNTech COVID-19 Vaccine). These data summarize the number of people who have received either their first dose or have completed the series for a COVID-19 vaccine. **A person can only be counted in one category, first dose or series complete.** For persons receiving Moderna or Pfizer vaccines, once they receive their second dose, they are moved from the first dose column to the series completed column. **Because of this, the total first dose category may show a change from report to report not matching the total receiving their first dose from the previous day.** Persons receiving Johnson & Johnson vaccines will always be counted in the series completed column.

COVID-19 doses for vaccinated persons in Florida	
Doses administered	2,566
People receiving one dose of a 1-dose series (Johnson & Johnson) or receiving only one dose of a 2-dose series (Moderna, Pfizer) count once. Persons receiving both doses of a 2-dose series count twice.	

Current status of persons vaccinated for COVID-19 in Florida	
Total people vaccinated	1,480
First dose	392
Series completed	1,088
Completed 1-dose series	2
Completed 2-dose series	1,086
<b>First dose:</b> current number of people who have only received their first dose of the Moderna or Pfizer vaccine.	
<b>Series complete:</b> current number of people who have received both Moderna or Pfizer vaccine doses or one Johnson & Johnson dose and are considered fully immunized.	

Demographic summary	First dose	Series complete	Total people vaccinated
Age group	392	1,088	1,480
16-24 years	2	3	5
25-34 years	2	7	9
35-44 years	10	18	28
45-54 years	33	34	67
55-64 years	80	60	140
65-74 years	157	544	701
75-84 years	78	325	403
85+ years	30	97	127
Race	392	1,088	1,480
White	303	929	1,232
Black	15	26	41
American Indian/Alaskan	4	1	5
Other	12	64	76
Unknown	58	68	126
Other race includes Asian, native Hawaiian/Pacific Islander, or other.			
Ethnicity	392	1,088	1,480
Hispanic	13	16	29
Non-Hispanic	263	881	1,144
Unknown	116	191	307
Gender	392	1,088	1,480
Female	217	563	780
Male	174	525	699
Unknown	1	0	1



# COVID-19: Lake County vaccine summary

Vaccination data through Mar 20, 2021 as of Mar 21, 2021 at 12:05 AM

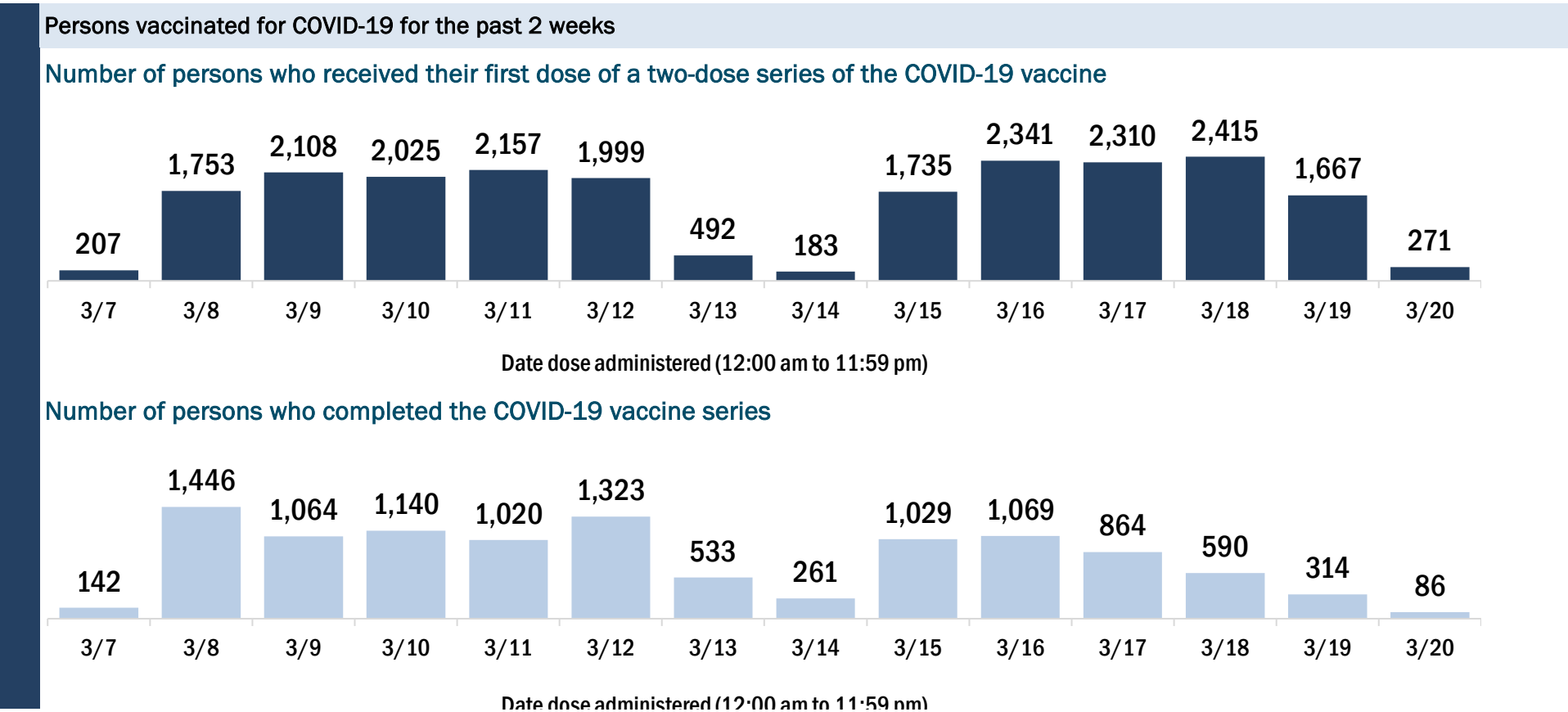
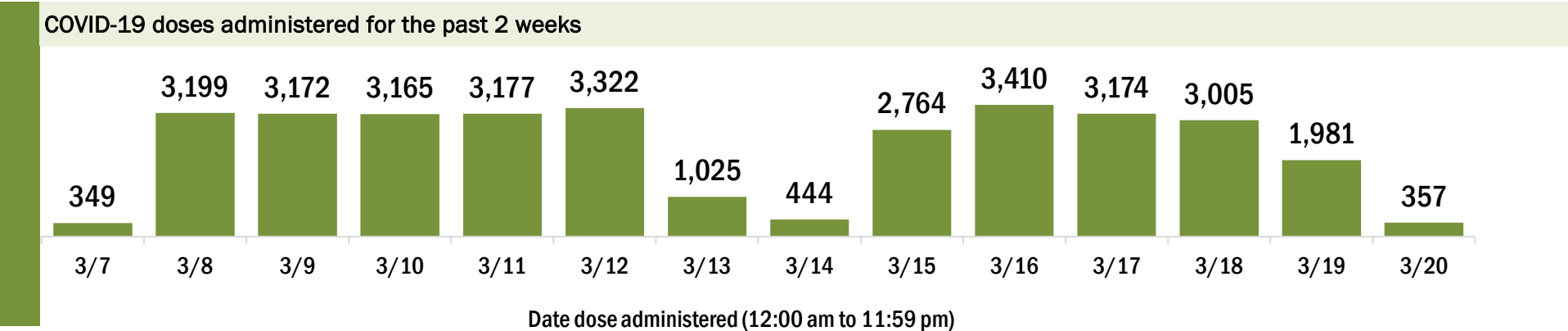
Data in this report are provisional and subject to change.

Data in this summary pertain to COVID-19 vaccines approved by the U.S. Food and Drug Administration and have been issued an Emergency Use Authorization (Janssen COVID-19 Vaccine, Moderna COVID-19 Vaccine and Pfizer-BioNTech COVID-19 Vaccine). These data summarize the number of people who have received either their first dose or have completed the series for a COVID-19 vaccine. **A person can only be counted in one category, first dose or series complete.** For persons receiving Moderna or Pfizer vaccines, once they receive their second dose, they are moved from the first dose column to the series completed column. **Because of this, the total first dose category may show a change from report to report not matching the total receiving their first dose from the previous day.** Persons receiving Johnson & Johnson vaccines will always be counted in the series completed column.

COVID-19 doses for vaccinated persons in Florida	
Doses administered	160,012
People receiving one dose of a 1-dose series (Johnson & Johnson) or receiving only one dose of a 2-dose series (Moderna, Pfizer) count once. Persons receiving both doses of a 2-dose series count twice.	

Current status of persons vaccinated for COVID-19 in Florida	
Total people vaccinated	102,109
First dose	42,431
Series completed	59,678
Completed 1-dose series	1,775
Completed 2-dose series	57,903
<b>First dose:</b> current number of people who have only received their first dose of the Moderna or Pfizer vaccine.	
<b>Series complete:</b> current number of people who have received both Moderna or Pfizer vaccine doses or one Johnson & Johnson dose and are considered fully immunized.	

Demographic summary	First dose	Series complete	Total people vaccinated
Age group	42,431	59,678	102,109
16-24 years	562	370	932
25-34 years	1,454	1,139	2,593
35-44 years	2,064	1,747	3,811
45-54 years	3,066	2,280	5,346
55-64 years	8,901	3,637	12,538
65-74 years	13,574	26,544	40,118
75-84 years	9,563	18,662	28,225
85+ years	3,247	5,299	8,546
Race	42,431	59,678	102,109
White	28,122	46,655	74,777
Black	1,910	2,416	4,326
American Indian/Alaskan	176	353	529
Other	3,307	5,394	8,701
Unknown	8,916	4,860	13,776
Other race includes Asian, native Hawaiian/Pacific Islander, or other.			
Ethnicity	42,431	59,678	102,109
Hispanic	1,715	2,332	4,047
Non-Hispanic	17,196	33,080	50,276
Unknown	23,520	24,266	47,786
Gender	42,431	59,678	102,109
Female	24,581	33,938	58,519
Male	17,704	25,706	43,410
Unknown	146	34	180



# COVID-19: Lee County vaccine summary

Vaccination data through Mar 20, 2021 as of Mar 21, 2021 at 12:05 AM

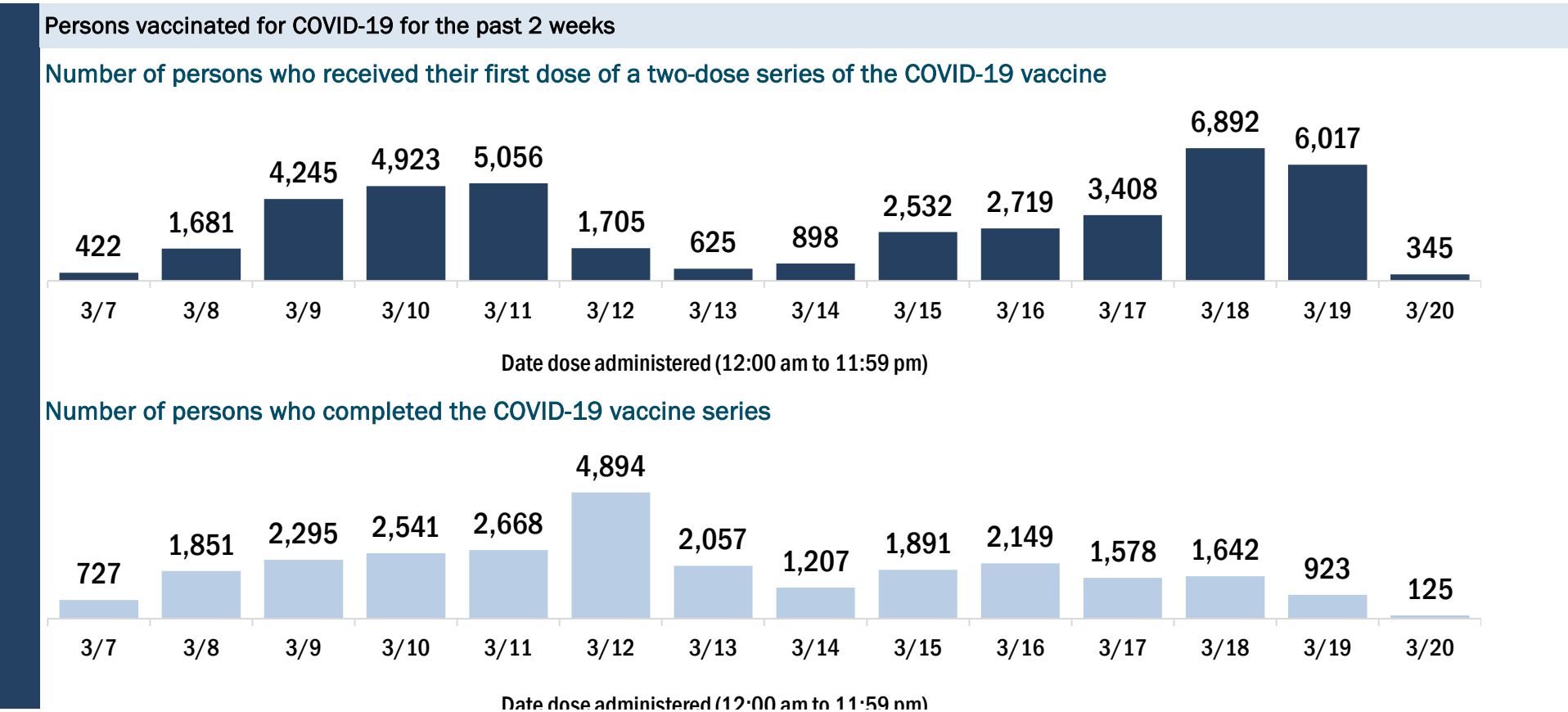
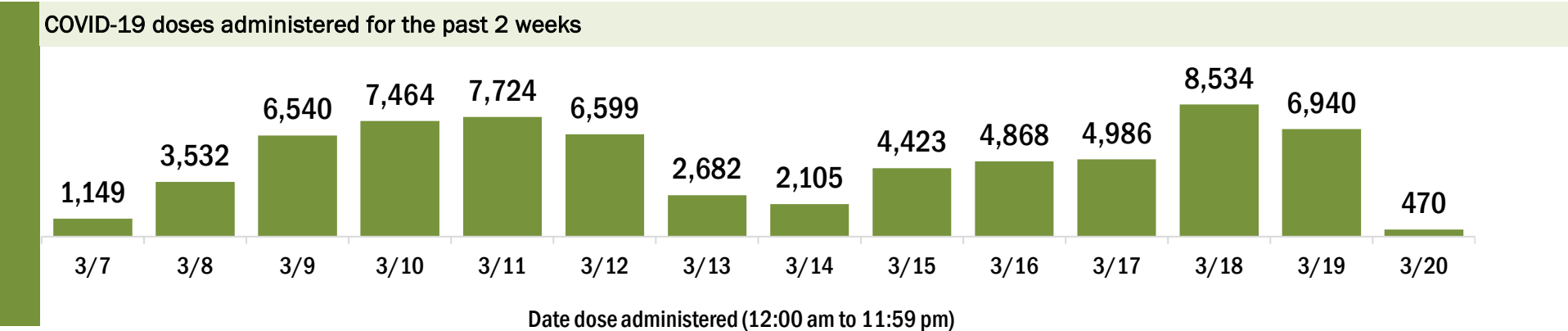
Data in this report are provisional and subject to change.

Data in this summary pertain to COVID-19 vaccines approved by the U.S. Food and Drug Administration and have been issued an Emergency Use Authorization (Janssen COVID-19 Vaccine, Moderna COVID-19 Vaccine and Pfizer-BioNTech COVID-19 Vaccine). These data summarize the number of people who have received either their first dose or have completed the series for a COVID-19 vaccine. **A person can only be counted in one category, first dose or series complete.** For persons receiving Moderna or Pfizer vaccines, once they receive their second dose, they are moved from the first dose column to the series completed column. **Because of this, the total first dose category may show a change from report to report not matching the total receiving their first dose from the previous day.** Persons receiving Johnson & Johnson vaccines will always be counted in the series completed column.

COVID-19 doses for vaccinated persons in Florida	
Doses administered	285,091
People receiving one dose of a 1-dose series (Johnson & Johnson) or receiving only one dose of a 2-dose series (Moderna, Pfizer) count once. Persons receiving both doses of a 2-dose series count twice.	

Current status of persons vaccinated for COVID-19 in Florida	
Total people vaccinated	186,804
First dose	84,793
Series completed	102,011
Completed 1-dose series	3,724
Completed 2-dose series	98,287
<b>First dose:</b> current number of people who have only received their first dose of the Moderna or Pfizer vaccine.	
<b>Series complete:</b> current number of people who have received both Moderna or Pfizer vaccine doses or one Johnson & Johnson dose and are considered fully immunized.	

Demographic summary	First dose	Series complete	Total people vaccinated
Age group	84,793	102,011	186,804
16-24 years	704	633	1,337
25-34 years	1,613	2,262	3,875
35-44 years	2,365	3,019	5,384
45-54 years	3,733	4,403	8,136
55-64 years	12,375	8,154	20,529
65-74 years	34,667	48,263	82,930
75-84 years	23,152	27,592	50,744
85+ years	6,184	7,685	13,869
Race	84,793	102,011	186,804
White	63,399	68,120	131,519
Black	1,954	1,785	3,739
American Indian/Alaskan	403	204	607
Other	4,208	7,390	11,598
Unknown	14,829	24,512	39,341
Other race includes Asian, native Hawaiian/Pacific Islander, or other.			
Ethnicity	84,793	102,011	186,804
Hispanic	4,108	3,645	7,753
Non-Hispanic	51,037	52,540	103,577
Unknown	29,648	45,826	75,474
Gender	84,793	102,011	186,804
Female	48,084	56,999	105,083
Male	36,535	44,760	81,295
Unknown	174	252	426



# COVID-19: Leon County vaccine summary

Vaccination data through Mar 20, 2021 as of Mar 21, 2021 at 12:05 AM

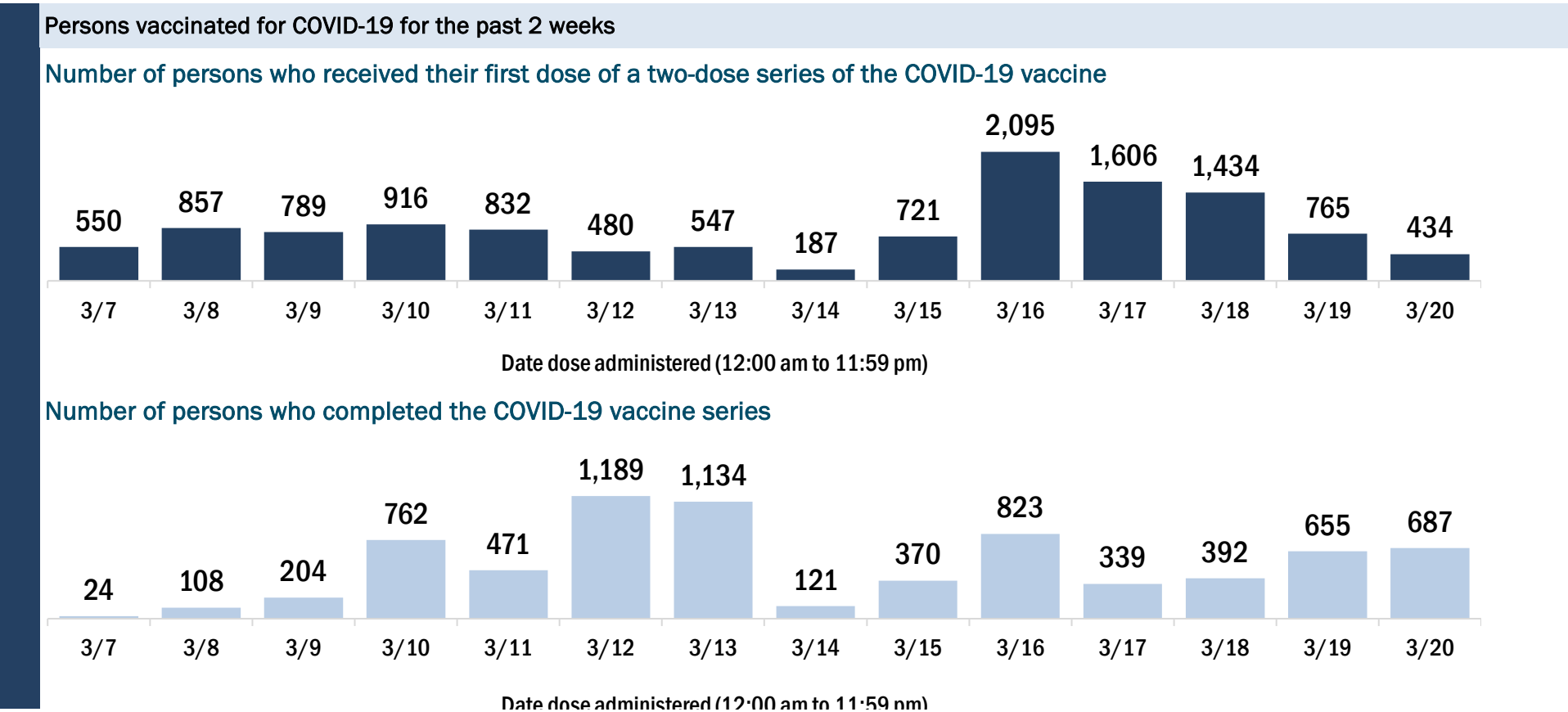
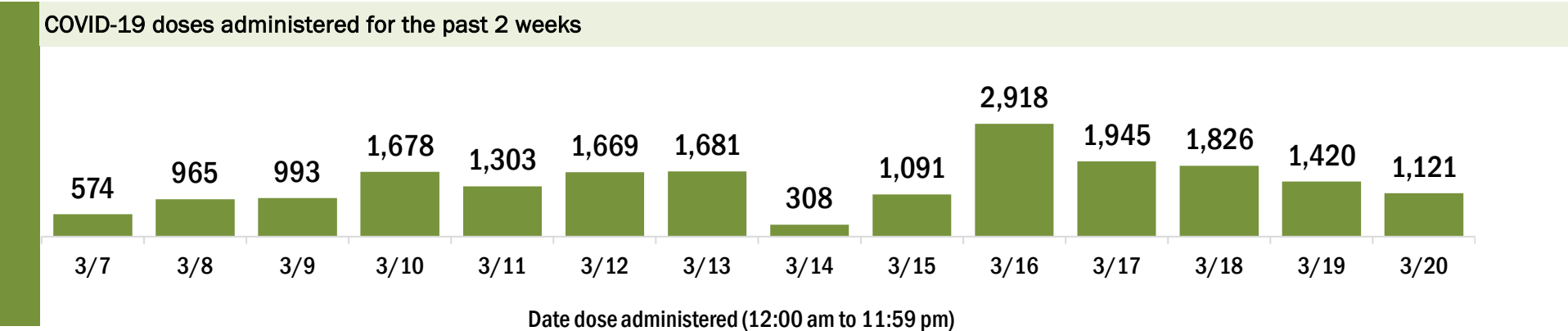
Data in this report are provisional and subject to change.

Data in this summary pertain to COVID-19 vaccines approved by the U.S. Food and Drug Administration and have been issued an Emergency Use Authorization (Janssen COVID-19 Vaccine, Moderna COVID-19 Vaccine and Pfizer-BioNTech COVID-19 Vaccine). These data summarize the number of people who have received either their first dose or have completed the series for a COVID-19 vaccine. **A person can only be counted in one category, first dose or series complete.** For persons receiving Moderna or Pfizer vaccines, once they receive their second dose, they are moved from the first dose column to the series completed column. **Because of this, the total first dose category may show a change from report to report not matching the total receiving their first dose from the previous day.** Persons receiving Johnson & Johnson vaccines will always be counted in the series completed column.

COVID-19 doses for vaccinated persons in Florida	
Doses administered	104,463
People receiving one dose of a 1-dose series (Johnson & Johnson) or receiving only one dose of a 2-dose series (Moderna, Pfizer) count once. Persons receiving both doses of a 2-dose series count twice.	

Current status of persons vaccinated for COVID-19 in Florida	
Total people vaccinated	64,852
First dose	24,206
Series completed	40,646
Completed 1-dose series	1,035
Completed 2-dose series	39,611
<b>First dose:</b> current number of people who have only received their first dose of the Moderna or Pfizer vaccine.	
<b>Series complete:</b> current number of people who have received both Moderna or Pfizer vaccine doses or one Johnson & Johnson dose and are considered fully immunized.	

Demographic summary	First dose	Series complete	Total people vaccinated
Age group	24,206	40,646	64,852
16-24 years	1,743	986	2,729
25-34 years	2,805	1,999	4,804
35-44 years	3,207	2,426	5,633
45-54 years	3,750	2,924	6,674
55-64 years	7,419	5,405	12,824
65-74 years	3,284	16,597	19,881
75-84 years	1,383	7,747	9,130
85+ years	615	2,562	3,177
Race	24,206	40,646	64,852
White	13,778	24,279	38,057
Black	3,783	5,054	8,837
American Indian/Alaskan	73	122	195
Other	3,315	8,236	11,551
Unknown	3,257	2,955	6,212
Other race includes Asian, native Hawaiian/Pacific Islander, or other.			
Ethnicity	24,206	40,646	64,852
Hispanic	1,093	1,271	2,364
Non-Hispanic	15,935	28,789	44,724
Unknown	7,178	10,586	17,764
Gender	24,206	40,646	64,852
Female	14,381	24,221	38,602
Male	9,813	16,408	26,221
Unknown	12	17	29



# COVID-19: Levy County vaccine summary

Vaccination data through Mar 20, 2021 as of Mar 21, 2021 at 12:05 AM

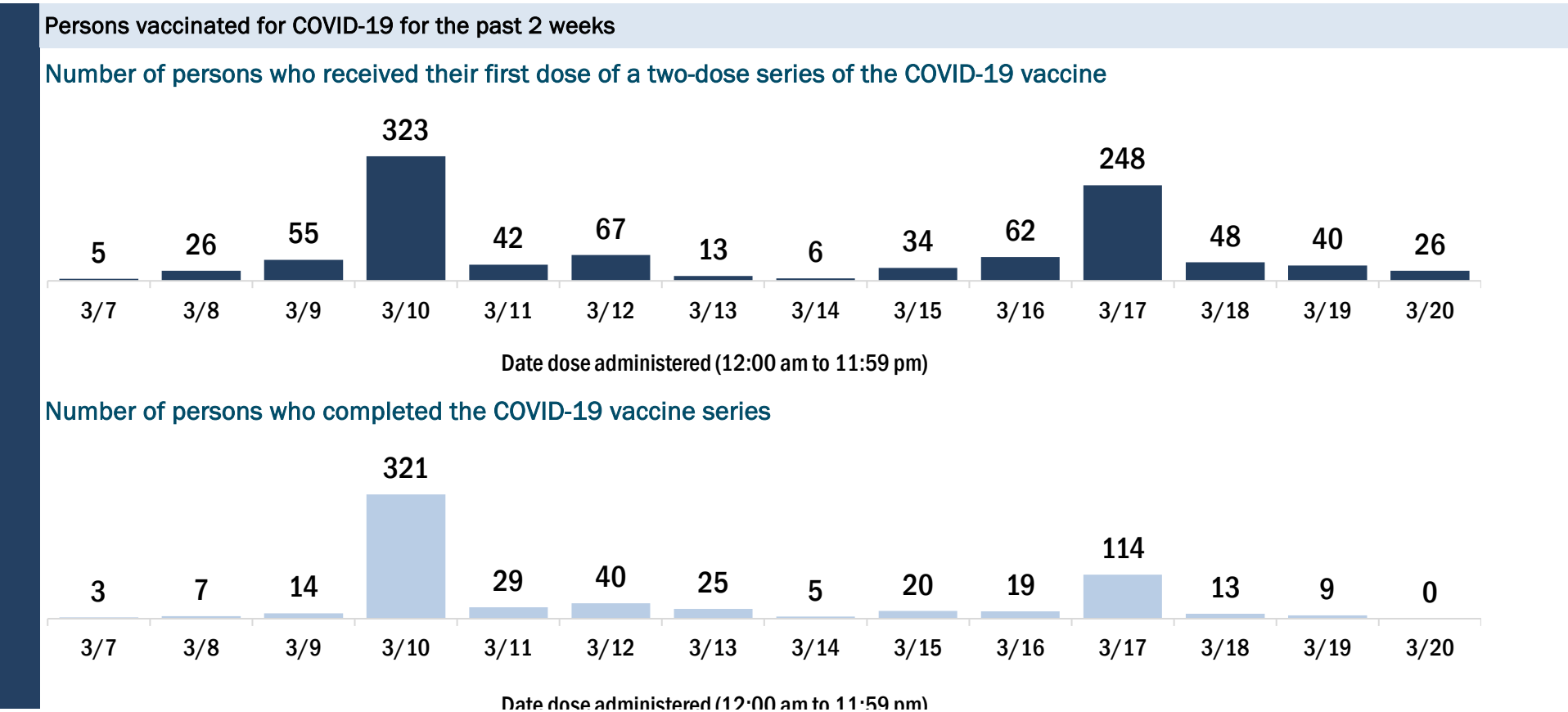
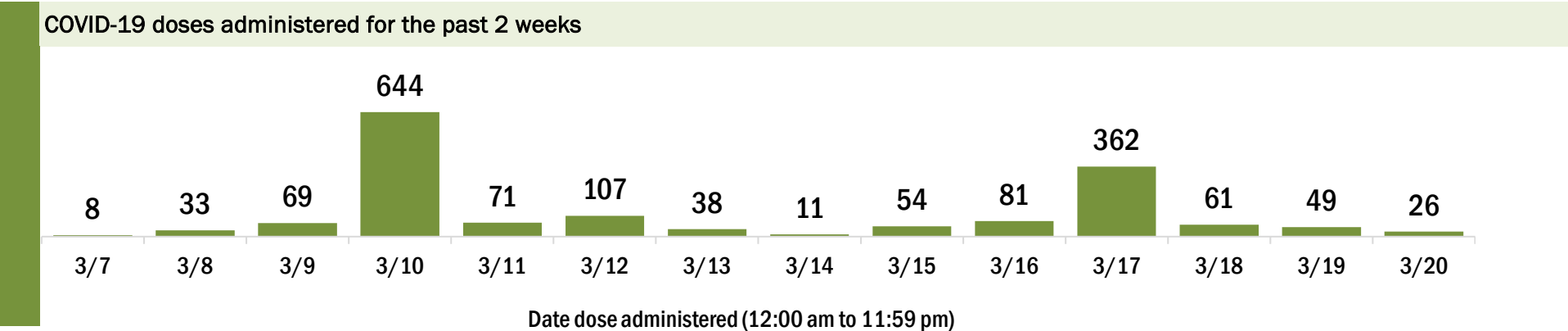
Data in this report are provisional and subject to change.

Data in this summary pertain to COVID-19 vaccines approved by the U.S. Food and Drug Administration and have been issued an Emergency Use Authorization (Janssen COVID-19 Vaccine, Moderna COVID-19 Vaccine and Pfizer-BioNTech COVID-19 Vaccine). These data summarize the number of people who have received either their first dose or have completed the series for a COVID-19 vaccine. **A person can only be counted in one category, first dose or series complete.** For persons receiving Moderna or Pfizer vaccines, once they receive their second dose, they are moved from the first dose column to the series completed column. **Because of this, the total first dose category may show a change from report to report not matching the total receiving their first dose from the previous day.** Persons receiving Johnson & Johnson vaccines will always be counted in the series completed column.

COVID-19 doses for vaccinated persons in Florida	
Doses administered	10,543
People receiving one dose of a 1-dose series (Johnson & Johnson) or receiving only one dose of a 2-dose series (Moderna, Pfizer) count once. Persons receiving both doses of a 2-dose series count twice.	

Current status of persons vaccinated for COVID-19 in Florida	
Total people vaccinated	6,465
First dose	2,341
Series completed	4,124
Completed 1-dose series	46
Completed 2-dose series	4,078
First dose: current number of people who have only received their first dose of the Moderna or Pfizer vaccine.	
Series complete: current number of people who have received both Moderna or Pfizer vaccine doses or one Johnson & Johnson dose and are considered fully immunized.	

Demographic summary	First dose	Series complete	Total people vaccinated
Age group	2,341	4,124	6,465
16-24 years	26	35	61
25-34 years	55	111	166
35-44 years	61	118	179
45-54 years	114	181	295
55-64 years	460	322	782
65-74 years	969	2,015	2,984
75-84 years	513	1,083	1,596
85+ years	143	259	402
Race	2,341	4,124	6,465
White	1,720	3,286	5,006
Black	171	202	373
American Indian/Alaskan	25	21	46
Other	147	234	381
Unknown	278	381	659
Other race includes Asian, native Hawaiian/Pacific Islander, or other.			
Ethnicity	2,341	4,124	6,465
Hispanic	80	86	166
Non-Hispanic	1,368	3,017	4,385
Unknown	893	1,021	1,914
Gender	2,341	4,124	6,465
Female	1,378	2,339	3,717
Male	962	1,785	2,747
Unknown	1	0	1



# COVID-19: Liberty County vaccine summary

Vaccination data through Mar 20, 2021 as of Mar 21, 2021 at 12:05 AM

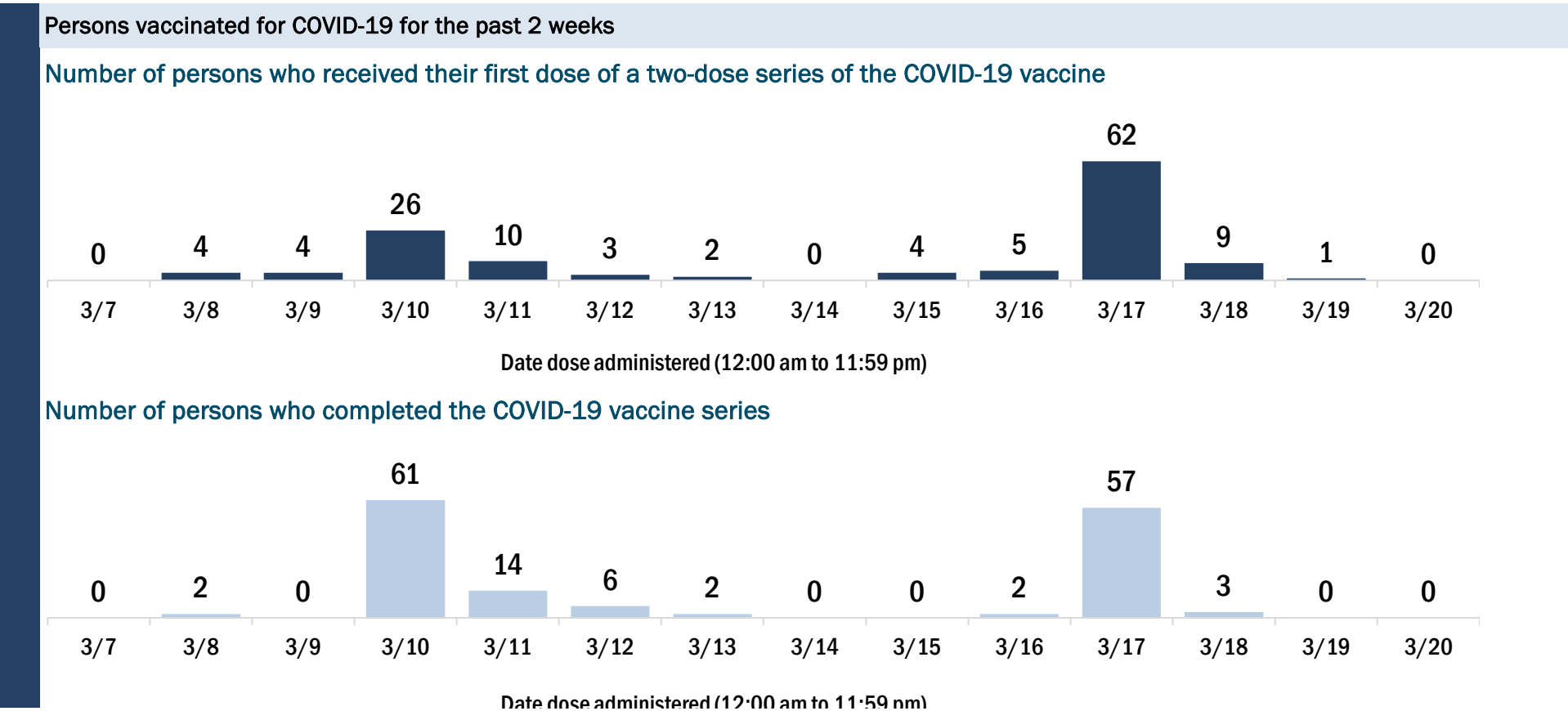
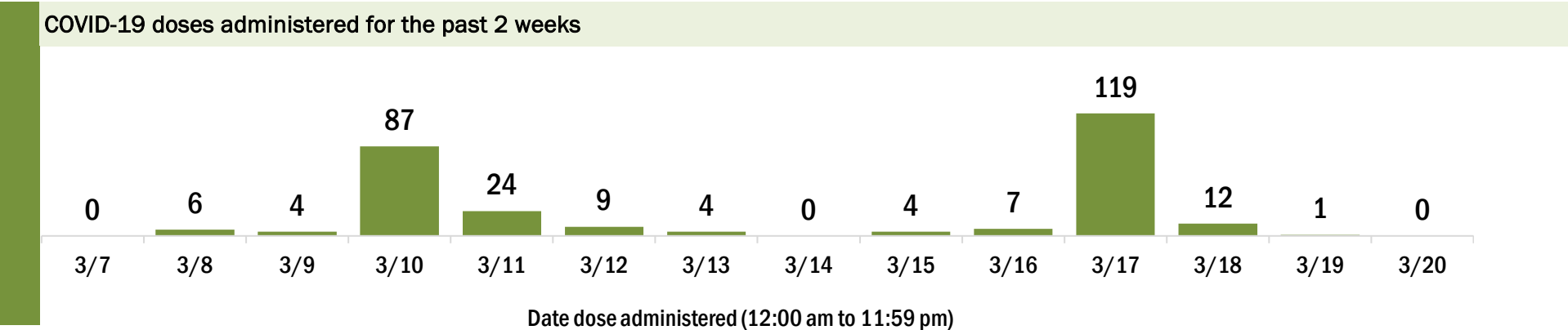
Data in this report are provisional and subject to change.

Data in this summary pertain to COVID-19 vaccines approved by the U.S. Food and Drug Administration and have been issued an Emergency Use Authorization (Janssen COVID-19 Vaccine, Moderna COVID-19 Vaccine and Pfizer-BioNTech COVID-19 Vaccine). These data summarize the number of people who have received either their first dose or have completed the series for a COVID-19 vaccine. **A person can only be counted in one category, first dose or series complete.** For persons receiving Moderna or Pfizer vaccines, once they receive their second dose, they are moved from the first dose column to the series completed column. **Because of this, the total first dose category may show a change from report to report not matching the total receiving their first dose from the previous day.** Persons receiving Johnson & Johnson vaccines will always be counted in the series completed column.

COVID-19 doses for vaccinated persons in Florida	
Doses administered	2,102
People receiving one dose of a 1-dose series (Johnson & Johnson) or receiving only one dose of a 2-dose series (Moderna, Pfizer) count once. Persons receiving both doses of a 2-dose series count twice.	

Current status of persons vaccinated for COVID-19 in Florida	
Total people vaccinated	1,202
First dose	291
Series completed	911
Completed 1-dose series	11
Completed 2-dose series	900
<b>First dose:</b> current number of people who have only received their first dose of the Moderna or Pfizer vaccine.	
<b>Series complete:</b> current number of people who have received both Moderna or Pfizer vaccine doses or one Johnson & Johnson dose and are considered fully immunized.	

Demographic summary	First dose	Series complete	Total people vaccinated
Age group	291	911	1,202
16-24 years	9	8	17
25-34 years	17	20	37
35-44 years	27	42	69
45-54 years	41	41	82
55-64 years	87	182	269
65-74 years	68	363	431
75-84 years	34	201	235
85+ years	8	54	62
Race	291	911	1,202
White	200	664	864
Black	41	63	104
American Indian/Alaskan	1	7	8
Other	17	91	108
Unknown	32	86	118
Other race includes Asian, native Hawaiian/Pacific Islander, or other.			
Ethnicity	291	911	1,202
Hispanic	2	10	12
Non-Hispanic	137	482	619
Unknown	152	419	571
Gender	291	911	1,202
Female	163	485	648
Male	128	426	554
Unknown	0	0	0



# COVID-19: Madison County vaccine summary

Vaccination data through Mar 20, 2021 as of Mar 21, 2021 at 12:05 AM

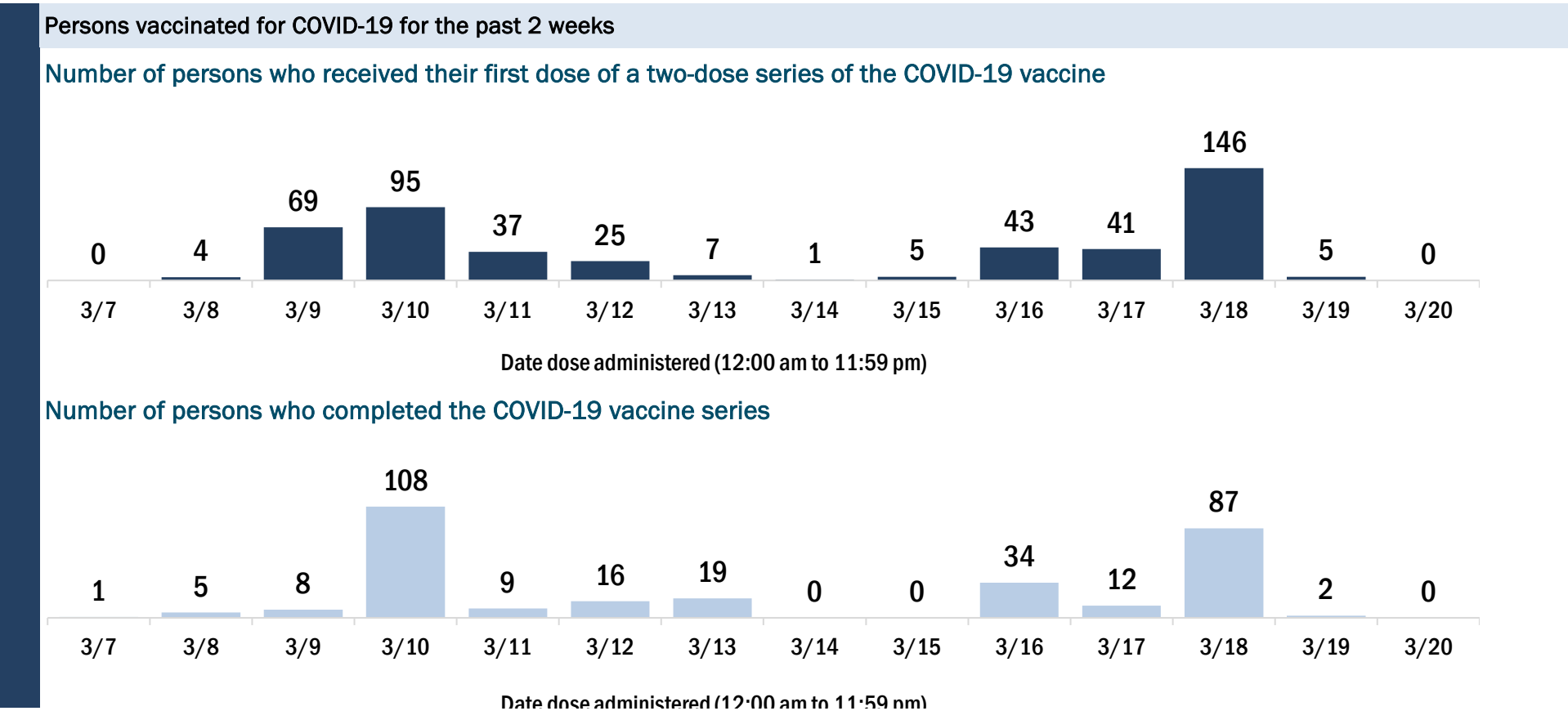
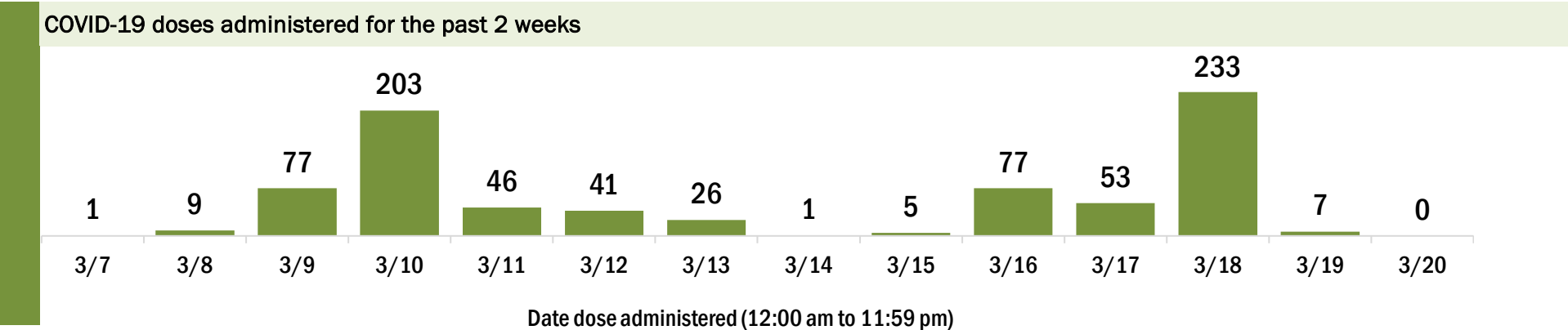
Data in this report are provisional and subject to change.

Data in this summary pertain to COVID-19 vaccines approved by the U.S. Food and Drug Administration and have been issued an Emergency Use Authorization (Janssen COVID-19 Vaccine, Moderna COVID-19 Vaccine and Pfizer-BioNTech COVID-19 Vaccine). These data summarize the number of people who have received either their first dose or have completed the series for a COVID-19 vaccine. **A person can only be counted in one category, first dose or series complete.** For persons receiving Moderna or Pfizer vaccines, once they receive their second dose, they are moved from the first dose column to the series completed column. **Because of this, the total first dose category may show a change from report to report not matching the total receiving their first dose from the previous day.** Persons receiving Johnson & Johnson vaccines will always be counted in the series completed column.

COVID-19 doses for vaccinated persons in Florida	
Doses administered	6,001
People receiving one dose of a 1-dose series (Johnson & Johnson) or receiving only one dose of a 2-dose series (Moderna, Pfizer) count once. Persons receiving both doses of a 2-dose series count twice.	

Current status of persons vaccinated for COVID-19 in Florida	
Total people vaccinated	3,604
First dose	1,187
Series completed	2,417
Completed 1-dose series	20
Completed 2-dose series	2,397
<b>First dose:</b> current number of people who have only received their first dose of the Moderna or Pfizer vaccine.	
<b>Series complete:</b> current number of people who have received both Moderna or Pfizer vaccine doses or one Johnson & Johnson dose and are considered fully immunized.	

Demographic summary	First dose	Series complete	Total people vaccinated
Age group	1,187	2,417	3,604
16-24 years	18	10	28
25-34 years	45	38	83
35-44 years	86	59	145
45-54 years	209	84	293
55-64 years	447	213	660
65-74 years	247	1,152	1,399
75-84 years	101	675	776
85+ years	34	186	220
Race	1,187	2,417	3,604
White	561	1,302	1,863
Black	354	523	877
American Indian/Alaskan	1	6	7
Other	89	231	320
Unknown	182	355	537
Other race includes Asian, native Hawaiian/Pacific Islander, or other.			
Ethnicity	1,187	2,417	3,604
Hispanic	10	18	28
Non-Hispanic	444	790	1,234
Unknown	733	1,609	2,342
Gender	1,187	2,417	3,604
Female	702	1,358	2,060
Male	485	1,059	1,544
Unknown	0	0	0



# COVID-19: Manatee County vaccine summary

Vaccination data through Mar 20, 2021 as of Mar 21, 2021 at 12:05 AM

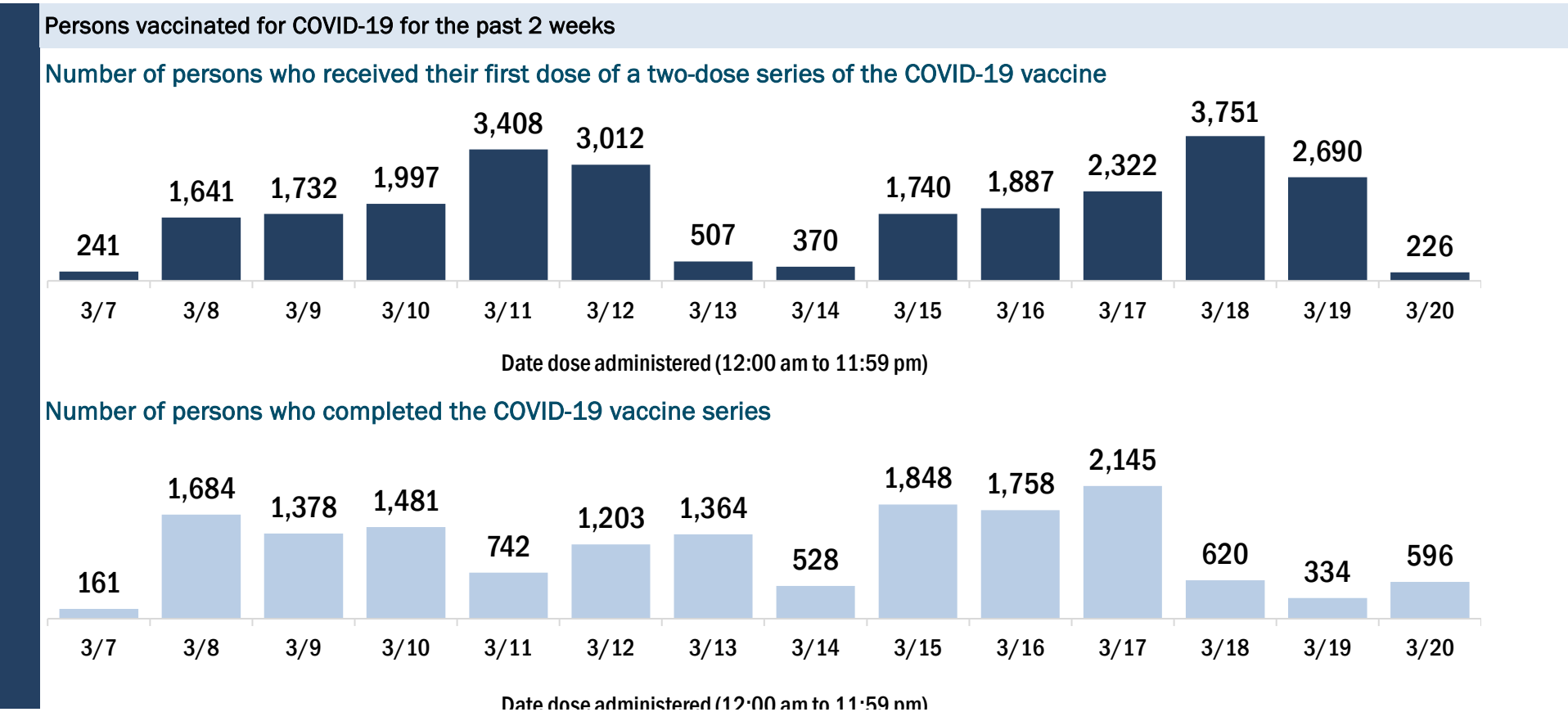
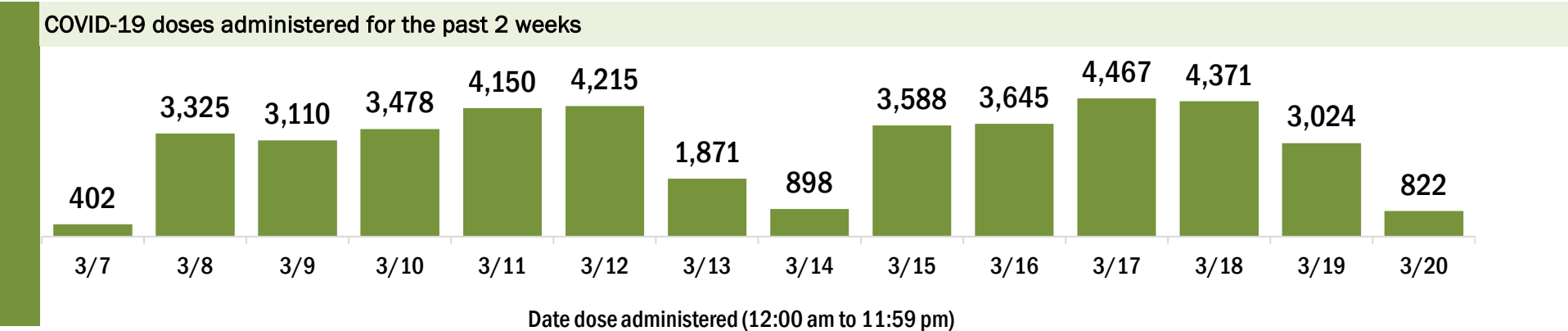
Data in this report are provisional and subject to change.

Data in this summary pertain to COVID-19 vaccines approved by the U.S. Food and Drug Administration and have been issued an Emergency Use Authorization (Janssen COVID-19 Vaccine, Moderna COVID-19 Vaccine and Pfizer-BioNTech COVID-19 Vaccine). These data summarize the number of people who have received either their first dose or have completed the series for a COVID-19 vaccine. **A person can only be counted in one category, first dose or series complete.** For persons receiving Moderna or Pfizer vaccines, once they receive their second dose, they are moved from the first dose column to the series completed column. **Because of this, the total first dose category may show a change from report to report not matching the total receiving their first dose from the previous day.** Persons receiving Johnson & Johnson vaccines will always be counted in the series completed column.

COVID-19 doses for vaccinated persons in Florida	
Doses administered	148,228
People receiving one dose of a 1-dose series (Johnson & Johnson) or receiving only one dose of a 2-dose series (Moderna, Pfizer) count once. Persons receiving both doses of a 2-dose series count twice.	

Current status of persons vaccinated for COVID-19 in Florida	
Total people vaccinated	103,816
First dose	57,670
Series completed	46,146
Completed 1-dose series	1,734
Completed 2-dose series	44,412
First dose: current number of people who have only received their first dose of the Moderna or Pfizer vaccine.	
Series complete: current number of people who have received both Moderna or Pfizer vaccine doses or one Johnson & Johnson dose and are considered fully immunized.	

Demographic summary	First dose	Series complete	Total people vaccinated
Age group	57,670	46,146	103,816
16-24 years	516	523	1,039
25-34 years	1,147	1,743	2,890
35-44 years	1,391	2,196	3,587
45-54 years	2,317	2,758	5,075
55-64 years	10,258	3,929	14,187
65-74 years	23,159	20,461	43,620
75-84 years	14,442	10,987	25,429
85+ years	4,440	3,549	7,989
Race	57,670	46,146	103,816
White	43,899	35,062	78,961
Black	1,325	986	2,311
American Indian/Alaskan	289	162	451
Other	3,223	4,520	7,743
Unknown	8,934	5,416	14,350
Other race includes Asian, native Hawaiian/Pacific Islander, or other.			
Ethnicity	57,670	46,146	103,816
Hispanic	1,760	1,349	3,109
Non-Hispanic	30,306	28,453	58,759
Unknown	25,604	16,344	41,948
Gender	57,670	46,146	103,816
Female	32,446	26,451	58,897
Male	25,138	19,659	44,797
Unknown	86	36	122



# COVID-19: Marion County vaccine summary

Vaccination data through Mar 20, 2021 as of Mar 21, 2021 at 12:05 AM

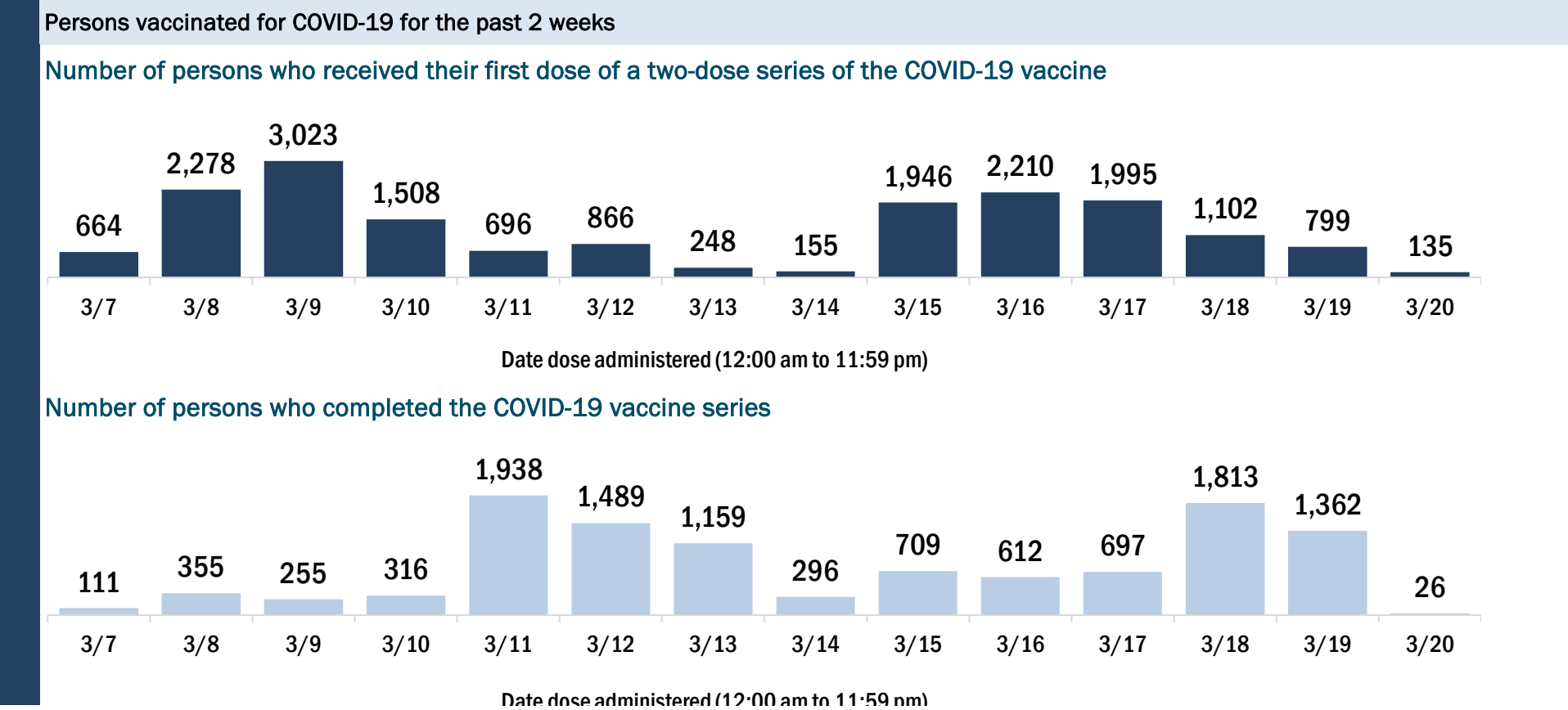
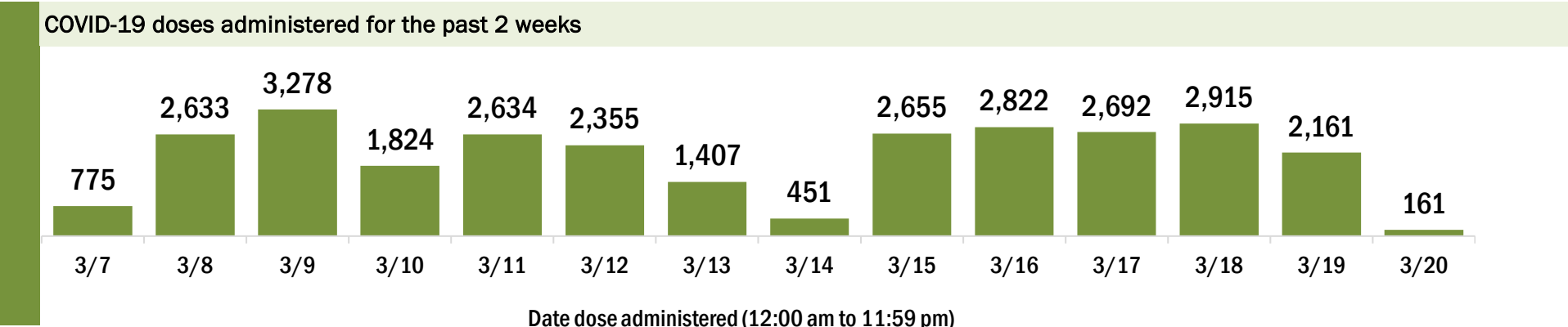
Data in this report are provisional and subject to change.

Data in this summary pertain to COVID-19 vaccines approved by the U.S. Food and Drug Administration and have been issued an Emergency Use Authorization (Janssen COVID-19 Vaccine, Moderna COVID-19 Vaccine and Pfizer-BioNTech COVID-19 Vaccine). These data summarize the number of people who have received either their first dose or have completed the series for a COVID-19 vaccine. **A person can only be counted in one category, first dose or series complete.** For persons receiving Moderna or Pfizer vaccines, once they receive their second dose, they are moved from the first dose column to the series completed column. **Because of this, the total first dose category may show a change from report to report not matching the total receiving their first dose from the previous day.** Persons receiving Johnson & Johnson vaccines will always be counted in the series completed column.

COVID-19 doses for vaccinated persons in Florida	
Doses administered	129,594
People receiving one dose of a 1-dose series (Johnson & Johnson) or receiving only one dose of a 2-dose series (Moderna, Pfizer) count once. Persons receiving both doses of a 2-dose series count twice.	

Current status of persons vaccinated for COVID-19 in Florida	
Total people vaccinated	82,414
First dose	34,133
Series completed	48,281
Completed 1-dose series	1,101
Completed 2-dose series	47,180
<b>First dose:</b> current number of people who have only received their first dose of the Moderna or Pfizer vaccine.	
<b>Series complete:</b> current number of people who have received both Moderna or Pfizer vaccine doses or one Johnson & Johnson dose and are considered fully immunized.	

Demographic summary	First dose	Series complete	Total people vaccinated
Age group	34,133	48,281	82,414
16-24 years	340	467	807
25-34 years	792	1,237	2,029
35-44 years	1,029	1,716	2,745
45-54 years	1,768	2,565	4,333
55-64 years	6,116	3,875	9,991
65-74 years	12,311	20,680	32,991
75-84 years	8,899	13,913	22,812
85+ years	2,878	3,828	6,706
Race	34,133	48,281	82,414
White	23,910	33,483	57,393
Black	2,304	1,992	4,296
American Indian/Alaskan	131	161	292
Other	2,697	5,067	7,764
Unknown	5,091	7,578	12,669
Other race includes Asian, native Hawaiian/Pacific Islander, or other.			
Ethnicity	34,133	48,281	82,414
Hispanic	2,253	1,698	3,951
Non-Hispanic	20,730	28,630	49,360
Unknown	11,150	17,953	29,103
Gender	34,133	48,281	82,414
Female	20,181	27,702	47,883
Male	13,914	20,546	34,460
Unknown	38	33	71



# COVID-19: Martin County vaccine summary

Vaccination data through Mar 20, 2021 as of Mar 21, 2021 at 12:05 AM

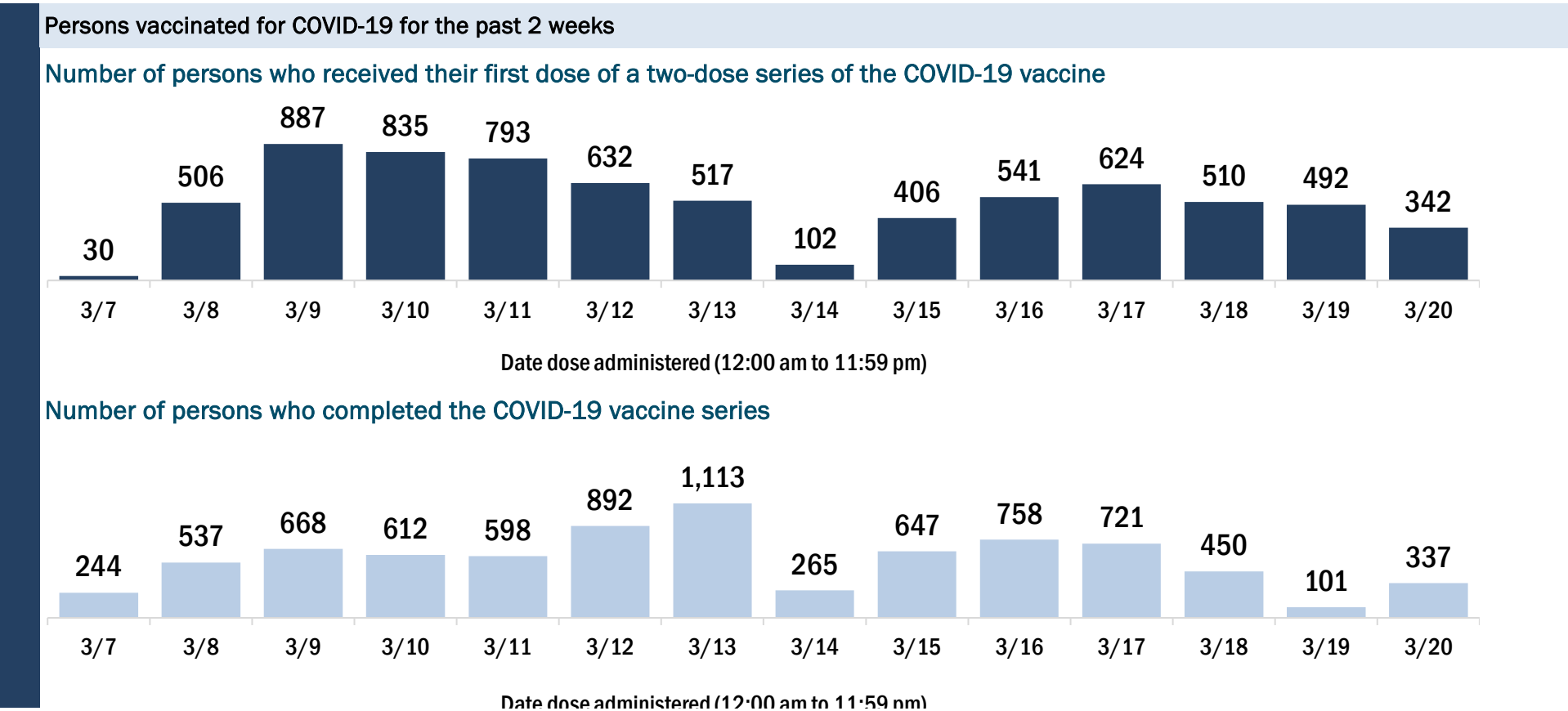
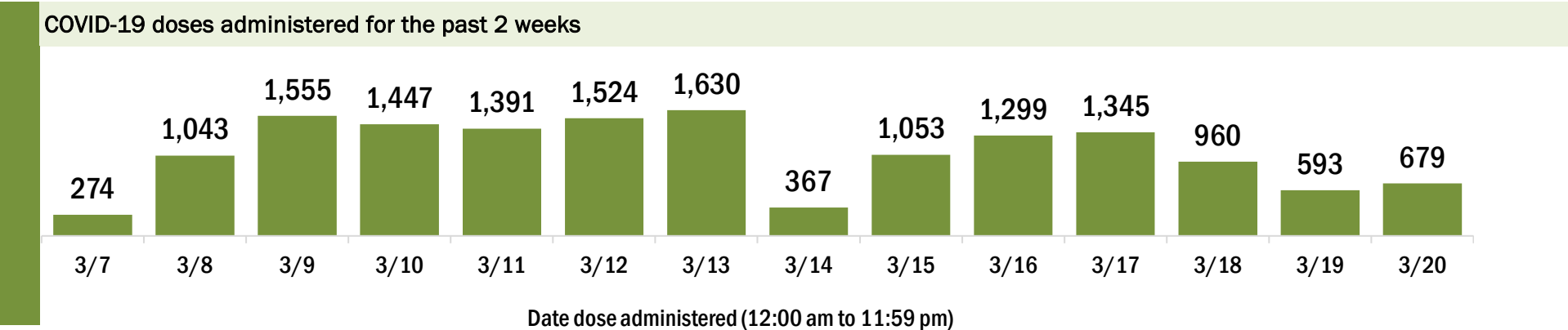
Data in this report are provisional and subject to change.

Data in this summary pertain to COVID-19 vaccines approved by the U.S. Food and Drug Administration and have been issued an Emergency Use Authorization (Janssen COVID-19 Vaccine, Moderna COVID-19 Vaccine and Pfizer-BioNTech COVID-19 Vaccine). These data summarize the number of people who have received either their first dose or have completed the series for a COVID-19 vaccine. **A person can only be counted in one category, first dose or series complete.** For persons receiving Moderna or Pfizer vaccines, once they receive their second dose, they are moved from the first dose column to the series completed column. **Because of this, the total first dose category may show a change from report to report not matching the total receiving their first dose from the previous day.** Persons receiving Johnson & Johnson vaccines will always be counted in the series completed column.

COVID-19 doses for vaccinated persons in Florida	
Doses administered	78,409
People receiving one dose of a 1-dose series (Johnson & Johnson) or receiving only one dose of a 2-dose series (Moderna, Pfizer) count once. Persons receiving both doses of a 2-dose series count twice.	

Current status of persons vaccinated for COVID-19 in Florida	
Total people vaccinated	47,819
First dose	16,635
Series completed	31,184
Completed 1-dose series	594
Completed 2-dose series	30,590
<b>First dose:</b> current number of people who have only received their first dose of the Moderna or Pfizer vaccine.	
<b>Series complete:</b> current number of people who have received both Moderna or Pfizer vaccine doses or one Johnson & Johnson dose and are considered fully immunized.	

Demographic summary	First dose	Series complete	Total people vaccinated
Age group	16,635	31,184	47,819
16-24 years	175	161	336
25-34 years	386	469	855
35-44 years	554	768	1,322
45-54 years	888	1,099	1,987
55-64 years	3,316	2,332	5,648
65-74 years	5,951	13,121	19,072
75-84 years	4,050	9,466	13,516
85+ years	1,315	3,768	5,083
Race	16,635	31,184	47,819
White	12,020	20,245	32,265
Black	334	441	775
American Indian/Alaskan	70	42	112
Other	927	2,559	3,486
Unknown	3,284	7,897	11,181
Other race includes Asian, native Hawaiian/Pacific Islander, or other.			
Ethnicity	16,635	31,184	47,819
Hispanic	576	498	1,074
Non-Hispanic	8,619	9,793	18,412
Unknown	7,440	20,893	28,333
Gender	16,635	31,184	47,819
Female	9,526	17,860	27,386
Male	7,092	13,310	20,402
Unknown	17	14	31



# COVID-19: Monroe County vaccine summary

Vaccination data through Mar 20, 2021 as of Mar 21, 2021 at 12:05 AM

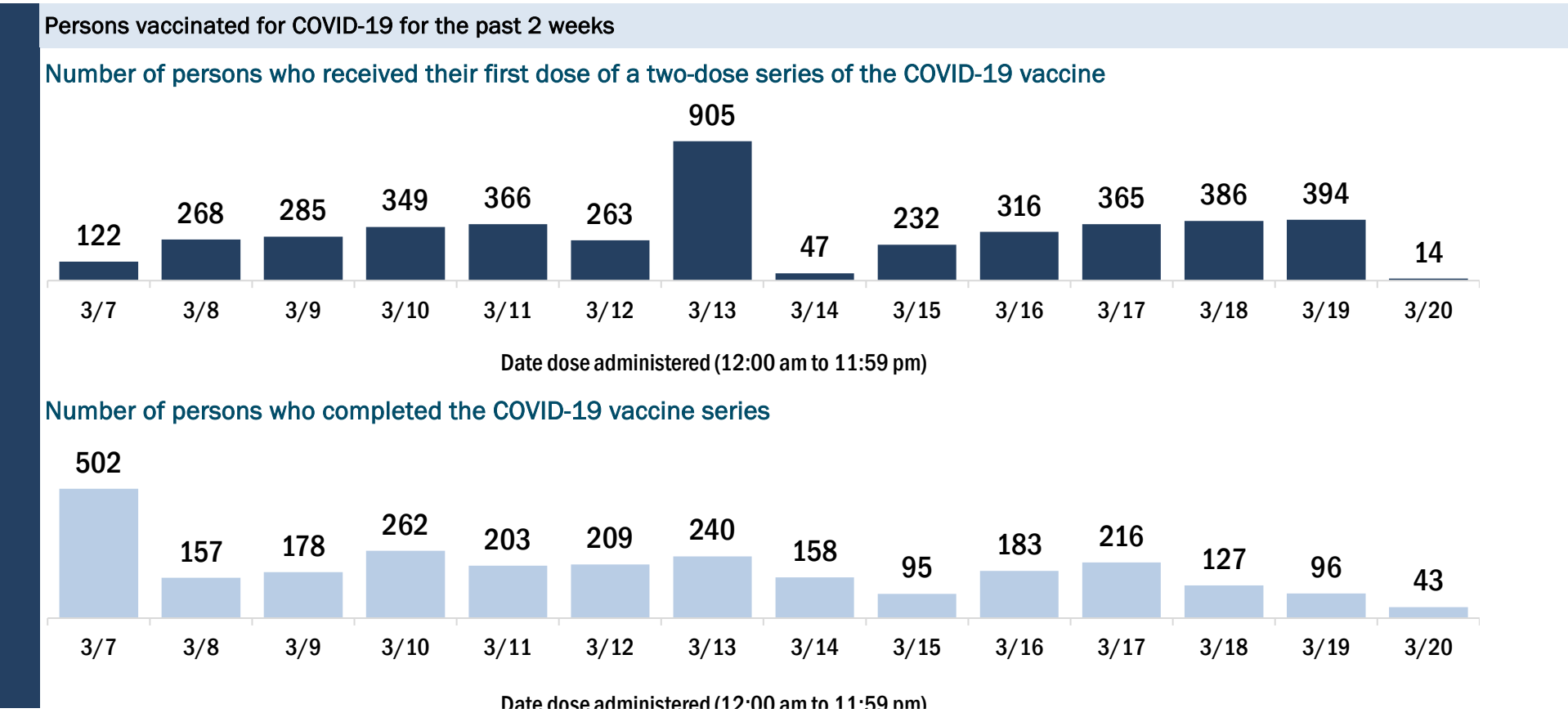
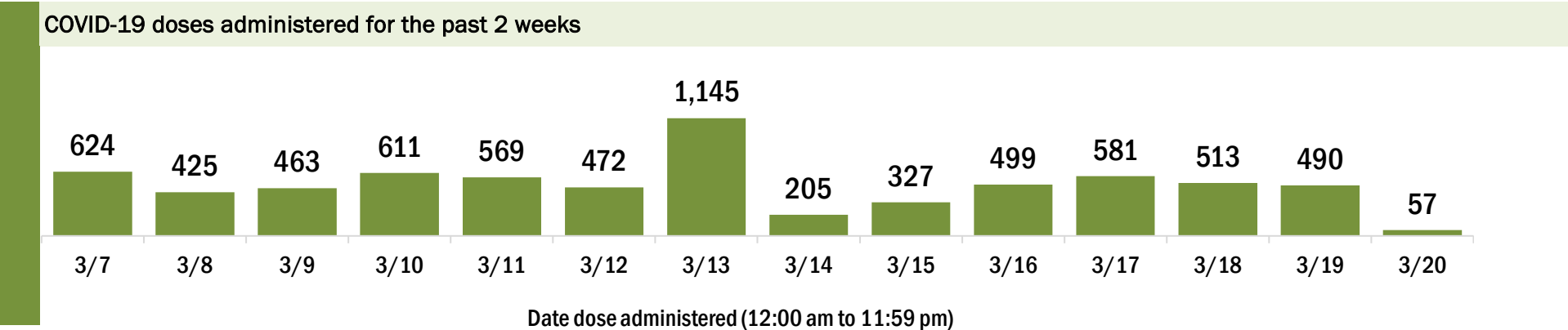
Data in this report are provisional and subject to change.

Data in this summary pertain to COVID-19 vaccines approved by the U.S. Food and Drug Administration and have been issued an Emergency Use Authorization (Janssen COVID-19 Vaccine, Moderna COVID-19 Vaccine and Pfizer-BioNTech COVID-19 Vaccine). These data summarize the number of people who have received either their first dose or have completed the series for a COVID-19 vaccine. **A person can only be counted in one category, first dose or series complete.** For persons receiving Moderna or Pfizer vaccines, once they receive their second dose, they are moved from the first dose column to the series completed column. **Because of this, the total first dose category may show a change from report to report not matching the total receiving their first dose from the previous day.** Persons receiving Johnson & Johnson vaccines will always be counted in the series completed column.

COVID-19 doses for vaccinated persons in Florida	
Doses administered	29,221
People receiving one dose of a 1-dose series (Johnson & Johnson) or receiving only one dose of a 2-dose series (Moderna, Pfizer) count once. Persons receiving both doses of a 2-dose series count twice.	

Current status of persons vaccinated for COVID-19 in Florida	
Total people vaccinated	19,093
First dose	8,712
Series completed	10,381
Completed 1-dose series	253
Completed 2-dose series	10,128
<b>First dose:</b> current number of people who have only received their first dose of the Moderna or Pfizer vaccine.	
<b>Series complete:</b> current number of people who have received both Moderna or Pfizer vaccine doses or one Johnson & Johnson dose and are considered fully immunized.	

Demographic summary	First dose	Series complete	Total people vaccinated
Age group	8,712	10,381	19,093
16-24 years	96	64	160
25-34 years	245	229	474
35-44 years	383	408	791
45-54 years	716	588	1,304
55-64 years	2,125	1,004	3,129
65-74 years	3,496	5,023	8,519
75-84 years	1,334	2,467	3,801
85+ years	317	598	915
Race	8,712	10,381	19,093
White	6,019	7,642	13,661
Black	190	156	346
American Indian/Alaskan	59	29	88
Other	354	618	972
Unknown	2,090	1,936	4,026
Other race includes Asian, native Hawaiian/Pacific Islander, or other.			
Ethnicity	8,712	10,381	19,093
Hispanic	770	623	1,393
Non-Hispanic	4,055	6,163	10,218
Unknown	3,887	3,595	7,482
Gender	8,712	10,381	19,093
Female	4,598	5,478	10,076
Male	4,100	4,902	9,002
Unknown	14	1	15



# COVID-19: Nassau County vaccine summary

Vaccination data through Mar 20, 2021 as of Mar 21, 2021 at 12:05 AM

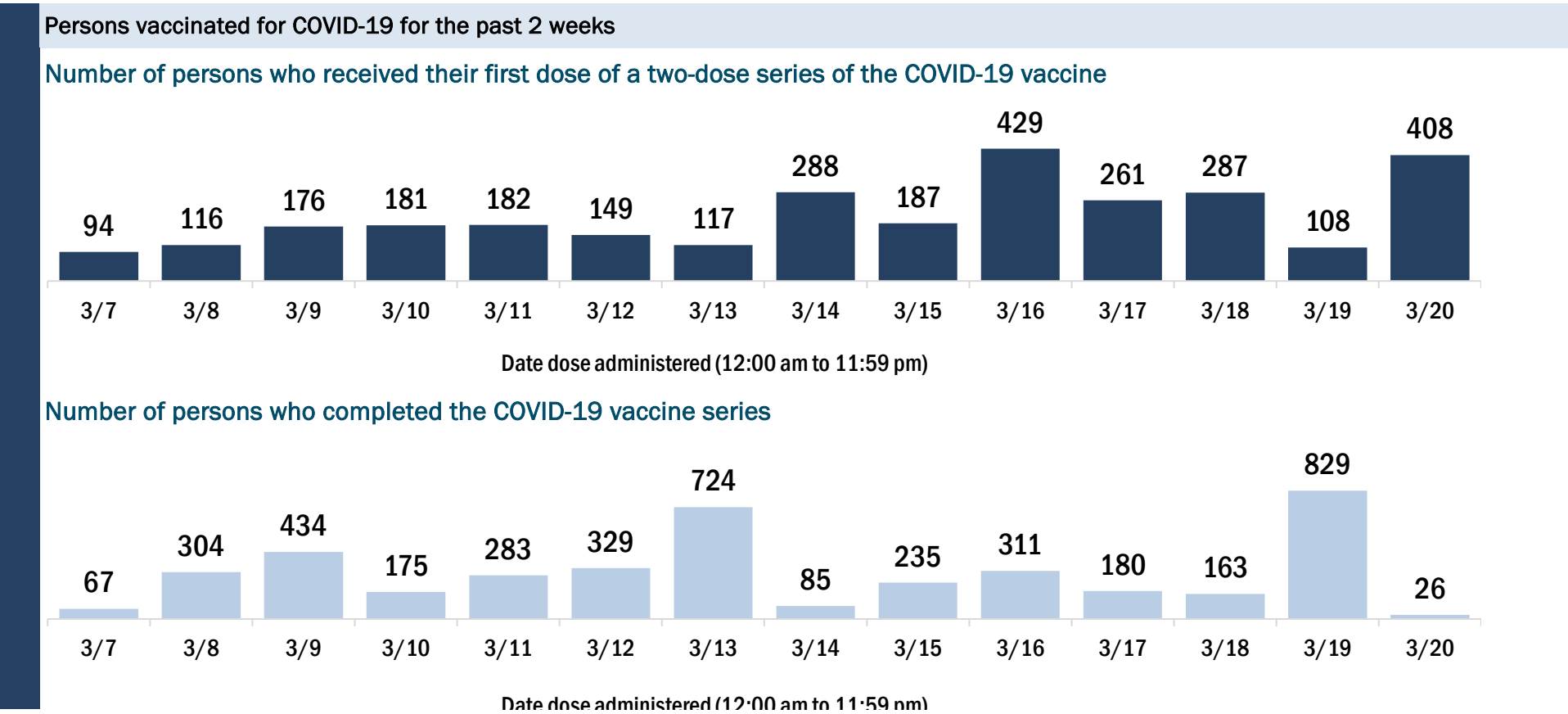
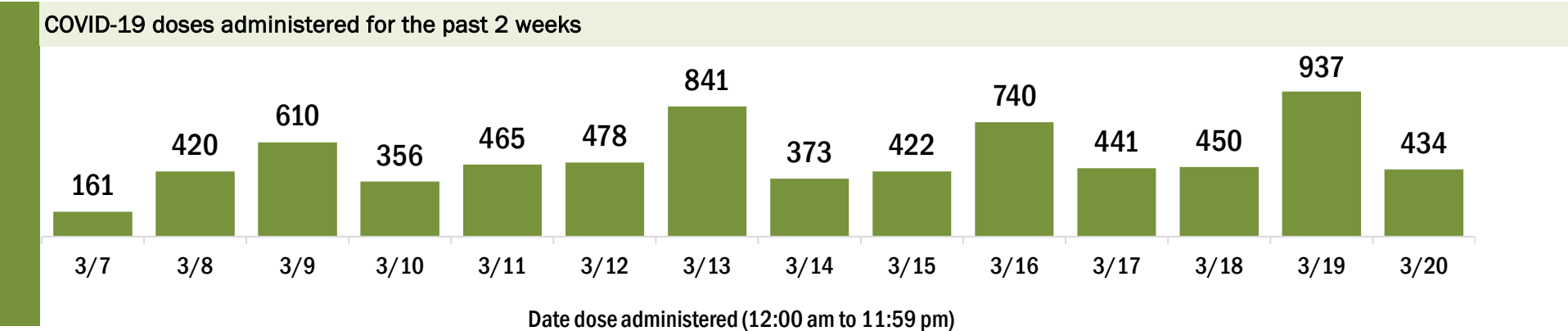
Data in this report are provisional and subject to change.

Data in this summary pertain to COVID-19 vaccines approved by the U.S. Food and Drug Administration and have been issued an Emergency Use Authorization (Janssen COVID-19 Vaccine, Moderna COVID-19 Vaccine and Pfizer-BioNTech COVID-19 Vaccine). These data summarize the number of people who have received either their first dose or have completed the series for a COVID-19 vaccine. **A person can only be counted in one category, first dose or series complete.** For persons receiving Moderna or Pfizer vaccines, once they receive their second dose, they are moved from the first dose column to the series completed column. **Because of this, the total first dose category may show a change from report to report not matching the total receiving their first dose from the previous day.** Persons receiving Johnson & Johnson vaccines will always be counted in the series completed column.

COVID-19 doses for vaccinated persons in Florida	
Doses administered	38,564
People receiving one dose of a 1-dose series (Johnson & Johnson) or receiving only one dose of a 2-dose series (Moderna, Pfizer) count once. Persons receiving both doses of a 2-dose series count twice.	

Current status of persons vaccinated for COVID-19 in Florida	
Total people vaccinated	22,517
First dose	5,957
Series completed	16,560
Completed 1-dose series	513
Completed 2-dose series	16,047
<b>First dose:</b> current number of people who have only received their first dose of the Moderna or Pfizer vaccine.	
<b>Series complete:</b> current number of people who have received both Moderna or Pfizer vaccine doses or one Johnson & Johnson dose and are considered fully immunized.	

Demographic summary	First dose	Series complete	Total people vaccinated
Age group	5,957	16,560	22,517
16-24 years	97	141	238
25-34 years	178	355	533
35-44 years	408	594	1,002
45-54 years	652	740	1,392
55-64 years	2,200	1,466	3,666
65-74 years	1,500	8,006	9,506
75-84 years	708	4,082	4,790
85+ years	214	1,176	1,390
Race	5,957	16,560	22,517
White	4,639	13,359	17,998
Black	303	632	935
American Indian/Alaskan	34	40	74
Other	274	887	1,161
Unknown	707	1,642	2,349
Other race includes Asian, native Hawaiian/Pacific Islander, or other.			
Ethnicity	5,957	16,560	22,517
Hispanic	137	206	343
Non-Hispanic	4,374	12,465	16,839
Unknown	1,446	3,889	5,335
Gender	5,957	16,560	22,517
Female	3,472	9,233	12,705
Male	2,480	7,326	9,806
Unknown	5	1	6



# COVID-19: Okaloosa County vaccine summary

Vaccination data through Mar 20, 2021 as of Mar 21, 2021 at 12:05 AM

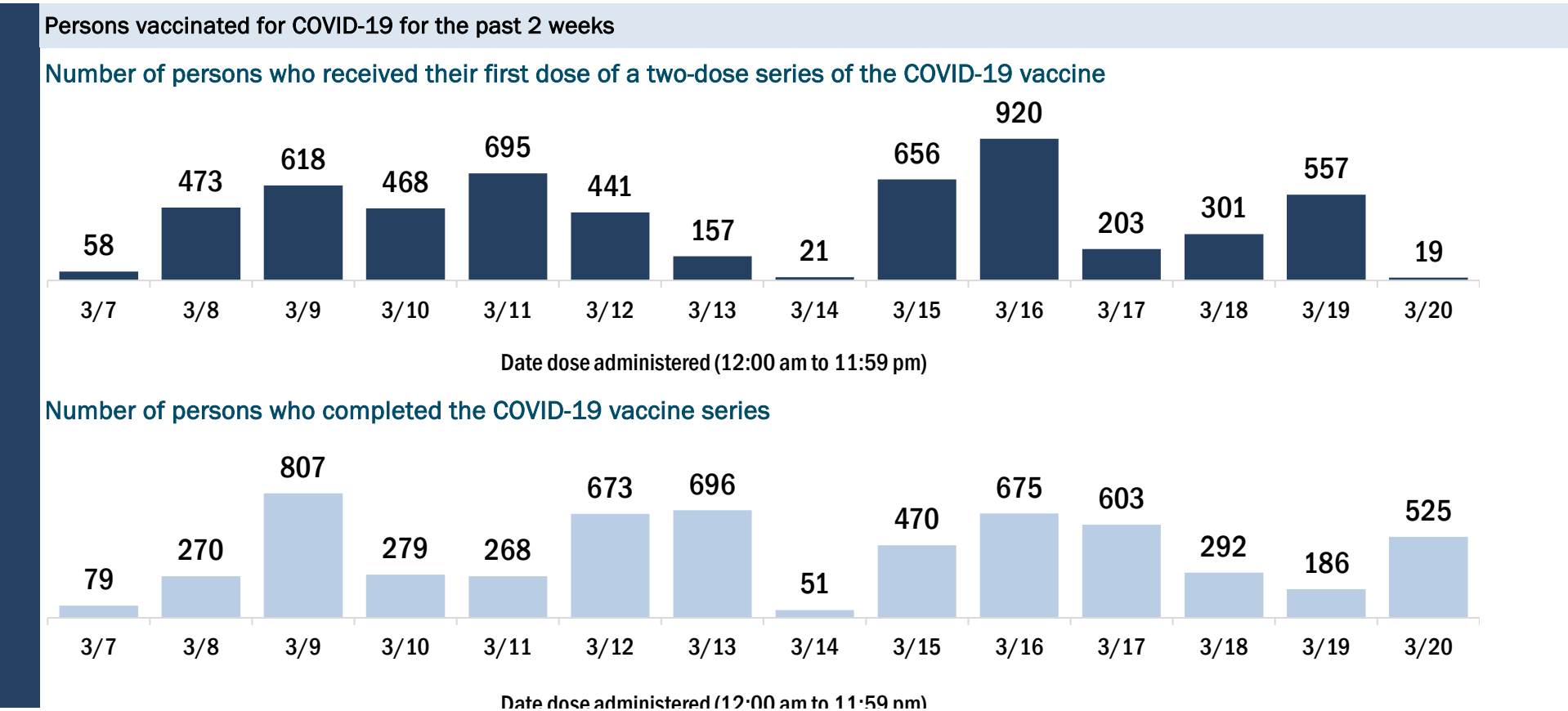
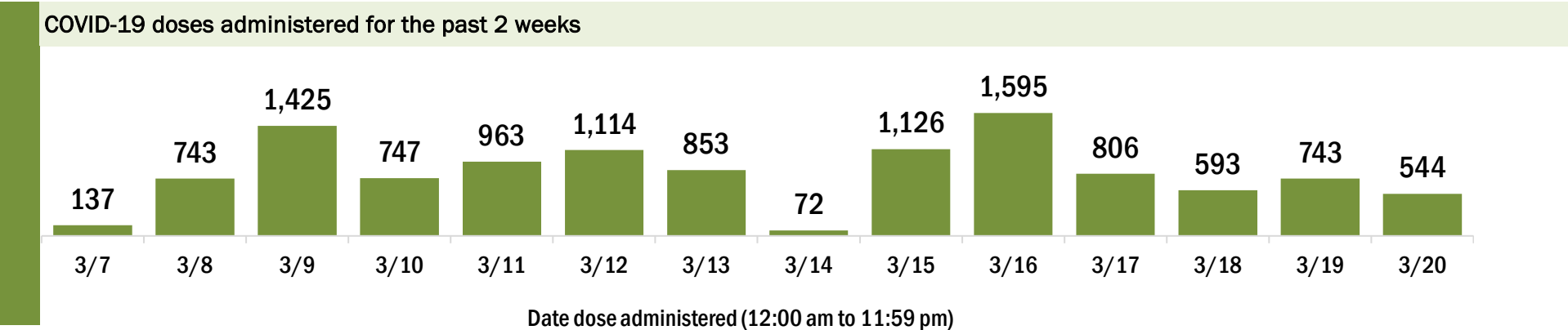
Data in this report are provisional and subject to change.

Data in this summary pertain to COVID-19 vaccines approved by the U.S. Food and Drug Administration and have been issued an Emergency Use Authorization (Janssen COVID-19 Vaccine, Moderna COVID-19 Vaccine and Pfizer-BioNTech COVID-19 Vaccine). These data summarize the number of people who have received either their first dose or have completed the series for a COVID-19 vaccine. **A person can only be counted in one category, first dose or series complete.** For persons receiving Moderna or Pfizer vaccines, once they receive their second dose, they are moved from the first dose column to the series completed column. **Because of this, the total first dose category may show a change from report to report not matching the total receiving their first dose from the previous day.** Persons receiving Johnson & Johnson vaccines will always be counted in the series completed column.

COVID-19 doses for vaccinated persons in Florida	
Doses administered	59,926
People receiving one dose of a 1-dose series (Johnson & Johnson) or receiving only one dose of a 2-dose series (Moderna, Pfizer) count once. Persons receiving both doses of a 2-dose series count twice.	

Current status of persons vaccinated for COVID-19 in Florida	
Total people vaccinated	36,426
First dose	11,874
Series completed	24,552
Completed 1-dose series	1,052
Completed 2-dose series	23,500
First dose: current number of people who have only received their first dose of the Moderna or Pfizer vaccine.	
Series complete: current number of people who have received both Moderna or Pfizer vaccine doses or one Johnson & Johnson dose and are considered fully immunized.	

Demographic summary	First dose	Series complete	Total people vaccinated
Age group	11,874	24,552	36,426
16-24 years	225	233	458
25-34 years	555	876	1,431
35-44 years	801	1,154	1,955
45-54 years	1,163	1,438	2,601
55-64 years	3,697	2,452	6,149
65-74 years	3,222	10,125	13,347
75-84 years	1,634	6,020	7,654
85+ years	577	2,254	2,831
Race	11,874	24,552	36,426
White	7,967	17,129	25,096
Black	589	1,084	1,673
American Indian/Alaskan	48	79	127
Other	849	2,314	3,163
Unknown	2,421	3,946	6,367
Other race includes Asian, native Hawaiian/Pacific Islander, or other.			
Ethnicity	11,874	24,552	36,426
Hispanic	287	496	783
Non-Hispanic	7,593	13,881	21,474
Unknown	3,994	10,175	14,169
Gender	11,874	24,552	36,426
Female	6,899	14,292	21,191
Male	4,855	10,233	15,088
Unknown	120	27	147



# COVID-19: Okeechobee County vaccine summary

Vaccination data through Mar 20, 2021 as of Mar 21, 2021 at 12:05 AM

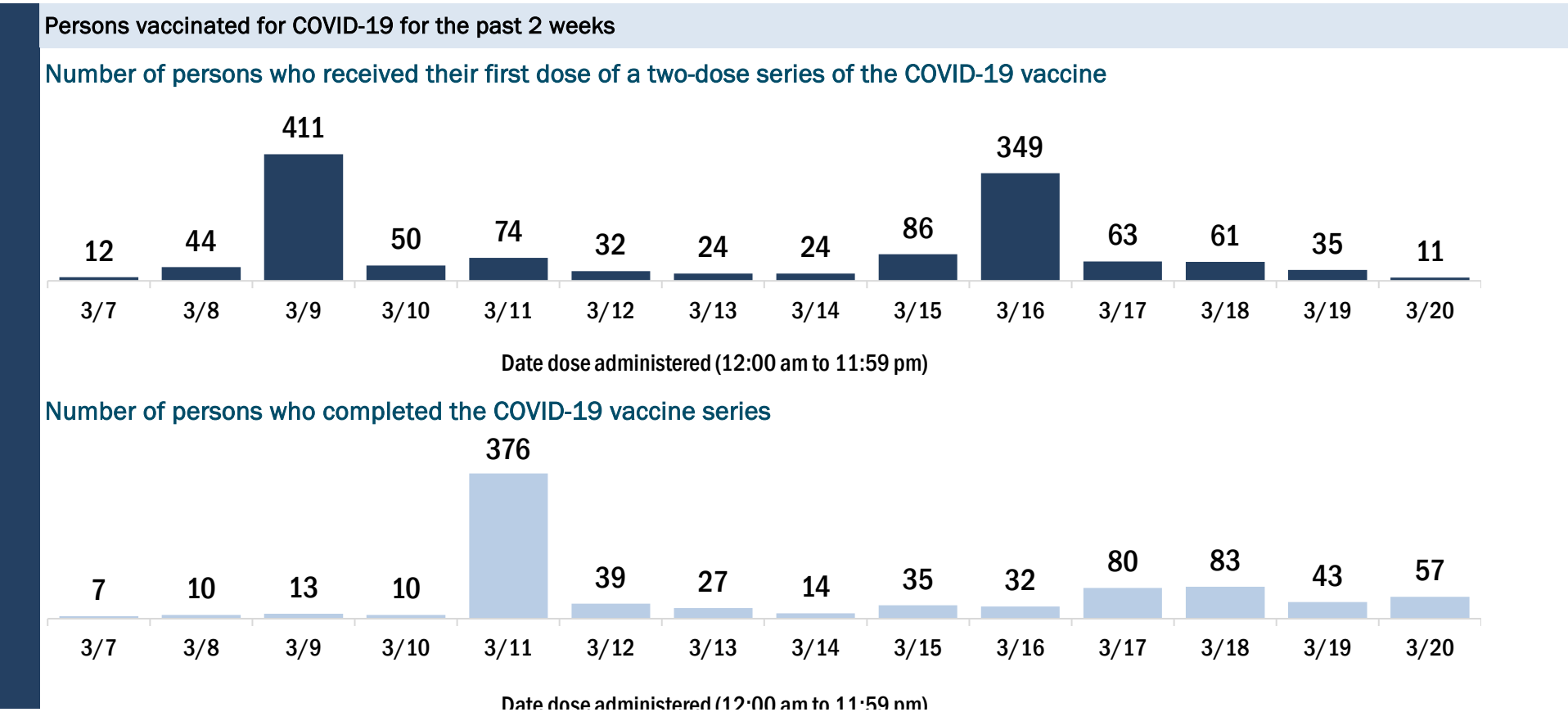
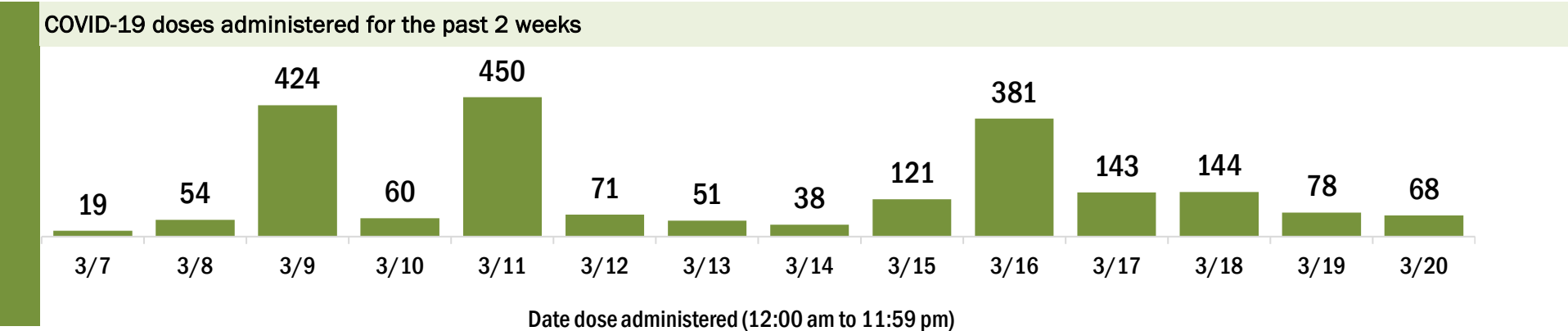
Data in this report are provisional and subject to change.

Data in this summary pertain to COVID-19 vaccines approved by the U.S. Food and Drug Administration and have been issued an Emergency Use Authorization (Janssen COVID-19 Vaccine, Moderna COVID-19 Vaccine and Pfizer-BioNTech COVID-19 Vaccine). These data summarize the number of people who have received either their first dose or have completed the series for a COVID-19 vaccine. **A person can only be counted in one category, first dose or series complete.** For persons receiving Moderna or Pfizer vaccines, once they receive their second dose, they are moved from the first dose column to the series completed column. **Because of this, the total first dose category may show a change from report to report not matching the total receiving their first dose from the previous day.** Persons receiving Johnson & Johnson vaccines will always be counted in the series completed column.

COVID-19 doses for vaccinated persons in Florida	
Doses administered	10,436
People receiving one dose of a 1-dose series (Johnson & Johnson) or receiving only one dose of a 2-dose series (Moderna, Pfizer) count once. Persons receiving both doses of a 2-dose series count twice.	

Current status of persons vaccinated for COVID-19 in Florida	
Total people vaccinated	6,648
First dose	2,698
Series completed	3,950
Completed 1-dose series	162
Completed 2-dose series	3,788
First dose: current number of people who have only received their first dose of the Moderna or Pfizer vaccine.	
Series complete: current number of people who have received both Moderna or Pfizer vaccine doses or one Johnson & Johnson dose and are considered fully immunized.	

Demographic summary	First dose	Series complete	Total people vaccinated
Age group	2,698	3,950	6,648
16-24 years	24	31	55
25-34 years	70	101	171
35-44 years	92	137	229
45-54 years	131	160	291
55-64 years	443	277	720
65-74 years	1,065	1,703	2,768
75-84 years	693	1,201	1,894
85+ years	180	340	520
Race	2,698	3,950	6,648
White	2,186	3,170	5,356
Black	83	67	150
American Indian/Alaskan	9	20	29
Other	146	458	604
Unknown	274	235	509
Other race includes Asian, native Hawaiian/Pacific Islander, or other.			
Ethnicity	2,698	3,950	6,648
Hispanic	206	227	433
Non-Hispanic	1,776	3,073	4,849
Unknown	716	650	1,366
Gender	2,698	3,950	6,648
Female	1,476	2,243	3,719
Male	1,222	1,707	2,929
Unknown	0	0	0



# COVID-19: Orange County vaccine summary

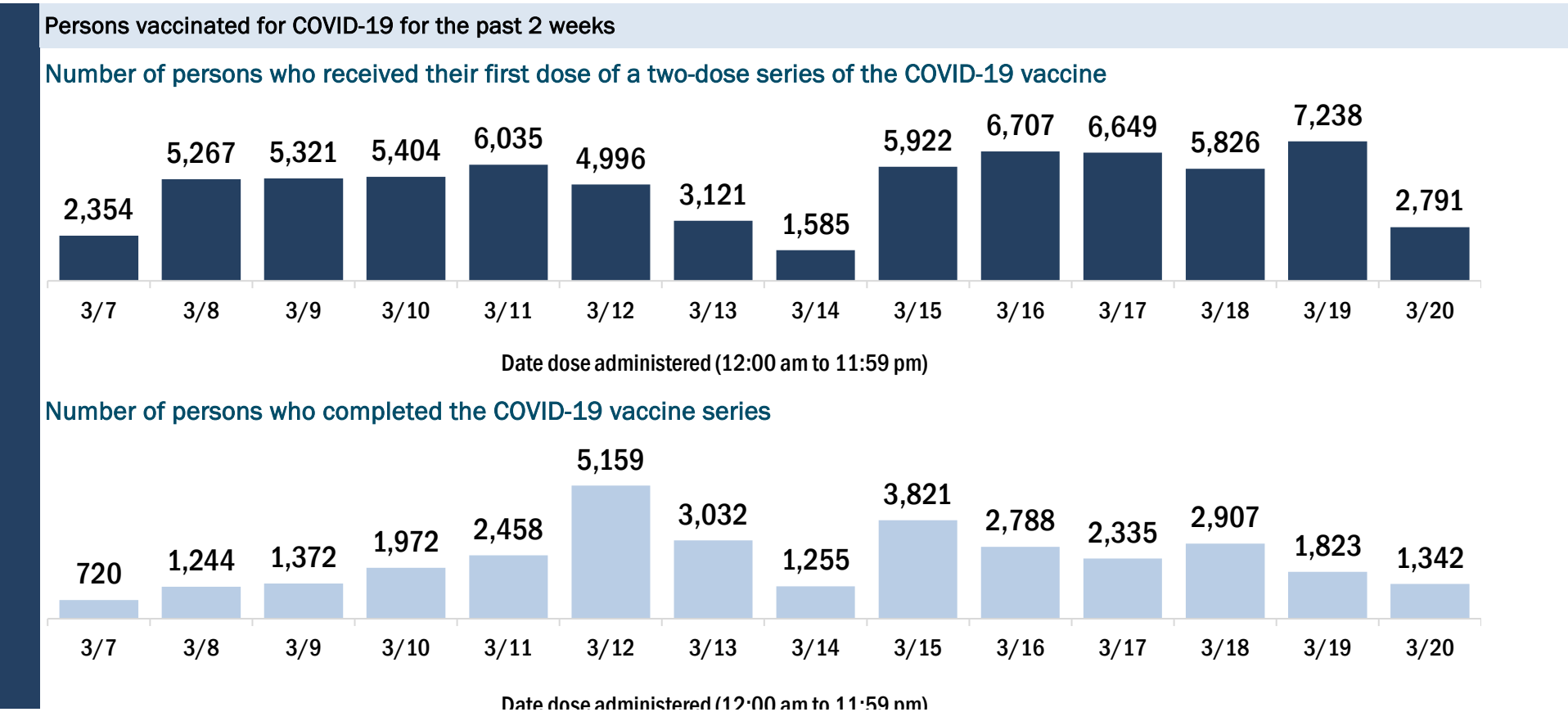
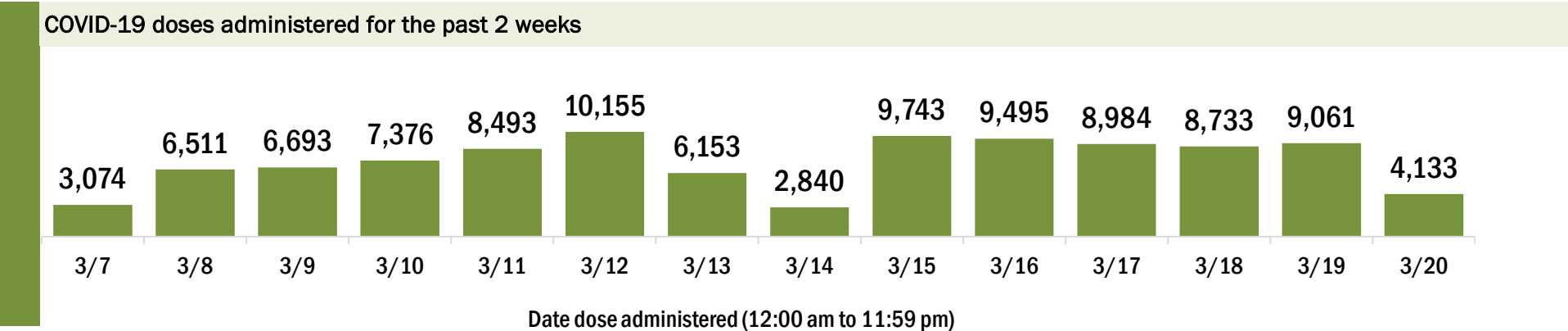
Vaccination data through Mar 20, 2021 as of Mar 21, 2021 at 12:05 AM

Data in this report are provisional and subject to change.

Data in this summary pertain to COVID-19 vaccines approved by the U.S. Food and Drug Administration and have been issued an Emergency Use Authorization (Janssen COVID-19 Vaccine, Moderna COVID-19 Vaccine and Pfizer-BioNTech COVID-19 Vaccine). These data summarize the number of people who have received either their first dose or have completed the series for a COVID-19 vaccine. **A person can only be counted in one category, first dose or series complete.** For persons receiving Moderna or Pfizer vaccines, once they receive their second dose, they are moved from the first dose column to the series completed column. **Because of this, the total first dose category may show a change from report to report not matching the total receiving their first dose from the previous day.** Persons receiving Johnson & Johnson vaccines will always be counted in the series completed column.

COVID-19 doses for vaccinated persons in Florida	
Doses administered	350,038
People receiving one dose of a 1-dose series (Johnson & Johnson) or receiving only one dose of a 2-dose series (Moderna, Pfizer) count once. Persons receiving both doses of a 2-dose series count twice.	
Current status of persons vaccinated for COVID-19 in Florida	
Total people vaccinated	241,532
First dose	119,934
Series completed	121,598
Completed 1-dose series	13,092
Completed 2-dose series	108,506
First dose: current number of people who have only received their first dose of the Moderna or Pfizer vaccine.	
Series complete: current number of people who have received both Moderna or Pfizer vaccine doses or one Johnson & Johnson dose and are considered fully immunized.	

Demographic summary		First dose	Series complete	Total people vaccinated
Age group		119,934	121,598	241,532
16-24 years		4,959	2,659	7,618
25-34 years		11,575	8,389	19,964
35-44 years		14,909	10,193	25,102
45-54 years		17,427	10,461	27,888
55-64 years		32,723	12,695	45,418
65-74 years		22,435	46,900	69,335
75-84 years		10,860	22,068	32,928
85+ years		5,046	8,233	13,279
Race		119,934	121,598	241,532
White		65,918	74,321	140,239
Black		10,121	10,074	20,195
American Indian/Alaskan		381	362	743
Other		18,553	25,815	44,368
Unknown		24,961	11,026	35,987
Other race includes Asian, native Hawaiian/Pacific Islander, or other.				
Ethnicity		119,934	121,598	241,532
Hispanic		10,227	15,175	25,402
Non-Hispanic		52,677	62,029	114,706
Unknown		57,030	44,394	101,424
Gender		119,934	121,598	241,532
Female		68,636	71,523	140,159
Male		49,158	49,365	98,523
Unknown		2,140	710	2,850



# COVID-19: Osceola County vaccine summary

Vaccination data through Mar 20, 2021 as of Mar 21, 2021 at 12:05 AM

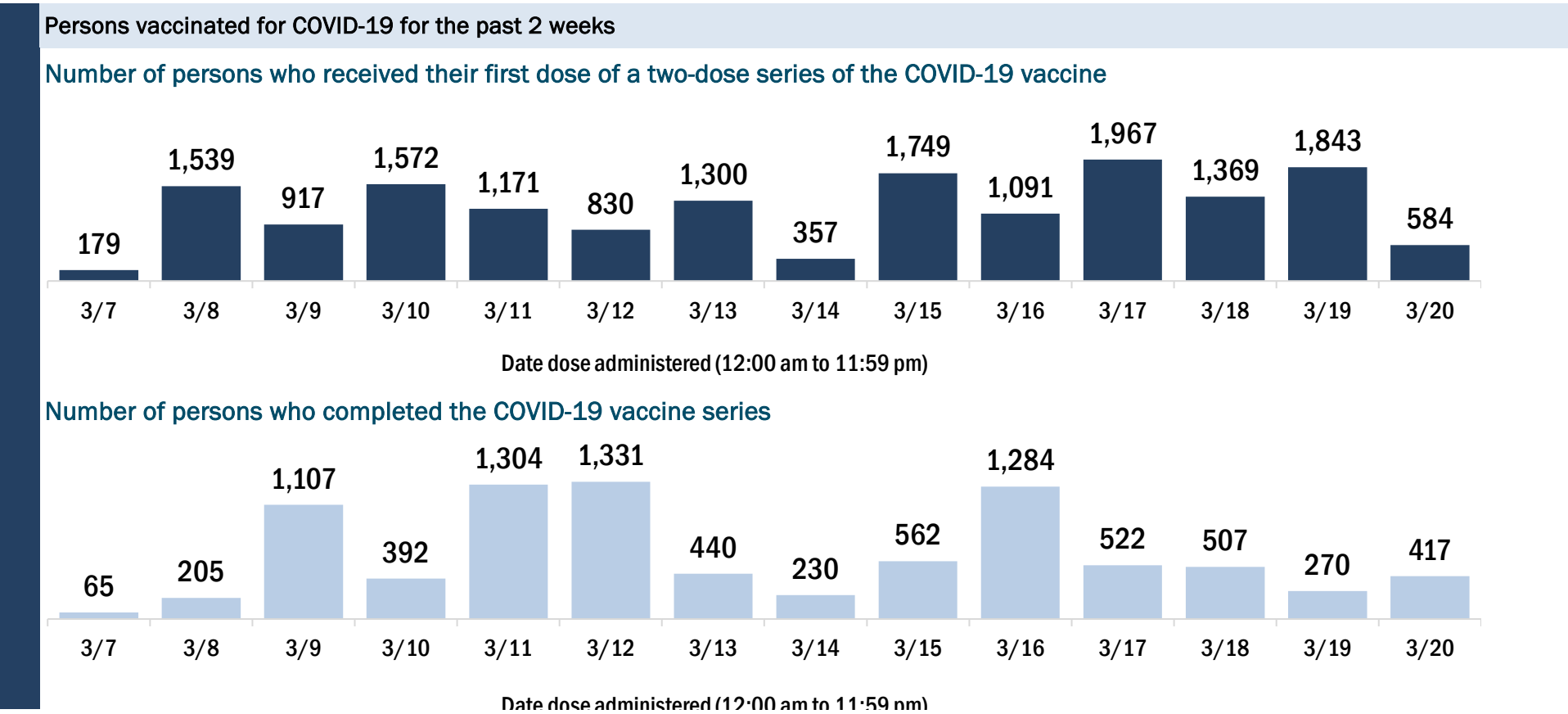
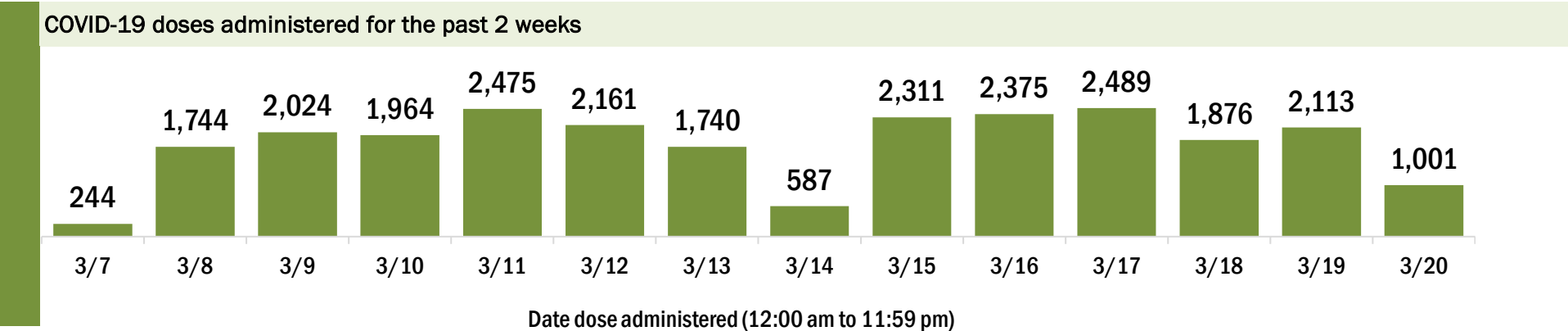
Data in this report are provisional and subject to change.

Data in this summary pertain to COVID-19 vaccines approved by the U.S. Food and Drug Administration and have been issued an Emergency Use Authorization (Janssen COVID-19 Vaccine, Moderna COVID-19 Vaccine and Pfizer-BioNTech COVID-19 Vaccine). These data summarize the number of people who have received either their first dose or have completed the series for a COVID-19 vaccine. **A person can only be counted in one category, first dose or series complete.** For persons receiving Moderna or Pfizer vaccines, once they receive their second dose, they are moved from the first dose column to the series completed column. **Because of this, the total first dose category may show a change from report to report not matching the total receiving their first dose from the previous day.** Persons receiving Johnson & Johnson vaccines will always be counted in the series completed column.

COVID-19 doses for vaccinated persons in Florida	
Doses administered	87,300
People receiving one dose of a 1-dose series (Johnson & Johnson) or receiving only one dose of a 2-dose series (Moderna, Pfizer) count once. Persons receiving both doses of a 2-dose series count twice.	

Current status of persons vaccinated for COVID-19 in Florida	
Total people vaccinated	59,766
First dose	29,594
Series completed	30,172
Completed 1-dose series	2,638
Completed 2-dose series	27,534
First dose: current number of people who have only received their first dose of the Moderna or Pfizer vaccine.	
Series complete: current number of people who have received both Moderna or Pfizer vaccine doses or one Johnson & Johnson dose and are considered fully immunized.	

Demographic summary	First dose	Series complete	Total people vaccinated
Age group	29,594	30,172	59,766
16-24 years	857	466	1,323
25-34 years	1,983	1,326	3,309
35-44 years	2,596	1,799	4,395
45-54 years	3,568	2,232	5,800
55-64 years	7,684	2,783	10,467
65-74 years	7,949	13,206	21,155
75-84 years	3,876	6,438	10,314
85+ years	1,081	1,922	3,003
Race	29,594	30,172	59,766
White	15,813	18,705	34,518
Black	1,672	1,699	3,371
American Indian/Alaskan	134	196	330
Other	4,776	6,693	11,469
Unknown	7,199	2,879	10,078
Other race includes Asian, native Hawaiian/Pacific Islander, or other.			
Ethnicity	29,594	30,172	59,766
Hispanic	6,846	8,216	15,062
Non-Hispanic	9,061	14,405	23,466
Unknown	13,687	7,551	21,238
Gender	29,594	30,172	59,766
Female	17,548	17,824	35,372
Male	11,906	12,323	24,229
Unknown	140	25	165



# COVID-19: Palm Beach County vaccine summary

Vaccination data through Mar 20, 2021 as of Mar 21, 2021 at 12:05 AM

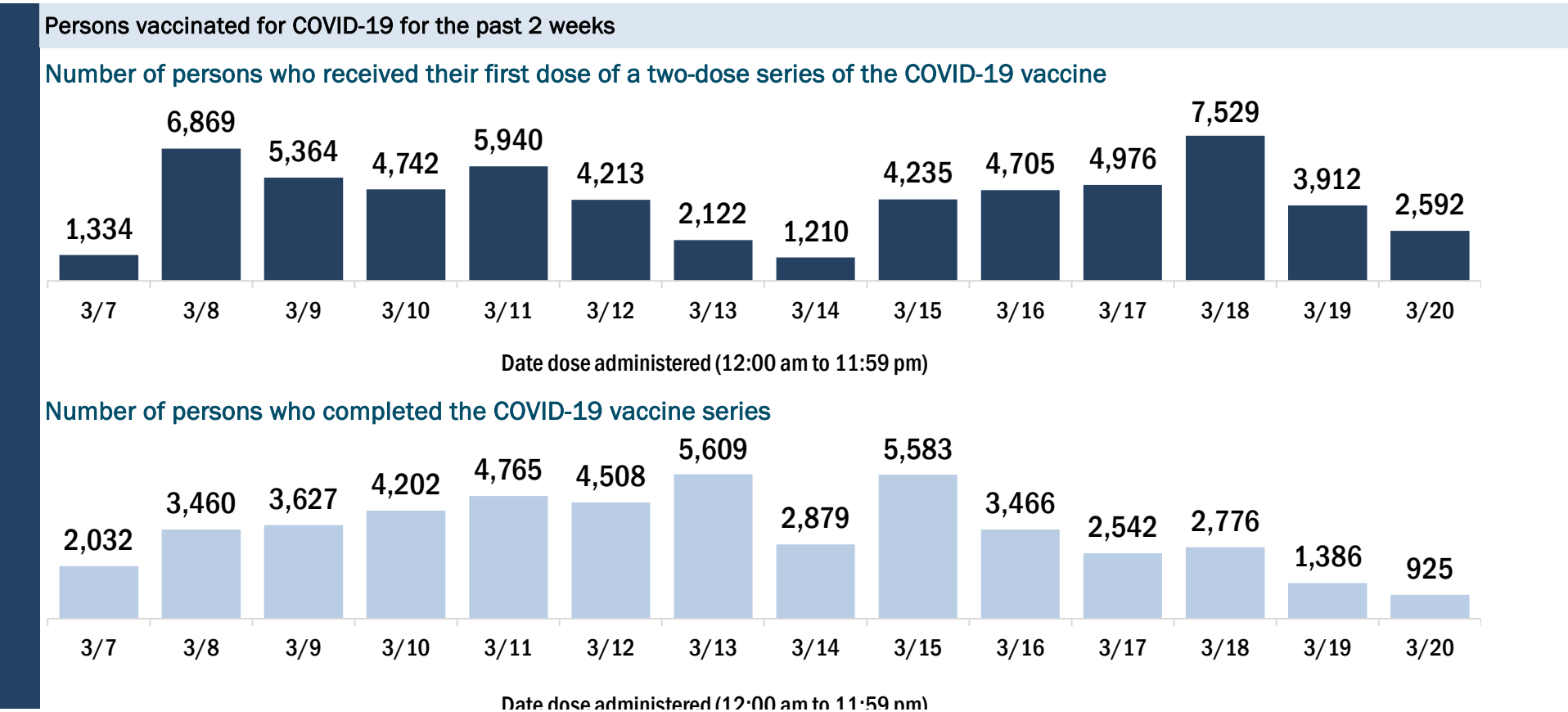
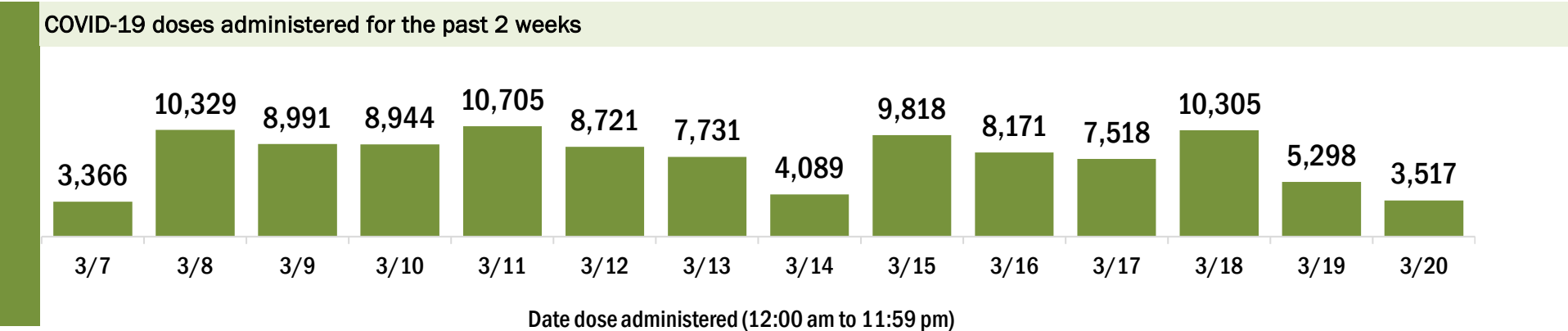
Data in this report are provisional and subject to change.

Data in this summary pertain to COVID-19 vaccines approved by the U.S. Food and Drug Administration and have been issued an Emergency Use Authorization (Janssen COVID-19 Vaccine, Moderna COVID-19 Vaccine and Pfizer-BioNTech COVID-19 Vaccine). These data summarize the number of people who have received either their first dose or have completed the series for a COVID-19 vaccine. **A person can only be counted in one category, first dose or series complete.** For persons receiving Moderna or Pfizer vaccines, once they receive their second dose, they are moved from the first dose column to the series completed column. **Because of this, the total first dose category may show a change from report to report not matching the total receiving their first dose from the previous day.** Persons receiving Johnson & Johnson vaccines will always be counted in the series completed column.

COVID-19 doses for vaccinated persons in Florida	
Doses administered	613,816
People receiving one dose of a 1-dose series (Johnson & Johnson) or receiving only one dose of a 2-dose series (Moderna, Pfizer) count once. Persons receiving both doses of a 2-dose series count twice.	

Current status of persons vaccinated for COVID-19 in Florida	
Total people vaccinated	377,134
First dose	131,073
Series completed	246,061
Completed 1-dose series	9,379
Completed 2-dose series	236,682
First dose: current number of people who have only received their first dose of the Moderna or Pfizer vaccine.	
Series complete: current number of people who have received both Moderna or Pfizer vaccine doses or one Johnson & Johnson dose and are considered fully immunized.	

Demographic summary	First dose	Series complete	Total people vaccinated
Age group	131,073	246,061	377,134
16-24 years	2,681	1,924	4,605
25-34 years	5,924	6,043	11,967
35-44 years	8,849	8,557	17,406
45-54 years	14,054	12,306	26,360
55-64 years	32,576	20,178	52,754
65-74 years	34,256	97,667	131,923
75-84 years	22,675	70,670	93,345
85+ years	10,058	28,716	38,774
Race	131,073	246,061	377,134
White	83,212	166,393	249,605
Black	7,880	10,273	18,153
American Indian/Alaskan	425	655	1,080
Other	10,186	22,047	32,233
Unknown	29,370	46,693	76,063
Other race includes Asian, native Hawaiian/Pacific Islander, or other.			
Ethnicity	131,073	246,061	377,134
Hispanic	11,619	12,500	24,119
Non-Hispanic	62,228	137,664	199,892
Unknown	57,226	95,897	153,123
Gender	131,073	246,061	377,134
Female	75,996	143,632	219,628
Male	54,653	102,327	156,980
Unknown	424	102	526



# COVID-19: Pasco County vaccine summary

Vaccination data through Mar 20, 2021 as of Mar 21, 2021 at 12:05 AM

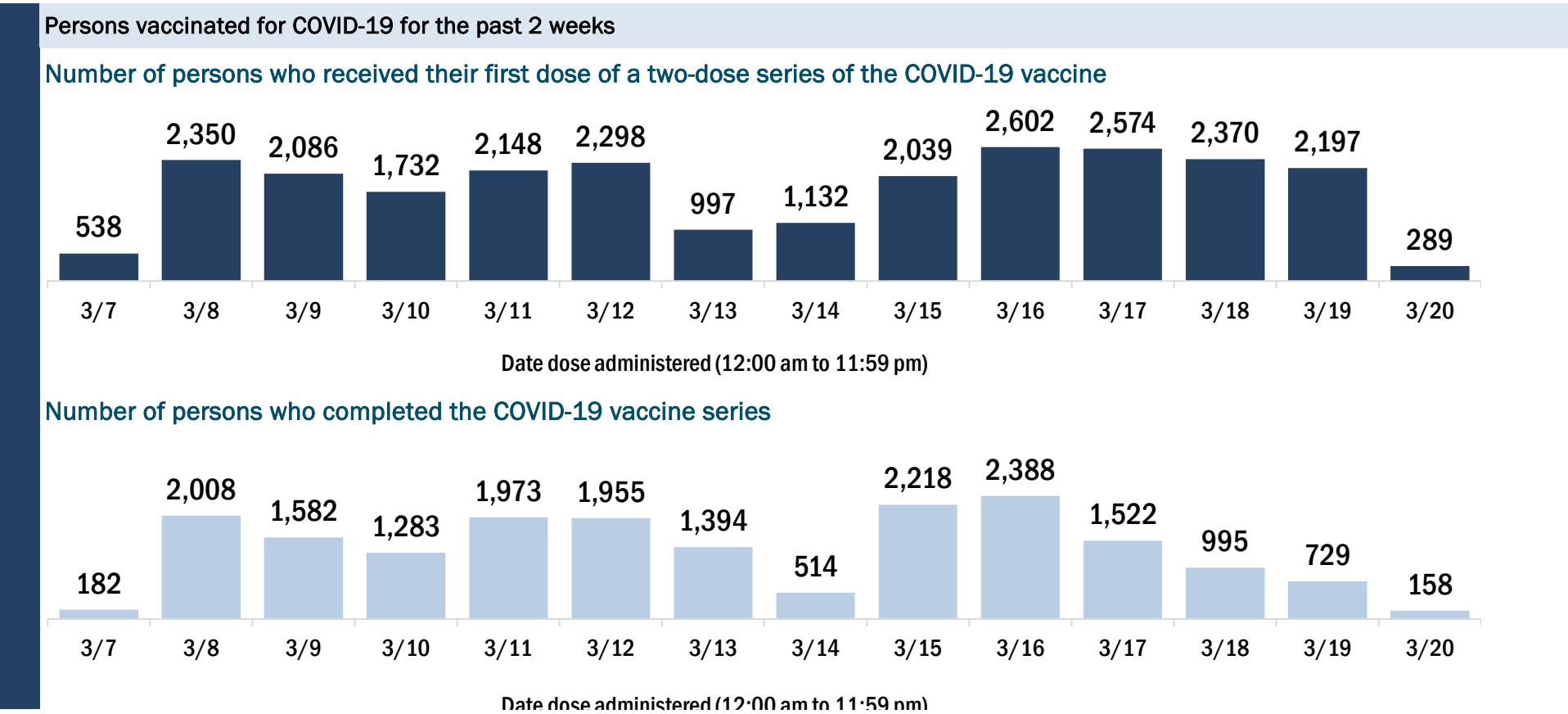
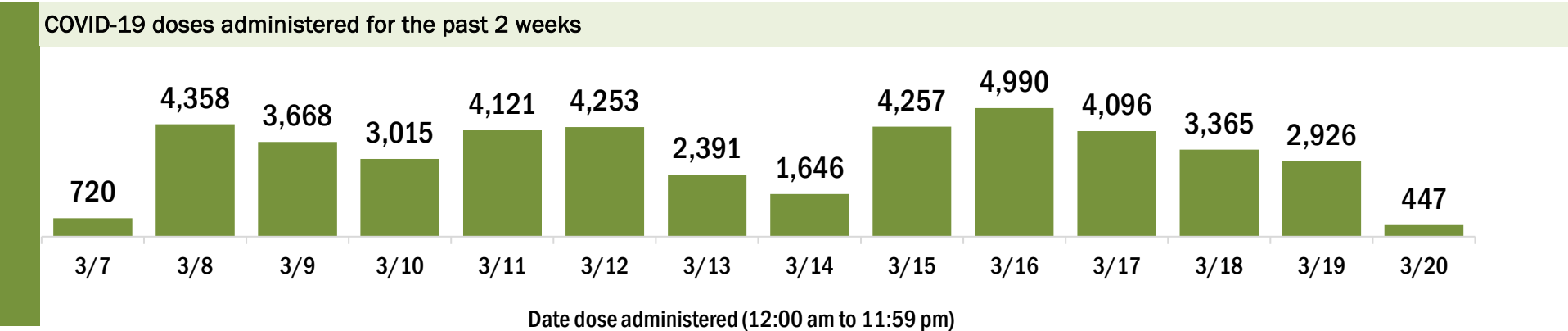
Data in this report are provisional and subject to change.

Data in this summary pertain to COVID-19 vaccines approved by the U.S. Food and Drug Administration and have been issued an Emergency Use Authorization (Janssen COVID-19 Vaccine, Moderna COVID-19 Vaccine and Pfizer-BioNTech COVID-19 Vaccine). These data summarize the number of people who have received either their first dose or have completed the series for a COVID-19 vaccine. **A person can only be counted in one category, first dose or series complete.** For persons receiving Moderna or Pfizer vaccines, once they receive their second dose, they are moved from the first dose column to the series completed column. **Because of this, the total first dose category may show a change from report to report not matching the total receiving their first dose from the previous day.** Persons receiving Johnson & Johnson vaccines will always be counted in the series completed column.

COVID-19 doses for vaccinated persons in Florida	
Doses administered	165,323
People receiving one dose of a 1-dose series (Johnson & Johnson) or receiving only one dose of a 2-dose series (Moderna, Pfizer) count once. Persons receiving both doses of a 2-dose series count twice.	

Current status of persons vaccinated for COVID-19 in Florida	
Total people vaccinated	110,836
First dose	53,337
Series completed	57,499
Completed 1-dose series	3,012
Completed 2-dose series	54,487
First dose: current number of people who have only received their first dose of the Moderna or Pfizer vaccine.	
Series complete: current number of people who have received both Moderna or Pfizer vaccine doses or one Johnson & Johnson dose and are considered fully immunized.	

Demographic summary	First dose	Series complete	Total people vaccinated
Age group	53,337	57,499	110,836
16-24 years	979	675	1,654
25-34 years	1,838	2,138	3,976
35-44 years	3,228	3,109	6,337
45-54 years	4,616	3,982	8,598
55-64 years	10,698	5,003	15,701
65-74 years	17,253	23,880	41,133
75-84 years	11,385	14,222	25,607
85+ years	3,340	4,490	7,830
Race	53,337	57,499	110,836
White	40,088	43,531	83,619
Black	1,383	1,393	2,776
American Indian/Alaskan	202	168	370
Other	4,270	6,409	10,679
Unknown	7,394	5,998	13,392
Other race includes Asian, native Hawaiian/Pacific Islander, or other.			
Ethnicity	53,337	57,499	110,836
Hispanic	2,600	2,482	5,082
Non-Hispanic	30,077	33,997	64,074
Unknown	20,660	21,020	41,680
Gender	53,337	57,499	110,836
Female	31,731	34,197	65,928
Male	21,459	23,237	44,696
Unknown	147	65	212



# COVID-19: Pinellas County vaccine summary

Vaccination data through Mar 20, 2021 as of Mar 21, 2021 at 12:05 AM

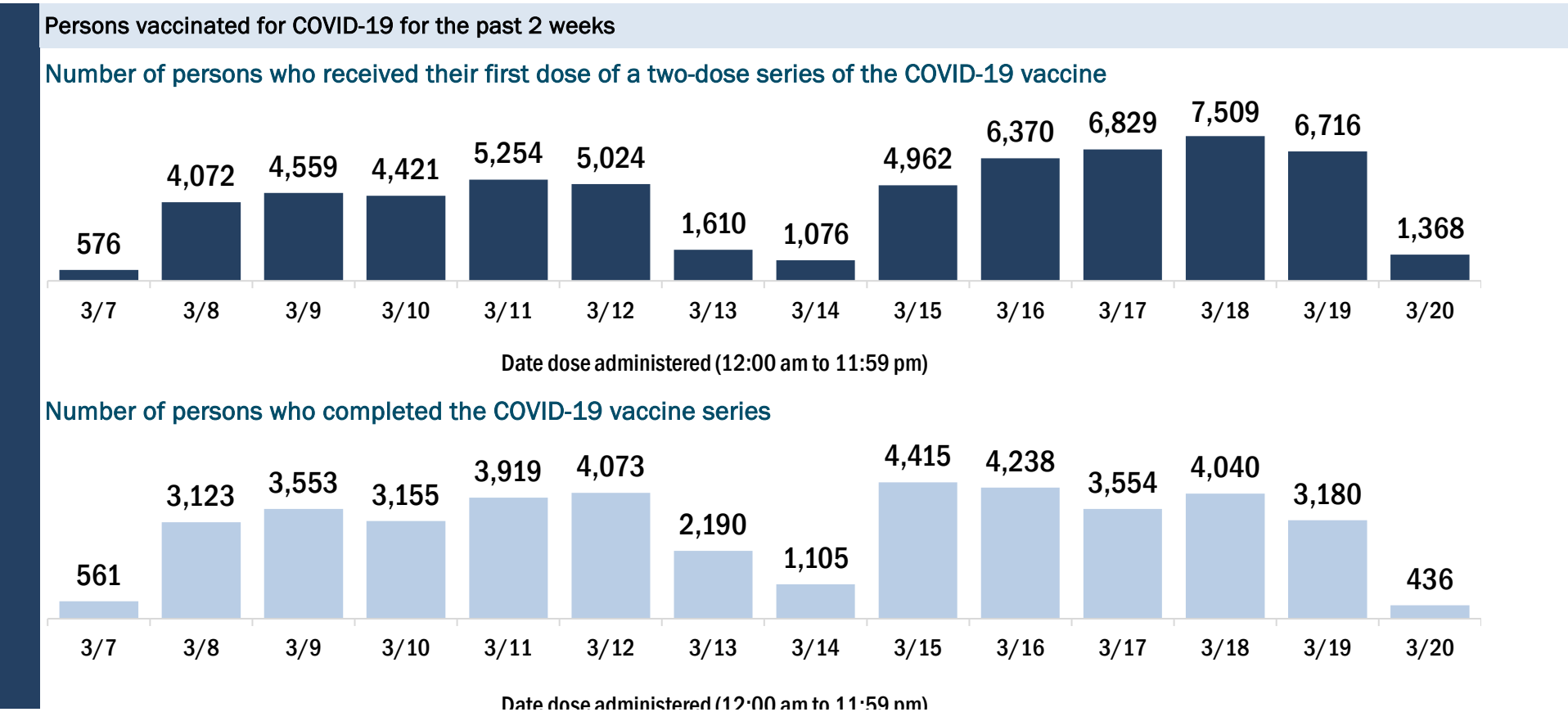
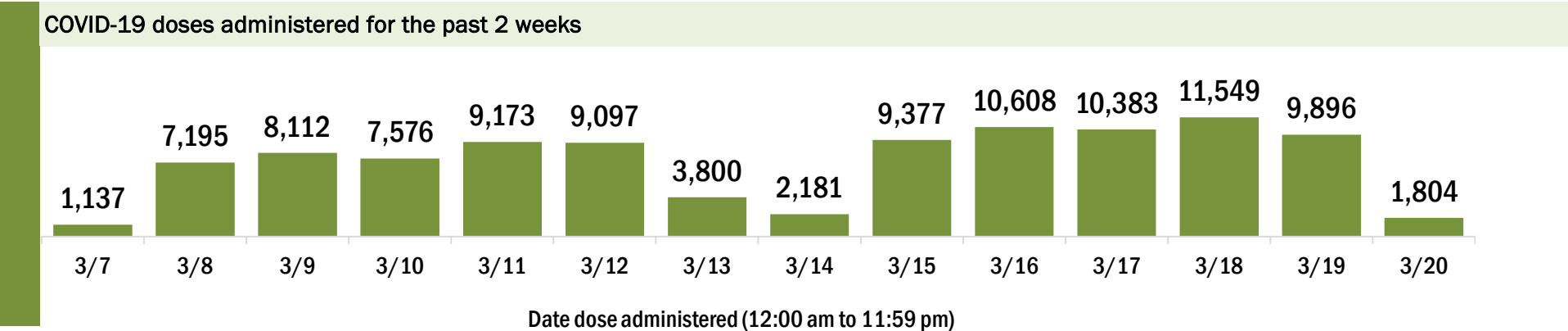
Data in this report are provisional and subject to change.

Data in this summary pertain to COVID-19 vaccines approved by the U.S. Food and Drug Administration and have been issued an Emergency Use Authorization (Janssen COVID-19 Vaccine, Moderna COVID-19 Vaccine and Pfizer-BioNTech COVID-19 Vaccine). These data summarize the number of people who have received either their first dose or have completed the series for a COVID-19 vaccine. **A person can only be counted in one category, first dose or series complete.** For persons receiving Moderna or Pfizer vaccines, once they receive their second dose, they are moved from the first dose column to the series completed column. **Because of this, the total first dose category may show a change from report to report not matching the total receiving their first dose from the previous day.** Persons receiving Johnson & Johnson vaccines will always be counted in the series completed column.

COVID-19 doses for vaccinated persons in Florida	
Doses administered	370,341
People receiving one dose of a 1-dose series (Johnson & Johnson) or receiving only one dose of a 2-dose series (Moderna, Pfizer) count once. Persons receiving both doses of a 2-dose series count twice.	

Current status of persons vaccinated for COVID-19 in Florida	
Total people vaccinated	242,617
First dose	109,435
Series completed	133,182
Completed 1-dose series	5,458
Completed 2-dose series	127,724
<b>First dose:</b> current number of people who have only received their first dose of the Moderna or Pfizer vaccine.	
<b>Series complete:</b> current number of people who have received both Moderna or Pfizer vaccine doses or one Johnson & Johnson dose and are considered fully immunized.	

Demographic summary	First dose	Series complete	Total people vaccinated
Age group	109,435	133,182	242,617
16-24 years	1,974	1,250	3,224
25-34 years	4,754	5,207	9,961
35-44 years	6,230	6,331	12,561
45-54 years	8,952	7,860	16,812
55-64 years	28,259	12,918	41,177
65-74 years	33,284	57,528	90,812
75-84 years	18,852	30,035	48,887
85+ years	7,130	12,053	19,183
Race	109,435	133,182	242,617
White	78,749	100,092	178,841
Black	5,771	4,668	10,439
American Indian/Alaskan	292	261	553
Other	7,421	11,602	19,023
Unknown	17,202	16,559	33,761
Other race includes Asian, native Hawaiian/Pacific Islander, or other.			
Ethnicity	109,435	133,182	242,617
Hispanic	2,693	3,770	6,463
Non-Hispanic	62,207	75,761	137,968
Unknown	44,535	53,651	98,186
Gender	109,435	133,182	242,617
Female	64,398	78,823	143,221
Male	44,671	54,093	98,764
Unknown	366	266	632



# COVID-19: Polk County vaccine summary

Vaccination data through Mar 20, 2021 as of Mar 21, 2021 at 12:05 AM

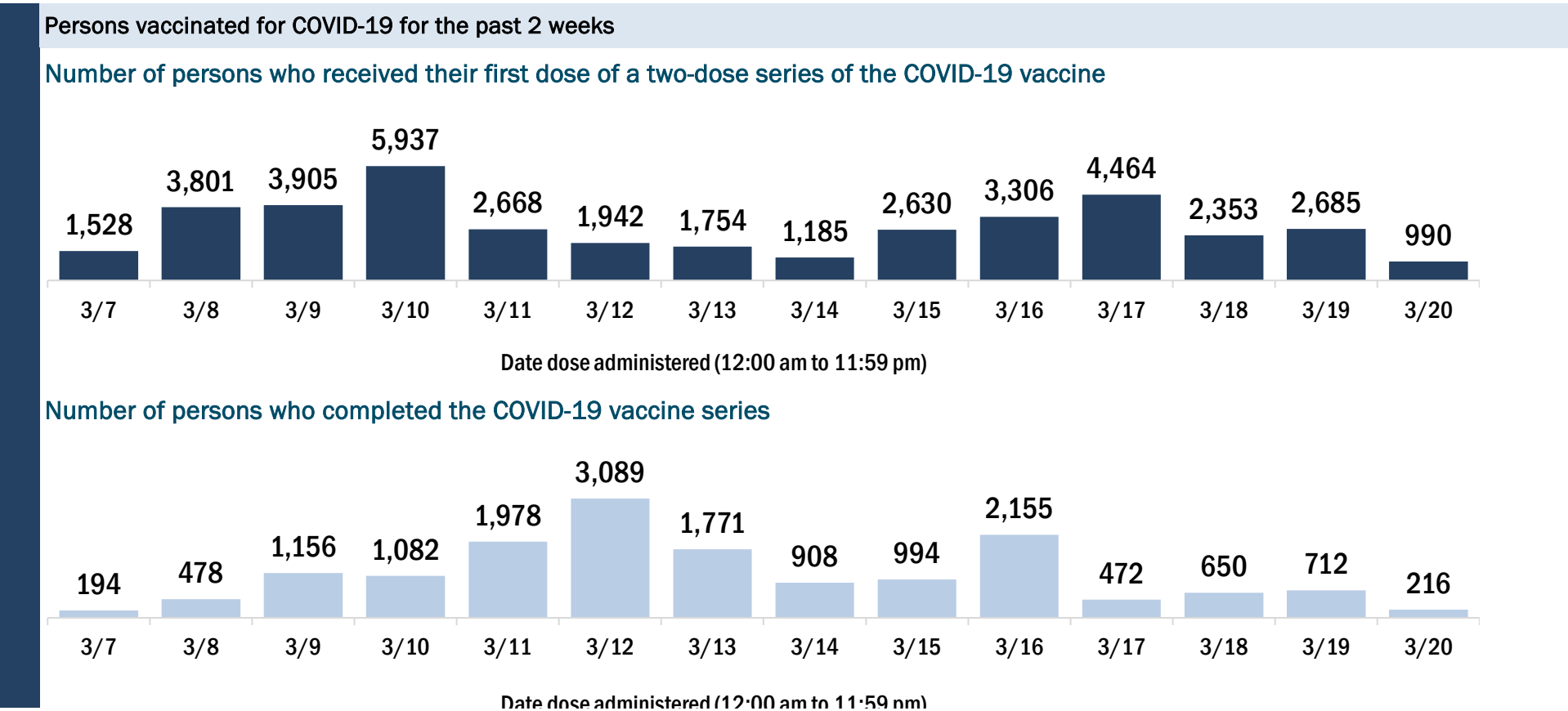
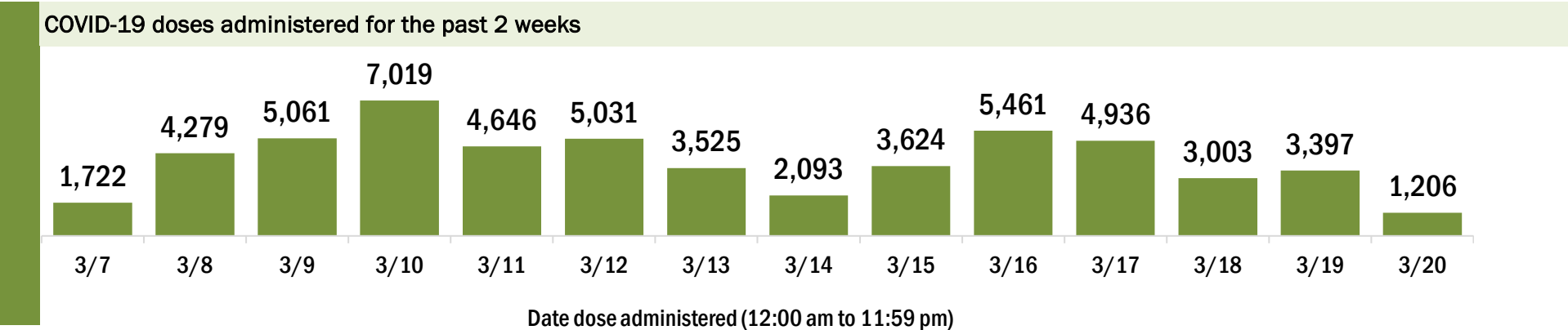
Data in this report are provisional and subject to change.

Data in this summary pertain to COVID-19 vaccines approved by the U.S. Food and Drug Administration and have been issued an Emergency Use Authorization (Janssen COVID-19 Vaccine, Moderna COVID-19 Vaccine and Pfizer-BioNTech COVID-19 Vaccine). These data summarize the number of people who have received either their first dose or have completed the series for a COVID-19 vaccine. **A person can only be counted in one category, first dose or series complete.** For persons receiving Moderna or Pfizer vaccines, once they receive their second dose, they are moved from the first dose column to the series completed column. **Because of this, the total first dose category may show a change from report to report not matching the total receiving their first dose from the previous day.** Persons receiving Johnson & Johnson vaccines will always be counted in the series completed column.

COVID-19 doses for vaccinated persons in Florida	
Doses administered	191,378
People receiving one dose of a 1-dose series (Johnson & Johnson) or receiving only one dose of a 2-dose series (Moderna, Pfizer) count once. Persons receiving both doses of a 2-dose series count twice.	

Current status of persons vaccinated for COVID-19 in Florida	
Total people vaccinated	133,912
First dose	73,876
Series completed	60,036
Completed 1-dose series	2,570
Completed 2-dose series	57,466
First dose: current number of people who have only received their first dose of the Moderna or Pfizer vaccine.	
Series complete: current number of people who have received both Moderna or Pfizer vaccine doses or one Johnson & Johnson dose and are considered fully immunized.	

Demographic summary	First dose	Series complete	Total people vaccinated
Age group	73,876	60,036	133,912
16-24 years	1,140	587	1,727
25-34 years	2,876	1,967	4,843
35-44 years	4,167	2,760	6,927
45-54 years	5,690	3,816	9,506
55-64 years	14,245	5,518	19,763
65-74 years	25,034	25,557	50,591
75-84 years	15,944	15,296	31,240
85+ years	4,780	4,535	9,315
Race	73,876	60,036	133,912
White	51,574	44,324	95,898
Black	4,808	3,744	8,552
American Indian/Alaskan	448	304	752
Other	4,805	4,883	9,688
Unknown	12,241	6,781	19,022
Other race includes Asian, native Hawaiian/Pacific Islander, or other.			
Ethnicity	73,876	60,036	133,912
Hispanic	5,650	3,678	9,328
Non-Hispanic	40,036	35,508	75,544
Unknown	28,190	20,850	49,040
Gender	73,876	60,036	133,912
Female	42,388	35,038	77,426
Male	31,237	24,978	56,215
Unknown	251	20	271



# COVID-19: Putnam County vaccine summary

Vaccination data through Mar 20, 2021 as of Mar 21, 2021 at 12:05 AM

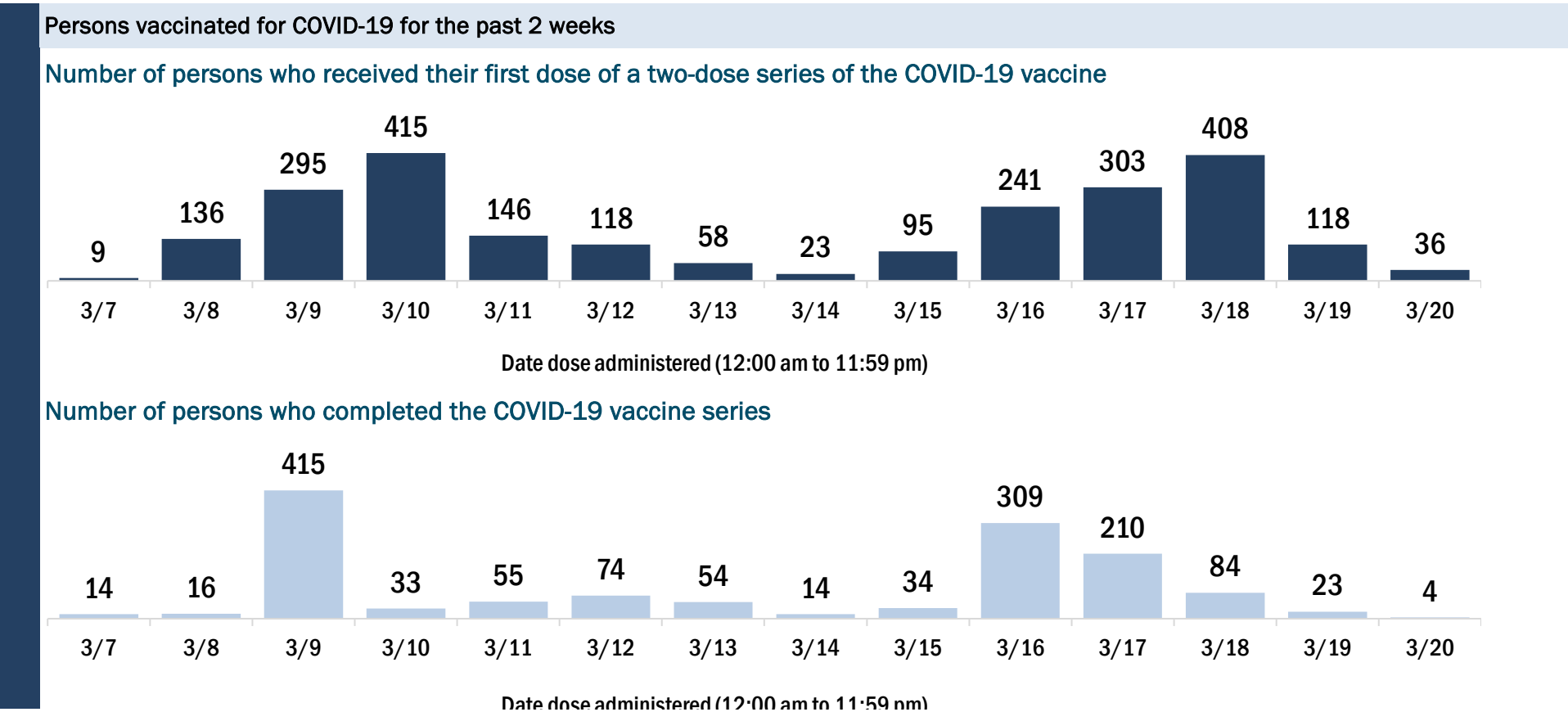
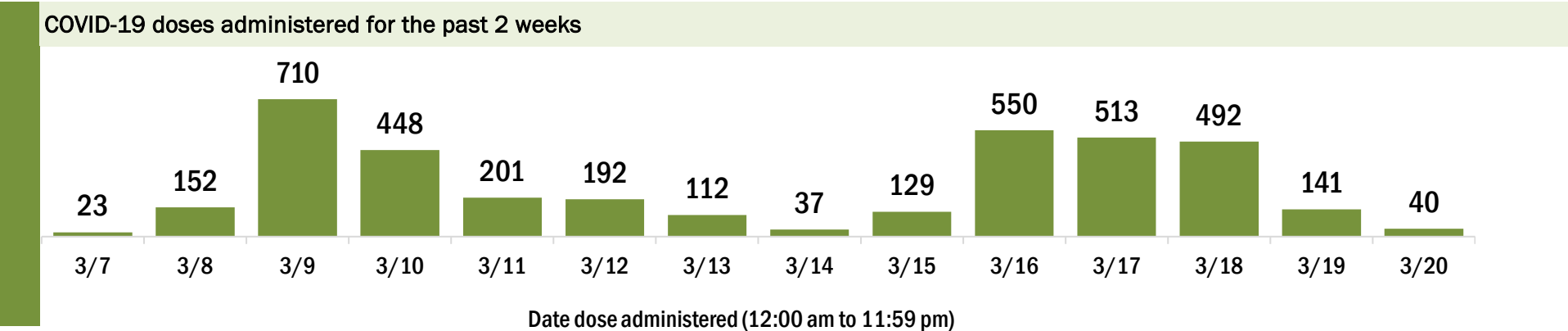
Data in this report are provisional and subject to change.

Data in this summary pertain to COVID-19 vaccines approved by the U.S. Food and Drug Administration and have been issued an Emergency Use Authorization (Janssen COVID-19 Vaccine, Moderna COVID-19 Vaccine and Pfizer-BioNTech COVID-19 Vaccine). These data summarize the number of people who have received either their first dose or have completed the series for a COVID-19 vaccine. **A person can only be counted in one category, first dose or series complete.** For persons receiving Moderna or Pfizer vaccines, once they receive their second dose, they are moved from the first dose column to the series completed column. **Because of this, the total first dose category may show a change from report to report not matching the total receiving their first dose from the previous day.** Persons receiving Johnson & Johnson vaccines will always be counted in the series completed column.

COVID-19 doses for vaccinated persons in Florida	
Doses administered	17,935
People receiving one dose of a 1-dose series (Johnson & Johnson) or receiving only one dose of a 2-dose series (Moderna, Pfizer) count once. Persons receiving both doses of a 2-dose series count twice.	

Current status of persons vaccinated for COVID-19 in Florida	
Total people vaccinated	11,579
First dose	5,142
Series completed	6,437
Completed 1-dose series	81
Completed 2-dose series	6,356
<b>First dose:</b> current number of people who have only received their first dose of the Moderna or Pfizer vaccine.	
<b>Series complete:</b> current number of people who have received both Moderna or Pfizer vaccine doses or one Johnson & Johnson dose and are considered fully immunized.	

Demographic summary	First dose	Series complete	Total people vaccinated
Age group	5,142	6,437	11,579
16-24 years	48	53	101
25-34 years	135	133	268
35-44 years	169	187	356
45-54 years	365	270	635
55-64 years	1,149	527	1,676
65-74 years	1,934	2,984	4,918
75-84 years	984	1,747	2,731
85+ years	358	536	894
Race	5,142	6,437	11,579
White	3,921	5,096	9,017
Black	548	399	947
American Indian/Alaskan	55	39	94
Other	359	442	801
Unknown	259	461	720
Other race includes Asian, native Hawaiian/Pacific Islander, or other.			
Ethnicity	5,142	6,437	11,579
Hispanic	194	149	343
Non-Hispanic	3,864	4,706	8,570
Unknown	1,084	1,582	2,666
Gender	5,142	6,437	11,579
Female	2,918	3,696	6,614
Male	2,219	2,738	4,957
Unknown	5	3	8



# COVID-19: Santa Rosa County vaccine summary

Vaccination data through Mar 20, 2021 as of Mar 21, 2021 at 12:05 AM

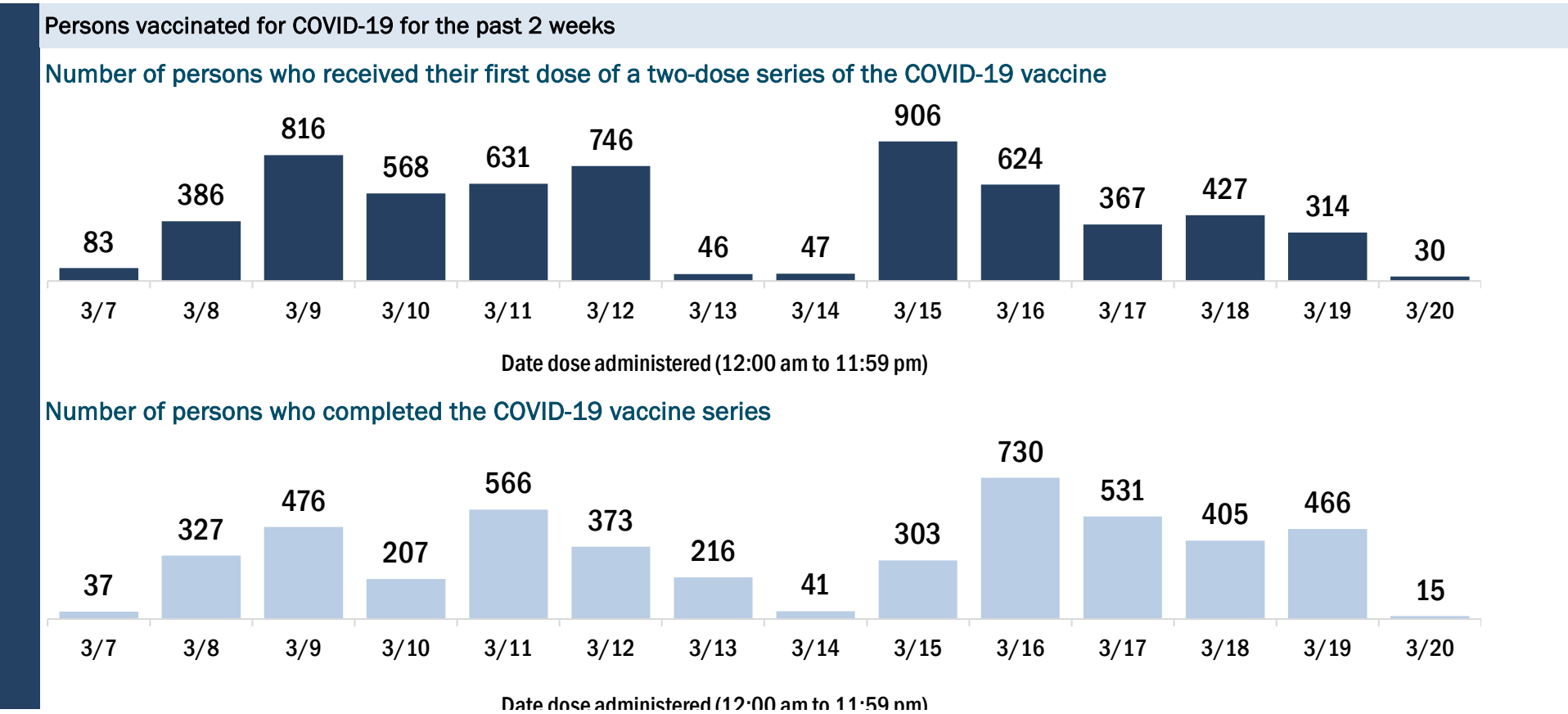
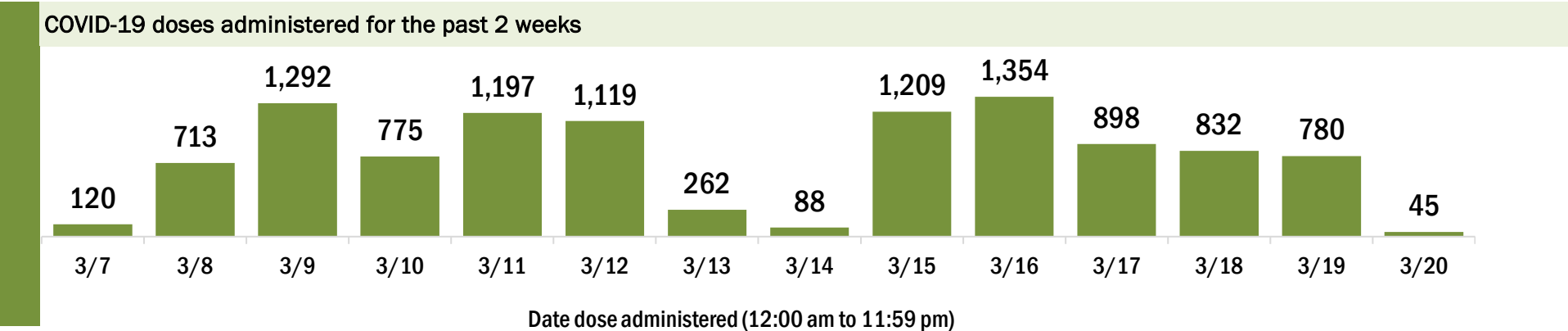
Data in this report are provisional and subject to change.

Data in this summary pertain to COVID-19 vaccines approved by the U.S. Food and Drug Administration and have been issued an Emergency Use Authorization (Janssen COVID-19 Vaccine, Moderna COVID-19 Vaccine and Pfizer-BioNTech COVID-19 Vaccine). These data summarize the number of people who have received either their first dose or have completed the series for a COVID-19 vaccine. **A person can only be counted in one category, first dose or series complete.** For persons receiving Moderna or Pfizer vaccines, once they receive their second dose, they are moved from the first dose column to the series completed column. **Because of this, the total first dose category may show a change from report to report not matching the total receiving their first dose from the previous day.** Persons receiving Johnson & Johnson vaccines will always be counted in the series completed column.

COVID-19 doses for vaccinated persons in Florida	
Doses administered	56,783
People receiving one dose of a 1-dose series (Johnson & Johnson) or receiving only one dose of a 2-dose series (Moderna, Pfizer) count once. Persons receiving both doses of a 2-dose series count twice.	

Current status of persons vaccinated for COVID-19 in Florida	
Total people vaccinated	36,175
First dose	15,046
Series completed	21,129
Completed 1-dose series	521
Completed 2-dose series	20,608
First dose: current number of people who have only received their first dose of the Moderna or Pfizer vaccine.	
Series complete: current number of people who have received both Moderna or Pfizer vaccine doses or one Johnson & Johnson dose and are considered fully immunized.	

Demographic summary	First dose	Series complete	Total people vaccinated
Age group	15,046	21,129	36,175
16-24 years	304	245	549
25-34 years	689	757	1,446
35-44 years	1,044	1,195	2,239
45-54 years	1,673	1,541	3,214
55-64 years	3,900	2,422	6,322
65-74 years	4,597	9,014	13,611
75-84 years	2,188	4,624	6,812
85+ years	651	1,331	1,982
Race	15,046	21,129	36,175
White	10,229	16,020	26,249
Black	485	520	1,005
American Indian/Alaskan	103	116	219
Other	973	1,513	2,486
Unknown	3,256	2,960	6,216
Other race includes Asian, native Hawaiian/Pacific Islander, or other.			
Ethnicity	15,046	21,129	36,175
Hispanic	364	310	674
Non-Hispanic	8,912	12,967	21,879
Unknown	5,770	7,852	13,622
Gender	15,046	21,129	36,175
Female	8,753	12,085	20,838
Male	6,281	9,044	15,325
Unknown	12	0	12



# COVID-19: Sarasota County vaccine summary

Vaccination data through Mar 20, 2021 as of Mar 21, 2021 at 12:05 AM

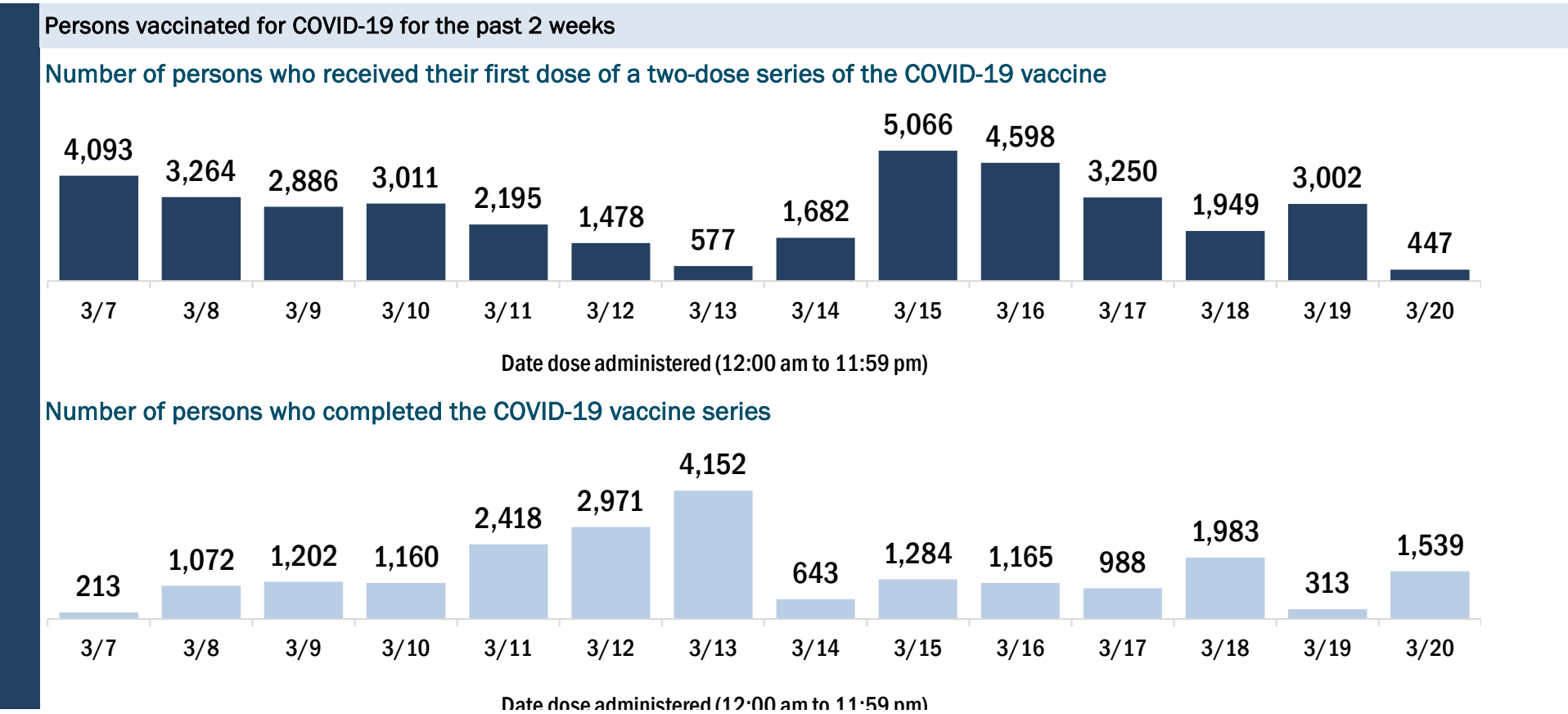
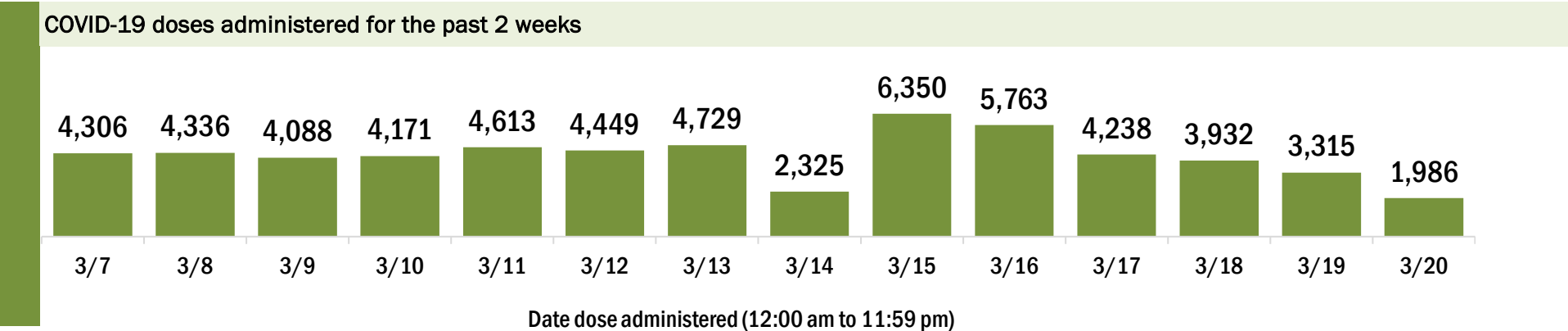
Data in this report are provisional and subject to change.

Data in this summary pertain to COVID-19 vaccines approved by the U.S. Food and Drug Administration and have been issued an Emergency Use Authorization (Janssen COVID-19 Vaccine, Moderna COVID-19 Vaccine and Pfizer-BioNTech COVID-19 Vaccine). These data summarize the number of people who have received either their first dose or have completed the series for a COVID-19 vaccine. **A person can only be counted in one category, first dose or series complete.** For persons receiving Moderna or Pfizer vaccines, once they receive their second dose, they are moved from the first dose column to the series completed column. **Because of this, the total first dose category may show a change from report to report not matching the total receiving their first dose from the previous day.** Persons receiving Johnson & Johnson vaccines will always be counted in the series completed column.

COVID-19 doses for vaccinated persons in Florida	
Doses administered	220,303
People receiving one dose of a 1-dose series (Johnson & Johnson) or receiving only one dose of a 2-dose series (Moderna, Pfizer) count once. Persons receiving both doses of a 2-dose series count twice.	

Current status of persons vaccinated for COVID-19 in Florida	
Total people vaccinated	151,551
First dose	79,902
Series completed	71,649
Completed 1-dose series	2,897
Completed 2-dose series	68,752
<b>First dose:</b> current number of people who have only received their first dose of the Moderna or Pfizer vaccine.	
<b>Series complete:</b> current number of people who have received both Moderna or Pfizer vaccine doses or one Johnson & Johnson dose and are considered fully immunized.	

Demographic summary	First dose	Series complete	Total people vaccinated
Age group	79,902	71,649	151,551
16-24 years	675	574	1,249
25-34 years	1,125	1,753	2,878
35-44 years	1,588	2,300	3,888
45-54 years	2,544	3,718	6,262
55-64 years	9,683	6,186	15,869
65-74 years	33,089	31,426	64,515
75-84 years	23,799	18,177	41,976
85+ years	7,399	7,515	14,914
Race	79,902	71,649	151,551
White	65,674	54,528	120,202
Black	749	836	1,585
American Indian/Alaskan	239	304	543
Other	3,403	7,039	10,442
Unknown	9,837	8,942	18,779
Other race includes Asian, native Hawaiian/Pacific Islander, or other.			
Ethnicity	79,902	71,649	151,551
Hispanic	1,583	1,276	2,859
Non-Hispanic	53,444	45,109	98,553
Unknown	24,875	25,264	50,139
Gender	79,902	71,649	151,551
Female	44,551	41,452	86,003
Male	35,238	30,150	65,388
Unknown	113	47	160



# COVID-19: Seminole County vaccine summary

Vaccination data through Mar 20, 2021 as of Mar 21, 2021 at 12:05 AM

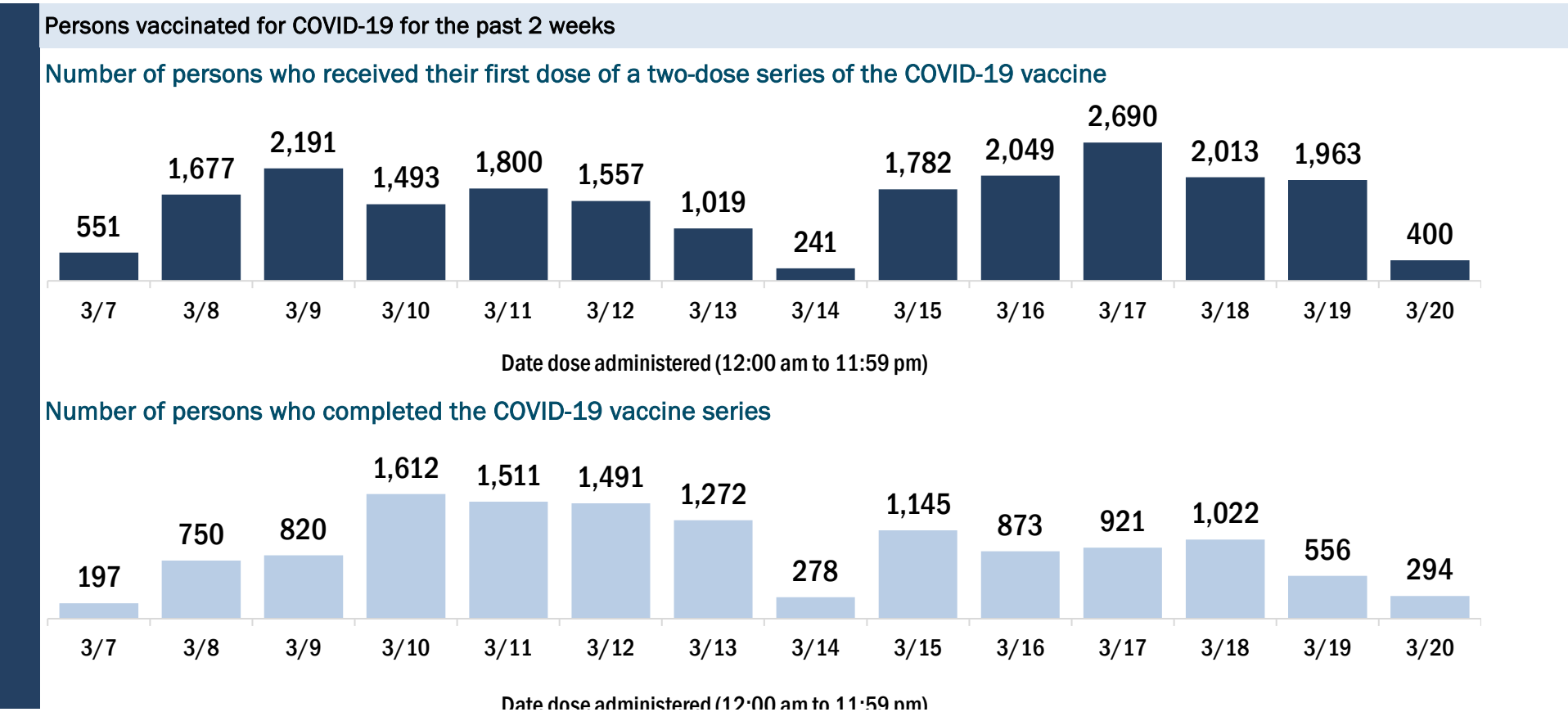
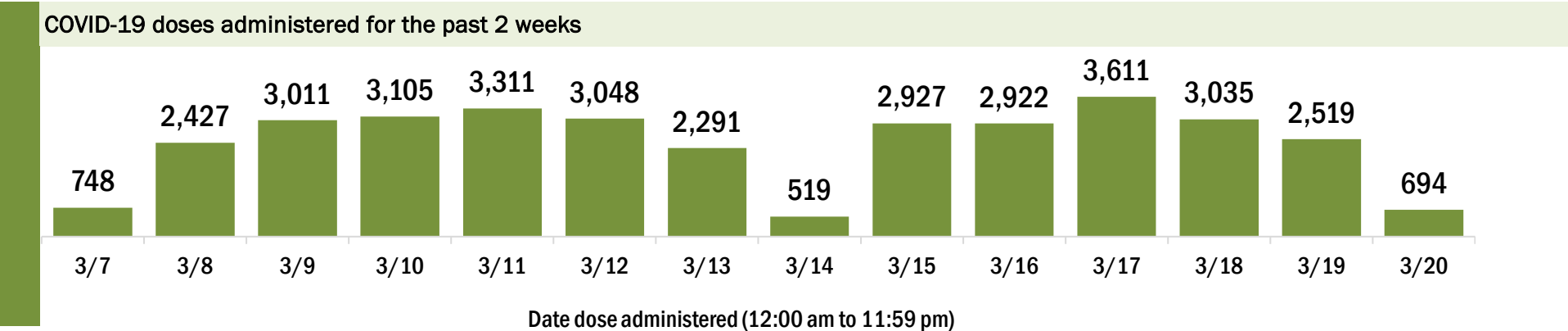
Data in this report are provisional and subject to change.

Data in this summary pertain to COVID-19 vaccines approved by the U.S. Food and Drug Administration and have been issued an Emergency Use Authorization (Janssen COVID-19 Vaccine, Moderna COVID-19 Vaccine and Pfizer-BioNTech COVID-19 Vaccine). These data summarize the number of people who have received either their first dose or have completed the series for a COVID-19 vaccine. **A person can only be counted in one category, first dose or series complete.** For persons receiving Moderna or Pfizer vaccines, once they receive their second dose, they are moved from the first dose column to the series completed column. **Because of this, the total first dose category may show a change from report to report not matching the total receiving their first dose from the previous day.** Persons receiving Johnson & Johnson vaccines will always be counted in the series completed column.

COVID-19 doses for vaccinated persons in Florida	
Doses administered	138,926
People receiving one dose of a 1-dose series (Johnson & Johnson) or receiving only one dose of a 2-dose series (Moderna, Pfizer) count once. Persons receiving both doses of a 2-dose series count twice.	

Current status of persons vaccinated for COVID-19 in Florida	
Total people vaccinated	89,132
First dose	35,643
Series completed	53,489
Completed 1-dose series	3,695
Completed 2-dose series	49,794
<b>First dose:</b> current number of people who have only received their first dose of the Moderna or Pfizer vaccine.	
<b>Series complete:</b> current number of people who have received both Moderna or Pfizer vaccine doses or one Johnson & Johnson dose and are considered fully immunized.	

Demographic summary	First dose	Series complete	Total people vaccinated
Age group	35,643	53,489	89,132
16-24 years	1,438	910	2,348
25-34 years	3,003	2,622	5,625
35-44 years	4,244	3,586	7,830
45-54 years	5,417	4,159	9,576
55-64 years	10,809	4,986	15,795
65-74 years	6,365	21,915	28,280
75-84 years	3,099	11,023	14,122
85+ years	1,268	4,288	5,556
Race	35,643	53,489	89,132
White	23,408	39,436	62,844
Black	2,193	3,389	5,582
American Indian/Alaskan	130	317	447
Other	4,571	8,132	12,703
Unknown	5,341	2,215	7,556
Other race includes Asian, native Hawaiian/Pacific Islander, or other.			
Ethnicity	35,643	53,489	89,132
Hispanic	3,173	4,897	8,070
Non-Hispanic	19,008	35,589	54,597
Unknown	13,462	13,003	26,465
Gender	35,643	53,489	89,132
Female	20,845	32,307	53,152
Male	14,563	21,137	35,700
Unknown	235	45	280



# COVID-19: St. Johns County vaccine summary

Vaccination data through Mar 20, 2021 as of Mar 21, 2021 at 12:05 AM

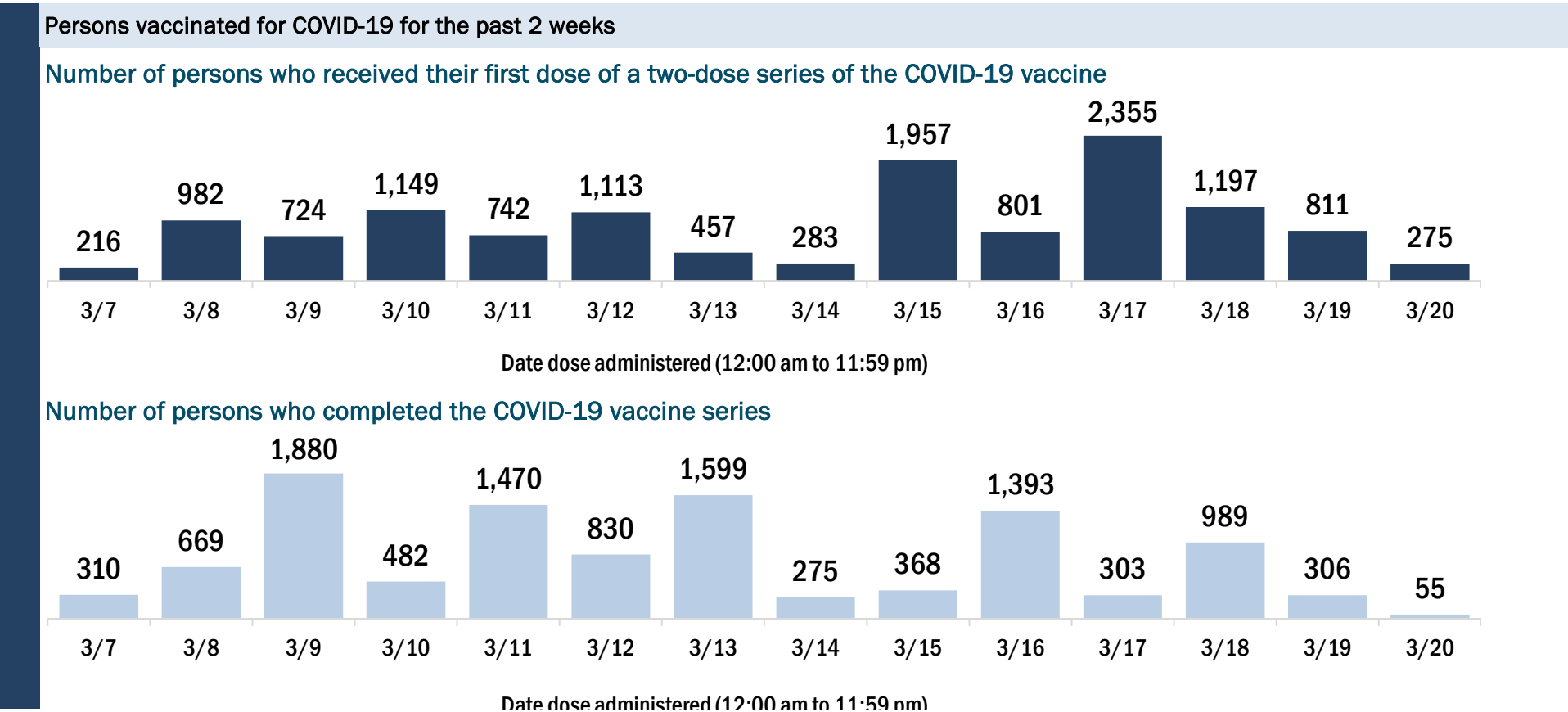
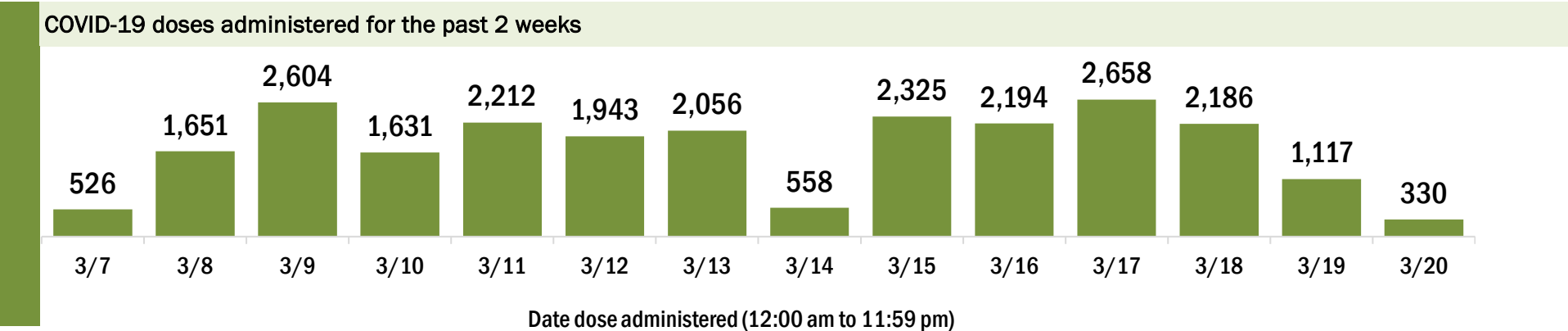
Data in this report are provisional and subject to change.

Data in this summary pertain to COVID-19 vaccines approved by the U.S. Food and Drug Administration and have been issued an Emergency Use Authorization (Janssen COVID-19 Vaccine, Moderna COVID-19 Vaccine and Pfizer-BioNTech COVID-19 Vaccine). These data summarize the number of people who have received either their first dose or have completed the series for a COVID-19 vaccine. **A person can only be counted in one category, first dose or series complete.** For persons receiving Moderna or Pfizer vaccines, once they receive their second dose, they are moved from the first dose column to the series completed column. **Because of this, the total first dose category may show a change from report to report not matching the total receiving their first dose from the previous day.** Persons receiving Johnson & Johnson vaccines will always be counted in the series completed column.

COVID-19 doses for vaccinated persons in Florida	
Doses administered	132,189
People receiving one dose of a 1-dose series (Johnson & Johnson) or receiving only one dose of a 2-dose series (Moderna, Pfizer) count once. Persons receiving both doses of a 2-dose series count twice.	

Current status of persons vaccinated for COVID-19 in Florida	
Total people vaccinated	79,161
First dose	24,173
Series completed	54,988
Completed 1-dose series	1,960
Completed 2-dose series	53,028
First dose: current number of people who have only received their first dose of the Moderna or Pfizer vaccine.	
Series complete: current number of people who have received both Moderna or Pfizer vaccine doses or one Johnson & Johnson dose and are considered fully immunized.	

Demographic summary	First dose	Series complete	Total people vaccinated
Age group	24,173	54,988	79,161
16-24 years	855	629	1,484
25-34 years	1,267	1,796	3,063
35-44 years	2,880	3,741	6,621
45-54 years	3,640	3,924	7,564
55-64 years	8,636	5,504	14,140
65-74 years	4,157	24,065	28,222
75-84 years	2,008	11,980	13,988
85+ years	730	3,349	4,079
Race	24,173	54,988	79,161
White	17,325	41,074	58,399
Black	721	1,457	2,178
American Indian/Alaskan	50	180	230
Other	2,415	5,437	7,852
Unknown	3,662	6,840	10,502
Other race includes Asian, native Hawaiian/Pacific Islander, or other.			
Ethnicity	24,173	54,988	79,161
Hispanic	894	1,387	2,281
Non-Hispanic	15,171	35,085	50,256
Unknown	8,108	18,516	26,624
Gender	24,173	54,988	79,161
Female	13,973	30,976	44,949
Male	10,180	24,001	34,181
Unknown	20	11	31



# COVID-19: St. Lucie County vaccine summary

Vaccination data through Mar 20, 2021 as of Mar 21, 2021 at 12:05 AM

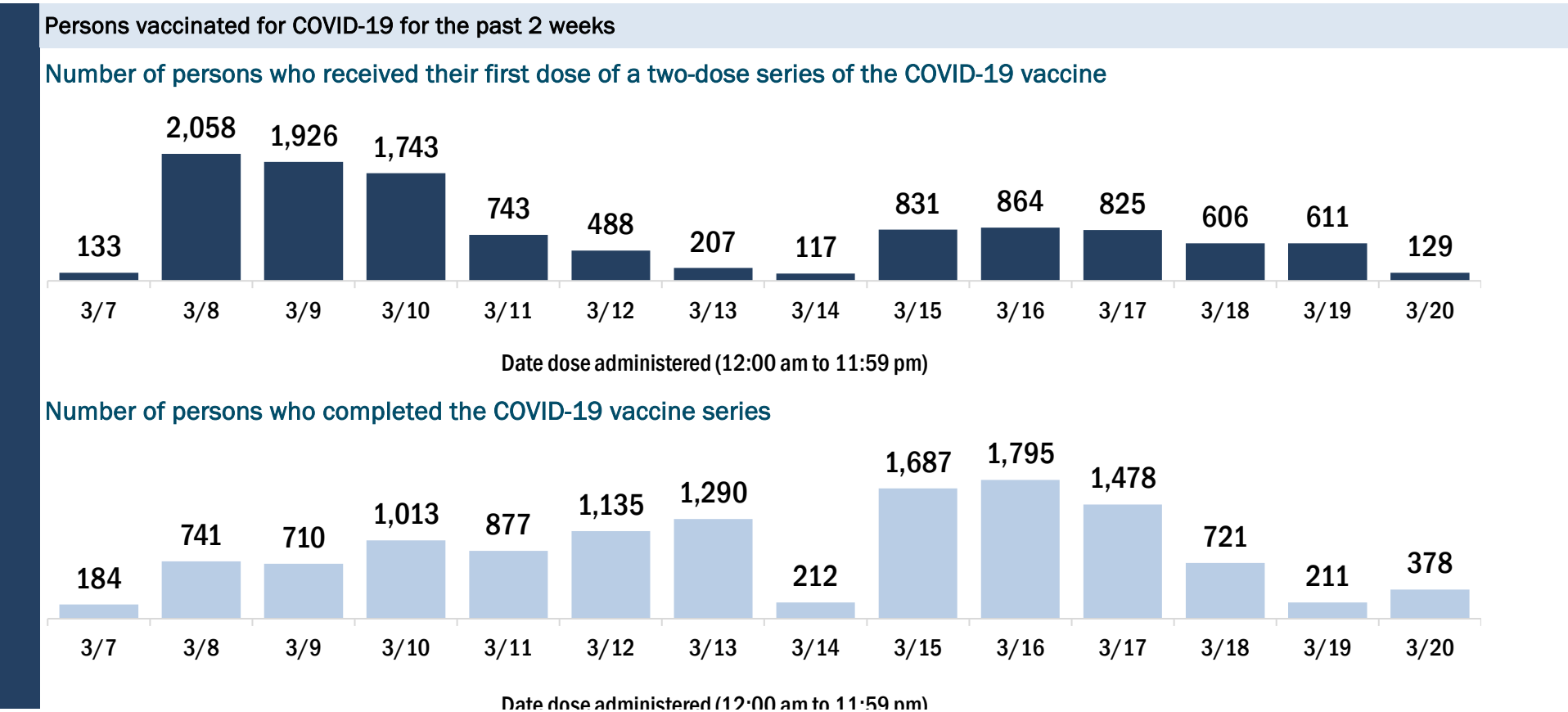
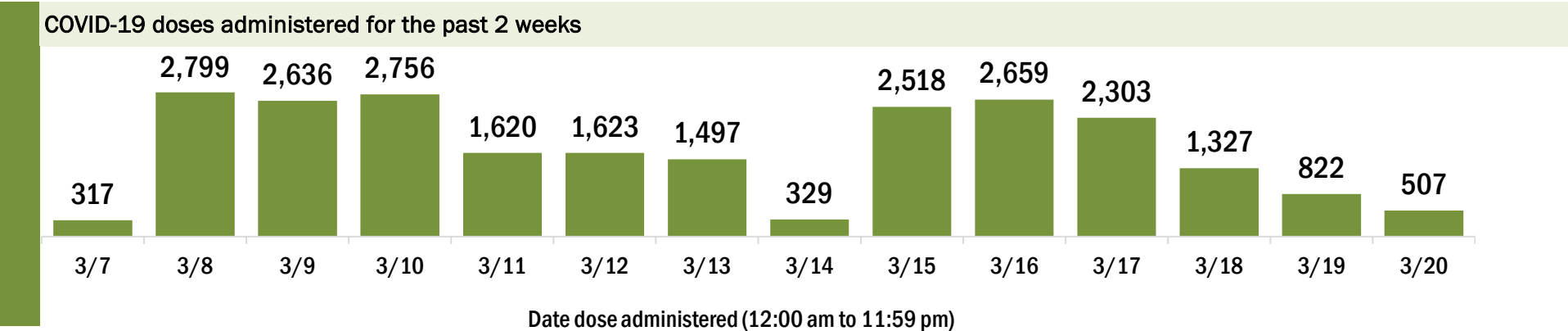
Data in this report are provisional and subject to change.

Data in this summary pertain to COVID-19 vaccines approved by the U.S. Food and Drug Administration and have been issued an Emergency Use Authorization (Janssen COVID-19 Vaccine, Moderna COVID-19 Vaccine and Pfizer-BioNTech COVID-19 Vaccine). These data summarize the number of people who have received either their first dose or have completed the series for a COVID-19 vaccine. **A person can only be counted in one category, first dose or series complete.** For persons receiving Moderna or Pfizer vaccines, once they receive their second dose, they are moved from the first dose column to the series completed column. **Because of this, the total first dose category may show a change from report to report not matching the total receiving their first dose from the previous day.** Persons receiving Johnson & Johnson vaccines will always be counted in the series completed column.

COVID-19 doses for vaccinated persons in Florida	
Doses administered	110,706
People receiving one dose of a 1-dose series (Johnson & Johnson) or receiving only one dose of a 2-dose series (Moderna, Pfizer) count once. Persons receiving both doses of a 2-dose series count twice.	

Current status of persons vaccinated for COVID-19 in Florida	
Total people vaccinated	68,920
First dose	26,253
Series completed	42,667
Completed 1-dose series	881
Completed 2-dose series	41,786
First dose: current number of people who have only received their first dose of the Moderna or Pfizer vaccine.	
Series complete: current number of people who have received both Moderna or Pfizer vaccine doses or one Johnson & Johnson dose and are considered fully immunized.	

Demographic summary	First dose	Series complete	Total people vaccinated
Age group	26,253	42,667	68,920
16-24 years	340	322	662
25-34 years	767	889	1,656
35-44 years	1,208	1,392	2,600
45-54 years	2,275	2,018	4,293
55-64 years	5,585	3,309	8,894
65-74 years	9,107	19,497	28,604
75-84 years	5,325	11,653	16,978
85+ years	1,646	3,587	5,233
Race	26,253	42,667	68,920
White	17,535	28,706	46,241
Black	2,557	3,541	6,098
American Indian/Alaskan	183	187	370
Other	1,995	4,023	6,018
Unknown	3,983	6,210	10,193
Other race includes Asian, native Hawaiian/Pacific Islander, or other.			
Ethnicity	26,253	42,667	68,920
Hispanic	2,391	2,166	4,557
Non-Hispanic	14,819	24,585	39,404
Unknown	9,043	15,916	24,959
Gender	26,253	42,667	68,920
Female	15,034	24,591	39,625
Male	11,140	18,057	29,197
Unknown	79	19	98



# COVID-19: Sumter County vaccine summary

Vaccination data through Mar 20, 2021 as of Mar 21, 2021 at 12:05 AM

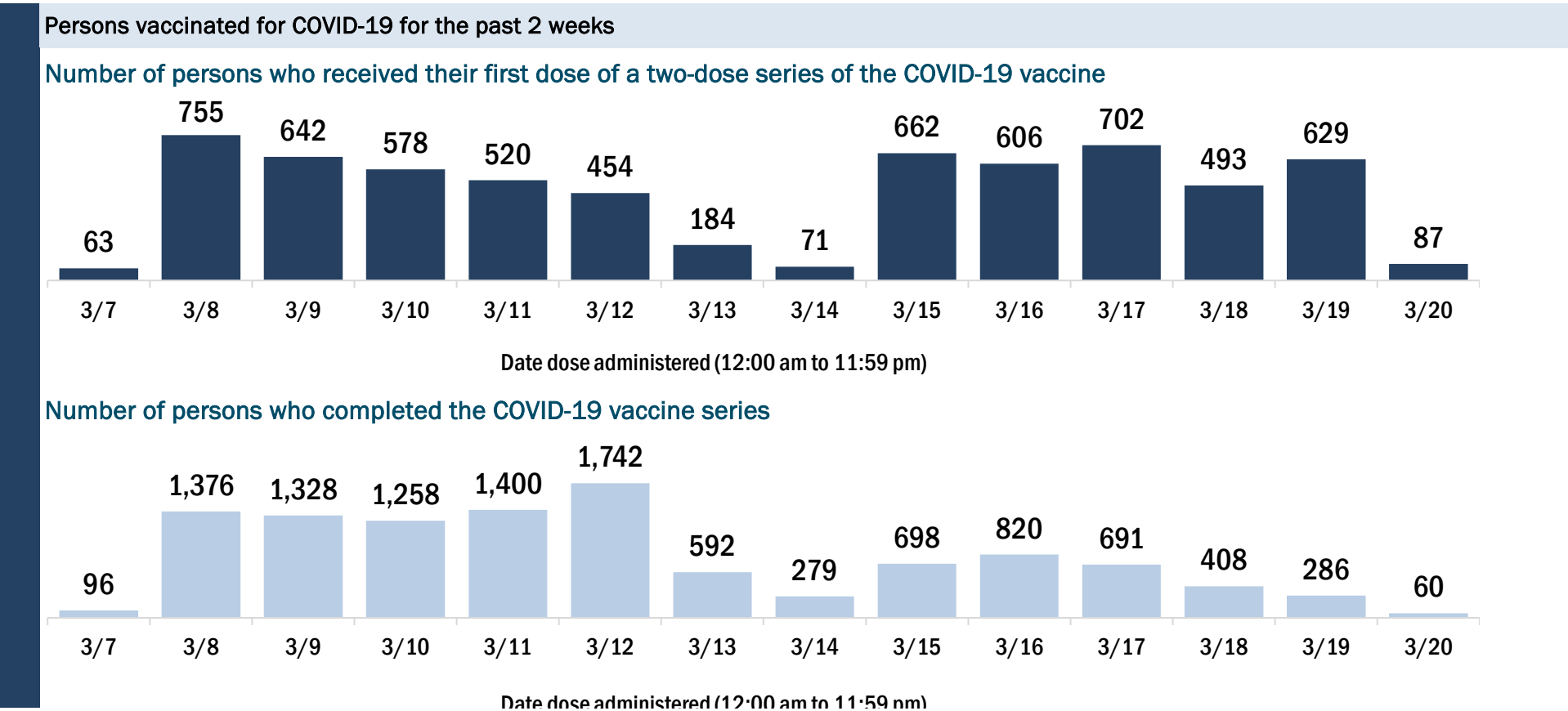
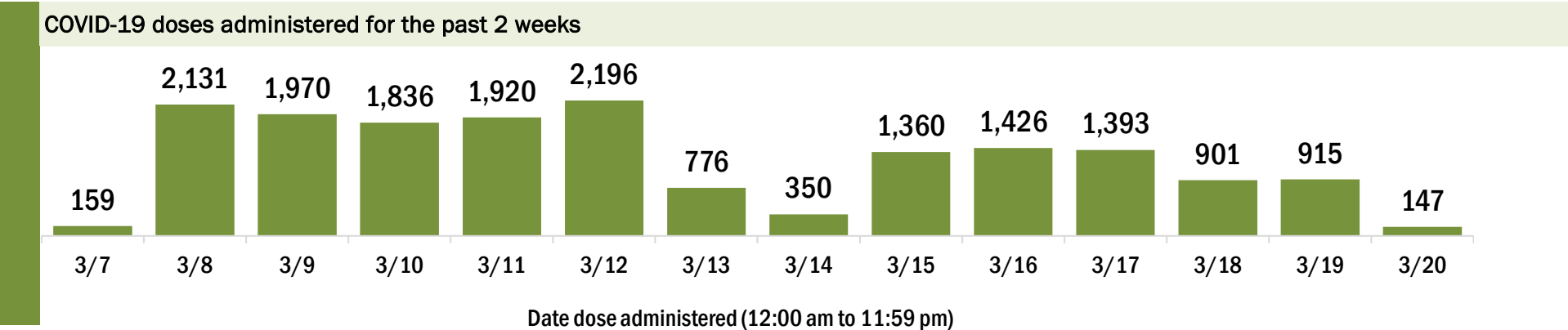
Data in this report are provisional and subject to change.

Data in this summary pertain to COVID-19 vaccines approved by the U.S. Food and Drug Administration and have been issued an Emergency Use Authorization (Janssen COVID-19 Vaccine, Moderna COVID-19 Vaccine and Pfizer-BioNTech COVID-19 Vaccine). These data summarize the number of people who have received either their first dose or have completed the series for a COVID-19 vaccine. **A person can only be counted in one category, first dose or series complete.** For persons receiving Moderna or Pfizer vaccines, once they receive their second dose, they are moved from the first dose column to the series completed column. **Because of this, the total first dose category may show a change from report to report not matching the total receiving their first dose from the previous day.** Persons receiving Johnson & Johnson vaccines will always be counted in the series completed column.

COVID-19 doses for vaccinated persons in Florida	
Doses administered	84,288
People receiving one dose of a 1-dose series (Johnson & Johnson) or receiving only one dose of a 2-dose series (Moderna, Pfizer) count once. Persons receiving both doses of a 2-dose series count twice.	

Current status of persons vaccinated for COVID-19 in Florida	
Total people vaccinated	53,022
First dose	19,015
Series completed	34,007
Completed 1-dose series	2,741
Completed 2-dose series	31,266
First dose: current number of people who have only received their first dose of the Moderna or Pfizer vaccine.	
Series complete: current number of people who have received both Moderna or Pfizer vaccine doses or one Johnson & Johnson dose and are considered fully immunized.	

Demographic summary	First dose	Series complete	Total people vaccinated
Age group	19,015	34,007	53,022
16-24 years	48	42	90
25-34 years	109	115	224
35-44 years	169	157	326
45-54 years	373	277	650
55-64 years	3,232	971	4,203
65-74 years	8,229	18,326	26,555
75-84 years	5,670	12,218	17,888
85+ years	1,185	1,901	3,086
Race	19,015	34,007	53,022
White	14,265	27,426	41,691
Black	266	322	588
American Indian/Alaskan	24	110	134
Other	936	1,435	2,371
Unknown	3,524	4,714	8,238
Other race includes Asian, native Hawaiian/Pacific Islander, or other.			
Ethnicity	19,015	34,007	53,022
Hispanic	274	398	672
Non-Hispanic	9,540	18,974	28,514
Unknown	9,201	14,635	23,836
Gender	19,015	34,007	53,022
Female	10,781	18,904	29,685
Male	8,159	15,099	23,258
Unknown	75	4	79



# COVID-19: Suwannee County vaccine summary

Vaccination data through Mar 20, 2021 as of Mar 21, 2021 at 12:05 AM

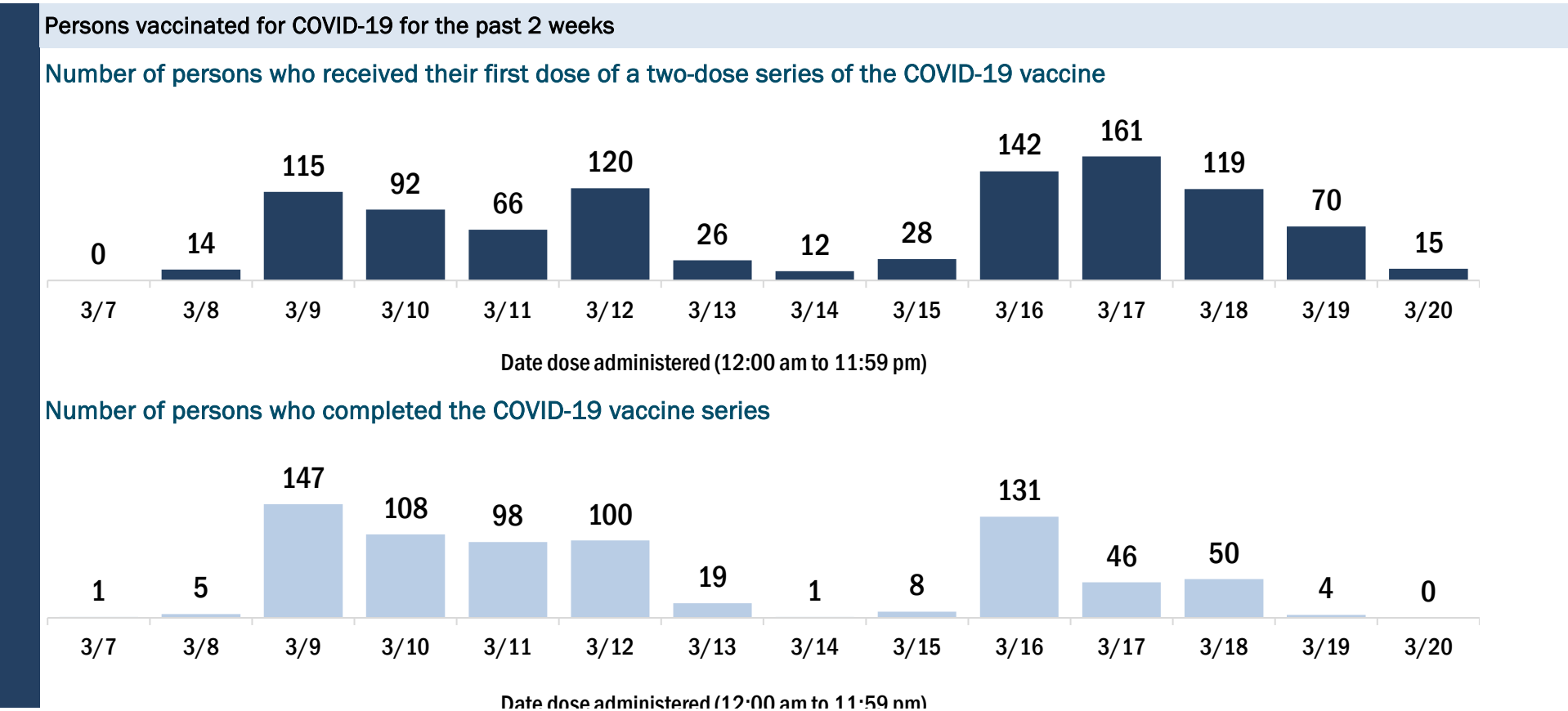
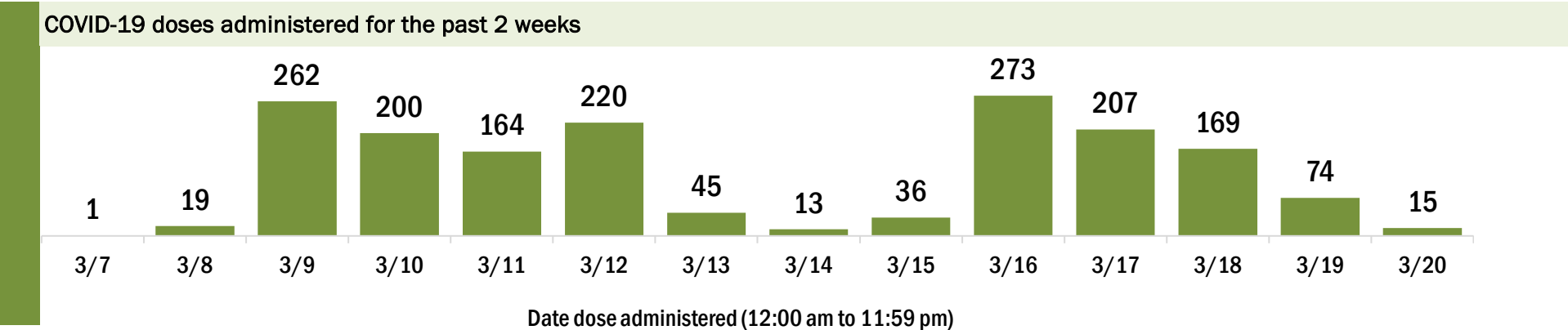
Data in this report are provisional and subject to change.

Data in this summary pertain to COVID-19 vaccines approved by the U.S. Food and Drug Administration and have been issued an Emergency Use Authorization (Janssen COVID-19 Vaccine, Moderna COVID-19 Vaccine and Pfizer-BioNTech COVID-19 Vaccine). These data summarize the number of people who have received either their first dose or have completed the series for a COVID-19 vaccine. **A person can only be counted in one category, first dose or series complete.** For persons receiving Moderna or Pfizer vaccines, once they receive their second dose, they are moved from the first dose column to the series completed column. **Because of this, the total first dose category may show a change from report to report not matching the total receiving their first dose from the previous day.** Persons receiving Johnson & Johnson vaccines will always be counted in the series completed column.

COVID-19 doses for vaccinated persons in Florida	
Doses administered	11,213
People receiving one dose of a 1-dose series (Johnson & Johnson) or receiving only one dose of a 2-dose series (Moderna, Pfizer) count once. Persons receiving both doses of a 2-dose series count twice.	

Current status of persons vaccinated for COVID-19 in Florida	
Total people vaccinated	6,545
First dose	1,836
Series completed	4,709
Completed 1-dose series	41
Completed 2-dose series	4,668
First dose: current number of people who have only received their first dose of the Moderna or Pfizer vaccine.	
Series complete: current number of people who have received both Moderna or Pfizer vaccine doses or one Johnson & Johnson dose and are considered fully immunized.	

Demographic summary	First dose	Series complete	Total people vaccinated
Age group	1,836	4,709	6,545
16-24 years	44	32	76
25-34 years	62	69	131
35-44 years	98	106	204
45-54 years	162	137	299
55-64 years	692	307	999
65-74 years	460	2,120	2,580
75-84 years	229	1,438	1,667
85+ years	89	500	589
Race	1,836	4,709	6,545
White	1,221	3,311	4,532
Black	190	275	465
American Indian/Alaskan	3	4	7
Other	125	309	434
Unknown	297	810	1,107
Other race includes Asian, native Hawaiian/Pacific Islander, or other.			
Ethnicity	1,836	4,709	6,545
Hispanic	61	75	136
Non-Hispanic	954	2,221	3,175
Unknown	821	2,413	3,234
Gender	1,836	4,709	6,545
Female	1,143	2,739	3,882
Male	693	1,970	2,663
Unknown	0	0	0



# COVID-19: Taylor County vaccine summary

Vaccination data through Mar 20, 2021 as of Mar 21, 2021 at 12:05 AM

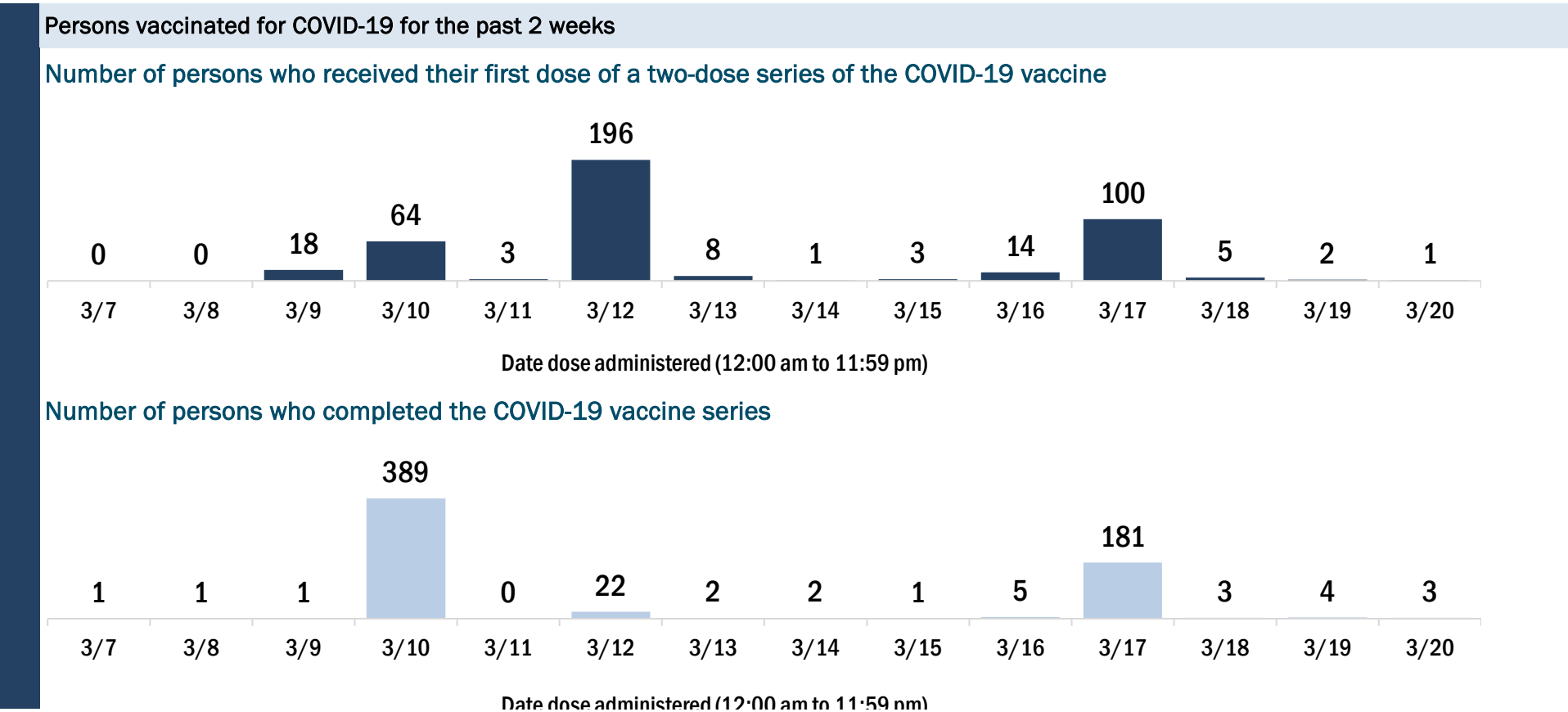
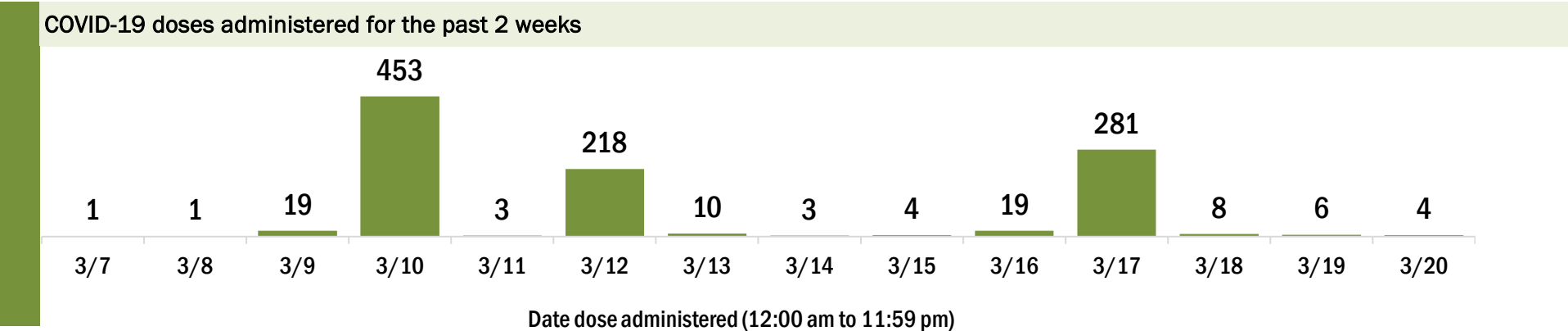
Data in this report are provisional and subject to change.

Data in this summary pertain to COVID-19 vaccines approved by the U.S. Food and Drug Administration and have been issued an Emergency Use Authorization (Janssen COVID-19 Vaccine, Moderna COVID-19 Vaccine and Pfizer-BioNTech COVID-19 Vaccine). These data summarize the number of people who have received either their first dose or have completed the series for a COVID-19 vaccine. **A person can only be counted in one category, first dose or series complete.** For persons receiving Moderna or Pfizer vaccines, once they receive their second dose, they are moved from the first dose column to the series completed column. **Because of this, the total first dose category may show a change from report to report not matching the total receiving their first dose from the previous day.** Persons receiving Johnson & Johnson vaccines will always be counted in the series completed column.

COVID-19 doses for vaccinated persons in Florida	
Doses administered	5,955
People receiving one dose of a 1-dose series (Johnson & Johnson) or receiving only one dose of a 2-dose series (Moderna, Pfizer) count once. Persons receiving both doses of a 2-dose series count twice.	

Current status of persons vaccinated for COVID-19 in Florida	
Total people vaccinated	3,673
First dose	1,383
Series completed	2,290
Completed 1-dose series	8
Completed 2-dose series	2,282
First dose: current number of people who have only received their first dose of the Moderna or Pfizer vaccine.	
Series complete: current number of people who have received both Moderna or Pfizer vaccine doses or one Johnson & Johnson dose and are considered fully immunized.	

Demographic summary	First dose	Series complete	Total people vaccinated
Age group	1,383	2,290	3,673
16-24 years	32	10	42
25-34 years	38	39	77
35-44 years	66	41	107
45-54 years	118	84	202
55-64 years	391	236	627
65-74 years	439	1,048	1,487
75-84 years	228	652	880
85+ years	71	180	251
Race	1,383	2,290	3,673
White	937	1,687	2,624
Black	184	209	393
American Indian/Alaskan	10	19	29
Other	53	166	219
Unknown	199	209	408
Other race includes Asian, native Hawaiian/Pacific Islander, or other.			
Ethnicity	1,383	2,290	3,673
Hispanic	18	24	42
Non-Hispanic	777	1,174	1,951
Unknown	588	1,092	1,680
Gender	1,383	2,290	3,673
Female	760	1,273	2,033
Male	623	1,017	1,640
Unknown	0	0	0



# COVID-19: Union County vaccine summary

Vaccination data through Mar 20, 2021 as of Mar 21, 2021 at 12:05 AM

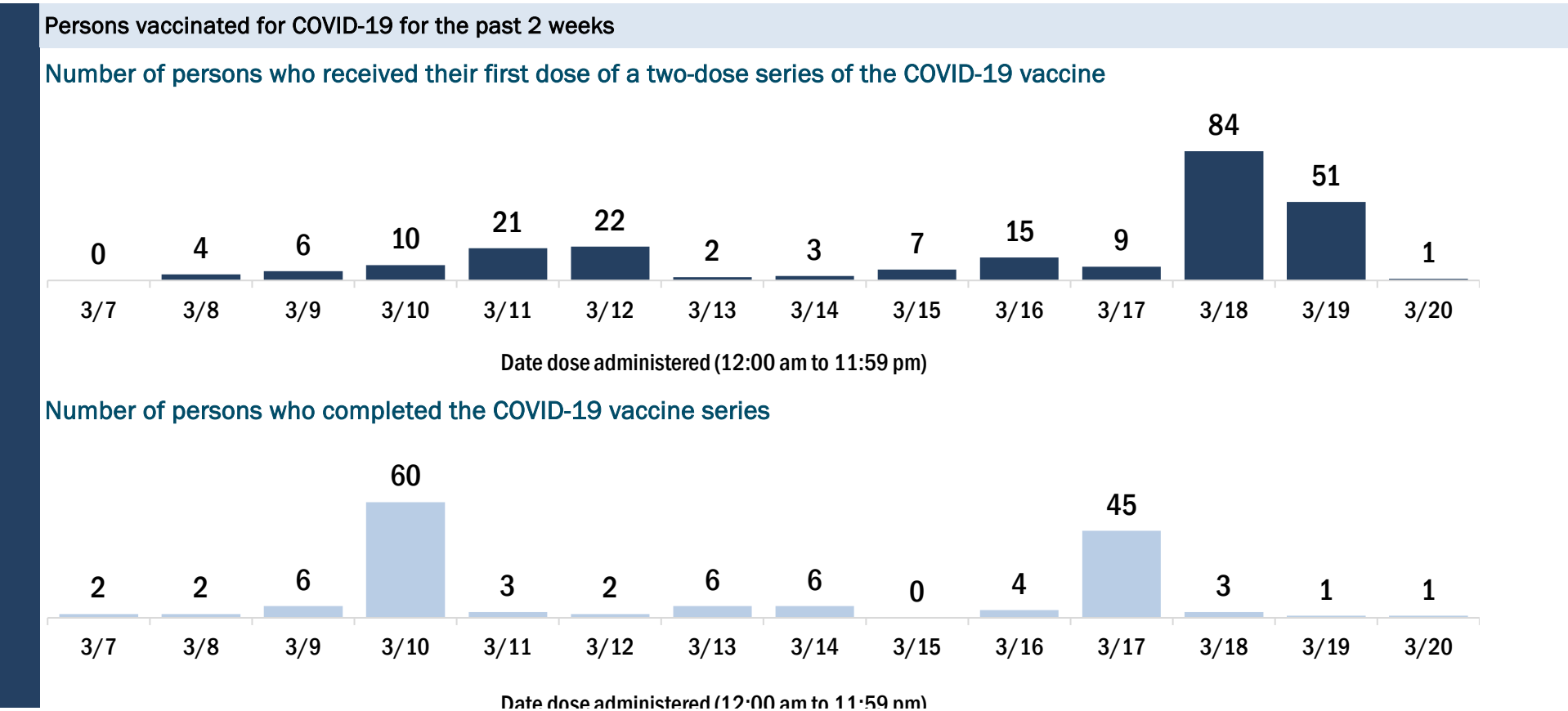
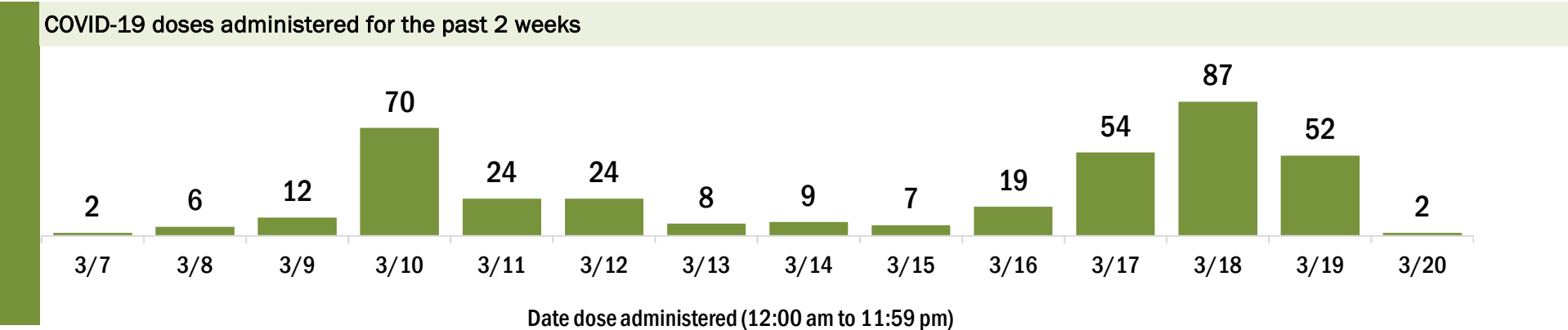
Data in this report are provisional and subject to change.

Data in this summary pertain to COVID-19 vaccines approved by the U.S. Food and Drug Administration and have been issued an Emergency Use Authorization (Janssen COVID-19 Vaccine, Moderna COVID-19 Vaccine and Pfizer-BioNTech COVID-19 Vaccine). These data summarize the number of people who have received either their first dose or have completed the series for a COVID-19 vaccine. **A person can only be counted in one category, first dose or series complete.** For persons receiving Moderna or Pfizer vaccines, once they receive their second dose, they are moved from the first dose column to the series completed column. **Because of this, the total first dose category may show a change from report to report not matching the total receiving their first dose from the previous day.** Persons receiving Johnson & Johnson vaccines will always be counted in the series completed column.

COVID-19 doses for vaccinated persons in Florida	
Doses administered	2,710
People receiving one dose of a 1-dose series (Johnson & Johnson) or receiving only one dose of a 2-dose series (Moderna, Pfizer) count once. Persons receiving both doses of a 2-dose series count twice.	

Current status of persons vaccinated for COVID-19 in Florida	
Total people vaccinated	1,568
First dose	416
Series completed	1,152
Completed 1-dose series	10
Completed 2-dose series	1,142
<b>First dose:</b> current number of people who have only received their first dose of the Moderna or Pfizer vaccine.	
<b>Series complete:</b> current number of people who have received both Moderna or Pfizer vaccine doses or one Johnson & Johnson dose and are considered fully immunized.	

Demographic summary	First dose	Series complete	Total people vaccinated
Age group	416	1,152	1,568
16-24 years	8	12	20
25-34 years	20	48	68
35-44 years	26	35	61
45-54 years	34	51	85
55-64 years	161	93	254
65-74 years	114	508	622
75-84 years	41	312	353
85+ years	12	93	105
Race	416	1,152	1,568
White	306	960	1,266
Black	52	75	127
American Indian/Alaskan	7	10	17
Other	32	93	125
Unknown	19	14	33
Other race includes Asian, native Hawaiian/Pacific Islander, or other.			
Ethnicity	416	1,152	1,568
Hispanic	16	19	35
Non-Hispanic	329	1,075	1,404
Unknown	71	58	129
Gender	416	1,152	1,568
Female	253	652	905
Male	163	500	663
Unknown	0	0	0



# COVID-19: Volusia County vaccine summary

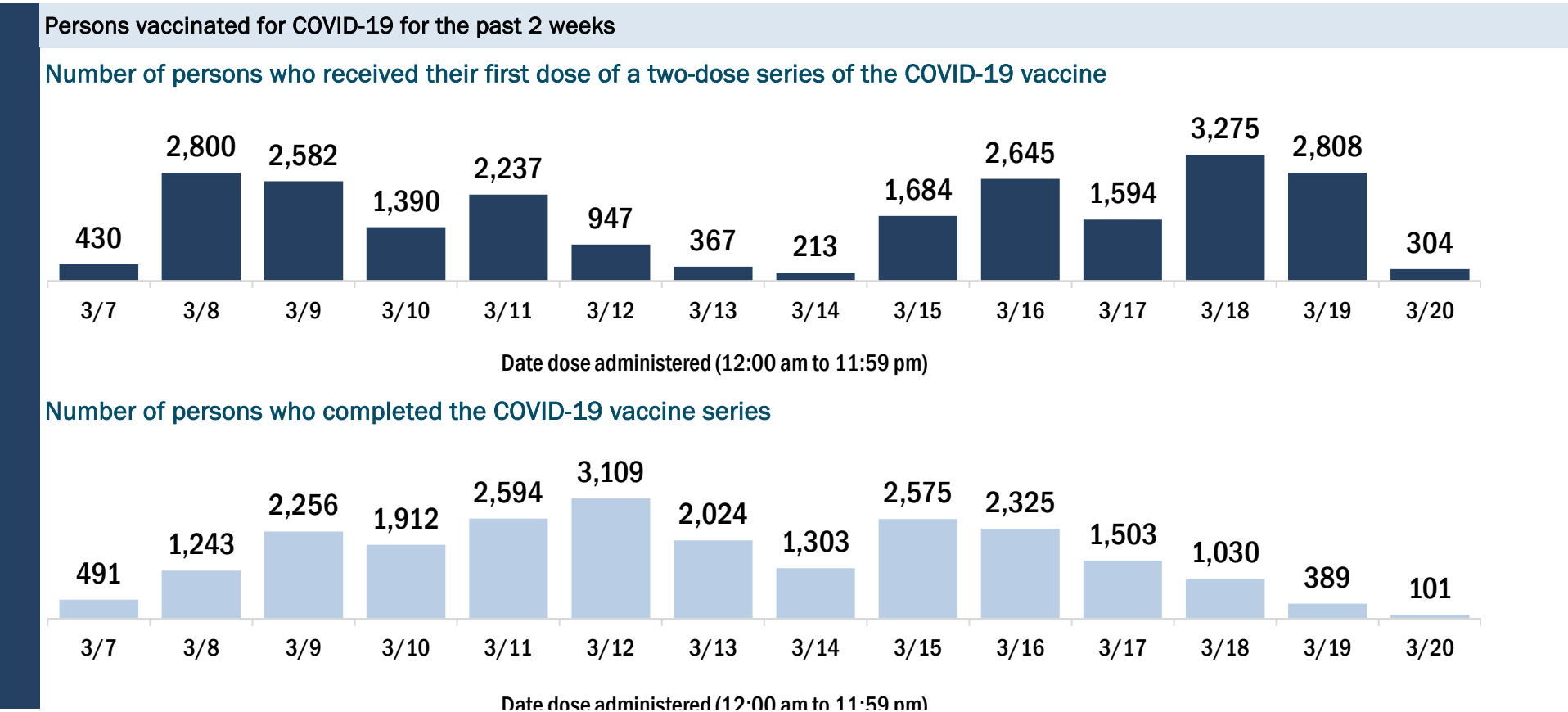
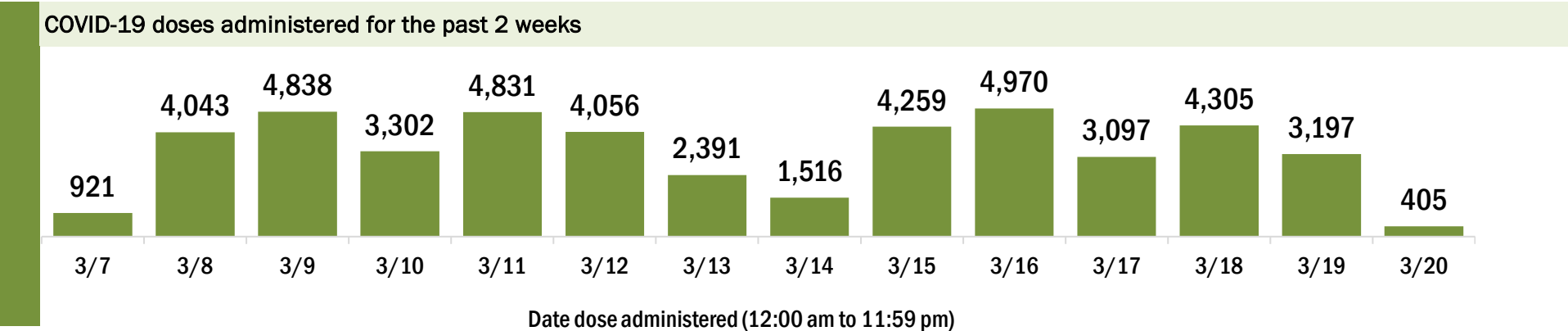
Vaccination data through Mar 20, 2021 as of Mar 21, 2021 at 12:05 AM

Data in this report are provisional and subject to change.

Data in this summary pertain to COVID-19 vaccines approved by the U.S. Food and Drug Administration and have been issued an Emergency Use Authorization (Janssen COVID-19 Vaccine, Moderna COVID-19 Vaccine and Pfizer-BioNTech COVID-19 Vaccine). These data summarize the number of people who have received either their first dose or have completed the series for a COVID-19 vaccine. **A person can only be counted in one category, first dose or series complete.** For persons receiving Moderna or Pfizer vaccines, once they receive their second dose, they are moved from the first dose column to the series completed column. **Because of this, the total first dose category may show a change from report to report not matching the total receiving their first dose from the previous day.** Persons receiving Johnson & Johnson vaccines will always be counted in the series completed column.

COVID-19 doses for vaccinated persons in Florida	
Doses administered	190,628
People receiving one dose of a 1-dose series (Johnson & Johnson) or receiving only one dose of a 2-dose series (Moderna, Pfizer) count once. Persons receiving both doses of a 2-dose series count twice.	
Current status of persons vaccinated for COVID-19 in Florida	
Total people vaccinated	124,981
First dose	50,156
Series completed	74,825
Completed 1-dose series	9,178
Completed 2-dose series	65,647
First dose: current number of people who have only received their first dose of the Moderna or Pfizer vaccine.	
Series complete: current number of people who have received both Moderna or Pfizer vaccine doses or one Johnson & Johnson dose and are considered fully immunized.	

Demographic summary		First dose	Series complete	Total people vaccinated
Age group		50,156	74,825	124,981
16-24 years		792	774	1,566
25-34 years		1,606	2,122	3,728
35-44 years		2,160	2,867	5,027
45-54 years		3,582	4,064	7,646
55-64 years		11,123	7,111	18,234
65-74 years		17,688	32,467	50,155
75-84 years		9,996	18,517	28,513
85+ years		3,209	6,903	10,112
Race		50,156	74,825	124,981
White		34,824	46,448	81,272
Black		2,322	2,558	4,880
American Indian/Alaskan		225	274	499
Other		4,059	10,953	15,012
Unknown		8,726	14,592	23,318
Other race includes Asian, native Hawaiian/Pacific Islander, or other.				
Ethnicity		50,156	74,825	124,981
Hispanic		2,843	2,374	5,217
Non-Hispanic		27,055	32,312	59,367
Unknown		20,258	40,139	60,397
Gender		50,156	74,825	124,981
Female		28,500	44,004	72,504
Male		20,338	30,428	50,766
Unknown		1,318	393	1,711



# COVID-19: Wakulla County vaccine summary

Vaccination data through Mar 20, 2021 as of Mar 21, 2021 at 12:05 AM

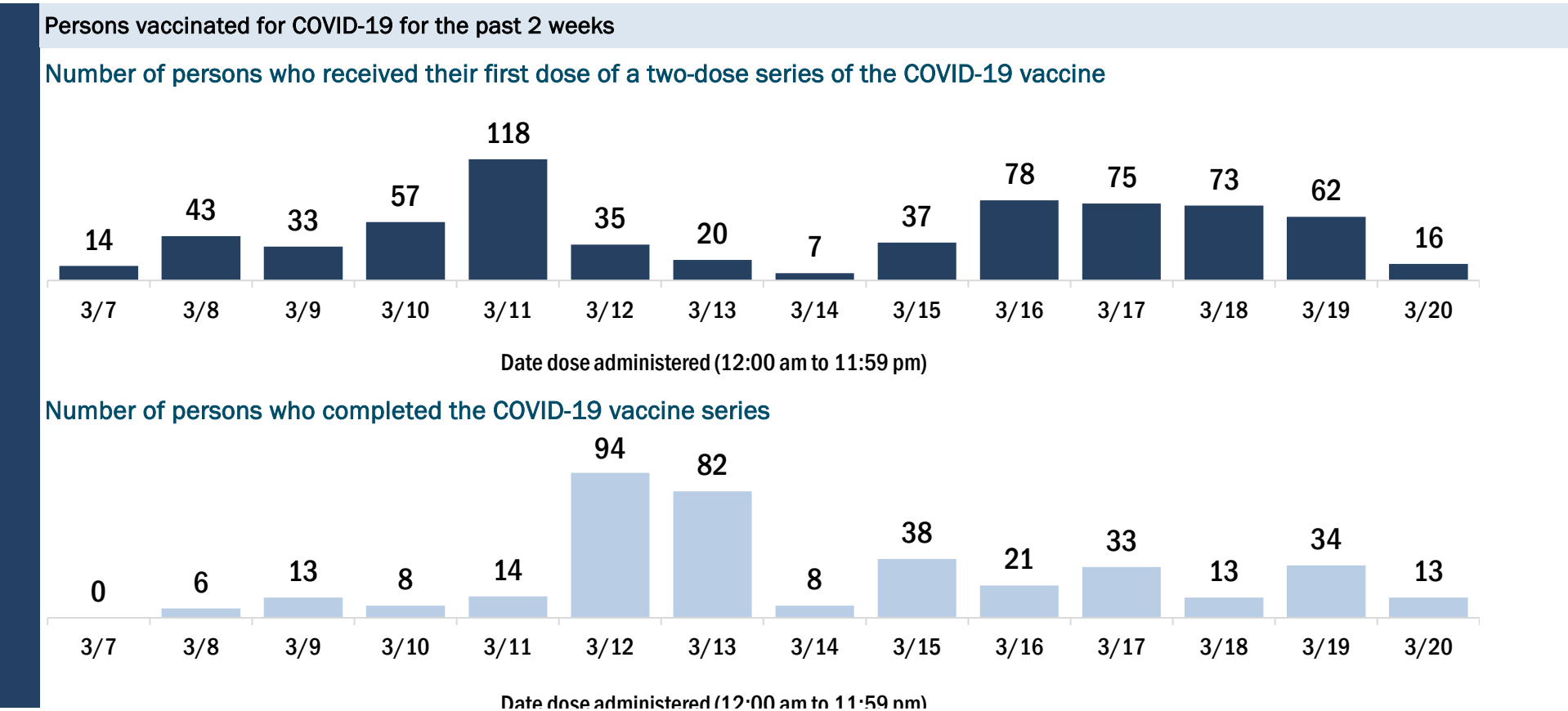
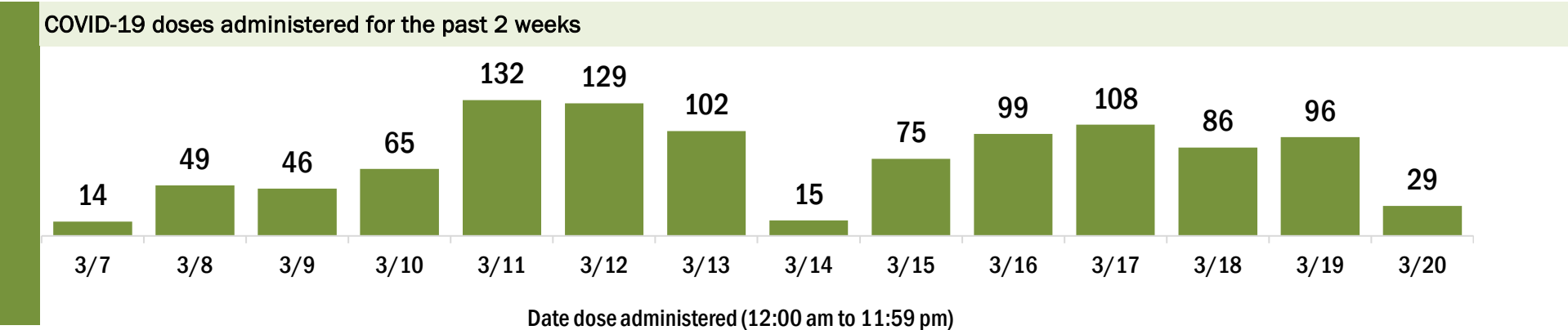
Data in this report are provisional and subject to change.

Data in this summary pertain to COVID-19 vaccines approved by the U.S. Food and Drug Administration and have been issued an Emergency Use Authorization (Janssen COVID-19 Vaccine, Moderna COVID-19 Vaccine and Pfizer-BioNTech COVID-19 Vaccine). These data summarize the number of people who have received either their first dose or have completed the series for a COVID-19 vaccine. **A person can only be counted in one category, first dose or series complete.** For persons receiving Moderna or Pfizer vaccines, once they receive their second dose, they are moved from the first dose column to the series completed column. **Because of this, the total first dose category may show a change from report to report not matching the total receiving their first dose from the previous day.** Persons receiving Johnson & Johnson vaccines will always be counted in the series completed column.

COVID-19 doses for vaccinated persons in Florida	
Doses administered	10,456
People receiving one dose of a 1-dose series (Johnson & Johnson) or receiving only one dose of a 2-dose series (Moderna, Pfizer) count once. Persons receiving both doses of a 2-dose series count twice.	

Current status of persons vaccinated for COVID-19 in Florida	
Total people vaccinated	6,428
First dose	2,330
Series completed	4,098
Completed 1-dose series	70
Completed 2-dose series	4,028
First dose: current number of people who have only received their first dose of the Moderna or Pfizer vaccine.	
Series complete: current number of people who have received both Moderna or Pfizer vaccine doses or one Johnson & Johnson dose and are considered fully immunized.	

Demographic summary	First dose	Series complete	Total people vaccinated
Age group	2,330	4,098	6,428
16-24 years	56	27	83
25-34 years	90	115	205
35-44 years	190	156	346
45-54 years	306	195	501
55-64 years	724	400	1,124
65-74 years	629	2,003	2,632
75-84 years	269	964	1,233
85+ years	66	238	304
Race	2,330	4,098	6,428
White	1,702	3,062	4,764
Black	172	218	390
American Indian/Alaskan	8	24	32
Other	228	584	812
Unknown	220	210	430
Other race includes Asian, native Hawaiian/Pacific Islander, or other.			
Ethnicity	2,330	4,098	6,428
Hispanic	45	40	85
Non-Hispanic	1,672	3,060	4,732
Unknown	613	998	1,611
Gender	2,330	4,098	6,428
Female	1,359	2,260	3,619
Male	970	1,837	2,807
Unknown	1	1	2



# COVID-19: Walton County vaccine summary

Vaccination data through Mar 20, 2021 as of Mar 21, 2021 at 12:05 AM

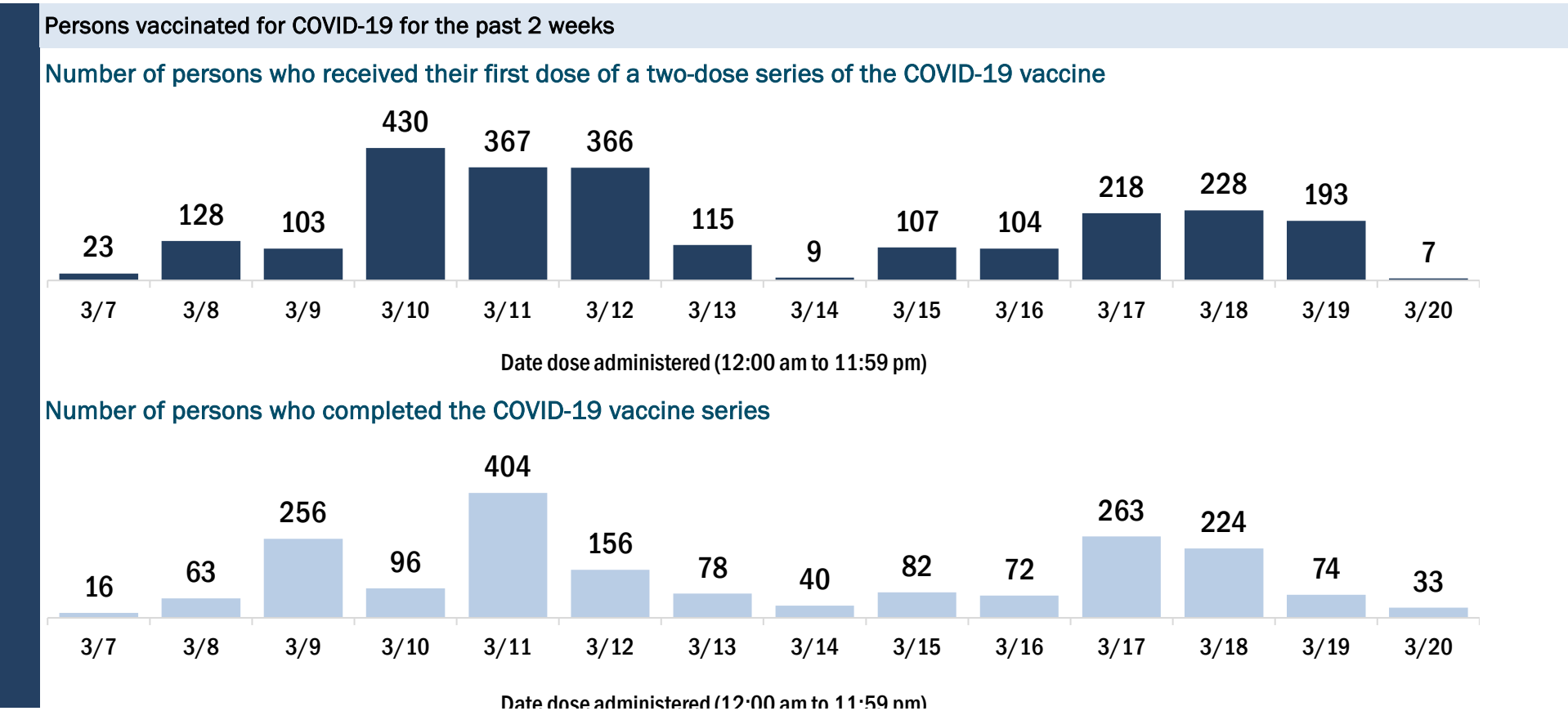
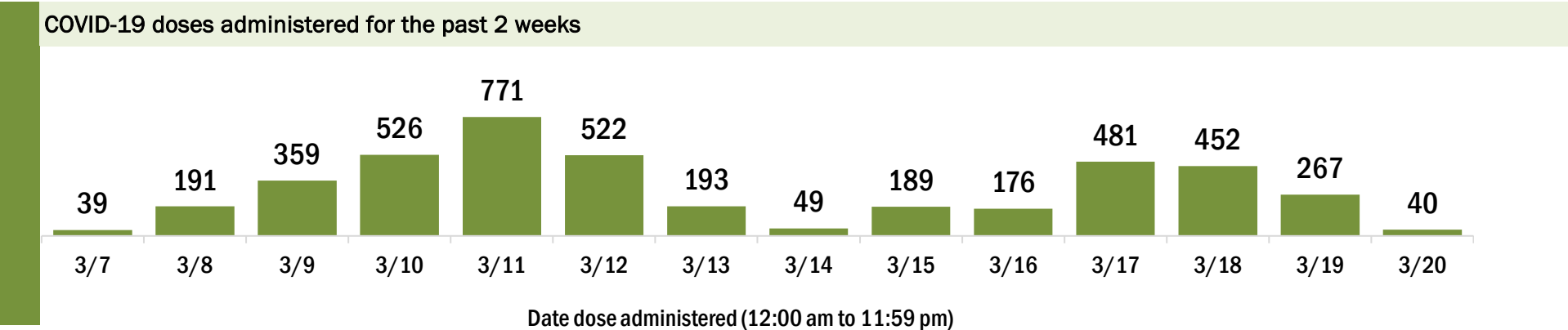
Data in this report are provisional and subject to change.

Data in this summary pertain to COVID-19 vaccines approved by the U.S. Food and Drug Administration and have been issued an Emergency Use Authorization (Janssen COVID-19 Vaccine, Moderna COVID-19 Vaccine and Pfizer-BioNTech COVID-19 Vaccine). These data summarize the number of people who have received either their first dose or have completed the series for a COVID-19 vaccine. **A person can only be counted in one category, first dose or series complete.** For persons receiving Moderna or Pfizer vaccines, once they receive their second dose, they are moved from the first dose column to the series completed column. **Because of this, the total first dose category may show a change from report to report not matching the total receiving their first dose from the previous day.** Persons receiving Johnson & Johnson vaccines will always be counted in the series completed column.

COVID-19 doses for vaccinated persons in Florida	
Doses administered	23,948
People receiving one dose of a 1-dose series (Johnson & Johnson) or receiving only one dose of a 2-dose series (Moderna, Pfizer) count once. Persons receiving both doses of a 2-dose series count twice.	

Current status of persons vaccinated for COVID-19 in Florida	
Total people vaccinated	14,628
First dose	5,044
Series completed	9,584
Completed 1-dose series	264
Completed 2-dose series	9,320
<b>First dose:</b> current number of people who have only received their first dose of the Moderna or Pfizer vaccine.	
<b>Series complete:</b> current number of people who have received both Moderna or Pfizer vaccine doses or one Johnson & Johnson dose and are considered fully immunized.	

Demographic summary	First dose	Series complete	Total people vaccinated
Age group	5,044	9,584	14,628
16-24 years	61	58	119
25-34 years	159	167	326
35-44 years	334	322	656
45-54 years	542	439	981
55-64 years	1,654	1,002	2,656
65-74 years	1,464	4,886	6,350
75-84 years	667	2,113	2,780
85+ years	163	597	760
Race	5,044	9,584	14,628
White	3,799	7,356	11,155
Black	113	147	260
American Indian/Alaskan	13	33	46
Other	246	441	687
Unknown	873	1,607	2,480
Other race includes Asian, native Hawaiian/Pacific Islander, or other.			
Ethnicity	5,044	9,584	14,628
Hispanic	105	121	226
Non-Hispanic	3,285	6,307	9,592
Unknown	1,654	3,156	4,810
Gender	5,044	9,584	14,628
Female	2,803	5,268	8,071
Male	2,239	4,315	6,554
Unknown	2	1	3



# COVID-19: Washington County vaccine summary

Vaccination data through Mar 20, 2021 as of Mar 21, 2021 at 12:05 AM

Data in this report are provisional and subject to change.

Data in this summary pertain to COVID-19 vaccines approved by the U.S. Food and Drug Administration and have been issued an Emergency Use Authorization (Janssen COVID-19 Vaccine, Moderna COVID-19 Vaccine and Pfizer-BioNTech COVID-19 Vaccine). These data summarize the number of people who have received either their first dose or have completed the series for a COVID-19 vaccine. **A person can only be counted in one category, first dose or series complete.** For persons receiving Moderna or Pfizer vaccines, once they receive their second dose, they are moved from the first dose column to the series completed column. **Because of this, the total first dose category may show a change from report to report not matching the total receiving their first dose from the previous day.** Persons receiving Johnson & Johnson vaccines will always be counted in the series completed column.

COVID-19 doses for vaccinated persons in Florida	
Doses administered	5,568
People receiving one dose of a 1-dose series (Johnson & Johnson) or receiving only one dose of a 2-dose series (Moderna, Pfizer) count once. Persons receiving both doses of a 2-dose series count twice.	

Current status of persons vaccinated for COVID-19 in Florida	
Total people vaccinated	3,458
First dose	1,287
Series completed	2,171
Completed 1-dose series	61
Completed 2-dose series	2,110
<b>First dose:</b> current number of people who have only received their first dose of the Moderna or Pfizer vaccine.	
<b>Series complete:</b> current number of people who have received both Moderna or Pfizer vaccine doses or one Johnson & Johnson dose and are considered fully immunized.	

Demographic summary	First dose	Series complete	Total people vaccinated
Age group	1,287	2,171	3,458
16-24 years	15	13	28
25-34 years	48	44	92
35-44 years	62	80	142
45-54 years	143	116	259
55-64 years	367	235	602
65-74 years	385	924	1,309
75-84 years	202	559	761
85+ years	65	200	265
Race	1,287	2,171	3,458
White	978	1,710	2,688
Black	162	172	334
American Indian/Alaskan	20	24	44
Other	52	129	181
Unknown	75	136	211
Other race includes Asian, native Hawaiian/Pacific Islander, or other.			
Ethnicity	1,287	2,171	3,458
Hispanic	19	20	39
Non-Hispanic	954	1,697	2,651
Unknown	314	454	768
Gender	1,287	2,171	3,458
Female	714	1,218	1,932
Male	572	953	1,525
Unknown	1	0	1

