

# COVID-19: Florida vaccine summary

Vaccination data through Mar 19, 2021 as of Mar 20, 2021 at 12:05 AM

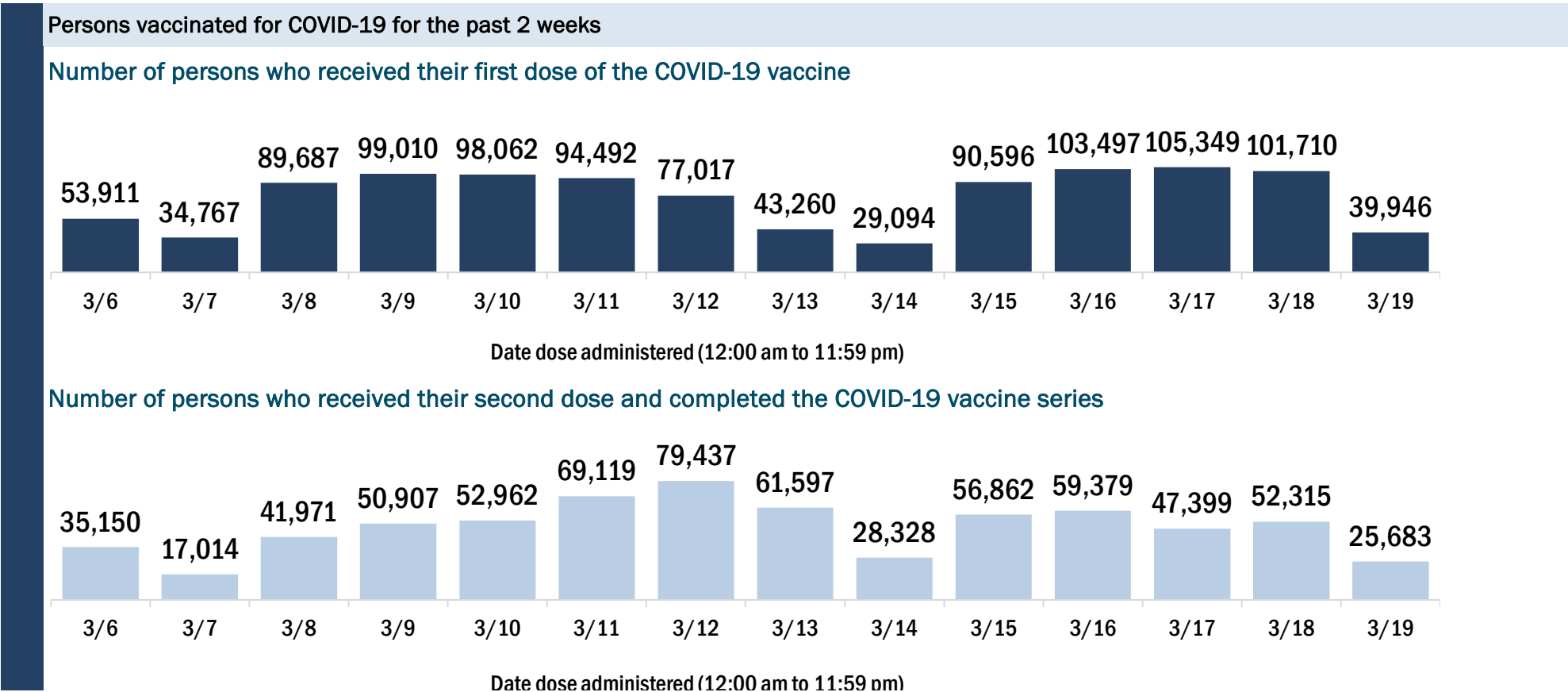
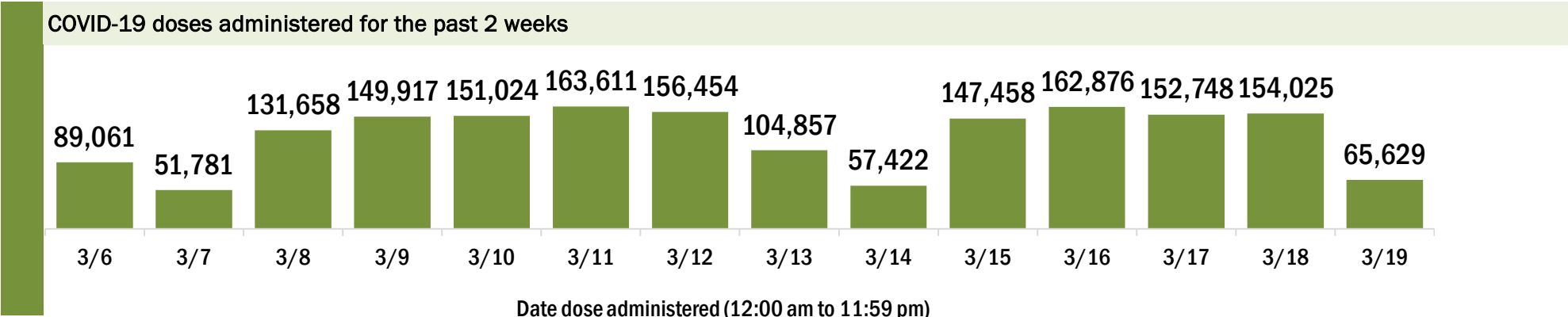
Data in this report are provisional and subject to change. Data are based on county of residence.

Data in this summary pertain to COVID-19 vaccines approved by the U.S. Food and Drug Administration and have been issued an Emergency Use Authorization (Janssen COVID-19 Vaccine, Moderna COVID-19 Vaccine and Pfizer-BioNTech COVID-19 Vaccine). These data summarize the number of people who have received either their first dose or have completed the series for a COVID-19 vaccine. **A person can only be counted in one category, first dose or series complete.** For persons receiving Moderna or Pfizer vaccines, once they receive their second dose, they are moved from the first dose column to the series completed column. **Because of this, the total first dose category may show a change from report to report not matching the total receiving their first dose from the previous day.** Persons receiving Johnson & Johnson vaccines will always be counted in the series completed column.

COVID-19 doses for vaccinated persons in Florida	
Doses administered	7,349,363
People receiving one dose of a 1-dose series (Johnson & Johnson) or receiving only one dose of a 2-dose series (Moderna, Pfizer) count once. Persons receiving both doses of a 2-dose series count twice.	

Current status of persons vaccinated for COVID-19 in Florida	
Total people vaccinated	4,819,429
First dose	2,144,454
Series completed	2,674,975
Completed 1-dose series	145,041
Completed 2-dose series	2,529,934
<b>First dose:</b> current number of people who have only received their first dose of the Moderna or Pfizer vaccine.	
<b>Series complete:</b> current number of people who have received both Moderna or Pfizer vaccine doses or one Johnson & Johnson dose and are considered fully immunized.	

Demographic summary	First dose	Series complete	Total people vaccinated
Age group	2,144,454	2,674,975	4,819,429
16-24 years	50,195	31,480	81,675
25-34 years	109,645	101,896	211,541
35-44 years	154,174	131,246	285,420
45-54 years	220,500	168,994	389,494
55-64 years	476,585	257,073	733,658
65-74 years	625,193	1,113,243	1,738,436
75-84 years	376,796	647,378	1,024,174
85+ years	131,366	223,665	355,031
Race	2,144,454	2,674,975	4,819,429
White	1,427,791	1,835,410	3,263,201
Black	141,733	160,587	302,320
American Indian/Alaskan	8,521	9,404	17,925
Other	189,750	301,772	491,522
Unknown	376,659	367,802	744,461
Other race includes Asian, native Hawaiian/Pacific Islander, or other.			
Ethnicity	2,144,454	2,674,975	4,819,429
Hispanic	292,599	292,770	585,369
Non-Hispanic	1,020,551	1,442,983	2,463,534
Unknown	831,304	939,222	1,770,526
Gender	2,144,454	2,674,975	4,819,429
Female	1,231,408	1,544,644	2,776,052
Male	900,232	1,127,351	2,027,583
Unknown	12,814	2,980	15,794



# COVID-19: Alachua County vaccine summary

Vaccination data through Mar 19, 2021 as of Mar 20, 2021 at 12:05 AM

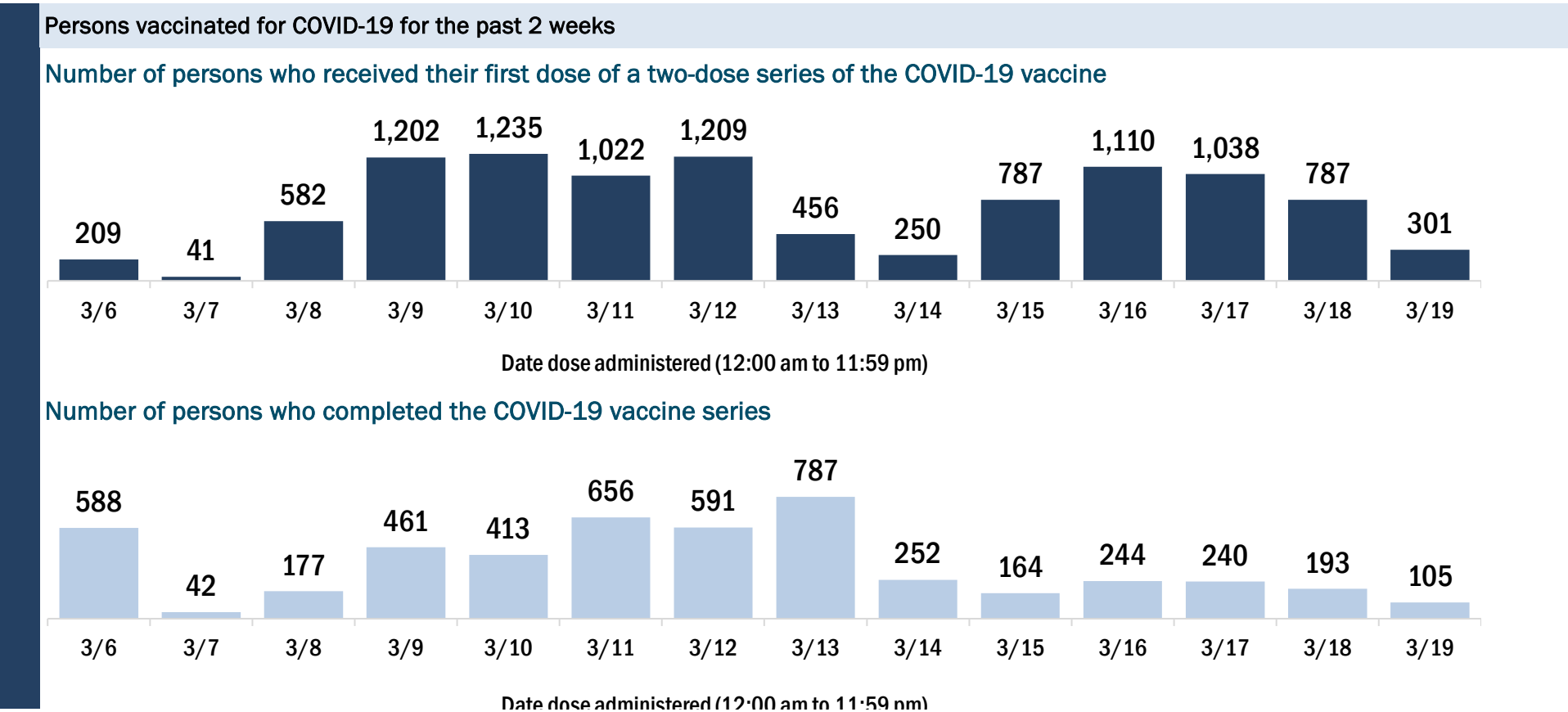
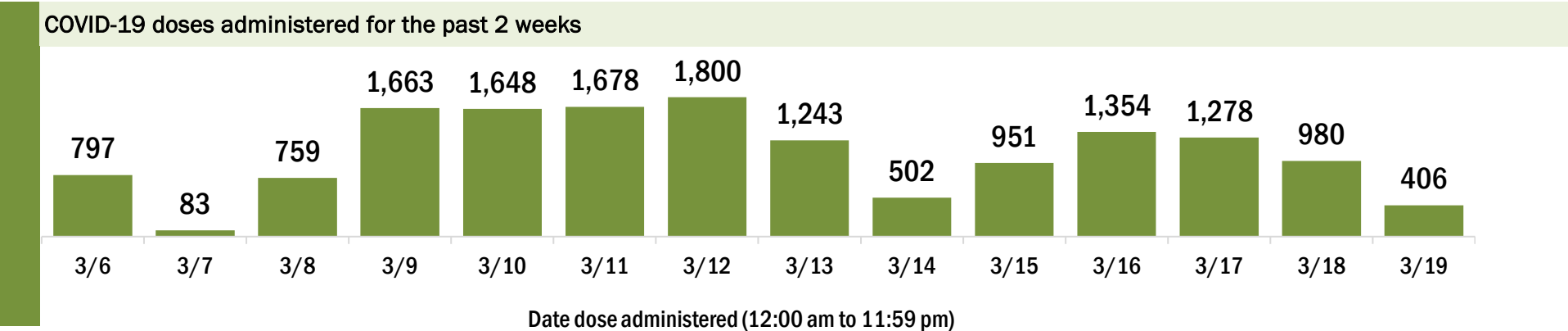
Data in this report are provisional and subject to change.

Data in this summary pertain to COVID-19 vaccines approved by the U.S. Food and Drug Administration and have been issued an Emergency Use Authorization (Janssen COVID-19 Vaccine, Moderna COVID-19 Vaccine and Pfizer-BioNTech COVID-19 Vaccine). These data summarize the number of people who have received either their first dose or have completed the series for a COVID-19 vaccine. **A person can only be counted in one category, first dose or series complete.** For persons receiving Moderna or Pfizer vaccines, once they receive their second dose, they are moved from the first dose column to the series completed column. **Because of this, the total first dose category may show a change from report to report not matching the total receiving their first dose from the previous day.** Persons receiving Johnson & Johnson vaccines will always be counted in the series completed column.

COVID-19 doses for vaccinated persons in Florida	
Doses administered	108,704
People receiving one dose of a 1-dose series (Johnson & Johnson) or receiving only one dose of a 2-dose series (Moderna, Pfizer) count once. Persons receiving both doses of a 2-dose series count twice.	

Current status of persons vaccinated for COVID-19 in Florida	
Total people vaccinated	64,674
First dose	18,505
Series completed	46,169
Completed 1-dose series	2,139
Completed 2-dose series	44,030
<b>First dose:</b> current number of people who have only received their first dose of the Moderna or Pfizer vaccine.	
<b>Series complete:</b> current number of people who have received both Moderna or Pfizer vaccine doses or one Johnson & Johnson dose and are considered fully immunized.	

Demographic summary	First dose	Series complete	Total people vaccinated
Age group	18,505	46,169	64,674
16-24 years	1,880	2,293	4,173
25-34 years	3,186	6,056	9,242
35-44 years	2,577	4,571	7,148
45-54 years	2,265	4,267	6,532
55-64 years	3,293	4,955	8,248
65-74 years	3,457	13,531	16,988
75-84 years	1,306	7,628	8,934
85+ years	541	2,868	3,409
Race	18,505	46,169	64,674
White	10,685	32,997	43,682
Black	2,060	3,642	5,702
American Indian/Alaskan	45	127	172
Other	2,807	7,047	9,854
Unknown	2,908	2,356	5,264
Other race includes Asian, native Hawaiian/Pacific Islander, or other.			
Ethnicity	18,505	46,169	64,674
Hispanic	779	2,239	3,018
Non-Hispanic	8,103	32,459	40,562
Unknown	9,623	11,471	21,094
Gender	18,505	46,169	64,674
Female	11,007	27,493	38,500
Male	7,442	18,668	26,110
Unknown	56	8	64



# COVID-19: Baker County vaccine summary

Vaccination data through Mar 19, 2021 as of Mar 20, 2021 at 12:05 AM

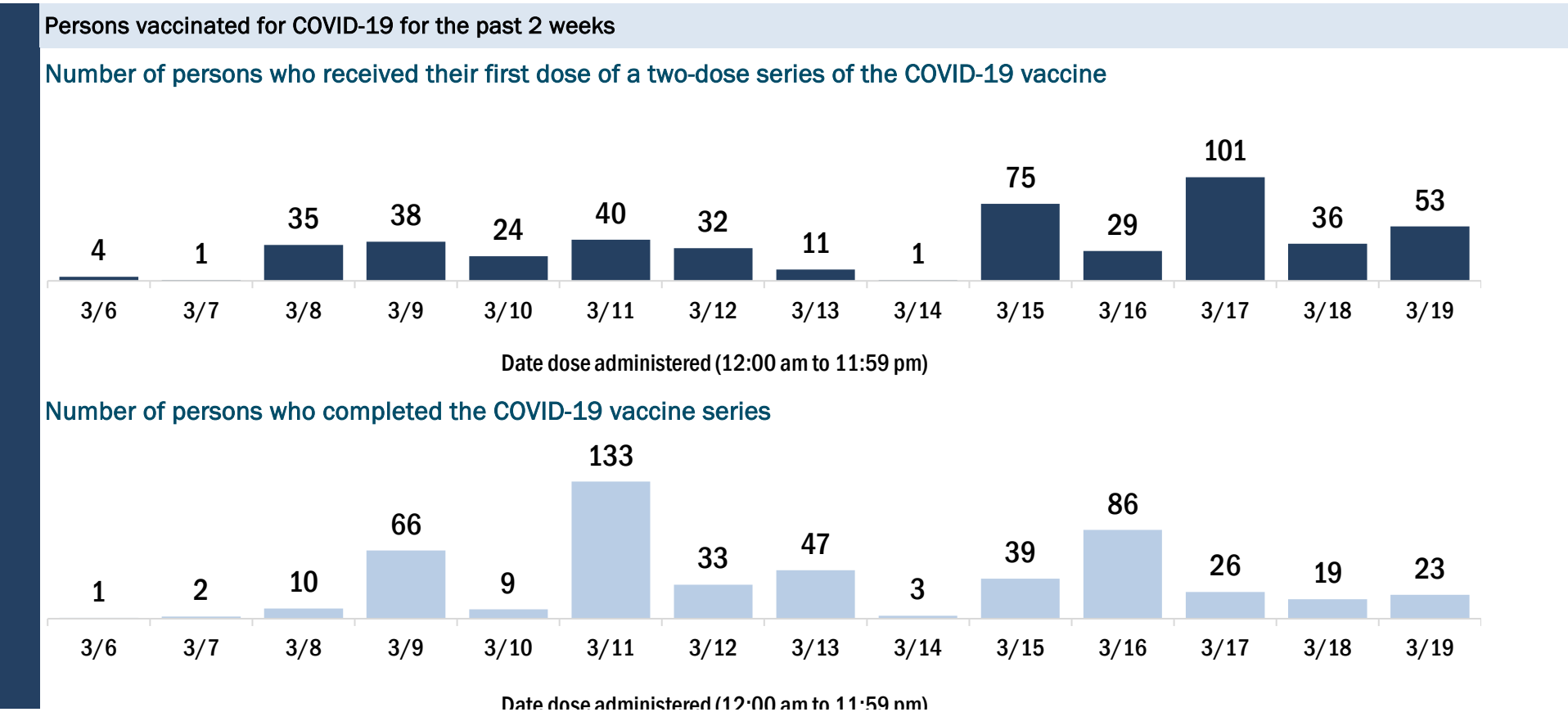
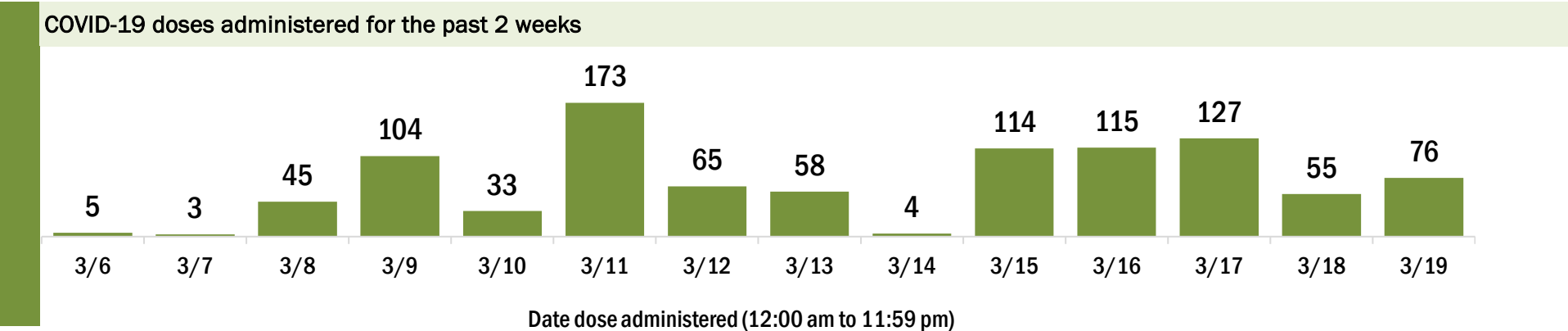
Data in this report are provisional and subject to change.

Data in this summary pertain to COVID-19 vaccines approved by the U.S. Food and Drug Administration and have been issued an Emergency Use Authorization (Janssen COVID-19 Vaccine, Moderna COVID-19 Vaccine and Pfizer-BioNTech COVID-19 Vaccine). These data summarize the number of people who have received either their first dose or have completed the series for a COVID-19 vaccine. **A person can only be counted in one category, first dose or series complete.** For persons receiving Moderna or Pfizer vaccines, once they receive their second dose, they are moved from the first dose column to the series completed column. **Because of this, the total first dose category may show a change from report to report not matching the total receiving their first dose from the previous day.** Persons receiving Johnson & Johnson vaccines will always be counted in the series completed column.

COVID-19 doses for vaccinated persons in Florida	
Doses administered	5,823
People receiving one dose of a 1-dose series (Johnson & Johnson) or receiving only one dose of a 2-dose series (Moderna, Pfizer) count once. Persons receiving both doses of a 2-dose series count twice.	

Current status of persons vaccinated for COVID-19 in Florida	
Total people vaccinated	3,537
First dose	1,199
Series completed	2,338
Completed 1-dose series	52
Completed 2-dose series	2,286
<b>First dose:</b> current number of people who have only received their first dose of the Moderna or Pfizer vaccine.	
<b>Series complete:</b> current number of people who have received both Moderna or Pfizer vaccine doses or one Johnson & Johnson dose and are considered fully immunized.	

Demographic summary	First dose	Series complete	Total people vaccinated
Age group	1,199	2,338	3,537
16-24 years	15	33	48
25-34 years	64	88	152
35-44 years	70	132	202
45-54 years	130	164	294
55-64 years	361	296	657
65-74 years	333	960	1,293
75-84 years	167	523	690
85+ years	59	142	201
Race	1,199	2,338	3,537
White	908	1,814	2,722
Black	154	153	307
American Indian/Alaskan	6	14	20
Other	80	181	261
Unknown	51	176	227
Other race includes Asian, native Hawaiian/Pacific Islander, or other.			
Ethnicity	1,199	2,338	3,537
Hispanic	22	28	50
Non-Hispanic	888	1,383	2,271
Unknown	289	927	1,216
Gender	1,199	2,338	3,537
Female	706	1,300	2,006
Male	493	1,038	1,531
Unknown	0	0	0



# COVID-19: Bay County vaccine summary

Vaccination data through Mar 19, 2021 as of Mar 20, 2021 at 12:05 AM

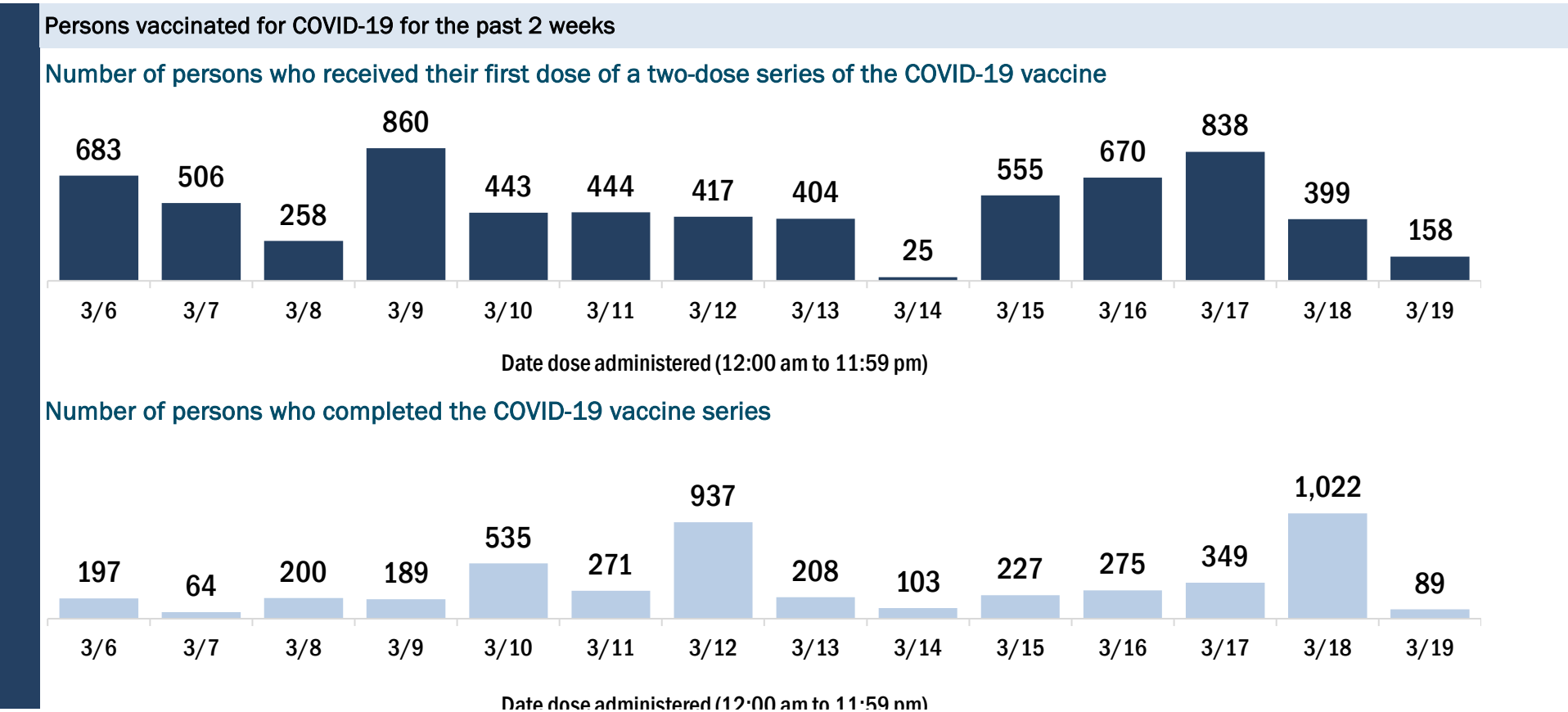
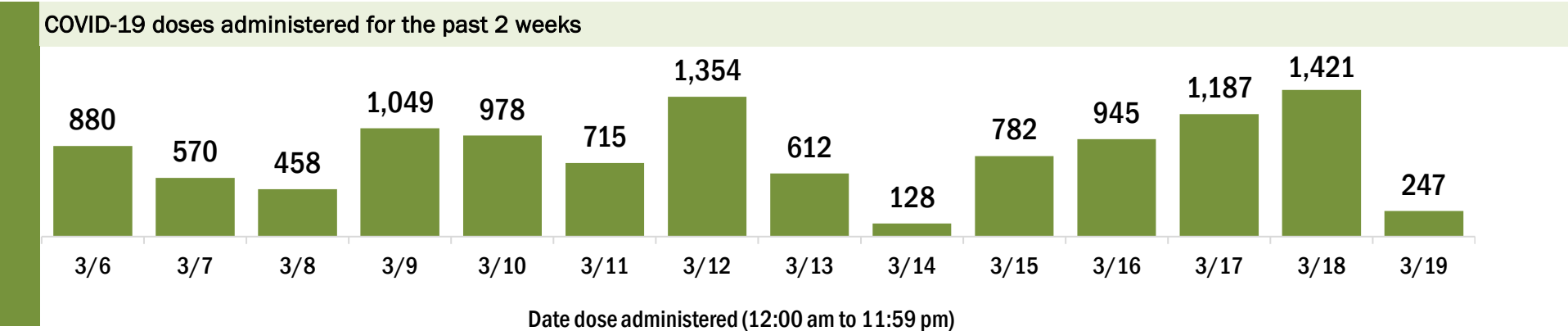
Data in this report are provisional and subject to change.

Data in this summary pertain to COVID-19 vaccines approved by the U.S. Food and Drug Administration and have been issued an Emergency Use Authorization (Janssen COVID-19 Vaccine, Moderna COVID-19 Vaccine and Pfizer-BioNTech COVID-19 Vaccine). These data summarize the number of people who have received either their first dose or have completed the series for a COVID-19 vaccine. **A person can only be counted in one category, first dose or series complete.** For persons receiving Moderna or Pfizer vaccines, once they receive their second dose, they are moved from the first dose column to the series completed column. **Because of this, the total first dose category may show a change from report to report not matching the total receiving their first dose from the previous day.** Persons receiving Johnson & Johnson vaccines will always be counted in the series completed column.

COVID-19 doses for vaccinated persons in Florida	
Doses administered	51,916
People receiving one dose of a 1-dose series (Johnson & Johnson) or receiving only one dose of a 2-dose series (Moderna, Pfizer) count once. Persons receiving both doses of a 2-dose series count twice.	

Current status of persons vaccinated for COVID-19 in Florida	
Total people vaccinated	32,843
First dose	13,290
Series completed	19,553
Completed 1-dose series	480
Completed 2-dose series	19,073
First dose: current number of people who have only received their first dose of the Moderna or Pfizer vaccine.	
Series complete: current number of people who have received both Moderna or Pfizer vaccine doses or one Johnson & Johnson dose and are considered fully immunized.	

Demographic summary	First dose	Series complete	Total people vaccinated
Age group	13,290	19,553	32,843
16-24 years	317	201	518
25-34 years	648	610	1,258
35-44 years	1,095	1,069	2,164
45-54 years	1,630	1,474	3,104
55-64 years	3,663	2,599	6,262
65-74 years	3,714	7,951	11,665
75-84 years	1,663	4,286	5,949
85+ years	560	1,363	1,923
Race	13,290	19,553	32,843
White	9,275	13,342	22,617
Black	1,039	897	1,936
American Indian/Alaskan	44	97	141
Other	985	1,868	2,853
Unknown	1,947	3,349	5,296
Other race includes Asian, native Hawaiian/Pacific Islander, or other.			
Ethnicity	13,290	19,553	32,843
Hispanic	538	370	908
Non-Hispanic	8,104	10,377	18,481
Unknown	4,648	8,806	13,454
Gender	13,290	19,553	32,843
Female	7,762	10,975	18,737
Male	5,525	8,577	14,102
Unknown	3	1	4





# COVID-19: Bradford County vaccine summary

Vaccination data through Mar 19, 2021 as of Mar 20, 2021 at 12:05 AM

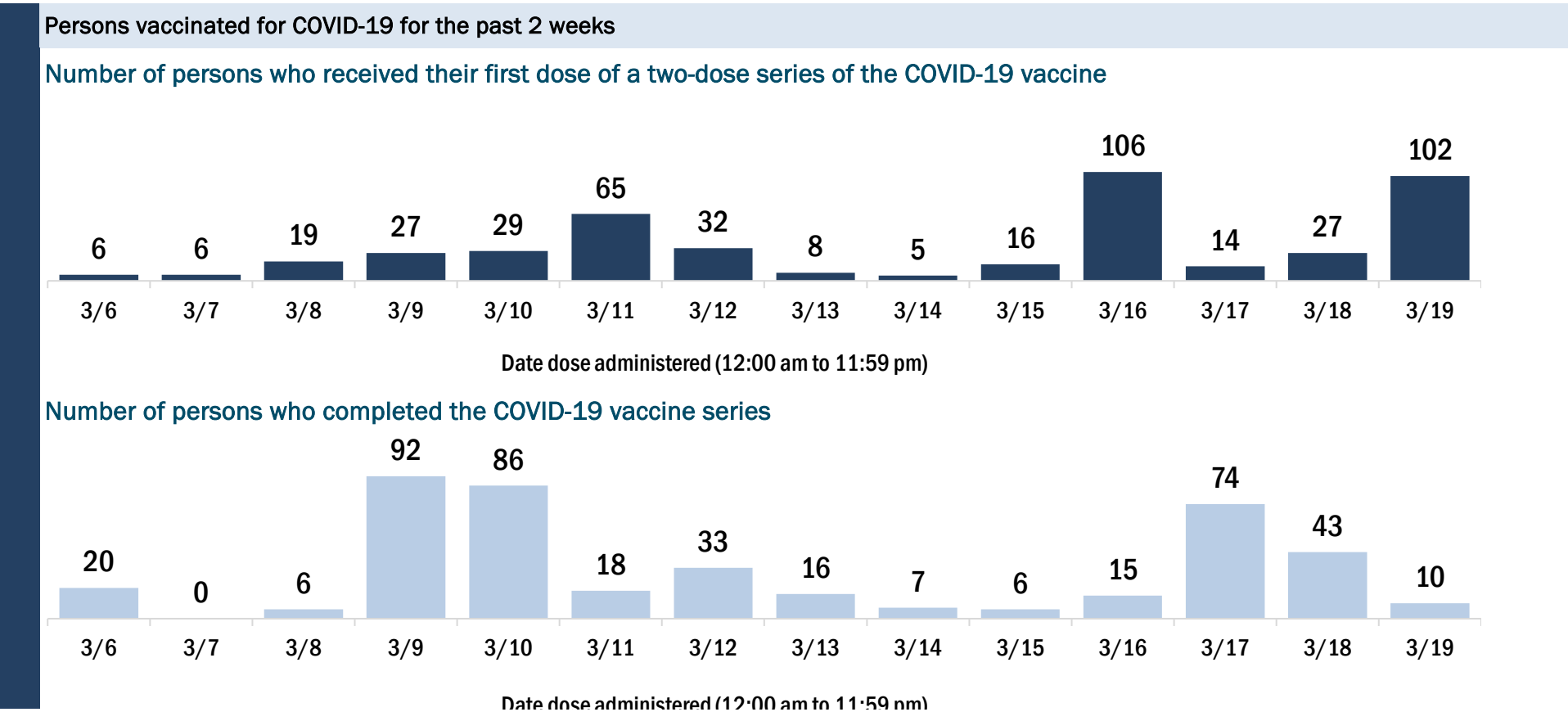
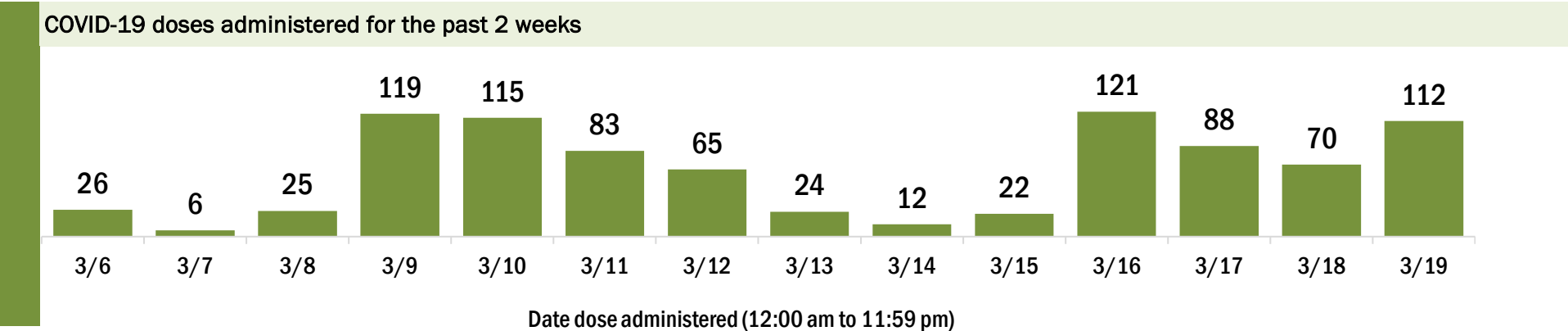
Data in this report are provisional and subject to change.

Data in this summary pertain to COVID-19 vaccines approved by the U.S. Food and Drug Administration and have been issued an Emergency Use Authorization (Janssen COVID-19 Vaccine, Moderna COVID-19 Vaccine and Pfizer-BioNTech COVID-19 Vaccine). These data summarize the number of people who have received either their first dose or have completed the series for a COVID-19 vaccine. **A person can only be counted in one category, first dose or series complete.** For persons receiving Moderna or Pfizer vaccines, once they receive their second dose, they are moved from the first dose column to the series completed column. **Because of this, the total first dose category may show a change from report to report not matching the total receiving their first dose from the previous day.** Persons receiving Johnson & Johnson vaccines will always be counted in the series completed column.

COVID-19 doses for vaccinated persons in Florida	
Doses administered	5,905
People receiving one dose of a 1-dose series (Johnson & Johnson) or receiving only one dose of a 2-dose series (Moderna, Pfizer) count once. Persons receiving both doses of a 2-dose series count twice.	

Current status of persons vaccinated for COVID-19 in Florida	
Total people vaccinated	3,415
First dose	911
Series completed	2,504
Completed 1-dose series	14
Completed 2-dose series	2,490
First dose: current number of people who have only received their first dose of the Moderna or Pfizer vaccine.	
Series complete: current number of people who have received both Moderna or Pfizer vaccine doses or one Johnson & Johnson dose and are considered fully immunized.	

Demographic summary	First dose	Series complete	Total people vaccinated
Age group	911	2,504	3,415
16-24 years	23	13	36
25-34 years	41	63	104
35-44 years	50	77	127
45-54 years	94	127	221
55-64 years	353	196	549
65-74 years	216	1,112	1,328
75-84 years	95	691	786
85+ years	39	225	264
Race	911	2,504	3,415
White	656	1,951	2,607
Black	125	233	358
American Indian/Alaskan	8	13	21
Other	65	248	313
Unknown	57	59	116
Other race includes Asian, native Hawaiian/Pacific Islander, or other.			
Ethnicity	911	2,504	3,415
Hispanic	19	21	40
Non-Hispanic	676	2,239	2,915
Unknown	216	244	460
Gender	911	2,504	3,415
Female	580	1,461	2,041
Male	330	1,043	1,373
Unknown	1	0	1



# COVID-19: Brevard County vaccine summary

Vaccination data through Mar 19, 2021 as of Mar 20, 2021 at 12:05 AM

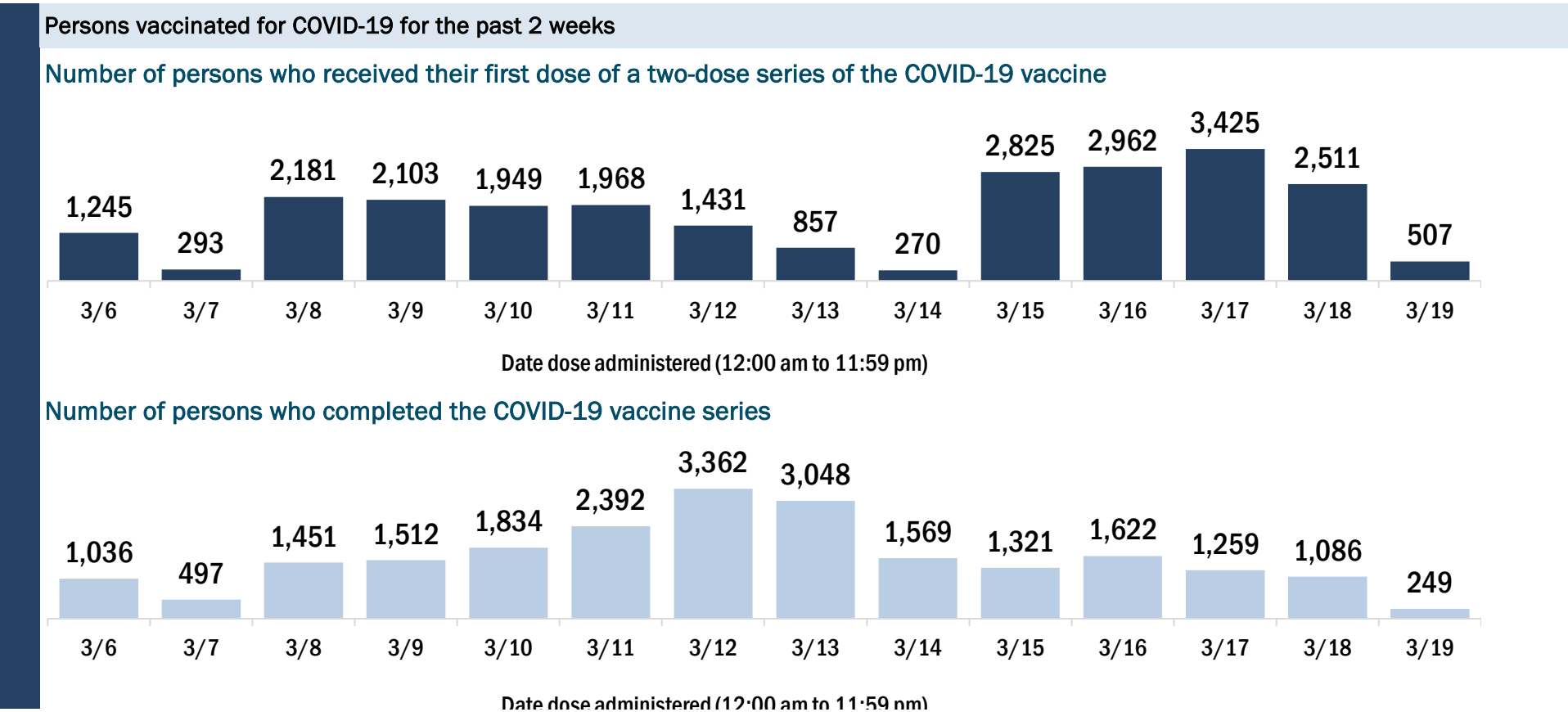
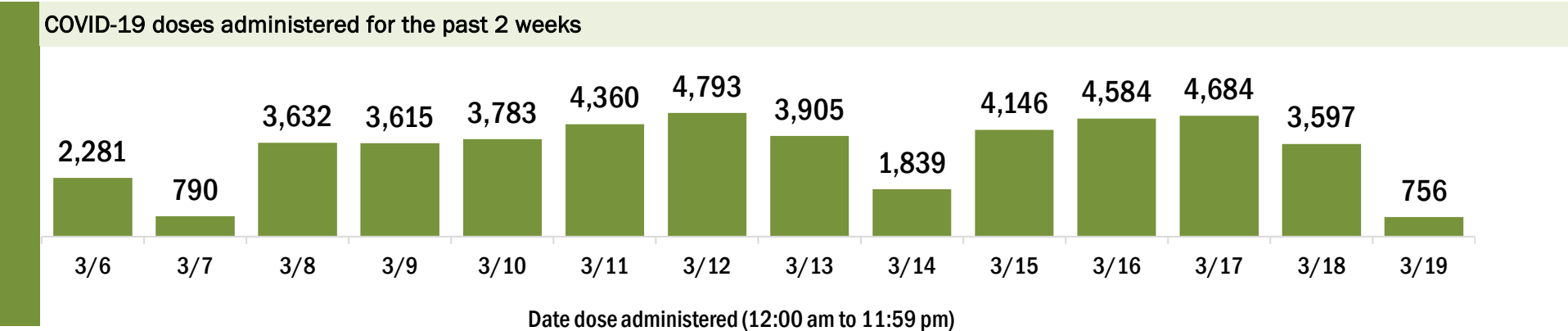
Data in this report are provisional and subject to change.

Data in this summary pertain to COVID-19 vaccines approved by the U.S. Food and Drug Administration and have been issued an Emergency Use Authorization (Janssen COVID-19 Vaccine, Moderna COVID-19 Vaccine and Pfizer-BioNTech COVID-19 Vaccine). These data summarize the number of people who have received either their first dose or have completed the series for a COVID-19 vaccine. **A person can only be counted in one category, first dose or series complete.** For persons receiving Moderna or Pfizer vaccines, once they receive their second dose, they are moved from the first dose column to the series completed column. **Because of this, the total first dose category may show a change from report to report not matching the total receiving their first dose from the previous day.** Persons receiving Johnson & Johnson vaccines will always be counted in the series completed column.

COVID-19 doses for vaccinated persons in Florida	
Doses administered	195,317
People receiving one dose of a 1-dose series (Johnson & Johnson) or receiving only one dose of a 2-dose series (Moderna, Pfizer) count once. Persons receiving both doses of a 2-dose series count twice.	

Current status of persons vaccinated for COVID-19 in Florida	
Total people vaccinated	126,112
First dose	52,182
Series completed	73,930
Completed 1-dose series	4,725
Completed 2-dose series	69,205
First dose: current number of people who have only received their first dose of the Moderna or Pfizer vaccine.	
Series complete: current number of people who have received both Moderna or Pfizer vaccine doses or one Johnson & Johnson dose and are considered fully immunized.	

Demographic summary	First dose	Series complete	Total people vaccinated
Age group	52,182	73,930	126,112
16-24 years	770	684	1,454
25-34 years	1,834	2,120	3,954
35-44 years	2,657	3,105	5,762
45-54 years	3,841	4,600	8,441
55-64 years	11,516	7,667	19,183
65-74 years	17,103	31,199	48,302
75-84 years	10,559	17,801	28,360
85+ years	3,902	6,754	10,656
Race	52,182	73,930	126,112
White	35,046	46,822	81,868
Black	3,068	2,753	5,821
American Indian/Alaskan	249	333	582
Other	3,675	8,084	11,759
Unknown	10,144	15,938	26,082
Other race includes Asian, native Hawaiian/Pacific Islander, or other.			
Ethnicity	52,182	73,930	126,112
Hispanic	2,075	1,733	3,808
Non-Hispanic	28,058	32,171	60,229
Unknown	22,049	40,026	62,075
Gender	52,182	73,930	126,112
Female	30,937	43,716	74,653
Male	21,109	30,051	51,160
Unknown	136	163	299



# COVID-19: Broward County vaccine summary

Vaccination data through Mar 19, 2021 as of Mar 20, 2021 at 12:05 AM

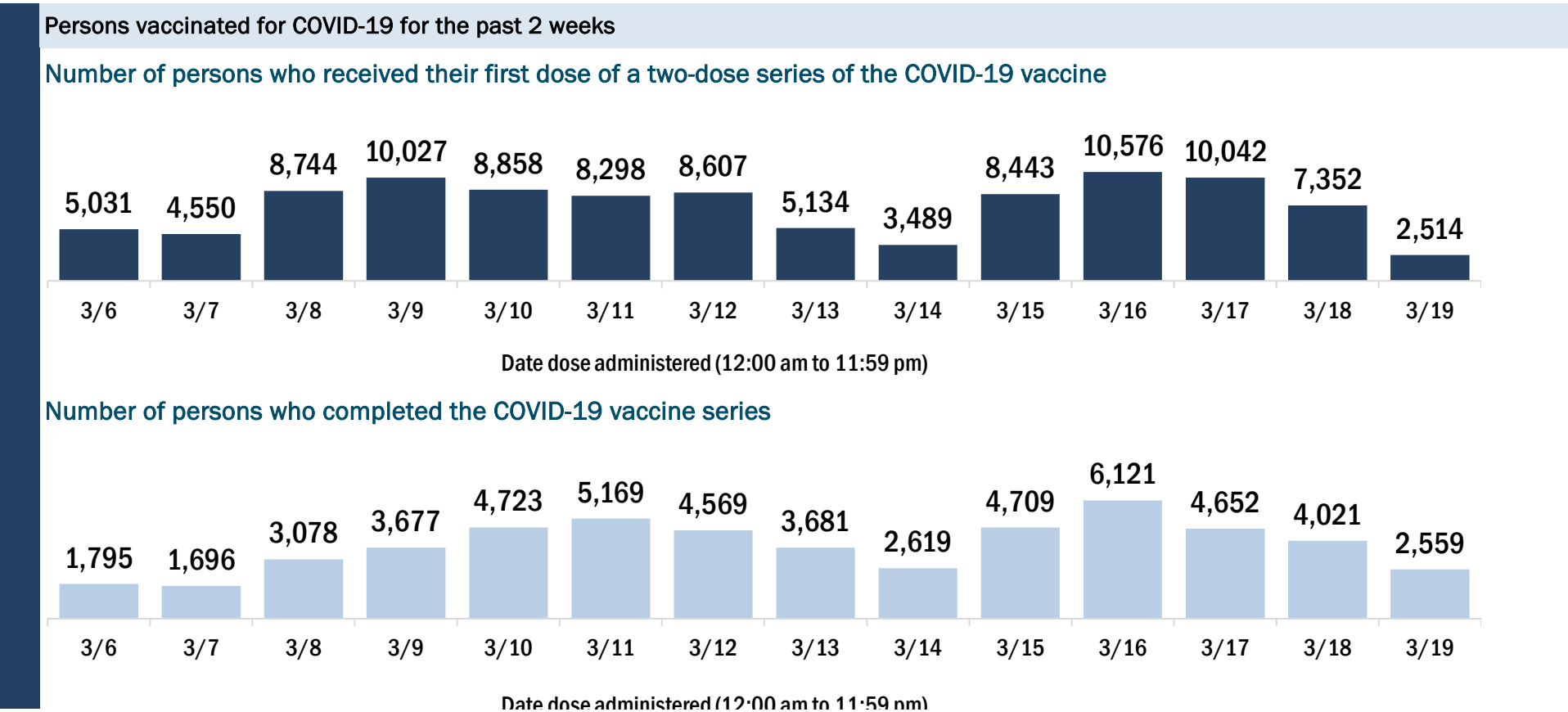
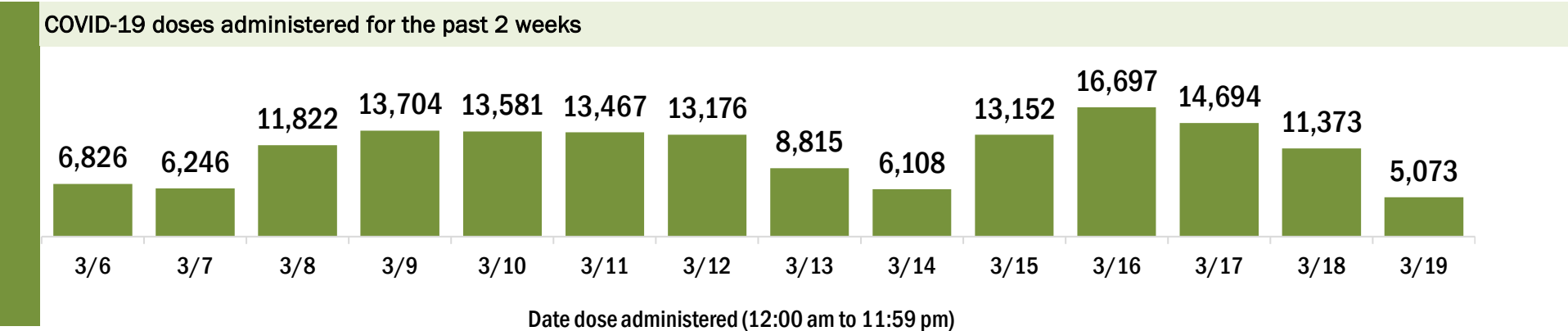
Data in this report are provisional and subject to change.

Data in this summary pertain to COVID-19 vaccines approved by the U.S. Food and Drug Administration and have been issued an Emergency Use Authorization (Janssen COVID-19 Vaccine, Moderna COVID-19 Vaccine and Pfizer-BioNTech COVID-19 Vaccine). These data summarize the number of people who have received either their first dose or have completed the series for a COVID-19 vaccine. **A person can only be counted in one category, first dose or series complete.** For persons receiving Moderna or Pfizer vaccines, once they receive their second dose, they are moved from the first dose column to the series completed column. **Because of this, the total first dose category may show a change from report to report not matching the total receiving their first dose from the previous day.** Persons receiving Johnson & Johnson vaccines will always be counted in the series completed column.

COVID-19 doses for vaccinated persons in Florida	
Doses administered	640,496
People receiving one dose of a 1-dose series (Johnson & Johnson) or receiving only one dose of a 2-dose series (Moderna, Pfizer) count once. Persons receiving both doses of a 2-dose series count twice.	

Current status of persons vaccinated for COVID-19 in Florida	
Total people vaccinated	423,204
First dose	194,220
Series completed	228,984
Completed 1-dose series	11,692
Completed 2-dose series	217,292
First dose: current number of people who have only received their first dose of the Moderna or Pfizer vaccine.	
Series complete: current number of people who have received both Moderna or Pfizer vaccine doses or one Johnson & Johnson dose and are considered fully immunized.	

Demographic summary	First dose	Series complete	Total people vaccinated
Age group	194,220	228,984	423,204
16-24 years	5,660	2,372	8,032
25-34 years	11,647	8,842	20,489
35-44 years	18,635	12,449	31,084
45-54 years	29,565	17,451	47,016
55-64 years	53,930	25,268	79,198
65-74 years	42,514	93,885	136,399
75-84 years	22,473	50,142	72,615
85+ years	9,796	18,575	28,371
Race	194,220	228,984	423,204
White	112,113	157,236	269,349
Black	24,662	25,691	50,353
American Indian/Alaskan	914	1,197	2,111
Other	19,054	25,807	44,861
Unknown	37,477	19,053	56,530
Other race includes Asian, native Hawaiian/Pacific Islander, or other.			
Ethnicity	194,220	228,984	423,204
Hispanic	36,936	40,334	77,270
Non-Hispanic	81,747	134,882	216,629
Unknown	75,537	53,768	129,305
Gender	194,220	228,984	423,204
Female	108,705	129,829	238,534
Male	84,795	99,097	183,892
Unknown	720	58	778



# COVID-19: Calhoun County vaccine summary

Vaccination data through Mar 19, 2021 as of Mar 20, 2021 at 12:05 AM

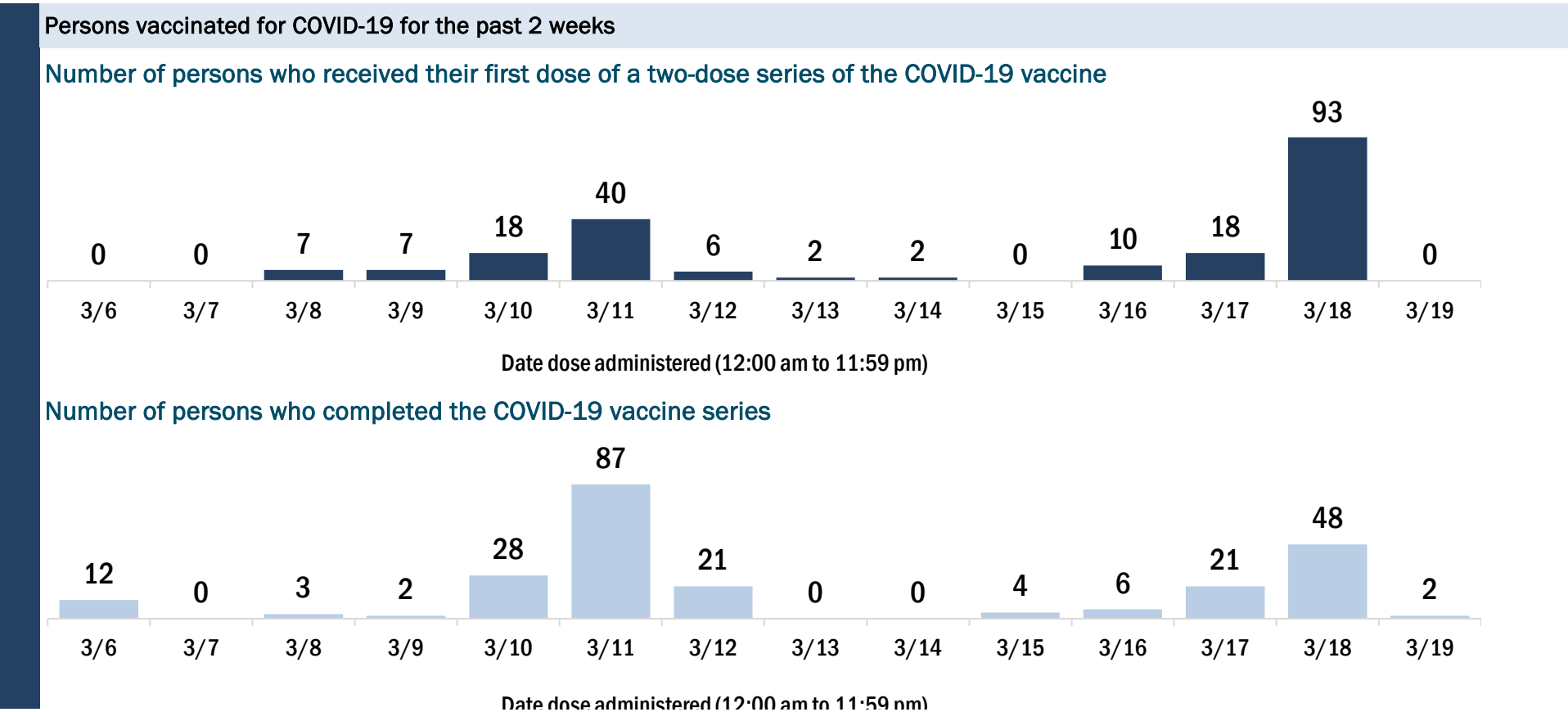
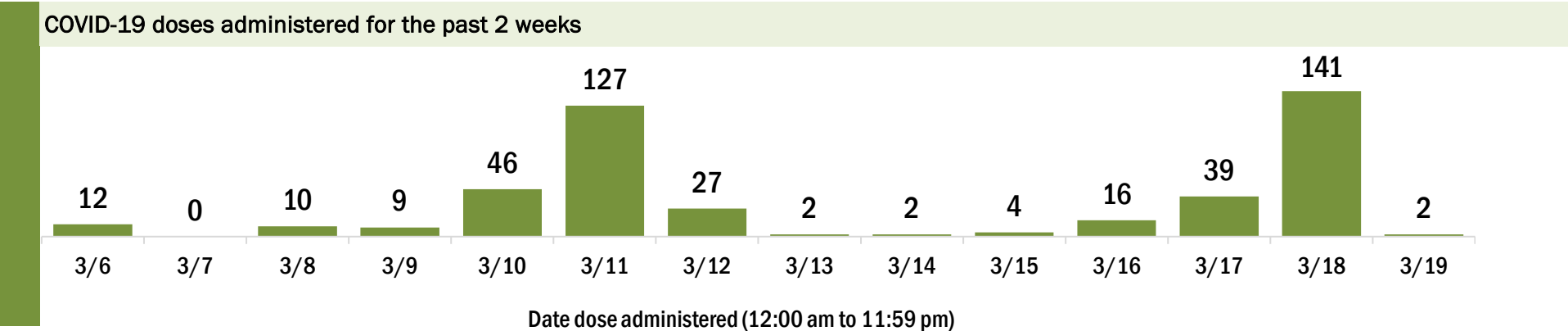
Data in this report are provisional and subject to change.

Data in this summary pertain to COVID-19 vaccines approved by the U.S. Food and Drug Administration and have been issued an Emergency Use Authorization (Janssen COVID-19 Vaccine, Moderna COVID-19 Vaccine and Pfizer-BioNTech COVID-19 Vaccine). These data summarize the number of people who have received either their first dose or have completed the series for a COVID-19 vaccine. **A person can only be counted in one category, first dose or series complete.** For persons receiving Moderna or Pfizer vaccines, once they receive their second dose, they are moved from the first dose column to the series completed column. **Because of this, the total first dose category may show a change from report to report not matching the total receiving their first dose from the previous day.** Persons receiving Johnson & Johnson vaccines will always be counted in the series completed column.

COVID-19 doses for vaccinated persons in Florida	
Doses administered	3,867
People receiving one dose of a 1-dose series (Johnson & Johnson) or receiving only one dose of a 2-dose series (Moderna, Pfizer) count once. Persons receiving both doses of a 2-dose series count twice.	

Current status of persons vaccinated for COVID-19 in Florida	
Total people vaccinated	2,185
First dose	464
Series completed	1,721
Completed 1-dose series	39
Completed 2-dose series	1,682
<b>First dose:</b> current number of people who have only received their first dose of the Moderna or Pfizer vaccine.	
<b>Series complete:</b> current number of people who have received both Moderna or Pfizer vaccine doses or one Johnson & Johnson dose and are considered fully immunized.	

Demographic summary	First dose	Series complete	Total people vaccinated
Age group	464	1,721	2,185
16-24 years	16	10	26
25-34 years	10	41	51
35-44 years	33	66	99
45-54 years	46	119	165
55-64 years	123	224	347
65-74 years	136	678	814
75-84 years	73	418	491
85+ years	27	165	192
Race	464	1,721	2,185
White	308	1,194	1,502
Black	54	91	145
American Indian/Alaskan	5	12	17
Other	45	283	328
Unknown	52	141	193
Other race includes Asian, native Hawaiian/Pacific Islander, or other.			
Ethnicity	464	1,721	2,185
Hispanic	8	27	35
Non-Hispanic	225	947	1,172
Unknown	231	747	978
Gender	464	1,721	2,185
Female	242	977	1,219
Male	222	743	965
Unknown	0	1	1





# COVID-19: Charlotte County vaccine summary

Vaccination data through Mar 19, 2021 as of Mar 20, 2021 at 12:05 AM

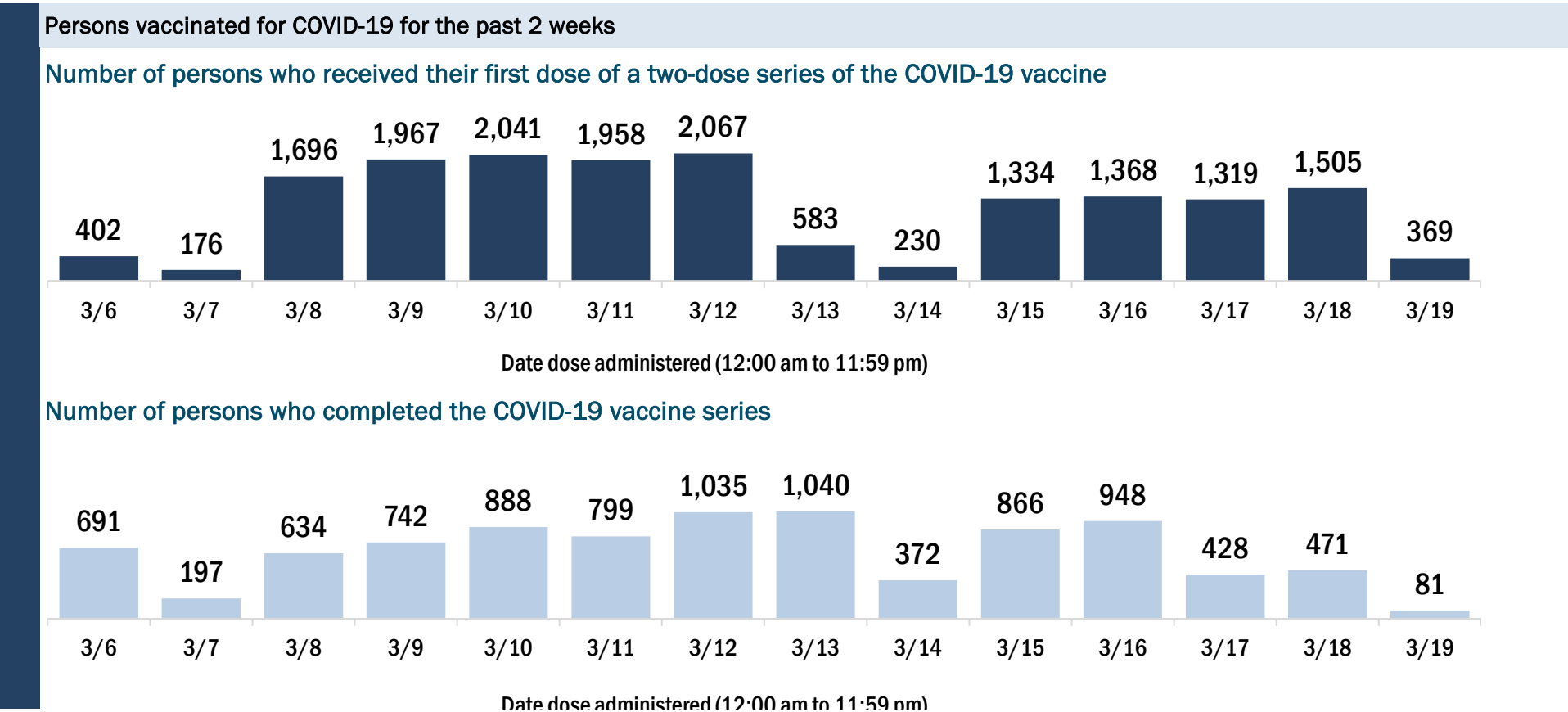
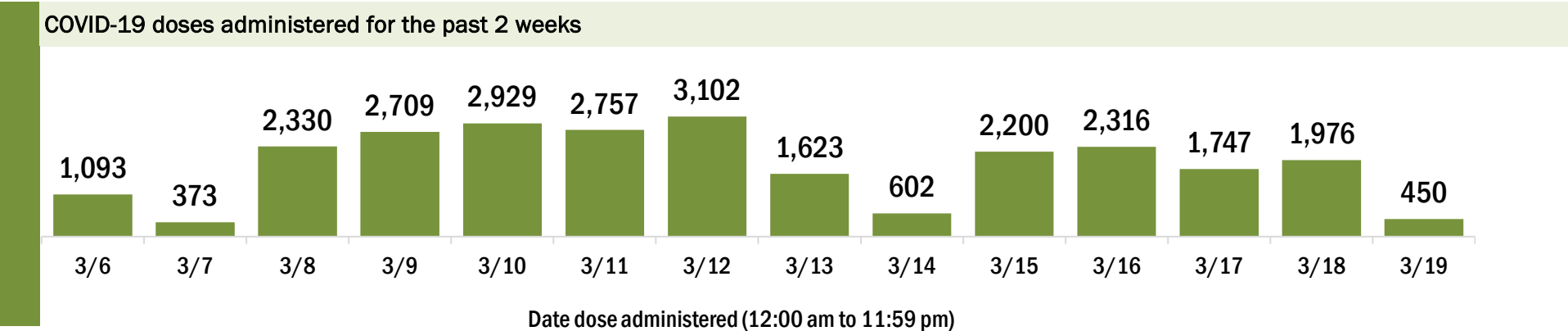
Data in this report are provisional and subject to change.

Data in this summary pertain to COVID-19 vaccines approved by the U.S. Food and Drug Administration and have been issued an Emergency Use Authorization (Janssen COVID-19 Vaccine, Moderna COVID-19 Vaccine and Pfizer-BioNTech COVID-19 Vaccine). These data summarize the number of people who have received either their first dose or have completed the series for a COVID-19 vaccine. **A person can only be counted in one category, first dose or series complete.** For persons receiving Moderna or Pfizer vaccines, once they receive their second dose, they are moved from the first dose column to the series completed column. **Because of this, the total first dose category may show a change from report to report not matching the total receiving their first dose from the previous day.** Persons receiving Johnson & Johnson vaccines will always be counted in the series completed column.

COVID-19 doses for vaccinated persons in Florida	
Doses administered	91,596
People receiving one dose of a 1-dose series (Johnson & Johnson) or receiving only one dose of a 2-dose series (Moderna, Pfizer) count once. Persons receiving both doses of a 2-dose series count twice.	

Current status of persons vaccinated for COVID-19 in Florida	
Total people vaccinated	63,473
First dose	34,404
Series completed	29,069
Completed 1-dose series	946
Completed 2-dose series	28,123
First dose: current number of people who have only received their first dose of the Moderna or Pfizer vaccine.	
Series complete: current number of people who have received both Moderna or Pfizer vaccine doses or one Johnson & Johnson dose and are considered fully immunized.	

Demographic summary	First dose	Series complete	Total people vaccinated
Age group	34,404	29,069	63,473
16-24 years	130	143	273
25-34 years	339	417	756
35-44 years	514	615	1,129
45-54 years	998	1,141	2,139
55-64 years	4,625	2,088	6,713
65-74 years	14,757	14,292	29,049
75-84 years	10,267	7,851	18,118
85+ years	2,774	2,522	5,296
Race	34,404	29,069	63,473
White	27,402	19,373	46,775
Black	569	324	893
American Indian/Alaskan	211	61	272
Other	1,594	2,808	4,402
Unknown	4,628	6,503	11,131
Other race includes Asian, native Hawaiian/Pacific Islander, or other.			
Ethnicity	34,404	29,069	63,473
Hispanic	654	381	1,035
Non-Hispanic	18,966	12,972	31,938
Unknown	14,784	15,716	30,500
Gender	34,404	29,069	63,473
Female	19,077	16,430	35,507
Male	15,295	12,631	27,926
Unknown	32	8	40



# COVID-19: Citrus County vaccine summary

Vaccination data through Mar 19, 2021 as of Mar 20, 2021 at 12:05 AM

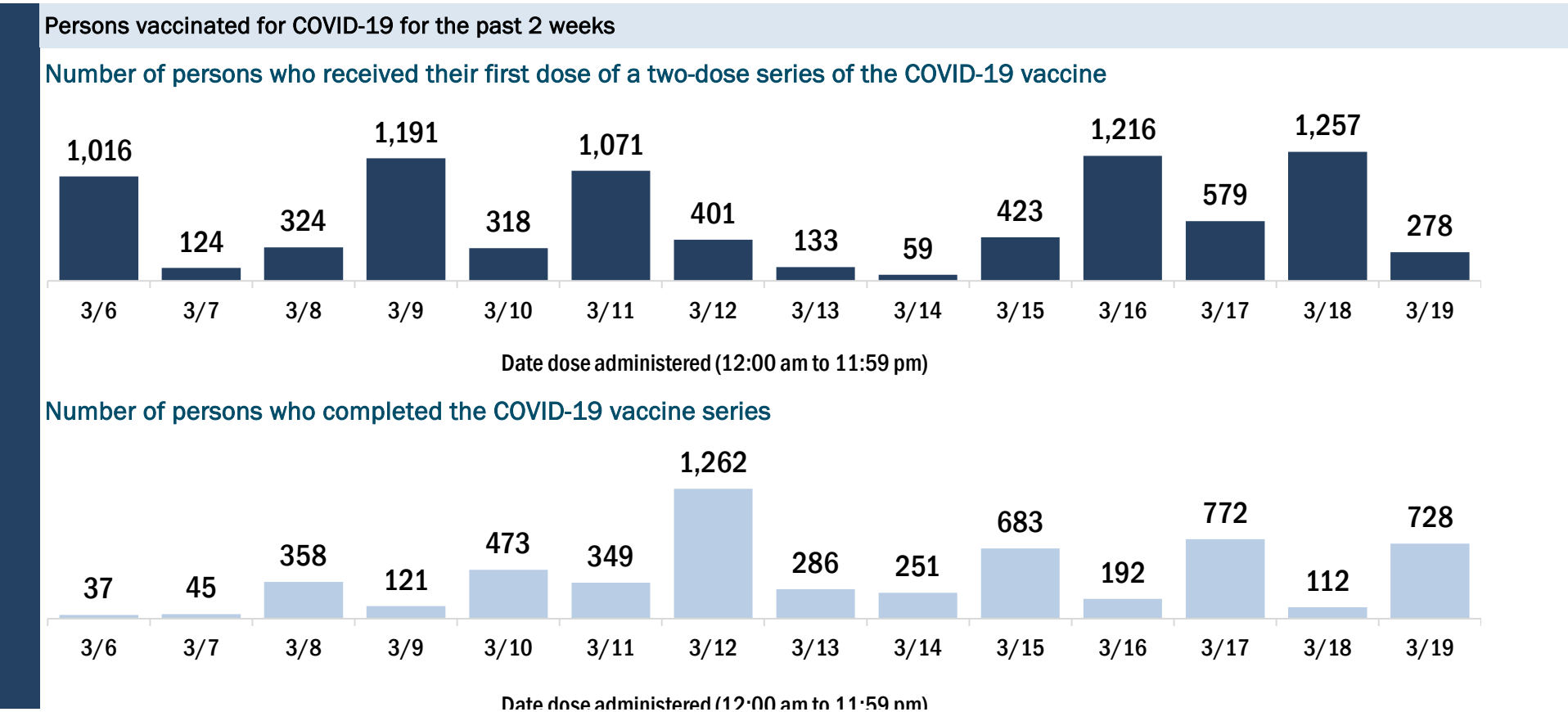
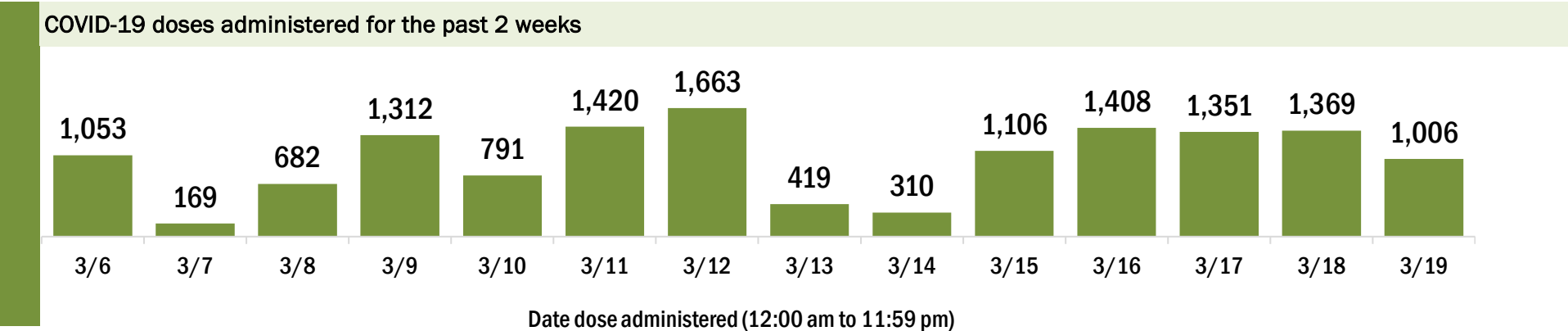
Data in this report are provisional and subject to change.

Data in this summary pertain to COVID-19 vaccines approved by the U.S. Food and Drug Administration and have been issued an Emergency Use Authorization (Janssen COVID-19 Vaccine, Moderna COVID-19 Vaccine and Pfizer-BioNTech COVID-19 Vaccine). These data summarize the number of people who have received either their first dose or have completed the series for a COVID-19 vaccine. **A person can only be counted in one category, first dose or series complete.** For persons receiving Moderna or Pfizer vaccines, once they receive their second dose, they are moved from the first dose column to the series completed column. **Because of this, the total first dose category may show a change from report to report not matching the total receiving their first dose from the previous day.** Persons receiving Johnson & Johnson vaccines will always be counted in the series completed column.

COVID-19 doses for vaccinated persons in Florida	
Doses administered	60,750
People receiving one dose of a 1-dose series (Johnson & Johnson) or receiving only one dose of a 2-dose series (Moderna, Pfizer) count once. Persons receiving both doses of a 2-dose series count twice.	

Current status of persons vaccinated for COVID-19 in Florida	
Total people vaccinated	39,485
First dose	17,943
Series completed	21,542
Completed 1-dose series	277
Completed 2-dose series	21,265
First dose: current number of people who have only received their first dose of the Moderna or Pfizer vaccine.	
Series complete: current number of people who have received both Moderna or Pfizer vaccine doses or one Johnson & Johnson dose and are considered fully immunized.	

Demographic summary	First dose	Series complete	Total people vaccinated
Age group	17,943	21,542	39,485
16-24 years	108	169	277
25-34 years	210	390	600
35-44 years	320	538	858
45-54 years	608	806	1,414
55-64 years	2,556	1,398	3,954
65-74 years	7,719	9,532	17,251
75-84 years	5,022	6,695	11,717
85+ years	1,400	2,014	3,414
Race	17,943	21,542	39,485
White	14,998	13,888	28,886
Black	249	266	515
American Indian/Alaskan	120	67	187
Other	737	2,272	3,009
Unknown	1,839	5,049	6,888
Other race includes Asian, native Hawaiian/Pacific Islander, or other.			
Ethnicity	17,943	21,542	39,485
Hispanic	526	378	904
Non-Hispanic	12,229	9,377	21,606
Unknown	5,188	11,787	16,975
Gender	17,943	21,542	39,485
Female	10,311	12,282	22,593
Male	7,580	9,249	16,829
Unknown	52	11	63



# COVID-19: Clay County vaccine summary

Vaccination data through Mar 19, 2021 as of Mar 20, 2021 at 12:05 AM

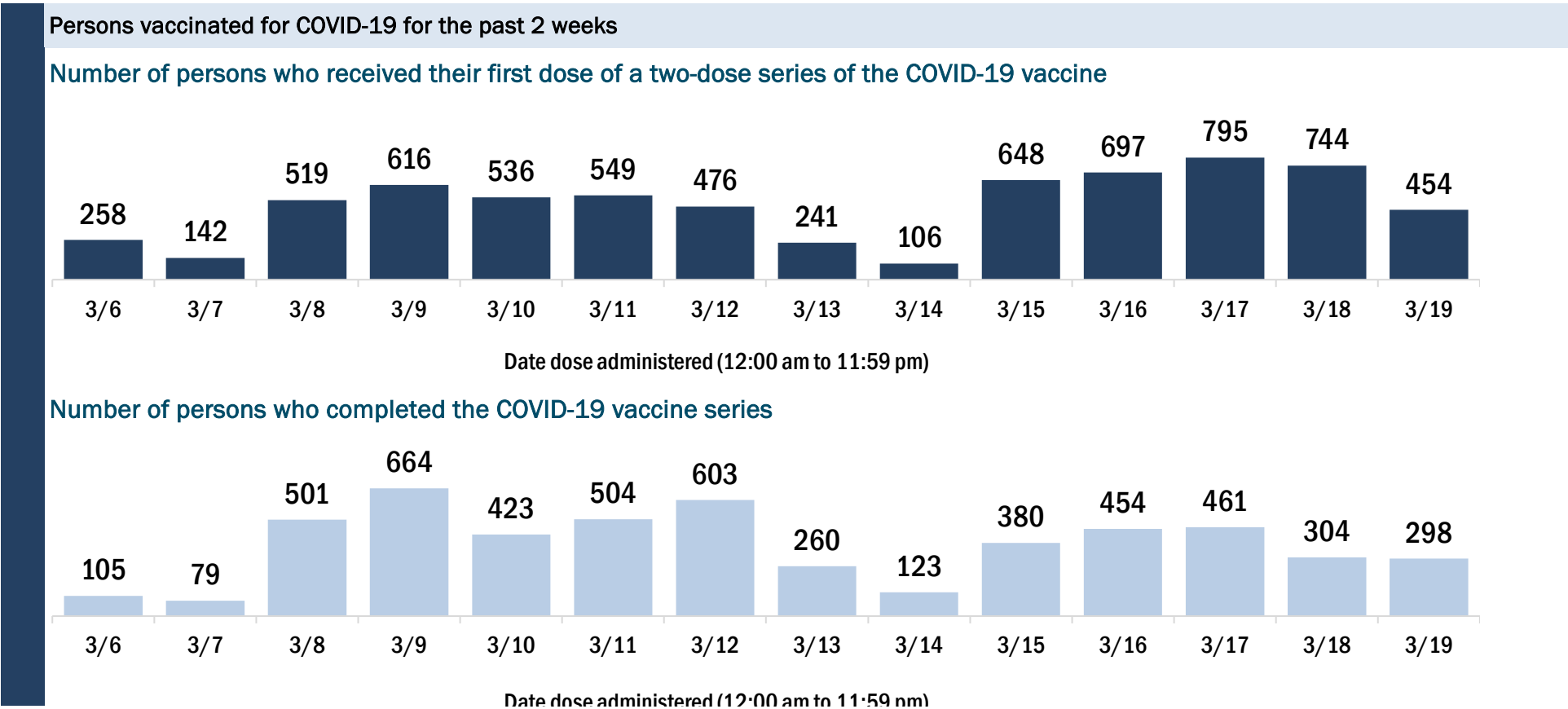
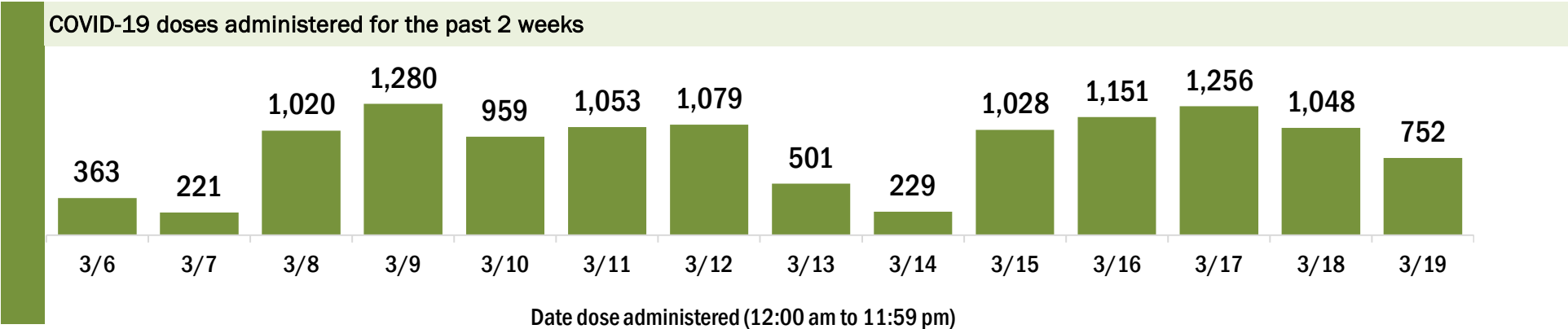
Data in this report are provisional and subject to change.

Data in this summary pertain to COVID-19 vaccines approved by the U.S. Food and Drug Administration and have been issued an Emergency Use Authorization (Janssen COVID-19 Vaccine, Moderna COVID-19 Vaccine and Pfizer-BioNTech COVID-19 Vaccine). These data summarize the number of people who have received either their first dose or have completed the series for a COVID-19 vaccine. **A person can only be counted in one category, first dose or series complete.** For persons receiving Moderna or Pfizer vaccines, once they receive their second dose, they are moved from the first dose column to the series completed column. **Because of this, the total first dose category may show a change from report to report not matching the total receiving their first dose from the previous day.** Persons receiving Johnson & Johnson vaccines will always be counted in the series completed column.

COVID-19 doses for vaccinated persons in Florida	
Doses administered	62,293
People receiving one dose of a 1-dose series (Johnson & Johnson) or receiving only one dose of a 2-dose series (Moderna, Pfizer) count once. Persons receiving both doses of a 2-dose series count twice.	

Current status of persons vaccinated for COVID-19 in Florida	
Total people vaccinated	37,918
First dose	12,599
Series completed	25,319
Completed 1-dose series	944
Completed 2-dose series	24,375
<b>First dose:</b> current number of people who have only received their first dose of the Moderna or Pfizer vaccine.	
<b>Series complete:</b> current number of people who have received both Moderna or Pfizer vaccine doses or one Johnson & Johnson dose and are considered fully immunized.	

Demographic summary	First dose	Series complete	Total people vaccinated
Age group	12,599	25,319	37,918
16-24 years	433	337	770
25-34 years	634	936	1,570
35-44 years	1,091	1,494	2,585
45-54 years	1,802	1,801	3,603
55-64 years	4,401	2,394	6,795
65-74 years	2,554	10,988	13,542
75-84 years	1,254	5,675	6,929
85+ years	430	1,694	2,124
Race	12,599	25,319	37,918
White	8,188	18,944	27,132
Black	951	1,407	2,358
American Indian/Alaskan	78	123	201
Other	1,410	2,406	3,816
Unknown	1,972	2,439	4,411
Other race includes Asian, native Hawaiian/Pacific Islander, or other.			
Ethnicity	12,599	25,319	37,918
Hispanic	573	862	1,435
Non-Hispanic	8,151	19,158	27,309
Unknown	3,875	5,299	9,174
Gender	12,599	25,319	37,918
Female	7,742	14,570	22,312
Male	4,826	10,748	15,574
Unknown	31	1	32



# COVID-19: Collier County vaccine summary

Vaccination data through Mar 19, 2021 as of Mar 20, 2021 at 12:05 AM

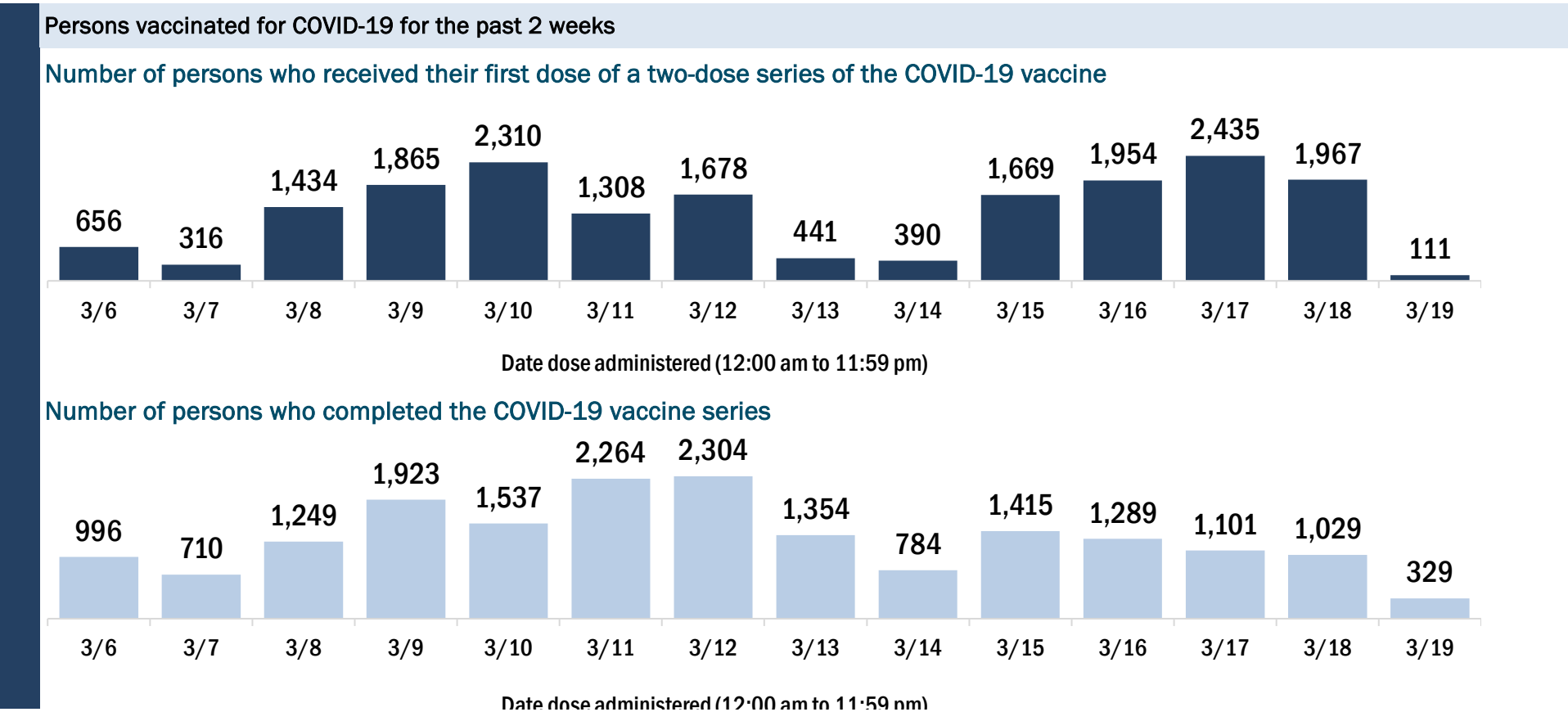
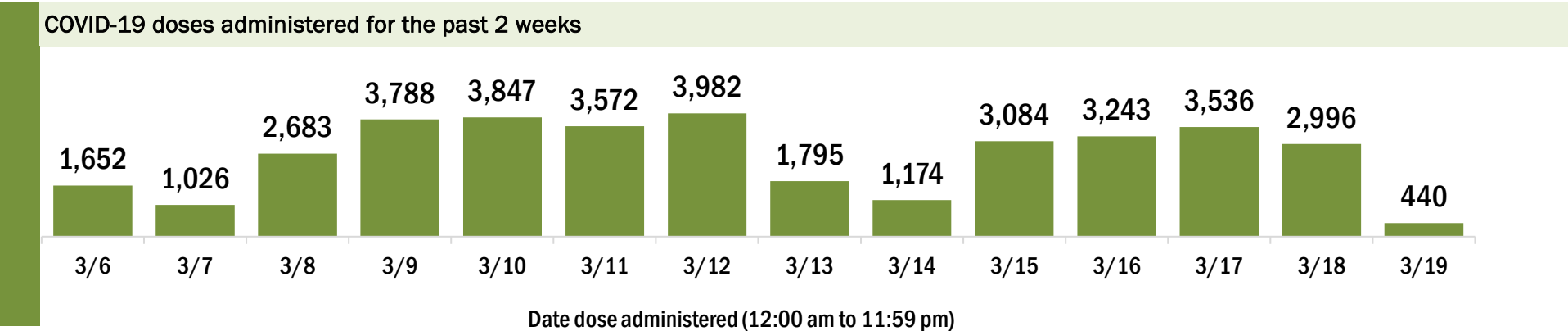
Data in this report are provisional and subject to change.

Data in this summary pertain to COVID-19 vaccines approved by the U.S. Food and Drug Administration and have been issued an Emergency Use Authorization (Janssen COVID-19 Vaccine, Moderna COVID-19 Vaccine and Pfizer-BioNTech COVID-19 Vaccine). These data summarize the number of people who have received either their first dose or have completed the series for a COVID-19 vaccine. **A person can only be counted in one category, first dose or series complete.** For persons receiving Moderna or Pfizer vaccines, once they receive their second dose, they are moved from the first dose column to the series completed column. **Because of this, the total first dose category may show a change from report to report not matching the total receiving their first dose from the previous day.** Persons receiving Johnson & Johnson vaccines will always be counted in the series completed column.

COVID-19 doses for vaccinated persons in Florida	
Doses administered	179,439
People receiving one dose of a 1-dose series (Johnson & Johnson) or receiving only one dose of a 2-dose series (Moderna, Pfizer) count once. Persons receiving both doses of a 2-dose series count twice.	

Current status of persons vaccinated for COVID-19 in Florida	
Total people vaccinated	112,258
First dose	43,638
Series completed	68,620
Completed 1-dose series	1,439
Completed 2-dose series	67,181
First dose: current number of people who have only received their first dose of the Moderna or Pfizer vaccine.	
Series complete: current number of people who have received both Moderna or Pfizer vaccine doses or one Johnson & Johnson dose and are considered fully immunized.	

Demographic summary	First dose	Series complete	Total people vaccinated
Age group	43,638	68,620	112,258
16-24 years	363	419	782
25-34 years	692	1,103	1,795
35-44 years	874	1,578	2,452
45-54 years	1,555	2,224	3,779
55-64 years	6,644	3,520	10,164
65-74 years	15,699	32,317	48,016
75-84 years	13,401	21,215	34,616
85+ years	4,410	6,244	10,654
Race	43,638	68,620	112,258
White	30,307	41,854	72,161
Black	462	543	1,005
American Indian/Alaskan	175	167	342
Other	2,651	5,835	8,486
Unknown	10,043	20,221	30,264
Other race includes Asian, native Hawaiian/Pacific Islander, or other.			
Ethnicity	43,638	68,620	112,258
Hispanic	2,117	2,181	4,298
Non-Hispanic	20,608	28,019	48,627
Unknown	20,913	38,420	59,333
Gender	43,638	68,620	112,258
Female	24,327	37,884	62,211
Male	19,038	30,651	49,689
Unknown	273	85	358





# COVID-19: Columbia County vaccine summary

Vaccination data through Mar 19, 2021 as of Mar 20, 2021 at 12:05 AM

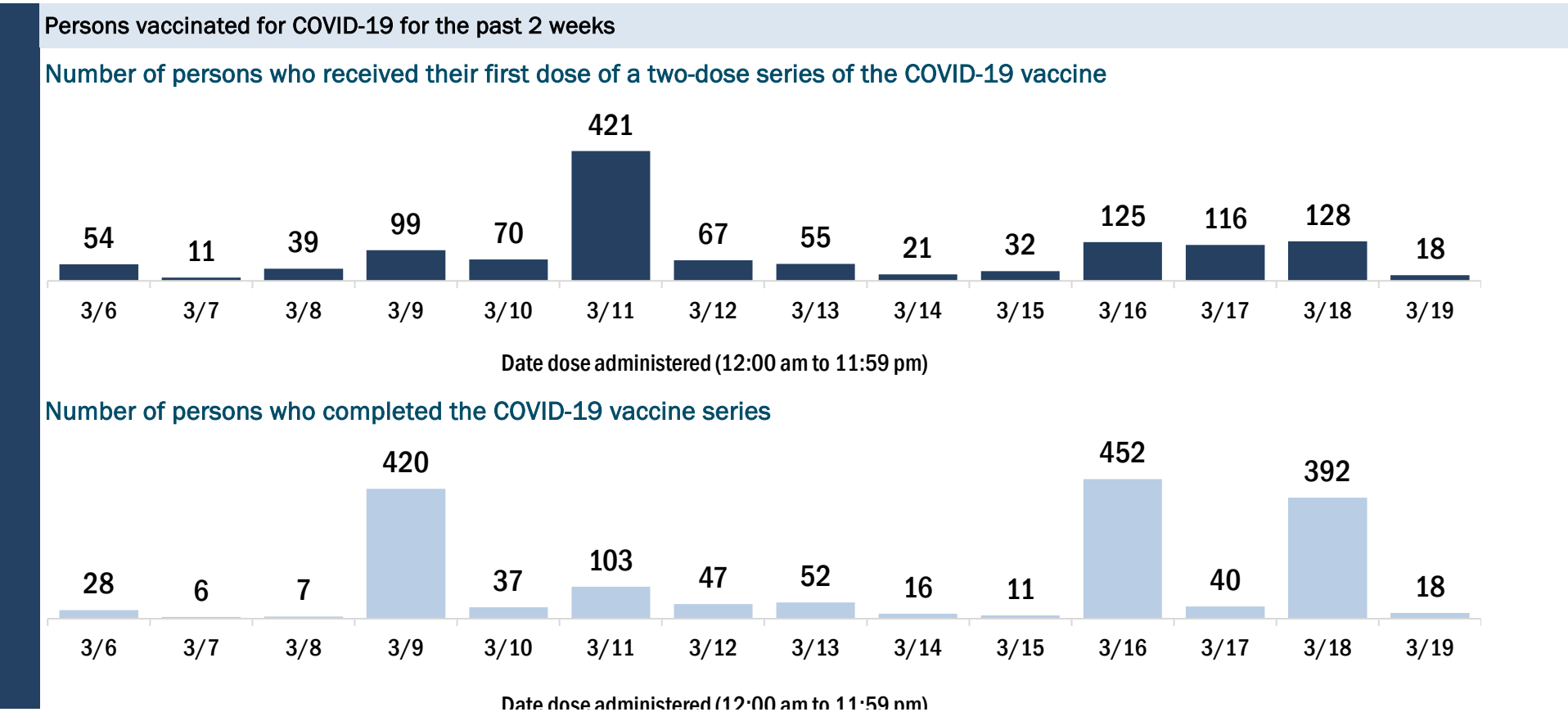
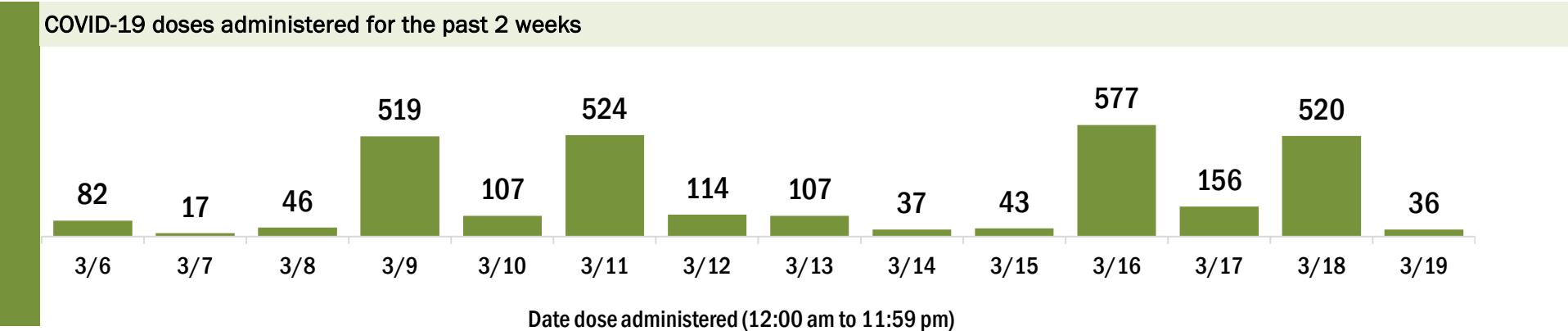
Data in this report are provisional and subject to change.

Data in this summary pertain to COVID-19 vaccines approved by the U.S. Food and Drug Administration and have been issued an Emergency Use Authorization (Janssen COVID-19 Vaccine, Moderna COVID-19 Vaccine and Pfizer-BioNTech COVID-19 Vaccine). These data summarize the number of people who have received either their first dose or have completed the series for a COVID-19 vaccine. **A person can only be counted in one category, first dose or series complete.** For persons receiving Moderna or Pfizer vaccines, once they receive their second dose, they are moved from the first dose column to the series completed column. **Because of this, the total first dose category may show a change from report to report not matching the total receiving their first dose from the previous day.** Persons receiving Johnson & Johnson vaccines will always be counted in the series completed column.

COVID-19 doses for vaccinated persons in Florida	
Doses administered	15,970
People receiving one dose of a 1-dose series (Johnson & Johnson) or receiving only one dose of a 2-dose series (Moderna, Pfizer) count once. Persons receiving both doses of a 2-dose series count twice.	

Current status of persons vaccinated for COVID-19 in Florida	
Total people vaccinated	9,619
First dose	2,812
Series completed	6,807
Completed 1-dose series	456
Completed 2-dose series	6,351
First dose: current number of people who have only received their first dose of the Moderna or Pfizer vaccine.	
Series complete: current number of people who have received both Moderna or Pfizer vaccine doses or one Johnson & Johnson dose and are considered fully immunized.	

Demographic summary	First dose	Series complete	Total people vaccinated
Age group	2,812	6,807	9,619
16-24 years	45	65	110
25-34 years	122	166	288
35-44 years	194	250	444
45-54 years	328	367	695
55-64 years	745	727	1,472
65-74 years	781	2,948	3,729
75-84 years	465	1,750	2,215
85+ years	132	534	666
Race	2,812	6,807	9,619
White	1,656	4,649	6,305
Black	278	481	759
American Indian/Alaskan	14	30	44
Other	266	602	868
Unknown	598	1,045	1,643
Other race includes Asian, native Hawaiian/Pacific Islander, or other.			
Ethnicity	2,812	6,807	9,619
Hispanic	85	124	209
Non-Hispanic	1,033	3,433	4,466
Unknown	1,694	3,250	4,944
Gender	2,812	6,807	9,619
Female	1,776	4,017	5,793
Male	1,034	2,789	3,823
Unknown	2	1	3



# COVID-19: Dade County vaccine summary

Vaccination data through Mar 19, 2021 as of Mar 20, 2021 at 12:05 AM

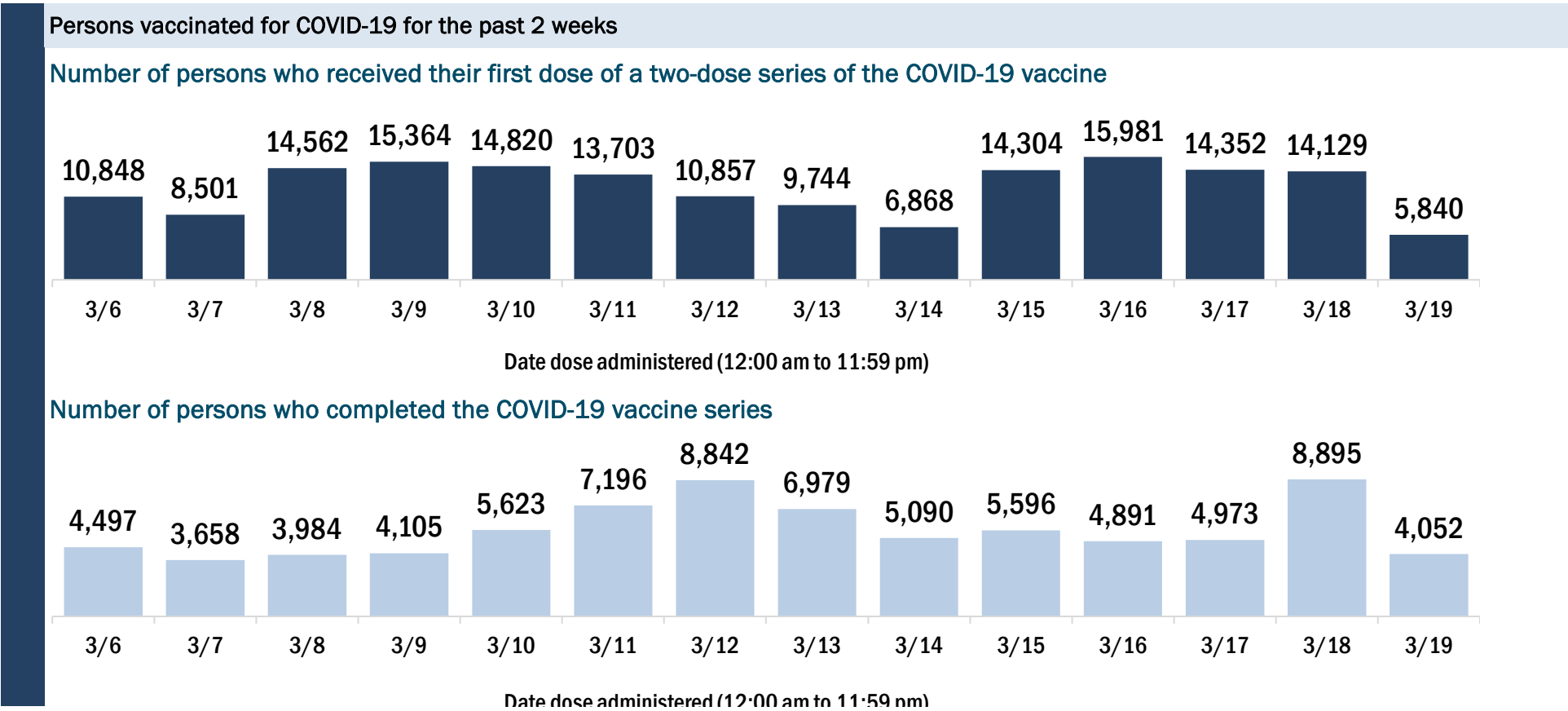
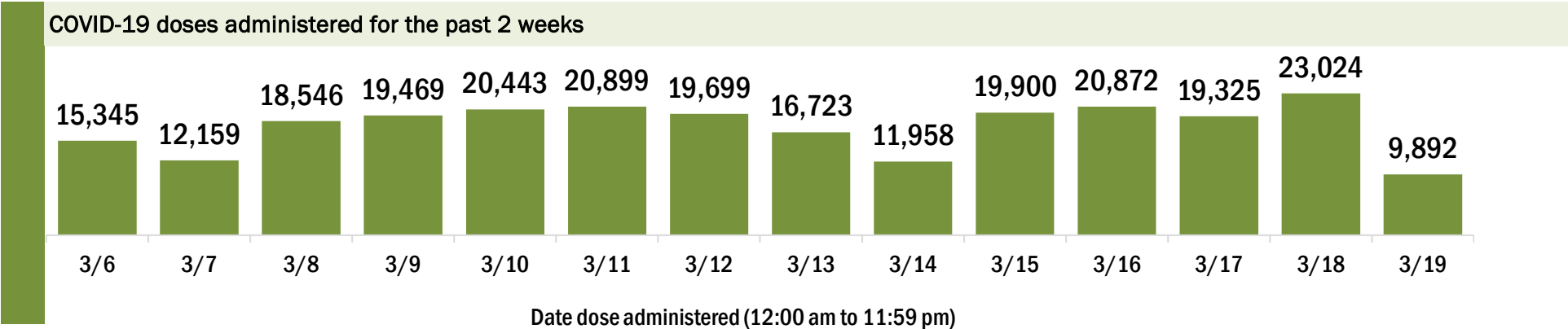
Data in this report are provisional and subject to change.

Data in this summary pertain to COVID-19 vaccines approved by the U.S. Food and Drug Administration and have been issued an Emergency Use Authorization (Janssen COVID-19 Vaccine, Moderna COVID-19 Vaccine and Pfizer-BioNTech COVID-19 Vaccine). These data summarize the number of people who have received either their first dose or have completed the series for a COVID-19 vaccine. **A person can only be counted in one category, first dose or series complete.** For persons receiving Moderna or Pfizer vaccines, once they receive their second dose, they are moved from the first dose column to the series completed column. **Because of this, the total first dose category may show a change from report to report not matching the total receiving their first dose from the previous day.** Persons receiving Johnson & Johnson vaccines will always be counted in the series completed column.

COVID-19 doses for vaccinated persons in Florida	
Doses administered	870,235
People receiving one dose of a 1-dose series (Johnson & Johnson) or receiving only one dose of a 2-dose series (Moderna, Pfizer) count once. Persons receiving both doses of a 2-dose series count twice.	

Current status of persons vaccinated for COVID-19 in Florida	
Total people vaccinated	605,783
First dose	315,523
Series completed	290,260
Completed 1-dose series	25,808
Completed 2-dose series	264,452
<b>First dose:</b> current number of people who have only received their first dose of the Moderna or Pfizer vaccine.	
<b>Series complete:</b> current number of people who have received both Moderna or Pfizer vaccine doses or one Johnson & Johnson dose and are considered fully immunized.	

Demographic summary	First dose	Series complete	Total people vaccinated
Age group	315,523	290,260	605,783
16-24 years	10,120	3,799	13,919
25-34 years	22,514	13,572	36,086
35-44 years	33,545	17,130	50,675
45-54 years	49,119	23,511	72,630
55-64 years	75,964	34,202	110,166
65-74 years	68,752	105,286	174,038
75-84 years	39,738	66,519	106,257
85+ years	15,771	26,241	42,012
Race	315,523	290,260	605,783
White	216,798	203,492	420,290
Black	20,415	23,923	44,338
American Indian/Alaskan	860	669	1,529
Other	34,033	33,971	68,004
Unknown	43,417	28,205	71,622
Other race includes Asian, native Hawaiian/Pacific Islander, or other.			
Ethnicity	315,523	290,260	605,783
Hispanic	162,878	150,164	313,042
Non-Hispanic	56,546	82,500	139,046
Unknown	96,099	57,596	153,695
Gender	315,523	290,260	605,783
Female	178,018	165,827	343,845
Male	135,134	124,238	259,372
Unknown	2,371	195	2,566



# COVID-19: Desoto County vaccine summary

Vaccination data through Mar 19, 2021 as of Mar 20, 2021 at 12:05 AM

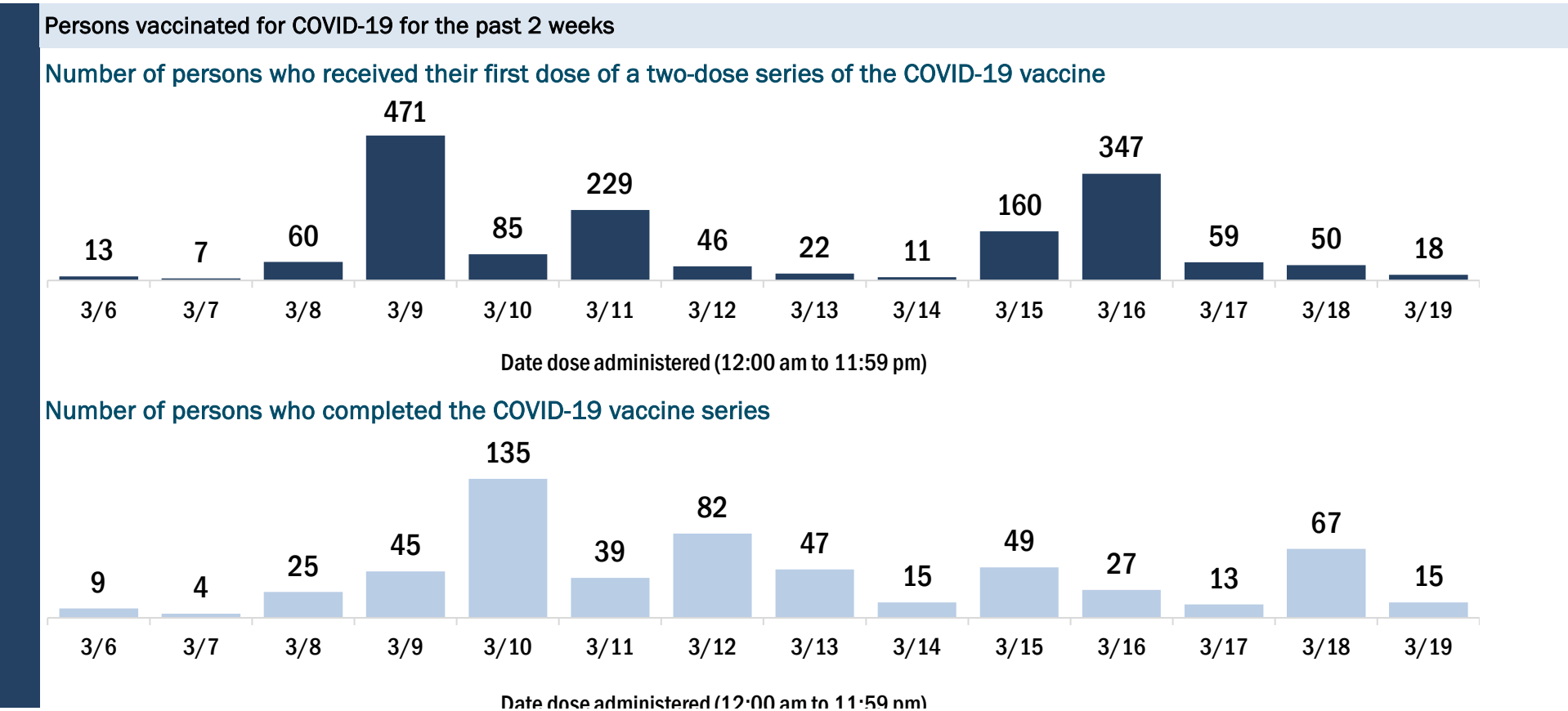
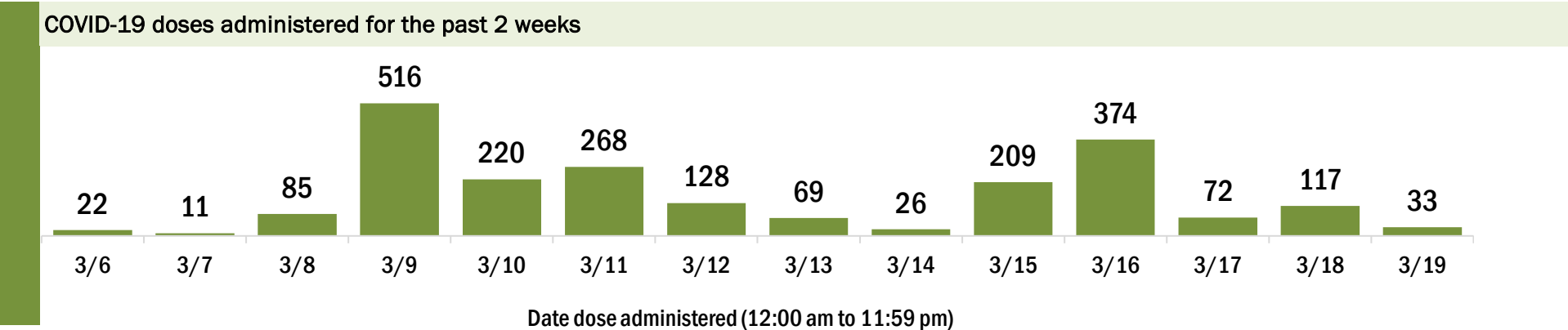
Data in this report are provisional and subject to change.

Data in this summary pertain to COVID-19 vaccines approved by the U.S. Food and Drug Administration and have been issued an Emergency Use Authorization (Janssen COVID-19 Vaccine, Moderna COVID-19 Vaccine and Pfizer-BioNTech COVID-19 Vaccine). These data summarize the number of people who have received either their first dose or have completed the series for a COVID-19 vaccine. **A person can only be counted in one category, first dose or series complete.** For persons receiving Moderna or Pfizer vaccines, once they receive their second dose, they are moved from the first dose column to the series completed column. **Because of this, the total first dose category may show a change from report to report not matching the total receiving their first dose from the previous day.** Persons receiving Johnson & Johnson vaccines will always be counted in the series completed column.

COVID-19 doses for vaccinated persons in Florida	
Doses administered	8,959
People receiving one dose of a 1-dose series (Johnson & Johnson) or receiving only one dose of a 2-dose series (Moderna, Pfizer) count once. Persons receiving both doses of a 2-dose series count twice.	

Current status of persons vaccinated for COVID-19 in Florida	
Total people vaccinated	6,212
First dose	3,417
Series completed	2,795
Completed 1-dose series	48
Completed 2-dose series	2,747
First dose: current number of people who have only received their first dose of the Moderna or Pfizer vaccine.	
Series complete: current number of people who have received both Moderna or Pfizer vaccine doses or one Johnson & Johnson dose and are considered fully immunized.	

Demographic summary	First dose	Series complete	Total people vaccinated
Age group	3,417	2,795	6,212
16-24 years	23	14	37
25-34 years	76	57	133
35-44 years	148	67	215
45-54 years	294	117	411
55-64 years	594	161	755
65-74 years	1,280	1,291	2,571
75-84 years	838	861	1,699
85+ years	164	227	391
Race	3,417	2,795	6,212
White	2,043	2,036	4,079
Black	273	104	377
American Indian/Alaskan	8	4	12
Other	252	186	438
Unknown	841	465	1,306
Other race includes Asian, native Hawaiian/Pacific Islander, or other.			
Ethnicity	3,417	2,795	6,212
Hispanic	145	62	207
Non-Hispanic	1,440	710	2,150
Unknown	1,832	2,023	3,855
Gender	3,417	2,795	6,212
Female	1,606	1,542	3,148
Male	1,811	1,253	3,064
Unknown	0	0	0



# COVID-19: Dixie County vaccine summary

Vaccination data through Mar 19, 2021 as of Mar 20, 2021 at 12:05 AM

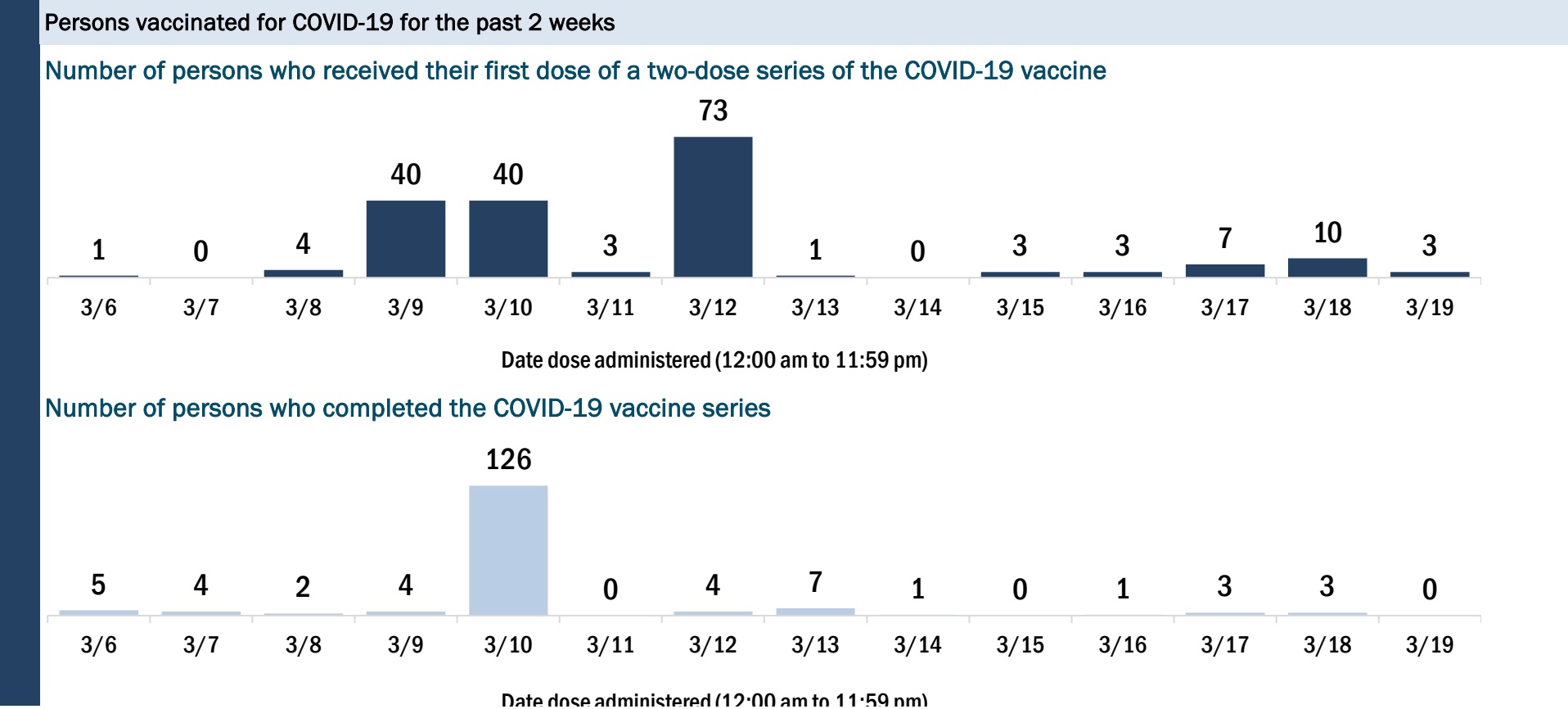
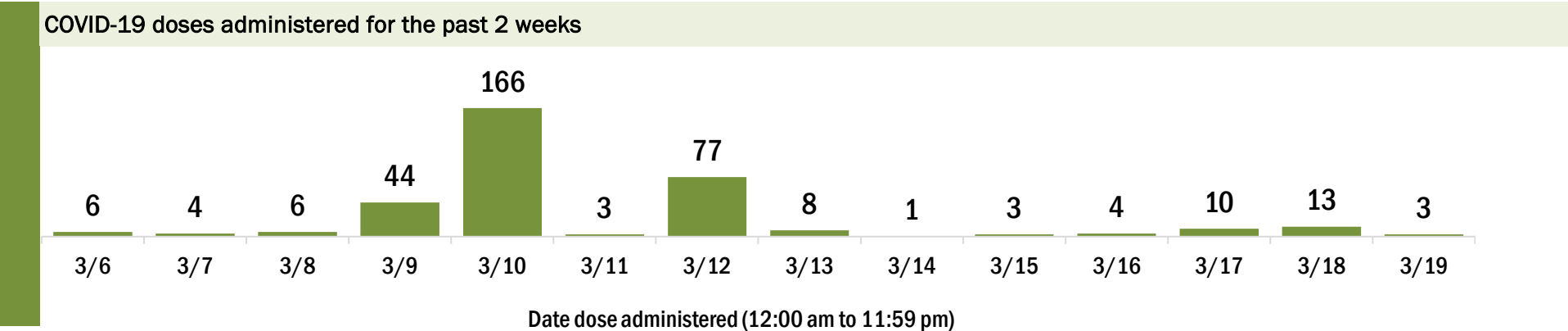
Data in this report are provisional and subject to change.

Data in this summary pertain to COVID-19 vaccines approved by the U.S. Food and Drug Administration and have been issued an Emergency Use Authorization (Janssen COVID-19 Vaccine, Moderna COVID-19 Vaccine and Pfizer-BioNTech COVID-19 Vaccine). These data summarize the number of people who have received either their first dose or have completed the series for a COVID-19 vaccine. **A person can only be counted in one category, first dose or series complete.** For persons receiving Moderna or Pfizer vaccines, once they receive their second dose, they are moved from the first dose column to the series completed column. **Because of this, the total first dose category may show a change from report to report not matching the total receiving their first dose from the previous day.** Persons receiving Johnson & Johnson vaccines will always be counted in the series completed column.

COVID-19 doses for vaccinated persons in Florida	
Doses administered	3,263
People receiving one dose of a 1-dose series (Johnson & Johnson) or receiving only one dose of a 2-dose series (Moderna, Pfizer) count once. Persons receiving both doses of a 2-dose series count twice.	

Current status of persons vaccinated for COVID-19 in Florida	
Total people vaccinated	2,026
First dose	778
Series completed	1,248
Completed 1-dose series	11
Completed 2-dose series	1,237
<b>First dose:</b> current number of people who have only received their first dose of the Moderna or Pfizer vaccine.	
<b>Series complete:</b> current number of people who have received both Moderna or Pfizer vaccine doses or one Johnson & Johnson dose and are considered fully immunized.	

Demographic summary	First dose	Series complete	Total people vaccinated
Age group	778	1,248	2,026
16-24 years	5	4	9
25-34 years	14	14	28
35-44 years	27	23	50
45-54 years	28	31	59
55-64 years	117	73	190
65-74 years	347	619	966
75-84 years	193	382	575
85+ years	47	102	149
Race	778	1,248	2,026
White	660	1,081	1,741
Black	33	33	66
American Indian/Alaskan	21	9	30
Other	28	37	65
Unknown	36	88	124
Other race includes Asian, native Hawaiian/Pacific Islander, or other.			
Ethnicity	778	1,248	2,026
Hispanic	15	16	31
Non-Hispanic	571	829	1,400
Unknown	192	403	595
Gender	778	1,248	2,026
Female	424	666	1,090
Male	354	582	936
Unknown	0	0	0





# COVID-19: Duval County vaccine summary

Vaccination data through Mar 19, 2021 as of Mar 20, 2021 at 12:05 AM

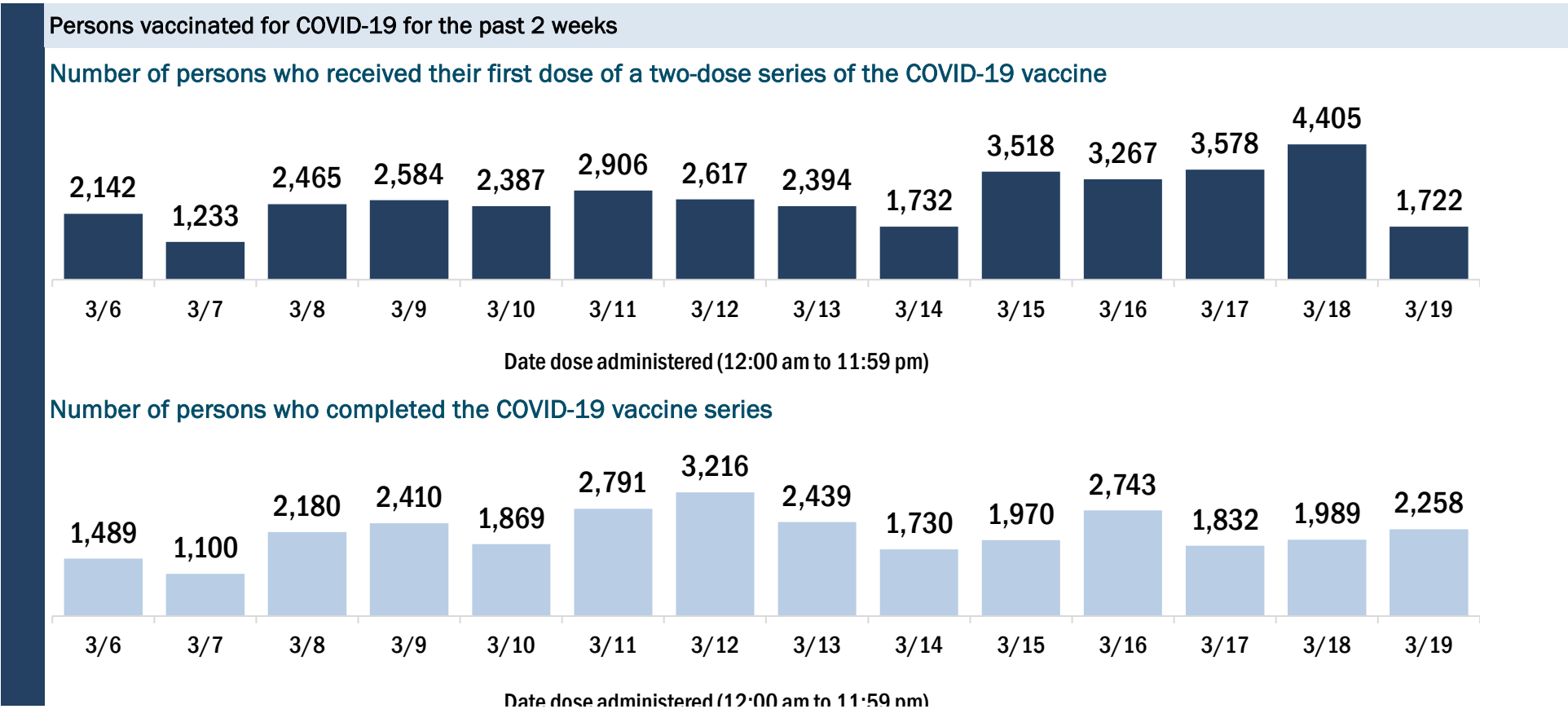
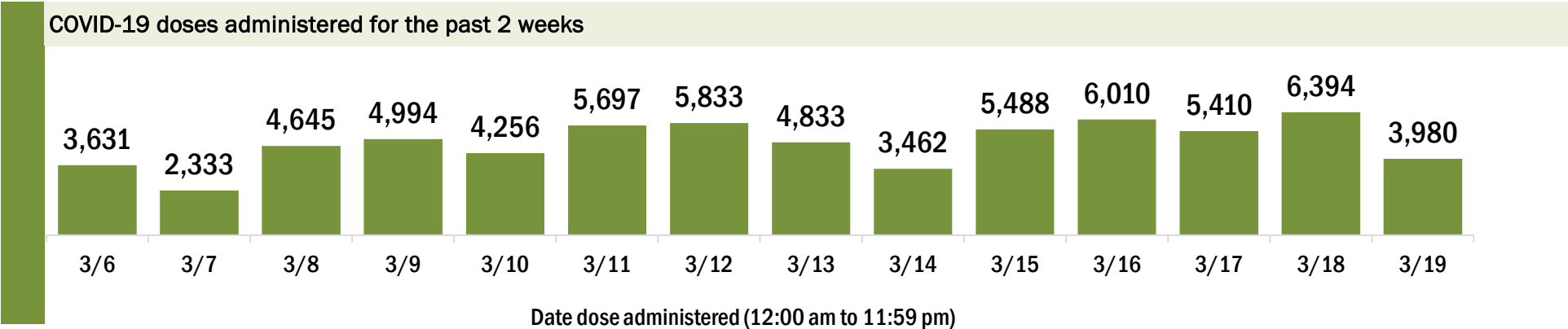
Data in this report are provisional and subject to change.

Data in this summary pertain to COVID-19 vaccines approved by the U.S. Food and Drug Administration and have been issued an Emergency Use Authorization (Janssen COVID-19 Vaccine, Moderna COVID-19 Vaccine and Pfizer-BioNTech COVID-19 Vaccine). These data summarize the number of people who have received either their first dose or have completed the series for a COVID-19 vaccine. **A person can only be counted in one category, first dose or series complete.** For persons receiving Moderna or Pfizer vaccines, once they receive their second dose, they are moved from the first dose column to the series completed column. **Because of this, the total first dose category may show a change from report to report not matching the total receiving their first dose from the previous day.** Persons receiving Johnson & Johnson vaccines will always be counted in the series completed column.

COVID-19 doses for vaccinated persons in Florida	
Doses administered	292,819
People receiving one dose of a 1-dose series (Johnson & Johnson) or receiving only one dose of a 2-dose series (Moderna, Pfizer) count once. Persons receiving both doses of a 2-dose series count twice.	

Current status of persons vaccinated for COVID-19 in Florida	
Total people vaccinated	187,424
First dose	72,754
Series completed	114,670
Completed 1-dose series	9,275
Completed 2-dose series	105,395
First dose: current number of people who have only received their first dose of the Moderna or Pfizer vaccine.	
Series complete: current number of people who have received both Moderna or Pfizer vaccine doses or one Johnson & Johnson dose and are considered fully immunized.	

Demographic summary	First dose	Series complete	Total people vaccinated
Age group	72,754	114,670	187,424
16-24 years	2,259	1,918	4,177
25-34 years	5,603	7,168	12,771
35-44 years	7,302	8,028	15,330
45-54 years	9,800	9,771	19,571
55-64 years	20,648	15,282	35,930
65-74 years	17,066	44,440	61,506
75-84 years	7,222	20,826	28,048
85+ years	2,854	7,237	10,091
Race	72,754	114,670	187,424
White	37,950	68,961	106,911
Black	12,452	18,604	31,056
American Indian/Alaskan	154	295	449
Other	8,374	14,268	22,642
Unknown	13,824	12,542	26,366
Other race includes Asian, native Hawaiian/Pacific Islander, or other.			
Ethnicity	72,754	114,670	187,424
Hispanic	3,379	3,818	7,197
Non-Hispanic	45,132	78,772	123,904
Unknown	24,243	32,080	56,323
Gender	72,754	114,670	187,424
Female	41,819	67,478	109,297
Male	28,662	47,147	75,809
Unknown	2,273	45	2,318



# COVID-19: Escambia County vaccine summary

Vaccination data through Mar 19, 2021 as of Mar 20, 2021 at 12:05 AM

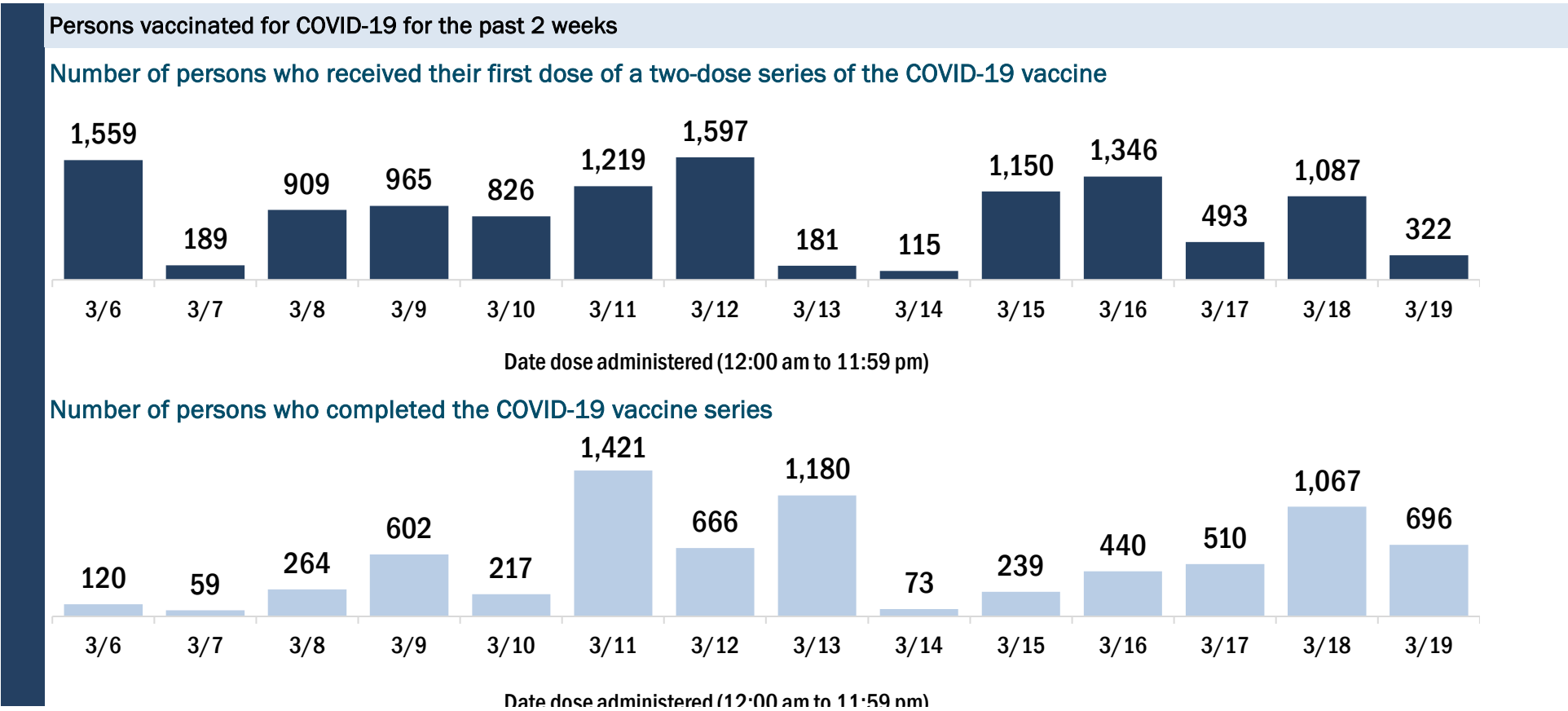
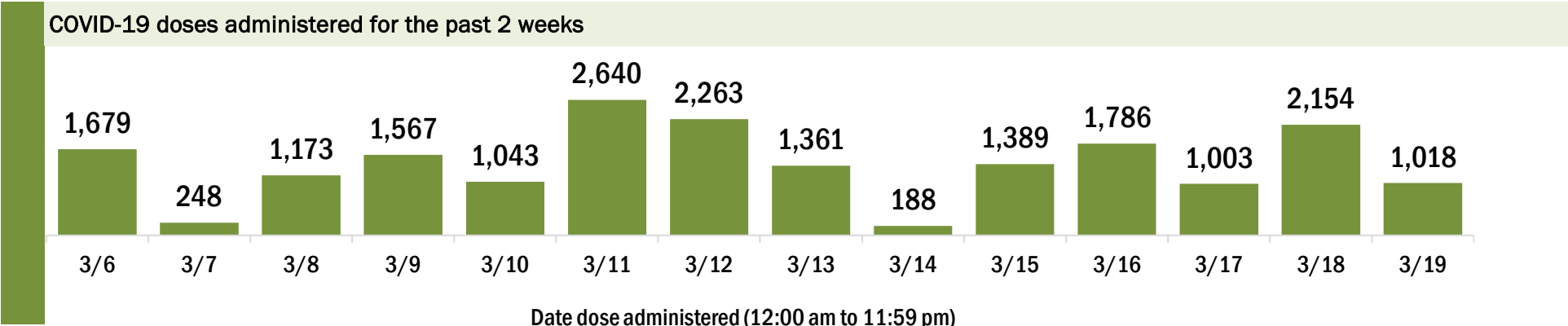
Data in this report are provisional and subject to change.

Data in this summary pertain to COVID-19 vaccines approved by the U.S. Food and Drug Administration and have been issued an Emergency Use Authorization (Janssen COVID-19 Vaccine, Moderna COVID-19 Vaccine and Pfizer-BioNTech COVID-19 Vaccine). These data summarize the number of people who have received either their first dose or have completed the series for a COVID-19 vaccine. **A person can only be counted in one category, first dose or series complete.** For persons receiving Moderna or Pfizer vaccines, once they receive their second dose, they are moved from the first dose column to the series completed column. **Because of this, the total first dose category may show a change from report to report not matching the total receiving their first dose from the previous day.** Persons receiving Johnson & Johnson vaccines will always be counted in the series completed column.

COVID-19 doses for vaccinated persons in Florida	
Doses administered	94,069
People receiving one dose of a 1-dose series (Johnson & Johnson) or receiving only one dose of a 2-dose series (Moderna, Pfizer) count once. Persons receiving both doses of a 2-dose series count twice.	

Current status of persons vaccinated for COVID-19 in Florida	
Total people vaccinated	61,564
First dose	27,327
Series completed	34,237
Completed 1-dose series	1,732
Completed 2-dose series	32,505
<b>First dose:</b> current number of people who have only received their first dose of the Moderna or Pfizer vaccine.	
<b>Series complete:</b> current number of people who have received both Moderna or Pfizer vaccine doses or one Johnson & Johnson dose and are considered fully immunized.	

Demographic summary	First dose	Series complete	Total people vaccinated
Age group	27,327	34,237	61,564
16-24 years	713	402	1,115
25-34 years	1,803	1,450	3,253
35-44 years	2,182	1,803	3,985
45-54 years	3,156	2,296	5,452
55-64 years	7,021	4,084	11,105
65-74 years	7,437	13,565	21,002
75-84 years	3,715	7,721	11,436
85+ years	1,300	2,916	4,216
Race	27,327	34,237	61,564
White	15,204	20,967	36,171
Black	4,567	4,070	8,637
American Indian/Alaskan	211	202	413
Other	2,139	3,674	5,813
Unknown	5,206	5,324	10,530
Other race includes Asian, native Hawaiian/Pacific Islander, or other.			
Ethnicity	27,327	34,237	61,564
Hispanic	684	460	1,144
Non-Hispanic	17,236	20,840	38,076
Unknown	9,407	12,937	22,344
Gender	27,327	34,237	61,564
Female	16,440	20,370	36,810
Male	10,823	13,863	24,686
Unknown	64	4	68



# COVID-19: Flagler County vaccine summary

Vaccination data through Mar 19, 2021 as of Mar 20, 2021 at 12:05 AM

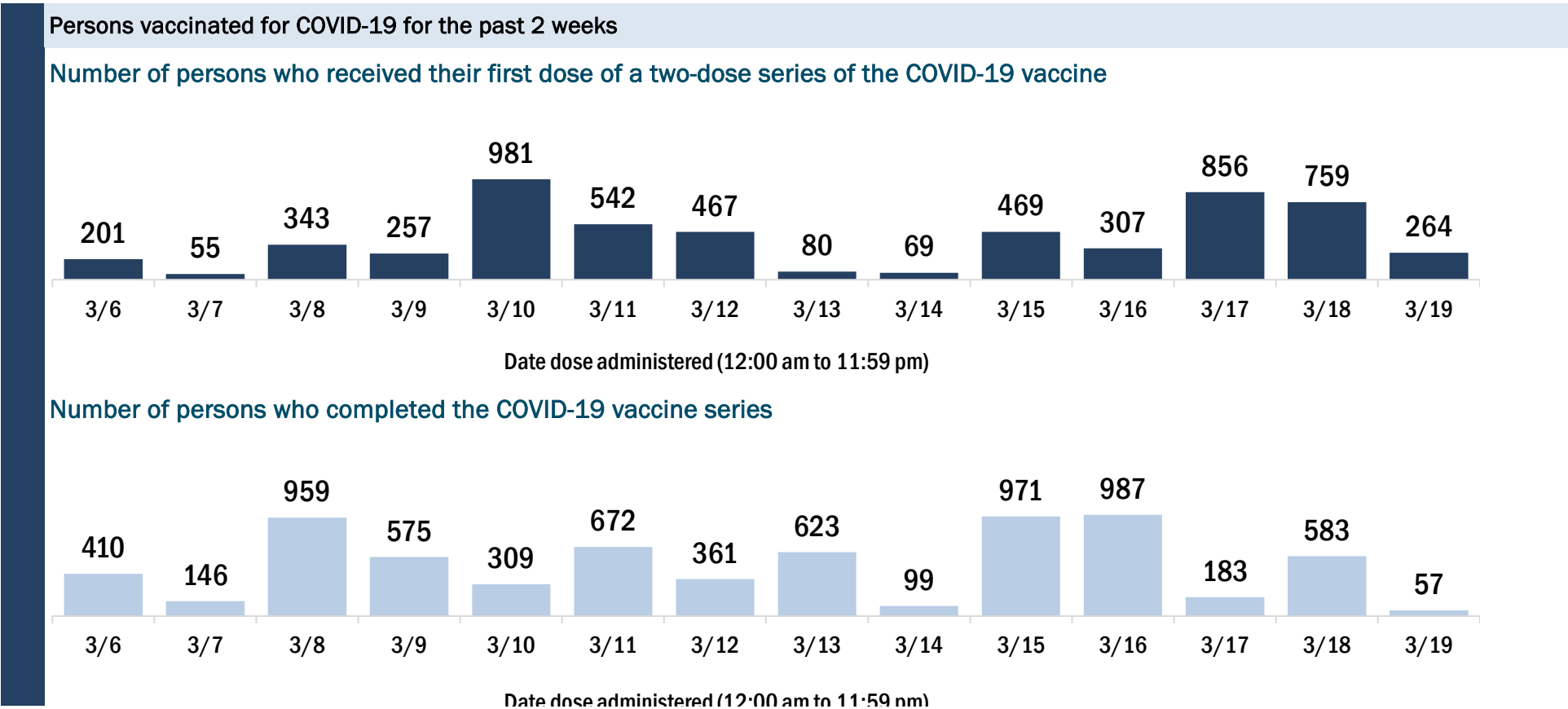
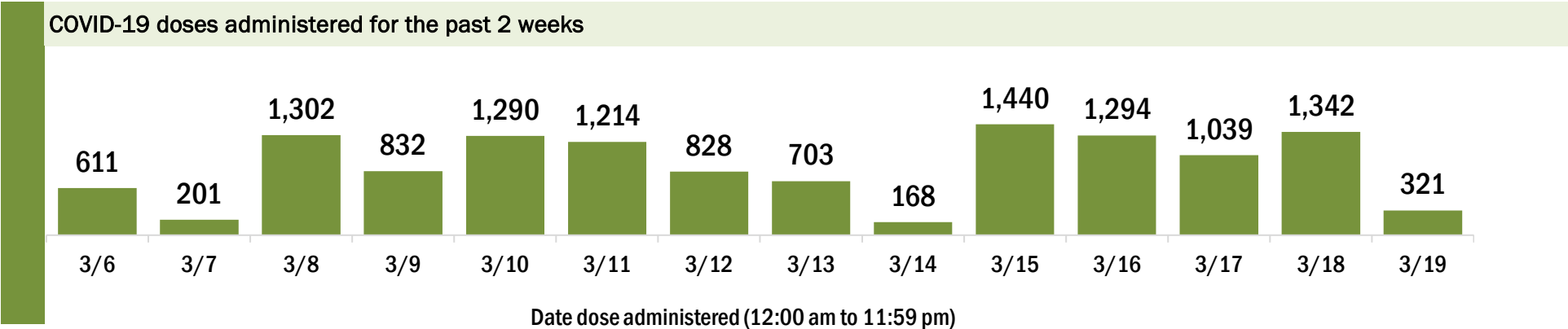
Data in this report are provisional and subject to change.

Data in this summary pertain to COVID-19 vaccines approved by the U.S. Food and Drug Administration and have been issued an Emergency Use Authorization (Janssen COVID-19 Vaccine, Moderna COVID-19 Vaccine and Pfizer-BioNTech COVID-19 Vaccine). These data summarize the number of people who have received either their first dose or have completed the series for a COVID-19 vaccine. **A person can only be counted in one category, first dose or series complete.** For persons receiving Moderna or Pfizer vaccines, once they receive their second dose, they are moved from the first dose column to the series completed column. **Because of this, the total first dose category may show a change from report to report not matching the total receiving their first dose from the previous day.** Persons receiving Johnson & Johnson vaccines will always be counted in the series completed column.

COVID-19 doses for vaccinated persons in Florida	
Doses administered	52,113
People receiving one dose of a 1-dose series (Johnson & Johnson) or receiving only one dose of a 2-dose series (Moderna, Pfizer) count once. Persons receiving both doses of a 2-dose series count twice.	

Current status of persons vaccinated for COVID-19 in Florida	
Total people vaccinated	33,681
First dose	14,339
Series completed	19,342
Completed 1-dose series	910
Completed 2-dose series	18,432
<b>First dose:</b> current number of people who have only received their first dose of the Moderna or Pfizer vaccine.	
<b>Series complete:</b> current number of people who have received both Moderna or Pfizer vaccine doses or one Johnson & Johnson dose and are considered fully immunized.	

Demographic summary	First dose	Series complete	Total people vaccinated
Age group	14,339	19,342	33,681
16-24 years	127	127	254
25-34 years	260	342	602
35-44 years	443	596	1,039
45-54 years	827	842	1,669
55-64 years	3,091	1,547	4,638
65-74 years	5,348	9,208	14,556
75-84 years	3,225	5,309	8,534
85+ years	1,018	1,371	2,389
Race	14,339	19,342	33,681
White	10,340	12,254	22,594
Black	1,030	1,051	2,081
American Indian/Alaskan	112	90	202
Other	970	2,135	3,105
Unknown	1,887	3,812	5,699
Other race includes Asian, native Hawaiian/Pacific Islander, or other.			
Ethnicity	14,339	19,342	33,681
Hispanic	948	587	1,535
Non-Hispanic	9,440	9,911	19,351
Unknown	3,951	8,844	12,795
Gender	14,339	19,342	33,681
Female	7,925	10,949	18,874
Male	6,244	8,339	14,583
Unknown	170	54	224



# COVID-19: Franklin County vaccine summary

Vaccination data through Mar 19, 2021 as of Mar 20, 2021 at 12:05 AM

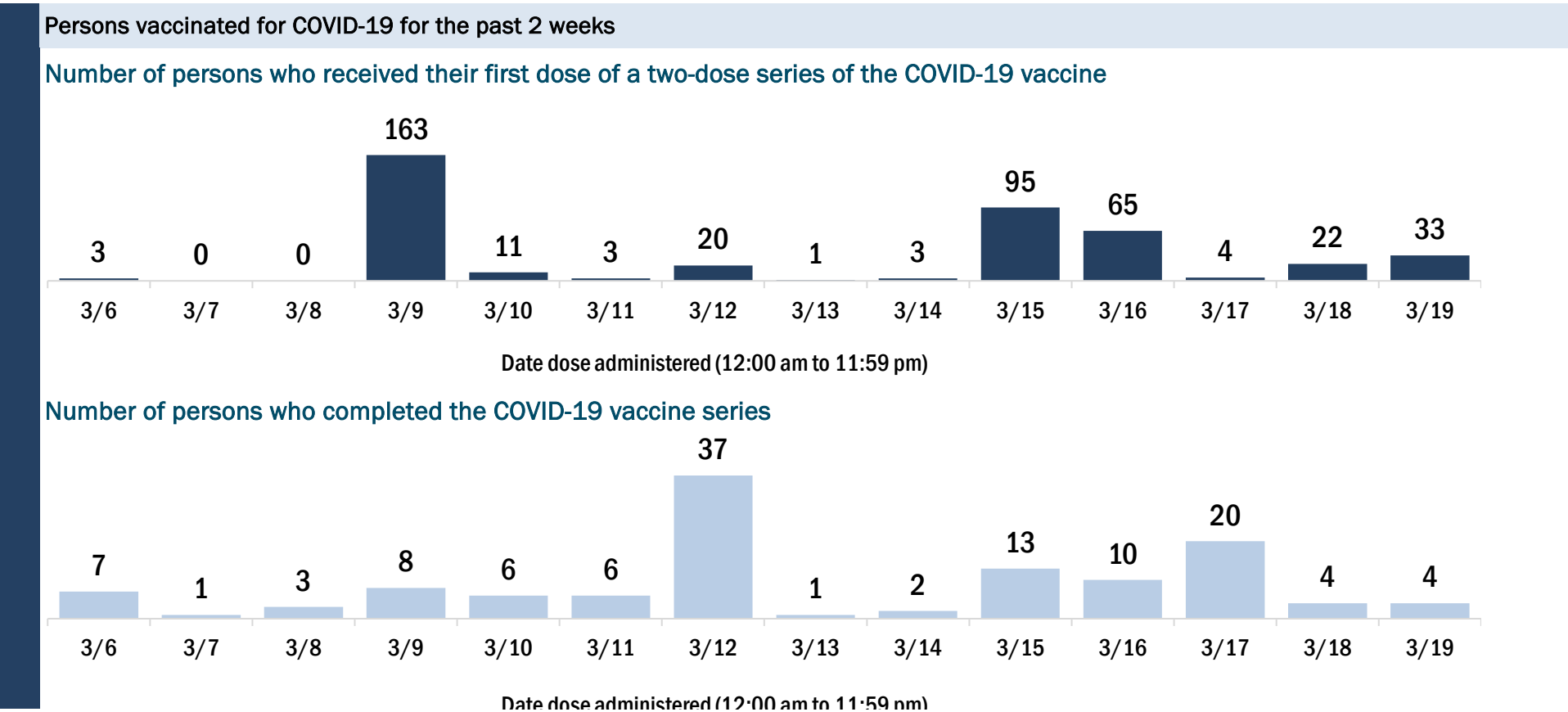
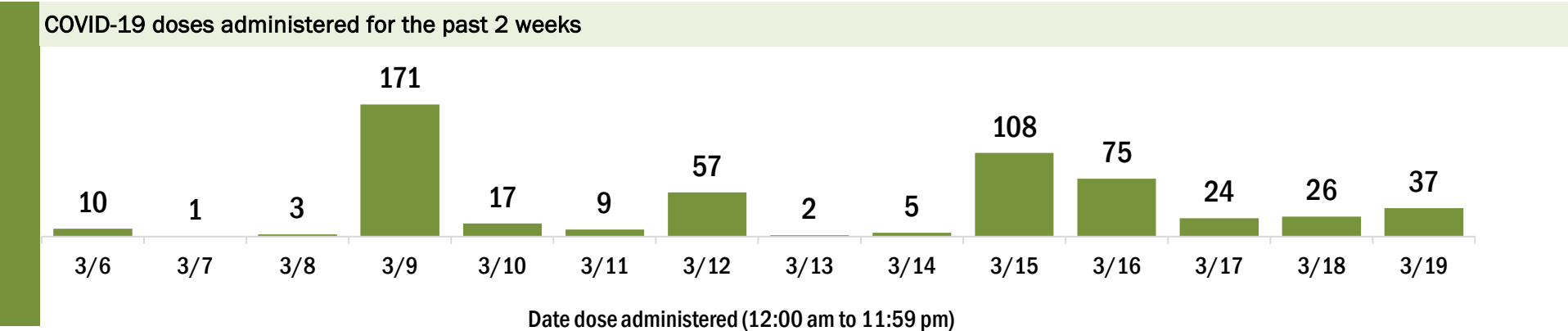
Data in this report are provisional and subject to change.

Data in this summary pertain to COVID-19 vaccines approved by the U.S. Food and Drug Administration and have been issued an Emergency Use Authorization (Janssen COVID-19 Vaccine, Moderna COVID-19 Vaccine and Pfizer-BioNTech COVID-19 Vaccine). These data summarize the number of people who have received either their first dose or have completed the series for a COVID-19 vaccine. **A person can only be counted in one category, first dose or series complete.** For persons receiving Moderna or Pfizer vaccines, once they receive their second dose, they are moved from the first dose column to the series completed column. **Because of this, the total first dose category may show a change from report to report not matching the total receiving their first dose from the previous day.** Persons receiving Johnson & Johnson vaccines will always be counted in the series completed column.

COVID-19 doses for vaccinated persons in Florida	
Doses administered	4,833
People receiving one dose of a 1-dose series (Johnson & Johnson) or receiving only one dose of a 2-dose series (Moderna, Pfizer) count once. Persons receiving both doses of a 2-dose series count twice.	

Current status of persons vaccinated for COVID-19 in Florida	
Total people vaccinated	2,881
First dose	920
Series completed	1,961
Completed 1-dose series	9
Completed 2-dose series	1,952
<b>First dose:</b> current number of people who have only received their first dose of the Moderna or Pfizer vaccine.	
<b>Series complete:</b> current number of people who have received both Moderna or Pfizer vaccine doses or one Johnson & Johnson dose and are considered fully immunized.	

Demographic summary	First dose	Series complete	Total people vaccinated
Age group	920	1,961	2,881
16-24 years	10	10	20
25-34 years	25	22	47
35-44 years	26	37	63
45-54 years	79	82	161
55-64 years	313	221	534
65-74 years	322	994	1,316
75-84 years	115	500	615
85+ years	30	95	125
Race	920	1,961	2,881
White	793	1,759	2,552
Black	60	77	137
American Indian/Alaskan	0	6	6
Other	45	80	125
Unknown	22	39	61
Other race includes Asian, native Hawaiian/Pacific Islander, or other.			
Ethnicity	920	1,961	2,881
Hispanic	20	15	35
Non-Hispanic	771	1,617	2,388
Unknown	129	329	458
Gender	920	1,961	2,881
Female	498	1,029	1,527
Male	422	932	1,354
Unknown	0	0	0





# COVID-19: Gadsden County vaccine summary

Vaccination data through Mar 19, 2021 as of Mar 20, 2021 at 12:05 AM

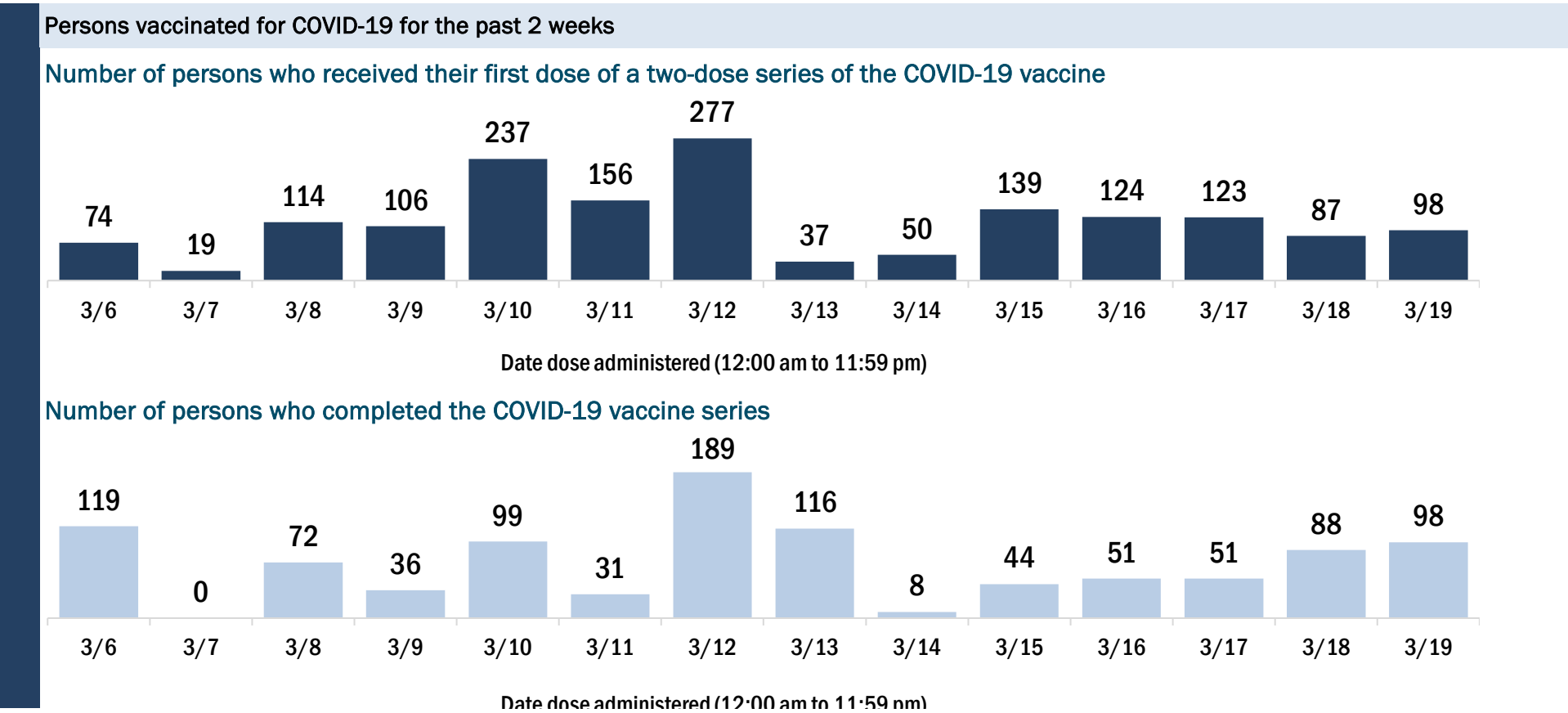
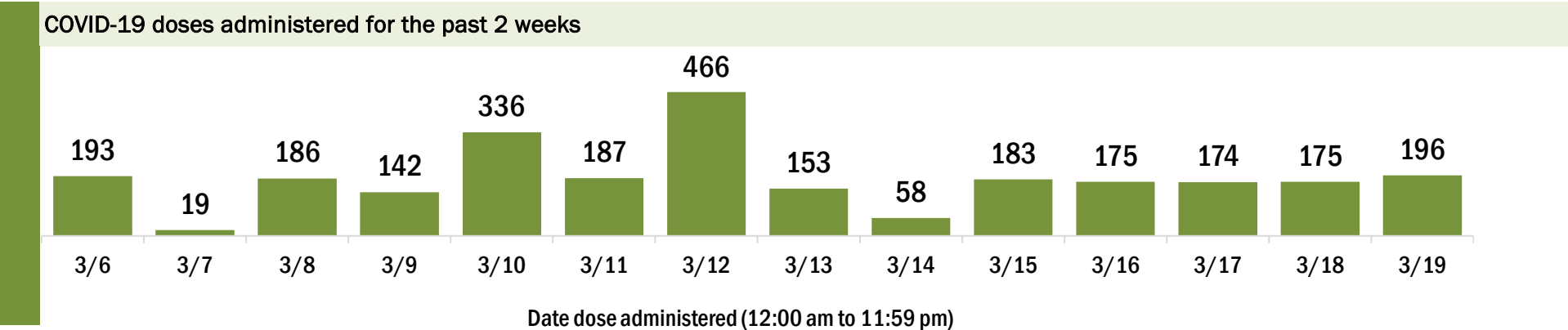
Data in this report are provisional and subject to change.

Data in this summary pertain to COVID-19 vaccines approved by the U.S. Food and Drug Administration and have been issued an Emergency Use Authorization (Janssen COVID-19 Vaccine, Moderna COVID-19 Vaccine and Pfizer-BioNTech COVID-19 Vaccine). These data summarize the number of people who have received either their first dose or have completed the series for a COVID-19 vaccine. **A person can only be counted in one category, first dose or series complete.** For persons receiving Moderna or Pfizer vaccines, once they receive their second dose, they are moved from the first dose column to the series completed column. **Because of this, the total first dose category may show a change from report to report not matching the total receiving their first dose from the previous day.** Persons receiving Johnson & Johnson vaccines will always be counted in the series completed column.

COVID-19 doses for vaccinated persons in Florida	
Doses administered	16,263
People receiving one dose of a 1-dose series (Johnson & Johnson) or receiving only one dose of a 2-dose series (Moderna, Pfizer) count once. Persons receiving both doses of a 2-dose series count twice.	

Current status of persons vaccinated for COVID-19 in Florida	
Total people vaccinated	10,001
First dose	3,592
Series completed	6,409
Completed 1-dose series	147
Completed 2-dose series	6,262
<b>First dose:</b> current number of people who have only received their first dose of the Moderna or Pfizer vaccine.	
<b>Series complete:</b> current number of people who have received both Moderna or Pfizer vaccine doses or one Johnson & Johnson dose and are considered fully immunized.	

Demographic summary	First dose	Series complete	Total people vaccinated
Age group	3,592	6,409	10,001
16-24 years	62	50	112
25-34 years	172	126	298
35-44 years	311	244	555
45-54 years	554	408	962
55-64 years	1,217	810	2,027
65-74 years	796	2,863	3,659
75-84 years	367	1,422	1,789
85+ years	113	486	599
Race	3,592	6,409	10,001
White	1,063	2,507	3,570
Black	1,761	2,395	4,156
American Indian/Alaskan	6	14	20
Other	347	1,066	1,413
Unknown	415	427	842
Other race includes Asian, native Hawaiian/Pacific Islander, or other.			
Ethnicity	3,592	6,409	10,001
Hispanic	157	145	302
Non-Hispanic	2,393	4,151	6,544
Unknown	1,042	2,113	3,155
Gender	3,592	6,409	10,001
Female	2,177	3,870	6,047
Male	1,415	2,539	3,954
Unknown	0	0	0



# COVID-19: Gilchrist County vaccine summary

Vaccination data through Mar 19, 2021 as of Mar 20, 2021 at 12:05 AM

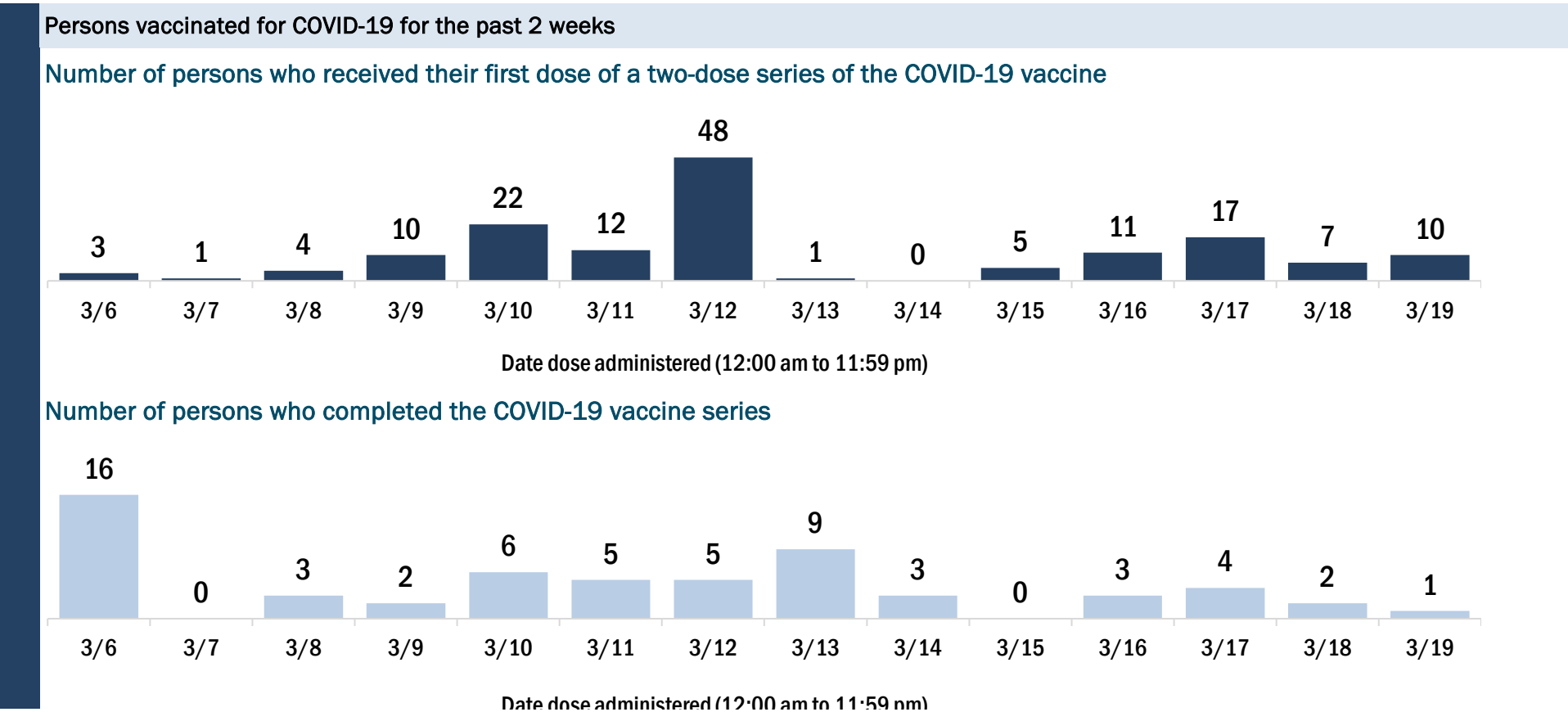
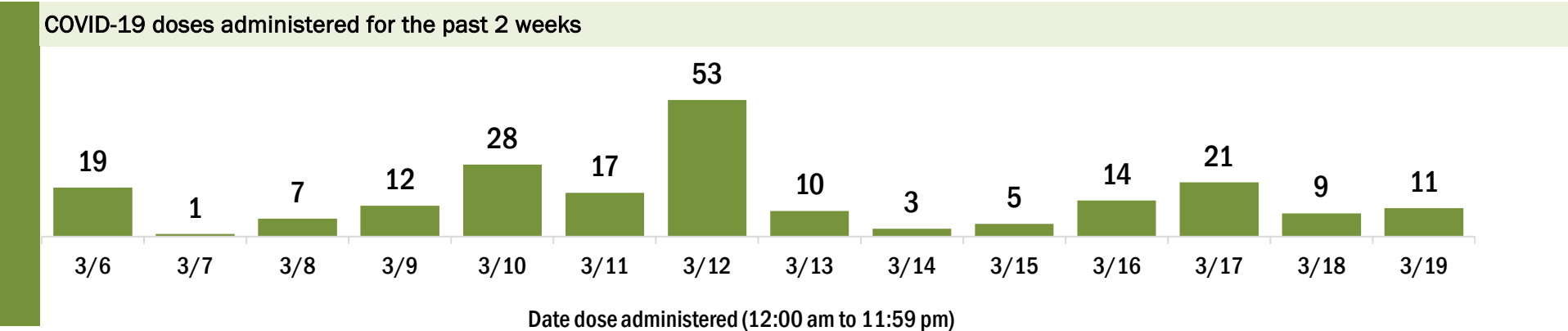
Data in this report are provisional and subject to change.

Data in this summary pertain to COVID-19 vaccines approved by the U.S. Food and Drug Administration and have been issued an Emergency Use Authorization (Janssen COVID-19 Vaccine, Moderna COVID-19 Vaccine and Pfizer-BioNTech COVID-19 Vaccine). These data summarize the number of people who have received either their first dose or have completed the series for a COVID-19 vaccine. **A person can only be counted in one category, first dose or series complete.** For persons receiving Moderna or Pfizer vaccines, once they receive their second dose, they are moved from the first dose column to the series completed column. **Because of this, the total first dose category may show a change from report to report not matching the total receiving their first dose from the previous day.** Persons receiving Johnson & Johnson vaccines will always be counted in the series completed column.

COVID-19 doses for vaccinated persons in Florida	
Doses administered	3,655
People receiving one dose of a 1-dose series (Johnson & Johnson) or receiving only one dose of a 2-dose series (Moderna, Pfizer) count once. Persons receiving both doses of a 2-dose series count twice.	

Current status of persons vaccinated for COVID-19 in Florida	
Total people vaccinated	2,123
First dose	582
Series completed	1,541
Completed 1-dose series	9
Completed 2-dose series	1,532
<b>First dose:</b> current number of people who have only received their first dose of the Moderna or Pfizer vaccine.	
<b>Series complete:</b> current number of people who have received both Moderna or Pfizer vaccine doses or one Johnson & Johnson dose and are considered fully immunized.	

Demographic summary	First dose	Series complete	Total people vaccinated
Age group	582	1,541	2,123
16-24 years	9	28	37
25-34 years	16	42	58
35-44 years	25	56	81
45-54 years	43	89	132
55-64 years	99	119	218
65-74 years	244	614	858
75-84 years	110	441	551
85+ years	36	152	188
Race	582	1,541	2,123
White	394	999	1,393
Black	10	16	26
American Indian/Alaskan	2	3	5
Other	49	157	206
Unknown	127	366	493
Other race includes Asian, native Hawaiian/Pacific Islander, or other.			
Ethnicity	582	1,541	2,123
Hispanic	10	14	24
Non-Hispanic	209	533	742
Unknown	363	994	1,357
Gender	582	1,541	2,123
Female	352	925	1,277
Male	230	616	846
Unknown	0	0	0



# COVID-19: Glades County vaccine summary

Vaccination data through Mar 19, 2021 as of Mar 20, 2021 at 12:05 AM

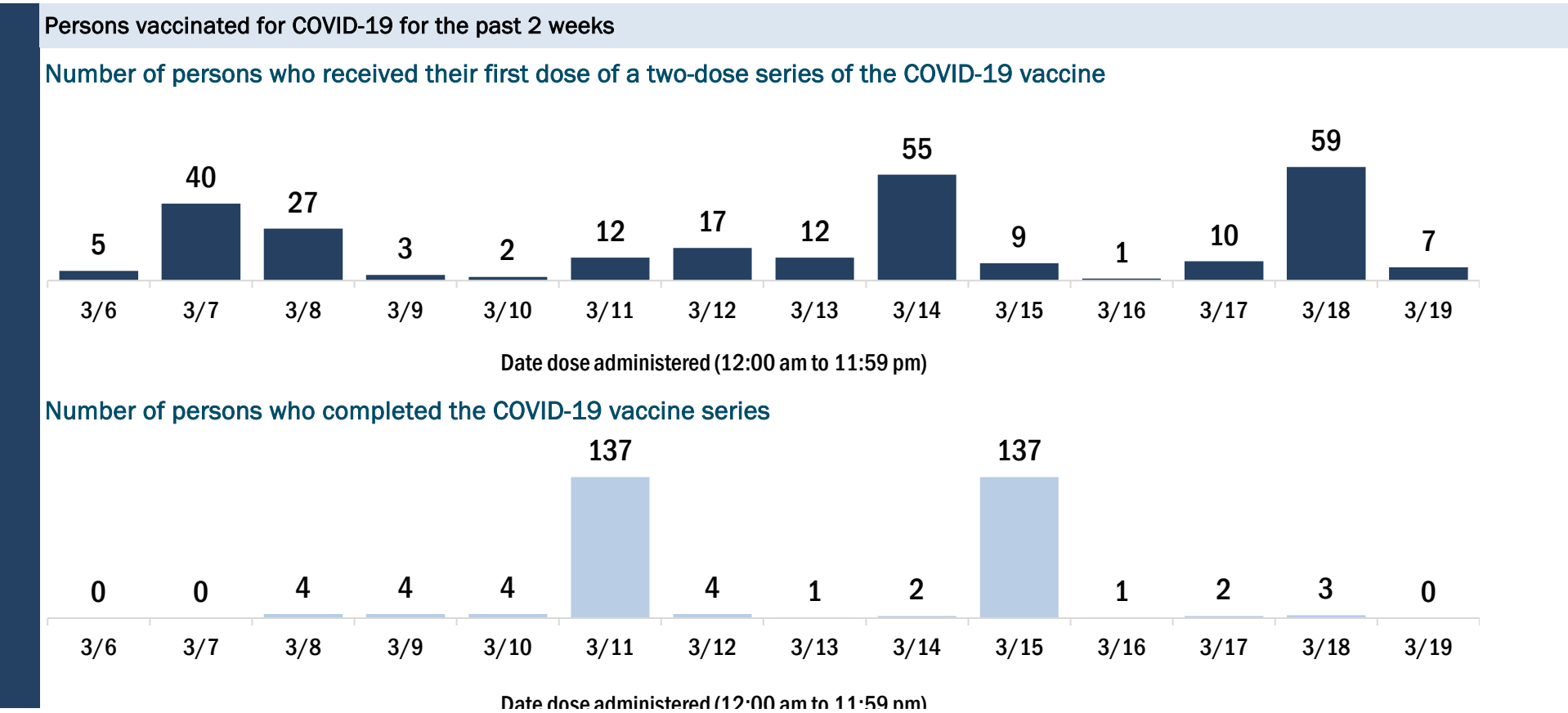
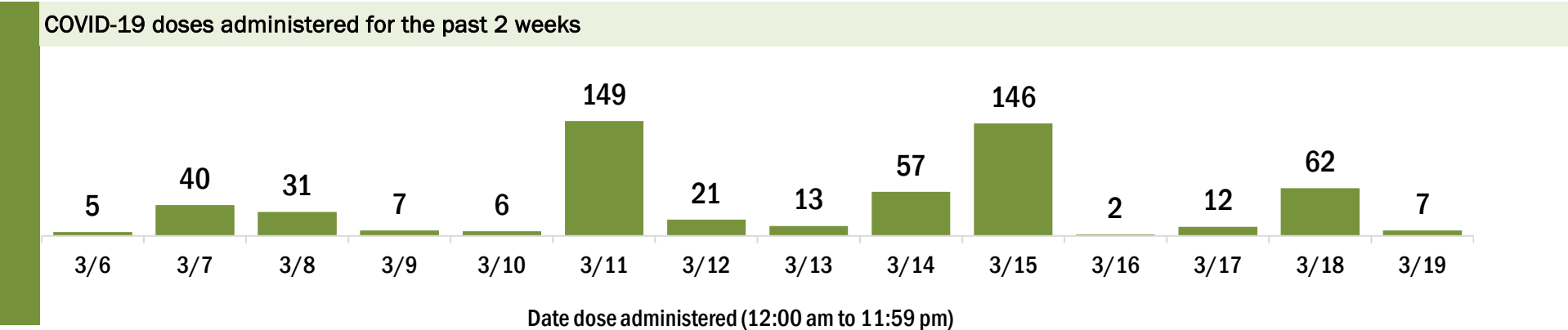
Data in this report are provisional and subject to change.

Data in this summary pertain to COVID-19 vaccines approved by the U.S. Food and Drug Administration and have been issued an Emergency Use Authorization (Janssen COVID-19 Vaccine, Moderna COVID-19 Vaccine and Pfizer-BioNTech COVID-19 Vaccine). These data summarize the number of people who have received either their first dose or have completed the series for a COVID-19 vaccine. **A person can only be counted in one category, first dose or series complete.** For persons receiving Moderna or Pfizer vaccines, once they receive their second dose, they are moved from the first dose column to the series completed column. **Because of this, the total first dose category may show a change from report to report not matching the total receiving their first dose from the previous day.** Persons receiving Johnson & Johnson vaccines will always be counted in the series completed column.

COVID-19 doses for vaccinated persons in Florida	
Doses administered	2,990
People receiving one dose of a 1-dose series (Johnson & Johnson) or receiving only one dose of a 2-dose series (Moderna, Pfizer) count once. Persons receiving both doses of a 2-dose series count twice.	

Current status of persons vaccinated for COVID-19 in Florida	
Total people vaccinated	1,775
First dose	559
Series completed	1,216
Completed 1-dose series	1
Completed 2-dose series	1,215
<b>First dose:</b> current number of people who have only received their first dose of the Moderna or Pfizer vaccine.	
<b>Series complete:</b> current number of people who have received both Moderna or Pfizer vaccine doses or one Johnson & Johnson dose and are considered fully immunized.	

Demographic summary	First dose	Series complete	Total people vaccinated
Age group	559	1,216	1,775
16-24 years	7	0	7
25-34 years	10	3	13
35-44 years	13	4	17
45-54 years	43	19	62
55-64 years	148	49	197
65-74 years	189	605	794
75-84 years	129	451	580
85+ years	20	85	105
Race	559	1,216	1,775
White	396	935	1,331
Black	30	39	69
American Indian/Alaskan	5	7	12
Other	34	50	84
Unknown	94	185	279
Other race includes Asian, native Hawaiian/Pacific Islander, or other.			
Ethnicity	559	1,216	1,775
Hispanic	40	21	61
Non-Hispanic	240	460	700
Unknown	279	735	1,014
Gender	559	1,216	1,775
Female	290	614	904
Male	269	602	871
Unknown	0	0	0



# COVID-19: Gulf County vaccine summary

Vaccination data through Mar 19, 2021 as of Mar 20, 2021 at 12:05 AM

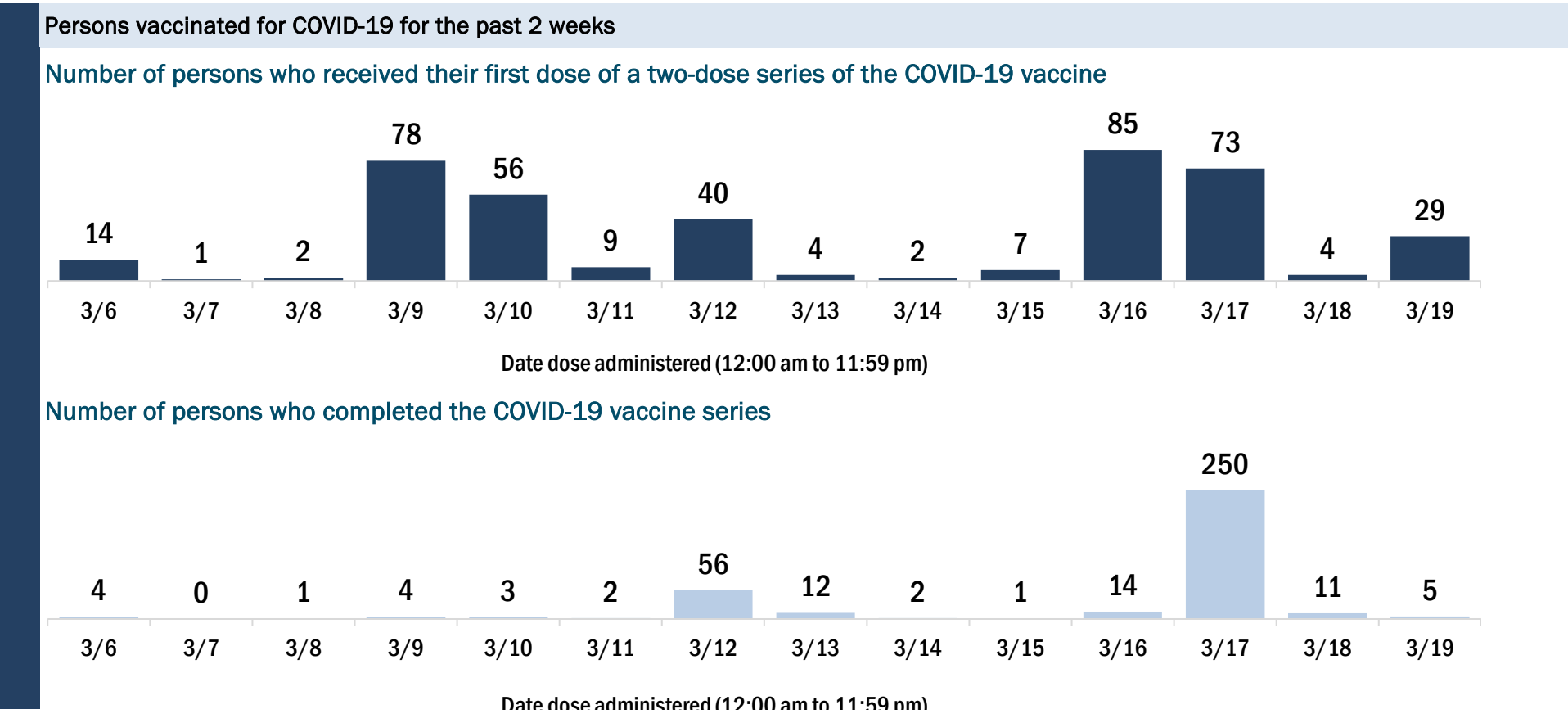
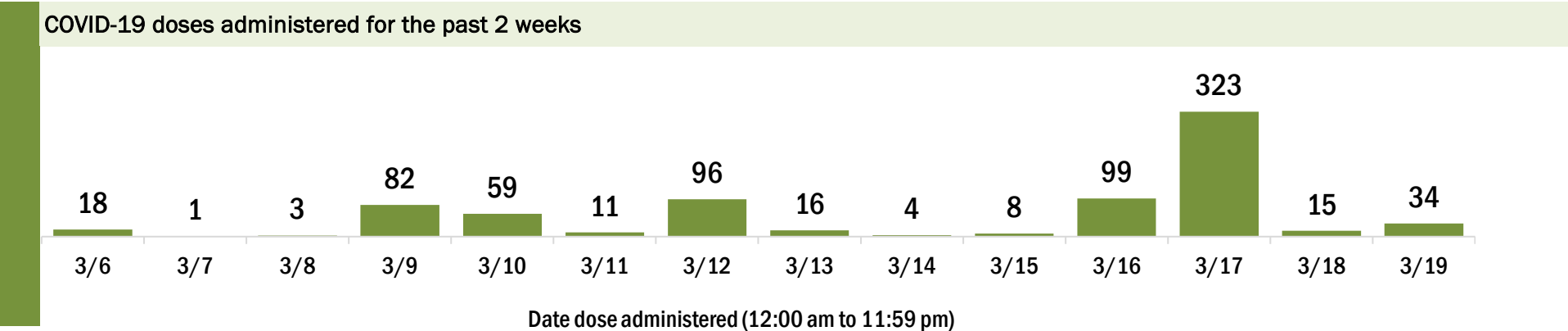
Data in this report are provisional and subject to change.

Data in this summary pertain to COVID-19 vaccines approved by the U.S. Food and Drug Administration and have been issued an Emergency Use Authorization (Janssen COVID-19 Vaccine, Moderna COVID-19 Vaccine and Pfizer-BioNTech COVID-19 Vaccine). These data summarize the number of people who have received either their first dose or have completed the series for a COVID-19 vaccine. **A person can only be counted in one category, first dose or series complete.** For persons receiving Moderna or Pfizer vaccines, once they receive their second dose, they are moved from the first dose column to the series completed column. **Because of this, the total first dose category may show a change from report to report not matching the total receiving their first dose from the previous day.** Persons receiving Johnson & Johnson vaccines will always be counted in the series completed column.

COVID-19 doses for vaccinated persons in Florida	
Doses administered	5,428
People receiving one dose of a 1-dose series (Johnson & Johnson) or receiving only one dose of a 2-dose series (Moderna, Pfizer) count once. Persons receiving both doses of a 2-dose series count twice.	

Current status of persons vaccinated for COVID-19 in Florida	
Total people vaccinated	3,138
First dose	807
Series completed	2,331
Completed 1-dose series	41
Completed 2-dose series	2,290
<b>First dose:</b> current number of people who have only received their first dose of the Moderna or Pfizer vaccine.	
<b>Series complete:</b> current number of people who have received both Moderna or Pfizer vaccine doses or one Johnson & Johnson dose and are considered fully immunized.	

Demographic summary	First dose	Series complete	Total people vaccinated
Age group	807	2,331	3,138
16-24 years	16	14	30
25-34 years	25	28	53
35-44 years	44	44	88
45-54 years	76	87	163
55-64 years	255	187	442
65-74 years	234	1,240	1,474
75-84 years	134	572	706
85+ years	23	159	182
Race	807	2,331	3,138
White	642	2,136	2,778
Black	86	112	198
American Indian/Alaskan	3	6	9
Other	46	44	90
Unknown	30	33	63
Other race includes Asian, native Hawaiian/Pacific Islander, or other.			
Ethnicity	807	2,331	3,138
Hispanic	13	12	25
Non-Hispanic	624	2,248	2,872
Unknown	170	71	241
Gender	807	2,331	3,138
Female	467	1,217	1,684
Male	340	1,114	1,454
Unknown	0	0	0





# COVID-19: Hamilton County vaccine summary

Vaccination data through Mar 19, 2021 as of Mar 20, 2021 at 12:05 AM

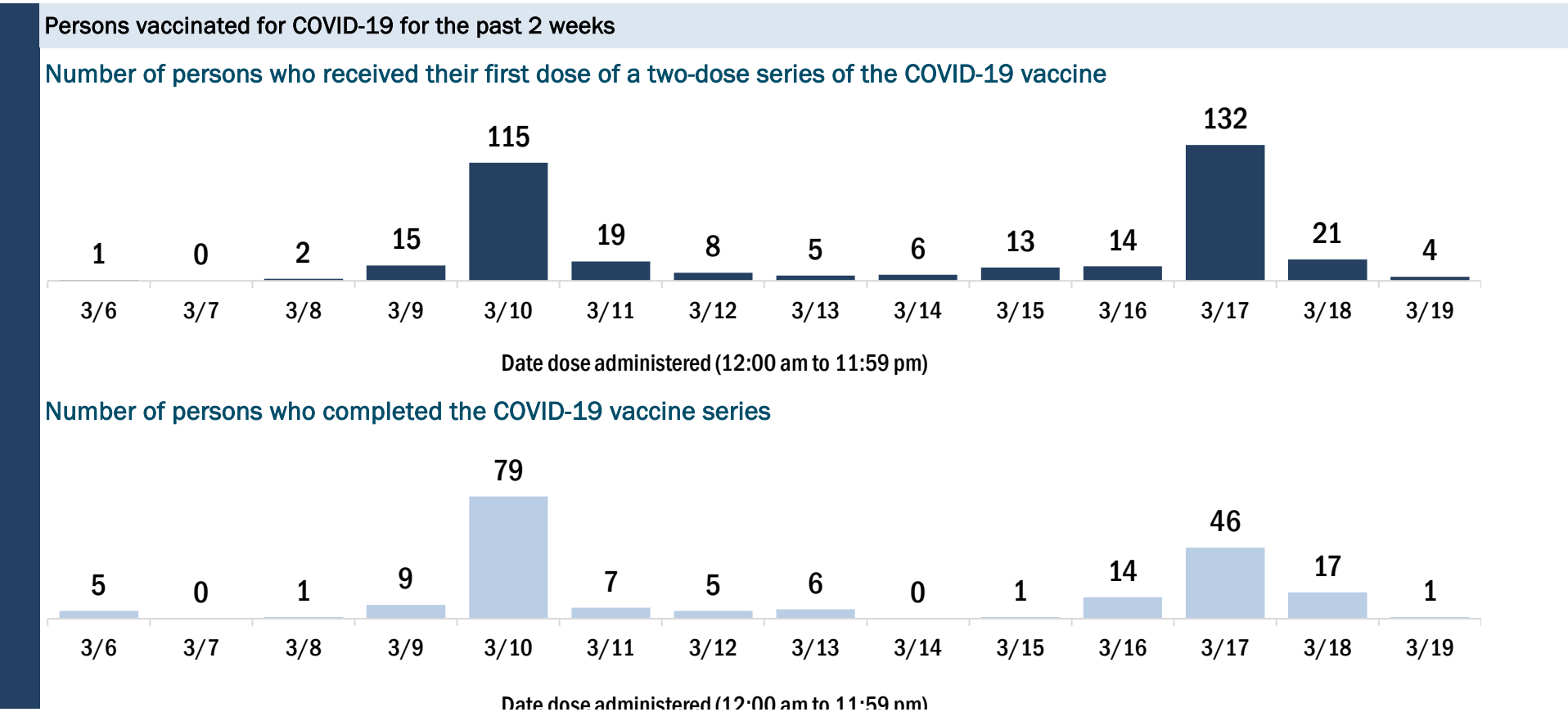
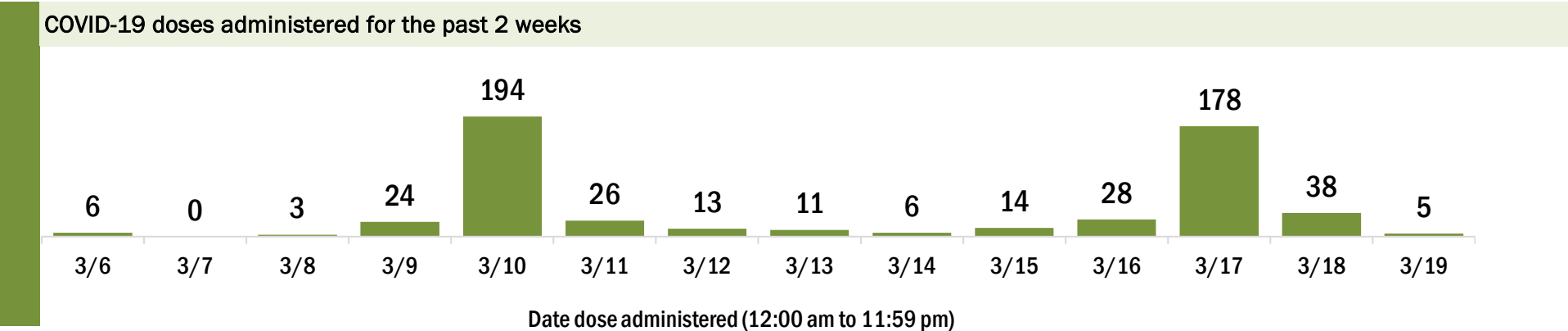
Data in this report are provisional and subject to change.

Data in this summary pertain to COVID-19 vaccines approved by the U.S. Food and Drug Administration and have been issued an Emergency Use Authorization (Janssen COVID-19 Vaccine, Moderna COVID-19 Vaccine and Pfizer-BioNTech COVID-19 Vaccine). These data summarize the number of people who have received either their first dose or have completed the series for a COVID-19 vaccine. **A person can only be counted in one category, first dose or series complete.** For persons receiving Moderna or Pfizer vaccines, once they receive their second dose, they are moved from the first dose column to the series completed column. **Because of this, the total first dose category may show a change from report to report not matching the total receiving their first dose from the previous day.** Persons receiving Johnson & Johnson vaccines will always be counted in the series completed column.

COVID-19 doses for vaccinated persons in Florida	
Doses administered	3,267
People receiving one dose of a 1-dose series (Johnson & Johnson) or receiving only one dose of a 2-dose series (Moderna, Pfizer) count once. Persons receiving both doses of a 2-dose series count twice.	

Current status of persons vaccinated for COVID-19 in Florida	
Total people vaccinated	1,928
First dose	578
Series completed	1,350
Completed 1-dose series	11
Completed 2-dose series	1,339
<b>First dose:</b> current number of people who have only received their first dose of the Moderna or Pfizer vaccine.	
<b>Series complete:</b> current number of people who have received both Moderna or Pfizer vaccine doses or one Johnson & Johnson dose and are considered fully immunized.	

Demographic summary	First dose	Series complete	Total people vaccinated
Age group	578	1,350	1,928
16-24 years	6	9	15
25-34 years	16	15	31
35-44 years	26	30	56
45-54 years	68	39	107
55-64 years	223	67	290
65-74 years	149	719	868
75-84 years	58	384	442
85+ years	32	87	119
Race	578	1,350	1,928
White	279	822	1,101
Black	158	237	395
American Indian/Alaskan	1	0	1
Other	78	106	184
Unknown	62	185	247
Other race includes Asian, native Hawaiian/Pacific Islander, or other.			
Ethnicity	578	1,350	1,928
Hispanic	9	10	19
Non-Hispanic	314	643	957
Unknown	255	697	952
Gender	578	1,350	1,928
Female	363	738	1,101
Male	214	612	826
Unknown	1	0	1



# COVID-19: Hardee County vaccine summary

Vaccination data through Mar 19, 2021 as of Mar 20, 2021 at 12:05 AM

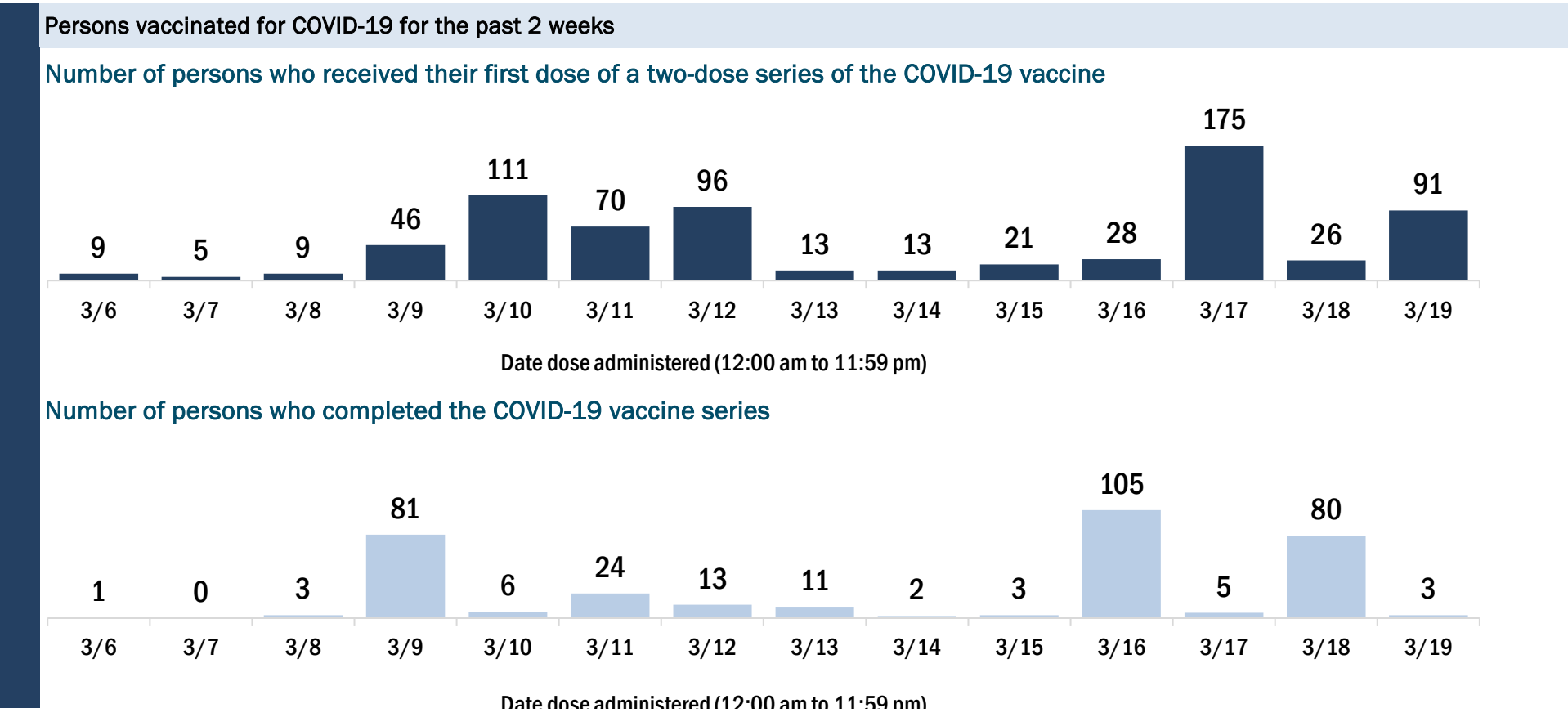
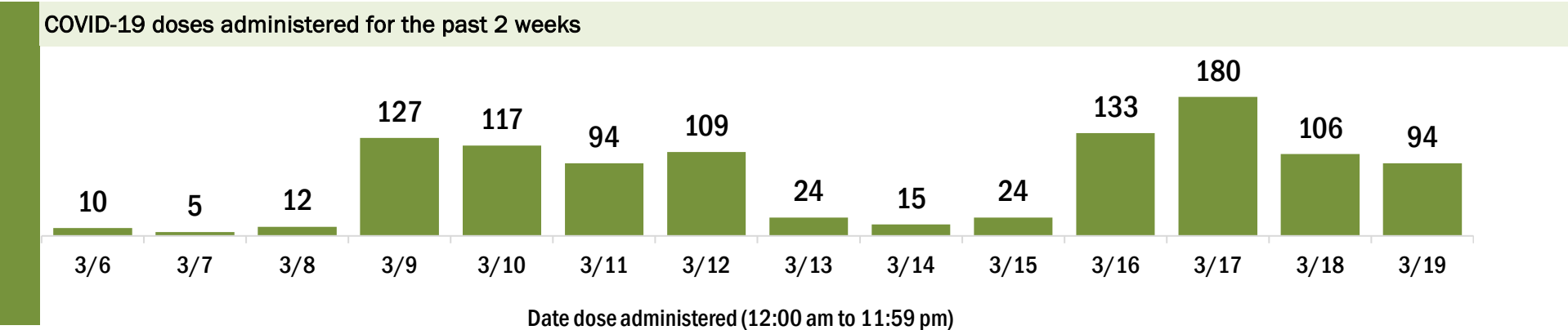
Data in this report are provisional and subject to change.

Data in this summary pertain to COVID-19 vaccines approved by the U.S. Food and Drug Administration and have been issued an Emergency Use Authorization (Janssen COVID-19 Vaccine, Moderna COVID-19 Vaccine and Pfizer-BioNTech COVID-19 Vaccine). These data summarize the number of people who have received either their first dose or have completed the series for a COVID-19 vaccine. **A person can only be counted in one category, first dose or series complete.** For persons receiving Moderna or Pfizer vaccines, once they receive their second dose, they are moved from the first dose column to the series completed column. **Because of this, the total first dose category may show a change from report to report not matching the total receiving their first dose from the previous day.** Persons receiving Johnson & Johnson vaccines will always be counted in the series completed column.

COVID-19 doses for vaccinated persons in Florida	
Doses administered	4,845
People receiving one dose of a 1-dose series (Johnson & Johnson) or receiving only one dose of a 2-dose series (Moderna, Pfizer) count once. Persons receiving both doses of a 2-dose series count twice.	

Current status of persons vaccinated for COVID-19 in Florida	
Total people vaccinated	3,160
First dose	1,466
Series completed	1,694
Completed 1-dose series	9
Completed 2-dose series	1,685
<b>First dose:</b> current number of people who have only received their first dose of the Moderna or Pfizer vaccine.	
<b>Series complete:</b> current number of people who have received both Moderna or Pfizer vaccine doses or one Johnson & Johnson dose and are considered fully immunized.	

Demographic summary	First dose	Series complete	Total people vaccinated
Age group	1,466	1,694	3,160
16-24 years	25	12	37
25-34 years	43	46	89
35-44 years	52	48	100
45-54 years	103	61	164
55-64 years	298	100	398
65-74 years	539	741	1,280
75-84 years	315	533	848
85+ years	91	153	244
Race	1,466	1,694	3,160
White	1,057	1,219	2,276
Black	58	34	92
American Indian/Alaskan	4	8	12
Other	222	332	554
Unknown	125	101	226
Other race includes Asian, native Hawaiian/Pacific Islander, or other.			
Ethnicity	1,466	1,694	3,160
Hispanic	109	120	229
Non-Hispanic	591	831	1,422
Unknown	766	743	1,509
Gender	1,466	1,694	3,160
Female	799	938	1,737
Male	665	755	1,420
Unknown	2	1	3



# COVID-19: Hendry County vaccine summary

Vaccination data through Mar 19, 2021 as of Mar 20, 2021 at 12:05 AM

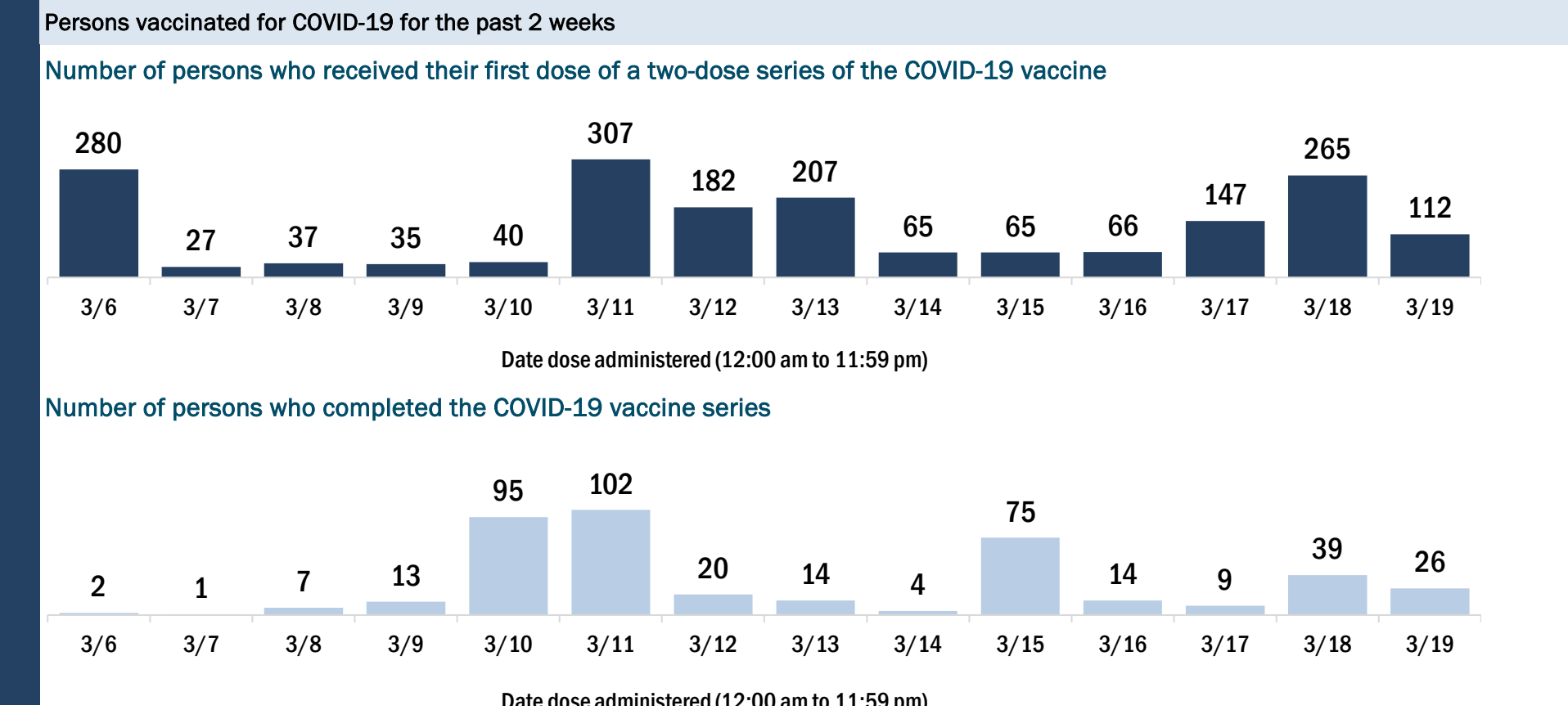
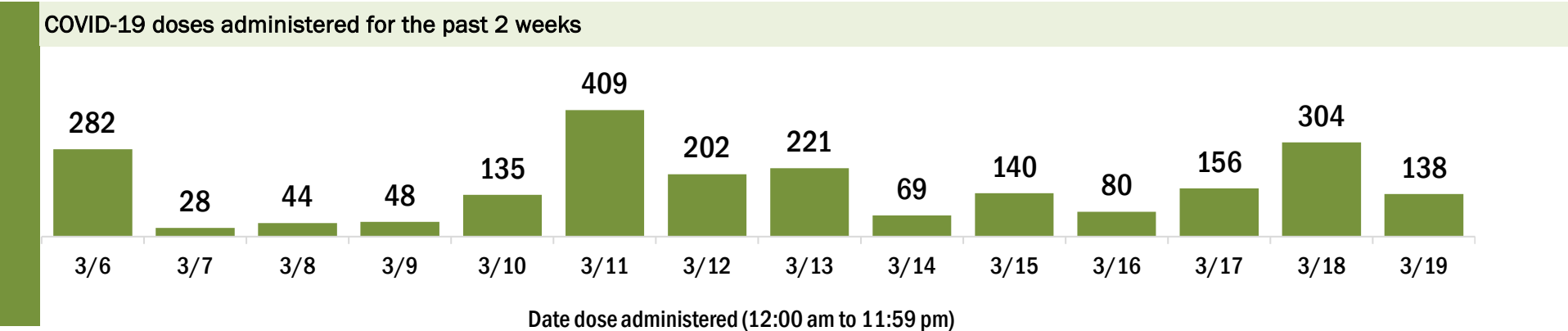
Data in this report are provisional and subject to change.

Data in this summary pertain to COVID-19 vaccines approved by the U.S. Food and Drug Administration and have been issued an Emergency Use Authorization (Janssen COVID-19 Vaccine, Moderna COVID-19 Vaccine and Pfizer-BioNTech COVID-19 Vaccine). These data summarize the number of people who have received either their first dose or have completed the series for a COVID-19 vaccine. **A person can only be counted in one category, first dose or series complete.** For persons receiving Moderna or Pfizer vaccines, once they receive their second dose, they are moved from the first dose column to the series completed column. **Because of this, the total first dose category may show a change from report to report not matching the total receiving their first dose from the previous day.** Persons receiving Johnson & Johnson vaccines will always be counted in the series completed column.

COVID-19 doses for vaccinated persons in Florida	
Doses administered	8,046
People receiving one dose of a 1-dose series (Johnson & Johnson) or receiving only one dose of a 2-dose series (Moderna, Pfizer) count once. Persons receiving both doses of a 2-dose series count twice.	

Current status of persons vaccinated for COVID-19 in Florida	
Total people vaccinated	5,507
First dose	2,900
Series completed	2,607
Completed 1-dose series	68
Completed 2-dose series	2,539
First dose: current number of people who have only received their first dose of the Moderna or Pfizer vaccine.	
Series complete: current number of people who have received both Moderna or Pfizer vaccine doses or one Johnson & Johnson dose and are considered fully immunized.	

Demographic summary	First dose	Series complete	Total people vaccinated
Age group	2,900	2,607	5,507
16-24 years	68	31	99
25-34 years	116	54	170
35-44 years	146	72	218
45-54 years	315	106	421
55-64 years	768	225	993
65-74 years	935	1,214	2,149
75-84 years	431	701	1,132
85+ years	121	204	325
Race	2,900	2,607	5,507
White	1,936	1,691	3,627
Black	203	181	384
American Indian/Alaskan	10	10	20
Other	489	439	928
Unknown	262	286	548
Other race includes Asian, native Hawaiian/Pacific Islander, or other.			
Ethnicity	2,900	2,607	5,507
Hispanic	757	395	1,152
Non-Hispanic	1,160	1,289	2,449
Unknown	983	923	1,906
Gender	2,900	2,607	5,507
Female	1,573	1,396	2,969
Male	1,326	1,211	2,537
Unknown	1	0	1



# COVID-19: Hernando County vaccine summary

Vaccination data through Mar 19, 2021 as of Mar 20, 2021 at 12:05 AM

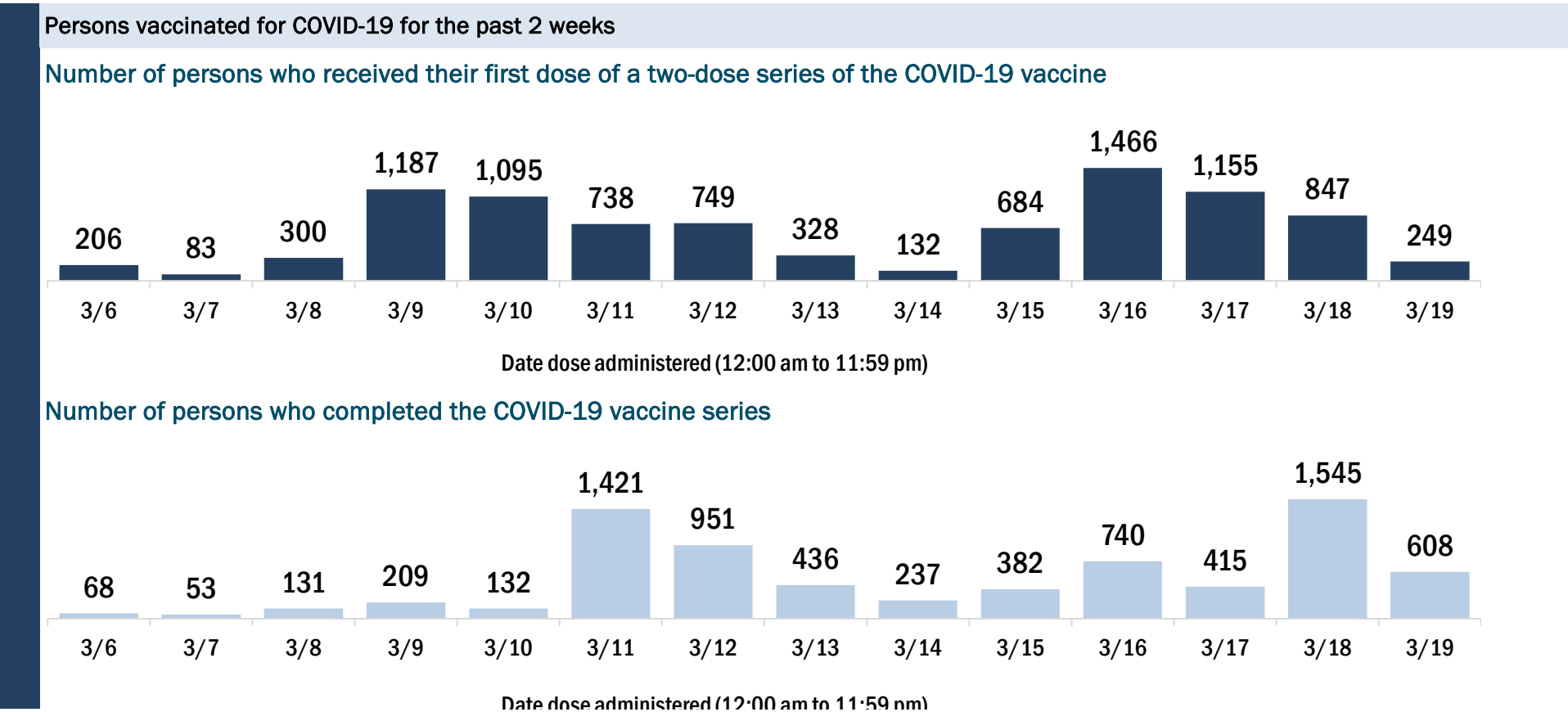
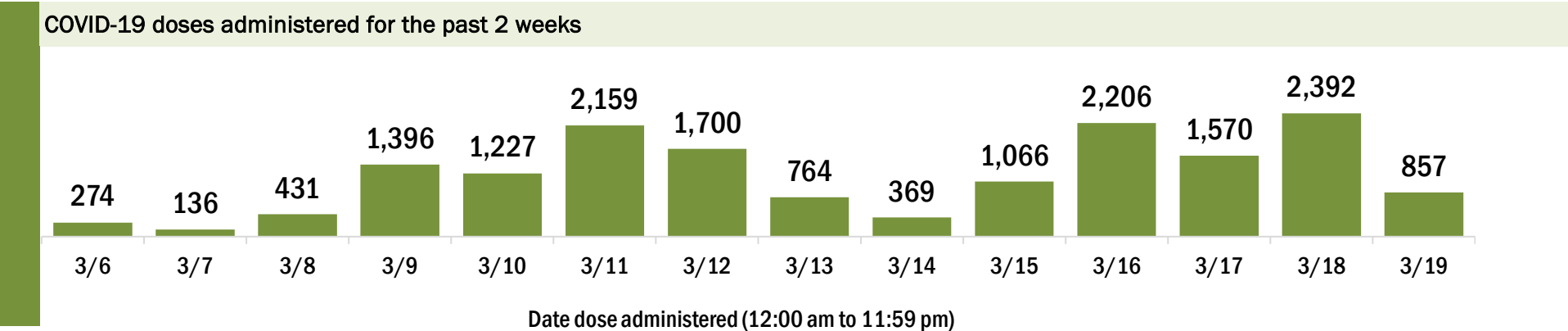
Data in this report are provisional and subject to change.

Data in this summary pertain to COVID-19 vaccines approved by the U.S. Food and Drug Administration and have been issued an Emergency Use Authorization (Janssen COVID-19 Vaccine, Moderna COVID-19 Vaccine and Pfizer-BioNTech COVID-19 Vaccine). These data summarize the number of people who have received either their first dose or have completed the series for a COVID-19 vaccine. **A person can only be counted in one category, first dose or series complete.** For persons receiving Moderna or Pfizer vaccines, once they receive their second dose, they are moved from the first dose column to the series completed column. **Because of this, the total first dose category may show a change from report to report not matching the total receiving their first dose from the previous day.** Persons receiving Johnson & Johnson vaccines will always be counted in the series completed column.

COVID-19 doses for vaccinated persons in Florida	
Doses administered	61,544
People receiving one dose of a 1-dose series (Johnson & Johnson) or receiving only one dose of a 2-dose series (Moderna, Pfizer) count once. Persons receiving both doses of a 2-dose series count twice.	

Current status of persons vaccinated for COVID-19 in Florida	
Total people vaccinated	40,134
First dose	17,124
Series completed	23,010
Completed 1-dose series	1,600
Completed 2-dose series	21,410
<b>First dose:</b> current number of people who have only received their first dose of the Moderna or Pfizer vaccine.	
<b>Series complete:</b> current number of people who have received both Moderna or Pfizer vaccine doses or one Johnson & Johnson dose and are considered fully immunized.	

Demographic summary	First dose	Series complete	Total people vaccinated
Age group	17,124	23,010	40,134
16-24 years	228	205	433
25-34 years	413	589	1,002
35-44 years	648	743	1,391
45-54 years	1,010	1,182	2,192
55-64 years	3,386	1,782	5,168
65-74 years	6,009	9,835	15,844
75-84 years	4,106	6,538	10,644
85+ years	1,324	2,136	3,460
Race	17,124	23,010	40,134
White	12,451	15,407	27,858
Black	342	552	894
American Indian/Alaskan	59	73	132
Other	975	1,965	2,940
Unknown	3,297	5,013	8,310
Other race includes Asian, native Hawaiian/Pacific Islander, or other.			
Ethnicity	17,124	23,010	40,134
Hispanic	656	759	1,415
Non-Hispanic	9,487	11,516	21,003
Unknown	6,981	10,735	17,716
Gender	17,124	23,010	40,134
Female	10,059	13,393	23,452
Male	7,002	9,589	16,591
Unknown	63	28	91





# COVID-19: Highlands County vaccine summary

Vaccination data through Mar 19, 2021 as of Mar 20, 2021 at 12:05 AM

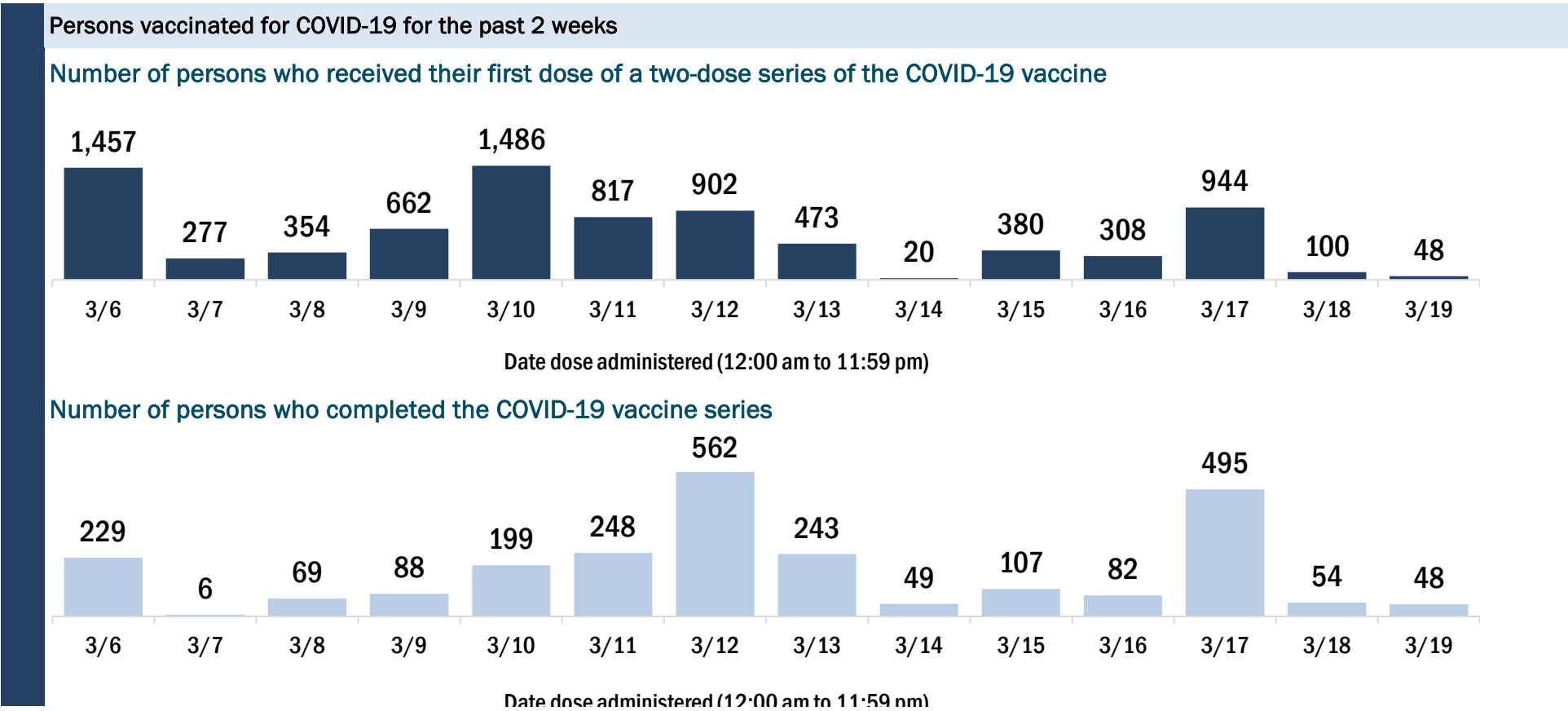
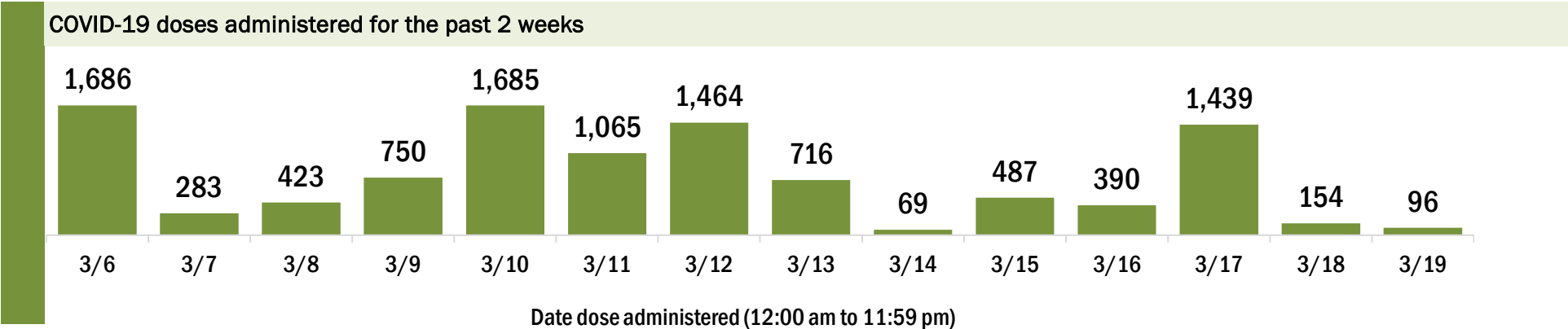
Data in this report are provisional and subject to change.

Data in this summary pertain to COVID-19 vaccines approved by the U.S. Food and Drug Administration and have been issued an Emergency Use Authorization (Janssen COVID-19 Vaccine, Moderna COVID-19 Vaccine and Pfizer-BioNTech COVID-19 Vaccine). These data summarize the number of people who have received either their first dose or have completed the series for a COVID-19 vaccine. **A person can only be counted in one category, first dose or series complete.** For persons receiving Moderna or Pfizer vaccines, once they receive their second dose, they are moved from the first dose column to the series completed column. **Because of this, the total first dose category may show a change from report to report not matching the total receiving their first dose from the previous day.** Persons receiving Johnson & Johnson vaccines will always be counted in the series completed column.

COVID-19 doses for vaccinated persons in Florida	
Doses administered	37,375
People receiving one dose of a 1-dose series (Johnson & Johnson) or receiving only one dose of a 2-dose series (Moderna, Pfizer) count once. Persons receiving both doses of a 2-dose series count twice.	

Current status of persons vaccinated for COVID-19 in Florida	
Total people vaccinated	28,432
First dose	19,404
Series completed	9,028
Completed 1-dose series	85
Completed 2-dose series	8,943
<b>First dose:</b> current number of people who have only received their first dose of the Moderna or Pfizer vaccine.	
<b>Series complete:</b> current number of people who have received both Moderna or Pfizer vaccine doses or one Johnson & Johnson dose and are considered fully immunized.	

Demographic summary	First dose	Series complete	Total people vaccinated
Age group	19,404	9,028	28,432
16-24 years	70	59	129
25-34 years	172	188	360
35-44 years	280	270	550
45-54 years	519	388	907
55-64 years	2,222	618	2,840
65-74 years	7,843	3,829	11,672
75-84 years	6,498	2,849	9,347
85+ years	1,800	827	2,627
Race	19,404	9,028	28,432
White	16,118	7,114	23,232
Black	651	223	874
American Indian/Alaskan	185	55	240
Other	718	849	1,567
Unknown	1,732	787	2,519
Other race includes Asian, native Hawaiian/Pacific Islander, or other.			
Ethnicity	19,404	9,028	28,432
Hispanic	934	350	1,284
Non-Hispanic	12,099	6,163	18,262
Unknown	6,371	2,515	8,886
Gender	19,404	9,028	28,432
Female	10,576	4,971	15,547
Male	8,794	4,050	12,844
Unknown	34	7	41



# COVID-19: Hillsborough County vaccine summary

Vaccination data through Mar 19, 2021 as of Mar 20, 2021 at 12:05 AM

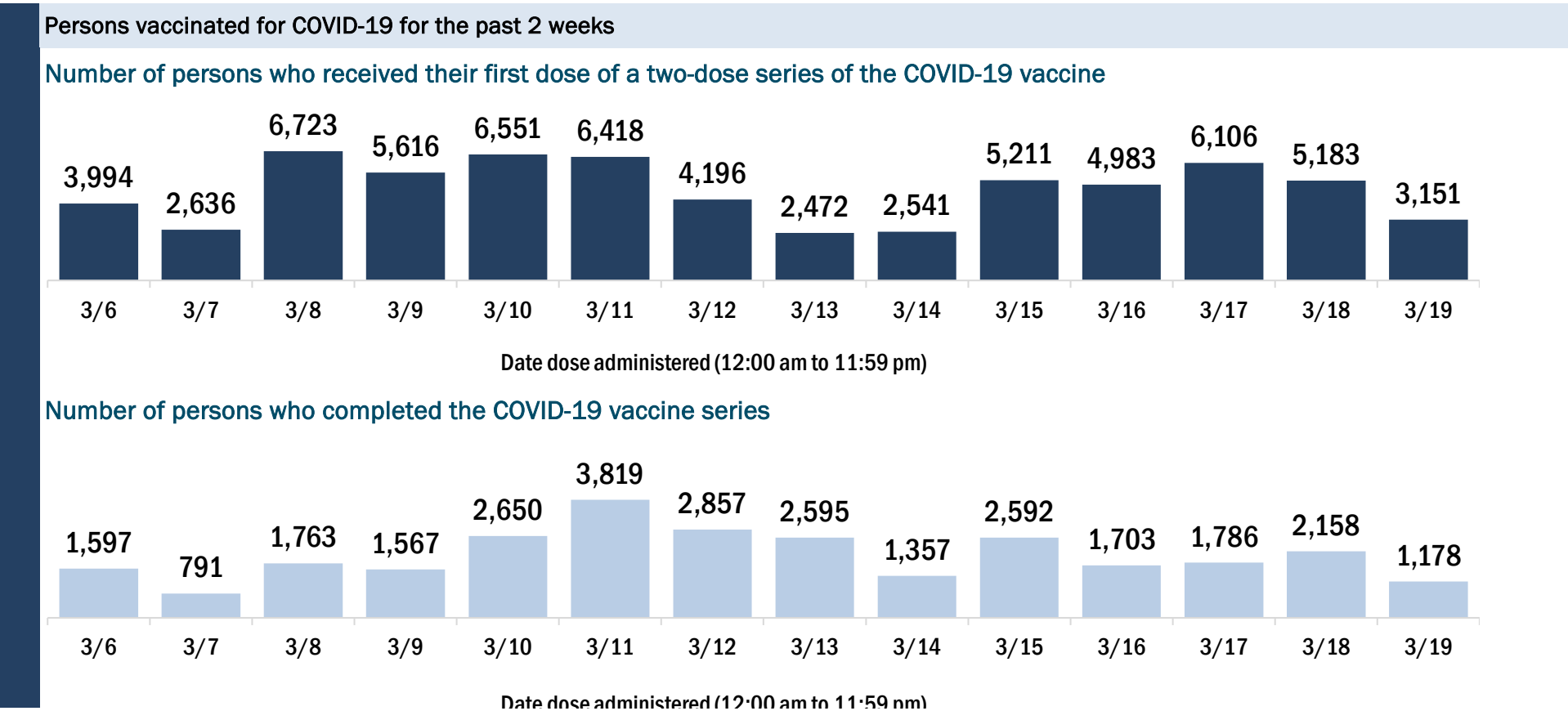
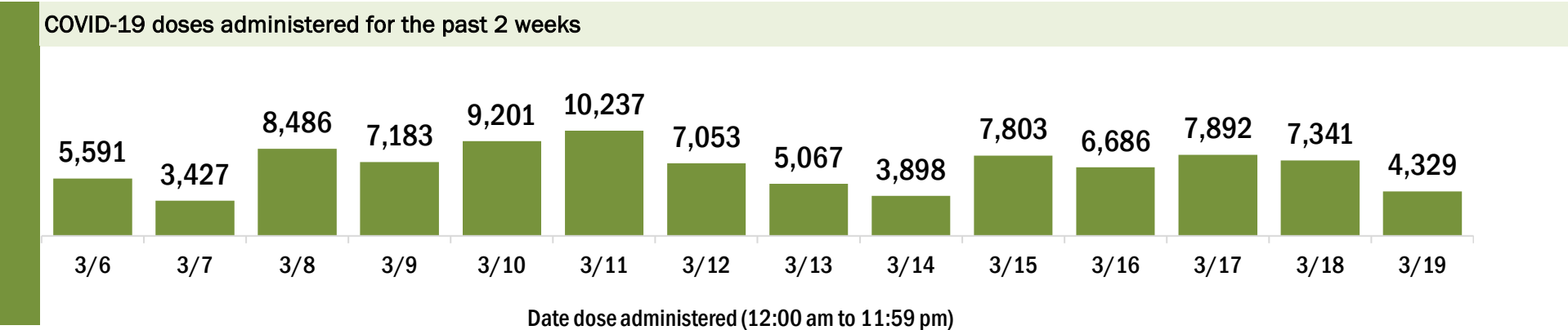
Data in this report are provisional and subject to change.

Data in this summary pertain to COVID-19 vaccines approved by the U.S. Food and Drug Administration and have been issued an Emergency Use Authorization (Janssen COVID-19 Vaccine, Moderna COVID-19 Vaccine and Pfizer-BioNTech COVID-19 Vaccine). These data summarize the number of people who have received either their first dose or have completed the series for a COVID-19 vaccine. **A person can only be counted in one category, first dose or series complete.** For persons receiving Moderna or Pfizer vaccines, once they receive their second dose, they are moved from the first dose column to the series completed column. **Because of this, the total first dose category may show a change from report to report not matching the total receiving their first dose from the previous day.** Persons receiving Johnson & Johnson vaccines will always be counted in the series completed column.

COVID-19 doses for vaccinated persons in Florida	
Doses administered	380,960
People receiving one dose of a 1-dose series (Johnson & Johnson) or receiving only one dose of a 2-dose series (Moderna, Pfizer) count once. Persons receiving both doses of a 2-dose series count twice.	

Current status of persons vaccinated for COVID-19 in Florida	
Total people vaccinated	262,677
First dose	133,441
Series completed	129,236
Completed 1-dose series	10,953
Completed 2-dose series	118,283
<b>First dose:</b> current number of people who have only received their first dose of the Moderna or Pfizer vaccine.	
<b>Series complete:</b> current number of people who have received both Moderna or Pfizer vaccine doses or one Johnson & Johnson dose and are considered fully immunized.	

Demographic summary	First dose	Series complete	Total people vaccinated
Age group	133,441	129,236	262,677
16-24 years	3,977	2,425	6,402
25-34 years	8,851	9,049	17,900
35-44 years	11,889	10,697	22,586
45-54 years	15,133	11,717	26,850
55-64 years	28,016	15,730	43,746
65-74 years	39,638	45,796	85,434
75-84 years	19,631	24,740	44,371
85+ years	6,306	9,082	15,388
Race	133,441	129,236	262,677
White	85,210	86,705	171,915
Black	8,378	9,534	17,912
American Indian/Alaskan	419	547	966
Other	15,285	20,134	35,419
Unknown	24,149	12,316	36,465
Other race includes Asian, native Hawaiian/Pacific Islander, or other.			
Ethnicity	133,441	129,236	262,677
Hispanic	11,743	14,905	26,648
Non-Hispanic	64,483	80,115	144,598
Unknown	57,215	34,216	91,431
Gender	133,441	129,236	262,677
Female	79,109	77,137	156,246
Male	53,971	51,981	105,952
Unknown	361	118	479



# COVID-19: Holmes County vaccine summary

Vaccination data through Mar 19, 2021 as of Mar 20, 2021 at 12:05 AM

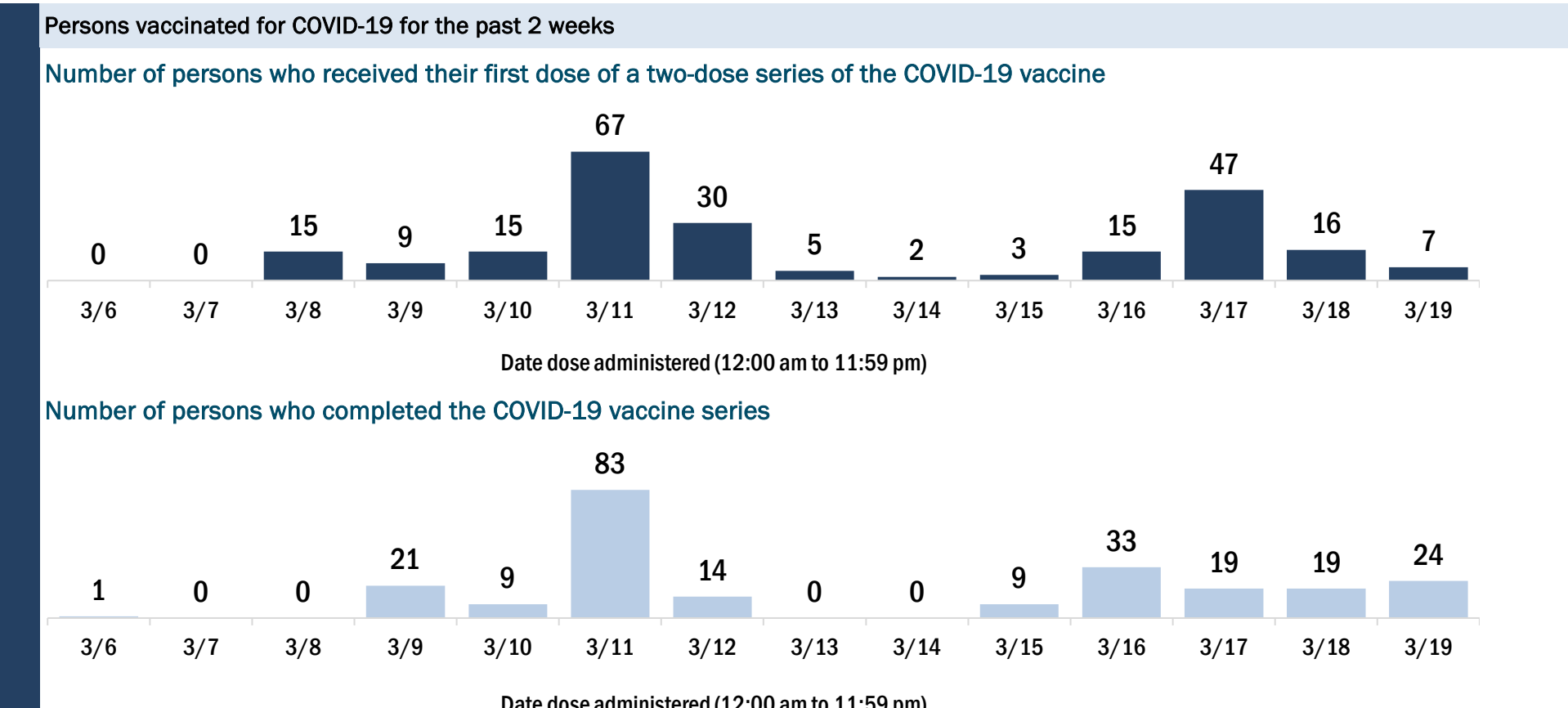
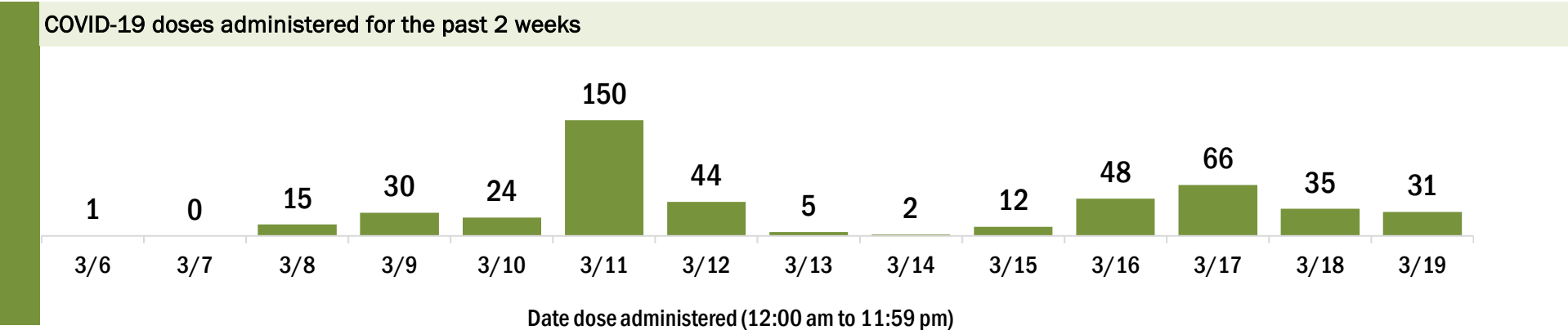
Data in this report are provisional and subject to change.

Data in this summary pertain to COVID-19 vaccines approved by the U.S. Food and Drug Administration and have been issued an Emergency Use Authorization (Janssen COVID-19 Vaccine, Moderna COVID-19 Vaccine and Pfizer-BioNTech COVID-19 Vaccine). These data summarize the number of people who have received either their first dose or have completed the series for a COVID-19 vaccine. **A person can only be counted in one category, first dose or series complete.** For persons receiving Moderna or Pfizer vaccines, once they receive their second dose, they are moved from the first dose column to the series completed column. **Because of this, the total first dose category may show a change from report to report not matching the total receiving their first dose from the previous day.** Persons receiving Johnson & Johnson vaccines will always be counted in the series completed column.

COVID-19 doses for vaccinated persons in Florida	
Doses administered	4,562
People receiving one dose of a 1-dose series (Johnson & Johnson) or receiving only one dose of a 2-dose series (Moderna, Pfizer) count once. Persons receiving both doses of a 2-dose series count twice.	

Current status of persons vaccinated for COVID-19 in Florida	
Total people vaccinated	2,716
First dose	795
Series completed	1,921
Completed 1-dose series	75
Completed 2-dose series	1,846
<b>First dose:</b> current number of people who have only received their first dose of the Moderna or Pfizer vaccine.	
<b>Series complete:</b> current number of people who have received both Moderna or Pfizer vaccine doses or one Johnson & Johnson dose and are considered fully immunized.	

Demographic summary	First dose	Series complete	Total people vaccinated
Age group	795	1,921	2,716
16-24 years	9	12	21
25-34 years	26	37	63
35-44 years	48	63	111
45-54 years	90	104	194
55-64 years	210	182	392
65-74 years	245	801	1,046
75-84 years	136	559	695
85+ years	31	163	194
Race	795	1,921	2,716
White	699	1,627	2,326
Black	24	65	89
American Indian/Alaskan	3	22	25
Other	30	152	182
Unknown	39	55	94
Other race includes Asian, native Hawaiian/Pacific Islander, or other.			
Ethnicity	795	1,921	2,716
Hispanic	5	14	19
Non-Hispanic	638	1,626	2,264
Unknown	152	281	433
Gender	795	1,921	2,716
Female	425	1,041	1,466
Male	369	880	1,249
Unknown	1	0	1



# COVID-19: Indian River County vaccine summary

Vaccination data through Mar 19, 2021 as of Mar 20, 2021 at 12:05 AM

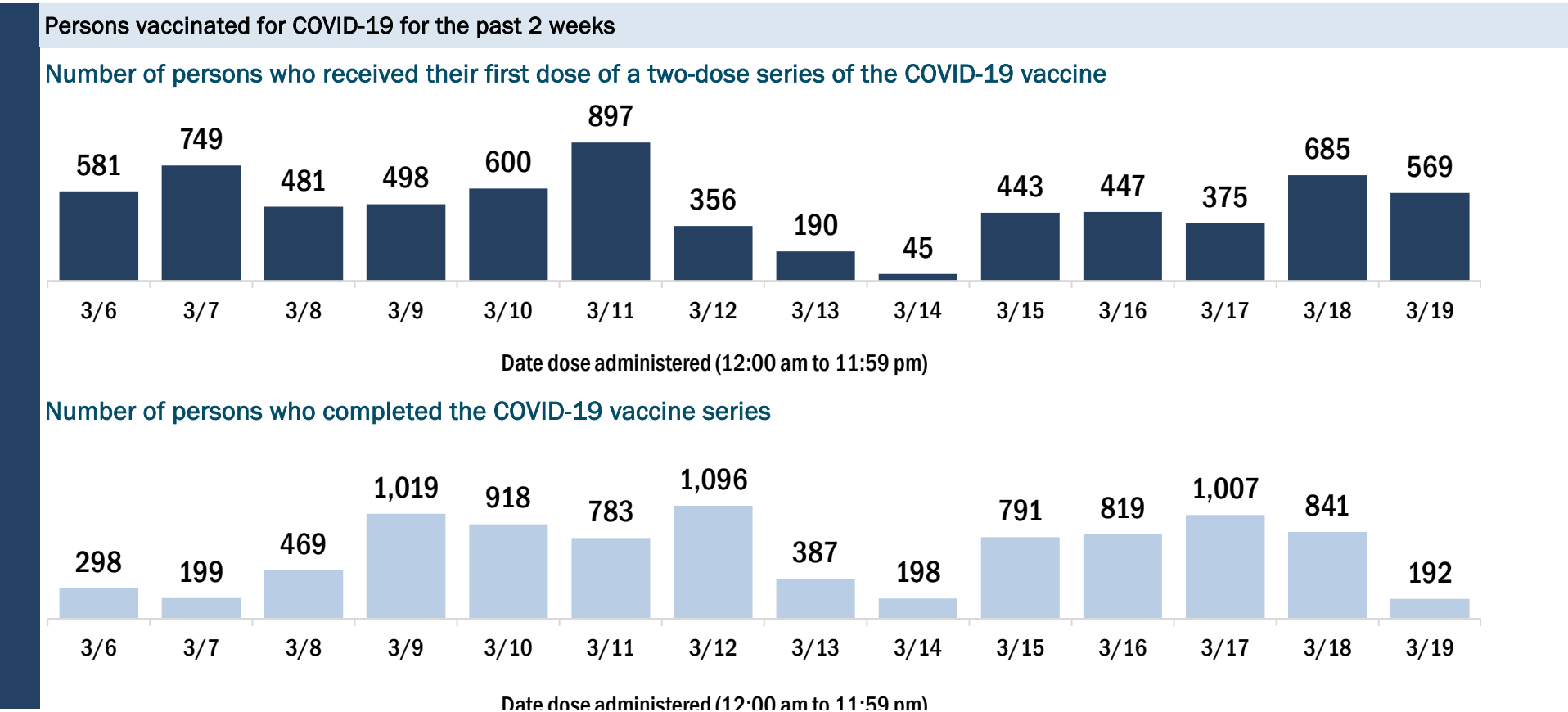
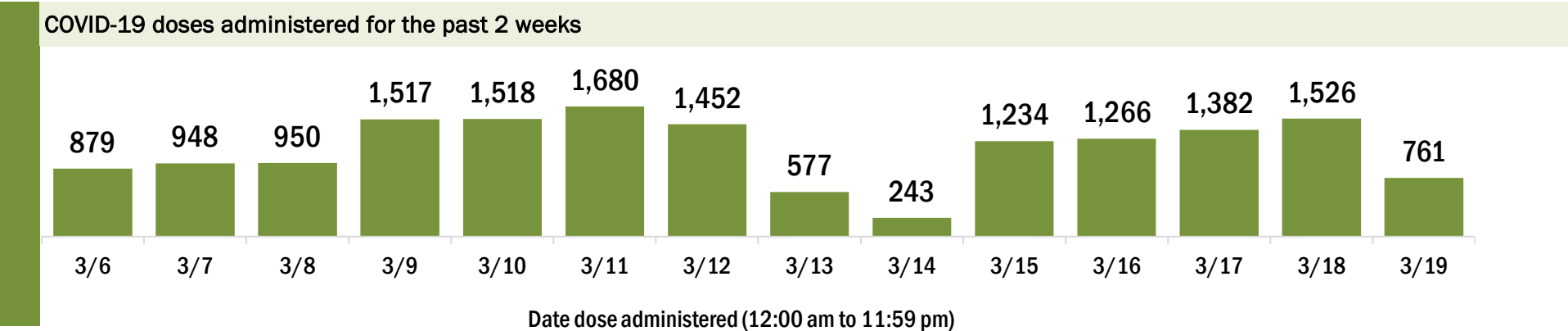
Data in this report are provisional and subject to change.

Data in this summary pertain to COVID-19 vaccines approved by the U.S. Food and Drug Administration and have been issued an Emergency Use Authorization (Janssen COVID-19 Vaccine, Moderna COVID-19 Vaccine and Pfizer-BioNTech COVID-19 Vaccine). These data summarize the number of people who have received either their first dose or have completed the series for a COVID-19 vaccine. **A person can only be counted in one category, first dose or series complete.** For persons receiving Moderna or Pfizer vaccines, once they receive their second dose, they are moved from the first dose column to the series completed column. **Because of this, the total first dose category may show a change from report to report not matching the total receiving their first dose from the previous day.** Persons receiving Johnson & Johnson vaccines will always be counted in the series completed column.

COVID-19 doses for vaccinated persons in Florida	
Doses administered	84,052
People receiving one dose of a 1-dose series (Johnson & Johnson) or receiving only one dose of a 2-dose series (Moderna, Pfizer) count once. Persons receiving both doses of a 2-dose series count twice.	

Current status of persons vaccinated for COVID-19 in Florida	
Total people vaccinated	51,448
First dose	18,427
Series completed	33,021
Completed 1-dose series	417
Completed 2-dose series	32,604
<b>First dose:</b> current number of people who have only received their first dose of the Moderna or Pfizer vaccine.	
<b>Series complete:</b> current number of people who have received both Moderna or Pfizer vaccine doses or one Johnson & Johnson dose and are considered fully immunized.	

Demographic summary	First dose	Series complete	Total people vaccinated
Age group	18,427	33,021	51,448
16-24 years	154	175	329
25-34 years	288	472	760
35-44 years	420	657	1,077
45-54 years	802	977	1,779
55-64 years	3,140	1,876	5,016
65-74 years	6,638	15,610	22,248
75-84 years	5,034	9,876	14,910
85+ years	1,951	3,378	5,329
Race	18,427	33,021	51,448
White	14,083	23,931	38,014
Black	625	688	1,313
American Indian/Alaskan	145	164	309
Other	897	2,556	3,453
Unknown	2,677	5,682	8,359
Other race includes Asian, native Hawaiian/Pacific Islander, or other.			
Ethnicity	18,427	33,021	51,448
Hispanic	503	611	1,114
Non-Hispanic	10,796	20,296	31,092
Unknown	7,128	12,114	19,242
Gender	18,427	33,021	51,448
Female	10,419	18,661	29,080
Male	7,975	14,351	22,326
Unknown	33	9	42





# COVID-19: Jackson County vaccine summary

Vaccination data through Mar 19, 2021 as of Mar 20, 2021 at 12:05 AM

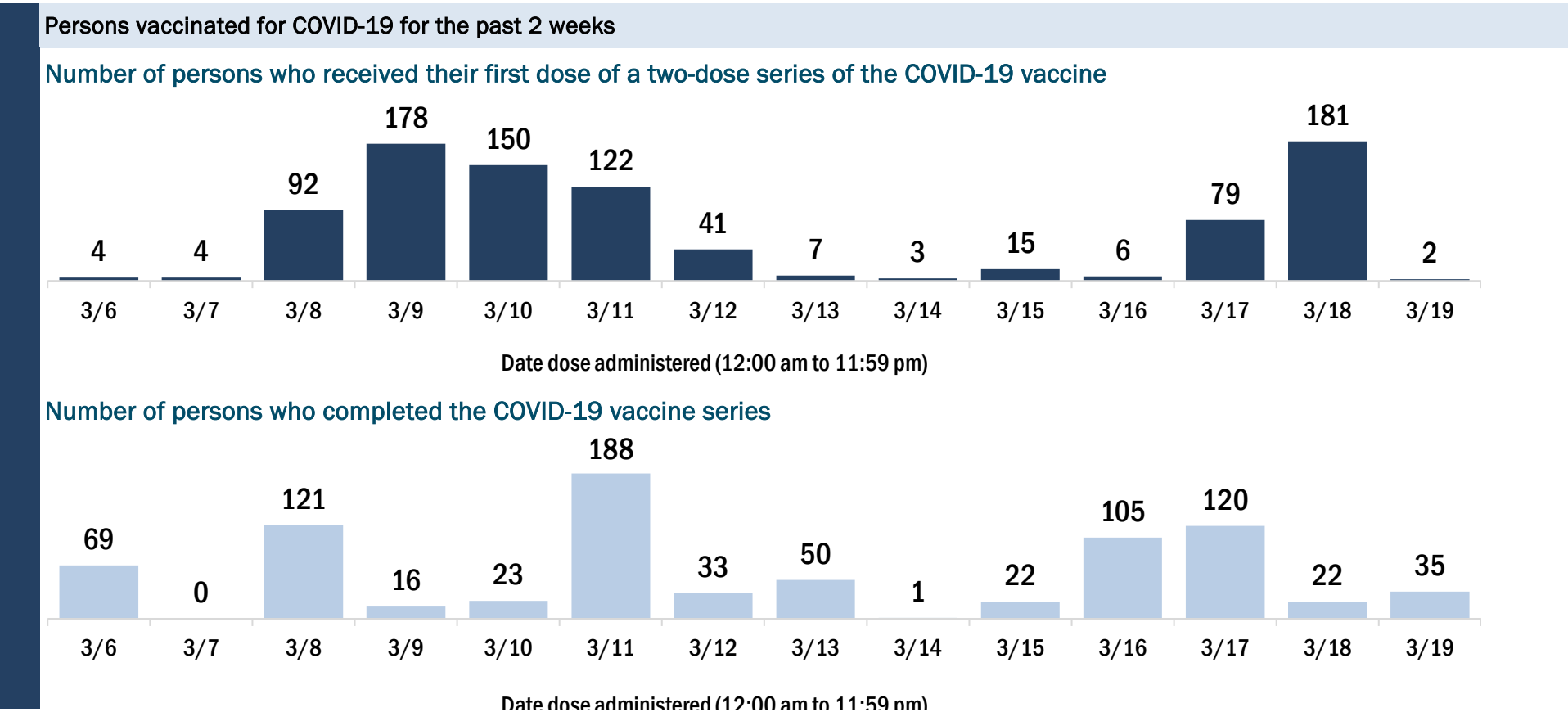
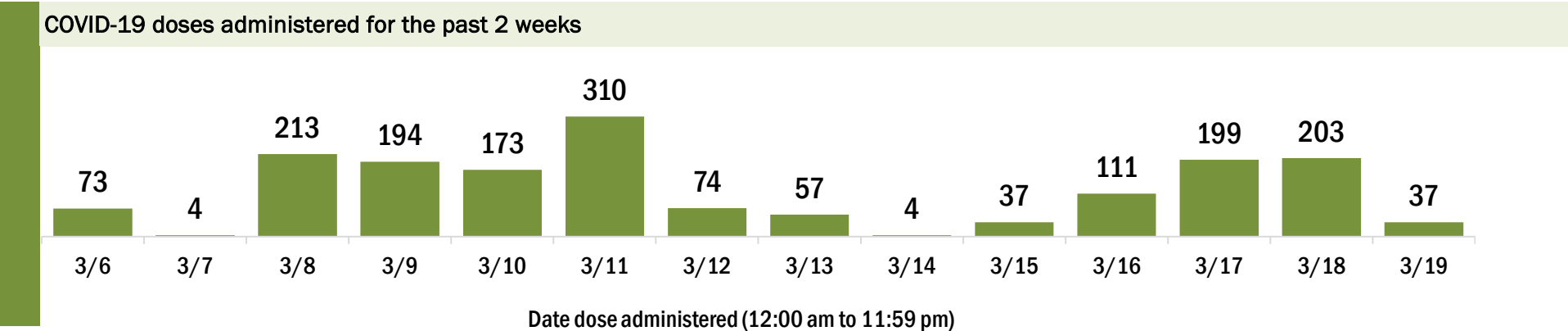
Data in this report are provisional and subject to change.

Data in this summary pertain to COVID-19 vaccines approved by the U.S. Food and Drug Administration and have been issued an Emergency Use Authorization (Janssen COVID-19 Vaccine, Moderna COVID-19 Vaccine and Pfizer-BioNTech COVID-19 Vaccine). These data summarize the number of people who have received either their first dose or have completed the series for a COVID-19 vaccine. **A person can only be counted in one category, first dose or series complete.** For persons receiving Moderna or Pfizer vaccines, once they receive their second dose, they are moved from the first dose column to the series completed column. **Because of this, the total first dose category may show a change from report to report not matching the total receiving their first dose from the previous day.** Persons receiving Johnson & Johnson vaccines will always be counted in the series completed column.

COVID-19 doses for vaccinated persons in Florida	
Doses administered	14,261
People receiving one dose of a 1-dose series (Johnson & Johnson) or receiving only one dose of a 2-dose series (Moderna, Pfizer) count once. Persons receiving both doses of a 2-dose series count twice.	

Current status of persons vaccinated for COVID-19 in Florida	
Total people vaccinated	8,745
First dose	2,975
Series completed	5,770
Completed 1-dose series	254
Completed 2-dose series	5,516
First dose: current number of people who have only received their first dose of the Moderna or Pfizer vaccine.	
Series complete: current number of people who have received both Moderna or Pfizer vaccine doses or one Johnson & Johnson dose and are considered fully immunized.	

Demographic summary	First dose	Series complete	Total people vaccinated
Age group	2,975	5,770	8,745
16-24 years	62	41	103
25-34 years	130	132	262
35-44 years	186	227	413
45-54 years	383	362	745
55-64 years	892	626	1,518
65-74 years	682	2,392	3,074
75-84 years	471	1,489	1,960
85+ years	169	501	670
Race	2,975	5,770	8,745
White	1,886	4,095	5,981
Black	661	972	1,633
American Indian/Alaskan	23	24	47
Other	128	259	387
Unknown	277	420	697
Other race includes Asian, native Hawaiian/Pacific Islander, or other.			
Ethnicity	2,975	5,770	8,745
Hispanic	56	46	102
Non-Hispanic	2,147	3,821	5,968
Unknown	772	1,903	2,675
Gender	2,975	5,770	8,745
Female	1,722	3,272	4,994
Male	1,251	2,498	3,749
Unknown	2	0	2



# COVID-19: Jefferson County vaccine summary

Vaccination data through Mar 19, 2021 as of Mar 20, 2021 at 12:05 AM

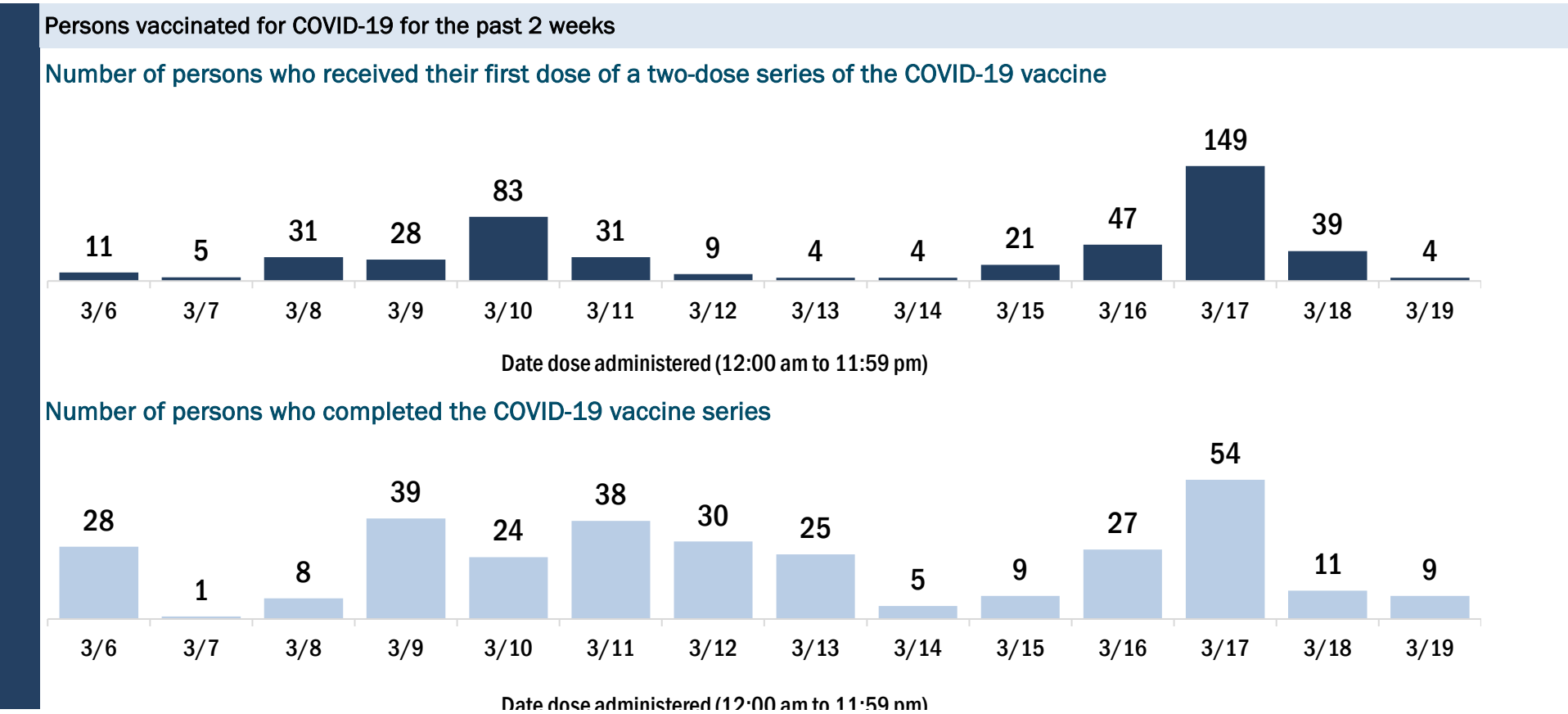
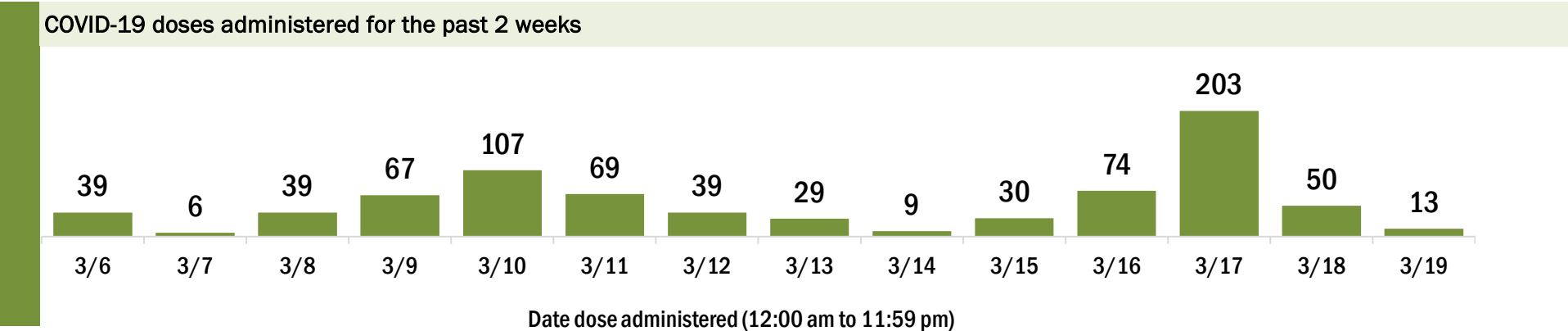
Data in this report are provisional and subject to change.

Data in this summary pertain to COVID-19 vaccines approved by the U.S. Food and Drug Administration and have been issued an Emergency Use Authorization (Janssen COVID-19 Vaccine, Moderna COVID-19 Vaccine and Pfizer-BioNTech COVID-19 Vaccine). These data summarize the number of people who have received either their first dose or have completed the series for a COVID-19 vaccine. **A person can only be counted in one category, first dose or series complete.** For persons receiving Moderna or Pfizer vaccines, once they receive their second dose, they are moved from the first dose column to the series completed column. **Because of this, the total first dose category may show a change from report to report not matching the total receiving their first dose from the previous day.** Persons receiving Johnson & Johnson vaccines will always be counted in the series completed column.

COVID-19 doses for vaccinated persons in Florida	
Doses administered	5,453
People receiving one dose of a 1-dose series (Johnson & Johnson) or receiving only one dose of a 2-dose series (Moderna, Pfizer) count once. Persons receiving both doses of a 2-dose series count twice.	

Current status of persons vaccinated for COVID-19 in Florida	
Total people vaccinated	3,232
First dose	979
Series completed	2,253
Completed 1-dose series	32
Completed 2-dose series	2,221
First dose: current number of people who have only received their first dose of the Moderna or Pfizer vaccine.	
Series complete: current number of people who have received both Moderna or Pfizer vaccine doses or one Johnson & Johnson dose and are considered fully immunized.	

Demographic summary	First dose	Series complete	Total people vaccinated
Age group	979	2,253	3,232
16-24 years	22	8	30
25-34 years	30	36	66
35-44 years	66	54	120
45-54 years	127	113	240
55-64 years	385	221	606
65-74 years	211	1,102	1,313
75-84 years	105	562	667
85+ years	33	157	190
Race	979	2,253	3,232
White	454	1,235	1,689
Black	288	380	668
American Indian/Alaskan	3	4	7
Other	127	406	533
Unknown	107	228	335
Other race includes Asian, native Hawaiian/Pacific Islander, or other.			
Ethnicity	979	2,253	3,232
Hispanic	11	20	31
Non-Hispanic	576	1,086	1,662
Unknown	392	1,147	1,539
Gender	979	2,253	3,232
Female	580	1,316	1,896
Male	399	937	1,336
Unknown	0	0	0



# COVID-19: Lafayette County vaccine summary

Vaccination data through Mar 19, 2021 as of Mar 20, 2021 at 12:05 AM

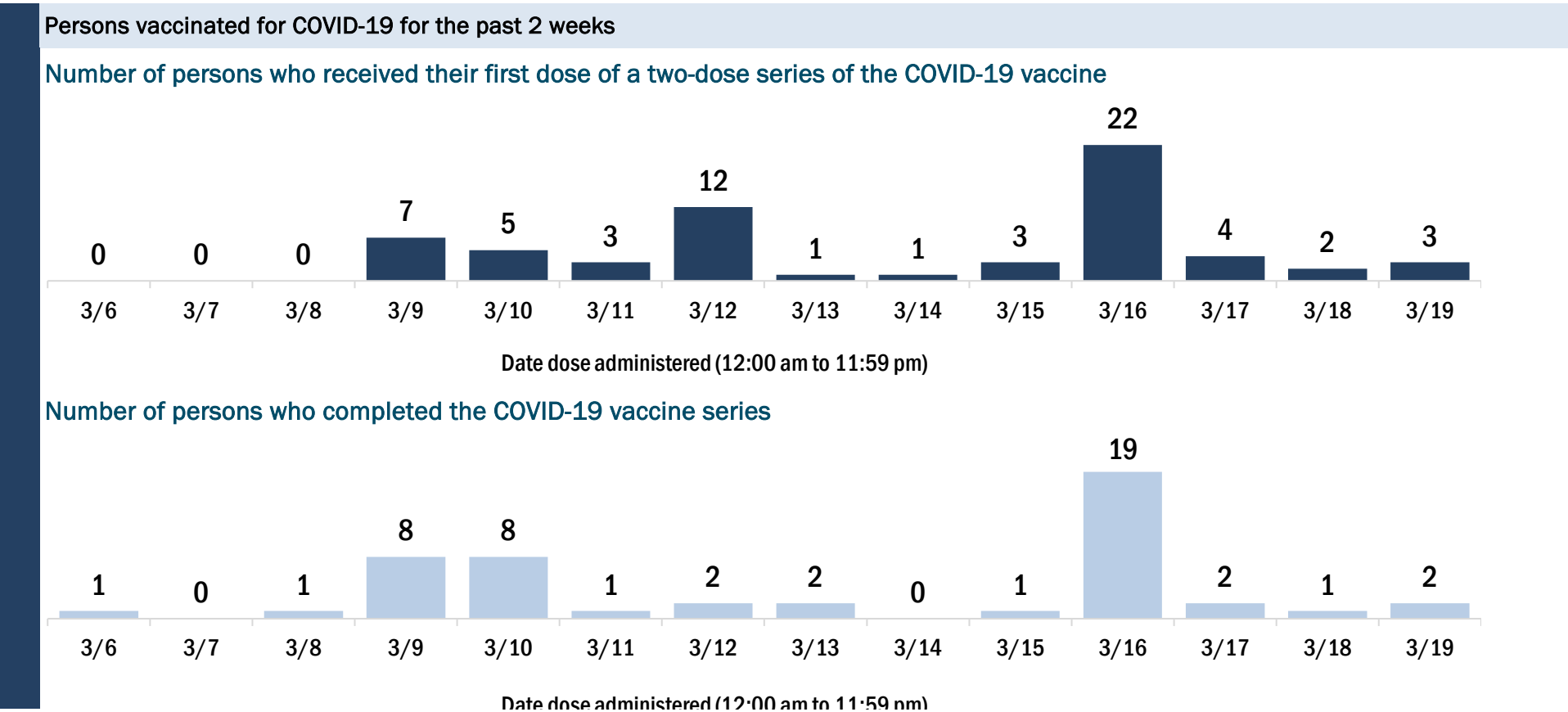
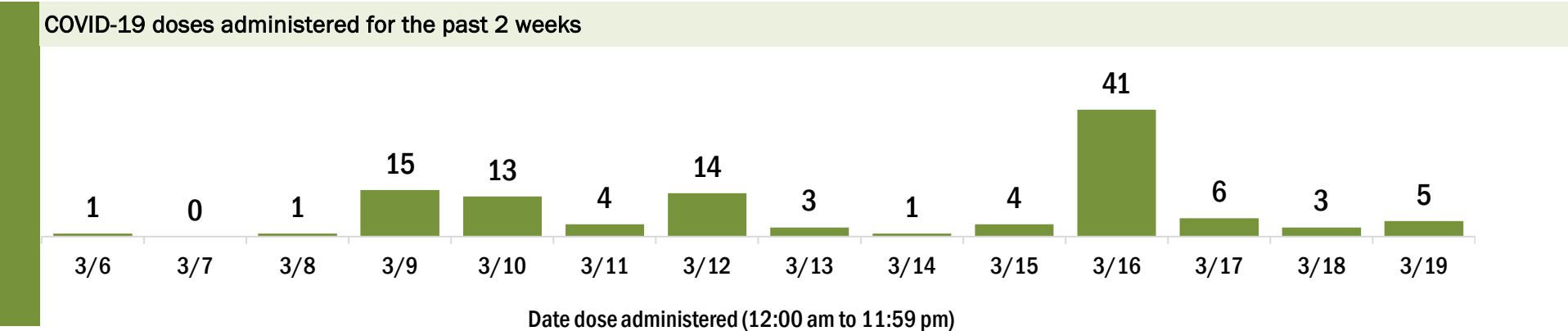
Data in this report are provisional and subject to change.

Data in this summary pertain to COVID-19 vaccines approved by the U.S. Food and Drug Administration and have been issued an Emergency Use Authorization (Janssen COVID-19 Vaccine, Moderna COVID-19 Vaccine and Pfizer-BioNTech COVID-19 Vaccine). These data summarize the number of people who have received either their first dose or have completed the series for a COVID-19 vaccine. **A person can only be counted in one category, first dose or series complete.** For persons receiving Moderna or Pfizer vaccines, once they receive their second dose, they are moved from the first dose column to the series completed column. **Because of this, the total first dose category may show a change from report to report not matching the total receiving their first dose from the previous day.** Persons receiving Johnson & Johnson vaccines will always be counted in the series completed column.

COVID-19 doses for vaccinated persons in Florida	
Doses administered	2,560
People receiving one dose of a 1-dose series (Johnson & Johnson) or receiving only one dose of a 2-dose series (Moderna, Pfizer) count once. Persons receiving both doses of a 2-dose series count twice.	

Current status of persons vaccinated for COVID-19 in Florida	
Total people vaccinated	1,474
First dose	386
Series completed	1,088
Completed 1-dose series	2
Completed 2-dose series	1,086
<b>First dose:</b> current number of people who have only received their first dose of the Moderna or Pfizer vaccine.	
<b>Series complete:</b> current number of people who have received both Moderna or Pfizer vaccine doses or one Johnson & Johnson dose and are considered fully immunized.	

Demographic summary	First dose	Series complete	Total people vaccinated
Age group	386	1,088	1,474
16-24 years	2	3	5
25-34 years	2	7	9
35-44 years	10	18	28
45-54 years	32	34	66
55-64 years	77	60	137
65-74 years	156	544	700
75-84 years	77	325	402
85+ years	30	97	127
Race	386	1,088	1,474
White	299	929	1,228
Black	13	26	39
American Indian/Alaskan	4	1	5
Other	12	64	76
Unknown	58	68	126
Other race includes Asian, native Hawaiian/Pacific Islander, or other.			
Ethnicity	386	1,088	1,474
Hispanic	13	16	29
Non-Hispanic	258	881	1,139
Unknown	115	191	306
Gender	386	1,088	1,474
Female	213	563	776
Male	172	525	697
Unknown	1	0	1



# COVID-19: Lake County vaccine summary

Vaccination data through Mar 19, 2021 as of Mar 20, 2021 at 12:05 AM

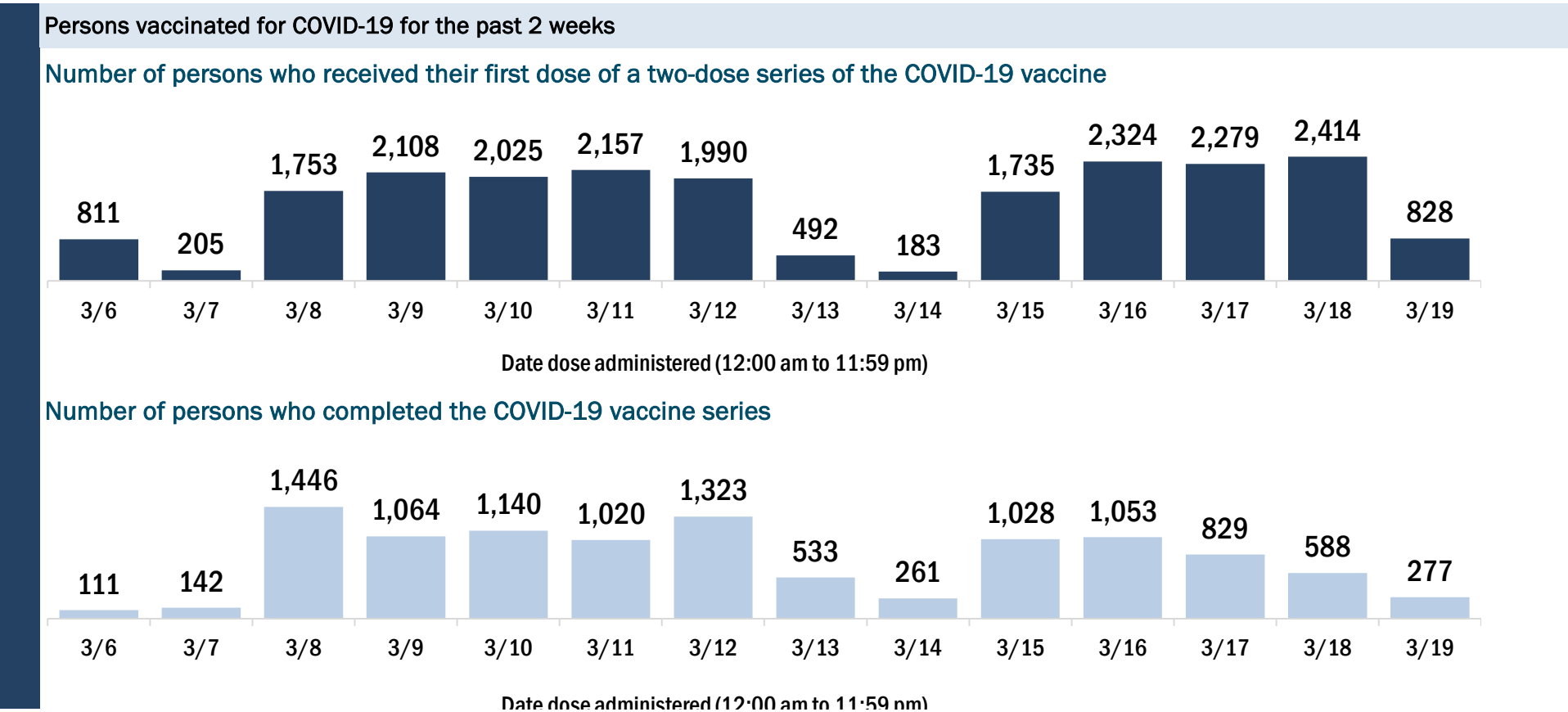
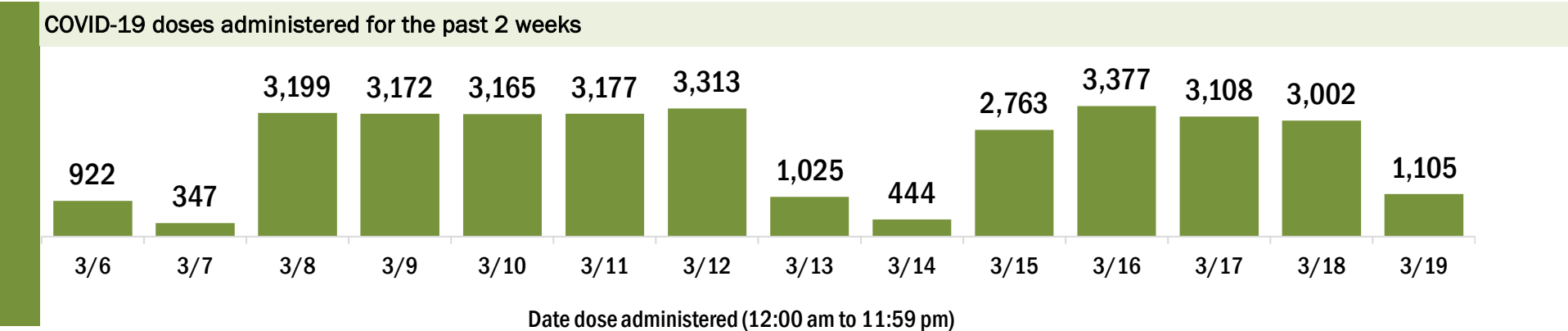
Data in this report are provisional and subject to change.

Data in this summary pertain to COVID-19 vaccines approved by the U.S. Food and Drug Administration and have been issued an Emergency Use Authorization (Janssen COVID-19 Vaccine, Moderna COVID-19 Vaccine and Pfizer-BioNTech COVID-19 Vaccine). These data summarize the number of people who have received either their first dose or have completed the series for a COVID-19 vaccine. **A person can only be counted in one category, first dose or series complete.** For persons receiving Moderna or Pfizer vaccines, once they receive their second dose, they are moved from the first dose column to the series completed column. **Because of this, the total first dose category may show a change from report to report not matching the total receiving their first dose from the previous day.** Persons receiving Johnson & Johnson vaccines will always be counted in the series completed column.

COVID-19 doses for vaccinated persons in Florida	
Doses administered	158,669
People receiving one dose of a 1-dose series (Johnson & Johnson) or receiving only one dose of a 2-dose series (Moderna, Pfizer) count once. Persons receiving both doses of a 2-dose series count twice.	

Current status of persons vaccinated for COVID-19 in Florida	
Total people vaccinated	100,918
First dose	41,415
Series completed	59,503
Completed 1-dose series	1,752
Completed 2-dose series	57,751
First dose: current number of people who have only received their first dose of the Moderna or Pfizer vaccine.	
Series complete: current number of people who have received both Moderna or Pfizer vaccine doses or one Johnson & Johnson dose and are considered fully immunized.	

Demographic summary	First dose	Series complete	Total people vaccinated
Age group	41,415	59,503	100,918
16-24 years	534	368	902
25-34 years	1,390	1,137	2,527
35-44 years	1,963	1,739	3,702
45-54 years	2,978	2,266	5,244
55-64 years	8,313	3,618	11,931
65-74 years	13,510	26,462	39,972
75-84 years	9,498	18,631	28,129
85+ years	3,229	5,282	8,511
Race	41,415	59,503	100,918
White	27,520	46,524	74,044
Black	1,874	2,407	4,281
American Indian/Alaskan	170	353	523
Other	3,231	5,375	8,606
Unknown	8,620	4,844	13,464
Other race includes Asian, native Hawaiian/Pacific Islander, or other.			
Ethnicity	41,415	59,503	100,918
Hispanic	1,683	2,322	4,005
Non-Hispanic	16,909	32,938	49,847
Unknown	22,823	24,243	47,066
Gender	41,415	59,503	100,918
Female	24,025	33,833	57,858
Male	17,244	25,636	42,880
Unknown	146	34	180





# COVID-19: Lee County vaccine summary

Vaccination data through Mar 19, 2021 as of Mar 20, 2021 at 12:05 AM

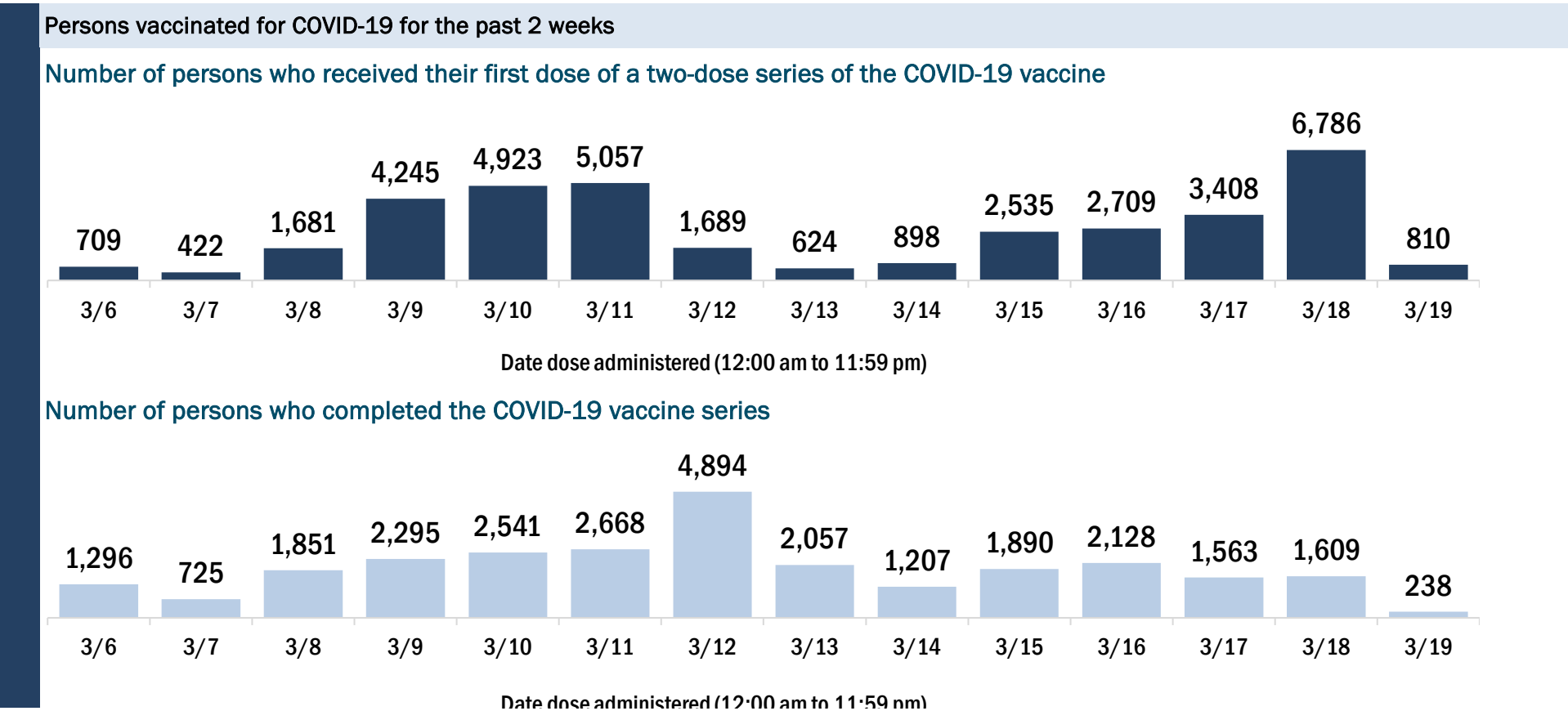
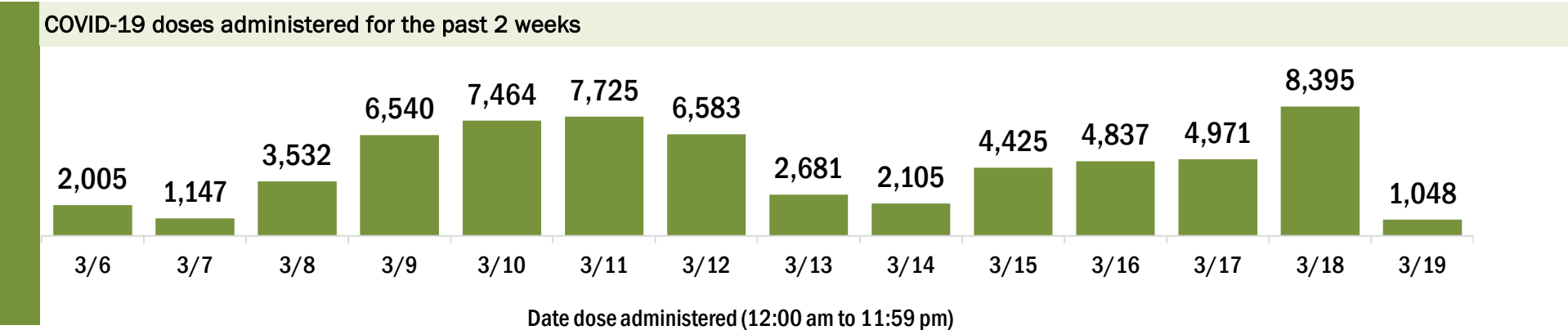
Data in this report are provisional and subject to change.

Data in this summary pertain to COVID-19 vaccines approved by the U.S. Food and Drug Administration and have been issued an Emergency Use Authorization (Janssen COVID-19 Vaccine, Moderna COVID-19 Vaccine and Pfizer-BioNTech COVID-19 Vaccine). These data summarize the number of people who have received either their first dose or have completed the series for a COVID-19 vaccine. **A person can only be counted in one category, first dose or series complete.** For persons receiving Moderna or Pfizer vaccines, once they receive their second dose, they are moved from the first dose column to the series completed column. **Because of this, the total first dose category may show a change from report to report not matching the total receiving their first dose from the previous day.** Persons receiving Johnson & Johnson vaccines will always be counted in the series completed column.

COVID-19 doses for vaccinated persons in Florida	
Doses administered	278,547
People receiving one dose of a 1-dose series (Johnson & Johnson) or receiving only one dose of a 2-dose series (Moderna, Pfizer) count once. Persons receiving both doses of a 2-dose series count twice.	

Current status of persons vaccinated for COVID-19 in Florida	
Total people vaccinated	180,815
First dose	79,679
Series completed	101,136
Completed 1-dose series	3,404
Completed 2-dose series	97,732
First dose: current number of people who have only received their first dose of the Moderna or Pfizer vaccine.	
Series complete: current number of people who have received both Moderna or Pfizer vaccine doses or one Johnson & Johnson dose and are considered fully immunized.	

Demographic summary	First dose	Series complete	Total people vaccinated
Age group	79,679	101,136	180,815
16-24 years	642	628	1,270
25-34 years	1,525	2,251	3,776
35-44 years	2,233	3,002	5,235
45-54 years	3,583	4,299	7,882
55-64 years	10,770	7,955	18,725
65-74 years	32,766	47,929	80,695
75-84 years	22,209	27,422	49,631
85+ years	5,951	7,650	13,601
Race	79,679	101,136	180,815
White	59,410	67,321	126,731
Black	1,842	1,778	3,620
American Indian/Alaskan	376	203	579
Other	3,978	7,364	11,342
Unknown	14,073	24,470	38,543
Other race includes Asian, native Hawaiian/Pacific Islander, or other.			
Ethnicity	79,679	101,136	180,815
Hispanic	3,769	3,557	7,326
Non-Hispanic	47,623	51,885	99,508
Unknown	28,287	45,694	73,981
Gender	79,679	101,136	180,815
Female	45,149	56,483	101,632
Male	34,355	44,401	78,756
Unknown	175	252	427



# COVID-19: Leon County vaccine summary

Vaccination data through Mar 19, 2021 as of Mar 20, 2021 at 12:05 AM

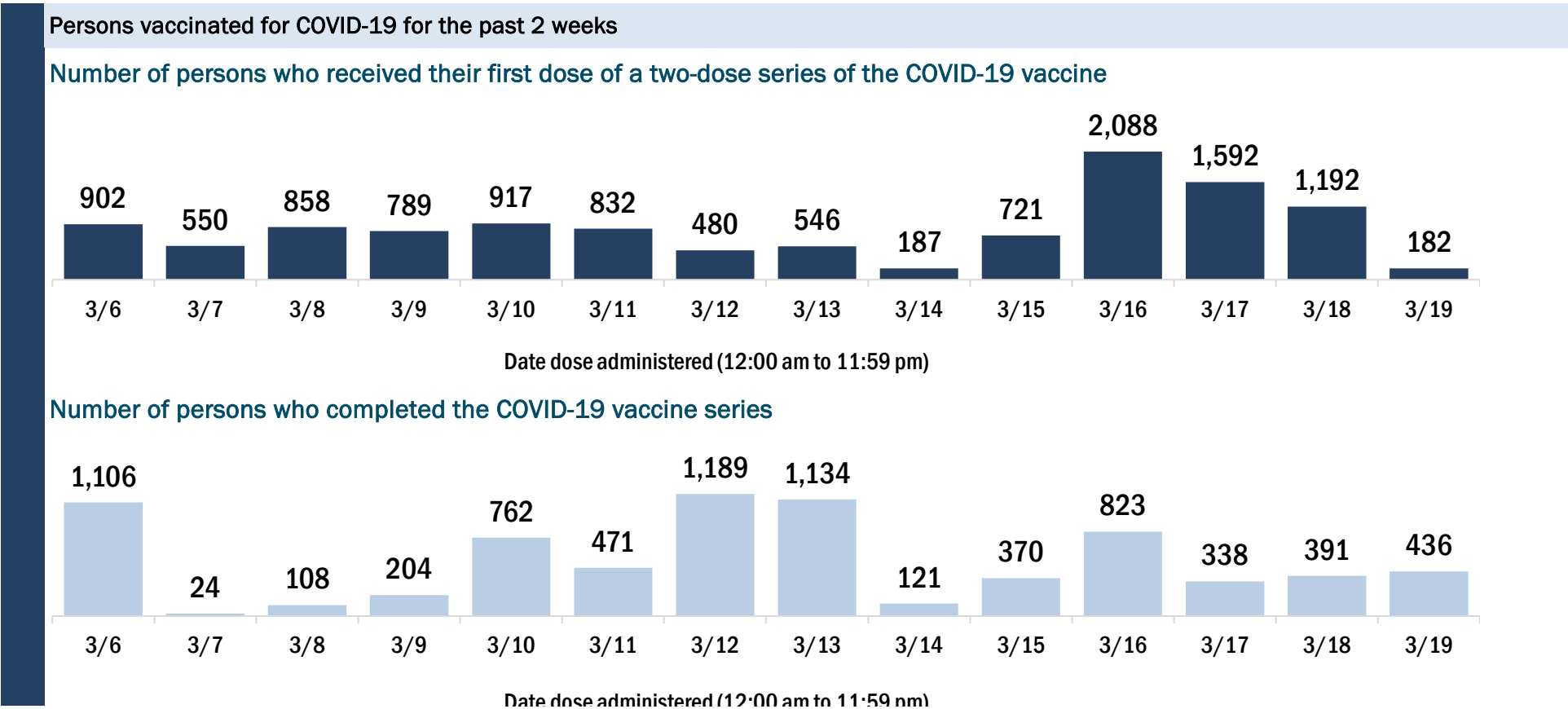
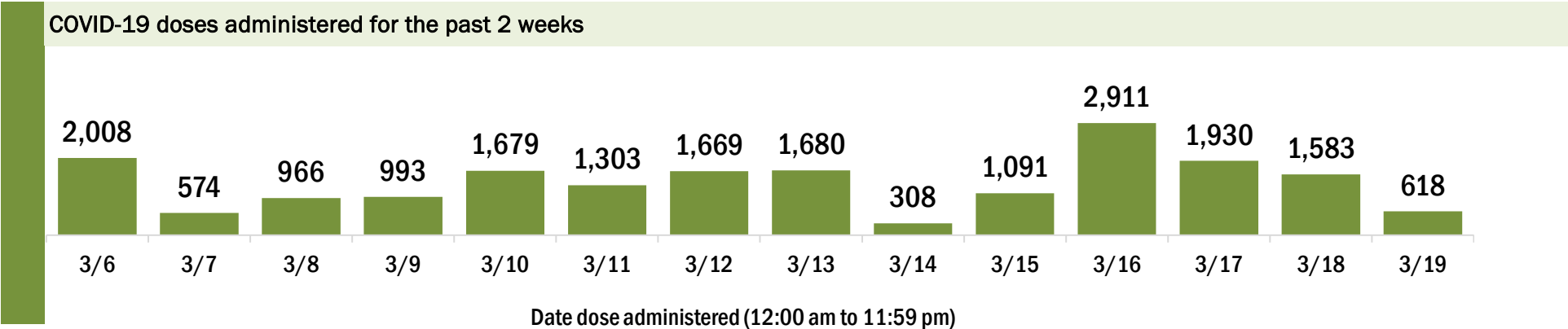
Data in this report are provisional and subject to change.

Data in this summary pertain to COVID-19 vaccines approved by the U.S. Food and Drug Administration and have been issued an Emergency Use Authorization (Janssen COVID-19 Vaccine, Moderna COVID-19 Vaccine and Pfizer-BioNTech COVID-19 Vaccine). These data summarize the number of people who have received either their first dose or have completed the series for a COVID-19 vaccine. **A person can only be counted in one category, first dose or series complete.** For persons receiving Moderna or Pfizer vaccines, once they receive their second dose, they are moved from the first dose column to the series completed column. **Because of this, the total first dose category may show a change from report to report not matching the total receiving their first dose from the previous day.** Persons receiving Johnson & Johnson vaccines will always be counted in the series completed column.

COVID-19 doses for vaccinated persons in Florida	
Doses administered	102,277
People receiving one dose of a 1-dose series (Johnson & Johnson) or receiving only one dose of a 2-dose series (Moderna, Pfizer) count once. Persons receiving both doses of a 2-dose series count twice.	

Current status of persons vaccinated for COVID-19 in Florida	
Total people vaccinated	63,572
First dose	23,832
Series completed	39,740
Completed 1-dose series	1,035
Completed 2-dose series	38,705
<b>First dose:</b> current number of people who have only received their first dose of the Moderna or Pfizer vaccine.	
<b>Series complete:</b> current number of people who have received both Moderna or Pfizer vaccine doses or one Johnson & Johnson dose and are considered fully immunized.	

Demographic summary	First dose	Series complete	Total people vaccinated
Age group	23,832	39,740	63,572
16-24 years	1,657	955	2,612
25-34 years	2,670	1,944	4,614
35-44 years	3,121	2,342	5,463
45-54 years	3,732	2,777	6,509
55-64 years	7,160	5,131	12,291
65-74 years	3,411	16,393	19,804
75-84 years	1,451	7,662	9,113
85+ years	630	2,536	3,166
Race	23,832	39,740	63,572
White	13,309	23,723	37,032
Black	4,030	4,603	8,633
American Indian/Alaskan	72	120	192
Other	3,214	8,400	11,614
Unknown	3,207	2,894	6,101
Other race includes Asian, native Hawaiian/Pacific Islander, or other.			
Ethnicity	23,832	39,740	63,572
Hispanic	1,029	1,239	2,268
Non-Hispanic	15,719	27,859	43,578
Unknown	7,084	10,642	17,726
Gender	23,832	39,740	63,572
Female	14,215	23,671	37,886
Male	9,605	16,052	25,657
Unknown	12	17	29



# COVID-19: Levy County vaccine summary

Vaccination data through Mar 19, 2021 as of Mar 20, 2021 at 12:05 AM

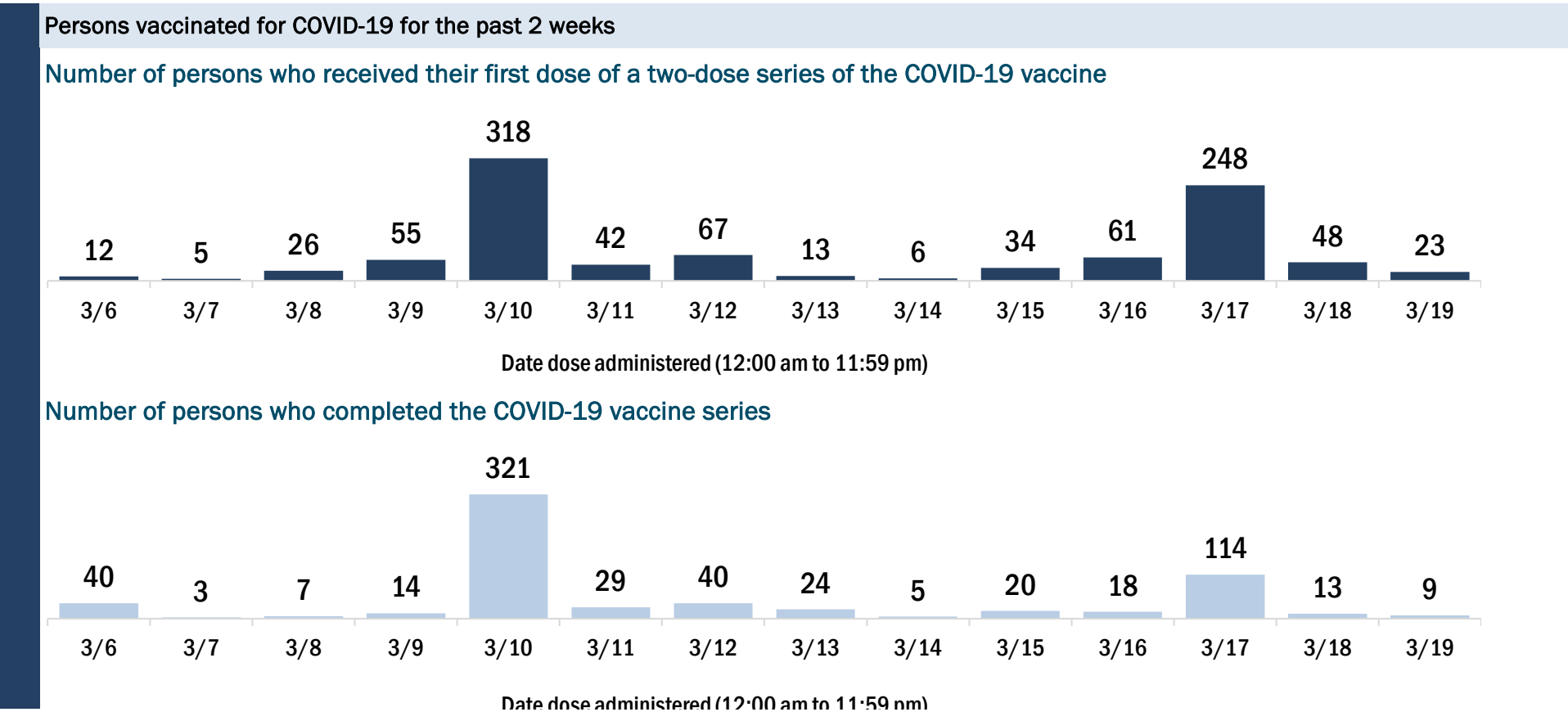
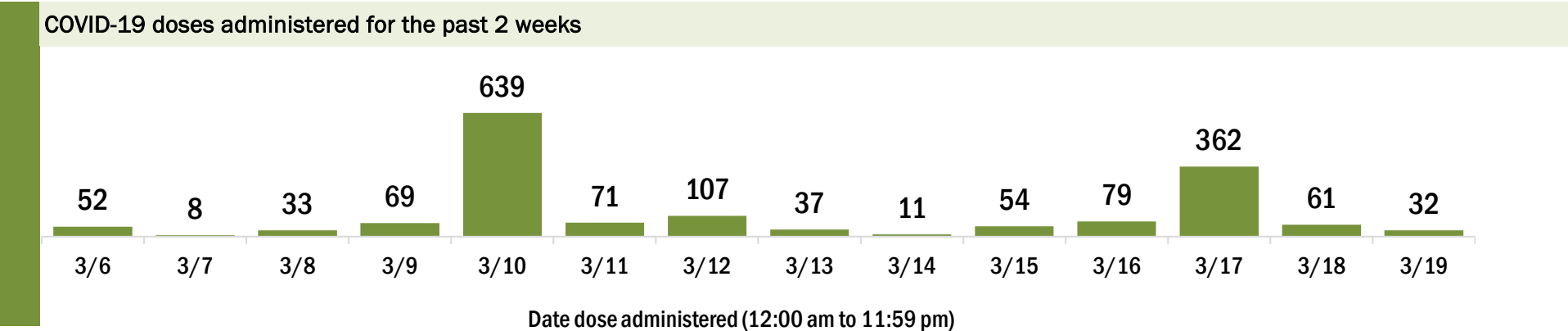
Data in this report are provisional and subject to change.

Data in this summary pertain to COVID-19 vaccines approved by the U.S. Food and Drug Administration and have been issued an Emergency Use Authorization (Janssen COVID-19 Vaccine, Moderna COVID-19 Vaccine and Pfizer-BioNTech COVID-19 Vaccine). These data summarize the number of people who have received either their first dose or have completed the series for a COVID-19 vaccine. **A person can only be counted in one category, first dose or series complete.** For persons receiving Moderna or Pfizer vaccines, once they receive their second dose, they are moved from the first dose column to the series completed column. **Because of this, the total first dose category may show a change from report to report not matching the total receiving their first dose from the previous day.** Persons receiving Johnson & Johnson vaccines will always be counted in the series completed column.

COVID-19 doses for vaccinated persons in Florida	
Doses administered	10,491
People receiving one dose of a 1-dose series (Johnson & Johnson) or receiving only one dose of a 2-dose series (Moderna, Pfizer) count once. Persons receiving both doses of a 2-dose series count twice.	

Current status of persons vaccinated for COVID-19 in Florida	
Total people vaccinated	6,414
First dose	2,292
Series completed	4,122
Completed 1-dose series	45
Completed 2-dose series	4,077
<b>First dose:</b> current number of people who have only received their first dose of the Moderna or Pfizer vaccine.	
<b>Series complete:</b> current number of people who have received both Moderna or Pfizer vaccine doses or one Johnson & Johnson dose and are considered fully immunized.	

Demographic summary	First dose	Series complete	Total people vaccinated
Age group	2,292	4,122	6,414
16-24 years	26	35	61
25-34 years	52	111	163
35-44 years	60	117	177
45-54 years	106	181	287
55-64 years	435	322	757
65-74 years	965	2,014	2,979
75-84 years	506	1,083	1,589
85+ years	142	259	401
Race	2,292	4,122	6,414
White	1,685	3,285	4,970
Black	167	201	368
American Indian/Alaskan	25	21	46
Other	145	234	379
Unknown	270	381	651
Other race includes Asian, native Hawaiian/Pacific Islander, or other.			
Ethnicity	2,292	4,122	6,414
Hispanic	77	86	163
Non-Hispanic	1,338	3,015	4,353
Unknown	877	1,021	1,898
Gender	2,292	4,122	6,414
Female	1,349	2,337	3,686
Male	942	1,785	2,727
Unknown	1	0	1



# COVID-19: Liberty County vaccine summary

Vaccination data through Mar 19, 2021 as of Mar 20, 2021 at 12:05 AM

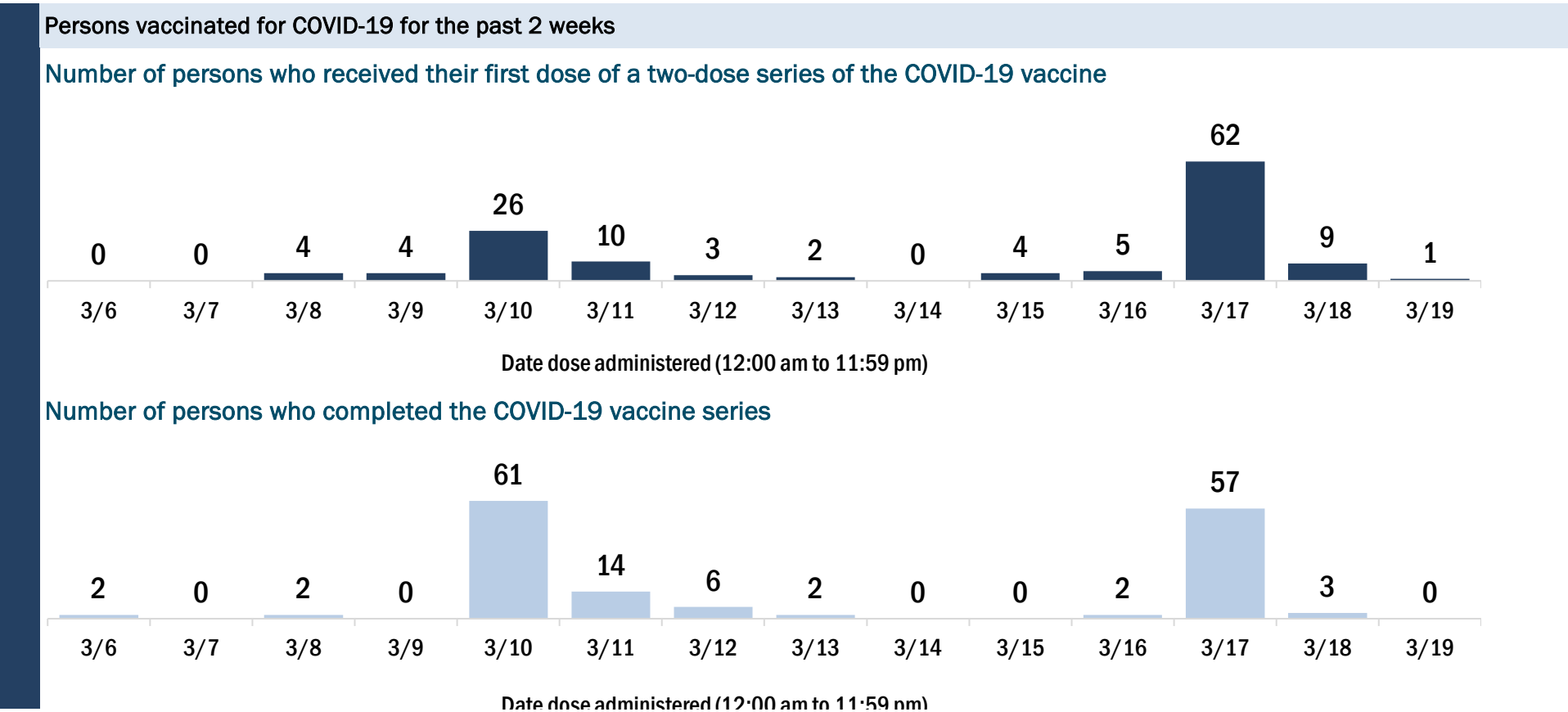
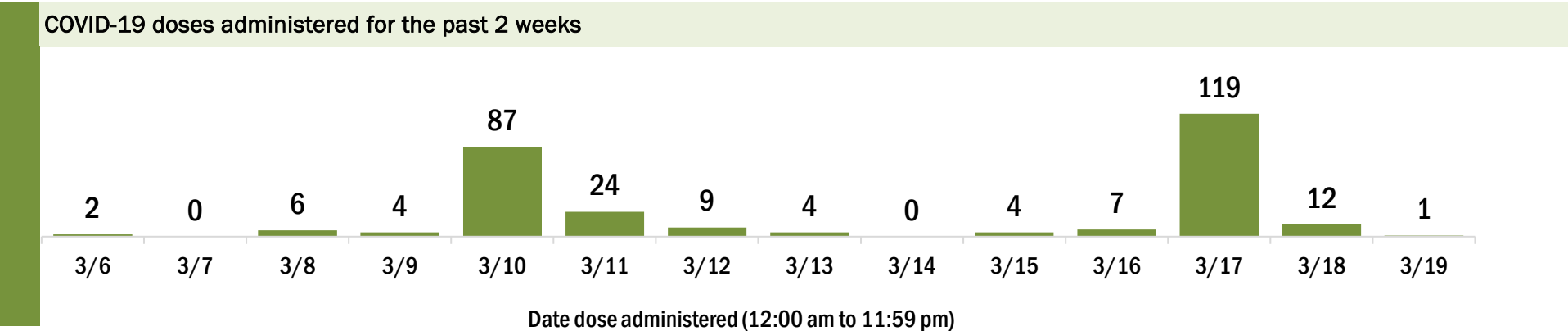
Data in this report are provisional and subject to change.

Data in this summary pertain to COVID-19 vaccines approved by the U.S. Food and Drug Administration and have been issued an Emergency Use Authorization (Janssen COVID-19 Vaccine, Moderna COVID-19 Vaccine and Pfizer-BioNTech COVID-19 Vaccine). These data summarize the number of people who have received either their first dose or have completed the series for a COVID-19 vaccine. **A person can only be counted in one category, first dose or series complete.** For persons receiving Moderna or Pfizer vaccines, once they receive their second dose, they are moved from the first dose column to the series completed column. **Because of this, the total first dose category may show a change from report to report not matching the total receiving their first dose from the previous day.** Persons receiving Johnson & Johnson vaccines will always be counted in the series completed column.

COVID-19 doses for vaccinated persons in Florida	
Doses administered	2,102
People receiving one dose of a 1-dose series (Johnson & Johnson) or receiving only one dose of a 2-dose series (Moderna, Pfizer) count once. Persons receiving both doses of a 2-dose series count twice.	

Current status of persons vaccinated for COVID-19 in Florida	
Total people vaccinated	1,202
First dose	291
Series completed	911
Completed 1-dose series	11
Completed 2-dose series	900
First dose: current number of people who have only received their first dose of the Moderna or Pfizer vaccine.	
Series complete: current number of people who have received both Moderna or Pfizer vaccine doses or one Johnson & Johnson dose and are considered fully immunized.	

Demographic summary	First dose	Series complete	Total people vaccinated
Age group	291	911	1,202
16-24 years	9	8	17
25-34 years	17	20	37
35-44 years	27	42	69
45-54 years	41	41	82
55-64 years	87	182	269
65-74 years	68	363	431
75-84 years	34	201	235
85+ years	8	54	62
Race	291	911	1,202
White	200	664	864
Black	41	63	104
American Indian/Alaskan	1	7	8
Other	17	91	108
Unknown	32	86	118
Other race includes Asian, native Hawaiian/Pacific Islander, or other.			
Ethnicity	291	911	1,202
Hispanic	2	10	12
Non-Hispanic	137	482	619
Unknown	152	419	571
Gender	291	911	1,202
Female	163	485	648
Male	128	426	554
Unknown	0	0	0





# COVID-19: Madison County vaccine summary

Vaccination data through Mar 19, 2021 as of Mar 20, 2021 at 12:05 AM

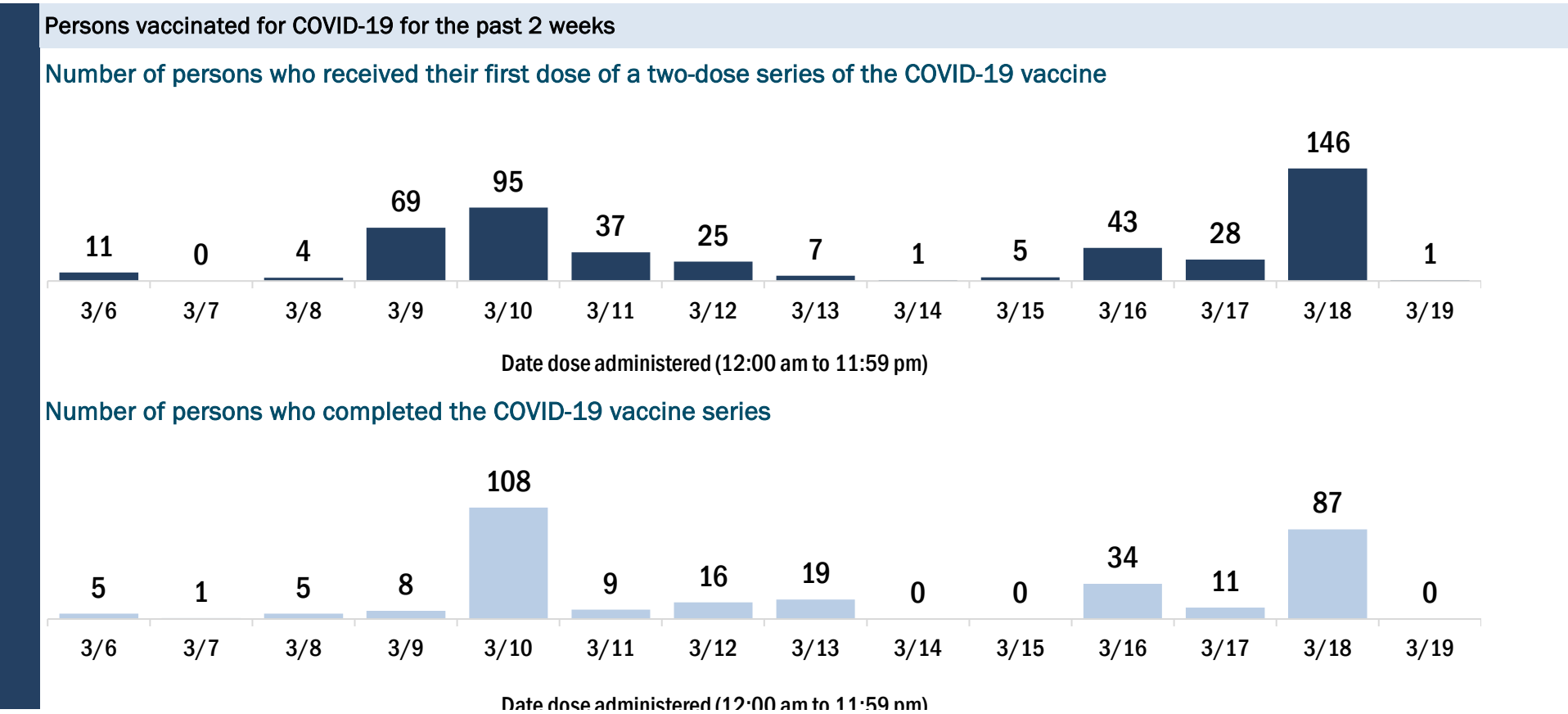
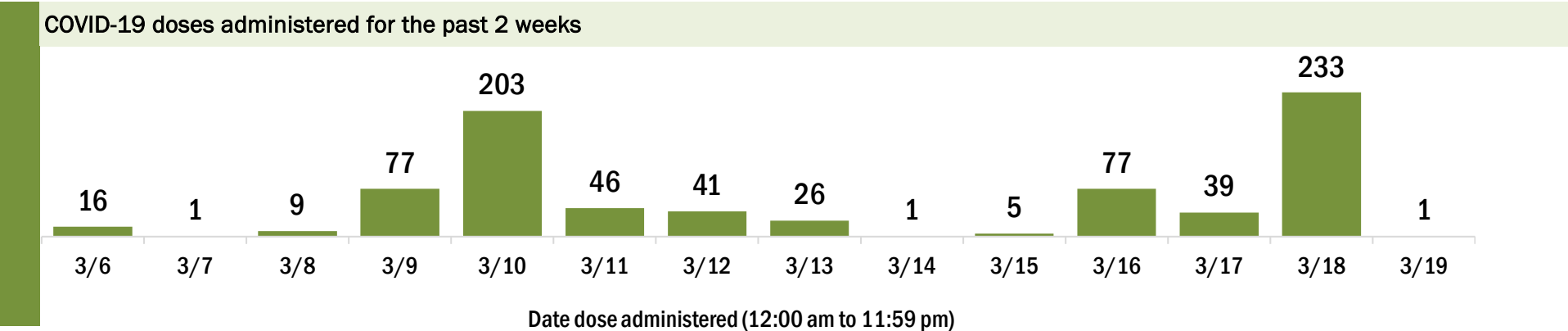
Data in this report are provisional and subject to change.

Data in this summary pertain to COVID-19 vaccines approved by the U.S. Food and Drug Administration and have been issued an Emergency Use Authorization (Janssen COVID-19 Vaccine, Moderna COVID-19 Vaccine and Pfizer-BioNTech COVID-19 Vaccine). These data summarize the number of people who have received either their first dose or have completed the series for a COVID-19 vaccine. **A person can only be counted in one category, first dose or series complete.** For persons receiving Moderna or Pfizer vaccines, once they receive their second dose, they are moved from the first dose column to the series completed column. **Because of this, the total first dose category may show a change from report to report not matching the total receiving their first dose from the previous day.** Persons receiving Johnson & Johnson vaccines will always be counted in the series completed column.

COVID-19 doses for vaccinated persons in Florida	
Doses administered	5,981
People receiving one dose of a 1-dose series (Johnson & Johnson) or receiving only one dose of a 2-dose series (Moderna, Pfizer) count once. Persons receiving both doses of a 2-dose series count twice.	

Current status of persons vaccinated for COVID-19 in Florida	
Total people vaccinated	3,587
First dose	1,173
Series completed	2,414
Completed 1-dose series	20
Completed 2-dose series	2,394
First dose: current number of people who have only received their first dose of the Moderna or Pfizer vaccine.	
Series complete: current number of people who have received both Moderna or Pfizer vaccine doses or one Johnson & Johnson dose and are considered fully immunized.	

Demographic summary	First dose	Series complete	Total people vaccinated
Age group	1,173	2,414	3,587
16-24 years	18	10	28
25-34 years	44	38	82
35-44 years	84	59	143
45-54 years	204	84	288
55-64 years	444	212	656
65-74 years	245	1,150	1,395
75-84 years	100	675	775
85+ years	34	186	220
Race	1,173	2,414	3,587
White	558	1,300	1,858
Black	343	520	863
American Indian/Alaskan	1	6	7
Other	90	233	323
Unknown	181	355	536
Other race includes Asian, native Hawaiian/Pacific Islander, or other.			
Ethnicity	1,173	2,414	3,587
Hispanic	10	18	28
Non-Hispanic	431	787	1,218
Unknown	732	1,609	2,341
Gender	1,173	2,414	3,587
Female	694	1,356	2,050
Male	479	1,058	1,537
Unknown	0	0	0



# COVID-19: Manatee County vaccine summary

Vaccination data through Mar 19, 2021 as of Mar 20, 2021 at 12:05 AM

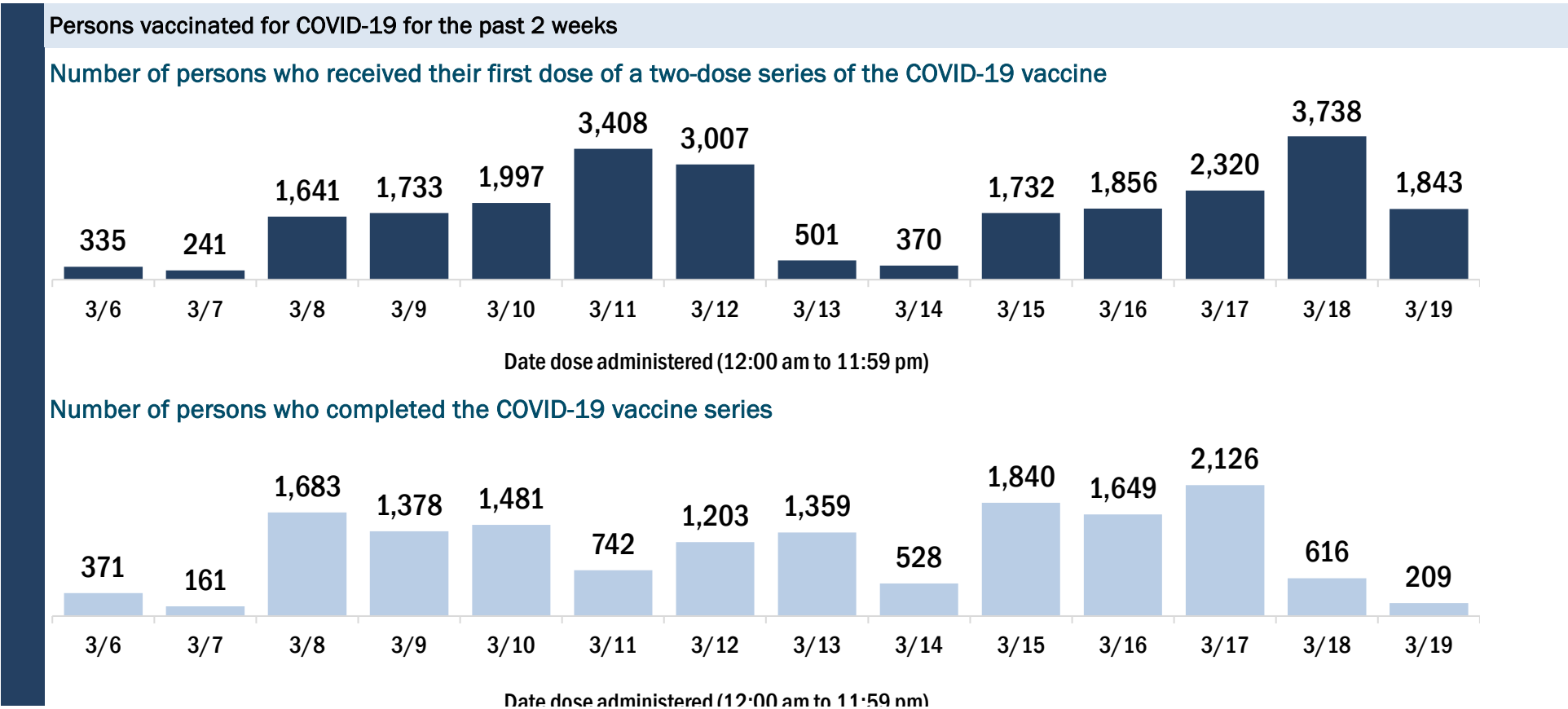
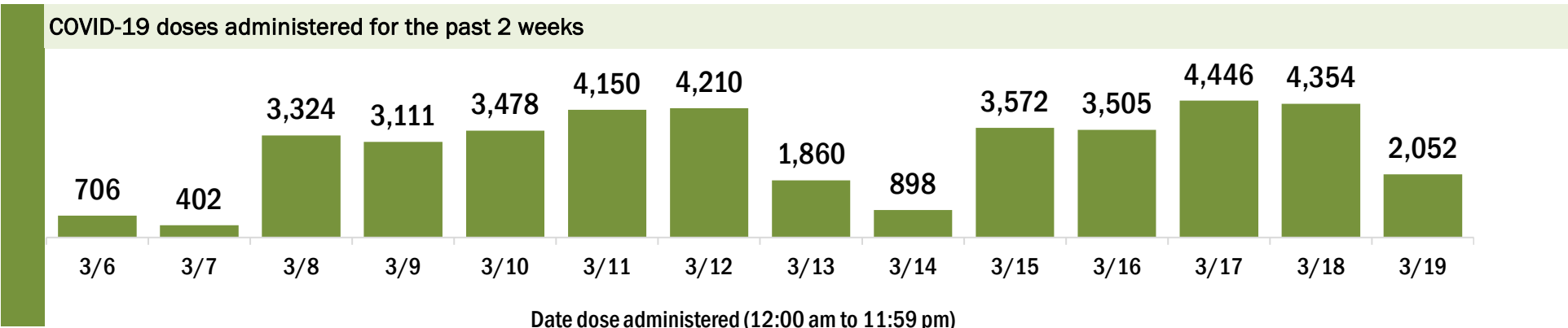
Data in this report are provisional and subject to change.

Data in this summary pertain to COVID-19 vaccines approved by the U.S. Food and Drug Administration and have been issued an Emergency Use Authorization (Janssen COVID-19 Vaccine, Moderna COVID-19 Vaccine and Pfizer-BioNTech COVID-19 Vaccine). These data summarize the number of people who have received either their first dose or have completed the series for a COVID-19 vaccine. **A person can only be counted in one category, first dose or series complete.** For persons receiving Moderna or Pfizer vaccines, once they receive their second dose, they are moved from the first dose column to the series completed column. **Because of this, the total first dose category may show a change from report to report not matching the total receiving their first dose from the previous day.** Persons receiving Johnson & Johnson vaccines will always be counted in the series completed column.

COVID-19 doses for vaccinated persons in Florida	
Doses administered	146,182
People receiving one dose of a 1-dose series (Johnson & Johnson) or receiving only one dose of a 2-dose series (Moderna, Pfizer) count once. Persons receiving both doses of a 2-dose series count twice.	

Current status of persons vaccinated for COVID-19 in Florida	
Total people vaccinated	102,606
First dose	57,335
Series completed	45,271
Completed 1-dose series	1,695
Completed 2-dose series	43,576
<b>First dose:</b> current number of people who have only received their first dose of the Moderna or Pfizer vaccine.	
<b>Series complete:</b> current number of people who have received both Moderna or Pfizer vaccine doses or one Johnson & Johnson dose and are considered fully immunized.	

Demographic summary	First dose	Series complete	Total people vaccinated
Age group	57,335	45,271	102,606
16-24 years	499	522	1,021
25-34 years	1,101	1,740	2,841
35-44 years	1,353	2,190	3,543
45-54 years	2,227	2,748	4,975
55-64 years	9,619	3,891	13,510
65-74 years	23,427	20,019	43,446
75-84 years	14,634	10,682	25,316
85+ years	4,475	3,479	7,954
Race	57,335	45,271	102,606
White	43,913	34,309	78,222
Black	1,303	940	2,243
American Indian/Alaskan	290	157	447
Other	3,190	4,481	7,671
Unknown	8,639	5,384	14,023
Other race includes Asian, native Hawaiian/Pacific Islander, or other.			
Ethnicity	57,335	45,271	102,606
Hispanic	1,754	1,292	3,046
Non-Hispanic	30,333	27,832	58,165
Unknown	25,248	16,147	41,395
Gender	57,335	45,271	102,606
Female	32,240	25,958	58,198
Male	25,008	19,277	44,285
Unknown	87	36	123



# COVID-19: Marion County vaccine summary

Vaccination data through Mar 19, 2021 as of Mar 20, 2021 at 12:05 AM

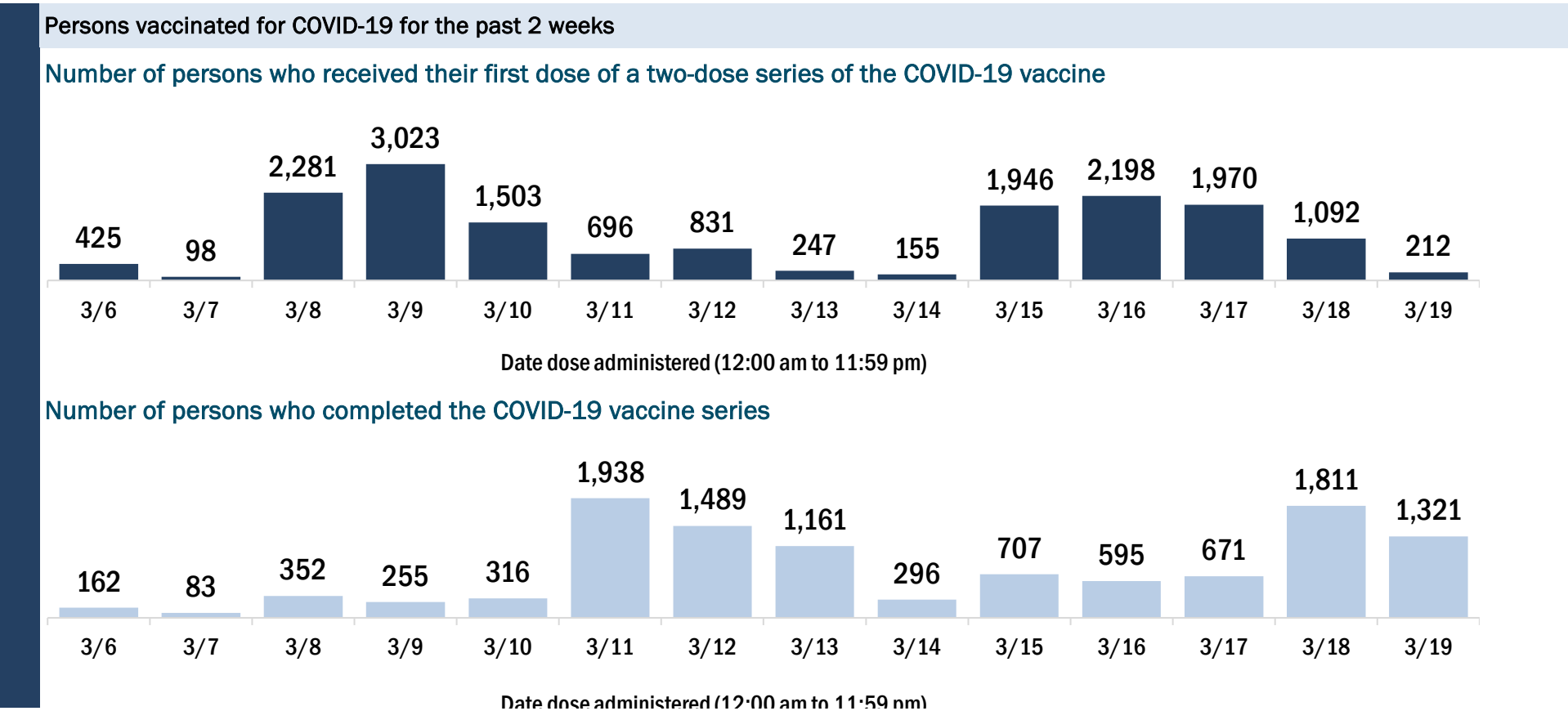
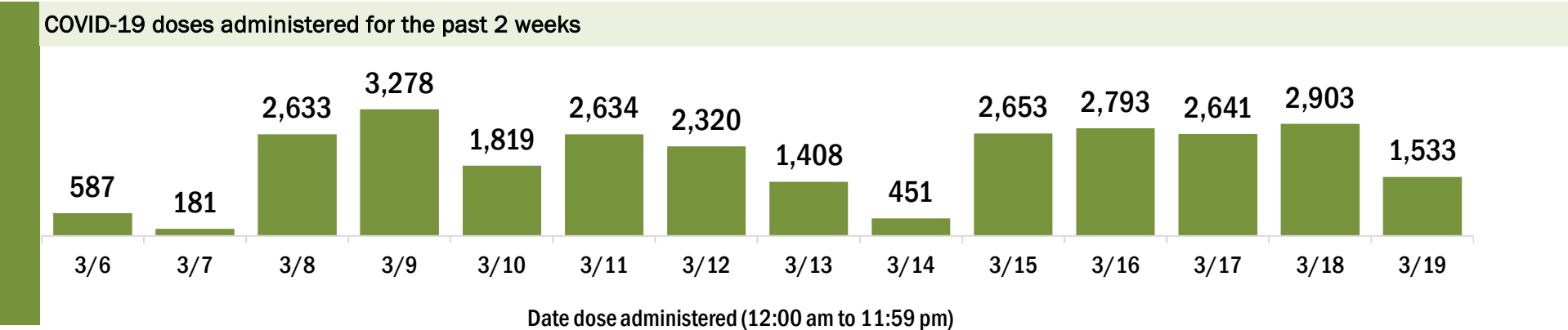
Data in this report are provisional and subject to change.

Data in this summary pertain to COVID-19 vaccines approved by the U.S. Food and Drug Administration and have been issued an Emergency Use Authorization (Janssen COVID-19 Vaccine, Moderna COVID-19 Vaccine and Pfizer-BioNTech COVID-19 Vaccine). These data summarize the number of people who have received either their first dose or have completed the series for a COVID-19 vaccine. **A person can only be counted in one category, first dose or series complete.** For persons receiving Moderna or Pfizer vaccines, once they receive their second dose, they are moved from the first dose column to the series completed column. **Because of this, the total first dose category may show a change from report to report not matching the total receiving their first dose from the previous day.** Persons receiving Johnson & Johnson vaccines will always be counted in the series completed column.

COVID-19 doses for vaccinated persons in Florida	
Doses administered	126,743
People receiving one dose of a 1-dose series (Johnson & Johnson) or receiving only one dose of a 2-dose series (Moderna, Pfizer) count once. Persons receiving both doses of a 2-dose series count twice.	

Current status of persons vaccinated for COVID-19 in Florida	
Total people vaccinated	79,749
First dose	31,661
Series completed	48,088
Completed 1-dose series	1,094
Completed 2-dose series	46,994
First dose: current number of people who have only received their first dose of the Moderna or Pfizer vaccine.	
Series complete: current number of people who have received both Moderna or Pfizer vaccine doses or one Johnson & Johnson dose and are considered fully immunized.	

Demographic summary	First dose	Series complete	Total people vaccinated
Age group	31,661	48,088	79,749
16-24 years	313	466	779
25-34 years	757	1,235	1,992
35-44 years	984	1,712	2,696
45-54 years	1,689	2,561	4,250
55-64 years	5,670	3,859	9,529
65-74 years	11,356	20,603	31,959
75-84 years	8,247	13,836	22,083
85+ years	2,645	3,816	6,461
Race	31,661	48,088	79,749
White	21,926	33,324	55,250
Black	2,185	1,980	4,165
American Indian/Alaskan	93	161	254
Other	2,583	5,062	7,645
Unknown	4,874	7,561	12,435
Other race includes Asian, native Hawaiian/Pacific Islander, or other.			
Ethnicity	31,661	48,088	79,749
Hispanic	2,051	1,687	3,738
Non-Hispanic	19,044	28,488	47,532
Unknown	10,566	17,913	28,479
Gender	31,661	48,088	79,749
Female	18,709	27,599	46,308
Male	12,916	20,456	33,372
Unknown	36	33	69



# COVID-19: Martin County vaccine summary

Vaccination data through Mar 19, 2021 as of Mar 20, 2021 at 12:05 AM

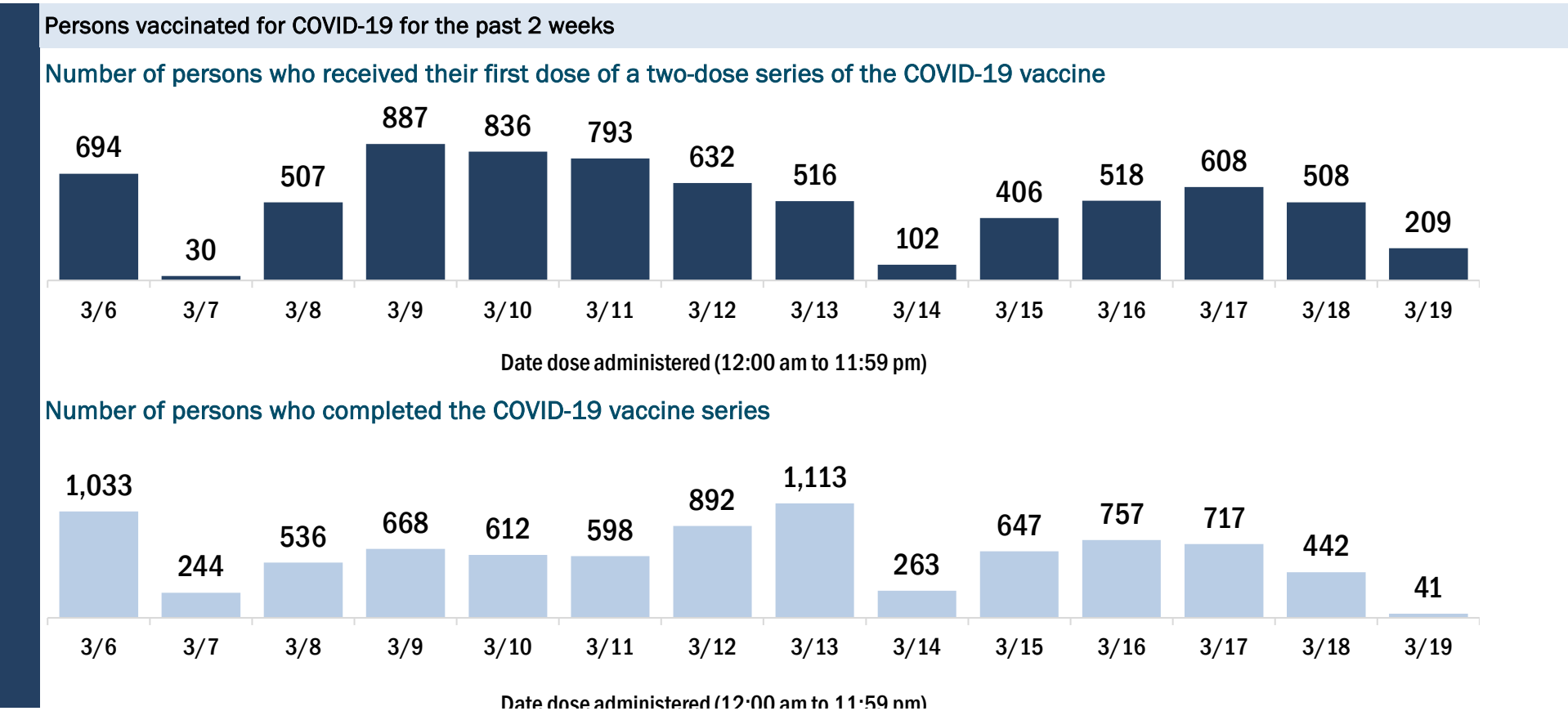
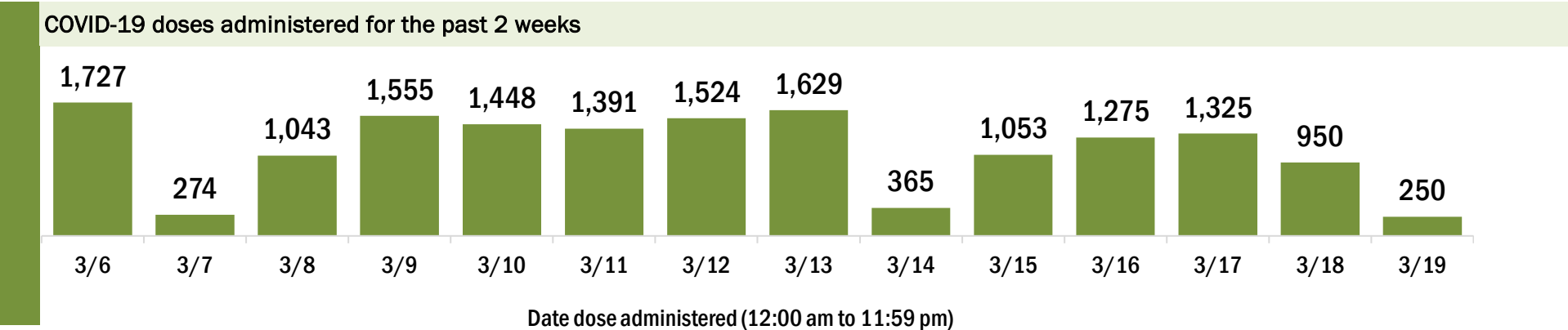
Data in this report are provisional and subject to change.

Data in this summary pertain to COVID-19 vaccines approved by the U.S. Food and Drug Administration and have been issued an Emergency Use Authorization (Janssen COVID-19 Vaccine, Moderna COVID-19 Vaccine and Pfizer-BioNTech COVID-19 Vaccine). These data summarize the number of people who have received either their first dose or have completed the series for a COVID-19 vaccine. **A person can only be counted in one category, first dose or series complete.** For persons receiving Moderna or Pfizer vaccines, once they receive their second dose, they are moved from the first dose column to the series completed column. **Because of this, the total first dose category may show a change from report to report not matching the total receiving their first dose from the previous day.** Persons receiving Johnson & Johnson vaccines will always be counted in the series completed column.

COVID-19 doses for vaccinated persons in Florida	
Doses administered	77,324
People receiving one dose of a 1-dose series (Johnson & Johnson) or receiving only one dose of a 2-dose series (Moderna, Pfizer) count once. Persons receiving both doses of a 2-dose series count twice.	

Current status of persons vaccinated for COVID-19 in Florida	
Total people vaccinated	47,145
First dose	16,377
Series completed	30,768
Completed 1-dose series	589
Completed 2-dose series	30,179
First dose: current number of people who have only received their first dose of the Moderna or Pfizer vaccine.	
Series complete: current number of people who have received both Moderna or Pfizer vaccine doses or one Johnson & Johnson dose and are considered fully immunized.	

Demographic summary	First dose	Series complete	Total people vaccinated
Age group	16,377	30,768	47,145
16-24 years	166	157	323
25-34 years	376	462	838
35-44 years	532	765	1,297
45-54 years	864	1,091	1,955
55-64 years	2,980	2,292	5,272
65-74 years	5,898	13,044	18,942
75-84 years	4,060	9,395	13,455
85+ years	1,501	3,562	5,063
Race	16,377	30,768	47,145
White	11,912	19,863	31,775
Black	334	433	767
American Indian/Alaskan	69	42	111
Other	904	2,550	3,454
Unknown	3,158	7,880	11,038
Other race includes Asian, native Hawaiian/Pacific Islander, or other.			
Ethnicity	16,377	30,768	47,145
Hispanic	559	488	1,047
Non-Hispanic	8,324	9,693	18,017
Unknown	7,494	20,587	28,081
Gender	16,377	30,768	47,145
Female	9,397	17,608	27,005
Male	6,963	13,146	20,109
Unknown	17	14	31





# COVID-19: Monroe County vaccine summary

Vaccination data through Mar 19, 2021 as of Mar 20, 2021 at 12:05 AM

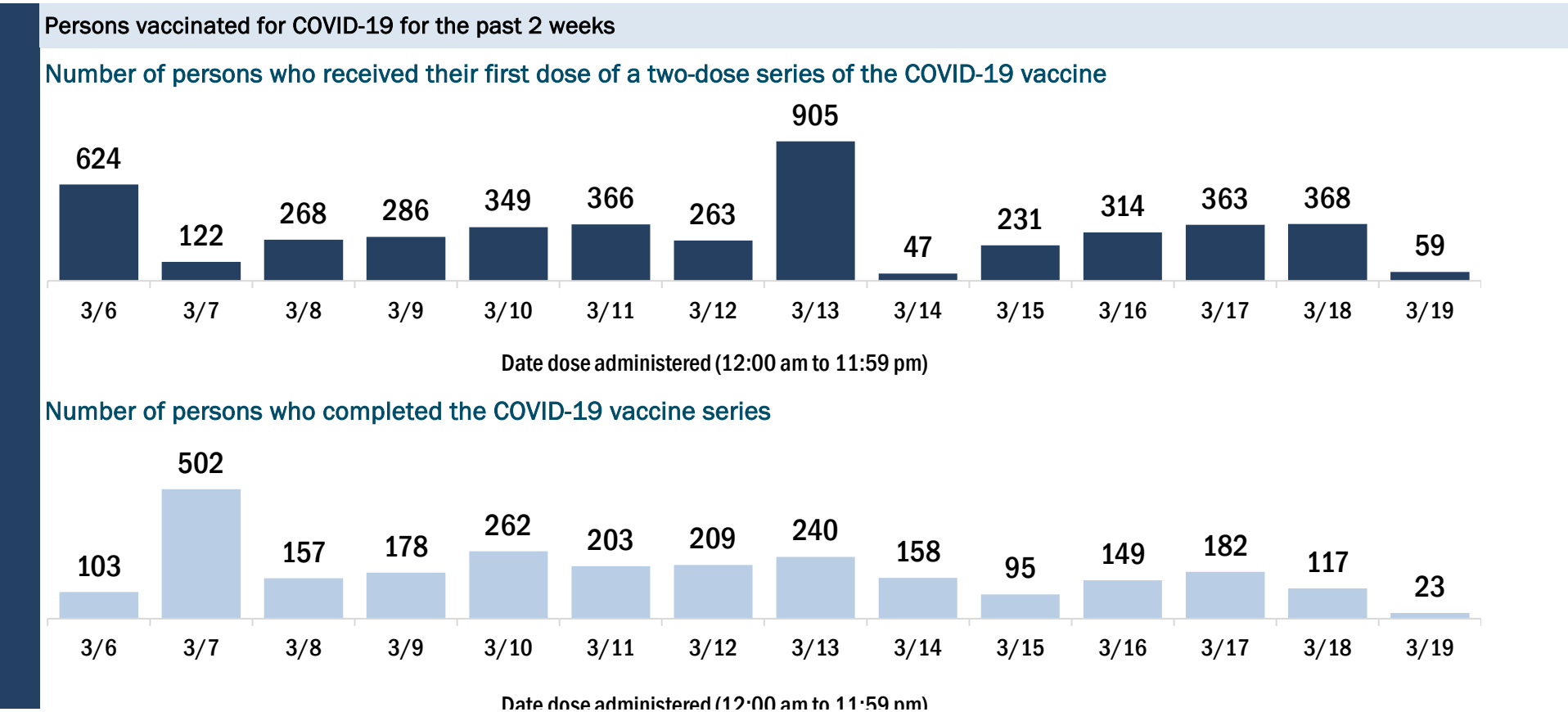
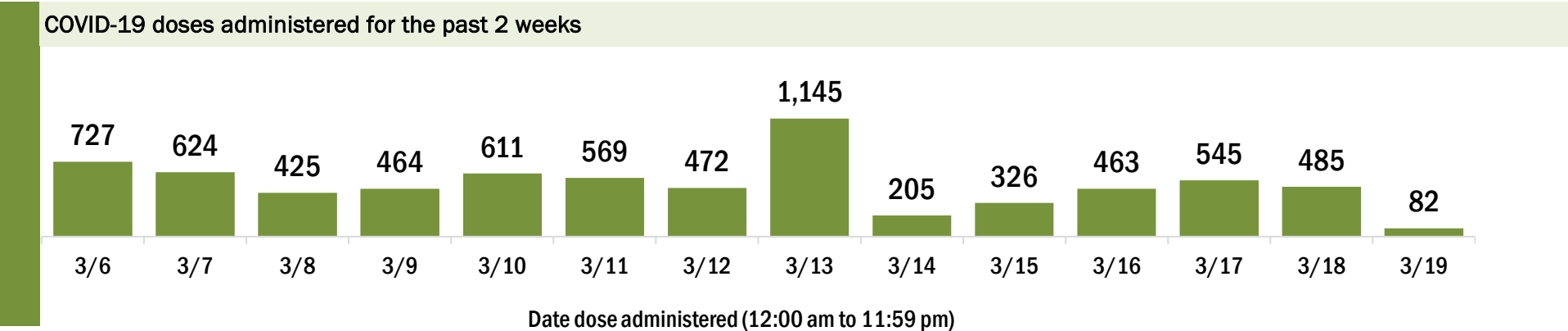
Data in this report are provisional and subject to change.

Data in this summary pertain to COVID-19 vaccines approved by the U.S. Food and Drug Administration and have been issued an Emergency Use Authorization (Janssen COVID-19 Vaccine, Moderna COVID-19 Vaccine and Pfizer-BioNTech COVID-19 Vaccine). These data summarize the number of people who have received either their first dose or have completed the series for a COVID-19 vaccine. **A person can only be counted in one category, first dose or series complete.** For persons receiving Moderna or Pfizer vaccines, once they receive their second dose, they are moved from the first dose column to the series completed column. **Because of this, the total first dose category may show a change from report to report not matching the total receiving their first dose from the previous day.** Persons receiving Johnson & Johnson vaccines will always be counted in the series completed column.

COVID-19 doses for vaccinated persons in Florida	
Doses administered	28,651
People receiving one dose of a 1-dose series (Johnson & Johnson) or receiving only one dose of a 2-dose series (Moderna, Pfizer) count once. Persons receiving both doses of a 2-dose series count twice.	

Current status of persons vaccinated for COVID-19 in Florida	
Total people vaccinated	18,724
First dose	8,546
Series completed	10,178
Completed 1-dose series	251
Completed 2-dose series	9,927
<b>First dose:</b> current number of people who have only received their first dose of the Moderna or Pfizer vaccine.	
<b>Series complete:</b> current number of people who have received both Moderna or Pfizer vaccine doses or one Johnson & Johnson dose and are considered fully immunized.	

Demographic summary	First dose	Series complete	Total people vaccinated
Age group	8,546	10,178	18,724
16-24 years	97	61	158
25-34 years	231	229	460
35-44 years	364	408	772
45-54 years	700	580	1,280
55-64 years	1,999	981	2,980
65-74 years	3,494	4,909	8,403
75-84 years	1,344	2,418	3,762
85+ years	317	592	909
Race	8,546	10,178	18,724
White	5,990	7,453	13,443
Black	192	150	342
American Indian/Alaskan	60	28	88
Other	348	612	960
Unknown	1,956	1,935	3,891
Other race includes Asian, native Hawaiian/Pacific Islander, or other.			
Ethnicity	8,546	10,178	18,724
Hispanic	773	604	1,377
Non-Hispanic	4,086	5,990	10,076
Unknown	3,687	3,584	7,271
Gender	8,546	10,178	18,724
Female	4,507	5,371	9,878
Male	4,027	4,806	8,833
Unknown	12	1	13



# COVID-19: Nassau County vaccine summary

Vaccination data through Mar 19, 2021 as of Mar 20, 2021 at 12:05 AM

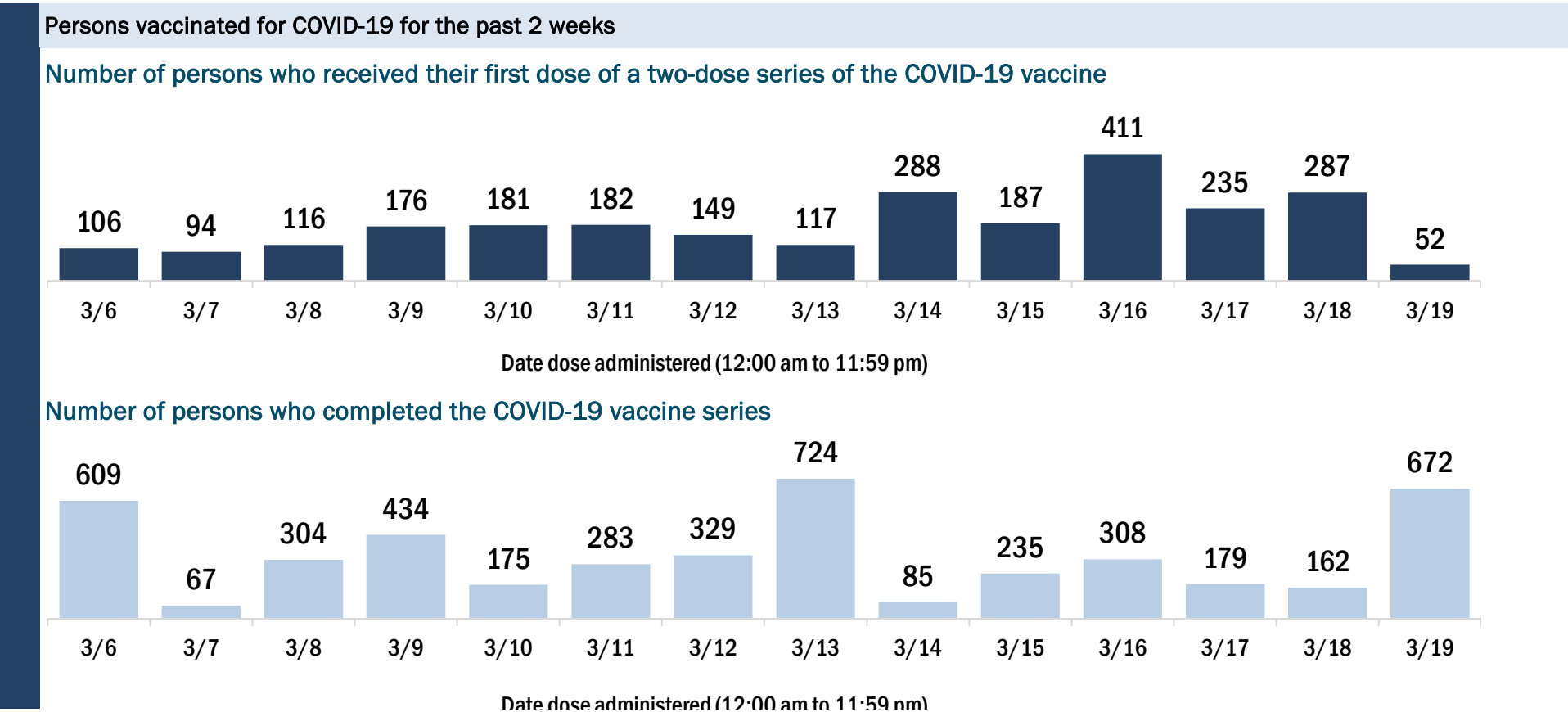
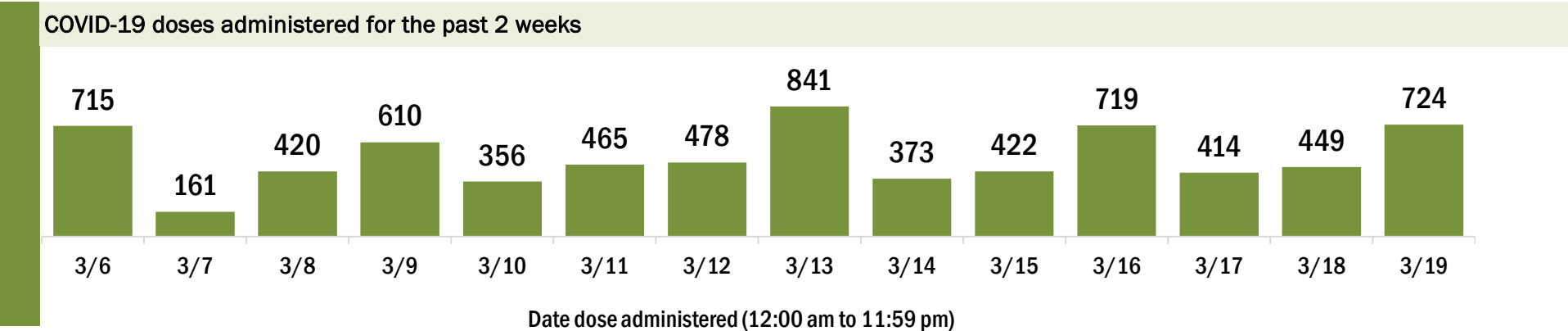
Data in this report are provisional and subject to change.

Data in this summary pertain to COVID-19 vaccines approved by the U.S. Food and Drug Administration and have been issued an Emergency Use Authorization (Janssen COVID-19 Vaccine, Moderna COVID-19 Vaccine and Pfizer-BioNTech COVID-19 Vaccine). These data summarize the number of people who have received either their first dose or have completed the series for a COVID-19 vaccine. **A person can only be counted in one category, first dose or series complete.** For persons receiving Moderna or Pfizer vaccines, once they receive their second dose, they are moved from the first dose column to the series completed column. **Because of this, the total first dose category may show a change from report to report not matching the total receiving their first dose from the previous day.** Persons receiving Johnson & Johnson vaccines will always be counted in the series completed column.

COVID-19 doses for vaccinated persons in Florida	
Doses administered	37,865
People receiving one dose of a 1-dose series (Johnson & Johnson) or receiving only one dose of a 2-dose series (Moderna, Pfizer) count once. Persons receiving both doses of a 2-dose series count twice.	

Current status of persons vaccinated for COVID-19 in Florida	
Total people vaccinated	22,005
First dose	5,632
Series completed	16,373
Completed 1-dose series	513
Completed 2-dose series	15,860
<b>First dose:</b> current number of people who have only received their first dose of the Moderna or Pfizer vaccine.	
<b>Series complete:</b> current number of people who have received both Moderna or Pfizer vaccine doses or one Johnson & Johnson dose and are considered fully immunized.	

Demographic summary	First dose	Series complete	Total people vaccinated
Age group	5,632	16,373	22,005
16-24 years	93	139	232
25-34 years	168	355	523
35-44 years	391	593	984
45-54 years	632	739	1,371
55-64 years	1,803	1,455	3,258
65-74 years	1,574	7,902	9,476
75-84 years	745	4,033	4,778
85+ years	226	1,157	1,383
Race	5,632	16,373	22,005
White	4,366	13,189	17,555
Black	294	624	918
American Indian/Alaskan	35	35	70
Other	260	886	1,146
Unknown	677	1,639	2,316
Other race includes Asian, native Hawaiian/Pacific Islander, or other.			
Ethnicity	5,632	16,373	22,005
Hispanic	133	198	331
Non-Hispanic	4,099	12,294	16,393
Unknown	1,400	3,881	5,281
Gender	5,632	16,373	22,005
Female	3,269	9,127	12,396
Male	2,358	7,245	9,603
Unknown	5	1	6



# COVID-19: Okaloosa County vaccine summary

Vaccination data through Mar 19, 2021 as of Mar 20, 2021 at 12:05 AM

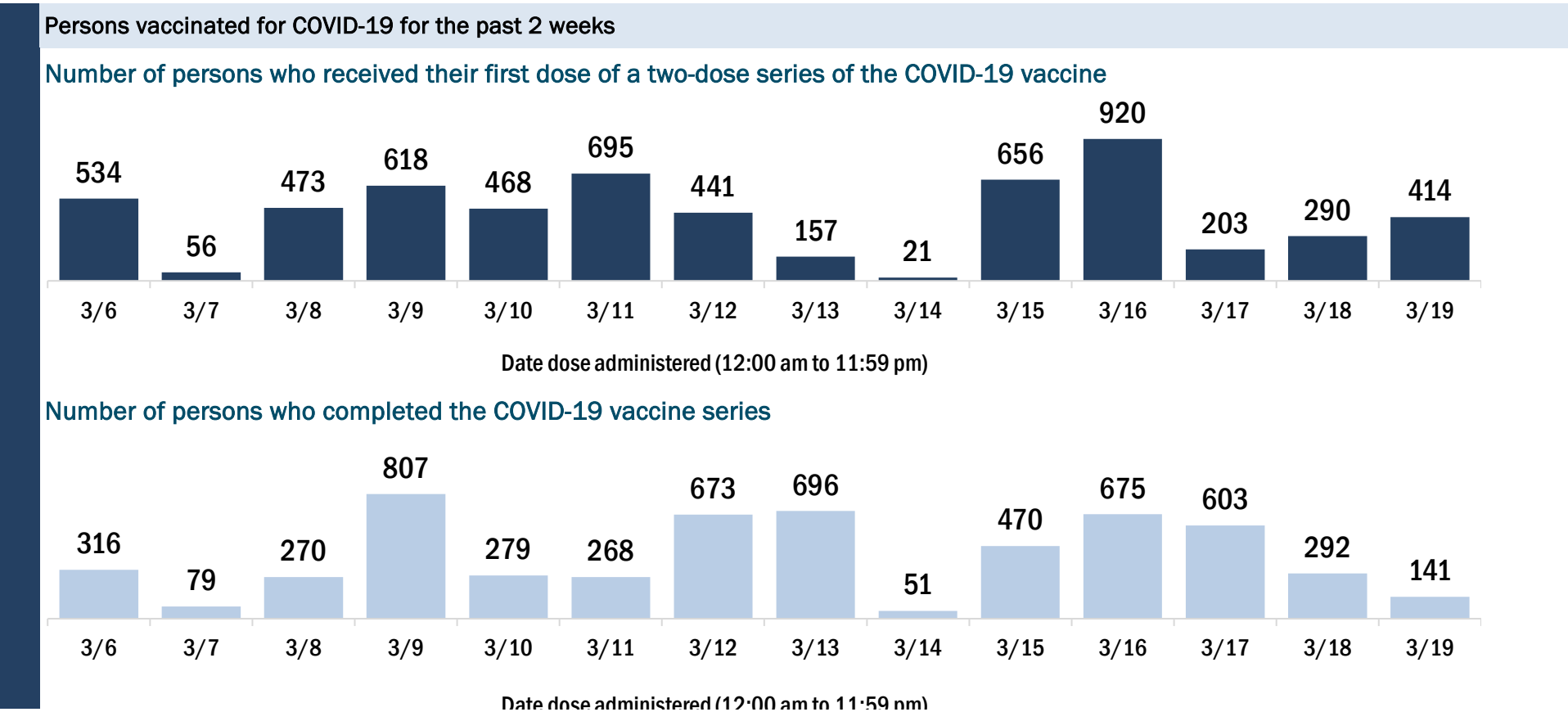
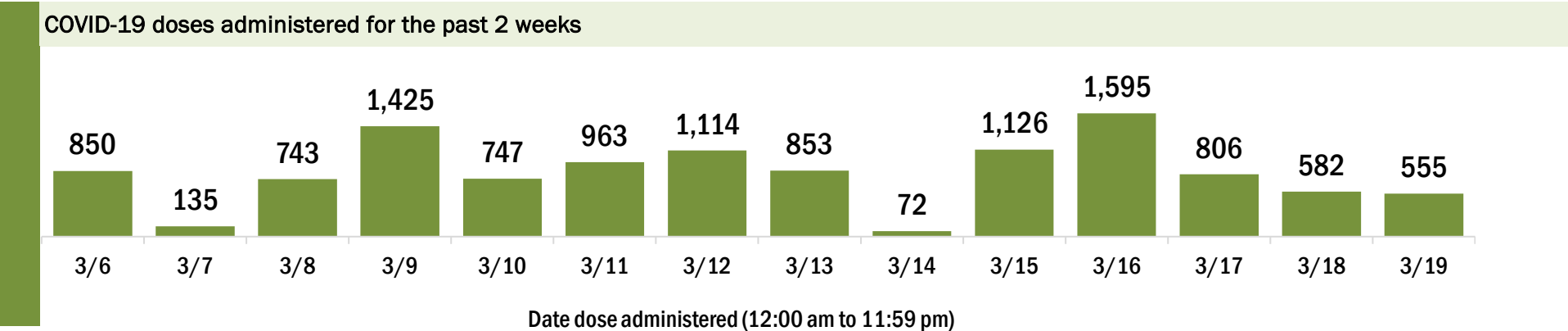
Data in this report are provisional and subject to change.

Data in this summary pertain to COVID-19 vaccines approved by the U.S. Food and Drug Administration and have been issued an Emergency Use Authorization (Janssen COVID-19 Vaccine, Moderna COVID-19 Vaccine and Pfizer-BioNTech COVID-19 Vaccine). These data summarize the number of people who have received either their first dose or have completed the series for a COVID-19 vaccine. **A person can only be counted in one category, first dose or series complete.** For persons receiving Moderna or Pfizer vaccines, once they receive their second dose, they are moved from the first dose column to the series completed column. **Because of this, the total first dose category may show a change from report to report not matching the total receiving their first dose from the previous day.** Persons receiving Johnson & Johnson vaccines will always be counted in the series completed column.

COVID-19 doses for vaccinated persons in Florida	
Doses administered	59,183
People receiving one dose of a 1-dose series (Johnson & Johnson) or receiving only one dose of a 2-dose series (Moderna, Pfizer) count once. Persons receiving both doses of a 2-dose series count twice.	

Current status of persons vaccinated for COVID-19 in Florida	
Total people vaccinated	36,225
First dose	12,242
Series completed	23,983
Completed 1-dose series	1,025
Completed 2-dose series	22,958
<b>First dose:</b> current number of people who have only received their first dose of the Moderna or Pfizer vaccine.	
<b>Series complete:</b> current number of people who have received both Moderna or Pfizer vaccine doses or one Johnson & Johnson dose and are considered fully immunized.	

Demographic summary	First dose	Series complete	Total people vaccinated
Age group	12,242	23,983	36,225
16-24 years	217	230	447
25-34 years	555	864	1,419
35-44 years	798	1,139	1,937
45-54 years	1,153	1,425	2,578
55-64 years	3,654	2,404	6,058
65-74 years	3,482	9,838	13,320
75-84 years	1,769	5,868	7,637
85+ years	614	2,215	2,829
Race	12,242	23,983	36,225
White	8,341	16,650	24,991
Black	602	1,060	1,662
American Indian/Alaskan	50	75	125
Other	876	2,273	3,149
Unknown	2,373	3,925	6,298
Other race includes Asian, native Hawaiian/Pacific Islander, or other.			
Ethnicity	12,242	23,983	36,225
Hispanic	311	463	774
Non-Hispanic	8,007	13,394	21,401
Unknown	3,924	10,126	14,050
Gender	12,242	23,983	36,225
Female	7,102	13,983	21,085
Male	5,020	9,973	14,993
Unknown	120	27	147



# COVID-19: Okeechobee County vaccine summary

Vaccination data through Mar 19, 2021 as of Mar 20, 2021 at 12:05 AM

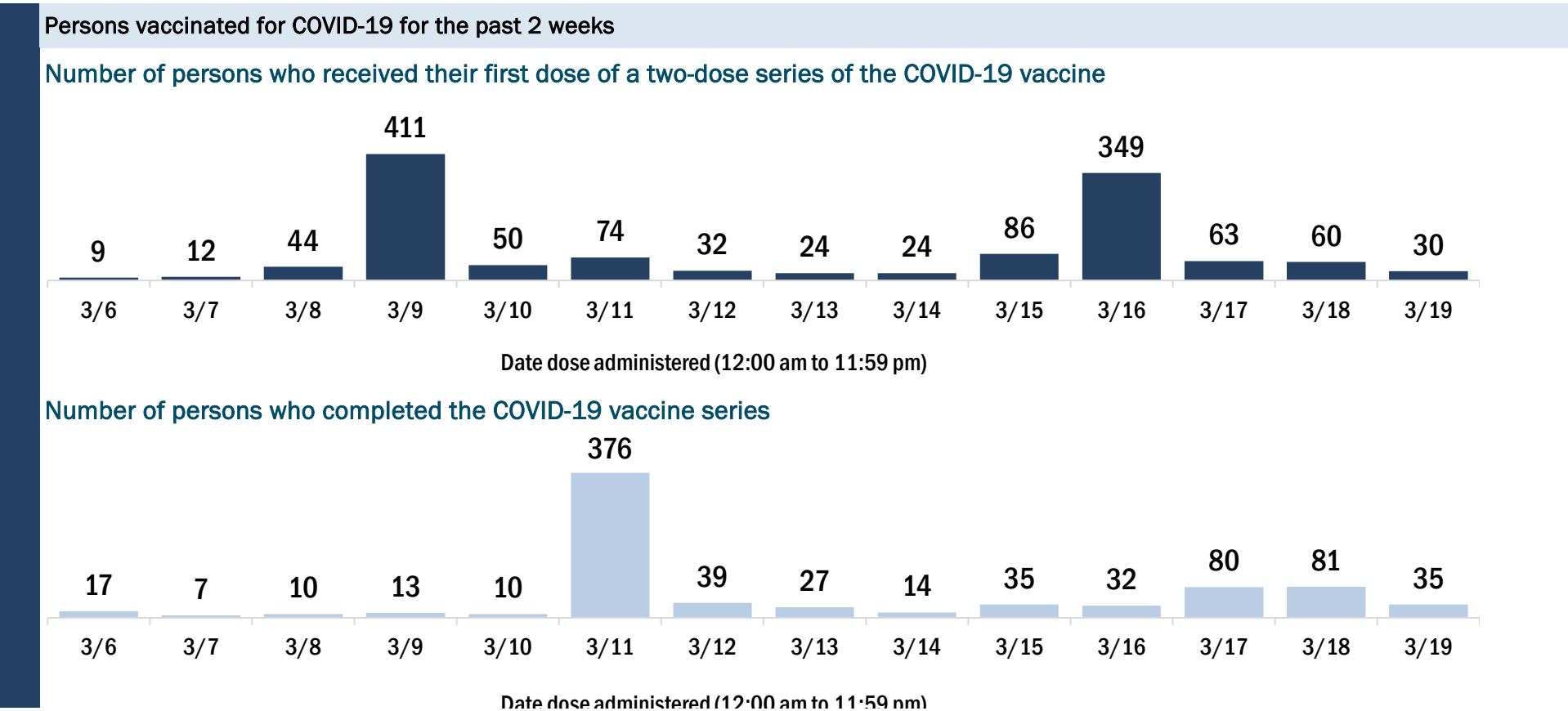
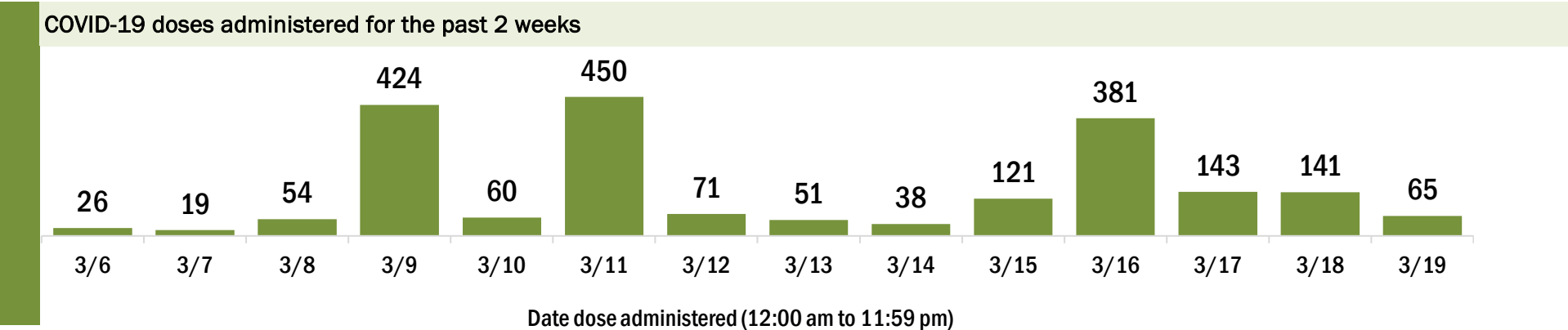
Data in this report are provisional and subject to change.

Data in this summary pertain to COVID-19 vaccines approved by the U.S. Food and Drug Administration and have been issued an Emergency Use Authorization (Janssen COVID-19 Vaccine, Moderna COVID-19 Vaccine and Pfizer-BioNTech COVID-19 Vaccine). These data summarize the number of people who have received either their first dose or have completed the series for a COVID-19 vaccine. **A person can only be counted in one category, first dose or series complete.** For persons receiving Moderna or Pfizer vaccines, once they receive their second dose, they are moved from the first dose column to the series completed column. **Because of this, the total first dose category may show a change from report to report not matching the total receiving their first dose from the previous day.** Persons receiving Johnson & Johnson vaccines will always be counted in the series completed column.

COVID-19 doses for vaccinated persons in Florida	
Doses administered	10,352
People receiving one dose of a 1-dose series (Johnson & Johnson) or receiving only one dose of a 2-dose series (Moderna, Pfizer) count once. Persons receiving both doses of a 2-dose series count twice.	

Current status of persons vaccinated for COVID-19 in Florida	
Total people vaccinated	6,571
First dose	2,688
Series completed	3,883
Completed 1-dose series	102
Completed 2-dose series	3,781
<b>First dose:</b> current number of people who have only received their first dose of the Moderna or Pfizer vaccine.	
<b>Series complete:</b> current number of people who have received both Moderna or Pfizer vaccine doses or one Johnson & Johnson dose and are considered fully immunized.	

Demographic summary	First dose	Series complete	Total people vaccinated
Age group	2,688	3,883	6,571
16-24 years	23	31	54
25-34 years	70	101	171
35-44 years	91	136	227
45-54 years	129	146	275
55-64 years	435	239	674
65-74 years	1,065	1,696	2,761
75-84 years	695	1,195	1,890
85+ years	180	339	519
Race	2,688	3,883	6,571
White	2,180	3,113	5,293
Black	83	61	144
American Indian/Alaskan	9	19	28
Other	143	455	598
Unknown	273	235	508
Other race includes Asian, native Hawaiian/Pacific Islander, or other.			
Ethnicity	2,688	3,883	6,571
Hispanic	203	221	424
Non-Hispanic	1,771	3,013	4,784
Unknown	714	649	1,363
Gender	2,688	3,883	6,571
Female	1,472	2,198	3,670
Male	1,216	1,685	2,901
Unknown	0	0	0





# COVID-19: Orange County vaccine summary

Vaccination data through Mar 19, 2021 as of Mar 20, 2021 at 12:05 AM

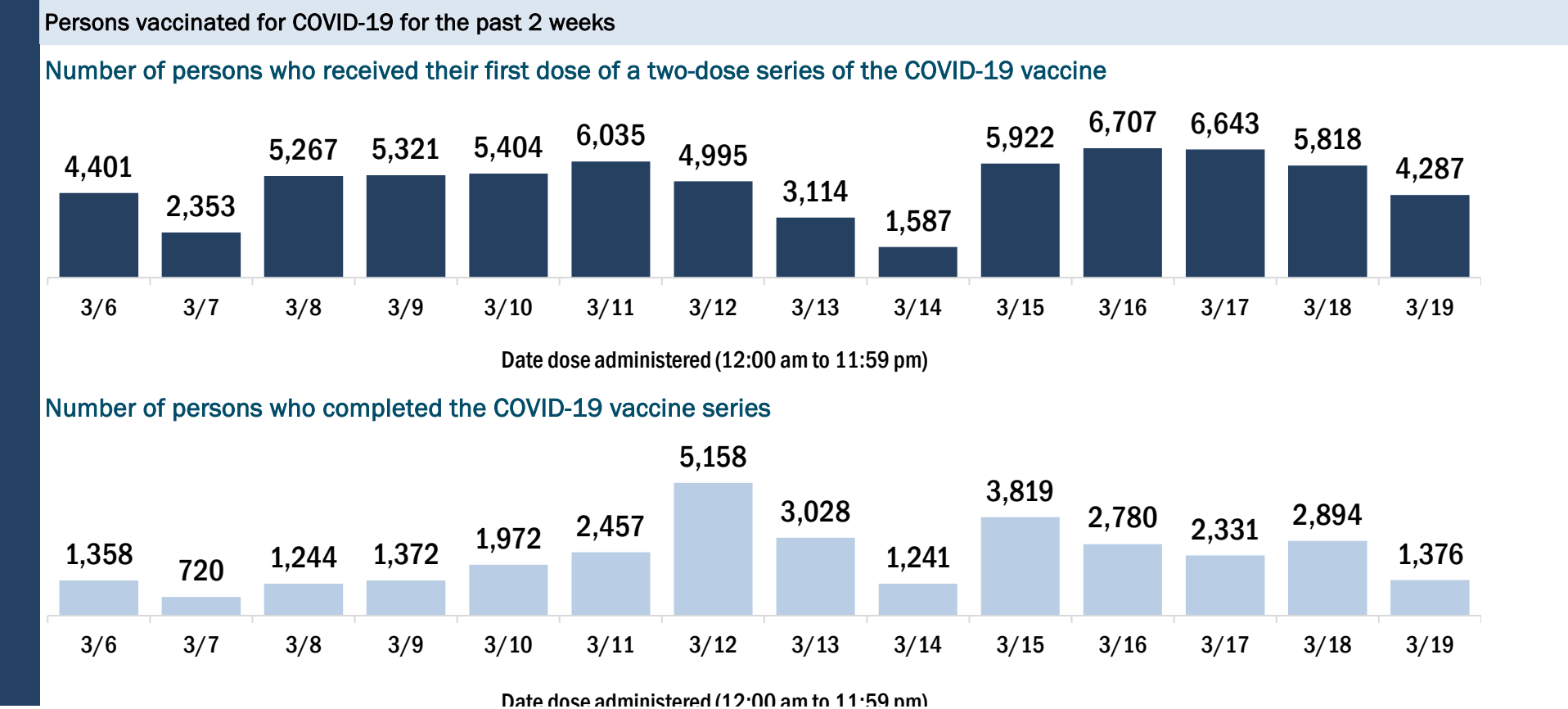
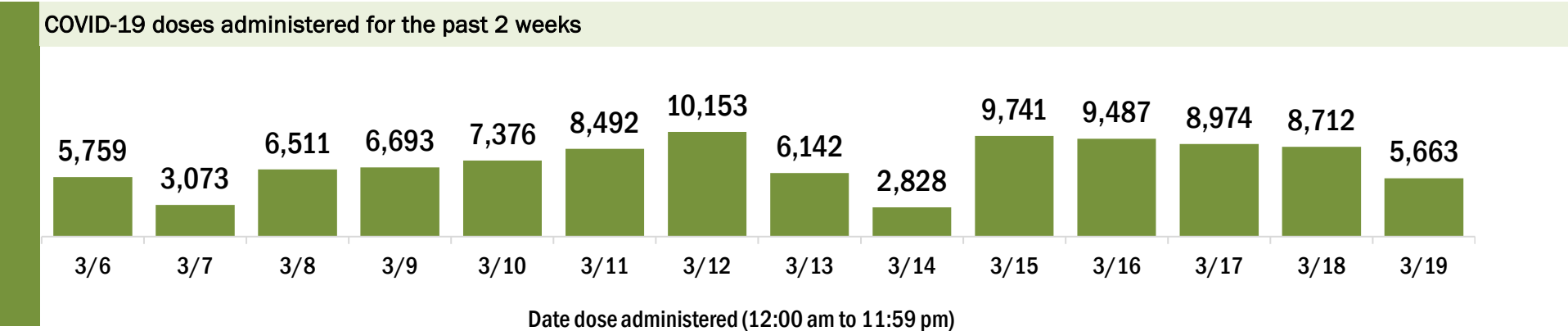
Data in this report are provisional and subject to change.

Data in this summary pertain to COVID-19 vaccines approved by the U.S. Food and Drug Administration and have been issued an Emergency Use Authorization (Janssen COVID-19 Vaccine, Moderna COVID-19 Vaccine and Pfizer-BioNTech COVID-19 Vaccine). These data summarize the number of people who have received either their first dose or have completed the series for a COVID-19 vaccine. **A person can only be counted in one category, first dose or series complete.** For persons receiving Moderna or Pfizer vaccines, once they receive their second dose, they are moved from the first dose column to the series completed column. **Because of this, the total first dose category may show a change from report to report not matching the total receiving their first dose from the previous day.** Persons receiving Johnson & Johnson vaccines will always be counted in the series completed column.

COVID-19 doses for vaccinated persons in Florida	
Doses administered	342,427
People receiving one dose of a 1-dose series (Johnson & Johnson) or receiving only one dose of a 2-dose series (Moderna, Pfizer) count once. Persons receiving both doses of a 2-dose series count twice.	

Current status of persons vaccinated for COVID-19 in Florida	
Total people vaccinated	235,280
First dose	115,528
Series completed	119,752
Completed 1-dose series	12,605
Completed 2-dose series	107,147
<b>First dose:</b> current number of people who have only received their first dose of the Moderna or Pfizer vaccine.	
<b>Series complete:</b> current number of people who have received both Moderna or Pfizer vaccine doses or one Johnson & Johnson dose and are considered fully immunized.	

Demographic summary	First dose	Series complete	Total people vaccinated
Age group	115,528	119,752	235,280
16-24 years	4,672	2,615	7,287
25-34 years	11,027	8,273	19,300
35-44 years	14,214	10,059	24,273
45-54 years	16,635	10,288	26,923
55-64 years	30,354	12,507	42,861
65-74 years	22,591	46,139	68,730
75-84 years	10,950	21,736	32,686
85+ years	5,085	8,135	13,220
Race	115,528	119,752	235,280
White	63,329	73,238	136,567
Black	9,903	9,825	19,728
American Indian/Alaskan	375	356	731
Other	18,014	25,476	43,490
Unknown	23,907	10,857	34,764
Other race includes Asian, native Hawaiian/Pacific Islander, or other.			
Ethnicity	115,528	119,752	235,280
Hispanic	9,909	14,995	24,904
Non-Hispanic	50,525	60,970	111,495
Unknown	55,094	43,787	98,881
Gender	115,528	119,752	235,280
Female	66,290	70,459	136,749
Male	47,099	48,583	95,682
Unknown	2,139	710	2,849



# COVID-19: Osceola County vaccine summary

Vaccination data through Mar 19, 2021 as of Mar 20, 2021 at 12:05 AM

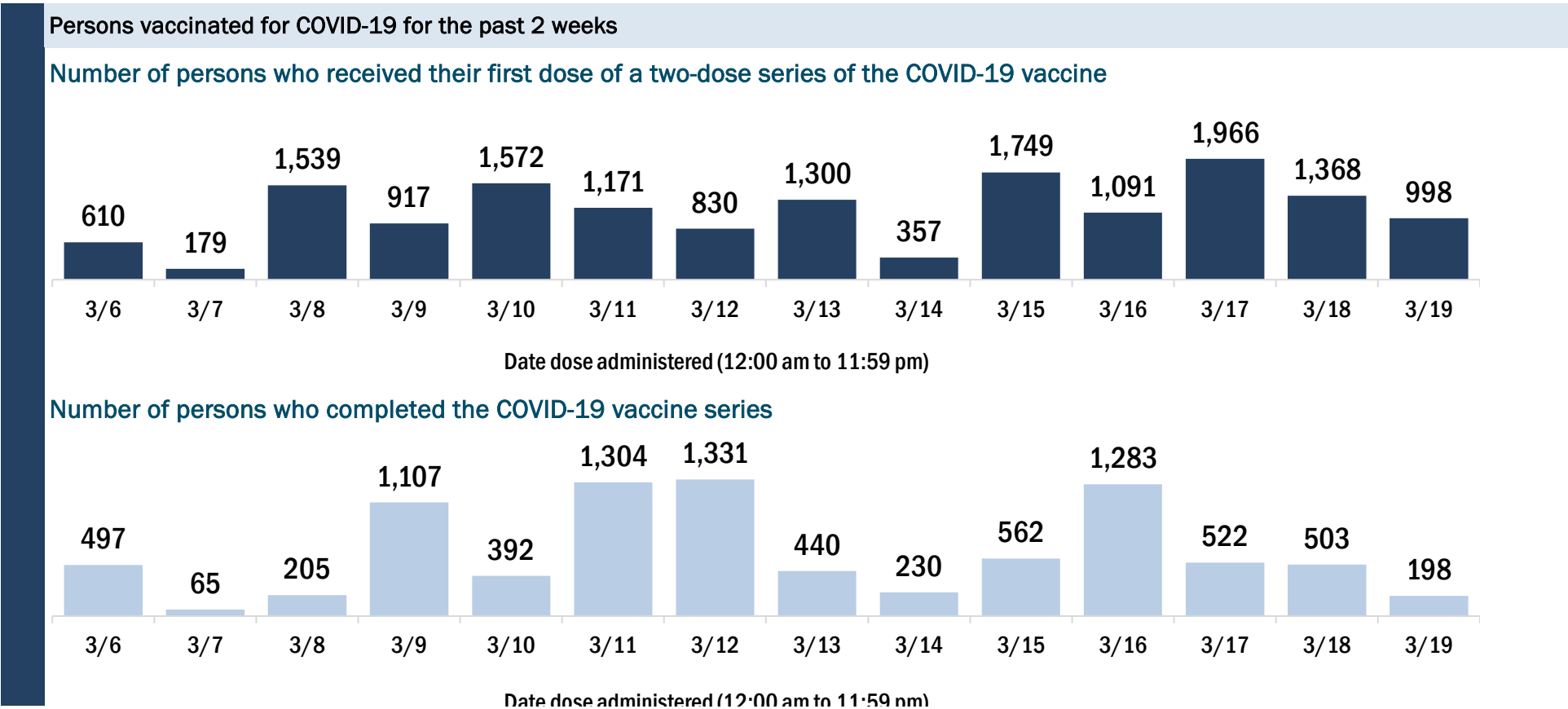
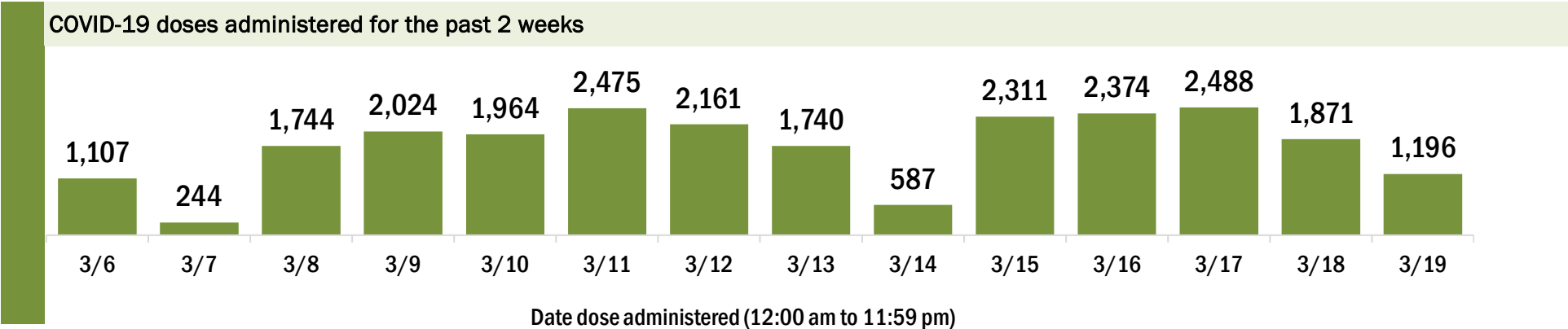
Data in this report are provisional and subject to change.

Data in this summary pertain to COVID-19 vaccines approved by the U.S. Food and Drug Administration and have been issued an Emergency Use Authorization (Janssen COVID-19 Vaccine, Moderna COVID-19 Vaccine and Pfizer-BioNTech COVID-19 Vaccine). These data summarize the number of people who have received either their first dose or have completed the series for a COVID-19 vaccine. **A person can only be counted in one category, first dose or series complete.** For persons receiving Moderna or Pfizer vaccines, once they receive their second dose, they are moved from the first dose column to the series completed column. **Because of this, the total first dose category may show a change from report to report not matching the total receiving their first dose from the previous day.** Persons receiving Johnson & Johnson vaccines will always be counted in the series completed column.

COVID-19 doses for vaccinated persons in Florida	
Doses administered	85,379
People receiving one dose of a 1-dose series (Johnson & Johnson) or receiving only one dose of a 2-dose series (Moderna, Pfizer) count once. Persons receiving both doses of a 2-dose series count twice.	

Current status of persons vaccinated for COVID-19 in Florida	
Total people vaccinated	58,259
First dose	28,583
Series completed	29,676
Completed 1-dose series	2,556
Completed 2-dose series	27,120
<b>First dose:</b> current number of people who have only received their first dose of the Moderna or Pfizer vaccine.	
<b>Series complete:</b> current number of people who have received both Moderna or Pfizer vaccine doses or one Johnson & Johnson dose and are considered fully immunized.	

Demographic summary	First dose	Series complete	Total people vaccinated
Age group	28,583	29,676	58,259
16-24 years	785	457	1,242
25-34 years	1,884	1,307	3,191
35-44 years	2,455	1,771	4,226
45-54 years	3,351	2,193	5,544
55-64 years	7,120	2,738	9,858
65-74 years	7,985	12,984	20,969
75-84 years	3,914	6,324	10,238
85+ years	1,089	1,902	2,991
Race	28,583	29,676	58,259
White	15,199	18,386	33,585
Black	1,643	1,657	3,300
American Indian/Alaskan	134	193	327
Other	4,654	6,604	11,258
Unknown	6,953	2,836	9,789
Other race includes Asian, native Hawaiian/Pacific Islander, or other.			
Ethnicity	28,583	29,676	58,259
Hispanic	6,728	8,031	14,759
Non-Hispanic	8,745	14,188	22,933
Unknown	13,110	7,457	20,567
Gender	28,583	29,676	58,259
Female	16,942	17,529	34,471
Male	11,501	12,122	23,623
Unknown	140	25	165



# COVID-19: Palm Beach County vaccine summary

Vaccination data through Mar 19, 2021 as of Mar 20, 2021 at 12:05 AM

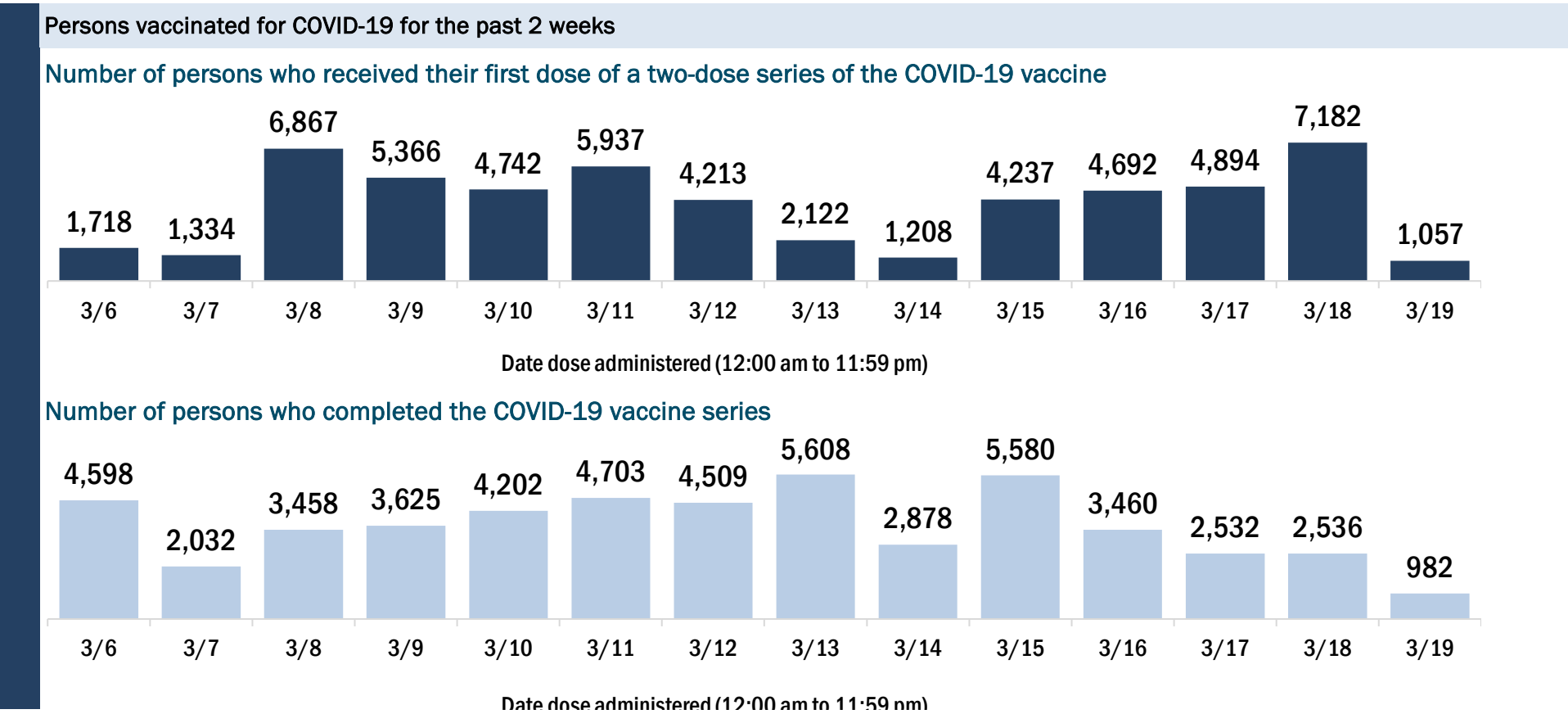
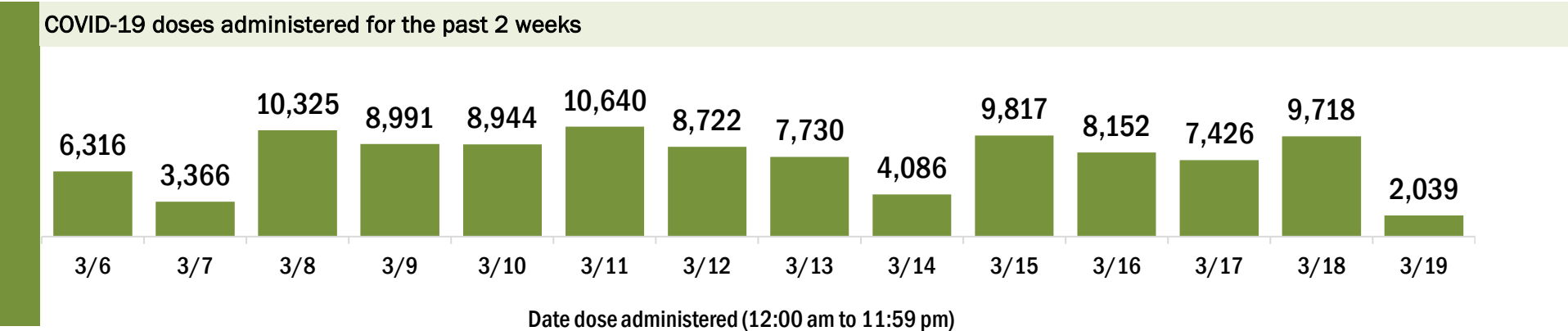
Data in this report are provisional and subject to change.

Data in this summary pertain to COVID-19 vaccines approved by the U.S. Food and Drug Administration and have been issued an Emergency Use Authorization (Janssen COVID-19 Vaccine, Moderna COVID-19 Vaccine and Pfizer-BioNTech COVID-19 Vaccine). These data summarize the number of people who have received either their first dose or have completed the series for a COVID-19 vaccine. **A person can only be counted in one category, first dose or series complete.** For persons receiving Moderna or Pfizer vaccines, once they receive their second dose, they are moved from the first dose column to the series completed column. **Because of this, the total first dose category may show a change from report to report not matching the total receiving their first dose from the previous day.** Persons receiving Johnson & Johnson vaccines will always be counted in the series completed column.

COVID-19 doses for vaccinated persons in Florida	
Doses administered	606,161
People receiving one dose of a 1-dose series (Johnson & Johnson) or receiving only one dose of a 2-dose series (Moderna, Pfizer) count once. Persons receiving both doses of a 2-dose series count twice.	

Current status of persons vaccinated for COVID-19 in Florida	
Total people vaccinated	370,963
First dose	126,650
Series completed	244,313
Completed 1-dose series	9,115
Completed 2-dose series	235,198
First dose: current number of people who have only received their first dose of the Moderna or Pfizer vaccine.	
Series complete: current number of people who have received both Moderna or Pfizer vaccine doses or one Johnson & Johnson dose and are considered fully immunized.	

Demographic summary	First dose	Series complete	Total people vaccinated
Age group	126,650	244,313	370,963
16-24 years	2,522	1,891	4,413
25-34 years	5,733	5,954	11,687
35-44 years	8,540	8,466	17,006
45-54 years	13,520	12,191	25,711
55-64 years	29,695	19,846	49,541
65-74 years	34,003	97,074	131,077
75-84 years	22,600	70,326	92,926
85+ years	10,037	28,565	38,602
Race	126,650	244,313	370,963
White	80,778	165,194	245,972
Black	7,696	10,066	17,762
American Indian/Alaskan	426	647	1,073
Other	9,875	21,874	31,749
Unknown	27,875	46,532	74,407
Other race includes Asian, native Hawaiian/Pacific Islander, or other.			
Ethnicity	126,650	244,313	370,963
Hispanic	11,135	12,259	23,394
Non-Hispanic	60,444	136,557	197,001
Unknown	55,071	95,497	150,568
Gender	126,650	244,313	370,963
Female	73,529	142,602	216,131
Male	52,712	101,611	154,323
Unknown	409	100	509





# COVID-19: Pasco County vaccine summary

Vaccination data through Mar 19, 2021 as of Mar 20, 2021 at 12:05 AM

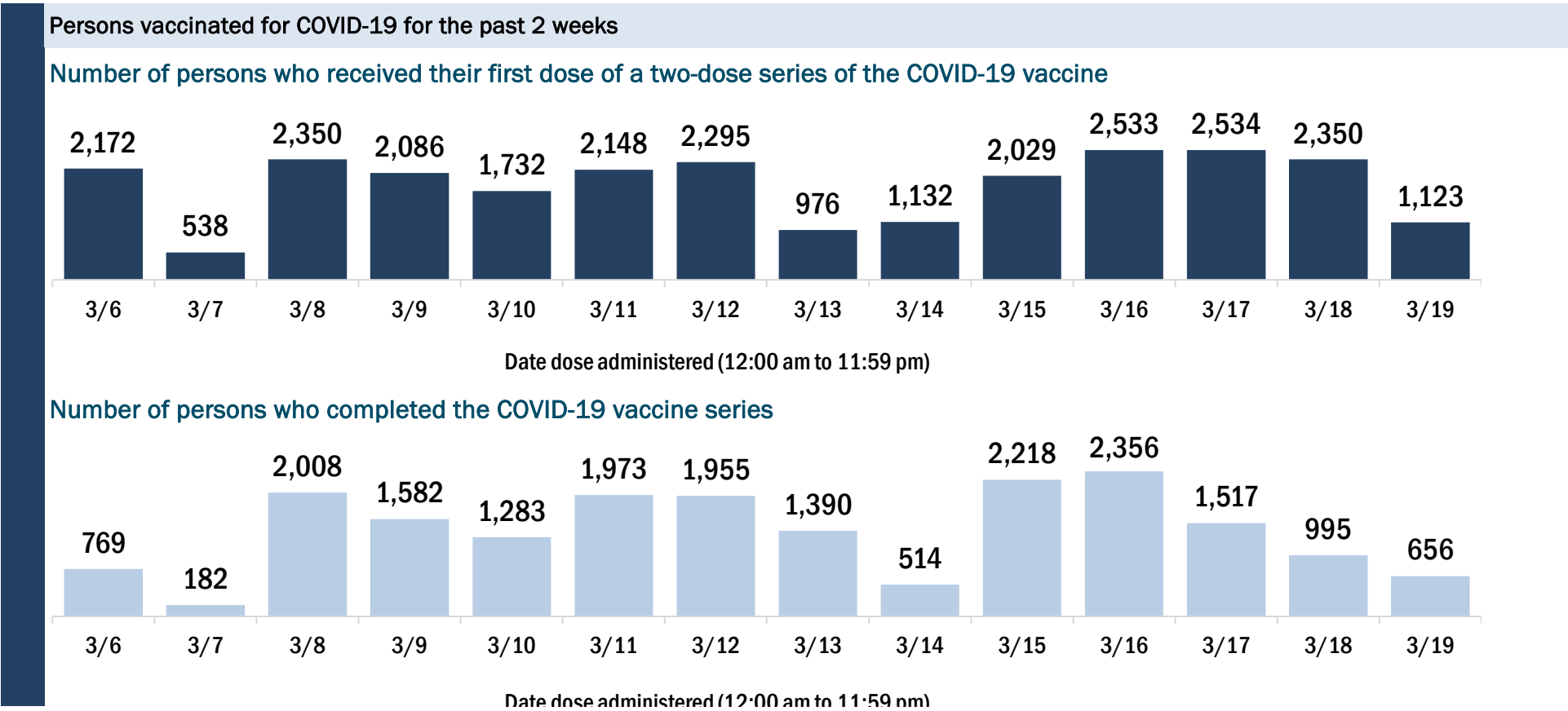
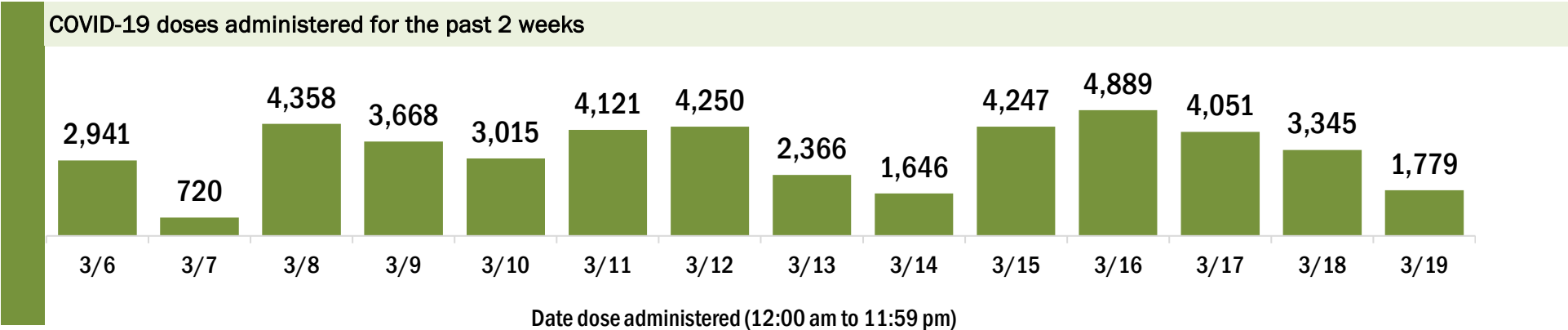
Data in this report are provisional and subject to change.

Data in this summary pertain to COVID-19 vaccines approved by the U.S. Food and Drug Administration and have been issued an Emergency Use Authorization (Janssen COVID-19 Vaccine, Moderna COVID-19 Vaccine and Pfizer-BioNTech COVID-19 Vaccine). These data summarize the number of people who have received either their first dose or have completed the series for a COVID-19 vaccine. **A person can only be counted in one category, first dose or series complete.** For persons receiving Moderna or Pfizer vaccines, once they receive their second dose, they are moved from the first dose column to the series completed column. **Because of this, the total first dose category may show a change from report to report not matching the total receiving their first dose from the previous day.** Persons receiving Johnson & Johnson vaccines will always be counted in the series completed column.

COVID-19 doses for vaccinated persons in Florida	
Doses administered	163,633
People receiving one dose of a 1-dose series (Johnson & Johnson) or receiving only one dose of a 2-dose series (Moderna, Pfizer) count once. Persons receiving both doses of a 2-dose series count twice.	

Current status of persons vaccinated for COVID-19 in Florida	
Total people vaccinated	109,314
First dose	52,093
Series completed	57,221
Completed 1-dose series	2,902
Completed 2-dose series	54,319
<b>First dose:</b> current number of people who have only received their first dose of the Moderna or Pfizer vaccine.	
<b>Series complete:</b> current number of people who have received both Moderna or Pfizer vaccine doses or one Johnson & Johnson dose and are considered fully immunized.	

Demographic summary	First dose	Series complete	Total people vaccinated
Age group	52,093	57,221	109,314
16-24 years	944	669	1,613
25-34 years	1,775	2,125	3,900
35-44 years	3,123	3,084	6,207
45-54 years	4,462	3,957	8,419
55-64 years	9,998	4,953	14,951
65-74 years	17,131	23,780	40,911
75-84 years	11,340	14,175	25,515
85+ years	3,320	4,478	7,798
Race	52,093	57,221	109,314
White	39,292	43,310	82,602
Black	1,356	1,380	2,736
American Indian/Alaskan	199	168	367
Other	4,162	6,388	10,550
Unknown	7,084	5,975	13,059
Other race includes Asian, native Hawaiian/Pacific Islander, or other.			
Ethnicity	52,093	57,221	109,314
Hispanic	2,543	2,469	5,012
Non-Hispanic	29,521	33,796	63,317
Unknown	20,029	20,956	40,985
Gender	52,093	57,221	109,314
Female	31,048	34,027	65,075
Male	20,898	23,129	44,027
Unknown	147	65	212





# COVID-19: Pinellas County vaccine summary

Vaccination data through Mar 19, 2021 as of Mar 20, 2021 at 12:05 AM

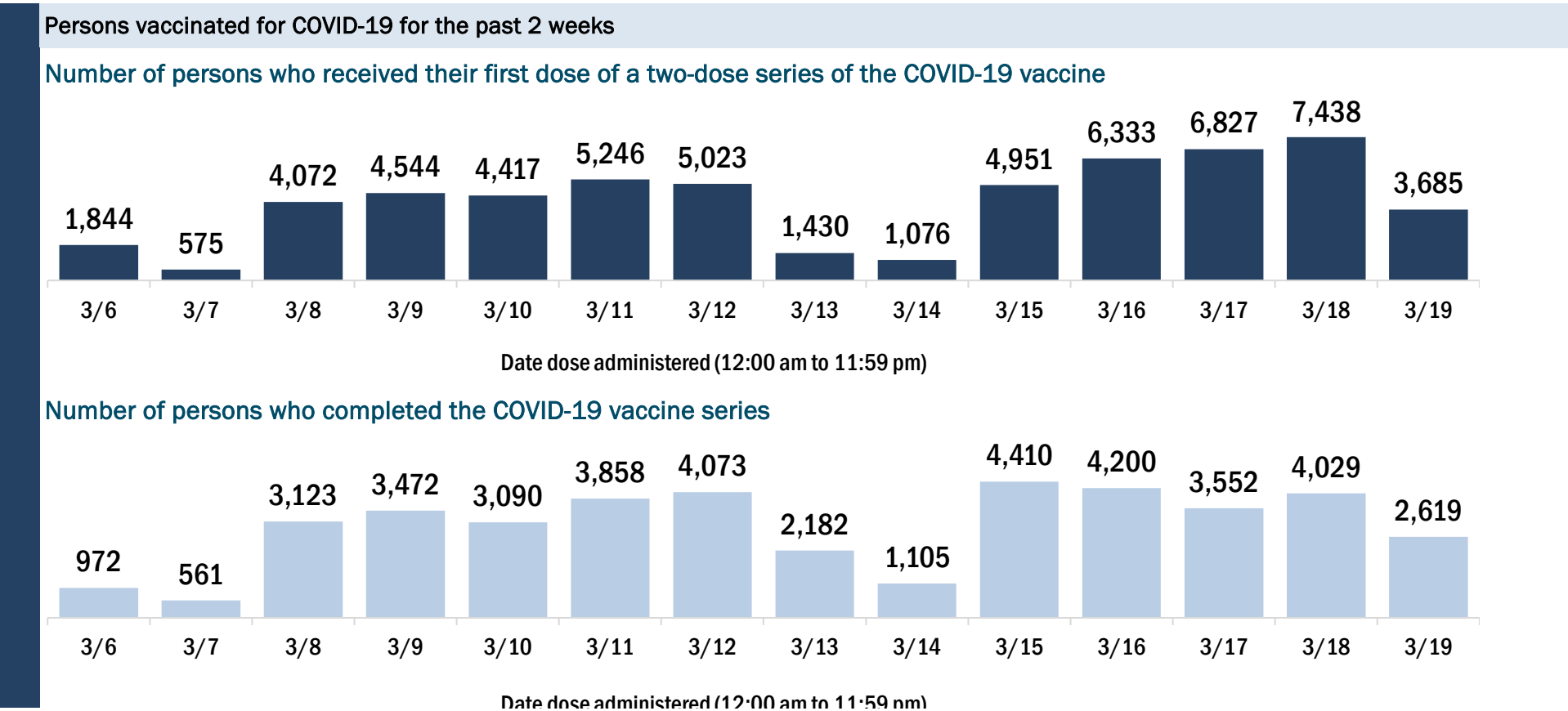
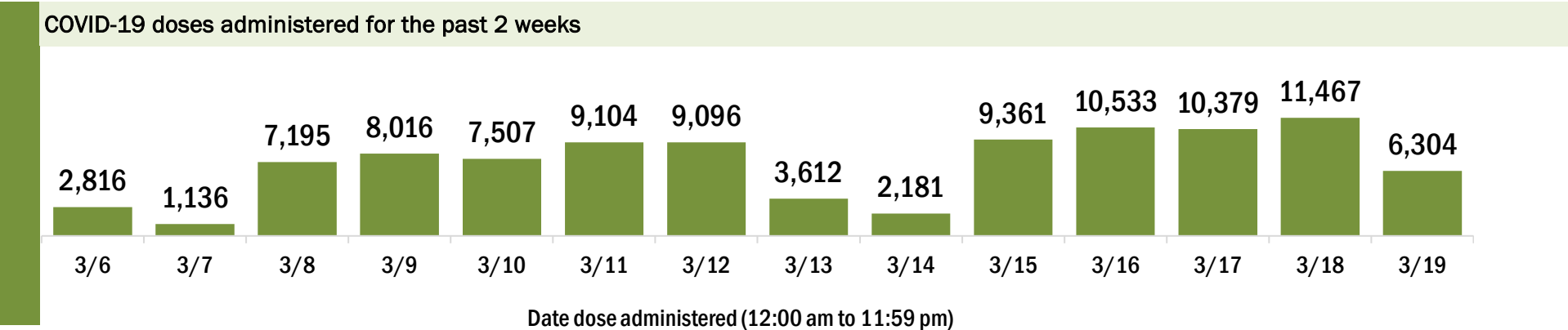
Data in this report are provisional and subject to change.

Data in this summary pertain to COVID-19 vaccines approved by the U.S. Food and Drug Administration and have been issued an Emergency Use Authorization (Janssen COVID-19 Vaccine, Moderna COVID-19 Vaccine and Pfizer-BioNTech COVID-19 Vaccine). These data summarize the number of people who have received either their first dose or have completed the series for a COVID-19 vaccine. **A person can only be counted in one category, first dose or series complete.** For persons receiving Moderna or Pfizer vaccines, once they receive their second dose, they are moved from the first dose column to the series completed column. **Because of this, the total first dose category may show a change from report to report not matching the total receiving their first dose from the previous day.** Persons receiving Johnson & Johnson vaccines will always be counted in the series completed column.

COVID-19 doses for vaccinated persons in Florida	
Doses administered	364,144
People receiving one dose of a 1-dose series (Johnson & Johnson) or receiving only one dose of a 2-dose series (Moderna, Pfizer) count once. Persons receiving both doses of a 2-dose series count twice.	

Current status of persons vaccinated for COVID-19 in Florida	
Total people vaccinated	237,419
First dose	105,606
Series completed	131,813
Completed 1-dose series	5,088
Completed 2-dose series	126,725
<b>First dose:</b> current number of people who have only received their first dose of the Moderna or Pfizer vaccine.	
<b>Series complete:</b> current number of people who have received both Moderna or Pfizer vaccine doses or one Johnson & Johnson dose and are considered fully immunized.	

Demographic summary	First dose	Series complete	Total people vaccinated
Age group	105,606	131,813	237,419
16-24 years	1,862	1,236	3,098
25-34 years	4,550	5,166	9,716
35-44 years	5,963	6,276	12,239
45-54 years	8,594	7,807	16,401
55-64 years	25,895	12,731	38,626
65-74 years	32,951	57,024	89,975
75-84 years	18,718	29,634	48,352
85+ years	7,073	11,939	19,012
Race	105,606	131,813	237,419
White	76,056	98,867	174,923
Black	5,563	4,625	10,188
American Indian/Alaskan	274	250	524
Other	7,119	11,552	18,671
Unknown	16,594	16,519	33,113
Other race includes Asian, native Hawaiian/Pacific Islander, or other.			
Ethnicity	105,606	131,813	237,419
Hispanic	2,499	3,727	6,226
Non-Hispanic	59,887	74,568	134,455
Unknown	43,220	53,518	96,738
Gender	105,606	131,813	237,419
Female	62,253	78,037	140,290
Male	42,987	53,510	96,497
Unknown	366	266	632



# COVID-19: Polk County vaccine summary

Vaccination data through Mar 19, 2021 as of Mar 20, 2021 at 12:05 AM

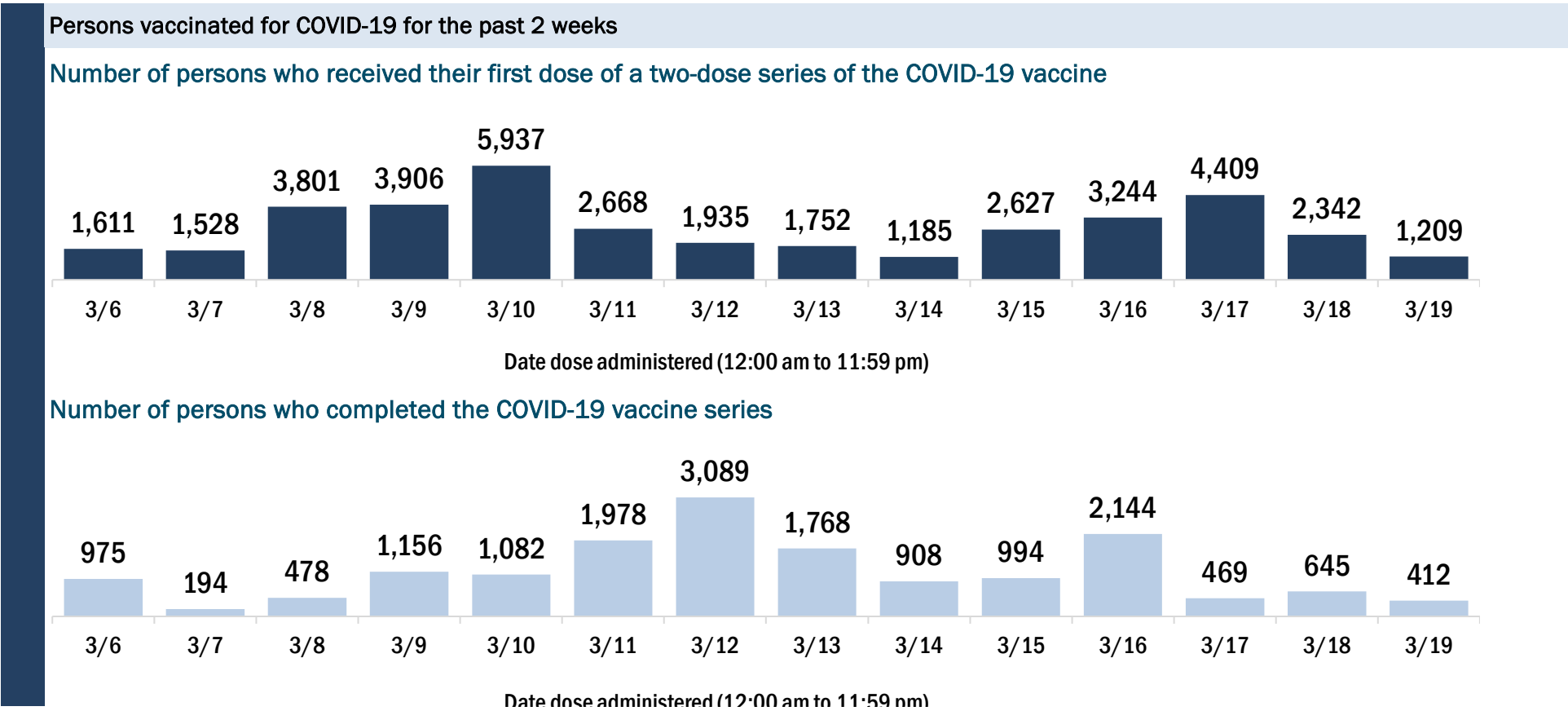
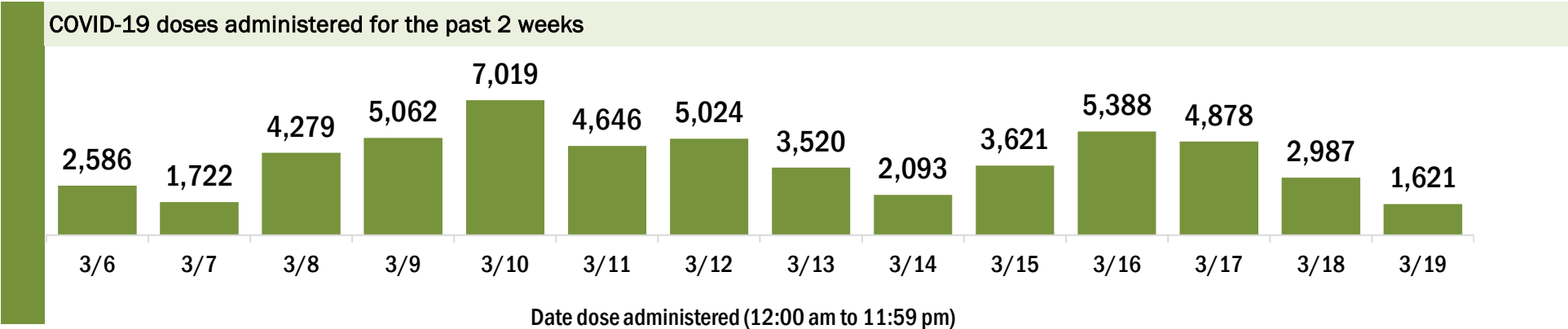
Data in this report are provisional and subject to change.

Data in this summary pertain to COVID-19 vaccines approved by the U.S. Food and Drug Administration and have been issued an Emergency Use Authorization (Janssen COVID-19 Vaccine, Moderna COVID-19 Vaccine and Pfizer-BioNTech COVID-19 Vaccine). These data summarize the number of people who have received either their first dose or have completed the series for a COVID-19 vaccine. **A person can only be counted in one category, first dose or series complete.** For persons receiving Moderna or Pfizer vaccines, once they receive their second dose, they are moved from the first dose column to the series completed column. **Because of this, the total first dose category may show a change from report to report not matching the total receiving their first dose from the previous day.** Persons receiving Johnson & Johnson vaccines will always be counted in the series completed column.

COVID-19 doses for vaccinated persons in Florida	
Doses administered	188,239
People receiving one dose of a 1-dose series (Johnson & Johnson) or receiving only one dose of a 2-dose series (Moderna, Pfizer) count once. Persons receiving both doses of a 2-dose series count twice.	

Current status of persons vaccinated for COVID-19 in Florida	
Total people vaccinated	131,146
First dose	71,645
Series completed	59,501
Completed 1-dose series	2,408
Completed 2-dose series	57,093
<b>First dose:</b> current number of people who have only received their first dose of the Moderna or Pfizer vaccine.	
<b>Series complete:</b> current number of people who have received both Moderna or Pfizer vaccine doses or one Johnson & Johnson dose and are considered fully immunized.	

Demographic summary	First dose	Series complete	Total people vaccinated
Age group	71,645	59,501	131,146
16-24 years	1,036	583	1,619
25-34 years	2,664	1,958	4,622
35-44 years	3,896	2,739	6,635
45-54 years	5,340	3,797	9,137
55-64 years	13,205	5,432	18,637
65-74 years	24,861	25,328	50,189
75-84 years	15,882	15,156	31,038
85+ years	4,761	4,508	9,269
Race	71,645	59,501	131,146
White	50,155	43,980	94,135
Black	4,690	3,624	8,314
American Indian/Alaskan	436	298	734
Other	4,592	4,838	9,430
Unknown	11,772	6,761	18,533
Other race includes Asian, native Hawaiian/Pacific Islander, or other.			
Ethnicity	71,645	59,501	131,146
Hispanic	5,279	3,625	8,904
Non-Hispanic	39,048	35,099	74,147
Unknown	27,318	20,777	48,095
Gender	71,645	59,501	131,146
Female	41,184	34,720	75,904
Male	30,210	24,761	54,971
Unknown	251	20	271



# COVID-19: Putnam County vaccine summary

Vaccination data through Mar 19, 2021 as of Mar 20, 2021 at 12:05 AM

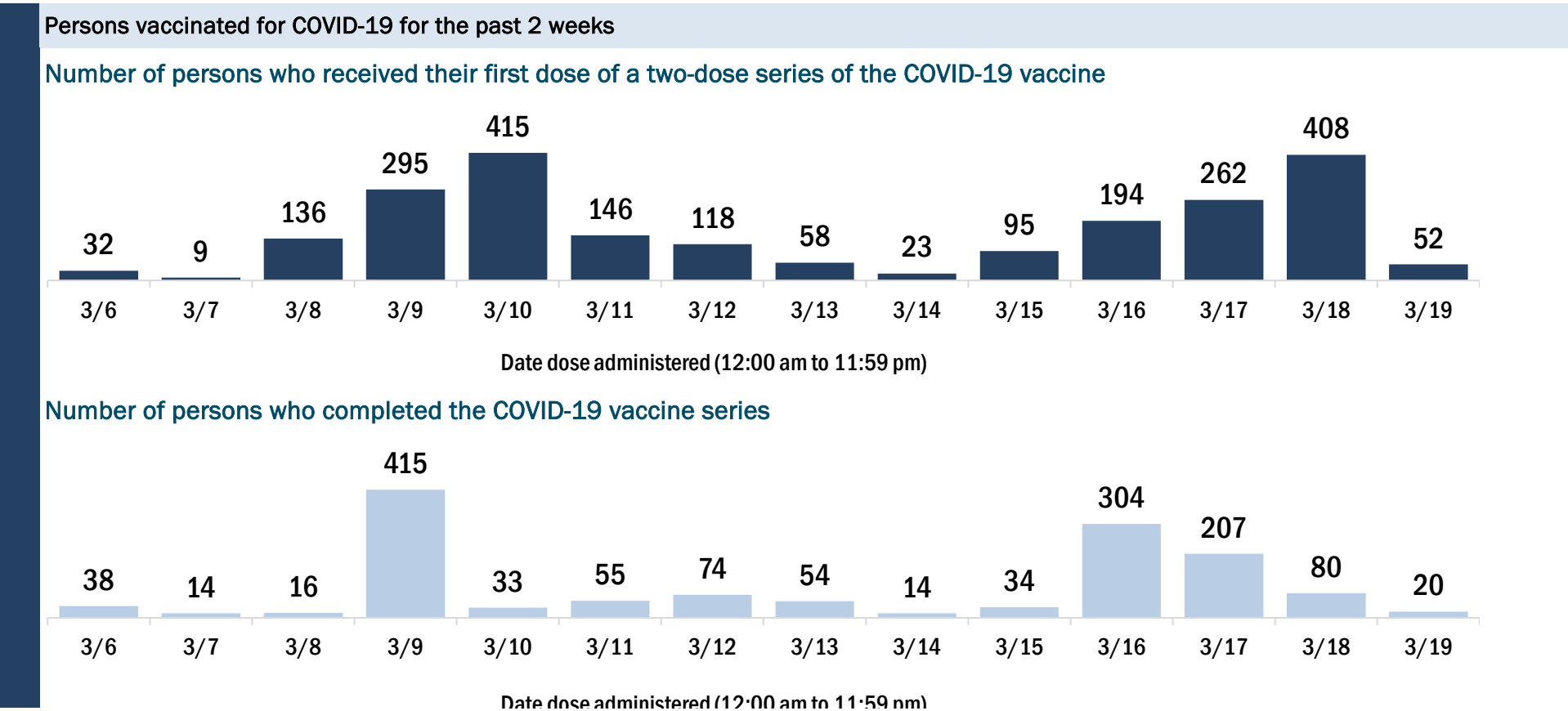
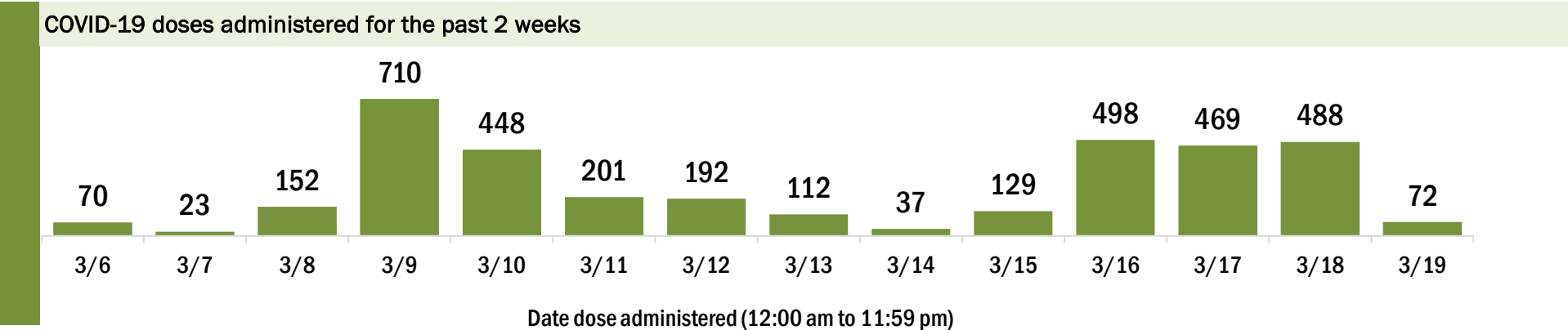
Data in this report are provisional and subject to change.

Data in this summary pertain to COVID-19 vaccines approved by the U.S. Food and Drug Administration and have been issued an Emergency Use Authorization (Janssen COVID-19 Vaccine, Moderna COVID-19 Vaccine and Pfizer-BioNTech COVID-19 Vaccine). These data summarize the number of people who have received either their first dose or have completed the series for a COVID-19 vaccine. **A person can only be counted in one category, first dose or series complete.** For persons receiving Moderna or Pfizer vaccines, once they receive their second dose, they are moved from the first dose column to the series completed column. **Because of this, the total first dose category may show a change from report to report not matching the total receiving their first dose from the previous day.** Persons receiving Johnson & Johnson vaccines will always be counted in the series completed column.

COVID-19 doses for vaccinated persons in Florida	
Doses administered	17,724
People receiving one dose of a 1-dose series (Johnson & Johnson) or receiving only one dose of a 2-dose series (Moderna, Pfizer) count once. Persons receiving both doses of a 2-dose series count twice.	

Current status of persons vaccinated for COVID-19 in Florida	
Total people vaccinated	11,387
First dose	4,969
Series completed	6,418
Completed 1-dose series	81
Completed 2-dose series	6,337
<b>First dose:</b> current number of people who have only received their first dose of the Moderna or Pfizer vaccine.	
<b>Series complete:</b> current number of people who have received both Moderna or Pfizer vaccine doses or one Johnson & Johnson dose and are considered fully immunized.	

Demographic summary	First dose	Series complete	Total people vaccinated
Age group	4,969	6,418	11,387
16-24 years	45	53	98
25-34 years	127	133	260
35-44 years	159	186	345
45-54 years	351	269	620
55-64 years	1,072	524	1,596
65-74 years	1,892	2,977	4,869
75-84 years	973	1,742	2,715
85+ years	350	534	884
Race	4,969	6,418	11,387
White	3,780	5,083	8,863
Black	527	398	925
American Indian/Alaskan	55	39	94
Other	350	437	787
Unknown	257	461	718
Other race includes Asian, native Hawaiian/Pacific Islander, or other.			
Ethnicity	4,969	6,418	11,387
Hispanic	192	148	340
Non-Hispanic	3,716	4,688	8,404
Unknown	1,061	1,582	2,643
Gender	4,969	6,418	11,387
Female	2,826	3,685	6,511
Male	2,138	2,730	4,868
Unknown	5	3	8



# COVID-19: Santa Rosa County vaccine summary

Vaccination data through Mar 19, 2021 as of Mar 20, 2021 at 12:05 AM

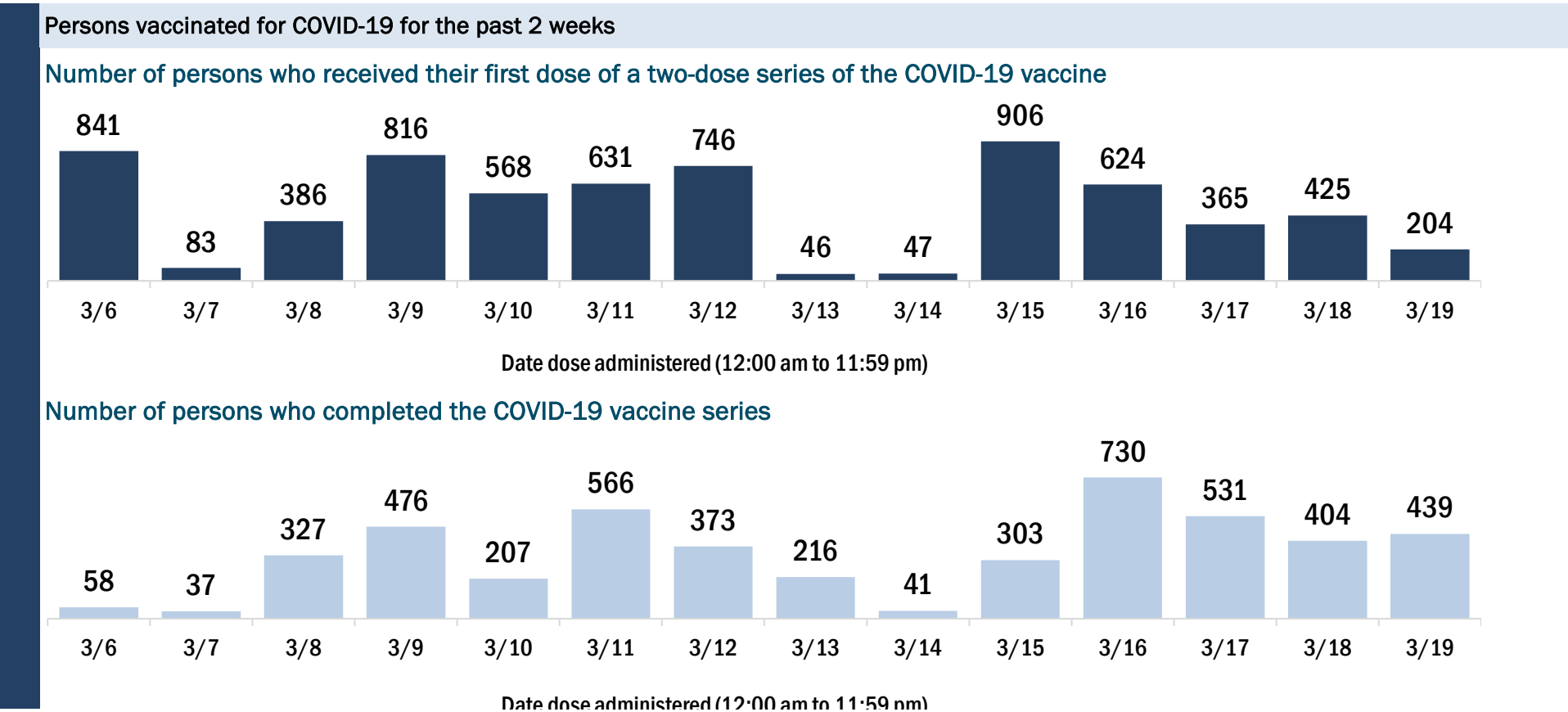
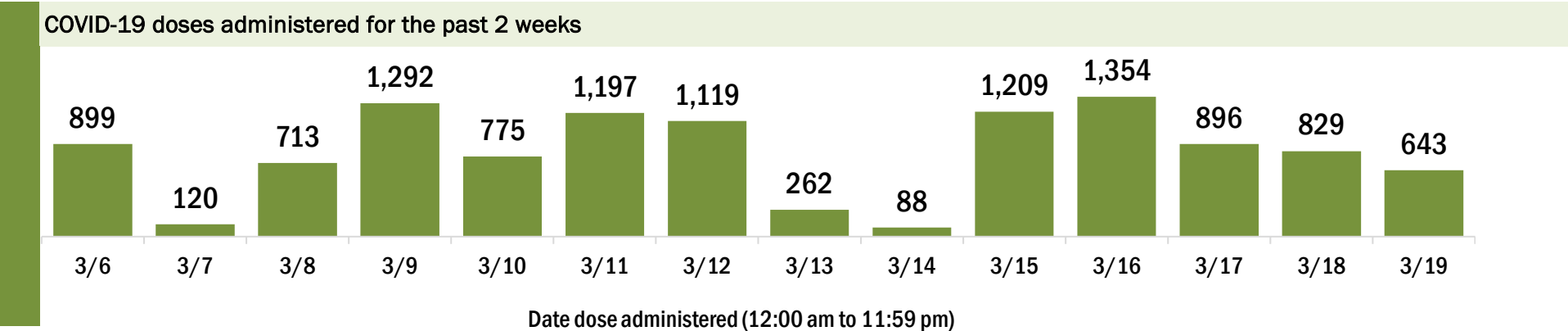
Data in this report are provisional and subject to change.

Data in this summary pertain to COVID-19 vaccines approved by the U.S. Food and Drug Administration and have been issued an Emergency Use Authorization (Janssen COVID-19 Vaccine, Moderna COVID-19 Vaccine and Pfizer-BioNTech COVID-19 Vaccine). These data summarize the number of people who have received either their first dose or have completed the series for a COVID-19 vaccine. **A person can only be counted in one category, first dose or series complete.** For persons receiving Moderna or Pfizer vaccines, once they receive their second dose, they are moved from the first dose column to the series completed column. **Because of this, the total first dose category may show a change from report to report not matching the total receiving their first dose from the previous day.** Persons receiving Johnson & Johnson vaccines will always be counted in the series completed column.

COVID-19 doses for vaccinated persons in Florida	
Doses administered	56,600
People receiving one dose of a 1-dose series (Johnson & Johnson) or receiving only one dose of a 2-dose series (Moderna, Pfizer) count once. Persons receiving both doses of a 2-dose series count twice.	

Current status of persons vaccinated for COVID-19 in Florida	
Total people vaccinated	36,032
First dose	14,946
Series completed	21,086
Completed 1-dose series	518
Completed 2-dose series	20,568
First dose: current number of people who have only received their first dose of the Moderna or Pfizer vaccine.	
Series complete: current number of people who have received both Moderna or Pfizer vaccine doses or one Johnson & Johnson dose and are considered fully immunized.	

Demographic summary	First dose	Series complete	Total people vaccinated
Age group	14,946	21,086	36,032
16-24 years	296	244	540
25-34 years	685	756	1,441
35-44 years	1,029	1,190	2,219
45-54 years	1,658	1,534	3,192
55-64 years	3,838	2,412	6,250
65-74 years	4,598	9,003	13,601
75-84 years	2,193	4,617	6,810
85+ years	649	1,330	1,979
Race	14,946	21,086	36,032
White	10,179	15,992	26,171
Black	478	519	997
American Indian/Alaskan	102	116	218
Other	965	1,511	2,476
Unknown	3,222	2,948	6,170
Other race includes Asian, native Hawaiian/Pacific Islander, or other.			
Ethnicity	14,946	21,086	36,032
Hispanic	358	308	666
Non-Hispanic	8,879	12,947	21,826
Unknown	5,709	7,831	13,540
Gender	14,946	21,086	36,032
Female	8,690	12,063	20,753
Male	6,244	9,023	15,267
Unknown	12	0	12





# COVID-19: Sarasota County vaccine summary

Vaccination data through Mar 19, 2021 as of Mar 20, 2021 at 12:05 AM

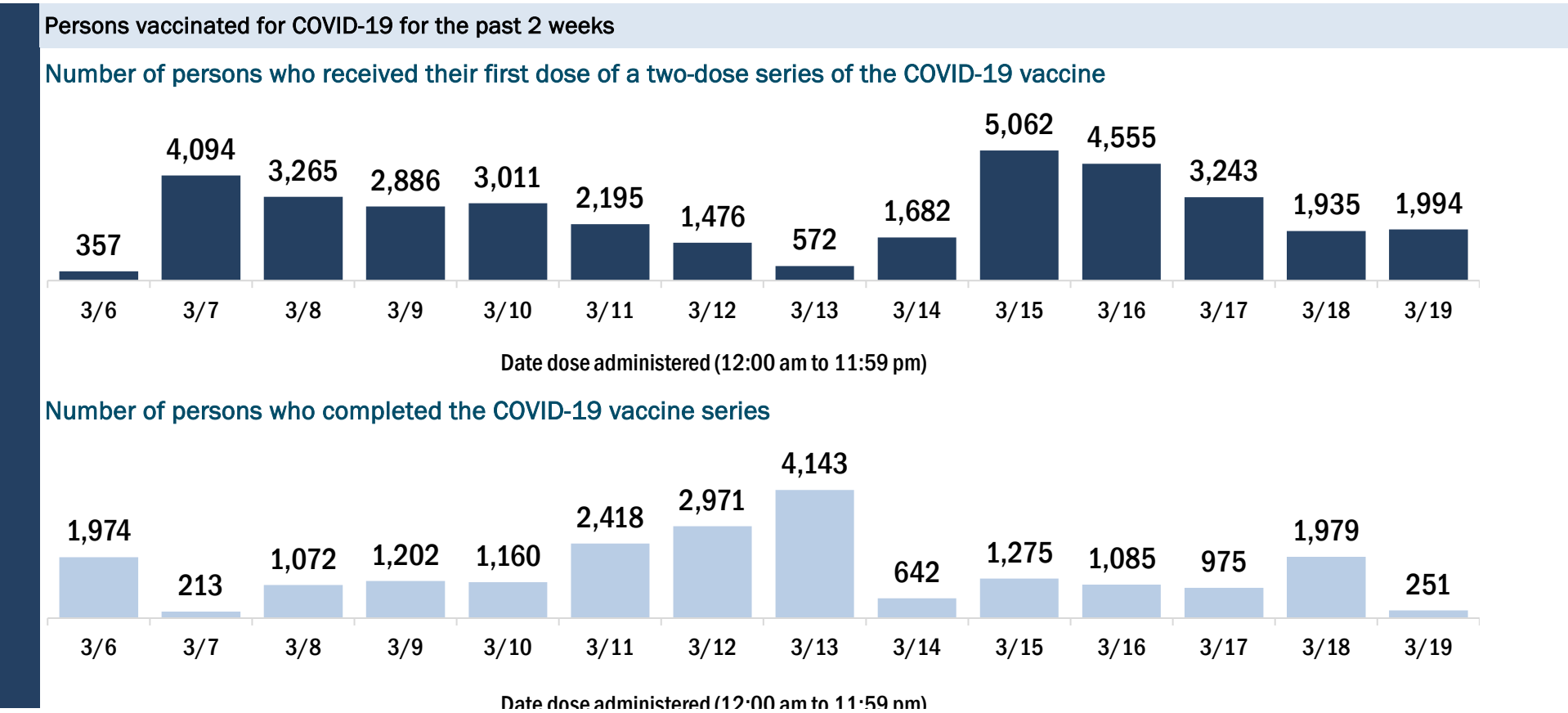
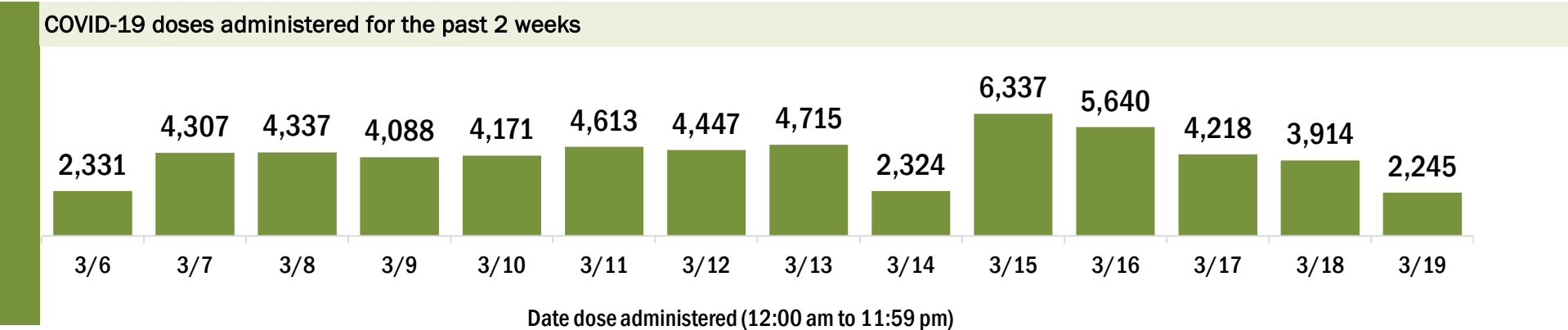
Data in this report are provisional and subject to change.

Data in this summary pertain to COVID-19 vaccines approved by the U.S. Food and Drug Administration and have been issued an Emergency Use Authorization (Janssen COVID-19 Vaccine, Moderna COVID-19 Vaccine and Pfizer-BioNTech COVID-19 Vaccine). These data summarize the number of people who have received either their first dose or have completed the series for a COVID-19 vaccine. **A person can only be counted in one category, first dose or series complete.** For persons receiving Moderna or Pfizer vaccines, once they receive their second dose, they are moved from the first dose column to the series completed column. **Because of this, the total first dose category may show a change from report to report not matching the total receiving their first dose from the previous day.** Persons receiving Johnson & Johnson vaccines will always be counted in the series completed column.

COVID-19 doses for vaccinated persons in Florida	
Doses administered	217,102
People receiving one dose of a 1-dose series (Johnson & Johnson) or receiving only one dose of a 2-dose series (Moderna, Pfizer) count once. Persons receiving both doses of a 2-dose series count twice.	

Current status of persons vaccinated for COVID-19 in Florida	
Total people vaccinated	150,020
First dose	80,090
Series completed	69,930
Completed 1-dose series	2,848
Completed 2-dose series	67,082
<b>First dose:</b> current number of people who have only received their first dose of the Moderna or Pfizer vaccine.	
<b>Series complete:</b> current number of people who have received both Moderna or Pfizer vaccine doses or one Johnson & Johnson dose and are considered fully immunized.	

Demographic summary	First dose	Series complete	Total people vaccinated
Age group	80,090	69,930	150,020
16-24 years	637	572	1,209
25-34 years	1,080	1,748	2,828
35-44 years	1,540	2,290	3,830
45-54 years	2,422	3,706	6,128
55-64 years	8,887	6,147	15,034
65-74 years	33,800	30,492	64,292
75-84 years	24,246	17,598	41,844
85+ years	7,478	7,377	14,855
Race	80,090	69,930	150,020
White	66,366	52,886	119,252
Black	746	814	1,560
American Indian/Alaskan	240	300	540
Other	3,352	7,004	10,356
Unknown	9,386	8,926	18,312
Other race includes Asian, native Hawaiian/Pacific Islander, or other.			
Ethnicity	80,090	69,930	150,020
Hispanic	1,567	1,249	2,816
Non-Hispanic	54,363	43,595	97,958
Unknown	24,160	25,086	49,246
Gender	80,090	69,930	150,020
Female	44,582	40,525	85,107
Male	35,395	29,358	64,753
Unknown	113	47	160



# COVID-19: Seminole County vaccine summary

Vaccination data through Mar 19, 2021 as of Mar 20, 2021 at 12:05 AM

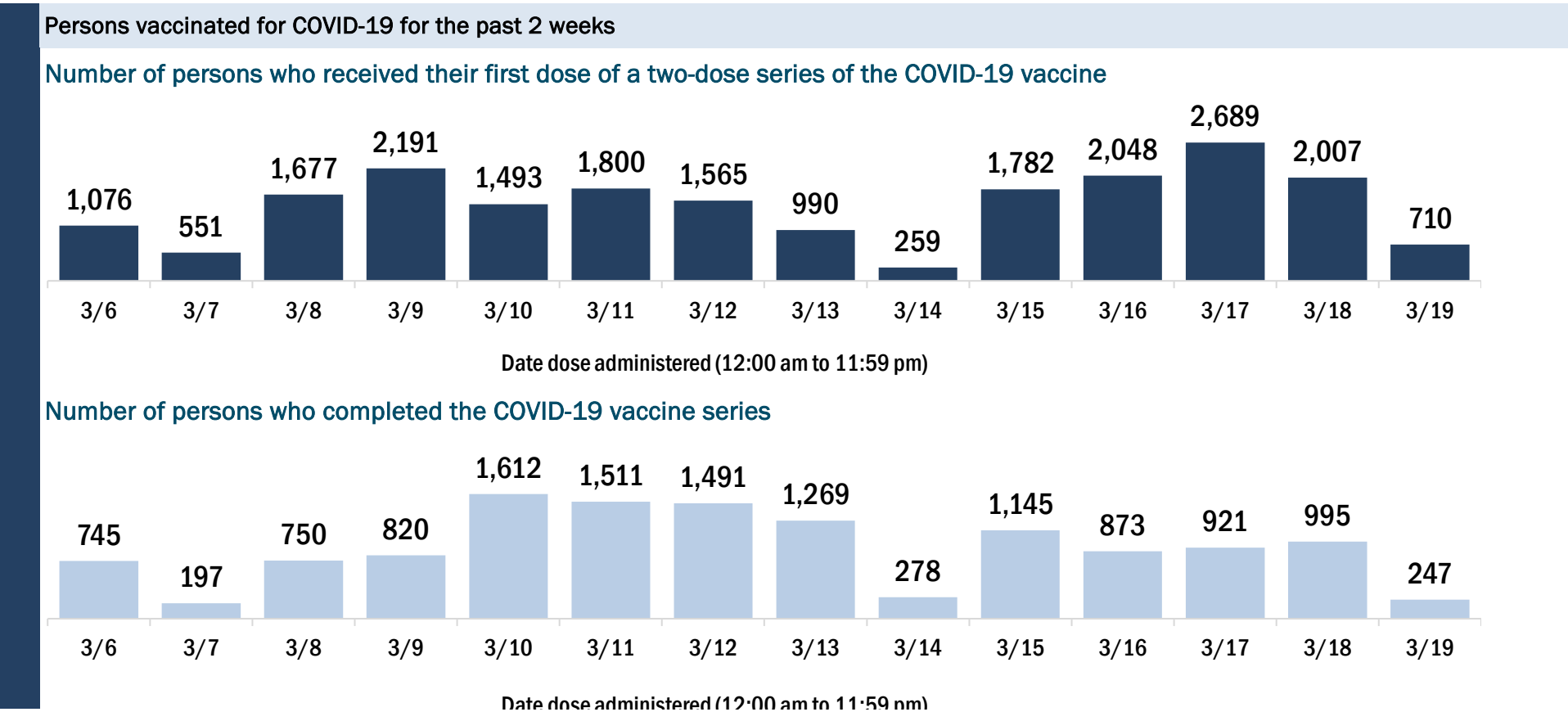
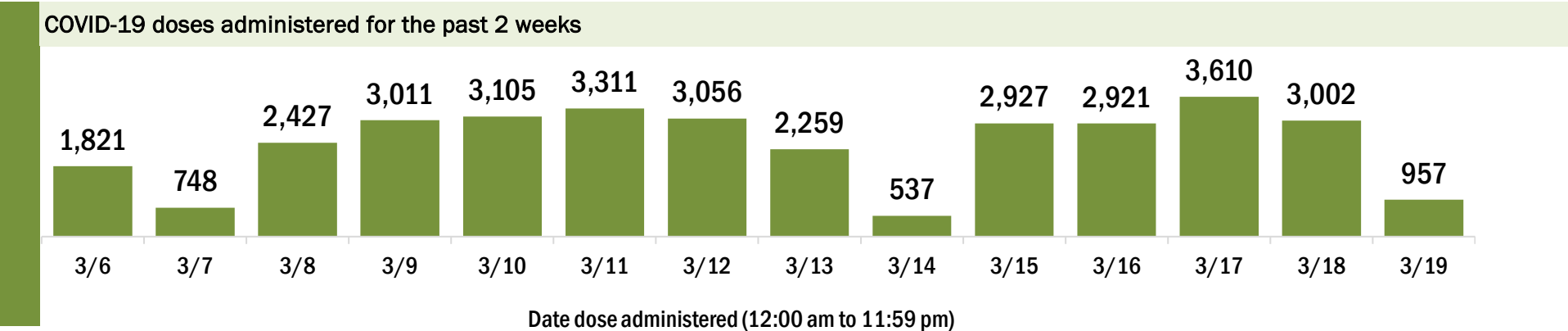
Data in this report are provisional and subject to change.

Data in this summary pertain to COVID-19 vaccines approved by the U.S. Food and Drug Administration and have been issued an Emergency Use Authorization (Janssen COVID-19 Vaccine, Moderna COVID-19 Vaccine and Pfizer-BioNTech COVID-19 Vaccine). These data summarize the number of people who have received either their first dose or have completed the series for a COVID-19 vaccine. **A person can only be counted in one category, first dose or series complete.** For persons receiving Moderna or Pfizer vaccines, once they receive their second dose, they are moved from the first dose column to the series completed column. **Because of this, the total first dose category may show a change from report to report not matching the total receiving their first dose from the previous day.** Persons receiving Johnson & Johnson vaccines will always be counted in the series completed column.

COVID-19 doses for vaccinated persons in Florida	
Doses administered	136,623
People receiving one dose of a 1-dose series (Johnson & Johnson) or receiving only one dose of a 2-dose series (Moderna, Pfizer) count once. Persons receiving both doses of a 2-dose series count twice.	

Current status of persons vaccinated for COVID-19 in Florida	
Total people vaccinated	87,398
First dose	34,550
Series completed	52,848
Completed 1-dose series	3,623
Completed 2-dose series	49,225
First dose: current number of people who have only received their first dose of the Moderna or Pfizer vaccine.	
Series complete: current number of people who have received both Moderna or Pfizer vaccine doses or one Johnson & Johnson dose and are considered fully immunized.	

Demographic summary	First dose	Series complete	Total people vaccinated
Age group	34,550	52,848	87,398
16-24 years	1,371	900	2,271
25-34 years	2,893	2,582	5,475
35-44 years	4,040	3,544	7,584
45-54 years	5,242	4,108	9,350
55-64 years	10,058	4,935	14,993
65-74 years	6,479	21,657	28,136
75-84 years	3,187	10,875	14,062
85+ years	1,280	4,247	5,527
Race	34,550	52,848	87,398
White	22,708	38,979	61,687
Black	2,140	3,337	5,477
American Indian/Alaskan	125	313	438
Other	4,469	8,019	12,488
Unknown	5,108	2,200	7,308
Other race includes Asian, native Hawaiian/Pacific Islander, or other.			
Ethnicity	34,550	52,848	87,398
Hispanic	3,144	4,788	7,932
Non-Hispanic	18,462	35,110	53,572
Unknown	12,944	12,950	25,894
Gender	34,550	52,848	87,398
Female	20,233	31,904	52,137
Male	14,082	20,899	34,981
Unknown	235	45	280



# COVID-19: St. Johns County vaccine summary

Vaccination data through Mar 19, 2021 as of Mar 20, 2021 at 12:05 AM

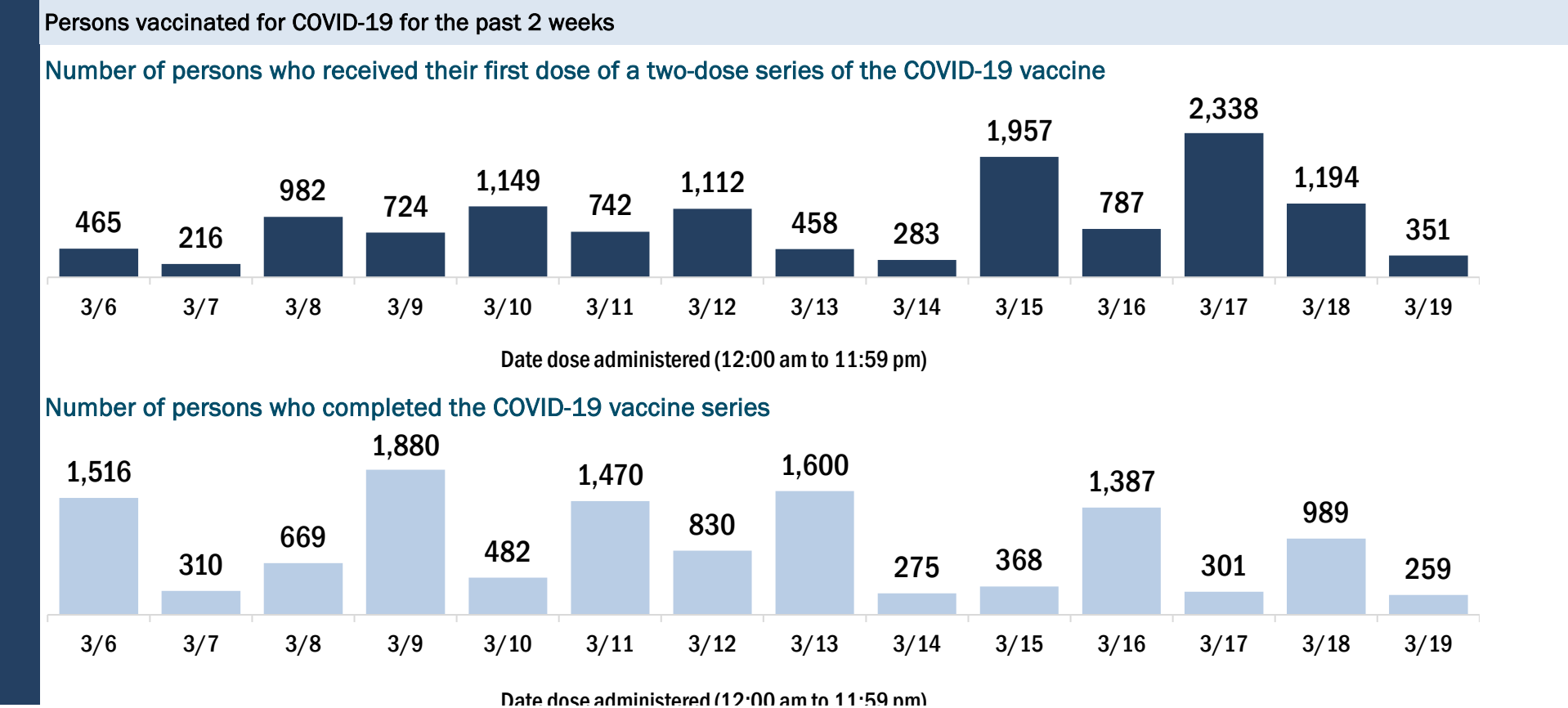
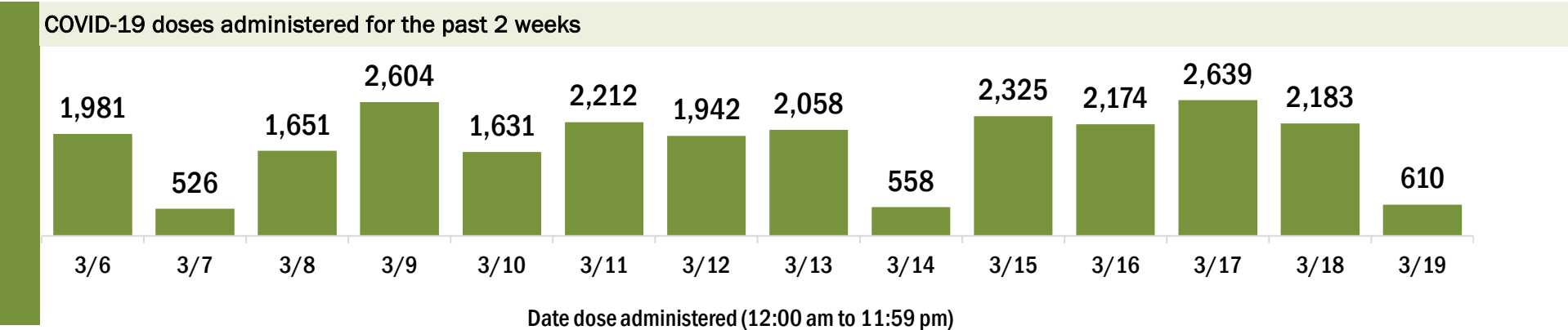
Data in this report are provisional and subject to change.

Data in this summary pertain to COVID-19 vaccines approved by the U.S. Food and Drug Administration and have been issued an Emergency Use Authorization (Janssen COVID-19 Vaccine, Moderna COVID-19 Vaccine and Pfizer-BioNTech COVID-19 Vaccine). These data summarize the number of people who have received either their first dose or have completed the series for a COVID-19 vaccine. **A person can only be counted in one category, first dose or series complete.** For persons receiving Moderna or Pfizer vaccines, once they receive their second dose, they are moved from the first dose column to the series completed column. **Because of this, the total first dose category may show a change from report to report not matching the total receiving their first dose from the previous day.** Persons receiving Johnson & Johnson vaccines will always be counted in the series completed column.

COVID-19 doses for vaccinated persons in Florida	
Doses administered	131,312
People receiving one dose of a 1-dose series (Johnson & Johnson) or receiving only one dose of a 2-dose series (Moderna, Pfizer) count once. Persons receiving both doses of a 2-dose series count twice.	

Current status of persons vaccinated for COVID-19 in Florida	
Total people vaccinated	78,390
First dose	23,509
Series completed	54,881
Completed 1-dose series	1,959
Completed 2-dose series	52,922
<b>First dose:</b> current number of people who have only received their first dose of the Moderna or Pfizer vaccine.	
<b>Series complete:</b> current number of people who have received both Moderna or Pfizer vaccine doses or one Johnson & Johnson dose and are considered fully immunized.	

Demographic summary	First dose	Series complete	Total people vaccinated
Age group	23,509	54,881	78,390
16-24 years	810	624	1,434
25-34 years	1,222	1,786	3,008
35-44 years	2,771	3,728	6,499
45-54 years	3,528	3,913	7,441
55-64 years	8,322	5,481	13,803
65-74 years	4,129	24,035	28,164
75-84 years	2,001	11,968	13,969
85+ years	726	3,346	4,072
Race	23,509	54,881	78,390
White	16,879	41,004	57,883
Black	695	1,456	2,151
American Indian/Alaskan	50	179	229
Other	2,351	5,422	7,773
Unknown	3,534	6,820	10,354
Other race includes Asian, native Hawaiian/Pacific Islander, or other.			
Ethnicity	23,509	54,881	78,390
Hispanic	869	1,378	2,247
Non-Hispanic	14,792	35,022	49,814
Unknown	7,848	18,481	26,329
Gender	23,509	54,881	78,390
Female	13,586	30,911	44,497
Male	9,903	23,959	33,862
Unknown	20	11	31



# COVID-19: St. Lucie County vaccine summary

Vaccination data through Mar 19, 2021 as of Mar 20, 2021 at 12:05 AM

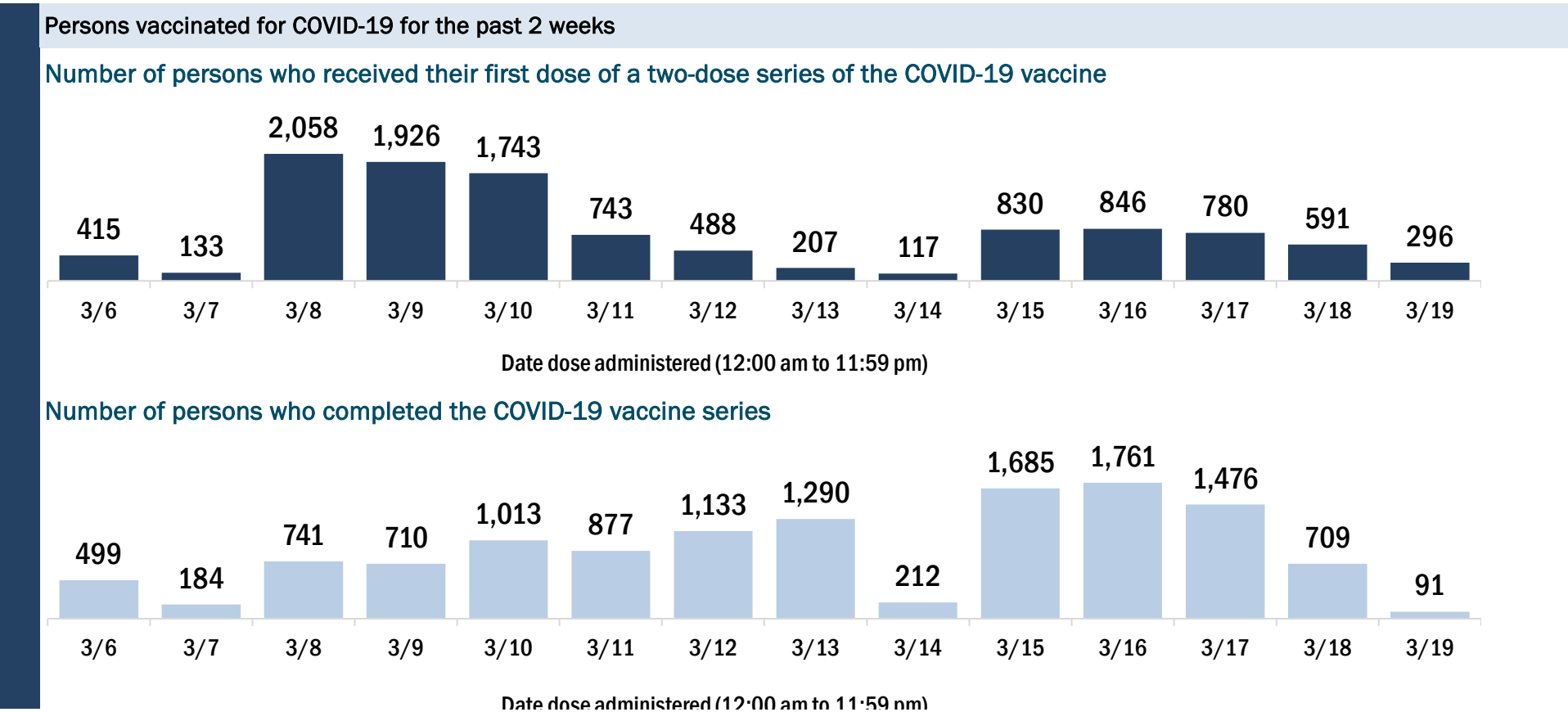
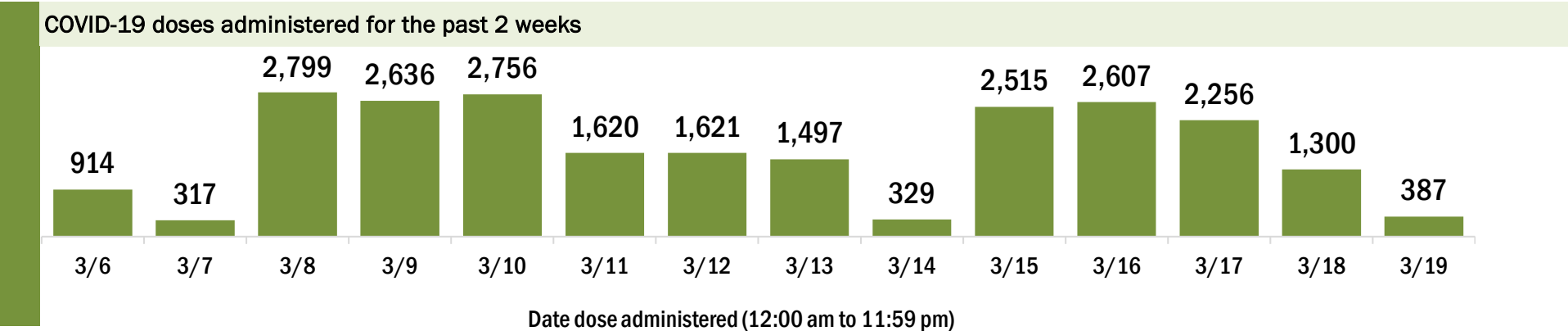
Data in this report are provisional and subject to change.

Data in this summary pertain to COVID-19 vaccines approved by the U.S. Food and Drug Administration and have been issued an Emergency Use Authorization (Janssen COVID-19 Vaccine, Moderna COVID-19 Vaccine and Pfizer-BioNTech COVID-19 Vaccine). These data summarize the number of people who have received either their first dose or have completed the series for a COVID-19 vaccine. **A person can only be counted in one category, first dose or series complete.** For persons receiving Moderna or Pfizer vaccines, once they receive their second dose, they are moved from the first dose column to the series completed column. **Because of this, the total first dose category may show a change from report to report not matching the total receiving their first dose from the previous day.** Persons receiving Johnson & Johnson vaccines will always be counted in the series completed column.

COVID-19 doses for vaccinated persons in Florida	
Doses administered	109,626
People receiving one dose of a 1-dose series (Johnson & Johnson) or receiving only one dose of a 2-dose series (Moderna, Pfizer) count once. Persons receiving both doses of a 2-dose series count twice.	

Current status of persons vaccinated for COVID-19 in Florida	
Total people vaccinated	68,379
First dose	26,261
Series completed	42,118
Completed 1-dose series	871
Completed 2-dose series	41,247
First dose: current number of people who have only received their first dose of the Moderna or Pfizer vaccine.	
Series complete: current number of people who have received both Moderna or Pfizer vaccine doses or one Johnson & Johnson dose and are considered fully immunized.	

Demographic summary	First dose	Series complete	Total people vaccinated
Age group	26,261	42,118	68,379
16-24 years	337	319	656
25-34 years	750	882	1,632
35-44 years	1,188	1,379	2,567
45-54 years	2,245	2,000	4,245
55-64 years	5,329	3,269	8,598
65-74 years	9,223	19,306	28,529
75-84 years	5,416	11,519	16,935
85+ years	1,773	3,444	5,217
Race	26,261	42,118	68,379
White	17,622	28,378	46,000
Black	2,626	3,407	6,033
American Indian/Alaskan	185	184	369
Other	1,996	3,977	5,973
Unknown	3,832	6,172	10,004
Other race includes Asian, native Hawaiian/Pacific Islander, or other.			
Ethnicity	26,261	42,118	68,379
Hispanic	2,384	2,107	4,491
Non-Hispanic	14,927	24,298	39,225
Unknown	8,950	15,713	24,663
Gender	26,261	42,118	68,379
Female	15,061	24,259	39,320
Male	11,121	17,840	28,961
Unknown	79	19	98





# COVID-19: Sumter County vaccine summary

Vaccination data through Mar 19, 2021 as of Mar 20, 2021 at 12:05 AM

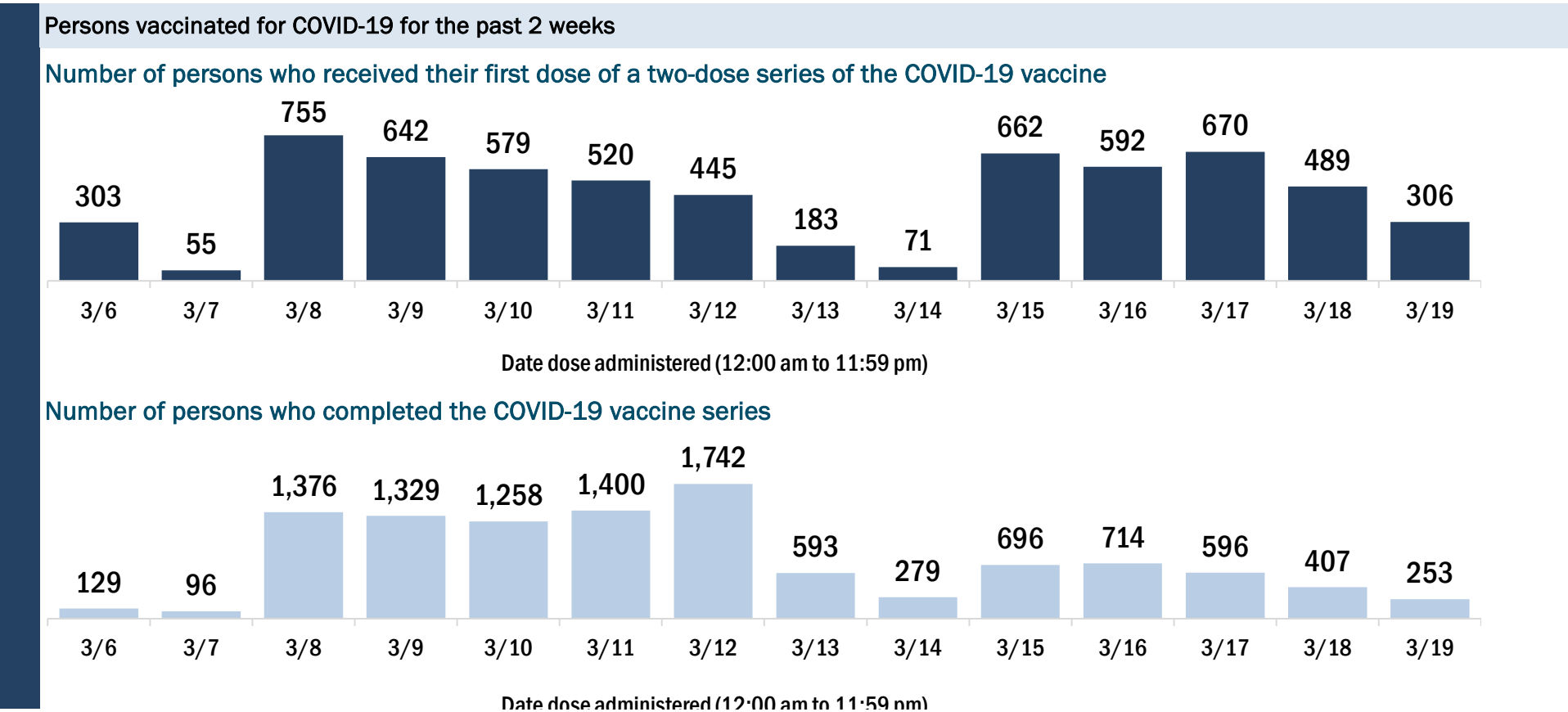
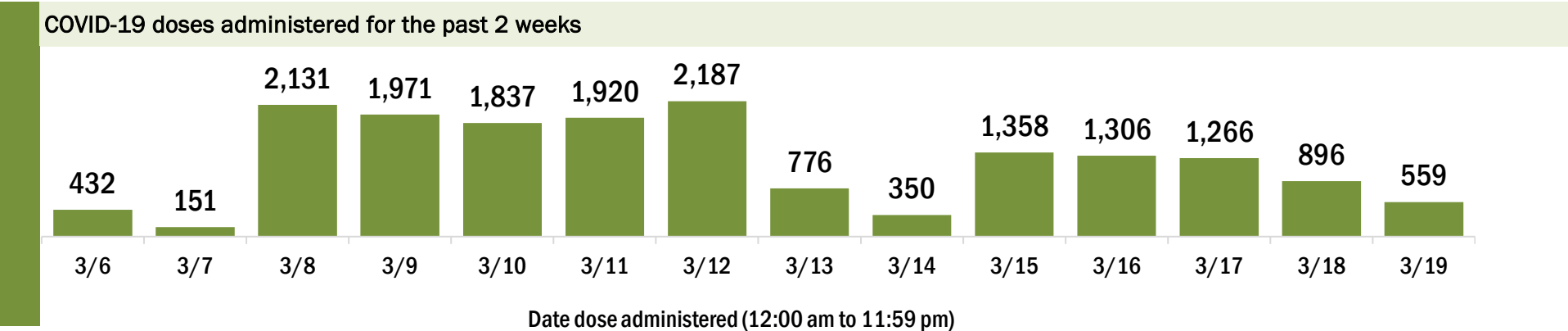
Data in this report are provisional and subject to change.

Data in this summary pertain to COVID-19 vaccines approved by the U.S. Food and Drug Administration and have been issued an Emergency Use Authorization (Janssen COVID-19 Vaccine, Moderna COVID-19 Vaccine and Pfizer-BioNTech COVID-19 Vaccine). These data summarize the number of people who have received either their first dose or have completed the series for a COVID-19 vaccine. **A person can only be counted in one category, first dose or series complete.** For persons receiving Moderna or Pfizer vaccines, once they receive their second dose, they are moved from the first dose column to the series completed column. **Because of this, the total first dose category may show a change from report to report not matching the total receiving their first dose from the previous day.** Persons receiving Johnson & Johnson vaccines will always be counted in the series completed column.

COVID-19 doses for vaccinated persons in Florida	
Doses administered	83,516
People receiving one dose of a 1-dose series (Johnson & Johnson) or receiving only one dose of a 2-dose series (Moderna, Pfizer) count once. Persons receiving both doses of a 2-dose series count twice.	

Current status of persons vaccinated for COVID-19 in Florida	
Total people vaccinated	52,528
First dose	18,818
Series completed	33,710
Completed 1-dose series	2,722
Completed 2-dose series	30,988
First dose: current number of people who have only received their first dose of the Moderna or Pfizer vaccine.	
Series complete: current number of people who have received both Moderna or Pfizer vaccine doses or one Johnson & Johnson dose and are considered fully immunized.	

Demographic summary	First dose	Series complete	Total people vaccinated
Age group	18,818	33,710	52,528
16-24 years	40	42	82
25-34 years	107	114	221
35-44 years	168	156	324
45-54 years	359	275	634
55-64 years	2,920	947	3,867
65-74 years	8,321	18,175	26,496
75-84 years	5,715	12,112	17,827
85+ years	1,188	1,889	3,077
Race	18,818	33,710	52,528
White	14,223	27,154	41,377
Black	257	320	577
American Indian/Alaskan	24	110	134
Other	908	1,430	2,338
Unknown	3,406	4,696	8,102
Other race includes Asian, native Hawaiian/Pacific Islander, or other.			
Ethnicity	18,818	33,710	52,528
Hispanic	272	394	666
Non-Hispanic	9,647	18,714	28,361
Unknown	8,899	14,602	23,501
Gender	18,818	33,710	52,528
Female	10,671	18,731	29,402
Male	8,073	14,975	23,048
Unknown	74	4	78



# COVID-19: Suwannee County vaccine summary

Vaccination data through Mar 19, 2021 as of Mar 20, 2021 at 12:05 AM

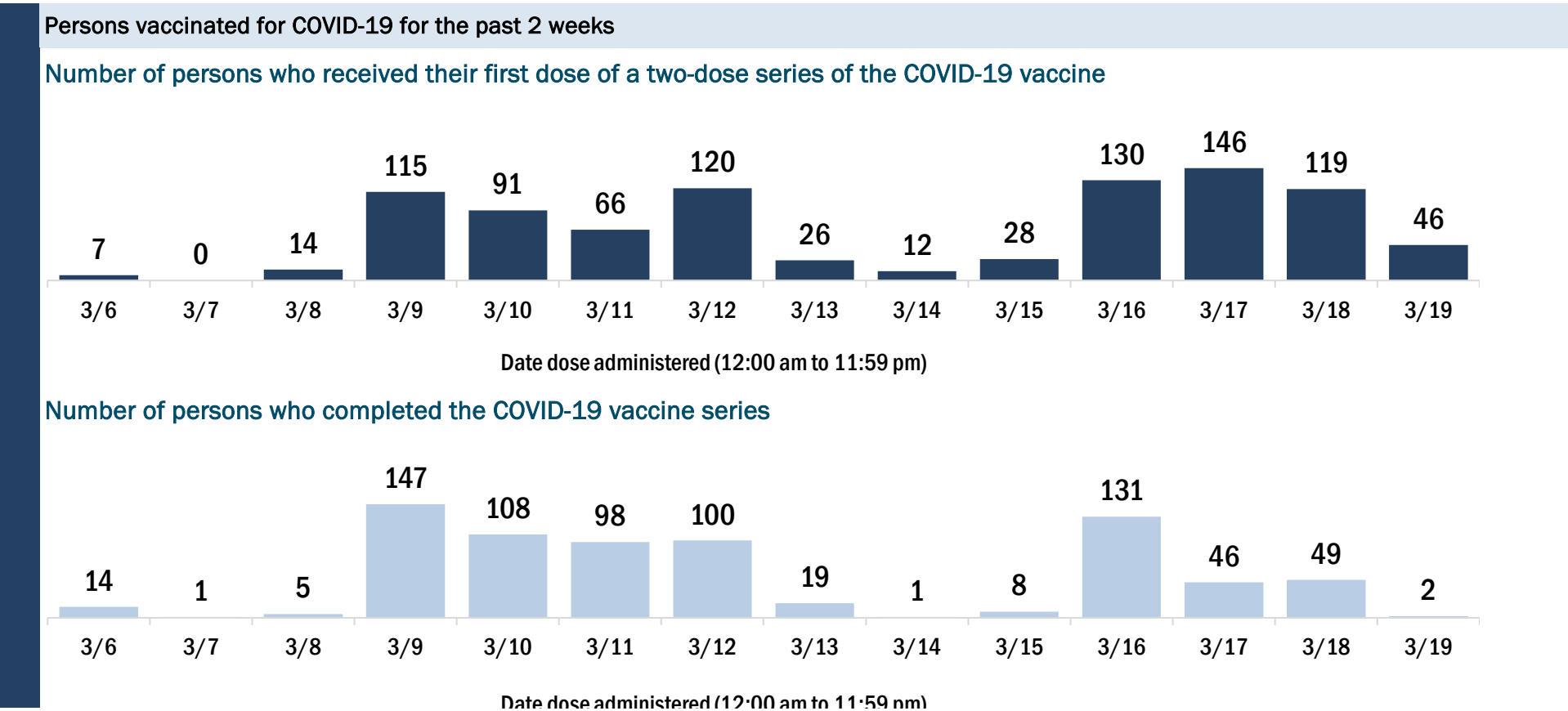
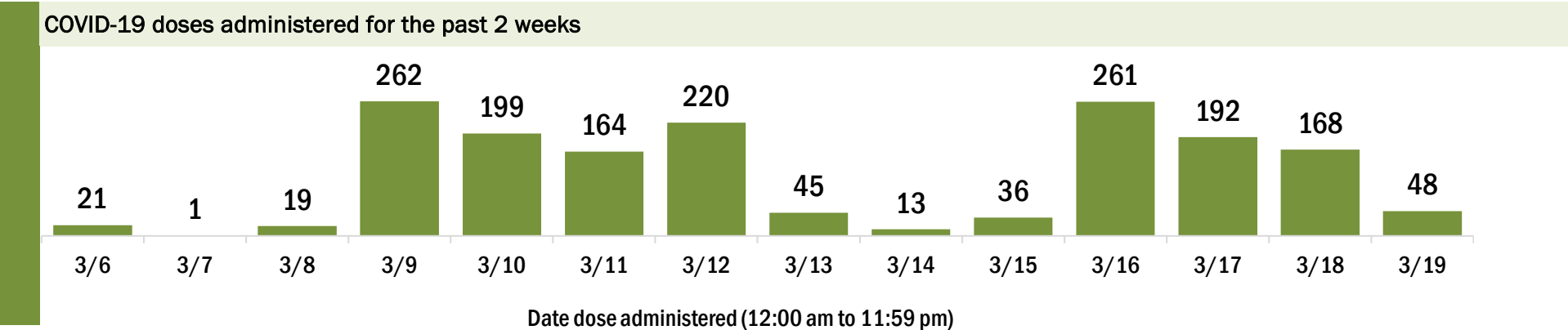
Data in this report are provisional and subject to change.

Data in this summary pertain to COVID-19 vaccines approved by the U.S. Food and Drug Administration and have been issued an Emergency Use Authorization (Janssen COVID-19 Vaccine, Moderna COVID-19 Vaccine and Pfizer-BioNTech COVID-19 Vaccine). These data summarize the number of people who have received either their first dose or have completed the series for a COVID-19 vaccine. **A person can only be counted in one category, first dose or series complete.** For persons receiving Moderna or Pfizer vaccines, once they receive their second dose, they are moved from the first dose column to the series completed column. **Because of this, the total first dose category may show a change from report to report not matching the total receiving their first dose from the previous day.** Persons receiving Johnson & Johnson vaccines will always be counted in the series completed column.

COVID-19 doses for vaccinated persons in Florida	
Doses administered	11,144
People receiving one dose of a 1-dose series (Johnson & Johnson) or receiving only one dose of a 2-dose series (Moderna, Pfizer) count once. Persons receiving both doses of a 2-dose series count twice.	

Current status of persons vaccinated for COVID-19 in Florida	
Total people vaccinated	6,479
First dose	1,773
Series completed	4,706
Completed 1-dose series	41
Completed 2-dose series	4,665
<b>First dose:</b> current number of people who have only received their first dose of the Moderna or Pfizer vaccine.	
<b>Series complete:</b> current number of people who have received both Moderna or Pfizer vaccine doses or one Johnson & Johnson dose and are considered fully immunized.	

Demographic summary	First dose	Series complete	Total people vaccinated
Age group	1,773	4,706	6,479
16-24 years	41	32	73
25-34 years	56	69	125
35-44 years	93	106	199
45-54 years	152	137	289
55-64 years	660	307	967
65-74 years	452	2,118	2,570
75-84 years	229	1,438	1,667
85+ years	90	499	589
Race	1,773	4,706	6,479
White	1,177	3,308	4,485
Black	183	275	458
American Indian/Alaskan	3	4	7
Other	120	309	429
Unknown	290	810	1,100
Other race includes Asian, native Hawaiian/Pacific Islander, or other.			
Ethnicity	1,773	4,706	6,479
Hispanic	59	75	134
Non-Hispanic	906	2,218	3,124
Unknown	808	2,413	3,221
Gender	1,773	4,706	6,479
Female	1,114	2,736	3,850
Male	659	1,970	2,629
Unknown	0	0	0



# COVID-19: Taylor County vaccine summary

Vaccination data through Mar 19, 2021 as of Mar 20, 2021 at 12:05 AM

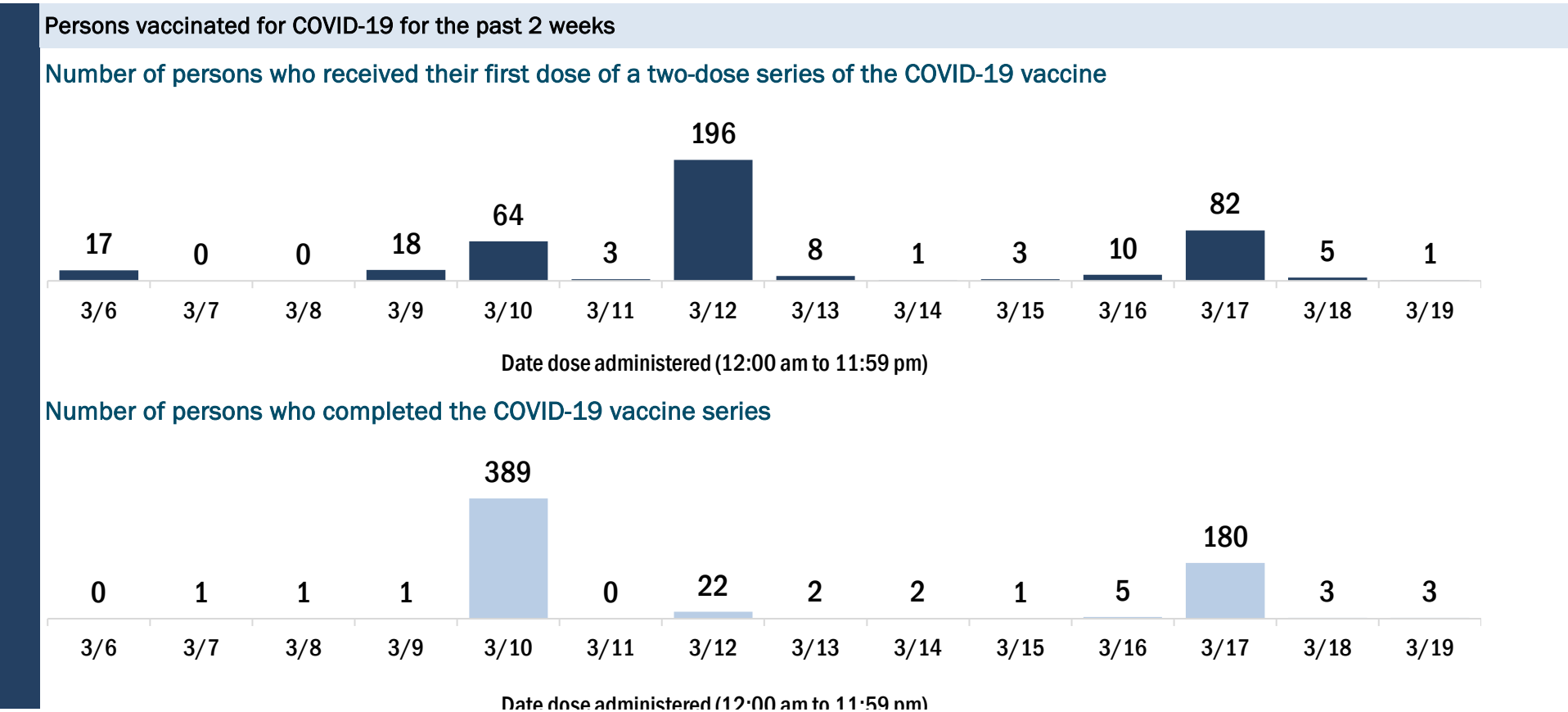
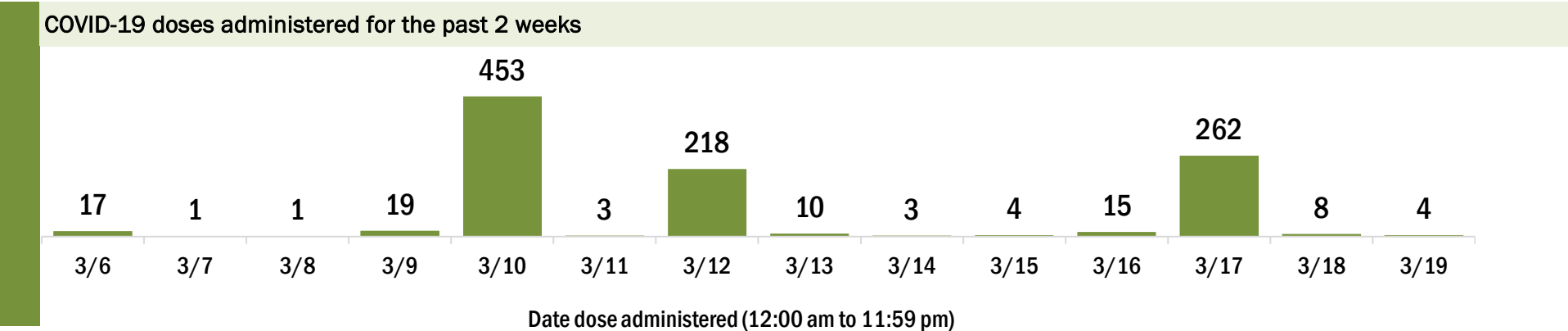
Data in this report are provisional and subject to change.

Data in this summary pertain to COVID-19 vaccines approved by the U.S. Food and Drug Administration and have been issued an Emergency Use Authorization (Janssen COVID-19 Vaccine, Moderna COVID-19 Vaccine and Pfizer-BioNTech COVID-19 Vaccine). These data summarize the number of people who have received either their first dose or have completed the series for a COVID-19 vaccine. **A person can only be counted in one category, first dose or series complete.** For persons receiving Moderna or Pfizer vaccines, once they receive their second dose, they are moved from the first dose column to the series completed column. **Because of this, the total first dose category may show a change from report to report not matching the total receiving their first dose from the previous day.** Persons receiving Johnson & Johnson vaccines will always be counted in the series completed column.

COVID-19 doses for vaccinated persons in Florida	
Doses administered	5,926
People receiving one dose of a 1-dose series (Johnson & Johnson) or receiving only one dose of a 2-dose series (Moderna, Pfizer) count once. Persons receiving both doses of a 2-dose series count twice.	

Current status of persons vaccinated for COVID-19 in Florida	
Total people vaccinated	3,649
First dose	1,364
Series completed	2,285
Completed 1-dose series	8
Completed 2-dose series	2,277
First dose: current number of people who have only received their first dose of the Moderna or Pfizer vaccine.	
Series complete: current number of people who have received both Moderna or Pfizer vaccine doses or one Johnson & Johnson dose and are considered fully immunized.	

Demographic summary	First dose	Series complete	Total people vaccinated
Age group	1,364	2,285	3,649
16-24 years	33	9	42
25-34 years	37	39	76
35-44 years	62	41	103
45-54 years	117	83	200
55-64 years	377	234	611
65-74 years	439	1,047	1,486
75-84 years	228	652	880
85+ years	71	180	251
Race	1,364	2,285	3,649
White	921	1,684	2,605
Black	182	207	389
American Indian/Alaskan	10	19	29
Other	52	166	218
Unknown	199	209	408
Other race includes Asian, native Hawaiian/Pacific Islander, or other.			
Ethnicity	1,364	2,285	3,649
Hispanic	18	24	42
Non-Hispanic	757	1,170	1,927
Unknown	589	1,091	1,680
Gender	1,364	2,285	3,649
Female	748	1,269	2,017
Male	616	1,016	1,632
Unknown	0	0	0



# COVID-19: Union County vaccine summary

Vaccination data through Mar 19, 2021 as of Mar 20, 2021 at 12:05 AM

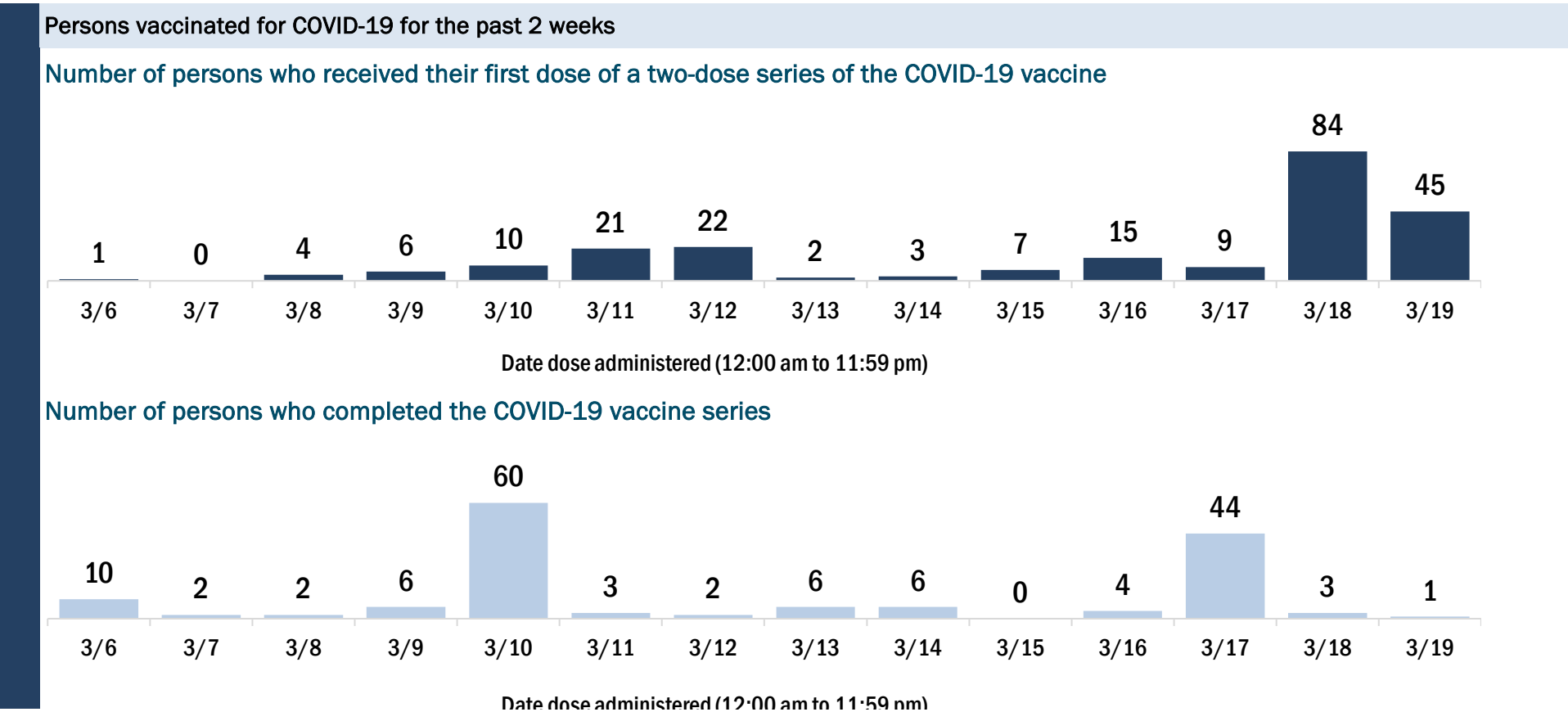
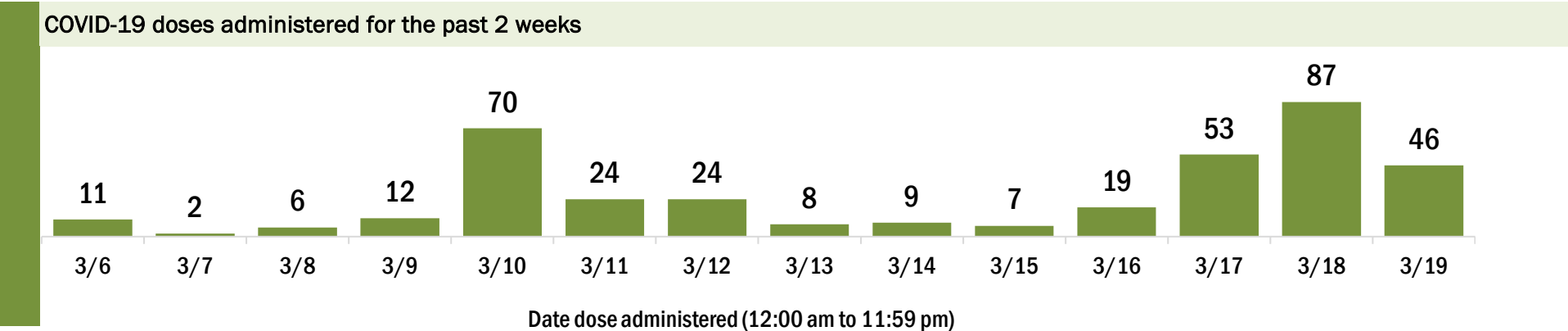
Data in this report are provisional and subject to change.

Data in this summary pertain to COVID-19 vaccines approved by the U.S. Food and Drug Administration and have been issued an Emergency Use Authorization (Janssen COVID-19 Vaccine, Moderna COVID-19 Vaccine and Pfizer-BioNTech COVID-19 Vaccine). These data summarize the number of people who have received either their first dose or have completed the series for a COVID-19 vaccine. **A person can only be counted in one category, first dose or series complete.** For persons receiving Moderna or Pfizer vaccines, once they receive their second dose, they are moved from the first dose column to the series completed column. **Because of this, the total first dose category may show a change from report to report not matching the total receiving their first dose from the previous day.** Persons receiving Johnson & Johnson vaccines will always be counted in the series completed column.

COVID-19 doses for vaccinated persons in Florida	
Doses administered	2,703
People receiving one dose of a 1-dose series (Johnson & Johnson) or receiving only one dose of a 2-dose series (Moderna, Pfizer) count once. Persons receiving both doses of a 2-dose series count twice.	

Current status of persons vaccinated for COVID-19 in Florida	
Total people vaccinated	1,561
First dose	410
Series completed	1,151
Completed 1-dose series	9
Completed 2-dose series	1,142
<b>First dose:</b> current number of people who have only received their first dose of the Moderna or Pfizer vaccine.	
<b>Series complete:</b> current number of people who have received both Moderna or Pfizer vaccine doses or one Johnson & Johnson dose and are considered fully immunized.	

Demographic summary	First dose	Series complete	Total people vaccinated
Age group	410	1,151	1,561
16-24 years	8	12	20
25-34 years	20	47	67
35-44 years	25	35	60
45-54 years	31	51	82
55-64 years	160	92	252
65-74 years	113	509	622
75-84 years	41	312	353
85+ years	12	93	105
Race	410	1,151	1,561
White	304	958	1,262
Black	50	75	125
American Indian/Alaskan	7	10	17
Other	31	94	125
Unknown	18	14	32
Other race includes Asian, native Hawaiian/Pacific Islander, or other.			
Ethnicity	410	1,151	1,561
Hispanic	15	18	33
Non-Hispanic	326	1,075	1,401
Unknown	69	58	127
Gender	410	1,151	1,561
Female	249	652	901
Male	161	499	660
Unknown	0	0	0





# COVID-19: Volusia County vaccine summary

Vaccination data through Mar 19, 2021 as of Mar 20, 2021 at 12:05 AM

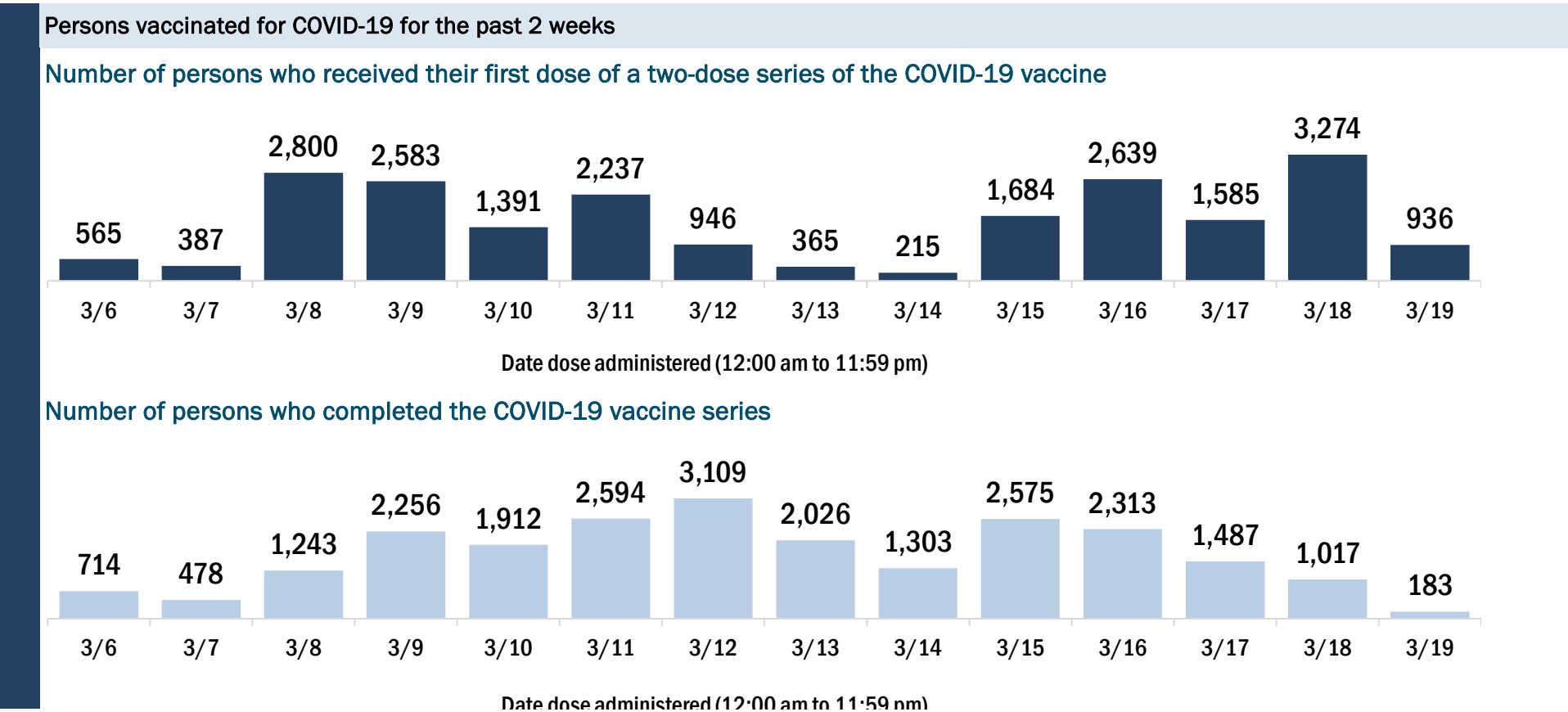
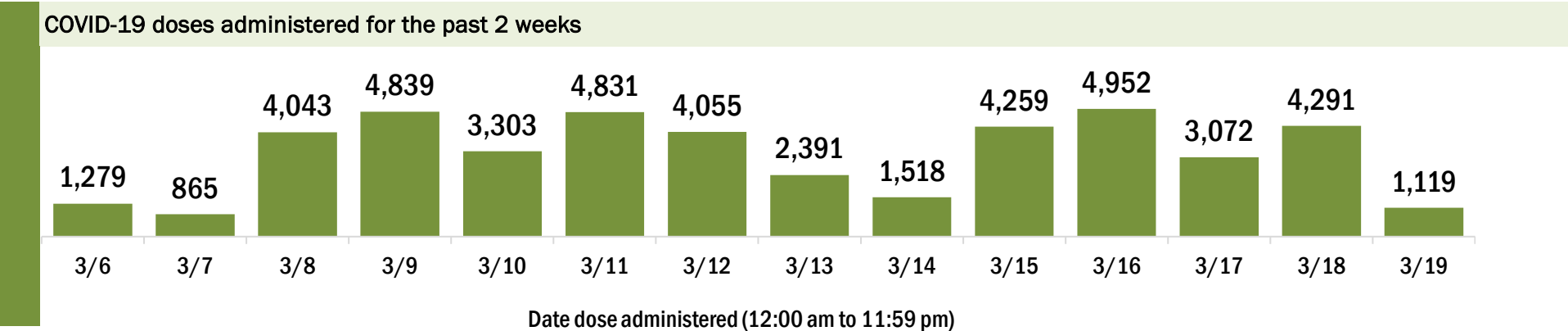
Data in this report are provisional and subject to change.

Data in this summary pertain to COVID-19 vaccines approved by the U.S. Food and Drug Administration and have been issued an Emergency Use Authorization (Janssen COVID-19 Vaccine, Moderna COVID-19 Vaccine and Pfizer-BioNTech COVID-19 Vaccine). These data summarize the number of people who have received either their first dose or have completed the series for a COVID-19 vaccine. **A person can only be counted in one category, first dose or series complete.** For persons receiving Moderna or Pfizer vaccines, once they receive their second dose, they are moved from the first dose column to the series completed column. **Because of this, the total first dose category may show a change from report to report not matching the total receiving their first dose from the previous day.** Persons receiving Johnson & Johnson vaccines will always be counted in the series completed column.

COVID-19 doses for vaccinated persons in Florida	
Doses administered	187,974
People receiving one dose of a 1-dose series (Johnson & Johnson) or receiving only one dose of a 2-dose series (Moderna, Pfizer) count once. Persons receiving both doses of a 2-dose series count twice.	

Current status of persons vaccinated for COVID-19 in Florida	
Total people vaccinated	122,655
First dose	48,190
Series completed	74,465
Completed 1-dose series	9,146
Completed 2-dose series	65,319
First dose: current number of people who have only received their first dose of the Moderna or Pfizer vaccine.	
Series complete: current number of people who have received both Moderna or Pfizer vaccine doses or one Johnson & Johnson dose and are considered fully immunized.	

Demographic summary	First dose	Series complete	Total people vaccinated
Age group	48,190	74,465	122,655
16-24 years	693	770	1,463
25-34 years	1,514	2,109	3,623
35-44 years	2,083	2,860	4,943
45-54 years	3,452	4,043	7,495
55-64 years	9,987	7,078	17,065
65-74 years	17,406	32,314	49,720
75-84 years	9,891	18,411	28,302
85+ years	3,164	6,880	10,044
Race	48,190	74,465	122,655
White	33,462	46,168	79,630
Black	2,250	2,541	4,791
American Indian/Alaskan	213	273	486
Other	3,933	10,924	14,857
Unknown	8,332	14,559	22,891
Other race includes Asian, native Hawaiian/Pacific Islander, or other.			
Ethnicity	48,190	74,465	122,655
Hispanic	2,714	2,343	5,057
Non-Hispanic	25,969	32,062	58,031
Unknown	19,507	40,060	59,567
Gender	48,190	74,465	122,655
Female	27,434	43,779	71,213
Male	19,438	30,292	49,730
Unknown	1,318	394	1,712



# COVID-19: Wakulla County vaccine summary

Vaccination data through Mar 19, 2021 as of Mar 20, 2021 at 12:05 AM

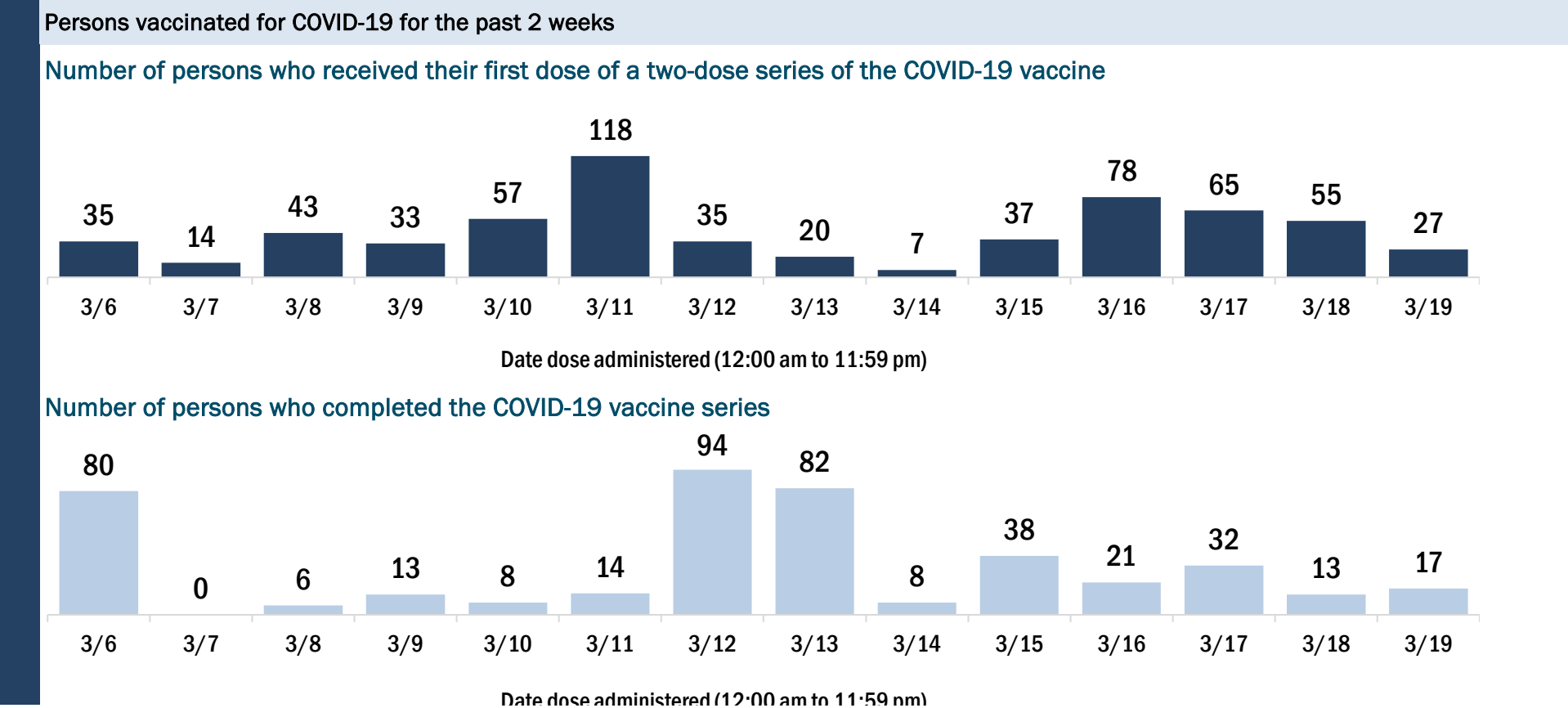
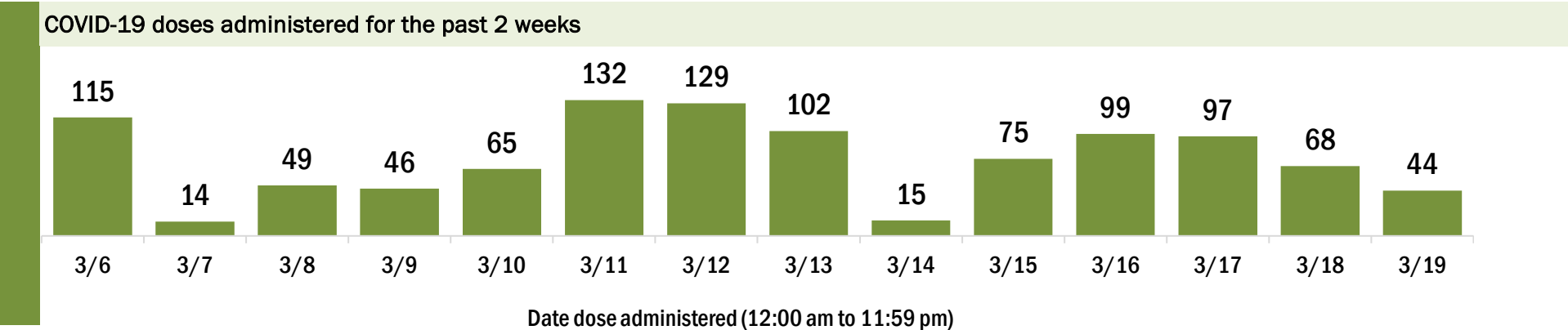
Data in this report are provisional and subject to change.

Data in this summary pertain to COVID-19 vaccines approved by the U.S. Food and Drug Administration and have been issued an Emergency Use Authorization (Janssen COVID-19 Vaccine, Moderna COVID-19 Vaccine and Pfizer-BioNTech COVID-19 Vaccine). These data summarize the number of people who have received either their first dose or have completed the series for a COVID-19 vaccine. **A person can only be counted in one category, first dose or series complete.** For persons receiving Moderna or Pfizer vaccines, once they receive their second dose, they are moved from the first dose column to the series completed column. **Because of this, the total first dose category may show a change from report to report not matching the total receiving their first dose from the previous day.** Persons receiving Johnson & Johnson vaccines will always be counted in the series completed column.

COVID-19 doses for vaccinated persons in Florida	
Doses administered	10,343
People receiving one dose of a 1-dose series (Johnson & Johnson) or receiving only one dose of a 2-dose series (Moderna, Pfizer) count once. Persons receiving both doses of a 2-dose series count twice.	

Current status of persons vaccinated for COVID-19 in Florida	
Total people vaccinated	6,347
First dose	2,281
Series completed	4,066
Completed 1-dose series	70
Completed 2-dose series	3,996
<b>First dose:</b> current number of people who have only received their first dose of the Moderna or Pfizer vaccine.	
<b>Series complete:</b> current number of people who have received both Moderna or Pfizer vaccine doses or one Johnson & Johnson dose and are considered fully immunized.	

Demographic summary	First dose	Series complete	Total people vaccinated
Age group	2,281	4,066	6,347
16-24 years	53	27	80
25-34 years	87	114	201
35-44 years	181	152	333
45-54 years	305	188	493
55-64 years	689	391	1,080
65-74 years	632	1,995	2,627
75-84 years	267	962	1,229
85+ years	67	237	304
Race	2,281	4,066	6,347
White	1,668	3,033	4,701
Black	171	215	386
American Indian/Alaskan	7	24	31
Other	221	585	806
Unknown	214	209	423
Other race includes Asian, native Hawaiian/Pacific Islander, or other.			
Ethnicity	2,281	4,066	6,347
Hispanic	44	40	84
Non-Hispanic	1,637	3,029	4,666
Unknown	600	997	1,597
Gender	2,281	4,066	6,347
Female	1,328	2,246	3,574
Male	952	1,819	2,771
Unknown	1	1	2



# COVID-19: Walton County vaccine summary

Vaccination data through Mar 19, 2021 as of Mar 20, 2021 at 12:05 AM

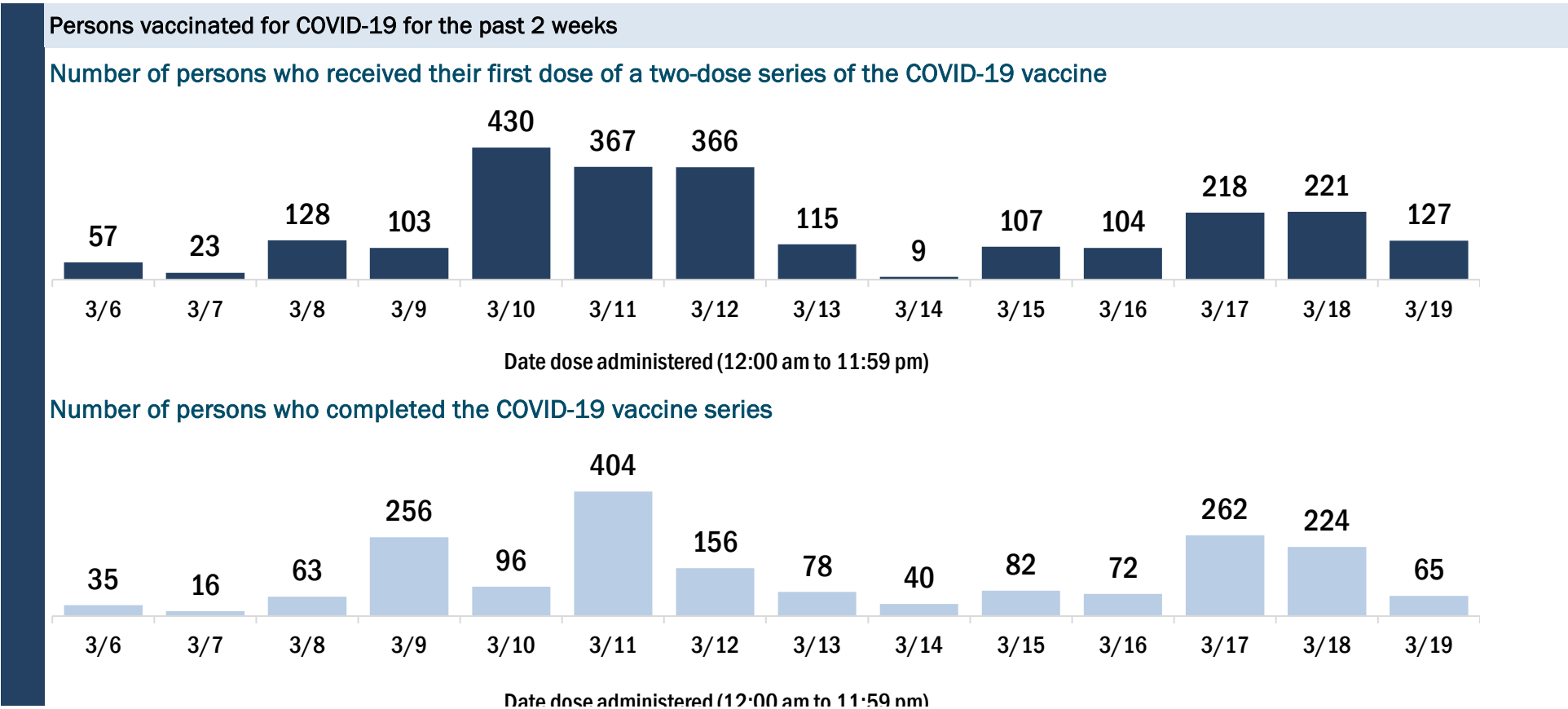
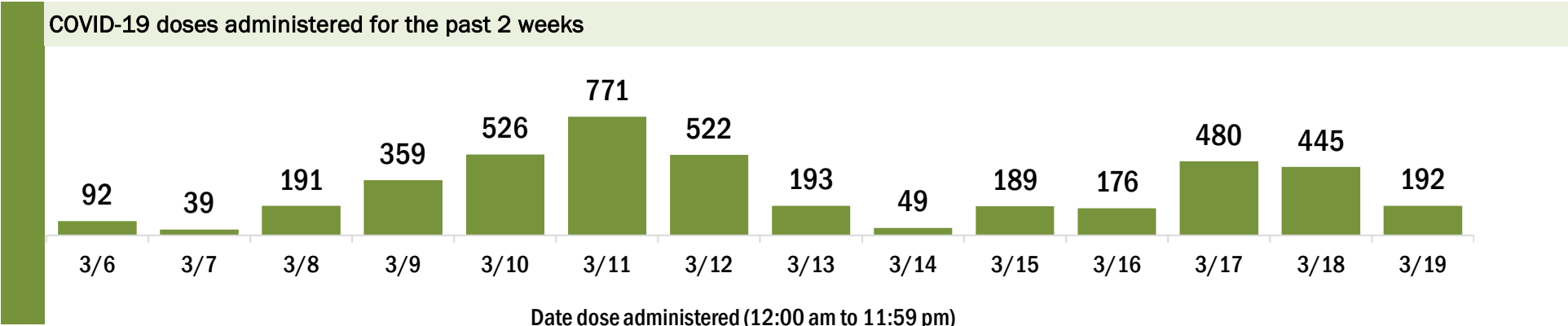
Data in this report are provisional and subject to change.

Data in this summary pertain to COVID-19 vaccines approved by the U.S. Food and Drug Administration and have been issued an Emergency Use Authorization (Janssen COVID-19 Vaccine, Moderna COVID-19 Vaccine and Pfizer-BioNTech COVID-19 Vaccine). These data summarize the number of people who have received either their first dose or have completed the series for a COVID-19 vaccine. **A person can only be counted in one category, first dose or series complete.** For persons receiving Moderna or Pfizer vaccines, once they receive their second dose, they are moved from the first dose column to the series completed column. **Because of this, the total first dose category may show a change from report to report not matching the total receiving their first dose from the previous day.** Persons receiving Johnson & Johnson vaccines will always be counted in the series completed column.

COVID-19 doses for vaccinated persons in Florida	
Doses administered	23,825
People receiving one dose of a 1-dose series (Johnson & Johnson) or receiving only one dose of a 2-dose series (Moderna, Pfizer) count once. Persons receiving both doses of a 2-dose series count twice.	

Current status of persons vaccinated for COVID-19 in Florida	
Total people vaccinated	14,536
First dose	4,995
Series completed	9,541
Completed 1-dose series	252
Completed 2-dose series	9,289
<b>First dose:</b> current number of people who have only received their first dose of the Moderna or Pfizer vaccine.	
<b>Series complete:</b> current number of people who have received both Moderna or Pfizer vaccine doses or one Johnson & Johnson dose and are considered fully immunized.	

Demographic summary	First dose	Series complete	Total people vaccinated
Age group	4,995	9,541	14,536
16-24 years	56	58	114
25-34 years	155	163	318
35-44 years	325	319	644
45-54 years	532	436	968
55-64 years	1,618	994	2,612
65-74 years	1,474	4,868	6,342
75-84 years	671	2,107	2,778
85+ years	164	596	760
Race	4,995	9,541	14,536
White	3,782	7,323	11,105
Black	116	144	260
American Indian/Alaskan	13	32	45
Other	248	441	689
Unknown	836	1,601	2,437
Other race includes Asian, native Hawaiian/Pacific Islander, or other.			
Ethnicity	4,995	9,541	14,536
Hispanic	103	119	222
Non-Hispanic	3,286	6,277	9,563
Unknown	1,606	3,145	4,751
Gender	4,995	9,541	14,536
Female	2,770	5,243	8,013
Male	2,223	4,297	6,520
Unknown	2	1	3



# COVID-19: Washington County vaccine summary

Vaccination data through Mar 19, 2021 as of Mar 20, 2021 at 12:05 AM

Data in this report are provisional and subject to change.

Data in this summary pertain to COVID-19 vaccines approved by the U.S. Food and Drug Administration and have been issued an Emergency Use Authorization (Janssen COVID-19 Vaccine, Moderna COVID-19 Vaccine and Pfizer-BioNTech COVID-19 Vaccine). These data summarize the number of people who have received either their first dose or have completed the series for a COVID-19 vaccine. **A person can only be counted in one category, first dose or series complete.** For persons receiving Moderna or Pfizer vaccines, once they receive their second dose, they are moved from the first dose column to the series completed column. **Because of this, the total first dose category may show a change from report to report not matching the total receiving their first dose from the previous day.** Persons receiving Johnson & Johnson vaccines will always be counted in the series completed column.

COVID-19 doses for vaccinated persons in Florida	
Doses administered	5,564
People receiving one dose of a 1-dose series (Johnson & Johnson) or receiving only one dose of a 2-dose series (Moderna, Pfizer) count once. Persons receiving both doses of a 2-dose series count twice.	

Current status of persons vaccinated for COVID-19 in Florida	
Total people vaccinated	3,454
First dose	1,283
Series completed	2,171
Completed 1-dose series	61
Completed 2-dose series	2,110
First dose: current number of people who have only received their first dose of the Moderna or Pfizer vaccine.	
Series complete: current number of people who have received both Moderna or Pfizer vaccine doses or one Johnson & Johnson dose and are considered fully immunized.	

Demographic summary	First dose	Series complete	Total people vaccinated
Age group	1,283	2,171	3,454
16-24 years	15	13	28
25-34 years	48	44	92
35-44 years	62	80	142
45-54 years	142	116	258
55-64 years	366	235	601
65-74 years	384	924	1,308
75-84 years	201	559	760
85+ years	65	200	265
Race	1,283	2,171	3,454
White	975	1,710	2,685
Black	162	172	334
American Indian/Alaskan	20	24	44
Other	52	129	181
Unknown	74	136	210
Other race includes Asian, native Hawaiian/Pacific Islander, or other.			
Ethnicity	1,283	2,171	3,454
Hispanic	19	20	39
Non-Hispanic	953	1,697	2,650
Unknown	311	454	765
Gender	1,283	2,171	3,454
Female	711	1,218	1,929
Male	571	953	1,524
Unknown	1	0	1

