

COVID-19: Florida vaccine summary

Vaccination data through Mar 18, 2021 as of Mar 19, 2021 at 12:05 AM

Data in this report are provisional and subject to change. Data are based on county of residence.

Data in this summary pertain to COVID-19 vaccines approved by the U.S. Food and Drug Administration and have been issued an Emergency Use Authorization (Janssen COVID-19 Vaccine, Moderna COVID-19 Vaccine and Pfizer-BioNTech COVID-19 Vaccine). These data summarize the number of people who have received either their first dose or have completed the series for a COVID-19 vaccine. **A person can only be counted in one category, first dose or series complete.** For persons receiving Moderna or Pfizer vaccines, once they receive their second dose, they are moved from the first dose column to the series completed column. **Because of this, the total first dose category may show a change from report to report not matching the total receiving their first dose from the previous day.** Persons receiving Johnson & Johnson vaccines will always be counted in the series completed column.

COVID-19 doses for vaccinated persons in Florida

Doses administered 7,188,709

People receiving one dose of a 1-dose series (Johnson & Johnson) or receiving only one dose of a 2-dose series (Moderna, Pfizer) count once. Persons receiving both doses of a 2-dose series count twice.

Current status of persons vaccinated for COVID-19 in Florida

Total people vaccinated 4,710,033

First dose 2,092,938

Series completed 2,617,095

Completed 1-dose series 138,419

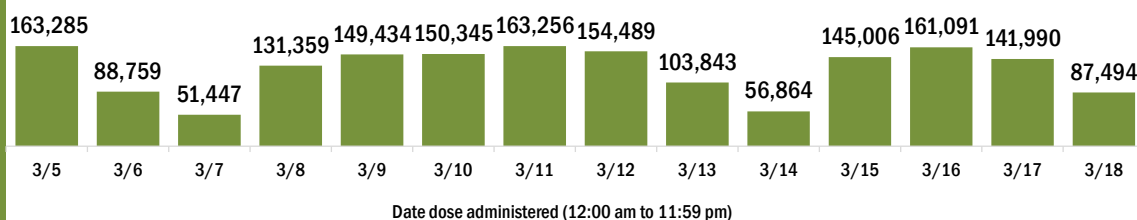
Completed 2-dose series 2,478,676

First dose: current number of people who have only received their first dose of the Moderna or Pfizer vaccine.

Series complete: current number of people who have received both Moderna or Pfizer vaccine doses or one Johnson & Johnson dose and are considered fully immunized.

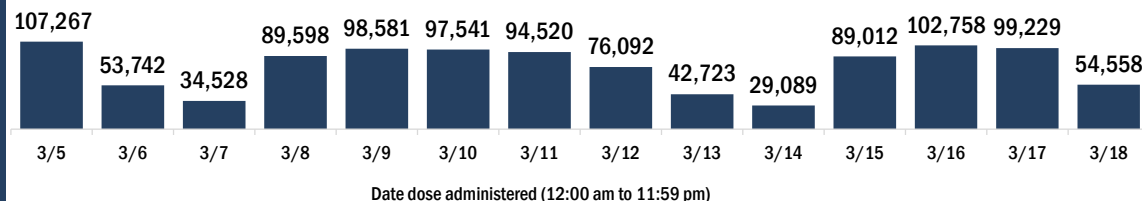
Demographic summary	First dose	Series complete	Total people vaccinated
Age group	2,092,938	2,617,095	4,710,033
16-24 years	47,711	30,803	78,514
25-34 years	105,551	100,291	205,842
35-44 years	148,548	128,945	277,493
45-54 years	213,008	165,216	378,224
55-64 years	437,916	249,313	687,229
65-74 years	628,520	1,090,045	1,718,565
75-84 years	379,738	633,203	1,012,941
85+ years	131,946	219,279	351,225
Race	2,092,938	2,617,095	4,710,033
White	1,396,535	1,793,011	3,189,546
Black	138,549	155,720	294,269
American Indian/Alaskan	8,298	9,166	17,464
Other	184,885	296,808	481,693
Unknown	364,671	362,390	727,061
Other race includes Asian, native Hawaiian/Pacific Islander, or other.			
Ethnicity	2,092,938	2,617,095	4,710,033
Hispanic	287,048	283,005	570,053
Non-Hispanic	997,194	1,408,015	2,405,209
Unknown	808,696	926,075	1,734,771
Gender	2,092,938	2,617,095	4,710,033
Female	1,203,183	1,511,107	2,714,290
Male	876,916	1,103,085	1,980,001
Unknown	12,839	2,903	15,742

COVID-19 doses administered for the past 2 weeks

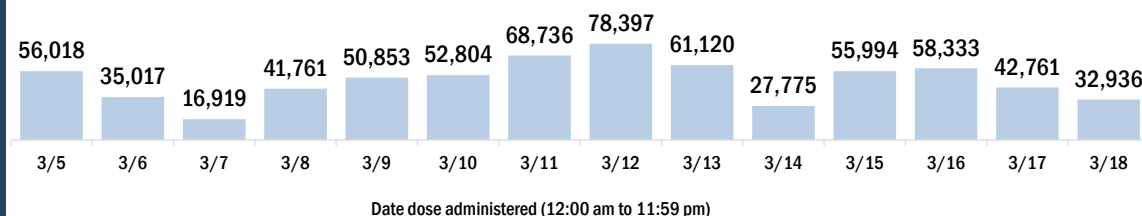


Persons vaccinated for COVID-19 for the past 2 weeks

Number of persons who received their first dose of the COVID-19 vaccine



Number of persons who received their second dose and completed the COVID-19 vaccine series



COVID-19: Alachua County vaccine summary

Vaccination data through Mar 18, 2021 as of Mar 19, 2021 at 12:05 AM

Data in this report are provisional and subject to change.

Data in this summary pertain to COVID-19 vaccines approved by the U.S. Food and Drug Administration and have been issued an Emergency Use Authorization (Janssen COVID-19 Vaccine, Moderna COVID-19 Vaccine and Pfizer-BioNTech COVID-19 Vaccine). These data summarize the number of people who have received either their first dose or have completed the series for a COVID-19 vaccine. **A person can only be counted in one category, first dose or series complete.** For persons receiving Moderna or Pfizer vaccines, once they receive their second dose, they are moved from the first dose column to the series completed column. **Because of this, the total first dose category may show a change from report to report not matching the total receiving their first dose from the previous day.** Persons receiving Johnson & Johnson vaccines will always be counted in the series completed column.

COVID-19 doses for vaccinated persons in Florida

Doses administered 105,850

People receiving one dose of a 1-dose series (Johnson & Johnson) or receiving only one dose of a 2-dose series (Moderna, Pfizer) count once. Persons receiving both doses of a 2-dose series count twice.

Current status of persons vaccinated for COVID-19 in Florida

Total people vaccinated 62,440

First dose 16,894

Series completed 45,546

Completed 1-dose series 2,136

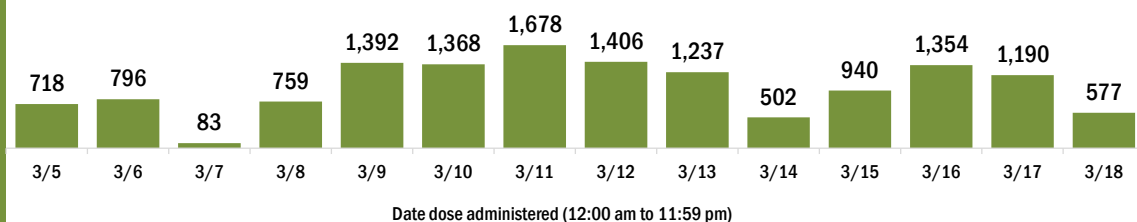
Completed 2-dose series 43,410

First dose: current number of people who have only received their first dose of the Moderna or Pfizer vaccine.

Series complete: current number of people who have received both Moderna or Pfizer vaccine doses or one Johnson & Johnson dose and are considered fully immunized.

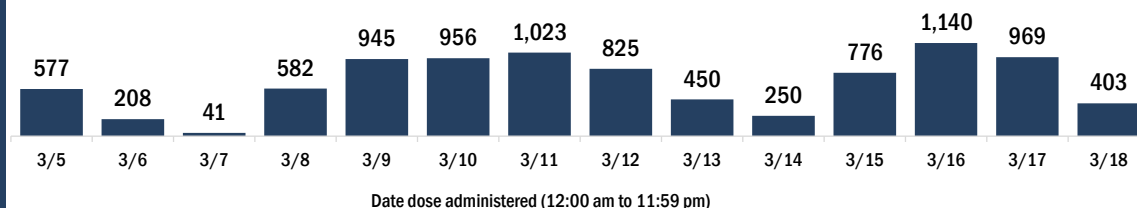
Demographic summary	First dose	Series complete	Total people vaccinated
Age group	16,894	45,546	62,440
16-24 years	1,777	2,251	4,028
25-34 years	3,010	6,019	9,029
35-44 years	2,347	4,541	6,888
45-54 years	1,909	4,218	6,127
55-64 years	2,657	4,854	7,511
65-74 years	3,400	13,288	16,688
75-84 years	1,274	7,544	8,818
85+ years	520	2,831	3,351
Race	16,894	45,546	62,440
White	9,810	32,756	42,566
Black	1,763	3,452	5,215
American Indian/Alaskan	39	126	165
Other	2,657	6,983	9,640
Unknown	2,625	2,229	4,854
Other race includes Asian, native Hawaiian/Pacific Islander, or other.			
Ethnicity	16,894	45,546	62,440
Hispanic	730	2,227	2,957
Non-Hispanic	7,773	32,308	40,081
Unknown	8,391	11,011	19,402
Gender	16,894	45,546	62,440
Female	10,000	27,112	37,112
Male	6,852	18,428	25,280
Unknown	42	6	48

COVID-19 doses administered for the past 2 weeks

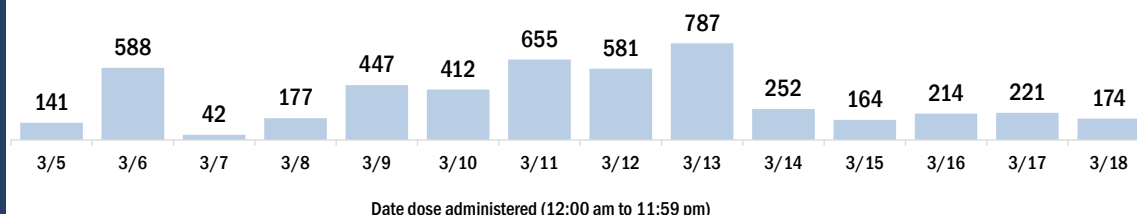


Persons vaccinated for COVID-19 for the past 2 weeks

Number of persons who received their first dose of a two-dose series of the COVID-19 vaccine



Number of persons who completed the COVID-19 vaccine series



COVID-19: Baker County vaccine summary

Vaccination data through Mar 18, 2021 as of Mar 19, 2021 at 12:05 AM

Data in this report are provisional and subject to change.

Data in this summary pertain to COVID-19 vaccines approved by the U.S. Food and Drug Administration and have been issued an Emergency Use Authorization (Janssen COVID-19 Vaccine, Moderna COVID-19 Vaccine and Pfizer-BioNTech COVID-19 Vaccine). These data summarize the number of people who have received either their first dose or have completed the series for a COVID-19 vaccine. **A person can only be counted in one category, first dose or series complete.** For persons receiving Moderna or Pfizer vaccines, once they receive their second dose, they are moved from the first dose column to the series completed column. **Because of this, the total first dose category may show a change from report to report not matching the total receiving their first dose from the previous day.** Persons receiving Johnson & Johnson vaccines will always be counted in the series completed column.

COVID-19 doses for vaccinated persons in Florida

Doses administered 5,690

People receiving one dose of a 1-dose series (Johnson & Johnson) or receiving only one dose of a 2-dose series (Moderna, Pfizer) count once. Persons receiving both doses of a 2-dose series count twice.

Current status of persons vaccinated for COVID-19 in Florida

Total people vaccinated 3,469

First dose 1,196

Series completed 2,273

Completed 1-dose series 52

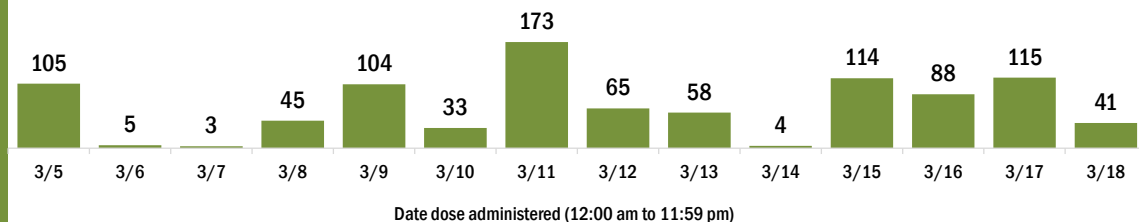
Completed 2-dose series 2,221

First dose: current number of people who have only received their first dose of the Moderna or Pfizer vaccine.

Series complete: current number of people who have received both Moderna or Pfizer vaccine doses or one Johnson & Johnson dose and are considered fully immunized.

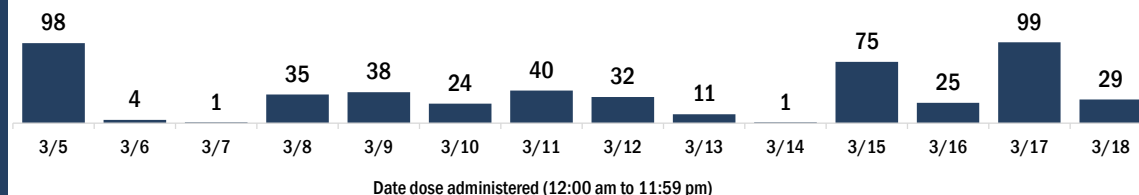
Demographic summary	First dose	Series complete	Total people vaccinated
Age group	1,196	2,273	3,469
16-24 years	15	32	47
25-34 years	62	86	148
35-44 years	69	130	199
45-54 years	137	154	291
55-64 years	332	282	614
65-74 years	346	937	1,283
75-84 years	175	512	687
85+ years	60	140	200
Race	1,196	2,273	3,469
White	908	1,754	2,662
Black	149	148	297
American Indian/Alaskan	6	14	20
Other	79	181	260
Unknown	54	176	230
Other race includes Asian, native Hawaiian/Pacific Islander, or other.			
Ethnicity	1,196	2,273	3,469
Hispanic	22	27	49
Non-Hispanic	882	1,318	2,200
Unknown	292	928	1,220
Gender	1,196	2,273	3,469
Female	700	1,264	1,964
Male	496	1,009	1,505
Unknown	0	0	0

COVID-19 doses administered for the past 2 weeks

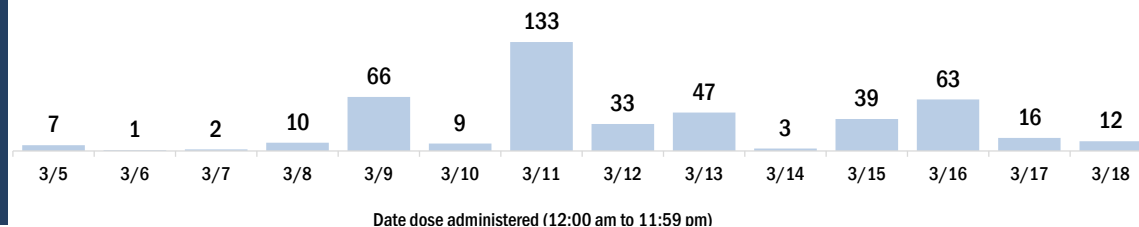


Persons vaccinated for COVID-19 for the past 2 weeks

Number of persons who received their first dose of a two-dose series of the COVID-19 vaccine



Number of persons who completed the COVID-19 vaccine series



COVID-19: Bay County vaccine summary

Vaccination data through Mar 18, 2021 as of Mar 19, 2021 at 12:05 AM

Data in this report are provisional and subject to change.

Data in this summary pertain to COVID-19 vaccines approved by the U.S. Food and Drug Administration and have been issued an Emergency Use Authorization (Janssen COVID-19 Vaccine, Moderna COVID-19 Vaccine and Pfizer-BioNTech COVID-19 Vaccine). These data summarize the number of people who have received either their first dose or have completed the series for a COVID-19 vaccine. **A person can only be counted in one category, first dose or series complete.** For persons receiving Moderna or Pfizer vaccines, once they receive their second dose, they are moved from the first dose column to the series completed column. **Because of this, the total first dose category may show a change from report to report not matching the total receiving their first dose from the previous day.** Persons receiving Johnson & Johnson vaccines will always be counted in the series completed column.

COVID-19 doses for vaccinated persons in Florida

Doses administered 50,924

People receiving one dose of a 1-dose series (Johnson & Johnson) or receiving only one dose of a 2-dose series (Moderna, Pfizer) count once. Persons receiving both doses of a 2-dose series count twice.

Current status of persons vaccinated for COVID-19 in Florida

Total people vaccinated 32,040

First dose 12,950

Series completed 19,090

Completed 1-dose series 206

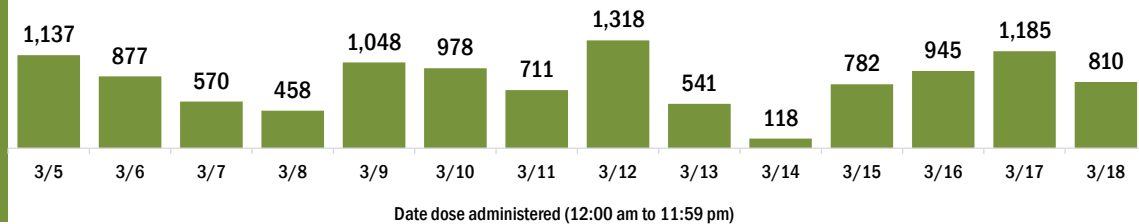
Completed 2-dose series 18,884

First dose: current number of people who have only received their first dose of the Moderna or Pfizer vaccine.

Series complete: current number of people who have received both Moderna or Pfizer vaccine doses or one Johnson & Johnson dose and are considered fully immunized.

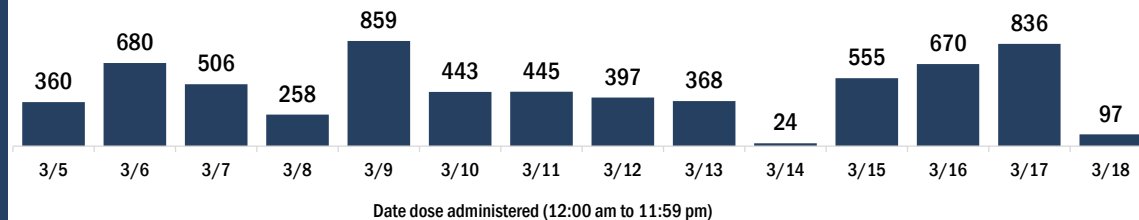
Demographic summary	First dose	Series complete	Total people vaccinated
Age group	12,950	19,090	32,040
16-24 years	308	197	505
25-34 years	625	595	1,220
35-44 years	1,057	1,053	2,110
45-54 years	1,580	1,437	3,017
55-64 years	3,446	2,398	5,844
65-74 years	3,698	7,840	11,538
75-84 years	1,671	4,229	5,900
85+ years	565	1,341	1,906
Race	12,950	19,090	32,040
White	9,058	12,958	22,016
Black	1,003	869	1,872
American Indian/Alaskan	44	93	137
Other	966	1,844	2,810
Unknown	1,879	3,326	5,205
Other race includes Asian, native Hawaiian/Pacific Islander, or other.			
Ethnicity	12,950	19,090	32,040
Hispanic	517	352	869
Non-Hispanic	7,959	9,975	17,934
Unknown	4,474	8,763	13,237
Gender	12,950	19,090	32,040
Female	7,580	10,715	18,295
Male	5,366	8,374	13,740
Unknown	4	1	5

COVID-19 doses administered for the past 2 weeks

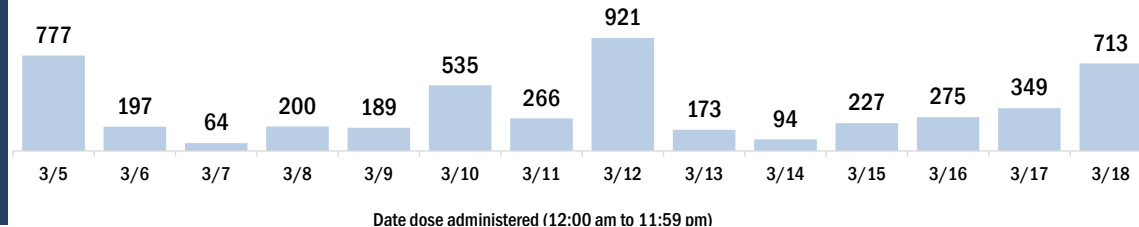


Persons vaccinated for COVID-19 for the past 2 weeks

Number of persons who received their first dose of a two-dose series of the COVID-19 vaccine



Number of persons who completed the COVID-19 vaccine series



COVID-19: Bradford County vaccine summary

Vaccination data through Mar 18, 2021 as of Mar 19, 2021 at 12:05 AM

Data in this report are provisional and subject to change.

Data in this summary pertain to COVID-19 vaccines approved by the U.S. Food and Drug Administration and have been issued an Emergency Use Authorization (Janssen COVID-19 Vaccine, Moderna COVID-19 Vaccine and Pfizer-BioNTech COVID-19 Vaccine). These data summarize the number of people who have received either their first dose or have completed the series for a COVID-19 vaccine. **A person can only be counted in one category, first dose or series complete.** For persons receiving Moderna or Pfizer vaccines, once they receive their second dose, they are moved from the first dose column to the series completed column. **Because of this, the total first dose category may show a change from report to report not matching the total receiving their first dose from the previous day.** Persons receiving Johnson & Johnson vaccines will always be counted in the series completed column.

COVID-19 doses for vaccinated persons in Florida

Doses administered 5,760

People receiving one dose of a 1-dose series (Johnson & Johnson) or receiving only one dose of a 2-dose series (Moderna, Pfizer) count once. Persons receiving both doses of a 2-dose series count twice.

Current status of persons vaccinated for COVID-19 in Florida

Total people vaccinated 3,289

First dose 804

Series completed 2,485

Completed 1-dose series 14

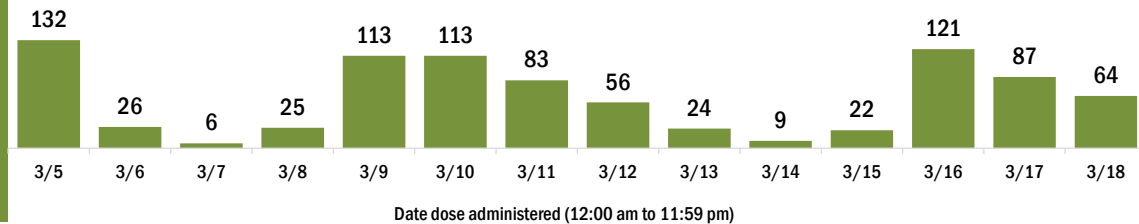
Completed 2-dose series 2,471

First dose: current number of people who have only received their first dose of the Moderna or Pfizer vaccine.

Series complete: current number of people who have received both Moderna or Pfizer vaccine doses or one Johnson & Johnson dose and are considered fully immunized.

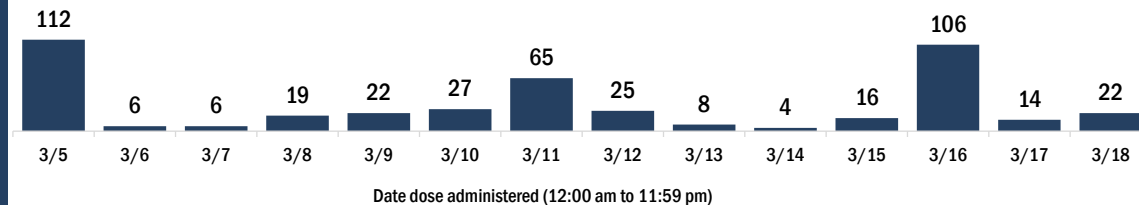
Demographic summary	First dose	Series complete	Total people vaccinated
Age group	804	2,485	3,289
16-24 years	21	14	35
25-34 years	41	62	103
35-44 years	47	76	123
45-54 years	85	126	211
55-64 years	278	191	469
65-74 years	202	1,104	1,306
75-84 years	91	689	780
85+ years	39	223	262
Race	804	2,485	3,289
White	578	1,939	2,517
Black	103	229	332
American Indian/Alaskan	7	13	20
Other	63	246	309
Unknown	53	58	111
Other race includes Asian, native Hawaiian/Pacific Islander, or other.			
Ethnicity	804	2,485	3,289
Hispanic	18	21	39
Non-Hispanic	592	2,224	2,816
Unknown	194	240	434
Gender	804	2,485	3,289
Female	515	1,448	1,963
Male	288	1,037	1,325
Unknown	1	0	1

COVID-19 doses administered for the past 2 weeks

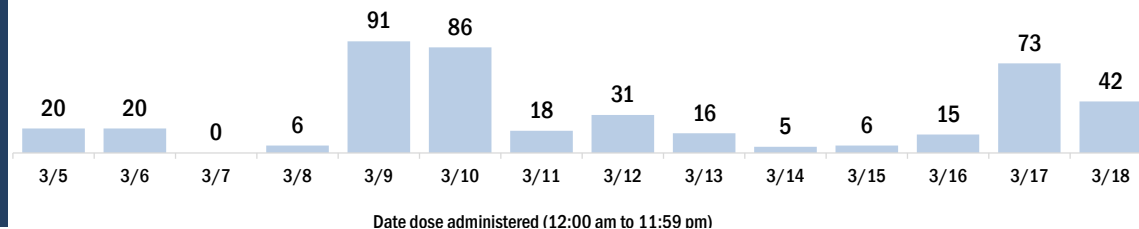


Persons vaccinated for COVID-19 for the past 2 weeks

Number of persons who received their first dose of a two-dose series of the COVID-19 vaccine



Number of persons who completed the COVID-19 vaccine series



COVID-19: Brevard County vaccine summary

Vaccination data through Mar 18, 2021 as of Mar 19, 2021 at 12:05 AM

Data in this report are provisional and subject to change.

Data in this summary pertain to COVID-19 vaccines approved by the U.S. Food and Drug Administration and have been issued an Emergency Use Authorization (Janssen COVID-19 Vaccine, Moderna COVID-19 Vaccine and Pfizer-BioNTech COVID-19 Vaccine). These data summarize the number of people who have received either their first dose or have completed the series for a COVID-19 vaccine. **A person can only be counted in one category, first dose or series complete.** For persons receiving Moderna or Pfizer vaccines, once they receive their second dose, they are moved from the first dose column to the series completed column. **Because of this, the total first dose category may show a change from report to report not matching the total receiving their first dose from the previous day.** Persons receiving Johnson & Johnson vaccines will always be counted in the series completed column.

COVID-19 doses for vaccinated persons in Florida

Doses administered 191,544

People receiving one dose of a 1-dose series (Johnson & Johnson) or receiving only one dose of a 2-dose series (Moderna, Pfizer) count once. Persons receiving both doses of a 2-dose series count twice.

Current status of persons vaccinated for COVID-19 in Florida

Total people vaccinated 123,392

First dose 50,543

Series completed 72,849

Completed 1-dose series 4,697

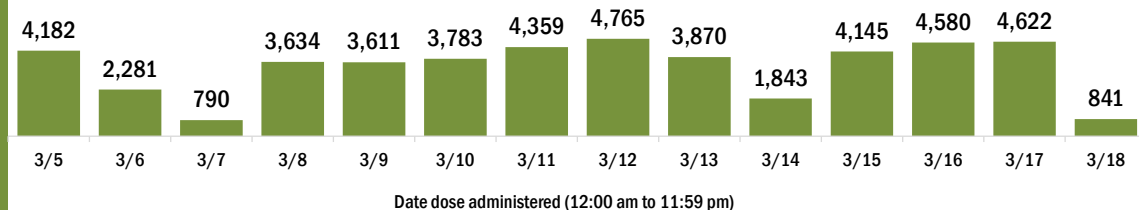
Completed 2-dose series 68,152

First dose: current number of people who have only received their first dose of the Moderna or Pfizer vaccine.

Series complete: current number of people who have received both Moderna or Pfizer vaccine doses or one Johnson & Johnson dose and are considered fully immunized.

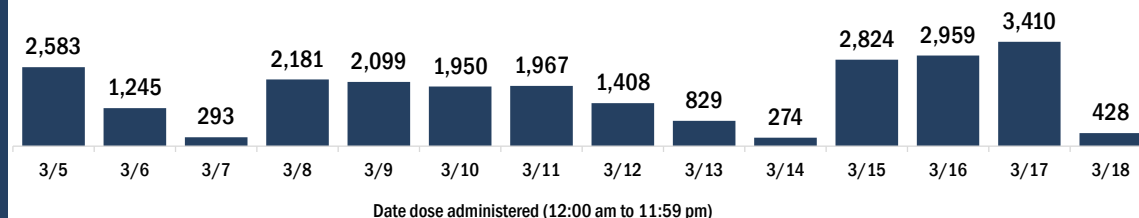
Demographic summary	First dose	Series complete	Total people vaccinated
Age group	50,543	72,849	123,392
16-24 years	718	677	1,395
25-34 years	1,757	2,103	3,860
35-44 years	2,579	3,077	5,656
45-54 years	3,728	4,545	8,273
55-64 years	10,409	7,563	17,972
65-74 years	16,962	30,728	47,690
75-84 years	10,504	17,515	28,019
85+ years	3,886	6,641	10,527
Race	50,543	72,849	123,392
White	33,689	46,216	79,905
Black	2,999	2,718	5,717
American Indian/Alaskan	235	332	567
Other	3,613	8,015	11,628
Unknown	10,007	15,568	25,575
Other race includes Asian, native Hawaiian/Pacific Islander, or other.			
Ethnicity	50,543	72,849	123,392
Hispanic	1,959	1,704	3,663
Non-Hispanic	26,861	31,802	58,663
Unknown	21,723	39,343	61,066
Gender	50,543	72,849	123,392
Female	29,927	43,094	73,021
Male	20,473	29,600	50,073
Unknown	143	155	298

COVID-19 doses administered for the past 2 weeks

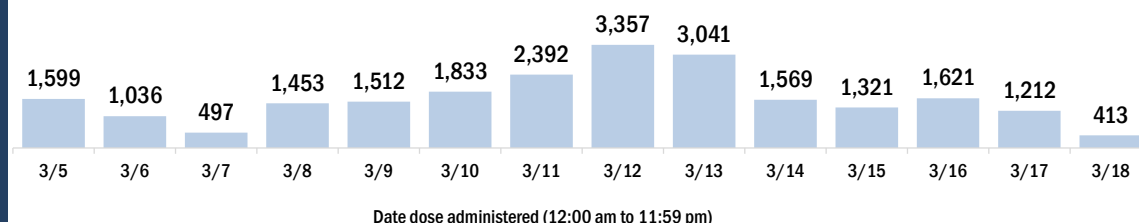


Persons vaccinated for COVID-19 for the past 2 weeks

Number of persons who received their first dose of a two-dose series of the COVID-19 vaccine



Number of persons who completed the COVID-19 vaccine series



COVID-19: Broward County vaccine summary

Vaccination data through Mar 18, 2021 as of Mar 19, 2021 at 12:05 AM

Data in this report are provisional and subject to change.

Data in this summary pertain to COVID-19 vaccines approved by the U.S. Food and Drug Administration and have been issued an Emergency Use Authorization (Janssen COVID-19 Vaccine, Moderna COVID-19 Vaccine and Pfizer-BioNTech COVID-19 Vaccine). These data summarize the number of people who have received either their first dose or have completed the series for a COVID-19 vaccine. **A person can only be counted in one category, first dose or series complete.** For persons receiving Moderna or Pfizer vaccines, once they receive their second dose, they are moved from the first dose column to the series completed column. **Because of this, the total first dose category may show a change from report to report not matching the total receiving their first dose from the previous day.** Persons receiving Johnson & Johnson vaccines will always be counted in the series completed column.

COVID-19 doses for vaccinated persons in Florida

Doses administered 625,924

People receiving one dose of a 1-dose series (Johnson & Johnson) or receiving only one dose of a 2-dose series (Moderna, Pfizer) count once. Persons receiving both doses of a 2-dose series count twice.

Current status of persons vaccinated for COVID-19 in Florida

Total people vaccinated 413,469

First dose 189,924

Series completed 223,545

Completed 1-dose series 11,090

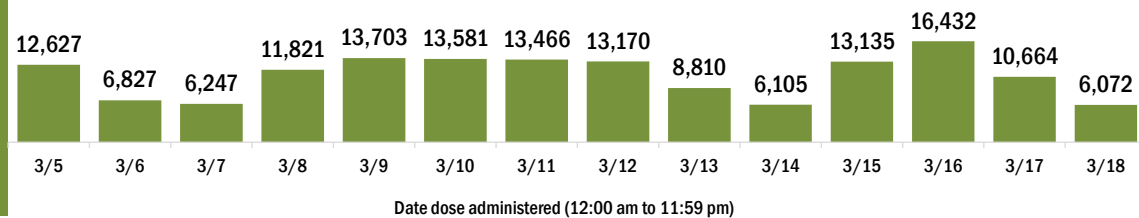
Completed 2-dose series 212,455

First dose: current number of people who have only received their first dose of the Moderna or Pfizer vaccine.

Series complete: current number of people who have received both Moderna or Pfizer vaccine doses or one Johnson & Johnson dose and are considered fully immunized.

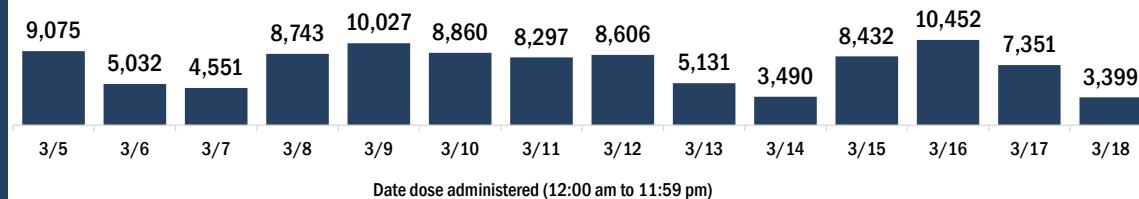
Demographic summary	First dose	Series complete	Total people vaccinated
Age group	189,924	223,545	413,469
16-24 years	5,336	2,298	7,634
25-34 years	11,221	8,655	19,876
35-44 years	17,919	12,175	30,094
45-54 years	28,584	16,942	45,526
55-64 years	50,707	24,288	74,995
65-74 years	43,326	91,866	135,192
75-84 years	22,896	49,117	72,013
85+ years	9,935	18,204	28,139
Race	189,924	223,545	413,469
White	110,147	153,786	263,933
Black	24,338	24,722	49,060
American Indian/Alaskan	909	1,163	2,072
Other	18,696	25,077	43,773
Unknown	35,834	18,797	54,631
Other race includes Asian, native Hawaiian/Pacific Islander, or other.			
Ethnicity	189,924	223,545	413,469
Hispanic	36,249	38,886	75,135
Non-Hispanic	80,778	131,756	212,534
Unknown	72,897	52,903	125,800
Gender	189,924	223,545	413,469
Female	106,651	126,744	233,395
Male	82,570	96,746	179,316
Unknown	703	55	758

COVID-19 doses administered for the past 2 weeks

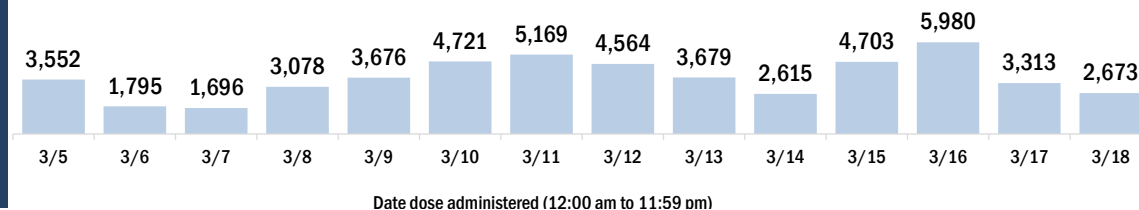


Persons vaccinated for COVID-19 for the past 2 weeks

Number of persons who received their first dose of a two-dose series of the COVID-19 vaccine



Number of persons who completed the COVID-19 vaccine series



COVID-19: Calhoun County vaccine summary

Vaccination data through Mar 18, 2021 as of Mar 19, 2021 at 12:05 AM

Data in this report are provisional and subject to change.

Data in this summary pertain to COVID-19 vaccines approved by the U.S. Food and Drug Administration and have been issued an Emergency Use Authorization (Janssen COVID-19 Vaccine, Moderna COVID-19 Vaccine and Pfizer-BioNTech COVID-19 Vaccine). These data summarize the number of people who have received either their first dose or have completed the series for a COVID-19 vaccine. **A person can only be counted in one category, first dose or series complete.** For persons receiving Moderna or Pfizer vaccines, once they receive their second dose, they are moved from the first dose column to the series completed column. **Because of this, the total first dose category may show a change from report to report not matching the total receiving their first dose from the previous day.** Persons receiving Johnson & Johnson vaccines will always be counted in the series completed column.

COVID-19 doses for vaccinated persons in Florida

Doses administered 3,858

People receiving one dose of a 1-dose series (Johnson & Johnson) or receiving only one dose of a 2-dose series (Moderna, Pfizer) count once. Persons receiving both doses of a 2-dose series count twice.

Current status of persons vaccinated for COVID-19 in Florida

Total people vaccinated 2,178

First dose 464

Series completed 1,714

Completed 1-dose series 34

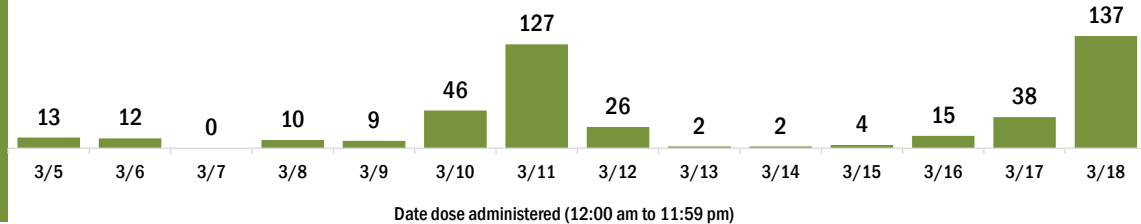
Completed 2-dose series 1,680

First dose: current number of people who have only received their first dose of the Moderna or Pfizer vaccine.

Series complete: current number of people who have received both Moderna or Pfizer vaccine doses or one Johnson & Johnson dose and are considered fully immunized.

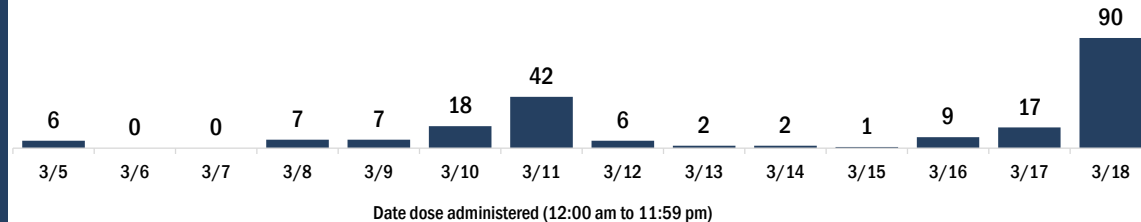
Demographic summary	First dose	Series complete	Total people vaccinated
Age group	464	1,714	2,178
16-24 years	16	10	26
25-34 years	10	41	51
35-44 years	34	65	99
45-54 years	46	117	163
55-64 years	123	220	343
65-74 years	135	678	813
75-84 years	73	418	491
85+ years	27	165	192
Race	464	1,714	2,178
White	308	1,189	1,497
Black	55	89	144
American Indian/Alaskan	4	12	16
Other	44	283	327
Unknown	53	141	194
Other race includes Asian, native Hawaiian/Pacific Islander, or other.			
Ethnicity	464	1,714	2,178
Hispanic	7	27	34
Non-Hispanic	227	943	1,170
Unknown	230	744	974
Gender	464	1,714	2,178
Female	241	974	1,215
Male	223	739	962
Unknown	0	1	1

COVID-19 doses administered for the past 2 weeks

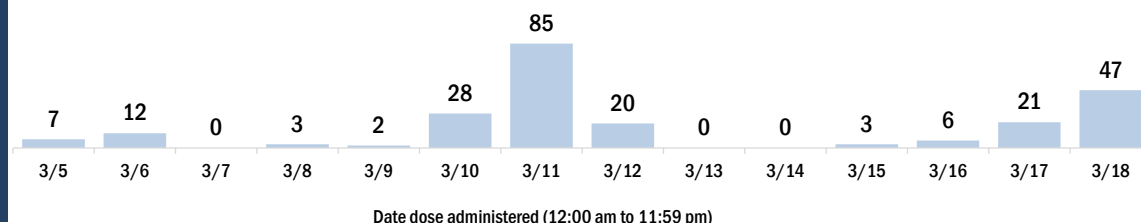


Persons vaccinated for COVID-19 for the past 2 weeks

Number of persons who received their first dose of a two-dose series of the COVID-19 vaccine



Number of persons who completed the COVID-19 vaccine series



COVID-19: Charlotte County vaccine summary

Vaccination data through Mar 18, 2021 as of Mar 19, 2021 at 12:05 AM

Data in this report are provisional and subject to change.

Data in this summary pertain to COVID-19 vaccines approved by the U.S. Food and Drug Administration and have been issued an Emergency Use Authorization (Janssen COVID-19 Vaccine, Moderna COVID-19 Vaccine and Pfizer-BioNTech COVID-19 Vaccine). These data summarize the number of people who have received either their first dose or have completed the series for a COVID-19 vaccine. **A person can only be counted in one category, first dose or series complete.** For persons receiving Moderna or Pfizer vaccines, once they receive their second dose, they are moved from the first dose column to the series completed column. **Because of this, the total first dose category may show a change from report to report not matching the total receiving their first dose from the previous day.** Persons receiving Johnson & Johnson vaccines will always be counted in the series completed column.

COVID-19 doses for vaccinated persons in Florida

Doses administered 89,526

People receiving one dose of a 1-dose series (Johnson & Johnson) or receiving only one dose of a 2-dose series (Moderna, Pfizer) count once. Persons receiving both doses of a 2-dose series count twice.

Current status of persons vaccinated for COVID-19 in Florida

Total people vaccinated 61,787

First dose 33,118

Series completed 28,669

Completed 1-dose series 930

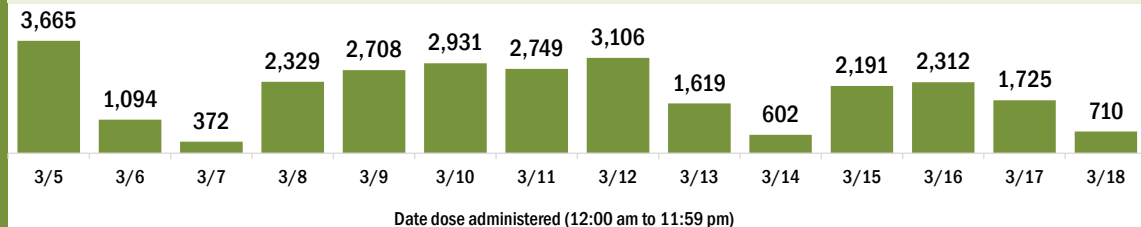
Completed 2-dose series 27,739

First dose: current number of people who have only received their first dose of the Moderna or Pfizer vaccine.

Series complete: current number of people who have received both Moderna or Pfizer vaccine doses or one Johnson & Johnson dose and are considered fully immunized.

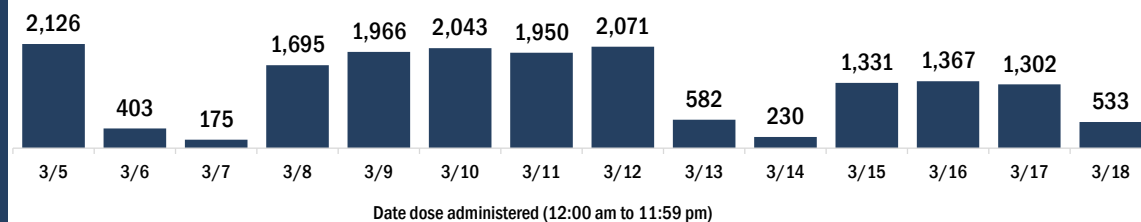
Demographic summary	First dose	Series complete	Total people vaccinated
Age group	33,118	28,669	61,787
16-24 years	126	141	267
25-34 years	327	411	738
35-44 years	497	609	1,106
45-54 years	977	1,134	2,111
55-64 years	4,034	2,075	6,109
65-74 years	14,453	14,069	28,522
75-84 years	10,025	7,725	17,750
85+ years	2,679	2,505	5,184
Race	33,118	28,669	61,787
White	26,210	19,136	45,346
Black	550	322	872
American Indian/Alaskan	198	61	259
Other	1,547	2,776	4,323
Unknown	4,613	6,374	10,987
Other race includes Asian, native Hawaiian/Pacific Islander, or other.			
Ethnicity	33,118	28,669	61,787
Hispanic	641	368	1,009
Non-Hispanic	17,973	12,846	30,819
Unknown	14,504	15,455	29,959
Gender	33,118	28,669	61,787
Female	18,349	16,199	34,548
Male	14,738	12,463	27,201
Unknown	31	7	38

COVID-19 doses administered for the past 2 weeks

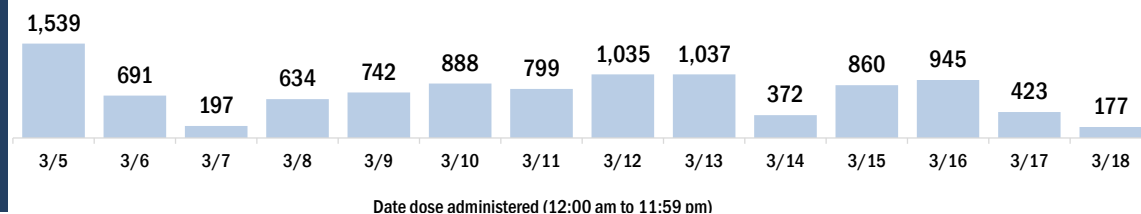


Persons vaccinated for COVID-19 for the past 2 weeks

Number of persons who received their first dose of a two-dose series of the COVID-19 vaccine



Number of persons who completed the COVID-19 vaccine series



COVID-19: Citrus County vaccine summary

Vaccination data through Mar 18, 2021 as of Mar 19, 2021 at 12:05 AM

Data in this report are provisional and subject to change.

Data in this summary pertain to COVID-19 vaccines approved by the U.S. Food and Drug Administration and have been issued an Emergency Use Authorization (Janssen COVID-19 Vaccine, Moderna COVID-19 Vaccine and Pfizer-BioNTech COVID-19 Vaccine). These data summarize the number of people who have received either their first dose or have completed the series for a COVID-19 vaccine. **A person can only be counted in one category, first dose or series complete.** For persons receiving Moderna or Pfizer vaccines, once they receive their second dose, they are moved from the first dose column to the series completed column. **Because of this, the total first dose category may show a change from report to report not matching the total receiving their first dose from the previous day.** Persons receiving Johnson & Johnson vaccines will always be counted in the series completed column.

COVID-19 doses for vaccinated persons in Florida

Doses administered 58,695

People receiving one dose of a 1-dose series (Johnson & Johnson) or receiving only one dose of a 2-dose series (Moderna, Pfizer) count once. Persons receiving both doses of a 2-dose series count twice.

Current status of persons vaccinated for COVID-19 in Florida

Total people vaccinated 38,382

First dose 17,793

Series completed 20,589

Completed 1-dose series 276

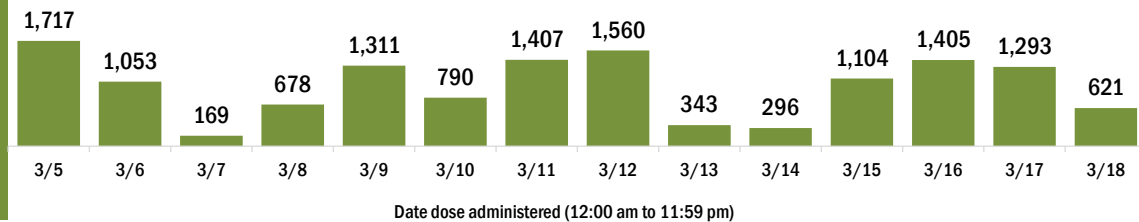
Completed 2-dose series 20,313

First dose: current number of people who have only received their first dose of the Moderna or Pfizer vaccine.

Series complete: current number of people who have received both Moderna or Pfizer vaccine doses or one Johnson & Johnson dose and are considered fully immunized.

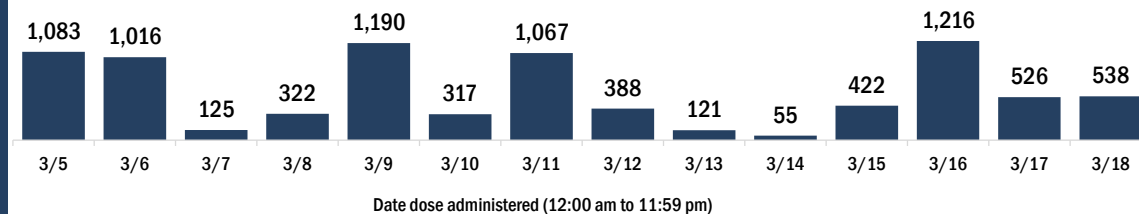
Demographic summary	First dose	Series complete	Total people vaccinated
Age group	17,793	20,589	38,382
16-24 years	106	167	273
25-34 years	206	387	593
35-44 years	313	526	839
45-54 years	580	796	1,376
55-64 years	2,043	1,366	3,409
65-74 years	7,847	9,106	16,953
75-84 years	5,261	6,304	11,565
85+ years	1,437	1,937	3,374
Race	17,793	20,589	38,382
White	15,017	12,996	28,013
Black	242	255	497
American Indian/Alaskan	114	65	179
Other	706	2,249	2,955
Unknown	1,714	5,024	6,738
Other race includes Asian, native Hawaiian/Pacific Islander, or other.			
Ethnicity	17,793	20,589	38,382
Hispanic	510	358	868
Non-Hispanic	12,305	8,599	20,904
Unknown	4,978	11,632	16,610
Gender	17,793	20,589	38,382
Female	10,250	11,734	21,984
Male	7,491	8,844	16,335
Unknown	52	11	63

COVID-19 doses administered for the past 2 weeks

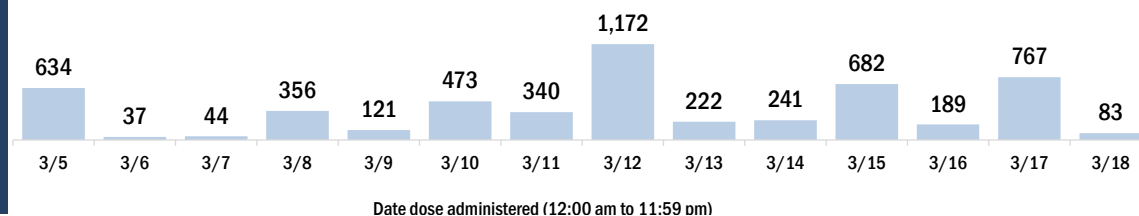


Persons vaccinated for COVID-19 for the past 2 weeks

Number of persons who received their first dose of a two-dose series of the COVID-19 vaccine



Number of persons who completed the COVID-19 vaccine series



COVID-19: Clay County vaccine summary

Vaccination data through Mar 18, 2021 as of Mar 19, 2021 at 12:05 AM

Data in this report are provisional and subject to change.

Data in this summary pertain to COVID-19 vaccines approved by the U.S. Food and Drug Administration and have been issued an Emergency Use Authorization (Janssen COVID-19 Vaccine, Moderna COVID-19 Vaccine and Pfizer-BioNTech COVID-19 Vaccine). These data summarize the number of people who have received either their first dose or have completed the series for a COVID-19 vaccine. **A person can only be counted in one category, first dose or series complete.** For persons receiving Moderna or Pfizer vaccines, once they receive their second dose, they are moved from the first dose column to the series completed column. **Because of this, the total first dose category may show a change from report to report not matching the total receiving their first dose from the previous day.** Persons receiving Johnson & Johnson vaccines will always be counted in the series completed column.

COVID-19 doses for vaccinated persons in Florida

Doses administered 60,933

People receiving one dose of a 1-dose series (Johnson & Johnson) or receiving only one dose of a 2-dose series (Moderna, Pfizer) count once. Persons receiving both doses of a 2-dose series count twice.

Current status of persons vaccinated for COVID-19 in Florida

Total people vaccinated 37,088

First dose 12,300

Series completed 24,788

Completed 1-dose series 943

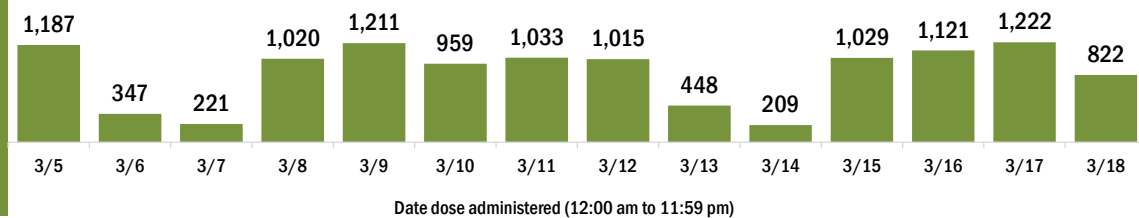
Completed 2-dose series 23,845

First dose: current number of people who have only received their first dose of the Moderna or Pfizer vaccine.

Series complete: current number of people who have received both Moderna or Pfizer vaccine doses or one Johnson & Johnson dose and are considered fully immunized.

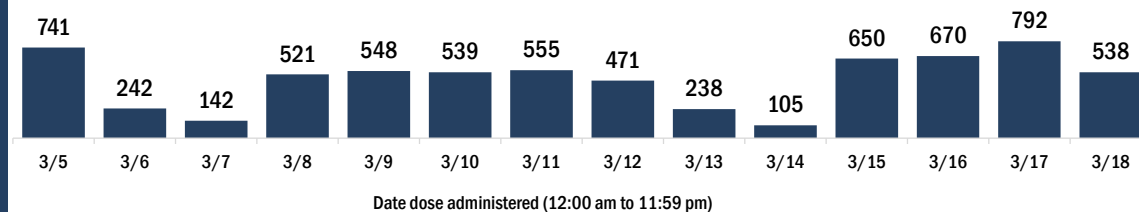
Demographic summary	First dose	Series complete	Total people vaccinated
Age group	12,300	24,788	37,088
16-24 years	415	327	742
25-34 years	620	914	1,534
35-44 years	1,051	1,462	2,513
45-54 years	1,742	1,750	3,492
55-64 years	4,072	2,300	6,372
65-74 years	2,641	10,785	13,426
75-84 years	1,311	5,582	6,893
85+ years	448	1,668	2,116
Race	12,300	24,788	37,088
White	8,043	18,525	26,568
Black	921	1,372	2,293
American Indian/Alaskan	81	122	203
Other	1,372	2,351	3,723
Unknown	1,883	2,418	4,301
Other race includes Asian, native Hawaiian/Pacific Islander, or other.			
Ethnicity	12,300	24,788	37,088
Hispanic	576	825	1,401
Non-Hispanic	8,018	18,707	26,725
Unknown	3,706	5,256	8,962
Gender	12,300	24,788	37,088
Female	7,546	14,276	21,822
Male	4,724	10,511	15,235
Unknown	30	1	31

COVID-19 doses administered for the past 2 weeks

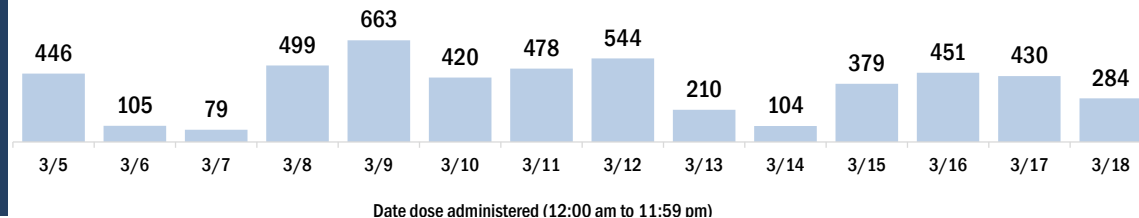


Persons vaccinated for COVID-19 for the past 2 weeks

Number of persons who received their first dose of a two-dose series of the COVID-19 vaccine



Number of persons who completed the COVID-19 vaccine series



COVID-19: Collier County vaccine summary

Vaccination data through Mar 18, 2021 as of Mar 19, 2021 at 12:05 AM

Data in this report are provisional and subject to change.

Data in this summary pertain to COVID-19 vaccines approved by the U.S. Food and Drug Administration and have been issued an Emergency Use Authorization (Janssen COVID-19 Vaccine, Moderna COVID-19 Vaccine and Pfizer-BioNTech COVID-19 Vaccine). These data summarize the number of people who have received either their first dose or have completed the series for a COVID-19 vaccine. **A person can only be counted in one category, first dose or series complete.** For persons receiving Moderna or Pfizer vaccines, once they receive their second dose, they are moved from the first dose column to the series completed column. **Because of this, the total first dose category may show a change from report to report not matching the total receiving their first dose from the previous day.** Persons receiving Johnson & Johnson vaccines will always be counted in the series completed column.

COVID-19 doses for vaccinated persons in Florida

Doses administered 175,811

People receiving one dose of a 1-dose series (Johnson & Johnson) or receiving only one dose of a 2-dose series (Moderna, Pfizer) count once. Persons receiving both doses of a 2-dose series count twice.

Current status of persons vaccinated for COVID-19 in Florida

Total people vaccinated 109,889

First dose 42,571

Series completed 67,318

Completed 1-dose series 1,396

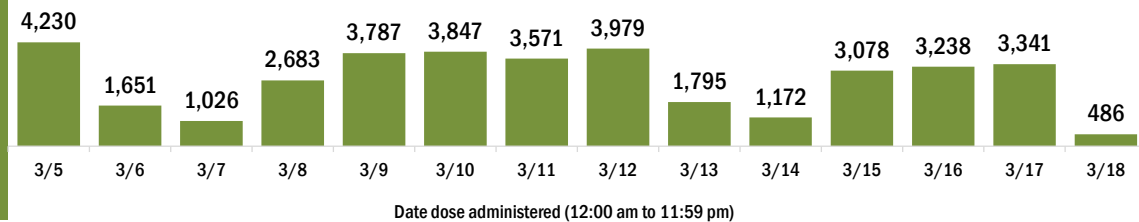
Completed 2-dose series 65,922

First dose: current number of people who have only received their first dose of the Moderna or Pfizer vaccine.

Series complete: current number of people who have received both Moderna or Pfizer vaccine doses or one Johnson & Johnson dose and are considered fully immunized.

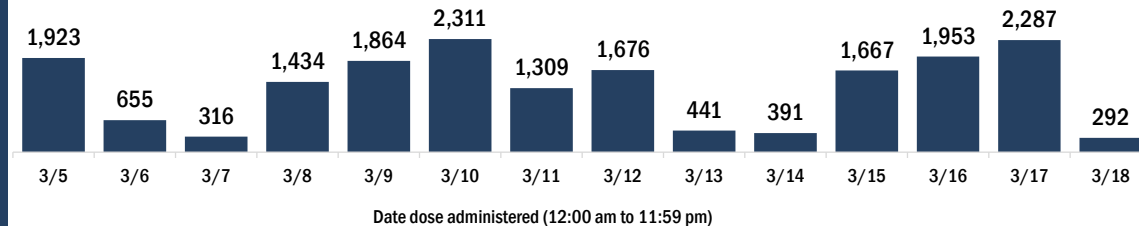
Demographic summary	First dose	Series complete	Total people vaccinated
Age group	42,571	67,318	109,889
16-24 years	357	410	767
25-34 years	678	1,086	1,764
35-44 years	841	1,560	2,401
45-54 years	1,494	2,188	3,682
55-64 years	6,018	3,388	9,406
65-74 years	15,719	31,759	47,478
75-84 years	13,184	20,790	33,974
85+ years	4,280	6,137	10,417
Race	42,571	67,318	109,889
White	29,462	41,053	70,515
Black	449	533	982
American Indian/Alaskan	165	165	330
Other	2,563	5,765	8,328
Unknown	9,932	19,802	29,734
Other race includes Asian, native Hawaiian/Pacific Islander, or other.			
Ethnicity	42,571	67,318	109,889
Hispanic	2,031	2,132	4,163
Non-Hispanic	19,932	27,511	47,443
Unknown	20,608	37,675	58,283
Gender	42,571	67,318	109,889
Female	23,680	37,173	60,853
Male	18,613	30,060	48,673
Unknown	278	85	363

COVID-19 doses administered for the past 2 weeks

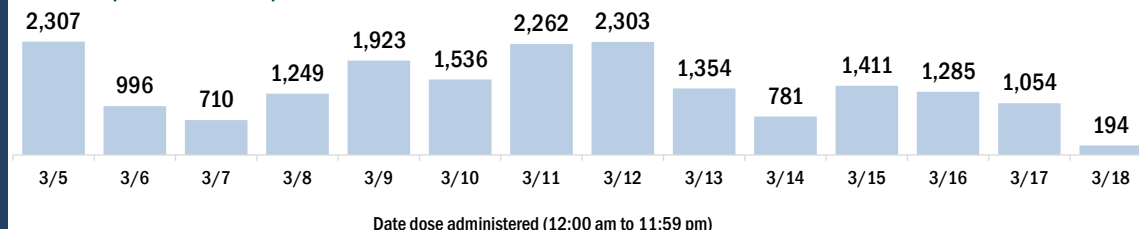


Persons vaccinated for COVID-19 for the past 2 weeks

Number of persons who received their first dose of a two-dose series of the COVID-19 vaccine



Number of persons who completed the COVID-19 vaccine series



COVID-19: Columbia County vaccine summary

Vaccination data through Mar 18, 2021 as of Mar 19, 2021 at 12:05 AM

Data in this report are provisional and subject to change.

Data in this summary pertain to COVID-19 vaccines approved by the U.S. Food and Drug Administration and have been issued an Emergency Use Authorization (Janssen COVID-19 Vaccine, Moderna COVID-19 Vaccine and Pfizer-BioNTech COVID-19 Vaccine). These data summarize the number of people who have received either their first dose or have completed the series for a COVID-19 vaccine. **A person can only be counted in one category, first dose or series complete.** For persons receiving Moderna or Pfizer vaccines, once they receive their second dose, they are moved from the first dose column to the series completed column. **Because of this, the total first dose category may show a change from report to report not matching the total receiving their first dose from the previous day.** Persons receiving Johnson & Johnson vaccines will always be counted in the series completed column.

COVID-19 doses for vaccinated persons in Florida

Doses administered 15,826

People receiving one dose of a 1-dose series (Johnson & Johnson) or receiving only one dose of a 2-dose series (Moderna, Pfizer) count once. Persons receiving both doses of a 2-dose series count twice.

Current status of persons vaccinated for COVID-19 in Florida

Total people vaccinated 9,513

First dose 2,755

Series completed 6,758

Completed 1-dose series 445

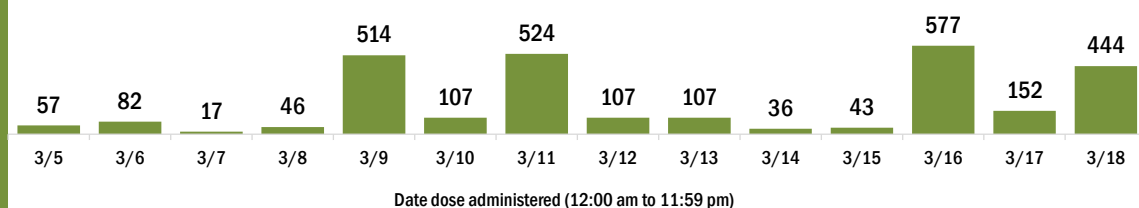
Completed 2-dose series 6,313

First dose: current number of people who have only received their first dose of the Moderna or Pfizer vaccine.

Series complete: current number of people who have received both Moderna or Pfizer vaccine doses or one Johnson & Johnson dose and are considered fully immunized.

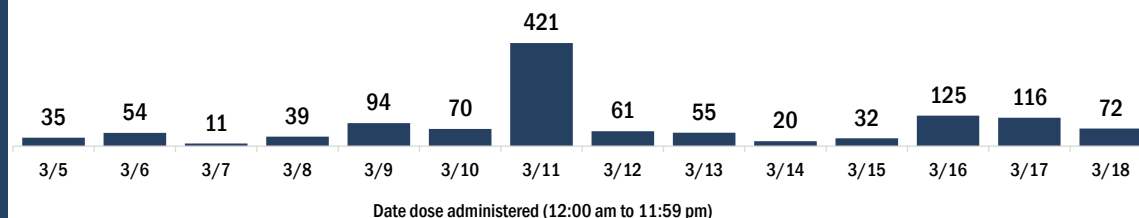
Demographic summary	First dose	Series complete	Total people vaccinated
Age group	2,755	6,758	9,513
16-24 years	41	64	105
25-34 years	116	166	282
35-44 years	194	245	439
45-54 years	317	358	675
55-64 years	717	712	1,429
65-74 years	774	2,935	3,709
75-84 years	464	1,745	2,209
85+ years	132	533	665
Race	2,755	6,758	9,513
White	1,617	4,588	6,205
Black	273	469	742
American Indian/Alaskan	13	25	38
Other	272	600	872
Unknown	580	1,076	1,656
Other race includes Asian, native Hawaiian/Pacific Islander, or other.			
Ethnicity	2,755	6,758	9,513
Hispanic	85	116	201
Non-Hispanic	1,015	3,280	4,295
Unknown	1,655	3,362	5,017
Gender	2,755	6,758	9,513
Female	1,744	3,986	5,730
Male	1,009	2,771	3,780
Unknown	2	1	3

COVID-19 doses administered for the past 2 weeks

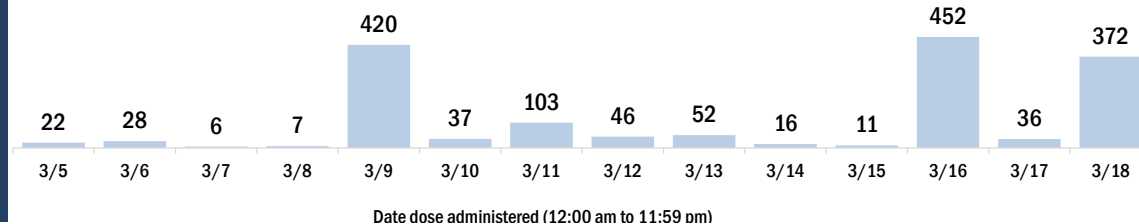


Persons vaccinated for COVID-19 for the past 2 weeks

Number of persons who received their first dose of a two-dose series of the COVID-19 vaccine



Number of persons who completed the COVID-19 vaccine series



COVID-19: Dade County vaccine summary

Vaccination data through Mar 18, 2021 as of Mar 19, 2021 at 12:05 AM

Data in this report are provisional and subject to change.

Data in this summary pertain to COVID-19 vaccines approved by the U.S. Food and Drug Administration and have been issued an Emergency Use Authorization (Janssen COVID-19 Vaccine, Moderna COVID-19 Vaccine and Pfizer-BioNTech COVID-19 Vaccine). These data summarize the number of people who have received either their first dose or have completed the series for a COVID-19 vaccine. **A person can only be counted in one category, first dose or series complete.** For persons receiving Moderna or Pfizer vaccines, once they receive their second dose, they are moved from the first dose column to the series completed column. **Because of this, the total first dose category may show a change from report to report not matching the total receiving their first dose from the previous day.** Persons receiving Johnson & Johnson vaccines will always be counted in the series completed column.

COVID-19 doses for vaccinated persons in Florida

Doses administered 850,919

People receiving one dose of a 1-dose series (Johnson & Johnson) or receiving only one dose of a 2-dose series (Moderna, Pfizer) count once. Persons receiving both doses of a 2-dose series count twice.

Current status of persons vaccinated for COVID-19 in Florida

Total people vaccinated 593,462

First dose 311,441

Series completed 282,021

Completed 1-dose series 24,564

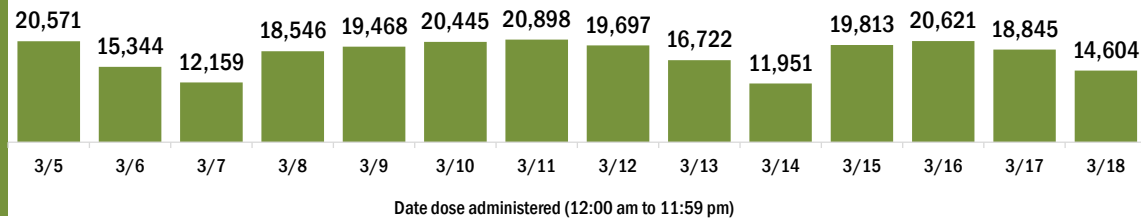
Completed 2-dose series 257,457

First dose: current number of people who have only received their first dose of the Moderna or Pfizer vaccine.

Series complete: current number of people who have received both Moderna or Pfizer vaccine doses or one Johnson & Johnson dose and are considered fully immunized.

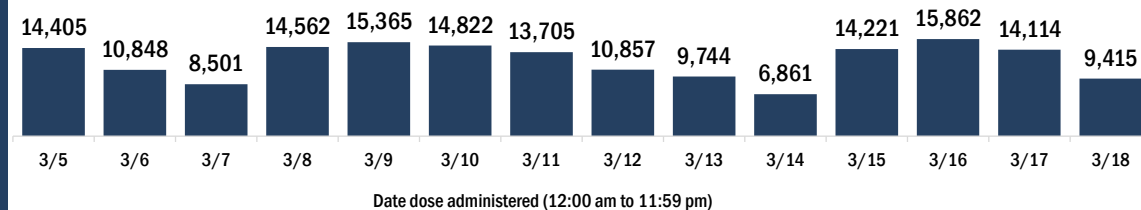
Demographic summary	First dose	Series complete	Total people vaccinated
Age group	311,441	282,021	593,462
16-24 years	9,700	3,676	13,376
25-34 years	21,933	13,197	35,130
35-44 years	32,669	16,587	49,256
45-54 years	47,948	22,578	70,526
55-64 years	73,107	32,840	105,947
65-74 years	69,759	102,599	172,358
75-84 years	40,396	64,887	105,283
85+ years	15,929	25,657	41,586
Race	311,441	282,021	593,462
White	214,912	197,500	412,412
Black	20,128	23,143	43,271
American Indian/Alaskan	841	649	1,490
Other	33,762	32,727	66,489
Unknown	41,798	28,002	69,800
Other race includes Asian, native Hawaiian/Pacific Islander, or other.			
Ethnicity	311,441	282,021	593,462
Hispanic	162,085	144,508	306,593
Non-Hispanic	55,997	80,668	136,665
Unknown	93,359	56,845	150,204
Gender	311,441	282,021	593,462
Female	175,871	161,008	336,879
Male	133,045	120,823	253,868
Unknown	2,525	190	2,715

COVID-19 doses administered for the past 2 weeks

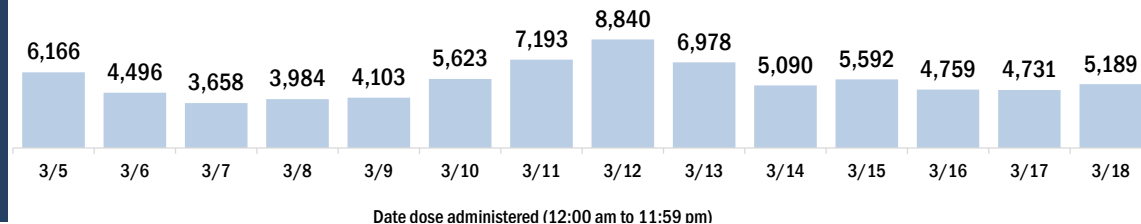


Persons vaccinated for COVID-19 for the past 2 weeks

Number of persons who received their first dose of a two-dose series of the COVID-19 vaccine



Number of persons who completed the COVID-19 vaccine series



COVID-19: Desoto County vaccine summary

Vaccination data through Mar 18, 2021 as of Mar 19, 2021 at 12:05 AM

Data in this report are provisional and subject to change.

Data in this summary pertain to COVID-19 vaccines approved by the U.S. Food and Drug Administration and have been issued an Emergency Use Authorization (Janssen COVID-19 Vaccine, Moderna COVID-19 Vaccine and Pfizer-BioNTech COVID-19 Vaccine). These data summarize the number of people who have received either their first dose or have completed the series for a COVID-19 vaccine. **A person can only be counted in one category, first dose or series complete.** For persons receiving Moderna or Pfizer vaccines, once they receive their second dose, they are moved from the first dose column to the series completed column. **Because of this, the total first dose category may show a change from report to report not matching the total receiving their first dose from the previous day.** Persons receiving Johnson & Johnson vaccines will always be counted in the series completed column.

COVID-19 doses for vaccinated persons in Florida

Doses administered 8,829

People receiving one dose of a 1-dose series (Johnson & Johnson) or receiving only one dose of a 2-dose series (Moderna, Pfizer) count once. Persons receiving both doses of a 2-dose series count twice.

Current status of persons vaccinated for COVID-19 in Florida

Total people vaccinated 6,157

First dose 3,437

Series completed 2,720

Completed 1-dose series 48

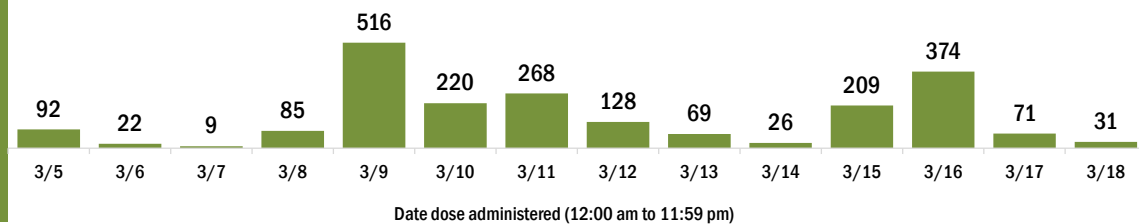
Completed 2-dose series 2,672

First dose: current number of people who have only received their first dose of the Moderna or Pfizer vaccine.

Series complete: current number of people who have received both Moderna or Pfizer vaccine doses or one Johnson & Johnson dose and are considered fully immunized.

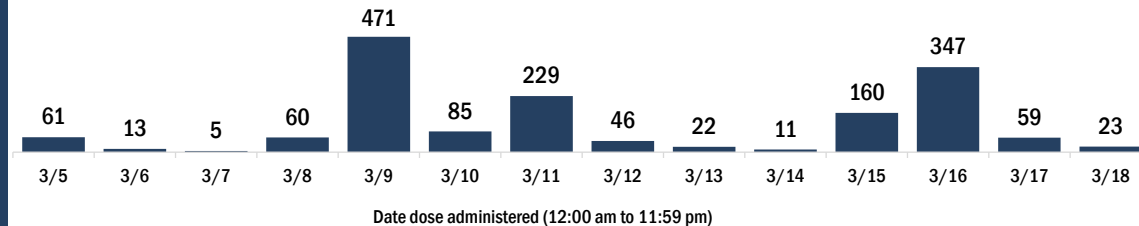
Demographic summary	First dose	Series complete	Total people vaccinated
Age group	3,437	2,720	6,157
16-24 years	22	14	36
25-34 years	72	57	129
35-44 years	146	67	213
45-54 years	288	117	405
55-64 years	575	161	736
65-74 years	1,307	1,251	2,558
75-84 years	860	834	1,694
85+ years	167	219	386
Race	3,437	2,720	6,157
White	2,051	1,973	4,024
Black	274	102	376
American Indian/Alaskan	8	4	12
Other	252	185	437
Unknown	852	456	1,308
Other race includes Asian, native Hawaiian/Pacific Islander, or other.			
Ethnicity	3,437	2,720	6,157
Hispanic	141	58	199
Non-Hispanic	1,438	662	2,100
Unknown	1,858	2,000	3,858
Gender	3,437	2,720	6,157
Female	1,617	1,505	3,122
Male	1,820	1,215	3,035
Unknown	0	0	0

COVID-19 doses administered for the past 2 weeks

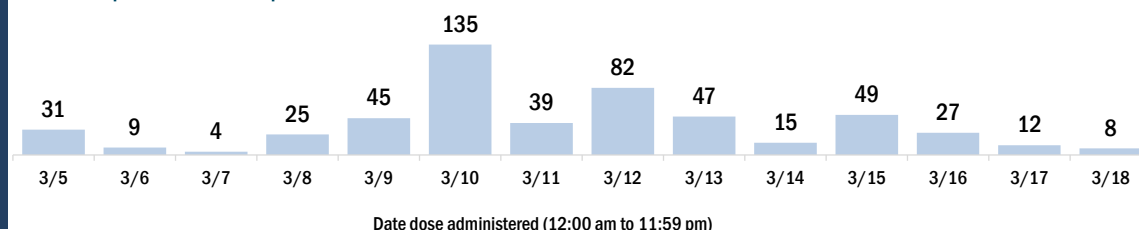


Persons vaccinated for COVID-19 for the past 2 weeks

Number of persons who received their first dose of a two-dose series of the COVID-19 vaccine



Number of persons who completed the COVID-19 vaccine series



COVID-19: Dixie County vaccine summary

Vaccination data through Mar 18, 2021 as of Mar 19, 2021 at 12:05 AM

Data in this report are provisional and subject to change.

Data in this summary pertain to COVID-19 vaccines approved by the U.S. Food and Drug Administration and have been issued an Emergency Use Authorization (Janssen COVID-19 Vaccine, Moderna COVID-19 Vaccine and Pfizer-BioNTech COVID-19 Vaccine). These data summarize the number of people who have received either their first dose or have completed the series for a COVID-19 vaccine. **A person can only be counted in one category, first dose or series complete.** For persons receiving Moderna or Pfizer vaccines, once they receive their second dose, they are moved from the first dose column to the series completed column. **Because of this, the total first dose category may show a change from report to report not matching the total receiving their first dose from the previous day.** Persons receiving Johnson & Johnson vaccines will always be counted in the series completed column.

COVID-19 doses for vaccinated persons in Florida

Doses administered 3,190

People receiving one dose of a 1-dose series (Johnson & Johnson) or receiving only one dose of a 2-dose series (Moderna, Pfizer) count once. Persons receiving both doses of a 2-dose series count twice.

Current status of persons vaccinated for COVID-19 in Florida

Total people vaccinated 1,959

First dose 717

Series completed 1,242

Completed 1-dose series 11

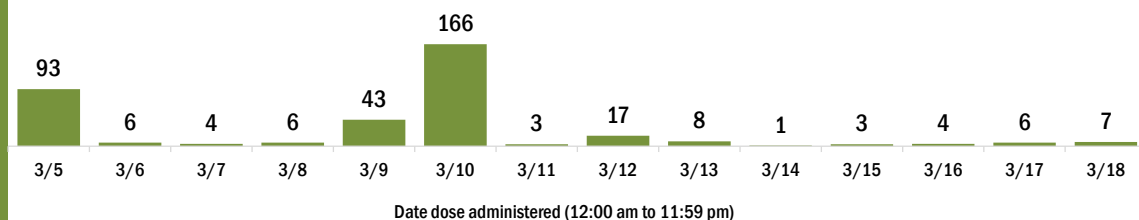
Completed 2-dose series 1,231

First dose: current number of people who have only received their first dose of the Moderna or Pfizer vaccine.

Series complete: current number of people who have received both Moderna or Pfizer vaccine doses or one Johnson & Johnson dose and are considered fully immunized.

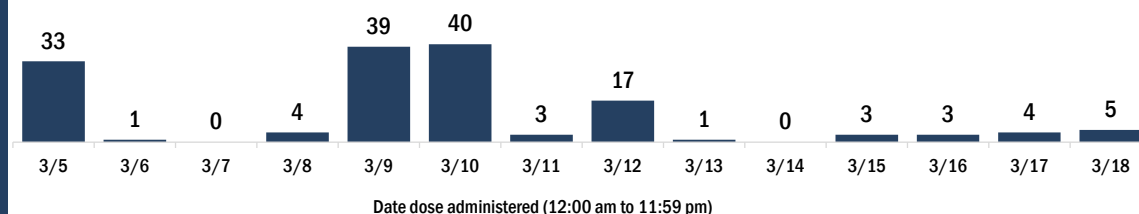
Demographic summary	First dose	Series complete	Total people vaccinated
Age group	717	1,242	1,959
16-24 years	4	4	8
25-34 years	14	14	28
35-44 years	26	23	49
45-54 years	25	30	55
55-64 years	97	73	170
65-74 years	320	614	934
75-84 years	185	382	567
85+ years	46	102	148
Race	717	1,242	1,959
White	607	1,076	1,683
Black	29	32	61
American Indian/Alaskan	19	9	28
Other	28	37	65
Unknown	34	88	122
Other race includes Asian, native Hawaiian/Pacific Islander, or other.			
Ethnicity	717	1,242	1,959
Hispanic	13	16	29
Non-Hispanic	523	824	1,347
Unknown	181	402	583
Gender	717	1,242	1,959
Female	387	664	1,051
Male	330	578	908
Unknown	0	0	0

COVID-19 doses administered for the past 2 weeks

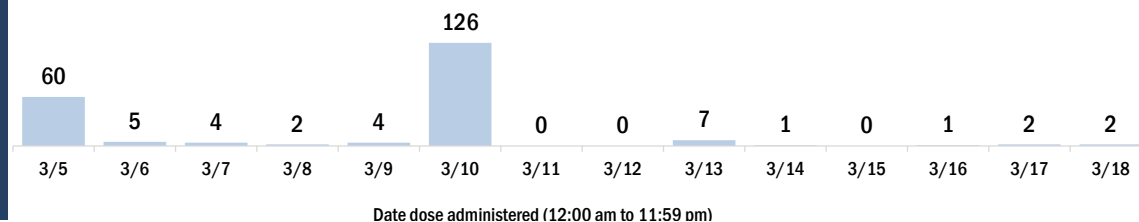


Persons vaccinated for COVID-19 for the past 2 weeks

Number of persons who received their first dose of a two-dose series of the COVID-19 vaccine



Number of persons who completed the COVID-19 vaccine series



COVID-19: Duval County vaccine summary

Vaccination data through Mar 18, 2021 as of Mar 19, 2021 at 12:05 AM

Data in this report are provisional and subject to change.

Data in this summary pertain to COVID-19 vaccines approved by the U.S. Food and Drug Administration and have been issued an Emergency Use Authorization (Janssen COVID-19 Vaccine, Moderna COVID-19 Vaccine and Pfizer-BioNTech COVID-19 Vaccine). These data summarize the number of people who have received either their first dose or have completed the series for a COVID-19 vaccine. **A person can only be counted in one category, first dose or series complete.** For persons receiving Moderna or Pfizer vaccines, once they receive their second dose, they are moved from the first dose column to the series completed column. **Because of this, the total first dose category may show a change from report to report not matching the total receiving their first dose from the previous day.** Persons receiving Johnson & Johnson vaccines will always be counted in the series completed column.

COVID-19 doses for vaccinated persons in Florida

Doses administered 286,722

People receiving one dose of a 1-dose series (Johnson & Johnson) or receiving only one dose of a 2-dose series (Moderna, Pfizer) count once. Persons receiving both doses of a 2-dose series count twice.

Current status of persons vaccinated for COVID-19 in Florida

Total people vaccinated 184,092

First dose 72,265

Series completed 111,827

Completed 1-dose series 9,197

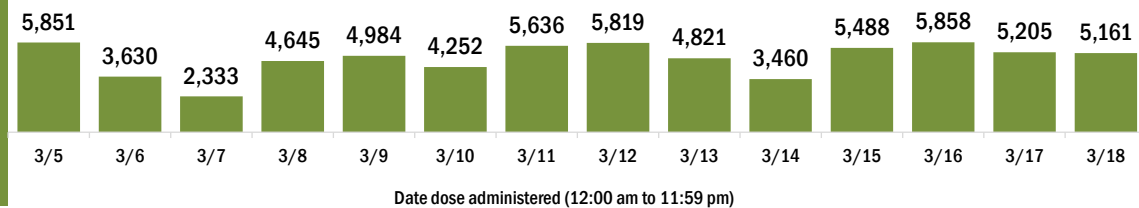
Completed 2-dose series 102,630

First dose: current number of people who have only received their first dose of the Moderna or Pfizer vaccine.

Series complete: current number of people who have received both Moderna or Pfizer vaccine doses or one Johnson & Johnson dose and are considered fully immunized.

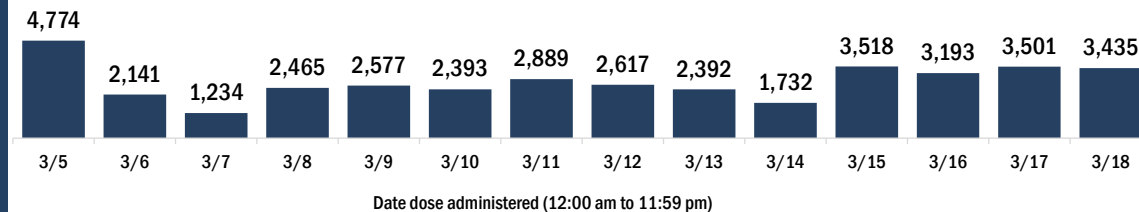
Demographic summary	First dose	Series complete	Total people vaccinated
Age group	72,265	111,827	184,092
16-24 years	2,201	1,844	4,045
25-34 years	5,530	6,986	12,516
35-44 years	7,148	7,798	14,946
45-54 years	9,616	9,436	19,052
55-64 years	19,941	14,596	34,537
65-74 years	17,462	43,643	61,105
75-84 years	7,429	20,434	27,863
85+ years	2,938	7,090	10,028
Race	72,265	111,827	184,092
White	37,791	67,221	105,012
Black	12,579	17,958	30,537
American Indian/Alaskan	154	288	442
Other	8,232	13,958	22,190
Unknown	13,509	12,402	25,911
Other race includes Asian, native Hawaiian/Pacific Islander, or other.			
Ethnicity	72,265	111,827	184,092
Hispanic	3,338	3,648	6,986
Non-Hispanic	45,208	76,417	121,625
Unknown	23,719	31,762	55,481
Gender	72,265	111,827	184,092
Female	41,675	65,765	107,440
Male	28,333	46,023	74,356
Unknown	2,257	39	2,296

COVID-19 doses administered for the past 2 weeks

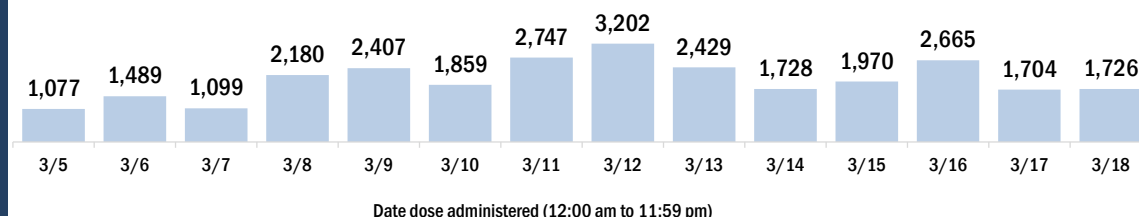


Persons vaccinated for COVID-19 for the past 2 weeks

Number of persons who received their first dose of a two-dose series of the COVID-19 vaccine



Number of persons who completed the COVID-19 vaccine series



COVID-19: Escambia County vaccine summary

Vaccination data through Mar 18, 2021 as of Mar 19, 2021 at 12:05 AM

Data in this report are provisional and subject to change.

Data in this summary pertain to COVID-19 vaccines approved by the U.S. Food and Drug Administration and have been issued an Emergency Use Authorization (Janssen COVID-19 Vaccine, Moderna COVID-19 Vaccine and Pfizer-BioNTech COVID-19 Vaccine). These data summarize the number of people who have received either their first dose or have completed the series for a COVID-19 vaccine. **A person can only be counted in one category, first dose or series complete.** For persons receiving Moderna or Pfizer vaccines, once they receive their second dose, they are moved from the first dose column to the series completed column. **Because of this, the total first dose category may show a change from report to report not matching the total receiving their first dose from the previous day.** Persons receiving Johnson & Johnson vaccines will always be counted in the series completed column.

COVID-19 doses for vaccinated persons in Florida

Doses administered 91,387

People receiving one dose of a 1-dose series (Johnson & Johnson) or receiving only one dose of a 2-dose series (Moderna, Pfizer) count once. Persons receiving both doses of a 2-dose series count twice.

Current status of persons vaccinated for COVID-19 in Florida

Total people vaccinated 59,853

First dose 27,157

Series completed 32,696

Completed 1-dose series 1,162

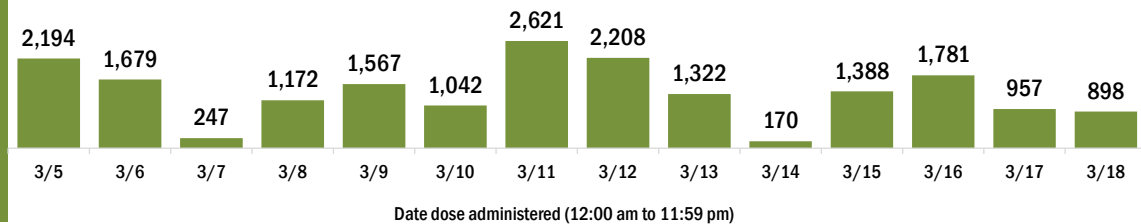
Completed 2-dose series 31,534

First dose: current number of people who have only received their first dose of the Moderna or Pfizer vaccine.

Series complete: current number of people who have received both Moderna or Pfizer vaccine doses or one Johnson & Johnson dose and are considered fully immunized.

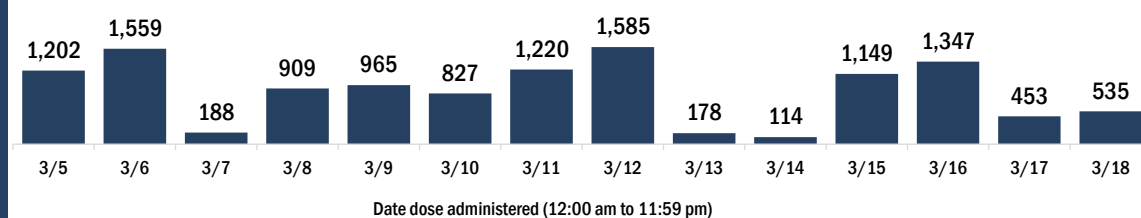
Demographic summary	First dose	Series complete	Total people vaccinated
Age group	27,157	32,696	59,853
16-24 years	689	384	1,073
25-34 years	1,761	1,393	3,154
35-44 years	2,146	1,713	3,859
45-54 years	3,161	2,091	5,252
55-64 years	6,726	3,542	10,268
65-74 years	7,537	13,228	20,765
75-84 years	3,793	7,516	11,309
85+ years	1,344	2,829	4,173
Race	27,157	32,696	59,853
White	15,166	19,880	35,046
Black	4,543	3,809	8,352
American Indian/Alaskan	209	184	393
Other	2,106	3,596	5,702
Unknown	5,133	5,227	10,360
Other race includes Asian, native Hawaiian/Pacific Islander, or other.			
Ethnicity	27,157	32,696	59,853
Hispanic	657	428	1,085
Non-Hispanic	17,124	19,504	36,628
Unknown	9,376	12,764	22,140
Gender	27,157	32,696	59,853
Female	16,320	19,465	35,785
Male	10,774	13,227	24,001
Unknown	63	4	67

COVID-19 doses administered for the past 2 weeks

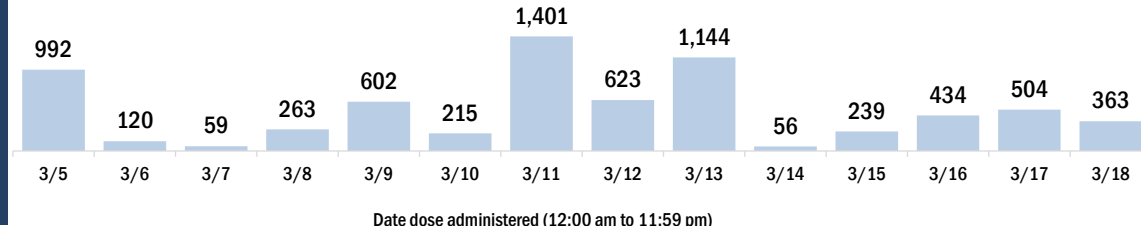


Persons vaccinated for COVID-19 for the past 2 weeks

Number of persons who received their first dose of a two-dose series of the COVID-19 vaccine



Number of persons who completed the COVID-19 vaccine series



COVID-19: Flagler County vaccine summary

Vaccination data through Mar 18, 2021 as of Mar 19, 2021 at 12:05 AM

Data in this report are provisional and subject to change.

Data in this summary pertain to COVID-19 vaccines approved by the U.S. Food and Drug Administration and have been issued an Emergency Use Authorization (Janssen COVID-19 Vaccine, Moderna COVID-19 Vaccine and Pfizer-BioNTech COVID-19 Vaccine). These data summarize the number of people who have received either their first dose or have completed the series for a COVID-19 vaccine. **A person can only be counted in one category, first dose or series complete.** For persons receiving Moderna or Pfizer vaccines, once they receive their second dose, they are moved from the first dose column to the series completed column. **Because of this, the total first dose category may show a change from report to report not matching the total receiving their first dose from the previous day.** Persons receiving Johnson & Johnson vaccines will always be counted in the series completed column.

COVID-19 doses for vaccinated persons in Florida

Doses administered 50,960

People receiving one dose of a 1-dose series (Johnson & Johnson) or receiving only one dose of a 2-dose series (Moderna, Pfizer) count once. Persons receiving both doses of a 2-dose series count twice.

Current status of persons vaccinated for COVID-19 in Florida

Total people vaccinated 33,193

First dose 14,523

Series completed 18,670

Completed 1-dose series 903

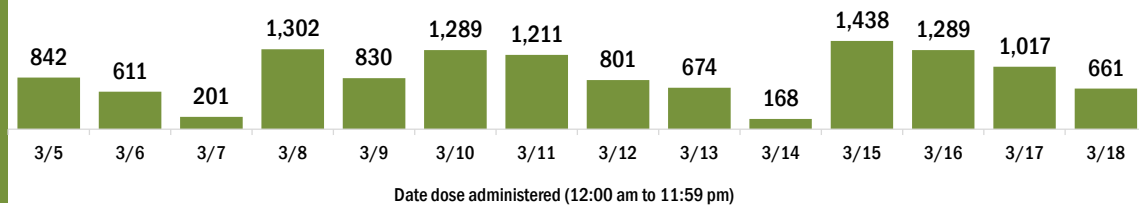
Completed 2-dose series 17,767

First dose: current number of people who have only received their first dose of the Moderna or Pfizer vaccine.

Series complete: current number of people who have received both Moderna or Pfizer vaccine doses or one Johnson & Johnson dose and are considered fully immunized.

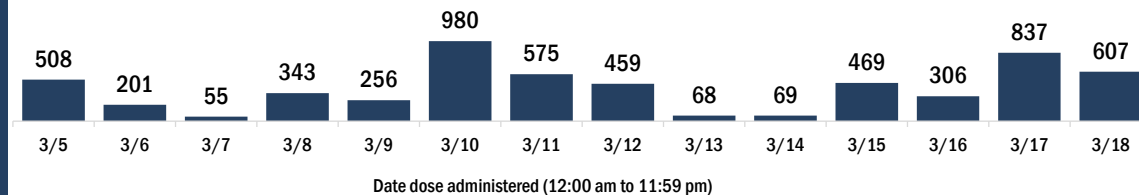
Demographic summary	First dose	Series complete	Total people vaccinated
Age group	14,523	18,670	33,193
16-24 years	122	123	245
25-34 years	258	336	594
35-44 years	434	587	1,021
45-54 years	798	822	1,620
55-64 years	2,931	1,495	4,426
65-74 years	5,567	8,909	14,476
75-84 years	3,367	5,087	8,454
85+ years	1,046	1,311	2,357
Race	14,523	18,670	33,193
White	10,498	11,768	22,266
Black	1,059	980	2,039
American Indian/Alaskan	116	81	197
Other	963	2,098	3,061
Unknown	1,887	3,743	5,630
Other race includes Asian, native Hawaiian/Pacific Islander, or other.			
Ethnicity	14,523	18,670	33,193
Hispanic	955	541	1,496
Non-Hispanic	9,616	9,435	19,051
Unknown	3,952	8,694	12,646
Gender	14,523	18,670	33,193
Female	8,048	10,545	18,593
Male	6,308	8,072	14,380
Unknown	167	53	220

COVID-19 doses administered for the past 2 weeks

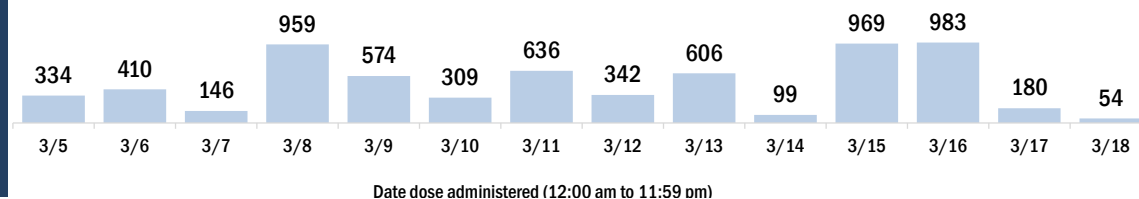


Persons vaccinated for COVID-19 for the past 2 weeks

Number of persons who received their first dose of a two-dose series of the COVID-19 vaccine



Number of persons who completed the COVID-19 vaccine series



COVID-19: Franklin County vaccine summary

Vaccination data through Mar 18, 2021 as of Mar 19, 2021 at 12:05 AM

Data in this report are provisional and subject to change.

Data in this summary pertain to COVID-19 vaccines approved by the U.S. Food and Drug Administration and have been issued an Emergency Use Authorization (Janssen COVID-19 Vaccine, Moderna COVID-19 Vaccine and Pfizer-BioNTech COVID-19 Vaccine). These data summarize the number of people who have received either their first dose or have completed the series for a COVID-19 vaccine. **A person can only be counted in one category, first dose or series complete.** For persons receiving Moderna or Pfizer vaccines, once they receive their second dose, they are moved from the first dose column to the series completed column. **Because of this, the total first dose category may show a change from report to report not matching the total receiving their first dose from the previous day.** Persons receiving Johnson & Johnson vaccines will always be counted in the series completed column.

COVID-19 doses for vaccinated persons in Florida

Doses administered 4,792

People receiving one dose of a 1-dose series (Johnson & Johnson) or receiving only one dose of a 2-dose series (Moderna, Pfizer) count once. Persons receiving both doses of a 2-dose series count twice.

Current status of persons vaccinated for COVID-19 in Florida

Total people vaccinated 2,844

First dose 887

Series completed 1,957

Completed 1-dose series 9

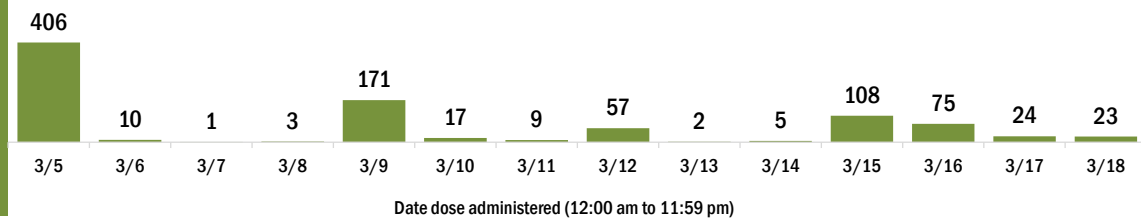
Completed 2-dose series 1,948

First dose: current number of people who have only received their first dose of the Moderna or Pfizer vaccine.

Series complete: current number of people who have received both Moderna or Pfizer vaccine doses or one Johnson & Johnson dose and are considered fully immunized.

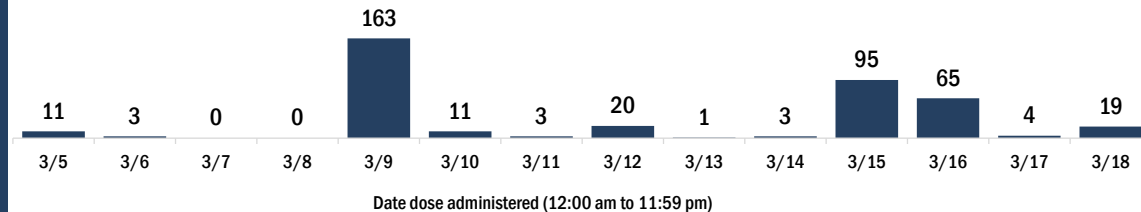
Demographic summary	First dose	Series complete	Total people vaccinated
Age group	887	1,957	2,844
16-24 years	10	10	20
25-34 years	23	22	45
35-44 years	26	36	62
45-54 years	75	82	157
55-64 years	294	220	514
65-74 years	315	994	1,309
75-84 years	114	498	612
85+ years	30	95	125
Race	887	1,957	2,844
White	764	1,756	2,520
Black	56	76	132
American Indian/Alaskan	1	6	7
Other	44	80	124
Unknown	22	39	61
Other race includes Asian, native Hawaiian/Pacific Islander, or other.			
Ethnicity	887	1,957	2,844
Hispanic	20	15	35
Non-Hispanic	738	1,612	2,350
Unknown	129	330	459
Gender	887	1,957	2,844
Female	481	1,026	1,507
Male	406	931	1,337
Unknown	0	0	0

COVID-19 doses administered for the past 2 weeks

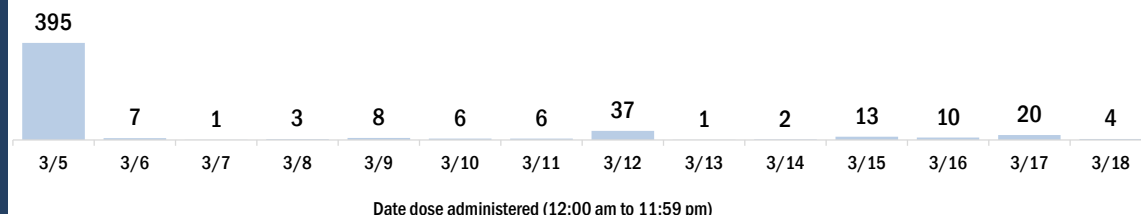


Persons vaccinated for COVID-19 for the past 2 weeks

Number of persons who received their first dose of a two-dose series of the COVID-19 vaccine



Number of persons who completed the COVID-19 vaccine series



COVID-19: Gadsden County vaccine summary

Vaccination data through Mar 18, 2021 as of Mar 19, 2021 at 12:05 AM

Data in this report are provisional and subject to change.

Data in this summary pertain to COVID-19 vaccines approved by the U.S. Food and Drug Administration and have been issued an Emergency Use Authorization (Janssen COVID-19 Vaccine, Moderna COVID-19 Vaccine and Pfizer-BioNTech COVID-19 Vaccine). These data summarize the number of people who have received either their first dose or have completed the series for a COVID-19 vaccine. **A person can only be counted in one category, first dose or series complete.** For persons receiving Moderna or Pfizer vaccines, once they receive their second dose, they are moved from the first dose column to the series completed column. **Because of this, the total first dose category may show a change from report to report not matching the total receiving their first dose from the previous day.** Persons receiving Johnson & Johnson vaccines will always be counted in the series completed column.

COVID-19 doses for vaccinated persons in Florida

Doses administered 15,959

People receiving one dose of a 1-dose series (Johnson & Johnson) or receiving only one dose of a 2-dose series (Moderna, Pfizer) count once. Persons receiving both doses of a 2-dose series count twice.

Current status of persons vaccinated for COVID-19 in Florida

Total people vaccinated 9,779

First dose 3,490

Series completed 6,289

Completed 1-dose series 109

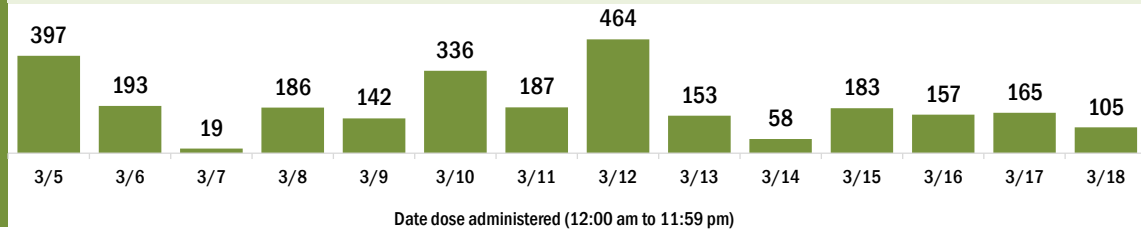
Completed 2-dose series 6,180

First dose: current number of people who have only received their first dose of the Moderna or Pfizer vaccine.

Series complete: current number of people who have received both Moderna or Pfizer vaccine doses or one Johnson & Johnson dose and are considered fully immunized.

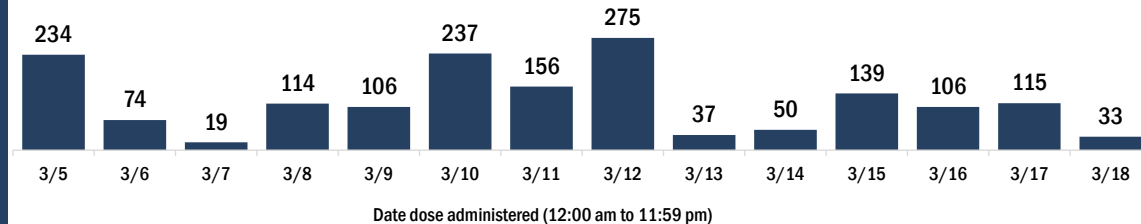
Demographic summary	First dose	Series complete	Total people vaccinated
Age group	3,490	6,289	9,779
16-24 years	58	50	108
25-34 years	168	122	290
35-44 years	308	238	546
45-54 years	539	399	938
55-64 years	1,120	780	1,900
65-74 years	813	2,811	3,624
75-84 years	372	1,406	1,778
85+ years	112	483	595
Race	3,490	6,289	9,779
White	1,032	2,468	3,500
Black	1,711	2,343	4,054
American Indian/Alaskan	5	14	19
Other	344	1,047	1,391
Unknown	398	417	815
Other race includes Asian, native Hawaiian/Pacific Islander, or other.			
Ethnicity	3,490	6,289	9,779
Hispanic	154	145	299
Non-Hispanic	2,319	4,065	6,384
Unknown	1,017	2,079	3,096
Gender	3,490	6,289	9,779
Female	2,115	3,792	5,907
Male	1,375	2,497	3,872
Unknown	0	0	0

COVID-19 doses administered for the past 2 weeks

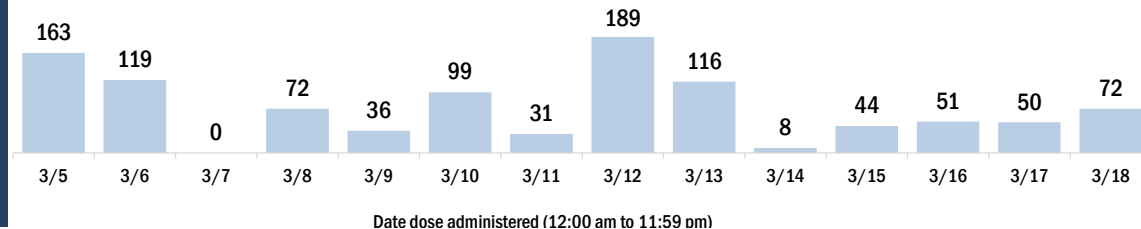


Persons vaccinated for COVID-19 for the past 2 weeks

Number of persons who received their first dose of a two-dose series of the COVID-19 vaccine



Number of persons who completed the COVID-19 vaccine series



COVID-19: Gilchrist County vaccine summary

Vaccination data through Mar 18, 2021 as of Mar 19, 2021 at 12:05 AM

Data in this report are provisional and subject to change.

Data in this summary pertain to COVID-19 vaccines approved by the U.S. Food and Drug Administration and have been issued an Emergency Use Authorization (Janssen COVID-19 Vaccine, Moderna COVID-19 Vaccine and Pfizer-BioNTech COVID-19 Vaccine). These data summarize the number of people who have received either their first dose or have completed the series for a COVID-19 vaccine. **A person can only be counted in one category, first dose or series complete.** For persons receiving Moderna or Pfizer vaccines, once they receive their second dose, they are moved from the first dose column to the series completed column. **Because of this, the total first dose category may show a change from report to report not matching the total receiving their first dose from the previous day.** Persons receiving Johnson & Johnson vaccines will always be counted in the series completed column.

COVID-19 doses for vaccinated persons in Florida

Doses administered 3,613

People receiving one dose of a 1-dose series (Johnson & Johnson) or receiving only one dose of a 2-dose series (Moderna, Pfizer) count once. Persons receiving both doses of a 2-dose series count twice.

Current status of persons vaccinated for COVID-19 in Florida

Total people vaccinated 2,085

First dose 548

Series completed 1,537

Completed 1-dose series 9

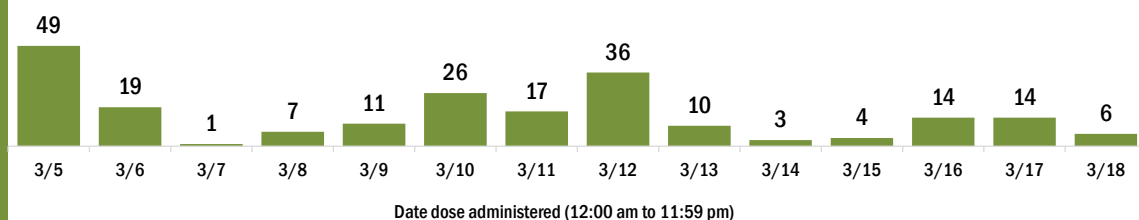
Completed 2-dose series 1,528

First dose: current number of people who have only received their first dose of the Moderna or Pfizer vaccine.

Series complete: current number of people who have received both Moderna or Pfizer vaccine doses or one Johnson & Johnson dose and are considered fully immunized.

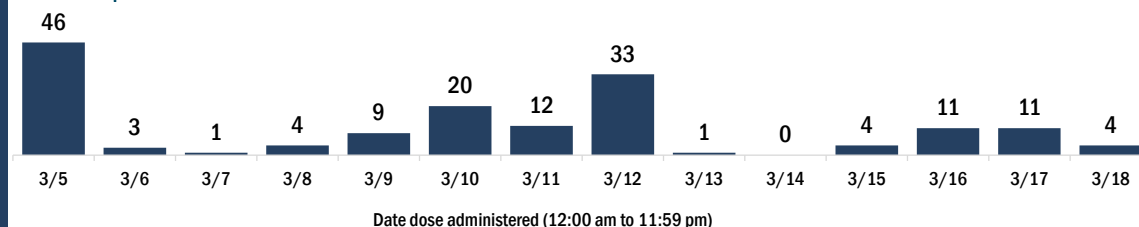
Demographic summary	First dose	Series complete	Total people vaccinated
Age group	548	1,537	2,085
16-24 years	8	28	36
25-34 years	13	42	55
35-44 years	21	56	77
45-54 years	38	89	127
55-64 years	86	119	205
65-74 years	238	611	849
75-84 years	109	440	549
85+ years	35	152	187
Race	548	1,537	2,085
White	375	995	1,370
Black	8	16	24
American Indian/Alaskan	2	3	5
Other	48	157	205
Unknown	115	366	481
Other race includes Asian, native Hawaiian/Pacific Islander, or other.			
Ethnicity	548	1,537	2,085
Hispanic	9	14	23
Non-Hispanic	195	530	725
Unknown	344	993	1,337
Gender	548	1,537	2,085
Female	334	923	1,257
Male	214	614	828
Unknown	0	0	0

COVID-19 doses administered for the past 2 weeks

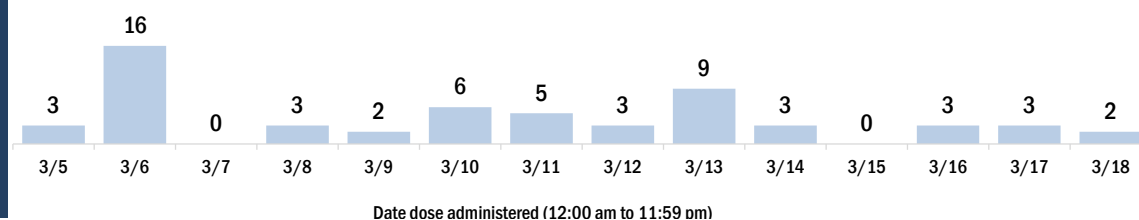


Persons vaccinated for COVID-19 for the past 2 weeks

Number of persons who received their first dose of a two-dose series of the COVID-19 vaccine



Number of persons who completed the COVID-19 vaccine series



COVID-19: Glades County vaccine summary

Vaccination data through Mar 18, 2021 as of Mar 19, 2021 at 12:05 AM

Data in this report are provisional and subject to change.

Data in this summary pertain to COVID-19 vaccines approved by the U.S. Food and Drug Administration and have been issued an Emergency Use Authorization (Janssen COVID-19 Vaccine, Moderna COVID-19 Vaccine and Pfizer-BioNTech COVID-19 Vaccine). These data summarize the number of people who have received either their first dose or have completed the series for a COVID-19 vaccine. **A person can only be counted in one category, first dose or series complete.** For persons receiving Moderna or Pfizer vaccines, once they receive their second dose, they are moved from the first dose column to the series completed column. **Because of this, the total first dose category may show a change from report to report not matching the total receiving their first dose from the previous day.** Persons receiving Johnson & Johnson vaccines will always be counted in the series completed column.

COVID-19 doses for vaccinated persons in Florida

Doses administered 2,982

People receiving one dose of a 1-dose series (Johnson & Johnson) or receiving only one dose of a 2-dose series (Moderna, Pfizer) count once. Persons receiving both doses of a 2-dose series count twice.

Current status of persons vaccinated for COVID-19 in Florida

Total people vaccinated 1,768

First dose 553

Series completed 1,215

Completed 1-dose series 1

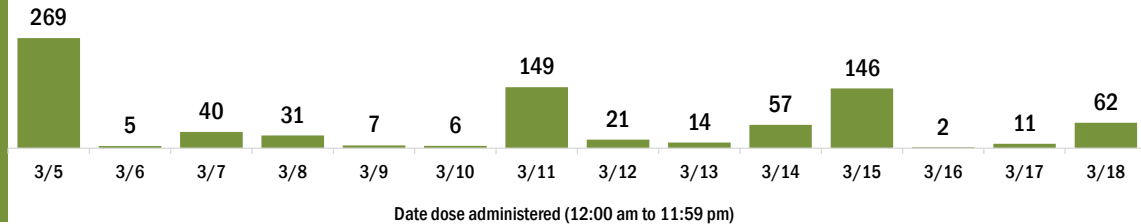
Completed 2-dose series 1,214

First dose: current number of people who have only received their first dose of the Moderna or Pfizer vaccine.

Series complete: current number of people who have received both Moderna or Pfizer vaccine doses or one Johnson & Johnson dose and are considered fully immunized.

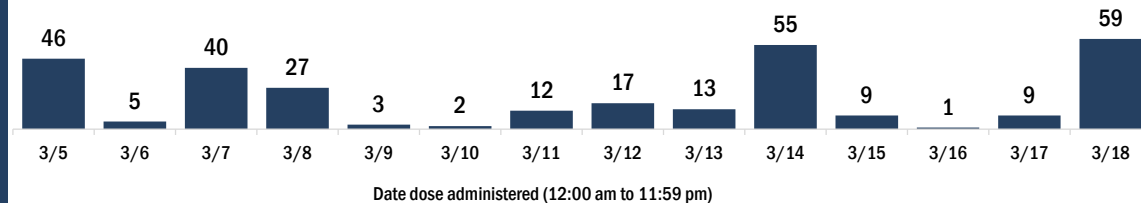
Demographic summary	First dose	Series complete	Total people vaccinated
Age group	553	1,215	1,768
16-24 years	6	0	6
25-34 years	10	3	13
35-44 years	11	4	15
45-54 years	43	19	62
55-64 years	147	49	196
65-74 years	185	605	790
75-84 years	131	450	581
85+ years	20	85	105
Race	553	1,215	1,768
White	391	934	1,325
Black	30	39	69
American Indian/Alaskan	5	7	12
Other	33	50	83
Unknown	94	185	279
Other race includes Asian, native Hawaiian/Pacific Islander, or other.			
Ethnicity	553	1,215	1,768
Hispanic	39	21	60
Non-Hispanic	235	460	695
Unknown	279	734	1,013
Gender	553	1,215	1,768
Female	286	613	899
Male	267	602	869
Unknown	0	0	0

COVID-19 doses administered for the past 2 weeks

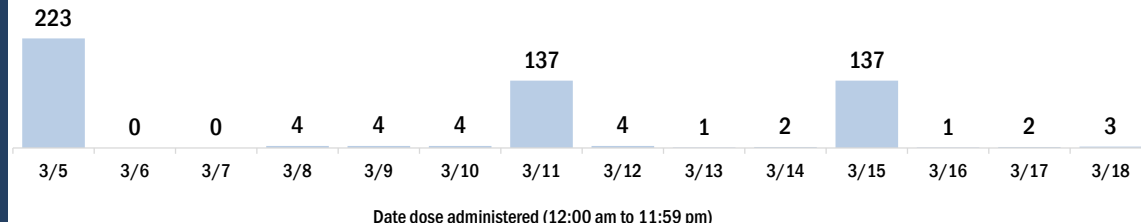


Persons vaccinated for COVID-19 for the past 2 weeks

Number of persons who received their first dose of a two-dose series of the COVID-19 vaccine



Number of persons who completed the COVID-19 vaccine series



COVID-19: Gulf County vaccine summary

Vaccination data through Mar 18, 2021 as of Mar 19, 2021 at 12:05 AM

Data in this report are provisional and subject to change.

Data in this summary pertain to COVID-19 vaccines approved by the U.S. Food and Drug Administration and have been issued an Emergency Use Authorization (Janssen COVID-19 Vaccine, Moderna COVID-19 Vaccine and Pfizer-BioNTech COVID-19 Vaccine). These data summarize the number of people who have received either their first dose or have completed the series for a COVID-19 vaccine. **A person can only be counted in one category, first dose or series complete.** For persons receiving Moderna or Pfizer vaccines, once they receive their second dose, they are moved from the first dose column to the series completed column. **Because of this, the total first dose category may show a change from report to report not matching the total receiving their first dose from the previous day.** Persons receiving Johnson & Johnson vaccines will always be counted in the series completed column.

COVID-19 doses for vaccinated persons in Florida

Doses administered 5,381

People receiving one dose of a 1-dose series (Johnson & Johnson) or receiving only one dose of a 2-dose series (Moderna, Pfizer) count once. Persons receiving both doses of a 2-dose series count twice.

Current status of persons vaccinated for COVID-19 in Florida

Total people vaccinated 3,101

First dose 783

Series completed 2,318

Completed 1-dose series 38

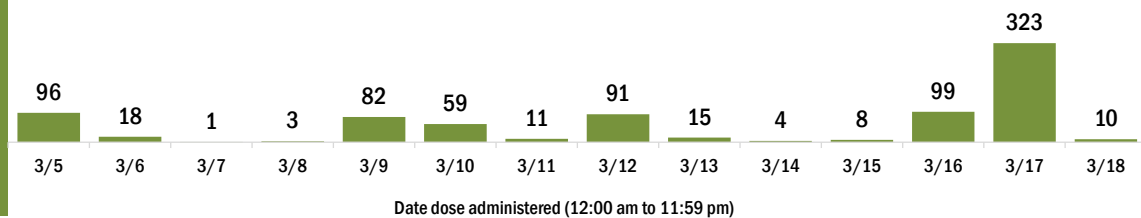
Completed 2-dose series 2,280

First dose: current number of people who have only received their first dose of the Moderna or Pfizer vaccine.

Series complete: current number of people who have received both Moderna or Pfizer vaccine doses or one Johnson & Johnson dose and are considered fully immunized.

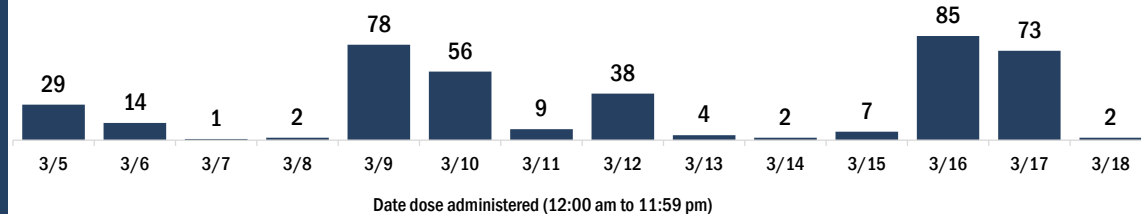
Demographic summary	First dose	Series complete	Total people vaccinated
Age group	783	2,318	3,101
16-24 years	16	14	30
25-34 years	25	27	52
35-44 years	43	44	87
45-54 years	72	87	159
55-64 years	246	181	427
65-74 years	230	1,234	1,464
75-84 years	129	572	701
85+ years	22	159	181
Race	783	2,318	3,101
White	622	2,114	2,736
Black	84	112	196
American Indian/Alaskan	2	6	8
Other	45	44	89
Unknown	30	42	72
Other race includes Asian, native Hawaiian/Pacific Islander, or other.			
Ethnicity	783	2,318	3,101
Hispanic	13	12	25
Non-Hispanic	595	2,178	2,773
Unknown	175	128	303
Gender	783	2,318	3,101
Female	455	1,211	1,666
Male	328	1,107	1,435
Unknown	0	0	0

COVID-19 doses administered for the past 2 weeks

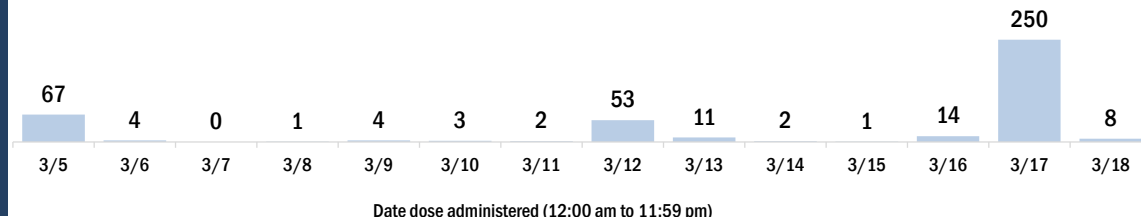


Persons vaccinated for COVID-19 for the past 2 weeks

Number of persons who received their first dose of a two-dose series of the COVID-19 vaccine



Number of persons who completed the COVID-19 vaccine series



COVID-19: Hamilton County vaccine summary

Vaccination data through Mar 18, 2021 as of Mar 19, 2021 at 12:05 AM

Data in this report are provisional and subject to change.

Data in this summary pertain to COVID-19 vaccines approved by the U.S. Food and Drug Administration and have been issued an Emergency Use Authorization (Janssen COVID-19 Vaccine, Moderna COVID-19 Vaccine and Pfizer-BioNTech COVID-19 Vaccine). These data summarize the number of people who have received either their first dose or have completed the series for a COVID-19 vaccine. **A person can only be counted in one category, first dose or series complete.** For persons receiving Moderna or Pfizer vaccines, once they receive their second dose, they are moved from the first dose column to the series completed column. **Because of this, the total first dose category may show a change from report to report not matching the total receiving their first dose from the previous day.** Persons receiving Johnson & Johnson vaccines will always be counted in the series completed column.

COVID-19 doses for vaccinated persons in Florida

Doses administered 3,252

People receiving one dose of a 1-dose series (Johnson & Johnson) or receiving only one dose of a 2-dose series (Moderna, Pfizer) count once. Persons receiving both doses of a 2-dose series count twice.

Current status of persons vaccinated for COVID-19 in Florida

Total people vaccinated 1,916

First dose 570

Series completed 1,346

Completed 1-dose series 10

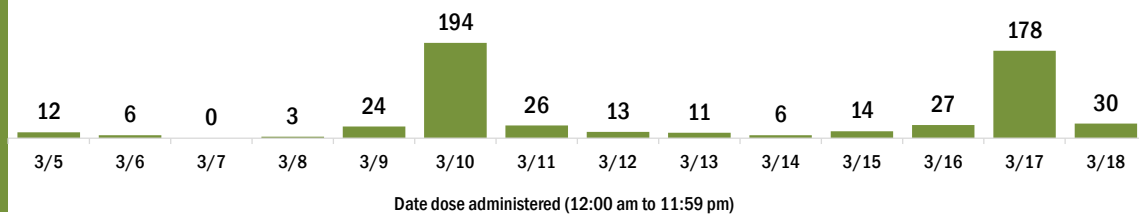
Completed 2-dose series 1,336

First dose: current number of people who have only received their first dose of the Moderna or Pfizer vaccine.

Series complete: current number of people who have received both Moderna or Pfizer vaccine doses or one Johnson & Johnson dose and are considered fully immunized.

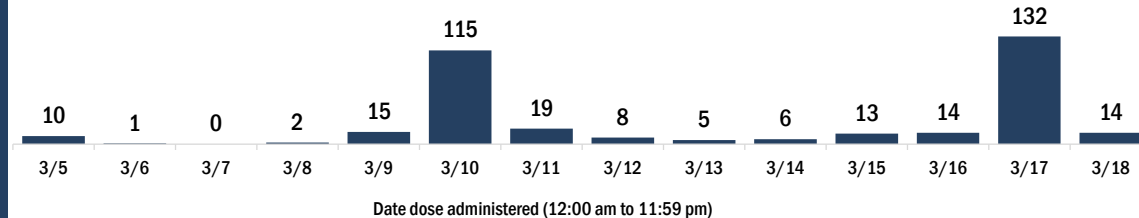
Demographic summary	First dose	Series complete	Total people vaccinated
Age group	570	1,346	1,916
16-24 years	6	9	15
25-34 years	15	15	30
35-44 years	26	30	56
45-54 years	65	39	104
55-64 years	218	65	283
65-74 years	148	718	866
75-84 years	60	383	443
85+ years	32	87	119
Race	570	1,346	1,916
White	269	817	1,086
Black	152	237	389
American Indian/Alaskan	1	0	1
Other	84	107	191
Unknown	64	185	249
Other race includes Asian, native Hawaiian/Pacific Islander, or other.			
Ethnicity	570	1,346	1,916
Hispanic	8	10	18
Non-Hispanic	298	637	935
Unknown	264	699	963
Gender	570	1,346	1,916
Female	360	737	1,097
Male	209	609	818
Unknown	1	0	1

COVID-19 doses administered for the past 2 weeks

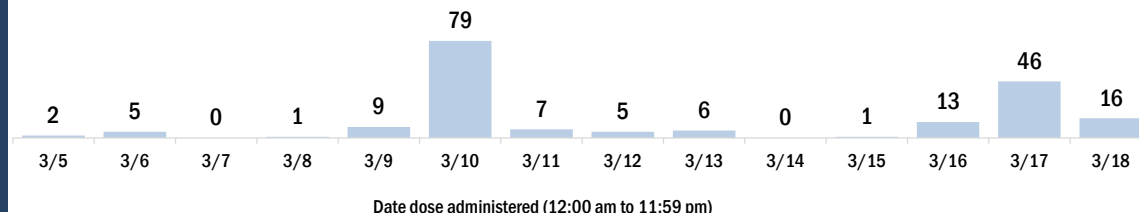


Persons vaccinated for COVID-19 for the past 2 weeks

Number of persons who received their first dose of a two-dose series of the COVID-19 vaccine



Number of persons who completed the COVID-19 vaccine series



COVID-19: Hardee County vaccine summary

Vaccination data through Mar 18, 2021 as of Mar 19, 2021 at 12:05 AM

Data in this report are provisional and subject to change.

Data in this summary pertain to COVID-19 vaccines approved by the U.S. Food and Drug Administration and have been issued an Emergency Use Authorization (Janssen COVID-19 Vaccine, Moderna COVID-19 Vaccine and Pfizer-BioNTech COVID-19 Vaccine). These data summarize the number of people who have received either their first dose or have completed the series for a COVID-19 vaccine. **A person can only be counted in one category, first dose or series complete.** For persons receiving Moderna or Pfizer vaccines, once they receive their second dose, they are moved from the first dose column to the series completed column. **Because of this, the total first dose category may show a change from report to report not matching the total receiving their first dose from the previous day.** Persons receiving Johnson & Johnson vaccines will always be counted in the series completed column.

COVID-19 doses for vaccinated persons in Florida

Doses administered 4,743

People receiving one dose of a 1-dose series (Johnson & Johnson) or receiving only one dose of a 2-dose series (Moderna, Pfizer) count once. Persons receiving both doses of a 2-dose series count twice.

Current status of persons vaccinated for COVID-19 in Florida

Total people vaccinated 3,062

First dose 1,372

Series completed 1,690

Completed 1-dose series 9

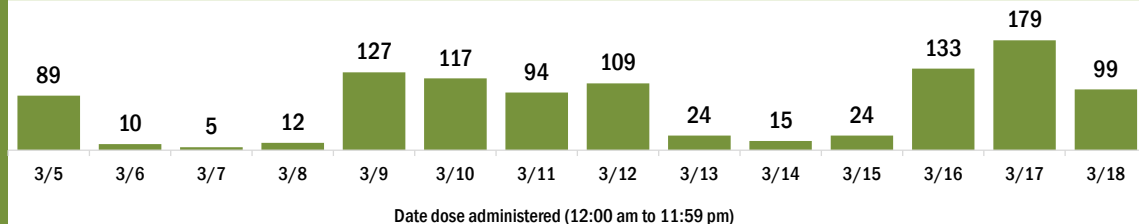
Completed 2-dose series 1,681

First dose: current number of people who have only received their first dose of the Moderna or Pfizer vaccine.

Series complete: current number of people who have received both Moderna or Pfizer vaccine doses or one Johnson & Johnson dose and are considered fully immunized.

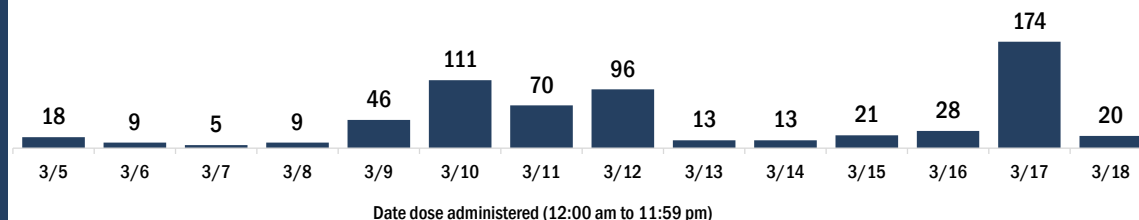
Demographic summary	First dose	Series complete	Total people vaccinated
Age group	1,372	1,690	3,062
16-24 years	25	12	37
25-34 years	41	44	85
35-44 years	43	48	91
45-54 years	92	61	153
55-64 years	262	100	362
65-74 years	518	739	1,257
75-84 years	302	533	835
85+ years	89	153	242
Race	1,372	1,690	3,062
White	989	1,216	2,205
Black	53	34	87
American Indian/Alaskan	3	8	11
Other	210	331	541
Unknown	117	101	218
Other race includes Asian, native Hawaiian/Pacific Islander, or other.			
Ethnicity	1,372	1,690	3,062
Hispanic	97	119	216
Non-Hispanic	562	829	1,391
Unknown	713	742	1,455
Gender	1,372	1,690	3,062
Female	749	936	1,685
Male	621	753	1,374
Unknown	2	1	3

COVID-19 doses administered for the past 2 weeks

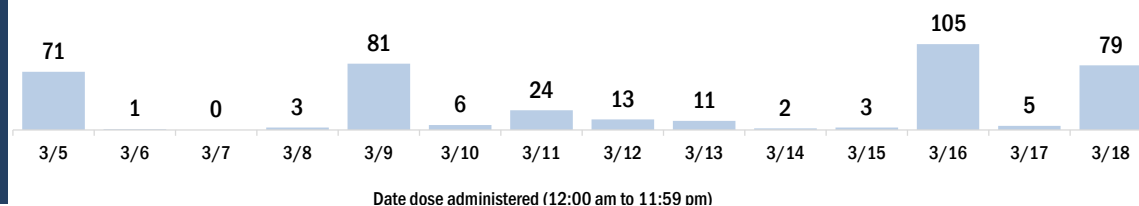


Persons vaccinated for COVID-19 for the past 2 weeks

Number of persons who received their first dose of a two-dose series of the COVID-19 vaccine



Number of persons who completed the COVID-19 vaccine series



COVID-19: Hendry County vaccine summary

Vaccination data through Mar 18, 2021 as of Mar 19, 2021 at 12:05 AM

Data in this report are provisional and subject to change.

Data in this summary pertain to COVID-19 vaccines approved by the U.S. Food and Drug Administration and have been issued an Emergency Use Authorization (Janssen COVID-19 Vaccine, Moderna COVID-19 Vaccine and Pfizer-BioNTech COVID-19 Vaccine). These data summarize the number of people who have received either their first dose or have completed the series for a COVID-19 vaccine. **A person can only be counted in one category, first dose or series complete.** For persons receiving Moderna or Pfizer vaccines, once they receive their second dose, they are moved from the first dose column to the series completed column. **Because of this, the total first dose category may show a change from report to report not matching the total receiving their first dose from the previous day.** Persons receiving Johnson & Johnson vaccines will always be counted in the series completed column.

COVID-19 doses for vaccinated persons in Florida

Doses administered 7,816

People receiving one dose of a 1-dose series (Johnson & Johnson) or receiving only one dose of a 2-dose series (Moderna, Pfizer) count once. Persons receiving both doses of a 2-dose series count twice.

Current status of persons vaccinated for COVID-19 in Florida

Total people vaccinated 5,332

First dose 2,781

Series completed 2,551

Completed 1-dose series 67

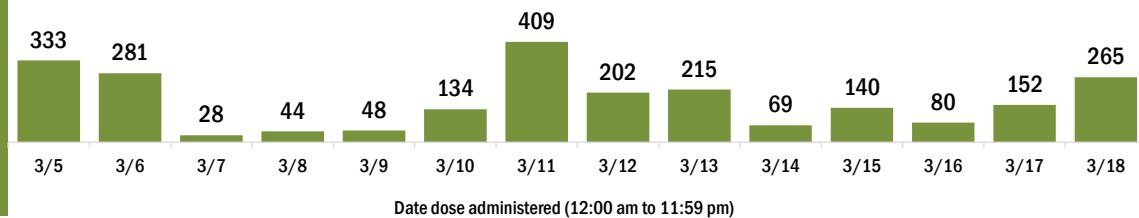
Completed 2-dose series 2,484

First dose: current number of people who have only received their first dose of the Moderna or Pfizer vaccine.

Series complete: current number of people who have received both Moderna or Pfizer vaccine doses or one Johnson & Johnson dose and are considered fully immunized.

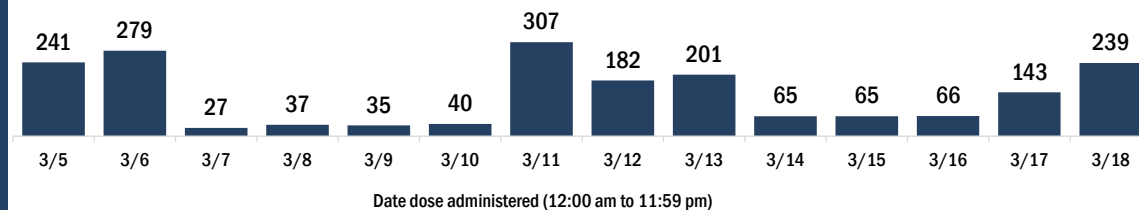
Demographic summary	First dose	Series complete	Total people vaccinated
Age group	2,781	2,551	5,332
16-24 years	59	31	90
25-34 years	111	53	164
35-44 years	139	69	208
45-54 years	285	104	389
55-64 years	708	222	930
65-74 years	932	1,182	2,114
75-84 years	431	690	1,121
85+ years	116	200	316
Race	2,781	2,551	5,332
White	1,867	1,653	3,520
Black	199	172	371
American Indian/Alaskan	10	10	20
Other	442	433	875
Unknown	263	283	546
Other race includes Asian, native Hawaiian/Pacific Islander, or other.			
Ethnicity	2,781	2,551	5,332
Hispanic	704	384	1,088
Non-Hispanic	1,100	1,270	2,370
Unknown	977	897	1,874
Gender	2,781	2,551	5,332
Female	1,512	1,359	2,871
Male	1,268	1,192	2,460
Unknown	1	0	1

COVID-19 doses administered for the past 2 weeks

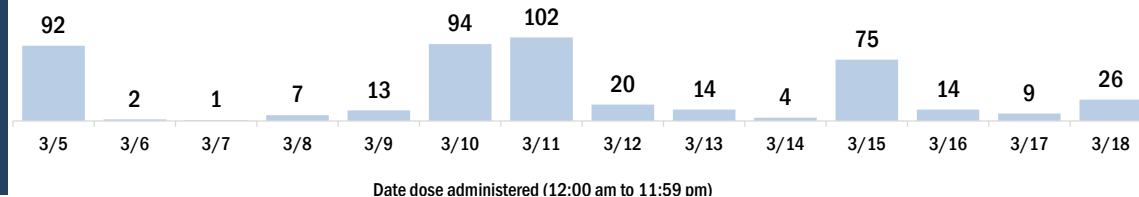


Persons vaccinated for COVID-19 for the past 2 weeks

Number of persons who received their first dose of a two-dose series of the COVID-19 vaccine



Number of persons who completed the COVID-19 vaccine series



COVID-19: Hernando County vaccine summary

Vaccination data through Mar 18, 2021 as of Mar 19, 2021 at 12:05 AM

Data in this report are provisional and subject to change.

Data in this summary pertain to COVID-19 vaccines approved by the U.S. Food and Drug Administration and have been issued an Emergency Use Authorization (Janssen COVID-19 Vaccine, Moderna COVID-19 Vaccine and Pfizer-BioNTech COVID-19 Vaccine). These data summarize the number of people who have received either their first dose or have completed the series for a COVID-19 vaccine. **A person can only be counted in one category, first dose or series complete.** For persons receiving Moderna or Pfizer vaccines, once they receive their second dose, they are moved from the first dose column to the series completed column. **Because of this, the total first dose category may show a change from report to report not matching the total receiving their first dose from the previous day.** Persons receiving Johnson & Johnson vaccines will always be counted in the series completed column.

COVID-19 doses for vaccinated persons in Florida

Doses administered 58,676

People receiving one dose of a 1-dose series (Johnson & Johnson) or receiving only one dose of a 2-dose series (Moderna, Pfizer) count once. Persons receiving both doses of a 2-dose series count twice.

Current status of persons vaccinated for COVID-19 in Florida

Total people vaccinated 38,696

First dose 17,127

Series completed 21,569

Completed 1-dose series 1,589

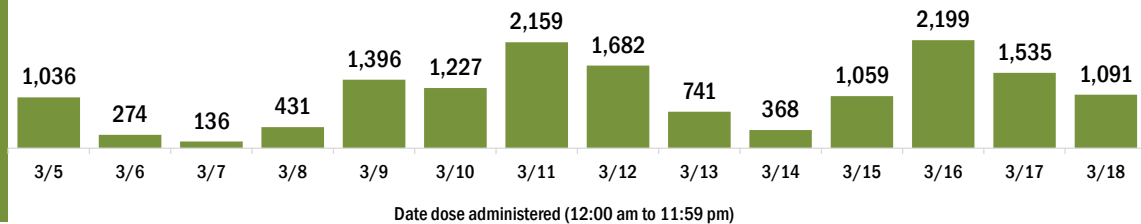
Completed 2-dose series 19,980

First dose: current number of people who have only received their first dose of the Moderna or Pfizer vaccine.

Series complete: current number of people who have received both Moderna or Pfizer vaccine doses or one Johnson & Johnson dose and are considered fully immunized.

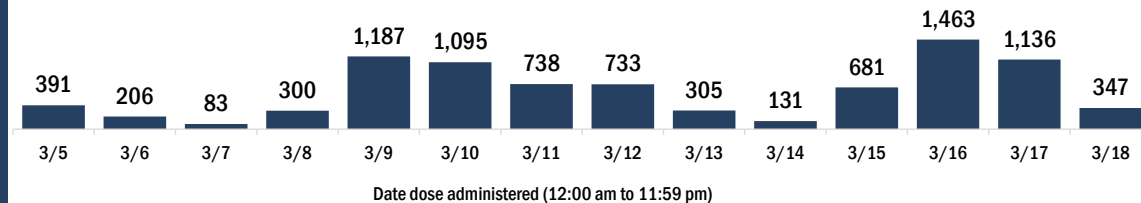
Demographic summary	First dose	Series complete	Total people vaccinated
Age group	17,127	21,569	38,696
16-24 years	215	203	418
25-34 years	401	586	987
35-44 years	621	741	1,362
45-54 years	966	1,176	2,142
55-64 years	3,120	1,768	4,888
65-74 years	6,190	9,140	15,330
75-84 years	4,242	6,004	10,246
85+ years	1,372	1,951	3,323
Race	17,127	21,569	38,696
White	12,640	14,053	26,693
Black	347	529	876
American Indian/Alaskan	61	70	131
Other	961	1,940	2,901
Unknown	3,118	4,977	8,095
Other race includes Asian, native Hawaiian/Pacific Islander, or other.			
Ethnicity	17,127	21,569	38,696
Hispanic	655	706	1,361
Non-Hispanic	9,652	10,247	19,899
Unknown	6,820	10,616	17,436
Gender	17,127	21,569	38,696
Female	10,055	12,575	22,630
Male	7,005	8,967	15,972
Unknown	67	27	94

COVID-19 doses administered for the past 2 weeks

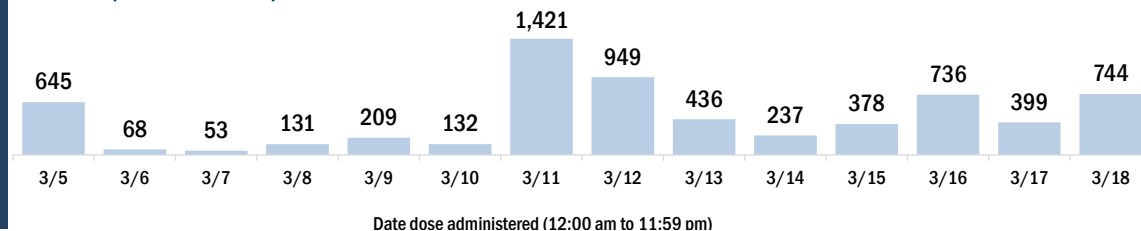


Persons vaccinated for COVID-19 for the past 2 weeks

Number of persons who received their first dose of a two-dose series of the COVID-19 vaccine



Number of persons who completed the COVID-19 vaccine series



COVID-19: Highlands County vaccine summary

Vaccination data through Mar 18, 2021 as of Mar 19, 2021 at 12:05 AM

Data in this report are provisional and subject to change.

Data in this summary pertain to COVID-19 vaccines approved by the U.S. Food and Drug Administration and have been issued an Emergency Use Authorization (Janssen COVID-19 Vaccine, Moderna COVID-19 Vaccine and Pfizer-BioNTech COVID-19 Vaccine). These data summarize the number of people who have received either their first dose or have completed the series for a COVID-19 vaccine. **A person can only be counted in one category, first dose or series complete.** For persons receiving Moderna or Pfizer vaccines, once they receive their second dose, they are moved from the first dose column to the series completed column. **Because of this, the total first dose category may show a change from report to report not matching the total receiving their first dose from the previous day.** Persons receiving Johnson & Johnson vaccines will always be counted in the series completed column.

COVID-19 doses for vaccinated persons in Florida

Doses administered 36,986

People receiving one dose of a 1-dose series (Johnson & Johnson) or receiving only one dose of a 2-dose series (Moderna, Pfizer) count once. Persons receiving both doses of a 2-dose series count twice.

Current status of persons vaccinated for COVID-19 in Florida

Total people vaccinated 28,217

First dose 19,365

Series completed 8,852

Completed 1-dose series 83

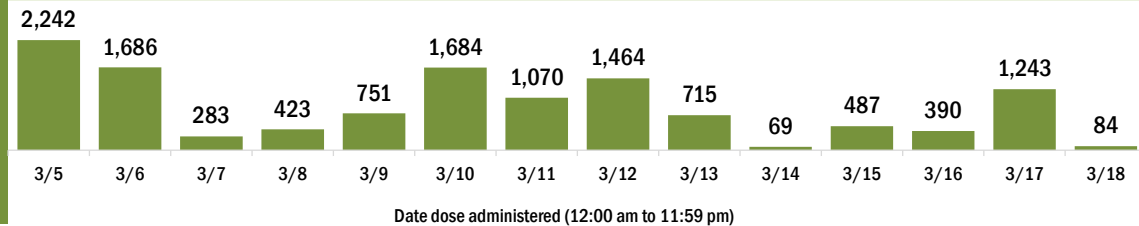
Completed 2-dose series 8,769

First dose: current number of people who have only received their first dose of the Moderna or Pfizer vaccine.

Series complete: current number of people who have received both Moderna or Pfizer vaccine doses or one Johnson & Johnson dose and are considered fully immunized.

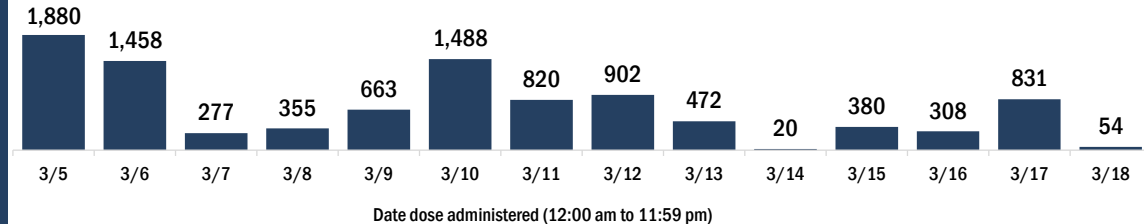
Demographic summary	First dose	Series complete	Total people vaccinated
Age group	19,365	8,852	28,217
16-24 years	64	59	123
25-34 years	170	186	356
35-44 years	277	270	547
45-54 years	512	386	898
55-64 years	2,144	615	2,759
65-74 years	7,849	3,770	11,619
75-84 years	6,560	2,751	9,311
85+ years	1,789	815	2,604
Race	19,365	8,852	28,217
White	16,112	6,950	23,062
Black	644	222	866
American Indian/Alaskan	182	54	236
Other	717	845	1,562
Unknown	1,710	781	2,491
Other race includes Asian, native Hawaiian/Pacific Islander, or other.			
Ethnicity	19,365	8,852	28,217
Hispanic	925	343	1,268
Non-Hispanic	12,087	6,017	18,104
Unknown	6,353	2,492	8,845
Gender	19,365	8,852	28,217
Female	10,544	4,879	15,423
Male	8,787	3,966	12,753
Unknown	34	7	41

COVID-19 doses administered for the past 2 weeks

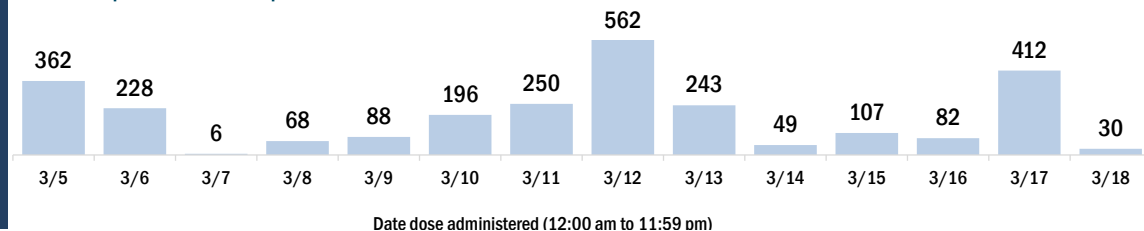


Persons vaccinated for COVID-19 for the past 2 weeks

Number of persons who received their first dose of a two-dose series of the COVID-19 vaccine



Number of persons who completed the COVID-19 vaccine series



COVID-19: Hillsborough County vaccine summary

Vaccination data through Mar 18, 2021 as of Mar 19, 2021 at 12:05 AM

Data in this report are provisional and subject to change.

Data in this summary pertain to COVID-19 vaccines approved by the U.S. Food and Drug Administration and have been issued an Emergency Use Authorization (Janssen COVID-19 Vaccine, Moderna COVID-19 Vaccine and Pfizer-BioNTech COVID-19 Vaccine). These data summarize the number of people who have received either their first dose or have completed the series for a COVID-19 vaccine. **A person can only be counted in one category, first dose or series complete.** For persons receiving Moderna or Pfizer vaccines, once they receive their second dose, they are moved from the first dose column to the series completed column. **Because of this, the total first dose category may show a change from report to report not matching the total receiving their first dose from the previous day.** Persons receiving Johnson & Johnson vaccines will always be counted in the series completed column.

COVID-19 doses for vaccinated persons in Florida

Doses administered 371,242

People receiving one dose of a 1-dose series (Johnson & Johnson) or receiving only one dose of a 2-dose series (Moderna, Pfizer) count once. Persons receiving both doses of a 2-dose series count twice.

Current status of persons vaccinated for COVID-19 in Florida

Total people vaccinated 255,183

First dose 128,767

Series completed 126,416

Completed 1-dose series 10,357

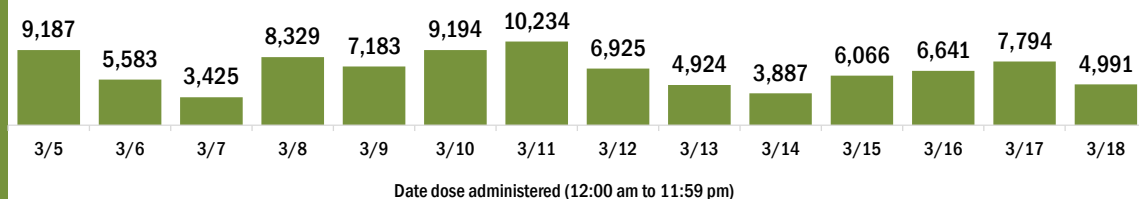
Completed 2-dose series 116,059

First dose: current number of people who have only received their first dose of the Moderna or Pfizer vaccine.

Series complete: current number of people who have received both Moderna or Pfizer vaccine doses or one Johnson & Johnson dose and are considered fully immunized.

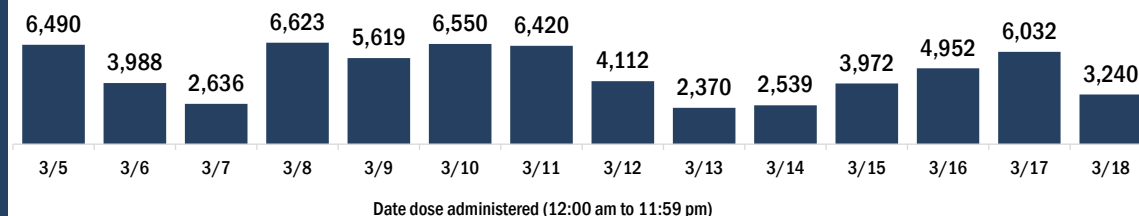
Demographic summary	First dose	Series complete	Total people vaccinated
Age group	128,767	126,416	255,183
16-24 years	3,717	2,366	6,083
25-34 years	8,437	8,887	17,324
35-44 years	11,367	10,506	21,873
45-54 years	14,521	11,486	26,007
55-64 years	25,167	15,277	40,444
65-74 years	39,589	44,769	84,358
75-84 years	19,638	24,225	43,863
85+ years	6,331	8,900	15,231
Race	128,767	126,416	255,183
White	82,271	84,640	166,911
Black	8,123	9,309	17,432
American Indian/Alaskan	412	536	948
Other	14,775	19,815	34,590
Unknown	23,186	12,116	35,302
Other race includes Asian, native Hawaiian/Pacific Islander, or other.			
Ethnicity	128,767	126,416	255,183
Hispanic	11,185	14,400	25,585
Non-Hispanic	61,990	78,427	140,417
Unknown	55,592	33,589	89,181
Gender	128,767	126,416	255,183
Female	76,475	75,484	151,959
Male	51,939	50,815	102,754
Unknown	353	117	470

COVID-19 doses administered for the past 2 weeks

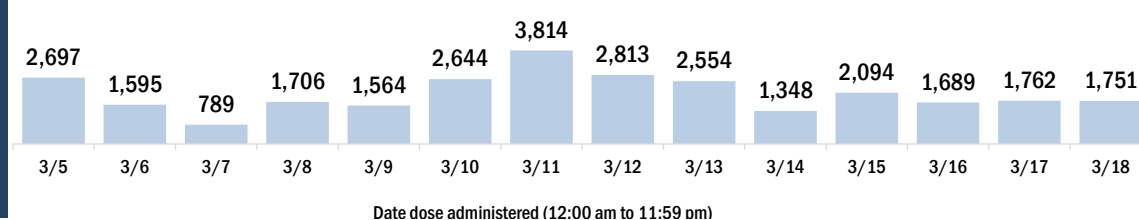


Persons vaccinated for COVID-19 for the past 2 weeks

Number of persons who received their first dose of a two-dose series of the COVID-19 vaccine



Number of persons who completed the COVID-19 vaccine series



COVID-19: Holmes County vaccine summary

Vaccination data through Mar 18, 2021 as of Mar 19, 2021 at 12:05 AM

Data in this report are provisional and subject to change.

Data in this summary pertain to COVID-19 vaccines approved by the U.S. Food and Drug Administration and have been issued an Emergency Use Authorization (Janssen COVID-19 Vaccine, Moderna COVID-19 Vaccine and Pfizer-BioNTech COVID-19 Vaccine). These data summarize the number of people who have received either their first dose or have completed the series for a COVID-19 vaccine. **A person can only be counted in one category, first dose or series complete.** For persons receiving Moderna or Pfizer vaccines, once they receive their second dose, they are moved from the first dose column to the series completed column. **Because of this, the total first dose category may show a change from report to report not matching the total receiving their first dose from the previous day.** Persons receiving Johnson & Johnson vaccines will always be counted in the series completed column.

COVID-19 doses for vaccinated persons in Florida

Doses administered 4,509

People receiving one dose of a 1-dose series (Johnson & Johnson) or receiving only one dose of a 2-dose series (Moderna, Pfizer) count once. Persons receiving both doses of a 2-dose series count twice.

Current status of persons vaccinated for COVID-19 in Florida

Total people vaccinated 2,675

First dose 789

Series completed 1,886

Completed 1-dose series 52

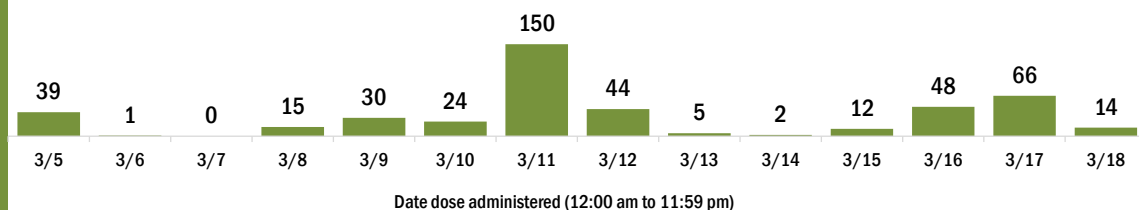
Completed 2-dose series 1,834

First dose: current number of people who have only received their first dose of the Moderna or Pfizer vaccine.

Series complete: current number of people who have received both Moderna or Pfizer vaccine doses or one Johnson & Johnson dose and are considered fully immunized.

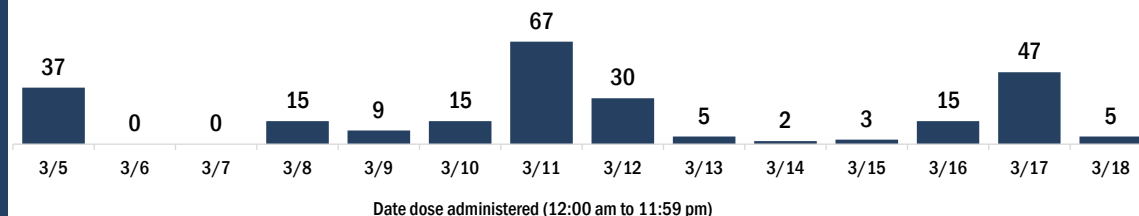
Demographic summary	First dose	Series complete	Total people vaccinated
Age group	789	1,886	2,675
16-24 years	9	9	18
25-34 years	25	36	61
35-44 years	48	59	107
45-54 years	90	100	190
55-64 years	202	175	377
65-74 years	248	794	1,042
75-84 years	135	553	688
85+ years	32	160	192
Race	789	1,886	2,675
White	688	1,599	2,287
Black	26	62	88
American Indian/Alaskan	3	22	25
Other	32	149	181
Unknown	40	54	94
Other race includes Asian, native Hawaiian/Pacific Islander, or other.			
Ethnicity	789	1,886	2,675
Hispanic	5	14	19
Non-Hispanic	632	1,596	2,228
Unknown	152	276	428
Gender	789	1,886	2,675
Female	420	1,019	1,439
Male	368	867	1,235
Unknown	1	0	1

COVID-19 doses administered for the past 2 weeks

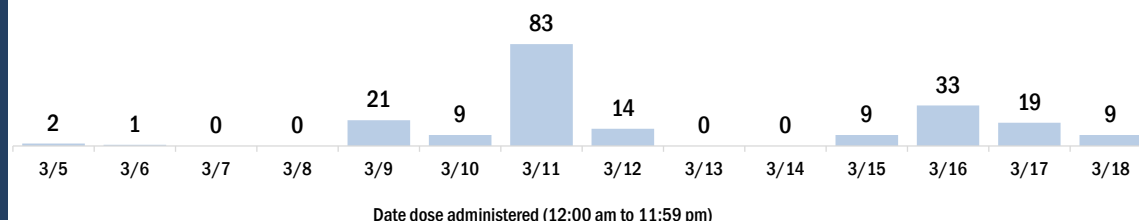


Persons vaccinated for COVID-19 for the past 2 weeks

Number of persons who received their first dose of a two-dose series of the COVID-19 vaccine



Number of persons who completed the COVID-19 vaccine series



COVID-19: Indian River County vaccine summary

Vaccination data through Mar 18, 2021 as of Mar 19, 2021 at 12:05 AM

Data in this report are provisional and subject to change.

Data in this summary pertain to COVID-19 vaccines approved by the U.S. Food and Drug Administration and have been issued an Emergency Use Authorization (Janssen COVID-19 Vaccine, Moderna COVID-19 Vaccine and Pfizer-BioNTech COVID-19 Vaccine). These data summarize the number of people who have received either their first dose or have completed the series for a COVID-19 vaccine. **A person can only be counted in one category, first dose or series complete.** For persons receiving Moderna or Pfizer vaccines, once they receive their second dose, they are moved from the first dose column to the series completed column. **Because of this, the total first dose category may show a change from report to report not matching the total receiving their first dose from the previous day.** Persons receiving Johnson & Johnson vaccines will always be counted in the series completed column.

COVID-19 doses for vaccinated persons in Florida

Doses administered 82,480

People receiving one dose of a 1-dose series (Johnson & Johnson) or receiving only one dose of a 2-dose series (Moderna, Pfizer) count once. Persons receiving both doses of a 2-dose series count twice.

Current status of persons vaccinated for COVID-19 in Florida

Total people vaccinated 50,558

First dose 18,219

Series completed 32,339

Completed 1-dose series 417

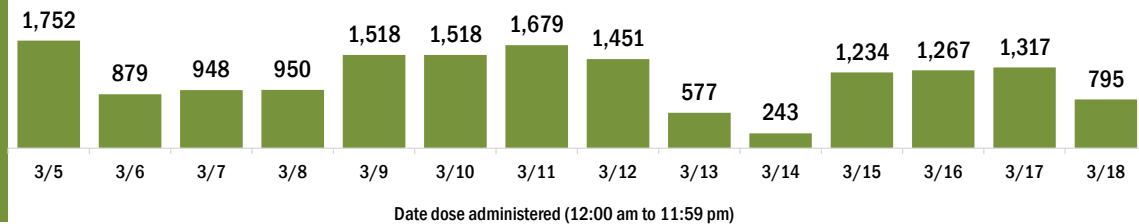
Completed 2-dose series 31,922

First dose: current number of people who have only received their first dose of the Moderna or Pfizer vaccine.

Series complete: current number of people who have received both Moderna or Pfizer vaccine doses or one Johnson & Johnson dose and are considered fully immunized.

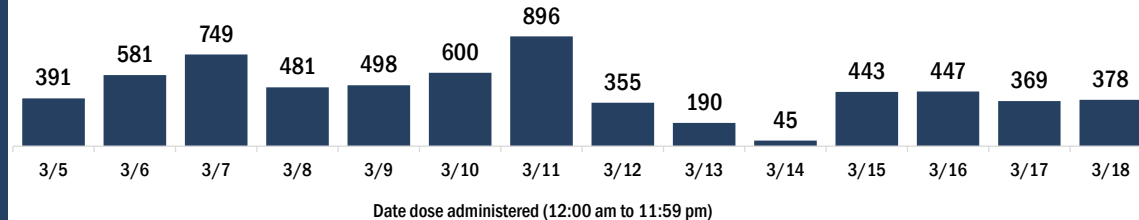
Demographic summary	First dose	Series complete	Total people vaccinated
Age group	18,219	32,339	50,558
16-24 years	147	171	318
25-34 years	273	467	740
35-44 years	405	650	1,055
45-54 years	777	956	1,733
55-64 years	2,578	1,829	4,407
65-74 years	6,813	15,307	22,120
75-84 years	5,237	9,635	14,872
85+ years	1,989	3,324	5,313
Race	18,219	32,339	50,558
White	13,908	23,414	37,322
Black	622	679	1,301
American Indian/Alaskan	144	163	307
Other	890	2,534	3,424
Unknown	2,655	5,549	8,204
Other race includes Asian, native Hawaiian/Pacific Islander, or other.			
Ethnicity	18,219	32,339	50,558
Hispanic	484	596	1,080
Non-Hispanic	10,604	19,852	30,456
Unknown	7,131	11,891	19,022
Gender	18,219	32,339	50,558
Female	10,274	18,286	28,560
Male	7,912	14,044	21,956
Unknown	33	9	42

COVID-19 doses administered for the past 2 weeks

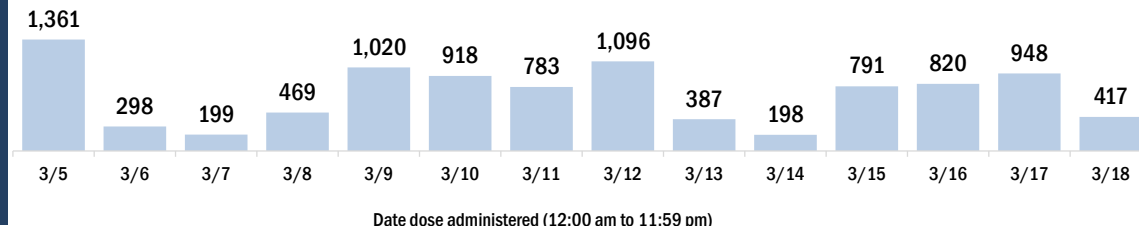


Persons vaccinated for COVID-19 for the past 2 weeks

Number of persons who received their first dose of a two-dose series of the COVID-19 vaccine



Number of persons who completed the COVID-19 vaccine series



COVID-19: Jackson County vaccine summary

Vaccination data through Mar 18, 2021 as of Mar 19, 2021 at 12:05 AM

Data in this report are provisional and subject to change.

Data in this summary pertain to COVID-19 vaccines approved by the U.S. Food and Drug Administration and have been issued an Emergency Use Authorization (Janssen COVID-19 Vaccine, Moderna COVID-19 Vaccine and Pfizer-BioNTech COVID-19 Vaccine). These data summarize the number of people who have received either their first dose or have completed the series for a COVID-19 vaccine. **A person can only be counted in one category, first dose or series complete.** For persons receiving Moderna or Pfizer vaccines, once they receive their second dose, they are moved from the first dose column to the series completed column. **Because of this, the total first dose category may show a change from report to report not matching the total receiving their first dose from the previous day.** Persons receiving Johnson & Johnson vaccines will always be counted in the series completed column.

COVID-19 doses for vaccinated persons in Florida

Doses administered 13,999

People receiving one dose of a 1-dose series (Johnson & Johnson) or receiving only one dose of a 2-dose series (Moderna, Pfizer) count once. Persons receiving both doses of a 2-dose series count twice.

Current status of persons vaccinated for COVID-19 in Florida

Total people vaccinated 8,569

First dose 2,934

Series completed 5,635

Completed 1-dose series 205

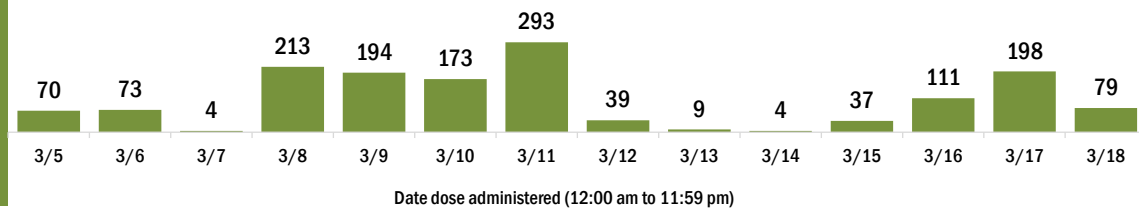
Completed 2-dose series 5,430

First dose: current number of people who have only received their first dose of the Moderna or Pfizer vaccine.

Series complete: current number of people who have received both Moderna or Pfizer vaccine doses or one Johnson & Johnson dose and are considered fully immunized.

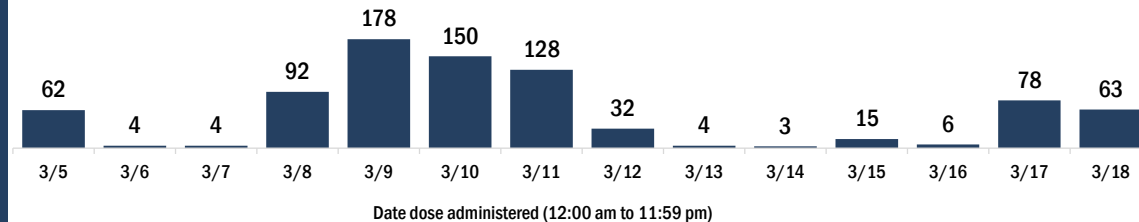
Demographic summary	First dose	Series complete	Total people vaccinated
Age group	2,934	5,635	8,569
16-24 years	59	41	100
25-34 years	128	131	259
35-44 years	187	217	404
45-54 years	399	333	732
55-64 years	856	562	1,418
65-74 years	672	2,371	3,043
75-84 years	467	1,479	1,946
85+ years	166	501	667
Race	2,934	5,635	8,569
White	1,880	4,005	5,885
Black	646	933	1,579
American Indian/Alaskan	23	24	47
Other	117	254	371
Unknown	268	419	687
Other race includes Asian, native Hawaiian/Pacific Islander, or other.			
Ethnicity	2,934	5,635	8,569
Hispanic	52	46	98
Non-Hispanic	2,151	3,691	5,842
Unknown	731	1,898	2,629
Gender	2,934	5,635	8,569
Female	1,695	3,196	4,891
Male	1,237	2,439	3,676
Unknown	2	0	2

COVID-19 doses administered for the past 2 weeks

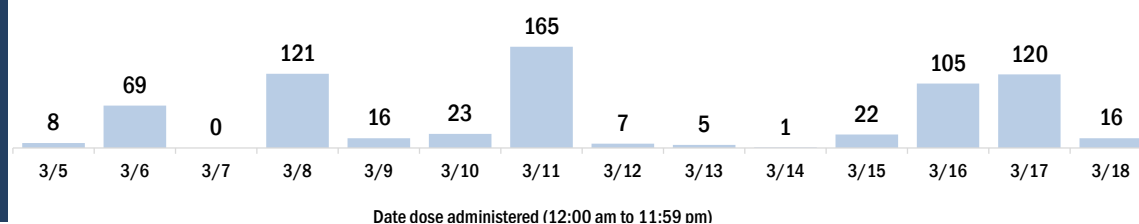


Persons vaccinated for COVID-19 for the past 2 weeks

Number of persons who received their first dose of a two-dose series of the COVID-19 vaccine



Number of persons who completed the COVID-19 vaccine series



COVID-19: Jefferson County vaccine summary

Vaccination data through Mar 18, 2021 as of Mar 19, 2021 at 12:05 AM

Data in this report are provisional and subject to change.

Data in this summary pertain to COVID-19 vaccines approved by the U.S. Food and Drug Administration and have been issued an Emergency Use Authorization (Janssen COVID-19 Vaccine, Moderna COVID-19 Vaccine and Pfizer-BioNTech COVID-19 Vaccine). These data summarize the number of people who have received either their first dose or have completed the series for a COVID-19 vaccine. **A person can only be counted in one category, first dose or series complete.** For persons receiving Moderna or Pfizer vaccines, once they receive their second dose, they are moved from the first dose column to the series completed column. **Because of this, the total first dose category may show a change from report to report not matching the total receiving their first dose from the previous day.** Persons receiving Johnson & Johnson vaccines will always be counted in the series completed column.

COVID-19 doses for vaccinated persons in Florida

Doses administered 5,388

People receiving one dose of a 1-dose series (Johnson & Johnson) or receiving only one dose of a 2-dose series (Moderna, Pfizer) count once. Persons receiving both doses of a 2-dose series count twice.

Current status of persons vaccinated for COVID-19 in Florida

Total people vaccinated 3,170

First dose 926

Series completed 2,244

Completed 1-dose series 26

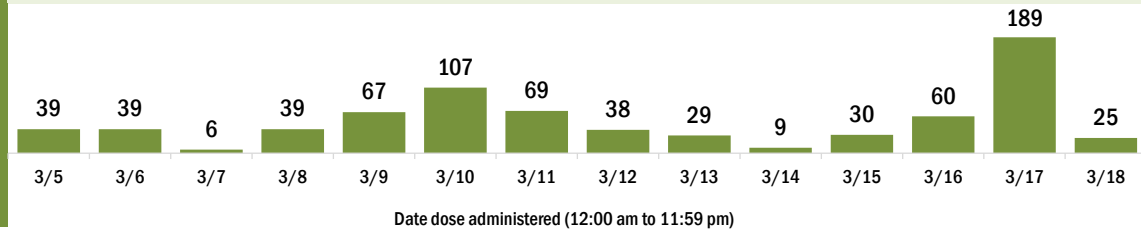
Completed 2-dose series 2,218

First dose: current number of people who have only received their first dose of the Moderna or Pfizer vaccine.

Series complete: current number of people who have received both Moderna or Pfizer vaccine doses or one Johnson & Johnson dose and are considered fully immunized.

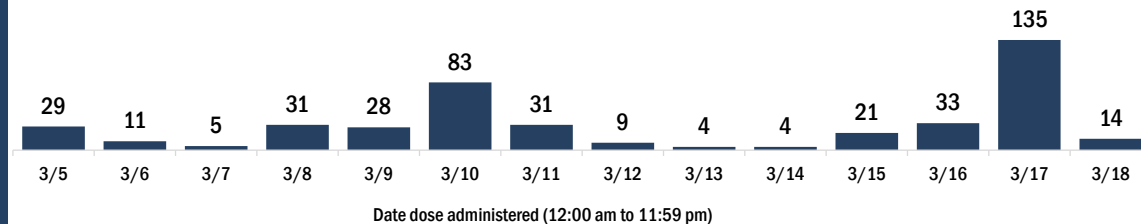
Demographic summary	First dose	Series complete	Total people vaccinated
Age group	926	2,244	3,170
16-24 years	21	8	29
25-34 years	31	35	66
35-44 years	58	54	112
45-54 years	120	113	233
55-64 years	347	215	562
65-74 years	212	1,101	1,313
75-84 years	104	561	665
85+ years	33	157	190
Race	926	2,244	3,170
White	422	1,231	1,653
Black	273	379	652
American Indian/Alaskan	3	4	7
Other	124	402	526
Unknown	104	228	332
Other race includes Asian, native Hawaiian/Pacific Islander, or other.			
Ethnicity	926	2,244	3,170
Hispanic	10	20	30
Non-Hispanic	525	1,082	1,607
Unknown	391	1,142	1,533
Gender	926	2,244	3,170
Female	550	1,310	1,860
Male	376	934	1,310
Unknown	0	0	0

COVID-19 doses administered for the past 2 weeks

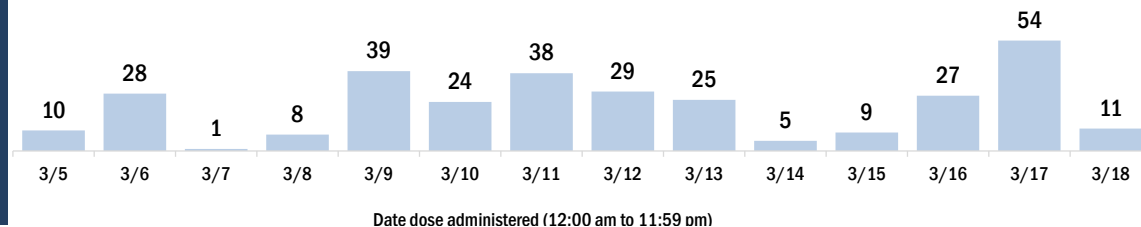


Persons vaccinated for COVID-19 for the past 2 weeks

Number of persons who received their first dose of a two-dose series of the COVID-19 vaccine



Number of persons who completed the COVID-19 vaccine series



COVID-19: Lafayette County vaccine summary

Vaccination data through Mar 18, 2021 as of Mar 19, 2021 at 12:05 AM

Data in this report are provisional and subject to change.

Data in this summary pertain to COVID-19 vaccines approved by the U.S. Food and Drug Administration and have been issued an Emergency Use Authorization (Janssen COVID-19 Vaccine, Moderna COVID-19 Vaccine and Pfizer-BioNTech COVID-19 Vaccine). These data summarize the number of people who have received either their first dose or have completed the series for a COVID-19 vaccine. **A person can only be counted in one category, first dose or series complete.** For persons receiving Moderna or Pfizer vaccines, once they receive their second dose, they are moved from the first dose column to the series completed column. **Because of this, the total first dose category may show a change from report to report not matching the total receiving their first dose from the previous day.** Persons receiving Johnson & Johnson vaccines will always be counted in the series completed column.

COVID-19 doses for vaccinated persons in Florida

Doses administered 2,551

People receiving one dose of a 1-dose series (Johnson & Johnson) or receiving only one dose of a 2-dose series (Moderna, Pfizer) count once. Persons receiving both doses of a 2-dose series count twice.

Current status of persons vaccinated for COVID-19 in Florida

Total people vaccinated 1,468

First dose 383

Series completed 1,085

Completed 1-dose series 2

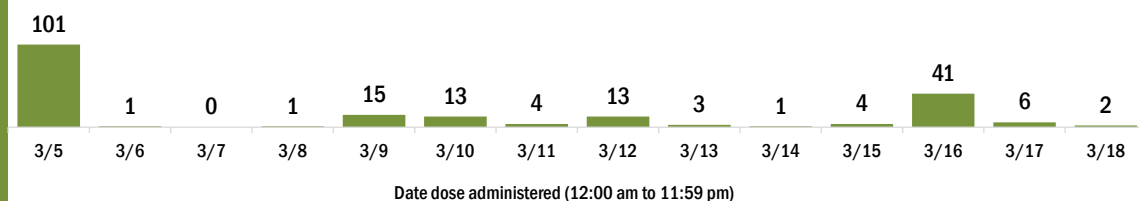
Completed 2-dose series 1,083

First dose: current number of people who have only received their first dose of the Moderna or Pfizer vaccine.

Series complete: current number of people who have received both Moderna or Pfizer vaccine doses or one Johnson & Johnson dose and are considered fully immunized.

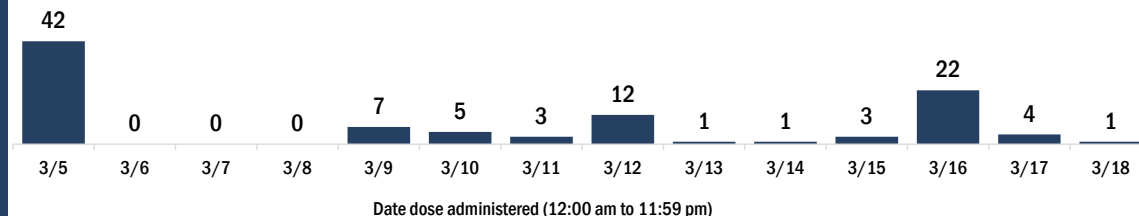
Demographic summary	First dose	Series complete	Total people vaccinated
Age group	383	1,085	1,468
16-24 years	2	3	5
25-34 years	2	7	9
35-44 years	10	18	28
45-54 years	31	34	65
55-64 years	76	58	134
65-74 years	154	544	698
75-84 years	77	325	402
85+ years	31	96	127
Race	383	1,085	1,468
White	296	927	1,223
Black	13	26	39
American Indian/Alaskan	4	1	5
Other	12	63	75
Unknown	58	68	126
Other race includes Asian, native Hawaiian/Pacific Islander, or other.			
Ethnicity	383	1,085	1,468
Hispanic	13	16	29
Non-Hispanic	256	879	1,135
Unknown	114	190	304
Gender	383	1,085	1,468
Female	211	561	772
Male	171	524	695
Unknown	1	0	1

COVID-19 doses administered for the past 2 weeks

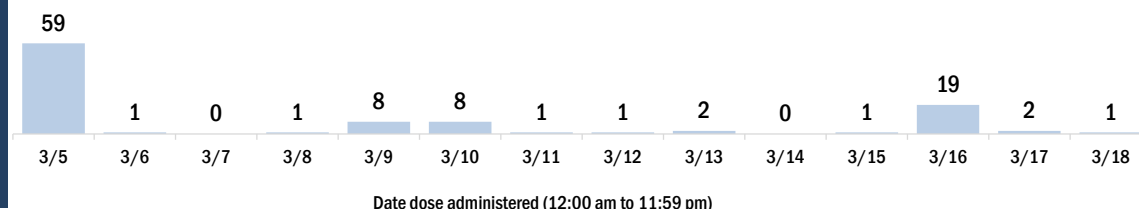


Persons vaccinated for COVID-19 for the past 2 weeks

Number of persons who received their first dose of a two-dose series of the COVID-19 vaccine



Number of persons who completed the COVID-19 vaccine series



COVID-19: Lake County vaccine summary

Vaccination data through Mar 18, 2021 as of Mar 19, 2021 at 12:05 AM

Data in this report are provisional and subject to change.

Data in this summary pertain to COVID-19 vaccines approved by the U.S. Food and Drug Administration and have been issued an Emergency Use Authorization (Janssen COVID-19 Vaccine, Moderna COVID-19 Vaccine and Pfizer-BioNTech COVID-19 Vaccine). These data summarize the number of people who have received either their first dose or have completed the series for a COVID-19 vaccine. **A person can only be counted in one category, first dose or series complete.** For persons receiving Moderna or Pfizer vaccines, once they receive their second dose, they are moved from the first dose column to the series completed column. **Because of this, the total first dose category may show a change from report to report not matching the total receiving their first dose from the previous day.** Persons receiving Johnson & Johnson vaccines will always be counted in the series completed column.

COVID-19 doses for vaccinated persons in Florida

Doses administered 155,987

People receiving one dose of a 1-dose series (Johnson & Johnson) or receiving only one dose of a 2-dose series (Moderna, Pfizer) count once. Persons receiving both doses of a 2-dose series count twice.

Current status of persons vaccinated for COVID-19 in Florida

Total people vaccinated 98,728

First dose 39,754

Series completed 58,974

Completed 1-dose series 1,715

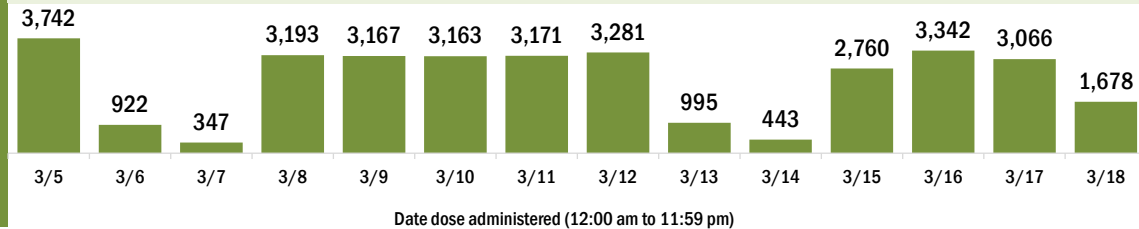
Completed 2-dose series 57,259

First dose: current number of people who have only received their first dose of the Moderna or Pfizer vaccine.

Series complete: current number of people who have received both Moderna or Pfizer vaccine doses or one Johnson & Johnson dose and are considered fully immunized.

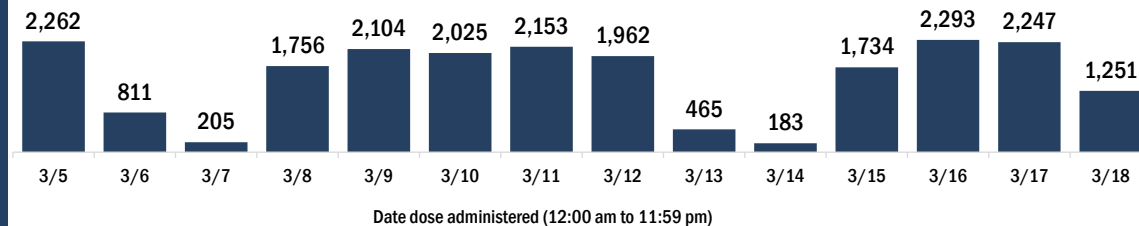
Demographic summary	First dose	Series complete	Total people vaccinated
Age group	39,754	58,974	98,728
16-24 years	496	363	859
25-34 years	1,321	1,125	2,446
35-44 years	1,877	1,727	3,604
45-54 years	2,852	2,248	5,100
55-64 years	7,368	3,574	10,942
65-74 years	13,265	26,244	39,509
75-84 years	9,375	18,480	27,855
85+ years	3,200	5,213	8,413
Race	39,754	58,974	98,728
White	26,536	46,097	72,633
Black	1,831	2,373	4,204
American Indian/Alaskan	164	353	517
Other	3,063	5,350	8,413
Unknown	8,160	4,801	12,961
Other race includes Asian, native Hawaiian/Pacific Islander, or other.			
Ethnicity	39,754	58,974	98,728
Hispanic	1,594	2,295	3,889
Non-Hispanic	16,320	32,597	48,917
Unknown	21,840	24,082	45,922
Gender	39,754	58,974	98,728
Female	23,075	33,538	56,613
Male	16,531	25,404	41,935
Unknown	148	32	180

COVID-19 doses administered for the past 2 weeks

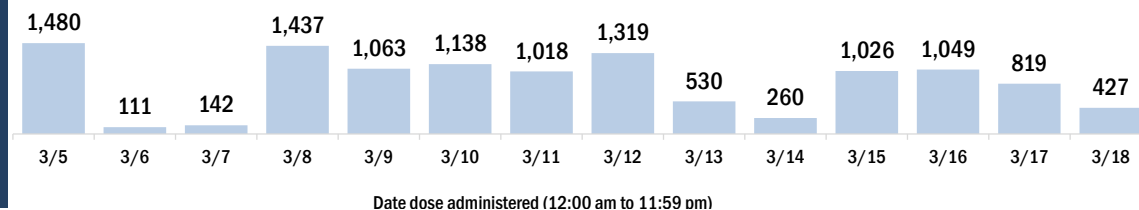


Persons vaccinated for COVID-19 for the past 2 weeks

Number of persons who received their first dose of a two-dose series of the COVID-19 vaccine



Number of persons who completed the COVID-19 vaccine series



COVID-19: Lee County vaccine summary

Vaccination data through Mar 18, 2021 as of Mar 19, 2021 at 12:05 AM

Data in this report are provisional and subject to change.

Data in this summary pertain to COVID-19 vaccines approved by the U.S. Food and Drug Administration and have been issued an Emergency Use Authorization (Janssen COVID-19 Vaccine, Moderna COVID-19 Vaccine and Pfizer-BioNTech COVID-19 Vaccine). These data summarize the number of people who have received either their first dose or have completed the series for a COVID-19 vaccine. **A person can only be counted in one category, first dose or series complete.** For persons receiving Moderna or Pfizer vaccines, once they receive their second dose, they are moved from the first dose column to the series completed column. **Because of this, the total first dose category may show a change from report to report not matching the total receiving their first dose from the previous day.** Persons receiving Johnson & Johnson vaccines will always be counted in the series completed column.

COVID-19 doses for vaccinated persons in Florida

Doses administered 271,720

People receiving one dose of a 1-dose series (Johnson & Johnson) or receiving only one dose of a 2-dose series (Moderna, Pfizer) count once. Persons receiving both doses of a 2-dose series count twice.

Current status of persons vaccinated for COVID-19 in Florida

Total people vaccinated 175,503

First dose 75,941

Series completed 99,562

Completed 1-dose series 3,345

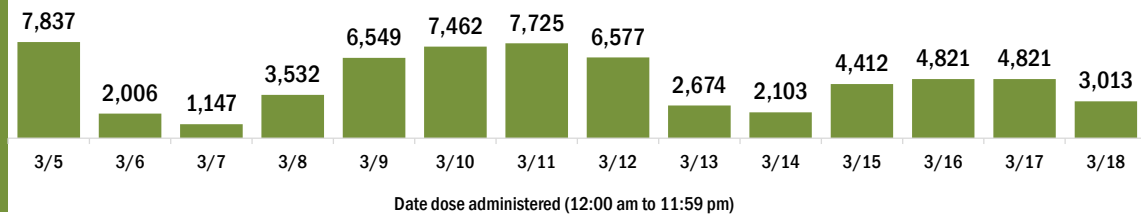
Completed 2-dose series 96,217

First dose: current number of people who have only received their first dose of the Moderna or Pfizer vaccine.

Series complete: current number of people who have received both Moderna or Pfizer vaccine doses or one Johnson & Johnson dose and are considered fully immunized.

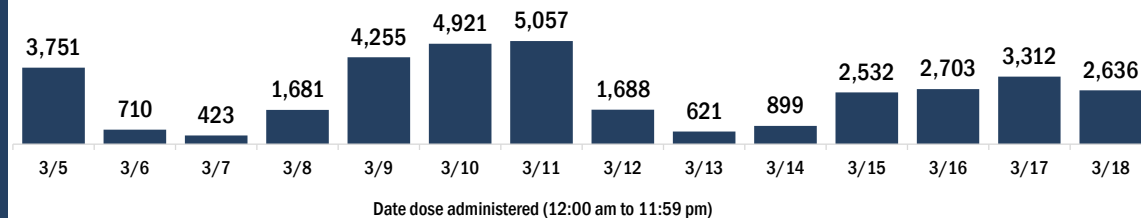
Demographic summary	First dose	Series complete	Total people vaccinated
Age group	75,941	99,562	175,503
16-24 years	608	621	1,229
25-34 years	1,453	2,232	3,685
35-44 years	2,145	2,981	5,126
45-54 years	3,398	4,278	7,676
55-64 years	9,424	7,861	17,285
65-74 years	31,556	47,096	78,652
75-84 years	21,565	26,959	48,524
85+ years	5,792	7,534	13,326
Race	75,941	99,562	175,503
White	56,174	66,485	122,659
Black	1,742	1,767	3,509
American Indian/Alaskan	361	201	562
Other	3,817	7,255	11,072
Unknown	13,847	23,854	37,701
Other race includes Asian, native Hawaiian/Pacific Islander, or other.			
Ethnicity	75,941	99,562	175,503
Hispanic	3,445	3,497	6,942
Non-Hispanic	44,761	51,470	96,231
Unknown	27,735	44,595	72,330
Gender	75,941	99,562	175,503
Female	43,115	55,589	98,704
Male	32,677	43,721	76,398
Unknown	149	252	401

COVID-19 doses administered for the past 2 weeks

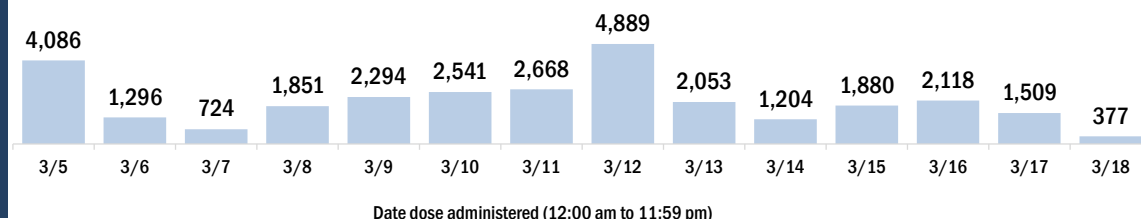


Persons vaccinated for COVID-19 for the past 2 weeks

Number of persons who received their first dose of a two-dose series of the COVID-19 vaccine



Number of persons who completed the COVID-19 vaccine series



COVID-19: Leon County vaccine summary

Vaccination data through Mar 18, 2021 as of Mar 19, 2021 at 12:05 AM

Data in this report are provisional and subject to change.

Data in this summary pertain to COVID-19 vaccines approved by the U.S. Food and Drug Administration and have been issued an Emergency Use Authorization (Janssen COVID-19 Vaccine, Moderna COVID-19 Vaccine and Pfizer-BioNTech COVID-19 Vaccine). These data summarize the number of people who have received either their first dose or have completed the series for a COVID-19 vaccine. **A person can only be counted in one category, first dose or series complete.** For persons receiving Moderna or Pfizer vaccines, once they receive their second dose, they are moved from the first dose column to the series completed column. **Because of this, the total first dose category may show a change from report to report not matching the total receiving their first dose from the previous day.** Persons receiving Johnson & Johnson vaccines will always be counted in the series completed column.

COVID-19 doses for vaccinated persons in Florida

Doses administered 100,669

People receiving one dose of a 1-dose series (Johnson & Johnson) or receiving only one dose of a 2-dose series (Moderna, Pfizer) count once. Persons receiving both doses of a 2-dose series count twice.

Current status of persons vaccinated for COVID-19 in Florida

Total people vaccinated 62,275

First dose 23,010

Series completed 39,265

Completed 1-dose series 871

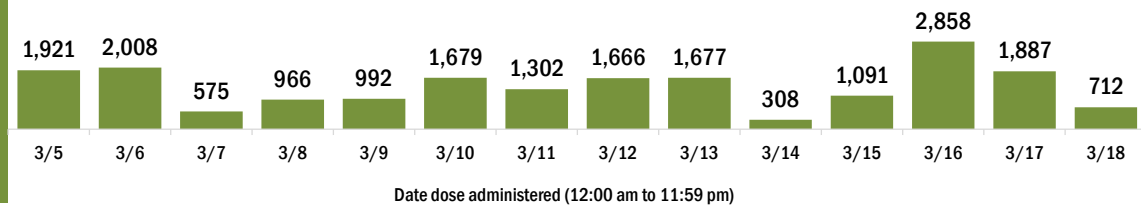
Completed 2-dose series 38,394

First dose: current number of people who have only received their first dose of the Moderna or Pfizer vaccine.

Series complete: current number of people who have received both Moderna or Pfizer vaccine doses or one Johnson & Johnson dose and are considered fully immunized.

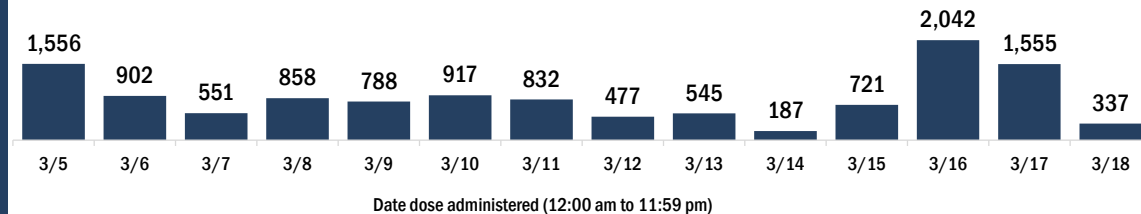
Demographic summary	First dose	Series complete	Total people vaccinated
Age group	23,010	39,265	62,275
16-24 years	1,576	942	2,518
25-34 years	2,511	1,928	4,439
35-44 years	3,013	2,309	5,322
45-54 years	3,623	2,723	6,346
55-64 years	6,732	4,938	11,670
65-74 years	3,465	16,275	19,740
75-84 years	1,456	7,629	9,085
85+ years	634	2,521	3,155
Race	23,010	39,265	62,275
White	12,830	23,493	36,323
Black	3,947	4,542	8,489
American Indian/Alaskan	66	120	186
Other	3,075	8,248	11,323
Unknown	3,092	2,862	5,954
Other race includes Asian, native Hawaiian/Pacific Islander, or other.			
Ethnicity	23,010	39,265	62,275
Hispanic	1,000	1,210	2,210
Non-Hispanic	15,171	27,542	42,713
Unknown	6,839	10,513	17,352
Gender	23,010	39,265	62,275
Female	13,786	23,379	37,165
Male	9,212	15,869	25,081
Unknown	12	17	29

COVID-19 doses administered for the past 2 weeks

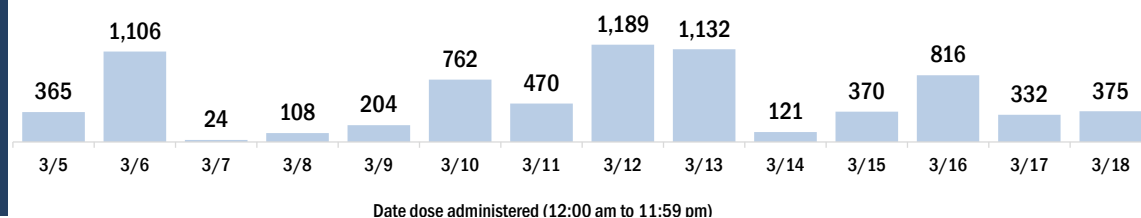


Persons vaccinated for COVID-19 for the past 2 weeks

Number of persons who received their first dose of a two-dose series of the COVID-19 vaccine



Number of persons who completed the COVID-19 vaccine series



COVID-19: Levy County vaccine summary

Vaccination data through Mar 18, 2021 as of Mar 19, 2021 at 12:05 AM

Data in this report are provisional and subject to change.

Data in this summary pertain to COVID-19 vaccines approved by the U.S. Food and Drug Administration and have been issued an Emergency Use Authorization (Janssen COVID-19 Vaccine, Moderna COVID-19 Vaccine and Pfizer-BioNTech COVID-19 Vaccine). These data summarize the number of people who have received either their first dose or have completed the series for a COVID-19 vaccine. **A person can only be counted in one category, first dose or series complete.** For persons receiving Moderna or Pfizer vaccines, once they receive their second dose, they are moved from the first dose column to the series completed column. **Because of this, the total first dose category may show a change from report to report not matching the total receiving their first dose from the previous day.** Persons receiving Johnson & Johnson vaccines will always be counted in the series completed column.

COVID-19 doses for vaccinated persons in Florida

Doses administered 10,189

People receiving one dose of a 1-dose series (Johnson & Johnson) or receiving only one dose of a 2-dose series (Moderna, Pfizer) count once. Persons receiving both doses of a 2-dose series count twice.

Current status of persons vaccinated for COVID-19 in Florida

Total people vaccinated 6,179

First dose 2,124

Series completed 4,055

Completed 1-dose series 45

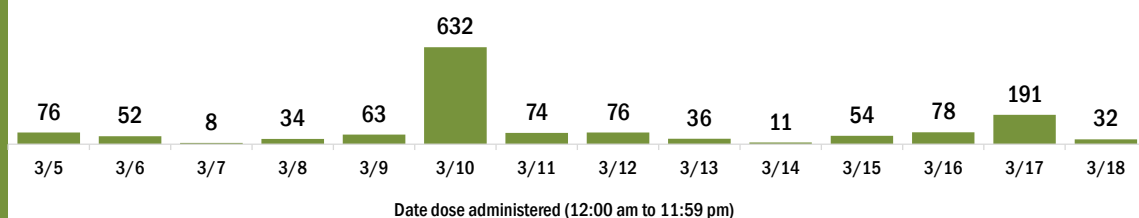
Completed 2-dose series 4,010

First dose: current number of people who have only received their first dose of the Moderna or Pfizer vaccine.

Series complete: current number of people who have received both Moderna or Pfizer vaccine doses or one Johnson & Johnson dose and are considered fully immunized.

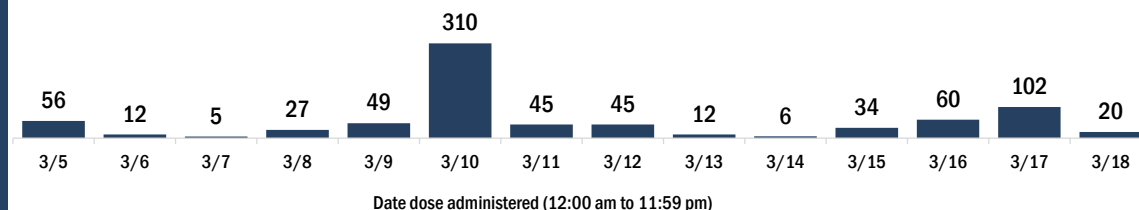
Demographic summary	First dose	Series complete	Total people vaccinated
Age group	2,124	4,055	6,179
16-24 years	23	34	57
25-34 years	48	111	159
35-44 years	57	117	174
45-54 years	99	179	278
55-64 years	317	313	630
65-74 years	951	1,980	2,931
75-84 years	491	1,064	1,555
85+ years	138	257	395
Race	2,124	4,055	6,179
White	1,593	3,233	4,826
Black	144	193	337
American Indian/Alaskan	24	21	45
Other	124	232	356
Unknown	239	376	615
Other race includes Asian, native Hawaiian/Pacific Islander, or other.			
Ethnicity	2,124	4,055	6,179
Hispanic	76	80	156
Non-Hispanic	1,279	2,967	4,246
Unknown	769	1,008	1,777
Gender	2,124	4,055	6,179
Female	1,258	2,296	3,554
Male	865	1,759	2,624
Unknown	1	0	1

COVID-19 doses administered for the past 2 weeks

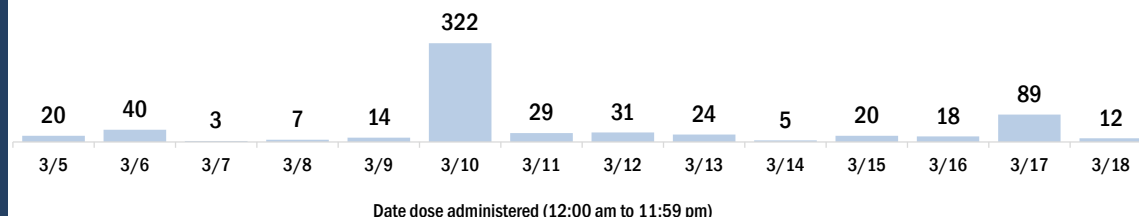


Persons vaccinated for COVID-19 for the past 2 weeks

Number of persons who received their first dose of a two-dose series of the COVID-19 vaccine



Number of persons who completed the COVID-19 vaccine series



COVID-19: Liberty County vaccine summary

Vaccination data through Mar 18, 2021 as of Mar 19, 2021 at 12:05 AM

Data in this report are provisional and subject to change.

Data in this summary pertain to COVID-19 vaccines approved by the U.S. Food and Drug Administration and have been issued an Emergency Use Authorization (Janssen COVID-19 Vaccine, Moderna COVID-19 Vaccine and Pfizer-BioNTech COVID-19 Vaccine). These data summarize the number of people who have received either their first dose or have completed the series for a COVID-19 vaccine. **A person can only be counted in one category, first dose or series complete.** For persons receiving Moderna or Pfizer vaccines, once they receive their second dose, they are moved from the first dose column to the series completed column. **Because of this, the total first dose category may show a change from report to report not matching the total receiving their first dose from the previous day.** Persons receiving Johnson & Johnson vaccines will always be counted in the series completed column.

COVID-19 doses for vaccinated persons in Florida

Doses administered 2,096

People receiving one dose of a 1-dose series (Johnson & Johnson) or receiving only one dose of a 2-dose series (Moderna, Pfizer) count once. Persons receiving both doses of a 2-dose series count twice.

Current status of persons vaccinated for COVID-19 in Florida

Total people vaccinated 1,196

First dose 286

Series completed 910

Completed 1-dose series 10

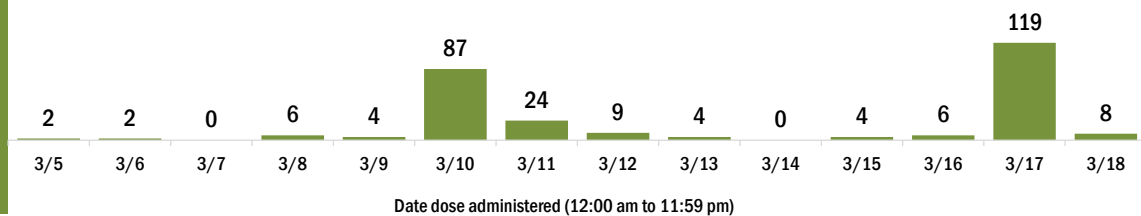
Completed 2-dose series 900

First dose: current number of people who have only received their first dose of the Moderna or Pfizer vaccine.

Series complete: current number of people who have received both Moderna or Pfizer vaccine doses or one Johnson & Johnson dose and are considered fully immunized.

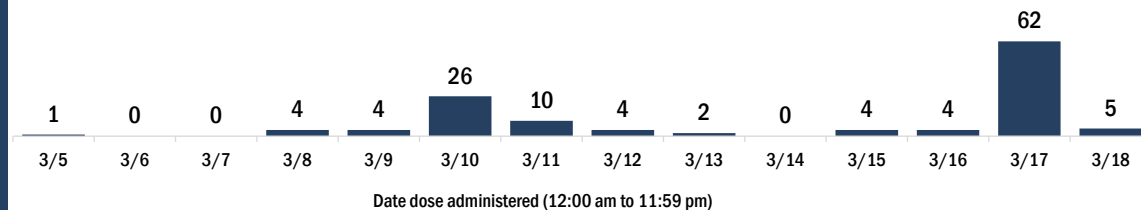
Demographic summary	First dose	Series complete	Total people vaccinated
Age group	286	910	1,196
16-24 years	9	8	17
25-34 years	16	20	36
35-44 years	27	42	69
45-54 years	40	41	81
55-64 years	85	181	266
65-74 years	67	363	430
75-84 years	34	201	235
85+ years	8	54	62
Race	286	910	1,196
White	196	663	859
Black	41	63	104
American Indian/Alaskan	1	7	8
Other	16	91	107
Unknown	32	86	118
Other race includes Asian, native Hawaiian/Pacific Islander, or other.			
Ethnicity	286	910	1,196
Hispanic	1	10	11
Non-Hispanic	134	481	615
Unknown	151	419	570
Gender	286	910	1,196
Female	159	485	644
Male	127	425	552
Unknown	0	0	0

COVID-19 doses administered for the past 2 weeks

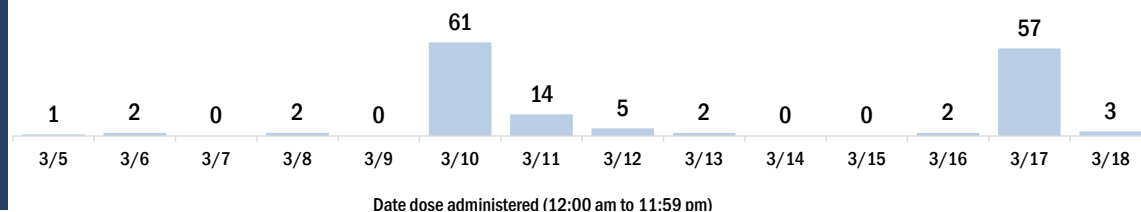


Persons vaccinated for COVID-19 for the past 2 weeks

Number of persons who received their first dose of a two-dose series of the COVID-19 vaccine



Number of persons who completed the COVID-19 vaccine series



COVID-19: Madison County vaccine summary

Vaccination data through Mar 18, 2021 as of Mar 19, 2021 at 12:05 AM

Data in this report are provisional and subject to change.

Data in this summary pertain to COVID-19 vaccines approved by the U.S. Food and Drug Administration and have been issued an Emergency Use Authorization (Janssen COVID-19 Vaccine, Moderna COVID-19 Vaccine and Pfizer-BioNTech COVID-19 Vaccine). These data summarize the number of people who have received either their first dose or have completed the series for a COVID-19 vaccine. **A person can only be counted in one category, first dose or series complete.** For persons receiving Moderna or Pfizer vaccines, once they receive their second dose, they are moved from the first dose column to the series completed column. **Because of this, the total first dose category may show a change from report to report not matching the total receiving their first dose from the previous day.** Persons receiving Johnson & Johnson vaccines will always be counted in the series completed column.

COVID-19 doses for vaccinated persons in Florida

Doses administered 5,944

People receiving one dose of a 1-dose series (Johnson & Johnson) or receiving only one dose of a 2-dose series (Moderna, Pfizer) count once. Persons receiving both doses of a 2-dose series count twice.

Current status of persons vaccinated for COVID-19 in Florida

Total people vaccinated 3,565

First dose 1,166

Series completed 2,399

Completed 1-dose series 20

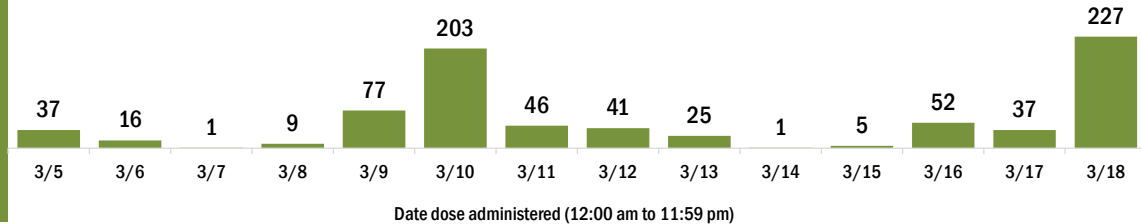
Completed 2-dose series 2,379

First dose: current number of people who have only received their first dose of the Moderna or Pfizer vaccine.

Series complete: current number of people who have received both Moderna or Pfizer vaccine doses or one Johnson & Johnson dose and are considered fully immunized.

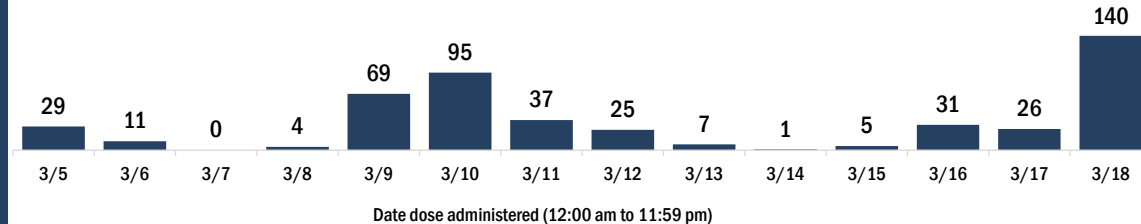
Demographic summary	First dose	Series complete	Total people vaccinated
Age group	1,166	2,399	3,565
16-24 years	18	10	28
25-34 years	43	38	81
35-44 years	84	58	142
45-54 years	199	84	283
55-64 years	435	212	647
65-74 years	249	1,142	1,391
75-84 years	104	671	775
85+ years	34	184	218
Race	1,166	2,399	3,565
White	558	1,289	1,847
Black	339	518	857
American Indian/Alaskan	1	6	7
Other	89	231	320
Unknown	179	355	534
Other race includes Asian, native Hawaiian/Pacific Islander, or other.			
Ethnicity	1,166	2,399	3,565
Hispanic	10	18	28
Non-Hispanic	427	772	1,199
Unknown	729	1,609	2,338
Gender	1,166	2,399	3,565
Female	691	1,346	2,037
Male	475	1,053	1,528
Unknown	0	0	0

COVID-19 doses administered for the past 2 weeks

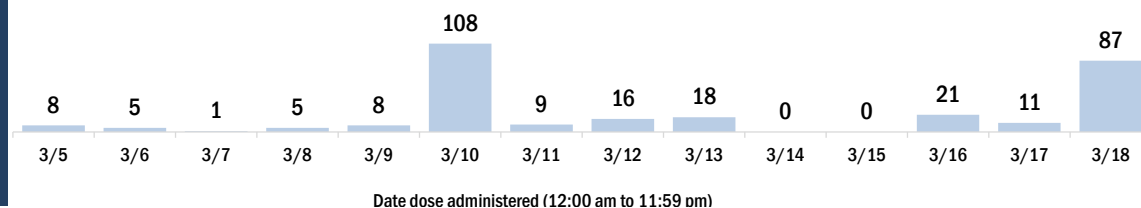


Persons vaccinated for COVID-19 for the past 2 weeks

Number of persons who received their first dose of a two-dose series of the COVID-19 vaccine



Number of persons who completed the COVID-19 vaccine series



COVID-19: Manatee County vaccine summary

Vaccination data through Mar 18, 2021 as of Mar 19, 2021 at 12:05 AM

Data in this report are provisional and subject to change.

Data in this summary pertain to COVID-19 vaccines approved by the U.S. Food and Drug Administration and have been issued an Emergency Use Authorization (Janssen COVID-19 Vaccine, Moderna COVID-19 Vaccine and Pfizer-BioNTech COVID-19 Vaccine). These data summarize the number of people who have received either their first dose or have completed the series for a COVID-19 vaccine. **A person can only be counted in one category, first dose or series complete.** For persons receiving Moderna or Pfizer vaccines, once they receive their second dose, they are moved from the first dose column to the series completed column. **Because of this, the total first dose category may show a change from report to report not matching the total receiving their first dose from the previous day.** Persons receiving Johnson & Johnson vaccines will always be counted in the series completed column.

COVID-19 doses for vaccinated persons in Florida

Doses administered 141,817

People receiving one dose of a 1-dose series (Johnson & Johnson) or receiving only one dose of a 2-dose series (Moderna, Pfizer) count once. Persons receiving both doses of a 2-dose series count twice.

Current status of persons vaccinated for COVID-19 in Florida

Total people vaccinated 98,819

First dose 54,156

Series completed 44,663

Completed 1-dose series 1,665

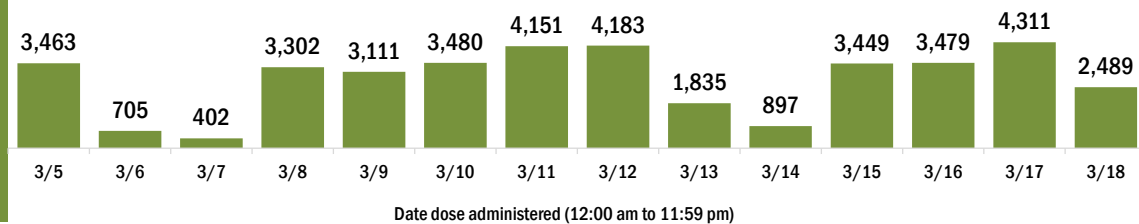
Completed 2-dose series 42,998

First dose: current number of people who have only received their first dose of the Moderna or Pfizer vaccine.

Series complete: current number of people who have received both Moderna or Pfizer vaccine doses or one Johnson & Johnson dose and are considered fully immunized.

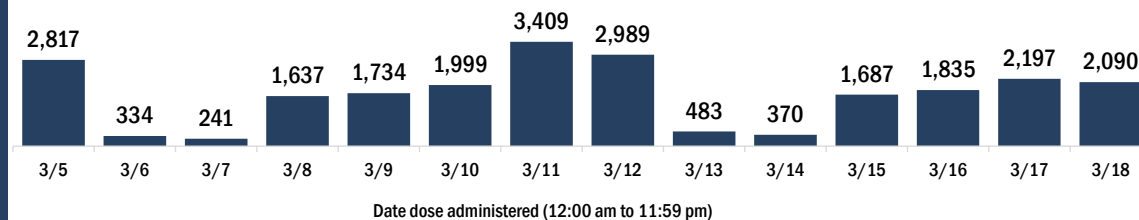
Demographic summary	First dose	Series complete	Total people vaccinated
Age group	54,156	44,663	98,819
16-24 years	469	514	983
25-34 years	1,042	1,722	2,764
35-44 years	1,308	2,164	3,472
45-54 years	2,127	2,717	4,844
55-64 years	7,684	3,833	11,517
65-74 years	22,892	19,723	42,615
75-84 years	14,258	10,556	24,814
85+ years	4,376	3,434	7,810
Race	54,156	44,663	98,819
White	41,494	33,820	75,314
Black	1,218	925	2,143
American Indian/Alaskan	274	153	427
Other	3,021	4,463	7,484
Unknown	8,149	5,302	13,451
Other race includes Asian, native Hawaiian/Pacific Islander, or other.			
Ethnicity	54,156	44,663	98,819
Hispanic	1,633	1,272	2,905
Non-Hispanic	28,559	27,412	55,971
Unknown	23,964	15,979	39,943
Gender	54,156	44,663	98,819
Female	30,446	25,588	56,034
Male	23,623	19,039	42,662
Unknown	87	36	123

COVID-19 doses administered for the past 2 weeks

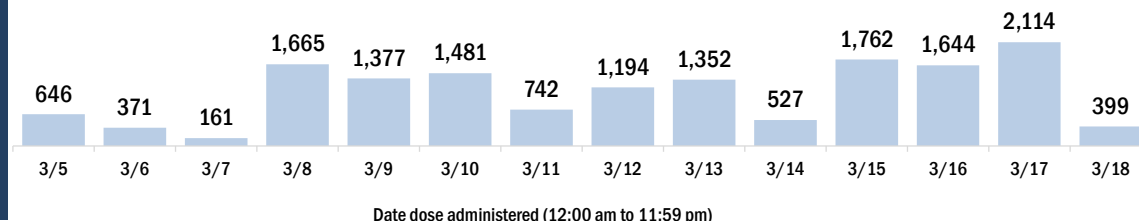


Persons vaccinated for COVID-19 for the past 2 weeks

Number of persons who received their first dose of a two-dose series of the COVID-19 vaccine



Number of persons who completed the COVID-19 vaccine series



COVID-19: Marion County vaccine summary

Vaccination data through Mar 18, 2021 as of Mar 19, 2021 at 12:05 AM

Data in this report are provisional and subject to change.

Data in this summary pertain to COVID-19 vaccines approved by the U.S. Food and Drug Administration and have been issued an Emergency Use Authorization (Janssen COVID-19 Vaccine, Moderna COVID-19 Vaccine and Pfizer-BioNTech COVID-19 Vaccine). These data summarize the number of people who have received either their first dose or have completed the series for a COVID-19 vaccine. **A person can only be counted in one category, first dose or series complete.** For persons receiving Moderna or Pfizer vaccines, once they receive their second dose, they are moved from the first dose column to the series completed column. **Because of this, the total first dose category may show a change from report to report not matching the total receiving their first dose from the previous day.** Persons receiving Johnson & Johnson vaccines will always be counted in the series completed column.

COVID-19 doses for vaccinated persons in Florida

Doses administered 123,651

People receiving one dose of a 1-dose series (Johnson & Johnson) or receiving only one dose of a 2-dose series (Moderna, Pfizer) count once. Persons receiving both doses of a 2-dose series count twice.

Current status of persons vaccinated for COVID-19 in Florida

Total people vaccinated 78,449

First dose 32,157

Series completed 46,292

Completed 1-dose series 1,090

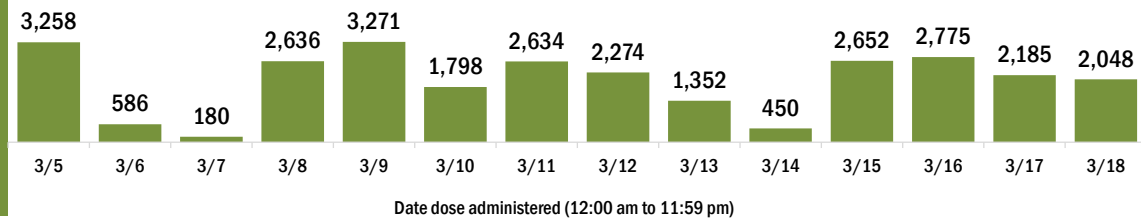
Completed 2-dose series 45,202

First dose: current number of people who have only received their first dose of the Moderna or Pfizer vaccine.

Series complete: current number of people who have received both Moderna or Pfizer vaccine doses or one Johnson & Johnson dose and are considered fully immunized.

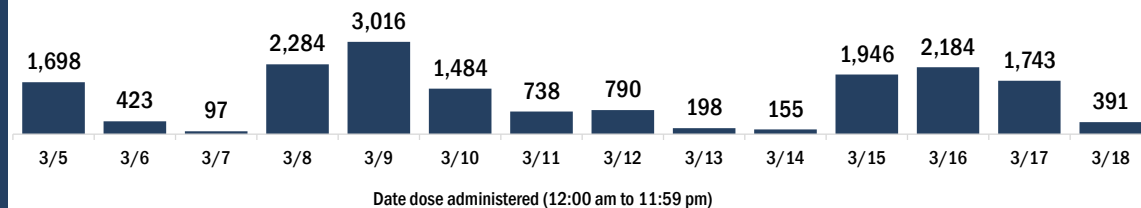
Demographic summary	First dose	Series complete	Total people vaccinated
Age group	32,157	46,292	78,449
16-24 years	300	457	757
25-34 years	734	1,220	1,954
35-44 years	947	1,697	2,644
45-54 years	1,632	2,515	4,147
55-64 years	5,154	3,772	8,926
65-74 years	11,901	19,789	31,690
75-84 years	8,725	13,193	21,918
85+ years	2,764	3,649	6,413
Race	32,157	46,292	78,449
White	22,583	31,850	54,433
Black	2,194	1,838	4,032
American Indian/Alaskan	92	160	252
Other	2,554	4,990	7,544
Unknown	4,734	7,454	12,188
Other race includes Asian, native Hawaiian/Pacific Islander, or other.			
Ethnicity	32,157	46,292	78,449
Hispanic	2,042	1,609	3,651
Non-Hispanic	19,809	27,026	46,835
Unknown	10,306	17,657	27,963
Gender	32,157	46,292	78,449
Female	18,951	26,597	45,548
Male	13,158	19,679	32,837
Unknown	48	16	64

COVID-19 doses administered for the past 2 weeks

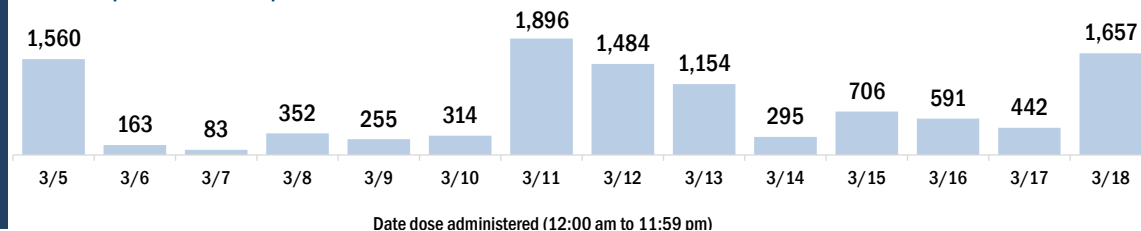


Persons vaccinated for COVID-19 for the past 2 weeks

Number of persons who received their first dose of a two-dose series of the COVID-19 vaccine



Number of persons who completed the COVID-19 vaccine series



COVID-19: Martin County vaccine summary

Vaccination data through Mar 18, 2021 as of Mar 19, 2021 at 12:05 AM

Data in this report are provisional and subject to change.

Data in this summary pertain to COVID-19 vaccines approved by the U.S. Food and Drug Administration and have been issued an Emergency Use Authorization (Janssen COVID-19 Vaccine, Moderna COVID-19 Vaccine and Pfizer-BioNTech COVID-19 Vaccine). These data summarize the number of people who have received either their first dose or have completed the series for a COVID-19 vaccine. **A person can only be counted in one category, first dose or series complete.** For persons receiving Moderna or Pfizer vaccines, once they receive their second dose, they are moved from the first dose column to the series completed column. **Because of this, the total first dose category may show a change from report to report not matching the total receiving their first dose from the previous day.** Persons receiving Johnson & Johnson vaccines will always be counted in the series completed column.

COVID-19 doses for vaccinated persons in Florida

Doses administered 75,900

People receiving one dose of a 1-dose series (Johnson & Johnson) or receiving only one dose of a 2-dose series (Moderna, Pfizer) count once. Persons receiving both doses of a 2-dose series count twice.

Current status of persons vaccinated for COVID-19 in Florida

Total people vaccinated 46,593

First dose 16,700

Series completed 29,893

Completed 1-dose series 586

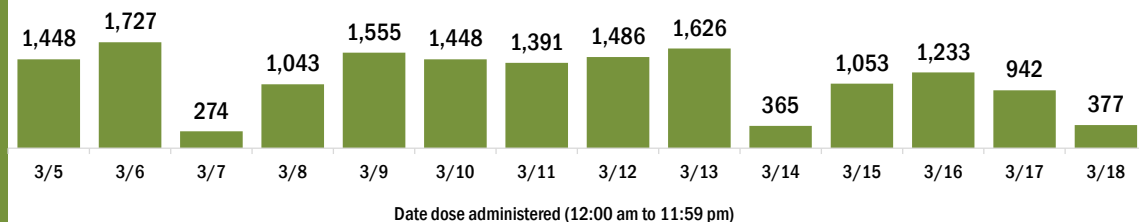
Completed 2-dose series 29,307

First dose: current number of people who have only received their first dose of the Moderna or Pfizer vaccine.

Series complete: current number of people who have received both Moderna or Pfizer vaccine doses or one Johnson & Johnson dose and are considered fully immunized.

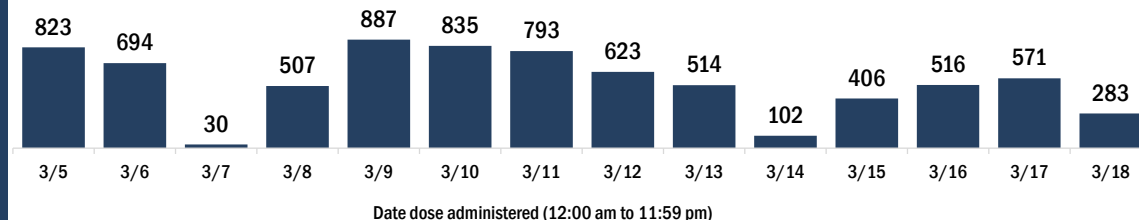
Demographic summary	First dose	Series complete	Total people vaccinated
Age group	16,700	29,893	46,593
16-24 years	159	156	315
25-34 years	362	457	819
35-44 years	517	756	1,273
45-54 years	836	1,085	1,921
55-64 years	2,729	2,254	4,983
65-74 years	6,241	12,610	18,851
75-84 years	4,304	9,078	13,382
85+ years	1,552	3,497	5,049
Race	16,700	29,893	46,593
White	12,148	19,208	31,356
Black	330	419	749
American Indian/Alaskan	70	40	110
Other	908	2,528	3,436
Unknown	3,244	7,698	10,942
Other race includes Asian, native Hawaiian/Pacific Islander, or other.			
Ethnicity	16,700	29,893	46,593
Hispanic	566	467	1,033
Non-Hispanic	8,408	9,129	17,537
Unknown	7,726	20,297	28,023
Gender	16,700	29,893	46,593
Female	9,591	17,082	26,673
Male	7,090	12,797	19,887
Unknown	19	14	33

COVID-19 doses administered for the past 2 weeks

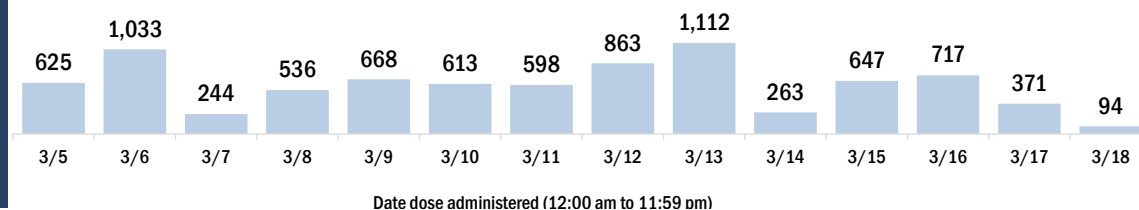


Persons vaccinated for COVID-19 for the past 2 weeks

Number of persons who received their first dose of a two-dose series of the COVID-19 vaccine



Number of persons who completed the COVID-19 vaccine series



COVID-19: Monroe County vaccine summary

Vaccination data through Mar 18, 2021 as of Mar 19, 2021 at 12:05 AM

Data in this report are provisional and subject to change.

Data in this summary pertain to COVID-19 vaccines approved by the U.S. Food and Drug Administration and have been issued an Emergency Use Authorization (Janssen COVID-19 Vaccine, Moderna COVID-19 Vaccine and Pfizer-BioNTech COVID-19 Vaccine). These data summarize the number of people who have received either their first dose or have completed the series for a COVID-19 vaccine. **A person can only be counted in one category, first dose or series complete.** For persons receiving Moderna or Pfizer vaccines, once they receive their second dose, they are moved from the first dose column to the series completed column. **Because of this, the total first dose category may show a change from report to report not matching the total receiving their first dose from the previous day.** Persons receiving Johnson & Johnson vaccines will always be counted in the series completed column.

COVID-19 doses for vaccinated persons in Florida

Doses administered 28,055

People receiving one dose of a 1-dose series (Johnson & Johnson) or receiving only one dose of a 2-dose series (Moderna, Pfizer) count once. Persons receiving both doses of a 2-dose series count twice.

Current status of persons vaccinated for COVID-19 in Florida

Total people vaccinated 18,245

First dose 8,184

Series completed 10,061

Completed 1-dose series 251

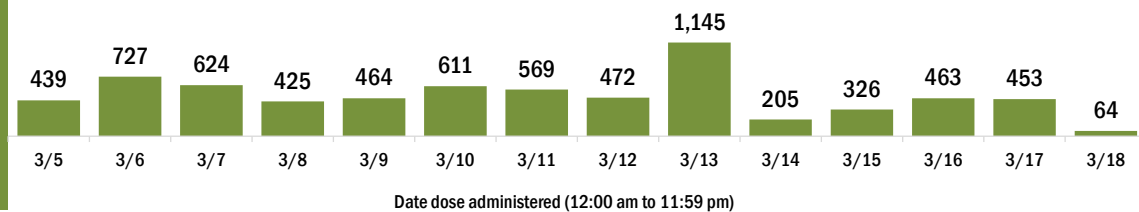
Completed 2-dose series 9,810

First dose: current number of people who have only received their first dose of the Moderna or Pfizer vaccine.

Series complete: current number of people who have received both Moderna or Pfizer vaccine doses or one Johnson & Johnson dose and are considered fully immunized.

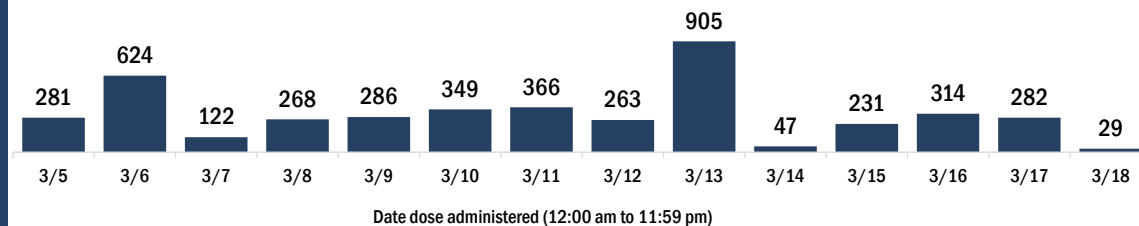
Demographic summary	First dose	Series complete	Total people vaccinated
Age group	8,184	10,061	18,245
16-24 years	91	61	152
25-34 years	225	229	454
35-44 years	346	408	754
45-54 years	670	569	1,239
55-64 years	1,756	970	2,726
65-74 years	3,451	4,844	8,295
75-84 years	1,335	2,393	3,728
85+ years	310	587	897
Race	8,184	10,061	18,245
White	5,769	7,359	13,128
Black	189	150	339
American Indian/Alaskan	57	28	85
Other	347	609	956
Unknown	1,822	1,915	3,737
Other race includes Asian, native Hawaiian/Pacific Islander, or other.			
Ethnicity	8,184	10,061	18,245
Hispanic	751	594	1,345
Non-Hispanic	3,933	5,911	9,844
Unknown	3,500	3,556	7,056
Gender	8,184	10,061	18,245
Female	4,310	5,305	9,615
Male	3,858	4,755	8,613
Unknown	16	1	17

COVID-19 doses administered for the past 2 weeks

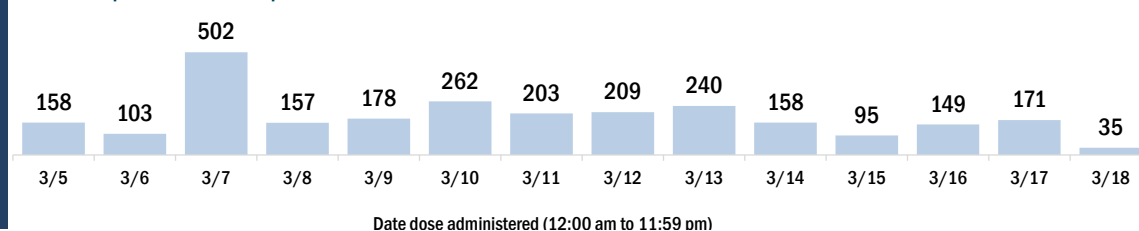


Persons vaccinated for COVID-19 for the past 2 weeks

Number of persons who received their first dose of a two-dose series of the COVID-19 vaccine



Number of persons who completed the COVID-19 vaccine series



COVID-19: Nassau County vaccine summary

Vaccination data through Mar 18, 2021 as of Mar 19, 2021 at 12:05 AM

Data in this report are provisional and subject to change.

Data in this summary pertain to COVID-19 vaccines approved by the U.S. Food and Drug Administration and have been issued an Emergency Use Authorization (Janssen COVID-19 Vaccine, Moderna COVID-19 Vaccine and Pfizer-BioNTech COVID-19 Vaccine). These data summarize the number of people who have received either their first dose or have completed the series for a COVID-19 vaccine. **A person can only be counted in one category, first dose or series complete.** For persons receiving Moderna or Pfizer vaccines, once they receive their second dose, they are moved from the first dose column to the series completed column. **Because of this, the total first dose category may show a change from report to report not matching the total receiving their first dose from the previous day.** Persons receiving Johnson & Johnson vaccines will always be counted in the series completed column.

COVID-19 doses for vaccinated persons in Florida

Doses administered 37,003

People receiving one dose of a 1-dose series (Johnson & Johnson) or receiving only one dose of a 2-dose series (Moderna, Pfizer) count once. Persons receiving both doses of a 2-dose series count twice.

Current status of persons vaccinated for COVID-19 in Florida

Total people vaccinated 21,841

First dose 6,168

Series completed 15,673

Completed 1-dose series 511

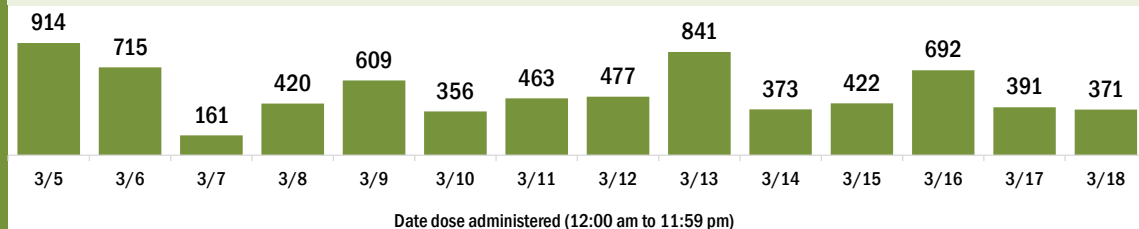
Completed 2-dose series 15,162

First dose: current number of people who have only received their first dose of the Moderna or Pfizer vaccine.

Series complete: current number of people who have received both Moderna or Pfizer vaccine doses or one Johnson & Johnson dose and are considered fully immunized.

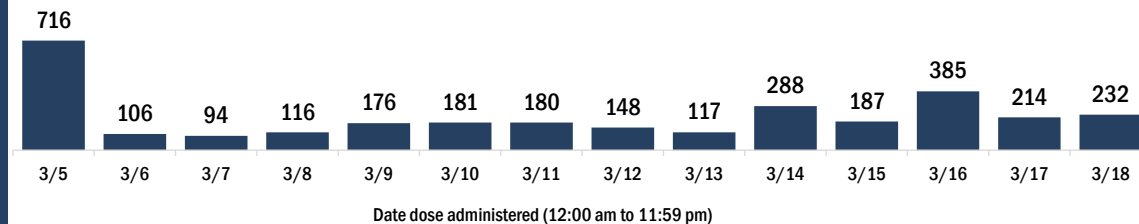
Demographic summary	First dose	Series complete	Total people vaccinated
Age group	6,168	15,673	21,841
16-24 years	94	132	226
25-34 years	166	351	517
35-44 years	395	569	964
45-54 years	670	685	1,355
55-64 years	1,828	1,347	3,175
65-74 years	1,889	7,567	9,456
75-84 years	874	3,893	4,767
85+ years	252	1,129	1,381
Race	6,168	15,673	21,841
White	4,833	12,571	17,404
Black	309	595	904
American Indian/Alaskan	31	32	63
Other	285	863	1,148
Unknown	710	1,612	2,322
Other race includes Asian, native Hawaiian/Pacific Islander, or other.			
Ethnicity	6,168	15,673	21,841
Hispanic	149	181	330
Non-Hispanic	4,574	11,648	16,222
Unknown	1,445	3,844	5,289
Gender	6,168	15,673	21,841
Female	3,558	8,748	12,306
Male	2,605	6,924	9,529
Unknown	5	1	6

COVID-19 doses administered for the past 2 weeks

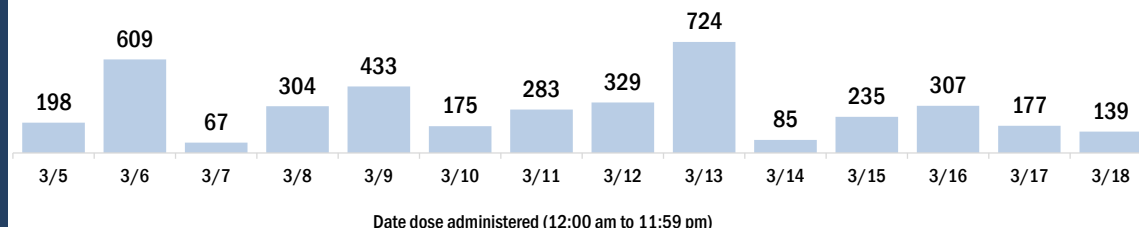


Persons vaccinated for COVID-19 for the past 2 weeks

Number of persons who received their first dose of a two-dose series of the COVID-19 vaccine



Number of persons who completed the COVID-19 vaccine series



COVID-19: Okaloosa County vaccine summary

Vaccination data through Mar 18, 2021 as of Mar 19, 2021 at 12:05 AM

Data in this report are provisional and subject to change.

Data in this summary pertain to COVID-19 vaccines approved by the U.S. Food and Drug Administration and have been issued an Emergency Use Authorization (Janssen COVID-19 Vaccine, Moderna COVID-19 Vaccine and Pfizer-BioNTech COVID-19 Vaccine). These data summarize the number of people who have received either their first dose or have completed the series for a COVID-19 vaccine. **A person can only be counted in one category, first dose or series complete.** For persons receiving Moderna or Pfizer vaccines, once they receive their second dose, they are moved from the first dose column to the series completed column. **Because of this, the total first dose category may show a change from report to report not matching the total receiving their first dose from the previous day.** Persons receiving Johnson & Johnson vaccines will always be counted in the series completed column.

COVID-19 doses for vaccinated persons in Florida

Doses administered 57,856

People receiving one dose of a 1-dose series (Johnson & Johnson) or receiving only one dose of a 2-dose series (Moderna, Pfizer) count once. Persons receiving both doses of a 2-dose series count twice.

Current status of persons vaccinated for COVID-19 in Florida

Total people vaccinated 35,289

First dose 11,722

Series completed 23,567

Completed 1-dose series 1,000

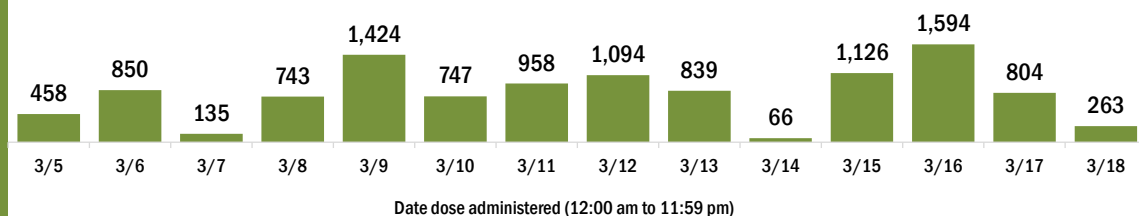
Completed 2-dose series 22,567

First dose: current number of people who have only received their first dose of the Moderna or Pfizer vaccine.

Series complete: current number of people who have received both Moderna or Pfizer vaccine doses or one Johnson & Johnson dose and are considered fully immunized.

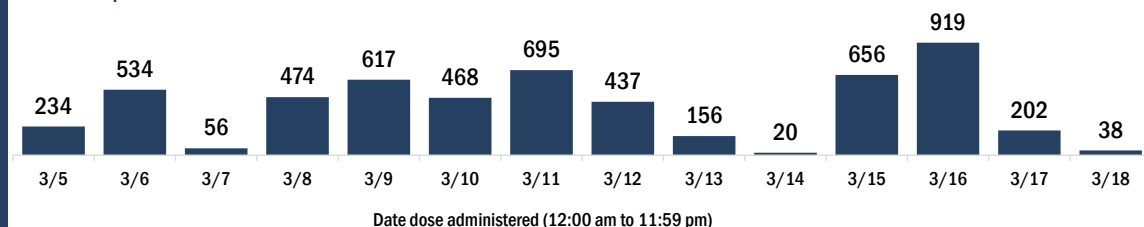
Demographic summary	First dose	Series complete	Total people vaccinated
Age group	11,722	23,567	35,289
16-24 years	207	223	430
25-34 years	536	857	1,393
35-44 years	763	1,117	1,880
45-54 years	1,104	1,405	2,509
55-64 years	3,265	2,348	5,613
65-74 years	3,470	9,658	13,128
75-84 years	1,756	5,783	7,539
85+ years	621	2,176	2,797
Race	11,722	23,567	35,289
White	7,914	16,335	24,249
Black	571	1,044	1,615
American Indian/Alaskan	48	74	122
Other	870	2,243	3,113
Unknown	2,319	3,871	6,190
Other race includes Asian, native Hawaiian/Pacific Islander, or other.			
Ethnicity	11,722	23,567	35,289
Hispanic	279	455	734
Non-Hispanic	7,632	13,164	20,796
Unknown	3,811	9,948	13,759
Gender	11,722	23,567	35,289
Female	6,820	13,745	20,565
Male	4,781	9,796	14,577
Unknown	121	26	147

COVID-19 doses administered for the past 2 weeks

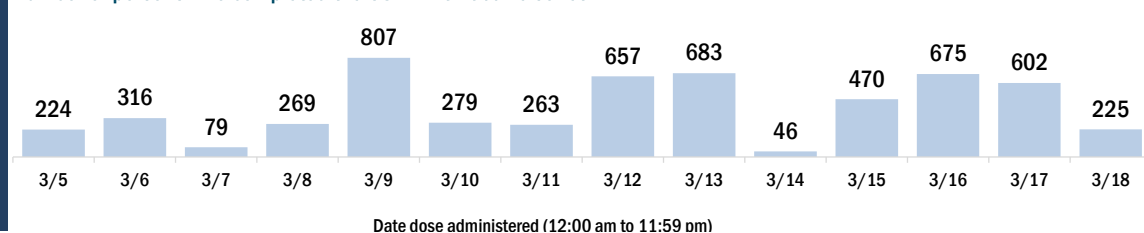


Persons vaccinated for COVID-19 for the past 2 weeks

Number of persons who received their first dose of a two-dose series of the COVID-19 vaccine



Number of persons who completed the COVID-19 vaccine series



COVID-19: Okeechobee County vaccine summary

Vaccination data through Mar 18, 2021 as of Mar 19, 2021 at 12:05 AM

Data in this report are provisional and subject to change.

Data in this summary pertain to COVID-19 vaccines approved by the U.S. Food and Drug Administration and have been issued an Emergency Use Authorization (Janssen COVID-19 Vaccine, Moderna COVID-19 Vaccine and Pfizer-BioNTech COVID-19 Vaccine). These data summarize the number of people who have received either their first dose or have completed the series for a COVID-19 vaccine. **A person can only be counted in one category, first dose or series complete.** For persons receiving Moderna or Pfizer vaccines, once they receive their second dose, they are moved from the first dose column to the series completed column. **Because of this, the total first dose category may show a change from report to report not matching the total receiving their first dose from the previous day.** Persons receiving Johnson & Johnson vaccines will always be counted in the series completed column.

COVID-19 doses for vaccinated persons in Florida

Doses administered 10,266

People receiving one dose of a 1-dose series (Johnson & Johnson) or receiving only one dose of a 2-dose series (Moderna, Pfizer) count once. Persons receiving both doses of a 2-dose series count twice.

Current status of persons vaccinated for COVID-19 in Florida

Total people vaccinated 6,516

First dose 2,675

Series completed 3,841

Completed 1-dose series 91

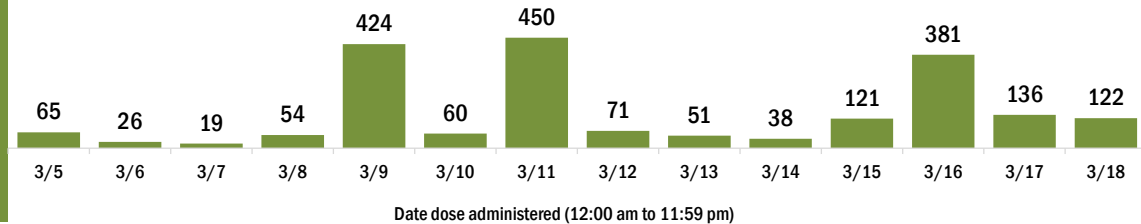
Completed 2-dose series 3,750

First dose: current number of people who have only received their first dose of the Moderna or Pfizer vaccine.

Series complete: current number of people who have received both Moderna or Pfizer vaccine doses or one Johnson & Johnson dose and are considered fully immunized.

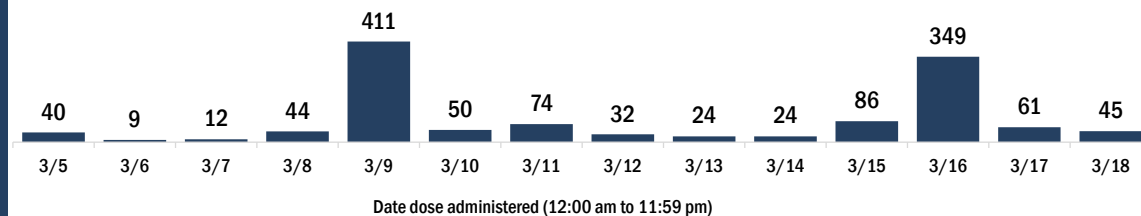
Demographic summary	First dose	Series complete	Total people vaccinated
Age group	2,675	3,841	6,516
16-24 years	22	31	53
25-34 years	69	101	170
35-44 years	86	134	220
45-54 years	123	143	266
55-64 years	418	231	649
65-74 years	1,080	1,675	2,755
75-84 years	699	1,189	1,888
85+ years	178	337	515
Race	2,675	3,841	6,516
White	2,179	3,077	5,256
Black	84	60	144
American Indian/Alaskan	9	19	28
Other	138	453	591
Unknown	265	232	497
Other race includes Asian, native Hawaiian/Pacific Islander, or other.			
Ethnicity	2,675	3,841	6,516
Hispanic	196	216	412
Non-Hispanic	1,784	2,980	4,764
Unknown	695	645	1,340
Gender	2,675	3,841	6,516
Female	1,469	2,170	3,639
Male	1,206	1,671	2,877
Unknown	0	0	0

COVID-19 doses administered for the past 2 weeks

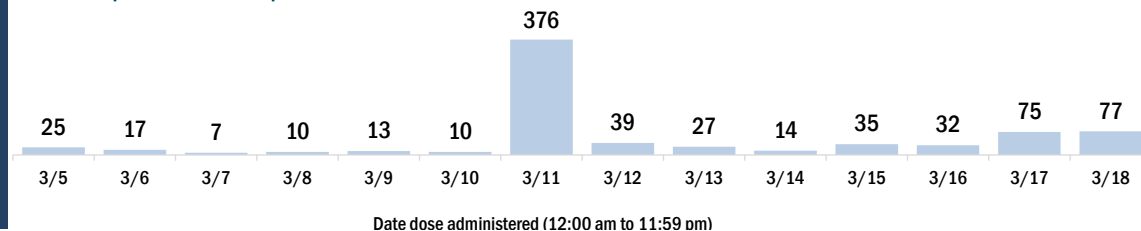


Persons vaccinated for COVID-19 for the past 2 weeks

Number of persons who received their first dose of a two-dose series of the COVID-19 vaccine



Number of persons who completed the COVID-19 vaccine series



COVID-19: Orange County vaccine summary

Vaccination data through Mar 18, 2021 as of Mar 19, 2021 at 12:05 AM

Data in this report are provisional and subject to change.

Data in this summary pertain to COVID-19 vaccines approved by the U.S. Food and Drug Administration and have been issued an Emergency Use Authorization (Janssen COVID-19 Vaccine, Moderna COVID-19 Vaccine and Pfizer-BioNTech COVID-19 Vaccine). These data summarize the number of people who have received either their first dose or have completed the series for a COVID-19 vaccine. **A person can only be counted in one category, first dose or series complete.** For persons receiving Moderna or Pfizer vaccines, once they receive their second dose, they are moved from the first dose column to the series completed column. **Because of this, the total first dose category may show a change from report to report not matching the total receiving their first dose from the previous day.** Persons receiving Johnson & Johnson vaccines will always be counted in the series completed column.

COVID-19 doses for vaccinated persons in Florida

Doses administered 334,085

People receiving one dose of a 1-dose series (Johnson & Johnson) or receiving only one dose of a 2-dose series (Moderna, Pfizer) count once. Persons receiving both doses of a 2-dose series count twice.

Current status of persons vaccinated for COVID-19 in Florida

Total people vaccinated 228,426

First dose 110,523

Series completed 117,903

Completed 1-dose series 12,244

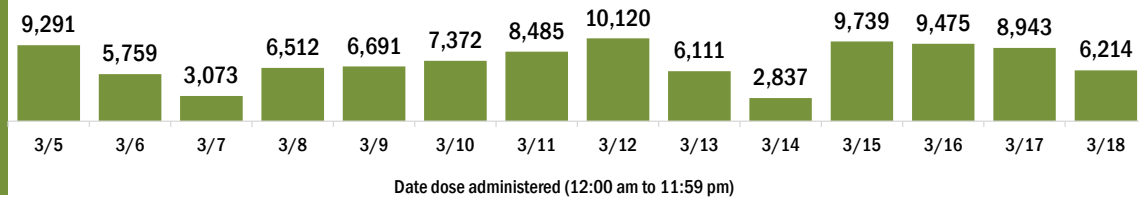
Completed 2-dose series 105,659

First dose: current number of people who have only received their first dose of the Moderna or Pfizer vaccine.

Series complete: current number of people who have received both Moderna or Pfizer vaccine doses or one Johnson & Johnson dose and are considered fully immunized.

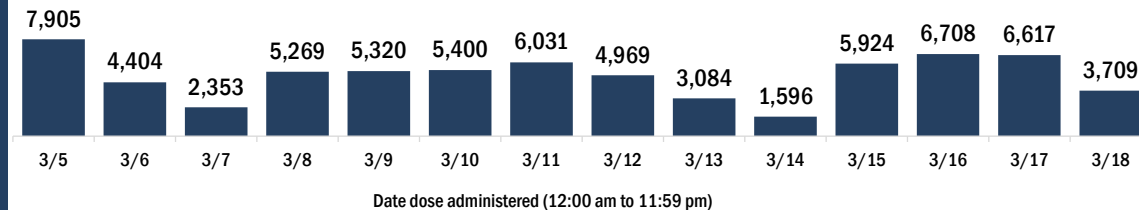
Demographic summary	First dose	Series complete	Total people vaccinated
Age group	110,523	117,903	228,426
16-24 years	4,413	2,597	7,010
25-34 years	10,517	8,230	18,747
35-44 years	13,557	9,984	23,541
45-54 years	15,908	10,187	26,095
55-64 years	27,352	12,337	39,689
65-74 years	22,621	45,283	67,904
75-84 years	11,047	21,285	32,332
85+ years	5,108	8,000	13,108
Race	110,523	117,903	228,426
White	60,318	72,055	132,373
Black	9,631	9,568	19,199
American Indian/Alaskan	346	351	697
Other	17,295	25,191	42,486
Unknown	22,933	10,738	33,671
Other race includes Asian, native Hawaiian/Pacific Islander, or other.			
Ethnicity	110,523	117,903	228,426
Hispanic	9,233	14,713	23,946
Non-Hispanic	48,142	59,858	108,000
Unknown	53,148	43,332	96,480
Gender	110,523	117,903	228,426
Female	63,658	69,337	132,995
Male	44,736	47,859	92,595
Unknown	2,129	707	2,836

COVID-19 doses administered for the past 2 weeks

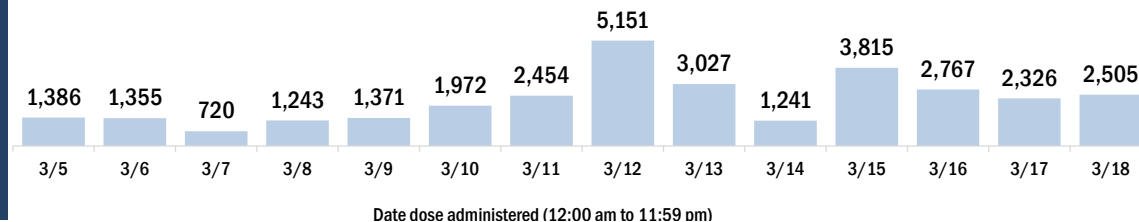


Persons vaccinated for COVID-19 for the past 2 weeks

Number of persons who received their first dose of a two-dose series of the COVID-19 vaccine



Number of persons who completed the COVID-19 vaccine series



COVID-19: Osceola County vaccine summary

Vaccination data through Mar 18, 2021 as of Mar 19, 2021 at 12:05 AM

Data in this report are provisional and subject to change.

Data in this summary pertain to COVID-19 vaccines approved by the U.S. Food and Drug Administration and have been issued an Emergency Use Authorization (Janssen COVID-19 Vaccine, Moderna COVID-19 Vaccine and Pfizer-BioNTech COVID-19 Vaccine). These data summarize the number of people who have received either their first dose or have completed the series for a COVID-19 vaccine. **A person can only be counted in one category, first dose or series complete.** For persons receiving Moderna or Pfizer vaccines, once they receive their second dose, they are moved from the first dose column to the series completed column. **Because of this, the total first dose category may show a change from report to report not matching the total receiving their first dose from the previous day.** Persons receiving Johnson & Johnson vaccines will always be counted in the series completed column.

COVID-19 doses for vaccinated persons in Florida

Doses administered 83,618

People receiving one dose of a 1-dose series (Johnson & Johnson) or receiving only one dose of a 2-dose series (Moderna, Pfizer) count once. Persons receiving both doses of a 2-dose series count twice.

Current status of persons vaccinated for COVID-19 in Florida

Total people vaccinated 56,674

First dose 27,269

Series completed 29,405

Completed 1-dose series 2,461

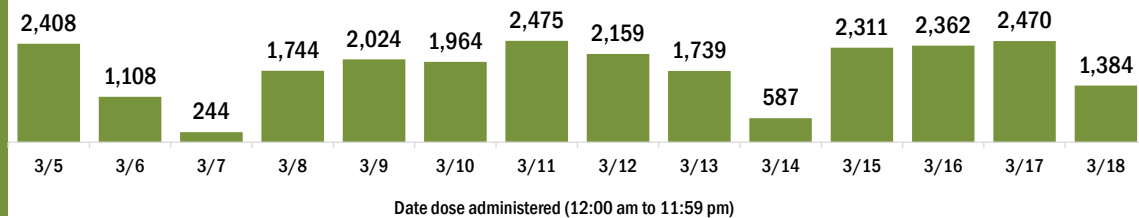
Completed 2-dose series 26,944

First dose: current number of people who have only received their first dose of the Moderna or Pfizer vaccine.

Series complete: current number of people who have received both Moderna or Pfizer vaccine doses or one Johnson & Johnson dose and are considered fully immunized.

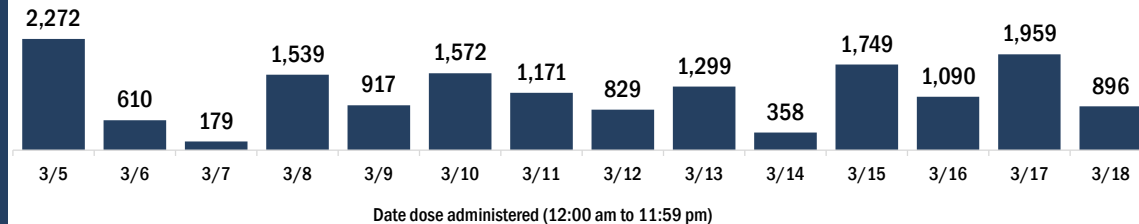
Demographic summary	First dose	Series complete	Total people vaccinated
Age group	27,269	29,405	56,674
16-24 years	744	450	1,194
25-34 years	1,766	1,304	3,070
35-44 years	2,346	1,755	4,101
45-54 years	3,187	2,153	5,340
55-64 years	6,446	2,686	9,132
65-74 years	7,839	12,902	20,741
75-84 years	3,860	6,277	10,137
85+ years	1,081	1,878	2,959
Race	27,269	29,405	56,674
White	14,502	18,213	32,715
Black	1,573	1,633	3,206
American Indian/Alaskan	124	193	317
Other	4,428	6,562	10,990
Unknown	6,642	2,804	9,446
Other race includes Asian, native Hawaiian/Pacific Islander, or other.			
Ethnicity	27,269	29,405	56,674
Hispanic	6,349	7,944	14,293
Non-Hispanic	8,275	14,091	22,366
Unknown	12,645	7,370	20,015
Gender	27,269	29,405	56,674
Female	16,208	17,374	33,582
Male	10,919	12,006	22,925
Unknown	142	25	167

COVID-19 doses administered for the past 2 weeks

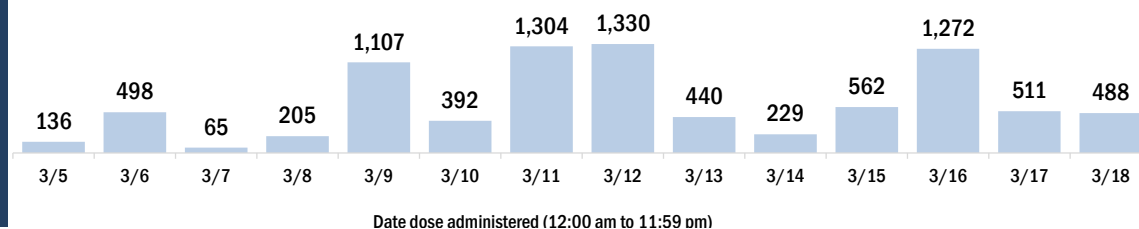


Persons vaccinated for COVID-19 for the past 2 weeks

Number of persons who received their first dose of a two-dose series of the COVID-19 vaccine



Number of persons who completed the COVID-19 vaccine series



COVID-19: Palm Beach County vaccine summary

Vaccination data through Mar 18, 2021 as of Mar 19, 2021 at 12:05 AM

Data in this report are provisional and subject to change.

Data in this summary pertain to COVID-19 vaccines approved by the U.S. Food and Drug Administration and have been issued an Emergency Use Authorization (Janssen COVID-19 Vaccine, Moderna COVID-19 Vaccine and Pfizer-BioNTech COVID-19 Vaccine). These data summarize the number of people who have received either their first dose or have completed the series for a COVID-19 vaccine. **A person can only be counted in one category, first dose or series complete.** For persons receiving Moderna or Pfizer vaccines, once they receive their second dose, they are moved from the first dose column to the series completed column. **Because of this, the total first dose category may show a change from report to report not matching the total receiving their first dose from the previous day.** Persons receiving Johnson & Johnson vaccines will always be counted in the series completed column.

COVID-19 doses for vaccinated persons in Florida

Doses administered 599,091

People receiving one dose of a 1-dose series (Johnson & Johnson) or receiving only one dose of a 2-dose series (Moderna, Pfizer) count once. Persons receiving both doses of a 2-dose series count twice.

Current status of persons vaccinated for COVID-19 in Florida

Total people vaccinated 365,992

First dose 124,221

Series completed 241,771

Completed 1-dose series 8,672

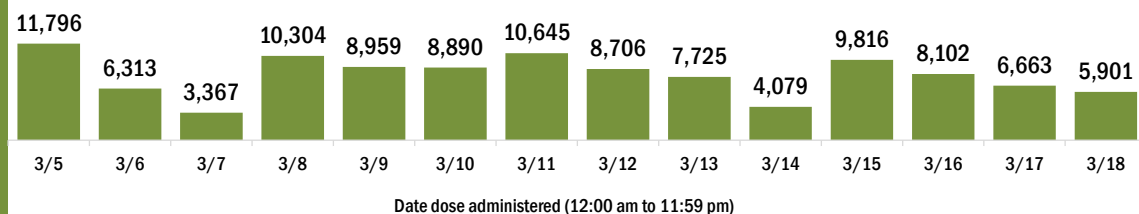
Completed 2-dose series 233,099

First dose: current number of people who have only received their first dose of the Moderna or Pfizer vaccine.

Series complete: current number of people who have received both Moderna or Pfizer vaccine doses or one Johnson & Johnson dose and are considered fully immunized.

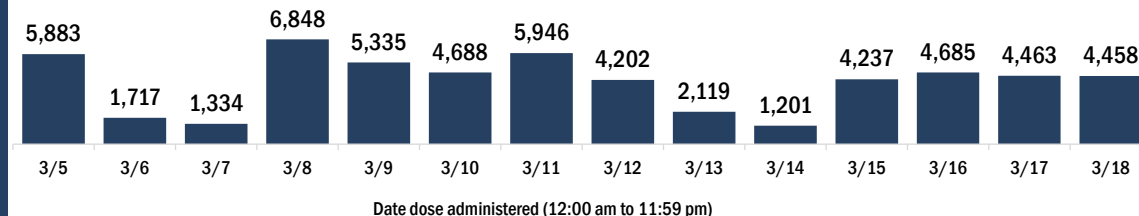
Demographic summary	First dose	Series complete	Total people vaccinated
Age group	124,221	241,771	365,992
16-24 years	2,436	1,851	4,287
25-34 years	5,561	5,874	11,435
35-44 years	8,267	8,343	16,610
45-54 years	13,115	12,001	25,116
55-64 years	27,790	19,467	47,257
65-74 years	34,173	96,226	130,399
75-84 years	22,829	69,687	92,516
85+ years	10,050	28,322	38,372
Race	124,221	241,771	365,992
White	79,849	163,581	243,430
Black	7,470	9,875	17,345
American Indian/Alaskan	428	636	1,064
Other	9,634	21,625	31,259
Unknown	26,840	46,054	72,894
Other race includes Asian, native Hawaiian/Pacific Islander, or other.			
Ethnicity	124,221	241,771	365,992
Hispanic	10,821	11,977	22,798
Non-Hispanic	59,738	135,243	194,981
Unknown	53,662	94,551	148,213
Gender	124,221	241,771	365,992
Female	72,283	141,079	213,362
Male	51,529	100,592	152,121
Unknown	409	100	509

COVID-19 doses administered for the past 2 weeks

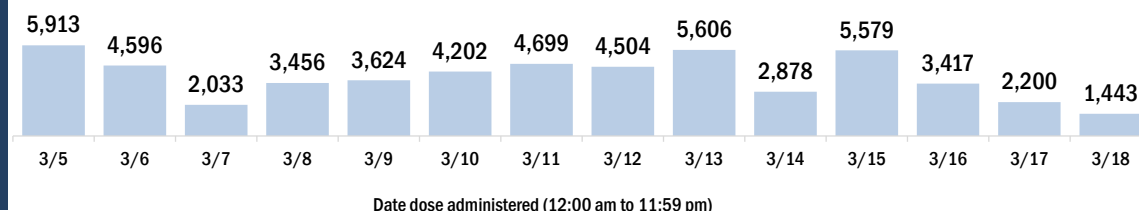


Persons vaccinated for COVID-19 for the past 2 weeks

Number of persons who received their first dose of a two-dose series of the COVID-19 vaccine



Number of persons who completed the COVID-19 vaccine series



COVID-19: Pasco County vaccine summary

Vaccination data through Mar 18, 2021 as of Mar 19, 2021 at 12:05 AM

Data in this report are provisional and subject to change.

Data in this summary pertain to COVID-19 vaccines approved by the U.S. Food and Drug Administration and have been issued an Emergency Use Authorization (Janssen COVID-19 Vaccine, Moderna COVID-19 Vaccine and Pfizer-BioNTech COVID-19 Vaccine). These data summarize the number of people who have received either their first dose or have completed the series for a COVID-19 vaccine. **A person can only be counted in one category, first dose or series complete.** For persons receiving Moderna or Pfizer vaccines, once they receive their second dose, they are moved from the first dose column to the series completed column. **Because of this, the total first dose category may show a change from report to report not matching the total receiving their first dose from the previous day.** Persons receiving Johnson & Johnson vaccines will always be counted in the series completed column.

COVID-19 doses for vaccinated persons in Florida

Doses administered 160,012

People receiving one dose of a 1-dose series (Johnson & Johnson) or receiving only one dose of a 2-dose series (Moderna, Pfizer) count once. Persons receiving both doses of a 2-dose series count twice.

Current status of persons vaccinated for COVID-19 in Florida

Total people vaccinated 107,381

First dose 51,944

Series completed 55,437

Completed 1-dose series 2,806

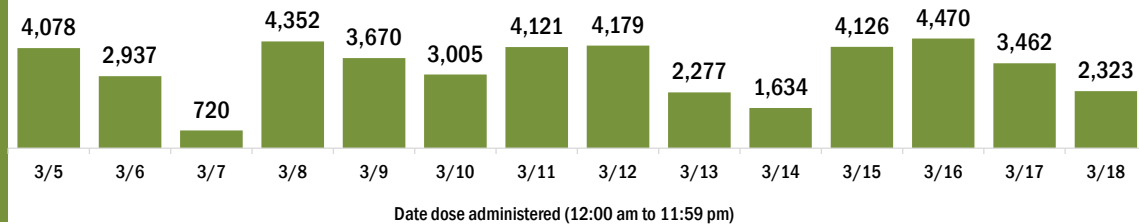
Completed 2-dose series 52,631

First dose: current number of people who have only received their first dose of the Moderna or Pfizer vaccine.

Series complete: current number of people who have received both Moderna or Pfizer vaccine doses or one Johnson & Johnson dose and are considered fully immunized.

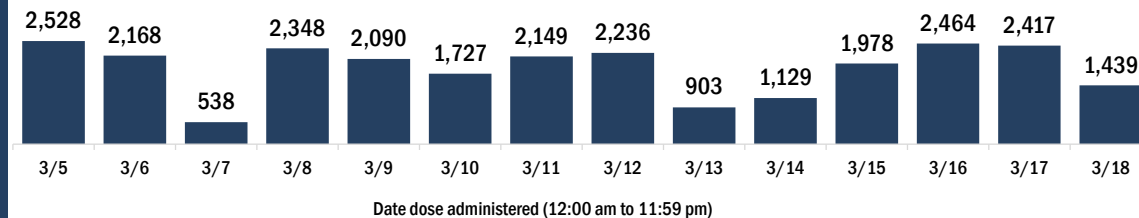
Demographic summary	First dose	Series complete	Total people vaccinated
Age group	51,944	55,437	107,381
16-24 years	881	660	1,541
25-34 years	1,709	2,107	3,816
35-44 years	2,980	3,051	6,031
45-54 years	4,281	3,907	8,188
55-64 years	8,971	4,871	13,842
65-74 years	17,758	22,978	40,736
75-84 years	11,907	13,545	25,452
85+ years	3,457	4,318	7,775
Race	51,944	55,437	107,381
White	39,549	41,685	81,234
Black	1,307	1,353	2,660
American Indian/Alaskan	206	156	362
Other	4,065	6,329	10,394
Unknown	6,817	5,914	12,731
Other race includes Asian, native Hawaiian/Pacific Islander, or other.			
Ethnicity	51,944	55,437	107,381
Hispanic	2,493	2,399	4,892
Non-Hispanic	29,908	32,346	62,254
Unknown	19,543	20,692	40,235
Gender	51,944	55,437	107,381
Female	30,940	32,988	63,928
Male	20,857	22,384	43,241
Unknown	147	65	212

COVID-19 doses administered for the past 2 weeks

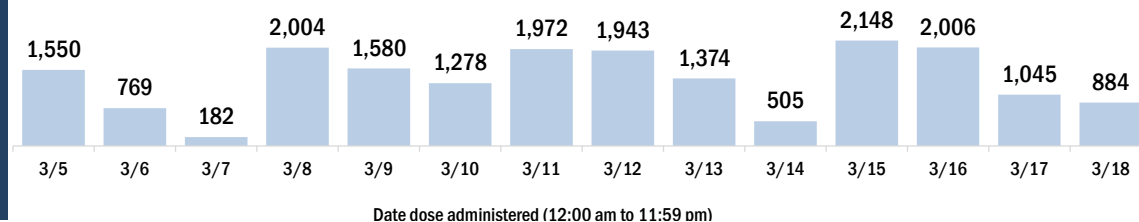


Persons vaccinated for COVID-19 for the past 2 weeks

Number of persons who received their first dose of a two-dose series of the COVID-19 vaccine



Number of persons who completed the COVID-19 vaccine series



COVID-19: Pinellas County vaccine summary

Vaccination data through Mar 18, 2021 as of Mar 19, 2021 at 12:05 AM

Data in this report are provisional and subject to change.

Data in this summary pertain to COVID-19 vaccines approved by the U.S. Food and Drug Administration and have been issued an Emergency Use Authorization (Janssen COVID-19 Vaccine, Moderna COVID-19 Vaccine and Pfizer-BioNTech COVID-19 Vaccine). These data summarize the number of people who have received either their first dose or have completed the series for a COVID-19 vaccine. **A person can only be counted in one category, first dose or series complete.** For persons receiving Moderna or Pfizer vaccines, once they receive their second dose, they are moved from the first dose column to the series completed column. **Because of this, the total first dose category may show a change from report to report not matching the total receiving their first dose from the previous day.** Persons receiving Johnson & Johnson vaccines will always be counted in the series completed column.

COVID-19 doses for vaccinated persons in Florida

Doses administered 351,291

People receiving one dose of a 1-dose series (Johnson & Johnson) or receiving only one dose of a 2-dose series (Moderna, Pfizer) count once. Persons receiving both doses of a 2-dose series count twice.

Current status of persons vaccinated for COVID-19 in Florida

Total people vaccinated 229,449

First dose 102,847

Series completed 126,602

Completed 1-dose series 4,760

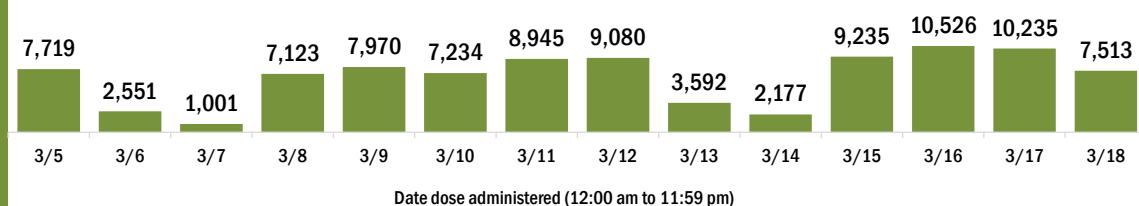
Completed 2-dose series 121,842

First dose: current number of people who have only received their first dose of the Moderna or Pfizer vaccine.

Series complete: current number of people who have received both Moderna or Pfizer vaccine doses or one Johnson & Johnson dose and are considered fully immunized.

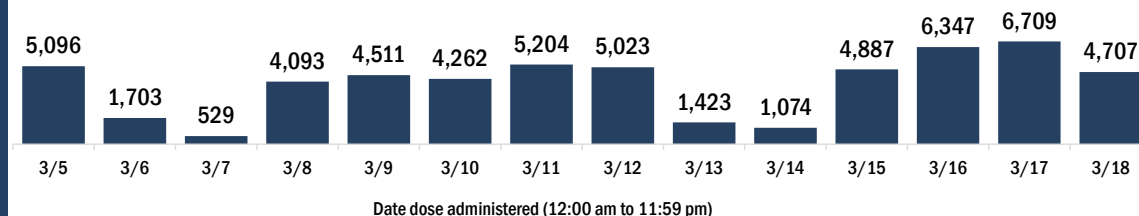
Demographic summary	First dose	Series complete	Total people vaccinated
Age group	102,847	126,602	229,449
16-24 years	1,737	1,225	2,962
25-34 years	4,321	5,098	9,419
35-44 years	5,654	6,193	11,847
45-54 years	8,167	7,718	15,885
55-64 years	22,769	12,406	35,175
65-74 years	33,737	54,503	88,240
75-84 years	19,236	28,042	47,278
85+ years	7,226	11,417	18,643
Race	102,847	126,602	229,449
White	74,084	94,510	168,594
Black	5,271	4,368	9,639
American Indian/Alaskan	266	237	503
Other	6,934	11,362	18,296
Unknown	16,292	16,125	32,417
Other race includes Asian, native Hawaiian/Pacific Islander, or other.			
Ethnicity	102,847	126,602	229,449
Hispanic	2,334	3,620	5,954
Non-Hispanic	57,952	70,689	128,641
Unknown	42,561	52,293	94,854
Gender	102,847	126,602	229,449
Female	60,580	75,037	135,617
Male	41,891	51,304	93,195
Unknown	376	261	637

COVID-19 doses administered for the past 2 weeks

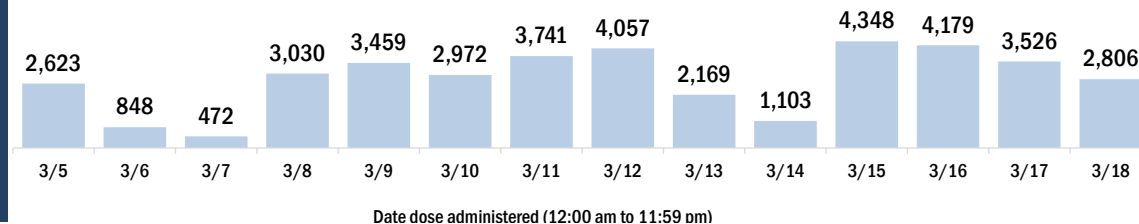


Persons vaccinated for COVID-19 for the past 2 weeks

Number of persons who received their first dose of a two-dose series of the COVID-19 vaccine



Number of persons who completed the COVID-19 vaccine series



COVID-19: Polk County vaccine summary

Vaccination data through Mar 18, 2021 as of Mar 19, 2021 at 12:05 AM

Data in this report are provisional and subject to change.

Data in this summary pertain to COVID-19 vaccines approved by the U.S. Food and Drug Administration and have been issued an Emergency Use Authorization (Janssen COVID-19 Vaccine, Moderna COVID-19 Vaccine and Pfizer-BioNTech COVID-19 Vaccine). These data summarize the number of people who have received either their first dose or have completed the series for a COVID-19 vaccine. **A person can only be counted in one category, first dose or series complete.** For persons receiving Moderna or Pfizer vaccines, once they receive their second dose, they are moved from the first dose column to the series completed column. **Because of this, the total first dose category may show a change from report to report not matching the total receiving their first dose from the previous day.** Persons receiving Johnson & Johnson vaccines will always be counted in the series completed column.

COVID-19 doses for vaccinated persons in Florida

Doses administered 184,748

People receiving one dose of a 1-dose series (Johnson & Johnson) or receiving only one dose of a 2-dose series (Moderna, Pfizer) count once. Persons receiving both doses of a 2-dose series count twice.

Current status of persons vaccinated for COVID-19 in Florida

Total people vaccinated 128,276

First dose 69,433

Series completed 58,843

Completed 1-dose series 2,371

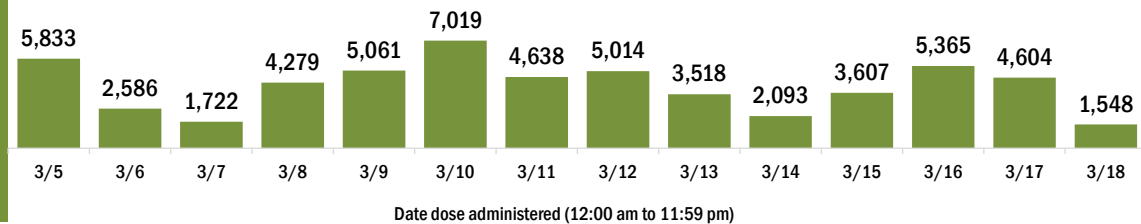
Completed 2-dose series 56,472

First dose: current number of people who have only received their first dose of the Moderna or Pfizer vaccine.

Series complete: current number of people who have received both Moderna or Pfizer vaccine doses or one Johnson & Johnson dose and are considered fully immunized.

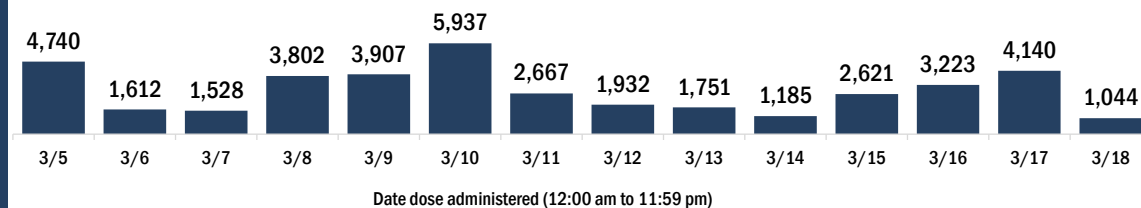
Demographic summary	First dose	Series complete	Total people vaccinated
Age group	69,433	58,843	128,276
16-24 years	946	580	1,526
25-34 years	2,468	1,951	4,419
35-44 years	3,630	2,726	6,356
45-54 years	4,977	3,785	8,762
55-64 years	12,071	5,380	17,451
65-74 years	24,724	25,007	49,731
75-84 years	15,861	14,966	30,827
85+ years	4,756	4,448	9,204
Race	69,433	58,843	128,276
White	48,874	43,440	92,314
Black	4,384	3,591	7,975
American Indian/Alaskan	428	297	725
Other	4,415	4,790	9,205
Unknown	11,332	6,725	18,057
Other race includes Asian, native Hawaiian/Pacific Islander, or other.			
Ethnicity	69,433	58,843	128,276
Hispanic	4,949	3,572	8,521
Non-Hispanic	38,117	34,617	72,734
Unknown	26,367	20,654	47,021
Gender	69,433	58,843	128,276
Female	39,944	34,347	74,291
Male	29,244	24,477	53,721
Unknown	245	19	264

COVID-19 doses administered for the past 2 weeks

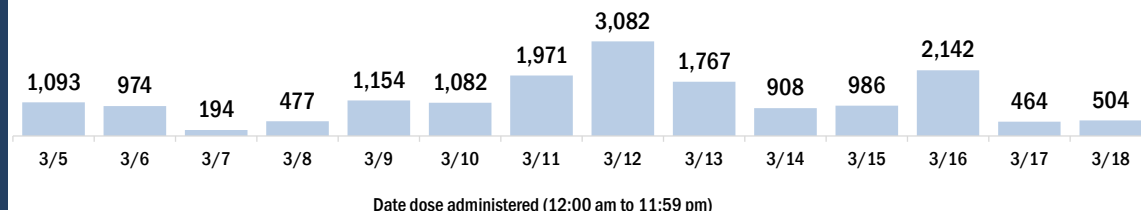


Persons vaccinated for COVID-19 for the past 2 weeks

Number of persons who received their first dose of a two-dose series of the COVID-19 vaccine



Number of persons who completed the COVID-19 vaccine series



COVID-19: Putnam County vaccine summary

Vaccination data through Mar 18, 2021 as of Mar 19, 2021 at 12:05 AM

Data in this report are provisional and subject to change.

Data in this summary pertain to COVID-19 vaccines approved by the U.S. Food and Drug Administration and have been issued an Emergency Use Authorization (Janssen COVID-19 Vaccine, Moderna COVID-19 Vaccine and Pfizer-BioNTech COVID-19 Vaccine). These data summarize the number of people who have received either their first dose or have completed the series for a COVID-19 vaccine. **A person can only be counted in one category, first dose or series complete.** For persons receiving Moderna or Pfizer vaccines, once they receive their second dose, they are moved from the first dose column to the series completed column. **Because of this, the total first dose category may show a change from report to report not matching the total receiving their first dose from the previous day.** Persons receiving Johnson & Johnson vaccines will always be counted in the series completed column.

COVID-19 doses for vaccinated persons in Florida

Doses administered 17,255

People receiving one dose of a 1-dose series (Johnson & Johnson) or receiving only one dose of a 2-dose series (Moderna, Pfizer) count once. Persons receiving both doses of a 2-dose series count twice.

Current status of persons vaccinated for COVID-19 in Florida

Total people vaccinated 11,028

First dose 4,720

Series completed 6,308

Completed 1-dose series 81

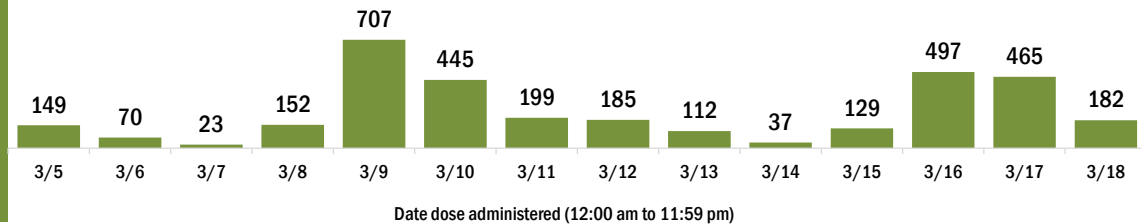
Completed 2-dose series 6,227

First dose: current number of people who have only received their first dose of the Moderna or Pfizer vaccine.

Series complete: current number of people who have received both Moderna or Pfizer vaccine doses or one Johnson & Johnson dose and are considered fully immunized.

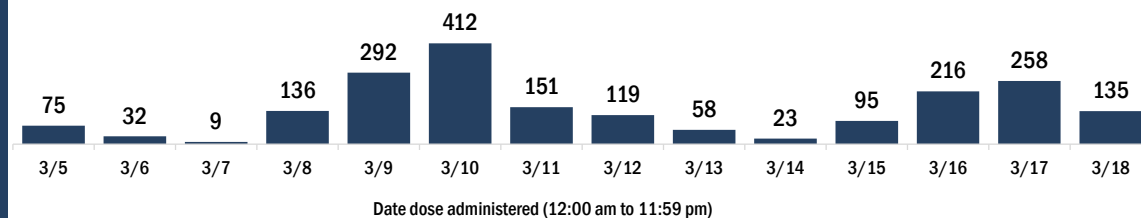
Demographic summary	First dose	Series complete	Total people vaccinated
Age group	4,720	6,308	11,028
16-24 years	43	51	94
25-34 years	116	131	247
35-44 years	150	184	334
45-54 years	338	265	603
55-64 years	939	504	1,443
65-74 years	1,828	2,935	4,763
75-84 years	964	1,713	2,677
85+ years	342	525	867
Race	4,720	6,308	11,028
White	3,587	4,998	8,585
Black	493	389	882
American Indian/Alaskan	43	37	80
Other	340	432	772
Unknown	257	452	709
Other race includes Asian, native Hawaiian/Pacific Islander, or other.			
Ethnicity	4,720	6,308	11,028
Hispanic	177	147	324
Non-Hispanic	3,517	4,600	8,117
Unknown	1,026	1,561	2,587
Gender	4,720	6,308	11,028
Female	2,695	3,618	6,313
Male	2,018	2,689	4,707
Unknown	7	1	8

COVID-19 doses administered for the past 2 weeks

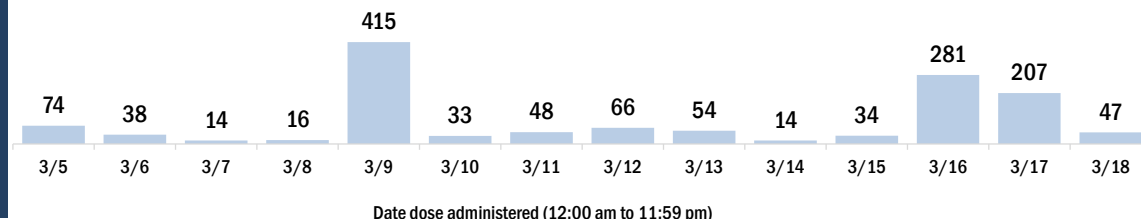


Persons vaccinated for COVID-19 for the past 2 weeks

Number of persons who received their first dose of a two-dose series of the COVID-19 vaccine



Number of persons who completed the COVID-19 vaccine series



COVID-19: Santa Rosa County vaccine summary

Vaccination data through Mar 18, 2021 as of Mar 19, 2021 at 12:05 AM

Data in this report are provisional and subject to change.

Data in this summary pertain to COVID-19 vaccines approved by the U.S. Food and Drug Administration and have been issued an Emergency Use Authorization (Janssen COVID-19 Vaccine, Moderna COVID-19 Vaccine and Pfizer-BioNTech COVID-19 Vaccine). These data summarize the number of people who have received either their first dose or have completed the series for a COVID-19 vaccine. **A person can only be counted in one category, first dose or series complete.** For persons receiving Moderna or Pfizer vaccines, once they receive their second dose, they are moved from the first dose column to the series completed column. **Because of this, the total first dose category may show a change from report to report not matching the total receiving their first dose from the previous day.** Persons receiving Johnson & Johnson vaccines will always be counted in the series completed column.

COVID-19 doses for vaccinated persons in Florida

Doses administered 55,328

People receiving one dose of a 1-dose series (Johnson & Johnson) or receiving only one dose of a 2-dose series (Moderna, Pfizer) count once. Persons receiving both doses of a 2-dose series count twice.

Current status of persons vaccinated for COVID-19 in Florida

Total people vaccinated 35,271

First dose 14,812

Series completed 20,459

Completed 1-dose series 402

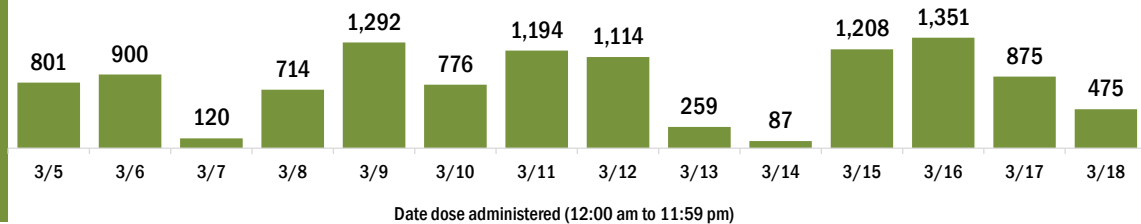
Completed 2-dose series 20,057

First dose: current number of people who have only received their first dose of the Moderna or Pfizer vaccine.

Series complete: current number of people who have received both Moderna or Pfizer vaccine doses or one Johnson & Johnson dose and are considered fully immunized.

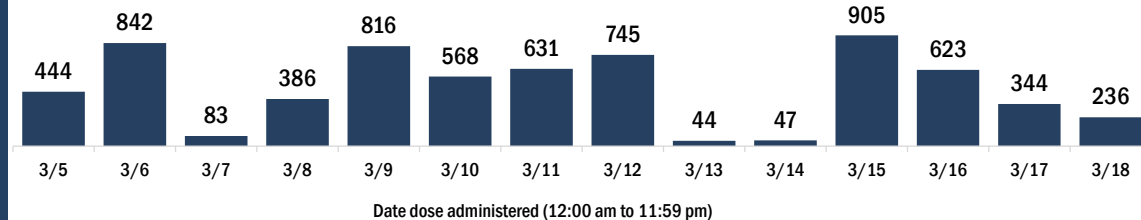
Demographic summary	First dose	Series complete	Total people vaccinated
Age group	14,812	20,459	35,271
16-24 years	291	231	522
25-34 years	679	723	1,402
35-44 years	1,011	1,141	2,152
45-54 years	1,642	1,427	3,069
55-64 years	3,656	2,189	5,845
65-74 years	4,645	8,875	13,520
75-84 years	2,232	4,558	6,790
85+ years	656	1,315	1,971
Race	14,812	20,459	35,271
White	10,144	15,474	25,618
Black	481	489	970
American Indian/Alaskan	98	107	205
Other	955	1,479	2,434
Unknown	3,134	2,910	6,044
Other race includes Asian, native Hawaiian/Pacific Islander, or other.			
Ethnicity	14,812	20,459	35,271
Hispanic	355	289	644
Non-Hispanic	8,817	12,427	21,244
Unknown	5,640	7,743	13,383
Gender	14,812	20,459	35,271
Female	8,619	11,710	20,329
Male	6,181	8,749	14,930
Unknown	12	0	12

COVID-19 doses administered for the past 2 weeks

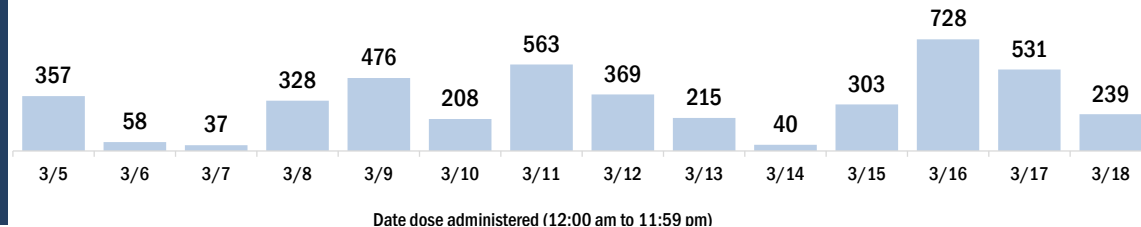


Persons vaccinated for COVID-19 for the past 2 weeks

Number of persons who received their first dose of a two-dose series of the COVID-19 vaccine



Number of persons who completed the COVID-19 vaccine series



COVID-19: Sarasota County vaccine summary

Vaccination data through Mar 18, 2021 as of Mar 19, 2021 at 12:05 AM

Data in this report are provisional and subject to change.

Data in this summary pertain to COVID-19 vaccines approved by the U.S. Food and Drug Administration and have been issued an Emergency Use Authorization (Janssen COVID-19 Vaccine, Moderna COVID-19 Vaccine and Pfizer-BioNTech COVID-19 Vaccine). These data summarize the number of people who have received either their first dose or have completed the series for a COVID-19 vaccine. **A person can only be counted in one category, first dose or series complete.** For persons receiving Moderna or Pfizer vaccines, once they receive their second dose, they are moved from the first dose column to the series completed column. **Because of this, the total first dose category may show a change from report to report not matching the total receiving their first dose from the previous day.** Persons receiving Johnson & Johnson vaccines will always be counted in the series completed column.

COVID-19 doses for vaccinated persons in Florida

Doses administered 212,851

People receiving one dose of a 1-dose series (Johnson & Johnson) or receiving only one dose of a 2-dose series (Moderna, Pfizer) count once. Persons receiving both doses of a 2-dose series count twice.

Current status of persons vaccinated for COVID-19 in Florida

Total people vaccinated 146,419

First dose 77,185

Series completed 69,234

Completed 1-dose series 2,802

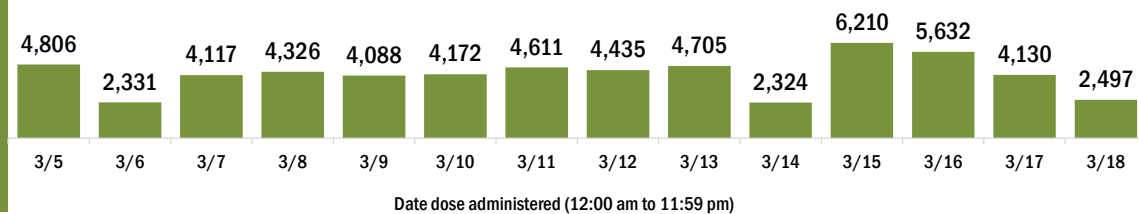
Completed 2-dose series 66,432

First dose: current number of people who have only received their first dose of the Moderna or Pfizer vaccine.

Series complete: current number of people who have received both Moderna or Pfizer vaccine doses or one Johnson & Johnson dose and are considered fully immunized.

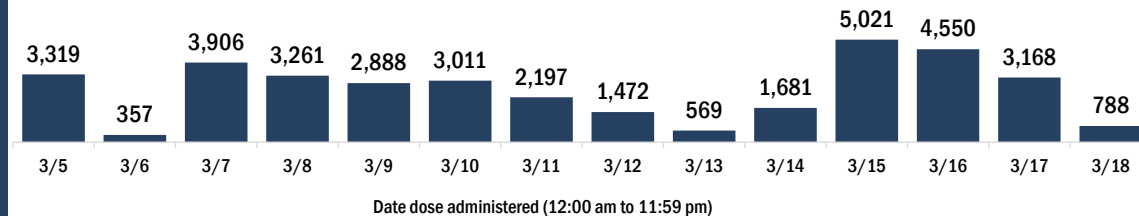
Demographic summary	First dose	Series complete	Total people vaccinated
Age group	77,185	69,234	146,419
16-24 years	613	564	1,177
25-34 years	1,036	1,734	2,770
35-44 years	1,492	2,260	3,752
45-54 years	2,346	3,671	6,017
55-64 years	7,765	6,061	13,826
65-74 years	32,960	30,197	63,157
75-84 years	23,688	17,418	41,106
85+ years	7,285	7,329	14,614
Race	77,185	69,234	146,419
White	64,023	52,349	116,372
Black	703	809	1,512
American Indian/Alaskan	232	298	530
Other	3,241	6,964	10,205
Unknown	8,986	8,814	17,800
Other race includes Asian, native Hawaiian/Pacific Islander, or other.			
Ethnicity	77,185	69,234	146,419
Hispanic	1,459	1,229	2,688
Non-Hispanic	52,357	43,172	95,529
Unknown	23,369	24,833	48,202
Gender	77,185	69,234	146,419
Female	42,969	40,114	83,083
Male	34,102	29,073	63,175
Unknown	114	47	161

COVID-19 doses administered for the past 2 weeks

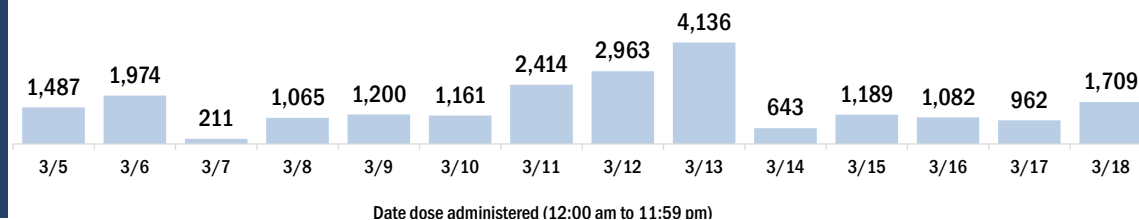


Persons vaccinated for COVID-19 for the past 2 weeks

Number of persons who received their first dose of a two-dose series of the COVID-19 vaccine



Number of persons who completed the COVID-19 vaccine series



COVID-19: Seminole County vaccine summary

Vaccination data through Mar 18, 2021 as of Mar 19, 2021 at 12:05 AM

Data in this report are provisional and subject to change.

Data in this summary pertain to COVID-19 vaccines approved by the U.S. Food and Drug Administration and have been issued an Emergency Use Authorization (Janssen COVID-19 Vaccine, Moderna COVID-19 Vaccine and Pfizer-BioNTech COVID-19 Vaccine). These data summarize the number of people who have received either their first dose or have completed the series for a COVID-19 vaccine. **A person can only be counted in one category, first dose or series complete.** For persons receiving Moderna or Pfizer vaccines, once they receive their second dose, they are moved from the first dose column to the series completed column. **Because of this, the total first dose category may show a change from report to report not matching the total receiving their first dose from the previous day.** Persons receiving Johnson & Johnson vaccines will always be counted in the series completed column.

COVID-19 doses for vaccinated persons in Florida

Doses administered 133,934

People receiving one dose of a 1-dose series (Johnson & Johnson) or receiving only one dose of a 2-dose series (Moderna, Pfizer) count once. Persons receiving both doses of a 2-dose series count twice.

Current status of persons vaccinated for COVID-19 in Florida

Total people vaccinated 85,379

First dose 33,246

Series completed 52,133

Completed 1-dose series 3,578

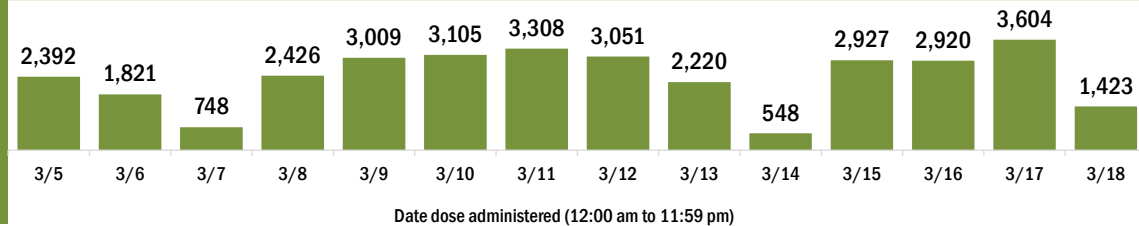
Completed 2-dose series 48,555

First dose: current number of people who have only received their first dose of the Moderna or Pfizer vaccine.

Series complete: current number of people who have received both Moderna or Pfizer vaccine doses or one Johnson & Johnson dose and are considered fully immunized.

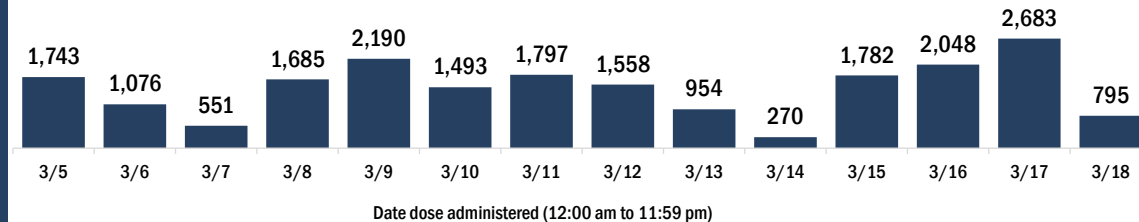
Demographic summary	First dose	Series complete	Total people vaccinated
Age group	33,246	52,133	85,379
16-24 years	1,307	889	2,196
25-34 years	2,760	2,566	5,326
35-44 years	3,869	3,515	7,384
45-54 years	5,031	4,062	9,093
55-64 years	9,114	4,869	13,983
65-74 years	6,555	21,367	27,922
75-84 years	3,277	10,702	13,979
85+ years	1,333	4,163	5,496
Race	33,246	52,133	85,379
White	21,855	38,458	60,313
Black	2,067	3,290	5,357
American Indian/Alaskan	123	309	432
Other	4,316	7,941	12,257
Unknown	4,885	2,135	7,020
Other race includes Asian, native Hawaiian/Pacific Islander, or other.			
Ethnicity	33,246	52,133	85,379
Hispanic	3,014	4,697	7,711
Non-Hispanic	17,758	34,622	52,380
Unknown	12,474	12,814	25,288
Gender	33,246	52,133	85,379
Female	19,547	31,474	51,021
Male	13,452	20,629	34,081
Unknown	247	30	277

COVID-19 doses administered for the past 2 weeks

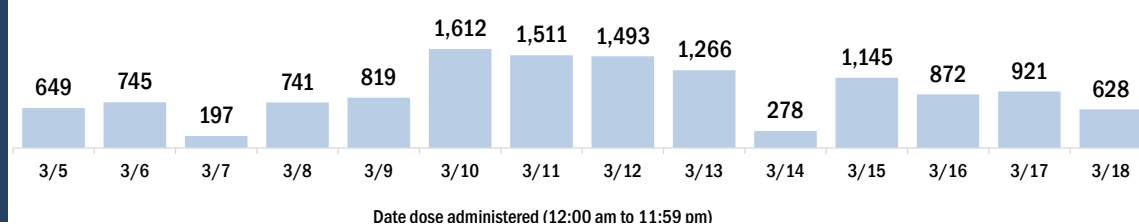


Persons vaccinated for COVID-19 for the past 2 weeks

Number of persons who received their first dose of a two-dose series of the COVID-19 vaccine



Number of persons who completed the COVID-19 vaccine series



COVID-19: St. Johns County vaccine summary

Vaccination data through Mar 18, 2021 as of Mar 19, 2021 at 12:05 AM

Data in this report are provisional and subject to change.

Data in this summary pertain to COVID-19 vaccines approved by the U.S. Food and Drug Administration and have been issued an Emergency Use Authorization (Janssen COVID-19 Vaccine, Moderna COVID-19 Vaccine and Pfizer-BioNTech COVID-19 Vaccine). These data summarize the number of people who have received either their first dose or have completed the series for a COVID-19 vaccine. **A person can only be counted in one category, first dose or series complete.** For persons receiving Moderna or Pfizer vaccines, once they receive their second dose, they are moved from the first dose column to the series completed column. **Because of this, the total first dose category may show a change from report to report not matching the total receiving their first dose from the previous day.** Persons receiving Johnson & Johnson vaccines will always be counted in the series completed column.

COVID-19 doses for vaccinated persons in Florida

Doses administered 129,131

People receiving one dose of a 1-dose series (Johnson & Johnson) or receiving only one dose of a 2-dose series (Moderna, Pfizer) count once. Persons receiving both doses of a 2-dose series count twice.

Current status of persons vaccinated for COVID-19 in Florida

Total people vaccinated 77,319

First dose 23,556

Series completed 53,763

Completed 1-dose series 1,951

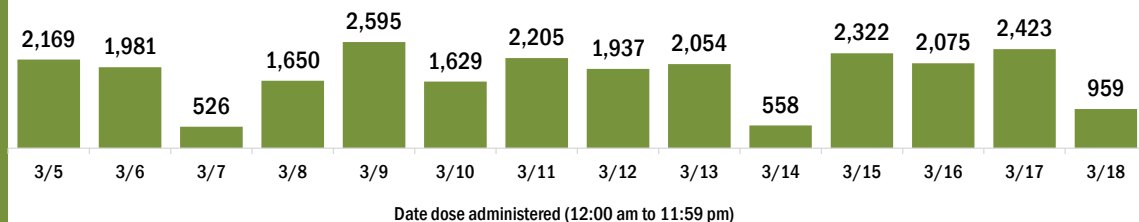
Completed 2-dose series 51,812

First dose: current number of people who have only received their first dose of the Moderna or Pfizer vaccine.

Series complete: current number of people who have received both Moderna or Pfizer vaccine doses or one Johnson & Johnson dose and are considered fully immunized.

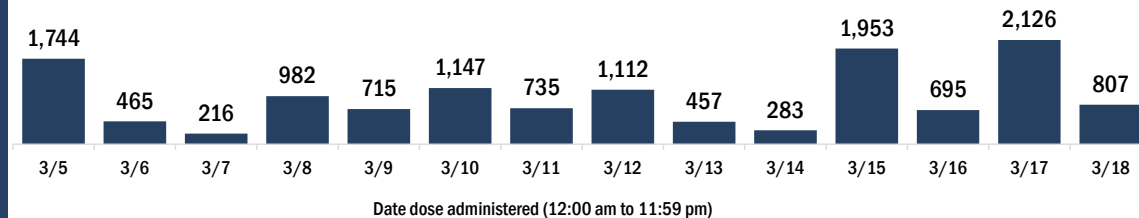
Demographic summary	First dose	Series complete	Total people vaccinated
Age group	23,556	53,763	77,319
16-24 years	771	608	1,379
25-34 years	1,189	1,754	2,943
35-44 years	2,715	3,658	6,373
45-54 years	3,452	3,796	7,248
55-64 years	8,060	5,234	13,294
65-74 years	4,458	23,643	28,101
75-84 years	2,141	11,782	13,923
85+ years	770	3,288	4,058
Race	23,556	53,763	77,319
White	17,089	40,026	57,115
Black	707	1,420	2,127
American Indian/Alaskan	58	170	228
Other	2,273	5,369	7,642
Unknown	3,429	6,778	10,207
Other race includes Asian, native Hawaiian/Pacific Islander, or other.			
Ethnicity	23,556	53,763	77,319
Hispanic	884	1,318	2,202
Non-Hispanic	15,022	34,075	49,097
Unknown	7,650	18,370	26,020
Gender	23,556	53,763	77,319
Female	13,674	30,267	43,941
Male	9,862	23,485	33,347
Unknown	20	11	31

COVID-19 doses administered for the past 2 weeks

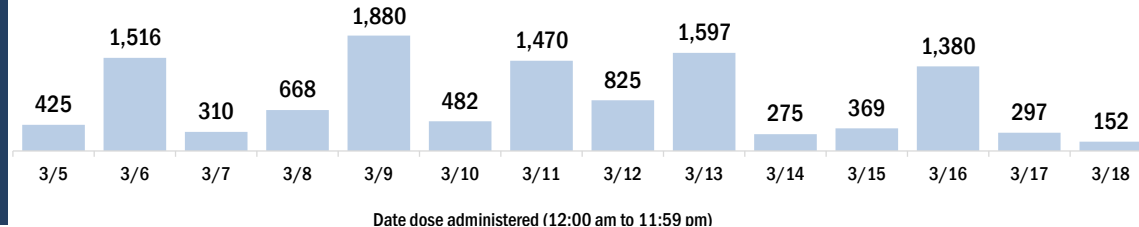


Persons vaccinated for COVID-19 for the past 2 weeks

Number of persons who received their first dose of a two-dose series of the COVID-19 vaccine



Number of persons who completed the COVID-19 vaccine series



COVID-19: St. Lucie County vaccine summary

Vaccination data through Mar 18, 2021 as of Mar 19, 2021 at 12:05 AM

Data in this report are provisional and subject to change.

Data in this summary pertain to COVID-19 vaccines approved by the U.S. Food and Drug Administration and have been issued an Emergency Use Authorization (Janssen COVID-19 Vaccine, Moderna COVID-19 Vaccine and Pfizer-BioNTech COVID-19 Vaccine). These data summarize the number of people who have received either their first dose or have completed the series for a COVID-19 vaccine. **A person can only be counted in one category, first dose or series complete.** For persons receiving Moderna or Pfizer vaccines, once they receive their second dose, they are moved from the first dose column to the series completed column. **Because of this, the total first dose category may show a change from report to report not matching the total receiving their first dose from the previous day.** Persons receiving Johnson & Johnson vaccines will always be counted in the series completed column.

COVID-19 doses for vaccinated persons in Florida

Doses administered 107,403

People receiving one dose of a 1-dose series (Johnson & Johnson) or receiving only one dose of a 2-dose series (Moderna, Pfizer) count once. Persons receiving both doses of a 2-dose series count twice.

Current status of persons vaccinated for COVID-19 in Florida

Total people vaccinated 67,535

First dose 26,799

Series completed 40,736

Completed 1-dose series 868

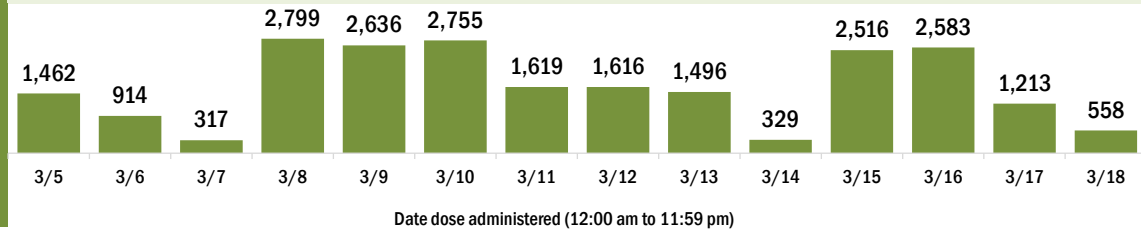
Completed 2-dose series 39,868

First dose: current number of people who have only received their first dose of the Moderna or Pfizer vaccine.

Series complete: current number of people who have received both Moderna or Pfizer vaccine doses or one Johnson & Johnson dose and are considered fully immunized.

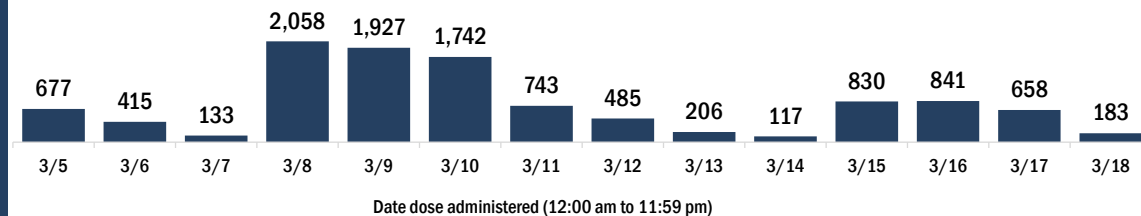
Demographic summary	First dose	Series complete	Total people vaccinated
Age group	26,799	40,736	67,535
16-24 years	331	313	644
25-34 years	745	866	1,611
35-44 years	1,159	1,351	2,510
45-54 years	2,206	1,966	4,172
55-64 years	4,992	3,205	8,197
65-74 years	9,781	18,592	28,373
75-84 years	5,748	11,096	16,844
85+ years	1,837	3,347	5,184
Race	26,799	40,736	67,535
White	18,246	27,274	45,520
Black	2,622	3,337	5,959
American Indian/Alaskan	194	172	366
Other	1,967	3,904	5,871
Unknown	3,770	6,049	9,819
Other race includes Asian, native Hawaiian/Pacific Islander, or other.			
Ethnicity	26,799	40,736	67,535
Hispanic	2,375	1,994	4,369
Non-Hispanic	15,521	23,274	38,795
Unknown	8,903	15,468	24,371
Gender	26,799	40,736	67,535
Female	15,408	23,445	38,853
Male	11,312	17,272	28,584
Unknown	79	19	98

COVID-19 doses administered for the past 2 weeks

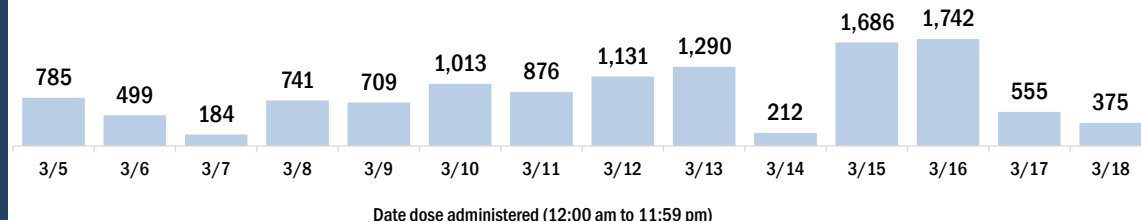


Persons vaccinated for COVID-19 for the past 2 weeks

Number of persons who received their first dose of a two-dose series of the COVID-19 vaccine



Number of persons who completed the COVID-19 vaccine series



COVID-19: Sumter County vaccine summary

Vaccination data through Mar 18, 2021 as of Mar 19, 2021 at 12:05 AM

Data in this report are provisional and subject to change.

Data in this summary pertain to COVID-19 vaccines approved by the U.S. Food and Drug Administration and have been issued an Emergency Use Authorization (Janssen COVID-19 Vaccine, Moderna COVID-19 Vaccine and Pfizer-BioNTech COVID-19 Vaccine). These data summarize the number of people who have received either their first dose or have completed the series for a COVID-19 vaccine. **A person can only be counted in one category, first dose or series complete.** For persons receiving Moderna or Pfizer vaccines, once they receive their second dose, they are moved from the first dose column to the series completed column. **Because of this, the total first dose category may show a change from report to report not matching the total receiving their first dose from the previous day.** Persons receiving Johnson & Johnson vaccines will always be counted in the series completed column.

COVID-19 doses for vaccinated persons in Florida

Doses administered 82,300

People receiving one dose of a 1-dose series (Johnson & Johnson) or receiving only one dose of a 2-dose series (Moderna, Pfizer) count once. Persons receiving both doses of a 2-dose series count twice.

Current status of persons vaccinated for COVID-19 in Florida

Total people vaccinated 51,767

First dose 18,513

Series completed 33,254

Completed 1-dose series 2,721

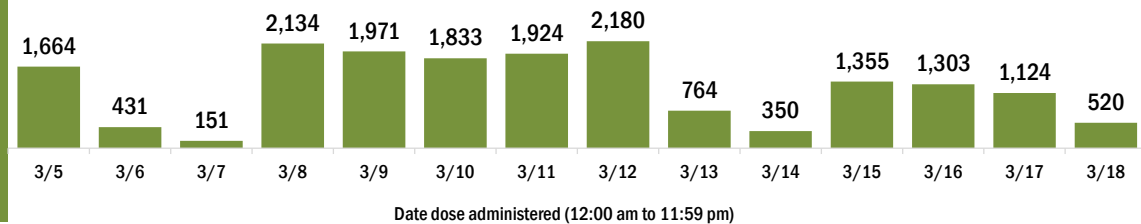
Completed 2-dose series 30,533

First dose: current number of people who have only received their first dose of the Moderna or Pfizer vaccine.

Series complete: current number of people who have received both Moderna or Pfizer vaccine doses or one Johnson & Johnson dose and are considered fully immunized.

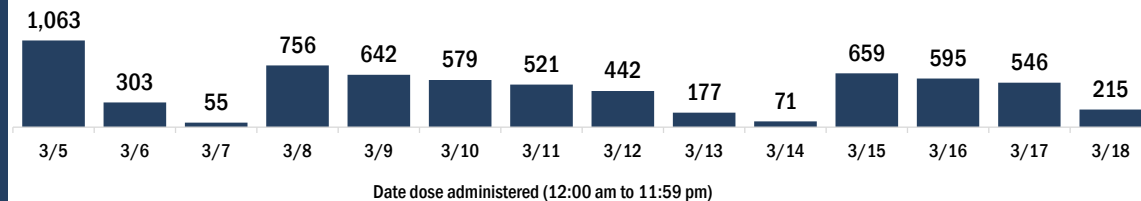
Demographic summary	First dose	Series complete	Total people vaccinated
Age group	18,513	33,254	51,767
16-24 years	39	39	78
25-34 years	99	112	211
35-44 years	155	154	309
45-54 years	349	269	618
55-64 years	2,523	940	3,463
65-74 years	8,358	17,966	26,324
75-84 years	5,784	11,924	17,708
85+ years	1,206	1,850	3,056
Race	18,513	33,254	51,767
White	14,025	26,773	40,798
Black	251	315	566
American Indian/Alaskan	26	108	134
Other	896	1,414	2,310
Unknown	3,315	4,644	7,959
Other race includes Asian, native Hawaiian/Pacific Islander, or other.			
Ethnicity	18,513	33,254	51,767
Hispanic	261	385	646
Non-Hispanic	9,490	18,434	27,924
Unknown	8,762	14,435	23,197
Gender	18,513	33,254	51,767
Female	10,470	18,476	28,946
Male	7,969	14,774	22,743
Unknown	74	4	78

COVID-19 doses administered for the past 2 weeks

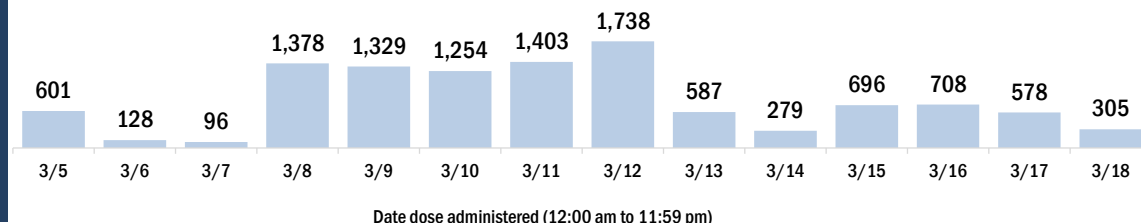


Persons vaccinated for COVID-19 for the past 2 weeks

Number of persons who received their first dose of a two-dose series of the COVID-19 vaccine



Number of persons who completed the COVID-19 vaccine series



COVID-19: Suwannee County vaccine summary

Vaccination data through Mar 18, 2021 as of Mar 19, 2021 at 12:05 AM

Data in this report are provisional and subject to change.

Data in this summary pertain to COVID-19 vaccines approved by the U.S. Food and Drug Administration and have been issued an Emergency Use Authorization (Janssen COVID-19 Vaccine, Moderna COVID-19 Vaccine and Pfizer-BioNTech COVID-19 Vaccine). These data summarize the number of people who have received either their first dose or have completed the series for a COVID-19 vaccine. **A person can only be counted in one category, first dose or series complete.** For persons receiving Moderna or Pfizer vaccines, once they receive their second dose, they are moved from the first dose column to the series completed column. **Because of this, the total first dose category may show a change from report to report not matching the total receiving their first dose from the previous day.** Persons receiving Johnson & Johnson vaccines will always be counted in the series completed column.

COVID-19 doses for vaccinated persons in Florida

Doses administered 11,070

People receiving one dose of a 1-dose series (Johnson & Johnson) or receiving only one dose of a 2-dose series (Moderna, Pfizer) count once. Persons receiving both doses of a 2-dose series count twice.

Current status of persons vaccinated for COVID-19 in Florida

Total people vaccinated 6,414

First dose 1,717

Series completed 4,697

Completed 1-dose series 41

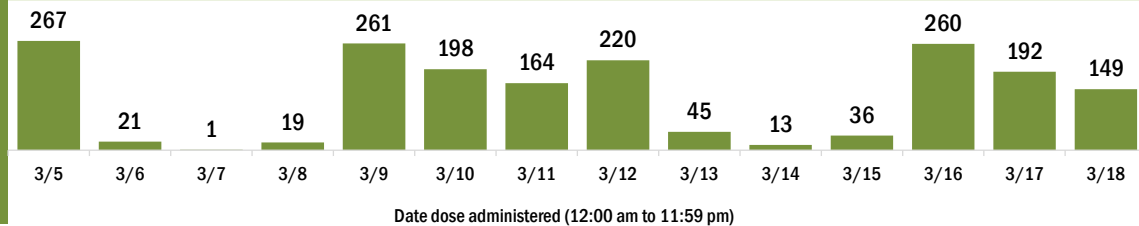
Completed 2-dose series 4,656

First dose: current number of people who have only received their first dose of the Moderna or Pfizer vaccine.

Series complete: current number of people who have received both Moderna or Pfizer vaccine doses or one Johnson & Johnson dose and are considered fully immunized.

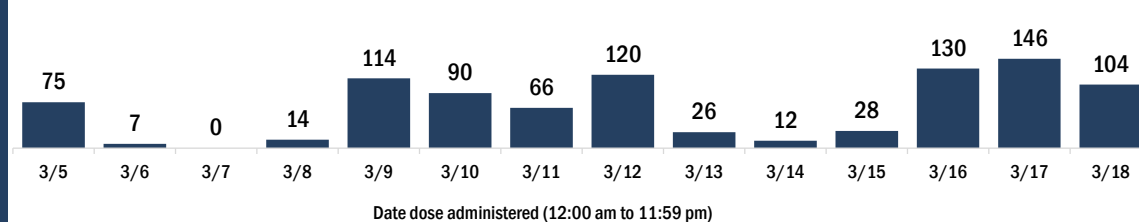
Demographic summary	First dose	Series complete	Total people vaccinated
Age group	1,717	4,697	6,414
16-24 years	39	32	71
25-34 years	56	67	123
35-44 years	91	105	196
45-54 years	142	137	279
55-64 years	628	306	934
65-74 years	445	2,115	2,560
75-84 years	226	1,436	1,662
85+ years	90	499	589
Race	1,717	4,697	6,414
White	1,137	3,304	4,441
Black	175	275	450
American Indian/Alaskan	1	4	5
Other	118	306	424
Unknown	286	808	1,094
Other race includes Asian, native Hawaiian/Pacific Islander, or other.			
Ethnicity	1,717	4,697	6,414
Hispanic	55	73	128
Non-Hispanic	872	2,210	3,082
Unknown	790	2,414	3,204
Gender	1,717	4,697	6,414
Female	1,079	2,732	3,811
Male	638	1,965	2,603
Unknown	0	0	0

COVID-19 doses administered for the past 2 weeks

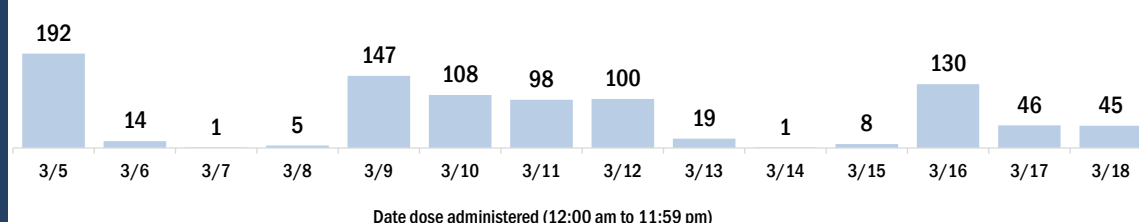


Persons vaccinated for COVID-19 for the past 2 weeks

Number of persons who received their first dose of a two-dose series of the COVID-19 vaccine



Number of persons who completed the COVID-19 vaccine series



COVID-19: Taylor County vaccine summary

Vaccination data through Mar 18, 2021 as of Mar 19, 2021 at 12:05 AM

Data in this report are provisional and subject to change.

Data in this summary pertain to COVID-19 vaccines approved by the U.S. Food and Drug Administration and have been issued an Emergency Use Authorization (Janssen COVID-19 Vaccine, Moderna COVID-19 Vaccine and Pfizer-BioNTech COVID-19 Vaccine). These data summarize the number of people who have received either their first dose or have completed the series for a COVID-19 vaccine. **A person can only be counted in one category, first dose or series complete.** For persons receiving Moderna or Pfizer vaccines, once they receive their second dose, they are moved from the first dose column to the series completed column. **Because of this, the total first dose category may show a change from report to report not matching the total receiving their first dose from the previous day.** Persons receiving Johnson & Johnson vaccines will always be counted in the series completed column.

COVID-19 doses for vaccinated persons in Florida

Doses administered 5,907

People receiving one dose of a 1-dose series (Johnson & Johnson) or receiving only one dose of a 2-dose series (Moderna, Pfizer) count once. Persons receiving both doses of a 2-dose series count twice.

Current status of persons vaccinated for COVID-19 in Florida

Total people vaccinated 3,635

First dose 1,355

Series completed 2,280

Completed 1-dose series 8

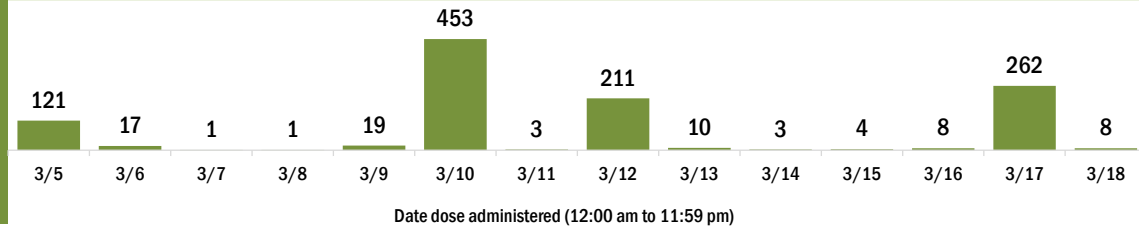
Completed 2-dose series 2,272

First dose: current number of people who have only received their first dose of the Moderna or Pfizer vaccine.

Series complete: current number of people who have received both Moderna or Pfizer vaccine doses or one Johnson & Johnson dose and are considered fully immunized.

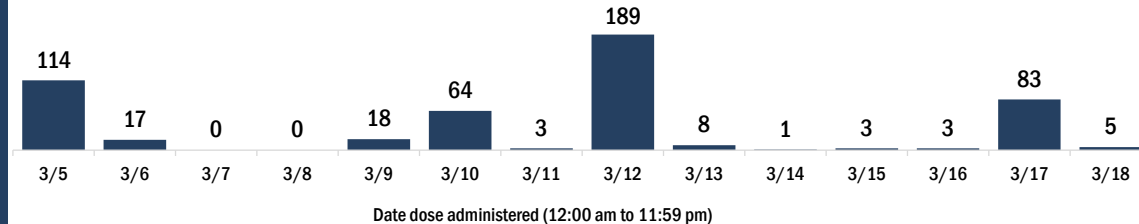
Demographic summary	First dose	Series complete	Total people vaccinated
Age group	1,355	2,280	3,635
16-24 years	33	9	42
25-34 years	39	37	76
35-44 years	61	41	102
45-54 years	116	83	199
55-64 years	374	231	605
65-74 years	437	1,047	1,484
75-84 years	225	652	877
85+ years	70	180	250
Race	1,355	2,280	3,635
White	914	1,679	2,593
Black	181	207	388
American Indian/Alaskan	10	19	29
Other	50	166	216
Unknown	200	209	409
Other race includes Asian, native Hawaiian/Pacific Islander, or other.			
Ethnicity	1,355	2,280	3,635
Hispanic	17	24	41
Non-Hispanic	742	1,166	1,908
Unknown	596	1,090	1,686
Gender	1,355	2,280	3,635
Female	742	1,267	2,009
Male	613	1,013	1,626
Unknown	0	0	0

COVID-19 doses administered for the past 2 weeks

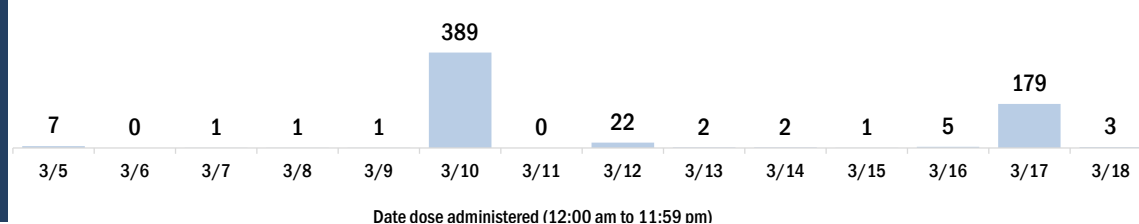


Persons vaccinated for COVID-19 for the past 2 weeks

Number of persons who received their first dose of a two-dose series of the COVID-19 vaccine



Number of persons who completed the COVID-19 vaccine series



COVID-19: Union County vaccine summary

Vaccination data through Mar 18, 2021 as of Mar 19, 2021 at 12:05 AM

Data in this report are provisional and subject to change.

Data in this summary pertain to COVID-19 vaccines approved by the U.S. Food and Drug Administration and have been issued an Emergency Use Authorization (Janssen COVID-19 Vaccine, Moderna COVID-19 Vaccine and Pfizer-BioNTech COVID-19 Vaccine). These data summarize the number of people who have received either their first dose or have completed the series for a COVID-19 vaccine. **A person can only be counted in one category, first dose or series complete.** For persons receiving Moderna or Pfizer vaccines, once they receive their second dose, they are moved from the first dose column to the series completed column. **Because of this, the total first dose category may show a change from report to report not matching the total receiving their first dose from the previous day.** Persons receiving Johnson & Johnson vaccines will always be counted in the series completed column.

COVID-19 doses for vaccinated persons in Florida

Doses administered 2,644

People receiving one dose of a 1-dose series (Johnson & Johnson) or receiving only one dose of a 2-dose series (Moderna, Pfizer) count once. Persons receiving both doses of a 2-dose series count twice.

Current status of persons vaccinated for COVID-19 in Florida

Total people vaccinated 1,509

First dose 365

Series completed 1,144

Completed 1-dose series 9

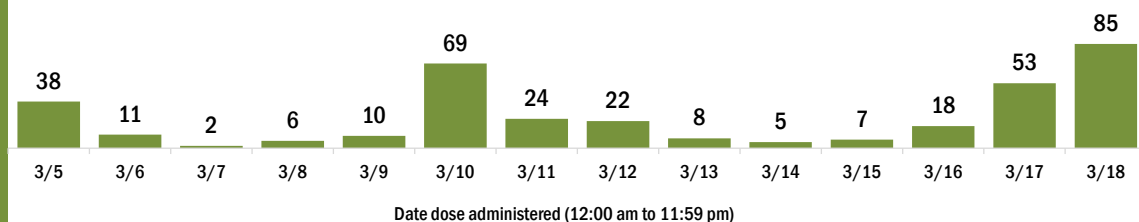
Completed 2-dose series 1,135

First dose: current number of people who have only received their first dose of the Moderna or Pfizer vaccine.

Series complete: current number of people who have received both Moderna or Pfizer vaccine doses or one Johnson & Johnson dose and are considered fully immunized.

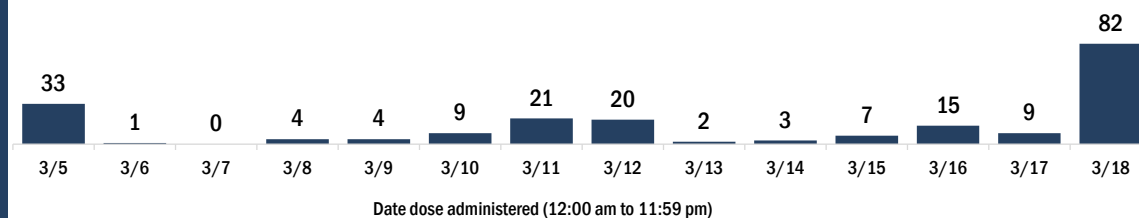
Demographic summary	First dose	Series complete	Total people vaccinated
Age group	365	1,144	1,509
16-24 years	8	10	18
25-34 years	18	47	65
35-44 years	22	35	57
45-54 years	32	51	83
55-64 years	129	90	219
65-74 years	101	508	609
75-84 years	42	311	353
85+ years	13	92	105
Race	365	1,144	1,509
White	267	951	1,218
Black	43	75	118
American Indian/Alaskan	6	10	16
Other	31	94	125
Unknown	18	14	32
Other race includes Asian, native Hawaiian/Pacific Islander, or other.			
Ethnicity	365	1,144	1,509
Hispanic	14	18	32
Non-Hispanic	288	1,068	1,356
Unknown	63	58	121
Gender	365	1,144	1,509
Female	222	648	870
Male	143	496	639
Unknown	0	0	0

COVID-19 doses administered for the past 2 weeks

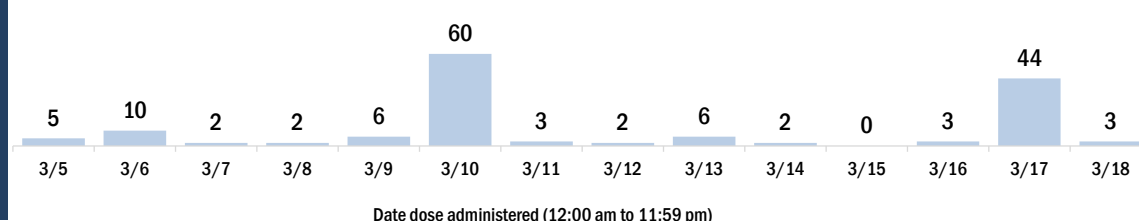


Persons vaccinated for COVID-19 for the past 2 weeks

Number of persons who received their first dose of a two-dose series of the COVID-19 vaccine



Number of persons who completed the COVID-19 vaccine series



COVID-19: Volusia County vaccine summary

Vaccination data through Mar 18, 2021 as of Mar 19, 2021 at 12:05 AM

Data in this report are provisional and subject to change.

Data in this summary pertain to COVID-19 vaccines approved by the U.S. Food and Drug Administration and have been issued an Emergency Use Authorization (Janssen COVID-19 Vaccine, Moderna COVID-19 Vaccine and Pfizer-BioNTech COVID-19 Vaccine). These data summarize the number of people who have received either their first dose or have completed the series for a COVID-19 vaccine. **A person can only be counted in one category, first dose or series complete.** For persons receiving Moderna or Pfizer vaccines, once they receive their second dose, they are moved from the first dose column to the series completed column. **Because of this, the total first dose category may show a change from report to report not matching the total receiving their first dose from the previous day.** Persons receiving Johnson & Johnson vaccines will always be counted in the series completed column.

COVID-19 doses for vaccinated persons in Florida

Doses administered 183,290

People receiving one dose of a 1-dose series (Johnson & Johnson) or receiving only one dose of a 2-dose series (Moderna, Pfizer) count once. Persons receiving both doses of a 2-dose series count twice.

Current status of persons vaccinated for COVID-19 in Florida

Total people vaccinated 118,971

First dose 46,474

Series completed 72,497

Completed 1-dose series 8,178

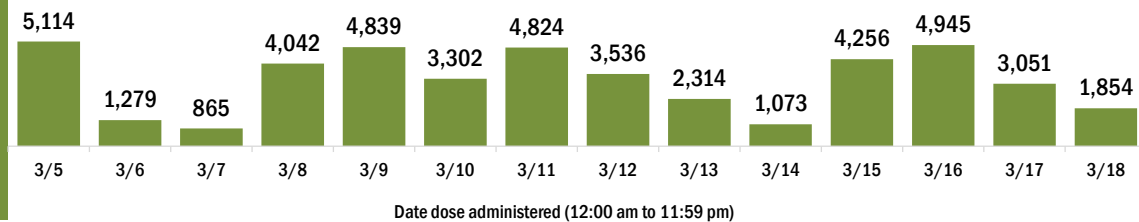
Completed 2-dose series 64,319

First dose: current number of people who have only received their first dose of the Moderna or Pfizer vaccine.

Series complete: current number of people who have received both Moderna or Pfizer vaccine doses or one Johnson & Johnson dose and are considered fully immunized.

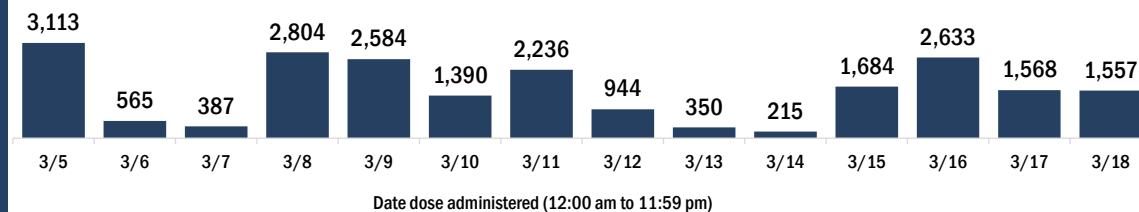
Demographic summary	First dose	Series complete	Total people vaccinated
Age group	46,474	72,497	118,971
16-24 years	661	757	1,418
25-34 years	1,438	2,087	3,525
35-44 years	1,992	2,832	4,824
45-54 years	3,327	3,990	7,317
55-64 years	8,429	6,927	15,356
65-74 years	17,478	31,340	48,818
75-84 years	9,979	17,836	27,815
85+ years	3,170	6,728	9,898
Race	46,474	72,497	118,971
White	32,143	44,666	76,809
Black	2,165	2,480	4,645
American Indian/Alaskan	199	254	453
Other	3,814	10,832	14,646
Unknown	8,153	14,265	22,418
Other race includes Asian, native Hawaiian/Pacific Islander, or other.			
Ethnicity	46,474	72,497	118,971
Hispanic	2,536	2,265	4,801
Non-Hispanic	24,824	30,950	55,774
Unknown	19,114	39,282	58,396
Gender	46,474	72,497	118,971
Female	26,493	42,638	69,131
Male	18,749	29,468	48,217
Unknown	1,232	391	1,623

COVID-19 doses administered for the past 2 weeks

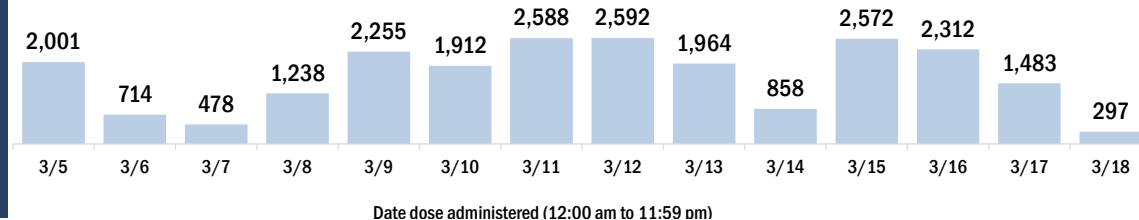


Persons vaccinated for COVID-19 for the past 2 weeks

Number of persons who received their first dose of a two-dose series of the COVID-19 vaccine



Number of persons who completed the COVID-19 vaccine series



COVID-19: Wakulla County vaccine summary

Vaccination data through Mar 18, 2021 as of Mar 19, 2021 at 12:05 AM

Data in this report are provisional and subject to change.

Data in this summary pertain to COVID-19 vaccines approved by the U.S. Food and Drug Administration and have been issued an Emergency Use Authorization (Janssen COVID-19 Vaccine, Moderna COVID-19 Vaccine and Pfizer-BioNTech COVID-19 Vaccine). These data summarize the number of people who have received either their first dose or have completed the series for a COVID-19 vaccine. **A person can only be counted in one category, first dose or series complete.** For persons receiving Moderna or Pfizer vaccines, once they receive their second dose, they are moved from the first dose column to the series completed column. **Because of this, the total first dose category may show a change from report to report not matching the total receiving their first dose from the previous day.** Persons receiving Johnson & Johnson vaccines will always be counted in the series completed column.

COVID-19 doses for vaccinated persons in Florida

Doses administered 10,238

People receiving one dose of a 1-dose series (Johnson & Johnson) or receiving only one dose of a 2-dose series (Moderna, Pfizer) count once. Persons receiving both doses of a 2-dose series count twice.

Current status of persons vaccinated for COVID-19 in Florida

Total people vaccinated 6,265

First dose 2,230

Series completed 4,035

Completed 1-dose series 62

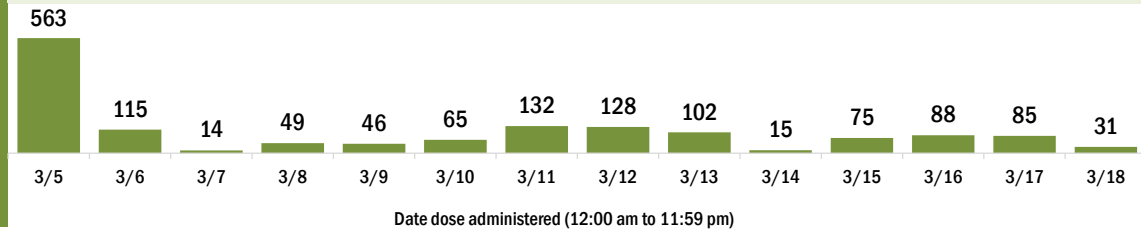
Completed 2-dose series 3,973

First dose: current number of people who have only received their first dose of the Moderna or Pfizer vaccine.

Series complete: current number of people who have received both Moderna or Pfizer vaccine doses or one Johnson & Johnson dose and are considered fully immunized.

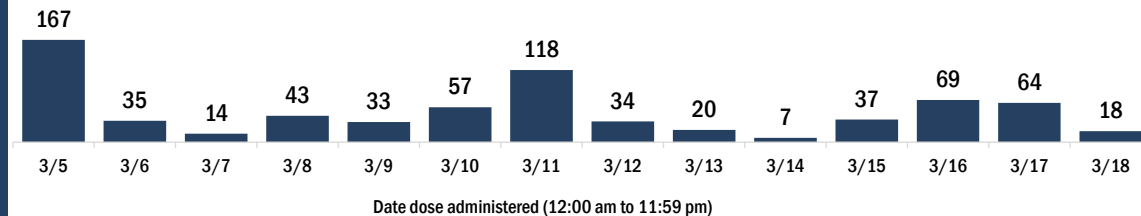
Demographic summary	First dose	Series complete	Total people vaccinated
Age group	2,230	4,035	6,265
16-24 years	49	27	76
25-34 years	87	112	199
35-44 years	171	150	321
45-54 years	298	186	484
55-64 years	657	378	1,035
65-74 years	636	1,987	2,623
75-84 years	264	959	1,223
85+ years	68	236	304
Race	2,230	4,035	6,265
White	1,624	3,015	4,639
Black	168	213	381
American Indian/Alaskan	7	24	31
Other	220	575	795
Unknown	211	208	419
Other race includes Asian, native Hawaiian/Pacific Islander, or other.			
Ethnicity	2,230	4,035	6,265
Hispanic	40	40	80
Non-Hispanic	1,594	3,004	4,598
Unknown	596	991	1,587
Gender	2,230	4,035	6,265
Female	1,307	2,227	3,534
Male	922	1,807	2,729
Unknown	1	1	2

COVID-19 doses administered for the past 2 weeks

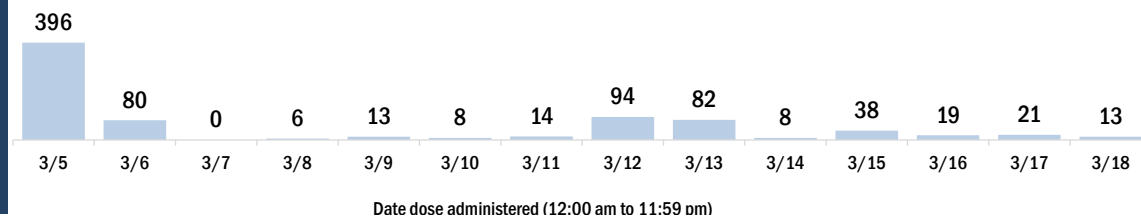


Persons vaccinated for COVID-19 for the past 2 weeks

Number of persons who received their first dose of a two-dose series of the COVID-19 vaccine



Number of persons who completed the COVID-19 vaccine series



COVID-19: Walton County vaccine summary

Vaccination data through Mar 18, 2021 as of Mar 19, 2021 at 12:05 AM

Data in this report are provisional and subject to change.

Data in this summary pertain to COVID-19 vaccines approved by the U.S. Food and Drug Administration and have been issued an Emergency Use Authorization (Janssen COVID-19 Vaccine, Moderna COVID-19 Vaccine and Pfizer-BioNTech COVID-19 Vaccine). These data summarize the number of people who have received either their first dose or have completed the series for a COVID-19 vaccine. **A person can only be counted in one category, first dose or series complete.** For persons receiving Moderna or Pfizer vaccines, once they receive their second dose, they are moved from the first dose column to the series completed column. **Because of this, the total first dose category may show a change from report to report not matching the total receiving their first dose from the previous day.** Persons receiving Johnson & Johnson vaccines will always be counted in the series completed column.

COVID-19 doses for vaccinated persons in Florida

Doses administered 23,225

People receiving one dose of a 1-dose series (Johnson & Johnson) or receiving only one dose of a 2-dose series (Moderna, Pfizer) count once. Persons receiving both doses of a 2-dose series count twice.

Current status of persons vaccinated for COVID-19 in Florida

Total people vaccinated 14,161

First dose 4,862

Series completed 9,299

Completed 1-dose series 235

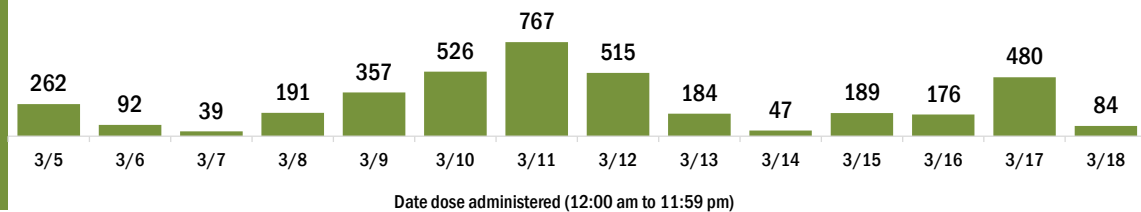
Completed 2-dose series 9,064

First dose: current number of people who have only received their first dose of the Moderna or Pfizer vaccine.

Series complete: current number of people who have received both Moderna or Pfizer vaccine doses or one Johnson & Johnson dose and are considered fully immunized.

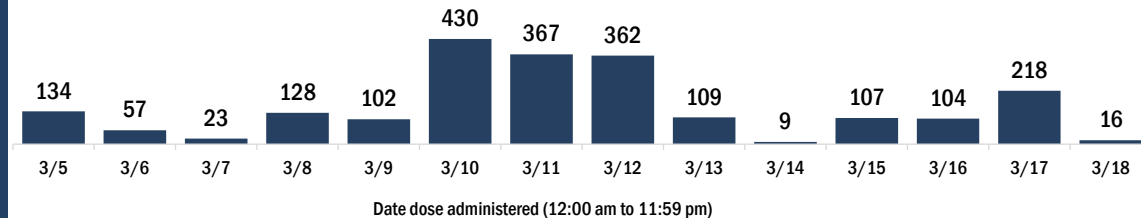
Demographic summary	First dose	Series complete	Total people vaccinated
Age group	4,862	9,299	14,161
16-24 years	51	56	107
25-34 years	152	162	314
35-44 years	315	315	630
45-54 years	523	424	947
55-64 years	1,434	958	2,392
65-74 years	1,496	4,762	6,258
75-84 years	711	2,045	2,756
85+ years	180	577	757
Race	4,862	9,299	14,161
White	3,698	7,114	10,812
Black	125	130	255
American Indian/Alaskan	12	32	44
Other	244	433	677
Unknown	783	1,590	2,373
Other race includes Asian, native Hawaiian/Pacific Islander, or other.			
Ethnicity	4,862	9,299	14,161
Hispanic	104	110	214
Non-Hispanic	3,236	6,063	9,299
Unknown	1,522	3,126	4,648
Gender	4,862	9,299	14,161
Female	2,697	5,120	7,817
Male	2,163	4,178	6,341
Unknown	2	1	3

COVID-19 doses administered for the past 2 weeks

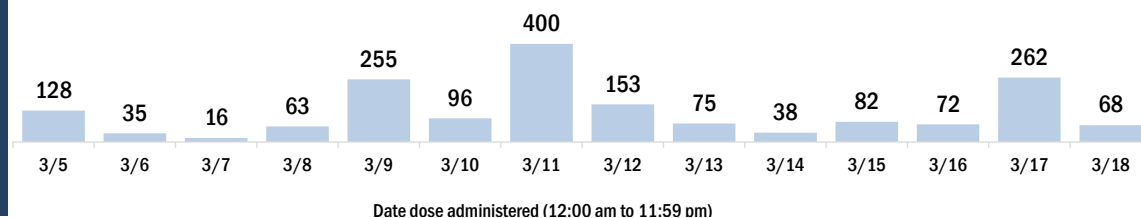


Persons vaccinated for COVID-19 for the past 2 weeks

Number of persons who received their first dose of a two-dose series of the COVID-19 vaccine



Number of persons who completed the COVID-19 vaccine series



COVID-19: Washington County vaccine summary

Vaccination data through Mar 18, 2021 as of Mar 19, 2021 at 12:05 AM

Data in this report are provisional and subject to change.

Data in this summary pertain to COVID-19 vaccines approved by the U.S. Food and Drug Administration and have been issued an Emergency Use Authorization (Janssen COVID-19 Vaccine, Moderna COVID-19 Vaccine and Pfizer-BioNTech COVID-19 Vaccine). These data summarize the number of people who have received either their first dose or have completed the series for a COVID-19 vaccine. **A person can only be counted in one category, first dose or series complete.** For persons receiving Moderna or Pfizer vaccines, once they receive their second dose, they are moved from the first dose column to the series completed column. **Because of this, the total first dose category may show a change from report to report not matching the total receiving their first dose from the previous day.** Persons receiving Johnson & Johnson vaccines will always be counted in the series completed column.

COVID-19 doses for vaccinated persons in Florida

Doses administered 5,535

People receiving one dose of a 1-dose series (Johnson & Johnson) or receiving only one dose of a 2-dose series (Moderna, Pfizer) count once. Persons receiving both doses of a 2-dose series count twice.

Current status of persons vaccinated for COVID-19 in Florida

Total people vaccinated 3,428

First dose 1,272

Series completed 2,156

Completed 1-dose series 49

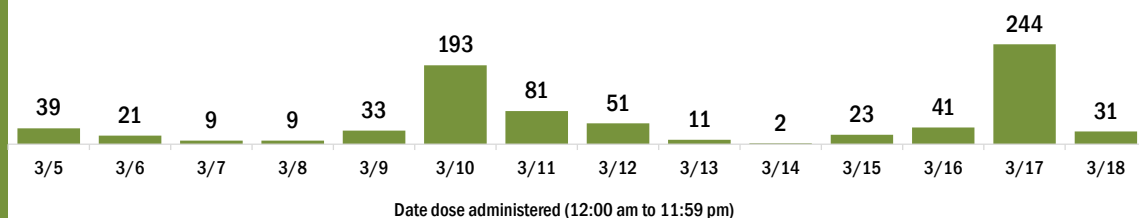
Completed 2-dose series 2,107

First dose: current number of people who have only received their first dose of the Moderna or Pfizer vaccine.

Series complete: current number of people who have received both Moderna or Pfizer vaccine doses or one Johnson & Johnson dose and are considered fully immunized.

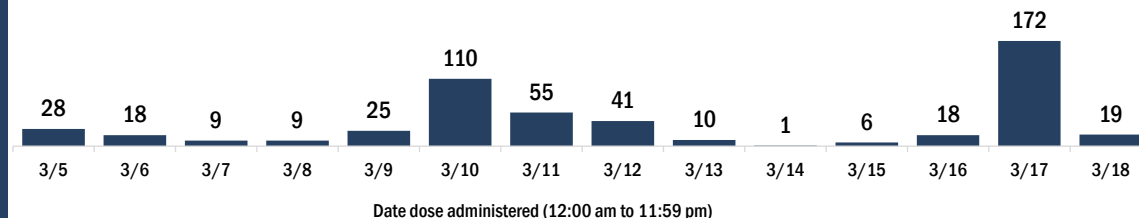
Demographic summary	First dose	Series complete	Total people vaccinated
Age group	1,272	2,156	3,428
16-24 years	16	12	28
25-34 years	47	42	89
35-44 years	62	78	140
45-54 years	142	112	254
55-64 years	357	231	588
65-74 years	381	923	1,304
75-84 years	201	558	759
85+ years	66	200	266
Race	1,272	2,156	3,428
White	967	1,698	2,665
Black	161	172	333
American Indian/Alaskan	20	24	44
Other	53	126	179
Unknown	71	136	207
Other race includes Asian, native Hawaiian/Pacific Islander, or other.			
Ethnicity	1,272	2,156	3,428
Hispanic	18	20	38
Non-Hispanic	950	1,686	2,636
Unknown	304	450	754
Gender	1,272	2,156	3,428
Female	701	1,209	1,910
Male	570	947	1,517
Unknown	1	0	1

COVID-19 doses administered for the past 2 weeks



Persons vaccinated for COVID-19 for the past 2 weeks

Number of persons who received their first dose of a two-dose series of the COVID-19 vaccine



Number of persons who completed the COVID-19 vaccine series

