

COVID-19: Florida vaccine summary

Vaccination data through Mar 17, 2021 as of Mar 18, 2021 at 12:05 AM

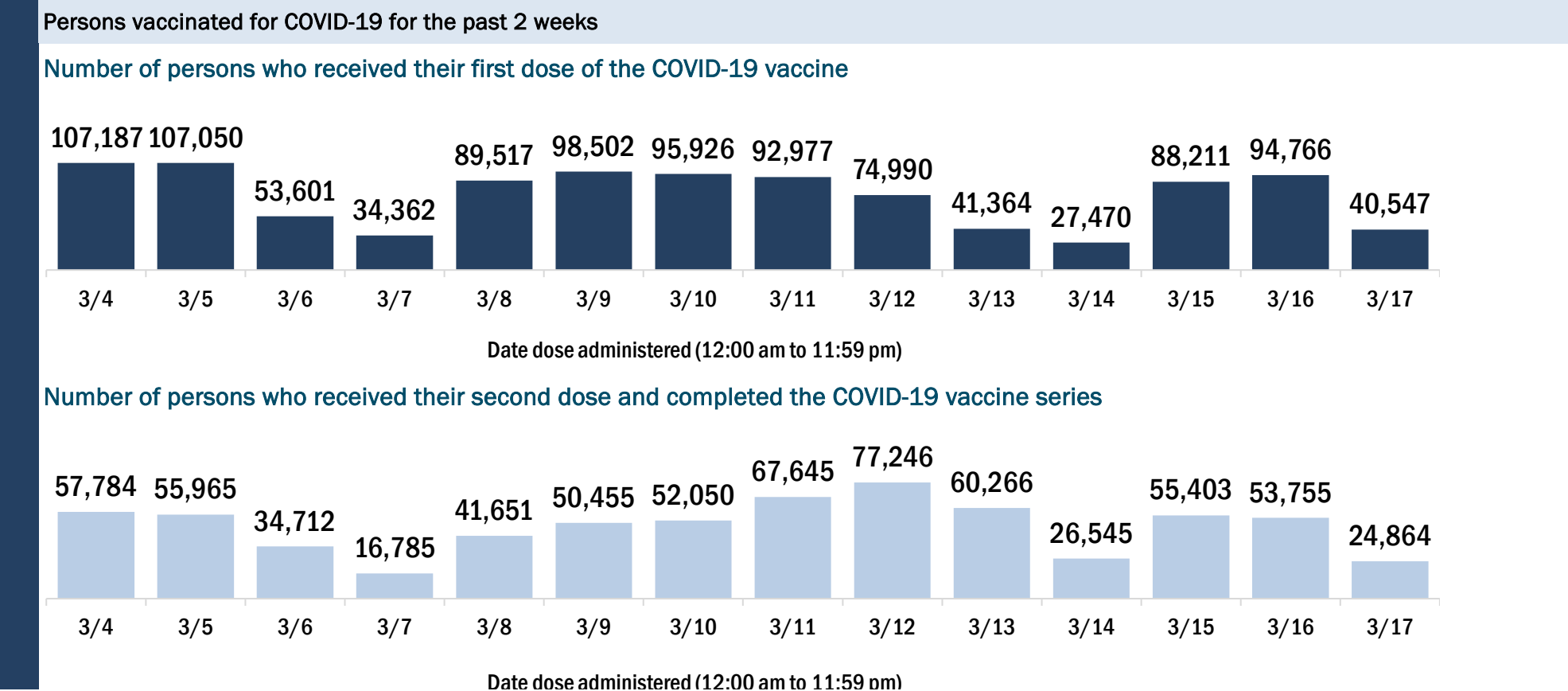
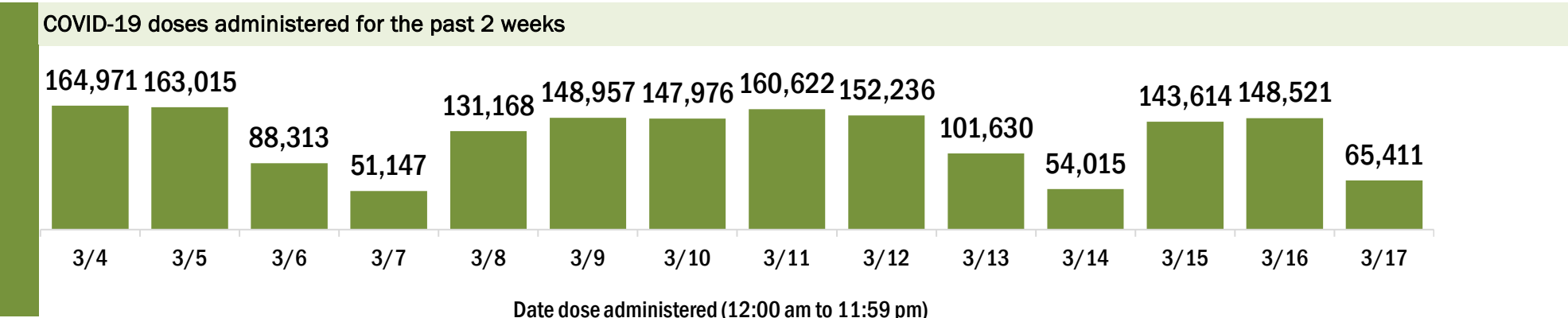
Data in this report are provisional and subject to change. Data are based on county of residence.

Data in this summary pertain to COVID-19 vaccines approved by the U.S. Food and Drug Administration and have been issued an Emergency Use Authorization (Janssen COVID-19 Vaccine, Moderna COVID-19 Vaccine and Pfizer-BioNTech COVID-19 Vaccine). These data summarize the number of people who have received either their first dose or have completed the series for a COVID-19 vaccine. **A person can only be counted in one category, first dose or series complete.** For persons receiving Moderna or Pfizer vaccines, once they receive their second dose, they are moved from the first dose column to the series completed column. **Because of this, the total first dose category may show a change from report to report not matching the total receiving their first dose from the previous day.** Persons receiving Johnson & Johnson vaccines will always be counted in the series completed column.

COVID-19 doses for vaccinated persons in Florida	
Doses administered	6,993,528
People receiving one dose of a 1-dose series (Johnson & Johnson) or receiving only one dose of a 2-dose series (Moderna, Pfizer) count once. Persons receiving both doses of a 2-dose series count twice.	

Current status of persons vaccinated for COVID-19 in Florida	
Total people vaccinated	4,570,538
First dose	2,016,673
Series completed	2,553,865
Completed 1-dose series	130,875
Completed 2-dose series	2,422,990
First dose: current number of people who have only received their first dose of the Moderna or Pfizer vaccine.	
Series complete: current number of people who have received both Moderna or Pfizer vaccine doses or one Johnson & Johnson dose and are considered fully immunized.	

Demographic summary	First dose	Series complete	Total people vaccinated
Age group	2,016,673	2,553,865	4,570,538
16-24 years	43,752	30,047	73,799
25-34 years	99,427	98,654	198,081
35-44 years	140,383	126,605	266,988
45-54 years	201,347	161,864	363,211
55-64 years	385,170	241,790	626,960
65-74 years	632,070	1,062,500	1,694,570
75-84 years	382,188	617,658	999,846
85+ years	132,336	214,747	347,083
Race	2,016,673	2,553,865	4,570,538
White	1,344,495	1,747,849	3,092,344
Black	134,910	149,636	284,546
American Indian/Alaskan	7,971	8,888	16,859
Other	178,231	291,572	469,803
Unknown	351,066	355,920	706,986
Other race includes Asian, native Hawaiian/Pacific Islander, or other.			
Ethnicity	2,016,673	2,553,865	4,570,538
Hispanic	277,000	273,880	550,880
Non-Hispanic	956,904	1,370,215	2,327,119
Unknown	782,769	909,770	1,692,539
Gender	2,016,673	2,553,865	4,570,538
Female	1,160,090	1,475,011	2,635,101
Male	843,763	1,075,977	1,919,740
Unknown	12,820	2,877	15,697



COVID-19: Alachua County vaccine summary

Vaccination data through Mar 17, 2021 as of Mar 18, 2021 at 12:05 AM

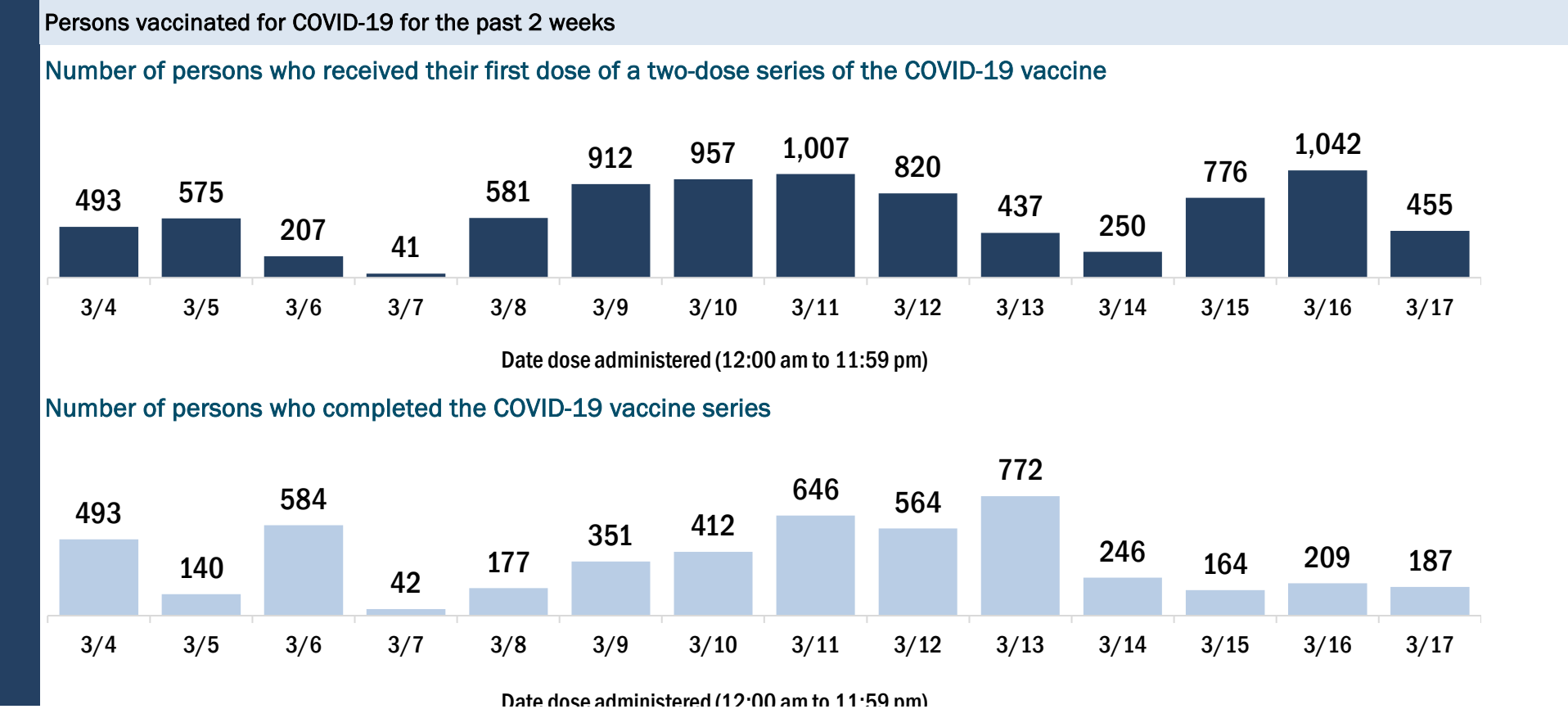
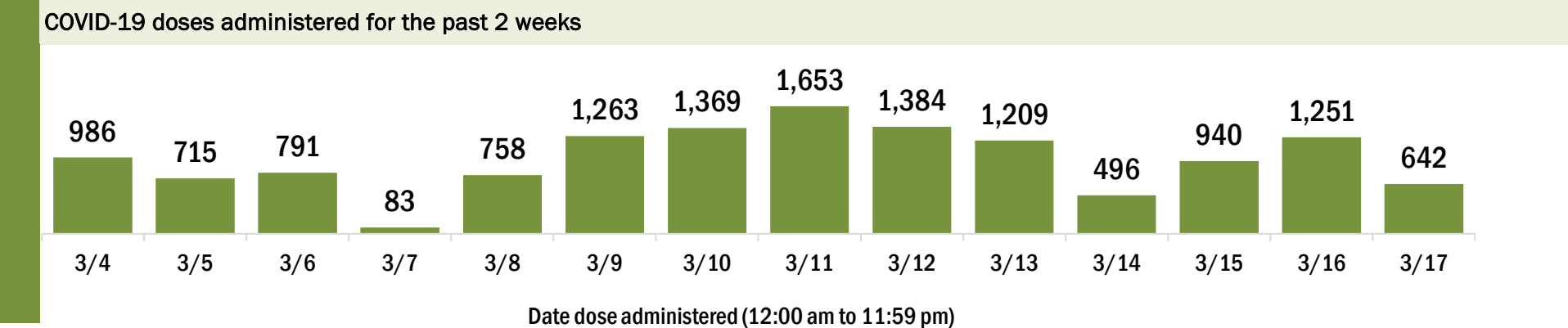
Data in this report are provisional and subject to change.

Data in this summary pertain to COVID-19 vaccines approved by the U.S. Food and Drug Administration and have been issued an Emergency Use Authorization (Janssen COVID-19 Vaccine, Moderna COVID-19 Vaccine and Pfizer-BioNTech COVID-19 Vaccine). These data summarize the number of people who have received either their first dose or have completed the series for a COVID-19 vaccine. **A person can only be counted in one category, first dose or series complete.** For persons receiving Moderna or Pfizer vaccines, once they receive their second dose, they are moved from the first dose column to the series completed column. **Because of this, the total first dose category may show a change from report to report not matching the total receiving their first dose from the previous day.** Persons receiving Johnson & Johnson vaccines will always be counted in the series completed column.

COVID-19 doses for vaccinated persons in Florida	
Doses administered	103,826
People receiving one dose of a 1-dose series (Johnson & Johnson) or receiving only one dose of a 2-dose series (Moderna, Pfizer) count once. Persons receiving both doses of a 2-dose series count twice.	

Current status of persons vaccinated for COVID-19 in Florida	
Total people vaccinated	60,777
First dose	15,606
Series completed	45,171
Completed 1-dose series	2,122
Completed 2-dose series	43,049
First dose: current number of people who have only received their first dose of the Moderna or Pfizer vaccine.	
Series complete: current number of people who have received both Moderna or Pfizer vaccine doses or one Johnson & Johnson dose and are considered fully immunized.	

Demographic summary	First dose	Series complete	Total people vaccinated
Age group	15,606	45,171	60,777
16-24 years	1,571	2,232	3,803
25-34 years	2,828	5,998	8,826
35-44 years	2,235	4,520	6,755
45-54 years	1,790	4,195	5,985
55-64 years	2,417	4,791	7,208
65-74 years	3,126	13,116	16,242
75-84 years	1,163	7,499	8,662
85+ years	476	2,820	3,296
Race	15,606	45,171	60,777
White	9,100	32,535	41,635
Black	1,700	3,352	5,052
American Indian/Alaskan	37	126	163
Other	2,432	6,958	9,390
Unknown	2,337	2,200	4,537
Other race includes Asian, native Hawaiian/Pacific Islander, or other.			
Ethnicity	15,606	45,171	60,777
Hispanic	676	2,194	2,870
Non-Hispanic	7,397	32,097	39,494
Unknown	7,533	10,880	18,413
Gender	15,606	45,171	60,777
Female	9,246	26,886	36,132
Male	6,318	18,279	24,597
Unknown	42	6	48



COVID-19: Baker County vaccine summary

Vaccination data through Mar 17, 2021 as of Mar 18, 2021 at 12:05 AM

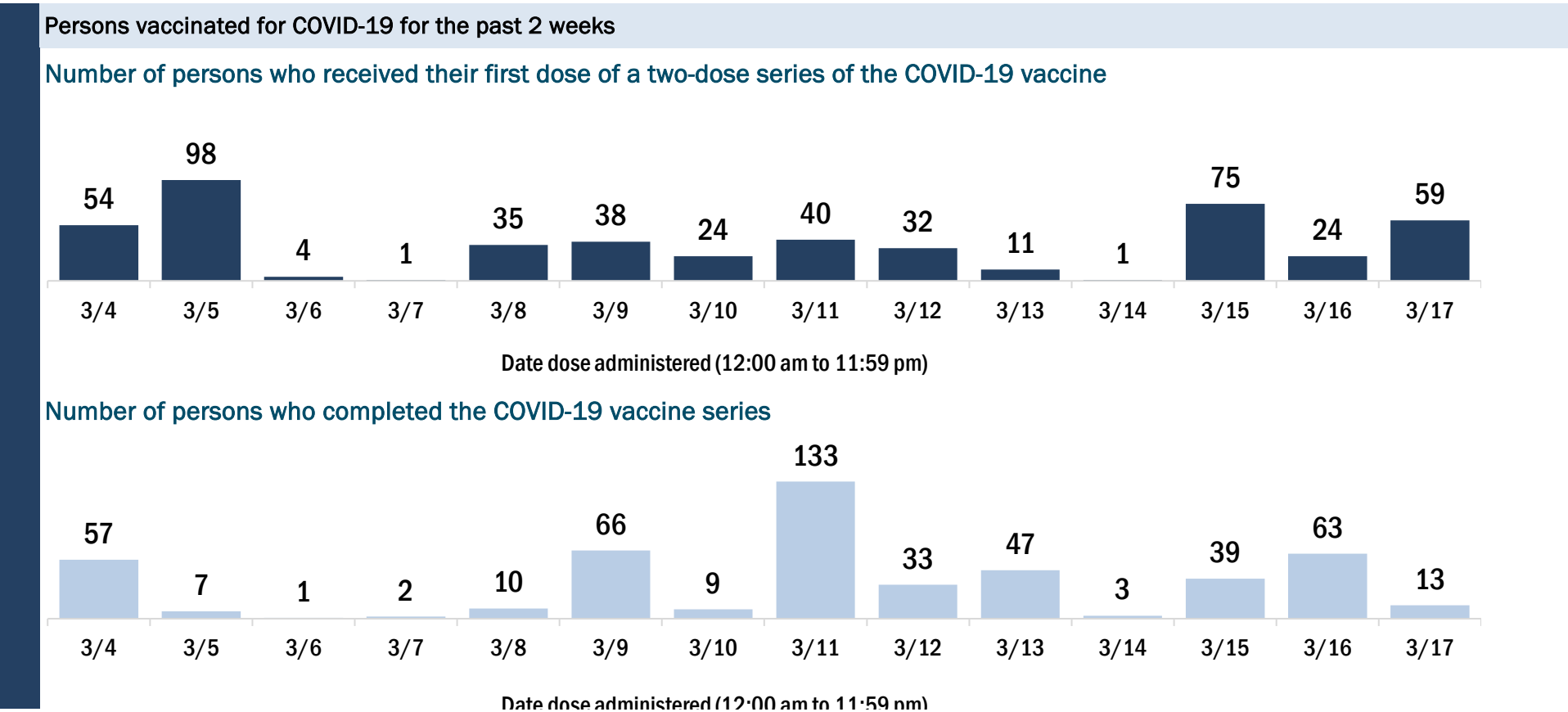
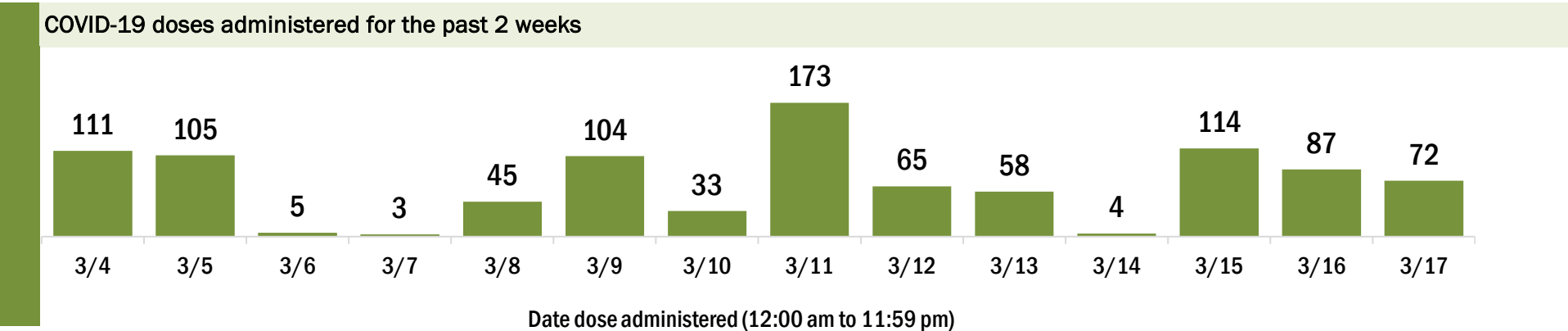
Data in this report are provisional and subject to change.

Data in this summary pertain to COVID-19 vaccines approved by the U.S. Food and Drug Administration and have been issued an Emergency Use Authorization (Janssen COVID-19 Vaccine, Moderna COVID-19 Vaccine and Pfizer-BioNTech COVID-19 Vaccine). These data summarize the number of people who have received either their first dose or have completed the series for a COVID-19 vaccine. **A person can only be counted in one category, first dose or series complete.** For persons receiving Moderna or Pfizer vaccines, once they receive their second dose, they are moved from the first dose column to the series completed column. **Because of this, the total first dose category may show a change from report to report not matching the total receiving their first dose from the previous day.** Persons receiving Johnson & Johnson vaccines will always be counted in the series completed column.

COVID-19 doses for vaccinated persons in Florida	
Doses administered	5,606
People receiving one dose of a 1-dose series (Johnson & Johnson) or receiving only one dose of a 2-dose series (Moderna, Pfizer) count once. Persons receiving both doses of a 2-dose series count twice.	

Current status of persons vaccinated for COVID-19 in Florida	
Total people vaccinated	3,397
First dose	1,139
Series completed	2,258
Completed 1-dose series	49
Completed 2-dose series	2,209
First dose: current number of people who have only received their first dose of the Moderna or Pfizer vaccine.	
Series complete: current number of people who have received both Moderna or Pfizer vaccine doses or one Johnson & Johnson dose and are considered fully immunized.	

Demographic summary	First dose	Series complete	Total people vaccinated
Age group	1,139	2,258	3,397
16-24 years	15	31	46
25-34 years	52	86	138
35-44 years	63	129	192
45-54 years	123	154	277
55-64 years	309	276	585
65-74 years	343	932	1,275
75-84 years	173	511	684
85+ years	61	139	200
Race	1,139	2,258	3,397
White	870	1,740	2,610
Black	130	147	277
American Indian/Alaskan	6	14	20
Other	77	181	258
Unknown	56	176	232
Other race includes Asian, native Hawaiian/Pacific Islander, or other.			
Ethnicity	1,139	2,258	3,397
Hispanic	22	26	48
Non-Hispanic	824	1,304	2,128
Unknown	293	928	1,221
Gender	1,139	2,258	3,397
Female	684	1,256	1,940
Male	455	1,002	1,457
Unknown	0	0	0



COVID-19: Bay County vaccine summary

Vaccination data through Mar 17, 2021 as of Mar 18, 2021 at 12:05 AM

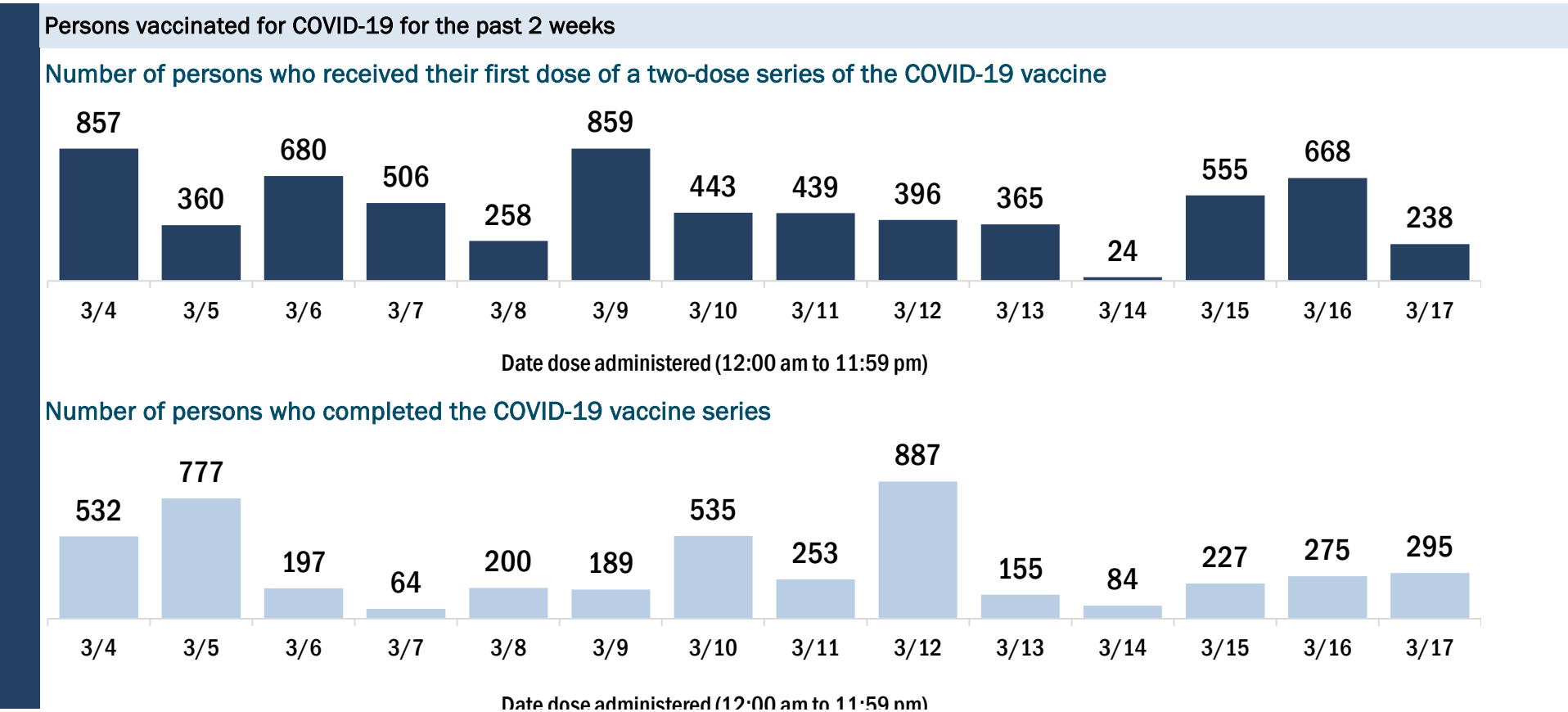
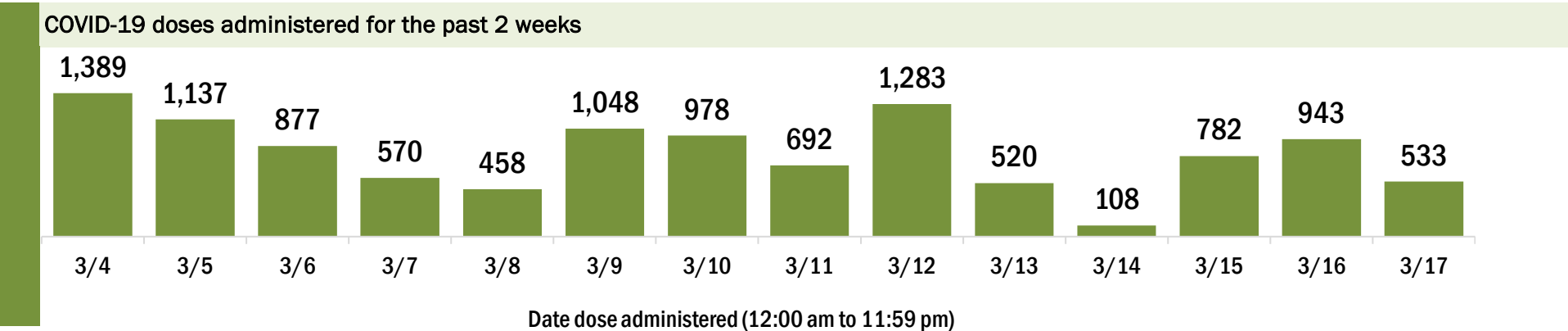
Data in this report are provisional and subject to change.

Data in this summary pertain to COVID-19 vaccines approved by the U.S. Food and Drug Administration and have been issued an Emergency Use Authorization (Janssen COVID-19 Vaccine, Moderna COVID-19 Vaccine and Pfizer-BioNTech COVID-19 Vaccine). These data summarize the number of people who have received either their first dose or have completed the series for a COVID-19 vaccine. **A person can only be counted in one category, first dose or series complete.** For persons receiving Moderna or Pfizer vaccines, once they receive their second dose, they are moved from the first dose column to the series completed column. **Because of this, the total first dose category may show a change from report to report not matching the total receiving their first dose from the previous day.** Persons receiving Johnson & Johnson vaccines will always be counted in the series completed column.

COVID-19 doses for vaccinated persons in Florida	
Doses administered	49,366
People receiving one dose of a 1-dose series (Johnson & Johnson) or receiving only one dose of a 2-dose series (Moderna, Pfizer) count once. Persons receiving both doses of a 2-dose series count twice.	

Current status of persons vaccinated for COVID-19 in Florida	
Total people vaccinated	31,312
First dose	13,066
Series completed	18,246
Completed 1-dose series	192
Completed 2-dose series	18,054
First dose: current number of people who have only received their first dose of the Moderna or Pfizer vaccine.	
Series complete: current number of people who have received both Moderna or Pfizer vaccine doses or one Johnson & Johnson dose and are considered fully immunized.	

Demographic summary	First dose	Series complete	Total people vaccinated
Age group	13,066	18,246	31,312
16-24 years	312	183	495
25-34 years	620	574	1,194
35-44 years	1,083	993	2,076
45-54 years	1,601	1,353	2,954
55-64 years	3,266	2,148	5,414
65-74 years	3,864	7,565	11,429
75-84 years	1,744	4,114	5,858
85+ years	576	1,316	1,892
Race	13,066	18,246	31,312
White	9,169	12,289	21,458
Black	1,008	824	1,832
American Indian/Alaskan	41	91	132
Other	999	1,789	2,788
Unknown	1,849	3,253	5,102
Other race includes Asian, native Hawaiian/Pacific Islander, or other.			
Ethnicity	13,066	18,246	31,312
Hispanic	528	306	834
Non-Hispanic	8,156	9,358	17,514
Unknown	4,382	8,582	12,964
Gender	13,066	18,246	31,312
Female	7,638	10,258	17,896
Male	5,423	7,987	13,410
Unknown	5	1	6



COVID-19: Bradford County vaccine summary

Vaccination data through Mar 17, 2021 as of Mar 18, 2021 at 12:05 AM

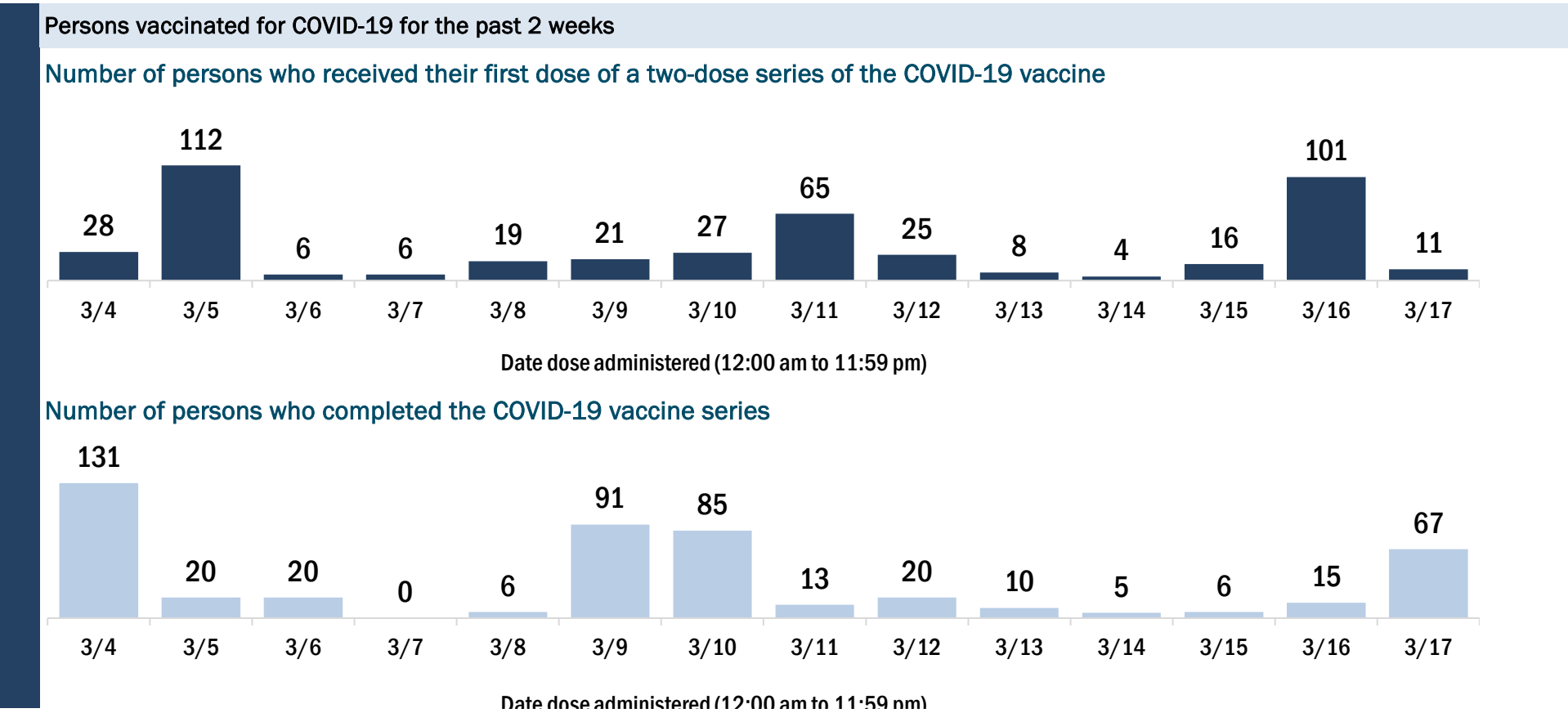
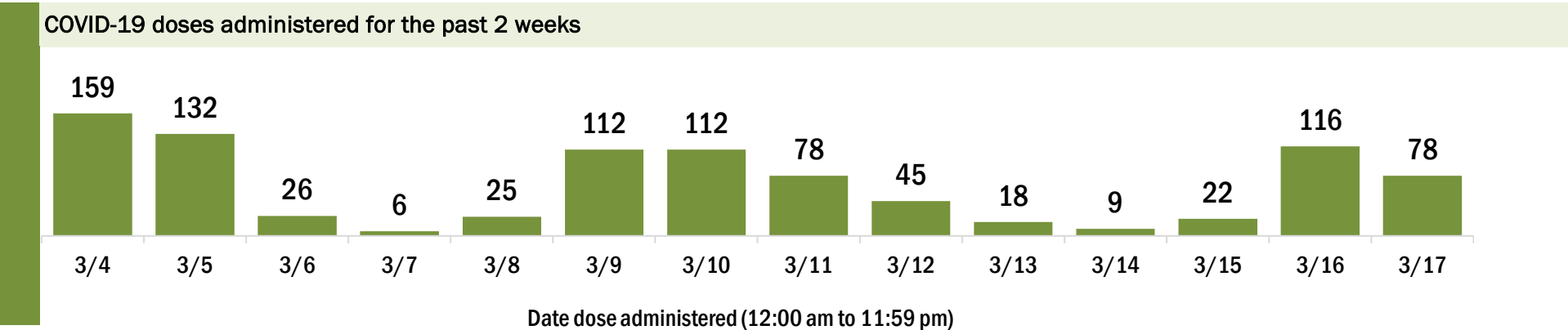
Data in this report are provisional and subject to change.

Data in this summary pertain to COVID-19 vaccines approved by the U.S. Food and Drug Administration and have been issued an Emergency Use Authorization (Janssen COVID-19 Vaccine, Moderna COVID-19 Vaccine and Pfizer-BioNTech COVID-19 Vaccine). These data summarize the number of people who have received either their first dose or have completed the series for a COVID-19 vaccine. **A person can only be counted in one category, first dose or series complete.** For persons receiving Moderna or Pfizer vaccines, once they receive their second dose, they are moved from the first dose column to the series completed column. **Because of this, the total first dose category may show a change from report to report not matching the total receiving their first dose from the previous day.** Persons receiving Johnson & Johnson vaccines will always be counted in the series completed column.

COVID-19 doses for vaccinated persons in Florida	
Doses administered	5,652
People receiving one dose of a 1-dose series (Johnson & Johnson) or receiving only one dose of a 2-dose series (Moderna, Pfizer) count once. Persons receiving both doses of a 2-dose series count twice.	

Current status of persons vaccinated for COVID-19 in Florida	
Total people vaccinated	3,253
First dose	840
Series completed	2,413
Completed 1-dose series	14
Completed 2-dose series	2,399
First dose: current number of people who have only received their first dose of the Moderna or Pfizer vaccine.	
Series complete: current number of people who have received both Moderna or Pfizer vaccine doses or one Johnson & Johnson dose and are considered fully immunized.	

Demographic summary	First dose	Series complete	Total people vaccinated
Age group	840	2,413	3,253
16-24 years	21	14	35
25-34 years	40	62	102
35-44 years	48	75	123
45-54 years	85	124	209
55-64 years	262	184	446
65-74 years	239	1,064	1,303
75-84 years	103	670	773
85+ years	42	220	262
Race	840	2,413	3,253
White	602	1,883	2,485
Black	112	217	329
American Indian/Alaskan	8	12	20
Other	64	243	307
Unknown	54	58	112
Other race includes Asian, native Hawaiian/Pacific Islander, or other.			
Ethnicity	840	2,413	3,253
Hispanic	18	21	39
Non-Hispanic	625	2,160	2,785
Unknown	197	232	429
Gender	840	2,413	3,253
Female	536	1,409	1,945
Male	303	1,004	1,307
Unknown	1	0	1



COVID-19: Brevard County vaccine summary

Vaccination data through Mar 17, 2021 as of Mar 18, 2021 at 12:05 AM

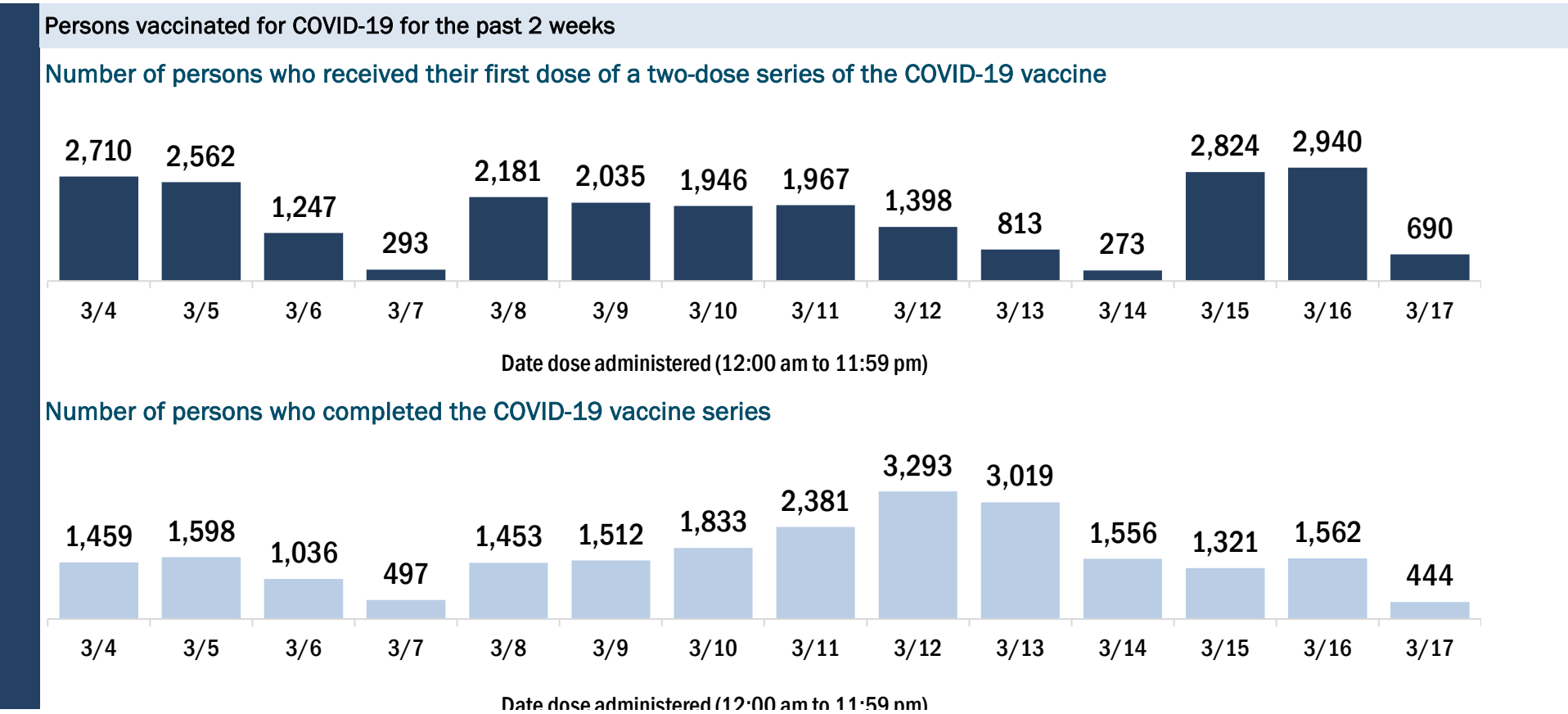
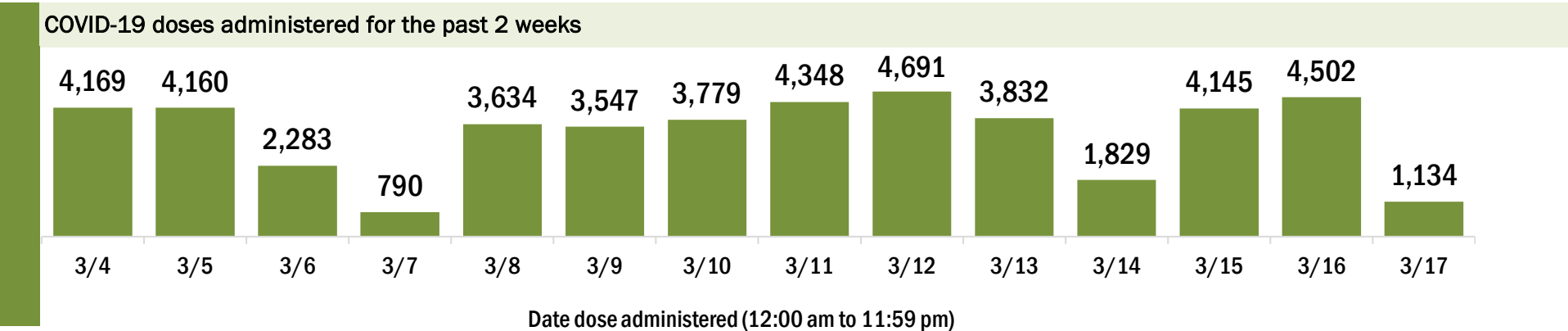
Data in this report are provisional and subject to change.

Data in this summary pertain to COVID-19 vaccines approved by the U.S. Food and Drug Administration and have been issued an Emergency Use Authorization (Janssen COVID-19 Vaccine, Moderna COVID-19 Vaccine and Pfizer-BioNTech COVID-19 Vaccine). These data summarize the number of people who have received either their first dose or have completed the series for a COVID-19 vaccine. **A person can only be counted in one category, first dose or series complete.** For persons receiving Moderna or Pfizer vaccines, once they receive their second dose, they are moved from the first dose column to the series completed column. **Because of this, the total first dose category may show a change from report to report not matching the total receiving their first dose from the previous day.** Persons receiving Johnson & Johnson vaccines will always be counted in the series completed column.

COVID-19 doses for vaccinated persons in Florida	
Doses administered	186,729
People receiving one dose of a 1-dose series (Johnson & Johnson) or receiving only one dose of a 2-dose series (Moderna, Pfizer) count once. Persons receiving both doses of a 2-dose series count twice.	

Current status of persons vaccinated for COVID-19 in Florida	
Total people vaccinated	119,913
First dose	48,433
Series completed	71,480
Completed 1-dose series	4,664
Completed 2-dose series	66,816
First dose: current number of people who have only received their first dose of the Moderna or Pfizer vaccine.	
Series complete: current number of people who have received both Moderna or Pfizer vaccine doses or one Johnson & Johnson dose and are considered fully immunized.	

Demographic summary	First dose	Series complete	Total people vaccinated
Age group	48,433	71,480	119,913
16-24 years	668	667	1,335
25-34 years	1,687	2,068	3,755
35-44 years	2,457	3,054	5,511
45-54 years	3,606	4,485	8,091
55-64 years	9,025	7,440	16,465
65-74 years	16,709	30,121	46,830
75-84 years	10,409	17,139	27,548
85+ years	3,872	6,506	10,378
Race	48,433	71,480	119,913
White	31,847	45,428	77,275
Black	2,929	2,653	5,582
American Indian/Alaskan	221	328	549
Other	3,478	7,923	11,401
Unknown	9,958	15,148	25,106
Other race includes Asian, native Hawaiian/Pacific Islander, or other.			
Ethnicity	48,433	71,480	119,913
Hispanic	1,854	1,655	3,509
Non-Hispanic	25,185	31,232	56,417
Unknown	21,394	38,593	59,987
Gender	48,433	71,480	119,913
Female	28,746	42,274	71,020
Male	19,545	29,051	48,596
Unknown	142	155	297



COVID-19: Broward County vaccine summary

Vaccination data through Mar 17, 2021 as of Mar 18, 2021 at 12:05 AM

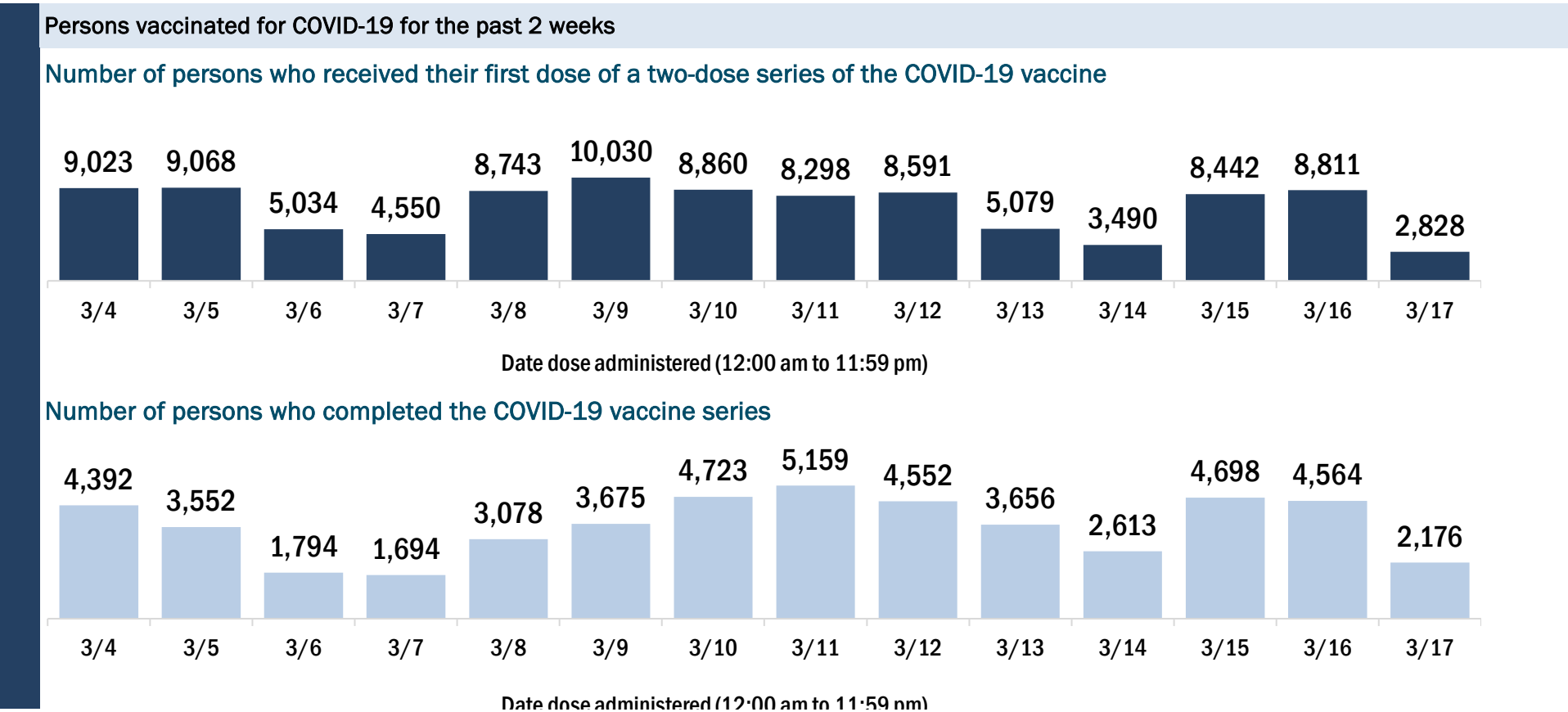
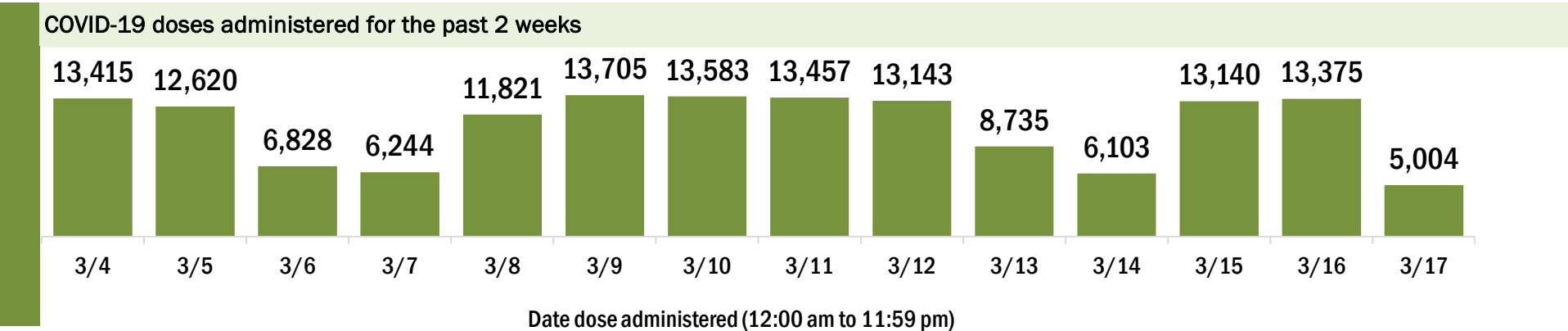
Data in this report are provisional and subject to change.

Data in this summary pertain to COVID-19 vaccines approved by the U.S. Food and Drug Administration and have been issued an Emergency Use Authorization (Janssen COVID-19 Vaccine, Moderna COVID-19 Vaccine and Pfizer-BioNTech COVID-19 Vaccine). These data summarize the number of people who have received either their first dose or have completed the series for a COVID-19 vaccine. **A person can only be counted in one category, first dose or series complete.** For persons receiving Moderna or Pfizer vaccines, once they receive their second dose, they are moved from the first dose column to the series completed column. **Because of this, the total first dose category may show a change from report to report not matching the total receiving their first dose from the previous day.** Persons receiving Johnson & Johnson vaccines will always be counted in the series completed column.

COVID-19 doses for vaccinated persons in Florida	
Doses administered	611,182
People receiving one dose of a 1-dose series (Johnson & Johnson) or receiving only one dose of a 2-dose series (Moderna, Pfizer) count once. Persons receiving both doses of a 2-dose series count twice.	

Current status of persons vaccinated for COVID-19 in Florida	
Total people vaccinated	403,394
First dose	185,173
Series completed	218,221
Completed 1-dose series	10,433
Completed 2-dose series	207,788
First dose: current number of people who have only received their first dose of the Moderna or Pfizer vaccine.	
Series complete: current number of people who have received both Moderna or Pfizer vaccine doses or one Johnson & Johnson dose and are considered fully immunized.	

Demographic summary	First dose	Series complete	Total people vaccinated
Age group	185,173	218,221	403,394
16-24 years	4,948	2,225	7,173
25-34 years	10,710	8,466	19,176
35-44 years	16,980	11,886	28,866
45-54 years	27,328	16,553	43,881
55-64 years	47,176	23,412	70,588
65-74 years	44,450	89,810	134,260
75-84 years	23,457	48,053	71,510
85+ years	10,124	17,816	27,940
Race	185,173	218,221	403,394
White	108,018	150,323	258,341
Black	24,127	23,778	47,905
American Indian/Alaskan	904	1,122	2,026
Other	18,209	24,482	42,691
Unknown	33,915	18,516	52,431
Other race includes Asian, native Hawaiian/Pacific Islander, or other.			
Ethnicity	185,173	218,221	403,394
Hispanic	35,481	37,585	73,066
Non-Hispanic	79,647	128,716	208,363
Unknown	70,045	51,920	121,965
Gender	185,173	218,221	403,394
Female	104,135	123,731	227,866
Male	80,344	94,435	174,779
Unknown	694	55	749



COVID-19: Calhoun County vaccine summary

Vaccination data through Mar 17, 2021 as of Mar 18, 2021 at 12:05 AM

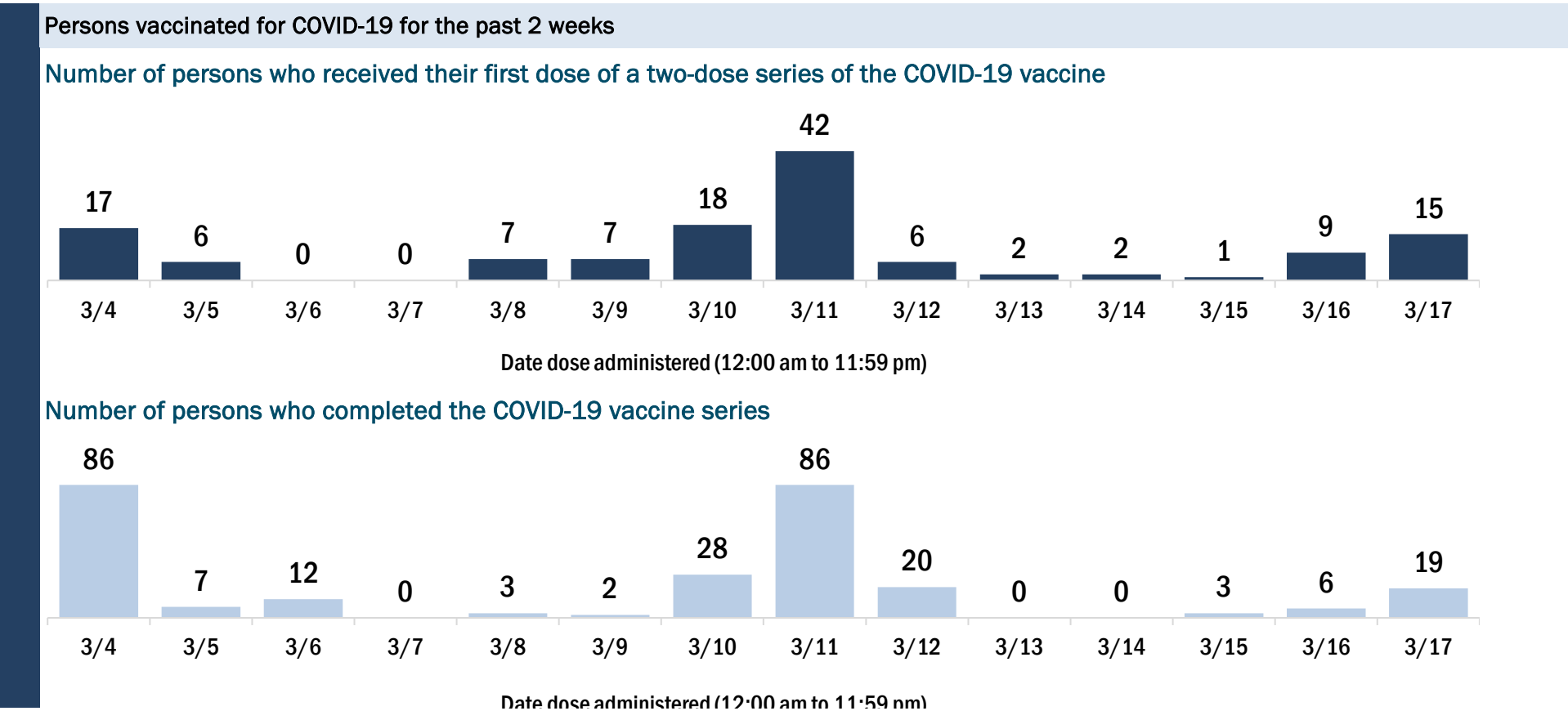
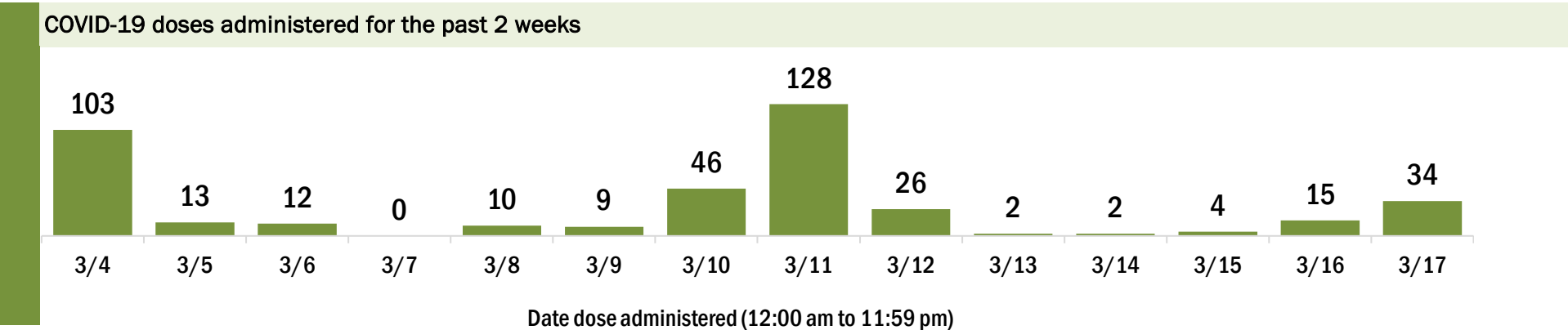
Data in this report are provisional and subject to change.

Data in this summary pertain to COVID-19 vaccines approved by the U.S. Food and Drug Administration and have been issued an Emergency Use Authorization (Janssen COVID-19 Vaccine, Moderna COVID-19 Vaccine and Pfizer-BioNTech COVID-19 Vaccine). These data summarize the number of people who have received either their first dose or have completed the series for a COVID-19 vaccine. **A person can only be counted in one category, first dose or series complete.** For persons receiving Moderna or Pfizer vaccines, once they receive their second dose, they are moved from the first dose column to the series completed column. **Because of this, the total first dose category may show a change from report to report not matching the total receiving their first dose from the previous day.** Persons receiving Johnson & Johnson vaccines will always be counted in the series completed column.

COVID-19 doses for vaccinated persons in Florida	
Doses administered	3,716
People receiving one dose of a 1-dose series (Johnson & Johnson) or receiving only one dose of a 2-dose series (Moderna, Pfizer) count once. Persons receiving both doses of a 2-dose series count twice.	

Current status of persons vaccinated for COVID-19 in Florida	
Total people vaccinated	2,085
First dose	420
Series completed	1,665
Completed 1-dose series	34
Completed 2-dose series	1,631
First dose: current number of people who have only received their first dose of the Moderna or Pfizer vaccine.	
Series complete: current number of people who have received both Moderna or Pfizer vaccine doses or one Johnson & Johnson dose and are considered fully immunized.	

Demographic summary	First dose	Series complete	Total people vaccinated
Age group	420	1,665	2,085
16-24 years	16	10	26
25-34 years	8	41	49
35-44 years	32	65	97
45-54 years	47	112	159
55-64 years	94	202	296
65-74 years	132	660	792
75-84 years	66	411	477
85+ years	25	164	189
Race	420	1,665	2,085
White	284	1,153	1,437
Black	52	81	133
American Indian/Alaskan	4	12	16
Other	39	284	323
Unknown	41	135	176
Other race includes Asian, native Hawaiian/Pacific Islander, or other.			
Ethnicity	420	1,665	2,085
Hispanic	7	26	33
Non-Hispanic	221	923	1,144
Unknown	192	716	908
Gender	420	1,665	2,085
Female	215	946	1,161
Male	205	718	923
Unknown	0	1	1



COVID-19: Charlotte County vaccine summary

Vaccination data through Mar 17, 2021 as of Mar 18, 2021 at 12:05 AM

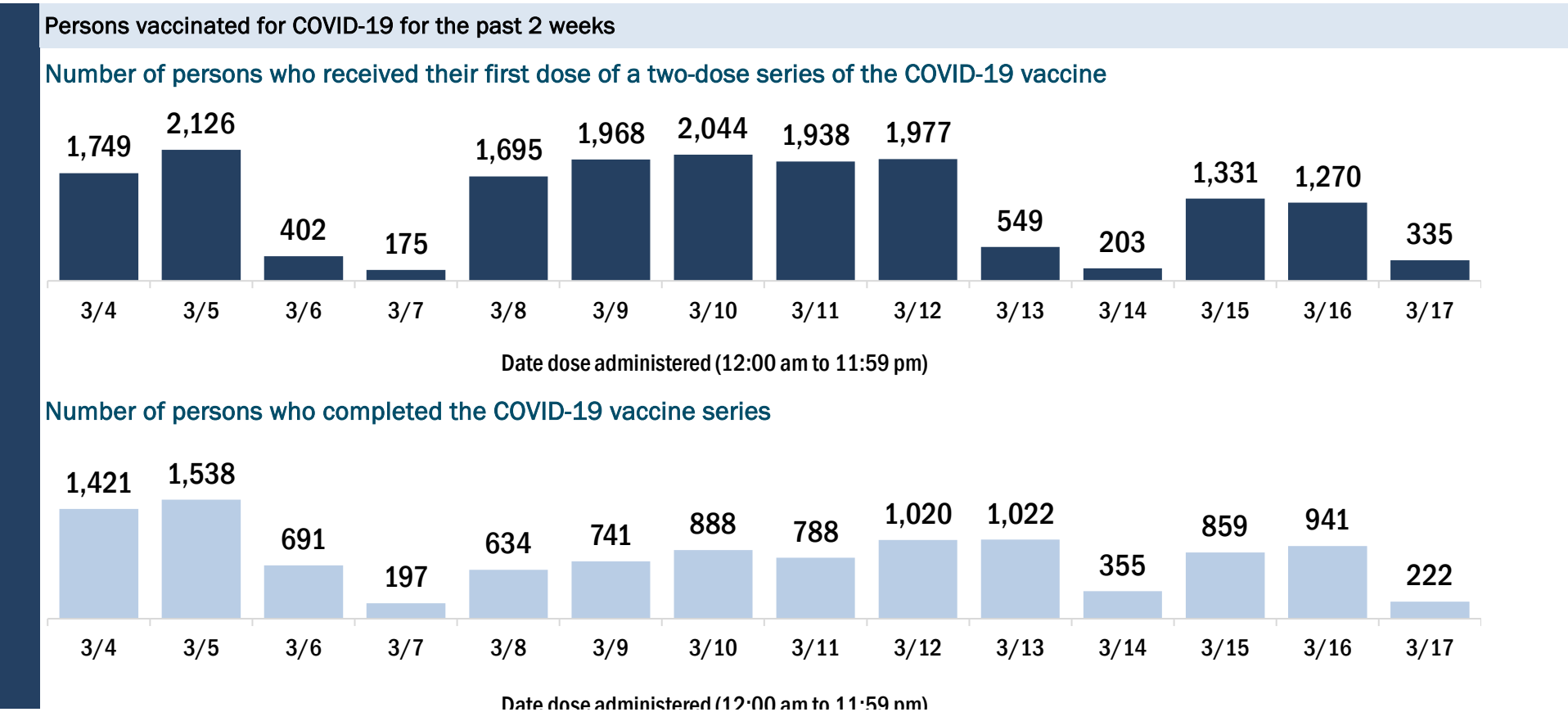
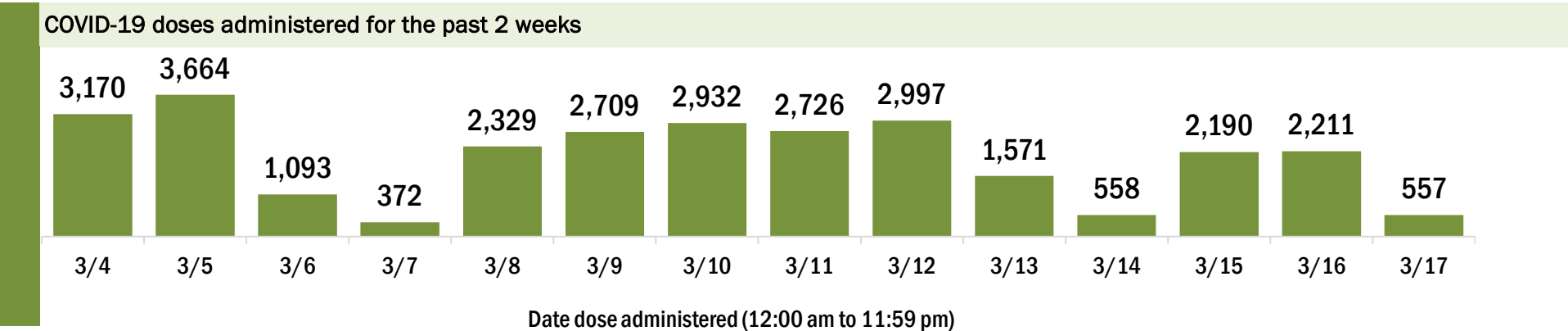
Data in this report are provisional and subject to change.

Data in this summary pertain to COVID-19 vaccines approved by the U.S. Food and Drug Administration and have been issued an Emergency Use Authorization (Janssen COVID-19 Vaccine, Moderna COVID-19 Vaccine and Pfizer-BioNTech COVID-19 Vaccine). These data summarize the number of people who have received either their first dose or have completed the series for a COVID-19 vaccine. **A person can only be counted in one category, first dose or series complete.** For persons receiving Moderna or Pfizer vaccines, once they receive their second dose, they are moved from the first dose column to the series completed column. **Because of this, the total first dose category may show a change from report to report not matching the total receiving their first dose from the previous day.** Persons receiving Johnson & Johnson vaccines will always be counted in the series completed column.

COVID-19 doses for vaccinated persons in Florida	
Doses administered	87,195
People receiving one dose of a 1-dose series (Johnson & Johnson) or receiving only one dose of a 2-dose series (Moderna, Pfizer) count once. Persons receiving both doses of a 2-dose series count twice.	

Current status of persons vaccinated for COVID-19 in Florida	
Total people vaccinated	59,848
First dose	31,628
Series completed	28,220
Completed 1-dose series	873
Completed 2-dose series	27,347
First dose: current number of people who have only received their first dose of the Moderna or Pfizer vaccine.	
Series complete: current number of people who have received both Moderna or Pfizer vaccine doses or one Johnson & Johnson dose and are considered fully immunized.	

Demographic summary	First dose	Series complete	Total people vaccinated
Age group	31,628	28,220	59,848
16-24 years	115	139	254
25-34 years	308	406	714
35-44 years	460	606	1,066
45-54 years	926	1,126	2,052
55-64 years	3,127	2,052	5,179
65-74 years	14,226	13,819	28,045
75-84 years	9,825	7,606	17,431
85+ years	2,641	2,466	5,107
Race	31,628	28,220	59,848
White	24,901	18,830	43,731
Black	521	315	836
American Indian/Alaskan	181	61	242
Other	1,465	2,754	4,219
Unknown	4,560	6,260	10,820
Other race includes Asian, native Hawaiian/Pacific Islander, or other.			
Ethnicity	31,628	28,220	59,848
Hispanic	588	356	944
Non-Hispanic	16,891	12,655	29,546
Unknown	14,149	15,209	29,358
Gender	31,628	28,220	59,848
Female	17,473	15,951	33,424
Male	14,124	12,262	26,386
Unknown	31	7	38



COVID-19: Citrus County vaccine summary

Vaccination data through Mar 17, 2021 as of Mar 18, 2021 at 12:05 AM

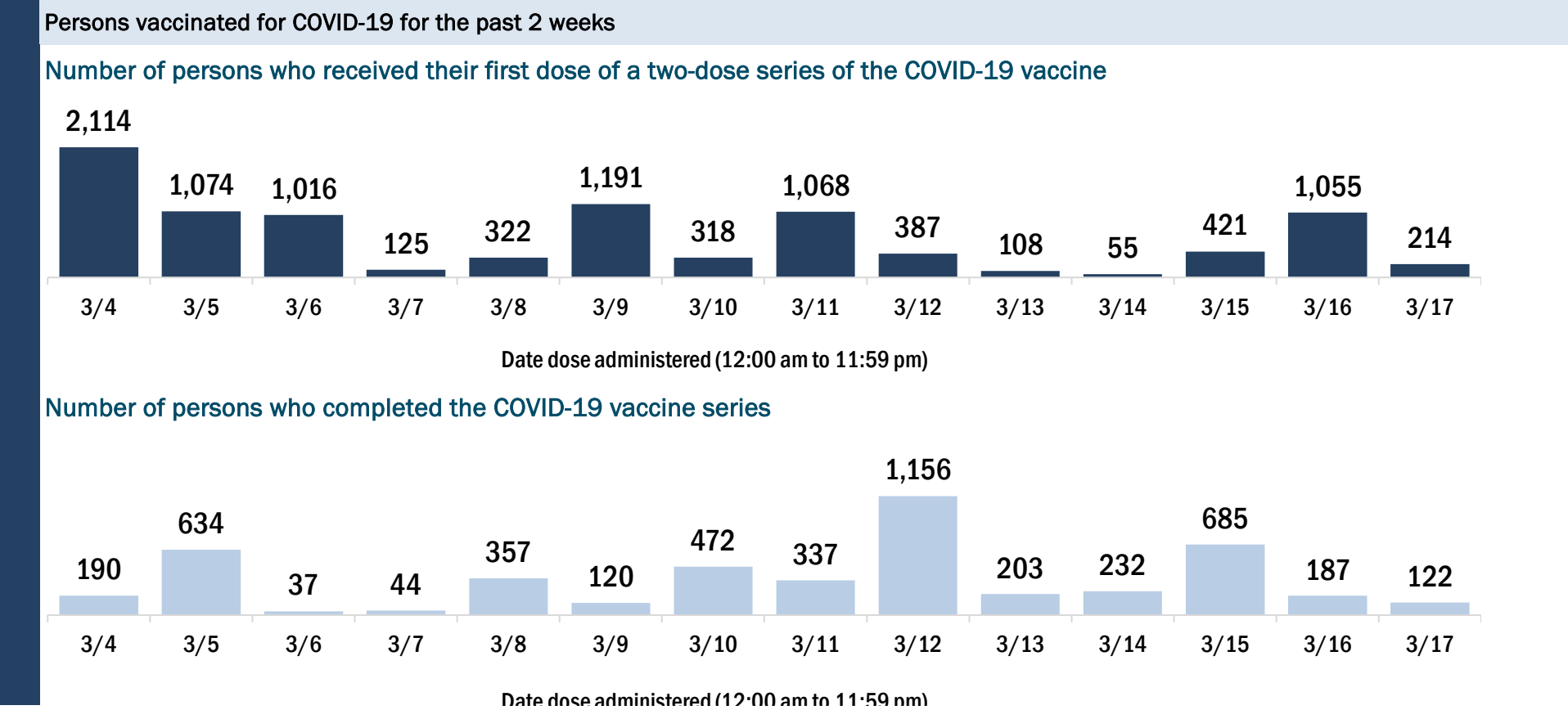
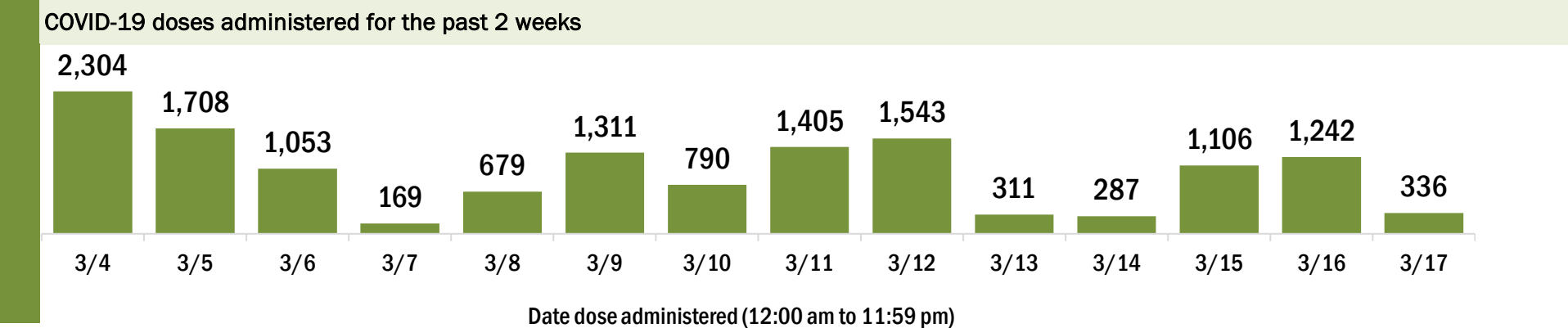
Data in this report are provisional and subject to change.

Data in this summary pertain to COVID-19 vaccines approved by the U.S. Food and Drug Administration and have been issued an Emergency Use Authorization (Janssen COVID-19 Vaccine, Moderna COVID-19 Vaccine and Pfizer-BioNTech COVID-19 Vaccine). These data summarize the number of people who have received either their first dose or have completed the series for a COVID-19 vaccine. **A person can only be counted in one category, first dose or series complete.** For persons receiving Moderna or Pfizer vaccines, once they receive their second dose, they are moved from the first dose column to the series completed column. **Because of this, the total first dose category may show a change from report to report not matching the total receiving their first dose from the previous day.** Persons receiving Johnson & Johnson vaccines will always be counted in the series completed column.

COVID-19 doses for vaccinated persons in Florida	
Doses administered	56,859
People receiving one dose of a 1-dose series (Johnson & Johnson) or receiving only one dose of a 2-dose series (Moderna, Pfizer) count once. Persons receiving both doses of a 2-dose series count twice.	

Current status of persons vaccinated for COVID-19 in Florida	
Total people vaccinated	37,336
First dose	17,540
Series completed	19,796
Completed 1-dose series	273
Completed 2-dose series	19,523
First dose: current number of people who have only received their first dose of the Moderna or Pfizer vaccine.	
Series complete: current number of people who have received both Moderna or Pfizer vaccine doses or one Johnson & Johnson dose and are considered fully immunized.	

Demographic summary	First dose	Series complete	Total people vaccinated
Age group	17,540	19,796	37,336
16-24 years	98	166	264
25-34 years	189	385	574
35-44 years	294	525	819
45-54 years	537	787	1,324
55-64 years	1,515	1,340	2,855
65-74 years	7,956	8,767	16,723
75-84 years	5,459	5,978	11,437
85+ years	1,492	1,848	3,340
Race	17,540	19,796	37,336
White	14,847	12,265	27,112
Black	242	244	486
American Indian/Alaskan	115	61	176
Other	697	2,229	2,926
Unknown	1,639	4,997	6,636
Other race includes Asian, native Hawaiian/Pacific Islander, or other.			
Ethnicity	17,540	19,796	37,336
Hispanic	504	335	839
Non-Hispanic	12,138	8,001	20,139
Unknown	4,898	11,460	16,358
Gender	17,540	19,796	37,336
Female	10,074	11,255	21,329
Male	7,414	8,530	15,944
Unknown	52	11	63



COVID-19: Clay County vaccine summary

Vaccination data through Mar 17, 2021 as of Mar 18, 2021 at 12:05 AM

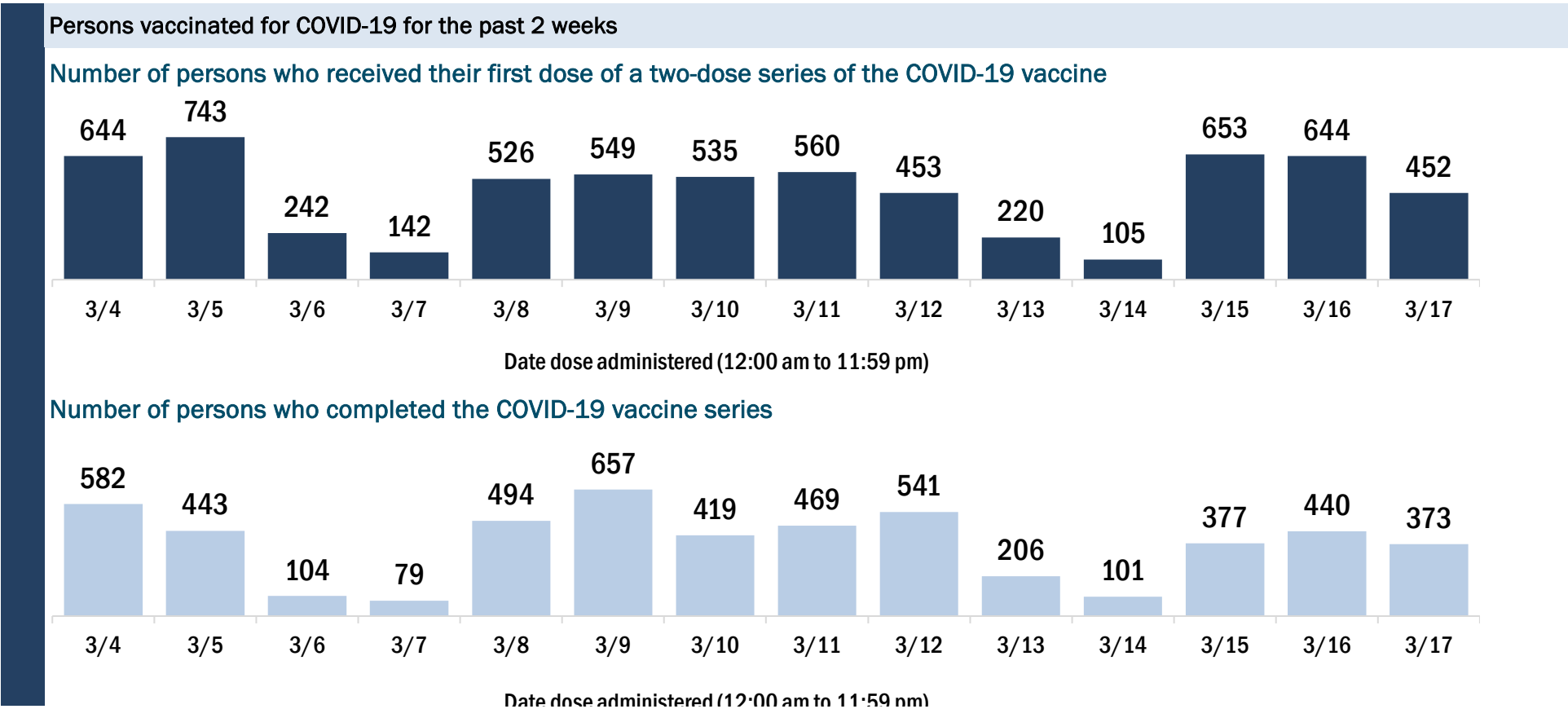
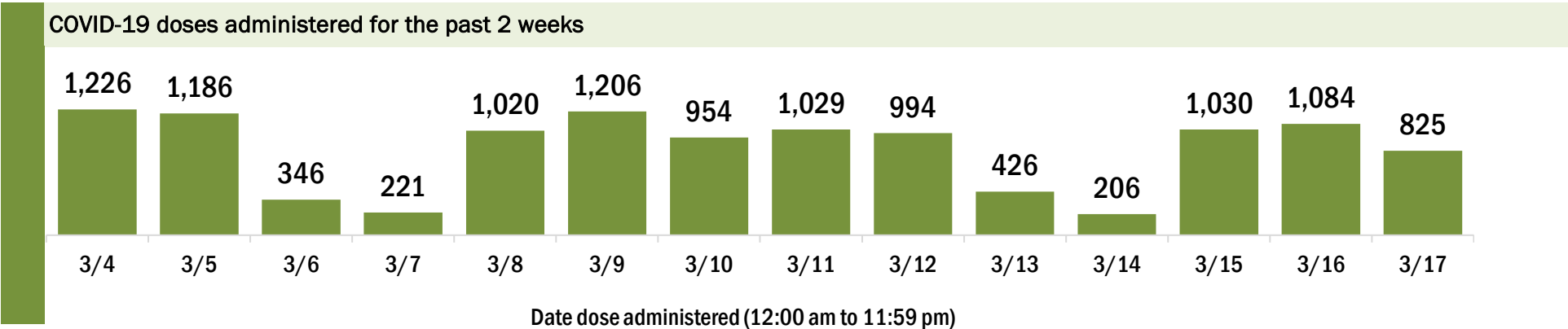
Data in this report are provisional and subject to change.

Data in this summary pertain to COVID-19 vaccines approved by the U.S. Food and Drug Administration and have been issued an Emergency Use Authorization (Janssen COVID-19 Vaccine, Moderna COVID-19 Vaccine and Pfizer-BioNTech COVID-19 Vaccine). These data summarize the number of people who have received either their first dose or have completed the series for a COVID-19 vaccine. **A person can only be counted in one category, first dose or series complete.** For persons receiving Moderna or Pfizer vaccines, once they receive their second dose, they are moved from the first dose column to the series completed column. **Because of this, the total first dose category may show a change from report to report not matching the total receiving their first dose from the previous day.** Persons receiving Johnson & Johnson vaccines will always be counted in the series completed column.

COVID-19 doses for vaccinated persons in Florida	
Doses administered	59,608
People receiving one dose of a 1-dose series (Johnson & Johnson) or receiving only one dose of a 2-dose series (Moderna, Pfizer) count once. Persons receiving both doses of a 2-dose series count twice.	

Current status of persons vaccinated for COVID-19 in Florida	
Total people vaccinated	36,161
First dose	11,775
Series completed	24,386
Completed 1-dose series	939
Completed 2-dose series	23,447
First dose: current number of people who have only received their first dose of the Moderna or Pfizer vaccine.	
Series complete: current number of people who have received both Moderna or Pfizer vaccine doses or one Johnson & Johnson dose and are considered fully immunized.	

Demographic summary	First dose	Series complete	Total people vaccinated
Age group	11,775	24,386	36,161
16-24 years	381	323	704
25-34 years	603	903	1,506
35-44 years	1,007	1,454	2,461
45-54 years	1,616	1,727	3,343
55-64 years	3,585	2,265	5,850
65-74 years	2,757	10,582	13,339
75-84 years	1,356	5,495	6,851
85+ years	470	1,637	2,107
Race	11,775	24,386	36,161
White	7,777	18,196	25,973
Black	867	1,349	2,216
American Indian/Alaskan	82	117	199
Other	1,299	2,326	3,625
Unknown	1,750	2,398	4,148
Other race includes Asian, native Hawaiian/Pacific Islander, or other.			
Ethnicity	11,775	24,386	36,161
Hispanic	555	795	1,350
Non-Hispanic	7,739	18,385	26,124
Unknown	3,481	5,206	8,687
Gender	11,775	24,386	36,161
Female	7,222	14,043	21,265
Male	4,523	10,342	14,865
Unknown	30	1	31



COVID-19: Collier County vaccine summary

Vaccination data through Mar 17, 2021 as of Mar 18, 2021 at 12:05 AM

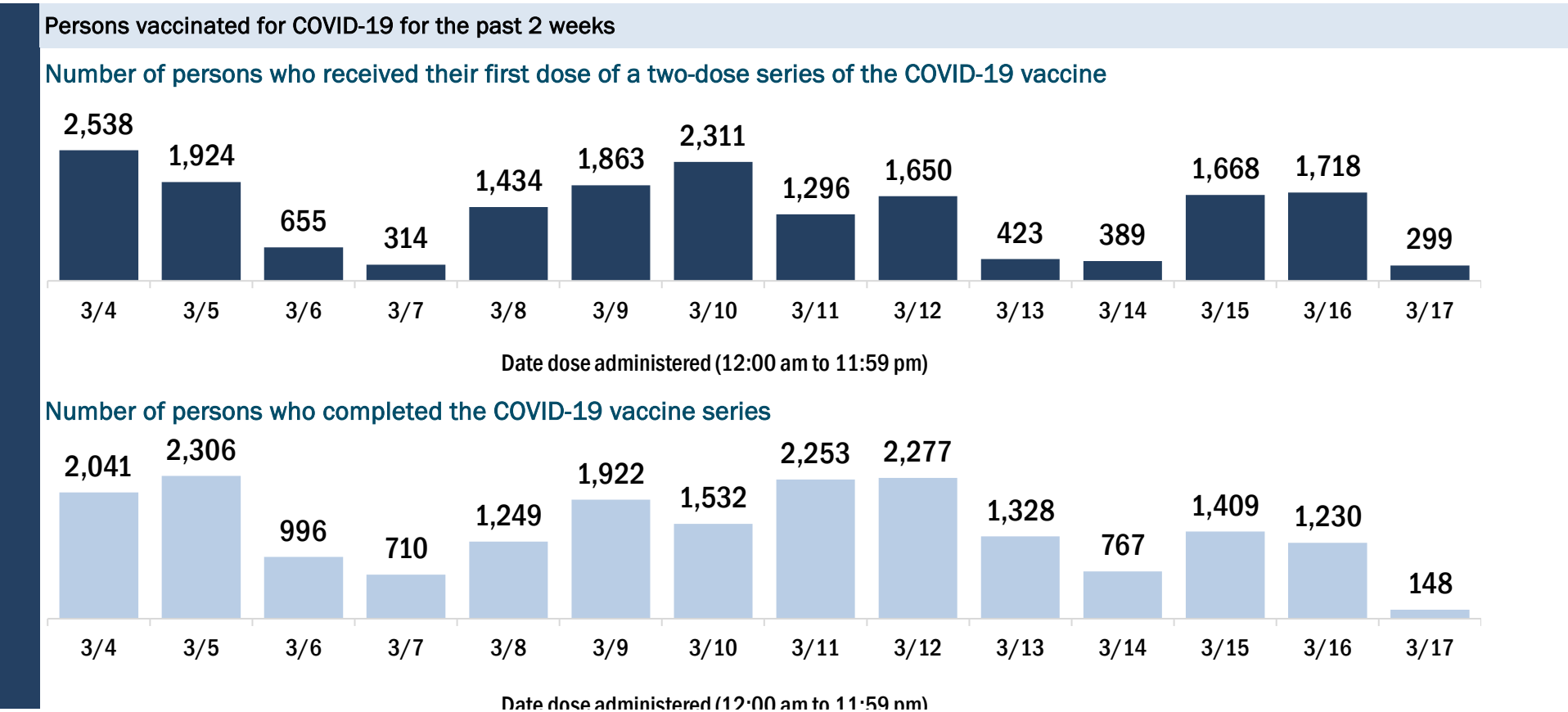
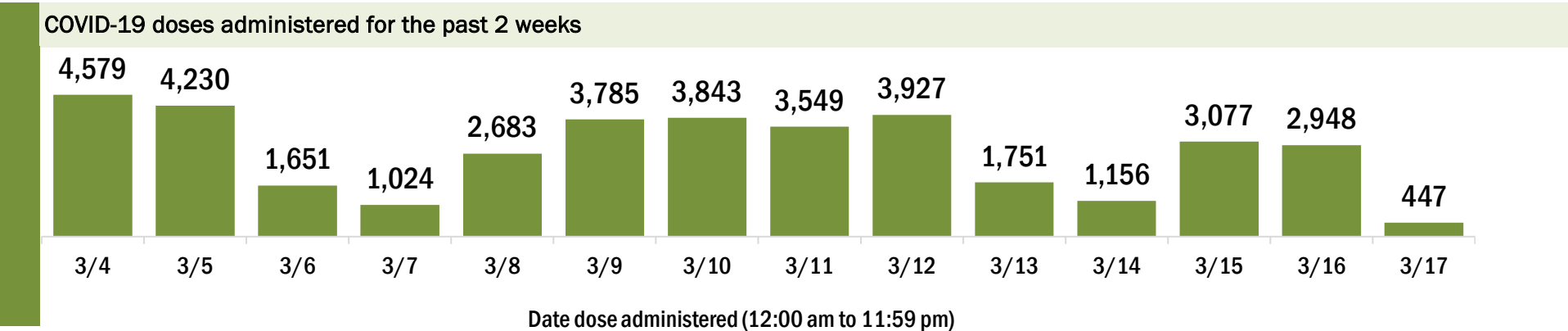
Data in this report are provisional and subject to change.

Data in this summary pertain to COVID-19 vaccines approved by the U.S. Food and Drug Administration and have been issued an Emergency Use Authorization (Janssen COVID-19 Vaccine, Moderna COVID-19 Vaccine and Pfizer-BioNTech COVID-19 Vaccine). These data summarize the number of people who have received either their first dose or have completed the series for a COVID-19 vaccine. **A person can only be counted in one category, first dose or series complete.** For persons receiving Moderna or Pfizer vaccines, once they receive their second dose, they are moved from the first dose column to the series completed column. **Because of this, the total first dose category may show a change from report to report not matching the total receiving their first dose from the previous day.** Persons receiving Johnson & Johnson vaccines will always be counted in the series completed column.

COVID-19 doses for vaccinated persons in Florida	
Doses administered	171,949
People receiving one dose of a 1-dose series (Johnson & Johnson) or receiving only one dose of a 2-dose series (Moderna, Pfizer) count once. Persons receiving both doses of a 2-dose series count twice.	

Current status of persons vaccinated for COVID-19 in Florida	
Total people vaccinated	107,253
First dose	41,182
Series completed	66,071
Completed 1-dose series	1,375
Completed 2-dose series	64,696
First dose: current number of people who have only received their first dose of the Moderna or Pfizer vaccine.	
Series complete: current number of people who have received both Moderna or Pfizer vaccine doses or one Johnson & Johnson dose and are considered fully immunized.	

Demographic summary	First dose	Series complete	Total people vaccinated
Age group	41,182	66,071	107,253
16-24 years	345	405	750
25-34 years	640	1,083	1,723
35-44 years	790	1,551	2,341
45-54 years	1,404	2,173	3,577
55-64 years	4,808	3,340	8,148
65-74 years	15,838	31,134	46,972
75-84 years	13,115	20,362	33,477
85+ years	4,242	6,023	10,265
Race	41,182	66,071	107,253
White	28,231	40,294	68,525
Black	438	523	961
American Indian/Alaskan	160	165	325
Other	2,482	5,693	8,175
Unknown	9,871	19,396	29,267
Other race includes Asian, native Hawaiian/Pacific Islander, or other.			
Ethnicity	41,182	66,071	107,253
Hispanic	1,901	2,098	3,999
Non-Hispanic	19,027	27,056	46,083
Unknown	20,254	36,917	57,171
Gender	41,182	66,071	107,253
Female	22,806	36,503	59,309
Male	18,097	29,484	47,581
Unknown	279	84	363



COVID-19: Columbia County vaccine summary

Vaccination data through Mar 17, 2021 as of Mar 18, 2021 at 12:05 AM

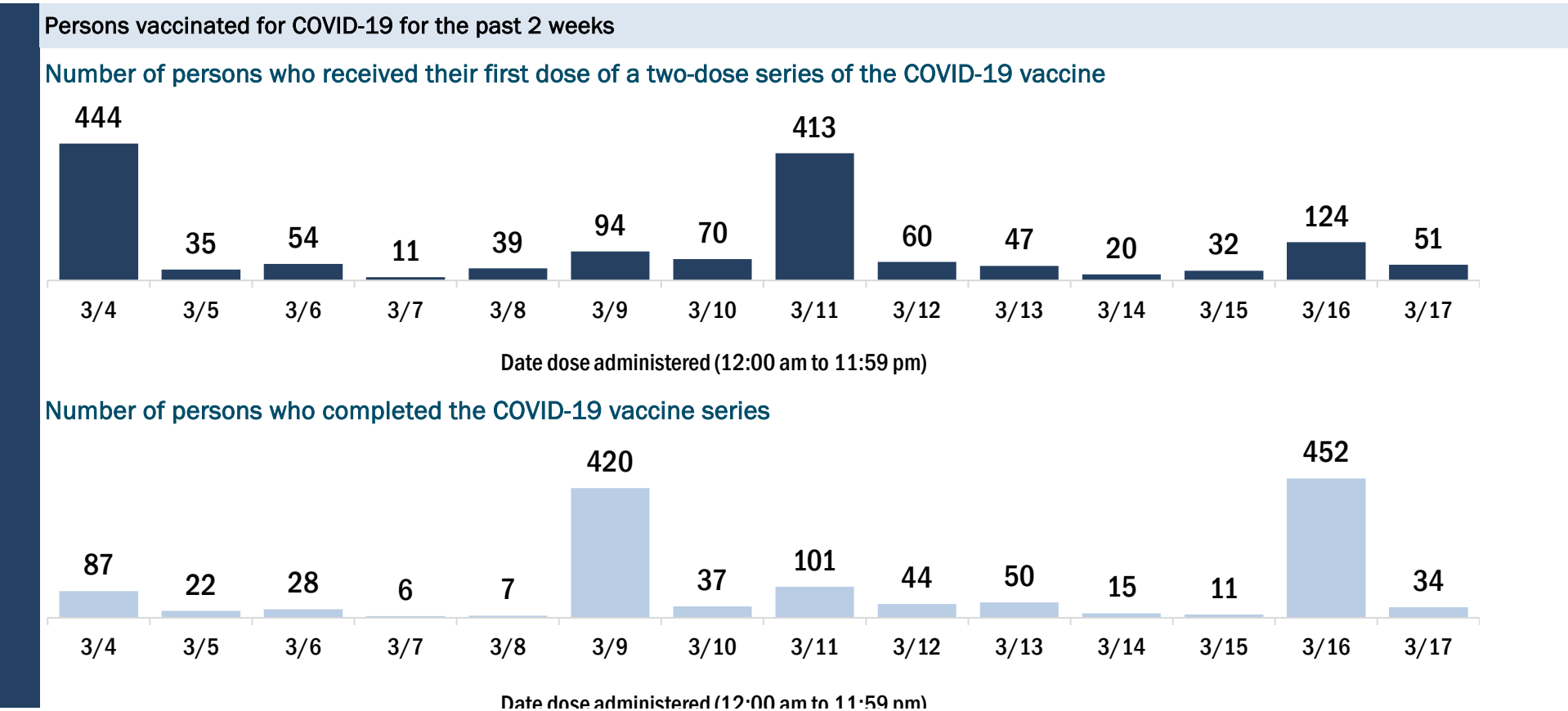
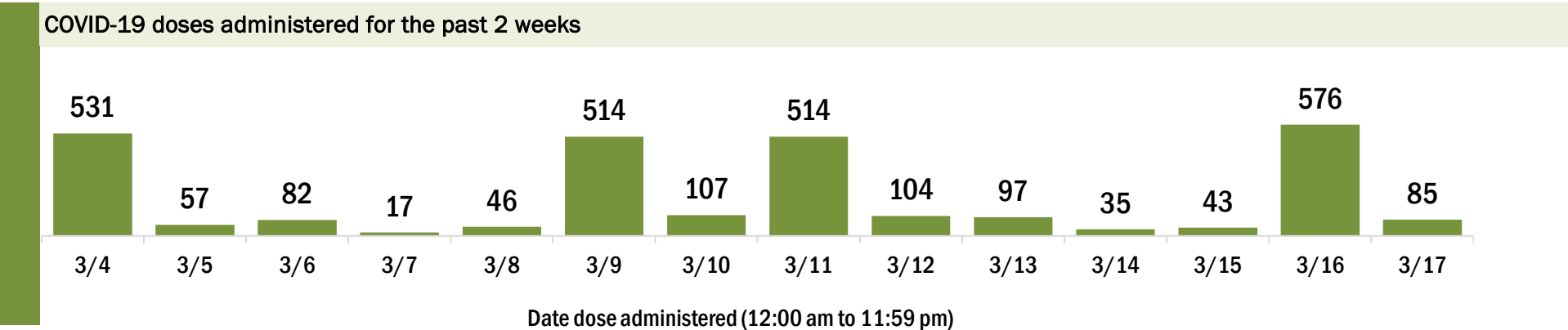
Data in this report are provisional and subject to change.

Data in this summary pertain to COVID-19 vaccines approved by the U.S. Food and Drug Administration and have been issued an Emergency Use Authorization (Janssen COVID-19 Vaccine, Moderna COVID-19 Vaccine and Pfizer-BioNTech COVID-19 Vaccine). These data summarize the number of people who have received either their first dose or have completed the series for a COVID-19 vaccine. **A person can only be counted in one category, first dose or series complete.** For persons receiving Moderna or Pfizer vaccines, once they receive their second dose, they are moved from the first dose column to the series completed column. **Because of this, the total first dose category may show a change from report to report not matching the total receiving their first dose from the previous day.** Persons receiving Johnson & Johnson vaccines will always be counted in the series completed column.

COVID-19 doses for vaccinated persons in Florida	
Doses administered	15,288
People receiving one dose of a 1-dose series (Johnson & Johnson) or receiving only one dose of a 2-dose series (Moderna, Pfizer) count once. Persons receiving both doses of a 2-dose series count twice.	

Current status of persons vaccinated for COVID-19 in Florida	
Total people vaccinated	9,017
First dose	2,641
Series completed	6,376
Completed 1-dose series	105
Completed 2-dose series	6,271
First dose: current number of people who have only received their first dose of the Moderna or Pfizer vaccine.	
Series complete: current number of people who have received both Moderna or Pfizer vaccine doses or one Johnson & Johnson dose and are considered fully immunized.	

Demographic summary	First dose	Series complete	Total people vaccinated
Age group	2,641	6,376	9,017
16-24 years	37	60	97
25-34 years	106	162	268
35-44 years	181	228	409
45-54 years	302	337	639
55-64 years	651	504	1,155
65-74 years	772	2,851	3,623
75-84 years	460	1,709	2,169
85+ years	132	525	657
Race	2,641	6,376	9,017
White	1,546	4,278	5,824
Black	264	428	692
American Indian/Alaskan	13	18	31
Other	255	585	840
Unknown	563	1,067	1,630
Other race includes Asian, native Hawaiian/Pacific Islander, or other.			
Ethnicity	2,641	6,376	9,017
Hispanic	83	101	184
Non-Hispanic	930	2,948	3,878
Unknown	1,628	3,327	4,955
Gender	2,641	6,376	9,017
Female	1,668	3,760	5,428
Male	971	2,615	3,586
Unknown	2	1	3



COVID-19: Dade County vaccine summary

Vaccination data through Mar 17, 2021 as of Mar 18, 2021 at 12:05 AM

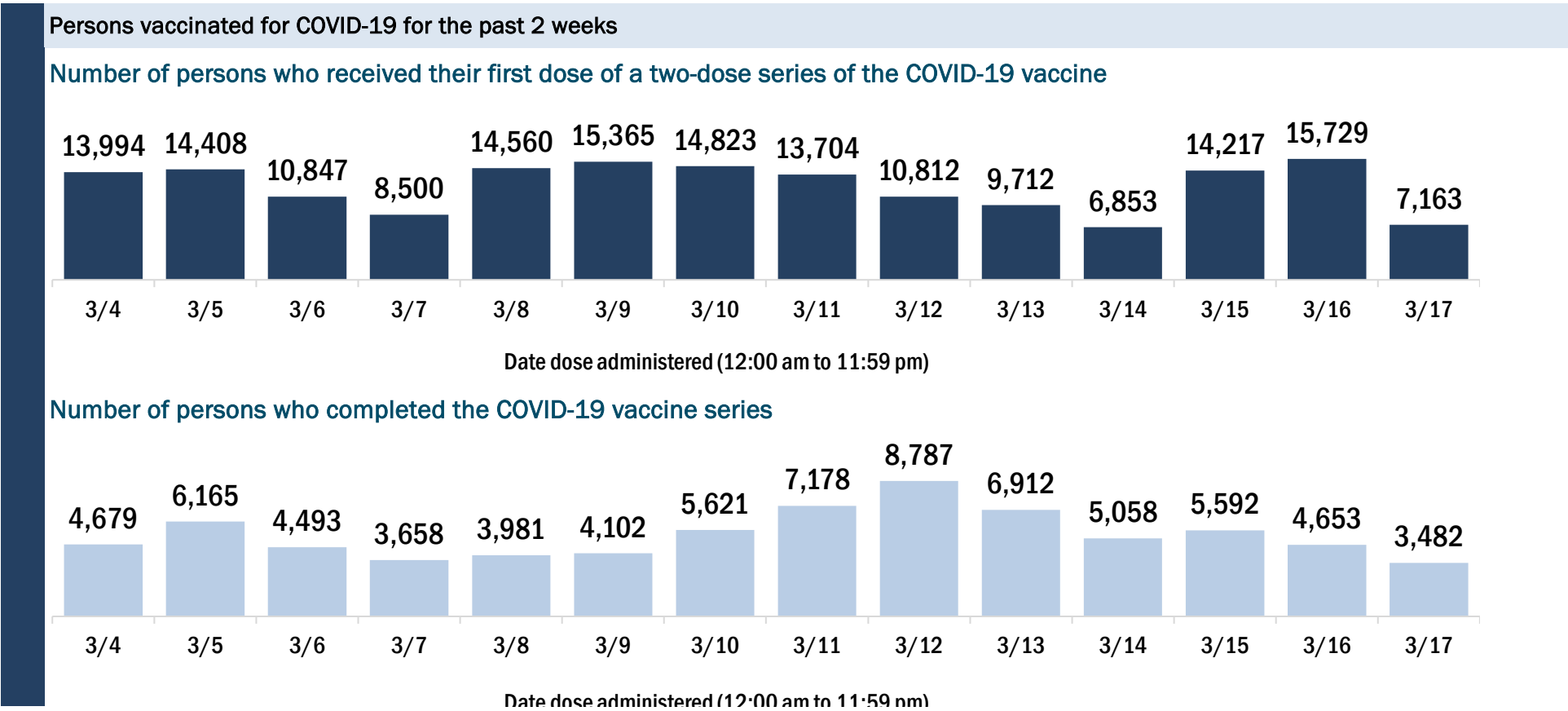
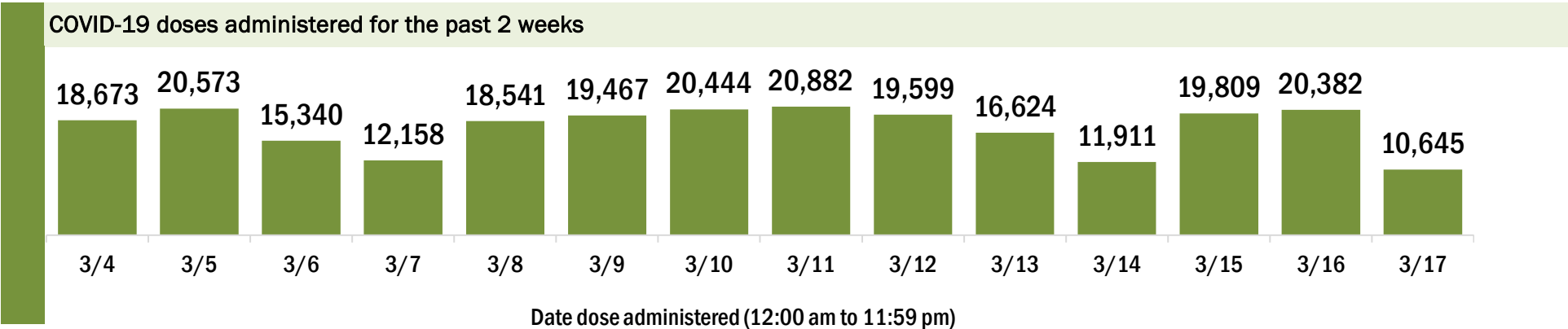
Data in this report are provisional and subject to change.

Data in this summary pertain to COVID-19 vaccines approved by the U.S. Food and Drug Administration and have been issued an Emergency Use Authorization (Janssen COVID-19 Vaccine, Moderna COVID-19 Vaccine and Pfizer-BioNTech COVID-19 Vaccine). These data summarize the number of people who have received either their first dose or have completed the series for a COVID-19 vaccine. **A person can only be counted in one category, first dose or series complete.** For persons receiving Moderna or Pfizer vaccines, once they receive their second dose, they are moved from the first dose column to the series completed column. **Because of this, the total first dose category may show a change from report to report not matching the total receiving their first dose from the previous day.** Persons receiving Johnson & Johnson vaccines will always be counted in the series completed column.

COVID-19 doses for vaccinated persons in Florida	
Doses administered	827,522
People receiving one dose of a 1-dose series (Johnson & Johnson) or receiving only one dose of a 2-dose series (Moderna, Pfizer) count once. Persons receiving both doses of a 2-dose series count twice.	

Current status of persons vaccinated for COVID-19 in Florida	
Total people vaccinated	575,496
First dose	300,267
Series completed	275,229
Completed 1-dose series	23,203
Completed 2-dose series	252,026
First dose: current number of people who have only received their first dose of the Moderna or Pfizer vaccine.	
Series complete: current number of people who have received both Moderna or Pfizer vaccine doses or one Johnson & Johnson dose and are considered fully immunized.	

Demographic summary	First dose	Series complete	Total people vaccinated
Age group	300,267	275,229	575,496
16-24 years	8,925	3,543	12,468
25-34 years	20,621	12,950	33,571
35-44 years	30,741	16,201	46,942
45-54 years	45,179	22,014	67,193
55-64 years	67,878	31,747	99,625
65-74 years	70,091	100,216	170,307
75-84 years	40,802	63,433	104,235
85+ years	16,030	25,125	41,155
Race	300,267	275,229	575,496
White	207,955	192,773	400,728
Black	19,618	22,238	41,856
American Indian/Alaskan	809	619	1,428
Other	32,768	31,816	64,584
Unknown	39,117	27,783	66,900
Other race includes Asian, native Hawaiian/Pacific Islander, or other.			
Ethnicity	300,267	275,229	575,496
Hispanic	158,352	140,360	298,712
Non-Hispanic	54,067	78,957	133,024
Unknown	87,848	55,912	143,760
Gender	300,267	275,229	575,496
Female	169,739	157,142	326,881
Male	127,891	117,901	245,792
Unknown	2,637	186	2,823



COVID-19: Desoto County vaccine summary

Vaccination data through Mar 17, 2021 as of Mar 18, 2021 at 12:05 AM

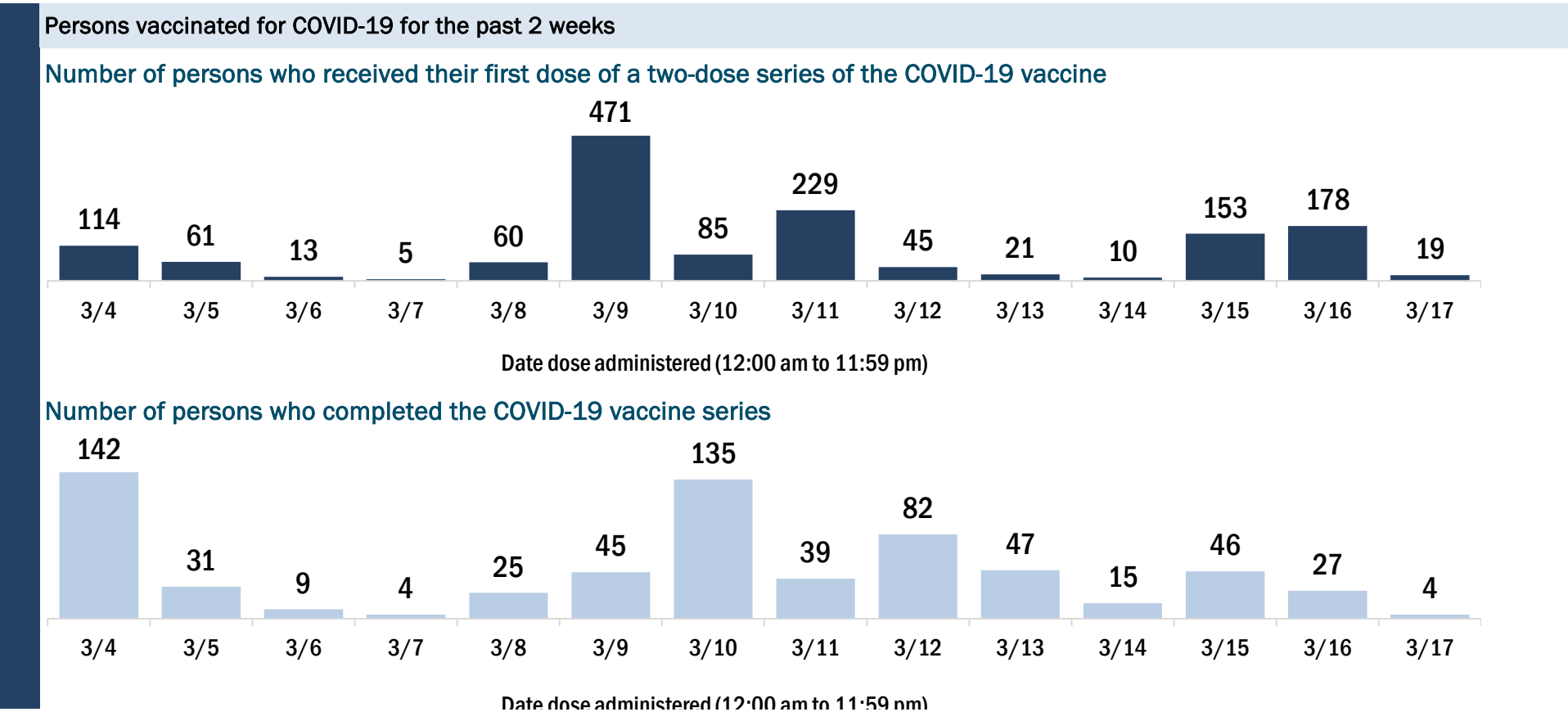
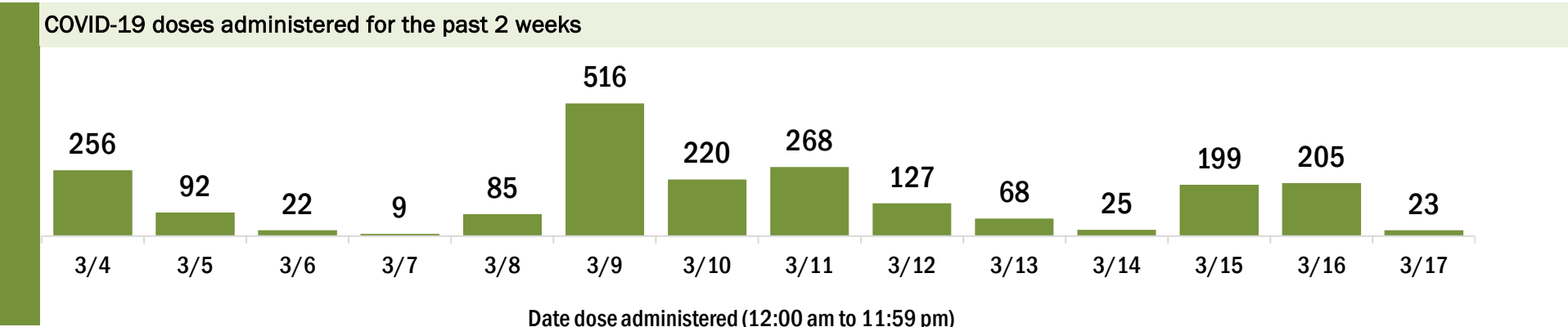
Data in this report are provisional and subject to change.

Data in this summary pertain to COVID-19 vaccines approved by the U.S. Food and Drug Administration and have been issued an Emergency Use Authorization (Janssen COVID-19 Vaccine, Moderna COVID-19 Vaccine and Pfizer-BioNTech COVID-19 Vaccine). These data summarize the number of people who have received either their first dose or have completed the series for a COVID-19 vaccine. **A person can only be counted in one category, first dose or series complete.** For persons receiving Moderna or Pfizer vaccines, once they receive their second dose, they are moved from the first dose column to the series completed column. **Because of this, the total first dose category may show a change from report to report not matching the total receiving their first dose from the previous day.** Persons receiving Johnson & Johnson vaccines will always be counted in the series completed column.

COVID-19 doses for vaccinated persons in Florida	
Doses administered	8,567
People receiving one dose of a 1-dose series (Johnson & Johnson) or receiving only one dose of a 2-dose series (Moderna, Pfizer) count once. Persons receiving both doses of a 2-dose series count twice.	

Current status of persons vaccinated for COVID-19 in Florida	
Total people vaccinated	5,912
First dose	3,211
Series completed	2,701
Completed 1-dose series	46
Completed 2-dose series	2,655
First dose: current number of people who have only received their first dose of the Moderna or Pfizer vaccine.	
Series complete: current number of people who have received both Moderna or Pfizer vaccine doses or one Johnson & Johnson dose and are considered fully immunized.	

Demographic summary	First dose	Series complete	Total people vaccinated
Age group	3,211	2,701	5,912
16-24 years	20	14	34
25-34 years	67	57	124
35-44 years	142	66	208
45-54 years	283	114	397
55-64 years	532	160	692
65-74 years	1,211	1,243	2,454
75-84 years	800	828	1,628
85+ years	156	219	375
Race	3,211	2,701	5,912
White	1,861	1,965	3,826
Black	272	100	372
American Indian/Alaskan	7	4	11
Other	240	184	424
Unknown	831	448	1,279
Other race includes Asian, native Hawaiian/Pacific Islander, or other.			
Ethnicity	3,211	2,701	5,912
Hispanic	127	56	183
Non-Hispanic	1,271	655	1,926
Unknown	1,813	1,990	3,803
Gender	3,211	2,701	5,912
Female	1,502	1,499	3,001
Male	1,709	1,202	2,911
Unknown	0	0	0



COVID-19: Dixie County vaccine summary

Vaccination data through Mar 17, 2021 as of Mar 18, 2021 at 12:05 AM

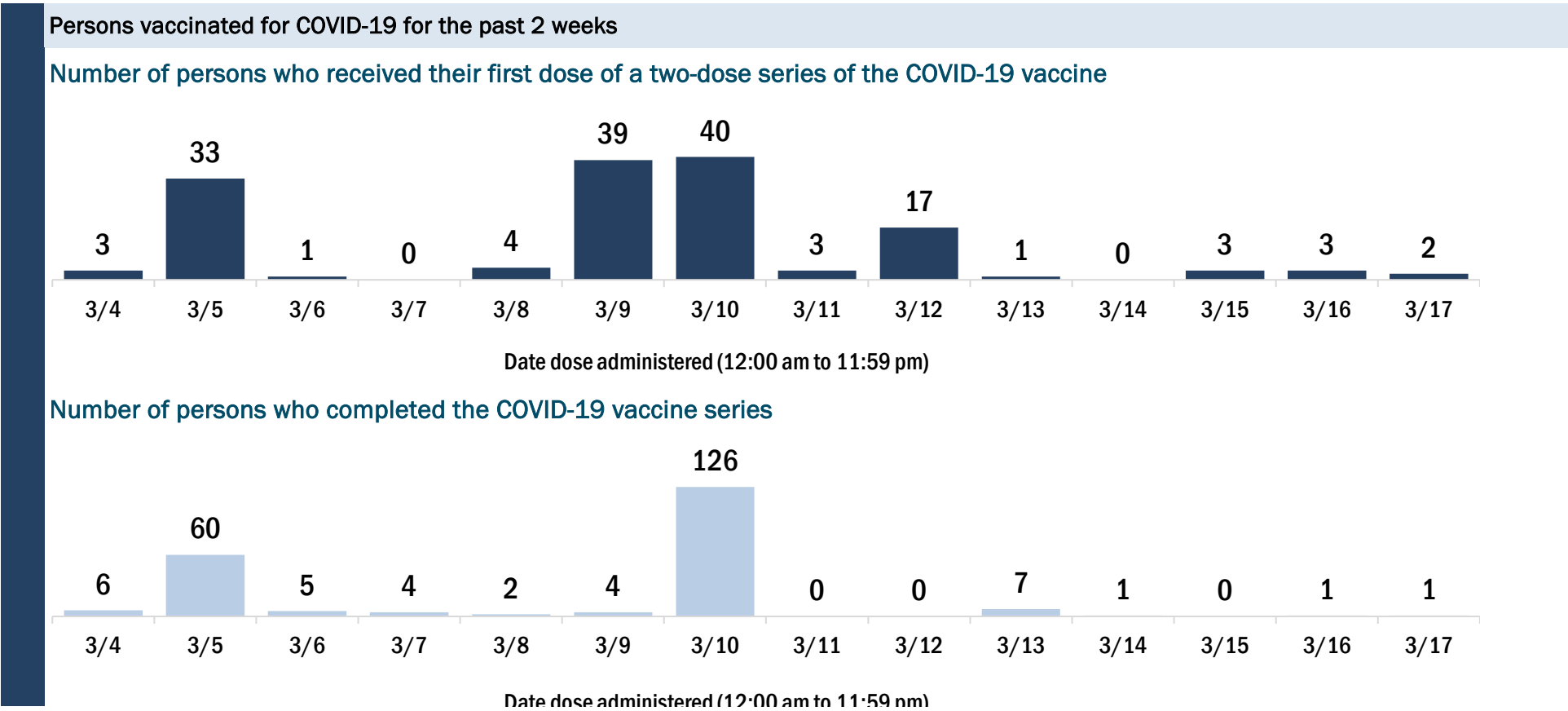
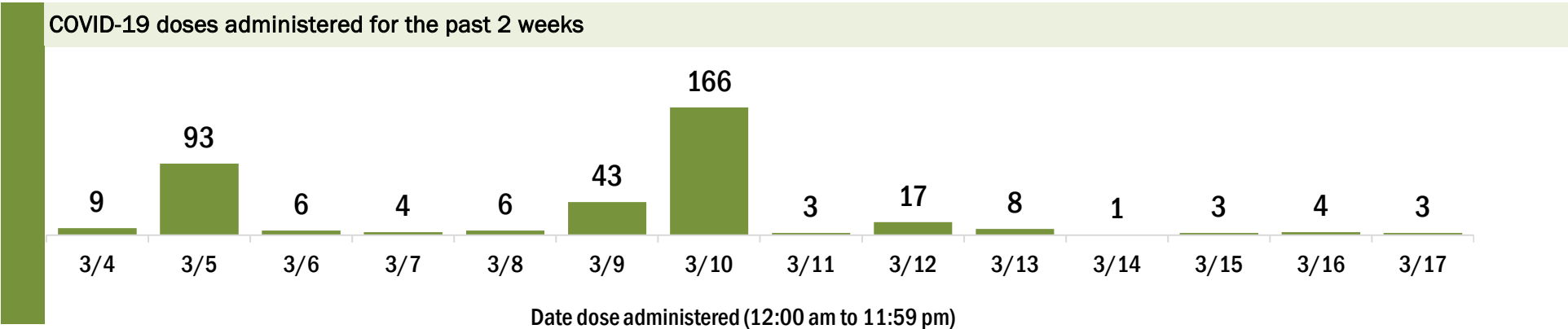
Data in this report are provisional and subject to change.

Data in this summary pertain to COVID-19 vaccines approved by the U.S. Food and Drug Administration and have been issued an Emergency Use Authorization (Janssen COVID-19 Vaccine, Moderna COVID-19 Vaccine and Pfizer-BioNTech COVID-19 Vaccine). These data summarize the number of people who have received either their first dose or have completed the series for a COVID-19 vaccine. **A person can only be counted in one category, first dose or series complete.** For persons receiving Moderna or Pfizer vaccines, once they receive their second dose, they are moved from the first dose column to the series completed column. **Because of this, the total first dose category may show a change from report to report not matching the total receiving their first dose from the previous day.** Persons receiving Johnson & Johnson vaccines will always be counted in the series completed column.

COVID-19 doses for vaccinated persons in Florida	
Doses administered	3,179
People receiving one dose of a 1-dose series (Johnson & Johnson) or receiving only one dose of a 2-dose series (Moderna, Pfizer) count once. Persons receiving both doses of a 2-dose series count twice.	

Current status of persons vaccinated for COVID-19 in Florida	
Total people vaccinated	1,952
First dose	714
Series completed	1,238
Completed 1-dose series	11
Completed 2-dose series	1,227
First dose: current number of people who have only received their first dose of the Moderna or Pfizer vaccine.	
Series complete: current number of people who have received both Moderna or Pfizer vaccine doses or one Johnson & Johnson dose and are considered fully immunized.	

Demographic summary	First dose	Series complete	Total people vaccinated
Age group	714	1,238	1,952
16-24 years	4	4	8
25-34 years	14	14	28
35-44 years	26	23	49
45-54 years	23	30	53
55-64 years	96	72	168
65-74 years	319	612	931
75-84 years	186	381	567
85+ years	46	102	148
Race	714	1,238	1,952
White	606	1,072	1,678
Black	28	32	60
American Indian/Alaskan	19	9	28
Other	26	37	63
Unknown	35	88	123
Other race includes Asian, native Hawaiian/Pacific Islander, or other.			
Ethnicity	714	1,238	1,952
Hispanic	13	16	29
Non-Hispanic	522	820	1,342
Unknown	179	402	581
Gender	714	1,238	1,952
Female	387	660	1,047
Male	327	578	905
Unknown	0	0	0



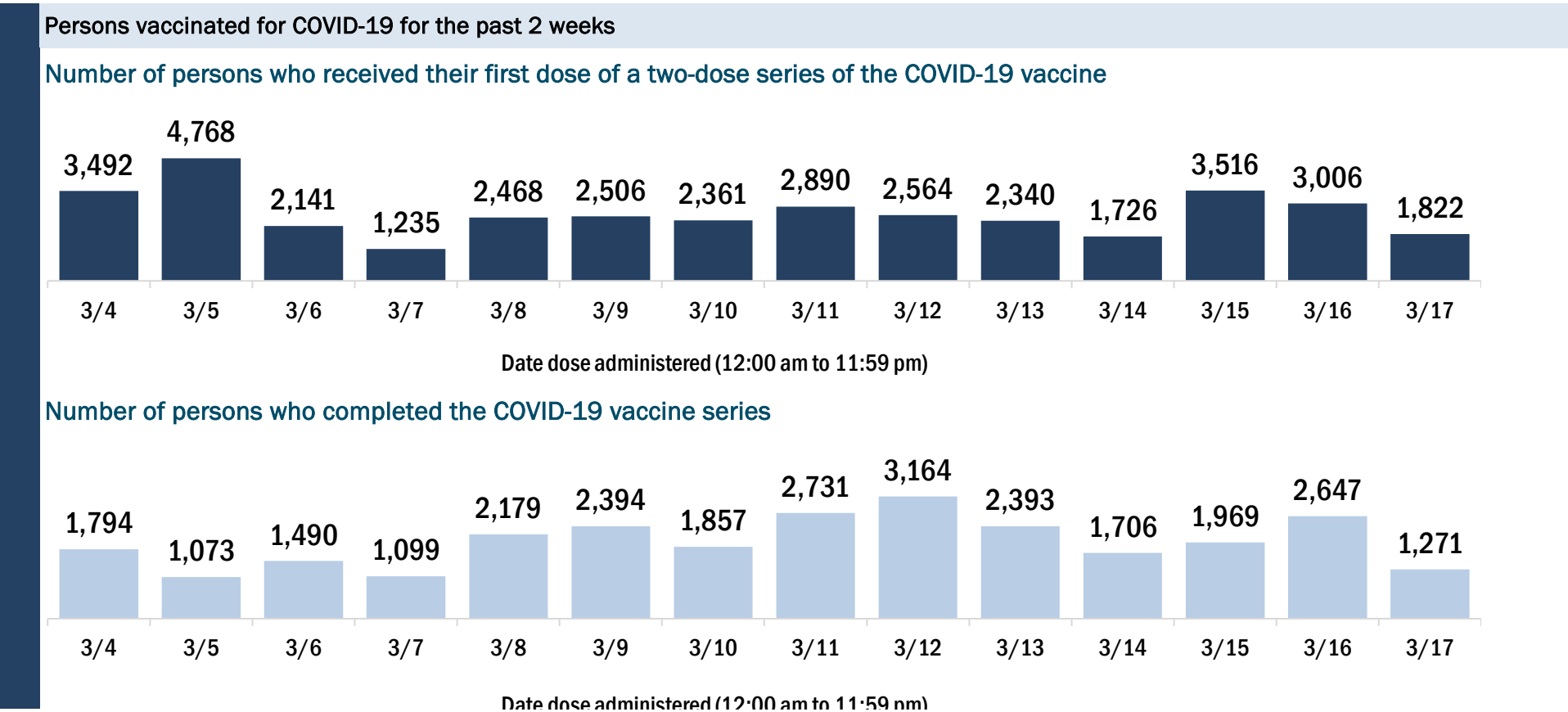
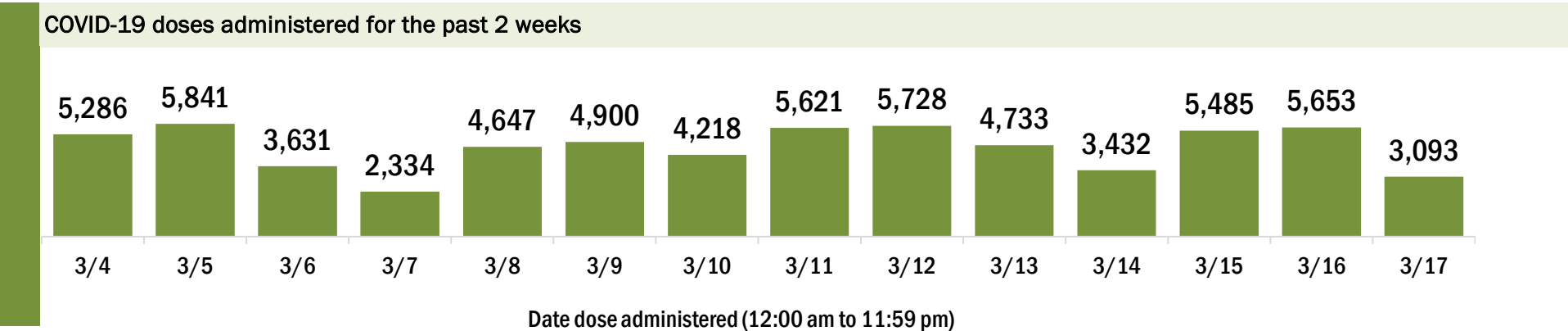
COVID-19: Duval County vaccine summary

Vaccination data through Mar 17, 2021 as of Mar 18, 2021 at 12:05 AM

Data in this report are provisional and subject to change.

Data in this summary pertain to COVID-19 vaccines approved by the U.S. Food and Drug Administration and have been issued an Emergency Use Authorization (Janssen COVID-19 Vaccine, Moderna COVID-19 Vaccine and Pfizer-BioNTech COVID-19 Vaccine). These data summarize the number of people who have received either their first dose or have completed the series for a COVID-19 vaccine. **A person can only be counted in one category, first dose or series complete.** For persons receiving Moderna or Pfizer vaccines, once they receive their second dose, they are moved from the first dose column to the series completed column. **Because of this, the total first dose category may show a change from report to report not matching the total receiving their first dose from the previous day.** Persons receiving Johnson & Johnson vaccines will always be counted in the series completed column.

COVID-19 doses for vaccinated persons in Florida		Demographic summary			
Doses administered	278,831	First dose	Series complete	Total people vaccinated	
People receiving one dose of a 1-dose series (Johnson & Johnson) or receiving only one dose of a 2-dose series (Moderna, Pfizer) count once. Persons receiving both doses of a 2-dose series count twice.		Age group	68,886	109,492	178,378
		16-24 years	2,029	1,821	3,850
		25-34 years	5,126	6,926	12,052
		35-44 years	6,594	7,714	14,308
		45-54 years	8,727	9,306	18,033
		55-64 years	17,853	14,285	32,138
		65-74 years	17,919	42,550	60,469
		75-84 years	7,640	19,945	27,585
		85+ years	2,998	6,945	9,943
		Race	68,886	109,492	178,378
		White	36,018	65,685	101,703
		Black	12,064	17,484	29,548
		American Indian/Alaskan	154	286	440
		Other	7,802	13,722	21,524
		Unknown	12,848	12,315	25,163
		Other race includes Asian, native Hawaiian/Pacific Islander, or other.			
		Ethnicity	68,886	109,492	178,378
		Hispanic	3,189	3,463	6,652
		Non-Hispanic	43,071	74,466	117,537
		Unknown	22,626	31,563	54,189
		Gender	68,886	109,492	178,378
		Female	39,820	64,411	104,231
		Male	26,824	45,042	71,866
		Unknown	2,242	39	2,281



COVID-19: Escambia County vaccine summary

Vaccination data through Mar 17, 2021 as of Mar 18, 2021 at 12:05 AM

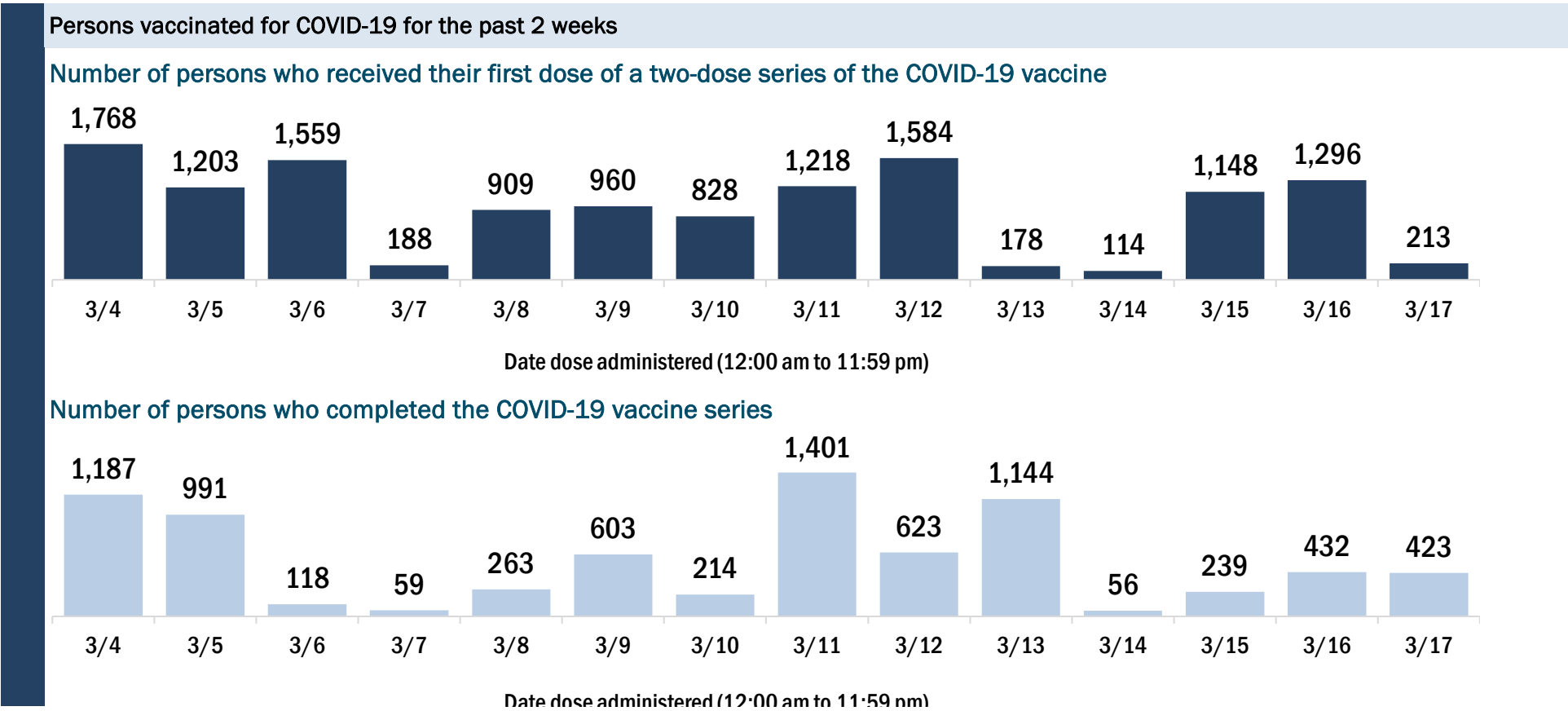
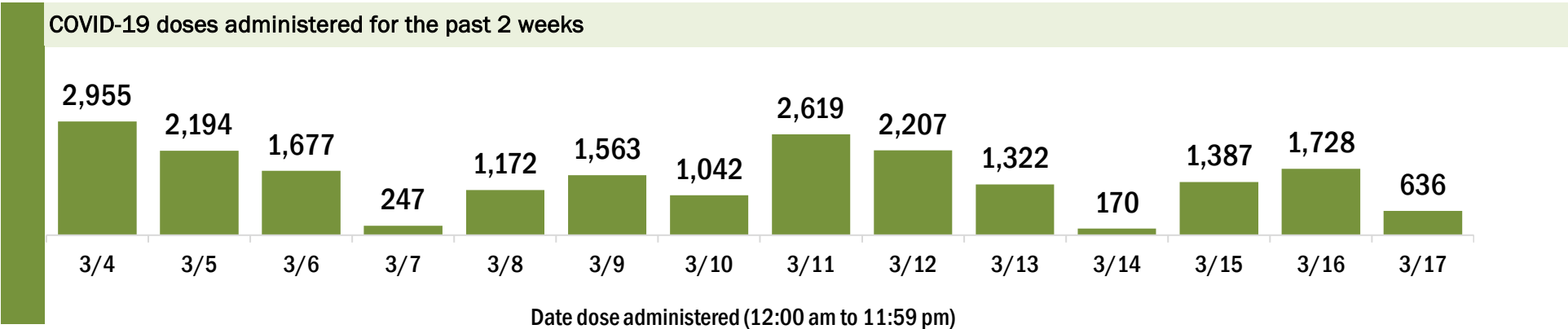
Data in this report are provisional and subject to change.

Data in this summary pertain to COVID-19 vaccines approved by the U.S. Food and Drug Administration and have been issued an Emergency Use Authorization (Janssen COVID-19 Vaccine, Moderna COVID-19 Vaccine and Pfizer-BioNTech COVID-19 Vaccine). These data summarize the number of people who have received either their first dose or have completed the series for a COVID-19 vaccine. **A person can only be counted in one category, first dose or series complete.** For persons receiving Moderna or Pfizer vaccines, once they receive their second dose, they are moved from the first dose column to the series completed column. **Because of this, the total first dose category may show a change from report to report not matching the total receiving their first dose from the previous day.** Persons receiving Johnson & Johnson vaccines will always be counted in the series completed column.

COVID-19 doses for vaccinated persons in Florida	
Doses administered	89,892
People receiving one dose of a 1-dose series (Johnson & Johnson) or receiving only one dose of a 2-dose series (Moderna, Pfizer) count once. Persons receiving both doses of a 2-dose series count twice.	

Current status of persons vaccinated for COVID-19 in Florida	
Total people vaccinated	58,828
First dose	26,603
Series completed	32,225
Completed 1-dose series	1,161
Completed 2-dose series	31,064
First dose: current number of people who have only received their first dose of the Moderna or Pfizer vaccine.	
Series complete: current number of people who have received both Moderna or Pfizer vaccine doses or one Johnson & Johnson dose and are considered fully immunized.	

Demographic summary	First dose	Series complete	Total people vaccinated
Age group	26,603	32,225	58,828
16-24 years	665	378	1,043
25-34 years	1,715	1,377	3,092
35-44 years	2,088	1,676	3,764
45-54 years	3,096	2,023	5,119
55-64 years	6,371	3,374	9,745
65-74 years	7,537	13,122	20,659
75-84 years	3,788	7,463	11,251
85+ years	1,343	2,812	4,155
Race	26,603	32,225	58,828
White	14,760	19,538	34,298
Black	4,485	3,737	8,222
American Indian/Alaskan	205	183	388
Other	2,065	3,578	5,643
Unknown	5,088	5,189	10,277
Other race includes Asian, native Hawaiian/Pacific Islander, or other.			
Ethnicity	26,603	32,225	58,828
Hispanic	638	409	1,047
Non-Hispanic	16,691	19,162	35,853
Unknown	9,274	12,654	21,928
Gender	26,603	32,225	58,828
Female	16,021	19,187	35,208
Male	10,524	13,034	23,558
Unknown	58	4	62



COVID-19: Flagler County vaccine summary

Vaccination data through Mar 17, 2021 as of Mar 18, 2021 at 12:05 AM

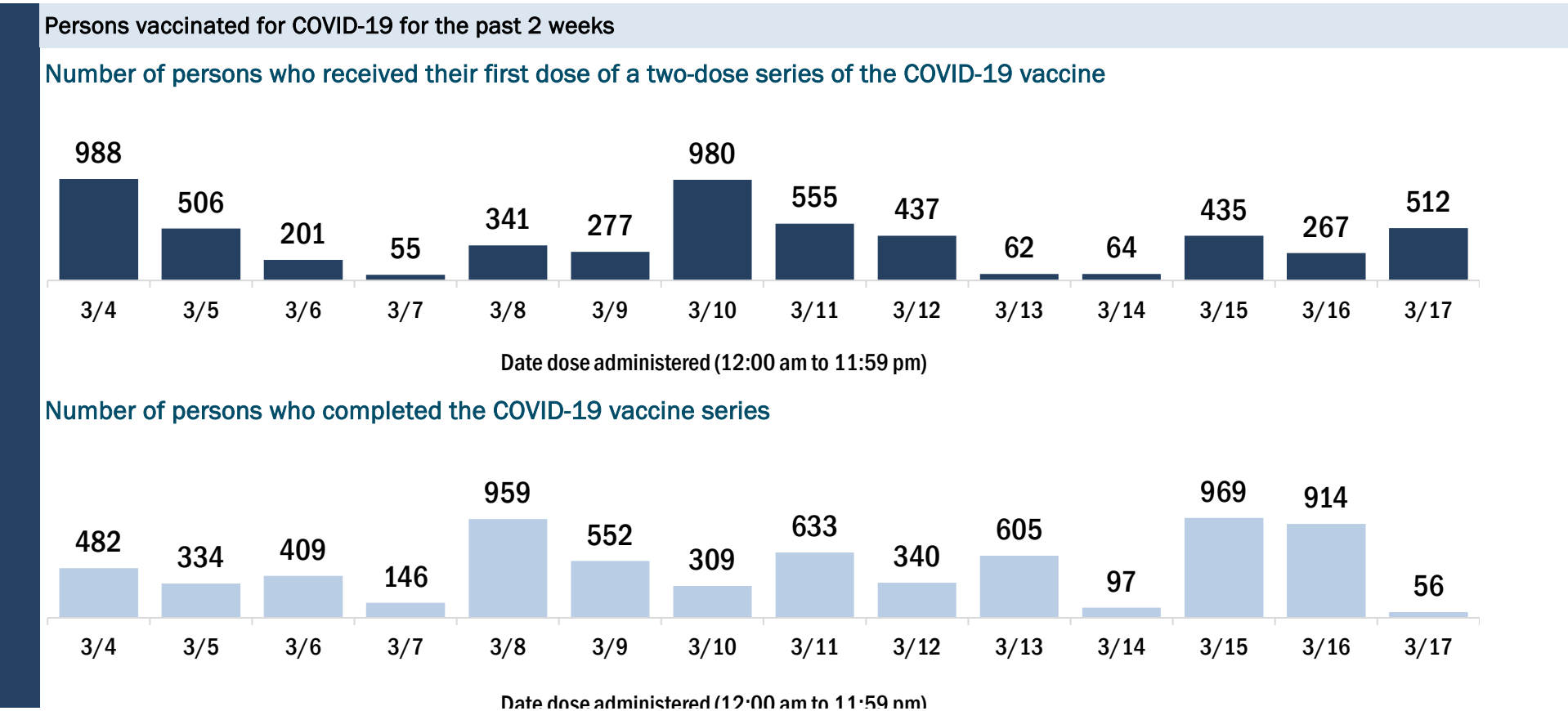
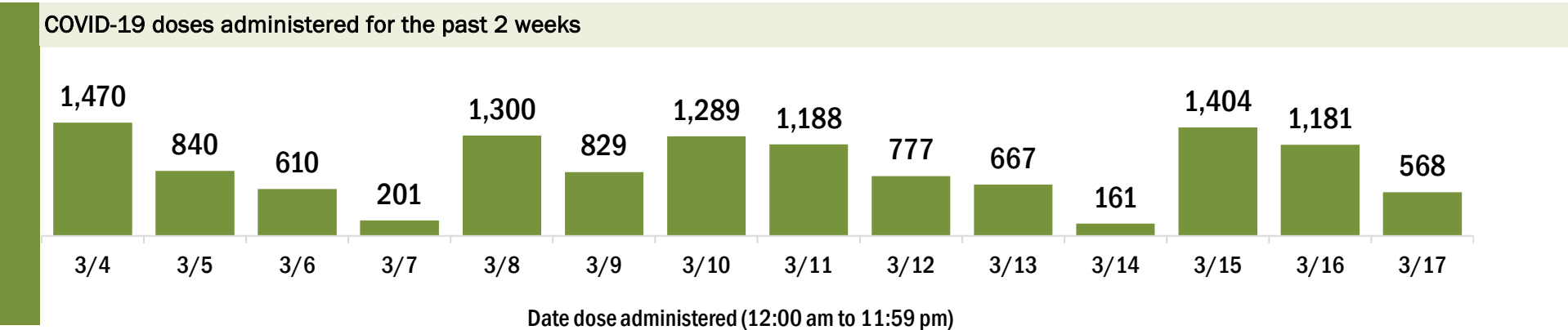
Data in this report are provisional and subject to change.

Data in this summary pertain to COVID-19 vaccines approved by the U.S. Food and Drug Administration and have been issued an Emergency Use Authorization (Janssen COVID-19 Vaccine, Moderna COVID-19 Vaccine and Pfizer-BioNTech COVID-19 Vaccine). These data summarize the number of people who have received either their first dose or have completed the series for a COVID-19 vaccine. **A person can only be counted in one category, first dose or series complete.** For persons receiving Moderna or Pfizer vaccines, once they receive their second dose, they are moved from the first dose column to the series completed column. **Because of this, the total first dose category may show a change from report to report not matching the total receiving their first dose from the previous day.** Persons receiving Johnson & Johnson vaccines will always be counted in the series completed column.

COVID-19 doses for vaccinated persons in Florida	
Doses administered	49,617
People receiving one dose of a 1-dose series (Johnson & Johnson) or receiving only one dose of a 2-dose series (Moderna, Pfizer) count once. Persons receiving both doses of a 2-dose series count twice.	

Current status of persons vaccinated for COVID-19 in Florida	
Total people vaccinated	32,128
First dose	13,739
Series completed	18,389
Completed 1-dose series	900
Completed 2-dose series	17,489
First dose: current number of people who have only received their first dose of the Moderna or Pfizer vaccine.	
Series complete: current number of people who have received both Moderna or Pfizer vaccine doses or one Johnson & Johnson dose and are considered fully immunized.	

Demographic summary	First dose	Series complete	Total people vaccinated
Age group	13,739	18,389	32,128
16-24 years	110	123	233
25-34 years	226	334	560
35-44 years	396	583	979
45-54 years	700	818	1,518
55-64 years	2,338	1,480	3,818
65-74 years	5,572	8,747	14,319
75-84 years	3,362	5,010	8,372
85+ years	1,035	1,294	2,329
Race	13,739	18,389	32,128
White	9,782	11,623	21,405
Black	1,044	930	1,974
American Indian/Alaskan	108	81	189
Other	917	2,074	2,991
Unknown	1,888	3,681	5,569
Other race includes Asian, native Hawaiian/Pacific Islander, or other.			
Ethnicity	13,739	18,389	32,128
Hispanic	875	528	1,403
Non-Hispanic	8,955	9,285	18,240
Unknown	3,909	8,576	12,485
Gender	13,739	18,389	32,128
Female	7,588	10,393	17,981
Male	5,985	7,943	13,928
Unknown	166	53	219



COVID-19: Franklin County vaccine summary

Vaccination data through Mar 17, 2021 as of Mar 18, 2021 at 12:05 AM

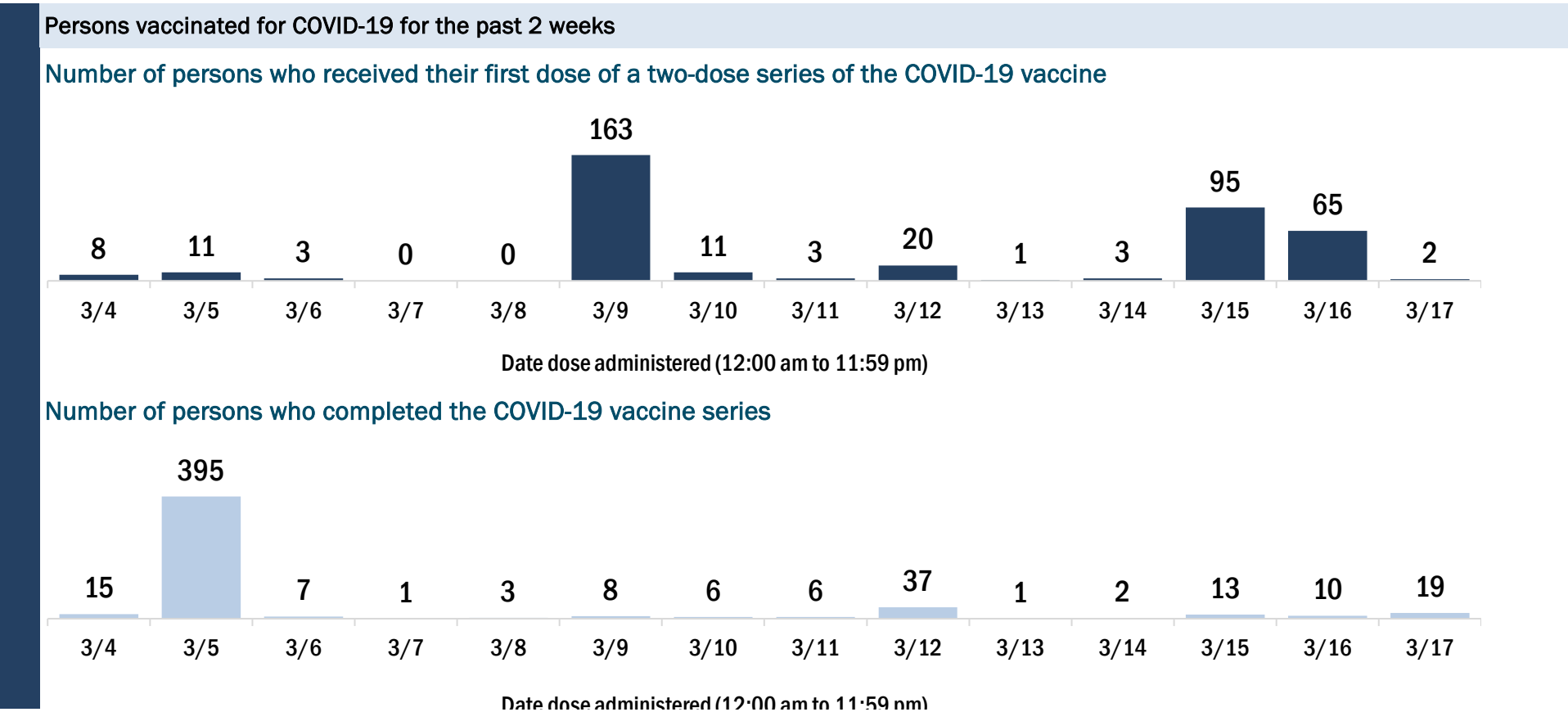
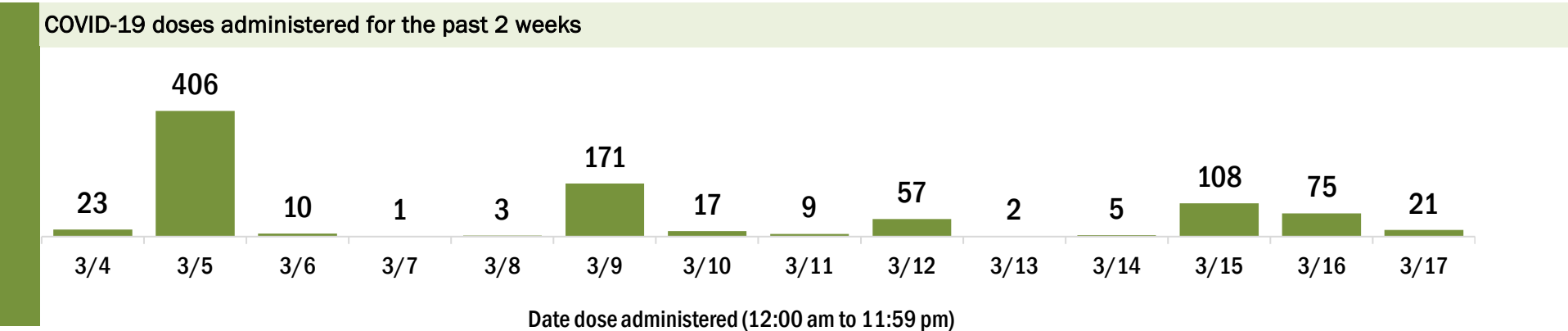
Data in this report are provisional and subject to change.

Data in this summary pertain to COVID-19 vaccines approved by the U.S. Food and Drug Administration and have been issued an Emergency Use Authorization (Janssen COVID-19 Vaccine, Moderna COVID-19 Vaccine and Pfizer-BioNTech COVID-19 Vaccine). These data summarize the number of people who have received either their first dose or have completed the series for a COVID-19 vaccine. **A person can only be counted in one category, first dose or series complete.** For persons receiving Moderna or Pfizer vaccines, once they receive their second dose, they are moved from the first dose column to the series completed column. **Because of this, the total first dose category may show a change from report to report not matching the total receiving their first dose from the previous day.** Persons receiving Johnson & Johnson vaccines will always be counted in the series completed column.

COVID-19 doses for vaccinated persons in Florida	
Doses administered	4,767
People receiving one dose of a 1-dose series (Johnson & Johnson) or receiving only one dose of a 2-dose series (Moderna, Pfizer) count once. Persons receiving both doses of a 2-dose series count twice.	

Current status of persons vaccinated for COVID-19 in Florida	
Total people vaccinated	2,824
First dose	872
Series completed	1,952
Completed 1-dose series	9
Completed 2-dose series	1,943
First dose: current number of people who have only received their first dose of the Moderna or Pfizer vaccine.	
Series complete: current number of people who have received both Moderna or Pfizer vaccine doses or one Johnson & Johnson dose and are considered fully immunized.	

Demographic summary	First dose	Series complete	Total people vaccinated
Age group	872	1,952	2,824
16-24 years	9	10	19
25-34 years	22	22	44
35-44 years	25	36	61
45-54 years	73	82	155
55-64 years	286	218	504
65-74 years	314	992	1,306
75-84 years	113	497	610
85+ years	30	95	125
Race	872	1,952	2,824
White	753	1,751	2,504
Black	56	76	132
American Indian/Alaskan	1	6	7
Other	44	80	124
Unknown	18	39	57
Other race includes Asian, native Hawaiian/Pacific Islander, or other.			
Ethnicity	872	1,952	2,824
Hispanic	20	15	35
Non-Hispanic	725	1,608	2,333
Unknown	127	329	456
Gender	872	1,952	2,824
Female	473	1,022	1,495
Male	399	930	1,329
Unknown	0	0	0



COVID-19: Gadsden County vaccine summary

Vaccination data through Mar 17, 2021 as of Mar 18, 2021 at 12:05 AM

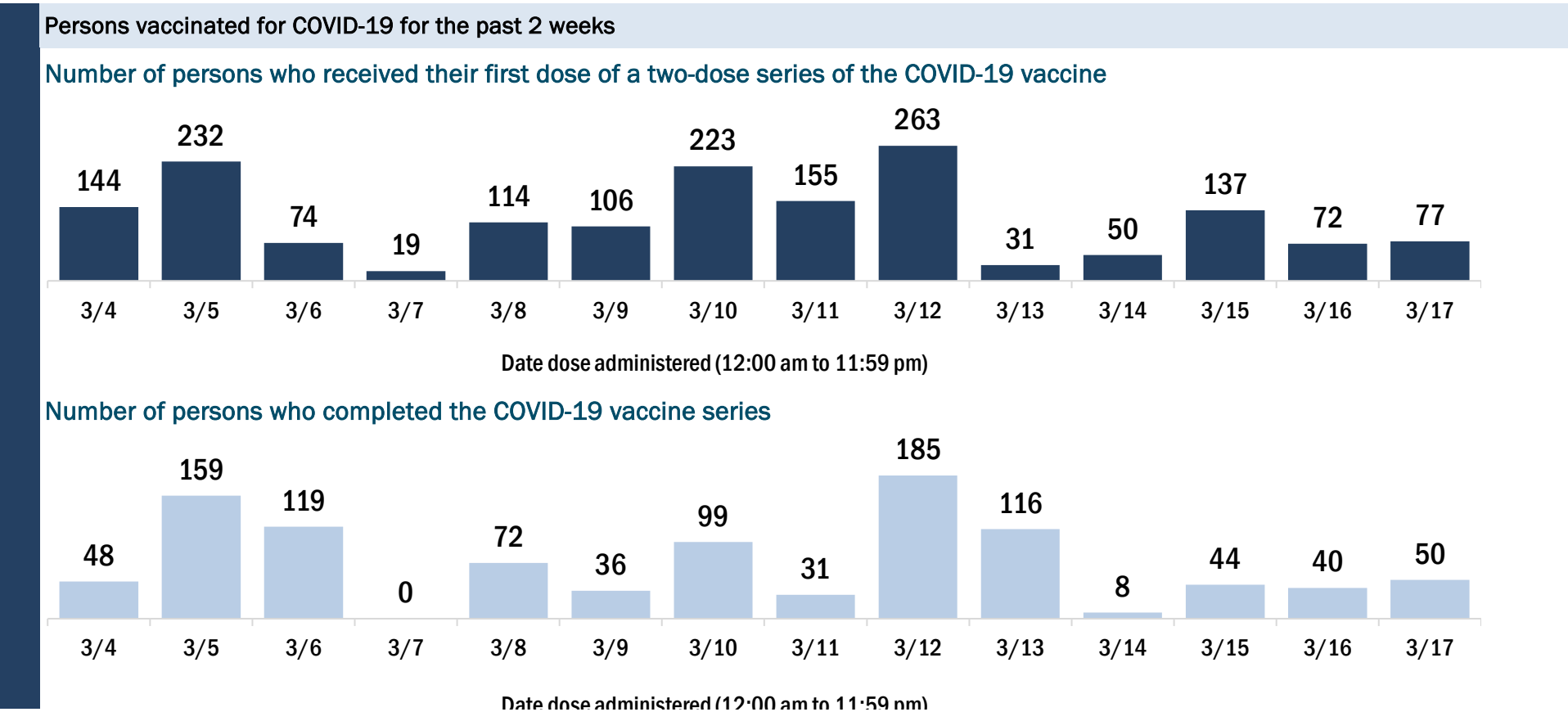
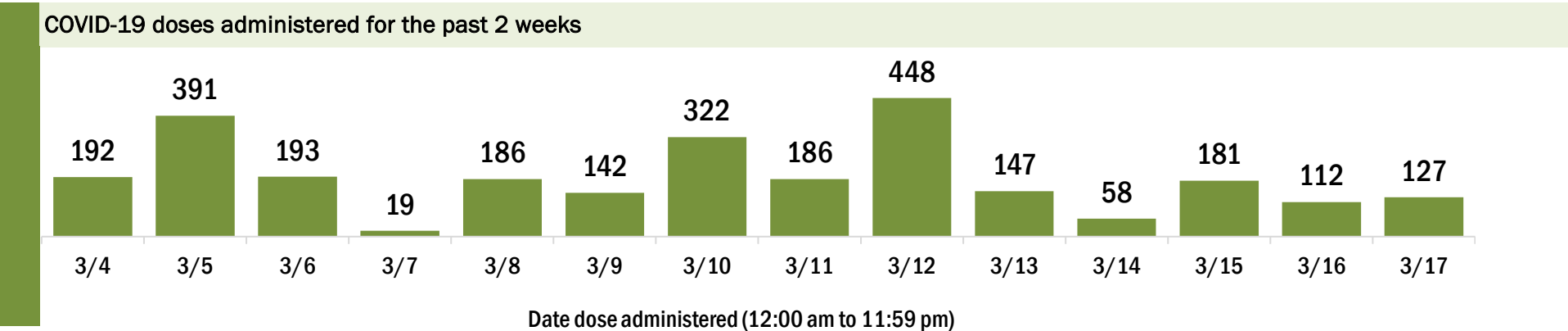
Data in this report are provisional and subject to change.

Data in this summary pertain to COVID-19 vaccines approved by the U.S. Food and Drug Administration and have been issued an Emergency Use Authorization (Janssen COVID-19 Vaccine, Moderna COVID-19 Vaccine and Pfizer-BioNTech COVID-19 Vaccine). These data summarize the number of people who have received either their first dose or have completed the series for a COVID-19 vaccine. **A person can only be counted in one category, first dose or series complete.** For persons receiving Moderna or Pfizer vaccines, once they receive their second dose, they are moved from the first dose column to the series completed column. **Because of this, the total first dose category may show a change from report to report not matching the total receiving their first dose from the previous day.** Persons receiving Johnson & Johnson vaccines will always be counted in the series completed column.

COVID-19 doses for vaccinated persons in Florida	
Doses administered	15,711
People receiving one dose of a 1-dose series (Johnson & Johnson) or receiving only one dose of a 2-dose series (Moderna, Pfizer) count once. Persons receiving both doses of a 2-dose series count twice.	

Current status of persons vaccinated for COVID-19 in Florida	
Total people vaccinated	9,619
First dose	3,424
Series completed	6,195
Completed 1-dose series	103
Completed 2-dose series	6,092
First dose: current number of people who have only received their first dose of the Moderna or Pfizer vaccine.	
Series complete: current number of people who have received both Moderna or Pfizer vaccine doses or one Johnson & Johnson dose and are considered fully immunized.	

Demographic summary	First dose	Series complete	Total people vaccinated
Age group	3,424	6,195	9,619
16-24 years	55	49	104
25-34 years	164	121	285
35-44 years	295	235	530
45-54 years	522	395	917
55-64 years	1,084	744	1,828
65-74 years	825	2,774	3,599
75-84 years	367	1,400	1,767
85+ years	112	477	589
Race	3,424	6,195	9,619
White	1,015	2,425	3,440
Black	1,665	2,303	3,968
American Indian/Alaskan	6	12	18
Other	340	1,042	1,382
Unknown	398	413	811
Other race includes Asian, native Hawaiian/Pacific Islander, or other.			
Ethnicity	3,424	6,195	9,619
Hispanic	149	143	292
Non-Hispanic	2,257	3,989	6,246
Unknown	1,018	2,063	3,081
Gender	3,424	6,195	9,619
Female	2,083	3,739	5,822
Male	1,341	2,456	3,797
Unknown	0	0	0



COVID-19: Gilchrist County vaccine summary

Vaccination data through Mar 17, 2021 as of Mar 18, 2021 at 12:05 AM

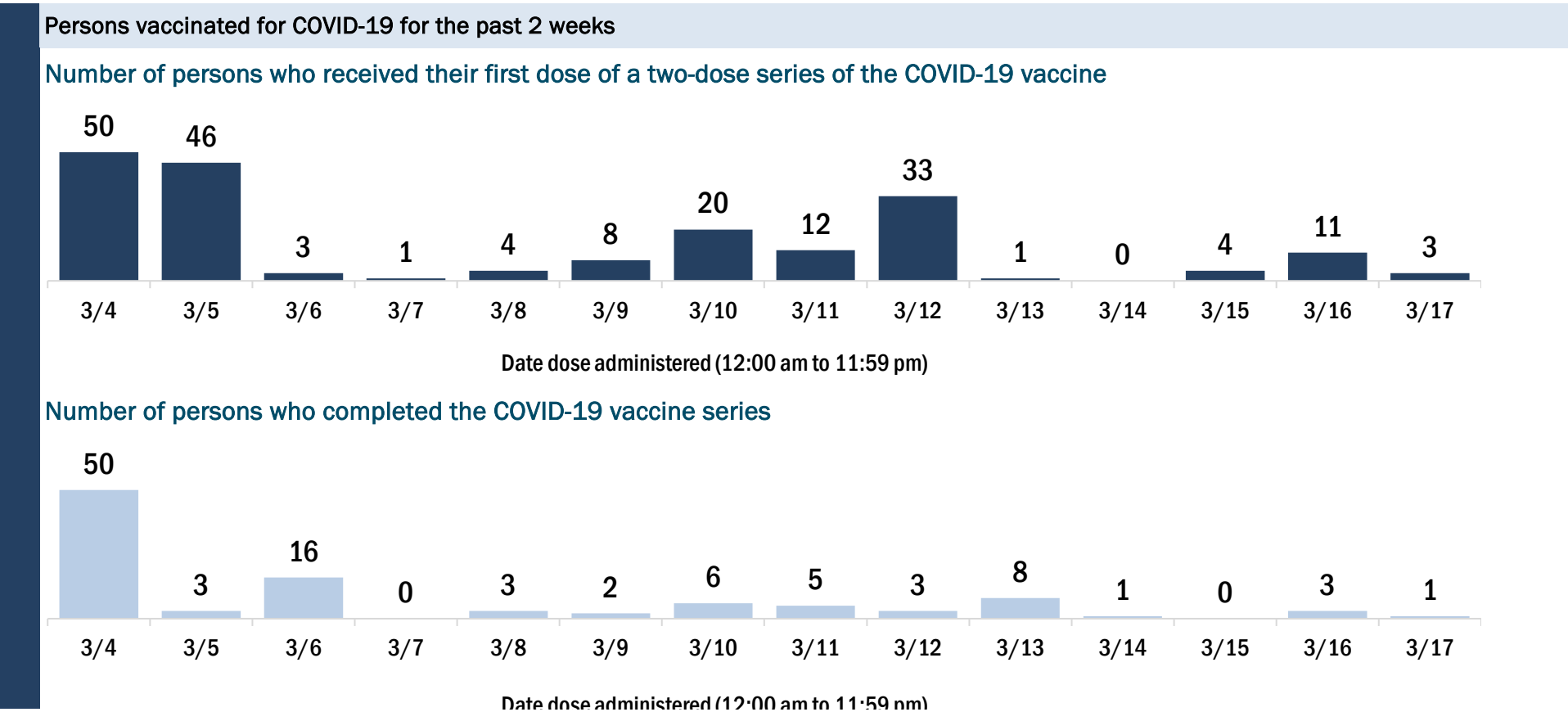
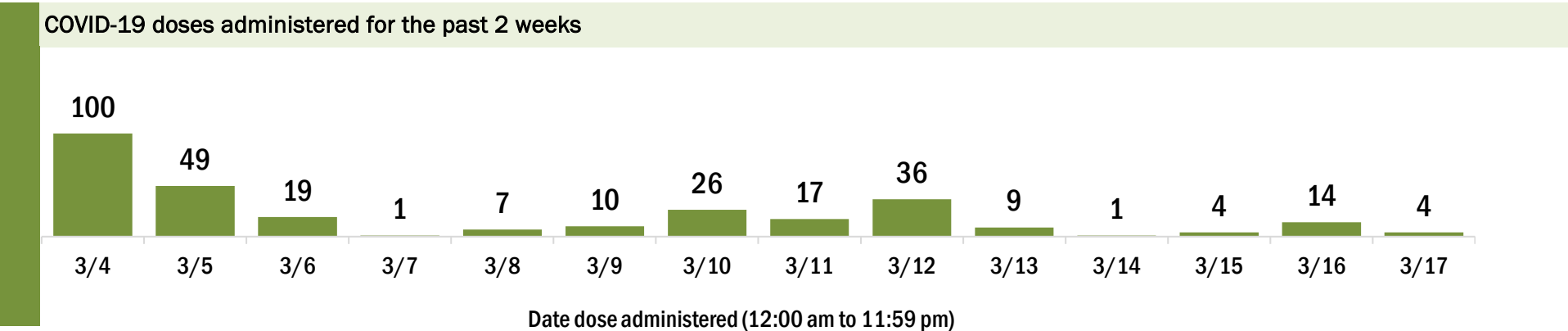
Data in this report are provisional and subject to change.

Data in this summary pertain to COVID-19 vaccines approved by the U.S. Food and Drug Administration and have been issued an Emergency Use Authorization (Janssen COVID-19 Vaccine, Moderna COVID-19 Vaccine and Pfizer-BioNTech COVID-19 Vaccine). These data summarize the number of people who have received either their first dose or have completed the series for a COVID-19 vaccine. **A person can only be counted in one category, first dose or series complete.** For persons receiving Moderna or Pfizer vaccines, once they receive their second dose, they are moved from the first dose column to the series completed column. **Because of this, the total first dose category may show a change from report to report not matching the total receiving their first dose from the previous day.** Persons receiving Johnson & Johnson vaccines will always be counted in the series completed column.

COVID-19 doses for vaccinated persons in Florida	
Doses administered	3,592
People receiving one dose of a 1-dose series (Johnson & Johnson) or receiving only one dose of a 2-dose series (Moderna, Pfizer) count once. Persons receiving both doses of a 2-dose series count twice.	

Current status of persons vaccinated for COVID-19 in Florida	
Total people vaccinated	2,072
First dose	543
Series completed	1,529
Completed 1-dose series	9
Completed 2-dose series	1,520
First dose: current number of people who have only received their first dose of the Moderna or Pfizer vaccine.	
Series complete: current number of people who have received both Moderna or Pfizer vaccine doses or one Johnson & Johnson dose and are considered fully immunized.	

Demographic summary	First dose	Series complete	Total people vaccinated
Age group	543	1,529	2,072
16-24 years	8	28	36
25-34 years	12	42	54
35-44 years	21	56	77
45-54 years	38	89	127
55-64 years	81	119	200
65-74 years	237	607	844
75-84 years	110	437	547
85+ years	36	151	187
Race	543	1,529	2,072
White	372	987	1,359
Black	8	16	24
American Indian/Alaskan	2	3	5
Other	47	157	204
Unknown	114	366	480
Other race includes Asian, native Hawaiian/Pacific Islander, or other.			
Ethnicity	543	1,529	2,072
Hispanic	7	14	21
Non-Hispanic	197	524	721
Unknown	339	991	1,330
Gender	543	1,529	2,072
Female	333	918	1,251
Male	210	611	821
Unknown	0	0	0



COVID-19: Glades County vaccine summary

Vaccination data through Mar 17, 2021 as of Mar 18, 2021 at 12:05 AM

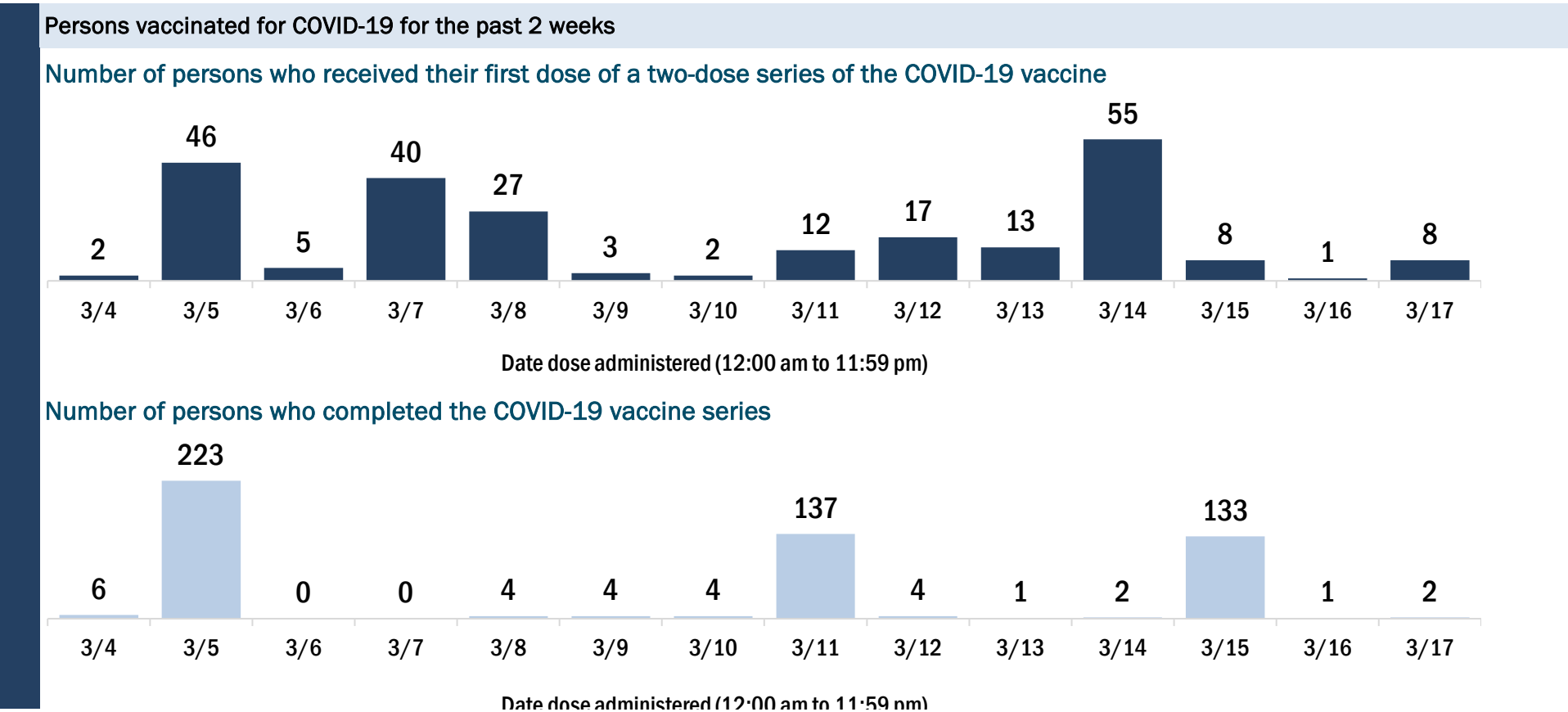
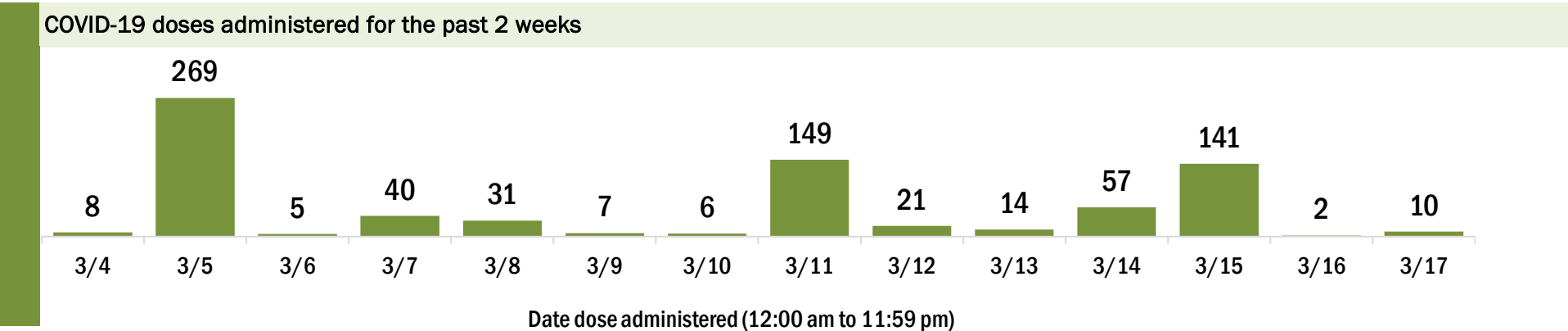
Data in this report are provisional and subject to change.

Data in this summary pertain to COVID-19 vaccines approved by the U.S. Food and Drug Administration and have been issued an Emergency Use Authorization (Janssen COVID-19 Vaccine, Moderna COVID-19 Vaccine and Pfizer-BioNTech COVID-19 Vaccine). These data summarize the number of people who have received either their first dose or have completed the series for a COVID-19 vaccine. **A person can only be counted in one category, first dose or series complete.** For persons receiving Moderna or Pfizer vaccines, once they receive their second dose, they are moved from the first dose column to the series completed column. **Because of this, the total first dose category may show a change from report to report not matching the total receiving their first dose from the previous day.** Persons receiving Johnson & Johnson vaccines will always be counted in the series completed column.

COVID-19 doses for vaccinated persons in Florida	
Doses administered	2,914
People receiving one dose of a 1-dose series (Johnson & Johnson) or receiving only one dose of a 2-dose series (Moderna, Pfizer) count once. Persons receiving both doses of a 2-dose series count twice.	

Current status of persons vaccinated for COVID-19 in Florida	
Total people vaccinated	1,706
First dose	498
Series completed	1,208
Completed 1-dose series	0
Completed 2-dose series	1,208
First dose: current number of people who have only received their first dose of the Moderna or Pfizer vaccine.	
Series complete: current number of people who have received both Moderna or Pfizer vaccine doses or one Johnson & Johnson dose and are considered fully immunized.	

Demographic summary	First dose	Series complete	Total people vaccinated
Age group	498	1,208	1,706
16-24 years	4	0	4
25-34 years	10	3	13
35-44 years	9	4	13
45-54 years	32	19	51
55-64 years	111	46	157
65-74 years	185	602	787
75-84 years	129	449	578
85+ years	18	85	103
Race	498	1,208	1,706
White	362	928	1,290
Black	25	39	64
American Indian/Alaskan	5	7	12
Other	23	50	73
Unknown	83	184	267
Other race includes Asian, native Hawaiian/Pacific Islander, or other.			
Ethnicity	498	1,208	1,706
Hispanic	26	20	46
Non-Hispanic	216	457	673
Unknown	256	731	987
Gender	498	1,208	1,706
Female	258	609	867
Male	240	599	839
Unknown	0	0	0



COVID-19: Gulf County vaccine summary

Vaccination data through Mar 17, 2021 as of Mar 18, 2021 at 12:05 AM

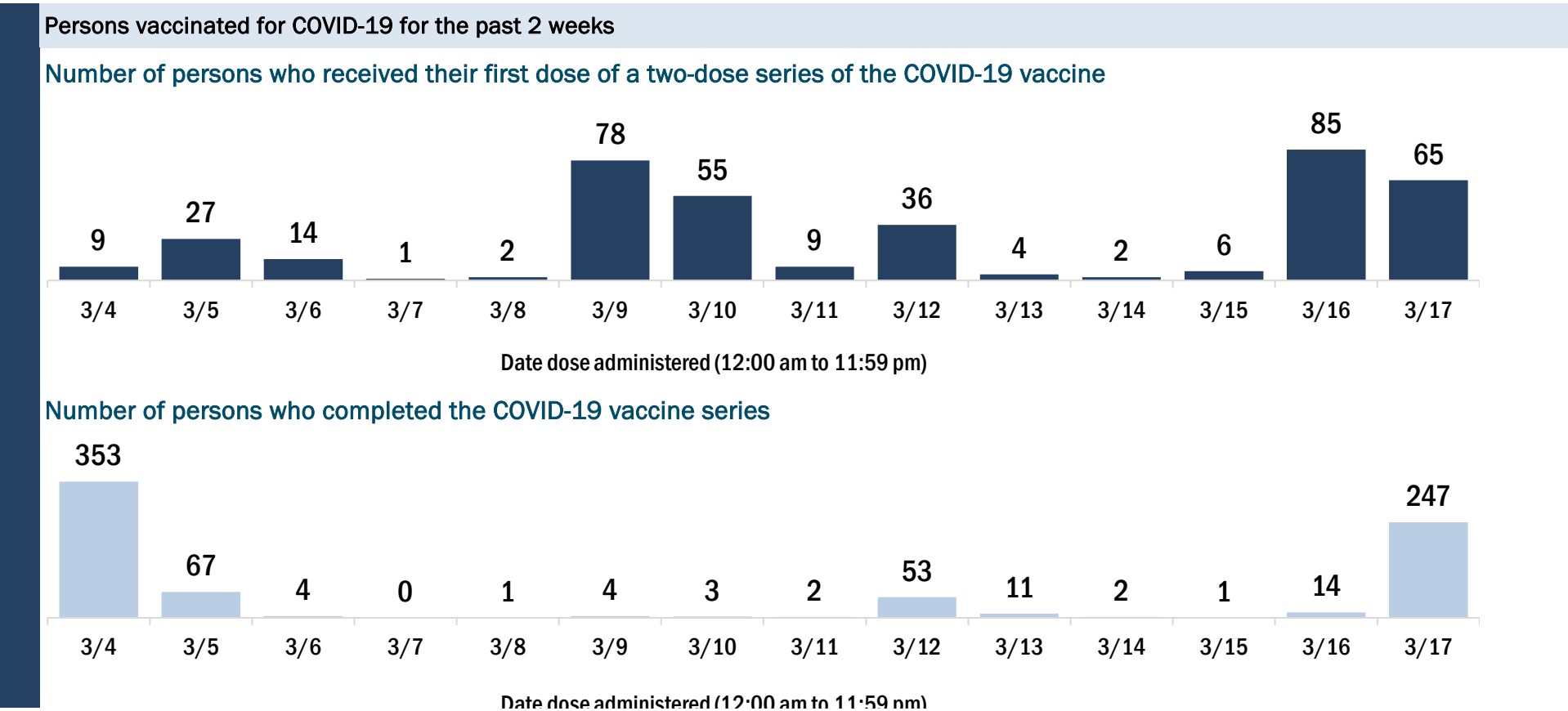
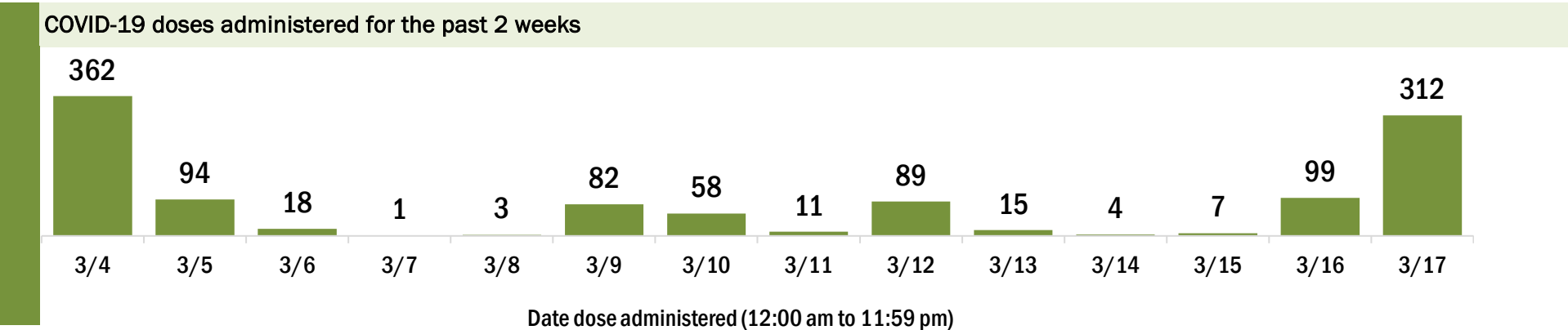
Data in this report are provisional and subject to change.

Data in this summary pertain to COVID-19 vaccines approved by the U.S. Food and Drug Administration and have been issued an Emergency Use Authorization (Janssen COVID-19 Vaccine, Moderna COVID-19 Vaccine and Pfizer-BioNTech COVID-19 Vaccine). These data summarize the number of people who have received either their first dose or have completed the series for a COVID-19 vaccine. **A person can only be counted in one category, first dose or series complete.** For persons receiving Moderna or Pfizer vaccines, once they receive their second dose, they are moved from the first dose column to the series completed column. **Because of this, the total first dose category may show a change from report to report not matching the total receiving their first dose from the previous day.** Persons receiving Johnson & Johnson vaccines will always be counted in the series completed column.

COVID-19 doses for vaccinated persons in Florida	
Doses administered	5,351
People receiving one dose of a 1-dose series (Johnson & Johnson) or receiving only one dose of a 2-dose series (Moderna, Pfizer) count once. Persons receiving both doses of a 2-dose series count twice.	

Current status of persons vaccinated for COVID-19 in Florida	
Total people vaccinated	3,082
First dose	775
Series completed	2,307
Completed 1-dose series	38
Completed 2-dose series	2,269
First dose: current number of people who have only received their first dose of the Moderna or Pfizer vaccine.	
Series complete: current number of people who have received both Moderna or Pfizer vaccine doses or one Johnson & Johnson dose and are considered fully immunized.	

Demographic summary	First dose	Series complete	Total people vaccinated
Age group	775	2,307	3,082
16-24 years	15	14	29
25-34 years	26	26	52
35-44 years	41	44	85
45-54 years	70	86	156
55-64 years	241	176	417
65-74 years	229	1,233	1,462
75-84 years	132	569	701
85+ years	21	159	180
Race	775	2,307	3,082
White	599	2,086	2,685
Black	83	112	195
American Indian/Alaskan	2	6	8
Other	54	47	101
Unknown	37	56	93
Other race includes Asian, native Hawaiian/Pacific Islander, or other.			
Ethnicity	775	2,307	3,082
Hispanic	13	11	24
Non-Hispanic	460	1,838	2,298
Unknown	302	458	760
Gender	775	2,307	3,082
Female	448	1,205	1,653
Male	327	1,102	1,429
Unknown	0	0	0



COVID-19: Hamilton County vaccine summary

Vaccination data through Mar 17, 2021 as of Mar 18, 2021 at 12:05 AM

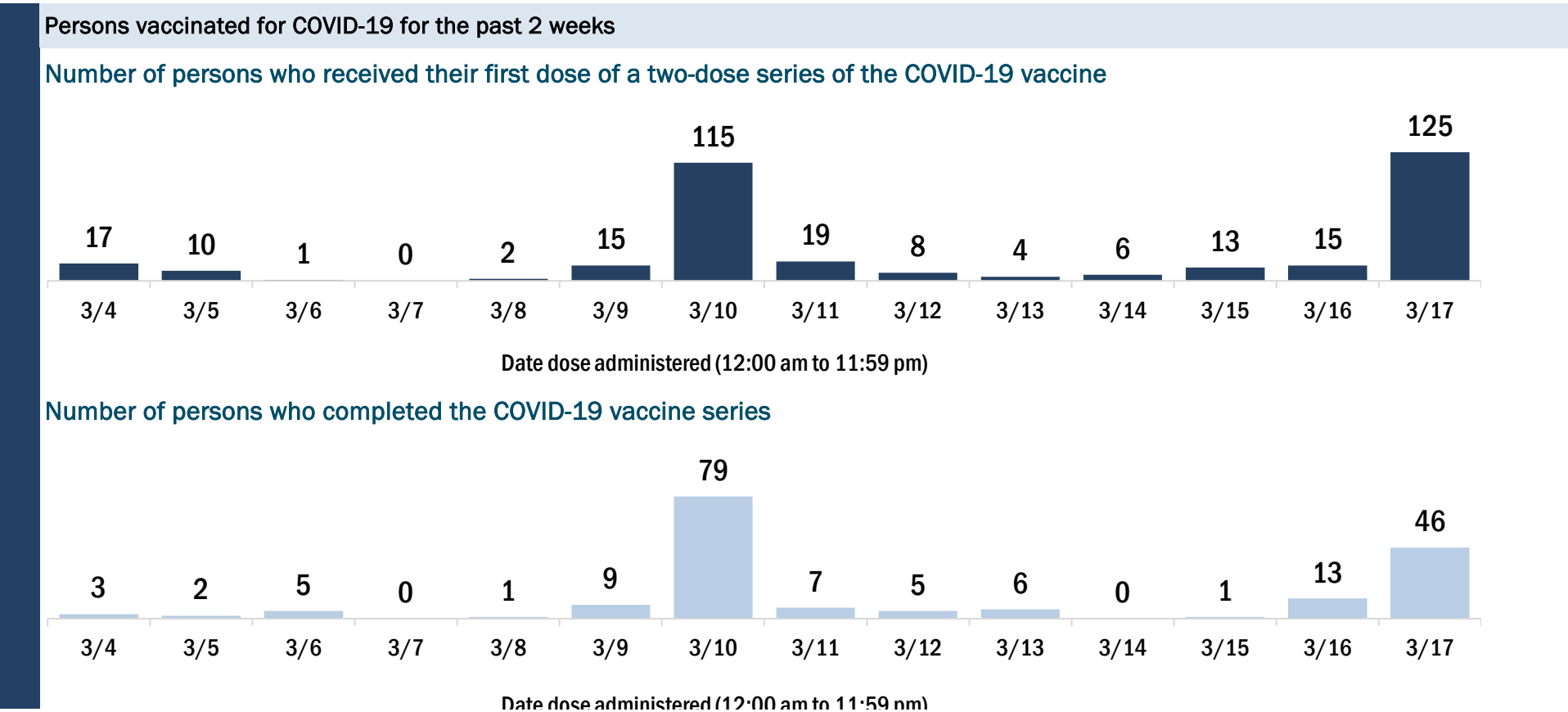
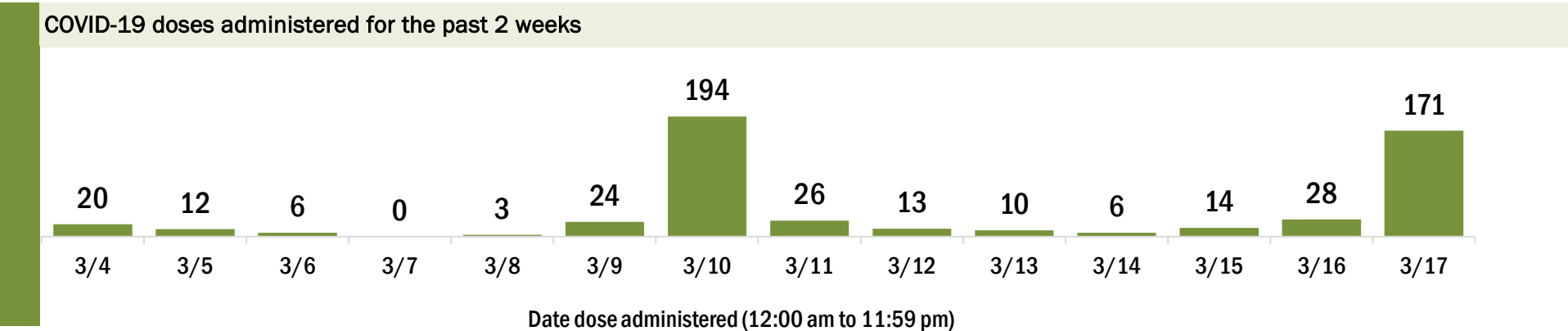
Data in this report are provisional and subject to change.

Data in this summary pertain to COVID-19 vaccines approved by the U.S. Food and Drug Administration and have been issued an Emergency Use Authorization (Janssen COVID-19 Vaccine, Moderna COVID-19 Vaccine and Pfizer-BioNTech COVID-19 Vaccine). These data summarize the number of people who have received either their first dose or have completed the series for a COVID-19 vaccine. **A person can only be counted in one category, first dose or series complete.** For persons receiving Moderna or Pfizer vaccines, once they receive their second dose, they are moved from the first dose column to the series completed column. **Because of this, the total first dose category may show a change from report to report not matching the total receiving their first dose from the previous day.** Persons receiving Johnson & Johnson vaccines will always be counted in the series completed column.

COVID-19 doses for vaccinated persons in Florida	
Doses administered	3,211
People receiving one dose of a 1-dose series (Johnson & Johnson) or receiving only one dose of a 2-dose series (Moderna, Pfizer) count once. Persons receiving both doses of a 2-dose series count twice.	

Current status of persons vaccinated for COVID-19 in Florida	
Total people vaccinated	1,887
First dose	558
Series completed	1,329
Completed 1-dose series	5
Completed 2-dose series	1,324
First dose: current number of people who have only received their first dose of the Moderna or Pfizer vaccine.	
Series complete: current number of people who have received both Moderna or Pfizer vaccine doses or one Johnson & Johnson dose and are considered fully immunized.	

Demographic summary	First dose	Series complete	Total people vaccinated
Age group	558	1,329	1,887
16-24 years	5	9	14
25-34 years	13	15	28
35-44 years	27	29	56
45-54 years	63	36	99
55-64 years	207	62	269
65-74 years	150	710	860
75-84 years	61	382	443
85+ years	32	86	118
Race	558	1,329	1,887
White	269	805	1,074
Black	144	235	379
American Indian/Alaskan	1	0	1
Other	82	107	189
Unknown	62	182	244
Other race includes Asian, native Hawaiian/Pacific Islander, or other.			
Ethnicity	558	1,329	1,887
Hispanic	8	9	17
Non-Hispanic	291	629	920
Unknown	259	691	950
Gender	558	1,329	1,887
Female	351	729	1,080
Male	206	600	806
Unknown	1	0	1



COVID-19: Hardee County vaccine summary

Vaccination data through Mar 17, 2021 as of Mar 18, 2021 at 12:05 AM

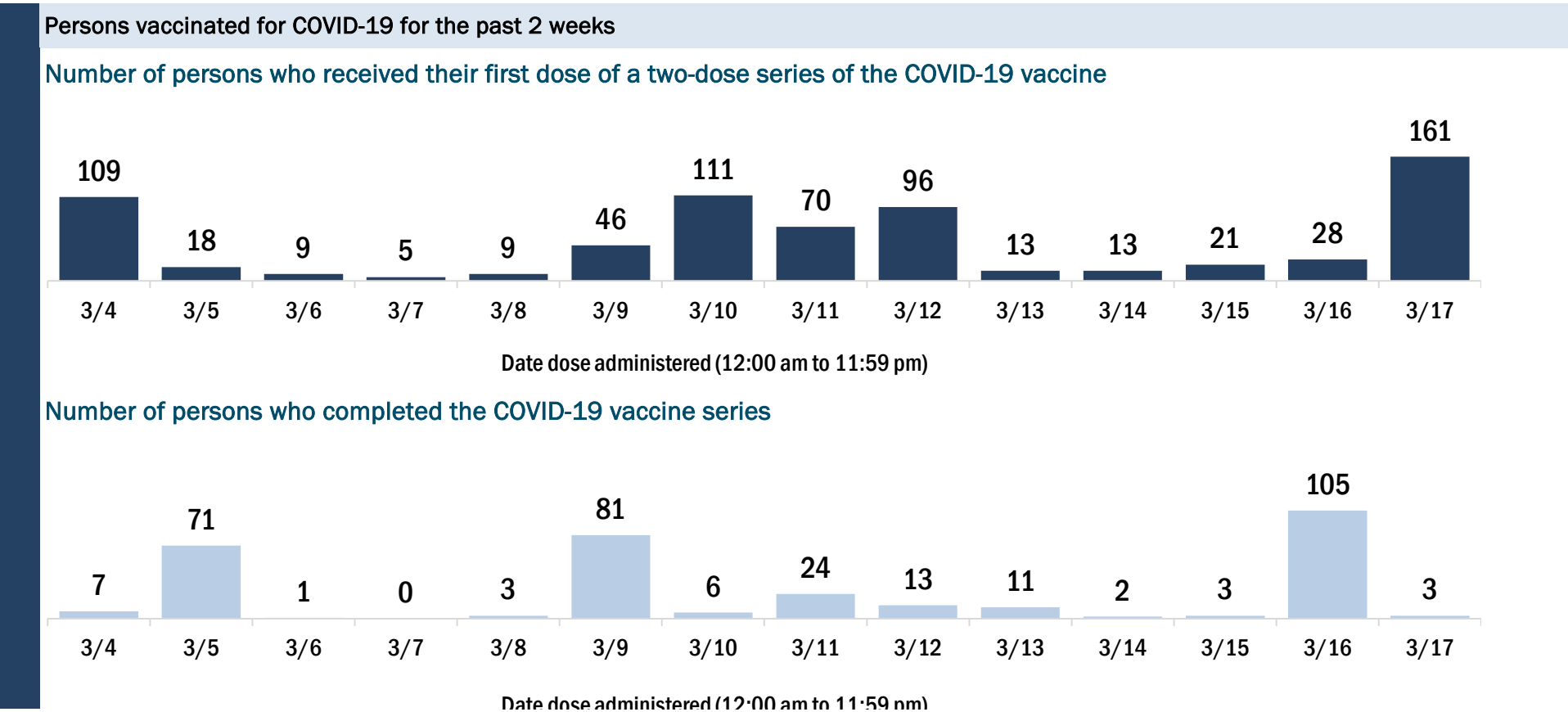
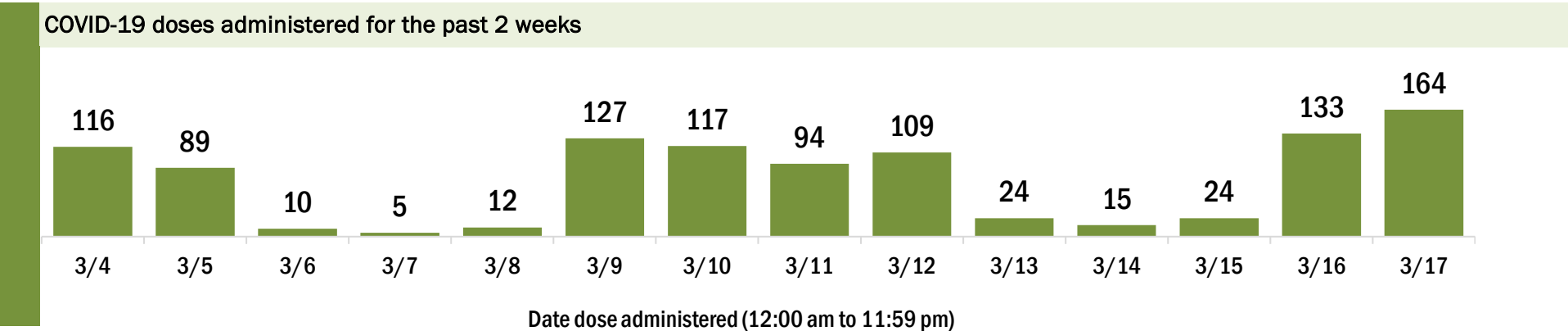
Data in this report are provisional and subject to change.

Data in this summary pertain to COVID-19 vaccines approved by the U.S. Food and Drug Administration and have been issued an Emergency Use Authorization (Janssen COVID-19 Vaccine, Moderna COVID-19 Vaccine and Pfizer-BioNTech COVID-19 Vaccine). These data summarize the number of people who have received either their first dose or have completed the series for a COVID-19 vaccine. **A person can only be counted in one category, first dose or series complete.** For persons receiving Moderna or Pfizer vaccines, once they receive their second dose, they are moved from the first dose column to the series completed column. **Because of this, the total first dose category may show a change from report to report not matching the total receiving their first dose from the previous day.** Persons receiving Johnson & Johnson vaccines will always be counted in the series completed column.

COVID-19 doses for vaccinated persons in Florida	
Doses administered	4,629
People receiving one dose of a 1-dose series (Johnson & Johnson) or receiving only one dose of a 2-dose series (Moderna, Pfizer) count once. Persons receiving both doses of a 2-dose series count twice.	

Current status of persons vaccinated for COVID-19 in Florida	
Total people vaccinated	3,030
First dose	1,422
Series completed	1,608
Completed 1-dose series	9
Completed 2-dose series	1,599
First dose: current number of people who have only received their first dose of the Moderna or Pfizer vaccine.	
Series complete: current number of people who have received both Moderna or Pfizer vaccine doses or one Johnson & Johnson dose and are considered fully immunized.	

Demographic summary	First dose	Series complete	Total people vaccinated
Age group	1,422	1,608	3,030
16-24 years	21	12	33
25-34 years	39	44	83
35-44 years	43	48	91
45-54 years	88	61	149
55-64 years	249	99	348
65-74 years	559	691	1,250
75-84 years	332	503	835
85+ years	91	150	241
Race	1,422	1,608	3,030
White	1,034	1,152	2,186
Black	49	34	83
American Indian/Alaskan	3	8	11
Other	215	320	535
Unknown	121	94	215
Other race includes Asian, native Hawaiian/Pacific Islander, or other.			
Ethnicity	1,422	1,608	3,030
Hispanic	91	117	208
Non-Hispanic	589	789	1,378
Unknown	742	702	1,444
Gender	1,422	1,608	3,030
Female	769	897	1,666
Male	651	710	1,361
Unknown	2	1	3



COVID-19: Hendry County vaccine summary

Vaccination data through Mar 17, 2021 as of Mar 18, 2021 at 12:05 AM

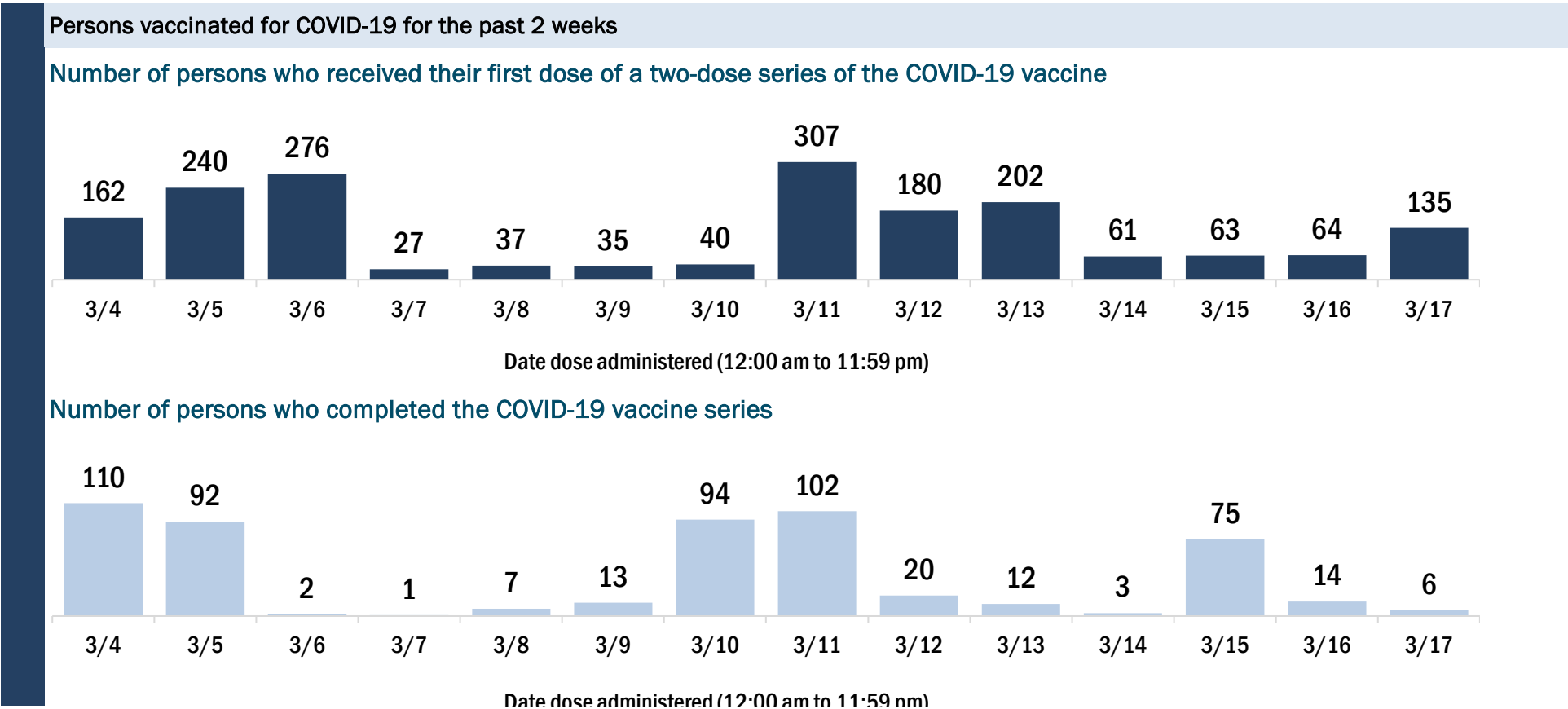
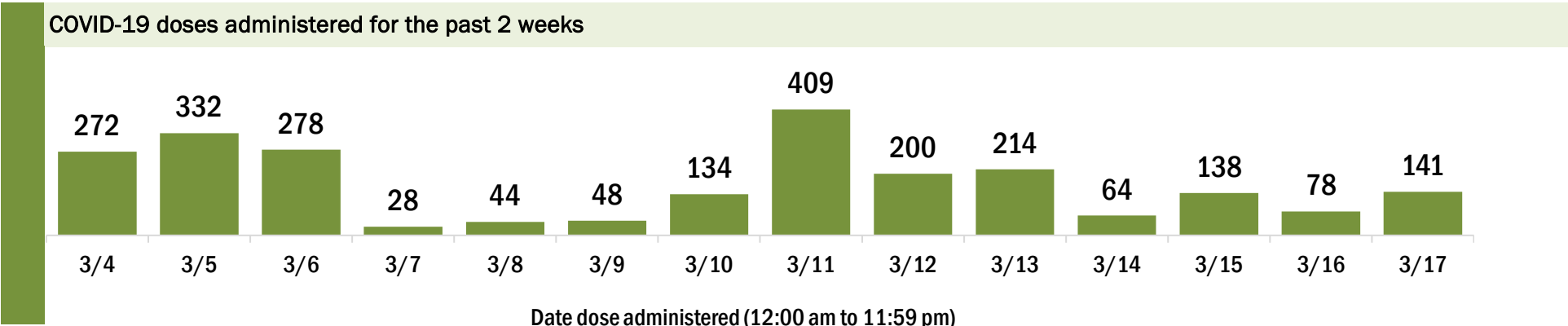
Data in this report are provisional and subject to change.

Data in this summary pertain to COVID-19 vaccines approved by the U.S. Food and Drug Administration and have been issued an Emergency Use Authorization (Janssen COVID-19 Vaccine, Moderna COVID-19 Vaccine and Pfizer-BioNTech COVID-19 Vaccine). These data summarize the number of people who have received either their first dose or have completed the series for a COVID-19 vaccine. **A person can only be counted in one category, first dose or series complete.** For persons receiving Moderna or Pfizer vaccines, once they receive their second dose, they are moved from the first dose column to the series completed column. **Because of this, the total first dose category may show a change from report to report not matching the total receiving their first dose from the previous day.** Persons receiving Johnson & Johnson vaccines will always be counted in the series completed column.

COVID-19 doses for vaccinated persons in Florida	
Doses administered	7,521
People receiving one dose of a 1-dose series (Johnson & Johnson) or receiving only one dose of a 2-dose series (Moderna, Pfizer) count once. Persons receiving both doses of a 2-dose series count twice.	

Current status of persons vaccinated for COVID-19 in Florida	
Total people vaccinated	5,068
First dose	2,549
Series completed	2,519
Completed 1-dose series	66
Completed 2-dose series	2,453
First dose: current number of people who have only received their first dose of the Moderna or Pfizer vaccine.	
Series complete: current number of people who have received both Moderna or Pfizer vaccine doses or one Johnson & Johnson dose and are considered fully immunized.	

Demographic summary	First dose	Series complete	Total people vaccinated
Age group	2,549	2,519	5,068
16-24 years	52	30	82
25-34 years	85	53	138
35-44 years	110	69	179
45-54 years	236	104	340
55-64 years	615	218	833
65-74 years	911	1,167	2,078
75-84 years	425	679	1,104
85+ years	115	199	314
Race	2,549	2,519	5,068
White	1,764	1,631	3,395
Black	169	171	340
American Indian/Alaskan	10	10	20
Other	365	425	790
Unknown	241	282	523
Other race includes Asian, native Hawaiian/Pacific Islander, or other.			
Ethnicity	2,549	2,519	5,068
Hispanic	608	375	983
Non-Hispanic	1,011	1,253	2,264
Unknown	930	891	1,821
Gender	2,549	2,519	5,068
Female	1,372	1,349	2,721
Male	1,176	1,170	2,346
Unknown	1	0	1



COVID-19: Hernando County vaccine summary

Vaccination data through Mar 17, 2021 as of Mar 18, 2021 at 12:05 AM

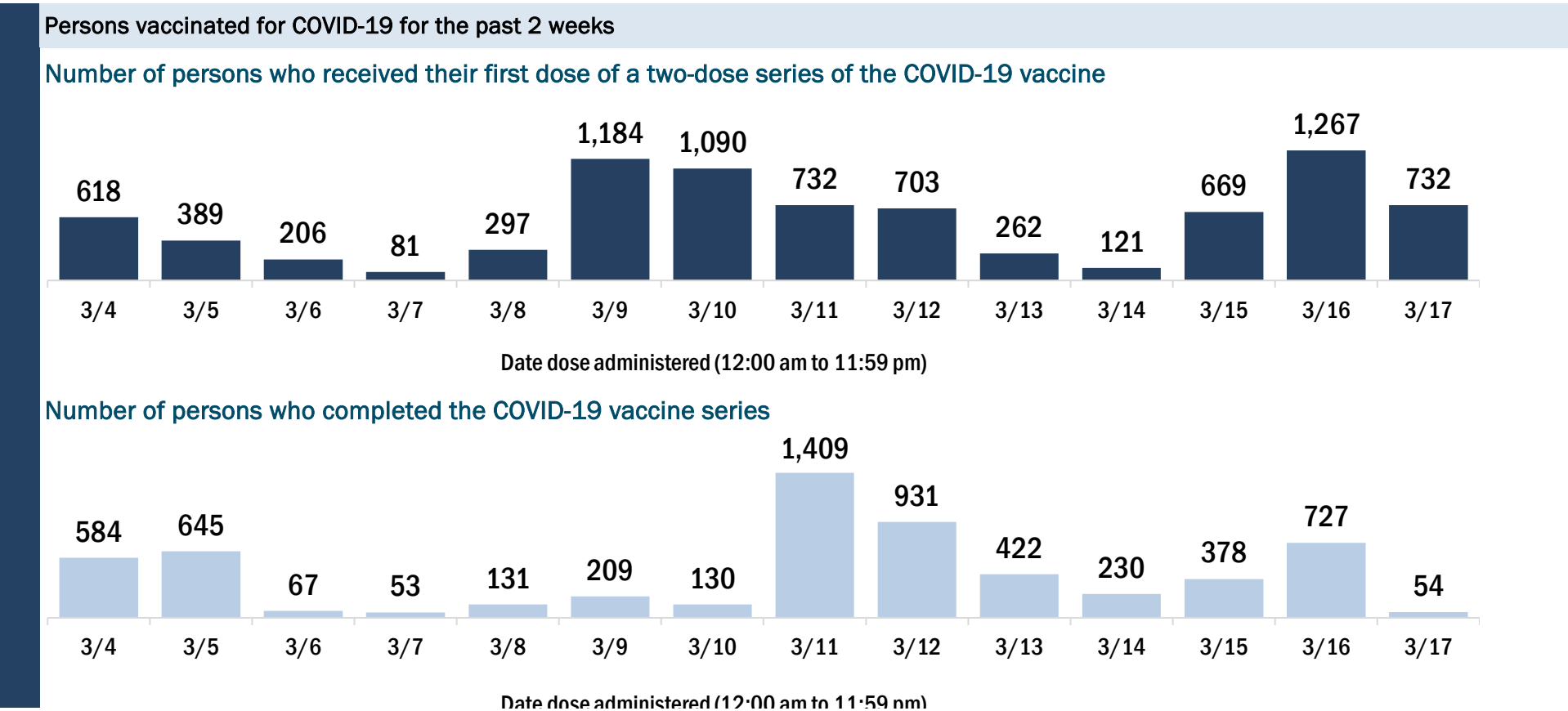
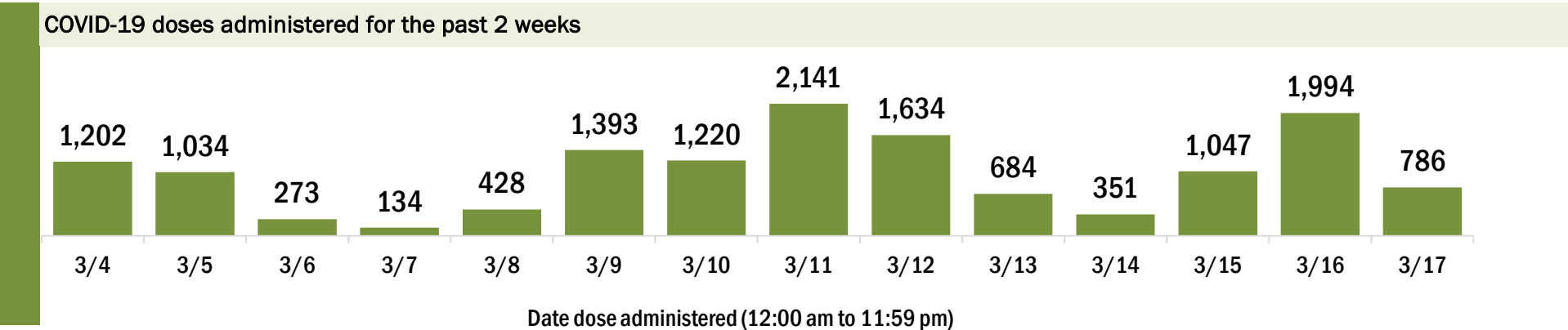
Data in this report are provisional and subject to change.

Data in this summary pertain to COVID-19 vaccines approved by the U.S. Food and Drug Administration and have been issued an Emergency Use Authorization (Janssen COVID-19 Vaccine, Moderna COVID-19 Vaccine and Pfizer-BioNTech COVID-19 Vaccine). These data summarize the number of people who have received either their first dose or have completed the series for a COVID-19 vaccine. **A person can only be counted in one category, first dose or series complete.** For persons receiving Moderna or Pfizer vaccines, once they receive their second dose, they are moved from the first dose column to the series completed column. **Because of this, the total first dose category may show a change from report to report not matching the total receiving their first dose from the previous day.** Persons receiving Johnson & Johnson vaccines will always be counted in the series completed column.

COVID-19 doses for vaccinated persons in Florida	
Doses administered	56,273
People receiving one dose of a 1-dose series (Johnson & Johnson) or receiving only one dose of a 2-dose series (Moderna, Pfizer) count once. Persons receiving both doses of a 2-dose series count twice.	

Current status of persons vaccinated for COVID-19 in Florida	
Total people vaccinated	37,548
First dose	17,242
Series completed	20,306
Completed 1-dose series	1,581
Completed 2-dose series	18,725
First dose: current number of people who have only received their first dose of the Moderna or Pfizer vaccine.	
Series complete: current number of people who have received both Moderna or Pfizer vaccine doses or one Johnson & Johnson dose and are considered fully immunized.	

Demographic summary	First dose	Series complete	Total people vaccinated
Age group	17,242	20,306	37,548
16-24 years	197	200	397
25-34 years	371	582	953
35-44 years	589	734	1,323
45-54 years	908	1,164	2,072
55-64 years	2,692	1,740	4,432
65-74 years	6,506	8,534	15,040
75-84 years	4,550	5,523	10,073
85+ years	1,429	1,829	3,258
Race	17,242	20,306	37,548
White	12,922	12,904	25,826
Black	330	508	838
American Indian/Alaskan	72	61	133
Other	954	1,885	2,839
Unknown	2,964	4,948	7,912
Other race includes Asian, native Hawaiian/Pacific Islander, or other.			
Ethnicity	17,242	20,306	37,548
Hispanic	640	642	1,282
Non-Hispanic	9,971	9,185	19,156
Unknown	6,631	10,479	17,110
Gender	17,242	20,306	37,548
Female	10,090	11,857	21,947
Male	7,079	8,422	15,501
Unknown	73	27	100



COVID-19: Highlands County vaccine summary

Vaccination data through Mar 17, 2021 as of Mar 18, 2021 at 12:05 AM

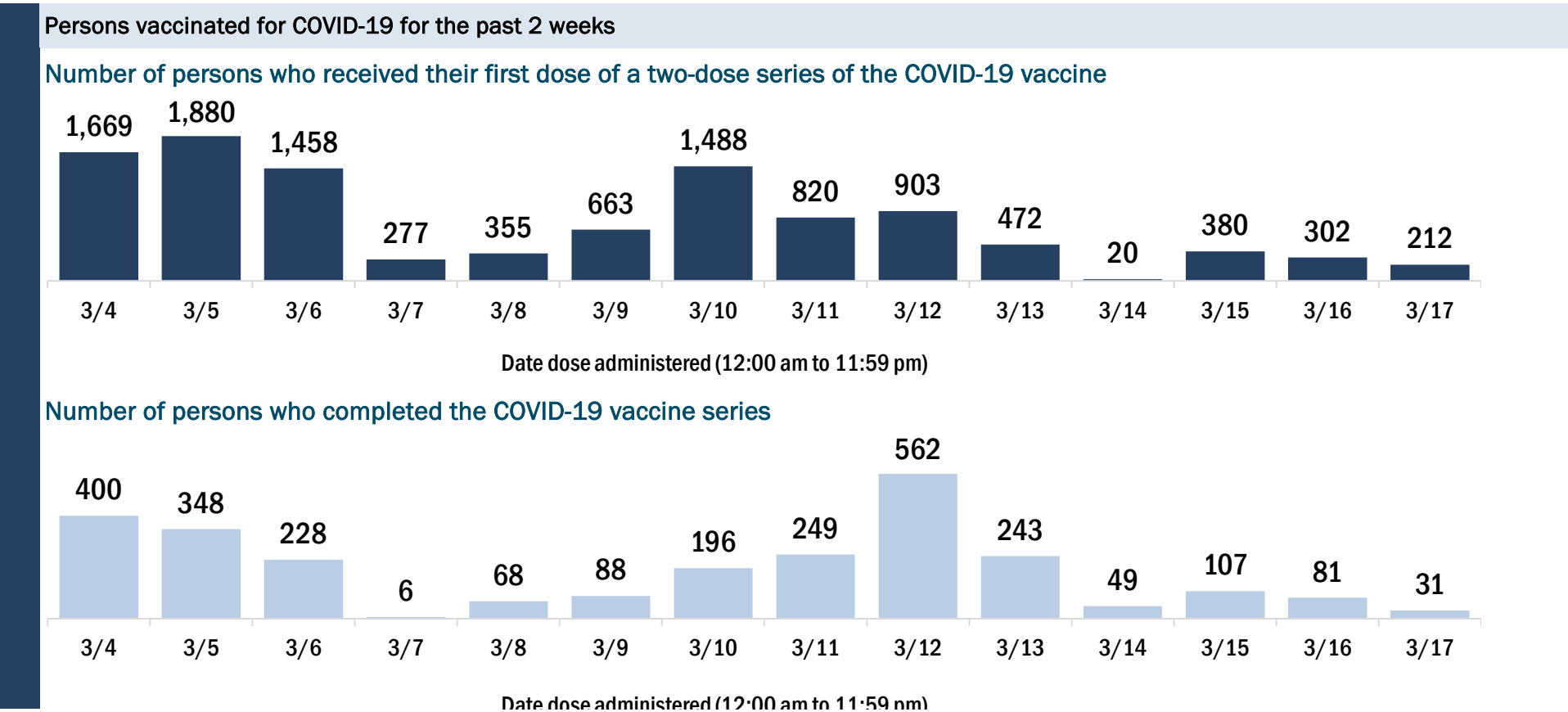
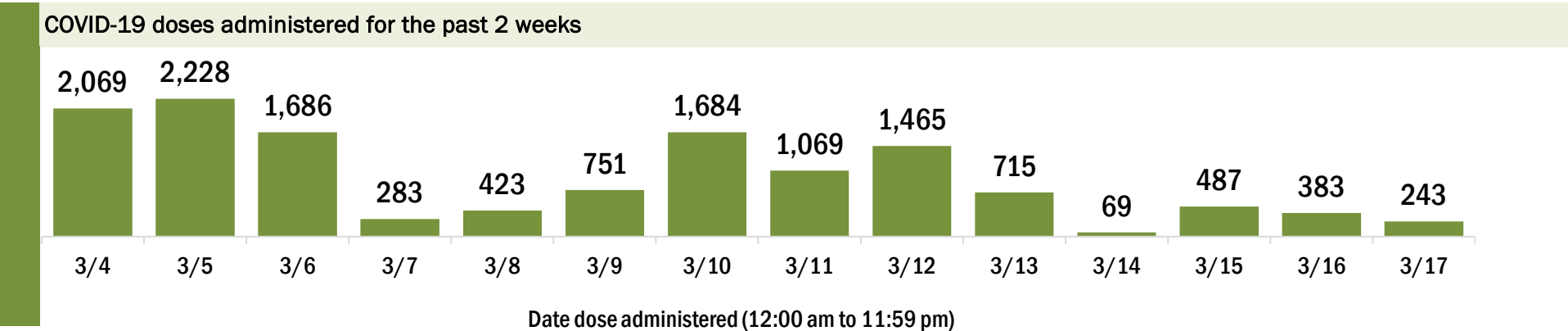
Data in this report are provisional and subject to change.

Data in this summary pertain to COVID-19 vaccines approved by the U.S. Food and Drug Administration and have been issued an Emergency Use Authorization (Janssen COVID-19 Vaccine, Moderna COVID-19 Vaccine and Pfizer-BioNTech COVID-19 Vaccine). These data summarize the number of people who have received either their first dose or have completed the series for a COVID-19 vaccine. **A person can only be counted in one category, first dose or series complete.** For persons receiving Moderna or Pfizer vaccines, once they receive their second dose, they are moved from the first dose column to the series completed column. **Because of this, the total first dose category may show a change from report to report not matching the total receiving their first dose from the previous day.** Persons receiving Johnson & Johnson vaccines will always be counted in the series completed column.

COVID-19 doses for vaccinated persons in Florida	
Doses administered	35,878
People receiving one dose of a 1-dose series (Johnson & Johnson) or receiving only one dose of a 2-dose series (Moderna, Pfizer) count once. Persons receiving both doses of a 2-dose series count twice.	

Current status of persons vaccinated for COVID-19 in Florida	
Total people vaccinated	27,536
First dose	19,111
Series completed	8,425
Completed 1-dose series	83
Completed 2-dose series	8,342
First dose: current number of people who have only received their first dose of the Moderna or Pfizer vaccine.	
Series complete: current number of people who have received both Moderna or Pfizer vaccine doses or one Johnson & Johnson dose and are considered fully immunized.	

Demographic summary	First dose	Series complete	Total people vaccinated
Age group	19,111	8,425	27,536
16-24 years	63	58	121
25-34 years	162	185	347
35-44 years	254	269	523
45-54 years	486	385	871
55-64 years	1,881	610	2,491
65-74 years	7,858	3,569	11,427
75-84 years	6,610	2,578	9,188
85+ years	1,797	771	2,568
Race	19,111	8,425	27,536
White	15,983	6,573	22,556
Black	576	220	796
American Indian/Alaskan	181	51	232
Other	670	833	1,503
Unknown	1,701	748	2,449
Other race includes Asian, native Hawaiian/Pacific Islander, or other.			
Ethnicity	19,111	8,425	27,536
Hispanic	897	325	1,222
Non-Hispanic	11,838	5,682	17,520
Unknown	6,376	2,418	8,794
Gender	19,111	8,425	27,536
Female	10,390	4,650	15,040
Male	8,687	3,768	12,455
Unknown	34	7	41



COVID-19: Hillsborough County vaccine summary

Vaccination data through Mar 17, 2021 as of Mar 18, 2021 at 12:05 AM

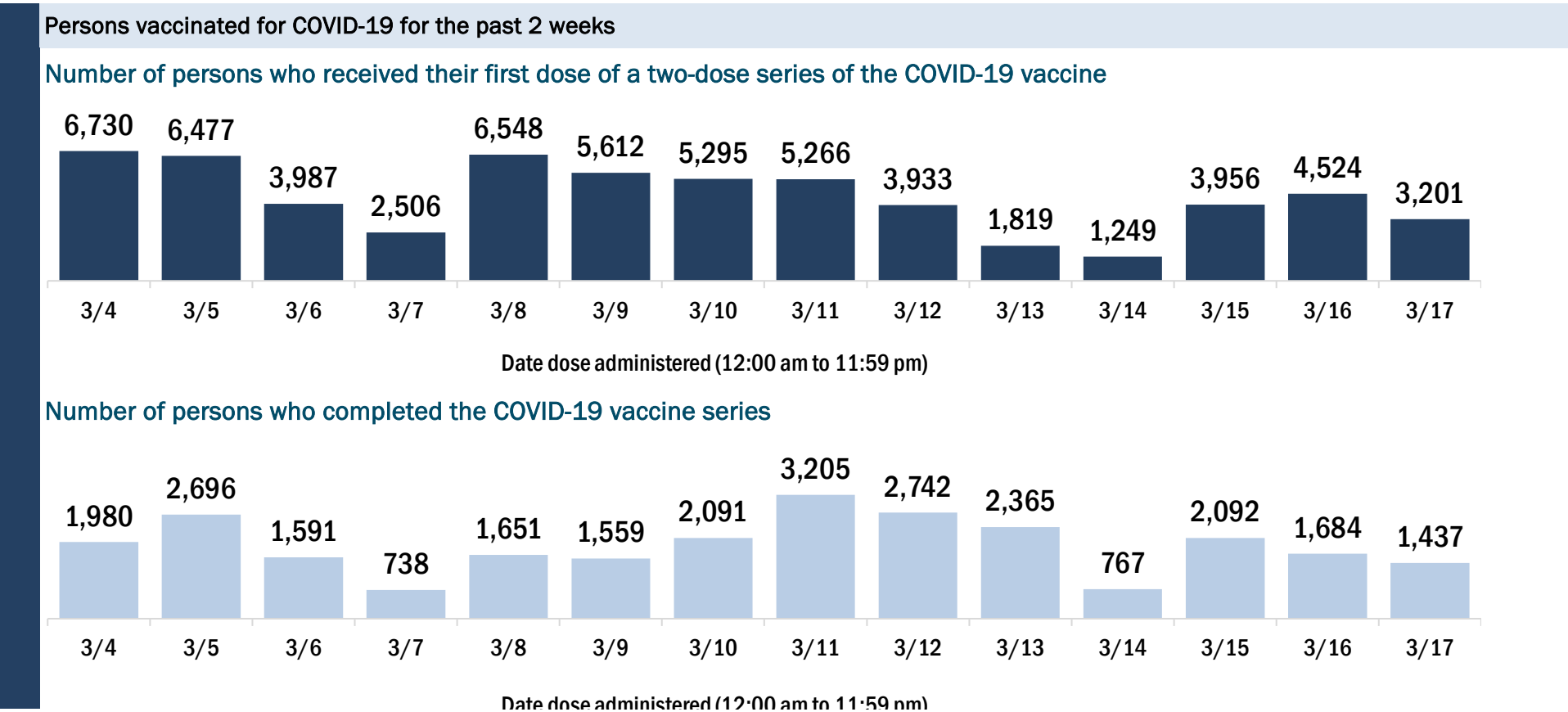
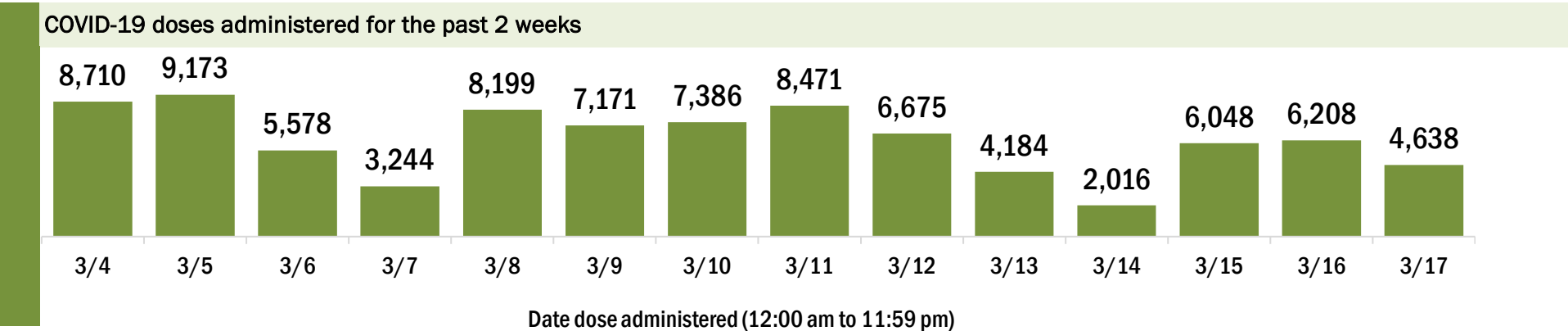
Data in this report are provisional and subject to change.

Data in this summary pertain to COVID-19 vaccines approved by the U.S. Food and Drug Administration and have been issued an Emergency Use Authorization (Janssen COVID-19 Vaccine, Moderna COVID-19 Vaccine and Pfizer-BioNTech COVID-19 Vaccine). These data summarize the number of people who have received either their first dose or have completed the series for a COVID-19 vaccine. **A person can only be counted in one category, first dose or series complete.** For persons receiving Moderna or Pfizer vaccines, once they receive their second dose, they are moved from the first dose column to the series completed column. **Because of this, the total first dose category may show a change from report to report not matching the total receiving their first dose from the previous day.** Persons receiving Johnson & Johnson vaccines will always be counted in the series completed column.

COVID-19 doses for vaccinated persons in Florida	
Doses administered	355,545
People receiving one dose of a 1-dose series (Johnson & Johnson) or receiving only one dose of a 2-dose series (Moderna, Pfizer) count once. Persons receiving both doses of a 2-dose series count twice.	

Current status of persons vaccinated for COVID-19 in Florida	
Total people vaccinated	243,087
First dose	121,044
Series completed	122,043
Completed 1-dose series	9,585
Completed 2-dose series	112,458
First dose: current number of people who have only received their first dose of the Moderna or Pfizer vaccine.	
Series complete: current number of people who have received both Moderna or Pfizer vaccine doses or one Johnson & Johnson dose and are considered fully immunized.	

Demographic summary	First dose	Series complete	Total people vaccinated
Age group	121,044	122,043	243,087
16-24 years	3,334	2,290	5,624
25-34 years	7,973	8,696	16,669
35-44 years	10,793	10,250	21,043
45-54 years	13,731	11,152	24,883
55-64 years	21,173	14,621	35,794
65-74 years	38,711	42,926	81,637
75-84 years	19,172	23,438	42,610
85+ years	6,157	8,670	14,827
Race	121,044	122,043	243,087
White	77,105	81,535	158,640
Black	7,559	8,895	16,454
American Indian/Alaskan	384	507	891
Other	14,002	19,358	33,360
Unknown	21,994	11,748	33,742
Other race includes Asian, native Hawaiian/Pacific Islander, or other.			
Ethnicity	121,044	122,043	243,087
Hispanic	9,855	13,717	23,572
Non-Hispanic	57,671	75,755	133,426
Unknown	53,518	32,571	86,089
Gender	121,044	122,043	243,087
Female	72,061	72,944	145,005
Male	48,639	48,983	97,622
Unknown	344	116	460



COVID-19: Holmes County vaccine summary

Vaccination data through Mar 17, 2021 as of Mar 18, 2021 at 12:05 AM

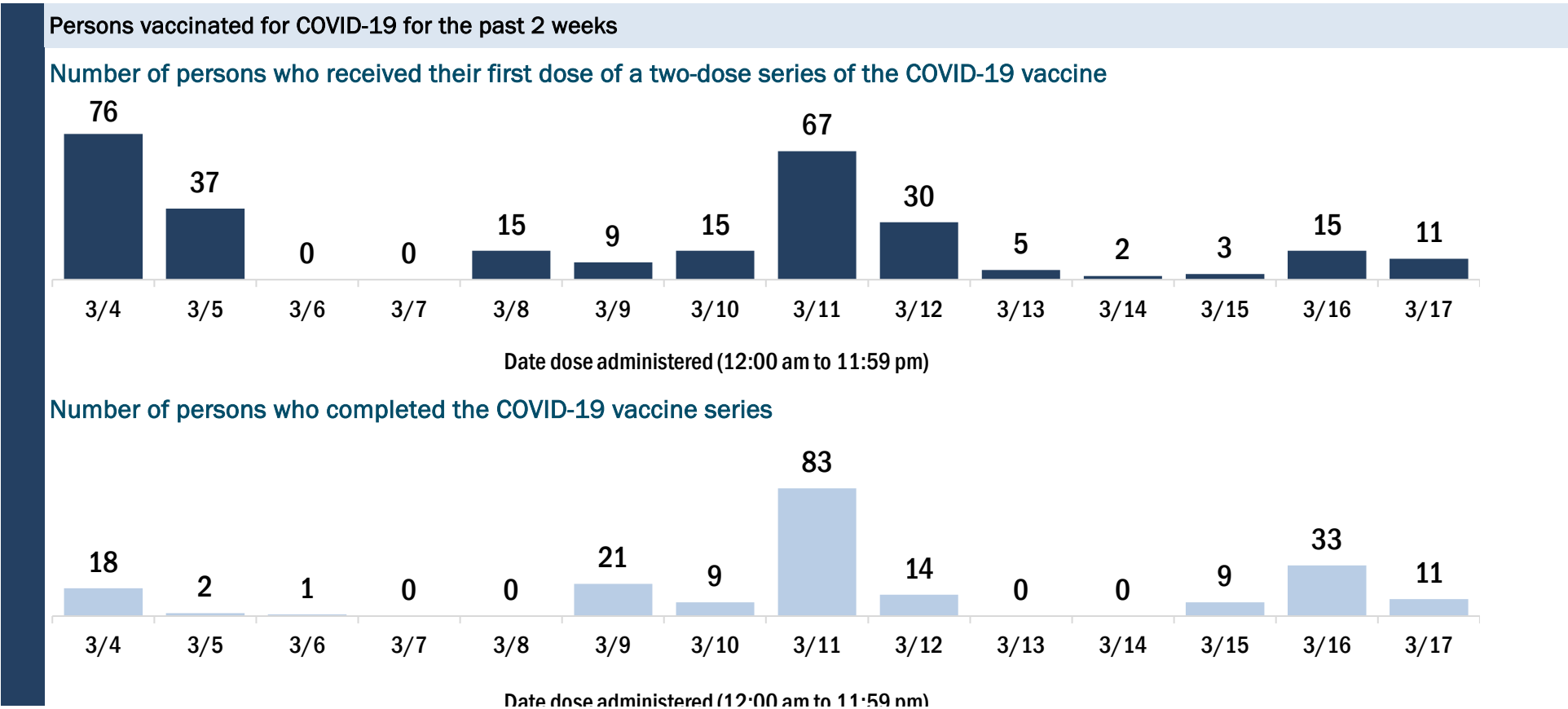
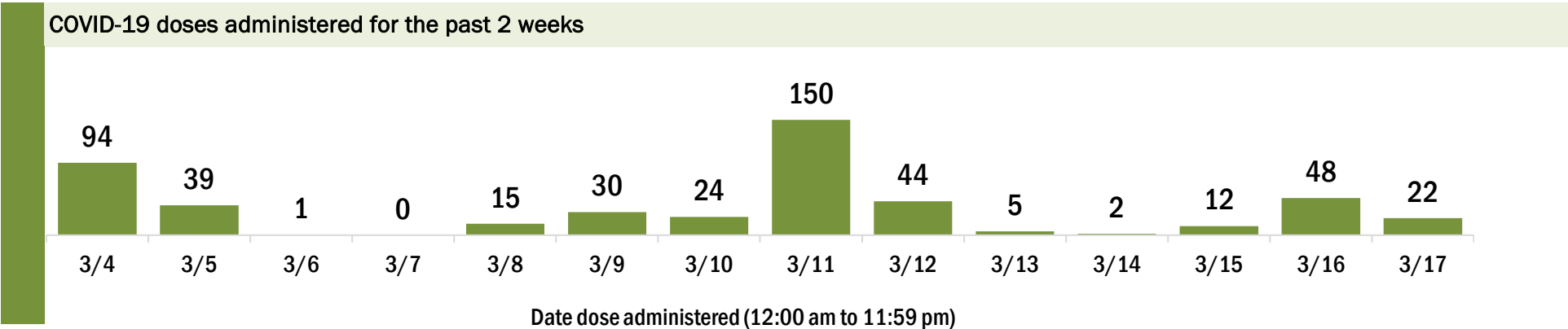
Data in this report are provisional and subject to change.

Data in this summary pertain to COVID-19 vaccines approved by the U.S. Food and Drug Administration and have been issued an Emergency Use Authorization (Janssen COVID-19 Vaccine, Moderna COVID-19 Vaccine and Pfizer-BioNTech COVID-19 Vaccine). These data summarize the number of people who have received either their first dose or have completed the series for a COVID-19 vaccine. **A person can only be counted in one category, first dose or series complete.** For persons receiving Moderna or Pfizer vaccines, once they receive their second dose, they are moved from the first dose column to the series completed column. **Because of this, the total first dose category may show a change from report to report not matching the total receiving their first dose from the previous day.** Persons receiving Johnson & Johnson vaccines will always be counted in the series completed column.

COVID-19 doses for vaccinated persons in Florida	
Doses administered	4,444
People receiving one dose of a 1-dose series (Johnson & Johnson) or receiving only one dose of a 2-dose series (Moderna, Pfizer) count once. Persons receiving both doses of a 2-dose series count twice.	

Current status of persons vaccinated for COVID-19 in Florida	
Total people vaccinated	2,619
First dose	750
Series completed	1,869
Completed 1-dose series	44
Completed 2-dose series	1,825
First dose: current number of people who have only received their first dose of the Moderna or Pfizer vaccine.	
Series complete: current number of people who have received both Moderna or Pfizer vaccine doses or one Johnson & Johnson dose and are considered fully immunized.	

Demographic summary	First dose	Series complete	Total people vaccinated
Age group	750	1,869	2,619
16-24 years	7	9	16
25-34 years	20	36	56
35-44 years	48	57	105
45-54 years	91	98	189
55-64 years	181	171	352
65-74 years	244	789	1,033
75-84 years	128	549	677
85+ years	31	160	191
Race	750	1,869	2,619
White	650	1,584	2,234
Black	26	60	86
American Indian/Alaskan	3	21	24
Other	32	150	182
Unknown	39	54	93
Other race includes Asian, native Hawaiian/Pacific Islander, or other.			
Ethnicity	750	1,869	2,619
Hispanic	5	14	19
Non-Hispanic	597	1,580	2,177
Unknown	148	275	423
Gender	750	1,869	2,619
Female	404	1,010	1,414
Male	345	859	1,204
Unknown	1	0	1



COVID-19: Indian River County vaccine summary

Vaccination data through Mar 17, 2021 as of Mar 18, 2021 at 12:05 AM

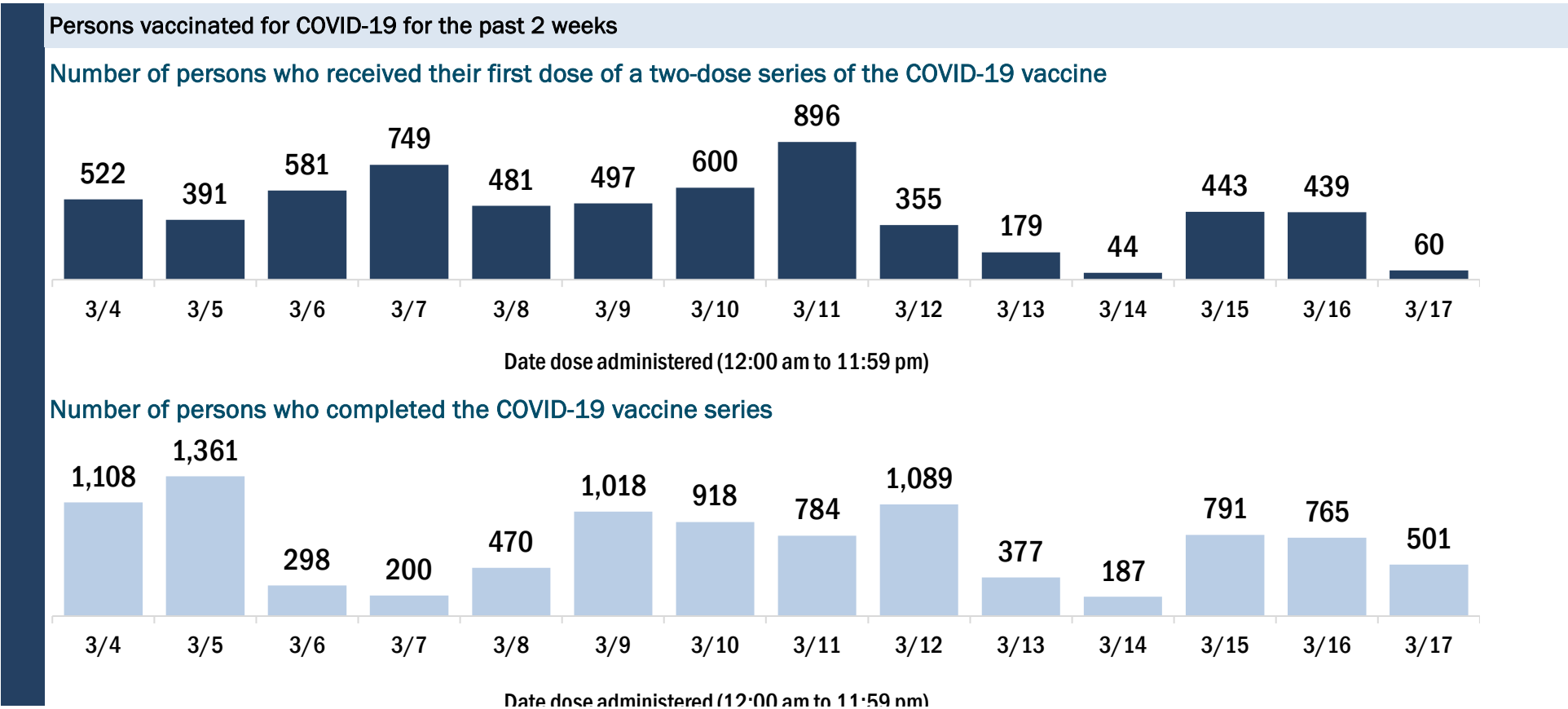
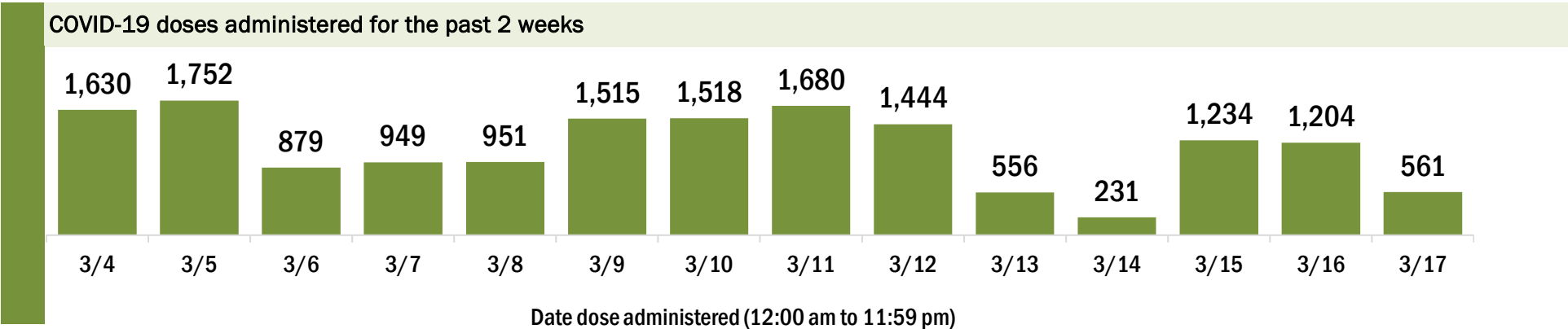
Data in this report are provisional and subject to change.

Data in this summary pertain to COVID-19 vaccines approved by the U.S. Food and Drug Administration and have been issued an Emergency Use Authorization (Janssen COVID-19 Vaccine, Moderna COVID-19 Vaccine and Pfizer-BioNTech COVID-19 Vaccine). These data summarize the number of people who have received either their first dose or have completed the series for a COVID-19 vaccine. **A person can only be counted in one category, first dose or series complete.** For persons receiving Moderna or Pfizer vaccines, once they receive their second dose, they are moved from the first dose column to the series completed column. **Because of this, the total first dose category may show a change from report to report not matching the total receiving their first dose from the previous day.** Persons receiving Johnson & Johnson vaccines will always be counted in the series completed column.

COVID-19 doses for vaccinated persons in Florida	
Doses administered	80,820
People receiving one dose of a 1-dose series (Johnson & Johnson) or receiving only one dose of a 2-dose series (Moderna, Pfizer) count once. Persons receiving both doses of a 2-dose series count twice.	

Current status of persons vaccinated for COVID-19 in Florida	
Total people vaccinated	49,846
First dose	18,455
Series completed	31,391
Completed 1-dose series	417
Completed 2-dose series	30,974
First dose: current number of people who have only received their first dose of the Moderna or Pfizer vaccine.	
Series complete: current number of people who have received both Moderna or Pfizer vaccine doses or one Johnson & Johnson dose and are considered fully immunized.	

Demographic summary	First dose	Series complete	Total people vaccinated
Age group	18,455	31,391	49,846
16-24 years	140	169	309
25-34 years	269	461	730
35-44 years	386	643	1,029
45-54 years	730	938	1,668
55-64 years	2,235	1,780	4,015
65-74 years	7,161	14,836	21,997
75-84 years	5,491	9,317	14,808
85+ years	2,043	3,247	5,290
Race	18,455	31,391	49,846
White	14,140	22,622	36,762
Black	620	671	1,291
American Indian/Alaskan	148	158	306
Other	892	2,516	3,408
Unknown	2,655	5,424	8,079
Other race includes Asian, native Hawaiian/Pacific Islander, or other.			
Ethnicity	18,455	31,391	49,846
Hispanic	478	575	1,053
Non-Hispanic	10,810	19,152	29,962
Unknown	7,167	11,664	18,831
Gender	18,455	31,391	49,846
Female	10,347	17,770	28,117
Male	8,075	13,612	21,687
Unknown	33	9	42



COVID-19: Jackson County vaccine summary

Vaccination data through Mar 17, 2021 as of Mar 18, 2021 at 12:05 AM

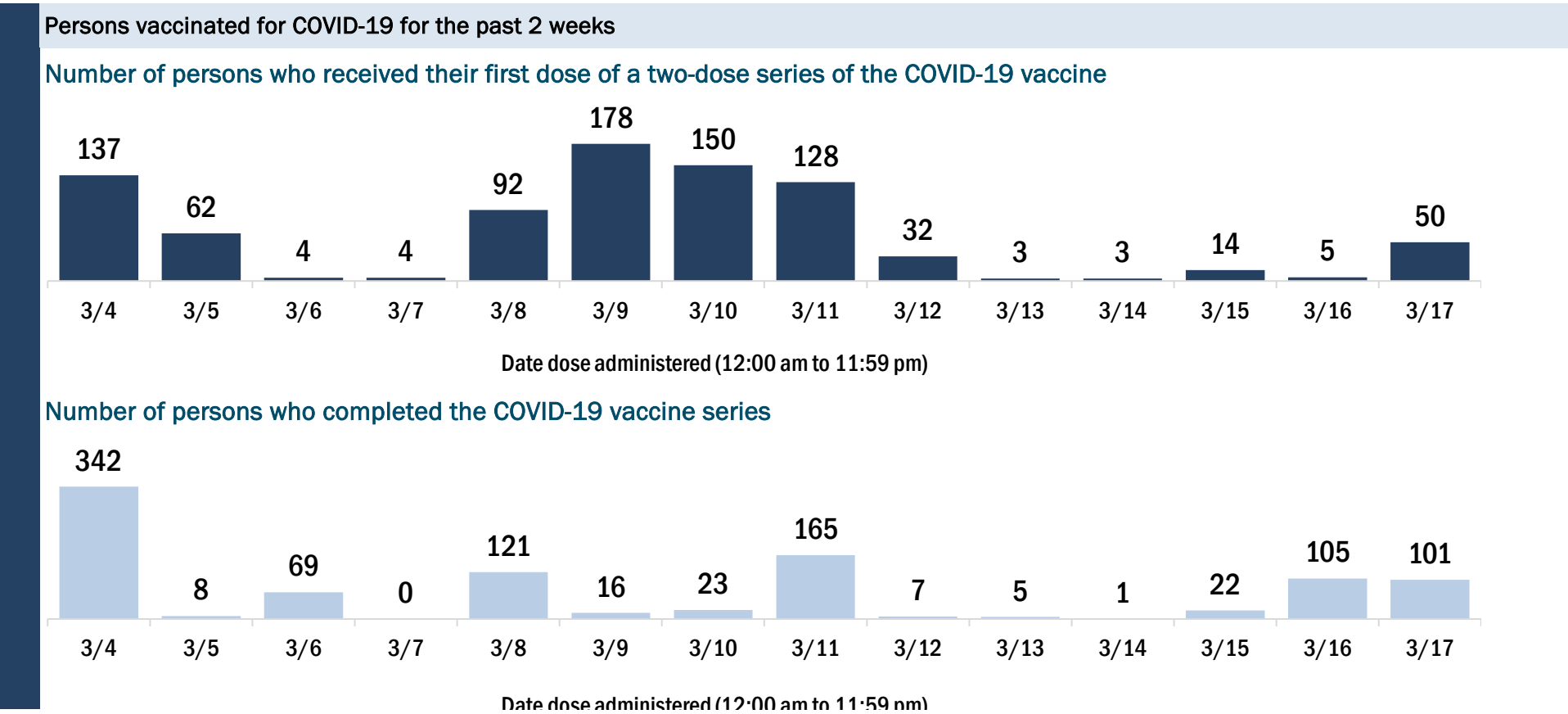
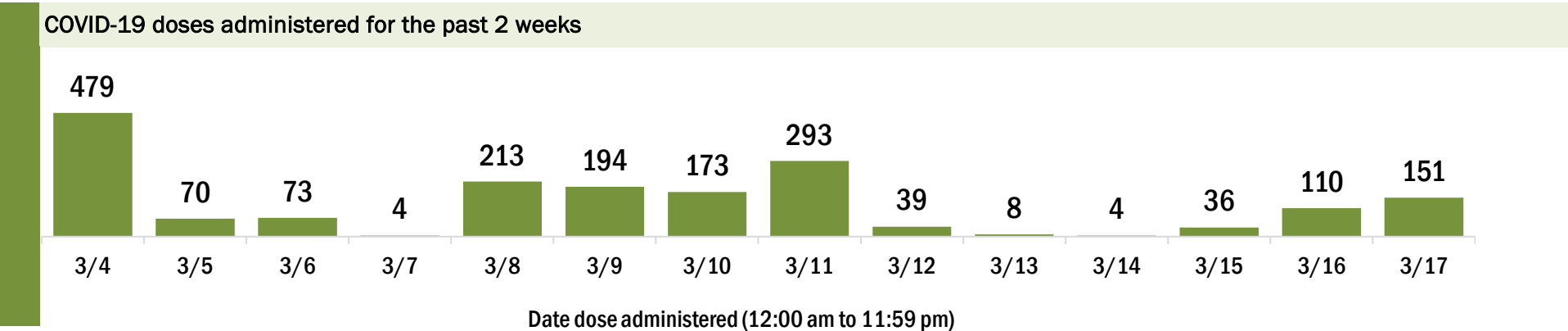
Data in this report are provisional and subject to change.

Data in this summary pertain to COVID-19 vaccines approved by the U.S. Food and Drug Administration and have been issued an Emergency Use Authorization (Janssen COVID-19 Vaccine, Moderna COVID-19 Vaccine and Pfizer-BioNTech COVID-19 Vaccine). These data summarize the number of people who have received either their first dose or have completed the series for a COVID-19 vaccine. **A person can only be counted in one category, first dose or series complete.** For persons receiving Moderna or Pfizer vaccines, once they receive their second dose, they are moved from the first dose column to the series completed column. **Because of this, the total first dose category may show a change from report to report not matching the total receiving their first dose from the previous day.** Persons receiving Johnson & Johnson vaccines will always be counted in the series completed column.

COVID-19 doses for vaccinated persons in Florida	
Doses administered	13,857
People receiving one dose of a 1-dose series (Johnson & Johnson) or receiving only one dose of a 2-dose series (Moderna, Pfizer) count once. Persons receiving both doses of a 2-dose series count twice.	

Current status of persons vaccinated for COVID-19 in Florida	
Total people vaccinated	8,451
First dose	2,853
Series completed	5,598
Completed 1-dose series	192
Completed 2-dose series	5,406
First dose: current number of people who have only received their first dose of the Moderna or Pfizer vaccine.	
Series complete: current number of people who have received both Moderna or Pfizer vaccine doses or one Johnson & Johnson dose and are considered fully immunized.	

Demographic summary	First dose	Series complete	Total people vaccinated
Age group	2,853	5,598	8,451
16-24 years	58	41	99
25-34 years	124	130	254
35-44 years	185	214	399
45-54 years	394	329	723
55-64 years	809	552	1,361
65-74 years	661	2,355	3,016
75-84 years	459	1,477	1,936
85+ years	163	500	663
Race	2,853	5,598	8,451
White	1,827	3,976	5,803
Black	625	925	1,550
American Indian/Alaskan	21	24	45
Other	114	254	368
Unknown	266	419	685
Other race includes Asian, native Hawaiian/Pacific Islander, or other.			
Ethnicity	2,853	5,598	8,451
Hispanic	47	46	93
Non-Hispanic	2,096	3,655	5,751
Unknown	710	1,897	2,607
Gender	2,853	5,598	8,451
Female	1,646	3,178	4,824
Male	1,205	2,420	3,625
Unknown	2	0	2



COVID-19: Jefferson County vaccine summary

Vaccination data through Mar 17, 2021 as of Mar 18, 2021 at 12:05 AM

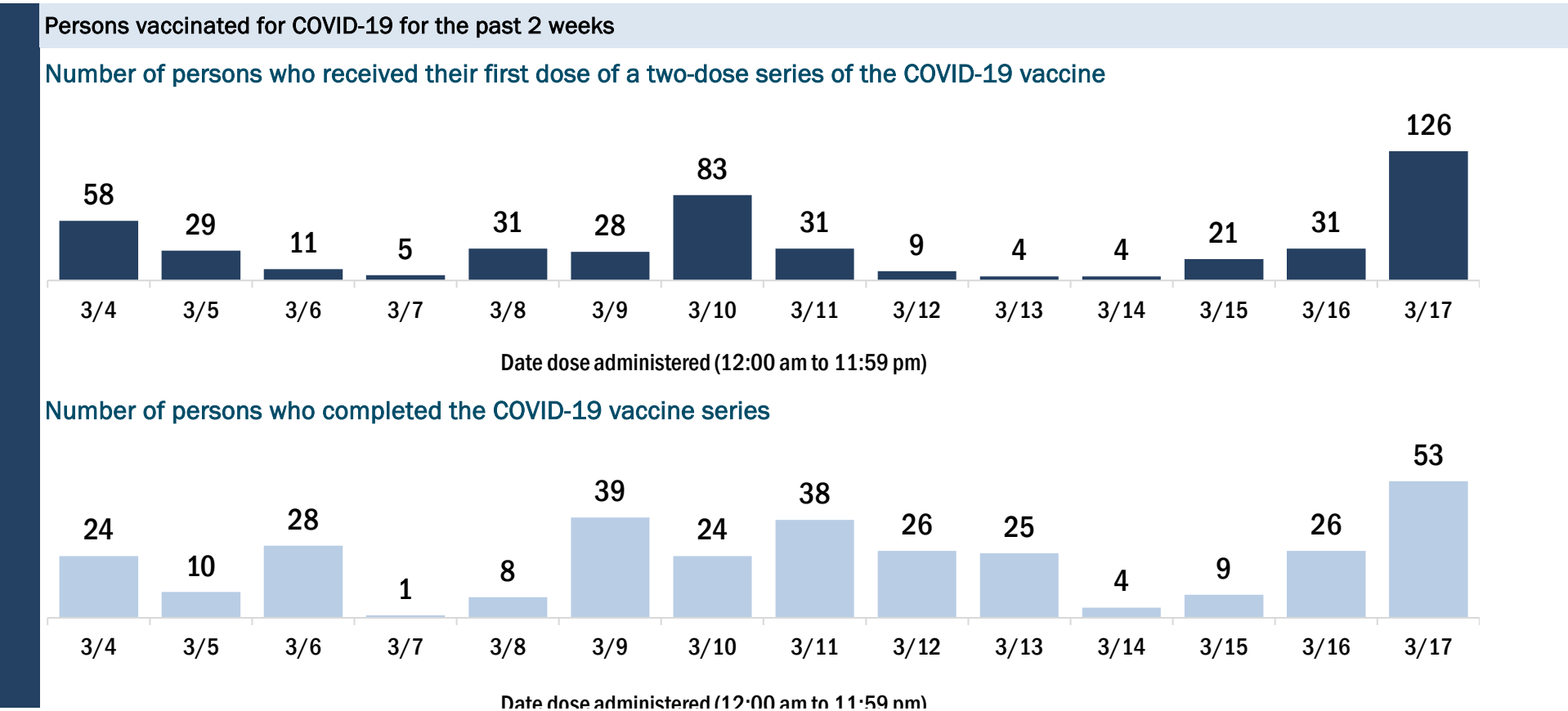
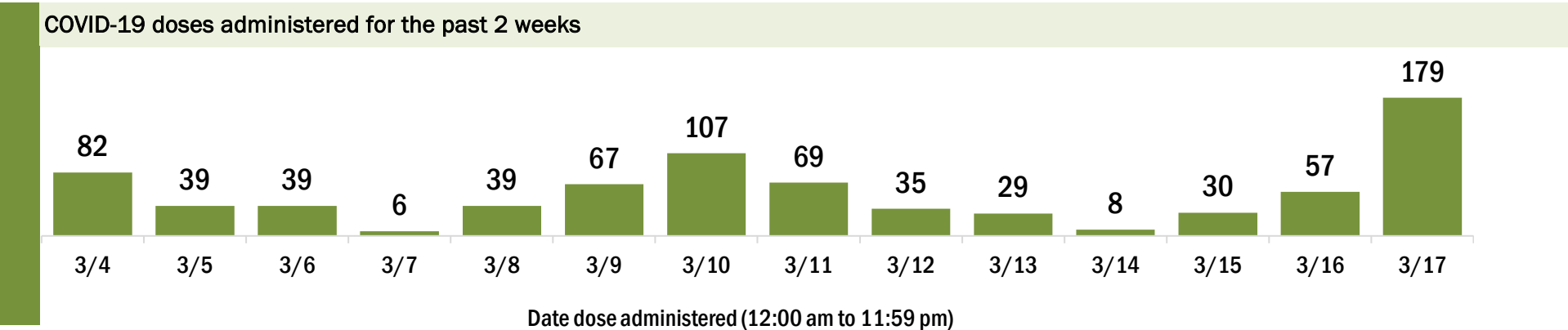
Data in this report are provisional and subject to change.

Data in this summary pertain to COVID-19 vaccines approved by the U.S. Food and Drug Administration and have been issued an Emergency Use Authorization (Janssen COVID-19 Vaccine, Moderna COVID-19 Vaccine and Pfizer-BioNTech COVID-19 Vaccine). These data summarize the number of people who have received either their first dose or have completed the series for a COVID-19 vaccine. **A person can only be counted in one category, first dose or series complete.** For persons receiving Moderna or Pfizer vaccines, once they receive their second dose, they are moved from the first dose column to the series completed column. **Because of this, the total first dose category may show a change from report to report not matching the total receiving their first dose from the previous day.** Persons receiving Johnson & Johnson vaccines will always be counted in the series completed column.

COVID-19 doses for vaccinated persons in Florida	
Doses administered	5,343
People receiving one dose of a 1-dose series (Johnson & Johnson) or receiving only one dose of a 2-dose series (Moderna, Pfizer) count once. Persons receiving both doses of a 2-dose series count twice.	

Current status of persons vaccinated for COVID-19 in Florida	
Total people vaccinated	3,144
First dose	919
Series completed	2,225
Completed 1-dose series	26
Completed 2-dose series	2,199
First dose: current number of people who have only received their first dose of the Moderna or Pfizer vaccine.	
Series complete: current number of people who have received both Moderna or Pfizer vaccine doses or one Johnson & Johnson dose and are considered fully immunized.	

Demographic summary	First dose	Series complete	Total people vaccinated
Age group	919	2,225	3,144
16-24 years	19	8	27
25-34 years	31	35	66
35-44 years	55	53	108
45-54 years	123	109	232
55-64 years	345	207	552
65-74 years	210	1,098	1,308
75-84 years	103	558	661
85+ years	33	157	190
Race	919	2,225	3,144
White	419	1,220	1,639
Black	265	373	638
American Indian/Alaskan	3	4	7
Other	125	402	527
Unknown	107	226	333
Other race includes Asian, native Hawaiian/Pacific Islander, or other.			
Ethnicity	919	2,225	3,144
Hispanic	12	18	30
Non-Hispanic	519	1,069	1,588
Unknown	388	1,138	1,526
Gender	919	2,225	3,144
Female	548	1,296	1,844
Male	371	929	1,300
Unknown	0	0	0



COVID-19: Lafayette County vaccine summary

Vaccination data through Mar 17, 2021 as of Mar 18, 2021 at 12:05 AM

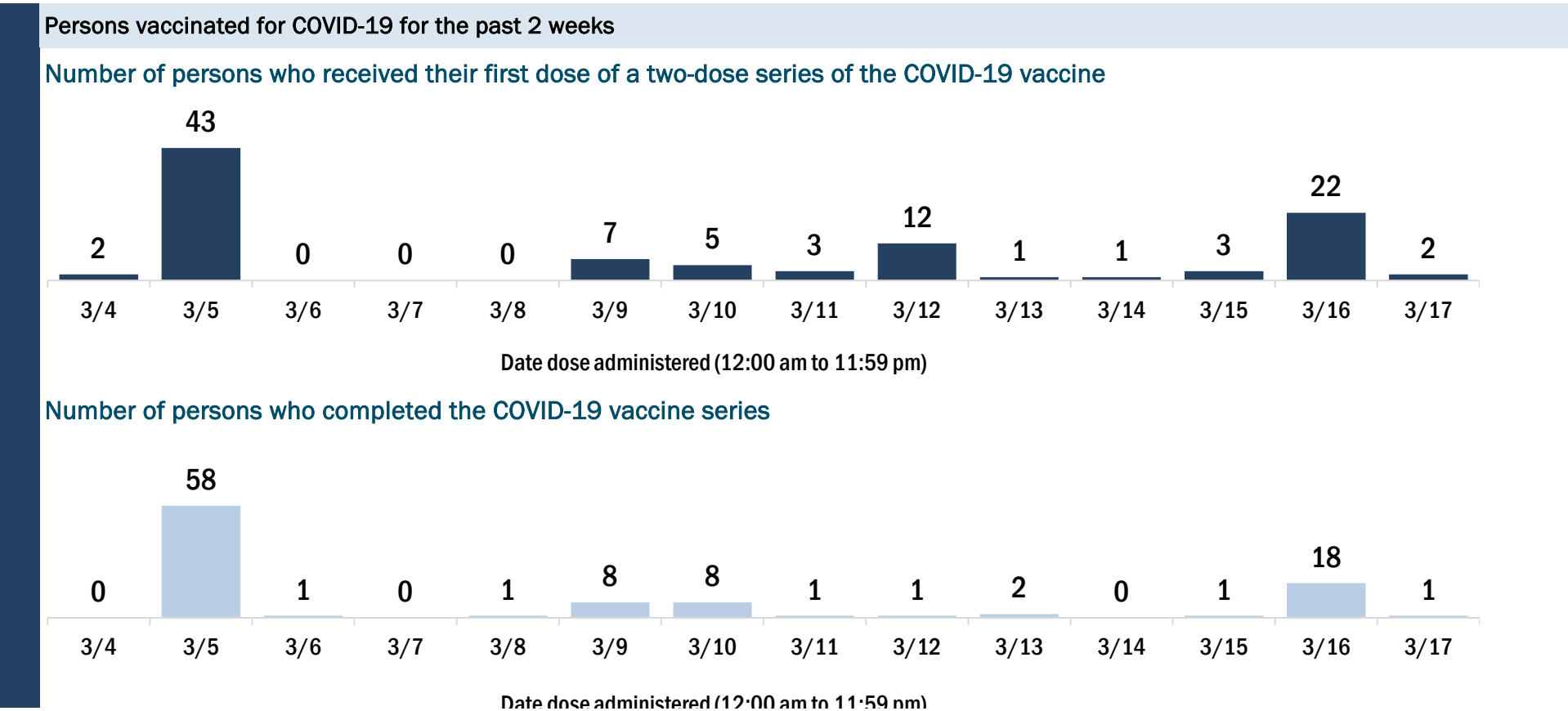
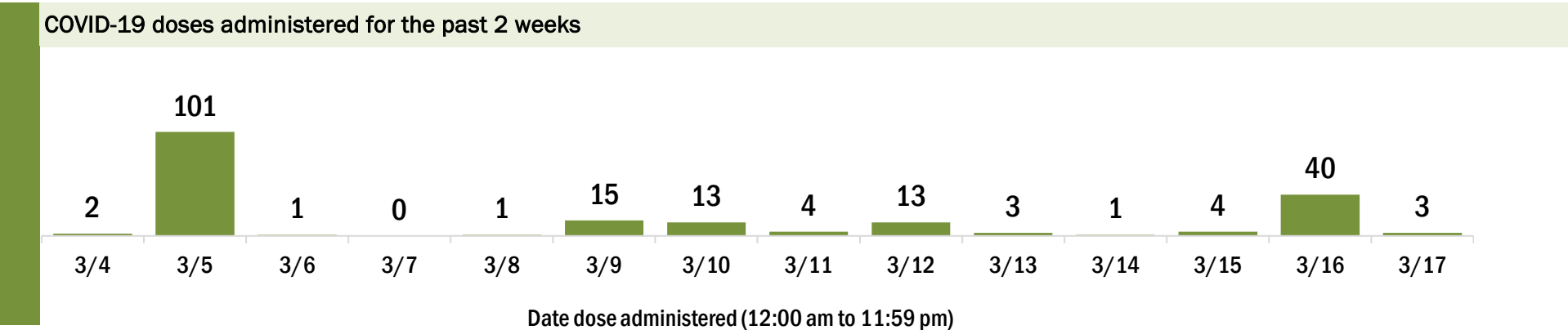
Data in this report are provisional and subject to change.

Data in this summary pertain to COVID-19 vaccines approved by the U.S. Food and Drug Administration and have been issued an Emergency Use Authorization (Janssen COVID-19 Vaccine, Moderna COVID-19 Vaccine and Pfizer-BioNTech COVID-19 Vaccine). These data summarize the number of people who have received either their first dose or have completed the series for a COVID-19 vaccine. **A person can only be counted in one category, first dose or series complete.** For persons receiving Moderna or Pfizer vaccines, once they receive their second dose, they are moved from the first dose column to the series completed column. **Because of this, the total first dose category may show a change from report to report not matching the total receiving their first dose from the previous day.** Persons receiving Johnson & Johnson vaccines will always be counted in the series completed column.

COVID-19 doses for vaccinated persons in Florida	
Doses administered	2,541
People receiving one dose of a 1-dose series (Johnson & Johnson) or receiving only one dose of a 2-dose series (Moderna, Pfizer) count once. Persons receiving both doses of a 2-dose series count twice.	

Current status of persons vaccinated for COVID-19 in Florida	
Total people vaccinated	1,465
First dose	387
Series completed	1,078
Completed 1-dose series	2
Completed 2-dose series	1,076
First dose: current number of people who have only received their first dose of the Moderna or Pfizer vaccine.	
Series complete: current number of people who have received both Moderna or Pfizer vaccine doses or one Johnson & Johnson dose and are considered fully immunized.	

Demographic summary	First dose	Series complete	Total people vaccinated
Age group	387	1,078	1,465
16-24 years	2	3	5
25-34 years	2	7	9
35-44 years	10	18	28
45-54 years	31	34	65
55-64 years	74	58	132
65-74 years	156	542	698
75-84 years	80	321	401
85+ years	32	95	127
Race	387	1,078	1,465
White	300	920	1,220
Black	13	26	39
American Indian/Alaskan	4	1	5
Other	12	63	75
Unknown	58	68	126
Other race includes Asian, native Hawaiian/Pacific Islander, or other.			
Ethnicity	387	1,078	1,465
Hispanic	13	16	29
Non-Hispanic	260	873	1,133
Unknown	114	189	303
Gender	387	1,078	1,465
Female	213	557	770
Male	173	521	694
Unknown	1	0	1



COVID-19: Lake County vaccine summary

Vaccination data through Mar 17, 2021 as of Mar 18, 2021 at 12:05 AM

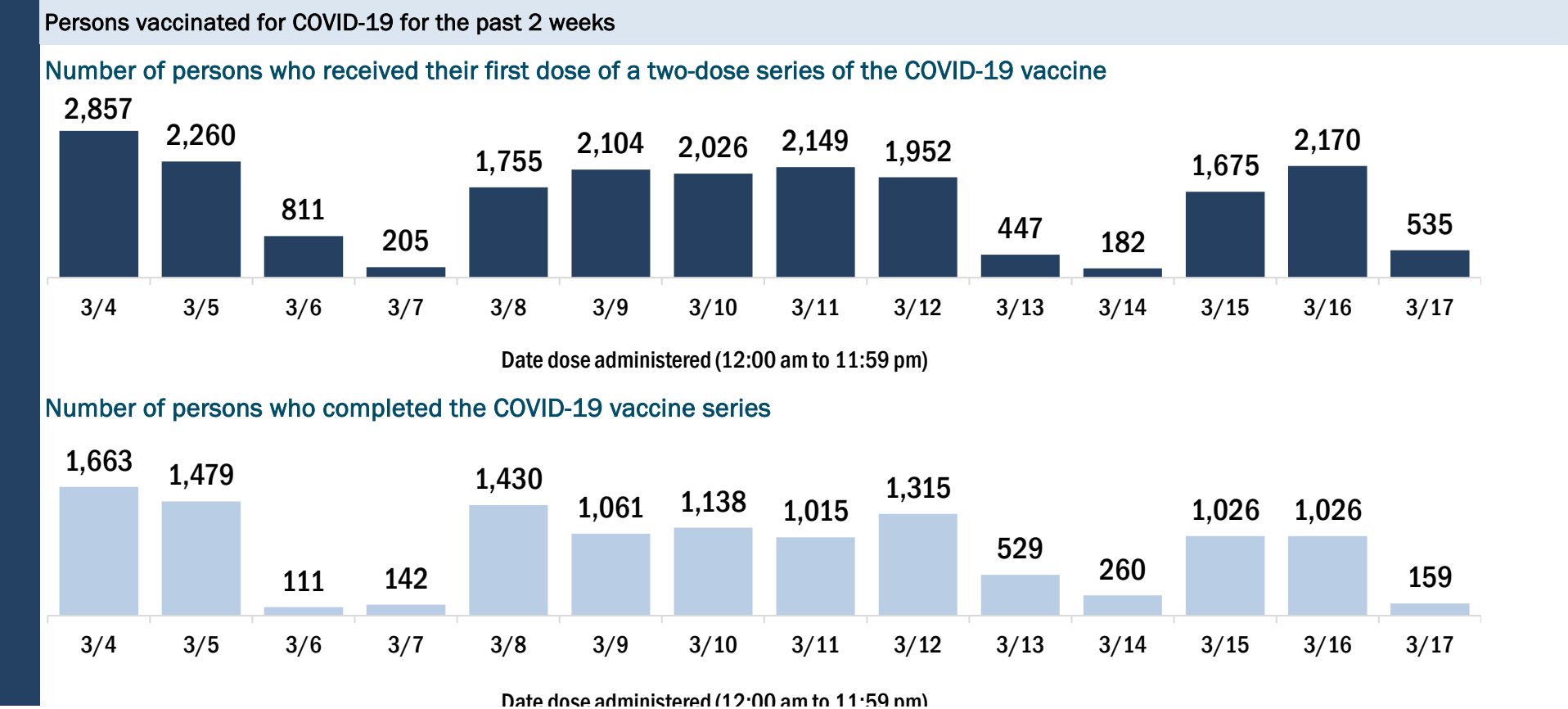
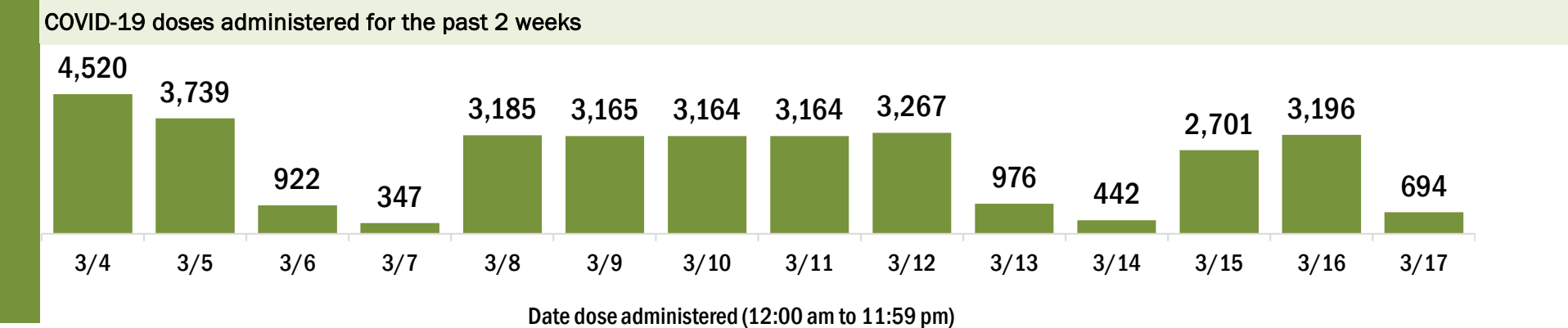
Data in this report are provisional and subject to change.

Data in this summary pertain to COVID-19 vaccines approved by the U.S. Food and Drug Administration and have been issued an Emergency Use Authorization (Janssen COVID-19 Vaccine, Moderna COVID-19 Vaccine and Pfizer-BioNTech COVID-19 Vaccine). These data summarize the number of people who have received either their first dose or have completed the series for a COVID-19 vaccine. **A person can only be counted in one category, first dose or series complete.** For persons receiving Moderna or Pfizer vaccines, once they receive their second dose, they are moved from the first dose column to the series completed column. **Because of this, the total first dose category may show a change from report to report not matching the total receiving their first dose from the previous day.** Persons receiving Johnson & Johnson vaccines will always be counted in the series completed column.

COVID-19 doses for vaccinated persons in Florida	
Doses administered	151,707
People receiving one dose of a 1-dose series (Johnson & Johnson) or receiving only one dose of a 2-dose series (Moderna, Pfizer) count once. Persons receiving both doses of a 2-dose series count twice.	

Current status of persons vaccinated for COVID-19 in Florida	
Total people vaccinated	95,546
First dose	37,699
Series completed	57,847
Completed 1-dose series	1,686
Completed 2-dose series	56,161
First dose: current number of people who have only received their first dose of the Moderna or Pfizer vaccine.	
Series complete: current number of people who have received both Moderna or Pfizer vaccine doses or one Johnson & Johnson dose and are considered fully immunized.	

Demographic summary	First dose	Series complete	Total people vaccinated
Age group	37,699	57,847	95,546
16-24 years	461	351	812
25-34 years	1,231	1,101	2,332
35-44 years	1,809	1,692	3,501
45-54 years	2,700	2,197	4,897
55-64 years	5,983	3,473	9,456
65-74 years	13,085	25,763	38,848
75-84 years	9,271	18,162	27,433
85+ years	3,159	5,108	8,267
Race	37,699	57,847	95,546
White	25,105	45,346	70,451
Black	1,888	2,156	4,044
American Indian/Alaskan	165	346	511
Other	2,880	5,282	8,162
Unknown	7,661	4,717	12,378
Other race includes Asian, native Hawaiian/Pacific Islander, or other.			
Ethnicity	37,699	57,847	95,546
Hispanic	1,472	2,237	3,709
Non-Hispanic	15,381	31,917	47,298
Unknown	20,846	23,693	44,539
Gender	37,699	57,847	95,546
Female	21,953	32,882	54,835
Male	15,598	24,933	40,531
Unknown	148	32	180



COVID-19: Lee County vaccine summary

Vaccination data through Mar 17, 2021 as of Mar 18, 2021 at 12:05 AM

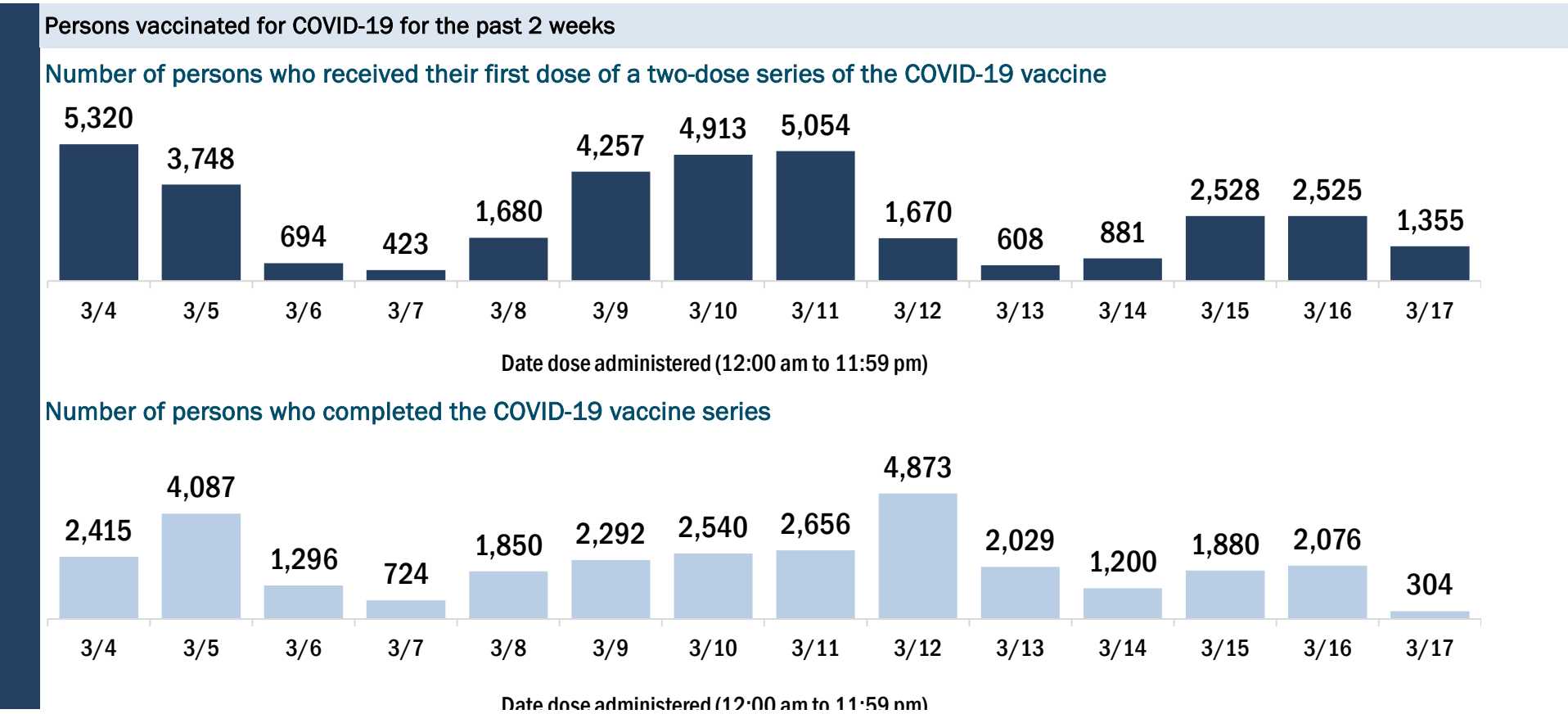
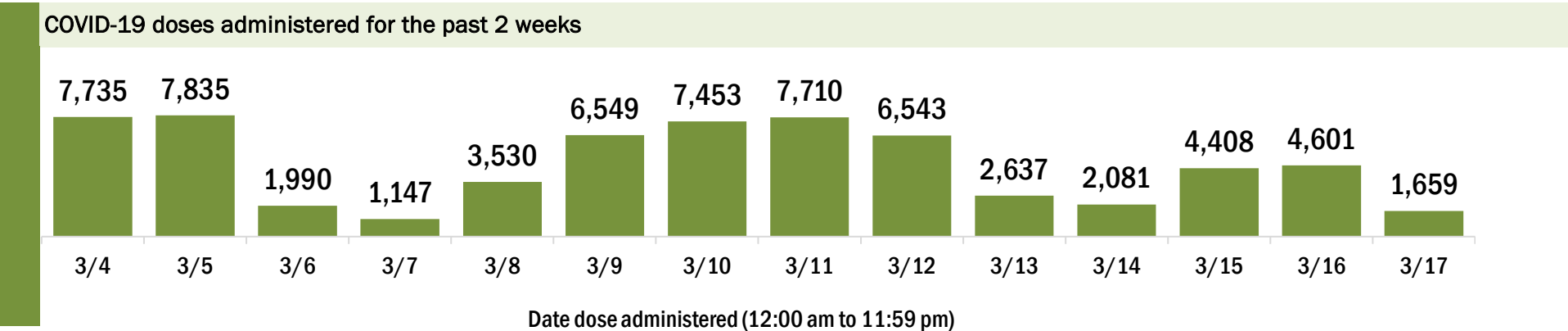
Data in this report are provisional and subject to change.

Data in this summary pertain to COVID-19 vaccines approved by the U.S. Food and Drug Administration and have been issued an Emergency Use Authorization (Janssen COVID-19 Vaccine, Moderna COVID-19 Vaccine and Pfizer-BioNTech COVID-19 Vaccine). These data summarize the number of people who have received either their first dose or have completed the series for a COVID-19 vaccine. **A person can only be counted in one category, first dose or series complete.** For persons receiving Moderna or Pfizer vaccines, once they receive their second dose, they are moved from the first dose column to the series completed column. **Because of this, the total first dose category may show a change from report to report not matching the total receiving their first dose from the previous day.** Persons receiving Johnson & Johnson vaccines will always be counted in the series completed column.

COVID-19 doses for vaccinated persons in Florida	
Doses administered	265,197
People receiving one dose of a 1-dose series (Johnson & Johnson) or receiving only one dose of a 2-dose series (Moderna, Pfizer) count once. Persons receiving both doses of a 2-dose series count twice.	

Current status of persons vaccinated for COVID-19 in Florida	
Total people vaccinated	170,599
First dose	72,726
Series completed	97,873
Completed 1-dose series	3,275
Completed 2-dose series	94,598
First dose: current number of people who have only received their first dose of the Moderna or Pfizer vaccine.	
Series complete: current number of people who have received both Moderna or Pfizer vaccine doses or one Johnson & Johnson dose and are considered fully immunized.	

Demographic summary	First dose	Series complete	Total people vaccinated
Age group	72,726	97,873	170,599
16-24 years	562	614	1,176
25-34 years	1,379	2,209	3,588
35-44 years	2,009	2,967	4,976
45-54 years	3,207	4,233	7,440
55-64 years	8,042	7,764	15,806
65-74 years	30,747	46,211	76,958
75-84 years	21,126	26,452	47,578
85+ years	5,654	7,423	13,077
Race	72,726	97,873	170,599
White	53,248	65,584	118,832
Black	1,655	1,750	3,405
American Indian/Alaskan	344	198	542
Other	3,665	7,154	10,819
Unknown	13,814	23,187	37,001
Other race includes Asian, native Hawaiian/Pacific Islander, or other.			
Ethnicity	72,726	97,873	170,599
Hispanic	3,148	3,451	6,599
Non-Hispanic	42,032	51,017	93,049
Unknown	27,546	43,405	70,951
Gender	72,726	97,873	170,599
Female	41,244	54,642	95,886
Male	31,332	42,980	74,312
Unknown	150	251	401



COVID-19: Leon County vaccine summary

Vaccination data through Mar 17, 2021 as of Mar 18, 2021 at 12:05 AM

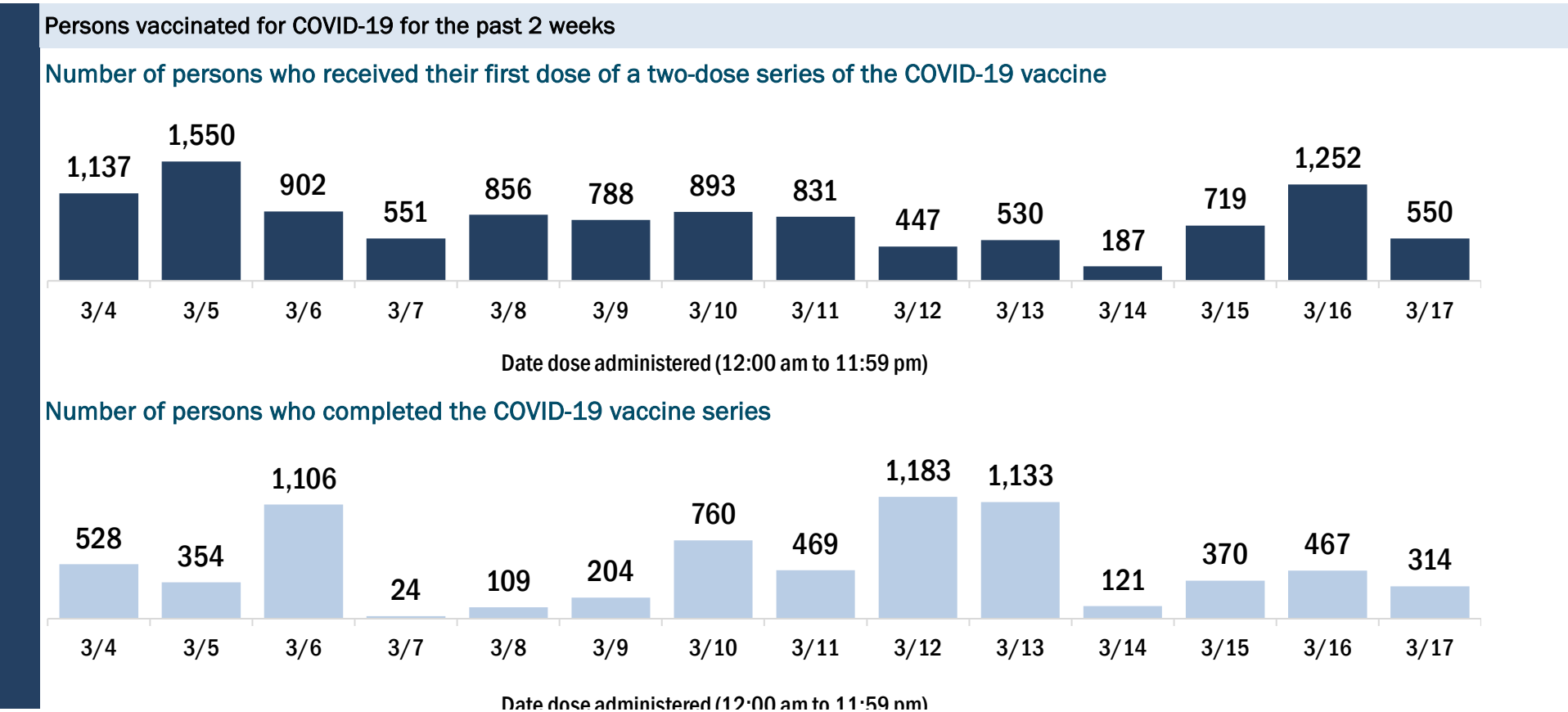
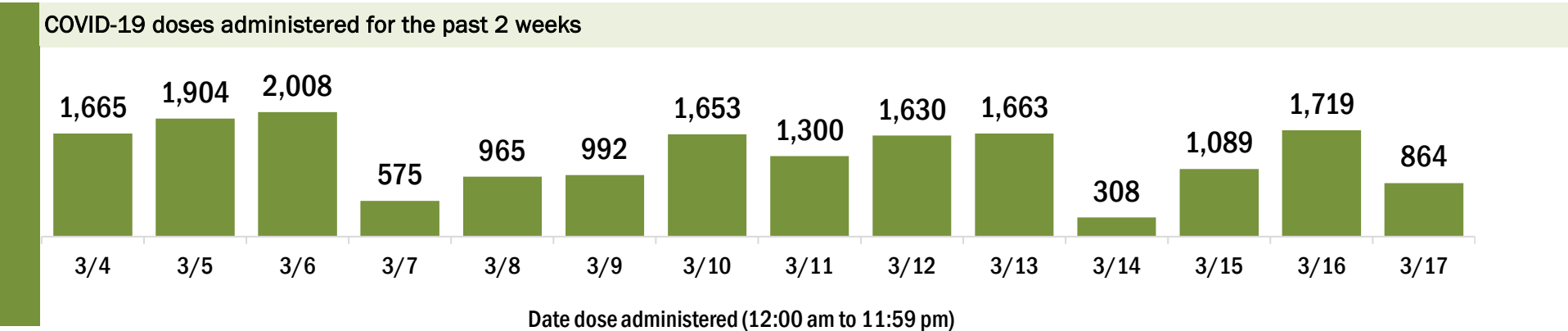
Data in this report are provisional and subject to change.

Data in this summary pertain to COVID-19 vaccines approved by the U.S. Food and Drug Administration and have been issued an Emergency Use Authorization (Janssen COVID-19 Vaccine, Moderna COVID-19 Vaccine and Pfizer-BioNTech COVID-19 Vaccine). These data summarize the number of people who have received either their first dose or have completed the series for a COVID-19 vaccine. **A person can only be counted in one category, first dose or series complete.** For persons receiving Moderna or Pfizer vaccines, once they receive their second dose, they are moved from the first dose column to the series completed column. **Because of this, the total first dose category may show a change from report to report not matching the total receiving their first dose from the previous day.** Persons receiving Johnson & Johnson vaccines will always be counted in the series completed column.

COVID-19 doses for vaccinated persons in Florida	
Doses administered	97,597
People receiving one dose of a 1-dose series (Johnson & Johnson) or receiving only one dose of a 2-dose series (Moderna, Pfizer) count once. Persons receiving both doses of a 2-dose series count twice.	

Current status of persons vaccinated for COVID-19 in Florida	
Total people vaccinated	60,011
First dose	21,557
Series completed	38,454
Completed 1-dose series	868
Completed 2-dose series	37,586
First dose: current number of people who have only received their first dose of the Moderna or Pfizer vaccine.	
Series complete: current number of people who have received both Moderna or Pfizer vaccine doses or one Johnson & Johnson dose and are considered fully immunized.	

Demographic summary	First dose	Series complete	Total people vaccinated
Age group	21,557	38,454	60,011
16-24 years	1,351	925	2,276
25-34 years	2,295	1,882	4,177
35-44 years	2,816	2,264	5,080
45-54 years	3,471	2,636	6,107
55-64 years	5,752	4,797	10,549
65-74 years	3,685	15,946	19,631
75-84 years	1,541	7,512	9,053
85+ years	646	2,492	3,138
Race	21,557	38,454	60,011
White	11,785	22,948	34,733
Black	3,766	4,359	8,125
American Indian/Alaskan	66	114	180
Other	2,915	8,194	11,109
Unknown	3,025	2,839	5,864
Other race includes Asian, native Hawaiian/Pacific Islander, or other.			
Ethnicity	21,557	38,454	60,011
Hispanic	931	1,150	2,081
Non-Hispanic	13,956	26,891	40,847
Unknown	6,670	10,413	17,083
Gender	21,557	38,454	60,011
Female	12,984	22,896	35,880
Male	8,561	15,541	24,102
Unknown	12	17	29



COVID-19: Levy County vaccine summary

Vaccination data through Mar 17, 2021 as of Mar 18, 2021 at 12:05 AM

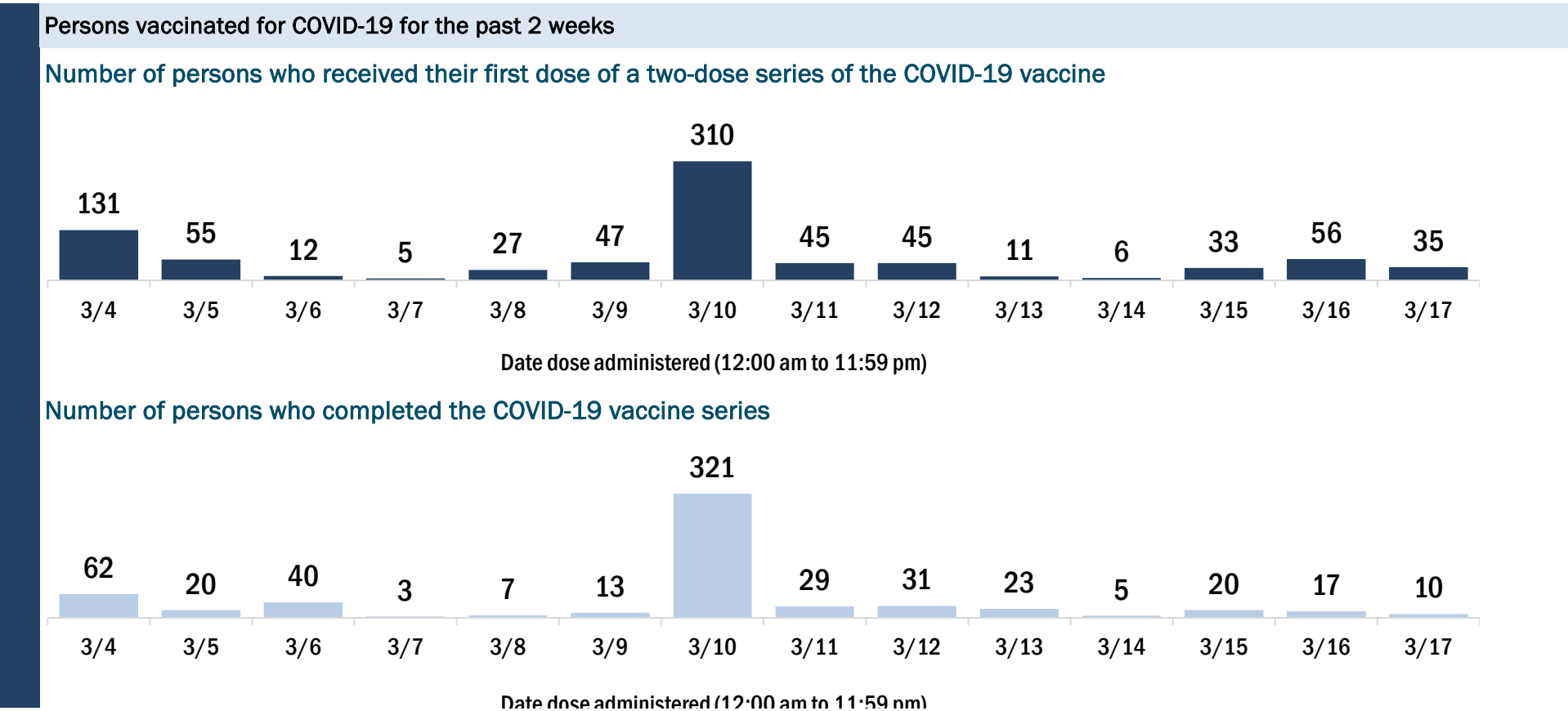
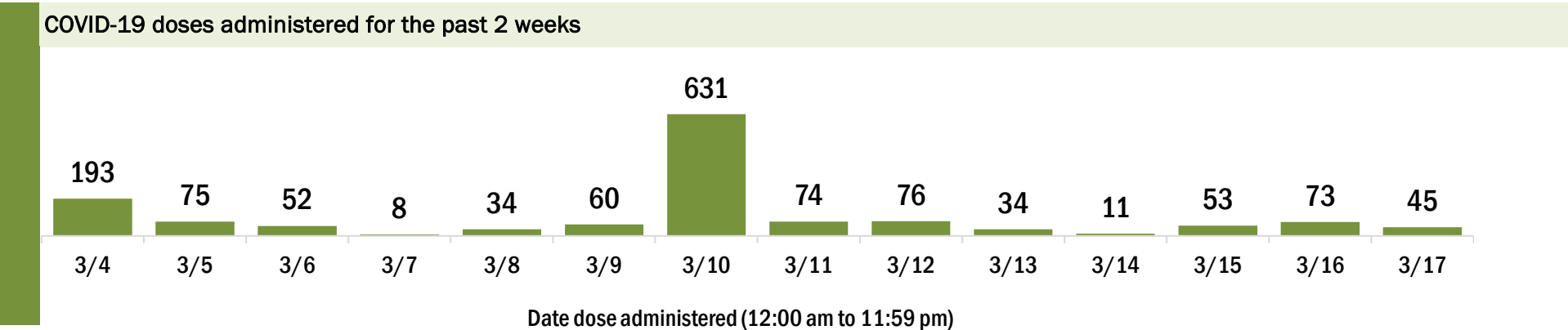
Data in this report are provisional and subject to change.

Data in this summary pertain to COVID-19 vaccines approved by the U.S. Food and Drug Administration and have been issued an Emergency Use Authorization (Janssen COVID-19 Vaccine, Moderna COVID-19 Vaccine and Pfizer-BioNTech COVID-19 Vaccine). These data summarize the number of people who have received either their first dose or have completed the series for a COVID-19 vaccine. **A person can only be counted in one category, first dose or series complete.** For persons receiving Moderna or Pfizer vaccines, once they receive their second dose, they are moved from the first dose column to the series completed column. **Because of this, the total first dose category may show a change from report to report not matching the total receiving their first dose from the previous day.** Persons receiving Johnson & Johnson vaccines will always be counted in the series completed column.

COVID-19 doses for vaccinated persons in Florida	
Doses administered	9,992
People receiving one dose of a 1-dose series (Johnson & Johnson) or receiving only one dose of a 2-dose series (Moderna, Pfizer) count once. Persons receiving both doses of a 2-dose series count twice.	

Current status of persons vaccinated for COVID-19 in Florida	
Total people vaccinated	6,097
First dose	2,157
Series completed	3,940
Completed 1-dose series	45
Completed 2-dose series	3,895
First dose: current number of people who have only received their first dose of the Moderna or Pfizer vaccine.	
Series complete: current number of people who have received both Moderna or Pfizer vaccine doses or one Johnson & Johnson dose and are considered fully immunized.	

Demographic summary	First dose	Series complete	Total people vaccinated
Age group	2,157	3,940	6,097
16-24 years	23	33	56
25-34 years	46	110	156
35-44 years	52	117	169
45-54 years	96	177	273
55-64 years	270	311	581
65-74 years	1,009	1,912	2,921
75-84 years	517	1,033	1,550
85+ years	144	247	391
Race	2,157	3,940	6,097
White	1,653	3,125	4,778
Black	141	191	332
American Indian/Alaskan	25	20	45
Other	118	229	347
Unknown	220	375	595
Other race includes Asian, native Hawaiian/Pacific Islander, or other.			
Ethnicity	2,157	3,940	6,097
Hispanic	79	75	154
Non-Hispanic	1,334	2,874	4,208
Unknown	744	991	1,735
Gender	2,157	3,940	6,097
Female	1,263	2,231	3,494
Male	893	1,709	2,602
Unknown	1	0	1



COVID-19: Liberty County vaccine summary

Vaccination data through Mar 17, 2021 as of Mar 18, 2021 at 12:05 AM

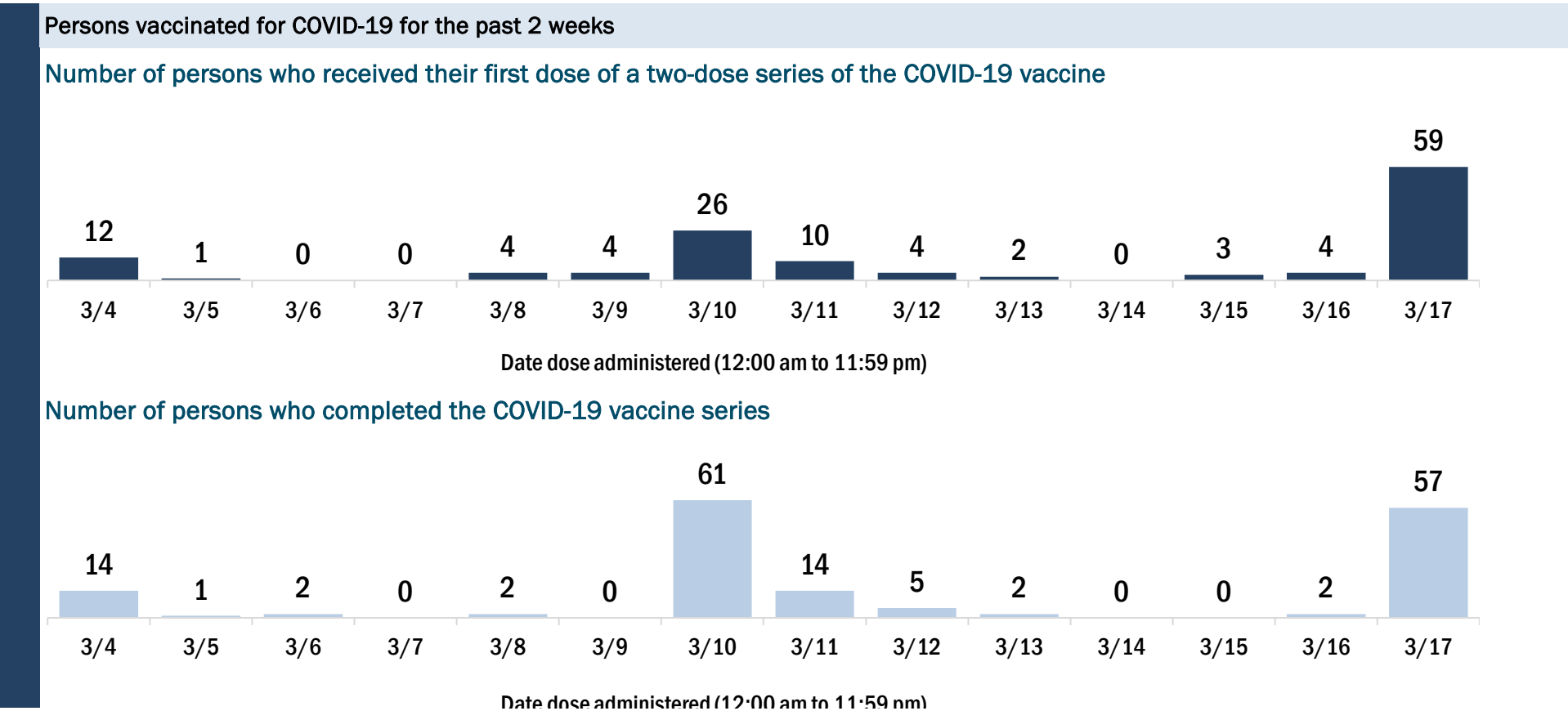
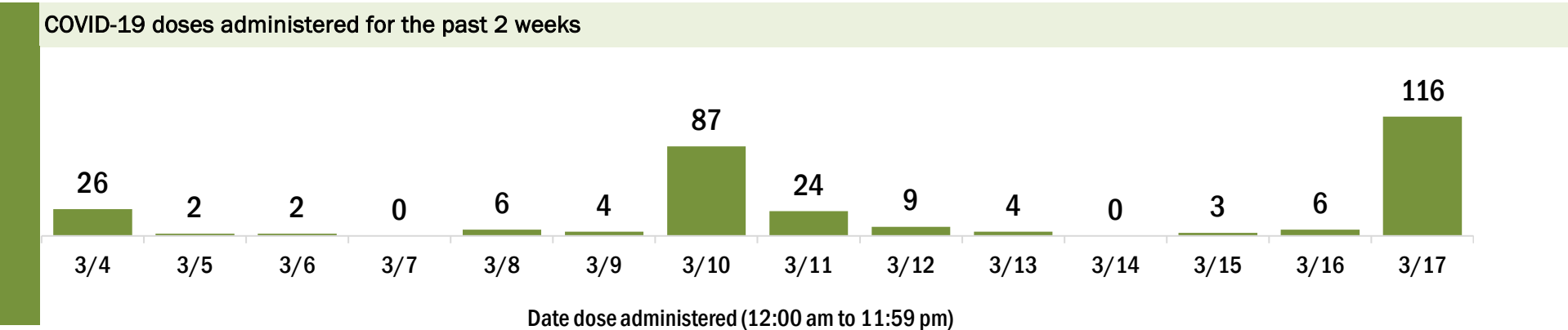
Data in this report are provisional and subject to change.

Data in this summary pertain to COVID-19 vaccines approved by the U.S. Food and Drug Administration and have been issued an Emergency Use Authorization (Janssen COVID-19 Vaccine, Moderna COVID-19 Vaccine and Pfizer-BioNTech COVID-19 Vaccine). These data summarize the number of people who have received either their first dose or have completed the series for a COVID-19 vaccine. **A person can only be counted in one category, first dose or series complete.** For persons receiving Moderna or Pfizer vaccines, once they receive their second dose, they are moved from the first dose column to the series completed column. **Because of this, the total first dose category may show a change from report to report not matching the total receiving their first dose from the previous day.** Persons receiving Johnson & Johnson vaccines will always be counted in the series completed column.

COVID-19 doses for vaccinated persons in Florida	
Doses administered	2,083
People receiving one dose of a 1-dose series (Johnson & Johnson) or receiving only one dose of a 2-dose series (Moderna, Pfizer) count once. Persons receiving both doses of a 2-dose series count twice.	

Current status of persons vaccinated for COVID-19 in Florida	
Total people vaccinated	1,187
First dose	281
Series completed	906
Completed 1-dose series	10
Completed 2-dose series	896
First dose: current number of people who have only received their first dose of the Moderna or Pfizer vaccine.	
Series complete: current number of people who have received both Moderna or Pfizer vaccine doses or one Johnson & Johnson dose and are considered fully immunized.	

Demographic summary	First dose	Series complete	Total people vaccinated
Age group	281	906	1,187
16-24 years	9	8	17
25-34 years	16	19	35
35-44 years	26	42	68
45-54 years	39	41	80
55-64 years	82	179	261
65-74 years	67	362	429
75-84 years	34	201	235
85+ years	8	54	62
Race	281	906	1,187
White	193	661	854
Black	41	62	103
American Indian/Alaskan	1	7	8
Other	13	91	104
Unknown	33	85	118
Other race includes Asian, native Hawaiian/Pacific Islander, or other.			
Ethnicity	281	906	1,187
Hispanic	1	10	11
Non-Hispanic	130	480	610
Unknown	150	416	566
Gender	281	906	1,187
Female	155	484	639
Male	126	422	548
Unknown	0	0	0



COVID-19: Madison County vaccine summary

Vaccination data through Mar 17, 2021 as of Mar 18, 2021 at 12:05 AM

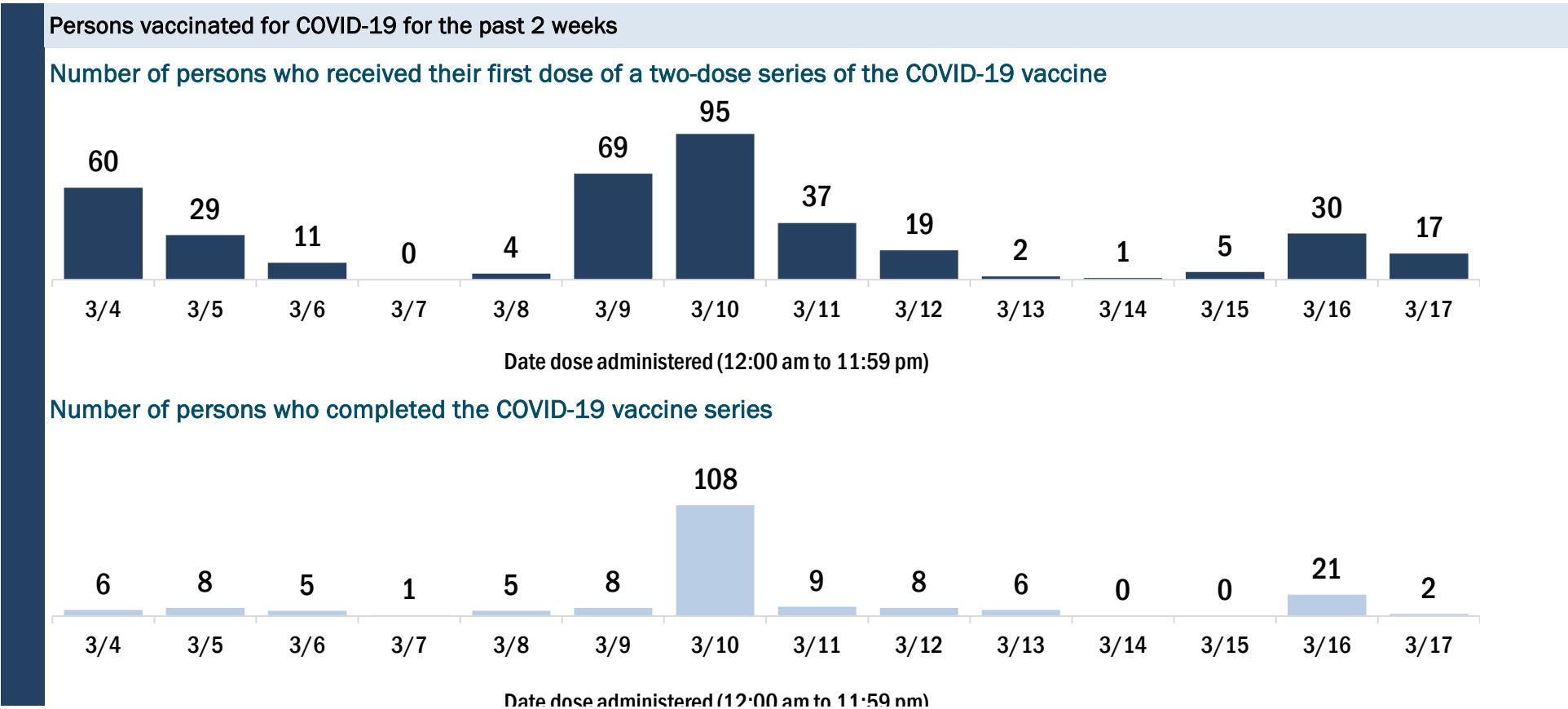
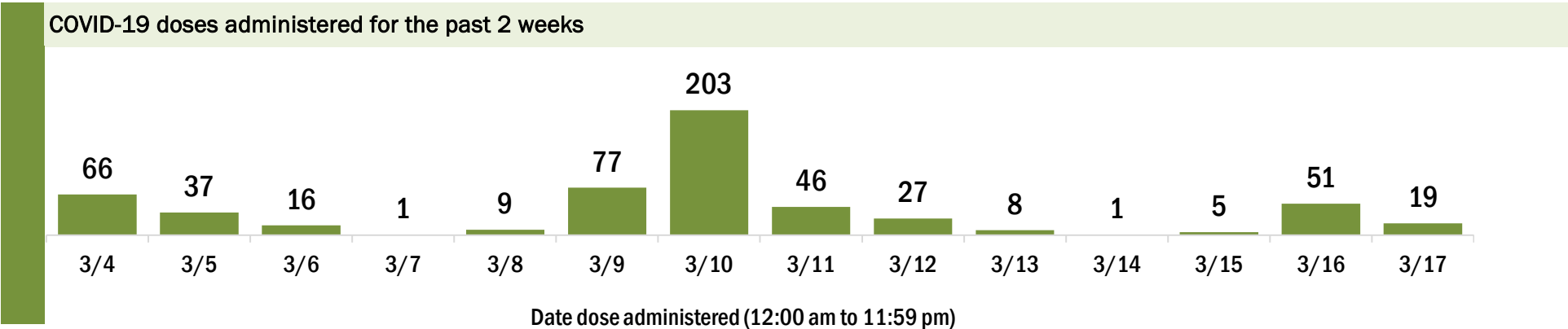
Data in this report are provisional and subject to change.

Data in this summary pertain to COVID-19 vaccines approved by the U.S. Food and Drug Administration and have been issued an Emergency Use Authorization (Janssen COVID-19 Vaccine, Moderna COVID-19 Vaccine and Pfizer-BioNTech COVID-19 Vaccine). These data summarize the number of people who have received either their first dose or have completed the series for a COVID-19 vaccine. **A person can only be counted in one category, first dose or series complete.** For persons receiving Moderna or Pfizer vaccines, once they receive their second dose, they are moved from the first dose column to the series completed column. **Because of this, the total first dose category may show a change from report to report not matching the total receiving their first dose from the previous day.** Persons receiving Johnson & Johnson vaccines will always be counted in the series completed column.

COVID-19 doses for vaccinated persons in Florida	
Doses administered	5,660
People receiving one dose of a 1-dose series (Johnson & Johnson) or receiving only one dose of a 2-dose series (Moderna, Pfizer) count once. Persons receiving both doses of a 2-dose series count twice.	

Current status of persons vaccinated for COVID-19 in Florida	
Total people vaccinated	3,396
First dose	1,113
Series completed	2,283
Completed 1-dose series	19
Completed 2-dose series	2,264
First dose: current number of people who have only received their first dose of the Moderna or Pfizer vaccine.	
Series complete: current number of people who have received both Moderna or Pfizer vaccine doses or one Johnson & Johnson dose and are considered fully immunized.	

Demographic summary	First dose	Series complete	Total people vaccinated
Age group	1,113	2,283	3,396
16-24 years	19	9	28
25-34 years	41	38	79
35-44 years	79	57	136
45-54 years	188	76	264
55-64 years	382	186	568
65-74 years	256	1,090	1,346
75-84 years	107	651	758
85+ years	41	176	217
Race	1,113	2,283	3,396
White	520	1,237	1,757
Black	332	480	812
American Indian/Alaskan	2	5	7
Other	83	222	305
Unknown	176	339	515
Other race includes Asian, native Hawaiian/Pacific Islander, or other.			
Ethnicity	1,113	2,283	3,396
Hispanic	9	17	26
Non-Hispanic	422	738	1,160
Unknown	682	1,528	2,210
Gender	1,113	2,283	3,396
Female	665	1,278	1,943
Male	448	1,005	1,453
Unknown	0	0	0



COVID-19: Manatee County vaccine summary

Vaccination data through Mar 17, 2021 as of Mar 18, 2021 at 12:05 AM

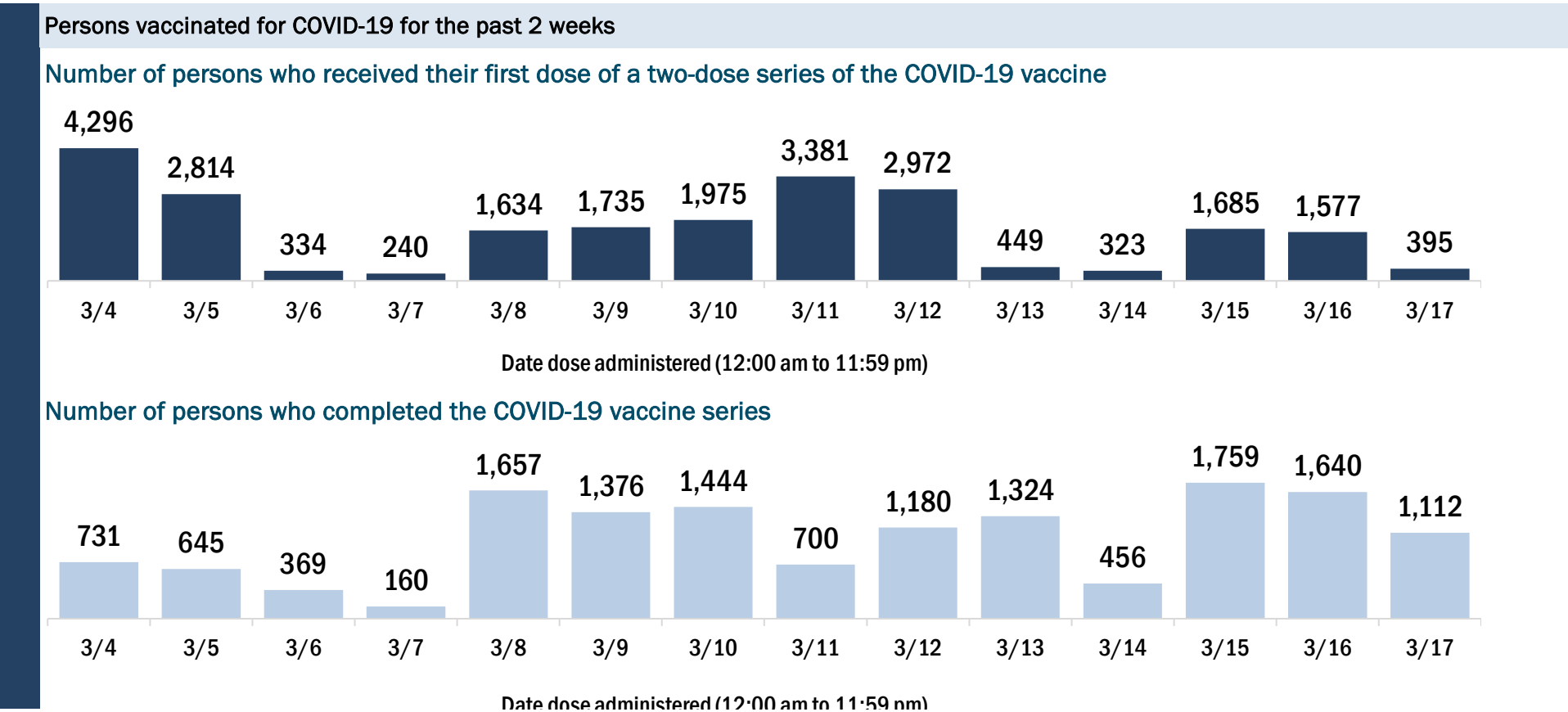
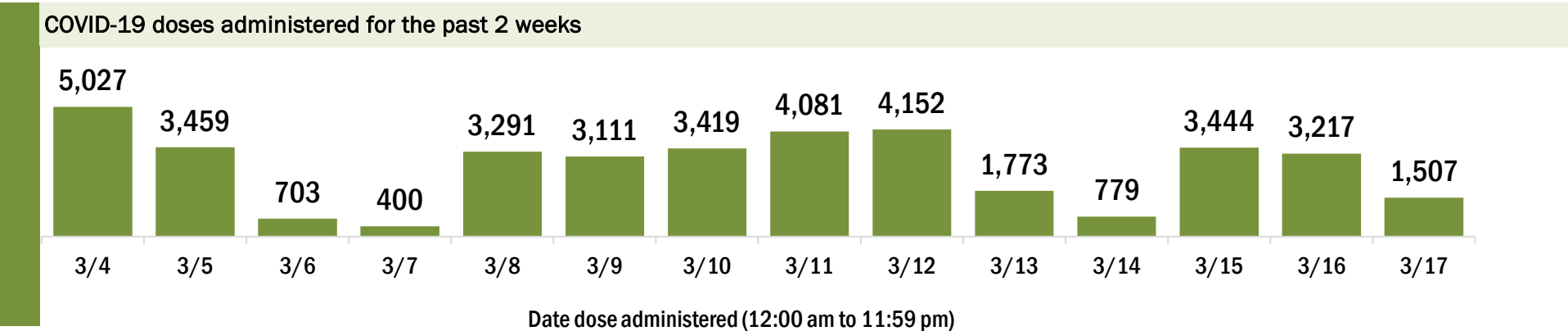
Data in this report are provisional and subject to change.

Data in this summary pertain to COVID-19 vaccines approved by the U.S. Food and Drug Administration and have been issued an Emergency Use Authorization (Janssen COVID-19 Vaccine, Moderna COVID-19 Vaccine and Pfizer-BioNTech COVID-19 Vaccine). These data summarize the number of people who have received either their first dose or have completed the series for a COVID-19 vaccine. **A person can only be counted in one category, first dose or series complete.** For persons receiving Moderna or Pfizer vaccines, once they receive their second dose, they are moved from the first dose column to the series completed column. **Because of this, the total first dose category may show a change from report to report not matching the total receiving their first dose from the previous day.** Persons receiving Johnson & Johnson vaccines will always be counted in the series completed column.

COVID-19 doses for vaccinated persons in Florida	
Doses administered	135,842
People receiving one dose of a 1-dose series (Johnson & Johnson) or receiving only one dose of a 2-dose series (Moderna, Pfizer) count once. Persons receiving both doses of a 2-dose series count twice.	

Current status of persons vaccinated for COVID-19 in Florida	
Total people vaccinated	94,421
First dose	51,376
Series completed	43,045
Completed 1-dose series	1,624
Completed 2-dose series	41,421
First dose: current number of people who have only received their first dose of the Moderna or Pfizer vaccine.	
Series complete: current number of people who have received both Moderna or Pfizer vaccine doses or one Johnson & Johnson dose and are considered fully immunized.	

Demographic summary	First dose	Series complete	Total people vaccinated
Age group	51,376	43,045	94,421
16-24 years	417	514	931
25-34 years	961	1,718	2,679
35-44 years	1,230	2,149	3,379
45-54 years	1,984	2,701	4,685
55-64 years	5,504	3,788	9,292
65-74 years	22,861	18,750	41,611
75-84 years	14,123	10,079	24,202
85+ years	4,296	3,346	7,642
Race	51,376	43,045	94,421
White	39,391	32,428	71,819
Black	1,091	907	1,998
American Indian/Alaskan	258	150	408
Other	2,895	4,406	7,301
Unknown	7,741	5,154	12,895
Other race includes Asian, native Hawaiian/Pacific Islander, or other.			
Ethnicity	51,376	43,045	94,421
Hispanic	1,519	1,241	2,760
Non-Hispanic	26,857	26,172	53,029
Unknown	23,000	15,632	38,632
Gender	51,376	43,045	94,421
Female	28,863	24,736	53,599
Male	22,433	18,274	40,707
Unknown	80	35	115



COVID-19: Marion County vaccine summary

Vaccination data through Mar 17, 2021 as of Mar 18, 2021 at 12:05 AM

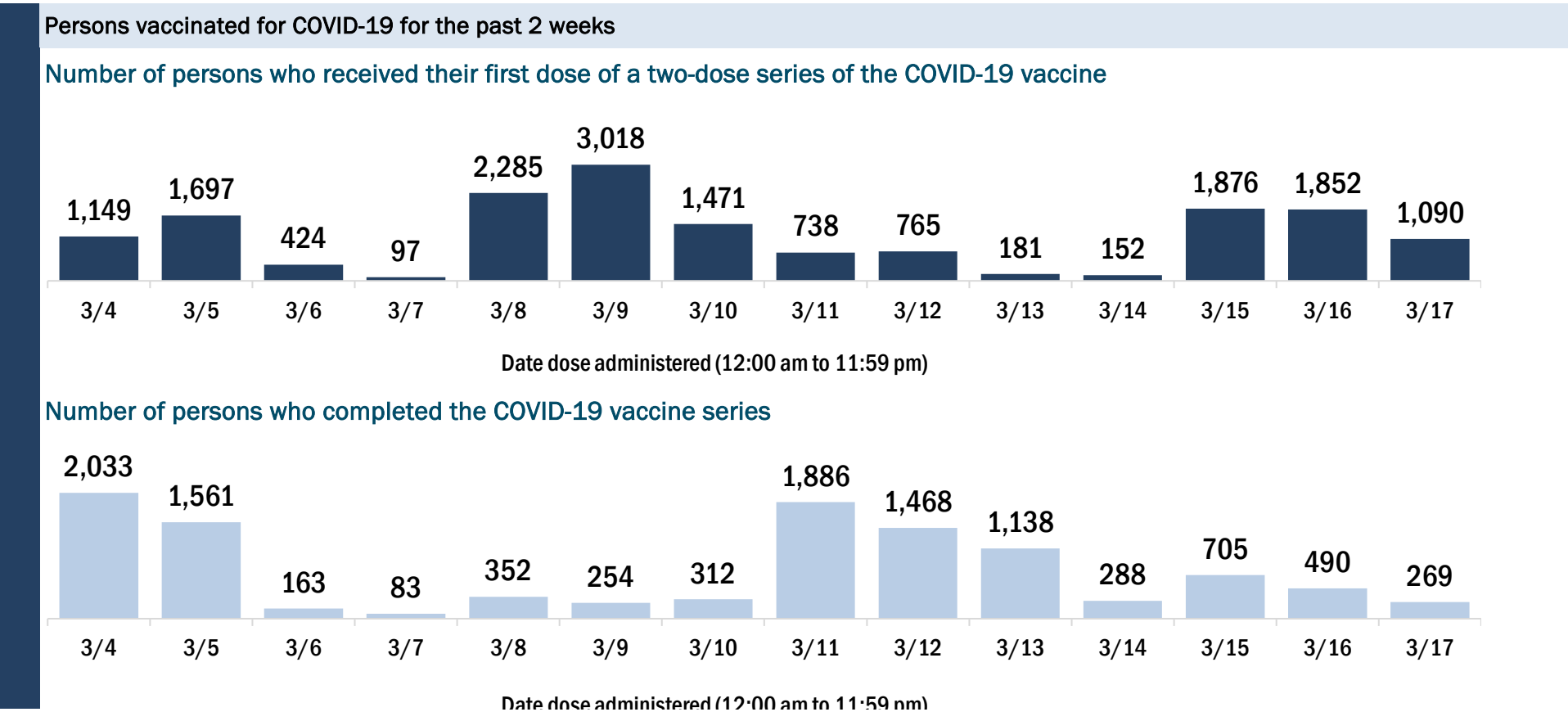
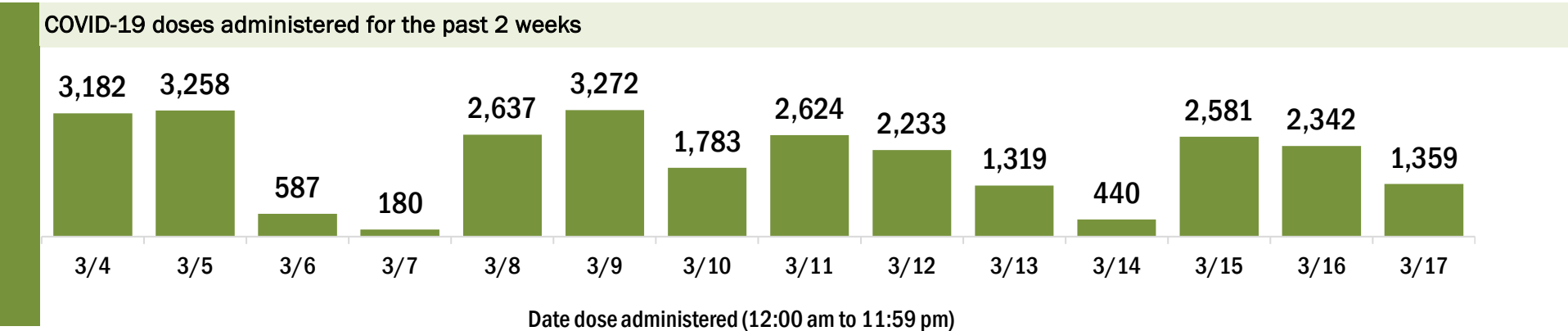
Data in this report are provisional and subject to change.

Data in this summary pertain to COVID-19 vaccines approved by the U.S. Food and Drug Administration and have been issued an Emergency Use Authorization (Janssen COVID-19 Vaccine, Moderna COVID-19 Vaccine and Pfizer-BioNTech COVID-19 Vaccine). These data summarize the number of people who have received either their first dose or have completed the series for a COVID-19 vaccine. **A person can only be counted in one category, first dose or series complete.** For persons receiving Moderna or Pfizer vaccines, once they receive their second dose, they are moved from the first dose column to the series completed column. **Because of this, the total first dose category may show a change from report to report not matching the total receiving their first dose from the previous day.** Persons receiving Johnson & Johnson vaccines will always be counted in the series completed column.

COVID-19 doses for vaccinated persons in Florida	
Doses administered	120,080
People receiving one dose of a 1-dose series (Johnson & Johnson) or receiving only one dose of a 2-dose series (Moderna, Pfizer) count once. Persons receiving both doses of a 2-dose series count twice.	

Current status of persons vaccinated for COVID-19 in Florida	
Total people vaccinated	76,889
First dose	32,620
Series completed	44,269
Completed 1-dose series	1,078
Completed 2-dose series	43,191
First dose: current number of people who have only received their first dose of the Moderna or Pfizer vaccine.	
Series complete: current number of people who have received both Moderna or Pfizer vaccine doses or one Johnson & Johnson dose and are considered fully immunized.	

Demographic summary	First dose	Series complete	Total people vaccinated
Age group	32,620	44,269	76,889
16-24 years	287	454	741
25-34 years	692	1,212	1,904
35-44 years	912	1,679	2,591
45-54 years	1,575	2,480	4,055
55-64 years	4,434	3,701	8,135
65-74 years	12,546	18,832	31,378
75-84 years	9,271	12,453	21,724
85+ years	2,903	3,458	6,361
Race	32,620	44,269	76,889
White	23,244	30,117	53,361
Black	2,181	1,741	3,922
American Indian/Alaskan	96	156	252
Other	2,516	4,901	7,417
Unknown	4,583	7,354	11,937
Other race includes Asian, native Hawaiian/Pacific Islander, or other.			
Ethnicity	32,620	44,269	76,889
Hispanic	2,028	1,482	3,510
Non-Hispanic	20,647	25,341	45,988
Unknown	9,945	17,446	27,391
Gender	32,620	44,269	76,889
Female	19,139	25,482	44,621
Male	13,430	18,773	32,203
Unknown	51	14	65



COVID-19: Martin County vaccine summary

Vaccination data through Mar 17, 2021 as of Mar 18, 2021 at 12:05 AM

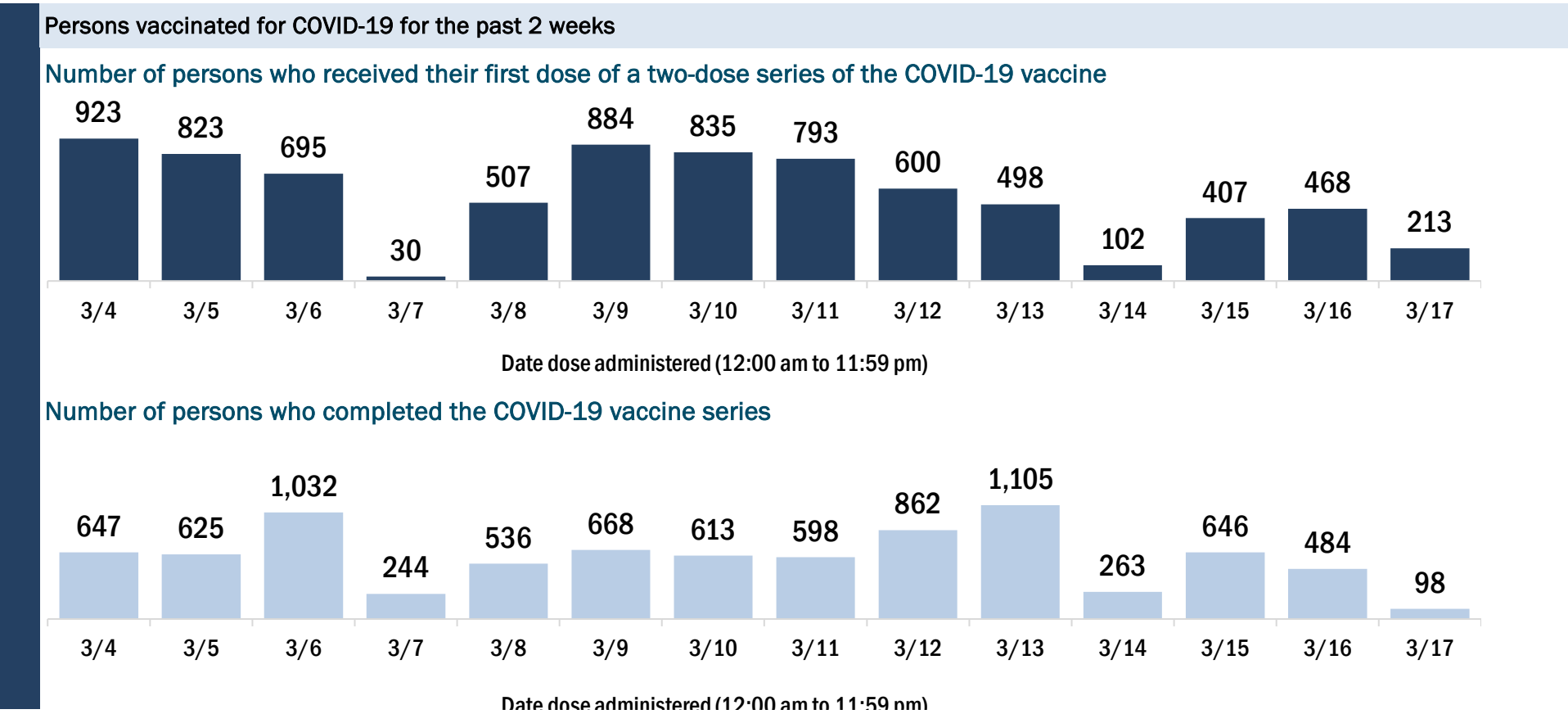
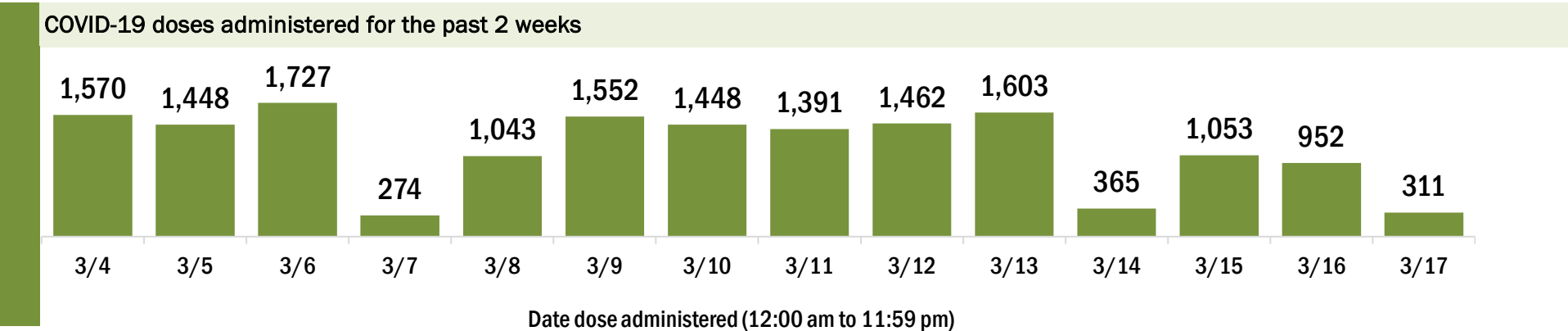
Data in this report are provisional and subject to change.

Data in this summary pertain to COVID-19 vaccines approved by the U.S. Food and Drug Administration and have been issued an Emergency Use Authorization (Janssen COVID-19 Vaccine, Moderna COVID-19 Vaccine and Pfizer-BioNTech COVID-19 Vaccine). These data summarize the number of people who have received either their first dose or have completed the series for a COVID-19 vaccine. **A person can only be counted in one category, first dose or series complete.** For persons receiving Moderna or Pfizer vaccines, once they receive their second dose, they are moved from the first dose column to the series completed column. **Because of this, the total first dose category may show a change from report to report not matching the total receiving their first dose from the previous day.** Persons receiving Johnson & Johnson vaccines will always be counted in the series completed column.

COVID-19 doses for vaccinated persons in Florida	
Doses administered	74,543
People receiving one dose of a 1-dose series (Johnson & Johnson) or receiving only one dose of a 2-dose series (Moderna, Pfizer) count once. Persons receiving both doses of a 2-dose series count twice.	

Current status of persons vaccinated for COVID-19 in Florida	
Total people vaccinated	45,846
First dose	16,588
Series completed	29,258
Completed 1-dose series	561
Completed 2-dose series	28,697
First dose: current number of people who have only received their first dose of the Moderna or Pfizer vaccine.	
Series complete: current number of people who have received both Moderna or Pfizer vaccine doses or one Johnson & Johnson dose and are considered fully immunized.	

Demographic summary	First dose	Series complete	Total people vaccinated
Age group	16,588	29,258	45,846
16-24 years	152	152	304
25-34 years	341	453	794
35-44 years	482	754	1,236
45-54 years	800	1,077	1,877
55-64 years	2,359	2,220	4,579
65-74 years	6,396	12,308	18,704
75-84 years	4,468	8,851	13,319
85+ years	1,590	3,443	5,033
Race	16,588	29,258	45,846
White	12,024	18,742	30,766
Black	321	410	731
American Indian/Alaskan	69	39	108
Other	892	2,516	3,408
Unknown	3,282	7,551	10,833
Other race includes Asian, native Hawaiian/Pacific Islander, or other.			
Ethnicity	16,588	29,258	45,846
Hispanic	549	454	1,003
Non-Hispanic	8,190	8,787	16,977
Unknown	7,849	20,017	27,866
Gender	16,588	29,258	45,846
Female	9,525	16,731	26,256
Male	7,044	12,513	19,557
Unknown	19	14	33



COVID-19: Monroe County vaccine summary

Vaccination data through Mar 17, 2021 as of Mar 18, 2021 at 12:05 AM

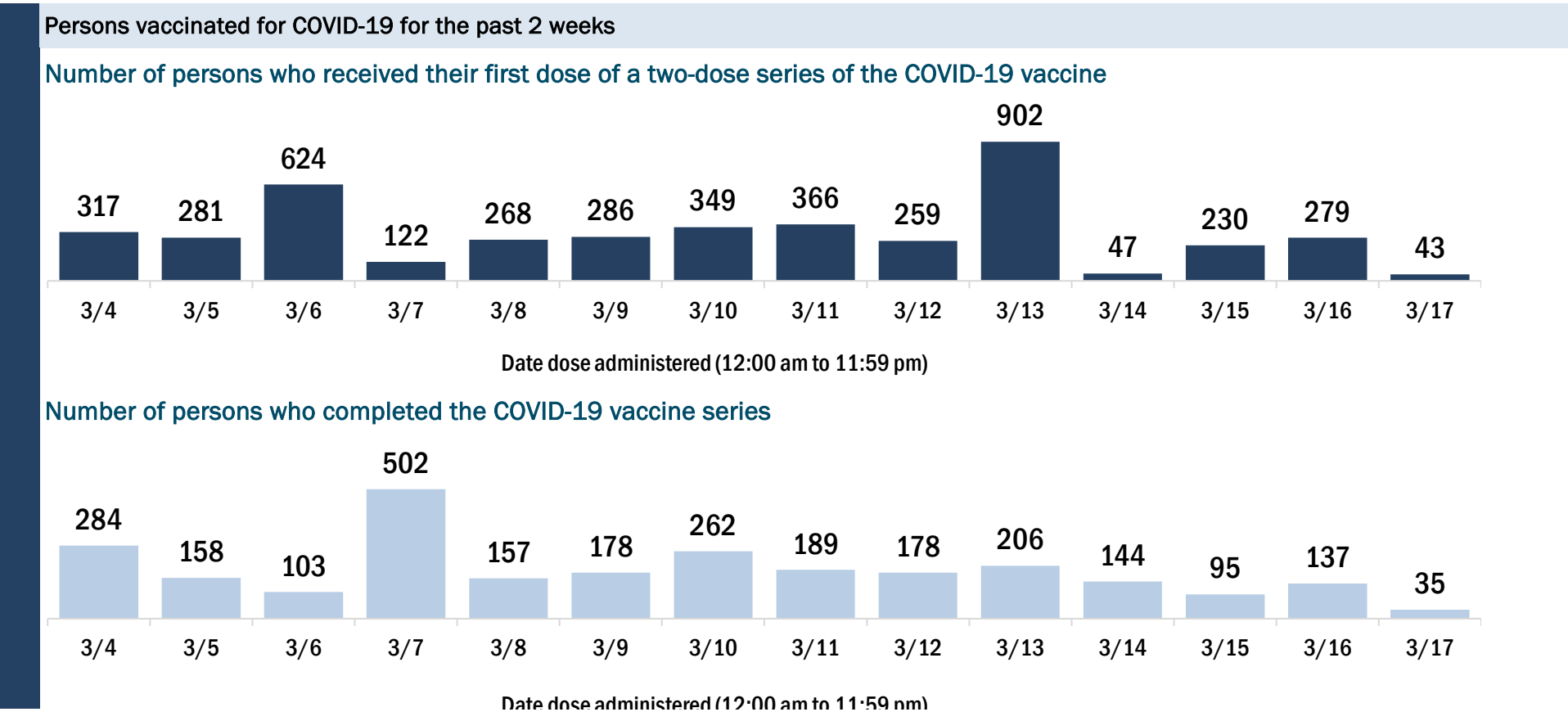
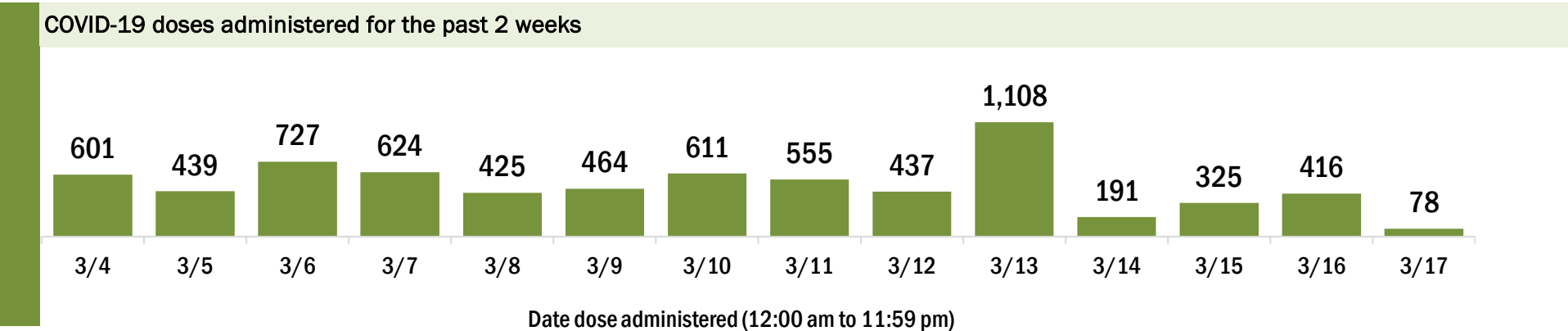
Data in this report are provisional and subject to change.

Data in this summary pertain to COVID-19 vaccines approved by the U.S. Food and Drug Administration and have been issued an Emergency Use Authorization (Janssen COVID-19 Vaccine, Moderna COVID-19 Vaccine and Pfizer-BioNTech COVID-19 Vaccine). These data summarize the number of people who have received either their first dose or have completed the series for a COVID-19 vaccine. **A person can only be counted in one category, first dose or series complete.** For persons receiving Moderna or Pfizer vaccines, once they receive their second dose, they are moved from the first dose column to the series completed column. **Because of this, the total first dose category may show a change from report to report not matching the total receiving their first dose from the previous day.** Persons receiving Johnson & Johnson vaccines will always be counted in the series completed column.

COVID-19 doses for vaccinated persons in Florida	
Doses administered	27,466
People receiving one dose of a 1-dose series (Johnson & Johnson) or receiving only one dose of a 2-dose series (Moderna, Pfizer) count once. Persons receiving both doses of a 2-dose series count twice.	

Current status of persons vaccinated for COVID-19 in Florida	
Total people vaccinated	17,933
First dose	8,149
Series completed	9,784
Completed 1-dose series	251
Completed 2-dose series	9,533
First dose: current number of people who have only received their first dose of the Moderna or Pfizer vaccine.	
Series complete: current number of people who have received both Moderna or Pfizer vaccine doses or one Johnson & Johnson dose and are considered fully immunized.	

Demographic summary	First dose	Series complete	Total people vaccinated
Age group	8,149	9,784	17,933
16-24 years	85	60	145
25-34 years	215	226	441
35-44 years	322	403	725
45-54 years	651	563	1,214
55-64 years	1,608	953	2,561
65-74 years	3,550	4,694	8,244
75-84 years	1,396	2,313	3,709
85+ years	322	572	894
Race	8,149	9,784	17,933
White	5,838	7,126	12,964
Black	194	142	336
American Indian/Alaskan	62	26	88
Other	339	598	937
Unknown	1,716	1,892	3,608
Other race includes Asian, native Hawaiian/Pacific Islander, or other.			
Ethnicity	8,149	9,784	17,933
Hispanic	754	571	1,325
Non-Hispanic	4,046	5,699	9,745
Unknown	3,349	3,514	6,863
Gender	8,149	9,784	17,933
Female	4,294	5,149	9,443
Male	3,840	4,634	8,474
Unknown	15	1	16



COVID-19: Nassau County vaccine summary

Vaccination data through Mar 17, 2021 as of Mar 18, 2021 at 12:05 AM

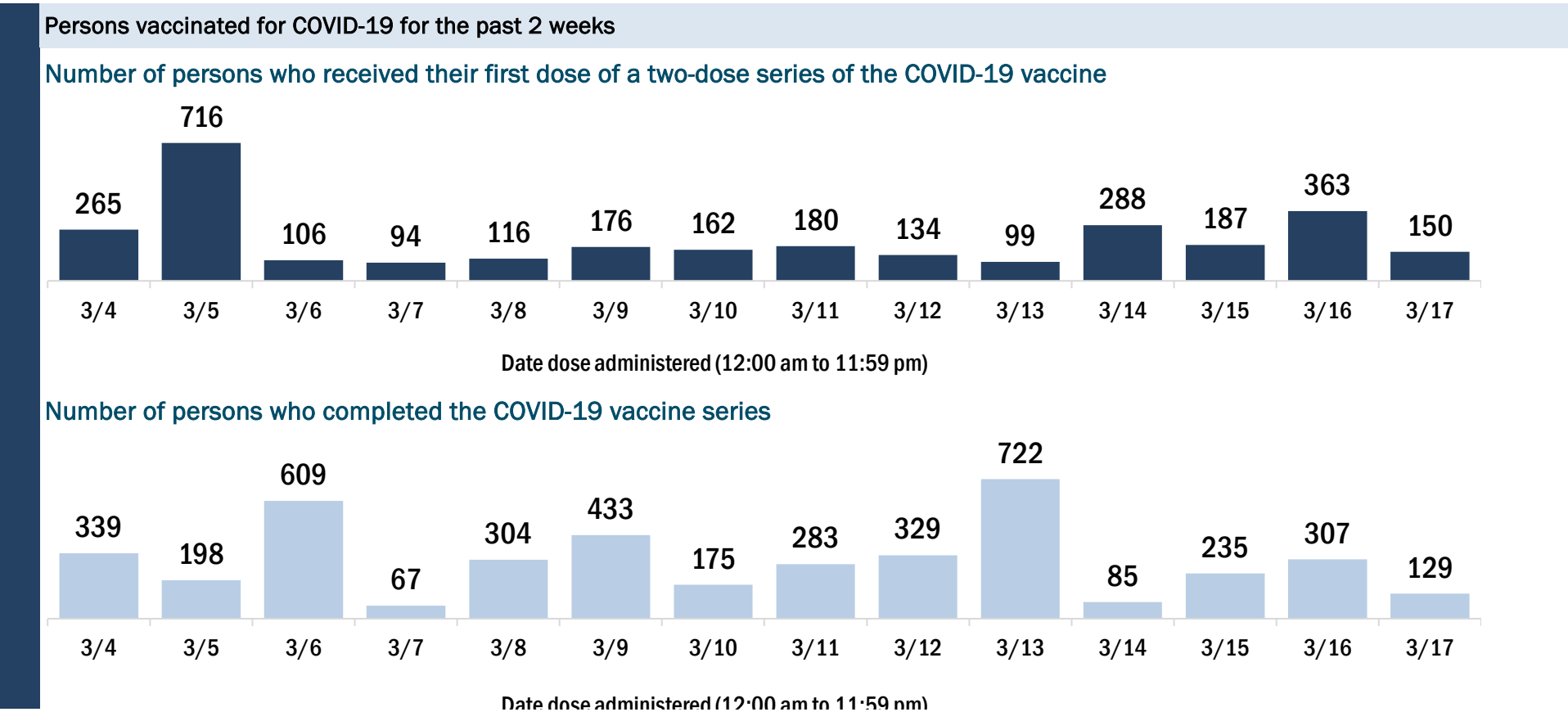
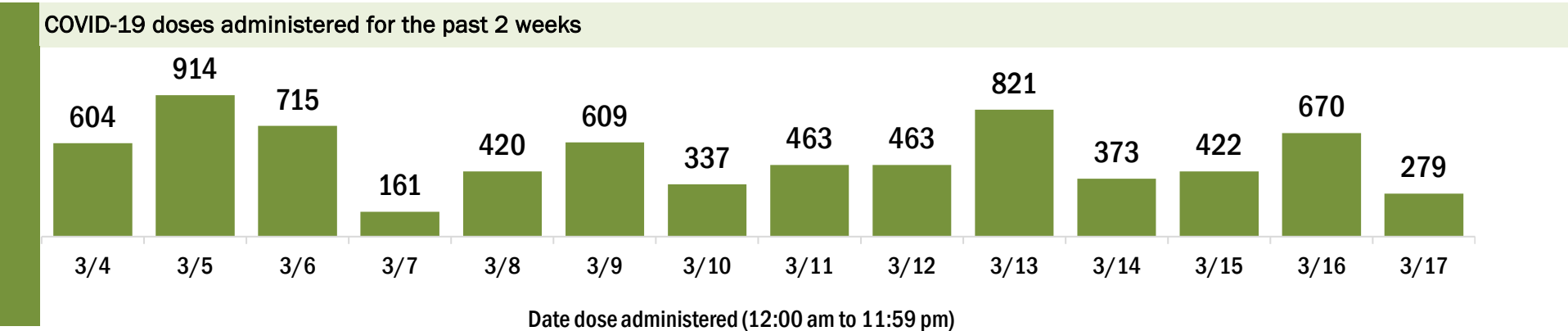
Data in this report are provisional and subject to change.

Data in this summary pertain to COVID-19 vaccines approved by the U.S. Food and Drug Administration and have been issued an Emergency Use Authorization (Janssen COVID-19 Vaccine, Moderna COVID-19 Vaccine and Pfizer-BioNTech COVID-19 Vaccine). These data summarize the number of people who have received either their first dose or have completed the series for a COVID-19 vaccine. **A person can only be counted in one category, first dose or series complete.** For persons receiving Moderna or Pfizer vaccines, once they receive their second dose, they are moved from the first dose column to the series completed column. **Because of this, the total first dose category may show a change from report to report not matching the total receiving their first dose from the previous day.** Persons receiving Johnson & Johnson vaccines will always be counted in the series completed column.

COVID-19 doses for vaccinated persons in Florida	
Doses administered	36,438
People receiving one dose of a 1-dose series (Johnson & Johnson) or receiving only one dose of a 2-dose series (Moderna, Pfizer) count once. Persons receiving both doses of a 2-dose series count twice.	

Current status of persons vaccinated for COVID-19 in Florida	
Total people vaccinated	21,445
First dose	5,963
Series completed	15,482
Completed 1-dose series	489
Completed 2-dose series	14,993
First dose: current number of people who have only received their first dose of the Moderna or Pfizer vaccine.	
Series complete: current number of people who have received both Moderna or Pfizer vaccine doses or one Johnson & Johnson dose and are considered fully immunized.	

Demographic summary	First dose	Series complete	Total people vaccinated
Age group	5,963	15,482	21,445
16-24 years	89	131	220
25-34 years	153	348	501
35-44 years	364	561	925
45-54 years	621	676	1,297
55-64 years	1,631	1,321	2,952
65-74 years	1,958	7,468	9,426
75-84 years	902	3,851	4,753
85+ years	245	1,126	1,371
Race	5,963	15,482	21,445
White	4,650	12,419	17,069
Black	294	589	883
American Indian/Alaskan	31	32	63
Other	285	854	1,139
Unknown	703	1,588	2,291
Other race includes Asian, native Hawaiian/Pacific Islander, or other.			
Ethnicity	5,963	15,482	21,445
Hispanic	152	169	321
Non-Hispanic	4,371	11,519	15,890
Unknown	1,440	3,794	5,234
Gender	5,963	15,482	21,445
Female	3,429	8,651	12,080
Male	2,530	6,830	9,360
Unknown	4	1	5



COVID-19: Okaloosa County vaccine summary

Vaccination data through Mar 17, 2021 as of Mar 18, 2021 at 12:05 AM

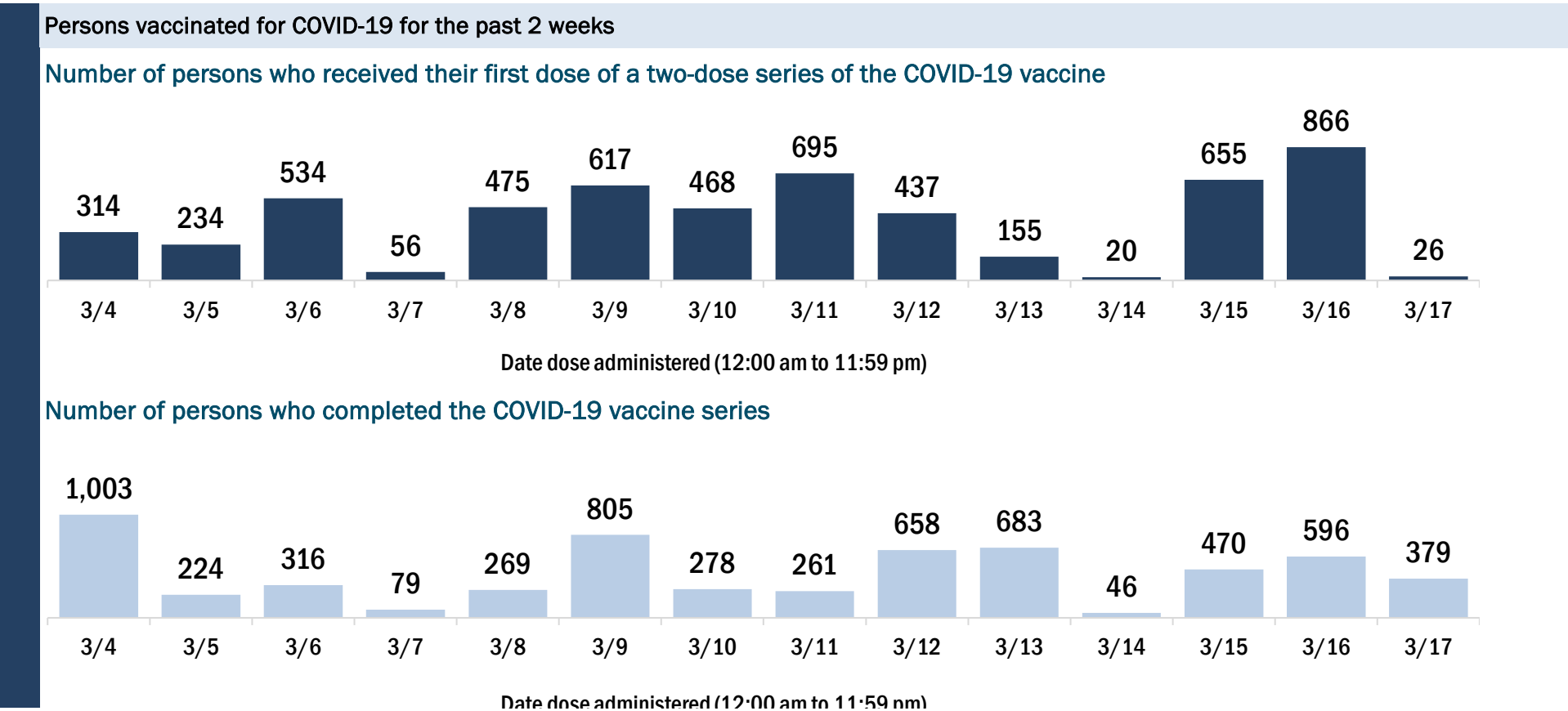
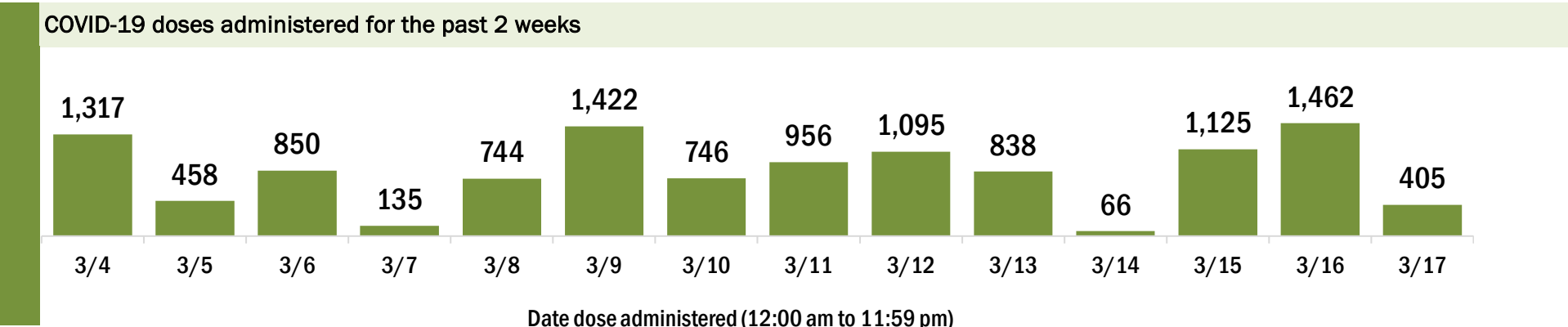
Data in this report are provisional and subject to change.

Data in this summary pertain to COVID-19 vaccines approved by the U.S. Food and Drug Administration and have been issued an Emergency Use Authorization (Janssen COVID-19 Vaccine, Moderna COVID-19 Vaccine and Pfizer-BioNTech COVID-19 Vaccine). These data summarize the number of people who have received either their first dose or have completed the series for a COVID-19 vaccine. **A person can only be counted in one category, first dose or series complete.** For persons receiving Moderna or Pfizer vaccines, once they receive their second dose, they are moved from the first dose column to the series completed column. **Because of this, the total first dose category may show a change from report to report not matching the total receiving their first dose from the previous day.** Persons receiving Johnson & Johnson vaccines will always be counted in the series completed column.

COVID-19 doses for vaccinated persons in Florida	
Doses administered	56,983
People receiving one dose of a 1-dose series (Johnson & Johnson) or receiving only one dose of a 2-dose series (Moderna, Pfizer) count once. Persons receiving both doses of a 2-dose series count twice.	

Current status of persons vaccinated for COVID-19 in Florida	
Total people vaccinated	34,927
First dose	11,898
Series completed	23,029
Completed 1-dose series	973
Completed 2-dose series	22,056
First dose: current number of people who have only received their first dose of the Moderna or Pfizer vaccine.	
Series complete: current number of people who have received both Moderna or Pfizer vaccine doses or one Johnson & Johnson dose and are considered fully immunized.	

Demographic summary	First dose	Series complete	Total people vaccinated
Age group	11,898	23,029	34,927
16-24 years	205	217	422
25-34 years	526	839	1,365
35-44 years	745	1,096	1,841
45-54 years	1,115	1,372	2,487
55-64 years	3,188	2,255	5,443
65-74 years	3,618	9,451	13,069
75-84 years	1,842	5,669	7,511
85+ years	659	2,130	2,789
Race	11,898	23,029	34,927
White	8,111	15,945	24,056
Black	578	1,016	1,594
American Indian/Alaskan	52	69	121
Other	889	2,197	3,086
Unknown	2,268	3,802	6,070
Other race includes Asian, native Hawaiian/Pacific Islander, or other.			
Ethnicity	11,898	23,029	34,927
Hispanic	291	439	730
Non-Hispanic	7,953	12,737	20,690
Unknown	3,654	9,853	13,507
Gender	11,898	23,029	34,927
Female	6,919	13,434	20,353
Male	4,858	9,569	14,427
Unknown	121	26	147



COVID-19: Okeechobee County vaccine summary

Vaccination data through Mar 17, 2021 as of Mar 18, 2021 at 12:05 AM

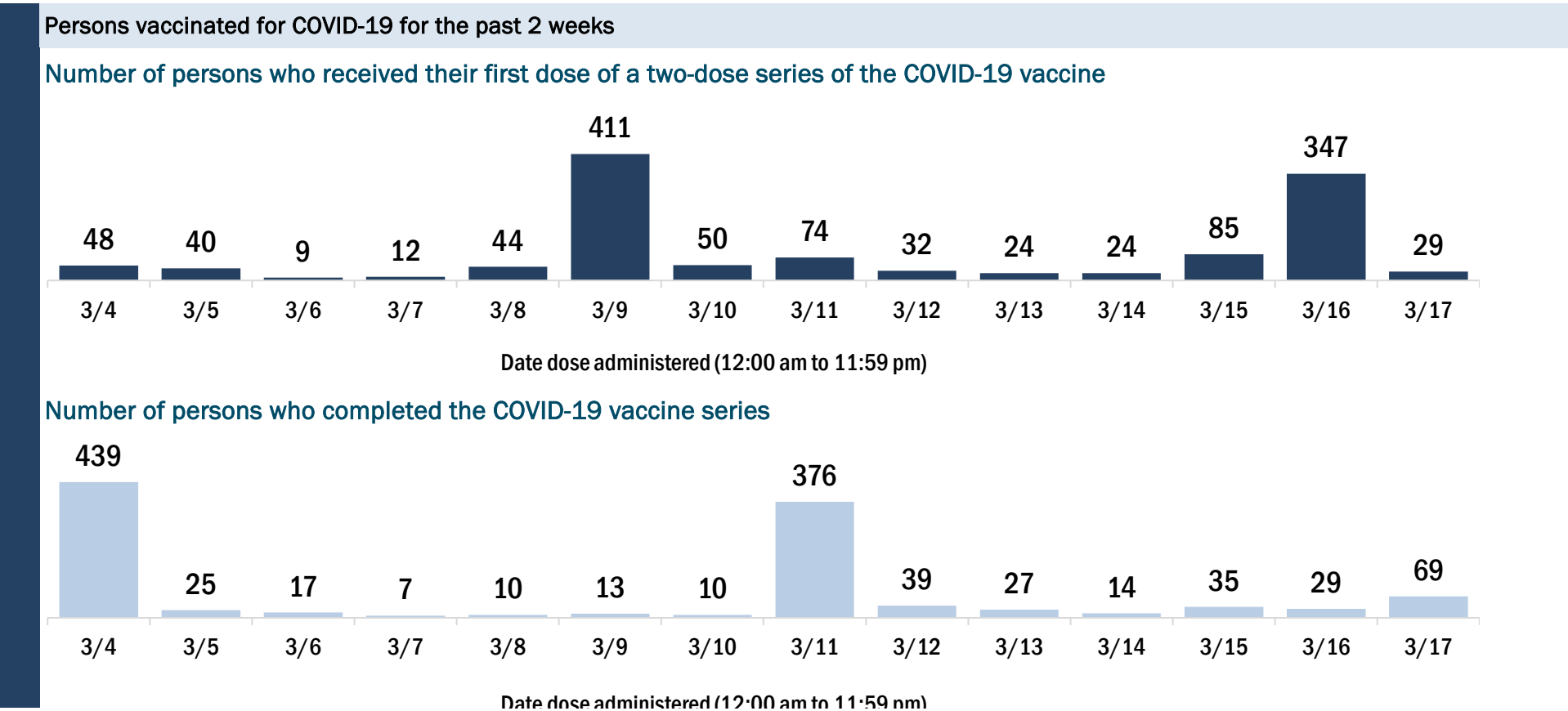
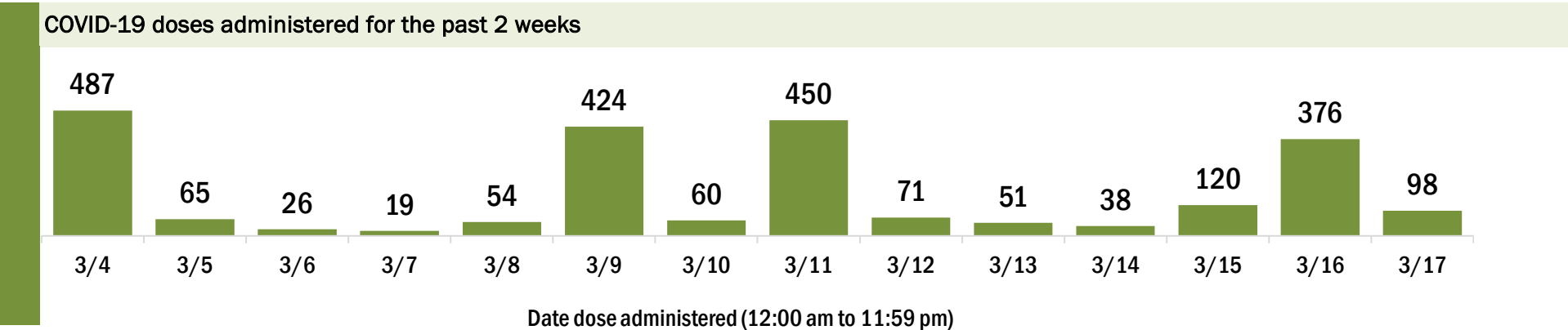
Data in this report are provisional and subject to change.

Data in this summary pertain to COVID-19 vaccines approved by the U.S. Food and Drug Administration and have been issued an Emergency Use Authorization (Janssen COVID-19 Vaccine, Moderna COVID-19 Vaccine and Pfizer-BioNTech COVID-19 Vaccine). These data summarize the number of people who have received either their first dose or have completed the series for a COVID-19 vaccine. **A person can only be counted in one category, first dose or series complete.** For persons receiving Moderna or Pfizer vaccines, once they receive their second dose, they are moved from the first dose column to the series completed column. **Because of this, the total first dose category may show a change from report to report not matching the total receiving their first dose from the previous day.** Persons receiving Johnson & Johnson vaccines will always be counted in the series completed column.

COVID-19 doses for vaccinated persons in Florida	
Doses administered	10,101
People receiving one dose of a 1-dose series (Johnson & Johnson) or receiving only one dose of a 2-dose series (Moderna, Pfizer) count once. Persons receiving both doses of a 2-dose series count twice.	

Current status of persons vaccinated for COVID-19 in Florida	
Total people vaccinated	6,417
First dose	2,662
Series completed	3,755
Completed 1-dose series	71
Completed 2-dose series	3,684
First dose: current number of people who have only received their first dose of the Moderna or Pfizer vaccine.	
Series complete: current number of people who have received both Moderna or Pfizer vaccine doses or one Johnson & Johnson dose and are considered fully immunized.	

Demographic summary	First dose	Series complete	Total people vaccinated
Age group	2,662	3,755	6,417
16-24 years	19	30	49
25-34 years	65	101	166
35-44 years	78	130	208
45-54 years	119	136	255
55-64 years	388	215	603
65-74 years	1,100	1,644	2,744
75-84 years	714	1,167	1,881
85+ years	179	332	511
Race	2,662	3,755	6,417
White	2,177	3,012	5,189
Black	82	60	142
American Indian/Alaskan	8	19	27
Other	137	441	578
Unknown	258	223	481
Other race includes Asian, native Hawaiian/Pacific Islander, or other.			
Ethnicity	2,662	3,755	6,417
Hispanic	190	195	385
Non-Hispanic	1,796	2,928	4,724
Unknown	676	632	1,308
Gender	2,662	3,755	6,417
Female	1,465	2,117	3,582
Male	1,197	1,638	2,835
Unknown	0	0	0



COVID-19: Orange County vaccine summary

Vaccination data through Mar 17, 2021 as of Mar 18, 2021 at 12:05 AM

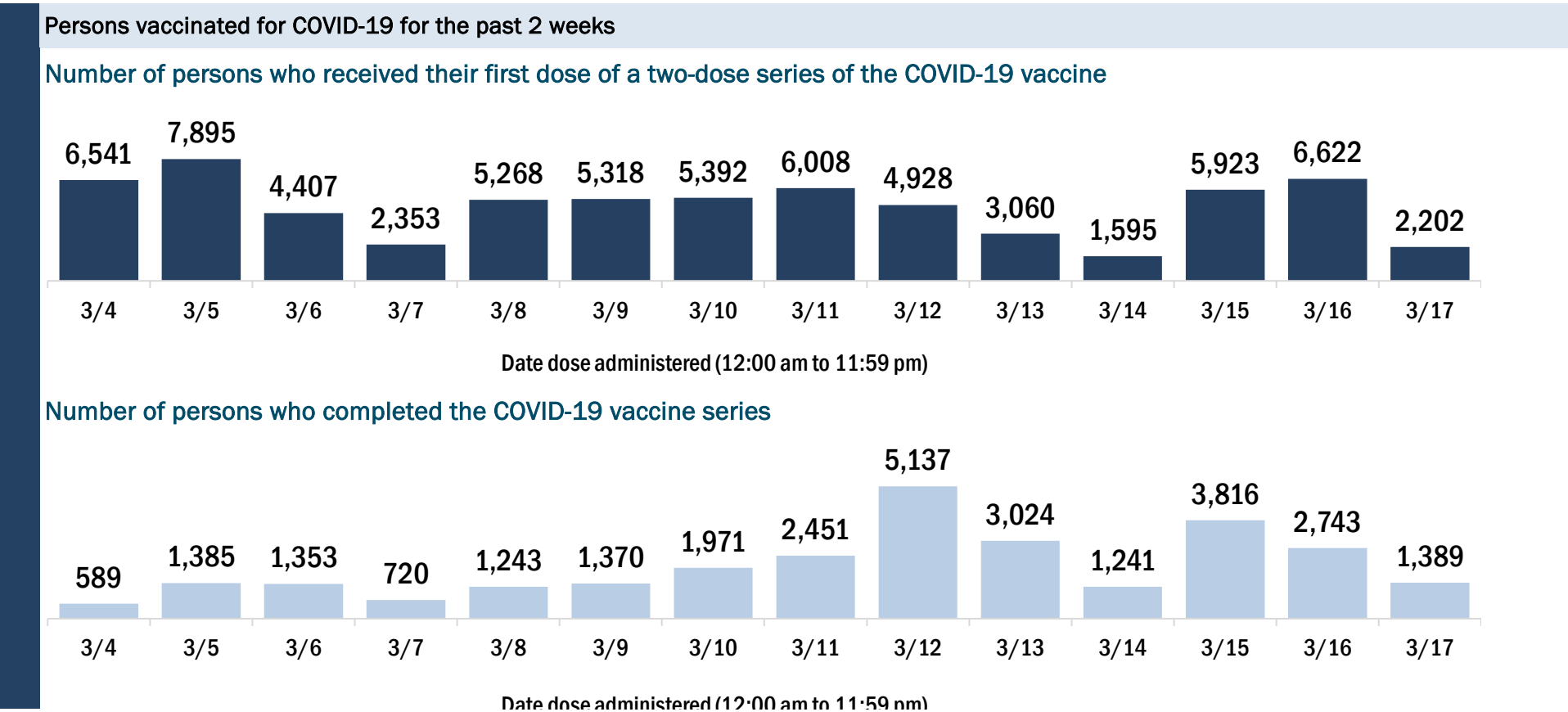
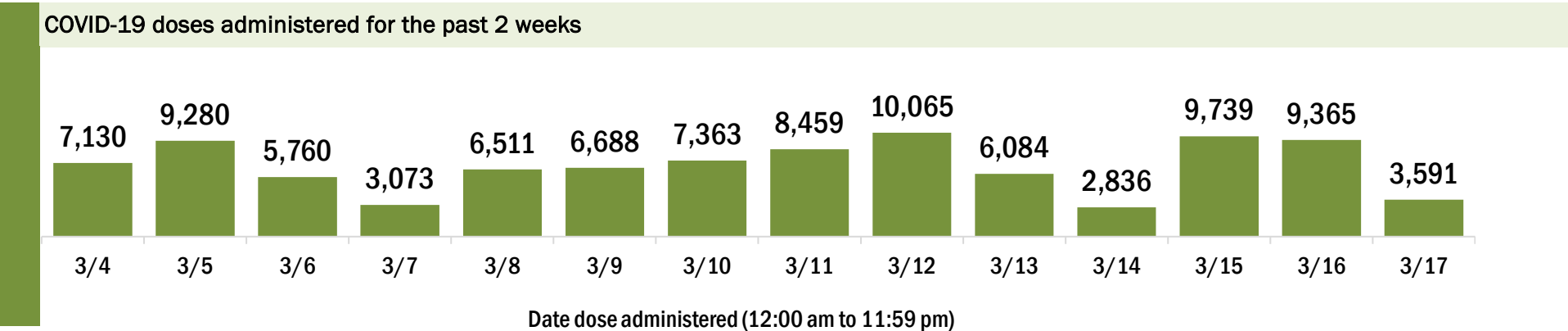
Data in this report are provisional and subject to change.

Data in this summary pertain to COVID-19 vaccines approved by the U.S. Food and Drug Administration and have been issued an Emergency Use Authorization (Janssen COVID-19 Vaccine, Moderna COVID-19 Vaccine and Pfizer-BioNTech COVID-19 Vaccine). These data summarize the number of people who have received either their first dose or have completed the series for a COVID-19 vaccine. **A person can only be counted in one category, first dose or series complete.** For persons receiving Moderna or Pfizer vaccines, once they receive their second dose, they are moved from the first dose column to the series completed column. **Because of this, the total first dose category may show a change from report to report not matching the total receiving their first dose from the previous day.** Persons receiving Johnson & Johnson vaccines will always be counted in the series completed column.

COVID-19 doses for vaccinated persons in Florida	
Doses administered	322,200
People receiving one dose of a 1-dose series (Johnson & Johnson) or receiving only one dose of a 2-dose series (Moderna, Pfizer) count once. Persons receiving both doses of a 2-dose series count twice.	

Current status of persons vaccinated for COVID-19 in Florida	
Total people vaccinated	219,344
First dose	104,914
Series completed	114,430
Completed 1-dose series	11,574
Completed 2-dose series	102,856
First dose: current number of people who have only received their first dose of the Moderna or Pfizer vaccine.	
Series complete: current number of people who have received both Moderna or Pfizer vaccine doses or one Johnson & Johnson dose and are considered fully immunized.	

Demographic summary	First dose	Series complete	Total people vaccinated
Age group	104,914	114,430	219,344
16-24 years	4,024	2,457	6,481
25-34 years	9,828	7,984	17,812
35-44 years	12,838	9,682	22,520
45-54 years	15,018	9,909	24,927
55-64 years	23,608	11,960	35,568
65-74 years	23,157	43,949	67,106
75-84 years	11,299	20,667	31,966
85+ years	5,142	7,822	12,964
Race	104,914	114,430	219,344
White	56,658	69,996	126,654
Black	9,380	9,098	18,478
American Indian/Alaskan	337	339	676
Other	16,813	24,522	41,335
Unknown	21,726	10,475	32,201
Other race includes Asian, native Hawaiian/Pacific Islander, or other.			
Ethnicity	104,914	114,430	219,344
Hispanic	8,837	14,215	23,052
Non-Hispanic	44,880	58,231	103,111
Unknown	51,197	41,984	93,181
Gender	104,914	114,430	219,344
Female	60,813	67,257	128,070
Male	41,971	46,474	88,445
Unknown	2,130	699	2,829



COVID-19: Osceola County vaccine summary

Vaccination data through Mar 17, 2021 as of Mar 18, 2021 at 12:05 AM

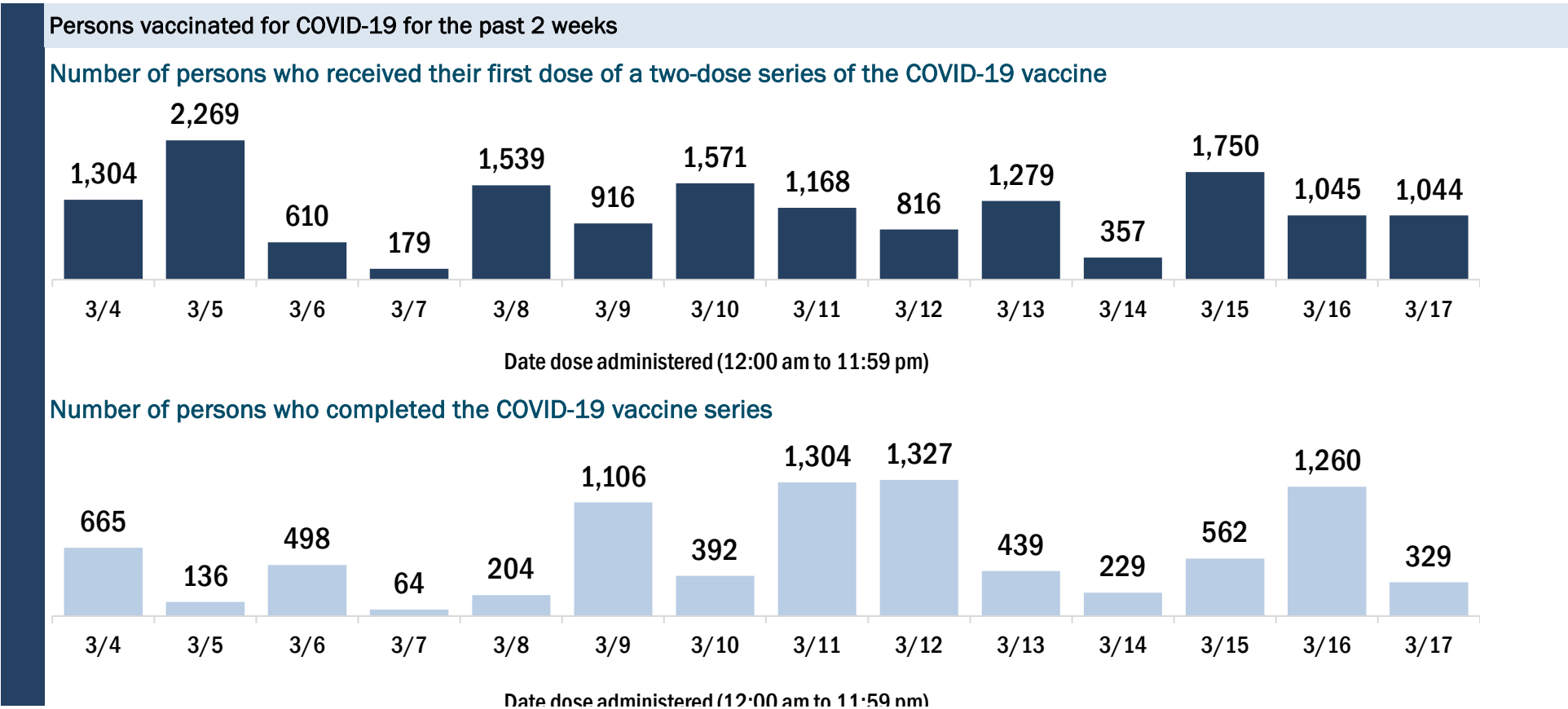
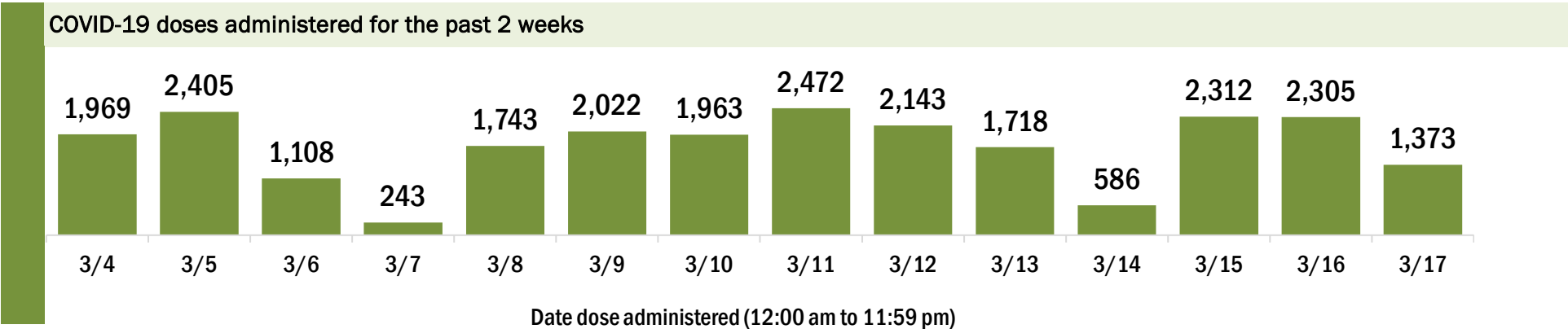
Data in this report are provisional and subject to change.

Data in this summary pertain to COVID-19 vaccines approved by the U.S. Food and Drug Administration and have been issued an Emergency Use Authorization (Janssen COVID-19 Vaccine, Moderna COVID-19 Vaccine and Pfizer-BioNTech COVID-19 Vaccine). These data summarize the number of people who have received either their first dose or have completed the series for a COVID-19 vaccine. **A person can only be counted in one category, first dose or series complete.** For persons receiving Moderna or Pfizer vaccines, once they receive their second dose, they are moved from the first dose column to the series completed column. **Because of this, the total first dose category may show a change from report to report not matching the total receiving their first dose from the previous day.** Persons receiving Johnson & Johnson vaccines will always be counted in the series completed column.

COVID-19 doses for vaccinated persons in Florida	
Doses administered	81,004
People receiving one dose of a 1-dose series (Johnson & Johnson) or receiving only one dose of a 2-dose series (Moderna, Pfizer) count once. Persons receiving both doses of a 2-dose series count twice.	

Current status of persons vaccinated for COVID-19 in Florida	
Total people vaccinated	54,513
First dose	25,803
Series completed	28,710
Completed 1-dose series	2,219
Completed 2-dose series	26,491
First dose: current number of people who have only received their first dose of the Moderna or Pfizer vaccine.	
Series complete: current number of people who have received both Moderna or Pfizer vaccine doses or one Johnson & Johnson dose and are considered fully immunized.	

Demographic summary	First dose	Series complete	Total people vaccinated
Age group	25,803	28,710	54,513
16-24 years	667	431	1,098
25-34 years	1,629	1,258	2,887
35-44 years	2,197	1,689	3,886
45-54 years	3,019	2,085	5,104
55-64 years	5,632	2,566	8,198
65-74 years	7,737	12,674	20,411
75-84 years	3,834	6,165	9,999
85+ years	1,088	1,842	2,930
Race	25,803	28,710	54,513
White	13,620	17,813	31,433
Black	1,508	1,581	3,089
American Indian/Alaskan	116	191	307
Other	4,257	6,429	10,686
Unknown	6,302	2,696	8,998
Other race includes Asian, native Hawaiian/Pacific Islander, or other.			
Ethnicity	25,803	28,710	54,513
Hispanic	6,023	7,683	13,706
Non-Hispanic	7,712	13,899	21,611
Unknown	12,068	7,128	19,196
Gender	25,803	28,710	54,513
Female	15,391	16,946	32,337
Male	10,273	11,739	22,012
Unknown	139	25	164



COVID-19: Palm Beach County vaccine summary

Vaccination data through Mar 17, 2021 as of Mar 18, 2021 at 12:05 AM

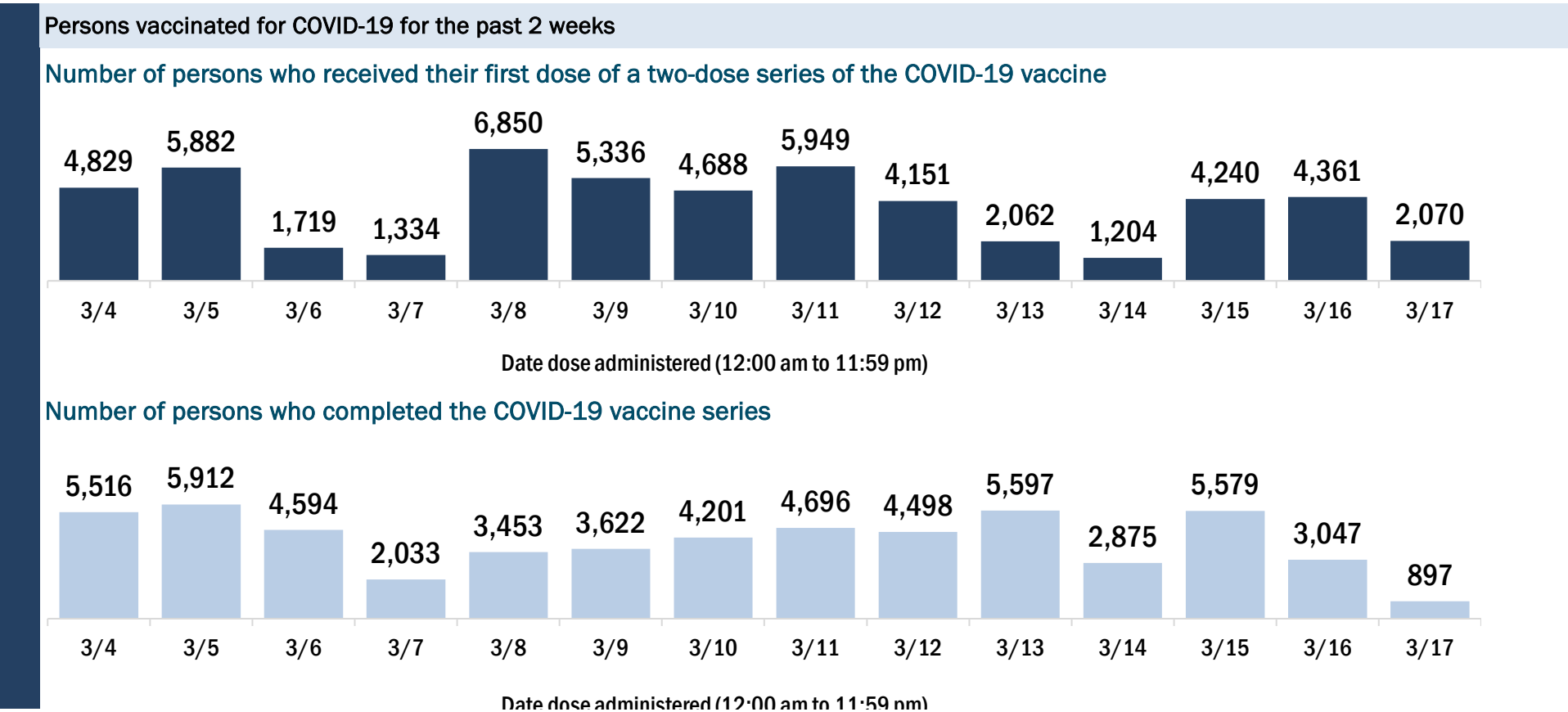
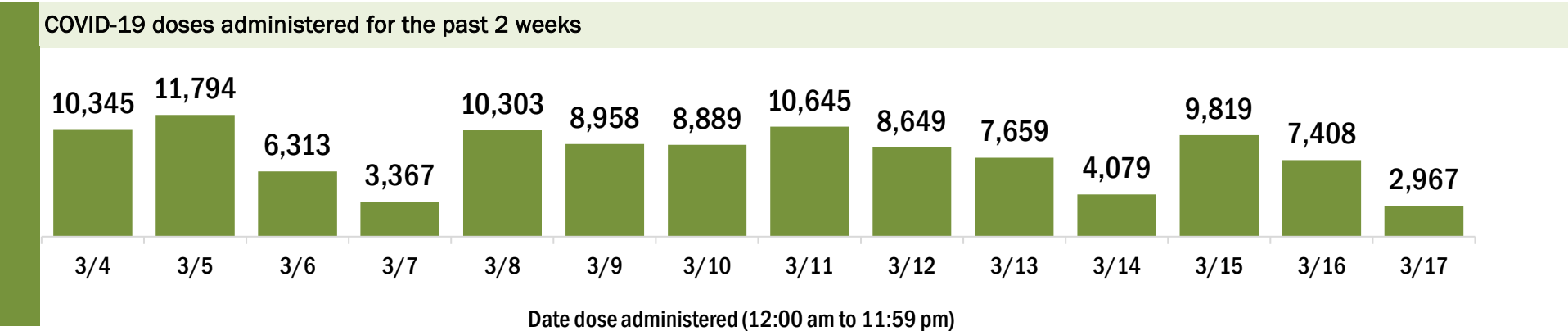
Data in this report are provisional and subject to change.

Data in this summary pertain to COVID-19 vaccines approved by the U.S. Food and Drug Administration and have been issued an Emergency Use Authorization (Janssen COVID-19 Vaccine, Moderna COVID-19 Vaccine and Pfizer-BioNTech COVID-19 Vaccine). These data summarize the number of people who have received either their first dose or have completed the series for a COVID-19 vaccine. **A person can only be counted in one category, first dose or series complete.** For persons receiving Moderna or Pfizer vaccines, once they receive their second dose, they are moved from the first dose column to the series completed column. **Because of this, the total first dose category may show a change from report to report not matching the total receiving their first dose from the previous day.** Persons receiving Johnson & Johnson vaccines will always be counted in the series completed column.

COVID-19 doses for vaccinated persons in Florida	
Doses administered	588,594
People receiving one dose of a 1-dose series (Johnson & Johnson) or receiving only one dose of a 2-dose series (Moderna, Pfizer) count once. Persons receiving both doses of a 2-dose series count twice.	

Current status of persons vaccinated for COVID-19 in Florida	
Total people vaccinated	358,273
First dose	119,698
Series completed	238,575
Completed 1-dose series	8,254
Completed 2-dose series	230,321
First dose: current number of people who have only received their first dose of the Moderna or Pfizer vaccine.	
Series complete: current number of people who have received both Moderna or Pfizer vaccine doses or one Johnson & Johnson dose and are considered fully immunized.	

Demographic summary	First dose	Series complete	Total people vaccinated
Age group	119,698	238,575	358,273
16-24 years	2,278	1,791	4,069
25-34 years	5,304	5,776	11,080
35-44 years	7,821	8,175	15,996
45-54 years	12,390	11,714	24,104
55-64 years	24,777	18,866	43,643
65-74 years	34,153	95,185	129,338
75-84 years	22,866	69,066	91,932
85+ years	10,109	28,002	38,111
Race	119,698	238,575	358,273
White	76,848	161,652	238,500
Black	7,186	9,640	16,826
American Indian/Alaskan	416	625	1,041
Other	9,332	21,310	30,642
Unknown	25,916	45,348	71,264
Other race includes Asian, native Hawaiian/Pacific Islander, or other.			
Ethnicity	119,698	238,575	358,273
Hispanic	10,178	11,662	21,840
Non-Hispanic	57,171	133,815	190,986
Unknown	52,349	93,098	145,447
Gender	119,698	238,575	358,273
Female	69,755	139,208	208,963
Male	49,545	99,267	148,812
Unknown	398	100	498



COVID-19: Pasco County vaccine summary

Vaccination data through Mar 17, 2021 as of Mar 18, 2021 at 12:05 AM

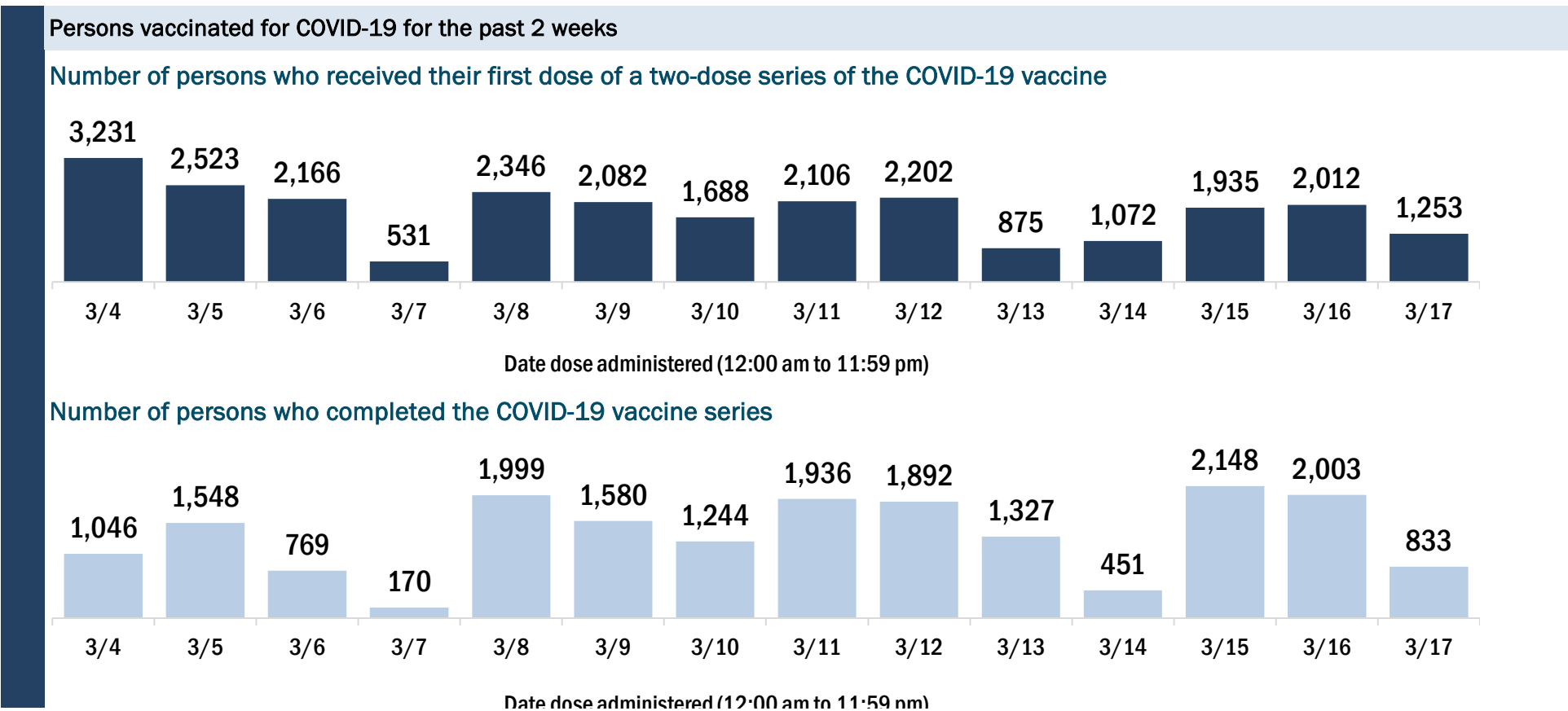
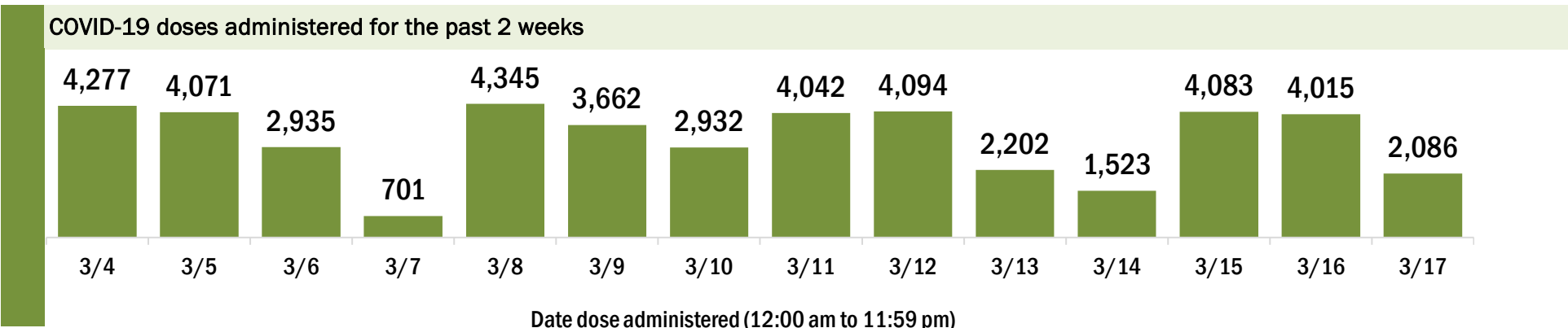
Data in this report are provisional and subject to change.

Data in this summary pertain to COVID-19 vaccines approved by the U.S. Food and Drug Administration and have been issued an Emergency Use Authorization (Janssen COVID-19 Vaccine, Moderna COVID-19 Vaccine and Pfizer-BioNTech COVID-19 Vaccine). These data summarize the number of people who have received either their first dose or have completed the series for a COVID-19 vaccine. **A person can only be counted in one category, first dose or series complete.** For persons receiving Moderna or Pfizer vaccines, once they receive their second dose, they are moved from the first dose column to the series completed column. **Because of this, the total first dose category may show a change from report to report not matching the total receiving their first dose from the previous day.** Persons receiving Johnson & Johnson vaccines will always be counted in the series completed column.

COVID-19 doses for vaccinated persons in Florida	
Doses administered	155,307
People receiving one dose of a 1-dose series (Johnson & Johnson) or receiving only one dose of a 2-dose series (Moderna, Pfizer) count once. Persons receiving both doses of a 2-dose series count twice.	

Current status of persons vaccinated for COVID-19 in Florida	
Total people vaccinated	104,004
First dose	49,991
Series completed	54,013
Completed 1-dose series	2,710
Completed 2-dose series	51,303
First dose: current number of people who have only received their first dose of the Moderna or Pfizer vaccine.	
Series complete: current number of people who have received both Moderna or Pfizer vaccine doses or one Johnson & Johnson dose and are considered fully immunized.	

Demographic summary	First dose	Series complete	Total people vaccinated
Age group	49,991	54,013	104,004
16-24 years	811	651	1,462
25-34 years	1,597	2,082	3,679
35-44 years	2,799	3,005	5,804
45-54 years	4,056	3,832	7,888
55-64 years	7,501	4,772	12,273
65-74 years	17,818	22,304	40,122
75-84 years	11,950	13,154	25,104
85+ years	3,459	4,213	7,672
Race	49,991	54,013	104,004
White	38,093	40,493	78,586
Black	1,252	1,316	2,568
American Indian/Alaskan	197	155	352
Other	3,944	6,223	10,167
Unknown	6,505	5,826	12,331
Other race includes Asian, native Hawaiian/Pacific Islander, or other.			
Ethnicity	49,991	54,013	104,004
Hispanic	2,351	2,303	4,654
Non-Hispanic	28,845	31,317	60,162
Unknown	18,795	20,393	39,188
Gender	49,991	54,013	104,004
Female	29,732	32,175	61,907
Male	20,112	21,773	41,885
Unknown	147	65	212



COVID-19: Pinellas County vaccine summary

Vaccination data through Mar 17, 2021 as of Mar 18, 2021 at 12:05 AM

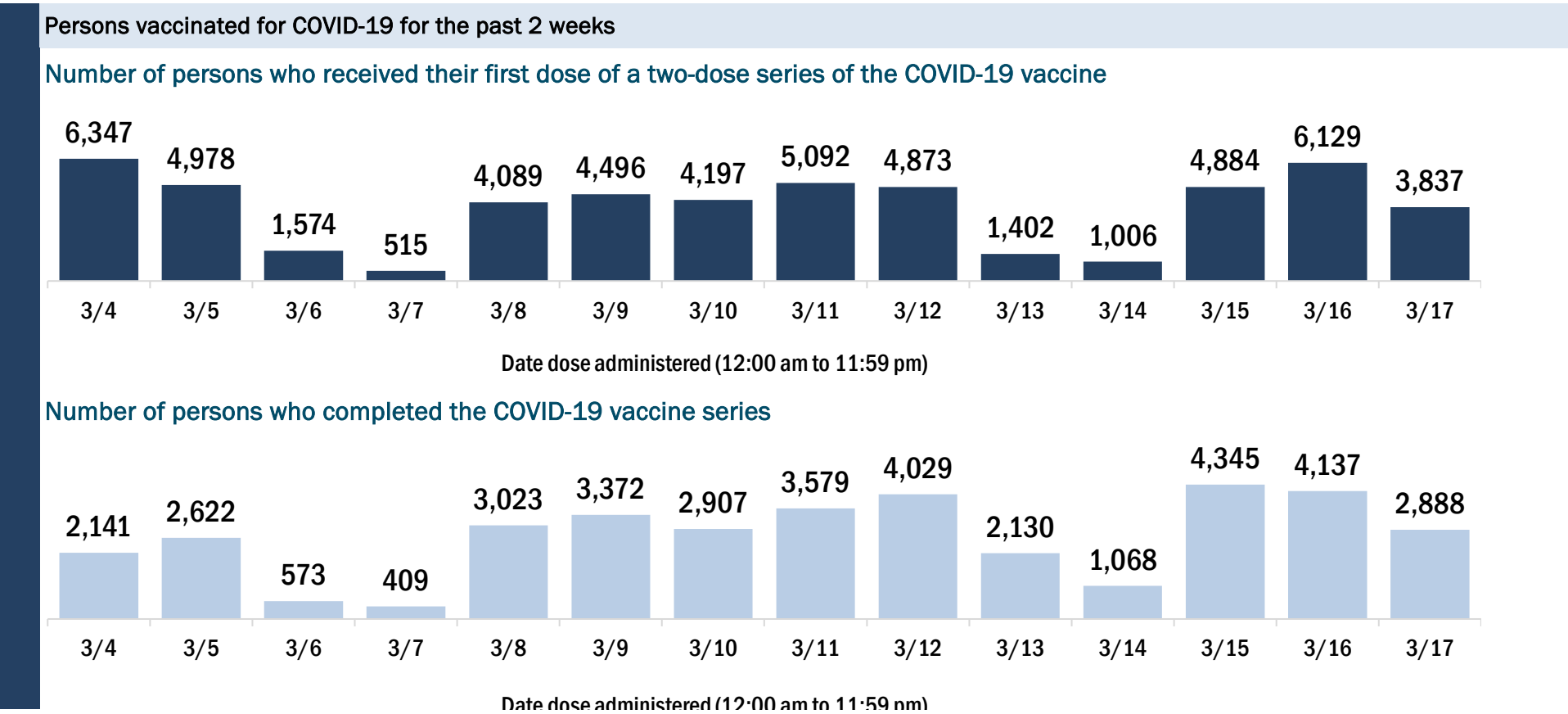
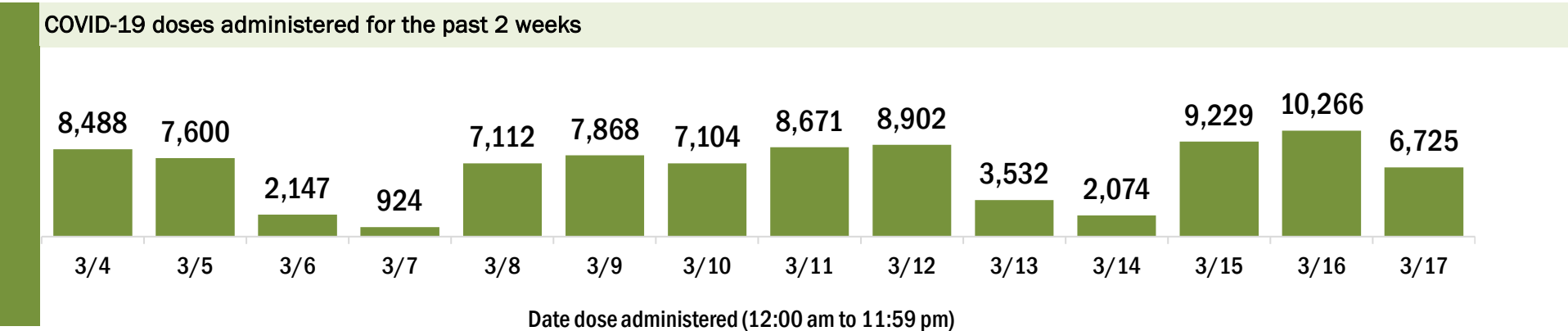
Data in this report are provisional and subject to change.

Data in this summary pertain to COVID-19 vaccines approved by the U.S. Food and Drug Administration and have been issued an Emergency Use Authorization (Janssen COVID-19 Vaccine, Moderna COVID-19 Vaccine and Pfizer-BioNTech COVID-19 Vaccine). These data summarize the number of people who have received either their first dose or have completed the series for a COVID-19 vaccine. **A person can only be counted in one category, first dose or series complete.** For persons receiving Moderna or Pfizer vaccines, once they receive their second dose, they are moved from the first dose column to the series completed column. **Because of this, the total first dose category may show a change from report to report not matching the total receiving their first dose from the previous day.** Persons receiving Johnson & Johnson vaccines will always be counted in the series completed column.

COVID-19 doses for vaccinated persons in Florida	
Doses administered	338,313
People receiving one dose of a 1-dose series (Johnson & Johnson) or receiving only one dose of a 2-dose series (Moderna, Pfizer) count once. Persons receiving both doses of a 2-dose series count twice.	

Current status of persons vaccinated for COVID-19 in Florida	
Total people vaccinated	220,398
First dose	98,104
Series completed	122,294
Completed 1-dose series	4,379
Completed 2-dose series	117,915
First dose: current number of people who have only received their first dose of the Moderna or Pfizer vaccine.	
Series complete: current number of people who have received both Moderna or Pfizer vaccine doses or one Johnson & Johnson dose and are considered fully immunized.	

Demographic summary	First dose	Series complete	Total people vaccinated
Age group	98,104	122,294	220,398
16-24 years	1,573	1,213	2,786
25-34 years	4,030	5,053	9,083
35-44 years	5,342	6,127	11,469
45-54 years	7,646	7,606	15,252
55-64 years	18,817	12,046	30,863
65-74 years	34,152	52,231	86,383
75-84 years	19,321	26,920	46,241
85+ years	7,223	11,098	18,321
Race	98,104	122,294	220,398
White	70,230	91,089	161,319
Black	5,194	4,035	9,229
American Indian/Alaskan	237	231	468
Other	6,635	11,157	17,792
Unknown	15,808	15,782	31,590
Other race includes Asian, native Hawaiian/Pacific Islander, or other.			
Ethnicity	98,104	122,294	220,398
Hispanic	2,175	3,524	5,699
Non-Hispanic	54,529	67,507	122,036
Unknown	41,400	51,263	92,663
Gender	98,104	122,294	220,398
Female	57,859	72,586	130,445
Male	39,857	49,449	89,306
Unknown	388	259	647



COVID-19: Polk County vaccine summary

Vaccination data through Mar 17, 2021 as of Mar 18, 2021 at 12:05 AM

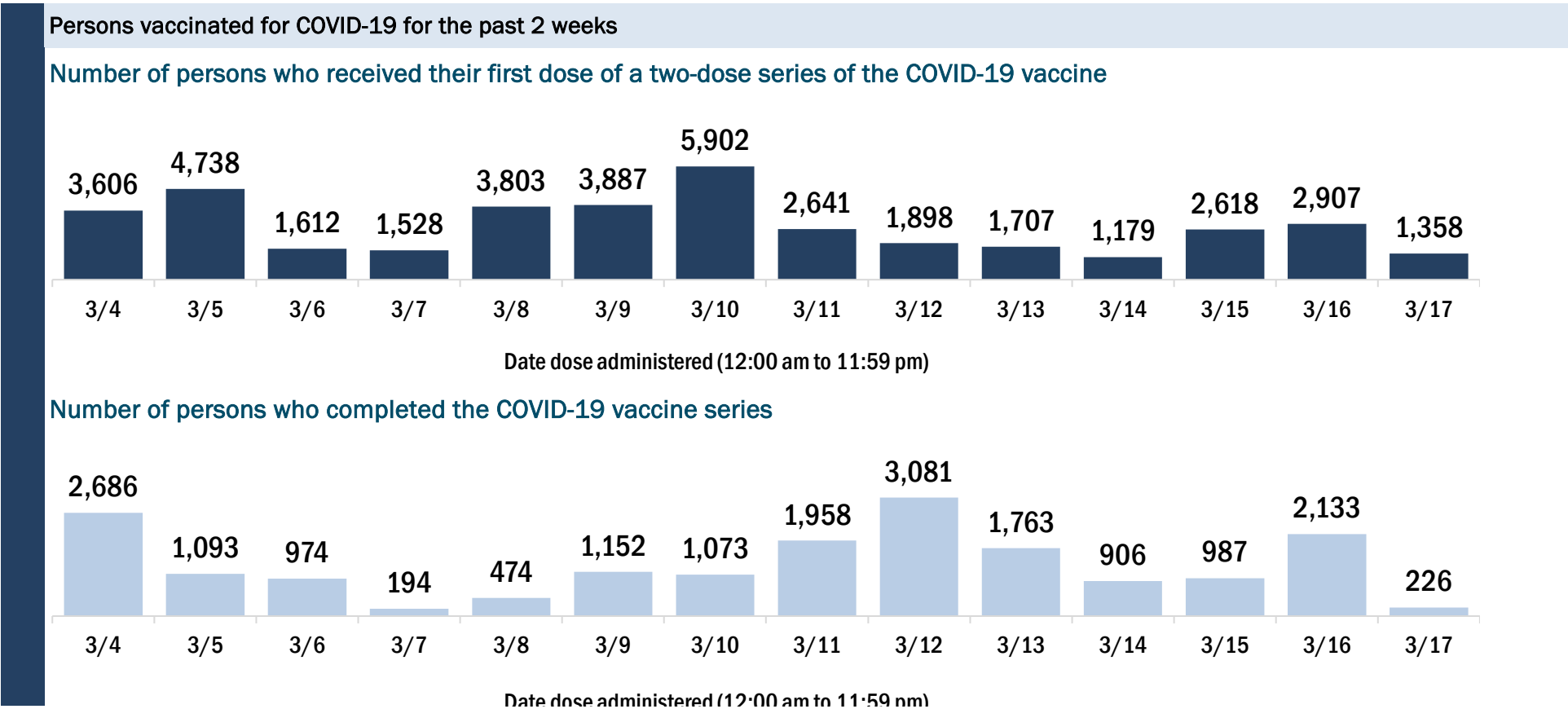
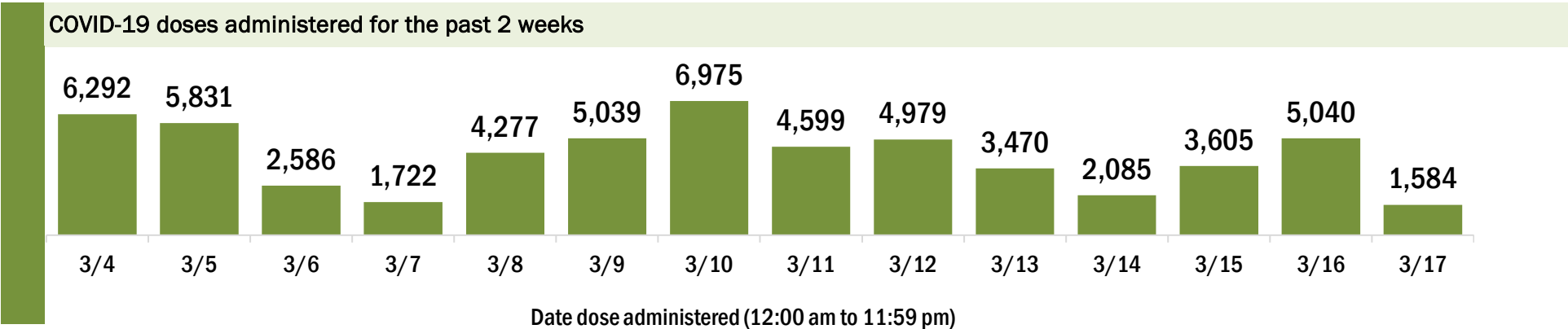
Data in this report are provisional and subject to change.

Data in this summary pertain to COVID-19 vaccines approved by the U.S. Food and Drug Administration and have been issued an Emergency Use Authorization (Janssen COVID-19 Vaccine, Moderna COVID-19 Vaccine and Pfizer-BioNTech COVID-19 Vaccine). These data summarize the number of people who have received either their first dose or have completed the series for a COVID-19 vaccine. **A person can only be counted in one category, first dose or series complete.** For persons receiving Moderna or Pfizer vaccines, once they receive their second dose, they are moved from the first dose column to the series completed column. **Because of this, the total first dose category may show a change from report to report not matching the total receiving their first dose from the previous day.** Persons receiving Johnson & Johnson vaccines will always be counted in the series completed column.

COVID-19 doses for vaccinated persons in Florida	
Doses administered	179,642
People receiving one dose of a 1-dose series (Johnson & Johnson) or receiving only one dose of a 2-dose series (Moderna, Pfizer) count once. Persons receiving both doses of a 2-dose series count twice.	

Current status of persons vaccinated for COVID-19 in Florida	
Total people vaccinated	123,880
First dose	65,824
Series completed	58,056
Completed 1-dose series	2,294
Completed 2-dose series	55,762
First dose: current number of people who have only received their first dose of the Moderna or Pfizer vaccine.	
Series complete: current number of people who have received both Moderna or Pfizer vaccine doses or one Johnson & Johnson dose and are considered fully immunized.	

Demographic summary	First dose	Series complete	Total people vaccinated
Age group	65,824	58,056	123,880
16-24 years	871	569	1,440
25-34 years	2,298	1,922	4,220
35-44 years	3,393	2,683	6,076
45-54 years	4,669	3,732	8,401
55-64 years	9,950	5,307	15,257
65-74 years	24,279	24,684	48,963
75-84 years	15,682	14,758	30,440
85+ years	4,682	4,401	9,083
Race	65,824	58,056	123,880
White	46,257	42,883	89,140
Black	4,178	3,545	7,723
American Indian/Alaskan	344	292	636
Other	4,180	4,721	8,901
Unknown	10,865	6,615	17,480
Other race includes Asian, native Hawaiian/Pacific Islander, or other.			
Ethnicity	65,824	58,056	123,880
Hispanic	4,433	3,467	7,900
Non-Hispanic	35,905	34,223	70,128
Unknown	25,486	20,366	45,852
Gender	65,824	58,056	123,880
Female	37,882	33,854	71,736
Male	27,699	24,183	51,882
Unknown	243	19	262



COVID-19: Putnam County vaccine summary

Vaccination data through Mar 17, 2021 as of Mar 18, 2021 at 12:05 AM

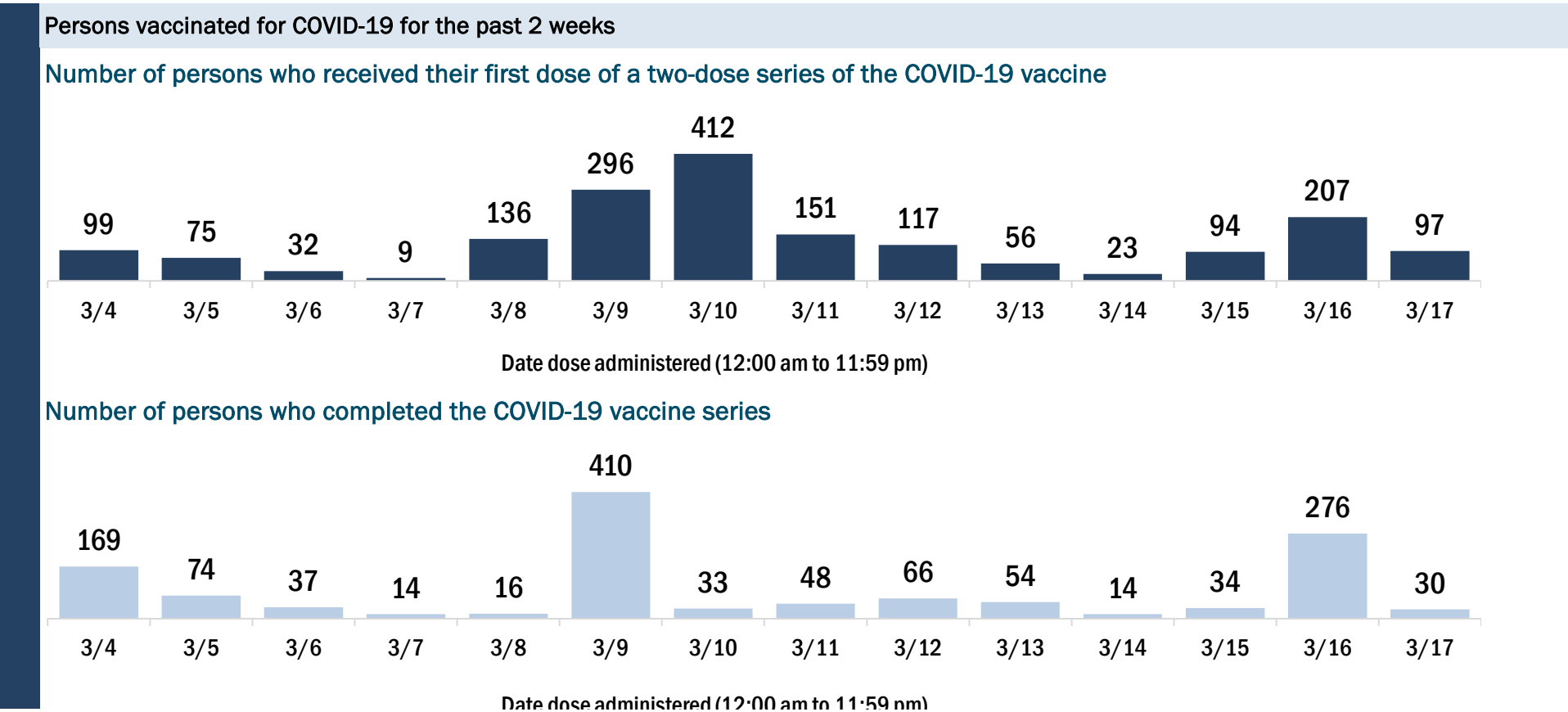
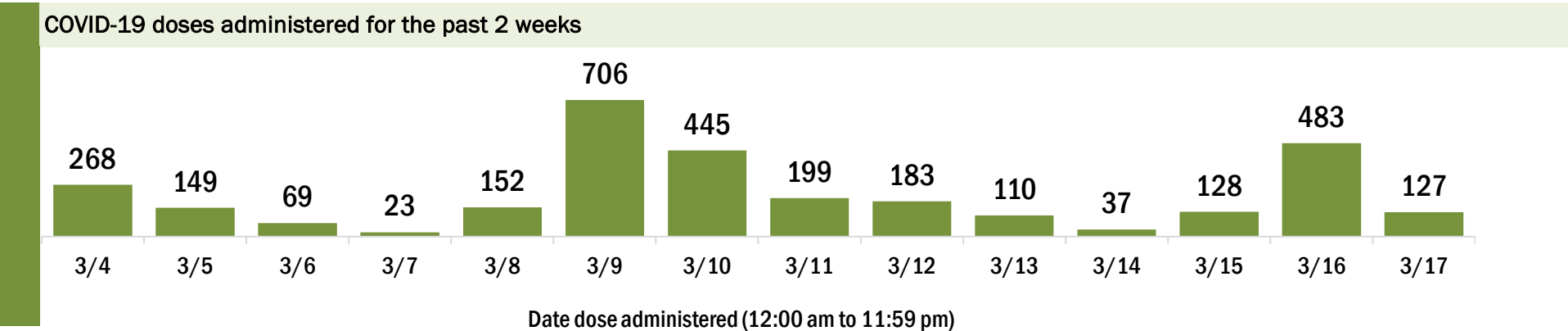
Data in this report are provisional and subject to change.

Data in this summary pertain to COVID-19 vaccines approved by the U.S. Food and Drug Administration and have been issued an Emergency Use Authorization (Janssen COVID-19 Vaccine, Moderna COVID-19 Vaccine and Pfizer-BioNTech COVID-19 Vaccine). These data summarize the number of people who have received either their first dose or have completed the series for a COVID-19 vaccine. **A person can only be counted in one category, first dose or series complete.** For persons receiving Moderna or Pfizer vaccines, once they receive their second dose, they are moved from the first dose column to the series completed column. **Because of this, the total first dose category may show a change from report to report not matching the total receiving their first dose from the previous day.** Persons receiving Johnson & Johnson vaccines will always be counted in the series completed column.

COVID-19 doses for vaccinated persons in Florida	
Doses administered	16,706
People receiving one dose of a 1-dose series (Johnson & Johnson) or receiving only one dose of a 2-dose series (Moderna, Pfizer) count once. Persons receiving both doses of a 2-dose series count twice.	

Current status of persons vaccinated for COVID-19 in Florida	
Total people vaccinated	10,715
First dose	4,643
Series completed	6,072
Completed 1-dose series	81
Completed 2-dose series	5,991
First dose: current number of people who have only received their first dose of the Moderna or Pfizer vaccine.	
Series complete: current number of people who have received both Moderna or Pfizer vaccine doses or one Johnson & Johnson dose and are considered fully immunized.	

Demographic summary	First dose	Series complete	Total people vaccinated
Age group	4,643	6,072	10,715
16-24 years	35	51	86
25-34 years	108	130	238
35-44 years	134	180	314
45-54 years	315	263	578
55-64 years	829	497	1,326
65-74 years	1,868	2,813	4,681
75-84 years	1,002	1,632	2,634
85+ years	352	506	858
Race	4,643	6,072	10,715
White	3,540	4,797	8,337
Black	472	366	838
American Indian/Alaskan	41	34	75
Other	343	428	771
Unknown	247	447	694
Other race includes Asian, native Hawaiian/Pacific Islander, or other.			
Ethnicity	4,643	6,072	10,715
Hispanic	171	138	309
Non-Hispanic	3,454	4,384	7,838
Unknown	1,018	1,550	2,568
Gender	4,643	6,072	10,715
Female	2,653	3,487	6,140
Male	1,983	2,584	4,567
Unknown	7	1	8



COVID-19: Santa Rosa County vaccine summary

Vaccination data through Mar 17, 2021 as of Mar 18, 2021 at 12:05 AM

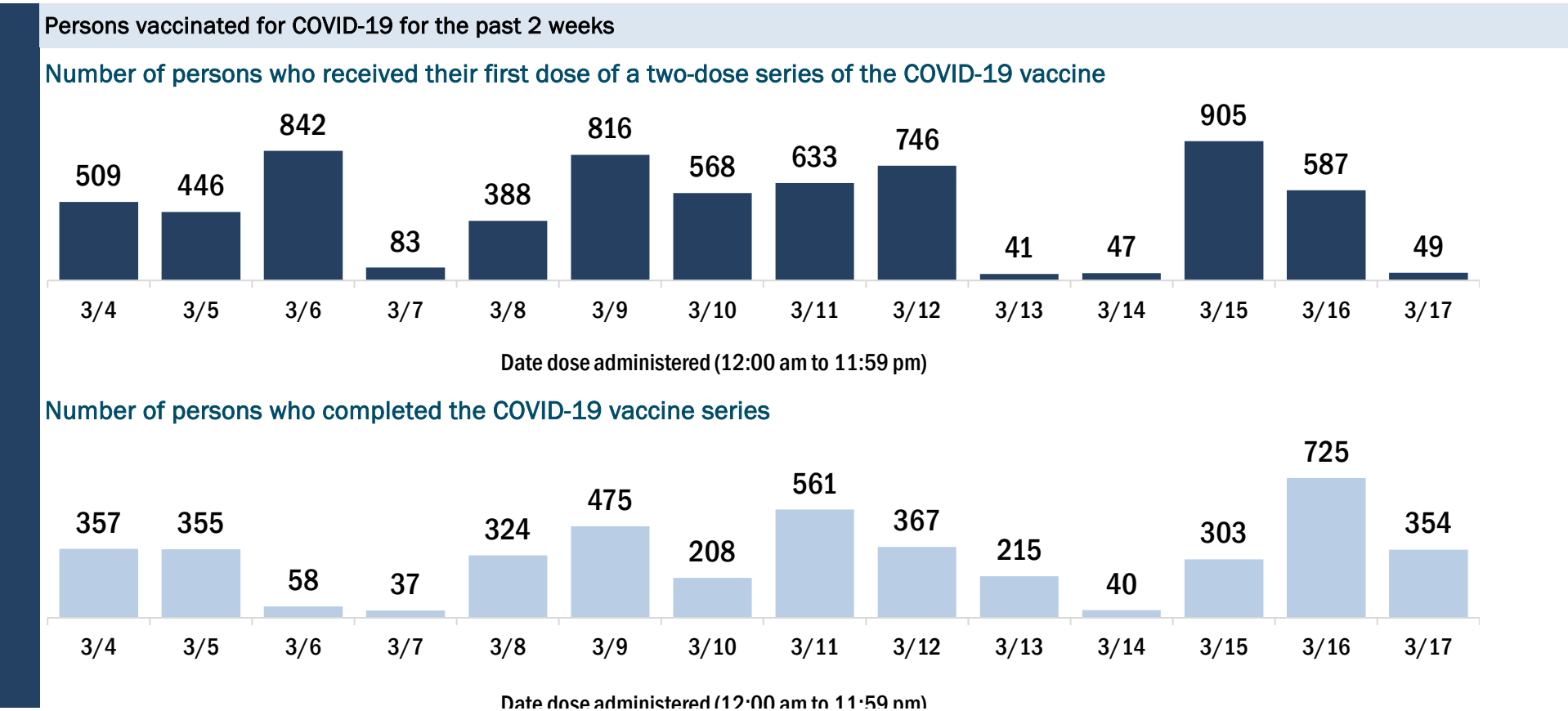
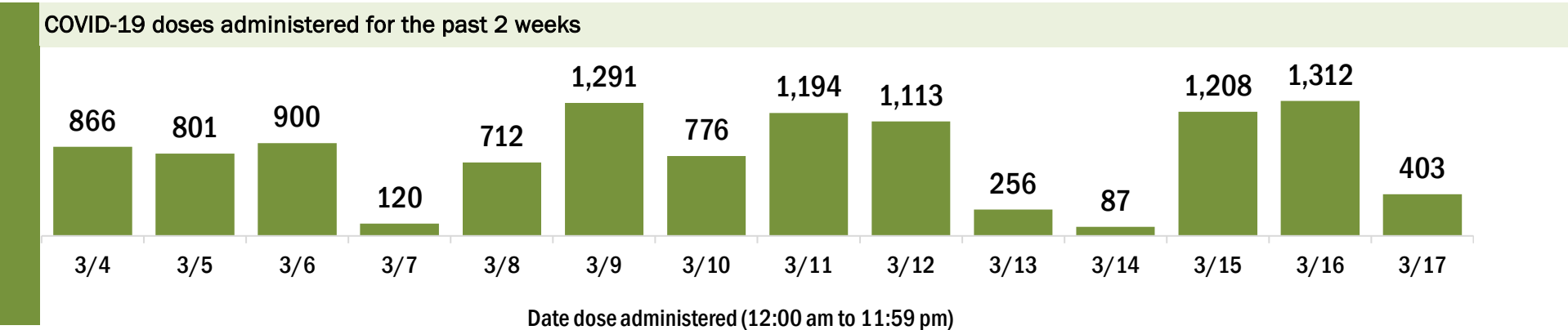
Data in this report are provisional and subject to change.

Data in this summary pertain to COVID-19 vaccines approved by the U.S. Food and Drug Administration and have been issued an Emergency Use Authorization (Janssen COVID-19 Vaccine, Moderna COVID-19 Vaccine and Pfizer-BioNTech COVID-19 Vaccine). These data summarize the number of people who have received either their first dose or have completed the series for a COVID-19 vaccine. **A person can only be counted in one category, first dose or series complete.** For persons receiving Moderna or Pfizer vaccines, once they receive their second dose, they are moved from the first dose column to the series completed column. **Because of this, the total first dose category may show a change from report to report not matching the total receiving their first dose from the previous day.** Persons receiving Johnson & Johnson vaccines will always be counted in the series completed column.

COVID-19 doses for vaccinated persons in Florida	
Doses administered	54,243
People receiving one dose of a 1-dose series (Johnson & Johnson) or receiving only one dose of a 2-dose series (Moderna, Pfizer) count once. Persons receiving both doses of a 2-dose series count twice.	

Current status of persons vaccinated for COVID-19 in Florida	
Total people vaccinated	34,654
First dose	14,664
Series completed	19,990
Completed 1-dose series	401
Completed 2-dose series	19,589
First dose: current number of people who have only received their first dose of the Moderna or Pfizer vaccine.	
Series complete: current number of people who have received both Moderna or Pfizer vaccine doses or one Johnson & Johnson dose and are considered fully immunized.	

Demographic summary	First dose	Series complete	Total people vaccinated
Age group	14,664	19,990	34,654
16-24 years	279	228	507
25-34 years	661	715	1,376
35-44 years	995	1,119	2,114
45-54 years	1,601	1,396	2,997
55-64 years	3,372	2,094	5,466
65-74 years	4,780	8,676	13,456
75-84 years	2,300	4,475	6,775
85+ years	676	1,287	1,963
Race	14,664	19,990	34,654
White	10,062	15,073	25,135
Black	475	473	948
American Indian/Alaskan	96	107	203
Other	940	1,460	2,400
Unknown	3,091	2,877	5,968
Other race includes Asian, native Hawaiian/Pacific Islander, or other.			
Ethnicity	14,664	19,990	34,654
Hispanic	337	274	611
Non-Hispanic	8,716	12,051	20,767
Unknown	5,611	7,665	13,276
Gender	14,664	19,990	34,654
Female	8,555	11,437	19,992
Male	6,097	8,553	14,650
Unknown	12	0	12



COVID-19: Sarasota County vaccine summary

Vaccination data through Mar 17, 2021 as of Mar 18, 2021 at 12:05 AM

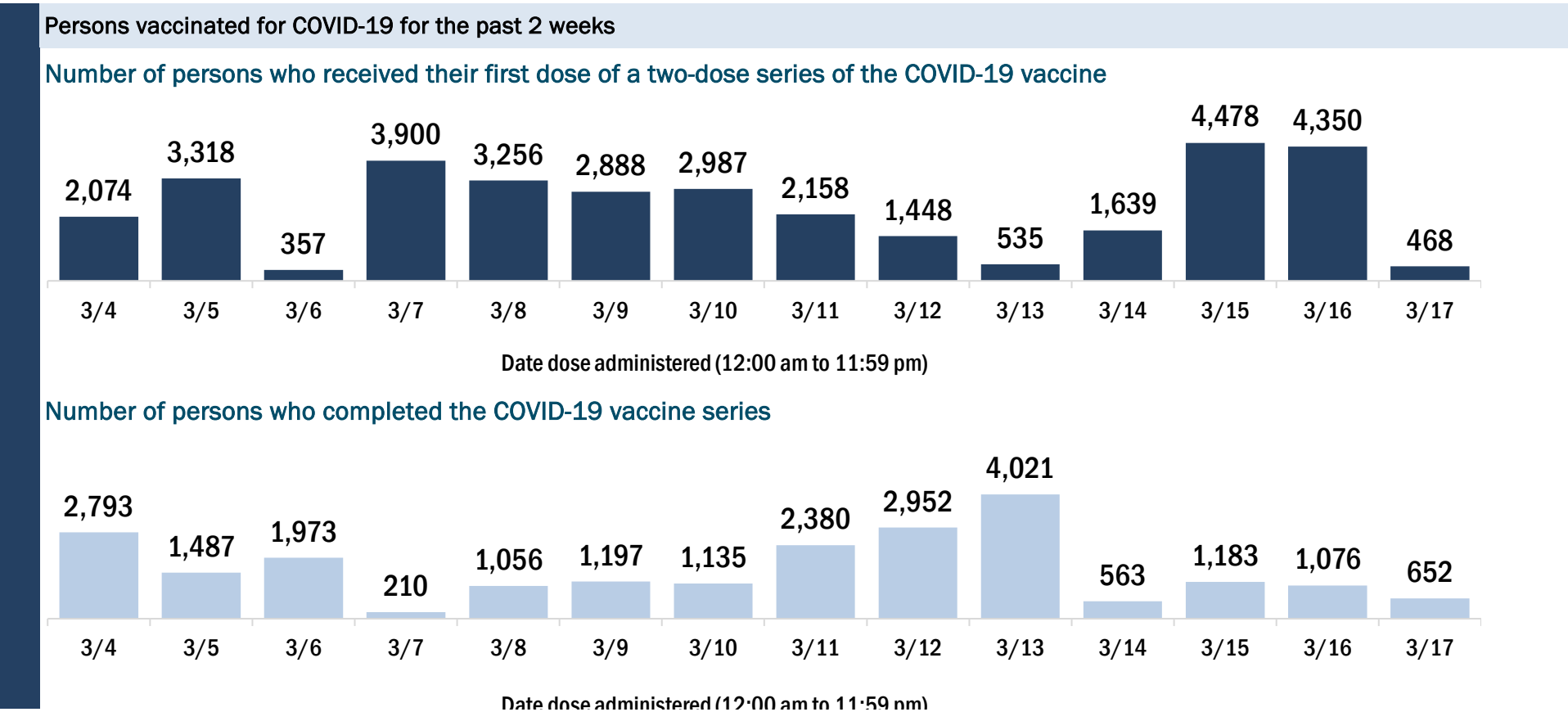
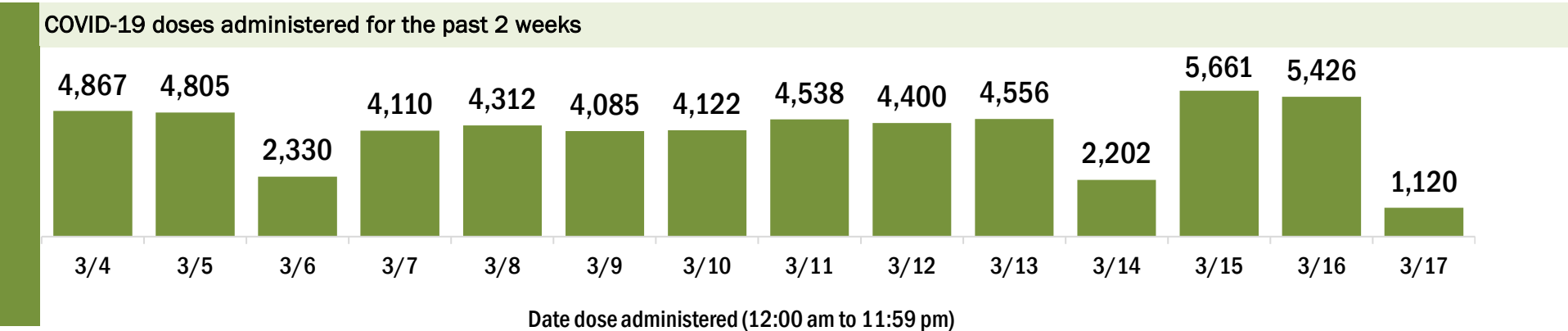
Data in this report are provisional and subject to change.

Data in this summary pertain to COVID-19 vaccines approved by the U.S. Food and Drug Administration and have been issued an Emergency Use Authorization (Janssen COVID-19 Vaccine, Moderna COVID-19 Vaccine and Pfizer-BioNTech COVID-19 Vaccine). These data summarize the number of people who have received either their first dose or have completed the series for a COVID-19 vaccine. **A person can only be counted in one category, first dose or series complete.** For persons receiving Moderna or Pfizer vaccines, once they receive their second dose, they are moved from the first dose column to the series completed column. **Because of this, the total first dose category may show a change from report to report not matching the total receiving their first dose from the previous day.** Persons receiving Johnson & Johnson vaccines will always be counted in the series completed column.

COVID-19 doses for vaccinated persons in Florida	
Doses administered	206,113
People receiving one dose of a 1-dose series (Johnson & Johnson) or receiving only one dose of a 2-dose series (Moderna, Pfizer) count once. Persons receiving both doses of a 2-dose series count twice.	

Current status of persons vaccinated for COVID-19 in Florida	
Total people vaccinated	141,849
First dose	74,954
Series completed	66,895
Completed 1-dose series	2,631
Completed 2-dose series	64,264
First dose: current number of people who have only received their first dose of the Moderna or Pfizer vaccine.	
Series complete: current number of people who have received both Moderna or Pfizer vaccine doses or one Johnson & Johnson dose and are considered fully immunized.	

Demographic summary	First dose	Series complete	Total people vaccinated
Age group	74,954	66,895	141,849
16-24 years	559	559	1,118
25-34 years	986	1,729	2,715
35-44 years	1,425	2,251	3,676
45-54 years	2,210	3,647	5,857
55-64 years	6,438	5,982	12,420
65-74 years	32,704	28,953	61,657
75-84 years	23,447	16,645	40,092
85+ years	7,185	7,129	14,314
Race	74,954	66,895	141,849
White	62,281	50,297	112,578
Black	690	775	1,465
American Indian/Alaskan	220	291	511
Other	3,124	6,901	10,025
Unknown	8,639	8,631	17,270
Other race includes Asian, native Hawaiian/Pacific Islander, or other.			
Ethnicity	74,954	66,895	141,849
Hispanic	1,369	1,185	2,554
Non-Hispanic	50,900	41,377	92,277
Unknown	22,685	24,333	47,018
Gender	74,954	66,895	141,849
Female	41,592	38,847	80,439
Male	33,258	28,001	61,259
Unknown	104	47	151



COVID-19: Seminole County vaccine summary

Vaccination data through Mar 17, 2021 as of Mar 18, 2021 at 12:05 AM

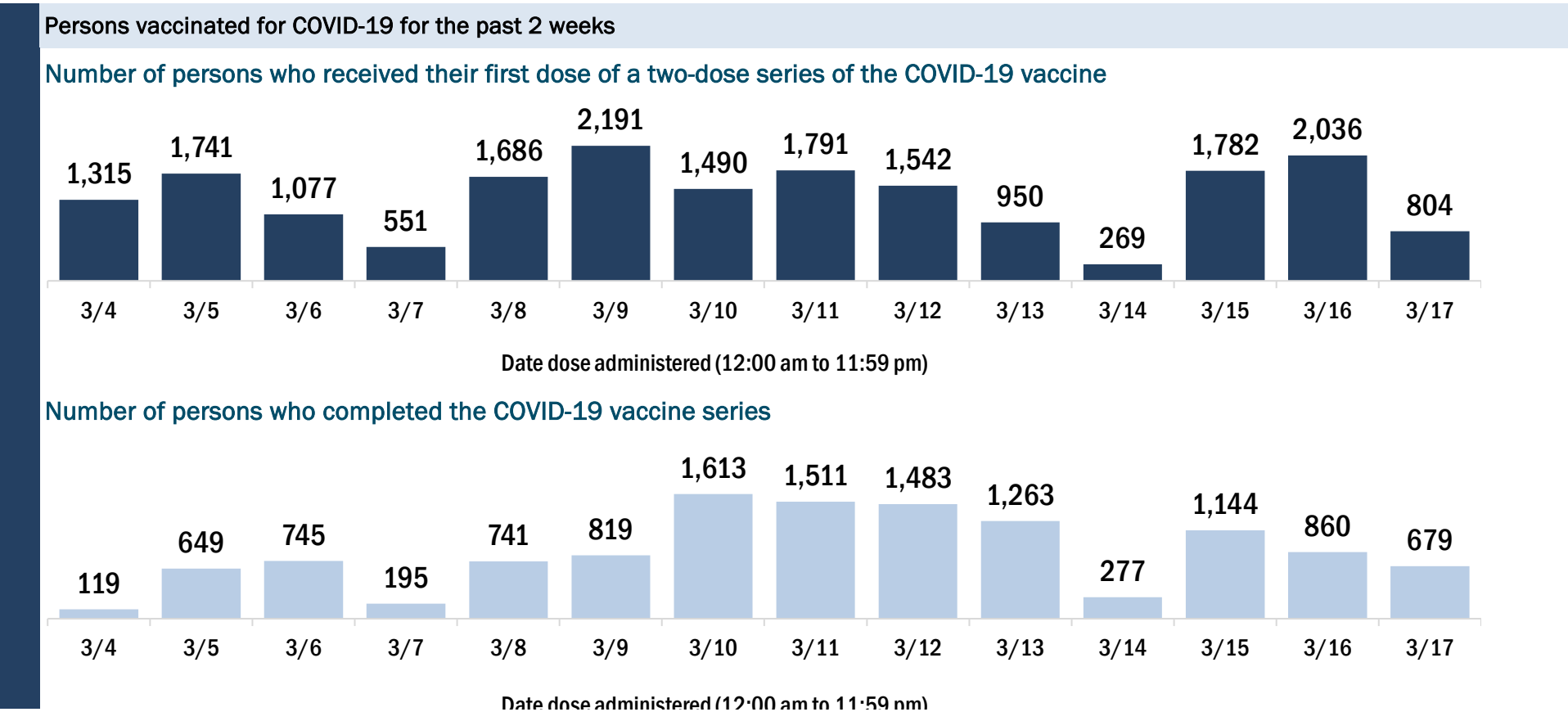
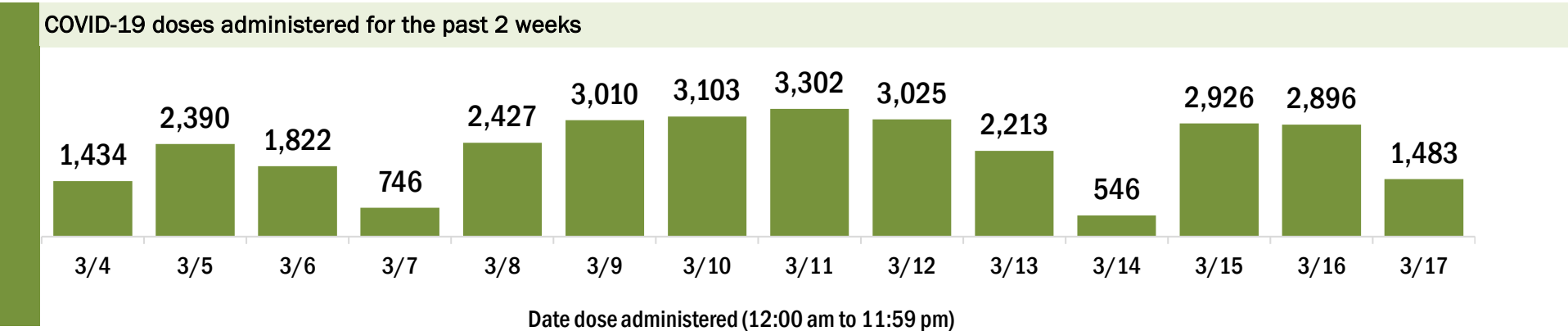
Data in this report are provisional and subject to change.

Data in this summary pertain to COVID-19 vaccines approved by the U.S. Food and Drug Administration and have been issued an Emergency Use Authorization (Janssen COVID-19 Vaccine, Moderna COVID-19 Vaccine and Pfizer-BioNTech COVID-19 Vaccine). These data summarize the number of people who have received either their first dose or have completed the series for a COVID-19 vaccine. **A person can only be counted in one category, first dose or series complete.** For persons receiving Moderna or Pfizer vaccines, once they receive their second dose, they are moved from the first dose column to the series completed column. **Because of this, the total first dose category may show a change from report to report not matching the total receiving their first dose from the previous day.** Persons receiving Johnson & Johnson vaccines will always be counted in the series completed column.

COVID-19 doses for vaccinated persons in Florida	
Doses administered	130,305
People receiving one dose of a 1-dose series (Johnson & Johnson) or receiving only one dose of a 2-dose series (Moderna, Pfizer) count once. Persons receiving both doses of a 2-dose series count twice.	

Current status of persons vaccinated for COVID-19 in Florida	
Total people vaccinated	82,556
First dose	31,324
Series completed	51,232
Completed 1-dose series	3,483
Completed 2-dose series	47,749
First dose: current number of people who have only received their first dose of the Moderna or Pfizer vaccine.	
Series complete: current number of people who have received both Moderna or Pfizer vaccine doses or one Johnson & Johnson dose and are considered fully immunized.	

Demographic summary	First dose	Series complete	Total people vaccinated
Age group	31,324	51,232	82,556
16-24 years	1,173	859	2,032
25-34 years	2,585	2,483	5,068
35-44 years	3,635	3,443	7,078
45-54 years	4,728	3,972	8,700
55-64 years	7,886	4,755	12,641
65-74 years	6,669	21,044	27,713
75-84 years	3,306	10,548	13,854
85+ years	1,342	4,128	5,470
Race	31,324	51,232	82,556
White	20,414	37,942	58,356
Black	2,061	3,107	5,168
American Indian/Alaskan	118	308	426
Other	4,132	7,789	11,921
Unknown	4,599	2,086	6,685
Other race includes Asian, native Hawaiian/Pacific Islander, or other.			
Ethnicity	31,324	51,232	82,556
Hispanic	2,810	4,601	7,411
Non-Hispanic	16,439	34,048	50,487
Unknown	12,075	12,583	24,658
Gender	31,324	51,232	82,556
Female	18,510	30,913	49,423
Male	12,568	20,289	32,857
Unknown	246	30	276



COVID-19: St. Johns County vaccine summary

Vaccination data through Mar 17, 2021 as of Mar 18, 2021 at 12:05 AM

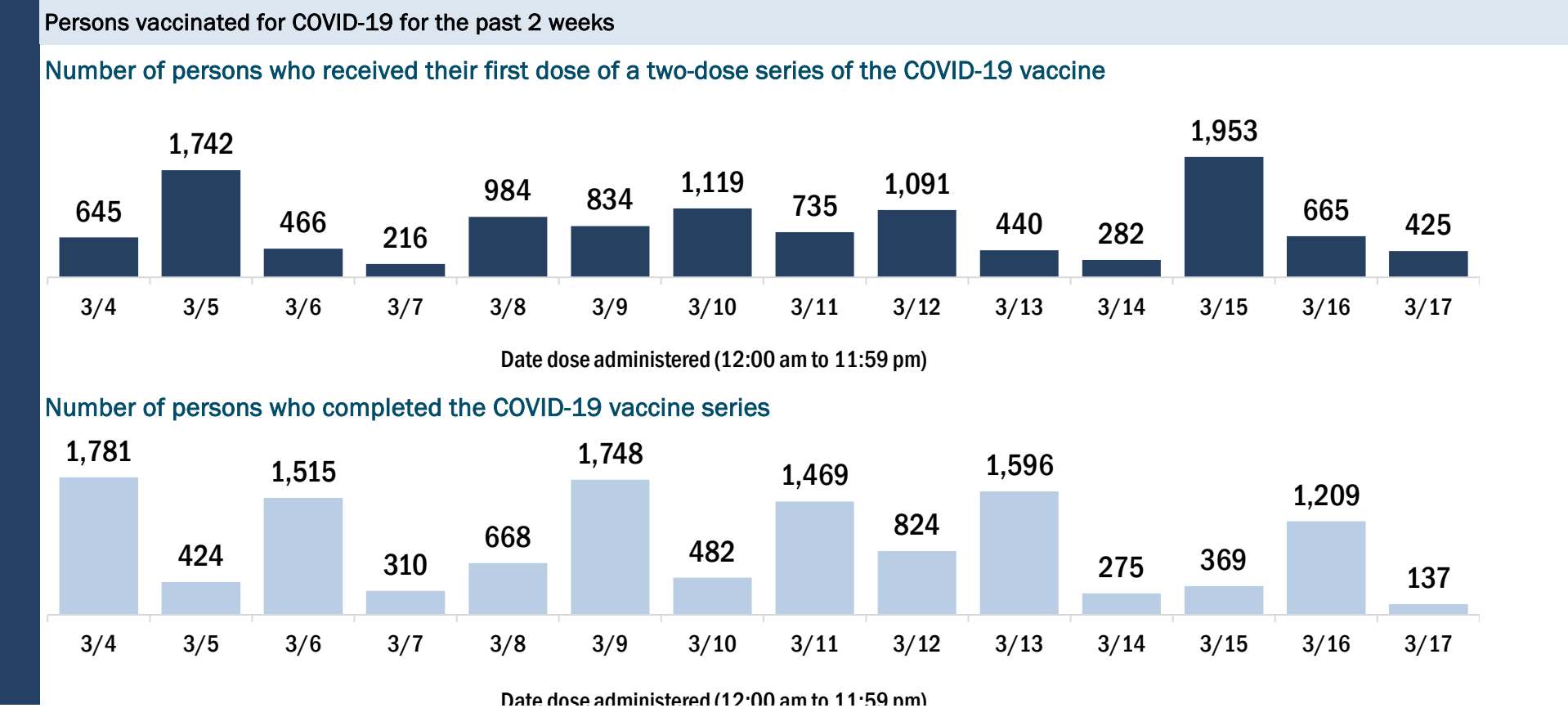
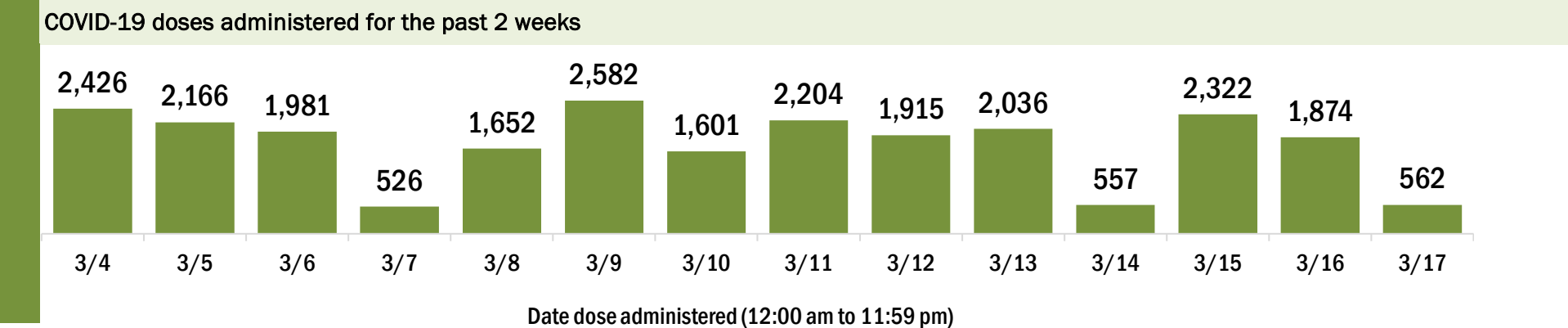
Data in this report are provisional and subject to change.

Data in this summary pertain to COVID-19 vaccines approved by the U.S. Food and Drug Administration and have been issued an Emergency Use Authorization (Janssen COVID-19 Vaccine, Moderna COVID-19 Vaccine and Pfizer-BioNTech COVID-19 Vaccine). These data summarize the number of people who have received either their first dose or have completed the series for a COVID-19 vaccine. **A person can only be counted in one category, first dose or series complete.** For persons receiving Moderna or Pfizer vaccines, once they receive their second dose, they are moved from the first dose column to the series completed column. **Because of this, the total first dose category may show a change from report to report not matching the total receiving their first dose from the previous day.** Persons receiving Johnson & Johnson vaccines will always be counted in the series completed column.

COVID-19 doses for vaccinated persons in Florida	
Doses administered	125,882
People receiving one dose of a 1-dose series (Johnson & Johnson) or receiving only one dose of a 2-dose series (Moderna, Pfizer) count once. Persons receiving both doses of a 2-dose series count twice.	

Current status of persons vaccinated for COVID-19 in Florida	
Total people vaccinated	74,674
First dose	21,535
Series completed	53,139
Completed 1-dose series	1,931
Completed 2-dose series	51,208
First dose: current number of people who have only received their first dose of the Moderna or Pfizer vaccine.	
Series complete: current number of people who have received both Moderna or Pfizer vaccine doses or one Johnson & Johnson dose and are considered fully immunized.	

Demographic summary	First dose	Series complete	Total people vaccinated
Age group	21,535	53,139	74,674
16-24 years	708	598	1,306
25-34 years	1,095	1,736	2,831
35-44 years	2,527	3,628	6,155
45-54 years	3,087	3,747	6,834
55-64 years	6,627	5,125	11,752
65-74 years	4,532	23,396	27,928
75-84 years	2,173	11,667	13,840
85+ years	786	3,242	4,028
Race	21,535	53,139	74,674
White	15,510	39,569	55,079
Black	693	1,344	2,037
American Indian/Alaskan	48	168	216
Other	2,085	5,331	7,416
Unknown	3,199	6,727	9,926
Other race includes Asian, native Hawaiian/Pacific Islander, or other.			
Ethnicity	21,535	53,139	74,674
Hispanic	791	1,293	2,084
Non-Hispanic	13,592	33,595	47,187
Unknown	7,152	18,251	25,403
Gender	21,535	53,139	74,674
Female	12,544	29,902	42,446
Male	8,971	23,226	32,197
Unknown	20	11	31



COVID-19: St. Lucie County vaccine summary

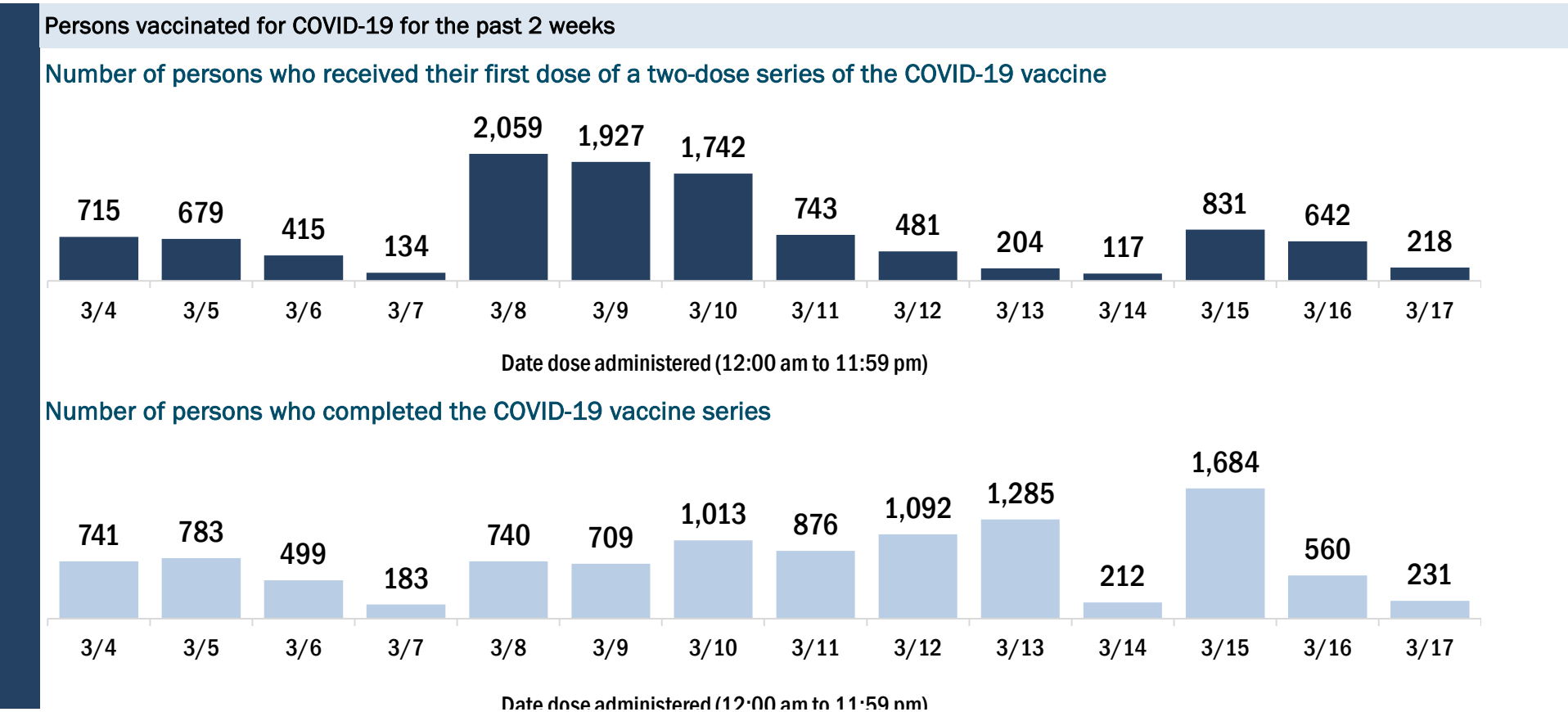
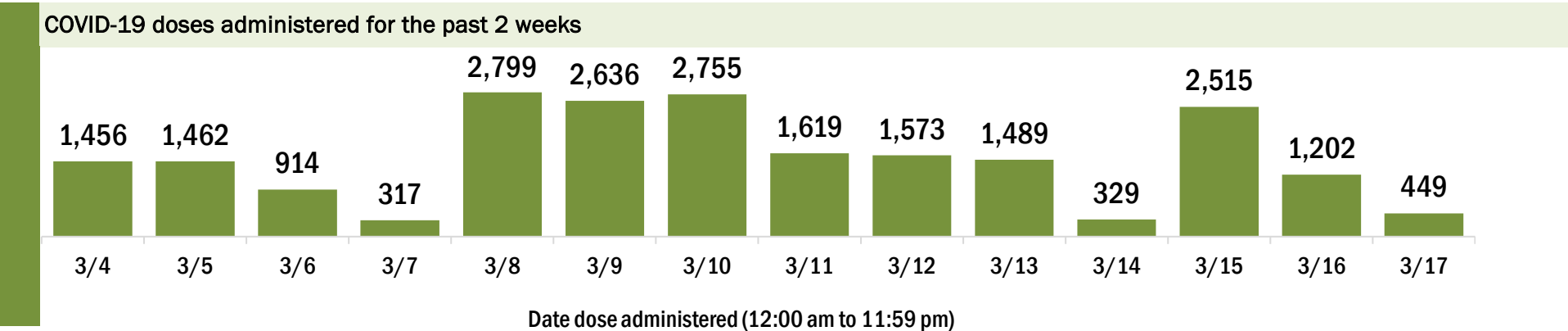
Vaccination data through Mar 17, 2021 as of Mar 18, 2021 at 12:05 AM

Data in this report are provisional and subject to change.

Data in this summary pertain to COVID-19 vaccines approved by the U.S. Food and Drug Administration and have been issued an Emergency Use Authorization (Janssen COVID-19 Vaccine, Moderna COVID-19 Vaccine and Pfizer-BioNTech COVID-19 Vaccine). These data summarize the number of people who have received either their first dose or have completed the series for a COVID-19 vaccine. **A person can only be counted in one category, first dose or series complete.** For persons receiving Moderna or Pfizer vaccines, once they receive their second dose, they are moved from the first dose column to the series completed column. **Because of this, the total first dose category may show a change from report to report not matching the total receiving their first dose from the previous day.** Persons receiving Johnson & Johnson vaccines will always be counted in the series completed column.

COVID-19 doses for vaccinated persons in Florida	
Doses administered	104,632
People receiving one dose of a 1-dose series (Johnson & Johnson) or receiving only one dose of a 2-dose series (Moderna, Pfizer) count once. Persons receiving both doses of a 2-dose series count twice.	
Current status of persons vaccinated for COVID-19 in Florida	
Total people vaccinated	66,697
First dose	27,895
Series completed	38,802
Completed 1-dose series	867
Completed 2-dose series	37,935
First dose: current number of people who have only received their first dose of the Moderna or Pfizer vaccine.	
Series complete: current number of people who have received both Moderna or Pfizer vaccine doses or one Johnson & Johnson dose and are considered fully immunized.	

Demographic summary		First dose	Series complete	Total people vaccinated
Age group		27,895	38,802	66,697
16-24 years		322	309	631
25-34 years		716	854	1,570
35-44 years		1,136	1,326	2,462
45-54 years		2,159	1,931	4,090
55-64 years		4,752	3,107	7,859
65-74 years		10,572	17,628	28,200
75-84 years		6,287	10,443	16,730
85+ years		1,951	3,204	5,155
Race		27,895	38,802	66,697
White		19,178	25,829	45,007
Black		2,731	3,142	5,873
American Indian/Alaskan		199	161	360
Other		1,987	3,814	5,801
Unknown		3,800	5,856	9,656
Other race includes Asian, native Hawaiian/Pacific Islander, or other.				
Ethnicity		27,895	38,802	66,697
Hispanic		2,426	1,842	4,268
Non-Hispanic		16,425	21,919	38,344
Unknown		9,044	15,041	24,085
Gender		27,895	38,802	66,697
Female		16,014	22,350	38,364
Male		11,801	16,433	28,234
Unknown		80	19	99



COVID-19: Sumter County vaccine summary

Vaccination data through Mar 17, 2021 as of Mar 18, 2021 at 12:05 AM

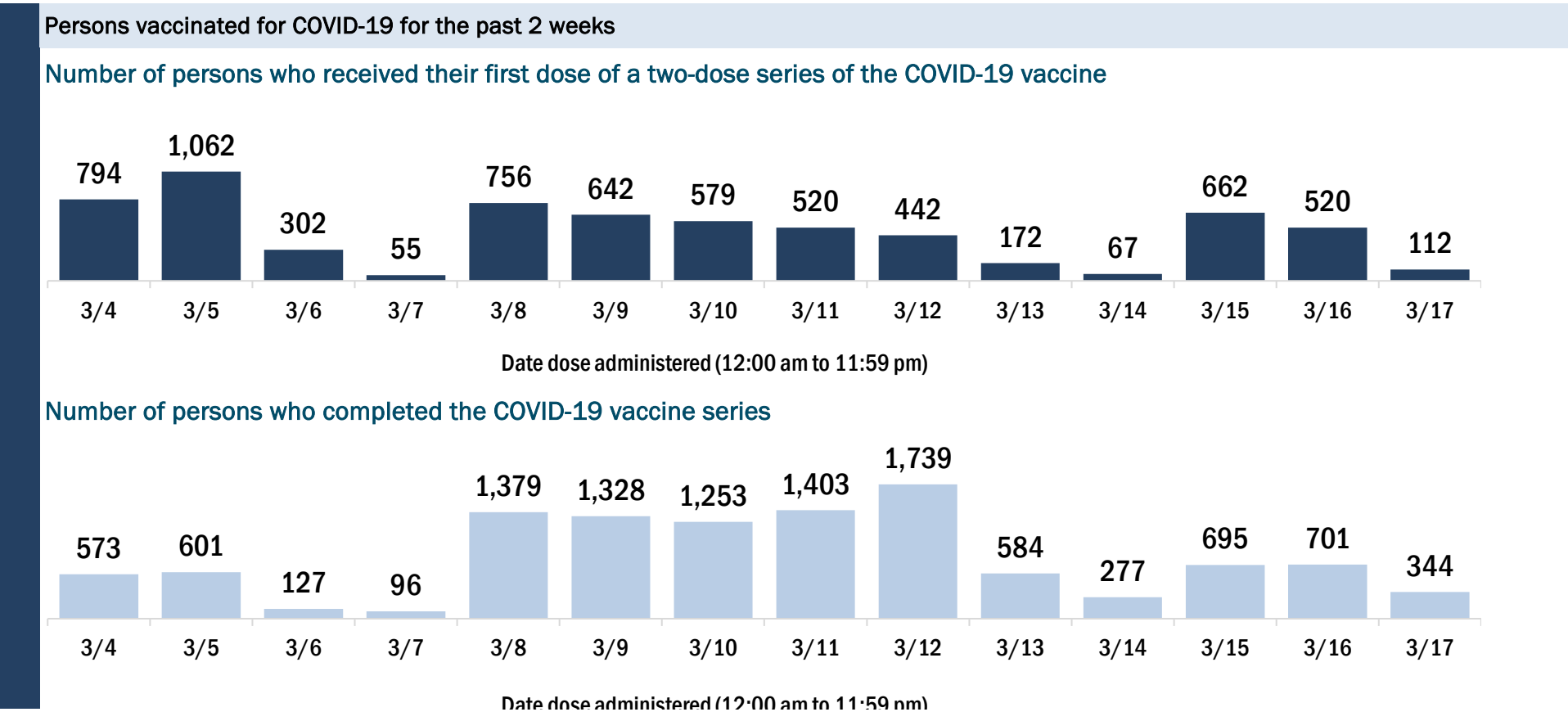
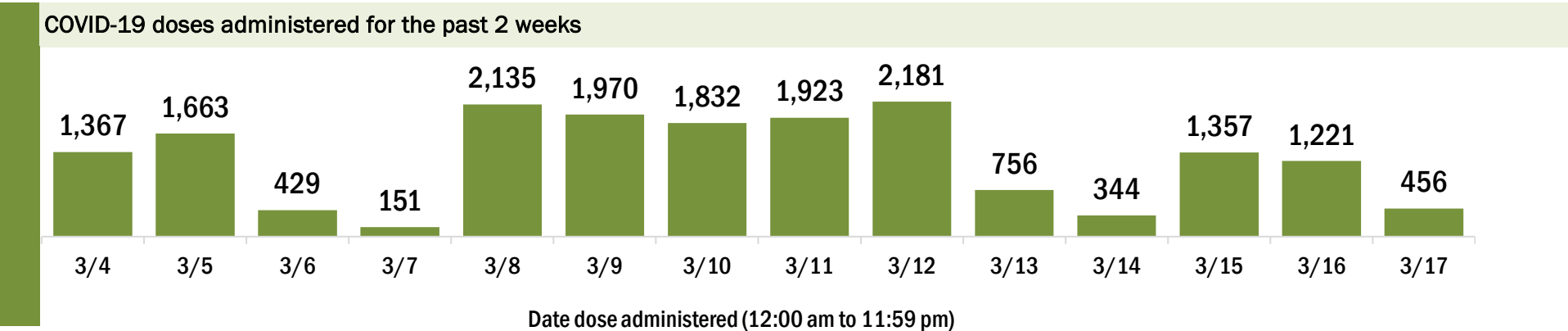
Data in this report are provisional and subject to change.

Data in this summary pertain to COVID-19 vaccines approved by the U.S. Food and Drug Administration and have been issued an Emergency Use Authorization (Janssen COVID-19 Vaccine, Moderna COVID-19 Vaccine and Pfizer-BioNTech COVID-19 Vaccine). These data summarize the number of people who have received either their first dose or have completed the series for a COVID-19 vaccine. **A person can only be counted in one category, first dose or series complete.** For persons receiving Moderna or Pfizer vaccines, once they receive their second dose, they are moved from the first dose column to the series completed column. **Because of this, the total first dose category may show a change from report to report not matching the total receiving their first dose from the previous day.** Persons receiving Johnson & Johnson vaccines will always be counted in the series completed column.

COVID-19 doses for vaccinated persons in Florida	
Doses administered	80,950
People receiving one dose of a 1-dose series (Johnson & Johnson) or receiving only one dose of a 2-dose series (Moderna, Pfizer) count once. Persons receiving both doses of a 2-dose series count twice.	

Current status of persons vaccinated for COVID-19 in Florida	
Total people vaccinated	50,993
First dose	18,318
Series completed	32,675
Completed 1-dose series	2,718
Completed 2-dose series	29,957
First dose: current number of people who have only received their first dose of the Moderna or Pfizer vaccine.	
Series complete: current number of people who have received both Moderna or Pfizer vaccine doses or one Johnson & Johnson dose and are considered fully immunized.	

Demographic summary	First dose	Series complete	Total people vaccinated
Age group	18,318	32,675	50,993
16-24 years	28	38	66
25-34 years	94	111	205
35-44 years	142	153	295
45-54 years	324	263	587
55-64 years	2,060	921	2,981
65-74 years	8,531	17,675	26,206
75-84 years	5,919	11,704	17,623
85+ years	1,220	1,810	3,030
Race	18,318	32,675	50,993
White	13,924	26,305	40,229
Black	260	288	548
American Indian/Alaskan	26	108	134
Other	878	1,394	2,272
Unknown	3,230	4,580	7,810
Other race includes Asian, native Hawaiian/Pacific Islander, or other.			
Ethnicity	18,318	32,675	50,993
Hispanic	265	359	624
Non-Hispanic	9,445	18,070	27,515
Unknown	8,608	14,246	22,854
Gender	18,318	32,675	50,993
Female	10,334	18,139	28,473
Male	7,910	14,531	22,441
Unknown	74	5	79



COVID-19: Suwannee County vaccine summary

Vaccination data through Mar 17, 2021 as of Mar 18, 2021 at 12:05 AM

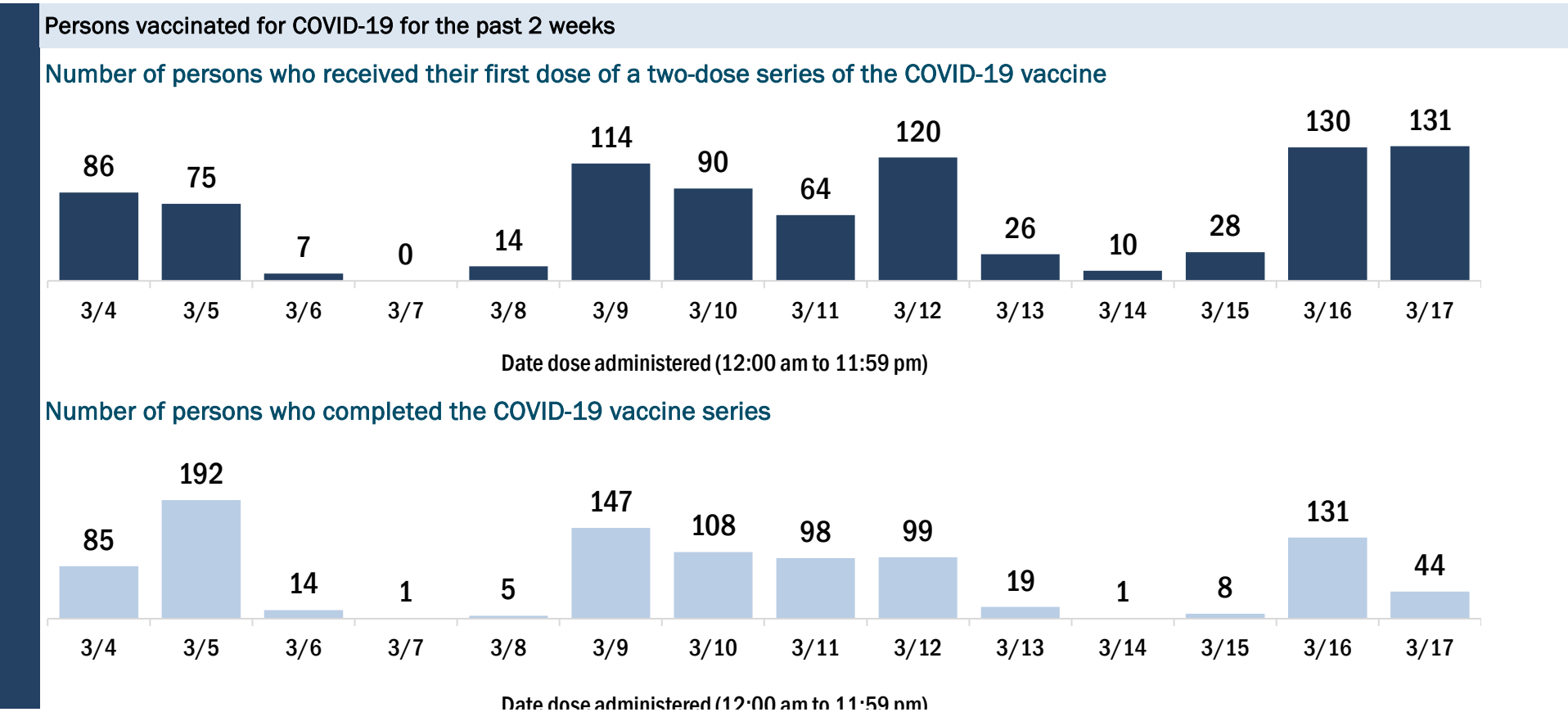
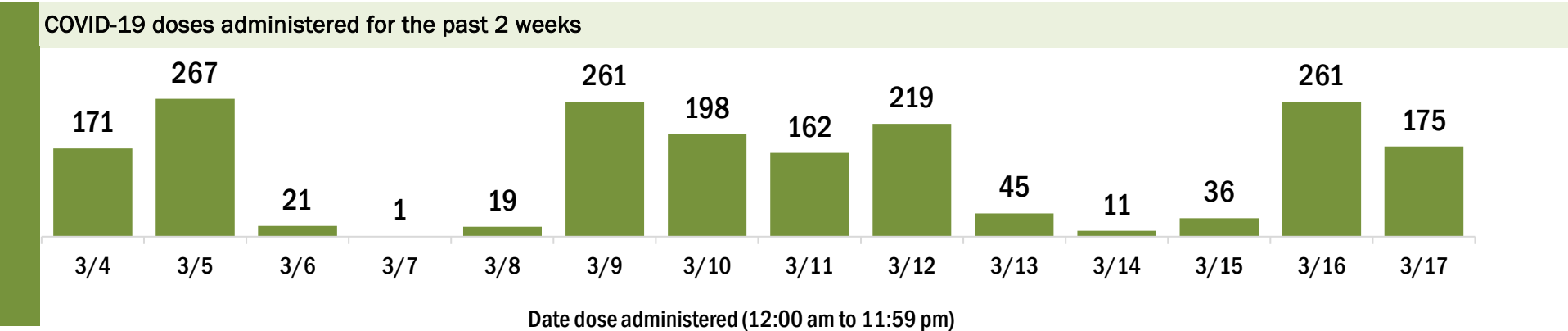
Data in this report are provisional and subject to change.

Data in this summary pertain to COVID-19 vaccines approved by the U.S. Food and Drug Administration and have been issued an Emergency Use Authorization (Janssen COVID-19 Vaccine, Moderna COVID-19 Vaccine and Pfizer-BioNTech COVID-19 Vaccine). These data summarize the number of people who have received either their first dose or have completed the series for a COVID-19 vaccine. **A person can only be counted in one category, first dose or series complete.** For persons receiving Moderna or Pfizer vaccines, once they receive their second dose, they are moved from the first dose column to the series completed column. **Because of this, the total first dose category may show a change from report to report not matching the total receiving their first dose from the previous day.** Persons receiving Johnson & Johnson vaccines will always be counted in the series completed column.

COVID-19 doses for vaccinated persons in Florida	
Doses administered	10,901
People receiving one dose of a 1-dose series (Johnson & Johnson) or receiving only one dose of a 2-dose series (Moderna, Pfizer) count once. Persons receiving both doses of a 2-dose series count twice.	

Current status of persons vaccinated for COVID-19 in Florida	
Total people vaccinated	6,282
First dose	1,633
Series completed	4,649
Completed 1-dose series	30
Completed 2-dose series	4,619
First dose: current number of people who have only received their first dose of the Moderna or Pfizer vaccine.	
Series complete: current number of people who have received both Moderna or Pfizer vaccine doses or one Johnson & Johnson dose and are considered fully immunized.	

Demographic summary	First dose	Series complete	Total people vaccinated
Age group	1,633	4,649	6,282
16-24 years	35	32	67
25-34 years	54	66	120
35-44 years	88	105	193
45-54 years	129	135	264
55-64 years	561	296	857
65-74 years	445	2,096	2,541
75-84 years	231	1,423	1,654
85+ years	90	496	586
Race	1,633	4,649	6,282
White	1,092	3,263	4,355
Black	163	270	433
American Indian/Alaskan	0	4	4
Other	105	306	411
Unknown	273	806	1,079
Other race includes Asian, native Hawaiian/Pacific Islander, or other.			
Ethnicity	1,633	4,649	6,282
Hispanic	50	71	121
Non-Hispanic	846	2,170	3,016
Unknown	737	2,408	3,145
Gender	1,633	4,649	6,282
Female	1,028	2,705	3,733
Male	605	1,944	2,549
Unknown	0	0	0



COVID-19: Taylor County vaccine summary

Vaccination data through Mar 17, 2021 as of Mar 18, 2021 at 12:05 AM

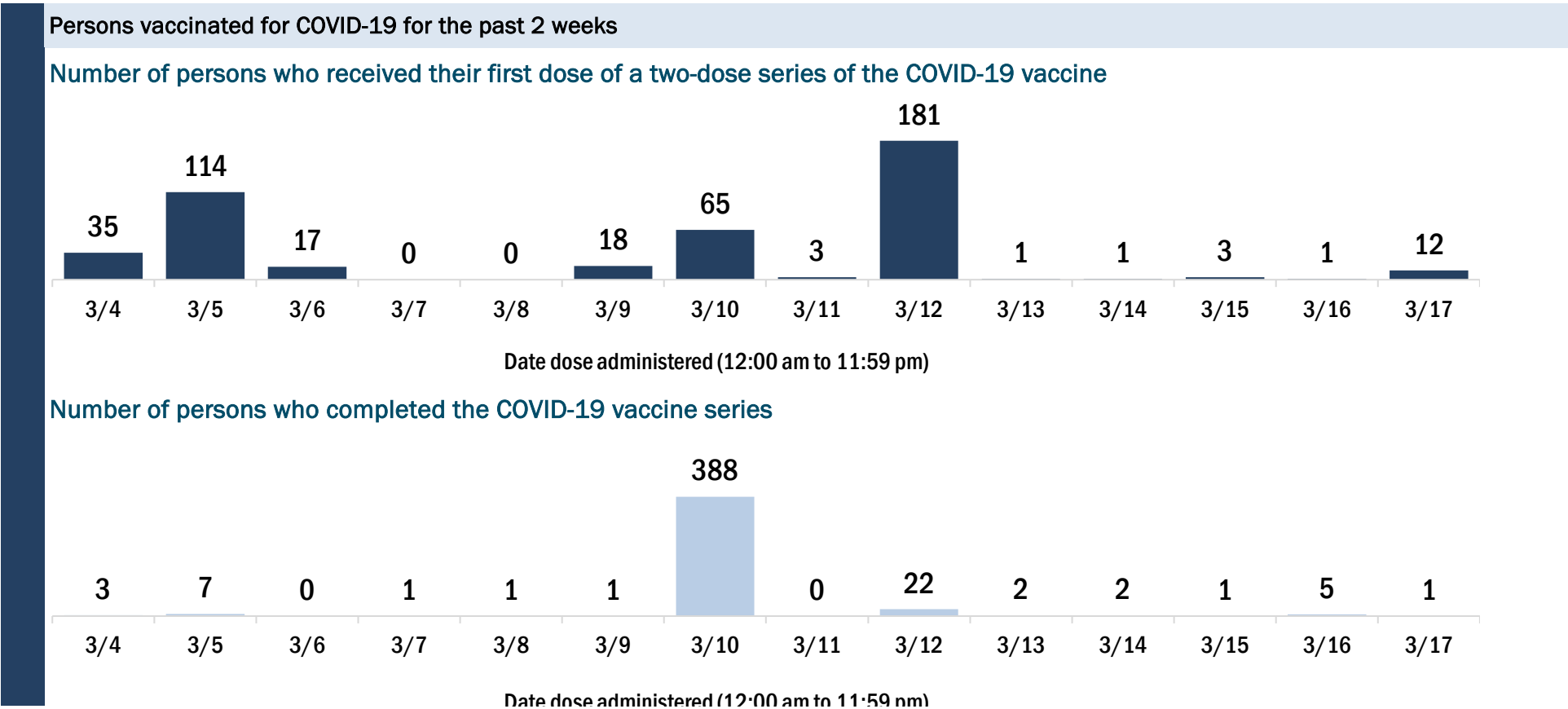
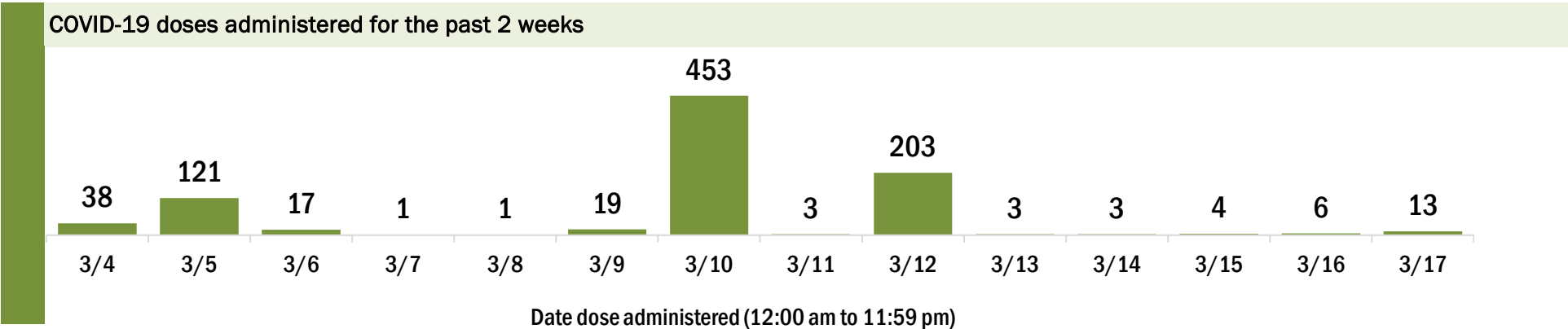
Data in this report are provisional and subject to change.

Data in this summary pertain to COVID-19 vaccines approved by the U.S. Food and Drug Administration and have been issued an Emergency Use Authorization (Janssen COVID-19 Vaccine, Moderna COVID-19 Vaccine and Pfizer-BioNTech COVID-19 Vaccine). These data summarize the number of people who have received either their first dose or have completed the series for a COVID-19 vaccine. **A person can only be counted in one category, first dose or series complete.** For persons receiving Moderna or Pfizer vaccines, once they receive their second dose, they are moved from the first dose column to the series completed column. **Because of this, the total first dose category may show a change from report to report not matching the total receiving their first dose from the previous day.** Persons receiving Johnson & Johnson vaccines will always be counted in the series completed column.

COVID-19 doses for vaccinated persons in Florida	
Doses administered	5,648
People receiving one dose of a 1-dose series (Johnson & Johnson) or receiving only one dose of a 2-dose series (Moderna, Pfizer) count once. Persons receiving both doses of a 2-dose series count twice.	

Current status of persons vaccinated for COVID-19 in Florida	
Total people vaccinated	3,557
First dose	1,458
Series completed	2,099
Completed 1-dose series	8
Completed 2-dose series	2,091
First dose: current number of people who have only received their first dose of the Moderna or Pfizer vaccine.	
Series complete: current number of people who have received both Moderna or Pfizer vaccine doses or one Johnson & Johnson dose and are considered fully immunized.	

Demographic summary	First dose	Series complete	Total people vaccinated
Age group	1,458	2,099	3,557
16-24 years	31	9	40
25-34 years	36	36	72
35-44 years	59	33	92
45-54 years	123	64	187
55-64 years	395	178	573
65-74 years	492	984	1,476
75-84 years	247	621	868
85+ years	75	174	249
Race	1,458	2,099	3,557
White	1,005	1,527	2,532
Black	178	185	363
American Indian/Alaskan	11	16	27
Other	50	162	212
Unknown	214	209	423
Other race includes Asian, native Hawaiian/Pacific Islander, or other.			
Ethnicity	1,458	2,099	3,557
Hispanic	15	22	37
Non-Hispanic	797	1,013	1,810
Unknown	646	1,064	1,710
Gender	1,458	2,099	3,557
Female	809	1,158	1,967
Male	649	941	1,590
Unknown	0	0	0



COVID-19: Union County vaccine summary

Vaccination data through Mar 17, 2021 as of Mar 18, 2021 at 12:05 AM

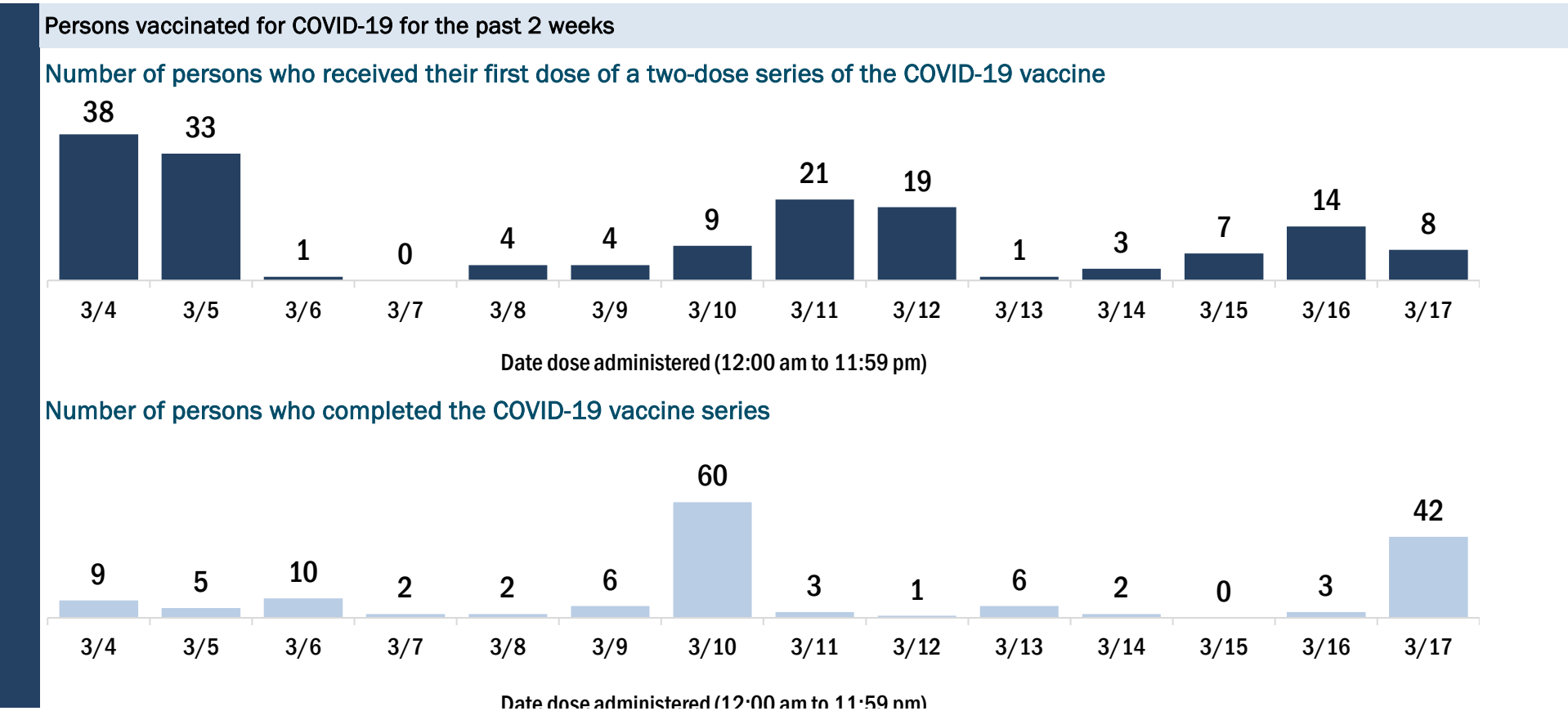
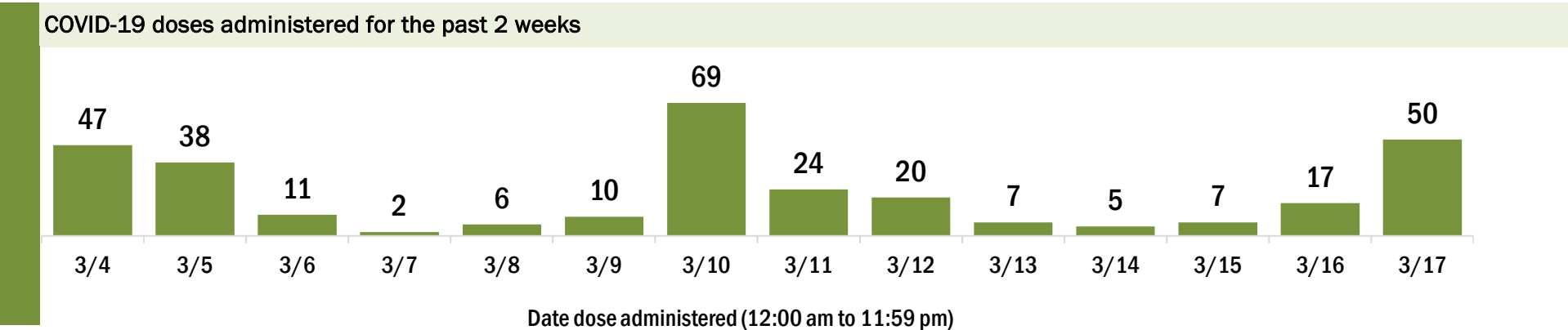
Data in this report are provisional and subject to change.

Data in this summary pertain to COVID-19 vaccines approved by the U.S. Food and Drug Administration and have been issued an Emergency Use Authorization (Janssen COVID-19 Vaccine, Moderna COVID-19 Vaccine and Pfizer-BioNTech COVID-19 Vaccine). These data summarize the number of people who have received either their first dose or have completed the series for a COVID-19 vaccine. **A person can only be counted in one category, first dose or series complete.** For persons receiving Moderna or Pfizer vaccines, once they receive their second dose, they are moved from the first dose column to the series completed column. **Because of this, the total first dose category may show a change from report to report not matching the total receiving their first dose from the previous day.** Persons receiving Johnson & Johnson vaccines will always be counted in the series completed column.

COVID-19 doses for vaccinated persons in Florida	
Doses administered	2,553
People receiving one dose of a 1-dose series (Johnson & Johnson) or receiving only one dose of a 2-dose series (Moderna, Pfizer) count once. Persons receiving both doses of a 2-dose series count twice.	

Current status of persons vaccinated for COVID-19 in Florida	
Total people vaccinated	1,424
First dose	286
Series completed	1,138
Completed 1-dose series	9
Completed 2-dose series	1,129
First dose: current number of people who have only received their first dose of the Moderna or Pfizer vaccine.	
Series complete: current number of people who have received both Moderna or Pfizer vaccine doses or one Johnson & Johnson dose and are considered fully immunized.	

Demographic summary	First dose	Series complete	Total people vaccinated
Age group	286	1,138	1,424
16-24 years	8	10	18
25-34 years	18	47	65
35-44 years	21	35	56
45-54 years	27	50	77
55-64 years	63	88	151
65-74 years	97	505	602
75-84 years	40	311	351
85+ years	12	92	104
Race	286	1,138	1,424
White	208	947	1,155
Black	29	73	102
American Indian/Alaskan	4	10	14
Other	27	94	121
Unknown	18	14	32
Other race includes Asian, native Hawaiian/Pacific Islander, or other.			
Ethnicity	286	1,138	1,424
Hispanic	13	18	31
Non-Hispanic	213	1,064	1,277
Unknown	60	56	116
Gender	286	1,138	1,424
Female	178	644	822
Male	108	494	602
Unknown	0	0	0



COVID-19: Volusia County vaccine summary

Vaccination data through Mar 17, 2021 as of Mar 18, 2021 at 12:05 AM

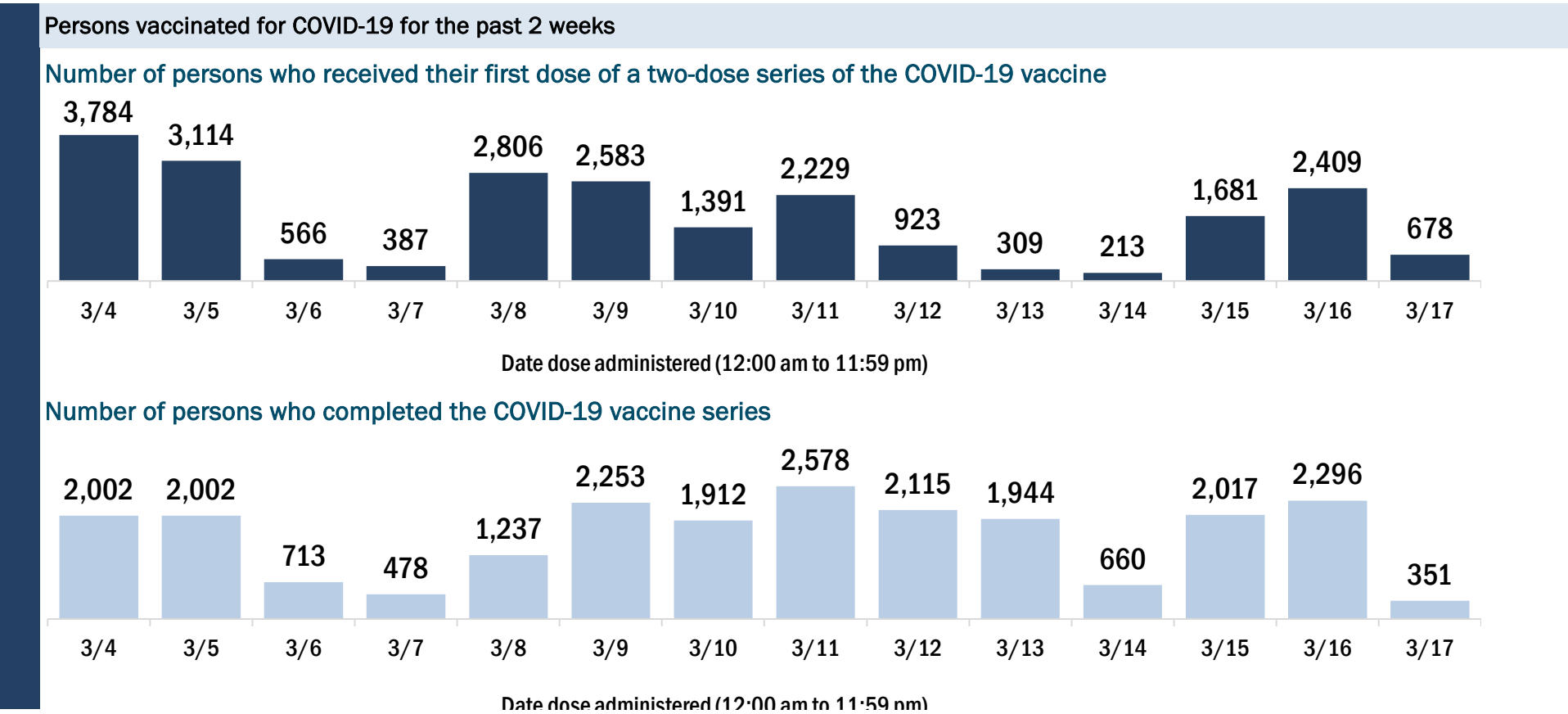
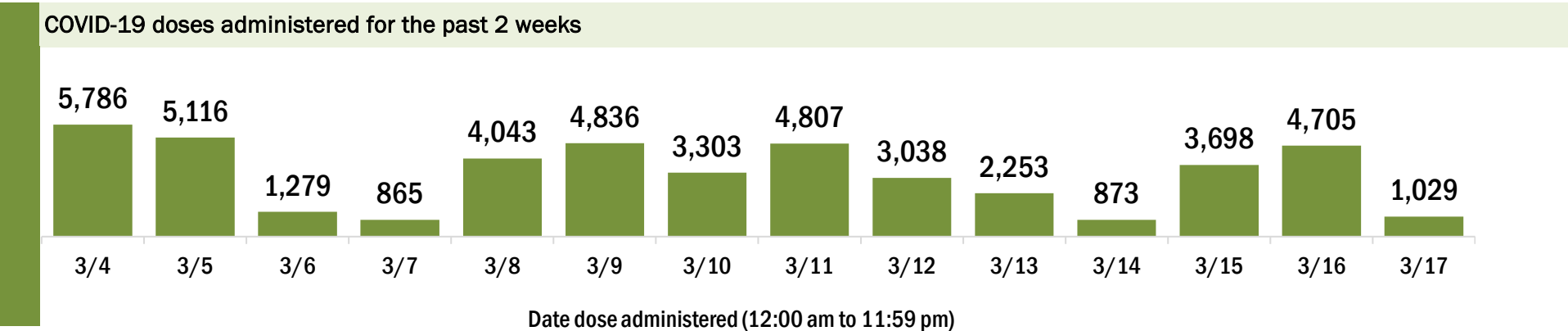
Data in this report are provisional and subject to change.

Data in this summary pertain to COVID-19 vaccines approved by the U.S. Food and Drug Administration and have been issued an Emergency Use Authorization (Janssen COVID-19 Vaccine, Moderna COVID-19 Vaccine and Pfizer-BioNTech COVID-19 Vaccine). These data summarize the number of people who have received either their first dose or have completed the series for a COVID-19 vaccine. **A person can only be counted in one category, first dose or series complete.** For persons receiving Moderna or Pfizer vaccines, once they receive their second dose, they are moved from the first dose column to the series completed column. **Because of this, the total first dose category may show a change from report to report not matching the total receiving their first dose from the previous day.** Persons receiving Johnson & Johnson vaccines will always be counted in the series completed column.

COVID-19 doses for vaccinated persons in Florida	
Doses administered	177,808
People receiving one dose of a 1-dose series (Johnson & Johnson) or receiving only one dose of a 2-dose series (Moderna, Pfizer) count once. Persons receiving both doses of a 2-dose series count twice.	

Current status of persons vaccinated for COVID-19 in Florida	
Total people vaccinated	114,652
First dose	44,874
Series completed	69,778
Completed 1-dose series	6,622
Completed 2-dose series	63,156
First dose: current number of people who have only received their first dose of the Moderna or Pfizer vaccine.	
Series complete: current number of people who have received both Moderna or Pfizer vaccine doses or one Johnson & Johnson dose and are considered fully immunized.	

Demographic summary	First dose	Series complete	Total people vaccinated
Age group	44,874	69,778	114,652
16-24 years	595	748	1,343
25-34 years	1,328	2,058	3,386
35-44 years	1,838	2,786	4,624
45-54 years	3,103	3,905	7,008
55-64 years	7,123	6,537	13,660
65-74 years	17,572	30,128	47,700
75-84 years	10,078	17,110	27,188
85+ years	3,237	6,506	9,743
Race	44,874	69,778	114,652
White	30,625	42,856	73,481
Black	2,243	2,090	4,333
American Indian/Alaskan	196	222	418
Other	3,681	10,704	14,385
Unknown	8,129	13,906	22,035
Other race includes Asian, native Hawaiian/Pacific Islander, or other.			
Ethnicity	44,874	69,778	114,652
Hispanic	2,374	2,117	4,491
Non-Hispanic	23,563	29,259	52,822
Unknown	18,937	38,402	57,339
Gender	44,874	69,778	114,652
Female	25,624	41,055	66,679
Male	18,094	28,339	46,433
Unknown	1,156	384	1,540



COVID-19: Wakulla County vaccine summary

Vaccination data through Mar 17, 2021 as of Mar 18, 2021 at 12:05 AM

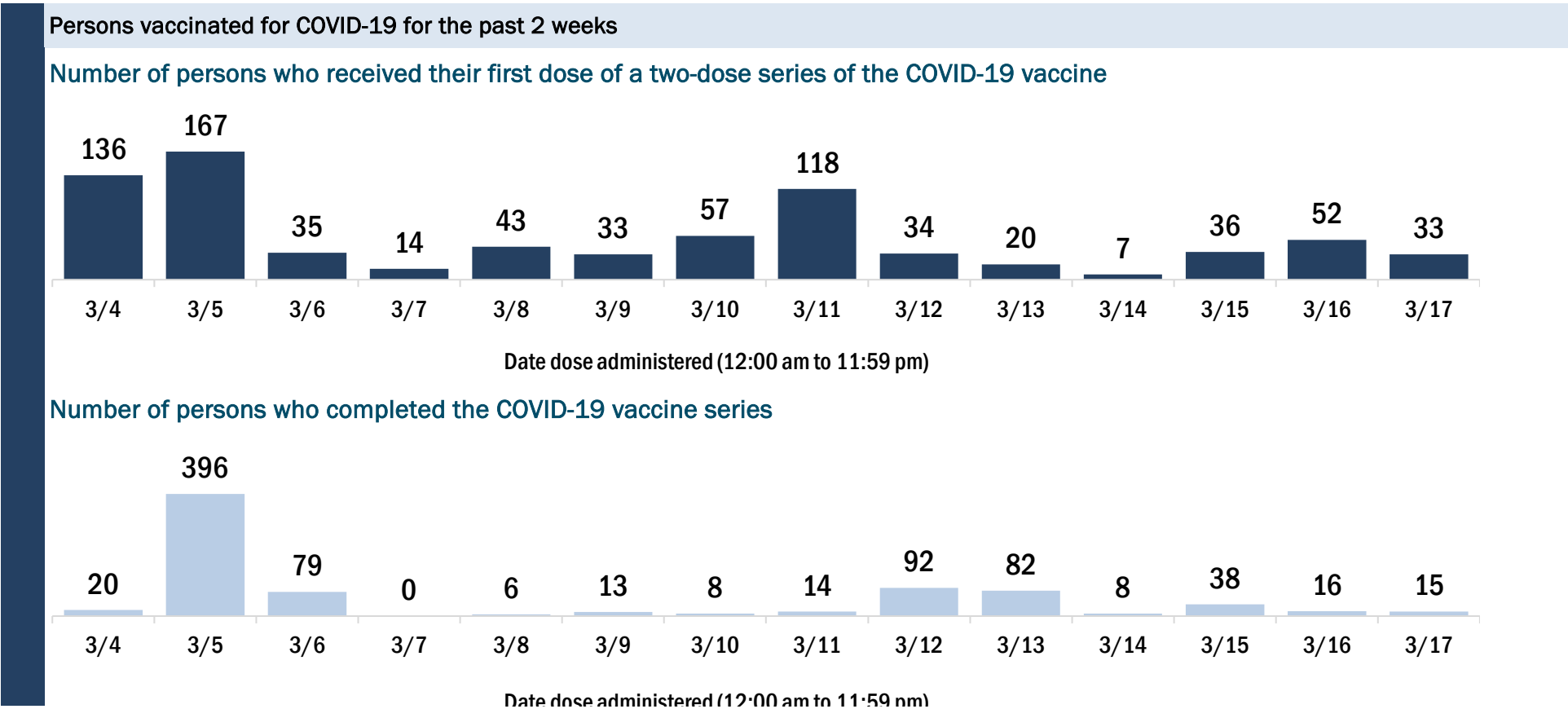
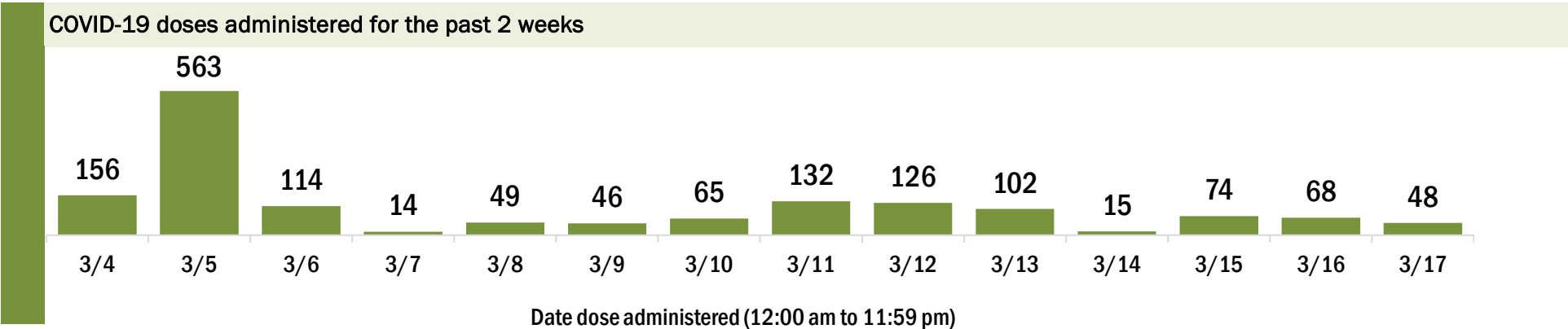
Data in this report are provisional and subject to change.

Data in this summary pertain to COVID-19 vaccines approved by the U.S. Food and Drug Administration and have been issued an Emergency Use Authorization (Janssen COVID-19 Vaccine, Moderna COVID-19 Vaccine and Pfizer-BioNTech COVID-19 Vaccine). These data summarize the number of people who have received either their first dose or have completed the series for a COVID-19 vaccine. **A person can only be counted in one category, first dose or series complete.** For persons receiving Moderna or Pfizer vaccines, once they receive their second dose, they are moved from the first dose column to the series completed column. **Because of this, the total first dose category may show a change from report to report not matching the total receiving their first dose from the previous day.** Persons receiving Johnson & Johnson vaccines will always be counted in the series completed column.

COVID-19 doses for vaccinated persons in Florida	
Doses administered	10,096
People receiving one dose of a 1-dose series (Johnson & Johnson) or receiving only one dose of a 2-dose series (Moderna, Pfizer) count once. Persons receiving both doses of a 2-dose series count twice.	

Current status of persons vaccinated for COVID-19 in Florida	
Total people vaccinated	6,199
First dose	2,240
Series completed	3,959
Completed 1-dose series	62
Completed 2-dose series	3,897
First dose: current number of people who have only received their first dose of the Moderna or Pfizer vaccine.	
Series complete: current number of people who have received both Moderna or Pfizer vaccine doses or one Johnson & Johnson dose and are considered fully immunized.	

Demographic summary	First dose	Series complete	Total people vaccinated
Age group	2,240	3,959	6,199
16-24 years	44	26	70
25-34 years	85	111	196
35-44 years	172	146	318
45-54 years	293	186	479
55-64 years	621	367	988
65-74 years	671	1,950	2,621
75-84 years	284	941	1,225
85+ years	70	232	302
Race	2,240	3,959	6,199
White	1,628	2,961	4,589
Black	160	210	370
American Indian/Alaskan	7	24	31
Other	227	566	793
Unknown	218	198	416
Other race includes Asian, native Hawaiian/Pacific Islander, or other.			
Ethnicity	2,240	3,959	6,199
Hispanic	39	39	78
Non-Hispanic	1,572	2,969	4,541
Unknown	629	951	1,580
Gender	2,240	3,959	6,199
Female	1,306	2,188	3,494
Male	933	1,770	2,703
Unknown	1	1	2



COVID-19: Walton County vaccine summary

Vaccination data through Mar 17, 2021 as of Mar 18, 2021 at 12:05 AM

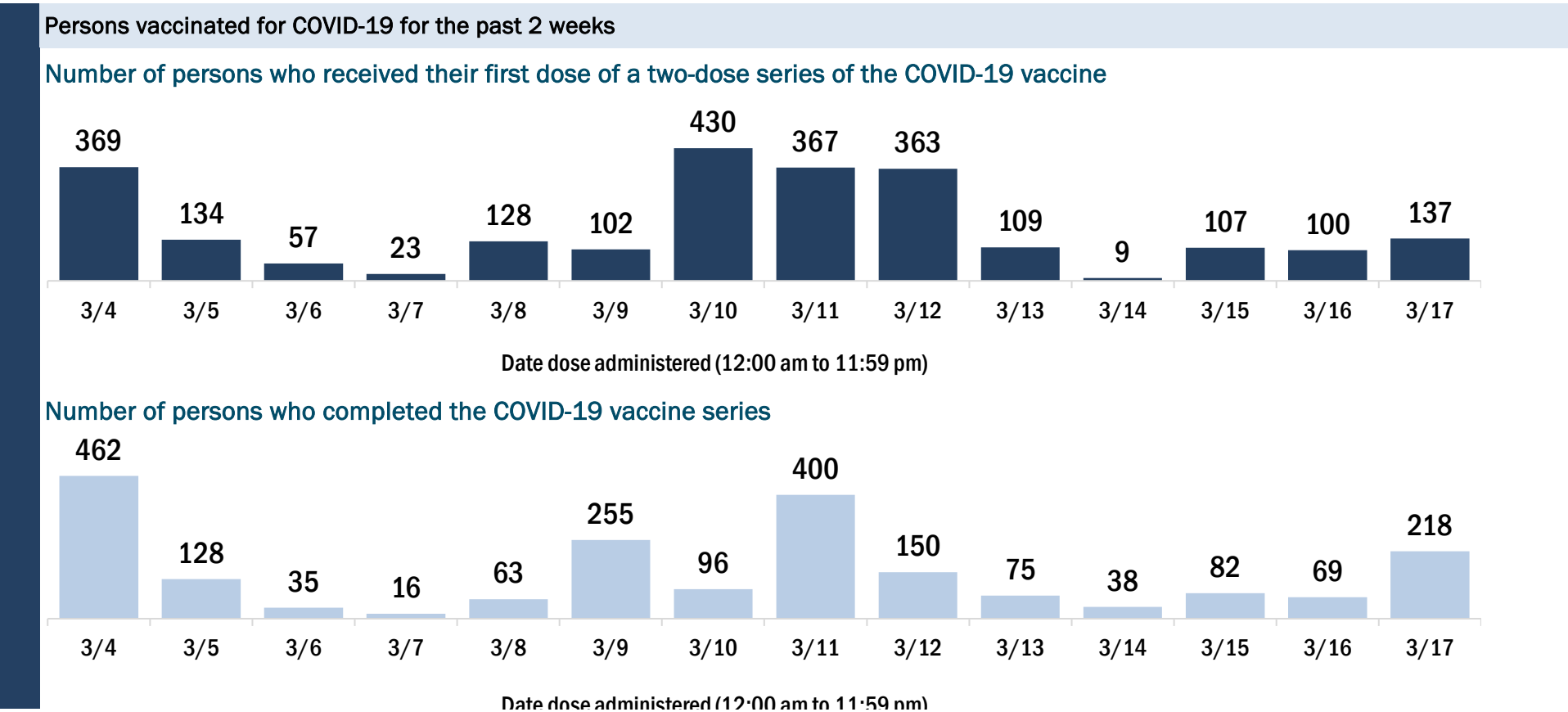
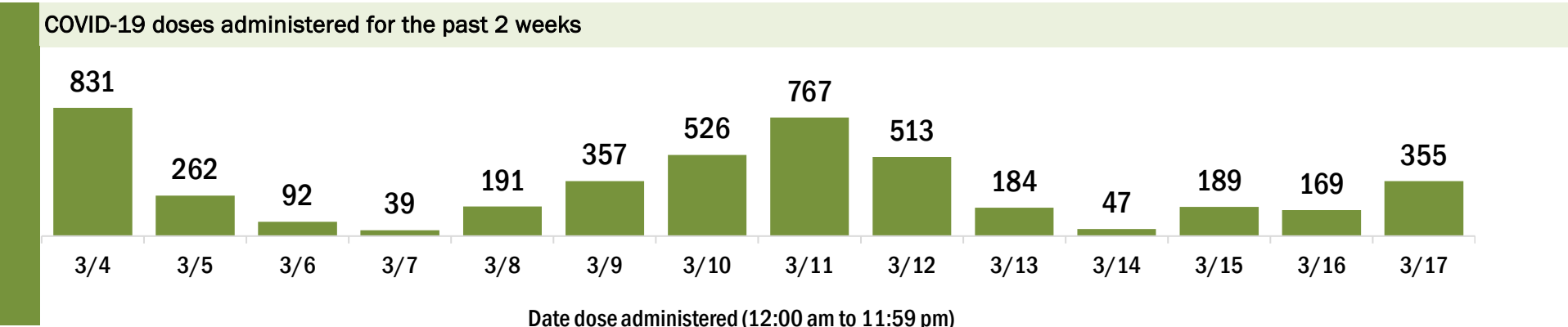
Data in this report are provisional and subject to change.

Data in this summary pertain to COVID-19 vaccines approved by the U.S. Food and Drug Administration and have been issued an Emergency Use Authorization (Janssen COVID-19 Vaccine, Moderna COVID-19 Vaccine and Pfizer-BioNTech COVID-19 Vaccine). These data summarize the number of people who have received either their first dose or have completed the series for a COVID-19 vaccine. **A person can only be counted in one category, first dose or series complete.** For persons receiving Moderna or Pfizer vaccines, once they receive their second dose, they are moved from the first dose column to the series completed column. **Because of this, the total first dose category may show a change from report to report not matching the total receiving their first dose from the previous day.** Persons receiving Johnson & Johnson vaccines will always be counted in the series completed column.

COVID-19 doses for vaccinated persons in Florida	
Doses administered	22,983
People receiving one dose of a 1-dose series (Johnson & Johnson) or receiving only one dose of a 2-dose series (Moderna, Pfizer) count once. Persons receiving both doses of a 2-dose series count twice.	

Current status of persons vaccinated for COVID-19 in Florida	
Total people vaccinated	14,034
First dose	4,859
Series completed	9,175
Completed 1-dose series	226
Completed 2-dose series	8,949
First dose: current number of people who have only received their first dose of the Moderna or Pfizer vaccine.	
Series complete: current number of people who have received both Moderna or Pfizer vaccine doses or one Johnson & Johnson dose and are considered fully immunized.	

Demographic summary	First dose	Series complete	Total people vaccinated
Age group	4,859	9,175	14,034
16-24 years	50	55	105
25-34 years	153	158	311
35-44 years	315	306	621
45-54 years	515	415	930
55-64 years	1,396	916	2,312
65-74 years	1,530	4,717	6,247
75-84 years	716	2,036	2,752
85+ years	184	572	756
Race	4,859	9,175	14,034
White	3,719	7,021	10,740
Black	126	129	255
American Indian/Alaskan	12	31	43
Other	246	426	672
Unknown	756	1,568	2,324
Other race includes Asian, native Hawaiian/Pacific Islander, or other.			
Ethnicity	4,859	9,175	14,034
Hispanic	104	105	209
Non-Hispanic	3,273	5,983	9,256
Unknown	1,482	3,087	4,569
Gender	4,859	9,175	14,034
Female	2,688	5,058	7,746
Male	2,169	4,116	6,285
Unknown	2	1	3



COVID-19: Washington County vaccine summary

Vaccination data through Mar 17, 2021 as of Mar 18, 2021 at 12:05 AM

Data in this report are provisional and subject to change.

Data in this summary pertain to COVID-19 vaccines approved by the U.S. Food and Drug Administration and have been issued an Emergency Use Authorization (Janssen COVID-19 Vaccine, Moderna COVID-19 Vaccine and Pfizer-BioNTech COVID-19 Vaccine). These data summarize the number of people who have received either their first dose or have completed the series for a COVID-19 vaccine. **A person can only be counted in one category, first dose or series complete.** For persons receiving Moderna or Pfizer vaccines, once they receive their second dose, they are moved from the first dose column to the series completed column. **Because of this, the total first dose category may show a change from report to report not matching the total receiving their first dose from the previous day.** Persons receiving Johnson & Johnson vaccines will always be counted in the series completed column.

COVID-19 doses for vaccinated persons in Florida	
Doses administered	5,304
People receiving one dose of a 1-dose series (Johnson & Johnson) or receiving only one dose of a 2-dose series (Moderna, Pfizer) count once. Persons receiving both doses of a 2-dose series count twice.	

Current status of persons vaccinated for COVID-19 in Florida	
Total people vaccinated	3,271
First dose	1,190
Series completed	2,081
Completed 1-dose series	48
Completed 2-dose series	2,033
First dose: current number of people who have only received their first dose of the Moderna or Pfizer vaccine.	
Series complete: current number of people who have received both Moderna or Pfizer vaccine doses or one Johnson & Johnson dose and are considered fully immunized.	

Demographic summary	First dose	Series complete	Total people vaccinated
Age group	1,190	2,081	3,271
16-24 years	16	12	28
25-34 years	47	42	89
35-44 years	68	73	141
45-54 years	138	108	246
55-64 years	264	220	484
65-74 years	379	896	1,275
75-84 years	200	544	744
85+ years	78	186	264
Race	1,190	2,081	3,271
White	914	1,641	2,555
Black	143	158	301
American Indian/Alaskan	16	23	39
Other	50	124	174
Unknown	67	135	202
Other race includes Asian, native Hawaiian/Pacific Islander, or other.			
Ethnicity	1,190	2,081	3,271
Hispanic	13	19	32
Non-Hispanic	893	1,616	2,509
Unknown	284	446	730
Gender	1,190	2,081	3,271
Female	644	1,171	1,815
Male	545	910	1,455
Unknown	1	0	1

