

# COVID-19: Florida vaccine summary

Vaccination data through Mar 16, 2021 as of Mar 17, 2021 at 12:05 AM

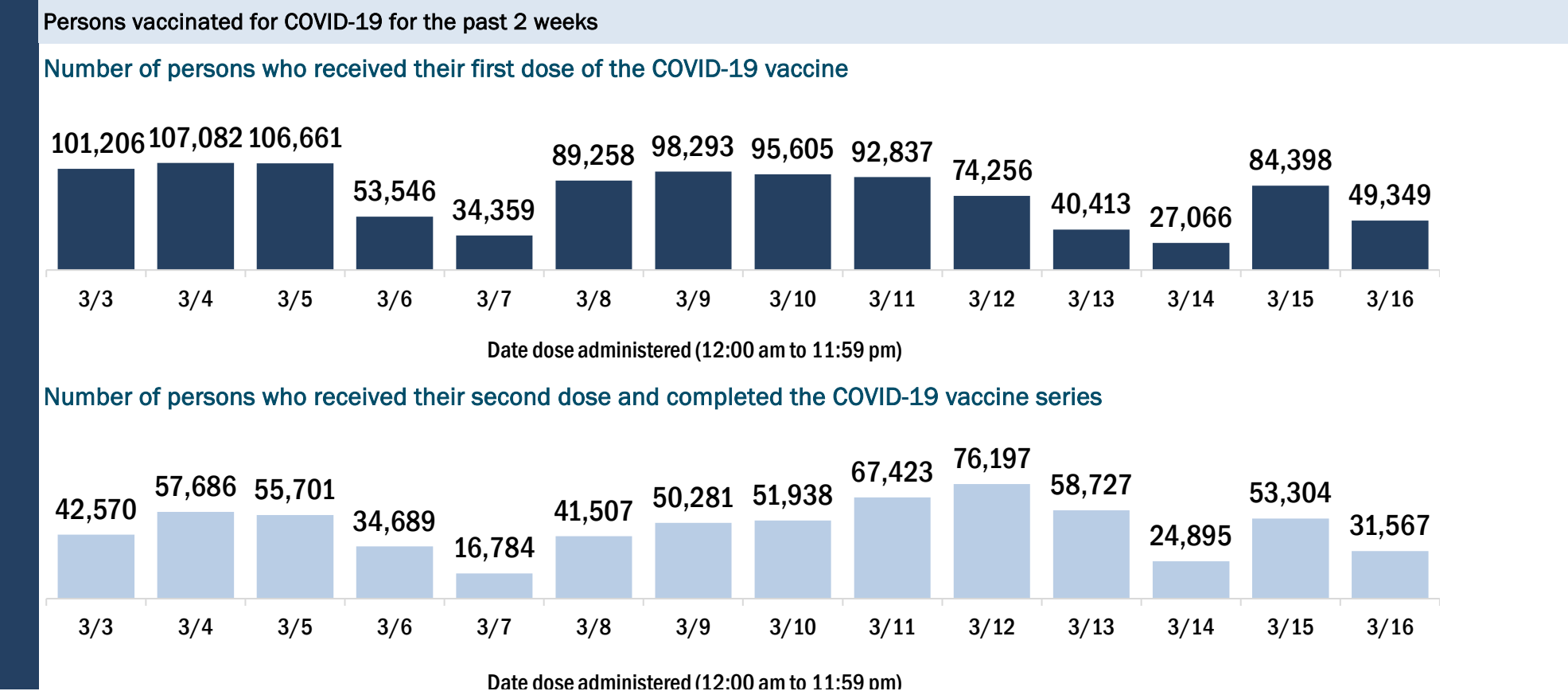
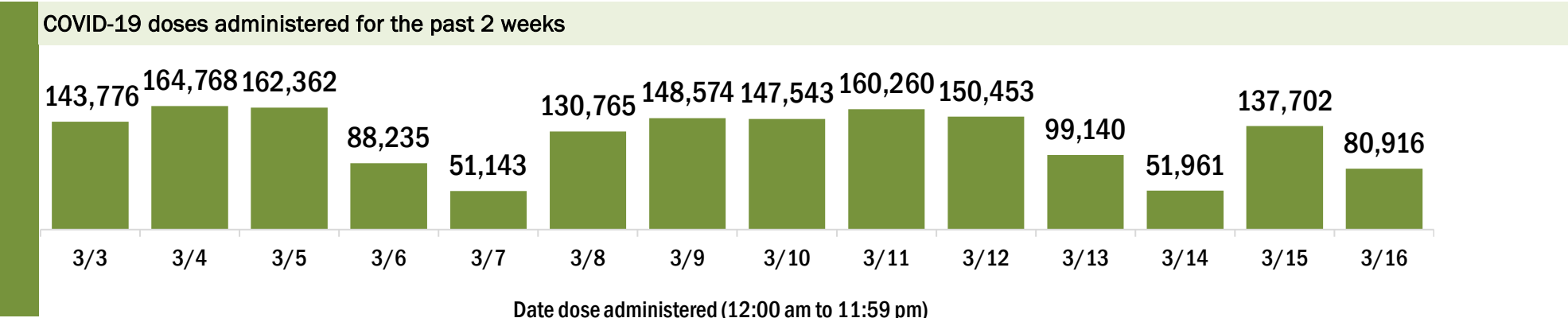
Data in this report are provisional and subject to change. Data are based on county of residence.

Data in this summary pertain to COVID-19 vaccines approved by the U.S. Food and Drug Administration and have been issued an Emergency Use Authorization (Janssen COVID-19 Vaccine, Moderna COVID-19 Vaccine and Pfizer-BioNTech COVID-19 Vaccine). These data summarize the number of people who have received either their first dose or have completed the series for a COVID-19 vaccine. **A person can only be counted in one category, first dose or series complete.** For persons receiving Moderna or Pfizer vaccines, once they receive their second dose, they are moved from the first dose column to the series completed column. **Because of this, the total first dose category may show a change from report to report not matching the total receiving their first dose from the previous day.** Persons receiving Johnson & Johnson vaccines will always be counted in the series completed column.

COVID-19 doses for vaccinated persons in Florida	
Doses administered	6,839,725
People receiving one dose of a 1-dose series (Johnson & Johnson) or receiving only one dose of a 2-dose series (Moderna, Pfizer) count once. Persons receiving both doses of a 2-dose series count twice.	

Current status of persons vaccinated for COVID-19 in Florida	
Total people vaccinated	4,464,035
First dose	1,967,600
Series completed	2,496,435
Completed 1-dose series	120,745
Completed 2-dose series	2,375,690
<b>First dose:</b> current number of people who have only received their first dose of the Moderna or Pfizer vaccine.	
<b>Series complete:</b> current number of people who have received both Moderna or Pfizer vaccine doses or one Johnson & Johnson dose and are considered fully immunized.	

Demographic summary	First dose	Series complete	Total people vaccinated
Age group	1,967,600	2,496,435	4,464,035
16-24 years	41,008	29,544	70,552
25-34 years	94,210	97,426	191,636
35-44 years	133,488	124,733	258,221
45-54 years	192,018	158,695	350,713
55-64 years	351,712	233,651	585,363
65-74 years	636,665	1,038,499	1,675,164
75-84 years	385,637	603,255	988,892
85+ years	132,862	210,632	343,494
Race	1,967,600	2,496,435	4,464,035
White	1,312,040	1,708,577	3,020,617
Black	132,664	144,345	277,009
American Indian/Alaskan	7,884	8,660	16,544
Other	173,072	287,193	460,265
Unknown	341,940	347,660	689,600
Other race includes Asian, native Hawaiian/Pacific Islander, or other.			
Ethnicity	1,967,600	2,496,435	4,464,035
Hispanic	269,308	266,541	535,849
Non-Hispanic	931,515	1,338,964	2,270,479
Unknown	766,777	890,930	1,657,707
Gender	1,967,600	2,496,435	4,464,035
Female	1,133,289	1,441,975	2,575,264
Male	821,726	1,051,610	1,873,336
Unknown	12,585	2,850	15,435



# COVID-19: Alachua County vaccine summary

Vaccination data through Mar 16, 2021 as of Mar 17, 2021 at 12:05 AM

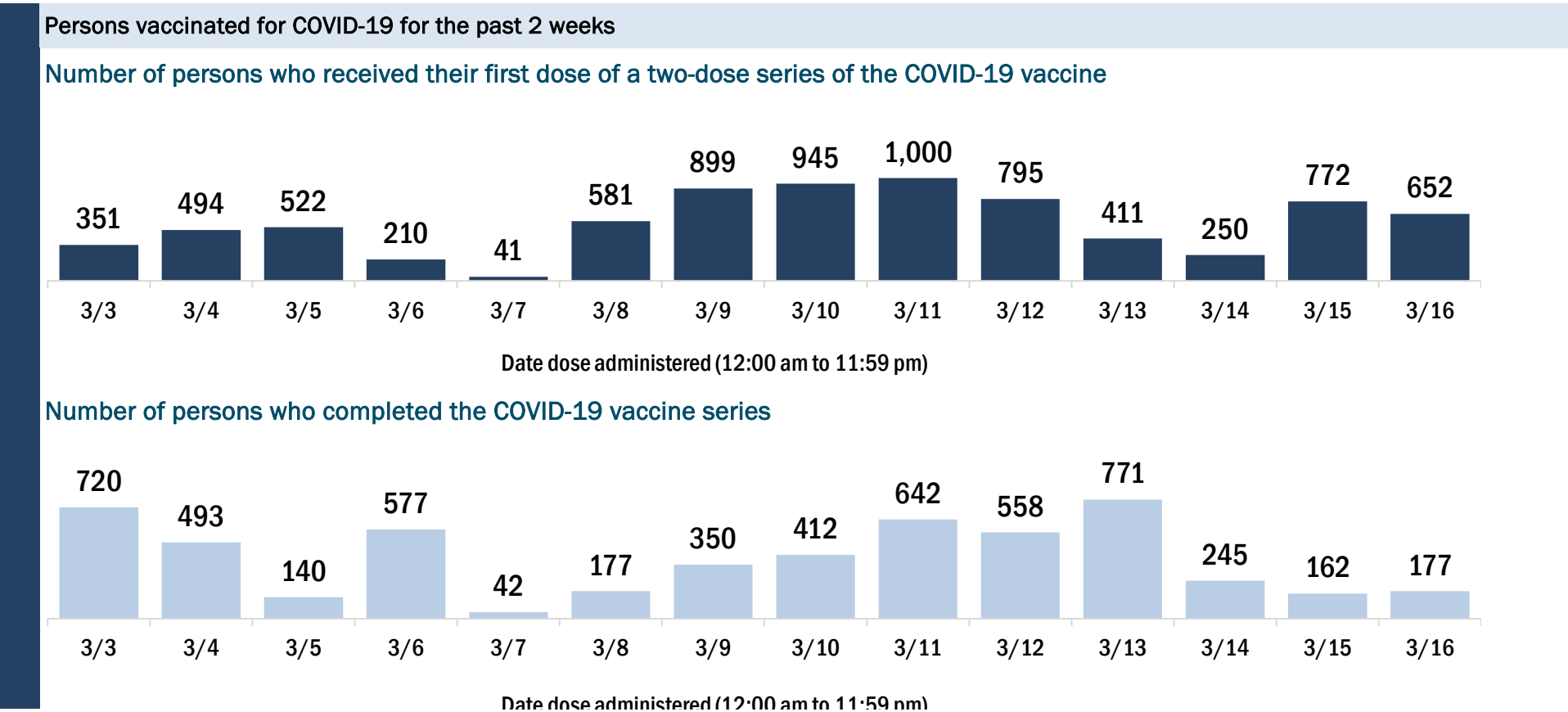
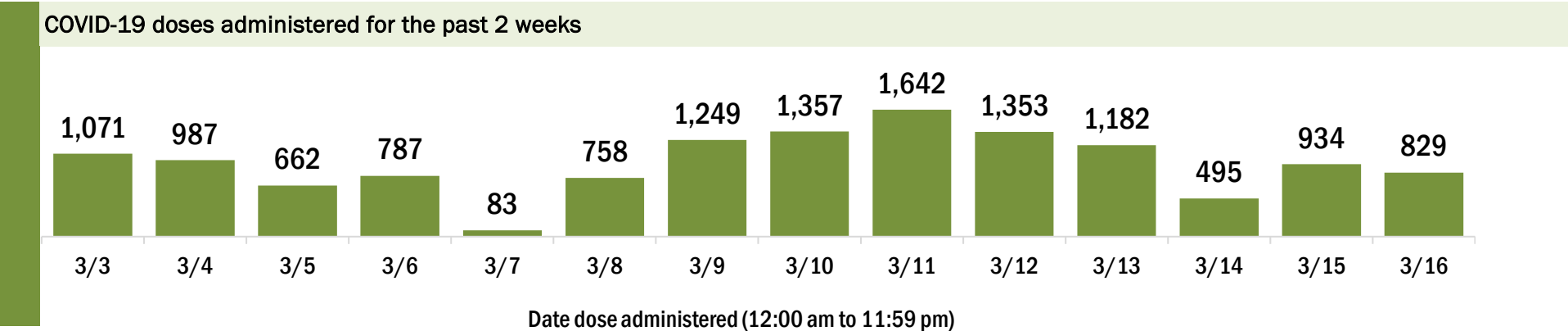
Data in this report are provisional and subject to change.

Data in this summary pertain to COVID-19 vaccines approved by the U.S. Food and Drug Administration and have been issued an Emergency Use Authorization (Janssen COVID-19 Vaccine, Moderna COVID-19 Vaccine and Pfizer-BioNTech COVID-19 Vaccine). These data summarize the number of people who have received either their first dose or have completed the series for a COVID-19 vaccine. **A person can only be counted in one category, first dose or series complete.** For persons receiving Moderna or Pfizer vaccines, once they receive their second dose, they are moved from the first dose column to the series completed column. **Because of this, the total first dose category may show a change from report to report not matching the total receiving their first dose from the previous day.** Persons receiving Johnson & Johnson vaccines will always be counted in the series completed column.

COVID-19 doses for vaccinated persons in Florida	
Doses administered	101,102
People receiving one dose of a 1-dose series (Johnson & Johnson) or receiving only one dose of a 2-dose series (Moderna, Pfizer) count once. Persons receiving both doses of a 2-dose series count twice.	

Current status of persons vaccinated for COVID-19 in Florida	
Total people vaccinated	59,395
First dose	15,626
Series completed	43,769
Completed 1-dose series	2,062
Completed 2-dose series	41,707
<b>First dose:</b> current number of people who have only received their first dose of the Moderna or Pfizer vaccine.	
<b>Series complete:</b> current number of people who have received both Moderna or Pfizer vaccine doses or one Johnson & Johnson dose and are considered fully immunized.	

Demographic summary	First dose	Series complete	Total people vaccinated
Age group	15,626	43,769	59,395
16-24 years	1,421	2,206	3,627
25-34 years	2,589	5,947	8,536
35-44 years	2,036	4,488	6,524
45-54 years	1,668	4,140	5,808
55-64 years	2,223	4,704	6,927
65-74 years	3,590	12,531	16,121
75-84 years	1,563	7,020	8,583
85+ years	536	2,733	3,269
Race	15,626	43,769	59,395
White	9,301	31,636	40,937
Black	1,623	3,229	4,852
American Indian/Alaskan	37	121	158
Other	2,381	6,797	9,178
Unknown	2,284	1,986	4,270
Other race includes Asian, native Hawaiian/Pacific Islander, or other.			
Ethnicity	15,626	43,769	59,395
Hispanic	637	2,168	2,805
Non-Hispanic	7,226	31,621	38,847
Unknown	7,763	9,980	17,743
Gender	15,626	43,769	59,395
Female	9,282	26,053	35,335
Male	6,322	17,710	24,032
Unknown	22	6	28



# COVID-19: Baker County vaccine summary

Vaccination data through Mar 16, 2021 as of Mar 17, 2021 at 12:05 AM

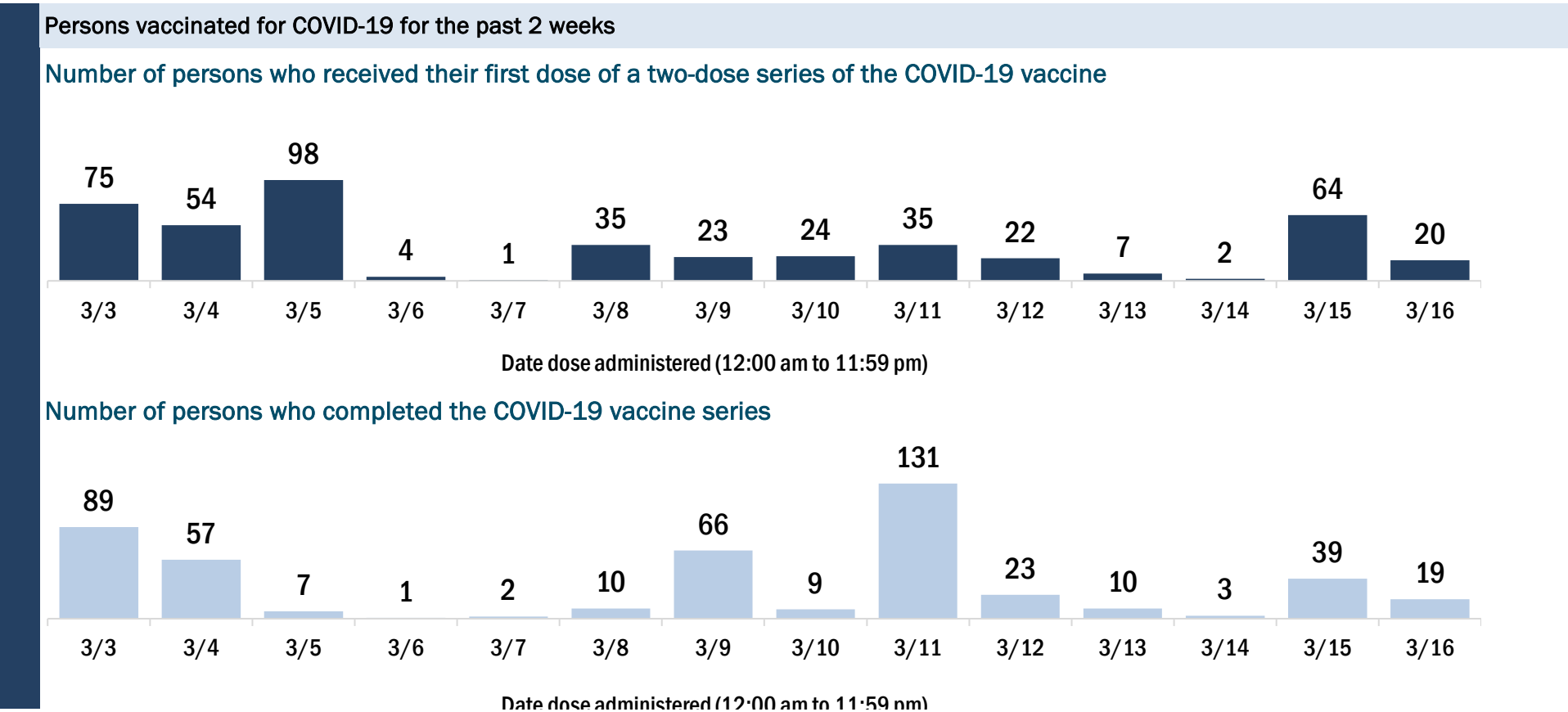
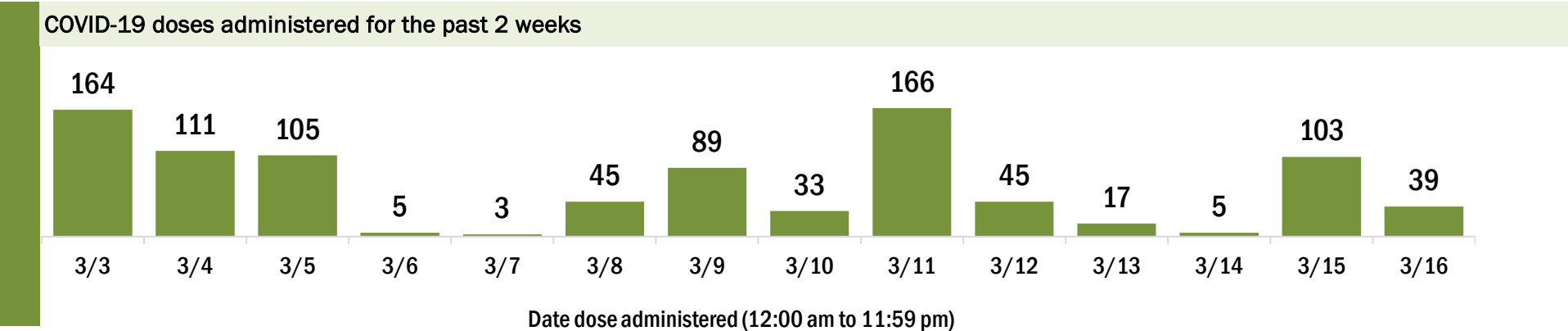
Data in this report are provisional and subject to change.

Data in this summary pertain to COVID-19 vaccines approved by the U.S. Food and Drug Administration and have been issued an Emergency Use Authorization (Janssen COVID-19 Vaccine, Moderna COVID-19 Vaccine and Pfizer-BioNTech COVID-19 Vaccine). These data summarize the number of people who have received either their first dose or have completed the series for a COVID-19 vaccine. **A person can only be counted in one category, first dose or series complete.** For persons receiving Moderna or Pfizer vaccines, once they receive their second dose, they are moved from the first dose column to the series completed column. **Because of this, the total first dose category may show a change from report to report not matching the total receiving their first dose from the previous day.** Persons receiving Johnson & Johnson vaccines will always be counted in the series completed column.

COVID-19 doses for vaccinated persons in Florida	
Doses administered	5,393
People receiving one dose of a 1-dose series (Johnson & Johnson) or receiving only one dose of a 2-dose series (Moderna, Pfizer) count once. Persons receiving both doses of a 2-dose series count twice.	

Current status of persons vaccinated for COVID-19 in Florida	
Total people vaccinated	3,285
First dose	1,133
Series completed	2,152
Completed 1-dose series	44
Completed 2-dose series	2,108
First dose: current number of people who have only received their first dose of the Moderna or Pfizer vaccine.	
Series complete: current number of people who have received both Moderna or Pfizer vaccine doses or one Johnson & Johnson dose and are considered fully immunized.	

Demographic summary	First dose	Series complete	Total people vaccinated
Age group	1,133	2,152	3,285
16-24 years	19	27	46
25-34 years	50	85	135
35-44 years	65	125	190
45-54 years	119	151	270
55-64 years	272	258	530
65-74 years	366	886	1,252
75-84 years	180	486	666
85+ years	62	134	196
Race	1,133	2,152	3,285
White	864	1,648	2,512
Black	120	141	261
American Indian/Alaskan	7	13	20
Other	78	176	254
Unknown	64	174	238
Other race includes Asian, native Hawaiian/Pacific Islander, or other.			
Ethnicity	1,133	2,152	3,285
Hispanic	20	26	46
Non-Hispanic	791	1,201	1,992
Unknown	322	925	1,247
Gender	1,133	2,152	3,285
Female	671	1,202	1,873
Male	462	950	1,412
Unknown	0	0	0



# COVID-19: Bay County vaccine summary

Vaccination data through Mar 16, 2021 as of Mar 17, 2021 at 12:05 AM

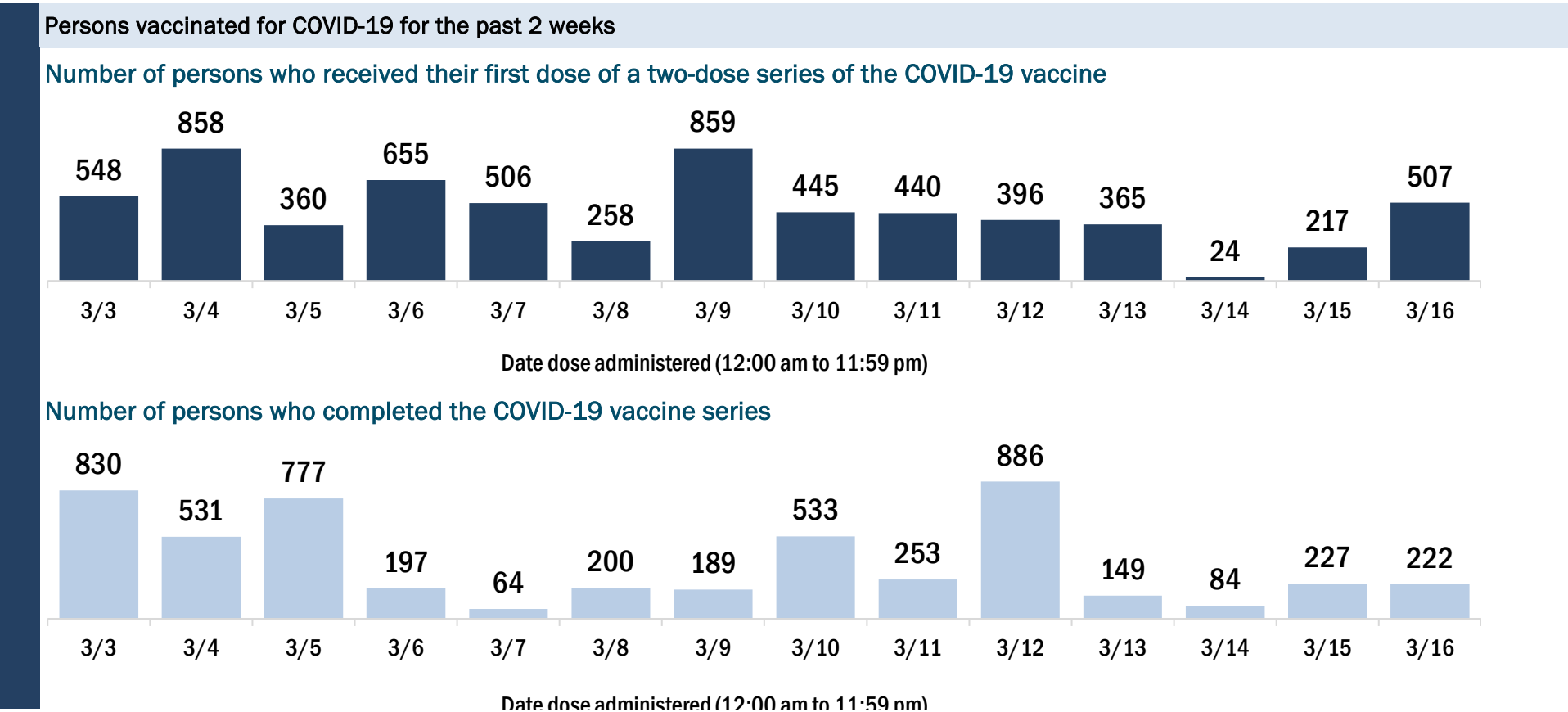
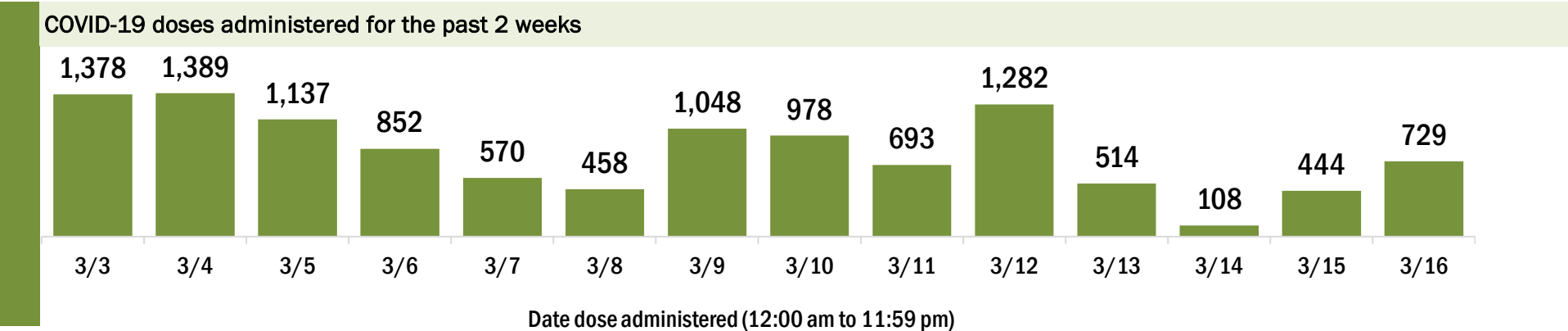
Data in this report are provisional and subject to change.

Data in this summary pertain to COVID-19 vaccines approved by the U.S. Food and Drug Administration and have been issued an Emergency Use Authorization (Janssen COVID-19 Vaccine, Moderna COVID-19 Vaccine and Pfizer-BioNTech COVID-19 Vaccine). These data summarize the number of people who have received either their first dose or have completed the series for a COVID-19 vaccine. **A person can only be counted in one category, first dose or series complete.** For persons receiving Moderna or Pfizer vaccines, once they receive their second dose, they are moved from the first dose column to the series completed column. **Because of this, the total first dose category may show a change from report to report not matching the total receiving their first dose from the previous day.** Persons receiving Johnson & Johnson vaccines will always be counted in the series completed column.

COVID-19 doses for vaccinated persons in Florida	
Doses administered	48,236
People receiving one dose of a 1-dose series (Johnson & Johnson) or receiving only one dose of a 2-dose series (Moderna, Pfizer) count once. Persons receiving both doses of a 2-dose series count twice.	

Current status of persons vaccinated for COVID-19 in Florida	
Total people vaccinated	30,528
First dose	12,648
Series completed	17,880
Completed 1-dose series	172
Completed 2-dose series	17,708
<b>First dose:</b> current number of people who have only received their first dose of the Moderna or Pfizer vaccine.	
<b>Series complete:</b> current number of people who have received both Moderna or Pfizer vaccine doses or one Johnson & Johnson dose and are considered fully immunized.	

Demographic summary	First dose	Series complete	Total people vaccinated
Age group	12,648	17,880	30,528
16-24 years	306	175	481
25-34 years	602	563	1,165
35-44 years	1,039	976	2,015
45-54 years	1,546	1,317	2,863
55-64 years	2,947	2,066	5,013
65-74 years	3,876	7,420	11,296
75-84 years	1,751	4,060	5,811
85+ years	581	1,303	1,884
Race	12,648	17,880	30,528
White	8,793	12,024	20,817
Black	985	805	1,790
American Indian/Alaskan	41	89	130
Other	994	1,764	2,758
Unknown	1,835	3,198	5,033
Other race includes Asian, native Hawaiian/Pacific Islander, or other.			
Ethnicity	12,648	17,880	30,528
Hispanic	489	288	777
Non-Hispanic	7,843	9,115	16,958
Unknown	4,316	8,477	12,793
Gender	12,648	17,880	30,528
Female	7,425	10,048	17,473
Male	5,218	7,831	13,049
Unknown	5	1	6





# COVID-19: Bradford County vaccine summary

Vaccination data through Mar 16, 2021 as of Mar 17, 2021 at 12:05 AM

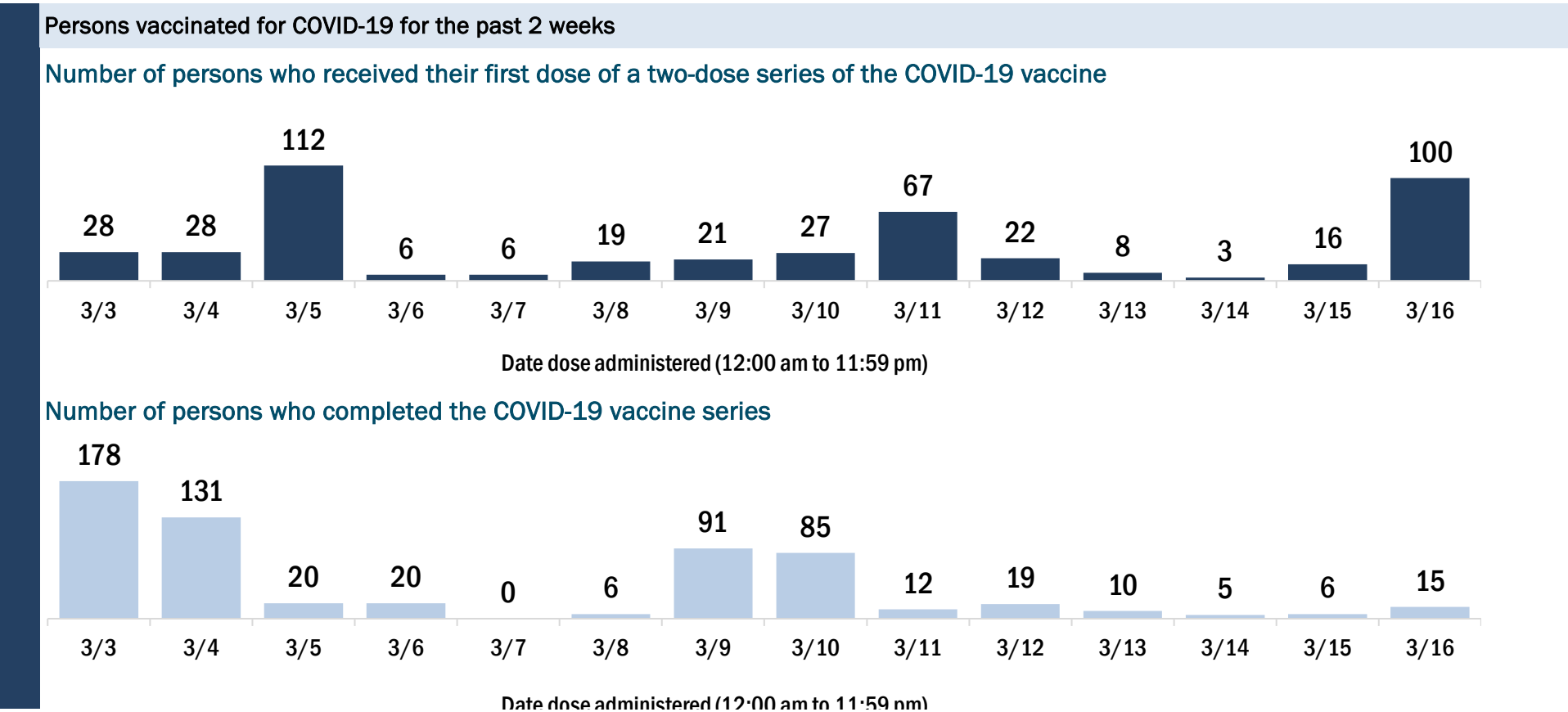
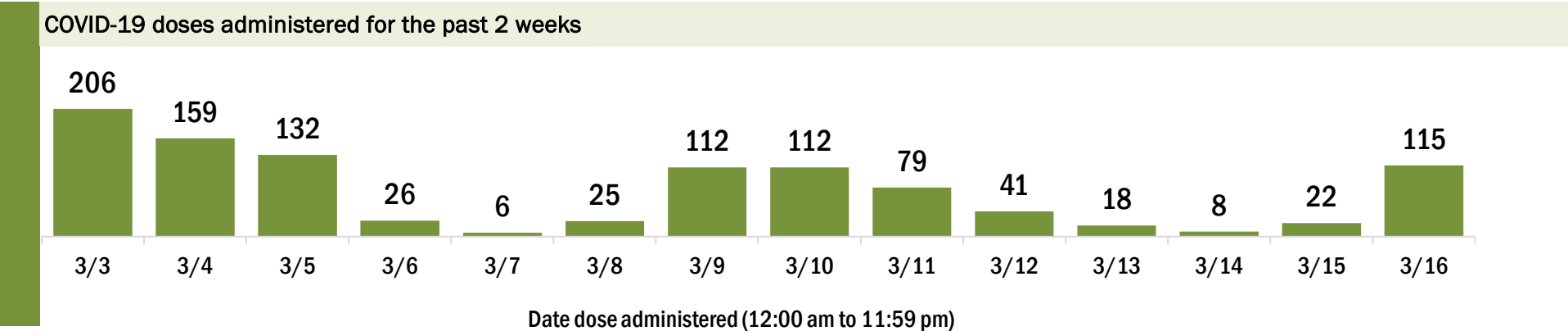
Data in this report are provisional and subject to change.

Data in this summary pertain to COVID-19 vaccines approved by the U.S. Food and Drug Administration and have been issued an Emergency Use Authorization (Janssen COVID-19 Vaccine, Moderna COVID-19 Vaccine and Pfizer-BioNTech COVID-19 Vaccine). These data summarize the number of people who have received either their first dose or have completed the series for a COVID-19 vaccine. **A person can only be counted in one category, first dose or series complete.** For persons receiving Moderna or Pfizer vaccines, once they receive their second dose, they are moved from the first dose column to the series completed column. **Because of this, the total first dose category may show a change from report to report not matching the total receiving their first dose from the previous day.** Persons receiving Johnson & Johnson vaccines will always be counted in the series completed column.

COVID-19 doses for vaccinated persons in Florida	
Doses administered	5,563
People receiving one dose of a 1-dose series (Johnson & Johnson) or receiving only one dose of a 2-dose series (Moderna, Pfizer) count once. Persons receiving both doses of a 2-dose series count twice.	

Current status of persons vaccinated for COVID-19 in Florida	
Total people vaccinated	3,235
First dose	895
Series completed	2,340
Completed 1-dose series	12
Completed 2-dose series	2,328
First dose: current number of people who have only received their first dose of the Moderna or Pfizer vaccine.	
Series complete: current number of people who have received both Moderna or Pfizer vaccine doses or one Johnson & Johnson dose and are considered fully immunized.	

Demographic summary	First dose	Series complete	Total people vaccinated
Age group	895	2,340	3,235
16-24 years	19	14	33
25-34 years	38	61	99
35-44 years	46	75	121
45-54 years	81	123	204
55-64 years	265	179	444
65-74 years	272	1,028	1,300
75-84 years	128	645	773
85+ years	46	215	261
Race	895	2,340	3,235
White	647	1,826	2,473
Black	116	210	326
American Indian/Alaskan	8	12	20
Other	69	236	305
Unknown	55	56	111
Other race includes Asian, native Hawaiian/Pacific Islander, or other.			
Ethnicity	895	2,340	3,235
Hispanic	18	21	39
Non-Hispanic	679	2,091	2,770
Unknown	198	228	426
Gender	895	2,340	3,235
Female	573	1,360	1,933
Male	321	980	1,301
Unknown	1	0	1



# COVID-19: Brevard County vaccine summary

Vaccination data through Mar 16, 2021 as of Mar 17, 2021 at 12:05 AM

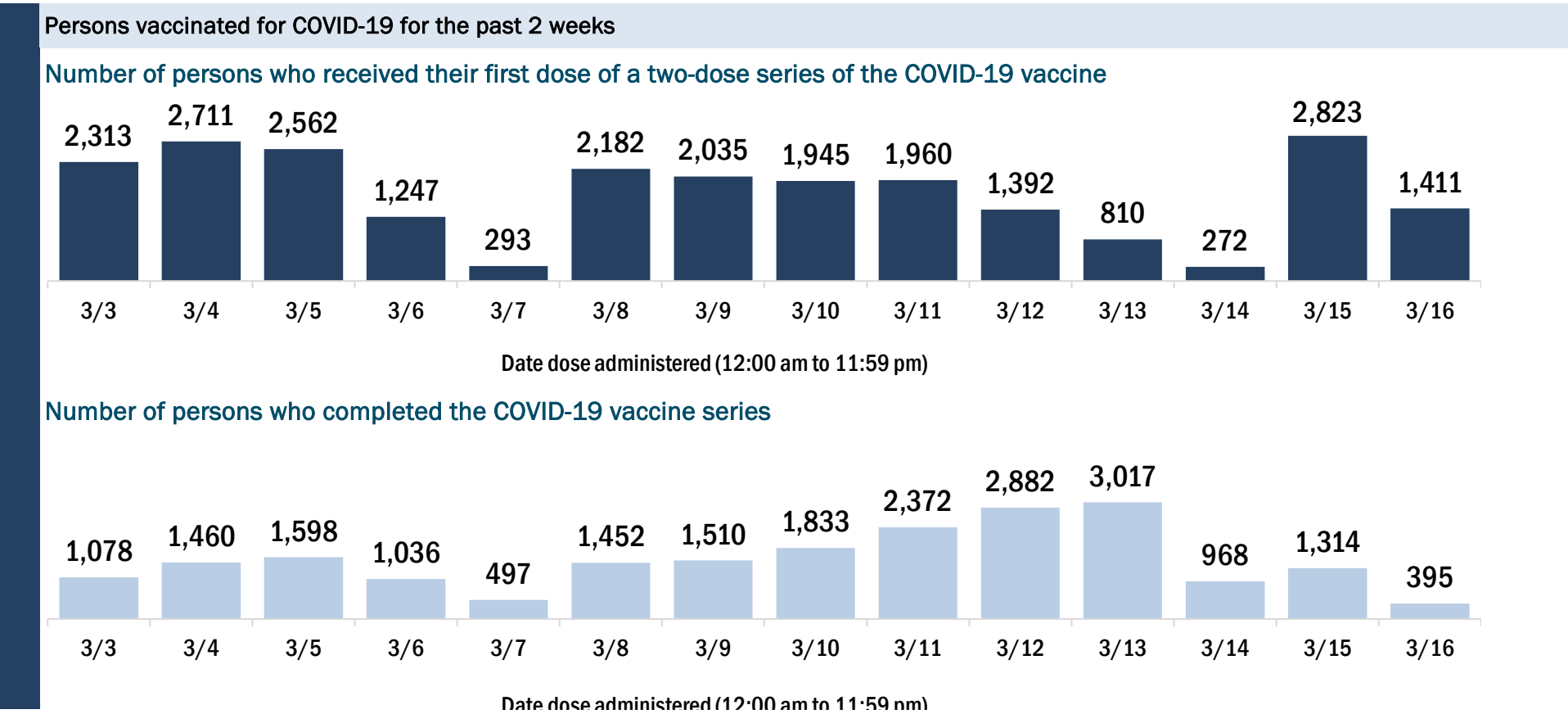
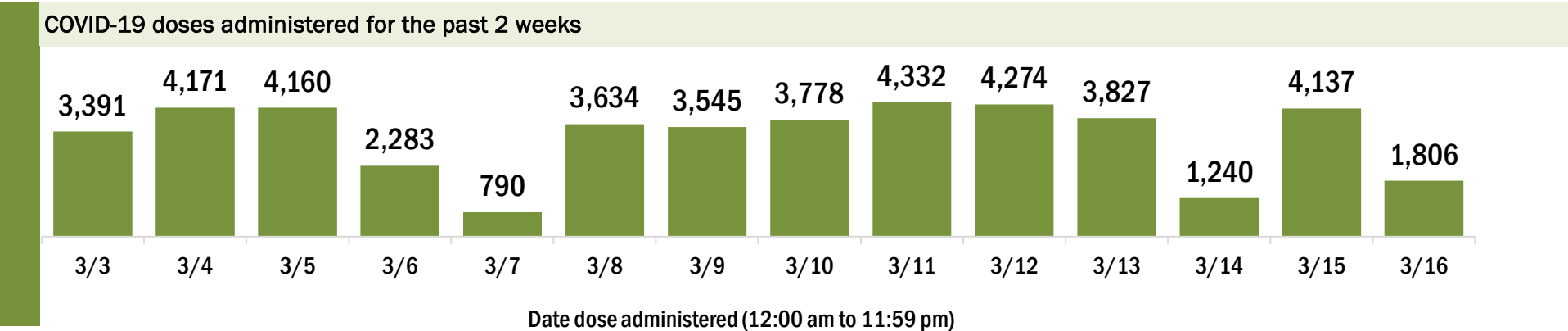
Data in this report are provisional and subject to change.

Data in this summary pertain to COVID-19 vaccines approved by the U.S. Food and Drug Administration and have been issued an Emergency Use Authorization (Janssen COVID-19 Vaccine, Moderna COVID-19 Vaccine and Pfizer-BioNTech COVID-19 Vaccine). These data summarize the number of people who have received either their first dose or have completed the series for a COVID-19 vaccine. **A person can only be counted in one category, first dose or series complete.** For persons receiving Moderna or Pfizer vaccines, once they receive their second dose, they are moved from the first dose column to the series completed column. **Because of this, the total first dose category may show a change from report to report not matching the total receiving their first dose from the previous day.** Persons receiving Johnson & Johnson vaccines will always be counted in the series completed column.

COVID-19 doses for vaccinated persons in Florida	
Doses administered	181,806
People receiving one dose of a 1-dose series (Johnson & Johnson) or receiving only one dose of a 2-dose series (Moderna, Pfizer) count once. Persons receiving both doses of a 2-dose series count twice.	

Current status of persons vaccinated for COVID-19 in Florida	
Total people vaccinated	116,409
First dose	47,726
Series completed	68,683
Completed 1-dose series	3,286
Completed 2-dose series	65,397
<b>First dose:</b> current number of people who have only received their first dose of the Moderna or Pfizer vaccine.	
<b>Series complete:</b> current number of people who have received both Moderna or Pfizer vaccine doses or one Johnson & Johnson dose and are considered fully immunized.	

Demographic summary	First dose	Series complete	Total people vaccinated
Age group	47,726	68,683	116,409
16-24 years	627	661	1,288
25-34 years	1,614	2,038	3,652
35-44 years	2,357	3,021	5,378
45-54 years	3,471	4,441	7,912
55-64 years	8,315	7,253	15,568
65-74 years	16,893	28,717	45,610
75-84 years	10,520	16,340	26,860
85+ years	3,929	6,212	10,141
Race	47,726	68,683	116,409
White	31,281	43,426	74,707
Black	2,776	2,450	5,226
American Indian/Alaskan	220	302	522
Other	3,399	7,804	11,203
Unknown	10,050	14,701	24,751
Other race includes Asian, native Hawaiian/Pacific Islander, or other.			
Ethnicity	47,726	68,683	116,409
Hispanic	1,779	1,545	3,324
Non-Hispanic	24,429	29,741	54,170
Unknown	21,518	37,397	58,915
Gender	47,726	68,683	116,409
Female	28,315	40,641	68,956
Male	19,270	27,895	47,165
Unknown	141	147	288



# COVID-19: Broward County vaccine summary

Vaccination data through Mar 16, 2021 as of Mar 17, 2021 at 12:05 AM

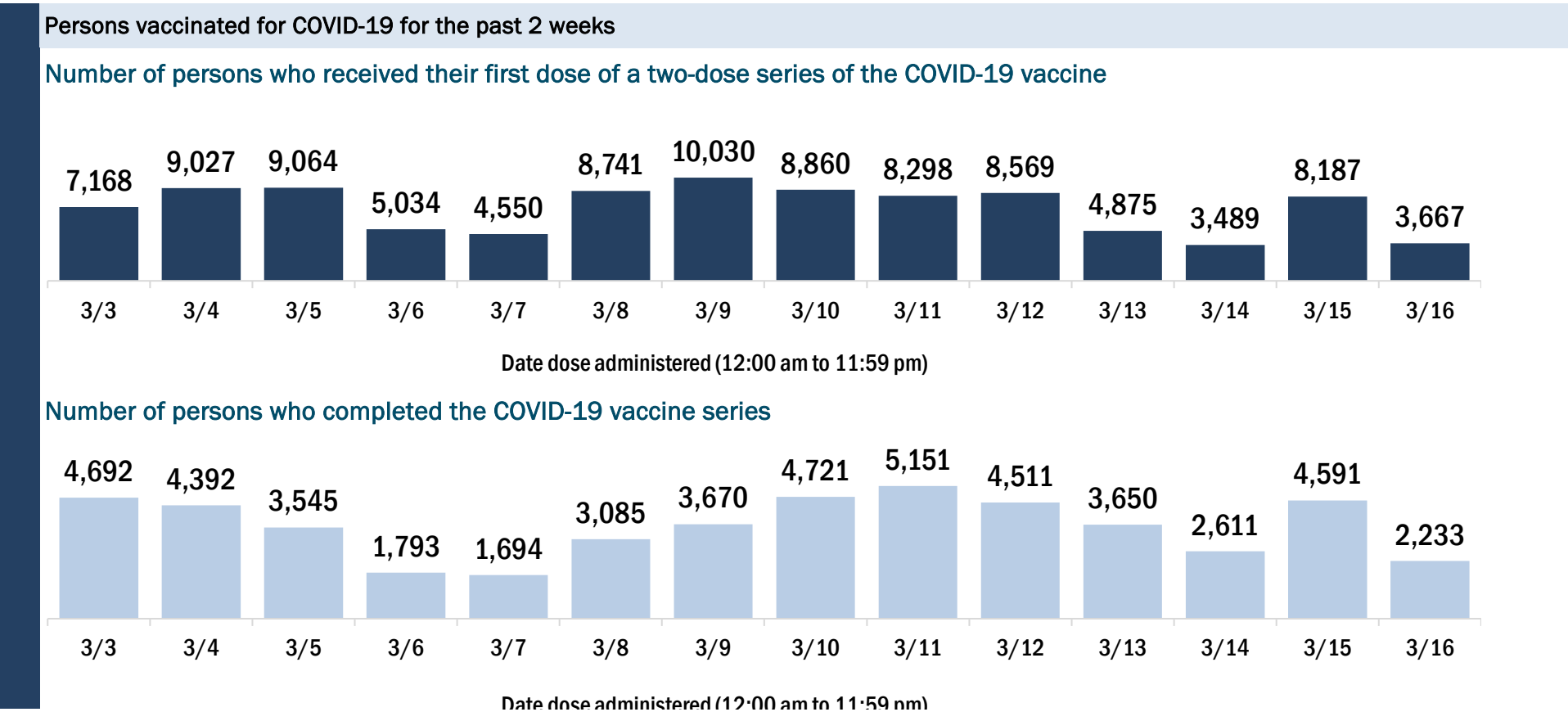
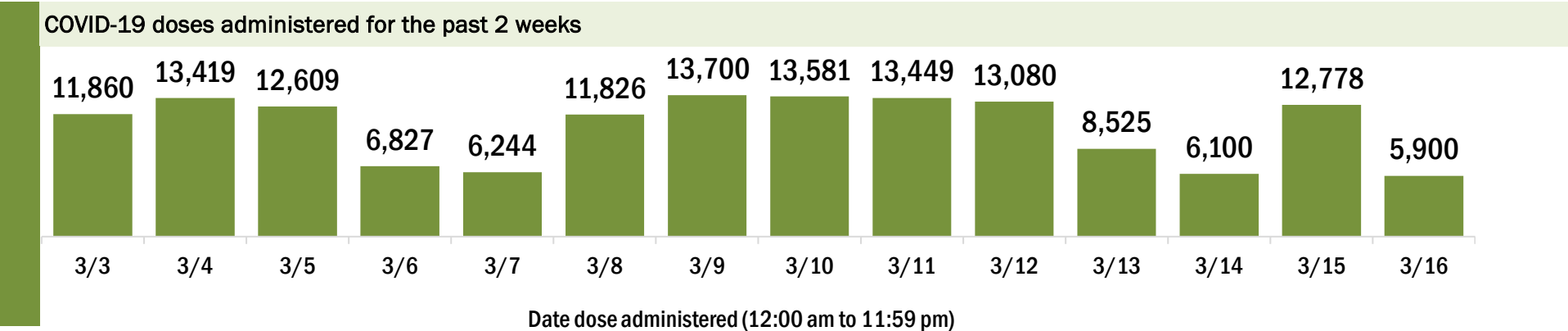
Data in this report are provisional and subject to change.

Data in this summary pertain to COVID-19 vaccines approved by the U.S. Food and Drug Administration and have been issued an Emergency Use Authorization (Janssen COVID-19 Vaccine, Moderna COVID-19 Vaccine and Pfizer-BioNTech COVID-19 Vaccine). These data summarize the number of people who have received either their first dose or have completed the series for a COVID-19 vaccine. **A person can only be counted in one category, first dose or series complete.** For persons receiving Moderna or Pfizer vaccines, once they receive their second dose, they are moved from the first dose column to the series completed column. **Because of this, the total first dose category may show a change from report to report not matching the total receiving their first dose from the previous day.** Persons receiving Johnson & Johnson vaccines will always be counted in the series completed column.

COVID-19 doses for vaccinated persons in Florida	
Doses administered	598,005
People receiving one dose of a 1-dose series (Johnson & Johnson) or receiving only one dose of a 2-dose series (Moderna, Pfizer) count once. Persons receiving both doses of a 2-dose series count twice.	

Current status of persons vaccinated for COVID-19 in Florida	
Total people vaccinated	394,307
First dose	180,811
Series completed	213,496
Completed 1-dose series	9,798
Completed 2-dose series	203,698
First dose: current number of people who have only received their first dose of the Moderna or Pfizer vaccine.	
Series complete: current number of people who have received both Moderna or Pfizer vaccine doses or one Johnson & Johnson dose and are considered fully immunized.	

Demographic summary	First dose	Series complete	Total people vaccinated
Age group	180,811	213,496	394,307
16-24 years	4,581	2,174	6,755
25-34 years	10,107	8,330	18,437
35-44 years	16,019	11,680	27,699
45-54 years	25,984	16,219	42,203
55-64 years	44,280	22,664	66,944
65-74 years	45,513	87,895	133,408
75-84 years	24,031	47,057	71,088
85+ years	10,296	17,477	27,773
Race	180,811	213,496	394,307
White	105,970	147,252	253,222
Black	23,850	22,977	46,827
American Indian/Alaskan	919	1,092	2,011
Other	17,808	23,943	41,751
Unknown	32,264	18,232	50,496
Other race includes Asian, native Hawaiian/Pacific Islander, or other.			
Ethnicity	180,811	213,496	394,307
Hispanic	34,887	36,455	71,342
Non-Hispanic	78,261	126,067	204,328
Unknown	67,663	50,974	118,637
Gender	180,811	213,496	394,307
Female	102,131	121,064	223,195
Male	78,099	92,377	170,476
Unknown	581	55	636



# COVID-19: Calhoun County vaccine summary

Vaccination data through Mar 16, 2021 as of Mar 17, 2021 at 12:05 AM

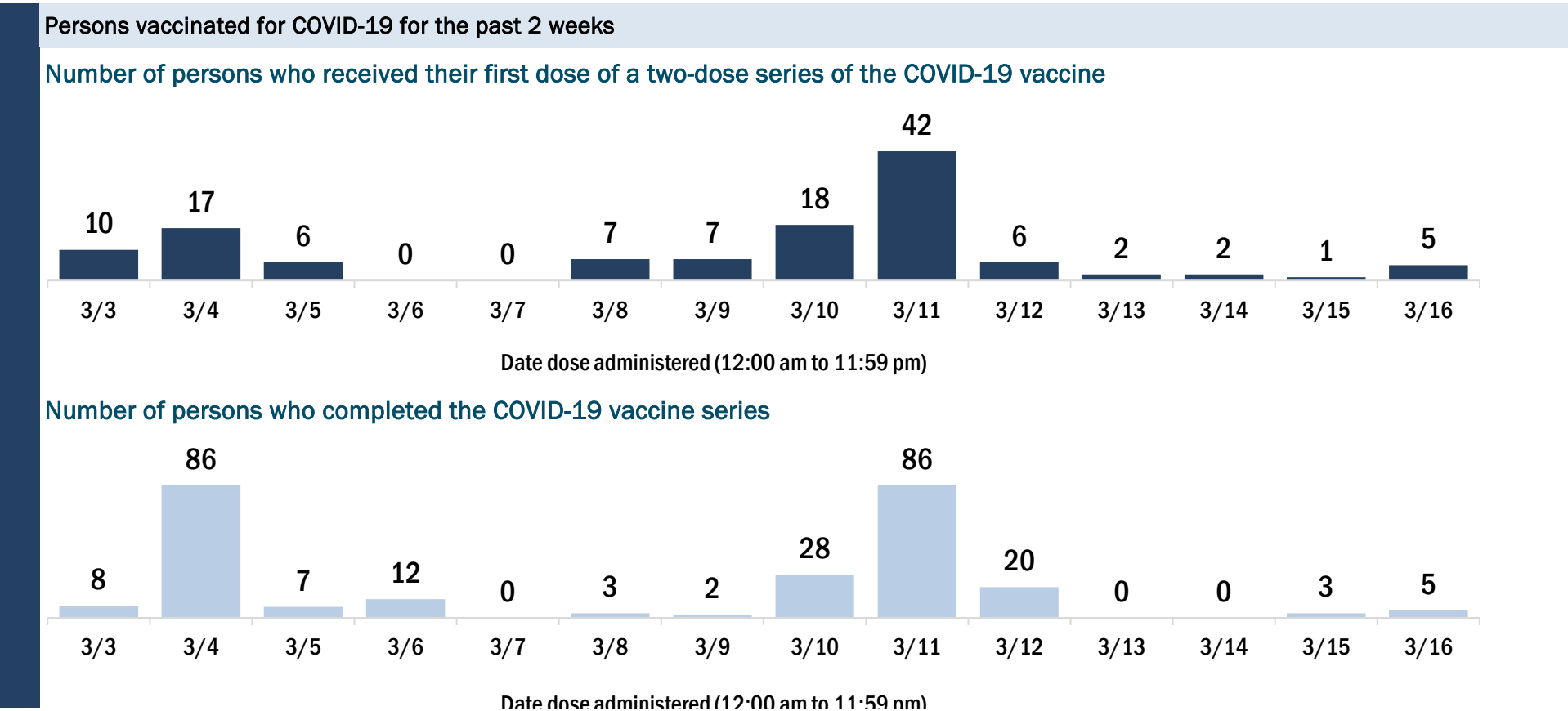
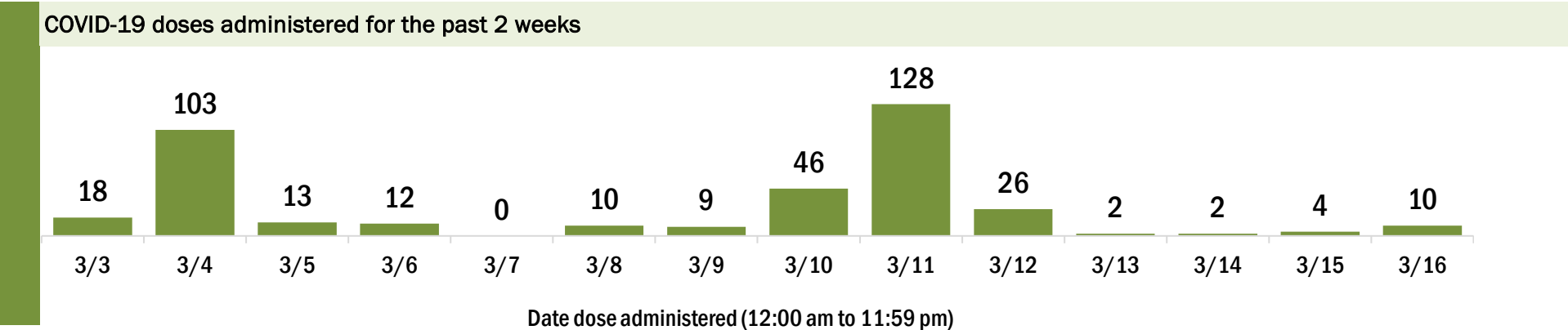
Data in this report are provisional and subject to change.

Data in this summary pertain to COVID-19 vaccines approved by the U.S. Food and Drug Administration and have been issued an Emergency Use Authorization (Janssen COVID-19 Vaccine, Moderna COVID-19 Vaccine and Pfizer-BioNTech COVID-19 Vaccine). These data summarize the number of people who have received either their first dose or have completed the series for a COVID-19 vaccine. **A person can only be counted in one category, first dose or series complete.** For persons receiving Moderna or Pfizer vaccines, once they receive their second dose, they are moved from the first dose column to the series completed column. **Because of this, the total first dose category may show a change from report to report not matching the total receiving their first dose from the previous day.** Persons receiving Johnson & Johnson vaccines will always be counted in the series completed column.

COVID-19 doses for vaccinated persons in Florida	
Doses administered	3,678
People receiving one dose of a 1-dose series (Johnson & Johnson) or receiving only one dose of a 2-dose series (Moderna, Pfizer) count once. Persons receiving both doses of a 2-dose series count twice.	

Current status of persons vaccinated for COVID-19 in Florida	
Total people vaccinated	2,060
First dose	415
Series completed	1,645
Completed 1-dose series	27
Completed 2-dose series	1,618
<b>First dose:</b> current number of people who have only received their first dose of the Moderna or Pfizer vaccine.	
<b>Series complete:</b> current number of people who have received both Moderna or Pfizer vaccine doses or one Johnson & Johnson dose and are considered fully immunized.	

Demographic summary	First dose	Series complete	Total people vaccinated
Age group	415	1,645	2,060
16-24 years	15	9	24
25-34 years	8	41	49
35-44 years	29	65	94
45-54 years	48	109	157
55-64 years	92	190	282
65-74 years	132	658	790
75-84 years	67	409	476
85+ years	24	164	188
Race	415	1,645	2,060
White	286	1,135	1,421
Black	47	81	128
American Indian/Alaskan	4	12	16
Other	37	284	321
Unknown	41	133	174
Other race includes Asian, native Hawaiian/Pacific Islander, or other.			
Ethnicity	415	1,645	2,060
Hispanic	7	26	33
Non-Hispanic	217	909	1,126
Unknown	191	710	901
Gender	415	1,645	2,060
Female	214	934	1,148
Male	201	710	911
Unknown	0	1	1





# COVID-19: Charlotte County vaccine summary

Vaccination data through Mar 16, 2021 as of Mar 17, 2021 at 12:05 AM

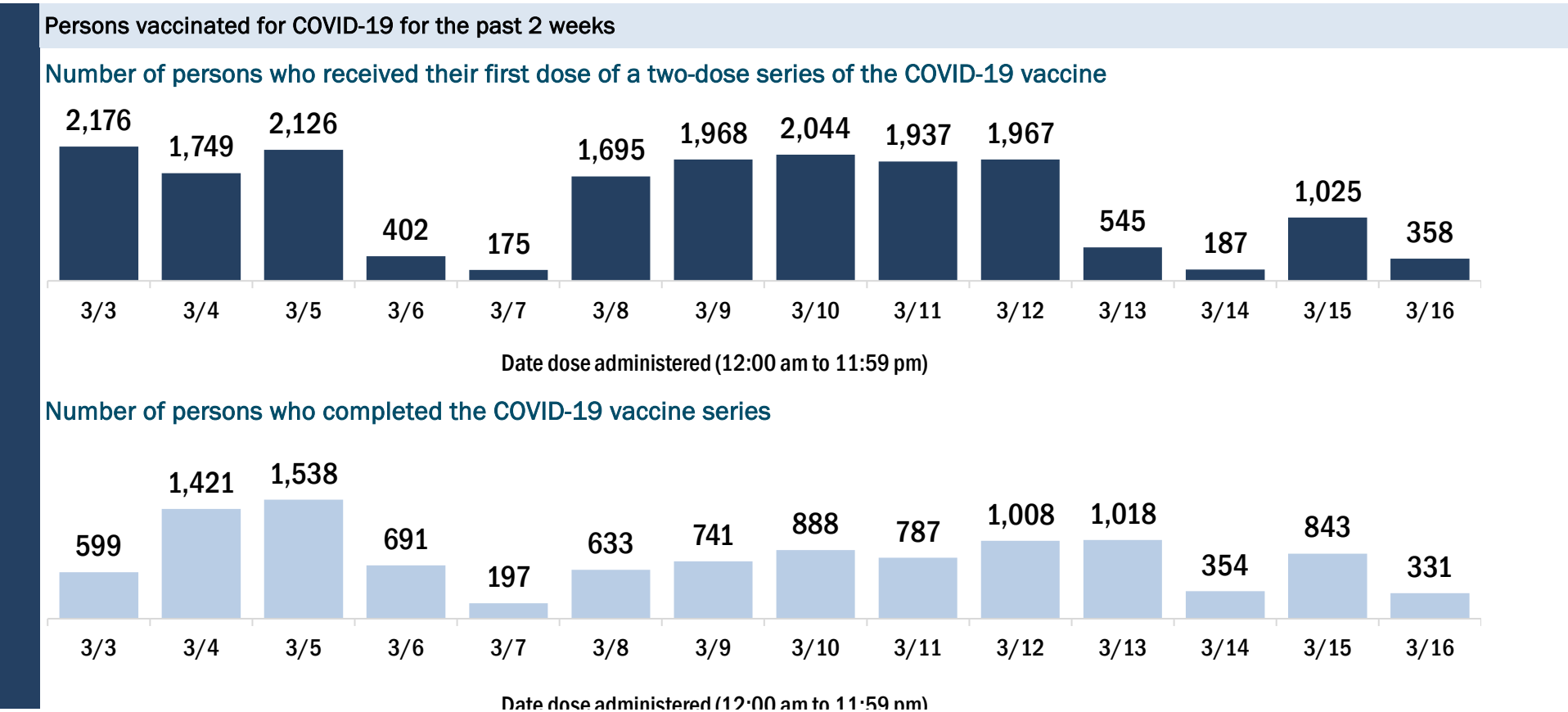
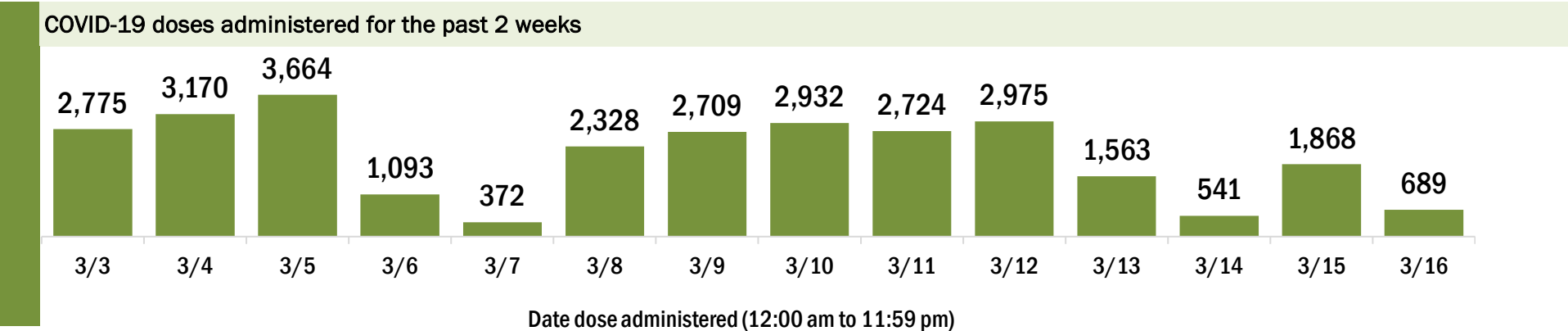
Data in this report are provisional and subject to change.

Data in this summary pertain to COVID-19 vaccines approved by the U.S. Food and Drug Administration and have been issued an Emergency Use Authorization (Janssen COVID-19 Vaccine, Moderna COVID-19 Vaccine and Pfizer-BioNTech COVID-19 Vaccine). These data summarize the number of people who have received either their first dose or have completed the series for a COVID-19 vaccine. **A person can only be counted in one category, first dose or series complete.** For persons receiving Moderna or Pfizer vaccines, once they receive their second dose, they are moved from the first dose column to the series completed column. **Because of this, the total first dose category may show a change from report to report not matching the total receiving their first dose from the previous day.** Persons receiving Johnson & Johnson vaccines will always be counted in the series completed column.

COVID-19 doses for vaccinated persons in Florida	
Doses administered	83,556
People receiving one dose of a 1-dose series (Johnson & Johnson) or receiving only one dose of a 2-dose series (Moderna, Pfizer) count once. Persons receiving both doses of a 2-dose series count twice.	

Current status of persons vaccinated for COVID-19 in Florida	
Total people vaccinated	57,031
First dose	29,681
Series completed	27,350
Completed 1-dose series	825
Completed 2-dose series	26,525
First dose: current number of people who have only received their first dose of the Moderna or Pfizer vaccine.	
Series complete: current number of people who have received both Moderna or Pfizer vaccine doses or one Johnson & Johnson dose and are considered fully immunized.	

Demographic summary	First dose	Series complete	Total people vaccinated
Age group	29,681	27,350	57,031
16-24 years	106	137	243
25-34 years	282	400	682
35-44 years	426	599	1,025
45-54 years	864	1,104	1,968
55-64 years	2,635	2,013	4,648
65-74 years	13,595	13,343	26,938
75-84 years	9,283	7,342	16,625
85+ years	2,490	2,412	4,902
Race	29,681	27,350	57,031
White	22,956	18,250	41,206
Black	491	305	796
American Indian/Alaskan	170	59	229
Other	1,383	2,727	4,110
Unknown	4,681	6,009	10,690
Other race includes Asian, native Hawaiian/Pacific Islander, or other.			
Ethnicity	29,681	27,350	57,031
Hispanic	554	348	902
Non-Hispanic	15,115	12,316	27,431
Unknown	14,012	14,686	28,698
Gender	29,681	27,350	57,031
Female	16,384	15,488	31,872
Male	13,271	11,855	25,126
Unknown	26	7	33



# COVID-19: Citrus County vaccine summary

Vaccination data through Mar 16, 2021 as of Mar 17, 2021 at 12:05 AM

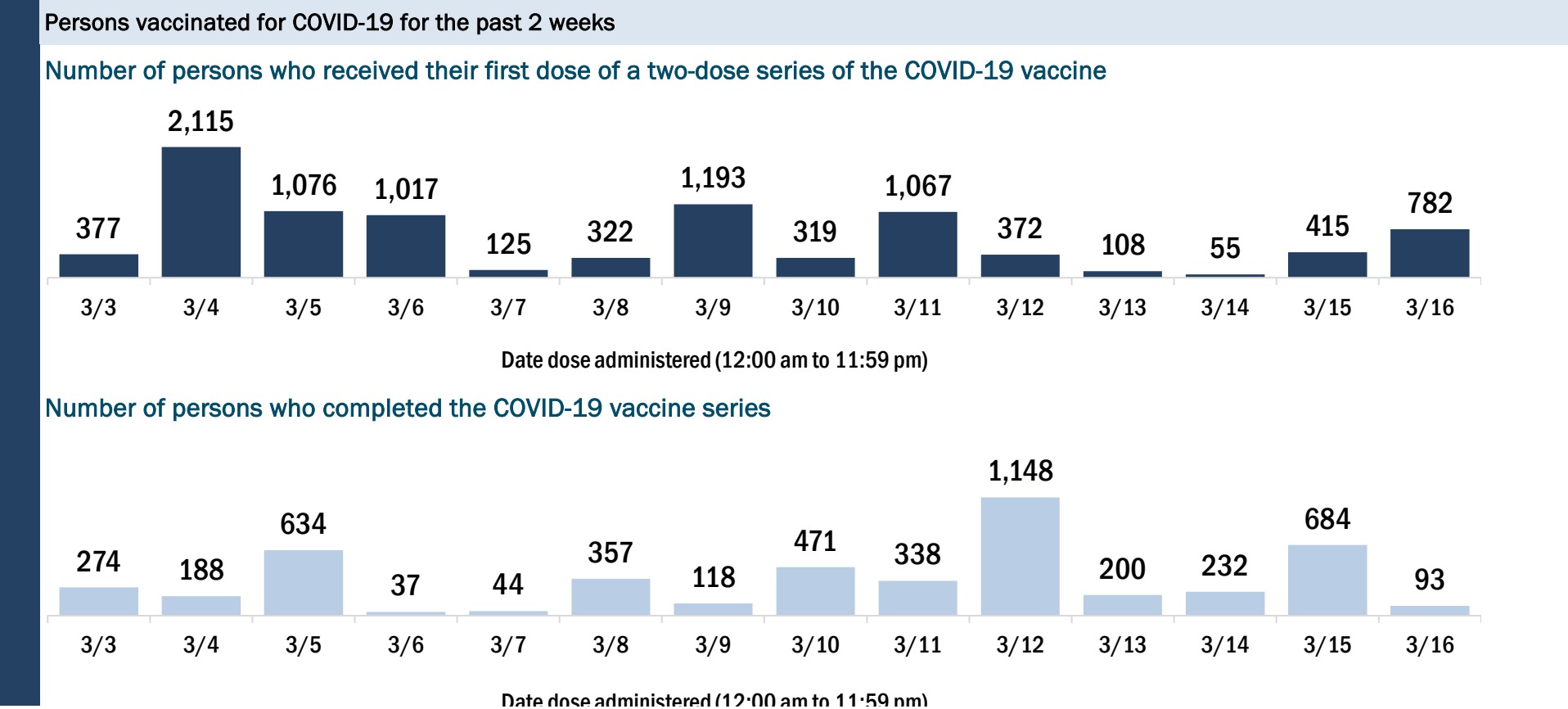
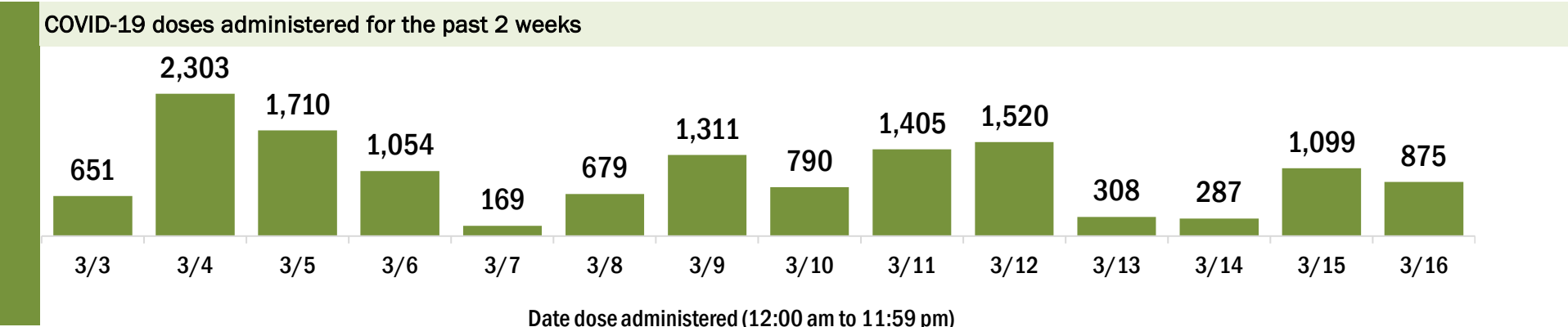
Data in this report are provisional and subject to change.

Data in this summary pertain to COVID-19 vaccines approved by the U.S. Food and Drug Administration and have been issued an Emergency Use Authorization (Janssen COVID-19 Vaccine, Moderna COVID-19 Vaccine and Pfizer-BioNTech COVID-19 Vaccine). These data summarize the number of people who have received either their first dose or have completed the series for a COVID-19 vaccine. **A person can only be counted in one category, first dose or series complete.** For persons receiving Moderna or Pfizer vaccines, once they receive their second dose, they are moved from the first dose column to the series completed column. **Because of this, the total first dose category may show a change from report to report not matching the total receiving their first dose from the previous day.** Persons receiving Johnson & Johnson vaccines will always be counted in the series completed column.

COVID-19 doses for vaccinated persons in Florida	
Doses administered	56,097
People receiving one dose of a 1-dose series (Johnson & Johnson) or receiving only one dose of a 2-dose series (Moderna, Pfizer) count once. Persons receiving both doses of a 2-dose series count twice.	

Current status of persons vaccinated for COVID-19 in Florida	
Total people vaccinated	36,806
First dose	17,261
Series completed	19,545
Completed 1-dose series	254
Completed 2-dose series	19,291
<b>First dose:</b> current number of people who have only received their first dose of the Moderna or Pfizer vaccine.	
<b>Series complete:</b> current number of people who have received both Moderna or Pfizer vaccine doses or one Johnson & Johnson dose and are considered fully immunized.	

Demographic summary	First dose	Series complete	Total people vaccinated
Age group	17,261	19,545	36,806
16-24 years	95	165	260
25-34 years	182	385	567
35-44 years	286	521	807
45-54 years	516	781	1,297
55-64 years	1,328	1,328	2,656
65-74 years	7,910	8,661	16,571
75-84 years	5,467	5,873	11,340
85+ years	1,477	1,831	3,308
Race	17,261	19,545	36,806
White	14,632	12,077	26,709
Black	235	243	478
American Indian/Alaskan	115	60	175
Other	687	2,211	2,898
Unknown	1,592	4,954	6,546
Other race includes Asian, native Hawaiian/Pacific Islander, or other.			
Ethnicity	17,261	19,545	36,806
Hispanic	491	326	817
Non-Hispanic	11,925	7,865	19,790
Unknown	4,845	11,354	16,199
Gender	17,261	19,545	36,806
Female	9,921	11,110	21,031
Male	7,288	8,424	15,712
Unknown	52	11	63



# COVID-19: Clay County vaccine summary

Vaccination data through Mar 16, 2021 as of Mar 17, 2021 at 12:05 AM

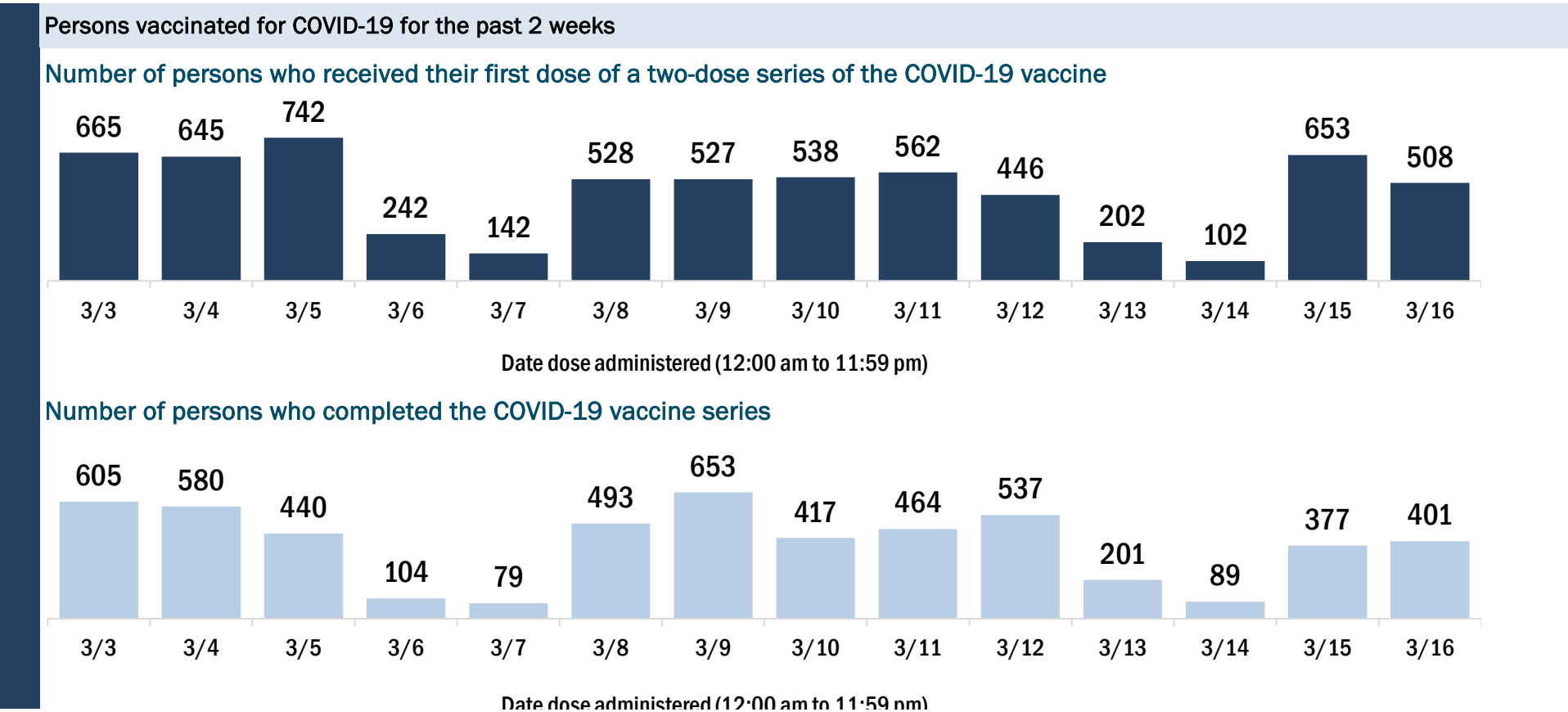
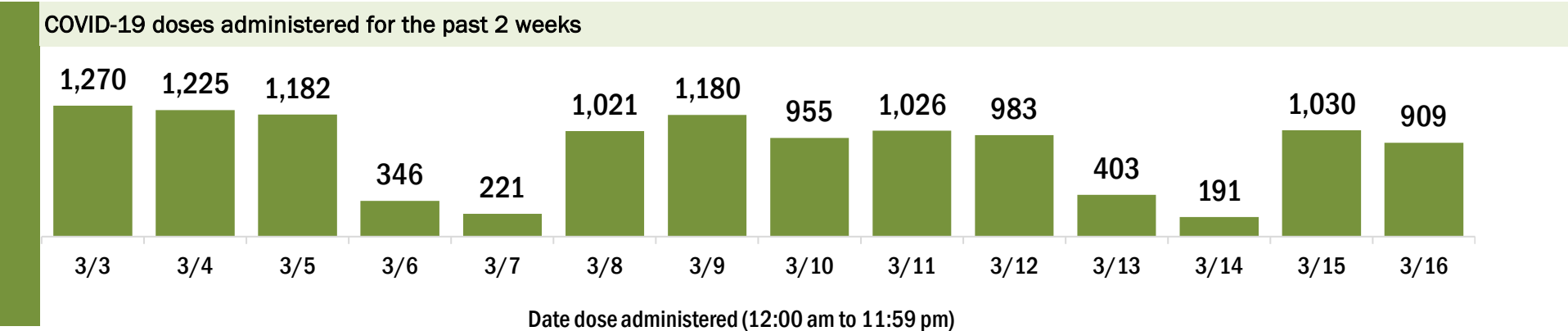
Data in this report are provisional and subject to change.

Data in this summary pertain to COVID-19 vaccines approved by the U.S. Food and Drug Administration and have been issued an Emergency Use Authorization (Janssen COVID-19 Vaccine, Moderna COVID-19 Vaccine and Pfizer-BioNTech COVID-19 Vaccine). These data summarize the number of people who have received either their first dose or have completed the series for a COVID-19 vaccine. **A person can only be counted in one category, first dose or series complete.** For persons receiving Moderna or Pfizer vaccines, once they receive their second dose, they are moved from the first dose column to the series completed column. **Because of this, the total first dose category may show a change from report to report not matching the total receiving their first dose from the previous day.** Persons receiving Johnson & Johnson vaccines will always be counted in the series completed column.

COVID-19 doses for vaccinated persons in Florida	
Doses administered	58,501
People receiving one dose of a 1-dose series (Johnson & Johnson) or receiving only one dose of a 2-dose series (Moderna, Pfizer) count once. Persons receiving both doses of a 2-dose series count twice.	

Current status of persons vaccinated for COVID-19 in Florida	
Total people vaccinated	35,445
First dose	11,526
Series completed	23,919
Completed 1-dose series	863
Completed 2-dose series	23,056
First dose: current number of people who have only received their first dose of the Moderna or Pfizer vaccine.	
Series complete: current number of people who have received both Moderna or Pfizer vaccine doses or one Johnson & Johnson dose and are considered fully immunized.	

Demographic summary	First dose	Series complete	Total people vaccinated
Age group	11,526	23,919	35,445
16-24 years	354	317	671
25-34 years	568	895	1,463
35-44 years	949	1,436	2,385
45-54 years	1,557	1,706	3,263
55-64 years	3,287	2,207	5,494
65-74 years	2,891	10,365	13,256
75-84 years	1,432	5,380	6,812
85+ years	488	1,613	2,101
Race	11,526	23,919	35,445
White	7,613	17,849	25,462
Black	840	1,305	2,145
American Indian/Alaskan	86	113	199
Other	1,288	2,289	3,577
Unknown	1,699	2,363	4,062
Other race includes Asian, native Hawaiian/Pacific Islander, or other.			
Ethnicity	11,526	23,919	35,445
Hispanic	550	765	1,315
Non-Hispanic	7,585	18,023	25,608
Unknown	3,391	5,131	8,522
Gender	11,526	23,919	35,445
Female	7,061	13,775	20,836
Male	4,435	10,143	14,578
Unknown	30	1	31



# COVID-19: Collier County vaccine summary

Vaccination data through Mar 16, 2021 as of Mar 17, 2021 at 12:05 AM

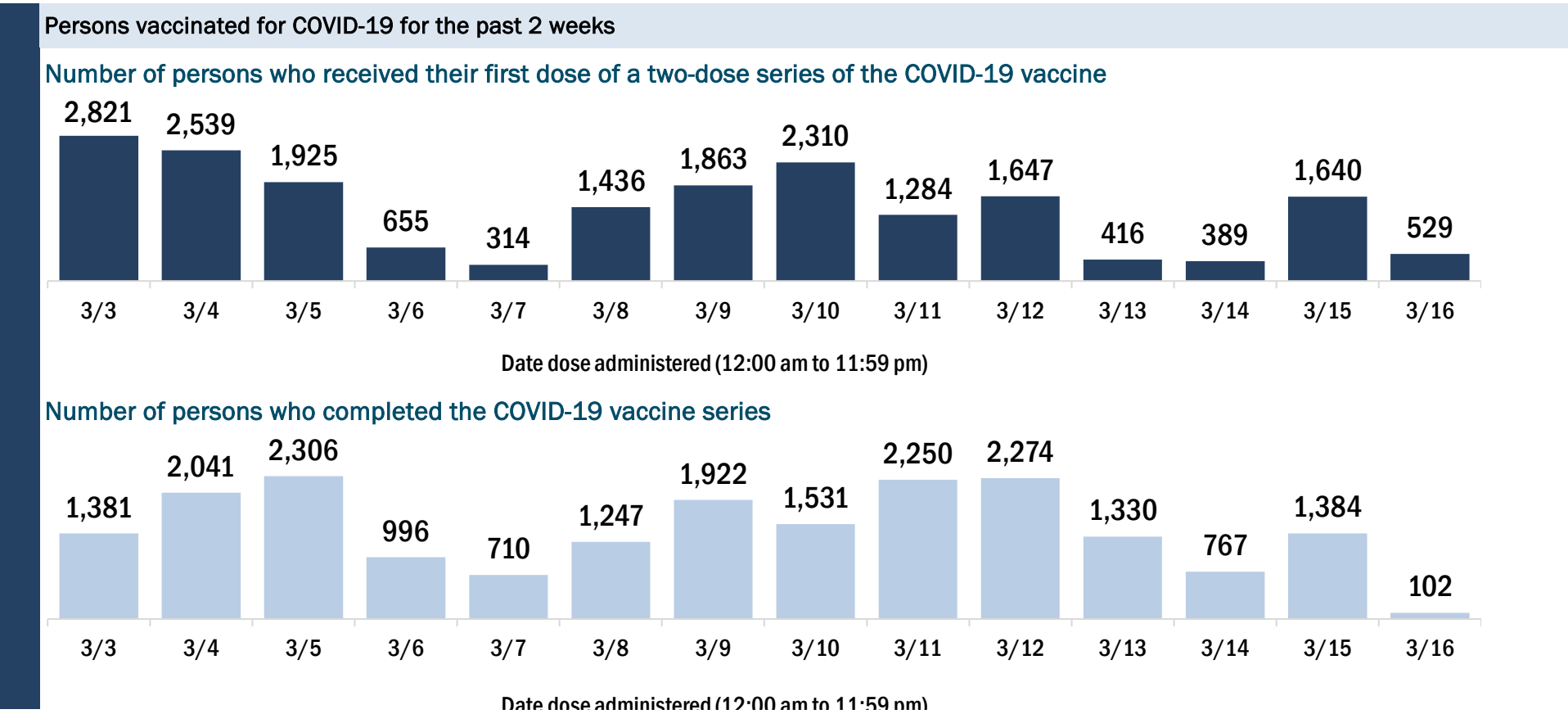
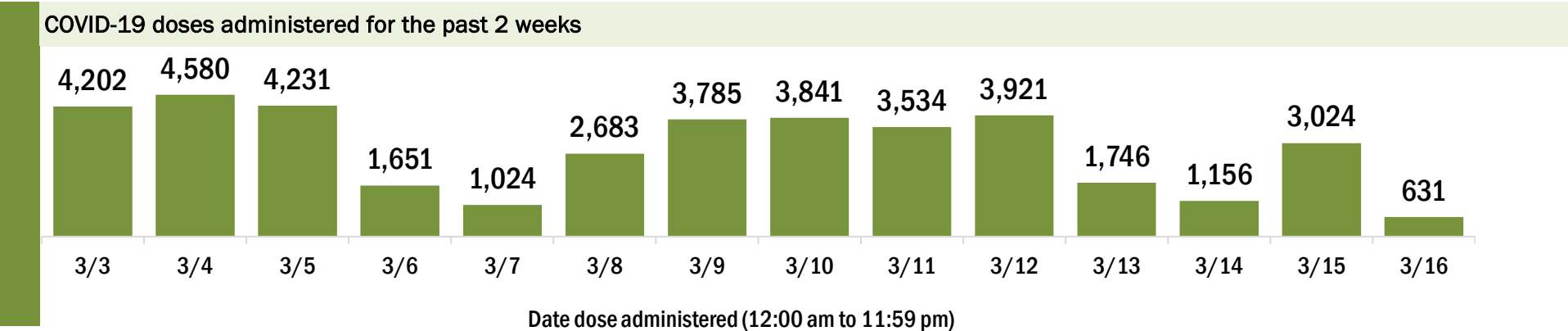
Data in this report are provisional and subject to change.

Data in this summary pertain to COVID-19 vaccines approved by the U.S. Food and Drug Administration and have been issued an Emergency Use Authorization (Janssen COVID-19 Vaccine, Moderna COVID-19 Vaccine and Pfizer-BioNTech COVID-19 Vaccine). These data summarize the number of people who have received either their first dose or have completed the series for a COVID-19 vaccine. **A person can only be counted in one category, first dose or series complete.** For persons receiving Moderna or Pfizer vaccines, once they receive their second dose, they are moved from the first dose column to the series completed column. **Because of this, the total first dose category may show a change from report to report not matching the total receiving their first dose from the previous day.** Persons receiving Johnson & Johnson vaccines will always be counted in the series completed column.

COVID-19 doses for vaccinated persons in Florida	
Doses administered	169,039
People receiving one dose of a 1-dose series (Johnson & Johnson) or receiving only one dose of a 2-dose series (Moderna, Pfizer) count once. Persons receiving both doses of a 2-dose series count twice.	

Current status of persons vaccinated for COVID-19 in Florida	
Total people vaccinated	105,664
First dose	40,939
Series completed	64,725
Completed 1-dose series	1,350
Completed 2-dose series	63,375
First dose: current number of people who have only received their first dose of the Moderna or Pfizer vaccine.	
Series complete: current number of people who have received both Moderna or Pfizer vaccine doses or one Johnson & Johnson dose and are considered fully immunized.	

Demographic summary	First dose	Series complete	Total people vaccinated
Age group	40,939	64,725	105,664
16-24 years	328	402	730
25-34 years	591	1,082	1,673
35-44 years	746	1,544	2,290
45-54 years	1,318	2,164	3,482
55-64 years	4,180	3,296	7,476
65-74 years	16,118	30,452	46,570
75-84 years	13,368	19,867	33,235
85+ years	4,290	5,918	10,208
Race	40,939	64,725	105,664
White	27,807	39,609	67,416
Black	432	519	951
American Indian/Alaskan	154	164	318
Other	2,454	5,619	8,073
Unknown	10,092	18,814	28,906
Other race includes Asian, native Hawaiian/Pacific Islander, or other.			
Ethnicity	40,939	64,725	105,664
Hispanic	1,834	2,072	3,906
Non-Hispanic	18,572	26,713	45,285
Unknown	20,533	35,940	56,473
Gender	40,939	64,725	105,664
Female	22,636	35,765	58,401
Male	18,018	28,878	46,896
Unknown	285	82	367





# COVID-19: Columbia County vaccine summary

Vaccination data through Mar 16, 2021 as of Mar 17, 2021 at 12:05 AM

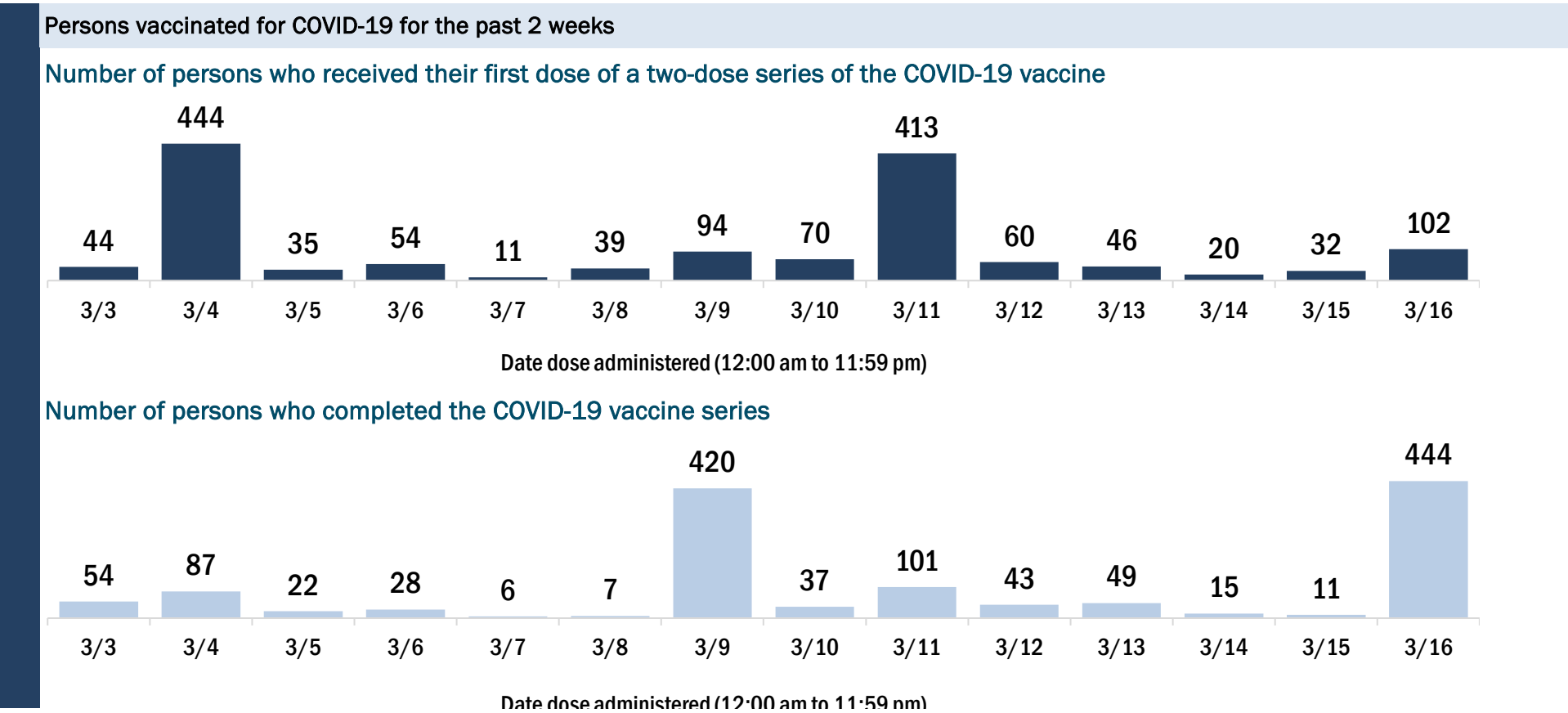
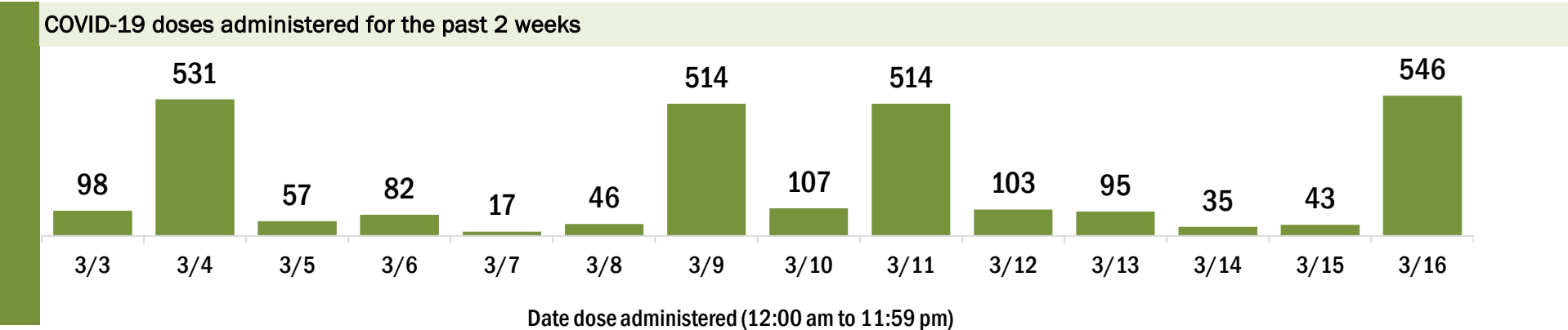
Data in this report are provisional and subject to change.

Data in this summary pertain to COVID-19 vaccines approved by the U.S. Food and Drug Administration and have been issued an Emergency Use Authorization (Janssen COVID-19 Vaccine, Moderna COVID-19 Vaccine and Pfizer-BioNTech COVID-19 Vaccine). These data summarize the number of people who have received either their first dose or have completed the series for a COVID-19 vaccine. **A person can only be counted in one category, first dose or series complete.** For persons receiving Moderna or Pfizer vaccines, once they receive their second dose, they are moved from the first dose column to the series completed column. **Because of this, the total first dose category may show a change from report to report not matching the total receiving their first dose from the previous day.** Persons receiving Johnson & Johnson vaccines will always be counted in the series completed column.

COVID-19 doses for vaccinated persons in Florida	
Doses administered	15,161
People receiving one dose of a 1-dose series (Johnson & Johnson) or receiving only one dose of a 2-dose series (Moderna, Pfizer) count once. Persons receiving both doses of a 2-dose series count twice.	

Current status of persons vaccinated for COVID-19 in Florida	
Total people vaccinated	8,942
First dose	2,618
Series completed	6,324
Completed 1-dose series	105
Completed 2-dose series	6,219
<b>First dose:</b> current number of people who have only received their first dose of the Moderna or Pfizer vaccine.	
<b>Series complete:</b> current number of people who have received both Moderna or Pfizer vaccine doses or one Johnson & Johnson dose and are considered fully immunized.	

Demographic summary	First dose	Series complete	Total people vaccinated
Age group	2,618	6,324	8,942
16-24 years	37	59	96
25-34 years	104	161	265
35-44 years	174	228	402
45-54 years	295	335	630
55-64 years	622	499	1,121
65-74 years	789	2,823	3,612
75-84 years	463	1,696	2,159
85+ years	134	523	657
Race	2,618	6,324	8,942
White	1,528	4,242	5,770
Black	259	422	681
American Indian/Alaskan	12	17	29
Other	255	580	835
Unknown	564	1,063	1,627
Other race includes Asian, native Hawaiian/Pacific Islander, or other.			
Ethnicity	2,618	6,324	8,942
Hispanic	86	94	180
Non-Hispanic	920	2,910	3,830
Unknown	1,612	3,320	4,932
Gender	2,618	6,324	8,942
Female	1,647	3,731	5,378
Male	969	2,592	3,561
Unknown	2	1	3



# COVID-19: Dade County vaccine summary

Vaccination data through Mar 16, 2021 as of Mar 17, 2021 at 12:05 AM

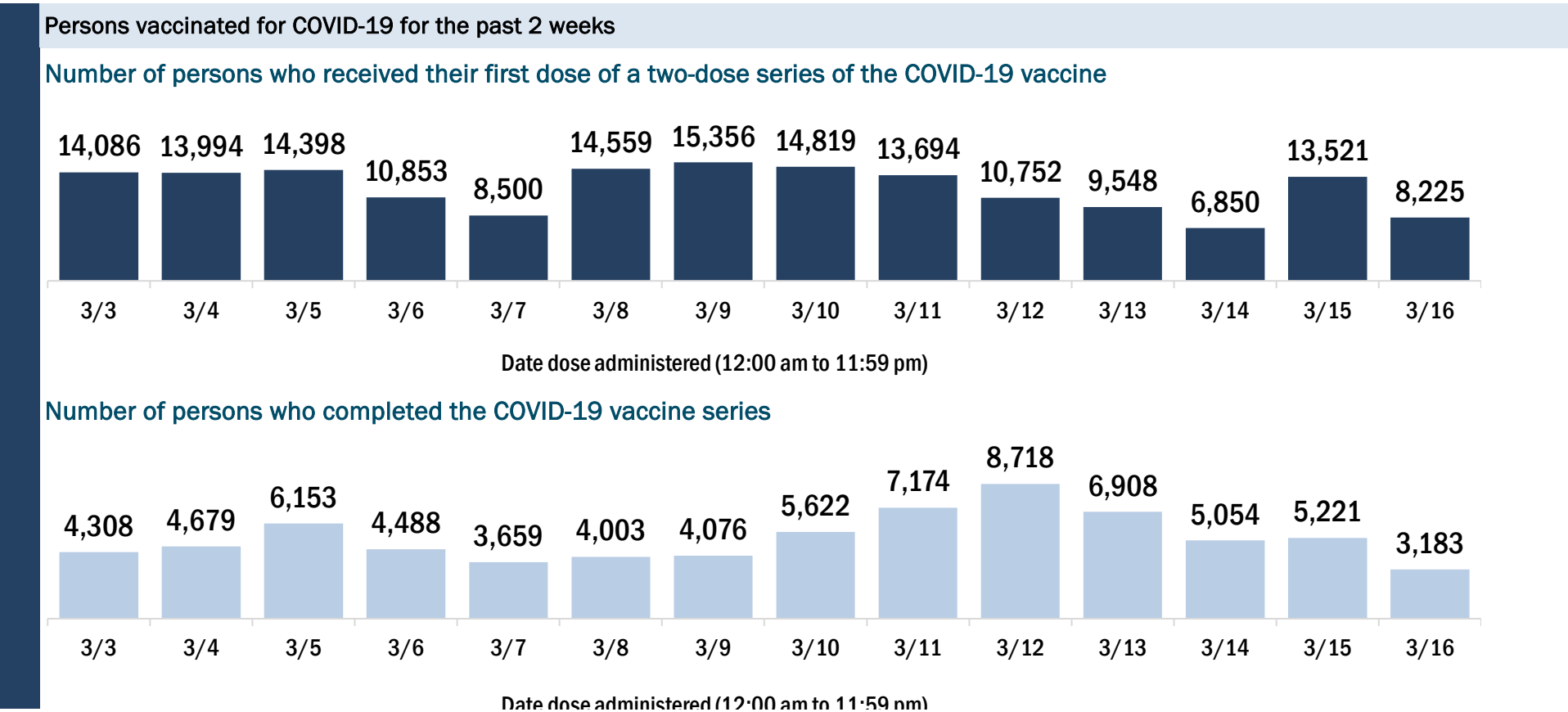
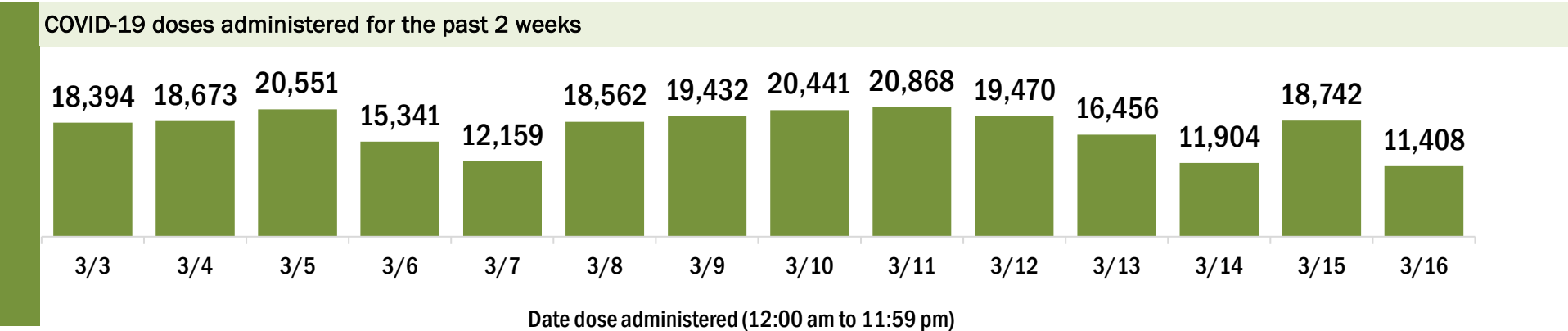
Data in this report are provisional and subject to change.

Data in this summary pertain to COVID-19 vaccines approved by the U.S. Food and Drug Administration and have been issued an Emergency Use Authorization (Janssen COVID-19 Vaccine, Moderna COVID-19 Vaccine and Pfizer-BioNTech COVID-19 Vaccine). These data summarize the number of people who have received either their first dose or have completed the series for a COVID-19 vaccine. **A person can only be counted in one category, first dose or series complete.** For persons receiving Moderna or Pfizer vaccines, once they receive their second dose, they are moved from the first dose column to the series completed column. **Because of this, the total first dose category may show a change from report to report not matching the total receiving their first dose from the previous day.** Persons receiving Johnson & Johnson vaccines will always be counted in the series completed column.

COVID-19 doses for vaccinated persons in Florida	
Doses administered	806,379
People receiving one dose of a 1-dose series (Johnson & Johnson) or receiving only one dose of a 2-dose series (Moderna, Pfizer) count once. Persons receiving both doses of a 2-dose series count twice.	

Current status of persons vaccinated for COVID-19 in Florida	
Total people vaccinated	558,377
First dose	288,614
Series completed	269,763
Completed 1-dose series	21,761
Completed 2-dose series	248,002
First dose: current number of people who have only received their first dose of the Moderna or Pfizer vaccine.	
Series complete: current number of people who have received both Moderna or Pfizer vaccine doses or one Johnson & Johnson dose and are considered fully immunized.	

Demographic summary	First dose	Series complete	Total people vaccinated
Age group	288,614	269,763	558,377
16-24 years	8,338	3,469	11,807
25-34 years	19,306	12,767	32,073
35-44 years	28,889	15,909	44,798
45-54 years	42,674	21,565	64,239
55-64 years	63,105	30,492	93,597
65-74 years	69,769	98,371	168,140
75-84 years	40,632	62,412	103,044
85+ years	15,901	24,778	40,679
Race	288,614	269,763	558,377
White	200,790	188,931	389,721
Black	19,267	21,556	40,823
American Indian/Alaskan	783	606	1,389
Other	31,338	31,098	62,436
Unknown	36,436	27,572	64,008
Other race includes Asian, native Hawaiian/Pacific Islander, or other.			
Ethnicity	288,614	269,763	558,377
Hispanic	153,815	136,864	290,679
Non-Hispanic	52,459	77,562	130,021
Unknown	82,340	55,337	137,677
Gender	288,614	269,763	558,377
Female	163,558	154,043	317,601
Male	122,365	115,535	237,900
Unknown	2,691	185	2,876



# COVID-19: Desoto County vaccine summary

Vaccination data through Mar 16, 2021 as of Mar 17, 2021 at 12:05 AM

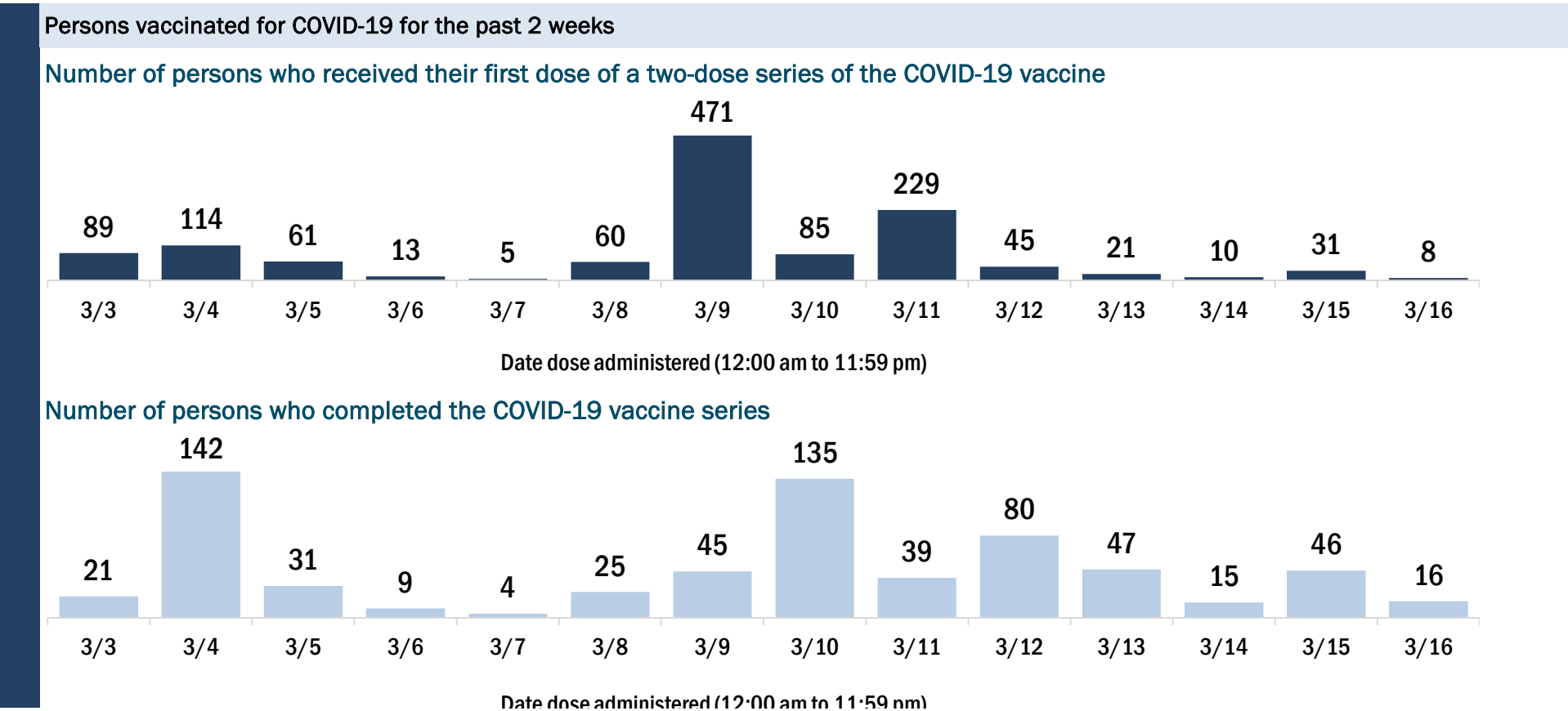
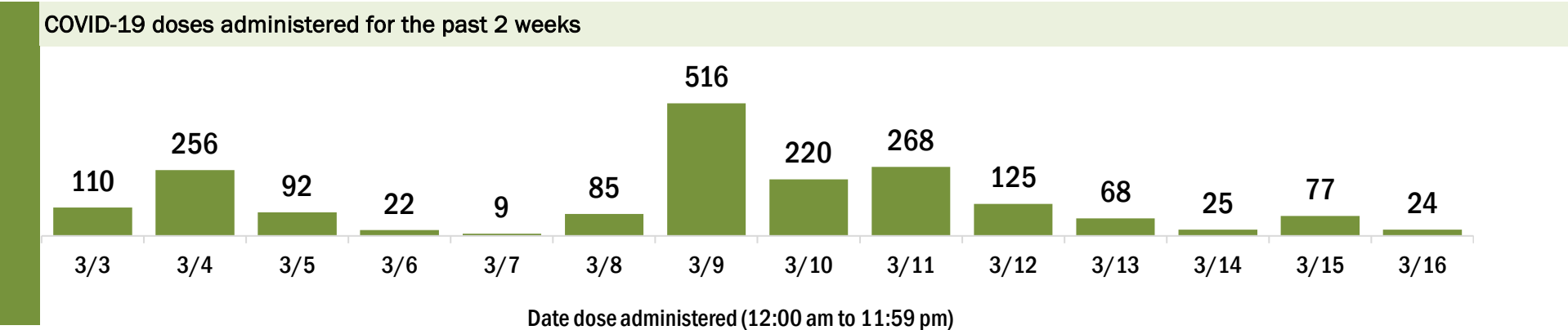
Data in this report are provisional and subject to change.

Data in this summary pertain to COVID-19 vaccines approved by the U.S. Food and Drug Administration and have been issued an Emergency Use Authorization (Janssen COVID-19 Vaccine, Moderna COVID-19 Vaccine and Pfizer-BioNTech COVID-19 Vaccine). These data summarize the number of people who have received either their first dose or have completed the series for a COVID-19 vaccine. **A person can only be counted in one category, first dose or series complete.** For persons receiving Moderna or Pfizer vaccines, once they receive their second dose, they are moved from the first dose column to the series completed column. **Because of this, the total first dose category may show a change from report to report not matching the total receiving their first dose from the previous day.** Persons receiving Johnson & Johnson vaccines will always be counted in the series completed column.

COVID-19 doses for vaccinated persons in Florida	
Doses administered	8,228
People receiving one dose of a 1-dose series (Johnson & Johnson) or receiving only one dose of a 2-dose series (Moderna, Pfizer) count once. Persons receiving both doses of a 2-dose series count twice.	

Current status of persons vaccinated for COVID-19 in Florida	
Total people vaccinated	5,588
First dose	2,905
Series completed	2,683
Completed 1-dose series	43
Completed 2-dose series	2,640
<b>First dose:</b> current number of people who have only received their first dose of the Moderna or Pfizer vaccine.	
<b>Series complete:</b> current number of people who have received both Moderna or Pfizer vaccine doses or one Johnson & Johnson dose and are considered fully immunized.	

Demographic summary	First dose	Series complete	Total people vaccinated
Age group	2,905	2,683	5,588
16-24 years	18	14	32
25-34 years	65	57	122
35-44 years	139	66	205
45-54 years	275	114	389
55-64 years	463	160	623
65-74 years	1,070	1,231	2,301
75-84 years	735	824	1,559
85+ years	140	217	357
Race	2,905	2,683	5,588
White	1,687	1,954	3,641
Black	163	100	263
American Indian/Alaskan	3	4	7
Other	224	183	407
Unknown	828	442	1,270
Other race includes Asian, native Hawaiian/Pacific Islander, or other.			
Ethnicity	2,905	2,683	5,588
Hispanic	116	56	172
Non-Hispanic	1,099	648	1,747
Unknown	1,690	1,979	3,669
Gender	2,905	2,683	5,588
Female	1,352	1,487	2,839
Male	1,553	1,196	2,749
Unknown	0	0	0



# COVID-19: Dixie County vaccine summary

Vaccination data through Mar 16, 2021 as of Mar 17, 2021 at 12:05 AM

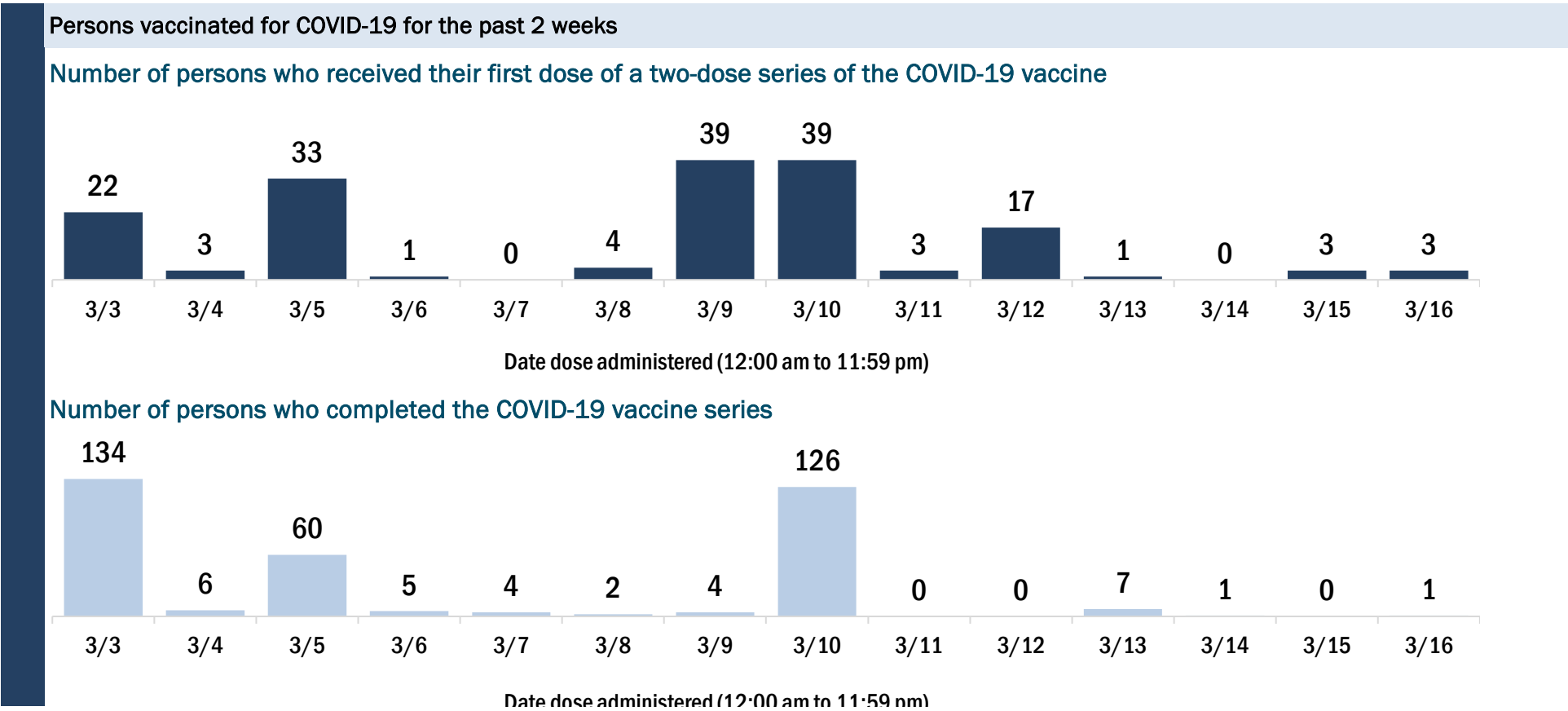
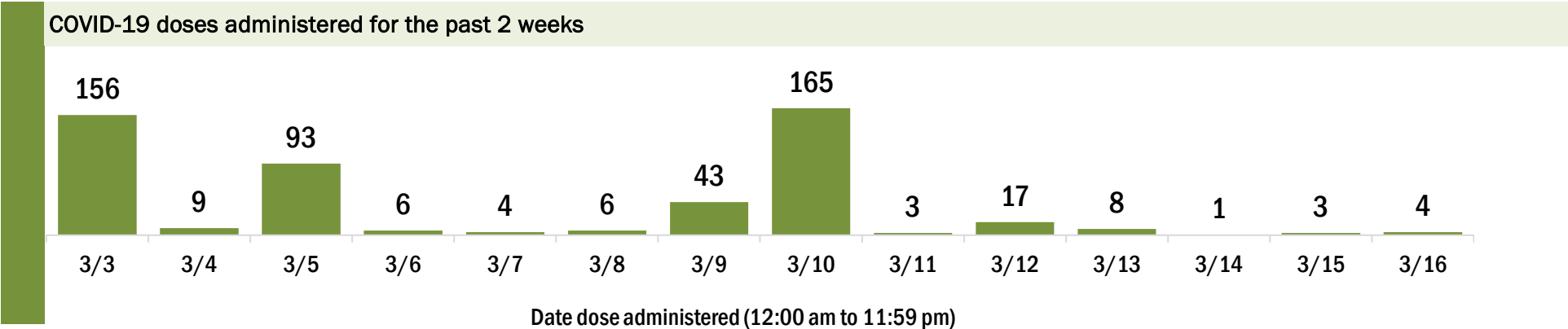
Data in this report are provisional and subject to change.

Data in this summary pertain to COVID-19 vaccines approved by the U.S. Food and Drug Administration and have been issued an Emergency Use Authorization (Janssen COVID-19 Vaccine, Moderna COVID-19 Vaccine and Pfizer-BioNTech COVID-19 Vaccine). These data summarize the number of people who have received either their first dose or have completed the series for a COVID-19 vaccine. **A person can only be counted in one category, first dose or series complete.** For persons receiving Moderna or Pfizer vaccines, once they receive their second dose, they are moved from the first dose column to the series completed column. **Because of this, the total first dose category may show a change from report to report not matching the total receiving their first dose from the previous day.** Persons receiving Johnson & Johnson vaccines will always be counted in the series completed column.

COVID-19 doses for vaccinated persons in Florida	
Doses administered	3,171
People receiving one dose of a 1-dose series (Johnson & Johnson) or receiving only one dose of a 2-dose series (Moderna, Pfizer) count once. Persons receiving both doses of a 2-dose series count twice.	

Current status of persons vaccinated for COVID-19 in Florida	
Total people vaccinated	1,949
First dose	716
Series completed	1,233
Completed 1-dose series	11
Completed 2-dose series	1,222
<b>First dose:</b> current number of people who have only received their first dose of the Moderna or Pfizer vaccine.	
<b>Series complete:</b> current number of people who have received both Moderna or Pfizer vaccine doses or one Johnson & Johnson dose and are considered fully immunized.	

Demographic summary	First dose	Series complete	Total people vaccinated
Age group	716	1,233	1,949
16-24 years	4	4	8
25-34 years	13	14	27
35-44 years	27	22	49
45-54 years	23	30	53
55-64 years	95	71	166
65-74 years	319	612	931
75-84 years	188	379	567
85+ years	47	101	148
Race	716	1,233	1,949
White	609	1,067	1,676
Black	28	32	60
American Indian/Alaskan	19	9	28
Other	25	37	62
Unknown	35	88	123
Other race includes Asian, native Hawaiian/Pacific Islander, or other.			
Ethnicity	716	1,233	1,949
Hispanic	13	16	29
Non-Hispanic	523	818	1,341
Unknown	180	399	579
Gender	716	1,233	1,949
Female	387	658	1,045
Male	329	575	904
Unknown	0	0	0





# COVID-19: Duval County vaccine summary

Vaccination data through Mar 16, 2021 as of Mar 17, 2021 at 12:05 AM

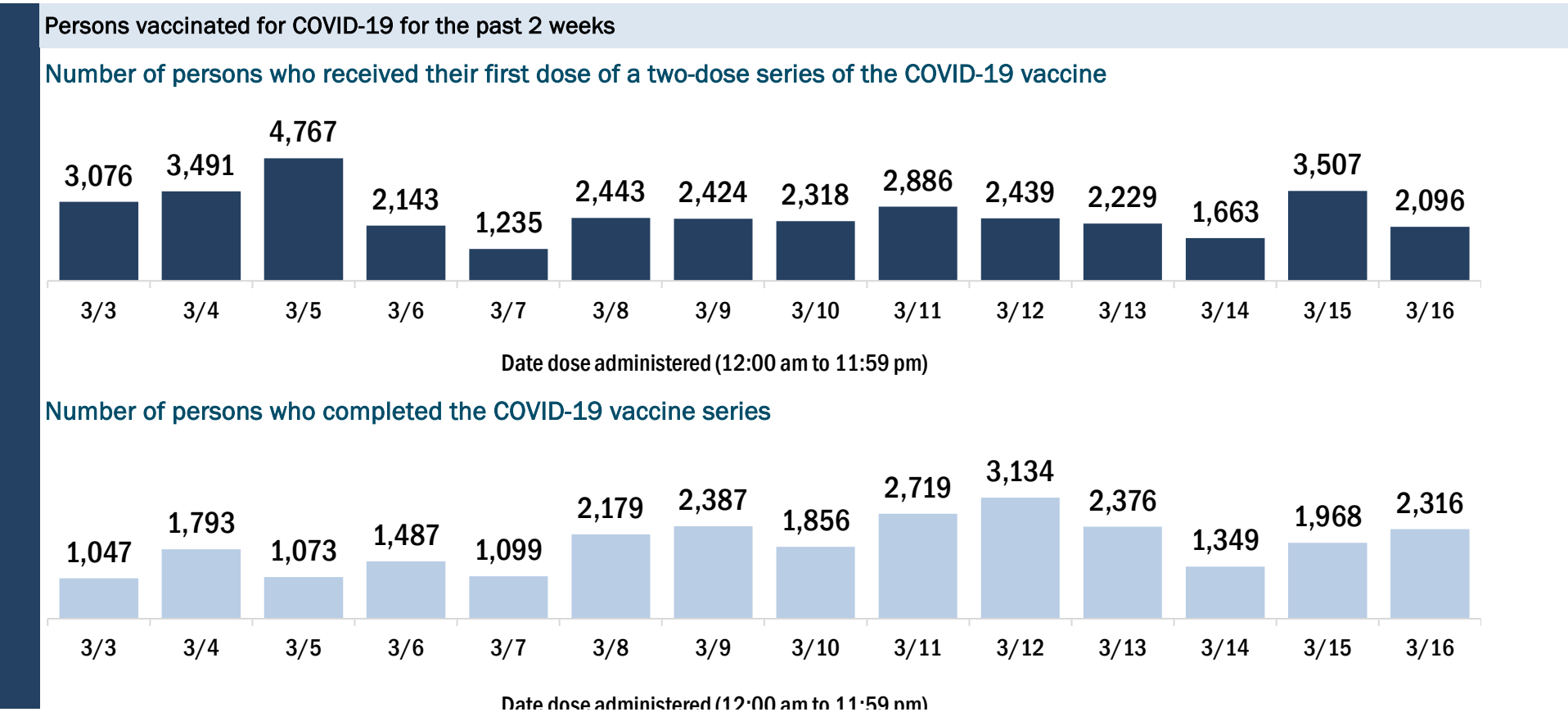
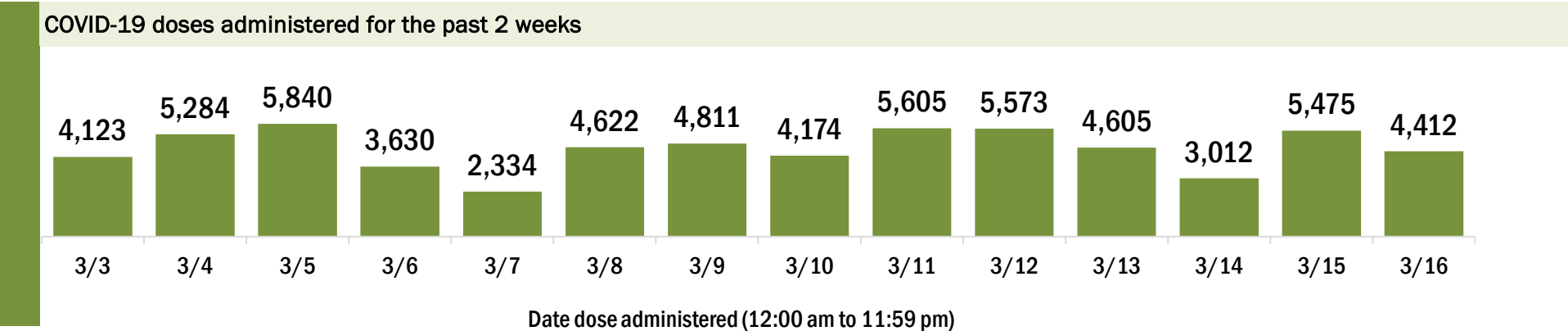
Data in this report are provisional and subject to change.

Data in this summary pertain to COVID-19 vaccines approved by the U.S. Food and Drug Administration and have been issued an Emergency Use Authorization (Janssen COVID-19 Vaccine, Moderna COVID-19 Vaccine and Pfizer-BioNTech COVID-19 Vaccine). These data summarize the number of people who have received either their first dose or have completed the series for a COVID-19 vaccine. **A person can only be counted in one category, first dose or series complete.** For persons receiving Moderna or Pfizer vaccines, once they receive their second dose, they are moved from the first dose column to the series completed column. **Because of this, the total first dose category may show a change from report to report not matching the total receiving their first dose from the previous day.** Persons receiving Johnson & Johnson vaccines will always be counted in the series completed column.

COVID-19 doses for vaccinated persons in Florida	
Doses administered	273,514
People receiving one dose of a 1-dose series (Johnson & Johnson) or receiving only one dose of a 2-dose series (Moderna, Pfizer) count once. Persons receiving both doses of a 2-dose series count twice.	

Current status of persons vaccinated for COVID-19 in Florida	
Total people vaccinated	174,471
First dose	67,037
Series completed	107,434
Completed 1-dose series	8,391
Completed 2-dose series	99,043
<b>First dose:</b> current number of people who have only received their first dose of the Moderna or Pfizer vaccine.	
<b>Series complete:</b> current number of people who have received both Moderna or Pfizer vaccine doses or one Johnson & Johnson dose and are considered fully immunized.	

Demographic summary	First dose	Series complete	Total people vaccinated
Age group	67,037	107,434	174,471
16-24 years	1,914	1,792	3,706
25-34 years	4,913	6,838	11,751
35-44 years	6,285	7,601	13,886
45-54 years	8,385	9,125	17,510
55-64 years	16,771	13,781	30,552
65-74 years	18,052	41,858	59,910
75-84 years	7,693	19,611	27,304
85+ years	3,024	6,828	9,852
Race	67,037	107,434	174,471
White	34,834	64,648	99,482
Black	12,138	16,754	28,892
American Indian/Alaskan	157	281	438
Other	7,445	13,589	21,034
Unknown	12,463	12,162	24,625
Other race includes Asian, native Hawaiian/Pacific Islander, or other.			
Ethnicity	67,037	107,434	174,471
Hispanic	3,087	3,381	6,468
Non-Hispanic	41,795	72,667	114,462
Unknown	22,155	31,386	53,541
Gender	67,037	107,434	174,471
Female	38,857	63,171	102,028
Male	25,965	44,224	70,189
Unknown	2,215	39	2,254



# COVID-19: Escambia County vaccine summary

Vaccination data through Mar 16, 2021 as of Mar 17, 2021 at 12:05 AM

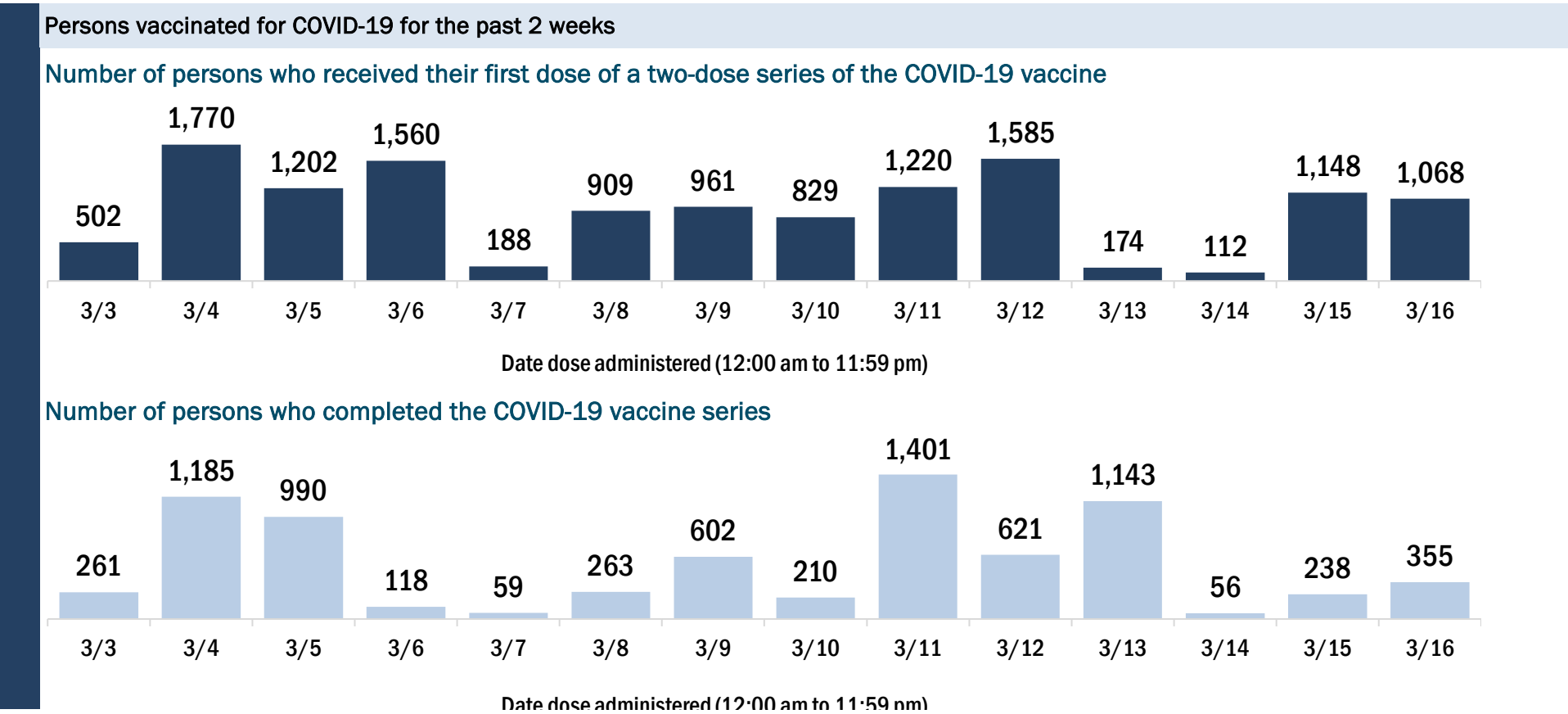
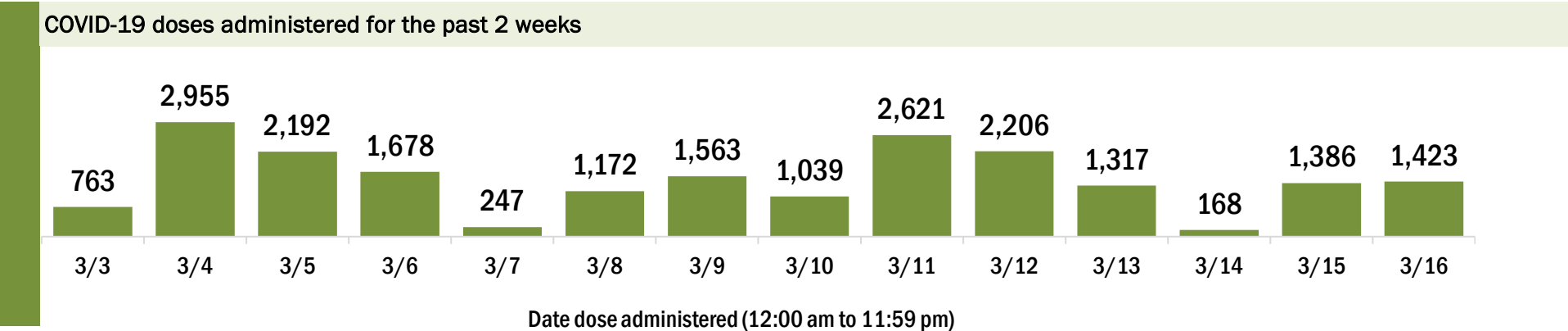
Data in this report are provisional and subject to change.

Data in this summary pertain to COVID-19 vaccines approved by the U.S. Food and Drug Administration and have been issued an Emergency Use Authorization (Janssen COVID-19 Vaccine, Moderna COVID-19 Vaccine and Pfizer-BioNTech COVID-19 Vaccine). These data summarize the number of people who have received either their first dose or have completed the series for a COVID-19 vaccine. **A person can only be counted in one category, first dose or series complete.** For persons receiving Moderna or Pfizer vaccines, once they receive their second dose, they are moved from the first dose column to the series completed column. **Because of this, the total first dose category may show a change from report to report not matching the total receiving their first dose from the previous day.** Persons receiving Johnson & Johnson vaccines will always be counted in the series completed column.

COVID-19 doses for vaccinated persons in Florida	
Doses administered	88,874
People receiving one dose of a 1-dose series (Johnson & Johnson) or receiving only one dose of a 2-dose series (Moderna, Pfizer) count once. Persons receiving both doses of a 2-dose series count twice.	

Current status of persons vaccinated for COVID-19 in Florida	
Total people vaccinated	58,346
First dose	26,658
Series completed	31,688
Completed 1-dose series	1,160
Completed 2-dose series	30,528
<b>First dose:</b> current number of people who have only received their first dose of the Moderna or Pfizer vaccine.	
<b>Series complete:</b> current number of people who have received both Moderna or Pfizer vaccine doses or one Johnson & Johnson dose and are considered fully immunized.	

Demographic summary	First dose	Series complete	Total people vaccinated
Age group	26,658	31,688	58,346
16-24 years	654	377	1,031
25-34 years	1,704	1,347	3,051
35-44 years	2,092	1,637	3,729
45-54 years	3,098	1,965	5,063
55-64 years	6,278	3,243	9,521
65-74 years	7,619	12,973	20,592
75-84 years	3,850	7,362	11,212
85+ years	1,363	2,784	4,147
Race	26,658	31,688	58,346
White	14,807	19,211	34,018
Black	4,492	3,676	8,168
American Indian/Alaskan	201	181	382
Other	2,068	3,522	5,590
Unknown	5,090	5,098	10,188
Other race includes Asian, native Hawaiian/Pacific Islander, or other.			
Ethnicity	26,658	31,688	58,346
Hispanic	653	384	1,037
Non-Hispanic	16,722	18,785	35,507
Unknown	9,283	12,519	21,802
Gender	26,658	31,688	58,346
Female	16,056	18,872	34,928
Male	10,551	12,812	23,363
Unknown	51	4	55



# COVID-19: Flagler County vaccine summary

Vaccination data through Mar 16, 2021 as of Mar 17, 2021 at 12:05 AM

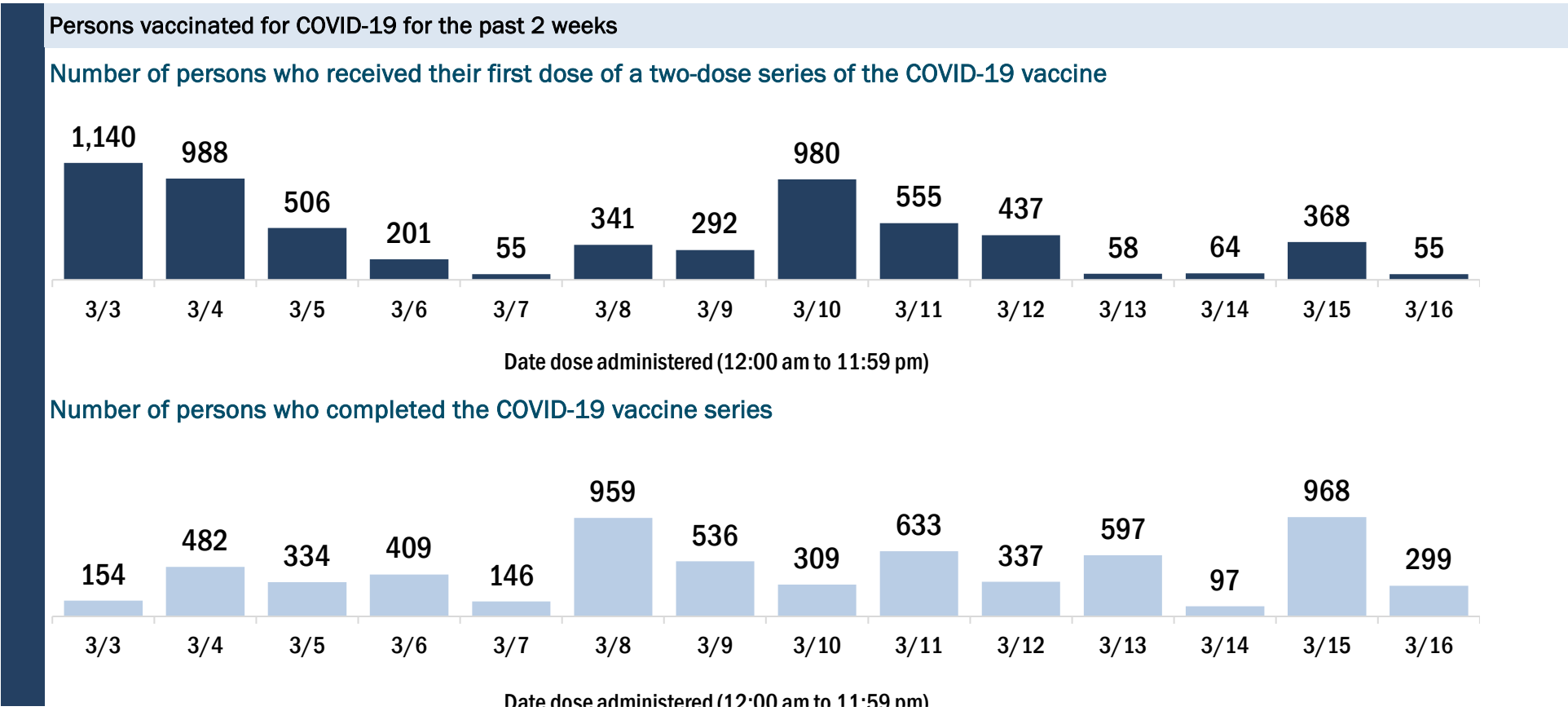
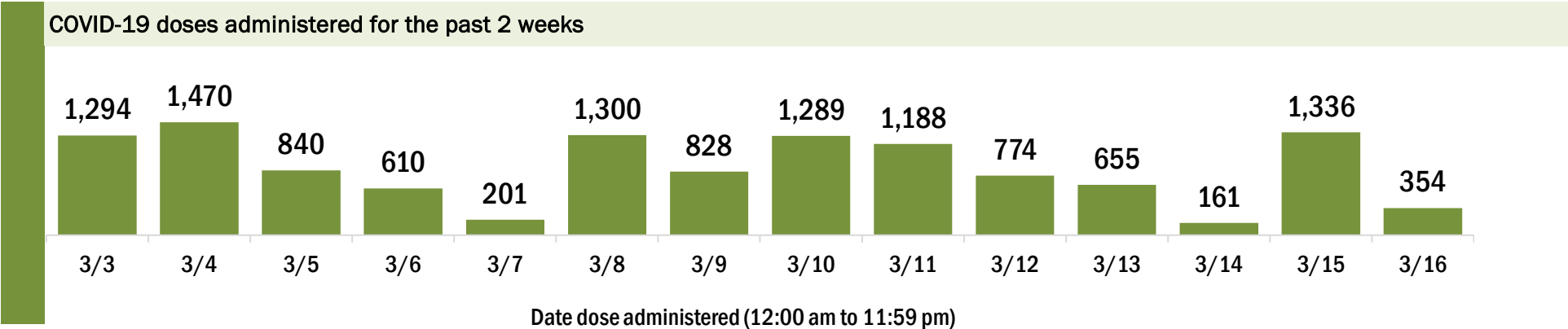
Data in this report are provisional and subject to change.

Data in this summary pertain to COVID-19 vaccines approved by the U.S. Food and Drug Administration and have been issued an Emergency Use Authorization (Janssen COVID-19 Vaccine, Moderna COVID-19 Vaccine and Pfizer-BioNTech COVID-19 Vaccine). These data summarize the number of people who have received either their first dose or have completed the series for a COVID-19 vaccine. **A person can only be counted in one category, first dose or series complete.** For persons receiving Moderna or Pfizer vaccines, once they receive their second dose, they are moved from the first dose column to the series completed column. **Because of this, the total first dose category may show a change from report to report not matching the total receiving their first dose from the previous day.** Persons receiving Johnson & Johnson vaccines will always be counted in the series completed column.

COVID-19 doses for vaccinated persons in Florida	
Doses administered	48,112
People receiving one dose of a 1-dose series (Johnson & Johnson) or receiving only one dose of a 2-dose series (Moderna, Pfizer) count once. Persons receiving both doses of a 2-dose series count twice.	

Current status of persons vaccinated for COVID-19 in Florida	
Total people vaccinated	31,301
First dose	13,615
Series completed	17,686
Completed 1-dose series	875
Completed 2-dose series	16,811
<b>First dose:</b> current number of people who have only received their first dose of the Moderna or Pfizer vaccine.	
<b>Series complete:</b> current number of people who have received both Moderna or Pfizer vaccine doses or one Johnson & Johnson dose and are considered fully immunized.	

Demographic summary	First dose	Series complete	Total people vaccinated
Age group	13,615	17,686	31,301
16-24 years	108	117	225
25-34 years	211	326	537
35-44 years	389	566	955
45-54 years	680	800	1,480
55-64 years	1,884	1,425	3,309
65-74 years	5,766	8,416	14,182
75-84 years	3,492	4,810	8,302
85+ years	1,085	1,226	2,311
Race	13,615	17,686	31,301
White	9,653	11,105	20,758
Black	1,013	875	1,888
American Indian/Alaskan	108	76	184
Other	922	2,036	2,958
Unknown	1,919	3,594	5,513
Other race includes Asian, native Hawaiian/Pacific Islander, or other.			
Ethnicity	13,615	17,686	31,301
Hispanic	871	480	1,351
Non-Hispanic	8,767	8,831	17,598
Unknown	3,977	8,375	12,352
Gender	13,615	17,686	31,301
Female	7,523	9,982	17,505
Male	5,929	7,651	13,580
Unknown	163	53	216



# COVID-19: Franklin County vaccine summary

Vaccination data through Mar 16, 2021 as of Mar 17, 2021 at 12:05 AM

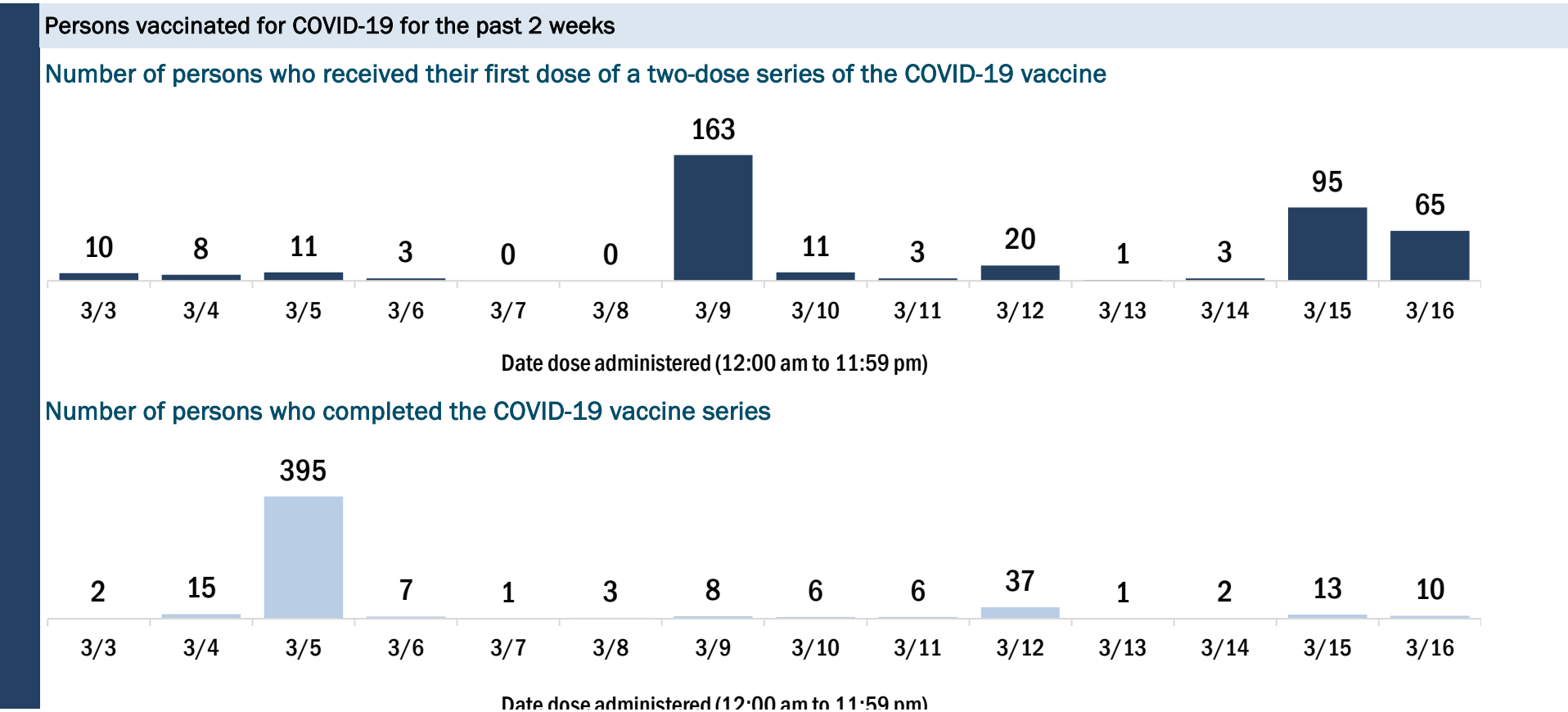
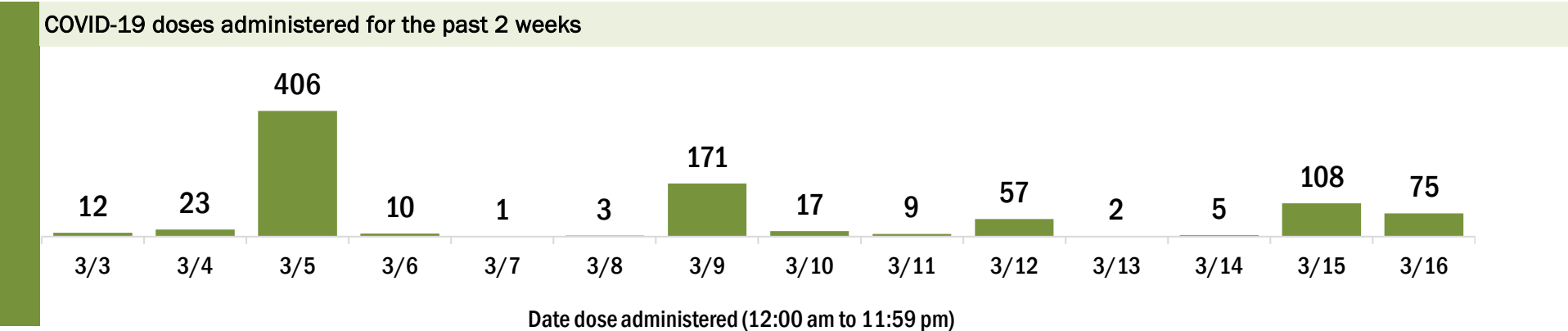
Data in this report are provisional and subject to change.

Data in this summary pertain to COVID-19 vaccines approved by the U.S. Food and Drug Administration and have been issued an Emergency Use Authorization (Janssen COVID-19 Vaccine, Moderna COVID-19 Vaccine and Pfizer-BioNTech COVID-19 Vaccine). These data summarize the number of people who have received either their first dose or have completed the series for a COVID-19 vaccine. **A person can only be counted in one category, first dose or series complete.** For persons receiving Moderna or Pfizer vaccines, once they receive their second dose, they are moved from the first dose column to the series completed column. **Because of this, the total first dose category may show a change from report to report not matching the total receiving their first dose from the previous day.** Persons receiving Johnson & Johnson vaccines will always be counted in the series completed column.

COVID-19 doses for vaccinated persons in Florida	
Doses administered	4,744
People receiving one dose of a 1-dose series (Johnson & Johnson) or receiving only one dose of a 2-dose series (Moderna, Pfizer) count once. Persons receiving both doses of a 2-dose series count twice.	

Current status of persons vaccinated for COVID-19 in Florida	
Total people vaccinated	2,818
First dose	885
Series completed	1,933
Completed 1-dose series	7
Completed 2-dose series	1,926
First dose: current number of people who have only received their first dose of the Moderna or Pfizer vaccine.	
Series complete: current number of people who have received both Moderna or Pfizer vaccine doses or one Johnson & Johnson dose and are considered fully immunized.	

Demographic summary	First dose	Series complete	Total people vaccinated
Age group	885	1,933	2,818
16-24 years	8	10	18
25-34 years	22	22	44
35-44 years	26	35	61
45-54 years	73	81	154
55-64 years	285	216	501
65-74 years	323	984	1,307
75-84 years	116	492	608
85+ years	32	93	125
Race	885	1,933	2,818
White	766	1,734	2,500
Black	55	76	131
American Indian/Alaskan	1	6	7
Other	44	79	123
Unknown	19	38	57
Other race includes Asian, native Hawaiian/Pacific Islander, or other.			
Ethnicity	885	1,933	2,818
Hispanic	20	15	35
Non-Hispanic	733	1,593	2,326
Unknown	132	325	457
Gender	885	1,933	2,818
Female	479	1,012	1,491
Male	406	921	1,327
Unknown	0	0	0





# COVID-19: Gadsden County vaccine summary

Vaccination data through Mar 16, 2021 as of Mar 17, 2021 at 12:05 AM

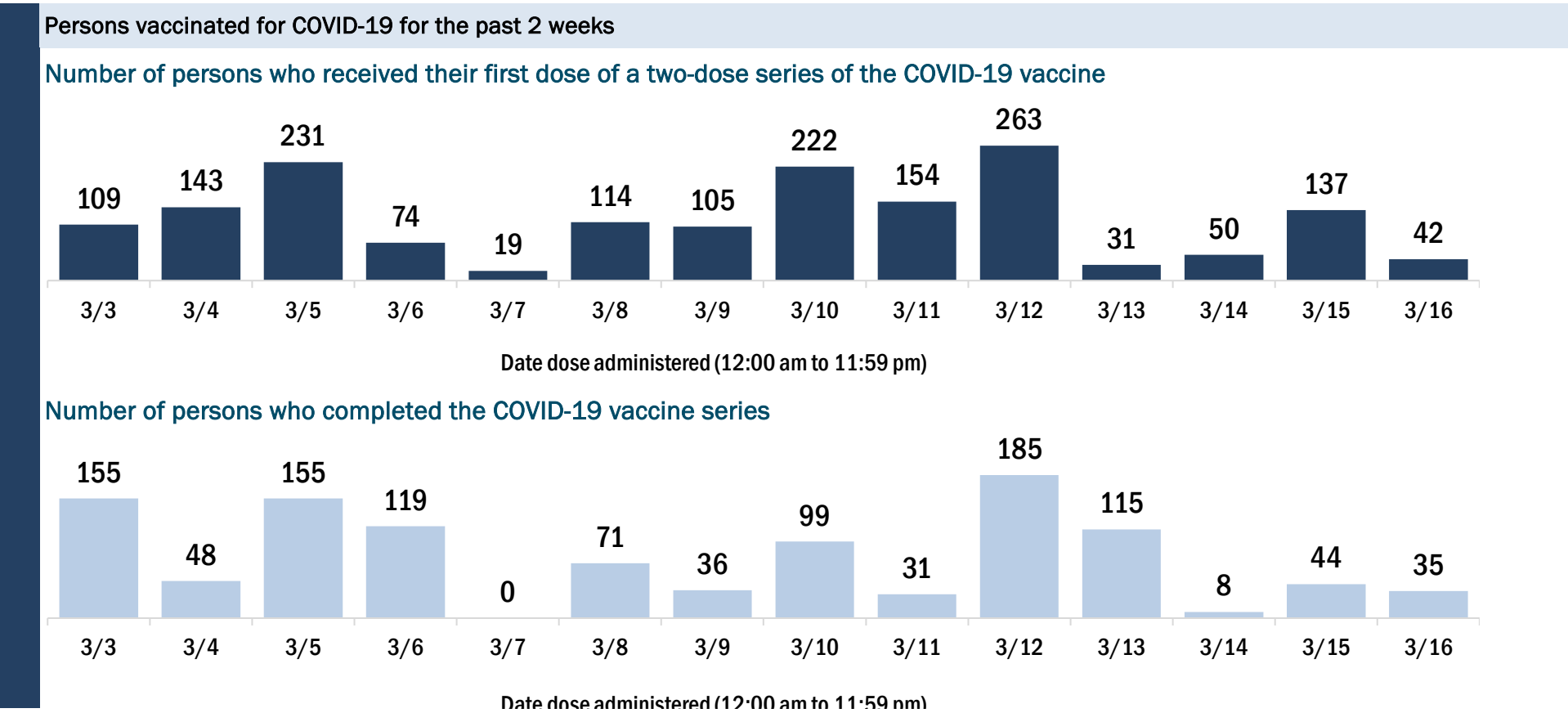
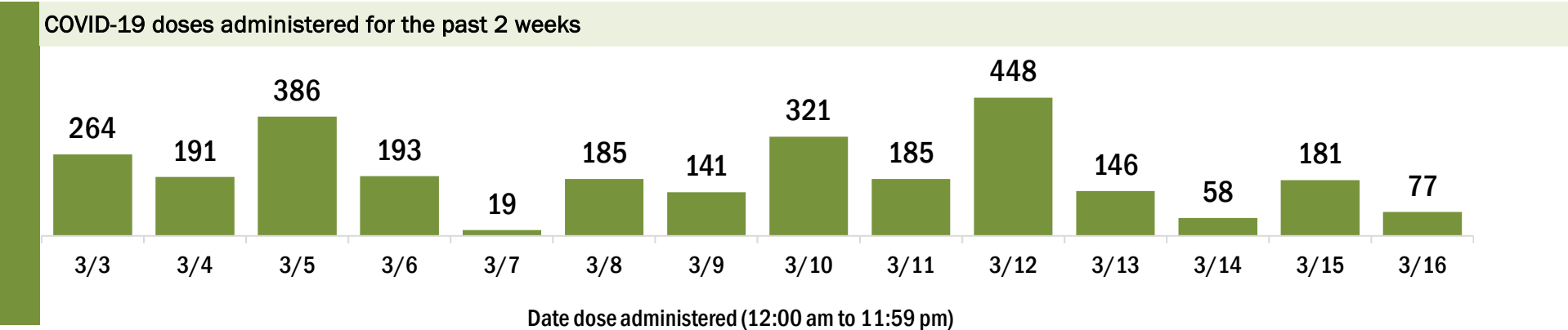
Data in this report are provisional and subject to change.

Data in this summary pertain to COVID-19 vaccines approved by the U.S. Food and Drug Administration and have been issued an Emergency Use Authorization (Janssen COVID-19 Vaccine, Moderna COVID-19 Vaccine and Pfizer-BioNTech COVID-19 Vaccine). These data summarize the number of people who have received either their first dose or have completed the series for a COVID-19 vaccine. **A person can only be counted in one category, first dose or series complete.** For persons receiving Moderna or Pfizer vaccines, once they receive their second dose, they are moved from the first dose column to the series completed column. **Because of this, the total first dose category may show a change from report to report not matching the total receiving their first dose from the previous day.** Persons receiving Johnson & Johnson vaccines will always be counted in the series completed column.

COVID-19 doses for vaccinated persons in Florida	
Doses administered	15,512
People receiving one dose of a 1-dose series (Johnson & Johnson) or receiving only one dose of a 2-dose series (Moderna, Pfizer) count once. Persons receiving both doses of a 2-dose series count twice.	

Current status of persons vaccinated for COVID-19 in Florida	
Total people vaccinated	9,487
First dose	3,363
Series completed	6,124
Completed 1-dose series	99
Completed 2-dose series	6,025
First dose: current number of people who have only received their first dose of the Moderna or Pfizer vaccine.	
Series complete: current number of people who have received both Moderna or Pfizer vaccine doses or one Johnson & Johnson dose and are considered fully immunized.	

Demographic summary	First dose	Series complete	Total people vaccinated
Age group	3,363	6,124	9,487
16-24 years	56	48	104
25-34 years	161	119	280
35-44 years	290	226	516
45-54 years	514	385	899
55-64 years	1,037	723	1,760
65-74 years	823	2,759	3,582
75-84 years	370	1,389	1,759
85+ years	112	475	587
Race	3,363	6,124	9,487
White	993	2,390	3,383
Black	1,642	2,285	3,927
American Indian/Alaskan	6	12	18
Other	341	1,032	1,373
Unknown	381	405	786
Other race includes Asian, native Hawaiian/Pacific Islander, or other.			
Ethnicity	3,363	6,124	9,487
Hispanic	146	138	284
Non-Hispanic	2,213	3,943	6,156
Unknown	1,004	2,043	3,047
Gender	3,363	6,124	9,487
Female	2,050	3,693	5,743
Male	1,313	2,431	3,744
Unknown	0	0	0



# COVID-19: Gilchrist County vaccine summary

Vaccination data through Mar 16, 2021 as of Mar 17, 2021 at 12:05 AM

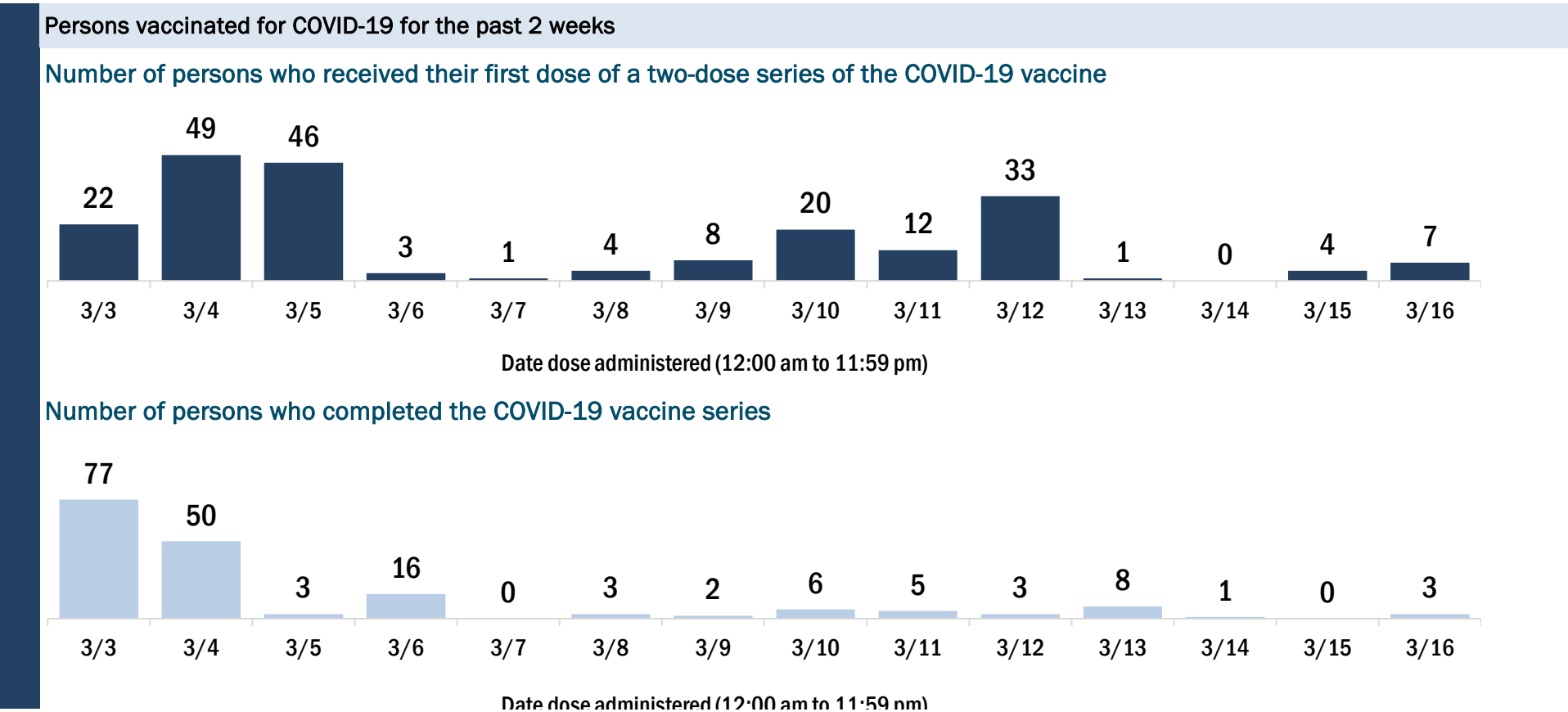
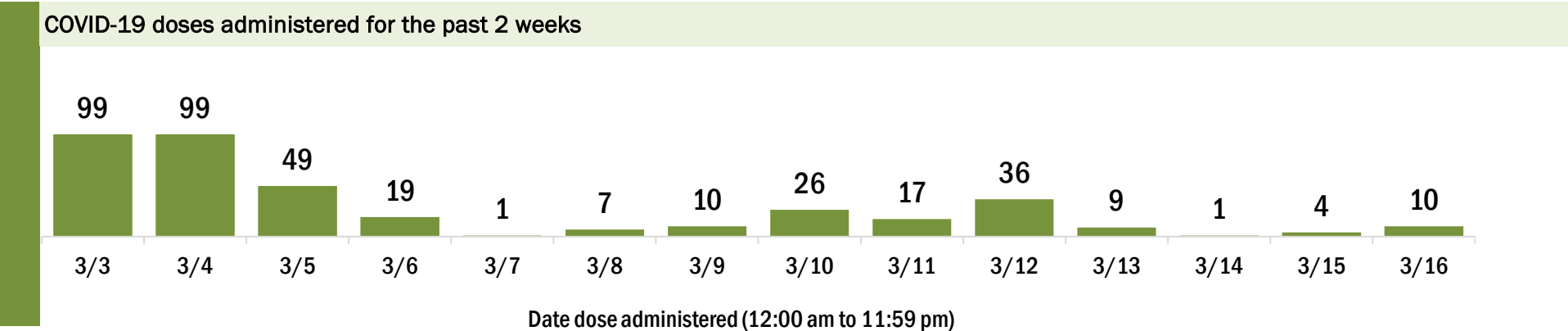
Data in this report are provisional and subject to change.

Data in this summary pertain to COVID-19 vaccines approved by the U.S. Food and Drug Administration and have been issued an Emergency Use Authorization (Janssen COVID-19 Vaccine, Moderna COVID-19 Vaccine and Pfizer-BioNTech COVID-19 Vaccine). These data summarize the number of people who have received either their first dose or have completed the series for a COVID-19 vaccine. **A person can only be counted in one category, first dose or series complete.** For persons receiving Moderna or Pfizer vaccines, once they receive their second dose, they are moved from the first dose column to the series completed column. **Because of this, the total first dose category may show a change from report to report not matching the total receiving their first dose from the previous day.** Persons receiving Johnson & Johnson vaccines will always be counted in the series completed column.

COVID-19 doses for vaccinated persons in Florida	
Doses administered	3,584
People receiving one dose of a 1-dose series (Johnson & Johnson) or receiving only one dose of a 2-dose series (Moderna, Pfizer) count once. Persons receiving both doses of a 2-dose series count twice.	

Current status of persons vaccinated for COVID-19 in Florida	
Total people vaccinated	2,066
First dose	539
Series completed	1,527
Completed 1-dose series	9
Completed 2-dose series	1,518
First dose: current number of people who have only received their first dose of the Moderna or Pfizer vaccine.	
Series complete: current number of people who have received both Moderna or Pfizer vaccine doses or one Johnson & Johnson dose and are considered fully immunized.	

Demographic summary	First dose	Series complete	Total people vaccinated
Age group	539	1,527	2,066
16-24 years	8	28	36
25-34 years	12	42	54
35-44 years	20	56	76
45-54 years	38	89	127
55-64 years	75	119	194
65-74 years	239	605	844
75-84 years	111	437	548
85+ years	36	151	187
Race	539	1,527	2,066
White	371	986	1,357
Black	8	15	23
American Indian/Alaskan	2	3	5
Other	46	157	203
Unknown	112	366	478
Other race includes Asian, native Hawaiian/Pacific Islander, or other.			
Ethnicity	539	1,527	2,066
Hispanic	7	14	21
Non-Hispanic	194	522	716
Unknown	338	991	1,329
Gender	539	1,527	2,066
Female	332	917	1,249
Male	207	610	817
Unknown	0	0	0



# COVID-19: Glades County vaccine summary

Vaccination data through Mar 16, 2021 as of Mar 17, 2021 at 12:05 AM

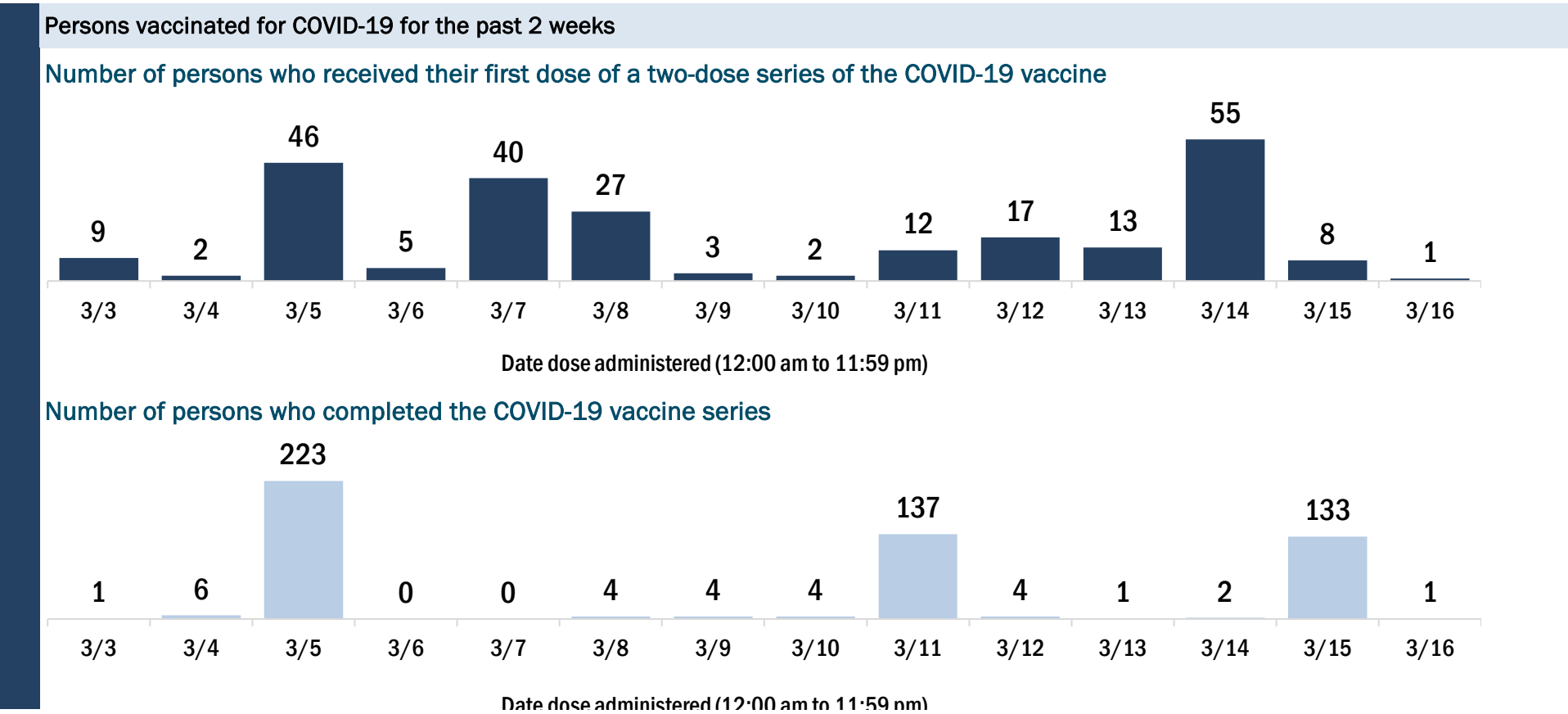
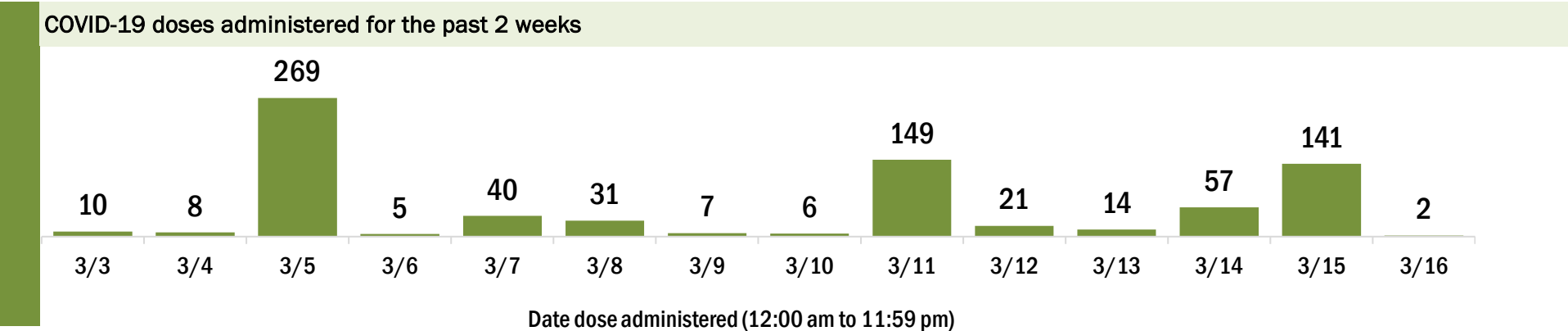
Data in this report are provisional and subject to change.

Data in this summary pertain to COVID-19 vaccines approved by the U.S. Food and Drug Administration and have been issued an Emergency Use Authorization (Janssen COVID-19 Vaccine, Moderna COVID-19 Vaccine and Pfizer-BioNTech COVID-19 Vaccine). These data summarize the number of people who have received either their first dose or have completed the series for a COVID-19 vaccine. **A person can only be counted in one category, first dose or series complete.** For persons receiving Moderna or Pfizer vaccines, once they receive their second dose, they are moved from the first dose column to the series completed column. **Because of this, the total first dose category may show a change from report to report not matching the total receiving their first dose from the previous day.** Persons receiving Johnson & Johnson vaccines will always be counted in the series completed column.

COVID-19 doses for vaccinated persons in Florida	
Doses administered	2,902
People receiving one dose of a 1-dose series (Johnson & Johnson) or receiving only one dose of a 2-dose series (Moderna, Pfizer) count once. Persons receiving both doses of a 2-dose series count twice.	

Current status of persons vaccinated for COVID-19 in Florida	
Total people vaccinated	1,698
First dose	494
Series completed	1,204
Completed 1-dose series	0
Completed 2-dose series	1,204
<b>First dose:</b> current number of people who have only received their first dose of the Moderna or Pfizer vaccine.	
<b>Series complete:</b> current number of people who have received both Moderna or Pfizer vaccine doses or one Johnson & Johnson dose and are considered fully immunized.	

Demographic summary	First dose	Series complete	Total people vaccinated
Age group	494	1,204	1,698
16-24 years	3	0	3
25-34 years	9	3	12
35-44 years	8	4	12
45-54 years	31	19	50
55-64 years	109	45	154
65-74 years	184	602	786
75-84 years	132	446	578
85+ years	18	85	103
Race	494	1,204	1,698
White	359	926	1,285
Black	24	39	63
American Indian/Alaskan	5	7	12
Other	23	49	72
Unknown	83	183	266
Other race includes Asian, native Hawaiian/Pacific Islander, or other.			
Ethnicity	494	1,204	1,698
Hispanic	25	18	43
Non-Hispanic	211	457	668
Unknown	258	729	987
Gender	494	1,204	1,698
Female	251	608	859
Male	243	596	839
Unknown	0	0	0



# COVID-19: Gulf County vaccine summary

Vaccination data through Mar 16, 2021 as of Mar 17, 2021 at 12:05 AM

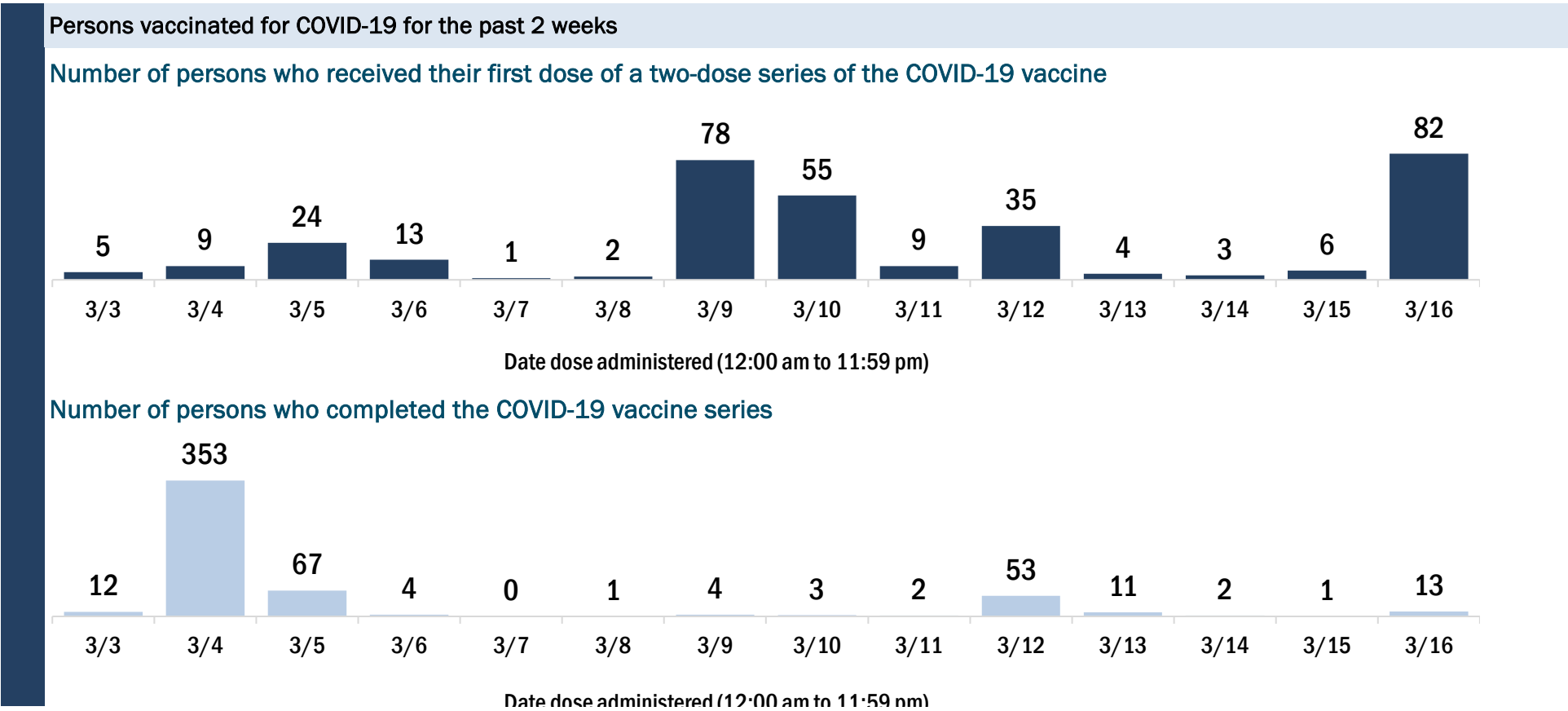
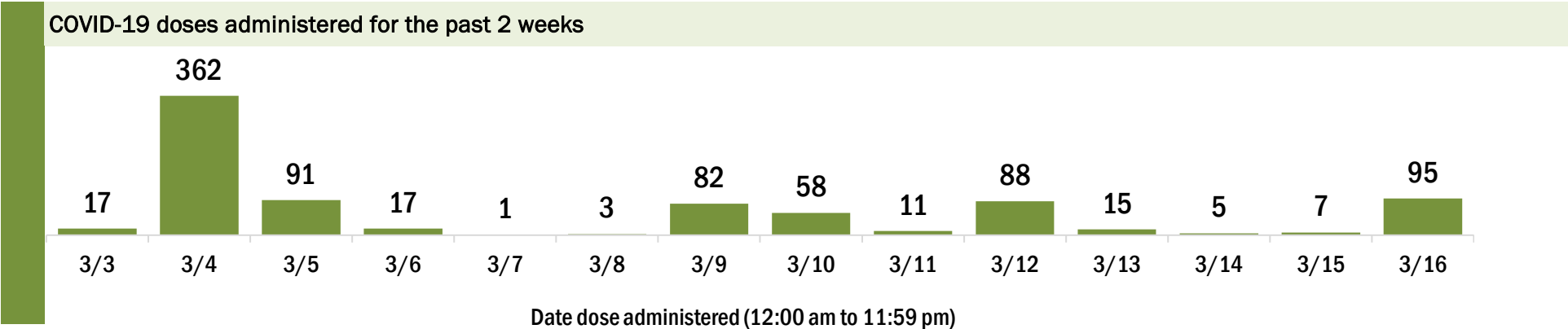
Data in this report are provisional and subject to change.

Data in this summary pertain to COVID-19 vaccines approved by the U.S. Food and Drug Administration and have been issued an Emergency Use Authorization (Janssen COVID-19 Vaccine, Moderna COVID-19 Vaccine and Pfizer-BioNTech COVID-19 Vaccine). These data summarize the number of people who have received either their first dose or have completed the series for a COVID-19 vaccine. **A person can only be counted in one category, first dose or series complete.** For persons receiving Moderna or Pfizer vaccines, once they receive their second dose, they are moved from the first dose column to the series completed column. **Because of this, the total first dose category may show a change from report to report not matching the total receiving their first dose from the previous day.** Persons receiving Johnson & Johnson vaccines will always be counted in the series completed column.

COVID-19 doses for vaccinated persons in Florida	
Doses administered	5,019
People receiving one dose of a 1-dose series (Johnson & Johnson) or receiving only one dose of a 2-dose series (Moderna, Pfizer) count once. Persons receiving both doses of a 2-dose series count twice.	

Current status of persons vaccinated for COVID-19 in Florida	
Total people vaccinated	2,979
First dose	918
Series completed	2,061
Completed 1-dose series	21
Completed 2-dose series	2,040
First dose: current number of people who have only received their first dose of the Moderna or Pfizer vaccine.	
Series complete: current number of people who have received both Moderna or Pfizer vaccine doses or one Johnson & Johnson dose and are considered fully immunized.	

Demographic summary	First dose	Series complete	Total people vaccinated
Age group	918	2,061	2,979
16-24 years	16	11	27
25-34 years	25	26	51
35-44 years	40	43	83
45-54 years	64	81	145
55-64 years	199	165	364
65-74 years	358	1,085	1,443
75-84 years	185	501	686
85+ years	31	149	180
Race	918	2,061	2,979
White	714	1,862	2,576
Black	85	97	182
American Indian/Alaskan	3	5	8
Other	73	42	115
Unknown	43	55	98
Other race includes Asian, native Hawaiian/Pacific Islander, or other.			
Ethnicity	918	2,061	2,979
Hispanic	13	10	23
Non-Hispanic	514	1,596	2,110
Unknown	391	455	846
Gender	918	2,061	2,979
Female	510	1,089	1,599
Male	408	972	1,380
Unknown	0	0	0





# COVID-19: Hamilton County vaccine summary

Vaccination data through Mar 16, 2021 as of Mar 17, 2021 at 12:05 AM

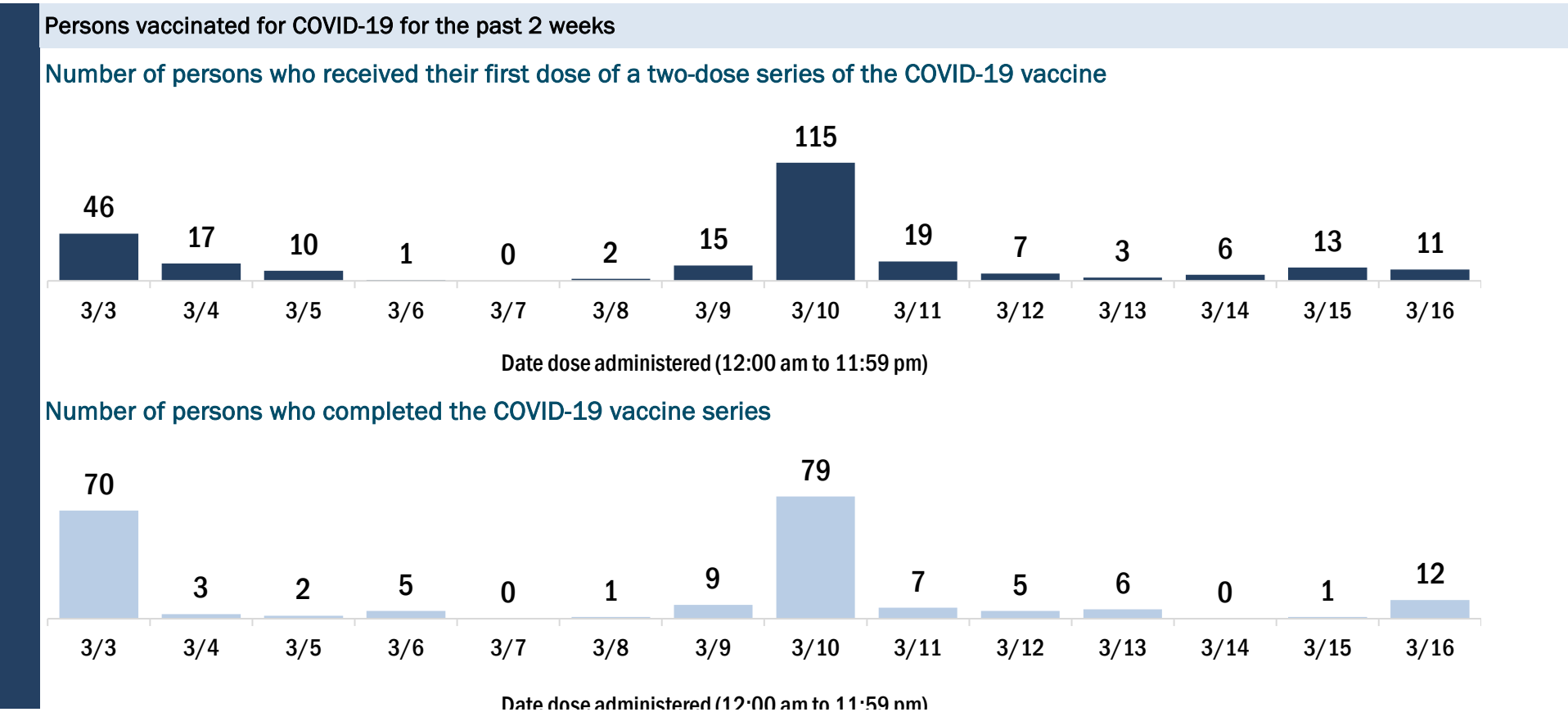
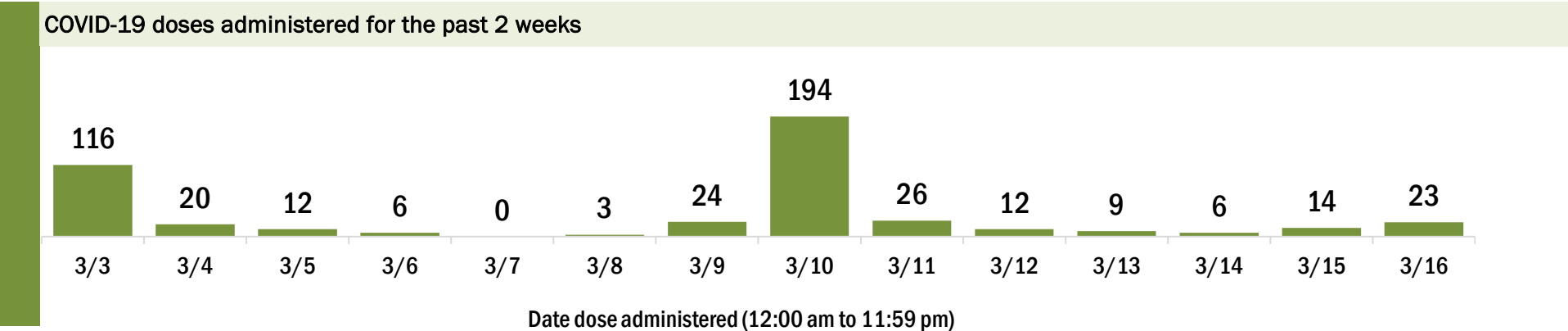
Data in this report are provisional and subject to change.

Data in this summary pertain to COVID-19 vaccines approved by the U.S. Food and Drug Administration and have been issued an Emergency Use Authorization (Janssen COVID-19 Vaccine, Moderna COVID-19 Vaccine and Pfizer-BioNTech COVID-19 Vaccine). These data summarize the number of people who have received either their first dose or have completed the series for a COVID-19 vaccine. **A person can only be counted in one category, first dose or series complete.** For persons receiving Moderna or Pfizer vaccines, once they receive their second dose, they are moved from the first dose column to the series completed column. **Because of this, the total first dose category may show a change from report to report not matching the total receiving their first dose from the previous day.** Persons receiving Johnson & Johnson vaccines will always be counted in the series completed column.

COVID-19 doses for vaccinated persons in Florida	
Doses administered	3,032
People receiving one dose of a 1-dose series (Johnson & Johnson) or receiving only one dose of a 2-dose series (Moderna, Pfizer) count once. Persons receiving both doses of a 2-dose series count twice.	

Current status of persons vaccinated for COVID-19 in Florida	
Total people vaccinated	1,755
First dose	473
Series completed	1,282
Completed 1-dose series	5
Completed 2-dose series	1,277
<b>First dose:</b> current number of people who have only received their first dose of the Moderna or Pfizer vaccine.	
<b>Series complete:</b> current number of people who have received both Moderna or Pfizer vaccine doses or one Johnson & Johnson dose and are considered fully immunized.	

Demographic summary	First dose	Series complete	Total people vaccinated
Age group	473	1,282	1,755
16-24 years	5	9	14
25-34 years	13	14	27
35-44 years	23	26	49
45-54 years	57	35	92
55-64 years	125	56	181
65-74 years	146	690	836
75-84 years	71	369	440
85+ years	33	83	116
Race	473	1,282	1,755
White	220	780	1,000
Black	111	221	332
American Indian/Alaskan	0	0	0
Other	83	103	186
Unknown	59	178	237
Other race includes Asian, native Hawaiian/Pacific Islander, or other.			
Ethnicity	473	1,282	1,755
Hispanic	6	8	14
Non-Hispanic	236	597	833
Unknown	231	677	908
Gender	473	1,282	1,755
Female	305	695	1,000
Male	167	587	754
Unknown	1	0	1



# COVID-19: Hardee County vaccine summary

Vaccination data through Mar 16, 2021 as of Mar 17, 2021 at 12:05 AM

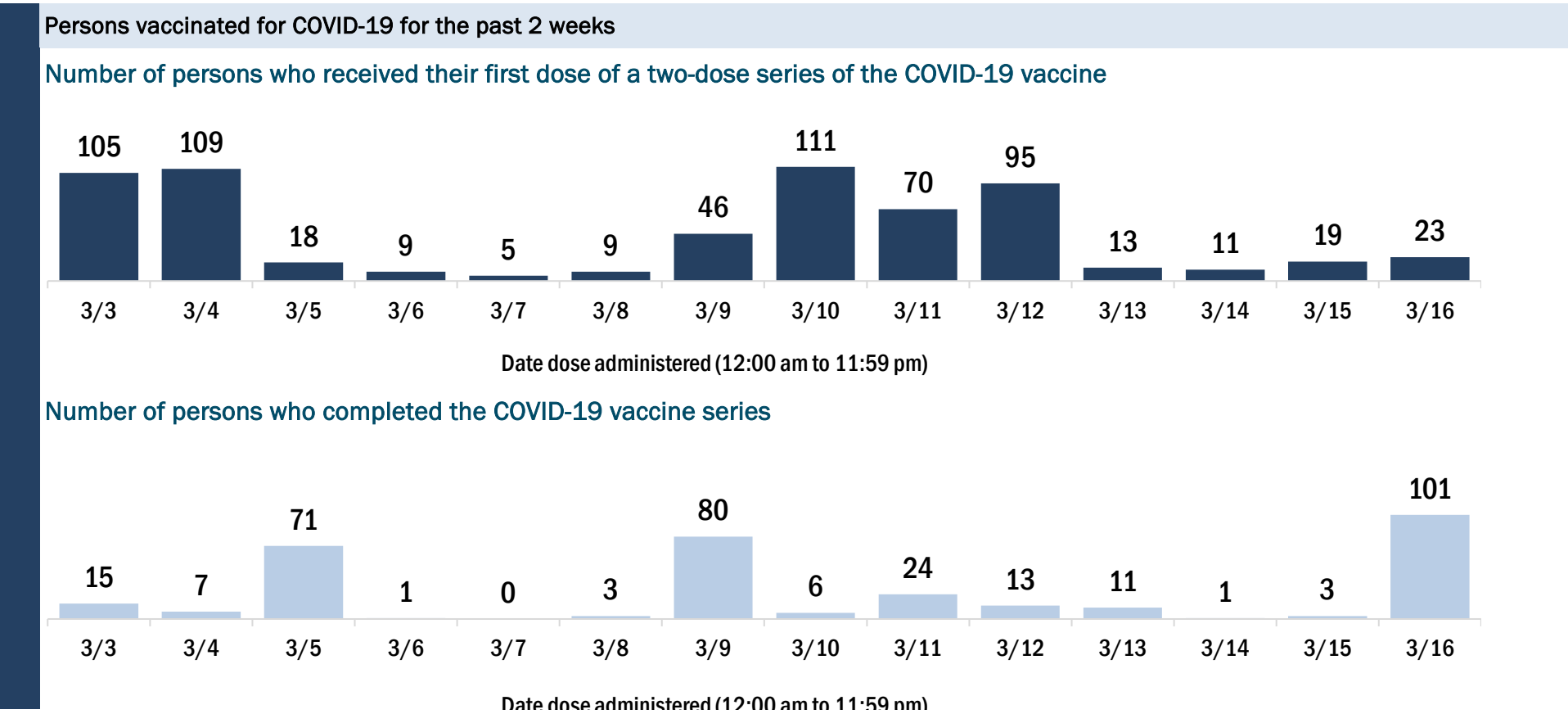
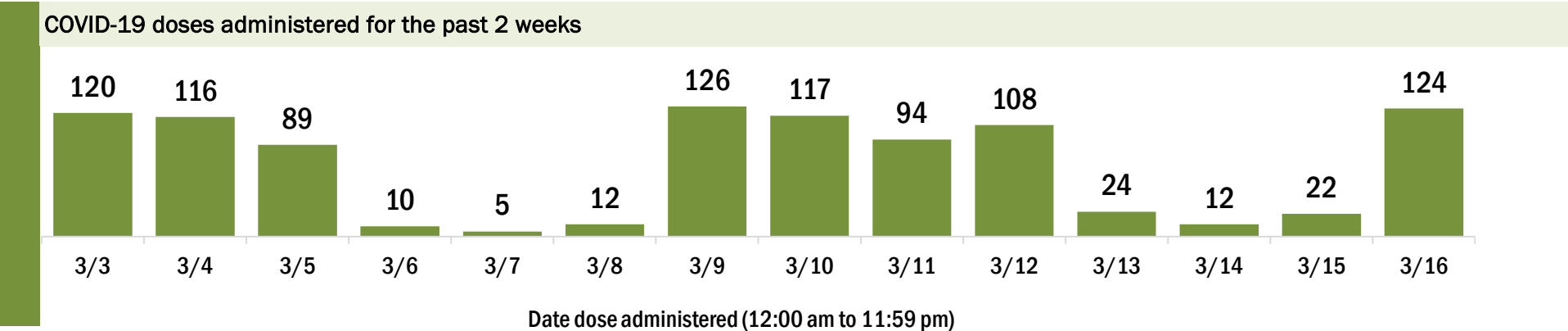
Data in this report are provisional and subject to change.

Data in this summary pertain to COVID-19 vaccines approved by the U.S. Food and Drug Administration and have been issued an Emergency Use Authorization (Janssen COVID-19 Vaccine, Moderna COVID-19 Vaccine and Pfizer-BioNTech COVID-19 Vaccine). These data summarize the number of people who have received either their first dose or have completed the series for a COVID-19 vaccine. **A person can only be counted in one category, first dose or series complete.** For persons receiving Moderna or Pfizer vaccines, once they receive their second dose, they are moved from the first dose column to the series completed column. **Because of this, the total first dose category may show a change from report to report not matching the total receiving their first dose from the previous day.** Persons receiving Johnson & Johnson vaccines will always be counted in the series completed column.

COVID-19 doses for vaccinated persons in Florida	
Doses administered	4,448
People receiving one dose of a 1-dose series (Johnson & Johnson) or receiving only one dose of a 2-dose series (Moderna, Pfizer) count once. Persons receiving both doses of a 2-dose series count twice.	

Current status of persons vaccinated for COVID-19 in Florida	
Total people vaccinated	2,857
First dose	1,258
Series completed	1,599
Completed 1-dose series	8
Completed 2-dose series	1,591
<b>First dose:</b> current number of people who have only received their first dose of the Moderna or Pfizer vaccine.	
<b>Series complete:</b> current number of people who have received both Moderna or Pfizer vaccine doses or one Johnson & Johnson dose and are considered fully immunized.	

Demographic summary	First dose	Series complete	Total people vaccinated
Age group	1,258	1,599	2,857
16-24 years	14	12	26
25-34 years	29	44	73
35-44 years	38	47	85
45-54 years	60	61	121
55-64 years	179	98	277
65-74 years	530	687	1,217
75-84 years	321	501	822
85+ years	87	149	236
Race	1,258	1,599	2,857
White	914	1,144	2,058
Black	40	33	73
American Indian/Alaskan	2	8	10
Other	190	320	510
Unknown	112	94	206
Other race includes Asian, native Hawaiian/Pacific Islander, or other.			
Ethnicity	1,258	1,599	2,857
Hispanic	79	115	194
Non-Hispanic	530	784	1,314
Unknown	649	700	1,349
Gender	1,258	1,599	2,857
Female	682	892	1,574
Male	575	706	1,281
Unknown	1	1	2



# COVID-19: Hendry County vaccine summary

Vaccination data through Mar 16, 2021 as of Mar 17, 2021 at 12:05 AM

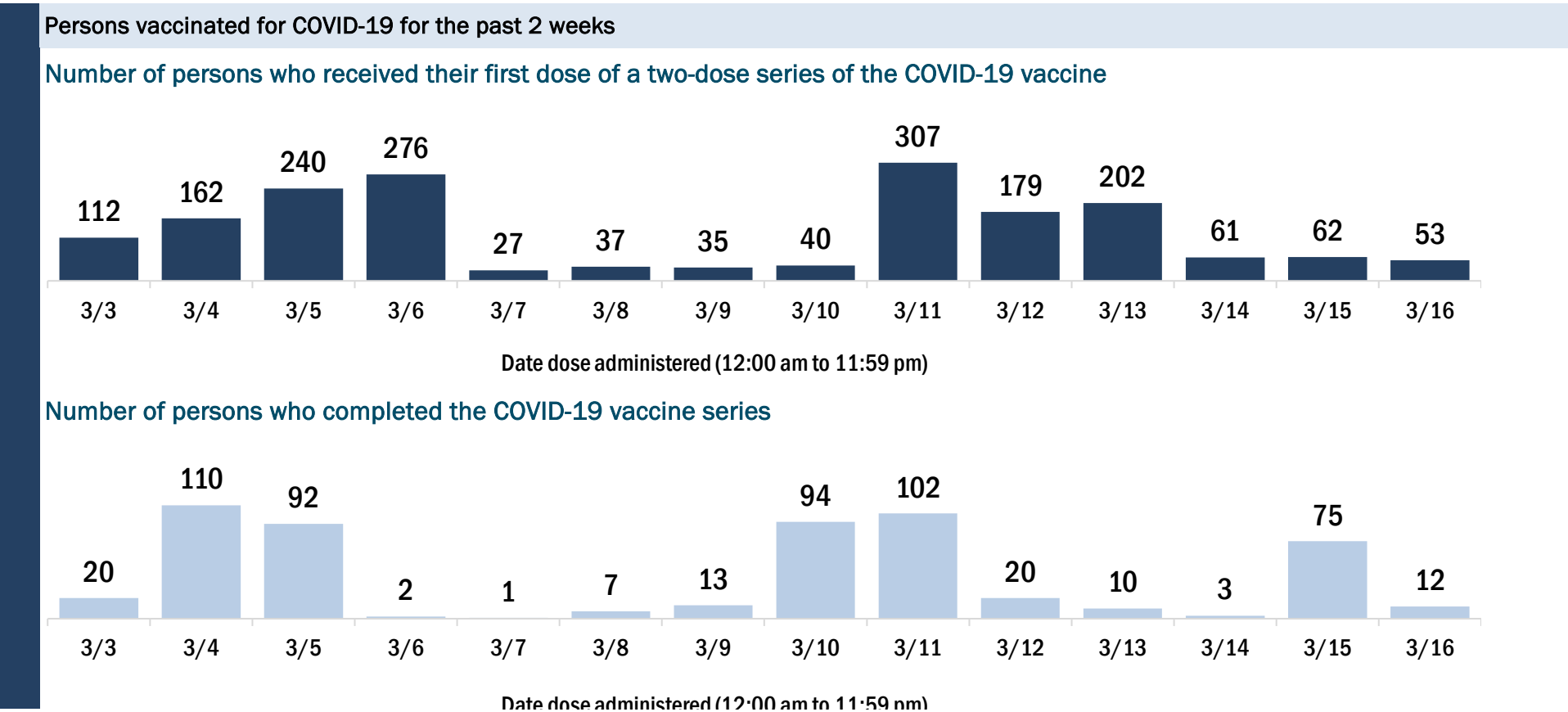
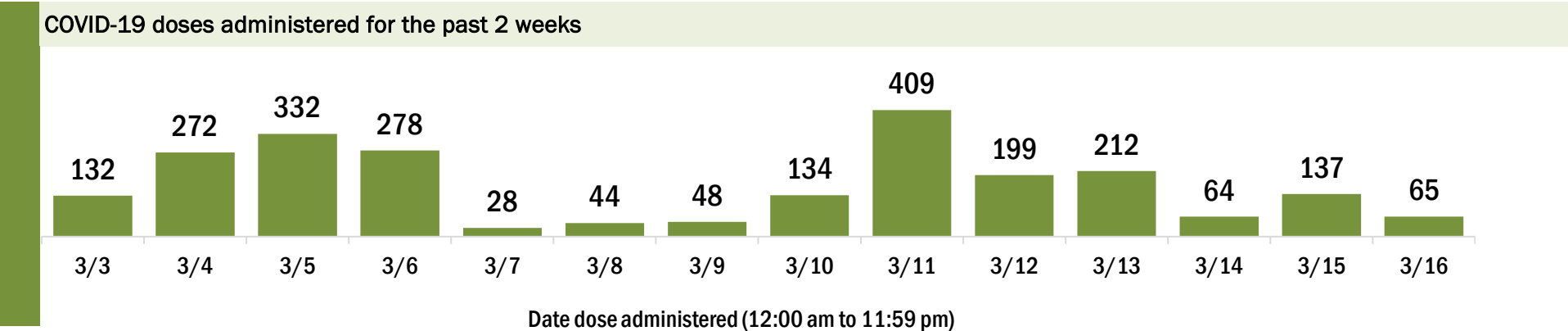
Data in this report are provisional and subject to change.

Data in this summary pertain to COVID-19 vaccines approved by the U.S. Food and Drug Administration and have been issued an Emergency Use Authorization (Janssen COVID-19 Vaccine, Moderna COVID-19 Vaccine and Pfizer-BioNTech COVID-19 Vaccine). These data summarize the number of people who have received either their first dose or have completed the series for a COVID-19 vaccine. **A person can only be counted in one category, first dose or series complete.** For persons receiving Moderna or Pfizer vaccines, once they receive their second dose, they are moved from the first dose column to the series completed column. **Because of this, the total first dose category may show a change from report to report not matching the total receiving their first dose from the previous day.** Persons receiving Johnson & Johnson vaccines will always be counted in the series completed column.

COVID-19 doses for vaccinated persons in Florida	
Doses administered	7,361
People receiving one dose of a 1-dose series (Johnson & Johnson) or receiving only one dose of a 2-dose series (Moderna, Pfizer) count once. Persons receiving both doses of a 2-dose series count twice.	

Current status of persons vaccinated for COVID-19 in Florida	
Total people vaccinated	4,917
First dose	2,410
Series completed	2,507
Completed 1-dose series	63
Completed 2-dose series	2,444
<b>First dose:</b> current number of people who have only received their first dose of the Moderna or Pfizer vaccine.	
<b>Series complete:</b> current number of people who have received both Moderna or Pfizer vaccine doses or one Johnson & Johnson dose and are considered fully immunized.	

Demographic summary	First dose	Series complete	Total people vaccinated
Age group	2,410	2,507	4,917
16-24 years	49	30	79
25-34 years	83	53	136
35-44 years	101	69	170
45-54 years	223	103	326
55-64 years	549	214	763
65-74 years	881	1,161	2,042
75-84 years	415	678	1,093
85+ years	109	199	308
Race	2,410	2,507	4,917
White	1,671	1,623	3,294
Black	166	170	336
American Indian/Alaskan	9	10	19
Other	337	424	761
Unknown	227	280	507
Other race includes Asian, native Hawaiian/Pacific Islander, or other.			
Ethnicity	2,410	2,507	4,917
Hispanic	577	372	949
Non-Hispanic	957	1,249	2,206
Unknown	876	886	1,762
Gender	2,410	2,507	4,917
Female	1,296	1,342	2,638
Male	1,113	1,165	2,278
Unknown	1	0	1



# COVID-19: Hernando County vaccine summary

Vaccination data through Mar 16, 2021 as of Mar 17, 2021 at 12:05 AM

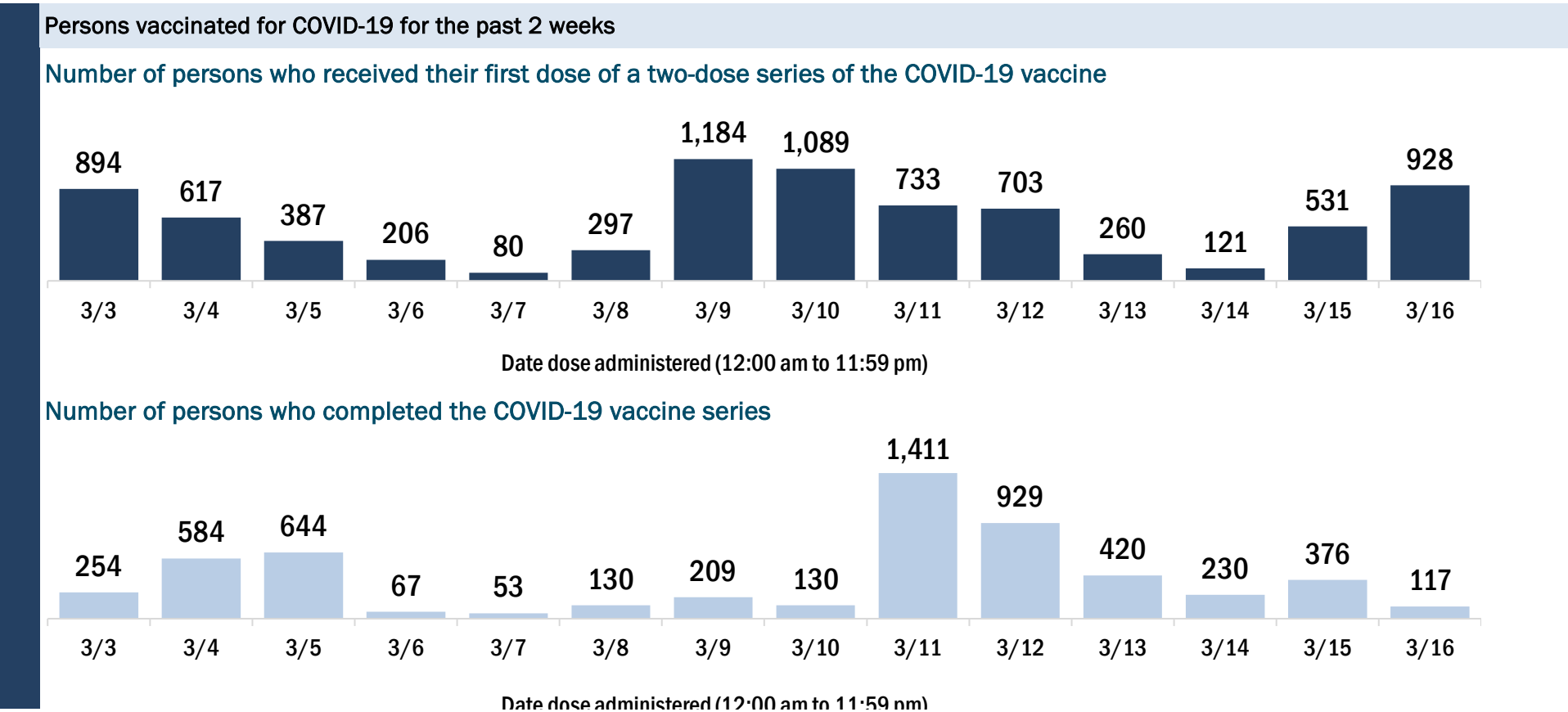
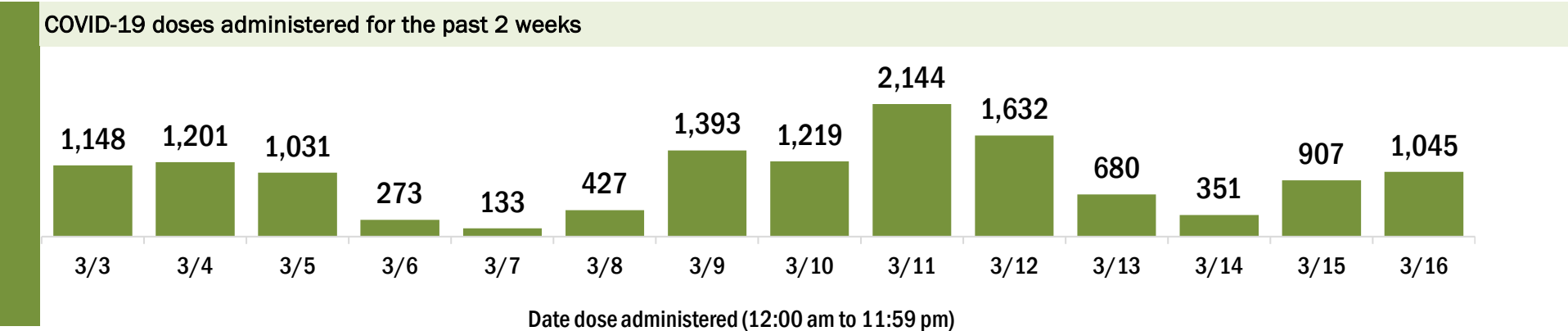
Data in this report are provisional and subject to change.

Data in this summary pertain to COVID-19 vaccines approved by the U.S. Food and Drug Administration and have been issued an Emergency Use Authorization (Janssen COVID-19 Vaccine, Moderna COVID-19 Vaccine and Pfizer-BioNTech COVID-19 Vaccine). These data summarize the number of people who have received either their first dose or have completed the series for a COVID-19 vaccine. **A person can only be counted in one category, first dose or series complete.** For persons receiving Moderna or Pfizer vaccines, once they receive their second dose, they are moved from the first dose column to the series completed column. **Because of this, the total first dose category may show a change from report to report not matching the total receiving their first dose from the previous day.** Persons receiving Johnson & Johnson vaccines will always be counted in the series completed column.

COVID-19 doses for vaccinated persons in Florida	
Doses administered	54,372
People receiving one dose of a 1-dose series (Johnson & Johnson) or receiving only one dose of a 2-dose series (Moderna, Pfizer) count once. Persons receiving both doses of a 2-dose series count twice.	

Current status of persons vaccinated for COVID-19 in Florida	
Total people vaccinated	35,809
First dose	16,178
Series completed	19,631
Completed 1-dose series	1,068
Completed 2-dose series	18,563
<b>First dose:</b> current number of people who have only received their first dose of the Moderna or Pfizer vaccine.	
<b>Series complete:</b> current number of people who have received both Moderna or Pfizer vaccine doses or one Johnson & Johnson dose and are considered fully immunized.	

Demographic summary	First dose	Series complete	Total people vaccinated
Age group	16,178	19,631	35,809
16-24 years	185	193	378
25-34 years	351	580	931
35-44 years	546	731	1,277
45-54 years	863	1,146	2,009
55-64 years	2,127	1,606	3,733
65-74 years	6,296	8,292	14,588
75-84 years	4,415	5,317	9,732
85+ years	1,395	1,766	3,161
Race	16,178	19,631	35,809
White	12,139	12,357	24,496
Black	314	469	783
American Indian/Alaskan	72	56	128
Other	899	1,863	2,762
Unknown	2,754	4,886	7,640
Other race includes Asian, native Hawaiian/Pacific Islander, or other.			
Ethnicity	16,178	19,631	35,809
Hispanic	599	620	1,219
Non-Hispanic	9,401	8,672	18,073
Unknown	6,178	10,339	16,517
Gender	16,178	19,631	35,809
Female	9,473	11,459	20,932
Male	6,633	8,145	14,778
Unknown	72	27	99





# COVID-19: Highlands County vaccine summary

Vaccination data through Mar 16, 2021 as of Mar 17, 2021 at 12:05 AM

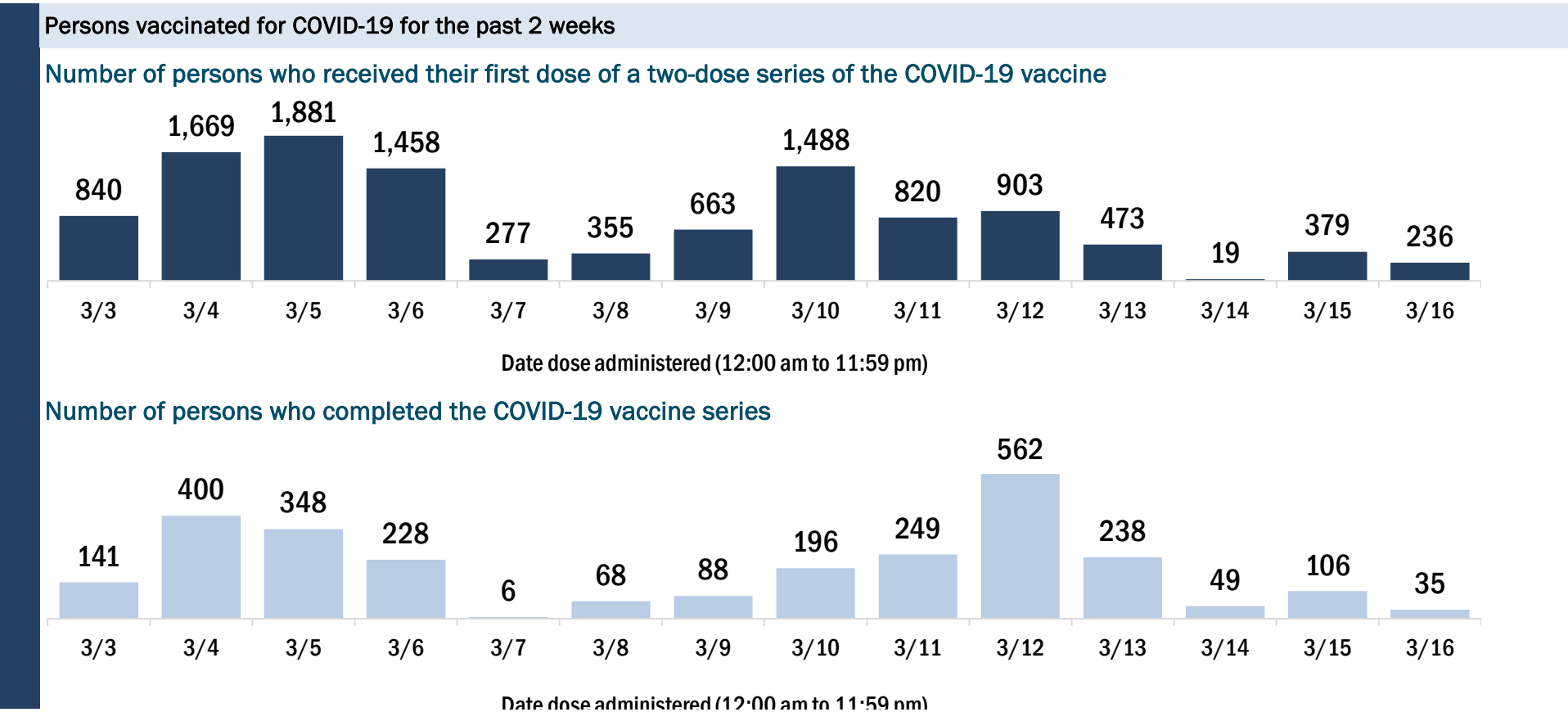
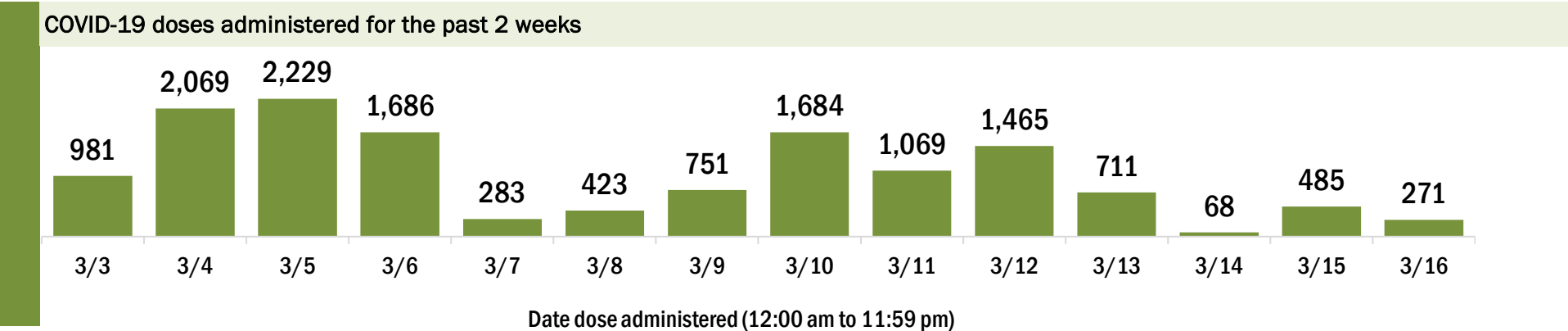
Data in this report are provisional and subject to change.

Data in this summary pertain to COVID-19 vaccines approved by the U.S. Food and Drug Administration and have been issued an Emergency Use Authorization (Janssen COVID-19 Vaccine, Moderna COVID-19 Vaccine and Pfizer-BioNTech COVID-19 Vaccine). These data summarize the number of people who have received either their first dose or have completed the series for a COVID-19 vaccine. **A person can only be counted in one category, first dose or series complete.** For persons receiving Moderna or Pfizer vaccines, once they receive their second dose, they are moved from the first dose column to the series completed column. **Because of this, the total first dose category may show a change from report to report not matching the total receiving their first dose from the previous day.** Persons receiving Johnson & Johnson vaccines will always be counted in the series completed column.

COVID-19 doses for vaccinated persons in Florida	
Doses administered	35,508
People receiving one dose of a 1-dose series (Johnson & Johnson) or receiving only one dose of a 2-dose series (Moderna, Pfizer) count once. Persons receiving both doses of a 2-dose series count twice.	

Current status of persons vaccinated for COVID-19 in Florida	
Total people vaccinated	27,237
First dose	18,897
Series completed	8,340
Completed 1-dose series	69
Completed 2-dose series	8,271
First dose: current number of people who have only received their first dose of the Moderna or Pfizer vaccine.	
Series complete: current number of people who have received both Moderna or Pfizer vaccine doses or one Johnson & Johnson dose and are considered fully immunized.	

Demographic summary	First dose	Series complete	Total people vaccinated
Age group	18,897	8,340	27,237
16-24 years	59	58	117
25-34 years	151	185	336
35-44 years	247	269	516
45-54 years	459	381	840
55-64 years	1,774	606	2,380
65-74 years	7,825	3,528	11,353
75-84 years	6,596	2,555	9,151
85+ years	1,786	758	2,544
Race	18,897	8,340	27,237
White	15,799	6,522	22,321
Black	567	218	785
American Indian/Alaskan	181	51	232
Other	665	829	1,494
Unknown	1,685	720	2,405
Other race includes Asian, native Hawaiian/Pacific Islander, or other.			
Ethnicity	18,897	8,340	27,237
Hispanic	896	320	1,216
Non-Hispanic	11,689	5,652	17,341
Unknown	6,312	2,368	8,680
Gender	18,897	8,340	27,237
Female	10,264	4,604	14,868
Male	8,599	3,729	12,328
Unknown	34	7	41



# COVID-19: Hillsborough County vaccine summary

Vaccination data through Mar 16, 2021 as of Mar 17, 2021 at 12:05 AM

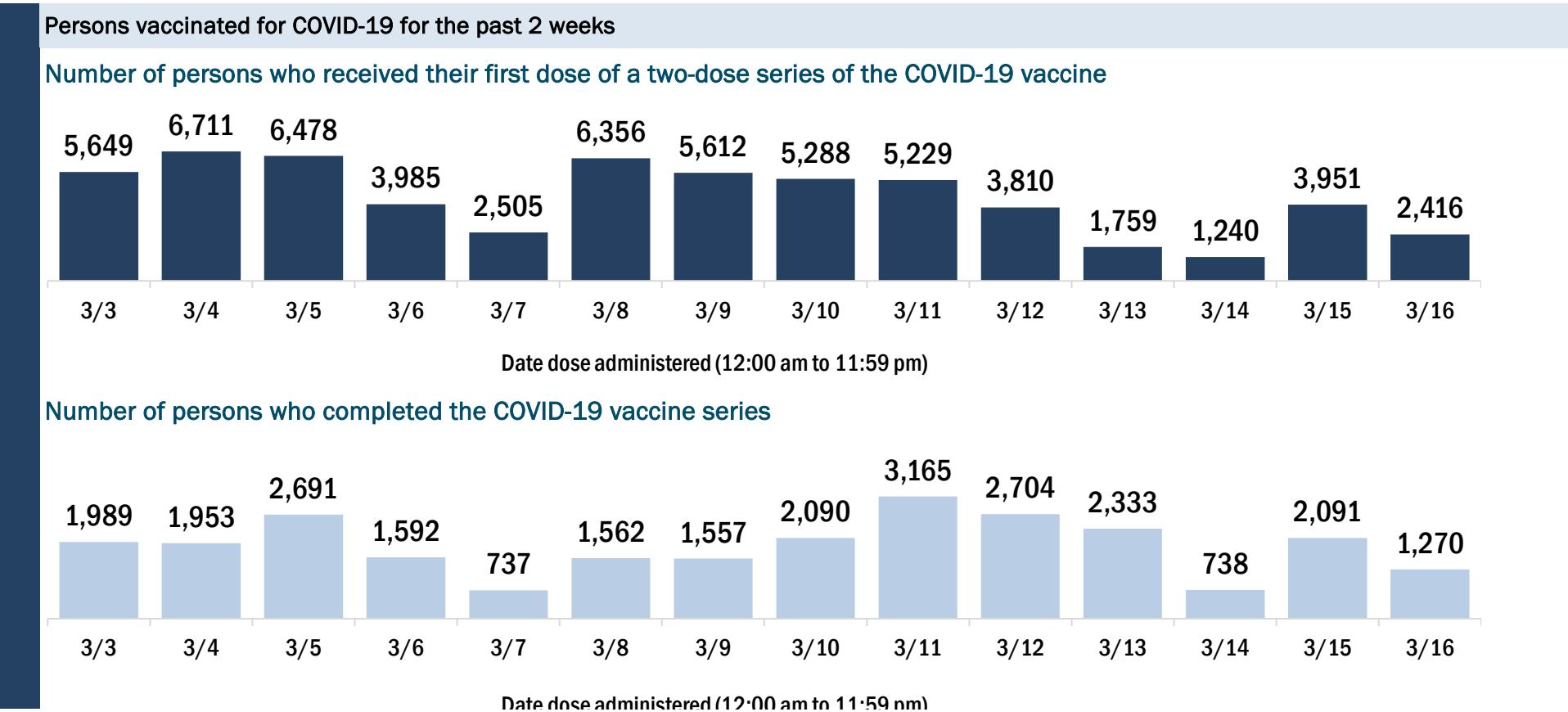
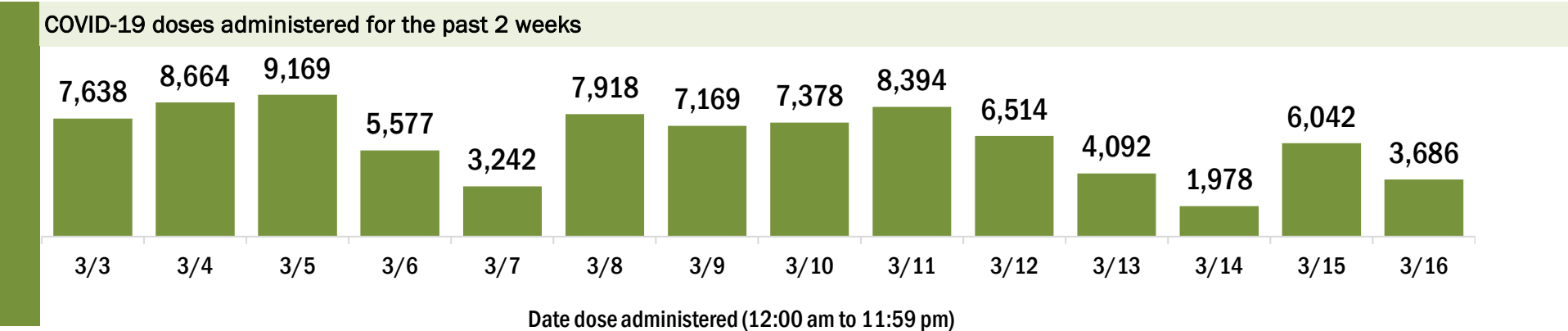
Data in this report are provisional and subject to change.

Data in this summary pertain to COVID-19 vaccines approved by the U.S. Food and Drug Administration and have been issued an Emergency Use Authorization (Janssen COVID-19 Vaccine, Moderna COVID-19 Vaccine and Pfizer-BioNTech COVID-19 Vaccine). These data summarize the number of people who have received either their first dose or have completed the series for a COVID-19 vaccine. **A person can only be counted in one category, first dose or series complete.** For persons receiving Moderna or Pfizer vaccines, once they receive their second dose, they are moved from the first dose column to the series completed column. **Because of this, the total first dose category may show a change from report to report not matching the total receiving their first dose from the previous day.** Persons receiving Johnson & Johnson vaccines will always be counted in the series completed column.

COVID-19 doses for vaccinated persons in Florida	
Doses administered	347,544
People receiving one dose of a 1-dose series (Johnson & Johnson) or receiving only one dose of a 2-dose series (Moderna, Pfizer) count once. Persons receiving both doses of a 2-dose series count twice.	

Current status of persons vaccinated for COVID-19 in Florida	
Total people vaccinated	236,378
First dose	116,525
Series completed	119,853
Completed 1-dose series	8,687
Completed 2-dose series	111,166
First dose: current number of people who have only received their first dose of the Moderna or Pfizer vaccine.	
Series complete: current number of people who have received both Moderna or Pfizer vaccine doses or one Johnson & Johnson dose and are considered fully immunized.	

Demographic summary	First dose	Series complete	Total people vaccinated
Age group	116,525	119,853	236,378
16-24 years	3,109	2,252	5,361
25-34 years	7,552	8,588	16,140
35-44 years	10,242	10,099	20,341
45-54 years	13,063	10,897	23,960
55-64 years	19,023	14,025	33,048
65-74 years	38,409	42,281	80,690
75-84 years	19,022	23,123	42,145
85+ years	6,105	8,588	14,693
Race	116,525	119,853	236,378
White	74,288	79,993	154,281
Black	7,293	8,698	15,991
American Indian/Alaskan	382	504	886
Other	13,451	19,117	32,568
Unknown	21,111	11,541	32,652
Other race includes Asian, native Hawaiian/Pacific Islander, or other.			
Ethnicity	116,525	119,853	236,378
Hispanic	9,485	13,380	22,865
Non-Hispanic	55,189	74,424	129,613
Unknown	51,851	32,049	83,900
Gender	116,525	119,853	236,378
Female	69,445	71,697	141,142
Male	46,747	48,043	94,790
Unknown	333	113	446



# COVID-19: Holmes County vaccine summary

Vaccination data through Mar 16, 2021 as of Mar 17, 2021 at 12:05 AM

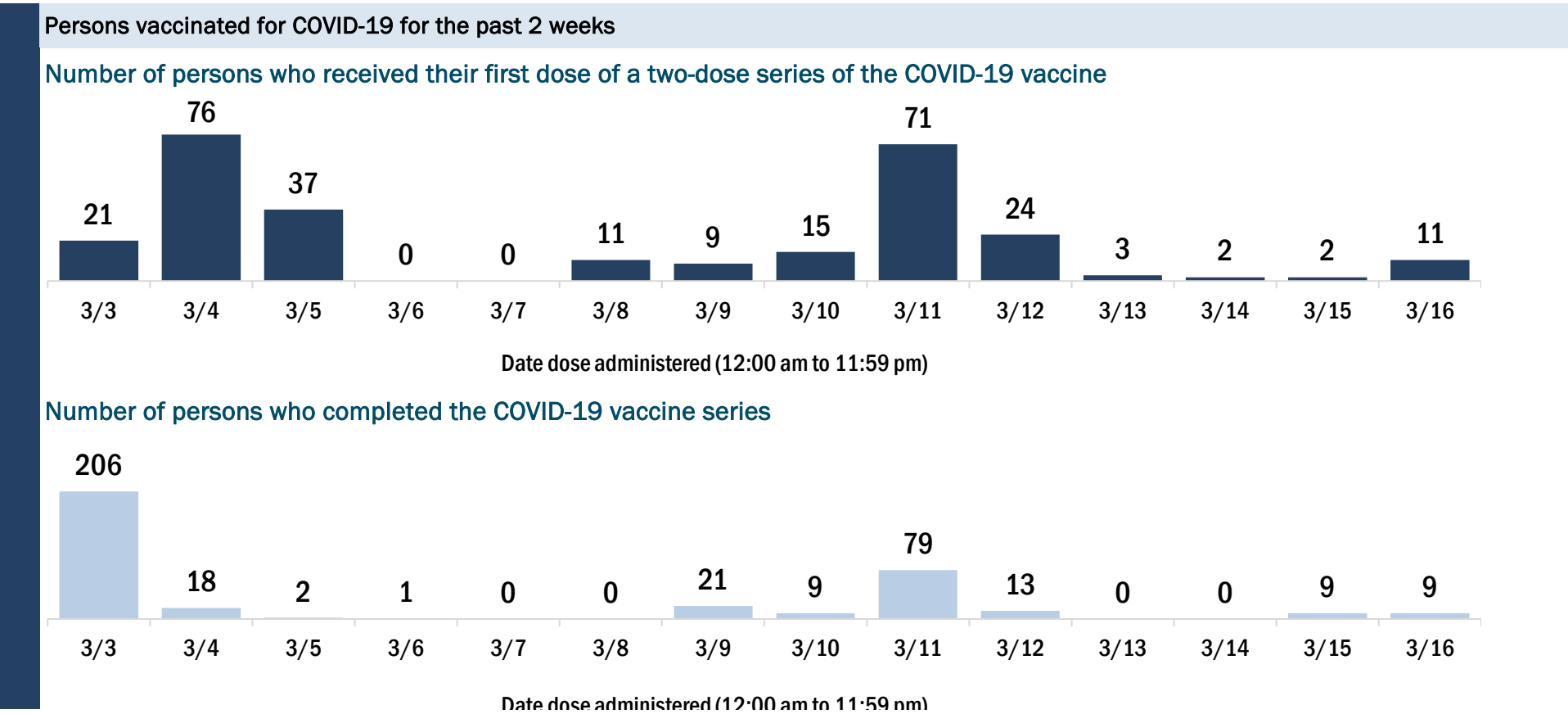
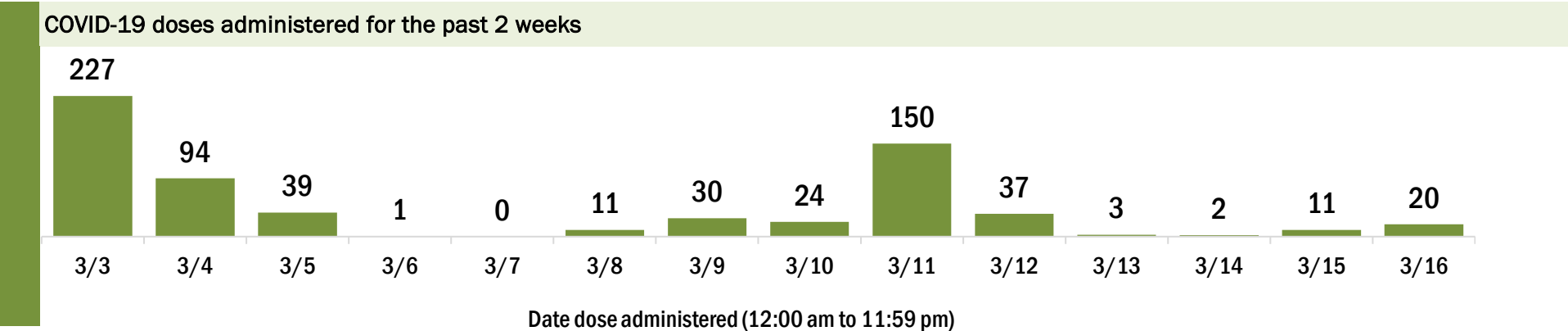
Data in this report are provisional and subject to change.

Data in this summary pertain to COVID-19 vaccines approved by the U.S. Food and Drug Administration and have been issued an Emergency Use Authorization (Janssen COVID-19 Vaccine, Moderna COVID-19 Vaccine and Pfizer-BioNTech COVID-19 Vaccine). These data summarize the number of people who have received either their first dose or have completed the series for a COVID-19 vaccine. **A person can only be counted in one category, first dose or series complete.** For persons receiving Moderna or Pfizer vaccines, once they receive their second dose, they are moved from the first dose column to the series completed column. **Because of this, the total first dose category may show a change from report to report not matching the total receiving their first dose from the previous day.** Persons receiving Johnson & Johnson vaccines will always be counted in the series completed column.

COVID-19 doses for vaccinated persons in Florida	
Doses administered	4,374
People receiving one dose of a 1-dose series (Johnson & Johnson) or receiving only one dose of a 2-dose series (Moderna, Pfizer) count once. Persons receiving both doses of a 2-dose series count twice.	

Current status of persons vaccinated for COVID-19 in Florida	
Total people vaccinated	2,597
First dose	785
Series completed	1,812
Completed 1-dose series	35
Completed 2-dose series	1,777
First dose: current number of people who have only received their first dose of the Moderna or Pfizer vaccine.	
Series complete: current number of people who have received both Moderna or Pfizer vaccine doses or one Johnson & Johnson dose and are considered fully immunized.	

Demographic summary	First dose	Series complete	Total people vaccinated
Age group	785	1,812	2,597
16-24 years	7	9	16
25-34 years	21	35	56
35-44 years	46	57	103
45-54 years	92	96	188
55-64 years	173	160	333
65-74 years	269	764	1,033
75-84 years	143	534	677
85+ years	34	157	191
Race	785	1,812	2,597
White	677	1,534	2,211
Black	30	57	87
American Indian/Alaskan	5	19	24
Other	35	149	184
Unknown	38	53	91
Other race includes Asian, native Hawaiian/Pacific Islander, or other.			
Ethnicity	785	1,812	2,597
Hispanic	5	13	18
Non-Hispanic	625	1,530	2,155
Unknown	155	269	424
Gender	785	1,812	2,597
Female	423	979	1,402
Male	361	833	1,194
Unknown	1	0	1



# COVID-19: Indian River County vaccine summary

Vaccination data through Mar 16, 2021 as of Mar 17, 2021 at 12:05 AM

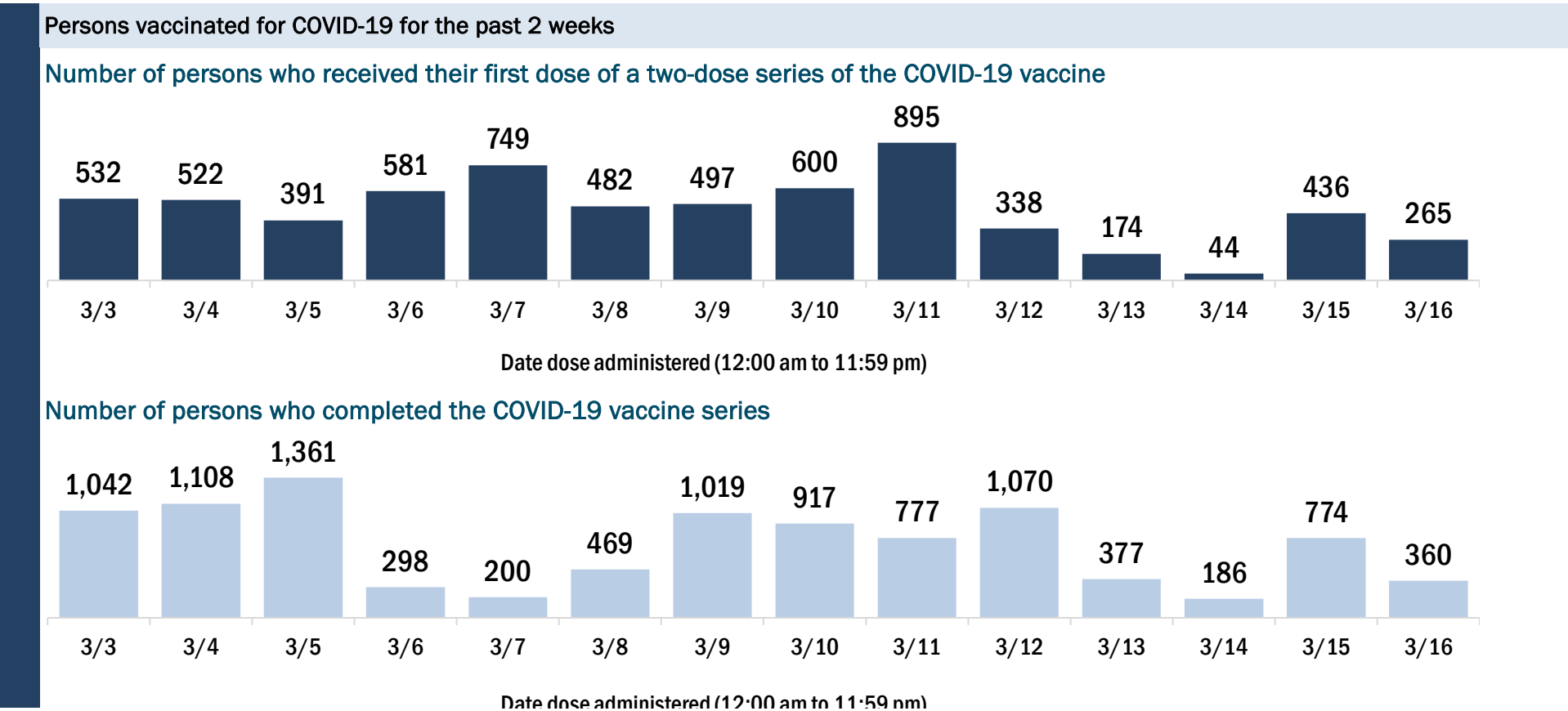
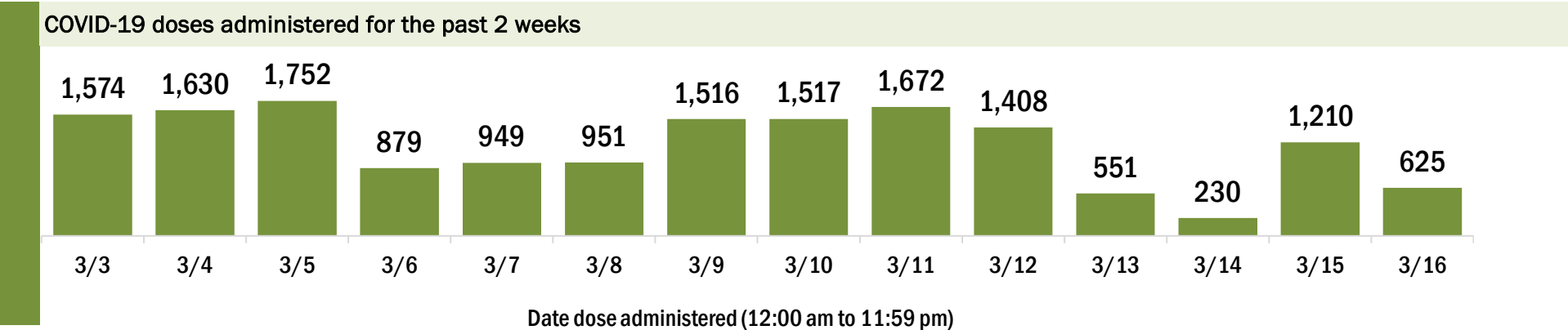
Data in this report are provisional and subject to change.

Data in this summary pertain to COVID-19 vaccines approved by the U.S. Food and Drug Administration and have been issued an Emergency Use Authorization (Janssen COVID-19 Vaccine, Moderna COVID-19 Vaccine and Pfizer-BioNTech COVID-19 Vaccine). These data summarize the number of people who have received either their first dose or have completed the series for a COVID-19 vaccine. **A person can only be counted in one category, first dose or series complete.** For persons receiving Moderna or Pfizer vaccines, once they receive their second dose, they are moved from the first dose column to the series completed column. **Because of this, the total first dose category may show a change from report to report not matching the total receiving their first dose from the previous day.** Persons receiving Johnson & Johnson vaccines will always be counted in the series completed column.

COVID-19 doses for vaccinated persons in Florida	
Doses administered	79,595
People receiving one dose of a 1-dose series (Johnson & Johnson) or receiving only one dose of a 2-dose series (Moderna, Pfizer) count once. Persons receiving both doses of a 2-dose series count twice.	

Current status of persons vaccinated for COVID-19 in Florida	
Total people vaccinated	49,566
First dose	19,131
Series completed	30,435
Completed 1-dose series	406
Completed 2-dose series	30,029
First dose: current number of people who have only received their first dose of the Moderna or Pfizer vaccine.	
Series complete: current number of people who have received both Moderna or Pfizer vaccine doses or one Johnson & Johnson dose and are considered fully immunized.	

Demographic summary	First dose	Series complete	Total people vaccinated
Age group	19,131	30,435	49,566
16-24 years	141	163	304
25-34 years	263	459	722
35-44 years	380	630	1,010
45-54 years	718	927	1,645
55-64 years	2,159	1,741	3,900
65-74 years	7,603	14,332	21,935
75-84 years	5,754	9,017	14,771
85+ years	2,113	3,166	5,279
Race	19,131	30,435	49,566
White	14,737	21,858	36,595
Black	623	666	1,289
American Indian/Alaskan	151	154	305
Other	908	2,481	3,389
Unknown	2,712	5,276	7,988
Other race includes Asian, native Hawaiian/Pacific Islander, or other.			
Ethnicity	19,131	30,435	49,566
Hispanic	495	554	1,049
Non-Hispanic	11,338	18,493	29,831
Unknown	7,298	11,388	18,686
Gender	19,131	30,435	49,566
Female	10,723	17,231	27,954
Male	8,375	13,195	21,570
Unknown	33	9	42





# COVID-19: Jackson County vaccine summary

Vaccination data through Mar 16, 2021 as of Mar 17, 2021 at 12:05 AM

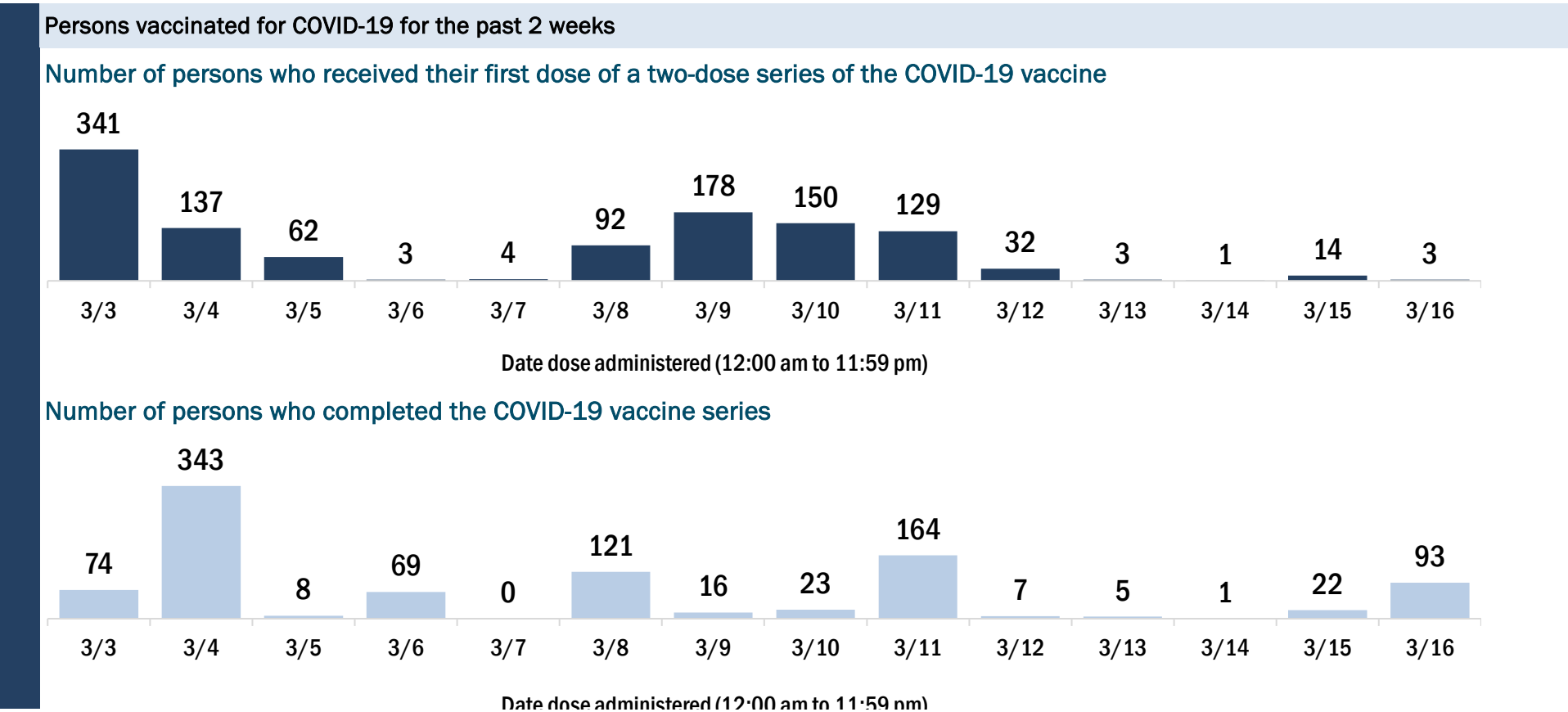
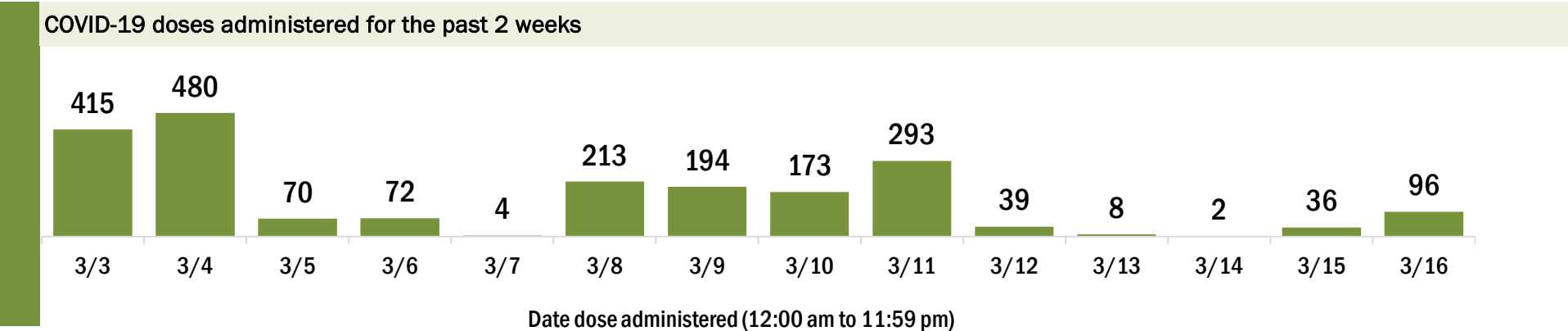
Data in this report are provisional and subject to change.

Data in this summary pertain to COVID-19 vaccines approved by the U.S. Food and Drug Administration and have been issued an Emergency Use Authorization (Janssen COVID-19 Vaccine, Moderna COVID-19 Vaccine and Pfizer-BioNTech COVID-19 Vaccine). These data summarize the number of people who have received either their first dose or have completed the series for a COVID-19 vaccine. **A person can only be counted in one category, first dose or series complete.** For persons receiving Moderna or Pfizer vaccines, once they receive their second dose, they are moved from the first dose column to the series completed column. **Because of this, the total first dose category may show a change from report to report not matching the total receiving their first dose from the previous day.** Persons receiving Johnson & Johnson vaccines will always be counted in the series completed column.

COVID-19 doses for vaccinated persons in Florida	
Doses administered	13,693
People receiving one dose of a 1-dose series (Johnson & Johnson) or receiving only one dose of a 2-dose series (Moderna, Pfizer) count once. Persons receiving both doses of a 2-dose series count twice.	

Current status of persons vaccinated for COVID-19 in Florida	
Total people vaccinated	8,385
First dose	2,901
Series completed	5,484
Completed 1-dose series	176
Completed 2-dose series	5,308
First dose: current number of people who have only received their first dose of the Moderna or Pfizer vaccine.	
Series complete: current number of people who have received both Moderna or Pfizer vaccine doses or one Johnson & Johnson dose and are considered fully immunized.	

Demographic summary	First dose	Series complete	Total people vaccinated
Age group	2,901	5,484	8,385
16-24 years	57	40	97
25-34 years	124	125	249
35-44 years	187	207	394
45-54 years	395	319	714
55-64 years	797	536	1,333
65-74 years	699	2,305	3,004
75-84 years	471	1,460	1,931
85+ years	171	492	663
Race	2,901	5,484	8,385
White	1,864	3,891	5,755
Black	638	903	1,541
American Indian/Alaskan	21	24	45
Other	112	249	361
Unknown	266	417	683
Other race includes Asian, native Hawaiian/Pacific Islander, or other.			
Ethnicity	2,901	5,484	8,385
Hispanic	46	43	89
Non-Hispanic	2,114	3,564	5,678
Unknown	741	1,877	2,618
Gender	2,901	5,484	8,385
Female	1,668	3,117	4,785
Male	1,231	2,367	3,598
Unknown	2	0	2



# COVID-19: Jefferson County vaccine summary

Vaccination data through Mar 16, 2021 as of Mar 17, 2021 at 12:05 AM

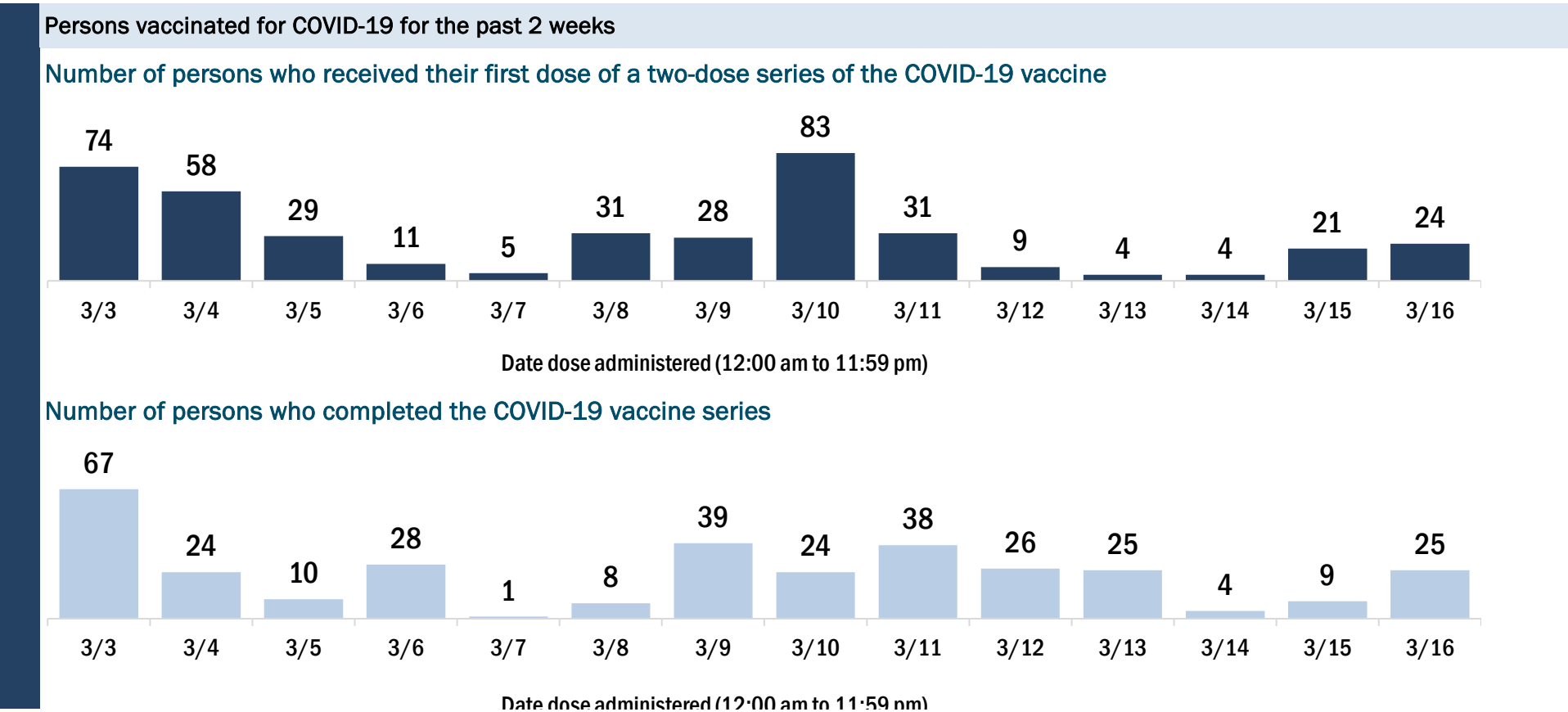
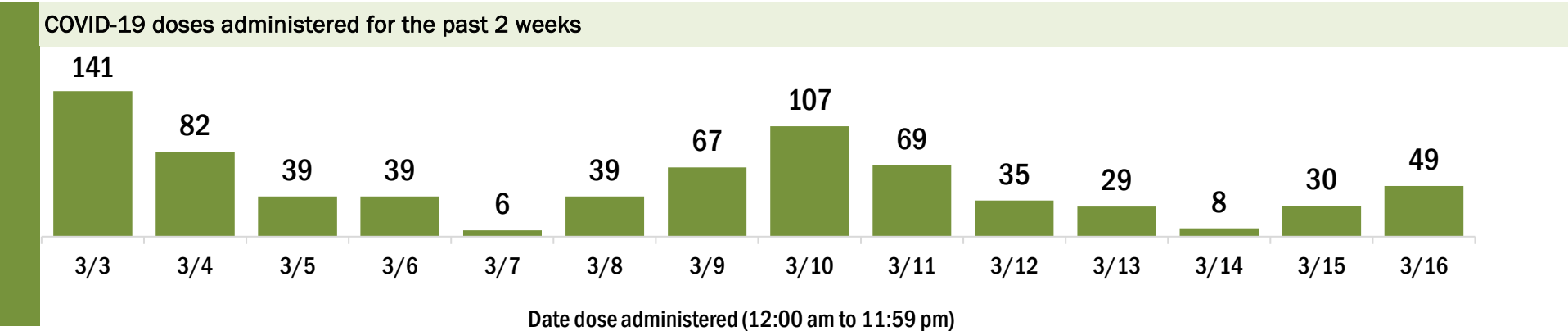
Data in this report are provisional and subject to change.

Data in this summary pertain to COVID-19 vaccines approved by the U.S. Food and Drug Administration and have been issued an Emergency Use Authorization (Janssen COVID-19 Vaccine, Moderna COVID-19 Vaccine and Pfizer-BioNTech COVID-19 Vaccine). These data summarize the number of people who have received either their first dose or have completed the series for a COVID-19 vaccine. **A person can only be counted in one category, first dose or series complete.** For persons receiving Moderna or Pfizer vaccines, once they receive their second dose, they are moved from the first dose column to the series completed column. **Because of this, the total first dose category may show a change from report to report not matching the total receiving their first dose from the previous day.** Persons receiving Johnson & Johnson vaccines will always be counted in the series completed column.

COVID-19 doses for vaccinated persons in Florida	
Doses administered	5,152
People receiving one dose of a 1-dose series (Johnson & Johnson) or receiving only one dose of a 2-dose series (Moderna, Pfizer) count once. Persons receiving both doses of a 2-dose series count twice.	

Current status of persons vaccinated for COVID-19 in Florida	
Total people vaccinated	3,009
First dose	841
Series completed	2,168
Completed 1-dose series	25
Completed 2-dose series	2,143
First dose: current number of people who have only received their first dose of the Moderna or Pfizer vaccine.	
Series complete: current number of people who have received both Moderna or Pfizer vaccine doses or one Johnson & Johnson dose and are considered fully immunized.	

Demographic summary	First dose	Series complete	Total people vaccinated
Age group	841	2,168	3,009
16-24 years	15	8	23
25-34 years	28	35	63
35-44 years	53	52	105
45-54 years	116	105	221
55-64 years	265	198	463
65-74 years	225	1,071	1,296
75-84 years	105	545	650
85+ years	34	154	188
Race	841	2,168	3,009
White	379	1,195	1,574
Black	245	351	596
American Indian/Alaskan	3	3	6
Other	120	394	514
Unknown	94	225	319
Other race includes Asian, native Hawaiian/Pacific Islander, or other.			
Ethnicity	841	2,168	3,009
Hispanic	12	16	28
Non-Hispanic	477	1,045	1,522
Unknown	352	1,107	1,459
Gender	841	2,168	3,009
Female	510	1,254	1,764
Male	331	914	1,245
Unknown	0	0	0



# COVID-19: Lafayette County vaccine summary

Vaccination data through Mar 16, 2021 as of Mar 17, 2021 at 12:05 AM

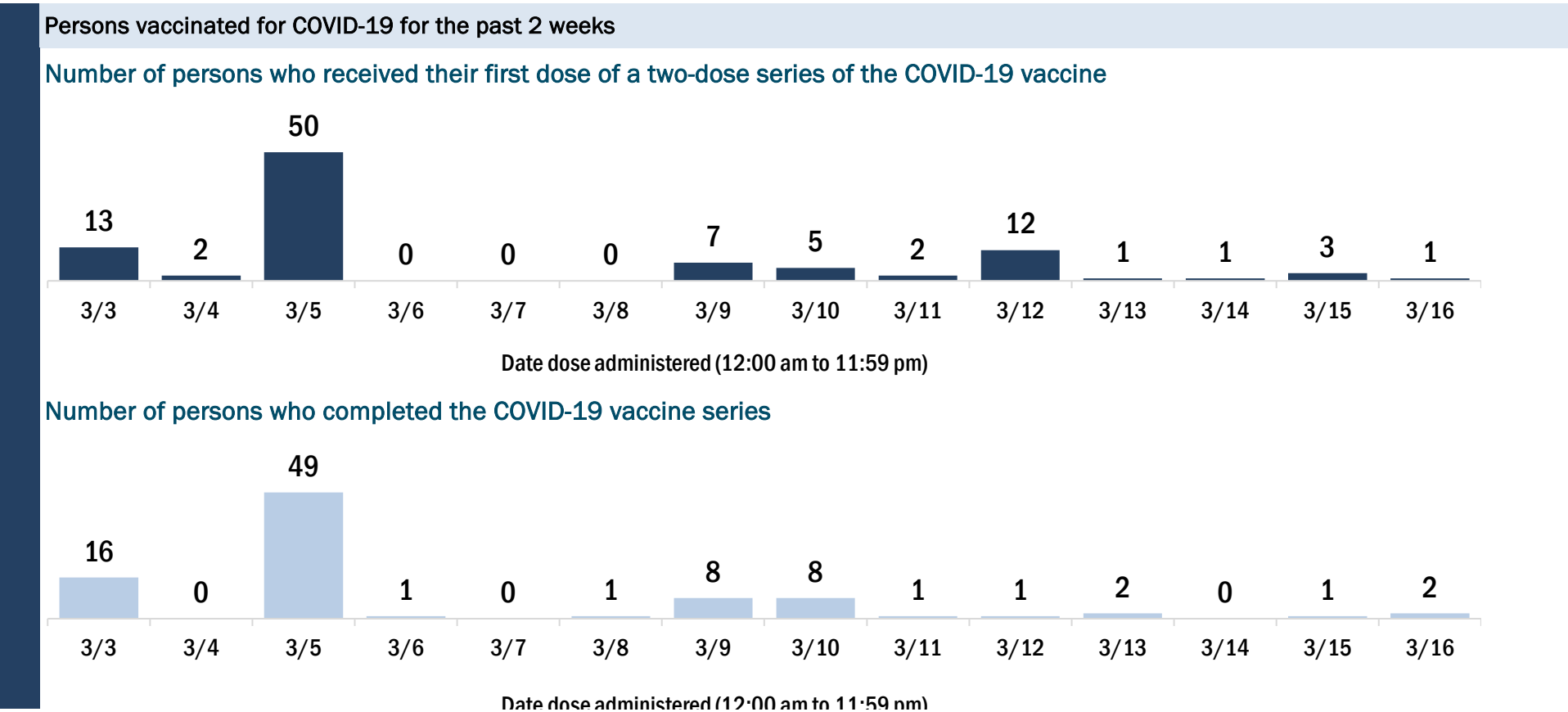
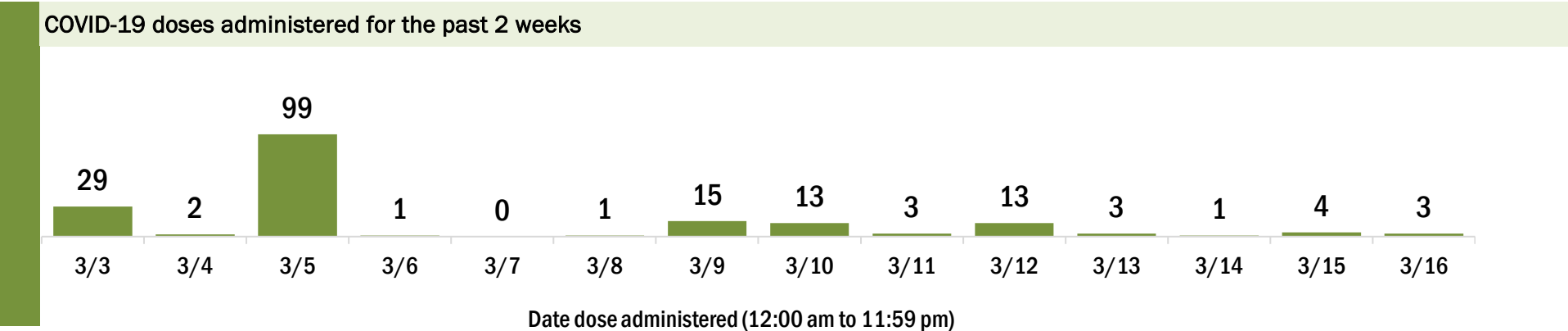
Data in this report are provisional and subject to change.

Data in this summary pertain to COVID-19 vaccines approved by the U.S. Food and Drug Administration and have been issued an Emergency Use Authorization (Janssen COVID-19 Vaccine, Moderna COVID-19 Vaccine and Pfizer-BioNTech COVID-19 Vaccine). These data summarize the number of people who have received either their first dose or have completed the series for a COVID-19 vaccine. **A person can only be counted in one category, first dose or series complete.** For persons receiving Moderna or Pfizer vaccines, once they receive their second dose, they are moved from the first dose column to the series completed column. **Because of this, the total first dose category may show a change from report to report not matching the total receiving their first dose from the previous day.** Persons receiving Johnson & Johnson vaccines will always be counted in the series completed column.

COVID-19 doses for vaccinated persons in Florida	
Doses administered	2,492
People receiving one dose of a 1-dose series (Johnson & Johnson) or receiving only one dose of a 2-dose series (Moderna, Pfizer) count once. Persons receiving both doses of a 2-dose series count twice.	

Current status of persons vaccinated for COVID-19 in Florida	
Total people vaccinated	1,447
First dose	400
Series completed	1,047
Completed 1-dose series	2
Completed 2-dose series	1,045
First dose: current number of people who have only received their first dose of the Moderna or Pfizer vaccine.	
Series complete: current number of people who have received both Moderna or Pfizer vaccine doses or one Johnson & Johnson dose and are considered fully immunized.	

Demographic summary	First dose	Series complete	Total people vaccinated
Age group	400	1,047	1,447
16-24 years	2	3	5
25-34 years	2	7	9
35-44 years	12	17	29
45-54 years	30	32	62
55-64 years	58	56	114
65-74 years	170	528	698
75-84 years	90	312	402
85+ years	36	92	128
Race	400	1,047	1,447
White	308	894	1,202
Black	16	23	39
American Indian/Alaskan	4	1	5
Other	12	62	74
Unknown	60	67	127
Other race includes Asian, native Hawaiian/Pacific Islander, or other.			
Ethnicity	400	1,047	1,447
Hispanic	15	12	27
Non-Hispanic	265	849	1,114
Unknown	120	186	306
Gender	400	1,047	1,447
Female	218	545	763
Male	181	502	683
Unknown	1	0	1



# COVID-19: Lake County vaccine summary

Vaccination data through Mar 16, 2021 as of Mar 17, 2021 at 12:05 AM

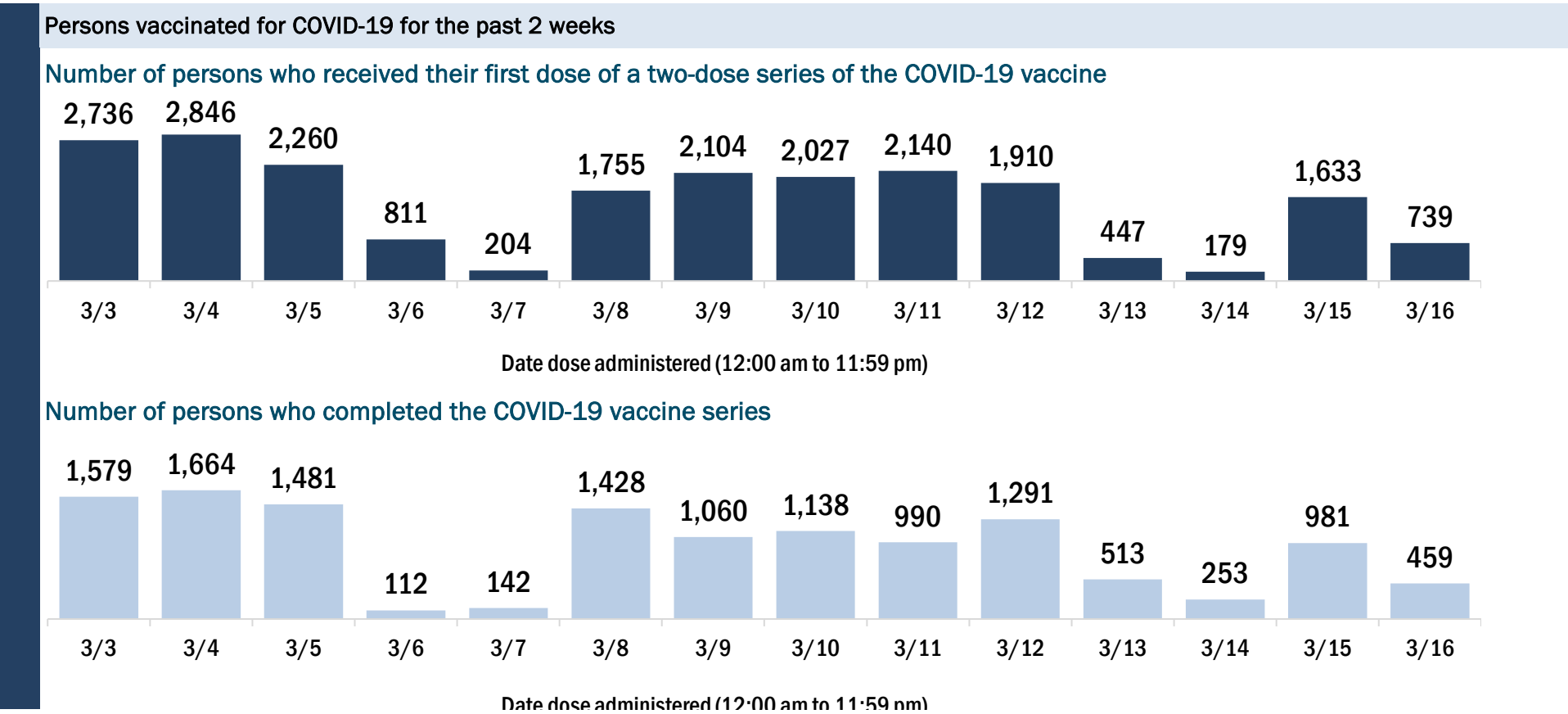
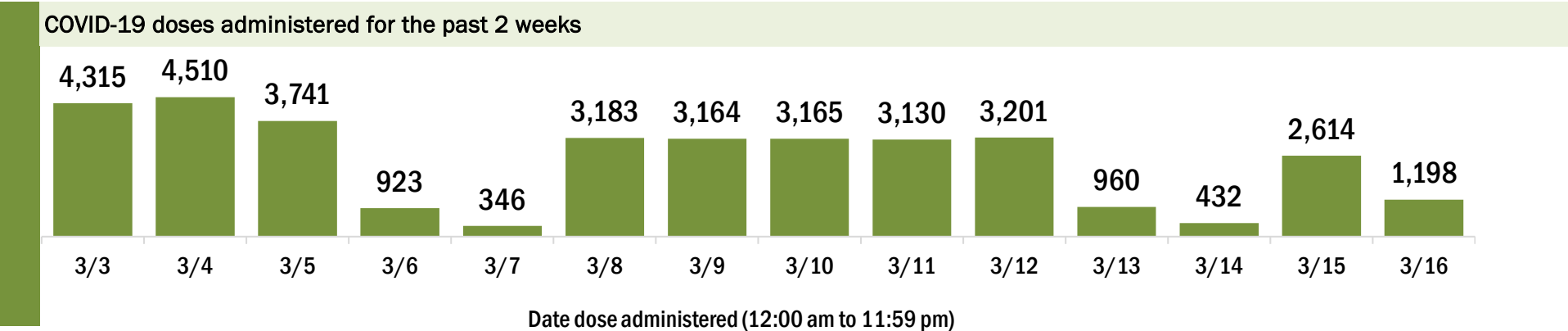
Data in this report are provisional and subject to change.

Data in this summary pertain to COVID-19 vaccines approved by the U.S. Food and Drug Administration and have been issued an Emergency Use Authorization (Janssen COVID-19 Vaccine, Moderna COVID-19 Vaccine and Pfizer-BioNTech COVID-19 Vaccine). These data summarize the number of people who have received either their first dose or have completed the series for a COVID-19 vaccine. **A person can only be counted in one category, first dose or series complete.** For persons receiving Moderna or Pfizer vaccines, once they receive their second dose, they are moved from the first dose column to the series completed column. **Because of this, the total first dose category may show a change from report to report not matching the total receiving their first dose from the previous day.** Persons receiving Johnson & Johnson vaccines will always be counted in the series completed column.

COVID-19 doses for vaccinated persons in Florida	
Doses administered	148,755
People receiving one dose of a 1-dose series (Johnson & Johnson) or receiving only one dose of a 2-dose series (Moderna, Pfizer) count once. Persons receiving both doses of a 2-dose series count twice.	

Current status of persons vaccinated for COVID-19 in Florida	
Total people vaccinated	93,438
First dose	36,458
Series completed	56,980
Completed 1-dose series	1,663
Completed 2-dose series	55,317
First dose: current number of people who have only received their first dose of the Moderna or Pfizer vaccine.	
Series complete: current number of people who have received both Moderna or Pfizer vaccine doses or one Johnson & Johnson dose and are considered fully immunized.	

Demographic summary	First dose	Series complete	Total people vaccinated
Age group	36,458	56,980	93,438
16-24 years	429	345	774
25-34 years	1,180	1,088	2,268
35-44 years	1,748	1,676	3,424
45-54 years	2,598	2,170	4,768
55-64 years	5,125	3,411	8,536
65-74 years	12,961	25,396	38,357
75-84 years	9,248	17,875	27,123
85+ years	3,169	5,019	8,188
Race	36,458	56,980	93,438
White	24,359	44,682	69,041
Black	1,816	2,125	3,941
American Indian/Alaskan	162	343	505
Other	2,765	5,242	8,007
Unknown	7,356	4,588	11,944
Other race includes Asian, native Hawaiian/Pacific Islander, or other.			
Ethnicity	36,458	56,980	93,438
Hispanic	1,395	2,196	3,591
Non-Hispanic	14,875	31,444	46,319
Unknown	20,188	23,340	43,528
Gender	36,458	56,980	93,438
Female	21,178	32,394	53,572
Male	15,132	24,554	39,686
Unknown	148	32	180





# COVID-19: Lee County vaccine summary

Vaccination data through Mar 16, 2021 as of Mar 17, 2021 at 12:05 AM

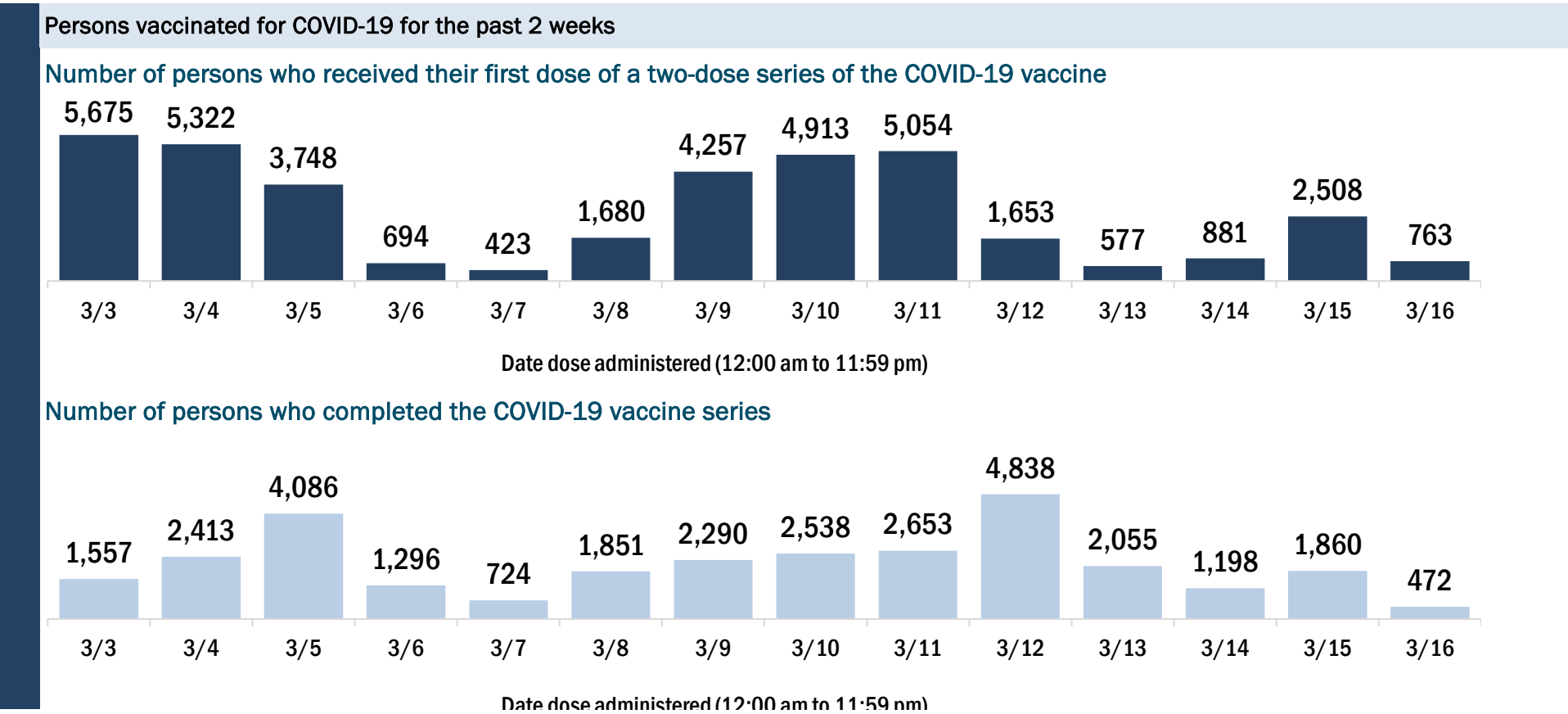
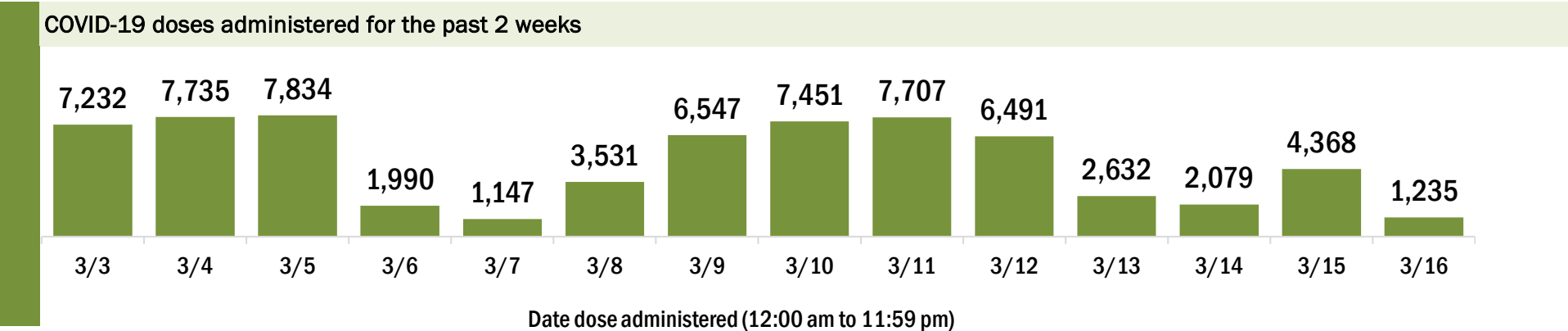
Data in this report are provisional and subject to change.

Data in this summary pertain to COVID-19 vaccines approved by the U.S. Food and Drug Administration and have been issued an Emergency Use Authorization (Janssen COVID-19 Vaccine, Moderna COVID-19 Vaccine and Pfizer-BioNTech COVID-19 Vaccine). These data summarize the number of people who have received either their first dose or have completed the series for a COVID-19 vaccine. **A person can only be counted in one category, first dose or series complete.** For persons receiving Moderna or Pfizer vaccines, once they receive their second dose, they are moved from the first dose column to the series completed column. **Because of this, the total first dose category may show a change from report to report not matching the total receiving their first dose from the previous day.** Persons receiving Johnson & Johnson vaccines will always be counted in the series completed column.

COVID-19 doses for vaccinated persons in Florida	
Doses administered	260,007
People receiving one dose of a 1-dose series (Johnson & Johnson) or receiving only one dose of a 2-dose series (Moderna, Pfizer) count once. Persons receiving both doses of a 2-dose series count twice.	

Current status of persons vaccinated for COVID-19 in Florida	
Total people vaccinated	167,246
First dose	71,335
Series completed	95,911
Completed 1-dose series	3,150
Completed 2-dose series	92,761
First dose: current number of people who have only received their first dose of the Moderna or Pfizer vaccine.	
Series complete: current number of people who have received both Moderna or Pfizer vaccine doses or one Johnson & Johnson dose and are considered fully immunized.	

Demographic summary	First dose	Series complete	Total people vaccinated
Age group	71,335	95,911	167,246
16-24 years	522	606	1,128
25-34 years	1,287	2,177	3,464
35-44 years	1,836	2,945	4,781
45-54 years	2,991	4,194	7,185
55-64 years	6,983	7,638	14,621
65-74 years	30,873	45,216	76,089
75-84 years	21,249	25,835	47,084
85+ years	5,594	7,300	12,894
Race	71,335	95,911	167,246
White	51,894	64,584	116,478
Black	1,607	1,723	3,330
American Indian/Alaskan	343	196	539
Other	3,566	7,038	10,604
Unknown	13,925	22,370	36,295
Other race includes Asian, native Hawaiian/Pacific Islander, or other.			
Ethnicity	71,335	95,911	167,246
Hispanic	3,027	3,380	6,407
Non-Hispanic	40,702	50,560	91,262
Unknown	27,606	41,971	69,577
Gender	71,335	95,911	167,246
Female	40,384	53,551	93,935
Male	30,796	42,111	72,907
Unknown	155	249	404



# COVID-19: Leon County vaccine summary

Vaccination data through Mar 16, 2021 as of Mar 17, 2021 at 12:05 AM

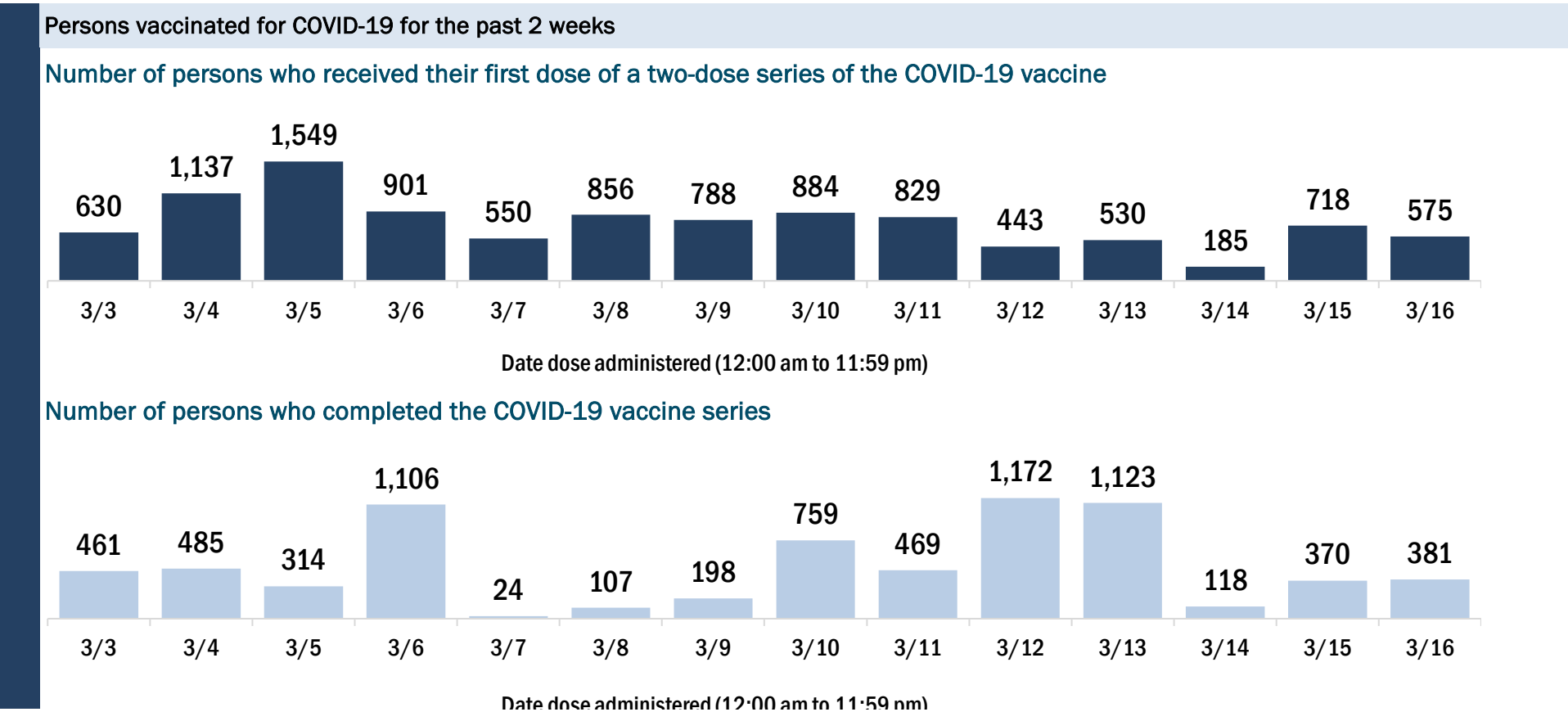
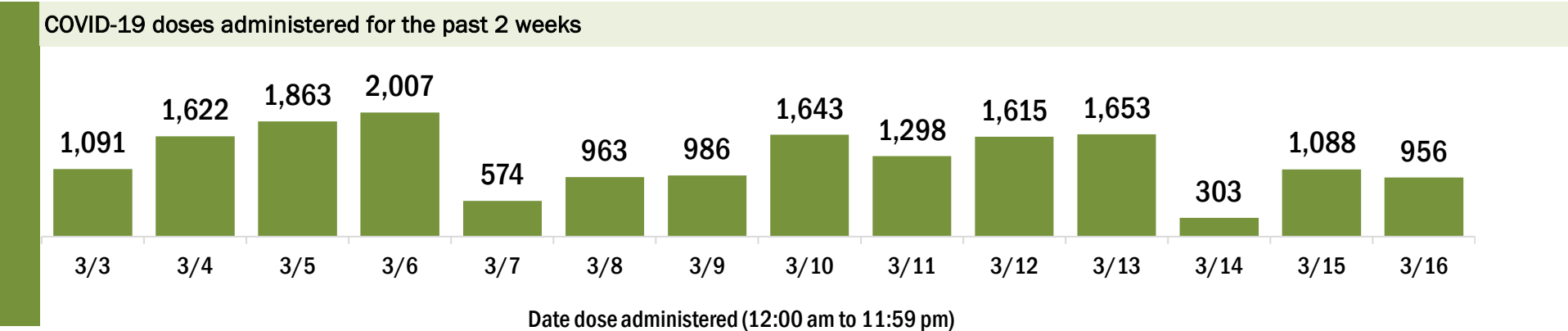
Data in this report are provisional and subject to change.

Data in this summary pertain to COVID-19 vaccines approved by the U.S. Food and Drug Administration and have been issued an Emergency Use Authorization (Janssen COVID-19 Vaccine, Moderna COVID-19 Vaccine and Pfizer-BioNTech COVID-19 Vaccine). These data summarize the number of people who have received either their first dose or have completed the series for a COVID-19 vaccine. **A person can only be counted in one category, first dose or series complete.** For persons receiving Moderna or Pfizer vaccines, once they receive their second dose, they are moved from the first dose column to the series completed column. **Because of this, the total first dose category may show a change from report to report not matching the total receiving their first dose from the previous day.** Persons receiving Johnson & Johnson vaccines will always be counted in the series completed column.

COVID-19 doses for vaccinated persons in Florida	
Doses administered	95,470
People receiving one dose of a 1-dose series (Johnson & Johnson) or receiving only one dose of a 2-dose series (Moderna, Pfizer) count once. Persons receiving both doses of a 2-dose series count twice.	

Current status of persons vaccinated for COVID-19 in Florida	
Total people vaccinated	58,489
First dose	20,662
Series completed	37,827
Completed 1-dose series	846
Completed 2-dose series	36,981
First dose: current number of people who have only received their first dose of the Moderna or Pfizer vaccine.	
Series complete: current number of people who have received both Moderna or Pfizer vaccine doses or one Johnson & Johnson dose and are considered fully immunized.	

Demographic summary	First dose	Series complete	Total people vaccinated
Age group	20,662	37,827	58,489
16-24 years	1,281	906	2,187
25-34 years	2,172	1,841	4,013
35-44 years	2,702	2,229	4,931
45-54 years	3,333	2,571	5,904
55-64 years	5,253	4,659	9,912
65-74 years	3,711	15,734	19,445
75-84 years	1,561	7,428	8,989
85+ years	649	2,459	3,108
Race	20,662	37,827	58,489
White	11,238	22,641	33,879
Black	3,661	4,197	7,858
American Indian/Alaskan	61	113	174
Other	2,835	8,138	10,973
Unknown	2,867	2,738	5,605
Other race includes Asian, native Hawaiian/Pacific Islander, or other.			
Ethnicity	20,662	37,827	58,489
Hispanic	897	1,129	2,026
Non-Hispanic	13,366	26,576	39,942
Unknown	6,399	10,122	16,521
Gender	20,662	37,827	58,489
Female	12,477	22,524	35,001
Male	8,173	15,286	23,459
Unknown	12	17	29



# COVID-19: Levy County vaccine summary

Vaccination data through Mar 16, 2021 as of Mar 17, 2021 at 12:05 AM

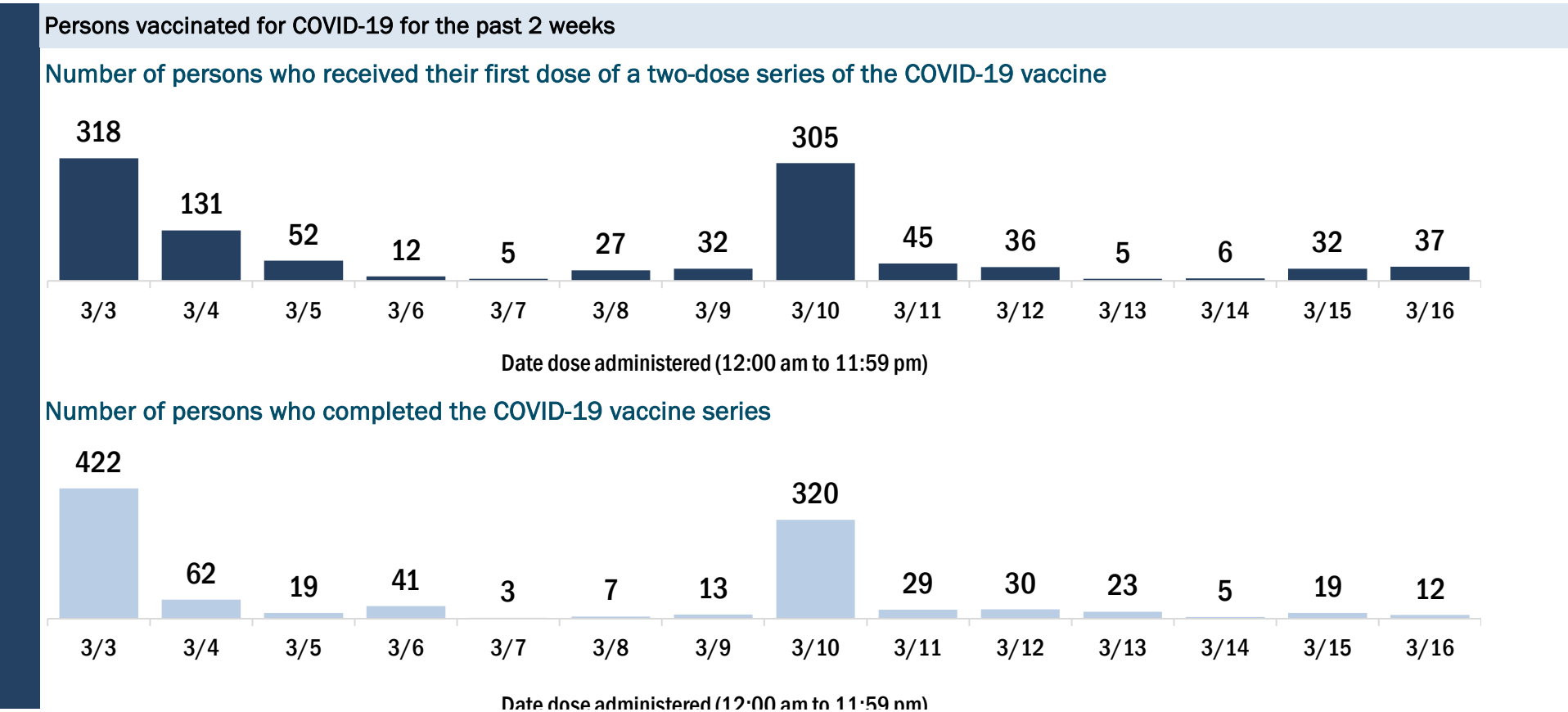
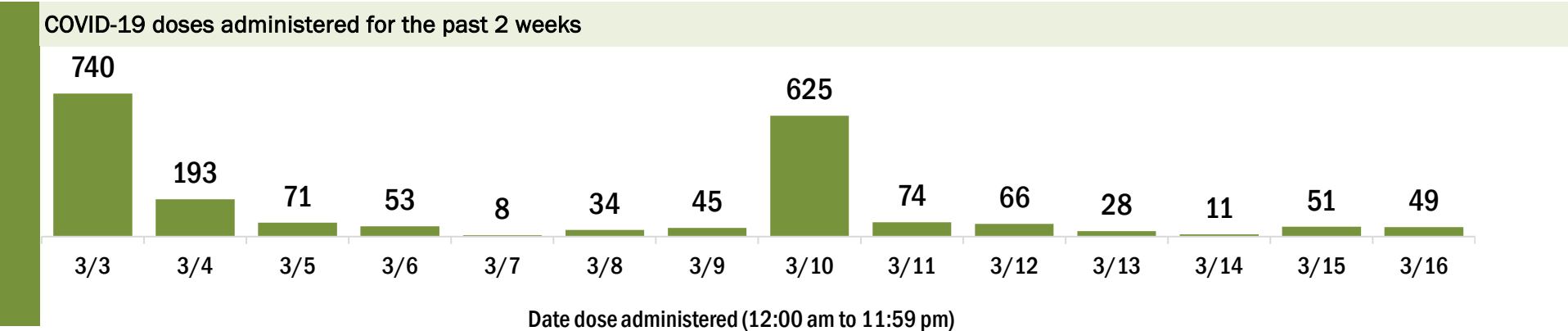
Data in this report are provisional and subject to change.

Data in this summary pertain to COVID-19 vaccines approved by the U.S. Food and Drug Administration and have been issued an Emergency Use Authorization (Janssen COVID-19 Vaccine, Moderna COVID-19 Vaccine and Pfizer-BioNTech COVID-19 Vaccine). These data summarize the number of people who have received either their first dose or have completed the series for a COVID-19 vaccine. **A person can only be counted in one category, first dose or series complete.** For persons receiving Moderna or Pfizer vaccines, once they receive their second dose, they are moved from the first dose column to the series completed column. **Because of this, the total first dose category may show a change from report to report not matching the total receiving their first dose from the previous day.** Persons receiving Johnson & Johnson vaccines will always be counted in the series completed column.

COVID-19 doses for vaccinated persons in Florida	
Doses administered	9,859
People receiving one dose of a 1-dose series (Johnson & Johnson) or receiving only one dose of a 2-dose series (Moderna, Pfizer) count once. Persons receiving both doses of a 2-dose series count twice.	

Current status of persons vaccinated for COVID-19 in Florida	
Total people vaccinated	5,999
First dose	2,096
Series completed	3,903
Completed 1-dose series	43
Completed 2-dose series	3,860
<b>First dose:</b> current number of people who have only received their first dose of the Moderna or Pfizer vaccine.	
<b>Series complete:</b> current number of people who have received both Moderna or Pfizer vaccine doses or one Johnson & Johnson dose and are considered fully immunized.	

Demographic summary	First dose	Series complete	Total people vaccinated
Age group	2,096	3,903	5,999
16-24 years	21	33	54
25-34 years	40	108	148
35-44 years	48	115	163
45-54 years	85	175	260
55-64 years	237	309	546
65-74 years	1,001	1,896	2,897
75-84 years	522	1,022	1,544
85+ years	142	245	387
Race	2,096	3,903	5,999
White	1,616	3,100	4,716
Black	132	190	322
American Indian/Alaskan	25	20	45
Other	116	224	340
Unknown	207	369	576
Other race includes Asian, native Hawaiian/Pacific Islander, or other.			
Ethnicity	2,096	3,903	5,999
Hispanic	77	75	152
Non-Hispanic	1,286	2,854	4,140
Unknown	733	974	1,707
Gender	2,096	3,903	5,999
Female	1,217	2,215	3,432
Male	878	1,688	2,566
Unknown	1	0	1



# COVID-19: Liberty County vaccine summary

Vaccination data through Mar 16, 2021 as of Mar 17, 2021 at 12:05 AM

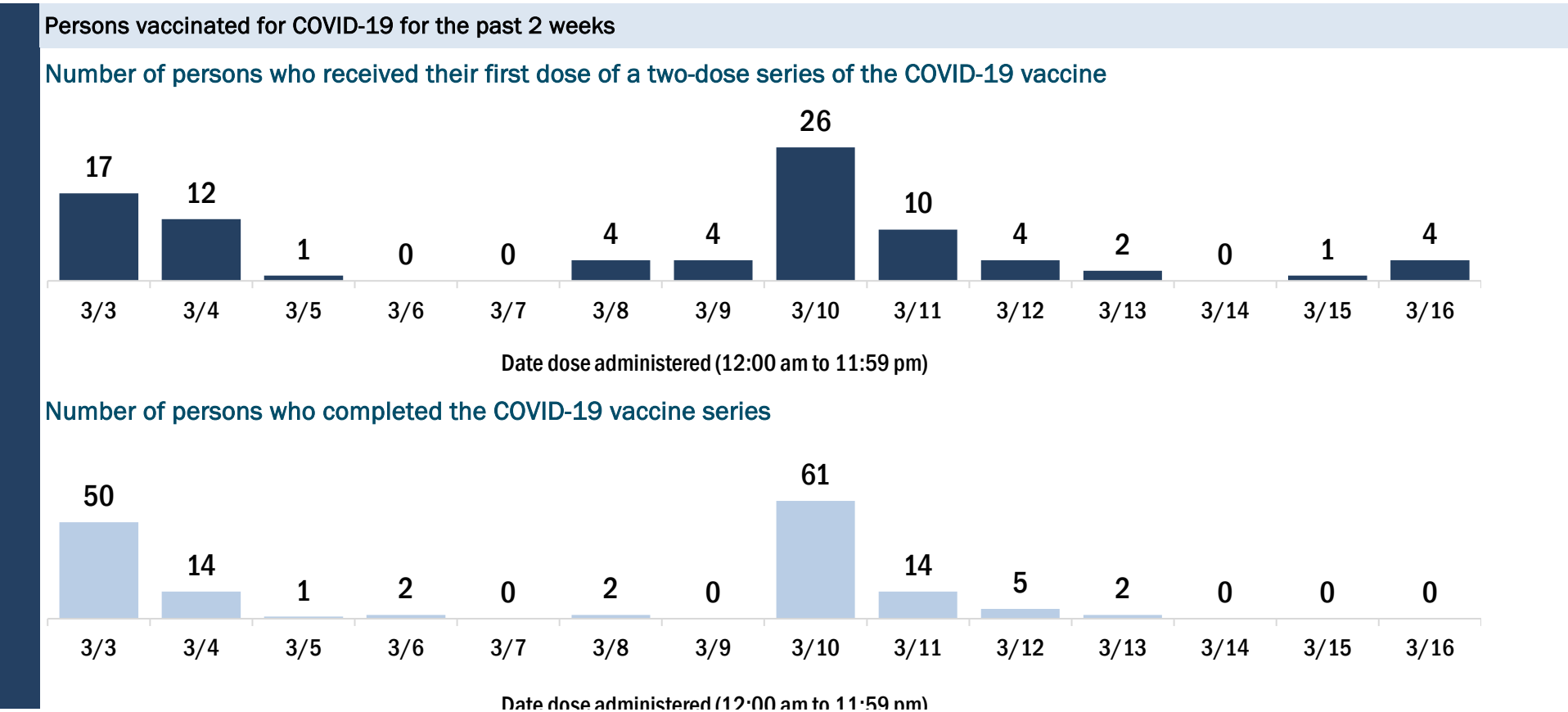
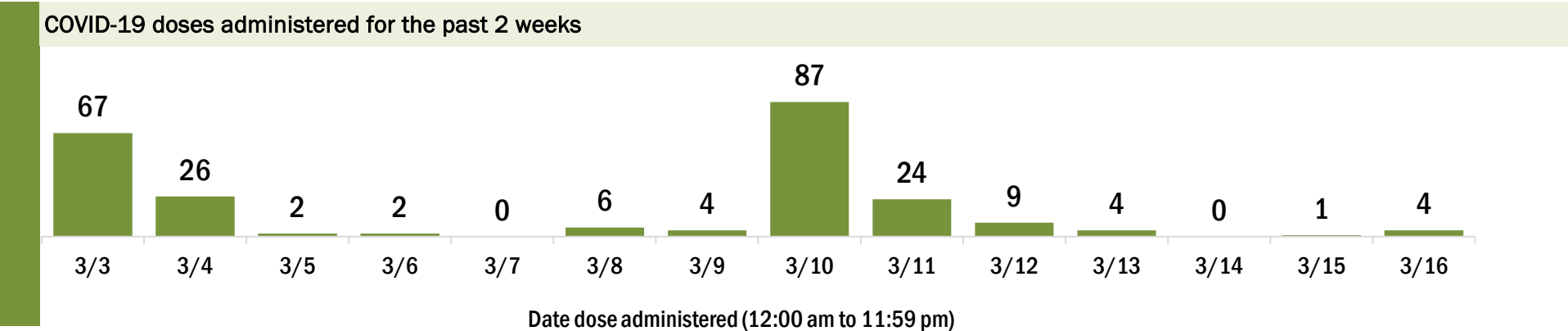
Data in this report are provisional and subject to change.

Data in this summary pertain to COVID-19 vaccines approved by the U.S. Food and Drug Administration and have been issued an Emergency Use Authorization (Janssen COVID-19 Vaccine, Moderna COVID-19 Vaccine and Pfizer-BioNTech COVID-19 Vaccine). These data summarize the number of people who have received either their first dose or have completed the series for a COVID-19 vaccine. **A person can only be counted in one category, first dose or series complete.** For persons receiving Moderna or Pfizer vaccines, once they receive their second dose, they are moved from the first dose column to the series completed column. **Because of this, the total first dose category may show a change from report to report not matching the total receiving their first dose from the previous day.** Persons receiving Johnson & Johnson vaccines will always be counted in the series completed column.

COVID-19 doses for vaccinated persons in Florida	
Doses administered	1,965
People receiving one dose of a 1-dose series (Johnson & Johnson) or receiving only one dose of a 2-dose series (Moderna, Pfizer) count once. Persons receiving both doses of a 2-dose series count twice.	

Current status of persons vaccinated for COVID-19 in Florida	
Total people vaccinated	1,119
First dose	271
Series completed	848
Completed 1-dose series	2
Completed 2-dose series	846
<b>First dose:</b> current number of people who have only received their first dose of the Moderna or Pfizer vaccine.	
<b>Series complete:</b> current number of people who have received both Moderna or Pfizer vaccine doses or one Johnson & Johnson dose and are considered fully immunized.	

Demographic summary	First dose	Series complete	Total people vaccinated
Age group	271	848	1,119
16-24 years	8	8	16
25-34 years	13	19	32
35-44 years	26	39	65
45-54 years	39	31	70
55-64 years	74	158	232
65-74 years	74	343	417
75-84 years	33	196	229
85+ years	4	54	58
Race	271	848	1,119
White	184	621	805
Black	35	55	90
American Indian/Alaskan	0	6	6
Other	15	89	104
Unknown	37	77	114
Other race includes Asian, native Hawaiian/Pacific Islander, or other.			
Ethnicity	271	848	1,119
Hispanic	1	8	9
Non-Hispanic	129	452	581
Unknown	141	388	529
Gender	271	848	1,119
Female	152	450	602
Male	119	398	517
Unknown	0	0	0





# COVID-19: Madison County vaccine summary

Vaccination data through Mar 16, 2021 as of Mar 17, 2021 at 12:05 AM

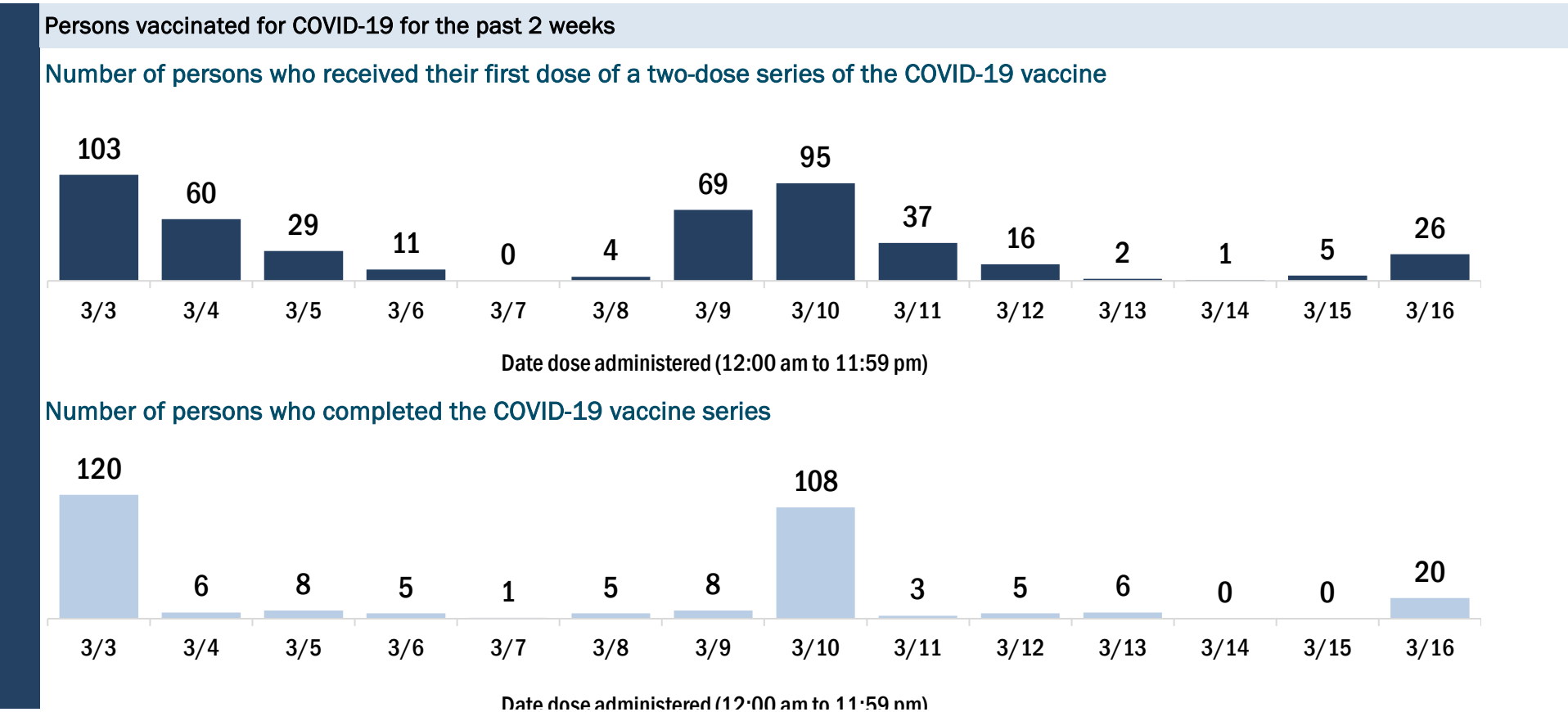
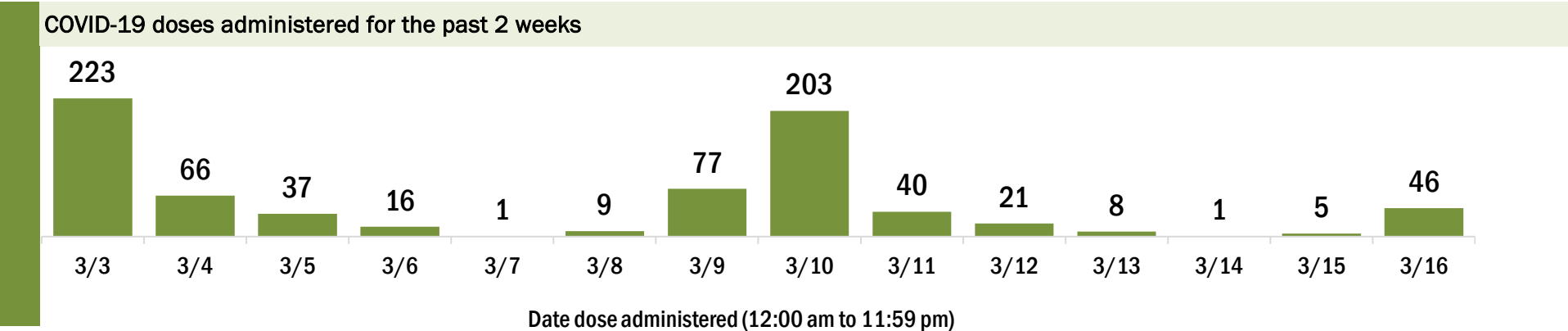
Data in this report are provisional and subject to change.

Data in this summary pertain to COVID-19 vaccines approved by the U.S. Food and Drug Administration and have been issued an Emergency Use Authorization (Janssen COVID-19 Vaccine, Moderna COVID-19 Vaccine and Pfizer-BioNTech COVID-19 Vaccine). These data summarize the number of people who have received either their first dose or have completed the series for a COVID-19 vaccine. **A person can only be counted in one category, first dose or series complete.** For persons receiving Moderna or Pfizer vaccines, once they receive their second dose, they are moved from the first dose column to the series completed column. **Because of this, the total first dose category may show a change from report to report not matching the total receiving their first dose from the previous day.** Persons receiving Johnson & Johnson vaccines will always be counted in the series completed column.

COVID-19 doses for vaccinated persons in Florida	
Doses administered	5,623
People receiving one dose of a 1-dose series (Johnson & Johnson) or receiving only one dose of a 2-dose series (Moderna, Pfizer) count once. Persons receiving both doses of a 2-dose series count twice.	

Current status of persons vaccinated for COVID-19 in Florida	
Total people vaccinated	3,371
First dose	1,101
Series completed	2,270
Completed 1-dose series	18
Completed 2-dose series	2,252
First dose: current number of people who have only received their first dose of the Moderna or Pfizer vaccine.	
Series complete: current number of people who have received both Moderna or Pfizer vaccine doses or one Johnson & Johnson dose and are considered fully immunized.	

Demographic summary	First dose	Series complete	Total people vaccinated
Age group	1,101	2,270	3,371
16-24 years	19	9	28
25-34 years	39	37	76
35-44 years	77	57	134
45-54 years	186	75	261
55-64 years	377	182	559
65-74 years	253	1,086	1,339
75-84 years	108	649	757
85+ years	42	175	217
Race	1,101	2,270	3,371
White	515	1,229	1,744
Black	325	478	803
American Indian/Alaskan	2	5	7
Other	84	220	304
Unknown	175	338	513
Other race includes Asian, native Hawaiian/Pacific Islander, or other.			
Ethnicity	1,101	2,270	3,371
Hispanic	8	17	25
Non-Hispanic	415	728	1,143
Unknown	678	1,525	2,203
Gender	1,101	2,270	3,371
Female	658	1,271	1,929
Male	442	999	1,441
Unknown	1	0	1



# COVID-19: Manatee County vaccine summary

Vaccination data through Mar 16, 2021 as of Mar 17, 2021 at 12:05 AM

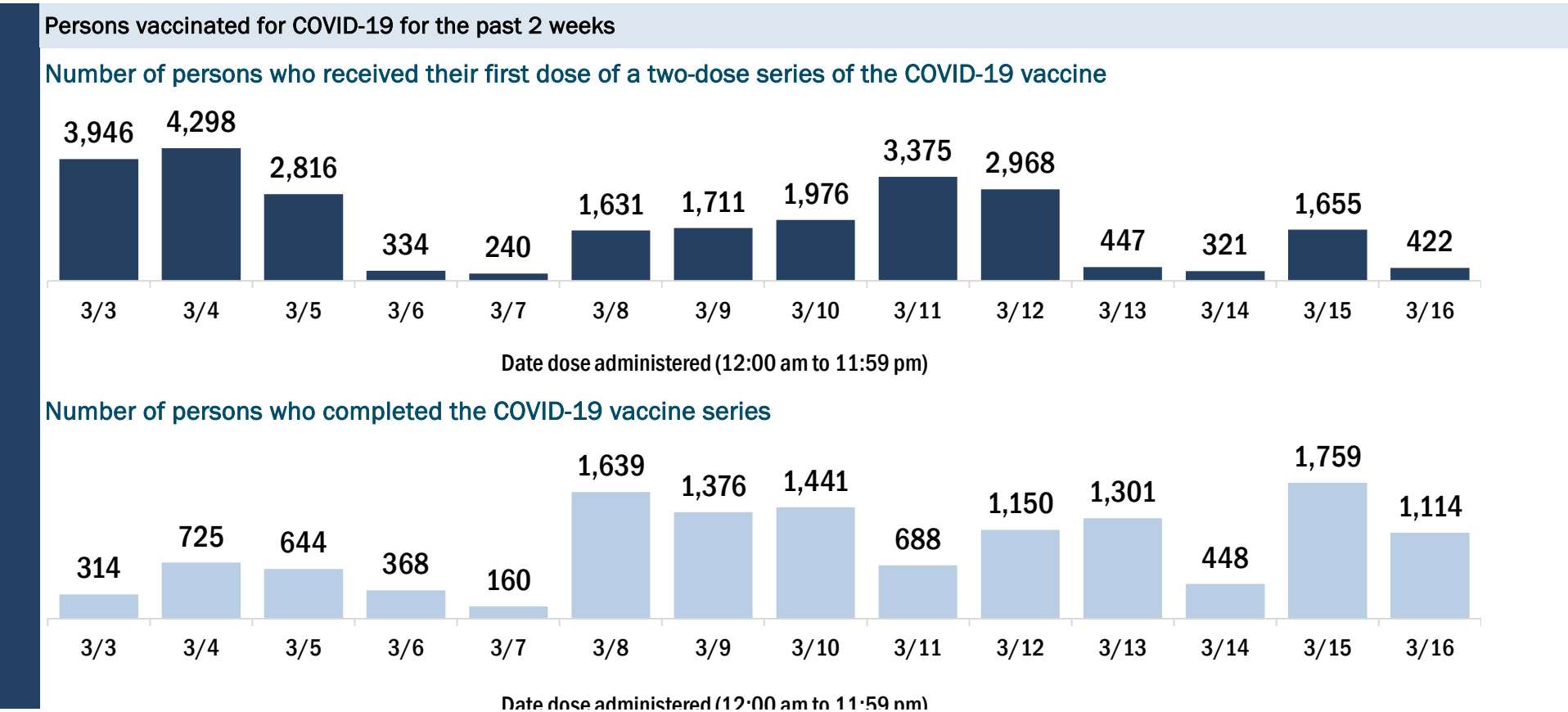
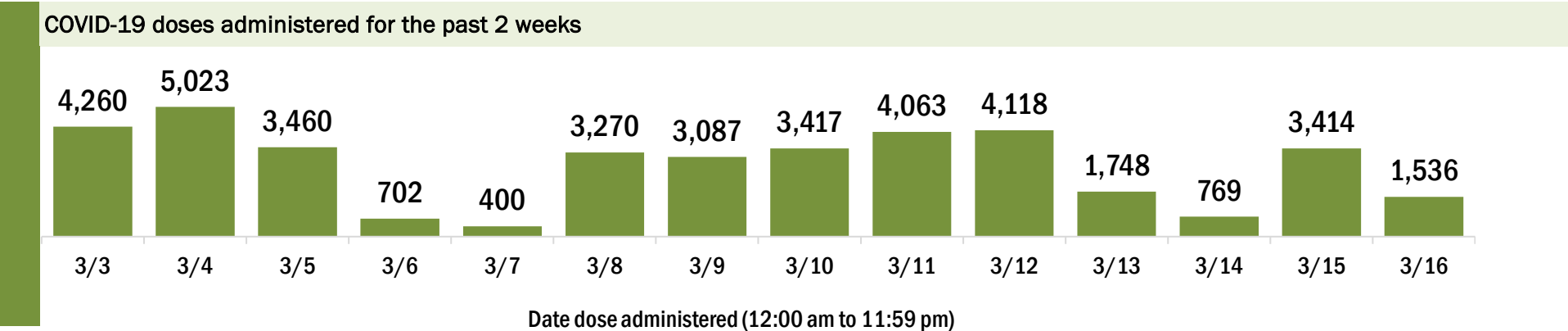
Data in this report are provisional and subject to change.

Data in this summary pertain to COVID-19 vaccines approved by the U.S. Food and Drug Administration and have been issued an Emergency Use Authorization (Janssen COVID-19 Vaccine, Moderna COVID-19 Vaccine and Pfizer-BioNTech COVID-19 Vaccine). These data summarize the number of people who have received either their first dose or have completed the series for a COVID-19 vaccine. **A person can only be counted in one category, first dose or series complete.** For persons receiving Moderna or Pfizer vaccines, once they receive their second dose, they are moved from the first dose column to the series completed column. **Because of this, the total first dose category may show a change from report to report not matching the total receiving their first dose from the previous day.** Persons receiving Johnson & Johnson vaccines will always be counted in the series completed column.

COVID-19 doses for vaccinated persons in Florida	
Doses administered	132,430
People receiving one dose of a 1-dose series (Johnson & Johnson) or receiving only one dose of a 2-dose series (Moderna, Pfizer) count once. Persons receiving both doses of a 2-dose series count twice.	

Current status of persons vaccinated for COVID-19 in Florida	
Total people vaccinated	92,692
First dose	51,394
Series completed	41,298
Completed 1-dose series	1,560
Completed 2-dose series	39,738
First dose: current number of people who have only received their first dose of the Moderna or Pfizer vaccine.	
Series complete: current number of people who have received both Moderna or Pfizer vaccine doses or one Johnson & Johnson dose and are considered fully immunized.	

Demographic summary	First dose	Series complete	Total people vaccinated
Age group	51,394	41,298	92,692
16-24 years	394	509	903
25-34 years	919	1,703	2,622
35-44 years	1,170	2,135	3,305
45-54 years	1,872	2,690	4,562
55-64 years	4,839	3,713	8,552
65-74 years	23,396	17,808	41,204
75-84 years	14,425	9,541	23,966
85+ years	4,379	3,199	7,578
Race	51,394	41,298	92,692
White	39,553	31,048	70,601
Black	1,048	892	1,940
American Indian/Alaskan	259	146	405
Other	2,882	4,331	7,213
Unknown	7,652	4,881	12,533
Other race includes Asian, native Hawaiian/Pacific Islander, or other.			
Ethnicity	51,394	41,298	92,692
Hispanic	1,492	1,208	2,700
Non-Hispanic	26,846	25,189	52,035
Unknown	23,056	14,901	37,957
Gender	51,394	41,298	92,692
Female	28,845	23,796	52,641
Male	22,470	17,467	39,937
Unknown	79	35	114



# COVID-19: Marion County vaccine summary

Vaccination data through Mar 16, 2021 as of Mar 17, 2021 at 12:05 AM

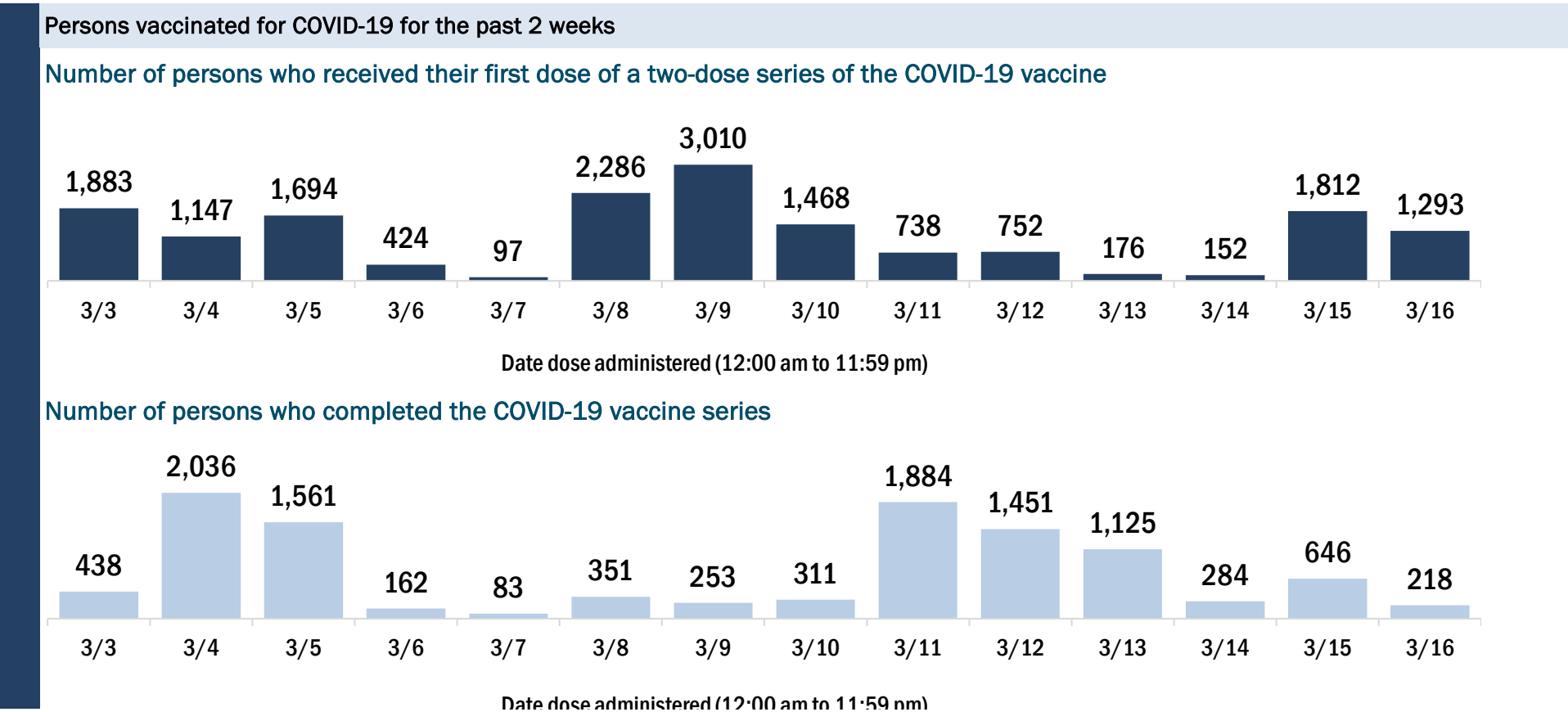
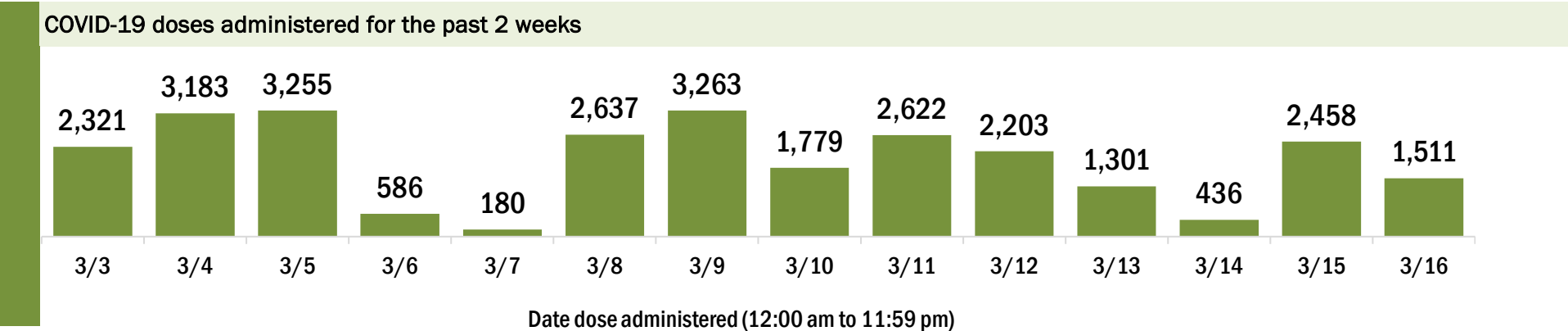
Data in this report are provisional and subject to change.

Data in this summary pertain to COVID-19 vaccines approved by the U.S. Food and Drug Administration and have been issued an Emergency Use Authorization (Janssen COVID-19 Vaccine, Moderna COVID-19 Vaccine and Pfizer-BioNTech COVID-19 Vaccine). These data summarize the number of people who have received either their first dose or have completed the series for a COVID-19 vaccine. **A person can only be counted in one category, first dose or series complete.** For persons receiving Moderna or Pfizer vaccines, once they receive their second dose, they are moved from the first dose column to the series completed column. **Because of this, the total first dose category may show a change from report to report not matching the total receiving their first dose from the previous day.** Persons receiving Johnson & Johnson vaccines will always be counted in the series completed column.

COVID-19 doses for vaccinated persons in Florida	
Doses administered	117,274
People receiving one dose of a 1-dose series (Johnson & Johnson) or receiving only one dose of a 2-dose series (Moderna, Pfizer) count once. Persons receiving both doses of a 2-dose series count twice.	

Current status of persons vaccinated for COVID-19 in Florida	
Total people vaccinated	75,010
First dose	31,684
Series completed	43,326
Completed 1-dose series	1,062
Completed 2-dose series	42,264
<b>First dose:</b> current number of people who have only received their first dose of the Moderna or Pfizer vaccine.	
<b>Series complete:</b> current number of people who have received both Moderna or Pfizer vaccine doses or one Johnson & Johnson dose and are considered fully immunized.	

Demographic summary	First dose	Series complete	Total people vaccinated
Age group	31,684	43,326	75,010
16-24 years	286	439	725
25-34 years	672	1,177	1,849
35-44 years	891	1,631	2,522
45-54 years	1,531	2,424	3,955
55-64 years	3,879	3,593	7,472
65-74 years	12,359	18,462	30,821
75-84 years	9,188	12,206	21,394
85+ years	2,878	3,394	6,272
Race	31,684	43,326	75,010
White	22,504	29,459	51,963
Black	2,096	1,652	3,748
American Indian/Alaskan	94	155	249
Other	2,508	4,798	7,306
Unknown	4,482	7,262	11,744
Other race includes Asian, native Hawaiian/Pacific Islander, or other.			
Ethnicity	31,684	43,326	75,010
Hispanic	1,942	1,398	3,340
Non-Hispanic	19,886	24,747	44,633
Unknown	9,856	17,181	27,037
Gender	31,684	43,326	75,010
Female	18,604	24,916	43,520
Male	13,029	18,397	31,426
Unknown	51	13	64



# COVID-19: Martin County vaccine summary

Vaccination data through Mar 16, 2021 as of Mar 17, 2021 at 12:05 AM

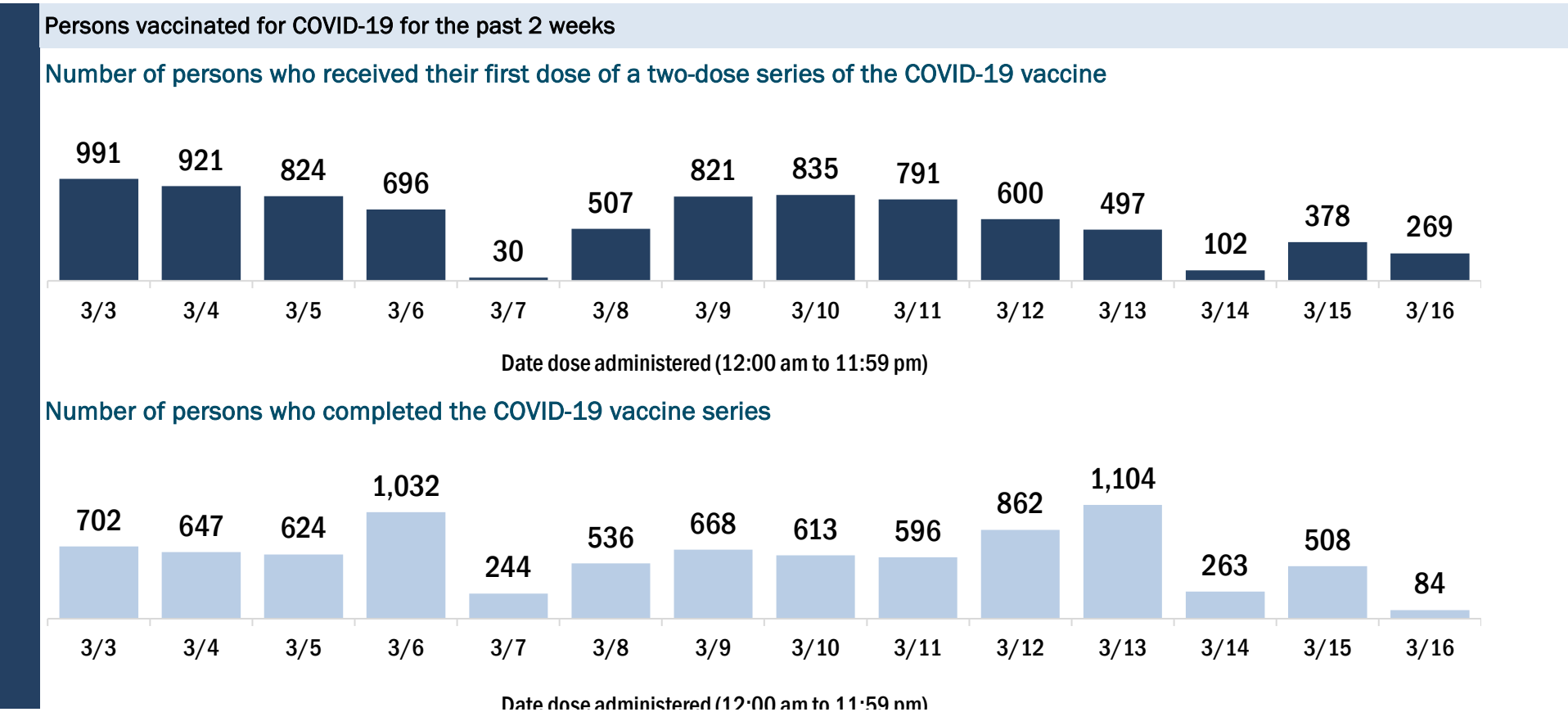
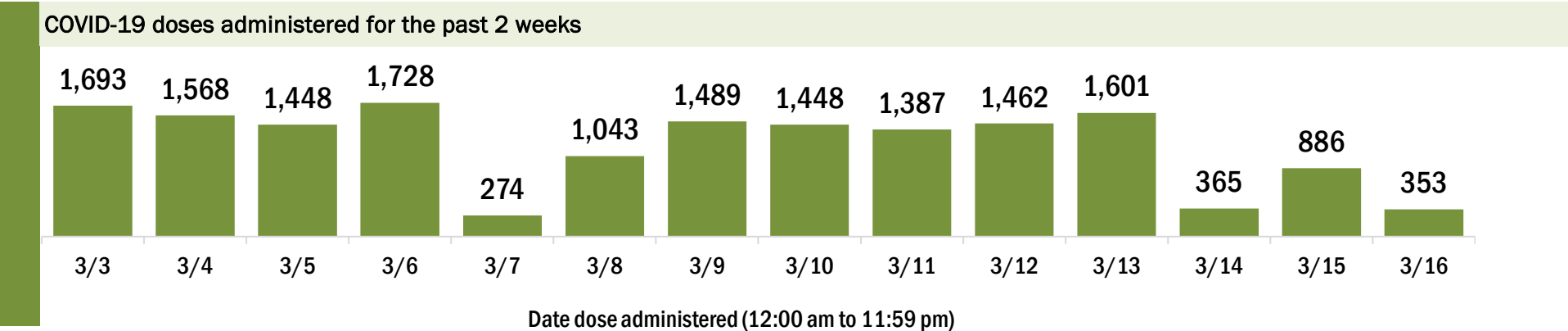
Data in this report are provisional and subject to change.

Data in this summary pertain to COVID-19 vaccines approved by the U.S. Food and Drug Administration and have been issued an Emergency Use Authorization (Janssen COVID-19 Vaccine, Moderna COVID-19 Vaccine and Pfizer-BioNTech COVID-19 Vaccine). These data summarize the number of people who have received either their first dose or have completed the series for a COVID-19 vaccine. **A person can only be counted in one category, first dose or series complete.** For persons receiving Moderna or Pfizer vaccines, once they receive their second dose, they are moved from the first dose column to the series completed column. **Because of this, the total first dose category may show a change from report to report not matching the total receiving their first dose from the previous day.** Persons receiving Johnson & Johnson vaccines will always be counted in the series completed column.

COVID-19 doses for vaccinated persons in Florida	
Doses administered	73,373
People receiving one dose of a 1-dose series (Johnson & Johnson) or receiving only one dose of a 2-dose series (Moderna, Pfizer) count once. Persons receiving both doses of a 2-dose series count twice.	

Current status of persons vaccinated for COVID-19 in Florida	
Total people vaccinated	45,321
First dose	16,728
Series completed	28,593
Completed 1-dose series	541
Completed 2-dose series	28,052
First dose: current number of people who have only received their first dose of the Moderna or Pfizer vaccine.	
Series complete: current number of people who have received both Moderna or Pfizer vaccine doses or one Johnson & Johnson dose and are considered fully immunized.	

Demographic summary	First dose	Series complete	Total people vaccinated
Age group	16,728	28,593	45,321
16-24 years	141	150	291
25-34 years	325	451	776
35-44 years	452	752	1,204
45-54 years	765	1,069	1,834
55-64 years	2,167	2,196	4,363
65-74 years	6,632	11,969	18,601
75-84 years	4,610	8,633	13,243
85+ years	1,636	3,373	5,009
Race	16,728	28,593	45,321
White	12,057	18,332	30,389
Black	317	409	726
American Indian/Alaskan	68	38	106
Other	884	2,488	3,372
Unknown	3,402	7,326	10,728
Other race includes Asian, native Hawaiian/Pacific Islander, or other.			
Ethnicity	16,728	28,593	45,321
Hispanic	527	448	975
Non-Hispanic	8,091	8,549	16,640
Unknown	8,110	19,596	27,706
Gender	16,728	28,593	45,321
Female	9,622	16,360	25,982
Male	7,087	12,219	19,306
Unknown	19	14	33





# COVID-19: Monroe County vaccine summary

Vaccination data through Mar 16, 2021 as of Mar 17, 2021 at 12:05 AM

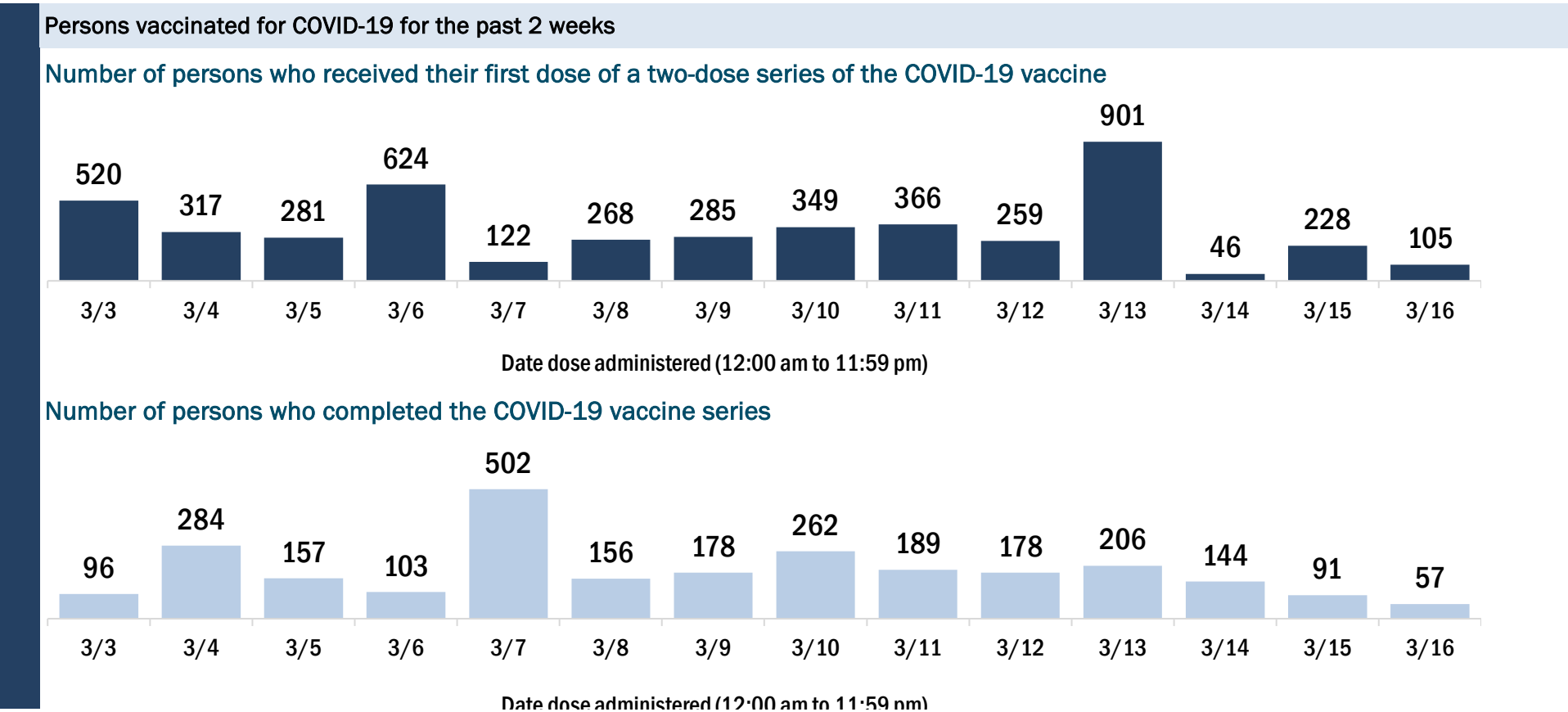
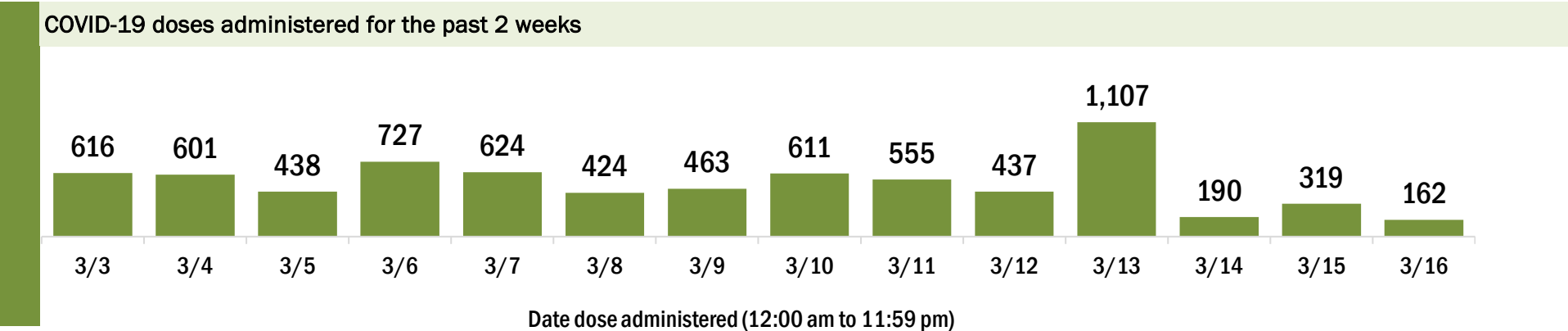
Data in this report are provisional and subject to change.

Data in this summary pertain to COVID-19 vaccines approved by the U.S. Food and Drug Administration and have been issued an Emergency Use Authorization (Janssen COVID-19 Vaccine, Moderna COVID-19 Vaccine and Pfizer-BioNTech COVID-19 Vaccine). These data summarize the number of people who have received either their first dose or have completed the series for a COVID-19 vaccine. **A person can only be counted in one category, first dose or series complete.** For persons receiving Moderna or Pfizer vaccines, once they receive their second dose, they are moved from the first dose column to the series completed column. **Because of this, the total first dose category may show a change from report to report not matching the total receiving their first dose from the previous day.** Persons receiving Johnson & Johnson vaccines will always be counted in the series completed column.

COVID-19 doses for vaccinated persons in Florida	
Doses administered	27,123
People receiving one dose of a 1-dose series (Johnson & Johnson) or receiving only one dose of a 2-dose series (Moderna, Pfizer) count once. Persons receiving both doses of a 2-dose series count twice.	

Current status of persons vaccinated for COVID-19 in Florida	
Total people vaccinated	17,709
First dose	8,046
Series completed	9,663
Completed 1-dose series	249
Completed 2-dose series	9,414
<b>First dose:</b> current number of people who have only received their first dose of the Moderna or Pfizer vaccine.	
<b>Series complete:</b> current number of people who have received both Moderna or Pfizer vaccine doses or one Johnson & Johnson dose and are considered fully immunized.	

Demographic summary	First dose	Series complete	Total people vaccinated
Age group	8,046	9,663	17,709
16-24 years	81	60	141
25-34 years	204	226	430
35-44 years	302	401	703
45-54 years	635	555	1,190
55-64 years	1,518	938	2,456
65-74 years	3,580	4,622	8,202
75-84 years	1,408	2,290	3,698
85+ years	318	571	889
Race	8,046	9,663	17,709
White	5,785	7,059	12,844
Black	194	141	335
American Indian/Alaskan	60	26	86
Other	328	590	918
Unknown	1,679	1,847	3,526
Other race includes Asian, native Hawaiian/Pacific Islander, or other.			
Ethnicity	8,046	9,663	17,709
Hispanic	755	558	1,313
Non-Hispanic	4,035	5,658	9,693
Unknown	3,256	3,447	6,703
Gender	8,046	9,663	17,709
Female	4,241	5,077	9,318
Male	3,788	4,585	8,373
Unknown	17	1	18



# COVID-19: Nassau County vaccine summary

Vaccination data through Mar 16, 2021 as of Mar 17, 2021 at 12:05 AM

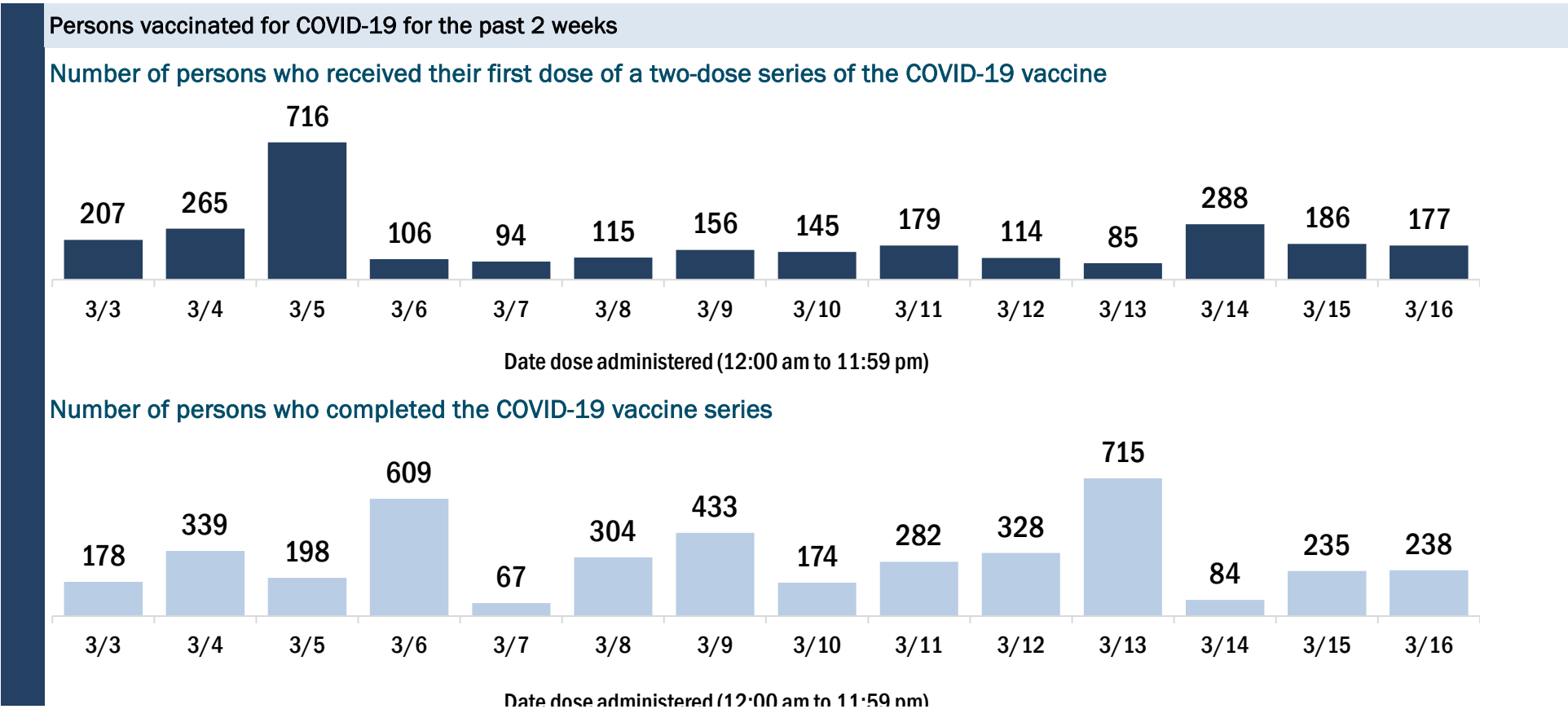
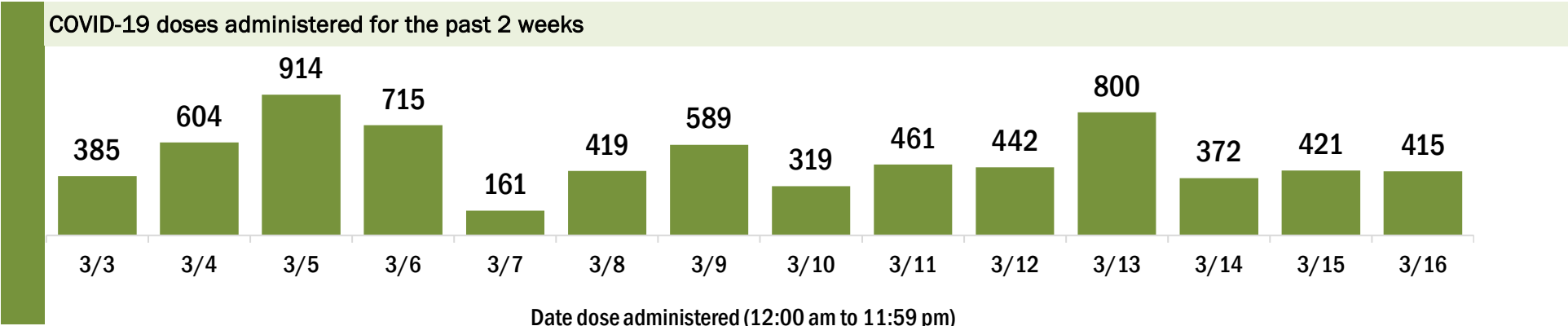
Data in this report are provisional and subject to change.

Data in this summary pertain to COVID-19 vaccines approved by the U.S. Food and Drug Administration and have been issued an Emergency Use Authorization (Janssen COVID-19 Vaccine, Moderna COVID-19 Vaccine and Pfizer-BioNTech COVID-19 Vaccine). These data summarize the number of people who have received either their first dose or have completed the series for a COVID-19 vaccine. **A person can only be counted in one category, first dose or series complete.** For persons receiving Moderna or Pfizer vaccines, once they receive their second dose, they are moved from the first dose column to the series completed column. **Because of this, the total first dose category may show a change from report to report not matching the total receiving their first dose from the previous day.** Persons receiving Johnson & Johnson vaccines will always be counted in the series completed column.

COVID-19 doses for vaccinated persons in Florida	
Doses administered	35,806
People receiving one dose of a 1-dose series (Johnson & Johnson) or receiving only one dose of a 2-dose series (Moderna, Pfizer) count once. Persons receiving both doses of a 2-dose series count twice.	

Current status of persons vaccinated for COVID-19 in Florida	
Total people vaccinated	20,982
First dose	5,709
Series completed	15,273
Completed 1-dose series	449
Completed 2-dose series	14,824
<b>First dose:</b> current number of people who have only received their first dose of the Moderna or Pfizer vaccine.	
<b>Series complete:</b> current number of people who have received both Moderna or Pfizer vaccine doses or one Johnson & Johnson dose and are considered fully immunized.	

Demographic summary	First dose	Series complete	Total people vaccinated
Age group	5,709	15,273	20,982
16-24 years	87	129	216
25-34 years	144	346	490
35-44 years	353	554	907
45-54 years	590	669	1,259
55-64 years	1,361	1,295	2,656
65-74 years	1,992	7,376	9,368
75-84 years	933	3,789	4,722
85+ years	249	1,115	1,364
Race	5,709	15,273	20,982
White	4,453	12,246	16,699
Black	273	581	854
American Indian/Alaskan	30	32	62
Other	265	844	1,109
Unknown	688	1,570	2,258
Other race includes Asian, native Hawaiian/Pacific Islander, or other.			
Ethnicity	5,709	15,273	20,982
Hispanic	153	164	317
Non-Hispanic	4,118	11,361	15,479
Unknown	1,438	3,748	5,186
Gender	5,709	15,273	20,982
Female	3,299	8,534	11,833
Male	2,406	6,738	9,144
Unknown	4	1	5



# COVID-19: Okaloosa County vaccine summary

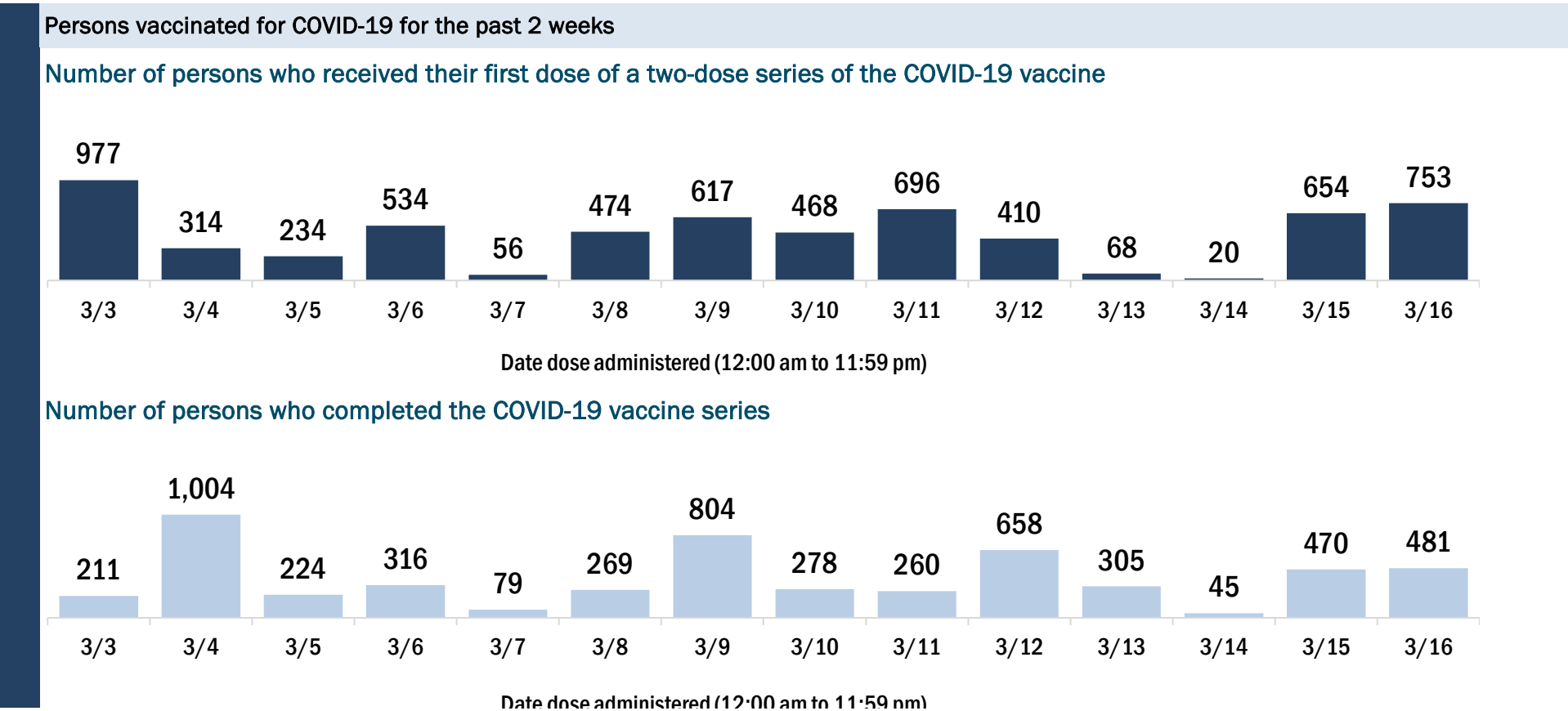
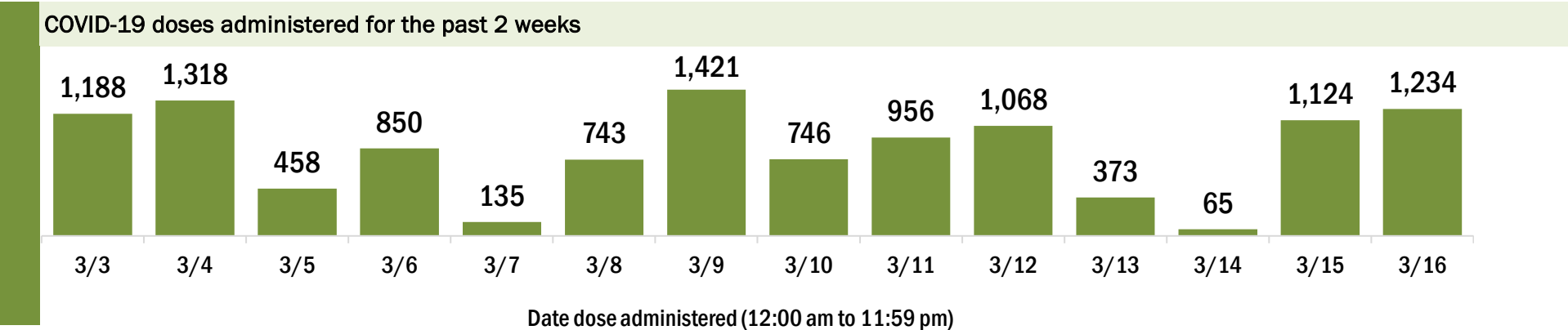
Vaccination data through Mar 16, 2021 as of Mar 17, 2021 at 12:05 AM

Data in this report are provisional and subject to change.

Data in this summary pertain to COVID-19 vaccines approved by the U.S. Food and Drug Administration and have been issued an Emergency Use Authorization (Janssen COVID-19 Vaccine, Moderna COVID-19 Vaccine and Pfizer-BioNTech COVID-19 Vaccine). These data summarize the number of people who have received either their first dose or have completed the series for a COVID-19 vaccine. **A person can only be counted in one category, first dose or series complete.** For persons receiving Moderna or Pfizer vaccines, once they receive their second dose, they are moved from the first dose column to the series completed column. **Because of this, the total first dose category may show a change from report to report not matching the total receiving their first dose from the previous day.** Persons receiving Johnson & Johnson vaccines will always be counted in the series completed column.

COVID-19 doses for vaccinated persons in Florida	
Doses administered	55,811
People receiving one dose of a 1-dose series (Johnson & Johnson) or receiving only one dose of a 2-dose series (Moderna, Pfizer) count once. Persons receiving both doses of a 2-dose series count twice.	
Current status of persons vaccinated for COVID-19 in Florida	
Total people vaccinated	34,643
First dose	12,519
Series completed	22,124
Completed 1-dose series	956
Completed 2-dose series	21,168
First dose: current number of people who have only received their first dose of the Moderna or Pfizer vaccine.	
Series complete: current number of people who have received both Moderna or Pfizer vaccine doses or one Johnson & Johnson dose and are considered fully immunized.	

Demographic summary		First dose	Series complete	Total people vaccinated
Age group		12,519	22,124	34,643
16-24 years		209	208	417
25-34 years		548	809	1,357
35-44 years		764	1,051	1,815
45-54 years		1,122	1,335	2,457
55-64 years		3,204	2,119	5,323
65-74 years		3,954	9,059	13,013
75-84 years		2,006	5,473	7,479
85+ years		712	2,070	2,782
Race		12,519	22,124	34,643
White		8,468	15,465	23,933
Black		836	678	1,514
American Indian/Alaskan		56	67	123
Other		900	2,161	3,061
Unknown		2,259	3,753	6,012
Other race includes Asian, native Hawaiian/Pacific Islander, or other.				
Ethnicity		12,519	22,124	34,643
Hispanic		308	418	726
Non-Hispanic		8,518	11,969	20,487
Unknown		3,693	9,737	13,430
Gender		12,519	22,124	34,643
Female		7,287	12,897	20,184
Male		5,111	9,201	14,312
Unknown		121	26	147



# COVID-19: Okeechobee County vaccine summary

Vaccination data through Mar 16, 2021 as of Mar 17, 2021 at 12:05 AM

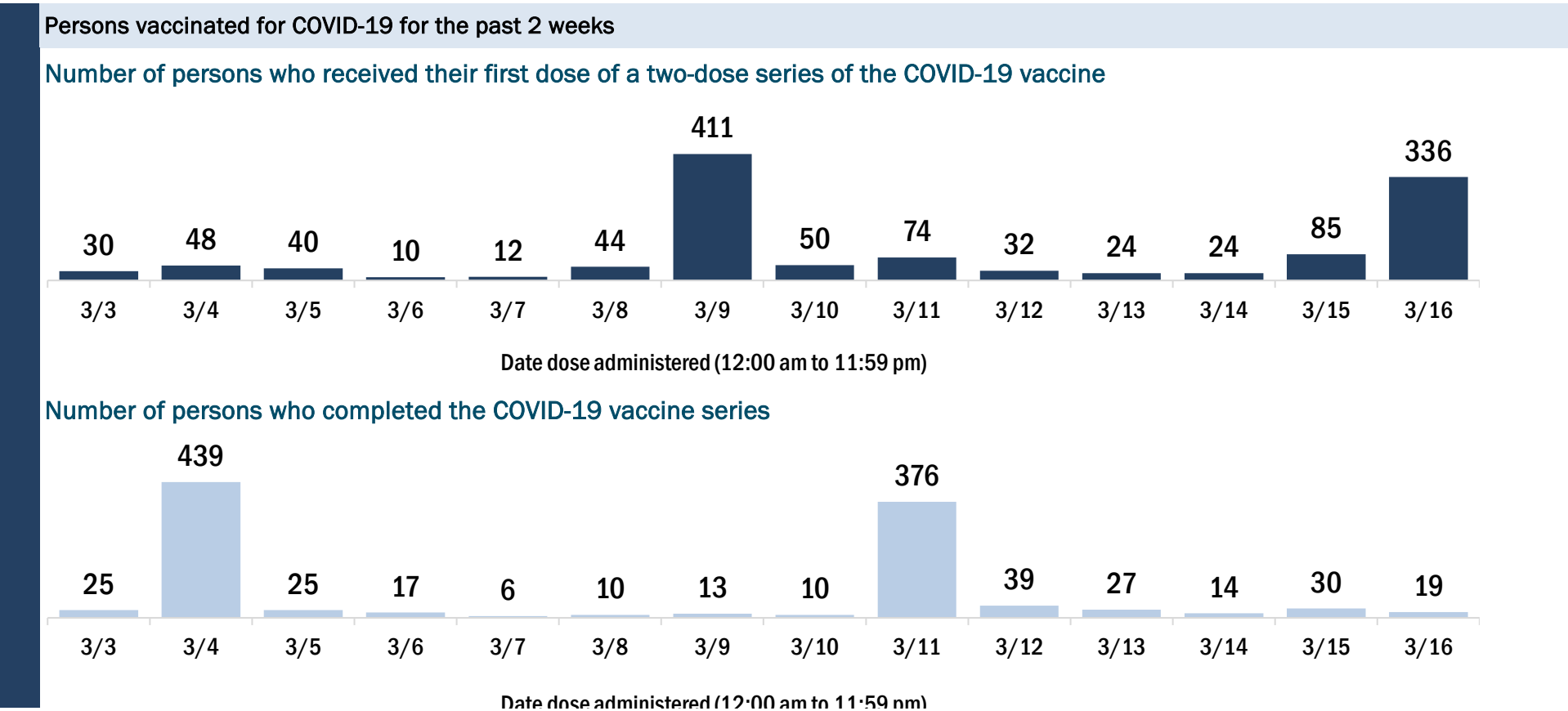
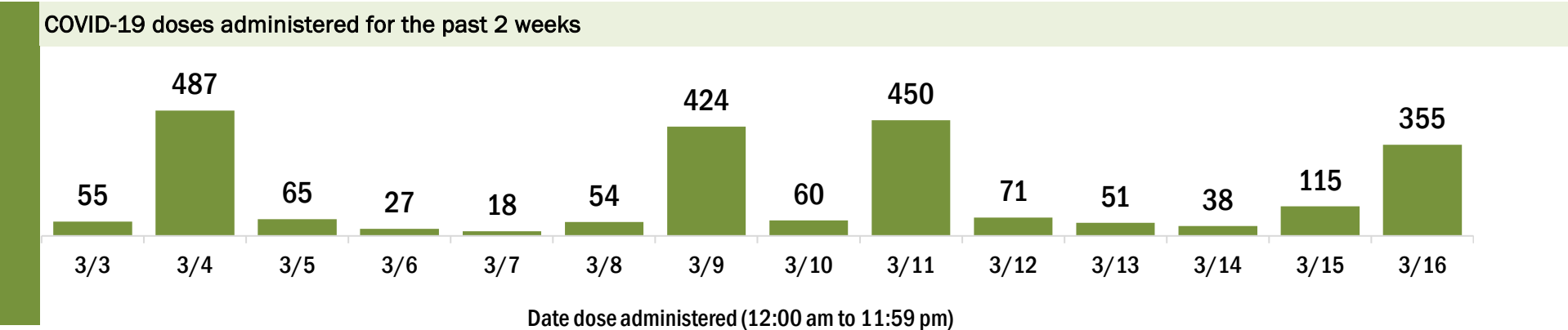
Data in this report are provisional and subject to change.

Data in this summary pertain to COVID-19 vaccines approved by the U.S. Food and Drug Administration and have been issued an Emergency Use Authorization (Janssen COVID-19 Vaccine, Moderna COVID-19 Vaccine and Pfizer-BioNTech COVID-19 Vaccine). These data summarize the number of people who have received either their first dose or have completed the series for a COVID-19 vaccine. **A person can only be counted in one category, first dose or series complete.** For persons receiving Moderna or Pfizer vaccines, once they receive their second dose, they are moved from the first dose column to the series completed column. **Because of this, the total first dose category may show a change from report to report not matching the total receiving their first dose from the previous day.** Persons receiving Johnson & Johnson vaccines will always be counted in the series completed column.

COVID-19 doses for vaccinated persons in Florida	
Doses administered	9,977
People receiving one dose of a 1-dose series (Johnson & Johnson) or receiving only one dose of a 2-dose series (Moderna, Pfizer) count once. Persons receiving both doses of a 2-dose series count twice.	

Current status of persons vaccinated for COVID-19 in Florida	
Total people vaccinated	6,358
First dose	2,688
Series completed	3,670
Completed 1-dose series	51
Completed 2-dose series	3,619
First dose: current number of people who have only received their first dose of the Moderna or Pfizer vaccine.	
Series complete: current number of people who have received both Moderna or Pfizer vaccine doses or one Johnson & Johnson dose and are considered fully immunized.	

Demographic summary	First dose	Series complete	Total people vaccinated
Age group	2,688	3,670	6,358
16-24 years	18	30	48
25-34 years	61	101	162
35-44 years	75	127	202
45-54 years	111	129	240
55-64 years	386	196	582
65-74 years	1,124	1,614	2,738
75-84 years	730	1,145	1,875
85+ years	183	328	511
Race	2,688	3,670	6,358
White	2,200	2,948	5,148
Black	86	57	143
American Indian/Alaskan	9	18	27
Other	138	432	570
Unknown	255	215	470
Other race includes Asian, native Hawaiian/Pacific Islander, or other.			
Ethnicity	2,688	3,670	6,358
Hispanic	189	179	368
Non-Hispanic	1,821	2,872	4,693
Unknown	678	619	1,297
Gender	2,688	3,670	6,358
Female	1,482	2,061	3,543
Male	1,206	1,609	2,815
Unknown	0	0	0





# COVID-19: Orange County vaccine summary

Vaccination data through Mar 16, 2021 as of Mar 17, 2021 at 12:05 AM

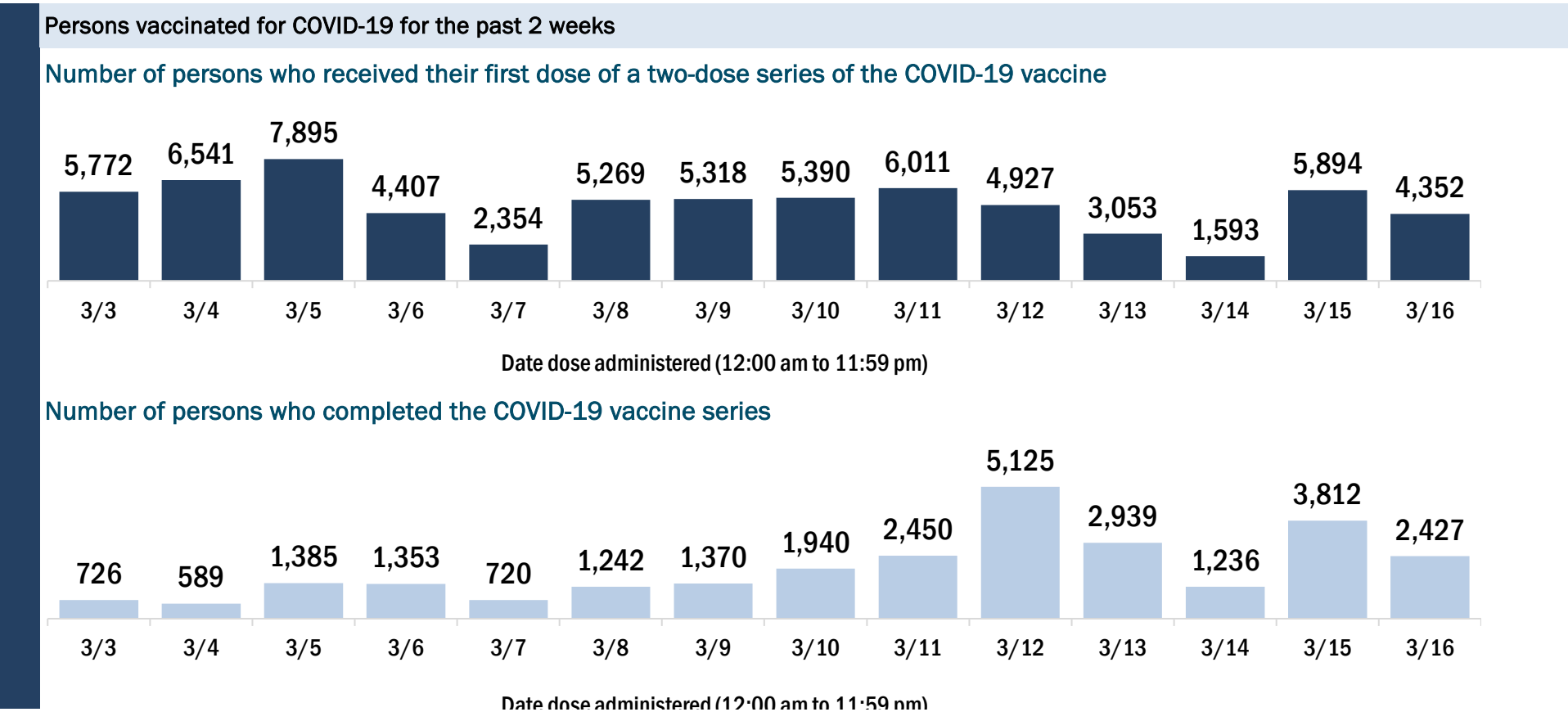
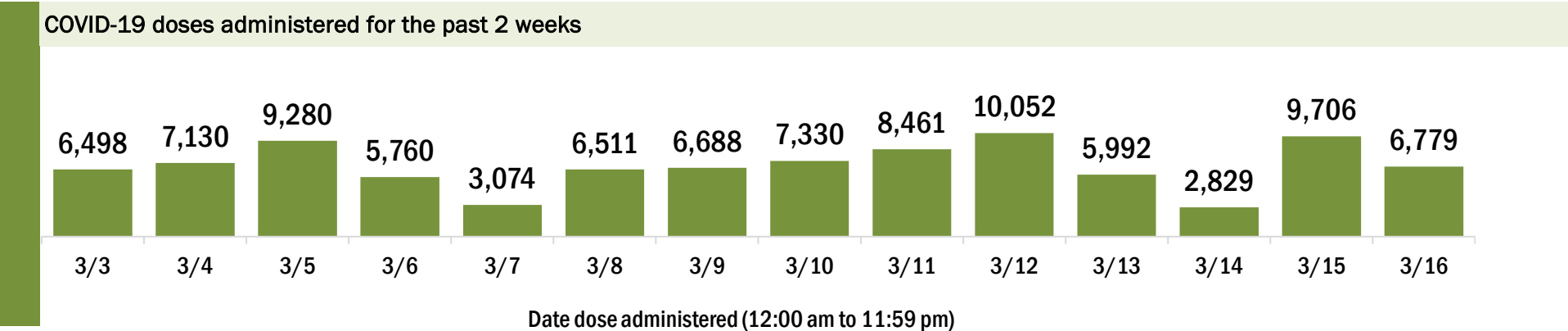
Data in this report are provisional and subject to change.

Data in this summary pertain to COVID-19 vaccines approved by the U.S. Food and Drug Administration and have been issued an Emergency Use Authorization (Janssen COVID-19 Vaccine, Moderna COVID-19 Vaccine and Pfizer-BioNTech COVID-19 Vaccine). These data summarize the number of people who have received either their first dose or have completed the series for a COVID-19 vaccine. **A person can only be counted in one category, first dose or series complete.** For persons receiving Moderna or Pfizer vaccines, once they receive their second dose, they are moved from the first dose column to the series completed column. **Because of this, the total first dose category may show a change from report to report not matching the total receiving their first dose from the previous day.** Persons receiving Johnson & Johnson vaccines will always be counted in the series completed column.

COVID-19 doses for vaccinated persons in Florida	
Doses administered	315,809
People receiving one dose of a 1-dose series (Johnson & Johnson) or receiving only one dose of a 2-dose series (Moderna, Pfizer) count once. Persons receiving both doses of a 2-dose series count twice.	

Current status of persons vaccinated for COVID-19 in Florida	
Total people vaccinated	214,336
First dose	101,768
Series completed	112,568
Completed 1-dose series	11,095
Completed 2-dose series	101,473
First dose: current number of people who have only received their first dose of the Moderna or Pfizer vaccine.	
Series complete: current number of people who have received both Moderna or Pfizer vaccine doses or one Johnson & Johnson dose and are considered fully immunized.	

Demographic summary	First dose	Series complete	Total people vaccinated
Age group	101,768	112,568	214,336
16-24 years	3,801	2,413	6,214
25-34 years	9,496	7,876	17,372
35-44 years	12,481	9,539	22,020
45-54 years	14,553	9,681	24,234
55-64 years	21,962	11,541	33,503
65-74 years	23,026	43,411	66,437
75-84 years	11,301	20,375	31,676
85+ years	5,148	7,732	12,880
Race	101,768	112,568	214,336
White	55,094	68,849	123,943
Black	9,166	8,855	18,021
American Indian/Alaskan	328	335	663
Other	16,372	24,250	40,622
Unknown	20,808	10,279	31,087
Other race includes Asian, native Hawaiian/Pacific Islander, or other.			
Ethnicity	101,768	112,568	214,336
Hispanic	8,660	13,861	22,521
Non-Hispanic	43,568	57,247	100,815
Unknown	49,540	41,460	91,000
Gender	101,768	112,568	214,336
Female	59,158	66,173	125,331
Male	40,483	45,696	86,179
Unknown	2,127	699	2,826



# COVID-19: Osceola County vaccine summary

Vaccination data through Mar 16, 2021 as of Mar 17, 2021 at 12:05 AM

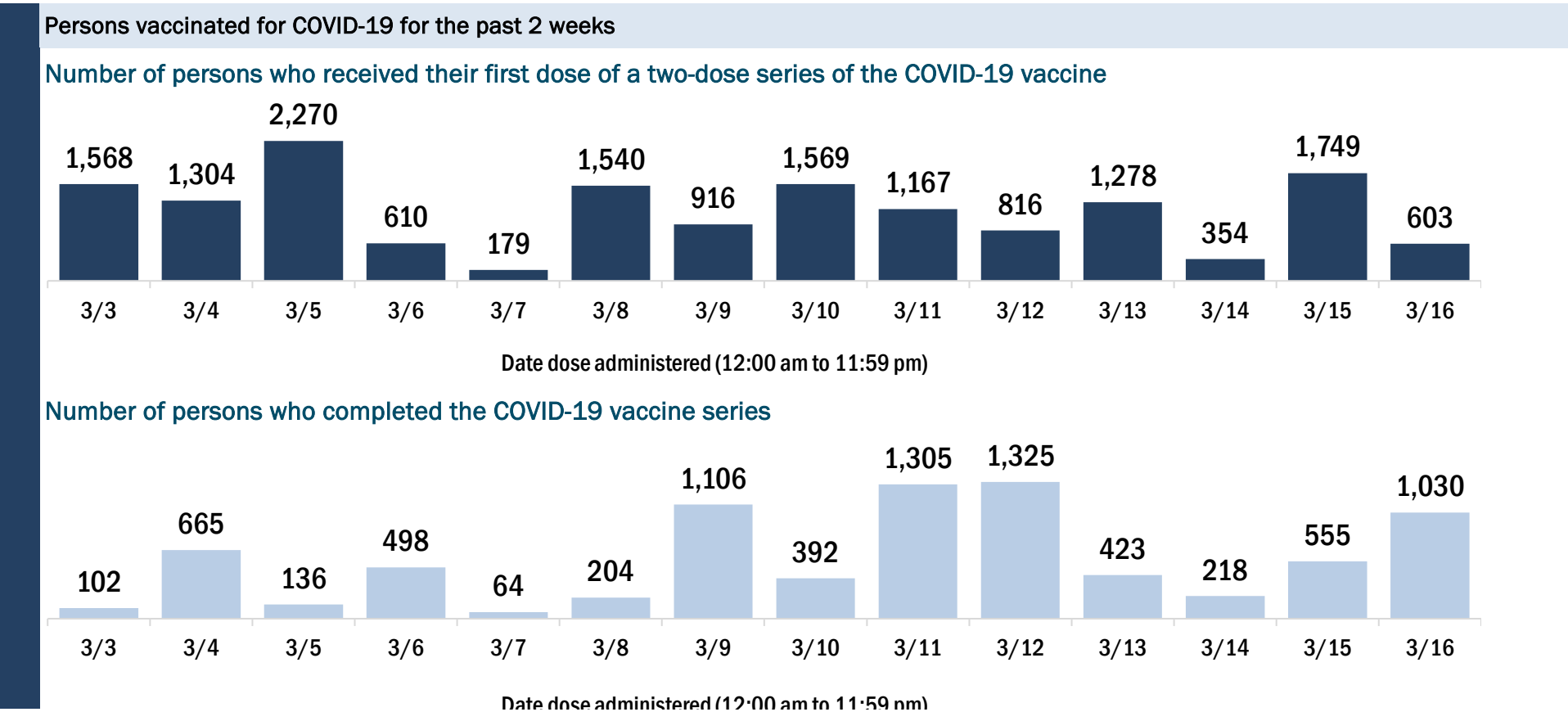
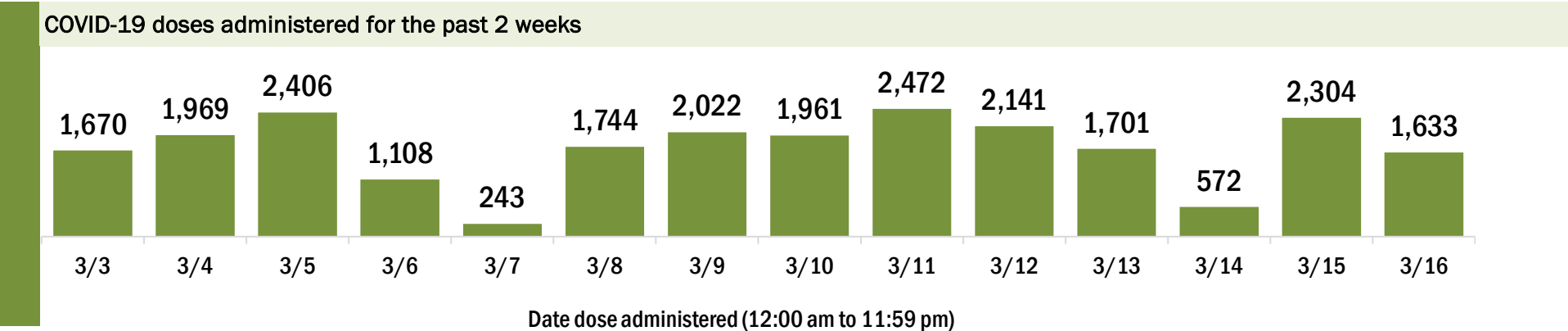
Data in this report are provisional and subject to change.

Data in this summary pertain to COVID-19 vaccines approved by the U.S. Food and Drug Administration and have been issued an Emergency Use Authorization (Janssen COVID-19 Vaccine, Moderna COVID-19 Vaccine and Pfizer-BioNTech COVID-19 Vaccine). These data summarize the number of people who have received either their first dose or have completed the series for a COVID-19 vaccine. **A person can only be counted in one category, first dose or series complete.** For persons receiving Moderna or Pfizer vaccines, once they receive their second dose, they are moved from the first dose column to the series completed column. **Because of this, the total first dose category may show a change from report to report not matching the total receiving their first dose from the previous day.** Persons receiving Johnson & Johnson vaccines will always be counted in the series completed column.

COVID-19 doses for vaccinated persons in Florida	
Doses administered	78,903
People receiving one dose of a 1-dose series (Johnson & Johnson) or receiving only one dose of a 2-dose series (Moderna, Pfizer) count once. Persons receiving both doses of a 2-dose series count twice.	

Current status of persons vaccinated for COVID-19 in Florida	
Total people vaccinated	52,847
First dose	24,739
Series completed	28,108
Completed 1-dose series	2,052
Completed 2-dose series	26,056
First dose: current number of people who have only received their first dose of the Moderna or Pfizer vaccine.	
Series complete: current number of people who have received both Moderna or Pfizer vaccine doses or one Johnson & Johnson dose and are considered fully immunized.	

Demographic summary	First dose	Series complete	Total people vaccinated
Age group	24,739	28,108	52,847
16-24 years	632	421	1,053
25-34 years	1,531	1,245	2,776
35-44 years	2,122	1,651	3,773
45-54 years	2,901	2,030	4,931
55-64 years	4,972	2,452	7,424
65-74 years	7,690	12,454	20,144
75-84 years	3,810	6,047	9,857
85+ years	1,081	1,808	2,889
Race	24,739	28,108	52,847
White	13,047	17,471	30,518
Black	1,447	1,542	2,989
American Indian/Alaskan	118	182	300
Other	4,067	6,327	10,394
Unknown	6,060	2,586	8,646
Other race includes Asian, native Hawaiian/Pacific Islander, or other.			
Ethnicity	24,739	28,108	52,847
Hispanic	5,697	7,462	13,159
Non-Hispanic	7,318	13,708	21,026
Unknown	11,724	6,938	18,662
Gender	24,739	28,108	52,847
Female	14,811	16,579	31,390
Male	9,789	11,504	21,293
Unknown	139	25	164



# COVID-19: Palm Beach County vaccine summary

Vaccination data through Mar 16, 2021 as of Mar 17, 2021 at 12:05 AM

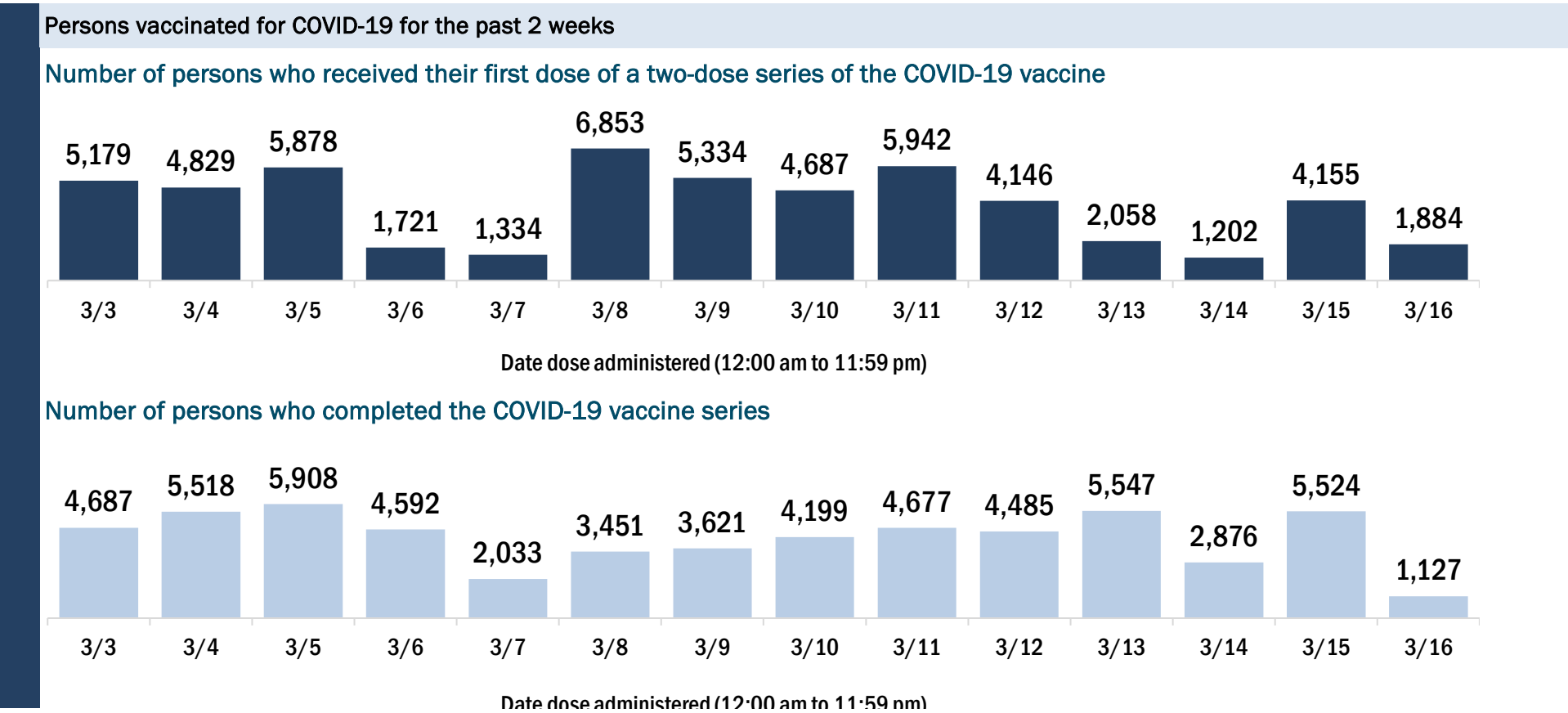
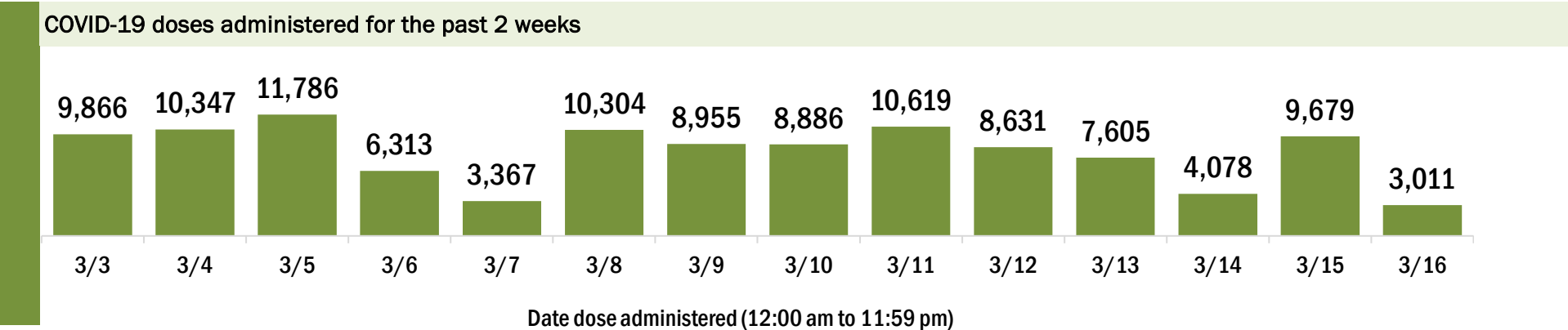
Data in this report are provisional and subject to change.

Data in this summary pertain to COVID-19 vaccines approved by the U.S. Food and Drug Administration and have been issued an Emergency Use Authorization (Janssen COVID-19 Vaccine, Moderna COVID-19 Vaccine and Pfizer-BioNTech COVID-19 Vaccine). These data summarize the number of people who have received either their first dose or have completed the series for a COVID-19 vaccine. **A person can only be counted in one category, first dose or series complete.** For persons receiving Moderna or Pfizer vaccines, once they receive their second dose, they are moved from the first dose column to the series completed column. **Because of this, the total first dose category may show a change from report to report not matching the total receiving their first dose from the previous day.** Persons receiving Johnson & Johnson vaccines will always be counted in the series completed column.

COVID-19 doses for vaccinated persons in Florida	
Doses administered	580,883
People receiving one dose of a 1-dose series (Johnson & Johnson) or receiving only one dose of a 2-dose series (Moderna, Pfizer) count once. Persons receiving both doses of a 2-dose series count twice.	

Current status of persons vaccinated for COVID-19 in Florida	
Total people vaccinated	353,156
First dose	117,601
Series completed	235,555
Completed 1-dose series	7,828
Completed 2-dose series	227,727
<b>First dose:</b> current number of people who have only received their first dose of the Moderna or Pfizer vaccine.	
<b>Series complete:</b> current number of people who have received both Moderna or Pfizer vaccine doses or one Johnson & Johnson dose and are considered fully immunized.	

Demographic summary	First dose	Series complete	Total people vaccinated
Age group	117,601	235,555	353,156
16-24 years	2,121	1,761	3,882
25-34 years	4,930	5,729	10,659
35-44 years	7,350	8,068	15,418
45-54 years	11,746	11,548	23,294
55-64 years	23,096	18,477	41,573
65-74 years	34,734	94,052	128,786
75-84 years	23,308	68,273	91,581
85+ years	10,316	27,647	37,963
Race	117,601	235,555	353,156
White	75,727	160,025	235,752
Black	7,060	9,428	16,488
American Indian/Alaskan	411	618	1,029
Other	9,125	21,058	30,183
Unknown	25,278	44,426	69,704
Other race includes Asian, native Hawaiian/Pacific Islander, or other.			
Ethnicity	117,601	235,555	353,156
Hispanic	9,979	11,454	21,433
Non-Hispanic	56,055	132,814	188,869
Unknown	51,567	91,287	142,854
Gender	117,601	235,555	353,156
Female	68,625	137,414	206,039
Male	48,593	98,041	146,634
Unknown	383	100	483



# COVID-19: Pasco County vaccine summary

Vaccination data through Mar 16, 2021 as of Mar 17, 2021 at 12:05 AM

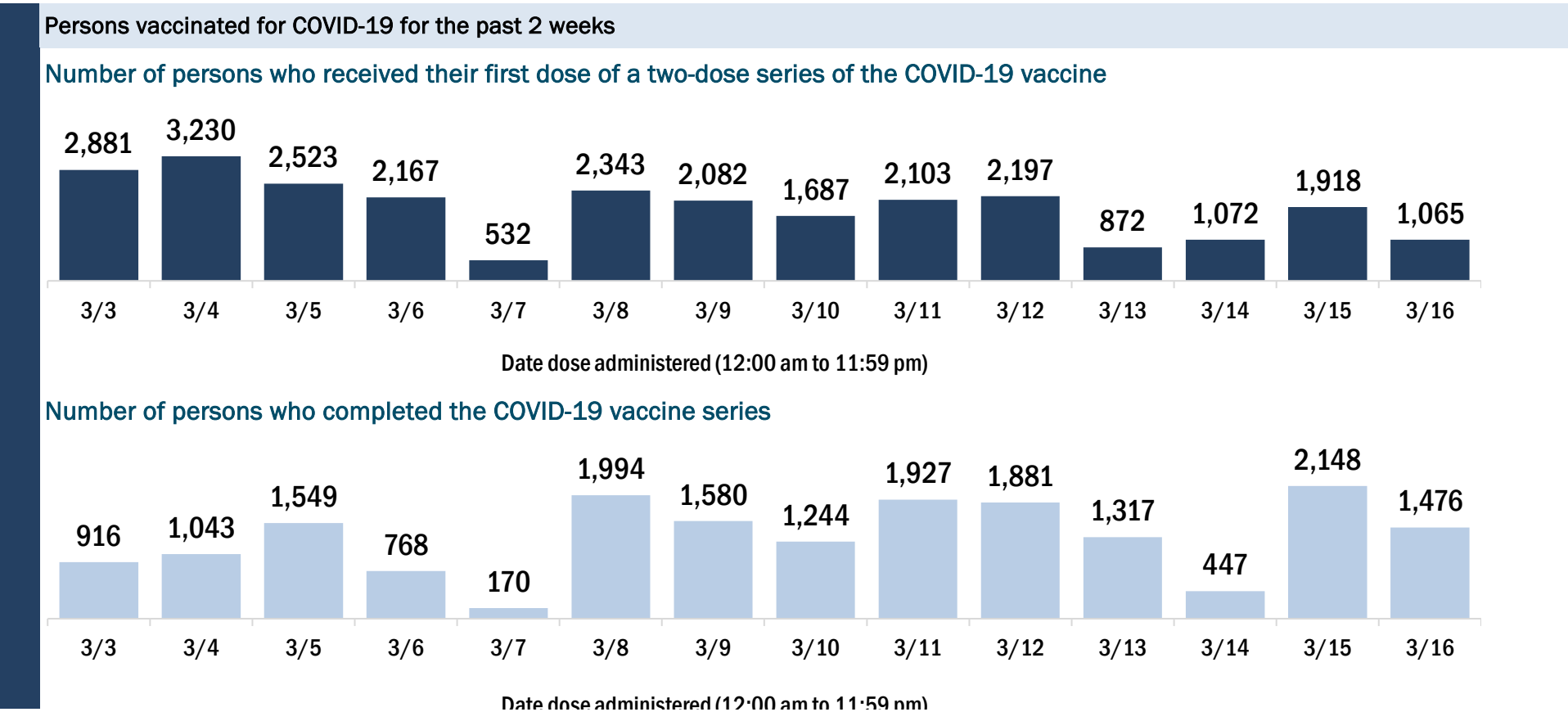
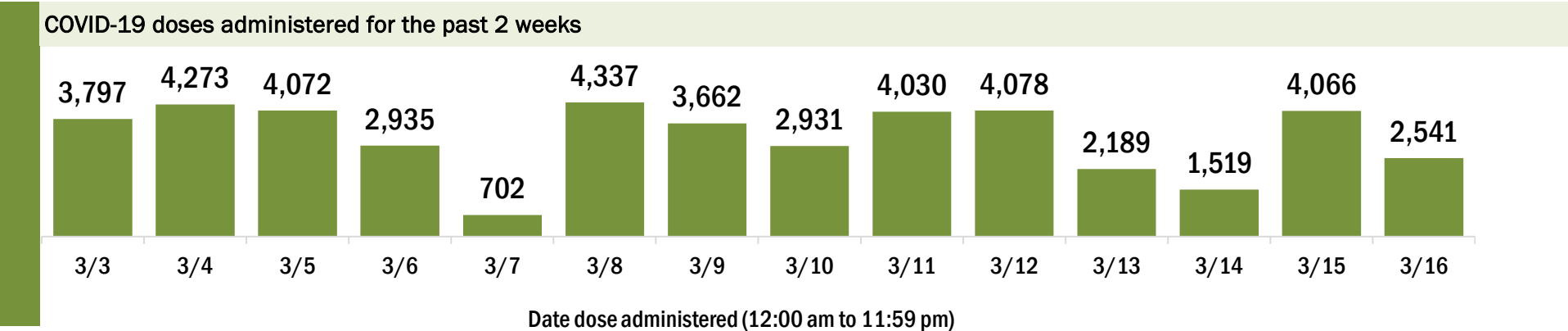
Data in this report are provisional and subject to change.

Data in this summary pertain to COVID-19 vaccines approved by the U.S. Food and Drug Administration and have been issued an Emergency Use Authorization (Janssen COVID-19 Vaccine, Moderna COVID-19 Vaccine and Pfizer-BioNTech COVID-19 Vaccine). These data summarize the number of people who have received either their first dose or have completed the series for a COVID-19 vaccine. **A person can only be counted in one category, first dose or series complete.** For persons receiving Moderna or Pfizer vaccines, once they receive their second dose, they are moved from the first dose column to the series completed column. **Because of this, the total first dose category may show a change from report to report not matching the total receiving their first dose from the previous day.** Persons receiving Johnson & Johnson vaccines will always be counted in the series completed column.

COVID-19 doses for vaccinated persons in Florida	
Doses administered	151,611
People receiving one dose of a 1-dose series (Johnson & Johnson) or receiving only one dose of a 2-dose series (Moderna, Pfizer) count once. Persons receiving both doses of a 2-dose series count twice.	

Current status of persons vaccinated for COVID-19 in Florida	
Total people vaccinated	101,548
First dose	48,975
Series completed	52,573
Completed 1-dose series	2,510
Completed 2-dose series	50,063
First dose: current number of people who have only received their first dose of the Moderna or Pfizer vaccine.	
Series complete: current number of people who have received both Moderna or Pfizer vaccine doses or one Johnson & Johnson dose and are considered fully immunized.	

Demographic summary	First dose	Series complete	Total people vaccinated
Age group	48,975	52,573	101,548
16-24 years	753	644	1,397
25-34 years	1,500	2,062	3,562
35-44 years	2,631	2,971	5,602
45-54 years	3,887	3,758	7,645
55-64 years	6,565	4,600	11,165
65-74 years	18,005	21,669	39,674
75-84 years	12,145	12,763	24,908
85+ years	3,489	4,106	7,595
Race	48,975	52,573	101,548
White	37,393	39,388	76,781
Black	1,198	1,280	2,478
American Indian/Alaskan	194	154	348
Other	3,844	6,137	9,981
Unknown	6,346	5,614	11,960
Other race includes Asian, native Hawaiian/Pacific Islander, or other.			
Ethnicity	48,975	52,573	101,548
Hispanic	2,267	2,244	4,511
Non-Hispanic	28,276	30,486	58,762
Unknown	18,432	19,843	38,275
Gender	48,975	52,573	101,548
Female	29,167	31,347	60,514
Male	19,661	21,161	40,822
Unknown	147	65	212





# COVID-19: Pinellas County vaccine summary

Vaccination data through Mar 16, 2021 as of Mar 17, 2021 at 12:05 AM

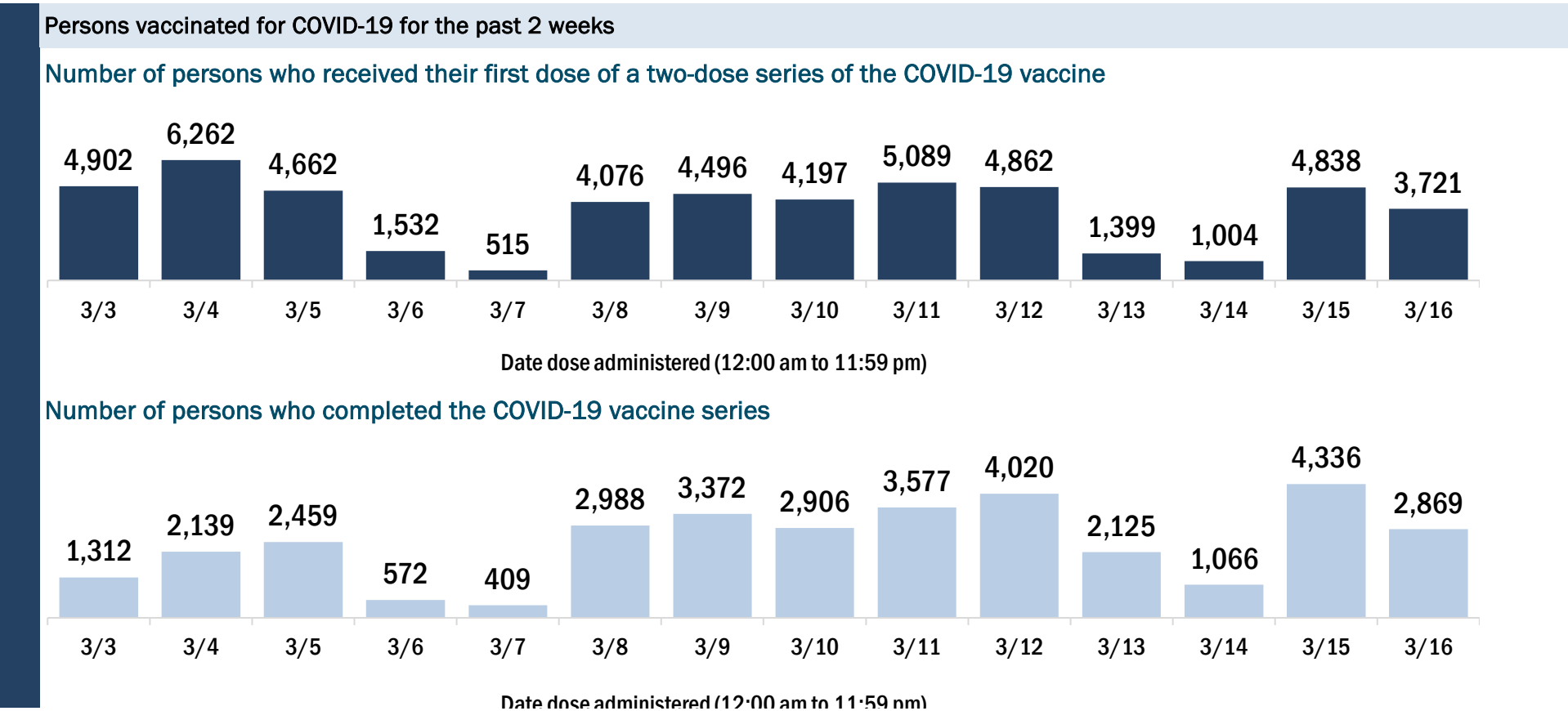
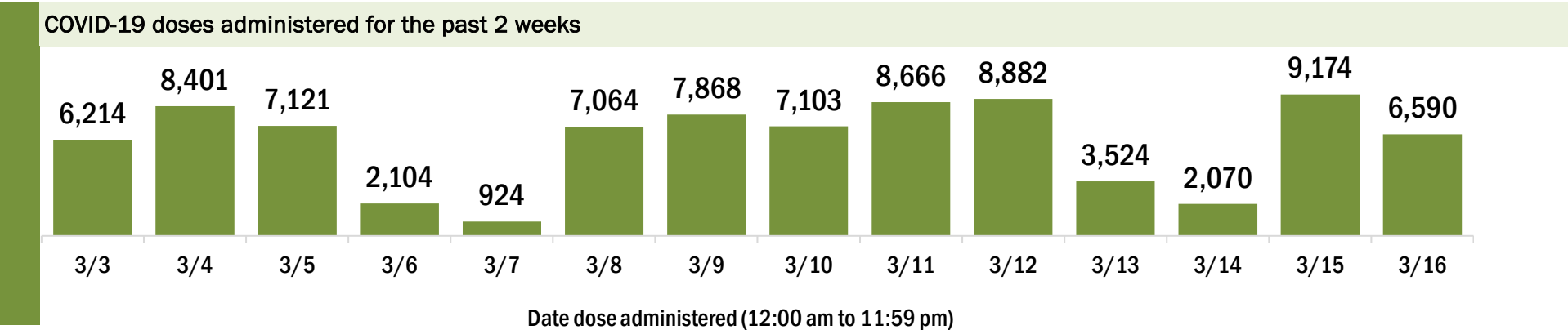
Data in this report are provisional and subject to change.

Data in this summary pertain to COVID-19 vaccines approved by the U.S. Food and Drug Administration and have been issued an Emergency Use Authorization (Janssen COVID-19 Vaccine, Moderna COVID-19 Vaccine and Pfizer-BioNTech COVID-19 Vaccine). These data summarize the number of people who have received either their first dose or have completed the series for a COVID-19 vaccine. **A person can only be counted in one category, first dose or series complete.** For persons receiving Moderna or Pfizer vaccines, once they receive their second dose, they are moved from the first dose column to the series completed column. **Because of this, the total first dose category may show a change from report to report not matching the total receiving their first dose from the previous day.** Persons receiving Johnson & Johnson vaccines will always be counted in the series completed column.

COVID-19 doses for vaccinated persons in Florida	
Doses administered	326,518
People receiving one dose of a 1-dose series (Johnson & Johnson) or receiving only one dose of a 2-dose series (Moderna, Pfizer) count once. Persons receiving both doses of a 2-dose series count twice.	

Current status of persons vaccinated for COVID-19 in Florida	
Total people vaccinated	212,806
First dose	95,210
Series completed	117,596
Completed 1-dose series	3,884
Completed 2-dose series	113,712
First dose: current number of people who have only received their first dose of the Moderna or Pfizer vaccine.	
Series complete: current number of people who have received both Moderna or Pfizer vaccine doses or one Johnson & Johnson dose and are considered fully immunized.	

Demographic summary	First dose	Series complete	Total people vaccinated
Age group	95,210	117,596	212,806
16-24 years	1,438	1,200	2,638
25-34 years	3,750	5,023	8,773
35-44 years	4,967	6,078	11,045
45-54 years	7,139	7,544	14,683
55-64 years	15,861	11,652	27,513
65-74 years	34,973	49,833	84,806
75-84 years	19,788	25,571	45,359
85+ years	7,294	10,695	17,989
Race	95,210	117,596	212,806
White	67,912	87,269	155,181
Black	4,967	3,978	8,945
American Indian/Alaskan	221	221	442
Other	6,439	10,948	17,387
Unknown	15,671	15,180	30,851
Other race includes Asian, native Hawaiian/Pacific Islander, or other.			
Ethnicity	95,210	117,596	212,806
Hispanic	2,095	3,424	5,519
Non-Hispanic	51,845	64,489	116,334
Unknown	41,270	49,683	90,953
Gender	95,210	117,596	212,806
Female	56,219	69,862	126,081
Male	38,595	47,479	86,074
Unknown	396	255	651



# COVID-19: Polk County vaccine summary

Vaccination data through Mar 16, 2021 as of Mar 17, 2021 at 12:05 AM

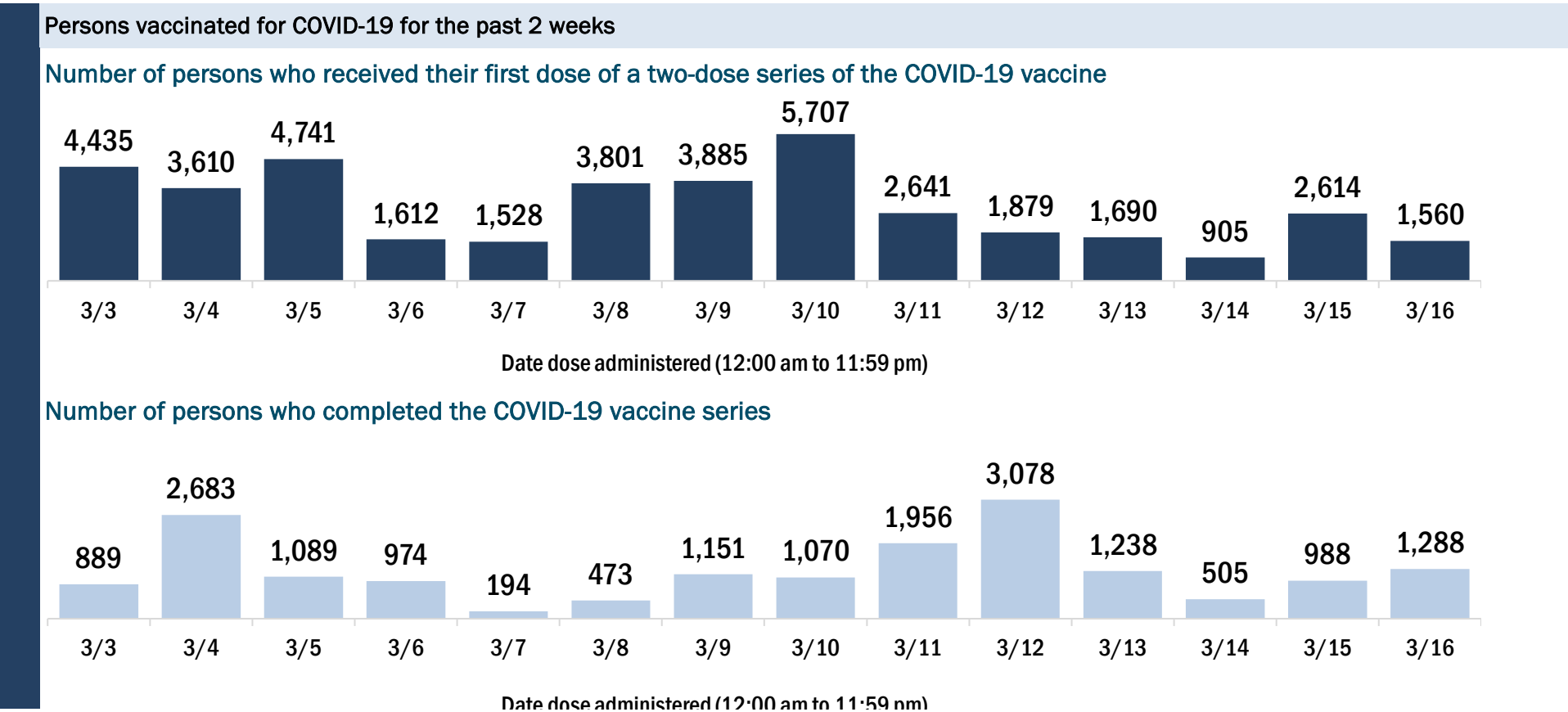
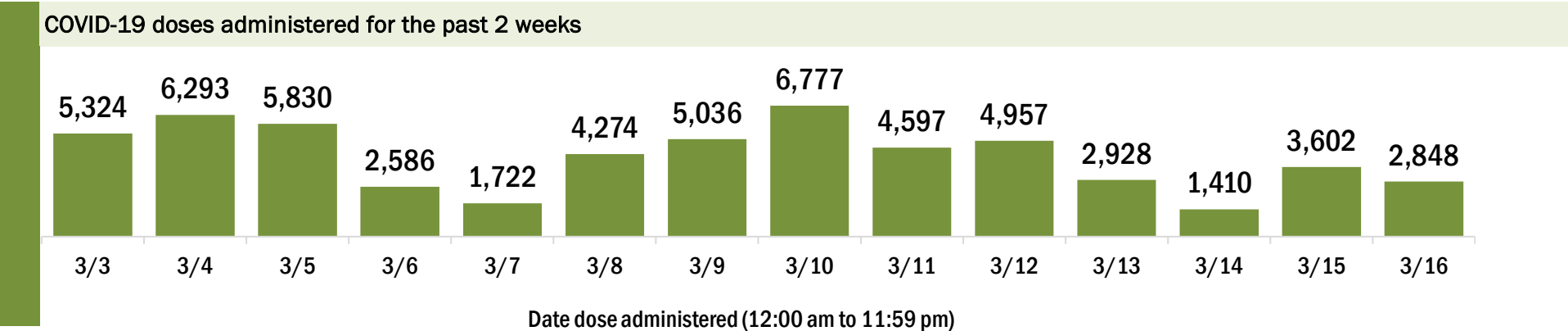
Data in this report are provisional and subject to change.

Data in this summary pertain to COVID-19 vaccines approved by the U.S. Food and Drug Administration and have been issued an Emergency Use Authorization (Janssen COVID-19 Vaccine, Moderna COVID-19 Vaccine and Pfizer-BioNTech COVID-19 Vaccine). These data summarize the number of people who have received either their first dose or have completed the series for a COVID-19 vaccine. **A person can only be counted in one category, first dose or series complete.** For persons receiving Moderna or Pfizer vaccines, once they receive their second dose, they are moved from the first dose column to the series completed column. **Because of this, the total first dose category may show a change from report to report not matching the total receiving their first dose from the previous day.** Persons receiving Johnson & Johnson vaccines will always be counted in the series completed column.

COVID-19 doses for vaccinated persons in Florida	
Doses administered	174,331
People receiving one dose of a 1-dose series (Johnson & Johnson) or receiving only one dose of a 2-dose series (Moderna, Pfizer) count once. Persons receiving both doses of a 2-dose series count twice.	

Current status of persons vaccinated for COVID-19 in Florida	
Total people vaccinated	119,663
First dose	63,670
Series completed	55,993
Completed 1-dose series	1,325
Completed 2-dose series	54,668
<b>First dose:</b> current number of people who have only received their first dose of the Moderna or Pfizer vaccine.	
<b>Series complete:</b> current number of people who have received both Moderna or Pfizer vaccine doses or one Johnson & Johnson dose and are considered fully immunized.	

Demographic summary	First dose	Series complete	Total people vaccinated
Age group	63,670	55,993	119,663
16-24 years	807	560	1,367
25-34 years	2,140	1,903	4,043
35-44 years	3,175	2,642	5,817
45-54 years	4,256	3,395	7,651
55-64 years	8,760	4,710	13,470
65-74 years	24,193	24,098	48,291
75-84 years	15,691	14,377	30,068
85+ years	4,648	4,308	8,956
Race	63,670	55,993	119,663
White	44,686	41,461	86,147
Black	4,169	3,109	7,278
American Indian/Alaskan	339	280	619
Other	4,011	4,643	8,654
Unknown	10,465	6,500	16,965
Other race includes Asian, native Hawaiian/Pacific Islander, or other.			
Ethnicity	63,670	55,993	119,663
Hispanic	4,190	3,257	7,447
Non-Hispanic	34,767	32,697	67,464
Unknown	24,713	20,039	44,752
Gender	63,670	55,993	119,663
Female	36,623	32,561	69,184
Male	26,817	23,414	50,231
Unknown	230	18	248



# COVID-19: Putnam County vaccine summary

Vaccination data through Mar 16, 2021 as of Mar 17, 2021 at 12:05 AM

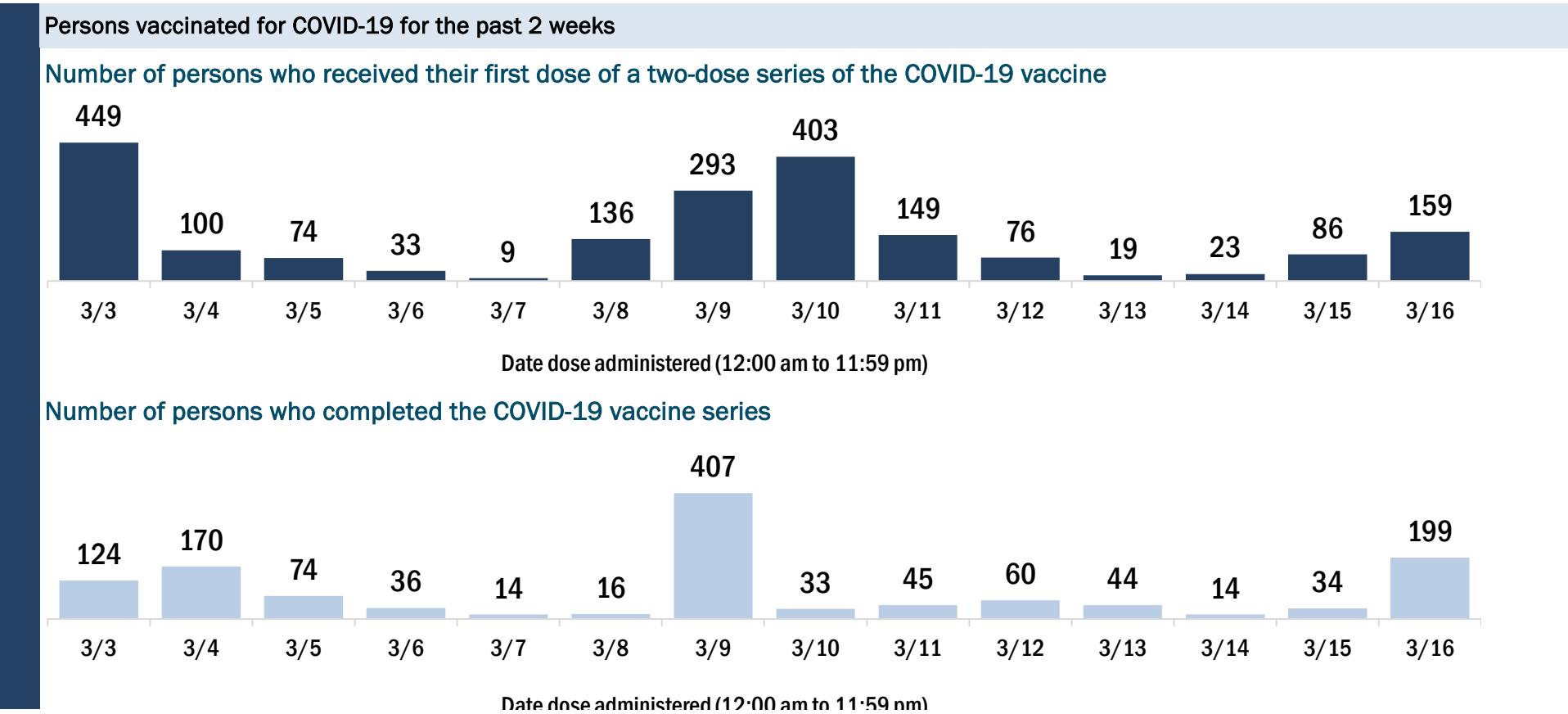
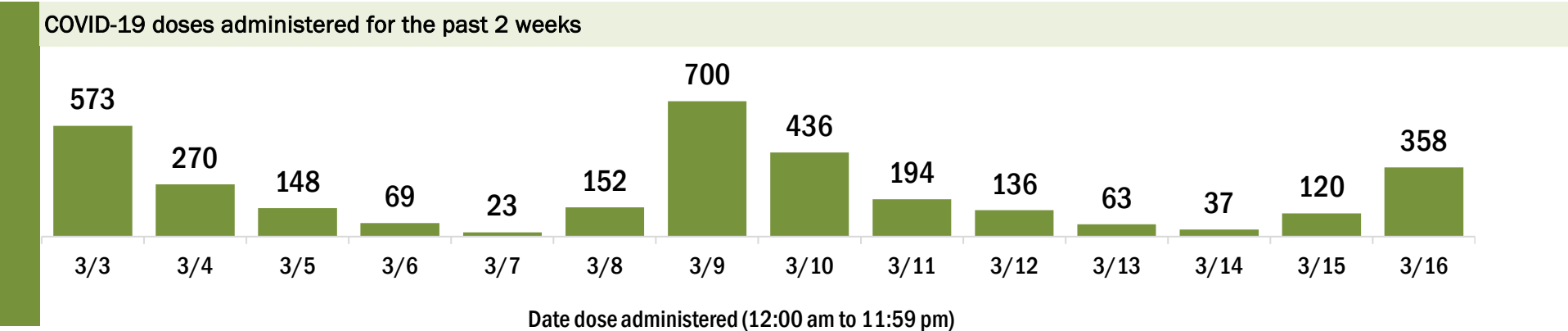
Data in this report are provisional and subject to change.

Data in this summary pertain to COVID-19 vaccines approved by the U.S. Food and Drug Administration and have been issued an Emergency Use Authorization (Janssen COVID-19 Vaccine, Moderna COVID-19 Vaccine and Pfizer-BioNTech COVID-19 Vaccine). These data summarize the number of people who have received either their first dose or have completed the series for a COVID-19 vaccine. **A person can only be counted in one category, first dose or series complete.** For persons receiving Moderna or Pfizer vaccines, once they receive their second dose, they are moved from the first dose column to the series completed column. **Because of this, the total first dose category may show a change from report to report not matching the total receiving their first dose from the previous day.** Persons receiving Johnson & Johnson vaccines will always be counted in the series completed column.

COVID-19 doses for vaccinated persons in Florida	
Doses administered	16,309
People receiving one dose of a 1-dose series (Johnson & Johnson) or receiving only one dose of a 2-dose series (Moderna, Pfizer) count once. Persons receiving both doses of a 2-dose series count twice.	

Current status of persons vaccinated for COVID-19 in Florida	
Total people vaccinated	10,459
First dose	4,530
Series completed	5,929
Completed 1-dose series	79
Completed 2-dose series	5,850
First dose: current number of people who have only received their first dose of the Moderna or Pfizer vaccine.	
Series complete: current number of people who have received both Moderna or Pfizer vaccine doses or one Johnson & Johnson dose and are considered fully immunized.	

Demographic summary	First dose	Series complete	Total people vaccinated
Age group	4,530	5,929	10,459
16-24 years	35	49	84
25-34 years	98	128	226
35-44 years	128	178	306
45-54 years	299	258	557
55-64 years	743	484	1,227
65-74 years	1,868	2,740	4,608
75-84 years	1,008	1,596	2,604
85+ years	351	496	847
Race	4,530	5,929	10,459
White	3,469	4,678	8,147
Black	457	352	809
American Indian/Alaskan	40	34	74
Other	324	423	747
Unknown	240	442	682
Other race includes Asian, native Hawaiian/Pacific Islander, or other.			
Ethnicity	4,530	5,929	10,459
Hispanic	163	133	296
Non-Hispanic	3,367	4,260	7,627
Unknown	1,000	1,536	2,536
Gender	4,530	5,929	10,459
Female	2,611	3,392	6,003
Male	1,912	2,536	4,448
Unknown	7	1	8



# COVID-19: Santa Rosa County vaccine summary

Vaccination data through Mar 16, 2021 as of Mar 17, 2021 at 12:05 AM

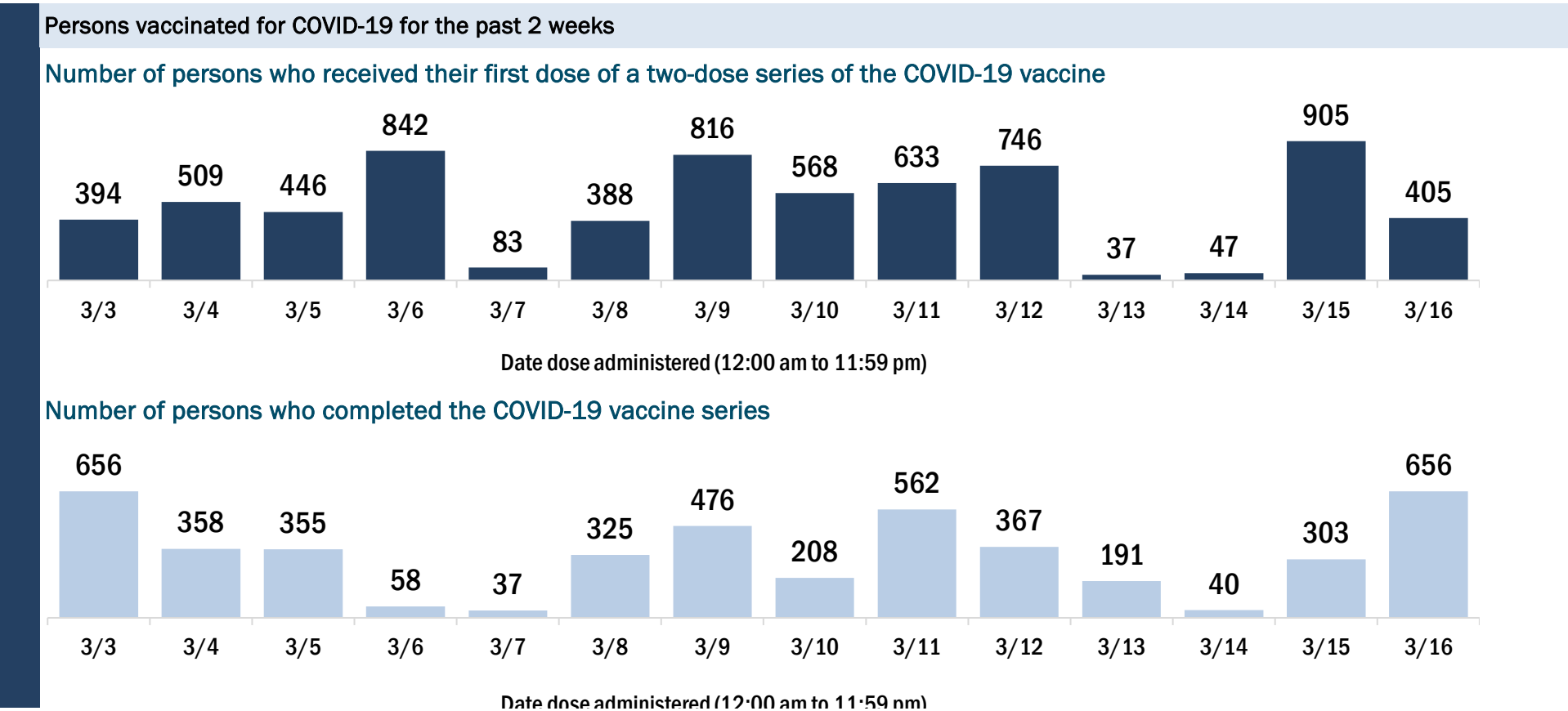
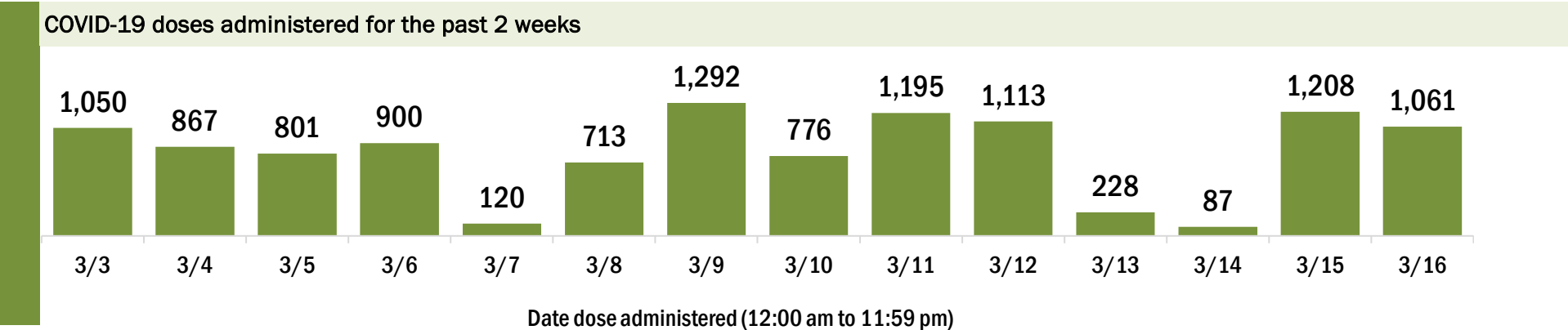
Data in this report are provisional and subject to change.

Data in this summary pertain to COVID-19 vaccines approved by the U.S. Food and Drug Administration and have been issued an Emergency Use Authorization (Janssen COVID-19 Vaccine, Moderna COVID-19 Vaccine and Pfizer-BioNTech COVID-19 Vaccine). These data summarize the number of people who have received either their first dose or have completed the series for a COVID-19 vaccine. **A person can only be counted in one category, first dose or series complete.** For persons receiving Moderna or Pfizer vaccines, once they receive their second dose, they are moved from the first dose column to the series completed column. **Because of this, the total first dose category may show a change from report to report not matching the total receiving their first dose from the previous day.** Persons receiving Johnson & Johnson vaccines will always be counted in the series completed column.

COVID-19 doses for vaccinated persons in Florida	
Doses administered	53,524
People receiving one dose of a 1-dose series (Johnson & Johnson) or receiving only one dose of a 2-dose series (Moderna, Pfizer) count once. Persons receiving both doses of a 2-dose series count twice.	

Current status of persons vaccinated for COVID-19 in Florida	
Total people vaccinated	34,401
First dose	14,877
Series completed	19,524
Completed 1-dose series	401
Completed 2-dose series	19,123
First dose: current number of people who have only received their first dose of the Moderna or Pfizer vaccine.	
Series complete: current number of people who have received both Moderna or Pfizer vaccine doses or one Johnson & Johnson dose and are considered fully immunized.	

Demographic summary	First dose	Series complete	Total people vaccinated
Age group	14,877	19,524	34,401
16-24 years	272	223	495
25-34 years	664	701	1,365
35-44 years	1,011	1,086	2,097
45-54 years	1,652	1,321	2,973
55-64 years	3,445	1,903	5,348
65-74 years	4,822	8,595	13,417
75-84 years	2,326	4,429	6,755
85+ years	685	1,266	1,951
Race	14,877	19,524	34,401
White	10,274	14,717	24,991
Black	494	445	939
American Indian/Alaskan	97	105	202
Other	948	1,435	2,383
Unknown	3,064	2,822	5,886
Other race includes Asian, native Hawaiian/Pacific Islander, or other.			
Ethnicity	14,877	19,524	34,401
Hispanic	340	265	605
Non-Hispanic	8,960	11,668	20,628
Unknown	5,577	7,591	13,168
Gender	14,877	19,524	34,401
Female	8,664	11,180	19,844
Male	6,203	8,344	14,547
Unknown	10	0	10





# COVID-19: Sarasota County vaccine summary

Vaccination data through Mar 16, 2021 as of Mar 17, 2021 at 12:05 AM

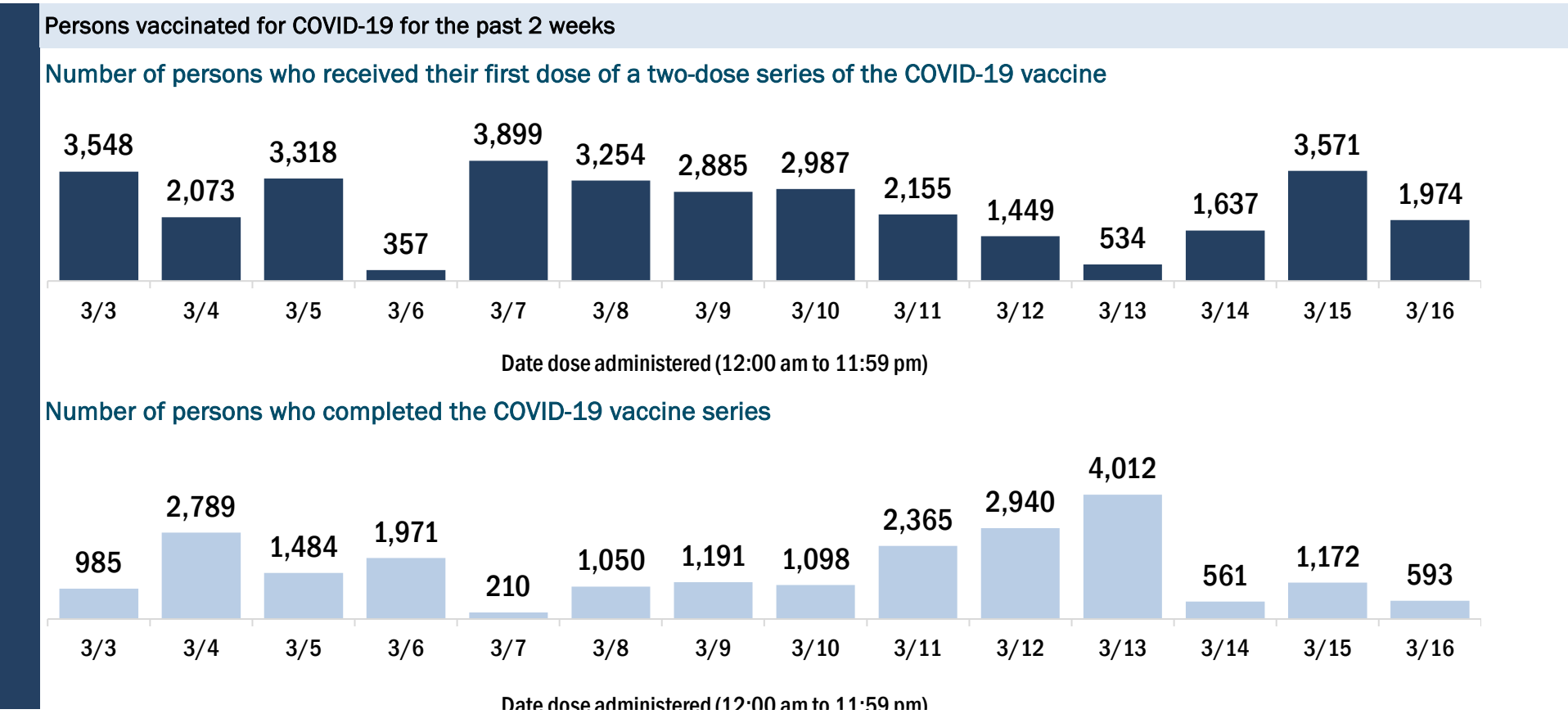
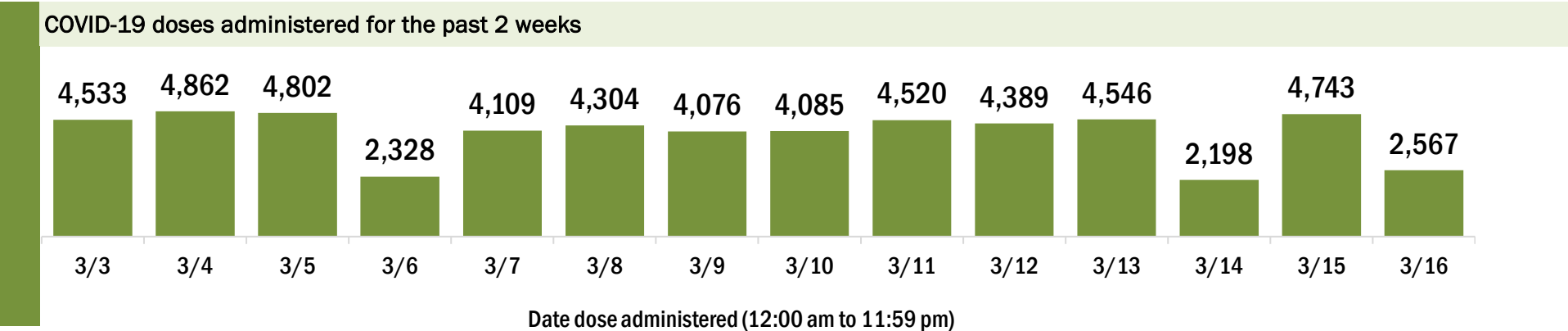
Data in this report are provisional and subject to change.

Data in this summary pertain to COVID-19 vaccines approved by the U.S. Food and Drug Administration and have been issued an Emergency Use Authorization (Janssen COVID-19 Vaccine, Moderna COVID-19 Vaccine and Pfizer-BioNTech COVID-19 Vaccine). These data summarize the number of people who have received either their first dose or have completed the series for a COVID-19 vaccine. **A person can only be counted in one category, first dose or series complete.** For persons receiving Moderna or Pfizer vaccines, once they receive their second dose, they are moved from the first dose column to the series completed column. **Because of this, the total first dose category may show a change from report to report not matching the total receiving their first dose from the previous day.** Persons receiving Johnson & Johnson vaccines will always be counted in the series completed column.

COVID-19 doses for vaccinated persons in Florida	
Doses administered	200,977
People receiving one dose of a 1-dose series (Johnson & Johnson) or receiving only one dose of a 2-dose series (Moderna, Pfizer) count once. Persons receiving both doses of a 2-dose series count twice.	

Current status of persons vaccinated for COVID-19 in Florida	
Total people vaccinated	137,869
First dose	72,233
Series completed	65,636
Completed 1-dose series	2,528
Completed 2-dose series	63,108
<b>First dose:</b> current number of people who have only received their first dose of the Moderna or Pfizer vaccine.	
<b>Series complete:</b> current number of people who have received both Moderna or Pfizer vaccine doses or one Johnson & Johnson dose and are considered fully immunized.	

Demographic summary	First dose	Series complete	Total people vaccinated
Age group	72,233	65,636	137,869
16-24 years	521	557	1,078
25-34 years	937	1,723	2,660
35-44 years	1,359	2,233	3,592
45-54 years	2,086	3,625	5,711
55-64 years	5,577	5,896	11,473
65-74 years	31,903	28,384	60,287
75-84 years	22,899	16,198	39,097
85+ years	6,951	7,020	13,971
Race	72,233	65,636	137,869
White	59,833	49,354	109,187
Black	692	751	1,443
American Indian/Alaskan	215	289	504
Other	3,090	6,843	9,933
Unknown	8,403	8,399	16,802
Other race includes Asian, native Hawaiian/Pacific Islander, or other.			
Ethnicity	72,233	65,636	137,869
Hispanic	1,345	1,160	2,505
Non-Hispanic	48,568	40,715	89,283
Unknown	22,320	23,761	46,081
Gender	72,233	65,636	137,869
Female	40,111	38,161	78,272
Male	32,034	27,428	59,462
Unknown	88	47	135



# COVID-19: Seminole County vaccine summary

Vaccination data through Mar 16, 2021 as of Mar 17, 2021 at 12:05 AM

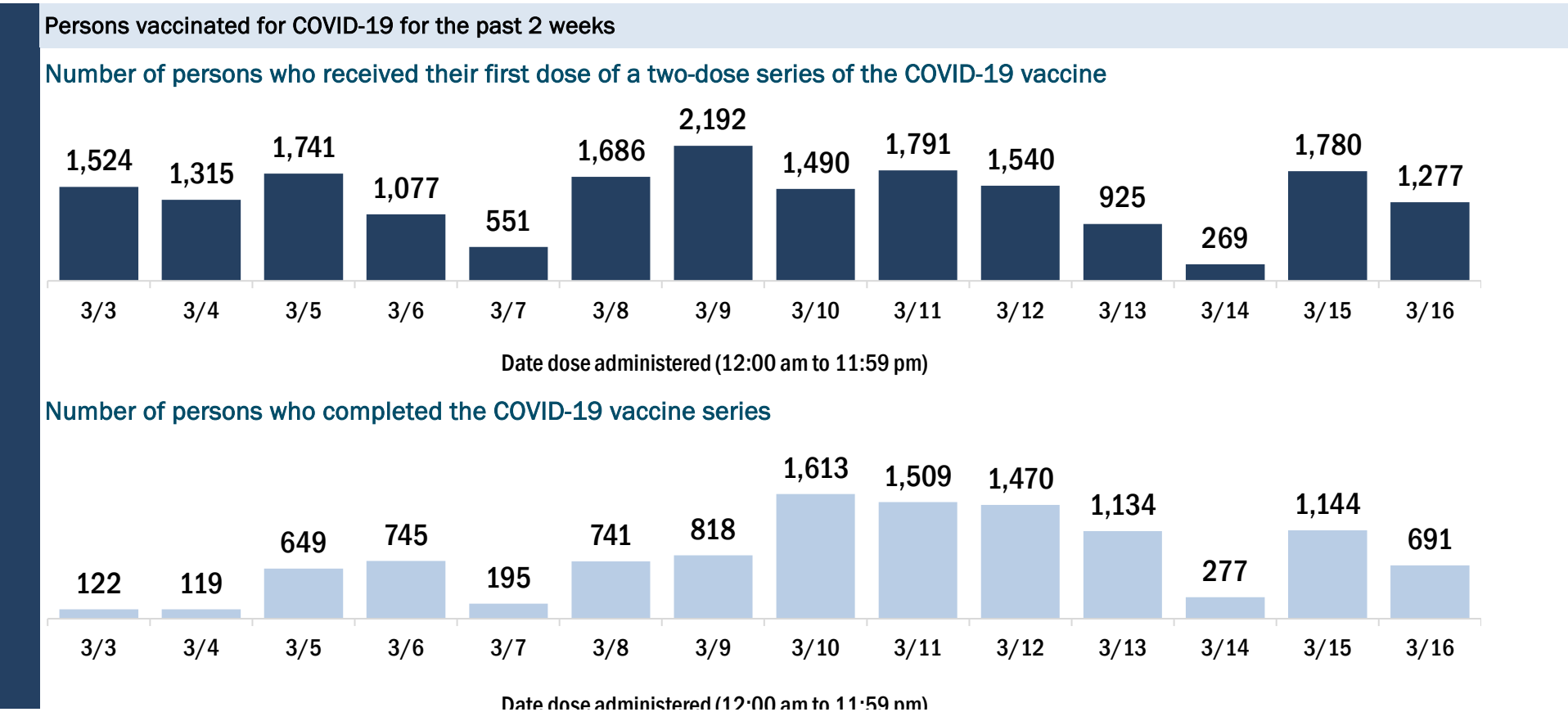
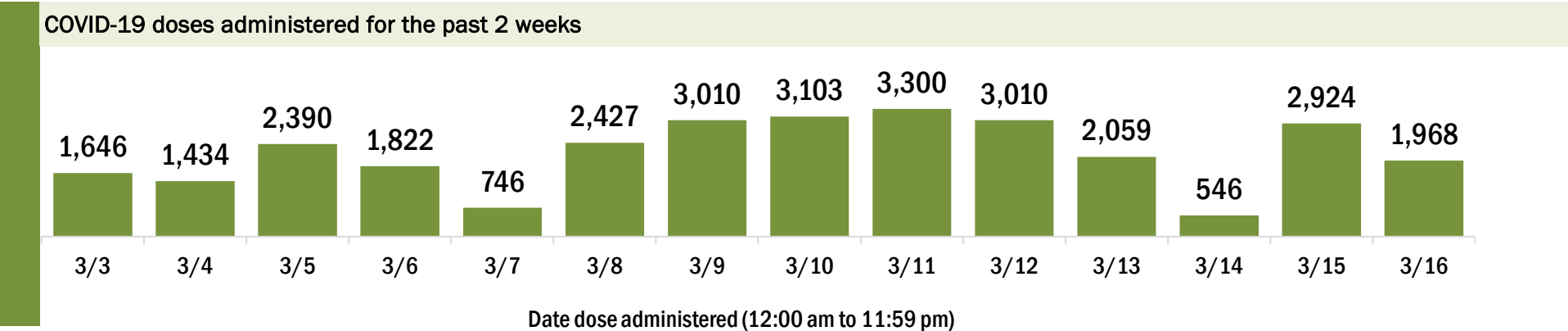
Data in this report are provisional and subject to change.

Data in this summary pertain to COVID-19 vaccines approved by the U.S. Food and Drug Administration and have been issued an Emergency Use Authorization (Janssen COVID-19 Vaccine, Moderna COVID-19 Vaccine and Pfizer-BioNTech COVID-19 Vaccine). These data summarize the number of people who have received either their first dose or have completed the series for a COVID-19 vaccine. **A person can only be counted in one category, first dose or series complete.** For persons receiving Moderna or Pfizer vaccines, once they receive their second dose, they are moved from the first dose column to the series completed column. **Because of this, the total first dose category may show a change from report to report not matching the total receiving their first dose from the previous day.** Persons receiving Johnson & Johnson vaccines will always be counted in the series completed column.

COVID-19 doses for vaccinated persons in Florida	
Doses administered	127,705
People receiving one dose of a 1-dose series (Johnson & Johnson) or receiving only one dose of a 2-dose series (Moderna, Pfizer) count once. Persons receiving both doses of a 2-dose series count twice.	

Current status of persons vaccinated for COVID-19 in Florida	
Total people vaccinated	80,895
First dose	30,672
Series completed	50,223
Completed 1-dose series	3,413
Completed 2-dose series	46,810
<b>First dose:</b> current number of people who have only received their first dose of the Moderna or Pfizer vaccine.	
<b>Series complete:</b> current number of people who have received both Moderna or Pfizer vaccine doses or one Johnson & Johnson dose and are considered fully immunized.	

Demographic summary	First dose	Series complete	Total people vaccinated
Age group	30,672	50,223	80,895
16-24 years	1,108	849	1,957
25-34 years	2,499	2,459	4,958
35-44 years	3,554	3,389	6,943
45-54 years	4,617	3,869	8,486
55-64 years	7,172	4,611	11,783
65-74 years	6,893	20,646	27,539
75-84 years	3,449	10,337	13,786
85+ years	1,380	4,063	5,443
Race	30,672	50,223	80,895
White	19,984	37,220	57,204
Black	2,098	2,959	5,057
American Indian/Alaskan	118	302	420
Other	4,042	7,686	11,728
Unknown	4,430	2,056	6,486
Other race includes Asian, native Hawaiian/Pacific Islander, or other.			
Ethnicity	30,672	50,223	80,895
Hispanic	2,764	4,458	7,222
Non-Hispanic	16,161	33,285	49,446
Unknown	11,747	12,480	24,227
Gender	30,672	50,223	80,895
Female	18,166	30,298	48,464
Male	12,260	19,895	32,155
Unknown	246	30	276



# COVID-19: St. Johns County vaccine summary

Vaccination data through Mar 16, 2021 as of Mar 17, 2021 at 12:05 AM

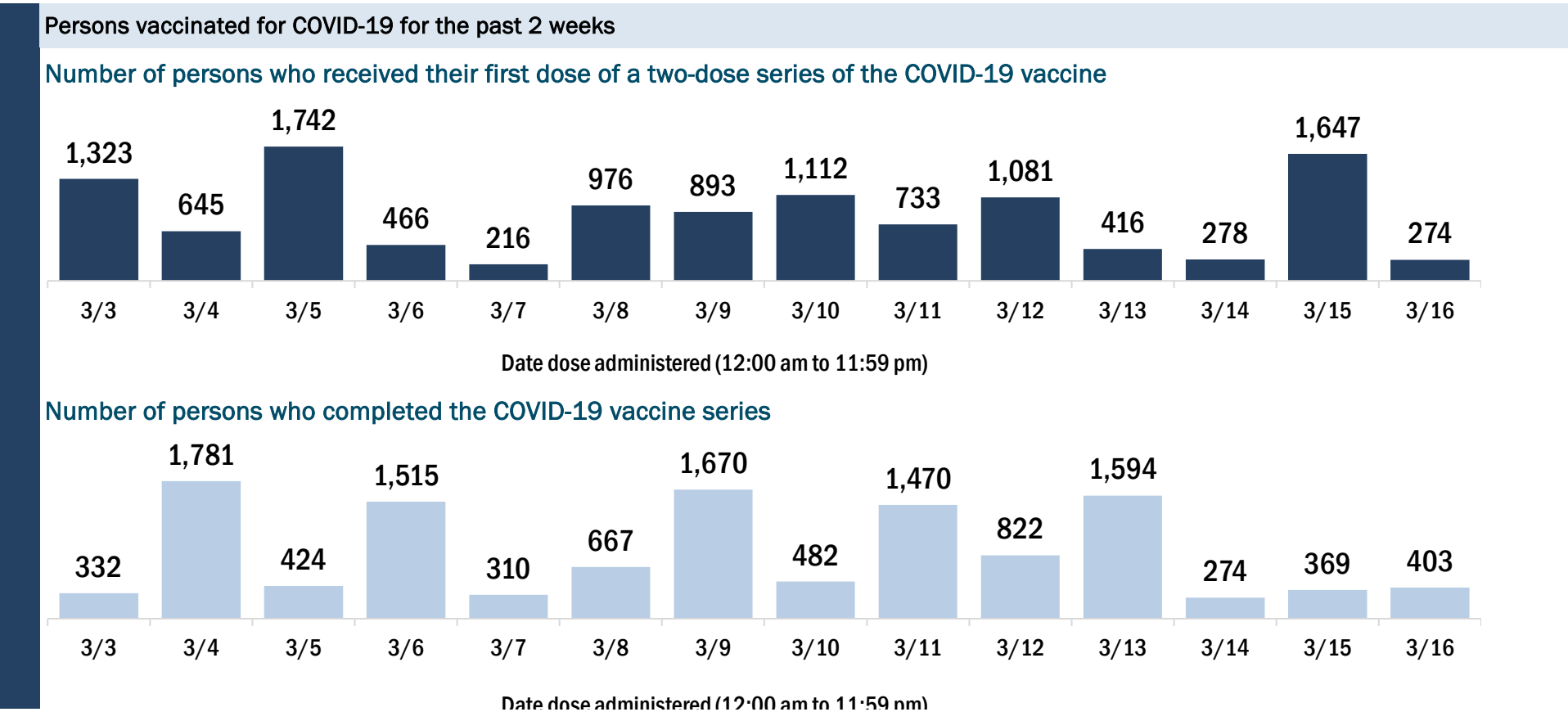
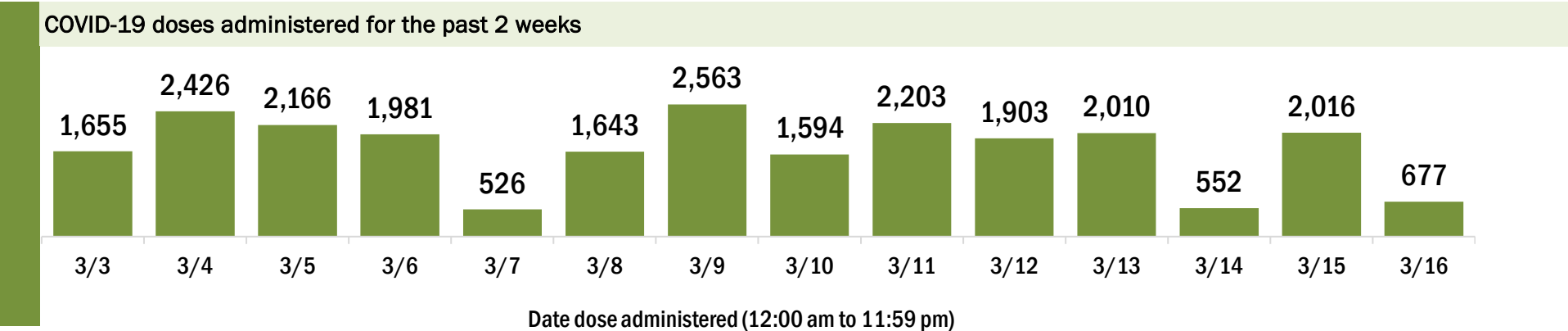
Data in this report are provisional and subject to change.

Data in this summary pertain to COVID-19 vaccines approved by the U.S. Food and Drug Administration and have been issued an Emergency Use Authorization (Janssen COVID-19 Vaccine, Moderna COVID-19 Vaccine and Pfizer-BioNTech COVID-19 Vaccine). These data summarize the number of people who have received either their first dose or have completed the series for a COVID-19 vaccine. **A person can only be counted in one category, first dose or series complete.** For persons receiving Moderna or Pfizer vaccines, once they receive their second dose, they are moved from the first dose column to the series completed column. **Because of this, the total first dose category may show a change from report to report not matching the total receiving their first dose from the previous day.** Persons receiving Johnson & Johnson vaccines will always be counted in the series completed column.

COVID-19 doses for vaccinated persons in Florida	
Doses administered	123,654
People receiving one dose of a 1-dose series (Johnson & Johnson) or receiving only one dose of a 2-dose series (Moderna, Pfizer) count once. Persons receiving both doses of a 2-dose series count twice.	

Current status of persons vaccinated for COVID-19 in Florida	
Total people vaccinated	73,422
First dose	21,316
Series completed	52,106
Completed 1-dose series	1,874
Completed 2-dose series	50,232
<b>First dose:</b> current number of people who have only received their first dose of the Moderna or Pfizer vaccine.	
<b>Series complete:</b> current number of people who have received both Moderna or Pfizer vaccine doses or one Johnson & Johnson dose and are considered fully immunized.	

Demographic summary	First dose	Series complete	Total people vaccinated
Age group	21,316	52,106	73,422
16-24 years	677	587	1,264
25-34 years	1,051	1,697	2,748
35-44 years	2,435	3,555	5,990
45-54 years	2,982	3,671	6,653
55-64 years	6,177	4,934	11,111
65-74 years	4,843	22,993	27,836
75-84 years	2,326	11,474	13,800
85+ years	825	3,195	4,020
Race	21,316	52,106	73,422
White	15,519	38,667	54,186
Black	671	1,320	1,991
American Indian/Alaskan	54	164	218
Other	1,983	5,277	7,260
Unknown	3,089	6,678	9,767
Other race includes Asian, native Hawaiian/Pacific Islander, or other.			
Ethnicity	21,316	52,106	73,422
Hispanic	784	1,244	2,028
Non-Hispanic	13,549	32,749	46,298
Unknown	6,983	18,113	25,096
Gender	21,316	52,106	73,422
Female	12,440	29,291	41,731
Male	8,856	22,804	31,660
Unknown	20	11	31



# COVID-19: St. Lucie County vaccine summary

Vaccination data through Mar 16, 2021 as of Mar 17, 2021 at 12:05 AM

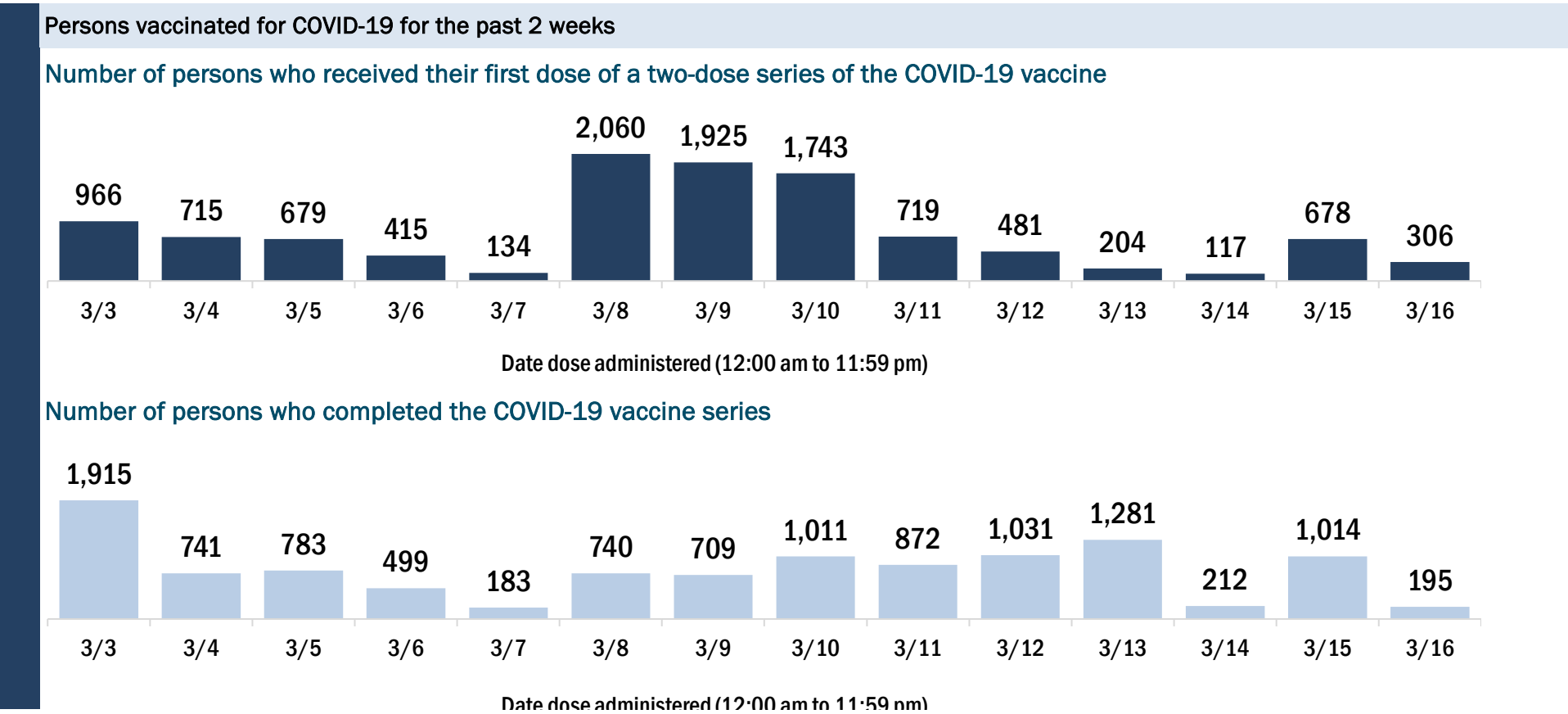
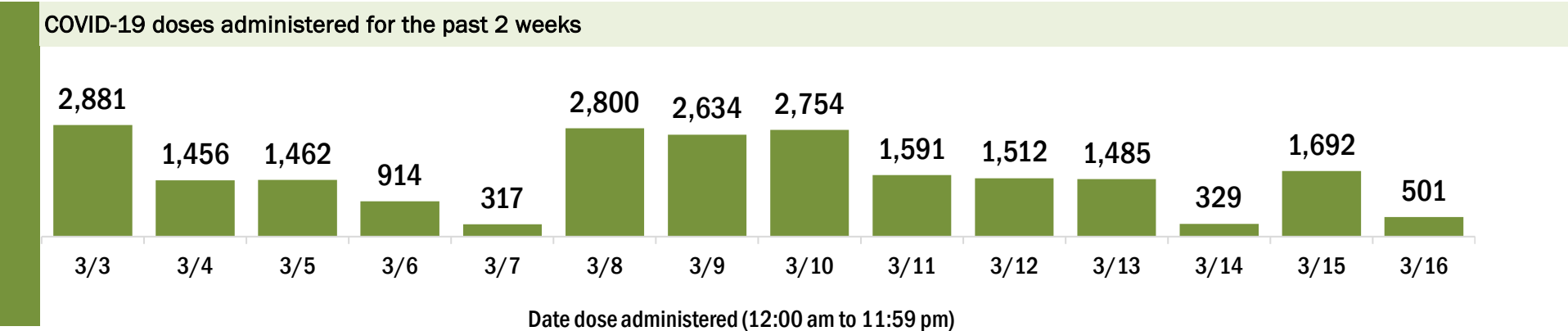
Data in this report are provisional and subject to change.

Data in this summary pertain to COVID-19 vaccines approved by the U.S. Food and Drug Administration and have been issued an Emergency Use Authorization (Janssen COVID-19 Vaccine, Moderna COVID-19 Vaccine and Pfizer-BioNTech COVID-19 Vaccine). These data summarize the number of people who have received either their first dose or have completed the series for a COVID-19 vaccine. **A person can only be counted in one category, first dose or series complete.** For persons receiving Moderna or Pfizer vaccines, once they receive their second dose, they are moved from the first dose column to the series completed column. **Because of this, the total first dose category may show a change from report to report not matching the total receiving their first dose from the previous day.** Persons receiving Johnson & Johnson vaccines will always be counted in the series completed column.

COVID-19 doses for vaccinated persons in Florida	
Doses administered	102,508
People receiving one dose of a 1-dose series (Johnson & Johnson) or receiving only one dose of a 2-dose series (Moderna, Pfizer) count once. Persons receiving both doses of a 2-dose series count twice.	

Current status of persons vaccinated for COVID-19 in Florida	
Total people vaccinated	65,914
First dose	28,465
Series completed	37,449
Completed 1-dose series	855
Completed 2-dose series	36,594
First dose: current number of people who have only received their first dose of the Moderna or Pfizer vaccine.	
Series complete: current number of people who have received both Moderna or Pfizer vaccine doses or one Johnson & Johnson dose and are considered fully immunized.	

Demographic summary	First dose	Series complete	Total people vaccinated
Age group	28,465	37,449	65,914
16-24 years	308	305	613
25-34 years	688	847	1,535
35-44 years	1,086	1,308	2,394
45-54 years	2,106	1,913	4,019
55-64 years	4,552	3,034	7,586
65-74 years	11,090	16,926	28,016
75-84 years	6,600	10,016	16,616
85+ years	2,035	3,100	5,135
Race	28,465	37,449	65,914
White	19,682	24,847	44,529
Black	2,790	3,048	5,838
American Indian/Alaskan	200	154	354
Other	1,993	3,742	5,735
Unknown	3,800	5,658	9,458
Other race includes Asian, native Hawaiian/Pacific Islander, or other.			
Ethnicity	28,465	37,449	65,914
Hispanic	2,456	1,766	4,222
Non-Hispanic	16,841	21,045	37,886
Unknown	9,168	14,638	23,806
Gender	28,465	37,449	65,914
Female	16,313	21,618	37,931
Male	12,070	15,817	27,887
Unknown	82	14	96





# COVID-19: Sumter County vaccine summary

Vaccination data through Mar 16, 2021 as of Mar 17, 2021 at 12:05 AM

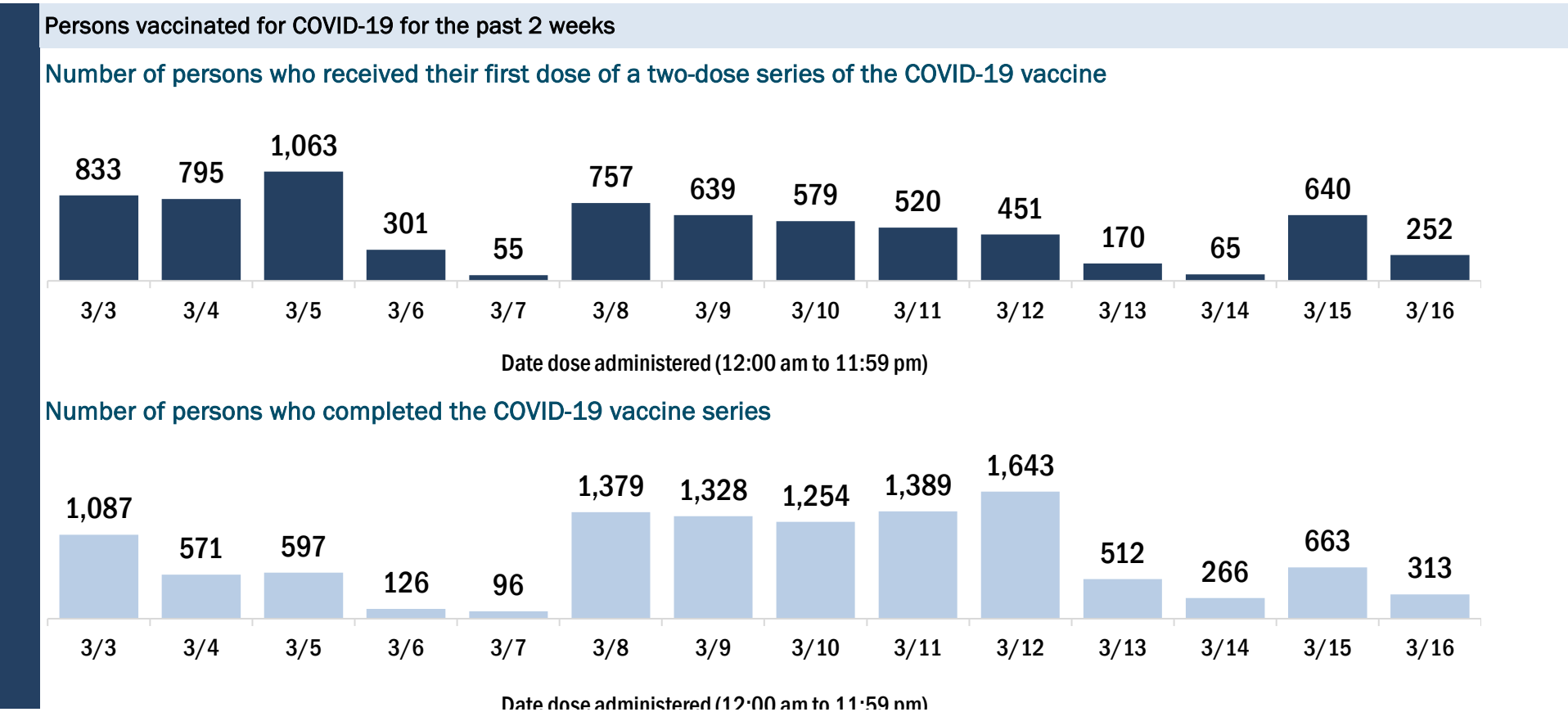
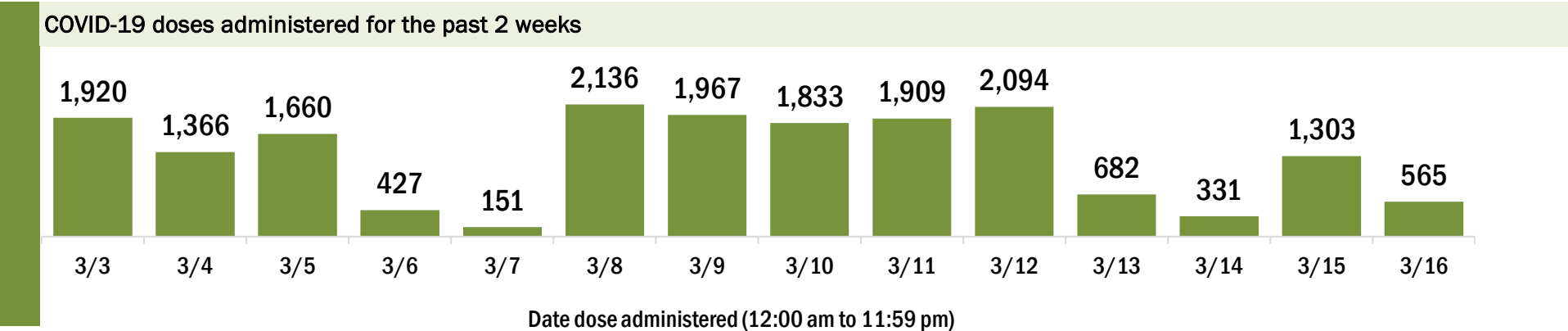
Data in this report are provisional and subject to change.

Data in this summary pertain to COVID-19 vaccines approved by the U.S. Food and Drug Administration and have been issued an Emergency Use Authorization (Janssen COVID-19 Vaccine, Moderna COVID-19 Vaccine and Pfizer-BioNTech COVID-19 Vaccine). These data summarize the number of people who have received either their first dose or have completed the series for a COVID-19 vaccine. **A person can only be counted in one category, first dose or series complete.** For persons receiving Moderna or Pfizer vaccines, once they receive their second dose, they are moved from the first dose column to the series completed column. **Because of this, the total first dose category may show a change from report to report not matching the total receiving their first dose from the previous day.** Persons receiving Johnson & Johnson vaccines will always be counted in the series completed column.

COVID-19 doses for vaccinated persons in Florida	
Doses administered	79,536
People receiving one dose of a 1-dose series (Johnson & Johnson) or receiving only one dose of a 2-dose series (Moderna, Pfizer) count once. Persons receiving both doses of a 2-dose series count twice.	

Current status of persons vaccinated for COVID-19 in Florida	
Total people vaccinated	50,562
First dose	18,874
Series completed	31,688
Completed 1-dose series	2,714
Completed 2-dose series	28,974
First dose: current number of people who have only received their first dose of the Moderna or Pfizer vaccine.	
Series complete: current number of people who have received both Moderna or Pfizer vaccine doses or one Johnson & Johnson dose and are considered fully immunized.	

Demographic summary	First dose	Series complete	Total people vaccinated
Age group	18,874	31,688	50,562
16-24 years	29	37	66
25-34 years	91	110	201
35-44 years	136	151	287
45-54 years	311	260	571
55-64 years	1,833	902	2,735
65-74 years	8,909	17,217	26,126
75-84 years	6,289	11,274	17,563
85+ years	1,276	1,737	3,013
Race	18,874	31,688	50,562
White	14,394	25,535	39,929
Black	254	278	532
American Indian/Alaskan	26	107	133
Other	954	1,294	2,248
Unknown	3,246	4,474	7,720
Other race includes Asian, native Hawaiian/Pacific Islander, or other.			
Ethnicity	18,874	31,688	50,562
Hispanic	263	353	616
Non-Hispanic	9,803	17,417	27,220
Unknown	8,808	13,918	22,726
Gender	18,874	31,688	50,562
Female	10,631	17,593	28,224
Male	8,169	14,090	22,259
Unknown	74	5	79



# COVID-19: Suwannee County vaccine summary

Vaccination data through Mar 16, 2021 as of Mar 17, 2021 at 12:05 AM

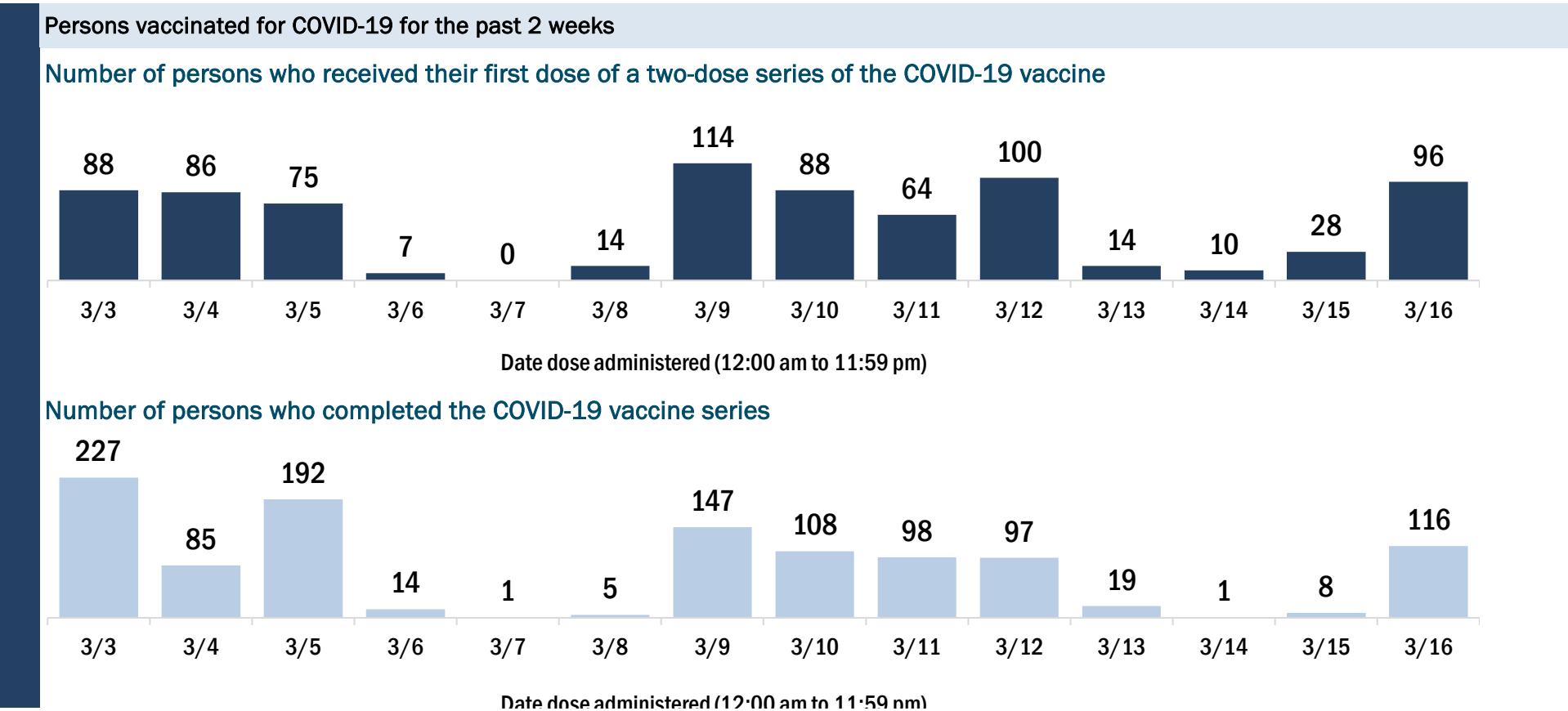
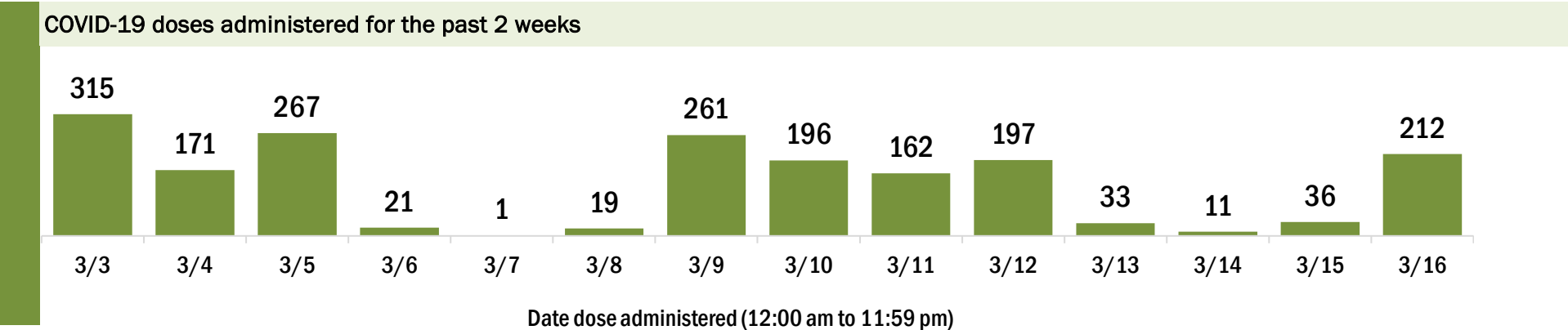
Data in this report are provisional and subject to change.

Data in this summary pertain to COVID-19 vaccines approved by the U.S. Food and Drug Administration and have been issued an Emergency Use Authorization (Janssen COVID-19 Vaccine, Moderna COVID-19 Vaccine and Pfizer-BioNTech COVID-19 Vaccine). These data summarize the number of people who have received either their first dose or have completed the series for a COVID-19 vaccine. **A person can only be counted in one category, first dose or series complete.** For persons receiving Moderna or Pfizer vaccines, once they receive their second dose, they are moved from the first dose column to the series completed column. **Because of this, the total first dose category may show a change from report to report not matching the total receiving their first dose from the previous day.** Persons receiving Johnson & Johnson vaccines will always be counted in the series completed column.

COVID-19 doses for vaccinated persons in Florida	
Doses administered	10,630
People receiving one dose of a 1-dose series (Johnson & Johnson) or receiving only one dose of a 2-dose series (Moderna, Pfizer) count once. Persons receiving both doses of a 2-dose series count twice.	

Current status of persons vaccinated for COVID-19 in Florida	
Total people vaccinated	6,078
First dose	1,496
Series completed	4,582
Completed 1-dose series	30
Completed 2-dose series	4,552
<b>First dose:</b> current number of people who have only received their first dose of the Moderna or Pfizer vaccine.	
<b>Series complete:</b> current number of people who have received both Moderna or Pfizer vaccine doses or one Johnson & Johnson dose and are considered fully immunized.	

Demographic summary	First dose	Series complete	Total people vaccinated
Age group	1,496	4,582	6,078
16-24 years	32	32	64
25-34 years	49	65	114
35-44 years	74	103	177
45-54 years	112	135	247
55-64 years	441	291	732
65-74 years	454	2,062	2,516
75-84 years	242	1,402	1,644
85+ years	92	492	584
Race	1,496	4,582	6,078
White	1,010	3,213	4,223
Black	152	259	411
American Indian/Alaskan	0	4	4
Other	101	303	404
Unknown	233	803	1,036
Other race includes Asian, native Hawaiian/Pacific Islander, or other.			
Ethnicity	1,496	4,582	6,078
Hispanic	42	70	112
Non-Hispanic	802	2,114	2,916
Unknown	652	2,398	3,050
Gender	1,496	4,582	6,078
Female	934	2,667	3,601
Male	562	1,915	2,477
Unknown	0	0	0



# COVID-19: Taylor County vaccine summary

Vaccination data through Mar 16, 2021 as of Mar 17, 2021 at 12:05 AM

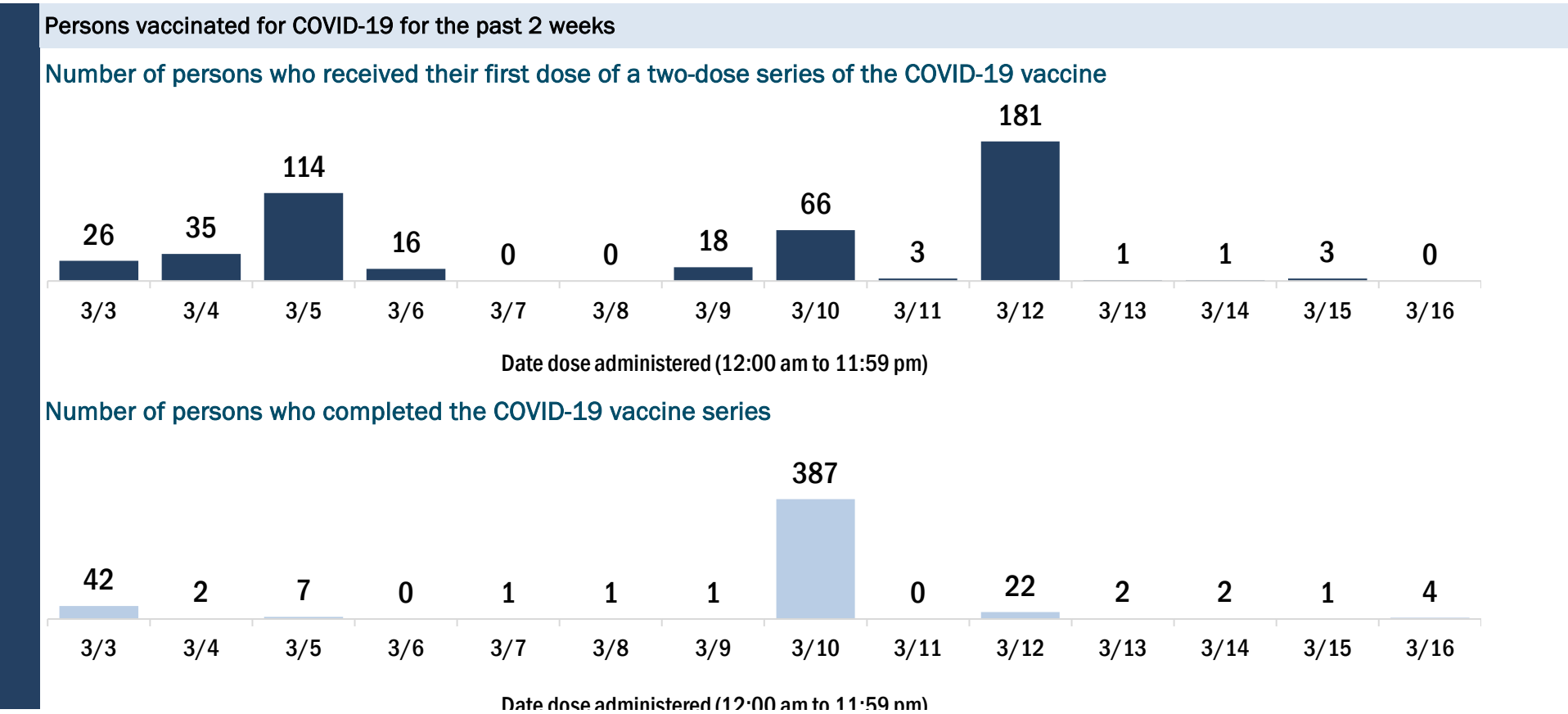
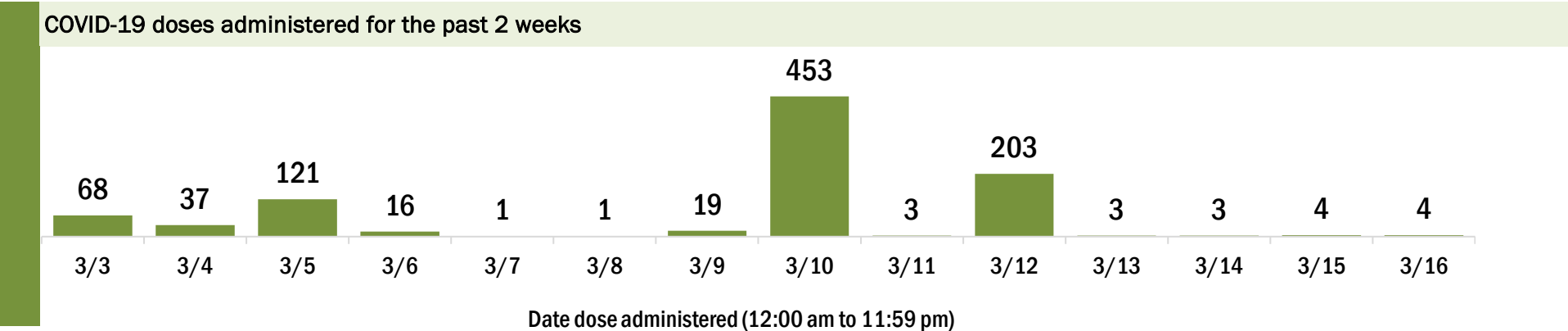
Data in this report are provisional and subject to change.

Data in this summary pertain to COVID-19 vaccines approved by the U.S. Food and Drug Administration and have been issued an Emergency Use Authorization (Janssen COVID-19 Vaccine, Moderna COVID-19 Vaccine and Pfizer-BioNTech COVID-19 Vaccine). These data summarize the number of people who have received either their first dose or have completed the series for a COVID-19 vaccine. **A person can only be counted in one category, first dose or series complete.** For persons receiving Moderna or Pfizer vaccines, once they receive their second dose, they are moved from the first dose column to the series completed column. **Because of this, the total first dose category may show a change from report to report not matching the total receiving their first dose from the previous day.** Persons receiving Johnson & Johnson vaccines will always be counted in the series completed column.

COVID-19 doses for vaccinated persons in Florida	
Doses administered	5,627
People receiving one dose of a 1-dose series (Johnson & Johnson) or receiving only one dose of a 2-dose series (Moderna, Pfizer) count once. Persons receiving both doses of a 2-dose series count twice.	

Current status of persons vaccinated for COVID-19 in Florida	
Total people vaccinated	3,542
First dose	1,449
Series completed	2,093
Completed 1-dose series	8
Completed 2-dose series	2,085
First dose: current number of people who have only received their first dose of the Moderna or Pfizer vaccine.	
Series complete: current number of people who have received both Moderna or Pfizer vaccine doses or one Johnson & Johnson dose and are considered fully immunized.	

Demographic summary	First dose	Series complete	Total people vaccinated
Age group	1,449	2,093	3,542
16-24 years	31	9	40
25-34 years	35	36	71
35-44 years	58	33	91
45-54 years	123	64	187
55-64 years	391	177	568
65-74 years	490	982	1,472
75-84 years	245	619	864
85+ years	76	173	249
Race	1,449	2,093	3,542
White	995	1,522	2,517
Black	177	184	361
American Indian/Alaskan	12	17	29
Other	49	162	211
Unknown	216	208	424
Other race includes Asian, native Hawaiian/Pacific Islander, or other.			
Ethnicity	1,449	2,093	3,542
Hispanic	15	23	38
Non-Hispanic	784	1,002	1,786
Unknown	650	1,068	1,718
Gender	1,449	2,093	3,542
Female	805	1,155	1,960
Male	644	938	1,582
Unknown	0	0	0



# COVID-19: Union County vaccine summary

Vaccination data through Mar 16, 2021 as of Mar 17, 2021 at 12:05 AM

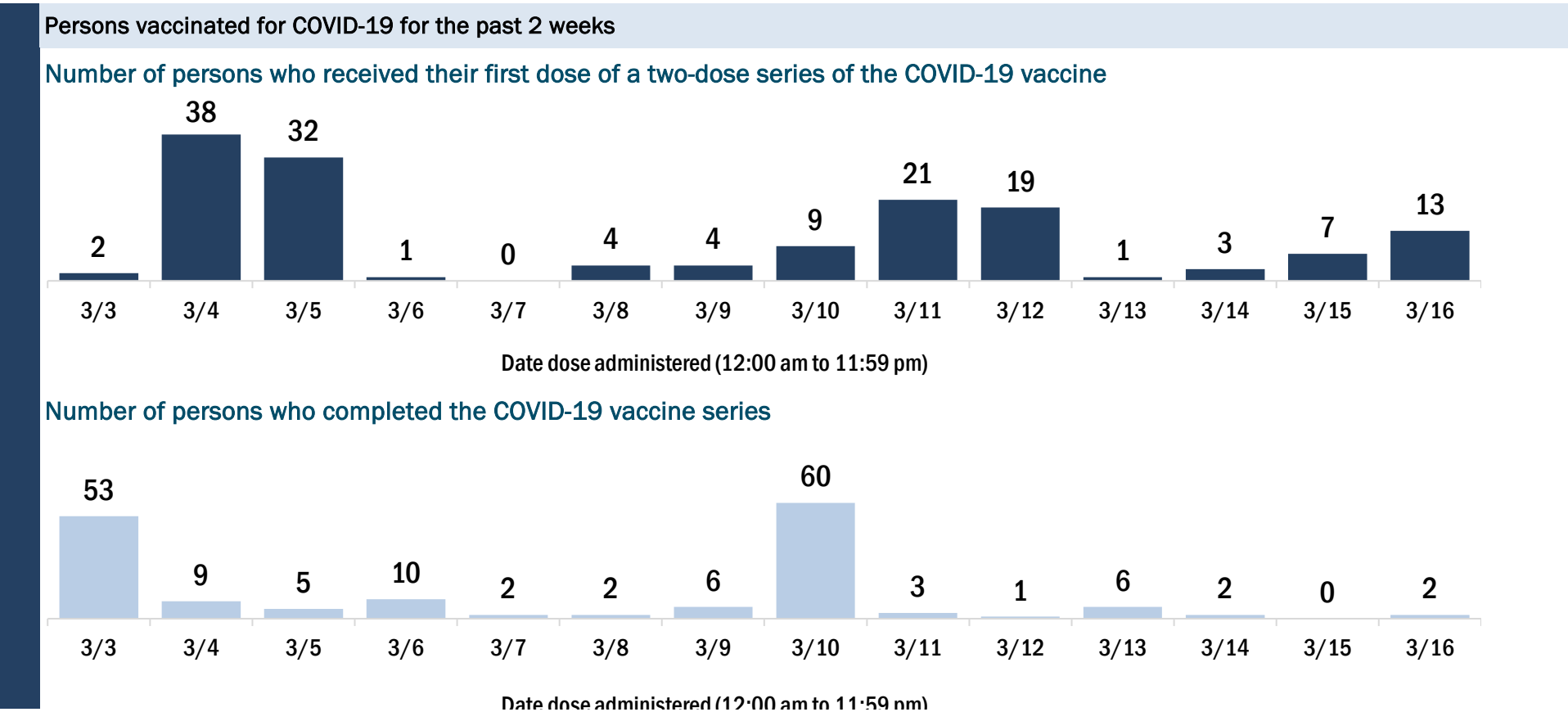
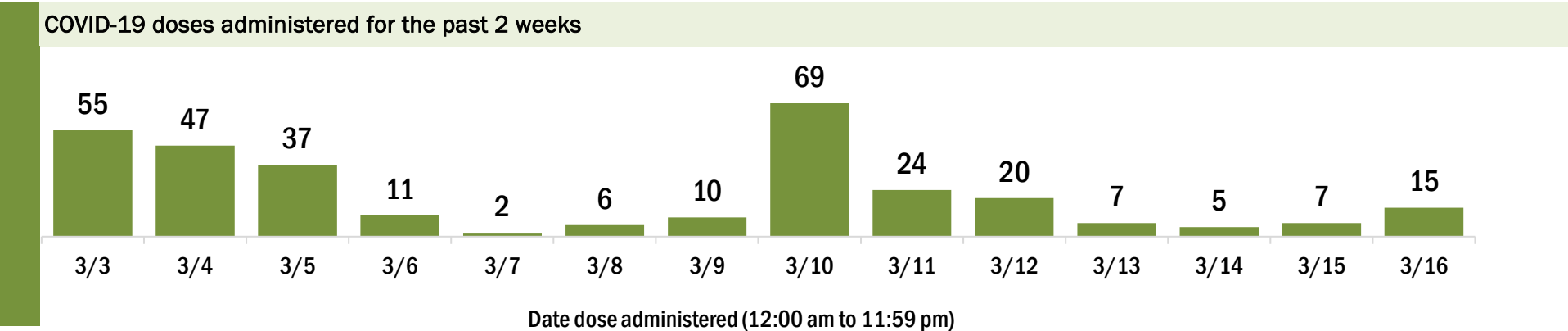
Data in this report are provisional and subject to change.

Data in this summary pertain to COVID-19 vaccines approved by the U.S. Food and Drug Administration and have been issued an Emergency Use Authorization (Janssen COVID-19 Vaccine, Moderna COVID-19 Vaccine and Pfizer-BioNTech COVID-19 Vaccine). These data summarize the number of people who have received either their first dose or have completed the series for a COVID-19 vaccine. **A person can only be counted in one category, first dose or series complete.** For persons receiving Moderna or Pfizer vaccines, once they receive their second dose, they are moved from the first dose column to the series completed column. **Because of this, the total first dose category may show a change from report to report not matching the total receiving their first dose from the previous day.** Persons receiving Johnson & Johnson vaccines will always be counted in the series completed column.

COVID-19 doses for vaccinated persons in Florida	
Doses administered	2,500
People receiving one dose of a 1-dose series (Johnson & Johnson) or receiving only one dose of a 2-dose series (Moderna, Pfizer) count once. Persons receiving both doses of a 2-dose series count twice.	

Current status of persons vaccinated for COVID-19 in Florida	
Total people vaccinated	1,414
First dose	320
Series completed	1,094
Completed 1-dose series	8
Completed 2-dose series	1,086
<b>First dose:</b> current number of people who have only received their first dose of the Moderna or Pfizer vaccine.	
<b>Series complete:</b> current number of people who have received both Moderna or Pfizer vaccine doses or one Johnson & Johnson dose and are considered fully immunized.	

Demographic summary	First dose	Series complete	Total people vaccinated
Age group	320	1,094	1,414
16-24 years	8	10	18
25-34 years	18	46	64
35-44 years	20	35	55
45-54 years	26	49	75
55-64 years	62	87	149
65-74 years	121	479	600
75-84 years	51	299	350
85+ years	14	89	103
Race	320	1,094	1,414
White	237	912	1,149
Black	33	66	99
American Indian/Alaskan	5	9	14
Other	28	93	121
Unknown	17	14	31
Other race includes Asian, native Hawaiian/Pacific Islander, or other.			
Ethnicity	320	1,094	1,414
Hispanic	12	18	30
Non-Hispanic	250	1,021	1,271
Unknown	58	55	113
Gender	320	1,094	1,414
Female	193	620	813
Male	127	474	601
Unknown	0	0	0





# COVID-19: Volusia County vaccine summary

Vaccination data through Mar 16, 2021 as of Mar 17, 2021 at 12:05 AM

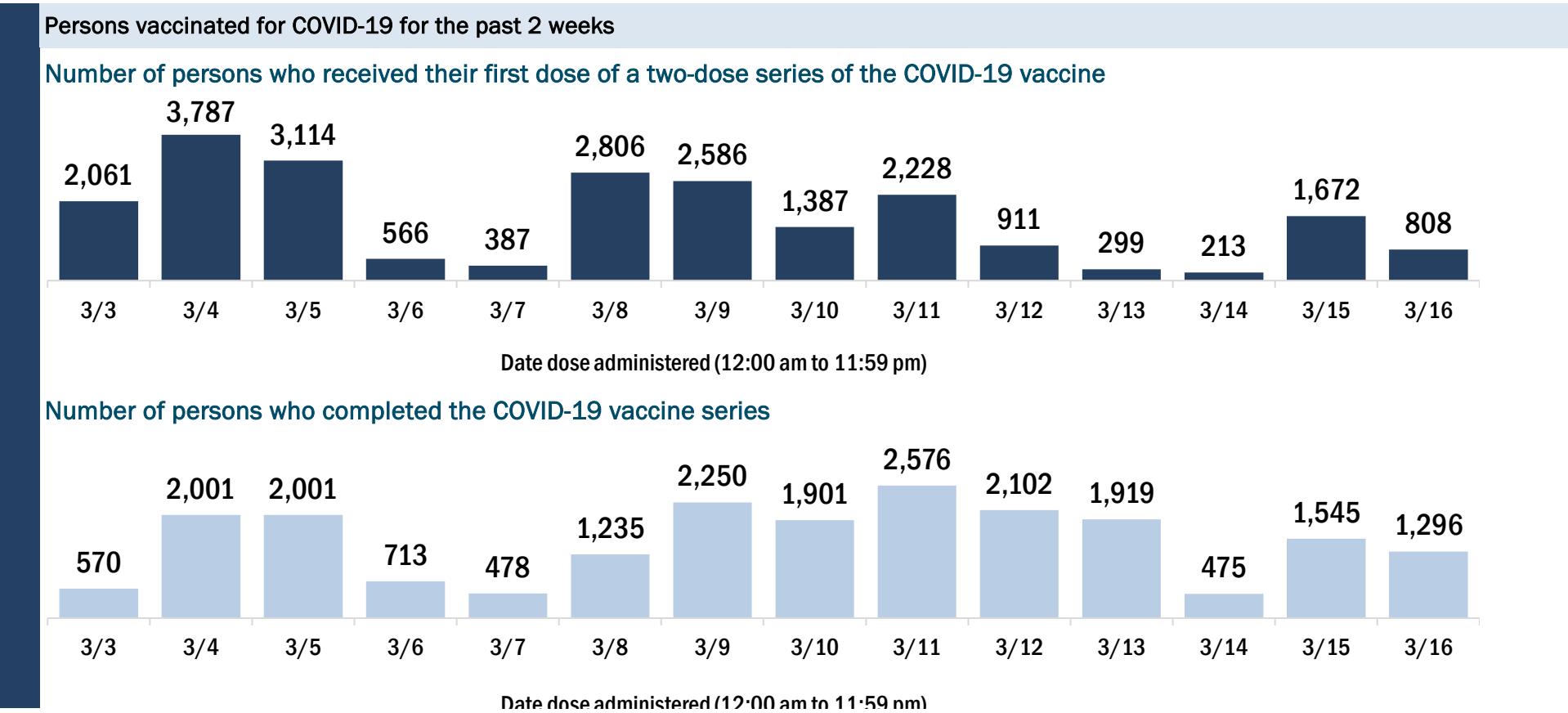
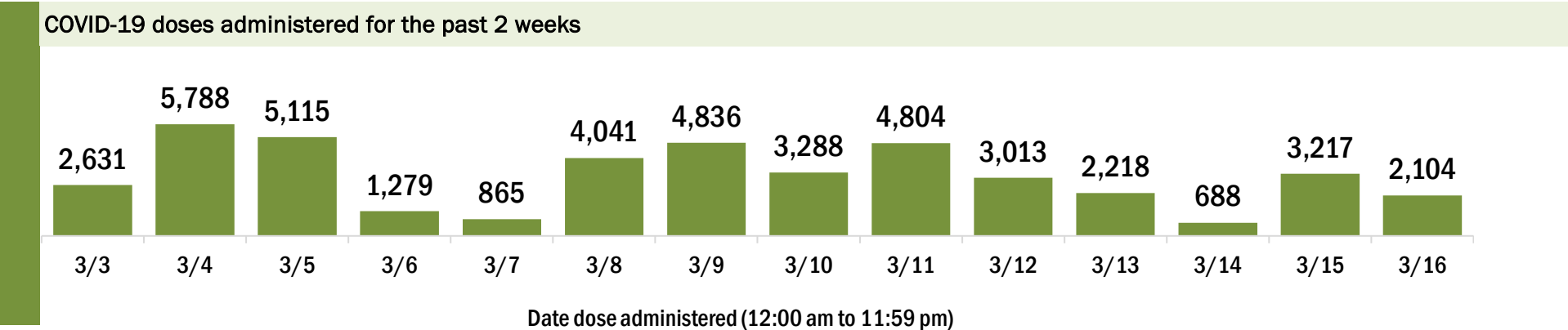
Data in this report are provisional and subject to change.

Data in this summary pertain to COVID-19 vaccines approved by the U.S. Food and Drug Administration and have been issued an Emergency Use Authorization (Janssen COVID-19 Vaccine, Moderna COVID-19 Vaccine and Pfizer-BioNTech COVID-19 Vaccine). These data summarize the number of people who have received either their first dose or have completed the series for a COVID-19 vaccine. **A person can only be counted in one category, first dose or series complete.** For persons receiving Moderna or Pfizer vaccines, once they receive their second dose, they are moved from the first dose column to the series completed column. **Because of this, the total first dose category may show a change from report to report not matching the total receiving their first dose from the previous day.** Persons receiving Johnson & Johnson vaccines will always be counted in the series completed column.

COVID-19 doses for vaccinated persons in Florida	
Doses administered	173,397
People receiving one dose of a 1-dose series (Johnson & Johnson) or receiving only one dose of a 2-dose series (Moderna, Pfizer) count once. Persons receiving both doses of a 2-dose series count twice.	

Current status of persons vaccinated for COVID-19 in Florida	
Total people vaccinated	111,492
First dose	43,795
Series completed	67,697
Completed 1-dose series	5,792
Completed 2-dose series	61,905
First dose: current number of people who have only received their first dose of the Moderna or Pfizer vaccine.	
Series complete: current number of people who have received both Moderna or Pfizer vaccine doses or one Johnson & Johnson dose and are considered fully immunized.	

Demographic summary	First dose	Series complete	Total people vaccinated
Age group	43,795	67,697	111,492
16-24 years	567	738	1,305
25-34 years	1,250	2,033	3,283
35-44 years	1,752	2,760	4,512
45-54 years	2,952	3,854	6,806
55-64 years	6,301	6,247	12,548
65-74 years	17,513	29,211	46,724
75-84 years	10,223	16,507	26,730
85+ years	3,237	6,347	9,584
Race	43,795	67,697	111,492
White	29,729	41,427	71,156
Black	2,212	1,997	4,209
American Indian/Alaskan	191	197	388
Other	3,573	10,594	14,167
Unknown	8,090	13,482	21,572
Other race includes Asian, native Hawaiian/Pacific Islander, or other.			
Ethnicity	43,795	67,697	111,492
Hispanic	2,273	2,015	4,288
Non-Hispanic	22,746	28,226	50,972
Unknown	18,776	37,456	56,232
Gender	43,795	67,697	111,492
Female	25,024	39,851	64,875
Male	17,687	27,462	45,149
Unknown	1,084	384	1,468



# COVID-19: Wakulla County vaccine summary

Vaccination data through Mar 16, 2021 as of Mar 17, 2021 at 12:05 AM

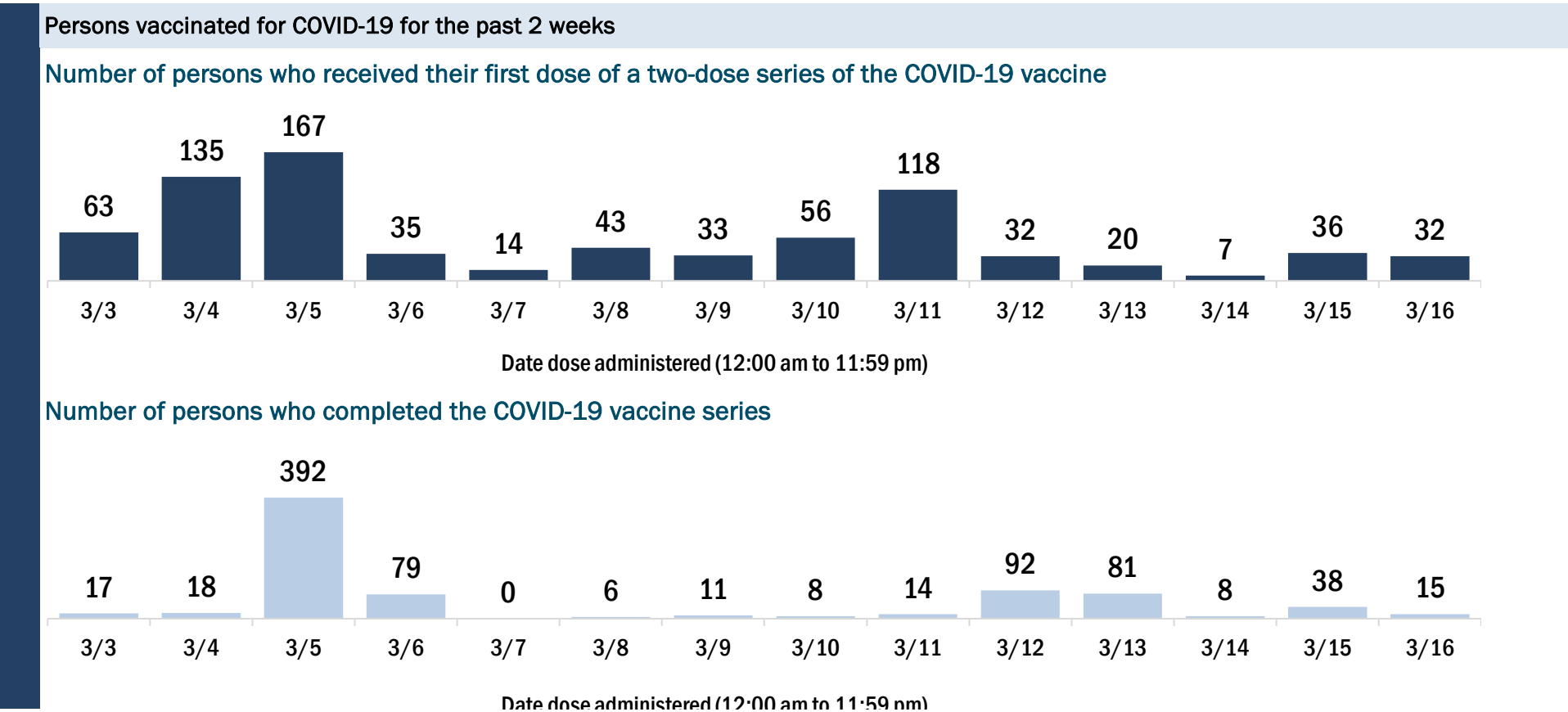
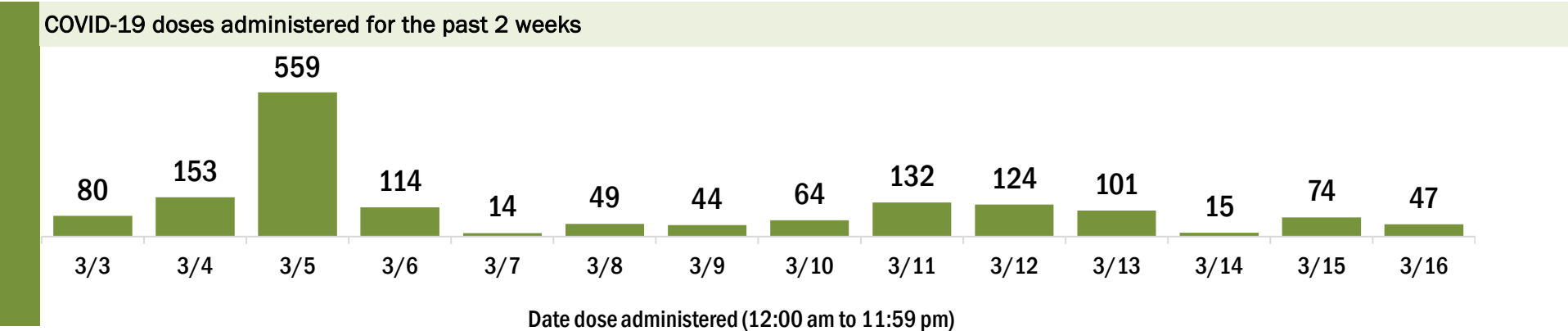
Data in this report are provisional and subject to change.

Data in this summary pertain to COVID-19 vaccines approved by the U.S. Food and Drug Administration and have been issued an Emergency Use Authorization (Janssen COVID-19 Vaccine, Moderna COVID-19 Vaccine and Pfizer-BioNTech COVID-19 Vaccine). These data summarize the number of people who have received either their first dose or have completed the series for a COVID-19 vaccine. **A person can only be counted in one category, first dose or series complete.** For persons receiving Moderna or Pfizer vaccines, once they receive their second dose, they are moved from the first dose column to the series completed column. **Because of this, the total first dose category may show a change from report to report not matching the total receiving their first dose from the previous day.** Persons receiving Johnson & Johnson vaccines will always be counted in the series completed column.

COVID-19 doses for vaccinated persons in Florida	
Doses administered	9,957
People receiving one dose of a 1-dose series (Johnson & Johnson) or receiving only one dose of a 2-dose series (Moderna, Pfizer) count once. Persons receiving both doses of a 2-dose series count twice.	

Current status of persons vaccinated for COVID-19 in Florida	
Total people vaccinated	6,134
First dose	2,249
Series completed	3,885
Completed 1-dose series	62
Completed 2-dose series	3,823
First dose: current number of people who have only received their first dose of the Moderna or Pfizer vaccine.	
Series complete: current number of people who have received both Moderna or Pfizer vaccine doses or one Johnson & Johnson dose and are considered fully immunized.	

Demographic summary	First dose	Series complete	Total people vaccinated
Age group	2,249	3,885	6,134
16-24 years	40	26	66
25-34 years	83	109	192
35-44 years	169	144	313
45-54 years	288	183	471
55-64 years	597	358	955
65-74 years	693	1,923	2,616
75-84 years	304	917	1,221
85+ years	75	225	300
Race	2,249	3,885	6,134
White	1,633	2,908	4,541
Black	162	200	362
American Indian/Alaskan	6	24	30
Other	228	561	789
Unknown	220	192	412
Other race includes Asian, native Hawaiian/Pacific Islander, or other.			
Ethnicity	2,249	3,885	6,134
Hispanic	37	39	76
Non-Hispanic	1,568	2,926	4,494
Unknown	644	920	1,564
Gender	2,249	3,885	6,134
Female	1,312	2,143	3,455
Male	936	1,741	2,677
Unknown	1	1	2



# COVID-19: Walton County vaccine summary

Vaccination data through Mar 16, 2021 as of Mar 17, 2021 at 12:05 AM

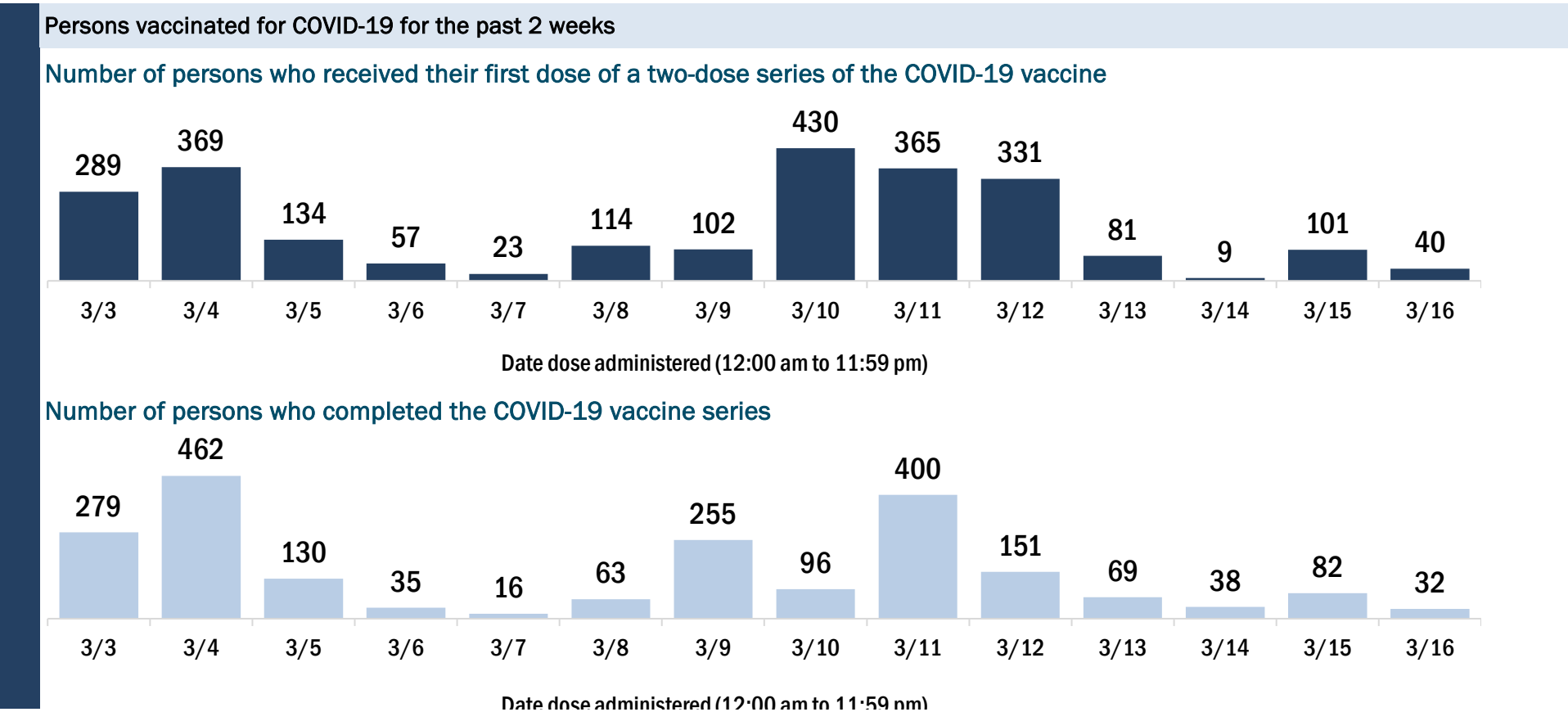
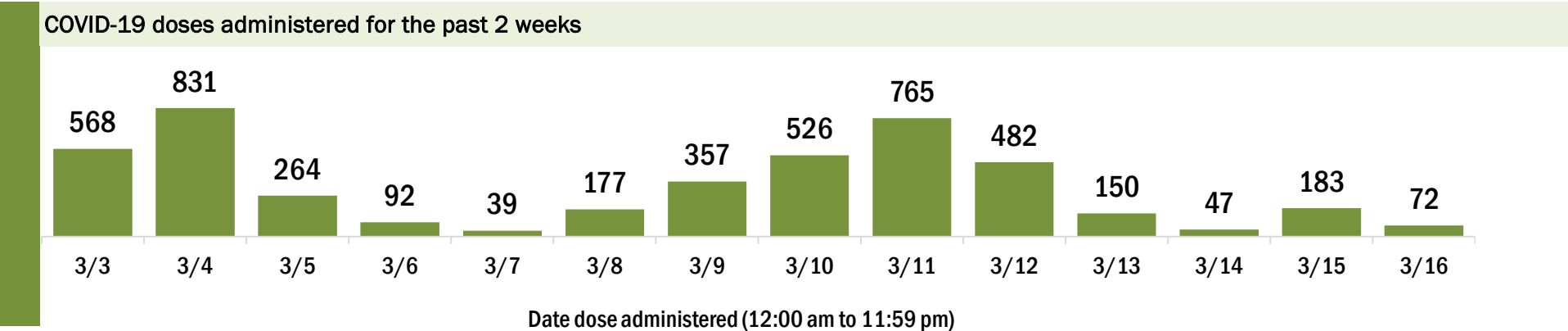
Data in this report are provisional and subject to change.

Data in this summary pertain to COVID-19 vaccines approved by the U.S. Food and Drug Administration and have been issued an Emergency Use Authorization (Janssen COVID-19 Vaccine, Moderna COVID-19 Vaccine and Pfizer-BioNTech COVID-19 Vaccine). These data summarize the number of people who have received either their first dose or have completed the series for a COVID-19 vaccine. **A person can only be counted in one category, first dose or series complete.** For persons receiving Moderna or Pfizer vaccines, once they receive their second dose, they are moved from the first dose column to the series completed column. **Because of this, the total first dose category may show a change from report to report not matching the total receiving their first dose from the previous day.** Persons receiving Johnson & Johnson vaccines will always be counted in the series completed column.

COVID-19 doses for vaccinated persons in Florida	
Doses administered	22,421
People receiving one dose of a 1-dose series (Johnson & Johnson) or receiving only one dose of a 2-dose series (Moderna, Pfizer) count once. Persons receiving both doses of a 2-dose series count twice.	

Current status of persons vaccinated for COVID-19 in Florida	
Total people vaccinated	13,737
First dose	4,833
Series completed	8,904
Completed 1-dose series	220
Completed 2-dose series	8,684
<b>First dose:</b> current number of people who have only received their first dose of the Moderna or Pfizer vaccine.	
<b>Series complete:</b> current number of people who have received both Moderna or Pfizer vaccine doses or one Johnson & Johnson dose and are considered fully immunized.	

Demographic summary	First dose	Series complete	Total people vaccinated
Age group	4,833	8,904	13,737
16-24 years	47	53	100
25-34 years	154	149	303
35-44 years	341	268	609
45-54 years	519	384	903
55-64 years	1,320	813	2,133
65-74 years	1,549	4,658	6,207
75-84 years	716	2,014	2,730
85+ years	187	565	752
Race	4,833	8,904	13,737
White	3,726	6,811	10,537
Black	123	122	245
American Indian/Alaskan	12	30	42
Other	231	416	647
Unknown	741	1,525	2,266
Other race includes Asian, native Hawaiian/Pacific Islander, or other.			
Ethnicity	4,833	8,904	13,737
Hispanic	106	97	203
Non-Hispanic	3,271	5,779	9,050
Unknown	1,456	3,028	4,484
Gender	4,833	8,904	13,737
Female	2,693	4,882	7,575
Male	2,138	4,021	6,159
Unknown	2	1	3



# COVID-19: Washington County vaccine summary

Vaccination data through Mar 16, 2021 as of Mar 17, 2021 at 12:05 AM

Data in this report are provisional and subject to change.

Data in this summary pertain to COVID-19 vaccines approved by the U.S. Food and Drug Administration and have been issued an Emergency Use Authorization (Janssen COVID-19 Vaccine, Moderna COVID-19 Vaccine and Pfizer-BioNTech COVID-19 Vaccine). These data summarize the number of people who have received either their first dose or have completed the series for a COVID-19 vaccine. **A person can only be counted in one category, first dose or series complete.** For persons receiving Moderna or Pfizer vaccines, once they receive their second dose, they are moved from the first dose column to the series completed column. **Because of this, the total first dose category may show a change from report to report not matching the total receiving their first dose from the previous day.** Persons receiving Johnson & Johnson vaccines will always be counted in the series completed column.

COVID-19 doses for vaccinated persons in Florida	
Doses administered	5,255
People receiving one dose of a 1-dose series (Johnson & Johnson) or receiving only one dose of a 2-dose series (Moderna, Pfizer) count once. Persons receiving both doses of a 2-dose series count twice.	

Current status of persons vaccinated for COVID-19 in Florida	
Total people vaccinated	3,232
First dose	1,169
Series completed	2,063
Completed 1-dose series	40
Completed 2-dose series	2,023
First dose: current number of people who have only received their first dose of the Moderna or Pfizer vaccine.	
Series complete: current number of people who have received both Moderna or Pfizer vaccine doses or one Johnson & Johnson dose and are considered fully immunized.	

Demographic summary	First dose	Series complete	Total people vaccinated
Age group	1,169	2,063	3,232
16-24 years	15	12	27
25-34 years	47	42	89
35-44 years	68	71	139
45-54 years	135	107	242
55-64 years	253	214	467
65-74 years	379	890	1,269
75-84 years	195	543	738
85+ years	77	184	261
Race	1,169	2,063	3,232
White	903	1,627	2,530
Black	138	156	294
American Indian/Alaskan	16	22	38
Other	49	124	173
Unknown	63	134	197
Other race includes Asian, native Hawaiian/Pacific Islander, or other.			
Ethnicity	1,169	2,063	3,232
Hispanic	12	19	31
Non-Hispanic	875	1,600	2,475
Unknown	282	444	726
Gender	1,169	2,063	3,232
Female	630	1,162	1,792
Male	538	901	1,439
Unknown	1	0	1

