

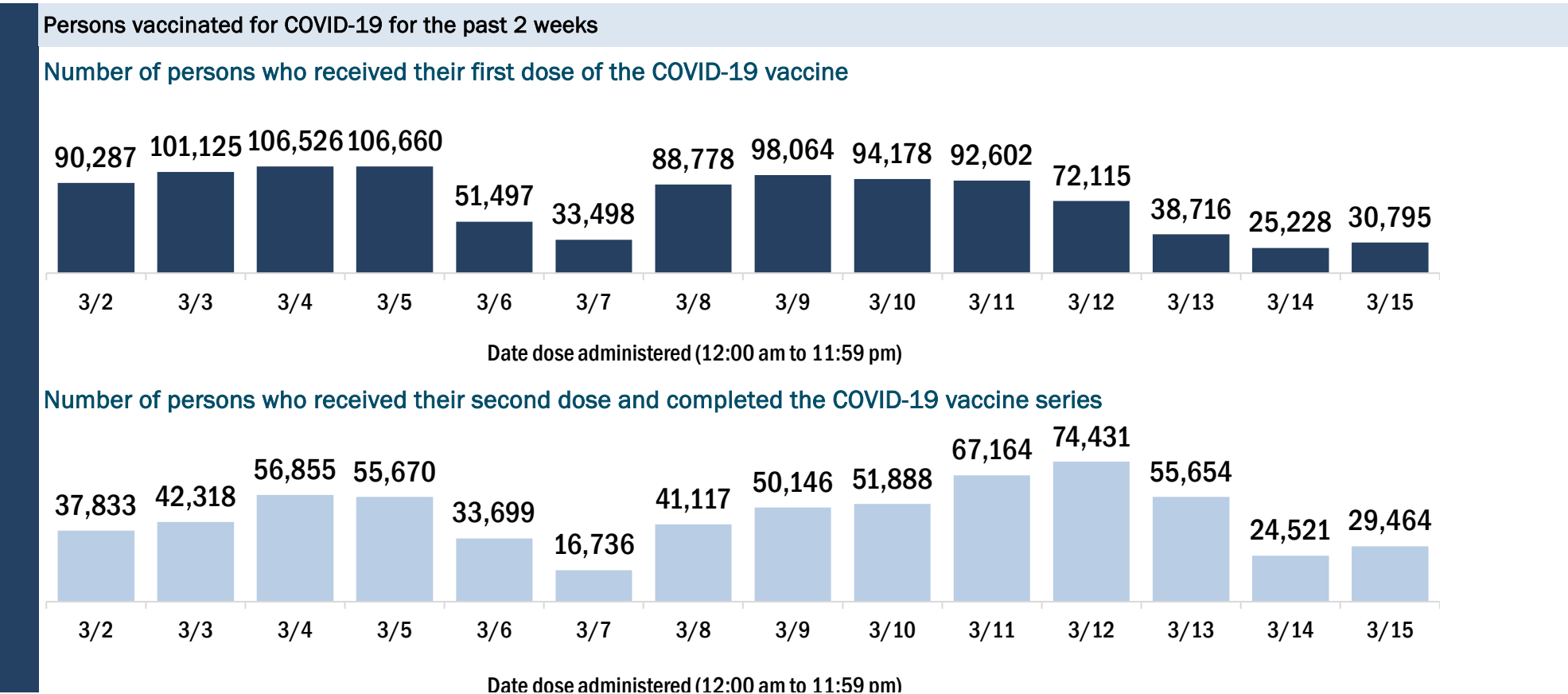
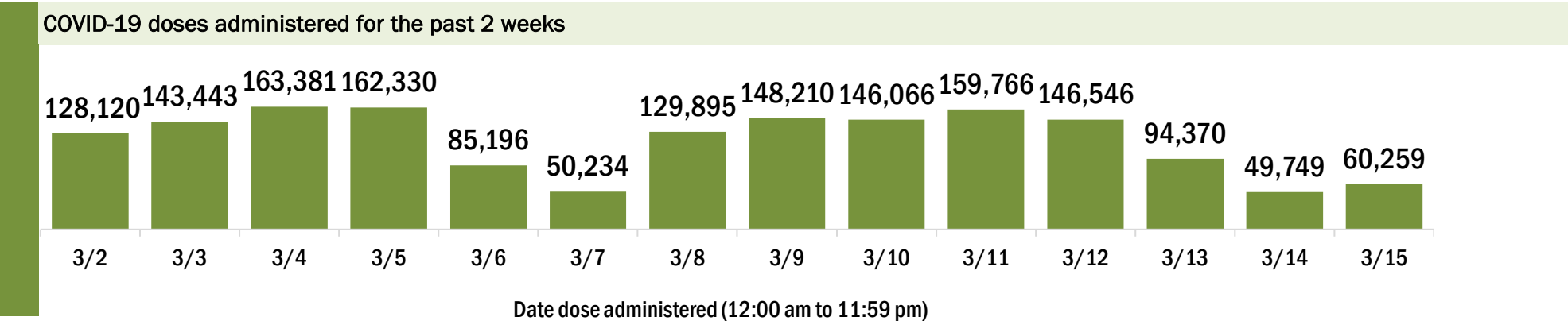
# COVID-19: Florida vaccine summary

Vaccination data through Mar 15, 2021 as of Mar 16, 2021 at 12:05 AM

Data in this report are provisional and subject to change. Data are based on county of residence.

Data in this summary pertain to COVID-19 vaccines approved by the U.S. Food and Drug Administration and have been issued an Emergency Use Authorization (Janssen COVID-19 Vaccine, Moderna COVID-19 Vaccine and Pfizer-BioNTech COVID-19 Vaccine). These data summarize the number of people who have received either their first dose or have completed the series for a COVID-19 vaccine. **A person can only be counted in one category, first dose or series complete.** For persons receiving Moderna or Pfizer vaccines, once they receive their second dose, they are moved from the first dose column to the series completed column. **Because of this, the total first dose category may show a change from report to report not matching the total receiving their first dose from the previous day.** Persons receiving Johnson & Johnson vaccines will always be counted in the series completed column.

COVID-19 doses for vaccinated persons in Florida		Demographic summary			
Doses administered	6,659,107	First dose	Series complete	Total people vaccinated	
People receiving one dose of a 1-dose series (Johnson & Johnson) or receiving only one dose of a 2-dose series (Moderna, Pfizer) count once. Persons receiving both doses of a 2-dose series count twice.		Age group	1,906,559	2,431,540	4,338,099
		16-24 years	37,525	28,948	66,473
		25-34 years	87,676	96,008	183,684
		35-44 years	124,370	122,630	247,000
		45-54 years	179,570	155,143	334,713
		55-64 years	312,606	225,663	538,269
		65-74 years	642,752	1,010,082	1,652,834
		75-84 years	388,882	587,152	976,034
		85+ years	133,178	205,914	339,092
		Race	1,906,559	2,431,540	4,338,099
		White	1,270,932	1,663,227	2,934,159
		Black	129,273	139,388	268,661
		American Indian/Alaskan	7,680	8,464	16,144
		Other	166,758	282,429	449,187
		Unknown	331,916	338,032	669,948
		Other race includes Asian, native Hawaiian/Pacific Islander, or other.			
		Ethnicity	1,906,559	2,431,540	4,338,099
		Hispanic	260,544	259,044	519,588
		Non-Hispanic	898,524	1,303,309	2,201,833
		Unknown	747,491	869,187	1,616,678
		Gender	1,906,559	2,431,540	4,338,099
		Female	1,098,511	1,404,741	2,503,252
		Male	795,780	1,023,980	1,819,760
		Unknown	12,268	2,819	15,087



# COVID-19: Alachua County vaccine summary

Vaccination data through Mar 15, 2021 as of Mar 16, 2021 at 12:05 AM

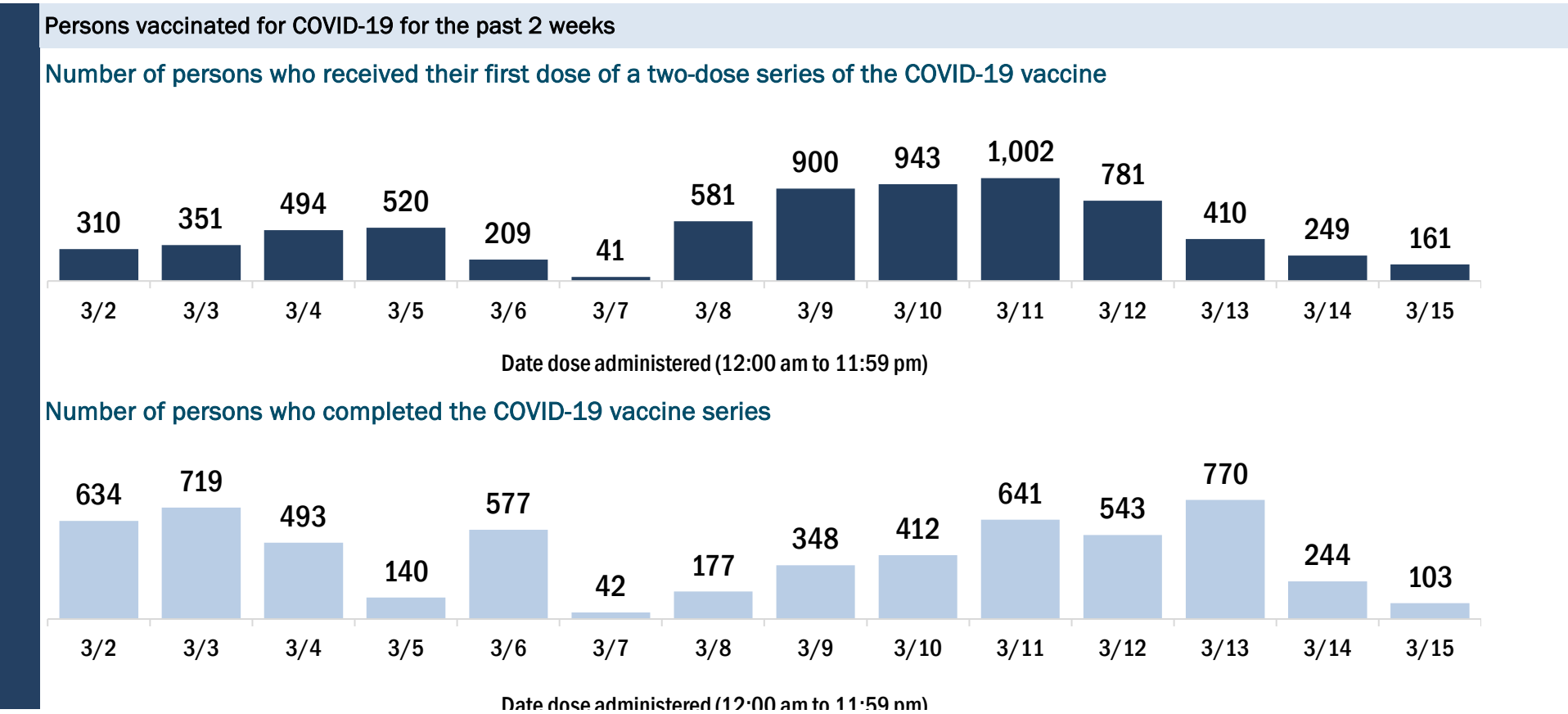
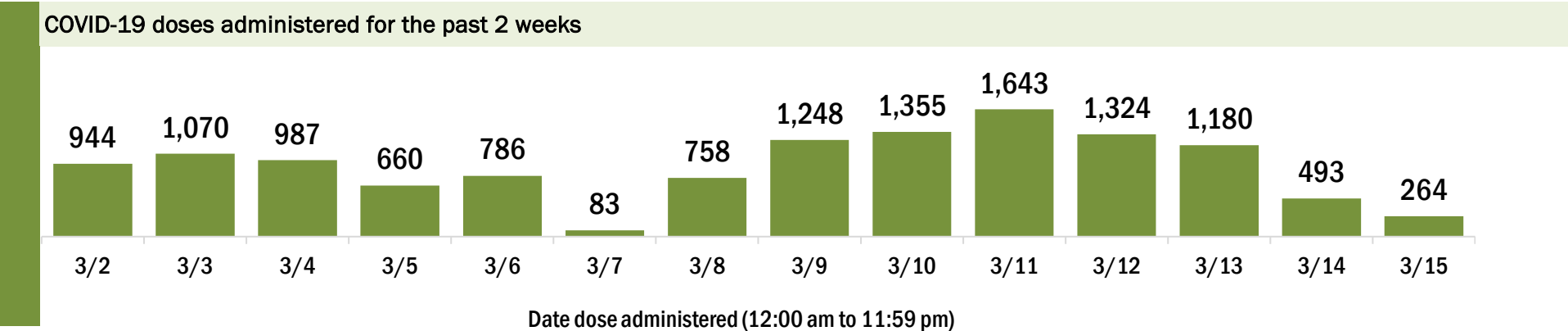
Data in this report are provisional and subject to change.

Data in this summary pertain to COVID-19 vaccines approved by the U.S. Food and Drug Administration and have been issued an Emergency Use Authorization (Janssen COVID-19 Vaccine, Moderna COVID-19 Vaccine and Pfizer-BioNTech COVID-19 Vaccine). These data summarize the number of people who have received either their first dose or have completed the series for a COVID-19 vaccine. **A person can only be counted in one category, first dose or series complete.** For persons receiving Moderna or Pfizer vaccines, once they receive their second dose, they are moved from the first dose column to the series completed column. **Because of this, the total first dose category may show a change from report to report not matching the total receiving their first dose from the previous day.** Persons receiving Johnson & Johnson vaccines will always be counted in the series completed column.

COVID-19 doses for vaccinated persons in Florida	
Doses administered	99,546
People receiving one dose of a 1-dose series (Johnson & Johnson) or receiving only one dose of a 2-dose series (Moderna, Pfizer) count once. Persons receiving both doses of a 2-dose series count twice.	

Current status of persons vaccinated for COVID-19 in Florida	
Total people vaccinated	58,025
First dose	14,527
Series completed	43,498
Completed 1-dose series	1,977
Completed 2-dose series	41,521
<b>First dose:</b> current number of people who have only received their first dose of the Moderna or Pfizer vaccine.	
<b>Series complete:</b> current number of people who have received both Moderna or Pfizer vaccine doses or one Johnson & Johnson dose and are considered fully immunized.	

Demographic summary	First dose	Series complete	Total people vaccinated
Age group	14,527	43,498	58,025
16-24 years	1,241	2,163	3,404
25-34 years	2,291	5,889	8,180
35-44 years	1,811	4,455	6,266
45-54 years	1,503	4,115	5,618
55-64 years	2,000	4,670	6,670
65-74 years	3,589	12,474	16,063
75-84 years	1,555	7,010	8,565
85+ years	537	2,722	3,259
Race	14,527	43,498	58,025
White	8,674	31,446	40,120
Black	1,468	3,216	4,684
American Indian/Alaskan	35	122	157
Other	2,204	6,753	8,957
Unknown	2,146	1,961	4,107
Other race includes Asian, native Hawaiian/Pacific Islander, or other.			
Ethnicity	14,527	43,498	58,025
Hispanic	581	2,156	2,737
Non-Hispanic	6,586	31,426	38,012
Unknown	7,360	9,916	17,276
Gender	14,527	43,498	58,025
Female	8,571	25,892	34,463
Male	5,935	17,600	23,535
Unknown	21	6	27



# COVID-19: Baker County vaccine summary

Vaccination data through Mar 15, 2021 as of Mar 16, 2021 at 12:05 AM

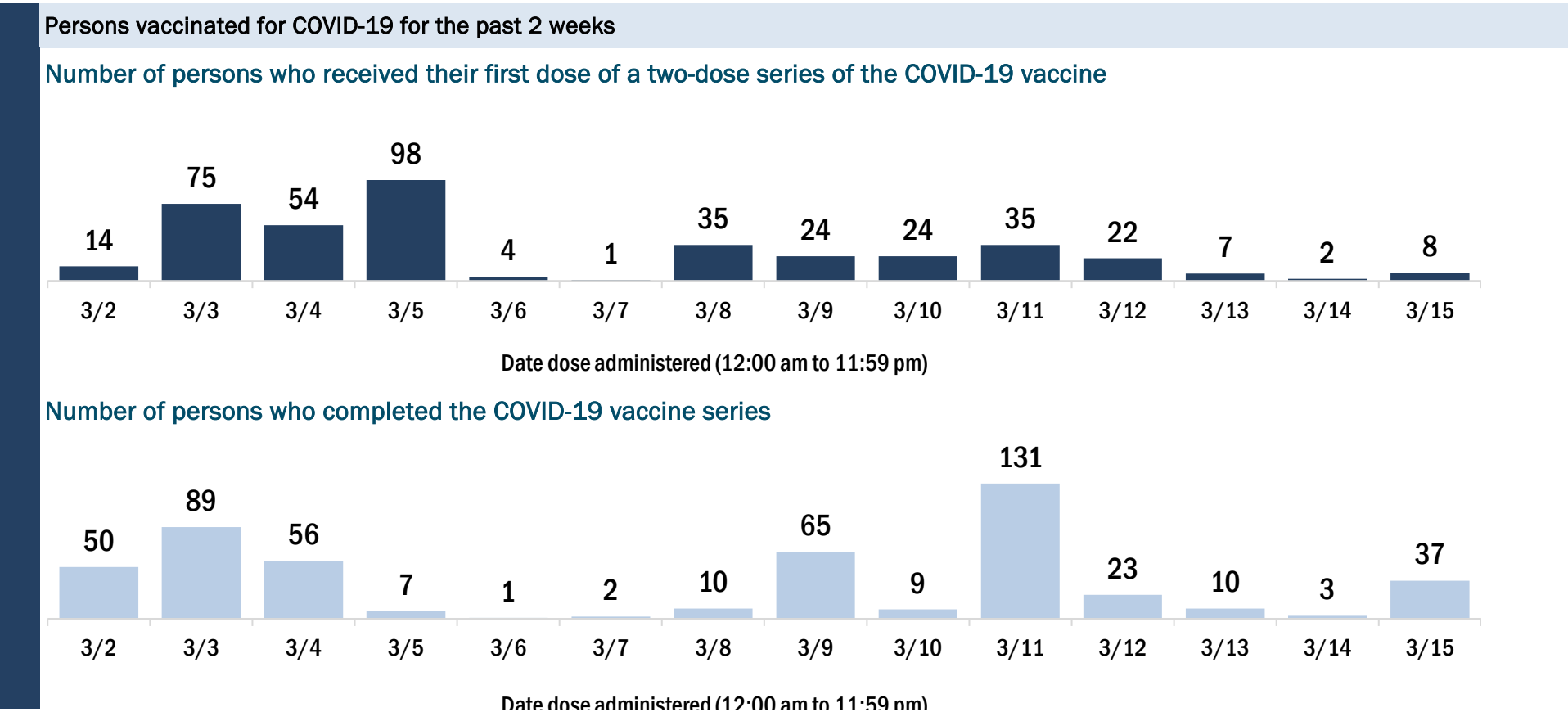
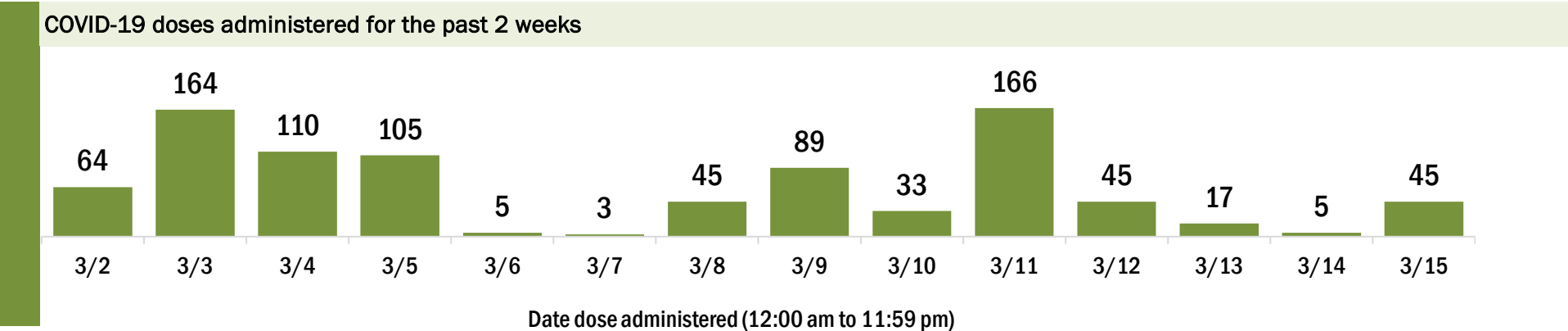
Data in this report are provisional and subject to change.

Data in this summary pertain to COVID-19 vaccines approved by the U.S. Food and Drug Administration and have been issued an Emergency Use Authorization (Janssen COVID-19 Vaccine, Moderna COVID-19 Vaccine and Pfizer-BioNTech COVID-19 Vaccine). These data summarize the number of people who have received either their first dose or have completed the series for a COVID-19 vaccine. **A person can only be counted in one category, first dose or series complete.** For persons receiving Moderna or Pfizer vaccines, once they receive their second dose, they are moved from the first dose column to the series completed column. **Because of this, the total first dose category may show a change from report to report not matching the total receiving their first dose from the previous day.** Persons receiving Johnson & Johnson vaccines will always be counted in the series completed column.

COVID-19 doses for vaccinated persons in Florida	
Doses administered	5,293
People receiving one dose of a 1-dose series (Johnson & Johnson) or receiving only one dose of a 2-dose series (Moderna, Pfizer) count once. Persons receiving both doses of a 2-dose series count twice.	

Current status of persons vaccinated for COVID-19 in Florida	
Total people vaccinated	3,203
First dose	1,074
Series completed	2,129
Completed 1-dose series	39
Completed 2-dose series	2,090
First dose: current number of people who have only received their first dose of the Moderna or Pfizer vaccine.	
Series complete: current number of people who have received both Moderna or Pfizer vaccine doses or one Johnson & Johnson dose and are considered fully immunized.	

Demographic summary	First dose	Series complete	Total people vaccinated
Age group	1,074	2,129	3,203
16-24 years	18	27	45
25-34 years	47	84	131
35-44 years	64	124	188
45-54 years	119	145	264
55-64 years	222	252	474
65-74 years	366	879	1,245
75-84 years	176	484	660
85+ years	62	134	196
Race	1,074	2,129	3,203
White	810	1,632	2,442
Black	114	136	250
American Indian/Alaskan	7	13	20
Other	76	175	251
Unknown	67	173	240
Other race includes Asian, native Hawaiian/Pacific Islander, or other.			
Ethnicity	1,074	2,129	3,203
Hispanic	20	26	46
Non-Hispanic	725	1,181	1,906
Unknown	329	922	1,251
Gender	1,074	2,129	3,203
Female	646	1,191	1,837
Male	428	938	1,366
Unknown	0	0	0



# COVID-19: Bay County vaccine summary

Vaccination data through Mar 15, 2021 as of Mar 16, 2021 at 12:05 AM

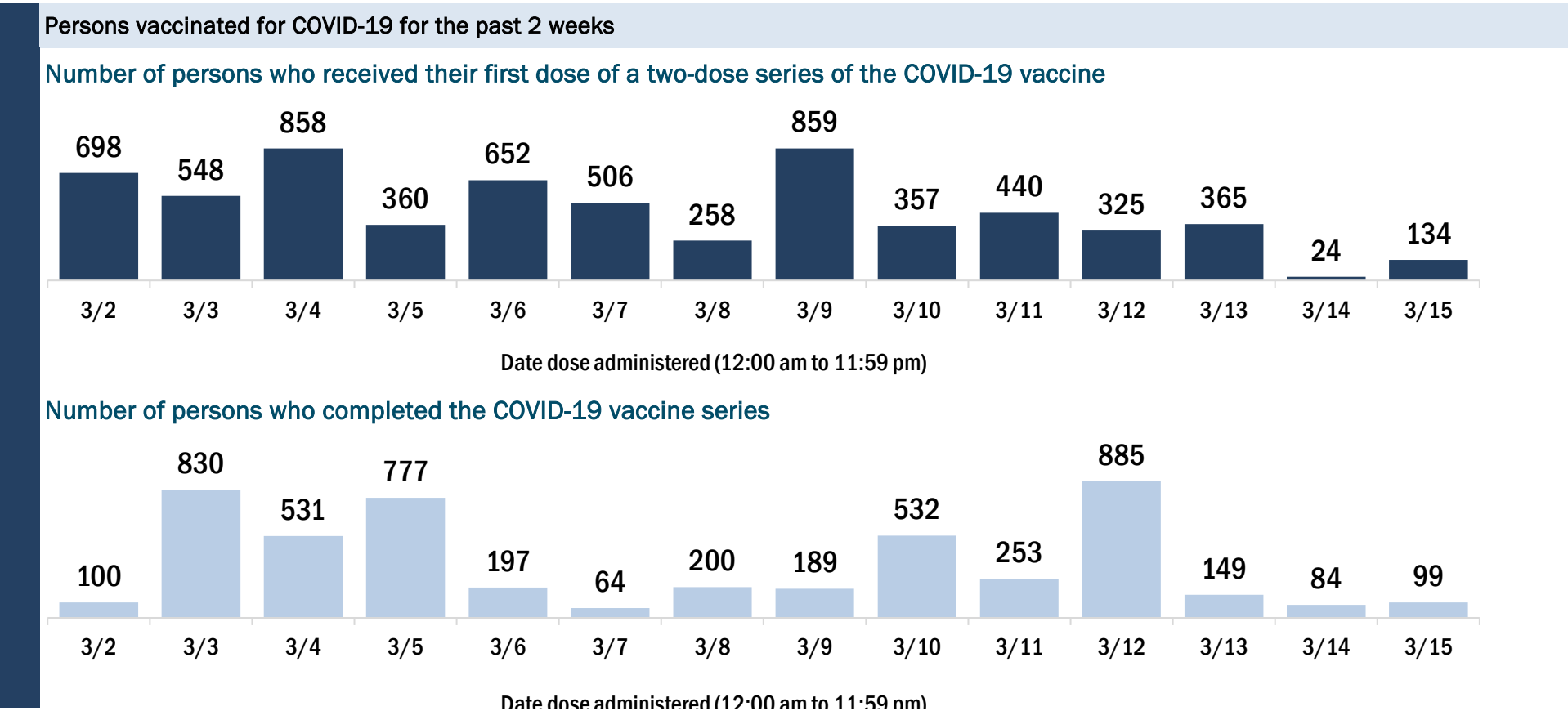
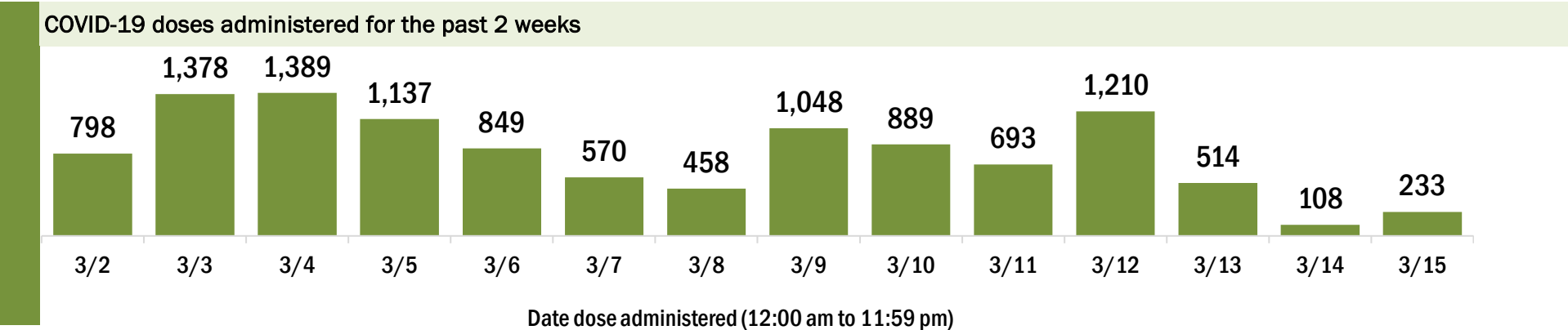
Data in this report are provisional and subject to change.

Data in this summary pertain to COVID-19 vaccines approved by the U.S. Food and Drug Administration and have been issued an Emergency Use Authorization (Janssen COVID-19 Vaccine, Moderna COVID-19 Vaccine and Pfizer-BioNTech COVID-19 Vaccine). These data summarize the number of people who have received either their first dose or have completed the series for a COVID-19 vaccine. **A person can only be counted in one category, first dose or series complete.** For persons receiving Moderna or Pfizer vaccines, once they receive their second dose, they are moved from the first dose column to the series completed column. **Because of this, the total first dose category may show a change from report to report not matching the total receiving their first dose from the previous day.** Persons receiving Johnson & Johnson vaccines will always be counted in the series completed column.

COVID-19 doses for vaccinated persons in Florida	
Doses administered	47,116
People receiving one dose of a 1-dose series (Johnson & Johnson) or receiving only one dose of a 2-dose series (Moderna, Pfizer) count once. Persons receiving both doses of a 2-dose series count twice.	

Current status of persons vaccinated for COVID-19 in Florida	
Total people vaccinated	29,766
First dose	12,258
Series completed	17,508
Completed 1-dose series	158
Completed 2-dose series	17,350
<b>First dose:</b> current number of people who have only received their first dose of the Moderna or Pfizer vaccine.	
<b>Series complete:</b> current number of people who have received both Moderna or Pfizer vaccine doses or one Johnson & Johnson dose and are considered fully immunized.	

Demographic summary	First dose	Series complete	Total people vaccinated
Age group	12,258	17,508	29,766
16-24 years	303	168	471
25-34 years	583	555	1,138
35-44 years	1,004	960	1,964
45-54 years	1,497	1,287	2,784
55-64 years	2,683	1,996	4,679
65-74 years	3,853	7,288	11,141
75-84 years	1,754	3,981	5,735
85+ years	581	1,273	1,854
Race	12,258	17,508	29,766
White	8,436	11,782	20,218
Black	957	780	1,737
American Indian/Alaskan	41	89	130
Other	947	1,753	2,700
Unknown	1,877	3,104	4,981
Other race includes Asian, native Hawaiian/Pacific Islander, or other.			
Ethnicity	12,258	17,508	29,766
Hispanic	456	269	725
Non-Hispanic	7,432	8,925	16,357
Unknown	4,370	8,314	12,684
Gender	12,258	17,508	29,766
Female	7,214	9,832	17,046
Male	5,039	7,675	12,714
Unknown	5	1	6





# COVID-19: Bradford County vaccine summary

Vaccination data through Mar 15, 2021 as of Mar 16, 2021 at 12:05 AM

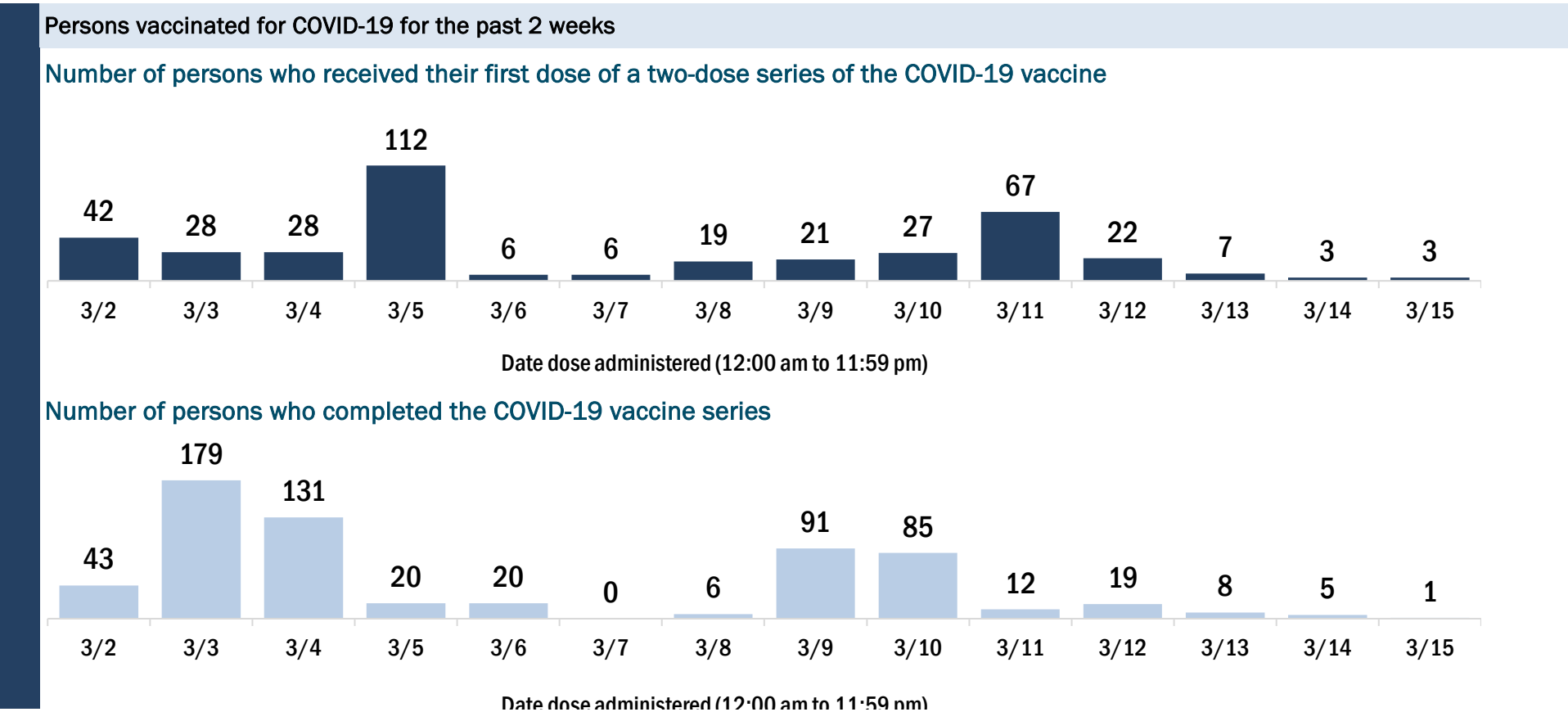
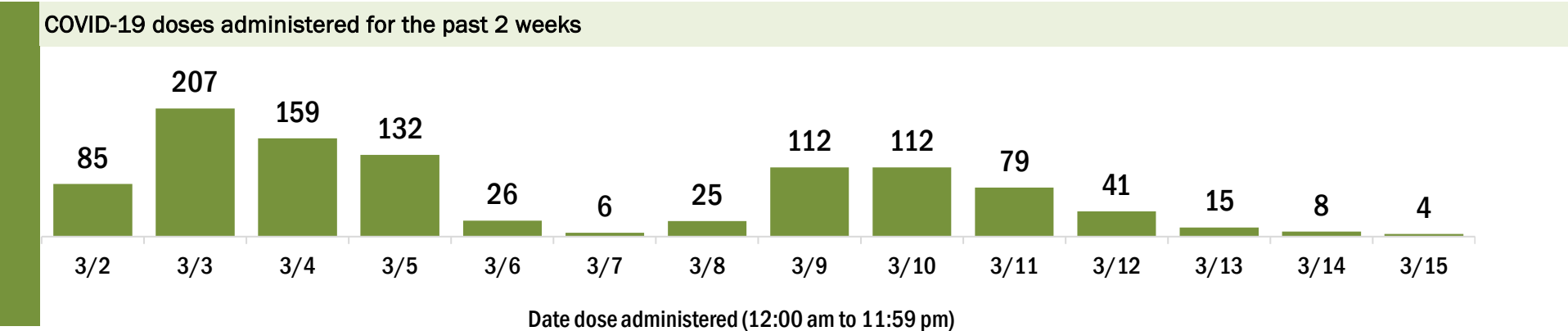
Data in this report are provisional and subject to change.

Data in this summary pertain to COVID-19 vaccines approved by the U.S. Food and Drug Administration and have been issued an Emergency Use Authorization (Janssen COVID-19 Vaccine, Moderna COVID-19 Vaccine and Pfizer-BioNTech COVID-19 Vaccine). These data summarize the number of people who have received either their first dose or have completed the series for a COVID-19 vaccine. **A person can only be counted in one category, first dose or series complete.** For persons receiving Moderna or Pfizer vaccines, once they receive their second dose, they are moved from the first dose column to the series completed column. **Because of this, the total first dose category may show a change from report to report not matching the total receiving their first dose from the previous day.** Persons receiving Johnson & Johnson vaccines will always be counted in the series completed column.

COVID-19 doses for vaccinated persons in Florida	
Doses administered	5,423
People receiving one dose of a 1-dose series (Johnson & Johnson) or receiving only one dose of a 2-dose series (Moderna, Pfizer) count once. Persons receiving both doses of a 2-dose series count twice.	

Current status of persons vaccinated for COVID-19 in Florida	
Total people vaccinated	3,119
First dose	805
Series completed	2,314
Completed 1-dose series	10
Completed 2-dose series	2,304
<b>First dose:</b> current number of people who have only received their first dose of the Moderna or Pfizer vaccine.	
<b>Series complete:</b> current number of people who have received both Moderna or Pfizer vaccine doses or one Johnson & Johnson dose and are considered fully immunized.	

Demographic summary	First dose	Series complete	Total people vaccinated
Age group	805	2,314	3,119
16-24 years	18	14	32
25-34 years	33	60	93
35-44 years	41	75	116
45-54 years	77	120	197
55-64 years	191	172	363
65-74 years	273	1,020	1,293
75-84 years	125	640	765
85+ years	47	213	260
Race	805	2,314	3,119
White	588	1,804	2,392
Black	104	206	310
American Indian/Alaskan	8	13	21
Other	59	236	295
Unknown	46	55	101
Other race includes Asian, native Hawaiian/Pacific Islander, or other.			
Ethnicity	805	2,314	3,119
Hispanic	13	21	34
Non-Hispanic	641	2,069	2,710
Unknown	151	224	375
Gender	805	2,314	3,119
Female	514	1,344	1,858
Male	290	970	1,260
Unknown	1	0	1



# COVID-19: Brevard County vaccine summary

Vaccination data through Mar 15, 2021 as of Mar 16, 2021 at 12:05 AM

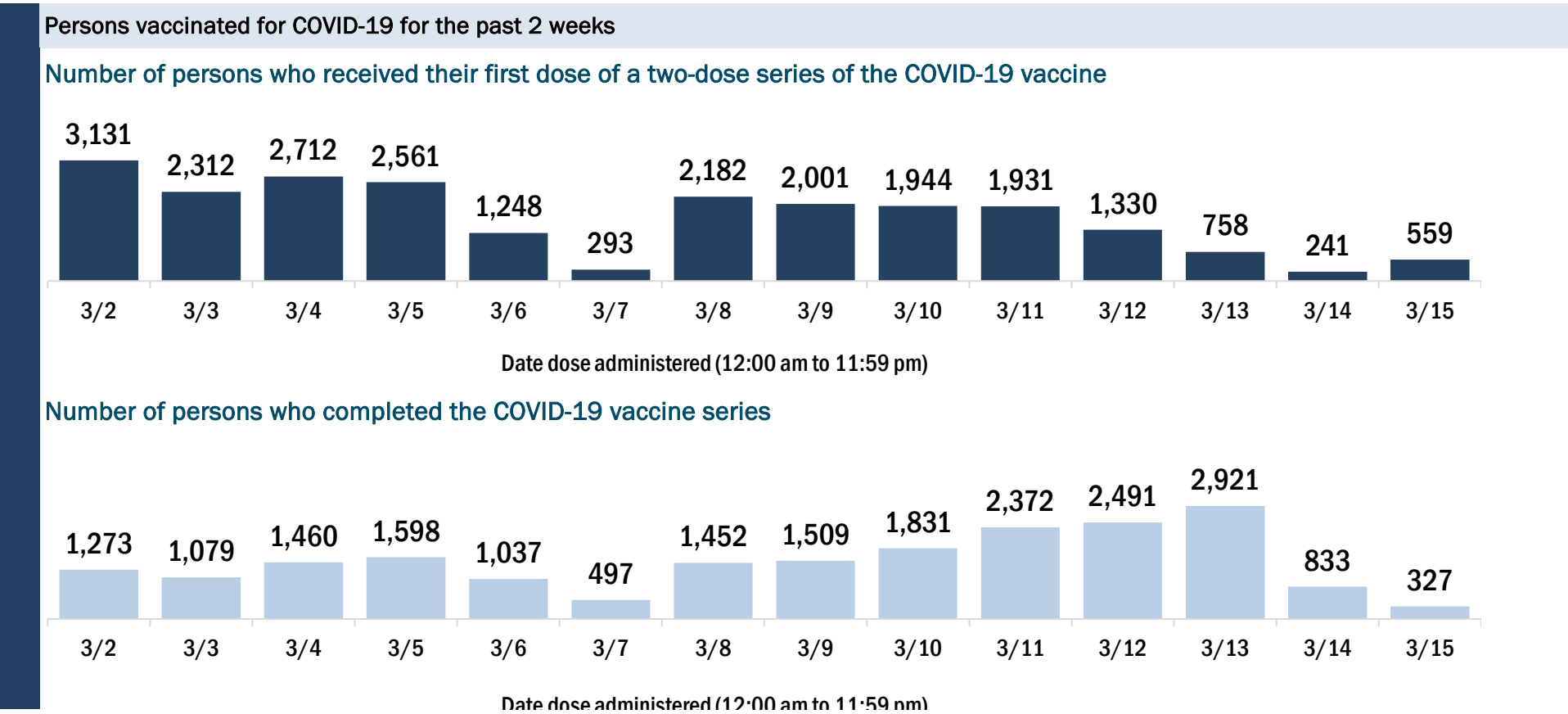
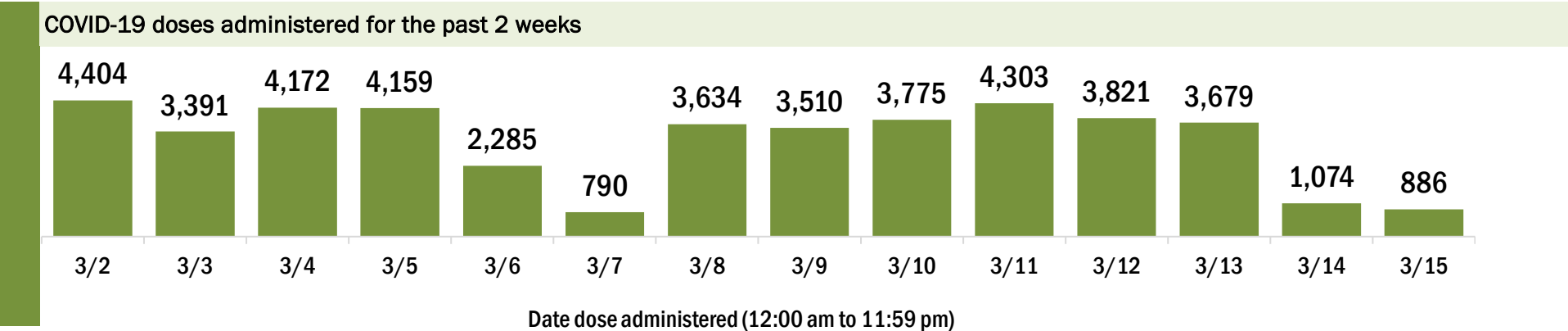
Data in this report are provisional and subject to change.

Data in this summary pertain to COVID-19 vaccines approved by the U.S. Food and Drug Administration and have been issued an Emergency Use Authorization (Janssen COVID-19 Vaccine, Moderna COVID-19 Vaccine and Pfizer-BioNTech COVID-19 Vaccine). These data summarize the number of people who have received either their first dose or have completed the series for a COVID-19 vaccine. **A person can only be counted in one category, first dose or series complete.** For persons receiving Moderna or Pfizer vaccines, once they receive their second dose, they are moved from the first dose column to the series completed column. **Because of this, the total first dose category may show a change from report to report not matching the total receiving their first dose from the previous day.** Persons receiving Johnson & Johnson vaccines will always be counted in the series completed column.

COVID-19 doses for vaccinated persons in Florida	
Doses administered	175,817
People receiving one dose of a 1-dose series (Johnson & Johnson) or receiving only one dose of a 2-dose series (Moderna, Pfizer) count once. Persons receiving both doses of a 2-dose series count twice.	

Current status of persons vaccinated for COVID-19 in Florida	
Total people vaccinated	112,129
First dose	45,588
Series completed	66,541
Completed 1-dose series	2,853
Completed 2-dose series	63,688
First dose: current number of people who have only received their first dose of the Moderna or Pfizer vaccine.	
Series complete: current number of people who have received both Moderna or Pfizer vaccine doses or one Johnson & Johnson dose and are considered fully immunized.	

Demographic summary	First dose	Series complete	Total people vaccinated
Age group	45,588	66,541	112,129
16-24 years	547	653	1,200
25-34 years	1,464	2,008	3,472
35-44 years	2,159	2,982	5,141
45-54 years	3,165	4,365	7,530
55-64 years	7,254	7,137	14,391
65-74 years	16,718	27,659	44,377
75-84 years	10,426	15,738	26,164
85+ years	3,855	5,999	9,854
Race	45,588	66,541	112,129
White	29,336	42,116	71,452
Black	2,670	2,254	4,924
American Indian/Alaskan	199	293	492
Other	3,227	7,697	10,924
Unknown	10,156	14,181	24,337
Other race includes Asian, native Hawaiian/Pacific Islander, or other.			
Ethnicity	45,588	66,541	112,129
Hispanic	1,555	1,474	3,029
Non-Hispanic	22,712	28,775	51,487
Unknown	21,321	36,292	57,613
Gender	45,588	66,541	112,129
Female	27,093	39,364	66,457
Male	18,356	27,033	45,389
Unknown	139	144	283



# COVID-19: Broward County vaccine summary

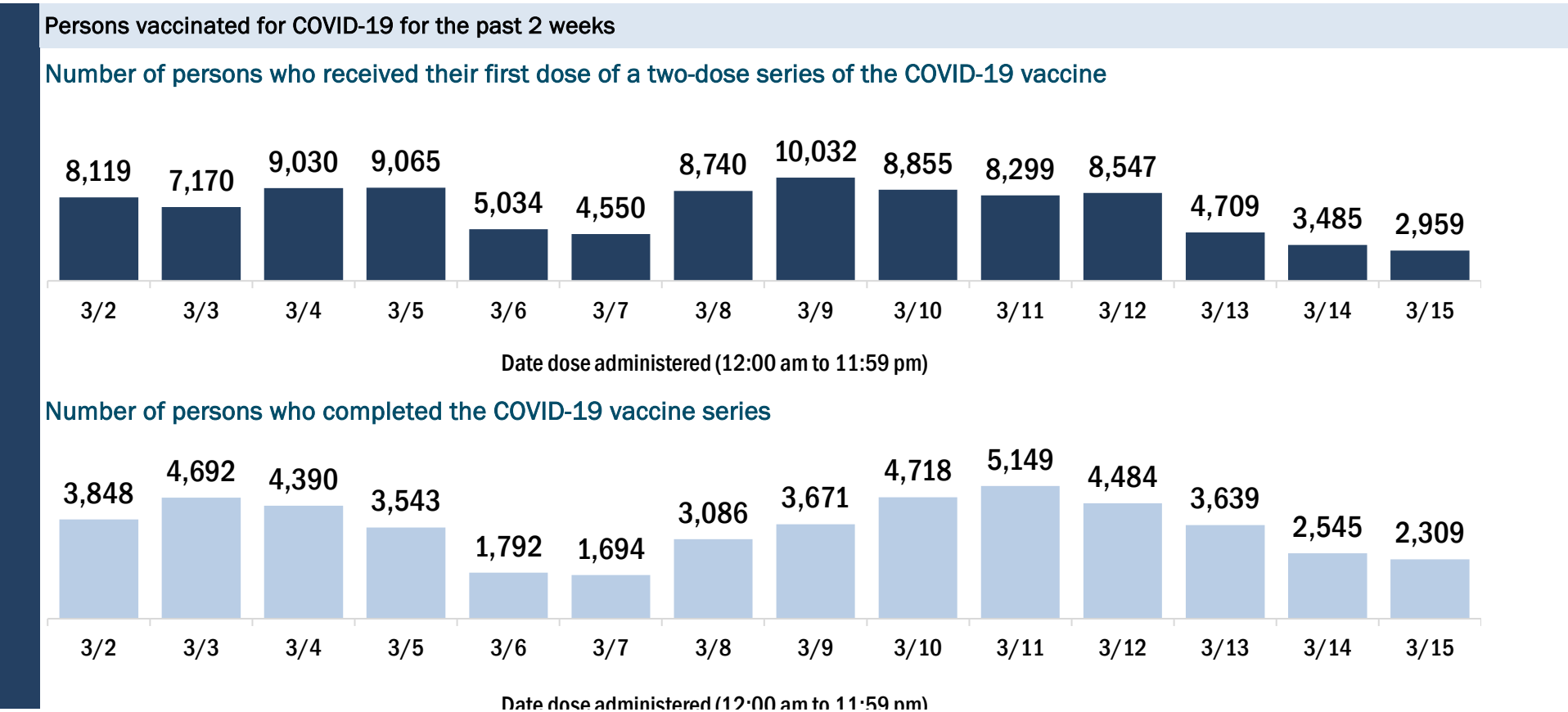
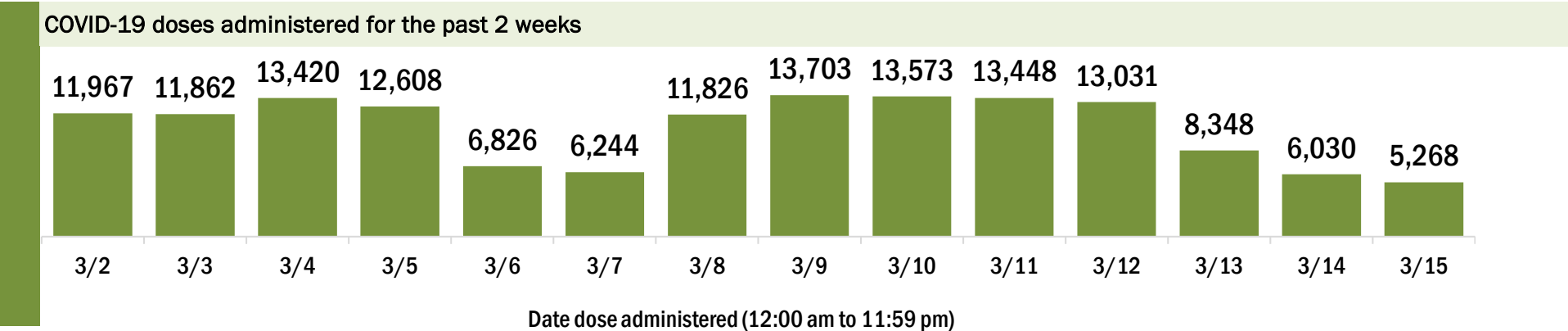
Vaccination data through Mar 15, 2021 as of Mar 16, 2021 at 12:05 AM

Data in this report are provisional and subject to change.

Data in this summary pertain to COVID-19 vaccines approved by the U.S. Food and Drug Administration and have been issued an Emergency Use Authorization (Janssen COVID-19 Vaccine, Moderna COVID-19 Vaccine and Pfizer-BioNTech COVID-19 Vaccine). These data summarize the number of people who have received either their first dose or have completed the series for a COVID-19 vaccine. **A person can only be counted in one category, first dose or series complete.** For persons receiving Moderna or Pfizer vaccines, once they receive their second dose, they are moved from the first dose column to the series completed column. **Because of this, the total first dose category may show a change from report to report not matching the total receiving their first dose from the previous day.** Persons receiving Johnson & Johnson vaccines will always be counted in the series completed column.

COVID-19 doses for vaccinated persons in Florida	
Doses administered	584,275
People receiving one dose of a 1-dose series (Johnson & Johnson) or receiving only one dose of a 2-dose series (Moderna, Pfizer) count once. Persons receiving both doses of a 2-dose series count twice.	
Current status of persons vaccinated for COVID-19 in Florida	
Total people vaccinated	384,520
First dose	175,673
Series completed	208,847
Completed 1-dose series	9,092
Completed 2-dose series	199,755
First dose: current number of people who have only received their first dose of the Moderna or Pfizer vaccine.	
Series complete: current number of people who have received both Moderna or Pfizer vaccine doses or one Johnson & Johnson dose and are considered fully immunized.	

Demographic summary		First dose	Series complete	Total people vaccinated
Age group		175,673	208,847	384,520
16-24 years		4,199	2,118	6,317
25-34 years		9,448	8,188	17,636
35-44 years		14,945	11,454	26,399
45-54 years		24,523	15,858	40,381
55-64 years		40,982	21,984	62,966
65-74 years		46,531	86,016	132,547
75-84 years		24,579	46,063	70,642
85+ years		10,466	17,166	27,632
Race		175,673	208,847	384,520
White		103,687	144,227	247,914
Black		23,514	22,256	45,770
American Indian/Alaskan		930	1,064	1,994
Other		17,248	23,413	40,661
Unknown		30,294	17,887	48,181
Other race includes Asian, native Hawaiian/Pacific Islander, or other.				
Ethnicity		175,673	208,847	384,520
Hispanic		34,255	35,432	69,687
Non-Hispanic		76,789	123,594	200,383
Unknown		64,629	49,821	114,450
Gender		175,673	208,847	384,520
Female		99,576	118,474	218,050
Male		75,624	90,318	165,942
Unknown		473	55	528



# COVID-19: Calhoun County vaccine summary

Vaccination data through Mar 15, 2021 as of Mar 16, 2021 at 12:05 AM

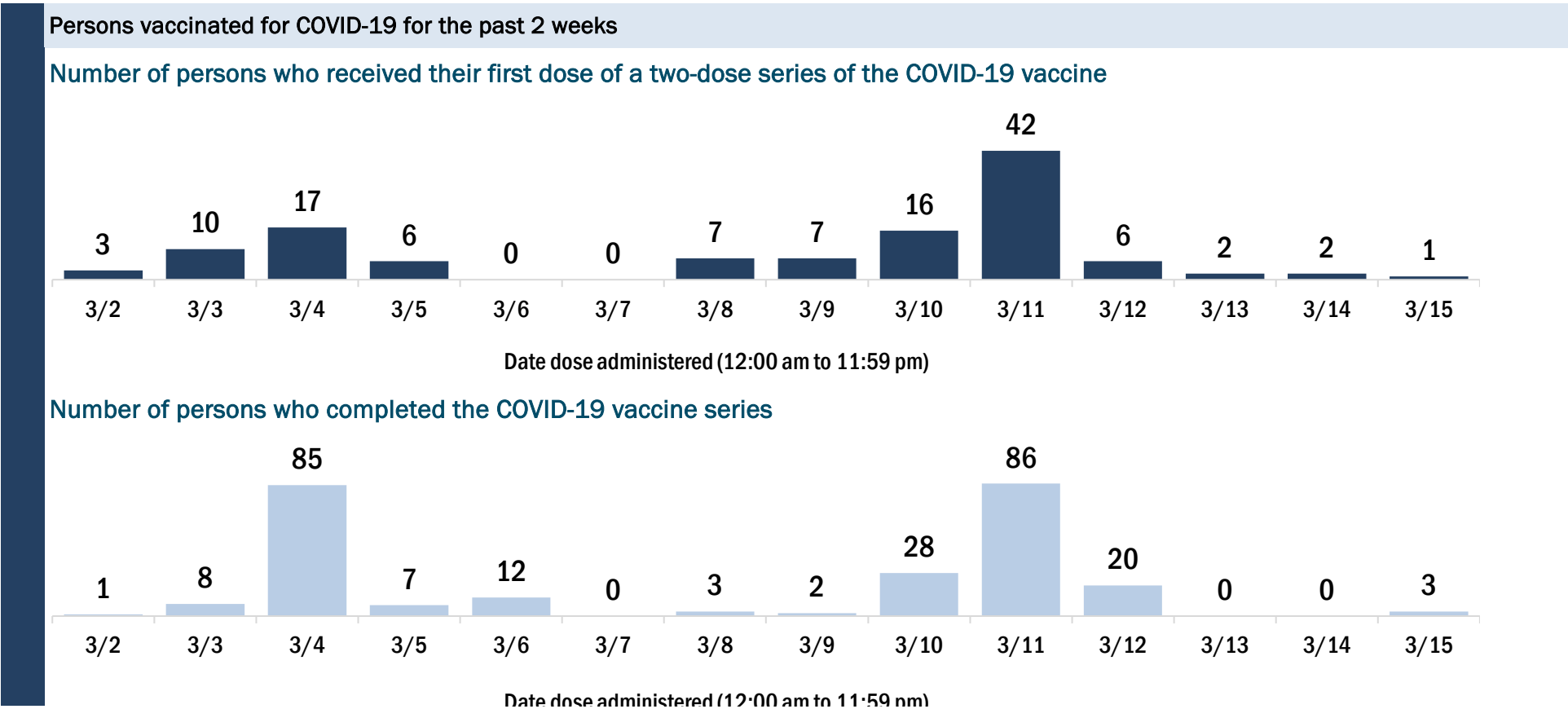
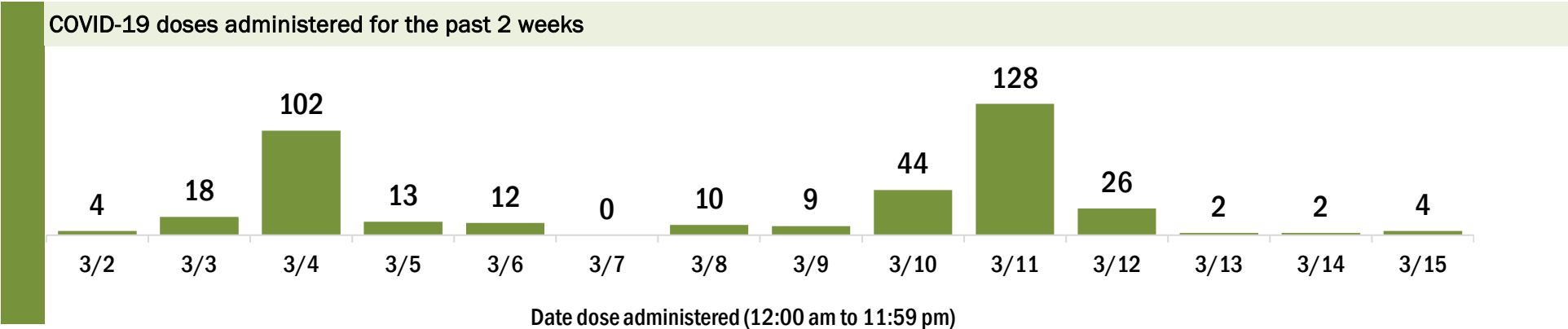
Data in this report are provisional and subject to change.

Data in this summary pertain to COVID-19 vaccines approved by the U.S. Food and Drug Administration and have been issued an Emergency Use Authorization (Janssen COVID-19 Vaccine, Moderna COVID-19 Vaccine and Pfizer-BioNTech COVID-19 Vaccine). These data summarize the number of people who have received either their first dose or have completed the series for a COVID-19 vaccine. **A person can only be counted in one category, first dose or series complete.** For persons receiving Moderna or Pfizer vaccines, once they receive their second dose, they are moved from the first dose column to the series completed column. **Because of this, the total first dose category may show a change from report to report not matching the total receiving their first dose from the previous day.** Persons receiving Johnson & Johnson vaccines will always be counted in the series completed column.

COVID-19 doses for vaccinated persons in Florida	
Doses administered	3,664
People receiving one dose of a 1-dose series (Johnson & Johnson) or receiving only one dose of a 2-dose series (Moderna, Pfizer) count once. Persons receiving both doses of a 2-dose series count twice.	

Current status of persons vaccinated for COVID-19 in Florida	
Total people vaccinated	2,050
First dose	412
Series completed	1,638
Completed 1-dose series	24
Completed 2-dose series	1,614
<b>First dose:</b> current number of people who have only received their first dose of the Moderna or Pfizer vaccine.	
<b>Series complete:</b> current number of people who have received both Moderna or Pfizer vaccine doses or one Johnson & Johnson dose and are considered fully immunized.	

Demographic summary	First dose	Series complete	Total people vaccinated
Age group	412	1,638	2,050
16-24 years	15	9	24
25-34 years	8	41	49
35-44 years	26	65	91
45-54 years	47	108	155
55-64 years	90	188	278
65-74 years	132	657	789
75-84 years	68	408	476
85+ years	26	162	188
Race	412	1,638	2,050
White	285	1,128	1,413
Black	46	81	127
American Indian/Alaskan	4	12	16
Other	36	284	320
Unknown	41	133	174
Other race includes Asian, native Hawaiian/Pacific Islander, or other.			
Ethnicity	412	1,638	2,050
Hispanic	7	26	33
Non-Hispanic	214	899	1,113
Unknown	191	713	904
Gender	412	1,638	2,050
Female	214	930	1,144
Male	198	707	905
Unknown	0	1	1





# COVID-19: Charlotte County vaccine summary

Vaccination data through Mar 15, 2021 as of Mar 16, 2021 at 12:05 AM

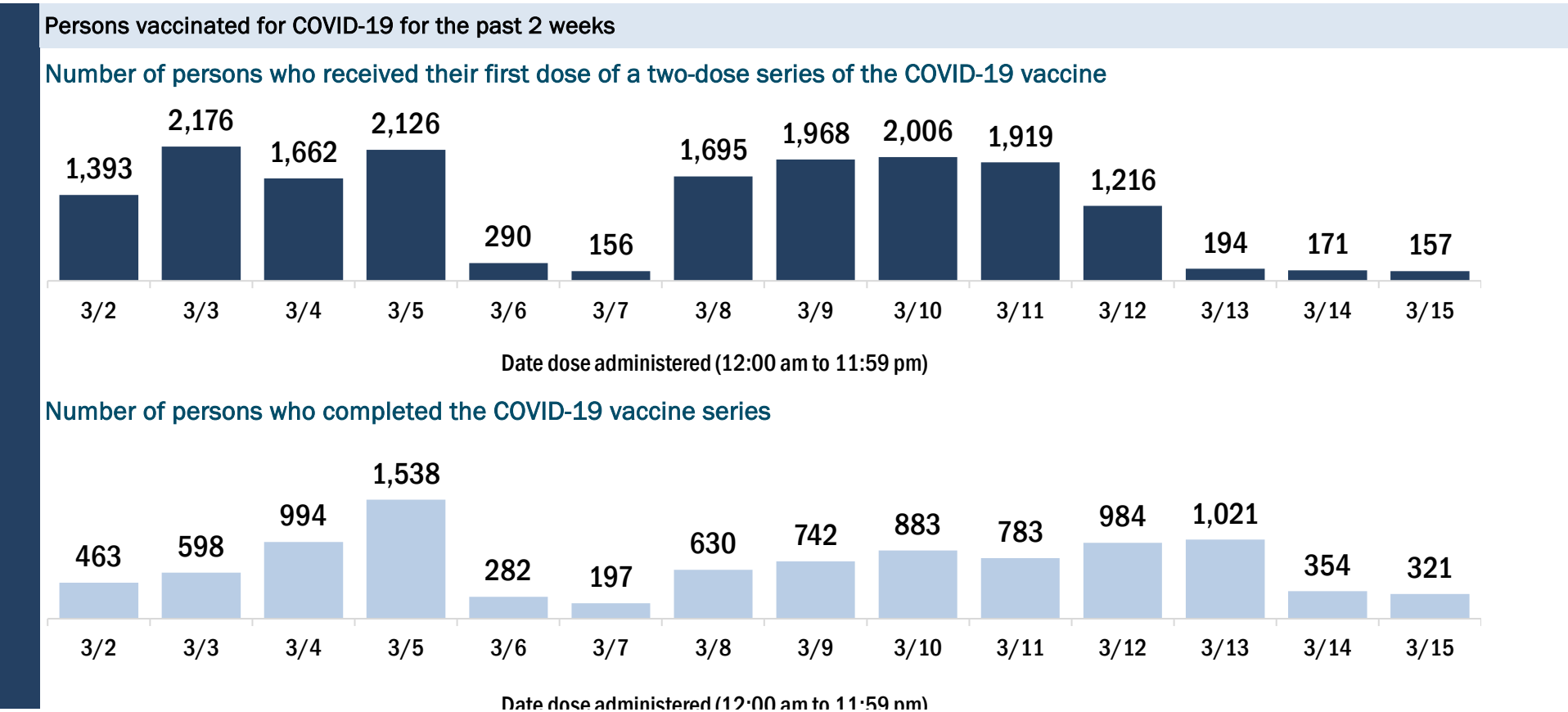
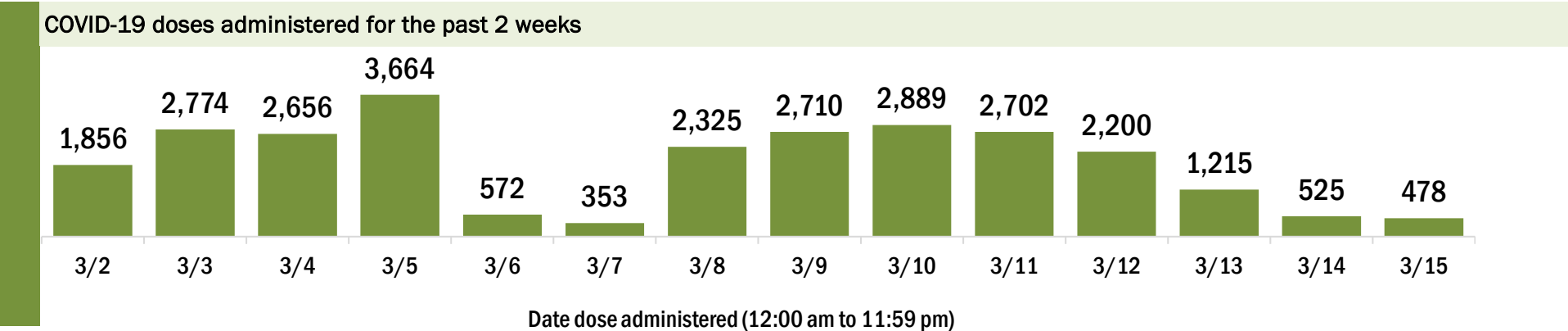
Data in this report are provisional and subject to change.

Data in this summary pertain to COVID-19 vaccines approved by the U.S. Food and Drug Administration and have been issued an Emergency Use Authorization (Janssen COVID-19 Vaccine, Moderna COVID-19 Vaccine and Pfizer-BioNTech COVID-19 Vaccine). These data summarize the number of people who have received either their first dose or have completed the series for a COVID-19 vaccine. **A person can only be counted in one category, first dose or series complete.** For persons receiving Moderna or Pfizer vaccines, once they receive their second dose, they are moved from the first dose column to the series completed column. **Because of this, the total first dose category may show a change from report to report not matching the total receiving their first dose from the previous day.** Persons receiving Johnson & Johnson vaccines will always be counted in the series completed column.

COVID-19 doses for vaccinated persons in Florida	
Doses administered	79,030
People receiving one dose of a 1-dose series (Johnson & Johnson) or receiving only one dose of a 2-dose series (Moderna, Pfizer) count once. Persons receiving both doses of a 2-dose series count twice.	

Current status of persons vaccinated for COVID-19 in Florida	
Total people vaccinated	54,170
First dose	28,548
Series completed	25,622
Completed 1-dose series	762
Completed 2-dose series	24,860
<b>First dose:</b> current number of people who have only received their first dose of the Moderna or Pfizer vaccine.	
<b>Series complete:</b> current number of people who have received both Moderna or Pfizer vaccine doses or one Johnson & Johnson dose and are considered fully immunized.	

Demographic summary	First dose	Series complete	Total people vaccinated
Age group	28,548	25,622	54,170
16-24 years	98	134	232
25-34 years	227	399	626
35-44 years	366	591	957
45-54 years	753	1,098	1,851
55-64 years	2,233	1,977	4,210
65-74 years	13,271	12,387	25,658
75-84 years	9,172	6,733	15,905
85+ years	2,428	2,303	4,731
Race	28,548	25,622	54,170
White	21,831	16,827	38,658
Black	458	297	755
American Indian/Alaskan	156	51	207
Other	1,345	2,685	4,030
Unknown	4,758	5,762	10,520
Other race includes Asian, native Hawaiian/Pacific Islander, or other.			
Ethnicity	28,548	25,622	54,170
Hispanic	503	325	828
Non-Hispanic	14,145	11,157	25,302
Unknown	13,900	14,140	28,040
Gender	28,548	25,622	54,170
Female	15,731	14,544	30,275
Male	12,791	11,072	23,863
Unknown	26	6	32



# COVID-19: Citrus County vaccine summary

Vaccination data through Mar 15, 2021 as of Mar 16, 2021 at 12:05 AM

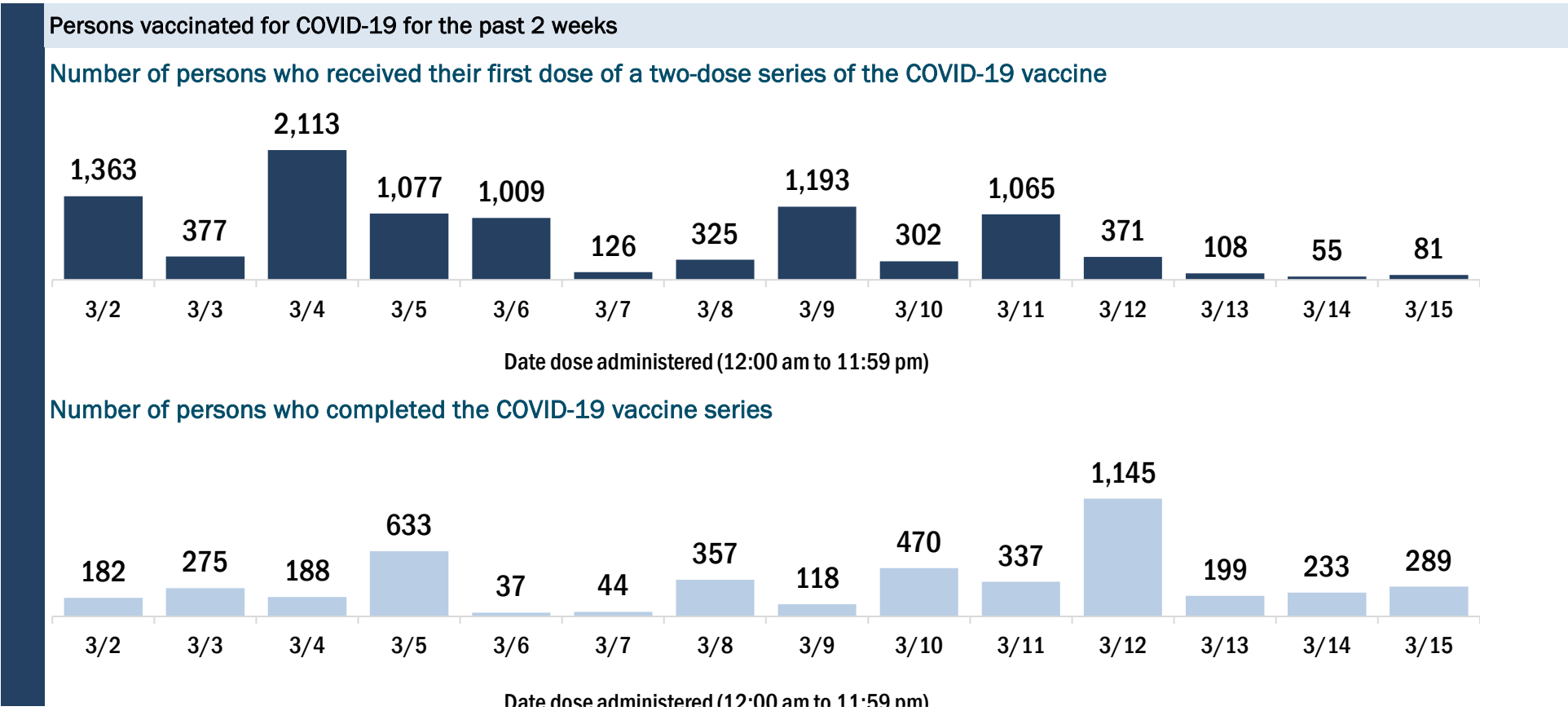
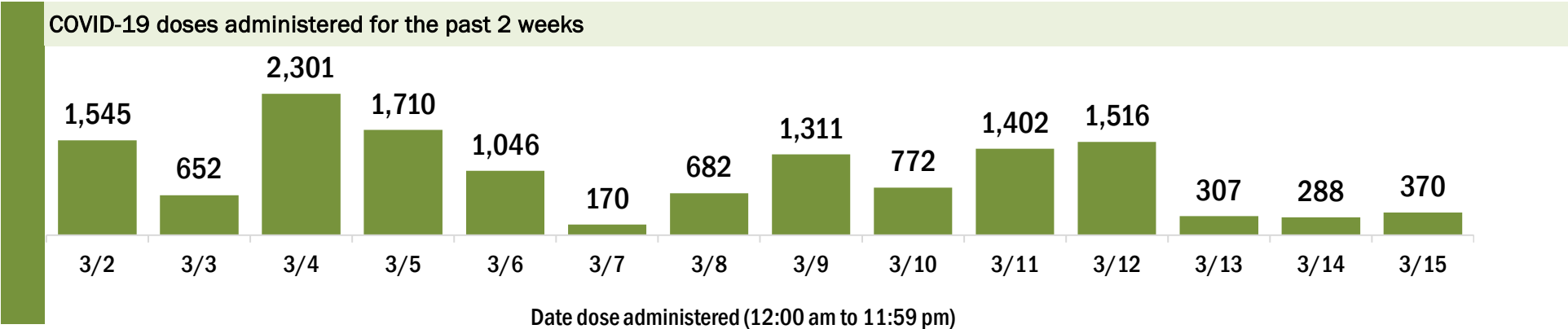
Data in this report are provisional and subject to change.

Data in this summary pertain to COVID-19 vaccines approved by the U.S. Food and Drug Administration and have been issued an Emergency Use Authorization (Janssen COVID-19 Vaccine, Moderna COVID-19 Vaccine and Pfizer-BioNTech COVID-19 Vaccine). These data summarize the number of people who have received either their first dose or have completed the series for a COVID-19 vaccine. **A person can only be counted in one category, first dose or series complete.** For persons receiving Moderna or Pfizer vaccines, once they receive their second dose, they are moved from the first dose column to the series completed column. **Because of this, the total first dose category may show a change from report to report not matching the total receiving their first dose from the previous day.** Persons receiving Johnson & Johnson vaccines will always be counted in the series completed column.

COVID-19 doses for vaccinated persons in Florida	
Doses administered	54,442
People receiving one dose of a 1-dose series (Johnson & Johnson) or receiving only one dose of a 2-dose series (Moderna, Pfizer) count once. Persons receiving both doses of a 2-dose series count twice.	

Current status of persons vaccinated for COVID-19 in Florida	
Total people vaccinated	35,635
First dose	16,592
Series completed	19,043
Completed 1-dose series	236
Completed 2-dose series	18,807
<b>First dose:</b> current number of people who have only received their first dose of the Moderna or Pfizer vaccine.	
<b>Series complete:</b> current number of people who have received both Moderna or Pfizer vaccine doses or one Johnson & Johnson dose and are considered fully immunized.	

Demographic summary	First dose	Series complete	Total people vaccinated
Age group	16,592	19,043	35,635
16-24 years	88	165	253
25-34 years	173	382	555
35-44 years	263	521	784
45-54 years	476	770	1,246
55-64 years	1,113	1,317	2,430
65-74 years	7,701	8,417	16,118
75-84 years	5,340	5,696	11,036
85+ years	1,438	1,775	3,213
Race	16,592	19,043	35,635
White	13,988	11,699	25,687
Black	214	235	449
American Indian/Alaskan	104	59	163
Other	664	2,199	2,863
Unknown	1,622	4,851	6,473
Other race includes Asian, native Hawaiian/Pacific Islander, or other.			
Ethnicity	16,592	19,043	35,635
Hispanic	465	313	778
Non-Hispanic	11,322	7,587	18,909
Unknown	4,805	11,143	15,948
Gender	16,592	19,043	35,635
Female	9,522	10,827	20,349
Male	7,018	8,205	15,223
Unknown	52	11	63



# COVID-19: Clay County vaccine summary

Vaccination data through Mar 15, 2021 as of Mar 16, 2021 at 12:05 AM

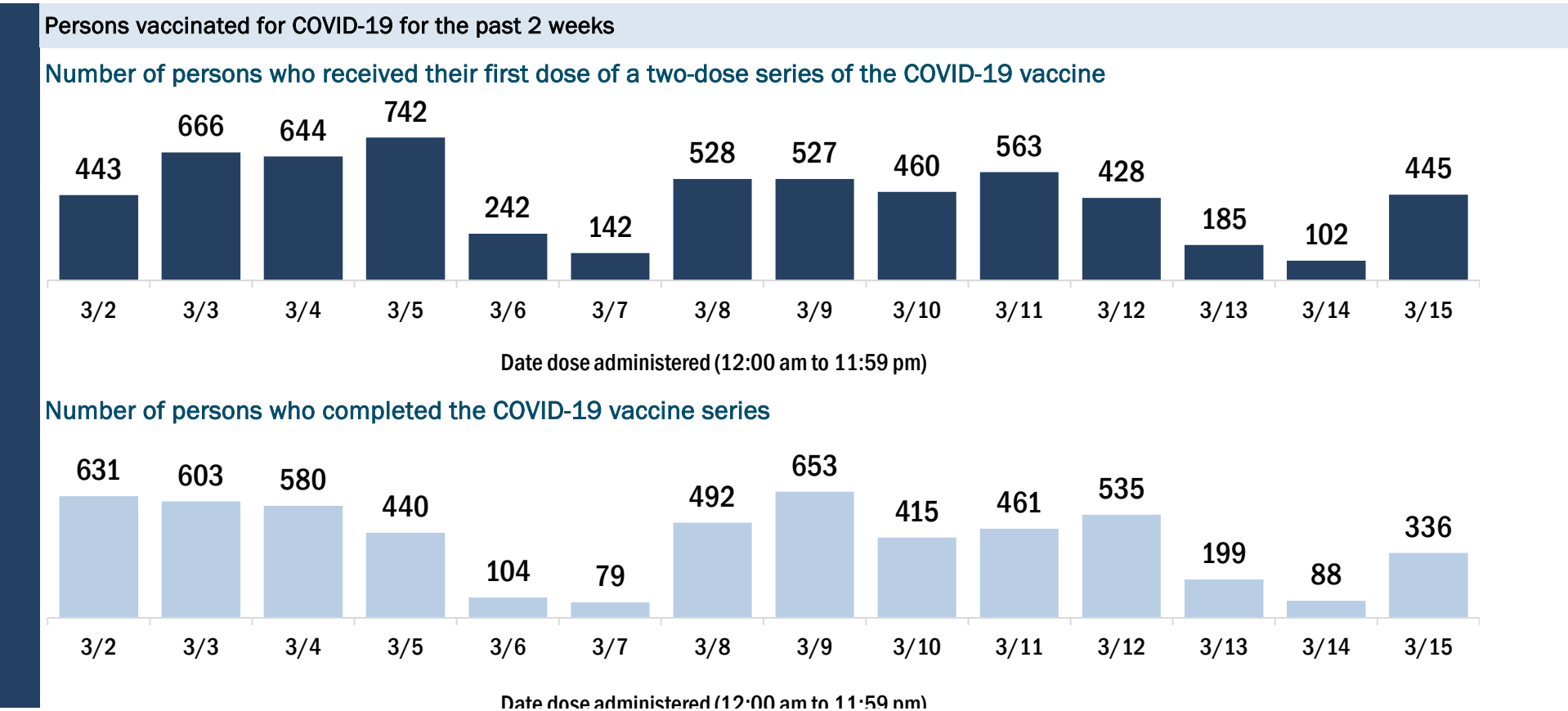
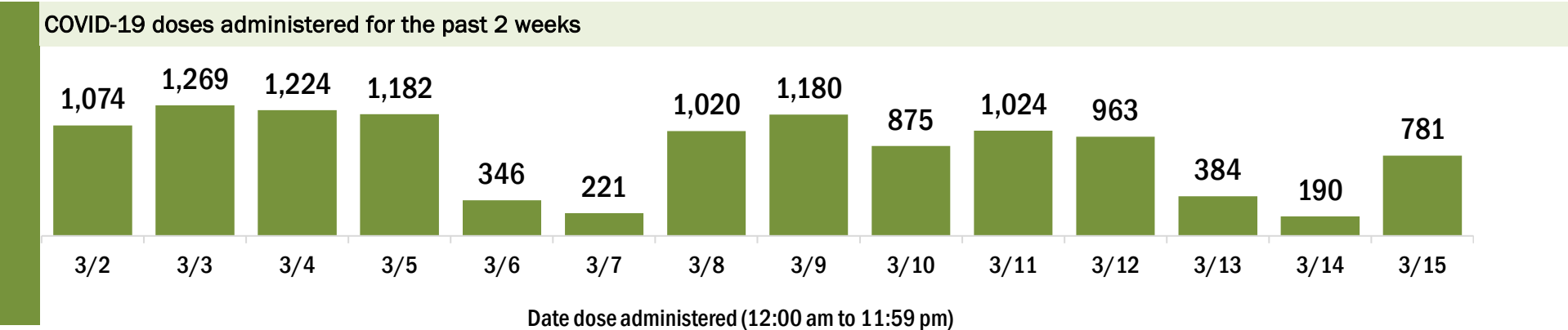
Data in this report are provisional and subject to change.

Data in this summary pertain to COVID-19 vaccines approved by the U.S. Food and Drug Administration and have been issued an Emergency Use Authorization (Janssen COVID-19 Vaccine, Moderna COVID-19 Vaccine and Pfizer-BioNTech COVID-19 Vaccine). These data summarize the number of people who have received either their first dose or have completed the series for a COVID-19 vaccine. **A person can only be counted in one category, first dose or series complete.** For persons receiving Moderna or Pfizer vaccines, once they receive their second dose, they are moved from the first dose column to the series completed column. **Because of this, the total first dose category may show a change from report to report not matching the total receiving their first dose from the previous day.** Persons receiving Johnson & Johnson vaccines will always be counted in the series completed column.

COVID-19 doses for vaccinated persons in Florida	
Doses administered	57,209
People receiving one dose of a 1-dose series (Johnson & Johnson) or receiving only one dose of a 2-dose series (Moderna, Pfizer) count once. Persons receiving both doses of a 2-dose series count twice.	

Current status of persons vaccinated for COVID-19 in Florida	
Total people vaccinated	34,541
First dose	11,083
Series completed	23,458
Completed 1-dose series	790
Completed 2-dose series	22,668
First dose: current number of people who have only received their first dose of the Moderna or Pfizer vaccine.	
Series complete: current number of people who have received both Moderna or Pfizer vaccine doses or one Johnson & Johnson dose and are considered fully immunized.	

Demographic summary	First dose	Series complete	Total people vaccinated
Age group	11,083	23,458	34,541
16-24 years	339	305	644
25-34 years	531	889	1,420
35-44 years	918	1,412	2,330
45-54 years	1,512	1,659	3,171
55-64 years	2,861	2,121	4,982
65-74 years	2,965	10,176	13,141
75-84 years	1,473	5,294	6,767
85+ years	484	1,602	2,086
Race	11,083	23,458	34,541
White	7,346	17,495	24,841
Black	827	1,255	2,082
American Indian/Alaskan	82	109	191
Other	1,221	2,262	3,483
Unknown	1,607	2,337	3,944
Other race includes Asian, native Hawaiian/Pacific Islander, or other.			
Ethnicity	11,083	23,458	34,541
Hispanic	535	744	1,279
Non-Hispanic	7,308	17,641	24,949
Unknown	3,240	5,073	8,313
Gender	11,083	23,458	34,541
Female	6,780	13,519	20,299
Male	4,273	9,938	14,211
Unknown	30	1	31



# COVID-19: Collier County vaccine summary

Vaccination data through Mar 15, 2021 as of Mar 16, 2021 at 12:05 AM

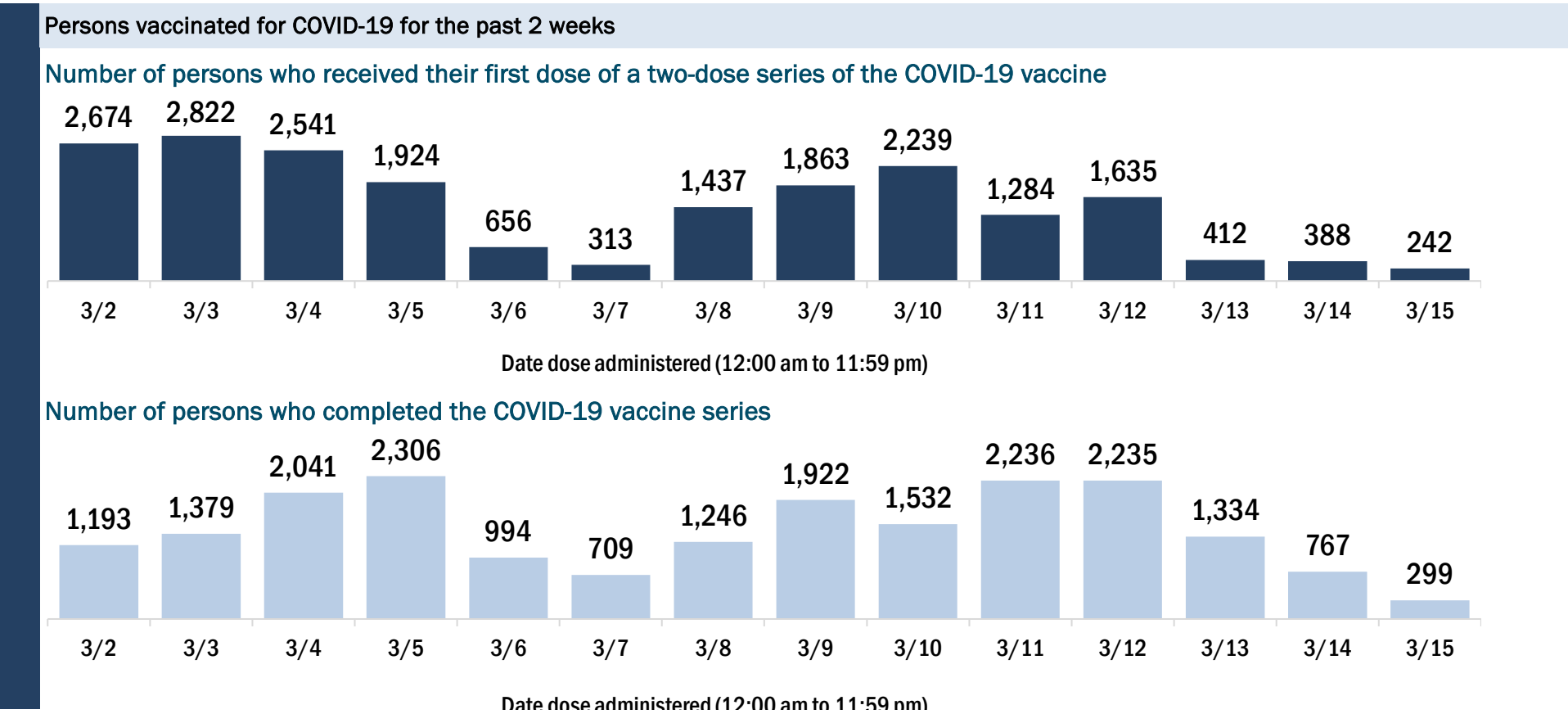
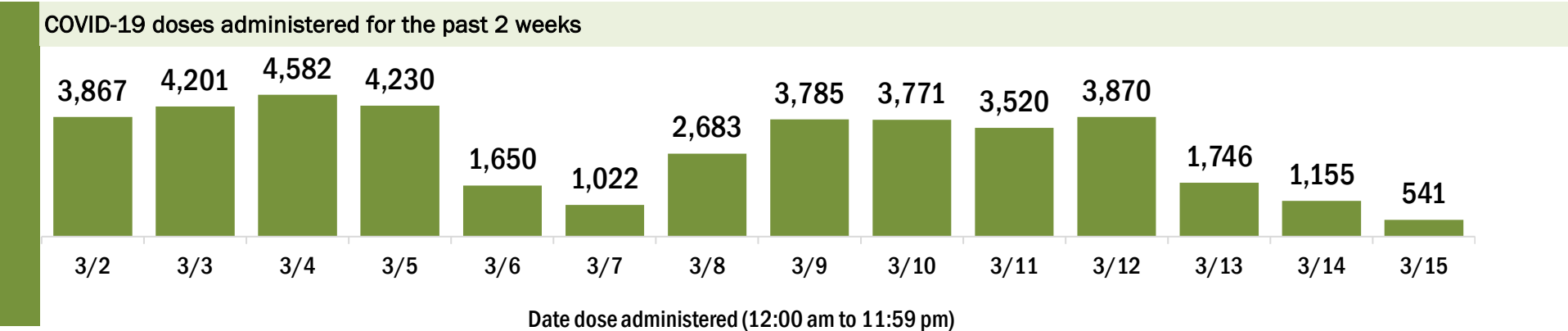
Data in this report are provisional and subject to change.

Data in this summary pertain to COVID-19 vaccines approved by the U.S. Food and Drug Administration and have been issued an Emergency Use Authorization (Janssen COVID-19 Vaccine, Moderna COVID-19 Vaccine and Pfizer-BioNTech COVID-19 Vaccine). These data summarize the number of people who have received either their first dose or have completed the series for a COVID-19 vaccine. **A person can only be counted in one category, first dose or series complete.** For persons receiving Moderna or Pfizer vaccines, once they receive their second dose, they are moved from the first dose column to the series completed column. **Because of this, the total first dose category may show a change from report to report not matching the total receiving their first dose from the previous day.** Persons receiving Johnson & Johnson vaccines will always be counted in the series completed column.

COVID-19 doses for vaccinated persons in Florida	
Doses administered	165,742
People receiving one dose of a 1-dose series (Johnson & Johnson) or receiving only one dose of a 2-dose series (Moderna, Pfizer) count once. Persons receiving both doses of a 2-dose series count twice.	

Current status of persons vaccinated for COVID-19 in Florida	
Total people vaccinated	103,601
First dose	40,131
Series completed	63,470
Completed 1-dose series	1,329
Completed 2-dose series	62,141
First dose: current number of people who have only received their first dose of the Moderna or Pfizer vaccine.	
Series complete: current number of people who have received both Moderna or Pfizer vaccine doses or one Johnson & Johnson dose and are considered fully immunized.	

Demographic summary	First dose	Series complete	Total people vaccinated
Age group	40,131	63,470	103,601
16-24 years	285	399	684
25-34 years	493	1,075	1,568
35-44 years	641	1,537	2,178
45-54 years	1,166	2,144	3,310
55-64 years	3,499	3,257	6,756
65-74 years	16,249	29,839	46,088
75-84 years	13,496	19,399	32,895
85+ years	4,302	5,820	10,122
Race	40,131	63,470	103,601
White	26,937	39,007	65,944
Black	402	513	915
American Indian/Alaskan	153	162	315
Other	2,377	5,545	7,922
Unknown	10,262	18,243	28,505
Other race includes Asian, native Hawaiian/Pacific Islander, or other.			
Ethnicity	40,131	63,470	103,601
Hispanic	1,718	2,046	3,764
Non-Hispanic	17,752	26,452	44,204
Unknown	20,661	34,972	55,633
Gender	40,131	63,470	103,601
Female	22,122	35,061	57,183
Male	17,726	28,327	46,053
Unknown	283	82	365





# COVID-19: Columbia County vaccine summary

Vaccination data through Mar 15, 2021 as of Mar 16, 2021 at 12:05 AM

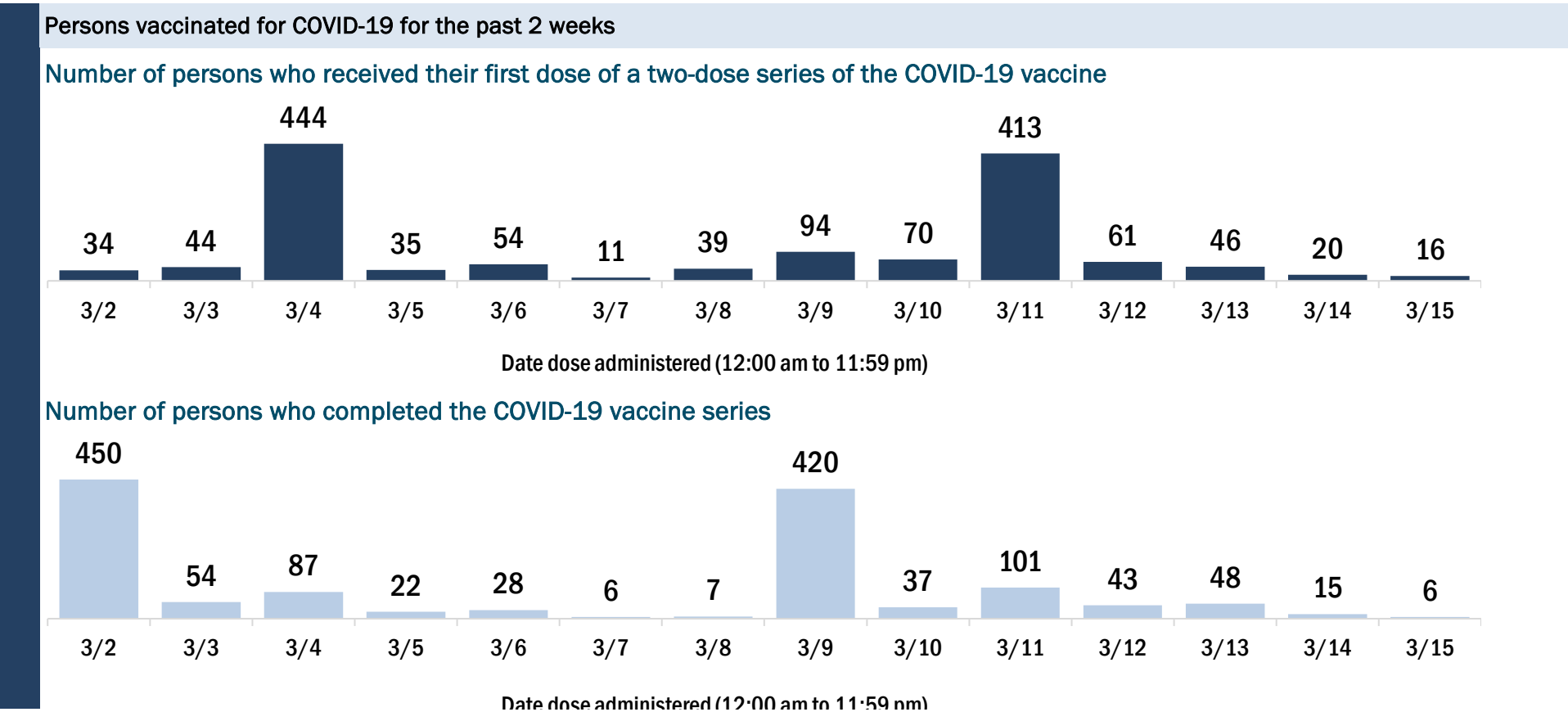
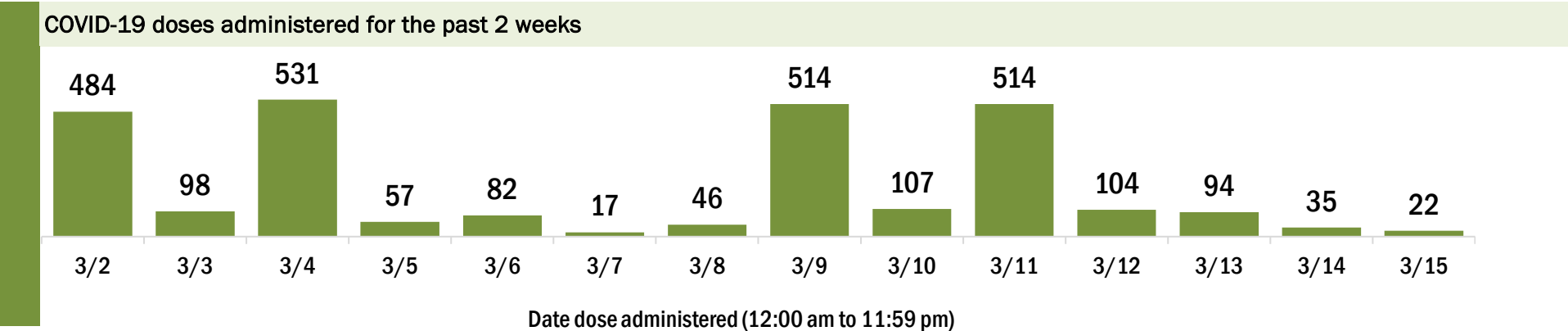
Data in this report are provisional and subject to change.

Data in this summary pertain to COVID-19 vaccines approved by the U.S. Food and Drug Administration and have been issued an Emergency Use Authorization (Janssen COVID-19 Vaccine, Moderna COVID-19 Vaccine and Pfizer-BioNTech COVID-19 Vaccine). These data summarize the number of people who have received either their first dose or have completed the series for a COVID-19 vaccine. **A person can only be counted in one category, first dose or series complete.** For persons receiving Moderna or Pfizer vaccines, once they receive their second dose, they are moved from the first dose column to the series completed column. **Because of this, the total first dose category may show a change from report to report not matching the total receiving their first dose from the previous day.** Persons receiving Johnson & Johnson vaccines will always be counted in the series completed column.

COVID-19 doses for vaccinated persons in Florida	
Doses administered	14,583
People receiving one dose of a 1-dose series (Johnson & Johnson) or receiving only one dose of a 2-dose series (Moderna, Pfizer) count once. Persons receiving both doses of a 2-dose series count twice.	

Current status of persons vaccinated for COVID-19 in Florida	
Total people vaccinated	8,813
First dose	2,941
Series completed	5,872
Completed 1-dose series	102
Completed 2-dose series	5,770
First dose: current number of people who have only received their first dose of the Moderna or Pfizer vaccine.	
Series complete: current number of people who have received both Moderna or Pfizer vaccine doses or one Johnson & Johnson dose and are considered fully immunized.	

Demographic summary	First dose	Series complete	Total people vaccinated
Age group	2,941	5,872	8,813
16-24 years	33	57	90
25-34 years	104	156	260
35-44 years	184	207	391
45-54 years	301	313	614
55-64 years	606	453	1,059
65-74 years	983	2,613	3,596
75-84 years	569	1,578	2,147
85+ years	161	495	656
Race	2,941	5,872	8,813
White	1,743	3,864	5,607
Black	282	375	657
American Indian/Alaskan	13	15	28
Other	278	564	842
Unknown	625	1,054	1,679
Other race includes Asian, native Hawaiian/Pacific Islander, or other.			
Ethnicity	2,941	5,872	8,813
Hispanic	86	76	162
Non-Hispanic	990	2,497	3,487
Unknown	1,865	3,299	5,164
Gender	2,941	5,872	8,813
Female	1,849	3,445	5,294
Male	1,090	2,426	3,516
Unknown	2	1	3



# COVID-19: Dade County vaccine summary

Vaccination data through Mar 15, 2021 as of Mar 16, 2021 at 12:05 AM

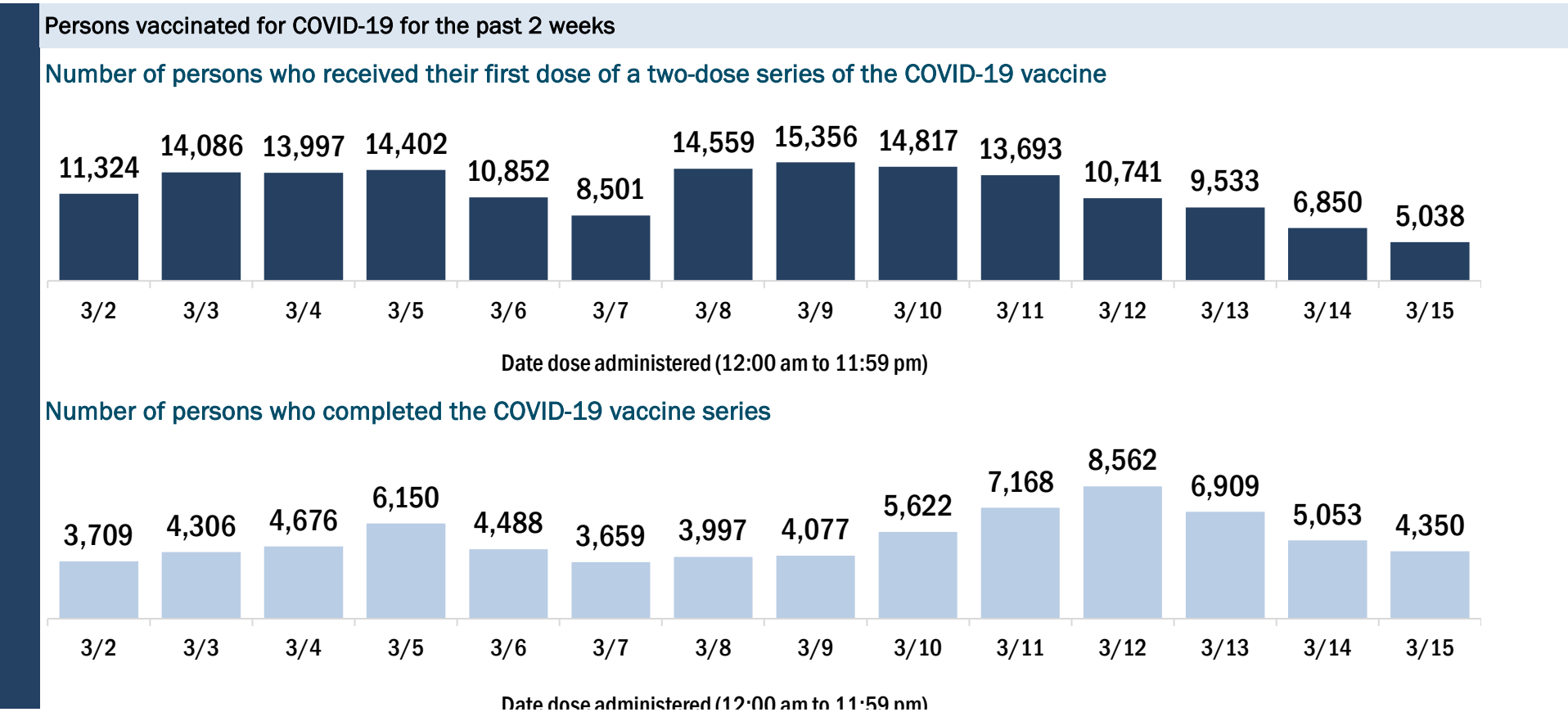
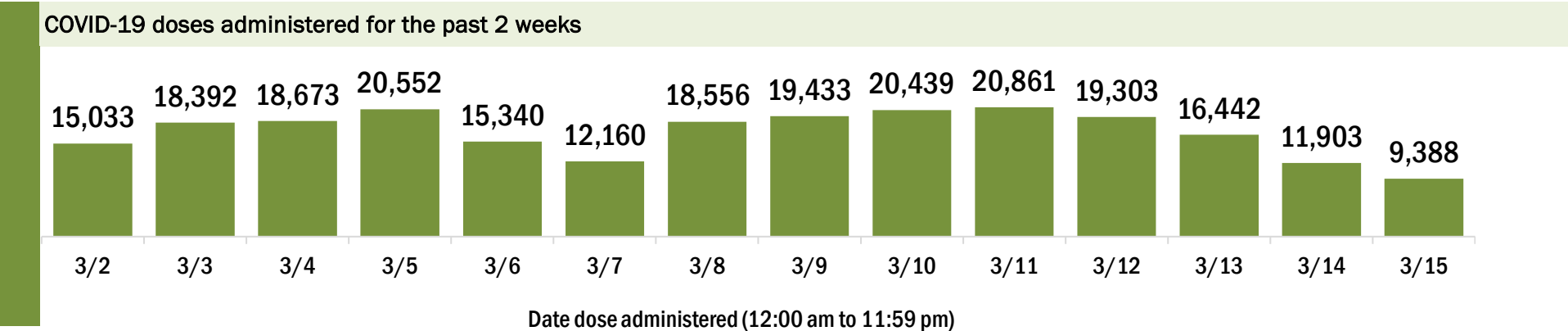
Data in this report are provisional and subject to change.

Data in this summary pertain to COVID-19 vaccines approved by the U.S. Food and Drug Administration and have been issued an Emergency Use Authorization (Janssen COVID-19 Vaccine, Moderna COVID-19 Vaccine and Pfizer-BioNTech COVID-19 Vaccine). These data summarize the number of people who have received either their first dose or have completed the series for a COVID-19 vaccine. **A person can only be counted in one category, first dose or series complete.** For persons receiving Moderna or Pfizer vaccines, once they receive their second dose, they are moved from the first dose column to the series completed column. **Because of this, the total first dose category may show a change from report to report not matching the total receiving their first dose from the previous day.** Persons receiving Johnson & Johnson vaccines will always be counted in the series completed column.

COVID-19 doses for vaccinated persons in Florida	
Doses administered	785,337
People receiving one dose of a 1-dose series (Johnson & Johnson) or receiving only one dose of a 2-dose series (Moderna, Pfizer) count once. Persons receiving both doses of a 2-dose series count twice.	

Current status of persons vaccinated for COVID-19 in Florida	
Total people vaccinated	539,733
First dose	274,238
Series completed	265,495
Completed 1-dose series	19,891
Completed 2-dose series	245,604
First dose: current number of people who have only received their first dose of the Moderna or Pfizer vaccine.	
Series complete: current number of people who have received both Moderna or Pfizer vaccine doses or one Johnson & Johnson dose and are considered fully immunized.	

Demographic summary	First dose	Series complete	Total people vaccinated
Age group	274,238	265,495	539,733
16-24 years	7,581	3,376	10,957
25-34 years	17,858	12,611	30,469
35-44 years	26,637	15,655	42,292
45-54 years	39,599	21,142	60,741
55-64 years	58,021	29,578	87,599
65-74 years	68,754	97,060	165,814
75-84 years	40,094	61,625	101,719
85+ years	15,694	24,448	40,142
Race	274,238	265,495	539,733
White	191,369	185,997	377,366
Black	18,696	21,060	39,756
American Indian/Alaskan	760	595	1,355
Other	29,843	30,461	60,304
Unknown	33,570	27,382	60,952
Other race includes Asian, native Hawaiian/Pacific Islander, or other.			
Ethnicity	274,238	265,495	539,733
Hispanic	148,562	134,352	282,914
Non-Hispanic	50,515	76,478	126,993
Unknown	75,161	54,665	129,826
Gender	274,238	265,495	539,733
Female	155,885	151,585	307,470
Male	115,697	113,728	229,425
Unknown	2,656	182	2,838



# COVID-19: Desoto County vaccine summary

Vaccination data through Mar 15, 2021 as of Mar 16, 2021 at 12:05 AM

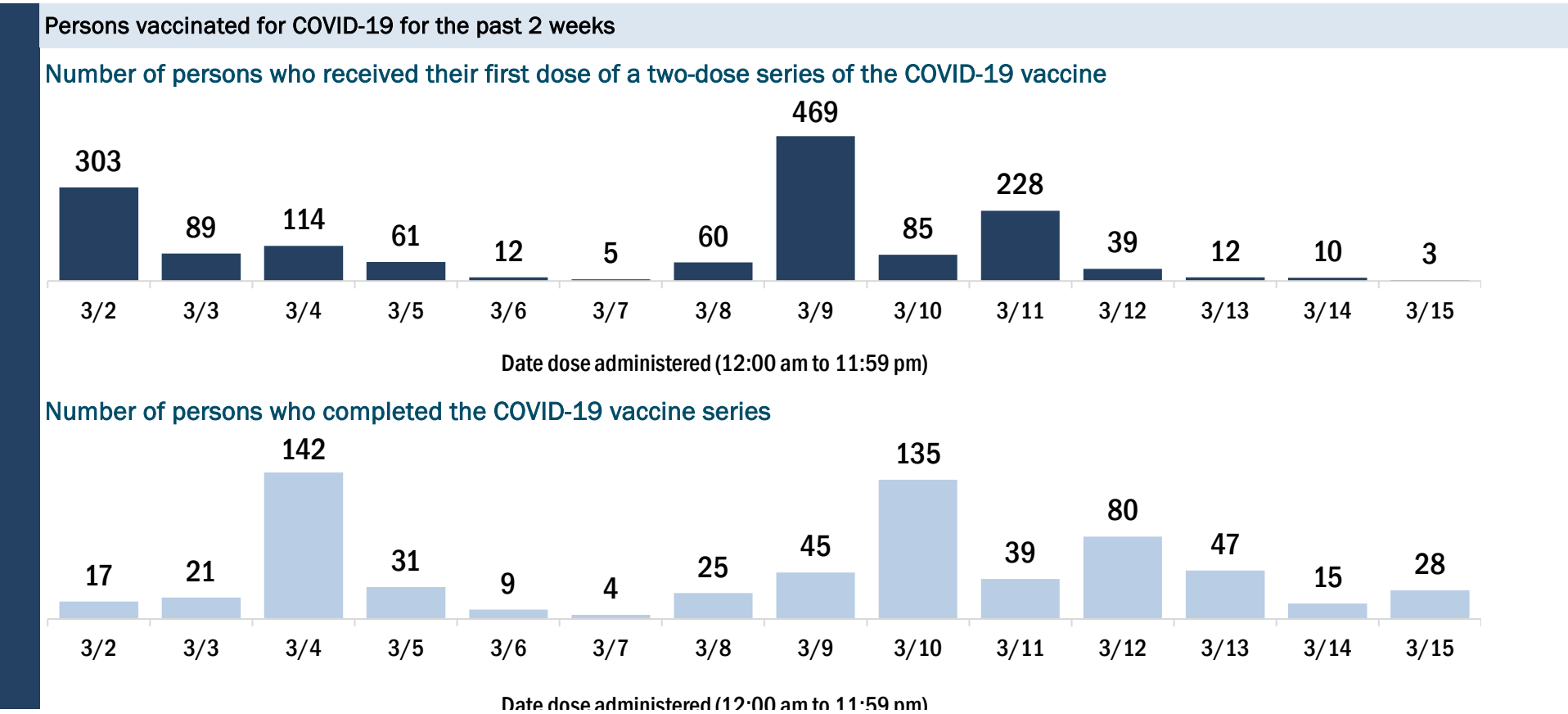
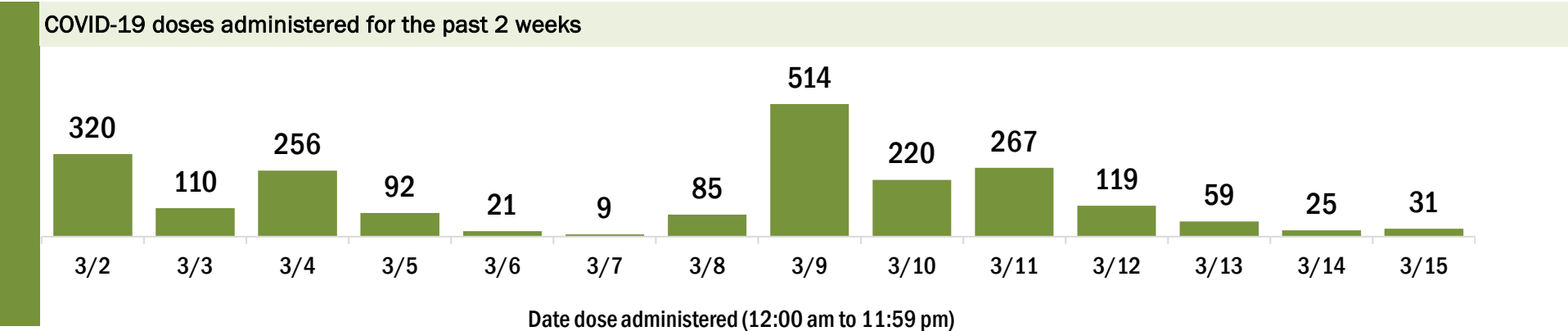
Data in this report are provisional and subject to change.

Data in this summary pertain to COVID-19 vaccines approved by the U.S. Food and Drug Administration and have been issued an Emergency Use Authorization (Janssen COVID-19 Vaccine, Moderna COVID-19 Vaccine and Pfizer-BioNTech COVID-19 Vaccine). These data summarize the number of people who have received either their first dose or have completed the series for a COVID-19 vaccine. **A person can only be counted in one category, first dose or series complete.** For persons receiving Moderna or Pfizer vaccines, once they receive their second dose, they are moved from the first dose column to the series completed column. **Because of this, the total first dose category may show a change from report to report not matching the total receiving their first dose from the previous day.** Persons receiving Johnson & Johnson vaccines will always be counted in the series completed column.

COVID-19 doses for vaccinated persons in Florida	
Doses administered	8,144
People receiving one dose of a 1-dose series (Johnson & Johnson) or receiving only one dose of a 2-dose series (Moderna, Pfizer) count once. Persons receiving both doses of a 2-dose series count twice.	

Current status of persons vaccinated for COVID-19 in Florida	
Total people vaccinated	5,535
First dose	2,885
Series completed	2,650
Completed 1-dose series	41
Completed 2-dose series	2,609
<b>First dose:</b> current number of people who have only received their first dose of the Moderna or Pfizer vaccine.	
<b>Series complete:</b> current number of people who have received both Moderna or Pfizer vaccine doses or one Johnson & Johnson dose and are considered fully immunized.	

Demographic summary	First dose	Series complete	Total people vaccinated
Age group	2,885	2,650	5,535
16-24 years	17	14	31
25-34 years	62	57	119
35-44 years	137	66	203
45-54 years	271	114	385
55-64 years	449	158	607
65-74 years	1,075	1,213	2,288
75-84 years	732	815	1,547
85+ years	142	213	355
Race	2,885	2,650	5,535
White	1,665	1,933	3,598
Black	161	100	261
American Indian/Alaskan	3	4	7
Other	227	180	407
Unknown	829	433	1,262
Other race includes Asian, native Hawaiian/Pacific Islander, or other.			
Ethnicity	2,885	2,650	5,535
Hispanic	115	53	168
Non-Hispanic	1,088	638	1,726
Unknown	1,682	1,959	3,641
Gender	2,885	2,650	5,535
Female	1,336	1,470	2,806
Male	1,549	1,180	2,729
Unknown	0	0	0



# COVID-19: Dixie County vaccine summary

Vaccination data through Mar 15, 2021 as of Mar 16, 2021 at 12:05 AM

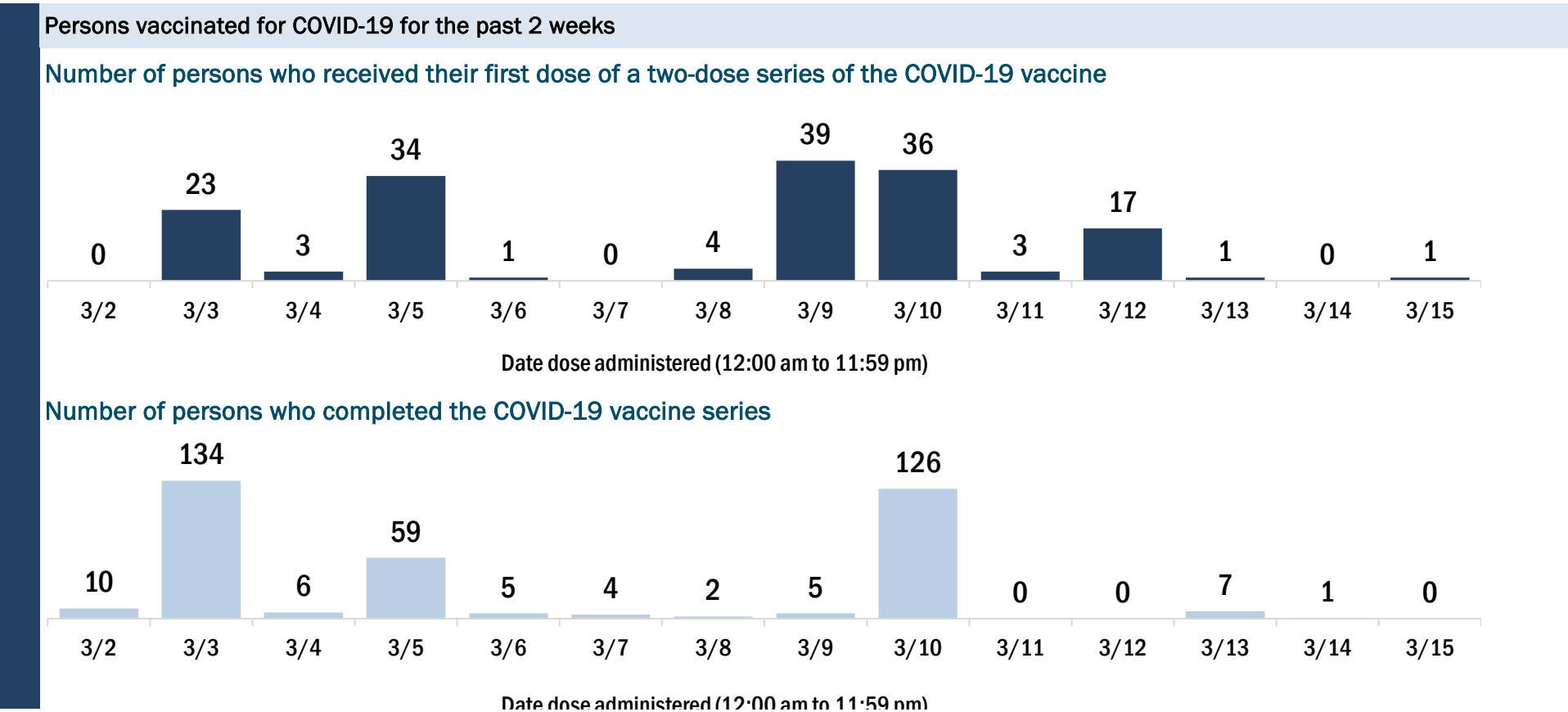
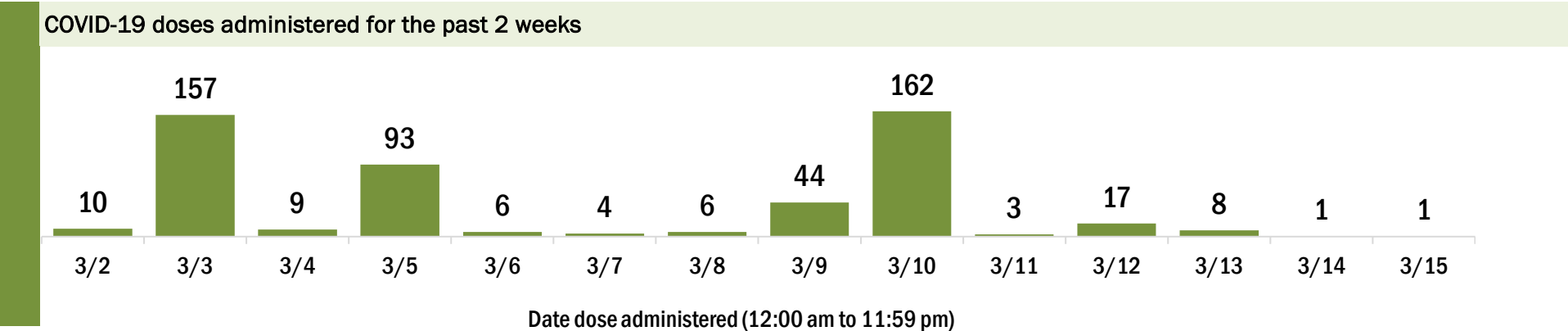
Data in this report are provisional and subject to change.

Data in this summary pertain to COVID-19 vaccines approved by the U.S. Food and Drug Administration and have been issued an Emergency Use Authorization (Janssen COVID-19 Vaccine, Moderna COVID-19 Vaccine and Pfizer-BioNTech COVID-19 Vaccine). These data summarize the number of people who have received either their first dose or have completed the series for a COVID-19 vaccine. **A person can only be counted in one category, first dose or series complete.** For persons receiving Moderna or Pfizer vaccines, once they receive their second dose, they are moved from the first dose column to the series completed column. **Because of this, the total first dose category may show a change from report to report not matching the total receiving their first dose from the previous day.** Persons receiving Johnson & Johnson vaccines will always be counted in the series completed column.

COVID-19 doses for vaccinated persons in Florida	
Doses administered	3,164
People receiving one dose of a 1-dose series (Johnson & Johnson) or receiving only one dose of a 2-dose series (Moderna, Pfizer) count once. Persons receiving both doses of a 2-dose series count twice.	

Current status of persons vaccinated for COVID-19 in Florida	
Total people vaccinated	1,942
First dose	710
Series completed	1,232
Completed 1-dose series	10
Completed 2-dose series	1,222
First dose: current number of people who have only received their first dose of the Moderna or Pfizer vaccine.	
Series complete: current number of people who have received both Moderna or Pfizer vaccine doses or one Johnson & Johnson dose and are considered fully immunized.	

Demographic summary	First dose	Series complete	Total people vaccinated
Age group	710	1,232	1,942
16-24 years	3	4	7
25-34 years	12	14	26
35-44 years	26	22	48
45-54 years	23	30	53
55-64 years	92	71	163
65-74 years	318	612	930
75-84 years	189	378	567
85+ years	47	101	148
Race	710	1,232	1,942
White	608	1,067	1,675
Black	28	31	59
American Indian/Alaskan	18	9	27
Other	22	37	59
Unknown	34	88	122
Other race includes Asian, native Hawaiian/Pacific Islander, or other.			
Ethnicity	710	1,232	1,942
Hispanic	13	16	29
Non-Hispanic	520	816	1,336
Unknown	177	400	577
Gender	710	1,232	1,942
Female	386	657	1,043
Male	324	575	899
Unknown	0	0	0





# COVID-19: Duval County vaccine summary

Vaccination data through Mar 15, 2021 as of Mar 16, 2021 at 12:05 AM

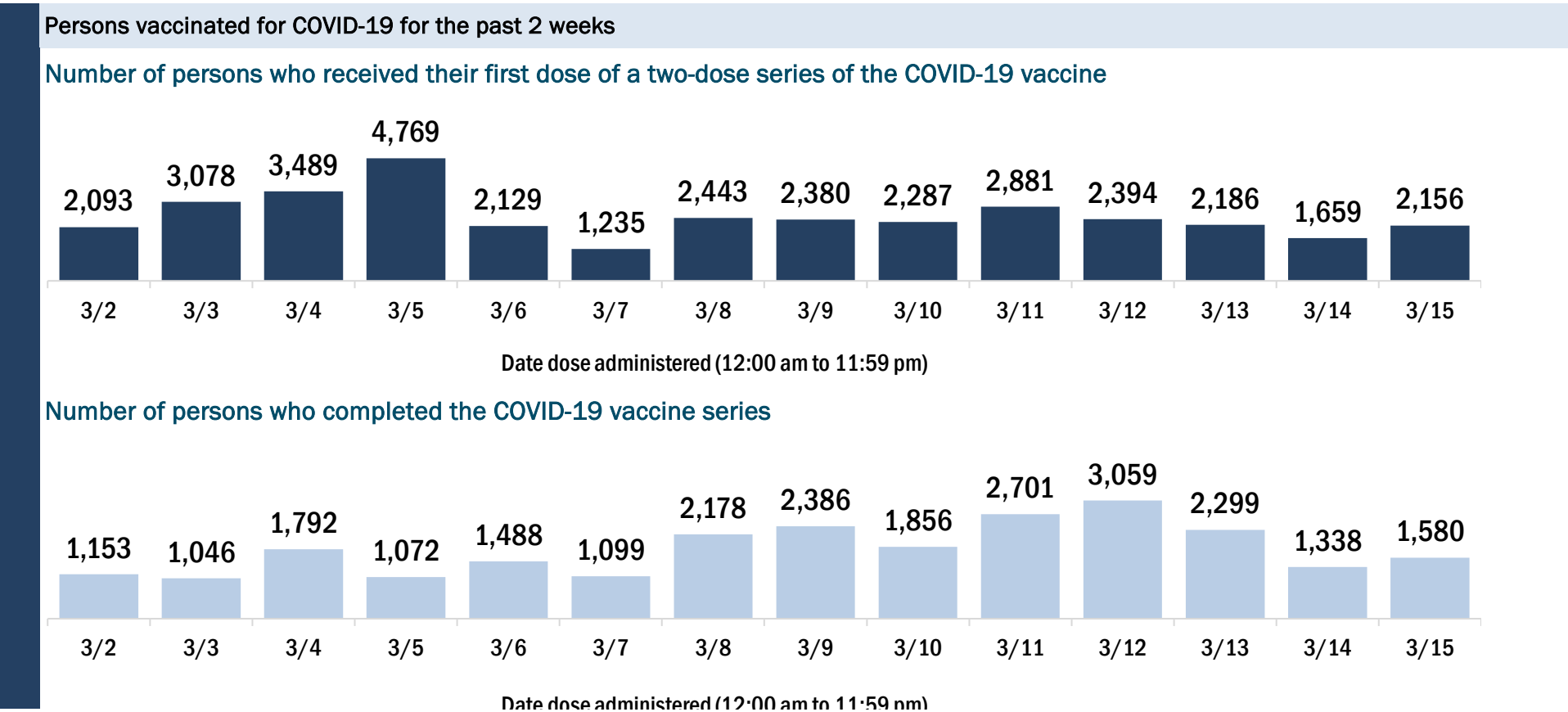
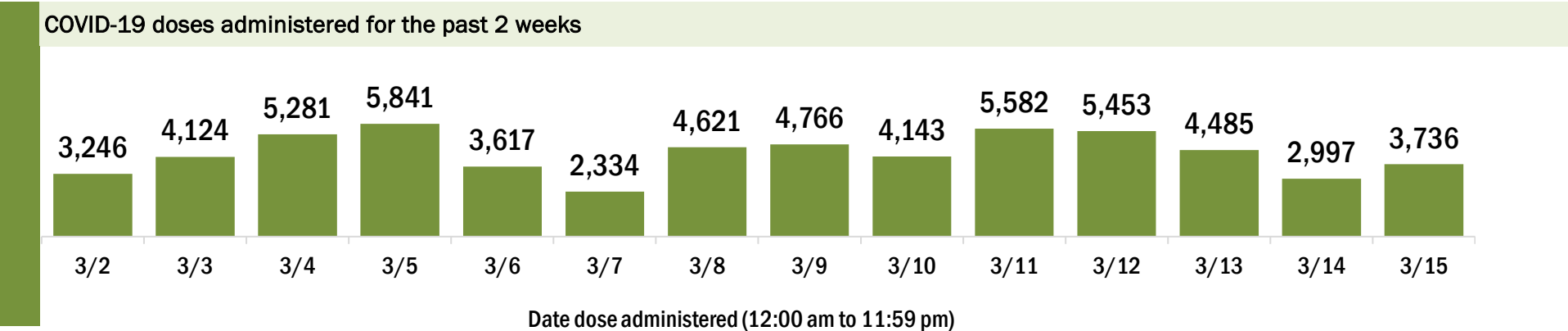
Data in this report are provisional and subject to change.

Data in this summary pertain to COVID-19 vaccines approved by the U.S. Food and Drug Administration and have been issued an Emergency Use Authorization (Janssen COVID-19 Vaccine, Moderna COVID-19 Vaccine and Pfizer-BioNTech COVID-19 Vaccine). These data summarize the number of people who have received either their first dose or have completed the series for a COVID-19 vaccine. **A person can only be counted in one category, first dose or series complete.** For persons receiving Moderna or Pfizer vaccines, once they receive their second dose, they are moved from the first dose column to the series completed column. **Because of this, the total first dose category may show a change from report to report not matching the total receiving their first dose from the previous day.** Persons receiving Johnson & Johnson vaccines will always be counted in the series completed column.

COVID-19 doses for vaccinated persons in Florida	
Doses administered	266,966
People receiving one dose of a 1-dose series (Johnson & Johnson) or receiving only one dose of a 2-dose series (Moderna, Pfizer) count once. Persons receiving both doses of a 2-dose series count twice.	

Current status of persons vaccinated for COVID-19 in Florida	
Total people vaccinated	170,026
First dose	65,492
Series completed	104,534
Completed 1-dose series	7,594
Completed 2-dose series	96,940
First dose: current number of people who have only received their first dose of the Moderna or Pfizer vaccine.	
Series complete: current number of people who have received both Moderna or Pfizer vaccine doses or one Johnson & Johnson dose and are considered fully immunized.	

Demographic summary	First dose	Series complete	Total people vaccinated
Age group	65,492	104,534	170,026
16-24 years	1,835	1,764	3,599
25-34 years	4,770	6,733	11,503
35-44 years	6,050	7,458	13,508
45-54 years	8,225	8,784	17,009
55-64 years	15,565	12,868	28,433
65-74 years	18,241	40,967	59,208
75-84 years	7,754	19,258	27,012
85+ years	3,052	6,702	9,754
Race	65,492	104,534	170,026
White	34,133	62,885	97,018
Black	11,999	16,130	28,129
American Indian/Alaskan	150	275	425
Other	7,231	13,326	20,557
Unknown	11,979	11,918	23,897
Other race includes Asian, native Hawaiian/Pacific Islander, or other.			
Ethnicity	65,492	104,534	170,026
Hispanic	3,014	3,250	6,264
Non-Hispanic	40,932	70,165	111,097
Unknown	21,546	31,119	52,665
Gender	65,492	104,534	170,026
Female	38,029	61,478	99,507
Male	25,248	43,016	68,264
Unknown	2,215	40	2,255



# COVID-19: Escambia County vaccine summary

Vaccination data through Mar 15, 2021 as of Mar 16, 2021 at 12:05 AM

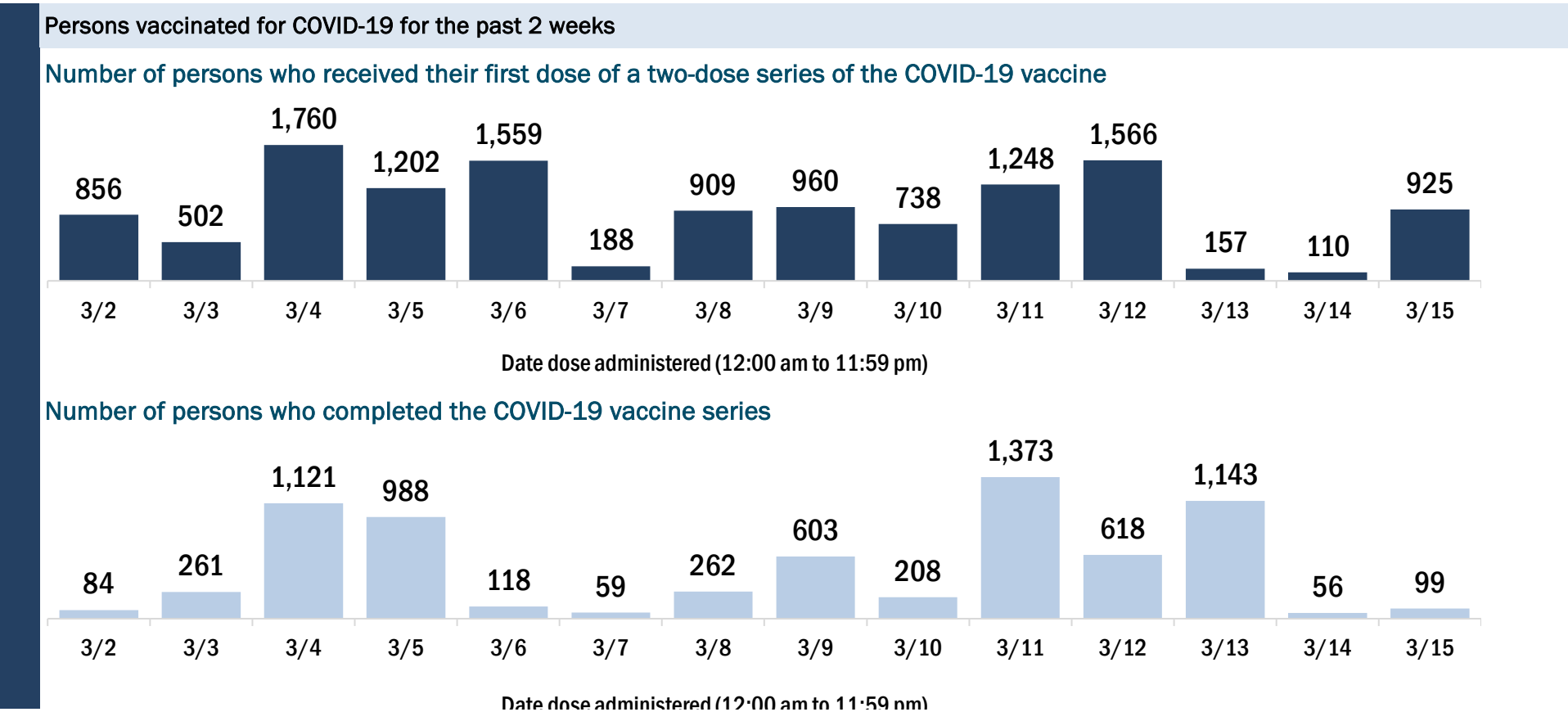
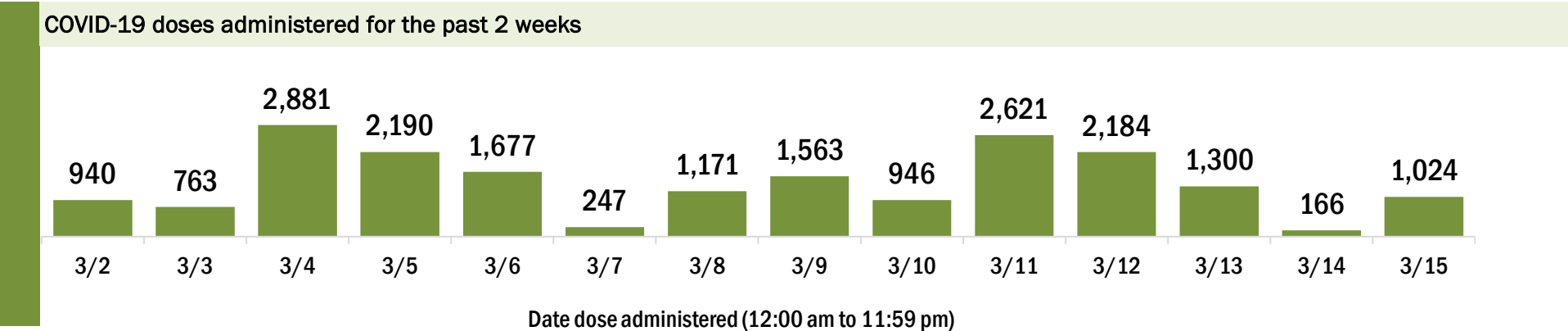
Data in this report are provisional and subject to change.

Data in this summary pertain to COVID-19 vaccines approved by the U.S. Food and Drug Administration and have been issued an Emergency Use Authorization (Janssen COVID-19 Vaccine, Moderna COVID-19 Vaccine and Pfizer-BioNTech COVID-19 Vaccine). These data summarize the number of people who have received either their first dose or have completed the series for a COVID-19 vaccine. **A person can only be counted in one category, first dose or series complete.** For persons receiving Moderna or Pfizer vaccines, once they receive their second dose, they are moved from the first dose column to the series completed column. **Because of this, the total first dose category may show a change from report to report not matching the total receiving their first dose from the previous day.** Persons receiving Johnson & Johnson vaccines will always be counted in the series completed column.

COVID-19 doses for vaccinated persons in Florida	
Doses administered	86,814
People receiving one dose of a 1-dose series (Johnson & Johnson) or receiving only one dose of a 2-dose series (Moderna, Pfizer) count once. Persons receiving both doses of a 2-dose series count twice.	

Current status of persons vaccinated for COVID-19 in Florida	
Total people vaccinated	56,893
First dose	25,813
Series completed	31,080
Completed 1-dose series	1,159
Completed 2-dose series	29,921
First dose: current number of people who have only received their first dose of the Moderna or Pfizer vaccine.	
Series complete: current number of people who have received both Moderna or Pfizer vaccine doses or one Johnson & Johnson dose and are considered fully immunized.	

Demographic summary	First dose	Series complete	Total people vaccinated
Age group	25,813	31,080	56,893
16-24 years	623	372	995
25-34 years	1,601	1,331	2,932
35-44 years	1,965	1,619	3,584
45-54 years	2,949	1,943	4,892
55-64 years	5,681	3,165	8,846
65-74 years	7,676	12,706	20,382
75-84 years	3,927	7,211	11,138
85+ years	1,391	2,733	4,124
Race	25,813	31,080	56,893
White	14,344	18,815	33,159
Black	4,258	3,618	7,876
American Indian/Alaskan	187	181	368
Other	1,976	3,492	5,468
Unknown	5,048	4,974	10,022
Other race includes Asian, native Hawaiian/Pacific Islander, or other.			
Ethnicity	25,813	31,080	56,893
Hispanic	633	359	992
Non-Hispanic	15,957	18,347	34,304
Unknown	9,223	12,374	21,597
Gender	25,813	31,080	56,893
Female	15,576	18,513	34,089
Male	10,186	12,563	22,749
Unknown	51	4	55



# COVID-19: Flagler County vaccine summary

Vaccination data through Mar 15, 2021 as of Mar 16, 2021 at 12:05 AM

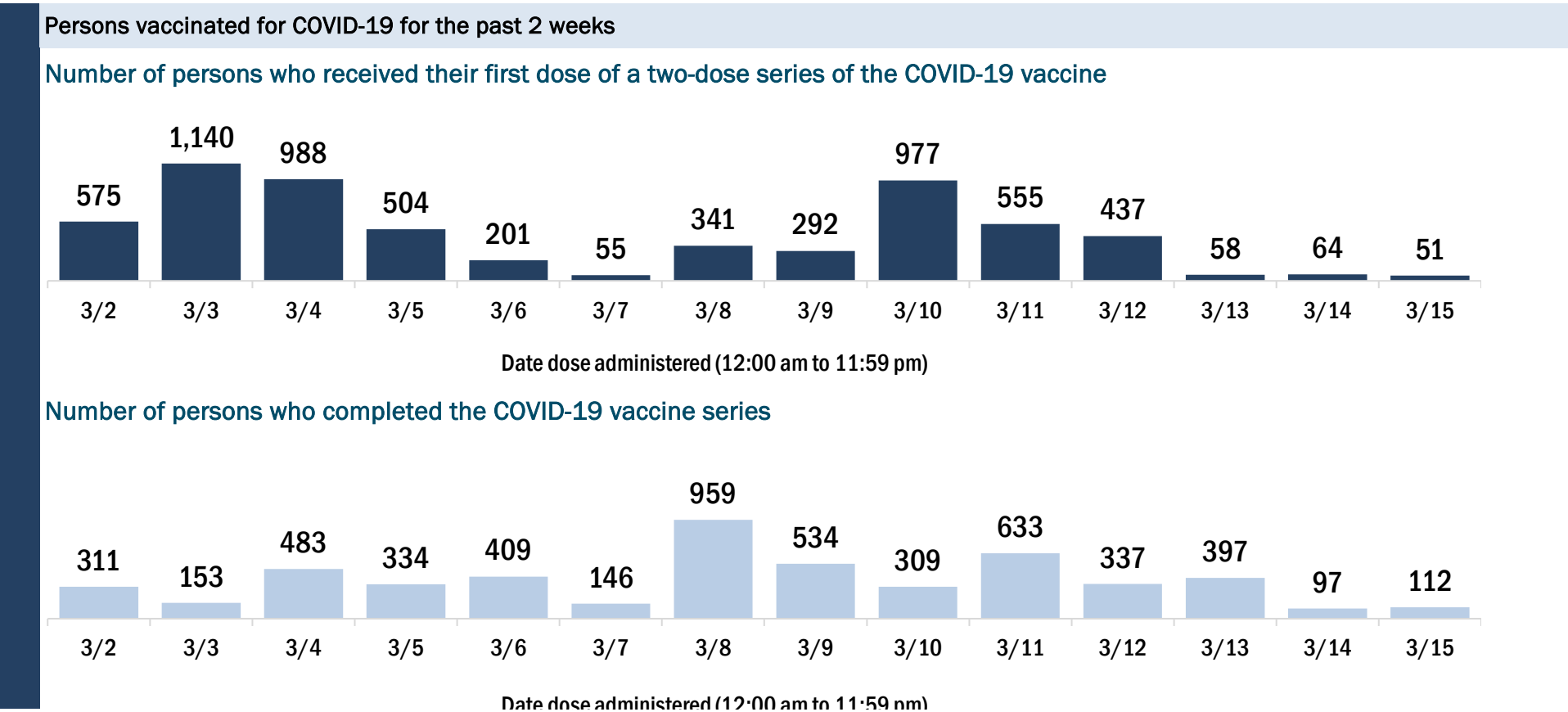
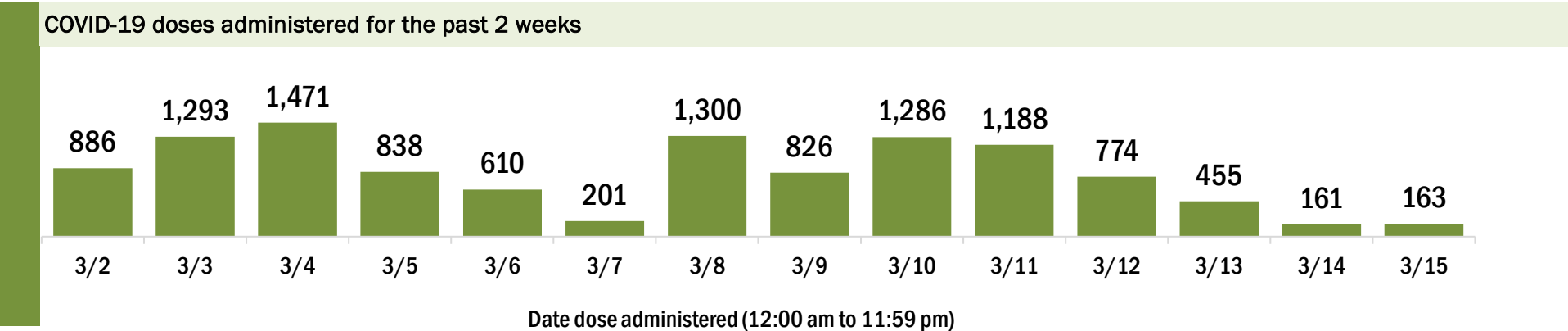
Data in this report are provisional and subject to change.

Data in this summary pertain to COVID-19 vaccines approved by the U.S. Food and Drug Administration and have been issued an Emergency Use Authorization (Janssen COVID-19 Vaccine, Moderna COVID-19 Vaccine and Pfizer-BioNTech COVID-19 Vaccine). These data summarize the number of people who have received either their first dose or have completed the series for a COVID-19 vaccine. **A person can only be counted in one category, first dose or series complete.** For persons receiving Moderna or Pfizer vaccines, once they receive their second dose, they are moved from the first dose column to the series completed column. **Because of this, the total first dose category may show a change from report to report not matching the total receiving their first dose from the previous day.** Persons receiving Johnson & Johnson vaccines will always be counted in the series completed column.

COVID-19 doses for vaccinated persons in Florida	
Doses administered	46,349
People receiving one dose of a 1-dose series (Johnson & Johnson) or receiving only one dose of a 2-dose series (Moderna, Pfizer) count once. Persons receiving both doses of a 2-dose series count twice.	

Current status of persons vaccinated for COVID-19 in Florida	
Total people vaccinated	30,687
First dose	14,365
Series completed	16,322
Completed 1-dose series	660
Completed 2-dose series	15,662
First dose: current number of people who have only received their first dose of the Moderna or Pfizer vaccine.	
Series complete: current number of people who have received both Moderna or Pfizer vaccine doses or one Johnson & Johnson dose and are considered fully immunized.	

Demographic summary	First dose	Series complete	Total people vaccinated
Age group	14,365	16,322	30,687
16-24 years	104	117	221
25-34 years	209	318	527
35-44 years	369	555	924
45-54 years	660	733	1,393
55-64 years	1,735	1,232	2,967
65-74 years	6,248	7,853	14,101
75-84 years	3,860	4,398	8,258
85+ years	1,180	1,116	2,296
Race	14,365	16,322	30,687
White	10,242	10,055	20,297
Black	1,077	761	1,838
American Indian/Alaskan	113	66	179
Other	956	1,981	2,937
Unknown	1,977	3,459	5,436
Other race includes Asian, native Hawaiian/Pacific Islander, or other.			
Ethnicity	14,365	16,322	30,687
Hispanic	907	408	1,315
Non-Hispanic	9,331	7,767	17,098
Unknown	4,127	8,147	12,274
Gender	14,365	16,322	30,687
Female	7,921	9,207	17,128
Male	6,284	7,062	13,346
Unknown	160	53	213



# COVID-19: Franklin County vaccine summary

Vaccination data through Mar 15, 2021 as of Mar 16, 2021 at 12:05 AM

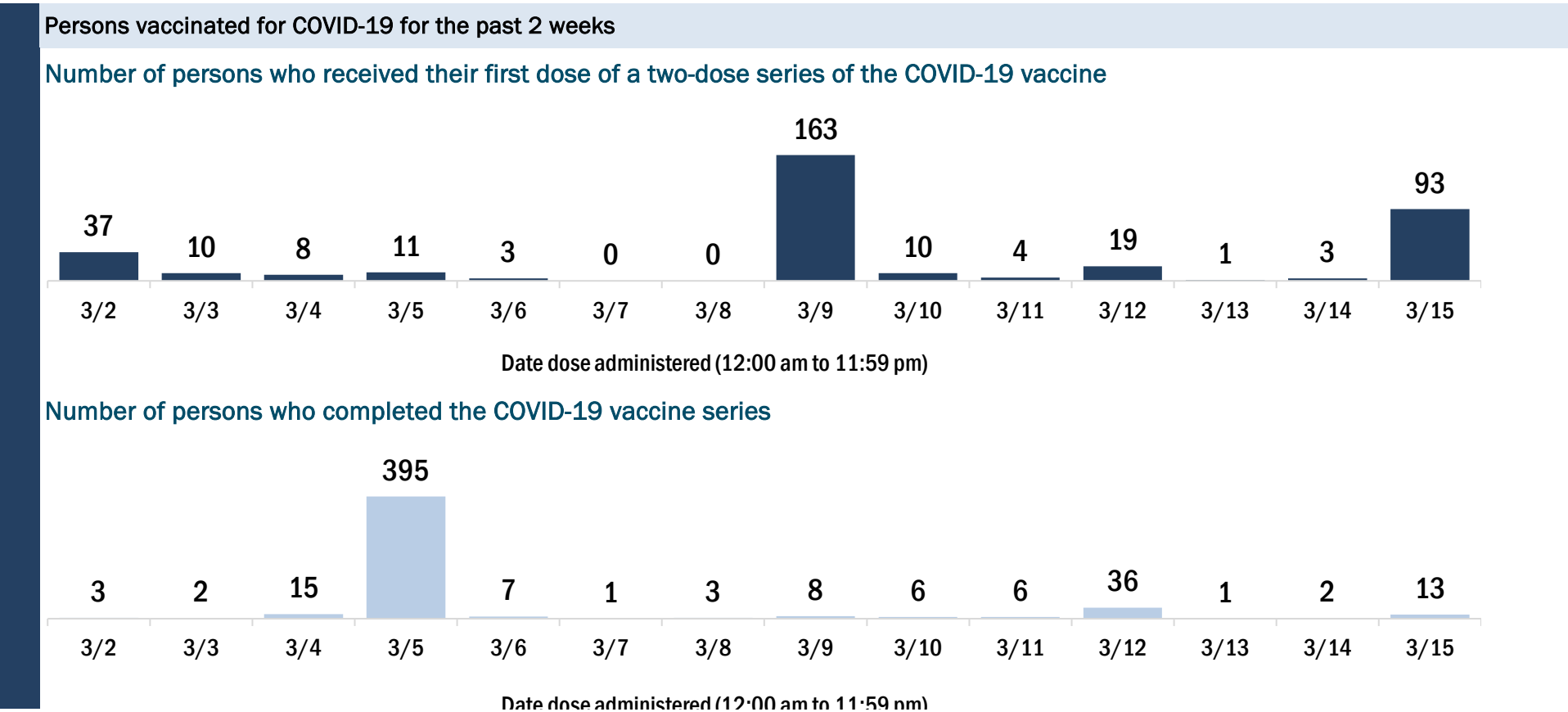
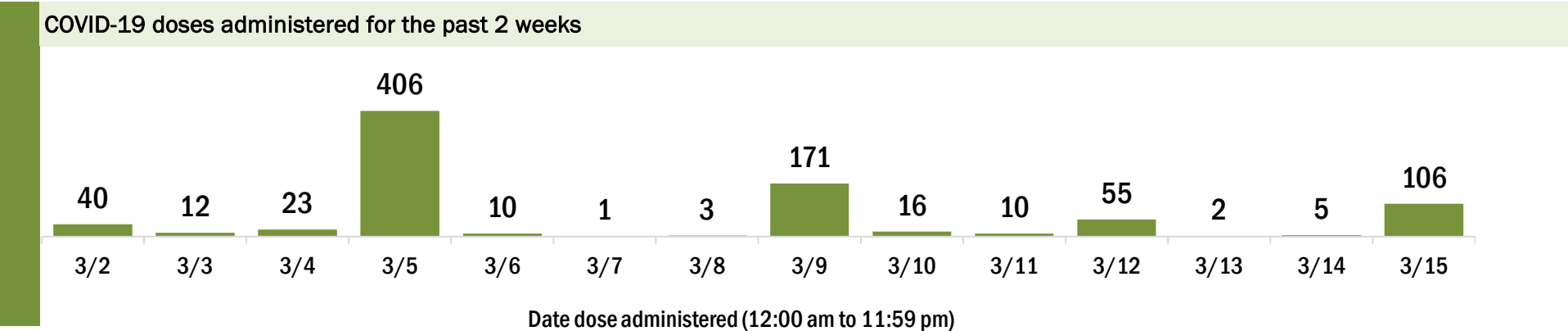
Data in this report are provisional and subject to change.

Data in this summary pertain to COVID-19 vaccines approved by the U.S. Food and Drug Administration and have been issued an Emergency Use Authorization (Janssen COVID-19 Vaccine, Moderna COVID-19 Vaccine and Pfizer-BioNTech COVID-19 Vaccine). These data summarize the number of people who have received either their first dose or have completed the series for a COVID-19 vaccine. **A person can only be counted in one category, first dose or series complete.** For persons receiving Moderna or Pfizer vaccines, once they receive their second dose, they are moved from the first dose column to the series completed column. **Because of this, the total first dose category may show a change from report to report not matching the total receiving their first dose from the previous day.** Persons receiving Johnson & Johnson vaccines will always be counted in the series completed column.

COVID-19 doses for vaccinated persons in Florida	
Doses administered	4,664
People receiving one dose of a 1-dose series (Johnson & Johnson) or receiving only one dose of a 2-dose series (Moderna, Pfizer) count once. Persons receiving both doses of a 2-dose series count twice.	

Current status of persons vaccinated for COVID-19 in Florida	
Total people vaccinated	2,748
First dose	826
Series completed	1,922
Completed 1-dose series	6
Completed 2-dose series	1,916
First dose: current number of people who have only received their first dose of the Moderna or Pfizer vaccine.	
Series complete: current number of people who have received both Moderna or Pfizer vaccine doses or one Johnson & Johnson dose and are considered fully immunized.	

Demographic summary	First dose	Series complete	Total people vaccinated
Age group	826	1,922	2,748
16-24 years	8	10	18
25-34 years	23	21	44
35-44 years	25	35	60
45-54 years	69	79	148
55-64 years	244	212	456
65-74 years	312	981	1,293
75-84 years	114	491	605
85+ years	31	93	124
Race	826	1,922	2,748
White	713	1,726	2,439
Black	51	76	127
American Indian/Alaskan	1	6	7
Other	41	78	119
Unknown	20	36	56
Other race includes Asian, native Hawaiian/Pacific Islander, or other.			
Ethnicity	826	1,922	2,748
Hispanic	18	15	33
Non-Hispanic	674	1,585	2,259
Unknown	134	322	456
Gender	826	1,922	2,748
Female	449	1,006	1,455
Male	377	916	1,293
Unknown	0	0	0





# COVID-19: Gadsden County vaccine summary

Vaccination data through Mar 15, 2021 as of Mar 16, 2021 at 12:05 AM

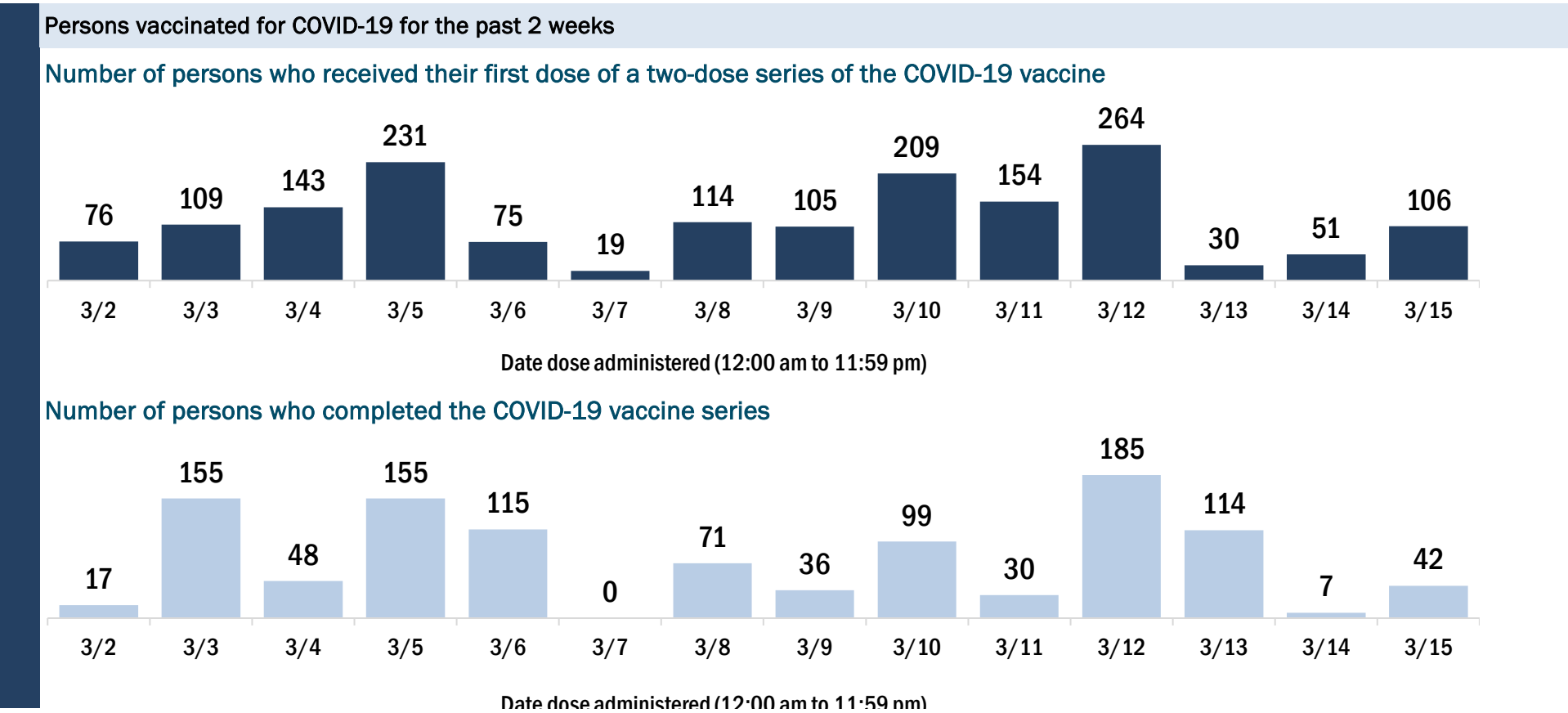
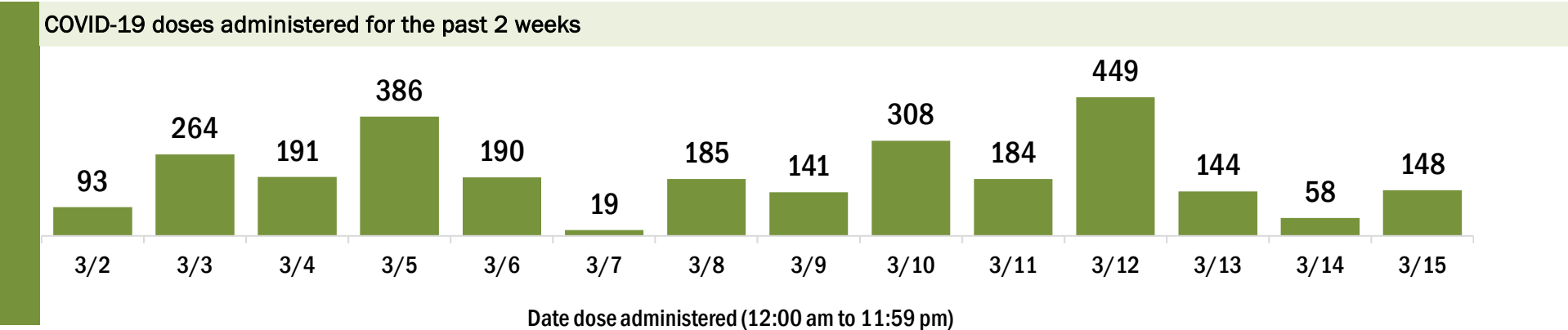
Data in this report are provisional and subject to change.

Data in this summary pertain to COVID-19 vaccines approved by the U.S. Food and Drug Administration and have been issued an Emergency Use Authorization (Janssen COVID-19 Vaccine, Moderna COVID-19 Vaccine and Pfizer-BioNTech COVID-19 Vaccine). These data summarize the number of people who have received either their first dose or have completed the series for a COVID-19 vaccine. **A person can only be counted in one category, first dose or series complete.** For persons receiving Moderna or Pfizer vaccines, once they receive their second dose, they are moved from the first dose column to the series completed column. **Because of this, the total first dose category may show a change from report to report not matching the total receiving their first dose from the previous day.** Persons receiving Johnson & Johnson vaccines will always be counted in the series completed column.

COVID-19 doses for vaccinated persons in Florida	
Doses administered	15,381
People receiving one dose of a 1-dose series (Johnson & Johnson) or receiving only one dose of a 2-dose series (Moderna, Pfizer) count once. Persons receiving both doses of a 2-dose series count twice.	

Current status of persons vaccinated for COVID-19 in Florida	
Total people vaccinated	9,398
First dose	3,318
Series completed	6,080
Completed 1-dose series	97
Completed 2-dose series	5,983
First dose: current number of people who have only received their first dose of the Moderna or Pfizer vaccine.	
Series complete: current number of people who have received both Moderna or Pfizer vaccine doses or one Johnson & Johnson dose and are considered fully immunized.	

Demographic summary	First dose	Series complete	Total people vaccinated
Age group	3,318	6,080	9,398
16-24 years	57	46	103
25-34 years	153	119	272
35-44 years	279	224	503
45-54 years	503	380	883
55-64 years	1,016	704	1,720
65-74 years	829	2,747	3,576
75-84 years	370	1,386	1,756
85+ years	111	474	585
Race	3,318	6,080	9,398
White	982	2,370	3,352
Black	1,622	2,263	3,885
American Indian/Alaskan	6	12	18
Other	333	1,031	1,364
Unknown	375	404	779
Other race includes Asian, native Hawaiian/Pacific Islander, or other.			
Ethnicity	3,318	6,080	9,398
Hispanic	142	136	278
Non-Hispanic	2,190	3,909	6,099
Unknown	986	2,035	3,021
Gender	3,318	6,080	9,398
Female	2,030	3,661	5,691
Male	1,288	2,419	3,707
Unknown	0	0	0



# COVID-19: Gilchrist County vaccine summary

Vaccination data through Mar 15, 2021 as of Mar 16, 2021 at 12:05 AM

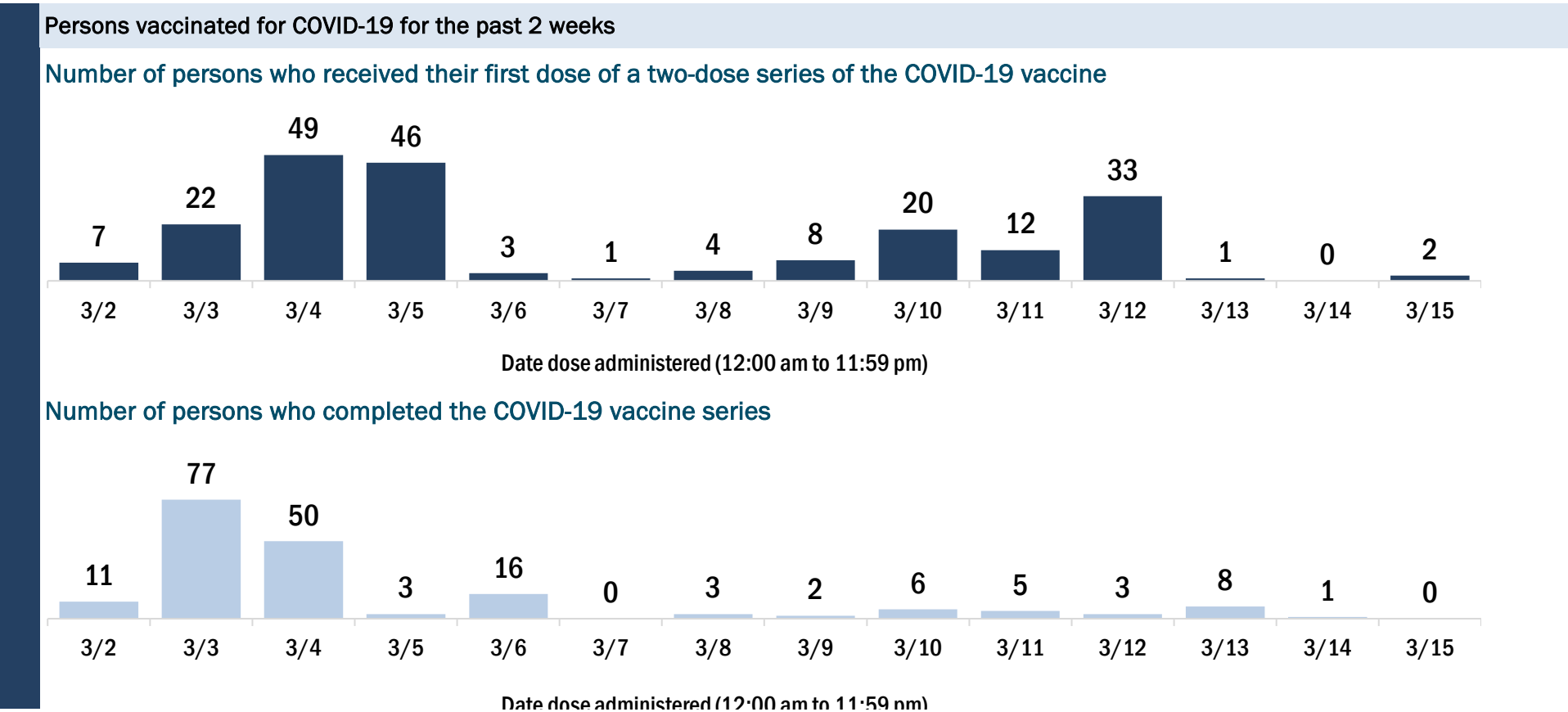
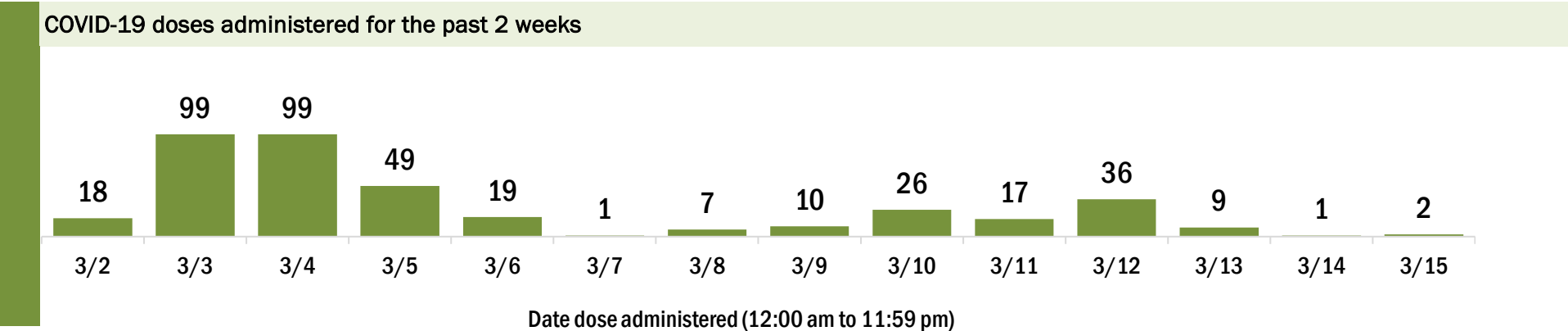
Data in this report are provisional and subject to change.

Data in this summary pertain to COVID-19 vaccines approved by the U.S. Food and Drug Administration and have been issued an Emergency Use Authorization (Janssen COVID-19 Vaccine, Moderna COVID-19 Vaccine and Pfizer-BioNTech COVID-19 Vaccine). These data summarize the number of people who have received either their first dose or have completed the series for a COVID-19 vaccine. **A person can only be counted in one category, first dose or series complete.** For persons receiving Moderna or Pfizer vaccines, once they receive their second dose, they are moved from the first dose column to the series completed column. **Because of this, the total first dose category may show a change from report to report not matching the total receiving their first dose from the previous day.** Persons receiving Johnson & Johnson vaccines will always be counted in the series completed column.

COVID-19 doses for vaccinated persons in Florida	
Doses administered	3,569
People receiving one dose of a 1-dose series (Johnson & Johnson) or receiving only one dose of a 2-dose series (Moderna, Pfizer) count once. Persons receiving both doses of a 2-dose series count twice.	

Current status of persons vaccinated for COVID-19 in Florida	
Total people vaccinated	2,054
First dose	530
Series completed	1,524
Completed 1-dose series	9
Completed 2-dose series	1,515
<b>First dose:</b> current number of people who have only received their first dose of the Moderna or Pfizer vaccine.	
<b>Series complete:</b> current number of people who have received both Moderna or Pfizer vaccine doses or one Johnson & Johnson dose and are considered fully immunized.	

Demographic summary	First dose	Series complete	Total people vaccinated
Age group	530	1,524	2,054
16-24 years	8	28	36
25-34 years	11	42	53
35-44 years	19	55	74
45-54 years	35	89	124
55-64 years	74	117	191
65-74 years	238	605	843
75-84 years	109	437	546
85+ years	36	151	187
Race	530	1,524	2,054
White	364	983	1,347
Black	8	15	23
American Indian/Alaskan	2	3	5
Other	45	157	202
Unknown	111	366	477
Other race includes Asian, native Hawaiian/Pacific Islander, or other.			
Ethnicity	530	1,524	2,054
Hispanic	6	14	20
Non-Hispanic	186	519	705
Unknown	338	991	1,329
Gender	530	1,524	2,054
Female	327	914	1,241
Male	203	610	813
Unknown	0	0	0



# COVID-19: Glades County vaccine summary

Vaccination data through Mar 15, 2021 as of Mar 16, 2021 at 12:05 AM

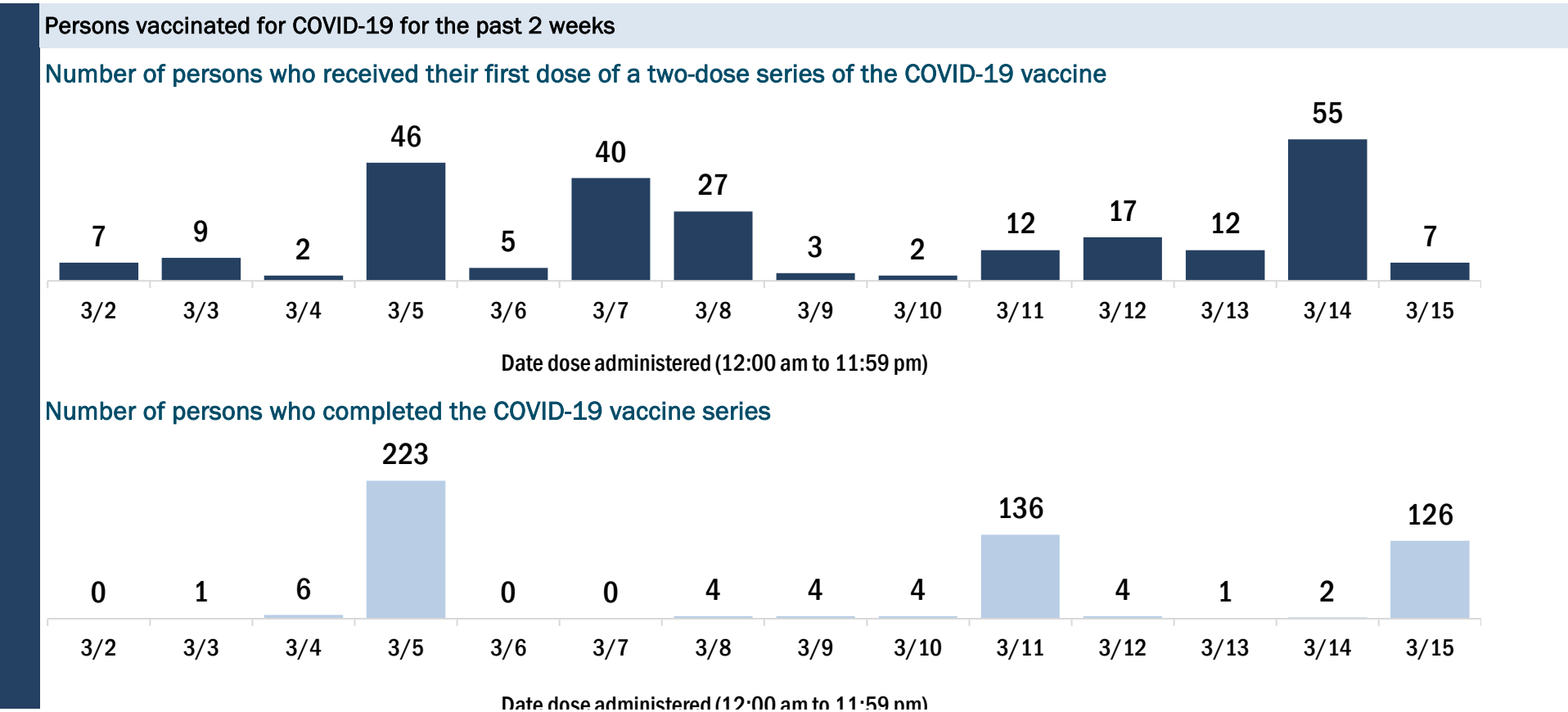
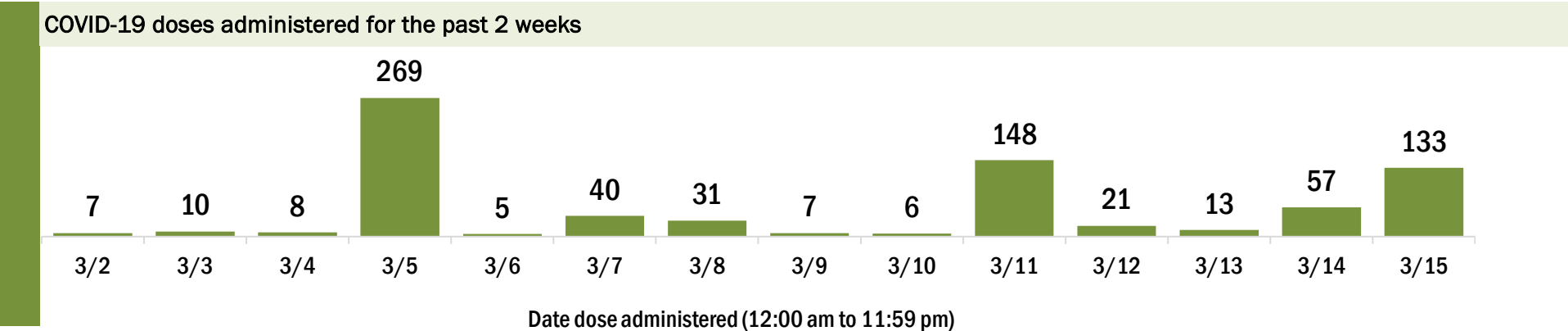
Data in this report are provisional and subject to change.

Data in this summary pertain to COVID-19 vaccines approved by the U.S. Food and Drug Administration and have been issued an Emergency Use Authorization (Janssen COVID-19 Vaccine, Moderna COVID-19 Vaccine and Pfizer-BioNTech COVID-19 Vaccine). These data summarize the number of people who have received either their first dose or have completed the series for a COVID-19 vaccine. **A person can only be counted in one category, first dose or series complete.** For persons receiving Moderna or Pfizer vaccines, once they receive their second dose, they are moved from the first dose column to the series completed column. **Because of this, the total first dose category may show a change from report to report not matching the total receiving their first dose from the previous day.** Persons receiving Johnson & Johnson vaccines will always be counted in the series completed column.

COVID-19 doses for vaccinated persons in Florida	
Doses administered	2,891
People receiving one dose of a 1-dose series (Johnson & Johnson) or receiving only one dose of a 2-dose series (Moderna, Pfizer) count once. Persons receiving both doses of a 2-dose series count twice.	

Current status of persons vaccinated for COVID-19 in Florida	
Total people vaccinated	1,696
First dose	501
Series completed	1,195
Completed 1-dose series	0
Completed 2-dose series	1,195
<b>First dose:</b> current number of people who have only received their first dose of the Moderna or Pfizer vaccine.	
<b>Series complete:</b> current number of people who have received both Moderna or Pfizer vaccine doses or one Johnson & Johnson dose and are considered fully immunized.	

Demographic summary	First dose	Series complete	Total people vaccinated
Age group	501	1,195	1,696
16-24 years	3	0	3
25-34 years	9	3	12
35-44 years	8	4	12
45-54 years	32	18	50
55-64 years	109	44	153
65-74 years	189	596	785
75-84 years	131	446	577
85+ years	20	84	104
Race	501	1,195	1,696
White	365	918	1,283
Black	24	39	63
American Indian/Alaskan	5	7	12
Other	23	49	72
Unknown	84	182	266
Other race includes Asian, native Hawaiian/Pacific Islander, or other.			
Ethnicity	501	1,195	1,696
Hispanic	24	18	42
Non-Hispanic	213	454	667
Unknown	264	723	987
Gender	501	1,195	1,696
Female	254	605	859
Male	247	590	837
Unknown	0	0	0



# COVID-19: Gulf County vaccine summary

Vaccination data through Mar 15, 2021 as of Mar 16, 2021 at 12:05 AM

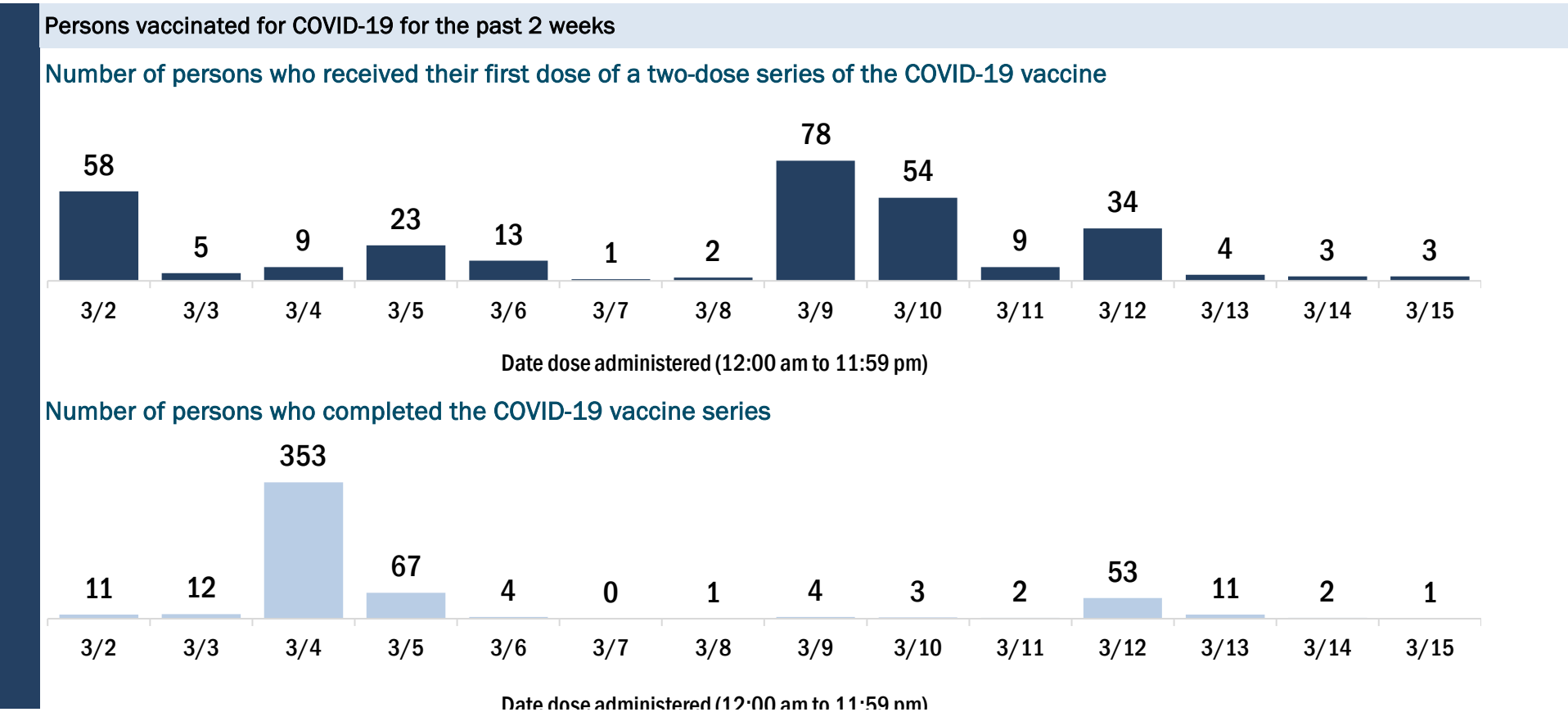
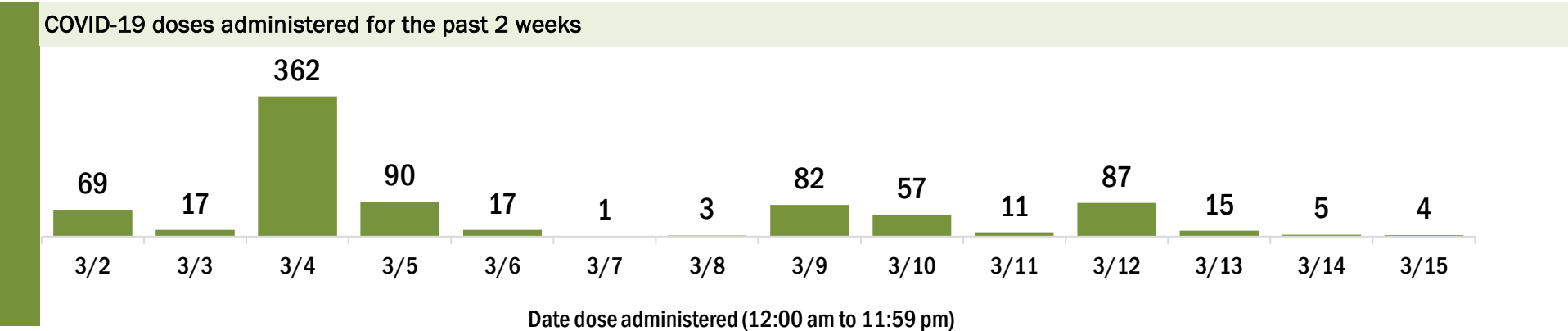
Data in this report are provisional and subject to change.

Data in this summary pertain to COVID-19 vaccines approved by the U.S. Food and Drug Administration and have been issued an Emergency Use Authorization (Janssen COVID-19 Vaccine, Moderna COVID-19 Vaccine and Pfizer-BioNTech COVID-19 Vaccine). These data summarize the number of people who have received either their first dose or have completed the series for a COVID-19 vaccine. **A person can only be counted in one category, first dose or series complete.** For persons receiving Moderna or Pfizer vaccines, once they receive their second dose, they are moved from the first dose column to the series completed column. **Because of this, the total first dose category may show a change from report to report not matching the total receiving their first dose from the previous day.** Persons receiving Johnson & Johnson vaccines will always be counted in the series completed column.

COVID-19 doses for vaccinated persons in Florida	
Doses administered	4,914
People receiving one dose of a 1-dose series (Johnson & Johnson) or receiving only one dose of a 2-dose series (Moderna, Pfizer) count once. Persons receiving both doses of a 2-dose series count twice.	

Current status of persons vaccinated for COVID-19 in Florida	
Total people vaccinated	2,889
First dose	843
Series completed	2,046
Completed 1-dose series	21
Completed 2-dose series	2,025
First dose: current number of people who have only received their first dose of the Moderna or Pfizer vaccine.	
Series complete: current number of people who have received both Moderna or Pfizer vaccine doses or one Johnson & Johnson dose and are considered fully immunized.	

Demographic summary	First dose	Series complete	Total people vaccinated
Age group	843	2,046	2,889
16-24 years	15	11	26
25-34 years	25	26	51
35-44 years	39	42	81
45-54 years	61	80	141
55-64 years	159	157	316
65-74 years	337	1,084	1,421
75-84 years	179	498	677
85+ years	28	148	176
Race	843	2,046	2,889
White	653	1,848	2,501
Black	80	97	177
American Indian/Alaskan	3	5	8
Other	65	43	108
Unknown	42	53	95
Other race includes Asian, native Hawaiian/Pacific Islander, or other.			
Ethnicity	843	2,046	2,889
Hispanic	11	10	21
Non-Hispanic	475	1,583	2,058
Unknown	357	453	810
Gender	843	2,046	2,889
Female	468	1,081	1,549
Male	375	965	1,340
Unknown	0	0	0





# COVID-19: Hamilton County vaccine summary

Vaccination data through Mar 15, 2021 as of Mar 16, 2021 at 12:05 AM

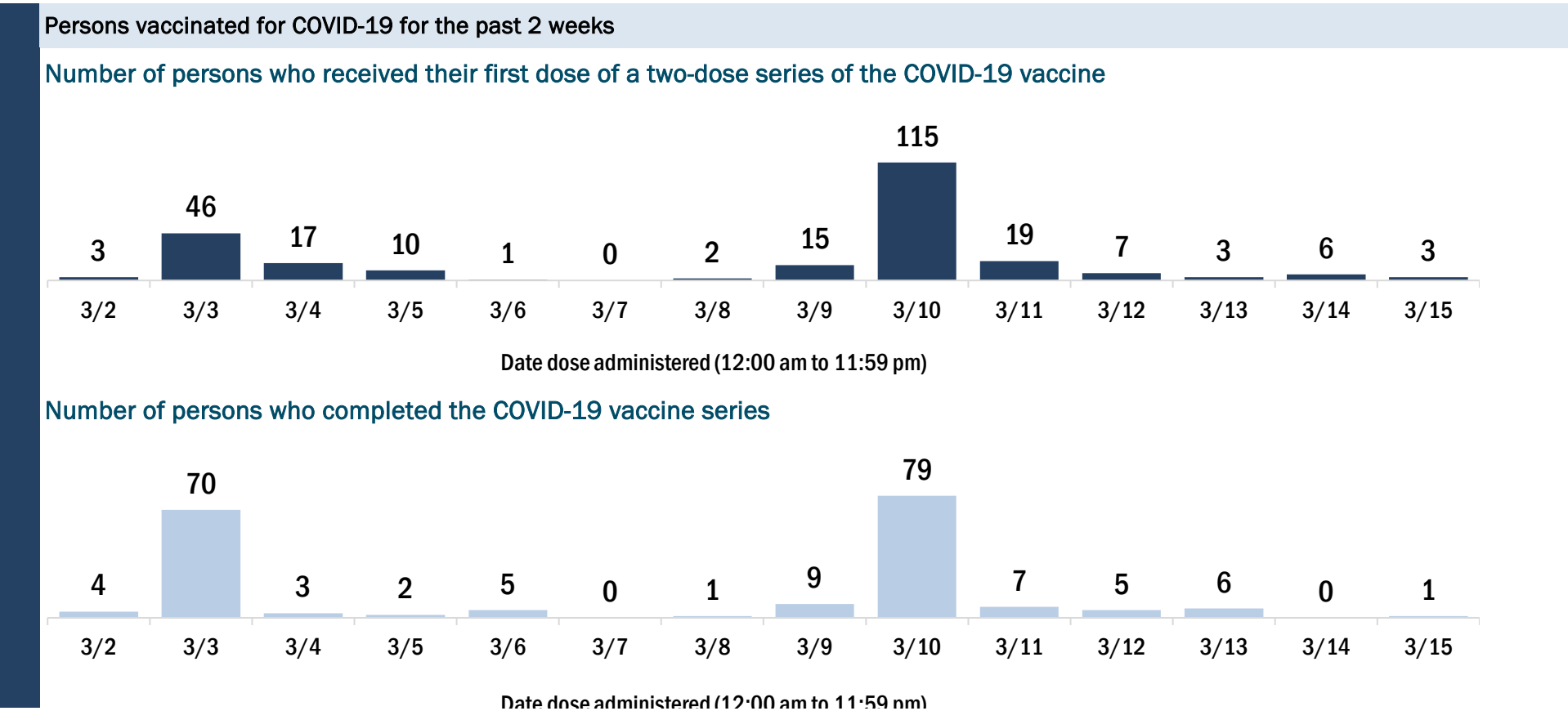
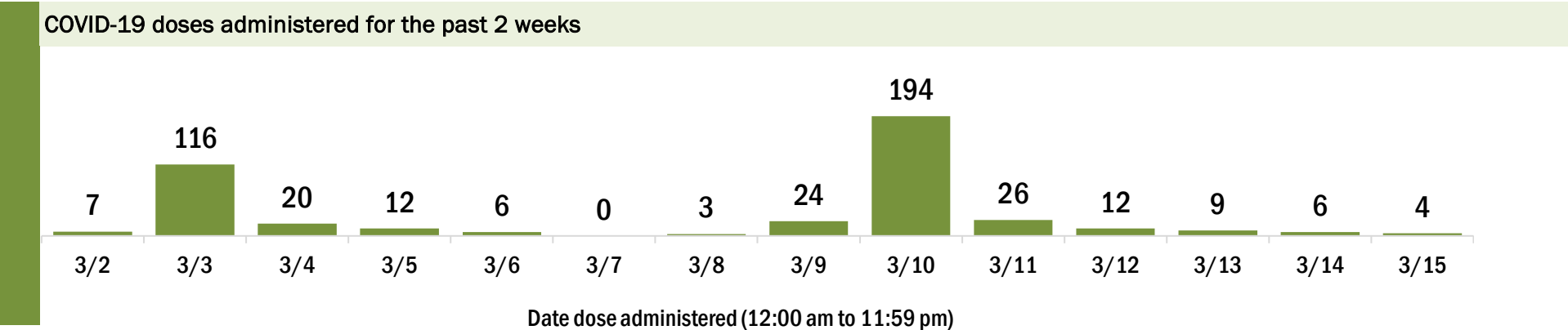
Data in this report are provisional and subject to change.

Data in this summary pertain to COVID-19 vaccines approved by the U.S. Food and Drug Administration and have been issued an Emergency Use Authorization (Janssen COVID-19 Vaccine, Moderna COVID-19 Vaccine and Pfizer-BioNTech COVID-19 Vaccine). These data summarize the number of people who have received either their first dose or have completed the series for a COVID-19 vaccine. **A person can only be counted in one category, first dose or series complete.** For persons receiving Moderna or Pfizer vaccines, once they receive their second dose, they are moved from the first dose column to the series completed column. **Because of this, the total first dose category may show a change from report to report not matching the total receiving their first dose from the previous day.** Persons receiving Johnson & Johnson vaccines will always be counted in the series completed column.

COVID-19 doses for vaccinated persons in Florida	
Doses administered	2,999
People receiving one dose of a 1-dose series (Johnson & Johnson) or receiving only one dose of a 2-dose series (Moderna, Pfizer) count once. Persons receiving both doses of a 2-dose series count twice.	

Current status of persons vaccinated for COVID-19 in Florida	
Total people vaccinated	1,734
First dose	464
Series completed	1,270
Completed 1-dose series	5
Completed 2-dose series	1,265
First dose: current number of people who have only received their first dose of the Moderna or Pfizer vaccine.	
Series complete: current number of people who have received both Moderna or Pfizer vaccine doses or one Johnson & Johnson dose and are considered fully immunized.	

Demographic summary	First dose	Series complete	Total people vaccinated
Age group	464	1,270	1,734
16-24 years	5	9	14
25-34 years	11	14	25
35-44 years	24	25	49
45-54 years	54	34	88
55-64 years	114	54	168
65-74 years	149	685	834
75-84 years	74	366	440
85+ years	33	83	116
Race	464	1,270	1,734
White	214	768	982
Black	104	220	324
American Indian/Alaskan	0	0	0
Other	83	104	187
Unknown	63	178	241
Other race includes Asian, native Hawaiian/Pacific Islander, or other.			
Ethnicity	464	1,270	1,734
Hispanic	6	8	14
Non-Hispanic	233	586	819
Unknown	225	676	901
Gender	464	1,270	1,734
Female	297	688	985
Male	166	582	748
Unknown	1	0	1



# COVID-19: Hardee County vaccine summary

Vaccination data through Mar 15, 2021 as of Mar 16, 2021 at 12:05 AM

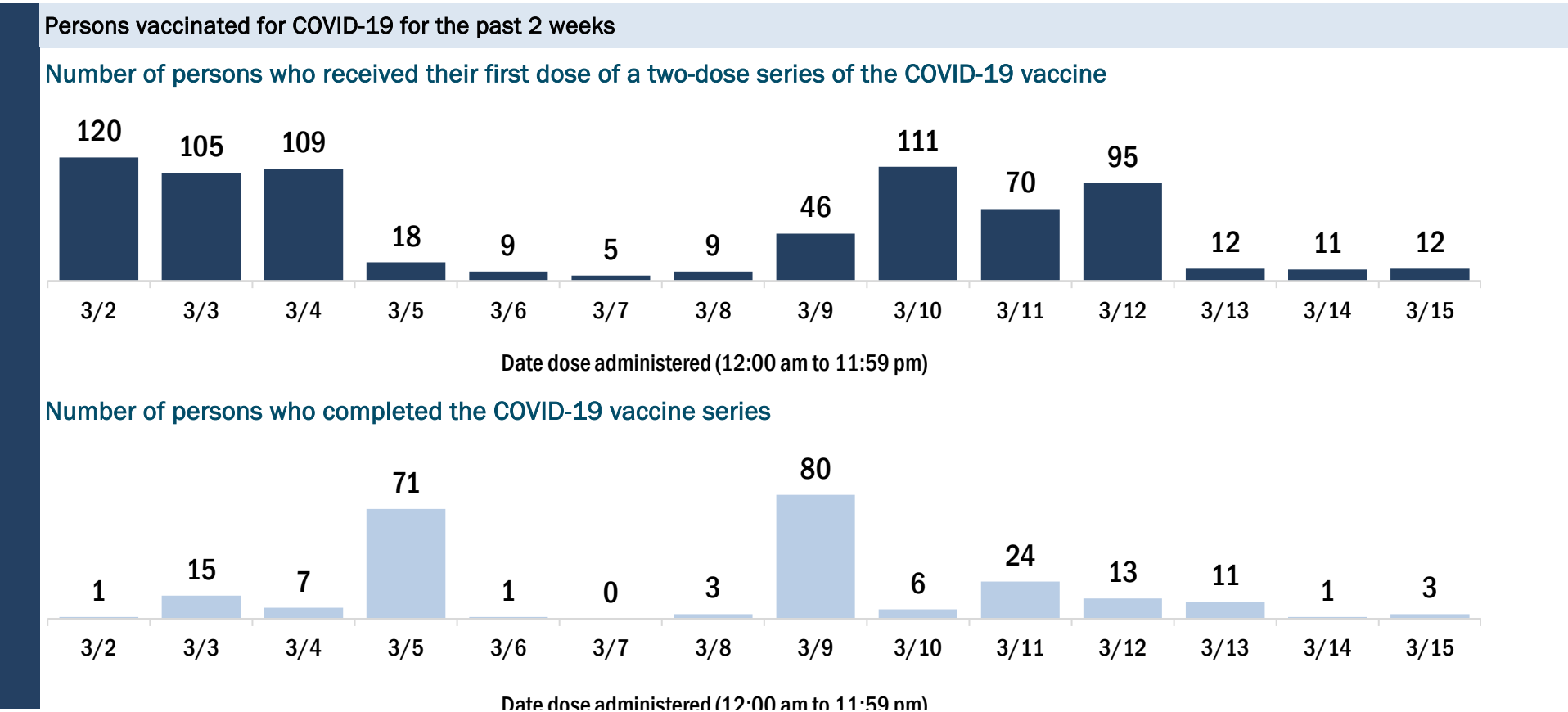
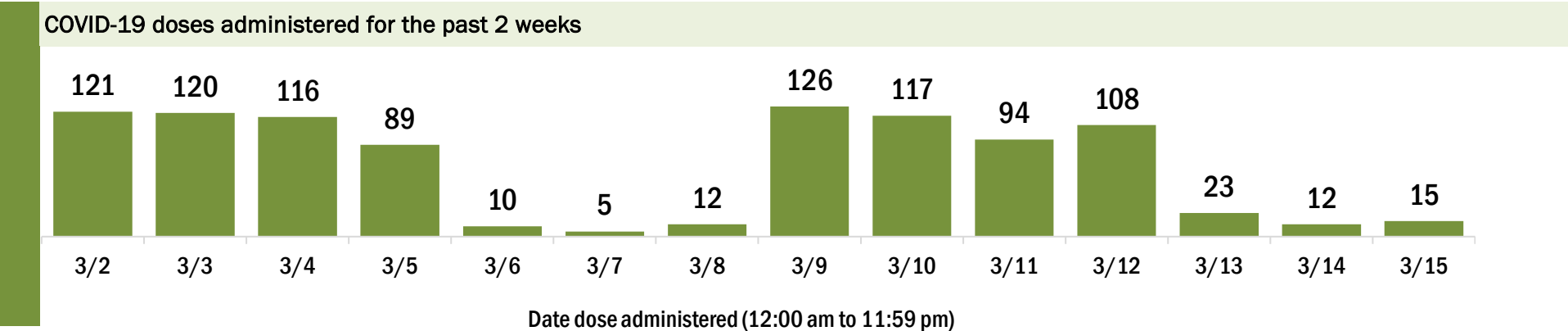
Data in this report are provisional and subject to change.

Data in this summary pertain to COVID-19 vaccines approved by the U.S. Food and Drug Administration and have been issued an Emergency Use Authorization (Janssen COVID-19 Vaccine, Moderna COVID-19 Vaccine and Pfizer-BioNTech COVID-19 Vaccine). These data summarize the number of people who have received either their first dose or have completed the series for a COVID-19 vaccine. **A person can only be counted in one category, first dose or series complete.** For persons receiving Moderna or Pfizer vaccines, once they receive their second dose, they are moved from the first dose column to the series completed column. **Because of this, the total first dose category may show a change from report to report not matching the total receiving their first dose from the previous day.** Persons receiving Johnson & Johnson vaccines will always be counted in the series completed column.

COVID-19 doses for vaccinated persons in Florida	
Doses administered	4,314
People receiving one dose of a 1-dose series (Johnson & Johnson) or receiving only one dose of a 2-dose series (Moderna, Pfizer) count once. Persons receiving both doses of a 2-dose series count twice.	

Current status of persons vaccinated for COVID-19 in Florida	
Total people vaccinated	2,826
First dose	1,331
Series completed	1,495
Completed 1-dose series	7
Completed 2-dose series	1,488
<b>First dose:</b> current number of people who have only received their first dose of the Moderna or Pfizer vaccine.	
<b>Series complete:</b> current number of people who have received both Moderna or Pfizer vaccine doses or one Johnson & Johnson dose and are considered fully immunized.	

Demographic summary	First dose	Series complete	Total people vaccinated
Age group	1,331	1,495	2,826
16-24 years	14	12	26
25-34 years	27	42	69
35-44 years	39	46	85
45-54 years	54	60	114
55-64 years	170	96	266
65-74 years	571	639	1,210
75-84 years	358	461	819
85+ years	98	139	237
Race	1,331	1,495	2,826
White	978	1,055	2,033
Black	41	32	73
American Indian/Alaskan	2	8	10
Other	195	311	506
Unknown	115	89	204
Other race includes Asian, native Hawaiian/Pacific Islander, or other.			
Ethnicity	1,331	1,495	2,826
Hispanic	82	112	194
Non-Hispanic	572	727	1,299
Unknown	677	656	1,333
Gender	1,331	1,495	2,826
Female	723	833	1,556
Male	607	661	1,268
Unknown	1	1	2



# COVID-19: Hendry County vaccine summary

Vaccination data through Mar 15, 2021 as of Mar 16, 2021 at 12:05 AM

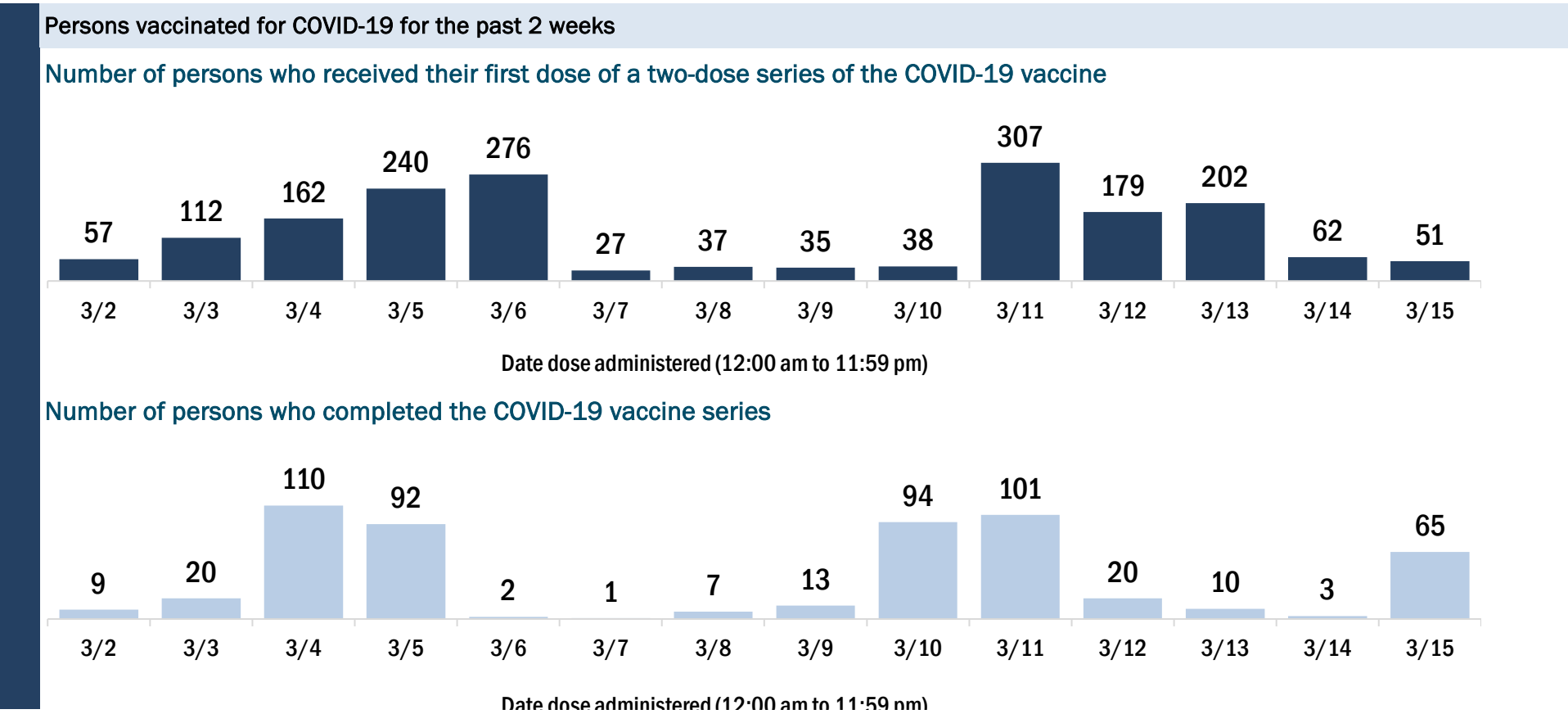
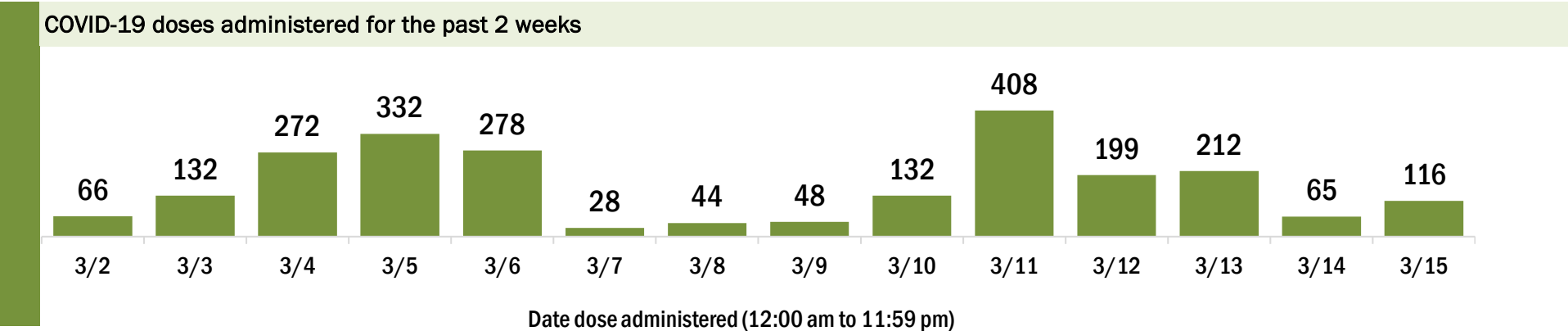
Data in this report are provisional and subject to change.

Data in this summary pertain to COVID-19 vaccines approved by the U.S. Food and Drug Administration and have been issued an Emergency Use Authorization (Janssen COVID-19 Vaccine, Moderna COVID-19 Vaccine and Pfizer-BioNTech COVID-19 Vaccine). These data summarize the number of people who have received either their first dose or have completed the series for a COVID-19 vaccine. **A person can only be counted in one category, first dose or series complete.** For persons receiving Moderna or Pfizer vaccines, once they receive their second dose, they are moved from the first dose column to the series completed column. **Because of this, the total first dose category may show a change from report to report not matching the total receiving their first dose from the previous day.** Persons receiving Johnson & Johnson vaccines will always be counted in the series completed column.

COVID-19 doses for vaccinated persons in Florida	
Doses administered	7,270
People receiving one dose of a 1-dose series (Johnson & Johnson) or receiving only one dose of a 2-dose series (Moderna, Pfizer) count once. Persons receiving both doses of a 2-dose series count twice.	

Current status of persons vaccinated for COVID-19 in Florida	
Total people vaccinated	4,848
First dose	2,364
Series completed	2,484
Completed 1-dose series	62
Completed 2-dose series	2,422
First dose: current number of people who have only received their first dose of the Moderna or Pfizer vaccine.	
Series complete: current number of people who have received both Moderna or Pfizer vaccine doses or one Johnson & Johnson dose and are considered fully immunized.	

Demographic summary	First dose	Series complete	Total people vaccinated
Age group	2,364	2,484	4,848
16-24 years	47	29	76
25-34 years	81	50	131
35-44 years	95	67	162
45-54 years	215	101	316
55-64 years	524	210	734
65-74 years	878	1,154	2,032
75-84 years	414	675	1,089
85+ years	110	198	308
Race	2,364	2,484	4,848
White	1,651	1,607	3,258
Black	163	168	331
American Indian/Alaskan	9	10	19
Other	316	423	739
Unknown	225	276	501
Other race includes Asian, native Hawaiian/Pacific Islander, or other.			
Ethnicity	2,364	2,484	4,848
Hispanic	555	369	924
Non-Hispanic	943	1,236	2,179
Unknown	866	879	1,745
Gender	2,364	2,484	4,848
Female	1,276	1,329	2,605
Male	1,087	1,155	2,242
Unknown	1	0	1



# COVID-19: Hernando County vaccine summary

Vaccination data through Mar 15, 2021 as of Mar 16, 2021 at 12:05 AM

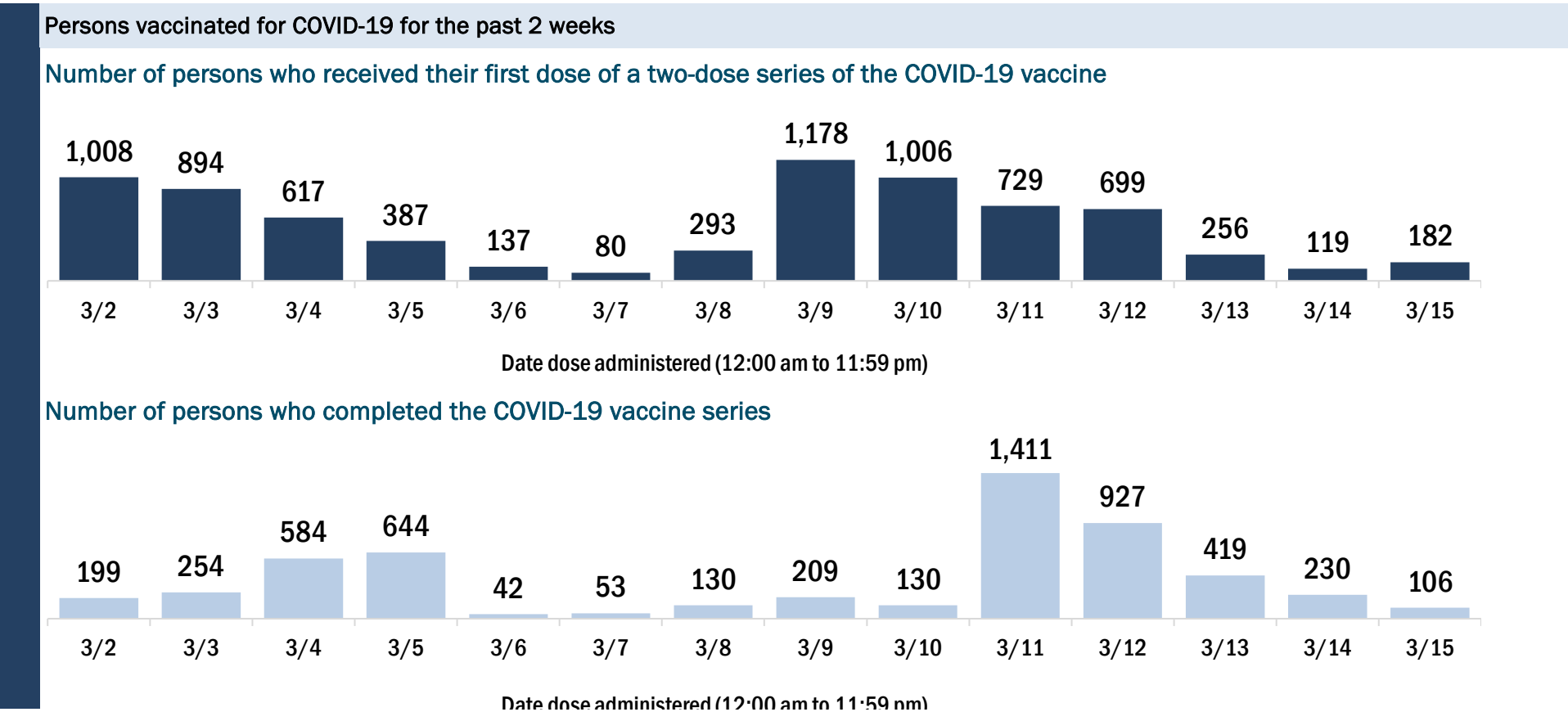
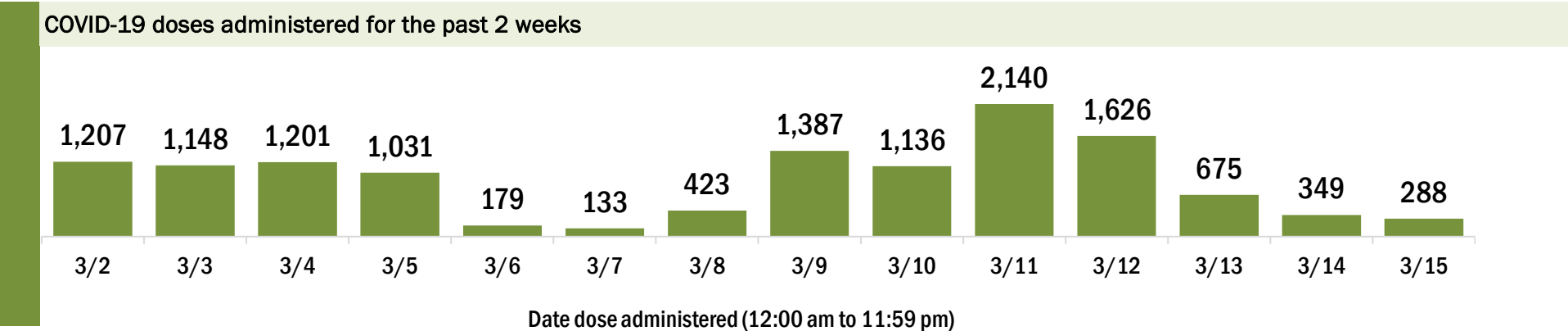
Data in this report are provisional and subject to change.

Data in this summary pertain to COVID-19 vaccines approved by the U.S. Food and Drug Administration and have been issued an Emergency Use Authorization (Janssen COVID-19 Vaccine, Moderna COVID-19 Vaccine and Pfizer-BioNTech COVID-19 Vaccine). These data summarize the number of people who have received either their first dose or have completed the series for a COVID-19 vaccine. **A person can only be counted in one category, first dose or series complete.** For persons receiving Moderna or Pfizer vaccines, once they receive their second dose, they are moved from the first dose column to the series completed column. **Because of this, the total first dose category may show a change from report to report not matching the total receiving their first dose from the previous day.** Persons receiving Johnson & Johnson vaccines will always be counted in the series completed column.

COVID-19 doses for vaccinated persons in Florida	
Doses administered	52,492
People receiving one dose of a 1-dose series (Johnson & Johnson) or receiving only one dose of a 2-dose series (Moderna, Pfizer) count once. Persons receiving both doses of a 2-dose series count twice.	

Current status of persons vaccinated for COVID-19 in Florida	
Total people vaccinated	34,323
First dose	15,109
Series completed	19,214
Completed 1-dose series	1,045
Completed 2-dose series	18,169
<b>First dose:</b> current number of people who have only received their first dose of the Moderna or Pfizer vaccine.	
<b>Series complete:</b> current number of people who have received both Moderna or Pfizer vaccine doses or one Johnson & Johnson dose and are considered fully immunized.	

Demographic summary	First dose	Series complete	Total people vaccinated
Age group	15,109	19,214	34,323
16-24 years	180	192	372
25-34 years	329	574	903
35-44 years	491	725	1,216
45-54 years	778	1,130	1,908
55-64 years	1,421	1,566	2,987
65-74 years	6,185	8,113	14,298
75-84 years	4,352	5,188	9,540
85+ years	1,373	1,726	3,099
Race	15,109	19,214	34,323
White	11,146	12,123	23,269
Black	294	460	754
American Indian/Alaskan	71	56	127
Other	865	1,835	2,700
Unknown	2,733	4,740	7,473
Other race includes Asian, native Hawaiian/Pacific Islander, or other.			
Ethnicity	15,109	19,214	34,323
Hispanic	557	615	1,172
Non-Hispanic	8,504	8,570	17,074
Unknown	6,048	10,029	16,077
Gender	15,109	19,214	34,323
Female	8,811	11,226	20,037
Male	6,226	7,962	14,188
Unknown	72	26	98





# COVID-19: Highlands County vaccine summary

Vaccination data through Mar 15, 2021 as of Mar 16, 2021 at 12:05 AM

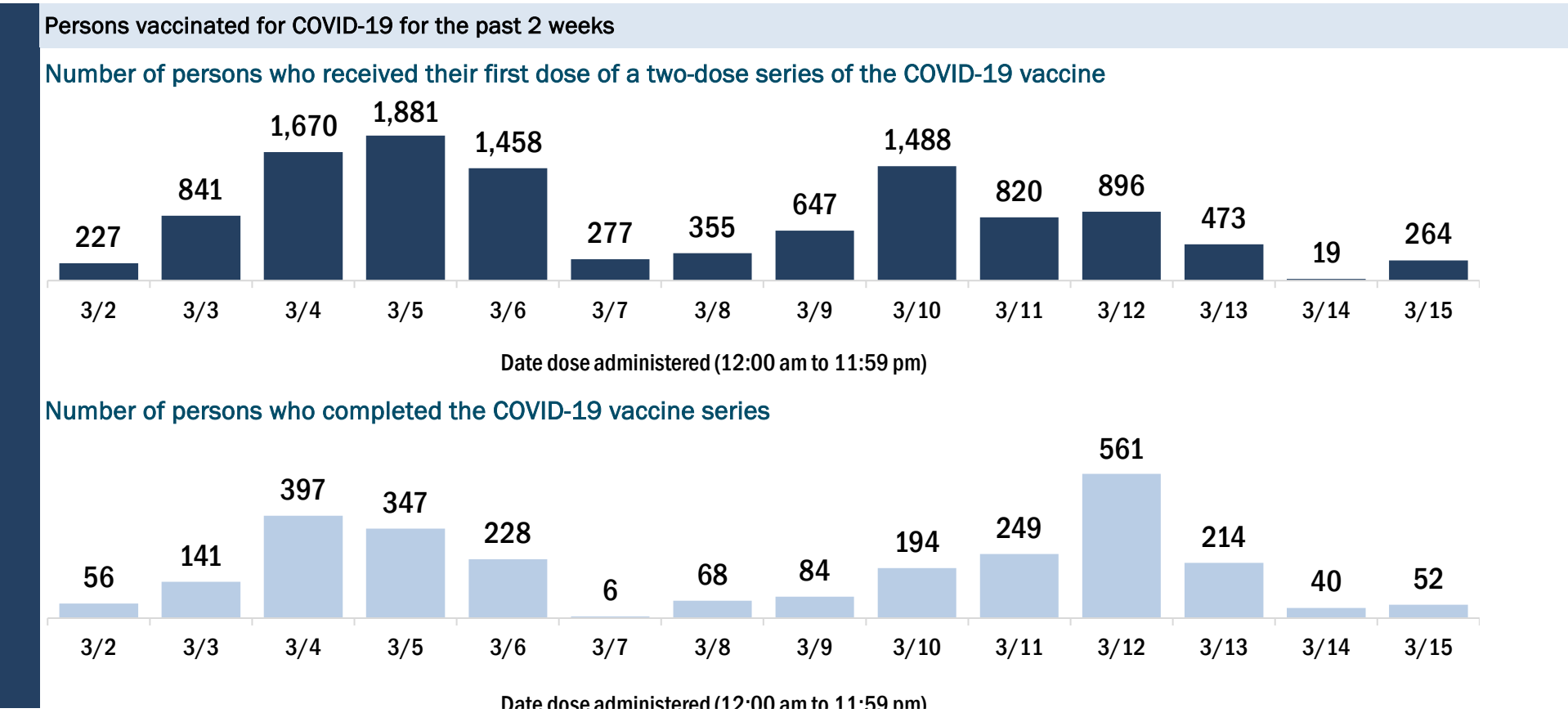
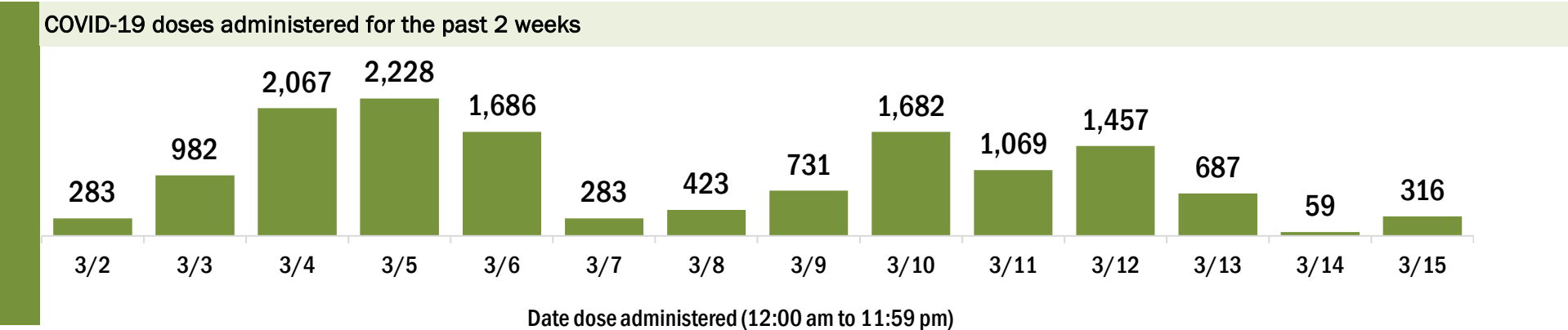
Data in this report are provisional and subject to change.

Data in this summary pertain to COVID-19 vaccines approved by the U.S. Food and Drug Administration and have been issued an Emergency Use Authorization (Janssen COVID-19 Vaccine, Moderna COVID-19 Vaccine and Pfizer-BioNTech COVID-19 Vaccine). These data summarize the number of people who have received either their first dose or have completed the series for a COVID-19 vaccine. **A person can only be counted in one category, first dose or series complete.** For persons receiving Moderna or Pfizer vaccines, once they receive their second dose, they are moved from the first dose column to the series completed column. **Because of this, the total first dose category may show a change from report to report not matching the total receiving their first dose from the previous day.** Persons receiving Johnson & Johnson vaccines will always be counted in the series completed column.

COVID-19 doses for vaccinated persons in Florida	
Doses administered	34,991
People receiving one dose of a 1-dose series (Johnson & Johnson) or receiving only one dose of a 2-dose series (Moderna, Pfizer) count once. Persons receiving both doses of a 2-dose series count twice.	

Current status of persons vaccinated for COVID-19 in Florida	
Total people vaccinated	26,845
First dose	18,640
Series completed	8,205
Completed 1-dose series	59
Completed 2-dose series	8,146
<b>First dose:</b> current number of people who have only received their first dose of the Moderna or Pfizer vaccine.	
<b>Series complete:</b> current number of people who have received both Moderna or Pfizer vaccine doses or one Johnson & Johnson dose and are considered fully immunized.	

Demographic summary	First dose	Series complete	Total people vaccinated
Age group	18,640	8,205	26,845
16-24 years	55	58	113
25-34 years	145	184	329
35-44 years	231	268	499
45-54 years	443	376	819
55-64 years	1,608	595	2,203
65-74 years	7,791	3,479	11,270
75-84 years	6,586	2,498	9,084
85+ years	1,781	747	2,528
Race	18,640	8,205	26,845
White	15,591	6,447	22,038
Black	561	211	772
American Indian/Alaskan	182	50	232
Other	657	819	1,476
Unknown	1,649	678	2,327
Other race includes Asian, native Hawaiian/Pacific Islander, or other.			
Ethnicity	18,640	8,205	26,845
Hispanic	887	317	1,204
Non-Hispanic	11,506	5,599	17,105
Unknown	6,247	2,289	8,536
Gender	18,640	8,205	26,845
Female	10,134	4,531	14,665
Male	8,472	3,667	12,139
Unknown	34	7	41



# COVID-19: Hillsborough County vaccine summary

Vaccination data through Mar 15, 2021 as of Mar 16, 2021 at 12:05 AM

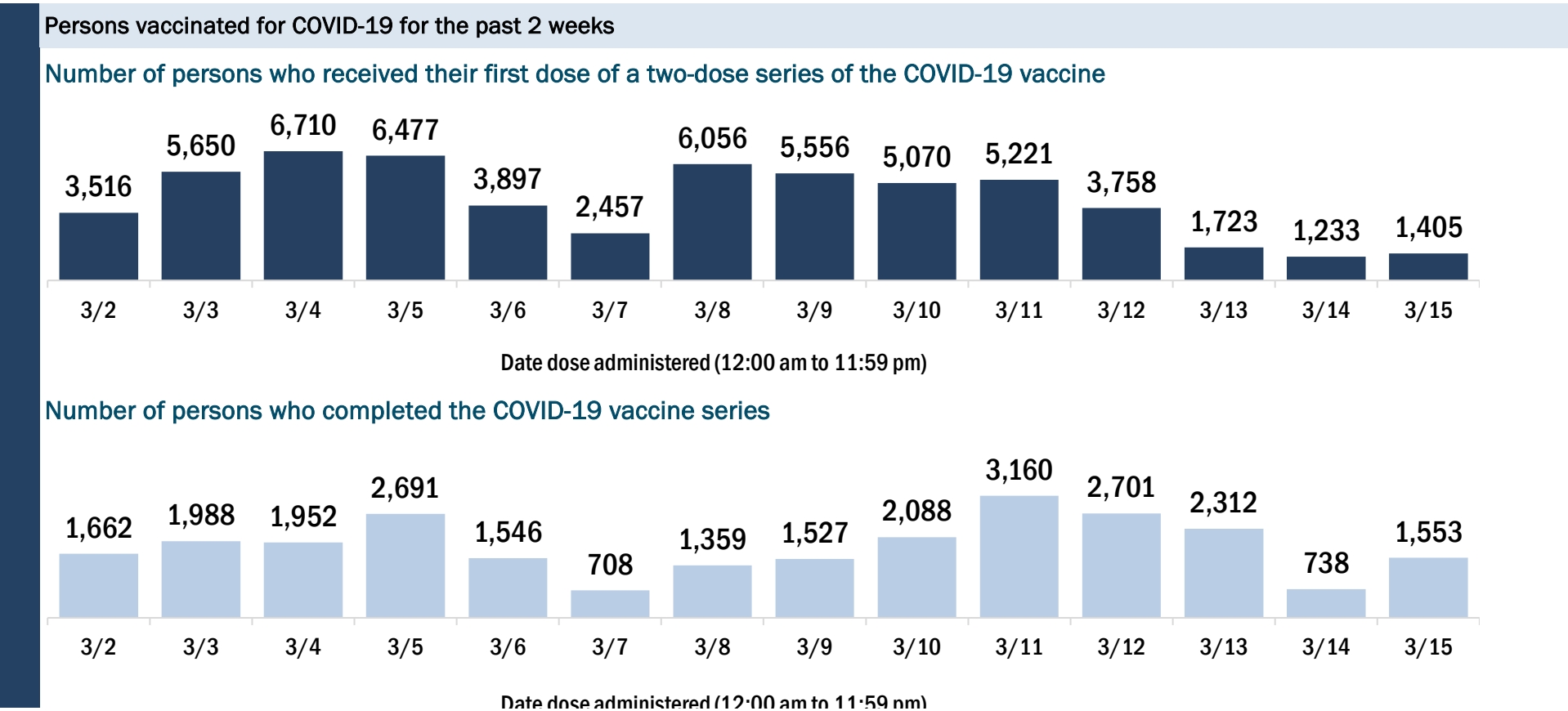
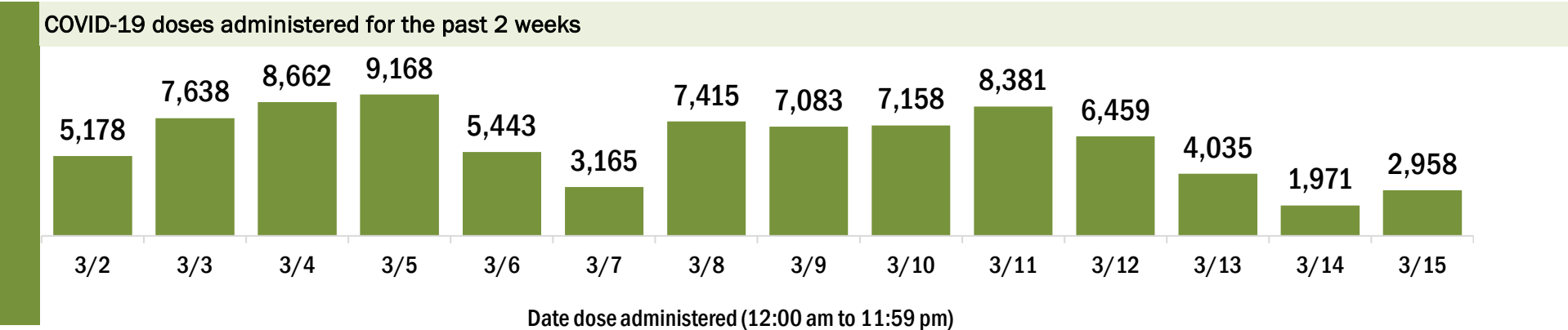
Data in this report are provisional and subject to change.

Data in this summary pertain to COVID-19 vaccines approved by the U.S. Food and Drug Administration and have been issued an Emergency Use Authorization (Janssen COVID-19 Vaccine, Moderna COVID-19 Vaccine and Pfizer-BioNTech COVID-19 Vaccine). These data summarize the number of people who have received either their first dose or have completed the series for a COVID-19 vaccine. **A person can only be counted in one category, first dose or series complete.** For persons receiving Moderna or Pfizer vaccines, once they receive their second dose, they are moved from the first dose column to the series completed column. **Because of this, the total first dose category may show a change from report to report not matching the total receiving their first dose from the previous day.** Persons receiving Johnson & Johnson vaccines will always be counted in the series completed column.

COVID-19 doses for vaccinated persons in Florida	
Doses administered	339,543
People receiving one dose of a 1-dose series (Johnson & Johnson) or receiving only one dose of a 2-dose series (Moderna, Pfizer) count once. Persons receiving both doses of a 2-dose series count twice.	

Current status of persons vaccinated for COVID-19 in Florida	
Total people vaccinated	229,678
First dose	112,054
Series completed	117,624
Completed 1-dose series	7,759
Completed 2-dose series	109,865
First dose: current number of people who have only received their first dose of the Moderna or Pfizer vaccine.	
Series complete: current number of people who have received both Moderna or Pfizer vaccine doses or one Johnson & Johnson dose and are considered fully immunized.	

Demographic summary	First dose	Series complete	Total people vaccinated
Age group	112,054	117,624	229,678
16-24 years	2,862	2,204	5,066
25-34 years	7,131	8,475	15,606
35-44 years	9,690	9,973	19,663
45-54 years	12,347	10,714	23,061
55-64 years	17,062	13,468	30,530
65-74 years	38,089	41,533	79,622
75-84 years	18,828	22,766	41,594
85+ years	6,045	8,491	14,536
Race	112,054	117,624	229,678
White	71,978	78,484	150,462
Black	7,067	8,504	15,571
American Indian/Alaskan	373	501	874
Other	12,907	18,874	31,781
Unknown	19,729	11,261	30,990
Other race includes Asian, native Hawaiian/Pacific Islander, or other.			
Ethnicity	112,054	117,624	229,678
Hispanic	9,027	13,104	22,131
Non-Hispanic	53,009	73,249	126,258
Unknown	50,018	31,271	81,289
Gender	112,054	117,624	229,678
Female	66,900	70,396	137,296
Male	44,825	47,116	91,941
Unknown	329	112	441



# COVID-19: Holmes County vaccine summary

Vaccination data through Mar 15, 2021 as of Mar 16, 2021 at 12:05 AM

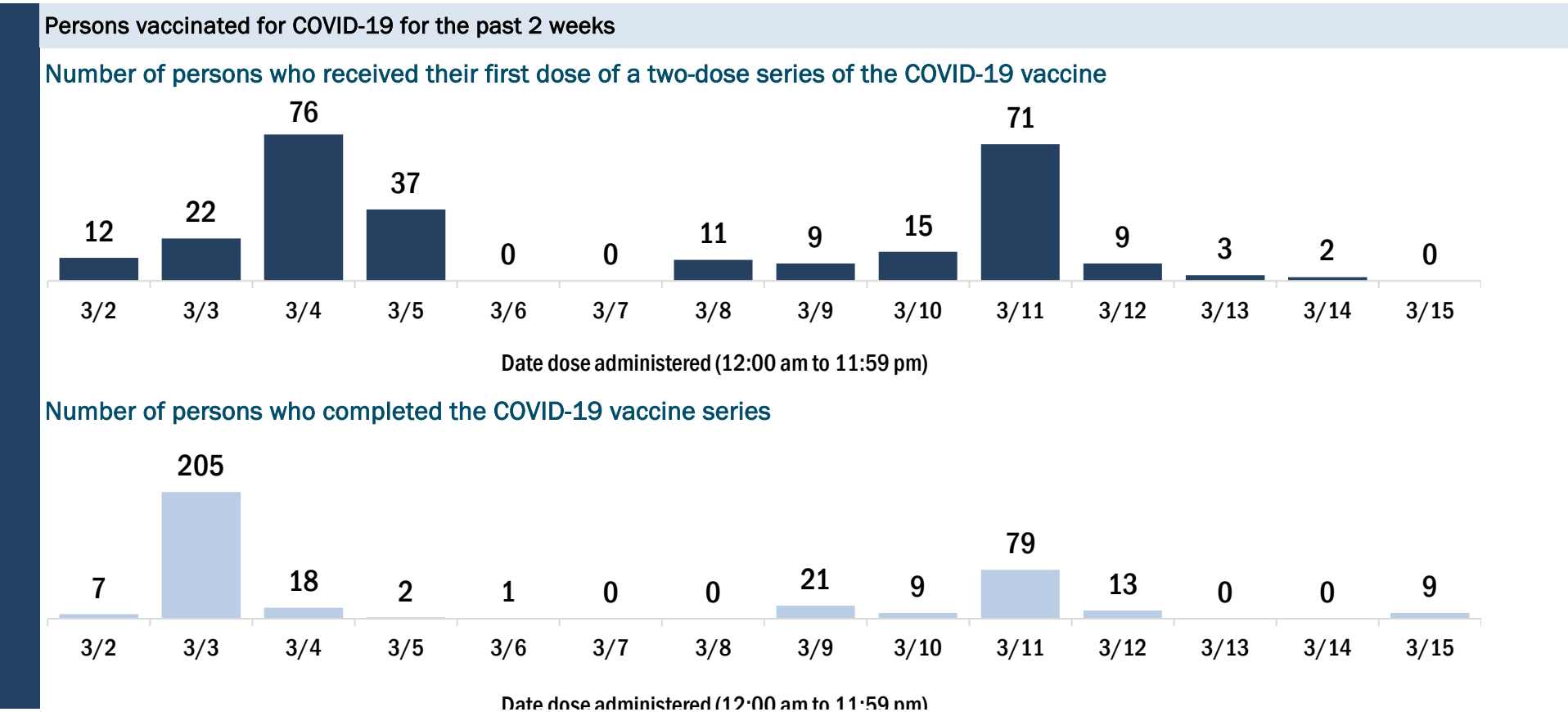
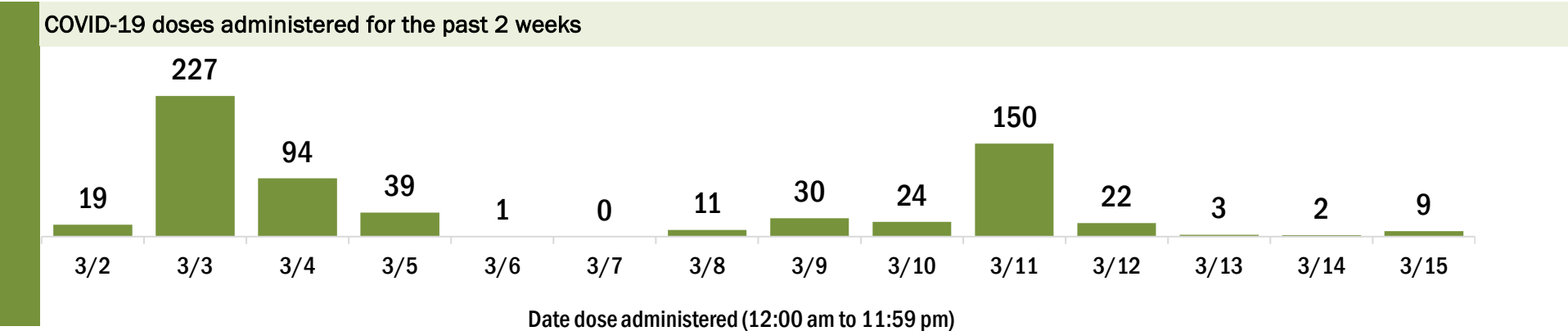
Data in this report are provisional and subject to change.

Data in this summary pertain to COVID-19 vaccines approved by the U.S. Food and Drug Administration and have been issued an Emergency Use Authorization (Janssen COVID-19 Vaccine, Moderna COVID-19 Vaccine and Pfizer-BioNTech COVID-19 Vaccine). These data summarize the number of people who have received either their first dose or have completed the series for a COVID-19 vaccine. **A person can only be counted in one category, first dose or series complete.** For persons receiving Moderna or Pfizer vaccines, once they receive their second dose, they are moved from the first dose column to the series completed column. **Because of this, the total first dose category may show a change from report to report not matching the total receiving their first dose from the previous day.** Persons receiving Johnson & Johnson vaccines will always be counted in the series completed column.

COVID-19 doses for vaccinated persons in Florida	
Doses administered	4,232
People receiving one dose of a 1-dose series (Johnson & Johnson) or receiving only one dose of a 2-dose series (Moderna, Pfizer) count once. Persons receiving both doses of a 2-dose series count twice.	

Current status of persons vaccinated for COVID-19 in Florida	
Total people vaccinated	2,552
First dose	845
Series completed	1,707
Completed 1-dose series	27
Completed 2-dose series	1,680
First dose: current number of people who have only received their first dose of the Moderna or Pfizer vaccine.	
Series complete: current number of people who have received both Moderna or Pfizer vaccine doses or one Johnson & Johnson dose and are considered fully immunized.	

Demographic summary	First dose	Series complete	Total people vaccinated
Age group	845	1,707	2,552
16-24 years	7	9	16
25-34 years	20	34	54
35-44 years	46	56	102
45-54 years	94	92	186
55-64 years	162	153	315
65-74 years	299	721	1,020
75-84 years	176	494	670
85+ years	41	148	189
Race	845	1,707	2,552
White	722	1,440	2,162
Black	34	54	88
American Indian/Alaskan	5	17	22
Other	39	146	185
Unknown	45	50	95
Other race includes Asian, native Hawaiian/Pacific Islander, or other.			
Ethnicity	845	1,707	2,552
Hispanic	5	13	18
Non-Hispanic	621	1,469	2,090
Unknown	219	225	444
Gender	845	1,707	2,552
Female	448	930	1,378
Male	396	777	1,173
Unknown	1	0	1



# COVID-19: Indian River County vaccine summary

Vaccination data through Mar 15, 2021 as of Mar 16, 2021 at 12:05 AM

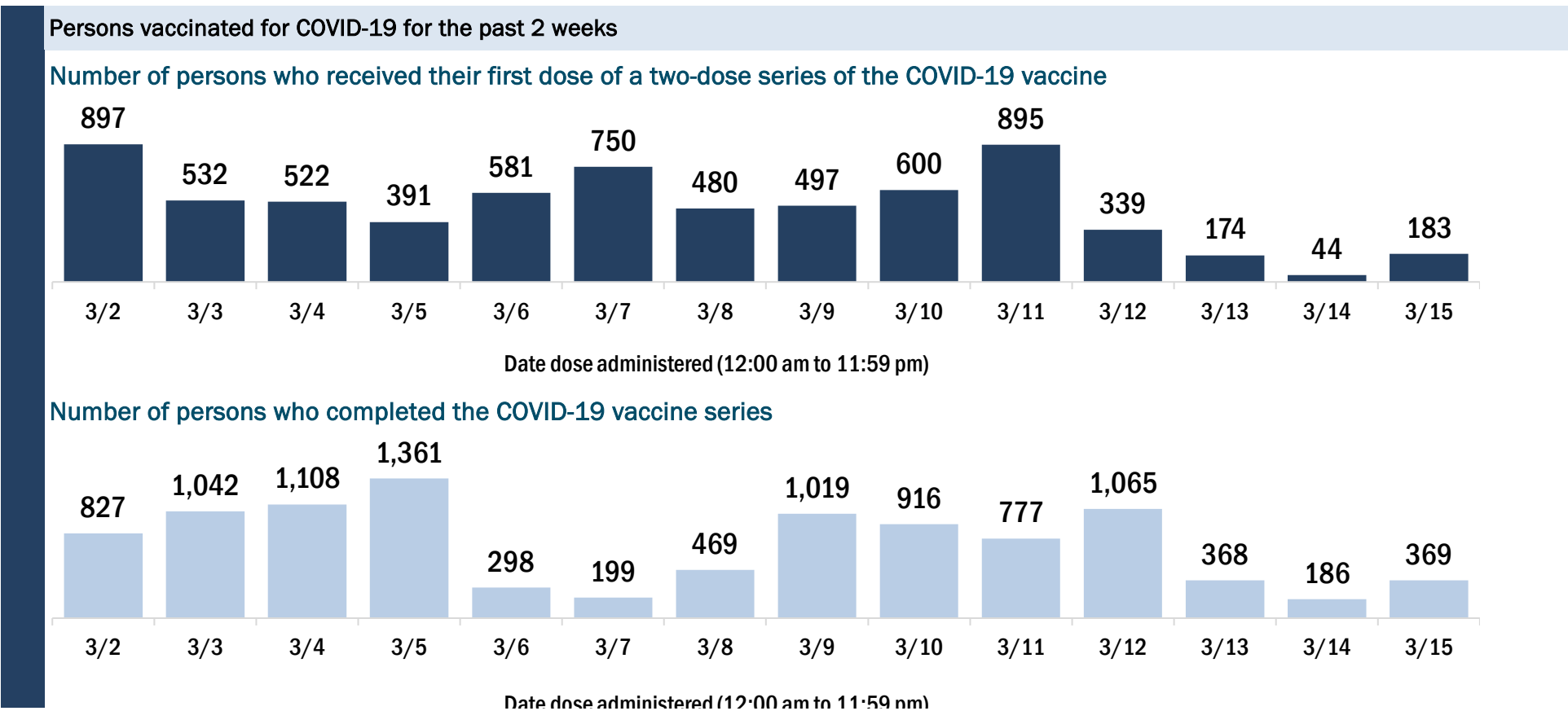
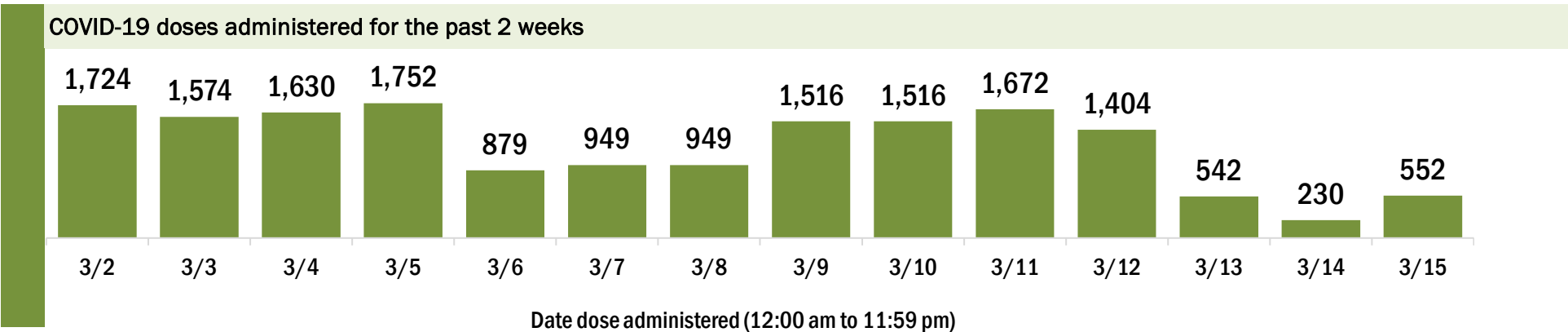
Data in this report are provisional and subject to change.

Data in this summary pertain to COVID-19 vaccines approved by the U.S. Food and Drug Administration and have been issued an Emergency Use Authorization (Janssen COVID-19 Vaccine, Moderna COVID-19 Vaccine and Pfizer-BioNTech COVID-19 Vaccine). These data summarize the number of people who have received either their first dose or have completed the series for a COVID-19 vaccine. **A person can only be counted in one category, first dose or series complete.** For persons receiving Moderna or Pfizer vaccines, once they receive their second dose, they are moved from the first dose column to the series completed column. **Because of this, the total first dose category may show a change from report to report not matching the total receiving their first dose from the previous day.** Persons receiving Johnson & Johnson vaccines will always be counted in the series completed column.

COVID-19 doses for vaccinated persons in Florida	
Doses administered	78,277
People receiving one dose of a 1-dose series (Johnson & Johnson) or receiving only one dose of a 2-dose series (Moderna, Pfizer) count once. Persons receiving both doses of a 2-dose series count twice.	

Current status of persons vaccinated for COVID-19 in Florida	
Total people vaccinated	49,030
First dose	19,391
Series completed	29,639
Completed 1-dose series	392
Completed 2-dose series	29,247
First dose: current number of people who have only received their first dose of the Moderna or Pfizer vaccine.	
Series complete: current number of people who have received both Moderna or Pfizer vaccine doses or one Johnson & Johnson dose and are considered fully immunized.	

Demographic summary	First dose	Series complete	Total people vaccinated
Age group	19,391	29,639	49,030
16-24 years	136	161	297
25-34 years	247	455	702
35-44 years	352	624	976
45-54 years	682	906	1,588
55-64 years	1,936	1,703	3,639
65-74 years	7,938	13,899	21,837
75-84 years	5,929	8,803	14,732
85+ years	2,171	3,088	5,259
Race	19,391	29,639	49,030
White	14,977	21,267	36,244
Black	626	651	1,277
American Indian/Alaskan	153	154	307
Other	912	2,452	3,364
Unknown	2,723	5,115	7,838
Other race includes Asian, native Hawaiian/Pacific Islander, or other.			
Ethnicity	19,391	29,639	49,030
Hispanic	490	539	1,029
Non-Hispanic	11,553	17,988	29,541
Unknown	7,348	11,112	18,460
Gender	19,391	29,639	49,030
Female	10,886	16,761	27,647
Male	8,472	12,869	21,341
Unknown	33	9	42





# COVID-19: Jackson County vaccine summary

Vaccination data through Mar 15, 2021 as of Mar 16, 2021 at 12:05 AM

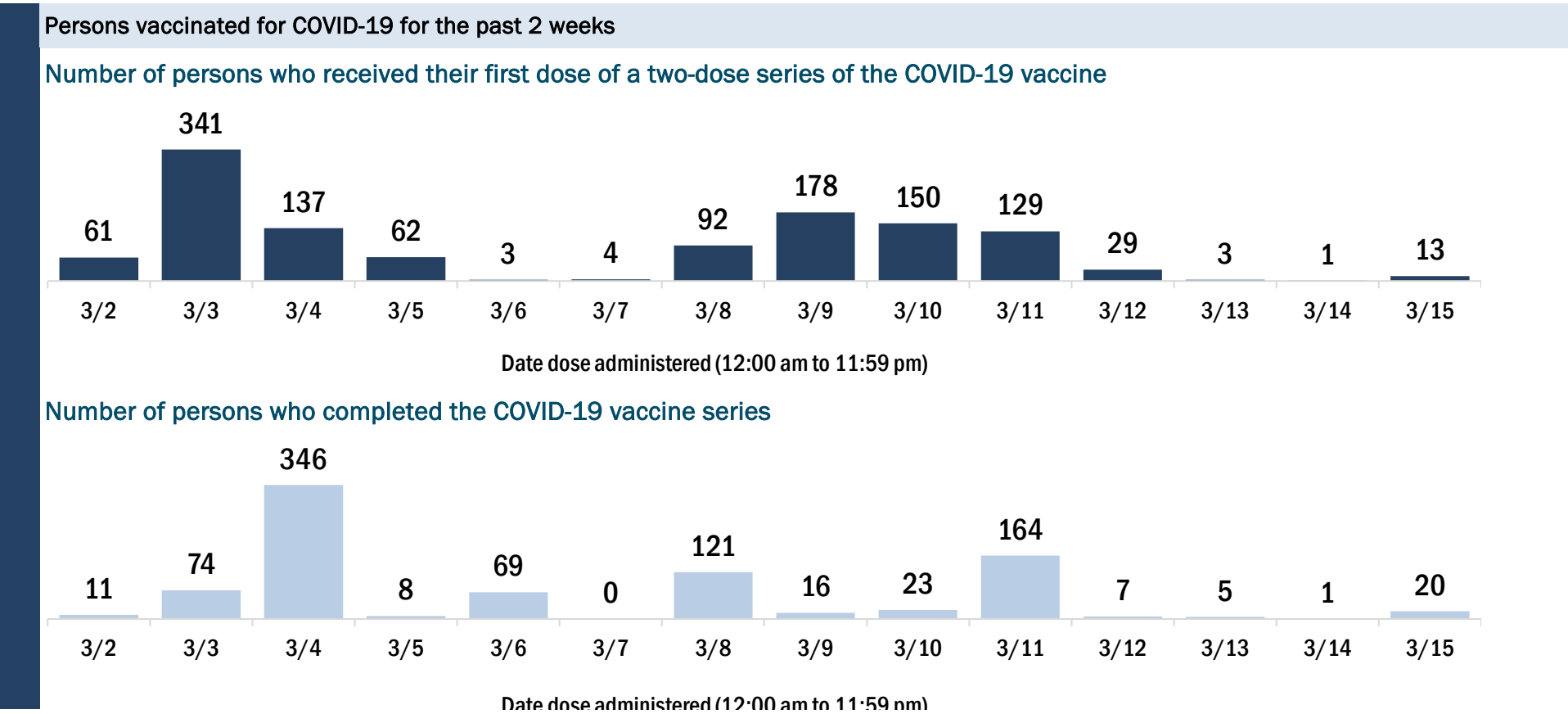
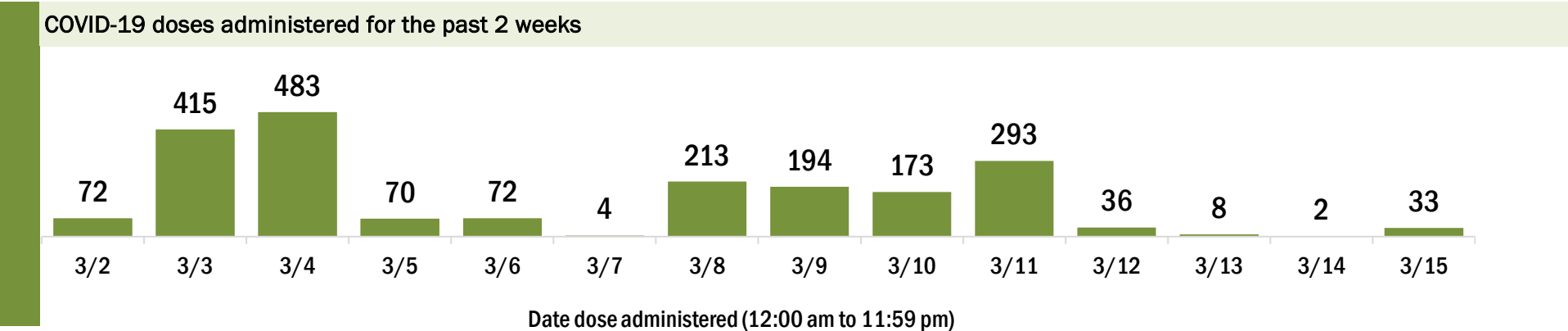
Data in this report are provisional and subject to change.

Data in this summary pertain to COVID-19 vaccines approved by the U.S. Food and Drug Administration and have been issued an Emergency Use Authorization (Janssen COVID-19 Vaccine, Moderna COVID-19 Vaccine and Pfizer-BioNTech COVID-19 Vaccine). These data summarize the number of people who have received either their first dose or have completed the series for a COVID-19 vaccine. **A person can only be counted in one category, first dose or series complete.** For persons receiving Moderna or Pfizer vaccines, once they receive their second dose, they are moved from the first dose column to the series completed column. **Because of this, the total first dose category may show a change from report to report not matching the total receiving their first dose from the previous day.** Persons receiving Johnson & Johnson vaccines will always be counted in the series completed column.

COVID-19 doses for vaccinated persons in Florida	
Doses administered	13,582
People receiving one dose of a 1-dose series (Johnson & Johnson) or receiving only one dose of a 2-dose series (Moderna, Pfizer) count once. Persons receiving both doses of a 2-dose series count twice.	

Current status of persons vaccinated for COVID-19 in Florida	
Total people vaccinated	8,289
First dose	2,912
Series completed	5,377
Completed 1-dose series	84
Completed 2-dose series	5,293
First dose: current number of people who have only received their first dose of the Moderna or Pfizer vaccine.	
Series complete: current number of people who have received both Moderna or Pfizer vaccine doses or one Johnson & Johnson dose and are considered fully immunized.	

Demographic summary	First dose	Series complete	Total people vaccinated
Age group	2,912	5,377	8,289
16-24 years	58	40	98
25-34 years	124	118	242
35-44 years	188	200	388
45-54 years	393	311	704
55-64 years	794	502	1,296
65-74 years	709	2,275	2,984
75-84 years	473	1,448	1,921
85+ years	173	483	656
Race	2,912	5,377	8,289
White	1,875	3,820	5,695
Black	637	870	1,507
American Indian/Alaskan	21	24	45
Other	113	246	359
Unknown	266	417	683
Other race includes Asian, native Hawaiian/Pacific Islander, or other.			
Ethnicity	2,912	5,377	8,289
Hispanic	46	38	84
Non-Hispanic	2,118	3,478	5,596
Unknown	748	1,861	2,609
Gender	2,912	5,377	8,289
Female	1,675	3,056	4,731
Male	1,235	2,321	3,556
Unknown	2	0	2



# COVID-19: Jefferson County vaccine summary

Vaccination data through Mar 15, 2021 as of Mar 16, 2021 at 12:05 AM

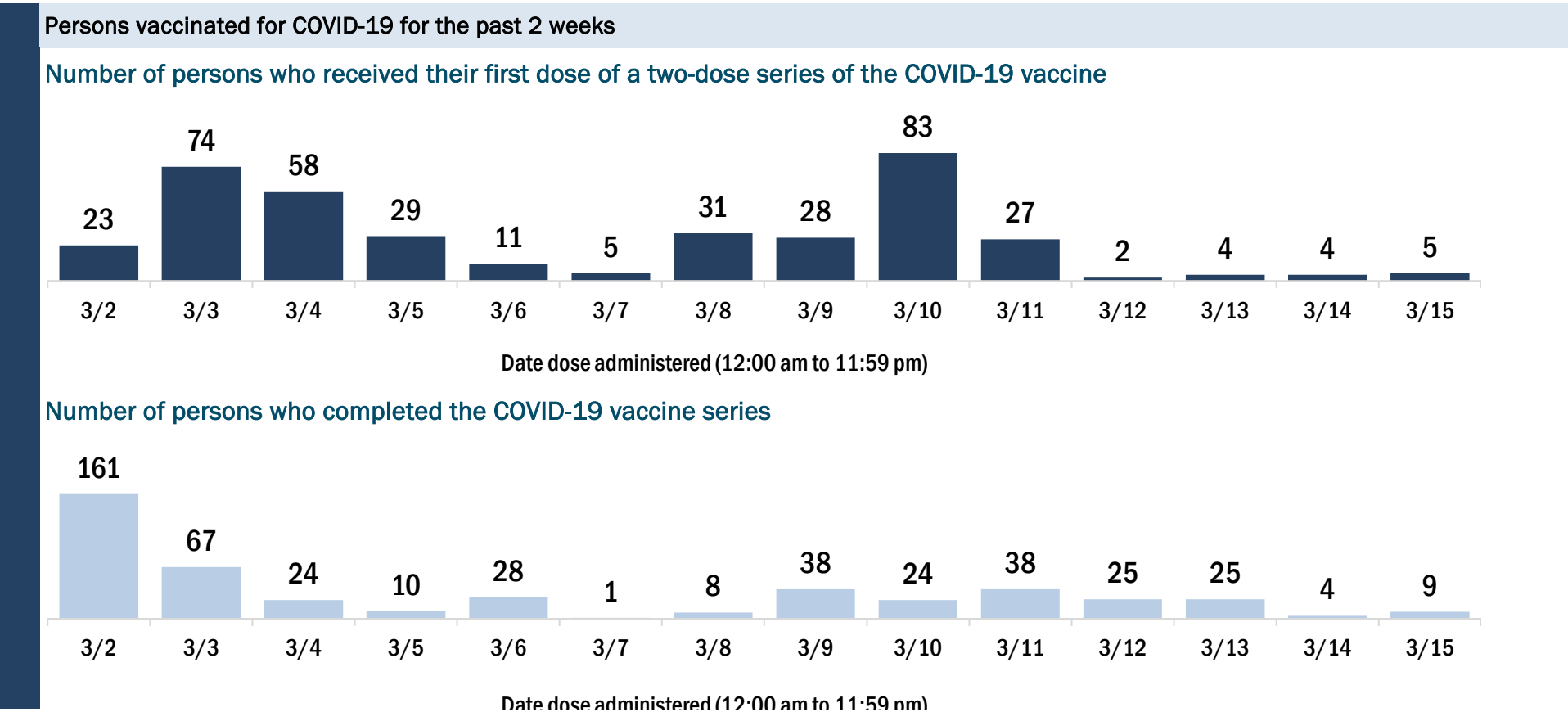
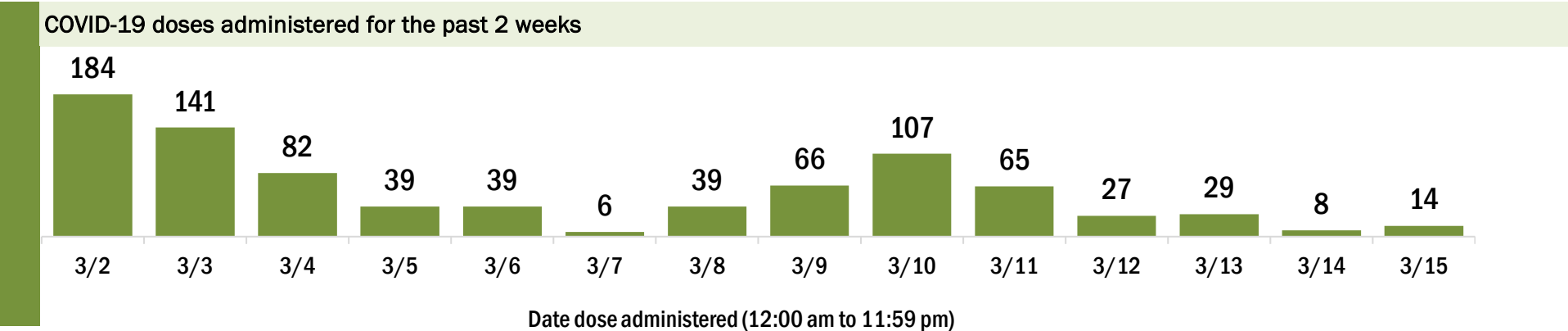
Data in this report are provisional and subject to change.

Data in this summary pertain to COVID-19 vaccines approved by the U.S. Food and Drug Administration and have been issued an Emergency Use Authorization (Janssen COVID-19 Vaccine, Moderna COVID-19 Vaccine and Pfizer-BioNTech COVID-19 Vaccine). These data summarize the number of people who have received either their first dose or have completed the series for a COVID-19 vaccine. **A person can only be counted in one category, first dose or series complete.** For persons receiving Moderna or Pfizer vaccines, once they receive their second dose, they are moved from the first dose column to the series completed column. **Because of this, the total first dose category may show a change from report to report not matching the total receiving their first dose from the previous day.** Persons receiving Johnson & Johnson vaccines will always be counted in the series completed column.

COVID-19 doses for vaccinated persons in Florida	
Doses administered	5,071
People receiving one dose of a 1-dose series (Johnson & Johnson) or receiving only one dose of a 2-dose series (Moderna, Pfizer) count once. Persons receiving both doses of a 2-dose series count twice.	

Current status of persons vaccinated for COVID-19 in Florida	
Total people vaccinated	2,956
First dose	816
Series completed	2,140
Completed 1-dose series	25
Completed 2-dose series	2,115
First dose: current number of people who have only received their first dose of the Moderna or Pfizer vaccine.	
Series complete: current number of people who have received both Moderna or Pfizer vaccine doses or one Johnson & Johnson dose and are considered fully immunized.	

Demographic summary	First dose	Series complete	Total people vaccinated
Age group	816	2,140	2,956
16-24 years	12	8	20
25-34 years	27	35	62
35-44 years	50	52	102
45-54 years	110	104	214
55-64 years	245	193	438
65-74 years	236	1,052	1,288
75-84 years	102	543	645
85+ years	34	153	187
Race	816	2,140	2,956
White	376	1,177	1,553
Black	231	343	574
American Indian/Alaskan	3	3	6
Other	114	393	507
Unknown	92	224	316
Other race includes Asian, native Hawaiian/Pacific Islander, or other.			
Ethnicity	816	2,140	2,956
Hispanic	12	16	28
Non-Hispanic	456	1,030	1,486
Unknown	348	1,094	1,442
Gender	816	2,140	2,956
Female	491	1,240	1,731
Male	325	900	1,225
Unknown	0	0	0



# COVID-19: Lafayette County vaccine summary

Vaccination data through Mar 15, 2021 as of Mar 16, 2021 at 12:05 AM

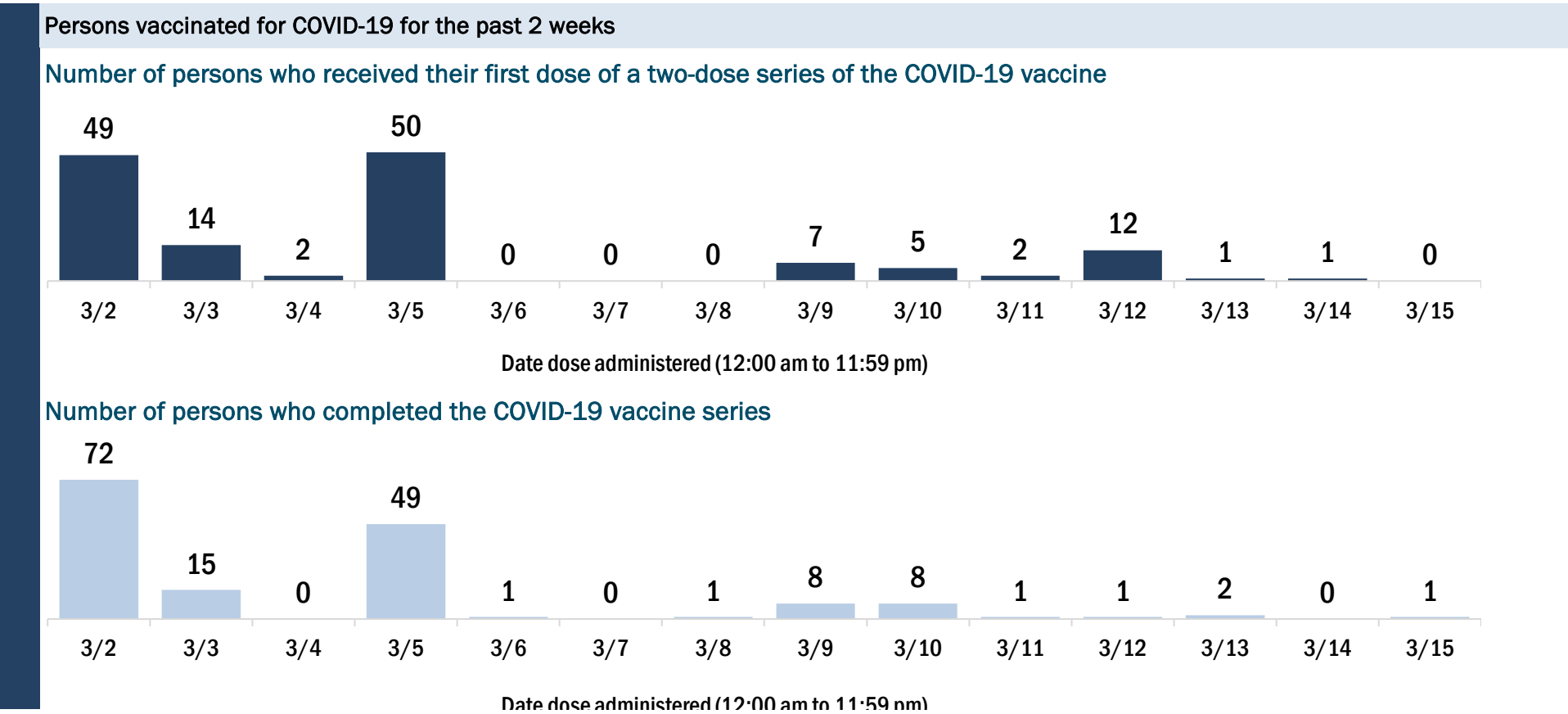
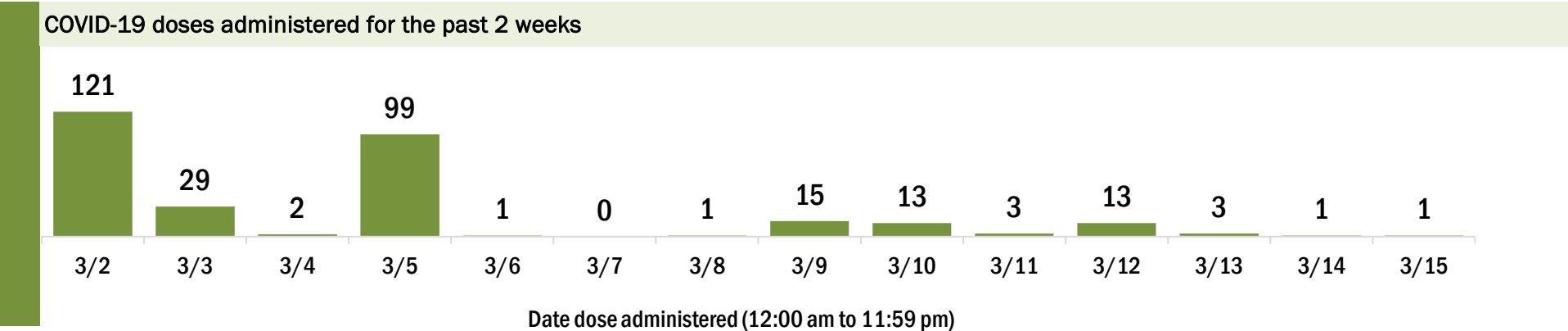
Data in this report are provisional and subject to change.

Data in this summary pertain to COVID-19 vaccines approved by the U.S. Food and Drug Administration and have been issued an Emergency Use Authorization (Janssen COVID-19 Vaccine, Moderna COVID-19 Vaccine and Pfizer-BioNTech COVID-19 Vaccine). These data summarize the number of people who have received either their first dose or have completed the series for a COVID-19 vaccine. **A person can only be counted in one category, first dose or series complete.** For persons receiving Moderna or Pfizer vaccines, once they receive their second dose, they are moved from the first dose column to the series completed column. **Because of this, the total first dose category may show a change from report to report not matching the total receiving their first dose from the previous day.** Persons receiving Johnson & Johnson vaccines will always be counted in the series completed column.

COVID-19 doses for vaccinated persons in Florida	
Doses administered	2,468
People receiving one dose of a 1-dose series (Johnson & Johnson) or receiving only one dose of a 2-dose series (Moderna, Pfizer) count once. Persons receiving both doses of a 2-dose series count twice.	

Current status of persons vaccinated for COVID-19 in Florida	
Total people vaccinated	1,445
First dose	420
Series completed	1,025
Completed 1-dose series	2
Completed 2-dose series	1,023
<b>First dose:</b> current number of people who have only received their first dose of the Moderna or Pfizer vaccine.	
<b>Series complete:</b> current number of people who have received both Moderna or Pfizer vaccine doses or one Johnson & Johnson dose and are considered fully immunized.	

Demographic summary	First dose	Series complete	Total people vaccinated
Age group	420	1,025	1,445
16-24 years	2	3	5
25-34 years	3	6	9
35-44 years	13	16	29
45-54 years	30	31	61
55-64 years	57	55	112
65-74 years	182	517	699
75-84 years	95	307	402
85+ years	38	90	128
Race	420	1,025	1,445
White	329	873	1,202
Black	16	23	39
American Indian/Alaskan	4	1	5
Other	12	62	74
Unknown	59	66	125
Other race includes Asian, native Hawaiian/Pacific Islander, or other.			
Ethnicity	420	1,025	1,445
Hispanic	16	11	27
Non-Hispanic	280	832	1,112
Unknown	124	182	306
Gender	420	1,025	1,445
Female	227	534	761
Male	192	491	683
Unknown	1	0	1



# COVID-19: Lake County vaccine summary

Vaccination data through Mar 15, 2021 as of Mar 16, 2021 at 12:05 AM

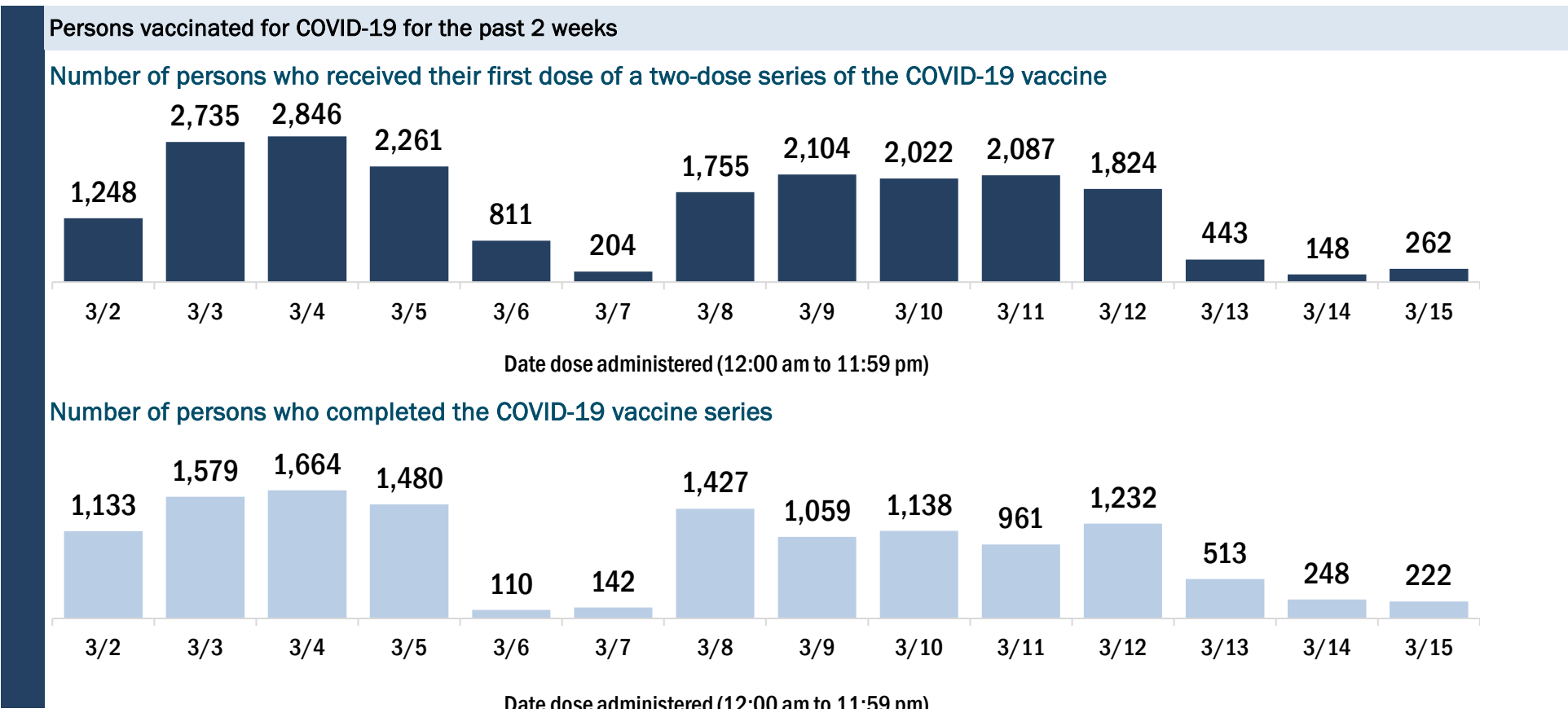
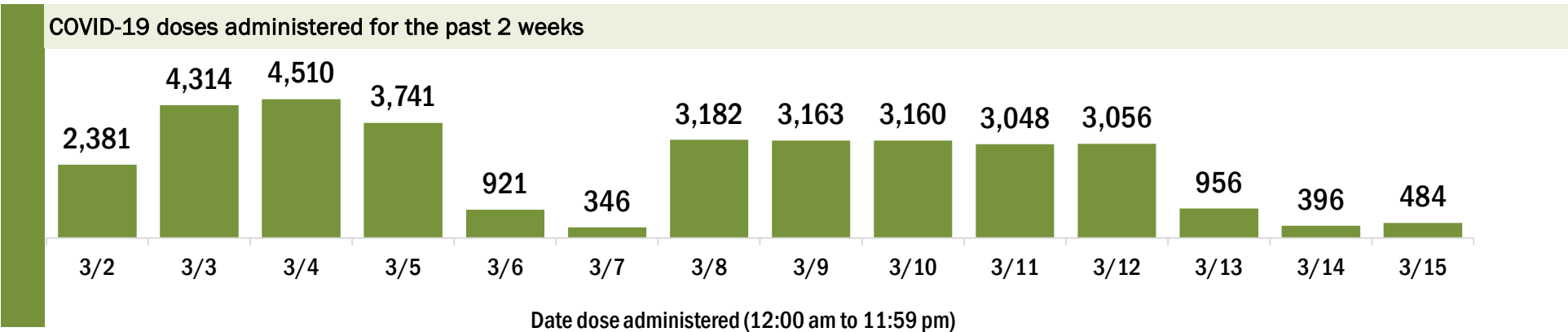
Data in this report are provisional and subject to change.

Data in this summary pertain to COVID-19 vaccines approved by the U.S. Food and Drug Administration and have been issued an Emergency Use Authorization (Janssen COVID-19 Vaccine, Moderna COVID-19 Vaccine and Pfizer-BioNTech COVID-19 Vaccine). These data summarize the number of people who have received either their first dose or have completed the series for a COVID-19 vaccine. **A person can only be counted in one category, first dose or series complete.** For persons receiving Moderna or Pfizer vaccines, once they receive their second dose, they are moved from the first dose column to the series completed column. **Because of this, the total first dose category may show a change from report to report not matching the total receiving their first dose from the previous day.** Persons receiving Johnson & Johnson vaccines will always be counted in the series completed column.

COVID-19 doses for vaccinated persons in Florida	
Doses administered	145,095
People receiving one dose of a 1-dose series (Johnson & Johnson) or receiving only one dose of a 2-dose series (Moderna, Pfizer) count once. Persons receiving both doses of a 2-dose series count twice.	

Current status of persons vaccinated for COVID-19 in Florida	
Total people vaccinated	91,062
First dose	35,415
Series completed	55,647
Completed 1-dose series	1,614
Completed 2-dose series	54,033
First dose: current number of people who have only received their first dose of the Moderna or Pfizer vaccine.	
Series complete: current number of people who have received both Moderna or Pfizer vaccine doses or one Johnson & Johnson dose and are considered fully immunized.	

Demographic summary		First dose	Series complete	Total people vaccinated
Age group		35,415	55,647	91,062
16-24 years		400	340	740
25-34 years		1,094	1,077	2,171
35-44 years		1,603	1,661	3,264
45-54 years		2,449	2,146	4,595
55-64 years		4,500	3,347	7,847
65-74 years		12,941	24,787	37,728
75-84 years		9,306	17,396	26,702
85+ years		3,122	4,893	8,015
Race		35,415	55,647	91,062
White		23,814	43,618	67,432
Black		1,730	2,087	3,817
American Indian/Alaskan		159	335	494
Other		2,660	5,180	7,840
Unknown		7,052	4,427	11,479
Other race includes Asian, native Hawaiian/Pacific Islander, or other.				
Ethnicity		35,415	55,647	91,062
Hispanic		1,329	2,139	3,468
Non-Hispanic		14,455	30,704	45,159
Unknown		19,631	22,804	42,435
Gender		35,415	55,647	91,062
Female		20,566	31,608	52,174
Male		14,701	24,007	38,708
Unknown		148	32	180





# COVID-19: Lee County vaccine summary

Vaccination data through Mar 15, 2021 as of Mar 16, 2021 at 12:05 AM

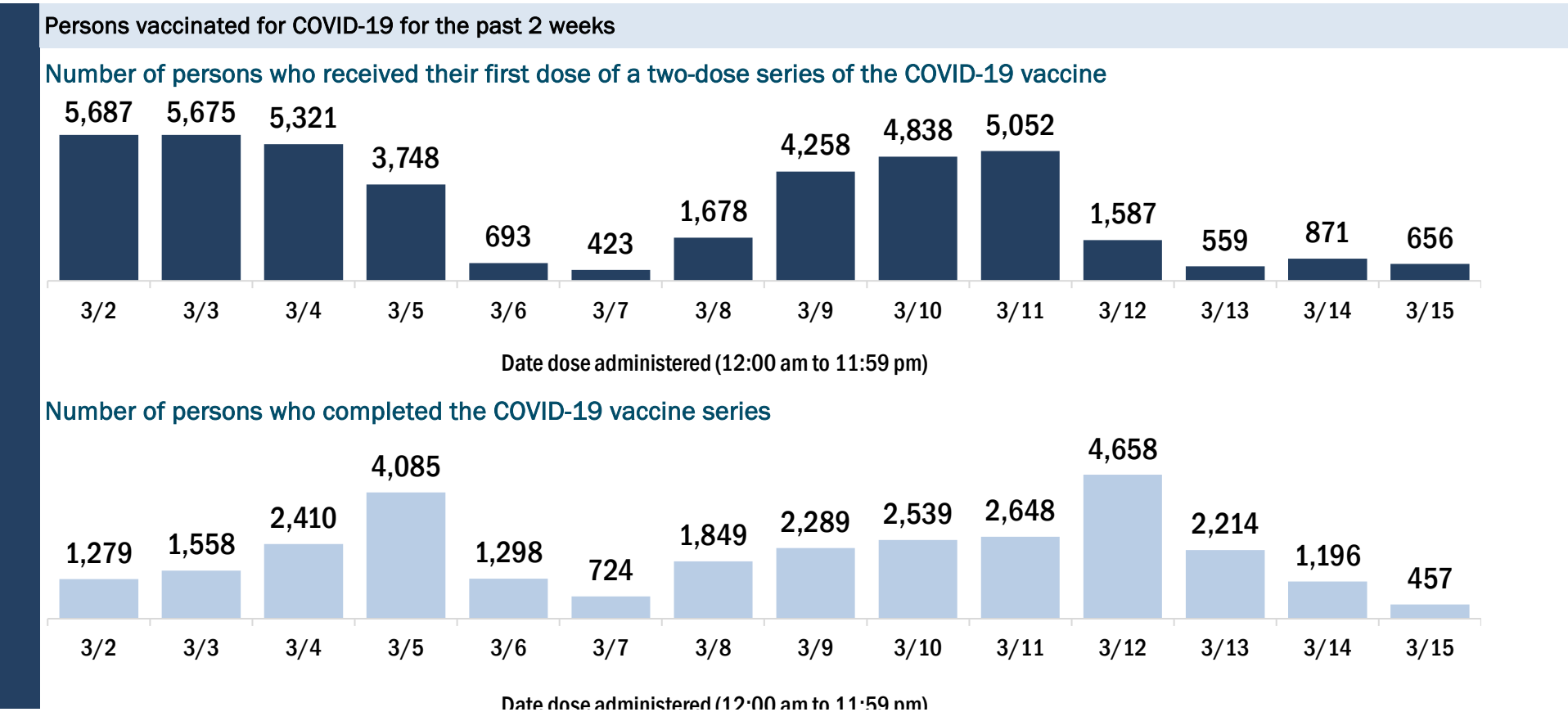
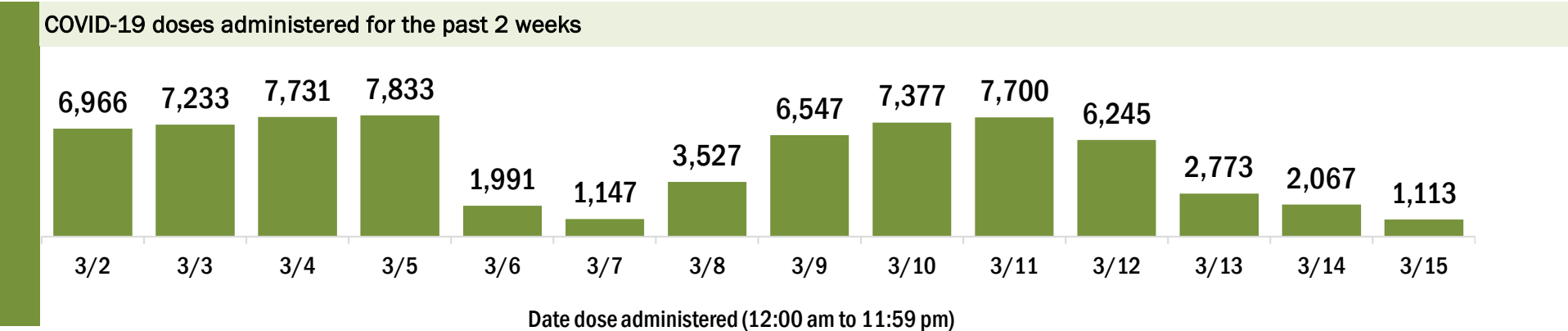
Data in this report are provisional and subject to change.

Data in this summary pertain to COVID-19 vaccines approved by the U.S. Food and Drug Administration and have been issued an Emergency Use Authorization (Janssen COVID-19 Vaccine, Moderna COVID-19 Vaccine and Pfizer-BioNTech COVID-19 Vaccine). These data summarize the number of people who have received either their first dose or have completed the series for a COVID-19 vaccine. **A person can only be counted in one category, first dose or series complete.** For persons receiving Moderna or Pfizer vaccines, once they receive their second dose, they are moved from the first dose column to the series completed column. **Because of this, the total first dose category may show a change from report to report not matching the total receiving their first dose from the previous day.** Persons receiving Johnson & Johnson vaccines will always be counted in the series completed column.

COVID-19 doses for vaccinated persons in Florida	
Doses administered	255,242
People receiving one dose of a 1-dose series (Johnson & Johnson) or receiving only one dose of a 2-dose series (Moderna, Pfizer) count once. Persons receiving both doses of a 2-dose series count twice.	

Current status of persons vaccinated for COVID-19 in Florida	
Total people vaccinated	164,281
First dose	70,326
Series completed	93,955
Completed 1-dose series	2,994
Completed 2-dose series	90,961
First dose: current number of people who have only received their first dose of the Moderna or Pfizer vaccine.	
Series complete: current number of people who have received both Moderna or Pfizer vaccine doses or one Johnson & Johnson dose and are considered fully immunized.	

Demographic summary	First dose	Series complete	Total people vaccinated
Age group	70,326	93,955	164,281
16-24 years	455	604	1,059
25-34 years	1,147	2,156	3,303
35-44 years	1,643	2,923	4,566
45-54 years	2,737	4,159	6,896
55-64 years	6,213	7,453	13,666
65-74 years	31,087	44,262	75,349
75-84 years	21,432	25,258	46,690
85+ years	5,612	7,140	12,752
Race	70,326	93,955	164,281
White	50,908	63,536	114,444
Black	1,552	1,688	3,240
American Indian/Alaskan	334	197	531
Other	3,459	6,907	10,366
Unknown	14,073	21,627	35,700
Other race includes Asian, native Hawaiian/Pacific Islander, or other.			
Ethnicity	70,326	93,955	164,281
Hispanic	2,941	3,307	6,248
Non-Hispanic	39,673	50,025	89,698
Unknown	27,712	40,623	68,335
Gender	70,326	93,955	164,281
Female	39,760	52,466	92,226
Male	30,411	41,240	71,651
Unknown	155	249	404



# COVID-19: Leon County vaccine summary

Vaccination data through Mar 15, 2021 as of Mar 16, 2021 at 12:05 AM

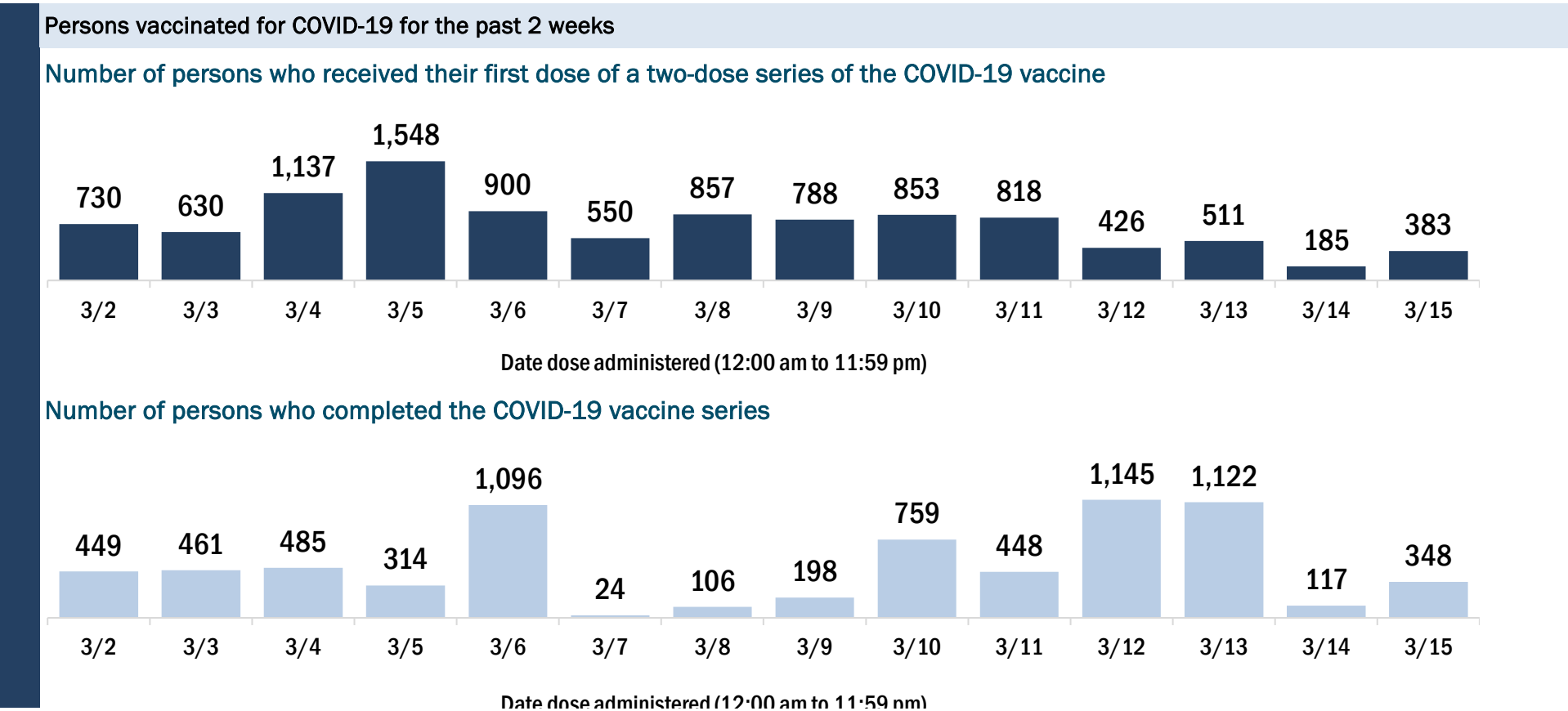
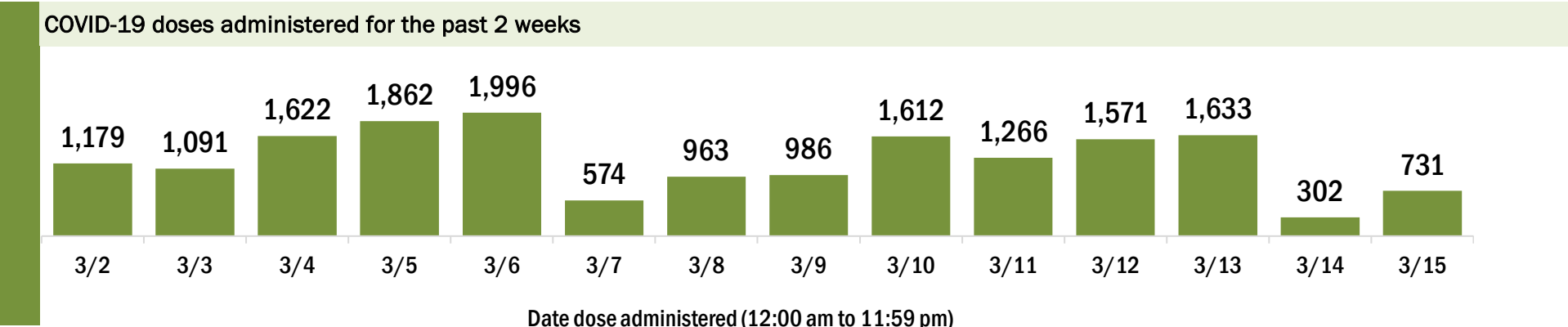
Data in this report are provisional and subject to change.

Data in this summary pertain to COVID-19 vaccines approved by the U.S. Food and Drug Administration and have been issued an Emergency Use Authorization (Janssen COVID-19 Vaccine, Moderna COVID-19 Vaccine and Pfizer-BioNTech COVID-19 Vaccine). These data summarize the number of people who have received either their first dose or have completed the series for a COVID-19 vaccine. **A person can only be counted in one category, first dose or series complete.** For persons receiving Moderna or Pfizer vaccines, once they receive their second dose, they are moved from the first dose column to the series completed column. **Because of this, the total first dose category may show a change from report to report not matching the total receiving their first dose from the previous day.** Persons receiving Johnson & Johnson vaccines will always be counted in the series completed column.

COVID-19 doses for vaccinated persons in Florida	
Doses administered	93,982
People receiving one dose of a 1-dose series (Johnson & Johnson) or receiving only one dose of a 2-dose series (Moderna, Pfizer) count once. Persons receiving both doses of a 2-dose series count twice.	

Current status of persons vaccinated for COVID-19 in Florida	
Total people vaccinated	57,396
First dose	20,044
Series completed	37,352
Completed 1-dose series	766
Completed 2-dose series	36,586
First dose: current number of people who have only received their first dose of the Moderna or Pfizer vaccine.	
Series complete: current number of people who have received both Moderna or Pfizer vaccine doses or one Johnson & Johnson dose and are considered fully immunized.	

Demographic summary	First dose	Series complete	Total people vaccinated
Age group	20,044	37,352	57,396
16-24 years	1,196	901	2,097
25-34 years	2,029	1,817	3,846
35-44 years	2,588	2,181	4,769
45-54 years	3,225	2,510	5,735
55-64 years	4,962	4,520	9,482
65-74 years	3,797	15,598	19,395
75-84 years	1,595	7,376	8,971
85+ years	652	2,449	3,101
Race	20,044	37,352	57,396
White	10,901	22,346	33,247
Black	3,603	4,081	7,684
American Indian/Alaskan	59	113	172
Other	2,742	8,114	10,856
Unknown	2,739	2,698	5,437
Other race includes Asian, native Hawaiian/Pacific Islander, or other.			
Ethnicity	20,044	37,352	57,396
Hispanic	878	1,097	1,975
Non-Hispanic	12,965	26,196	39,161
Unknown	6,201	10,059	16,260
Gender	20,044	37,352	57,396
Female	12,113	22,275	34,388
Male	7,919	15,060	22,979
Unknown	12	17	29



# COVID-19: Levy County vaccine summary

Vaccination data through Mar 15, 2021 as of Mar 16, 2021 at 12:05 AM

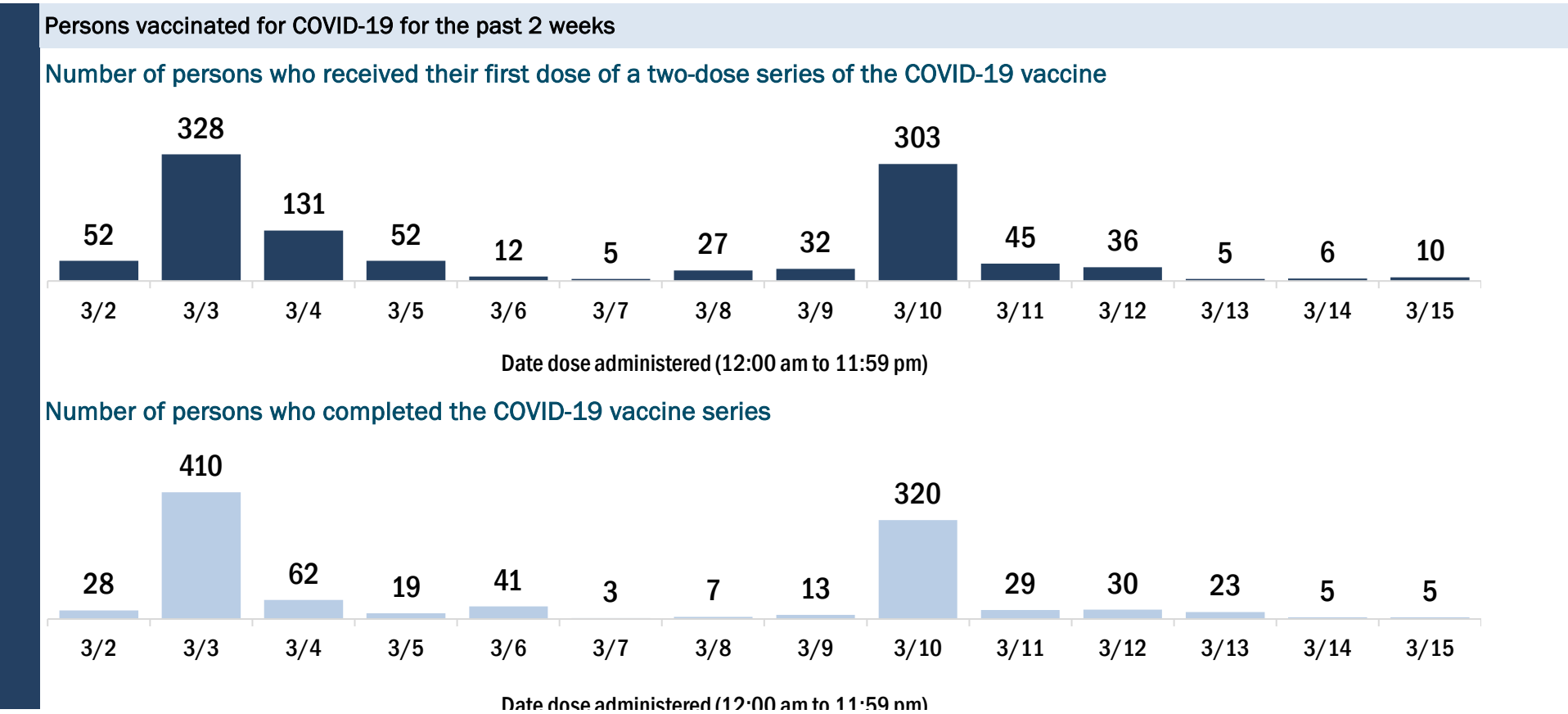
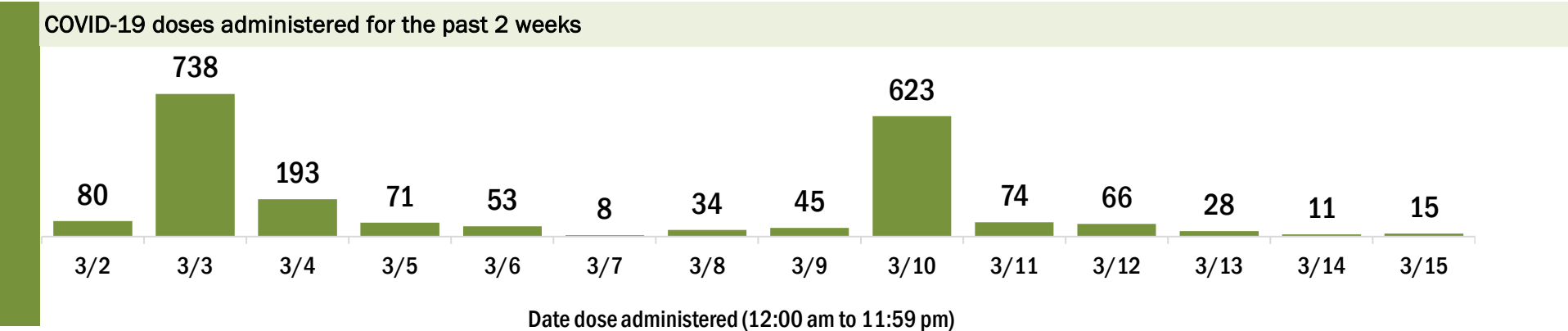
Data in this report are provisional and subject to change.

Data in this summary pertain to COVID-19 vaccines approved by the U.S. Food and Drug Administration and have been issued an Emergency Use Authorization (Janssen COVID-19 Vaccine, Moderna COVID-19 Vaccine and Pfizer-BioNTech COVID-19 Vaccine). These data summarize the number of people who have received either their first dose or have completed the series for a COVID-19 vaccine. **A person can only be counted in one category, first dose or series complete.** For persons receiving Moderna or Pfizer vaccines, once they receive their second dose, they are moved from the first dose column to the series completed column. **Because of this, the total first dose category may show a change from report to report not matching the total receiving their first dose from the previous day.** Persons receiving Johnson & Johnson vaccines will always be counted in the series completed column.

COVID-19 doses for vaccinated persons in Florida	
Doses administered	9,767
People receiving one dose of a 1-dose series (Johnson & Johnson) or receiving only one dose of a 2-dose series (Moderna, Pfizer) count once. Persons receiving both doses of a 2-dose series count twice.	

Current status of persons vaccinated for COVID-19 in Florida	
Total people vaccinated	5,948
First dose	2,088
Series completed	3,860
Completed 1-dose series	41
Completed 2-dose series	3,819
First dose: current number of people who have only received their first dose of the Moderna or Pfizer vaccine.	
Series complete: current number of people who have received both Moderna or Pfizer vaccine doses or one Johnson & Johnson dose and are considered fully immunized.	

Demographic summary		First dose	Series complete	Total people vaccinated
Age group		2,088	3,860	5,948
16-24 years		19	32	51
25-34 years		33	105	138
35-44 years		43	113	156
45-54 years		80	175	255
55-64 years		218	306	524
65-74 years		1,021	1,874	2,895
75-84 years		528	1,014	1,542
85+ years		146	241	387
Race		2,088	3,860	5,948
White		1,616	3,070	4,686
Black		123	190	313
American Indian/Alaskan		26	19	45
Other		113	220	333
Unknown		210	361	571
Other race includes Asian, native Hawaiian/Pacific Islander, or other.				
Ethnicity		2,088	3,860	5,948
Hispanic		71	73	144
Non-Hispanic		1,282	2,827	4,109
Unknown		735	960	1,695
Gender		2,088	3,860	5,948
Female		1,197	2,193	3,390
Male		890	1,667	2,557
Unknown		1	0	1



# COVID-19: Liberty County vaccine summary

Vaccination data through Mar 15, 2021 as of Mar 16, 2021 at 12:05 AM

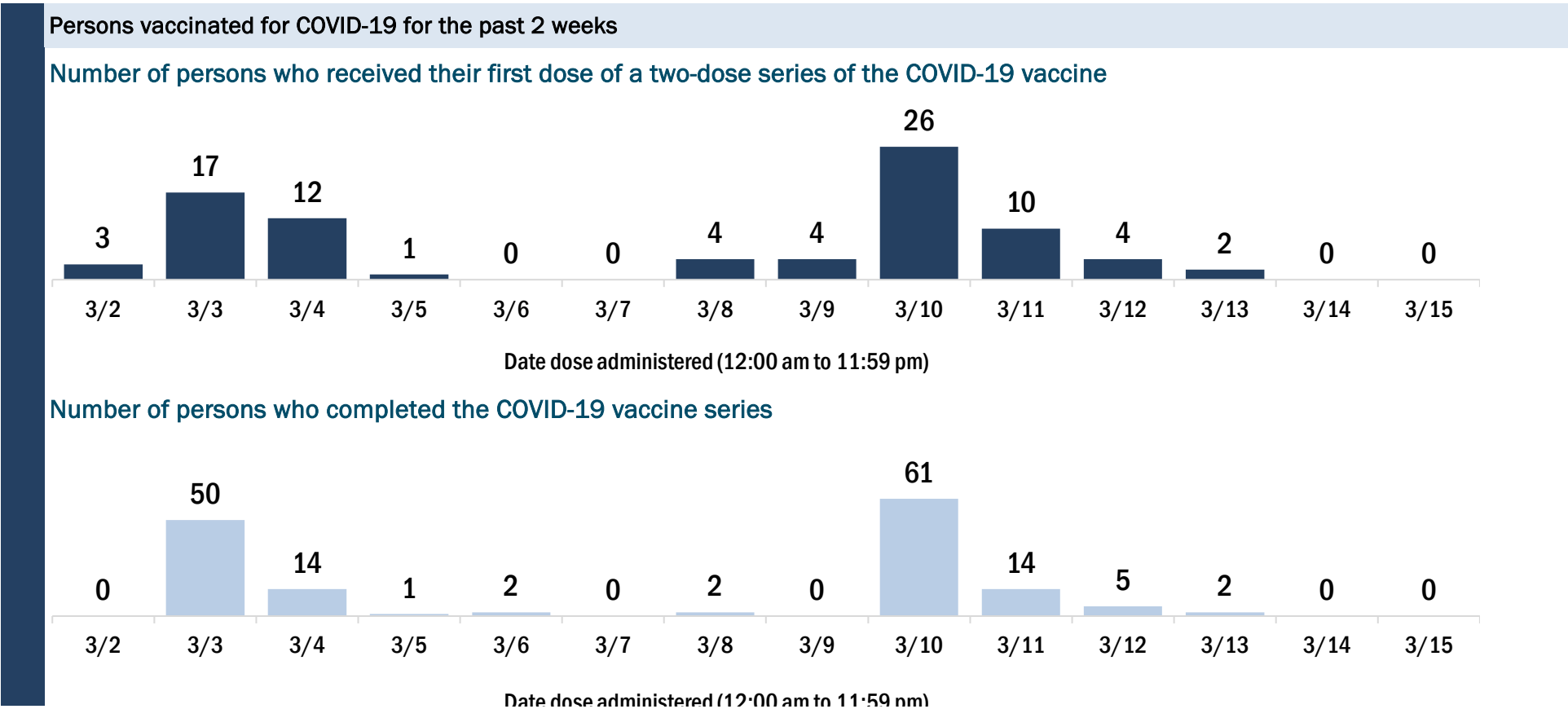
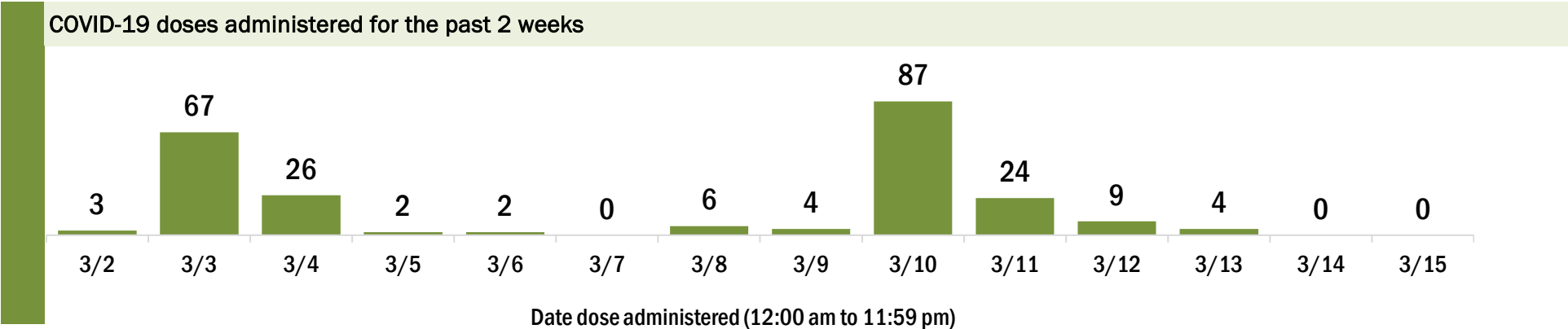
Data in this report are provisional and subject to change.

Data in this summary pertain to COVID-19 vaccines approved by the U.S. Food and Drug Administration and have been issued an Emergency Use Authorization (Janssen COVID-19 Vaccine, Moderna COVID-19 Vaccine and Pfizer-BioNTech COVID-19 Vaccine). These data summarize the number of people who have received either their first dose or have completed the series for a COVID-19 vaccine. **A person can only be counted in one category, first dose or series complete.** For persons receiving Moderna or Pfizer vaccines, once they receive their second dose, they are moved from the first dose column to the series completed column. **Because of this, the total first dose category may show a change from report to report not matching the total receiving their first dose from the previous day.** Persons receiving Johnson & Johnson vaccines will always be counted in the series completed column.

COVID-19 doses for vaccinated persons in Florida	
Doses administered	1,959
People receiving one dose of a 1-dose series (Johnson & Johnson) or receiving only one dose of a 2-dose series (Moderna, Pfizer) count once. Persons receiving both doses of a 2-dose series count twice.	

Current status of persons vaccinated for COVID-19 in Florida	
Total people vaccinated	1,113
First dose	265
Series completed	848
Completed 1-dose series	2
Completed 2-dose series	846
<b>First dose:</b> current number of people who have only received their first dose of the Moderna or Pfizer vaccine.	
<b>Series complete:</b> current number of people who have received both Moderna or Pfizer vaccine doses or one Johnson & Johnson dose and are considered fully immunized.	

Demographic summary	First dose	Series complete	Total people vaccinated
Age group	265	848	1,113
16-24 years	8	8	16
25-34 years	13	19	32
35-44 years	26	39	65
45-54 years	37	31	68
55-64 years	71	158	229
65-74 years	73	343	416
75-84 years	33	196	229
85+ years	4	54	58
Race	265	848	1,113
White	180	621	801
Black	34	55	89
American Indian/Alaskan	0	6	6
Other	15	89	104
Unknown	36	77	113
Other race includes Asian, native Hawaiian/Pacific Islander, or other.			
Ethnicity	265	848	1,113
Hispanic	1	8	9
Non-Hispanic	125	451	576
Unknown	139	389	528
Gender	265	848	1,113
Female	150	450	600
Male	115	398	513
Unknown	0	0	0





# COVID-19: Madison County vaccine summary

Vaccination data through Mar 15, 2021 as of Mar 16, 2021 at 12:05 AM

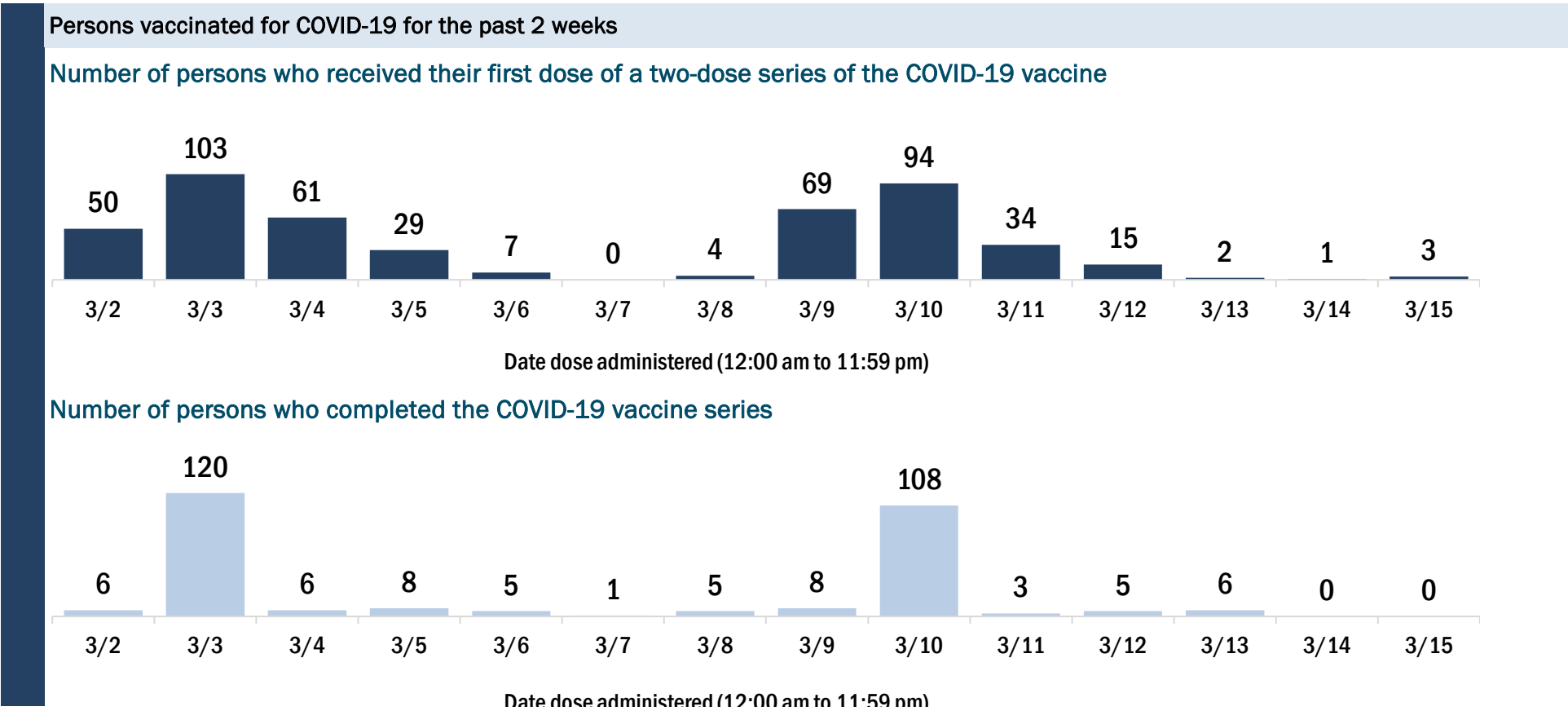
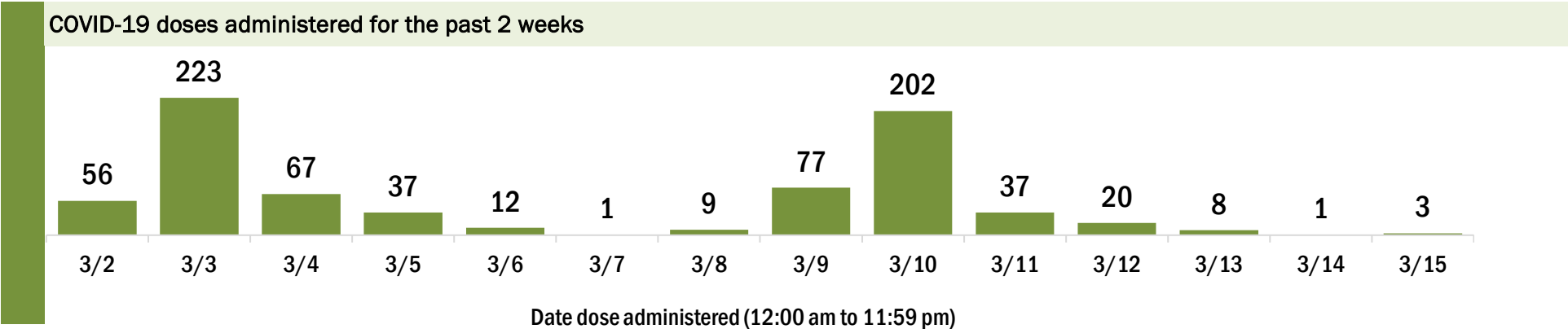
Data in this report are provisional and subject to change.

Data in this summary pertain to COVID-19 vaccines approved by the U.S. Food and Drug Administration and have been issued an Emergency Use Authorization (Janssen COVID-19 Vaccine, Moderna COVID-19 Vaccine and Pfizer-BioNTech COVID-19 Vaccine). These data summarize the number of people who have received either their first dose or have completed the series for a COVID-19 vaccine. **A person can only be counted in one category, first dose or series complete.** For persons receiving Moderna or Pfizer vaccines, once they receive their second dose, they are moved from the first dose column to the series completed column. **Because of this, the total first dose category may show a change from report to report not matching the total receiving their first dose from the previous day.** Persons receiving Johnson & Johnson vaccines will always be counted in the series completed column.

COVID-19 doses for vaccinated persons in Florida	
Doses administered	5,566
People receiving one dose of a 1-dose series (Johnson & Johnson) or receiving only one dose of a 2-dose series (Moderna, Pfizer) count once. Persons receiving both doses of a 2-dose series count twice.	

Current status of persons vaccinated for COVID-19 in Florida	
Total people vaccinated	3,334
First dose	1,084
Series completed	2,250
Completed 1-dose series	18
Completed 2-dose series	2,232
<b>First dose:</b> current number of people who have only received their first dose of the Moderna or Pfizer vaccine.	
<b>Series complete:</b> current number of people who have received both Moderna or Pfizer vaccine doses or one Johnson & Johnson dose and are considered fully immunized.	

Demographic summary	First dose	Series complete	Total people vaccinated
Age group	1,084	2,250	3,334
16-24 years	17	9	26
25-34 years	38	37	75
35-44 years	80	54	134
45-54 years	176	72	248
55-64 years	371	171	542
65-74 years	251	1,084	1,335
75-84 years	109	648	757
85+ years	42	175	217
Race	1,084	2,250	3,334
White	503	1,218	1,721
Black	318	471	789
American Indian/Alaskan	2	5	7
Other	84	220	304
Unknown	177	336	513
Other race includes Asian, native Hawaiian/Pacific Islander, or other.			
Ethnicity	1,084	2,250	3,334
Hispanic	8	17	25
Non-Hispanic	394	722	1,116
Unknown	682	1,511	2,193
Gender	1,084	2,250	3,334
Female	653	1,256	1,909
Male	430	994	1,424
Unknown	1	0	1



# COVID-19: Manatee County vaccine summary

Vaccination data through Mar 15, 2021 as of Mar 16, 2021 at 12:05 AM

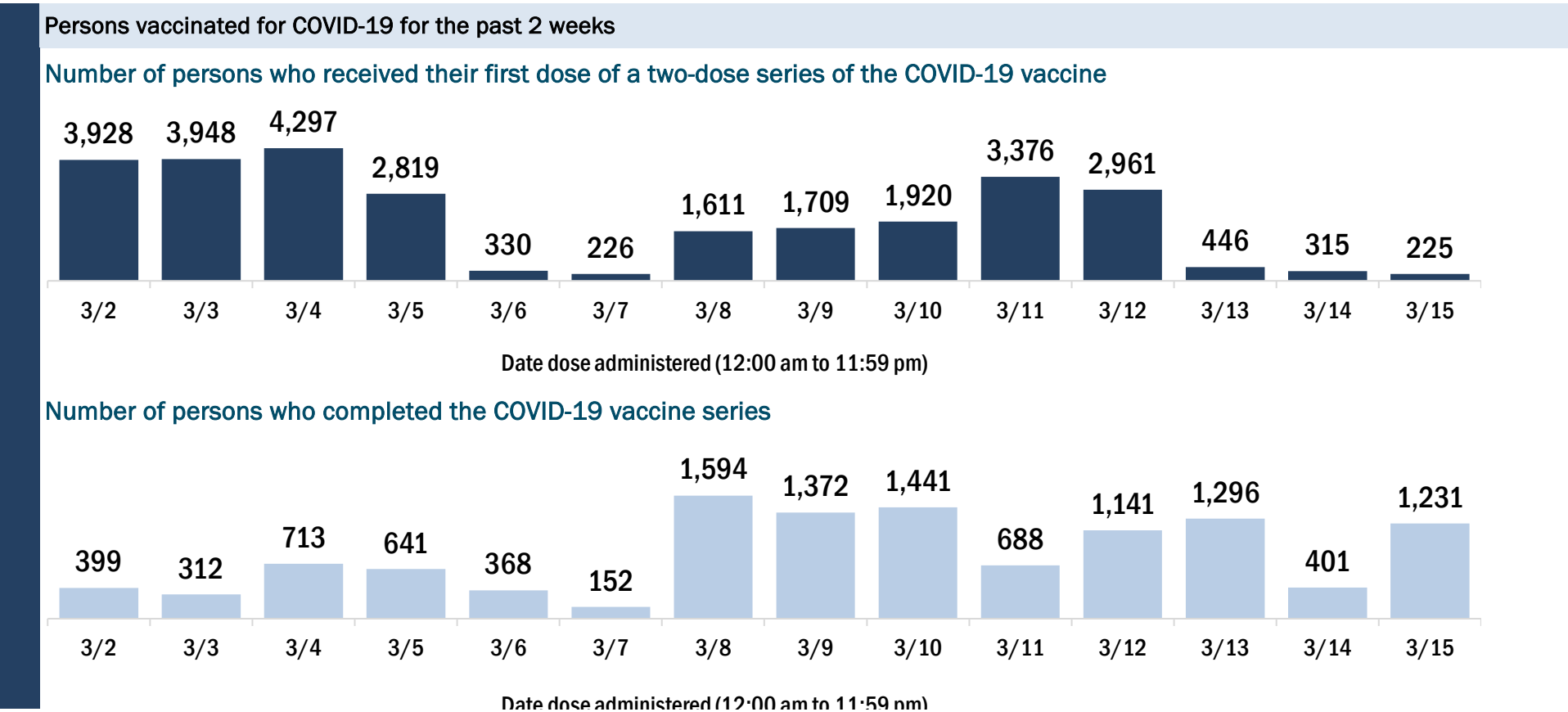
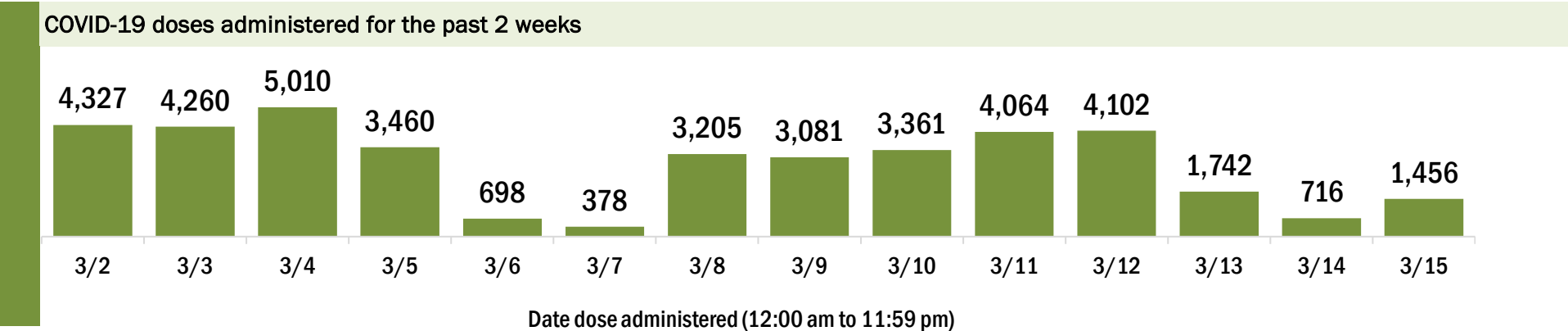
Data in this report are provisional and subject to change.

Data in this summary pertain to COVID-19 vaccines approved by the U.S. Food and Drug Administration and have been issued an Emergency Use Authorization (Janssen COVID-19 Vaccine, Moderna COVID-19 Vaccine and Pfizer-BioNTech COVID-19 Vaccine). These data summarize the number of people who have received either their first dose or have completed the series for a COVID-19 vaccine. **A person can only be counted in one category, first dose or series complete.** For persons receiving Moderna or Pfizer vaccines, once they receive their second dose, they are moved from the first dose column to the series completed column. **Because of this, the total first dose category may show a change from report to report not matching the total receiving their first dose from the previous day.** Persons receiving Johnson & Johnson vaccines will always be counted in the series completed column.

COVID-19 doses for vaccinated persons in Florida	
Doses administered	128,561
People receiving one dose of a 1-dose series (Johnson & Johnson) or receiving only one dose of a 2-dose series (Moderna, Pfizer) count once. Persons receiving both doses of a 2-dose series count twice.	

Current status of persons vaccinated for COVID-19 in Florida	
Total people vaccinated	90,571
First dose	51,143
Series completed	39,428
Completed 1-dose series	1,438
Completed 2-dose series	37,990
First dose: current number of people who have only received their first dose of the Moderna or Pfizer vaccine.	
Series complete: current number of people who have received both Moderna or Pfizer vaccine doses or one Johnson & Johnson dose and are considered fully immunized.	

Demographic summary	First dose	Series complete	Total people vaccinated
Age group	51,143	39,428	90,571
16-24 years	362	504	866
25-34 years	848	1,684	2,532
35-44 years	1,054	2,111	3,165
45-54 years	1,676	2,642	4,318
55-64 years	4,119	3,601	7,720
65-74 years	23,937	16,839	40,776
75-84 years	14,712	8,981	23,693
85+ years	4,435	3,066	7,501
Race	51,143	39,428	90,571
White	39,477	29,606	69,083
Black	1,045	796	1,841
American Indian/Alaskan	260	143	403
Other	2,819	4,270	7,089
Unknown	7,542	4,613	12,155
Other race includes Asian, native Hawaiian/Pacific Islander, or other.			
Ethnicity	51,143	39,428	90,571
Hispanic	1,445	1,165	2,610
Non-Hispanic	26,563	24,151	50,714
Unknown	23,135	14,112	37,247
Gender	51,143	39,428	90,571
Female	28,665	22,769	51,434
Male	22,399	16,625	39,024
Unknown	79	34	113



# COVID-19: Marion County vaccine summary

Vaccination data through Mar 15, 2021 as of Mar 16, 2021 at 12:05 AM

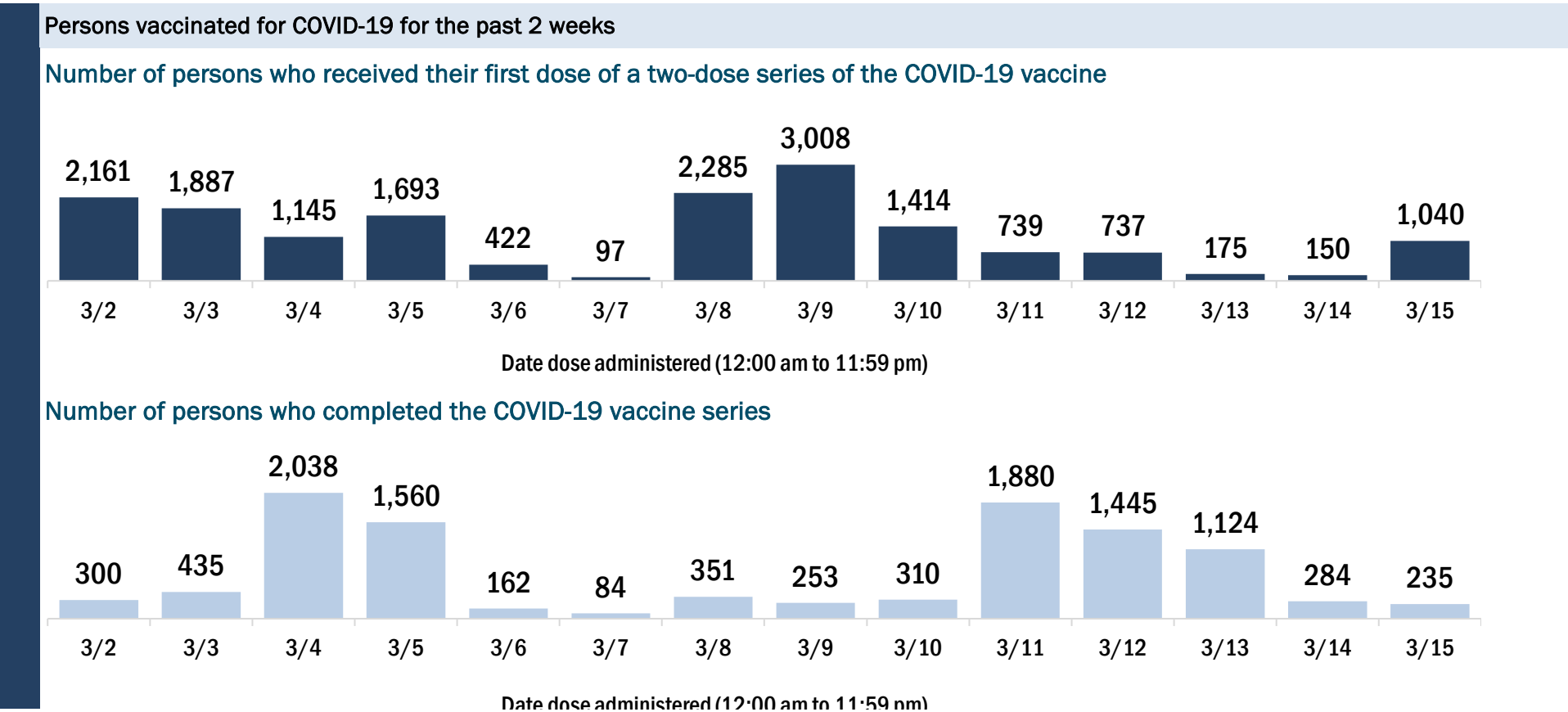
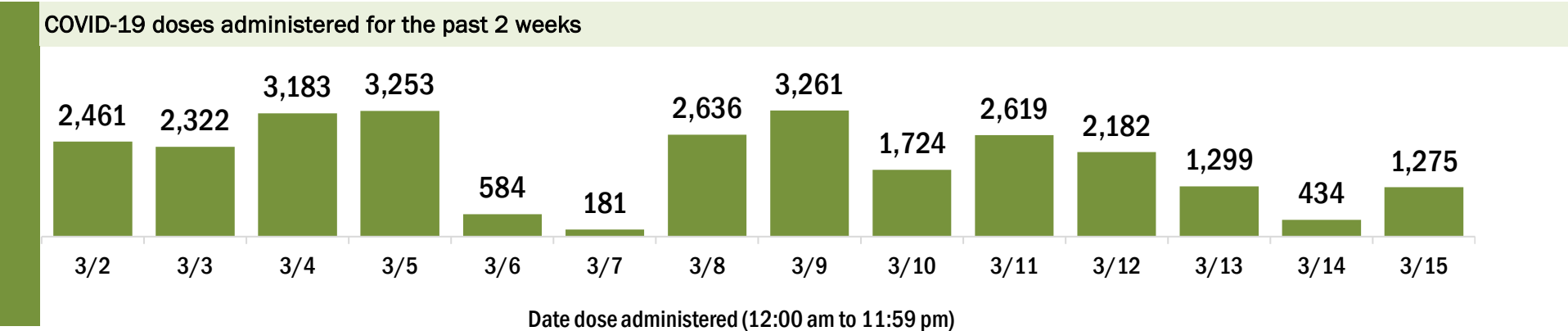
Data in this report are provisional and subject to change.

Data in this summary pertain to COVID-19 vaccines approved by the U.S. Food and Drug Administration and have been issued an Emergency Use Authorization (Janssen COVID-19 Vaccine, Moderna COVID-19 Vaccine and Pfizer-BioNTech COVID-19 Vaccine). These data summarize the number of people who have received either their first dose or have completed the series for a COVID-19 vaccine. **A person can only be counted in one category, first dose or series complete.** For persons receiving Moderna or Pfizer vaccines, once they receive their second dose, they are moved from the first dose column to the series completed column. **Because of this, the total first dose category may show a change from report to report not matching the total receiving their first dose from the previous day.** Persons receiving Johnson & Johnson vaccines will always be counted in the series completed column.

COVID-19 doses for vaccinated persons in Florida	
Doses administered	114,199
People receiving one dose of a 1-dose series (Johnson & Johnson) or receiving only one dose of a 2-dose series (Moderna, Pfizer) count once. Persons receiving both doses of a 2-dose series count twice.	

Current status of persons vaccinated for COVID-19 in Florida	
Total people vaccinated	72,635
First dose	30,024
Series completed	42,611
Completed 1-dose series	1,047
Completed 2-dose series	41,564
First dose: current number of people who have only received their first dose of the Moderna or Pfizer vaccine.	
Series complete: current number of people who have received both Moderna or Pfizer vaccine doses or one Johnson & Johnson dose and are considered fully immunized.	

Demographic summary	First dose	Series complete	Total people vaccinated
Age group	30,024	42,611	72,635
16-24 years	263	435	698
25-34 years	631	1,166	1,797
35-44 years	802	1,623	2,425
45-54 years	1,411	2,394	3,805
55-64 years	3,145	3,558	6,703
65-74 years	12,053	18,120	30,173
75-84 years	8,935	11,997	20,932
85+ years	2,784	3,318	6,102
Race	30,024	42,611	72,635
White	21,182	29,020	50,202
Black	1,955	1,629	3,584
American Indian/Alaskan	87	155	242
Other	2,366	4,756	7,122
Unknown	4,434	7,051	11,485
Other race includes Asian, native Hawaiian/Pacific Islander, or other.			
Ethnicity	30,024	42,611	72,635
Hispanic	1,764	1,358	3,122
Non-Hispanic	18,535	24,491	43,026
Unknown	9,725	16,762	26,487
Gender	30,024	42,611	72,635
Female	17,575	24,502	42,077
Male	12,399	18,096	30,495
Unknown	50	13	63



# COVID-19: Martin County vaccine summary

Vaccination data through Mar 15, 2021 as of Mar 16, 2021 at 12:05 AM

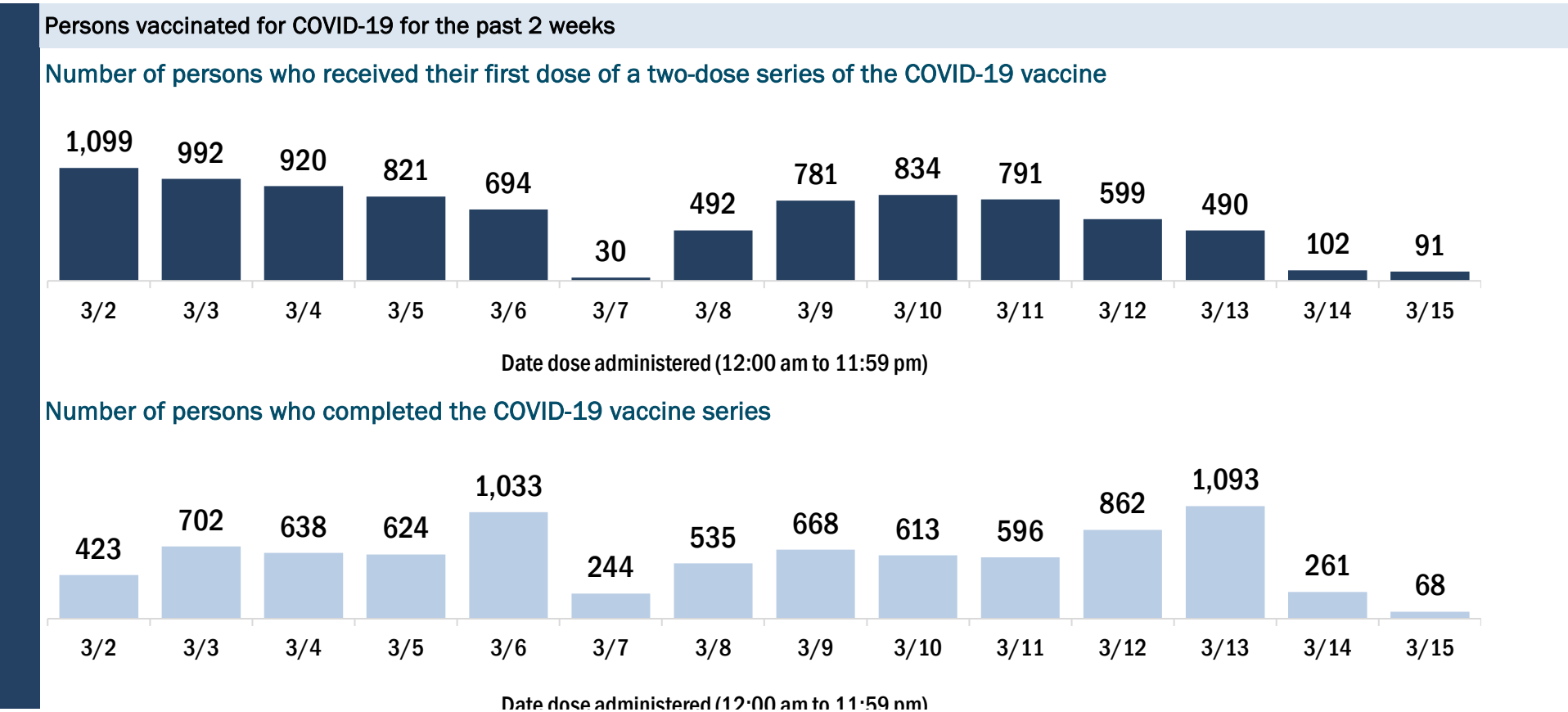
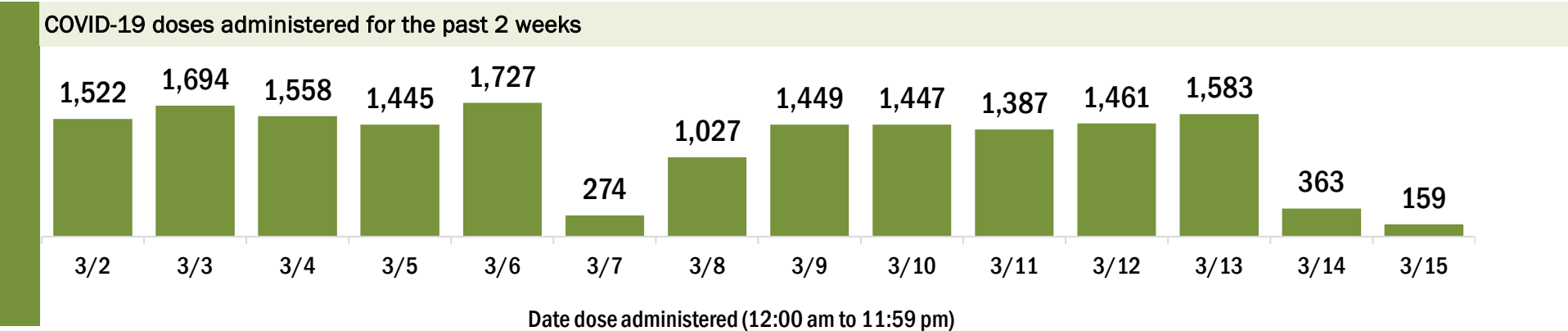
Data in this report are provisional and subject to change.

Data in this summary pertain to COVID-19 vaccines approved by the U.S. Food and Drug Administration and have been issued an Emergency Use Authorization (Janssen COVID-19 Vaccine, Moderna COVID-19 Vaccine and Pfizer-BioNTech COVID-19 Vaccine). These data summarize the number of people who have received either their first dose or have completed the series for a COVID-19 vaccine. **A person can only be counted in one category, first dose or series complete.** For persons receiving Moderna or Pfizer vaccines, once they receive their second dose, they are moved from the first dose column to the series completed column. **Because of this, the total first dose category may show a change from report to report not matching the total receiving their first dose from the previous day.** Persons receiving Johnson & Johnson vaccines will always be counted in the series completed column.

COVID-19 doses for vaccinated persons in Florida	
Doses administered	72,188
People receiving one dose of a 1-dose series (Johnson & Johnson) or receiving only one dose of a 2-dose series (Moderna, Pfizer) count once. Persons receiving both doses of a 2-dose series count twice.	

Current status of persons vaccinated for COVID-19 in Florida	
Total people vaccinated	44,671
First dose	16,631
Series completed	28,040
Completed 1-dose series	523
Completed 2-dose series	27,517
First dose: current number of people who have only received their first dose of the Moderna or Pfizer vaccine.	
Series complete: current number of people who have received both Moderna or Pfizer vaccine doses or one Johnson & Johnson dose and are considered fully immunized.	

Demographic summary	First dose	Series complete	Total people vaccinated
Age group	16,631	28,040	44,671
16-24 years	130	149	279
25-34 years	308	448	756
35-44 years	412	744	1,156
45-54 years	733	1,053	1,786
55-64 years	1,976	2,165	4,141
65-74 years	6,727	11,709	18,436
75-84 years	4,669	8,461	13,130
85+ years	1,676	3,311	4,987
Race	16,631	28,040	44,671
White	11,877	18,024	29,901
Black	310	398	708
American Indian/Alaskan	66	38	104
Other	881	2,463	3,344
Unknown	3,497	7,117	10,614
Other race includes Asian, native Hawaiian/Pacific Islander, or other.			
Ethnicity	16,631	28,040	44,671
Hispanic	518	429	947
Non-Hispanic	7,802	8,402	16,204
Unknown	8,311	19,209	27,520
Gender	16,631	28,040	44,671
Female	9,542	16,051	25,593
Male	7,070	11,975	19,045
Unknown	19	14	33





# COVID-19: Monroe County vaccine summary

Vaccination data through Mar 15, 2021 as of Mar 16, 2021 at 12:05 AM

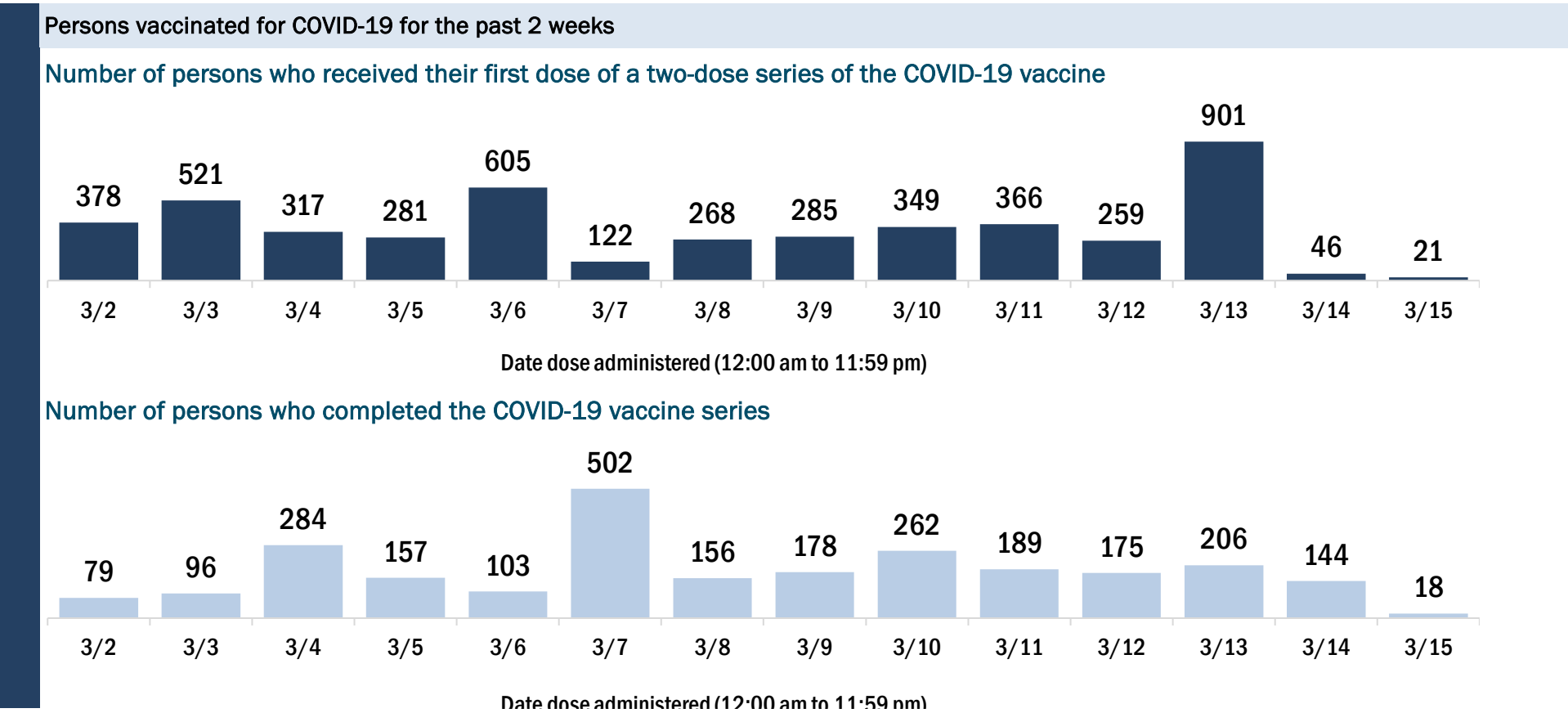
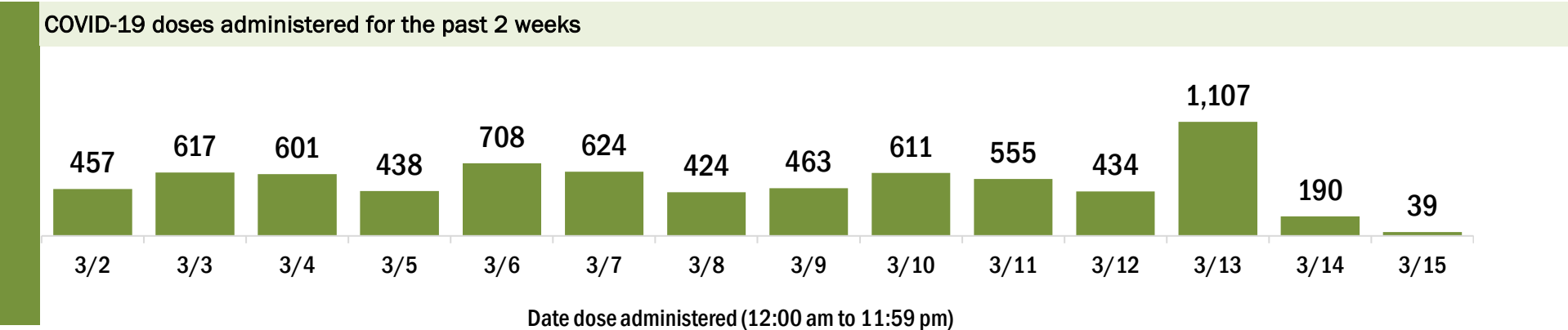
Data in this report are provisional and subject to change.

Data in this summary pertain to COVID-19 vaccines approved by the U.S. Food and Drug Administration and have been issued an Emergency Use Authorization (Janssen COVID-19 Vaccine, Moderna COVID-19 Vaccine and Pfizer-BioNTech COVID-19 Vaccine). These data summarize the number of people who have received either their first dose or have completed the series for a COVID-19 vaccine. **A person can only be counted in one category, first dose or series complete.** For persons receiving Moderna or Pfizer vaccines, once they receive their second dose, they are moved from the first dose column to the series completed column. **Because of this, the total first dose category may show a change from report to report not matching the total receiving their first dose from the previous day.** Persons receiving Johnson & Johnson vaccines will always be counted in the series completed column.

COVID-19 doses for vaccinated persons in Florida	
Doses administered	26,662
People receiving one dose of a 1-dose series (Johnson & Johnson) or receiving only one dose of a 2-dose series (Moderna, Pfizer) count once. Persons receiving both doses of a 2-dose series count twice.	

Current status of persons vaccinated for COVID-19 in Florida	
Total people vaccinated	17,374
First dose	7,843
Series completed	9,531
Completed 1-dose series	243
Completed 2-dose series	9,288
First dose: current number of people who have only received their first dose of the Moderna or Pfizer vaccine.	
Series complete: current number of people who have received both Moderna or Pfizer vaccine doses or one Johnson & Johnson dose and are considered fully immunized.	

Demographic summary	First dose	Series complete	Total people vaccinated
Age group	7,843	9,531	17,374
16-24 years	80	55	135
25-34 years	184	223	407
35-44 years	275	393	668
45-54 years	603	544	1,147
55-64 years	1,412	923	2,335
65-74 years	3,578	4,563	8,141
75-84 years	1,401	2,266	3,667
85+ years	310	564	874
Race	7,843	9,531	17,374
White	5,645	6,986	12,631
Black	194	138	332
American Indian/Alaskan	59	26	85
Other	325	582	907
Unknown	1,620	1,799	3,419
Other race includes Asian, native Hawaiian/Pacific Islander, or other.			
Ethnicity	7,843	9,531	17,374
Hispanic	733	552	1,285
Non-Hispanic	3,946	5,628	9,574
Unknown	3,164	3,351	6,515
Gender	7,843	9,531	17,374
Female	4,144	4,993	9,137
Male	3,682	4,537	8,219
Unknown	17	1	18



# COVID-19: Nassau County vaccine summary

Vaccination data through Mar 15, 2021 as of Mar 16, 2021 at 12:05 AM

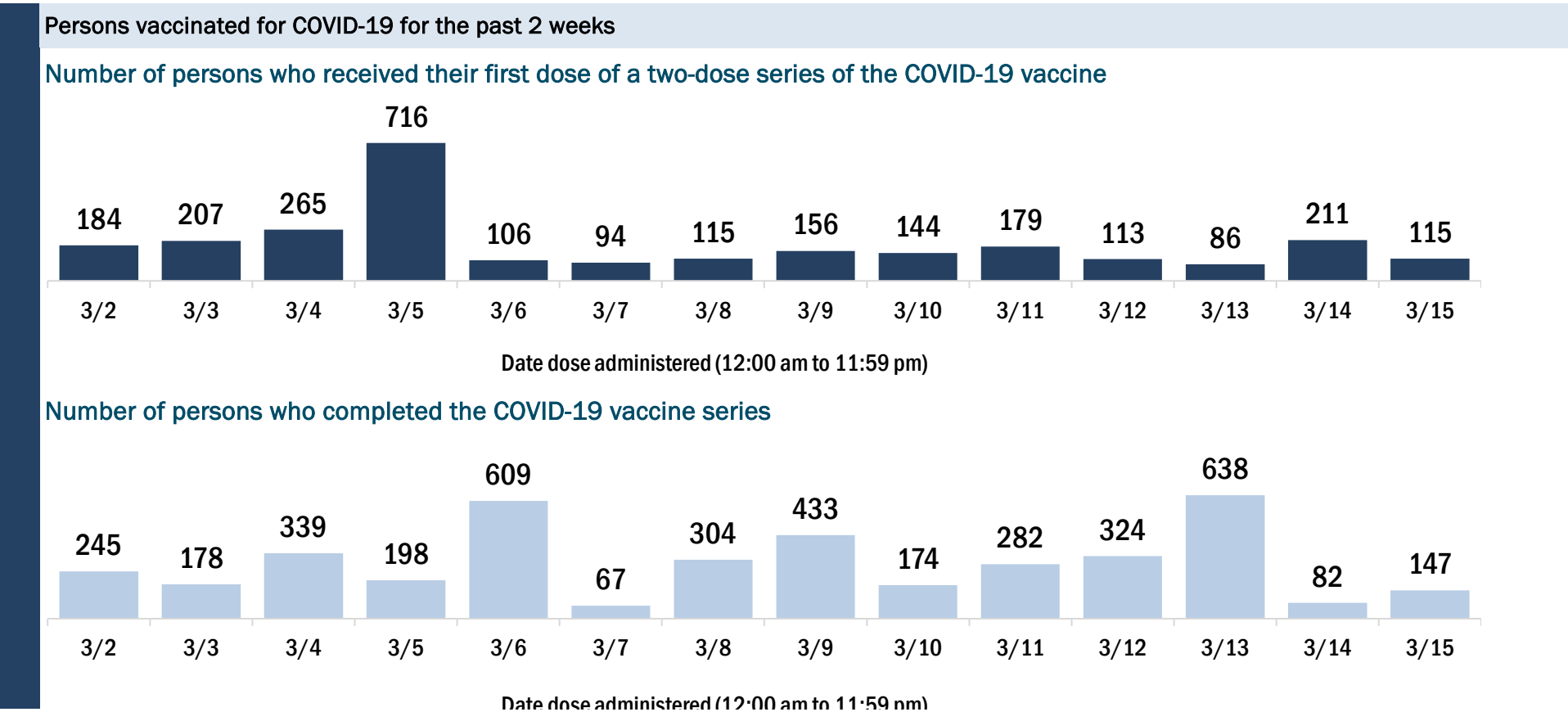
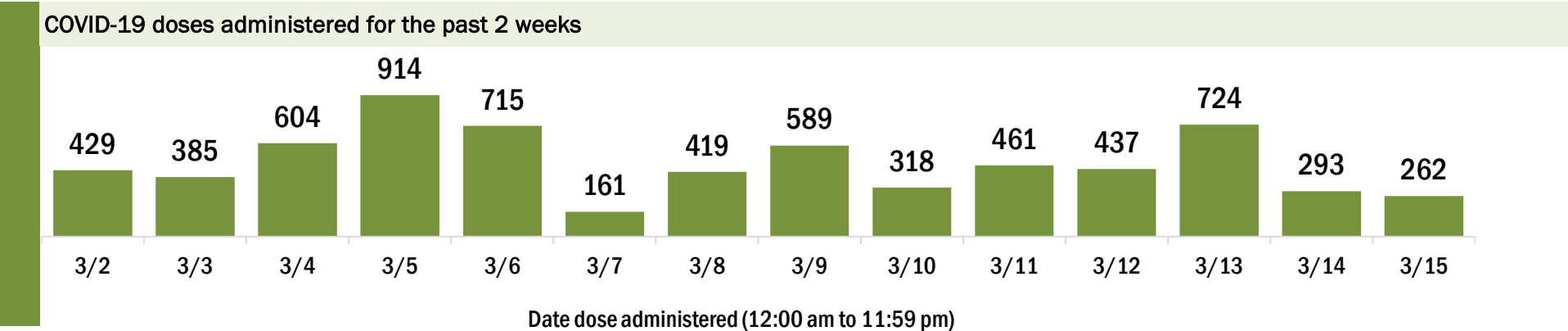
Data in this report are provisional and subject to change.

Data in this summary pertain to COVID-19 vaccines approved by the U.S. Food and Drug Administration and have been issued an Emergency Use Authorization (Janssen COVID-19 Vaccine, Moderna COVID-19 Vaccine and Pfizer-BioNTech COVID-19 Vaccine). These data summarize the number of people who have received either their first dose or have completed the series for a COVID-19 vaccine. **A person can only be counted in one category, first dose or series complete.** For persons receiving Moderna or Pfizer vaccines, once they receive their second dose, they are moved from the first dose column to the series completed column. **Because of this, the total first dose category may show a change from report to report not matching the total receiving their first dose from the previous day.** Persons receiving Johnson & Johnson vaccines will always be counted in the series completed column.

COVID-19 doses for vaccinated persons in Florida	
Doses administered	35,063
People receiving one dose of a 1-dose series (Johnson & Johnson) or receiving only one dose of a 2-dose series (Moderna, Pfizer) count once. Persons receiving both doses of a 2-dose series count twice.	

Current status of persons vaccinated for COVID-19 in Florida	
Total people vaccinated	20,600
First dose	5,737
Series completed	14,863
Completed 1-dose series	400
Completed 2-dose series	14,463
<b>First dose:</b> current number of people who have only received their first dose of the Moderna or Pfizer vaccine.	
<b>Series complete:</b> current number of people who have received both Moderna or Pfizer vaccine doses or one Johnson & Johnson dose and are considered fully immunized.	

Demographic summary	First dose	Series complete	Total people vaccinated
Age group	5,737	14,863	20,600
16-24 years	84	128	212
25-34 years	134	344	478
35-44 years	331	550	881
45-54 years	574	641	1,215
55-64 years	1,201	1,235	2,436
65-74 years	2,142	7,175	9,317
75-84 years	1,004	3,700	4,704
85+ years	267	1,090	1,357
Race	5,737	14,863	20,600
White	4,475	11,891	16,366
Black	276	565	841
American Indian/Alaskan	31	31	62
Other	270	835	1,105
Unknown	685	1,541	2,226
Other race includes Asian, native Hawaiian/Pacific Islander, or other.			
Ethnicity	5,737	14,863	20,600
Hispanic	149	158	307
Non-Hispanic	4,101	11,009	15,110
Unknown	1,487	3,696	5,183
Gender	5,737	14,863	20,600
Female	3,325	8,302	11,627
Male	2,408	6,560	8,968
Unknown	4	1	5



# COVID-19: Okaloosa County vaccine summary

Vaccination data through Mar 15, 2021 as of Mar 16, 2021 at 12:05 AM

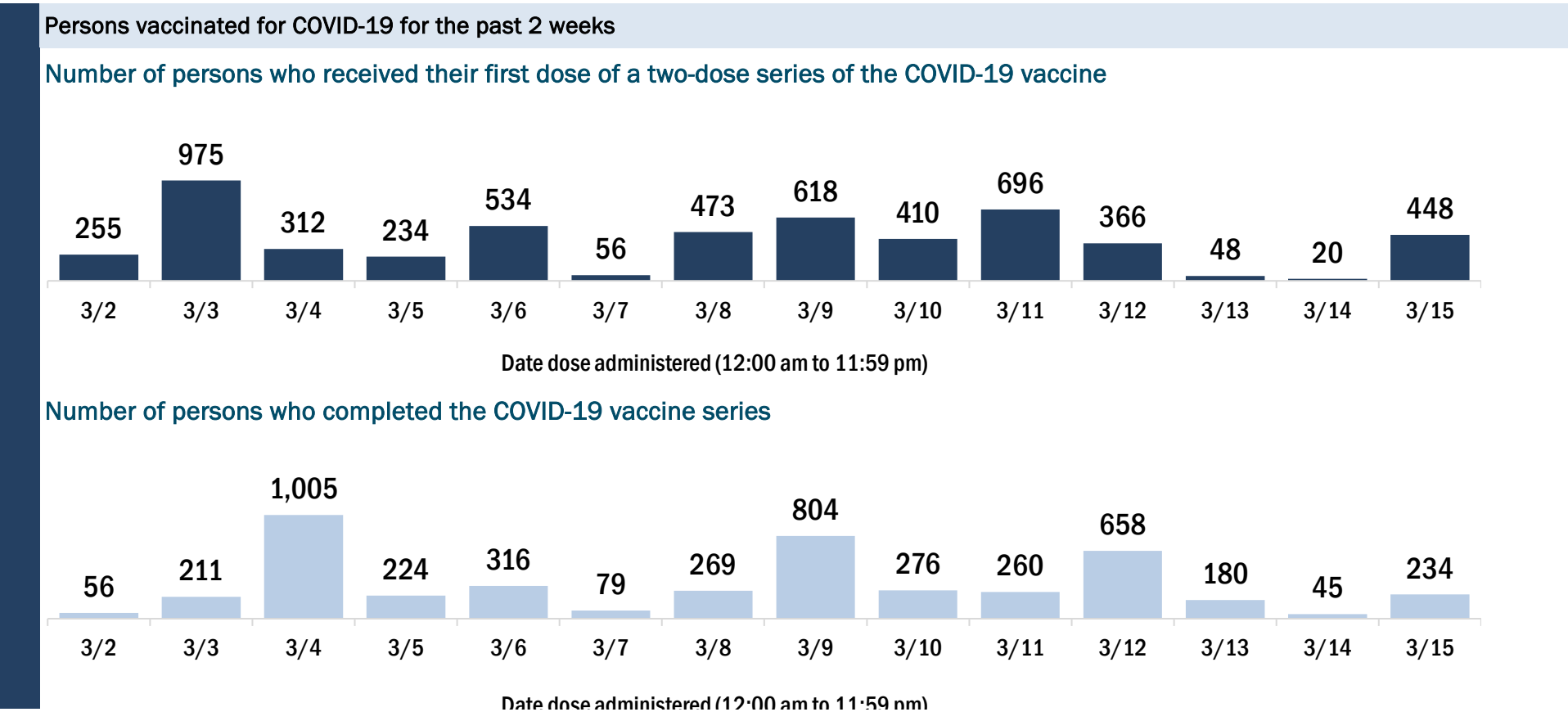
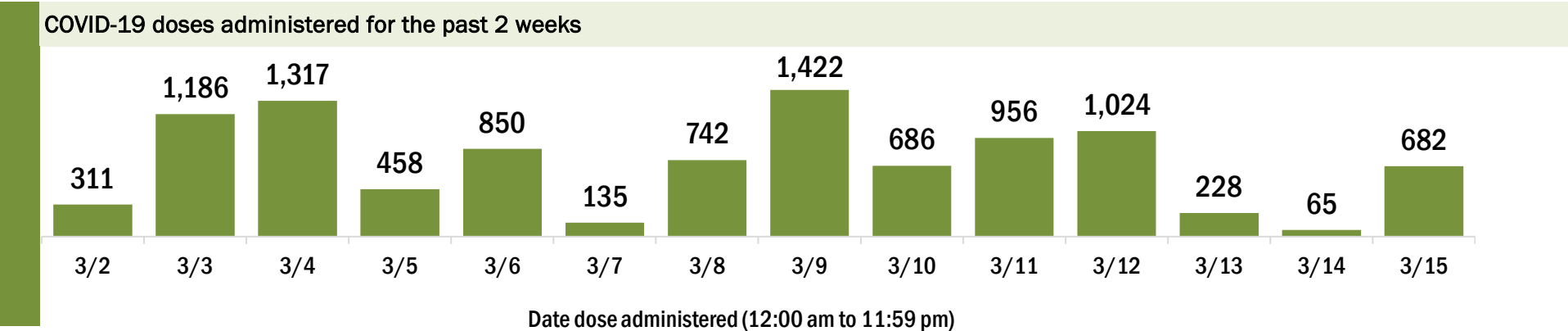
Data in this report are provisional and subject to change.

Data in this summary pertain to COVID-19 vaccines approved by the U.S. Food and Drug Administration and have been issued an Emergency Use Authorization (Janssen COVID-19 Vaccine, Moderna COVID-19 Vaccine and Pfizer-BioNTech COVID-19 Vaccine). These data summarize the number of people who have received either their first dose or have completed the series for a COVID-19 vaccine. **A person can only be counted in one category, first dose or series complete.** For persons receiving Moderna or Pfizer vaccines, once they receive their second dose, they are moved from the first dose column to the series completed column. **Because of this, the total first dose category may show a change from report to report not matching the total receiving their first dose from the previous day.** Persons receiving Johnson & Johnson vaccines will always be counted in the series completed column.

COVID-19 doses for vaccinated persons in Florida	
Doses administered	53,867
People receiving one dose of a 1-dose series (Johnson & Johnson) or receiving only one dose of a 2-dose series (Moderna, Pfizer) count once. Persons receiving both doses of a 2-dose series count twice.	

Current status of persons vaccinated for COVID-19 in Florida	
Total people vaccinated	33,407
First dose	12,132
Series completed	21,275
Completed 1-dose series	815
Completed 2-dose series	20,460
<b>First dose:</b> current number of people who have only received their first dose of the Moderna or Pfizer vaccine.	
<b>Series complete:</b> current number of people who have received both Moderna or Pfizer vaccine doses or one Johnson & Johnson dose and are considered fully immunized.	

Demographic summary	First dose	Series complete	Total people vaccinated
Age group	12,132	21,275	33,407
16-24 years	197	206	403
25-34 years	528	791	1,319
35-44 years	722	1,031	1,753
45-54 years	1,045	1,272	2,317
55-64 years	2,614	1,984	4,598
65-74 years	4,153	8,693	12,846
75-84 years	2,138	5,275	7,413
85+ years	735	2,023	2,758
Race	12,132	21,275	33,407
White	8,172	14,796	22,968
Black	800	632	1,432
American Indian/Alaskan	61	59	120
Other	877	2,103	2,980
Unknown	2,222	3,685	5,907
Other race includes Asian, native Hawaiian/Pacific Islander, or other.			
Ethnicity	12,132	21,275	33,407
Hispanic	309	383	692
Non-Hispanic	8,168	11,279	19,447
Unknown	3,655	9,613	13,268
Gender	12,132	21,275	33,407
Female	7,058	12,427	19,485
Male	4,953	8,822	13,775
Unknown	121	26	147



# COVID-19: Okeechobee County vaccine summary

Vaccination data through Mar 15, 2021 as of Mar 16, 2021 at 12:05 AM

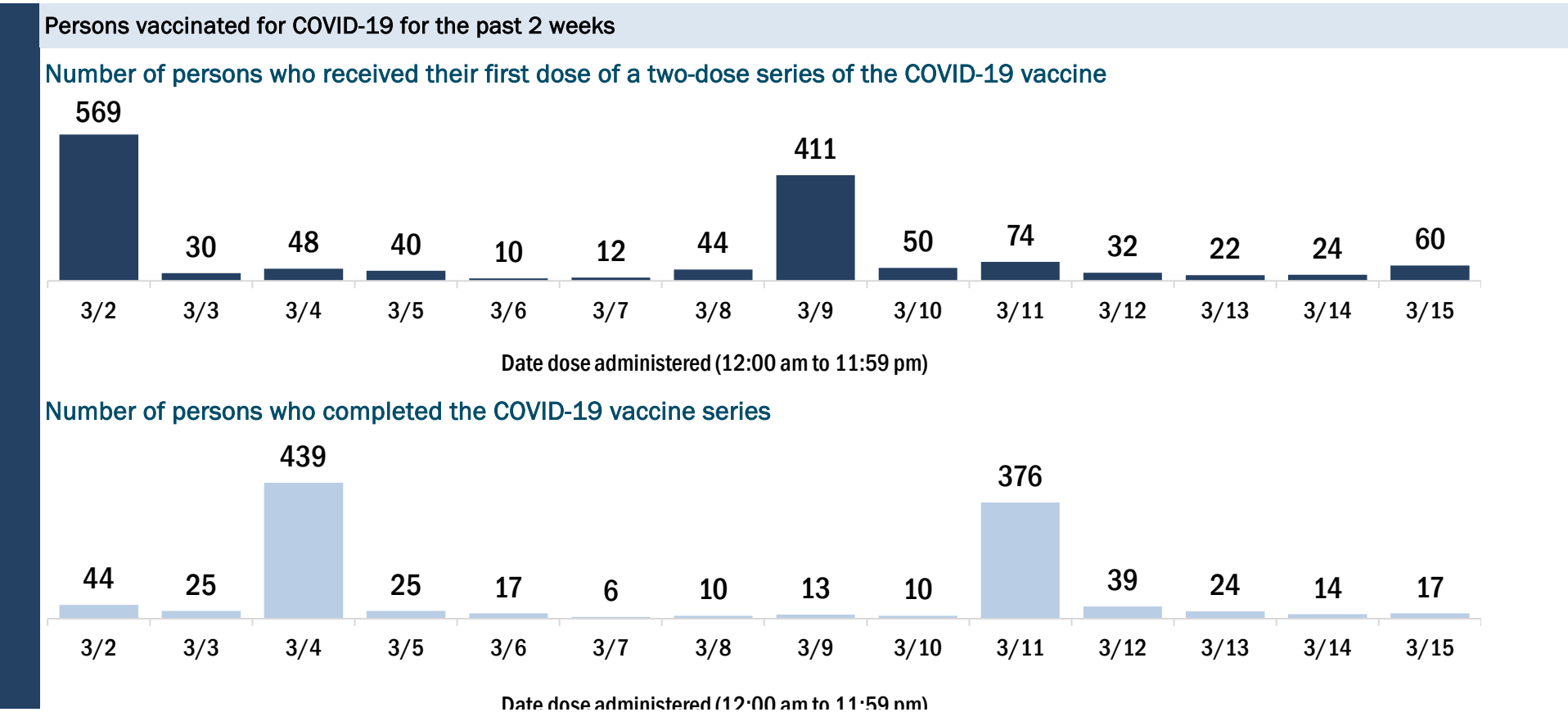
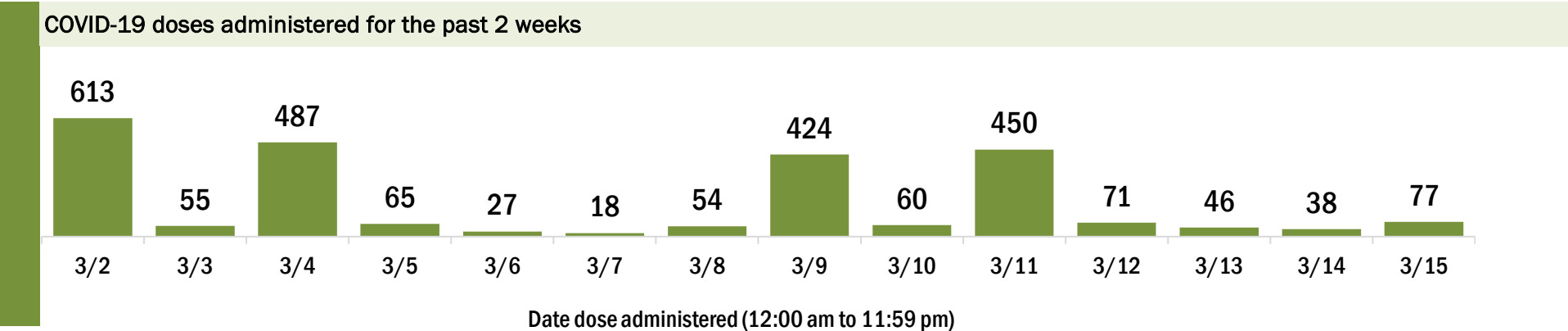
Data in this report are provisional and subject to change.

Data in this summary pertain to COVID-19 vaccines approved by the U.S. Food and Drug Administration and have been issued an Emergency Use Authorization (Janssen COVID-19 Vaccine, Moderna COVID-19 Vaccine and Pfizer-BioNTech COVID-19 Vaccine). These data summarize the number of people who have received either their first dose or have completed the series for a COVID-19 vaccine. **A person can only be counted in one category, first dose or series complete.** For persons receiving Moderna or Pfizer vaccines, once they receive their second dose, they are moved from the first dose column to the series completed column. **Because of this, the total first dose category may show a change from report to report not matching the total receiving their first dose from the previous day.** Persons receiving Johnson & Johnson vaccines will always be counted in the series completed column.

COVID-19 doses for vaccinated persons in Florida	
Doses administered	9,578
People receiving one dose of a 1-dose series (Johnson & Johnson) or receiving only one dose of a 2-dose series (Moderna, Pfizer) count once. Persons receiving both doses of a 2-dose series count twice.	

Current status of persons vaccinated for COVID-19 in Florida	
Total people vaccinated	5,978
First dose	2,343
Series completed	3,635
Completed 1-dose series	35
Completed 2-dose series	3,600
First dose: current number of people who have only received their first dose of the Moderna or Pfizer vaccine.	
Series complete: current number of people who have received both Moderna or Pfizer vaccine doses or one Johnson & Johnson dose and are considered fully immunized.	

Demographic summary	First dose	Series complete	Total people vaccinated
Age group	2,343	3,635	5,978
16-24 years	16	30	46
25-34 years	54	101	155
35-44 years	69	121	190
45-54 years	101	127	228
55-64 years	224	188	412
65-74 years	1,018	1,604	2,622
75-84 years	687	1,140	1,827
85+ years	174	324	498
Race	2,343	3,635	5,978
White	1,885	2,926	4,811
Black	79	57	136
American Indian/Alaskan	9	18	27
Other	131	427	558
Unknown	239	207	446
Other race includes Asian, native Hawaiian/Pacific Islander, or other.			
Ethnicity	2,343	3,635	5,978
Hispanic	152	174	326
Non-Hispanic	1,559	2,855	4,414
Unknown	632	606	1,238
Gender	2,343	3,635	5,978
Female	1,279	2,042	3,321
Male	1,064	1,593	2,657
Unknown	0	0	0





# COVID-19: Orange County vaccine summary

Vaccination data through Mar 15, 2021 as of Mar 16, 2021 at 12:05 AM

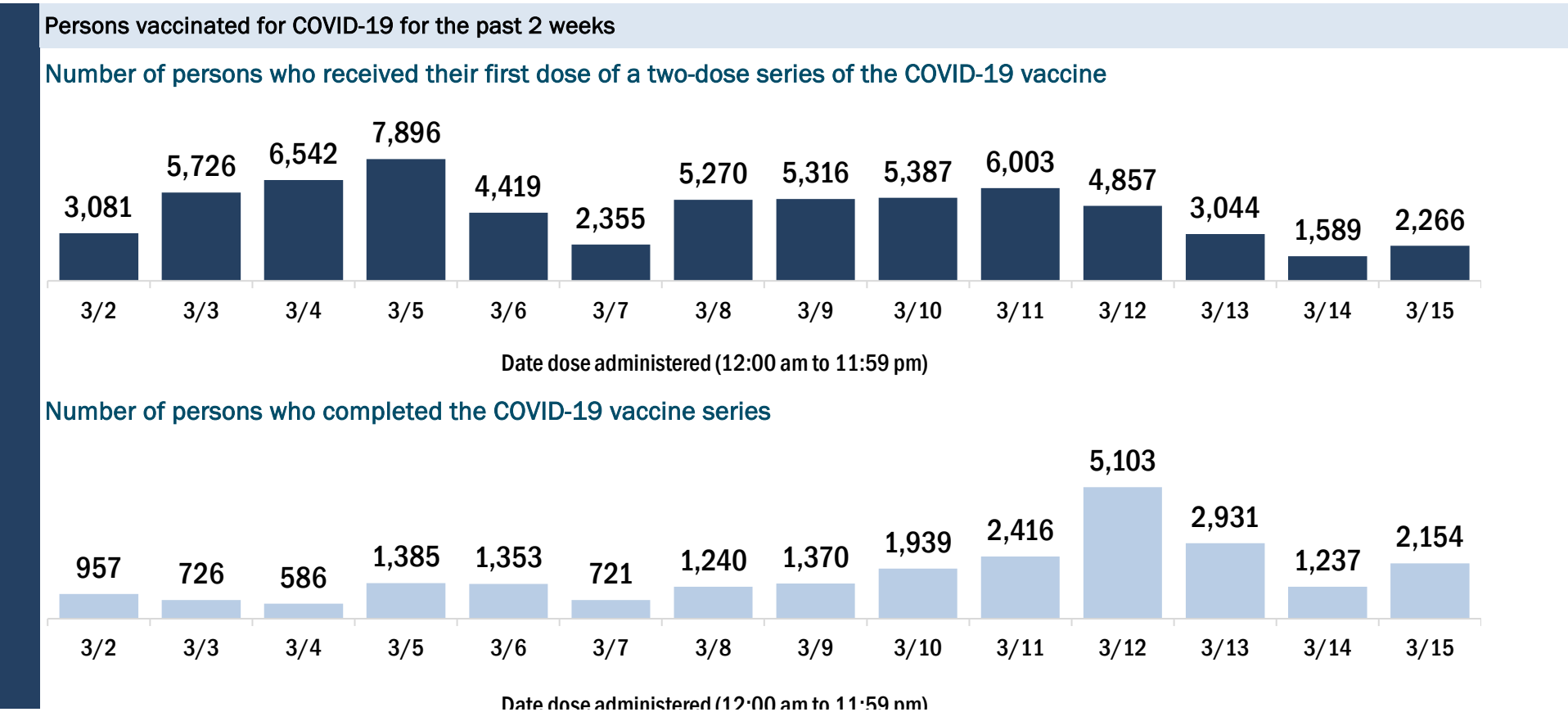
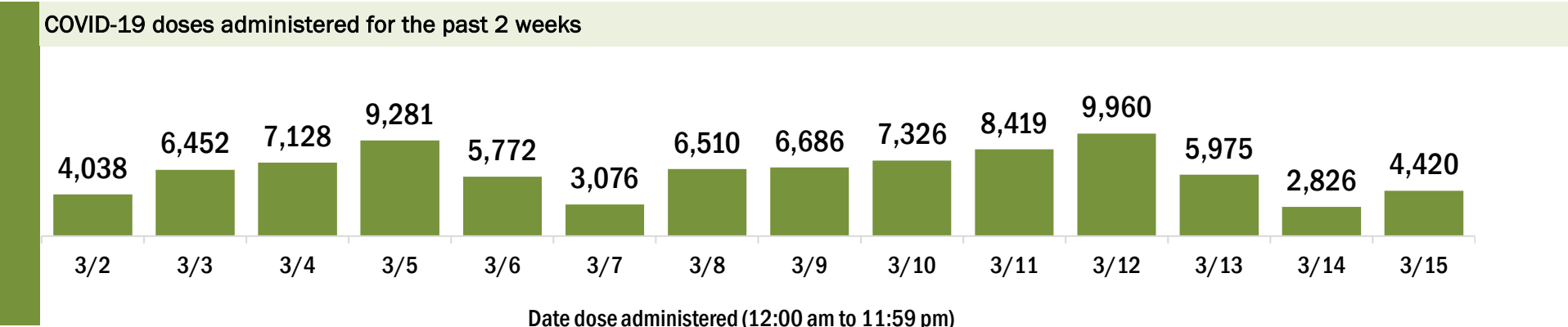
Data in this report are provisional and subject to change.

Data in this summary pertain to COVID-19 vaccines approved by the U.S. Food and Drug Administration and have been issued an Emergency Use Authorization (Janssen COVID-19 Vaccine, Moderna COVID-19 Vaccine and Pfizer-BioNTech COVID-19 Vaccine). These data summarize the number of people who have received either their first dose or have completed the series for a COVID-19 vaccine. **A person can only be counted in one category, first dose or series complete.** For persons receiving Moderna or Pfizer vaccines, once they receive their second dose, they are moved from the first dose column to the series completed column. **Because of this, the total first dose category may show a change from report to report not matching the total receiving their first dose from the previous day.** Persons receiving Johnson & Johnson vaccines will always be counted in the series completed column.

COVID-19 doses for vaccinated persons in Florida	
Doses administered	303,515
People receiving one dose of a 1-dose series (Johnson & Johnson) or receiving only one dose of a 2-dose series (Moderna, Pfizer) count once. Persons receiving both doses of a 2-dose series count twice.	

Current status of persons vaccinated for COVID-19 in Florida	
Total people vaccinated	205,616
First dose	97,222
Series completed	108,394
Completed 1-dose series	10,495
Completed 2-dose series	97,899
First dose: current number of people who have only received their first dose of the Moderna or Pfizer vaccine.	
Series complete: current number of people who have received both Moderna or Pfizer vaccine doses or one Johnson & Johnson dose and are considered fully immunized.	

Demographic summary	First dose	Series complete	Total people vaccinated
Age group	97,222	108,394	205,616
16-24 years	3,387	2,365	5,752
25-34 years	8,806	7,768	16,574
35-44 years	11,692	9,367	21,059
45-54 years	13,706	9,525	23,231
55-64 years	17,976	11,242	29,218
65-74 years	24,538	41,120	65,658
75-84 years	11,829	19,507	31,336
85+ years	5,288	7,500	12,788
Race	97,222	108,394	205,616
White	52,556	66,114	118,670
Black	8,971	8,390	17,361
American Indian/Alaskan	330	323	653
Other	15,766	23,635	39,401
Unknown	19,599	9,932	29,531
Other race includes Asian, native Hawaiian/Pacific Islander, or other.			
Ethnicity	97,222	108,394	205,616
Hispanic	8,904	12,826	21,730
Non-Hispanic	41,372	55,017	96,389
Unknown	46,946	40,551	87,497
Gender	97,222	108,394	205,616
Female	56,660	63,840	120,500
Male	38,448	43,859	82,307
Unknown	2,114	695	2,809



# COVID-19: Osceola County vaccine summary

Vaccination data through Mar 15, 2021 as of Mar 16, 2021 at 12:05 AM

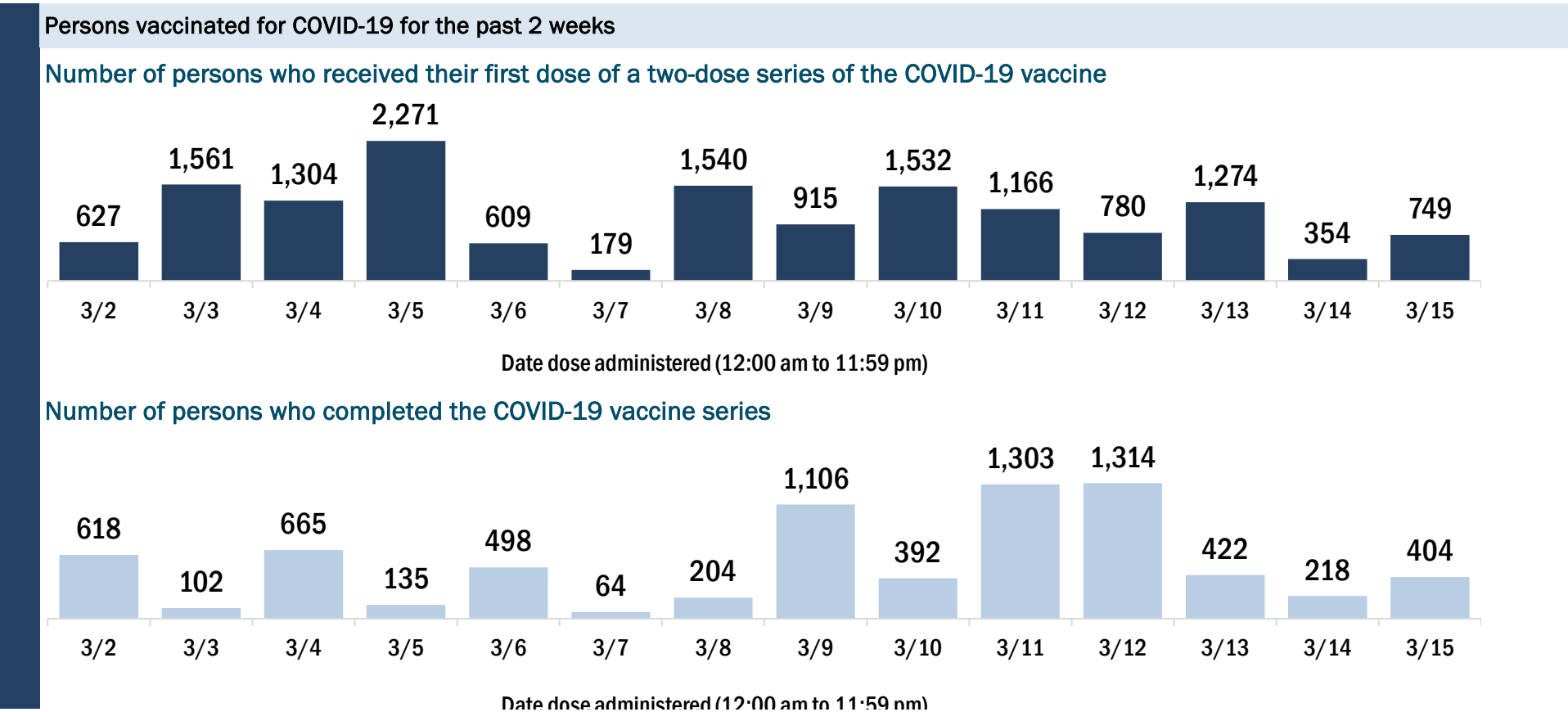
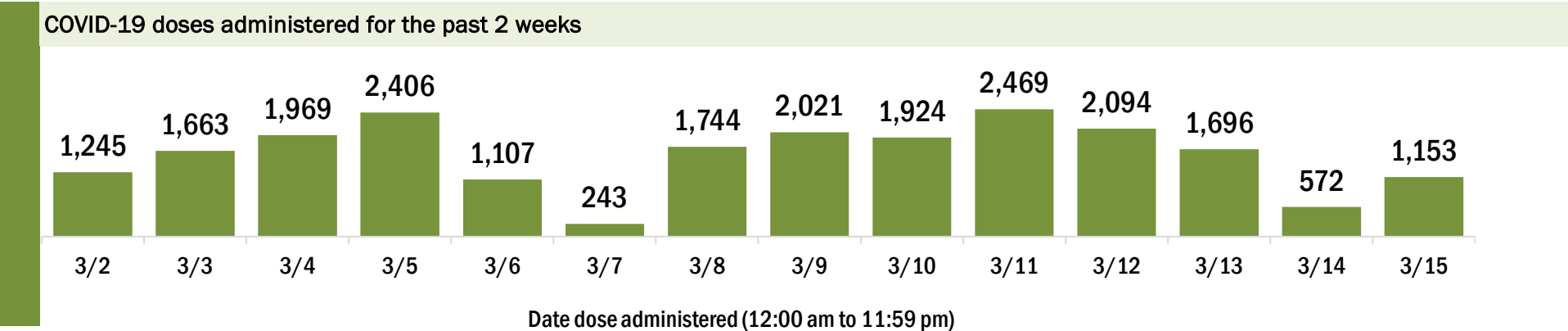
Data in this report are provisional and subject to change.

Data in this summary pertain to COVID-19 vaccines approved by the U.S. Food and Drug Administration and have been issued an Emergency Use Authorization (Janssen COVID-19 Vaccine, Moderna COVID-19 Vaccine and Pfizer-BioNTech COVID-19 Vaccine). These data summarize the number of people who have received either their first dose or have completed the series for a COVID-19 vaccine. **A person can only be counted in one category, first dose or series complete.** For persons receiving Moderna or Pfizer vaccines, once they receive their second dose, they are moved from the first dose column to the series completed column. **Because of this, the total first dose category may show a change from report to report not matching the total receiving their first dose from the previous day.** Persons receiving Johnson & Johnson vaccines will always be counted in the series completed column.

COVID-19 doses for vaccinated persons in Florida	
Doses administered	76,006
People receiving one dose of a 1-dose series (Johnson & Johnson) or receiving only one dose of a 2-dose series (Moderna, Pfizer) count once. Persons receiving both doses of a 2-dose series count twice.	

Current status of persons vaccinated for COVID-19 in Florida	
Total people vaccinated	50,907
First dose	23,999
Series completed	26,908
Completed 1-dose series	1,809
Completed 2-dose series	25,099
<b>First dose:</b> current number of people who have only received their first dose of the Moderna or Pfizer vaccine.	
<b>Series complete:</b> current number of people who have received both Moderna or Pfizer vaccine doses or one Johnson & Johnson dose and are considered fully immunized.	

Demographic summary	First dose	Series complete	Total people vaccinated
Age group	23,999	26,908	50,907
16-24 years	574	399	973
25-34 years	1,387	1,214	2,601
35-44 years	1,973	1,596	3,569
45-54 years	2,713	1,953	4,666
55-64 years	4,268	2,344	6,612
65-74 years	8,022	11,875	19,897
75-84 years	3,942	5,795	9,737
85+ years	1,120	1,732	2,852
Race	23,999	26,908	50,907
White	12,692	16,686	29,378
Black	1,431	1,454	2,885
American Indian/Alaskan	118	178	296
Other	3,955	6,141	10,096
Unknown	5,803	2,449	8,252
Other race includes Asian, native Hawaiian/Pacific Islander, or other.			
Ethnicity	23,999	26,908	50,907
Hispanic	5,679	6,944	12,623
Non-Hispanic	7,125	13,231	20,356
Unknown	11,195	6,733	17,928
Gender	23,999	26,908	50,907
Female	14,346	15,909	30,255
Male	9,515	10,974	20,489
Unknown	138	25	163



# COVID-19: Palm Beach County vaccine summary

Vaccination data through Mar 15, 2021 as of Mar 16, 2021 at 12:05 AM

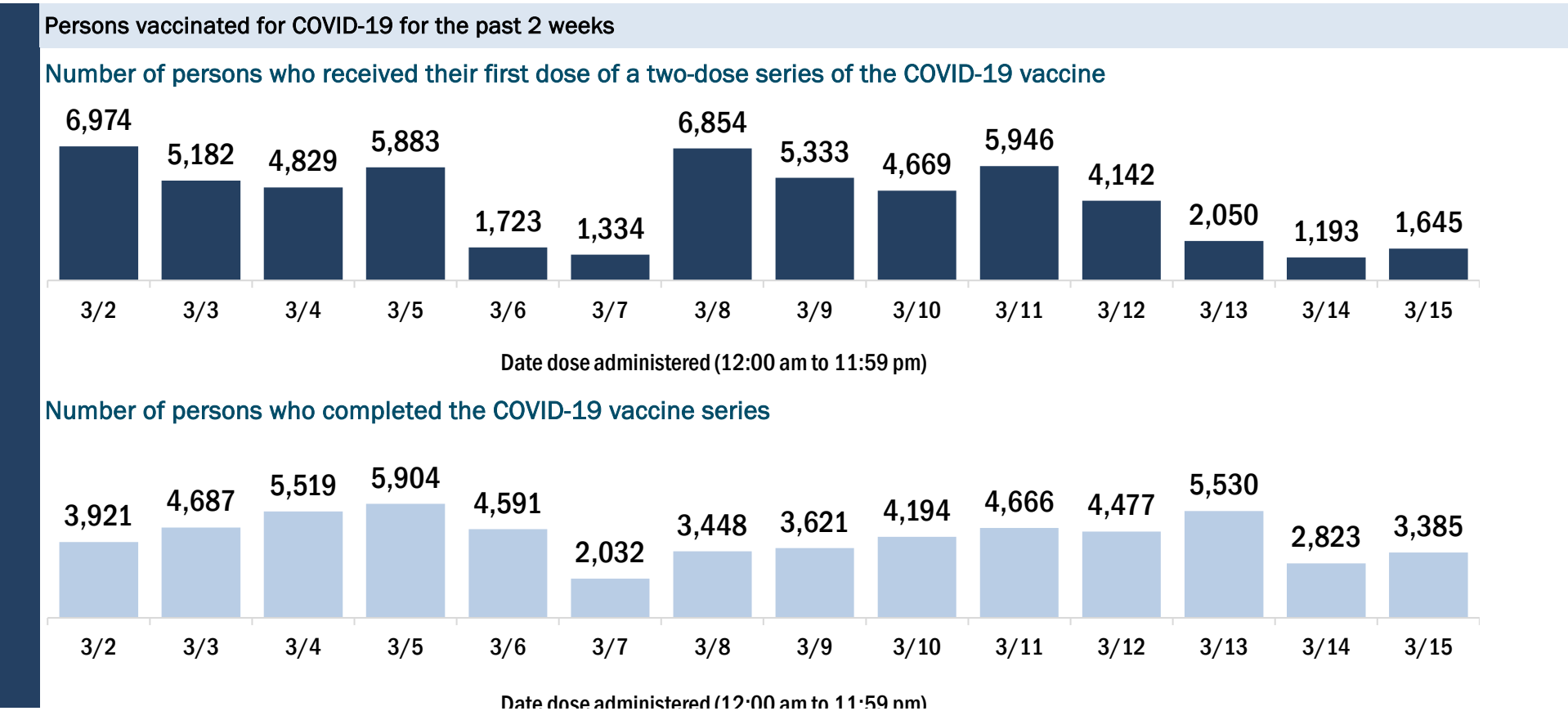
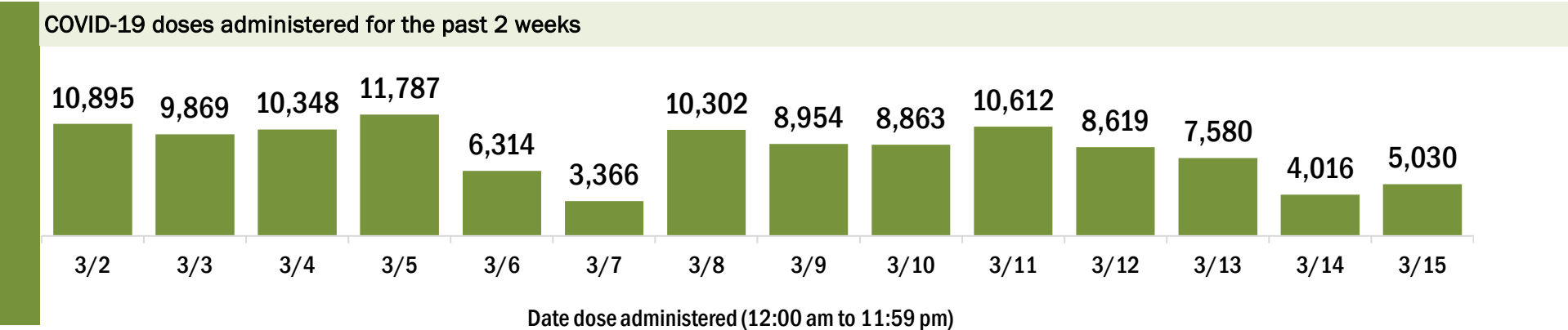
Data in this report are provisional and subject to change.

Data in this summary pertain to COVID-19 vaccines approved by the U.S. Food and Drug Administration and have been issued an Emergency Use Authorization (Janssen COVID-19 Vaccine, Moderna COVID-19 Vaccine and Pfizer-BioNTech COVID-19 Vaccine). These data summarize the number of people who have received either their first dose or have completed the series for a COVID-19 vaccine. **A person can only be counted in one category, first dose or series complete.** For persons receiving Moderna or Pfizer vaccines, once they receive their second dose, they are moved from the first dose column to the series completed column. **Because of this, the total first dose category may show a change from report to report not matching the total receiving their first dose from the previous day.** Persons receiving Johnson & Johnson vaccines will always be counted in the series completed column.

COVID-19 doses for vaccinated persons in Florida	
Doses administered	573,026
People receiving one dose of a 1-dose series (Johnson & Johnson) or receiving only one dose of a 2-dose series (Moderna, Pfizer) count once. Persons receiving both doses of a 2-dose series count twice.	

Current status of persons vaccinated for COVID-19 in Florida	
Total people vaccinated	348,293
First dose	116,122
Series completed	232,171
Completed 1-dose series	7,438
Completed 2-dose series	224,733
First dose: current number of people who have only received their first dose of the Moderna or Pfizer vaccine.	
Series complete: current number of people who have received both Moderna or Pfizer vaccine doses or one Johnson & Johnson dose and are considered fully immunized.	

Demographic summary	First dose	Series complete	Total people vaccinated
Age group	116,122	232,171	348,293
16-24 years	1,929	1,729	3,658
25-34 years	4,631	5,649	10,280
35-44 years	6,885	7,937	14,822
45-54 years	11,171	11,349	22,520
55-64 years	21,681	18,024	39,705
65-74 years	35,422	92,804	128,226
75-84 years	23,844	67,421	91,265
85+ years	10,559	27,258	37,817
Race	116,122	232,171	348,293
White	74,854	158,222	233,076
Black	6,952	9,223	16,175
American Indian/Alaskan	405	612	1,017
Other	8,983	20,745	29,728
Unknown	24,928	43,369	68,297
Other race includes Asian, native Hawaiian/Pacific Islander, or other.			
Ethnicity	116,122	232,171	348,293
Hispanic	9,705	11,237	20,942
Non-Hispanic	55,219	131,716	186,935
Unknown	51,198	89,218	140,416
Gender	116,122	232,171	348,293
Female	67,781	135,471	203,252
Male	47,953	96,606	144,559
Unknown	388	94	482





# COVID-19: Pasco County vaccine summary

Vaccination data through Mar 15, 2021 as of Mar 16, 2021 at 12:05 AM

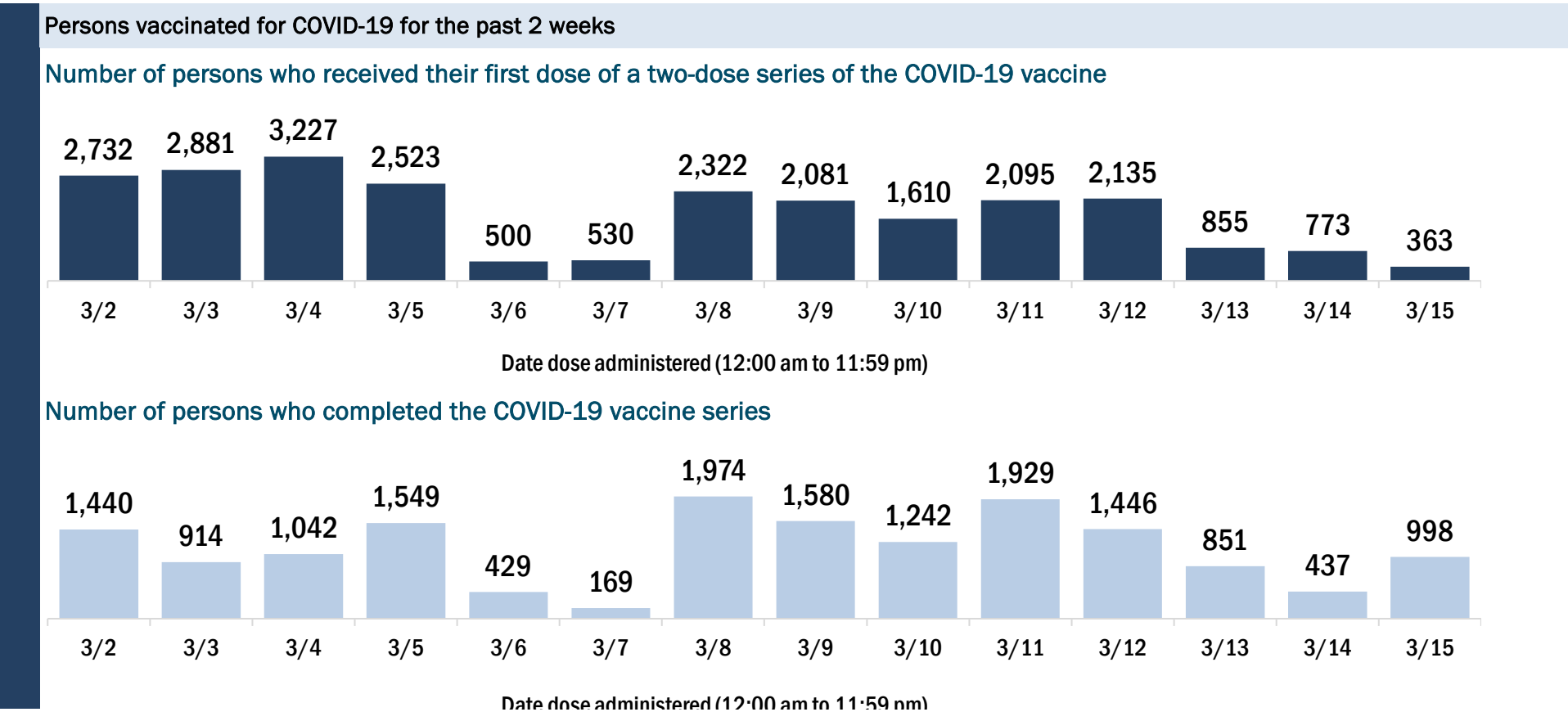
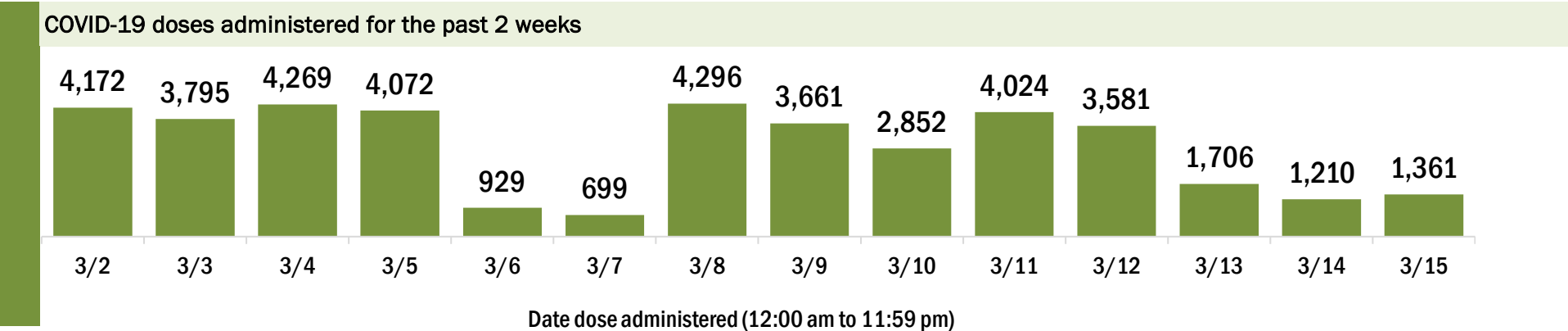
Data in this report are provisional and subject to change.

Data in this summary pertain to COVID-19 vaccines approved by the U.S. Food and Drug Administration and have been issued an Emergency Use Authorization (Janssen COVID-19 Vaccine, Moderna COVID-19 Vaccine and Pfizer-BioNTech COVID-19 Vaccine). These data summarize the number of people who have received either their first dose or have completed the series for a COVID-19 vaccine. **A person can only be counted in one category, first dose or series complete.** For persons receiving Moderna or Pfizer vaccines, once they receive their second dose, they are moved from the first dose column to the series completed column. **Because of this, the total first dose category may show a change from report to report not matching the total receiving their first dose from the previous day.** Persons receiving Johnson & Johnson vaccines will always be counted in the series completed column.

COVID-19 doses for vaccinated persons in Florida	
Doses administered	142,921
People receiving one dose of a 1-dose series (Johnson & Johnson) or receiving only one dose of a 2-dose series (Moderna, Pfizer) count once. Persons receiving both doses of a 2-dose series count twice.	

Current status of persons vaccinated for COVID-19 in Florida	
Total people vaccinated	96,618
First dose	47,959
Series completed	48,659
Completed 1-dose series	2,356
Completed 2-dose series	46,303
First dose: current number of people who have only received their first dose of the Moderna or Pfizer vaccine.	
Series complete: current number of people who have received both Moderna or Pfizer vaccine doses or one Johnson & Johnson dose and are considered fully immunized.	

Demographic summary	First dose	Series complete	Total people vaccinated
Age group	47,959	48,659	96,618
16-24 years	700	635	1,335
25-34 years	1,401	2,029	3,430
35-44 years	2,465	2,913	5,378
45-54 years	3,046	3,655	6,701
55-64 years	4,528	4,378	8,906
65-74 years	19,319	19,655	38,974
75-84 years	12,825	11,589	24,414
85+ years	3,675	3,805	7,480
Race	47,959	48,659	96,618
White	36,659	35,973	72,632
Black	1,126	1,213	2,339
American Indian/Alaskan	172	140	312
Other	3,675	6,029	9,704
Unknown	6,327	5,304	11,631
Other race includes Asian, native Hawaiian/Pacific Islander, or other.			
Ethnicity	47,959	48,659	96,618
Hispanic	2,018	2,143	4,161
Non-Hispanic	27,258	27,894	55,152
Unknown	18,683	18,622	37,305
Gender	47,959	48,659	96,618
Female	28,296	29,060	57,356
Male	19,520	19,536	39,056
Unknown	143	63	206





# COVID-19: Pinellas County vaccine summary

Vaccination data through Mar 15, 2021 as of Mar 16, 2021 at 12:05 AM

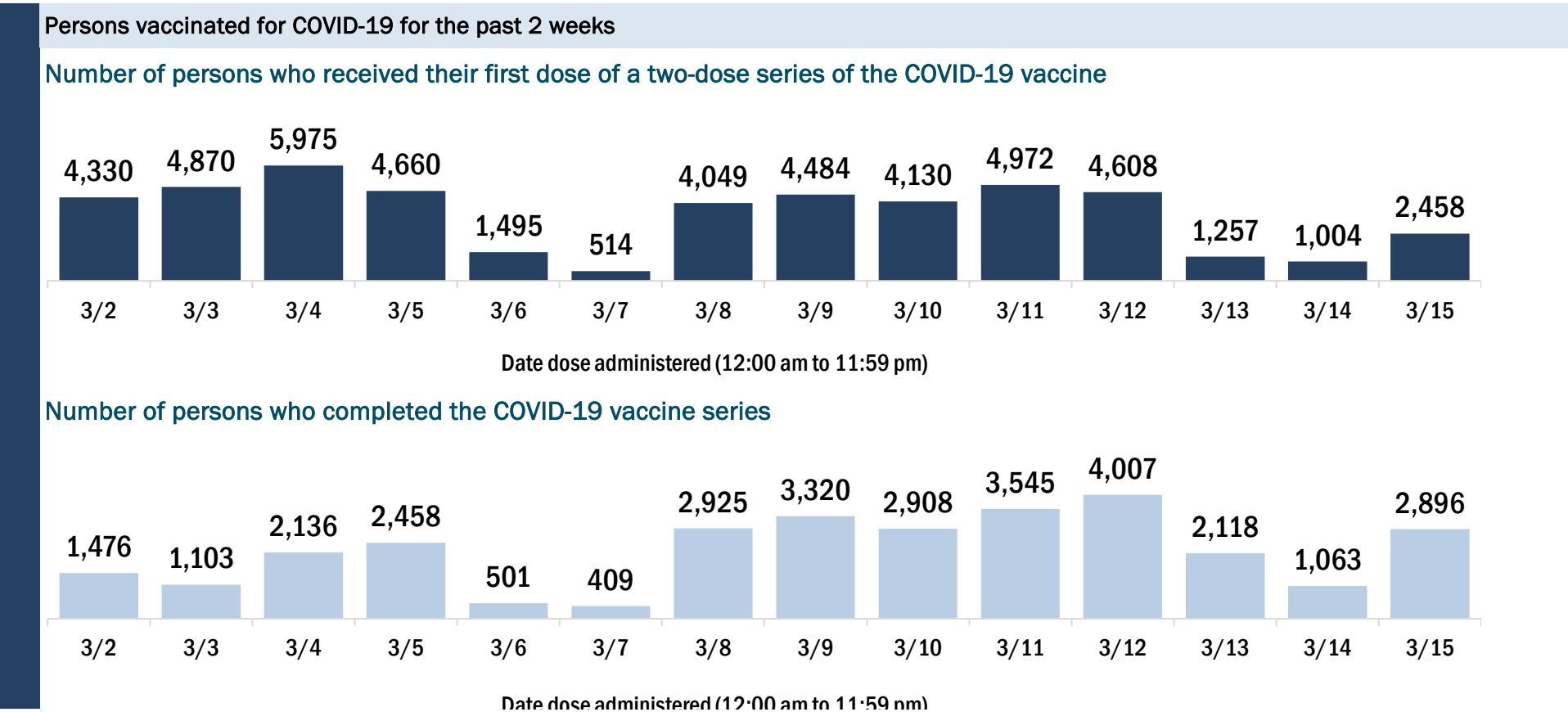
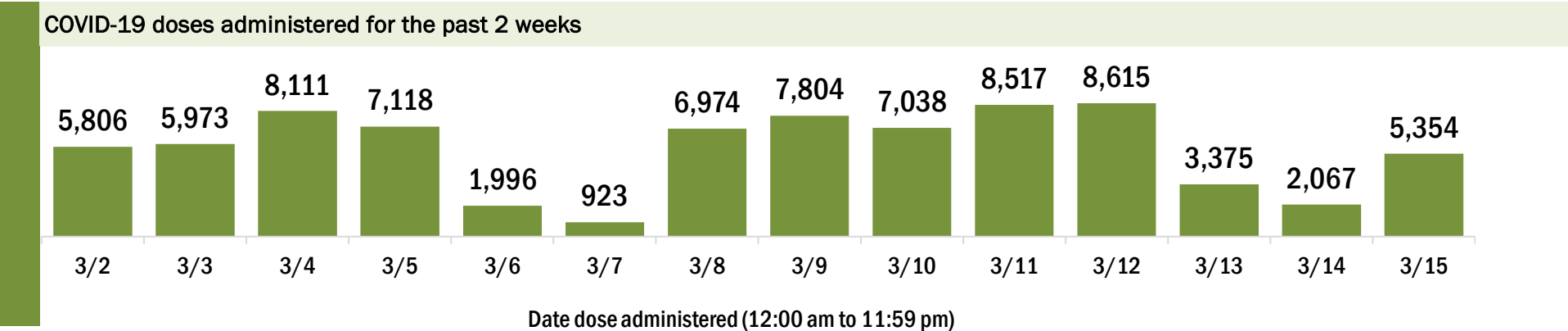
Data in this report are provisional and subject to change.

Data in this summary pertain to COVID-19 vaccines approved by the U.S. Food and Drug Administration and have been issued an Emergency Use Authorization (Janssen COVID-19 Vaccine, Moderna COVID-19 Vaccine and Pfizer-BioNTech COVID-19 Vaccine). These data summarize the number of people who have received either their first dose or have completed the series for a COVID-19 vaccine. **A person can only be counted in one category, first dose or series complete.** For persons receiving Moderna or Pfizer vaccines, once they receive their second dose, they are moved from the first dose column to the series completed column. **Because of this, the total first dose category may show a change from report to report not matching the total receiving their first dose from the previous day.** Persons receiving Johnson & Johnson vaccines will always be counted in the series completed column.

COVID-19 doses for vaccinated persons in Florida	
Doses administered	314,397
People receiving one dose of a 1-dose series (Johnson & Johnson) or receiving only one dose of a 2-dose series (Moderna, Pfizer) count once. Persons receiving both doses of a 2-dose series count twice.	

Current status of persons vaccinated for COVID-19 in Florida	
Total people vaccinated	205,196
First dose	92,387
Series completed	112,809
Completed 1-dose series	3,608
Completed 2-dose series	109,201
<b>First dose:</b> current number of people who have only received their first dose of the Moderna or Pfizer vaccine.	
<b>Series complete:</b> current number of people who have received both Moderna or Pfizer vaccine doses or one Johnson & Johnson dose and are considered fully immunized.	

Demographic summary	First dose	Series complete	Total people vaccinated
Age group	92,387	112,809	205,196
16-24 years	1,285	1,173	2,458
25-34 years	3,435	4,973	8,408
35-44 years	4,540	6,013	10,553
45-54 years	6,396	7,435	13,831
55-64 years	13,202	11,230	24,432
65-74 years	35,883	47,423	83,306
75-84 years	20,278	24,262	44,540
85+ years	7,368	10,300	17,668
Race	92,387	112,809	205,196
White	65,888	83,607	149,495
Black	4,689	3,848	8,537
American Indian/Alaskan	202	214	416
Other	6,101	10,720	16,821
Unknown	15,507	14,420	29,927
Other race includes Asian, native Hawaiian/Pacific Islander, or other.			
Ethnicity	92,387	112,809	205,196
Hispanic	1,954	3,321	5,275
Non-Hispanic	49,333	62,029	111,362
Unknown	41,100	47,459	88,559
Gender	92,387	112,809	205,196
Female	54,671	67,017	121,688
Male	37,350	45,542	82,892
Unknown	366	250	616



# COVID-19: Polk County vaccine summary

Vaccination data through Mar 15, 2021 as of Mar 16, 2021 at 12:05 AM

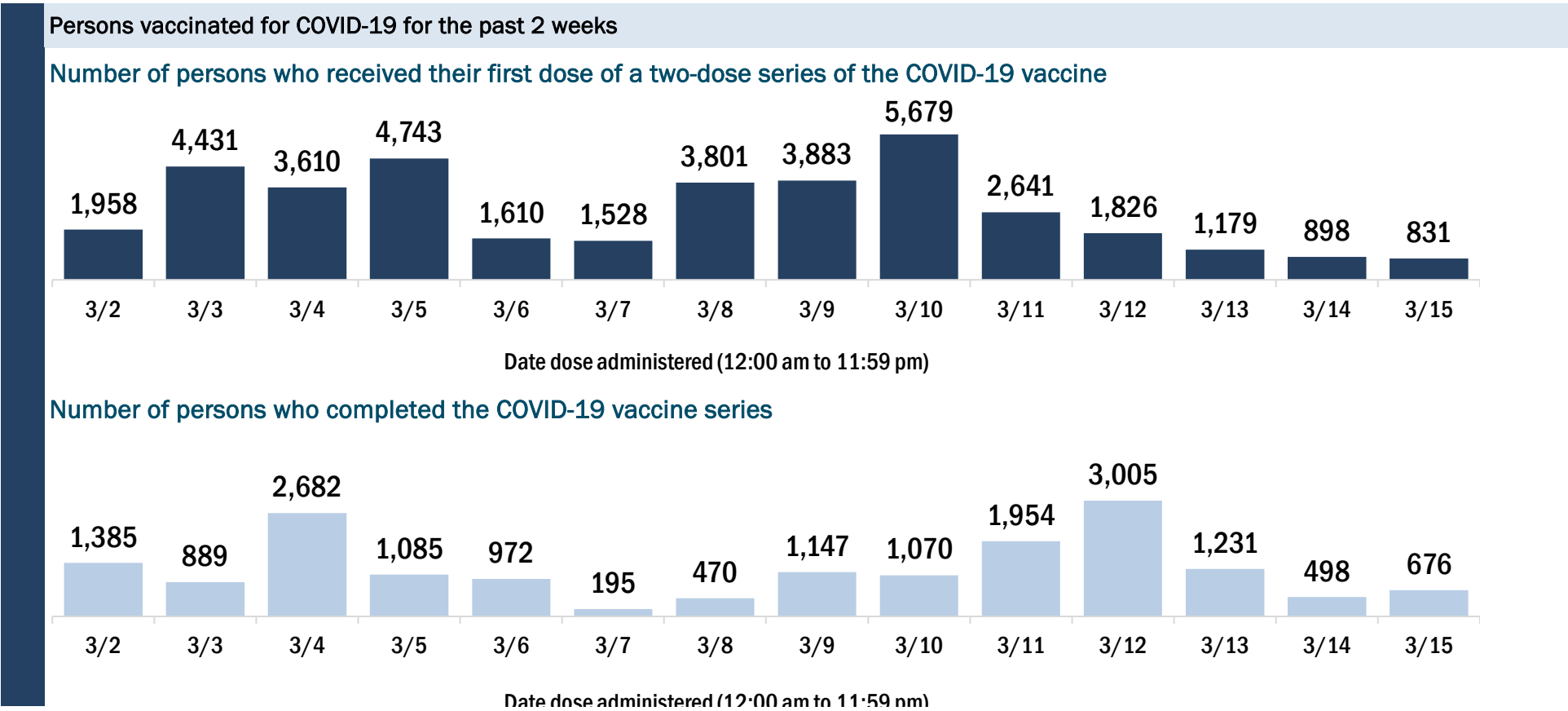
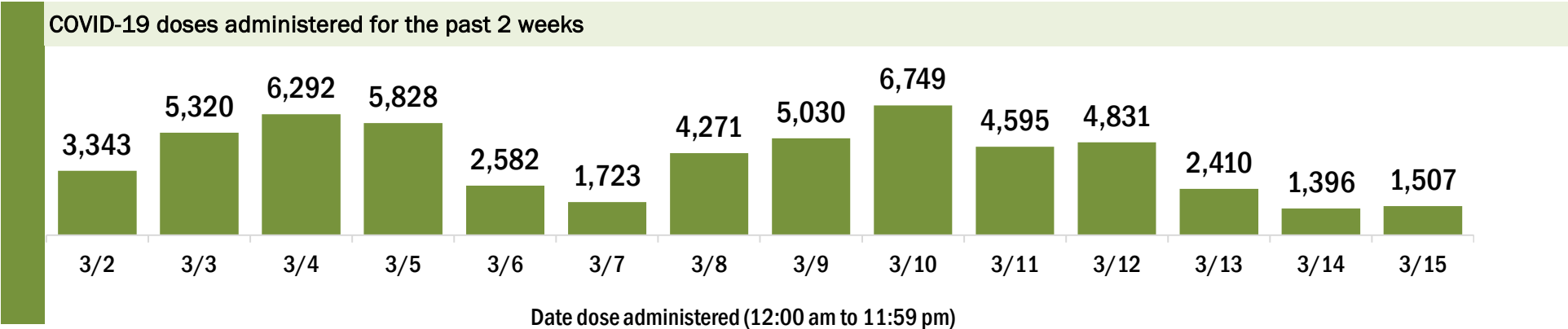
Data in this report are provisional and subject to change.

Data in this summary pertain to COVID-19 vaccines approved by the U.S. Food and Drug Administration and have been issued an Emergency Use Authorization (Janssen COVID-19 Vaccine, Moderna COVID-19 Vaccine and Pfizer-BioNTech COVID-19 Vaccine). These data summarize the number of people who have received either their first dose or have completed the series for a COVID-19 vaccine. **A person can only be counted in one category, first dose or series complete.** For persons receiving Moderna or Pfizer vaccines, once they receive their second dose, they are moved from the first dose column to the series completed column. **Because of this, the total first dose category may show a change from report to report not matching the total receiving their first dose from the previous day.** Persons receiving Johnson & Johnson vaccines will always be counted in the series completed column.

COVID-19 doses for vaccinated persons in Florida	
Doses administered	168,650
People receiving one dose of a 1-dose series (Johnson & Johnson) or receiving only one dose of a 2-dose series (Moderna, Pfizer) count once. Persons receiving both doses of a 2-dose series count twice.	

Current status of persons vaccinated for COVID-19 in Florida	
Total people vaccinated	115,607
First dose	61,338
Series completed	54,269
Completed 1-dose series	1,226
Completed 2-dose series	53,043
<b>First dose:</b> current number of people who have only received their first dose of the Moderna or Pfizer vaccine.	
<b>Series complete:</b> current number of people who have received both Moderna or Pfizer vaccine doses or one Johnson & Johnson dose and are considered fully immunized.	

Demographic summary	First dose	Series complete	Total people vaccinated
Age group	61,338	54,269	115,607
16-24 years	717	554	1,271
25-34 years	1,943	1,876	3,819
35-44 years	2,870	2,598	5,468
45-54 years	3,761	3,336	7,097
55-64 years	7,380	4,519	11,899
65-74 years	24,258	23,272	47,530
75-84 years	15,747	13,930	29,677
85+ years	4,662	4,184	8,846
Race	61,338	54,269	115,607
White	43,280	40,140	83,420
Black	3,949	3,047	6,996
American Indian/Alaskan	328	277	605
Other	3,841	4,555	8,396
Unknown	9,940	6,250	16,190
Other race includes Asian, native Hawaiian/Pacific Islander, or other.			
Ethnicity	61,338	54,269	115,607
Hispanic	3,845	3,118	6,963
Non-Hispanic	33,593	31,703	65,296
Unknown	23,900	19,448	43,348
Gender	61,338	54,269	115,607
Female	35,061	31,593	66,654
Male	26,044	22,662	48,706
Unknown	233	14	247



# COVID-19: Putnam County vaccine summary

Vaccination data through Mar 15, 2021 as of Mar 16, 2021 at 12:05 AM

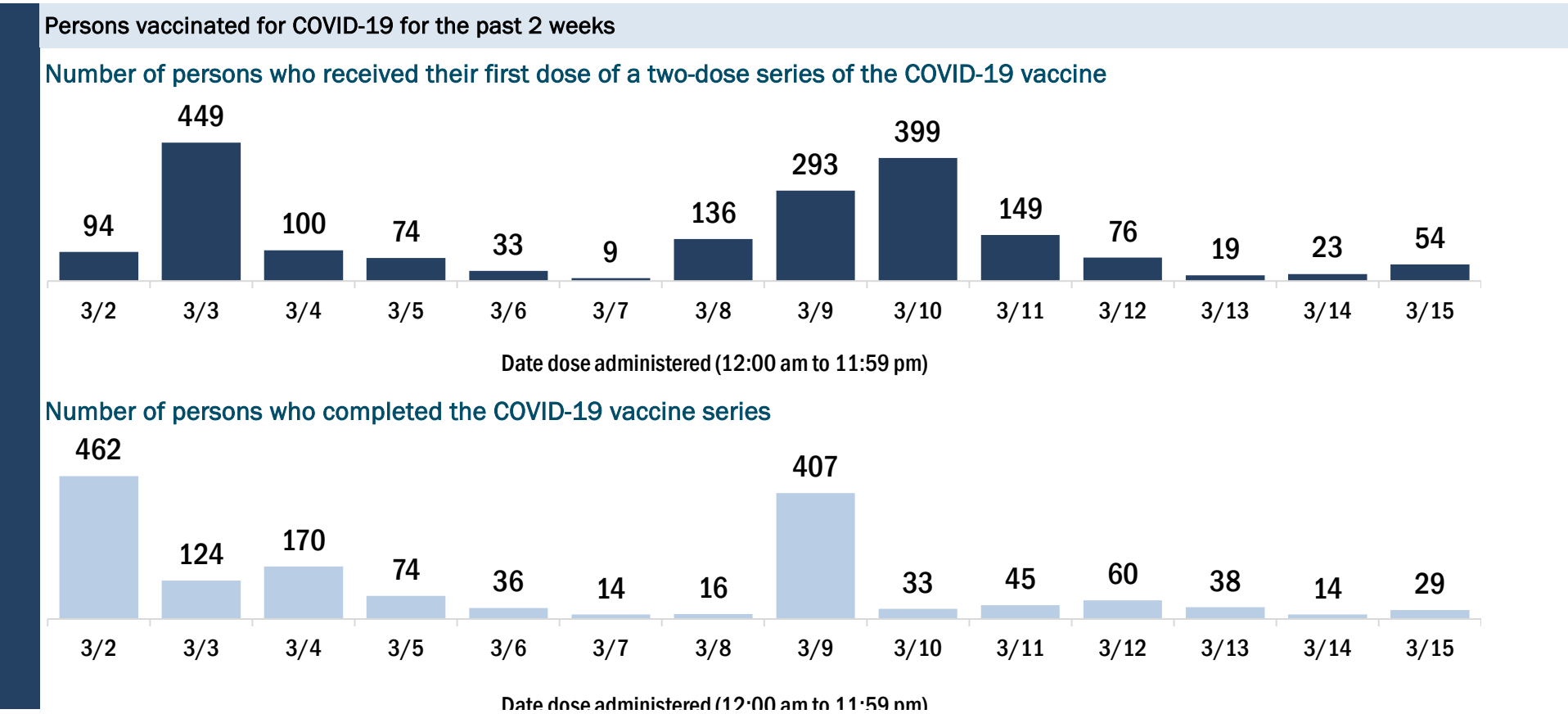
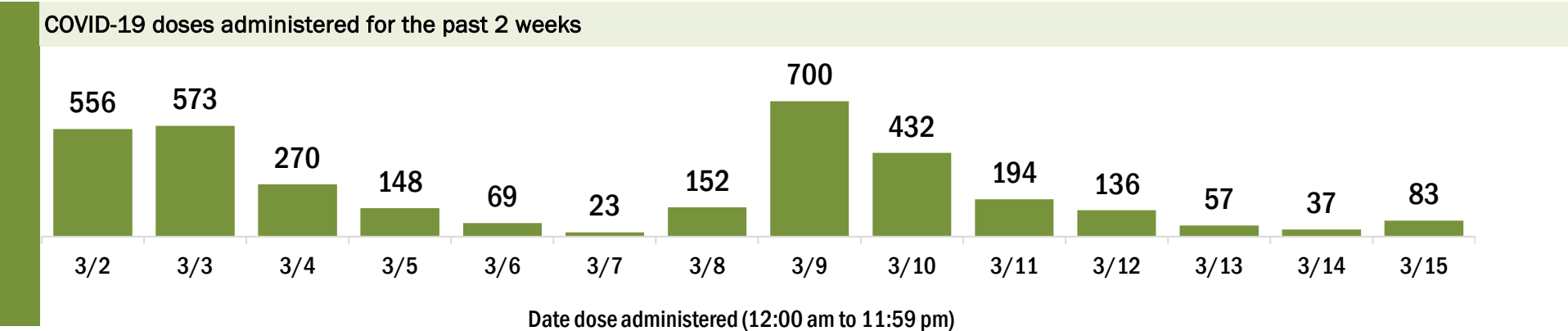
Data in this report are provisional and subject to change.

Data in this summary pertain to COVID-19 vaccines approved by the U.S. Food and Drug Administration and have been issued an Emergency Use Authorization (Janssen COVID-19 Vaccine, Moderna COVID-19 Vaccine and Pfizer-BioNTech COVID-19 Vaccine). These data summarize the number of people who have received either their first dose or have completed the series for a COVID-19 vaccine. **A person can only be counted in one category, first dose or series complete.** For persons receiving Moderna or Pfizer vaccines, once they receive their second dose, they are moved from the first dose column to the series completed column. **Because of this, the total first dose category may show a change from report to report not matching the total receiving their first dose from the previous day.** Persons receiving Johnson & Johnson vaccines will always be counted in the series completed column.

COVID-19 doses for vaccinated persons in Florida	
Doses administered	15,902
People receiving one dose of a 1-dose series (Johnson & Johnson) or receiving only one dose of a 2-dose series (Moderna, Pfizer) count once. Persons receiving both doses of a 2-dose series count twice.	

Current status of persons vaccinated for COVID-19 in Florida	
Total people vaccinated	10,253
First dose	4,536
Series completed	5,717
Completed 1-dose series	68
Completed 2-dose series	5,649
First dose: current number of people who have only received their first dose of the Moderna or Pfizer vaccine.	
Series complete: current number of people who have received both Moderna or Pfizer vaccine doses or one Johnson & Johnson dose and are considered fully immunized.	

Demographic summary	First dose	Series complete	Total people vaccinated
Age group	4,536	5,717	10,253
16-24 years	34	48	82
25-34 years	95	122	217
35-44 years	124	174	298
45-54 years	287	249	536
55-64 years	683	471	1,154
65-74 years	1,919	2,633	4,552
75-84 years	1,043	1,541	2,584
85+ years	351	479	830
Race	4,536	5,717	10,253
White	3,508	4,487	7,995
Black	435	337	772
American Indian/Alaskan	41	32	73
Other	320	420	740
Unknown	232	441	673
Other race includes Asian, native Hawaiian/Pacific Islander, or other.			
Ethnicity	4,536	5,717	10,253
Hispanic	157	126	283
Non-Hispanic	3,367	4,065	7,432
Unknown	1,012	1,526	2,538
Gender	4,536	5,717	10,253
Female	2,607	3,273	5,880
Male	1,922	2,443	4,365
Unknown	7	1	8



# COVID-19: Santa Rosa County vaccine summary

Vaccination data through Mar 15, 2021 as of Mar 16, 2021 at 12:05 AM

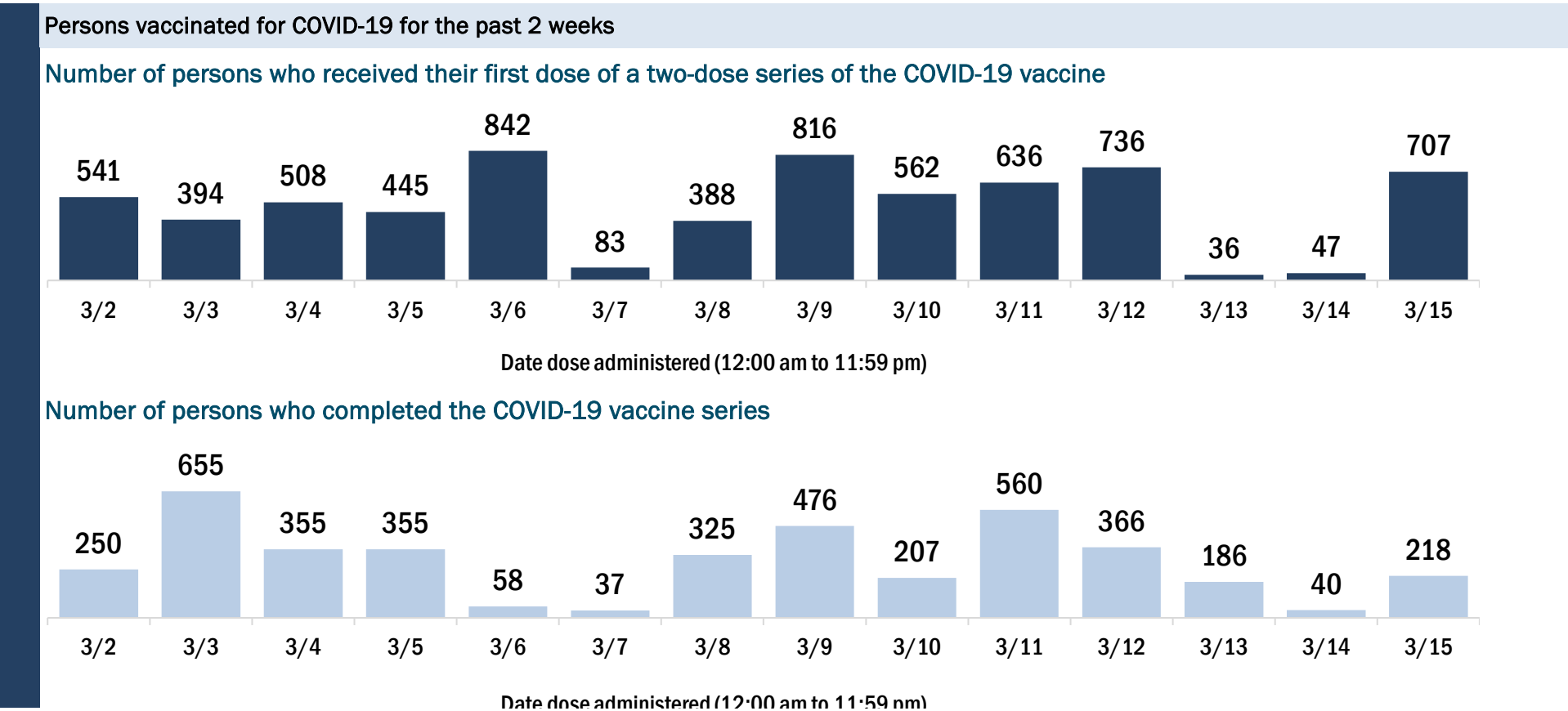
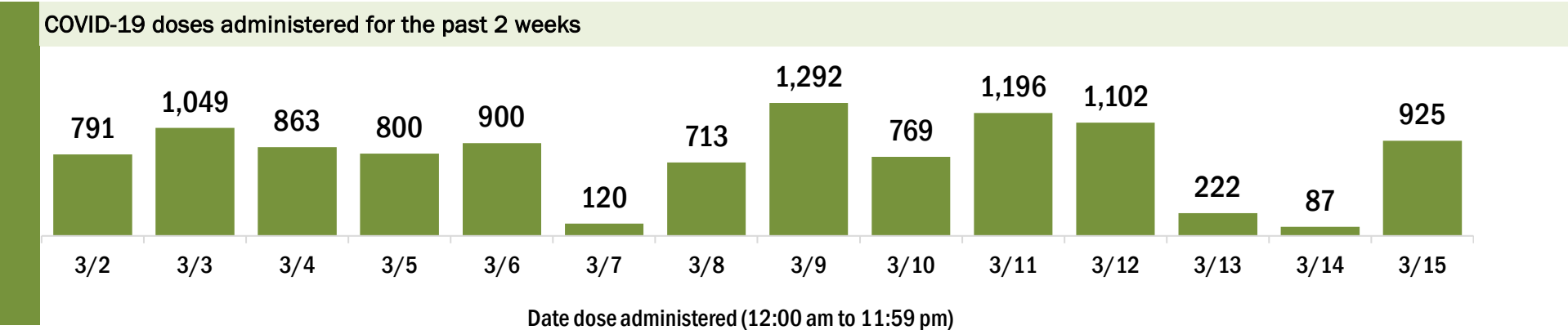
Data in this report are provisional and subject to change.

Data in this summary pertain to COVID-19 vaccines approved by the U.S. Food and Drug Administration and have been issued an Emergency Use Authorization (Janssen COVID-19 Vaccine, Moderna COVID-19 Vaccine and Pfizer-BioNTech COVID-19 Vaccine). These data summarize the number of people who have received either their first dose or have completed the series for a COVID-19 vaccine. **A person can only be counted in one category, first dose or series complete.** For persons receiving Moderna or Pfizer vaccines, once they receive their second dose, they are moved from the first dose column to the series completed column. **Because of this, the total first dose category may show a change from report to report not matching the total receiving their first dose from the previous day.** Persons receiving Johnson & Johnson vaccines will always be counted in the series completed column.

COVID-19 doses for vaccinated persons in Florida	
Doses administered	52,140
People receiving one dose of a 1-dose series (Johnson & Johnson) or receiving only one dose of a 2-dose series (Moderna, Pfizer) count once. Persons receiving both doses of a 2-dose series count twice.	

Current status of persons vaccinated for COVID-19 in Florida	
Total people vaccinated	33,783
First dose	15,029
Series completed	18,754
Completed 1-dose series	397
Completed 2-dose series	18,357
First dose: current number of people who have only received their first dose of the Moderna or Pfizer vaccine.	
Series complete: current number of people who have received both Moderna or Pfizer vaccine doses or one Johnson & Johnson dose and are considered fully immunized.	

Demographic summary	First dose	Series complete	Total people vaccinated
Age group	15,029	18,754	33,783
16-24 years	260	223	483
25-34 years	637	692	1,329
35-44 years	995	1,081	2,076
45-54 years	1,617	1,297	2,914
55-64 years	3,151	1,867	5,018
65-74 years	5,127	8,184	13,311
75-84 years	2,517	4,203	6,720
85+ years	725	1,207	1,932
Race	15,029	18,754	33,783
White	10,470	14,067	24,537
Black	503	411	914
American Indian/Alaskan	96	100	196
Other	942	1,404	2,346
Unknown	3,018	2,772	5,790
Other race includes Asian, native Hawaiian/Pacific Islander, or other.			
Ethnicity	15,029	18,754	33,783
Hispanic	344	246	590
Non-Hispanic	8,999	11,016	20,015
Unknown	5,686	7,492	13,178
Gender	15,029	18,754	33,783
Female	8,732	10,752	19,484
Male	6,287	8,002	14,289
Unknown	10	0	10





# COVID-19: Sarasota County vaccine summary

Vaccination data through Mar 15, 2021 as of Mar 16, 2021 at 12:05 AM

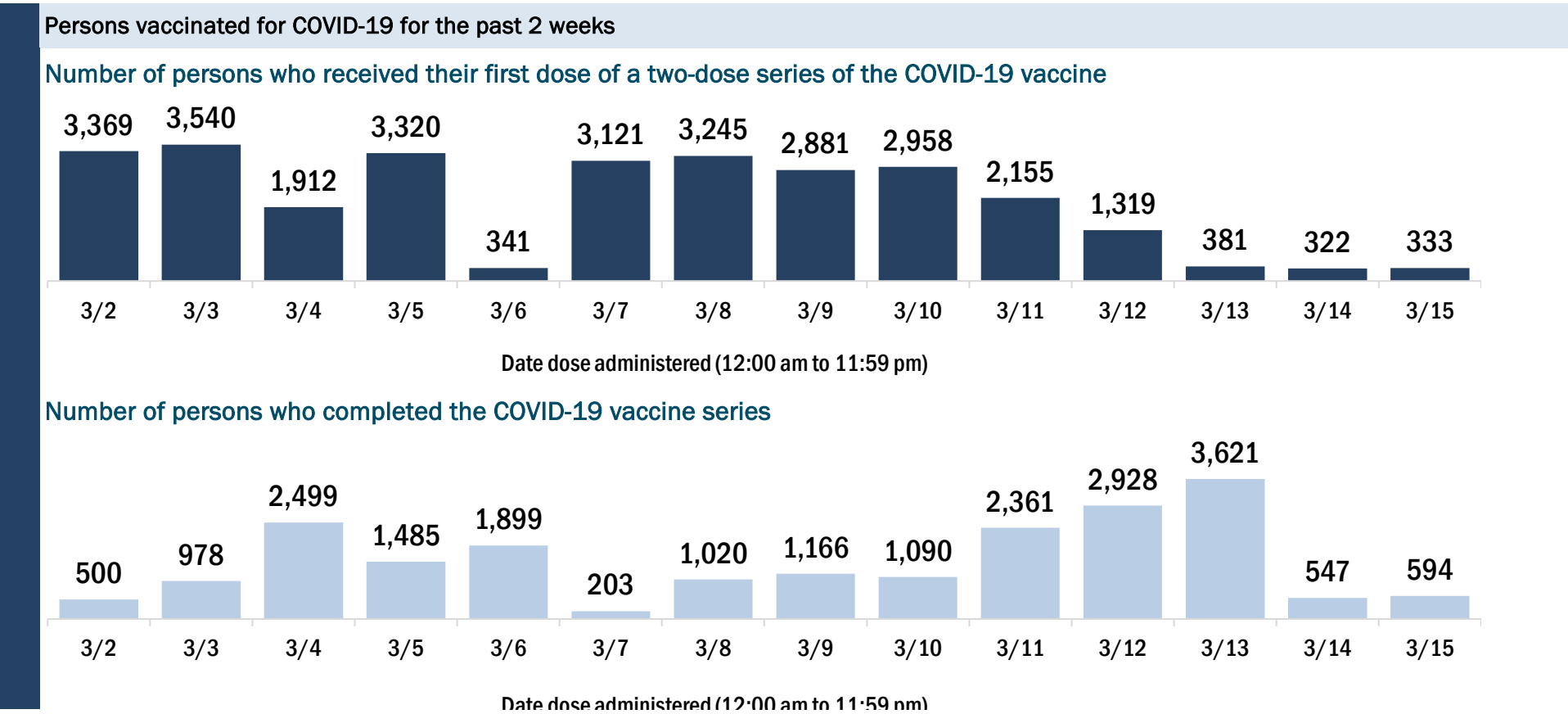
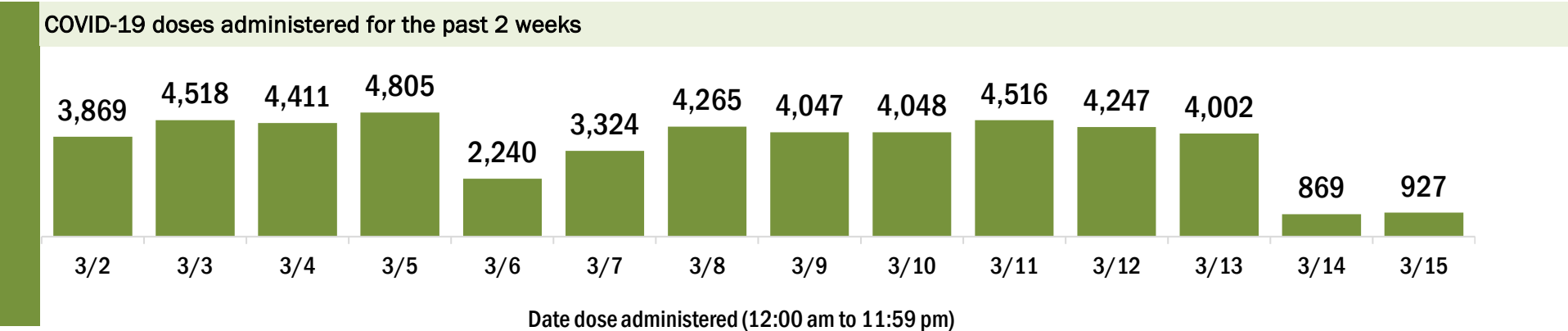
Data in this report are provisional and subject to change.

Data in this summary pertain to COVID-19 vaccines approved by the U.S. Food and Drug Administration and have been issued an Emergency Use Authorization (Janssen COVID-19 Vaccine, Moderna COVID-19 Vaccine and Pfizer-BioNTech COVID-19 Vaccine). These data summarize the number of people who have received either their first dose or have completed the series for a COVID-19 vaccine. **A person can only be counted in one category, first dose or series complete.** For persons receiving Moderna or Pfizer vaccines, once they receive their second dose, they are moved from the first dose column to the series completed column. **Because of this, the total first dose category may show a change from report to report not matching the total receiving their first dose from the previous day.** Persons receiving Johnson & Johnson vaccines will always be counted in the series completed column.

COVID-19 doses for vaccinated persons in Florida	
Doses administered	190,951
People receiving one dose of a 1-dose series (Johnson & Johnson) or receiving only one dose of a 2-dose series (Moderna, Pfizer) count once. Persons receiving both doses of a 2-dose series count twice.	

Current status of persons vaccinated for COVID-19 in Florida	
Total people vaccinated	129,470
First dose	65,960
Series completed	63,510
Completed 1-dose series	2,029
Completed 2-dose series	61,481
First dose: current number of people who have only received their first dose of the Moderna or Pfizer vaccine.	
Series complete: current number of people who have received both Moderna or Pfizer vaccine doses or one Johnson & Johnson dose and are considered fully immunized.	

Demographic summary	First dose	Series complete	Total people vaccinated
Age group	65,960	63,510	129,470
16-24 years	438	554	992
25-34 years	808	1,711	2,519
35-44 years	1,159	2,220	3,379
45-54 years	1,794	3,481	5,275
55-64 years	4,522	5,594	10,116
65-74 years	29,712	27,456	57,168
75-84 years	21,267	15,619	36,886
85+ years	6,260	6,875	13,135
Race	65,960	63,510	129,470
White	54,104	47,761	101,865
Black	630	720	1,350
American Indian/Alaskan	197	283	480
Other	2,933	6,770	9,703
Unknown	8,096	7,976	16,072
Other race includes Asian, native Hawaiian/Pacific Islander, or other.			
Ethnicity	65,960	63,510	129,470
Hispanic	1,135	1,140	2,275
Non-Hispanic	43,328	39,491	82,819
Unknown	21,497	22,879	44,376
Gender	65,960	63,510	129,470
Female	36,612	36,924	73,536
Male	29,267	26,540	55,807
Unknown	81	46	127



# COVID-19: Seminole County vaccine summary

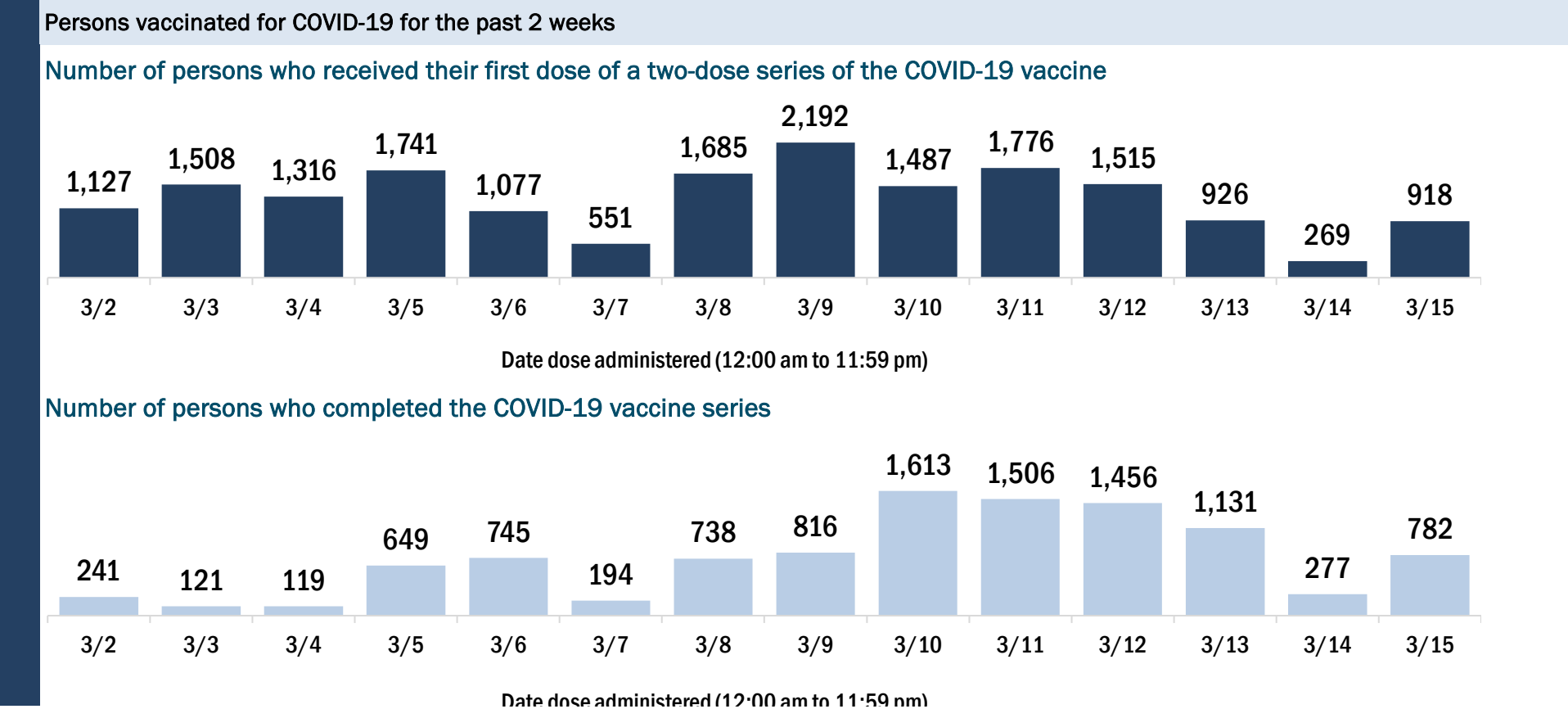
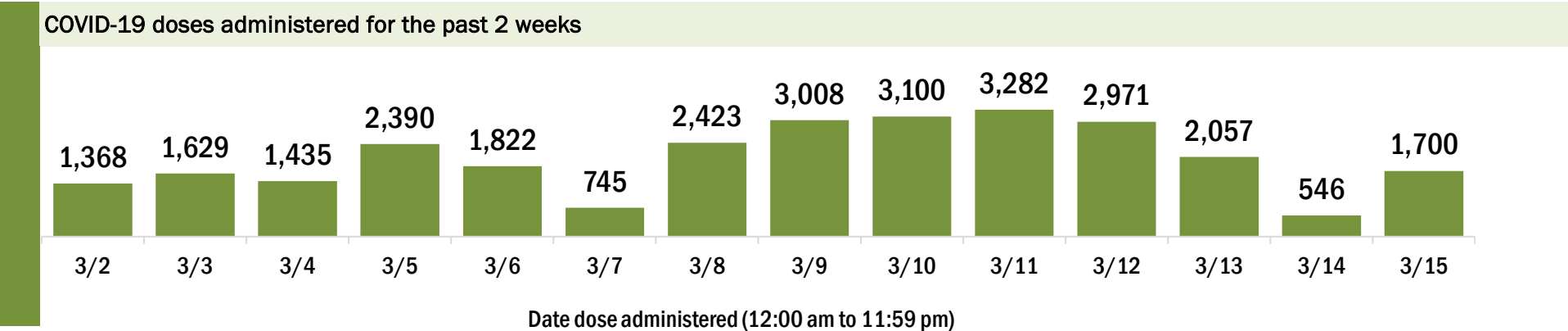
Vaccination data through Mar 15, 2021 as of Mar 16, 2021 at 12:05 AM

Data in this report are provisional and subject to change.

Data in this summary pertain to COVID-19 vaccines approved by the U.S. Food and Drug Administration and have been issued an Emergency Use Authorization (Janssen COVID-19 Vaccine, Moderna COVID-19 Vaccine and Pfizer-BioNTech COVID-19 Vaccine). These data summarize the number of people who have received either their first dose or have completed the series for a COVID-19 vaccine. **A person can only be counted in one category, first dose or series complete.** For persons receiving Moderna or Pfizer vaccines, once they receive their second dose, they are moved from the first dose column to the series completed column. **Because of this, the total first dose category may show a change from report to report not matching the total receiving their first dose from the previous day.** Persons receiving Johnson & Johnson vaccines will always be counted in the series completed column.

COVID-19 doses for vaccinated persons in Florida		Demographic summary			
Doses administered	124,412	First dose	Series complete	Total people vaccinated	
People receiving one dose of a 1-dose series (Johnson & Johnson) or receiving only one dose of a 2-dose series (Moderna, Pfizer) count once. Persons receiving both doses of a 2-dose series count twice.		Age group	29,483	49,130	78,613
		16-24 years	1,017	835	1,852
		25-34 years	2,328	2,436	4,764
		35-44 years	3,304	3,355	6,659
		45-54 years	4,324	3,834	8,158
		55-64 years	6,181	4,522	10,703
		65-74 years	7,233	20,121	27,354
		75-84 years	3,656	10,053	13,709
		85+ years	1,440	3,974	5,414
		Race	29,483	49,130	78,613
		White	19,212	36,409	55,621
		Black	2,084	2,822	4,906
		American Indian/Alaskan	110	299	409
		Other	3,858	7,583	11,441
		Unknown	4,219	2,017	6,236
		Other race includes Asian, native Hawaiian/Pacific Islander, or other.			
		Ethnicity	29,483	49,130	78,613
		Hispanic	2,733	4,237	6,970
		Non-Hispanic	15,509	32,430	47,939
		Unknown	11,241	12,463	23,704
		Gender	29,483	49,130	78,613
		Female	17,477	29,665	47,142
		Male	11,761	19,435	31,196
		Unknown	245	30	275

Current status of persons vaccinated for COVID-19 in Florida	
Total people vaccinated	78,613
First dose	29,483
Series completed	49,130
Completed 1-dose series	3,331
Completed 2-dose series	45,799
First dose: current number of people who have only received their first dose of the Moderna or Pfizer vaccine.	
Series complete: current number of people who have received both Moderna or Pfizer vaccine doses or one Johnson & Johnson dose and are considered fully immunized.	



# COVID-19: St. Johns County vaccine summary

Vaccination data through Mar 15, 2021 as of Mar 16, 2021 at 12:05 AM

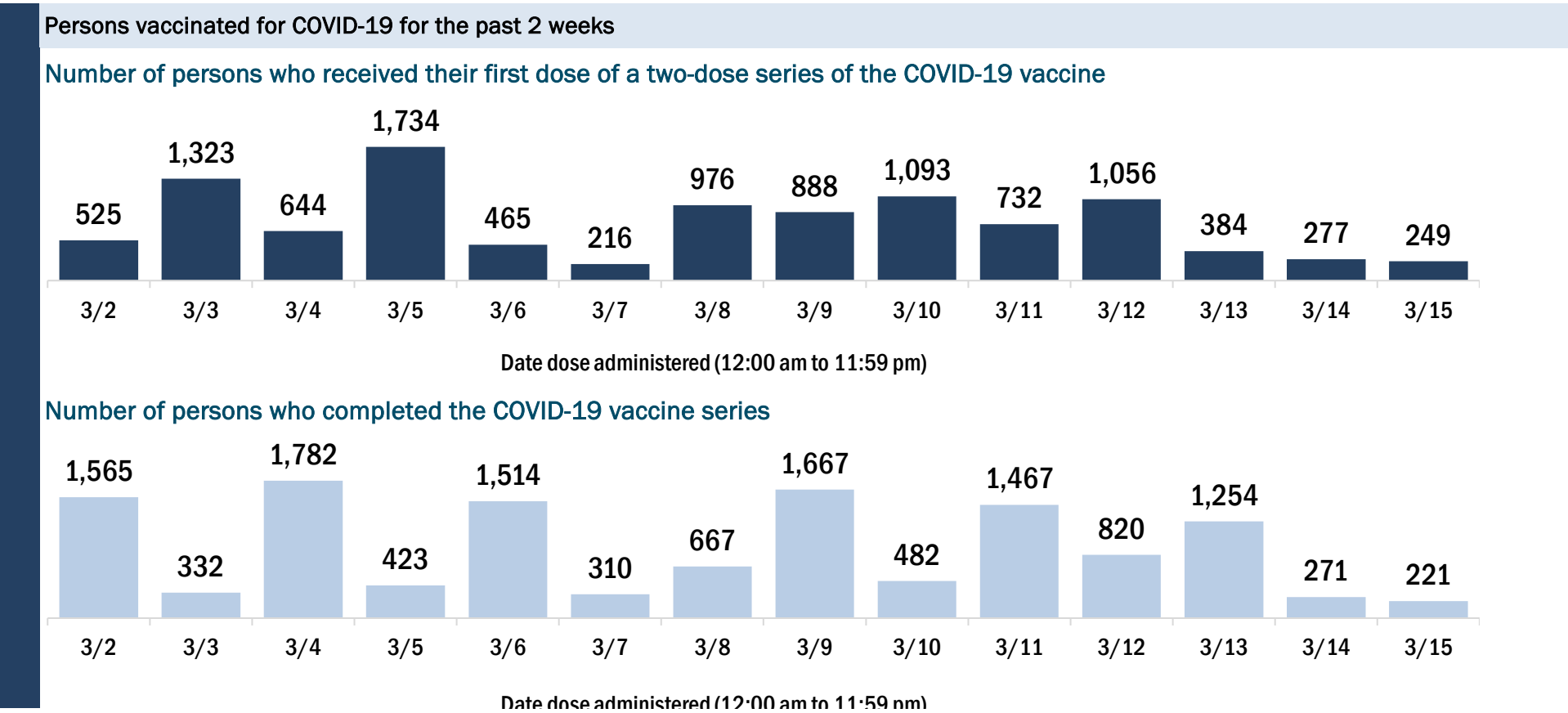
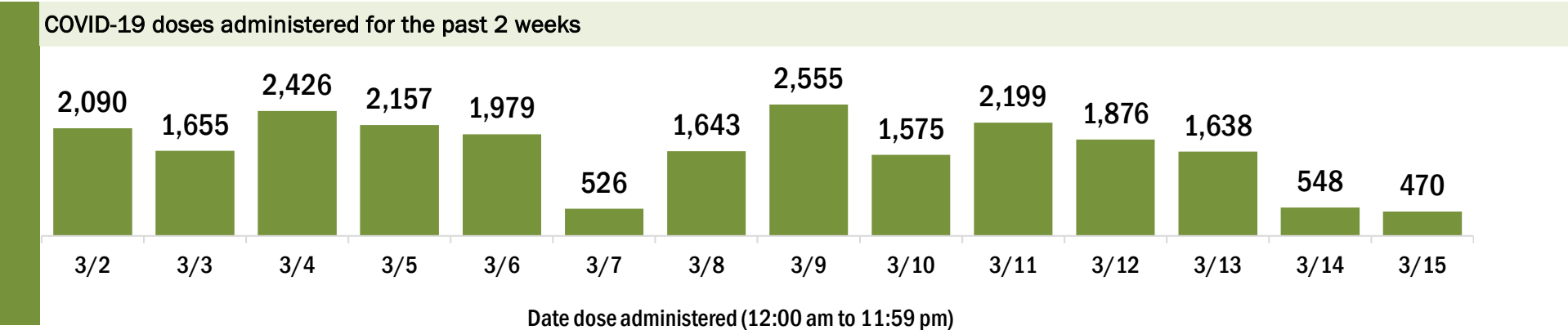
Data in this report are provisional and subject to change.

Data in this summary pertain to COVID-19 vaccines approved by the U.S. Food and Drug Administration and have been issued an Emergency Use Authorization (Janssen COVID-19 Vaccine, Moderna COVID-19 Vaccine and Pfizer-BioNTech COVID-19 Vaccine). These data summarize the number of people who have received either their first dose or have completed the series for a COVID-19 vaccine. **A person can only be counted in one category, first dose or series complete.** For persons receiving Moderna or Pfizer vaccines, once they receive their second dose, they are moved from the first dose column to the series completed column. **Because of this, the total first dose category may show a change from report to report not matching the total receiving their first dose from the previous day.** Persons receiving Johnson & Johnson vaccines will always be counted in the series completed column.

COVID-19 doses for vaccinated persons in Florida	
Doses administered	121,002
People receiving one dose of a 1-dose series (Johnson & Johnson) or receiving only one dose of a 2-dose series (Moderna, Pfizer) count once. Persons receiving both doses of a 2-dose series count twice.	

Current status of persons vaccinated for COVID-19 in Florida	
Total people vaccinated	71,582
First dose	20,389
Series completed	51,193
Completed 1-dose series	1,773
Completed 2-dose series	49,420
First dose: current number of people who have only received their first dose of the Moderna or Pfizer vaccine.	
Series complete: current number of people who have received both Moderna or Pfizer vaccine doses or one Johnson & Johnson dose and are considered fully immunized.	

Demographic summary	First dose	Series complete	Total people vaccinated
Age group	20,389	51,193	71,582
16-24 years	643	571	1,214
25-34 years	1,003	1,663	2,666
35-44 years	2,311	3,484	5,795
45-54 years	2,926	3,510	6,436
55-64 years	5,254	4,696	9,950
65-74 years	5,008	22,731	27,739
75-84 years	2,407	11,366	13,773
85+ years	837	3,172	4,009
Race	20,389	51,193	71,582
White	14,849	37,911	52,760
Black	671	1,288	1,959
American Indian/Alaskan	56	161	217
Other	1,902	5,209	7,111
Unknown	2,911	6,624	9,535
Other race includes Asian, native Hawaiian/Pacific Islander, or other.			
Ethnicity	20,389	51,193	71,582
Hispanic	765	1,186	1,951
Non-Hispanic	12,991	32,029	45,020
Unknown	6,633	17,978	24,611
Gender	20,389	51,193	71,582
Female	11,907	28,767	40,674
Male	8,463	22,415	30,878
Unknown	19	11	30



# COVID-19: St. Lucie County vaccine summary

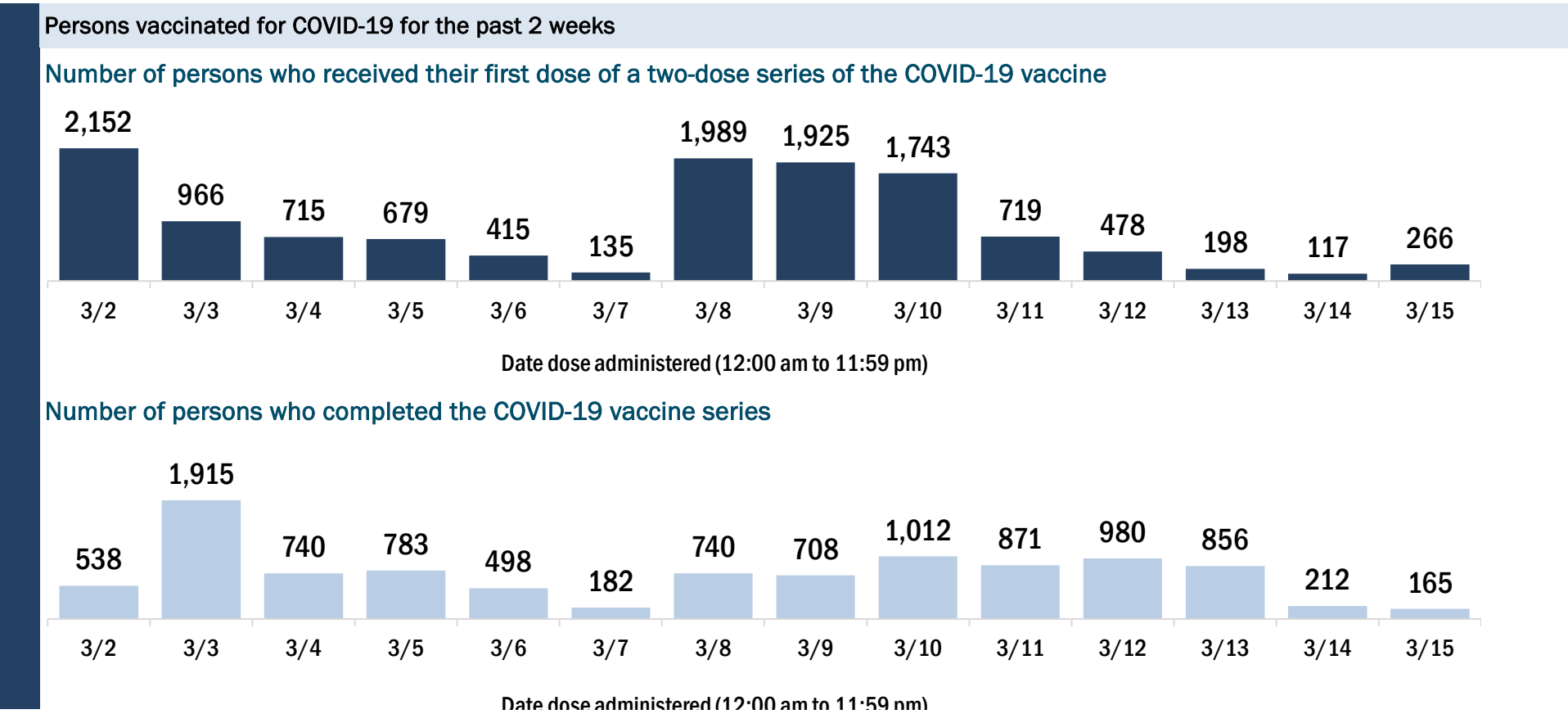
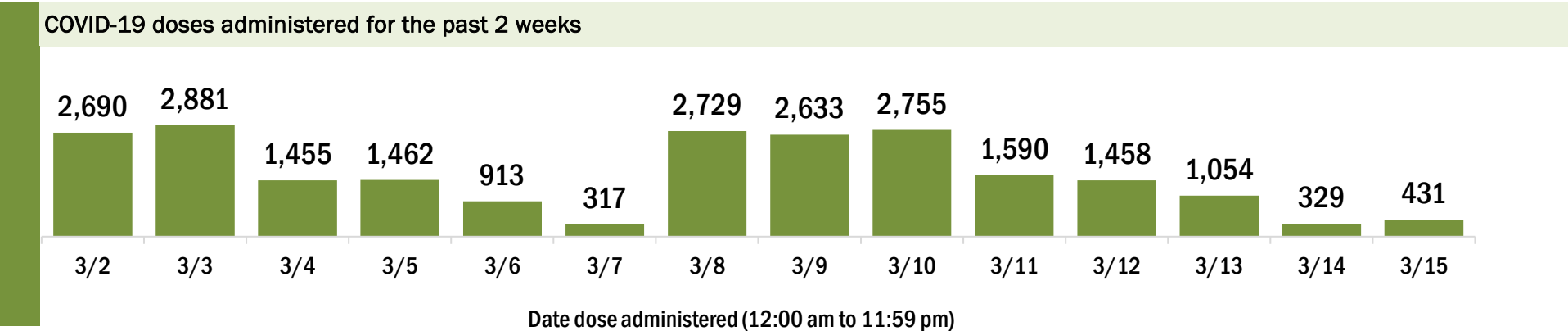
Vaccination data through Mar 15, 2021 as of Mar 16, 2021 at 12:05 AM

Data in this report are provisional and subject to change.

Data in this summary pertain to COVID-19 vaccines approved by the U.S. Food and Drug Administration and have been issued an Emergency Use Authorization (Janssen COVID-19 Vaccine, Moderna COVID-19 Vaccine and Pfizer-BioNTech COVID-19 Vaccine). These data summarize the number of people who have received either their first dose or have completed the series for a COVID-19 vaccine. **A person can only be counted in one category, first dose or series complete.** For persons receiving Moderna or Pfizer vaccines, once they receive their second dose, they are moved from the first dose column to the series completed column. **Because of this, the total first dose category may show a change from report to report not matching the total receiving their first dose from the previous day.** Persons receiving Johnson & Johnson vaccines will always be counted in the series completed column.

COVID-19 doses for vaccinated persons in Florida	
Doses administered	100,103
People receiving one dose of a 1-dose series (Johnson & Johnson) or receiving only one dose of a 2-dose series (Moderna, Pfizer) count once. Persons receiving both doses of a 2-dose series count twice.	
Current status of persons vaccinated for COVID-19 in Florida	
Total people vaccinated	64,655
First dose	28,778
Series completed	35,877
Completed 1-dose series	429
Completed 2-dose series	35,448
First dose: current number of people who have only received their first dose of the Moderna or Pfizer vaccine.	
Series complete: current number of people who have received both Moderna or Pfizer vaccine doses or one Johnson & Johnson dose and are considered fully immunized.	

Demographic summary		First dose	Series complete	Total people vaccinated
Age group		28,778	35,877	64,655
16-24 years		291	296	587
25-34 years		647	828	1,475
35-44 years		1,051	1,262	2,313
45-54 years		2,032	1,833	3,865
55-64 years		4,332	2,860	7,192
65-74 years		11,472	16,243	27,715
75-84 years		6,852	9,579	16,431
85+ years		2,101	2,976	5,077
Race		28,778	35,877	64,655
White		19,934	23,967	43,901
Black		2,803	2,676	5,479
American Indian/Alaskan		199	145	344
Other		1,981	3,641	5,622
Unknown		3,861	5,448	9,309
Other race includes Asian, native Hawaiian/Pacific Islander, or other.				
Ethnicity		28,778	35,877	64,655
Hispanic		2,408	1,639	4,047
Non-Hispanic		17,048	20,038	37,086
Unknown		9,322	14,200	23,522
Gender		28,778	35,877	64,655
Female		16,494	20,707	37,201
Male		12,210	15,156	27,366
Unknown		74	14	88





# COVID-19: Sumter County vaccine summary

Vaccination data through Mar 15, 2021 as of Mar 16, 2021 at 12:05 AM

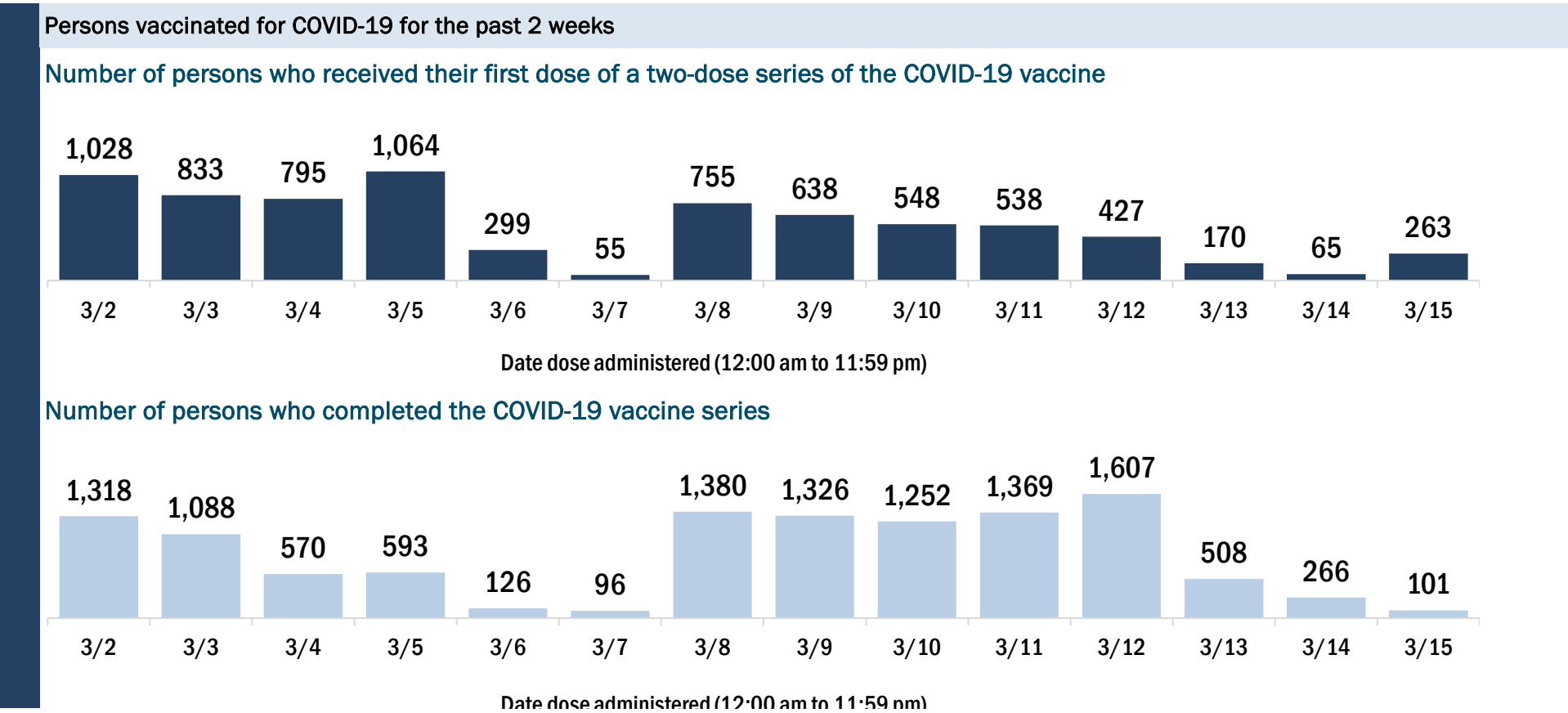
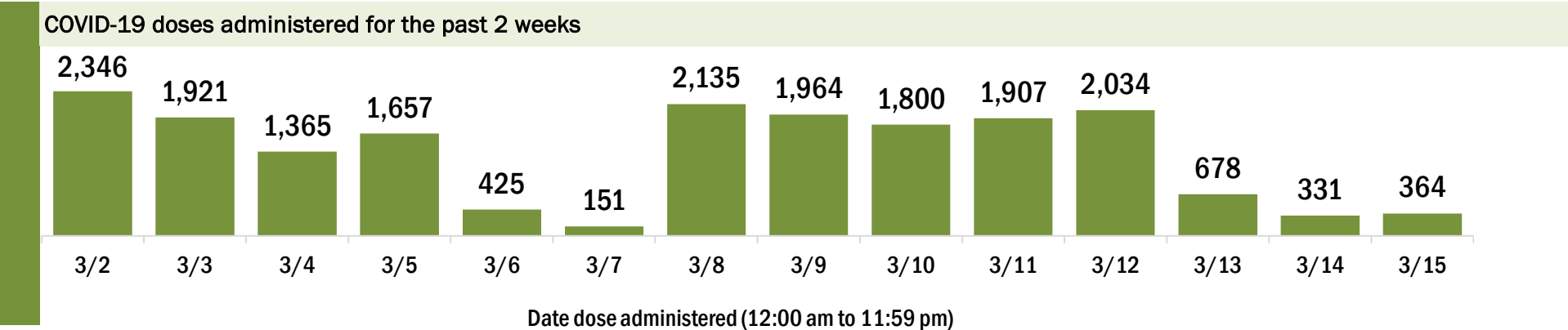
Data in this report are provisional and subject to change.

Data in this summary pertain to COVID-19 vaccines approved by the U.S. Food and Drug Administration and have been issued an Emergency Use Authorization (Janssen COVID-19 Vaccine, Moderna COVID-19 Vaccine and Pfizer-BioNTech COVID-19 Vaccine). These data summarize the number of people who have received either their first dose or have completed the series for a COVID-19 vaccine. **A person can only be counted in one category, first dose or series complete.** For persons receiving Moderna or Pfizer vaccines, once they receive their second dose, they are moved from the first dose column to the series completed column. **Because of this, the total first dose category may show a change from report to report not matching the total receiving their first dose from the previous day.** Persons receiving Johnson & Johnson vaccines will always be counted in the series completed column.

COVID-19 doses for vaccinated persons in Florida	
Doses administered	77,872
People receiving one dose of a 1-dose series (Johnson & Johnson) or receiving only one dose of a 2-dose series (Moderna, Pfizer) count once. Persons receiving both doses of a 2-dose series count twice.	

Current status of persons vaccinated for COVID-19 in Florida	
Total people vaccinated	49,841
First dose	19,103
Series completed	30,738
Completed 1-dose series	2,707
Completed 2-dose series	28,031
First dose: current number of people who have only received their first dose of the Moderna or Pfizer vaccine.	
Series complete: current number of people who have received both Moderna or Pfizer vaccine doses or one Johnson & Johnson dose and are considered fully immunized.	

Demographic summary	First dose	Series complete	Total people vaccinated
Age group	19,103	30,738	49,841
16-24 years	28	36	64
25-34 years	83	110	193
35-44 years	125	150	275
45-54 years	288	256	544
55-64 years	1,477	884	2,361
65-74 years	9,275	16,726	26,001
75-84 years	6,552	10,889	17,441
85+ years	1,275	1,687	2,962
Race	19,103	30,738	49,841
White	14,617	24,755	39,372
Black	245	272	517
American Indian/Alaskan	24	106	130
Other	949	1,278	2,227
Unknown	3,268	4,327	7,595
Other race includes Asian, native Hawaiian/Pacific Islander, or other.			
Ethnicity	19,103	30,738	49,841
Hispanic	257	341	598
Non-Hispanic	9,841	16,931	26,772
Unknown	9,005	13,466	22,471
Gender	19,103	30,738	49,841
Female	10,679	17,088	27,767
Male	8,350	13,645	21,995
Unknown	74	5	79



# COVID-19: Suwannee County vaccine summary

Vaccination data through Mar 15, 2021 as of Mar 16, 2021 at 12:05 AM

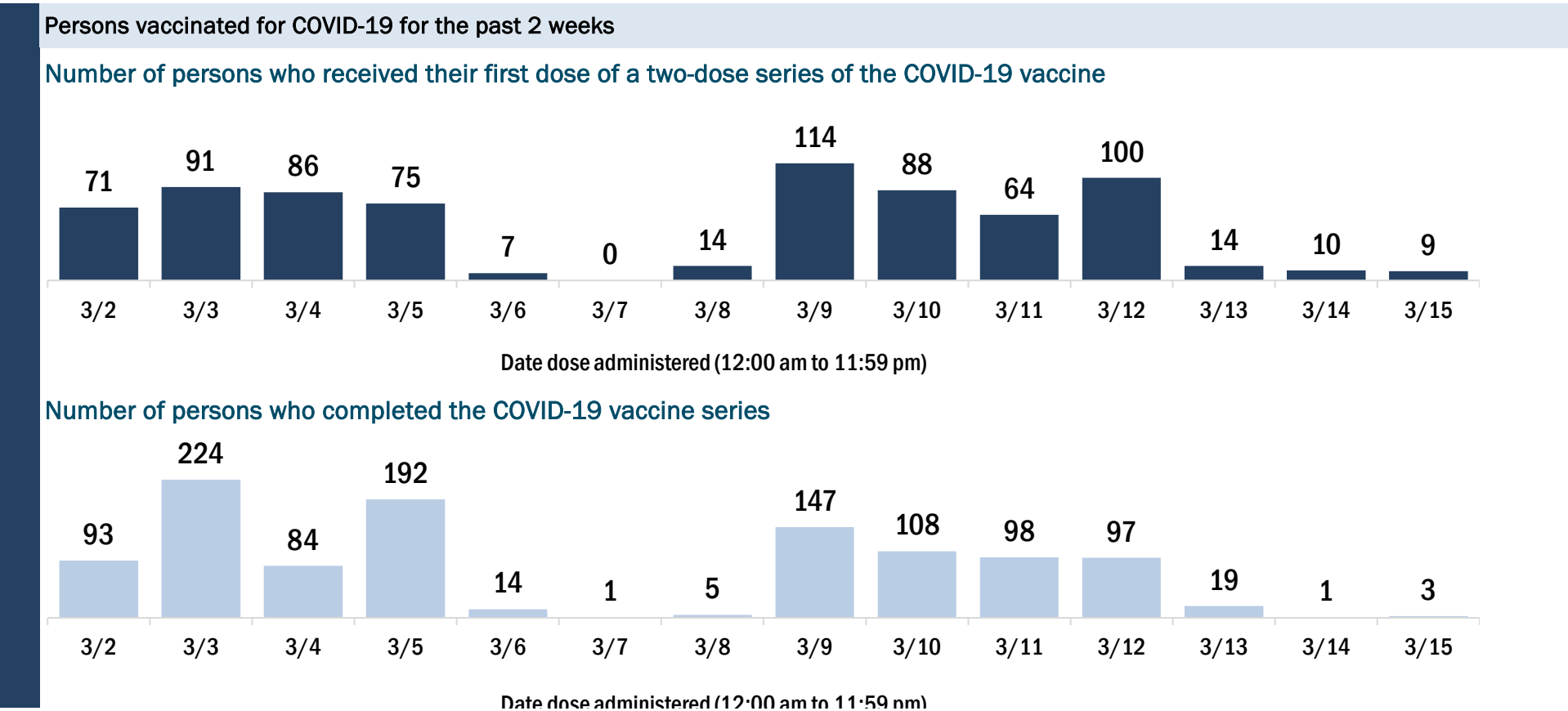
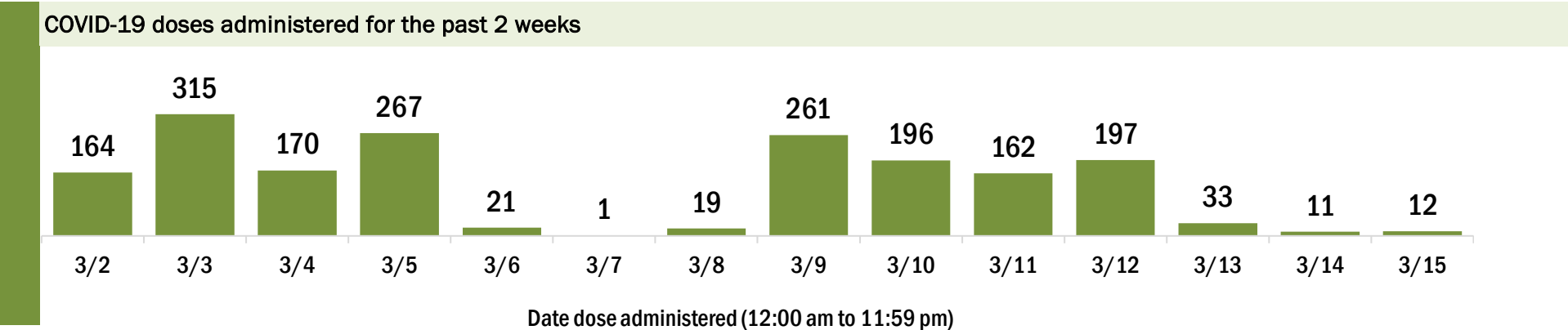
Data in this report are provisional and subject to change.

Data in this summary pertain to COVID-19 vaccines approved by the U.S. Food and Drug Administration and have been issued an Emergency Use Authorization (Janssen COVID-19 Vaccine, Moderna COVID-19 Vaccine and Pfizer-BioNTech COVID-19 Vaccine). These data summarize the number of people who have received either their first dose or have completed the series for a COVID-19 vaccine. **A person can only be counted in one category, first dose or series complete.** For persons receiving Moderna or Pfizer vaccines, once they receive their second dose, they are moved from the first dose column to the series completed column. **Because of this, the total first dose category may show a change from report to report not matching the total receiving their first dose from the previous day.** Persons receiving Johnson & Johnson vaccines will always be counted in the series completed column.

COVID-19 doses for vaccinated persons in Florida	
Doses administered	10,388
People receiving one dose of a 1-dose series (Johnson & Johnson) or receiving only one dose of a 2-dose series (Moderna, Pfizer) count once. Persons receiving both doses of a 2-dose series count twice.	

Current status of persons vaccinated for COVID-19 in Florida	
Total people vaccinated	5,967
First dose	1,519
Series completed	4,448
Completed 1-dose series	27
Completed 2-dose series	4,421
First dose: current number of people who have only received their first dose of the Moderna or Pfizer vaccine.	
Series complete: current number of people who have received both Moderna or Pfizer vaccine doses or one Johnson & Johnson dose and are considered fully immunized.	

Demographic summary	First dose	Series complete	Total people vaccinated
Age group	1,519	4,448	5,967
16-24 years	29	32	61
25-34 years	44	64	108
35-44 years	78	95	173
45-54 years	110	131	241
55-64 years	374	273	647
65-74 years	516	1,991	2,507
75-84 years	271	1,377	1,648
85+ years	97	485	582
Race	1,519	4,448	5,967
White	1,061	3,101	4,162
Black	141	247	388
American Indian/Alaskan	0	4	4
Other	104	298	402
Unknown	213	798	1,011
Other race includes Asian, native Hawaiian/Pacific Islander, or other.			
Ethnicity	1,519	4,448	5,967
Hispanic	46	63	109
Non-Hispanic	847	2,006	2,853
Unknown	626	2,379	3,005
Gender	1,519	4,448	5,967
Female	931	2,593	3,524
Male	588	1,855	2,443
Unknown	0	0	0



# COVID-19: Taylor County vaccine summary

Vaccination data through Mar 15, 2021 as of Mar 16, 2021 at 12:05 AM

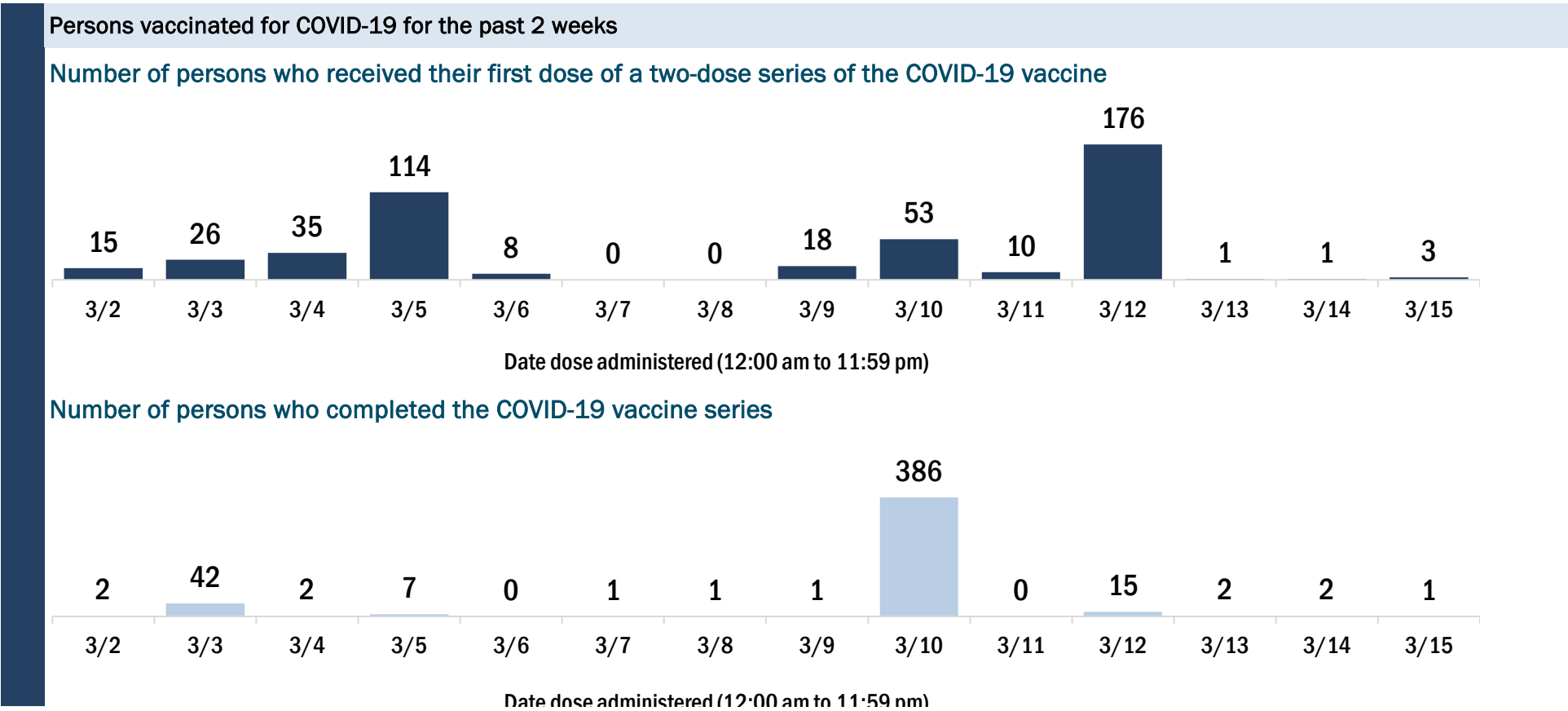
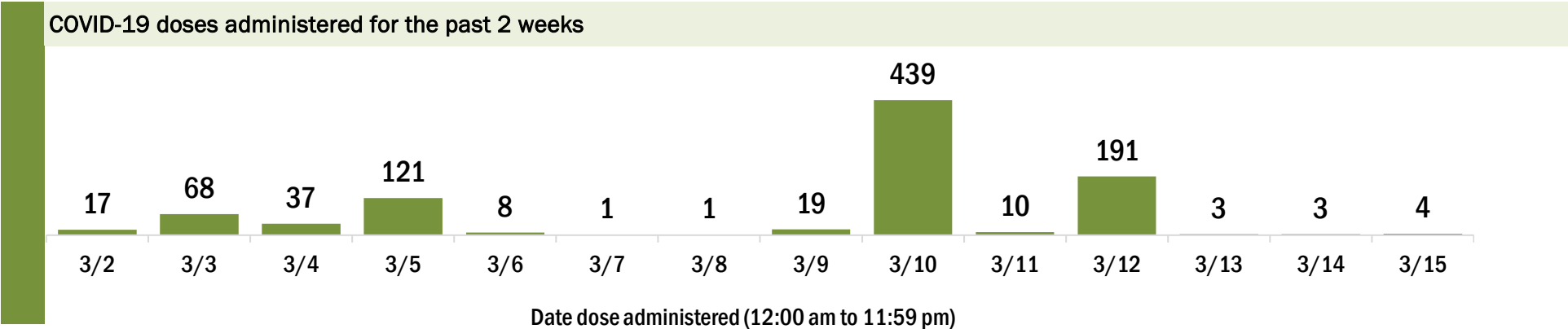
Data in this report are provisional and subject to change.

Data in this summary pertain to COVID-19 vaccines approved by the U.S. Food and Drug Administration and have been issued an Emergency Use Authorization (Janssen COVID-19 Vaccine, Moderna COVID-19 Vaccine and Pfizer-BioNTech COVID-19 Vaccine). These data summarize the number of people who have received either their first dose or have completed the series for a COVID-19 vaccine. **A person can only be counted in one category, first dose or series complete.** For persons receiving Moderna or Pfizer vaccines, once they receive their second dose, they are moved from the first dose column to the series completed column. **Because of this, the total first dose category may show a change from report to report not matching the total receiving their first dose from the previous day.** Persons receiving Johnson & Johnson vaccines will always be counted in the series completed column.

COVID-19 doses for vaccinated persons in Florida	
Doses administered	5,590
People receiving one dose of a 1-dose series (Johnson & Johnson) or receiving only one dose of a 2-dose series (Moderna, Pfizer) count once. Persons receiving both doses of a 2-dose series count twice.	

Current status of persons vaccinated for COVID-19 in Florida	
Total people vaccinated	3,515
First dose	1,435
Series completed	2,080
Completed 1-dose series	5
Completed 2-dose series	2,075
<b>First dose:</b> current number of people who have only received their first dose of the Moderna or Pfizer vaccine.	
<b>Series complete:</b> current number of people who have received both Moderna or Pfizer vaccine doses or one Johnson & Johnson dose and are considered fully immunized.	

Demographic summary	First dose	Series complete	Total people vaccinated
Age group	1,435	2,080	3,515
16-24 years	32	9	41
25-34 years	33	35	68
35-44 years	58	32	90
45-54 years	119	61	180
55-64 years	381	174	555
65-74 years	492	980	1,472
75-84 years	244	618	862
85+ years	76	171	247
Race	1,435	2,080	3,515
White	988	1,512	2,500
Black	174	181	355
American Indian/Alaskan	12	17	29
Other	45	162	207
Unknown	216	208	424
Other race includes Asian, native Hawaiian/Pacific Islander, or other.			
Ethnicity	1,435	2,080	3,515
Hispanic	15	22	37
Non-Hispanic	769	990	1,759
Unknown	651	1,068	1,719
Gender	1,435	2,080	3,515
Female	798	1,150	1,948
Male	637	930	1,567
Unknown	0	0	0



# COVID-19: Union County vaccine summary

Vaccination data through Mar 15, 2021 as of Mar 16, 2021 at 12:05 AM

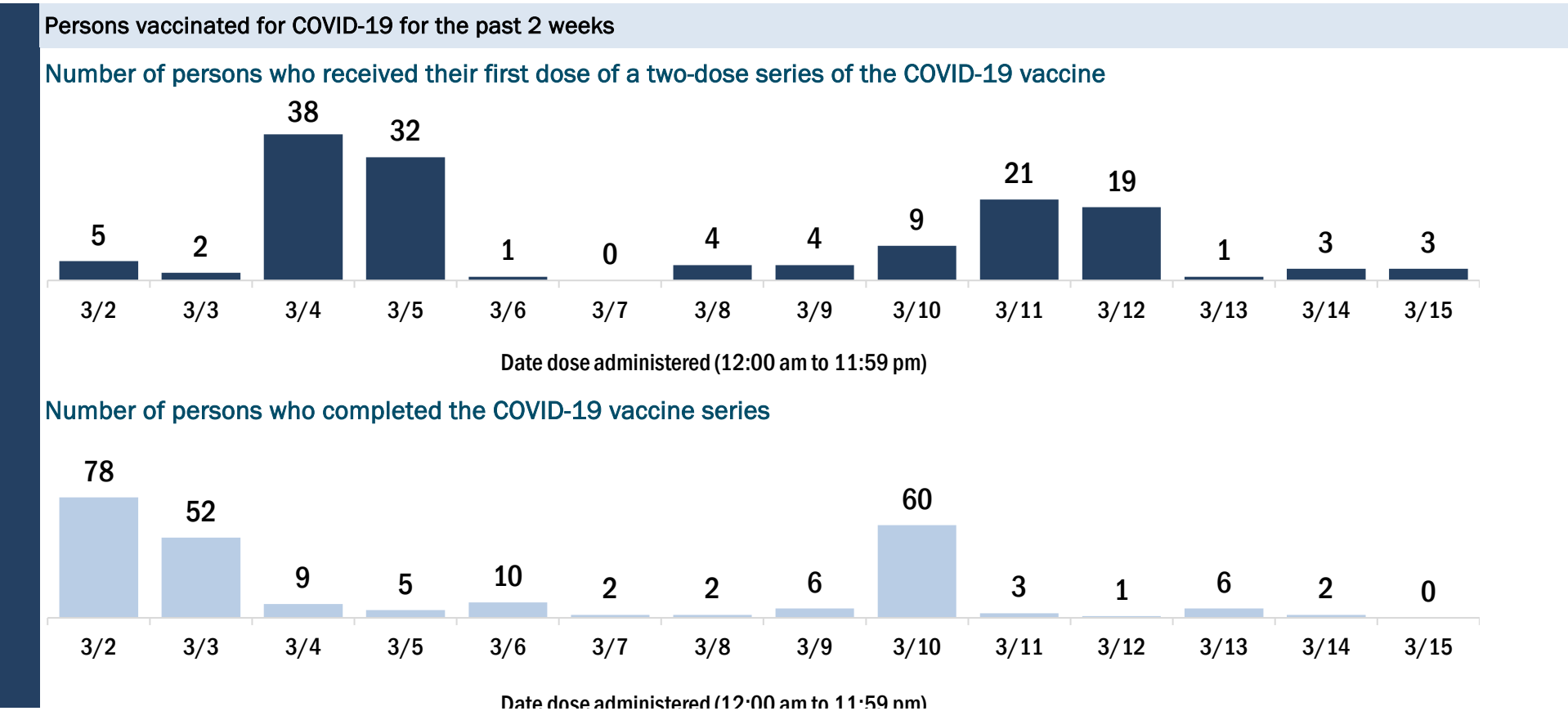
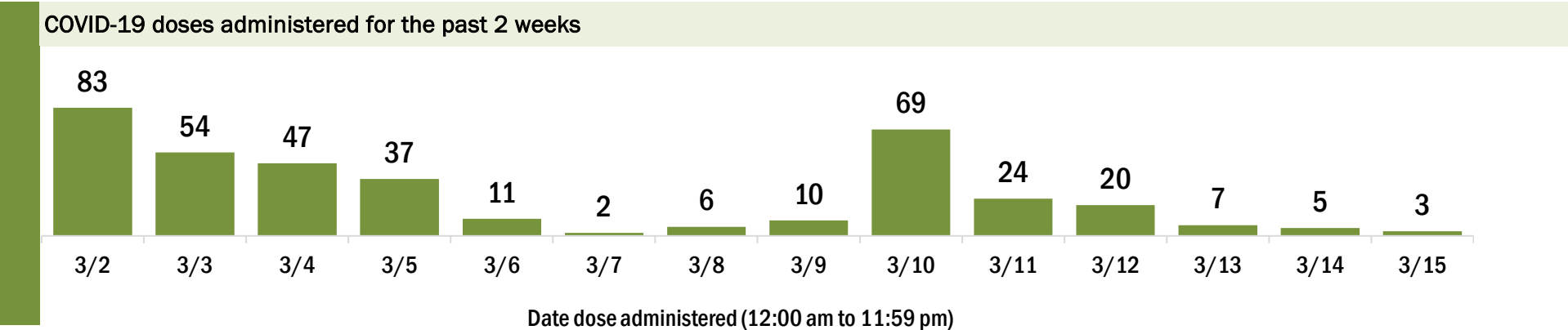
Data in this report are provisional and subject to change.

Data in this summary pertain to COVID-19 vaccines approved by the U.S. Food and Drug Administration and have been issued an Emergency Use Authorization (Janssen COVID-19 Vaccine, Moderna COVID-19 Vaccine and Pfizer-BioNTech COVID-19 Vaccine). These data summarize the number of people who have received either their first dose or have completed the series for a COVID-19 vaccine. **A person can only be counted in one category, first dose or series complete.** For persons receiving Moderna or Pfizer vaccines, once they receive their second dose, they are moved from the first dose column to the series completed column. **Because of this, the total first dose category may show a change from report to report not matching the total receiving their first dose from the previous day.** Persons receiving Johnson & Johnson vaccines will always be counted in the series completed column.

COVID-19 doses for vaccinated persons in Florida	
Doses administered	2,480
People receiving one dose of a 1-dose series (Johnson & Johnson) or receiving only one dose of a 2-dose series (Moderna, Pfizer) count once. Persons receiving both doses of a 2-dose series count twice.	

Current status of persons vaccinated for COVID-19 in Florida	
Total people vaccinated	1,396
First dose	305
Series completed	1,091
Completed 1-dose series	7
Completed 2-dose series	1,084
<b>First dose:</b> current number of people who have only received their first dose of the Moderna or Pfizer vaccine.	
<b>Series complete:</b> current number of people who have received both Moderna or Pfizer vaccine doses or one Johnson & Johnson dose and are considered fully immunized.	

Demographic summary	First dose	Series complete	Total people vaccinated
Age group	305	1,091	1,396
16-24 years	7	9	16
25-34 years	19	45	64
35-44 years	18	35	53
45-54 years	25	49	74
55-64 years	52	87	139
65-74 years	119	479	598
75-84 years	51	298	349
85+ years	14	89	103
Race	305	1,091	1,396
White	224	910	1,134
Black	32	65	97
American Indian/Alaskan	5	9	14
Other	29	93	122
Unknown	15	14	29
Other race includes Asian, native Hawaiian/Pacific Islander, or other.			
Ethnicity	305	1,091	1,396
Hispanic	13	18	31
Non-Hispanic	239	1,018	1,257
Unknown	53	55	108
Gender	305	1,091	1,396
Female	182	618	800
Male	123	473	596
Unknown	0	0	0





# COVID-19: Volusia County vaccine summary

Vaccination data through Mar 15, 2021 as of Mar 16, 2021 at 12:05 AM

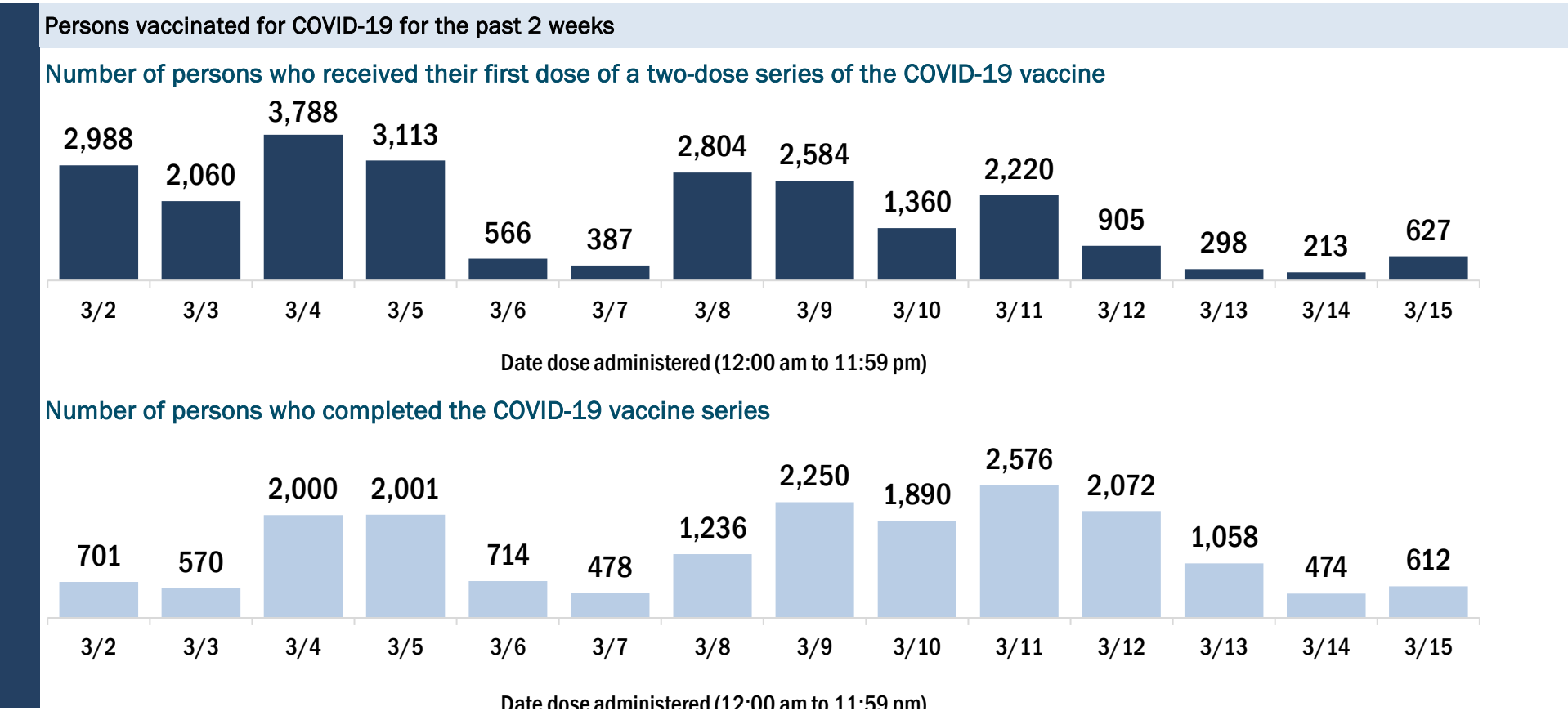
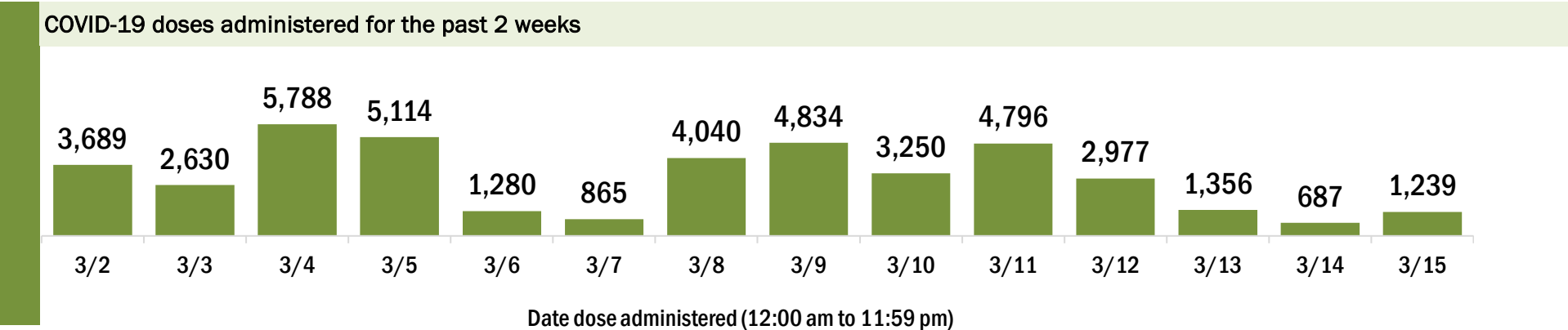
Data in this report are provisional and subject to change.

Data in this summary pertain to COVID-19 vaccines approved by the U.S. Food and Drug Administration and have been issued an Emergency Use Authorization (Janssen COVID-19 Vaccine, Moderna COVID-19 Vaccine and Pfizer-BioNTech COVID-19 Vaccine). These data summarize the number of people who have received either their first dose or have completed the series for a COVID-19 vaccine. **A person can only be counted in one category, first dose or series complete.** For persons receiving Moderna or Pfizer vaccines, once they receive their second dose, they are moved from the first dose column to the series completed column. **Because of this, the total first dose category may show a change from report to report not matching the total receiving their first dose from the previous day.** Persons receiving Johnson & Johnson vaccines will always be counted in the series completed column.

COVID-19 doses for vaccinated persons in Florida	
Doses administered	168,325
People receiving one dose of a 1-dose series (Johnson & Johnson) or receiving only one dose of a 2-dose series (Moderna, Pfizer) count once. Persons receiving both doses of a 2-dose series count twice.	

Current status of persons vaccinated for COVID-19 in Florida	
Total people vaccinated	108,408
First dose	43,863
Series completed	64,545
Completed 1-dose series	4,628
Completed 2-dose series	59,917
First dose: current number of people who have only received their first dose of the Moderna or Pfizer vaccine.	
Series complete: current number of people who have received both Moderna or Pfizer vaccine doses or one Johnson & Johnson dose and are considered fully immunized.	

Demographic summary	First dose	Series complete	Total people vaccinated
Age group	43,863	64,545	108,408
16-24 years	521	679	1,200
25-34 years	1,156	1,872	3,028
35-44 years	1,631	2,511	4,142
45-54 years	2,821	3,527	6,348
55-64 years	5,724	5,716	11,440
65-74 years	18,061	28,201	46,262
75-84 years	10,581	15,893	26,474
85+ years	3,368	6,146	9,514
Race	43,863	64,545	108,408
White	29,791	39,130	68,921
Black	2,179	1,784	3,963
American Indian/Alaskan	190	183	373
Other	3,549	10,430	13,979
Unknown	8,154	13,018	21,172
Other race includes Asian, native Hawaiian/Pacific Islander, or other.			
Ethnicity	43,863	64,545	108,408
Hispanic	2,256	1,751	4,007
Non-Hispanic	22,726	26,271	48,997
Unknown	18,881	36,523	55,404
Gender	43,863	64,545	108,408
Female	25,079	37,910	62,989
Male	17,800	26,252	44,052
Unknown	984	383	1,367



# COVID-19: Wakulla County vaccine summary

Vaccination data through Mar 15, 2021 as of Mar 16, 2021 at 12:05 AM

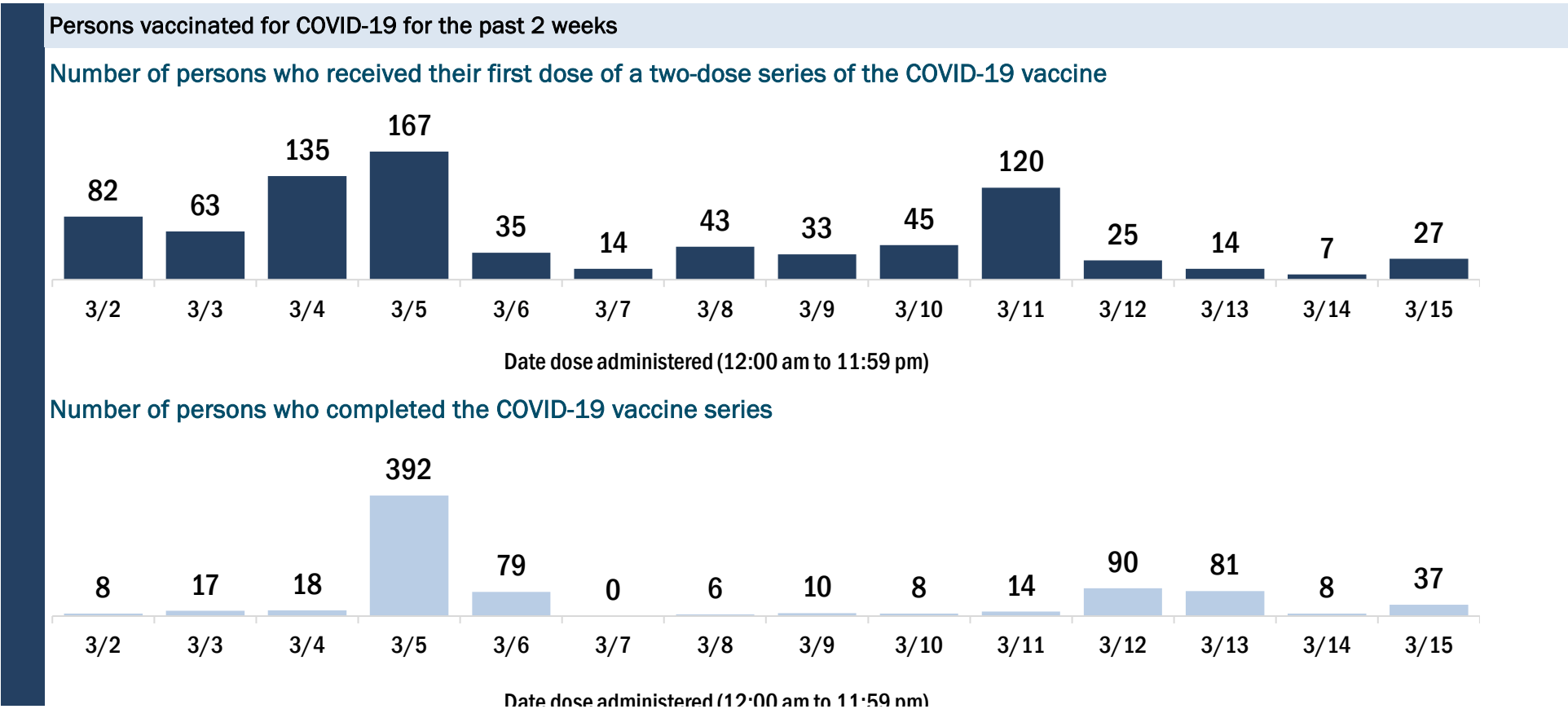
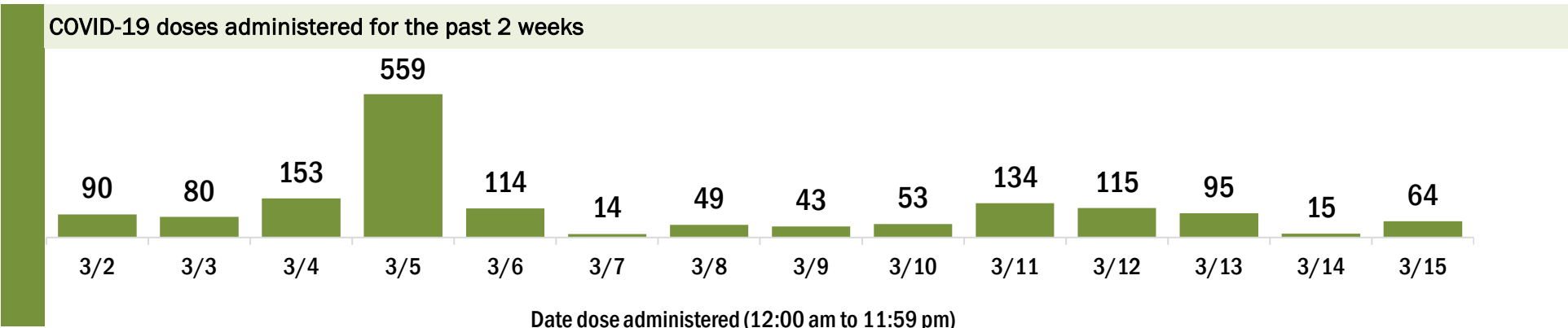
Data in this report are provisional and subject to change.

Data in this summary pertain to COVID-19 vaccines approved by the U.S. Food and Drug Administration and have been issued an Emergency Use Authorization (Janssen COVID-19 Vaccine, Moderna COVID-19 Vaccine and Pfizer-BioNTech COVID-19 Vaccine). These data summarize the number of people who have received either their first dose or have completed the series for a COVID-19 vaccine. **A person can only be counted in one category, first dose or series complete.** For persons receiving Moderna or Pfizer vaccines, once they receive their second dose, they are moved from the first dose column to the series completed column. **Because of this, the total first dose category may show a change from report to report not matching the total receiving their first dose from the previous day.** Persons receiving Johnson & Johnson vaccines will always be counted in the series completed column.

COVID-19 doses for vaccinated persons in Florida	
Doses administered	9,858
People receiving one dose of a 1-dose series (Johnson & Johnson) or receiving only one dose of a 2-dose series (Moderna, Pfizer) count once. Persons receiving both doses of a 2-dose series count twice.	

Current status of persons vaccinated for COVID-19 in Florida	
Total people vaccinated	6,069
First dose	2,218
Series completed	3,851
Completed 1-dose series	62
Completed 2-dose series	3,789
<b>First dose:</b> current number of people who have only received their first dose of the Moderna or Pfizer vaccine.	
<b>Series complete:</b> current number of people who have received both Moderna or Pfizer vaccine doses or one Johnson & Johnson dose and are considered fully immunized.	

Demographic summary	First dose	Series complete	Total people vaccinated
Age group	2,218	3,851	6,069
16-24 years	37	26	63
25-34 years	83	106	189
35-44 years	161	144	305
45-54 years	281	181	462
55-64 years	577	349	926
65-74 years	694	1,914	2,608
75-84 years	308	908	1,216
85+ years	77	223	300
Race	2,218	3,851	6,069
White	1,613	2,881	4,494
Black	160	196	356
American Indian/Alaskan	6	24	30
Other	224	559	783
Unknown	215	191	406
Other race includes Asian, native Hawaiian/Pacific Islander, or other.			
Ethnicity	2,218	3,851	6,069
Hispanic	36	39	75
Non-Hispanic	1,539	2,902	4,441
Unknown	643	910	1,553
Gender	2,218	3,851	6,069
Female	1,295	2,126	3,421
Male	922	1,724	2,646
Unknown	1	1	2



# COVID-19: Walton County vaccine summary

Vaccination data through Mar 15, 2021 as of Mar 16, 2021 at 12:05 AM

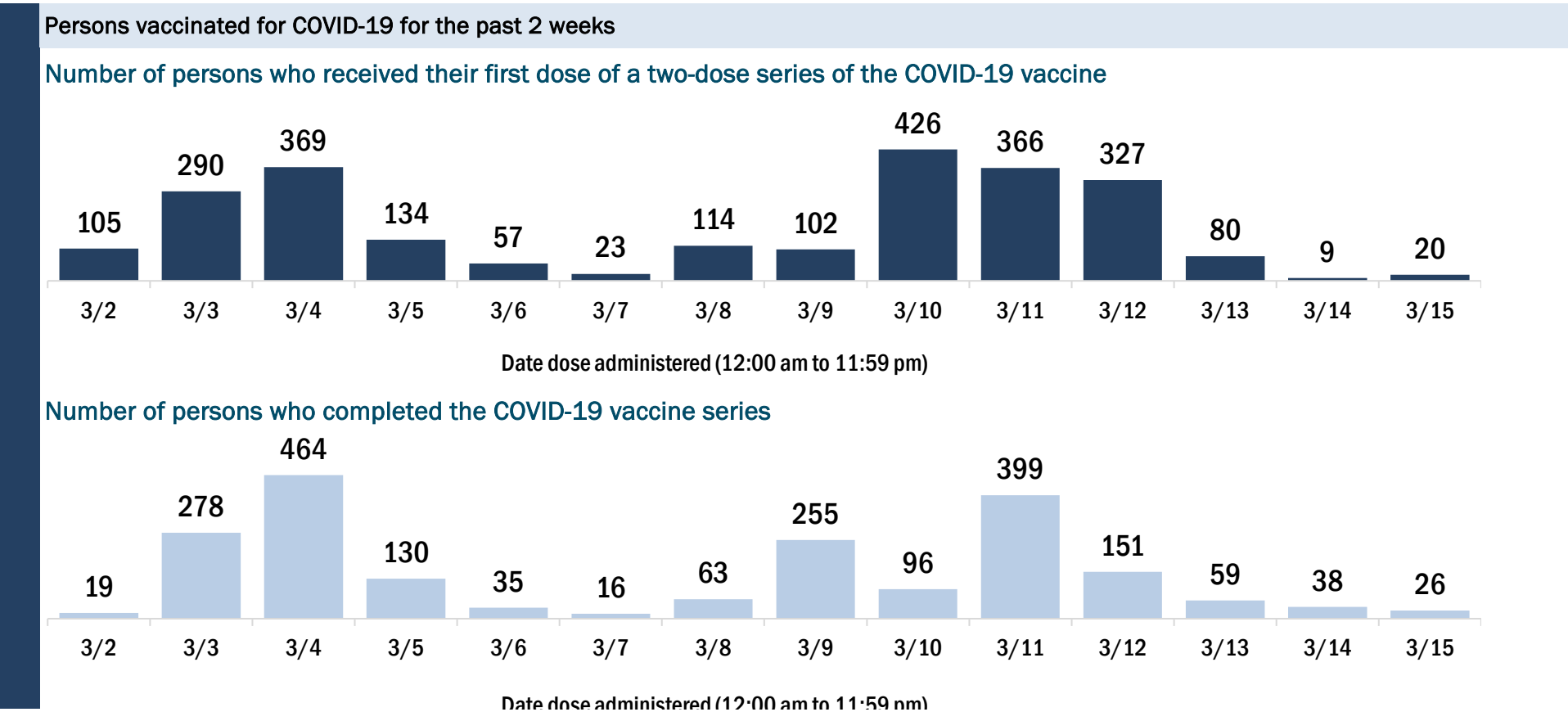
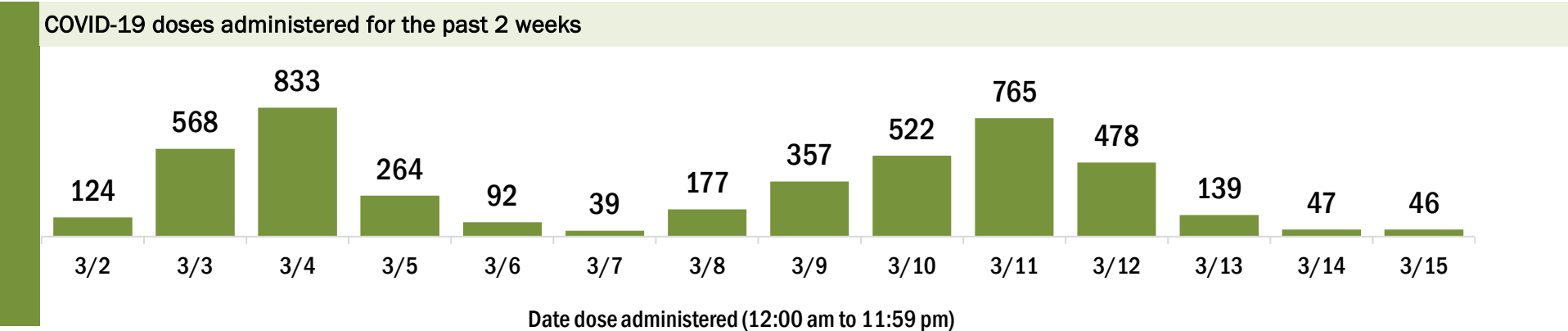
Data in this report are provisional and subject to change.

Data in this summary pertain to COVID-19 vaccines approved by the U.S. Food and Drug Administration and have been issued an Emergency Use Authorization (Janssen COVID-19 Vaccine, Moderna COVID-19 Vaccine and Pfizer-BioNTech COVID-19 Vaccine). These data summarize the number of people who have received either their first dose or have completed the series for a COVID-19 vaccine. **A person can only be counted in one category, first dose or series complete.** For persons receiving Moderna or Pfizer vaccines, once they receive their second dose, they are moved from the first dose column to the series completed column. **Because of this, the total first dose category may show a change from report to report not matching the total receiving their first dose from the previous day.** Persons receiving Johnson & Johnson vaccines will always be counted in the series completed column.

COVID-19 doses for vaccinated persons in Florida	
Doses administered	22,164
People receiving one dose of a 1-dose series (Johnson & Johnson) or receiving only one dose of a 2-dose series (Moderna, Pfizer) count once. Persons receiving both doses of a 2-dose series count twice.	

Current status of persons vaccinated for COVID-19 in Florida	
Total people vaccinated	13,582
First dose	4,800
Series completed	8,782
Completed 1-dose series	200
Completed 2-dose series	8,582
First dose: current number of people who have only received their first dose of the Moderna or Pfizer vaccine.	
Series complete: current number of people who have received both Moderna or Pfizer vaccine doses or one Johnson & Johnson dose and are considered fully immunized.	

Demographic summary	First dose	Series complete	Total people vaccinated
Age group	4,800	8,782	13,582
16-24 years	42	53	95
25-34 years	150	146	296
35-44 years	333	263	596
45-54 years	509	380	889
55-64 years	1,257	789	2,046
65-74 years	1,588	4,600	6,188
75-84 years	731	1,994	2,725
85+ years	190	557	747
Race	4,800	8,782	13,582
White	3,720	6,716	10,436
Black	120	122	242
American Indian/Alaskan	12	30	42
Other	227	411	638
Unknown	721	1,503	2,224
Other race includes Asian, native Hawaiian/Pacific Islander, or other.			
Ethnicity	4,800	8,782	13,582
Hispanic	97	97	194
Non-Hispanic	3,248	5,720	8,968
Unknown	1,455	2,965	4,420
Gender	4,800	8,782	13,582
Female	2,672	4,811	7,483
Male	2,126	3,970	6,096
Unknown	2	1	3



# COVID-19: Washington County vaccine summary

Vaccination data through Mar 15, 2021 as of Mar 16, 2021 at 12:05 AM

Data in this report are provisional and subject to change.

Data in this summary pertain to COVID-19 vaccines approved by the U.S. Food and Drug Administration and have been issued an Emergency Use Authorization (Janssen COVID-19 Vaccine, Moderna COVID-19 Vaccine and Pfizer-BioNTech COVID-19 Vaccine). These data summarize the number of people who have received either their first dose or have completed the series for a COVID-19 vaccine. **A person can only be counted in one category, first dose or series complete.** For persons receiving Moderna or Pfizer vaccines, once they receive their second dose, they are moved from the first dose column to the series completed column. **Because of this, the total first dose category may show a change from report to report not matching the total receiving their first dose from the previous day.** Persons receiving Johnson & Johnson vaccines will always be counted in the series completed column.

COVID-19 doses for vaccinated persons in Florida	
Doses administered	5,205
People receiving one dose of a 1-dose series (Johnson & Johnson) or receiving only one dose of a 2-dose series (Moderna, Pfizer) count once. Persons receiving both doses of a 2-dose series count twice.	

Current status of persons vaccinated for COVID-19 in Florida	
Total people vaccinated	3,225
First dose	1,224
Series completed	2,001
Completed 1-dose series	21
Completed 2-dose series	1,980
First dose: current number of people who have only received their first dose of the Moderna or Pfizer vaccine.	
Series complete: current number of people who have received both Moderna or Pfizer vaccine doses or one Johnson & Johnson dose and are considered fully immunized.	

Demographic summary	First dose	Series complete	Total people vaccinated
Age group	1,224	2,001	3,225
16-24 years	14	12	26
25-34 years	46	40	86
35-44 years	63	70	133
45-54 years	132	106	238
55-64 years	249	198	447
65-74 years	415	866	1,281
75-84 years	219	530	749
85+ years	86	179	265
Race	1,224	2,001	3,225
White	954	1,573	2,527
Black	141	150	291
American Indian/Alaskan	16	22	38
Other	50	122	172
Unknown	63	134	197
Other race includes Asian, native Hawaiian/Pacific Islander, or other.			
Ethnicity	1,224	2,001	3,225
Hispanic	13	18	31
Non-Hispanic	905	1,545	2,450
Unknown	306	438	744
Gender	1,224	2,001	3,225
Female	655	1,128	1,783
Male	568	873	1,441
Unknown	1	0	1

