

COVID-19: Florida vaccine summary

Vaccination data through Mar 14, 2021 as of Mar 15, 2021 at 12:05 AM

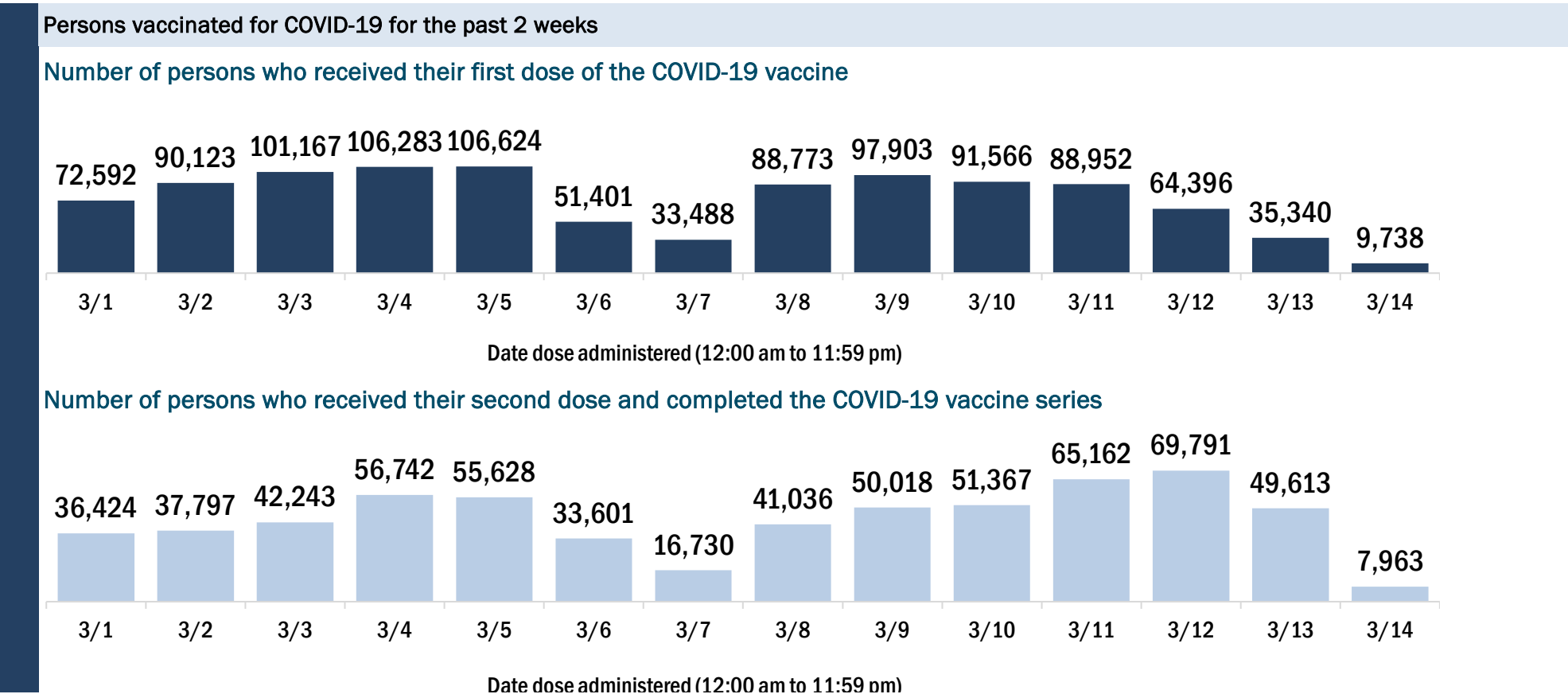
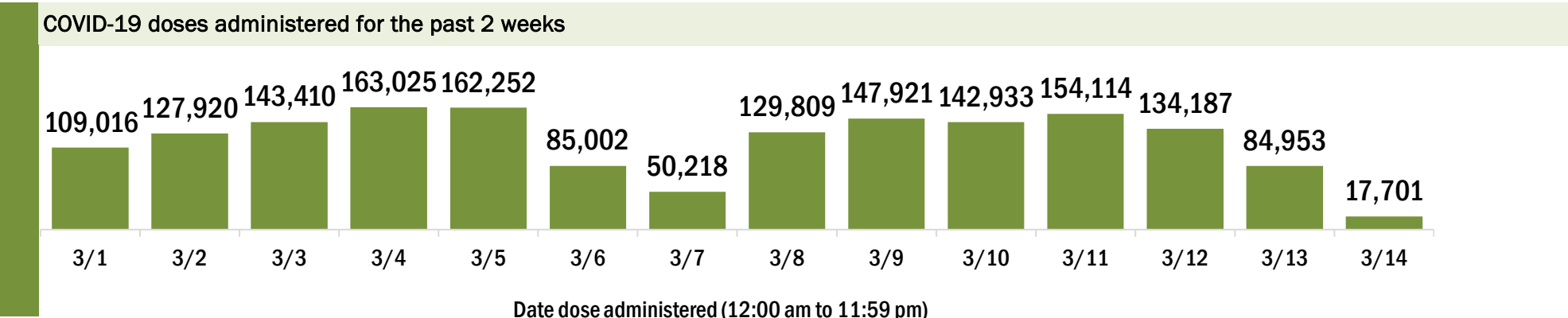
Data in this report are provisional and subject to change. Data are based on county of residence.

Data in this summary pertain to COVID-19 vaccines approved by the U.S. Food and Drug Administration and have been issued an Emergency Use Authorization (Janssen COVID-19 Vaccine, Moderna COVID-19 Vaccine and Pfizer-BioNTech COVID-19 Vaccine). These data summarize the number of people who have received either their first dose or have completed the series for a COVID-19 vaccine. **A person can only be counted in one category, first dose or series complete.** For persons receiving Moderna or Pfizer vaccines, once they receive their second dose, they are moved from the first dose column to the series completed column. **Because of this, the total first dose category may show a change from report to report not matching the total receiving their first dose from the previous day.** Persons receiving Johnson & Johnson vaccines will always be counted in the series completed column.

COVID-19 doses for vaccinated persons in Florida	
Doses administered	6,531,896
People receiving one dose of a 1-dose series (Johnson & Johnson) or receiving only one dose of a 2-dose series (Moderna, Pfizer) count once. Persons receiving both doses of a 2-dose series count twice.	

Current status of persons vaccinated for COVID-19 in Florida	
Total people vaccinated	4,252,250
First dose	1,882,052
Series completed	2,370,198
Completed 1-dose series	90,552
Completed 2-dose series	2,279,646
First dose: current number of people who have only received their first dose of the Moderna or Pfizer vaccine.	
Series complete: current number of people who have received both Moderna or Pfizer vaccine doses or one Johnson & Johnson dose and are considered fully immunized.	

Demographic summary	First dose	Series complete	Total people vaccinated
Age group	1,882,052	2,370,198	4,252,250
16-24 years	35,583	28,159	63,742
25-34 years	84,027	94,115	178,142
35-44 years	119,238	119,779	239,017
45-54 years	172,487	149,969	322,456
55-64 years	293,804	214,584	508,388
65-74 years	648,658	988,401	1,637,059
75-84 years	393,651	573,459	967,110
85+ years	134,604	201,732	336,336
Race	1,882,052	2,370,198	4,252,250
White	1,252,647	1,621,851	2,874,498
Black	127,048	134,788	261,836
American Indian/Alaskan	7,572	8,235	15,807
Other	163,764	277,782	441,546
Unknown	331,021	327,542	658,563
Other race includes Asian, native Hawaiian/Pacific Islander, or other.			
Ethnicity	1,882,052	2,370,198	4,252,250
Hispanic	257,584	250,480	508,064
Non-Hispanic	880,358	1,271,441	2,151,799
Unknown	744,110	848,277	1,592,387
Gender	1,882,052	2,370,198	4,252,250
Female	1,084,947	1,369,343	2,454,290
Male	784,949	998,086	1,783,035
Unknown	12,156	2,769	14,925



COVID-19: Alachua County vaccine summary

Vaccination data through Mar 14, 2021 as of Mar 15, 2021 at 12:05 AM

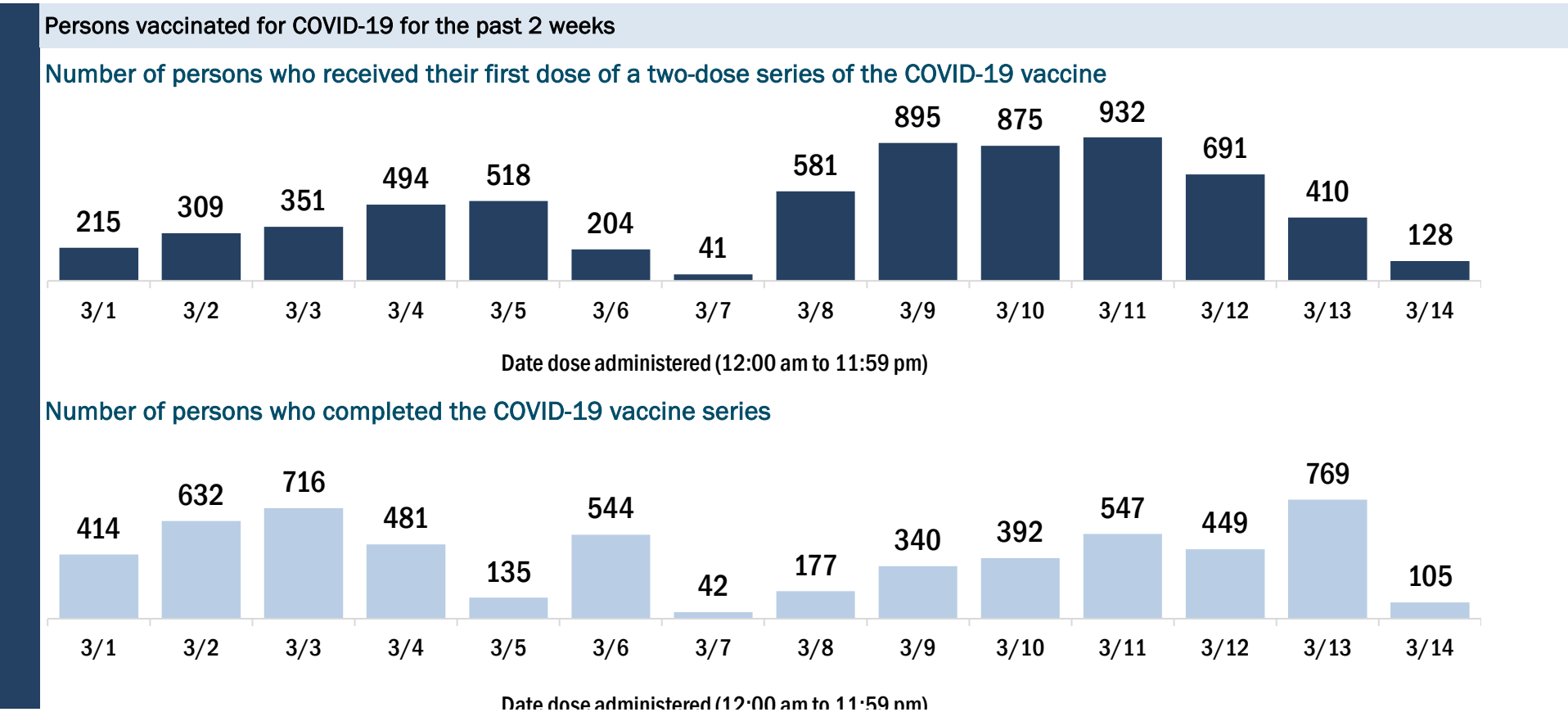
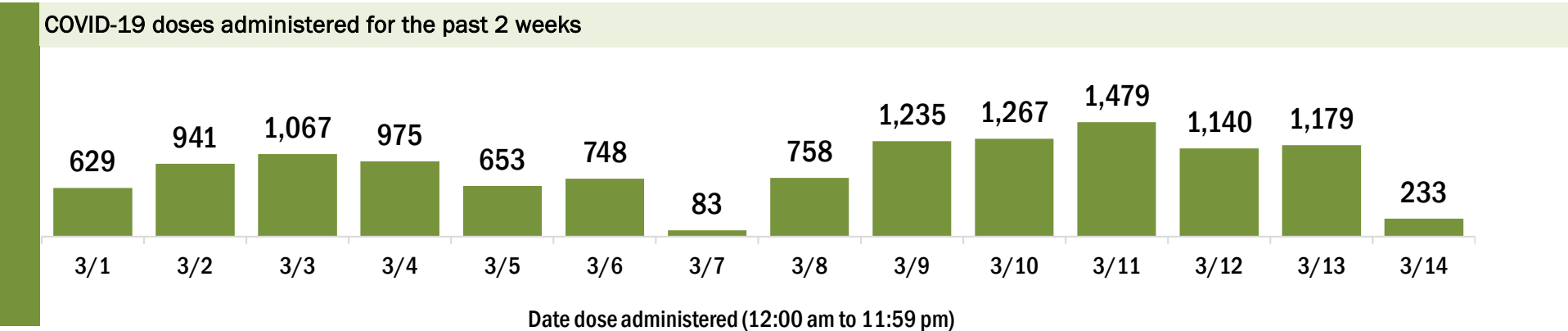
Data in this report are provisional and subject to change.

Data in this summary pertain to COVID-19 vaccines approved by the U.S. Food and Drug Administration and have been issued an Emergency Use Authorization (Janssen COVID-19 Vaccine, Moderna COVID-19 Vaccine and Pfizer-BioNTech COVID-19 Vaccine). These data summarize the number of people who have received either their first dose or have completed the series for a COVID-19 vaccine. **A person can only be counted in one category, first dose or series complete.** For persons receiving Moderna or Pfizer vaccines, once they receive their second dose, they are moved from the first dose column to the series completed column. **Because of this, the total first dose category may show a change from report to report not matching the total receiving their first dose from the previous day.** Persons receiving Johnson & Johnson vaccines will always be counted in the series completed column.

COVID-19 doses for vaccinated persons in Florida	
Doses administered	98,489
People receiving one dose of a 1-dose series (Johnson & Johnson) or receiving only one dose of a 2-dose series (Moderna, Pfizer) count once. Persons receiving both doses of a 2-dose series count twice.	

Current status of persons vaccinated for COVID-19 in Florida	
Total people vaccinated	57,175
First dose	14,203
Series completed	42,972
Completed 1-dose series	1,658
Completed 2-dose series	41,314
First dose: current number of people who have only received their first dose of the Moderna or Pfizer vaccine.	
Series complete: current number of people who have received both Moderna or Pfizer vaccine doses or one Johnson & Johnson dose and are considered fully immunized.	

Demographic summary	First dose	Series complete	Total people vaccinated
Age group	14,203	42,972	57,175
16-24 years	1,183	2,108	3,291
25-34 years	2,156	5,779	7,935
35-44 years	1,698	4,360	6,058
45-54 years	1,453	4,044	5,497
55-64 years	1,961	4,596	6,557
65-74 years	3,631	12,406	16,037
75-84 years	1,572	6,973	8,545
85+ years	549	2,706	3,255
Race	14,203	42,972	57,175
White	8,447	31,087	39,534
Black	1,459	3,185	4,644
American Indian/Alaskan	36	121	157
Other	2,116	6,672	8,788
Unknown	2,145	1,907	4,052
Other race includes Asian, native Hawaiian/Pacific Islander, or other.			
Ethnicity	14,203	42,972	57,175
Hispanic	563	2,144	2,707
Non-Hispanic	6,289	31,080	37,369
Unknown	7,351	9,748	17,099
Gender	14,203	42,972	57,175
Female	8,396	25,617	34,013
Male	5,785	17,350	23,135
Unknown	22	5	27



COVID-19: Baker County vaccine summary

Vaccination data through Mar 14, 2021 as of Mar 15, 2021 at 12:05 AM

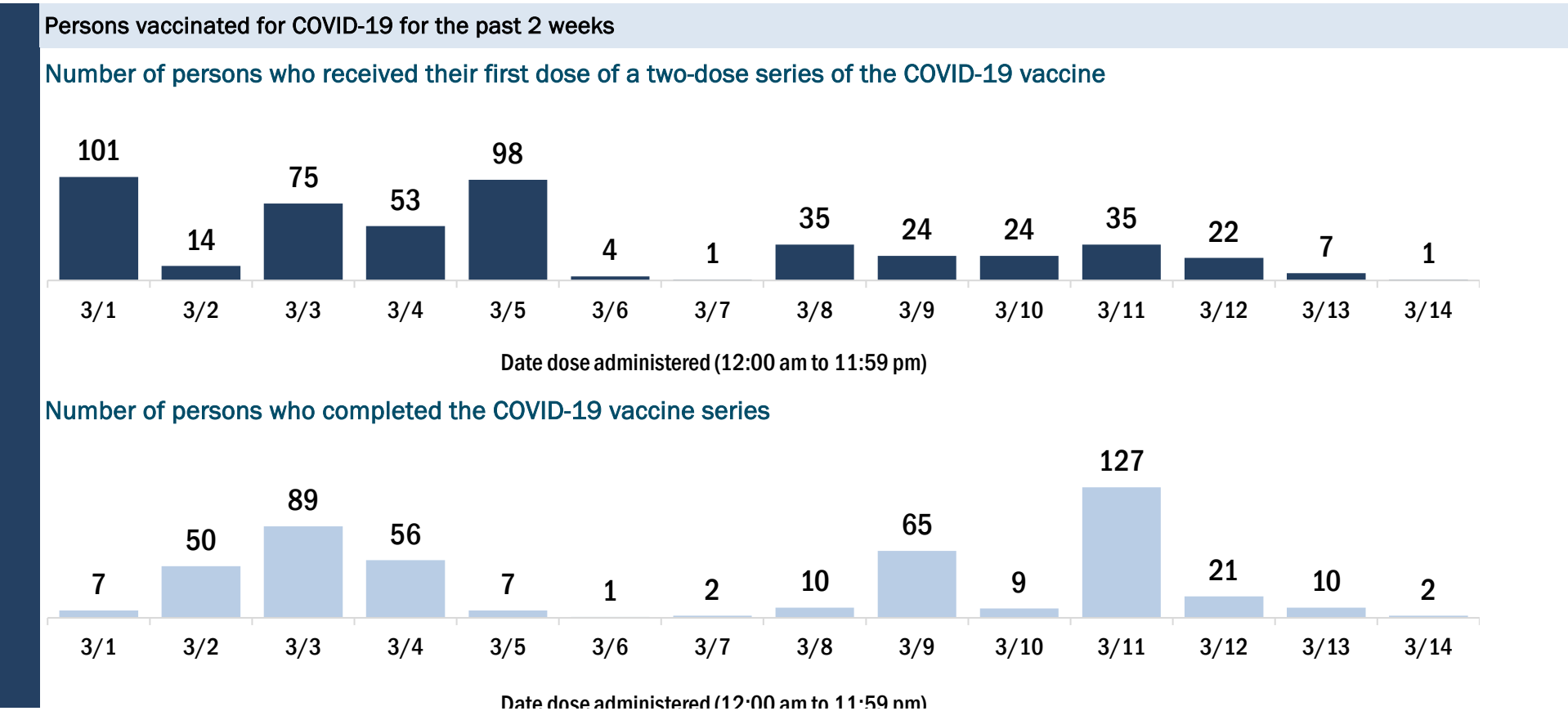
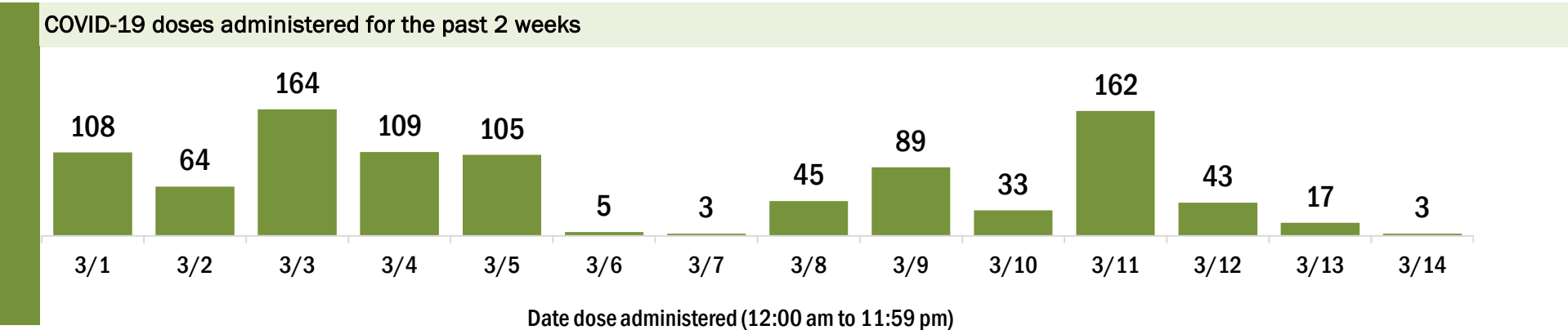
Data in this report are provisional and subject to change.

Data in this summary pertain to COVID-19 vaccines approved by the U.S. Food and Drug Administration and have been issued an Emergency Use Authorization (Janssen COVID-19 Vaccine, Moderna COVID-19 Vaccine and Pfizer-BioNTech COVID-19 Vaccine). These data summarize the number of people who have received either their first dose or have completed the series for a COVID-19 vaccine. **A person can only be counted in one category, first dose or series complete.** For persons receiving Moderna or Pfizer vaccines, once they receive their second dose, they are moved from the first dose column to the series completed column. **Because of this, the total first dose category may show a change from report to report not matching the total receiving their first dose from the previous day.** Persons receiving Johnson & Johnson vaccines will always be counted in the series completed column.

COVID-19 doses for vaccinated persons in Florida	
Doses administered	5,239
People receiving one dose of a 1-dose series (Johnson & Johnson) or receiving only one dose of a 2-dose series (Moderna, Pfizer) count once. Persons receiving both doses of a 2-dose series count twice.	

Current status of persons vaccinated for COVID-19 in Florida	
Total people vaccinated	3,182
First dose	1,097
Series completed	2,085
Completed 1-dose series	28
Completed 2-dose series	2,057
First dose: current number of people who have only received their first dose of the Moderna or Pfizer vaccine.	
Series complete: current number of people who have received both Moderna or Pfizer vaccine doses or one Johnson & Johnson dose and are considered fully immunized.	

Demographic summary	First dose	Series complete	Total people vaccinated
Age group	1,097	2,085	3,182
16-24 years	19	26	45
25-34 years	48	83	131
35-44 years	64	122	186
45-54 years	122	142	264
55-64 years	216	243	459
65-74 years	381	862	1,243
75-84 years	184	475	659
85+ years	63	132	195
Race	1,097	2,085	3,182
White	827	1,594	2,421
Black	115	131	246
American Indian/Alaskan	8	13	21
Other	77	175	252
Unknown	70	172	242
Other race includes Asian, native Hawaiian/Pacific Islander, or other.			
Ethnicity	1,097	2,085	3,182
Hispanic	21	24	45
Non-Hispanic	736	1,142	1,878
Unknown	340	919	1,259
Gender	1,097	2,085	3,182
Female	660	1,164	1,824
Male	437	921	1,358
Unknown	0	0	0



COVID-19: Bay County vaccine summary

Vaccination data through Mar 14, 2021 as of Mar 15, 2021 at 12:05 AM

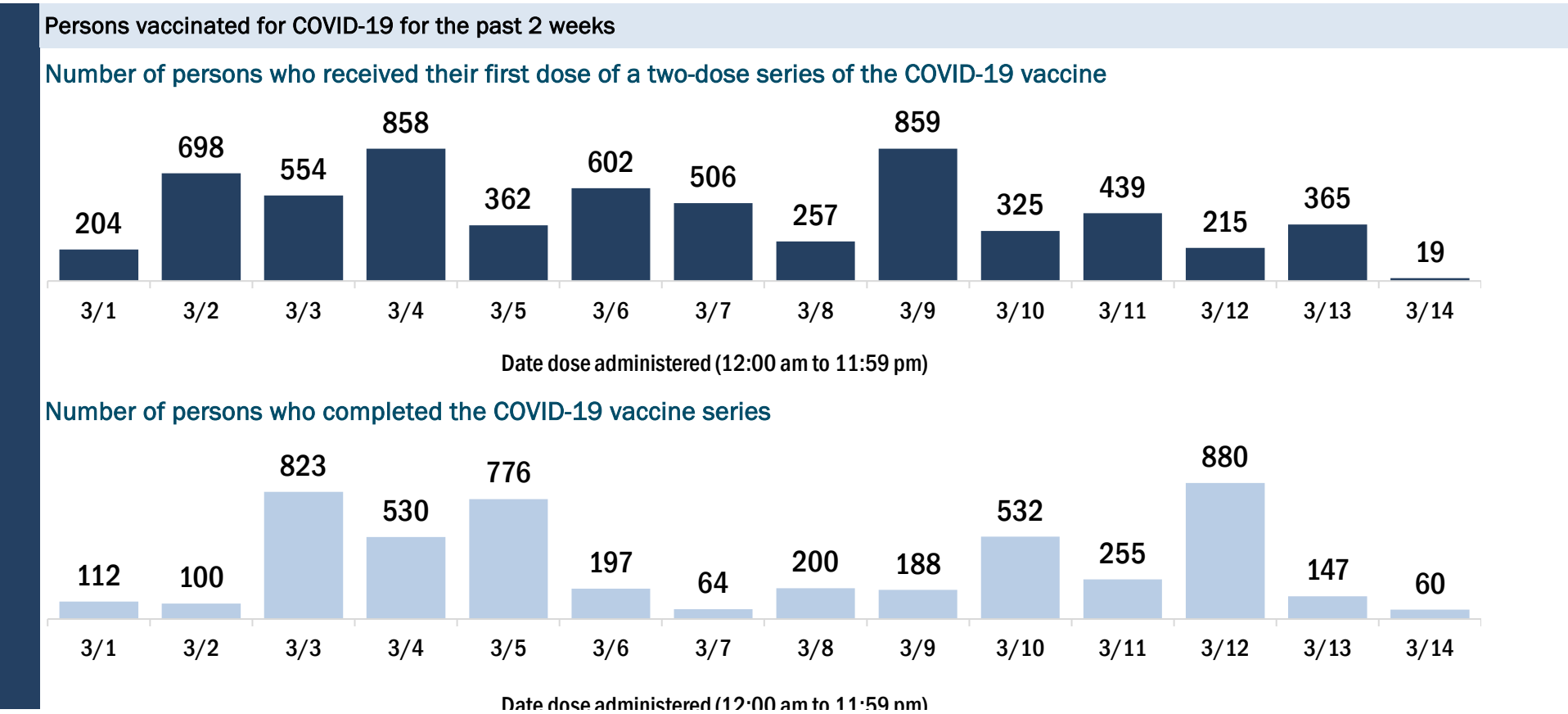
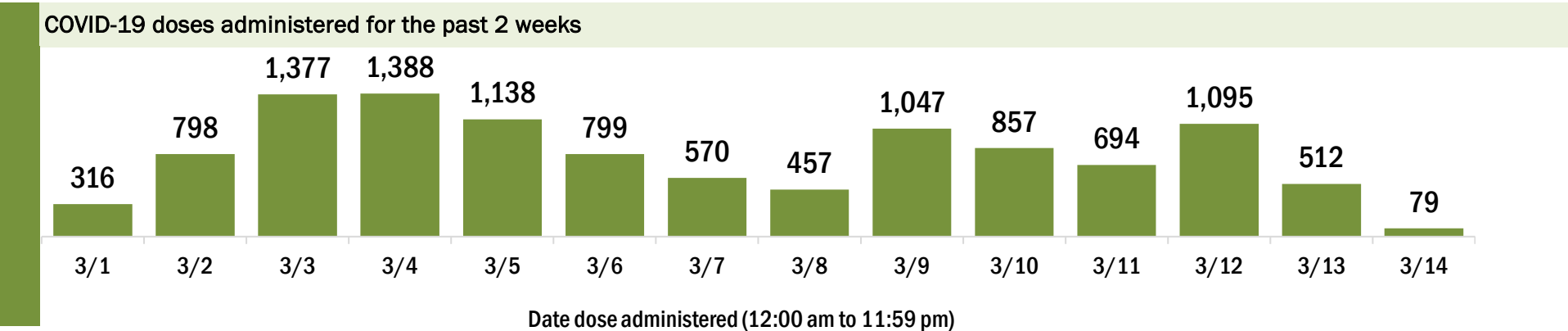
Data in this report are provisional and subject to change.

Data in this summary pertain to COVID-19 vaccines approved by the U.S. Food and Drug Administration and have been issued an Emergency Use Authorization (Janssen COVID-19 Vaccine, Moderna COVID-19 Vaccine and Pfizer-BioNTech COVID-19 Vaccine). These data summarize the number of people who have received either their first dose or have completed the series for a COVID-19 vaccine. **A person can only be counted in one category, first dose or series complete.** For persons receiving Moderna or Pfizer vaccines, once they receive their second dose, they are moved from the first dose column to the series completed column. **Because of this, the total first dose category may show a change from report to report not matching the total receiving their first dose from the previous day.** Persons receiving Johnson & Johnson vaccines will always be counted in the series completed column.

COVID-19 doses for vaccinated persons in Florida	
Doses administered	46,636
People receiving one dose of a 1-dose series (Johnson & Johnson) or receiving only one dose of a 2-dose series (Moderna, Pfizer) count once. Persons receiving both doses of a 2-dose series count twice.	

Current status of persons vaccinated for COVID-19 in Florida	
Total people vaccinated	29,394
First dose	12,032
Series completed	17,362
Completed 1-dose series	120
Completed 2-dose series	17,242
First dose: current number of people who have only received their first dose of the Moderna or Pfizer vaccine.	
Series complete: current number of people who have received both Moderna or Pfizer vaccine doses or one Johnson & Johnson dose and are considered fully immunized.	

Demographic summary	First dose	Series complete	Total people vaccinated
Age group	12,032	17,362	29,394
16-24 years	293	164	457
25-34 years	569	554	1,123
35-44 years	973	952	1,925
45-54 years	1,450	1,269	2,719
55-64 years	2,556	1,967	4,523
65-74 years	3,833	7,243	11,076
75-84 years	1,772	3,948	5,720
85+ years	586	1,265	1,851
Race	12,032	17,362	29,394
White	8,282	11,627	19,909
Black	935	776	1,711
American Indian/Alaskan	37	89	126
Other	929	1,782	2,711
Unknown	1,849	3,088	4,937
Other race includes Asian, native Hawaiian/Pacific Islander, or other.			
Ethnicity	12,032	17,362	29,394
Hispanic	456	252	708
Non-Hispanic	7,282	8,790	16,072
Unknown	4,294	8,320	12,614
Gender	12,032	17,362	29,394
Female	7,089	9,742	16,831
Male	4,938	7,619	12,557
Unknown	5	1	6



COVID-19: Bradford County vaccine summary

Vaccination data through Mar 14, 2021 as of Mar 15, 2021 at 12:05 AM

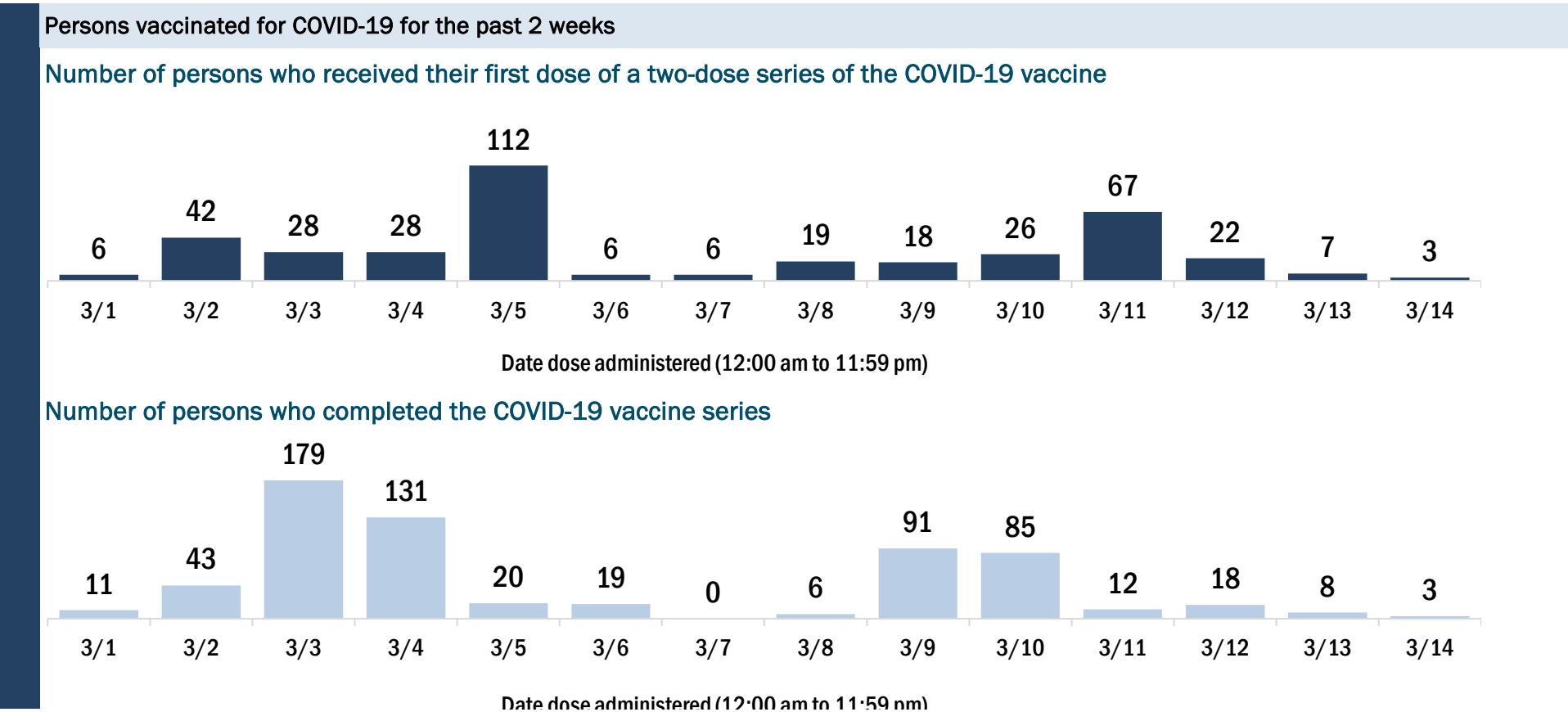
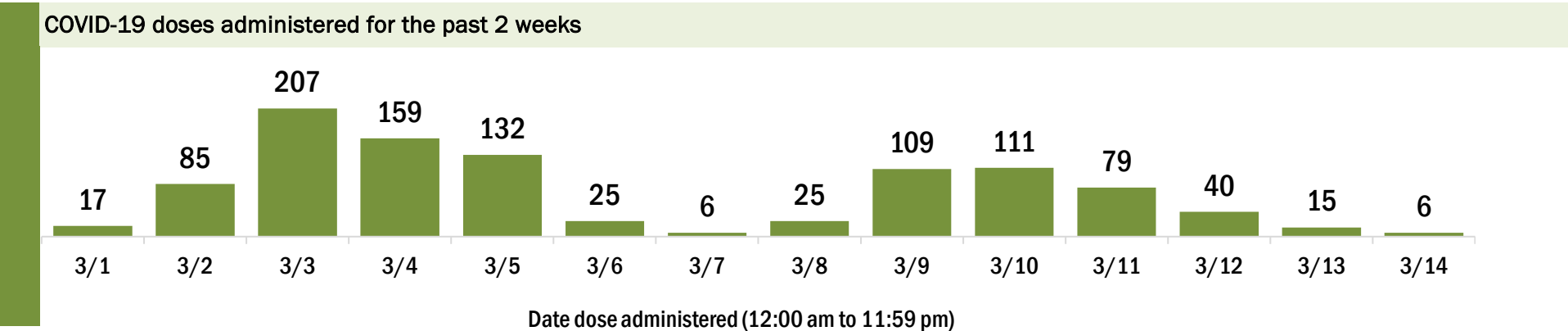
Data in this report are provisional and subject to change.

Data in this summary pertain to COVID-19 vaccines approved by the U.S. Food and Drug Administration and have been issued an Emergency Use Authorization (Janssen COVID-19 Vaccine, Moderna COVID-19 Vaccine and Pfizer-BioNTech COVID-19 Vaccine). These data summarize the number of people who have received either their first dose or have completed the series for a COVID-19 vaccine. **A person can only be counted in one category, first dose or series complete.** For persons receiving Moderna or Pfizer vaccines, once they receive their second dose, they are moved from the first dose column to the series completed column. **Because of this, the total first dose category may show a change from report to report not matching the total receiving their first dose from the previous day.** Persons receiving Johnson & Johnson vaccines will always be counted in the series completed column.

COVID-19 doses for vaccinated persons in Florida	
Doses administered	5,406
People receiving one dose of a 1-dose series (Johnson & Johnson) or receiving only one dose of a 2-dose series (Moderna, Pfizer) count once. Persons receiving both doses of a 2-dose series count twice.	

Current status of persons vaccinated for COVID-19 in Florida	
Total people vaccinated	3,109
First dose	803
Series completed	2,306
Completed 1-dose series	9
Completed 2-dose series	2,297
First dose: current number of people who have only received their first dose of the Moderna or Pfizer vaccine.	
Series complete: current number of people who have received both Moderna or Pfizer vaccine doses or one Johnson & Johnson dose and are considered fully immunized.	

Demographic summary	First dose	Series complete	Total people vaccinated
Age group	803	2,306	3,109
16-24 years	18	14	32
25-34 years	33	60	93
35-44 years	40	75	115
45-54 years	77	119	196
55-64 years	189	170	359
65-74 years	271	1,018	1,289
75-84 years	128	637	765
85+ years	47	213	260
Race	803	2,306	3,109
White	582	1,800	2,382
Black	104	203	307
American Indian/Alaskan	8	13	21
Other	59	235	294
Unknown	50	55	105
Other race includes Asian, native Hawaiian/Pacific Islander, or other.			
Ethnicity	803	2,306	3,109
Hispanic	12	21	33
Non-Hispanic	622	2,062	2,684
Unknown	169	223	392
Gender	803	2,306	3,109
Female	512	1,339	1,851
Male	290	967	1,257
Unknown	1	0	1



COVID-19: Brevard County vaccine summary

Vaccination data through Mar 14, 2021 as of Mar 15, 2021 at 12:05 AM

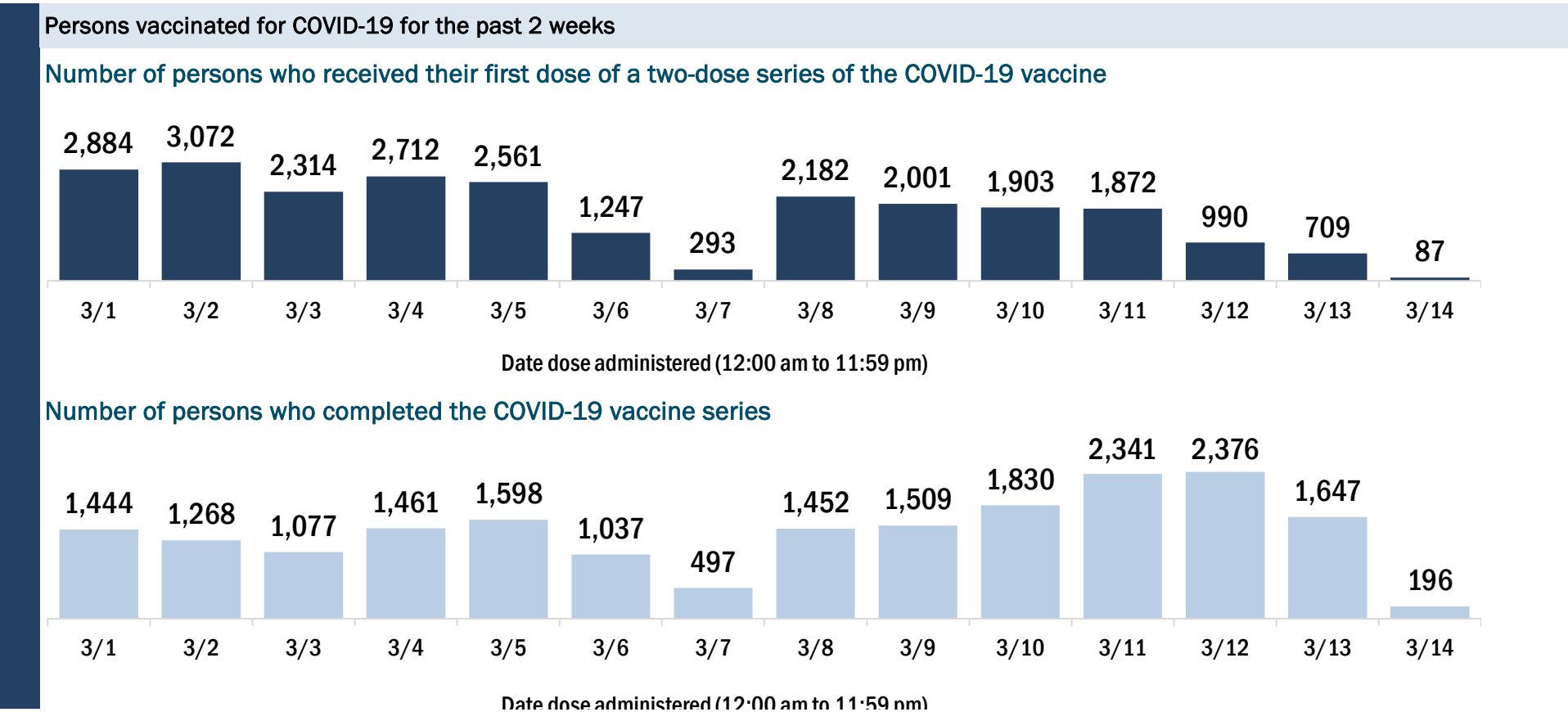
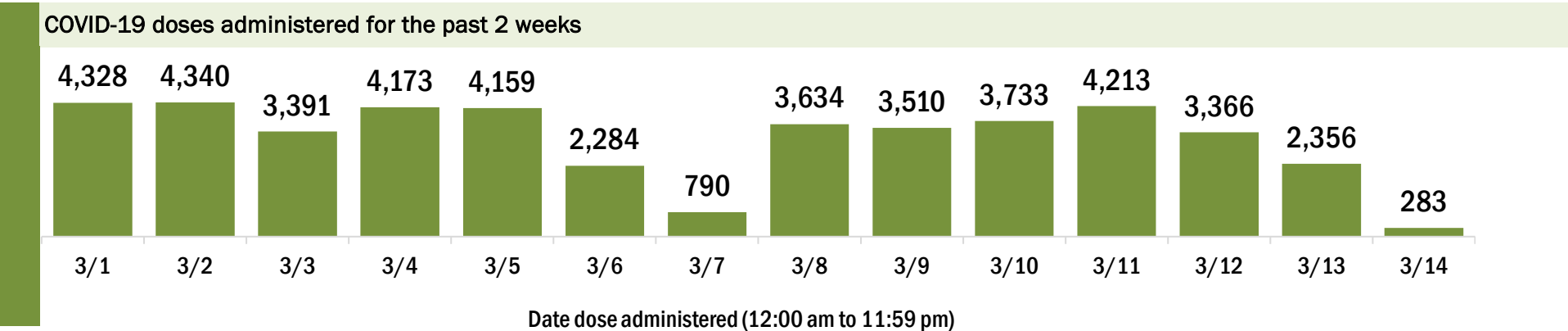
Data in this report are provisional and subject to change.

Data in this summary pertain to COVID-19 vaccines approved by the U.S. Food and Drug Administration and have been issued an Emergency Use Authorization (Janssen COVID-19 Vaccine, Moderna COVID-19 Vaccine and Pfizer-BioNTech COVID-19 Vaccine). These data summarize the number of people who have received either their first dose or have completed the series for a COVID-19 vaccine. **A person can only be counted in one category, first dose or series complete.** For persons receiving Moderna or Pfizer vaccines, once they receive their second dose, they are moved from the first dose column to the series completed column. **Because of this, the total first dose category may show a change from report to report not matching the total receiving their first dose from the previous day.** Persons receiving Johnson & Johnson vaccines will always be counted in the series completed column.

COVID-19 doses for vaccinated persons in Florida	
Doses administered	172,131
People receiving one dose of a 1-dose series (Johnson & Johnson) or receiving only one dose of a 2-dose series (Moderna, Pfizer) count once. Persons receiving both doses of a 2-dose series count twice.	

Current status of persons vaccinated for COVID-19 in Florida	
Total people vaccinated	109,422
First dose	45,353
Series completed	64,069
Completed 1-dose series	1,360
Completed 2-dose series	62,709
First dose: current number of people who have only received their first dose of the Moderna or Pfizer vaccine.	
Series complete: current number of people who have received both Moderna or Pfizer vaccine doses or one Johnson & Johnson dose and are considered fully immunized.	

Demographic summary	First dose	Series complete	Total people vaccinated
Age group	45,353	64,069	109,422
16-24 years	526	636	1,162
25-34 years	1,377	1,982	3,359
35-44 years	2,037	2,932	4,969
45-54 years	2,962	3,898	6,860
55-64 years	6,882	6,238	13,120
65-74 years	17,019	27,100	44,119
75-84 years	10,648	15,378	26,026
85+ years	3,902	5,905	9,807
Race	45,353	64,069	109,422
White	28,956	40,312	69,268
Black	2,607	2,124	4,731
American Indian/Alaskan	194	279	473
Other	3,200	7,592	10,792
Unknown	10,396	13,762	24,158
Other race includes Asian, native Hawaiian/Pacific Islander, or other.			
Ethnicity	45,353	64,069	109,422
Hispanic	1,488	1,331	2,819
Non-Hispanic	22,133	27,335	49,468
Unknown	21,732	35,403	57,135
Gender	45,353	64,069	109,422
Female	26,903	37,712	64,615
Male	18,312	26,213	44,525
Unknown	138	144	282



COVID-19: Broward County vaccine summary

Vaccination data through Mar 14, 2021 as of Mar 15, 2021 at 12:05 AM

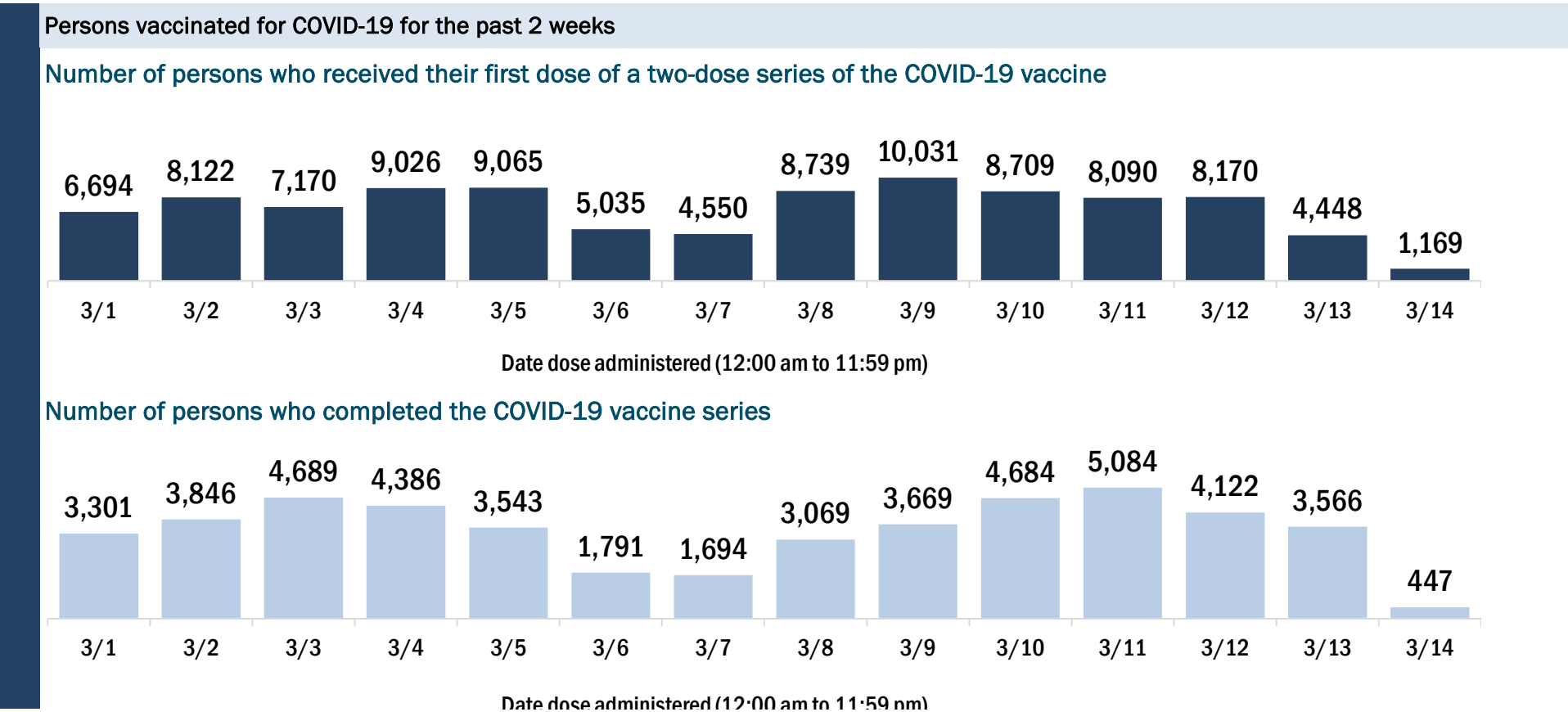
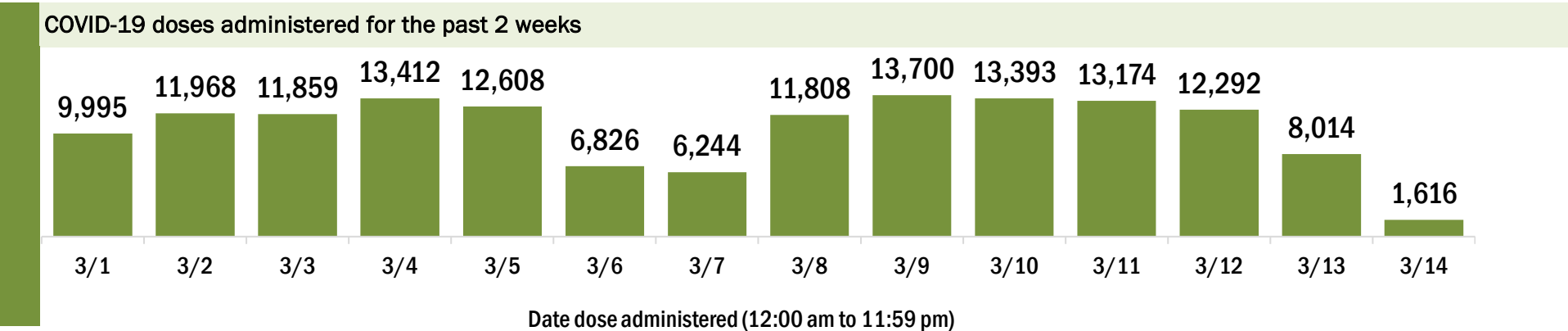
Data in this report are provisional and subject to change.

Data in this summary pertain to COVID-19 vaccines approved by the U.S. Food and Drug Administration and have been issued an Emergency Use Authorization (Janssen COVID-19 Vaccine, Moderna COVID-19 Vaccine and Pfizer-BioNTech COVID-19 Vaccine). These data summarize the number of people who have received either their first dose or have completed the series for a COVID-19 vaccine. **A person can only be counted in one category, first dose or series complete.** For persons receiving Moderna or Pfizer vaccines, once they receive their second dose, they are moved from the first dose column to the series completed column. **Because of this, the total first dose category may show a change from report to report not matching the total receiving their first dose from the previous day.** Persons receiving Johnson & Johnson vaccines will always be counted in the series completed column.

COVID-19 doses for vaccinated persons in Florida	
Doses administered	572,983
People receiving one dose of a 1-dose series (Johnson & Johnson) or receiving only one dose of a 2-dose series (Moderna, Pfizer) count once. Persons receiving both doses of a 2-dose series count twice.	

Current status of persons vaccinated for COVID-19 in Florida	
Total people vaccinated	376,477
First dose	172,648
Series completed	203,829
Completed 1-dose series	7,323
Completed 2-dose series	196,506
First dose: current number of people who have only received their first dose of the Moderna or Pfizer vaccine.	
Series complete: current number of people who have received both Moderna or Pfizer vaccine doses or one Johnson & Johnson dose and are considered fully immunized.	

Demographic summary	First dose	Series complete	Total people vaccinated
Age group	172,648	203,829	376,477
16-24 years	3,959	2,007	5,966
25-34 years	9,121	7,942	17,063
35-44 years	14,426	11,079	25,505
45-54 years	23,588	15,332	38,920
55-64 years	38,640	21,076	59,716
65-74 years	47,286	84,345	131,631
75-84 years	25,058	45,160	70,218
85+ years	10,570	16,888	27,458
Race	172,648	203,829	376,477
White	101,747	141,277	243,024
Black	23,096	21,683	44,779
American Indian/Alaskan	929	1,035	1,964
Other	17,005	22,816	39,821
Unknown	29,871	17,018	46,889
Other race includes Asian, native Hawaiian/Pacific Islander, or other.			
Ethnicity	172,648	203,829	376,477
Hispanic	33,670	34,458	68,128
Non-Hispanic	75,296	121,371	196,667
Unknown	63,682	48,000	111,682
Gender	172,648	203,829	376,477
Female	98,115	115,582	213,697
Male	74,067	88,192	162,259
Unknown	466	55	521



COVID-19: Calhoun County vaccine summary

Vaccination data through Mar 14, 2021 as of Mar 15, 2021 at 12:05 AM

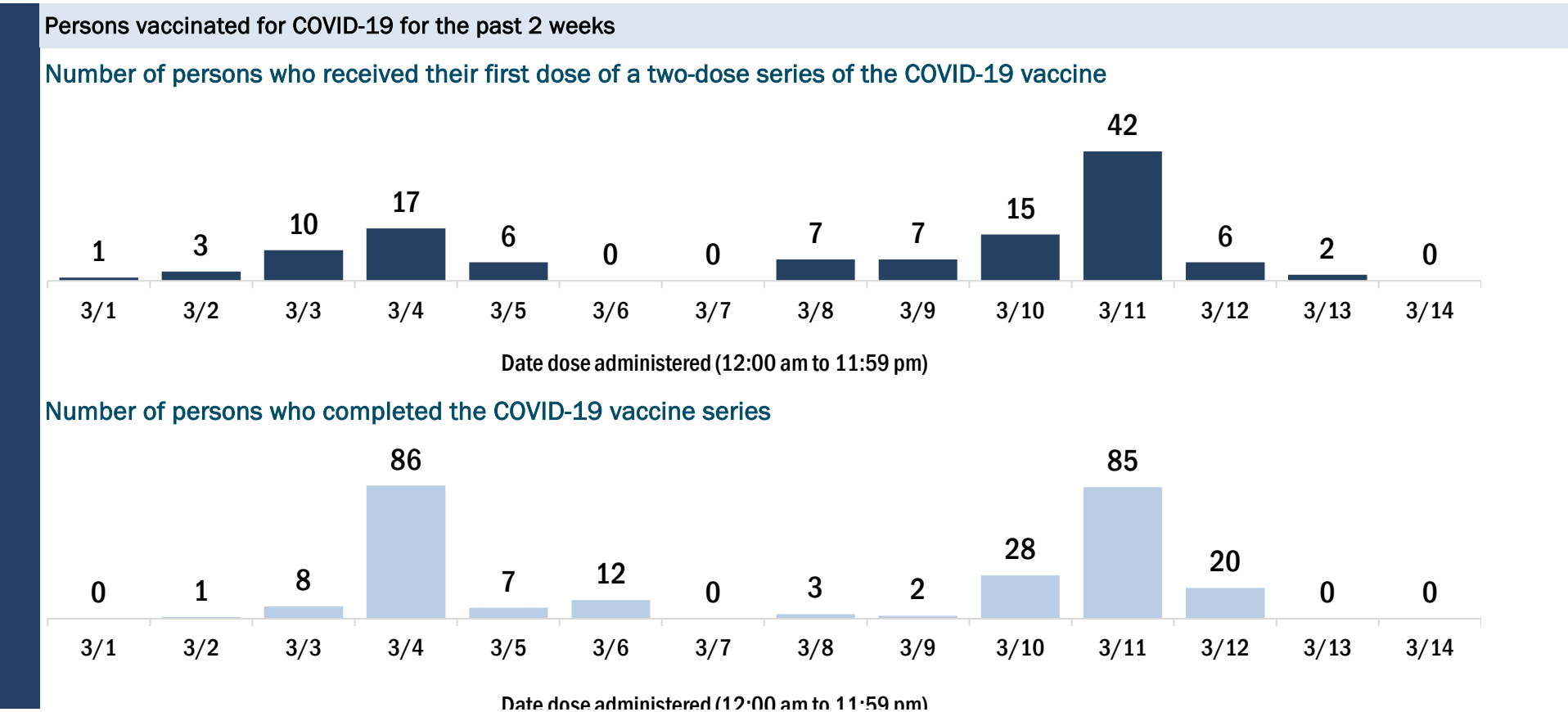
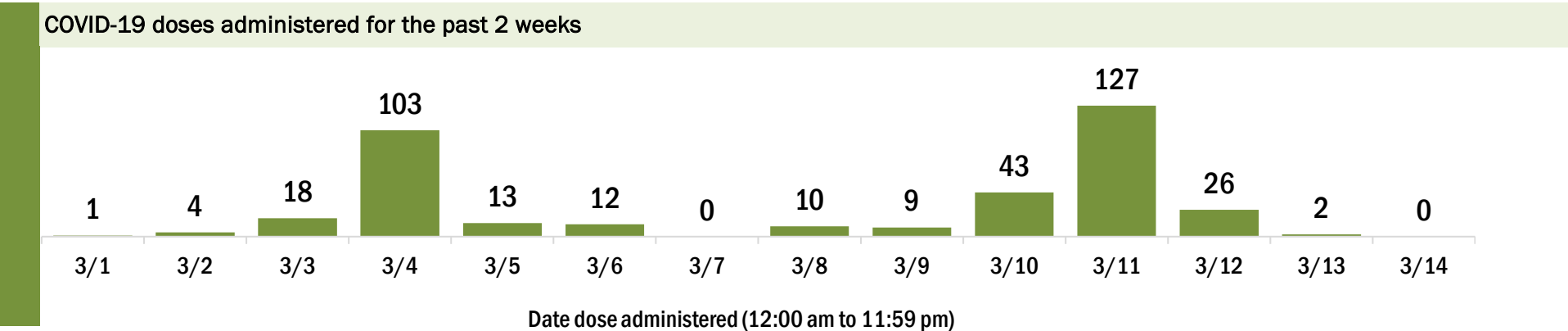
Data in this report are provisional and subject to change.

Data in this summary pertain to COVID-19 vaccines approved by the U.S. Food and Drug Administration and have been issued an Emergency Use Authorization (Janssen COVID-19 Vaccine, Moderna COVID-19 Vaccine and Pfizer-BioNTech COVID-19 Vaccine). These data summarize the number of people who have received either their first dose or have completed the series for a COVID-19 vaccine. **A person can only be counted in one category, first dose or series complete.** For persons receiving Moderna or Pfizer vaccines, once they receive their second dose, they are moved from the first dose column to the series completed column. **Because of this, the total first dose category may show a change from report to report not matching the total receiving their first dose from the previous day.** Persons receiving Johnson & Johnson vaccines will always be counted in the series completed column.

COVID-19 doses for vaccinated persons in Florida	
Doses administered	3,657
People receiving one dose of a 1-dose series (Johnson & Johnson) or receiving only one dose of a 2-dose series (Moderna, Pfizer) count once. Persons receiving both doses of a 2-dose series count twice.	

Current status of persons vaccinated for COVID-19 in Florida	
Total people vaccinated	2,046
First dose	414
Series completed	1,632
Completed 1-dose series	21
Completed 2-dose series	1,611
First dose: current number of people who have only received their first dose of the Moderna or Pfizer vaccine.	
Series complete: current number of people who have received both Moderna or Pfizer vaccine doses or one Johnson & Johnson dose and are considered fully immunized.	

Demographic summary	First dose	Series complete	Total people vaccinated
Age group	414	1,632	2,046
16-24 years	14	9	23
25-34 years	8	41	49
35-44 years	25	65	90
45-54 years	45	106	151
55-64 years	93	185	278
65-74 years	133	657	790
75-84 years	70	407	477
85+ years	26	162	188
Race	414	1,632	2,046
White	291	1,123	1,414
Black	43	81	124
American Indian/Alaskan	4	12	16
Other	36	283	319
Unknown	40	133	173
Other race includes Asian, native Hawaiian/Pacific Islander, or other.			
Ethnicity	414	1,632	2,046
Hispanic	7	25	32
Non-Hispanic	215	895	1,110
Unknown	192	712	904
Gender	414	1,632	2,046
Female	215	928	1,143
Male	199	703	902
Unknown	0	1	1



COVID-19: Charlotte County vaccine summary

Vaccination data through Mar 14, 2021 as of Mar 15, 2021 at 12:05 AM

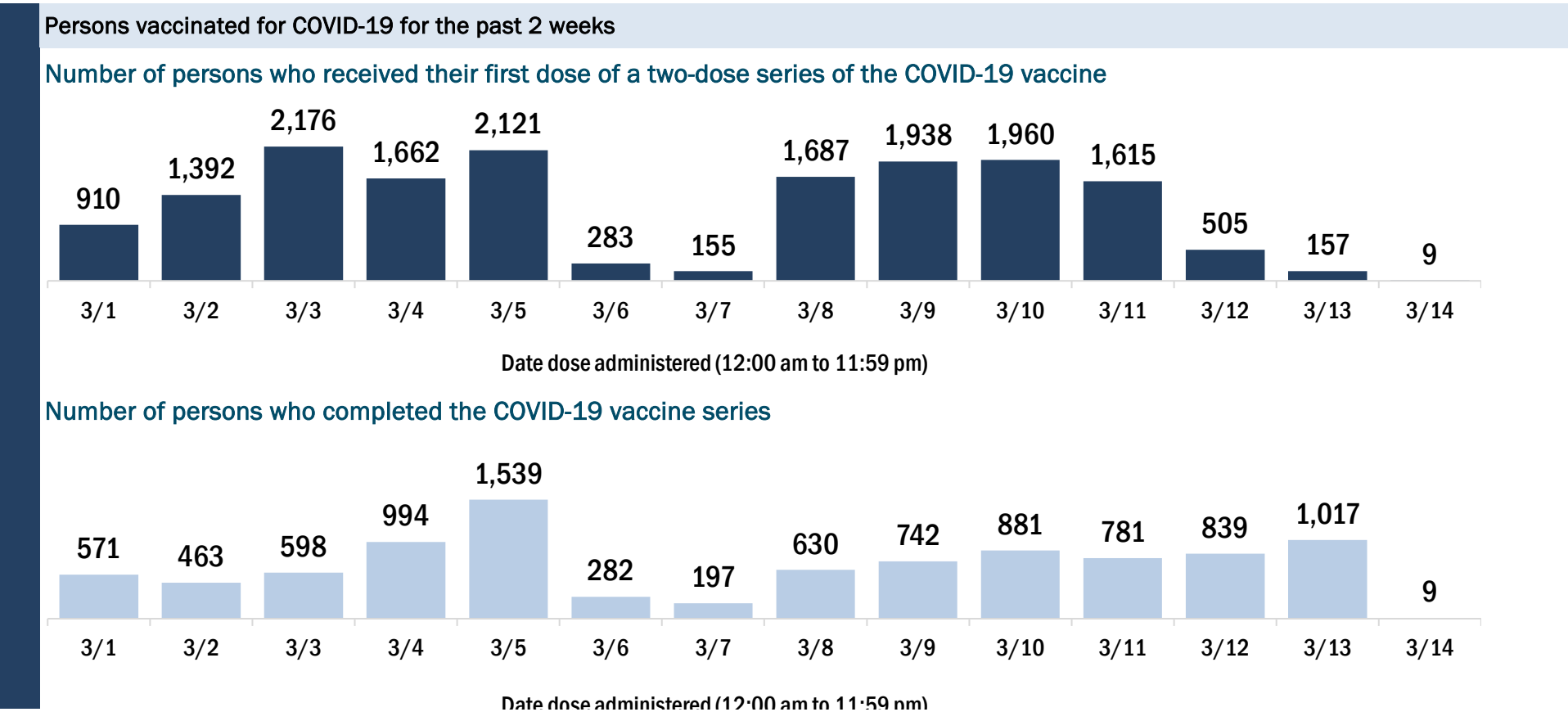
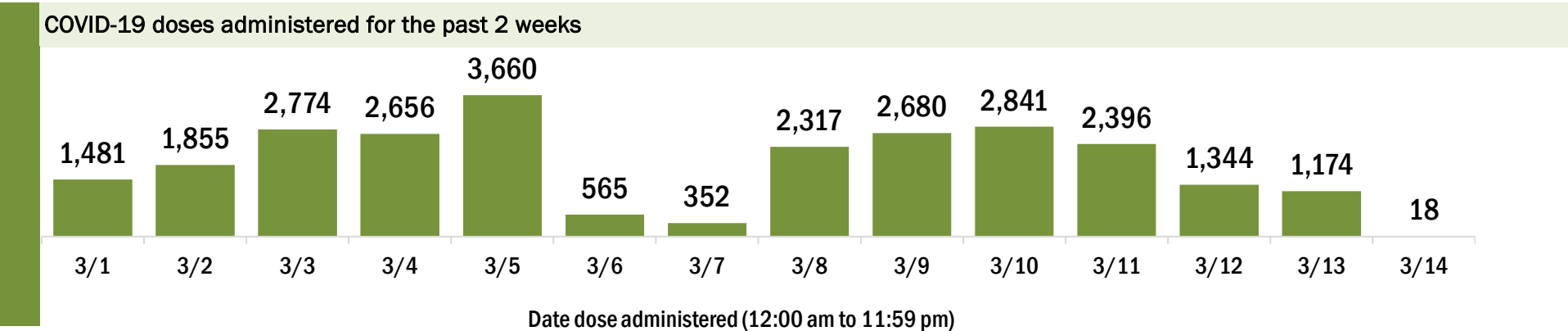
Data in this report are provisional and subject to change.

Data in this summary pertain to COVID-19 vaccines approved by the U.S. Food and Drug Administration and have been issued an Emergency Use Authorization (Janssen COVID-19 Vaccine, Moderna COVID-19 Vaccine and Pfizer-BioNTech COVID-19 Vaccine). These data summarize the number of people who have received either their first dose or have completed the series for a COVID-19 vaccine. **A person can only be counted in one category, first dose or series complete.** For persons receiving Moderna or Pfizer vaccines, once they receive their second dose, they are moved from the first dose column to the series completed column. **Because of this, the total first dose category may show a change from report to report not matching the total receiving their first dose from the previous day.** Persons receiving Johnson & Johnson vaccines will always be counted in the series completed column.

COVID-19 doses for vaccinated persons in Florida	
Doses administered	76,721
People receiving one dose of a 1-dose series (Johnson & Johnson) or receiving only one dose of a 2-dose series (Moderna, Pfizer) count once. Persons receiving both doses of a 2-dose series count twice.	

Current status of persons vaccinated for COVID-19 in Florida	
Total people vaccinated	52,642
First dose	27,837
Series completed	24,805
Completed 1-dose series	726
Completed 2-dose series	24,079
First dose: current number of people who have only received their first dose of the Moderna or Pfizer vaccine.	
Series complete: current number of people who have received both Moderna or Pfizer vaccine doses or one Johnson & Johnson dose and are considered fully immunized.	

Demographic summary	First dose	Series complete	Total people vaccinated
Age group	27,837	24,805	52,642
16-24 years	96	133	229
25-34 years	218	397	615
35-44 years	347	583	930
45-54 years	708	1,086	1,794
55-64 years	2,020	1,950	3,970
65-74 years	13,034	11,936	24,970
75-84 years	9,056	6,466	15,522
85+ years	2,358	2,254	4,612
Race	27,837	24,805	52,642
White	21,018	16,267	37,285
Black	431	294	725
American Indian/Alaskan	140	49	189
Other	1,318	2,662	3,980
Unknown	4,930	5,533	10,463
Other race includes Asian, native Hawaiian/Pacific Islander, or other.			
Ethnicity	27,837	24,805	52,642
Hispanic	479	309	788
Non-Hispanic	13,293	10,880	24,173
Unknown	14,065	13,616	27,681
Gender	27,837	24,805	52,642
Female	15,315	14,099	29,414
Male	12,496	10,700	23,196
Unknown	26	6	32



COVID-19: Citrus County vaccine summary

Vaccination data through Mar 14, 2021 as of Mar 15, 2021 at 12:05 AM

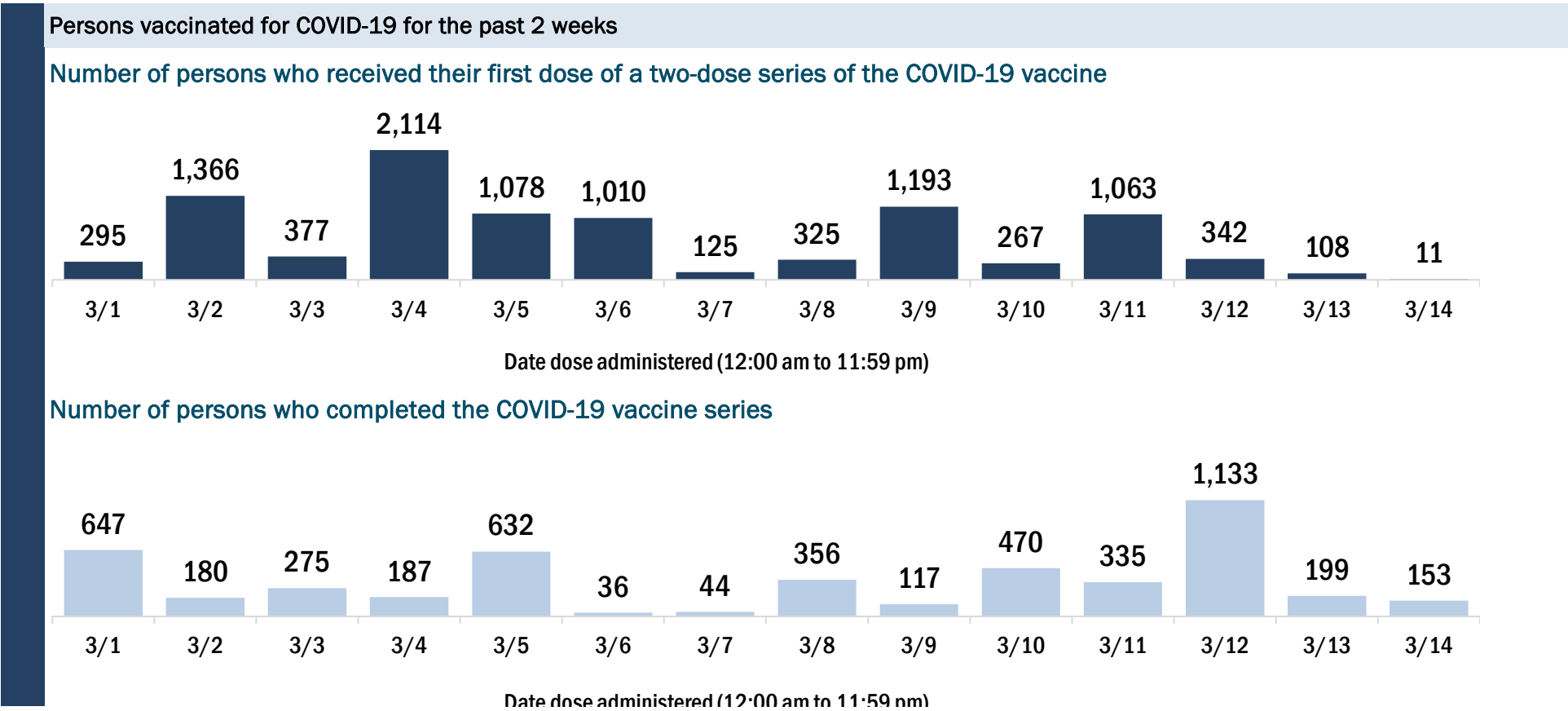
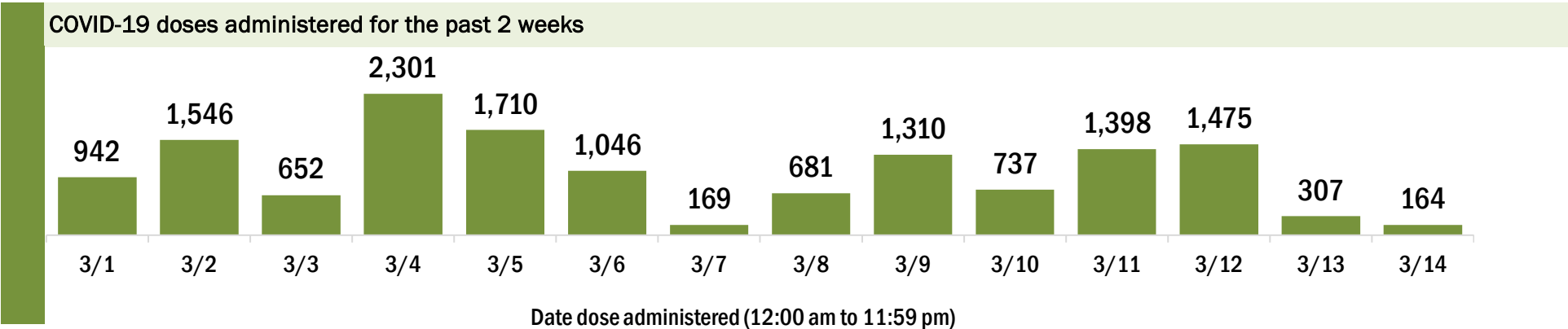
Data in this report are provisional and subject to change.

Data in this summary pertain to COVID-19 vaccines approved by the U.S. Food and Drug Administration and have been issued an Emergency Use Authorization (Janssen COVID-19 Vaccine, Moderna COVID-19 Vaccine and Pfizer-BioNTech COVID-19 Vaccine). These data summarize the number of people who have received either their first dose or have completed the series for a COVID-19 vaccine. **A person can only be counted in one category, first dose or series complete.** For persons receiving Moderna or Pfizer vaccines, once they receive their second dose, they are moved from the first dose column to the series completed column. **Because of this, the total first dose category may show a change from report to report not matching the total receiving their first dose from the previous day.** Persons receiving Johnson & Johnson vaccines will always be counted in the series completed column.

COVID-19 doses for vaccinated persons in Florida	
Doses administered	53,847
People receiving one dose of a 1-dose series (Johnson & Johnson) or receiving only one dose of a 2-dose series (Moderna, Pfizer) count once. Persons receiving both doses of a 2-dose series count twice.	

Current status of persons vaccinated for COVID-19 in Florida	
Total people vaccinated	35,392
First dose	16,742
Series completed	18,650
Completed 1-dose series	195
Completed 2-dose series	18,455
First dose: current number of people who have only received their first dose of the Moderna or Pfizer vaccine.	
Series complete: current number of people who have received both Moderna or Pfizer vaccine doses or one Johnson & Johnson dose and are considered fully immunized.	

Demographic summary	First dose	Series complete	Total people vaccinated
Age group	16,742	18,650	35,392
16-24 years	87	163	250
25-34 years	165	382	547
35-44 years	255	515	770
45-54 years	460	765	1,225
55-64 years	1,061	1,295	2,356
65-74 years	7,832	8,214	16,046
75-84 years	5,421	5,571	10,992
85+ years	1,461	1,745	3,206
Race	16,742	18,650	35,392
White	14,139	11,375	25,514
Black	221	223	444
American Indian/Alaskan	108	55	163
Other	657	2,189	2,846
Unknown	1,617	4,808	6,425
Other race includes Asian, native Hawaiian/Pacific Islander, or other.			
Ethnicity	16,742	18,650	35,392
Hispanic	458	308	766
Non-Hispanic	11,423	7,336	18,759
Unknown	4,861	11,006	15,867
Gender	16,742	18,650	35,392
Female	9,607	10,595	20,202
Male	7,083	8,044	15,127
Unknown	52	11	63



COVID-19: Clay County vaccine summary

Vaccination data through Mar 14, 2021 as of Mar 15, 2021 at 12:05 AM

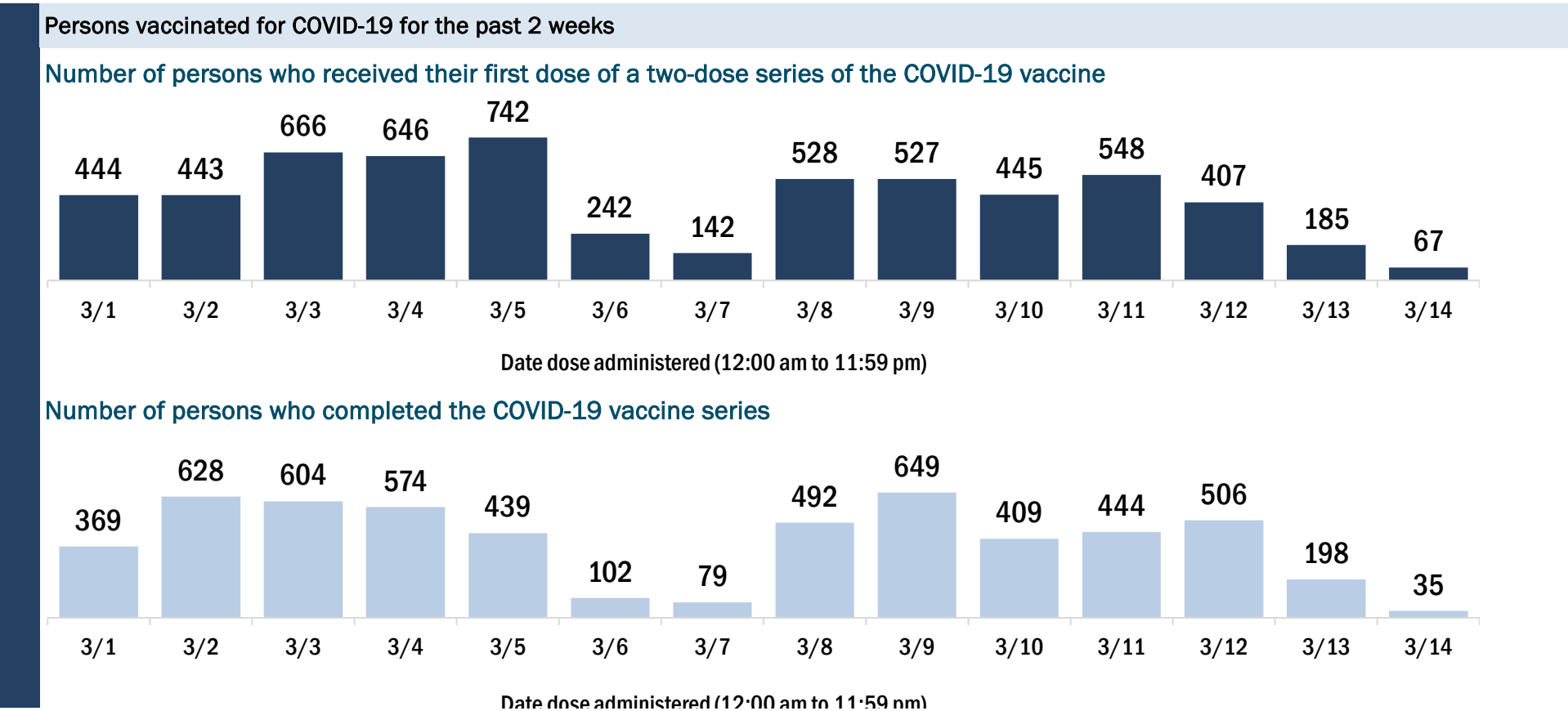
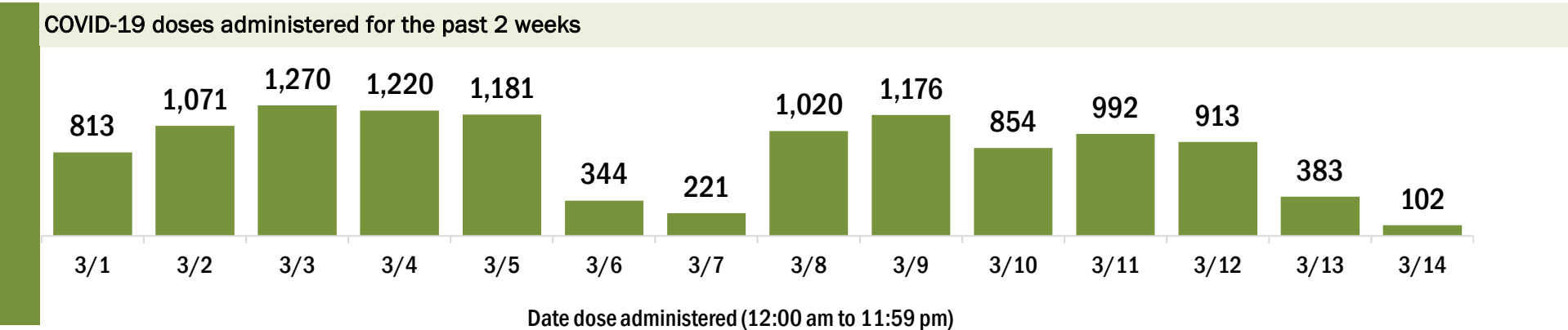
Data in this report are provisional and subject to change.

Data in this summary pertain to COVID-19 vaccines approved by the U.S. Food and Drug Administration and have been issued an Emergency Use Authorization (Janssen COVID-19 Vaccine, Moderna COVID-19 Vaccine and Pfizer-BioNTech COVID-19 Vaccine). These data summarize the number of people who have received either their first dose or have completed the series for a COVID-19 vaccine. **A person can only be counted in one category, first dose or series complete.** For persons receiving Moderna or Pfizer vaccines, once they receive their second dose, they are moved from the first dose column to the series completed column. **Because of this, the total first dose category may show a change from report to report not matching the total receiving their first dose from the previous day.** Persons receiving Johnson & Johnson vaccines will always be counted in the series completed column.

COVID-19 doses for vaccinated persons in Florida	
Doses administered	56,206
People receiving one dose of a 1-dose series (Johnson & Johnson) or receiving only one dose of a 2-dose series (Moderna, Pfizer) count once. Persons receiving both doses of a 2-dose series count twice.	

Current status of persons vaccinated for COVID-19 in Florida	
Total people vaccinated	33,889
First dose	10,901
Series completed	22,988
Completed 1-dose series	671
Completed 2-dose series	22,317
First dose: current number of people who have only received their first dose of the Moderna or Pfizer vaccine.	
Series complete: current number of people who have received both Moderna or Pfizer vaccine doses or one Johnson & Johnson dose and are considered fully immunized.	

Demographic summary	First dose	Series complete	Total people vaccinated
Age group	10,901	22,988	33,889
16-24 years	330	299	629
25-34 years	518	870	1,388
35-44 years	897	1,386	2,283
45-54 years	1,479	1,623	3,102
55-64 years	2,523	2,059	4,582
65-74 years	3,106	9,977	13,083
75-84 years	1,542	5,195	6,737
85+ years	506	1,579	2,085
Race	10,901	22,988	33,889
White	7,181	17,145	24,326
Black	830	1,203	2,033
American Indian/Alaskan	76	108	184
Other	1,210	2,239	3,449
Unknown	1,604	2,293	3,897
Other race includes Asian, native Hawaiian/Pacific Islander, or other.			
Ethnicity	10,901	22,988	33,889
Hispanic	524	728	1,252
Non-Hispanic	7,152	17,259	24,411
Unknown	3,225	5,001	8,226
Gender	10,901	22,988	33,889
Female	6,660	13,239	19,899
Male	4,211	9,748	13,959
Unknown	30	1	31



COVID-19: Collier County vaccine summary

Vaccination data through Mar 14, 2021 as of Mar 15, 2021 at 12:05 AM

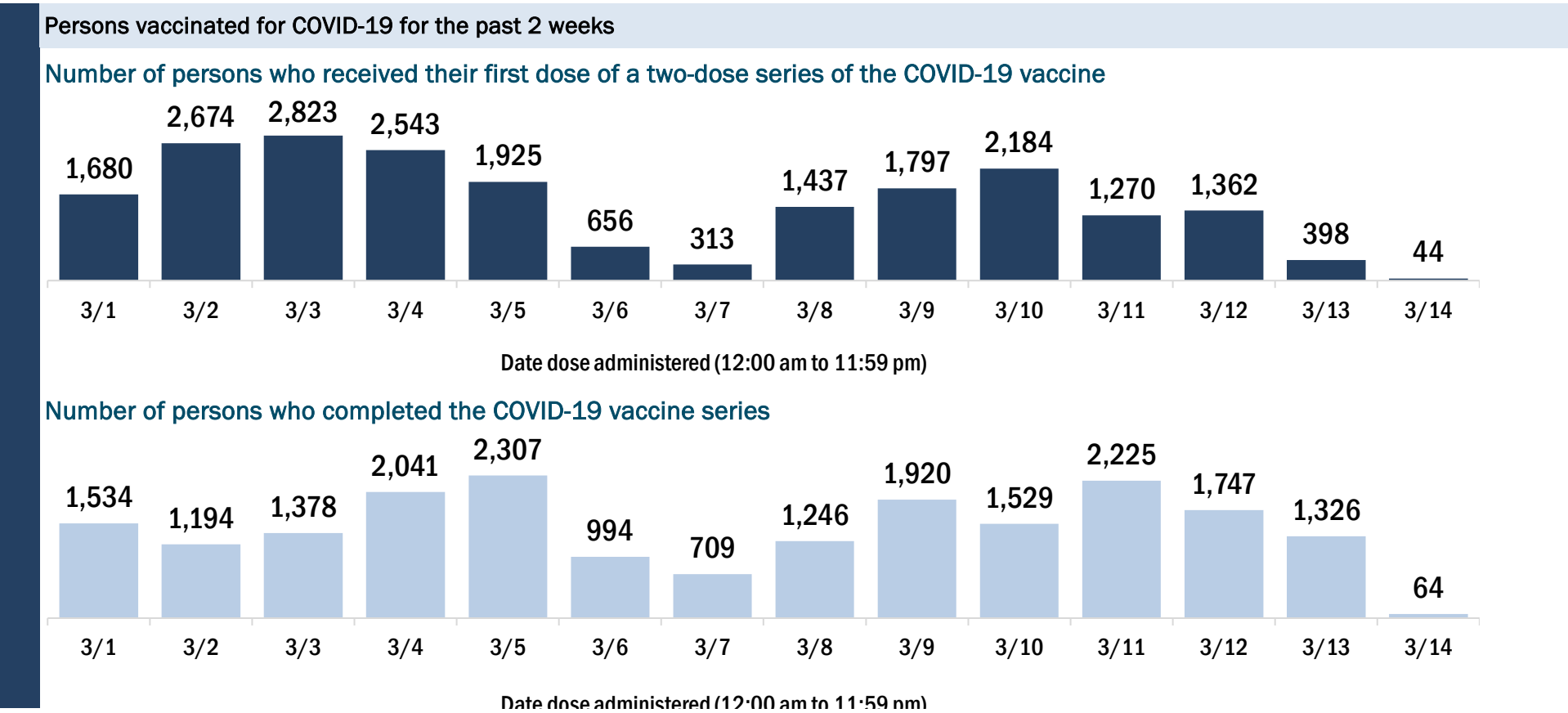
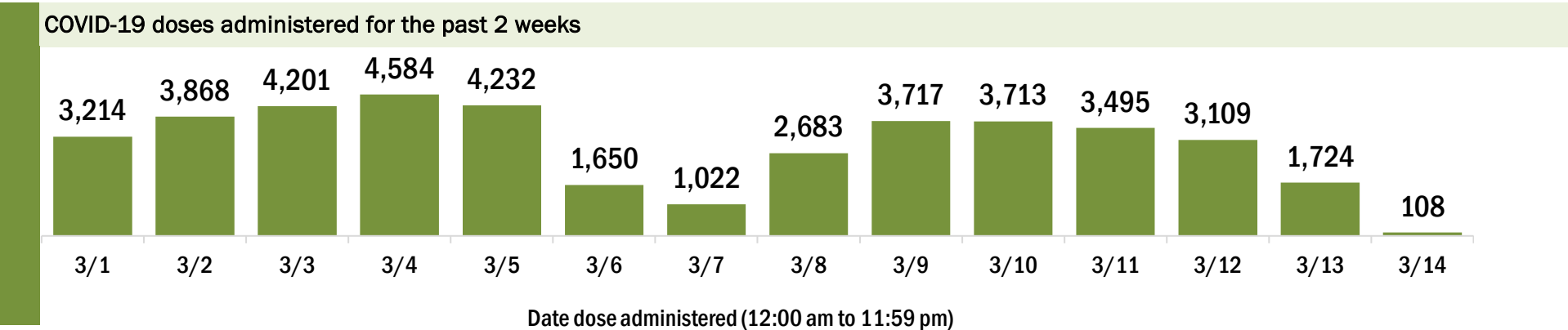
Data in this report are provisional and subject to change.

Data in this summary pertain to COVID-19 vaccines approved by the U.S. Food and Drug Administration and have been issued an Emergency Use Authorization (Janssen COVID-19 Vaccine, Moderna COVID-19 Vaccine and Pfizer-BioNTech COVID-19 Vaccine). These data summarize the number of people who have received either their first dose or have completed the series for a COVID-19 vaccine. **A person can only be counted in one category, first dose or series complete.** For persons receiving Moderna or Pfizer vaccines, once they receive their second dose, they are moved from the first dose column to the series completed column. **Because of this, the total first dose category may show a change from report to report not matching the total receiving their first dose from the previous day.** Persons receiving Johnson & Johnson vaccines will always be counted in the series completed column.

COVID-19 doses for vaccinated persons in Florida	
Doses administered	163,147
People receiving one dose of a 1-dose series (Johnson & Johnson) or receiving only one dose of a 2-dose series (Moderna, Pfizer) count once. Persons receiving both doses of a 2-dose series count twice.	

Current status of persons vaccinated for COVID-19 in Florida	
Total people vaccinated	102,272
First dose	40,360
Series completed	61,912
Completed 1-dose series	1,037
Completed 2-dose series	60,875
First dose: current number of people who have only received their first dose of the Moderna or Pfizer vaccine.	
Series complete: current number of people who have received both Moderna or Pfizer vaccine doses or one Johnson & Johnson dose and are considered fully immunized.	

Demographic summary	First dose	Series complete	Total people vaccinated
Age group	40,360	61,912	102,272
16-24 years	272	390	662
25-34 years	479	1,044	1,523
35-44 years	634	1,487	2,121
45-54 years	1,130	2,093	3,223
55-64 years	3,337	3,126	6,463
65-74 years	16,404	29,239	45,643
75-84 years	13,656	18,939	32,595
85+ years	4,448	5,594	10,042
Race	40,360	61,912	102,272
White	26,928	38,018	64,946
Black	410	482	892
American Indian/Alaskan	158	150	308
Other	2,361	5,485	7,846
Unknown	10,503	17,777	28,280
Other race includes Asian, native Hawaiian/Pacific Islander, or other.			
Ethnicity	40,360	61,912	102,272
Hispanic	1,669	1,987	3,656
Non-Hispanic	17,552	25,864	43,416
Unknown	21,139	34,061	55,200
Gender	40,360	61,912	102,272
Female	22,217	34,205	56,422
Male	17,856	27,627	45,483
Unknown	287	80	367



COVID-19: Columbia County vaccine summary

Vaccination data through Mar 14, 2021 as of Mar 15, 2021 at 12:05 AM

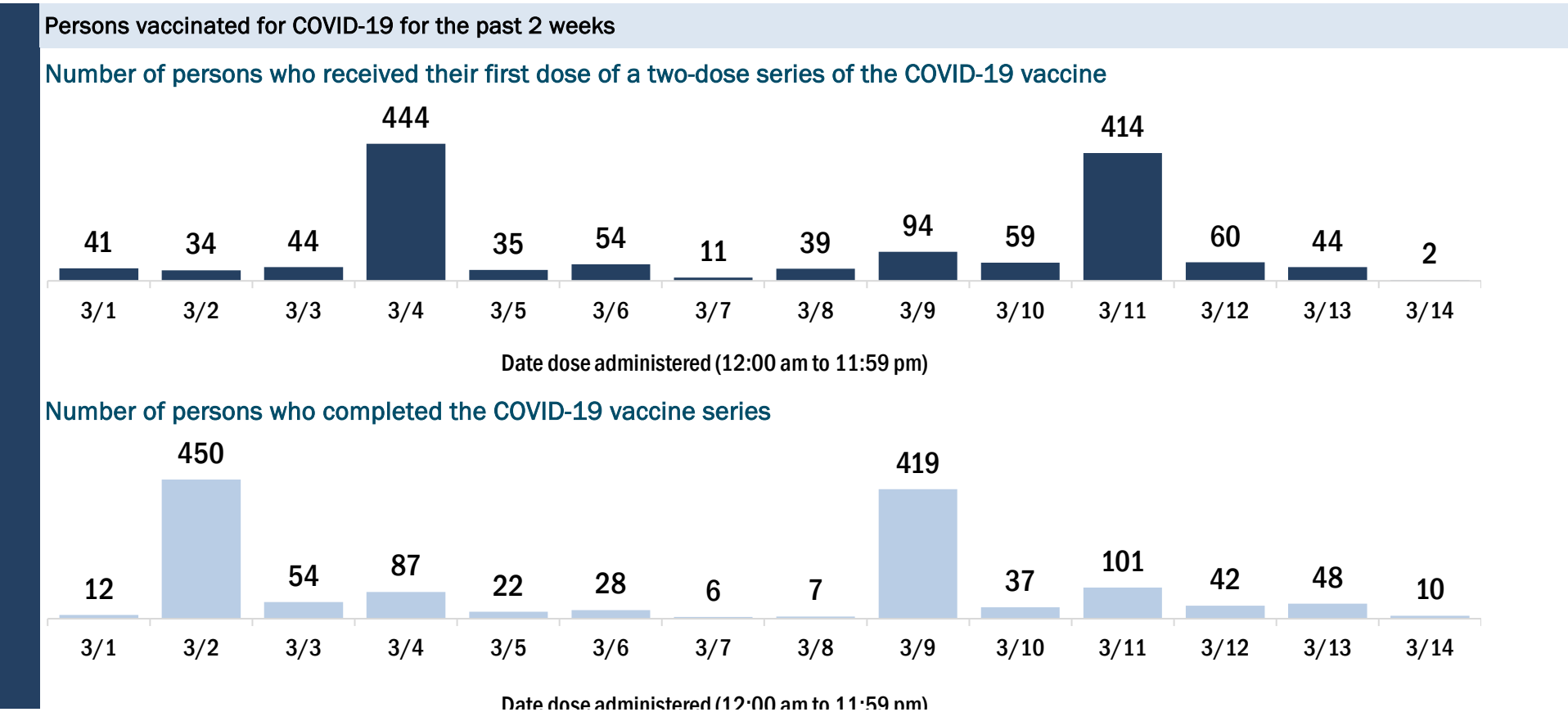
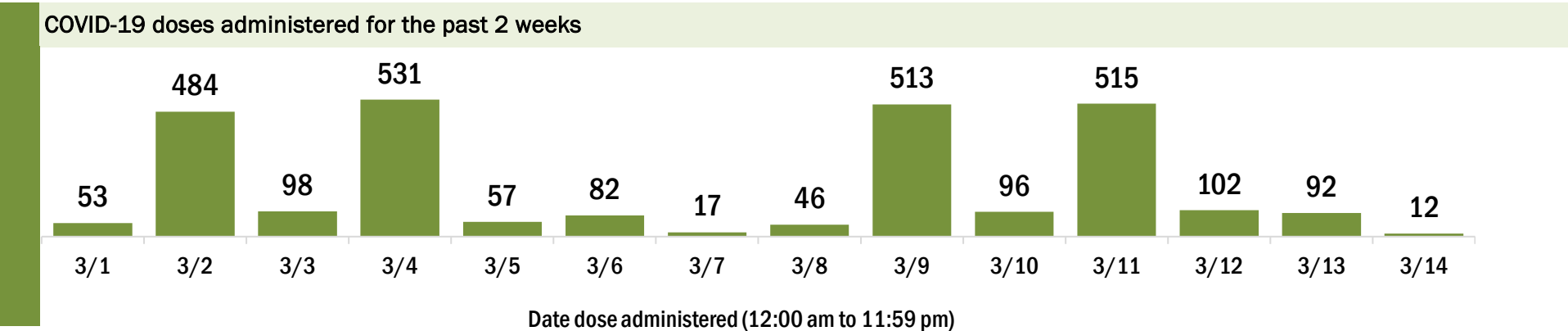
Data in this report are provisional and subject to change.

Data in this summary pertain to COVID-19 vaccines approved by the U.S. Food and Drug Administration and have been issued an Emergency Use Authorization (Janssen COVID-19 Vaccine, Moderna COVID-19 Vaccine and Pfizer-BioNTech COVID-19 Vaccine). These data summarize the number of people who have received either their first dose or have completed the series for a COVID-19 vaccine. **A person can only be counted in one category, first dose or series complete.** For persons receiving Moderna or Pfizer vaccines, once they receive their second dose, they are moved from the first dose column to the series completed column. **Because of this, the total first dose category may show a change from report to report not matching the total receiving their first dose from the previous day.** Persons receiving Johnson & Johnson vaccines will always be counted in the series completed column.

COVID-19 doses for vaccinated persons in Florida	
Doses administered	14,518
People receiving one dose of a 1-dose series (Johnson & Johnson) or receiving only one dose of a 2-dose series (Moderna, Pfizer) count once. Persons receiving both doses of a 2-dose series count twice.	

Current status of persons vaccinated for COVID-19 in Florida	
Total people vaccinated	8,759
First dose	2,903
Series completed	5,856
Completed 1-dose series	97
Completed 2-dose series	5,759
First dose: current number of people who have only received their first dose of the Moderna or Pfizer vaccine.	
Series complete: current number of people who have received both Moderna or Pfizer vaccine doses or one Johnson & Johnson dose and are considered fully immunized.	

Demographic summary	First dose	Series complete	Total people vaccinated
Age group	2,903	5,856	8,759
16-24 years	32	57	89
25-34 years	100	155	255
35-44 years	182	207	389
45-54 years	294	311	605
55-64 years	596	449	1,045
65-74 years	976	2,607	3,583
75-84 years	564	1,576	2,140
85+ years	159	494	653
Race	2,903	5,856	8,759
White	1,721	3,854	5,575
Black	280	375	655
American Indian/Alaskan	12	15	27
Other	272	562	834
Unknown	618	1,050	1,668
Other race includes Asian, native Hawaiian/Pacific Islander, or other.			
Ethnicity	2,903	5,856	8,759
Hispanic	79	75	154
Non-Hispanic	972	2,484	3,456
Unknown	1,852	3,297	5,149
Gender	2,903	5,856	8,759
Female	1,819	3,438	5,257
Male	1,082	2,417	3,499
Unknown	2	1	3



COVID-19: Dade County vaccine summary

Vaccination data through Mar 14, 2021 as of Mar 15, 2021 at 12:05 AM

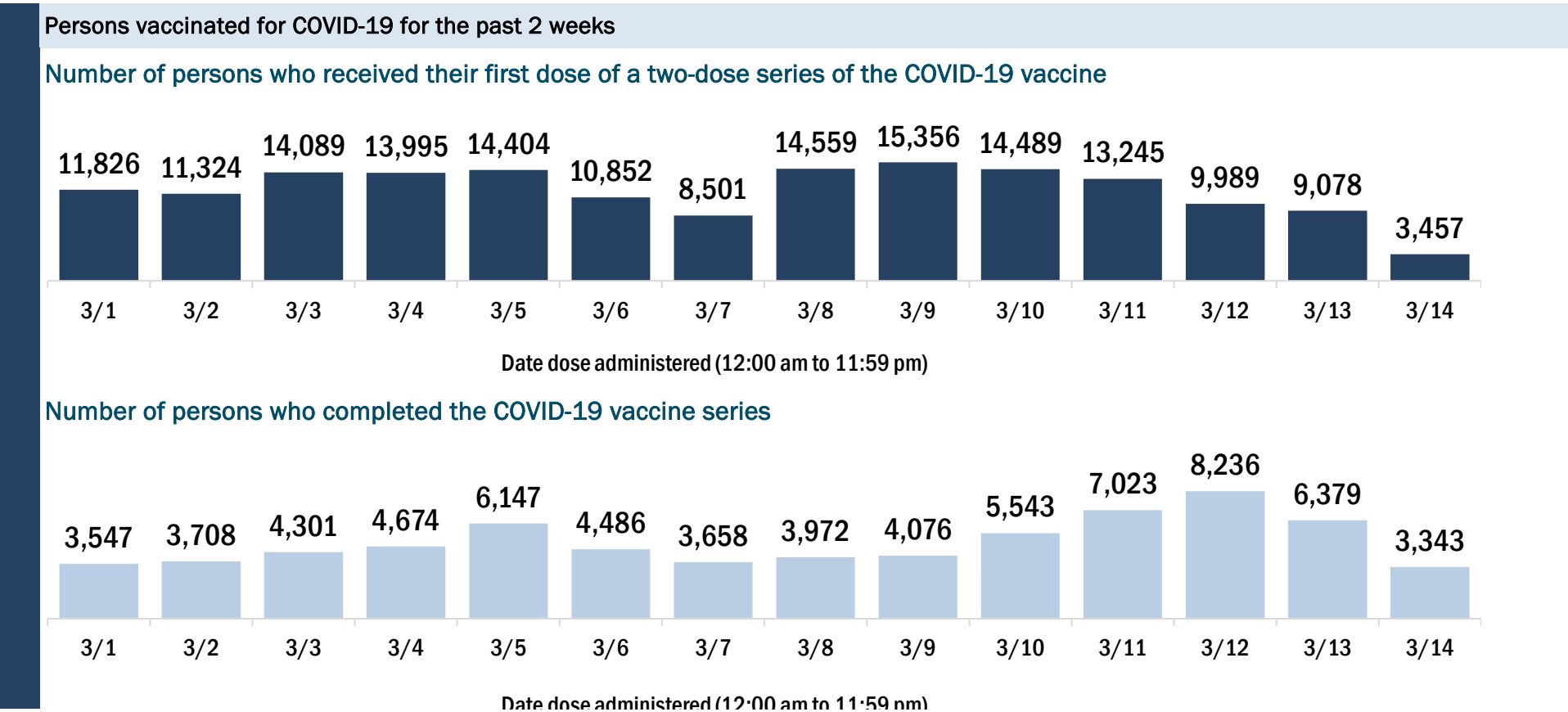
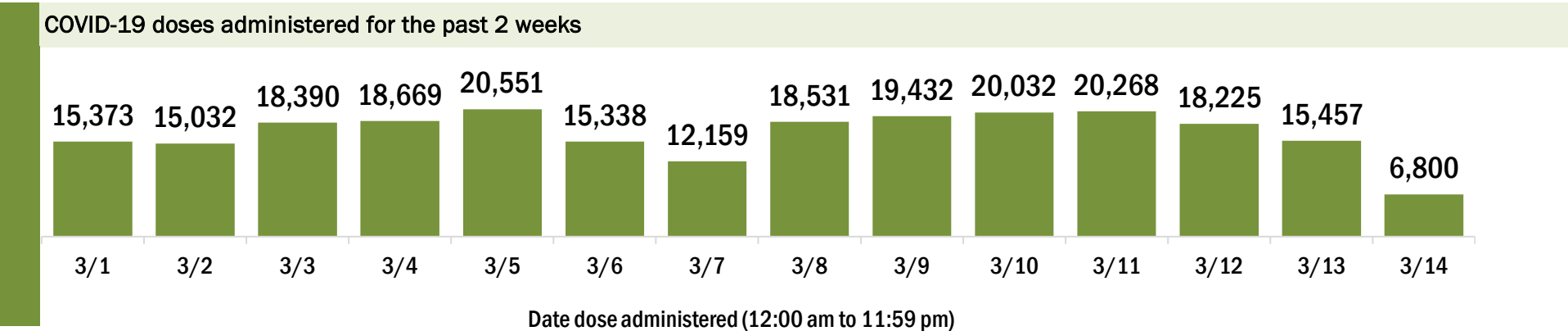
Data in this report are provisional and subject to change.

Data in this summary pertain to COVID-19 vaccines approved by the U.S. Food and Drug Administration and have been issued an Emergency Use Authorization (Janssen COVID-19 Vaccine, Moderna COVID-19 Vaccine and Pfizer-BioNTech COVID-19 Vaccine). These data summarize the number of people who have received either their first dose or have completed the series for a COVID-19 vaccine. **A person can only be counted in one category, first dose or series complete.** For persons receiving Moderna or Pfizer vaccines, once they receive their second dose, they are moved from the first dose column to the series completed column. **Because of this, the total first dose category may show a change from report to report not matching the total receiving their first dose from the previous day.** Persons receiving Johnson & Johnson vaccines will always be counted in the series completed column.

COVID-19 doses for vaccinated persons in Florida	
Doses administered	767,652
People receiving one dose of a 1-dose series (Johnson & Johnson) or receiving only one dose of a 2-dose series (Moderna, Pfizer) count once. Persons receiving both doses of a 2-dose series count twice.	

Current status of persons vaccinated for COVID-19 in Florida	
Total people vaccinated	526,651
First dose	268,380
Series completed	258,271
Completed 1-dose series	17,270
Completed 2-dose series	241,001
First dose: current number of people who have only received their first dose of the Moderna or Pfizer vaccine.	
Series complete: current number of people who have received both Moderna or Pfizer vaccine doses or one Johnson & Johnson dose and are considered fully immunized.	

Demographic summary	First dose	Series complete	Total people vaccinated
Age group	268,380	258,271	526,651
16-24 years	7,111	3,271	10,382
25-34 years	16,966	12,328	29,294
35-44 years	25,268	15,248	40,516
45-54 years	37,741	20,378	58,119
55-64 years	54,787	28,500	83,287
65-74 years	69,461	94,868	164,329
75-84 years	41,017	59,907	100,924
85+ years	16,029	23,771	39,800
Race	268,380	258,271	526,651
White	187,145	181,151	368,296
Black	18,385	20,609	38,994
American Indian/Alaskan	727	580	1,307
Other	29,372	29,592	58,964
Unknown	32,751	26,339	59,090
Other race includes Asian, native Hawaiian/Pacific Islander, or other.			
Ethnicity	268,380	258,271	526,651
Hispanic	148,123	129,809	277,932
Non-Hispanic	48,817	75,461	124,278
Unknown	71,440	53,001	124,441
Gender	268,380	258,271	526,651
Female	152,899	147,518	300,417
Male	112,866	110,578	223,444
Unknown	2,615	175	2,790



COVID-19: Desoto County vaccine summary

Vaccination data through Mar 14, 2021 as of Mar 15, 2021 at 12:05 AM

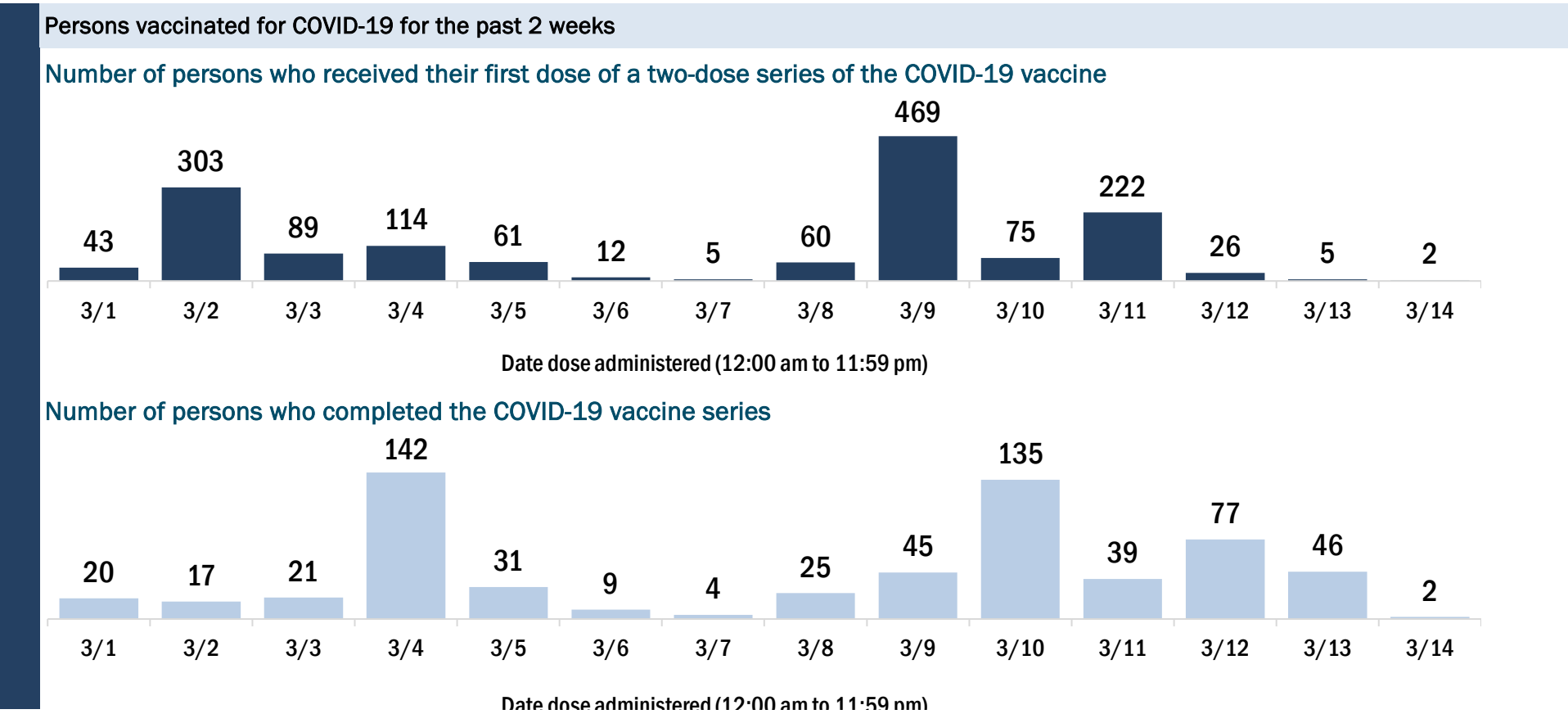
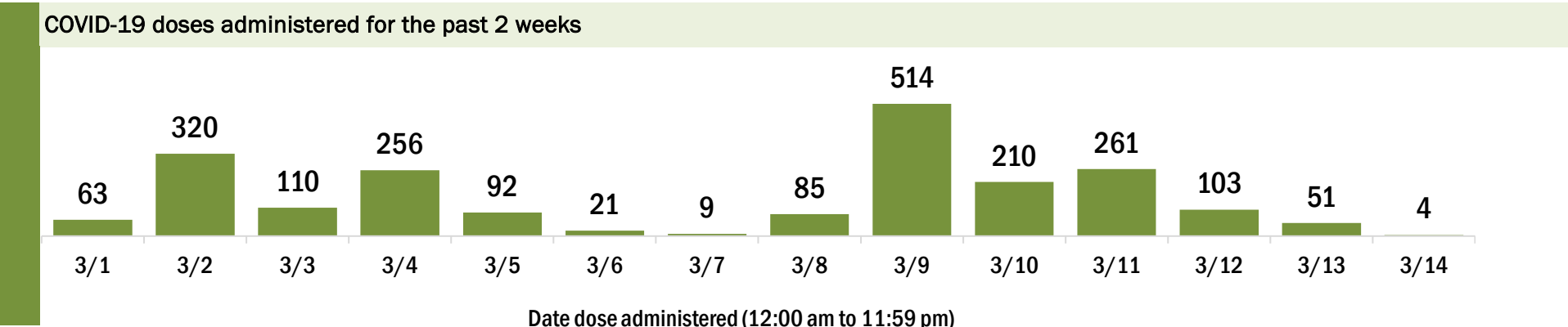
Data in this report are provisional and subject to change.

Data in this summary pertain to COVID-19 vaccines approved by the U.S. Food and Drug Administration and have been issued an Emergency Use Authorization (Janssen COVID-19 Vaccine, Moderna COVID-19 Vaccine and Pfizer-BioNTech COVID-19 Vaccine). These data summarize the number of people who have received either their first dose or have completed the series for a COVID-19 vaccine. **A person can only be counted in one category, first dose or series complete.** For persons receiving Moderna or Pfizer vaccines, once they receive their second dose, they are moved from the first dose column to the series completed column. **Because of this, the total first dose category may show a change from report to report not matching the total receiving their first dose from the previous day.** Persons receiving Johnson & Johnson vaccines will always be counted in the series completed column.

COVID-19 doses for vaccinated persons in Florida	
Doses administered	8,050
People receiving one dose of a 1-dose series (Johnson & Johnson) or receiving only one dose of a 2-dose series (Moderna, Pfizer) count once. Persons receiving both doses of a 2-dose series count twice.	

Current status of persons vaccinated for COVID-19 in Florida	
Total people vaccinated	5,484
First dose	2,880
Series completed	2,604
Completed 1-dose series	38
Completed 2-dose series	2,566
First dose: current number of people who have only received their first dose of the Moderna or Pfizer vaccine.	
Series complete: current number of people who have received both Moderna or Pfizer vaccine doses or one Johnson & Johnson dose and are considered fully immunized.	

Demographic summary	First dose	Series complete	Total people vaccinated
Age group	2,880	2,604	5,484
16-24 years	16	14	30
25-34 years	61	57	118
35-44 years	136	65	201
45-54 years	262	114	376
55-64 years	445	155	600
65-74 years	1,074	1,192	2,266
75-84 years	746	796	1,542
85+ years	140	211	351
Race	2,880	2,604	5,484
White	1,668	1,904	3,572
Black	157	99	256
American Indian/Alaskan	3	4	7
Other	224	177	401
Unknown	828	420	1,248
Other race includes Asian, native Hawaiian/Pacific Islander, or other.			
Ethnicity	2,880	2,604	5,484
Hispanic	117	46	163
Non-Hispanic	1,082	622	1,704
Unknown	1,681	1,936	3,617
Gender	2,880	2,604	5,484
Female	1,334	1,448	2,782
Male	1,546	1,156	2,702
Unknown	0	0	0



COVID-19: Dixie County vaccine summary

Vaccination data through Mar 14, 2021 as of Mar 15, 2021 at 12:05 AM

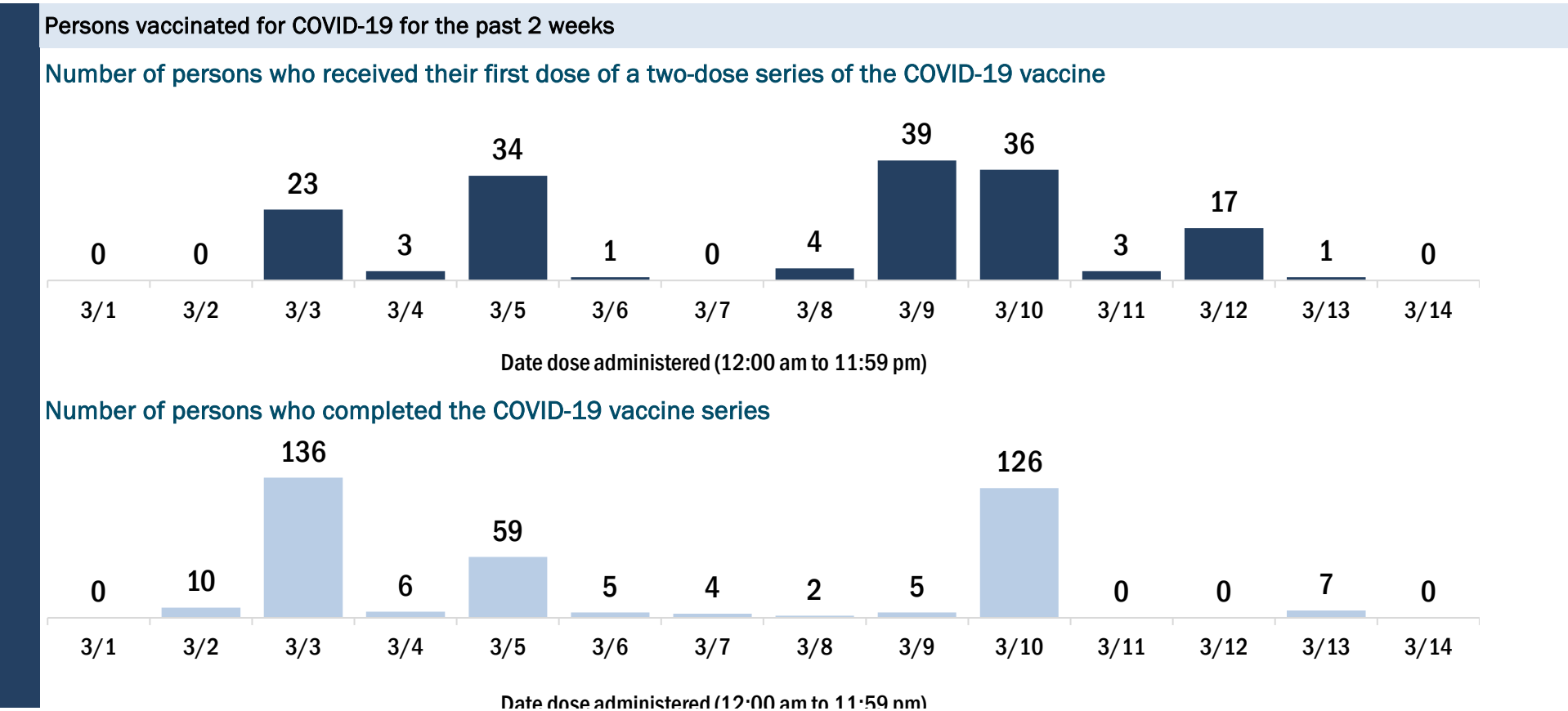
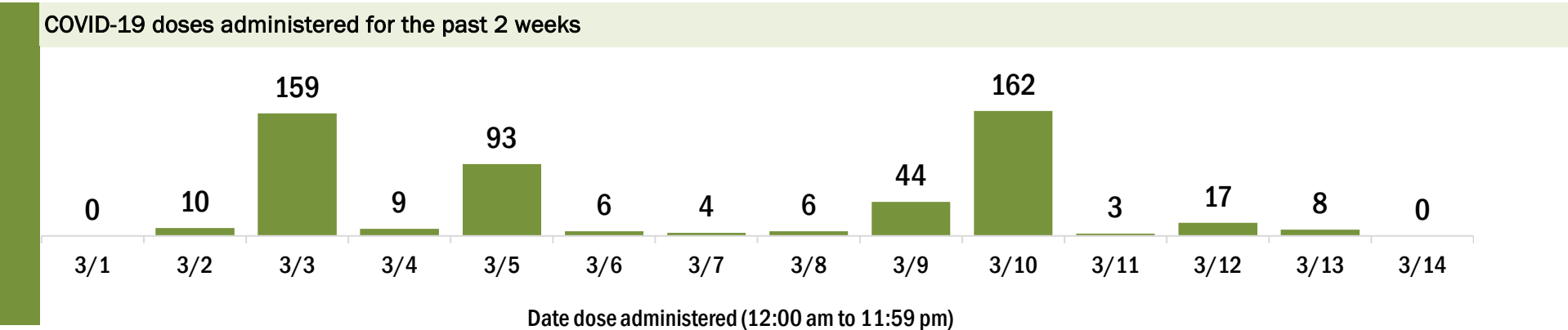
Data in this report are provisional and subject to change.

Data in this summary pertain to COVID-19 vaccines approved by the U.S. Food and Drug Administration and have been issued an Emergency Use Authorization (Janssen COVID-19 Vaccine, Moderna COVID-19 Vaccine and Pfizer-BioNTech COVID-19 Vaccine). These data summarize the number of people who have received either their first dose or have completed the series for a COVID-19 vaccine. **A person can only be counted in one category, first dose or series complete.** For persons receiving Moderna or Pfizer vaccines, once they receive their second dose, they are moved from the first dose column to the series completed column. **Because of this, the total first dose category may show a change from report to report not matching the total receiving their first dose from the previous day.** Persons receiving Johnson & Johnson vaccines will always be counted in the series completed column.

COVID-19 doses for vaccinated persons in Florida	
Doses administered	3,202
People receiving one dose of a 1-dose series (Johnson & Johnson) or receiving only one dose of a 2-dose series (Moderna, Pfizer) count once. Persons receiving both doses of a 2-dose series count twice.	

Current status of persons vaccinated for COVID-19 in Florida	
Total people vaccinated	1,973
First dose	735
Series completed	1,238
Completed 1-dose series	9
Completed 2-dose series	1,229
First dose: current number of people who have only received their first dose of the Moderna or Pfizer vaccine.	
Series complete: current number of people who have received both Moderna or Pfizer vaccine doses or one Johnson & Johnson dose and are considered fully immunized.	

Demographic summary	First dose	Series complete	Total people vaccinated
Age group	735	1,238	1,973
16-24 years	3	4	7
25-34 years	12	14	26
35-44 years	26	22	48
45-54 years	23	30	53
55-64 years	92	71	163
65-74 years	326	617	943
75-84 years	203	379	582
85+ years	50	101	151
Race	735	1,238	1,973
White	631	1,074	1,705
Black	29	31	60
American Indian/Alaskan	19	9	28
Other	22	37	59
Unknown	34	87	121
Other race includes Asian, native Hawaiian/Pacific Islander, or other.			
Ethnicity	735	1,238	1,973
Hispanic	14	16	30
Non-Hispanic	543	823	1,366
Unknown	178	399	577
Gender	735	1,238	1,973
Female	401	658	1,059
Male	334	580	914
Unknown	0	0	0



COVID-19: Duval County vaccine summary

Vaccination data through Mar 14, 2021 as of Mar 15, 2021 at 12:05 AM

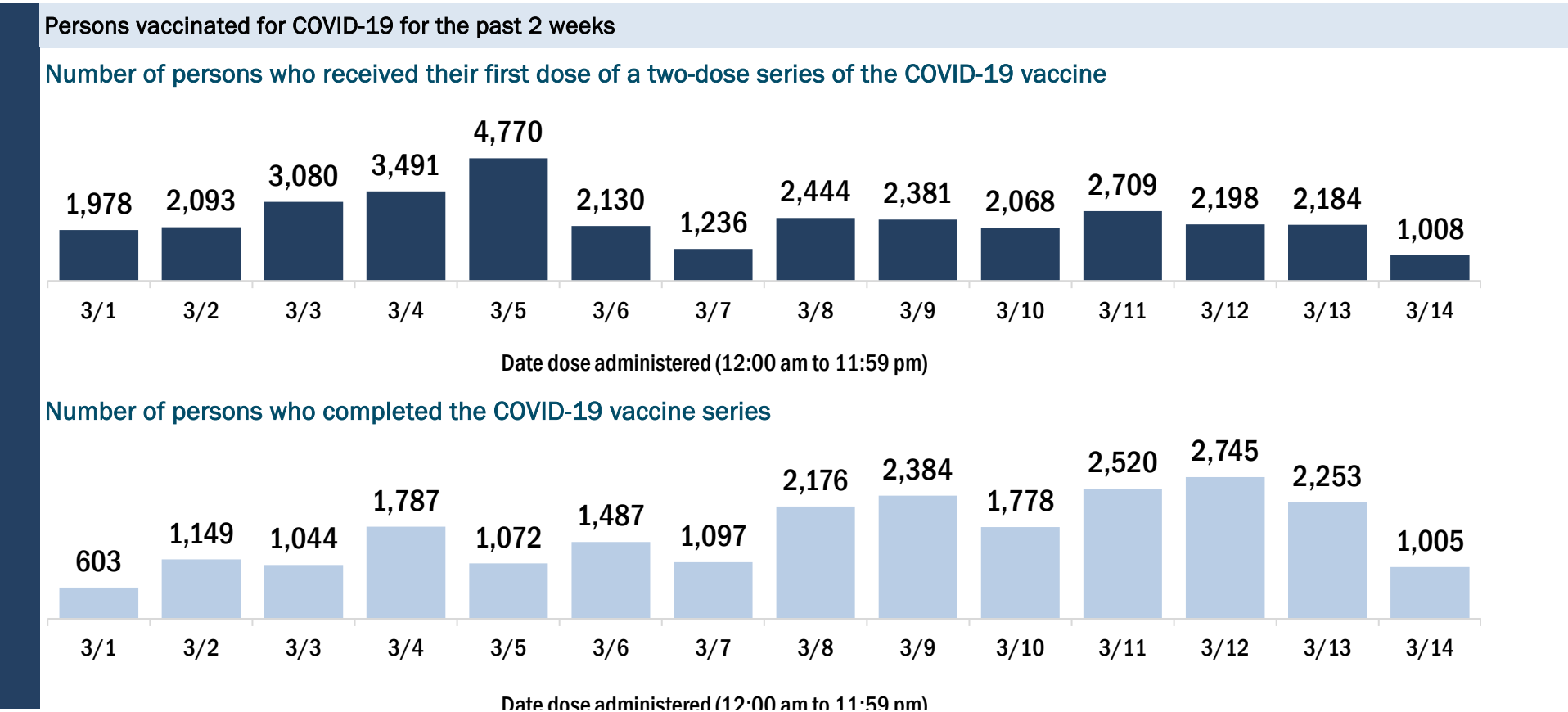
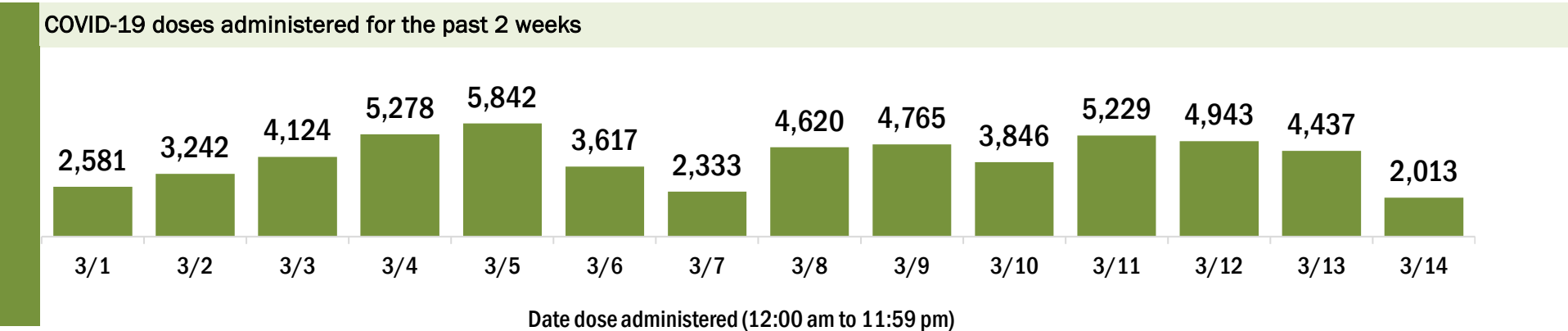
Data in this report are provisional and subject to change.

Data in this summary pertain to COVID-19 vaccines approved by the U.S. Food and Drug Administration and have been issued an Emergency Use Authorization (Janssen COVID-19 Vaccine, Moderna COVID-19 Vaccine and Pfizer-BioNTech COVID-19 Vaccine). These data summarize the number of people who have received either their first dose or have completed the series for a COVID-19 vaccine. **A person can only be counted in one category, first dose or series complete.** For persons receiving Moderna or Pfizer vaccines, once they receive their second dose, they are moved from the first dose column to the series completed column. **Because of this, the total first dose category may show a change from report to report not matching the total receiving their first dose from the previous day.** Persons receiving Johnson & Johnson vaccines will always be counted in the series completed column.

COVID-19 doses for vaccinated persons in Florida	
Doses administered	260,971
People receiving one dose of a 1-dose series (Johnson & Johnson) or receiving only one dose of a 2-dose series (Moderna, Pfizer) count once. Persons receiving both doses of a 2-dose series count twice.	

Current status of persons vaccinated for COVID-19 in Florida	
Total people vaccinated	165,220
First dose	63,258
Series completed	101,962
Completed 1-dose series	6,211
Completed 2-dose series	95,751
First dose: current number of people who have only received their first dose of the Moderna or Pfizer vaccine.	
Series complete: current number of people who have received both Moderna or Pfizer vaccine doses or one Johnson & Johnson dose and are considered fully immunized.	

Demographic summary	First dose	Series complete	Total people vaccinated
Age group	63,258	101,962	165,220
16-24 years	1,741	1,706	3,447
25-34 years	4,581	6,614	11,195
35-44 years	5,761	7,296	13,057
45-54 years	7,884	8,528	16,412
55-64 years	14,044	12,088	26,132
65-74 years	18,412	40,165	58,577
75-84 years	7,785	18,964	26,749
85+ years	3,050	6,601	9,651
Race	63,258	101,962	165,220
White	32,849	61,383	94,232
Black	11,639	15,675	27,314
American Indian/Alaskan	142	274	416
Other	6,983	13,154	20,137
Unknown	11,645	11,476	23,121
Other race includes Asian, native Hawaiian/Pacific Islander, or other.			
Ethnicity	63,258	101,962	165,220
Hispanic	2,933	3,159	6,092
Non-Hispanic	38,954	68,010	106,964
Unknown	21,371	30,793	52,164
Gender	63,258	101,962	165,220
Female	36,751	60,020	96,771
Male	24,292	41,902	66,194
Unknown	2,215	40	2,255



COVID-19: Escambia County vaccine summary

Vaccination data through Mar 14, 2021 as of Mar 15, 2021 at 12:05 AM

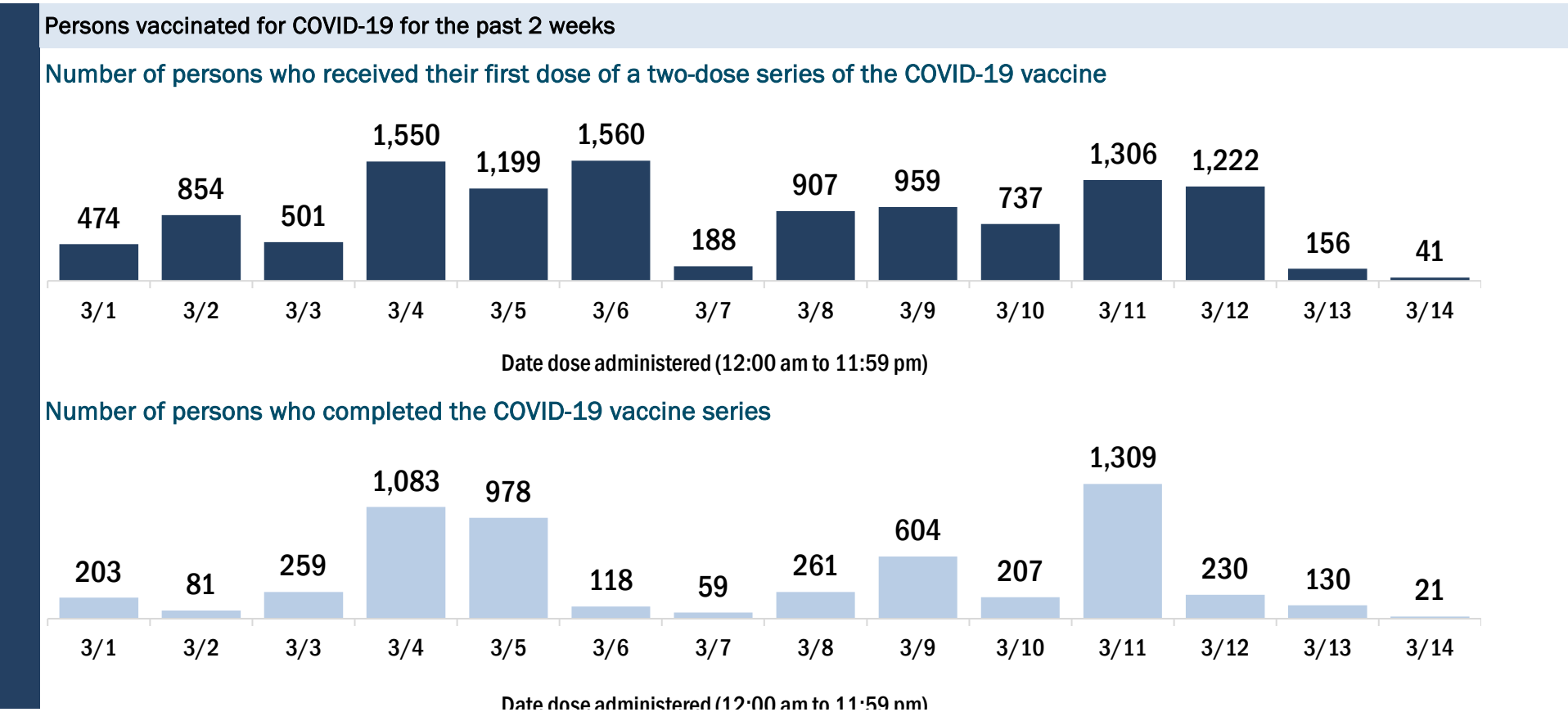
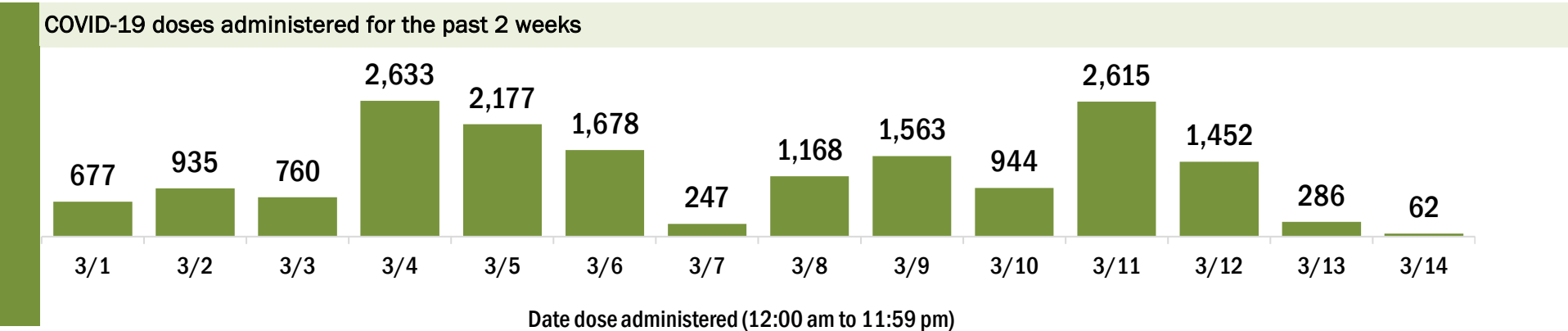
Data in this report are provisional and subject to change.

Data in this summary pertain to COVID-19 vaccines approved by the U.S. Food and Drug Administration and have been issued an Emergency Use Authorization (Janssen COVID-19 Vaccine, Moderna COVID-19 Vaccine and Pfizer-BioNTech COVID-19 Vaccine). These data summarize the number of people who have received either their first dose or have completed the series for a COVID-19 vaccine. **A person can only be counted in one category, first dose or series complete.** For persons receiving Moderna or Pfizer vaccines, once they receive their second dose, they are moved from the first dose column to the series completed column. **Because of this, the total first dose category may show a change from report to report not matching the total receiving their first dose from the previous day.** Persons receiving Johnson & Johnson vaccines will always be counted in the series completed column.

COVID-19 doses for vaccinated persons in Florida	
Doses administered	83,515
People receiving one dose of a 1-dose series (Johnson & Johnson) or receiving only one dose of a 2-dose series (Moderna, Pfizer) count once. Persons receiving both doses of a 2-dose series count twice.	

Current status of persons vaccinated for COVID-19 in Florida	
Total people vaccinated	54,240
First dose	24,846
Series completed	29,394
Completed 1-dose series	119
Completed 2-dose series	29,275
First dose: current number of people who have only received their first dose of the Moderna or Pfizer vaccine.	
Series complete: current number of people who have received both Moderna or Pfizer vaccine doses or one Johnson & Johnson dose and are considered fully immunized.	

Demographic summary	First dose	Series complete	Total people vaccinated
Age group	24,846	29,394	54,240
16-24 years	580	352	932
25-34 years	1,480	1,299	2,779
35-44 years	1,785	1,548	3,333
45-54 years	2,754	1,795	4,549
55-64 years	5,192	2,702	7,894
65-74 years	7,668	12,142	19,810
75-84 years	3,975	6,907	10,882
85+ years	1,412	2,649	4,061
Race	24,846	29,394	54,240
White	13,701	17,830	31,531
Black	4,149	3,073	7,222
American Indian/Alaskan	185	146	331
Other	1,896	3,407	5,303
Unknown	4,915	4,938	9,853
Other race includes Asian, native Hawaiian/Pacific Islander, or other.			
Ethnicity	24,846	29,394	54,240
Hispanic	596	326	922
Non-Hispanic	15,142	16,771	31,913
Unknown	9,108	12,297	21,405
Gender	24,846	29,394	54,240
Female	15,028	17,494	32,522
Male	9,767	11,900	21,667
Unknown	51	0	51



COVID-19: Flagler County vaccine summary

Vaccination data through Mar 14, 2021 as of Mar 15, 2021 at 12:05 AM

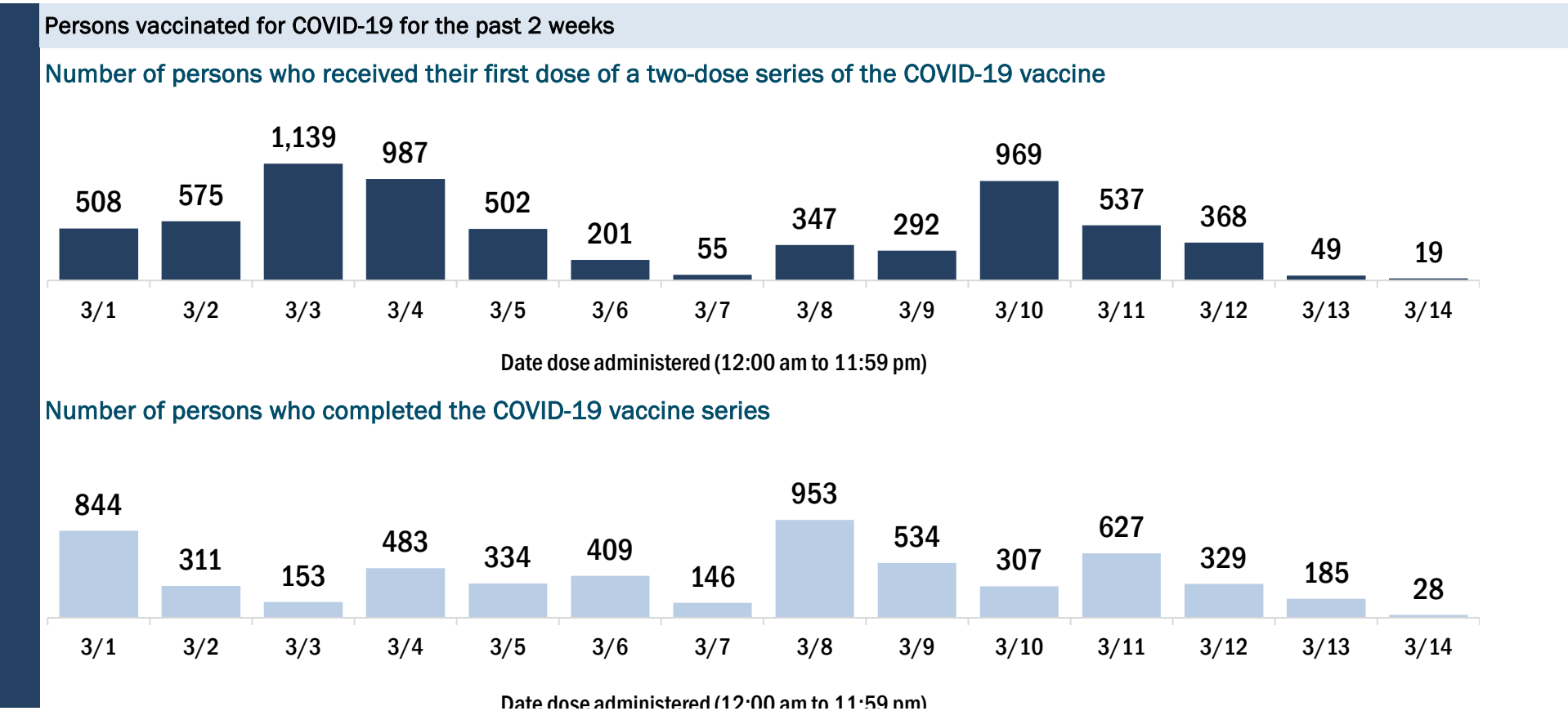
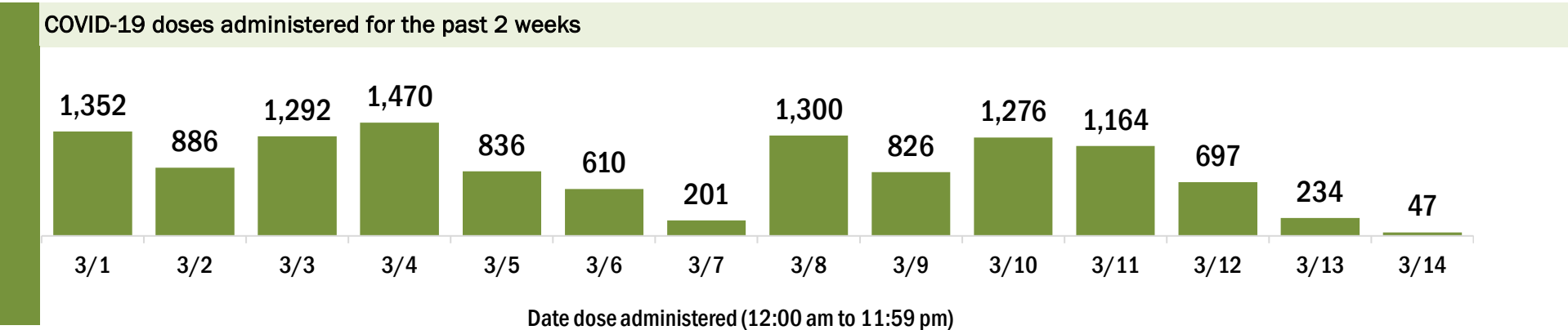
Data in this report are provisional and subject to change.

Data in this summary pertain to COVID-19 vaccines approved by the U.S. Food and Drug Administration and have been issued an Emergency Use Authorization (Janssen COVID-19 Vaccine, Moderna COVID-19 Vaccine and Pfizer-BioNTech COVID-19 Vaccine). These data summarize the number of people who have received either their first dose or have completed the series for a COVID-19 vaccine. **A person can only be counted in one category, first dose or series complete.** For persons receiving Moderna or Pfizer vaccines, once they receive their second dose, they are moved from the first dose column to the series completed column. **Because of this, the total first dose category may show a change from report to report not matching the total receiving their first dose from the previous day.** Persons receiving Johnson & Johnson vaccines will always be counted in the series completed column.

COVID-19 doses for vaccinated persons in Florida	
Doses administered	45,656
People receiving one dose of a 1-dose series (Johnson & Johnson) or receiving only one dose of a 2-dose series (Moderna, Pfizer) count once. Persons receiving both doses of a 2-dose series count twice.	

Current status of persons vaccinated for COVID-19 in Florida	
Total people vaccinated	30,299
First dose	14,393
Series completed	15,906
Completed 1-dose series	549
Completed 2-dose series	15,357
First dose: current number of people who have only received their first dose of the Moderna or Pfizer vaccine.	
Series complete: current number of people who have received both Moderna or Pfizer vaccine doses or one Johnson & Johnson dose and are considered fully immunized.	

Demographic summary	First dose	Series complete	Total people vaccinated
Age group	14,393	15,906	30,299
16-24 years	102	111	213
25-34 years	203	306	509
35-44 years	367	537	904
45-54 years	661	703	1,364
55-64 years	1,663	1,170	2,833
65-74 years	6,327	7,665	13,992
75-84 years	3,889	4,318	8,207
85+ years	1,181	1,096	2,277
Race	14,393	15,906	30,299
White	10,275	9,748	20,023
Black	1,081	727	1,808
American Indian/Alaskan	112	65	177
Other	945	1,959	2,904
Unknown	1,980	3,407	5,387
Other race includes Asian, native Hawaiian/Pacific Islander, or other.			
Ethnicity	14,393	15,906	30,299
Hispanic	908	393	1,301
Non-Hispanic	9,364	7,465	16,829
Unknown	4,121	8,048	12,169
Gender	14,393	15,906	30,299
Female	7,924	8,977	16,901
Male	6,312	6,876	13,188
Unknown	157	53	210



COVID-19: Franklin County vaccine summary

Vaccination data through Mar 14, 2021 as of Mar 15, 2021 at 12:05 AM

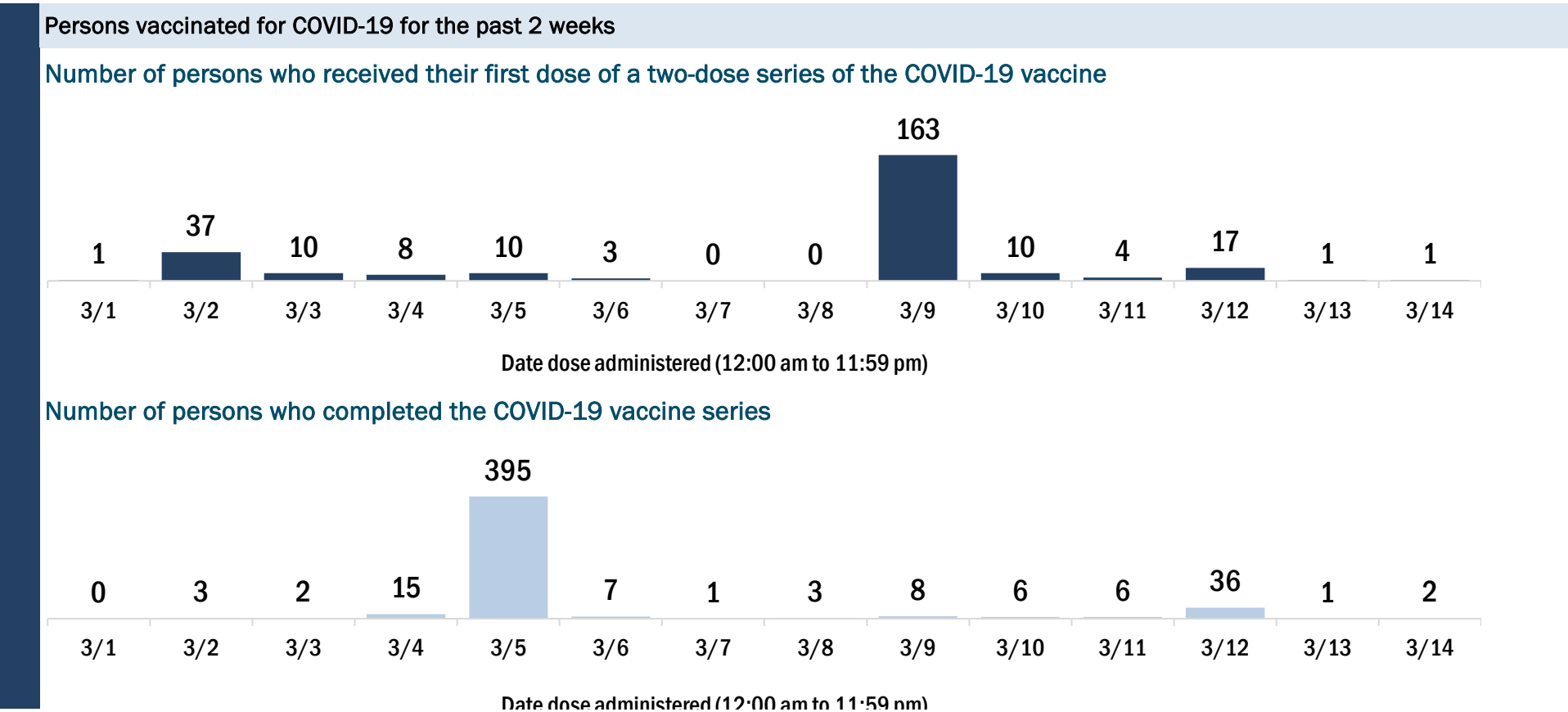
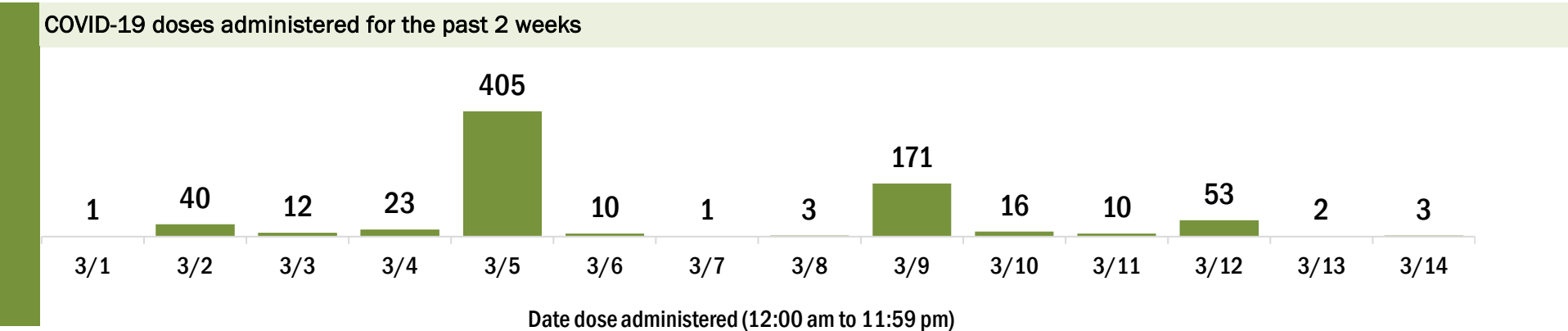
Data in this report are provisional and subject to change.

Data in this summary pertain to COVID-19 vaccines approved by the U.S. Food and Drug Administration and have been issued an Emergency Use Authorization (Janssen COVID-19 Vaccine, Moderna COVID-19 Vaccine and Pfizer-BioNTech COVID-19 Vaccine). These data summarize the number of people who have received either their first dose or have completed the series for a COVID-19 vaccine. **A person can only be counted in one category, first dose or series complete.** For persons receiving Moderna or Pfizer vaccines, once they receive their second dose, they are moved from the first dose column to the series completed column. **Because of this, the total first dose category may show a change from report to report not matching the total receiving their first dose from the previous day.** Persons receiving Johnson & Johnson vaccines will always be counted in the series completed column.

COVID-19 doses for vaccinated persons in Florida	
Doses administered	4,549
People receiving one dose of a 1-dose series (Johnson & Johnson) or receiving only one dose of a 2-dose series (Moderna, Pfizer) count once. Persons receiving both doses of a 2-dose series count twice.	

Current status of persons vaccinated for COVID-19 in Florida	
Total people vaccinated	2,647
First dose	740
Series completed	1,907
Completed 1-dose series	5
Completed 2-dose series	1,902
First dose: current number of people who have only received their first dose of the Moderna or Pfizer vaccine.	
Series complete: current number of people who have received both Moderna or Pfizer vaccine doses or one Johnson & Johnson dose and are considered fully immunized.	

Demographic summary	First dose	Series complete	Total people vaccinated
Age group	740	1,907	2,647
16-24 years	7	10	17
25-34 years	23	20	43
35-44 years	22	35	57
45-54 years	68	78	146
55-64 years	187	204	391
65-74 years	292	978	1,270
75-84 years	112	489	601
85+ years	29	93	122
Race	740	1,907	2,647
White	643	1,716	2,359
Black	51	72	123
American Indian/Alaskan	1	6	7
Other	30	78	108
Unknown	15	35	50
Other race includes Asian, native Hawaiian/Pacific Islander, or other.			
Ethnicity	740	1,907	2,647
Hispanic	13	15	28
Non-Hispanic	624	1,570	2,194
Unknown	103	322	425
Gender	740	1,907	2,647
Female	400	998	1,398
Male	340	909	1,249
Unknown	0	0	0



COVID-19: Gadsden County vaccine summary

Vaccination data through Mar 14, 2021 as of Mar 15, 2021 at 12:05 AM

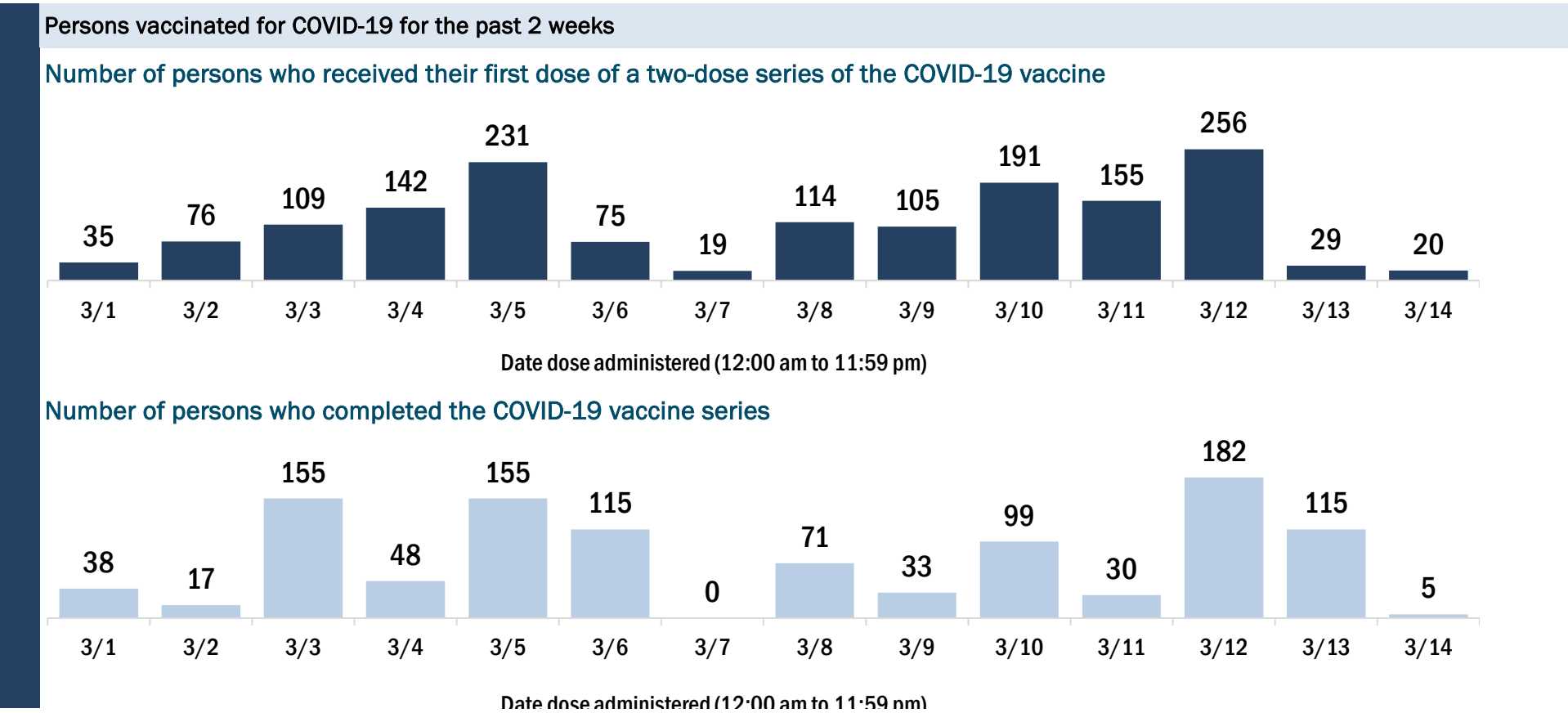
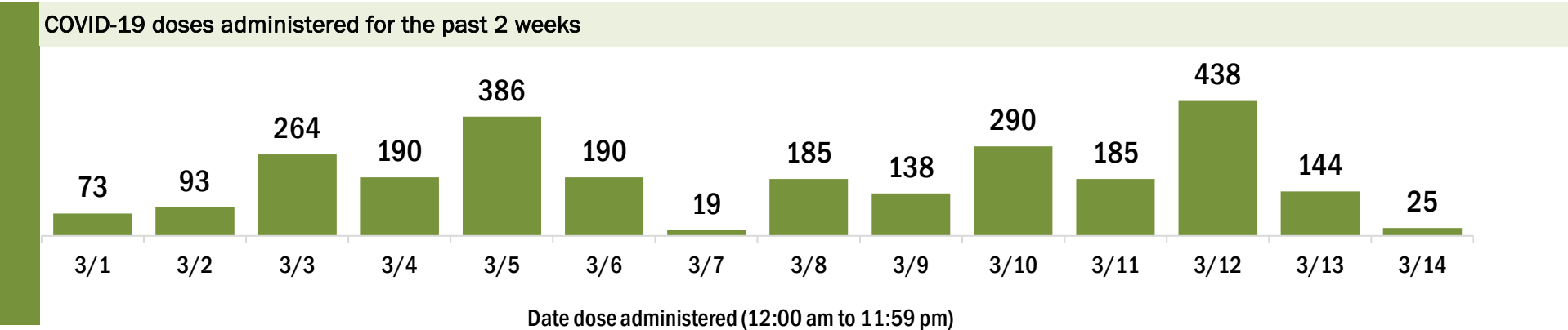
Data in this report are provisional and subject to change.

Data in this summary pertain to COVID-19 vaccines approved by the U.S. Food and Drug Administration and have been issued an Emergency Use Authorization (Janssen COVID-19 Vaccine, Moderna COVID-19 Vaccine and Pfizer-BioNTech COVID-19 Vaccine). These data summarize the number of people who have received either their first dose or have completed the series for a COVID-19 vaccine. **A person can only be counted in one category, first dose or series complete.** For persons receiving Moderna or Pfizer vaccines, once they receive their second dose, they are moved from the first dose column to the series completed column. **Because of this, the total first dose category may show a change from report to report not matching the total receiving their first dose from the previous day.** Persons receiving Johnson & Johnson vaccines will always be counted in the series completed column.

COVID-19 doses for vaccinated persons in Florida	
Doses administered	15,170
People receiving one dose of a 1-dose series (Johnson & Johnson) or receiving only one dose of a 2-dose series (Moderna, Pfizer) count once. Persons receiving both doses of a 2-dose series count twice.	

Current status of persons vaccinated for COVID-19 in Florida	
Total people vaccinated	9,222
First dose	3,192
Series completed	6,030
Completed 1-dose series	82
Completed 2-dose series	5,948
First dose: current number of people who have only received their first dose of the Moderna or Pfizer vaccine.	
Series complete: current number of people who have received both Moderna or Pfizer vaccine doses or one Johnson & Johnson dose and are considered fully immunized.	

Demographic summary	First dose	Series complete	Total people vaccinated
Age group	3,192	6,030	9,222
16-24 years	52	45	97
25-34 years	144	116	260
35-44 years	268	223	491
45-54 years	490	375	865
55-64 years	938	689	1,627
65-74 years	820	2,731	3,551
75-84 years	367	1,380	1,747
85+ years	113	471	584
Race	3,192	6,030	9,222
White	951	2,350	3,301
Black	1,548	2,253	3,801
American Indian/Alaskan	6	12	18
Other	319	1,016	1,335
Unknown	368	399	767
Other race includes Asian, native Hawaiian/Pacific Islander, or other.			
Ethnicity	3,192	6,030	9,222
Hispanic	126	134	260
Non-Hispanic	2,091	3,874	5,965
Unknown	975	2,022	2,997
Gender	3,192	6,030	9,222
Female	1,950	3,633	5,583
Male	1,242	2,397	3,639
Unknown	0	0	0



COVID-19: Gilchrist County vaccine summary

Vaccination data through Mar 14, 2021 as of Mar 15, 2021 at 12:05 AM

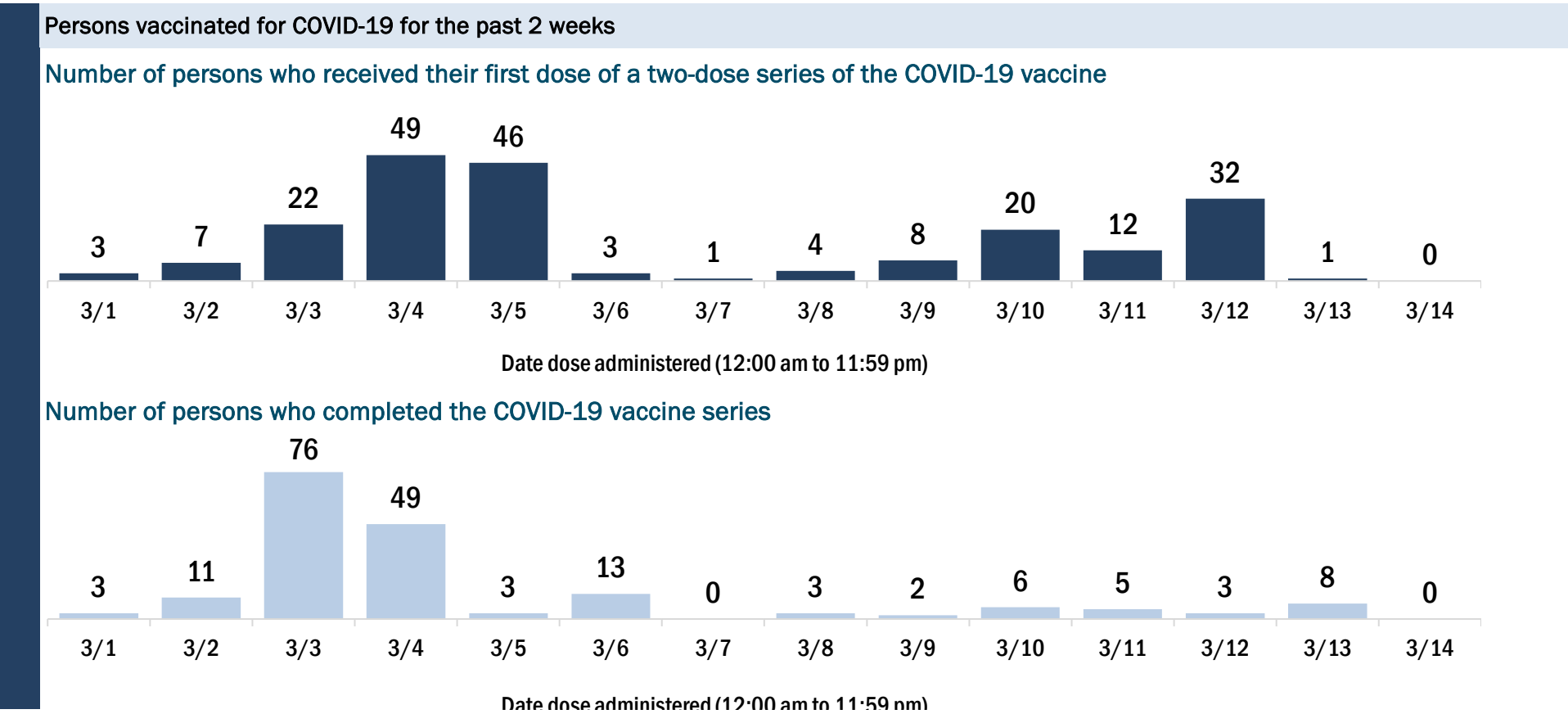
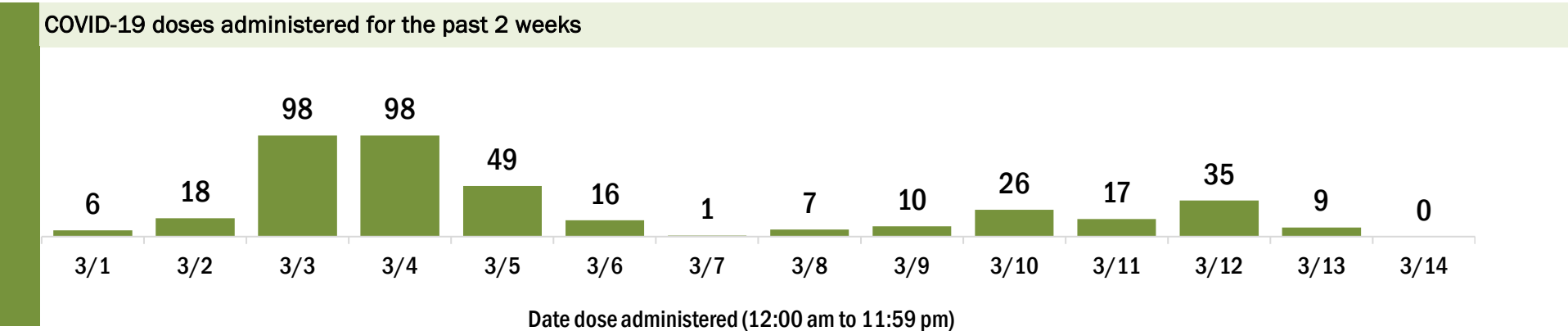
Data in this report are provisional and subject to change.

Data in this summary pertain to COVID-19 vaccines approved by the U.S. Food and Drug Administration and have been issued an Emergency Use Authorization (Janssen COVID-19 Vaccine, Moderna COVID-19 Vaccine and Pfizer-BioNTech COVID-19 Vaccine). These data summarize the number of people who have received either their first dose or have completed the series for a COVID-19 vaccine. **A person can only be counted in one category, first dose or series complete.** For persons receiving Moderna or Pfizer vaccines, once they receive their second dose, they are moved from the first dose column to the series completed column. **Because of this, the total first dose category may show a change from report to report not matching the total receiving their first dose from the previous day.** Persons receiving Johnson & Johnson vaccines will always be counted in the series completed column.

COVID-19 doses for vaccinated persons in Florida	
Doses administered	3,551
People receiving one dose of a 1-dose series (Johnson & Johnson) or receiving only one dose of a 2-dose series (Moderna, Pfizer) count once. Persons receiving both doses of a 2-dose series count twice.	

Current status of persons vaccinated for COVID-19 in Florida	
Total people vaccinated	2,045
First dose	531
Series completed	1,514
Completed 1-dose series	8
Completed 2-dose series	1,506
First dose: current number of people who have only received their first dose of the Moderna or Pfizer vaccine.	
Series complete: current number of people who have received both Moderna or Pfizer vaccine doses or one Johnson & Johnson dose and are considered fully immunized.	

Demographic summary	First dose	Series complete	Total people vaccinated
Age group	531	1,514	2,045
16-24 years	8	28	36
25-34 years	11	42	53
35-44 years	19	55	74
45-54 years	35	88	123
55-64 years	71	117	188
65-74 years	240	601	841
75-84 years	111	432	543
85+ years	36	151	187
Race	531	1,514	2,045
White	364	974	1,338
Black	8	15	23
American Indian/Alaskan	2	3	5
Other	46	157	203
Unknown	111	365	476
Other race includes Asian, native Hawaiian/Pacific Islander, or other.			
Ethnicity	531	1,514	2,045
Hispanic	5	14	19
Non-Hispanic	186	514	700
Unknown	340	986	1,326
Gender	531	1,514	2,045
Female	326	910	1,236
Male	205	604	809
Unknown	0	0	0



COVID-19: Glades County vaccine summary

Vaccination data through Mar 14, 2021 as of Mar 15, 2021 at 12:05 AM

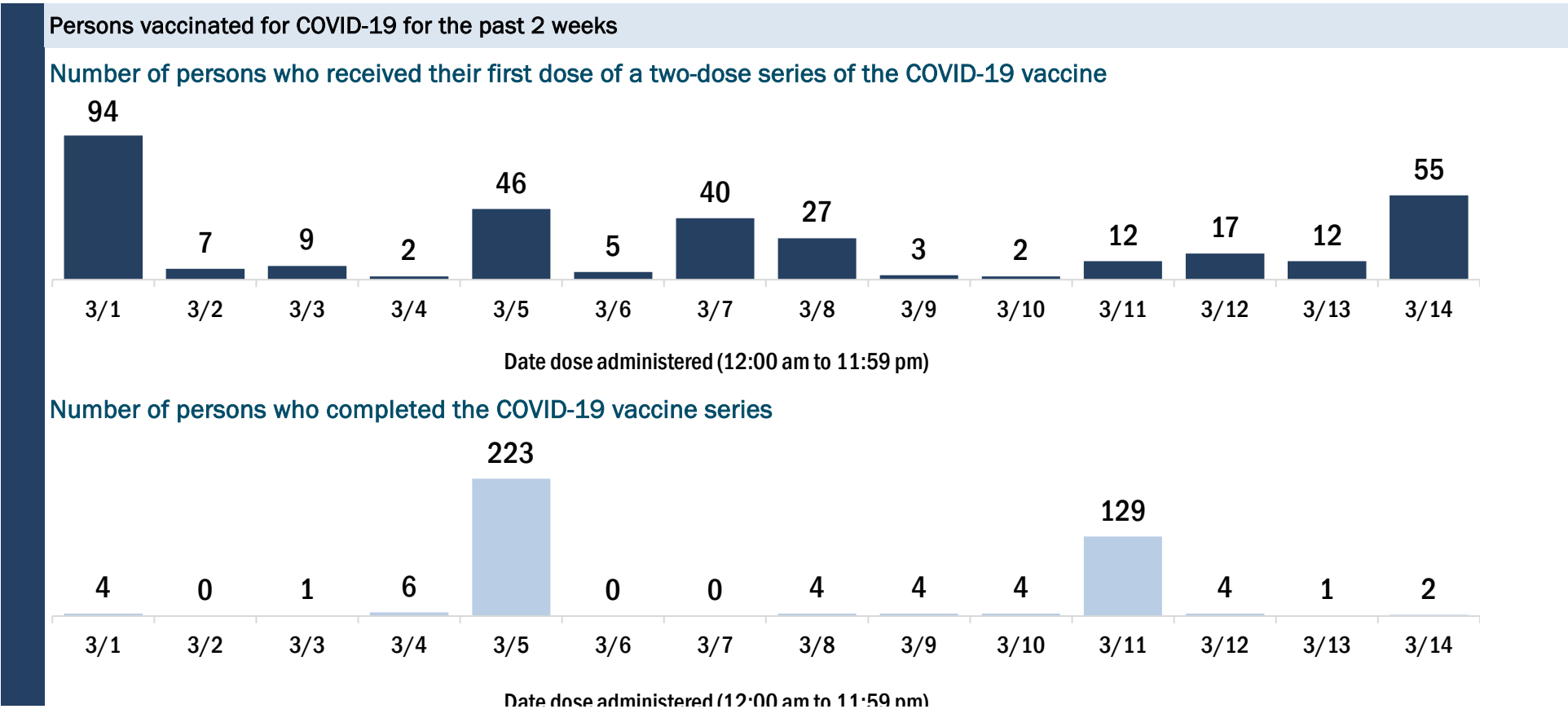
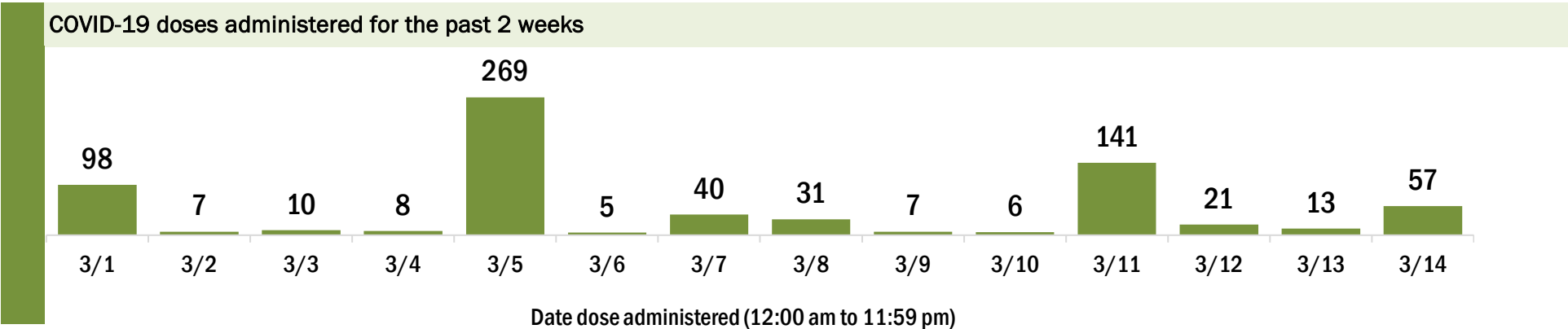
Data in this report are provisional and subject to change.

Data in this summary pertain to COVID-19 vaccines approved by the U.S. Food and Drug Administration and have been issued an Emergency Use Authorization (Janssen COVID-19 Vaccine, Moderna COVID-19 Vaccine and Pfizer-BioNTech COVID-19 Vaccine). These data summarize the number of people who have received either their first dose or have completed the series for a COVID-19 vaccine. **A person can only be counted in one category, first dose or series complete.** For persons receiving Moderna or Pfizer vaccines, once they receive their second dose, they are moved from the first dose column to the series completed column. **Because of this, the total first dose category may show a change from report to report not matching the total receiving their first dose from the previous day.** Persons receiving Johnson & Johnson vaccines will always be counted in the series completed column.

COVID-19 doses for vaccinated persons in Florida	
Doses administered	2,751
People receiving one dose of a 1-dose series (Johnson & Johnson) or receiving only one dose of a 2-dose series (Moderna, Pfizer) count once. Persons receiving both doses of a 2-dose series count twice.	

Current status of persons vaccinated for COVID-19 in Florida	
Total people vaccinated	1,689
First dose	627
Series completed	1,062
Completed 1-dose series	0
Completed 2-dose series	1,062
First dose: current number of people who have only received their first dose of the Moderna or Pfizer vaccine.	
Series complete: current number of people who have received both Moderna or Pfizer vaccine doses or one Johnson & Johnson dose and are considered fully immunized.	

Demographic summary	First dose	Series complete	Total people vaccinated
Age group	627	1,062	1,689
16-24 years	3	0	3
25-34 years	9	3	12
35-44 years	5	4	9
45-54 years	34	15	49
55-64 years	109	42	151
65-74 years	267	518	785
75-84 years	178	398	576
85+ years	22	82	104
Race	627	1,062	1,689
White	464	808	1,272
Black	25	38	63
American Indian/Alaskan	5	7	12
Other	26	47	73
Unknown	107	162	269
Other race includes Asian, native Hawaiian/Pacific Islander, or other.			
Ethnicity	627	1,062	1,689
Hispanic	24	18	42
Non-Hispanic	251	396	647
Unknown	352	648	1,000
Gender	627	1,062	1,689
Female	320	535	855
Male	307	527	834
Unknown	0	0	0



COVID-19: Gulf County vaccine summary

Vaccination data through Mar 14, 2021 as of Mar 15, 2021 at 12:05 AM

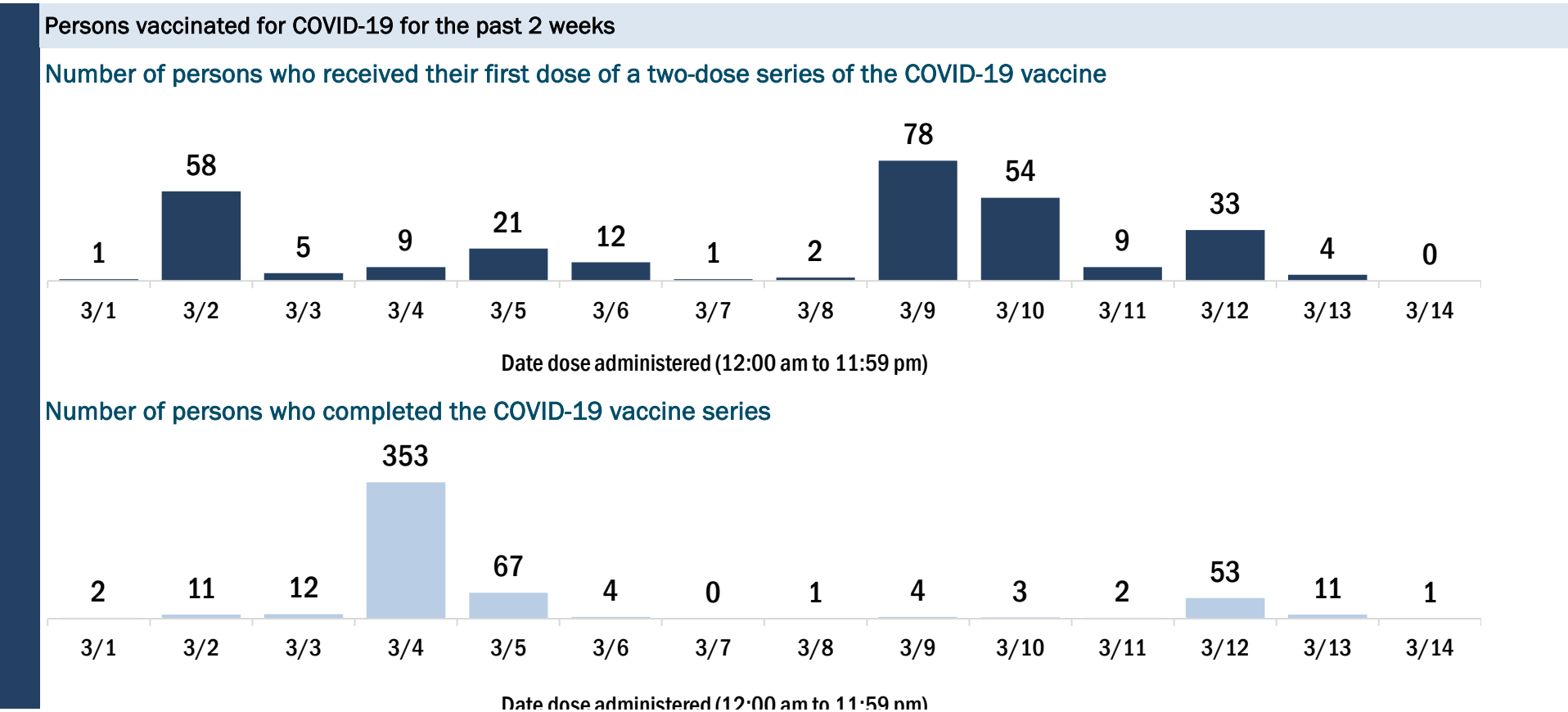
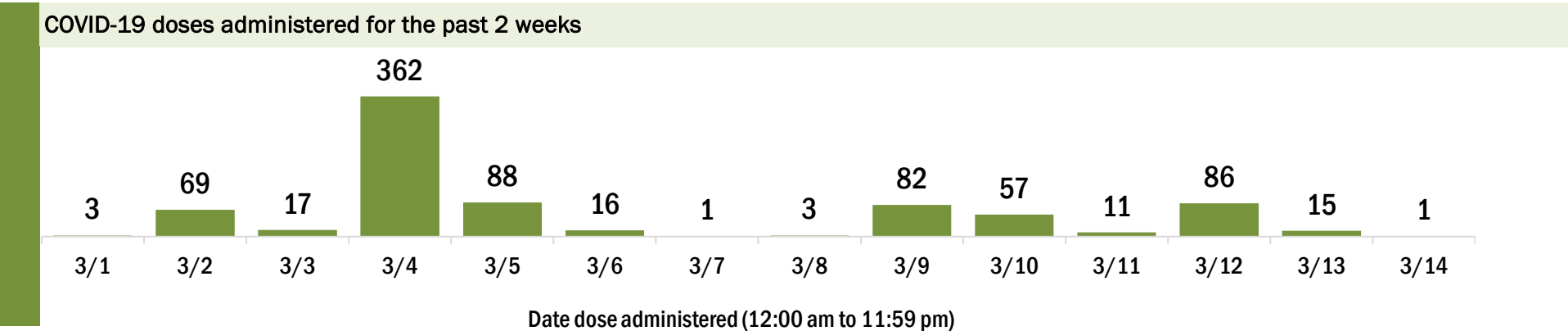
Data in this report are provisional and subject to change.

Data in this summary pertain to COVID-19 vaccines approved by the U.S. Food and Drug Administration and have been issued an Emergency Use Authorization (Janssen COVID-19 Vaccine, Moderna COVID-19 Vaccine and Pfizer-BioNTech COVID-19 Vaccine). These data summarize the number of people who have received either their first dose or have completed the series for a COVID-19 vaccine. **A person can only be counted in one category, first dose or series complete.** For persons receiving Moderna or Pfizer vaccines, once they receive their second dose, they are moved from the first dose column to the series completed column. **Because of this, the total first dose category may show a change from report to report not matching the total receiving their first dose from the previous day.** Persons receiving Johnson & Johnson vaccines will always be counted in the series completed column.

COVID-19 doses for vaccinated persons in Florida	
Doses administered	4,895
People receiving one dose of a 1-dose series (Johnson & Johnson) or receiving only one dose of a 2-dose series (Moderna, Pfizer) count once. Persons receiving both doses of a 2-dose series count twice.	

Current status of persons vaccinated for COVID-19 in Florida	
Total people vaccinated	2,874
First dose	833
Series completed	2,041
Completed 1-dose series	20
Completed 2-dose series	2,021
First dose: current number of people who have only received their first dose of the Moderna or Pfizer vaccine.	
Series complete: current number of people who have received both Moderna or Pfizer vaccine doses or one Johnson & Johnson dose and are considered fully immunized.	

Demographic summary	First dose	Series complete	Total people vaccinated
Age group	833	2,041	2,874
16-24 years	14	11	25
25-34 years	24	26	50
35-44 years	39	42	81
45-54 years	57	80	137
55-64 years	153	156	309
65-74 years	337	1,081	1,418
75-84 years	179	498	677
85+ years	30	147	177
Race	833	2,041	2,874
White	646	1,844	2,490
Black	77	97	174
American Indian/Alaskan	3	5	8
Other	65	43	108
Unknown	42	52	94
Other race includes Asian, native Hawaiian/Pacific Islander, or other.			
Ethnicity	833	2,041	2,874
Hispanic	10	10	20
Non-Hispanic	464	1,579	2,043
Unknown	359	452	811
Gender	833	2,041	2,874
Female	464	1,078	1,542
Male	369	963	1,332
Unknown	0	0	0



COVID-19: Hamilton County vaccine summary

Vaccination data through Mar 14, 2021 as of Mar 15, 2021 at 12:05 AM

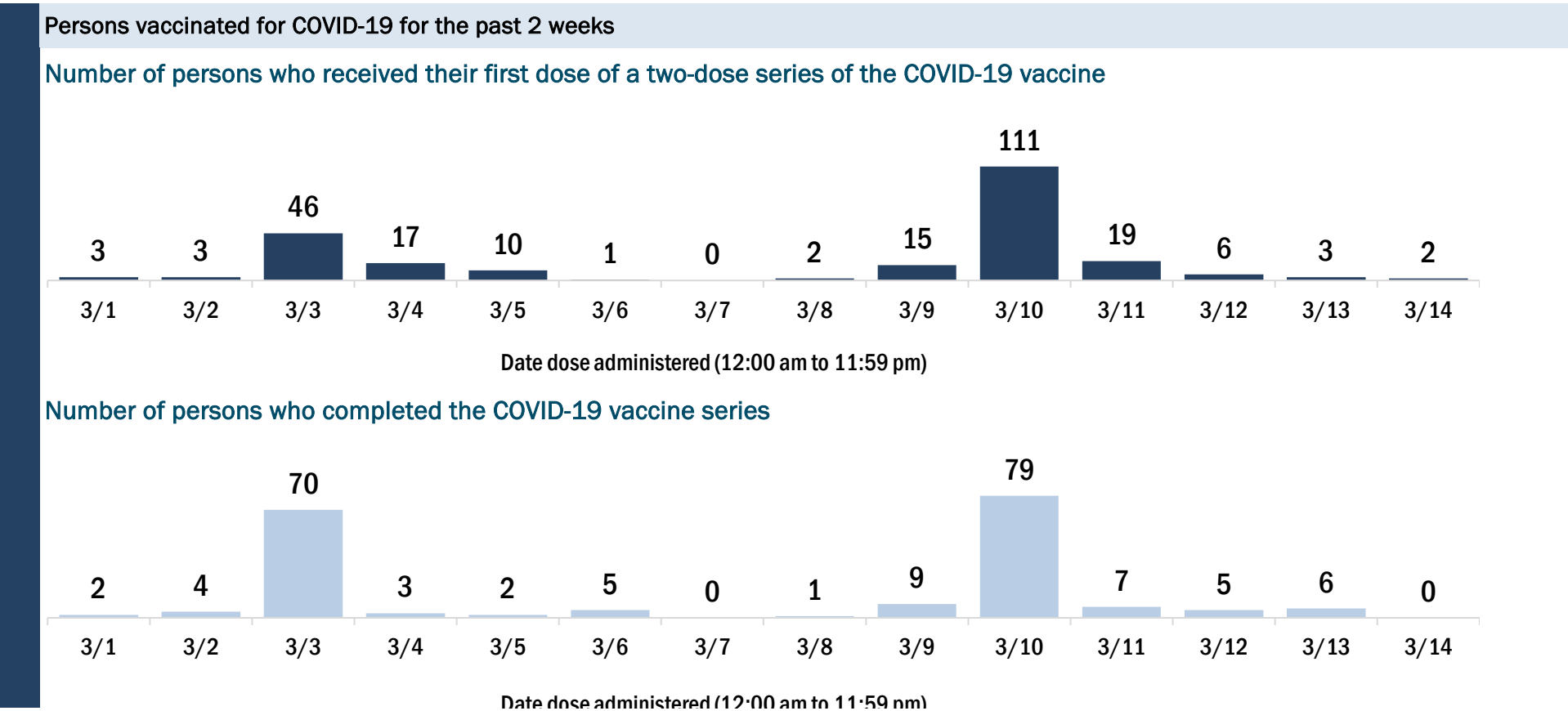
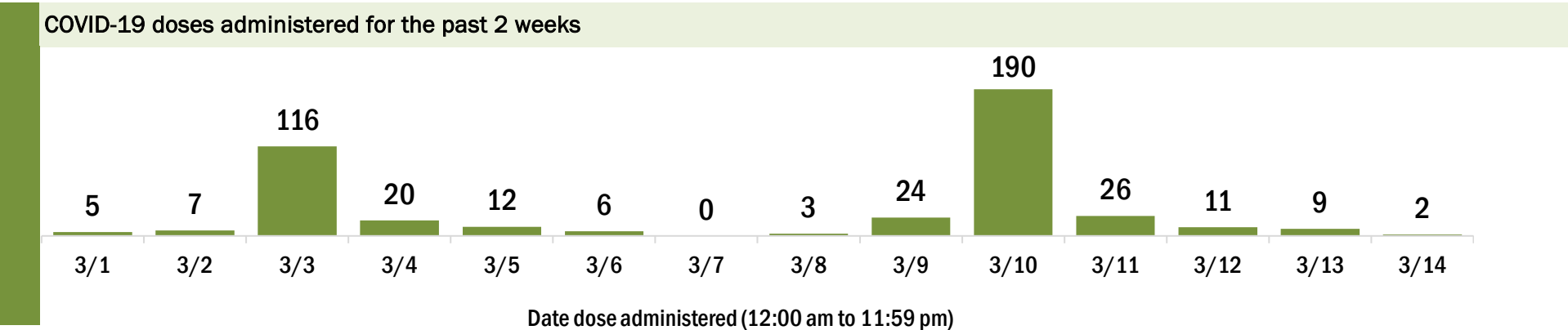
Data in this report are provisional and subject to change.

Data in this summary pertain to COVID-19 vaccines approved by the U.S. Food and Drug Administration and have been issued an Emergency Use Authorization (Janssen COVID-19 Vaccine, Moderna COVID-19 Vaccine and Pfizer-BioNTech COVID-19 Vaccine). These data summarize the number of people who have received either their first dose or have completed the series for a COVID-19 vaccine. **A person can only be counted in one category, first dose or series complete.** For persons receiving Moderna or Pfizer vaccines, once they receive their second dose, they are moved from the first dose column to the series completed column. **Because of this, the total first dose category may show a change from report to report not matching the total receiving their first dose from the previous day.** Persons receiving Johnson & Johnson vaccines will always be counted in the series completed column.

COVID-19 doses for vaccinated persons in Florida	
Doses administered	2,985
People receiving one dose of a 1-dose series (Johnson & Johnson) or receiving only one dose of a 2-dose series (Moderna, Pfizer) count once. Persons receiving both doses of a 2-dose series count twice.	

Current status of persons vaccinated for COVID-19 in Florida	
Total people vaccinated	1,722
First dose	454
Series completed	1,268
Completed 1-dose series	5
Completed 2-dose series	1,263
First dose: current number of people who have only received their first dose of the Moderna or Pfizer vaccine.	
Series complete: current number of people who have received both Moderna or Pfizer vaccine doses or one Johnson & Johnson dose and are considered fully immunized.	

Demographic summary	First dose	Series complete	Total people vaccinated
Age group	454	1,268	1,722
16-24 years	4	9	13
25-34 years	10	14	24
35-44 years	23	25	48
45-54 years	52	34	86
55-64 years	108	54	162
65-74 years	149	684	833
75-84 years	75	365	440
85+ years	33	83	116
Race	454	1,268	1,722
White	208	766	974
Black	100	220	320
American Indian/Alaskan	0	0	0
Other	83	104	187
Unknown	63	178	241
Other race includes Asian, native Hawaiian/Pacific Islander, or other.			
Ethnicity	454	1,268	1,722
Hispanic	6	8	14
Non-Hispanic	228	585	813
Unknown	220	675	895
Gender	454	1,268	1,722
Female	291	688	979
Male	162	580	742
Unknown	1	0	1



COVID-19: Hardee County vaccine summary

Vaccination data through Mar 14, 2021 as of Mar 15, 2021 at 12:05 AM

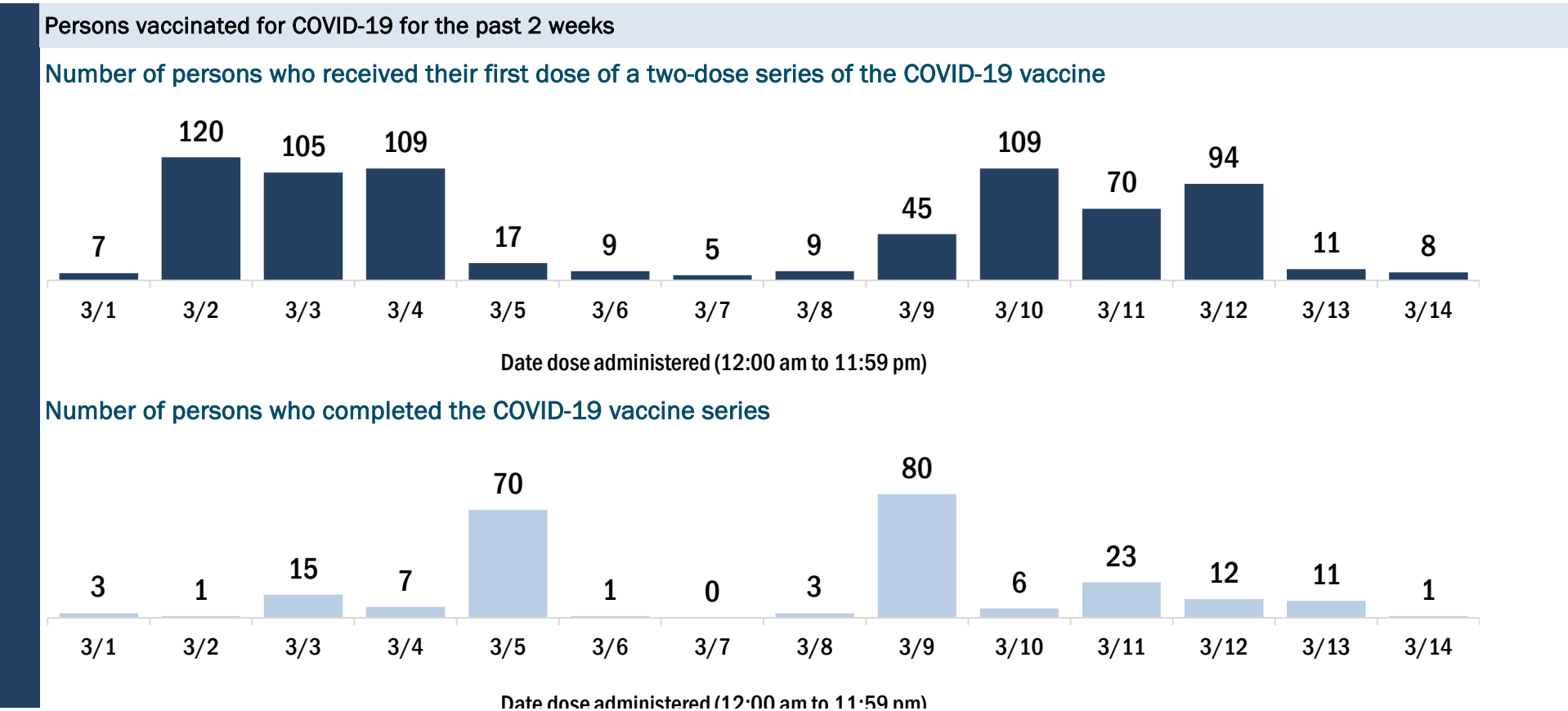
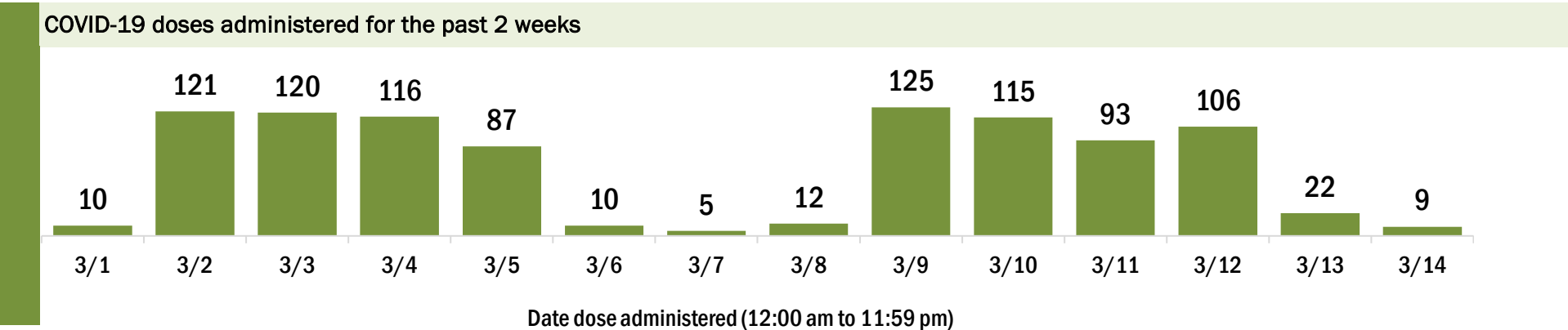
Data in this report are provisional and subject to change.

Data in this summary pertain to COVID-19 vaccines approved by the U.S. Food and Drug Administration and have been issued an Emergency Use Authorization (Janssen COVID-19 Vaccine, Moderna COVID-19 Vaccine and Pfizer-BioNTech COVID-19 Vaccine). These data summarize the number of people who have received either their first dose or have completed the series for a COVID-19 vaccine. **A person can only be counted in one category, first dose or series complete.** For persons receiving Moderna or Pfizer vaccines, once they receive their second dose, they are moved from the first dose column to the series completed column. **Because of this, the total first dose category may show a change from report to report not matching the total receiving their first dose from the previous day.** Persons receiving Johnson & Johnson vaccines will always be counted in the series completed column.

COVID-19 doses for vaccinated persons in Florida	
Doses administered	4,284
People receiving one dose of a 1-dose series (Johnson & Johnson) or receiving only one dose of a 2-dose series (Moderna, Pfizer) count once. Persons receiving both doses of a 2-dose series count twice.	

Current status of persons vaccinated for COVID-19 in Florida	
Total people vaccinated	2,803
First dose	1,315
Series completed	1,488
Completed 1-dose series	7
Completed 2-dose series	1,481
First dose: current number of people who have only received their first dose of the Moderna or Pfizer vaccine.	
Series complete: current number of people who have received both Moderna or Pfizer vaccine doses or one Johnson & Johnson dose and are considered fully immunized.	

Demographic summary	First dose	Series complete	Total people vaccinated
Age group	1,315	1,488	2,803
16-24 years	13	12	25
25-34 years	25	42	67
35-44 years	36	46	82
45-54 years	51	60	111
55-64 years	165	95	260
65-74 years	565	638	1,203
75-84 years	360	458	818
85+ years	100	137	237
Race	1,315	1,488	2,803
White	964	1,049	2,013
Black	41	32	73
American Indian/Alaskan	2	8	10
Other	193	311	504
Unknown	115	88	203
Other race includes Asian, native Hawaiian/Pacific Islander, or other.			
Ethnicity	1,315	1,488	2,803
Hispanic	77	111	188
Non-Hispanic	562	721	1,283
Unknown	676	656	1,332
Gender	1,315	1,488	2,803
Female	712	829	1,541
Male	602	658	1,260
Unknown	1	1	2



COVID-19: Hendry County vaccine summary

Vaccination data through Mar 14, 2021 as of Mar 15, 2021 at 12:05 AM

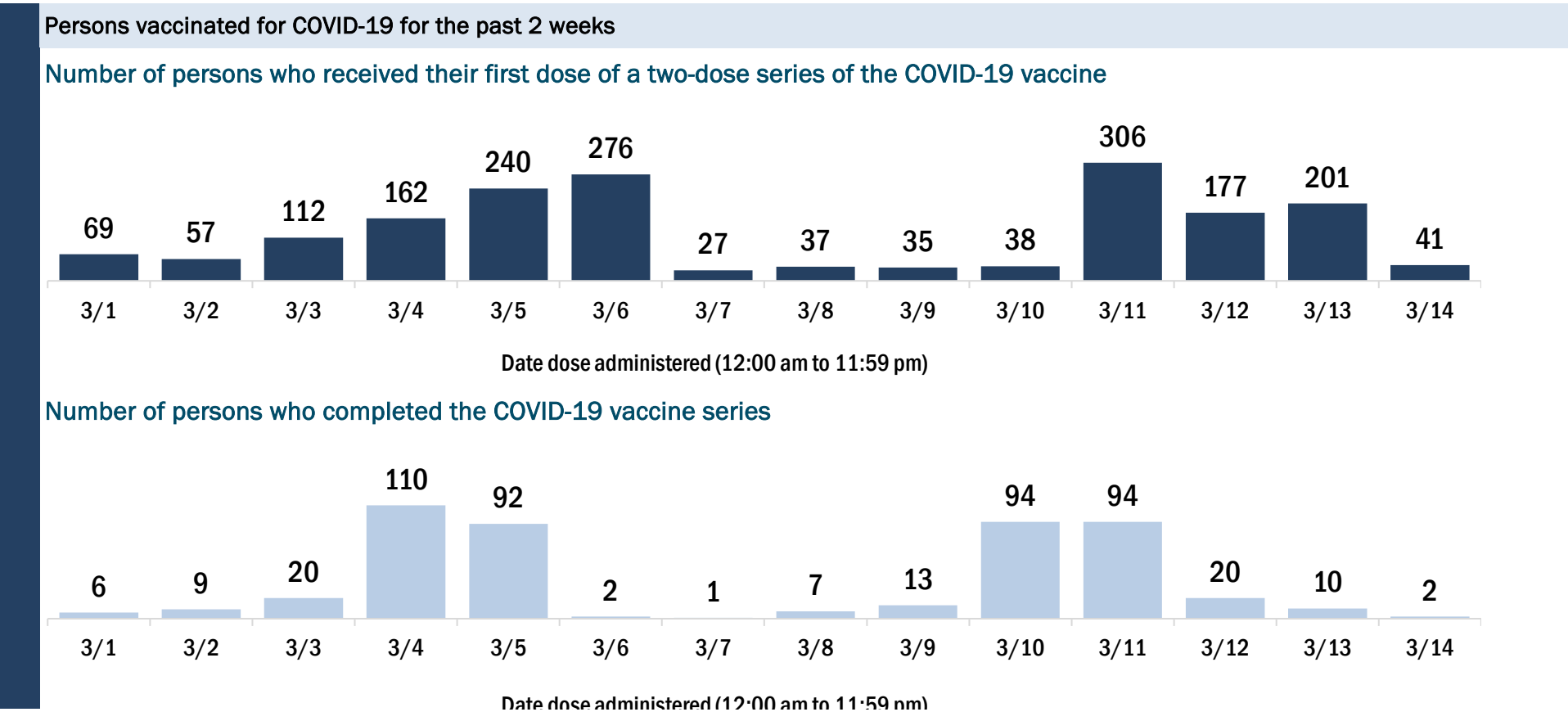
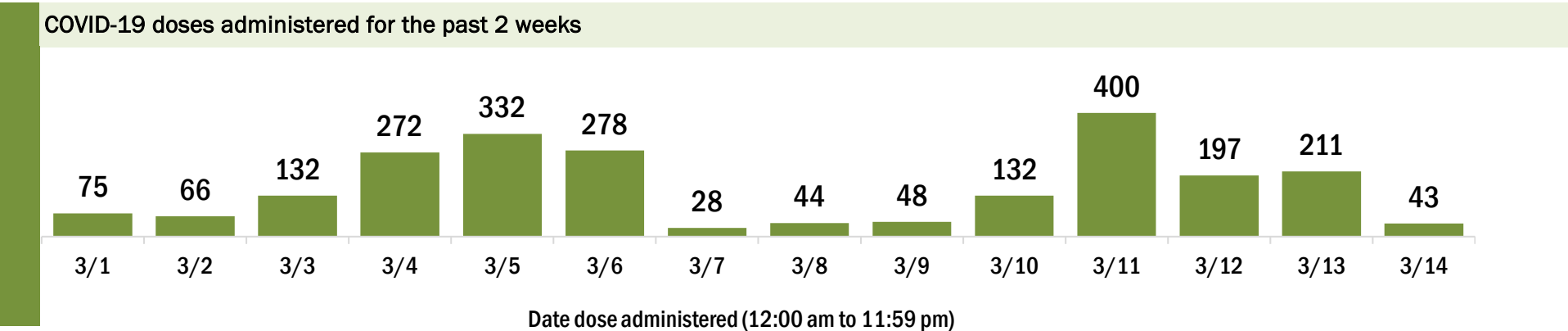
Data in this report are provisional and subject to change.

Data in this summary pertain to COVID-19 vaccines approved by the U.S. Food and Drug Administration and have been issued an Emergency Use Authorization (Janssen COVID-19 Vaccine, Moderna COVID-19 Vaccine and Pfizer-BioNTech COVID-19 Vaccine). These data summarize the number of people who have received either their first dose or have completed the series for a COVID-19 vaccine. **A person can only be counted in one category, first dose or series complete.** For persons receiving Moderna or Pfizer vaccines, once they receive their second dose, they are moved from the first dose column to the series completed column. **Because of this, the total first dose category may show a change from report to report not matching the total receiving their first dose from the previous day.** Persons receiving Johnson & Johnson vaccines will always be counted in the series completed column.

COVID-19 doses for vaccinated persons in Florida	
Doses administered	7,123
People receiving one dose of a 1-dose series (Johnson & Johnson) or receiving only one dose of a 2-dose series (Moderna, Pfizer) count once. Persons receiving both doses of a 2-dose series count twice.	

Current status of persons vaccinated for COVID-19 in Florida	
Total people vaccinated	4,771
First dose	2,360
Series completed	2,411
Completed 1-dose series	59
Completed 2-dose series	2,352
First dose: current number of people who have only received their first dose of the Moderna or Pfizer vaccine.	
Series complete: current number of people who have received both Moderna or Pfizer vaccine doses or one Johnson & Johnson dose and are considered fully immunized.	

Demographic summary	First dose	Series complete	Total people vaccinated
Age group	2,360	2,411	4,771
16-24 years	46	27	73
25-34 years	78	49	127
35-44 years	93	66	159
45-54 years	195	100	295
55-64 years	502	202	704
65-74 years	902	1,119	2,021
75-84 years	431	654	1,085
85+ years	113	194	307
Race	2,360	2,411	4,771
White	1,682	1,546	3,228
Black	160	164	324
American Indian/Alaskan	9	9	18
Other	285	421	706
Unknown	224	271	495
Other race includes Asian, native Hawaiian/Pacific Islander, or other.			
Ethnicity	2,360	2,411	4,771
Hispanic	526	357	883
Non-Hispanic	956	1,197	2,153
Unknown	878	857	1,735
Gender	2,360	2,411	4,771
Female	1,272	1,291	2,563
Male	1,087	1,120	2,207
Unknown	1	0	1



COVID-19: Hernando County vaccine summary

Vaccination data through Mar 14, 2021 as of Mar 15, 2021 at 12:05 AM

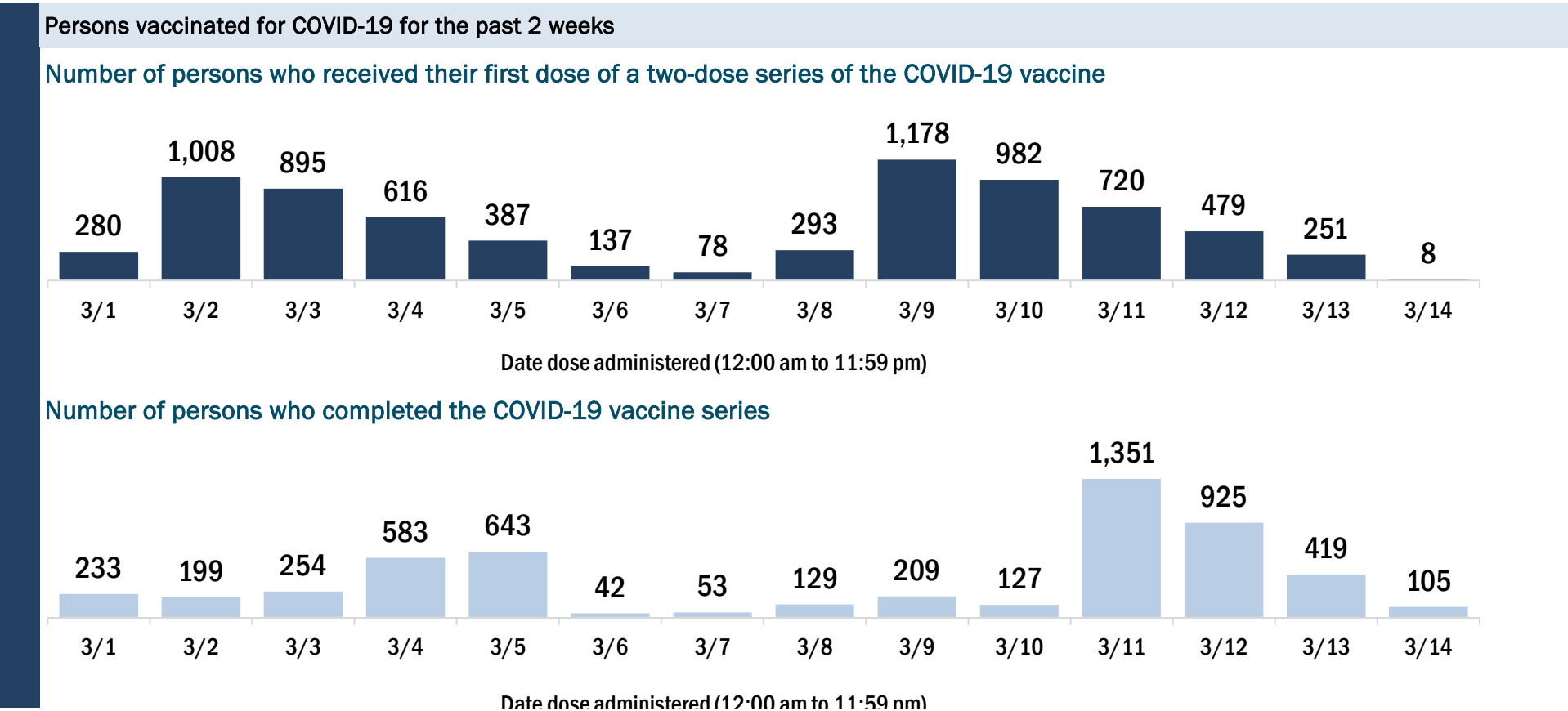
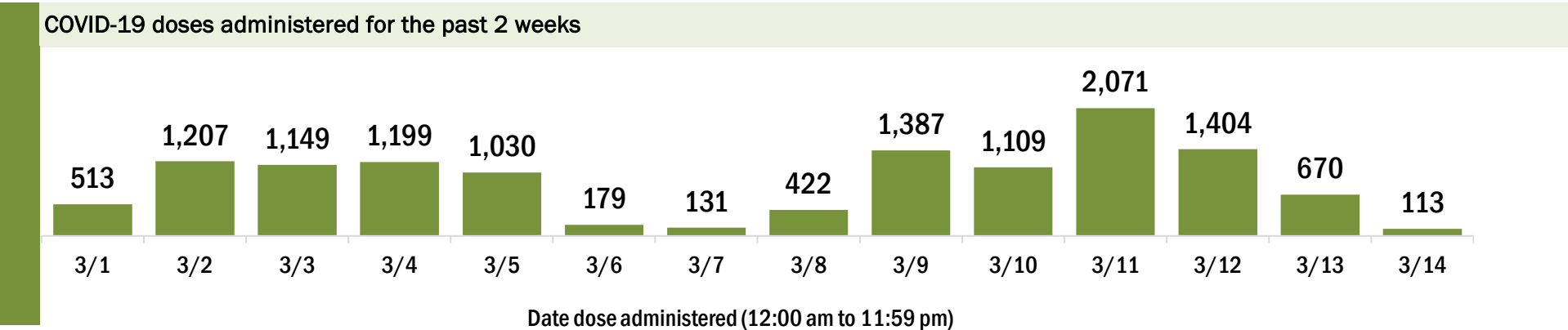
Data in this report are provisional and subject to change.

Data in this summary pertain to COVID-19 vaccines approved by the U.S. Food and Drug Administration and have been issued an Emergency Use Authorization (Janssen COVID-19 Vaccine, Moderna COVID-19 Vaccine and Pfizer-BioNTech COVID-19 Vaccine). These data summarize the number of people who have received either their first dose or have completed the series for a COVID-19 vaccine. **A person can only be counted in one category, first dose or series complete.** For persons receiving Moderna or Pfizer vaccines, once they receive their second dose, they are moved from the first dose column to the series completed column. **Because of this, the total first dose category may show a change from report to report not matching the total receiving their first dose from the previous day.** Persons receiving Johnson & Johnson vaccines will always be counted in the series completed column.

COVID-19 doses for vaccinated persons in Florida	
Doses administered	51,630
People receiving one dose of a 1-dose series (Johnson & Johnson) or receiving only one dose of a 2-dose series (Moderna, Pfizer) count once. Persons receiving both doses of a 2-dose series count twice.	

Current status of persons vaccinated for COVID-19 in Florida	
Total people vaccinated	33,620
First dose	14,709
Series completed	18,911
Completed 1-dose series	901
Completed 2-dose series	18,010
First dose: current number of people who have only received their first dose of the Moderna or Pfizer vaccine.	
Series complete: current number of people who have received both Moderna or Pfizer vaccine doses or one Johnson & Johnson dose and are considered fully immunized.	

Demographic summary	First dose	Series complete	Total people vaccinated
Age group	14,709	18,911	33,620
16-24 years	169	187	356
25-34 years	316	564	880
35-44 years	463	707	1,170
45-54 years	740	1,109	1,849
55-64 years	1,278	1,527	2,805
65-74 years	6,076	8,012	14,088
75-84 years	4,283	5,128	9,411
85+ years	1,384	1,677	3,061
Race	14,709	18,911	33,620
White	10,800	11,931	22,731
Black	278	458	736
American Indian/Alaskan	71	55	126
Other	846	1,821	2,667
Unknown	2,714	4,646	7,360
Other race includes Asian, native Hawaiian/Pacific Islander, or other.			
Ethnicity	14,709	18,911	33,620
Hispanic	513	612	1,125
Non-Hispanic	8,203	8,472	16,675
Unknown	5,993	9,827	15,820
Gender	14,709	18,911	33,620
Female	8,594	11,040	19,634
Male	6,043	7,845	13,888
Unknown	72	26	98



COVID-19: Highlands County vaccine summary

Vaccination data through Mar 14, 2021 as of Mar 15, 2021 at 12:05 AM

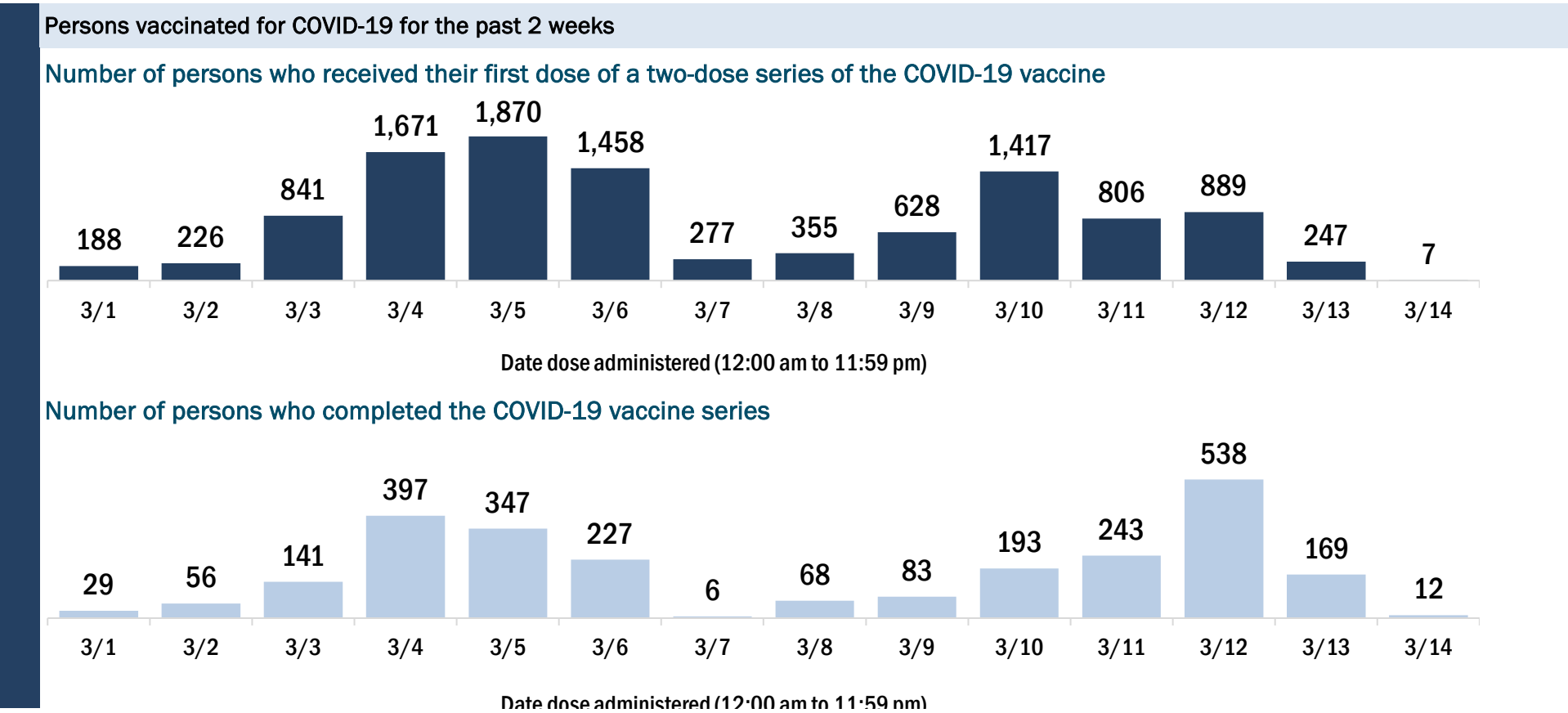
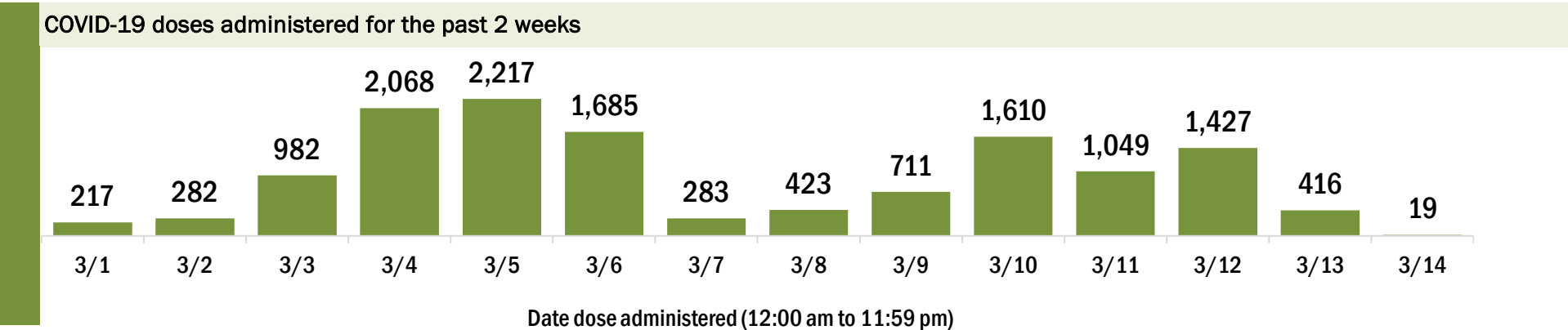
Data in this report are provisional and subject to change.

Data in this summary pertain to COVID-19 vaccines approved by the U.S. Food and Drug Administration and have been issued an Emergency Use Authorization (Janssen COVID-19 Vaccine, Moderna COVID-19 Vaccine and Pfizer-BioNTech COVID-19 Vaccine). These data summarize the number of people who have received either their first dose or have completed the series for a COVID-19 vaccine. **A person can only be counted in one category, first dose or series complete.** For persons receiving Moderna or Pfizer vaccines, once they receive their second dose, they are moved from the first dose column to the series completed column. **Because of this, the total first dose category may show a change from report to report not matching the total receiving their first dose from the previous day.** Persons receiving Johnson & Johnson vaccines will always be counted in the series completed column.

COVID-19 doses for vaccinated persons in Florida	
Doses administered	34,206
People receiving one dose of a 1-dose series (Johnson & Johnson) or receiving only one dose of a 2-dose series (Moderna, Pfizer) count once. Persons receiving both doses of a 2-dose series count twice.	

Current status of persons vaccinated for COVID-19 in Florida	
Total people vaccinated	26,208
First dose	18,163
Series completed	8,045
Completed 1-dose series	47
Completed 2-dose series	7,998
First dose: current number of people who have only received their first dose of the Moderna or Pfizer vaccine.	
Series complete: current number of people who have received both Moderna or Pfizer vaccine doses or one Johnson & Johnson dose and are considered fully immunized.	

Demographic summary	First dose	Series complete	Total people vaccinated
Age group	18,163	8,045	26,208
16-24 years	53	57	110
25-34 years	131	183	314
35-44 years	221	266	487
45-54 years	425	371	796
55-64 years	1,386	578	1,964
65-74 years	7,668	3,415	11,083
75-84 years	6,517	2,441	8,958
85+ years	1,762	734	2,496
Race	18,163	8,045	26,208
White	15,210	6,337	21,547
Black	535	208	743
American Indian/Alaskan	179	50	229
Other	641	813	1,454
Unknown	1,598	637	2,235
Other race includes Asian, native Hawaiian/Pacific Islander, or other.			
Ethnicity	18,163	8,045	26,208
Hispanic	854	312	1,166
Non-Hispanic	11,138	5,505	16,643
Unknown	6,171	2,228	8,399
Gender	18,163	8,045	26,208
Female	9,870	4,444	14,314
Male	8,260	3,594	11,854
Unknown	33	7	40



COVID-19: Hillsborough County vaccine summary

Vaccination data through Mar 14, 2021 as of Mar 15, 2021 at 12:05 AM

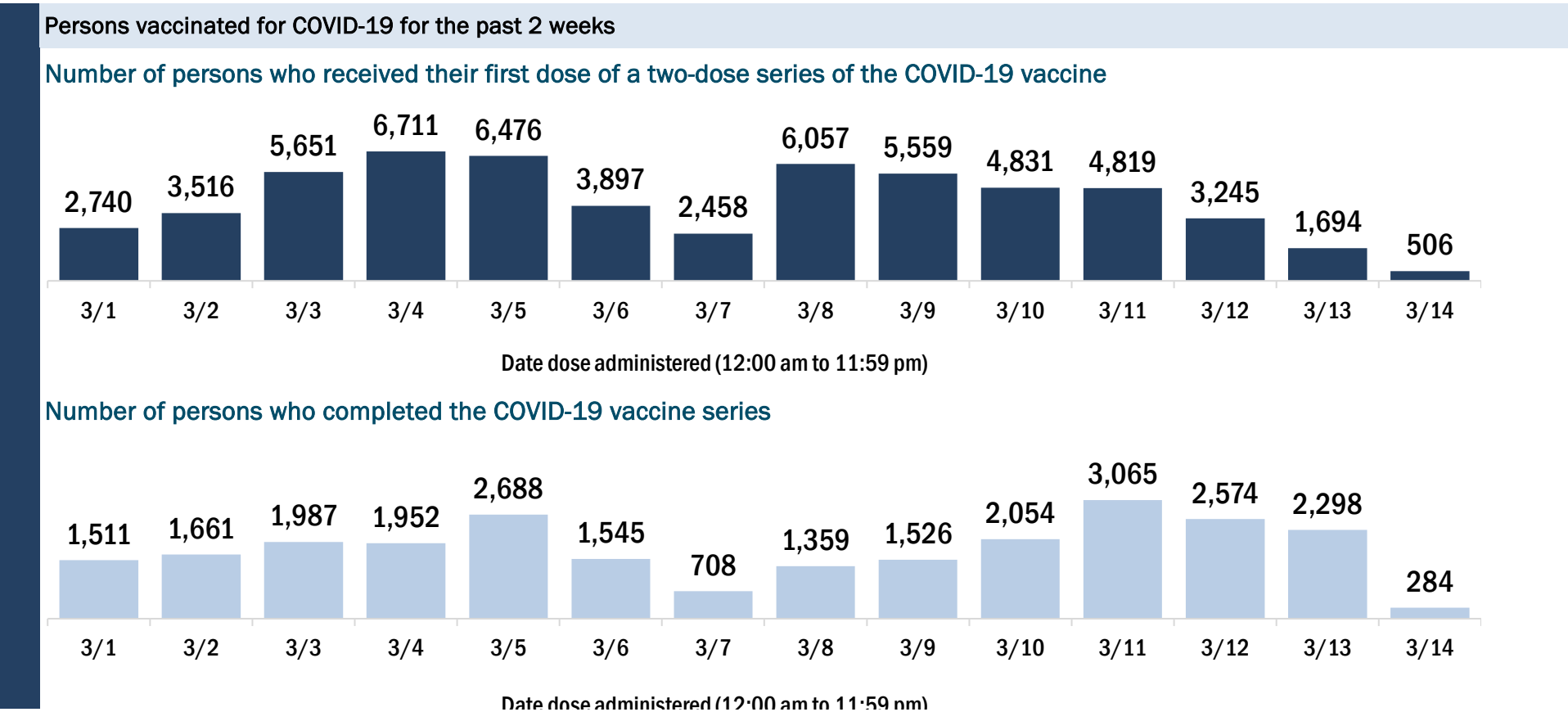
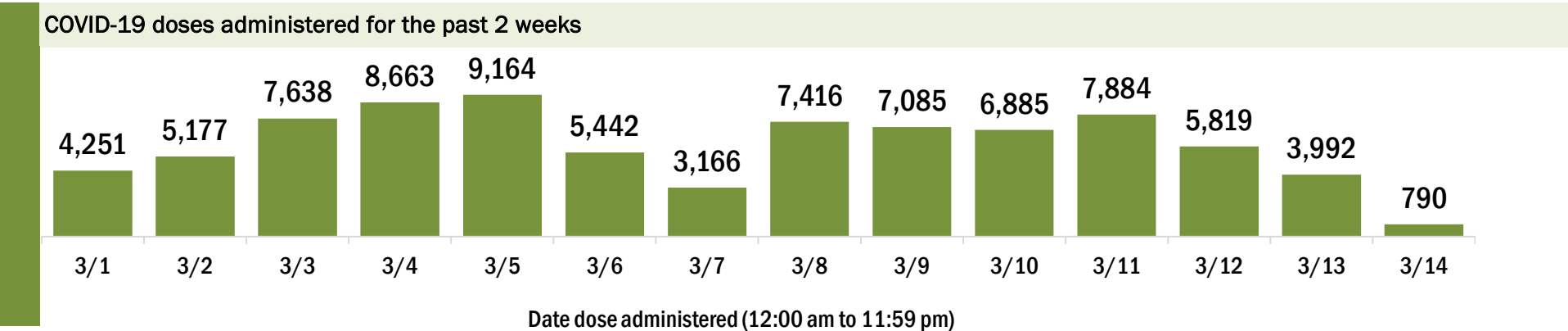
Data in this report are provisional and subject to change.

Data in this summary pertain to COVID-19 vaccines approved by the U.S. Food and Drug Administration and have been issued an Emergency Use Authorization (Janssen COVID-19 Vaccine, Moderna COVID-19 Vaccine and Pfizer-BioNTech COVID-19 Vaccine). These data summarize the number of people who have received either their first dose or have completed the series for a COVID-19 vaccine. **A person can only be counted in one category, first dose or series complete.** For persons receiving Moderna or Pfizer vaccines, once they receive their second dose, they are moved from the first dose column to the series completed column. **Because of this, the total first dose category may show a change from report to report not matching the total receiving their first dose from the previous day.** Persons receiving Johnson & Johnson vaccines will always be counted in the series completed column.

COVID-19 doses for vaccinated persons in Florida	
Doses administered	333,912
People receiving one dose of a 1-dose series (Johnson & Johnson) or receiving only one dose of a 2-dose series (Moderna, Pfizer) count once. Persons receiving both doses of a 2-dose series count twice.	

Current status of persons vaccinated for COVID-19 in Florida	
Total people vaccinated	225,151
First dose	109,835
Series completed	115,316
Completed 1-dose series	6,555
Completed 2-dose series	108,761
First dose: current number of people who have only received their first dose of the Moderna or Pfizer vaccine.	
Series complete: current number of people who have received both Moderna or Pfizer vaccine doses or one Johnson & Johnson dose and are considered fully immunized.	

Demographic summary	First dose	Series complete	Total people vaccinated
Age group	109,835	115,316	225,151
16-24 years	2,746	2,168	4,914
25-34 years	6,919	8,347	15,266
35-44 years	9,368	9,768	19,136
45-54 years	11,928	10,396	22,324
55-64 years	16,188	12,752	28,940
65-74 years	37,905	40,964	78,869
75-84 years	18,750	22,505	41,255
85+ years	6,031	8,416	14,447
Race	109,835	115,316	225,151
White	70,428	77,008	147,436
Black	6,982	8,300	15,282
American Indian/Alaskan	372	500	872
Other	12,655	18,536	31,191
Unknown	19,398	10,972	30,370
Other race includes Asian, native Hawaiian/Pacific Islander, or other.			
Ethnicity	109,835	115,316	225,151
Hispanic	9,024	12,795	21,819
Non-Hispanic	51,809	71,959	123,768
Unknown	49,002	30,562	79,564
Gender	109,835	115,316	225,151
Female	65,609	69,078	134,687
Male	43,901	46,126	90,027
Unknown	325	112	437



COVID-19: Holmes County vaccine summary

Vaccination data through Mar 14, 2021 as of Mar 15, 2021 at 12:05 AM

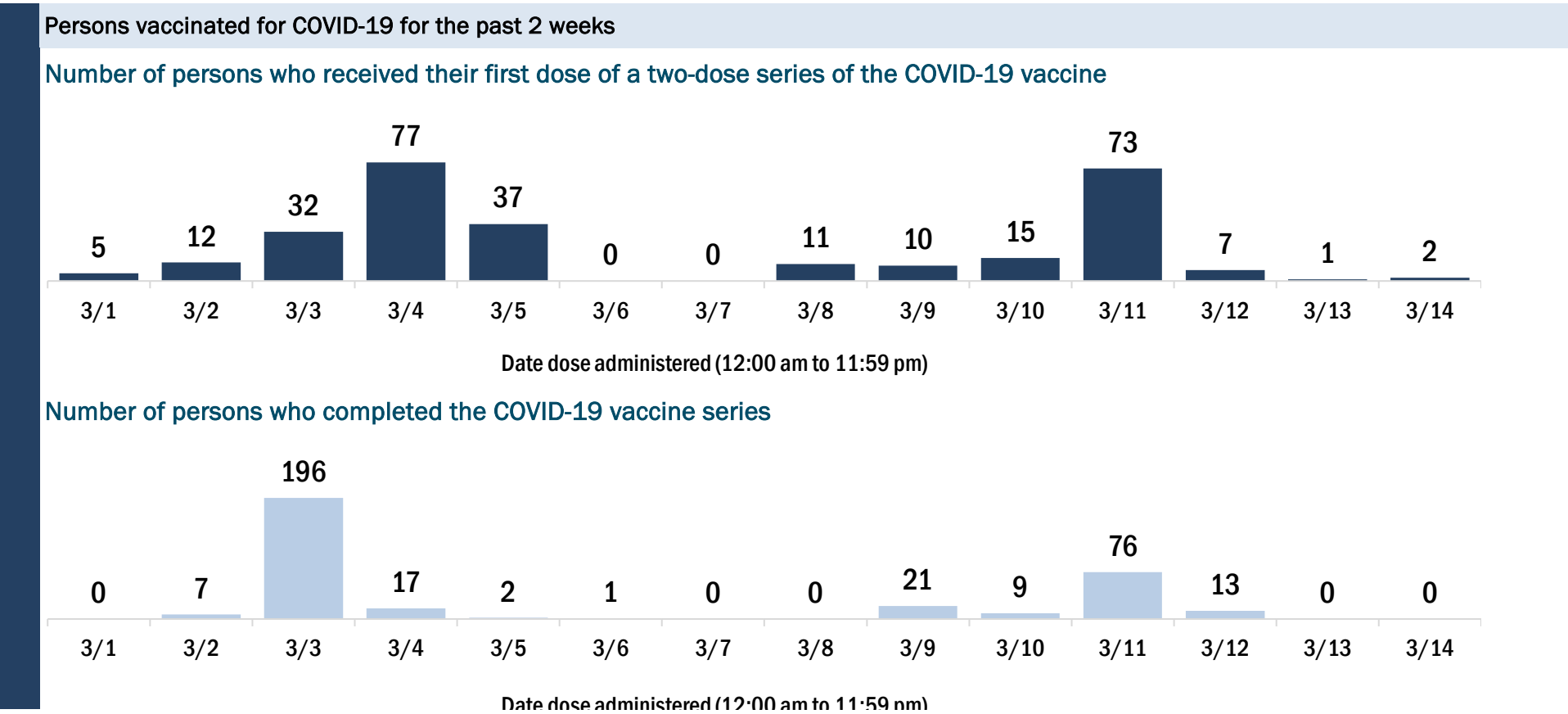
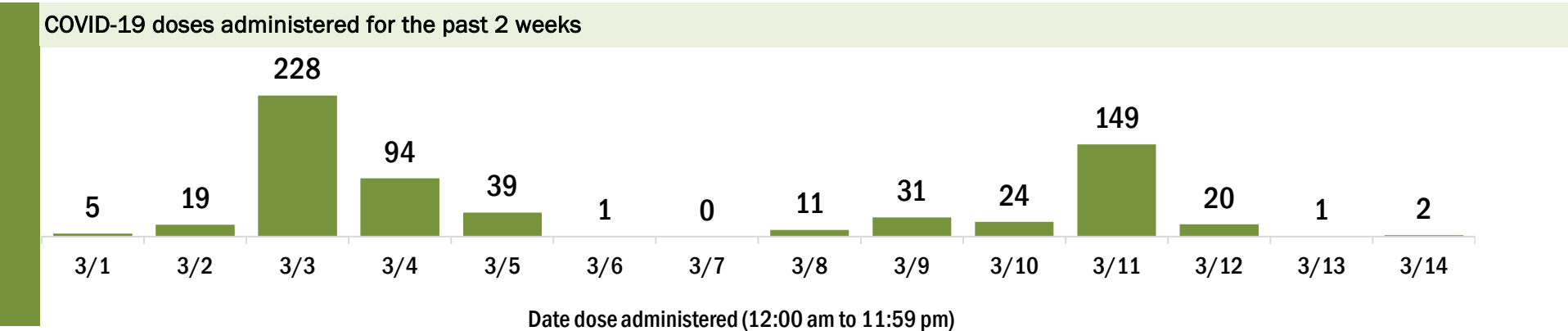
Data in this report are provisional and subject to change.

Data in this summary pertain to COVID-19 vaccines approved by the U.S. Food and Drug Administration and have been issued an Emergency Use Authorization (Janssen COVID-19 Vaccine, Moderna COVID-19 Vaccine and Pfizer-BioNTech COVID-19 Vaccine). These data summarize the number of people who have received either their first dose or have completed the series for a COVID-19 vaccine. **A person can only be counted in one category, first dose or series complete.** For persons receiving Moderna or Pfizer vaccines, once they receive their second dose, they are moved from the first dose column to the series completed column. **Because of this, the total first dose category may show a change from report to report not matching the total receiving their first dose from the previous day.** Persons receiving Johnson & Johnson vaccines will always be counted in the series completed column.

COVID-19 doses for vaccinated persons in Florida	
Doses administered	4,225
People receiving one dose of a 1-dose series (Johnson & Johnson) or receiving only one dose of a 2-dose series (Moderna, Pfizer) count once. Persons receiving both doses of a 2-dose series count twice.	

Current status of persons vaccinated for COVID-19 in Florida	
Total people vaccinated	2,572
First dose	900
Series completed	1,672
Completed 1-dose series	19
Completed 2-dose series	1,653
First dose: current number of people who have only received their first dose of the Moderna or Pfizer vaccine.	
Series complete: current number of people who have received both Moderna or Pfizer vaccine doses or one Johnson & Johnson dose and are considered fully immunized.	

Demographic summary	First dose	Series complete	Total people vaccinated
Age group	900	1,672	2,572
16-24 years	7	9	16
25-34 years	20	33	53
35-44 years	46	55	101
45-54 years	94	92	186
55-64 years	163	150	313
65-74 years	327	706	1,033
75-84 years	197	482	679
85+ years	46	145	191
Race	900	1,672	2,572
White	775	1,405	2,180
Black	32	54	86
American Indian/Alaskan	6	16	22
Other	40	147	187
Unknown	47	50	97
Other race includes Asian, native Hawaiian/Pacific Islander, or other.			
Ethnicity	900	1,672	2,572
Hispanic	7	12	19
Non-Hispanic	660	1,435	2,095
Unknown	233	225	458
Gender	900	1,672	2,572
Female	465	917	1,382
Male	434	755	1,189
Unknown	1	0	1



COVID-19: Indian River County vaccine summary

Vaccination data through Mar 14, 2021 as of Mar 15, 2021 at 12:05 AM

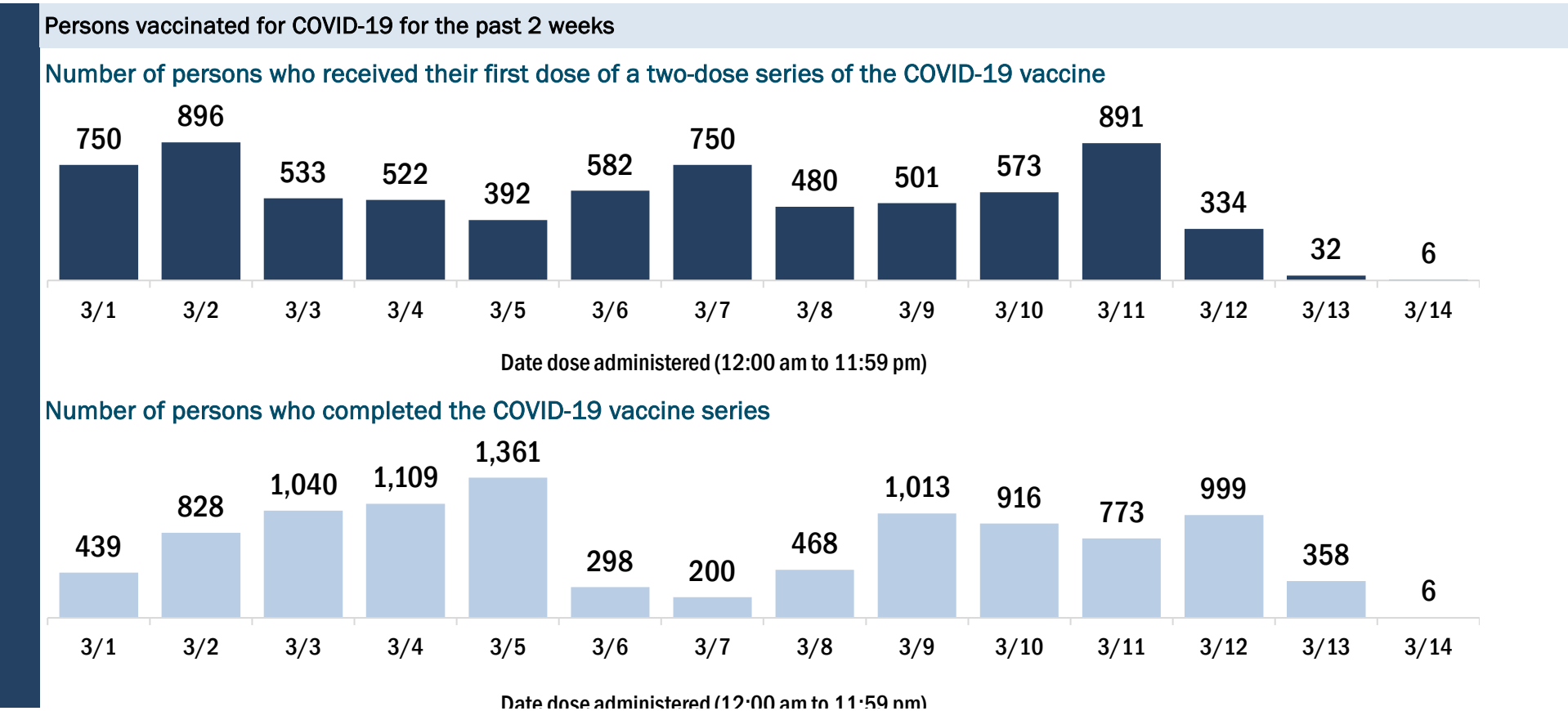
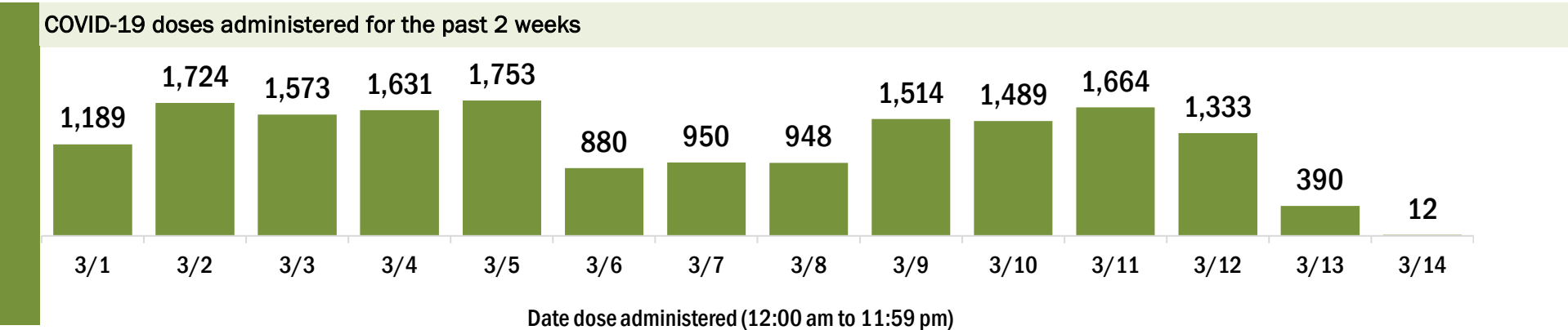
Data in this report are provisional and subject to change.

Data in this summary pertain to COVID-19 vaccines approved by the U.S. Food and Drug Administration and have been issued an Emergency Use Authorization (Janssen COVID-19 Vaccine, Moderna COVID-19 Vaccine and Pfizer-BioNTech COVID-19 Vaccine). These data summarize the number of people who have received either their first dose or have completed the series for a COVID-19 vaccine. **A person can only be counted in one category, first dose or series complete.** For persons receiving Moderna or Pfizer vaccines, once they receive their second dose, they are moved from the first dose column to the series completed column. **Because of this, the total first dose category may show a change from report to report not matching the total receiving their first dose from the previous day.** Persons receiving Johnson & Johnson vaccines will always be counted in the series completed column.

COVID-19 doses for vaccinated persons in Florida	
Doses administered	75,980
People receiving one dose of a 1-dose series (Johnson & Johnson) or receiving only one dose of a 2-dose series (Moderna, Pfizer) count once. Persons receiving both doses of a 2-dose series count twice.	

Current status of persons vaccinated for COVID-19 in Florida	
Total people vaccinated	47,739
First dose	19,196
Series completed	28,543
Completed 1-dose series	302
Completed 2-dose series	28,241
First dose: current number of people who have only received their first dose of the Moderna or Pfizer vaccine.	
Series complete: current number of people who have received both Moderna or Pfizer vaccine doses or one Johnson & Johnson dose and are considered fully immunized.	

Demographic summary	First dose	Series complete	Total people vaccinated
Age group	19,196	28,543	47,739
16-24 years	132	159	291
25-34 years	243	444	687
35-44 years	355	608	963
45-54 years	669	887	1,556
55-64 years	1,824	1,644	3,468
65-74 years	7,898	13,475	21,373
75-84 years	5,869	8,393	14,262
85+ years	2,206	2,933	5,139
Race	19,196	28,543	47,739
White	14,872	20,535	35,407
Black	625	638	1,263
American Indian/Alaskan	149	147	296
Other	851	2,422	3,273
Unknown	2,699	4,801	7,500
Other race includes Asian, native Hawaiian/Pacific Islander, or other.			
Ethnicity	19,196	28,543	47,739
Hispanic	454	520	974
Non-Hispanic	11,646	17,539	29,185
Unknown	7,096	10,484	17,580
Gender	19,196	28,543	47,739
Female	10,793	16,130	26,923
Male	8,371	12,404	20,775
Unknown	32	9	41



COVID-19: Jackson County vaccine summary

Vaccination data through Mar 14, 2021 as of Mar 15, 2021 at 12:05 AM

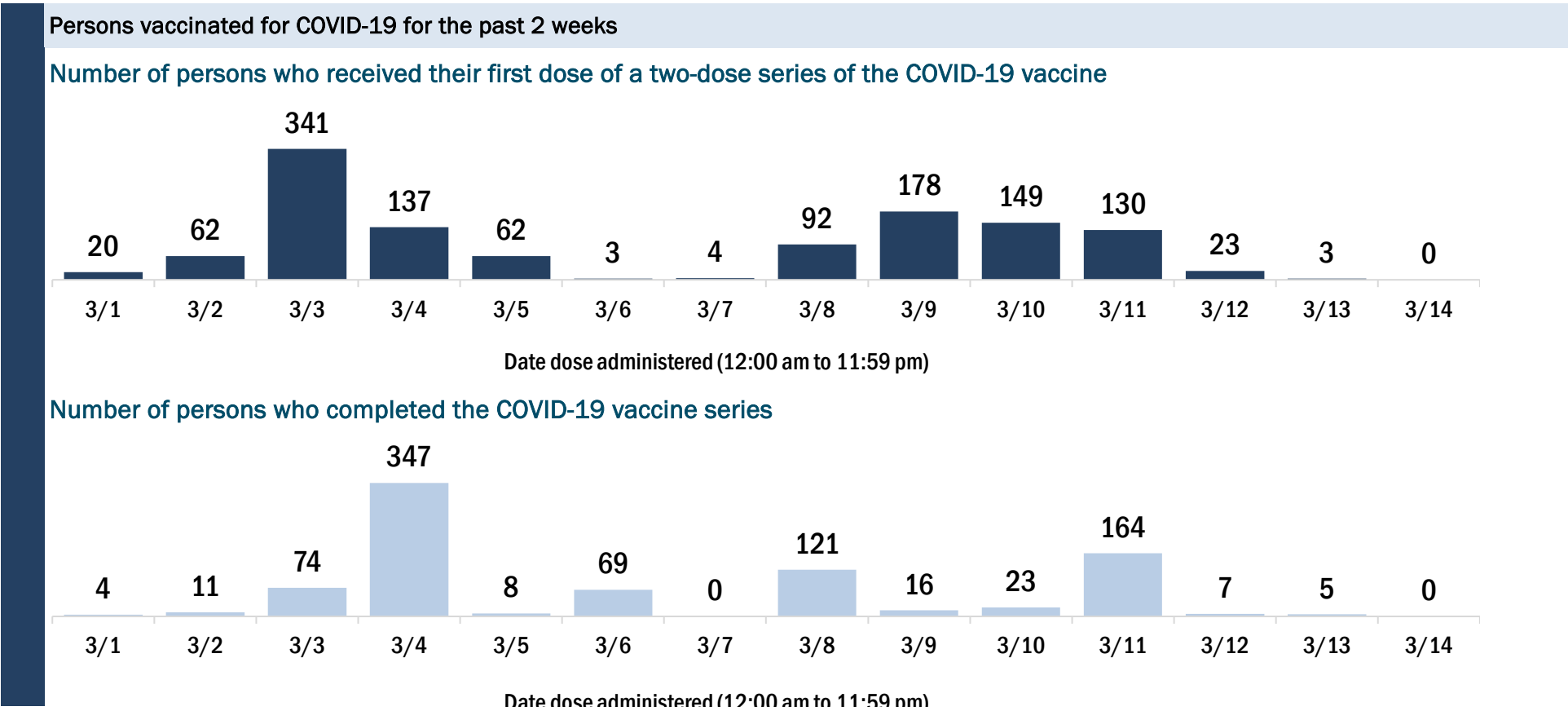
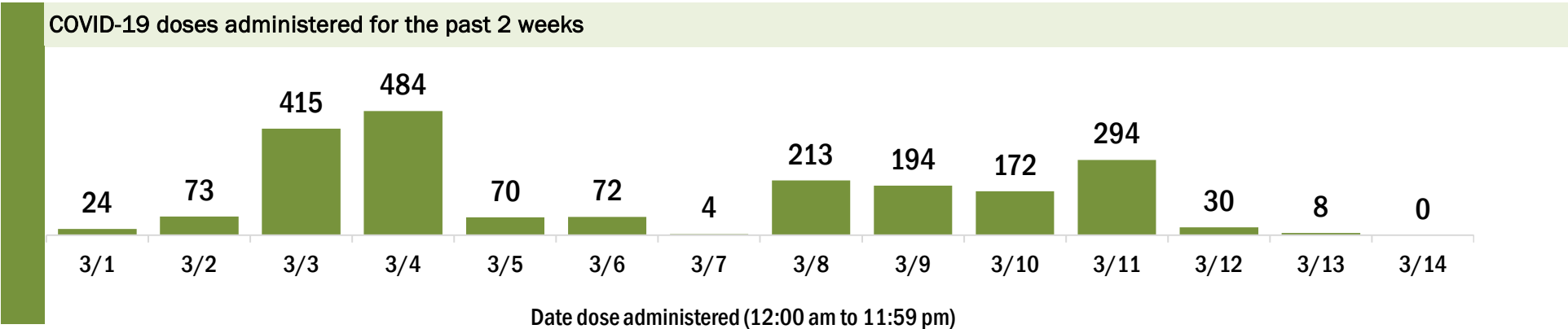
Data in this report are provisional and subject to change.

Data in this summary pertain to COVID-19 vaccines approved by the U.S. Food and Drug Administration and have been issued an Emergency Use Authorization (Janssen COVID-19 Vaccine, Moderna COVID-19 Vaccine and Pfizer-BioNTech COVID-19 Vaccine). These data summarize the number of people who have received either their first dose or have completed the series for a COVID-19 vaccine. **A person can only be counted in one category, first dose or series complete.** For persons receiving Moderna or Pfizer vaccines, once they receive their second dose, they are moved from the first dose column to the series completed column. **Because of this, the total first dose category may show a change from report to report not matching the total receiving their first dose from the previous day.** Persons receiving Johnson & Johnson vaccines will always be counted in the series completed column.

COVID-19 doses for vaccinated persons in Florida	
Doses administered	13,542
People receiving one dose of a 1-dose series (Johnson & Johnson) or receiving only one dose of a 2-dose series (Moderna, Pfizer) count once. Persons receiving both doses of a 2-dose series count twice.	

Current status of persons vaccinated for COVID-19 in Florida	
Total people vaccinated	8,265
First dose	2,911
Series completed	5,354
Completed 1-dose series	77
Completed 2-dose series	5,277
First dose: current number of people who have only received their first dose of the Moderna or Pfizer vaccine.	
Series complete: current number of people who have received both Moderna or Pfizer vaccine doses or one Johnson & Johnson dose and are considered fully immunized.	

Demographic summary	First dose	Series complete	Total people vaccinated
Age group	2,911	5,354	8,265
16-24 years	58	40	98
25-34 years	123	117	240
35-44 years	185	199	384
45-54 years	390	309	699
55-64 years	789	494	1,283
65-74 years	718	2,266	2,984
75-84 years	474	1,448	1,922
85+ years	174	481	655
Race	2,911	5,354	8,265
White	1,873	3,801	5,674
Black	638	867	1,505
American Indian/Alaskan	21	24	45
Other	113	245	358
Unknown	266	417	683
Other race includes Asian, native Hawaiian/Pacific Islander, or other.			
Ethnicity	2,911	5,354	8,265
Hispanic	46	37	83
Non-Hispanic	2,107	3,458	5,565
Unknown	758	1,859	2,617
Gender	2,911	5,354	8,265
Female	1,675	3,046	4,721
Male	1,234	2,308	3,542
Unknown	2	0	2



COVID-19: Jefferson County vaccine summary

Vaccination data through Mar 14, 2021 as of Mar 15, 2021 at 12:05 AM

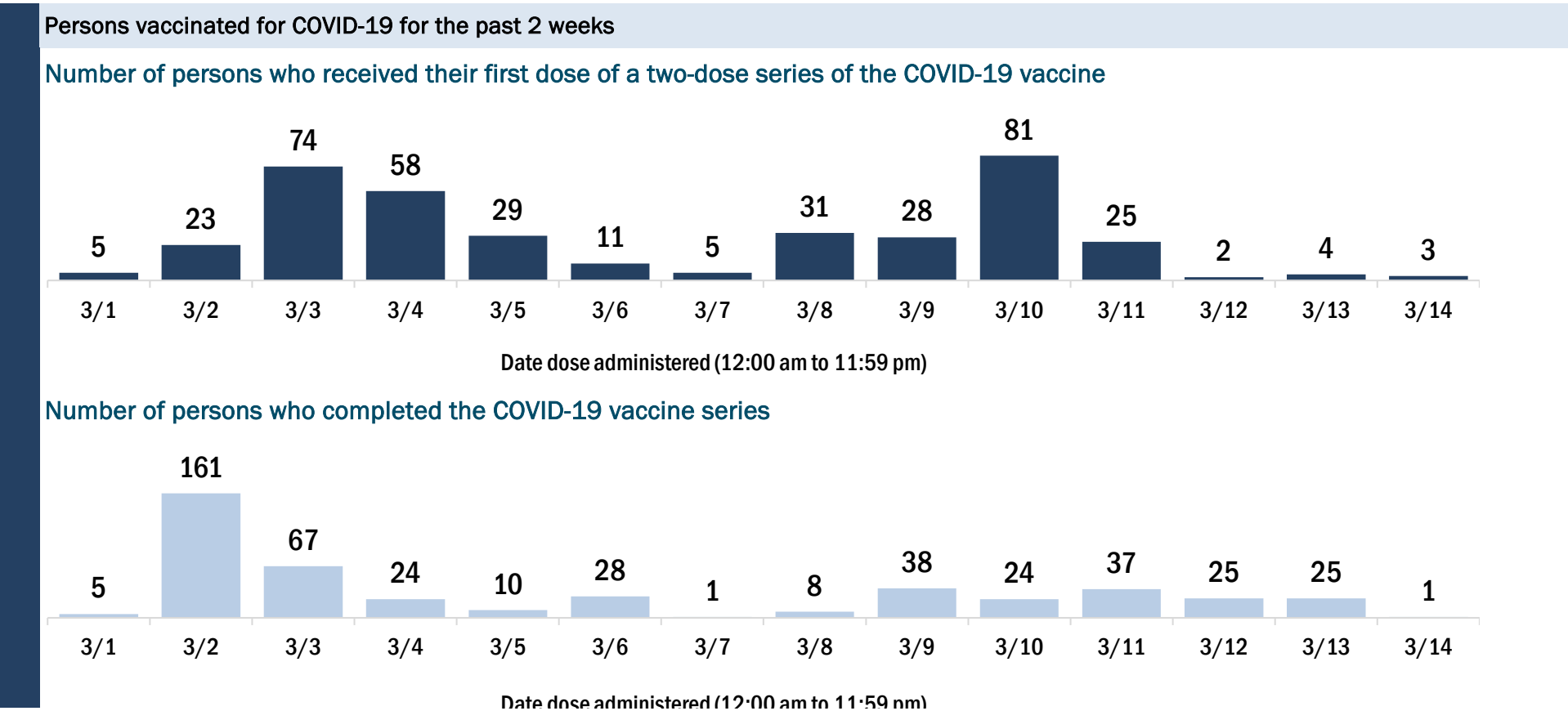
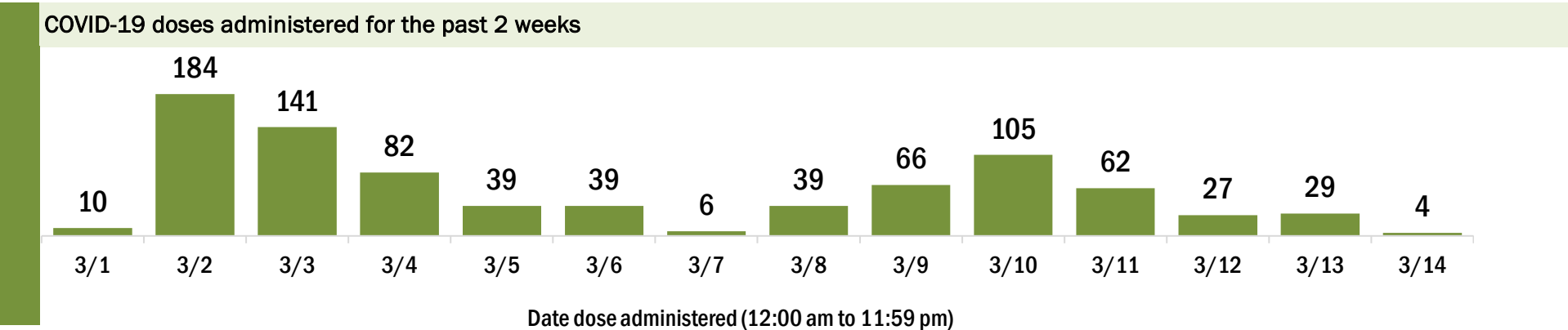
Data in this report are provisional and subject to change.

Data in this summary pertain to COVID-19 vaccines approved by the U.S. Food and Drug Administration and have been issued an Emergency Use Authorization (Janssen COVID-19 Vaccine, Moderna COVID-19 Vaccine and Pfizer-BioNTech COVID-19 Vaccine). These data summarize the number of people who have received either their first dose or have completed the series for a COVID-19 vaccine. **A person can only be counted in one category, first dose or series complete.** For persons receiving Moderna or Pfizer vaccines, once they receive their second dose, they are moved from the first dose column to the series completed column. **Because of this, the total first dose category may show a change from report to report not matching the total receiving their first dose from the previous day.** Persons receiving Johnson & Johnson vaccines will always be counted in the series completed column.

COVID-19 doses for vaccinated persons in Florida	
Doses administered	5,050
People receiving one dose of a 1-dose series (Johnson & Johnson) or receiving only one dose of a 2-dose series (Moderna, Pfizer) count once. Persons receiving both doses of a 2-dose series count twice.	

Current status of persons vaccinated for COVID-19 in Florida	
Total people vaccinated	2,940
First dose	812
Series completed	2,128
Completed 1-dose series	18
Completed 2-dose series	2,110
First dose: current number of people who have only received their first dose of the Moderna or Pfizer vaccine.	
Series complete: current number of people who have received both Moderna or Pfizer vaccine doses or one Johnson & Johnson dose and are considered fully immunized.	

Demographic summary	First dose	Series complete	Total people vaccinated
Age group	812	2,128	2,940
16-24 years	12	7	19
25-34 years	27	34	61
35-44 years	50	51	101
45-54 years	110	102	212
55-64 years	241	186	427
65-74 years	236	1,052	1,288
75-84 years	102	544	646
85+ years	34	152	186
Race	812	2,128	2,940
White	375	1,171	1,546
Black	227	342	569
American Indian/Alaskan	3	3	6
Other	117	387	504
Unknown	90	225	315
Other race includes Asian, native Hawaiian/Pacific Islander, or other.			
Ethnicity	812	2,128	2,940
Hispanic	12	16	28
Non-Hispanic	451	1,022	1,473
Unknown	349	1,090	1,439
Gender	812	2,128	2,940
Female	489	1,235	1,724
Male	323	893	1,216
Unknown	0	0	0



COVID-19: Lafayette County vaccine summary

Vaccination data through Mar 14, 2021 as of Mar 15, 2021 at 12:05 AM

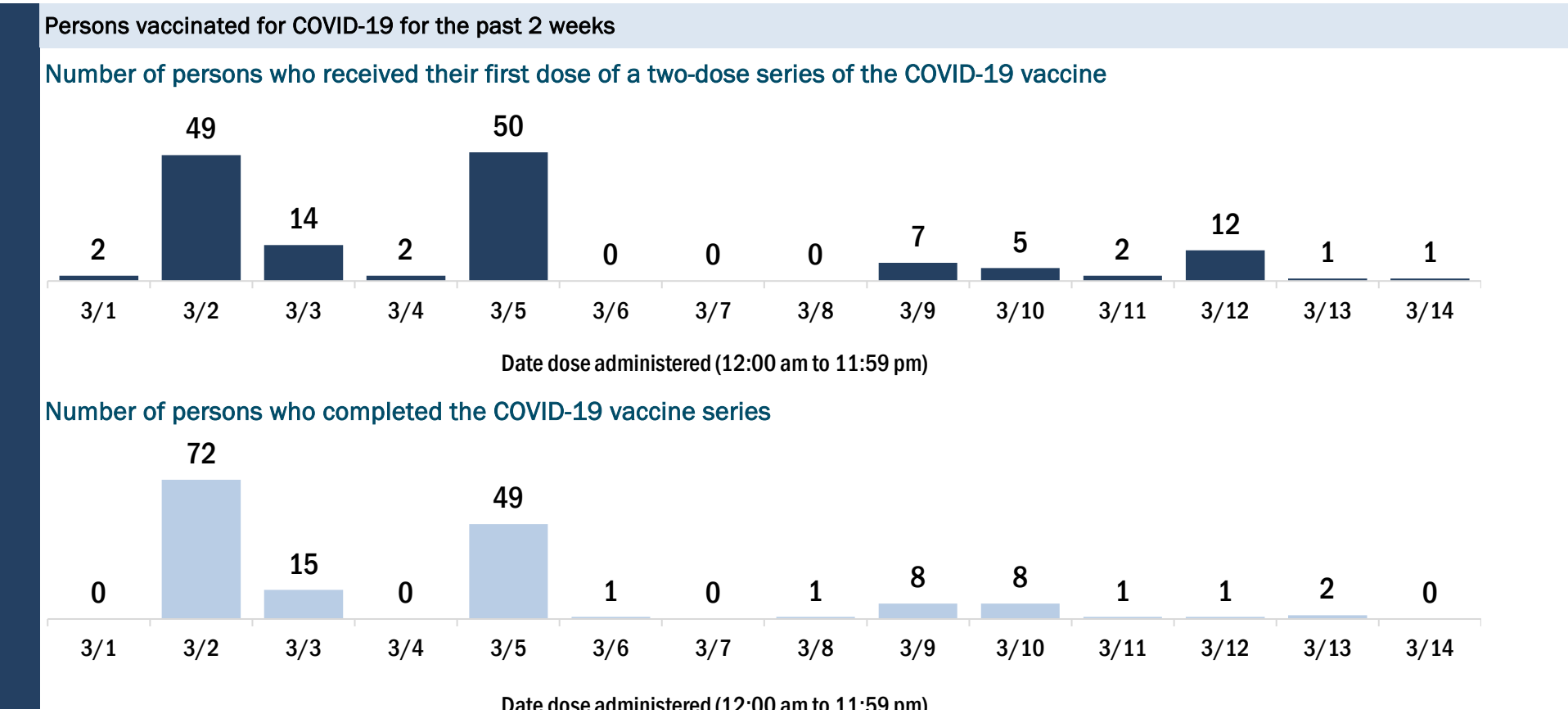
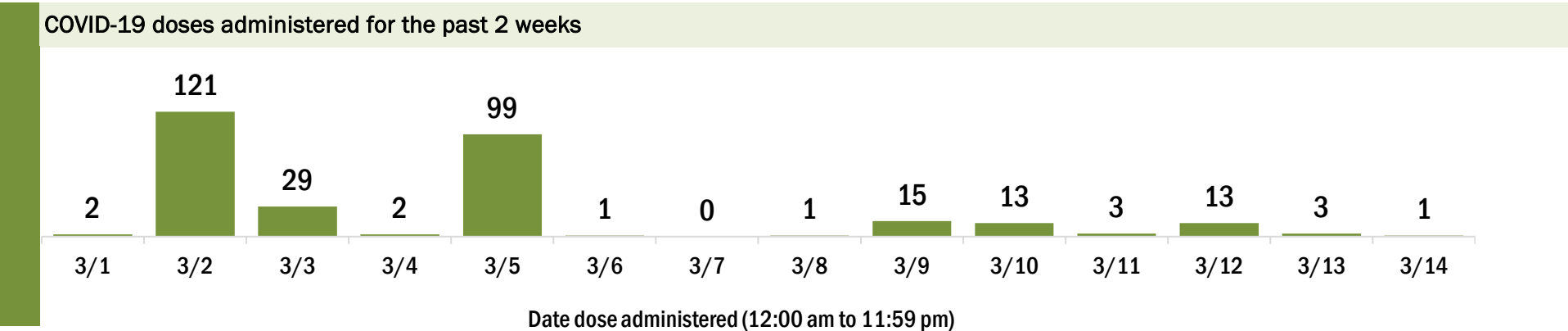
Data in this report are provisional and subject to change.

Data in this summary pertain to COVID-19 vaccines approved by the U.S. Food and Drug Administration and have been issued an Emergency Use Authorization (Janssen COVID-19 Vaccine, Moderna COVID-19 Vaccine and Pfizer-BioNTech COVID-19 Vaccine). These data summarize the number of people who have received either their first dose or have completed the series for a COVID-19 vaccine. **A person can only be counted in one category, first dose or series complete.** For persons receiving Moderna or Pfizer vaccines, once they receive their second dose, they are moved from the first dose column to the series completed column. **Because of this, the total first dose category may show a change from report to report not matching the total receiving their first dose from the previous day.** Persons receiving Johnson & Johnson vaccines will always be counted in the series completed column.

COVID-19 doses for vaccinated persons in Florida	
Doses administered	2,437
People receiving one dose of a 1-dose series (Johnson & Johnson) or receiving only one dose of a 2-dose series (Moderna, Pfizer) count once. Persons receiving both doses of a 2-dose series count twice.	

Current status of persons vaccinated for COVID-19 in Florida	
Total people vaccinated	1,449
First dose	459
Series completed	990
Completed 1-dose series	2
Completed 2-dose series	988
First dose: current number of people who have only received their first dose of the Moderna or Pfizer vaccine.	
Series complete: current number of people who have received both Moderna or Pfizer vaccine doses or one Johnson & Johnson dose and are considered fully immunized.	

Demographic summary	First dose	Series complete	Total people vaccinated
Age group	459	990	1,449
16-24 years	2	3	5
25-34 years	3	6	9
35-44 years	13	16	29
45-54 years	31	30	61
55-64 years	60	53	113
65-74 years	200	500	700
75-84 years	110	293	403
85+ years	40	89	129
Race	459	990	1,449
White	366	839	1,205
Black	16	23	39
American Indian/Alaskan	4	1	5
Other	12	61	73
Unknown	61	66	127
Other race includes Asian, native Hawaiian/Pacific Islander, or other.			
Ethnicity	459	990	1,449
Hispanic	17	9	26
Non-Hispanic	312	803	1,115
Unknown	130	178	308
Gender	459	990	1,449
Female	240	522	762
Male	218	468	686
Unknown	1	0	1



COVID-19: Lake County vaccine summary

Vaccination data through Mar 14, 2021 as of Mar 15, 2021 at 12:05 AM

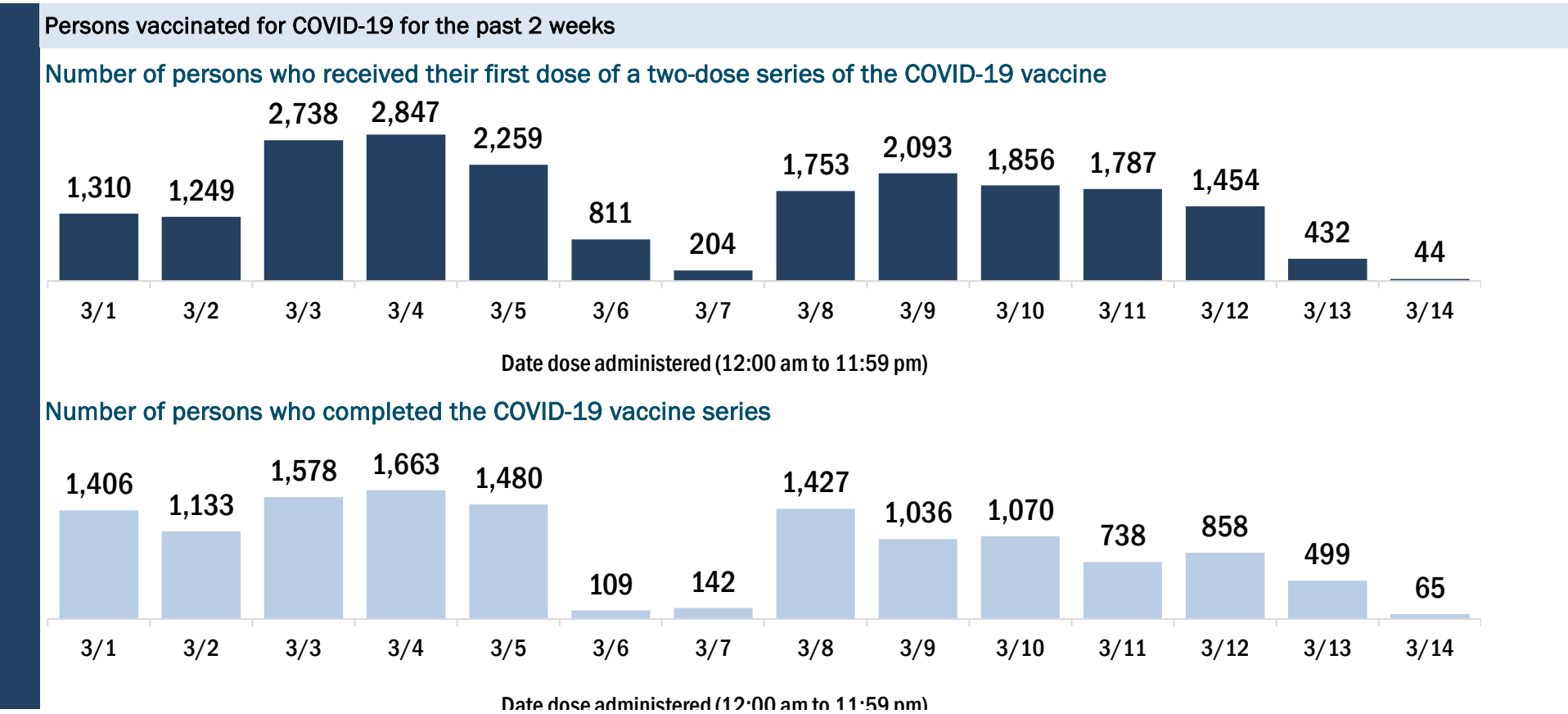
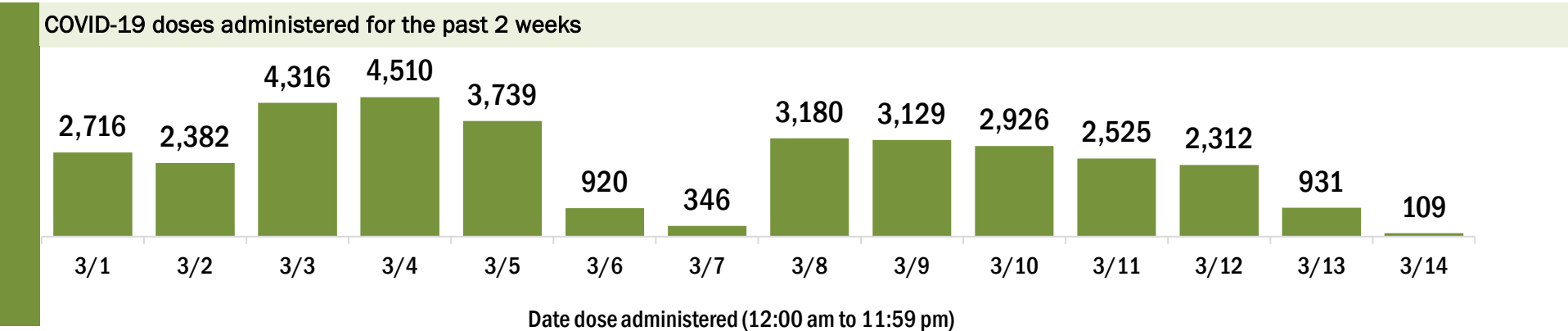
Data in this report are provisional and subject to change.

Data in this summary pertain to COVID-19 vaccines approved by the U.S. Food and Drug Administration and have been issued an Emergency Use Authorization (Janssen COVID-19 Vaccine, Moderna COVID-19 Vaccine and Pfizer-BioNTech COVID-19 Vaccine). These data summarize the number of people who have received either their first dose or have completed the series for a COVID-19 vaccine. **A person can only be counted in one category, first dose or series complete.** For persons receiving Moderna or Pfizer vaccines, once they receive their second dose, they are moved from the first dose column to the series completed column. **Because of this, the total first dose category may show a change from report to report not matching the total receiving their first dose from the previous day.** Persons receiving Johnson & Johnson vaccines will always be counted in the series completed column.

COVID-19 doses for vaccinated persons in Florida	
Doses administered	142,723
People receiving one dose of a 1-dose series (Johnson & Johnson) or receiving only one dose of a 2-dose series (Moderna, Pfizer) count once. Persons receiving both doses of a 2-dose series count twice.	

Current status of persons vaccinated for COVID-19 in Florida	
Total people vaccinated	89,614
First dose	35,095
Series completed	54,519
Completed 1-dose series	1,410
Completed 2-dose series	53,109
First dose: current number of people who have only received their first dose of the Moderna or Pfizer vaccine.	
Series complete: current number of people who have received both Moderna or Pfizer vaccine doses or one Johnson & Johnson dose and are considered fully immunized.	

Demographic summary	First dose	Series complete	Total people vaccinated
Age group	35,095	54,519	89,614
16-24 years	373	333	706
25-34 years	1,055	1,056	2,111
35-44 years	1,531	1,641	3,172
45-54 years	2,377	2,102	4,479
55-64 years	4,311	3,203	7,514
65-74 years	12,956	24,335	37,291
75-84 years	9,384	17,032	26,416
85+ years	3,108	4,817	7,925
Race	35,095	54,519	89,614
White	23,647	42,734	66,381
Black	1,690	2,045	3,735
American Indian/Alaskan	160	331	491
Other	2,602	5,132	7,734
Unknown	6,996	4,277	11,273
Other race includes Asian, native Hawaiian/Pacific Islander, or other.			
Ethnicity	35,095	54,519	89,614
Hispanic	1,303	2,097	3,400
Non-Hispanic	14,227	30,067	44,294
Unknown	19,565	22,355	41,920
Gender	35,095	54,519	89,614
Female	20,395	30,934	51,329
Male	14,558	23,554	38,112
Unknown	142	31	173



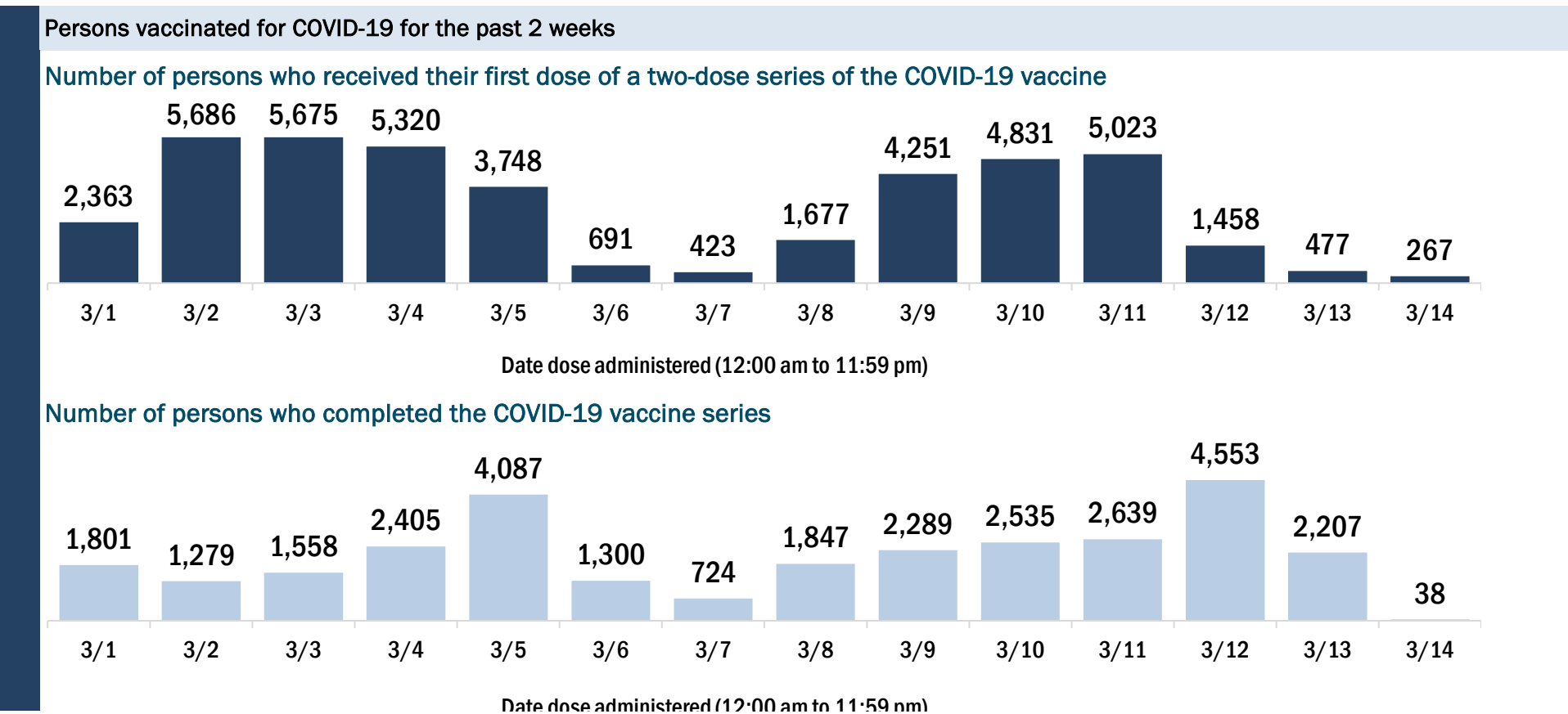
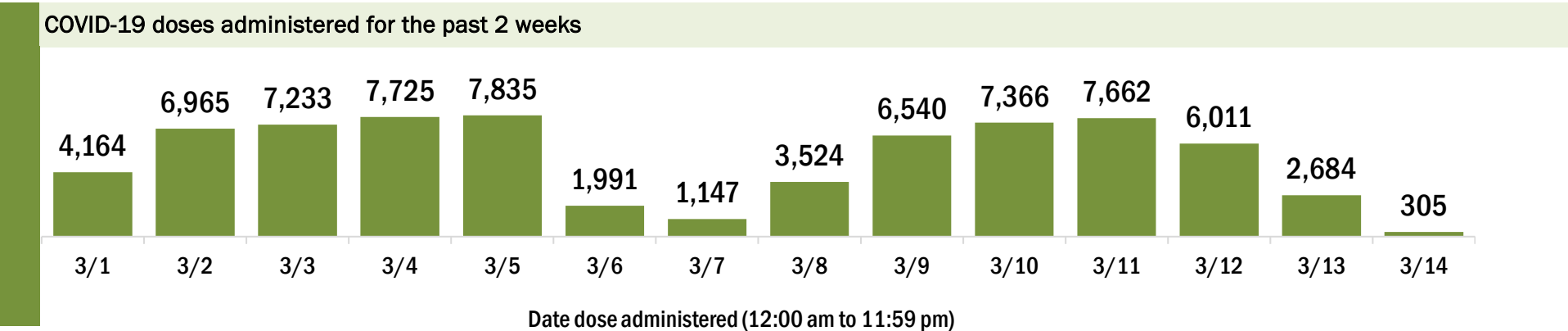
COVID-19: Lee County vaccine summary

Vaccination data through Mar 14, 2021 as of Mar 15, 2021 at 12:05 AM

Data in this report are provisional and subject to change.

Data in this summary pertain to COVID-19 vaccines approved by the U.S. Food and Drug Administration and have been issued an Emergency Use Authorization (Janssen COVID-19 Vaccine, Moderna COVID-19 Vaccine and Pfizer-BioNTech COVID-19 Vaccine). These data summarize the number of people who have received either their first dose or have completed the series for a COVID-19 vaccine. **A person can only be counted in one category, first dose or series complete.** For persons receiving Moderna or Pfizer vaccines, once they receive their second dose, they are moved from the first dose column to the series completed column. **Because of this, the total first dose category may show a change from report to report not matching the total receiving their first dose from the previous day.** Persons receiving Johnson & Johnson vaccines will always be counted in the series completed column.

COVID-19 doses for vaccinated persons in Florida		Demographic summary			
Doses administered	251,974	First dose	Series complete	Total people vaccinated	
People receiving one dose of a 1-dose series (Johnson & Johnson) or receiving only one dose of a 2-dose series (Moderna, Pfizer) count once. Persons receiving both doses of a 2-dose series count twice.		Age group	70,173	92,211	162,384
		16-24 years	438	591	1,029
		25-34 years	1,111	2,119	3,230
		35-44 years	1,582	2,878	4,460
		45-54 years	2,677	4,088	6,765
		55-64 years	5,930	7,312	13,242
		65-74 years	31,299	43,425	74,724
		75-84 years	21,518	24,773	46,291
		85+ years	5,618	7,025	12,643
		Race	70,173	92,211	162,384
		White	50,526	62,637	113,163
		Black	1,527	1,668	3,195
		American Indian/Alaskan	331	196	527
		Other	3,456	6,797	10,253
		Unknown	14,333	20,913	35,246
		Other race includes Asian, native Hawaiian/Pacific Islander, or other.			
		Ethnicity	70,173	92,211	162,384
		Hispanic	2,909	3,253	6,162
		Non-Hispanic	39,137	49,573	88,710
		Unknown	28,127	39,385	67,512
		Gender	70,173	92,211	162,384
		Female	39,640	51,485	91,125
		Male	30,383	40,477	70,860
		Unknown	150	249	399



COVID-19: Leon County vaccine summary

Vaccination data through Mar 14, 2021 as of Mar 15, 2021 at 12:05 AM

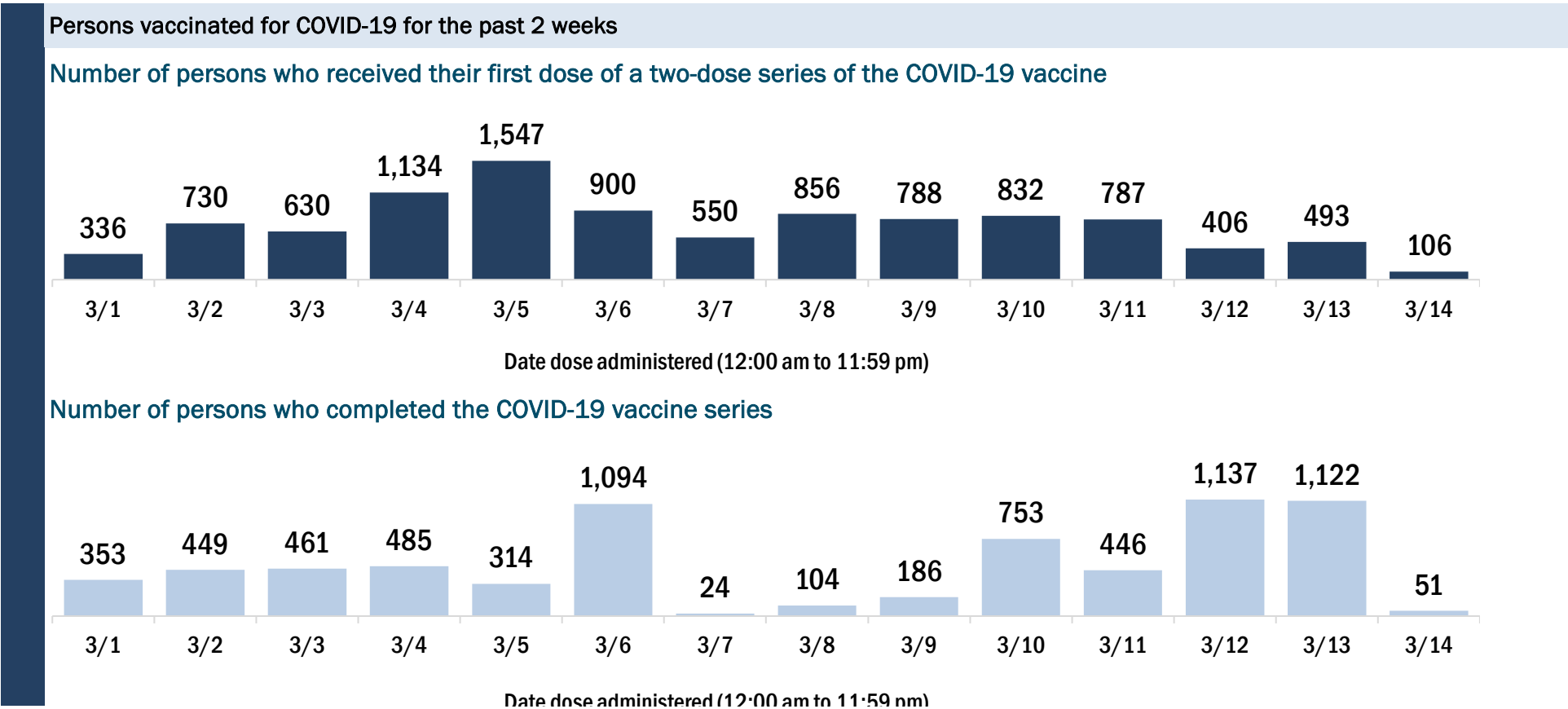
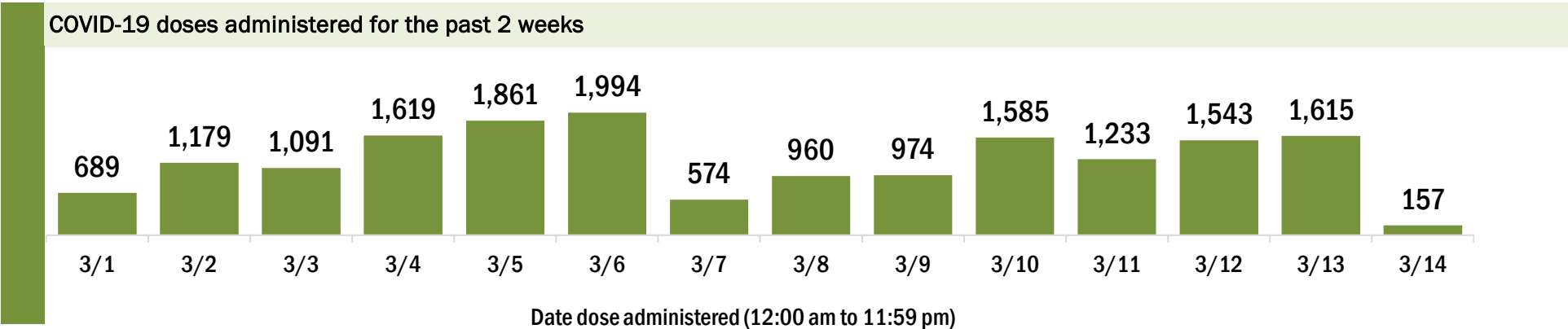
Data in this report are provisional and subject to change.

Data in this summary pertain to COVID-19 vaccines approved by the U.S. Food and Drug Administration and have been issued an Emergency Use Authorization (Janssen COVID-19 Vaccine, Moderna COVID-19 Vaccine and Pfizer-BioNTech COVID-19 Vaccine). These data summarize the number of people who have received either their first dose or have completed the series for a COVID-19 vaccine. **A person can only be counted in one category, first dose or series complete.** For persons receiving Moderna or Pfizer vaccines, once they receive their second dose, they are moved from the first dose column to the series completed column. **Because of this, the total first dose category may show a change from report to report not matching the total receiving their first dose from the previous day.** Persons receiving Johnson & Johnson vaccines will always be counted in the series completed column.

COVID-19 doses for vaccinated persons in Florida	
Doses administered	92,964
People receiving one dose of a 1-dose series (Johnson & Johnson) or receiving only one dose of a 2-dose series (Moderna, Pfizer) count once. Persons receiving both doses of a 2-dose series count twice.	

Current status of persons vaccinated for COVID-19 in Florida	
Total people vaccinated	56,686
First dose	19,791
Series completed	36,895
Completed 1-dose series	617
Completed 2-dose series	36,278
First dose: current number of people who have only received their first dose of the Moderna or Pfizer vaccine.	
Series complete: current number of people who have received both Moderna or Pfizer vaccine doses or one Johnson & Johnson dose and are considered fully immunized.	

Demographic summary	First dose	Series complete	Total people vaccinated
Age group	19,791	36,895	56,686
16-24 years	1,148	888	2,036
25-34 years	1,971	1,793	3,764
35-44 years	2,543	2,143	4,686
45-54 years	3,161	2,434	5,595
55-64 years	4,827	4,372	9,199
65-74 years	3,854	15,496	19,350
75-84 years	1,630	7,328	8,958
85+ years	657	2,441	3,098
Race	19,791	36,895	56,686
White	10,776	22,145	32,921
Black	3,541	4,029	7,570
American Indian/Alaskan	58	113	171
Other	2,732	7,954	10,686
Unknown	2,684	2,654	5,338
Other race includes Asian, native Hawaiian/Pacific Islander, or other.			
Ethnicity	19,791	36,895	56,686
Hispanic	871	1,069	1,940
Non-Hispanic	12,718	25,922	38,640
Unknown	6,202	9,904	16,106
Gender	19,791	36,895	56,686
Female	11,984	22,005	33,989
Male	7,795	14,873	22,668
Unknown	12	17	29



COVID-19: Levy County vaccine summary

Vaccination data through Mar 14, 2021 as of Mar 15, 2021 at 12:05 AM

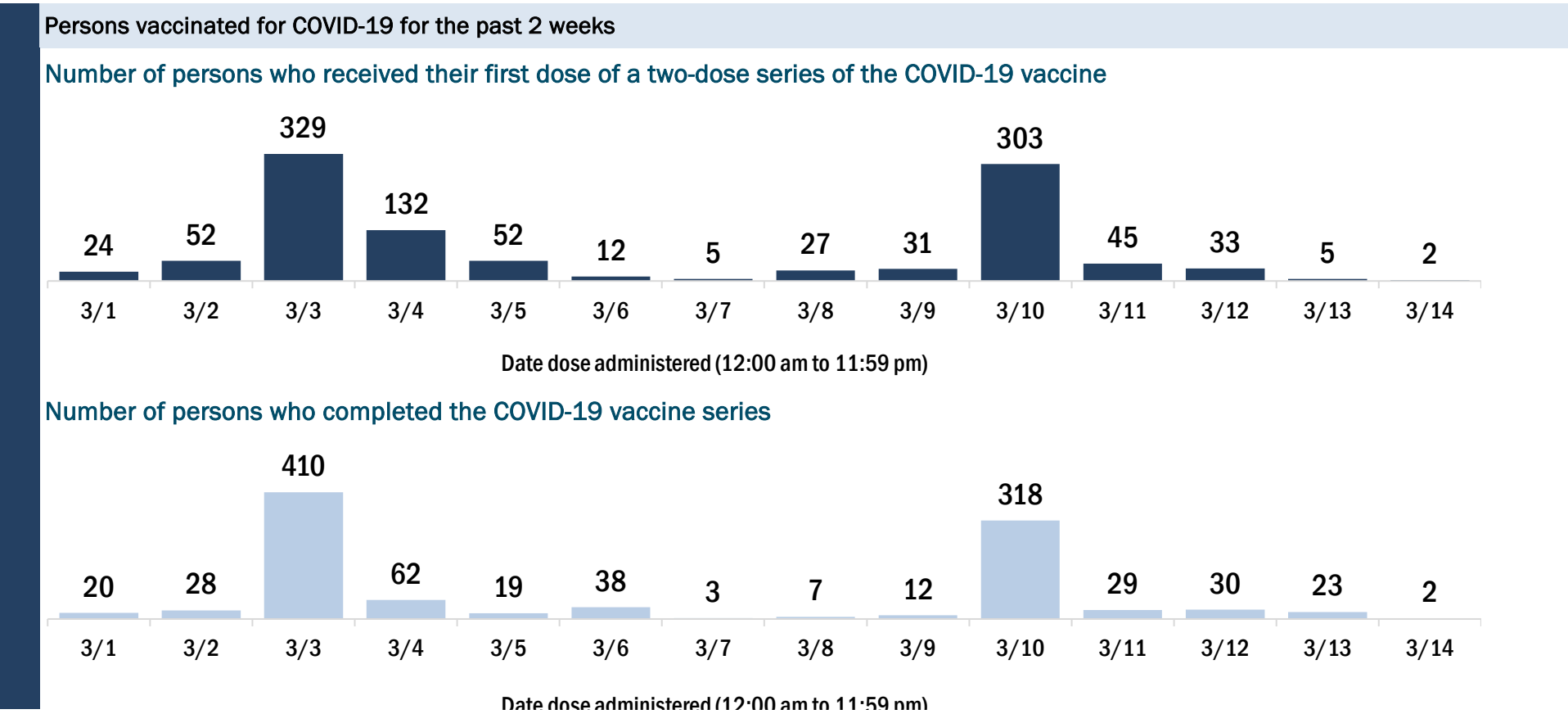
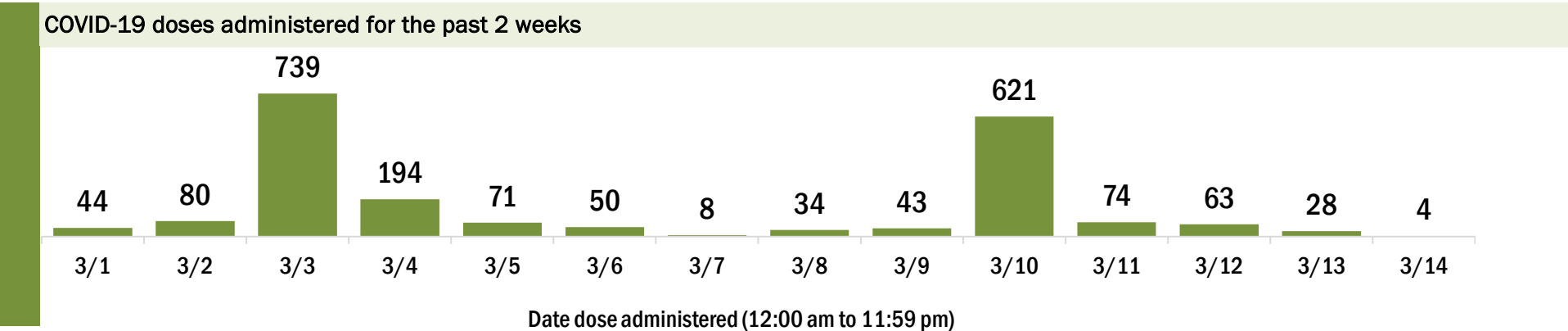
Data in this report are provisional and subject to change.

Data in this summary pertain to COVID-19 vaccines approved by the U.S. Food and Drug Administration and have been issued an Emergency Use Authorization (Janssen COVID-19 Vaccine, Moderna COVID-19 Vaccine and Pfizer-BioNTech COVID-19 Vaccine). These data summarize the number of people who have received either their first dose or have completed the series for a COVID-19 vaccine. **A person can only be counted in one category, first dose or series complete.** For persons receiving Moderna or Pfizer vaccines, once they receive their second dose, they are moved from the first dose column to the series completed column. **Because of this, the total first dose category may show a change from report to report not matching the total receiving their first dose from the previous day.** Persons receiving Johnson & Johnson vaccines will always be counted in the series completed column.

COVID-19 doses for vaccinated persons in Florida	
Doses administered	9,731
People receiving one dose of a 1-dose series (Johnson & Johnson) or receiving only one dose of a 2-dose series (Moderna, Pfizer) count once. Persons receiving both doses of a 2-dose series count twice.	

Current status of persons vaccinated for COVID-19 in Florida	
Total people vaccinated	5,925
First dose	2,080
Series completed	3,845
Completed 1-dose series	39
Completed 2-dose series	3,806
First dose: current number of people who have only received their first dose of the Moderna or Pfizer vaccine.	
Series complete: current number of people who have received both Moderna or Pfizer vaccine doses or one Johnson & Johnson dose and are considered fully immunized.	

Demographic summary	First dose	Series complete	Total people vaccinated
Age group	2,080	3,845	5,925
16-24 years	18	32	50
25-34 years	31	104	135
35-44 years	42	112	154
45-54 years	80	175	255
55-64 years	214	306	520
65-74 years	1,021	1,867	2,888
75-84 years	528	1,009	1,537
85+ years	146	240	386
Race	2,080	3,845	5,925
White	1,612	3,057	4,669
Black	121	190	311
American Indian/Alaskan	26	19	45
Other	115	219	334
Unknown	206	360	566
Other race includes Asian, native Hawaiian/Pacific Islander, or other.			
Ethnicity	2,080	3,845	5,925
Hispanic	71	72	143
Non-Hispanic	1,271	2,816	4,087
Unknown	738	957	1,695
Gender	2,080	3,845	5,925
Female	1,192	2,185	3,377
Male	887	1,660	2,547
Unknown	1	0	1



COVID-19: Liberty County vaccine summary

Vaccination data through Mar 14, 2021 as of Mar 15, 2021 at 12:05 AM

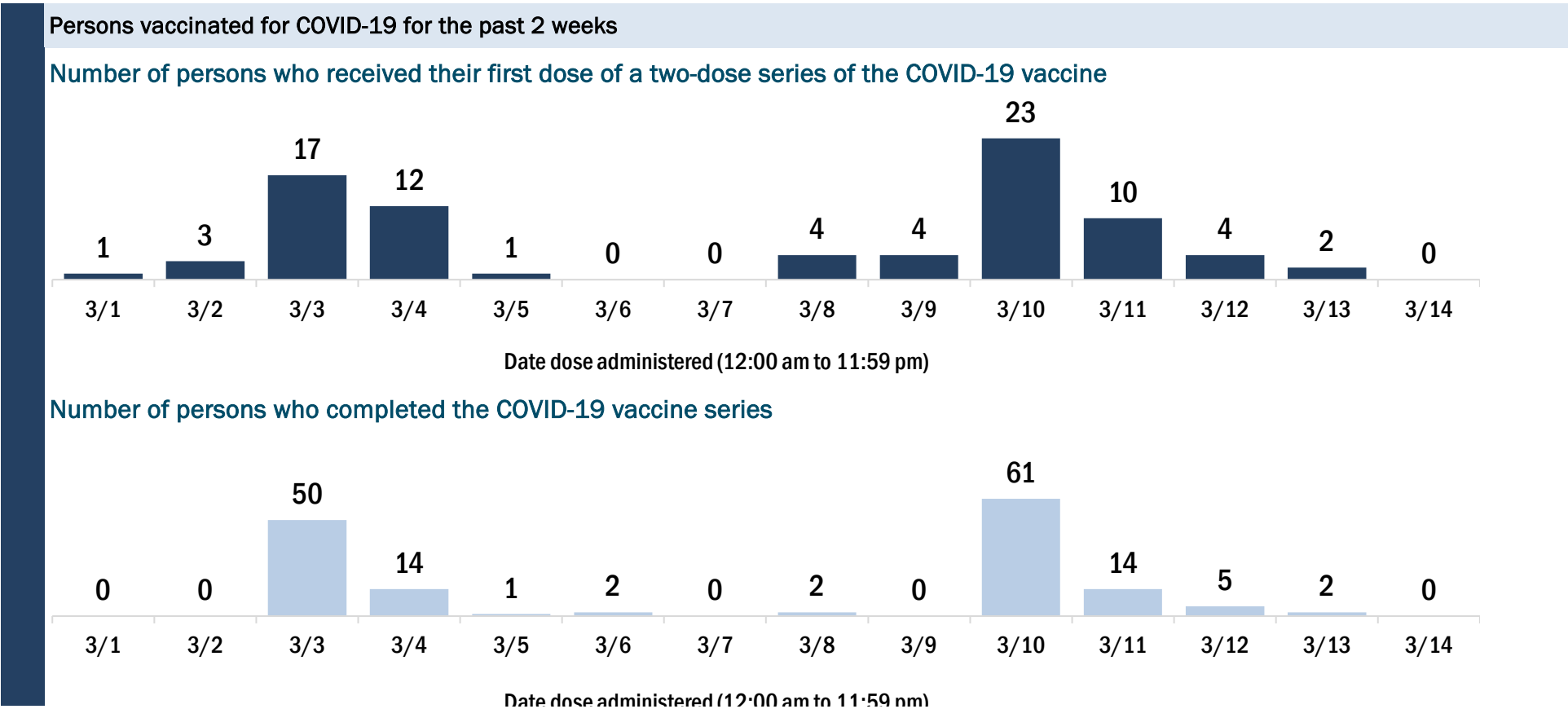
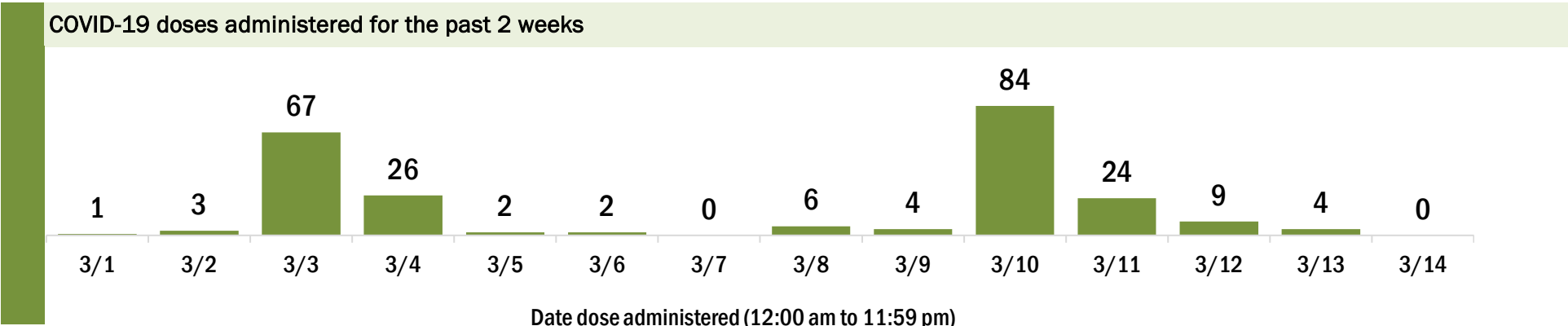
Data in this report are provisional and subject to change.

Data in this summary pertain to COVID-19 vaccines approved by the U.S. Food and Drug Administration and have been issued an Emergency Use Authorization (Janssen COVID-19 Vaccine, Moderna COVID-19 Vaccine and Pfizer-BioNTech COVID-19 Vaccine). These data summarize the number of people who have received either their first dose or have completed the series for a COVID-19 vaccine. **A person can only be counted in one category, first dose or series complete.** For persons receiving Moderna or Pfizer vaccines, once they receive their second dose, they are moved from the first dose column to the series completed column. **Because of this, the total first dose category may show a change from report to report not matching the total receiving their first dose from the previous day.** Persons receiving Johnson & Johnson vaccines will always be counted in the series completed column.

COVID-19 doses for vaccinated persons in Florida	
Doses administered	1,956
People receiving one dose of a 1-dose series (Johnson & Johnson) or receiving only one dose of a 2-dose series (Moderna, Pfizer) count once. Persons receiving both doses of a 2-dose series count twice.	

Current status of persons vaccinated for COVID-19 in Florida	
Total people vaccinated	1,110
First dose	262
Series completed	848
Completed 1-dose series	2
Completed 2-dose series	846
First dose: current number of people who have only received their first dose of the Moderna or Pfizer vaccine.	
Series complete: current number of people who have received both Moderna or Pfizer vaccine doses or one Johnson & Johnson dose and are considered fully immunized.	

Demographic summary	First dose	Series complete	Total people vaccinated
Age group	262	848	1,110
16-24 years	8	8	16
25-34 years	13	19	32
35-44 years	24	39	63
45-54 years	37	31	68
55-64 years	71	158	229
65-74 years	73	343	416
75-84 years	32	196	228
85+ years	4	54	58
Race	262	848	1,110
White	177	620	797
Black	34	55	89
American Indian/Alaskan	0	6	6
Other	15	90	105
Unknown	36	77	113
Other race includes Asian, native Hawaiian/Pacific Islander, or other.			
Ethnicity	262	848	1,110
Hispanic	1	8	9
Non-Hispanic	125	451	576
Unknown	136	389	525
Gender	262	848	1,110
Female	149	450	599
Male	113	398	511
Unknown	0	0	0



COVID-19: Madison County vaccine summary

Vaccination data through Mar 14, 2021 as of Mar 15, 2021 at 12:05 AM

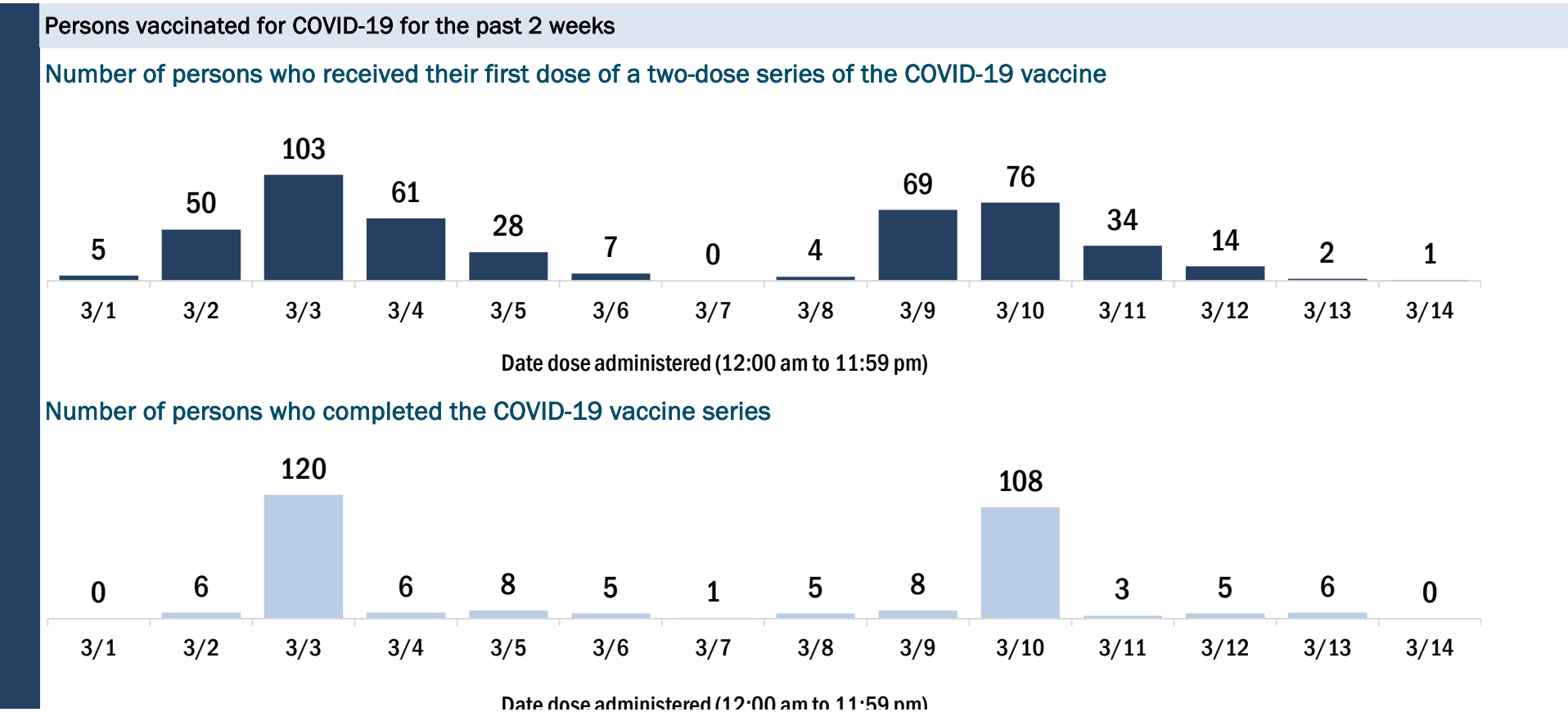
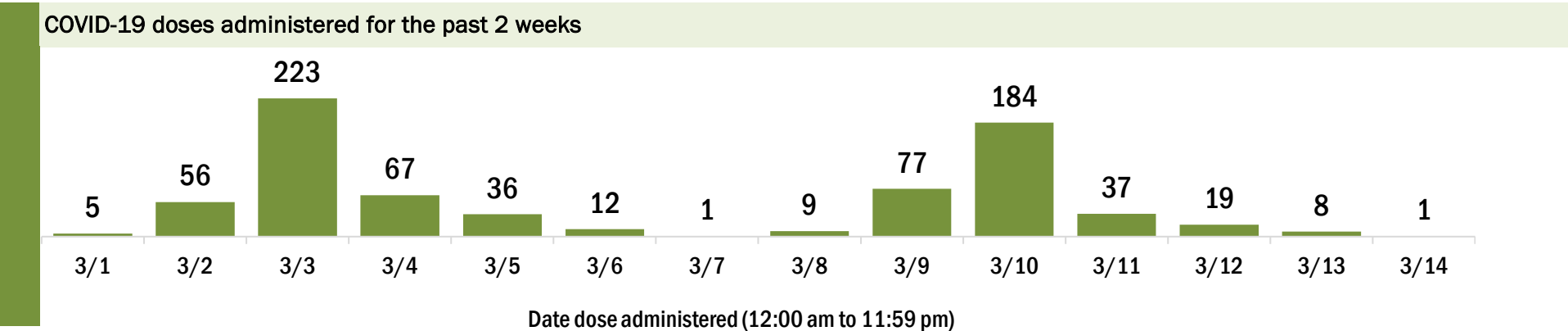
Data in this report are provisional and subject to change.

Data in this summary pertain to COVID-19 vaccines approved by the U.S. Food and Drug Administration and have been issued an Emergency Use Authorization (Janssen COVID-19 Vaccine, Moderna COVID-19 Vaccine and Pfizer-BioNTech COVID-19 Vaccine). These data summarize the number of people who have received either their first dose or have completed the series for a COVID-19 vaccine. **A person can only be counted in one category, first dose or series complete.** For persons receiving Moderna or Pfizer vaccines, once they receive their second dose, they are moved from the first dose column to the series completed column. **Because of this, the total first dose category may show a change from report to report not matching the total receiving their first dose from the previous day.** Persons receiving Johnson & Johnson vaccines will always be counted in the series completed column.

COVID-19 doses for vaccinated persons in Florida	
Doses administered	5,542
People receiving one dose of a 1-dose series (Johnson & Johnson) or receiving only one dose of a 2-dose series (Moderna, Pfizer) count once. Persons receiving both doses of a 2-dose series count twice.	

Current status of persons vaccinated for COVID-19 in Florida	
Total people vaccinated	3,312
First dose	1,064
Series completed	2,248
Completed 1-dose series	18
Completed 2-dose series	2,230
First dose: current number of people who have only received their first dose of the Moderna or Pfizer vaccine.	
Series complete: current number of people who have received both Moderna or Pfizer vaccine doses or one Johnson & Johnson dose and are considered fully immunized.	

Demographic summary	First dose	Series complete	Total people vaccinated
Age group	1,064	2,248	3,312
16-24 years	15	9	24
25-34 years	38	37	75
35-44 years	79	54	133
45-54 years	172	72	244
55-64 years	361	171	532
65-74 years	248	1,082	1,330
75-84 years	109	648	757
85+ years	42	175	217
Race	1,064	2,248	3,312
White	494	1,216	1,710
Black	311	470	781
American Indian/Alaskan	2	5	7
Other	81	220	301
Unknown	176	337	513
Other race includes Asian, native Hawaiian/Pacific Islander, or other.			
Ethnicity	1,064	2,248	3,312
Hispanic	7	17	24
Non-Hispanic	377	720	1,097
Unknown	680	1,511	2,191
Gender	1,064	2,248	3,312
Female	641	1,255	1,896
Male	422	993	1,415
Unknown	1	0	1



COVID-19: Manatee County vaccine summary

Vaccination data through Mar 14, 2021 as of Mar 15, 2021 at 12:05 AM

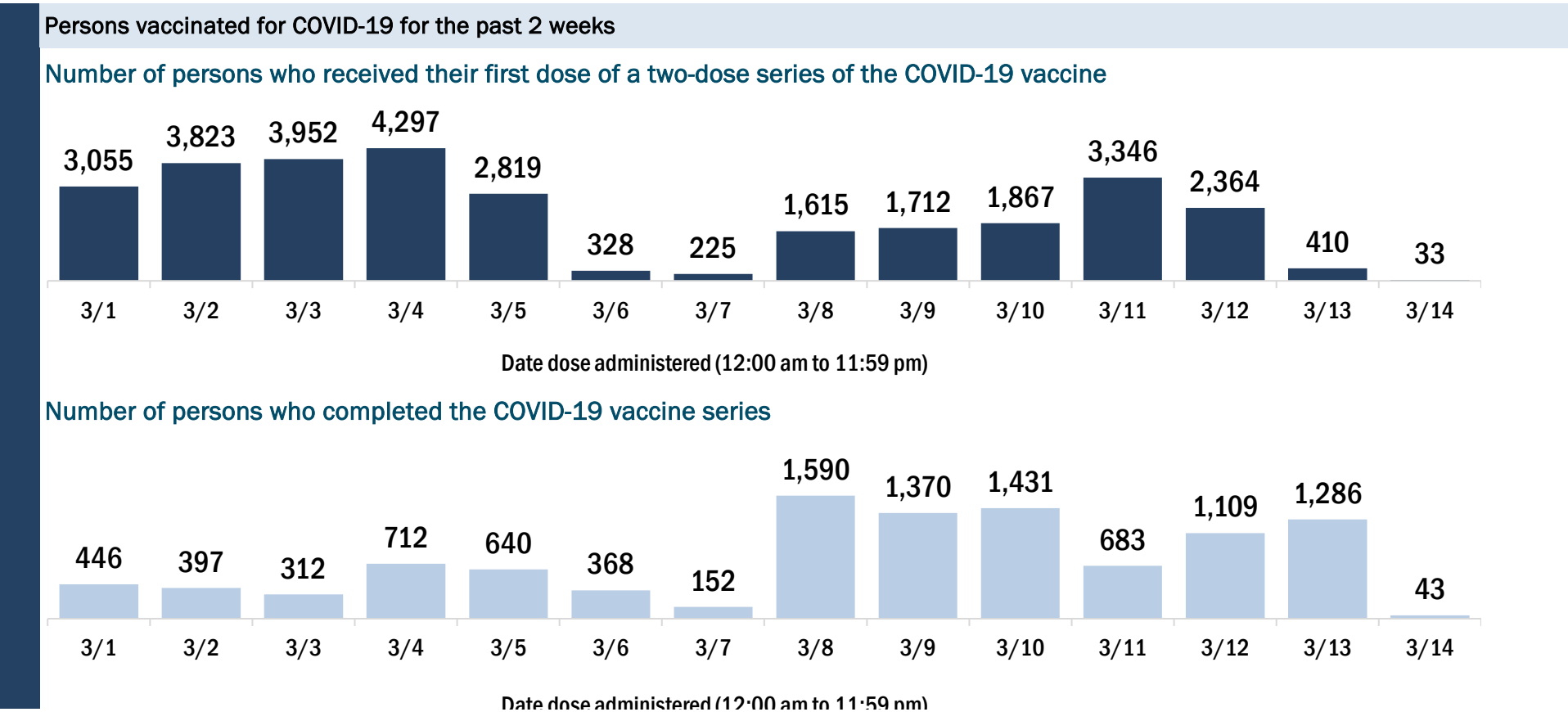
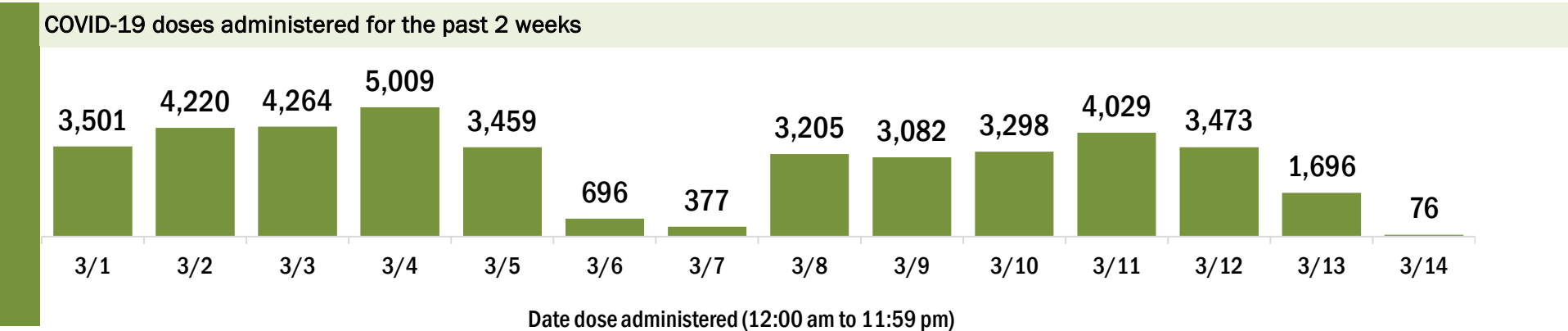
Data in this report are provisional and subject to change.

Data in this summary pertain to COVID-19 vaccines approved by the U.S. Food and Drug Administration and have been issued an Emergency Use Authorization (Janssen COVID-19 Vaccine, Moderna COVID-19 Vaccine and Pfizer-BioNTech COVID-19 Vaccine). These data summarize the number of people who have received either their first dose or have completed the series for a COVID-19 vaccine. **A person can only be counted in one category, first dose or series complete.** For persons receiving Moderna or Pfizer vaccines, once they receive their second dose, they are moved from the first dose column to the series completed column. **Because of this, the total first dose category may show a change from report to report not matching the total receiving their first dose from the previous day.** Persons receiving Johnson & Johnson vaccines will always be counted in the series completed column.

COVID-19 doses for vaccinated persons in Florida	
Doses administered	125,526
People receiving one dose of a 1-dose series (Johnson & Johnson) or receiving only one dose of a 2-dose series (Moderna, Pfizer) count once. Persons receiving both doses of a 2-dose series count twice.	

Current status of persons vaccinated for COVID-19 in Florida	
Total people vaccinated	89,070
First dose	51,308
Series completed	37,762
Completed 1-dose series	1,306
Completed 2-dose series	36,456
First dose: current number of people who have only received their first dose of the Moderna or Pfizer vaccine.	
Series complete: current number of people who have received both Moderna or Pfizer vaccine doses or one Johnson & Johnson dose and are considered fully immunized.	

Demographic summary	First dose	Series complete	Total people vaccinated
Age group	51,308	37,762	89,070
16-24 years	350	498	848
25-34 years	835	1,658	2,493
35-44 years	1,013	2,084	3,097
45-54 years	1,615	2,608	4,223
55-64 years	3,949	3,486	7,435
65-74 years	24,245	15,969	40,214
75-84 years	14,826	8,521	23,347
85+ years	4,475	2,938	7,413
Race	51,308	37,762	89,070
White	39,582	28,294	67,876
Black	1,038	780	1,818
American Indian/Alaskan	261	138	399
Other	2,802	4,201	7,003
Unknown	7,625	4,349	11,974
Other race includes Asian, native Hawaiian/Pacific Islander, or other.			
Ethnicity	51,308	37,762	89,070
Hispanic	1,393	1,125	2,518
Non-Hispanic	26,581	23,200	49,781
Unknown	23,334	13,437	36,771
Gender	51,308	37,762	89,070
Female	28,760	21,843	50,603
Male	22,468	15,887	38,355
Unknown	80	32	112



COVID-19: Marion County vaccine summary

Vaccination data through Mar 14, 2021 as of Mar 15, 2021 at 12:05 AM

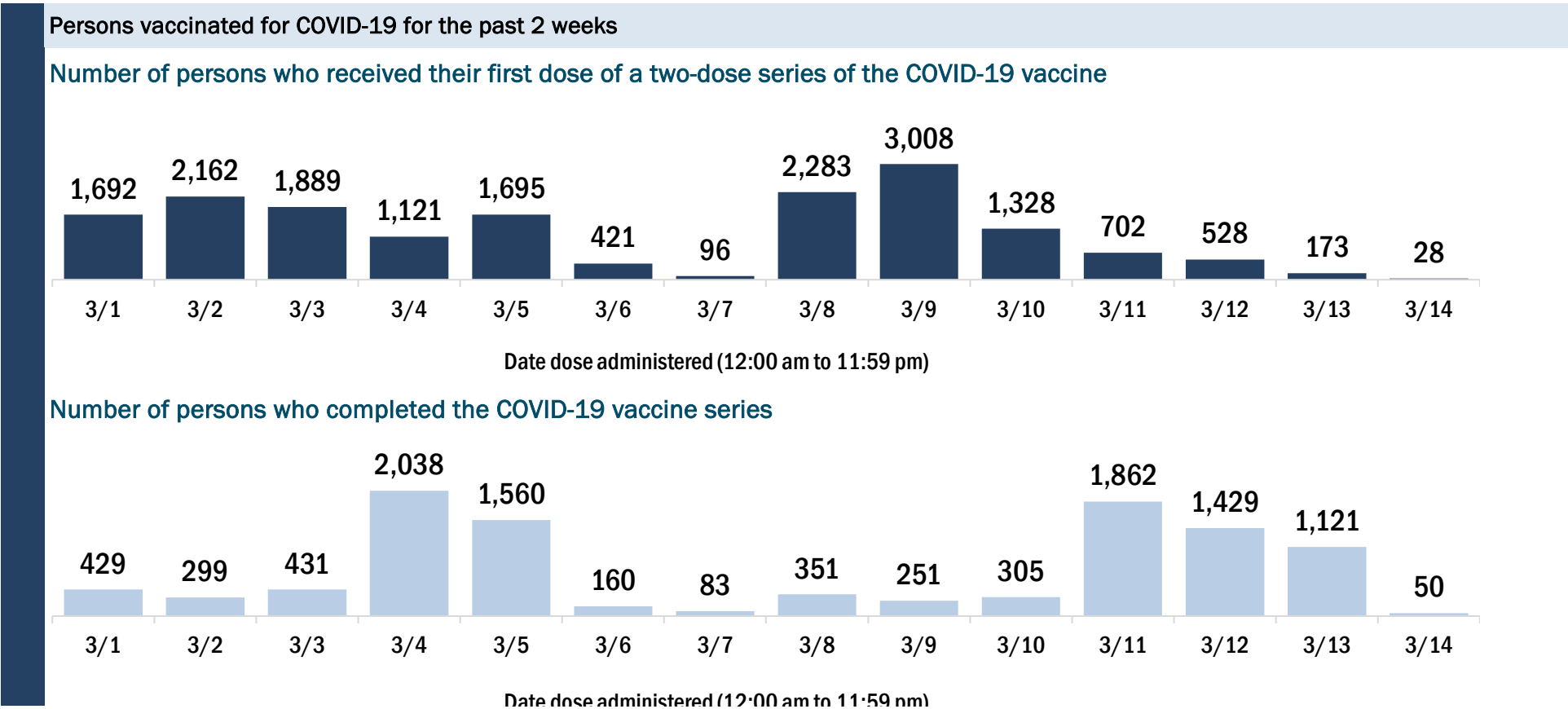
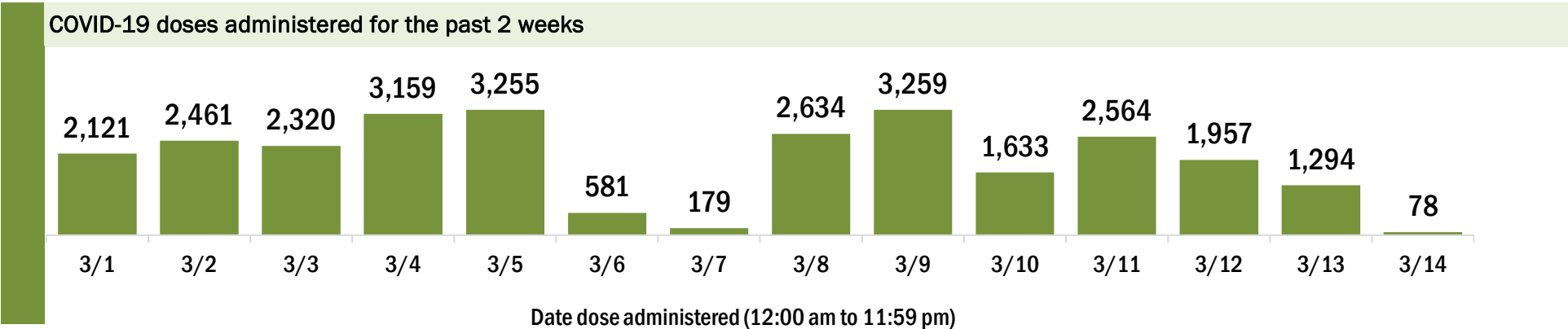
Data in this report are provisional and subject to change.

Data in this summary pertain to COVID-19 vaccines approved by the U.S. Food and Drug Administration and have been issued an Emergency Use Authorization (Janssen COVID-19 Vaccine, Moderna COVID-19 Vaccine and Pfizer-BioNTech COVID-19 Vaccine). These data summarize the number of people who have received either their first dose or have completed the series for a COVID-19 vaccine. **A person can only be counted in one category, first dose or series complete.** For persons receiving Moderna or Pfizer vaccines, once they receive their second dose, they are moved from the first dose column to the series completed column. **Because of this, the total first dose category may show a change from report to report not matching the total receiving their first dose from the previous day.** Persons receiving Johnson & Johnson vaccines will always be counted in the series completed column.

COVID-19 doses for vaccinated persons in Florida	
Doses administered	112,110
People receiving one dose of a 1-dose series (Johnson & Johnson) or receiving only one dose of a 2-dose series (Moderna, Pfizer) count once. Persons receiving both doses of a 2-dose series count twice.	

Current status of persons vaccinated for COVID-19 in Florida	
Total people vaccinated	70,967
First dose	28,897
Series completed	42,070
Completed 1-dose series	927
Completed 2-dose series	41,143
First dose: current number of people who have only received their first dose of the Moderna or Pfizer vaccine.	
Series complete: current number of people who have received both Moderna or Pfizer vaccine doses or one Johnson & Johnson dose and are considered fully immunized.	

Demographic summary	First dose	Series complete	Total people vaccinated
Age group	28,897	42,070	70,967
16-24 years	249	431	680
25-34 years	612	1,146	1,758
35-44 years	781	1,597	2,378
45-54 years	1,341	2,358	3,699
55-64 years	2,844	3,480	6,324
65-74 years	11,679	17,949	29,628
75-84 years	8,693	11,837	20,530
85+ years	2,698	3,272	5,970
Race	28,897	42,070	70,967
White	20,237	28,698	48,935
Black	1,860	1,596	3,456
American Indian/Alaskan	82	153	235
Other	2,270	4,725	6,995
Unknown	4,448	6,898	11,346
Other race includes Asian, native Hawaiian/Pacific Islander, or other.			
Ethnicity	28,897	42,070	70,967
Hispanic	1,633	1,339	2,972
Non-Hispanic	17,501	24,280	41,781
Unknown	9,763	16,451	26,214
Gender	28,897	42,070	70,967
Female	16,904	24,189	41,093
Male	11,943	17,868	29,811
Unknown	50	13	63



COVID-19: Martin County vaccine summary

Vaccination data through Mar 14, 2021 as of Mar 15, 2021 at 12:05 AM

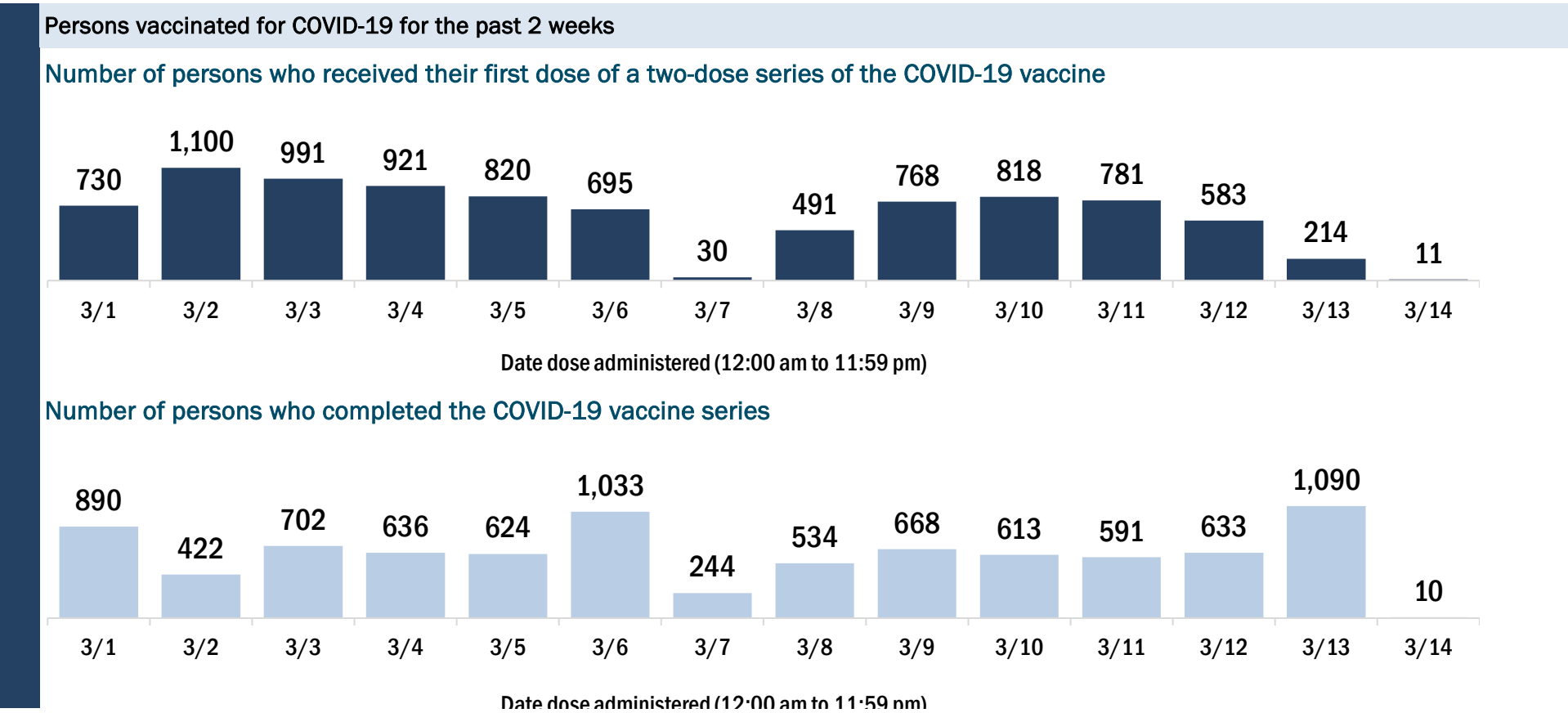
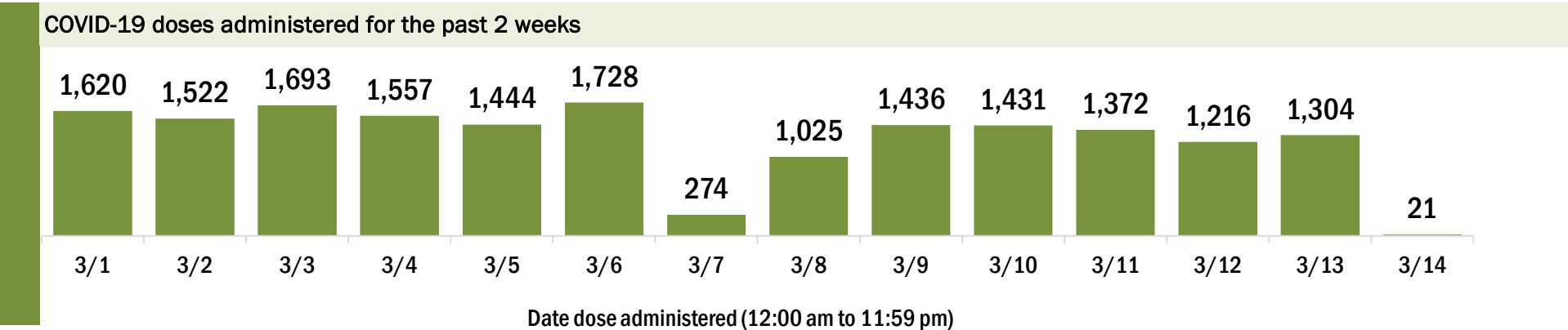
Data in this report are provisional and subject to change.

Data in this summary pertain to COVID-19 vaccines approved by the U.S. Food and Drug Administration and have been issued an Emergency Use Authorization (Janssen COVID-19 Vaccine, Moderna COVID-19 Vaccine and Pfizer-BioNTech COVID-19 Vaccine). These data summarize the number of people who have received either their first dose or have completed the series for a COVID-19 vaccine. **A person can only be counted in one category, first dose or series complete.** For persons receiving Moderna or Pfizer vaccines, once they receive their second dose, they are moved from the first dose column to the series completed column. **Because of this, the total first dose category may show a change from report to report not matching the total receiving their first dose from the previous day.** Persons receiving Johnson & Johnson vaccines will always be counted in the series completed column.

COVID-19 doses for vaccinated persons in Florida	
Doses administered	71,080
People receiving one dose of a 1-dose series (Johnson & Johnson) or receiving only one dose of a 2-dose series (Moderna, Pfizer) count once. Persons receiving both doses of a 2-dose series count twice.	

Current status of persons vaccinated for COVID-19 in Florida	
Total people vaccinated	44,058
First dose	16,590
Series completed	27,468
Completed 1-dose series	446
Completed 2-dose series	27,022
First dose: current number of people who have only received their first dose of the Moderna or Pfizer vaccine.	
Series complete: current number of people who have received both Moderna or Pfizer vaccine doses or one Johnson & Johnson dose and are considered fully immunized.	

Demographic summary	First dose	Series complete	Total people vaccinated
Age group	16,590	27,468	44,058
16-24 years	127	144	271
25-34 years	299	437	736
35-44 years	393	732	1,125
45-54 years	711	1,029	1,740
55-64 years	1,934	2,103	4,037
65-74 years	6,727	11,486	18,213
75-84 years	4,717	8,273	12,990
85+ years	1,682	3,264	4,946
Race	16,590	27,468	44,058
White	11,716	17,647	29,363
Black	335	357	692
American Indian/Alaskan	65	37	102
Other	883	2,437	3,320
Unknown	3,591	6,990	10,581
Other race includes Asian, native Hawaiian/Pacific Islander, or other.			
Ethnicity	16,590	27,468	44,058
Hispanic	497	413	910
Non-Hispanic	7,534	8,044	15,578
Unknown	8,559	19,011	27,570
Gender	16,590	27,468	44,058
Female	9,529	15,697	25,226
Male	7,042	11,757	18,799
Unknown	19	14	33



COVID-19: Monroe County vaccine summary

Vaccination data through Mar 14, 2021 as of Mar 15, 2021 at 12:05 AM

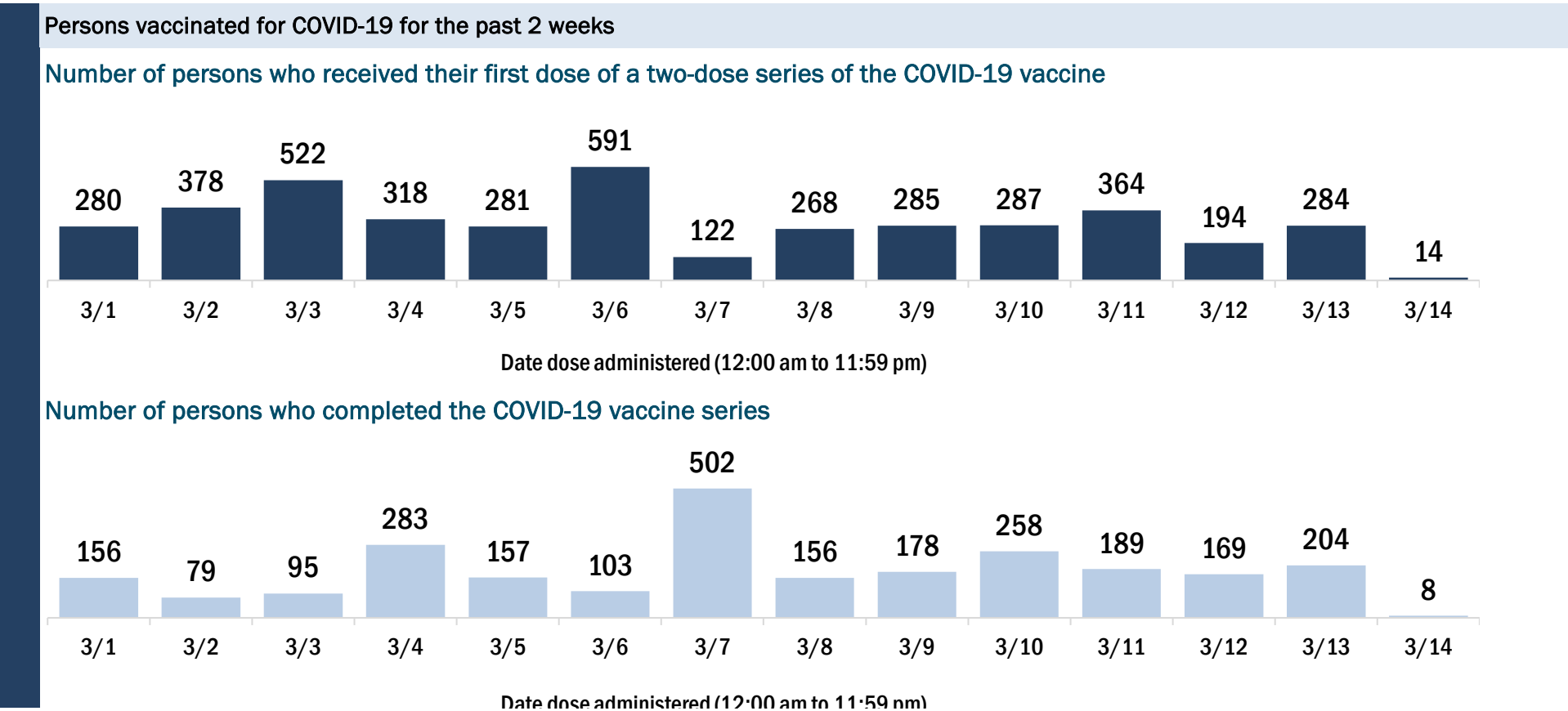
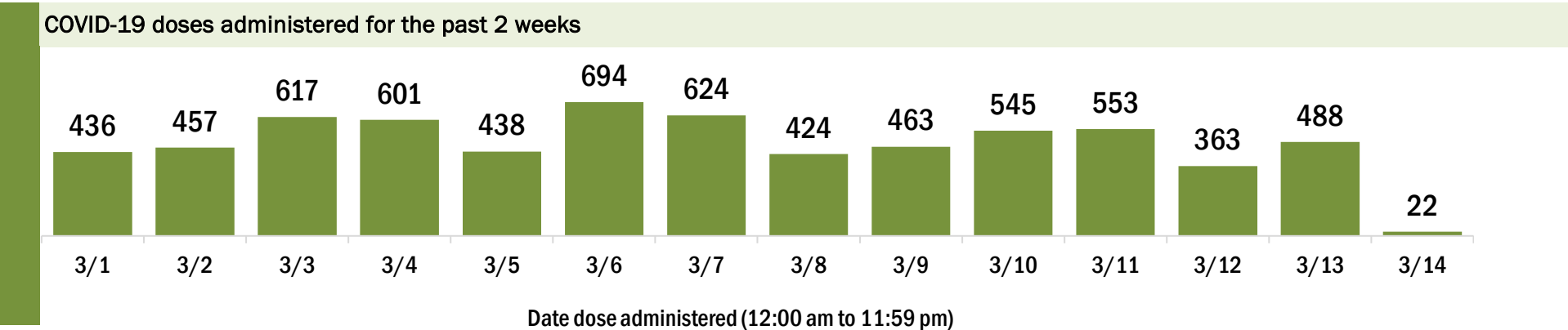
Data in this report are provisional and subject to change.

Data in this summary pertain to COVID-19 vaccines approved by the U.S. Food and Drug Administration and have been issued an Emergency Use Authorization (Janssen COVID-19 Vaccine, Moderna COVID-19 Vaccine and Pfizer-BioNTech COVID-19 Vaccine). These data summarize the number of people who have received either their first dose or have completed the series for a COVID-19 vaccine. **A person can only be counted in one category, first dose or series complete.** For persons receiving Moderna or Pfizer vaccines, once they receive their second dose, they are moved from the first dose column to the series completed column. **Because of this, the total first dose category may show a change from report to report not matching the total receiving their first dose from the previous day.** Persons receiving Johnson & Johnson vaccines will always be counted in the series completed column.

COVID-19 doses for vaccinated persons in Florida	
Doses administered	25,681
People receiving one dose of a 1-dose series (Johnson & Johnson) or receiving only one dose of a 2-dose series (Moderna, Pfizer) count once. Persons receiving both doses of a 2-dose series count twice.	

Current status of persons vaccinated for COVID-19 in Florida	
Total people vaccinated	16,521
First dose	7,159
Series completed	9,362
Completed 1-dose series	202
Completed 2-dose series	9,160
First dose: current number of people who have only received their first dose of the Moderna or Pfizer vaccine.	
Series complete: current number of people who have received both Moderna or Pfizer vaccine doses or one Johnson & Johnson dose and are considered fully immunized.	

Demographic summary	First dose	Series complete	Total people vaccinated
Age group	7,159	9,362	16,521
16-24 years	75	55	130
25-34 years	169	216	385
35-44 years	267	380	647
45-54 years	553	537	1,090
55-64 years	1,293	902	2,195
65-74 years	3,235	4,481	7,716
75-84 years	1,279	2,232	3,511
85+ years	288	559	847
Race	7,159	9,362	16,521
White	4,933	6,912	11,845
Black	191	135	326
American Indian/Alaskan	45	25	70
Other	320	569	889
Unknown	1,670	1,721	3,391
Other race includes Asian, native Hawaiian/Pacific Islander, or other.			
Ethnicity	7,159	9,362	16,521
Hispanic	640	544	1,184
Non-Hispanic	3,369	5,602	8,971
Unknown	3,150	3,216	6,366
Gender	7,159	9,362	16,521
Female	3,802	4,904	8,706
Male	3,340	4,458	7,798
Unknown	17	0	17



COVID-19: Nassau County vaccine summary

Vaccination data through Mar 14, 2021 as of Mar 15, 2021 at 12:05 AM

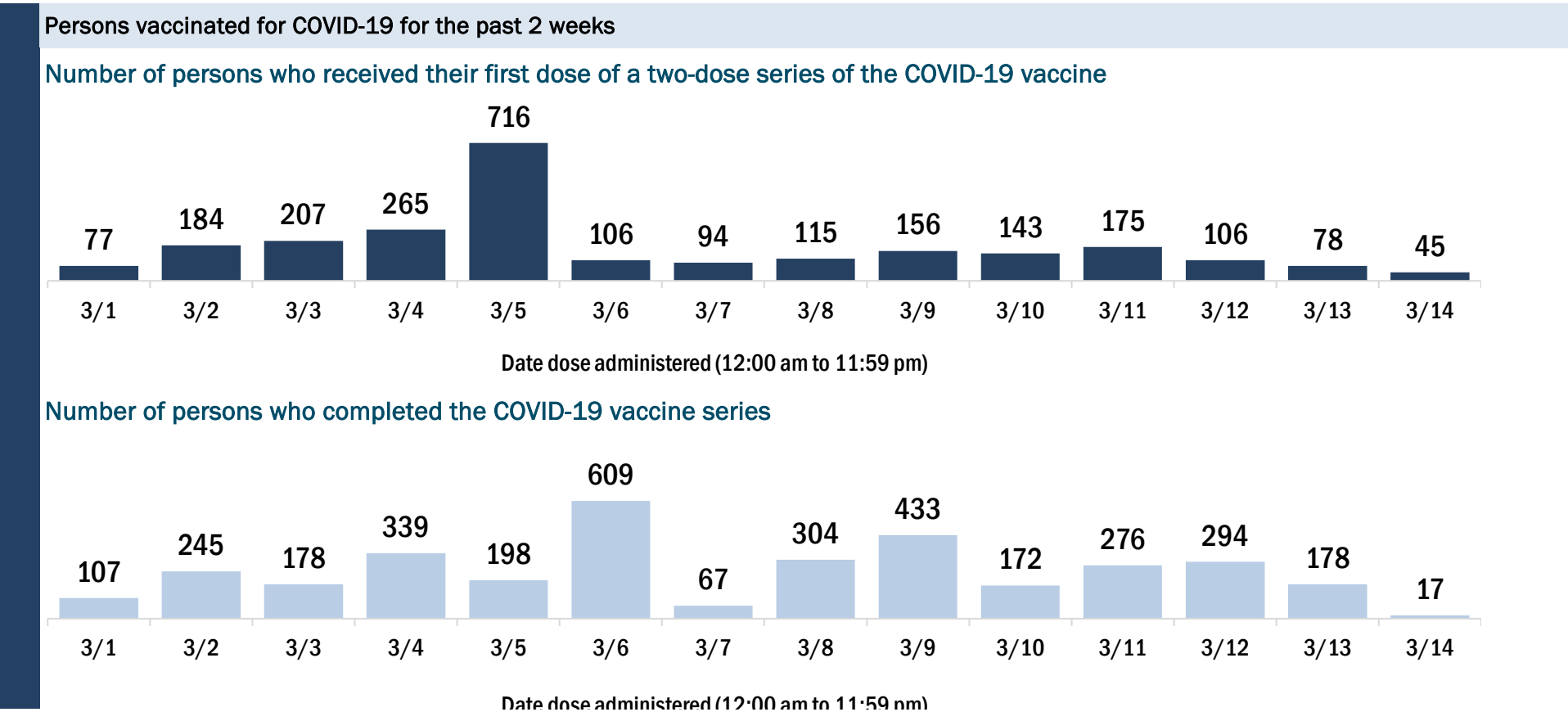
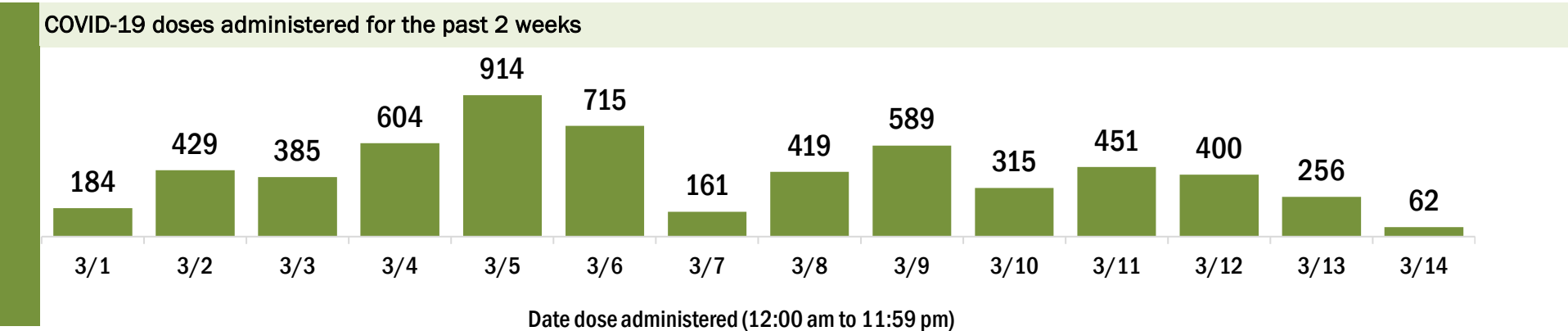
Data in this report are provisional and subject to change.

Data in this summary pertain to COVID-19 vaccines approved by the U.S. Food and Drug Administration and have been issued an Emergency Use Authorization (Janssen COVID-19 Vaccine, Moderna COVID-19 Vaccine and Pfizer-BioNTech COVID-19 Vaccine). These data summarize the number of people who have received either their first dose or have completed the series for a COVID-19 vaccine. **A person can only be counted in one category, first dose or series complete.** For persons receiving Moderna or Pfizer vaccines, once they receive their second dose, they are moved from the first dose column to the series completed column. **Because of this, the total first dose category may show a change from report to report not matching the total receiving their first dose from the previous day.** Persons receiving Johnson & Johnson vaccines will always be counted in the series completed column.

COVID-19 doses for vaccinated persons in Florida	
Doses administered	34,040
People receiving one dose of a 1-dose series (Johnson & Johnson) or receiving only one dose of a 2-dose series (Moderna, Pfizer) count once. Persons receiving both doses of a 2-dose series count twice.	

Current status of persons vaccinated for COVID-19 in Florida	
Total people vaccinated	20,210
First dose	6,057
Series completed	14,153
Completed 1-dose series	323
Completed 2-dose series	13,830
First dose: current number of people who have only received their first dose of the Moderna or Pfizer vaccine.	
Series complete: current number of people who have received both Moderna or Pfizer vaccine doses or one Johnson & Johnson dose and are considered fully immunized.	

Demographic summary	First dose	Series complete	Total people vaccinated
Age group	6,057	14,153	20,210
16-24 years	82	127	209
25-34 years	126	338	464
35-44 years	309	537	846
45-54 years	543	621	1,164
55-64 years	1,107	1,183	2,290
65-74 years	2,450	6,777	9,227
75-84 years	1,148	3,517	4,665
85+ years	292	1,053	1,345
Race	6,057	14,153	20,210
White	4,697	11,287	15,984
Black	289	535	824
American Indian/Alaskan	29	29	58
Other	305	808	1,113
Unknown	737	1,494	2,231
Other race includes Asian, native Hawaiian/Pacific Islander, or other.			
Ethnicity	6,057	14,153	20,210
Hispanic	143	152	295
Non-Hispanic	4,201	10,382	14,583
Unknown	1,713	3,619	5,332
Gender	6,057	14,153	20,210
Female	3,479	7,902	11,381
Male	2,574	6,250	8,824
Unknown	4	1	5



COVID-19: Okaloosa County vaccine summary

Vaccination data through Mar 14, 2021 as of Mar 15, 2021 at 12:05 AM

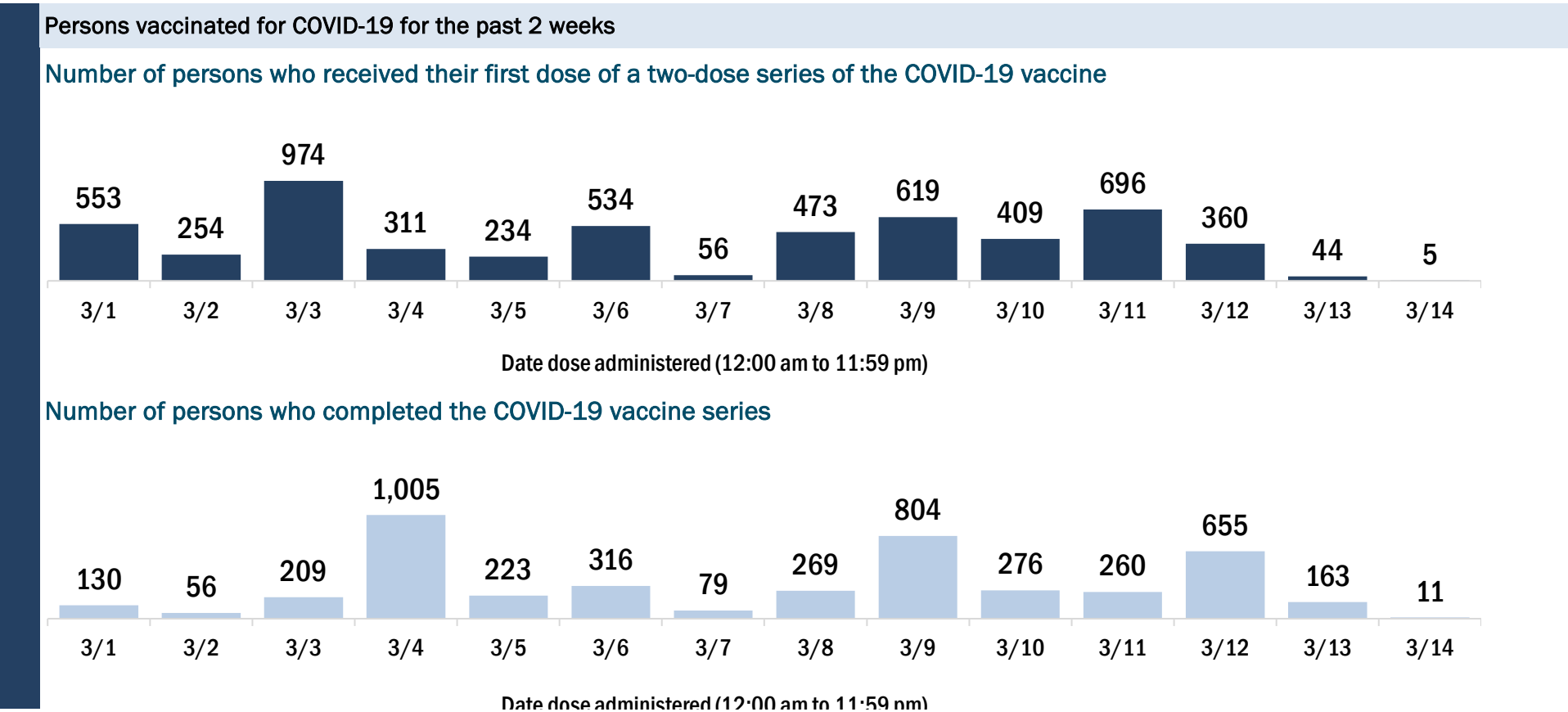
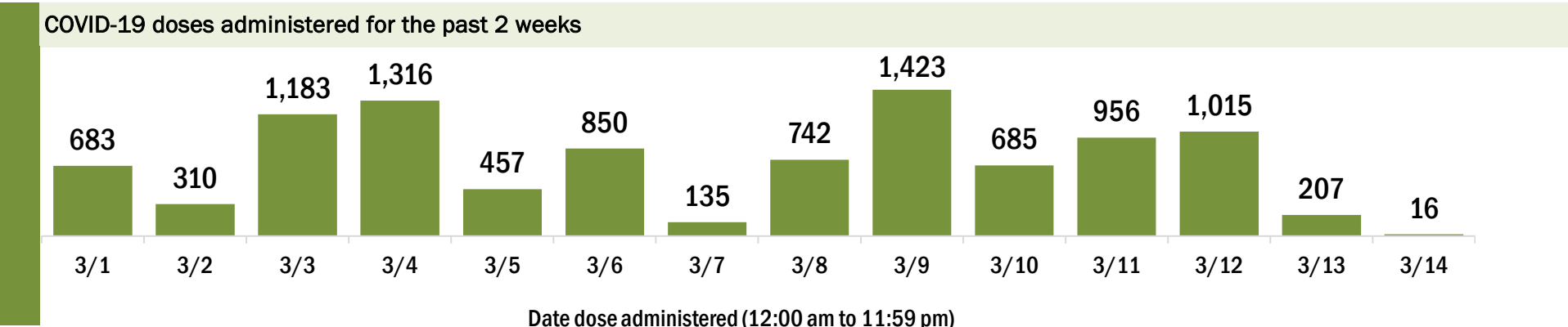
Data in this report are provisional and subject to change.

Data in this summary pertain to COVID-19 vaccines approved by the U.S. Food and Drug Administration and have been issued an Emergency Use Authorization (Janssen COVID-19 Vaccine, Moderna COVID-19 Vaccine and Pfizer-BioNTech COVID-19 Vaccine). These data summarize the number of people who have received either their first dose or have completed the series for a COVID-19 vaccine. **A person can only be counted in one category, first dose or series complete.** For persons receiving Moderna or Pfizer vaccines, once they receive their second dose, they are moved from the first dose column to the series completed column. **Because of this, the total first dose category may show a change from report to report not matching the total receiving their first dose from the previous day.** Persons receiving Johnson & Johnson vaccines will always be counted in the series completed column.

COVID-19 doses for vaccinated persons in Florida	
Doses administered	53,093
People receiving one dose of a 1-dose series (Johnson & Johnson) or receiving only one dose of a 2-dose series (Moderna, Pfizer) count once. Persons receiving both doses of a 2-dose series count twice.	

Current status of persons vaccinated for COVID-19 in Florida	
Total people vaccinated	32,832
First dose	11,851
Series completed	20,981
Completed 1-dose series	720
Completed 2-dose series	20,261
First dose: current number of people who have only received their first dose of the Moderna or Pfizer vaccine.	
Series complete: current number of people who have received both Moderna or Pfizer vaccine doses or one Johnson & Johnson dose and are considered fully immunized.	

Demographic summary	First dose	Series complete	Total people vaccinated
Age group	11,851	20,981	32,832
16-24 years	197	204	401
25-34 years	521	781	1,302
35-44 years	707	1,020	1,727
45-54 years	1,015	1,240	2,255
55-64 years	2,286	1,948	4,234
65-74 years	4,211	8,567	12,778
75-84 years	2,166	5,220	7,386
85+ years	748	2,001	2,749
Race	11,851	20,981	32,832
White	7,919	14,577	22,496
Black	796	605	1,401
American Indian/Alaskan	61	57	118
Other	864	2,067	2,931
Unknown	2,211	3,675	5,886
Other race includes Asian, native Hawaiian/Pacific Islander, or other.			
Ethnicity	11,851	20,981	32,832
Hispanic	295	372	667
Non-Hispanic	7,905	11,033	18,938
Unknown	3,651	9,576	13,227
Gender	11,851	20,981	32,832
Female	6,921	12,261	19,182
Male	4,809	8,694	13,503
Unknown	121	26	147



COVID-19: Okeechobee County vaccine summary

Vaccination data through Mar 14, 2021 as of Mar 15, 2021 at 12:05 AM

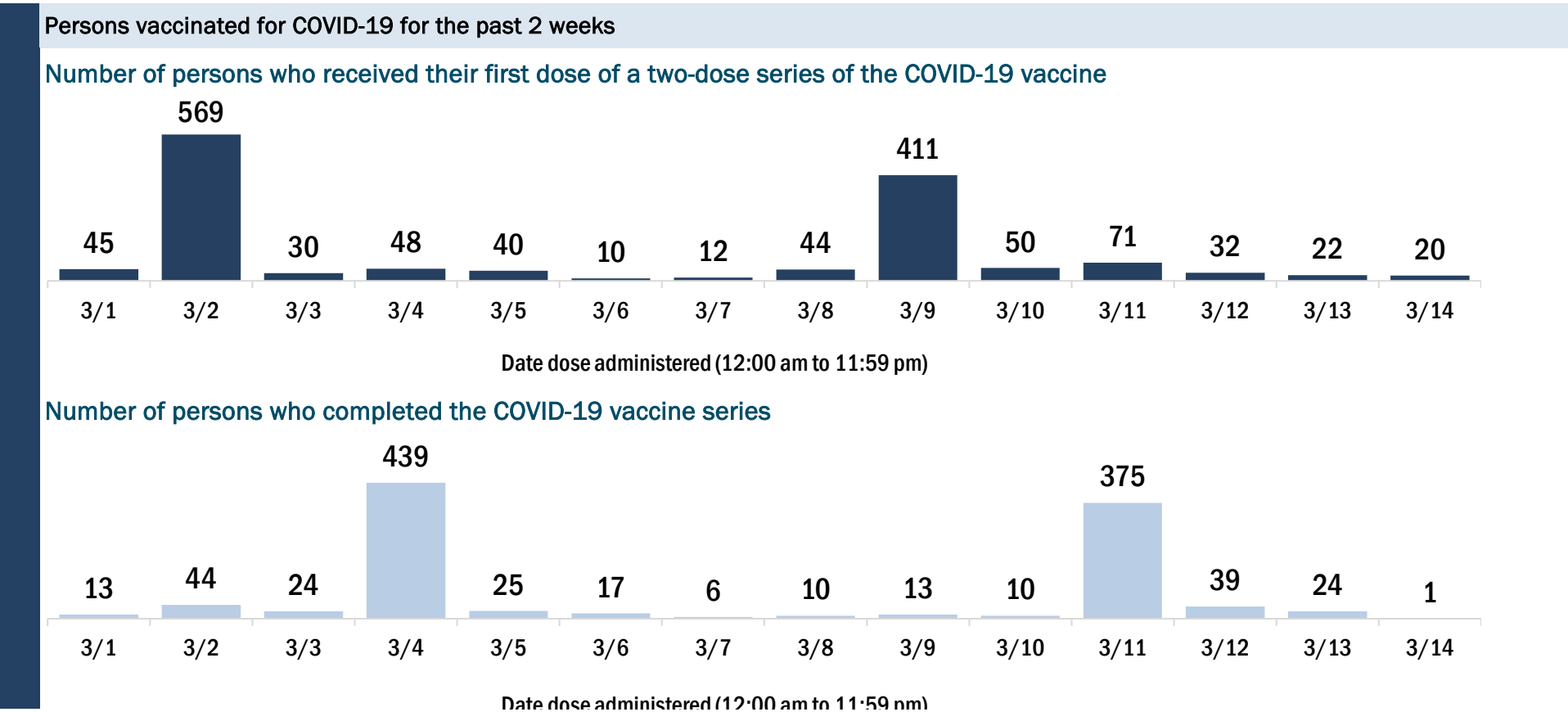
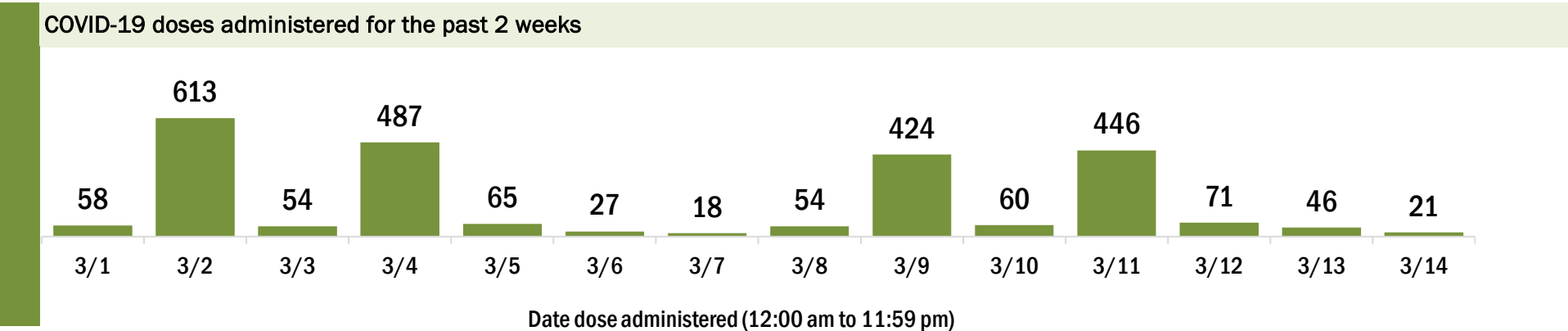
Data in this report are provisional and subject to change.

Data in this summary pertain to COVID-19 vaccines approved by the U.S. Food and Drug Administration and have been issued an Emergency Use Authorization (Janssen COVID-19 Vaccine, Moderna COVID-19 Vaccine and Pfizer-BioNTech COVID-19 Vaccine). These data summarize the number of people who have received either their first dose or have completed the series for a COVID-19 vaccine. **A person can only be counted in one category, first dose or series complete.** For persons receiving Moderna or Pfizer vaccines, once they receive their second dose, they are moved from the first dose column to the series completed column. **Because of this, the total first dose category may show a change from report to report not matching the total receiving their first dose from the previous day.** Persons receiving Johnson & Johnson vaccines will always be counted in the series completed column.

COVID-19 doses for vaccinated persons in Florida	
Doses administered	9,476
People receiving one dose of a 1-dose series (Johnson & Johnson) or receiving only one dose of a 2-dose series (Moderna, Pfizer) count once. Persons receiving both doses of a 2-dose series count twice.	

Current status of persons vaccinated for COVID-19 in Florida	
Total people vaccinated	5,896
First dose	2,294
Series completed	3,602
Completed 1-dose series	22
Completed 2-dose series	3,580
First dose: current number of people who have only received their first dose of the Moderna or Pfizer vaccine.	
Series complete: current number of people who have received both Moderna or Pfizer vaccine doses or one Johnson & Johnson dose and are considered fully immunized.	

Demographic summary	First dose	Series complete	Total people vaccinated
Age group	2,294	3,602	5,896
16-24 years	15	30	45
25-34 years	53	100	153
35-44 years	65	120	185
45-54 years	97	123	220
55-64 years	192	180	372
65-74 years	1,014	1,592	2,606
75-84 years	687	1,133	1,820
85+ years	171	324	495
Race	2,294	3,602	5,896
White	1,865	2,912	4,777
Black	47	56	103
American Indian/Alaskan	9	18	27
Other	129	425	554
Unknown	244	191	435
Other race includes Asian, native Hawaiian/Pacific Islander, or other.			
Ethnicity	2,294	3,602	5,896
Hispanic	135	173	308
Non-Hispanic	1,519	2,843	4,362
Unknown	640	586	1,226
Gender	2,294	3,602	5,896
Female	1,241	2,027	3,268
Male	1,053	1,575	2,628
Unknown	0	0	0



COVID-19: Orange County vaccine summary

Vaccination data through Mar 14, 2021 as of Mar 15, 2021 at 12:05 AM

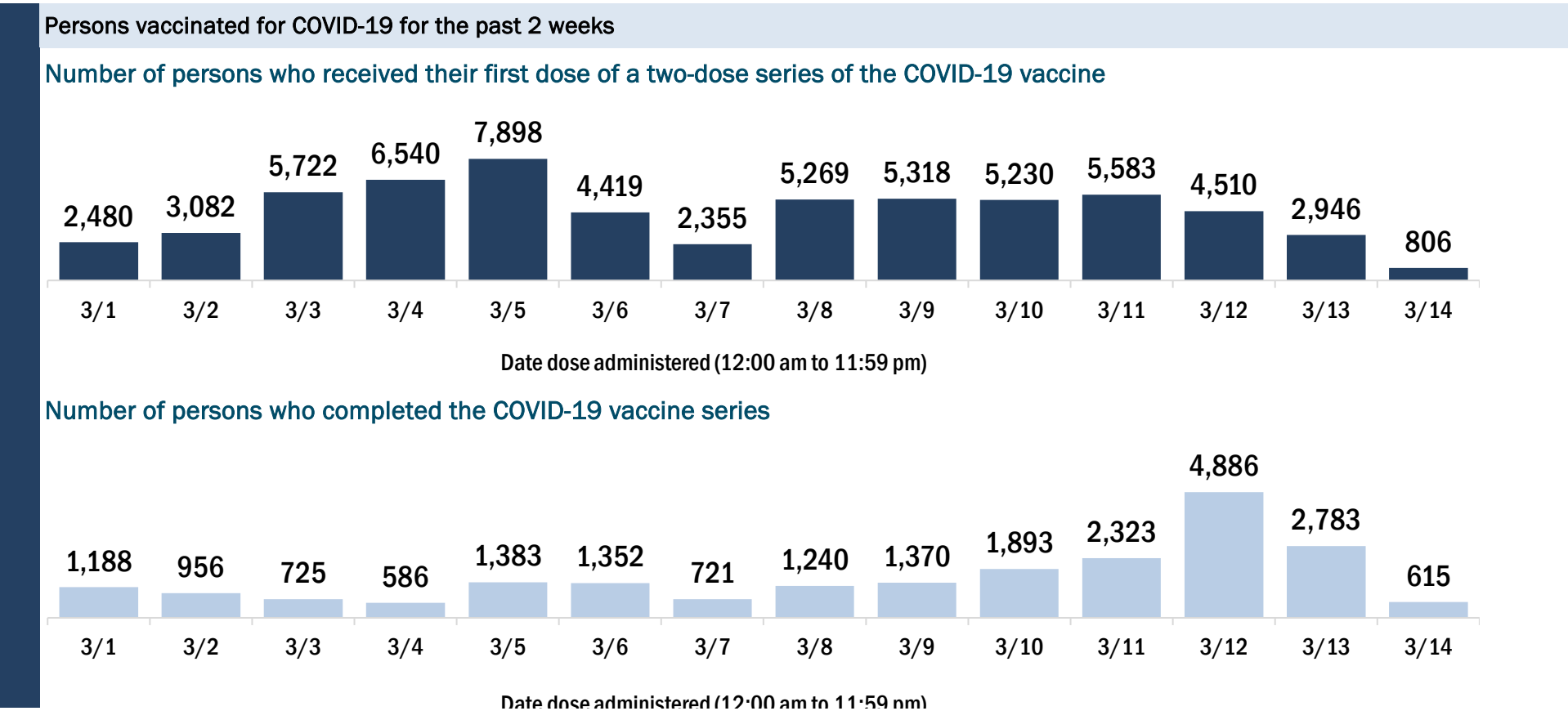
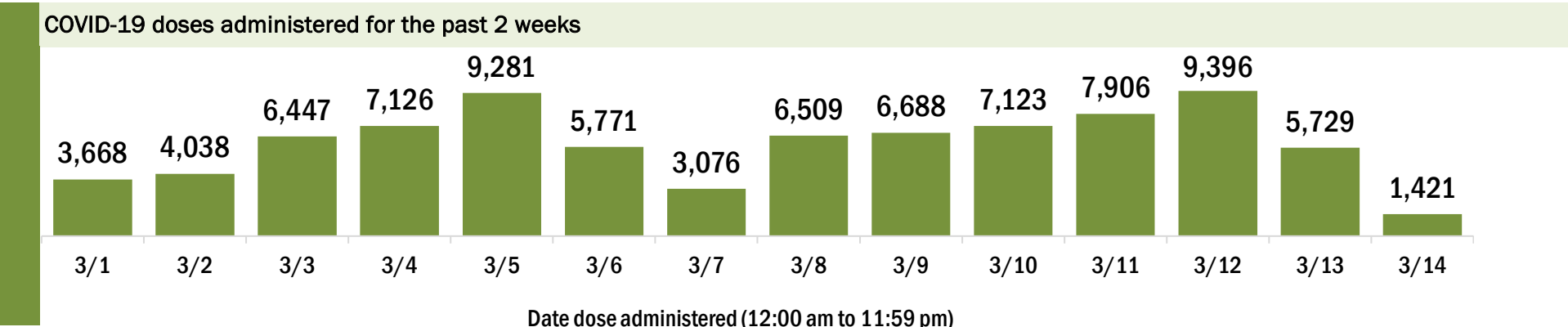
Data in this report are provisional and subject to change.

Data in this summary pertain to COVID-19 vaccines approved by the U.S. Food and Drug Administration and have been issued an Emergency Use Authorization (Janssen COVID-19 Vaccine, Moderna COVID-19 Vaccine and Pfizer-BioNTech COVID-19 Vaccine). These data summarize the number of people who have received either their first dose or have completed the series for a COVID-19 vaccine. **A person can only be counted in one category, first dose or series complete.** For persons receiving Moderna or Pfizer vaccines, once they receive their second dose, they are moved from the first dose column to the series completed column. **Because of this, the total first dose category may show a change from report to report not matching the total receiving their first dose from the previous day.** Persons receiving Johnson & Johnson vaccines will always be counted in the series completed column.

COVID-19 doses for vaccinated persons in Florida	
Doses administered	296,092
People receiving one dose of a 1-dose series (Johnson & Johnson) or receiving only one dose of a 2-dose series (Moderna, Pfizer) count once. Persons receiving both doses of a 2-dose series count twice.	

Current status of persons vaccinated for COVID-19 in Florida	
Total people vaccinated	199,946
First dose	94,849
Series completed	105,097
Completed 1-dose series	8,951
Completed 2-dose series	96,146
First dose: current number of people who have only received their first dose of the Moderna or Pfizer vaccine.	
Series complete: current number of people who have received both Moderna or Pfizer vaccine doses or one Johnson & Johnson dose and are considered fully immunized.	

Demographic summary	First dose	Series complete	Total people vaccinated
Age group	94,849	105,097	199,946
16-24 years	3,172	2,298	5,470
25-34 years	8,433	7,589	16,022
35-44 years	11,264	9,126	20,390
45-54 years	13,252	9,154	22,406
55-64 years	16,671	10,289	26,960
65-74 years	24,560	40,445	65,005
75-84 years	12,061	18,940	31,001
85+ years	5,436	7,256	12,692
Race	94,849	105,097	199,946
White	51,152	64,133	115,285
Black	8,813	8,068	16,881
American Indian/Alaskan	325	319	644
Other	15,419	23,203	38,622
Unknown	19,140	9,374	28,514
Other race includes Asian, native Hawaiian/Pacific Islander, or other.			
Ethnicity	94,849	105,097	199,946
Hispanic	8,858	12,354	21,212
Non-Hispanic	39,791	53,231	93,022
Unknown	46,200	39,512	85,712
Gender	94,849	105,097	199,946
Female	55,451	61,937	117,388
Male	37,291	42,468	79,759
Unknown	2,107	692	2,799



COVID-19: Osceola County vaccine summary

Vaccination data through Mar 14, 2021 as of Mar 15, 2021 at 12:05 AM

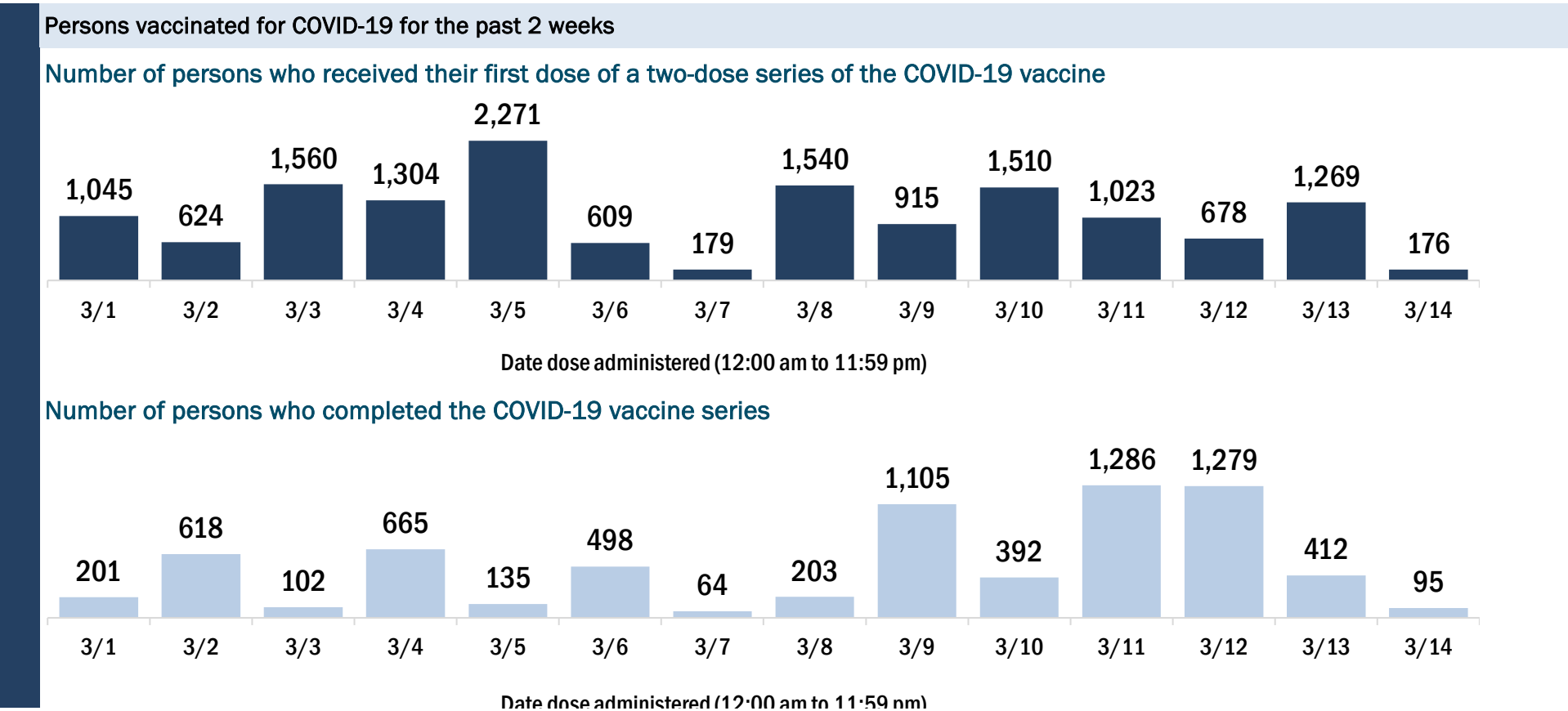
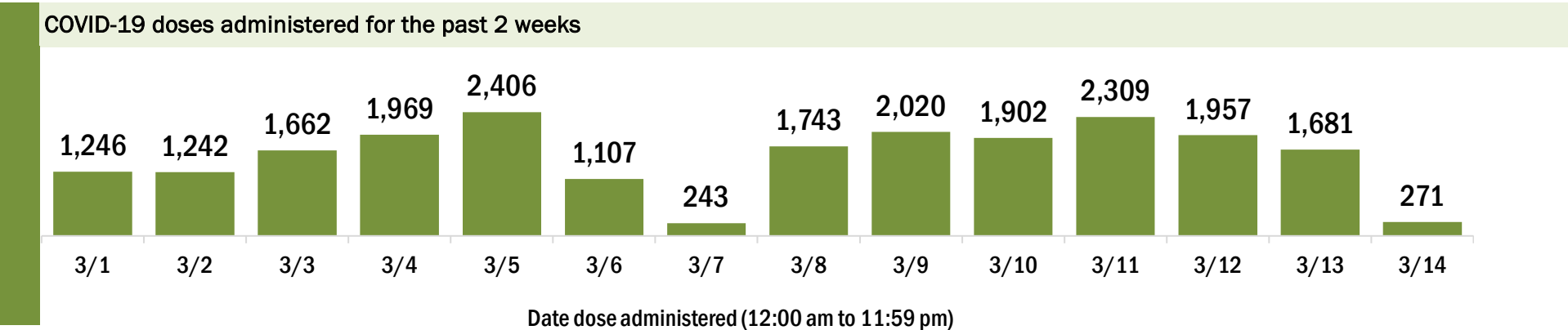
Data in this report are provisional and subject to change.

Data in this summary pertain to COVID-19 vaccines approved by the U.S. Food and Drug Administration and have been issued an Emergency Use Authorization (Janssen COVID-19 Vaccine, Moderna COVID-19 Vaccine and Pfizer-BioNTech COVID-19 Vaccine). These data summarize the number of people who have received either their first dose or have completed the series for a COVID-19 vaccine. **A person can only be counted in one category, first dose or series complete.** For persons receiving Moderna or Pfizer vaccines, once they receive their second dose, they are moved from the first dose column to the series completed column. **Because of this, the total first dose category may show a change from report to report not matching the total receiving their first dose from the previous day.** Persons receiving Johnson & Johnson vaccines will always be counted in the series completed column.

COVID-19 doses for vaccinated persons in Florida	
Doses administered	74,205
People receiving one dose of a 1-dose series (Johnson & Johnson) or receiving only one dose of a 2-dose series (Moderna, Pfizer) count once. Persons receiving both doses of a 2-dose series count twice.	

Current status of persons vaccinated for COVID-19 in Florida	
Total people vaccinated	49,389
First dose	23,074
Series completed	26,315
Completed 1-dose series	1,499
Completed 2-dose series	24,816
First dose: current number of people who have only received their first dose of the Moderna or Pfizer vaccine.	
Series complete: current number of people who have received both Moderna or Pfizer vaccine doses or one Johnson & Johnson dose and are considered fully immunized.	

Demographic summary	First dose	Series complete	Total people vaccinated
Age group	23,074	26,315	49,389
16-24 years	549	392	941
25-34 years	1,337	1,184	2,521
35-44 years	1,905	1,561	3,466
45-54 years	2,592	1,888	4,480
55-64 years	3,832	2,184	6,016
65-74 years	7,874	11,707	19,581
75-84 years	3,893	5,687	9,580
85+ years	1,092	1,712	2,804
Race	23,074	26,315	49,389
White	12,185	16,344	28,529
Black	1,370	1,430	2,800
American Indian/Alaskan	112	175	287
Other	3,764	6,041	9,805
Unknown	5,643	2,325	7,968
Other race includes Asian, native Hawaiian/Pacific Islander, or other.			
Ethnicity	23,074	26,315	49,389
Hispanic	5,397	6,761	12,158
Non-Hispanic	6,795	13,029	19,824
Unknown	10,882	6,525	17,407
Gender	23,074	26,315	49,389
Female	13,818	15,555	29,373
Male	9,118	10,735	19,853
Unknown	138	25	163



COVID-19: Palm Beach County vaccine summary

Vaccination data through Mar 14, 2021 as of Mar 15, 2021 at 12:05 AM

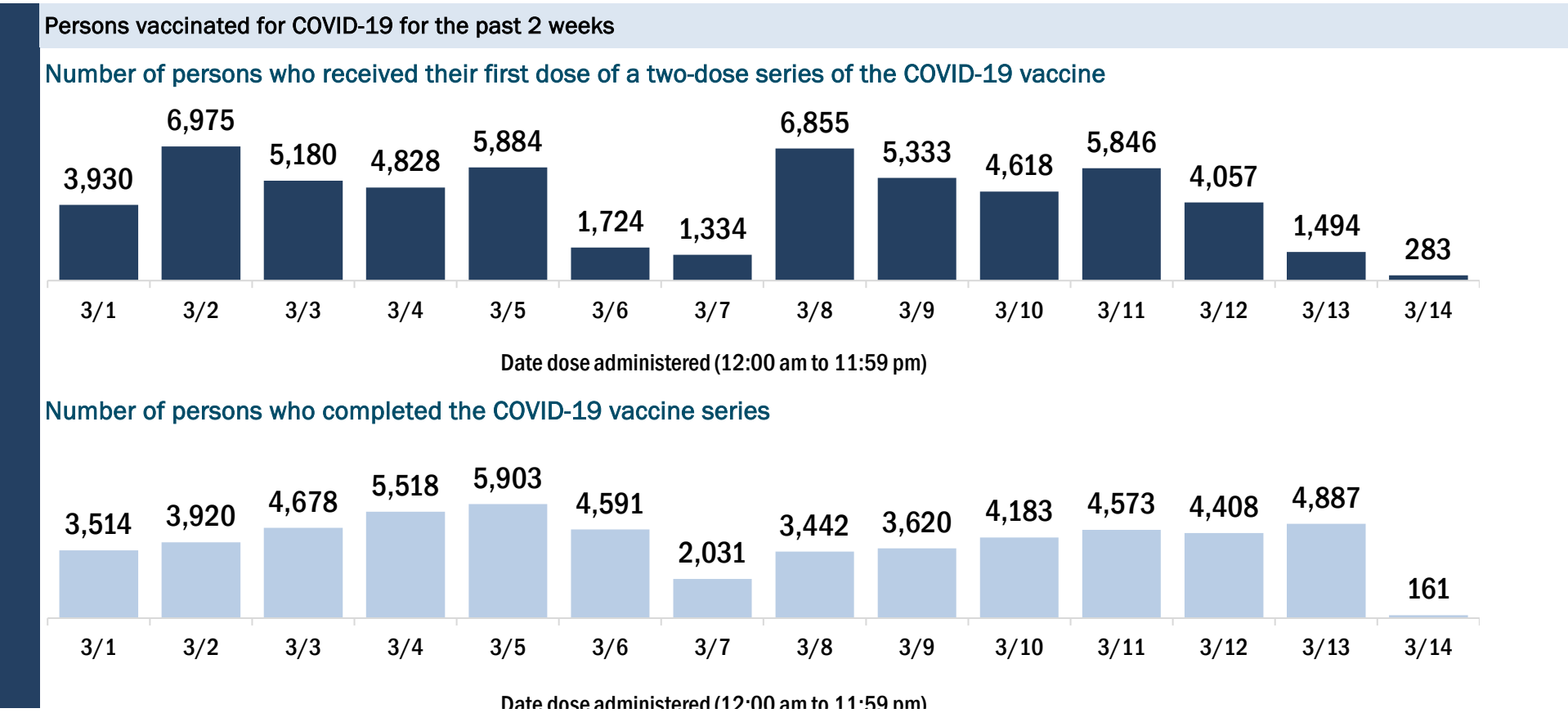
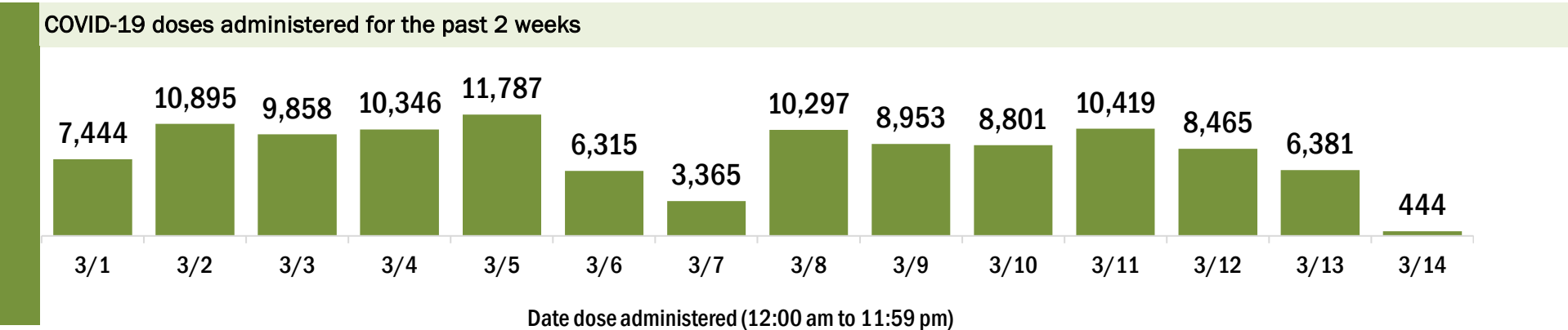
Data in this report are provisional and subject to change.

Data in this summary pertain to COVID-19 vaccines approved by the U.S. Food and Drug Administration and have been issued an Emergency Use Authorization (Janssen COVID-19 Vaccine, Moderna COVID-19 Vaccine and Pfizer-BioNTech COVID-19 Vaccine). These data summarize the number of people who have received either their first dose or have completed the series for a COVID-19 vaccine. **A person can only be counted in one category, first dose or series complete.** For persons receiving Moderna or Pfizer vaccines, once they receive their second dose, they are moved from the first dose column to the series completed column. **Because of this, the total first dose category may show a change from report to report not matching the total receiving their first dose from the previous day.** Persons receiving Johnson & Johnson vaccines will always be counted in the series completed column.

COVID-19 doses for vaccinated persons in Florida	
Doses administered	562,692
People receiving one dose of a 1-dose series (Johnson & Johnson) or receiving only one dose of a 2-dose series (Moderna, Pfizer) count once. Persons receiving both doses of a 2-dose series count twice.	

Current status of persons vaccinated for COVID-19 in Florida	
Total people vaccinated	341,789
First dose	116,563
Series completed	225,226
Completed 1-dose series	4,323
Completed 2-dose series	220,903
First dose: current number of people who have only received their first dose of the Moderna or Pfizer vaccine.	
Series complete: current number of people who have received both Moderna or Pfizer vaccine doses or one Johnson & Johnson dose and are considered fully immunized.	

Demographic summary	First dose	Series complete	Total people vaccinated
Age group	116,563	225,226	341,789
16-24 years	1,841	1,659	3,500
25-34 years	4,480	5,458	9,938
35-44 years	6,671	7,616	14,287
45-54 years	10,721	10,499	21,220
55-64 years	20,747	16,384	37,131
65-74 years	36,594	90,761	127,355
75-84 years	24,640	66,090	90,730
85+ years	10,869	26,759	37,628
Race	116,563	225,226	341,789
White	75,253	153,552	228,805
Black	6,802	8,575	15,377
American Indian/Alaskan	401	586	987
Other	8,960	20,307	29,267
Unknown	25,147	42,206	67,353
Other race includes Asian, native Hawaiian/Pacific Islander, or other.			
Ethnicity	116,563	225,226	341,789
Hispanic	9,462	10,436	19,898
Non-Hispanic	55,537	127,724	183,261
Unknown	51,564	87,066	138,630
Gender	116,563	225,226	341,789
Female	68,005	131,322	199,327
Male	48,173	93,815	141,988
Unknown	385	89	474



COVID-19: Pasco County vaccine summary

Vaccination data through Mar 14, 2021 as of Mar 15, 2021 at 12:05 AM

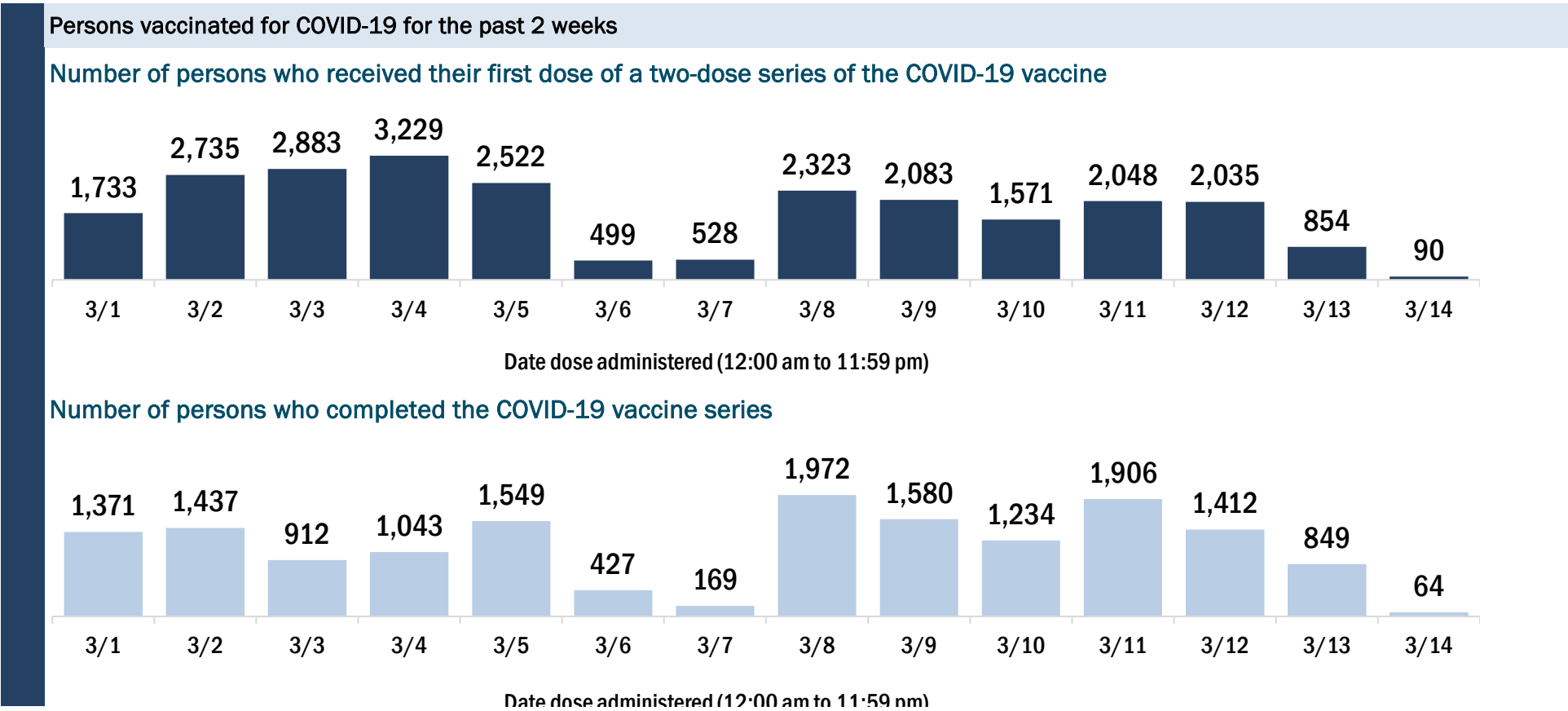
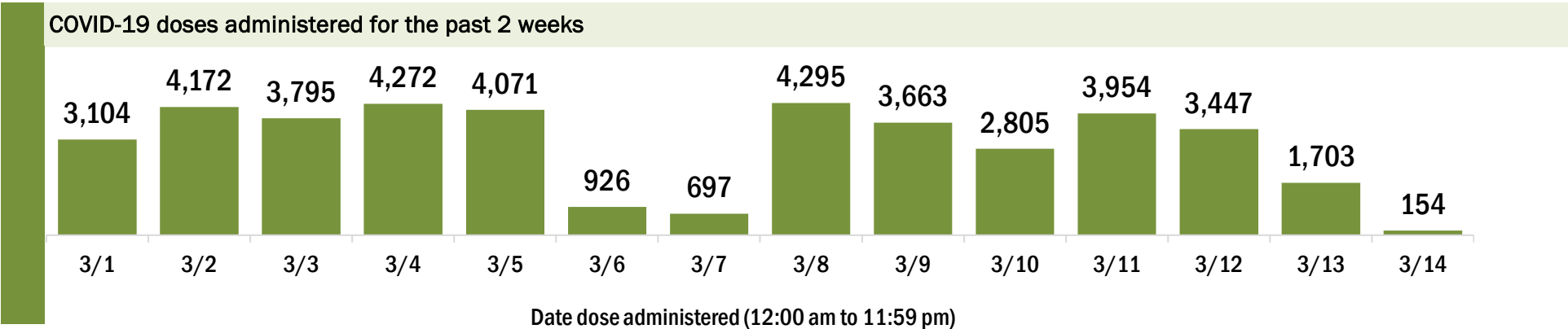
Data in this report are provisional and subject to change.

Data in this summary pertain to COVID-19 vaccines approved by the U.S. Food and Drug Administration and have been issued an Emergency Use Authorization (Janssen COVID-19 Vaccine, Moderna COVID-19 Vaccine and Pfizer-BioNTech COVID-19 Vaccine). These data summarize the number of people who have received either their first dose or have completed the series for a COVID-19 vaccine. **A person can only be counted in one category, first dose or series complete.** For persons receiving Moderna or Pfizer vaccines, once they receive their second dose, they are moved from the first dose column to the series completed column. **Because of this, the total first dose category may show a change from report to report not matching the total receiving their first dose from the previous day.** Persons receiving Johnson & Johnson vaccines will always be counted in the series completed column.

COVID-19 doses for vaccinated persons in Florida	
Doses administered	140,212
People receiving one dose of a 1-dose series (Johnson & Johnson) or receiving only one dose of a 2-dose series (Moderna, Pfizer) count once. Persons receiving both doses of a 2-dose series count twice.	

Current status of persons vaccinated for COVID-19 in Florida	
Total people vaccinated	95,080
First dose	47,880
Series completed	47,200
Completed 1-dose series	2,068
Completed 2-dose series	45,132
First dose: current number of people who have only received their first dose of the Moderna or Pfizer vaccine.	
Series complete: current number of people who have received both Moderna or Pfizer vaccine doses or one Johnson & Johnson dose and are considered fully immunized.	

Demographic summary	First dose	Series complete	Total people vaccinated
Age group	47,880	47,200	95,080
16-24 years	669	623	1,292
25-34 years	1,352	2,003	3,355
35-44 years	2,389	2,853	5,242
45-54 years	2,938	3,584	6,522
55-64 years	4,289	4,188	8,477
65-74 years	19,581	19,019	38,600
75-84 years	12,958	11,222	24,180
85+ years	3,704	3,708	7,412
Race	47,880	47,200	95,080
White	36,587	34,843	71,430
Black	1,107	1,184	2,291
American Indian/Alaskan	163	138	301
Other	3,618	5,967	9,585
Unknown	6,405	5,068	11,473
Other race includes Asian, native Hawaiian/Pacific Islander, or other.			
Ethnicity	47,880	47,200	95,080
Hispanic	1,948	2,094	4,042
Non-Hispanic	27,115	27,104	54,219
Unknown	18,817	18,002	36,819
Gender	47,880	47,200	95,080
Female	28,220	28,232	56,452
Male	19,514	18,908	38,422
Unknown	146	60	206



COVID-19: Pinellas County vaccine summary

Vaccination data through Mar 14, 2021 as of Mar 15, 2021 at 12:05 AM

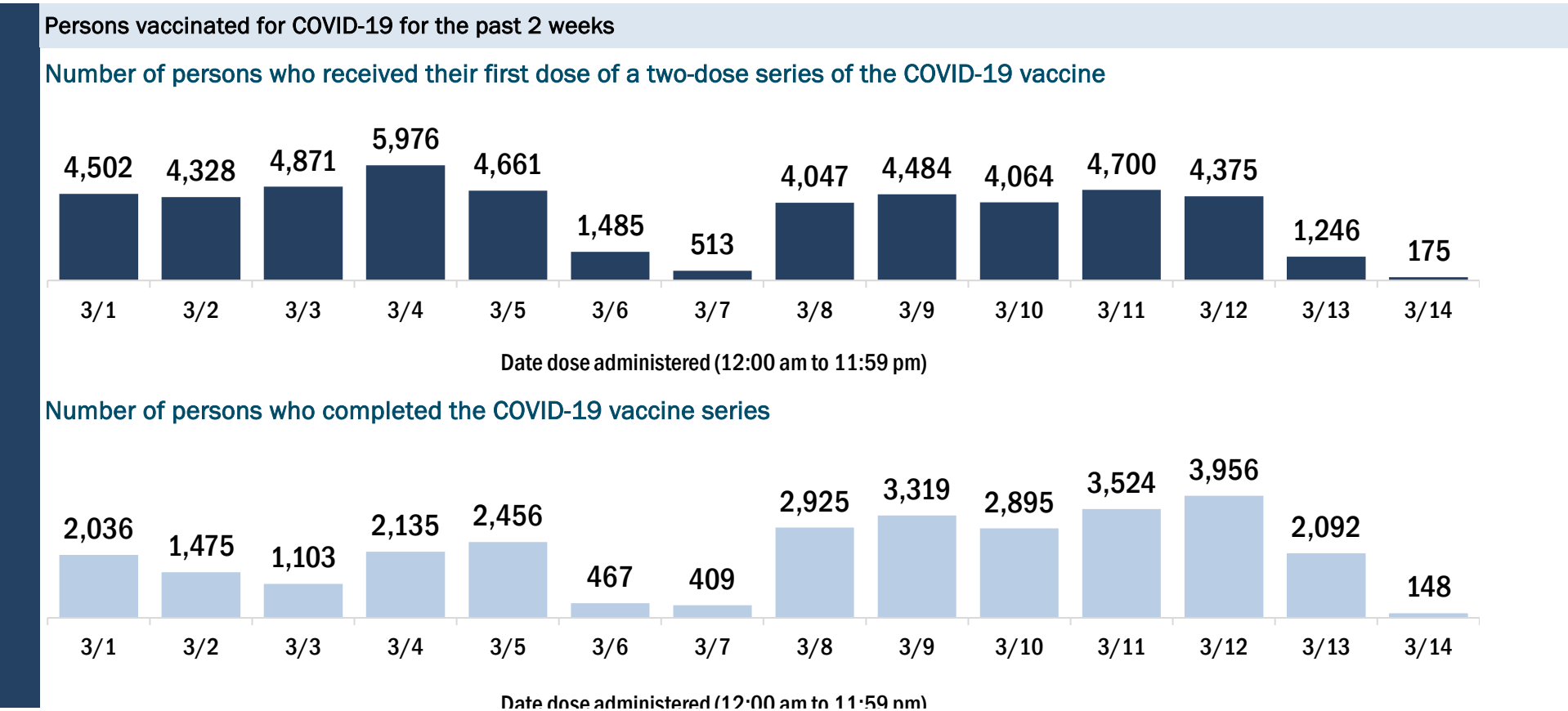
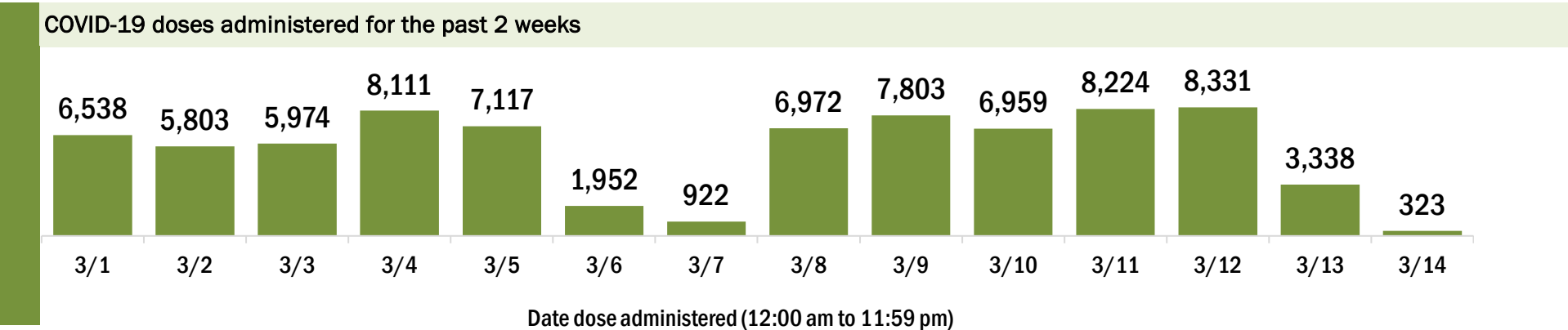
Data in this report are provisional and subject to change.

Data in this summary pertain to COVID-19 vaccines approved by the U.S. Food and Drug Administration and have been issued an Emergency Use Authorization (Janssen COVID-19 Vaccine, Moderna COVID-19 Vaccine and Pfizer-BioNTech COVID-19 Vaccine). These data summarize the number of people who have received either their first dose or have completed the series for a COVID-19 vaccine. **A person can only be counted in one category, first dose or series complete.** For persons receiving Moderna or Pfizer vaccines, once they receive their second dose, they are moved from the first dose column to the series completed column. **Because of this, the total first dose category may show a change from report to report not matching the total receiving their first dose from the previous day.** Persons receiving Johnson & Johnson vaccines will always be counted in the series completed column.

COVID-19 doses for vaccinated persons in Florida	
Doses administered	306,450
People receiving one dose of a 1-dose series (Johnson & Johnson) or receiving only one dose of a 2-dose series (Moderna, Pfizer) count once. Persons receiving both doses of a 2-dose series count twice.	

Current status of persons vaccinated for COVID-19 in Florida	
Total people vaccinated	200,608
First dose	91,782
Series completed	108,826
Completed 1-dose series	2,984
Completed 2-dose series	105,842
First dose: current number of people who have only received their first dose of the Moderna or Pfizer vaccine.	
Series complete: current number of people who have received both Moderna or Pfizer vaccine doses or one Johnson & Johnson dose and are considered fully immunized.	

Demographic summary	First dose	Series complete	Total people vaccinated
Age group	91,782	108,826	200,608
16-24 years	1,205	1,138	2,343
25-34 years	3,208	4,916	8,124
35-44 years	4,262	5,935	10,197
45-54 years	6,038	7,301	13,339
55-64 years	12,234	10,774	23,008
65-74 years	36,709	45,503	82,212
75-84 years	20,719	23,189	43,908
85+ years	7,407	10,070	17,477
Race	91,782	108,826	200,608
White	65,376	80,507	145,883
Black	4,621	3,735	8,356
American Indian/Alaskan	204	207	411
Other	5,951	10,560	16,511
Unknown	15,630	13,817	29,447
Other race includes Asian, native Hawaiian/Pacific Islander, or other.			
Ethnicity	91,782	108,826	200,608
Hispanic	1,943	3,237	5,180
Non-Hispanic	48,441	59,824	108,265
Unknown	41,398	45,765	87,163
Gender	91,782	108,826	200,608
Female	54,177	64,790	118,967
Male	37,231	43,806	81,037
Unknown	374	230	604



COVID-19: Polk County vaccine summary

Vaccination data through Mar 14, 2021 as of Mar 15, 2021 at 12:05 AM

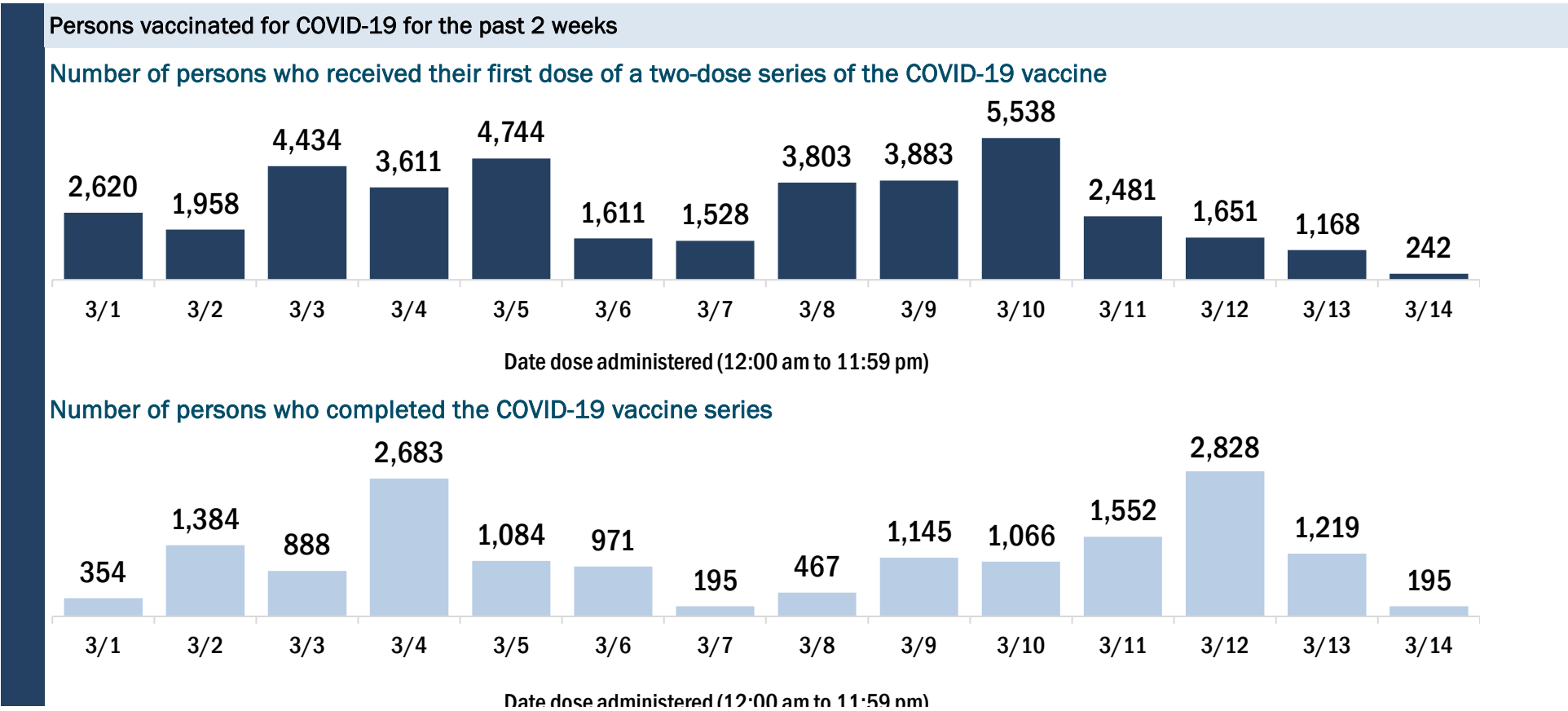
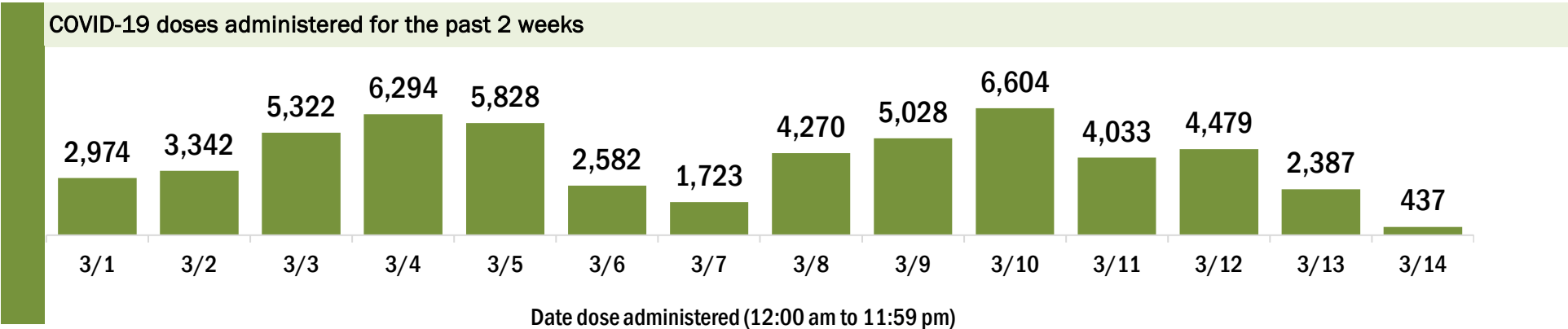
Data in this report are provisional and subject to change.

Data in this summary pertain to COVID-19 vaccines approved by the U.S. Food and Drug Administration and have been issued an Emergency Use Authorization (Janssen COVID-19 Vaccine, Moderna COVID-19 Vaccine and Pfizer-BioNTech COVID-19 Vaccine). These data summarize the number of people who have received either their first dose or have completed the series for a COVID-19 vaccine. **A person can only be counted in one category, first dose or series complete.** For persons receiving Moderna or Pfizer vaccines, once they receive their second dose, they are moved from the first dose column to the series completed column. **Because of this, the total first dose category may show a change from report to report not matching the total receiving their first dose from the previous day.** Persons receiving Johnson & Johnson vaccines will always be counted in the series completed column.

COVID-19 doses for vaccinated persons in Florida	
Doses administered	165,074
People receiving one dose of a 1-dose series (Johnson & Johnson) or receiving only one dose of a 2-dose series (Moderna, Pfizer) count once. Persons receiving both doses of a 2-dose series count twice.	

Current status of persons vaccinated for COVID-19 in Florida	
Total people vaccinated	113,467
First dose	60,794
Series completed	52,673
Completed 1-dose series	1,066
Completed 2-dose series	51,607
First dose: current number of people who have only received their first dose of the Moderna or Pfizer vaccine.	
Series complete: current number of people who have received both Moderna or Pfizer vaccine doses or one Johnson & Johnson dose and are considered fully immunized.	

Demographic summary	First dose	Series complete	Total people vaccinated
Age group	60,794	52,673	113,467
16-24 years	680	537	1,217
25-34 years	1,822	1,838	3,660
35-44 years	2,732	2,529	5,261
45-54 years	3,609	3,254	6,863
55-64 years	6,979	4,265	11,244
65-74 years	24,381	22,686	47,067
75-84 years	15,880	13,523	29,403
85+ years	4,711	4,041	8,752
Race	60,794	52,673	113,467
White	43,118	38,844	81,962
Black	3,876	2,974	6,850
American Indian/Alaskan	326	273	599
Other	3,663	4,505	8,168
Unknown	9,811	6,077	15,888
Other race includes Asian, native Hawaiian/Pacific Islander, or other.			
Ethnicity	60,794	52,673	113,467
Hispanic	3,744	3,026	6,770
Non-Hispanic	33,257	30,673	63,930
Unknown	23,793	18,974	42,767
Gender	60,794	52,673	113,467
Female	34,690	30,703	65,393
Male	25,871	21,956	47,827
Unknown	233	14	247



COVID-19: Putnam County vaccine summary

Vaccination data through Mar 14, 2021 as of Mar 15, 2021 at 12:05 AM

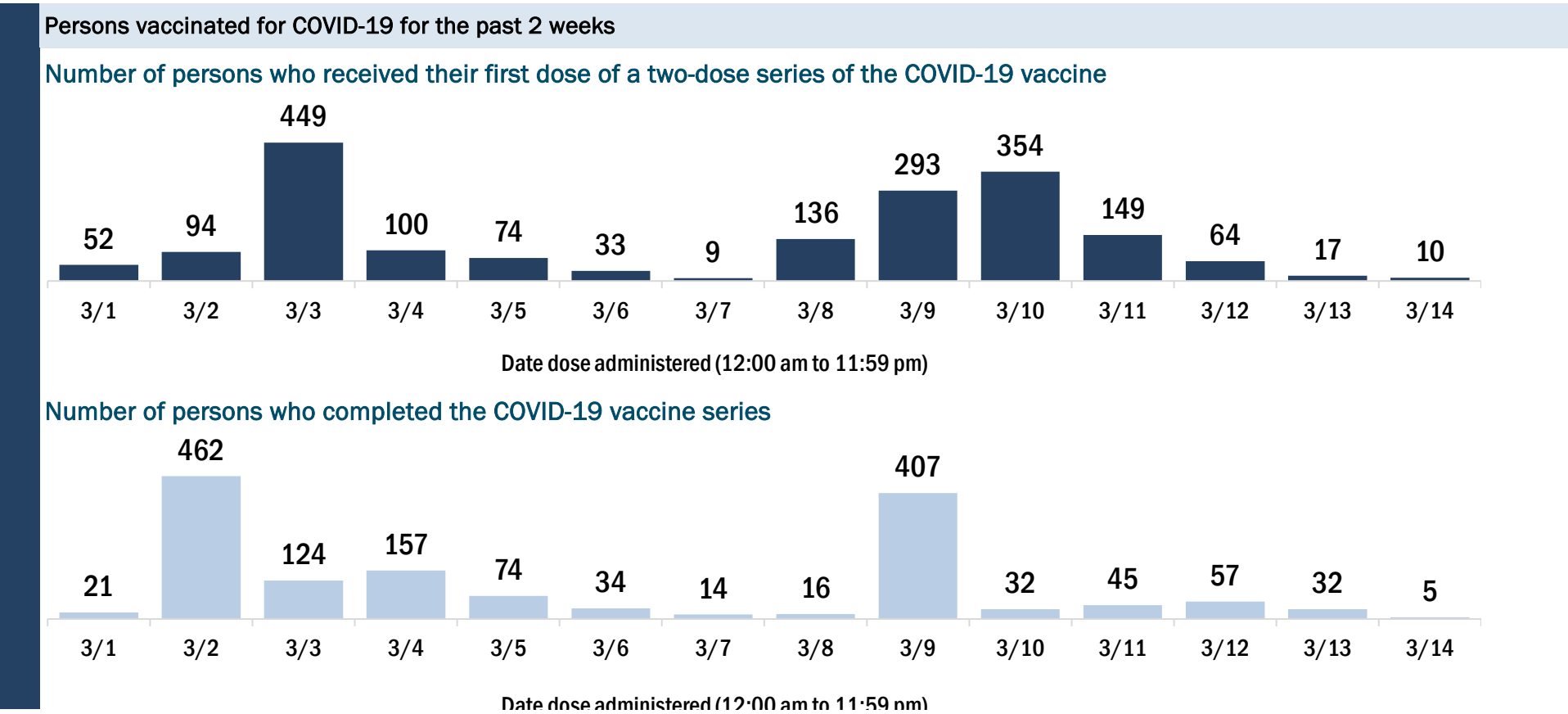
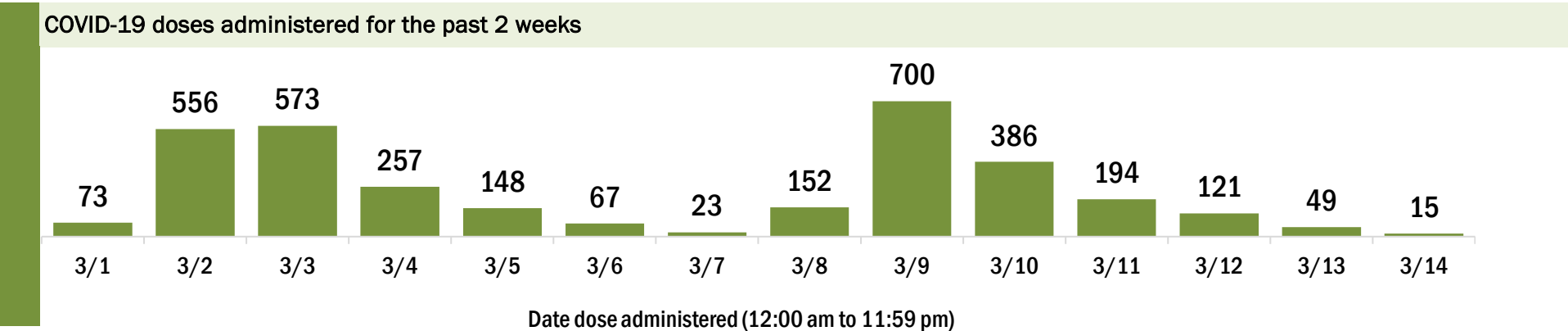
Data in this report are provisional and subject to change.

Data in this summary pertain to COVID-19 vaccines approved by the U.S. Food and Drug Administration and have been issued an Emergency Use Authorization (Janssen COVID-19 Vaccine, Moderna COVID-19 Vaccine and Pfizer-BioNTech COVID-19 Vaccine). These data summarize the number of people who have received either their first dose or have completed the series for a COVID-19 vaccine. **A person can only be counted in one category, first dose or series complete.** For persons receiving Moderna or Pfizer vaccines, once they receive their second dose, they are moved from the first dose column to the series completed column. **Because of this, the total first dose category may show a change from report to report not matching the total receiving their first dose from the previous day.** Persons receiving Johnson & Johnson vaccines will always be counted in the series completed column.

COVID-19 doses for vaccinated persons in Florida	
Doses administered	15,708
People receiving one dose of a 1-dose series (Johnson & Johnson) or receiving only one dose of a 2-dose series (Moderna, Pfizer) count once. Persons receiving both doses of a 2-dose series count twice.	

Current status of persons vaccinated for COVID-19 in Florida	
Total people vaccinated	10,112
First dose	4,459
Series completed	5,653
Completed 1-dose series	57
Completed 2-dose series	5,596
First dose: current number of people who have only received their first dose of the Moderna or Pfizer vaccine.	
Series complete: current number of people who have received both Moderna or Pfizer vaccine doses or one Johnson & Johnson dose and are considered fully immunized.	

Demographic summary	First dose	Series complete	Total people vaccinated
Age group	4,459	5,653	10,112
16-24 years	32	48	80
25-34 years	86	120	206
35-44 years	121	174	295
45-54 years	282	248	530
55-64 years	651	463	1,114
65-74 years	1,905	2,603	4,508
75-84 years	1,038	1,521	2,559
85+ years	344	476	820
Race	4,459	5,653	10,112
White	3,447	4,440	7,887
Black	420	327	747
American Indian/Alaskan	41	32	73
Other	318	418	736
Unknown	233	436	669
Other race includes Asian, native Hawaiian/Pacific Islander, or other.			
Ethnicity	4,459	5,653	10,112
Hispanic	154	122	276
Non-Hispanic	3,295	4,020	7,315
Unknown	1,010	1,511	2,521
Gender	4,459	5,653	10,112
Female	2,561	3,234	5,795
Male	1,891	2,418	4,309
Unknown	7	1	8



COVID-19: Santa Rosa County vaccine summary

Vaccination data through Mar 14, 2021 as of Mar 15, 2021 at 12:05 AM

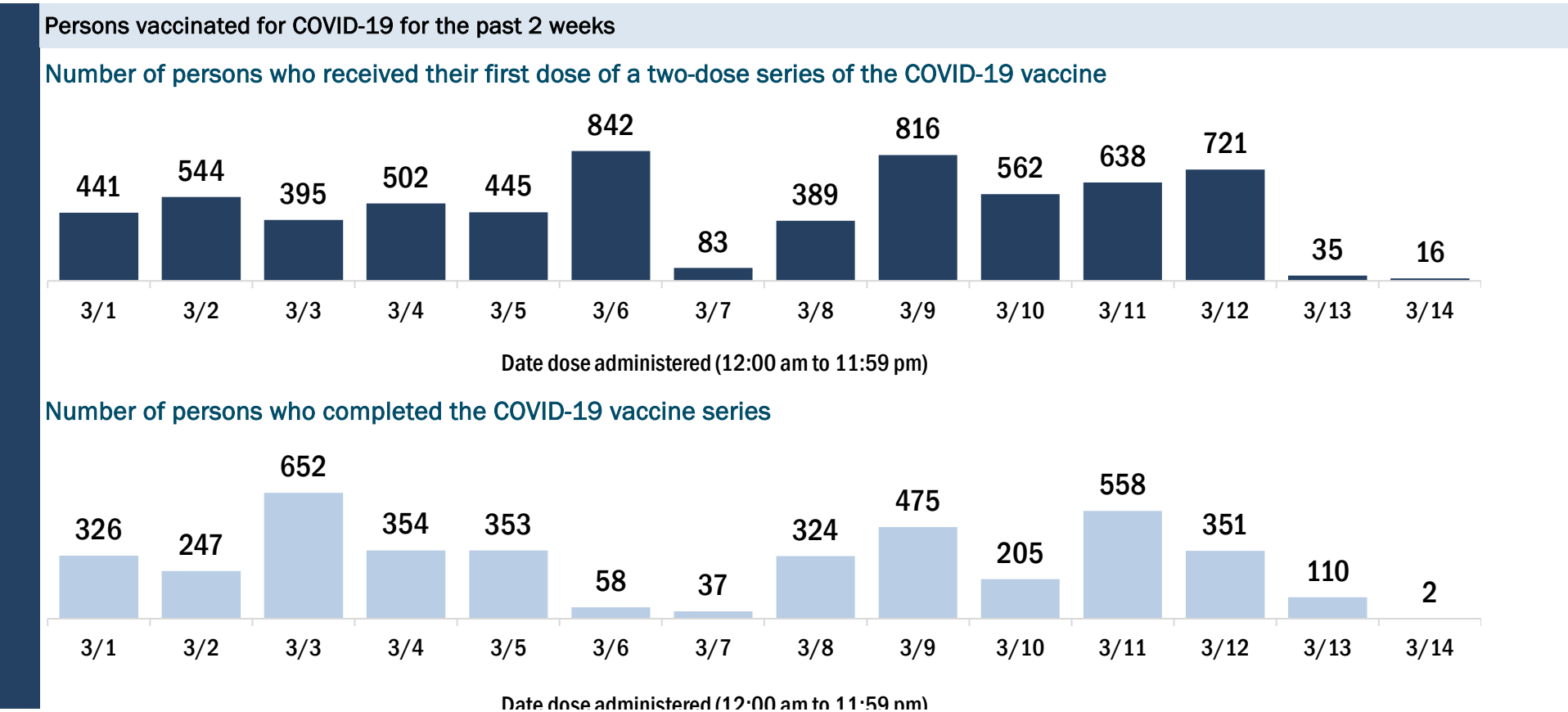
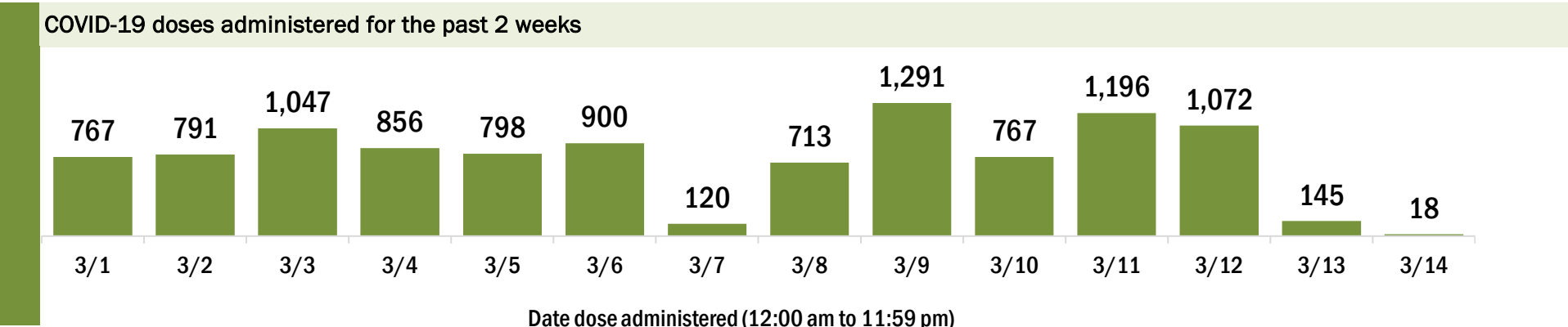
Data in this report are provisional and subject to change.

Data in this summary pertain to COVID-19 vaccines approved by the U.S. Food and Drug Administration and have been issued an Emergency Use Authorization (Janssen COVID-19 Vaccine, Moderna COVID-19 Vaccine and Pfizer-BioNTech COVID-19 Vaccine). These data summarize the number of people who have received either their first dose or have completed the series for a COVID-19 vaccine. **A person can only be counted in one category, first dose or series complete.** For persons receiving Moderna or Pfizer vaccines, once they receive their second dose, they are moved from the first dose column to the series completed column. **Because of this, the total first dose category may show a change from report to report not matching the total receiving their first dose from the previous day.** Persons receiving Johnson & Johnson vaccines will always be counted in the series completed column.

COVID-19 doses for vaccinated persons in Florida	
Doses administered	51,006
People receiving one dose of a 1-dose series (Johnson & Johnson) or receiving only one dose of a 2-dose series (Moderna, Pfizer) count once. Persons receiving both doses of a 2-dose series count twice.	

Current status of persons vaccinated for COVID-19 in Florida	
Total people vaccinated	32,912
First dose	14,538
Series completed	18,374
Completed 1-dose series	280
Completed 2-dose series	18,094
First dose: current number of people who have only received their first dose of the Moderna or Pfizer vaccine.	
Series complete: current number of people who have received both Moderna or Pfizer vaccine doses or one Johnson & Johnson dose and are considered fully immunized.	

Demographic summary	First dose	Series complete	Total people vaccinated
Age group	14,538	18,374	32,912
16-24 years	251	219	470
25-34 years	618	686	1,304
35-44 years	950	1,067	2,017
45-54 years	1,557	1,265	2,822
55-64 years	2,718	1,815	4,533
65-74 years	5,167	8,018	13,185
75-84 years	2,550	4,114	6,664
85+ years	727	1,190	1,917
Race	14,538	18,374	32,912
White	10,116	13,747	23,863
Black	464	394	858
American Indian/Alaskan	95	95	190
Other	898	1,393	2,291
Unknown	2,965	2,745	5,710
Other race includes Asian, native Hawaiian/Pacific Islander, or other.			
Ethnicity	14,538	18,374	32,912
Hispanic	323	236	559
Non-Hispanic	8,568	10,696	19,264
Unknown	5,647	7,442	13,089
Gender	14,538	18,374	32,912
Female	8,439	10,539	18,978
Male	6,089	7,835	13,924
Unknown	10	0	10



COVID-19: Sarasota County vaccine summary

Vaccination data through Mar 14, 2021 as of Mar 15, 2021 at 12:05 AM

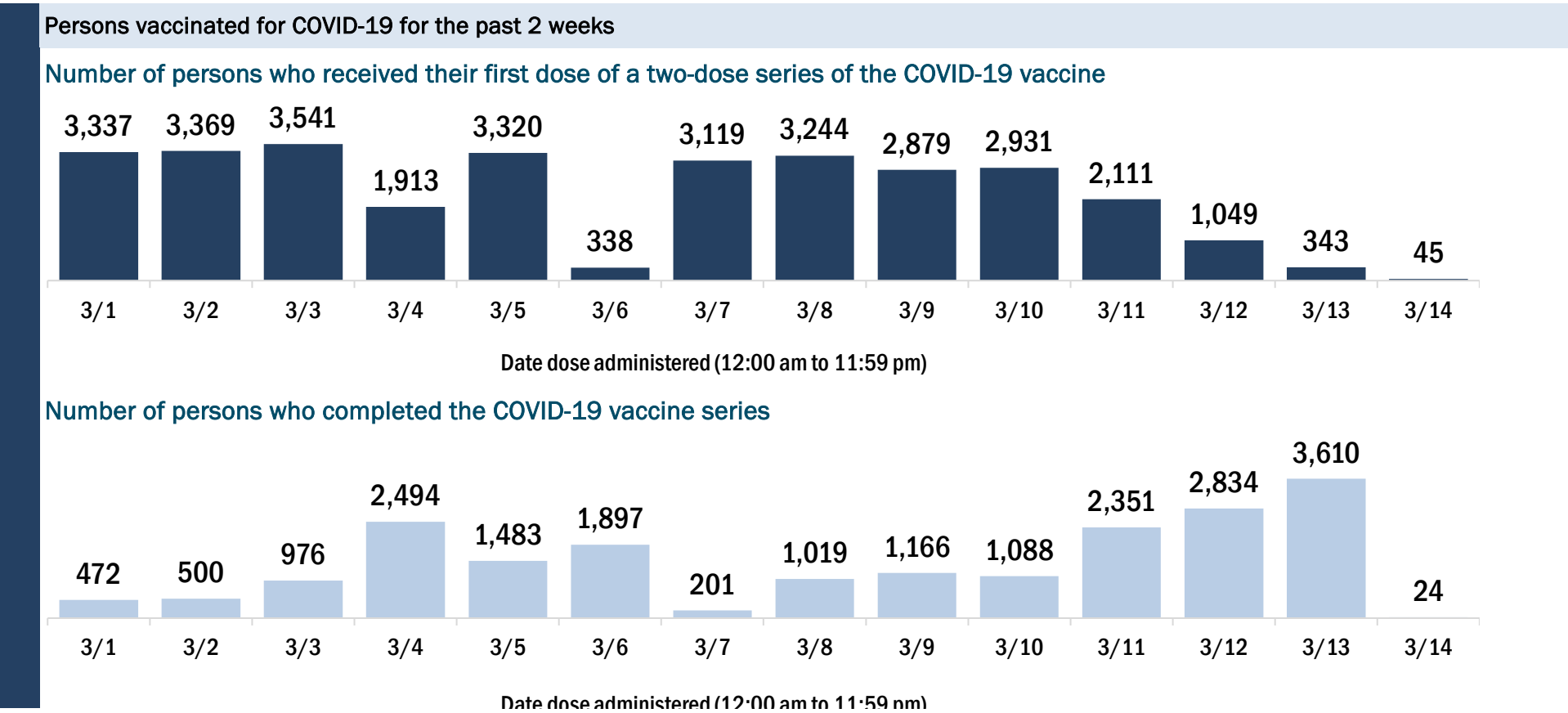
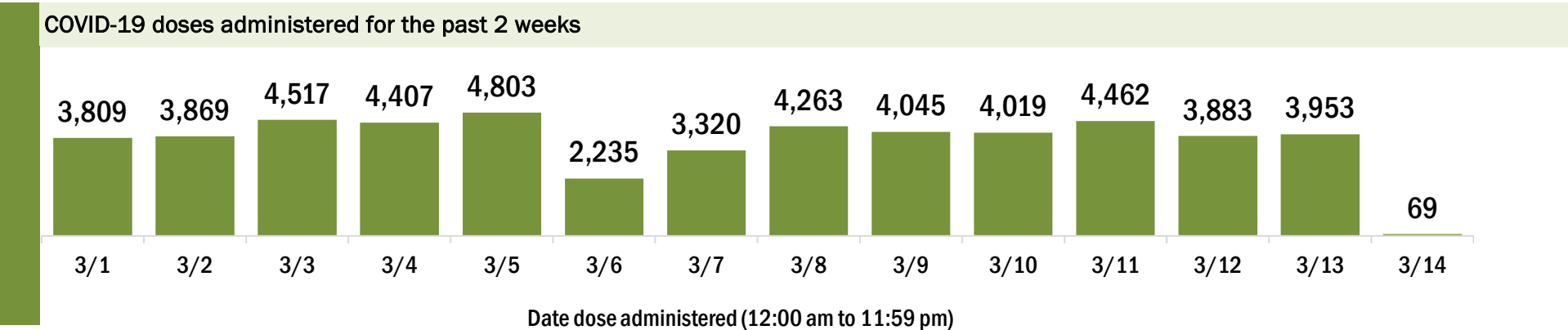
Data in this report are provisional and subject to change.

Data in this summary pertain to COVID-19 vaccines approved by the U.S. Food and Drug Administration and have been issued an Emergency Use Authorization (Janssen COVID-19 Vaccine, Moderna COVID-19 Vaccine and Pfizer-BioNTech COVID-19 Vaccine). These data summarize the number of people who have received either their first dose or have completed the series for a COVID-19 vaccine. **A person can only be counted in one category, first dose or series complete.** For persons receiving Moderna or Pfizer vaccines, once they receive their second dose, they are moved from the first dose column to the series completed column. **Because of this, the total first dose category may show a change from report to report not matching the total receiving their first dose from the previous day.** Persons receiving Johnson & Johnson vaccines will always be counted in the series completed column.

COVID-19 doses for vaccinated persons in Florida	
Doses administered	188,692
People receiving one dose of a 1-dose series (Johnson & Johnson) or receiving only one dose of a 2-dose series (Moderna, Pfizer) count once. Persons receiving both doses of a 2-dose series count twice.	

Current status of persons vaccinated for COVID-19 in Florida	
Total people vaccinated	128,310
First dose	66,065
Series completed	62,245
Completed 1-dose series	1,863
Completed 2-dose series	60,382
First dose: current number of people who have only received their first dose of the Moderna or Pfizer vaccine.	
Series complete: current number of people who have received both Moderna or Pfizer vaccine doses or one Johnson & Johnson dose and are considered fully immunized.	

Demographic summary	First dose	Series complete	Total people vaccinated
Age group	66,065	62,245	128,310
16-24 years	417	549	966
25-34 years	783	1,699	2,482
35-44 years	1,108	2,198	3,306
45-54 years	1,714	3,454	5,168
55-64 years	4,319	5,498	9,817
65-74 years	29,975	26,857	56,832
75-84 years	21,474	15,202	36,676
85+ years	6,275	6,788	13,063
Race	66,065	62,245	128,310
White	54,080	46,881	100,961
Black	619	715	1,334
American Indian/Alaskan	192	281	473
Other	2,961	6,701	9,662
Unknown	8,213	7,667	15,880
Other race includes Asian, native Hawaiian/Pacific Islander, or other.			
Ethnicity	66,065	62,245	128,310
Hispanic	1,109	1,128	2,237
Non-Hispanic	43,133	38,950	82,083
Unknown	21,823	22,167	43,990
Gender	66,065	62,245	128,310
Female	36,660	36,195	72,855
Male	29,324	26,004	55,328
Unknown	81	46	127



COVID-19: Seminole County vaccine summary

Vaccination data through Mar 14, 2021 as of Mar 15, 2021 at 12:05 AM

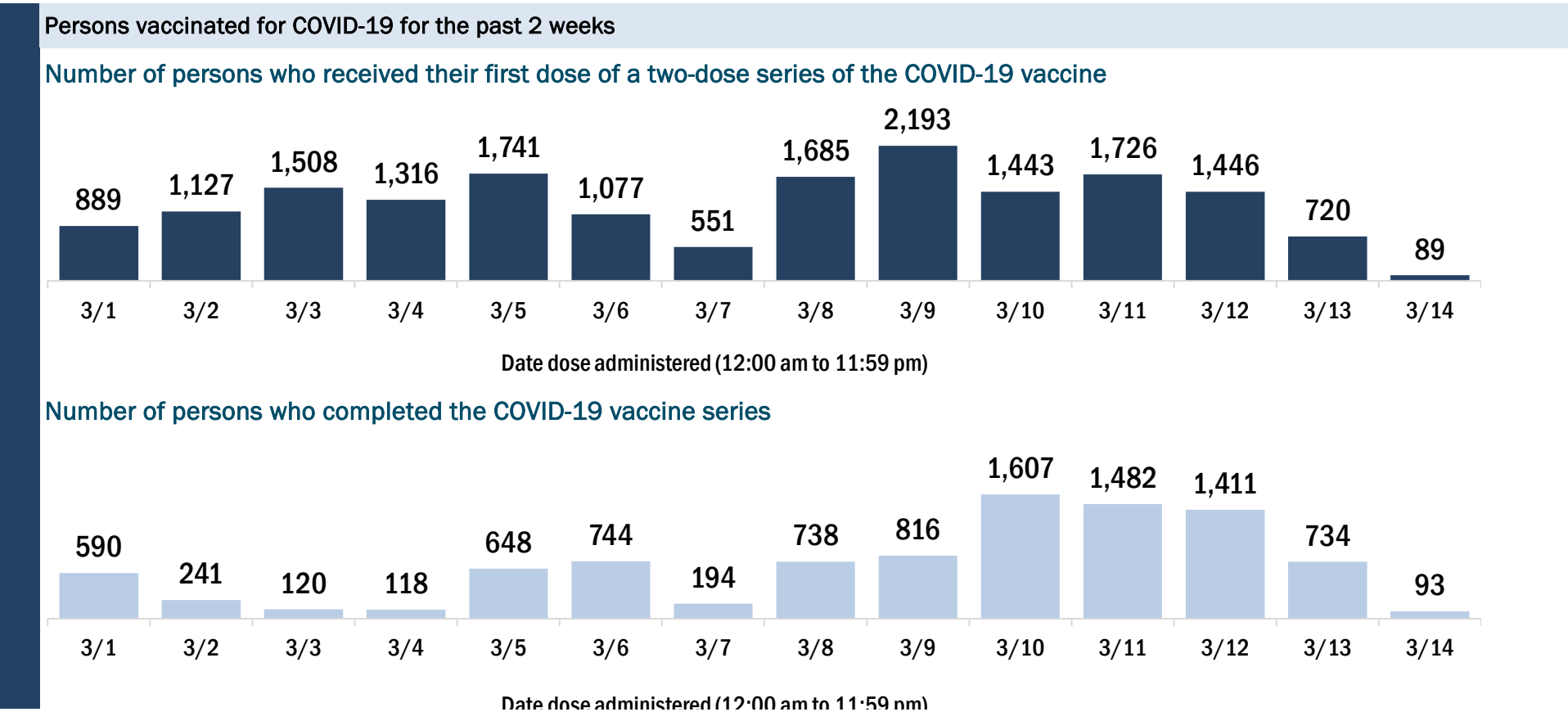
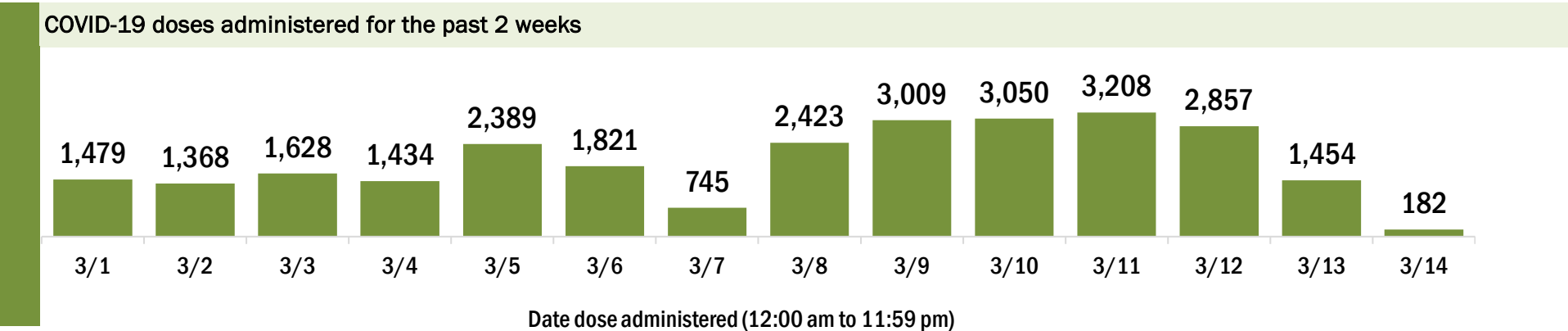
Data in this report are provisional and subject to change.

Data in this summary pertain to COVID-19 vaccines approved by the U.S. Food and Drug Administration and have been issued an Emergency Use Authorization (Janssen COVID-19 Vaccine, Moderna COVID-19 Vaccine and Pfizer-BioNTech COVID-19 Vaccine). These data summarize the number of people who have received either their first dose or have completed the series for a COVID-19 vaccine. **A person can only be counted in one category, first dose or series complete.** For persons receiving Moderna or Pfizer vaccines, once they receive their second dose, they are moved from the first dose column to the series completed column. **Because of this, the total first dose category may show a change from report to report not matching the total receiving their first dose from the previous day.** Persons receiving Johnson & Johnson vaccines will always be counted in the series completed column.

COVID-19 doses for vaccinated persons in Florida	
Doses administered	121,482
People receiving one dose of a 1-dose series (Johnson & Johnson) or receiving only one dose of a 2-dose series (Moderna, Pfizer) count once. Persons receiving both doses of a 2-dose series count twice.	

Current status of persons vaccinated for COVID-19 in Florida	
Total people vaccinated	76,858
First dose	29,177
Series completed	47,681
Completed 1-dose series	3,057
Completed 2-dose series	44,624
First dose: current number of people who have only received their first dose of the Moderna or Pfizer vaccine.	
Series complete: current number of people who have received both Moderna or Pfizer vaccine doses or one Johnson & Johnson dose and are considered fully immunized.	

Demographic summary	First dose	Series complete	Total people vaccinated
Age group	29,177	47,681	76,858
16-24 years	956	807	1,763
25-34 years	2,205	2,400	4,605
35-44 years	3,181	3,271	6,452
45-54 years	4,175	3,718	7,893
55-64 years	5,612	4,286	9,898
65-74 years	7,629	19,572	27,201
75-84 years	3,895	9,748	13,643
85+ years	1,524	3,879	5,403
Race	29,177	47,681	76,858
White	18,958	35,283	54,241
Black	2,119	2,696	4,815
American Indian/Alaskan	119	286	405
Other	3,783	7,496	11,279
Unknown	4,198	1,920	6,118
Other race includes Asian, native Hawaiian/Pacific Islander, or other.			
Ethnicity	29,177	47,681	76,858
Hispanic	2,639	4,094	6,733
Non-Hispanic	15,106	31,285	46,391
Unknown	11,432	12,302	23,734
Gender	29,177	47,681	76,858
Female	17,353	28,817	46,170
Male	11,579	18,834	30,413
Unknown	245	30	275



COVID-19: St. Johns County vaccine summary

Vaccination data through Mar 14, 2021 as of Mar 15, 2021 at 12:05 AM

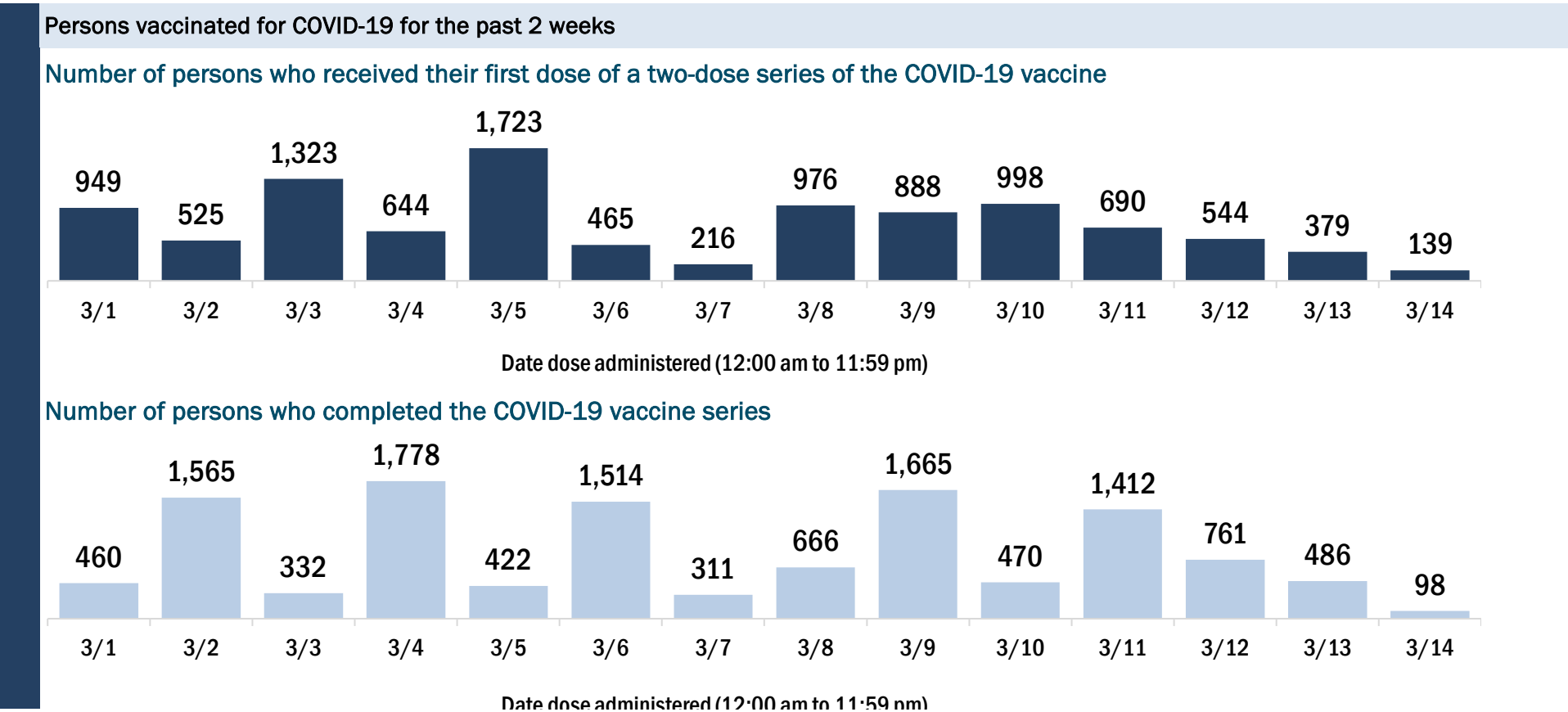
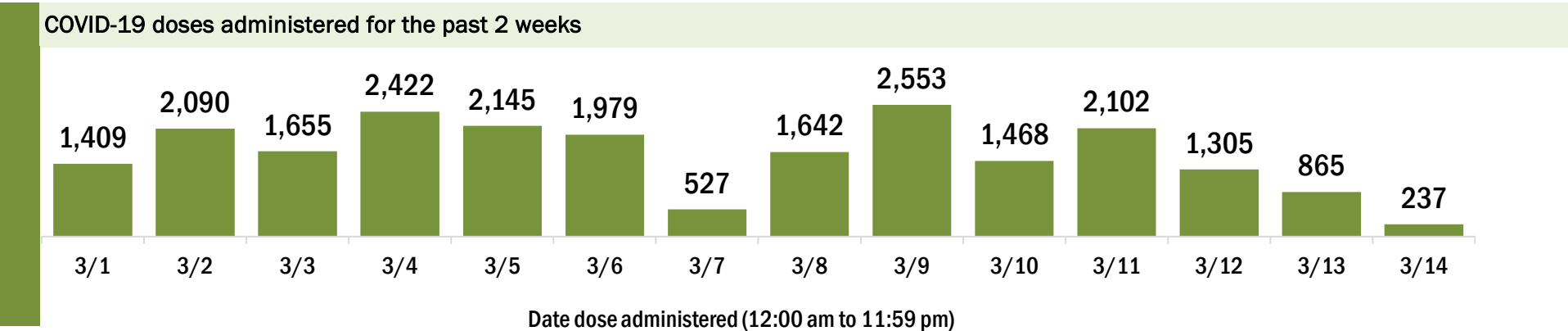
Data in this report are provisional and subject to change.

Data in this summary pertain to COVID-19 vaccines approved by the U.S. Food and Drug Administration and have been issued an Emergency Use Authorization (Janssen COVID-19 Vaccine, Moderna COVID-19 Vaccine and Pfizer-BioNTech COVID-19 Vaccine). These data summarize the number of people who have received either their first dose or have completed the series for a COVID-19 vaccine. **A person can only be counted in one category, first dose or series complete.** For persons receiving Moderna or Pfizer vaccines, once they receive their second dose, they are moved from the first dose column to the series completed column. **Because of this, the total first dose category may show a change from report to report not matching the total receiving their first dose from the previous day.** Persons receiving Johnson & Johnson vaccines will always be counted in the series completed column.

COVID-19 doses for vaccinated persons in Florida	
Doses administered	118,742
People receiving one dose of a 1-dose series (Johnson & Johnson) or receiving only one dose of a 2-dose series (Moderna, Pfizer) count once. Persons receiving both doses of a 2-dose series count twice.	

Current status of persons vaccinated for COVID-19 in Florida	
Total people vaccinated	70,348
First dose	20,458
Series completed	49,890
Completed 1-dose series	1,496
Completed 2-dose series	48,394
First dose: current number of people who have only received their first dose of the Moderna or Pfizer vaccine.	
Series complete: current number of people who have received both Moderna or Pfizer vaccine doses or one Johnson & Johnson dose and are considered fully immunized.	

Demographic summary	First dose	Series complete	Total people vaccinated
Age group	20,458	49,890	70,348
16-24 years	612	551	1,163
25-34 years	946	1,620	2,566
35-44 years	2,208	3,389	5,597
45-54 years	2,834	3,366	6,200
55-64 years	4,971	4,461	9,432
65-74 years	5,393	22,255	27,648
75-84 years	2,609	11,130	13,739
85+ years	885	3,118	4,003
Race	20,458	49,890	70,348
White	14,940	36,822	51,762
Black	681	1,250	1,931
American Indian/Alaskan	74	150	224
Other	1,852	5,141	6,993
Unknown	2,911	6,527	9,438
Other race includes Asian, native Hawaiian/Pacific Islander, or other.			
Ethnicity	20,458	49,890	70,348
Hispanic	762	1,139	1,901
Non-Hispanic	13,000	30,986	43,986
Unknown	6,696	17,765	24,461
Gender	20,458	49,890	70,348
Female	11,929	28,011	39,940
Male	8,510	21,868	30,378
Unknown	19	11	30



COVID-19: St. Lucie County vaccine summary

Vaccination data through Mar 14, 2021 as of Mar 15, 2021 at 12:05 AM

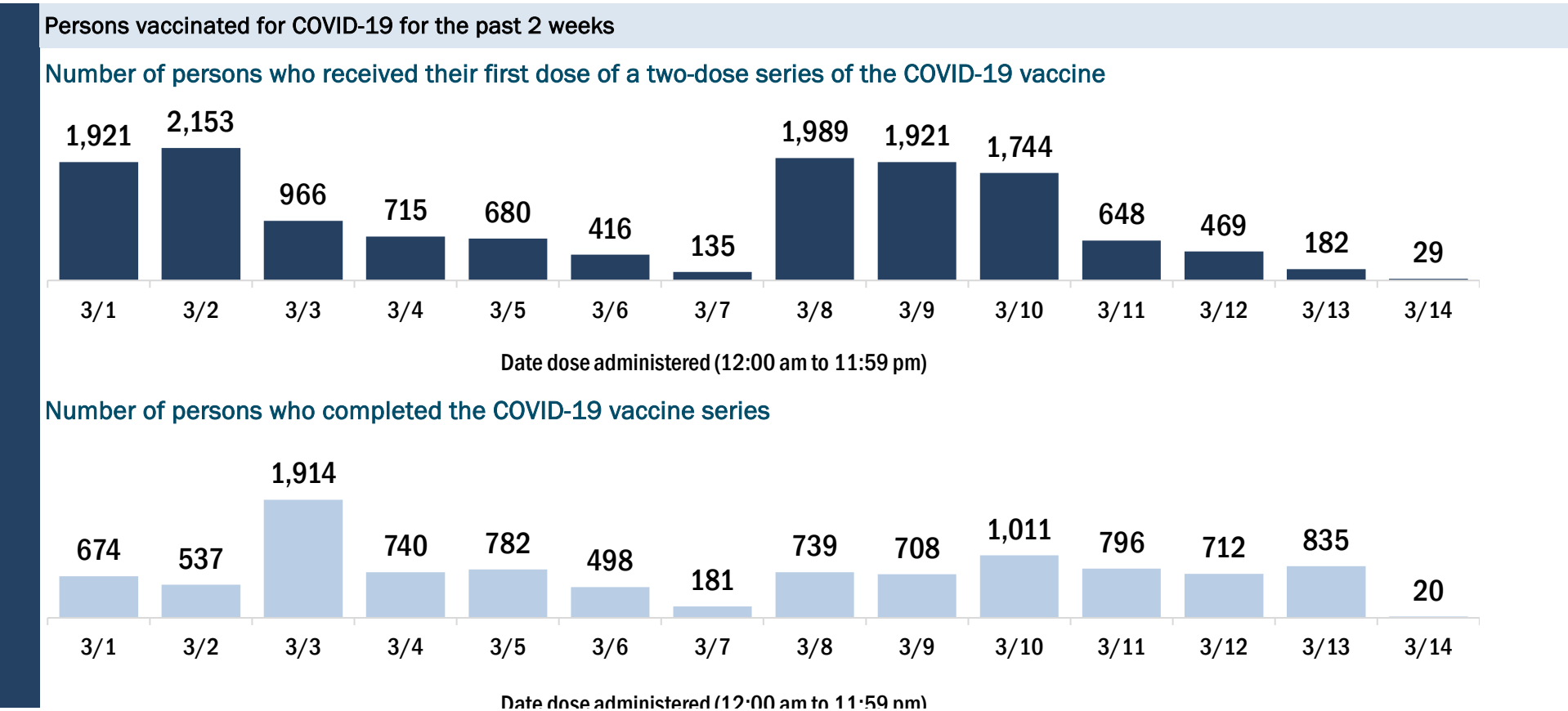
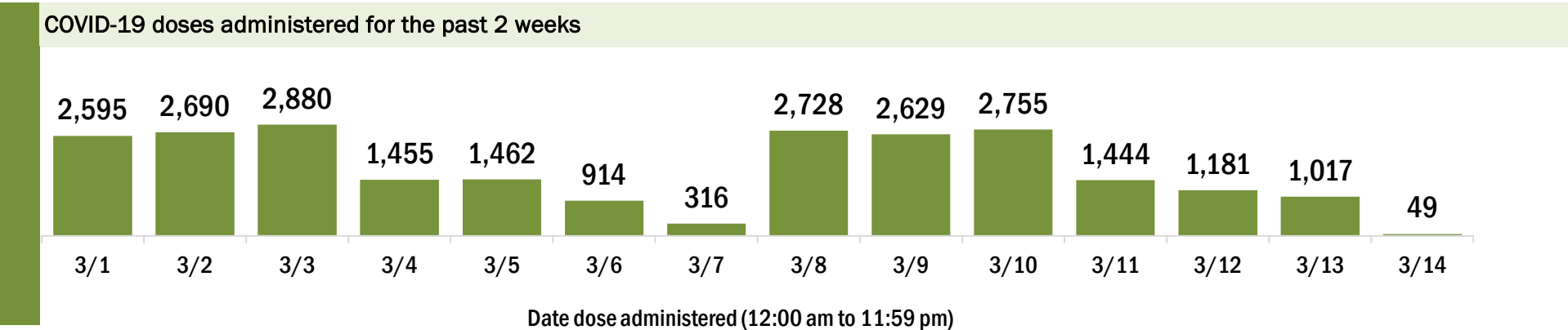
Data in this report are provisional and subject to change.

Data in this summary pertain to COVID-19 vaccines approved by the U.S. Food and Drug Administration and have been issued an Emergency Use Authorization (Janssen COVID-19 Vaccine, Moderna COVID-19 Vaccine and Pfizer-BioNTech COVID-19 Vaccine). These data summarize the number of people who have received either their first dose or have completed the series for a COVID-19 vaccine. **A person can only be counted in one category, first dose or series complete.** For persons receiving Moderna or Pfizer vaccines, once they receive their second dose, they are moved from the first dose column to the series completed column. **Because of this, the total first dose category may show a change from report to report not matching the total receiving their first dose from the previous day.** Persons receiving Johnson & Johnson vaccines will always be counted in the series completed column.

COVID-19 doses for vaccinated persons in Florida	
Doses administered	98,576
People receiving one dose of a 1-dose series (Johnson & Johnson) or receiving only one dose of a 2-dose series (Moderna, Pfizer) count once. Persons receiving both doses of a 2-dose series count twice.	

Current status of persons vaccinated for COVID-19 in Florida	
Total people vaccinated	64,071
First dose	29,193
Series completed	34,878
Completed 1-dose series	373
Completed 2-dose series	34,505
First dose: current number of people who have only received their first dose of the Moderna or Pfizer vaccine.	
Series complete: current number of people who have received both Moderna or Pfizer vaccine doses or one Johnson & Johnson dose and are considered fully immunized.	

Demographic summary	First dose	Series complete	Total people vaccinated
Age group	29,193	34,878	64,071
16-24 years	277	294	571
25-34 years	631	813	1,444
35-44 years	1,030	1,237	2,267
45-54 years	2,007	1,790	3,797
55-64 years	4,299	2,735	7,034
65-74 years	11,745	15,824	27,569
75-84 years	7,046	9,291	16,337
85+ years	2,158	2,894	5,052
Race	29,193	34,878	64,071
White	19,909	23,617	43,526
Black	2,981	2,415	5,396
American Indian/Alaskan	197	143	340
Other	1,996	3,577	5,573
Unknown	4,110	5,126	9,236
Other race includes Asian, native Hawaiian/Pacific Islander, or other.			
Ethnicity	29,193	34,878	64,071
Hispanic	2,410	1,582	3,992
Non-Hispanic	17,146	19,627	36,773
Unknown	9,637	13,669	23,306
Gender	29,193	34,878	64,071
Female	16,738	20,125	36,863
Male	12,386	14,739	27,125
Unknown	69	14	83



COVID-19: Sumter County vaccine summary

Vaccination data through Mar 14, 2021 as of Mar 15, 2021 at 12:05 AM

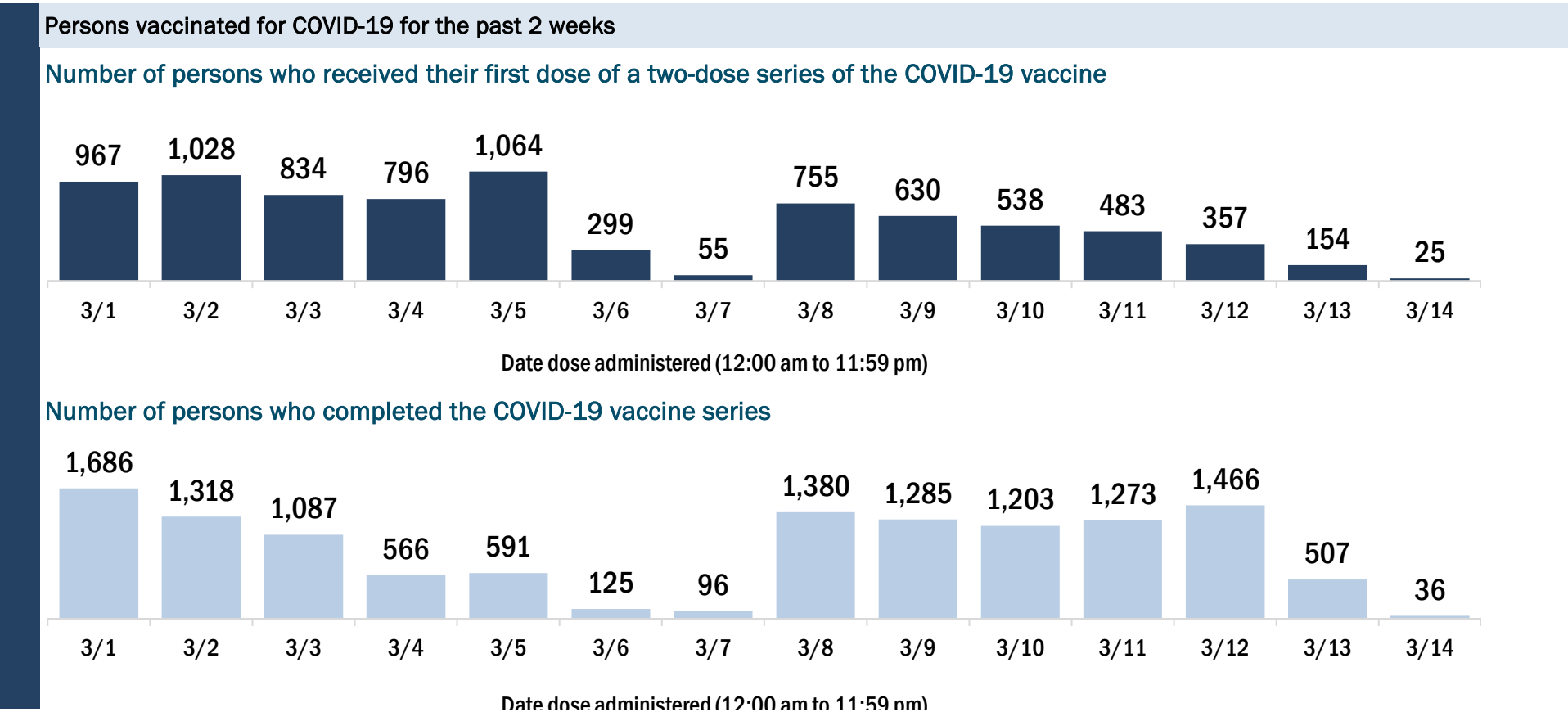
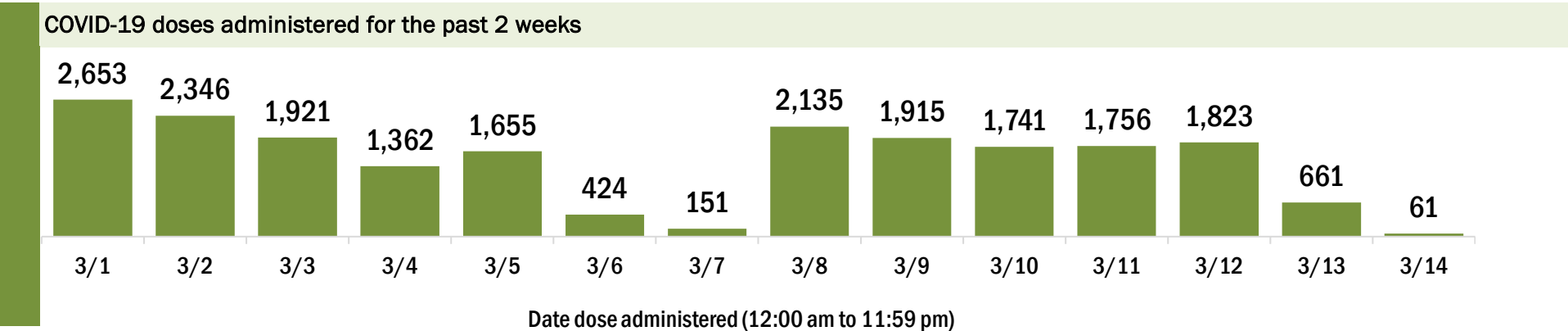
Data in this report are provisional and subject to change.

Data in this summary pertain to COVID-19 vaccines approved by the U.S. Food and Drug Administration and have been issued an Emergency Use Authorization (Janssen COVID-19 Vaccine, Moderna COVID-19 Vaccine and Pfizer-BioNTech COVID-19 Vaccine). These data summarize the number of people who have received either their first dose or have completed the series for a COVID-19 vaccine. **A person can only be counted in one category, first dose or series complete.** For persons receiving Moderna or Pfizer vaccines, once they receive their second dose, they are moved from the first dose column to the series completed column. **Because of this, the total first dose category may show a change from report to report not matching the total receiving their first dose from the previous day.** Persons receiving Johnson & Johnson vaccines will always be counted in the series completed column.

COVID-19 doses for vaccinated persons in Florida	
Doses administered	76,694
People receiving one dose of a 1-dose series (Johnson & Johnson) or receiving only one dose of a 2-dose series (Moderna, Pfizer) count once. Persons receiving both doses of a 2-dose series count twice.	

Current status of persons vaccinated for COVID-19 in Florida	
Total people vaccinated	49,300
First dose	19,248
Series completed	30,052
Completed 1-dose series	2,658
Completed 2-dose series	27,394
First dose: current number of people who have only received their first dose of the Moderna or Pfizer vaccine.	
Series complete: current number of people who have received both Moderna or Pfizer vaccine doses or one Johnson & Johnson dose and are considered fully immunized.	

Demographic summary	First dose	Series complete	Total people vaccinated
Age group	19,248	30,052	49,300
16-24 years	26	35	61
25-34 years	80	109	189
35-44 years	124	147	271
45-54 years	273	252	525
55-64 years	1,400	851	2,251
65-74 years	9,402	16,408	25,810
75-84 years	6,671	10,609	17,280
85+ years	1,272	1,641	2,913
Race	19,248	30,052	49,300
White	14,700	24,252	38,952
Black	245	265	510
American Indian/Alaskan	24	105	129
Other	953	1,256	2,209
Unknown	3,326	4,174	7,500
Other race includes Asian, native Hawaiian/Pacific Islander, or other.			
Ethnicity	19,248	30,052	49,300
Hispanic	258	331	589
Non-Hispanic	9,820	16,636	26,456
Unknown	9,170	13,085	22,255
Gender	19,248	30,052	49,300
Female	10,750	16,698	27,448
Male	8,424	13,349	21,773
Unknown	74	5	79



COVID-19: Suwannee County vaccine summary

Vaccination data through Mar 14, 2021 as of Mar 15, 2021 at 12:05 AM

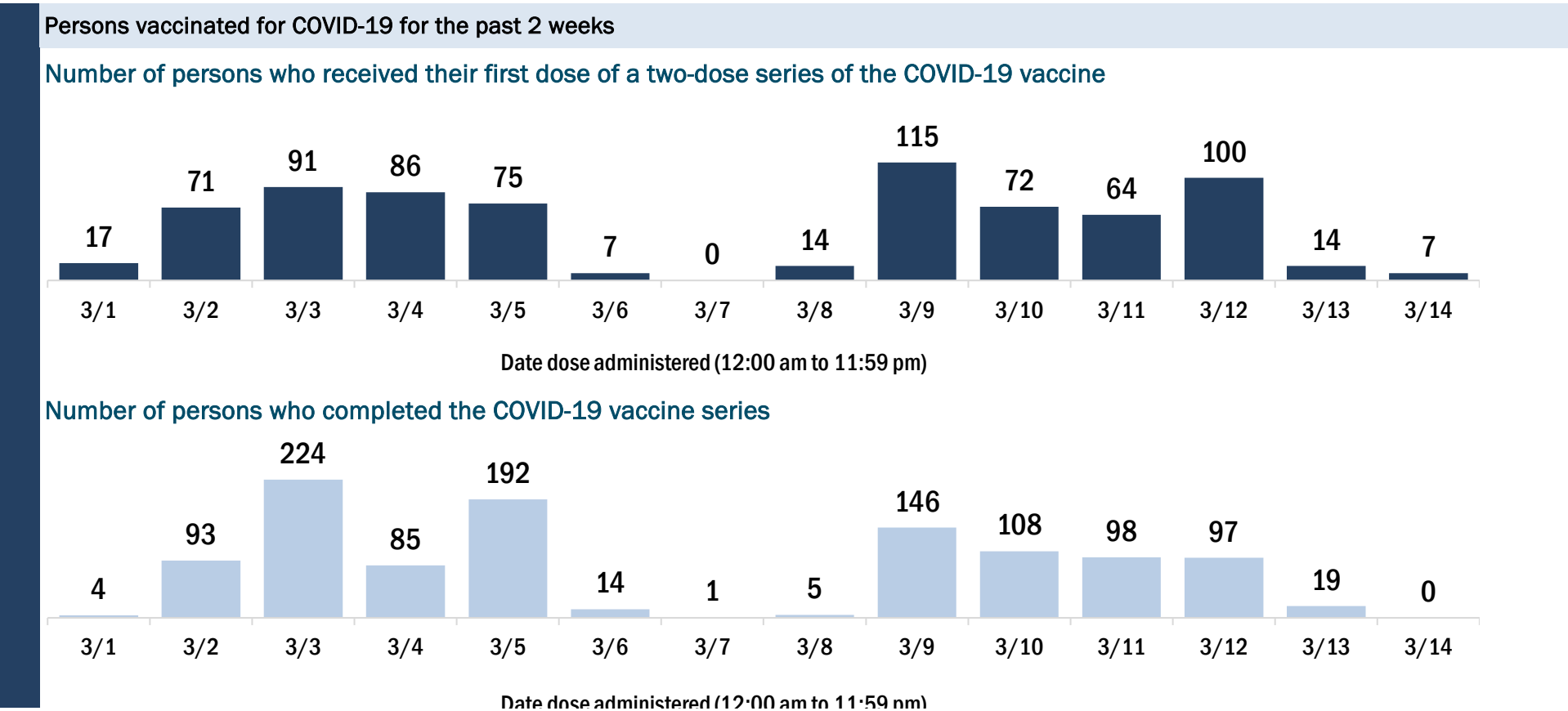
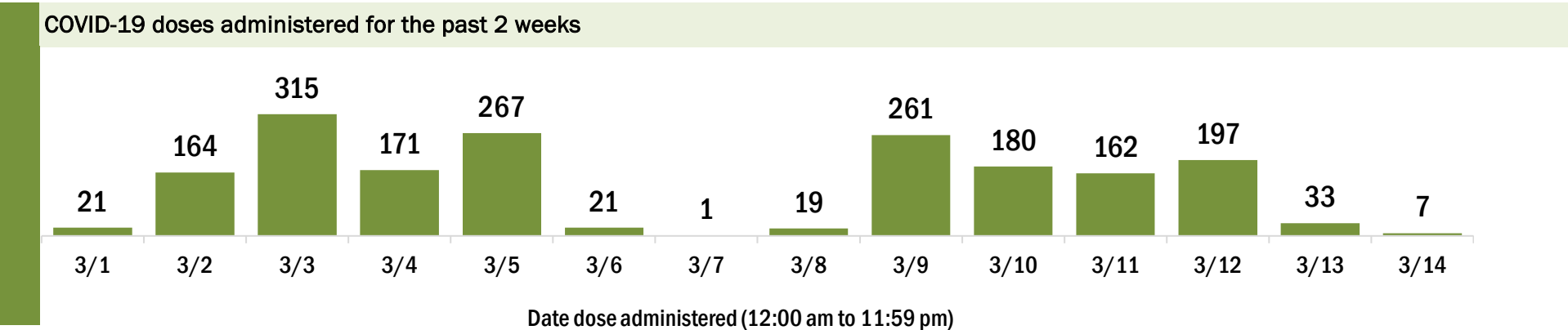
Data in this report are provisional and subject to change.

Data in this summary pertain to COVID-19 vaccines approved by the U.S. Food and Drug Administration and have been issued an Emergency Use Authorization (Janssen COVID-19 Vaccine, Moderna COVID-19 Vaccine and Pfizer-BioNTech COVID-19 Vaccine). These data summarize the number of people who have received either their first dose or have completed the series for a COVID-19 vaccine. **A person can only be counted in one category, first dose or series complete.** For persons receiving Moderna or Pfizer vaccines, once they receive their second dose, they are moved from the first dose column to the series completed column. **Because of this, the total first dose category may show a change from report to report not matching the total receiving their first dose from the previous day.** Persons receiving Johnson & Johnson vaccines will always be counted in the series completed column.

COVID-19 doses for vaccinated persons in Florida	
Doses administered	10,343
People receiving one dose of a 1-dose series (Johnson & Johnson) or receiving only one dose of a 2-dose series (Moderna, Pfizer) count once. Persons receiving both doses of a 2-dose series count twice.	

Current status of persons vaccinated for COVID-19 in Florida	
Total people vaccinated	5,935
First dose	1,503
Series completed	4,432
Completed 1-dose series	24
Completed 2-dose series	4,408
First dose: current number of people who have only received their first dose of the Moderna or Pfizer vaccine.	
Series complete: current number of people who have received both Moderna or Pfizer vaccine doses or one Johnson & Johnson dose and are considered fully immunized.	

Demographic summary	First dose	Series complete	Total people vaccinated
Age group	1,503	4,432	5,935
16-24 years	27	32	59
25-34 years	44	64	108
35-44 years	73	95	168
45-54 years	108	131	239
55-64 years	366	270	636
65-74 years	516	1,987	2,503
75-84 years	268	1,371	1,639
85+ years	101	482	583
Race	1,503	4,432	5,935
White	1,050	3,088	4,138
Black	136	247	383
American Indian/Alaskan	0	4	4
Other	104	297	401
Unknown	213	796	1,009
Other race includes Asian, native Hawaiian/Pacific Islander, or other.			
Ethnicity	1,503	4,432	5,935
Hispanic	46	62	108
Non-Hispanic	826	1,998	2,824
Unknown	631	2,372	3,003
Gender	1,503	4,432	5,935
Female	921	2,584	3,505
Male	582	1,848	2,430
Unknown	0	0	0



COVID-19: Taylor County vaccine summary

Vaccination data through Mar 14, 2021 as of Mar 15, 2021 at 12:05 AM

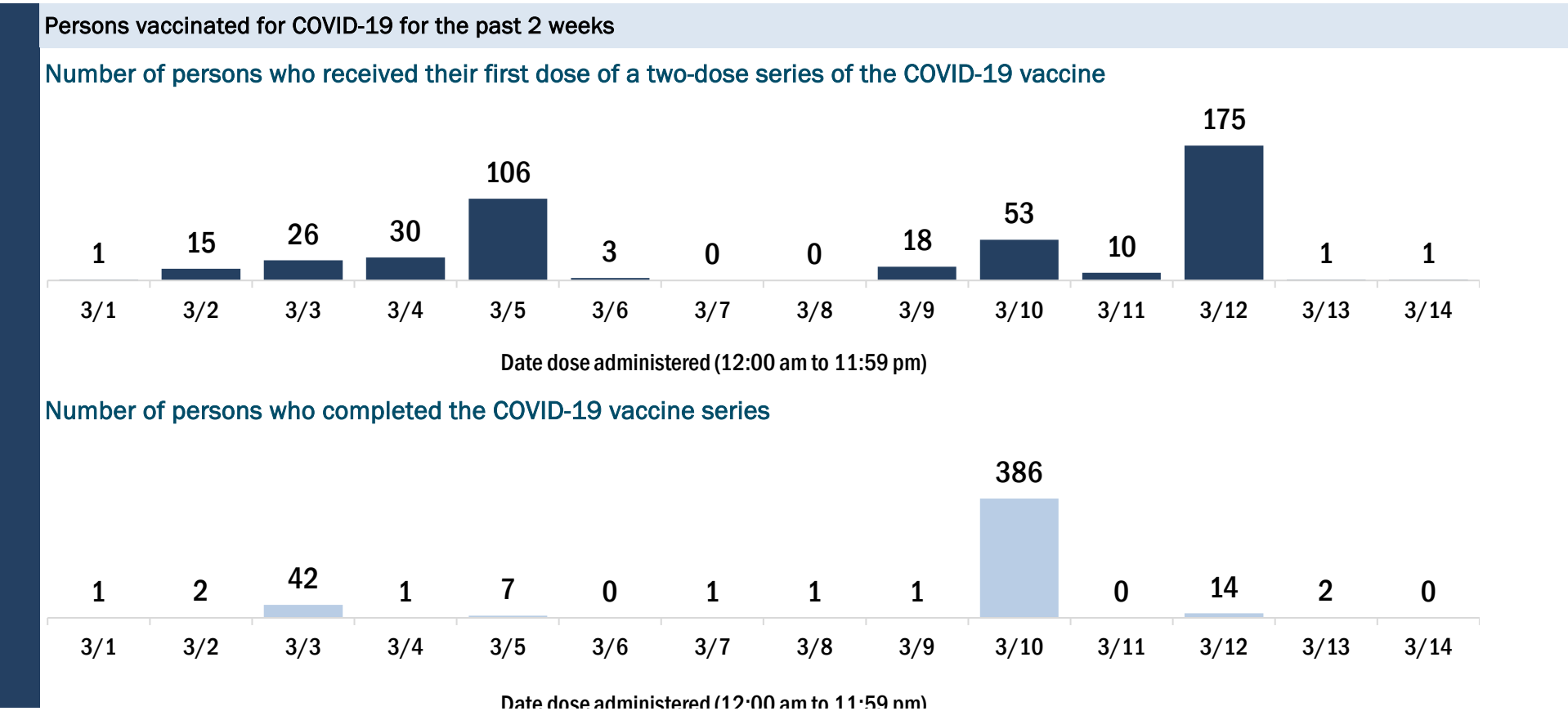
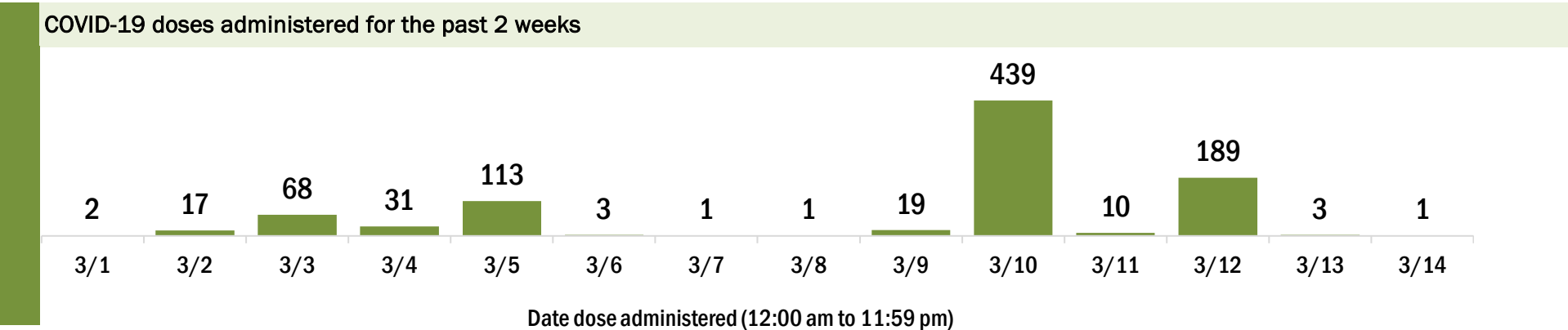
Data in this report are provisional and subject to change.

Data in this summary pertain to COVID-19 vaccines approved by the U.S. Food and Drug Administration and have been issued an Emergency Use Authorization (Janssen COVID-19 Vaccine, Moderna COVID-19 Vaccine and Pfizer-BioNTech COVID-19 Vaccine). These data summarize the number of people who have received either their first dose or have completed the series for a COVID-19 vaccine. **A person can only be counted in one category, first dose or series complete.** For persons receiving Moderna or Pfizer vaccines, once they receive their second dose, they are moved from the first dose column to the series completed column. **Because of this, the total first dose category may show a change from report to report not matching the total receiving their first dose from the previous day.** Persons receiving Johnson & Johnson vaccines will always be counted in the series completed column.

COVID-19 doses for vaccinated persons in Florida	
Doses administered	5,561
People receiving one dose of a 1-dose series (Johnson & Johnson) or receiving only one dose of a 2-dose series (Moderna, Pfizer) count once. Persons receiving both doses of a 2-dose series count twice.	

Current status of persons vaccinated for COVID-19 in Florida	
Total people vaccinated	3,490
First dose	1,417
Series completed	2,073
Completed 1-dose series	2
Completed 2-dose series	2,071
First dose: current number of people who have only received their first dose of the Moderna or Pfizer vaccine.	
Series complete: current number of people who have received both Moderna or Pfizer vaccine doses or one Johnson & Johnson dose and are considered fully immunized.	

Demographic summary	First dose	Series complete	Total people vaccinated
Age group	1,417	2,073	3,490
16-24 years	31	9	40
25-34 years	33	34	67
35-44 years	56	31	87
45-54 years	117	60	177
55-64 years	373	174	547
65-74 years	488	977	1,465
75-84 years	243	617	860
85+ years	76	171	247
Race	1,417	2,073	3,490
White	979	1,506	2,485
Black	168	181	349
American Indian/Alaskan	12	17	29
Other	43	162	205
Unknown	215	207	422
Other race includes Asian, native Hawaiian/Pacific Islander, or other.			
Ethnicity	1,417	2,073	3,490
Hispanic	16	21	37
Non-Hispanic	751	985	1,736
Unknown	650	1,067	1,717
Gender	1,417	2,073	3,490
Female	789	1,146	1,935
Male	628	927	1,555
Unknown	0	0	0



COVID-19: Union County vaccine summary

Vaccination data through Mar 14, 2021 as of Mar 15, 2021 at 12:05 AM

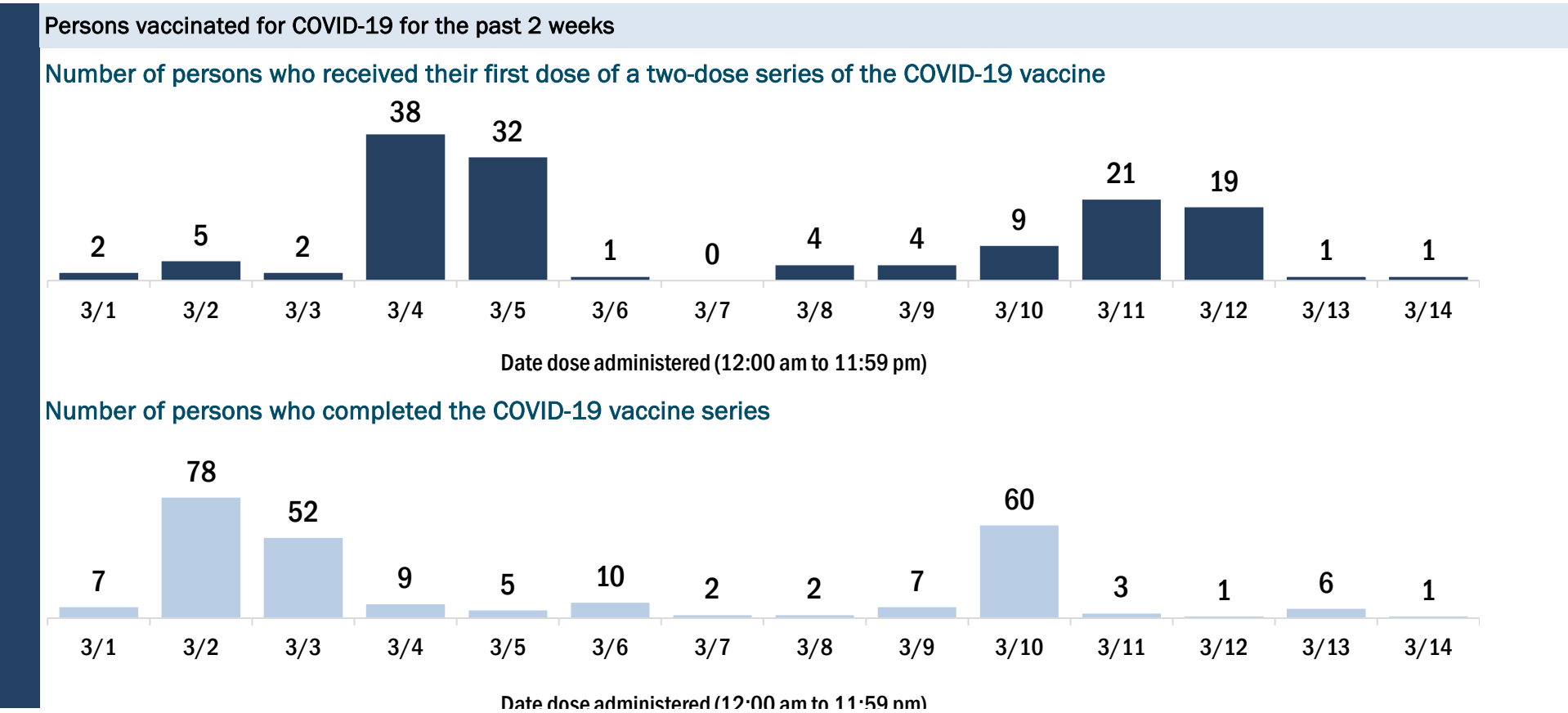
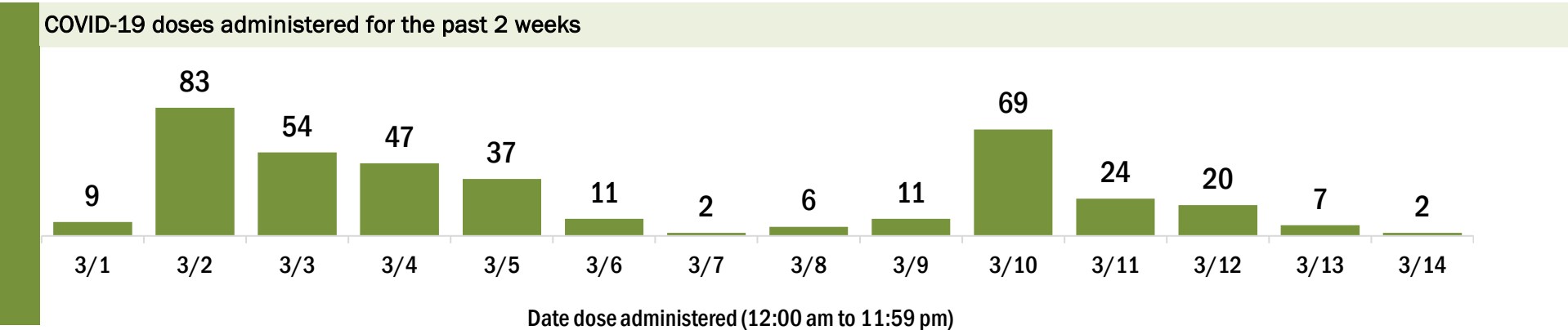
Data in this report are provisional and subject to change.

Data in this summary pertain to COVID-19 vaccines approved by the U.S. Food and Drug Administration and have been issued an Emergency Use Authorization (Janssen COVID-19 Vaccine, Moderna COVID-19 Vaccine and Pfizer-BioNTech COVID-19 Vaccine). These data summarize the number of people who have received either their first dose or have completed the series for a COVID-19 vaccine. **A person can only be counted in one category, first dose or series complete.** For persons receiving Moderna or Pfizer vaccines, once they receive their second dose, they are moved from the first dose column to the series completed column. **Because of this, the total first dose category may show a change from report to report not matching the total receiving their first dose from the previous day.** Persons receiving Johnson & Johnson vaccines will always be counted in the series completed column.

COVID-19 doses for vaccinated persons in Florida	
Doses administered	2,474
People receiving one dose of a 1-dose series (Johnson & Johnson) or receiving only one dose of a 2-dose series (Moderna, Pfizer) count once. Persons receiving both doses of a 2-dose series count twice.	

Current status of persons vaccinated for COVID-19 in Florida	
Total people vaccinated	1,390
First dose	300
Series completed	1,090
Completed 1-dose series	6
Completed 2-dose series	1,084
First dose: current number of people who have only received their first dose of the Moderna or Pfizer vaccine.	
Series complete: current number of people who have received both Moderna or Pfizer vaccine doses or one Johnson & Johnson dose and are considered fully immunized.	

Demographic summary	First dose	Series complete	Total people vaccinated
Age group	300	1,090	1,390
16-24 years	7	9	16
25-34 years	18	45	63
35-44 years	17	34	51
45-54 years	24	49	73
55-64 years	50	87	137
65-74 years	119	479	598
75-84 years	51	298	349
85+ years	14	89	103
Race	300	1,090	1,390
White	220	909	1,129
Black	32	65	97
American Indian/Alaskan	5	9	14
Other	29	93	122
Unknown	14	14	28
Other race includes Asian, native Hawaiian/Pacific Islander, or other.			
Ethnicity	300	1,090	1,390
Hispanic	12	18	30
Non-Hispanic	237	1,017	1,254
Unknown	51	55	106
Gender	300	1,090	1,390
Female	179	617	796
Male	121	473	594
Unknown	0	0	0



COVID-19: Volusia County vaccine summary

Vaccination data through Mar 14, 2021 as of Mar 15, 2021 at 12:05 AM

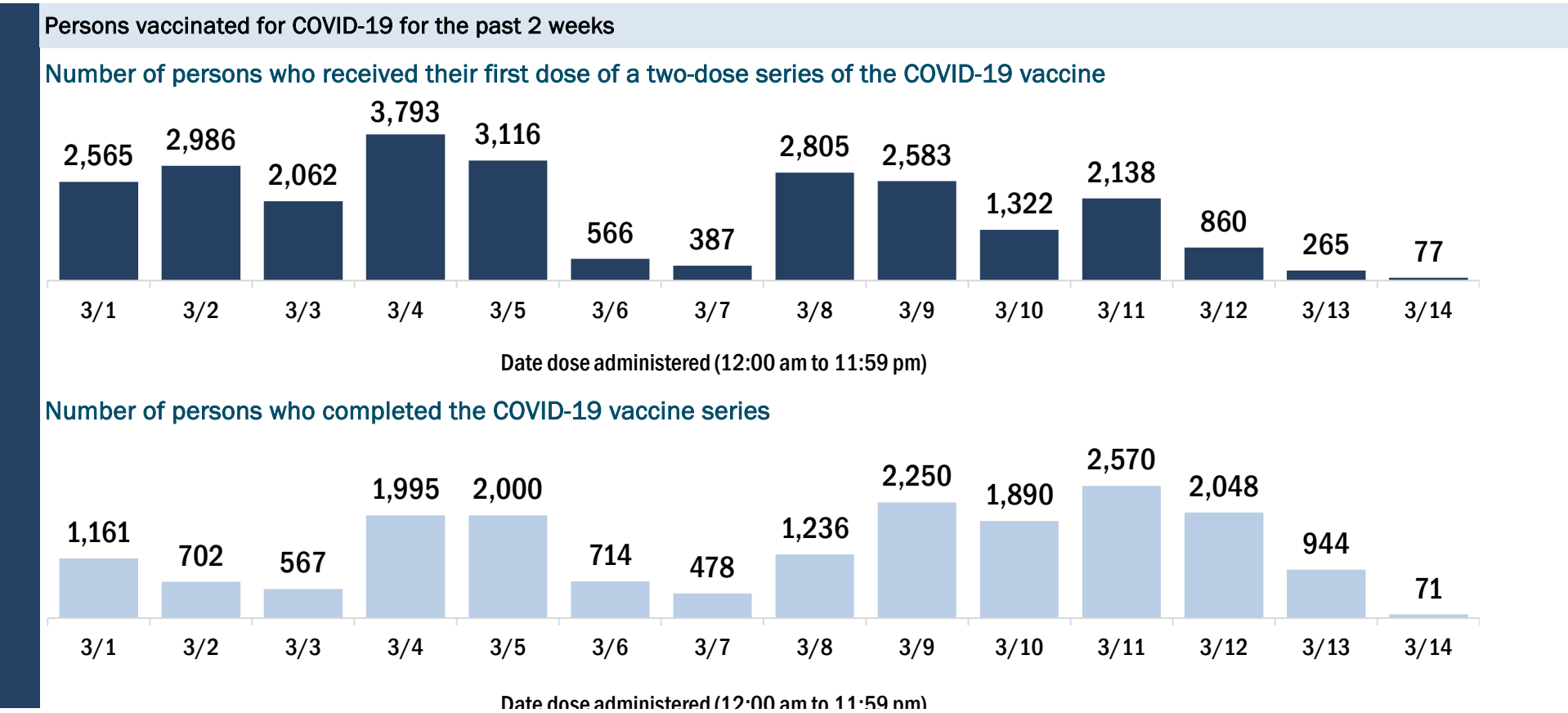
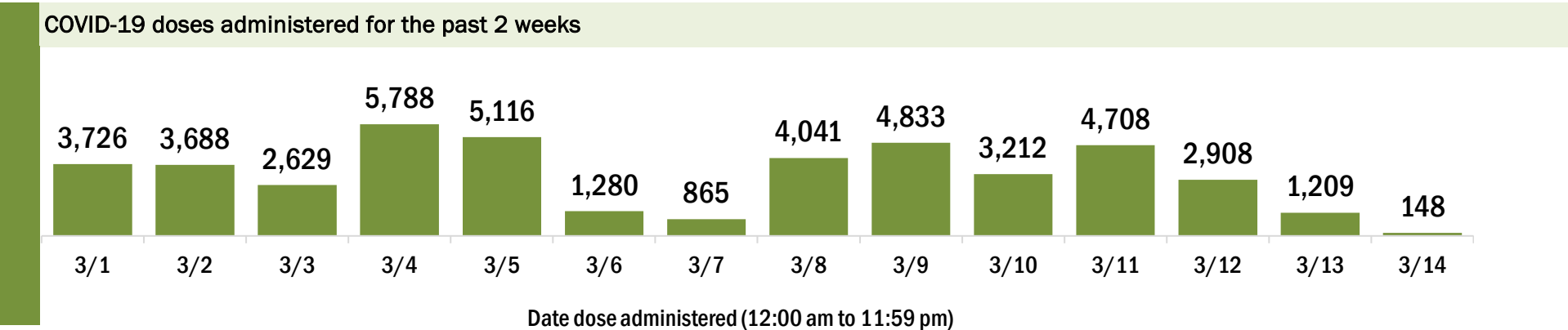
Data in this report are provisional and subject to change.

Data in this summary pertain to COVID-19 vaccines approved by the U.S. Food and Drug Administration and have been issued an Emergency Use Authorization (Janssen COVID-19 Vaccine, Moderna COVID-19 Vaccine and Pfizer-BioNTech COVID-19 Vaccine). These data summarize the number of people who have received either their first dose or have completed the series for a COVID-19 vaccine. **A person can only be counted in one category, first dose or series complete.** For persons receiving Moderna or Pfizer vaccines, once they receive their second dose, they are moved from the first dose column to the series completed column. **Because of this, the total first dose category may show a change from report to report not matching the total receiving their first dose from the previous day.** Persons receiving Johnson & Johnson vaccines will always be counted in the series completed column.

COVID-19 doses for vaccinated persons in Florida	
Doses administered	166,136
People receiving one dose of a 1-dose series (Johnson & Johnson) or receiving only one dose of a 2-dose series (Moderna, Pfizer) count once. Persons receiving both doses of a 2-dose series count twice.	

Current status of persons vaccinated for COVID-19 in Florida	
Total people vaccinated	106,696
First dose	43,348
Series completed	63,348
Completed 1-dose series	3,908
Completed 2-dose series	59,440
First dose: current number of people who have only received their first dose of the Moderna or Pfizer vaccine.	
Series complete: current number of people who have received both Moderna or Pfizer vaccine doses or one Johnson & Johnson dose and are considered fully immunized.	

Demographic summary	First dose	Series complete	Total people vaccinated
Age group	43,348	63,348	106,696
16-24 years	480	660	1,140
25-34 years	1,115	1,842	2,957
35-44 years	1,558	2,467	4,025
45-54 years	2,686	3,448	6,134
55-64 years	5,410	5,457	10,867
65-74 years	18,103	27,783	45,886
75-84 years	10,613	15,621	26,234
85+ years	3,383	6,070	9,453
Race	43,348	63,348	106,696
White	29,378	38,278	67,656
Black	2,132	1,727	3,859
American Indian/Alaskan	188	182	370
Other	3,502	10,373	13,875
Unknown	8,148	12,788	20,936
Other race includes Asian, native Hawaiian/Pacific Islander, or other.			
Ethnicity	43,348	63,348	106,696
Hispanic	2,199	1,705	3,904
Non-Hispanic	22,262	25,598	47,860
Unknown	18,887	36,045	54,932
Gender	43,348	63,348	106,696
Female	24,833	37,207	62,040
Male	17,578	25,758	43,336
Unknown	937	383	1,320



COVID-19: Wakulla County vaccine summary

Vaccination data through Mar 14, 2021 as of Mar 15, 2021 at 12:05 AM

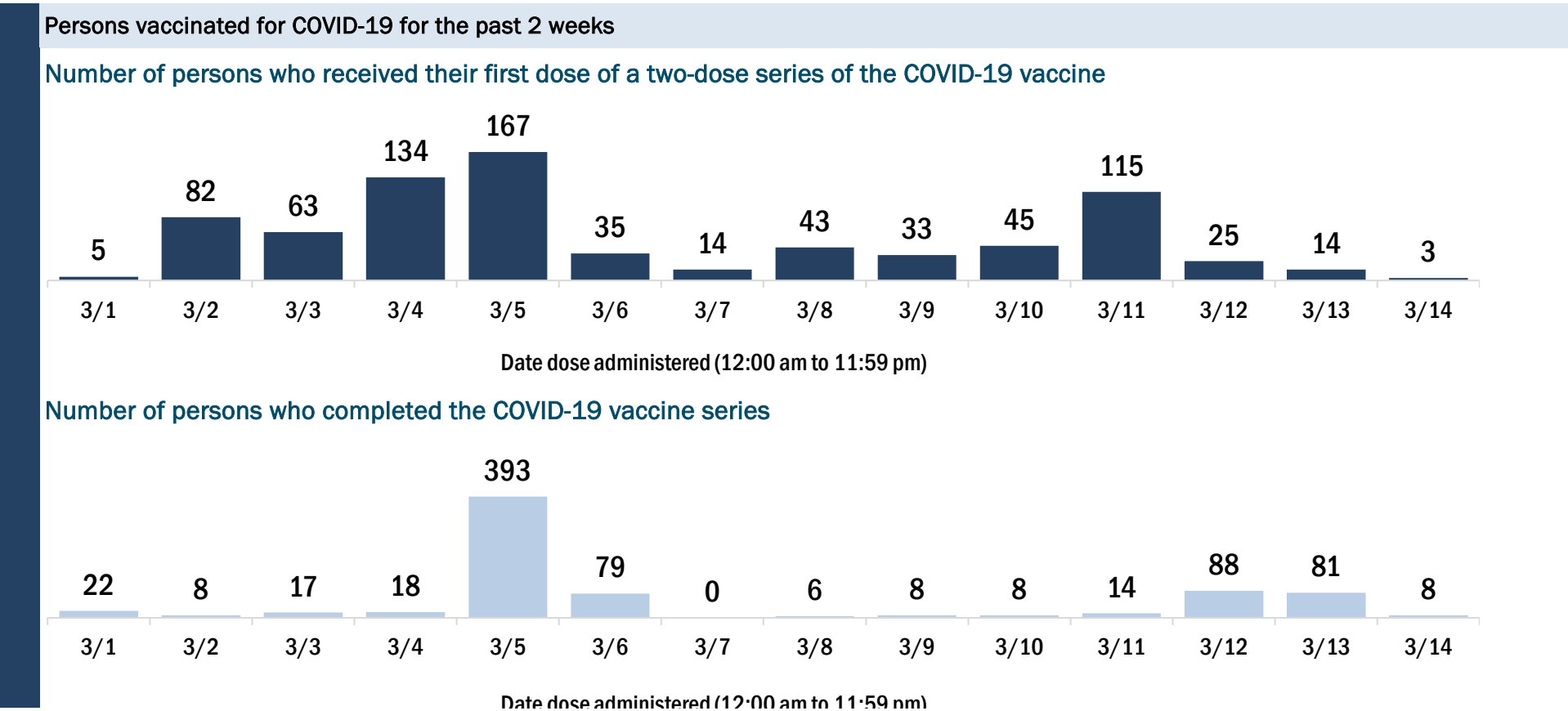
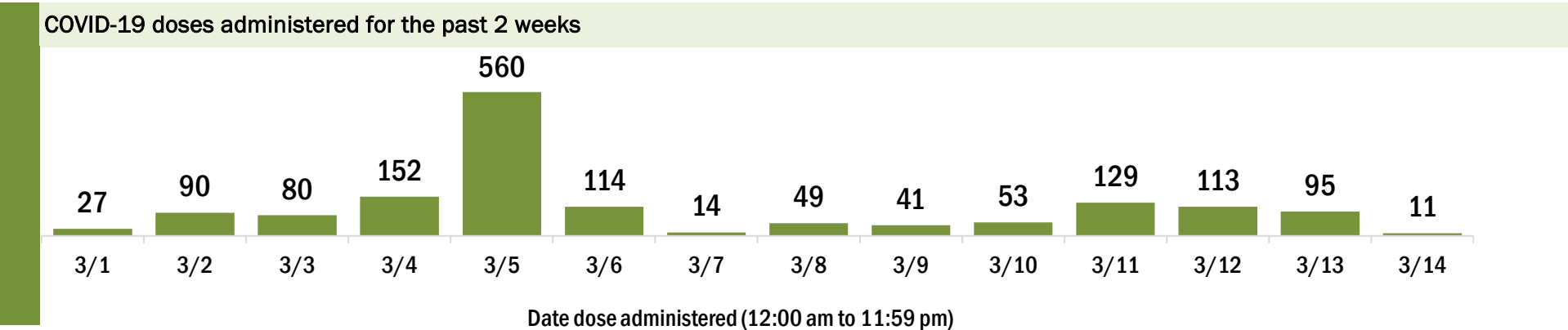
Data in this report are provisional and subject to change.

Data in this summary pertain to COVID-19 vaccines approved by the U.S. Food and Drug Administration and have been issued an Emergency Use Authorization (Janssen COVID-19 Vaccine, Moderna COVID-19 Vaccine and Pfizer-BioNTech COVID-19 Vaccine). These data summarize the number of people who have received either their first dose or have completed the series for a COVID-19 vaccine. **A person can only be counted in one category, first dose or series complete.** For persons receiving Moderna or Pfizer vaccines, once they receive their second dose, they are moved from the first dose column to the series completed column. **Because of this, the total first dose category may show a change from report to report not matching the total receiving their first dose from the previous day.** Persons receiving Johnson & Johnson vaccines will always be counted in the series completed column.

COVID-19 doses for vaccinated persons in Florida	
Doses administered	9,773
People receiving one dose of a 1-dose series (Johnson & Johnson) or receiving only one dose of a 2-dose series (Moderna, Pfizer) count once. Persons receiving both doses of a 2-dose series count twice.	

Current status of persons vaccinated for COVID-19 in Florida	
Total people vaccinated	6,015
First dose	2,212
Series completed	3,803
Completed 1-dose series	45
Completed 2-dose series	3,758
First dose: current number of people who have only received their first dose of the Moderna or Pfizer vaccine.	
Series complete: current number of people who have received both Moderna or Pfizer vaccine doses or one Johnson & Johnson dose and are considered fully immunized.	

Demographic summary	First dose	Series complete	Total people vaccinated
Age group	2,212	3,803	6,015
16-24 years	36	26	62
25-34 years	83	104	187
35-44 years	157	141	298
45-54 years	279	175	454
55-64 years	560	336	896
65-74 years	703	1,899	2,602
75-84 years	316	900	1,216
85+ years	78	222	300
Race	2,212	3,803	6,015
White	1,611	2,856	4,467
Black	159	193	352
American Indian/Alaskan	6	24	30
Other	226	541	767
Unknown	210	189	399
Other race includes Asian, native Hawaiian/Pacific Islander, or other.			
Ethnicity	2,212	3,803	6,015
Hispanic	36	38	74
Non-Hispanic	1,531	2,866	4,397
Unknown	645	899	1,544
Gender	2,212	3,803	6,015
Female	1,296	2,098	3,394
Male	915	1,704	2,619
Unknown	1	1	2



COVID-19: Walton County vaccine summary

Vaccination data through Mar 14, 2021 as of Mar 15, 2021 at 12:05 AM

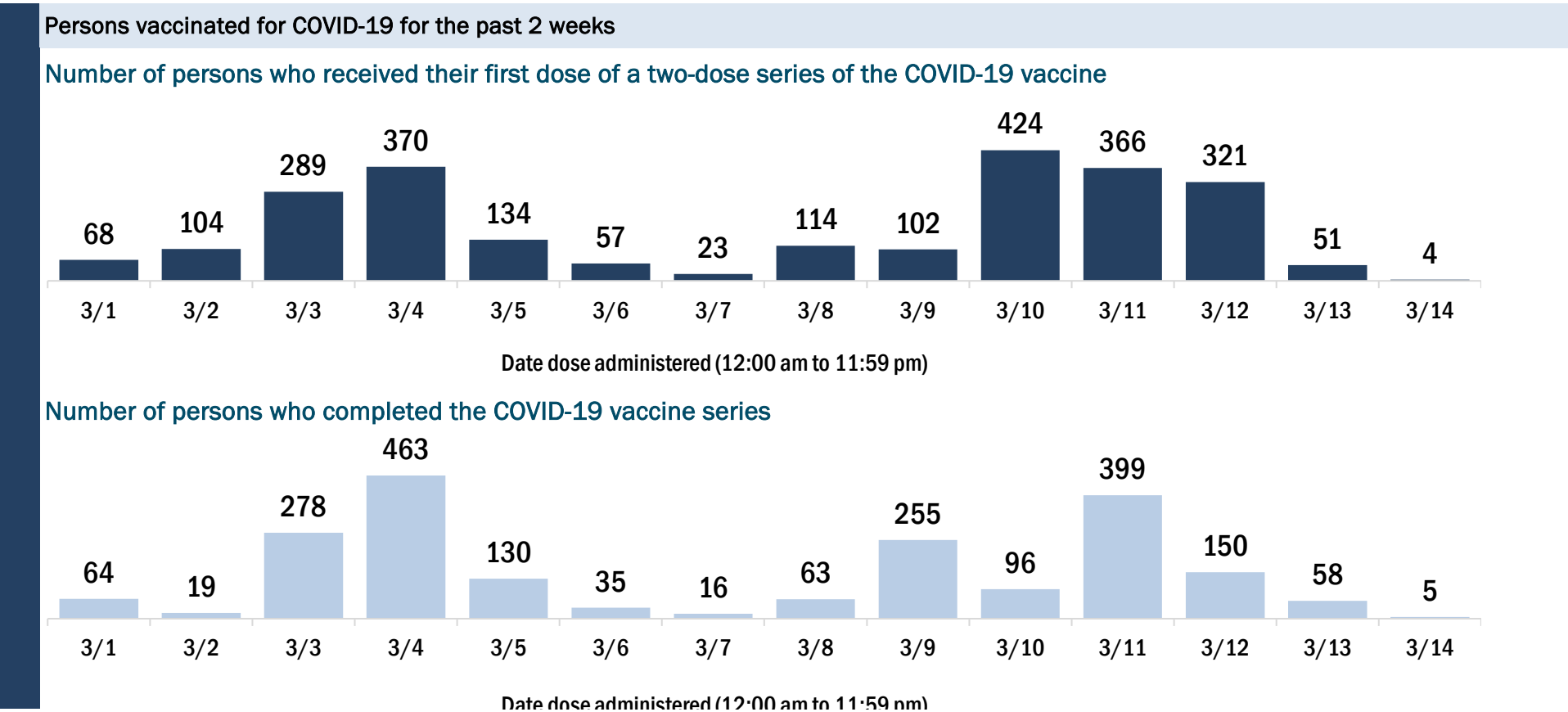
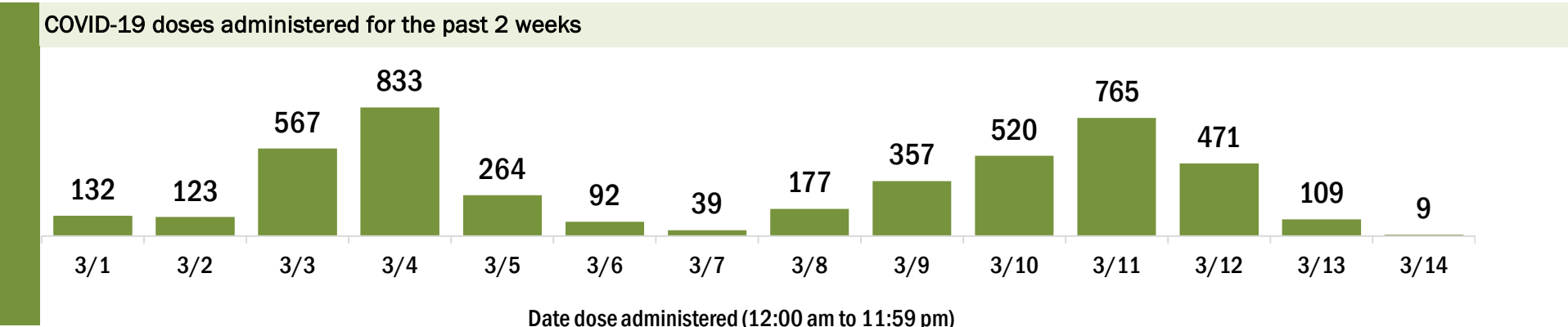
Data in this report are provisional and subject to change.

Data in this summary pertain to COVID-19 vaccines approved by the U.S. Food and Drug Administration and have been issued an Emergency Use Authorization (Janssen COVID-19 Vaccine, Moderna COVID-19 Vaccine and Pfizer-BioNTech COVID-19 Vaccine). These data summarize the number of people who have received either their first dose or have completed the series for a COVID-19 vaccine. **A person can only be counted in one category, first dose or series complete.** For persons receiving Moderna or Pfizer vaccines, once they receive their second dose, they are moved from the first dose column to the series completed column. **Because of this, the total first dose category may show a change from report to report not matching the total receiving their first dose from the previous day.** Persons receiving Johnson & Johnson vaccines will always be counted in the series completed column.

COVID-19 doses for vaccinated persons in Florida	
Doses administered	22,027
People receiving one dose of a 1-dose series (Johnson & Johnson) or receiving only one dose of a 2-dose series (Moderna, Pfizer) count once. Persons receiving both doses of a 2-dose series count twice.	

Current status of persons vaccinated for COVID-19 in Florida	
Total people vaccinated	13,476
First dose	4,763
Series completed	8,713
Completed 1-dose series	162
Completed 2-dose series	8,551
First dose: current number of people who have only received their first dose of the Moderna or Pfizer vaccine.	
Series complete: current number of people who have received both Moderna or Pfizer vaccine doses or one Johnson & Johnson dose and are considered fully immunized.	

Demographic summary	First dose	Series complete	Total people vaccinated
Age group	4,763	8,713	13,476
16-24 years	42	53	95
25-34 years	147	144	291
35-44 years	328	260	588
45-54 years	506	377	883
55-64 years	1,239	764	2,003
65-74 years	1,584	4,577	6,161
75-84 years	728	1,982	2,710
85+ years	189	556	745
Race	4,763	8,713	13,476
White	3,698	6,673	10,371
Black	107	120	227
American Indian/Alaskan	11	30	41
Other	227	409	636
Unknown	720	1,481	2,201
Other race includes Asian, native Hawaiian/Pacific Islander, or other.			
Ethnicity	4,763	8,713	13,476
Hispanic	97	95	192
Non-Hispanic	3,208	5,688	8,896
Unknown	1,458	2,930	4,388
Gender	4,763	8,713	13,476
Female	2,653	4,766	7,419
Male	2,108	3,946	6,054
Unknown	2	1	3



COVID-19: Washington County vaccine summary

Vaccination data through Mar 14, 2021 as of Mar 15, 2021 at 12:05 AM

Data in this report are provisional and subject to change.

Data in this summary pertain to COVID-19 vaccines approved by the U.S. Food and Drug Administration and have been issued an Emergency Use Authorization (Janssen COVID-19 Vaccine, Moderna COVID-19 Vaccine and Pfizer-BioNTech COVID-19 Vaccine). These data summarize the number of people who have received either their first dose or have completed the series for a COVID-19 vaccine. **A person can only be counted in one category, first dose or series complete.** For persons receiving Moderna or Pfizer vaccines, once they receive their second dose, they are moved from the first dose column to the series completed column. **Because of this, the total first dose category may show a change from report to report not matching the total receiving their first dose from the previous day.** Persons receiving Johnson & Johnson vaccines will always be counted in the series completed column.

COVID-19 doses for vaccinated persons in Florida	
Doses administered	5,166
People receiving one dose of a 1-dose series (Johnson & Johnson) or receiving only one dose of a 2-dose series (Moderna, Pfizer) count once. Persons receiving both doses of a 2-dose series count twice.	

Current status of persons vaccinated for COVID-19 in Florida	
Total people vaccinated	3,207
First dose	1,242
Series completed	1,965
Completed 1-dose series	6
Completed 2-dose series	1,959
First dose: current number of people who have only received their first dose of the Moderna or Pfizer vaccine.	
Series complete: current number of people who have received both Moderna or Pfizer vaccine doses or one Johnson & Johnson dose and are considered fully immunized.	

Demographic summary	First dose	Series complete	Total people vaccinated
Age group	1,242	1,965	3,207
16-24 years	13	12	25
25-34 years	41	40	81
35-44 years	58	70	128
45-54 years	128	102	230
55-64 years	248	186	434
65-74 years	437	852	1,289
75-84 years	226	526	752
85+ years	91	177	268
Race	1,242	1,965	3,207
White	968	1,542	2,510
Black	146	146	292
American Indian/Alaskan	15	22	37
Other	50	122	172
Unknown	63	133	196
Other race includes Asian, native Hawaiian/Pacific Islander, or other.			
Ethnicity	1,242	1,965	3,207
Hispanic	13	18	31
Non-Hispanic	917	1,509	2,426
Unknown	312	438	750
Gender	1,242	1,965	3,207
Female	656	1,111	1,767
Male	585	854	1,439
Unknown	1	0	1

