

# COVID-19: Florida vaccine summary

Vaccination data through Mar 13, 2021 as of Mar 14, 2021 at 12:05 AM

Data in this report are provisional and subject to change. Data are based on county of residence.

Data in this summary pertain to COVID-19 vaccines approved by the U.S. Food and Drug Administration and have been issued an Emergency Use Authorization (Janssen COVID-19 Vaccine, Moderna COVID-19 Vaccine and Pfizer-BioNTech COVID-19 Vaccine). These data summarize the number of people who have received either their first dose or have completed the series for a COVID-19 vaccine. **A person can only be counted in one category, first dose or series complete.** For persons receiving Moderna or Pfizer vaccines, once they receive their second dose, they are moved from the first dose column to the series completed column. **Because of this, the total first dose category may show a change from report to report not matching the total receiving their first dose from the previous day.** Persons receiving Johnson & Johnson vaccines will always be counted in the series completed column.

## COVID-19 doses for vaccinated persons in Florida

**Doses administered** 6,450,812

People receiving one dose of a 1-dose series (Johnson & Johnson) or receiving only one dose of a 2-dose series (Moderna, Pfizer) count once. Persons receiving both doses of a 2-dose series count twice.

## Current status of persons vaccinated for COVID-19 in Florida

**Total people vaccinated** 4,204,186

First dose 1,880,820

Series completed 2,323,366

Completed 1-dose series 76,740

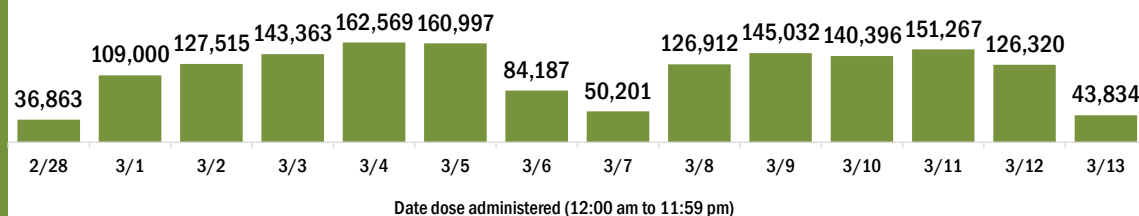
Completed 2-dose series 2,246,626

**First dose:** current number of people who have only received their first dose of the Moderna or Pfizer vaccine.

**Series complete:** current number of people who have received both Moderna or Pfizer vaccine doses or one Johnson & Johnson dose and are considered fully immunized.

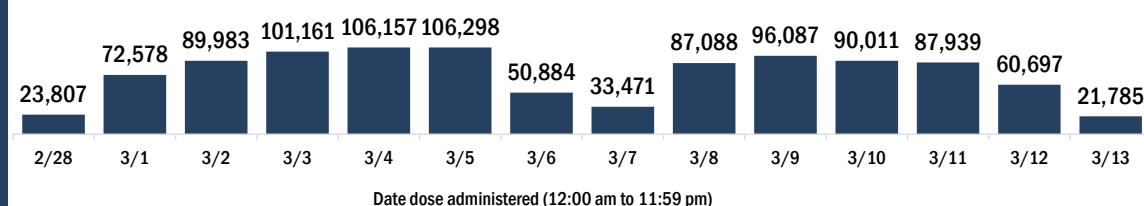
Demographic summary	First dose	Series complete	Total people vaccinated
<b>Age group</b>	<b>1,880,820</b>	<b>2,323,366</b>	<b>4,204,186</b>
16-24 years	34,365	27,451	61,816
25-34 years	81,757	92,445	174,202
35-44 years	115,966	117,337	233,303
45-54 years	168,084	145,905	313,989
55-64 years	286,413	207,223	493,636
65-74 years	658,476	970,698	1,629,174
75-84 years	399,440	563,577	963,017
85+ years	136,319	198,730	335,049
<b>Race</b>	<b>1,880,820</b>	<b>2,323,366</b>	<b>4,204,186</b>
White	1,248,822	1,594,510	2,843,332
Black	125,578	132,399	257,977
American Indian/Alaskan	7,519	8,139	15,658
Other	162,590	274,802	437,392
Unknown	336,311	313,516	649,827
<b>Other race</b> includes Asian, native Hawaiian/Pacific Islander, or other.			
<b>Ethnicity</b>	<b>1,880,820</b>	<b>2,323,366</b>	<b>4,204,186</b>
Hispanic	254,612	245,269	499,881
Non-Hispanic	872,683	1,255,787	2,128,470
Unknown	753,525	822,310	1,575,835
<b>Gender</b>	<b>1,880,820</b>	<b>2,323,366</b>	<b>4,204,186</b>
Female	1,083,812	1,341,854	2,425,666
Male	784,730	978,928	1,763,658
Unknown	12,278	2,584	14,862

## COVID-19 doses administered for the past 2 weeks

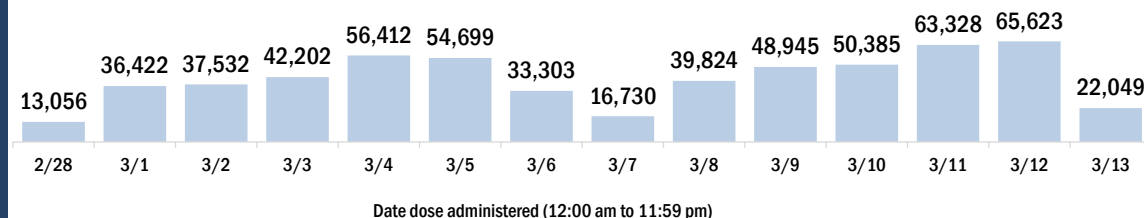


## Persons vaccinated for COVID-19 for the past 2 weeks

### Number of persons who received their first dose of the COVID-19 vaccine



### Number of persons who received their second dose and completed the COVID-19 vaccine series



# COVID-19: Alachua County vaccine summary

Vaccination data through Mar 13, 2021 as of Mar 14, 2021 at 12:05 AM

Data in this report are provisional and subject to change.

Data in this summary pertain to COVID-19 vaccines approved by the U.S. Food and Drug Administration and have been issued an Emergency Use Authorization (Janssen COVID-19 Vaccine, Moderna COVID-19 Vaccine and Pfizer-BioNTech COVID-19 Vaccine). These data summarize the number of people who have received either their first dose or have completed the series for a COVID-19 vaccine. **A person can only be counted in one category, first dose or series complete.** For persons receiving Moderna or Pfizer vaccines, once they receive their second dose, they are moved from the first dose column to the series completed column. **Because of this, the total first dose category may show a change from report to report not matching the total receiving their first dose from the previous day.** Persons receiving Johnson & Johnson vaccines will always be counted in the series completed column.

## COVID-19 doses for vaccinated persons in Florida

**Doses administered** 97,314

People receiving one dose of a 1-dose series (Johnson & Johnson) or receiving only one dose of a 2-dose series (Moderna, Pfizer) count once. Persons receiving both doses of a 2-dose series count twice.

## Current status of persons vaccinated for COVID-19 in Florida

**Total people vaccinated** 56,374

First dose 14,018

Series completed 42,356

Completed 1-dose series 1,416

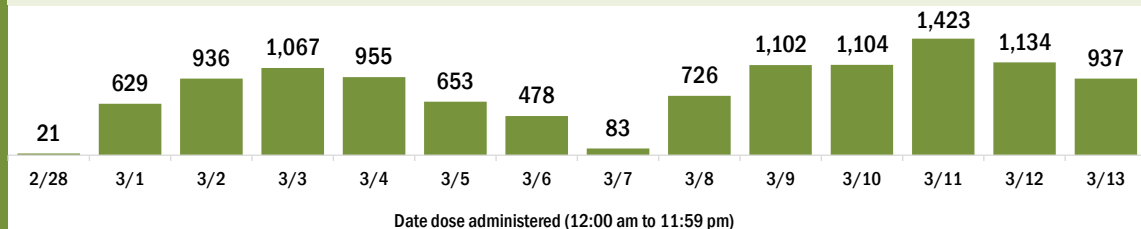
Completed 2-dose series 40,940

**First dose:** current number of people who have only received their first dose of the Moderna or Pfizer vaccine.

**Series complete:** current number of people who have received both Moderna or Pfizer vaccine doses or one Johnson & Johnson dose and are considered fully immunized.

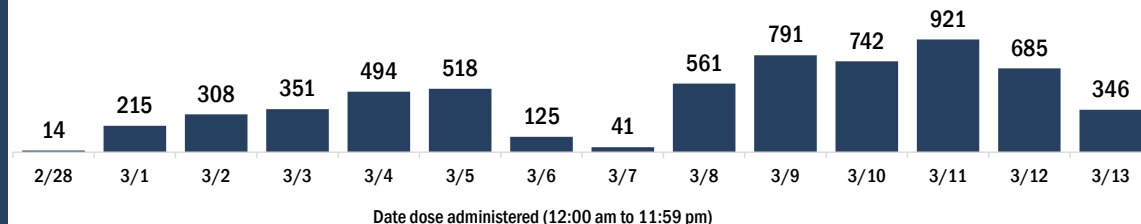
Demographic summary	First dose	Series complete	Total people vaccinated
<b>Age group</b>	<b>14,018</b>	<b>42,356</b>	<b>56,374</b>
16-24 years	1,137	2,046	3,183
25-34 years	2,060	5,685	7,745
35-44 years	1,664	4,277	5,941
45-54 years	1,406	3,972	5,378
55-64 years	1,888	4,512	6,400
65-74 years	3,673	12,294	15,967
75-84 years	1,614	6,896	8,510
85+ years	576	2,674	3,250
<b>Race</b>	<b>14,018</b>	<b>42,356</b>	<b>56,374</b>
White	8,317	30,676	38,993
Black	1,457	3,110	4,567
American Indian/Alaskan	37	120	157
Other	2,065	6,602	8,667
Unknown	2,142	1,848	3,990
<b>Other race</b> includes Asian, native Hawaiian/Pacific Islander, or other.			
<b>Ethnicity</b>	<b>14,018</b>	<b>42,356</b>	<b>56,374</b>
Hispanic	555	2,122	2,677
Non-Hispanic	6,086	30,734	36,820
Unknown	7,377	9,500	16,877
<b>Gender</b>	<b>14,018</b>	<b>42,356</b>	<b>56,374</b>
Female	8,312	25,251	33,563
Male	5,685	17,100	22,785
Unknown	21	5	26

## COVID-19 doses administered for the past 2 weeks

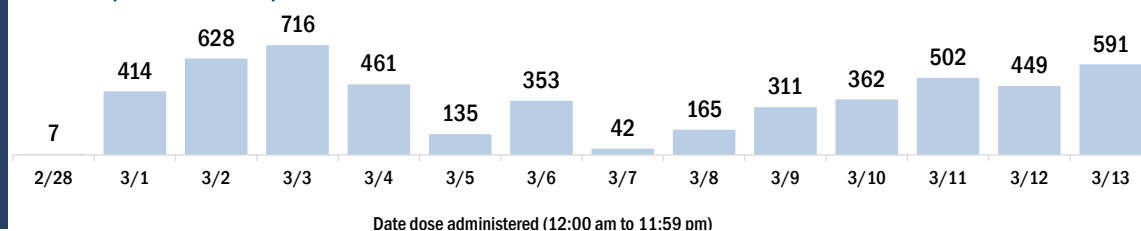


## Persons vaccinated for COVID-19 for the past 2 weeks

### Number of persons who received their first dose of a two-dose series of the COVID-19 vaccine



### Number of persons who completed the COVID-19 vaccine series



# COVID-19: Baker County vaccine summary

Vaccination data through Mar 13, 2021 as of Mar 14, 2021 at 12:05 AM

Data in this report are provisional and subject to change.

Data in this summary pertain to COVID-19 vaccines approved by the U.S. Food and Drug Administration and have been issued an Emergency Use Authorization (Janssen COVID-19 Vaccine, Moderna COVID-19 Vaccine and Pfizer-BioNTech COVID-19 Vaccine). These data summarize the number of people who have received either their first dose or have completed the series for a COVID-19 vaccine. **A person can only be counted in one category, first dose or series complete.** For persons receiving Moderna or Pfizer vaccines, once they receive their second dose, they are moved from the first dose column to the series completed column. **Because of this, the total first dose category may show a change from report to report not matching the total receiving their first dose from the previous day.** Persons receiving Johnson & Johnson vaccines will always be counted in the series completed column.

## COVID-19 doses for vaccinated persons in Florida

**Doses administered** 5,232

People receiving one dose of a 1-dose series (Johnson & Johnson) or receiving only one dose of a 2-dose series (Moderna, Pfizer) count once. Persons receiving both doses of a 2-dose series count twice.

## Current status of persons vaccinated for COVID-19 in Florida

**Total people vaccinated** 3,177

First dose 1,097

Series completed 2,080

Completed 1-dose series 25

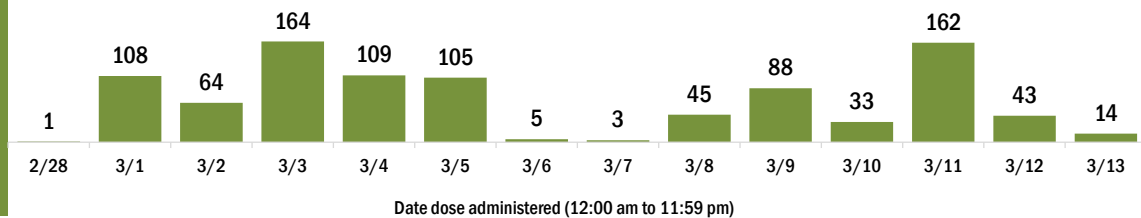
Completed 2-dose series 2,055

**First dose:** current number of people who have only received their first dose of the Moderna or Pfizer vaccine.

**Series complete:** current number of people who have received both Moderna or Pfizer vaccine doses or one Johnson & Johnson dose and are considered fully immunized.

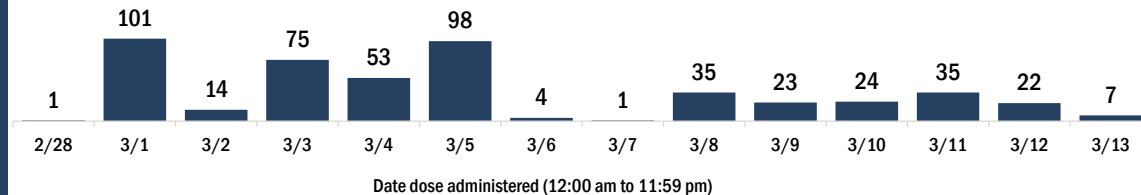
Demographic summary	First dose	Series complete	Total people vaccinated
<b>Age group</b>	1,097	2,080	3,177
16-24 years	19	26	45
25-34 years	49	82	131
35-44 years	63	121	184
45-54 years	121	142	263
55-64 years	216	241	457
65-74 years	382	862	1,244
75-84 years	184	474	658
85+ years	63	132	195
<b>Race</b>	1,097	2,080	3,177
White	828	1,592	2,420
Black	115	131	246
American Indian/Alaskan	8	13	21
Other	77	174	251
Unknown	69	170	239
<b>Other race</b> includes Asian, native Hawaiian/Pacific Islander, or other.			
<b>Ethnicity</b>	1,097	2,080	3,177
Hispanic	21	24	45
Non-Hispanic	735	1,140	1,875
Unknown	341	916	1,257
<b>Gender</b>	1,097	2,080	3,177
Female	659	1,160	1,819
Male	438	920	1,358
Unknown	0	0	0

## COVID-19 doses administered for the past 2 weeks

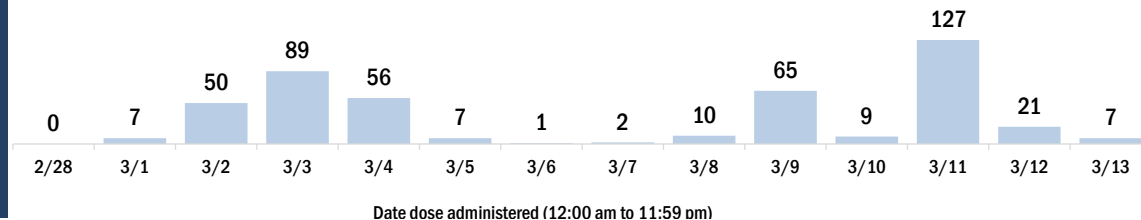


## Persons vaccinated for COVID-19 for the past 2 weeks

### Number of persons who received their first dose of a two-dose series of the COVID-19 vaccine



### Number of persons who completed the COVID-19 vaccine series



# COVID-19: Bay County vaccine summary

Vaccination data through Mar 13, 2021 as of Mar 14, 2021 at 12:05 AM

Data in this report are provisional and subject to change.

Data in this summary pertain to COVID-19 vaccines approved by the U.S. Food and Drug Administration and have been issued an Emergency Use Authorization (Janssen COVID-19 Vaccine, Moderna COVID-19 Vaccine and Pfizer-BioNTech COVID-19 Vaccine). These data summarize the number of people who have received either their first dose or have completed the series for a COVID-19 vaccine. **A person can only be counted in one category, first dose or series complete.** For persons receiving Moderna or Pfizer vaccines, once they receive their second dose, they are moved from the first dose column to the series completed column. **Because of this, the total first dose category may show a change from report to report not matching the total receiving their first dose from the previous day.** Persons receiving Johnson & Johnson vaccines will always be counted in the series completed column.

## COVID-19 doses for vaccinated persons in Florida

**Doses administered** 46,470

People receiving one dose of a 1-dose series (Johnson & Johnson) or receiving only one dose of a 2-dose series (Moderna, Pfizer) count once. Persons receiving both doses of a 2-dose series count twice.

## Current status of persons vaccinated for COVID-19 in Florida

**Total people vaccinated** 29,309

First dose 12,081

Series completed 17,228

Completed 1-dose series 67

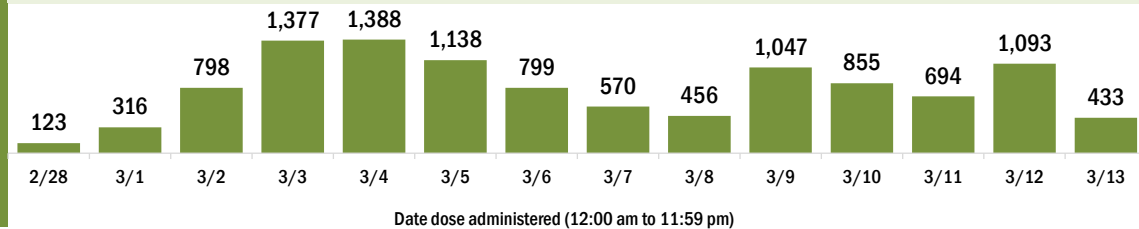
Completed 2-dose series 17,161

**First dose:** current number of people who have only received their first dose of the Moderna or Pfizer vaccine.

**Series complete:** current number of people who have received both Moderna or Pfizer vaccine doses or one Johnson & Johnson dose and are considered fully immunized.

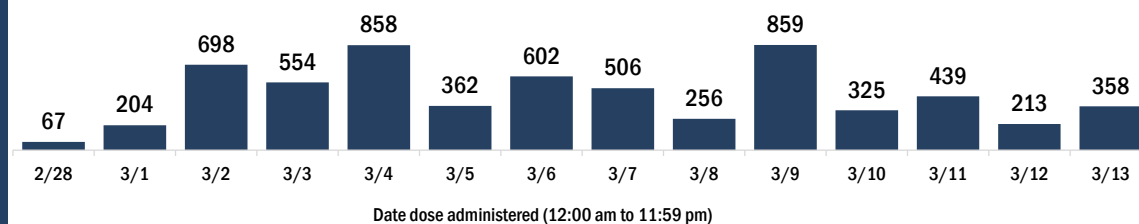
Demographic summary	First dose	Series complete	Total people vaccinated
<b>Age group</b>	<b>12,081</b>	<b>17,228</b>	<b>29,309</b>
16-24 years	292	162	454
25-34 years	569	550	1,119
35-44 years	970	942	1,912
45-54 years	1,455	1,253	2,708
55-64 years	2,563	1,928	4,491
65-74 years	3,863	7,196	11,059
75-84 years	1,782	3,933	5,715
85+ years	587	1,264	1,851
<b>Race</b>	<b>12,081</b>	<b>17,228</b>	<b>29,309</b>
White	8,302	11,570	19,872
Black	940	770	1,710
American Indian/Alaskan	37	89	126
Other	933	1,772	2,705
Unknown	1,869	3,027	4,896
<b>Other race</b> includes Asian, native Hawaiian/Pacific Islander, or other.			
<b>Ethnicity</b>	<b>12,081</b>	<b>17,228</b>	<b>29,309</b>
Hispanic	458	249	707
Non-Hispanic	7,302	8,747	16,049
Unknown	4,321	8,232	12,553
<b>Gender</b>	<b>12,081</b>	<b>17,228</b>	<b>29,309</b>
Female	7,115	9,669	16,784
Male	4,961	7,558	12,519
Unknown	5	1	6

## COVID-19 doses administered for the past 2 weeks

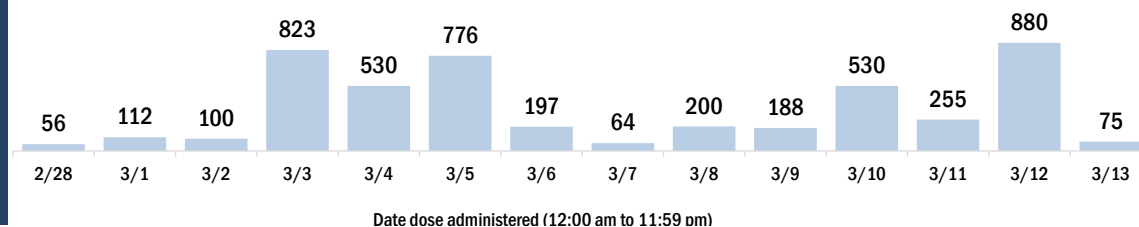


## Persons vaccinated for COVID-19 for the past 2 weeks

### Number of persons who received their first dose of a two-dose series of the COVID-19 vaccine



### Number of persons who completed the COVID-19 vaccine series



# COVID-19: Bradford County vaccine summary

Vaccination data through Mar 13, 2021 as of Mar 14, 2021 at 12:05 AM

Data in this report are provisional and subject to change.

Data in this summary pertain to COVID-19 vaccines approved by the U.S. Food and Drug Administration and have been issued an Emergency Use Authorization (Janssen COVID-19 Vaccine, Moderna COVID-19 Vaccine and Pfizer-BioNTech COVID-19 Vaccine). These data summarize the number of people who have received either their first dose or have completed the series for a COVID-19 vaccine. **A person can only be counted in one category, first dose or series complete.** For persons receiving Moderna or Pfizer vaccines, once they receive their second dose, they are moved from the first dose column to the series completed column. **Because of this, the total first dose category may show a change from report to report not matching the total receiving their first dose from the previous day.** Persons receiving Johnson & Johnson vaccines will always be counted in the series completed column.

## COVID-19 doses for vaccinated persons in Florida

**Doses administered** 5,379

People receiving one dose of a 1-dose series (Johnson & Johnson) or receiving only one dose of a 2-dose series (Moderna, Pfizer) count once. Persons receiving both doses of a 2-dose series count twice.

## Current status of persons vaccinated for COVID-19 in Florida

**Total people vaccinated** 3,097

First dose 806

Series completed 2,291

Completed 1-dose series 9

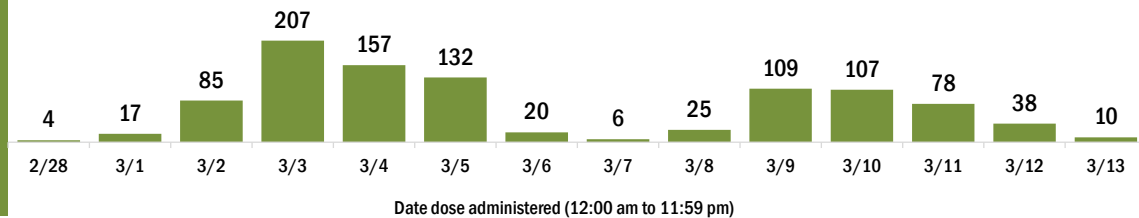
Completed 2-dose series 2,282

**First dose:** current number of people who have only received their first dose of the Moderna or Pfizer vaccine.

**Series complete:** current number of people who have received both Moderna or Pfizer vaccine doses or one Johnson & Johnson dose and are considered fully immunized.

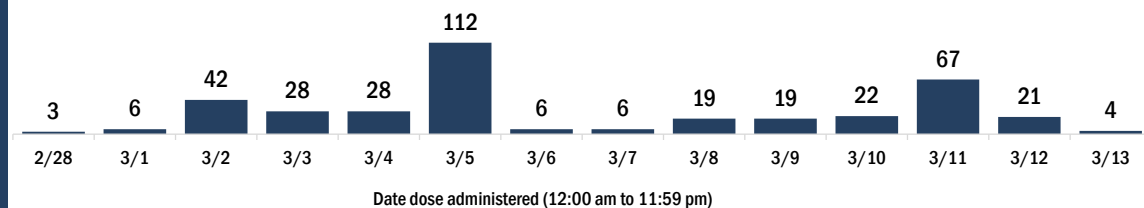
Demographic summary	First dose	Series complete	Total people vaccinated
<b>Age group</b>	806	2,291	3,097
16-24 years	19	13	32
25-34 years	34	59	93
35-44 years	40	74	114
45-54 years	75	118	193
55-64 years	188	167	355
65-74 years	275	1,012	1,287
75-84 years	126	637	763
85+ years	49	211	260
<b>Race</b>	806	2,291	3,097
White	584	1,789	2,373
Black	104	201	305
American Indian/Alaskan	8	13	21
Other	61	234	295
Unknown	49	54	103
<b>Other race</b> includes Asian, native Hawaiian/Pacific Islander, or other.			
<b>Ethnicity</b>	806	2,291	3,097
Hispanic	11	21	32
Non-Hispanic	625	2,051	2,676
Unknown	170	219	389
<b>Gender</b>	806	2,291	3,097
Female	514	1,330	1,844
Male	291	961	1,252
Unknown	1	0	1

## COVID-19 doses administered for the past 2 weeks

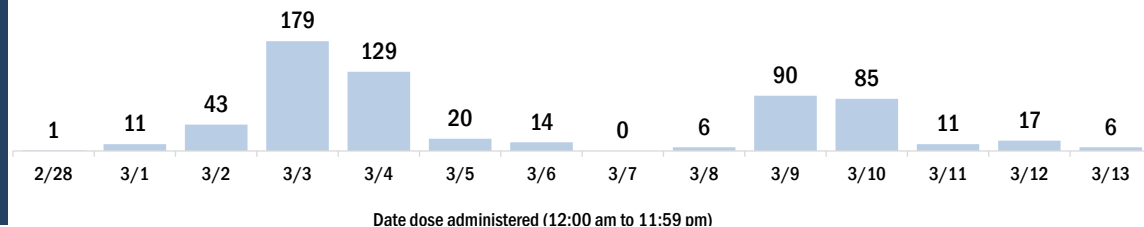


## Persons vaccinated for COVID-19 for the past 2 weeks

Number of persons who received their first dose of a two-dose series of the COVID-19 vaccine



Number of persons who completed the COVID-19 vaccine series



# COVID-19: Brevard County vaccine summary

Vaccination data through Mar 13, 2021 as of Mar 14, 2021 at 12:05 AM

Data in this report are provisional and subject to change.

Data in this summary pertain to COVID-19 vaccines approved by the U.S. Food and Drug Administration and have been issued an Emergency Use Authorization (Janssen COVID-19 Vaccine, Moderna COVID-19 Vaccine and Pfizer-BioNTech COVID-19 Vaccine). These data summarize the number of people who have received either their first dose or have completed the series for a COVID-19 vaccine. **A person can only be counted in one category, first dose or series complete.** For persons receiving Moderna or Pfizer vaccines, once they receive their second dose, they are moved from the first dose column to the series completed column. **Because of this, the total first dose category may show a change from report to report not matching the total receiving their first dose from the previous day.** Persons receiving Johnson & Johnson vaccines will always be counted in the series completed column.

## COVID-19 doses for vaccinated persons in Florida

**Doses administered** 168,914

People receiving one dose of a 1-dose series (Johnson & Johnson) or receiving only one dose of a 2-dose series (Moderna, Pfizer) count once. Persons receiving both doses of a 2-dose series count twice.

## Current status of persons vaccinated for COVID-19 in Florida

**Total people vaccinated** 108,577

First dose 47,197

Series completed 61,380

Completed 1-dose series 1,043

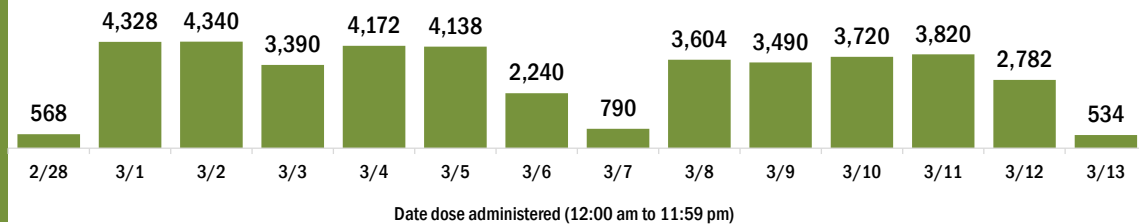
Completed 2-dose series 60,337

**First dose:** current number of people who have only received their first dose of the Moderna or Pfizer vaccine.

**Series complete:** current number of people who have received both Moderna or Pfizer vaccine doses or one Johnson & Johnson dose and are considered fully immunized.

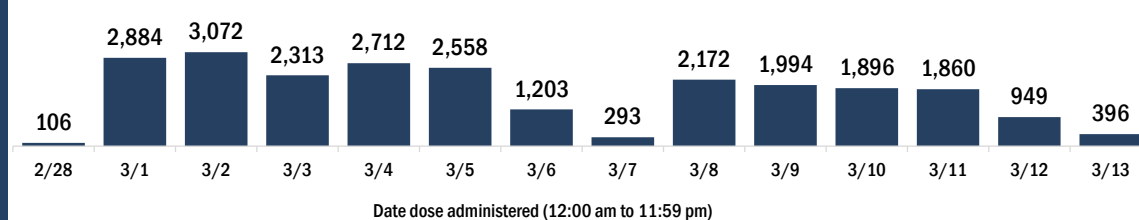
Demographic summary	First dose	Series complete	Total people vaccinated
<b>Age group</b>	<b>47,197</b>	<b>61,380</b>	<b>108,577</b>
16-24 years	518	610	1,128
25-34 years	1,389	1,894	3,283
35-44 years	2,057	2,802	4,859
45-54 years	3,074	3,665	6,739
55-64 years	7,355	5,563	12,918
65-74 years	17,678	26,250	43,928
75-84 years	11,082	14,846	25,928
85+ years	4,044	5,750	9,794
<b>Race</b>	<b>47,197</b>	<b>61,380</b>	<b>108,577</b>
White	29,600	38,951	68,551
Black	2,638	2,034	4,672
American Indian/Alaskan	195	274	469
Other	3,328	7,431	10,759
Unknown	11,436	12,690	24,126
<b>Other race</b> includes Asian, native Hawaiian/Pacific Islander, or other.			
<b>Ethnicity</b>	<b>47,197</b>	<b>61,380</b>	<b>108,577</b>
Hispanic	1,483	1,302	2,785
Non-Hispanic	21,947	26,713	48,660
Unknown	23,767	33,365	57,132
<b>Gender</b>	<b>47,197</b>	<b>61,380</b>	<b>108,577</b>
Female	27,865	36,203	64,068
Male	19,098	25,145	44,243
Unknown	234	32	266

## COVID-19 doses administered for the past 2 weeks

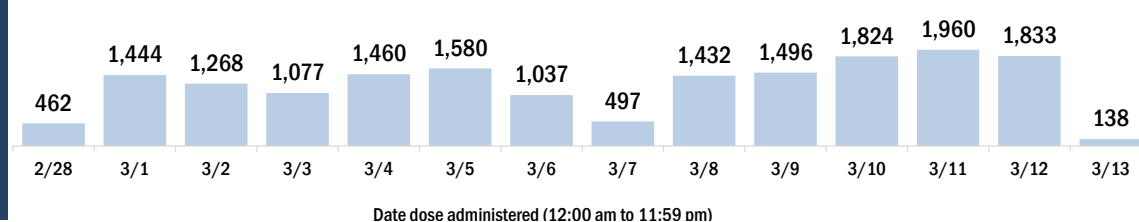


## Persons vaccinated for COVID-19 for the past 2 weeks

### Number of persons who received their first dose of a two-dose series of the COVID-19 vaccine



### Number of persons who completed the COVID-19 vaccine series





# COVID-19: Broward County vaccine summary

Vaccination data through Mar 13, 2021 as of Mar 14, 2021 at 12:05 AM

Data in this report are provisional and subject to change.

Data in this summary pertain to COVID-19 vaccines approved by the U.S. Food and Drug Administration and have been issued an Emergency Use Authorization (Janssen COVID-19 Vaccine, Moderna COVID-19 Vaccine and Pfizer-BioNTech COVID-19 Vaccine). These data summarize the number of people who have received either their first dose or have completed the series for a COVID-19 vaccine. **A person can only be counted in one category, first dose or series complete.** For persons receiving Moderna or Pfizer vaccines, once they receive their second dose, they are moved from the first dose column to the series completed column. **Because of this, the total first dose category may show a change from report to report not matching the total receiving their first dose from the previous day.** Persons receiving Johnson & Johnson vaccines will always be counted in the series completed column.

## COVID-19 doses for vaccinated persons in Florida

**Doses administered** 562,769

People receiving one dose of a 1-dose series (Johnson & Johnson) or receiving only one dose of a 2-dose series (Moderna, Pfizer) count once. Persons receiving both doses of a 2-dose series count twice.

## Current status of persons vaccinated for COVID-19 in Florida

**Total people vaccinated** 368,869

First dose 169,243

Series completed 199,626

Completed 1-dose series 5,726

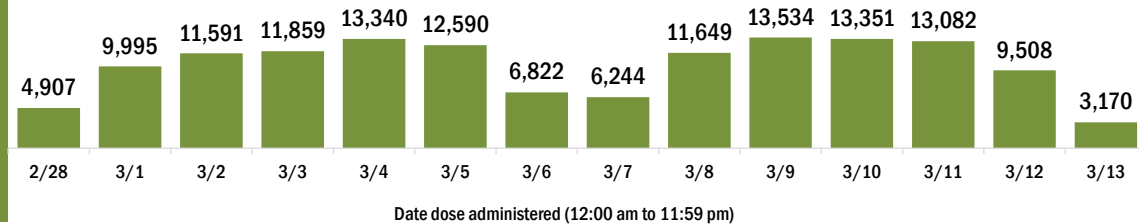
Completed 2-dose series 193,900

**First dose:** current number of people who have only received their first dose of the Moderna or Pfizer vaccine.

**Series complete:** current number of people who have received both Moderna or Pfizer vaccine doses or one Johnson & Johnson dose and are considered fully immunized.

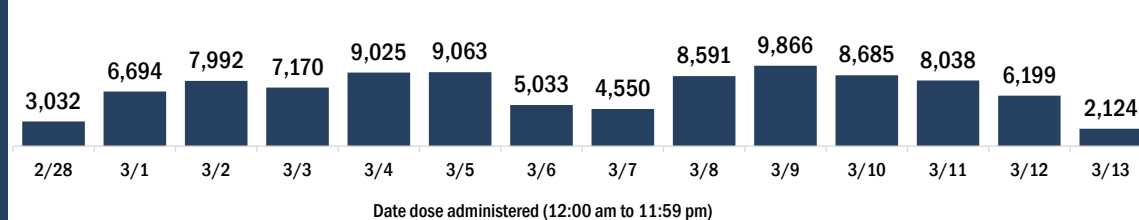
Demographic summary	First dose	Series complete	Total people vaccinated
<b>Age group</b>	<b>169,243</b>	<b>199,626</b>	<b>368,869</b>
16-24 years	3,787	1,899	5,686
25-34 years	8,795	7,716	16,511
35-44 years	13,880	10,683	24,563
45-54 years	22,595	14,795	37,390
55-64 years	36,270	20,379	56,649
65-74 years	47,866	82,995	130,861
75-84 years	25,386	44,489	69,875
85+ years	10,664	16,670	27,334
<b>Race</b>	<b>169,243</b>	<b>199,626</b>	<b>368,869</b>
White	99,765	139,011	238,776
Black	22,377	21,298	43,675
American Indian/Alaskan	932	1,015	1,947
Other	16,718	22,498	39,216
Unknown	29,451	15,804	45,255
<b>Other race</b> includes Asian, native Hawaiian/Pacific Islander, or other.			
<b>Ethnicity</b>	<b>169,243</b>	<b>199,626</b>	<b>368,869</b>
Hispanic	32,595	33,847	66,442
Non-Hispanic	73,717	119,748	193,465
Unknown	62,931	46,031	108,962
<b>Gender</b>	<b>169,243</b>	<b>199,626</b>	<b>368,869</b>
Female	96,218	113,146	209,364
Male	72,590	86,426	159,016
Unknown	435	54	489

## COVID-19 doses administered for the past 2 weeks

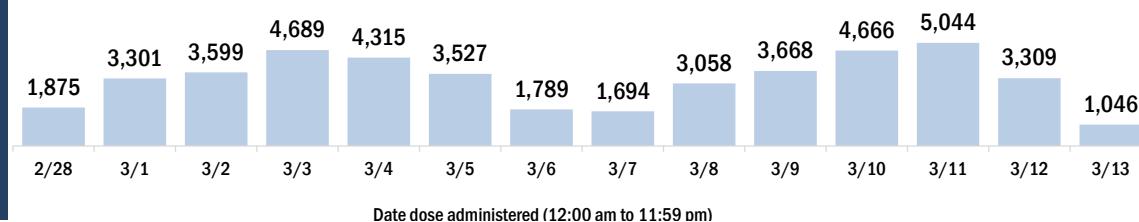


## Persons vaccinated for COVID-19 for the past 2 weeks

### Number of persons who received their first dose of a two-dose series of the COVID-19 vaccine



### Number of persons who completed the COVID-19 vaccine series



# COVID-19: Calhoun County vaccine summary

Vaccination data through Mar 13, 2021 as of Mar 14, 2021 at 12:05 AM

Data in this report are provisional and subject to change.

Data in this summary pertain to COVID-19 vaccines approved by the U.S. Food and Drug Administration and have been issued an Emergency Use Authorization (Janssen COVID-19 Vaccine, Moderna COVID-19 Vaccine and Pfizer-BioNTech COVID-19 Vaccine). These data summarize the number of people who have received either their first dose or have completed the series for a COVID-19 vaccine. **A person can only be counted in one category, first dose or series complete.** For persons receiving Moderna or Pfizer vaccines, once they receive their second dose, they are moved from the first dose column to the series completed column. **Because of this, the total first dose category may show a change from report to report not matching the total receiving their first dose from the previous day.** Persons receiving Johnson & Johnson vaccines will always be counted in the series completed column.

## COVID-19 doses for vaccinated persons in Florida

**Doses administered** 3,656

People receiving one dose of a 1-dose series (Johnson & Johnson) or receiving only one dose of a 2-dose series (Moderna, Pfizer) count once. Persons receiving both doses of a 2-dose series count twice.

## Current status of persons vaccinated for COVID-19 in Florida

**Total people vaccinated** 2,045

First dose 413

Series completed 1,632

Completed 1-dose series 21

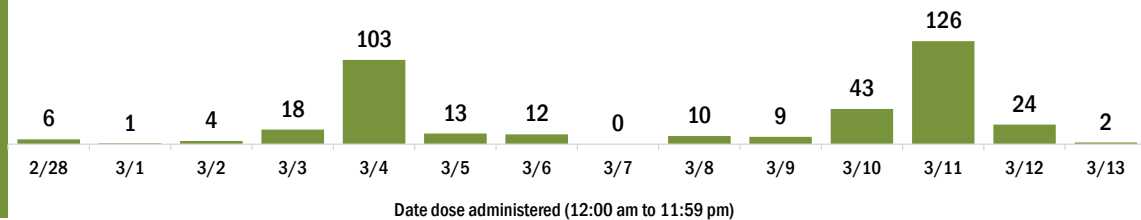
Completed 2-dose series 1,611

**First dose:** current number of people who have only received their first dose of the Moderna or Pfizer vaccine.

**Series complete:** current number of people who have received both Moderna or Pfizer vaccine doses or one Johnson & Johnson dose and are considered fully immunized.

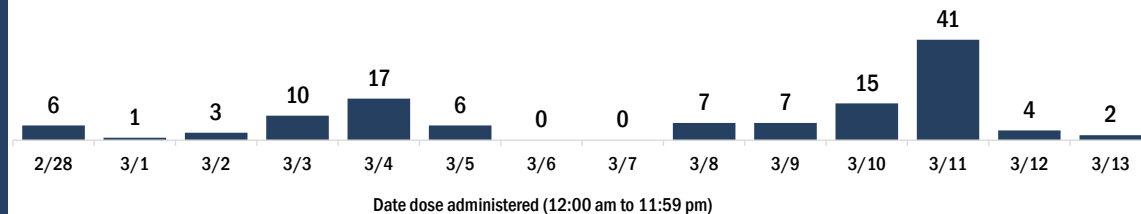
Demographic summary	First dose	Series complete	Total people vaccinated
<b>Age group</b>	<b>413</b>	<b>1,632</b>	<b>2,045</b>
16-24 years	14	9	23
25-34 years	8	41	49
35-44 years	25	65	90
45-54 years	45	106	151
55-64 years	91	185	276
65-74 years	134	657	791
75-84 years	70	407	477
85+ years	26	162	188
<b>Race</b>	<b>413</b>	<b>1,632</b>	<b>2,045</b>
White	292	1,123	1,415
Black	42	81	123
American Indian/Alaskan	4	12	16
Other	36	283	319
Unknown	39	133	172
<b>Other race</b> includes Asian, native Hawaiian/Pacific Islander, or other.			
<b>Ethnicity</b>	<b>413</b>	<b>1,632</b>	<b>2,045</b>
Hispanic	6	25	31
Non-Hispanic	215	895	1,110
Unknown	192	712	904
<b>Gender</b>	<b>413</b>	<b>1,632</b>	<b>2,045</b>
Female	215	928	1,143
Male	198	703	901
Unknown	0	1	1

## COVID-19 doses administered for the past 2 weeks

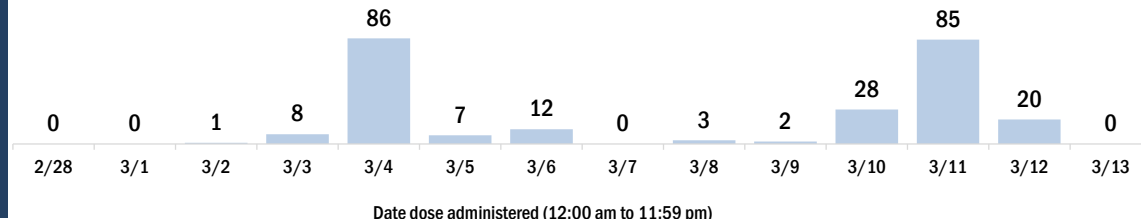


## Persons vaccinated for COVID-19 for the past 2 weeks

Number of persons who received their first dose of a two-dose series of the COVID-19 vaccine



Number of persons who completed the COVID-19 vaccine series





# COVID-19: Charlotte County vaccine summary

Vaccination data through Mar 13, 2021 as of Mar 14, 2021 at 12:05 AM

Data in this report are provisional and subject to change.

Data in this summary pertain to COVID-19 vaccines approved by the U.S. Food and Drug Administration and have been issued an Emergency Use Authorization (Janssen COVID-19 Vaccine, Moderna COVID-19 Vaccine and Pfizer-BioNTech COVID-19 Vaccine). These data summarize the number of people who have received either their first dose or have completed the series for a COVID-19 vaccine. **A person can only be counted in one category, first dose or series complete.** For persons receiving Moderna or Pfizer vaccines, once they receive their second dose, they are moved from the first dose column to the series completed column. **Because of this, the total first dose category may show a change from report to report not matching the total receiving their first dose from the previous day.** Persons receiving Johnson & Johnson vaccines will always be counted in the series completed column.

## COVID-19 doses for vaccinated persons in Florida

**Doses administered** 75,502

People receiving one dose of a 1-dose series (Johnson & Johnson) or receiving only one dose of a 2-dose series (Moderna, Pfizer) count once. Persons receiving both doses of a 2-dose series count twice.

## Current status of persons vaccinated for COVID-19 in Florida

**Total people vaccinated** 52,113

First dose 28,215

Series completed 23,898

Completed 1-dose series 509

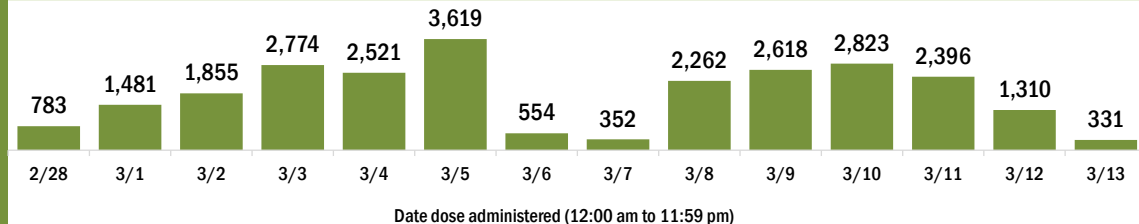
Completed 2-dose series 23,389

**First dose:** current number of people who have only received their first dose of the Moderna or Pfizer vaccine.

**Series complete:** current number of people who have received both Moderna or Pfizer vaccine doses or one Johnson & Johnson dose and are considered fully immunized.

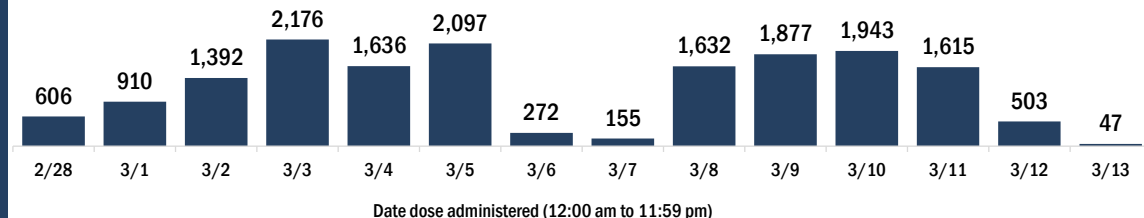
Demographic summary	First dose	Series complete	Total people vaccinated
<b>Age group</b>	<b>28,215</b>	<b>23,898</b>	<b>52,113</b>
16-24 years	95	131	226
25-34 years	209	394	603
35-44 years	336	578	914
45-54 years	658	1,029	1,687
55-64 years	1,910	1,805	3,715
65-74 years	13,343	11,546	24,889
75-84 years	9,257	6,226	15,483
85+ years	2,407	2,189	4,596
<b>Race</b>	<b>28,215</b>	<b>23,898</b>	<b>52,113</b>
White	21,119	15,710	36,829
Black	421	289	710
American Indian/Alaskan	140	46	186
Other	1,348	2,613	3,961
Unknown	5,187	5,240	10,427
<b>Other race</b> includes Asian, native Hawaiian/Pacific Islander, or other.			
<b>Ethnicity</b>	<b>28,215</b>	<b>23,898</b>	<b>52,113</b>
Hispanic	465	305	770
Non-Hispanic	13,270	10,536	23,806
Unknown	14,480	13,057	27,537
<b>Gender</b>	<b>28,215</b>	<b>23,898</b>	<b>52,113</b>
Female	15,487	13,580	29,067
Male	12,699	10,313	23,012
Unknown	29	5	34

## COVID-19 doses administered for the past 2 weeks

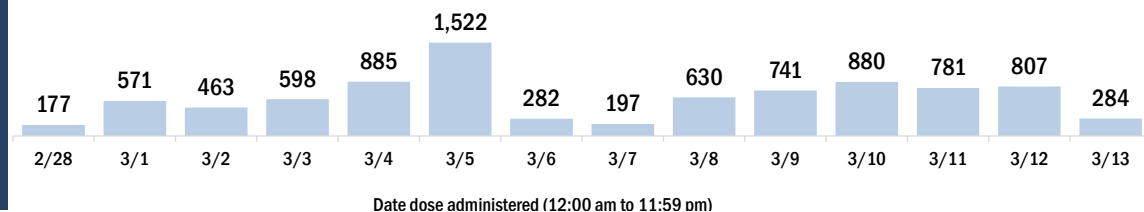


## Persons vaccinated for COVID-19 for the past 2 weeks

### Number of persons who received their first dose of a two-dose series of the COVID-19 vaccine



### Number of persons who completed the COVID-19 vaccine series



# COVID-19: Citrus County vaccine summary

Vaccination data through Mar 13, 2021 as of Mar 14, 2021 at 12:05 AM

Data in this report are provisional and subject to change.

Data in this summary pertain to COVID-19 vaccines approved by the U.S. Food and Drug Administration and have been issued an Emergency Use Authorization (Janssen COVID-19 Vaccine, Moderna COVID-19 Vaccine and Pfizer-BioNTech COVID-19 Vaccine). These data summarize the number of people who have received either their first dose or have completed the series for a COVID-19 vaccine. **A person can only be counted in one category, first dose or series complete.** For persons receiving Moderna or Pfizer vaccines, once they receive their second dose, they are moved from the first dose column to the series completed column. **Because of this, the total first dose category may show a change from report to report not matching the total receiving their first dose from the previous day.** Persons receiving Johnson & Johnson vaccines will always be counted in the series completed column.

## COVID-19 doses for vaccinated persons in Florida

**Doses administered** 53,409

People receiving one dose of a 1-dose series (Johnson & Johnson) or receiving only one dose of a 2-dose series (Moderna, Pfizer) count once. Persons receiving both doses of a 2-dose series count twice.

## Current status of persons vaccinated for COVID-19 in Florida

**Total people vaccinated** 35,208

First dose 16,908

Series completed 18,300

Completed 1-dose series 99

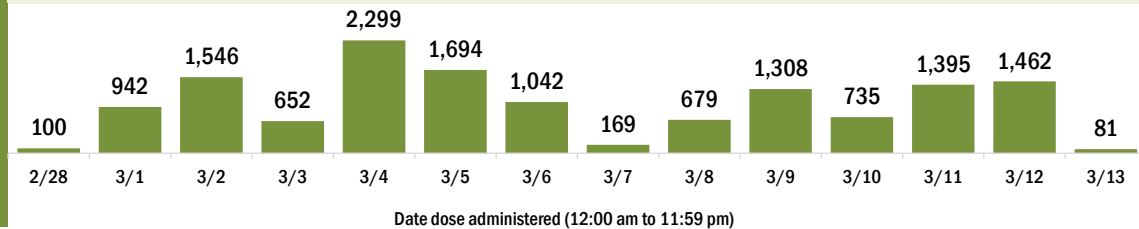
Completed 2-dose series 18,201

**First dose:** current number of people who have only received their first dose of the Moderna or Pfizer vaccine.

**Series complete:** current number of people who have received both Moderna or Pfizer vaccine doses or one Johnson & Johnson dose and are considered fully immunized.

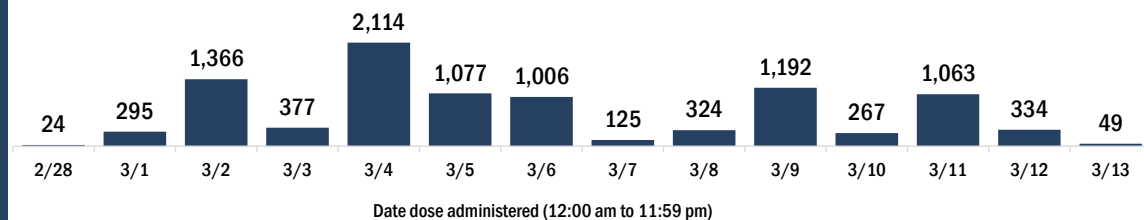
Demographic summary	First dose	Series complete	Total people vaccinated
<b>Age group</b>	<b>16,908</b>	<b>18,300</b>	<b>35,208</b>
16-24 years	89	155	244
25-34 years	162	377	539
35-44 years	255	500	755
45-54 years	451	746	1,197
55-64 years	1,055	1,239	2,294
65-74 years	7,920	8,090	16,010
75-84 years	5,494	5,475	10,969
85+ years	1,482	1,718	3,200
<b>Race</b>	<b>16,908</b>	<b>18,300</b>	<b>35,208</b>
White	14,266	11,118	25,384
Black	224	219	443
American Indian/Alaskan	107	54	161
Other	656	2,178	2,834
Unknown	1,655	4,731	6,386
<b>Other race</b> includes Asian, native Hawaiian/Pacific Islander, or other.			
<b>Ethnicity</b>	<b>16,908</b>	<b>18,300</b>	<b>35,208</b>
Hispanic	467	290	757
Non-Hispanic	11,508	7,170	18,678
Unknown	4,933	10,840	15,773
<b>Gender</b>	<b>16,908</b>	<b>18,300</b>	<b>35,208</b>
Female	9,700	10,376	20,076
Male	7,156	7,913	15,069
Unknown	52	11	63

## COVID-19 doses administered for the past 2 weeks

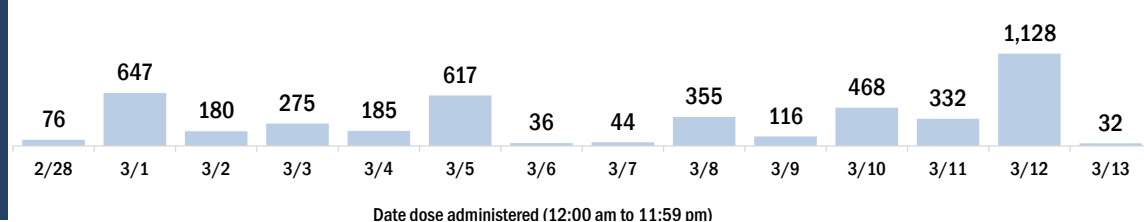


## Persons vaccinated for COVID-19 for the past 2 weeks

### Number of persons who received their first dose of a two-dose series of the COVID-19 vaccine



### Number of persons who completed the COVID-19 vaccine series



# COVID-19: Clay County vaccine summary

Vaccination data through Mar 13, 2021 as of Mar 14, 2021 at 12:05 AM

Data in this report are provisional and subject to change.

Data in this summary pertain to COVID-19 vaccines approved by the U.S. Food and Drug Administration and have been issued an Emergency Use Authorization (Janssen COVID-19 Vaccine, Moderna COVID-19 Vaccine and Pfizer-BioNTech COVID-19 Vaccine). These data summarize the number of people who have received either their first dose or have completed the series for a COVID-19 vaccine. **A person can only be counted in one category, first dose or series complete.** For persons receiving Moderna or Pfizer vaccines, once they receive their second dose, they are moved from the first dose column to the series completed column. **Because of this, the total first dose category may show a change from report to report not matching the total receiving their first dose from the previous day.** Persons receiving Johnson & Johnson vaccines will always be counted in the series completed column.

## COVID-19 doses for vaccinated persons in Florida

**Doses administered** 55,902

People receiving one dose of a 1-dose series (Johnson & Johnson) or receiving only one dose of a 2-dose series (Moderna, Pfizer) count once. Persons receiving both doses of a 2-dose series count twice.

## Current status of persons vaccinated for COVID-19 in Florida

**Total people vaccinated** 33,682

First dose 10,858

Series completed 22,824

Completed 1-dose series 604

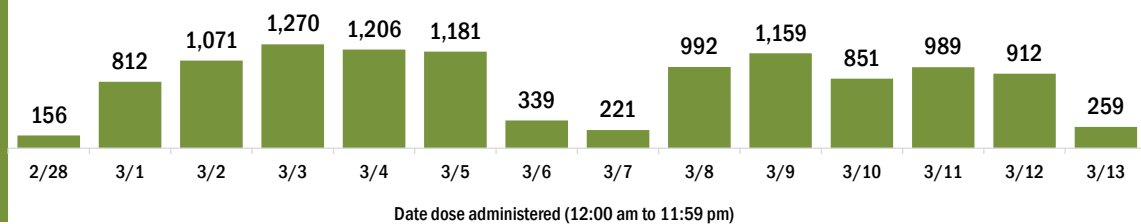
Completed 2-dose series 22,220

**First dose:** current number of people who have only received their first dose of the Moderna or Pfizer vaccine.

**Series complete:** current number of people who have received both Moderna or Pfizer vaccine doses or one Johnson & Johnson dose and are considered fully immunized.

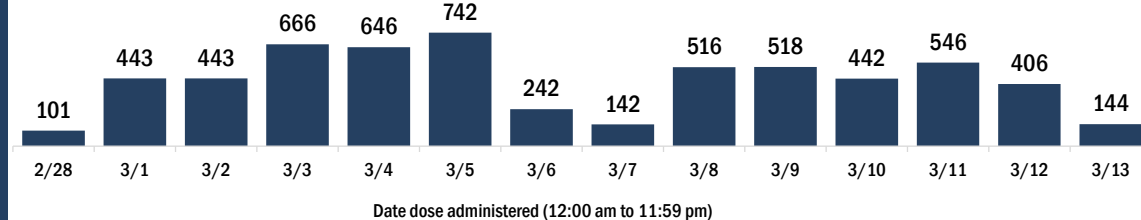
Demographic summary	First dose	Series complete	Total people vaccinated
<b>Age group</b>	<b>10,858</b>	<b>22,824</b>	<b>33,682</b>
16-24 years	325	292	617
25-34 years	508	863	1,371
35-44 years	879	1,369	2,248
45-54 years	1,462	1,601	3,063
55-64 years	2,490	2,019	4,509
65-74 years	3,134	9,925	13,059
75-84 years	1,553	5,181	6,734
85+ years	507	1,574	2,081
<b>Race</b>	<b>10,858</b>	<b>22,824</b>	<b>33,682</b>
White	7,166	17,044	24,210
Black	817	1,195	2,012
American Indian/Alaskan	76	107	183
Other	1,200	2,234	3,434
Unknown	1,599	2,244	3,843
<b>Other race</b> includes Asian, native Hawaiian/Pacific Islander, or other.			
<b>Ethnicity</b>	<b>10,858</b>	<b>22,824</b>	<b>33,682</b>
Hispanic	518	725	1,243
Non-Hispanic	7,106	17,189	24,295
Unknown	3,234	4,910	8,144
<b>Gender</b>	<b>10,858</b>	<b>22,824</b>	<b>33,682</b>
Female	6,633	13,145	19,778
Male	4,195	9,678	13,873
Unknown	30	1	31

## COVID-19 doses administered for the past 2 weeks

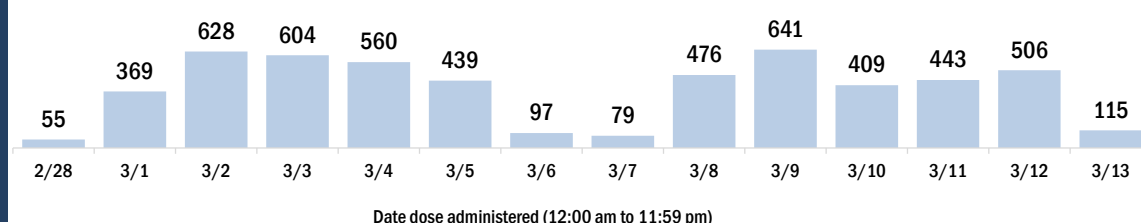


## Persons vaccinated for COVID-19 for the past 2 weeks

### Number of persons who received their first dose of a two-dose series of the COVID-19 vaccine



### Number of persons who completed the COVID-19 vaccine series



# COVID-19: Collier County vaccine summary

Vaccination data through Mar 13, 2021 as of Mar 14, 2021 at 12:05 AM

Data in this report are provisional and subject to change.

Data in this summary pertain to COVID-19 vaccines approved by the U.S. Food and Drug Administration and have been issued an Emergency Use Authorization (Janssen COVID-19 Vaccine, Moderna COVID-19 Vaccine and Pfizer-BioNTech COVID-19 Vaccine). These data summarize the number of people who have received either their first dose or have completed the series for a COVID-19 vaccine. **A person can only be counted in one category, first dose or series complete.** For persons receiving Moderna or Pfizer vaccines, once they receive their second dose, they are moved from the first dose column to the series completed column. **Because of this, the total first dose category may show a change from report to report not matching the total receiving their first dose from the previous day.** Persons receiving Johnson & Johnson vaccines will always be counted in the series completed column.

## COVID-19 doses for vaccinated persons in Florida

**Doses administered** 161,342

People receiving one dose of a 1-dose series (Johnson & Johnson) or receiving only one dose of a 2-dose series (Moderna, Pfizer) count once. Persons receiving both doses of a 2-dose series count twice.

## Current status of persons vaccinated for COVID-19 in Florida

**Total people vaccinated** 101,411

First dose 40,835

Series completed 60,576

Completed 1-dose series 645

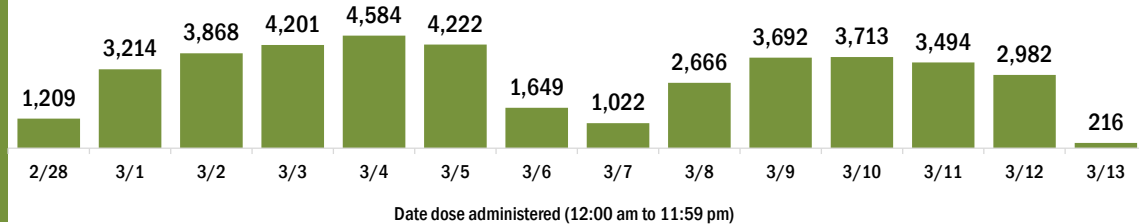
Completed 2-dose series 59,931

**First dose:** current number of people who have only received their first dose of the Moderna or Pfizer vaccine.

**Series complete:** current number of people who have received both Moderna or Pfizer vaccine doses or one Johnson & Johnson dose and are considered fully immunized.

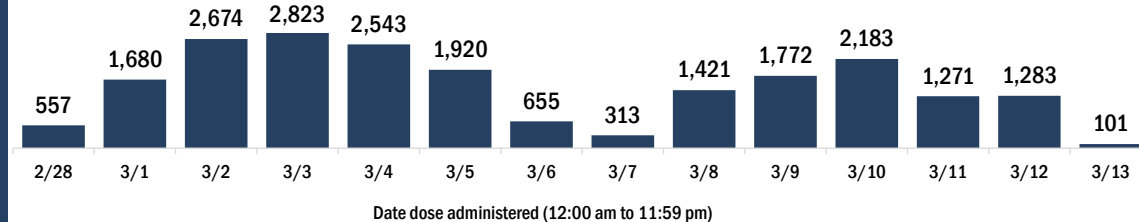
Demographic summary	First dose	Series complete	Total people vaccinated
<b>Age group</b>	40,835	60,576	101,411
16-24 years	265	388	653
25-34 years	475	1,010	1,485
35-44 years	619	1,447	2,066
45-54 years	1,095	2,030	3,125
55-64 years	3,234	2,986	6,220
65-74 years	16,801	28,604	45,405
75-84 years	13,872	18,572	32,444
85+ years	4,474	5,539	10,013
<b>Race</b>	40,835	60,576	101,411
White	26,952	37,440	64,392
Black	406	476	882
American Indian/Alaskan	157	149	306
Other	2,375	5,428	7,803
Unknown	10,945	17,083	28,028
<b>Other race</b> includes Asian, native Hawaiian/Pacific Islander, or other.			
<b>Ethnicity</b>	40,835	60,576	101,411
Hispanic	1,604	1,969	3,573
Non-Hispanic	17,439	25,670	43,109
Unknown	21,792	32,937	54,729
<b>Gender</b>	40,835	60,576	101,411
Female	22,473	33,432	55,905
Male	18,076	27,064	45,140
Unknown	286	80	366

## COVID-19 doses administered for the past 2 weeks

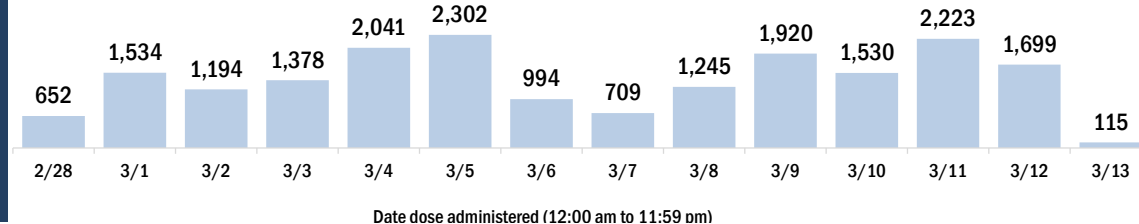


## Persons vaccinated for COVID-19 for the past 2 weeks

### Number of persons who received their first dose of a two-dose series of the COVID-19 vaccine



### Number of persons who completed the COVID-19 vaccine series



# COVID-19: Columbia County vaccine summary

Vaccination data through Mar 13, 2021 as of Mar 14, 2021 at 12:05 AM

Data in this report are provisional and subject to change.

Data in this summary pertain to COVID-19 vaccines approved by the U.S. Food and Drug Administration and have been issued an Emergency Use Authorization (Janssen COVID-19 Vaccine, Moderna COVID-19 Vaccine and Pfizer-BioNTech COVID-19 Vaccine). These data summarize the number of people who have received either their first dose or have completed the series for a COVID-19 vaccine. **A person can only be counted in one category, first dose or series complete.** For persons receiving Moderna or Pfizer vaccines, once they receive their second dose, they are moved from the first dose column to the series completed column. **Because of this, the total first dose category may show a change from report to report not matching the total receiving their first dose from the previous day.** Persons receiving Johnson & Johnson vaccines will always be counted in the series completed column.

## COVID-19 doses for vaccinated persons in Florida

**Doses administered** 14,480

People receiving one dose of a 1-dose series (Johnson & Johnson) or receiving only one dose of a 2-dose series (Moderna, Pfizer) count once. Persons receiving both doses of a 2-dose series count twice.

## Current status of persons vaccinated for COVID-19 in Florida

**Total people vaccinated** 8,746

First dose 2,920

Series completed 5,826

Completed 1-dose series 92

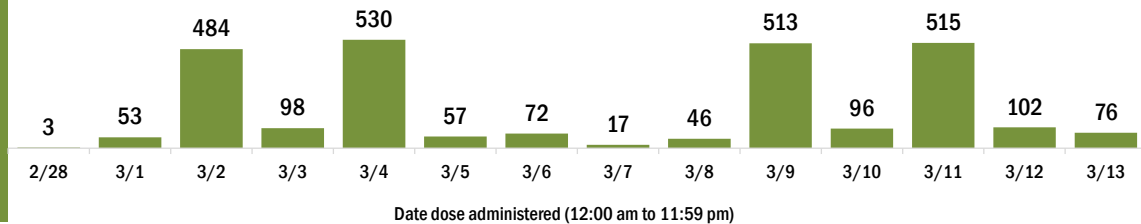
Completed 2-dose series 5,734

**First dose:** current number of people who have only received their first dose of the Moderna or Pfizer vaccine.

**Series complete:** current number of people who have received both Moderna or Pfizer vaccine doses or one Johnson & Johnson dose and are considered fully immunized.

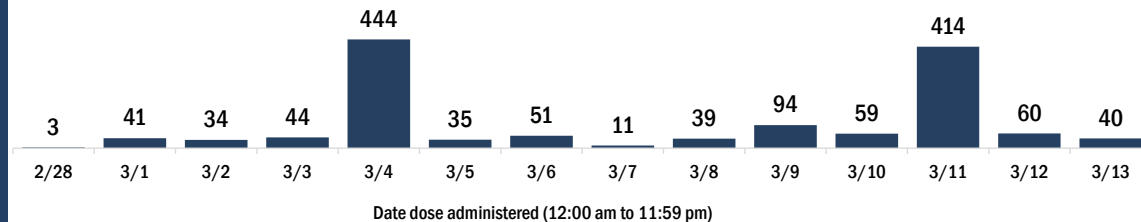
Demographic summary	First dose	Series complete	Total people vaccinated
<b>Age group</b>	2,920	5,826	8,746
16-24 years	33	56	89
25-34 years	102	153	255
35-44 years	180	207	387
45-54 years	297	307	604
55-64 years	595	446	1,041
65-74 years	984	2,595	3,579
75-84 years	568	1,571	2,139
85+ years	161	491	652
<b>Race</b>	2,920	5,826	8,746
White	1,731	3,836	5,567
Black	282	371	653
American Indian/Alaskan	12	15	27
Other	275	559	834
Unknown	620	1,045	1,665
<b>Other race</b> includes Asian, native Hawaiian/Pacific Islander, or other.			
<b>Ethnicity</b>	2,920	5,826	8,746
Hispanic	82	72	154
Non-Hispanic	973	2,474	3,447
Unknown	1,865	3,280	5,145
<b>Gender</b>	2,920	5,826	8,746
Female	1,827	3,421	5,248
Male	1,091	2,404	3,495
Unknown	2	1	3

## COVID-19 doses administered for the past 2 weeks

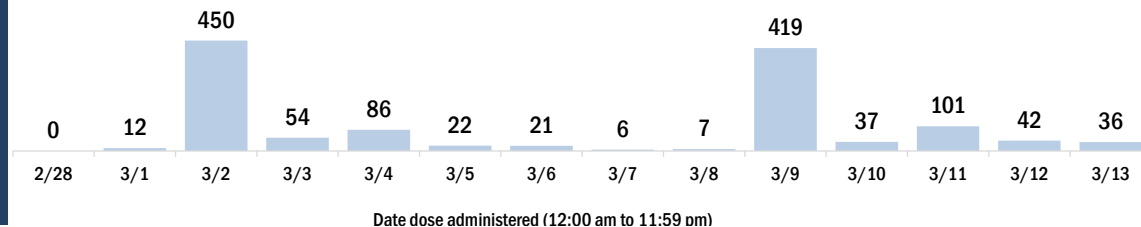


## Persons vaccinated for COVID-19 for the past 2 weeks

### Number of persons who received their first dose of a two-dose series of the COVID-19 vaccine



### Number of persons who completed the COVID-19 vaccine series



# COVID-19: Dade County vaccine summary

Vaccination data through Mar 13, 2021 as of Mar 14, 2021 at 12:05 AM

Data in this report are provisional and subject to change.

Data in this summary pertain to COVID-19 vaccines approved by the U.S. Food and Drug Administration and have been issued an Emergency Use Authorization (Janssen COVID-19 Vaccine, Moderna COVID-19 Vaccine and Pfizer-BioNTech COVID-19 Vaccine). These data summarize the number of people who have received either their first dose or have completed the series for a COVID-19 vaccine. **A person can only be counted in one category, first dose or series complete.** For persons receiving Moderna or Pfizer vaccines, once they receive their second dose, they are moved from the first dose column to the series completed column. **Because of this, the total first dose category may show a change from report to report not matching the total receiving their first dose from the previous day.** Persons receiving Johnson & Johnson vaccines will always be counted in the series completed column.

## COVID-19 doses for vaccinated persons in Florida

**Doses administered** 754,001

People receiving one dose of a 1-dose series (Johnson & Johnson) or receiving only one dose of a 2-dose series (Moderna, Pfizer) count once. Persons receiving both doses of a 2-dose series count twice.

## Current status of persons vaccinated for COVID-19 in Florida

**Total people vaccinated** 517,216

First dose 265,243

Series completed 251,973

Completed 1-dose series 15,188

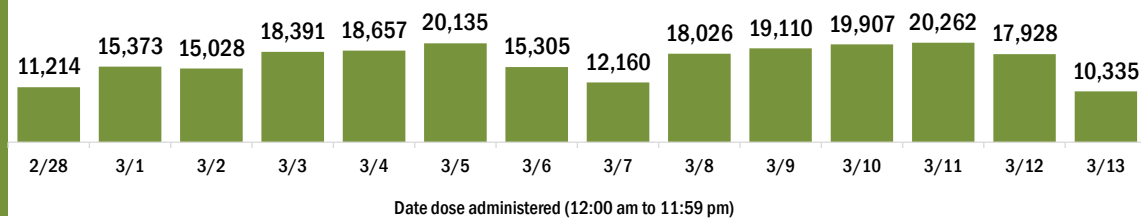
Completed 2-dose series 236,785

**First dose:** current number of people who have only received their first dose of the Moderna or Pfizer vaccine.

**Series complete:** current number of people who have received both Moderna or Pfizer vaccine doses or one Johnson & Johnson dose and are considered fully immunized.

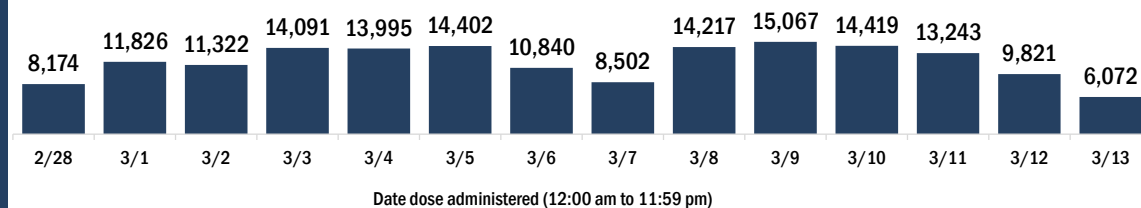
Demographic summary	First dose	Series complete	Total people vaccinated
<b>Age group</b>	<b>265,243</b>	<b>251,973</b>	<b>517,216</b>
16-24 years	6,747	3,159	9,906
25-34 years	16,399	12,001	28,400
35-44 years	24,360	14,735	39,095
45-54 years	36,412	19,678	56,090
55-64 years	52,972	27,370	80,342
65-74 years	70,445	92,899	163,344
75-84 years	41,599	58,820	100,419
85+ years	16,309	23,311	39,620
<b>Race</b>	<b>265,243</b>	<b>251,973</b>	<b>517,216</b>
White	185,008	176,992	362,000
Black	18,095	20,251	38,346
American Indian/Alaskan	716	568	1,284
Other	28,966	29,176	58,142
Unknown	32,458	24,986	57,444
<b>Other race</b> includes Asian, native Hawaiian/Pacific Islander, or other.			
<b>Ethnicity</b>	<b>265,243</b>	<b>251,973</b>	<b>517,216</b>
Hispanic	147,235	126,406	273,641
Non-Hispanic	47,832	74,596	122,428
Unknown	70,176	50,971	121,147
<b>Gender</b>	<b>265,243</b>	<b>251,973</b>	<b>517,216</b>
Female	151,189	143,903	295,092
Male	111,383	107,910	219,293
Unknown	2,671	160	2,831

## COVID-19 doses administered for the past 2 weeks

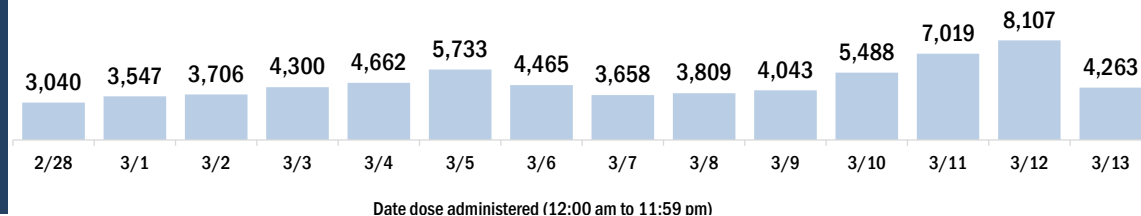


## Persons vaccinated for COVID-19 for the past 2 weeks

### Number of persons who received their first dose of a two-dose series of the COVID-19 vaccine



### Number of persons who completed the COVID-19 vaccine series



# COVID-19: Desoto County vaccine summary

Vaccination data through Mar 13, 2021 as of Mar 14, 2021 at 12:05 AM

Data in this report are provisional and subject to change.

Data in this summary pertain to COVID-19 vaccines approved by the U.S. Food and Drug Administration and have been issued an Emergency Use Authorization (Janssen COVID-19 Vaccine, Moderna COVID-19 Vaccine and Pfizer-BioNTech COVID-19 Vaccine). These data summarize the number of people who have received either their first dose or have completed the series for a COVID-19 vaccine. **A person can only be counted in one category, first dose or series complete.** For persons receiving Moderna or Pfizer vaccines, once they receive their second dose, they are moved from the first dose column to the series completed column. **Because of this, the total first dose category may show a change from report to report not matching the total receiving their first dose from the previous day.** Persons receiving Johnson & Johnson vaccines will always be counted in the series completed column.

## COVID-19 doses for vaccinated persons in Florida

**Doses administered** 8,010

People receiving one dose of a 1-dose series (Johnson & Johnson) or receiving only one dose of a 2-dose series (Moderna, Pfizer) count once. Persons receiving both doses of a 2-dose series count twice.

## Current status of persons vaccinated for COVID-19 in Florida

**Total people vaccinated** 5,473

First dose 2,904

Series completed 2,569

Completed 1-dose series 32

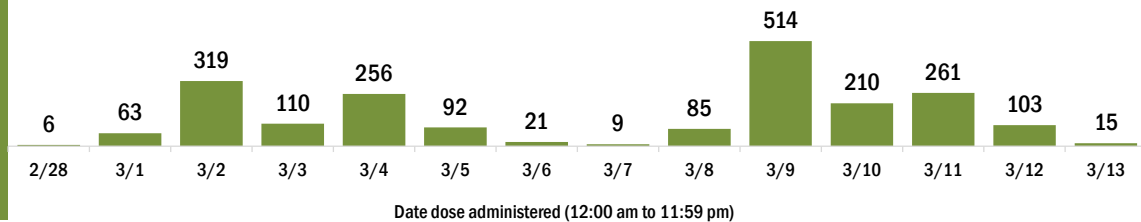
Completed 2-dose series 2,537

**First dose:** current number of people who have only received their first dose of the Moderna or Pfizer vaccine.

**Series complete:** current number of people who have received both Moderna or Pfizer vaccine doses or one Johnson & Johnson dose and are considered fully immunized.

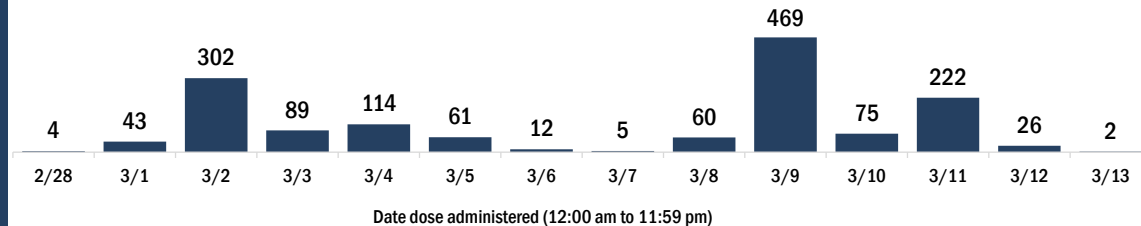
Demographic summary	First dose	Series complete	Total people vaccinated
<b>Age group</b>	2,904	2,569	5,473
16-24 years	16	14	30
25-34 years	61	57	118
35-44 years	136	65	201
45-54 years	262	112	374
55-64 years	444	152	596
65-74 years	1,092	1,172	2,264
75-84 years	751	789	1,540
85+ years	142	208	350
<b>Race</b>	2,904	2,569	5,473
White	1,670	1,894	3,564
Black	157	99	256
American Indian/Alaskan	3	4	7
Other	224	177	401
Unknown	850	395	1,245
<b>Other race</b> includes Asian, native Hawaiian/Pacific Islander, or other.			
<b>Ethnicity</b>	2,904	2,569	5,473
Hispanic	117	46	163
Non-Hispanic	1,080	618	1,698
Unknown	1,707	1,905	3,612
<b>Gender</b>	2,904	2,569	5,473
Female	1,344	1,434	2,778
Male	1,560	1,135	2,695
Unknown	0	0	0

## COVID-19 doses administered for the past 2 weeks

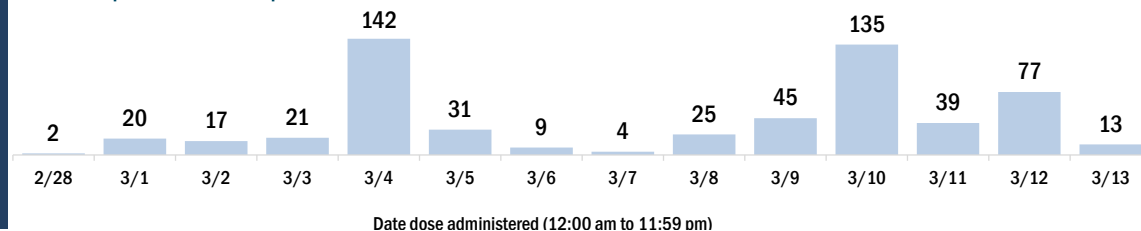


## Persons vaccinated for COVID-19 for the past 2 weeks

### Number of persons who received their first dose of a two-dose series of the COVID-19 vaccine



### Number of persons who completed the COVID-19 vaccine series





# COVID-19: Dixie County vaccine summary

Vaccination data through Mar 13, 2021 as of Mar 14, 2021 at 12:05 AM

Data in this report are provisional and subject to change.

Data in this summary pertain to COVID-19 vaccines approved by the U.S. Food and Drug Administration and have been issued an Emergency Use Authorization (Janssen COVID-19 Vaccine, Moderna COVID-19 Vaccine and Pfizer-BioNTech COVID-19 Vaccine). These data summarize the number of people who have received either their first dose or have completed the series for a COVID-19 vaccine. **A person can only be counted in one category, first dose or series complete.** For persons receiving Moderna or Pfizer vaccines, once they receive their second dose, they are moved from the first dose column to the series completed column. **Because of this, the total first dose category may show a change from report to report not matching the total receiving their first dose from the previous day.** Persons receiving Johnson & Johnson vaccines will always be counted in the series completed column.

## COVID-19 doses for vaccinated persons in Florida

**Doses administered** 3,200

People receiving one dose of a 1-dose series (Johnson & Johnson) or receiving only one dose of a 2-dose series (Moderna, Pfizer) count once. Persons receiving both doses of a 2-dose series count twice.

## Current status of persons vaccinated for COVID-19 in Florida

**Total people vaccinated** 1,972

First dose 736

Series completed 1,236

Completed 1-dose series 8

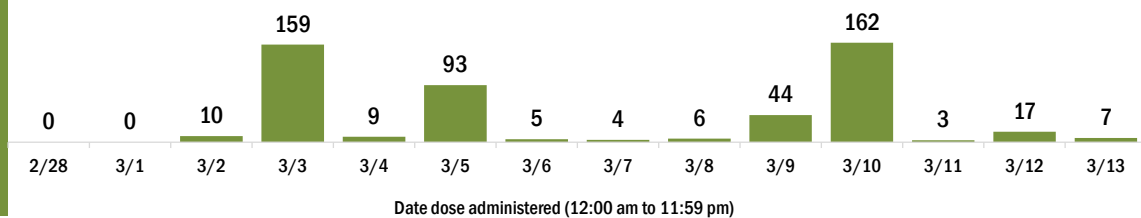
Completed 2-dose series 1,228

**First dose:** current number of people who have only received their first dose of the Moderna or Pfizer vaccine.

**Series complete:** current number of people who have received both Moderna or Pfizer vaccine doses or one Johnson & Johnson dose and are considered fully immunized.

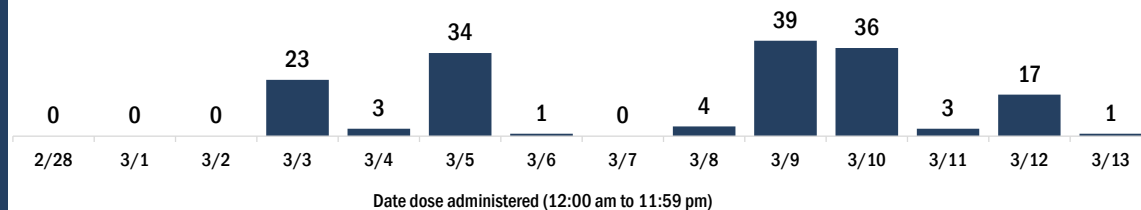
Demographic summary	First dose	Series complete	Total people vaccinated
<b>Age group</b>	736	1,236	1,972
16-24 years	3	4	7
25-34 years	12	14	26
35-44 years	26	22	48
45-54 years	23	30	53
55-64 years	92	70	162
65-74 years	327	616	943
75-84 years	203	379	582
85+ years	50	101	151
<b>Race</b>	736	1,236	1,972
White	632	1,072	1,704
Black	29	31	60
American Indian/Alaskan	19	9	28
Other	22	37	59
Unknown	34	87	121
<b>Other race</b> includes Asian, native Hawaiian/Pacific Islander, or other.			
<b>Ethnicity</b>	736	1,236	1,972
Hispanic	14	16	30
Non-Hispanic	543	821	1,364
Unknown	179	399	578
<b>Gender</b>	736	1,236	1,972
Female	401	657	1,058
Male	335	579	914
Unknown	0	0	0

## COVID-19 doses administered for the past 2 weeks

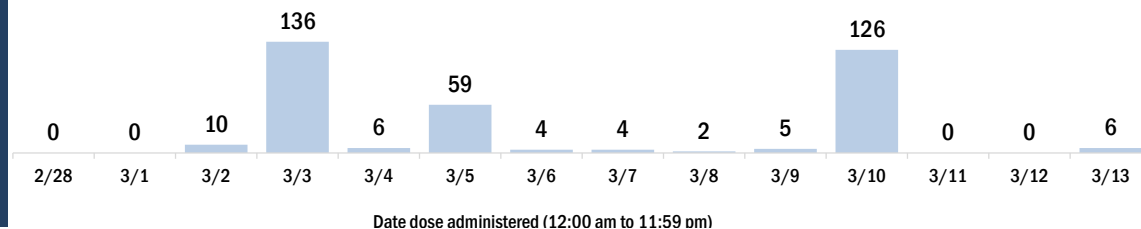


## Persons vaccinated for COVID-19 for the past 2 weeks

Number of persons who received their first dose of a two-dose series of the COVID-19 vaccine



Number of persons who completed the COVID-19 vaccine series



# COVID-19: Duval County vaccine summary

Vaccination data through Mar 13, 2021 as of Mar 14, 2021 at 12:05 AM

Data in this report are provisional and subject to change.

Data in this summary pertain to COVID-19 vaccines approved by the U.S. Food and Drug Administration and have been issued an Emergency Use Authorization (Janssen COVID-19 Vaccine, Moderna COVID-19 Vaccine and Pfizer-BioNTech COVID-19 Vaccine). These data summarize the number of people who have received either their first dose or have completed the series for a COVID-19 vaccine. **A person can only be counted in one category, first dose or series complete.** For persons receiving Moderna or Pfizer vaccines, once they receive their second dose, they are moved from the first dose column to the series completed column. **Because of this, the total first dose category may show a change from report to report not matching the total receiving their first dose from the previous day.** Persons receiving Johnson & Johnson vaccines will always be counted in the series completed column.

## COVID-19 doses for vaccinated persons in Florida

**Doses administered** 257,875

People receiving one dose of a 1-dose series (Johnson & Johnson) or receiving only one dose of a 2-dose series (Moderna, Pfizer) count once. Persons receiving both doses of a 2-dose series count twice.

## Current status of persons vaccinated for COVID-19 in Florida

**Total people vaccinated** 163,231

First dose 62,864

Series completed 100,367

Completed 1-dose series 5,723

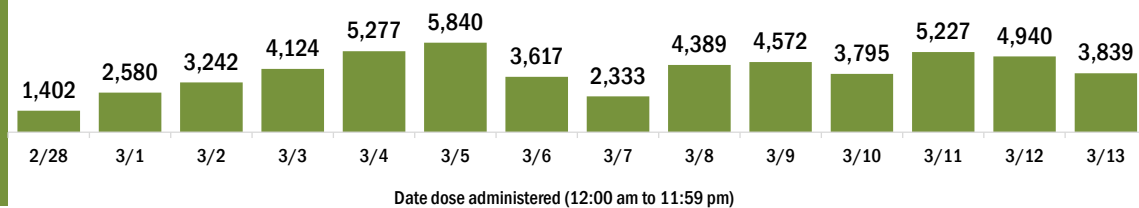
Completed 2-dose series 94,644

**First dose:** current number of people who have only received their first dose of the Moderna or Pfizer vaccine.

**Series complete:** current number of people who have received both Moderna or Pfizer vaccine doses or one Johnson & Johnson dose and are considered fully immunized.

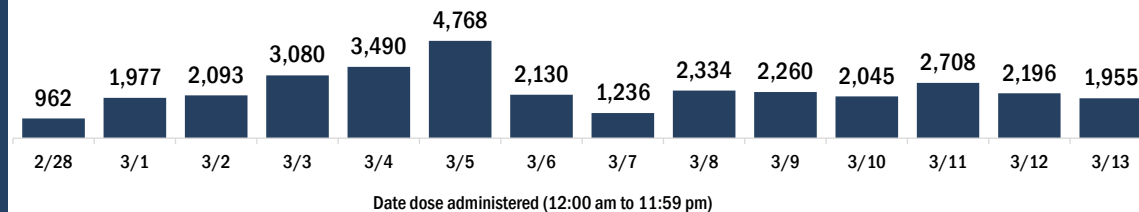
Demographic summary	First dose	Series complete	Total people vaccinated
<b>Age group</b>	62,864	100,367	163,231
16-24 years	1,692	1,680	3,372
25-34 years	4,471	6,530	11,001
35-44 years	5,636	7,181	12,817
45-54 years	7,725	8,377	16,102
55-64 years	13,553	11,845	25,398
65-74 years	18,779	39,500	58,279
75-84 years	7,908	18,734	26,642
85+ years	3,100	6,520	9,620
<b>Race</b>	62,864	100,367	163,231
White	32,692	60,412	93,104
Black	11,565	15,411	26,976
American Indian/Alaskan	146	272	418
Other	6,894	13,032	19,926
Unknown	11,567	11,240	22,807
<b>Other race</b> includes Asian, native Hawaiian/Pacific Islander, or other.			
<b>Ethnicity</b>	62,864	100,367	163,231
Hispanic	2,904	3,070	5,974
Non-Hispanic	38,555	66,916	105,471
Unknown	21,405	30,381	51,786
<b>Gender</b>	62,864	100,367	163,231
Female	36,517	59,081	95,598
Male	24,134	41,246	65,380
Unknown	2,213	40	2,253

## COVID-19 doses administered for the past 2 weeks

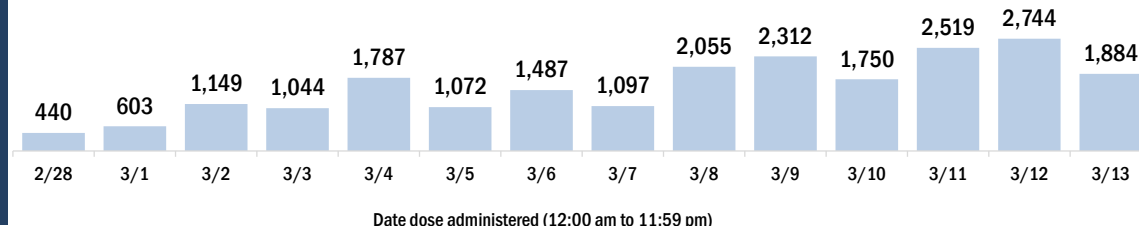


## Persons vaccinated for COVID-19 for the past 2 weeks

### Number of persons who received their first dose of a two-dose series of the COVID-19 vaccine



### Number of persons who completed the COVID-19 vaccine series



# COVID-19: Escambia County vaccine summary

Vaccination data through Mar 13, 2021 as of Mar 14, 2021 at 12:05 AM

Data in this report are provisional and subject to change.

Data in this summary pertain to COVID-19 vaccines approved by the U.S. Food and Drug Administration and have been issued an Emergency Use Authorization (Janssen COVID-19 Vaccine, Moderna COVID-19 Vaccine and Pfizer-BioNTech COVID-19 Vaccine). These data summarize the number of people who have received either their first dose or have completed the series for a COVID-19 vaccine. **A person can only be counted in one category, first dose or series complete.** For persons receiving Moderna or Pfizer vaccines, once they receive their second dose, they are moved from the first dose column to the series completed column. **Because of this, the total first dose category may show a change from report to report not matching the total receiving their first dose from the previous day.** Persons receiving Johnson & Johnson vaccines will always be counted in the series completed column.

## COVID-19 doses for vaccinated persons in Florida

**Doses administered** 83,258

People receiving one dose of a 1-dose series (Johnson & Johnson) or receiving only one dose of a 2-dose series (Moderna, Pfizer) count once. Persons receiving both doses of a 2-dose series count twice.

## Current status of persons vaccinated for COVID-19 in Florida

**Total people vaccinated** 54,023

First dose 24,751

Series completed 29,272

Completed 1-dose series 37

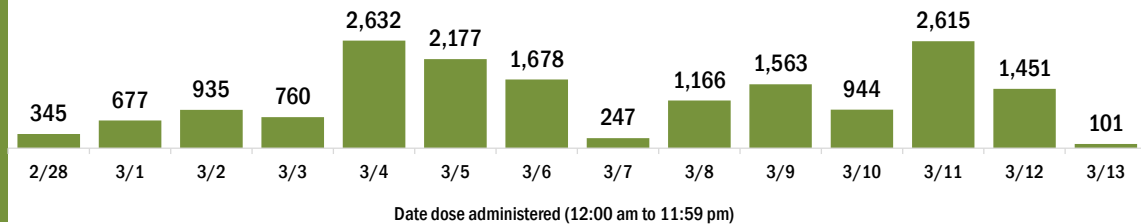
Completed 2-dose series 29,235

**First dose:** current number of people who have only received their first dose of the Moderna or Pfizer vaccine.

**Series complete:** current number of people who have received both Moderna or Pfizer vaccine doses or one Johnson & Johnson dose and are considered fully immunized.

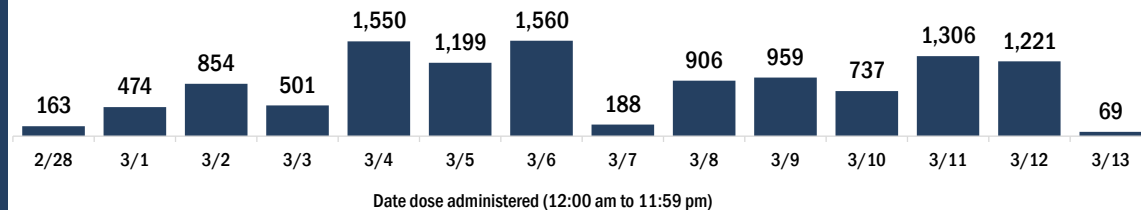
Demographic summary	First dose	Series complete	Total people vaccinated
<b>Age group</b>	<b>24,751</b>	<b>29,272</b>	<b>54,023</b>
16-24 years	570	350	920
25-34 years	1,466	1,293	2,759
35-44 years	1,770	1,539	3,309
45-54 years	2,738	1,788	4,526
55-64 years	5,159	2,662	7,821
65-74 years	7,664	12,096	19,760
75-84 years	3,975	6,898	10,873
85+ years	1,409	2,646	4,055
<b>Race</b>	<b>24,751</b>	<b>29,272</b>	<b>54,023</b>
White	13,644	17,778	31,422
Black	4,123	3,065	7,188
American Indian/Alaskan	184	145	329
Other	1,886	3,399	5,285
Unknown	4,914	4,885	9,799
<b>Other race</b> includes Asian, native Hawaiian/Pacific Islander, or other.			
<b>Ethnicity</b>	<b>24,751</b>	<b>29,272</b>	<b>54,023</b>
Hispanic	596	319	915
Non-Hispanic	15,054	16,752	31,806
Unknown	9,101	12,201	21,302
<b>Gender</b>	<b>24,751</b>	<b>29,272</b>	<b>54,023</b>
Female	14,969	17,419	32,388
Male	9,731	11,853	21,584
Unknown	51	0	51

## COVID-19 doses administered for the past 2 weeks

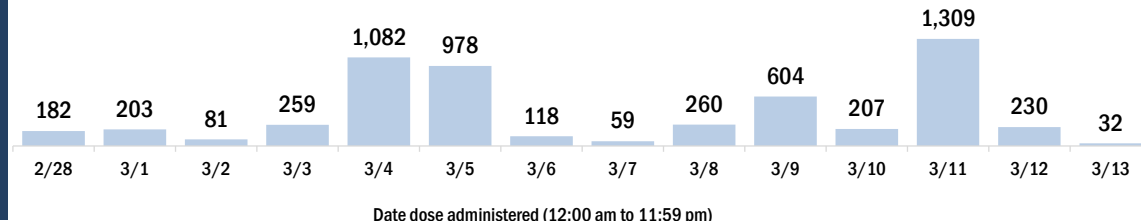


## Persons vaccinated for COVID-19 for the past 2 weeks

### Number of persons who received their first dose of a two-dose series of the COVID-19 vaccine



### Number of persons who completed the COVID-19 vaccine series



# COVID-19: Flagler County vaccine summary

Vaccination data through Mar 13, 2021 as of Mar 14, 2021 at 12:05 AM

Data in this report are provisional and subject to change.

Data in this summary pertain to COVID-19 vaccines approved by the U.S. Food and Drug Administration and have been issued an Emergency Use Authorization (Janssen COVID-19 Vaccine, Moderna COVID-19 Vaccine and Pfizer-BioNTech COVID-19 Vaccine). These data summarize the number of people who have received either their first dose or have completed the series for a COVID-19 vaccine. **A person can only be counted in one category, first dose or series complete.** For persons receiving Moderna or Pfizer vaccines, once they receive their second dose, they are moved from the first dose column to the series completed column. **Because of this, the total first dose category may show a change from report to report not matching the total receiving their first dose from the previous day.** Persons receiving Johnson & Johnson vaccines will always be counted in the series completed column.

## COVID-19 doses for vaccinated persons in Florida

**Doses administered** 45,449

People receiving one dose of a 1-dose series (Johnson & Johnson) or receiving only one dose of a 2-dose series (Moderna, Pfizer) count once. Persons receiving both doses of a 2-dose series count twice.

## Current status of persons vaccinated for COVID-19 in Florida

**Total people vaccinated** 30,189

First dose 14,459

Series completed 15,730

Completed 1-dose series 470

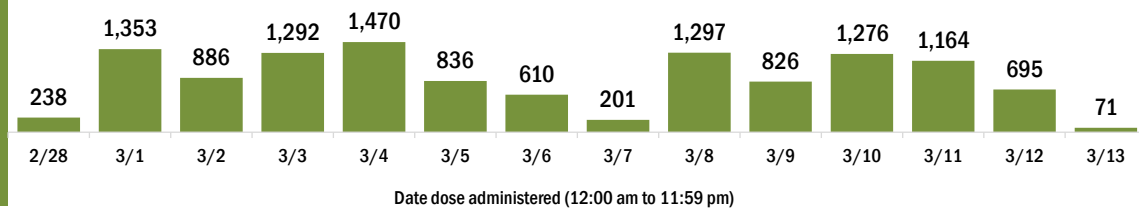
Completed 2-dose series 15,260

**First dose:** current number of people who have only received their first dose of the Moderna or Pfizer vaccine.

**Series complete:** current number of people who have received both Moderna or Pfizer vaccine doses or one Johnson & Johnson dose and are considered fully immunized.

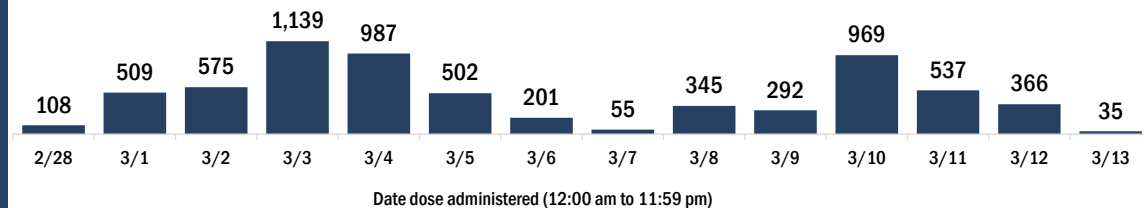
Demographic summary	First dose	Series complete	Total people vaccinated
<b>Age group</b>	<b>14,459</b>	<b>15,730</b>	<b>30,189</b>
16-24 years	102	109	211
25-34 years	202	300	502
35-44 years	363	522	885
45-54 years	655	685	1,340
55-64 years	1,657	1,142	2,799
65-74 years	6,390	7,590	13,980
75-84 years	3,909	4,287	8,196
85+ years	1,181	1,095	2,276
<b>Race</b>	<b>14,459</b>	<b>15,730</b>	<b>30,189</b>
White	10,297	9,670	19,967
Black	1,084	719	1,803
American Indian/Alaskan	112	65	177
Other	944	1,943	2,887
Unknown	2,022	3,333	5,355
<b>Other race</b> includes Asian, native Hawaiian/Pacific Islander, or other.			
<b>Ethnicity</b>	<b>14,459</b>	<b>15,730</b>	<b>30,189</b>
Hispanic	909	389	1,298
Non-Hispanic	9,363	7,434	16,797
Unknown	4,187	7,907	12,094
<b>Gender</b>	<b>14,459</b>	<b>15,730</b>	<b>30,189</b>
Female	7,952	8,880	16,832
Male	6,349	6,797	13,146
Unknown	158	53	211

## COVID-19 doses administered for the past 2 weeks

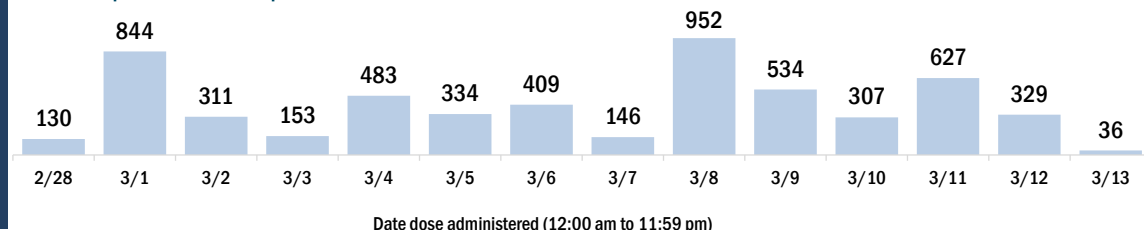


## Persons vaccinated for COVID-19 for the past 2 weeks

### Number of persons who received their first dose of a two-dose series of the COVID-19 vaccine



### Number of persons who completed the COVID-19 vaccine series



# COVID-19: Franklin County vaccine summary

Vaccination data through Mar 13, 2021 as of Mar 14, 2021 at 12:05 AM

Data in this report are provisional and subject to change.

Data in this summary pertain to COVID-19 vaccines approved by the U.S. Food and Drug Administration and have been issued an Emergency Use Authorization (Janssen COVID-19 Vaccine, Moderna COVID-19 Vaccine and Pfizer-BioNTech COVID-19 Vaccine). These data summarize the number of people who have received either their first dose or have completed the series for a COVID-19 vaccine. **A person can only be counted in one category, first dose or series complete.** For persons receiving Moderna or Pfizer vaccines, once they receive their second dose, they are moved from the first dose column to the series completed column. **Because of this, the total first dose category may show a change from report to report not matching the total receiving their first dose from the previous day.** Persons receiving Johnson & Johnson vaccines will always be counted in the series completed column.

## COVID-19 doses for vaccinated persons in Florida

**Doses administered** 4,545

People receiving one dose of a 1-dose series (Johnson & Johnson) or receiving only one dose of a 2-dose series (Moderna, Pfizer) count once. Persons receiving both doses of a 2-dose series count twice.

## Current status of persons vaccinated for COVID-19 in Florida

**Total people vaccinated** 2,646

First dose 742

Series completed 1,904

Completed 1-dose series 5

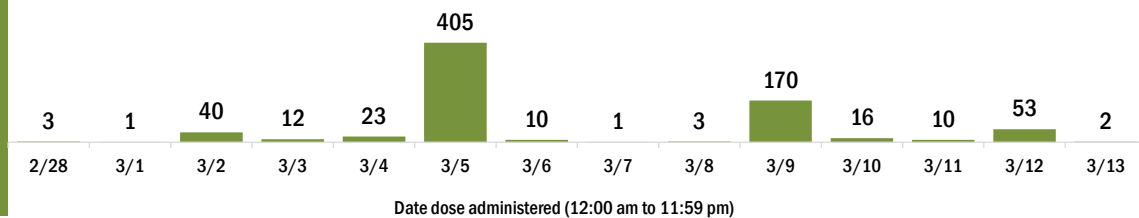
Completed 2-dose series 1,899

**First dose:** current number of people who have only received their first dose of the Moderna or Pfizer vaccine.

**Series complete:** current number of people who have received both Moderna or Pfizer vaccine doses or one Johnson & Johnson dose and are considered fully immunized.

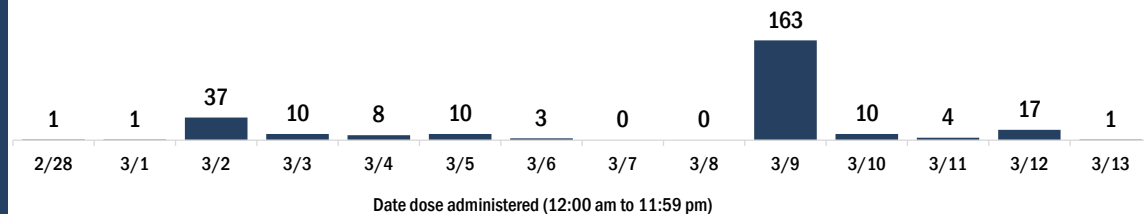
Demographic summary	First dose	Series complete	Total people vaccinated
<b>Age group</b>	742	1,904	2,646
16-24 years	7	10	17
25-34 years	23	20	43
35-44 years	22	35	57
45-54 years	69	77	146
55-64 years	187	203	390
65-74 years	293	977	1,270
75-84 years	112	489	601
85+ years	29	93	122
<b>Race</b>	742	1,904	2,646
White	644	1,714	2,358
Black	51	72	123
American Indian/Alaskan	1	6	7
Other	30	78	108
Unknown	16	34	50
<b>Other race</b> includes Asian, native Hawaiian/Pacific Islander, or other.			
<b>Ethnicity</b>	742	1,904	2,646
Hispanic	12	15	27
Non-Hispanic	625	1,569	2,194
Unknown	105	320	425
<b>Gender</b>	742	1,904	2,646
Female	402	995	1,397
Male	340	909	1,249
Unknown	0	0	0

## COVID-19 doses administered for the past 2 weeks

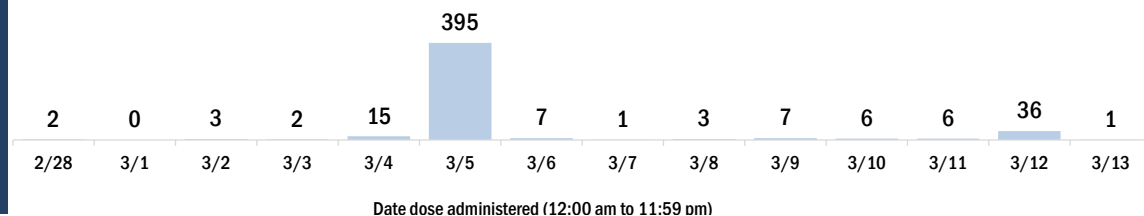


## Persons vaccinated for COVID-19 for the past 2 weeks

### Number of persons who received their first dose of a two-dose series of the COVID-19 vaccine



### Number of persons who completed the COVID-19 vaccine series



# COVID-19: Gadsden County vaccine summary

Vaccination data through Mar 13, 2021 as of Mar 14, 2021 at 12:05 AM

Data in this report are provisional and subject to change.

Data in this summary pertain to COVID-19 vaccines approved by the U.S. Food and Drug Administration and have been issued an Emergency Use Authorization (Janssen COVID-19 Vaccine, Moderna COVID-19 Vaccine and Pfizer-BioNTech COVID-19 Vaccine). These data summarize the number of people who have received either their first dose or have completed the series for a COVID-19 vaccine. **A person can only be counted in one category, first dose or series complete.** For persons receiving Moderna or Pfizer vaccines, once they receive their second dose, they are moved from the first dose column to the series completed column. **Because of this, the total first dose category may show a change from report to report not matching the total receiving their first dose from the previous day.** Persons receiving Johnson & Johnson vaccines will always be counted in the series completed column.

## COVID-19 doses for vaccinated persons in Florida

**Doses administered** 15,132

People receiving one dose of a 1-dose series (Johnson & Johnson) or receiving only one dose of a 2-dose series (Moderna, Pfizer) count once. Persons receiving both doses of a 2-dose series count twice.

## Current status of persons vaccinated for COVID-19 in Florida

**Total people vaccinated** 9,194

First dose 3,176

Series completed 6,018

Completed 1-dose series 80

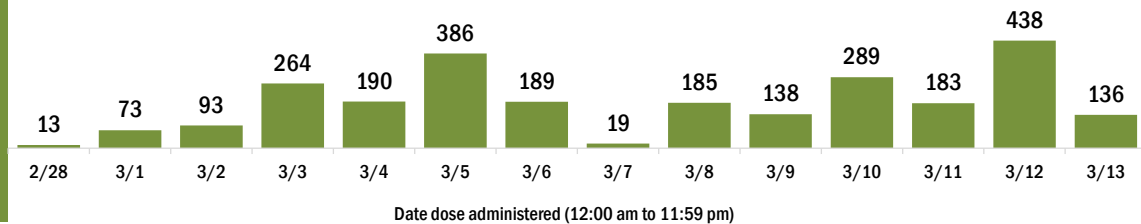
Completed 2-dose series 5,938

**First dose:** current number of people who have only received their first dose of the Moderna or Pfizer vaccine.

**Series complete:** current number of people who have received both Moderna or Pfizer vaccine doses or one Johnson & Johnson dose and are considered fully immunized.

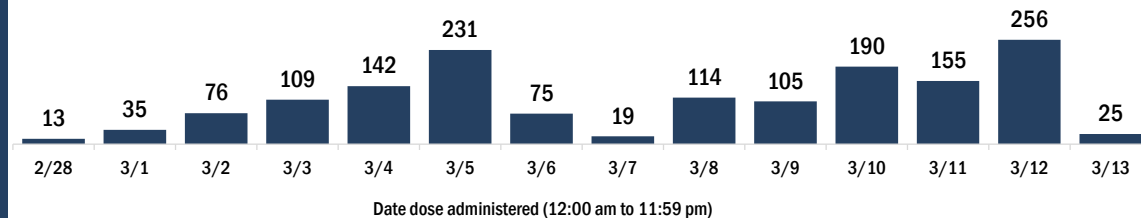
Demographic summary	First dose	Series complete	Total people vaccinated
<b>Age group</b>	<b>3,176</b>	<b>6,018</b>	<b>9,194</b>
16-24 years	50	45	95
25-34 years	142	115	257
35-44 years	263	223	486
45-54 years	484	374	858
55-64 years	933	685	1,618
65-74 years	823	2,727	3,550
75-84 years	368	1,379	1,747
85+ years	113	470	583
<b>Race</b>	<b>3,176</b>	<b>6,018</b>	<b>9,194</b>
White	948	2,348	3,296
Black	1,538	2,246	3,784
American Indian/Alaskan	5	12	17
Other	320	1,015	1,335
Unknown	365	397	762
<b>Other race</b> includes Asian, native Hawaiian/Pacific Islander, or other.			
<b>Ethnicity</b>	<b>3,176</b>	<b>6,018</b>	<b>9,194</b>
Hispanic	124	134	258
Non-Hispanic	2,076	3,867	5,943
Unknown	976	2,017	2,993
<b>Gender</b>	<b>3,176</b>	<b>6,018</b>	<b>9,194</b>
Female	1,943	3,624	5,567
Male	1,233	2,394	3,627
Unknown	0	0	0

## COVID-19 doses administered for the past 2 weeks

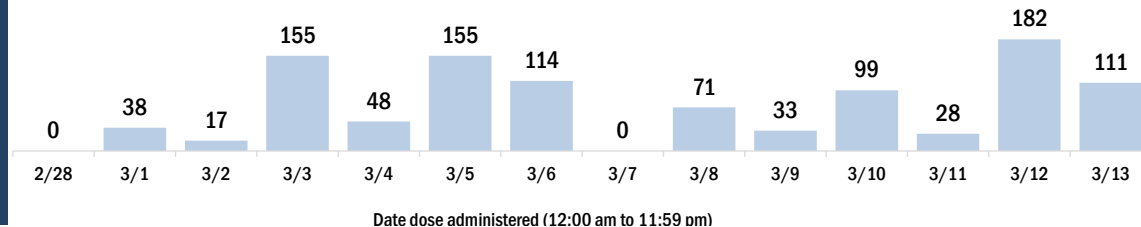


## Persons vaccinated for COVID-19 for the past 2 weeks

### Number of persons who received their first dose of a two-dose series of the COVID-19 vaccine



### Number of persons who completed the COVID-19 vaccine series



# COVID-19: Gilchrist County vaccine summary

Vaccination data through Mar 13, 2021 as of Mar 14, 2021 at 12:05 AM

Data in this report are provisional and subject to change.

Data in this summary pertain to COVID-19 vaccines approved by the U.S. Food and Drug Administration and have been issued an Emergency Use Authorization (Janssen COVID-19 Vaccine, Moderna COVID-19 Vaccine and Pfizer-BioNTech COVID-19 Vaccine). These data summarize the number of people who have received either their first dose or have completed the series for a COVID-19 vaccine. **A person can only be counted in one category, first dose or series complete.** For persons receiving Moderna or Pfizer vaccines, once they receive their second dose, they are moved from the first dose column to the series completed column. **Because of this, the total first dose category may show a change from report to report not matching the total receiving their first dose from the previous day.** Persons receiving Johnson & Johnson vaccines will always be counted in the series completed column.

## COVID-19 doses for vaccinated persons in Florida

**Doses administered** 3,537

People receiving one dose of a 1-dose series (Johnson & Johnson) or receiving only one dose of a 2-dose series (Moderna, Pfizer) count once. Persons receiving both doses of a 2-dose series count twice.

## Current status of persons vaccinated for COVID-19 in Florida

**Total people vaccinated** 2,039

First dose 535

Series completed 1,504

Completed 1-dose series 6

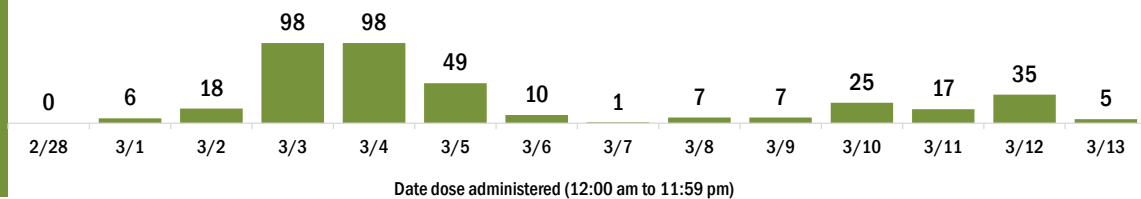
Completed 2-dose series 1,498

**First dose:** current number of people who have only received their first dose of the Moderna or Pfizer vaccine.

**Series complete:** current number of people who have received both Moderna or Pfizer vaccine doses or one Johnson & Johnson dose and are considered fully immunized.

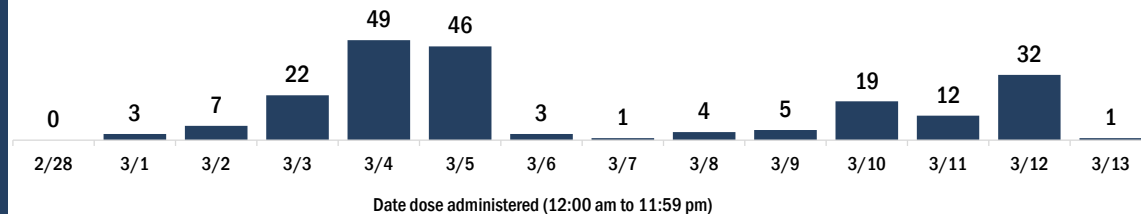
Demographic summary	First dose	Series complete	Total people vaccinated
<b>Age group</b>	535	1,504	2,039
16-24 years	8	28	36
25-34 years	11	42	53
35-44 years	20	55	75
45-54 years	33	88	121
55-64 years	71	114	185
65-74 years	242	598	840
75-84 years	114	429	543
85+ years	36	150	186
<b>Race</b>	535	1,504	2,039
White	367	966	1,333
Black	7	15	22
American Indian/Alaskan	2	3	5
Other	47	157	204
Unknown	112	363	475
<b>Other race</b> includes Asian, native Hawaiian/Pacific Islander, or other.			
<b>Ethnicity</b>	535	1,504	2,039
Hispanic	5	12	17
Non-Hispanic	184	512	696
Unknown	346	980	1,326
<b>Gender</b>	535	1,504	2,039
Female	329	904	1,233
Male	206	600	806
Unknown	0	0	0

## COVID-19 doses administered for the past 2 weeks

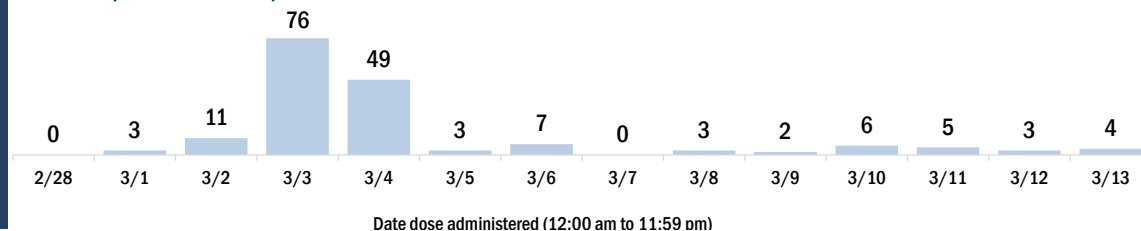


## Persons vaccinated for COVID-19 for the past 2 weeks

### Number of persons who received their first dose of a two-dose series of the COVID-19 vaccine



### Number of persons who completed the COVID-19 vaccine series





# COVID-19: Glades County vaccine summary

Vaccination data through Mar 13, 2021 as of Mar 14, 2021 at 12:05 AM

Data in this report are provisional and subject to change.

Data in this summary pertain to COVID-19 vaccines approved by the U.S. Food and Drug Administration and have been issued an Emergency Use Authorization (Janssen COVID-19 Vaccine, Moderna COVID-19 Vaccine and Pfizer-BioNTech COVID-19 Vaccine). These data summarize the number of people who have received either their first dose or have completed the series for a COVID-19 vaccine. **A person can only be counted in one category, first dose or series complete.** For persons receiving Moderna or Pfizer vaccines, once they receive their second dose, they are moved from the first dose column to the series completed column. **Because of this, the total first dose category may show a change from report to report not matching the total receiving their first dose from the previous day.** Persons receiving Johnson & Johnson vaccines will always be counted in the series completed column.

## COVID-19 doses for vaccinated persons in Florida

**Doses administered** 2,694

People receiving one dose of a 1-dose series (Johnson & Johnson) or receiving only one dose of a 2-dose series (Moderna, Pfizer) count once. Persons receiving both doses of a 2-dose series count twice.

## Current status of persons vaccinated for COVID-19 in Florida

**Total people vaccinated** 1,634

First dose 574

Series completed 1,060

Completed 1-dose series 0

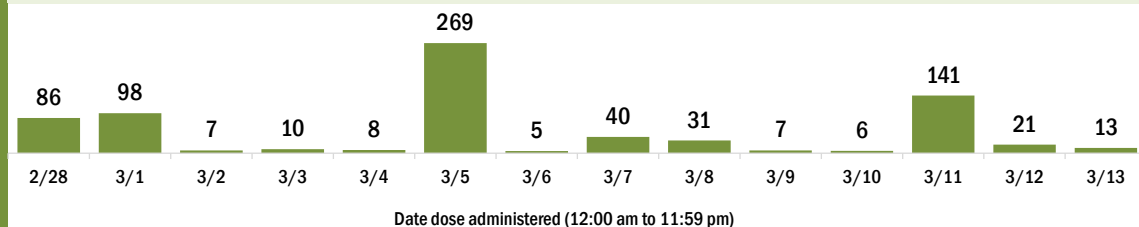
Completed 2-dose series 1,060

**First dose:** current number of people who have only received their first dose of the Moderna or Pfizer vaccine.

**Series complete:** current number of people who have received both Moderna or Pfizer vaccine doses or one Johnson & Johnson dose and are considered fully immunized.

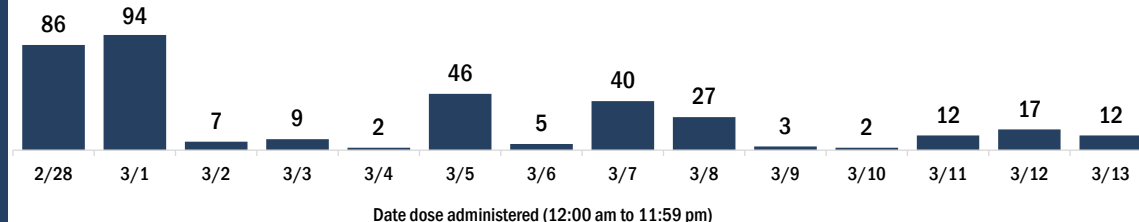
Demographic summary	First dose	Series complete	Total people vaccinated
<b>Age group</b>	574	1,060	1,634
16-24 years	3	0	3
25-34 years	8	3	11
35-44 years	3	4	7
45-54 years	30	15	45
55-64 years	86	42	128
65-74 years	255	517	772
75-84 years	170	397	567
85+ years	19	82	101
<b>Race</b>	574	1,060	1,634
White	432	807	1,239
Black	18	38	56
American Indian/Alaskan	4	7	11
Other	25	47	72
Unknown	95	161	256
<b>Other race</b> includes Asian, native Hawaiian/Pacific Islander, or other.			
<b>Ethnicity</b>	574	1,060	1,634
Hispanic	19	18	37
Non-Hispanic	228	394	622
Unknown	327	648	975
<b>Gender</b>	574	1,060	1,634
Female	292	535	827
Male	282	525	807
Unknown	0	0	0

## COVID-19 doses administered for the past 2 weeks

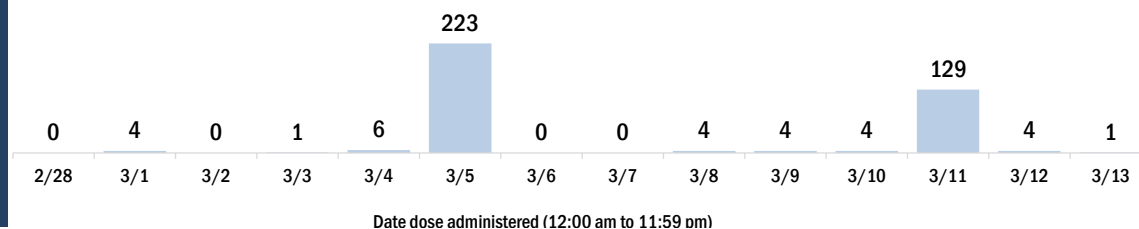


## Persons vaccinated for COVID-19 for the past 2 weeks

### Number of persons who received their first dose of a two-dose series of the COVID-19 vaccine



### Number of persons who completed the COVID-19 vaccine series



# COVID-19: Gulf County vaccine summary

Vaccination data through Mar 13, 2021 as of Mar 14, 2021 at 12:05 AM

Data in this report are provisional and subject to change.

Data in this summary pertain to COVID-19 vaccines approved by the U.S. Food and Drug Administration and have been issued an Emergency Use Authorization (Janssen COVID-19 Vaccine, Moderna COVID-19 Vaccine and Pfizer-BioNTech COVID-19 Vaccine). These data summarize the number of people who have received either their first dose or have completed the series for a COVID-19 vaccine. **A person can only be counted in one category, first dose or series complete.** For persons receiving Moderna or Pfizer vaccines, once they receive their second dose, they are moved from the first dose column to the series completed column. **Because of this, the total first dose category may show a change from report to report not matching the total receiving their first dose from the previous day.** Persons receiving Johnson & Johnson vaccines will always be counted in the series completed column.

## COVID-19 doses for vaccinated persons in Florida

**Doses administered** 4,886

People receiving one dose of a 1-dose series (Johnson & Johnson) or receiving only one dose of a 2-dose series (Moderna, Pfizer) count once. Persons receiving both doses of a 2-dose series count twice.

## Current status of persons vaccinated for COVID-19 in Florida

**Total people vaccinated** 2,867

First dose 835

Series completed 2,032

Completed 1-dose series 13

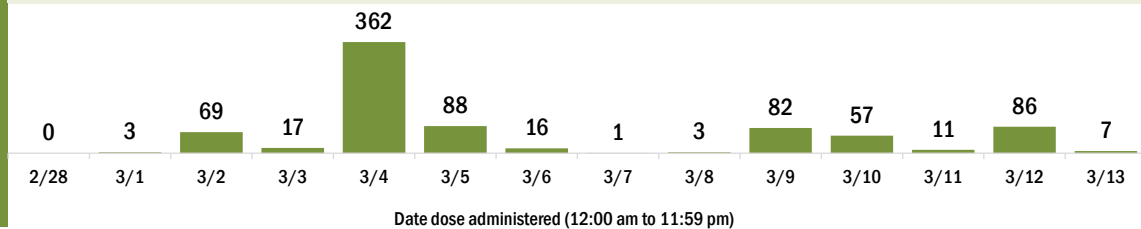
Completed 2-dose series 2,019

**First dose:** current number of people who have only received their first dose of the Moderna or Pfizer vaccine.

**Series complete:** current number of people who have received both Moderna or Pfizer vaccine doses or one Johnson & Johnson dose and are considered fully immunized.

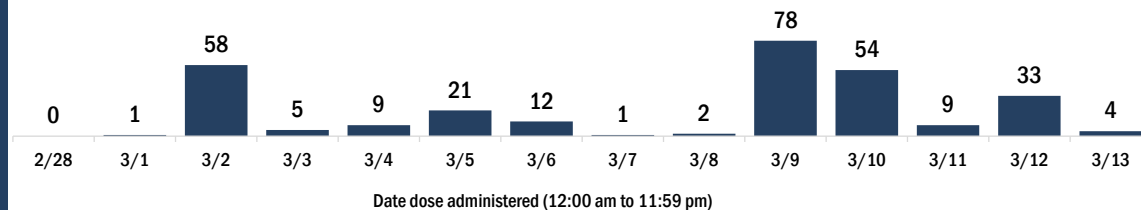
Demographic summary	First dose	Series complete	Total people vaccinated
<b>Age group</b>	835	2,032	2,867
16-24 years	14	11	25
25-34 years	25	25	50
35-44 years	39	40	79
45-54 years	57	79	136
55-64 years	153	153	306
65-74 years	338	1,080	1,418
75-84 years	179	498	677
85+ years	30	146	176
<b>Race</b>	835	2,032	2,867
White	647	1,842	2,489
Black	77	97	174
American Indian/Alaskan	3	5	8
Other	66	41	107
Unknown	42	47	89
<b>Other race</b> includes Asian, native Hawaiian/Pacific Islander, or other.			
<b>Ethnicity</b>	835	2,032	2,867
Hispanic	10	10	20
Non-Hispanic	465	1,578	2,043
Unknown	360	444	804
<b>Gender</b>	835	2,032	2,867
Female	464	1,073	1,537
Male	371	959	1,330
Unknown	0	0	0

## COVID-19 doses administered for the past 2 weeks

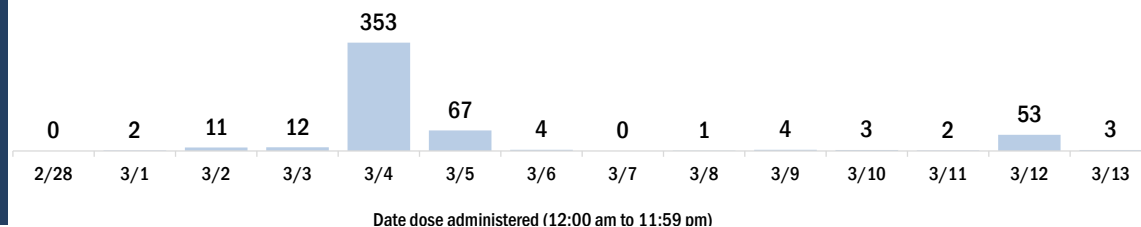


## Persons vaccinated for COVID-19 for the past 2 weeks

### Number of persons who received their first dose of a two-dose series of the COVID-19 vaccine



### Number of persons who completed the COVID-19 vaccine series



# COVID-19: Hamilton County vaccine summary

Vaccination data through Mar 13, 2021 as of Mar 14, 2021 at 12:05 AM

Data in this report are provisional and subject to change.

Data in this summary pertain to COVID-19 vaccines approved by the U.S. Food and Drug Administration and have been issued an Emergency Use Authorization (Janssen COVID-19 Vaccine, Moderna COVID-19 Vaccine and Pfizer-BioNTech COVID-19 Vaccine). These data summarize the number of people who have received either their first dose or have completed the series for a COVID-19 vaccine. **A person can only be counted in one category, first dose or series complete.** For persons receiving Moderna or Pfizer vaccines, once they receive their second dose, they are moved from the first dose column to the series completed column. **Because of this, the total first dose category may show a change from report to report not matching the total receiving their first dose from the previous day.** Persons receiving Johnson & Johnson vaccines will always be counted in the series completed column.

## COVID-19 doses for vaccinated persons in Florida

**Doses administered** 2,982

People receiving one dose of a 1-dose series (Johnson & Johnson) or receiving only one dose of a 2-dose series (Moderna, Pfizer) count once. Persons receiving both doses of a 2-dose series count twice.

## Current status of persons vaccinated for COVID-19 in Florida

**Total people vaccinated** 1,719

First dose 452

Series completed 1,267

Completed 1-dose series 4

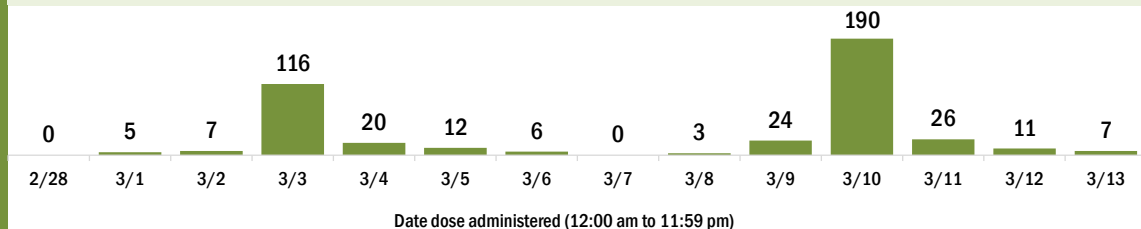
Completed 2-dose series 1,263

**First dose:** current number of people who have only received their first dose of the Moderna or Pfizer vaccine.

**Series complete:** current number of people who have received both Moderna or Pfizer vaccine doses or one Johnson & Johnson dose and are considered fully immunized.

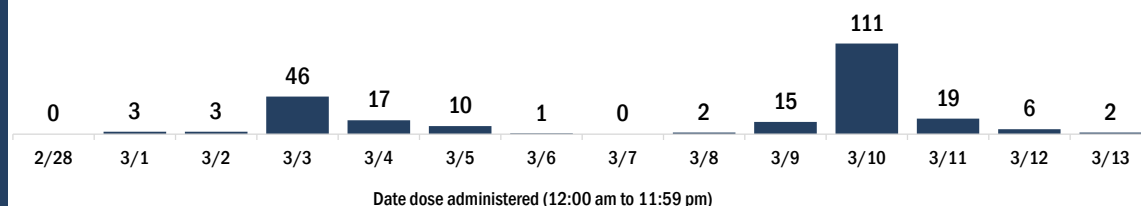
Demographic summary	First dose	Series complete	Total people vaccinated
<b>Age group</b>	452	1,267	1,719
16-24 years	3	8	11
25-34 years	10	14	24
35-44 years	23	25	48
45-54 years	52	34	86
55-64 years	107	54	161
65-74 years	149	684	833
75-84 years	75	365	440
85+ years	33	83	116
<b>Race</b>	452	1,267	1,719
White	208	766	974
Black	98	219	317
American Indian/Alaskan	0	0	0
Other	83	104	187
Unknown	63	178	241
<b>Other race</b> includes Asian, native Hawaiian/Pacific Islander, or other.			
<b>Ethnicity</b>	452	1,267	1,719
Hispanic	6	8	14
Non-Hispanic	227	585	812
Unknown	219	674	893
<b>Gender</b>	452	1,267	1,719
Female	288	687	975
Male	163	580	743
Unknown	1	0	1

## COVID-19 doses administered for the past 2 weeks

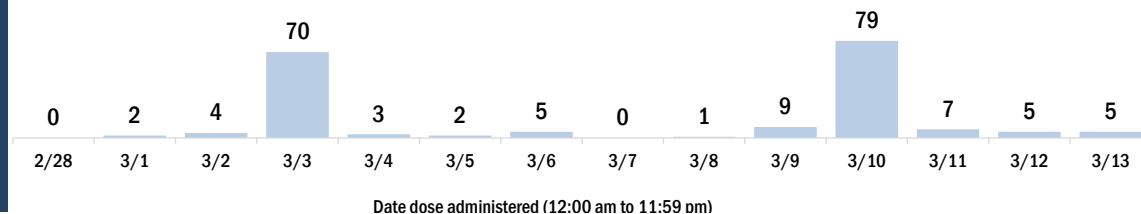


## Persons vaccinated for COVID-19 for the past 2 weeks

Number of persons who received their first dose of a two-dose series of the COVID-19 vaccine



Number of persons who completed the COVID-19 vaccine series



# COVID-19: Hardee County vaccine summary

Vaccination data through Mar 13, 2021 as of Mar 14, 2021 at 12:05 AM

Data in this report are provisional and subject to change.

Data in this summary pertain to COVID-19 vaccines approved by the U.S. Food and Drug Administration and have been issued an Emergency Use Authorization (Janssen COVID-19 Vaccine, Moderna COVID-19 Vaccine and Pfizer-BioNTech COVID-19 Vaccine). These data summarize the number of people who have received either their first dose or have completed the series for a COVID-19 vaccine. **A person can only be counted in one category, first dose or series complete.** For persons receiving Moderna or Pfizer vaccines, once they receive their second dose, they are moved from the first dose column to the series completed column. **Because of this, the total first dose category may show a change from report to report not matching the total receiving their first dose from the previous day.** Persons receiving Johnson & Johnson vaccines will always be counted in the series completed column.

## COVID-19 doses for vaccinated persons in Florida

**Doses administered** 4,271

People receiving one dose of a 1-dose series (Johnson & Johnson) or receiving only one dose of a 2-dose series (Moderna, Pfizer) count once. Persons receiving both doses of a 2-dose series count twice.

## Current status of persons vaccinated for COVID-19 in Florida

**Total people vaccinated** 2,792

First dose 1,307

Series completed 1,485

Completed 1-dose series 6

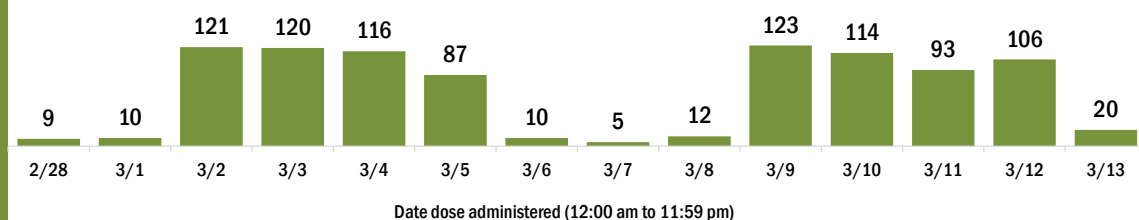
Completed 2-dose series 1,479

**First dose:** current number of people who have only received their first dose of the Moderna or Pfizer vaccine.

**Series complete:** current number of people who have received both Moderna or Pfizer vaccine doses or one Johnson & Johnson dose and are considered fully immunized.

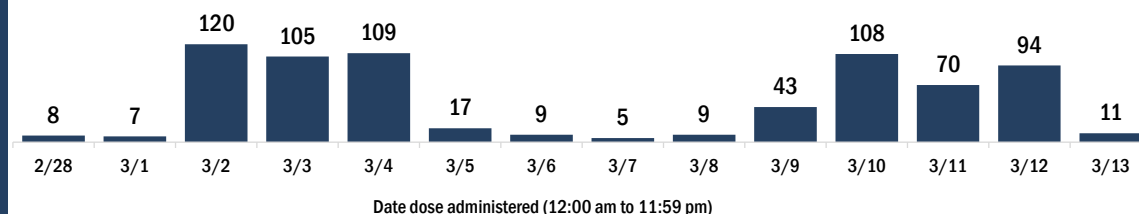
Demographic summary	First dose	Series complete	Total people vaccinated
<b>Age group</b>	1,307	1,485	2,792
16-24 years	13	12	25
25-34 years	26	41	67
35-44 years	34	46	80
45-54 years	50	60	110
55-64 years	163	95	258
65-74 years	562	637	1,199
75-84 years	359	457	816
85+ years	100	137	237
<b>Race</b>	1,307	1,485	2,792
White	957	1,046	2,003
Black	41	32	73
American Indian/Alaskan	2	8	10
Other	193	311	504
Unknown	114	88	202
<b>Other race</b> includes Asian, native Hawaiian/Pacific Islander, or other.			
<b>Ethnicity</b>	1,307	1,485	2,792
Hispanic	75	110	185
Non-Hispanic	557	721	1,278
Unknown	675	654	1,329
<b>Gender</b>	1,307	1,485	2,792
Female	709	828	1,537
Male	597	656	1,253
Unknown	1	1	2

## COVID-19 doses administered for the past 2 weeks

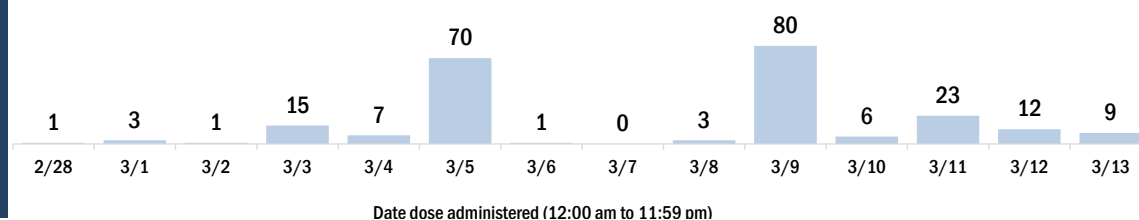


## Persons vaccinated for COVID-19 for the past 2 weeks

### Number of persons who received their first dose of a two-dose series of the COVID-19 vaccine



### Number of persons who completed the COVID-19 vaccine series



# COVID-19: Hendry County vaccine summary

Vaccination data through Mar 13, 2021 as of Mar 14, 2021 at 12:05 AM

Data in this report are provisional and subject to change.

Data in this summary pertain to COVID-19 vaccines approved by the U.S. Food and Drug Administration and have been issued an Emergency Use Authorization (Janssen COVID-19 Vaccine, Moderna COVID-19 Vaccine and Pfizer-BioNTech COVID-19 Vaccine). These data summarize the number of people who have received either their first dose or have completed the series for a COVID-19 vaccine. **A person can only be counted in one category, first dose or series complete.** For persons receiving Moderna or Pfizer vaccines, once they receive their second dose, they are moved from the first dose column to the series completed column. **Because of this, the total first dose category may show a change from report to report not matching the total receiving their first dose from the previous day.** Persons receiving Johnson & Johnson vaccines will always be counted in the series completed column.

## COVID-19 doses for vaccinated persons in Florida

**Doses administered** 7,040

People receiving one dose of a 1-dose series (Johnson & Johnson) or receiving only one dose of a 2-dose series (Moderna, Pfizer) count once. Persons receiving both doses of a 2-dose series count twice.

## Current status of persons vaccinated for COVID-19 in Florida

**Total people vaccinated** 4,695

First dose 2,293

Series completed 2,402

Completed 1-dose series 57

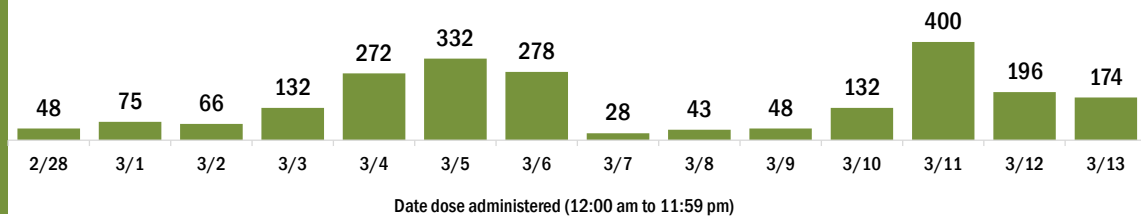
Completed 2-dose series 2,345

**First dose:** current number of people who have only received their first dose of the Moderna or Pfizer vaccine.

**Series complete:** current number of people who have received both Moderna or Pfizer vaccine doses or one Johnson & Johnson dose and are considered fully immunized.

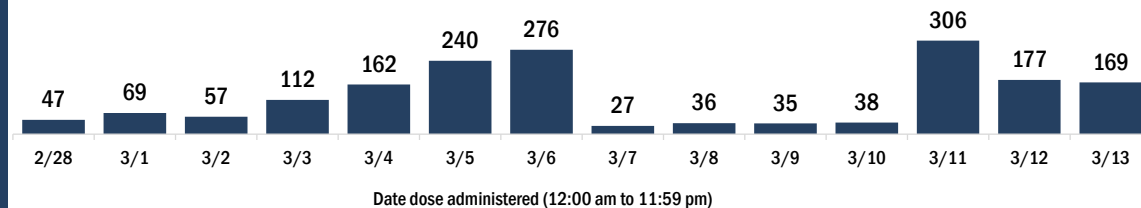
Demographic summary	First dose	Series complete	Total people vaccinated
<b>Age group</b>	2,293	2,402	4,695
16-24 years	43	27	70
25-34 years	72	49	121
35-44 years	89	66	155
45-54 years	186	100	286
55-64 years	476	199	675
65-74 years	890	1,113	2,003
75-84 years	424	654	1,078
85+ years	113	194	307
<b>Race</b>	2,293	2,402	4,695
White	1,631	1,542	3,173
Black	153	163	316
American Indian/Alaskan	9	9	18
Other	279	421	700
Unknown	221	267	488
<b>Other race</b> includes Asian, native Hawaiian/Pacific Islander, or other.			
<b>Ethnicity</b>	2,293	2,402	4,695
Hispanic	507	357	864
Non-Hispanic	918	1,196	2,114
Unknown	868	849	1,717
<b>Gender</b>	2,293	2,402	4,695
Female	1,239	1,287	2,526
Male	1,054	1,115	2,169
Unknown	0	0	0

## COVID-19 doses administered for the past 2 weeks

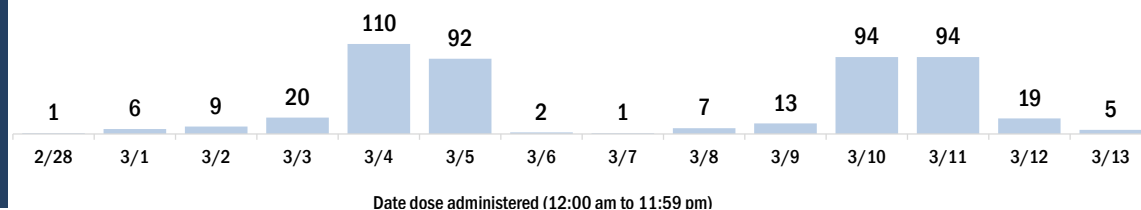


## Persons vaccinated for COVID-19 for the past 2 weeks

### Number of persons who received their first dose of a two-dose series of the COVID-19 vaccine



### Number of persons who completed the COVID-19 vaccine series



# COVID-19: Hernando County vaccine summary

Vaccination data through Mar 13, 2021 as of Mar 14, 2021 at 12:05 AM

Data in this report are provisional and subject to change.

Data in this summary pertain to COVID-19 vaccines approved by the U.S. Food and Drug Administration and have been issued an Emergency Use Authorization (Janssen COVID-19 Vaccine, Moderna COVID-19 Vaccine and Pfizer-BioNTech COVID-19 Vaccine). These data summarize the number of people who have received either their first dose or have completed the series for a COVID-19 vaccine. **A person can only be counted in one category, first dose or series complete.** For persons receiving Moderna or Pfizer vaccines, once they receive their second dose, they are moved from the first dose column to the series completed column. **Because of this, the total first dose category may show a change from report to report not matching the total receiving their first dose from the previous day.** Persons receiving Johnson & Johnson vaccines will always be counted in the series completed column.

## COVID-19 doses for vaccinated persons in Florida

**Doses administered** 50,512

People receiving one dose of a 1-dose series (Johnson & Johnson) or receiving only one dose of a 2-dose series (Moderna, Pfizer) count once. Persons receiving both doses of a 2-dose series count twice.

## Current status of persons vaccinated for COVID-19 in Florida

**Total people vaccinated** 33,077

First dose 15,050

Series completed 18,027

Completed 1-dose series 592

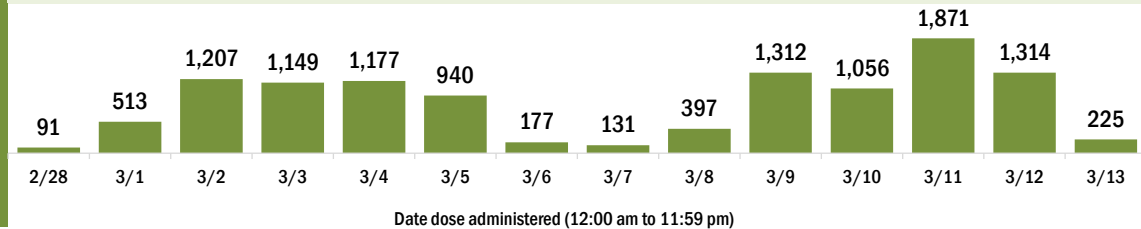
Completed 2-dose series 17,435

**First dose:** current number of people who have only received their first dose of the Moderna or Pfizer vaccine.

**Series complete:** current number of people who have received both Moderna or Pfizer vaccine doses or one Johnson & Johnson dose and are considered fully immunized.

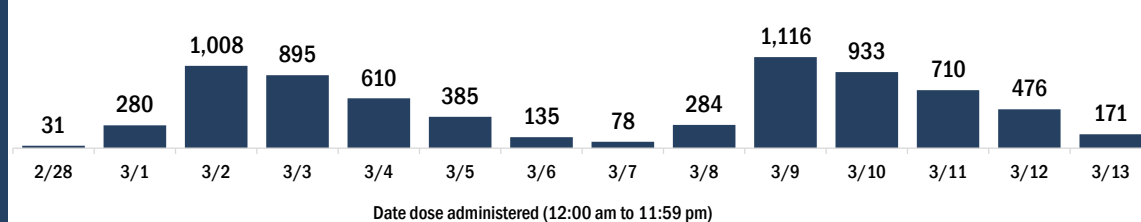
Demographic summary	First dose	Series complete	Total people vaccinated
<b>Age group</b>	15,050	18,027	33,077
16-24 years	165	185	350
25-34 years	311	557	868
35-44 years	457	690	1,147
45-54 years	737	1,029	1,766
55-64 years	1,274	1,386	2,660
65-74 years	6,256	7,669	13,925
75-84 years	4,432	4,894	9,326
85+ years	1,418	1,617	3,035
<b>Race</b>	15,050	18,027	33,077
White	11,092	11,250	22,342
Black	283	427	710
American Indian/Alaskan	70	54	124
Other	859	1,777	2,636
Unknown	2,746	4,519	7,265
<b>Other race</b> includes Asian, native Hawaiian/Pacific Islander, or other.			
<b>Ethnicity</b>	15,050	18,027	33,077
Hispanic	539	564	1,103
Non-Hispanic	8,353	7,950	16,303
Unknown	6,158	9,513	15,671
<b>Gender</b>	15,050	18,027	33,077
Female	8,786	10,524	19,310
Male	6,191	7,478	13,669
Unknown	73	25	98

## COVID-19 doses administered for the past 2 weeks

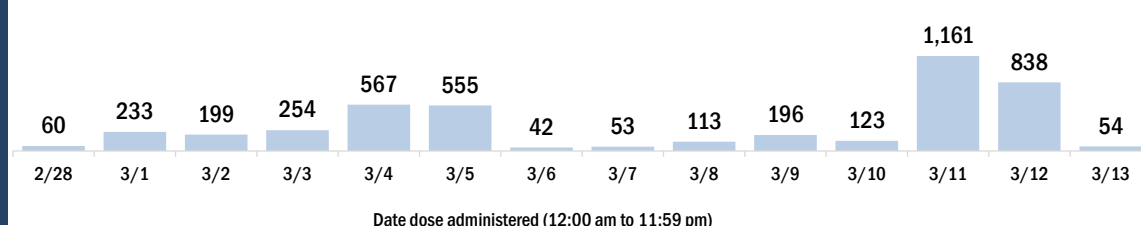


## Persons vaccinated for COVID-19 for the past 2 weeks

### Number of persons who received their first dose of a two-dose series of the COVID-19 vaccine



### Number of persons who completed the COVID-19 vaccine series



# COVID-19: Highlands County vaccine summary

Vaccination data through Mar 13, 2021 as of Mar 14, 2021 at 12:05 AM

Data in this report are provisional and subject to change.

Data in this summary pertain to COVID-19 vaccines approved by the U.S. Food and Drug Administration and have been issued an Emergency Use Authorization (Janssen COVID-19 Vaccine, Moderna COVID-19 Vaccine and Pfizer-BioNTech COVID-19 Vaccine). These data summarize the number of people who have received either their first dose or have completed the series for a COVID-19 vaccine. **A person can only be counted in one category, first dose or series complete.** For persons receiving Moderna or Pfizer vaccines, once they receive their second dose, they are moved from the first dose column to the series completed column. **Because of this, the total first dose category may show a change from report to report not matching the total receiving their first dose from the previous day.** Persons receiving Johnson & Johnson vaccines will always be counted in the series completed column.

## COVID-19 doses for vaccinated persons in Florida

**Doses administered** 32,765

People receiving one dose of a 1-dose series (Johnson & Johnson) or receiving only one dose of a 2-dose series (Moderna, Pfizer) count once. Persons receiving both doses of a 2-dose series count twice.

## Current status of persons vaccinated for COVID-19 in Florida

**Total people vaccinated** 25,280

First dose 17,754

Series completed 7,526

Completed 1-dose series 41

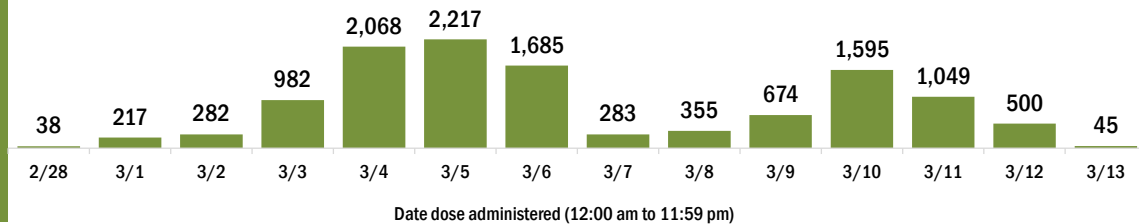
Completed 2-dose series 7,485

**First dose:** current number of people who have only received their first dose of the Moderna or Pfizer vaccine.

**Series complete:** current number of people who have received both Moderna or Pfizer vaccine doses or one Johnson & Johnson dose and are considered fully immunized.

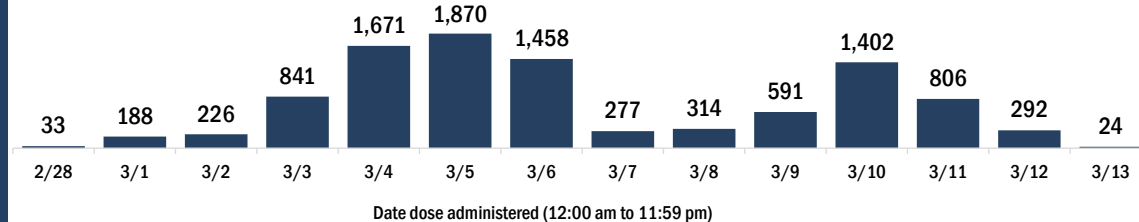
Demographic summary	First dose	Series complete	Total people vaccinated
<b>Age group</b>	17,754	7,526	25,280
16-24 years	49	56	105
25-34 years	131	178	309
35-44 years	215	262	477
45-54 years	410	369	779
55-64 years	1,083	557	1,640
65-74 years	7,624	3,168	10,792
75-84 years	6,497	2,244	8,741
85+ years	1,745	692	2,437
<b>Race</b>	17,754	7,526	25,280
White	14,817	5,871	20,688
Black	509	205	714
American Indian/Alaskan	179	47	226
Other	628	807	1,435
Unknown	1,621	596	2,217
<b>Other race</b> includes Asian, native Hawaiian/Pacific Islander, or other.			
<b>Ethnicity</b>	17,754	7,526	25,280
Hispanic	788	298	1,086
Non-Hispanic	10,689	5,071	15,760
Unknown	6,277	2,157	8,434
<b>Gender</b>	17,754	7,526	25,280
Female	9,585	4,174	13,759
Male	8,133	3,349	11,482
Unknown	36	3	39

## COVID-19 doses administered for the past 2 weeks

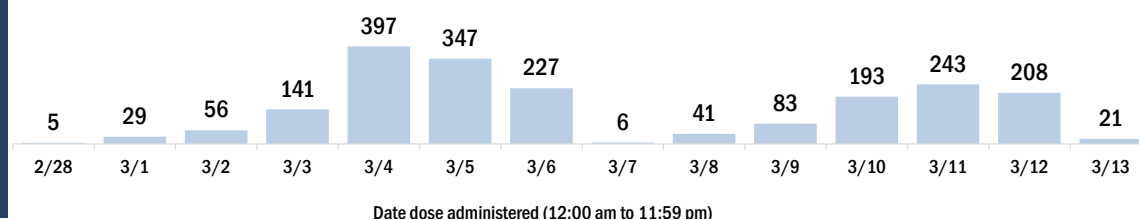


## Persons vaccinated for COVID-19 for the past 2 weeks

### Number of persons who received their first dose of a two-dose series of the COVID-19 vaccine



### Number of persons who completed the COVID-19 vaccine series





# COVID-19: Hillsborough County vaccine summary

Vaccination data through Mar 13, 2021 as of Mar 14, 2021 at 12:05 AM

Data in this report are provisional and subject to change.

Data in this summary pertain to COVID-19 vaccines approved by the U.S. Food and Drug Administration and have been issued an Emergency Use Authorization (Janssen COVID-19 Vaccine, Moderna COVID-19 Vaccine and Pfizer-BioNTech COVID-19 Vaccine). These data summarize the number of people who have received either their first dose or have completed the series for a COVID-19 vaccine. **A person can only be counted in one category, first dose or series complete.** For persons receiving Moderna or Pfizer vaccines, once they receive their second dose, they are moved from the first dose column to the series completed column. **Because of this, the total first dose category may show a change from report to report not matching the total receiving their first dose from the previous day.** Persons receiving Johnson & Johnson vaccines will always be counted in the series completed column.

## COVID-19 doses for vaccinated persons in Florida

**Doses administered** 330,564

People receiving one dose of a 1-dose series (Johnson & Johnson) or receiving only one dose of a 2-dose series (Moderna, Pfizer) count once. Persons receiving both doses of a 2-dose series count twice.

## Current status of persons vaccinated for COVID-19 in Florida

**Total people vaccinated** 222,669

First dose 108,740

Series completed 113,929

Completed 1-dose series 6,034

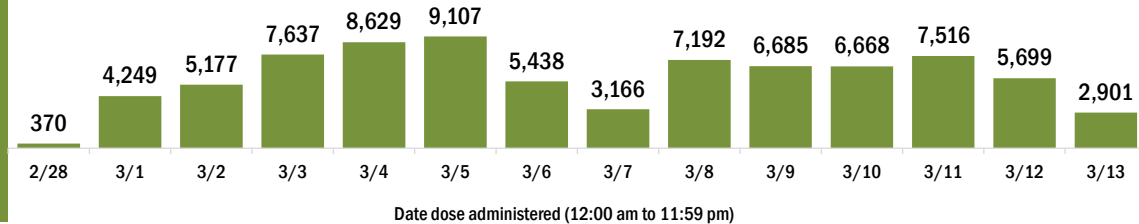
Completed 2-dose series 107,895

**First dose:** current number of people who have only received their first dose of the Moderna or Pfizer vaccine.

**Series complete:** current number of people who have received both Moderna or Pfizer vaccine doses or one Johnson & Johnson dose and are considered fully immunized.

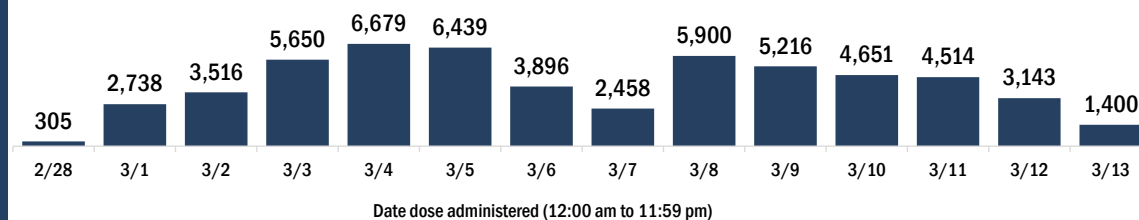
Demographic summary	First dose	Series complete	Total people vaccinated
<b>Age group</b>	<b>108,740</b>	<b>113,929</b>	<b>222,669</b>
16-24 years	2,671	2,130	4,801
25-34 years	6,756	8,273	15,029
35-44 years	9,091	9,675	18,766
45-54 years	11,653	10,255	21,908
55-64 years	15,846	12,547	28,393
65-74 years	37,972	40,420	78,392
75-84 years	18,703	22,298	41,001
85+ years	6,048	8,331	14,379
<b>Race</b>	<b>108,740</b>	<b>113,929</b>	<b>222,669</b>
White	69,491	76,272	145,763
Black	7,046	8,119	15,165
American Indian/Alaskan	369	495	864
Other	12,447	18,419	30,866
Unknown	19,387	10,624	30,011
<b>Other race</b> includes Asian, native Hawaiian/Pacific Islander, or other.			
<b>Ethnicity</b>	<b>108,740</b>	<b>113,929</b>	<b>222,669</b>
Hispanic	8,971	12,715	21,686
Non-Hispanic	50,860	71,363	122,223
Unknown	48,909	29,851	78,760
<b>Gender</b>	<b>108,740</b>	<b>113,929</b>	<b>222,669</b>
Female	64,968	68,265	133,233
Male	43,447	45,554	89,001
Unknown	325	110	435

## COVID-19 doses administered for the past 2 weeks

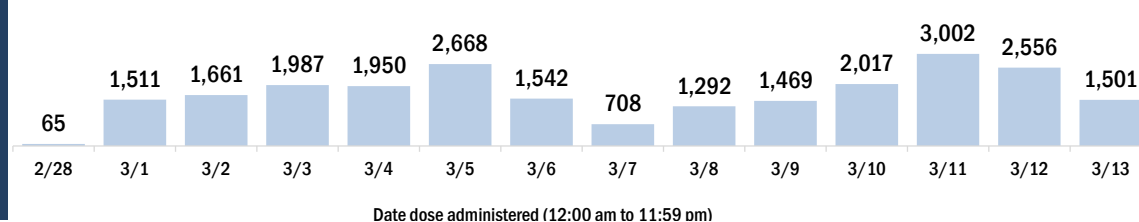


## Persons vaccinated for COVID-19 for the past 2 weeks

### Number of persons who received their first dose of a two-dose series of the COVID-19 vaccine



### Number of persons who completed the COVID-19 vaccine series



# COVID-19: Holmes County vaccine summary

Vaccination data through Mar 13, 2021 as of Mar 14, 2021 at 12:05 AM

Data in this report are provisional and subject to change.

Data in this summary pertain to COVID-19 vaccines approved by the U.S. Food and Drug Administration and have been issued an Emergency Use Authorization (Janssen COVID-19 Vaccine, Moderna COVID-19 Vaccine and Pfizer-BioNTech COVID-19 Vaccine). These data summarize the number of people who have received either their first dose or have completed the series for a COVID-19 vaccine. **A person can only be counted in one category, first dose or series complete.** For persons receiving Moderna or Pfizer vaccines, once they receive their second dose, they are moved from the first dose column to the series completed column. **Because of this, the total first dose category may show a change from report to report not matching the total receiving their first dose from the previous day.** Persons receiving Johnson & Johnson vaccines will always be counted in the series completed column.

## COVID-19 doses for vaccinated persons in Florida

**Doses administered** 4,223

People receiving one dose of a 1-dose series (Johnson & Johnson) or receiving only one dose of a 2-dose series (Moderna, Pfizer) count once. Persons receiving both doses of a 2-dose series count twice.

## Current status of persons vaccinated for COVID-19 in Florida

**Total people vaccinated** 2,570

First dose 898

Series completed 1,672

Completed 1-dose series 19

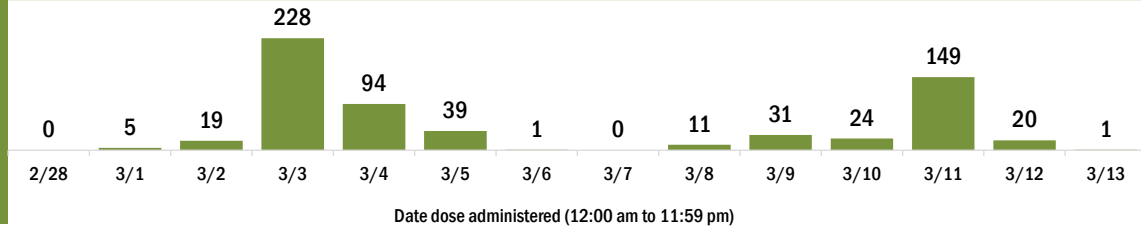
Completed 2-dose series 1,653

**First dose:** current number of people who have only received their first dose of the Moderna or Pfizer vaccine.

**Series complete:** current number of people who have received both Moderna or Pfizer vaccine doses or one Johnson & Johnson dose and are considered fully immunized.

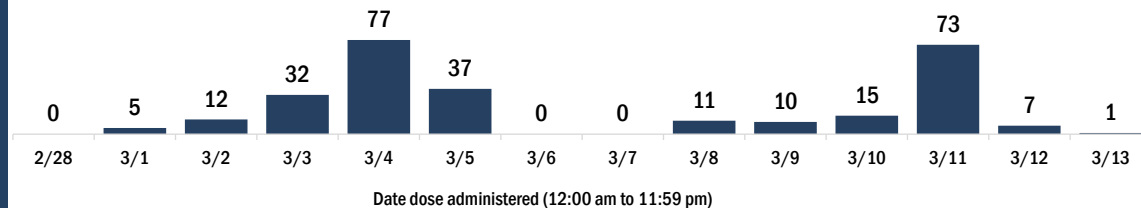
Demographic summary	First dose	Series complete	Total people vaccinated
<b>Age group</b>	898	1,672	2,570
16-24 years	7	9	16
25-34 years	20	33	53
35-44 years	46	55	101
45-54 years	93	92	185
55-64 years	163	150	313
65-74 years	327	706	1,033
75-84 years	197	482	679
85+ years	45	145	190
<b>Race</b>	898	1,672	2,570
White	773	1,405	2,178
Black	32	54	86
American Indian/Alaskan	6	16	22
Other	40	147	187
Unknown	47	50	97
<b>Other race</b> includes Asian, native Hawaiian/Pacific Islander, or other.			
<b>Ethnicity</b>	898	1,672	2,570
Hispanic	7	12	19
Non-Hispanic	658	1,435	2,093
Unknown	233	225	458
<b>Gender</b>	898	1,672	2,570
Female	464	917	1,381
Male	433	755	1,188
Unknown	1	0	1

## COVID-19 doses administered for the past 2 weeks

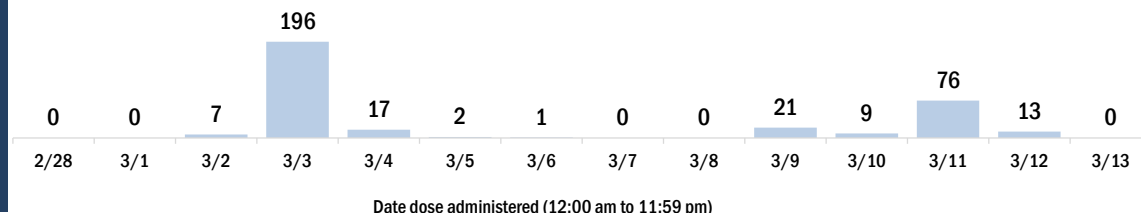


## Persons vaccinated for COVID-19 for the past 2 weeks

Number of persons who received their first dose of a two-dose series of the COVID-19 vaccine



Number of persons who completed the COVID-19 vaccine series



# COVID-19: Indian River County vaccine summary

Vaccination data through Mar 13, 2021 as of Mar 14, 2021 at 12:05 AM

Data in this report are provisional and subject to change.

Data in this summary pertain to COVID-19 vaccines approved by the U.S. Food and Drug Administration and have been issued an Emergency Use Authorization (Janssen COVID-19 Vaccine, Moderna COVID-19 Vaccine and Pfizer-BioNTech COVID-19 Vaccine). These data summarize the number of people who have received either their first dose or have completed the series for a COVID-19 vaccine. **A person can only be counted in one category, first dose or series complete.** For persons receiving Moderna or Pfizer vaccines, once they receive their second dose, they are moved from the first dose column to the series completed column. **Because of this, the total first dose category may show a change from report to report not matching the total receiving their first dose from the previous day.** Persons receiving Johnson & Johnson vaccines will always be counted in the series completed column.

## COVID-19 doses for vaccinated persons in Florida

**Doses administered** 75,572

People receiving one dose of a 1-dose series (Johnson & Johnson) or receiving only one dose of a 2-dose series (Moderna, Pfizer) count once. Persons receiving both doses of a 2-dose series count twice.

## Current status of persons vaccinated for COVID-19 in Florida

**Total people vaccinated** 47,662

First dose 19,493

Series completed 28,169

Completed 1-dose series 259

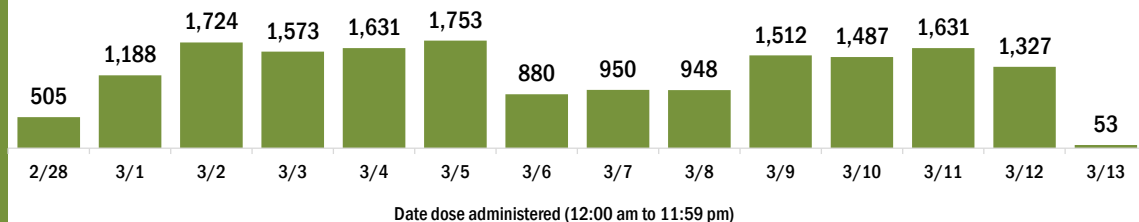
Completed 2-dose series 27,910

**First dose:** current number of people who have only received their first dose of the Moderna or Pfizer vaccine.

**Series complete:** current number of people who have received both Moderna or Pfizer vaccine doses or one Johnson & Johnson dose and are considered fully immunized.

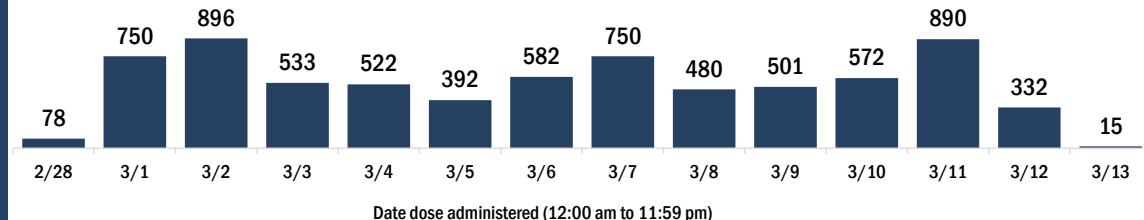
Demographic summary	First dose	Series complete	Total people vaccinated
<b>Age group</b>	<b>19,493</b>	<b>28,169</b>	<b>47,662</b>
16-24 years	129	158	287
25-34 years	241	438	679
35-44 years	352	602	954
45-54 years	672	872	1,544
55-64 years	1,841	1,604	3,445
65-74 years	8,062	13,301	21,363
75-84 years	5,970	8,284	14,254
85+ years	2,226	2,910	5,136
<b>Race</b>	<b>19,493</b>	<b>28,169</b>	<b>47,662</b>
White	14,978	20,398	35,376
Black	626	634	1,260
American Indian/Alaskan	149	147	296
Other	874	2,398	3,272
Unknown	2,866	4,592	7,458
<b>Other race</b> includes Asian, native Hawaiian/Pacific Islander, or other.			
<b>Ethnicity</b>	<b>19,493</b>	<b>28,169</b>	<b>47,662</b>
Hispanic	456	518	974
Non-Hispanic	11,664	17,492	29,156
Unknown	7,373	10,159	17,532
<b>Gender</b>	<b>19,493</b>	<b>28,169</b>	<b>47,662</b>
Female	10,954	15,928	26,882
Male	8,507	12,232	20,739
Unknown	32	9	41

## COVID-19 doses administered for the past 2 weeks

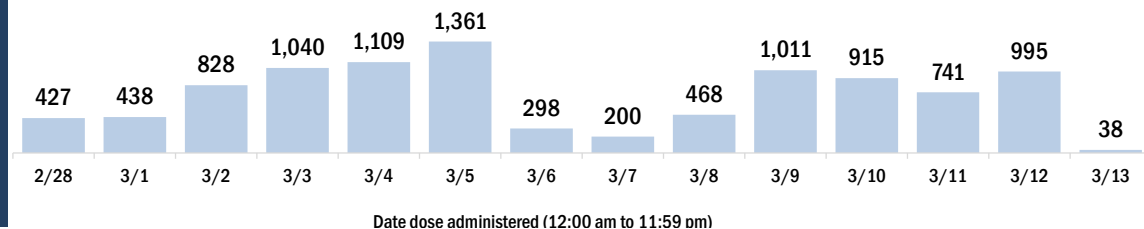


## Persons vaccinated for COVID-19 for the past 2 weeks

### Number of persons who received their first dose of a two-dose series of the COVID-19 vaccine



### Number of persons who completed the COVID-19 vaccine series



# COVID-19: Jackson County vaccine summary

Vaccination data through Mar 13, 2021 as of Mar 14, 2021 at 12:05 AM

Data in this report are provisional and subject to change.

Data in this summary pertain to COVID-19 vaccines approved by the U.S. Food and Drug Administration and have been issued an Emergency Use Authorization (Janssen COVID-19 Vaccine, Moderna COVID-19 Vaccine and Pfizer-BioNTech COVID-19 Vaccine). These data summarize the number of people who have received either their first dose or have completed the series for a COVID-19 vaccine. **A person can only be counted in one category, first dose or series complete.** For persons receiving Moderna or Pfizer vaccines, once they receive their second dose, they are moved from the first dose column to the series completed column. **Because of this, the total first dose category may show a change from report to report not matching the total receiving their first dose from the previous day.** Persons receiving Johnson & Johnson vaccines will always be counted in the series completed column.

## COVID-19 doses for vaccinated persons in Florida

**Doses administered** 13,539

People receiving one dose of a 1-dose series (Johnson & Johnson) or receiving only one dose of a 2-dose series (Moderna, Pfizer) count once. Persons receiving both doses of a 2-dose series count twice.

## Current status of persons vaccinated for COVID-19 in Florida

**Total people vaccinated** 8,262

First dose 2,909

Series completed 5,353

Completed 1-dose series 76

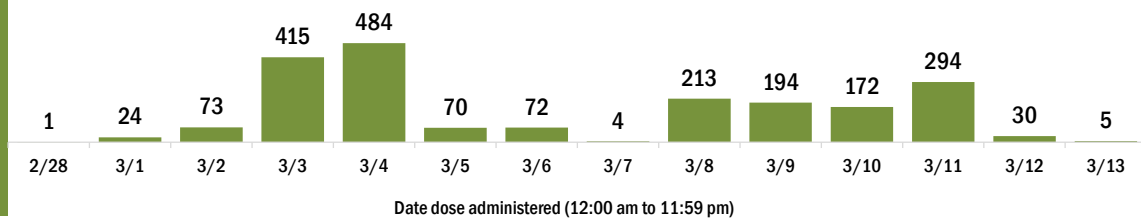
Completed 2-dose series 5,277

**First dose:** current number of people who have only received their first dose of the Moderna or Pfizer vaccine.

**Series complete:** current number of people who have received both Moderna or Pfizer vaccine doses or one Johnson & Johnson dose and are considered fully immunized.

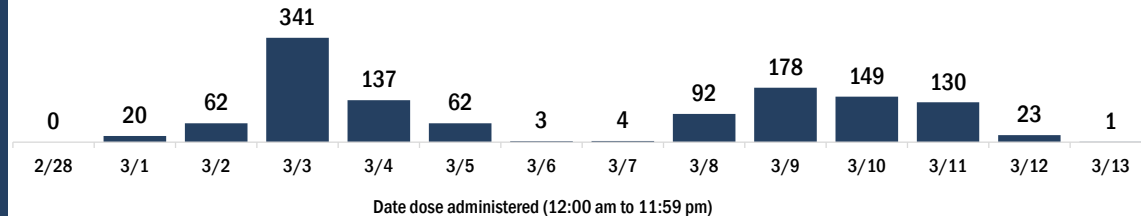
Demographic summary	First dose	Series complete	Total people vaccinated
<b>Age group</b>	2,909	5,353	8,262
16-24 years	57	39	96
25-34 years	123	117	240
35-44 years	185	199	384
45-54 years	390	309	699
55-64 years	789	494	1,283
65-74 years	718	2,266	2,984
75-84 years	473	1,448	1,921
85+ years	174	481	655
<b>Race</b>	2,909	5,353	8,262
White	1,872	3,800	5,672
Black	638	867	1,505
American Indian/Alaskan	21	24	45
Other	112	245	357
Unknown	266	417	683
<b>Other race</b> includes Asian, native Hawaiian/Pacific Islander, or other.			
<b>Ethnicity</b>	2,909	5,353	8,262
Hispanic	46	37	83
Non-Hispanic	2,105	3,458	5,563
Unknown	758	1,858	2,616
<b>Gender</b>	2,909	5,353	8,262
Female	1,675	3,045	4,720
Male	1,232	2,308	3,540
Unknown	2	0	2

## COVID-19 doses administered for the past 2 weeks

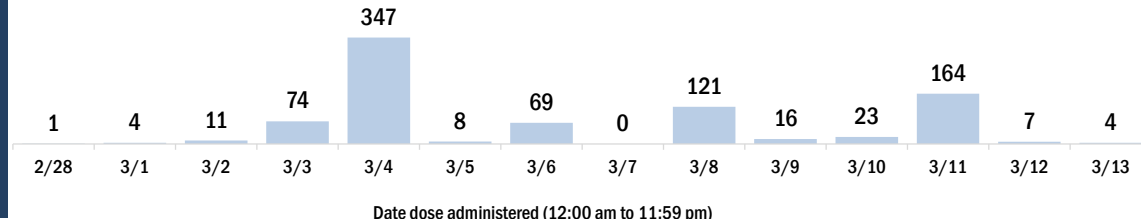


## Persons vaccinated for COVID-19 for the past 2 weeks

### Number of persons who received their first dose of a two-dose series of the COVID-19 vaccine



### Number of persons who completed the COVID-19 vaccine series



# COVID-19: Jefferson County vaccine summary

Vaccination data through Mar 13, 2021 as of Mar 14, 2021 at 12:05 AM

Data in this report are provisional and subject to change.

Data in this summary pertain to COVID-19 vaccines approved by the U.S. Food and Drug Administration and have been issued an Emergency Use Authorization (Janssen COVID-19 Vaccine, Moderna COVID-19 Vaccine and Pfizer-BioNTech COVID-19 Vaccine). These data summarize the number of people who have received either their first dose or have completed the series for a COVID-19 vaccine. **A person can only be counted in one category, first dose or series complete.** For persons receiving Moderna or Pfizer vaccines, once they receive their second dose, they are moved from the first dose column to the series completed column. **Because of this, the total first dose category may show a change from report to report not matching the total receiving their first dose from the previous day.** Persons receiving Johnson & Johnson vaccines will always be counted in the series completed column.

## COVID-19 doses for vaccinated persons in Florida

**Doses administered** 5,045

People receiving one dose of a 1-dose series (Johnson & Johnson) or receiving only one dose of a 2-dose series (Moderna, Pfizer) count once. Persons receiving both doses of a 2-dose series count twice.

## Current status of persons vaccinated for COVID-19 in Florida

**Total people vaccinated** 2,937

First dose 811

Series completed 2,126

Completed 1-dose series 18

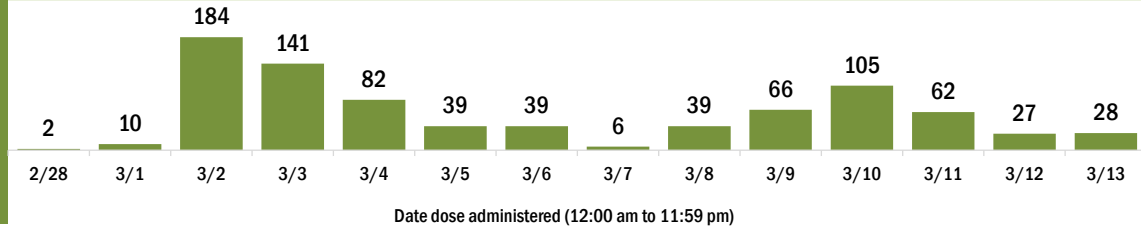
Completed 2-dose series 2,108

**First dose:** current number of people who have only received their first dose of the Moderna or Pfizer vaccine.

**Series complete:** current number of people who have received both Moderna or Pfizer vaccine doses or one Johnson & Johnson dose and are considered fully immunized.

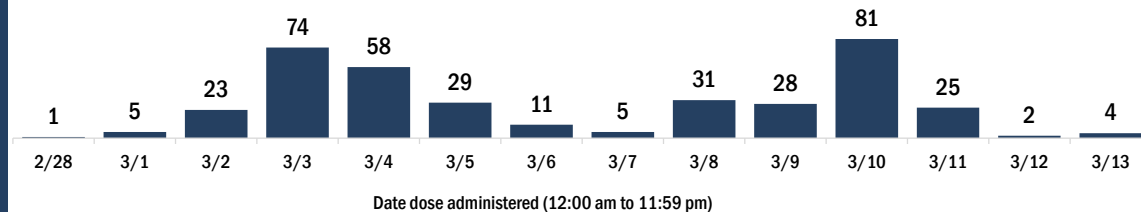
Demographic summary	First dose	Series complete	Total people vaccinated
<b>Age group</b>	<b>811</b>	<b>2,126</b>	<b>2,937</b>
16-24 years	12	7	19
25-34 years	27	34	61
35-44 years	50	51	101
45-54 years	109	102	211
55-64 years	242	184	426
65-74 years	236	1,052	1,288
75-84 years	102	544	646
85+ years	33	152	185
<b>Race</b>	<b>811</b>	<b>2,126</b>	<b>2,937</b>
White	376	1,170	1,546
Black	226	342	568
American Indian/Alaskan	3	3	6
Other	117	387	504
Unknown	89	224	313
<b>Other race</b> includes Asian, native Hawaiian/Pacific Islander, or other.			
<b>Ethnicity</b>	<b>811</b>	<b>2,126</b>	<b>2,937</b>
Hispanic	12	16	28
Non-Hispanic	449	1,021	1,470
Unknown	350	1,089	1,439
<b>Gender</b>	<b>811</b>	<b>2,126</b>	<b>2,937</b>
Female	488	1,233	1,721
Male	323	893	1,216
Unknown	0	0	0

## COVID-19 doses administered for the past 2 weeks

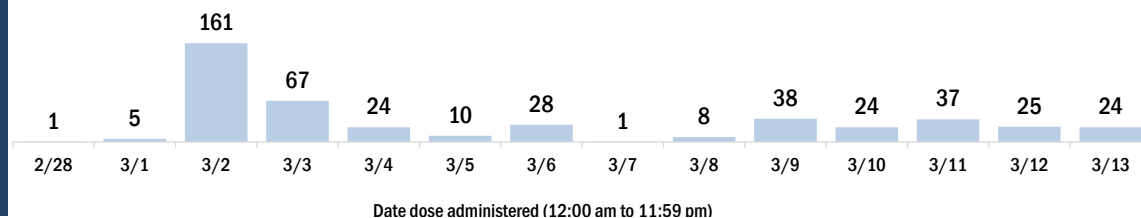


## Persons vaccinated for COVID-19 for the past 2 weeks

### Number of persons who received their first dose of a two-dose series of the COVID-19 vaccine



### Number of persons who completed the COVID-19 vaccine series



# COVID-19: Lafayette County vaccine summary

Vaccination data through Mar 13, 2021 as of Mar 14, 2021 at 12:05 AM

Data in this report are provisional and subject to change.

Data in this summary pertain to COVID-19 vaccines approved by the U.S. Food and Drug Administration and have been issued an Emergency Use Authorization (Janssen COVID-19 Vaccine, Moderna COVID-19 Vaccine and Pfizer-BioNTech COVID-19 Vaccine). These data summarize the number of people who have received either their first dose or have completed the series for a COVID-19 vaccine. **A person can only be counted in one category, first dose or series complete.** For persons receiving Moderna or Pfizer vaccines, once they receive their second dose, they are moved from the first dose column to the series completed column. **Because of this, the total first dose category may show a change from report to report not matching the total receiving their first dose from the previous day.** Persons receiving Johnson & Johnson vaccines will always be counted in the series completed column.

## COVID-19 doses for vaccinated persons in Florida

**Doses administered** 2,435

People receiving one dose of a 1-dose series (Johnson & Johnson) or receiving only one dose of a 2-dose series (Moderna, Pfizer) count once. Persons receiving both doses of a 2-dose series count twice.

## Current status of persons vaccinated for COVID-19 in Florida

**Total people vaccinated** 1,448

First dose 459

Series completed 989

Completed 1-dose series 2

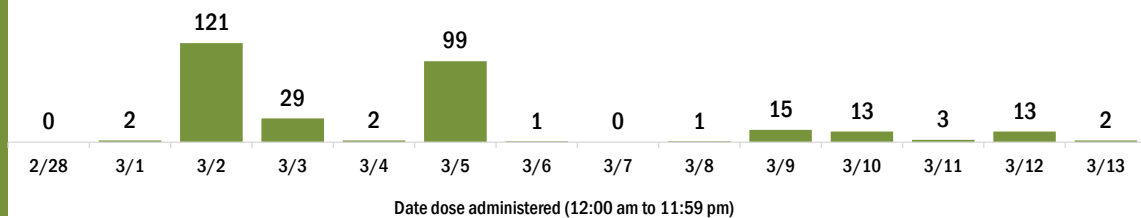
Completed 2-dose series 987

**First dose:** current number of people who have only received their first dose of the Moderna or Pfizer vaccine.

**Series complete:** current number of people who have received both Moderna or Pfizer vaccine doses or one Johnson & Johnson dose and are considered fully immunized.

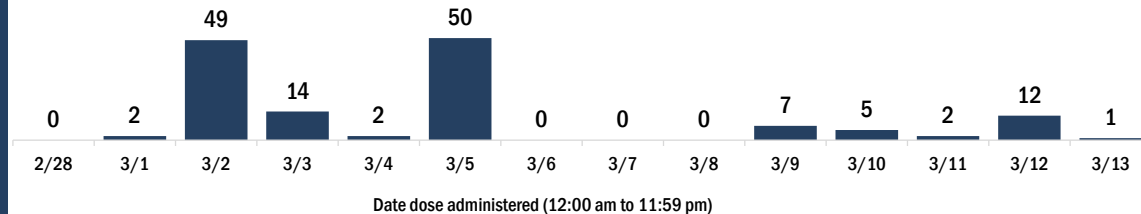
Demographic summary	First dose	Series complete	Total people vaccinated
<b>Age group</b>	<b>459</b>	<b>989</b>	<b>1,448</b>
16-24 years	2	3	5
25-34 years	3	6	9
35-44 years	12	16	28
45-54 years	31	30	61
55-64 years	61	52	113
65-74 years	200	500	700
75-84 years	110	293	403
85+ years	40	89	129
<b>Race</b>	<b>459</b>	<b>989</b>	<b>1,448</b>
White	366	838	1,204
Black	16	23	39
American Indian/Alaskan	4	1	5
Other	12	61	73
Unknown	61	66	127
<b>Other race</b> includes Asian, native Hawaiian/Pacific Islander, or other.			
<b>Ethnicity</b>	<b>459</b>	<b>989</b>	<b>1,448</b>
Hispanic	17	9	26
Non-Hispanic	311	803	1,114
Unknown	131	177	308
<b>Gender</b>	<b>459</b>	<b>989</b>	<b>1,448</b>
Female	240	521	761
Male	218	468	686
Unknown	1	0	1

## COVID-19 doses administered for the past 2 weeks

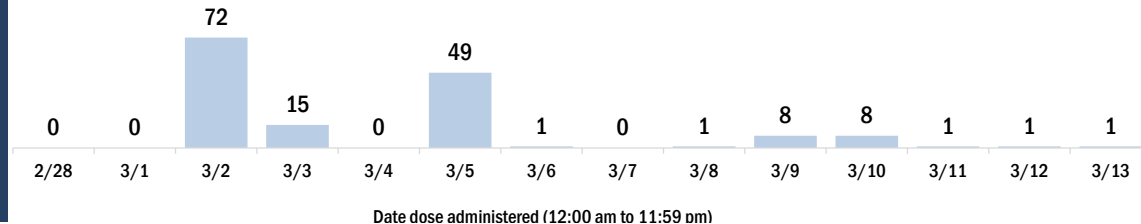


## Persons vaccinated for COVID-19 for the past 2 weeks

### Number of persons who received their first dose of a two-dose series of the COVID-19 vaccine



### Number of persons who completed the COVID-19 vaccine series



# COVID-19: Lake County vaccine summary

Vaccination data through Mar 13, 2021 as of Mar 14, 2021 at 12:05 AM

Data in this report are provisional and subject to change.

Data in this summary pertain to COVID-19 vaccines approved by the U.S. Food and Drug Administration and have been issued an Emergency Use Authorization (Janssen COVID-19 Vaccine, Moderna COVID-19 Vaccine and Pfizer-BioNTech COVID-19 Vaccine). These data summarize the number of people who have received either their first dose or have completed the series for a COVID-19 vaccine. **A person can only be counted in one category, first dose or series complete.** For persons receiving Moderna or Pfizer vaccines, once they receive their second dose, they are moved from the first dose column to the series completed column. **Because of this, the total first dose category may show a change from report to report not matching the total receiving their first dose from the previous day.** Persons receiving Johnson & Johnson vaccines will always be counted in the series completed column.

## COVID-19 doses for vaccinated persons in Florida

**Doses administered** 141,741

People receiving one dose of a 1-dose series (Johnson & Johnson) or receiving only one dose of a 2-dose series (Moderna, Pfizer) count once. Persons receiving both doses of a 2-dose series count twice.

## Current status of persons vaccinated for COVID-19 in Florida

**Total people vaccinated** 89,067

First dose 35,149

Series completed 53,918

Completed 1-dose series 1,244

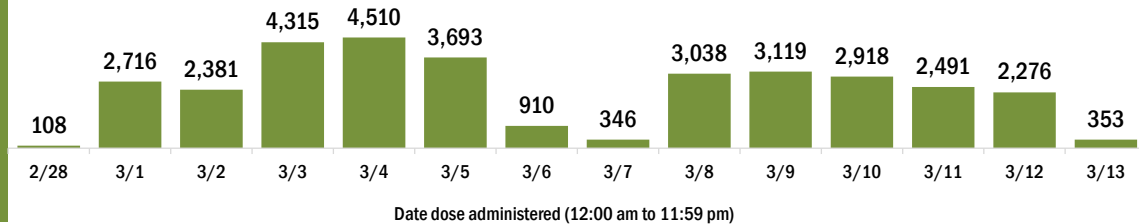
Completed 2-dose series 52,674

**First dose:** current number of people who have only received their first dose of the Moderna or Pfizer vaccine.

**Series complete:** current number of people who have received both Moderna or Pfizer vaccine doses or one Johnson & Johnson dose and are considered fully immunized.

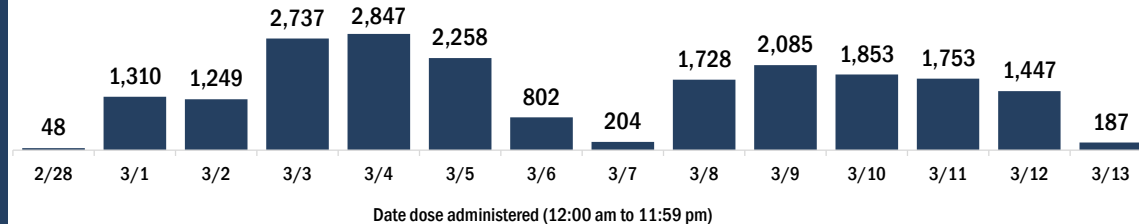
Demographic summary	First dose	Series complete	Total people vaccinated
<b>Age group</b>	<b>35,149</b>	<b>53,918</b>	<b>89,067</b>
16-24 years	368	327	695
25-34 years	1,025	1,039	2,064
35-44 years	1,484	1,611	3,095
45-54 years	2,340	2,061	4,401
55-64 years	4,303	3,121	7,424
65-74 years	13,023	24,132	37,155
75-84 years	9,447	16,886	26,333
85+ years	3,159	4,741	7,900
<b>Race</b>	<b>35,149</b>	<b>53,918</b>	<b>89,067</b>
White	23,601	42,399	66,000
Black	1,678	2,016	3,694
American Indian/Alaskan	158	330	488
Other	2,598	5,104	7,702
Unknown	7,114	4,069	11,183
<b>Other race</b> includes Asian, native Hawaiian/Pacific Islander, or other.			
<b>Ethnicity</b>	<b>35,149</b>	<b>53,918</b>	<b>89,067</b>
Hispanic	1,301	2,086	3,387
Non-Hispanic	14,160	29,868	44,028
Unknown	19,688	21,964	41,652
<b>Gender</b>	<b>35,149</b>	<b>53,918</b>	<b>89,067</b>
Female	20,418	30,577	50,995
Male	14,586	23,313	37,899
Unknown	145	28	173

## COVID-19 doses administered for the past 2 weeks

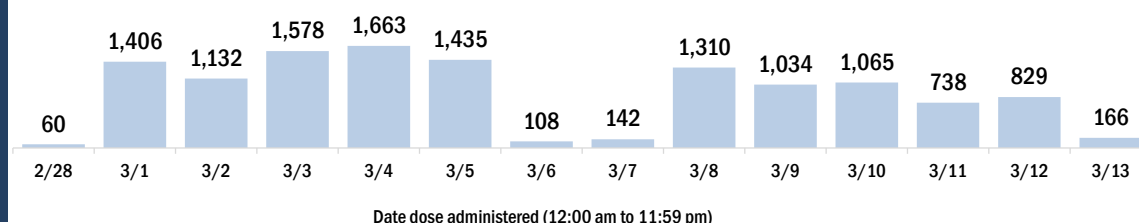


## Persons vaccinated for COVID-19 for the past 2 weeks

### Number of persons who received their first dose of a two-dose series of the COVID-19 vaccine



### Number of persons who completed the COVID-19 vaccine series





# COVID-19: Lee County vaccine summary

Vaccination data through Mar 13, 2021 as of Mar 14, 2021 at 12:05 AM

Data in this report are provisional and subject to change.

Data in this summary pertain to COVID-19 vaccines approved by the U.S. Food and Drug Administration and have been issued an Emergency Use Authorization (Janssen COVID-19 Vaccine, Moderna COVID-19 Vaccine and Pfizer-BioNTech COVID-19 Vaccine). These data summarize the number of people who have received either their first dose or have completed the series for a COVID-19 vaccine. **A person can only be counted in one category, first dose or series complete.** For persons receiving Moderna or Pfizer vaccines, once they receive their second dose, they are moved from the first dose column to the series completed column. **Because of this, the total first dose category may show a change from report to report not matching the total receiving their first dose from the previous day.** Persons receiving Johnson & Johnson vaccines will always be counted in the series completed column.

## COVID-19 doses for vaccinated persons in Florida

**Doses administered** 249,451

People receiving one dose of a 1-dose series (Johnson & Johnson) or receiving only one dose of a 2-dose series (Moderna, Pfizer) count once. Persons receiving both doses of a 2-dose series count twice.

## Current status of persons vaccinated for COVID-19 in Florida

**Total people vaccinated** 161,530

First dose 71,336

Series completed 90,194

Completed 1-dose series 2,273

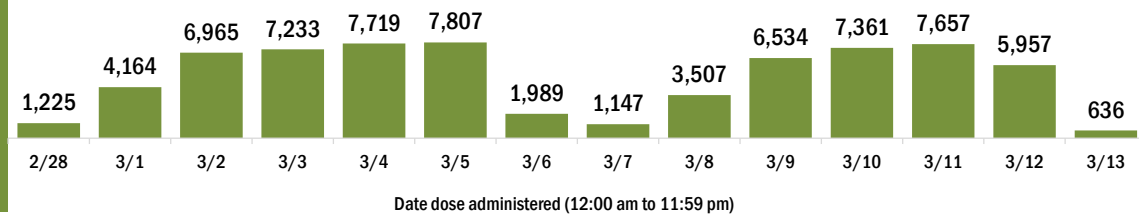
Completed 2-dose series 87,921

**First dose:** current number of people who have only received their first dose of the Moderna or Pfizer vaccine.

**Series complete:** current number of people who have received both Moderna or Pfizer vaccine doses or one Johnson & Johnson dose and are considered fully immunized.

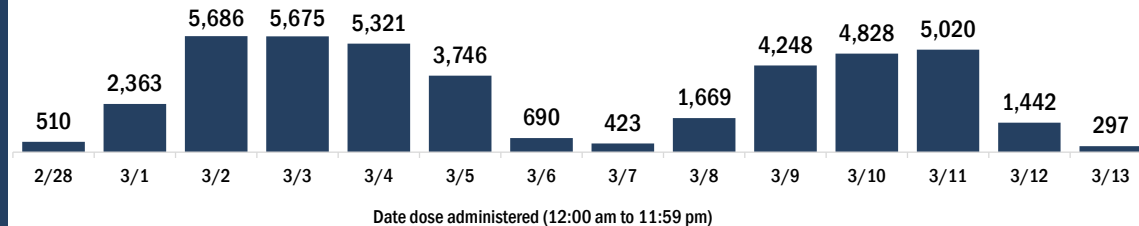
Demographic summary	First dose	Series complete	Total people vaccinated
<b>Age group</b>	<b>71,336</b>	<b>90,194</b>	<b>161,530</b>
16-24 years	434	572	1,006
25-34 years	1,105	2,078	3,183
35-44 years	1,564	2,818	4,382
45-54 years	2,657	4,024	6,681
55-64 years	5,813	7,163	12,976
65-74 years	32,107	42,423	74,530
75-84 years	21,951	24,209	46,160
85+ years	5,705	6,907	12,612
<b>Race</b>	<b>71,336</b>	<b>90,194</b>	<b>161,530</b>
White	50,830	61,832	112,662
Black	1,522	1,650	3,172
American Indian/Alaskan	330	195	525
Other	3,540	6,641	10,181
Unknown	15,114	19,876	34,990
<b>Other race</b> includes Asian, native Hawaiian/Pacific Islander, or other.			
<b>Ethnicity</b>	<b>71,336</b>	<b>90,194</b>	<b>161,530</b>
Hispanic	2,882	3,236	6,118
Non-Hispanic	39,029	49,367	88,396
Unknown	29,425	37,591	67,016
<b>Gender</b>	<b>71,336</b>	<b>90,194</b>	<b>161,530</b>
Female	40,326	50,314	90,640
Male	30,867	39,631	70,498
Unknown	143	249	392

## COVID-19 doses administered for the past 2 weeks

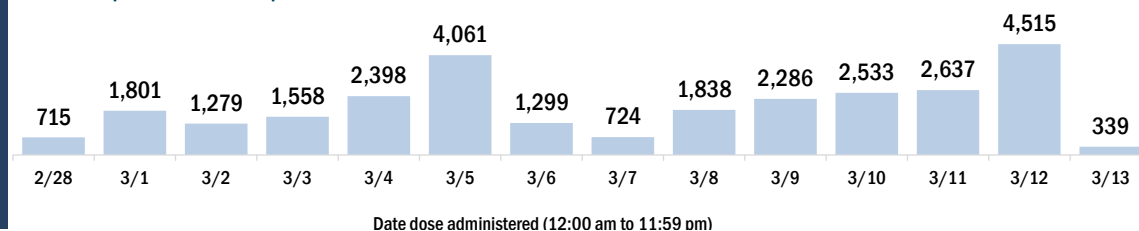


## Persons vaccinated for COVID-19 for the past 2 weeks

### Number of persons who received their first dose of a two-dose series of the COVID-19 vaccine



### Number of persons who completed the COVID-19 vaccine series



# COVID-19: Leon County vaccine summary

Vaccination data through Mar 13, 2021 as of Mar 14, 2021 at 12:05 AM

Data in this report are provisional and subject to change.

Data in this summary pertain to COVID-19 vaccines approved by the U.S. Food and Drug Administration and have been issued an Emergency Use Authorization (Janssen COVID-19 Vaccine, Moderna COVID-19 Vaccine and Pfizer-BioNTech COVID-19 Vaccine). These data summarize the number of people who have received either their first dose or have completed the series for a COVID-19 vaccine. **A person can only be counted in one category, first dose or series complete.** For persons receiving Moderna or Pfizer vaccines, once they receive their second dose, they are moved from the first dose column to the series completed column. **Because of this, the total first dose category may show a change from report to report not matching the total receiving their first dose from the previous day.** Persons receiving Johnson & Johnson vaccines will always be counted in the series completed column.

## COVID-19 doses for vaccinated persons in Florida

**Doses administered** 92,595

People receiving one dose of a 1-dose series (Johnson & Johnson) or receiving only one dose of a 2-dose series (Moderna, Pfizer) count once. Persons receiving both doses of a 2-dose series count twice.

## Current status of persons vaccinated for COVID-19 in Florida

**Total people vaccinated** 56,438

First dose 19,698

Series completed 36,740

Completed 1-dose series 583

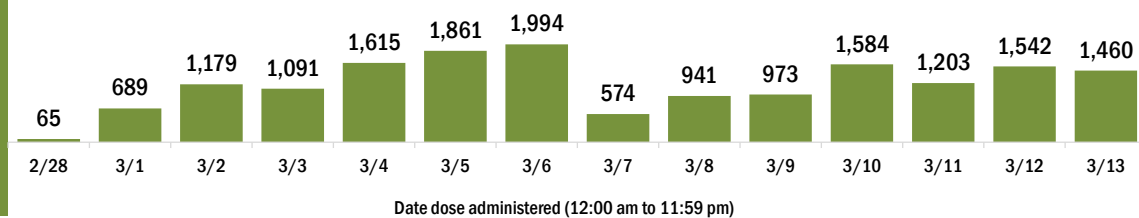
Completed 2-dose series 36,157

**First dose:** current number of people who have only received their first dose of the Moderna or Pfizer vaccine.

**Series complete:** current number of people who have received both Moderna or Pfizer vaccine doses or one Johnson & Johnson dose and are considered fully immunized.

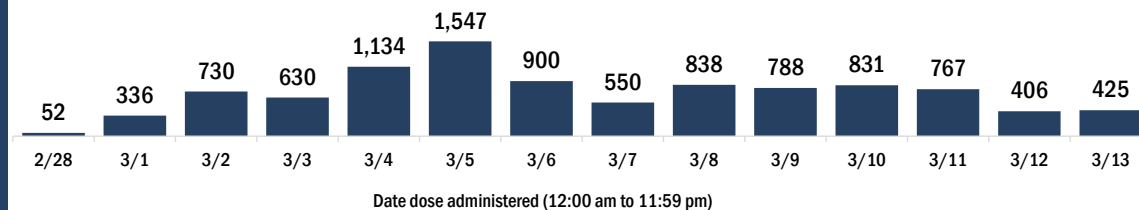
Demographic summary	First dose	Series complete	Total people vaccinated
<b>Age group</b>	<b>19,698</b>	<b>36,740</b>	<b>56,438</b>
16-24 years	1,128	878	2,006
25-34 years	1,936	1,781	3,717
35-44 years	2,500	2,127	4,627
45-54 years	3,134	2,411	5,545
55-64 years	4,819	4,341	9,160
65-74 years	3,876	15,460	19,336
75-84 years	1,644	7,307	8,951
85+ years	661	2,435	3,096
<b>Race</b>	<b>19,698</b>	<b>36,740</b>	<b>56,438</b>
White	10,715	22,065	32,780
Black	3,529	4,009	7,538
American Indian/Alaskan	58	113	171
Other	2,730	7,940	10,670
Unknown	2,666	2,613	5,279
<b>Other race</b> includes Asian, native Hawaiian/Pacific Islander, or other.			
<b>Ethnicity</b>	<b>19,698</b>	<b>36,740</b>	<b>56,438</b>
Hispanic	870	1,059	1,929
Non-Hispanic	12,618	25,872	38,490
Unknown	6,210	9,809	16,019
<b>Gender</b>	<b>19,698</b>	<b>36,740</b>	<b>56,438</b>
Female	11,929	21,909	33,838
Male	7,757	14,814	22,571
Unknown	12	17	29

## COVID-19 doses administered for the past 2 weeks

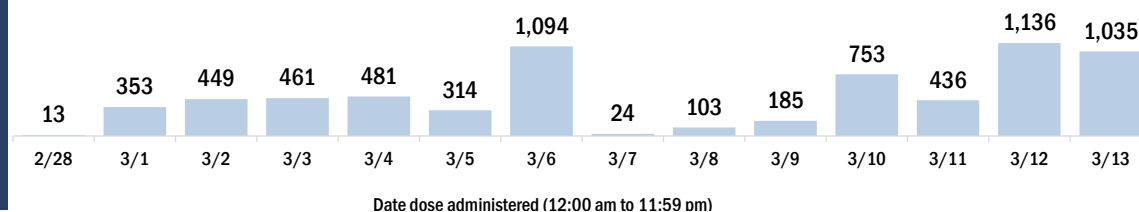


## Persons vaccinated for COVID-19 for the past 2 weeks

### Number of persons who received their first dose of a two-dose series of the COVID-19 vaccine



### Number of persons who completed the COVID-19 vaccine series



# COVID-19: Levy County vaccine summary

Vaccination data through Mar 13, 2021 as of Mar 14, 2021 at 12:05 AM

Data in this report are provisional and subject to change.

Data in this summary pertain to COVID-19 vaccines approved by the U.S. Food and Drug Administration and have been issued an Emergency Use Authorization (Janssen COVID-19 Vaccine, Moderna COVID-19 Vaccine and Pfizer-BioNTech COVID-19 Vaccine). These data summarize the number of people who have received either their first dose or have completed the series for a COVID-19 vaccine. **A person can only be counted in one category, first dose or series complete.** For persons receiving Moderna or Pfizer vaccines, once they receive their second dose, they are moved from the first dose column to the series completed column. **Because of this, the total first dose category may show a change from report to report not matching the total receiving their first dose from the previous day.** Persons receiving Johnson & Johnson vaccines will always be counted in the series completed column.

## COVID-19 doses for vaccinated persons in Florida

**Doses administered** 9,694

People receiving one dose of a 1-dose series (Johnson & Johnson) or receiving only one dose of a 2-dose series (Moderna, Pfizer) count once. Persons receiving both doses of a 2-dose series count twice.

## Current status of persons vaccinated for COVID-19 in Florida

**Total people vaccinated** 5,910

First dose 2,090

Series completed 3,820

Completed 1-dose series 36

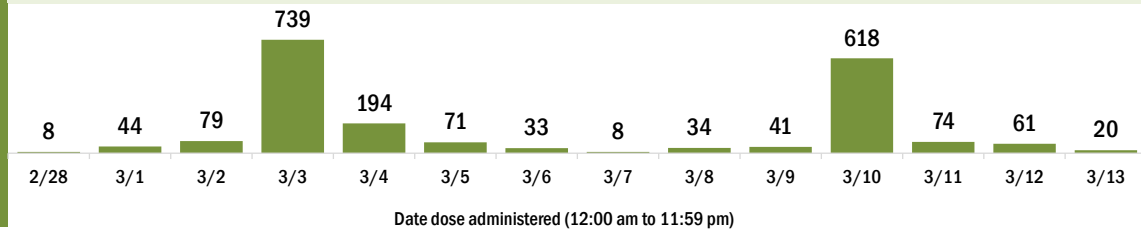
Completed 2-dose series 3,784

**First dose:** current number of people who have only received their first dose of the Moderna or Pfizer vaccine.

**Series complete:** current number of people who have received both Moderna or Pfizer vaccine doses or one Johnson & Johnson dose and are considered fully immunized.

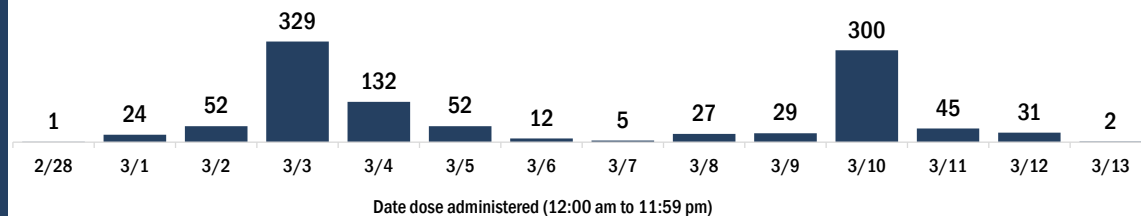
Demographic summary	First dose	Series complete	Total people vaccinated
<b>Age group</b>	2,090	3,820	5,910
16-24 years	18	32	50
25-34 years	30	103	133
35-44 years	43	111	154
45-54 years	80	175	255
55-64 years	212	301	513
65-74 years	1,019	1,863	2,882
75-84 years	539	998	1,537
85+ years	149	237	386
<b>Race</b>	2,090	3,820	5,910
White	1,616	3,036	4,652
Black	122	189	311
American Indian/Alaskan	26	19	45
Other	117	218	335
Unknown	209	358	567
<b>Other race</b> includes Asian, native Hawaiian/Pacific Islander, or other.			
<b>Ethnicity</b>	2,090	3,820	5,910
Hispanic	71	69	140
Non-Hispanic	1,270	2,804	4,074
Unknown	749	947	1,696
<b>Gender</b>	2,090	3,820	5,910
Female	1,199	2,171	3,370
Male	890	1,649	2,539
Unknown	1	0	1

## COVID-19 doses administered for the past 2 weeks

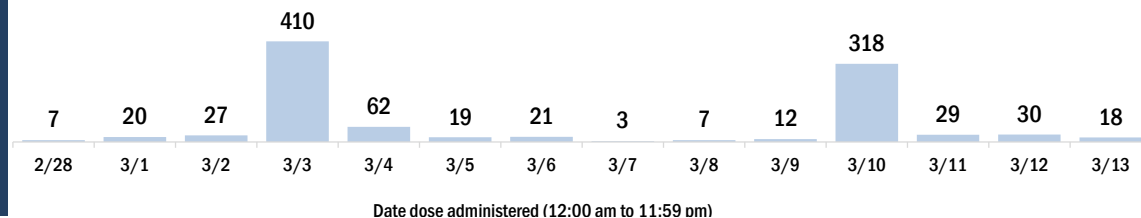


## Persons vaccinated for COVID-19 for the past 2 weeks

### Number of persons who received their first dose of a two-dose series of the COVID-19 vaccine



### Number of persons who completed the COVID-19 vaccine series



# COVID-19: Liberty County vaccine summary

Vaccination data through Mar 13, 2021 as of Mar 14, 2021 at 12:05 AM

Data in this report are provisional and subject to change.

Data in this summary pertain to COVID-19 vaccines approved by the U.S. Food and Drug Administration and have been issued an Emergency Use Authorization (Janssen COVID-19 Vaccine, Moderna COVID-19 Vaccine and Pfizer-BioNTech COVID-19 Vaccine). These data summarize the number of people who have received either their first dose or have completed the series for a COVID-19 vaccine. **A person can only be counted in one category, first dose or series complete.** For persons receiving Moderna or Pfizer vaccines, once they receive their second dose, they are moved from the first dose column to the series completed column. **Because of this, the total first dose category may show a change from report to report not matching the total receiving their first dose from the previous day.** Persons receiving Johnson & Johnson vaccines will always be counted in the series completed column.

## COVID-19 doses for vaccinated persons in Florida

**Doses administered** 1,956

People receiving one dose of a 1-dose series (Johnson & Johnson) or receiving only one dose of a 2-dose series (Moderna, Pfizer) count once. Persons receiving both doses of a 2-dose series count twice.

## Current status of persons vaccinated for COVID-19 in Florida

**Total people vaccinated** 1,110

First dose 262

Series completed 848

Completed 1-dose series 2

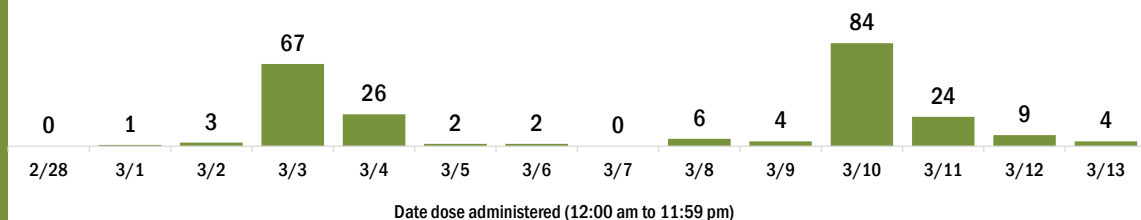
Completed 2-dose series 846

**First dose:** current number of people who have only received their first dose of the Moderna or Pfizer vaccine.

**Series complete:** current number of people who have received both Moderna or Pfizer vaccine doses or one Johnson & Johnson dose and are considered fully immunized.

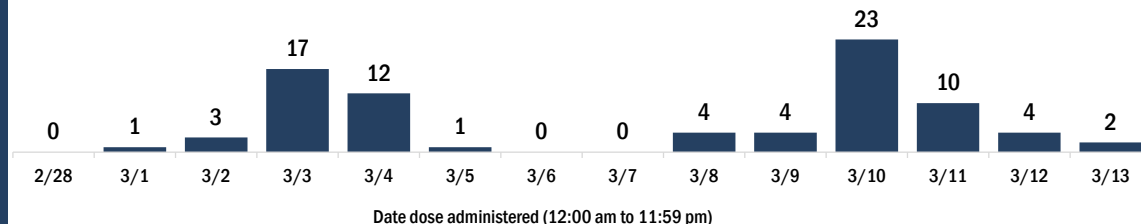
Demographic summary	First dose	Series complete	Total people vaccinated
<b>Age group</b>	262	848	1,110
16-24 years	8	8	16
25-34 years	13	19	32
35-44 years	24	39	63
45-54 years	37	31	68
55-64 years	71	158	229
65-74 years	73	343	416
75-84 years	32	196	228
85+ years	4	54	58
<b>Race</b>	262	848	1,110
White	177	621	798
Black	34	55	89
American Indian/Alaskan	0	5	5
Other	15	90	105
Unknown	36	77	113
<b>Other race</b> includes Asian, native Hawaiian/Pacific Islander, or other.			
<b>Ethnicity</b>	262	848	1,110
Hispanic	1	8	9
Non-Hispanic	125	451	576
Unknown	136	389	525
<b>Gender</b>	262	848	1,110
Female	149	450	599
Male	113	398	511
Unknown	0	0	0

## COVID-19 doses administered for the past 2 weeks

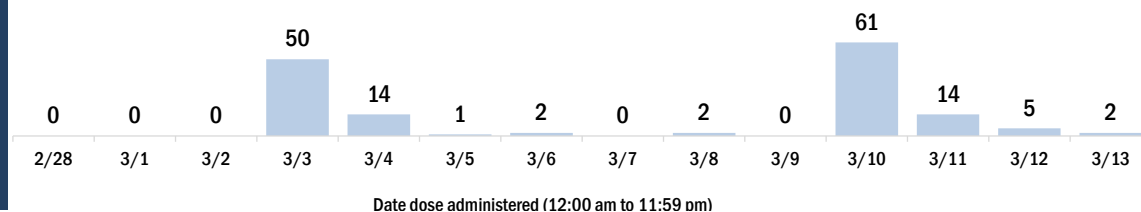


## Persons vaccinated for COVID-19 for the past 2 weeks

### Number of persons who received their first dose of a two-dose series of the COVID-19 vaccine



### Number of persons who completed the COVID-19 vaccine series



# COVID-19: Madison County vaccine summary

Vaccination data through Mar 13, 2021 as of Mar 14, 2021 at 12:05 AM

Data in this report are provisional and subject to change.

Data in this summary pertain to COVID-19 vaccines approved by the U.S. Food and Drug Administration and have been issued an Emergency Use Authorization (Janssen COVID-19 Vaccine, Moderna COVID-19 Vaccine and Pfizer-BioNTech COVID-19 Vaccine). These data summarize the number of people who have received either their first dose or have completed the series for a COVID-19 vaccine. **A person can only be counted in one category, first dose or series complete.** For persons receiving Moderna or Pfizer vaccines, once they receive their second dose, they are moved from the first dose column to the series completed column. **Because of this, the total first dose category may show a change from report to report not matching the total receiving their first dose from the previous day.** Persons receiving Johnson & Johnson vaccines will always be counted in the series completed column.

## COVID-19 doses for vaccinated persons in Florida

**Doses administered** 5,540

People receiving one dose of a 1-dose series (Johnson & Johnson) or receiving only one dose of a 2-dose series (Moderna, Pfizer) count once. Persons receiving both doses of a 2-dose series count twice.

## Current status of persons vaccinated for COVID-19 in Florida

**Total people vaccinated** 3,310

First dose 1,063

Series completed 2,247

Completed 1-dose series 17

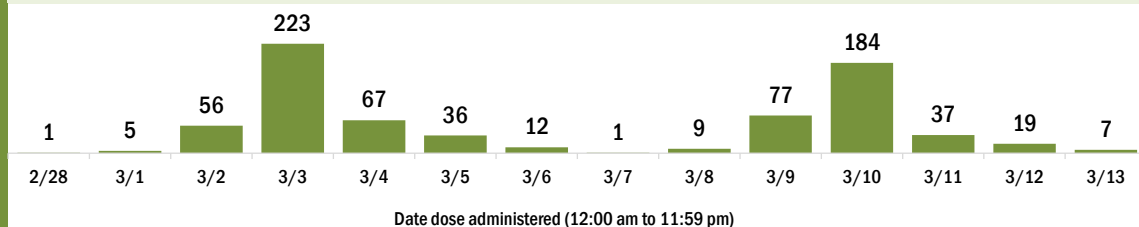
Completed 2-dose series 2,230

**First dose:** current number of people who have only received their first dose of the Moderna or Pfizer vaccine.

**Series complete:** current number of people who have received both Moderna or Pfizer vaccine doses or one Johnson & Johnson dose and are considered fully immunized.

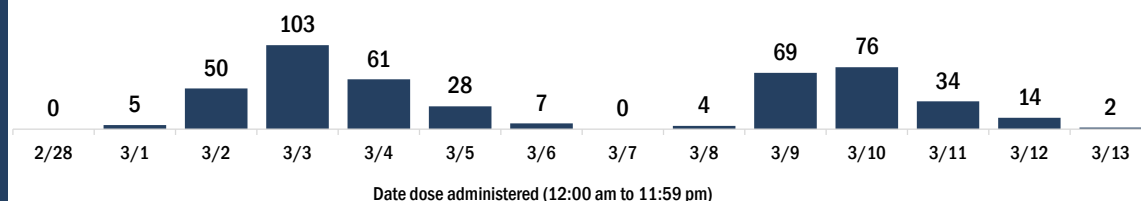
Demographic summary	First dose	Series complete	Total people vaccinated
<b>Age group</b>	1,063	2,247	3,310
16-24 years	15	9	24
25-34 years	38	37	75
35-44 years	79	54	133
45-54 years	172	72	244
55-64 years	361	170	531
65-74 years	247	1,082	1,329
75-84 years	109	648	757
85+ years	42	175	217
<b>Race</b>	1,063	2,247	3,310
White	494	1,216	1,710
Black	311	469	780
American Indian/Alaskan	2	5	7
Other	81	220	301
Unknown	175	337	512
<b>Other race</b> includes Asian, native Hawaiian/Pacific Islander, or other.			
<b>Ethnicity</b>	1,063	2,247	3,310
Hispanic	7	17	24
Non-Hispanic	376	720	1,096
Unknown	680	1,510	2,190
<b>Gender</b>	1,063	2,247	3,310
Female	641	1,254	1,895
Male	421	993	1,414
Unknown	1	0	1

## COVID-19 doses administered for the past 2 weeks

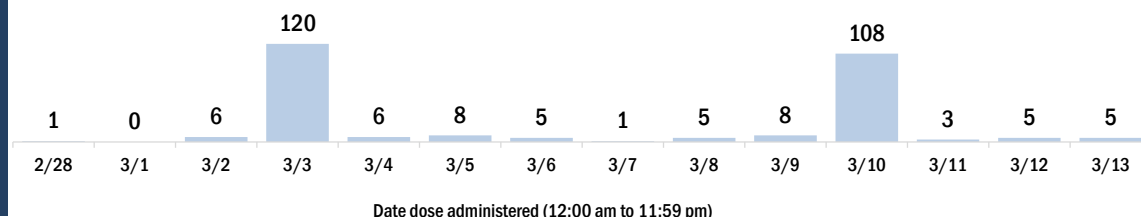


## Persons vaccinated for COVID-19 for the past 2 weeks

### Number of persons who received their first dose of a two-dose series of the COVID-19 vaccine



### Number of persons who completed the COVID-19 vaccine series



# COVID-19: Manatee County vaccine summary

Vaccination data through Mar 13, 2021 as of Mar 14, 2021 at 12:05 AM

Data in this report are provisional and subject to change.

Data in this summary pertain to COVID-19 vaccines approved by the U.S. Food and Drug Administration and have been issued an Emergency Use Authorization (Janssen COVID-19 Vaccine, Moderna COVID-19 Vaccine and Pfizer-BioNTech COVID-19 Vaccine). These data summarize the number of people who have received either their first dose or have completed the series for a COVID-19 vaccine. **A person can only be counted in one category, first dose or series complete.** For persons receiving Moderna or Pfizer vaccines, once they receive their second dose, they are moved from the first dose column to the series completed column. **Because of this, the total first dose category may show a change from report to report not matching the total receiving their first dose from the previous day.** Persons receiving Johnson & Johnson vaccines will always be counted in the series completed column.

## COVID-19 doses for vaccinated persons in Florida

**Doses administered** 124,236

People receiving one dose of a 1-dose series (Johnson & Johnson) or receiving only one dose of a 2-dose series (Moderna, Pfizer) count once. Persons receiving both doses of a 2-dose series count twice.

## Current status of persons vaccinated for COVID-19 in Florida

**Total people vaccinated** 88,498

First dose 51,779

Series completed 36,719

Completed 1-dose series 981

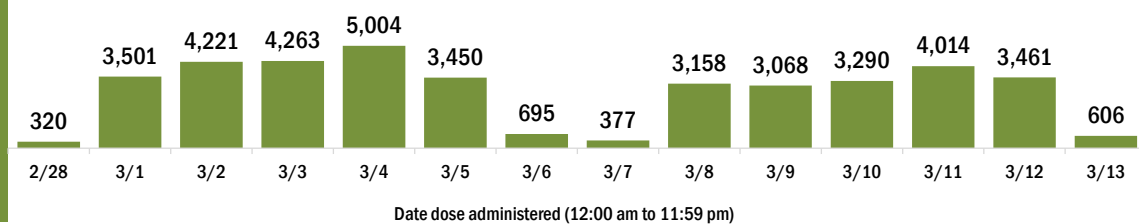
Completed 2-dose series 35,738

**First dose:** current number of people who have only received their first dose of the Moderna or Pfizer vaccine.

**Series complete:** current number of people who have received both Moderna or Pfizer vaccine doses or one Johnson & Johnson dose and are considered fully immunized.

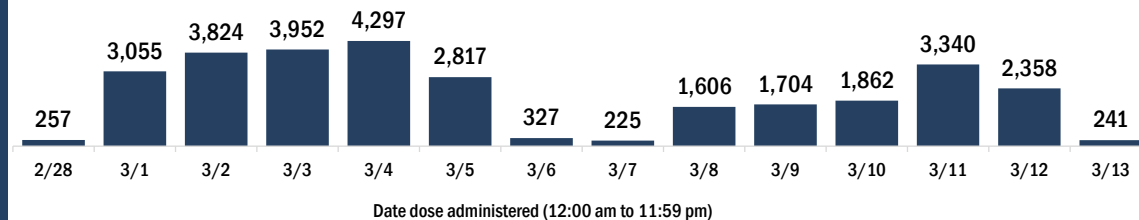
Demographic summary	First dose	Series complete	Total people vaccinated
<b>Age group</b>	<b>51,779</b>	<b>36,719</b>	<b>88,498</b>
16-24 years	347	484	831
25-34 years	833	1,646	2,479
35-44 years	995	2,061	3,056
45-54 years	1,586	2,525	4,111
55-64 years	3,899	3,322	7,221
65-74 years	24,617	15,501	40,118
75-84 years	14,987	8,305	23,292
85+ years	4,515	2,875	7,390
<b>Race</b>	<b>51,779</b>	<b>36,719</b>	<b>88,498</b>
White	39,738	27,739	67,477
Black	1,025	734	1,759
American Indian/Alaskan	250	135	385
Other	2,838	4,136	6,974
Unknown	7,928	3,975	11,903
<b>Other race</b> includes Asian, native Hawaiian/Pacific Islander, or other.			
<b>Ethnicity</b>	<b>51,779</b>	<b>36,719</b>	<b>88,498</b>
Hispanic	1,379	1,089	2,468
Non-Hispanic	26,483	22,930	49,413
Unknown	23,917	12,700	36,617
<b>Gender</b>	<b>51,779</b>	<b>36,719</b>	<b>88,498</b>
Female	29,009	21,244	50,253
Male	22,690	15,443	38,133
Unknown	80	32	112

## COVID-19 doses administered for the past 2 weeks

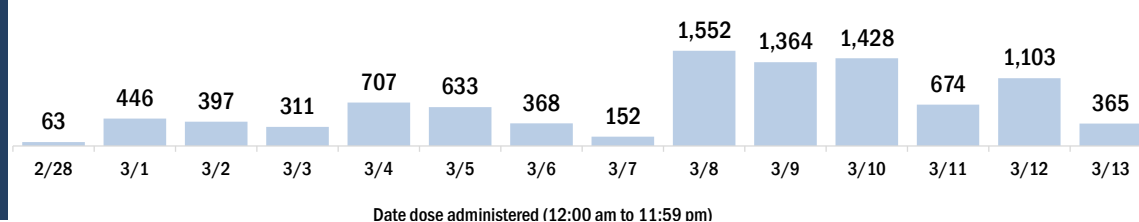


## Persons vaccinated for COVID-19 for the past 2 weeks

### Number of persons who received their first dose of a two-dose series of the COVID-19 vaccine



### Number of persons who completed the COVID-19 vaccine series



# COVID-19: Marion County vaccine summary

Vaccination data through Mar 13, 2021 as of Mar 14, 2021 at 12:05 AM

Data in this report are provisional and subject to change.

Data in this summary pertain to COVID-19 vaccines approved by the U.S. Food and Drug Administration and have been issued an Emergency Use Authorization (Janssen COVID-19 Vaccine, Moderna COVID-19 Vaccine and Pfizer-BioNTech COVID-19 Vaccine). These data summarize the number of people who have received either their first dose or have completed the series for a COVID-19 vaccine. **A person can only be counted in one category, first dose or series complete.** For persons receiving Moderna or Pfizer vaccines, once they receive their second dose, they are moved from the first dose column to the series completed column. **Because of this, the total first dose category may show a change from report to report not matching the total receiving their first dose from the previous day.** Persons receiving Johnson & Johnson vaccines will always be counted in the series completed column.

## COVID-19 doses for vaccinated persons in Florida

**Doses administered** 110,840

People receiving one dose of a 1-dose series (Johnson & Johnson) or receiving only one dose of a 2-dose series (Moderna, Pfizer) count once. Persons receiving both doses of a 2-dose series count twice.

## Current status of persons vaccinated for COVID-19 in Florida

**Total people vaccinated** 70,037

First dose 29,072

Series completed 40,965

Completed 1-dose series 162

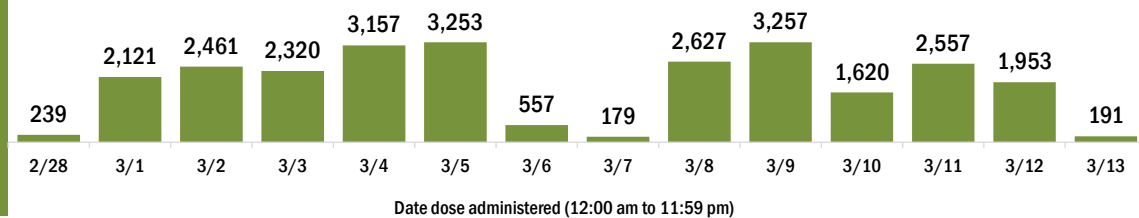
Completed 2-dose series 40,803

**First dose:** current number of people who have only received their first dose of the Moderna or Pfizer vaccine.

**Series complete:** current number of people who have received both Moderna or Pfizer vaccine doses or one Johnson & Johnson dose and are considered fully immunized.

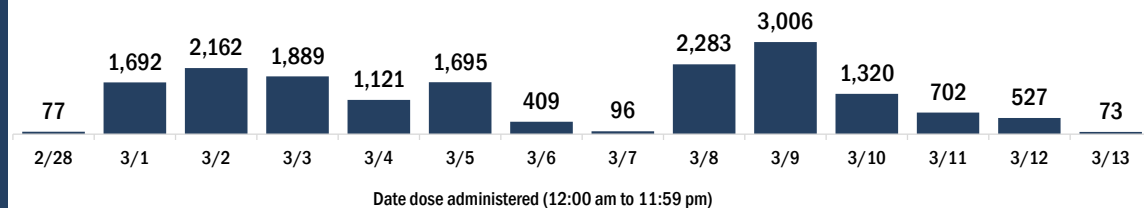
Demographic summary	First dose	Series complete	Total people vaccinated
<b>Age group</b>	<b>29,072</b>	<b>40,965</b>	<b>70,037</b>
16-24 years	250	416	666
25-34 years	607	1,110	1,717
35-44 years	777	1,556	2,333
45-54 years	1,339	2,138	3,477
55-64 years	2,827	3,067	5,894
65-74 years	11,800	17,719	29,519
75-84 years	8,754	11,724	20,478
85+ years	2,718	3,235	5,953
<b>Race</b>	<b>29,072</b>	<b>40,965</b>	<b>70,037</b>
White	20,312	28,072	48,384
Black	1,861	1,534	3,395
American Indian/Alaskan	82	150	232
Other	2,263	4,665	6,928
Unknown	4,554	6,544	11,098
<b>Other race</b> includes Asian, native Hawaiian/Pacific Islander, or other.			
<b>Ethnicity</b>	<b>29,072</b>	<b>40,965</b>	<b>70,037</b>
Hispanic	1,629	1,306	2,935
Non-Hispanic	17,483	23,958	41,441
Unknown	9,960	15,701	25,661
<b>Gender</b>	<b>29,072</b>	<b>40,965</b>	<b>70,037</b>
Female	16,993	23,459	40,452
Male	12,029	17,493	29,522
Unknown	50	13	63

## COVID-19 doses administered for the past 2 weeks

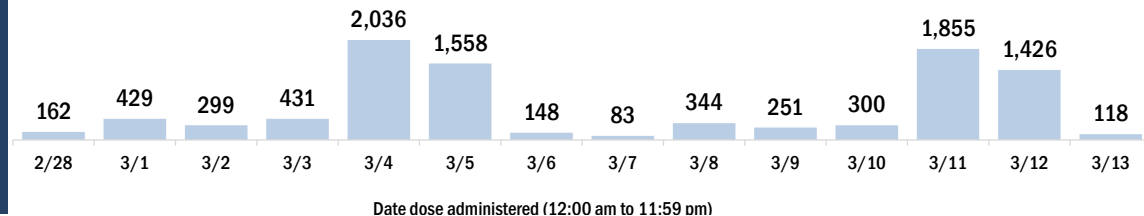


## Persons vaccinated for COVID-19 for the past 2 weeks

### Number of persons who received their first dose of a two-dose series of the COVID-19 vaccine



### Number of persons who completed the COVID-19 vaccine series





# COVID-19: Martin County vaccine summary

Vaccination data through Mar 13, 2021 as of Mar 14, 2021 at 12:05 AM

Data in this report are provisional and subject to change.

Data in this summary pertain to COVID-19 vaccines approved by the U.S. Food and Drug Administration and have been issued an Emergency Use Authorization (Janssen COVID-19 Vaccine, Moderna COVID-19 Vaccine and Pfizer-BioNTech COVID-19 Vaccine). These data summarize the number of people who have received either their first dose or have completed the series for a COVID-19 vaccine. **A person can only be counted in one category, first dose or series complete.** For persons receiving Moderna or Pfizer vaccines, once they receive their second dose, they are moved from the first dose column to the series completed column. **Because of this, the total first dose category may show a change from report to report not matching the total receiving their first dose from the previous day.** Persons receiving Johnson & Johnson vaccines will always be counted in the series completed column.

## COVID-19 doses for vaccinated persons in Florida

**Doses administered** 70,222

People receiving one dose of a 1-dose series (Johnson & Johnson) or receiving only one dose of a 2-dose series (Moderna, Pfizer) count once. Persons receiving both doses of a 2-dose series count twice.

## Current status of persons vaccinated for COVID-19 in Florida

**Total people vaccinated** 43,600

First dose 16,909

Series completed 26,691

Completed 1-dose series 69

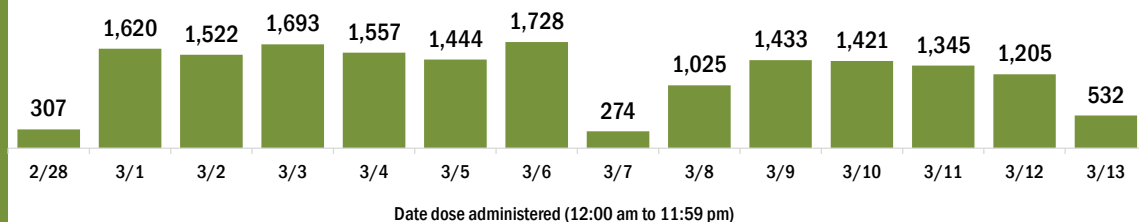
Completed 2-dose series 26,622

**First dose:** current number of people who have only received their first dose of the Moderna or Pfizer vaccine.

**Series complete:** current number of people who have received both Moderna or Pfizer vaccine doses or one Johnson & Johnson dose and are considered fully immunized.

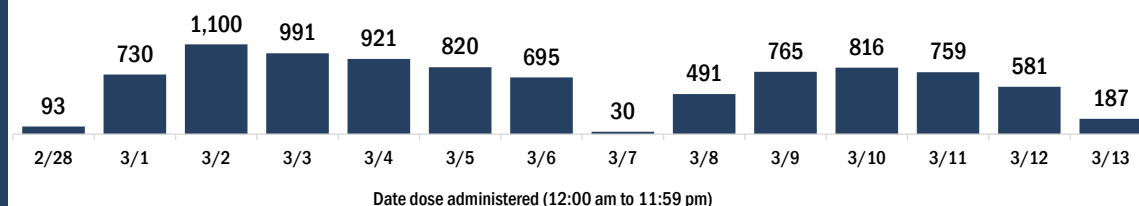
Demographic summary	First dose	Series complete	Total people vaccinated
<b>Age group</b>	<b>16,909</b>	<b>26,691</b>	<b>43,600</b>
16-24 years	121	137	258
25-34 years	294	428	722
35-44 years	379	723	1,102
45-54 years	703	900	1,603
55-64 years	1,938	1,880	3,818
65-74 years	6,910	11,273	18,183
75-84 years	4,850	8,125	12,975
85+ years	1,714	3,225	4,939
<b>Race</b>	<b>16,909</b>	<b>26,691</b>	<b>43,600</b>
White	11,844	17,150	28,994
Black	328	350	678
American Indian/Alaskan	65	37	102
Other	900	2,407	3,307
Unknown	3,772	6,747	10,519
<b>Other race</b> includes Asian, native Hawaiian/Pacific Islander, or other.			
<b>Ethnicity</b>	<b>16,909</b>	<b>26,691</b>	<b>43,600</b>
Hispanic	495	412	907
Non-Hispanic	7,541	7,688	15,229
Unknown	8,873	18,591	27,464
<b>Gender</b>	<b>16,909</b>	<b>26,691</b>	<b>43,600</b>
Female	9,723	15,198	24,921
Male	7,166	11,482	18,648
Unknown	20	11	31

## COVID-19 doses administered for the past 2 weeks

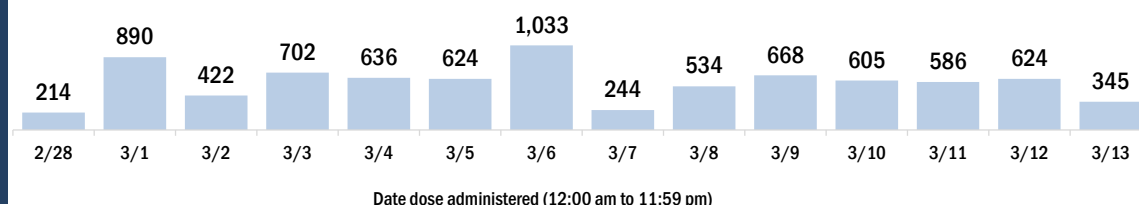


## Persons vaccinated for COVID-19 for the past 2 weeks

### Number of persons who received their first dose of a two-dose series of the COVID-19 vaccine



### Number of persons who completed the COVID-19 vaccine series



# COVID-19: Monroe County vaccine summary

Vaccination data through Mar 13, 2021 as of Mar 14, 2021 at 12:05 AM

Data in this report are provisional and subject to change.

Data in this summary pertain to COVID-19 vaccines approved by the U.S. Food and Drug Administration and have been issued an Emergency Use Authorization (Janssen COVID-19 Vaccine, Moderna COVID-19 Vaccine and Pfizer-BioNTech COVID-19 Vaccine). These data summarize the number of people who have received either their first dose or have completed the series for a COVID-19 vaccine. **A person can only be counted in one category, first dose or series complete.** For persons receiving Moderna or Pfizer vaccines, once they receive their second dose, they are moved from the first dose column to the series completed column. **Because of this, the total first dose category may show a change from report to report not matching the total receiving their first dose from the previous day.** Persons receiving Johnson & Johnson vaccines will always be counted in the series completed column.

## COVID-19 doses for vaccinated persons in Florida

**Doses administered** 25,203

People receiving one dose of a 1-dose series (Johnson & Johnson) or receiving only one dose of a 2-dose series (Moderna, Pfizer) count once. Persons receiving both doses of a 2-dose series count twice.

## Current status of persons vaccinated for COVID-19 in Florida

**Total people vaccinated** 16,187

First dose 7,034

Series completed 9,153

Completed 1-dose series 137

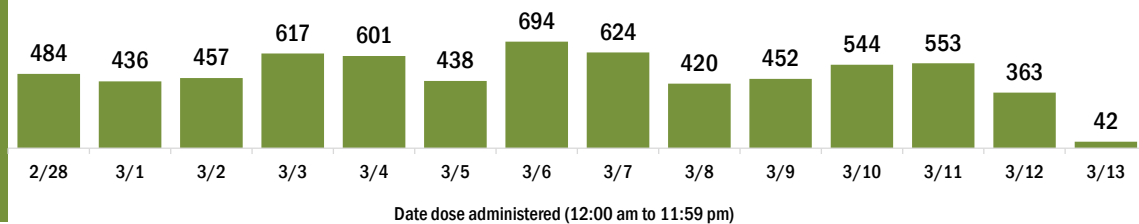
Completed 2-dose series 9,016

**First dose:** current number of people who have only received their first dose of the Moderna or Pfizer vaccine.

**Series complete:** current number of people who have received both Moderna or Pfizer vaccine doses or one Johnson & Johnson dose and are considered fully immunized.

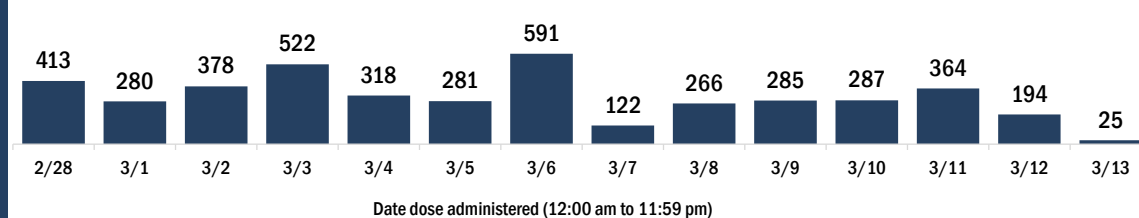
Demographic summary	First dose	Series complete	Total people vaccinated
<b>Age group</b>	<b>7,034</b>	<b>9,153</b>	<b>16,187</b>
16-24 years	76	52	128
25-34 years	166	211	377
35-44 years	259	367	626
45-54 years	475	520	995
55-64 years	1,148	879	2,027
65-74 years	3,292	4,392	7,684
75-84 years	1,321	2,185	3,506
85+ years	297	547	844
<b>Race</b>	<b>7,034</b>	<b>9,153</b>	<b>16,187</b>
White	4,755	6,834	11,589
Black	171	132	303
American Indian/Alaskan	46	25	71
Other	316	561	877
Unknown	1,746	1,601	3,347
<b>Other race</b> includes Asian, native Hawaiian/Pacific Islander, or other.			
<b>Ethnicity</b>	<b>7,034</b>	<b>9,153</b>	<b>16,187</b>
Hispanic	586	542	1,128
Non-Hispanic	3,197	5,588	8,785
Unknown	3,251	3,023	6,274
<b>Gender</b>	<b>7,034</b>	<b>9,153</b>	<b>16,187</b>
Female	3,689	4,787	8,476
Male	3,328	4,366	7,694
Unknown	17	0	17

## COVID-19 doses administered for the past 2 weeks

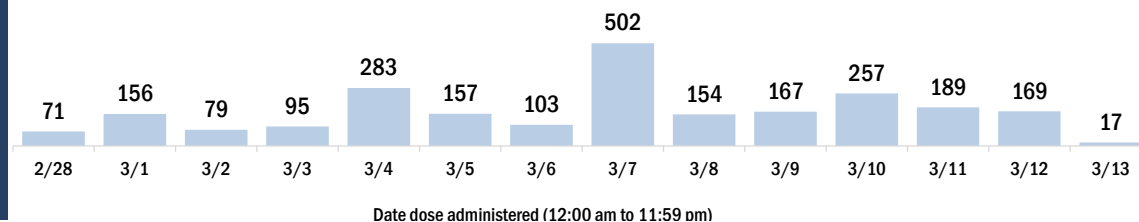


## Persons vaccinated for COVID-19 for the past 2 weeks

### Number of persons who received their first dose of a two-dose series of the COVID-19 vaccine



### Number of persons who completed the COVID-19 vaccine series



# COVID-19: Nassau County vaccine summary

Vaccination data through Mar 13, 2021 as of Mar 14, 2021 at 12:05 AM

Data in this report are provisional and subject to change.

Data in this summary pertain to COVID-19 vaccines approved by the U.S. Food and Drug Administration and have been issued an Emergency Use Authorization (Janssen COVID-19 Vaccine, Moderna COVID-19 Vaccine and Pfizer-BioNTech COVID-19 Vaccine). These data summarize the number of people who have received either their first dose or have completed the series for a COVID-19 vaccine. **A person can only be counted in one category, first dose or series complete.** For persons receiving Moderna or Pfizer vaccines, once they receive their second dose, they are moved from the first dose column to the series completed column. **Because of this, the total first dose category may show a change from report to report not matching the total receiving their first dose from the previous day.** Persons receiving Johnson & Johnson vaccines will always be counted in the series completed column.

## COVID-19 doses for vaccinated persons in Florida

**Doses administered** 33,836

People receiving one dose of a 1-dose series (Johnson & Johnson) or receiving only one dose of a 2-dose series (Moderna, Pfizer) count once. Persons receiving both doses of a 2-dose series count twice.

## Current status of persons vaccinated for COVID-19 in Florida

**Total people vaccinated** 20,112

First dose 6,102

Series completed 14,010

Completed 1-dose series 286

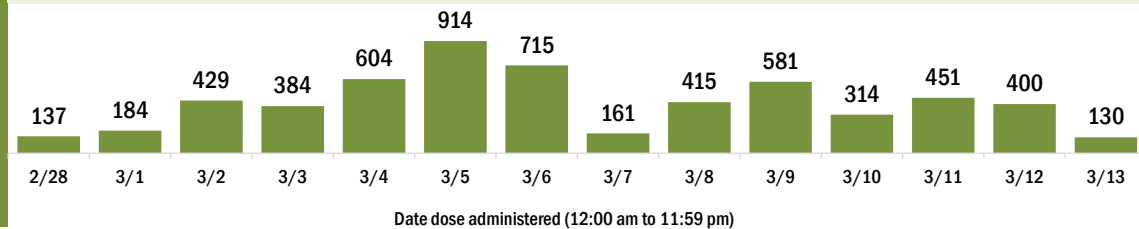
Completed 2-dose series 13,724

**First dose:** current number of people who have only received their first dose of the Moderna or Pfizer vaccine.

**Series complete:** current number of people who have received both Moderna or Pfizer vaccine doses or one Johnson & Johnson dose and are considered fully immunized.

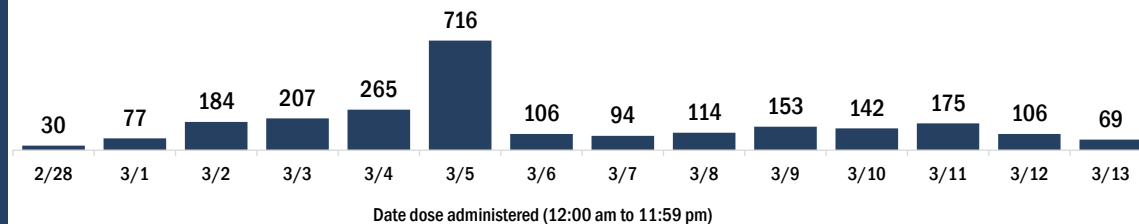
Demographic summary	First dose	Series complete	Total people vaccinated
<b>Age group</b>	<b>6,102</b>	<b>14,010</b>	<b>20,112</b>
16-24 years	80	122	202
25-34 years	122	332	454
35-44 years	300	530	830
45-54 years	535	608	1,143
55-64 years	1,089	1,173	2,262
65-74 years	2,509	6,704	9,213
75-84 years	1,172	3,491	4,663
85+ years	295	1,050	1,345
<b>Race</b>	<b>6,102</b>	<b>14,010</b>	<b>20,112</b>
White	4,717	11,206	15,923
Black	284	533	817
American Indian/Alaskan	28	29	57
Other	310	799	1,109
Unknown	763	1,443	2,206
<b>Other race</b> includes Asian, native Hawaiian/Pacific Islander, or other.			
<b>Ethnicity</b>	<b>6,102</b>	<b>14,010</b>	<b>20,112</b>
Hispanic	138	152	290
Non-Hispanic	4,182	10,350	14,532
Unknown	1,782	3,508	5,290
<b>Gender</b>	<b>6,102</b>	<b>14,010</b>	<b>20,112</b>
Female	3,497	7,832	11,329
Male	2,601	6,177	8,778
Unknown	4	1	5

## COVID-19 doses administered for the past 2 weeks

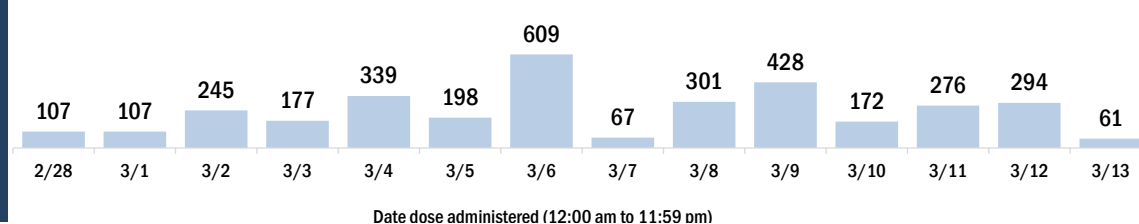


## Persons vaccinated for COVID-19 for the past 2 weeks

### Number of persons who received their first dose of a two-dose series of the COVID-19 vaccine



### Number of persons who completed the COVID-19 vaccine series



# COVID-19: Okaloosa County vaccine summary

Vaccination data through Mar 13, 2021 as of Mar 14, 2021 at 12:05 AM

Data in this report are provisional and subject to change.

Data in this summary pertain to COVID-19 vaccines approved by the U.S. Food and Drug Administration and have been issued an Emergency Use Authorization (Janssen COVID-19 Vaccine, Moderna COVID-19 Vaccine and Pfizer-BioNTech COVID-19 Vaccine). These data summarize the number of people who have received either their first dose or have completed the series for a COVID-19 vaccine. **A person can only be counted in one category, first dose or series complete.** For persons receiving Moderna or Pfizer vaccines, once they receive their second dose, they are moved from the first dose column to the series completed column. **Because of this, the total first dose category may show a change from report to report not matching the total receiving their first dose from the previous day.** Persons receiving Johnson & Johnson vaccines will always be counted in the series completed column.

## COVID-19 doses for vaccinated persons in Florida

**Doses administered** 52,942

People receiving one dose of a 1-dose series (Johnson & Johnson) or receiving only one dose of a 2-dose series (Moderna, Pfizer) count once. Persons receiving both doses of a 2-dose series count twice.

## Current status of persons vaccinated for COVID-19 in Florida

**Total people vaccinated** 32,701

First dose 11,839

Series completed 20,862

Completed 1-dose series 621

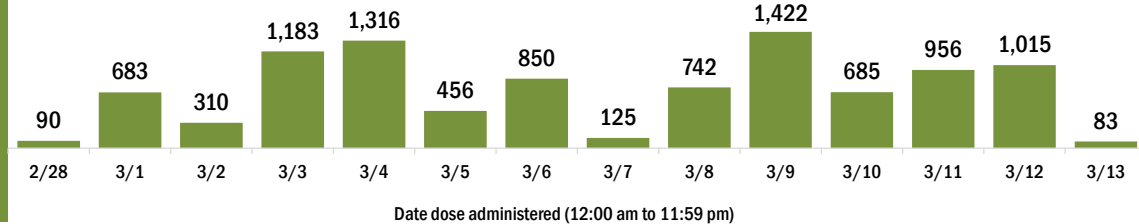
Completed 2-dose series 20,241

**First dose:** current number of people who have only received their first dose of the Moderna or Pfizer vaccine.

**Series complete:** current number of people who have received both Moderna or Pfizer vaccine doses or one Johnson & Johnson dose and are considered fully immunized.

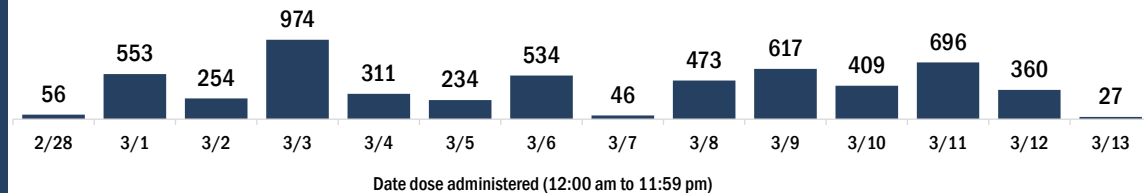
Demographic summary	First dose	Series complete	Total people vaccinated
<b>Age group</b>	<b>11,839</b>	<b>20,862</b>	<b>32,701</b>
16-24 years	194	200	394
25-34 years	516	769	1,285
35-44 years	704	1,006	1,710
45-54 years	1,010	1,225	2,235
55-64 years	2,274	1,916	4,190
65-74 years	4,223	8,537	12,760
75-84 years	2,169	5,209	7,378
85+ years	749	2,000	2,749
<b>Race</b>	<b>11,839</b>	<b>20,862</b>	<b>32,701</b>
White	7,910	14,538	22,448
Black	796	604	1,400
American Indian/Alaskan	61	57	118
Other	866	2,055	2,921
Unknown	2,206	3,608	5,814
<b>Other race</b> includes Asian, native Hawaiian/Pacific Islander, or other.			
<b>Ethnicity</b>	<b>11,839</b>	<b>20,862</b>	<b>32,701</b>
Hispanic	295	368	663
Non-Hispanic	7,893	11,025	18,918
Unknown	3,651	9,469	13,120
<b>Gender</b>	<b>11,839</b>	<b>20,862</b>	<b>32,701</b>
Female	6,913	12,186	19,099
Male	4,805	8,650	13,455
Unknown	121	26	147

## COVID-19 doses administered for the past 2 weeks

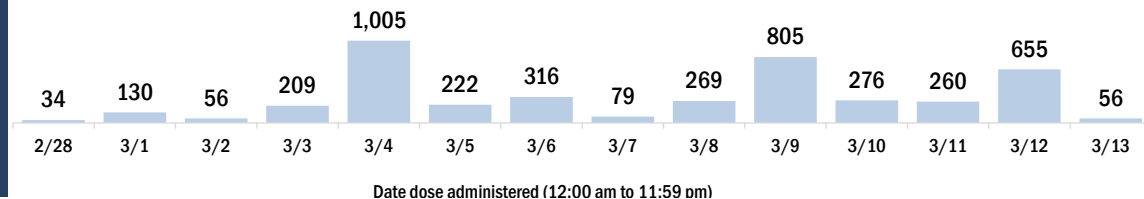


## Persons vaccinated for COVID-19 for the past 2 weeks

### Number of persons who received their first dose of a two-dose series of the COVID-19 vaccine



### Number of persons who completed the COVID-19 vaccine series



# COVID-19: Okeechobee County vaccine summary

Vaccination data through Mar 13, 2021 as of Mar 14, 2021 at 12:05 AM

Data in this report are provisional and subject to change.

Data in this summary pertain to COVID-19 vaccines approved by the U.S. Food and Drug Administration and have been issued an Emergency Use Authorization (Janssen COVID-19 Vaccine, Moderna COVID-19 Vaccine and Pfizer-BioNTech COVID-19 Vaccine). These data summarize the number of people who have received either their first dose or have completed the series for a COVID-19 vaccine. **A person can only be counted in one category, first dose or series complete.** For persons receiving Moderna or Pfizer vaccines, once they receive their second dose, they are moved from the first dose column to the series completed column. **Because of this, the total first dose category may show a change from report to report not matching the total receiving their first dose from the previous day.** Persons receiving Johnson & Johnson vaccines will always be counted in the series completed column.

## COVID-19 doses for vaccinated persons in Florida

**Doses administered** 9,421

People receiving one dose of a 1-dose series (Johnson & Johnson) or receiving only one dose of a 2-dose series (Moderna, Pfizer) count once. Persons receiving both doses of a 2-dose series count twice.

## Current status of persons vaccinated for COVID-19 in Florida

**Total people vaccinated** 5,855

First dose 2,279

Series completed 3,576

Completed 1-dose series 10

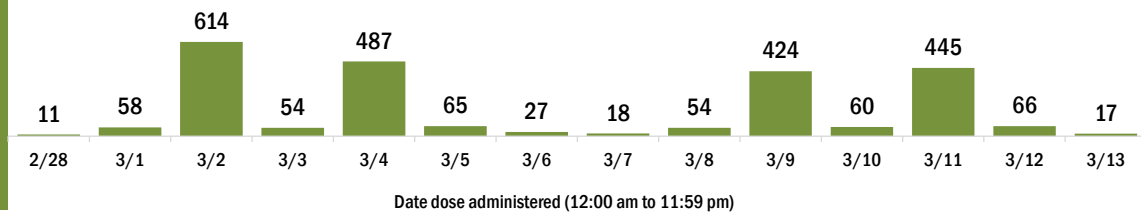
Completed 2-dose series 3,566

**First dose:** current number of people who have only received their first dose of the Moderna or Pfizer vaccine.

**Series complete:** current number of people who have received both Moderna or Pfizer vaccine doses or one Johnson & Johnson dose and are considered fully immunized.

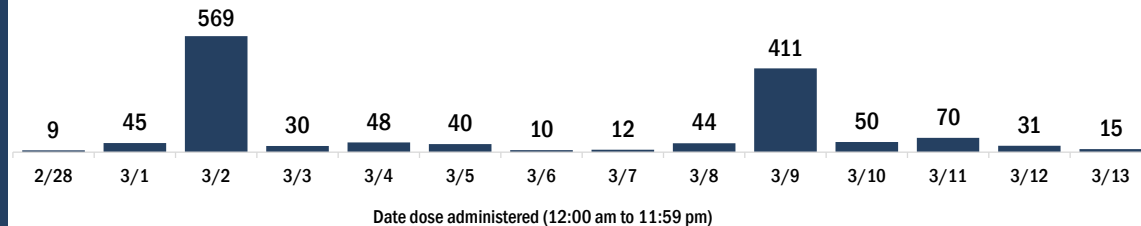
Demographic summary	First dose	Series complete	Total people vaccinated
<b>Age group</b>	2,279	3,576	5,855
16-24 years	14	29	43
25-34 years	53	100	153
35-44 years	62	117	179
45-54 years	95	121	216
55-64 years	182	176	358
65-74 years	1,016	1,584	2,600
75-84 years	684	1,128	1,812
85+ years	173	321	494
<b>Race</b>	2,279	3,576	5,855
White	1,849	2,903	4,752
Black	47	56	103
American Indian/Alaskan	9	18	27
Other	127	425	552
Unknown	247	174	421
<b>Other race</b> includes Asian, native Hawaiian/Pacific Islander, or other.			
<b>Ethnicity</b>	2,279	3,576	5,855
Hispanic	132	173	305
Non-Hispanic	1,507	2,839	4,346
Unknown	640	564	1,204
<b>Gender</b>	2,279	3,576	5,855
Female	1,233	2,008	3,241
Male	1,046	1,568	2,614
Unknown	0	0	0

## COVID-19 doses administered for the past 2 weeks

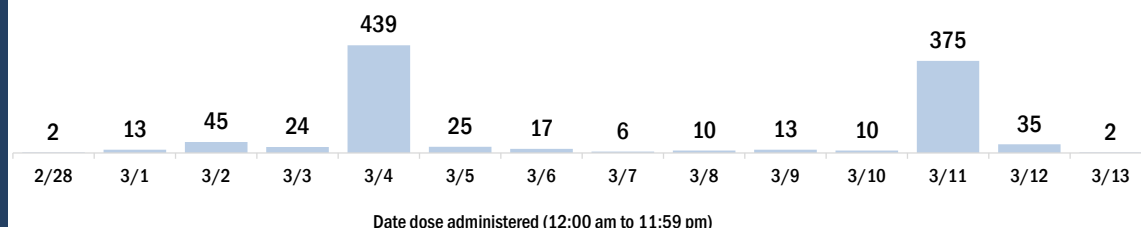


## Persons vaccinated for COVID-19 for the past 2 weeks

### Number of persons who received their first dose of a two-dose series of the COVID-19 vaccine



### Number of persons who completed the COVID-19 vaccine series



# COVID-19: Orange County vaccine summary

Vaccination data through Mar 13, 2021 as of Mar 14, 2021 at 12:05 AM

Data in this report are provisional and subject to change.

Data in this summary pertain to COVID-19 vaccines approved by the U.S. Food and Drug Administration and have been issued an Emergency Use Authorization (Janssen COVID-19 Vaccine, Moderna COVID-19 Vaccine and Pfizer-BioNTech COVID-19 Vaccine). These data summarize the number of people who have received either their first dose or have completed the series for a COVID-19 vaccine. **A person can only be counted in one category, first dose or series complete.** For persons receiving Moderna or Pfizer vaccines, once they receive their second dose, they are moved from the first dose column to the series completed column. **Because of this, the total first dose category may show a change from report to report not matching the total receiving their first dose from the previous day.** Persons receiving Johnson & Johnson vaccines will always be counted in the series completed column.

## COVID-19 doses for vaccinated persons in Florida

**Doses administered** 291,017

People receiving one dose of a 1-dose series (Johnson & Johnson) or receiving only one dose of a 2-dose series (Moderna, Pfizer) count once. Persons receiving both doses of a 2-dose series count twice.

## Current status of persons vaccinated for COVID-19 in Florida

**Total people vaccinated** 196,096

First dose 93,275

Series completed 102,821

Completed 1-dose series 7,900

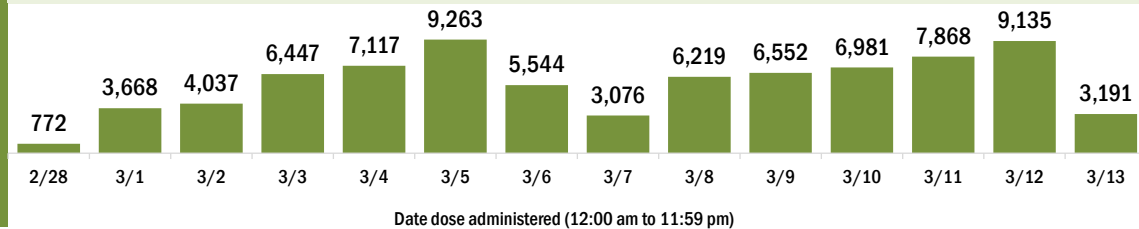
Completed 2-dose series 94,921

**First dose:** current number of people who have only received their first dose of the Moderna or Pfizer vaccine.

**Series complete:** current number of people who have received both Moderna or Pfizer vaccine doses or one Johnson & Johnson dose and are considered fully immunized.

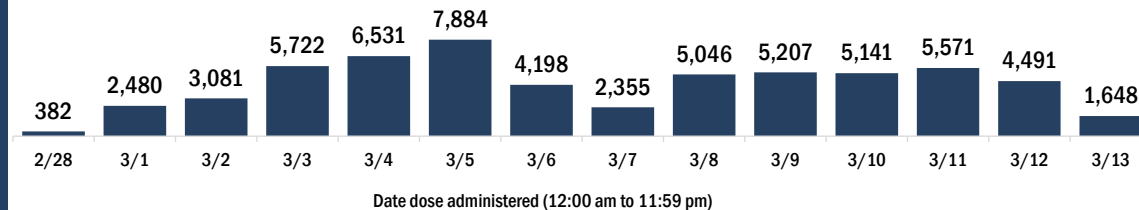
Demographic summary	First dose	Series complete	Total people vaccinated
<b>Age group</b>	93,275	102,821	196,096
16-24 years	3,031	2,257	5,288
25-34 years	8,066	7,466	15,532
35-44 years	10,847	8,982	19,829
45-54 years	12,773	8,922	21,695
55-64 years	16,115	9,918	26,033
65-74 years	24,787	39,571	64,358
75-84 years	12,183	18,573	30,756
85+ years	5,473	7,132	12,605
<b>Race</b>	93,275	102,821	196,096
White	50,175	62,893	113,068
Black	8,700	7,852	16,552
American Indian/Alaskan	320	315	635
Other	15,073	22,929	38,002
Unknown	19,007	8,832	27,839
<b>Other race</b> includes Asian, native Hawaiian/Pacific Islander, or other.			
<b>Ethnicity</b>	93,275	102,821	196,096
Hispanic	8,865	12,086	20,951
Non-Hispanic	38,735	52,267	91,002
Unknown	45,675	38,468	84,143
<b>Gender</b>	93,275	102,821	196,096
Female	54,419	60,610	115,029
Male	36,753	41,524	78,277
Unknown	2,103	687	2,790

## COVID-19 doses administered for the past 2 weeks

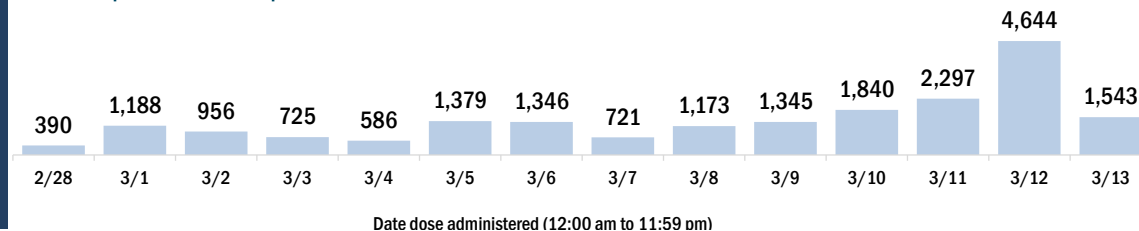


## Persons vaccinated for COVID-19 for the past 2 weeks

### Number of persons who received their first dose of a two-dose series of the COVID-19 vaccine



### Number of persons who completed the COVID-19 vaccine series



# COVID-19: Osceola County vaccine summary

Vaccination data through Mar 13, 2021 as of Mar 14, 2021 at 12:05 AM

Data in this report are provisional and subject to change.

Data in this summary pertain to COVID-19 vaccines approved by the U.S. Food and Drug Administration and have been issued an Emergency Use Authorization (Janssen COVID-19 Vaccine, Moderna COVID-19 Vaccine and Pfizer-BioNTech COVID-19 Vaccine). These data summarize the number of people who have received either their first dose or have completed the series for a COVID-19 vaccine. **A person can only be counted in one category, first dose or series complete.** For persons receiving Moderna or Pfizer vaccines, once they receive their second dose, they are moved from the first dose column to the series completed column. **Because of this, the total first dose category may show a change from report to report not matching the total receiving their first dose from the previous day.** Persons receiving Johnson & Johnson vaccines will always be counted in the series completed column.

## COVID-19 doses for vaccinated persons in Florida

**Doses administered** 72,693

People receiving one dose of a 1-dose series (Johnson & Johnson) or receiving only one dose of a 2-dose series (Moderna, Pfizer) count once. Persons receiving both doses of a 2-dose series count twice.

## Current status of persons vaccinated for COVID-19 in Florida

**Total people vaccinated** 48,068

First dose 22,133

Series completed 25,935

Completed 1-dose series 1,310

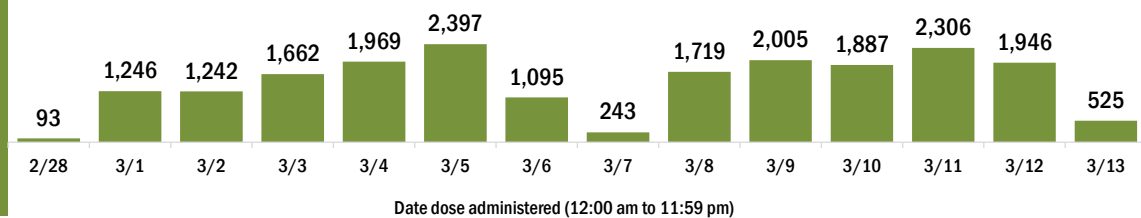
Completed 2-dose series 24,625

**First dose:** current number of people who have only received their first dose of the Moderna or Pfizer vaccine.

**Series complete:** current number of people who have received both Moderna or Pfizer vaccine doses or one Johnson & Johnson dose and are considered fully immunized.

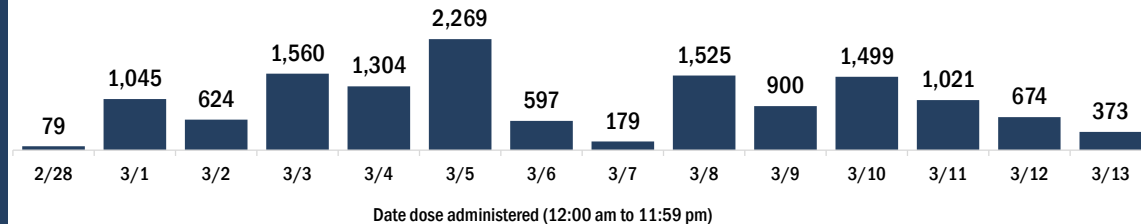
Demographic summary	First dose	Series complete	Total people vaccinated
<b>Age group</b>	<b>22,133</b>	<b>25,935</b>	<b>48,068</b>
16-24 years	511	385	896
25-34 years	1,261	1,168	2,429
35-44 years	1,768	1,529	3,297
45-54 years	2,397	1,834	4,231
55-64 years	3,504	2,066	5,570
65-74 years	7,753	11,616	19,369
75-84 years	3,862	5,634	9,496
85+ years	1,077	1,703	2,780
<b>Race</b>	<b>22,133</b>	<b>25,935</b>	<b>48,068</b>
White	11,530	16,147	27,677
Black	1,317	1,413	2,730
American Indian/Alaskan	109	174	283
Other	3,618	5,993	9,611
Unknown	5,559	2,208	7,767
<b>Other race</b> includes Asian, native Hawaiian/Pacific Islander, or other.			
<b>Ethnicity</b>	<b>22,133</b>	<b>25,935</b>	<b>48,068</b>
Hispanic	5,045	6,675	11,720
Non-Hispanic	6,351	12,922	19,273
Unknown	10,737	6,338	17,075
<b>Gender</b>	<b>22,133</b>	<b>25,935</b>	<b>48,068</b>
Female	13,188	15,319	28,507
Male	8,806	10,592	19,398
Unknown	139	24	163

## COVID-19 doses administered for the past 2 weeks

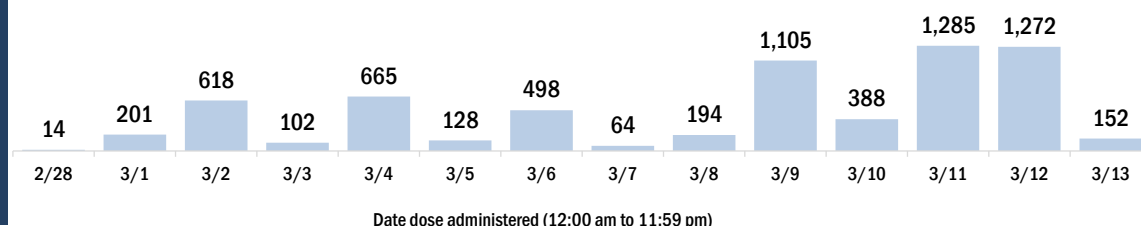


## Persons vaccinated for COVID-19 for the past 2 weeks

### Number of persons who received their first dose of a two-dose series of the COVID-19 vaccine



### Number of persons who completed the COVID-19 vaccine series





# COVID-19: Palm Beach County vaccine summary

Vaccination data through Mar 13, 2021 as of Mar 14, 2021 at 12:05 AM

Data in this report are provisional and subject to change.

Data in this summary pertain to COVID-19 vaccines approved by the U.S. Food and Drug Administration and have been issued an Emergency Use Authorization (Janssen COVID-19 Vaccine, Moderna COVID-19 Vaccine and Pfizer-BioNTech COVID-19 Vaccine). These data summarize the number of people who have received either their first dose or have completed the series for a COVID-19 vaccine. **A person can only be counted in one category, first dose or series complete.** For persons receiving Moderna or Pfizer vaccines, once they receive their second dose, they are moved from the first dose column to the series completed column. **Because of this, the total first dose category may show a change from report to report not matching the total receiving their first dose from the previous day.** Persons receiving Johnson & Johnson vaccines will always be counted in the series completed column.

## COVID-19 doses for vaccinated persons in Florida

**Doses administered** 558,531

People receiving one dose of a 1-dose series (Johnson & Johnson) or receiving only one dose of a 2-dose series (Moderna, Pfizer) count once. Persons receiving both doses of a 2-dose series count twice.

## Current status of persons vaccinated for COVID-19 in Florida

**Total people vaccinated** 339,651

First dose 117,357

Series completed 222,294

Completed 1-dose series 3,414

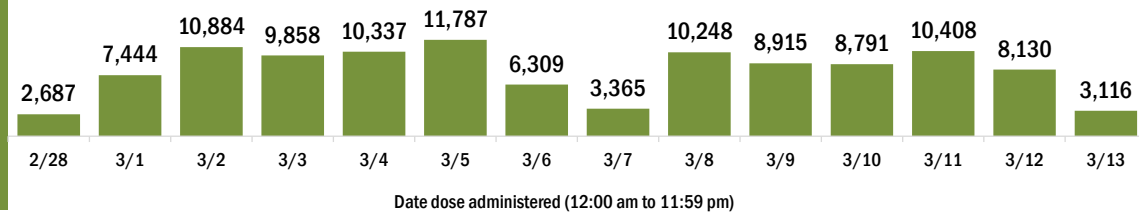
Completed 2-dose series 218,880

**First dose:** current number of people who have only received their first dose of the Moderna or Pfizer vaccine.

**Series complete:** current number of people who have received both Moderna or Pfizer vaccine doses or one Johnson & Johnson dose and are considered fully immunized.

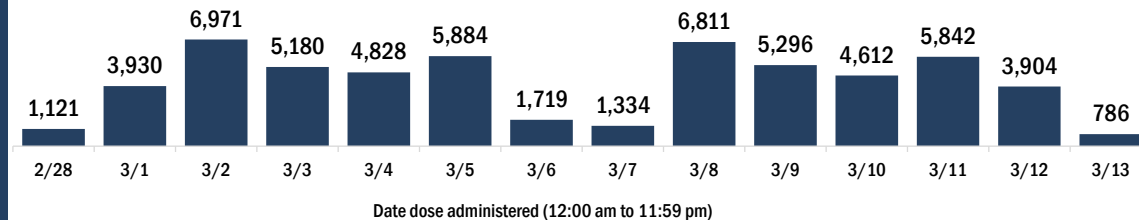
Demographic summary	First dose	Series complete	Total people vaccinated
<b>Age group</b>	<b>117,357</b>	<b>222,294</b>	<b>339,651</b>
16-24 years	1,796	1,609	3,405
25-34 years	4,402	5,313	9,715
35-44 years	6,533	7,414	13,947
45-54 years	10,536	10,219	20,755
55-64 years	20,490	15,943	36,433
65-74 years	37,327	89,839	127,166
75-84 years	25,191	65,462	90,653
85+ years	11,082	26,495	37,577
<b>Race</b>	<b>117,357</b>	<b>222,294</b>	<b>339,651</b>
White	75,281	152,421	227,702
Black	6,805	8,498	15,303
American Indian/Alaskan	398	582	980
Other	9,006	20,085	29,091
Unknown	25,867	40,708	66,575
<b>Other race</b> includes Asian, native Hawaiian/Pacific Islander, or other.			
<b>Ethnicity</b>	<b>117,357</b>	<b>222,294</b>	<b>339,651</b>
Hispanic	9,337	10,369	19,706
Non-Hispanic	55,227	127,310	182,537
Unknown	52,793	84,615	137,408
<b>Gender</b>	<b>117,357</b>	<b>222,294</b>	<b>339,651</b>
Female	68,533	129,529	198,062
Male	48,428	92,691	141,119
Unknown	396	74	470

## COVID-19 doses administered for the past 2 weeks

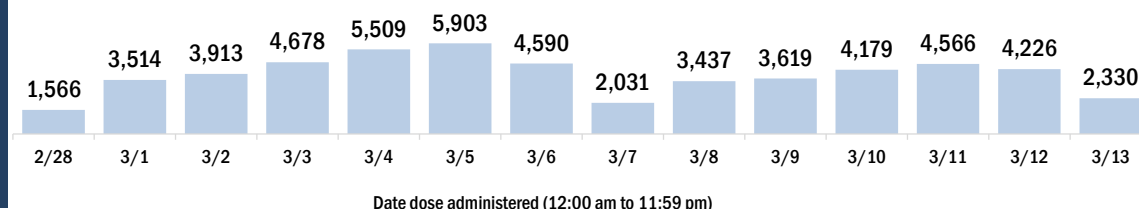


## Persons vaccinated for COVID-19 for the past 2 weeks

### Number of persons who received their first dose of a two-dose series of the COVID-19 vaccine



### Number of persons who completed the COVID-19 vaccine series



# COVID-19: Pasco County vaccine summary

Vaccination data through Mar 13, 2021 as of Mar 14, 2021 at 12:05 AM

Data in this report are provisional and subject to change.

Data in this summary pertain to COVID-19 vaccines approved by the U.S. Food and Drug Administration and have been issued an Emergency Use Authorization (Janssen COVID-19 Vaccine, Moderna COVID-19 Vaccine and Pfizer-BioNTech COVID-19 Vaccine). These data summarize the number of people who have received either their first dose or have completed the series for a COVID-19 vaccine. **A person can only be counted in one category, first dose or series complete.** For persons receiving Moderna or Pfizer vaccines, once they receive their second dose, they are moved from the first dose column to the series completed column. **Because of this, the total first dose category may show a change from report to report not matching the total receiving their first dose from the previous day.** Persons receiving Johnson & Johnson vaccines will always be counted in the series completed column.

## COVID-19 doses for vaccinated persons in Florida

**Doses administered** 137,708

People receiving one dose of a 1-dose series (Johnson & Johnson) or receiving only one dose of a 2-dose series (Moderna, Pfizer) count once. Persons receiving both doses of a 2-dose series count twice.

## Current status of persons vaccinated for COVID-19 in Florida

**Total people vaccinated** 93,899

First dose 48,200

Series completed 45,699

Completed 1-dose series 1,890

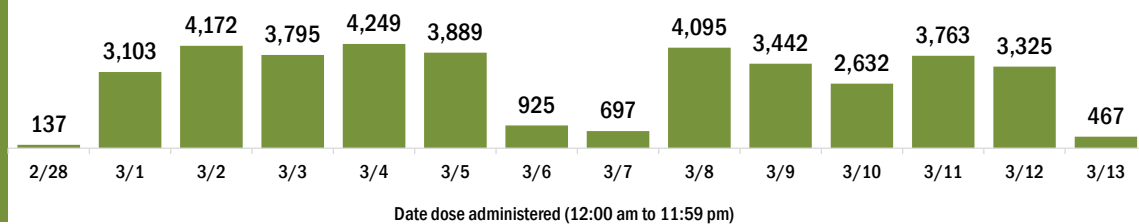
Completed 2-dose series 43,809

**First dose:** current number of people who have only received their first dose of the Moderna or Pfizer vaccine.

**Series complete:** current number of people who have received both Moderna or Pfizer vaccine doses or one Johnson & Johnson dose and are considered fully immunized.

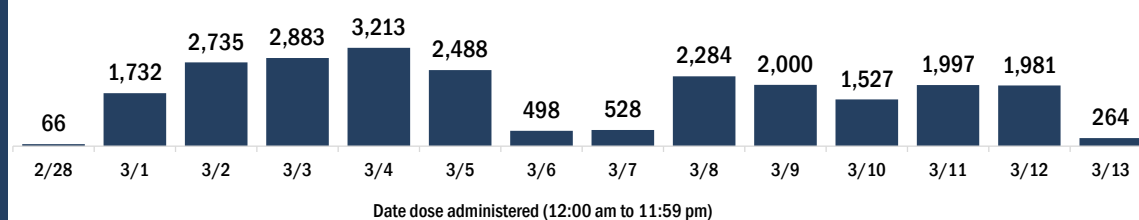
Demographic summary	First dose	Series complete	Total people vaccinated
<b>Age group</b>	<b>48,200</b>	<b>45,699</b>	<b>93,899</b>
16-24 years	649	617	1,266
25-34 years	1,330	1,978	3,308
35-44 years	2,339	2,825	5,164
45-54 years	2,896	3,536	6,432
55-64 years	4,182	4,123	8,305
65-74 years	19,966	18,235	38,201
75-84 years	13,104	10,806	23,910
85+ years	3,734	3,579	7,313
<b>Race</b>	<b>48,200</b>	<b>45,699</b>	<b>93,899</b>
White	36,742	33,742	70,484
Black	1,108	1,163	2,271
American Indian/Alaskan	161	134	295
Other	3,606	5,900	9,506
Unknown	6,583	4,760	11,343
<b>Other race</b> includes Asian, native Hawaiian/Pacific Islander, or other.			
<b>Ethnicity</b>	<b>48,200</b>	<b>45,699</b>	<b>93,899</b>
Hispanic	1,893	2,067	3,960
Non-Hispanic	27,061	26,458	53,519
Unknown	19,246	17,174	36,420
<b>Gender</b>	<b>48,200</b>	<b>45,699</b>	<b>93,899</b>
Female	28,409	27,337	55,746
Male	19,644	18,305	37,949
Unknown	147	57	204

## COVID-19 doses administered for the past 2 weeks

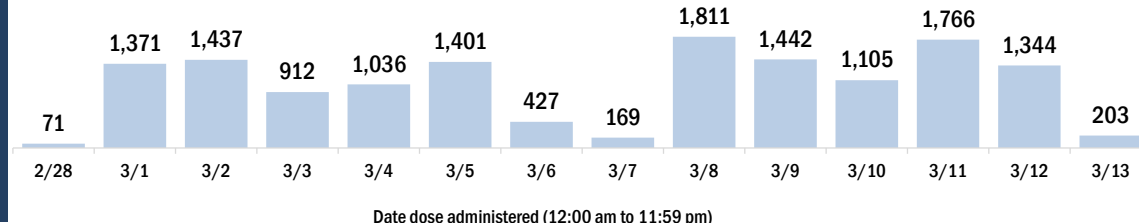


## Persons vaccinated for COVID-19 for the past 2 weeks

### Number of persons who received their first dose of a two-dose series of the COVID-19 vaccine



### Number of persons who completed the COVID-19 vaccine series



# COVID-19: Pinellas County vaccine summary

Vaccination data through Mar 13, 2021 as of Mar 14, 2021 at 12:05 AM

Data in this report are provisional and subject to change.

Data in this summary pertain to COVID-19 vaccines approved by the U.S. Food and Drug Administration and have been issued an Emergency Use Authorization (Janssen COVID-19 Vaccine, Moderna COVID-19 Vaccine and Pfizer-BioNTech COVID-19 Vaccine). These data summarize the number of people who have received either their first dose or have completed the series for a COVID-19 vaccine. **A person can only be counted in one category, first dose or series complete.** For persons receiving Moderna or Pfizer vaccines, once they receive their second dose, they are moved from the first dose column to the series completed column. **Because of this, the total first dose category may show a change from report to report not matching the total receiving their first dose from the previous day.** Persons receiving Johnson & Johnson vaccines will always be counted in the series completed column.

## COVID-19 doses for vaccinated persons in Florida

**Doses administered** 300,709

People receiving one dose of a 1-dose series (Johnson & Johnson) or receiving only one dose of a 2-dose series (Moderna, Pfizer) count once. Persons receiving both doses of a 2-dose series count twice.

## Current status of persons vaccinated for COVID-19 in Florida

**Total people vaccinated** 198,855

First dose 94,260

Series completed 104,595

Completed 1-dose series 2,741

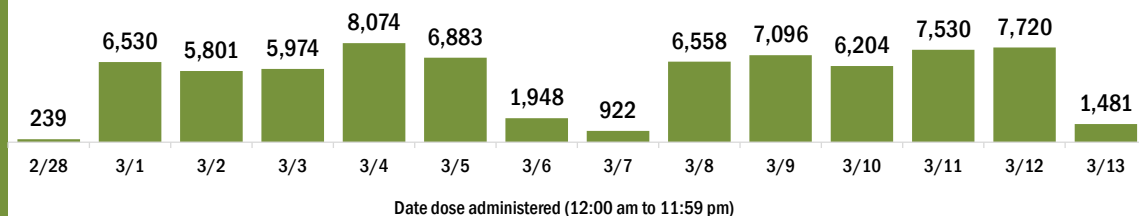
Completed 2-dose series 101,854

**First dose:** current number of people who have only received their first dose of the Moderna or Pfizer vaccine.

**Series complete:** current number of people who have received both Moderna or Pfizer vaccine doses or one Johnson & Johnson dose and are considered fully immunized.

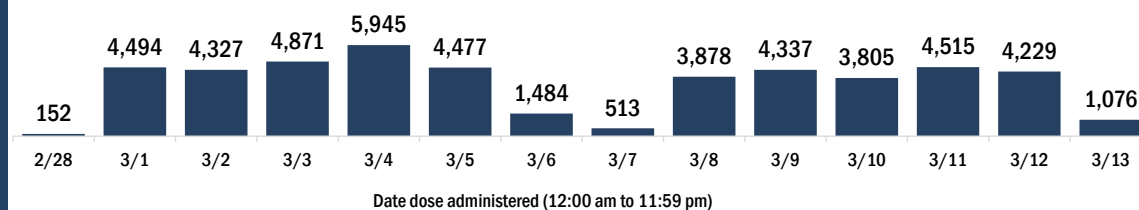
Demographic summary	First dose	Series complete	Total people vaccinated
<b>Age group</b>	<b>94,260</b>	<b>104,595</b>	<b>198,855</b>
16-24 years	1,169	1,124	2,293
25-34 years	3,145	4,882	8,027
35-44 years	4,184	5,891	10,075
45-54 years	5,949	7,217	13,166
55-64 years	12,082	10,657	22,739
65-74 years	38,389	43,203	81,592
75-84 years	21,691	21,885	43,576
85+ years	7,651	9,736	17,387
<b>Race</b>	<b>94,260</b>	<b>104,595</b>	<b>198,855</b>
White	67,105	77,393	144,498
Black	4,622	3,686	8,308
American Indian/Alaskan	200	204	404
Other	6,057	10,366	16,423
Unknown	16,276	12,946	29,222
<b>Other race</b> includes Asian, native Hawaiian/Pacific Islander, or other.			
<b>Ethnicity</b>	<b>94,260</b>	<b>104,595</b>	<b>198,855</b>
Hispanic	1,982	3,160	5,142
Non-Hispanic	49,182	57,905	107,087
Unknown	43,096	43,530	86,626
<b>Gender</b>	<b>94,260</b>	<b>104,595</b>	<b>198,855</b>
Female	55,596	62,342	117,938
Male	38,295	42,033	80,328
Unknown	369	220	589

## COVID-19 doses administered for the past 2 weeks

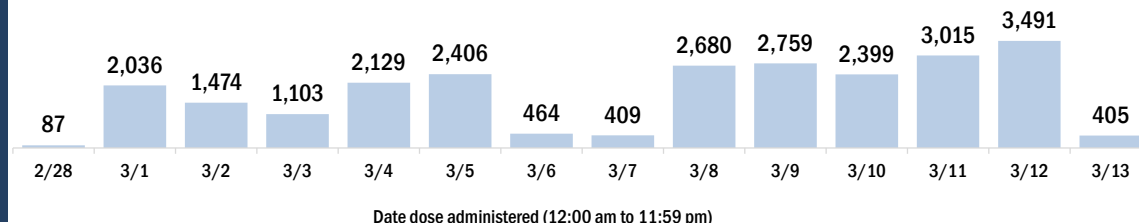


## Persons vaccinated for COVID-19 for the past 2 weeks

### Number of persons who received their first dose of a two-dose series of the COVID-19 vaccine



### Number of persons who completed the COVID-19 vaccine series



# COVID-19: Polk County vaccine summary

Vaccination data through Mar 13, 2021 as of Mar 14, 2021 at 12:05 AM

Data in this report are provisional and subject to change.

Data in this summary pertain to COVID-19 vaccines approved by the U.S. Food and Drug Administration and have been issued an Emergency Use Authorization (Janssen COVID-19 Vaccine, Moderna COVID-19 Vaccine and Pfizer-BioNTech COVID-19 Vaccine). These data summarize the number of people who have received either their first dose or have completed the series for a COVID-19 vaccine. **A person can only be counted in one category, first dose or series complete.** For persons receiving Moderna or Pfizer vaccines, once they receive their second dose, they are moved from the first dose column to the series completed column. **Because of this, the total first dose category may show a change from report to report not matching the total receiving their first dose from the previous day.** Persons receiving Johnson & Johnson vaccines will always be counted in the series completed column.

## COVID-19 doses for vaccinated persons in Florida

**Doses administered** 161,379

People receiving one dose of a 1-dose series (Johnson & Johnson) or receiving only one dose of a 2-dose series (Moderna, Pfizer) count once. Persons receiving both doses of a 2-dose series count twice.

## Current status of persons vaccinated for COVID-19 in Florida

**Total people vaccinated** 111,447

First dose 60,560

Series completed 50,887

Completed 1-dose series 955

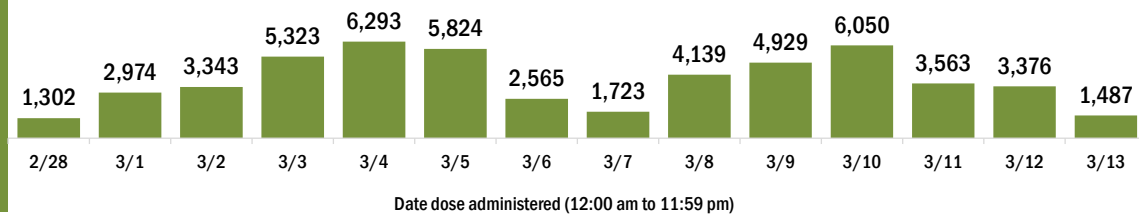
Completed 2-dose series 49,932

**First dose:** current number of people who have only received their first dose of the Moderna or Pfizer vaccine.

**Series complete:** current number of people who have received both Moderna or Pfizer vaccine doses or one Johnson & Johnson dose and are considered fully immunized.

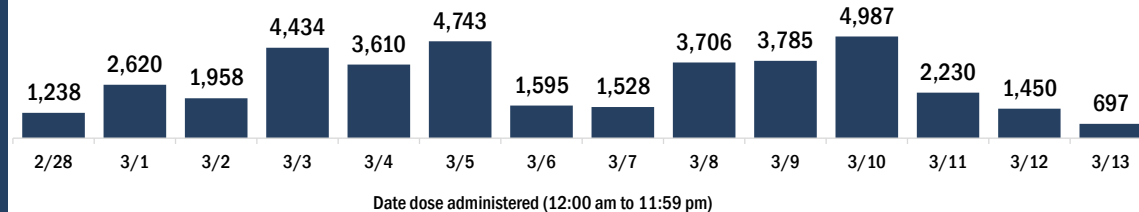
Demographic summary	First dose	Series complete	Total people vaccinated
<b>Age group</b>	60,560	50,887	111,447
16-24 years	661	522	1,183
25-34 years	1,769	1,809	3,578
35-44 years	2,664	2,482	5,146
45-54 years	3,543	3,186	6,729
55-64 years	6,841	4,106	10,947
65-74 years	24,413	21,919	46,332
75-84 years	15,950	12,965	28,915
85+ years	4,719	3,898	8,617
<b>Race</b>	60,560	50,887	111,447
White	43,201	37,338	80,539
Black	3,629	2,938	6,567
American Indian/Alaskan	318	267	585
Other	3,599	4,453	8,052
Unknown	9,813	5,891	15,704
<b>Other race</b> includes Asian, native Hawaiian/Pacific Islander, or other.			
<b>Ethnicity</b>	60,560	50,887	111,447
Hispanic	3,677	2,961	6,638
Non-Hispanic	32,829	29,406	62,235
Unknown	24,054	18,520	42,574
<b>Gender</b>	60,560	50,887	111,447
Female	34,496	29,681	64,177
Male	25,834	21,192	47,026
Unknown	230	14	244

## COVID-19 doses administered for the past 2 weeks

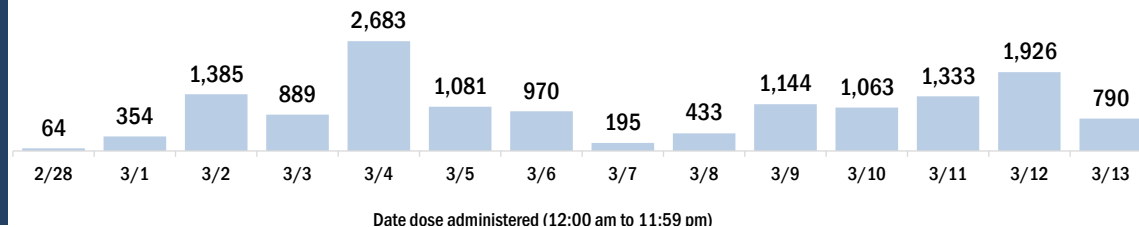


## Persons vaccinated for COVID-19 for the past 2 weeks

### Number of persons who received their first dose of a two-dose series of the COVID-19 vaccine



### Number of persons who completed the COVID-19 vaccine series



# COVID-19: Putnam County vaccine summary

Vaccination data through Mar 13, 2021 as of Mar 14, 2021 at 12:05 AM

Data in this report are provisional and subject to change.

Data in this summary pertain to COVID-19 vaccines approved by the U.S. Food and Drug Administration and have been issued an Emergency Use Authorization (Janssen COVID-19 Vaccine, Moderna COVID-19 Vaccine and Pfizer-BioNTech COVID-19 Vaccine). These data summarize the number of people who have received either their first dose or have completed the series for a COVID-19 vaccine. **A person can only be counted in one category, first dose or series complete.** For persons receiving Moderna or Pfizer vaccines, once they receive their second dose, they are moved from the first dose column to the series completed column. **Because of this, the total first dose category may show a change from report to report not matching the total receiving their first dose from the previous day.** Persons receiving Johnson & Johnson vaccines will always be counted in the series completed column.

## COVID-19 doses for vaccinated persons in Florida

**Doses administered** 15,645

People receiving one dose of a 1-dose series (Johnson & Johnson) or receiving only one dose of a 2-dose series (Moderna, Pfizer) count once. Persons receiving both doses of a 2-dose series count twice.

## Current status of persons vaccinated for COVID-19 in Florida

**Total people vaccinated** 10,092

First dose 4,486

Series completed 5,606

Completed 1-dose series 53

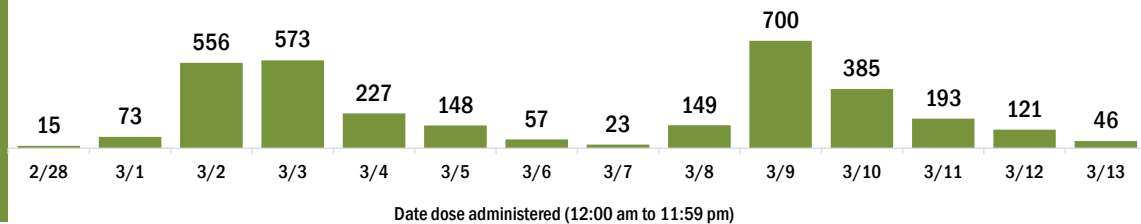
Completed 2-dose series 5,553

**First dose:** current number of people who have only received their first dose of the Moderna or Pfizer vaccine.

**Series complete:** current number of people who have received both Moderna or Pfizer vaccine doses or one Johnson & Johnson dose and are considered fully immunized.

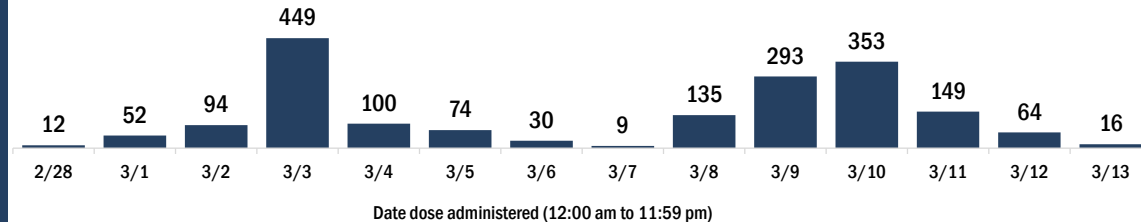
Demographic summary	First dose	Series complete	Total people vaccinated
<b>Age group</b>	<b>4,486</b>	<b>5,606</b>	<b>10,092</b>
16-24 years	32	48	80
25-34 years	81	120	201
35-44 years	121	173	294
45-54 years	281	244	525
55-64 years	653	458	1,111
65-74 years	1,922	2,582	4,504
75-84 years	1,050	1,507	2,557
85+ years	346	474	820
<b>Race</b>	<b>4,486</b>	<b>5,606</b>	<b>10,092</b>
White	3,473	4,397	7,870
Black	421	324	745
American Indian/Alaskan	41	32	73
Other	317	418	735
Unknown	234	435	669
<b>Other race</b> includes Asian, native Hawaiian/Pacific Islander, or other.			
<b>Ethnicity</b>	<b>4,486</b>	<b>5,606</b>	<b>10,092</b>
Hispanic	152	122	274
Non-Hispanic	3,316	3,981	7,297
Unknown	1,018	1,503	2,521
<b>Gender</b>	<b>4,486</b>	<b>5,606</b>	<b>10,092</b>
Female	2,573	3,207	5,780
Male	1,906	2,398	4,304
Unknown	7	1	8

## COVID-19 doses administered for the past 2 weeks

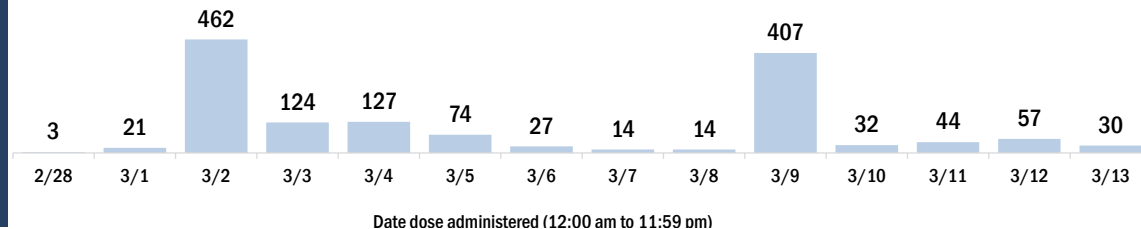


## Persons vaccinated for COVID-19 for the past 2 weeks

### Number of persons who received their first dose of a two-dose series of the COVID-19 vaccine



### Number of persons who completed the COVID-19 vaccine series



# COVID-19: Santa Rosa County vaccine summary

Vaccination data through Mar 13, 2021 as of Mar 14, 2021 at 12:05 AM

Data in this report are provisional and subject to change.

Data in this summary pertain to COVID-19 vaccines approved by the U.S. Food and Drug Administration and have been issued an Emergency Use Authorization (Janssen COVID-19 Vaccine, Moderna COVID-19 Vaccine and Pfizer-BioNTech COVID-19 Vaccine). These data summarize the number of people who have received either their first dose or have completed the series for a COVID-19 vaccine. **A person can only be counted in one category, first dose or series complete.** For persons receiving Moderna or Pfizer vaccines, once they receive their second dose, they are moved from the first dose column to the series completed column. **Because of this, the total first dose category may show a change from report to report not matching the total receiving their first dose from the previous day.** Persons receiving Johnson & Johnson vaccines will always be counted in the series completed column.

## COVID-19 doses for vaccinated persons in Florida

**Doses administered** 50,874

People receiving one dose of a 1-dose series (Johnson & Johnson) or receiving only one dose of a 2-dose series (Moderna, Pfizer) count once. Persons receiving both doses of a 2-dose series count twice.

## Current status of persons vaccinated for COVID-19 in Florida

**Total people vaccinated** 32,791

First dose 14,505

Series completed 18,286

Completed 1-dose series 203

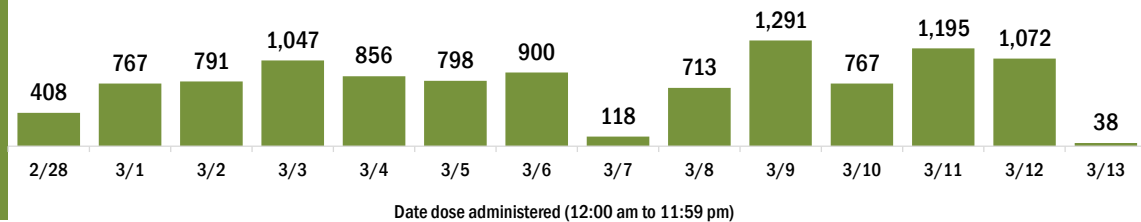
Completed 2-dose series 18,083

**First dose:** current number of people who have only received their first dose of the Moderna or Pfizer vaccine.

**Series complete:** current number of people who have received both Moderna or Pfizer vaccine doses or one Johnson & Johnson dose and are considered fully immunized.

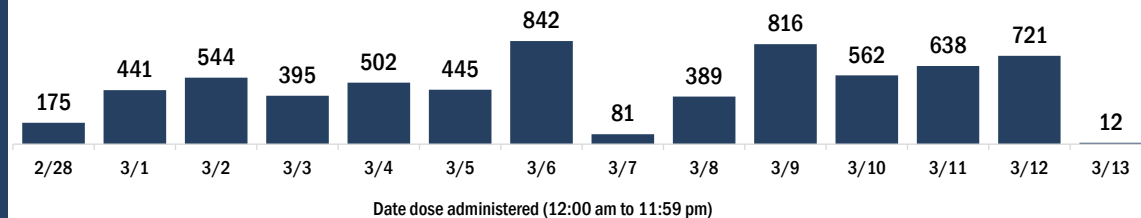
Demographic summary	First dose	Series complete	Total people vaccinated
<b>Age group</b>	<b>14,505</b>	<b>18,286</b>	<b>32,791</b>
16-24 years	248	218	466
25-34 years	612	683	1,295
35-44 years	948	1,056	2,004
45-54 years	1,549	1,253	2,802
55-64 years	2,712	1,778	4,490
65-74 years	5,162	8,003	13,165
75-84 years	2,547	4,105	6,652
85+ years	727	1,190	1,917
<b>Race</b>	<b>14,505</b>	<b>18,286</b>	<b>32,791</b>
White	10,085	13,710	23,795
Black	462	393	855
American Indian/Alaskan	95	95	190
Other	895	1,390	2,285
Unknown	2,968	2,698	5,666
<b>Other race</b> includes Asian, native Hawaiian/Pacific Islander, or other.			
<b>Ethnicity</b>	<b>14,505</b>	<b>18,286</b>	<b>32,791</b>
Hispanic	317	236	553
Non-Hispanic	8,540	10,685	19,225
Unknown	5,648	7,365	13,013
<b>Gender</b>	<b>14,505</b>	<b>18,286</b>	<b>32,791</b>
Female	8,411	10,489	18,900
Male	6,084	7,797	13,881
Unknown	10	0	10

## COVID-19 doses administered for the past 2 weeks

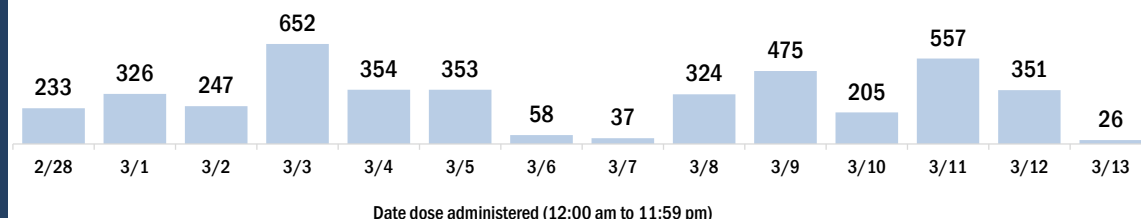


## Persons vaccinated for COVID-19 for the past 2 weeks

### Number of persons who received their first dose of a two-dose series of the COVID-19 vaccine



### Number of persons who completed the COVID-19 vaccine series





# COVID-19: Sarasota County vaccine summary

Vaccination data through Mar 13, 2021 as of Mar 14, 2021 at 12:05 AM

Data in this report are provisional and subject to change.

Data in this summary pertain to COVID-19 vaccines approved by the U.S. Food and Drug Administration and have been issued an Emergency Use Authorization (Janssen COVID-19 Vaccine, Moderna COVID-19 Vaccine and Pfizer-BioNTech COVID-19 Vaccine). These data summarize the number of people who have received either their first dose or have completed the series for a COVID-19 vaccine. **A person can only be counted in one category, first dose or series complete.** For persons receiving Moderna or Pfizer vaccines, once they receive their second dose, they are moved from the first dose column to the series completed column. **Because of this, the total first dose category may show a change from report to report not matching the total receiving their first dose from the previous day.** Persons receiving Johnson & Johnson vaccines will always be counted in the series completed column.

## COVID-19 doses for vaccinated persons in Florida

**Doses administered** 186,528

People receiving one dose of a 1-dose series (Johnson & Johnson) or receiving only one dose of a 2-dose series (Moderna, Pfizer) count once. Persons receiving both doses of a 2-dose series count twice.

## Current status of persons vaccinated for COVID-19 in Florida

**Total people vaccinated** 127,114

First dose 66,772

Series completed 60,342

Completed 1-dose series 928

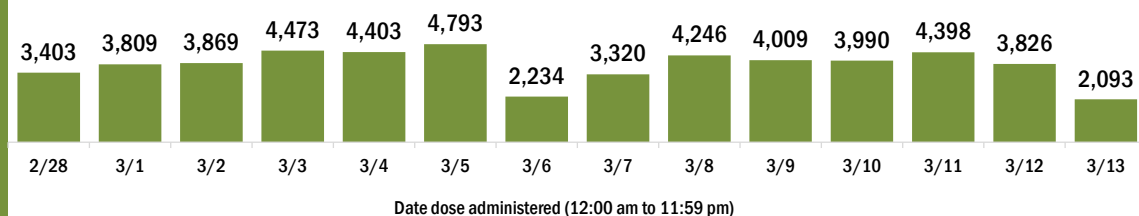
Completed 2-dose series 59,414

**First dose:** current number of people who have only received their first dose of the Moderna or Pfizer vaccine.

**Series complete:** current number of people who have received both Moderna or Pfizer vaccine doses or one Johnson & Johnson dose and are considered fully immunized.

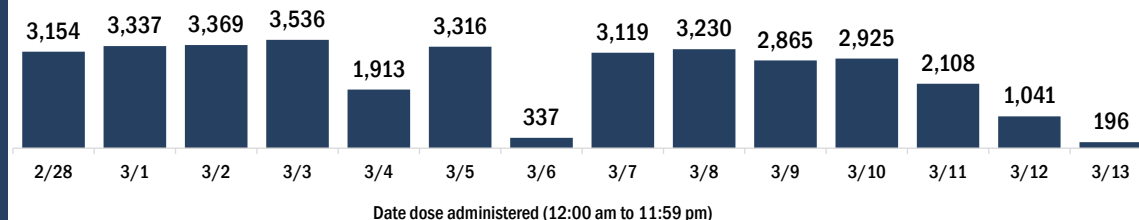
Demographic summary	First dose	Series complete	Total people vaccinated
<b>Age group</b>	66,772	60,342	127,114
16-24 years	410	537	947
25-34 years	774	1,681	2,455
35-44 years	1,098	2,168	3,266
45-54 years	1,685	3,215	4,900
55-64 years	4,310	4,935	9,245
65-74 years	30,388	26,272	56,660
75-84 years	21,749	14,855	36,604
85+ years	6,358	6,679	13,037
<b>Race</b>	66,772	60,342	127,114
White	54,353	45,661	100,014
Black	612	617	1,229
American Indian/Alaskan	192	277	469
Other	3,003	6,623	9,626
Unknown	8,612	7,164	15,776
<b>Other race</b> includes Asian, native Hawaiian/Pacific Islander, or other.			
<b>Ethnicity</b>	66,772	60,342	127,114
Hispanic	1,107	1,058	2,165
Non-Hispanic	43,106	38,129	81,235
Unknown	22,559	21,155	43,714
<b>Gender</b>	66,772	60,342	127,114
Female	37,073	34,987	72,060
Male	29,617	25,315	54,932
Unknown	82	40	122

## COVID-19 doses administered for the past 2 weeks

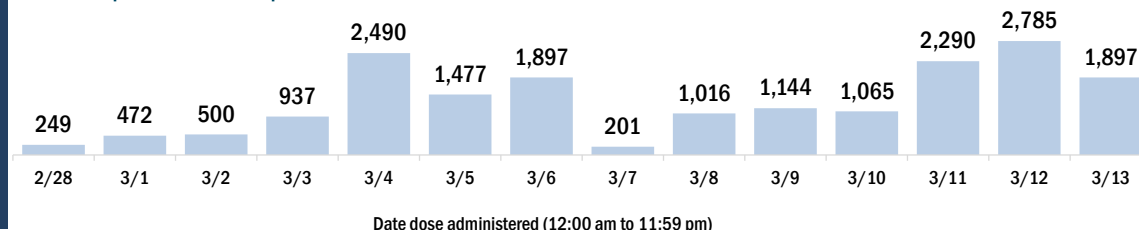


## Persons vaccinated for COVID-19 for the past 2 weeks

### Number of persons who received their first dose of a two-dose series of the COVID-19 vaccine



### Number of persons who completed the COVID-19 vaccine series





# COVID-19: Seminole County vaccine summary

Vaccination data through Mar 13, 2021 as of Mar 14, 2021 at 12:05 AM

Data in this report are provisional and subject to change.

Data in this summary pertain to COVID-19 vaccines approved by the U.S. Food and Drug Administration and have been issued an Emergency Use Authorization (Janssen COVID-19 Vaccine, Moderna COVID-19 Vaccine and Pfizer-BioNTech COVID-19 Vaccine). These data summarize the number of people who have received either their first dose or have completed the series for a COVID-19 vaccine. **A person can only be counted in one category, first dose or series complete.** For persons receiving Moderna or Pfizer vaccines, once they receive their second dose, they are moved from the first dose column to the series completed column. **Because of this, the total first dose category may show a change from report to report not matching the total receiving their first dose from the previous day.** Persons receiving Johnson & Johnson vaccines will always be counted in the series completed column.

## COVID-19 doses for vaccinated persons in Florida

**Doses administered** 120,577

People receiving one dose of a 1-dose series (Johnson & Johnson) or receiving only one dose of a 2-dose series (Moderna, Pfizer) count once. Persons receiving both doses of a 2-dose series count twice.

## Current status of persons vaccinated for COVID-19 in Florida

**Total people vaccinated** 76,198

First dose 28,949

Series completed 47,249

Completed 1-dose series 2,870

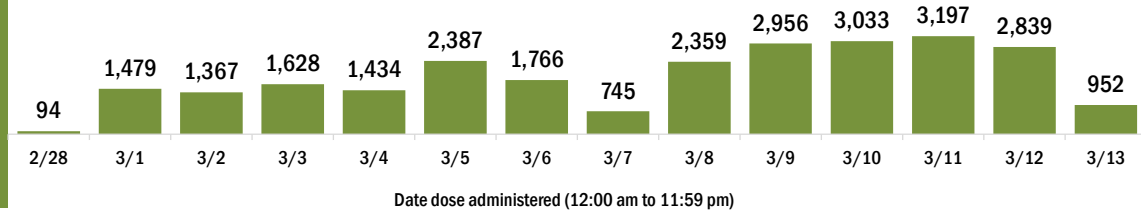
Completed 2-dose series 44,379

**First dose:** current number of people who have only received their first dose of the Moderna or Pfizer vaccine.

**Series complete:** current number of people who have received both Moderna or Pfizer vaccine doses or one Johnson & Johnson dose and are considered fully immunized.

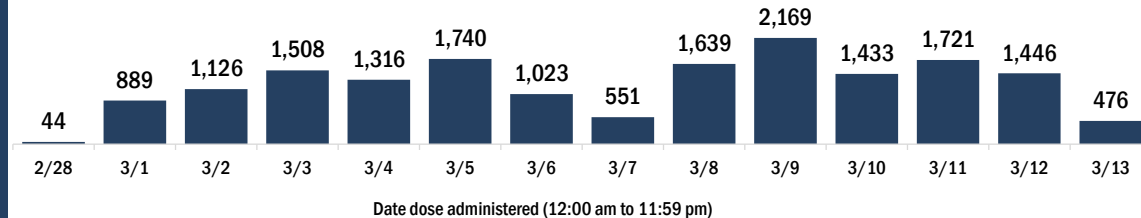
Demographic summary	First dose	Series complete	Total people vaccinated
<b>Age group</b>	<b>28,949</b>	<b>47,249</b>	<b>76,198</b>
16-24 years	911	794	1,705
25-34 years	2,141	2,368	4,509
35-44 years	3,108	3,234	6,342
45-54 years	4,076	3,661	7,737
55-64 years	5,558	4,196	9,754
65-74 years	7,691	19,452	27,143
75-84 years	3,928	9,687	13,615
85+ years	1,536	3,857	5,393
<b>Race</b>	<b>28,949</b>	<b>47,249</b>	<b>76,198</b>
White	18,748	35,038	53,786
Black	2,099	2,677	4,776
American Indian/Alaskan	119	285	404
Other	3,757	7,452	11,209
Unknown	4,226	1,797	6,023
<b>Other race</b> includes Asian, native Hawaiian/Pacific Islander, or other.			
<b>Ethnicity</b>	<b>28,949</b>	<b>47,249</b>	<b>76,198</b>
Hispanic	2,634	4,071	6,705
Non-Hispanic	14,857	31,150	46,007
Unknown	11,458	12,028	23,486
<b>Gender</b>	<b>28,949</b>	<b>47,249</b>	<b>76,198</b>
Female	17,191	28,557	45,748
Male	11,512	18,663	30,175
Unknown	246	29	275

## COVID-19 doses administered for the past 2 weeks

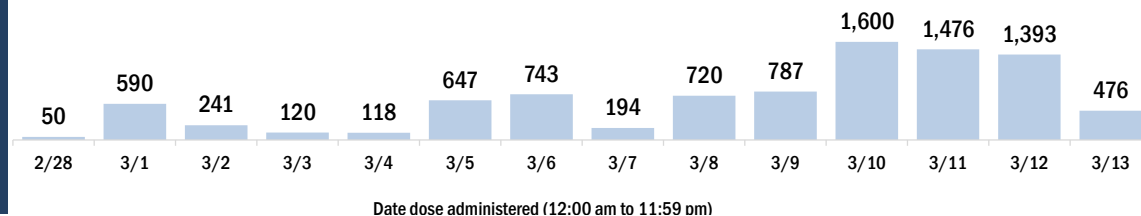


## Persons vaccinated for COVID-19 for the past 2 weeks

### Number of persons who received their first dose of a two-dose series of the COVID-19 vaccine



### Number of persons who completed the COVID-19 vaccine series



# COVID-19: St. Johns County vaccine summary

Vaccination data through Mar 13, 2021 as of Mar 14, 2021 at 12:05 AM

Data in this report are provisional and subject to change.

Data in this summary pertain to COVID-19 vaccines approved by the U.S. Food and Drug Administration and have been issued an Emergency Use Authorization (Janssen COVID-19 Vaccine, Moderna COVID-19 Vaccine and Pfizer-BioNTech COVID-19 Vaccine). These data summarize the number of people who have received either their first dose or have completed the series for a COVID-19 vaccine. **A person can only be counted in one category, first dose or series complete.** For persons receiving Moderna or Pfizer vaccines, once they receive their second dose, they are moved from the first dose column to the series completed column. **Because of this, the total first dose category may show a change from report to report not matching the total receiving their first dose from the previous day.** Persons receiving Johnson & Johnson vaccines will always be counted in the series completed column.

## COVID-19 doses for vaccinated persons in Florida

**Doses administered** 118,130

People receiving one dose of a 1-dose series (Johnson & Johnson) or receiving only one dose of a 2-dose series (Moderna, Pfizer) count once. Persons receiving both doses of a 2-dose series count twice.

## Current status of persons vaccinated for COVID-19 in Florida

**Total people vaccinated** 69,902

First dose 20,420

Series completed 49,482

Completed 1-dose series 1,254

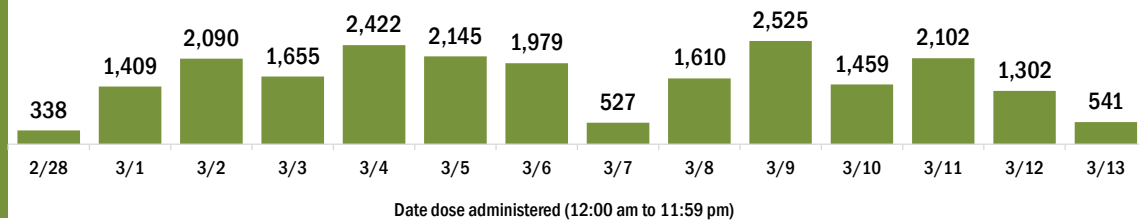
Completed 2-dose series 48,228

**First dose:** current number of people who have only received their first dose of the Moderna or Pfizer vaccine.

**Series complete:** current number of people who have received both Moderna or Pfizer vaccine doses or one Johnson & Johnson dose and are considered fully immunized.

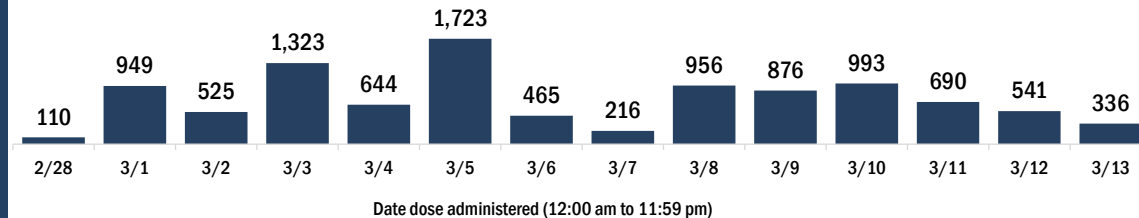
Demographic summary	First dose	Series complete	Total people vaccinated
<b>Age group</b>	20,420	49,482	69,902
16-24 years	589	534	1,123
25-34 years	924	1,598	2,522
35-44 years	2,164	3,328	5,492
45-54 years	2,787	3,299	6,086
55-64 years	4,952	4,385	9,337
65-74 years	5,470	22,139	27,609
75-84 years	2,636	11,095	13,731
85+ years	898	3,104	4,002
<b>Race</b>	20,420	49,482	69,902
White	14,883	36,594	51,477
Black	681	1,241	1,922
American Indian/Alaskan	74	149	223
Other	1,832	5,115	6,947
Unknown	2,950	6,383	9,333
<b>Other race</b> includes Asian, native Hawaiian/Pacific Islander, or other.			
<b>Ethnicity</b>	20,420	49,482	69,902
Hispanic	754	1,136	1,890
Non-Hispanic	12,912	30,855	43,767
Unknown	6,754	17,491	24,245
<b>Gender</b>	20,420	49,482	69,902
Female	11,902	27,746	39,648
Male	8,499	21,725	30,224
Unknown	19	11	30

## COVID-19 doses administered for the past 2 weeks

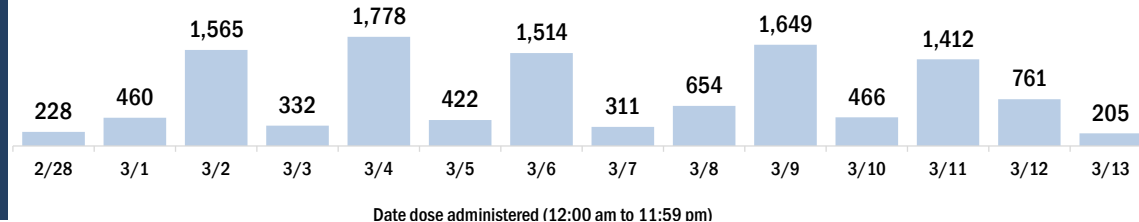


## Persons vaccinated for COVID-19 for the past 2 weeks

### Number of persons who received their first dose of a two-dose series of the COVID-19 vaccine



### Number of persons who completed the COVID-19 vaccine series



# COVID-19: St. Lucie County vaccine summary

Vaccination data through Mar 13, 2021 as of Mar 14, 2021 at 12:05 AM

Data in this report are provisional and subject to change.

Data in this summary pertain to COVID-19 vaccines approved by the U.S. Food and Drug Administration and have been issued an Emergency Use Authorization (Janssen COVID-19 Vaccine, Moderna COVID-19 Vaccine and Pfizer-BioNTech COVID-19 Vaccine). These data summarize the number of people who have received either their first dose or have completed the series for a COVID-19 vaccine. **A person can only be counted in one category, first dose or series complete.** For persons receiving Moderna or Pfizer vaccines, once they receive their second dose, they are moved from the first dose column to the series completed column. **Because of this, the total first dose category may show a change from report to report not matching the total receiving their first dose from the previous day.** Persons receiving Johnson & Johnson vaccines will always be counted in the series completed column.

## COVID-19 doses for vaccinated persons in Florida

**Doses administered** 97,791

People receiving one dose of a 1-dose series (Johnson & Johnson) or receiving only one dose of a 2-dose series (Moderna, Pfizer) count once. Persons receiving both doses of a 2-dose series count twice.

## Current status of persons vaccinated for COVID-19 in Florida

**Total people vaccinated** 63,873

First dose 29,636

Series completed 34,237

Completed 1-dose series 319

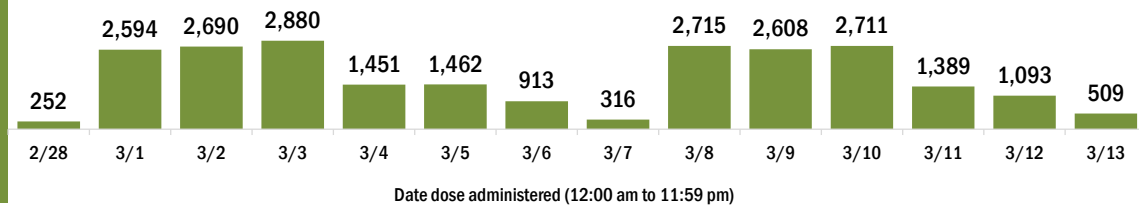
Completed 2-dose series 33,918

**First dose:** current number of people who have only received their first dose of the Moderna or Pfizer vaccine.

**Series complete:** current number of people who have received both Moderna or Pfizer vaccine doses or one Johnson & Johnson dose and are considered fully immunized.

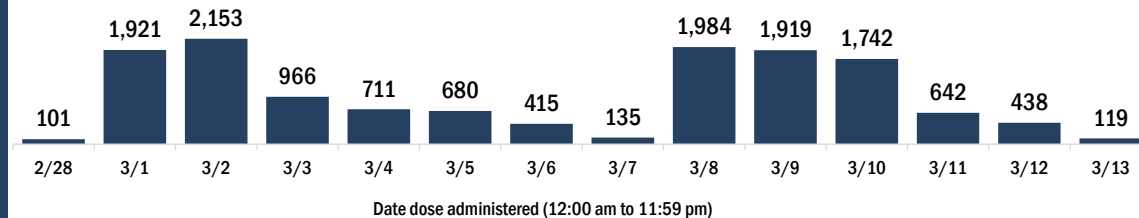
Demographic summary	First dose	Series complete	Total people vaccinated
<b>Age group</b>	<b>29,636</b>	<b>34,237</b>	<b>63,873</b>
16-24 years	271	290	561
25-34 years	625	797	1,422
35-44 years	1,015	1,216	2,231
45-54 years	2,007	1,753	3,760
55-64 years	4,332	2,650	6,982
65-74 years	11,986	15,564	27,550
75-84 years	7,196	9,125	16,321
85+ years	2,204	2,842	5,046
<b>Race</b>	<b>29,636</b>	<b>34,237</b>	<b>63,873</b>
White	20,021	23,421	43,442
Black	3,108	2,266	5,374
American Indian/Alaskan	198	142	340
Other	2,017	3,531	5,548
Unknown	4,292	4,877	9,169
<b>Other race</b> includes Asian, native Hawaiian/Pacific Islander, or other.			
<b>Ethnicity</b>	<b>29,636</b>	<b>34,237</b>	<b>63,873</b>
Hispanic	2,406	1,572	3,978
Non-Hispanic	17,224	19,462	36,686
Unknown	10,006	13,203	23,209
<b>Gender</b>	<b>29,636</b>	<b>34,237</b>	<b>63,873</b>
Female	16,998	19,753	36,751
Male	12,571	14,471	27,042
Unknown	67	13	80

## COVID-19 doses administered for the past 2 weeks

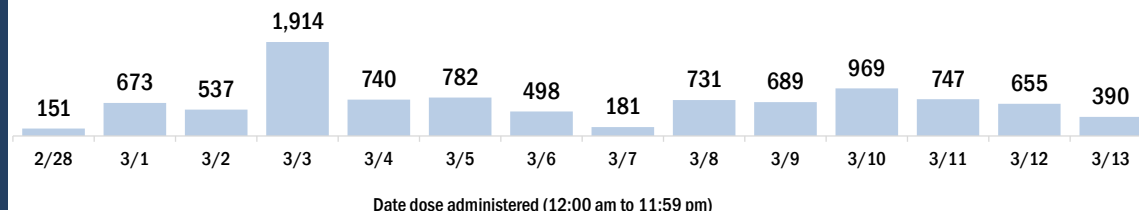


## Persons vaccinated for COVID-19 for the past 2 weeks

### Number of persons who received their first dose of a two-dose series of the COVID-19 vaccine



### Number of persons who completed the COVID-19 vaccine series



# COVID-19: Sumter County vaccine summary

Vaccination data through Mar 13, 2021 as of Mar 14, 2021 at 12:05 AM

Data in this report are provisional and subject to change.

Data in this summary pertain to COVID-19 vaccines approved by the U.S. Food and Drug Administration and have been issued an Emergency Use Authorization (Janssen COVID-19 Vaccine, Moderna COVID-19 Vaccine and Pfizer-BioNTech COVID-19 Vaccine). These data summarize the number of people who have received either their first dose or have completed the series for a COVID-19 vaccine. **A person can only be counted in one category, first dose or series complete.** For persons receiving Moderna or Pfizer vaccines, once they receive their second dose, they are moved from the first dose column to the series completed column. **Because of this, the total first dose category may show a change from report to report not matching the total receiving their first dose from the previous day.** Persons receiving Johnson & Johnson vaccines will always be counted in the series completed column.

## COVID-19 doses for vaccinated persons in Florida

**Doses administered** 76,030

People receiving one dose of a 1-dose series (Johnson & Johnson) or receiving only one dose of a 2-dose series (Moderna, Pfizer) count once. Persons receiving both doses of a 2-dose series count twice.

## Current status of persons vaccinated for COVID-19 in Florida

**Total people vaccinated** 49,037

First dose 19,530

Series completed 29,507

Completed 1-dose series 2,514

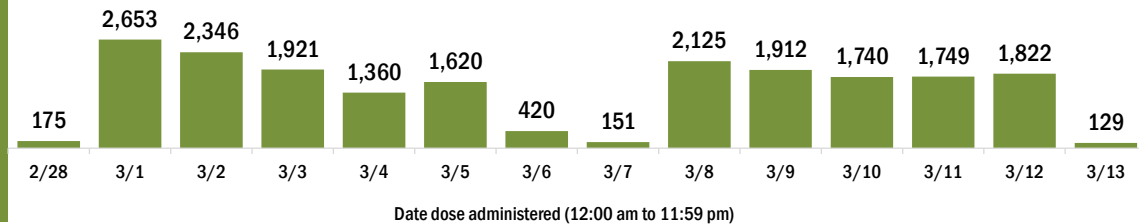
Completed 2-dose series 26,993

**First dose:** current number of people who have only received their first dose of the Moderna or Pfizer vaccine.

**Series complete:** current number of people who have received both Moderna or Pfizer vaccine doses or one Johnson & Johnson dose and are considered fully immunized.

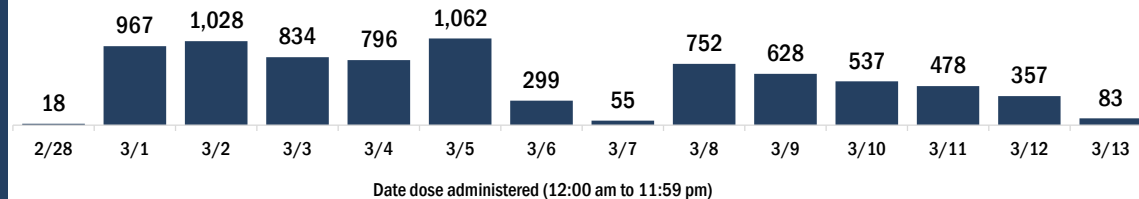
Demographic summary	First dose	Series complete	Total people vaccinated
<b>Age group</b>	<b>19,530</b>	<b>29,507</b>	<b>49,037</b>
16-24 years	26	35	61
25-34 years	80	103	183
35-44 years	121	139	260
45-54 years	277	225	502
55-64 years	1,393	761	2,154
65-74 years	9,580	16,176	25,756
75-84 years	6,765	10,468	17,233
85+ years	1,288	1,600	2,888
<b>Race</b>	<b>19,530</b>	<b>29,507</b>	<b>49,037</b>
White	14,840	23,910	38,750
Black	248	252	500
American Indian/Alaskan	25	104	129
Other	967	1,239	2,206
Unknown	3,450	4,002	7,452
<b>Other race</b> includes Asian, native Hawaiian/Pacific Islander, or other.			
<b>Ethnicity</b>	<b>19,530</b>	<b>29,507</b>	<b>49,037</b>
Hispanic	264	320	584
Non-Hispanic	9,851	16,478	26,329
Unknown	9,415	12,709	22,124
<b>Gender</b>	<b>19,530</b>	<b>29,507</b>	<b>49,037</b>
Female	10,913	16,368	27,281
Male	8,543	13,134	21,677
Unknown	74	5	79

## COVID-19 doses administered for the past 2 weeks

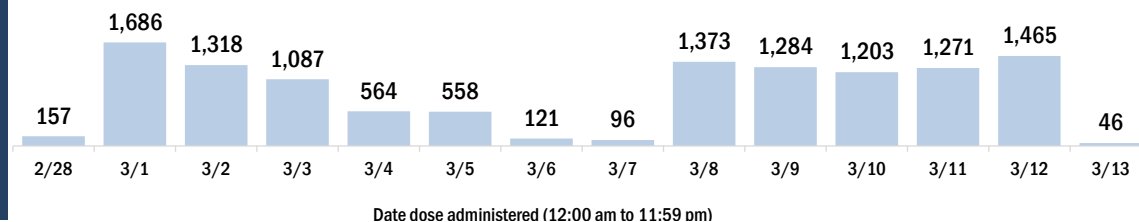


## Persons vaccinated for COVID-19 for the past 2 weeks

### Number of persons who received their first dose of a two-dose series of the COVID-19 vaccine



### Number of persons who completed the COVID-19 vaccine series



# COVID-19: Suwannee County vaccine summary

Vaccination data through Mar 13, 2021 as of Mar 14, 2021 at 12:05 AM

Data in this report are provisional and subject to change.

Data in this summary pertain to COVID-19 vaccines approved by the U.S. Food and Drug Administration and have been issued an Emergency Use Authorization (Janssen COVID-19 Vaccine, Moderna COVID-19 Vaccine and Pfizer-BioNTech COVID-19 Vaccine). These data summarize the number of people who have received either their first dose or have completed the series for a COVID-19 vaccine. **A person can only be counted in one category, first dose or series complete.** For persons receiving Moderna or Pfizer vaccines, once they receive their second dose, they are moved from the first dose column to the series completed column. **Because of this, the total first dose category may show a change from report to report not matching the total receiving their first dose from the previous day.** Persons receiving Johnson & Johnson vaccines will always be counted in the series completed column.

## COVID-19 doses for vaccinated persons in Florida

**Doses administered** 10,323

People receiving one dose of a 1-dose series (Johnson & Johnson) or receiving only one dose of a 2-dose series (Moderna, Pfizer) count once. Persons receiving both doses of a 2-dose series count twice.

## Current status of persons vaccinated for COVID-19 in Florida

**Total people vaccinated** 5,918

First dose 1,494

Series completed 4,424

Completed 1-dose series 19

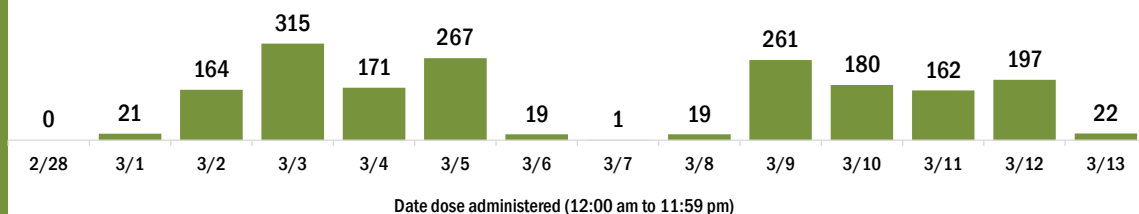
Completed 2-dose series 4,405

**First dose:** current number of people who have only received their first dose of the Moderna or Pfizer vaccine.

**Series complete:** current number of people who have received both Moderna or Pfizer vaccine doses or one Johnson & Johnson dose and are considered fully immunized.

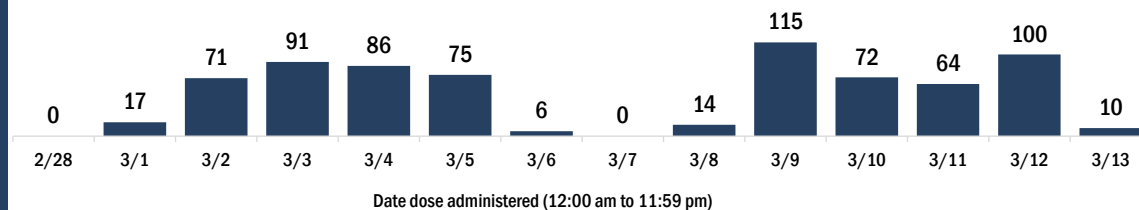
Demographic summary	First dose	Series complete	Total people vaccinated
<b>Age group</b>	<b>1,494</b>	<b>4,424</b>	<b>5,918</b>
16-24 years	25	32	57
25-34 years	41	64	105
35-44 years	72	93	165
45-54 years	108	129	237
55-64 years	363	269	632
65-74 years	516	1,985	2,501
75-84 years	268	1,370	1,638
85+ years	101	482	583
<b>Race</b>	<b>1,494</b>	<b>4,424</b>	<b>5,918</b>
White	1,044	3,087	4,131
Black	134	247	381
American Indian/Alaskan	0	4	4
Other	105	296	401
Unknown	211	790	1,001
<b>Other race</b> includes Asian, native Hawaiian/Pacific Islander, or other.			
<b>Ethnicity</b>	<b>1,494</b>	<b>4,424</b>	<b>5,918</b>
Hispanic	45	62	107
Non-Hispanic	819	1,998	2,817
Unknown	630	2,364	2,994
<b>Gender</b>	<b>1,494</b>	<b>4,424</b>	<b>5,918</b>
Female	915	2,580	3,495
Male	579	1,844	2,423
Unknown	0	0	0

## COVID-19 doses administered for the past 2 weeks

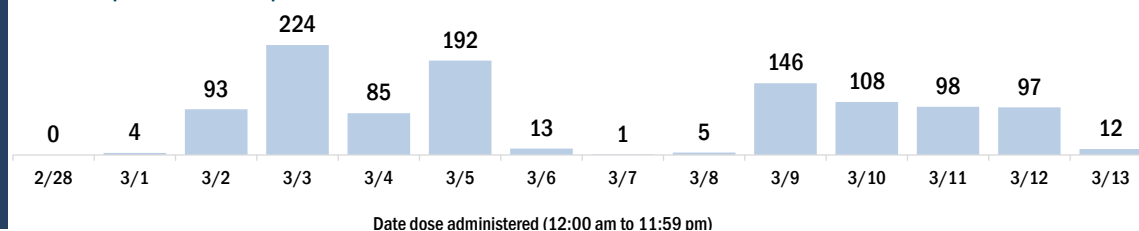


## Persons vaccinated for COVID-19 for the past 2 weeks

### Number of persons who received their first dose of a two-dose series of the COVID-19 vaccine



### Number of persons who completed the COVID-19 vaccine series



# COVID-19: Taylor County vaccine summary

Vaccination data through Mar 13, 2021 as of Mar 14, 2021 at 12:05 AM

Data in this report are provisional and subject to change.

Data in this summary pertain to COVID-19 vaccines approved by the U.S. Food and Drug Administration and have been issued an Emergency Use Authorization (Janssen COVID-19 Vaccine, Moderna COVID-19 Vaccine and Pfizer-BioNTech COVID-19 Vaccine). These data summarize the number of people who have received either their first dose or have completed the series for a COVID-19 vaccine. **A person can only be counted in one category, first dose or series complete.** For persons receiving Moderna or Pfizer vaccines, once they receive their second dose, they are moved from the first dose column to the series completed column. **Because of this, the total first dose category may show a change from report to report not matching the total receiving their first dose from the previous day.** Persons receiving Johnson & Johnson vaccines will always be counted in the series completed column.

## COVID-19 doses for vaccinated persons in Florida

**Doses administered** 5,559

People receiving one dose of a 1-dose series (Johnson & Johnson) or receiving only one dose of a 2-dose series (Moderna, Pfizer) count once. Persons receiving both doses of a 2-dose series count twice.

## Current status of persons vaccinated for COVID-19 in Florida

**Total people vaccinated** 3,488

First dose 1,415

Series completed 2,073

Completed 1-dose series 2

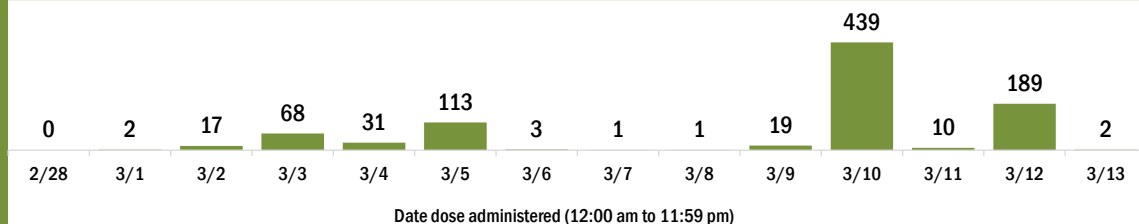
Completed 2-dose series 2,071

**First dose:** current number of people who have only received their first dose of the Moderna or Pfizer vaccine.

**Series complete:** current number of people who have received both Moderna or Pfizer vaccine doses or one Johnson & Johnson dose and are considered fully immunized.

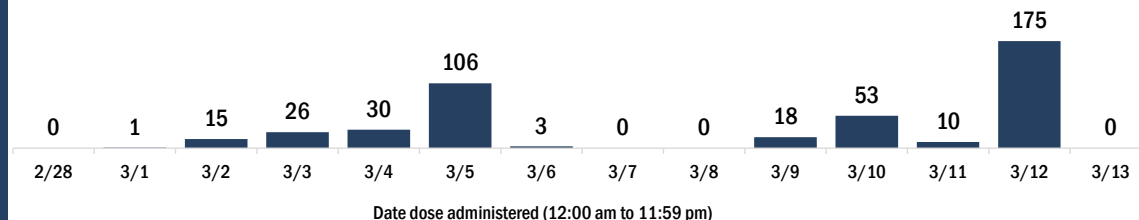
Demographic summary	First dose	Series complete	Total people vaccinated
<b>Age group</b>	1,415	2,073	3,488
16-24 years	31	9	40
25-34 years	33	34	67
35-44 years	56	31	87
45-54 years	116	60	176
55-64 years	373	174	547
65-74 years	487	977	1,464
75-84 years	243	617	860
85+ years	76	171	247
<b>Race</b>	1,415	2,073	3,488
White	978	1,505	2,483
Black	168	181	349
American Indian/Alaskan	12	17	29
Other	43	163	206
Unknown	214	207	421
<b>Other race</b> includes Asian, native Hawaiian/Pacific Islander, or other.			
<b>Ethnicity</b>	1,415	2,073	3,488
Hispanic	16	21	37
Non-Hispanic	749	985	1,734
Unknown	650	1,067	1,717
<b>Gender</b>	1,415	2,073	3,488
Female	787	1,146	1,933
Male	628	927	1,555
Unknown	0	0	0

## COVID-19 doses administered for the past 2 weeks




## Persons vaccinated for COVID-19 for the past 2 weeks

### Number of persons who received their first dose of a two-dose series of the COVID-19 vaccine



### Number of persons who completed the COVID-19 vaccine series



# COVID-19: Union County vaccine summary

Vaccination data through Mar 13, 2021 as of Mar 14, 2021 at 12:05 AM

Data in this report are provisional and subject to change.

Data in this summary pertain to COVID-19 vaccines approved by the U.S. Food and Drug Administration and have been issued an Emergency Use Authorization (Janssen COVID-19 Vaccine, Moderna COVID-19 Vaccine and Pfizer-BioNTech COVID-19 Vaccine). These data summarize the number of people who have received either their first dose or have completed the series for a COVID-19 vaccine. **A person can only be counted in one category, first dose or series complete.** For persons receiving Moderna or Pfizer vaccines, once they receive their second dose, they are moved from the first dose column to the series completed column. **Because of this, the total first dose category may show a change from report to report not matching the total receiving their first dose from the previous day.** Persons receiving Johnson & Johnson vaccines will always be counted in the series completed column.

## COVID-19 doses for vaccinated persons in Florida

**Doses administered** 2,464

People receiving one dose of a 1-dose series (Johnson & Johnson) or receiving only one dose of a 2-dose series (Moderna, Pfizer) count once. Persons receiving both doses of a 2-dose series count twice.

## Current status of persons vaccinated for COVID-19 in Florida

**Total people vaccinated** 1,382

First dose 296

Series completed 1,086

Completed 1-dose series 4

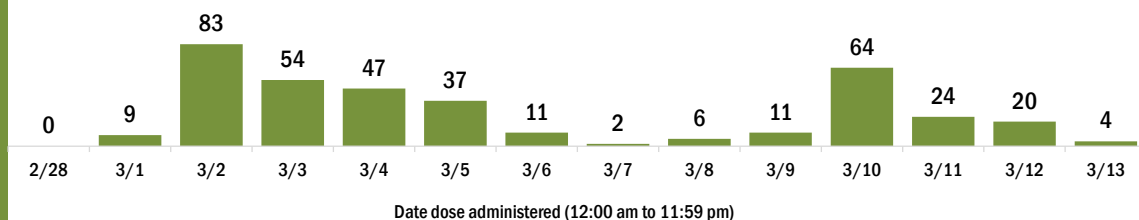
Completed 2-dose series 1,082

**First dose:** current number of people who have only received their first dose of the Moderna or Pfizer vaccine.

**Series complete:** current number of people who have received both Moderna or Pfizer vaccine doses or one Johnson & Johnson dose and are considered fully immunized.

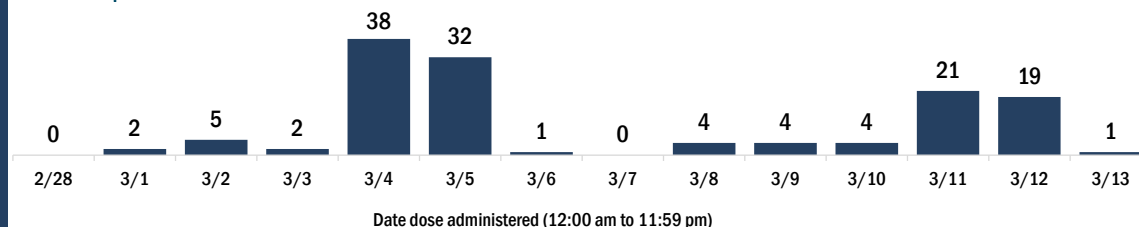
Demographic summary	First dose	Series complete	Total people vaccinated
<b>Age group</b>	296	1,086	1,382
16-24 years	7	9	16
25-34 years	18	44	62
35-44 years	16	34	50
45-54 years	23	49	72
55-64 years	50	84	134
65-74 years	118	479	597
75-84 years	50	298	348
85+ years	14	89	103
<b>Race</b>	296	1,086	1,382
White	220	905	1,125
Black	29	65	94
American Indian/Alaskan	5	9	14
Other	29	93	122
Unknown	13	14	27
<b>Other race</b> includes Asian, native Hawaiian/Pacific Islander, or other.			
<b>Ethnicity</b>	296	1,086	1,382
Hispanic	12	18	30
Non-Hispanic	236	1,015	1,251
Unknown	48	53	101
<b>Gender</b>	296	1,086	1,382
Female	176	615	791
Male	120	471	591
Unknown	0	0	0

## COVID-19 doses administered for the past 2 weeks

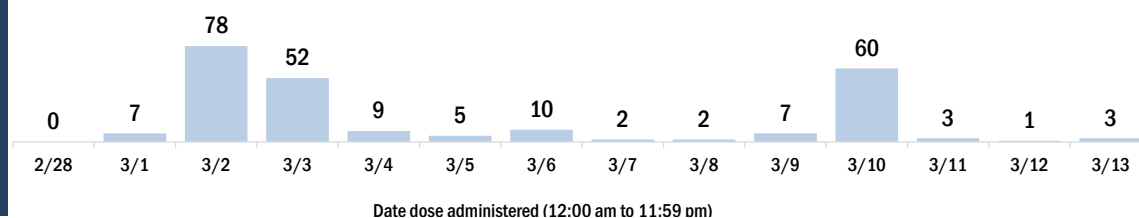


## Persons vaccinated for COVID-19 for the past 2 weeks

### Number of persons who received their first dose of a two-dose series of the COVID-19 vaccine



### Number of persons who completed the COVID-19 vaccine series





# COVID-19: Volusia County vaccine summary

Vaccination data through Mar 13, 2021 as of Mar 14, 2021 at 12:05 AM

Data in this report are provisional and subject to change.

Data in this summary pertain to COVID-19 vaccines approved by the U.S. Food and Drug Administration and have been issued an Emergency Use Authorization (Janssen COVID-19 Vaccine, Moderna COVID-19 Vaccine and Pfizer-BioNTech COVID-19 Vaccine). These data summarize the number of people who have received either their first dose or have completed the series for a COVID-19 vaccine. **A person can only be counted in one category, first dose or series complete.** For persons receiving Moderna or Pfizer vaccines, once they receive their second dose, they are moved from the first dose column to the series completed column. **Because of this, the total first dose category may show a change from report to report not matching the total receiving their first dose from the previous day.** Persons receiving Johnson & Johnson vaccines will always be counted in the series completed column.

## COVID-19 doses for vaccinated persons in Florida

**Doses administered** 165,057

People receiving one dose of a 1-dose series (Johnson & Johnson) or receiving only one dose of a 2-dose series (Moderna, Pfizer) count once. Persons receiving both doses of a 2-dose series count twice.

## Current status of persons vaccinated for COVID-19 in Florida

**Total people vaccinated** 105,992

First dose 43,494

Series completed 62,498

Completed 1-dose series 3,433

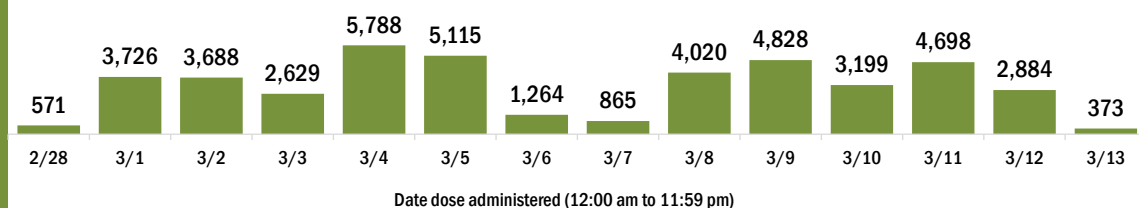
Completed 2-dose series 59,065

**First dose:** current number of people who have only received their first dose of the Moderna or Pfizer vaccine.

**Series complete:** current number of people who have received both Moderna or Pfizer vaccine doses or one Johnson & Johnson dose and are considered fully immunized.

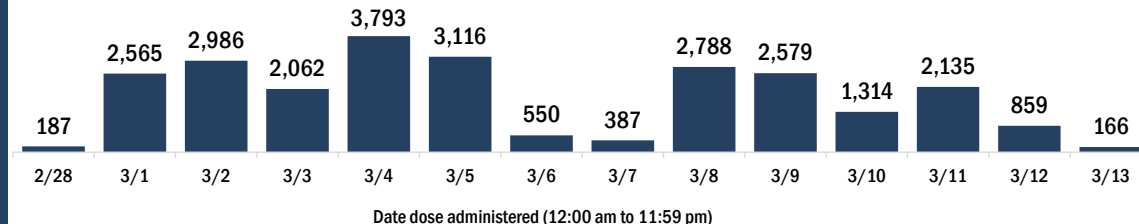
Demographic summary	First dose	Series complete	Total people vaccinated
<b>Age group</b>	<b>43,494</b>	<b>62,498</b>	<b>105,992</b>
16-24 years	464	630	1,094
25-34 years	1,093	1,799	2,892
35-44 years	1,524	2,397	3,921
45-54 years	2,653	3,357	6,010
55-64 years	5,372	5,310	10,682
65-74 years	18,273	27,503	45,776
75-84 years	10,707	15,474	26,181
85+ years	3,408	6,028	9,436
<b>Race</b>	<b>43,494</b>	<b>62,498</b>	<b>105,992</b>
White	29,374	37,920	67,294
Black	2,131	1,700	3,831
American Indian/Alaskan	189	181	370
Other	3,503	10,311	13,814
Unknown	8,297	12,386	20,683
<b>Other race</b> includes Asian, native Hawaiian/Pacific Islander, or other.			
<b>Ethnicity</b>	<b>43,494</b>	<b>62,498</b>	<b>105,992</b>
Hispanic	2,191	1,698	3,889
Non-Hispanic	22,158	25,483	47,641
Unknown	19,145	35,317	54,462
<b>Gender</b>	<b>43,494</b>	<b>62,498</b>	<b>105,992</b>
Female	24,898	36,672	61,570
Male	17,658	25,444	43,102
Unknown	938	382	1,320

## COVID-19 doses administered for the past 2 weeks

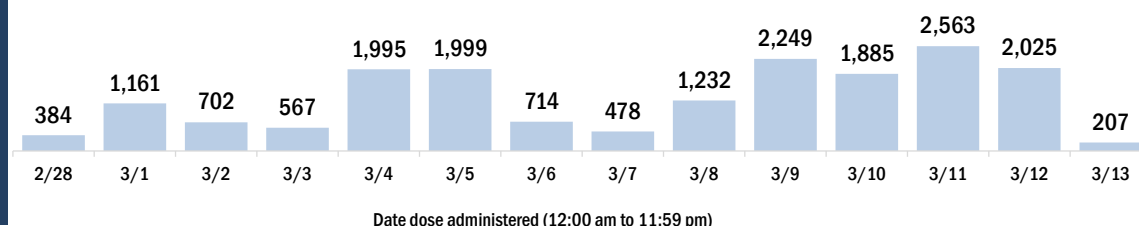


## Persons vaccinated for COVID-19 for the past 2 weeks

### Number of persons who received their first dose of a two-dose series of the COVID-19 vaccine



### Number of persons who completed the COVID-19 vaccine series



# COVID-19: Wakulla County vaccine summary

Vaccination data through Mar 13, 2021 as of Mar 14, 2021 at 12:05 AM

Data in this report are provisional and subject to change.

Data in this summary pertain to COVID-19 vaccines approved by the U.S. Food and Drug Administration and have been issued an Emergency Use Authorization (Janssen COVID-19 Vaccine, Moderna COVID-19 Vaccine and Pfizer-BioNTech COVID-19 Vaccine). These data summarize the number of people who have received either their first dose or have completed the series for a COVID-19 vaccine. **A person can only be counted in one category, first dose or series complete.** For persons receiving Moderna or Pfizer vaccines, once they receive their second dose, they are moved from the first dose column to the series completed column. **Because of this, the total first dose category may show a change from report to report not matching the total receiving their first dose from the previous day.** Persons receiving Johnson & Johnson vaccines will always be counted in the series completed column.

## COVID-19 doses for vaccinated persons in Florida

**Doses administered** 9,755

People receiving one dose of a 1-dose series (Johnson & Johnson) or receiving only one dose of a 2-dose series (Moderna, Pfizer) count once. Persons receiving both doses of a 2-dose series count twice.

## Current status of persons vaccinated for COVID-19 in Florida

**Total people vaccinated** 6,009

First dose 2,220

Series completed 3,789

Completed 1-dose series 43

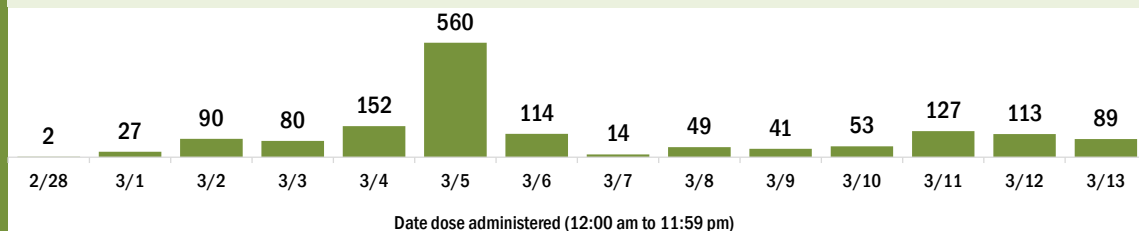
Completed 2-dose series 3,746

**First dose:** current number of people who have only received their first dose of the Moderna or Pfizer vaccine.

**Series complete:** current number of people who have received both Moderna or Pfizer vaccine doses or one Johnson & Johnson dose and are considered fully immunized.

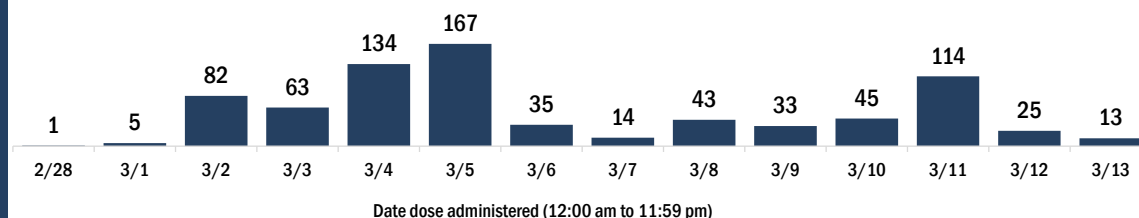
Demographic summary	First dose	Series complete	Total people vaccinated
<b>Age group</b>	2,220	3,789	6,009
16-24 years	36	26	62
25-34 years	83	104	187
35-44 years	156	141	297
45-54 years	278	174	452
55-64 years	562	330	892
65-74 years	707	1,896	2,603
75-84 years	319	897	1,216
85+ years	79	221	300
<b>Race</b>	2,220	3,789	6,009
White	1,622	2,843	4,465
Black	157	193	350
American Indian/Alaskan	6	24	30
Other	226	541	767
Unknown	209	188	397
<b>Other race</b> includes Asian, native Hawaiian/Pacific Islander, or other.			
<b>Ethnicity</b>	2,220	3,789	6,009
Hispanic	36	38	74
Non-Hispanic	1,534	2,857	4,391
Unknown	650	894	1,544
<b>Gender</b>	2,220	3,789	6,009
Female	1,303	2,090	3,393
Male	916	1,698	2,614
Unknown	1	1	2

## COVID-19 doses administered for the past 2 weeks

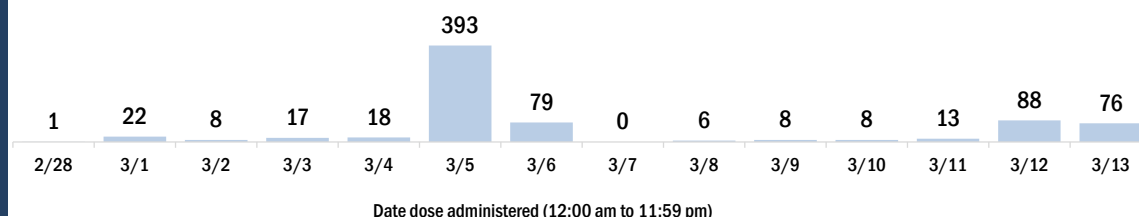


## Persons vaccinated for COVID-19 for the past 2 weeks

### Number of persons who received their first dose of a two-dose series of the COVID-19 vaccine



### Number of persons who completed the COVID-19 vaccine series



# COVID-19: Walton County vaccine summary

Vaccination data through Mar 13, 2021 as of Mar 14, 2021 at 12:05 AM

Data in this report are provisional and subject to change.

Data in this summary pertain to COVID-19 vaccines approved by the U.S. Food and Drug Administration and have been issued an Emergency Use Authorization (Janssen COVID-19 Vaccine, Moderna COVID-19 Vaccine and Pfizer-BioNTech COVID-19 Vaccine). These data summarize the number of people who have received either their first dose or have completed the series for a COVID-19 vaccine. **A person can only be counted in one category, first dose or series complete.** For persons receiving Moderna or Pfizer vaccines, once they receive their second dose, they are moved from the first dose column to the series completed column. **Because of this, the total first dose category may show a change from report to report not matching the total receiving their first dose from the previous day.** Persons receiving Johnson & Johnson vaccines will always be counted in the series completed column.

## COVID-19 doses for vaccinated persons in Florida

**Doses administered** 21,963

People receiving one dose of a 1-dose series (Johnson & Johnson) or receiving only one dose of a 2-dose series (Moderna, Pfizer) count once. Persons receiving both doses of a 2-dose series count twice.

## Current status of persons vaccinated for COVID-19 in Florida

**Total people vaccinated** 13,423

First dose 4,764

Series completed 8,659

Completed 1-dose series 119

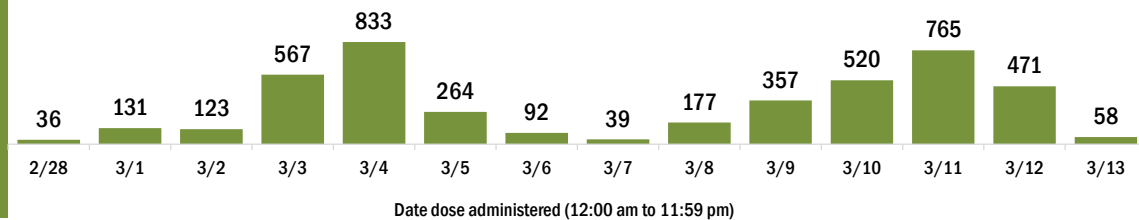
Completed 2-dose series 8,540

**First dose:** current number of people who have only received their first dose of the Moderna or Pfizer vaccine.

**Series complete:** current number of people who have received both Moderna or Pfizer vaccine doses or one Johnson & Johnson dose and are considered fully immunized.

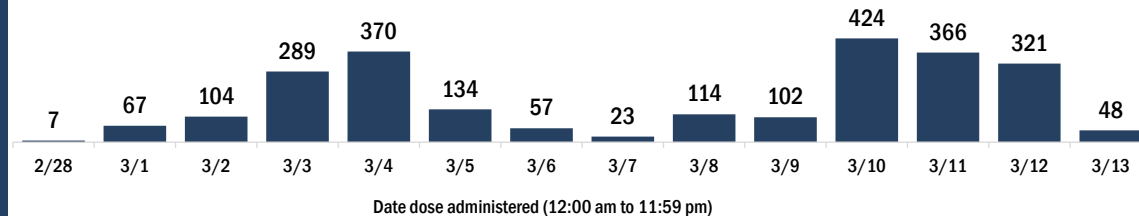
Demographic summary	First dose	Series complete	Total people vaccinated
<b>Age group</b>	<b>4,764</b>	<b>8,659</b>	<b>13,423</b>
16-24 years	41	51	92
25-34 years	148	142	290
35-44 years	327	257	584
45-54 years	505	373	878
55-64 years	1,239	735	1,974
65-74 years	1,586	4,565	6,151
75-84 years	729	1,980	2,709
85+ years	189	556	745
<b>Race</b>	<b>4,764</b>	<b>8,659</b>	<b>13,423</b>
White	3,695	6,651	10,346
Black	107	120	227
American Indian/Alaskan	11	30	41
Other	228	406	634
Unknown	723	1,452	2,175
<b>Other race</b> includes Asian, native Hawaiian/Pacific Islander, or other.			
<b>Ethnicity</b>	<b>4,764</b>	<b>8,659</b>	<b>13,423</b>
Hispanic	98	94	192
Non-Hispanic	3,207	5,683	8,890
Unknown	1,459	2,882	4,341
<b>Gender</b>	<b>4,764</b>	<b>8,659</b>	<b>13,423</b>
Female	2,654	4,737	7,391
Male	2,108	3,921	6,029
Unknown	2	1	3

## COVID-19 doses administered for the past 2 weeks

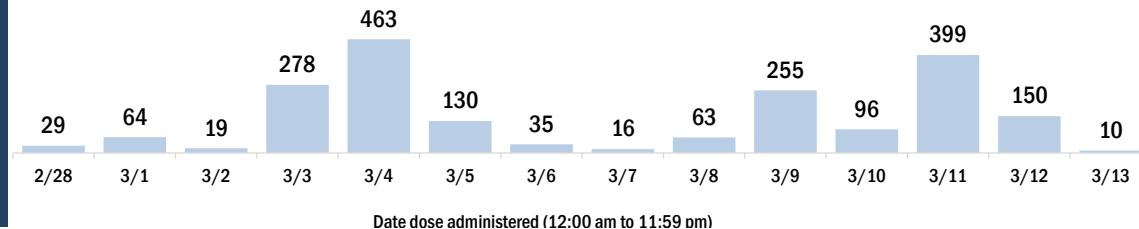


## Persons vaccinated for COVID-19 for the past 2 weeks

### Number of persons who received their first dose of a two-dose series of the COVID-19 vaccine



### Number of persons who completed the COVID-19 vaccine series



# COVID-19: Washington County vaccine summary

Vaccination data through Mar 13, 2021 as of Mar 14, 2021 at 12:05 AM

Data in this report are provisional and subject to change.

Data in this summary pertain to COVID-19 vaccines approved by the U.S. Food and Drug Administration and have been issued an Emergency Use Authorization (Janssen COVID-19 Vaccine, Moderna COVID-19 Vaccine and Pfizer-BioNTech COVID-19 Vaccine). These data summarize the number of people who have received either their first dose or have completed the series for a COVID-19 vaccine. **A person can only be counted in one category, first dose or series complete.** For persons receiving Moderna or Pfizer vaccines, once they receive their second dose, they are moved from the first dose column to the series completed column. **Because of this, the total first dose category may show a change from report to report not matching the total receiving their first dose from the previous day.** Persons receiving Johnson & Johnson vaccines will always be counted in the series completed column.

## COVID-19 doses for vaccinated persons in Florida

**Doses administered** 5,164

People receiving one dose of a 1-dose series (Johnson & Johnson) or receiving only one dose of a 2-dose series (Moderna, Pfizer) count once. Persons receiving both doses of a 2-dose series count twice.

## Current status of persons vaccinated for COVID-19 in Florida

**Total people vaccinated** 3,206

First dose 1,242

Series completed 1,964

Completed 1-dose series 6

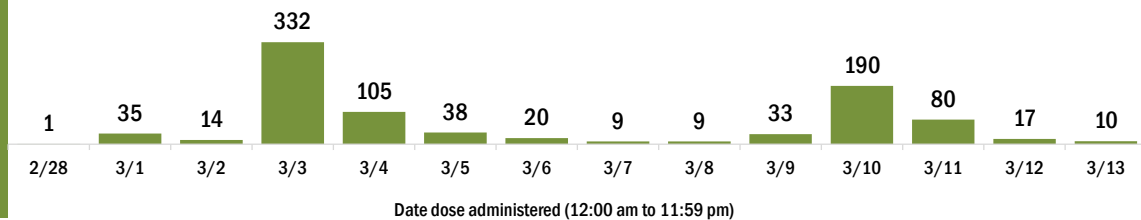
Completed 2-dose series 1,958

**First dose:** current number of people who have only received their first dose of the Moderna or Pfizer vaccine.

**Series complete:** current number of people who have received both Moderna or Pfizer vaccine doses or one Johnson & Johnson dose and are considered fully immunized.

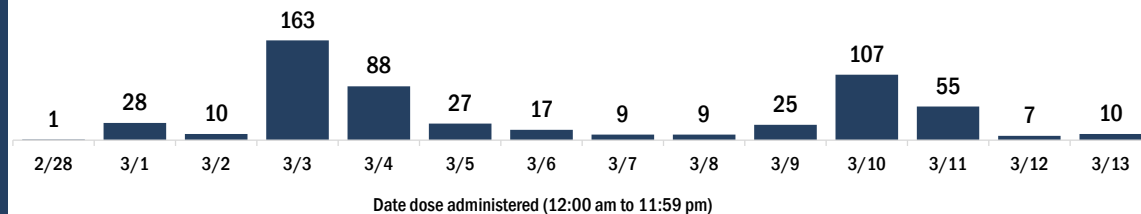
Demographic summary	First dose	Series complete	Total people vaccinated
<b>Age group</b>	1,242	1,964	3,206
16-24 years	13	12	25
25-34 years	41	40	81
35-44 years	57	70	127
45-54 years	128	102	230
55-64 years	248	186	434
65-74 years	438	851	1,289
75-84 years	226	526	752
85+ years	91	177	268
<b>Race</b>	1,242	1,964	3,206
White	967	1,542	2,509
Black	146	146	292
American Indian/Alaskan	15	22	37
Other	50	122	172
Unknown	64	132	196
<b>Other race</b> includes Asian, native Hawaiian/Pacific Islander, or other.			
<b>Ethnicity</b>	1,242	1,964	3,206
Hispanic	13	18	31
Non-Hispanic	916	1,509	2,425
Unknown	313	437	750
<b>Gender</b>	1,242	1,964	3,206
Female	656	1,111	1,767
Male	585	853	1,438
Unknown	1	0	1

## COVID-19 doses administered for the past 2 weeks



## Persons vaccinated for COVID-19 for the past 2 weeks

### Number of persons who received their first dose of a two-dose series of the COVID-19 vaccine



### Number of persons who completed the COVID-19 vaccine series

