

COVID-19: Florida vaccine summary

Vaccination data through Mar 12, 2021 as of Mar 13, 2021 at 12:05 AM

Data in this report are provisional and subject to change. Data are based on county of residence.

Data in this summary pertain to COVID-19 vaccines approved by the U.S. Food and Drug Administration and have been issued an Emergency Use Authorization (Janssen COVID-19 Vaccine, Moderna COVID-19 Vaccine and Pfizer-BioNTech COVID-19 Vaccine). These data summarize the number of people who have received either their first dose or have completed the series for a COVID-19 vaccine. **A person can only be counted in one category, first dose or series complete.** For persons receiving Moderna or Pfizer vaccines, once they receive their second dose, they are moved from the first dose column to the series completed column. **Because of this, the total first dose category may show a change from report to report not matching the total receiving their first dose from the previous day.** Persons receiving Johnson & Johnson vaccines will always be counted in the series completed column.

COVID-19 doses for vaccinated persons in Florida

Doses administered 6,350,867

People receiving one dose of a 1-dose series (Johnson & Johnson) or receiving only one dose of a 2-dose series (Moderna, Pfizer) count once. Persons receiving both doses of a 2-dose series count twice.

Current status of persons vaccinated for COVID-19 in Florida

Total people vaccinated 4,141,148

First dose 1,864,201

Series completed 2,276,947

Completed 1-dose series 67,228

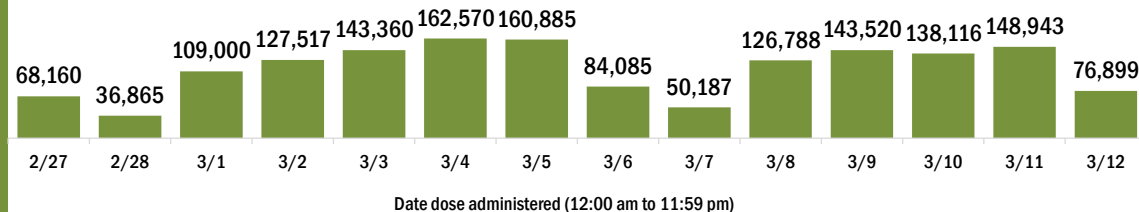
Completed 2-dose series 2,209,719

First dose: current number of people who have only received their first dose of the Moderna or Pfizer vaccine.

Series complete: current number of people who have received both Moderna or Pfizer vaccine doses or one Johnson & Johnson dose and are considered fully immunized.

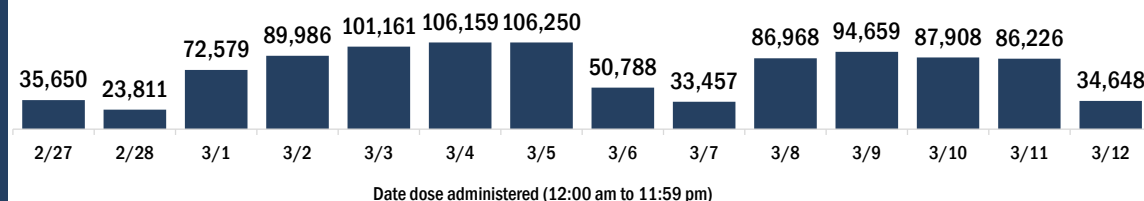
Demographic summary	First dose	Series complete	Total people vaccinated
Age group	1,864,201	2,276,947	4,141,148
16-24 years	32,207	26,835	59,042
25-34 years	77,643	91,101	168,744
35-44 years	110,368	115,367	225,735
45-54 years	160,415	142,878	303,293
55-64 years	275,601	201,789	477,390
65-74 years	666,166	951,336	1,617,502
75-84 years	404,062	552,312	956,374
85+ years	137,739	195,329	333,068
Race	1,864,201	2,276,947	4,141,148
White	1,235,335	1,566,253	2,801,588
Black	123,361	129,625	252,986
American Indian/Alaskan	7,439	8,051	15,490
Other	161,016	270,781	431,797
Unknown	337,050	302,237	639,287
Other race includes Asian, native Hawaiian/Pacific Islander, or other.			
Ethnicity	1,864,201	2,276,947	4,141,148
Hispanic	250,487	239,992	490,479
Non-Hispanic	860,063	1,236,424	2,096,487
Unknown	753,651	800,531	1,554,182
Gender	1,864,201	2,276,947	4,141,148
Female	1,073,833	1,315,359	2,389,192
Male	778,230	959,078	1,737,308
Unknown	12,138	2,510	14,648

COVID-19 doses administered for the past 2 weeks

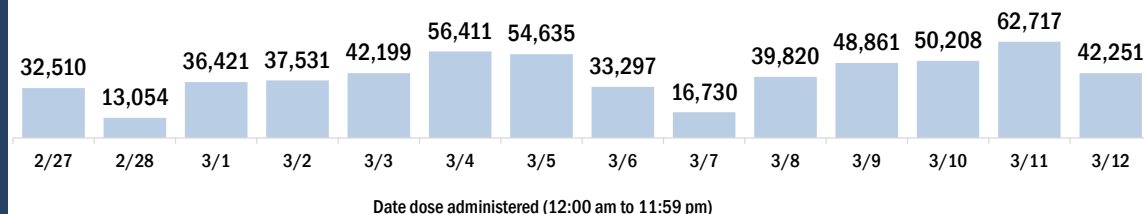


Persons vaccinated for COVID-19 for the past 2 weeks

Number of persons who received their first dose of the COVID-19 vaccine



Number of persons who received their second dose and completed the COVID-19 vaccine series



COVID-19: Alachua County vaccine summary

Vaccination data through Mar 12, 2021 as of Mar 13, 2021 at 12:05 AM

Data in this report are provisional and subject to change.

Data in this summary pertain to COVID-19 vaccines approved by the U.S. Food and Drug Administration and have been issued an Emergency Use Authorization (Janssen COVID-19 Vaccine, Moderna COVID-19 Vaccine and Pfizer-BioNTech COVID-19 Vaccine). These data summarize the number of people who have received either their first dose or have completed the series for a COVID-19 vaccine. **A person can only be counted in one category, first dose or series complete.** For persons receiving Moderna or Pfizer vaccines, once they receive their second dose, they are moved from the first dose column to the series completed column. **Because of this, the total first dose category may show a change from report to report not matching the total receiving their first dose from the previous day.** Persons receiving Johnson & Johnson vaccines will always be counted in the series completed column.

COVID-19 doses for vaccinated persons in Florida

Doses administered 95,784

People receiving one dose of a 1-dose series (Johnson & Johnson) or receiving only one dose of a 2-dose series (Moderna, Pfizer) count once. Persons receiving both doses of a 2-dose series count twice.

Current status of persons vaccinated for COVID-19 in Florida

Total people vaccinated 55,306

First dose 13,754

Series completed 41,552

Completed 1-dose series 1,074

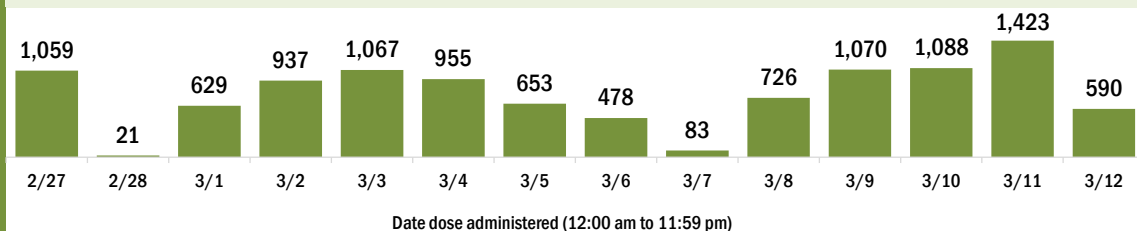
Completed 2-dose series 40,478

First dose: current number of people who have only received their first dose of the Moderna or Pfizer vaccine.

Series complete: current number of people who have received both Moderna or Pfizer vaccine doses or one Johnson & Johnson dose and are considered fully immunized.

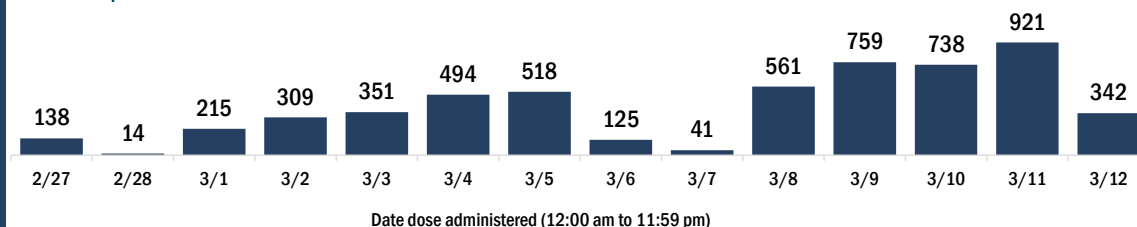
Demographic summary	First dose	Series complete	Total people vaccinated
Age group	13,754	41,552	55,306
16-24 years	1,025	1,974	2,999
25-34 years	1,869	5,522	7,391
35-44 years	1,565	4,160	5,725
45-54 years	1,395	3,825	5,220
55-64 years	1,953	4,324	6,277
65-74 years	3,749	12,194	15,943
75-84 years	1,625	6,880	8,505
85+ years	573	2,673	3,246
Race	13,754	41,552	55,306
White	8,205	30,082	38,287
Black	1,452	3,061	4,513
American Indian/Alaskan	35	120	155
Other	1,946	6,489	8,435
Unknown	2,116	1,800	3,916
Other race includes Asian, native Hawaiian/Pacific Islander, or other.			
Ethnicity	13,754	41,552	55,306
Hispanic	559	2,088	2,647
Non-Hispanic	5,859	30,154	36,013
Unknown	7,336	9,310	16,646
Gender	13,754	41,552	55,306
Female	8,146	24,813	32,959
Male	5,587	16,735	22,322
Unknown	21	4	25

COVID-19 doses administered for the past 2 weeks

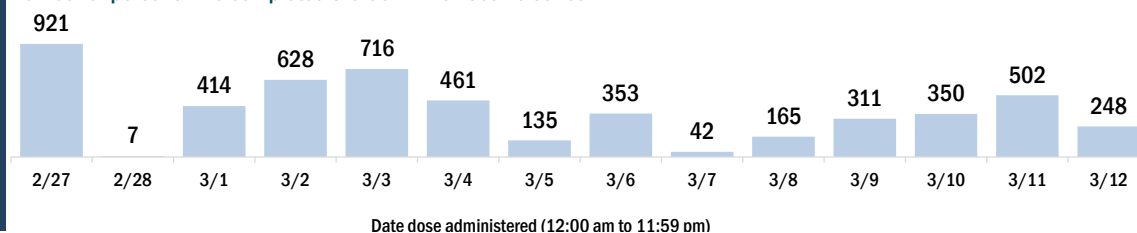


Persons vaccinated for COVID-19 for the past 2 weeks

Number of persons who received their first dose of a two-dose series of the COVID-19 vaccine



Number of persons who completed the COVID-19 vaccine series



COVID-19: Baker County vaccine summary

Vaccination data through Mar 12, 2021 as of Mar 13, 2021 at 12:05 AM

Data in this report are provisional and subject to change.

Data in this summary pertain to COVID-19 vaccines approved by the U.S. Food and Drug Administration and have been issued an Emergency Use Authorization (Janssen COVID-19 Vaccine, Moderna COVID-19 Vaccine and Pfizer-BioNTech COVID-19 Vaccine). These data summarize the number of people who have received either their first dose or have completed the series for a COVID-19 vaccine. **A person can only be counted in one category, first dose or series complete.** For persons receiving Moderna or Pfizer vaccines, once they receive their second dose, they are moved from the first dose column to the series completed column. **Because of this, the total first dose category may show a change from report to report not matching the total receiving their first dose from the previous day.** Persons receiving Johnson & Johnson vaccines will always be counted in the series completed column.

COVID-19 doses for vaccinated persons in Florida

Doses administered 5,215

People receiving one dose of a 1-dose series (Johnson & Johnson) or receiving only one dose of a 2-dose series (Moderna, Pfizer) count once. Persons receiving both doses of a 2-dose series count twice.

Current status of persons vaccinated for COVID-19 in Florida

Total people vaccinated 3,168

First dose 1,098

Series completed 2,070

Completed 1-dose series 23

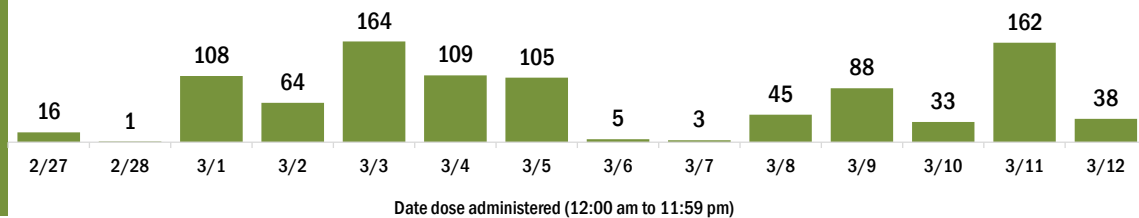
Completed 2-dose series 2,047

First dose: current number of people who have only received their first dose of the Moderna or Pfizer vaccine.

Series complete: current number of people who have received both Moderna or Pfizer vaccine doses or one Johnson & Johnson dose and are considered fully immunized.

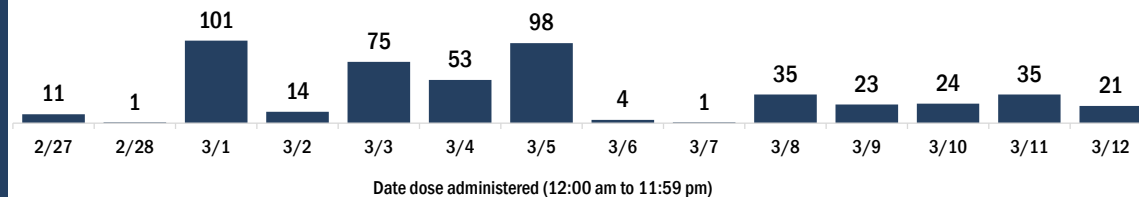
Demographic summary	First dose	Series complete	Total people vaccinated
Age group	1,098	2,070	3,168
16-24 years	18	26	44
25-34 years	49	82	131
35-44 years	60	120	180
45-54 years	119	142	261
55-64 years	218	239	457
65-74 years	387	855	1,242
75-84 years	185	474	659
85+ years	62	132	194
Race	1,098	2,070	3,168
White	827	1,585	2,412
Black	115	131	246
American Indian/Alaskan	8	13	21
Other	77	173	250
Unknown	71	168	239
Other race includes Asian, native Hawaiian/Pacific Islander, or other.			
Ethnicity	1,098	2,070	3,168
Hispanic	22	23	45
Non-Hispanic	733	1,135	1,868
Unknown	343	912	1,255
Gender	1,098	2,070	3,168
Female	659	1,154	1,813
Male	439	916	1,355
Unknown	0	0	0

COVID-19 doses administered for the past 2 weeks

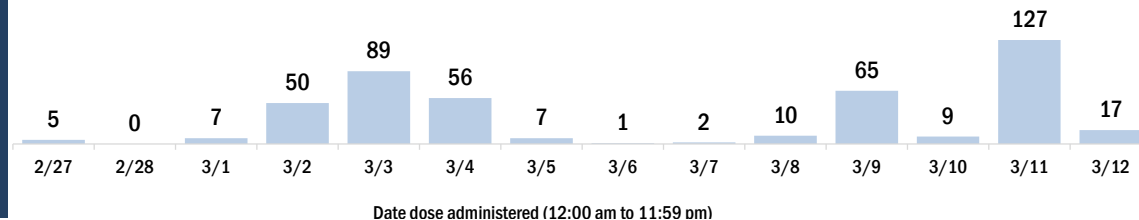


Persons vaccinated for COVID-19 for the past 2 weeks

Number of persons who received their first dose of a two-dose series of the COVID-19 vaccine



Number of persons who completed the COVID-19 vaccine series



COVID-19: Bay County vaccine summary

Vaccination data through Mar 12, 2021 as of Mar 13, 2021 at 12:05 AM

Data in this report are provisional and subject to change.

Data in this summary pertain to COVID-19 vaccines approved by the U.S. Food and Drug Administration and have been issued an Emergency Use Authorization (Janssen COVID-19 Vaccine, Moderna COVID-19 Vaccine and Pfizer-BioNTech COVID-19 Vaccine). These data summarize the number of people who have received either their first dose or have completed the series for a COVID-19 vaccine. **A person can only be counted in one category, first dose or series complete.** For persons receiving Moderna or Pfizer vaccines, once they receive their second dose, they are moved from the first dose column to the series completed column. **Because of this, the total first dose category may show a change from report to report not matching the total receiving their first dose from the previous day.** Persons receiving Johnson & Johnson vaccines will always be counted in the series completed column.

COVID-19 doses for vaccinated persons in Florida

Doses administered 45,667

People receiving one dose of a 1-dose series (Johnson & Johnson) or receiving only one dose of a 2-dose series (Moderna, Pfizer) count once. Persons receiving both doses of a 2-dose series count twice.

Current status of persons vaccinated for COVID-19 in Florida

Total people vaccinated 28,740

First dose 11,756

Series completed 16,984

Completed 1-dose series 57

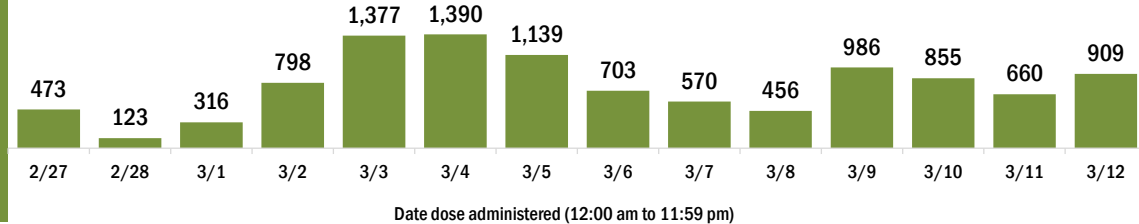
Completed 2-dose series 16,927

First dose: current number of people who have only received their first dose of the Moderna or Pfizer vaccine.

Series complete: current number of people who have received both Moderna or Pfizer vaccine doses or one Johnson & Johnson dose and are considered fully immunized.

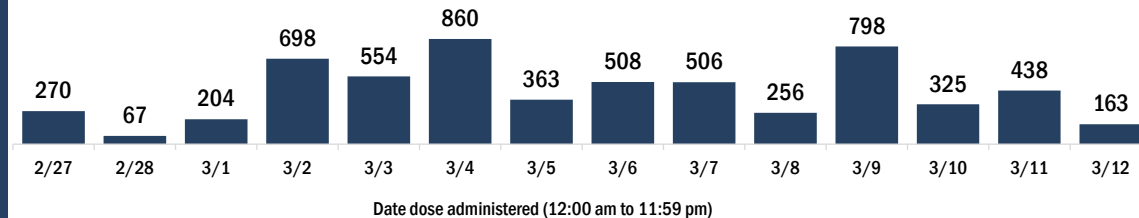
Demographic summary	First dose	Series complete	Total people vaccinated
Age group	11,756	16,984	28,740
16-24 years	274	161	435
25-34 years	523	550	1,073
35-44 years	858	941	1,799
45-54 years	1,340	1,241	2,581
55-64 years	2,416	1,905	4,321
65-74 years	3,933	7,059	10,992
75-84 years	1,815	3,879	5,694
85+ years	597	1,248	1,845
Race	11,756	16,984	28,740
White	8,051	11,433	19,484
Black	917	759	1,676
American Indian/Alaskan	35	88	123
Other	919	1,747	2,666
Unknown	1,834	2,957	4,791
Other race includes Asian, native Hawaiian/Pacific Islander, or other.			
Ethnicity	11,756	16,984	28,740
Hispanic	441	239	680
Non-Hispanic	7,098	8,648	15,746
Unknown	4,217	8,097	12,314
Gender	11,756	16,984	28,740
Female	6,886	9,535	16,421
Male	4,865	7,448	12,313
Unknown	5	1	6

COVID-19 doses administered for the past 2 weeks

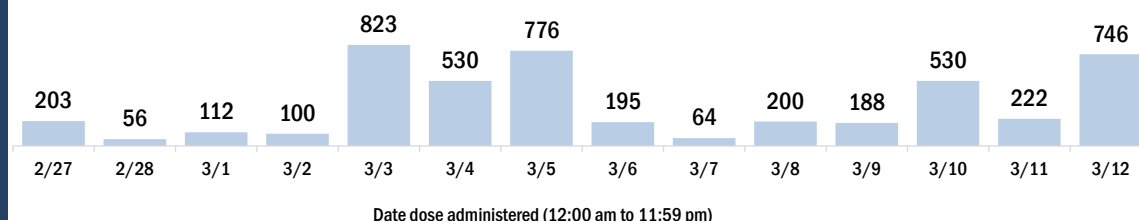


Persons vaccinated for COVID-19 for the past 2 weeks

Number of persons who received their first dose of a two-dose series of the COVID-19 vaccine



Number of persons who completed the COVID-19 vaccine series



COVID-19: Bradford County vaccine summary

Vaccination data through Mar 12, 2021 as of Mar 13, 2021 at 12:05 AM

Data in this report are provisional and subject to change.

Data in this summary pertain to COVID-19 vaccines approved by the U.S. Food and Drug Administration and have been issued an Emergency Use Authorization (Janssen COVID-19 Vaccine, Moderna COVID-19 Vaccine and Pfizer-BioNTech COVID-19 Vaccine). These data summarize the number of people who have received either their first dose or have completed the series for a COVID-19 vaccine. **A person can only be counted in one category, first dose or series complete.** For persons receiving Moderna or Pfizer vaccines, once they receive their second dose, they are moved from the first dose column to the series completed column. **Because of this, the total first dose category may show a change from report to report not matching the total receiving their first dose from the previous day.** Persons receiving Johnson & Johnson vaccines will always be counted in the series completed column.

COVID-19 doses for vaccinated persons in Florida

Doses administered 5,362

People receiving one dose of a 1-dose series (Johnson & Johnson) or receiving only one dose of a 2-dose series (Moderna, Pfizer) count once. Persons receiving both doses of a 2-dose series count twice.

Current status of persons vaccinated for COVID-19 in Florida

Total people vaccinated 3,087

First dose 805

Series completed 2,282

Completed 1-dose series 7

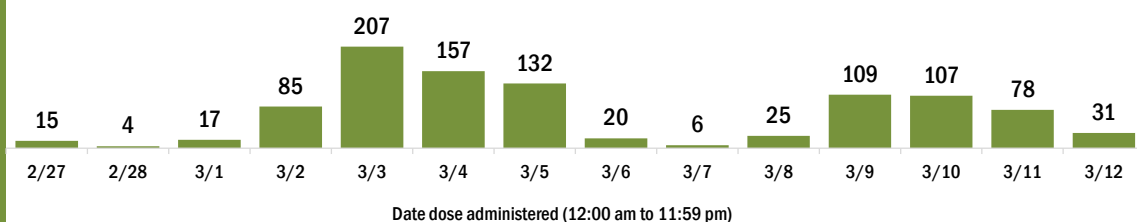
Completed 2-dose series 2,275

First dose: current number of people who have only received their first dose of the Moderna or Pfizer vaccine.

Series complete: current number of people who have received both Moderna or Pfizer vaccine doses or one Johnson & Johnson dose and are considered fully immunized.

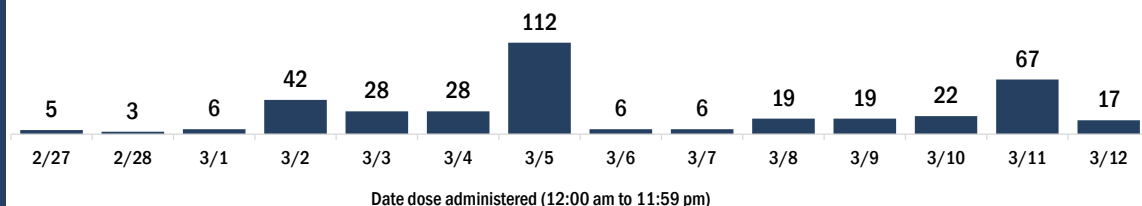
Demographic summary	First dose	Series complete	Total people vaccinated
Age group	805	2,282	3,087
16-24 years	17	13	30
25-34 years	33	58	91
35-44 years	40	73	113
45-54 years	76	116	192
55-64 years	189	165	354
65-74 years	274	1,011	1,285
75-84 years	127	636	763
85+ years	49	210	259
Race	805	2,282	3,087
White	580	1,783	2,363
Black	104	201	305
American Indian/Alaskan	8	13	21
Other	63	232	295
Unknown	50	53	103
Other race includes Asian, native Hawaiian/Pacific Islander, or other.			
Ethnicity	805	2,282	3,087
Hispanic	10	21	31
Non-Hispanic	624	2,045	2,669
Unknown	171	216	387
Gender	805	2,282	3,087
Female	513	1,326	1,839
Male	291	956	1,247
Unknown	1	0	1

COVID-19 doses administered for the past 2 weeks

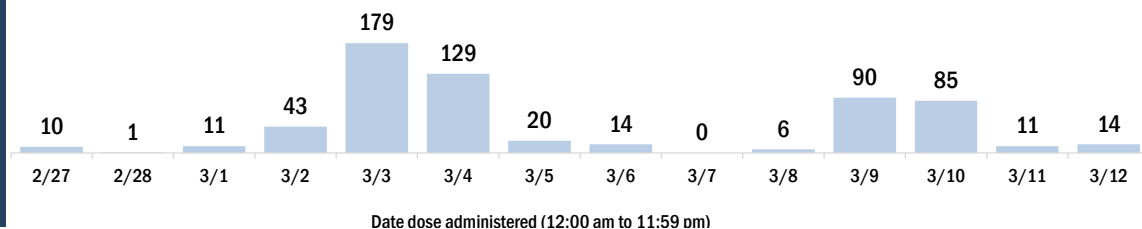


Persons vaccinated for COVID-19 for the past 2 weeks

Number of persons who received their first dose of a two-dose series of the COVID-19 vaccine



Number of persons who completed the COVID-19 vaccine series



COVID-19: Brevard County vaccine summary

Vaccination data through Mar 12, 2021 as of Mar 13, 2021 at 12:05 AM

Data in this report are provisional and subject to change.

Data in this summary pertain to COVID-19 vaccines approved by the U.S. Food and Drug Administration and have been issued an Emergency Use Authorization (Janssen COVID-19 Vaccine, Moderna COVID-19 Vaccine and Pfizer-BioNTech COVID-19 Vaccine). These data summarize the number of people who have received either their first dose or have completed the series for a COVID-19 vaccine. **A person can only be counted in one category, first dose or series complete.** For persons receiving Moderna or Pfizer vaccines, once they receive their second dose, they are moved from the first dose column to the series completed column. **Because of this, the total first dose category may show a change from report to report not matching the total receiving their first dose from the previous day.** Persons receiving Johnson & Johnson vaccines will always be counted in the series completed column.

COVID-19 doses for vaccinated persons in Florida

Doses administered 166,518

People receiving one dose of a 1-dose series (Johnson & Johnson) or receiving only one dose of a 2-dose series (Moderna, Pfizer) count once. Persons receiving both doses of a 2-dose series count twice.

Current status of persons vaccinated for COVID-19 in Florida

Total people vaccinated 107,519

First dose 47,546

Series completed 59,973

Completed 1-dose series 974

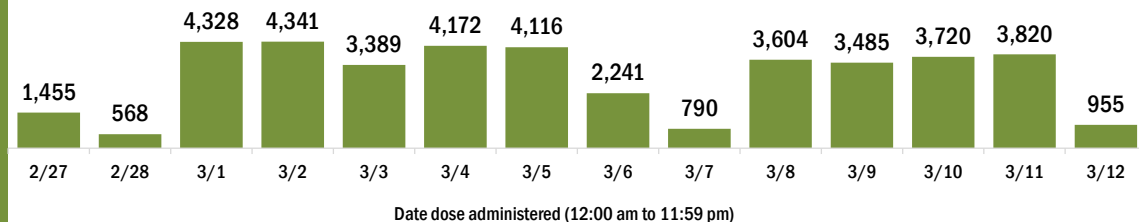
Completed 2-dose series 58,999

First dose: current number of people who have only received their first dose of the Moderna or Pfizer vaccine.

Series complete: current number of people who have received both Moderna or Pfizer vaccine doses or one Johnson & Johnson dose and are considered fully immunized.

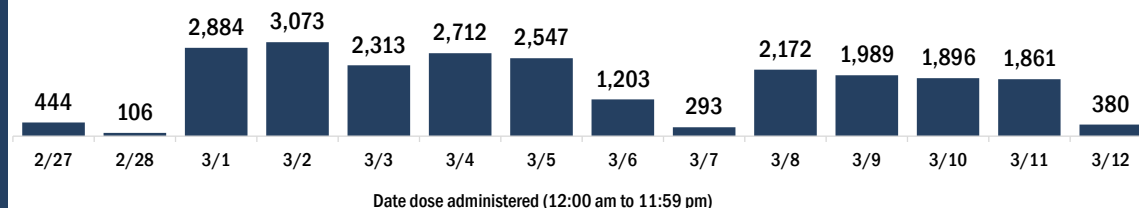
Demographic summary	First dose	Series complete	Total people vaccinated
Age group	47,546	59,973	107,519
16-24 years	488	597	1,085
25-34 years	1,319	1,867	3,186
35-44 years	1,962	2,772	4,734
45-54 years	2,959	3,610	6,569
55-64 years	7,225	5,398	12,623
65-74 years	18,099	25,646	43,745
75-84 years	11,381	14,449	25,830
85+ years	4,113	5,634	9,747
Race	47,546	59,973	107,519
White	29,471	38,284	67,755
Black	2,576	2,008	4,584
American Indian/Alaskan	194	273	467
Other	3,365	7,329	10,694
Unknown	11,940	12,079	24,019
Other race includes Asian, native Hawaiian/Pacific Islander, or other.			
Ethnicity	47,546	59,973	107,519
Hispanic	1,481	1,281	2,762
Non-Hispanic	21,509	26,382	47,891
Unknown	24,556	32,310	56,866
Gender	47,546	59,973	107,519
Female	28,023	35,395	63,418
Male	19,289	24,547	43,836
Unknown	234	31	265

COVID-19 doses administered for the past 2 weeks

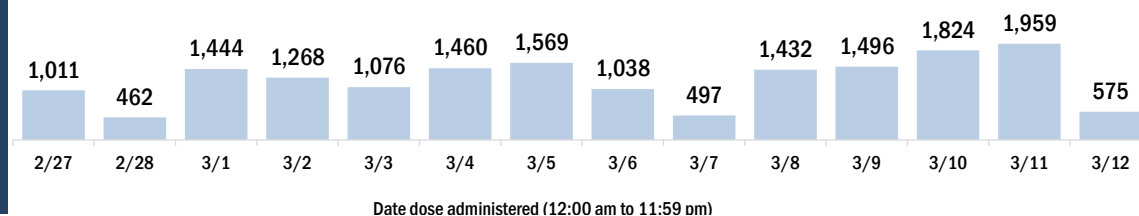


Persons vaccinated for COVID-19 for the past 2 weeks

Number of persons who received their first dose of a two-dose series of the COVID-19 vaccine



Number of persons who completed the COVID-19 vaccine series



COVID-19: Broward County vaccine summary

Vaccination data through Mar 12, 2021 as of Mar 13, 2021 at 12:05 AM

Data in this report are provisional and subject to change.

Data in this summary pertain to COVID-19 vaccines approved by the U.S. Food and Drug Administration and have been issued an Emergency Use Authorization (Janssen COVID-19 Vaccine, Moderna COVID-19 Vaccine and Pfizer-BioNTech COVID-19 Vaccine). These data summarize the number of people who have received either their first dose or have completed the series for a COVID-19 vaccine. **A person can only be counted in one category, first dose or series complete.** For persons receiving Moderna or Pfizer vaccines, once they receive their second dose, they are moved from the first dose column to the series completed column. **Because of this, the total first dose category may show a change from report to report not matching the total receiving their first dose from the previous day.** Persons receiving Johnson & Johnson vaccines will always be counted in the series completed column.

COVID-19 doses for vaccinated persons in Florida

Doses administered 556,716

People receiving one dose of a 1-dose series (Johnson & Johnson) or receiving only one dose of a 2-dose series (Moderna, Pfizer) count once. Persons receiving both doses of a 2-dose series count twice.

Current status of persons vaccinated for COVID-19 in Florida

Total people vaccinated 363,426

First dose 165,198

Series completed 198,228

Completed 1-dose series 4,938

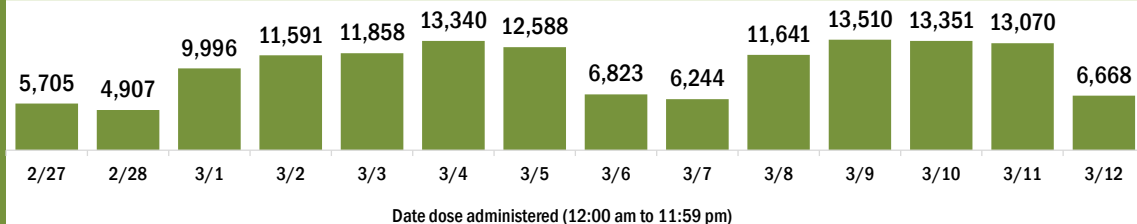
Completed 2-dose series 193,290

First dose: current number of people who have only received their first dose of the Moderna or Pfizer vaccine.

Series complete: current number of people who have received both Moderna or Pfizer vaccine doses or one Johnson & Johnson dose and are considered fully immunized.

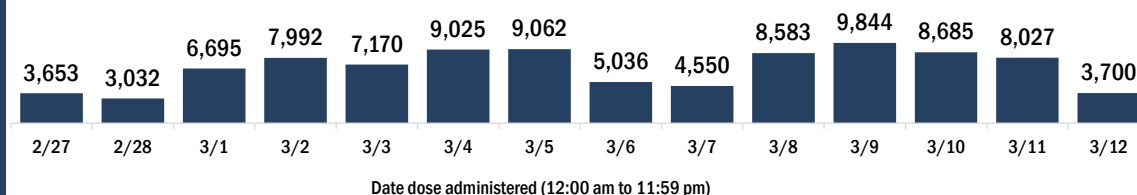
Demographic summary	First dose	Series complete	Total people vaccinated
Age group	165,198	198,228	363,426
16-24 years	3,550	1,840	5,390
25-34 years	8,437	7,614	16,051
35-44 years	13,201	10,554	23,755
45-54 years	21,478	14,579	36,057
55-64 years	34,814	20,033	54,847
65-74 years	47,736	82,674	130,410
75-84 years	25,339	44,316	69,655
85+ years	10,643	16,618	27,261
Race	165,198	198,228	363,426
White	97,701	138,238	235,939
Black	21,979	21,098	43,077
American Indian/Alaskan	918	1,012	1,930
Other	16,346	22,311	38,657
Unknown	28,254	15,569	43,823
Other race includes Asian, native Hawaiian/Pacific Islander, or other.			
Ethnicity	165,198	198,228	363,426
Hispanic	31,872	33,566	65,438
Non-Hispanic	72,349	119,161	191,510
Unknown	60,977	45,501	106,478
Gender	165,198	198,228	363,426
Female	94,103	112,345	206,448
Male	70,687	85,829	156,516
Unknown	408	54	462

COVID-19 doses administered for the past 2 weeks

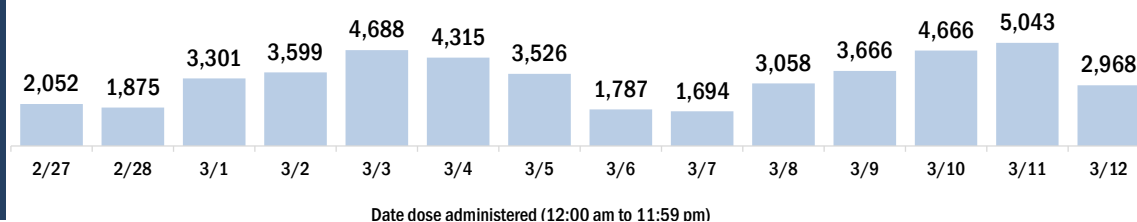


Persons vaccinated for COVID-19 for the past 2 weeks

Number of persons who received their first dose of a two-dose series of the COVID-19 vaccine



Number of persons who completed the COVID-19 vaccine series



COVID-19: Calhoun County vaccine summary

Vaccination data through Mar 12, 2021 as of Mar 13, 2021 at 12:05 AM

Data in this report are provisional and subject to change.

Data in this summary pertain to COVID-19 vaccines approved by the U.S. Food and Drug Administration and have been issued an Emergency Use Authorization (Janssen COVID-19 Vaccine, Moderna COVID-19 Vaccine and Pfizer-BioNTech COVID-19 Vaccine). These data summarize the number of people who have received either their first dose or have completed the series for a COVID-19 vaccine. **A person can only be counted in one category, first dose or series complete.** For persons receiving Moderna or Pfizer vaccines, once they receive their second dose, they are moved from the first dose column to the series completed column. **Because of this, the total first dose category may show a change from report to report not matching the total receiving their first dose from the previous day.** Persons receiving Johnson & Johnson vaccines will always be counted in the series completed column.

COVID-19 doses for vaccinated persons in Florida

Doses administered 3,653

People receiving one dose of a 1-dose series (Johnson & Johnson) or receiving only one dose of a 2-dose series (Moderna, Pfizer) count once. Persons receiving both doses of a 2-dose series count twice.

Current status of persons vaccinated for COVID-19 in Florida

Total people vaccinated 2,042

First dose 410

Series completed 1,632

Completed 1-dose series 21

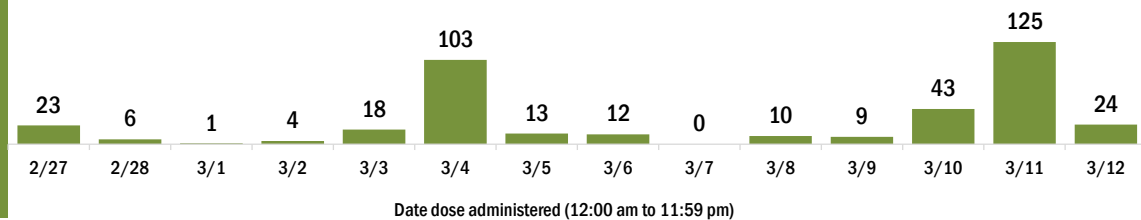
Completed 2-dose series 1,611

First dose: current number of people who have only received their first dose of the Moderna or Pfizer vaccine.

Series complete: current number of people who have received both Moderna or Pfizer vaccine doses or one Johnson & Johnson dose and are considered fully immunized.

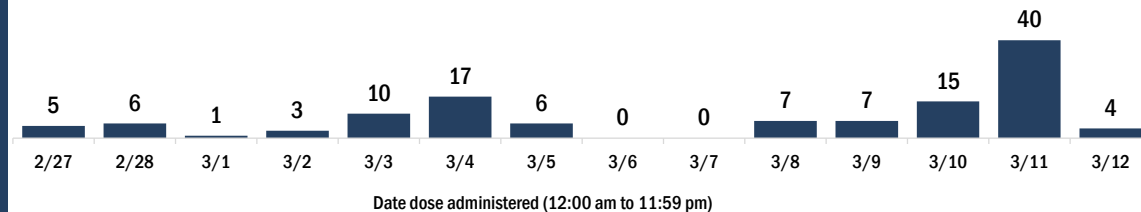
Demographic summary	First dose	Series complete	Total people vaccinated
Age group	410	1,632	2,042
16-24 years	14	9	23
25-34 years	7	41	48
35-44 years	25	65	90
45-54 years	44	106	150
55-64 years	90	185	275
65-74 years	134	657	791
75-84 years	70	407	477
85+ years	26	162	188
Race	410	1,632	2,042
White	290	1,123	1,413
Black	42	81	123
American Indian/Alaskan	4	12	16
Other	36	283	319
Unknown	38	133	171
Other race includes Asian, native Hawaiian/Pacific Islander, or other.			
Ethnicity	410	1,632	2,042
Hispanic	6	25	31
Non-Hispanic	215	895	1,110
Unknown	189	712	901
Gender	410	1,632	2,042
Female	214	928	1,142
Male	196	703	899
Unknown	0	1	1

COVID-19 doses administered for the past 2 weeks

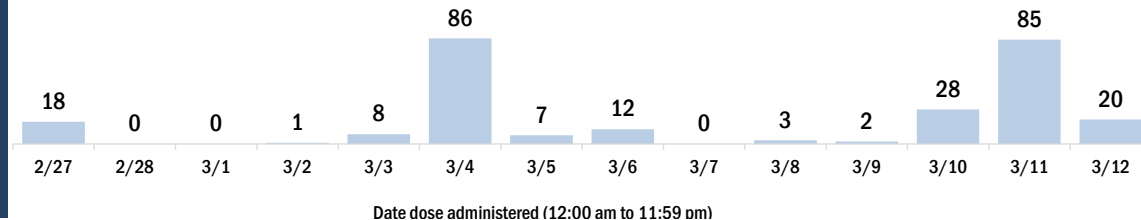


Persons vaccinated for COVID-19 for the past 2 weeks

Number of persons who received their first dose of a two-dose series of the COVID-19 vaccine



Number of persons who completed the COVID-19 vaccine series



COVID-19: Charlotte County vaccine summary

Vaccination data through Mar 12, 2021 as of Mar 13, 2021 at 12:05 AM

Data in this report are provisional and subject to change.

Data in this summary pertain to COVID-19 vaccines approved by the U.S. Food and Drug Administration and have been issued an Emergency Use Authorization (Janssen COVID-19 Vaccine, Moderna COVID-19 Vaccine and Pfizer-BioNTech COVID-19 Vaccine). These data summarize the number of people who have received either their first dose or have completed the series for a COVID-19 vaccine. **A person can only be counted in one category, first dose or series complete.** For persons receiving Moderna or Pfizer vaccines, once they receive their second dose, they are moved from the first dose column to the series completed column. **Because of this, the total first dose category may show a change from report to report not matching the total receiving their first dose from the previous day.** Persons receiving Johnson & Johnson vaccines will always be counted in the series completed column.

COVID-19 doses for vaccinated persons in Florida

Doses administered 73,591

People receiving one dose of a 1-dose series (Johnson & Johnson) or receiving only one dose of a 2-dose series (Moderna, Pfizer) count once. Persons receiving both doses of a 2-dose series count twice.

Current status of persons vaccinated for COVID-19 in Florida

Total people vaccinated 50,928

First dose 27,829

Series completed 23,099

Completed 1-dose series 436

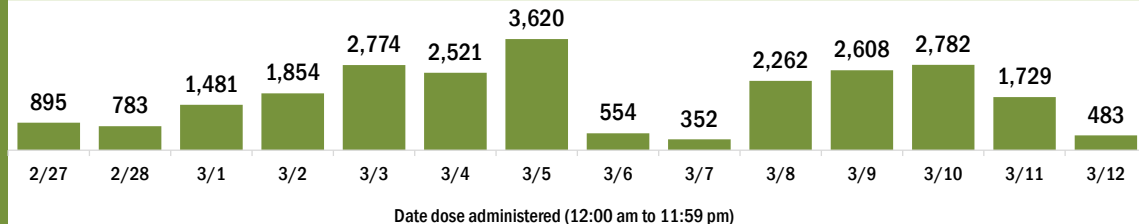
Completed 2-dose series 22,663

First dose: current number of people who have only received their first dose of the Moderna or Pfizer vaccine.

Series complete: current number of people who have received both Moderna or Pfizer vaccine doses or one Johnson & Johnson dose and are considered fully immunized.

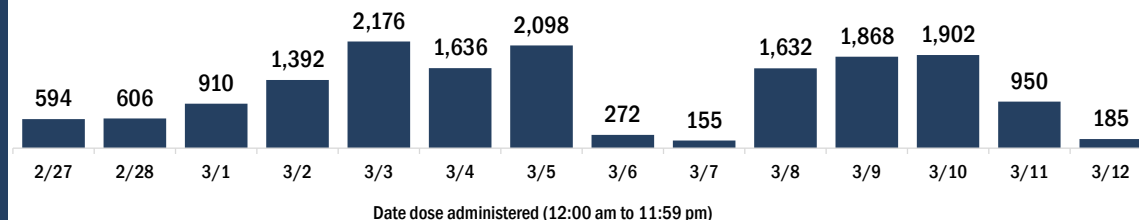
Demographic summary	First dose	Series complete	Total people vaccinated
Age group	27,829	23,099	50,928
16-24 years	91	128	219
25-34 years	190	393	583
35-44 years	316	574	890
45-54 years	607	1,017	1,624
55-64 years	1,790	1,771	3,561
65-74 years	13,201	11,157	24,358
75-84 years	9,219	5,951	15,170
85+ years	2,415	2,108	4,523
Race	27,829	23,099	50,928
White	20,583	15,245	35,828
Black	399	276	675
American Indian/Alaskan	130	46	176
Other	1,349	2,575	3,924
Unknown	5,368	4,957	10,325
Other race includes Asian, native Hawaiian/Pacific Islander, or other.			
Ethnicity	27,829	23,099	50,928
Hispanic	445	292	737
Non-Hispanic	12,896	10,246	23,142
Unknown	14,488	12,561	27,049
Gender	27,829	23,099	50,928
Female	15,260	13,146	28,406
Male	12,539	9,949	22,488
Unknown	30	4	34

COVID-19 doses administered for the past 2 weeks

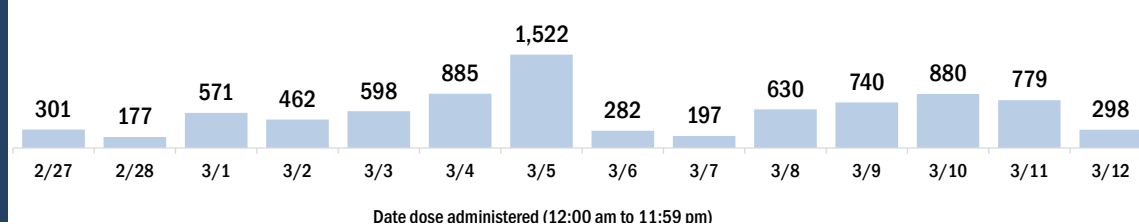


Persons vaccinated for COVID-19 for the past 2 weeks

Number of persons who received their first dose of a two-dose series of the COVID-19 vaccine



Number of persons who completed the COVID-19 vaccine series



COVID-19: Citrus County vaccine summary

Vaccination data through Mar 12, 2021 as of Mar 13, 2021 at 12:05 AM

Data in this report are provisional and subject to change.

Data in this summary pertain to COVID-19 vaccines approved by the U.S. Food and Drug Administration and have been issued an Emergency Use Authorization (Janssen COVID-19 Vaccine, Moderna COVID-19 Vaccine and Pfizer-BioNTech COVID-19 Vaccine). These data summarize the number of people who have received either their first dose or have completed the series for a COVID-19 vaccine. **A person can only be counted in one category, first dose or series complete.** For persons receiving Moderna or Pfizer vaccines, once they receive their second dose, they are moved from the first dose column to the series completed column. **Because of this, the total first dose category may show a change from report to report not matching the total receiving their first dose from the previous day.** Persons receiving Johnson & Johnson vaccines will always be counted in the series completed column.

COVID-19 doses for vaccinated persons in Florida

Doses administered 52,545

People receiving one dose of a 1-dose series (Johnson & Johnson) or receiving only one dose of a 2-dose series (Moderna, Pfizer) count once. Persons receiving both doses of a 2-dose series count twice.

Current status of persons vaccinated for COVID-19 in Florida

Total people vaccinated 34,851

First dose 17,074

Series completed 17,777

Completed 1-dose series 83

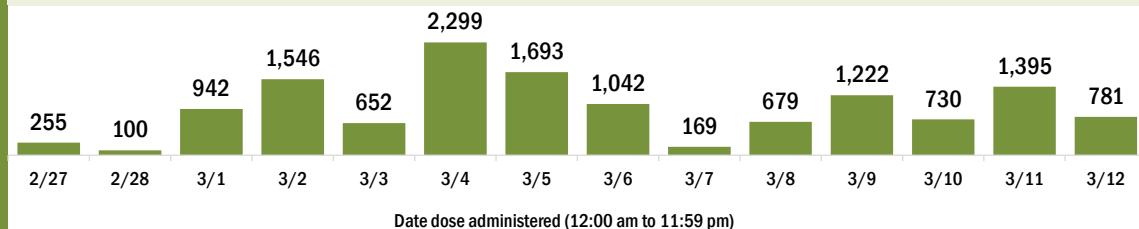
Completed 2-dose series 17,694

First dose: current number of people who have only received their first dose of the Moderna or Pfizer vaccine.

Series complete: current number of people who have received both Moderna or Pfizer vaccine doses or one Johnson & Johnson dose and are considered fully immunized.

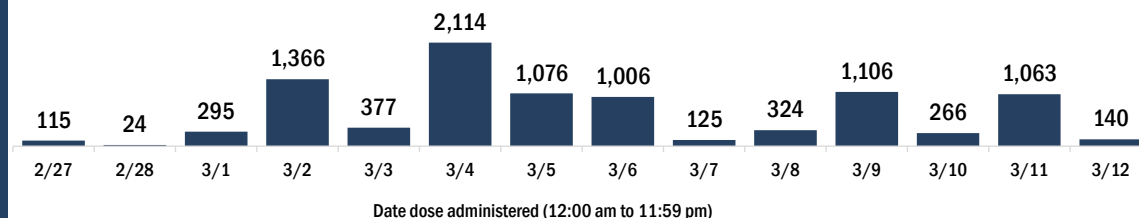
Demographic summary	First dose	Series complete	Total people vaccinated
Age group	17,074	17,777	34,851
16-24 years	87	152	239
25-34 years	149	377	526
35-44 years	247	496	743
45-54 years	431	737	1,168
55-64 years	976	1,225	2,201
65-74 years	8,058	7,830	15,888
75-84 years	5,621	5,278	10,899
85+ years	1,505	1,682	3,187
Race	17,074	17,777	34,851
White	14,335	10,757	25,092
Black	222	213	435
American Indian/Alaskan	108	53	161
Other	659	2,152	2,811
Unknown	1,750	4,602	6,352
Other race includes Asian, native Hawaiian/Pacific Islander, or other.			
Ethnicity	17,074	17,777	34,851
Hispanic	464	284	748
Non-Hispanic	11,520	6,913	18,433
Unknown	5,090	10,580	15,670
Gender	17,074	17,777	34,851
Female	9,813	10,048	19,861
Male	7,209	7,718	14,927
Unknown	52	11	63

COVID-19 doses administered for the past 2 weeks

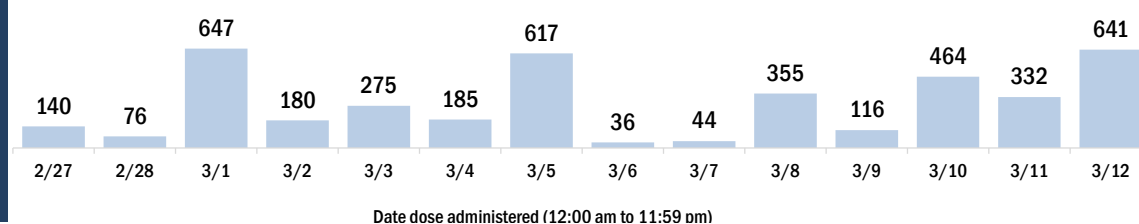


Persons vaccinated for COVID-19 for the past 2 weeks

Number of persons who received their first dose of a two-dose series of the COVID-19 vaccine



Number of persons who completed the COVID-19 vaccine series



COVID-19: Clay County vaccine summary

Vaccination data through Mar 12, 2021 as of Mar 13, 2021 at 12:05 AM

Data in this report are provisional and subject to change.

Data in this summary pertain to COVID-19 vaccines approved by the U.S. Food and Drug Administration and have been issued an Emergency Use Authorization (Janssen COVID-19 Vaccine, Moderna COVID-19 Vaccine and Pfizer-BioNTech COVID-19 Vaccine). These data summarize the number of people who have received either their first dose or have completed the series for a COVID-19 vaccine. **A person can only be counted in one category, first dose or series complete.** For persons receiving Moderna or Pfizer vaccines, once they receive their second dose, they are moved from the first dose column to the series completed column. **Because of this, the total first dose category may show a change from report to report not matching the total receiving their first dose from the previous day.** Persons receiving Johnson & Johnson vaccines will always be counted in the series completed column.

COVID-19 doses for vaccinated persons in Florida

Doses administered 55,379

People receiving one dose of a 1-dose series (Johnson & Johnson) or receiving only one dose of a 2-dose series (Moderna, Pfizer) count once. Persons receiving both doses of a 2-dose series count twice.

Current status of persons vaccinated for COVID-19 in Florida

Total people vaccinated 33,280

First dose 10,680

Series completed 22,600

Completed 1-dose series 501

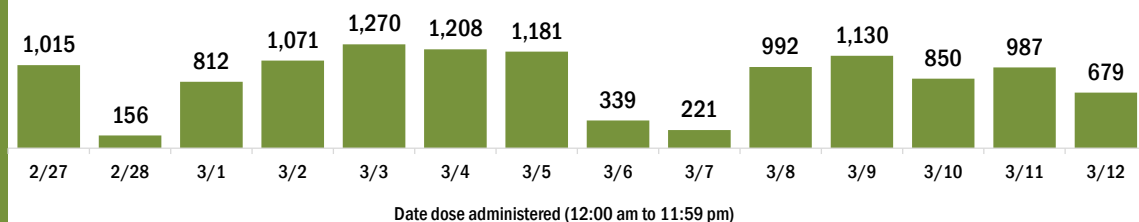
Completed 2-dose series 22,099

First dose: current number of people who have only received their first dose of the Moderna or Pfizer vaccine.

Series complete: current number of people who have received both Moderna or Pfizer vaccine doses or one Johnson & Johnson dose and are considered fully immunized.

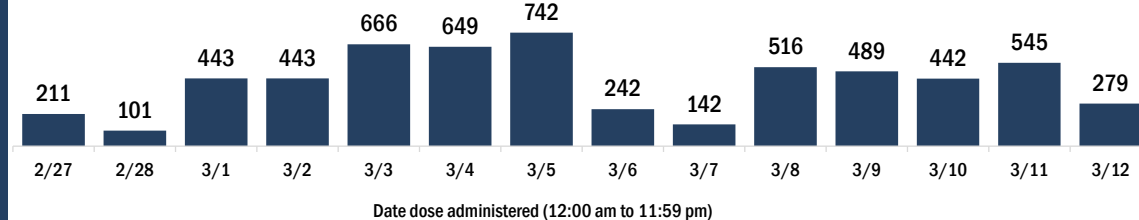
Demographic summary	First dose	Series complete	Total people vaccinated
Age group	10,680	22,600	33,280
16-24 years	308	286	594
25-34 years	474	852	1,326
35-44 years	846	1,342	2,188
45-54 years	1,410	1,571	2,981
55-64 years	2,423	1,982	4,405
65-74 years	3,154	9,845	12,999
75-84 years	1,559	5,152	6,711
85+ years	506	1,570	2,076
Race	10,680	22,600	33,280
White	7,045	16,911	23,956
Black	804	1,179	1,983
American Indian/Alaskan	76	107	183
Other	1,172	2,223	3,395
Unknown	1,583	2,180	3,763
Other race includes Asian, native Hawaiian/Pacific Islander, or other.			
Ethnicity	10,680	22,600	33,280
Hispanic	516	719	1,235
Non-Hispanic	6,966	17,065	24,031
Unknown	3,198	4,816	8,014
Gender	10,680	22,600	33,280
Female	6,523	13,015	19,538
Male	4,127	9,584	13,711
Unknown	30	1	31

COVID-19 doses administered for the past 2 weeks

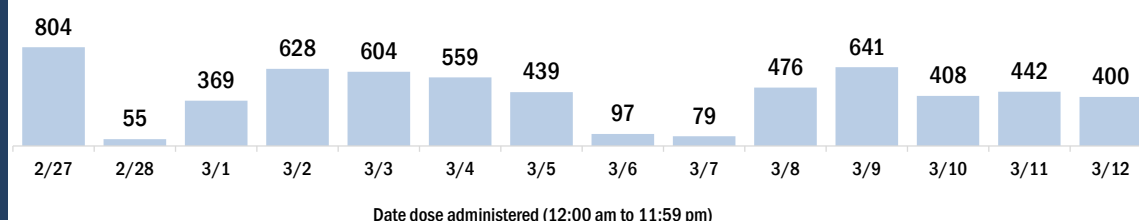


Persons vaccinated for COVID-19 for the past 2 weeks

Number of persons who received their first dose of a two-dose series of the COVID-19 vaccine



Number of persons who completed the COVID-19 vaccine series



COVID-19: Collier County vaccine summary

Vaccination data through Mar 12, 2021 as of Mar 13, 2021 at 12:05 AM

Data in this report are provisional and subject to change.

Data in this summary pertain to COVID-19 vaccines approved by the U.S. Food and Drug Administration and have been issued an Emergency Use Authorization (Janssen COVID-19 Vaccine, Moderna COVID-19 Vaccine and Pfizer-BioNTech COVID-19 Vaccine). These data summarize the number of people who have received either their first dose or have completed the series for a COVID-19 vaccine. **A person can only be counted in one category, first dose or series complete.** For persons receiving Moderna or Pfizer vaccines, once they receive their second dose, they are moved from the first dose column to the series completed column. **Because of this, the total first dose category may show a change from report to report not matching the total receiving their first dose from the previous day.** Persons receiving Johnson & Johnson vaccines will always be counted in the series completed column.

COVID-19 doses for vaccinated persons in Florida

Doses administered 158,580

People receiving one dose of a 1-dose series (Johnson & Johnson) or receiving only one dose of a 2-dose series (Moderna, Pfizer) count once. Persons receiving both doses of a 2-dose series count twice.

Current status of persons vaccinated for COVID-19 in Florida

Total people vaccinated 100,087

First dose 40,975

Series completed 59,112

Completed 1-dose series 619

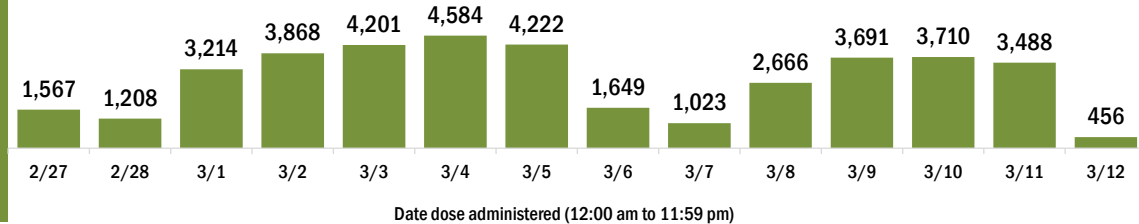
Completed 2-dose series 58,493

First dose: current number of people who have only received their first dose of the Moderna or Pfizer vaccine.

Series complete: current number of people who have received both Moderna or Pfizer vaccine doses or one Johnson & Johnson dose and are considered fully immunized.

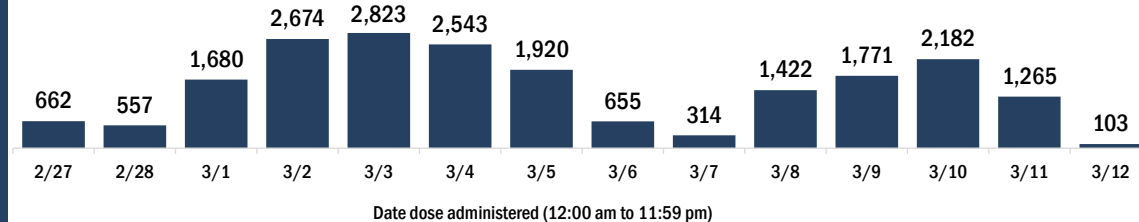
Demographic summary	First dose	Series complete	Total people vaccinated
Age group	40,975	59,112	100,087
16-24 years	262	379	641
25-34 years	460	995	1,455
35-44 years	608	1,414	2,022
45-54 years	1,041	1,997	3,038
55-64 years	3,039	2,930	5,969
65-74 years	17,129	27,840	44,969
75-84 years	13,955	18,100	32,055
85+ years	4,481	5,457	9,938
Race	40,975	59,112	100,087
White	26,783	36,695	63,478
Black	382	476	858
American Indian/Alaskan	154	145	299
Other	2,391	5,332	7,723
Unknown	11,265	16,464	27,729
Other race includes Asian, native Hawaiian/Pacific Islander, or other.			
Ethnicity	40,975	59,112	100,087
Hispanic	1,493	1,917	3,410
Non-Hispanic	17,270	25,312	42,582
Unknown	22,212	31,883	54,095
Gender	40,975	59,112	100,087
Female	22,510	32,635	55,145
Male	18,183	26,397	44,580
Unknown	282	80	362

COVID-19 doses administered for the past 2 weeks

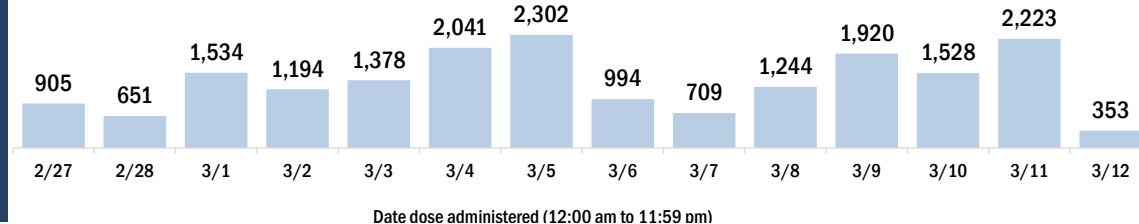


Persons vaccinated for COVID-19 for the past 2 weeks

Number of persons who received their first dose of a two-dose series of the COVID-19 vaccine



Number of persons who completed the COVID-19 vaccine series



COVID-19: Columbia County vaccine summary

Vaccination data through Mar 12, 2021 as of Mar 13, 2021 at 12:05 AM

Data in this report are provisional and subject to change.

Data in this summary pertain to COVID-19 vaccines approved by the U.S. Food and Drug Administration and have been issued an Emergency Use Authorization (Janssen COVID-19 Vaccine, Moderna COVID-19 Vaccine and Pfizer-BioNTech COVID-19 Vaccine). These data summarize the number of people who have received either their first dose or have completed the series for a COVID-19 vaccine. **A person can only be counted in one category, first dose or series complete.** For persons receiving Moderna or Pfizer vaccines, once they receive their second dose, they are moved from the first dose column to the series completed column. **Because of this, the total first dose category may show a change from report to report not matching the total receiving their first dose from the previous day.** Persons receiving Johnson & Johnson vaccines will always be counted in the series completed column.

COVID-19 doses for vaccinated persons in Florida

Doses administered 14,388

People receiving one dose of a 1-dose series (Johnson & Johnson) or receiving only one dose of a 2-dose series (Moderna, Pfizer) count once. Persons receiving both doses of a 2-dose series count twice.

Current status of persons vaccinated for COVID-19 in Florida

Total people vaccinated 8,695

First dose 2,910

Series completed 5,785

Completed 1-dose series 92

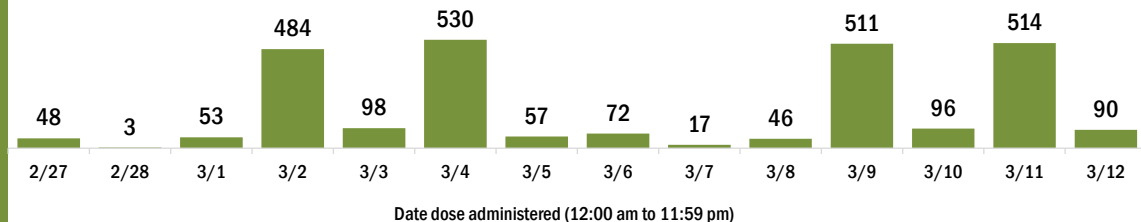
Completed 2-dose series 5,693

First dose: current number of people who have only received their first dose of the Moderna or Pfizer vaccine.

Series complete: current number of people who have received both Moderna or Pfizer vaccine doses or one Johnson & Johnson dose and are considered fully immunized.

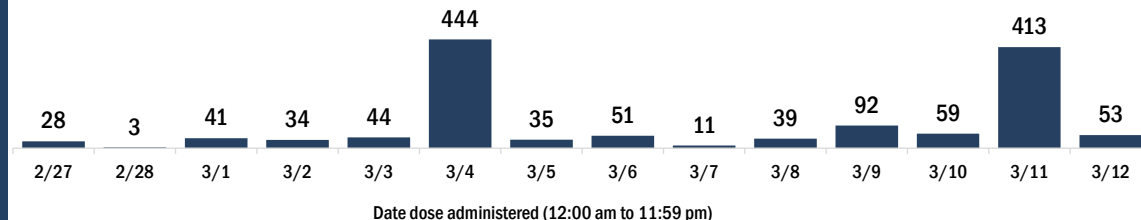
Demographic summary	First dose	Series complete	Total people vaccinated
Age group	2,910	5,785	8,695
16-24 years	32	56	88
25-34 years	97	153	250
35-44 years	172	206	378
45-54 years	294	295	589
55-64 years	598	426	1,024
65-74 years	985	2,590	3,575
75-84 years	570	1,569	2,139
85+ years	162	490	652
Race	2,910	5,785	8,695
White	1,728	3,806	5,534
Black	285	364	649
American Indian/Alaskan	11	15	26
Other	271	559	830
Unknown	615	1,041	1,656
Other race includes Asian, native Hawaiian/Pacific Islander, or other.			
Ethnicity	2,910	5,785	8,695
Hispanic	77	71	148
Non-Hispanic	974	2,443	3,417
Unknown	1,859	3,271	5,130
Gender	2,910	5,785	8,695
Female	1,809	3,395	5,204
Male	1,099	2,389	3,488
Unknown	2	1	3

COVID-19 doses administered for the past 2 weeks

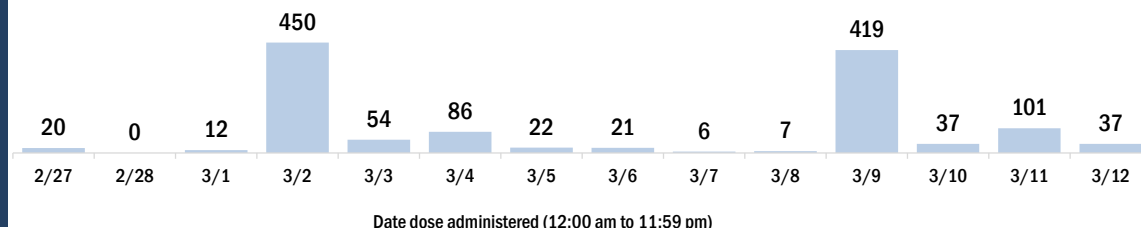


Persons vaccinated for COVID-19 for the past 2 weeks

Number of persons who received their first dose of a two-dose series of the COVID-19 vaccine



Number of persons who completed the COVID-19 vaccine series



COVID-19: Dade County vaccine summary

Vaccination data through Mar 12, 2021 as of Mar 13, 2021 at 12:05 AM

Data in this report are provisional and subject to change.

Data in this summary pertain to COVID-19 vaccines approved by the U.S. Food and Drug Administration and have been issued an Emergency Use Authorization (Janssen COVID-19 Vaccine, Moderna COVID-19 Vaccine and Pfizer-BioNTech COVID-19 Vaccine). These data summarize the number of people who have received either their first dose or have completed the series for a COVID-19 vaccine. **A person can only be counted in one category, first dose or series complete.** For persons receiving Moderna or Pfizer vaccines, once they receive their second dose, they are moved from the first dose column to the series completed column. **Because of this, the total first dose category may show a change from report to report not matching the total receiving their first dose from the previous day.** Persons receiving Johnson & Johnson vaccines will always be counted in the series completed column.

COVID-19 doses for vaccinated persons in Florida

Doses administered 737,773

People receiving one dose of a 1-dose series (Johnson & Johnson) or receiving only one dose of a 2-dose series (Moderna, Pfizer) count once. Persons receiving both doses of a 2-dose series count twice.

Current status of persons vaccinated for COVID-19 in Florida

Total people vaccinated 504,500

First dose 257,569

Series completed 246,931

Completed 1-dose series 13,658

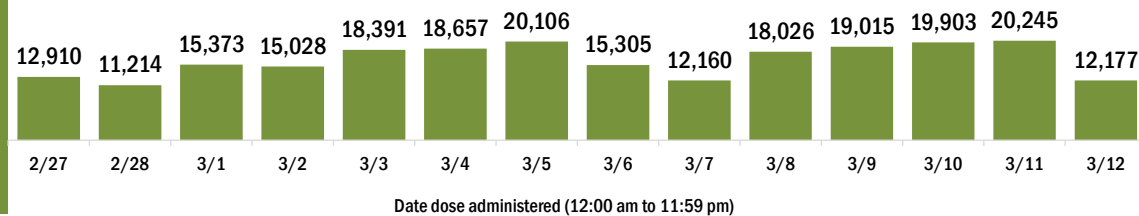
Completed 2-dose series 233,273

First dose: current number of people who have only received their first dose of the Moderna or Pfizer vaccine.

Series complete: current number of people who have received both Moderna or Pfizer vaccine doses or one Johnson & Johnson dose and are considered fully immunized.

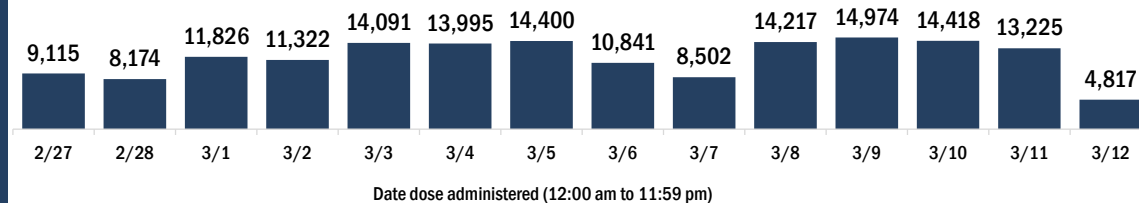
Demographic summary	First dose	Series complete	Total people vaccinated
Age group	257,569	246,931	504,500
16-24 years	6,229	3,083	9,312
25-34 years	15,365	11,831	27,196
35-44 years	22,858	14,427	37,285
45-54 years	34,123	19,164	53,287
55-64 years	50,078	26,354	76,432
65-74 years	70,503	91,378	161,881
75-84 years	41,949	57,782	99,731
85+ years	16,464	22,912	39,376
Race	257,569	246,931	504,500
White	179,689	173,497	353,186
Black	17,537	19,756	37,293
American Indian/Alaskan	699	564	1,263
Other	28,560	28,690	57,250
Unknown	31,084	24,424	55,508
Other race includes Asian, native Hawaiian/Pacific Islander, or other.			
Ethnicity	257,569	246,931	504,500
Hispanic	144,994	123,292	268,286
Non-Hispanic	45,944	73,621	119,565
Unknown	66,631	50,018	116,649
Gender	257,569	246,931	504,500
Female	147,071	141,040	288,111
Male	107,919	105,749	213,668
Unknown	2,579	142	2,721

COVID-19 doses administered for the past 2 weeks

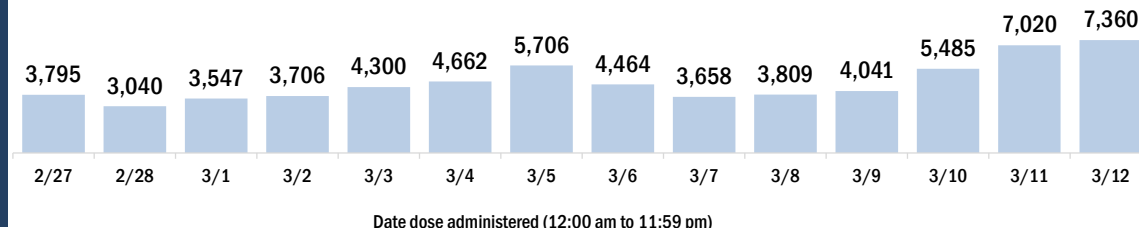


Persons vaccinated for COVID-19 for the past 2 weeks

Number of persons who received their first dose of a two-dose series of the COVID-19 vaccine



Number of persons who completed the COVID-19 vaccine series



COVID-19: Desoto County vaccine summary

Vaccination data through Mar 12, 2021 as of Mar 13, 2021 at 12:05 AM

Data in this report are provisional and subject to change.

Data in this summary pertain to COVID-19 vaccines approved by the U.S. Food and Drug Administration and have been issued an Emergency Use Authorization (Janssen COVID-19 Vaccine, Moderna COVID-19 Vaccine and Pfizer-BioNTech COVID-19 Vaccine). These data summarize the number of people who have received either their first dose or have completed the series for a COVID-19 vaccine. **A person can only be counted in one category, first dose or series complete.** For persons receiving Moderna or Pfizer vaccines, once they receive their second dose, they are moved from the first dose column to the series completed column. **Because of this, the total first dose category may show a change from report to report not matching the total receiving their first dose from the previous day.** Persons receiving Johnson & Johnson vaccines will always be counted in the series completed column.

COVID-19 doses for vaccinated persons in Florida

Doses administered 7,928

People receiving one dose of a 1-dose series (Johnson & Johnson) or receiving only one dose of a 2-dose series (Moderna, Pfizer) count once. Persons receiving both doses of a 2-dose series count twice.

Current status of persons vaccinated for COVID-19 in Florida

Total people vaccinated 5,423

First dose 2,890

Series completed 2,533

Completed 1-dose series 28

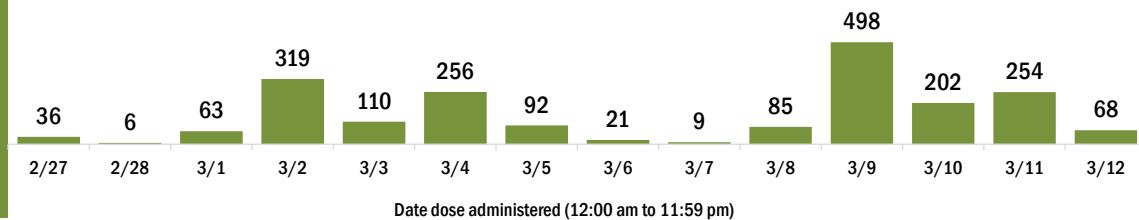
Completed 2-dose series 2,505

First dose: current number of people who have only received their first dose of the Moderna or Pfizer vaccine.

Series complete: current number of people who have received both Moderna or Pfizer vaccine doses or one Johnson & Johnson dose and are considered fully immunized.

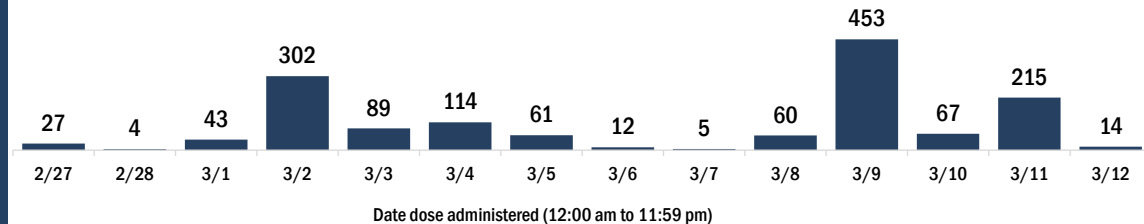
Demographic summary	First dose	Series complete	Total people vaccinated
Age group	2,890	2,533	5,423
16-24 years	15	14	29
25-34 years	60	56	116
35-44 years	135	64	199
45-54 years	256	111	367
55-64 years	434	152	586
65-74 years	1,089	1,158	2,247
75-84 years	754	776	1,530
85+ years	147	202	349
Race	2,890	2,533	5,423
White	1,655	1,876	3,531
Black	156	99	255
American Indian/Alaskan	2	4	6
Other	221	174	395
Unknown	856	380	1,236
Other race includes Asian, native Hawaiian/Pacific Islander, or other.			
Ethnicity	2,890	2,533	5,423
Hispanic	112	45	157
Non-Hispanic	1,070	607	1,677
Unknown	1,708	1,881	3,589
Gender	2,890	2,533	5,423
Female	1,338	1,416	2,754
Male	1,552	1,117	2,669
Unknown	0	0	0

COVID-19 doses administered for the past 2 weeks

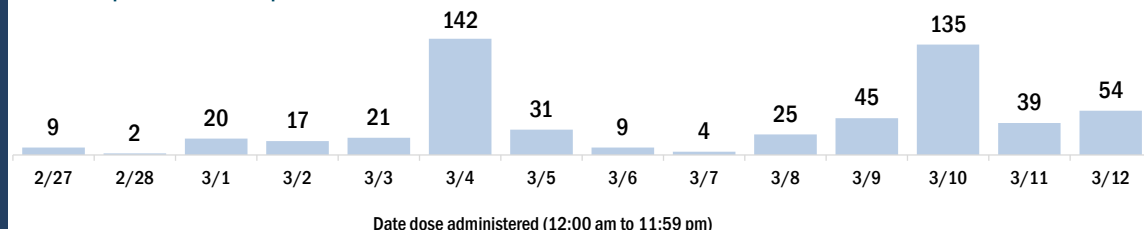


Persons vaccinated for COVID-19 for the past 2 weeks

Number of persons who received their first dose of a two-dose series of the COVID-19 vaccine



Number of persons who completed the COVID-19 vaccine series



COVID-19: Dixie County vaccine summary

Vaccination data through Mar 12, 2021 as of Mar 13, 2021 at 12:05 AM

Data in this report are provisional and subject to change.

Data in this summary pertain to COVID-19 vaccines approved by the U.S. Food and Drug Administration and have been issued an Emergency Use Authorization (Janssen COVID-19 Vaccine, Moderna COVID-19 Vaccine and Pfizer-BioNTech COVID-19 Vaccine). These data summarize the number of people who have received either their first dose or have completed the series for a COVID-19 vaccine. **A person can only be counted in one category, first dose or series complete.** For persons receiving Moderna or Pfizer vaccines, once they receive their second dose, they are moved from the first dose column to the series completed column. **Because of this, the total first dose category may show a change from report to report not matching the total receiving their first dose from the previous day.** Persons receiving Johnson & Johnson vaccines will always be counted in the series completed column.

COVID-19 doses for vaccinated persons in Florida

Doses administered 3,192

People receiving one dose of a 1-dose series (Johnson & Johnson) or receiving only one dose of a 2-dose series (Moderna, Pfizer) count once. Persons receiving both doses of a 2-dose series count twice.

Current status of persons vaccinated for COVID-19 in Florida

Total people vaccinated 1,970

First dose 740

Series completed 1,230

Completed 1-dose series 8

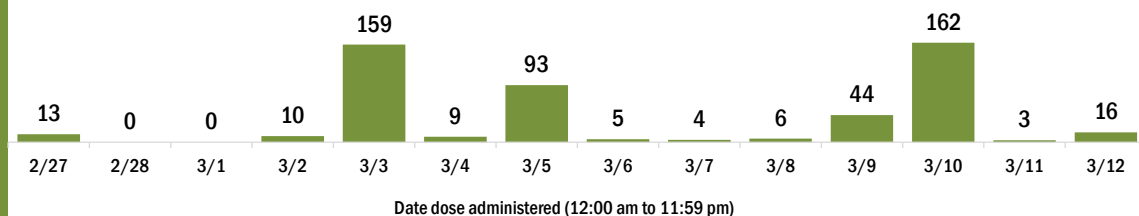
Completed 2-dose series 1,222

First dose: current number of people who have only received their first dose of the Moderna or Pfizer vaccine.

Series complete: current number of people who have received both Moderna or Pfizer vaccine doses or one Johnson & Johnson dose and are considered fully immunized.

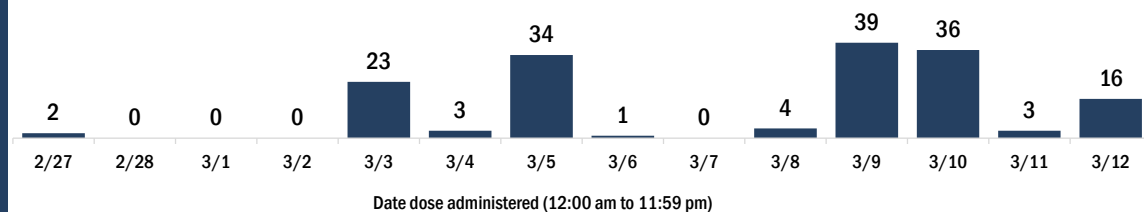
Demographic summary	First dose	Series complete	Total people vaccinated
Age group	740	1,230	1,970
16-24 years	3	4	7
25-34 years	12	14	26
35-44 years	25	22	47
45-54 years	26	27	53
55-64 years	94	67	161
65-74 years	327	616	943
75-84 years	203	379	582
85+ years	50	101	151
Race	740	1,230	1,970
White	636	1,066	1,702
Black	29	31	60
American Indian/Alaskan	19	9	28
Other	22	37	59
Unknown	34	87	121
Other race includes Asian, native Hawaiian/Pacific Islander, or other.			
Ethnicity	740	1,230	1,970
Hispanic	15	15	30
Non-Hispanic	546	816	1,362
Unknown	179	399	578
Gender	740	1,230	1,970
Female	403	654	1,057
Male	337	576	913
Unknown	0	0	0

COVID-19 doses administered for the past 2 weeks

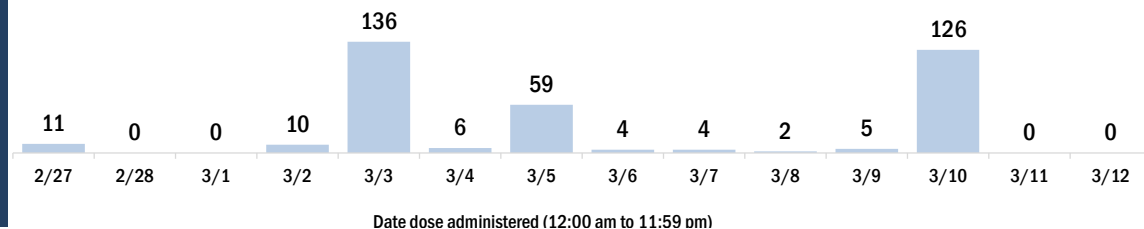


Persons vaccinated for COVID-19 for the past 2 weeks

Number of persons who received their first dose of a two-dose series of the COVID-19 vaccine



Number of persons who completed the COVID-19 vaccine series



COVID-19: Duval County vaccine summary

Vaccination data through Mar 12, 2021 as of Mar 13, 2021 at 12:05 AM

Data in this report are provisional and subject to change.

Data in this summary pertain to COVID-19 vaccines approved by the U.S. Food and Drug Administration and have been issued an Emergency Use Authorization (Janssen COVID-19 Vaccine, Moderna COVID-19 Vaccine and Pfizer-BioNTech COVID-19 Vaccine). These data summarize the number of people who have received either their first dose or have completed the series for a COVID-19 vaccine. **A person can only be counted in one category, first dose or series complete.** For persons receiving Moderna or Pfizer vaccines, once they receive their second dose, they are moved from the first dose column to the series completed column. **Because of this, the total first dose category may show a change from report to report not matching the total receiving their first dose from the previous day.** Persons receiving Johnson & Johnson vaccines will always be counted in the series completed column.

COVID-19 doses for vaccinated persons in Florida

Doses administered 252,691

People receiving one dose of a 1-dose series (Johnson & Johnson) or receiving only one dose of a 2-dose series (Moderna, Pfizer) count once. Persons receiving both doses of a 2-dose series count twice.

Current status of persons vaccinated for COVID-19 in Florida

Total people vaccinated 159,574

First dose 61,741

Series completed 97,833

Completed 1-dose series 4,716

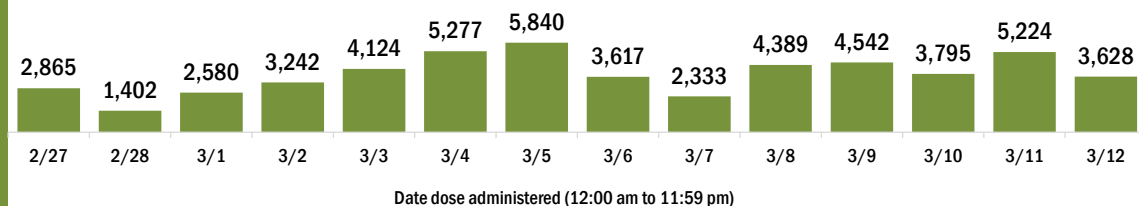
Completed 2-dose series 93,117

First dose: current number of people who have only received their first dose of the Moderna or Pfizer vaccine.

Series complete: current number of people who have received both Moderna or Pfizer vaccine doses or one Johnson & Johnson dose and are considered fully immunized.

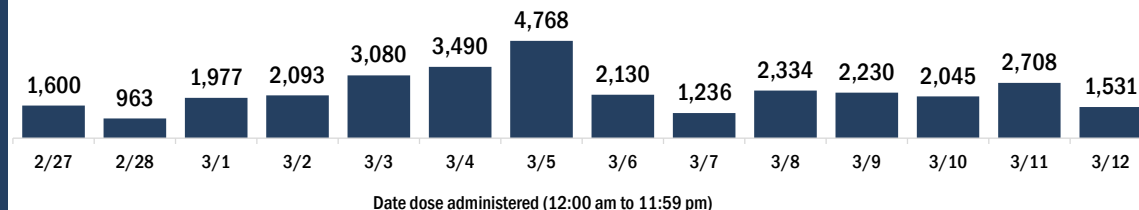
Demographic summary	First dose	Series complete	Total people vaccinated
Age group	61,741	97,833	159,574
16-24 years	1,595	1,638	3,233
25-34 years	4,271	6,400	10,671
35-44 years	5,350	7,024	12,374
45-54 years	7,375	8,111	15,486
55-64 years	12,708	11,463	24,171
65-74 years	19,196	38,480	57,676
75-84 years	8,123	18,315	26,438
85+ years	3,123	6,402	9,525
Race	61,741	97,833	159,574
White	32,278	58,847	91,125
Black	11,251	15,035	26,286
American Indian/Alaskan	149	269	418
Other	6,713	12,849	19,562
Unknown	11,350	10,833	22,183
Other race includes Asian, native Hawaiian/Pacific Islander, or other.			
Ethnicity	61,741	97,833	159,574
Hispanic	2,842	2,976	5,818
Non-Hispanic	37,569	64,945	102,514
Unknown	21,330	29,912	51,242
Gender	61,741	97,833	159,574
Female	35,850	57,609	93,459
Male	23,678	40,184	63,862
Unknown	2,213	40	2,253

COVID-19 doses administered for the past 2 weeks

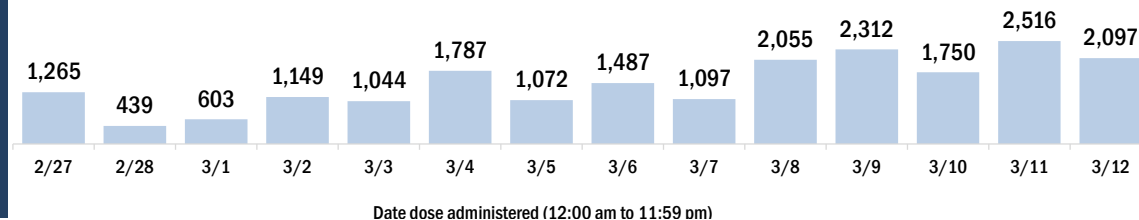


Persons vaccinated for COVID-19 for the past 2 weeks

Number of persons who received their first dose of a two-dose series of the COVID-19 vaccine



Number of persons who completed the COVID-19 vaccine series



COVID-19: Escambia County vaccine summary

Vaccination data through Mar 12, 2021 as of Mar 13, 2021 at 12:05 AM

Data in this report are provisional and subject to change.

Data in this summary pertain to COVID-19 vaccines approved by the U.S. Food and Drug Administration and have been issued an Emergency Use Authorization (Janssen COVID-19 Vaccine, Moderna COVID-19 Vaccine and Pfizer-BioNTech COVID-19 Vaccine). These data summarize the number of people who have received either their first dose or have completed the series for a COVID-19 vaccine. **A person can only be counted in one category, first dose or series complete.** For persons receiving Moderna or Pfizer vaccines, once they receive their second dose, they are moved from the first dose column to the series completed column. **Because of this, the total first dose category may show a change from report to report not matching the total receiving their first dose from the previous day.** Persons receiving Johnson & Johnson vaccines will always be counted in the series completed column.

COVID-19 doses for vaccinated persons in Florida

Doses administered 83,033

People receiving one dose of a 1-dose series (Johnson & Johnson) or receiving only one dose of a 2-dose series (Moderna, Pfizer) count once. Persons receiving both doses of a 2-dose series count twice.

Current status of persons vaccinated for COVID-19 in Florida

Total people vaccinated 53,840

First dose 24,618

Series completed 29,222

Completed 1-dose series 29

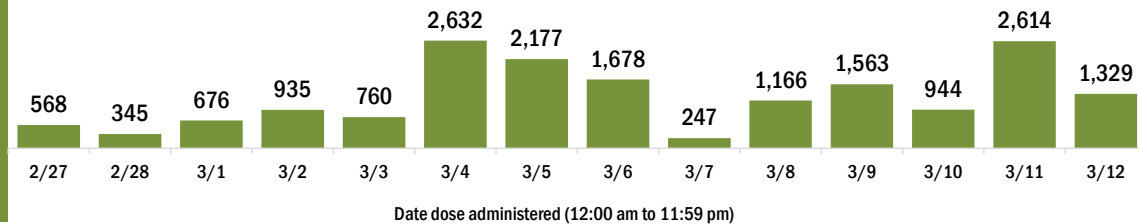
Completed 2-dose series 29,193

First dose: current number of people who have only received their first dose of the Moderna or Pfizer vaccine.

Series complete: current number of people who have received both Moderna or Pfizer vaccine doses or one Johnson & Johnson dose and are considered fully immunized.

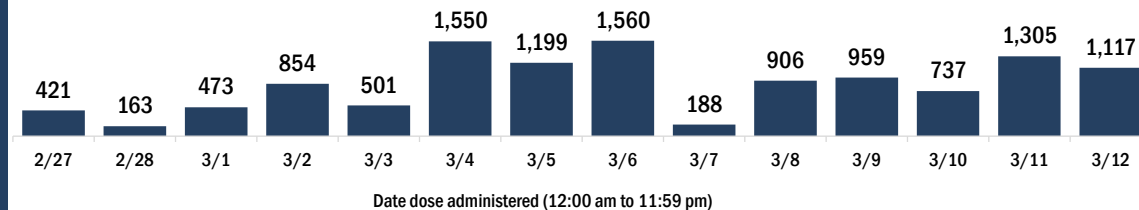
Demographic summary	First dose	Series complete	Total people vaccinated
Age group	24,618	29,222	53,840
16-24 years	557	350	907
25-34 years	1,457	1,288	2,745
35-44 years	1,742	1,538	3,280
45-54 years	2,711	1,781	4,492
55-64 years	5,113	2,652	7,765
65-74 years	7,663	12,079	19,742
75-84 years	3,964	6,892	10,856
85+ years	1,411	2,642	4,053
Race	24,618	29,222	53,840
White	13,564	17,744	31,308
Black	4,093	3,057	7,150
American Indian/Alaskan	184	145	329
Other	1,873	3,395	5,268
Unknown	4,904	4,881	9,785
Other race includes Asian, native Hawaiian/Pacific Islander, or other.			
Ethnicity	24,618	29,222	53,840
Hispanic	589	317	906
Non-Hispanic	14,936	16,721	31,657
Unknown	9,093	12,184	21,277
Gender	24,618	29,222	53,840
Female	14,878	17,389	32,267
Male	9,691	11,833	21,524
Unknown	49	0	49

COVID-19 doses administered for the past 2 weeks

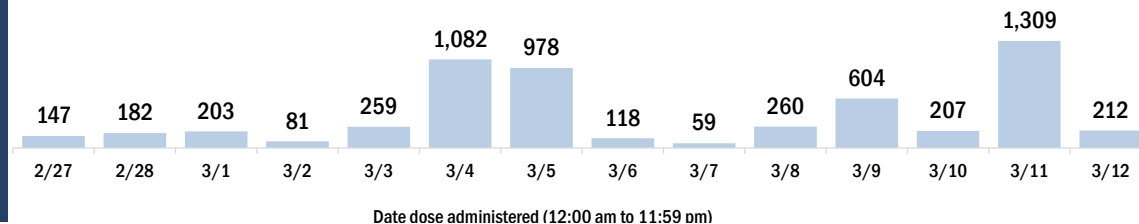


Persons vaccinated for COVID-19 for the past 2 weeks

Number of persons who received their first dose of a two-dose series of the COVID-19 vaccine



Number of persons who completed the COVID-19 vaccine series



COVID-19: Flagler County vaccine summary

Vaccination data through Mar 12, 2021 as of Mar 13, 2021 at 12:05 AM

Data in this report are provisional and subject to change.

Data in this summary pertain to COVID-19 vaccines approved by the U.S. Food and Drug Administration and have been issued an Emergency Use Authorization (Janssen COVID-19 Vaccine, Moderna COVID-19 Vaccine and Pfizer-BioNTech COVID-19 Vaccine). These data summarize the number of people who have received either their first dose or have completed the series for a COVID-19 vaccine. **A person can only be counted in one category, first dose or series complete.** For persons receiving Moderna or Pfizer vaccines, once they receive their second dose, they are moved from the first dose column to the series completed column. **Because of this, the total first dose category may show a change from report to report not matching the total receiving their first dose from the previous day.** Persons receiving Johnson & Johnson vaccines will always be counted in the series completed column.

COVID-19 doses for vaccinated persons in Florida

Doses administered 45,082

People receiving one dose of a 1-dose series (Johnson & Johnson) or receiving only one dose of a 2-dose series (Moderna, Pfizer) count once. Persons receiving both doses of a 2-dose series count twice.

Current status of persons vaccinated for COVID-19 in Florida

Total people vaccinated 30,044

First dose 14,555

Series completed 15,489

Completed 1-dose series 451

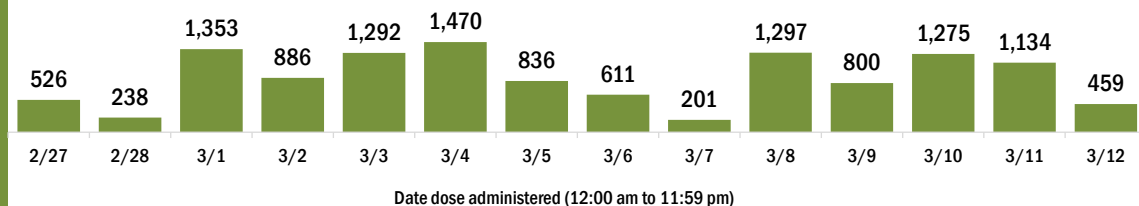
Completed 2-dose series 15,038

First dose: current number of people who have only received their first dose of the Moderna or Pfizer vaccine.

Series complete: current number of people who have received both Moderna or Pfizer vaccine doses or one Johnson & Johnson dose and are considered fully immunized.

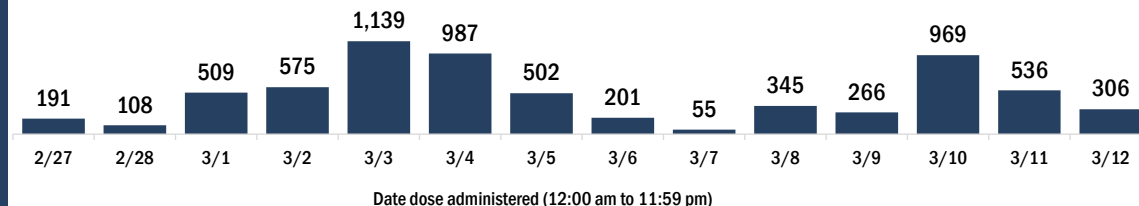
Demographic summary	First dose	Series complete	Total people vaccinated
Age group	14,555	15,489	30,044
16-24 years	99	108	207
25-34 years	199	299	498
35-44 years	356	517	873
45-54 years	638	679	1,317
55-64 years	1,607	1,126	2,733
65-74 years	6,489	7,472	13,961
75-84 years	3,970	4,211	8,181
85+ years	1,197	1,077	2,274
Race	14,555	15,489	30,044
White	10,307	9,576	19,883
Black	1,093	703	1,796
American Indian/Alaskan	112	65	177
Other	950	1,915	2,865
Unknown	2,093	3,230	5,323
Other race includes Asian, native Hawaiian/Pacific Islander, or other.			
Ethnicity	14,555	15,489	30,044
Hispanic	907	379	1,286
Non-Hispanic	9,333	7,378	16,711
Unknown	4,315	7,732	12,047
Gender	14,555	15,489	30,044
Female	8,005	8,745	16,750
Male	6,392	6,691	13,083
Unknown	158	53	211

COVID-19 doses administered for the past 2 weeks

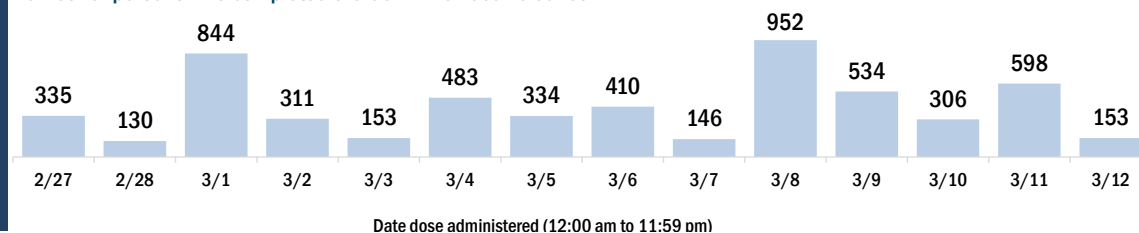


Persons vaccinated for COVID-19 for the past 2 weeks

Number of persons who received their first dose of a two-dose series of the COVID-19 vaccine



Number of persons who completed the COVID-19 vaccine series



COVID-19: Franklin County vaccine summary

Vaccination data through Mar 12, 2021 as of Mar 13, 2021 at 12:05 AM

Data in this report are provisional and subject to change.

Data in this summary pertain to COVID-19 vaccines approved by the U.S. Food and Drug Administration and have been issued an Emergency Use Authorization (Janssen COVID-19 Vaccine, Moderna COVID-19 Vaccine and Pfizer-BioNTech COVID-19 Vaccine). These data summarize the number of people who have received either their first dose or have completed the series for a COVID-19 vaccine. **A person can only be counted in one category, first dose or series complete.** For persons receiving Moderna or Pfizer vaccines, once they receive their second dose, they are moved from the first dose column to the series completed column. **Because of this, the total first dose category may show a change from report to report not matching the total receiving their first dose from the previous day.** Persons receiving Johnson & Johnson vaccines will always be counted in the series completed column.

COVID-19 doses for vaccinated persons in Florida

Doses administered 4,542

People receiving one dose of a 1-dose series (Johnson & Johnson) or receiving only one dose of a 2-dose series (Moderna, Pfizer) count once. Persons receiving both doses of a 2-dose series count twice.

Current status of persons vaccinated for COVID-19 in Florida

Total people vaccinated 2,643

First dose 740

Series completed 1,903

Completed 1-dose series 4

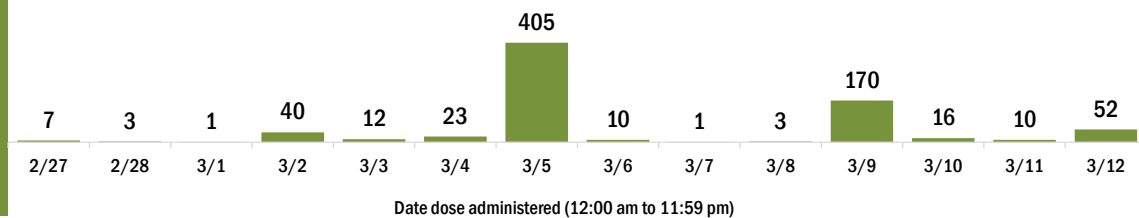
Completed 2-dose series 1,899

First dose: current number of people who have only received their first dose of the Moderna or Pfizer vaccine.

Series complete: current number of people who have received both Moderna or Pfizer vaccine doses or one Johnson & Johnson dose and are considered fully immunized.

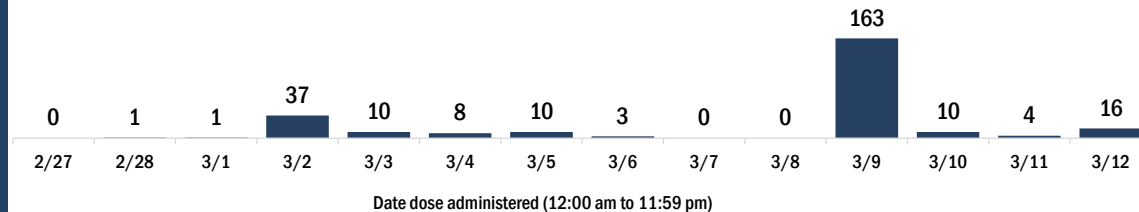
Demographic summary	First dose	Series complete	Total people vaccinated
Age group	740	1,903	2,643
16-24 years	7	10	17
25-34 years	23	20	43
35-44 years	22	35	57
45-54 years	69	76	145
55-64 years	186	203	389
65-74 years	292	977	1,269
75-84 years	112	489	601
85+ years	29	93	122
Race	740	1,903	2,643
White	643	1,714	2,357
Black	51	72	123
American Indian/Alaskan	1	6	7
Other	30	78	108
Unknown	15	33	48
Other race includes Asian, native Hawaiian/Pacific Islander, or other.			
Ethnicity	740	1,903	2,643
Hispanic	12	15	27
Non-Hispanic	623	1,568	2,191
Unknown	105	320	425
Gender	740	1,903	2,643
Female	401	994	1,395
Male	339	909	1,248
Unknown	0	0	0

COVID-19 doses administered for the past 2 weeks

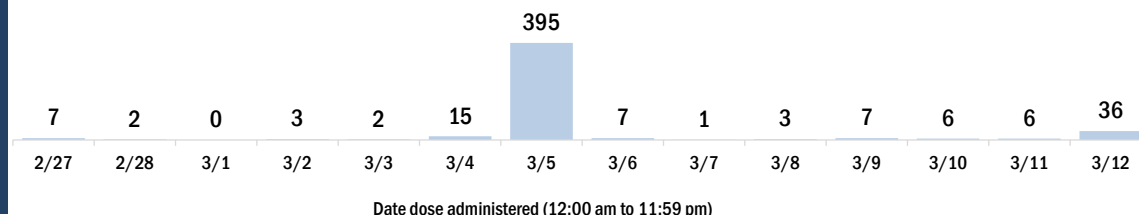


Persons vaccinated for COVID-19 for the past 2 weeks

Number of persons who received their first dose of a two-dose series of the COVID-19 vaccine



Number of persons who completed the COVID-19 vaccine series



COVID-19: Gadsden County vaccine summary

Vaccination data through Mar 12, 2021 as of Mar 13, 2021 at 12:05 AM

Data in this report are provisional and subject to change.

Data in this summary pertain to COVID-19 vaccines approved by the U.S. Food and Drug Administration and have been issued an Emergency Use Authorization (Janssen COVID-19 Vaccine, Moderna COVID-19 Vaccine and Pfizer-BioNTech COVID-19 Vaccine). These data summarize the number of people who have received either their first dose or have completed the series for a COVID-19 vaccine. **A person can only be counted in one category, first dose or series complete.** For persons receiving Moderna or Pfizer vaccines, once they receive their second dose, they are moved from the first dose column to the series completed column. **Because of this, the total first dose category may show a change from report to report not matching the total receiving their first dose from the previous day.** Persons receiving Johnson & Johnson vaccines will always be counted in the series completed column.

COVID-19 doses for vaccinated persons in Florida

Doses administered 14,969

People receiving one dose of a 1-dose series (Johnson & Johnson) or receiving only one dose of a 2-dose series (Moderna, Pfizer) count once. Persons receiving both doses of a 2-dose series count twice.

Current status of persons vaccinated for COVID-19 in Florida

Total people vaccinated 9,151

First dose 3,253

Series completed 5,898

Completed 1-dose series 80

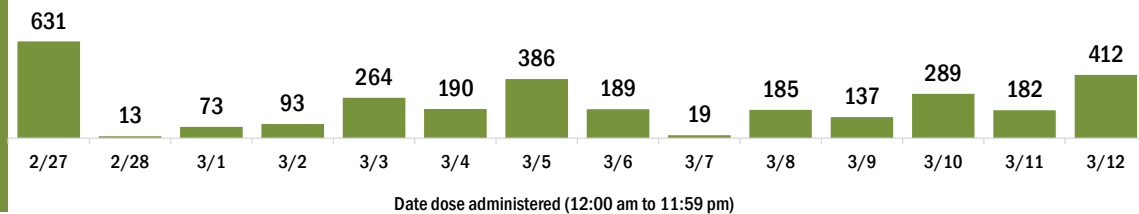
Completed 2-dose series 5,818

First dose: current number of people who have only received their first dose of the Moderna or Pfizer vaccine.

Series complete: current number of people who have received both Moderna or Pfizer vaccine doses or one Johnson & Johnson dose and are considered fully immunized.

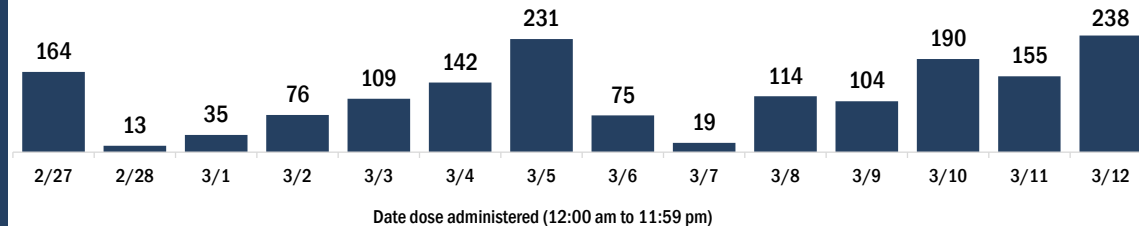
Demographic summary	First dose	Series complete	Total people vaccinated
Age group	3,253	5,898	9,151
16-24 years	51	44	95
25-34 years	133	115	248
35-44 years	261	217	478
45-54 years	493	358	851
55-64 years	968	640	1,608
65-74 years	848	2,696	3,544
75-84 years	383	1,364	1,747
85+ years	116	464	580
Race	3,253	5,898	9,151
White	971	2,314	3,285
Black	1,541	2,221	3,762
American Indian/Alaskan	5	12	17
Other	373	959	1,332
Unknown	363	392	755
Other race includes Asian, native Hawaiian/Pacific Islander, or other.			
Ethnicity	3,253	5,898	9,151
Hispanic	120	131	251
Non-Hispanic	2,123	3,781	5,904
Unknown	1,010	1,986	2,996
Gender	3,253	5,898	9,151
Female	1,991	3,547	5,538
Male	1,262	2,351	3,613
Unknown	0	0	0

COVID-19 doses administered for the past 2 weeks

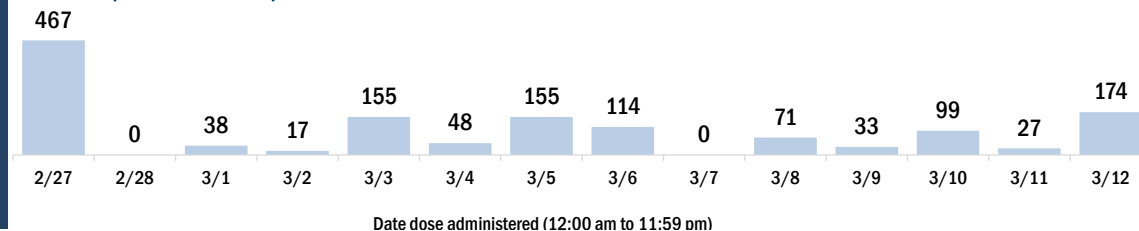


Persons vaccinated for COVID-19 for the past 2 weeks

Number of persons who received their first dose of a two-dose series of the COVID-19 vaccine



Number of persons who completed the COVID-19 vaccine series



COVID-19: Gilchrist County vaccine summary

Vaccination data through Mar 12, 2021 as of Mar 13, 2021 at 12:05 AM

Data in this report are provisional and subject to change.

Data in this summary pertain to COVID-19 vaccines approved by the U.S. Food and Drug Administration and have been issued an Emergency Use Authorization (Janssen COVID-19 Vaccine, Moderna COVID-19 Vaccine and Pfizer-BioNTech COVID-19 Vaccine). These data summarize the number of people who have received either their first dose or have completed the series for a COVID-19 vaccine. **A person can only be counted in one category, first dose or series complete.** For persons receiving Moderna or Pfizer vaccines, once they receive their second dose, they are moved from the first dose column to the series completed column. **Because of this, the total first dose category may show a change from report to report not matching the total receiving their first dose from the previous day.** Persons receiving Johnson & Johnson vaccines will always be counted in the series completed column.

COVID-19 doses for vaccinated persons in Florida

Doses administered 3,528

People receiving one dose of a 1-dose series (Johnson & Johnson) or receiving only one dose of a 2-dose series (Moderna, Pfizer) count once. Persons receiving both doses of a 2-dose series count twice.

Current status of persons vaccinated for COVID-19 in Florida

Total people vaccinated 2,036

First dose 538

Series completed 1,498

Completed 1-dose series 6

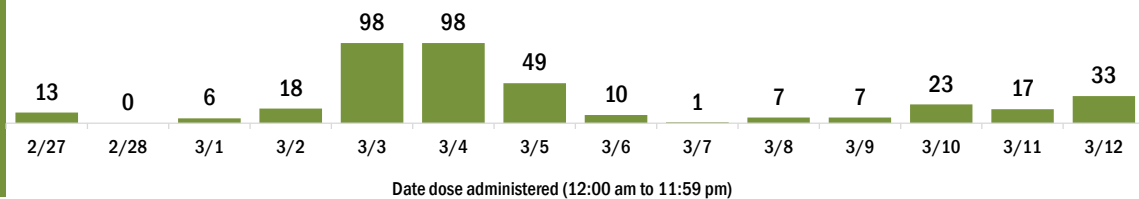
Completed 2-dose series 1,492

First dose: current number of people who have only received their first dose of the Moderna or Pfizer vaccine.

Series complete: current number of people who have received both Moderna or Pfizer vaccine doses or one Johnson & Johnson dose and are considered fully immunized.

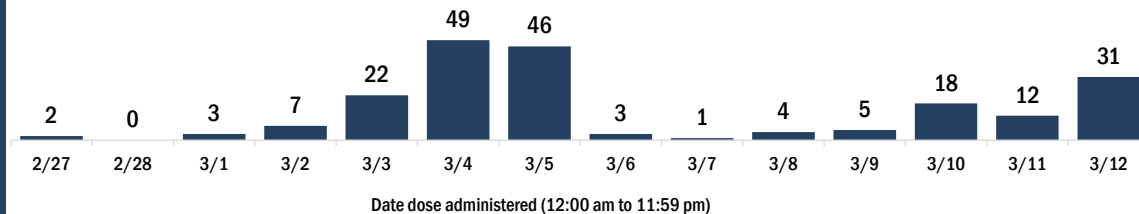
Demographic summary	First dose	Series complete	Total people vaccinated
Age group	538	1,498	2,036
16-24 years	8	28	36
25-34 years	11	42	53
35-44 years	18	55	73
45-54 years	36	85	121
55-64 years	72	113	185
65-74 years	243	597	840
75-84 years	113	429	542
85+ years	37	149	186
Race	538	1,498	2,036
White	370	960	1,330
Black	7	15	22
American Indian/Alaskan	2	3	5
Other	47	157	204
Unknown	112	363	475
Other race includes Asian, native Hawaiian/Pacific Islander, or other.			
Ethnicity	538	1,498	2,036
Hispanic	5	12	17
Non-Hispanic	186	508	694
Unknown	347	978	1,325
Gender	538	1,498	2,036
Female	331	900	1,231
Male	207	598	805
Unknown	0	0	0

COVID-19 doses administered for the past 2 weeks

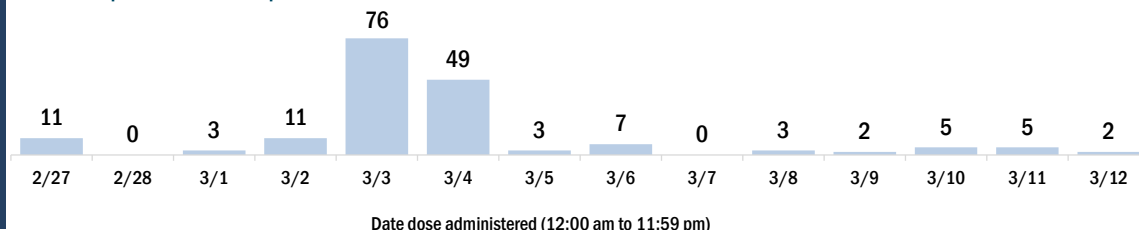


Persons vaccinated for COVID-19 for the past 2 weeks

Number of persons who received their first dose of a two-dose series of the COVID-19 vaccine



Number of persons who completed the COVID-19 vaccine series



COVID-19: Glades County vaccine summary

Vaccination data through Mar 12, 2021 as of Mar 13, 2021 at 12:05 AM

Data in this report are provisional and subject to change.

Data in this summary pertain to COVID-19 vaccines approved by the U.S. Food and Drug Administration and have been issued an Emergency Use Authorization (Janssen COVID-19 Vaccine, Moderna COVID-19 Vaccine and Pfizer-BioNTech COVID-19 Vaccine). These data summarize the number of people who have received either their first dose or have completed the series for a COVID-19 vaccine. **A person can only be counted in one category, first dose or series complete.** For persons receiving Moderna or Pfizer vaccines, once they receive their second dose, they are moved from the first dose column to the series completed column. **Because of this, the total first dose category may show a change from report to report not matching the total receiving their first dose from the previous day.** Persons receiving Johnson & Johnson vaccines will always be counted in the series completed column.

COVID-19 doses for vaccinated persons in Florida

Doses administered 2,677

People receiving one dose of a 1-dose series (Johnson & Johnson) or receiving only one dose of a 2-dose series (Moderna, Pfizer) count once. Persons receiving both doses of a 2-dose series count twice.

Current status of persons vaccinated for COVID-19 in Florida

Total people vaccinated 1,621

First dose 565

Series completed 1,056

Completed 1-dose series 0

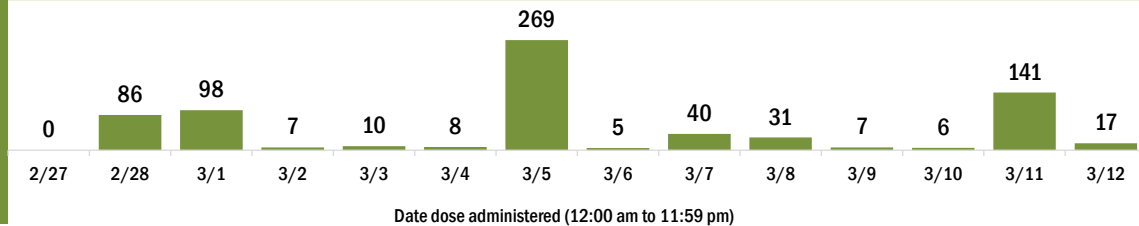
Completed 2-dose series 1,056

First dose: current number of people who have only received their first dose of the Moderna or Pfizer vaccine.

Series complete: current number of people who have received both Moderna or Pfizer vaccine doses or one Johnson & Johnson dose and are considered fully immunized.

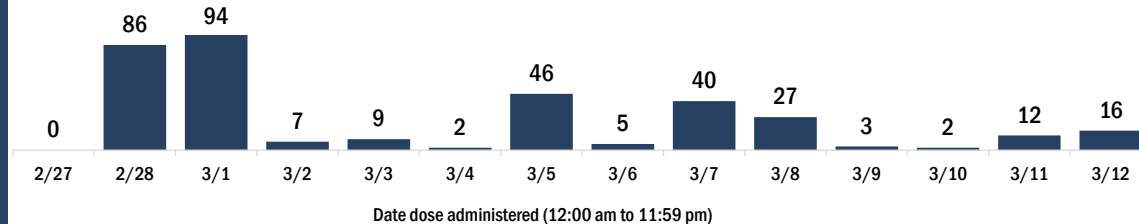
Demographic summary	First dose	Series complete	Total people vaccinated
Age group	565	1,056	1,621
16-24 years	3	0	3
25-34 years	8	3	11
35-44 years	3	4	7
45-54 years	29	15	44
55-64 years	81	42	123
65-74 years	253	514	767
75-84 years	169	396	565
85+ years	19	82	101
Race	565	1,056	1,621
White	423	806	1,229
Black	16	38	54
American Indian/Alaskan	4	7	11
Other	25	47	72
Unknown	97	158	255
Other race includes Asian, native Hawaiian/Pacific Islander, or other.			
Ethnicity	565	1,056	1,621
Hispanic	18	18	36
Non-Hispanic	221	393	614
Unknown	326	645	971
Gender	565	1,056	1,621
Female	291	532	823
Male	274	524	798
Unknown	0	0	0

COVID-19 doses administered for the past 2 weeks

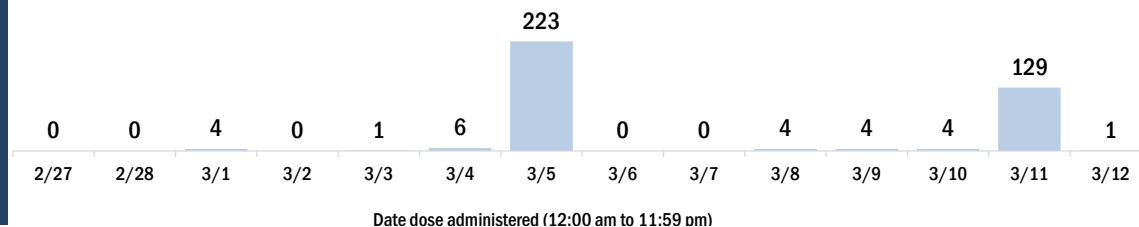


Persons vaccinated for COVID-19 for the past 2 weeks

Number of persons who received their first dose of a two-dose series of the COVID-19 vaccine



Number of persons who completed the COVID-19 vaccine series



COVID-19: Gulf County vaccine summary

Vaccination data through Mar 12, 2021 as of Mar 13, 2021 at 12:05 AM

Data in this report are provisional and subject to change.

Data in this summary pertain to COVID-19 vaccines approved by the U.S. Food and Drug Administration and have been issued an Emergency Use Authorization (Janssen COVID-19 Vaccine, Moderna COVID-19 Vaccine and Pfizer-BioNTech COVID-19 Vaccine). These data summarize the number of people who have received either their first dose or have completed the series for a COVID-19 vaccine. **A person can only be counted in one category, first dose or series complete.** For persons receiving Moderna or Pfizer vaccines, once they receive their second dose, they are moved from the first dose column to the series completed column. **Because of this, the total first dose category may show a change from report to report not matching the total receiving their first dose from the previous day.** Persons receiving Johnson & Johnson vaccines will always be counted in the series completed column.

COVID-19 doses for vaccinated persons in Florida

Doses administered 4,871

People receiving one dose of a 1-dose series (Johnson & Johnson) or receiving only one dose of a 2-dose series (Moderna, Pfizer) count once. Persons receiving both doses of a 2-dose series count twice.

Current status of persons vaccinated for COVID-19 in Florida

Total people vaccinated 2,857

First dose 830

Series completed 2,027

Completed 1-dose series 13

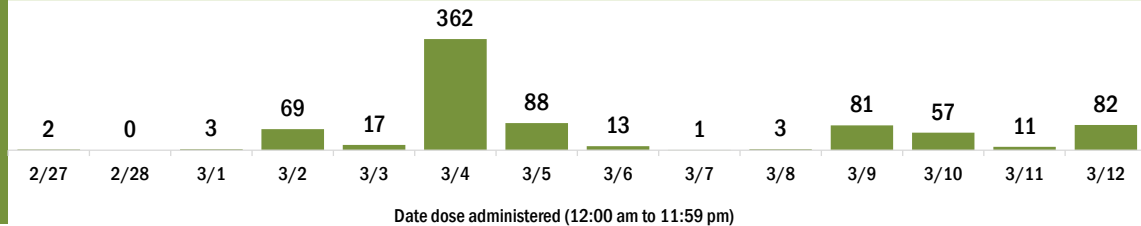
Completed 2-dose series 2,014

First dose: current number of people who have only received their first dose of the Moderna or Pfizer vaccine.

Series complete: current number of people who have received both Moderna or Pfizer vaccine doses or one Johnson & Johnson dose and are considered fully immunized.

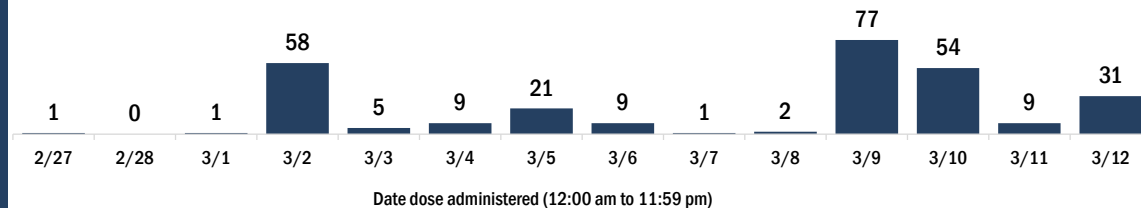
Demographic summary	First dose	Series complete	Total people vaccinated
Age group	830	2,027	2,857
16-24 years	14	11	25
25-34 years	25	25	50
35-44 years	38	40	78
45-54 years	56	79	135
55-64 years	147	153	300
65-74 years	339	1,078	1,417
75-84 years	181	495	676
85+ years	30	146	176
Race	830	2,027	2,857
White	644	1,839	2,483
Black	75	97	172
American Indian/Alaskan	3	5	8
Other	66	41	107
Unknown	42	45	87
Other race includes Asian, native Hawaiian/Pacific Islander, or other.			
Ethnicity	830	2,027	2,857
Hispanic	10	10	20
Non-Hispanic	461	1,575	2,036
Unknown	359	442	801
Gender	830	2,027	2,857
Female	461	1,070	1,531
Male	369	957	1,326
Unknown	0	0	0

COVID-19 doses administered for the past 2 weeks

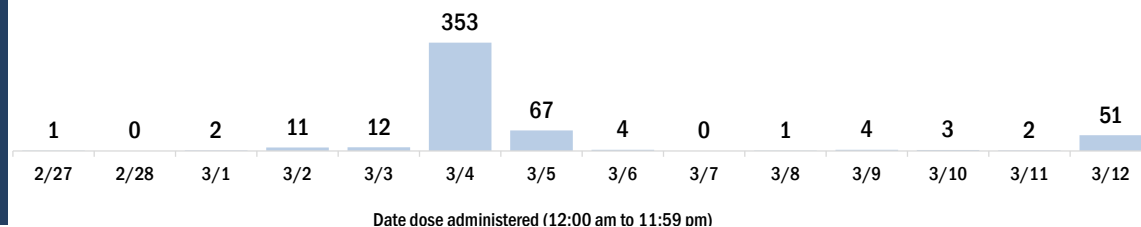


Persons vaccinated for COVID-19 for the past 2 weeks

Number of persons who received their first dose of a two-dose series of the COVID-19 vaccine



Number of persons who completed the COVID-19 vaccine series



COVID-19: Hamilton County vaccine summary

Vaccination data through Mar 12, 2021 as of Mar 13, 2021 at 12:05 AM

Data in this report are provisional and subject to change.

Data in this summary pertain to COVID-19 vaccines approved by the U.S. Food and Drug Administration and have been issued an Emergency Use Authorization (Janssen COVID-19 Vaccine, Moderna COVID-19 Vaccine and Pfizer-BioNTech COVID-19 Vaccine). These data summarize the number of people who have received either their first dose or have completed the series for a COVID-19 vaccine. **A person can only be counted in one category, first dose or series complete.** For persons receiving Moderna or Pfizer vaccines, once they receive their second dose, they are moved from the first dose column to the series completed column. **Because of this, the total first dose category may show a change from report to report not matching the total receiving their first dose from the previous day.** Persons receiving Johnson & Johnson vaccines will always be counted in the series completed column.

COVID-19 doses for vaccinated persons in Florida

Doses administered 2,975

People receiving one dose of a 1-dose series (Johnson & Johnson) or receiving only one dose of a 2-dose series (Moderna, Pfizer) count once. Persons receiving both doses of a 2-dose series count twice.

Current status of persons vaccinated for COVID-19 in Florida

Total people vaccinated 1,717

First dose 455

Series completed 1,262

Completed 1-dose series 4

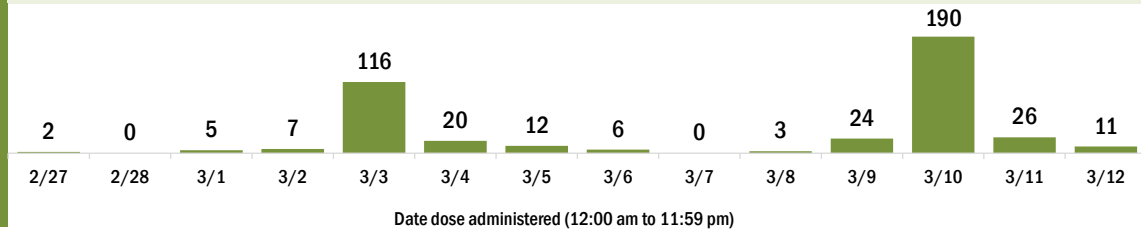
Completed 2-dose series 1,258

First dose: current number of people who have only received their first dose of the Moderna or Pfizer vaccine.

Series complete: current number of people who have received both Moderna or Pfizer vaccine doses or one Johnson & Johnson dose and are considered fully immunized.

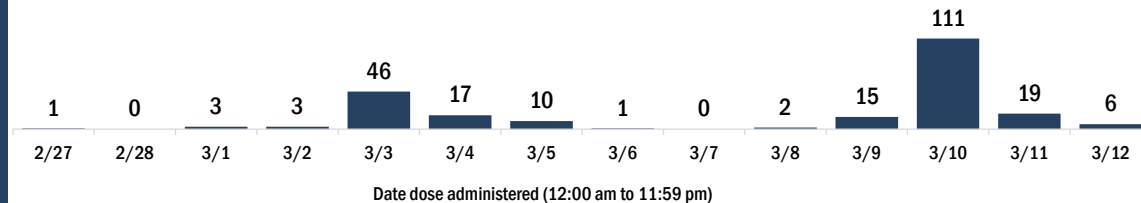
Demographic summary	First dose	Series complete	Total people vaccinated
Age group	455	1,262	1,717
16-24 years	3	8	11
25-34 years	10	14	24
35-44 years	23	25	48
45-54 years	52	33	85
55-64 years	108	52	160
65-74 years	151	682	833
75-84 years	75	365	440
85+ years	33	83	116
Race	455	1,262	1,717
White	208	764	972
Black	101	216	317
American Indian/Alaskan	0	0	0
Other	83	104	187
Unknown	63	178	241
Other race includes Asian, native Hawaiian/Pacific Islander, or other.			
Ethnicity	455	1,262	1,717
Hispanic	6	8	14
Non-Hispanic	230	580	810
Unknown	219	674	893
Gender	455	1,262	1,717
Female	289	684	973
Male	165	578	743
Unknown	1	0	1

COVID-19 doses administered for the past 2 weeks

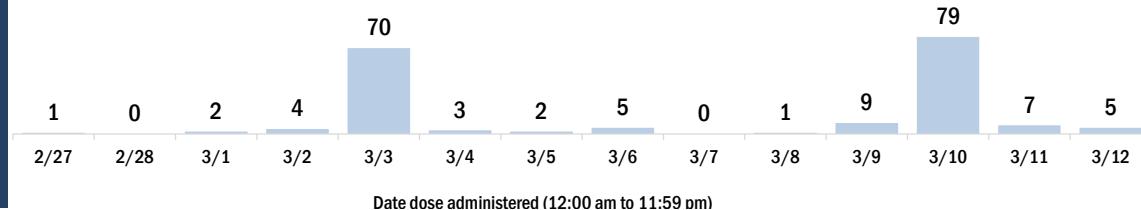


Persons vaccinated for COVID-19 for the past 2 weeks

Number of persons who received their first dose of a two-dose series of the COVID-19 vaccine



Number of persons who completed the COVID-19 vaccine series



COVID-19: Hardee County vaccine summary

Vaccination data through Mar 12, 2021 as of Mar 13, 2021 at 12:05 AM

Data in this report are provisional and subject to change.

Data in this summary pertain to COVID-19 vaccines approved by the U.S. Food and Drug Administration and have been issued an Emergency Use Authorization (Janssen COVID-19 Vaccine, Moderna COVID-19 Vaccine and Pfizer-BioNTech COVID-19 Vaccine). These data summarize the number of people who have received either their first dose or have completed the series for a COVID-19 vaccine. **A person can only be counted in one category, first dose or series complete.** For persons receiving Moderna or Pfizer vaccines, once they receive their second dose, they are moved from the first dose column to the series completed column. **Because of this, the total first dose category may show a change from report to report not matching the total receiving their first dose from the previous day.** Persons receiving Johnson & Johnson vaccines will always be counted in the series completed column.

COVID-19 doses for vaccinated persons in Florida

Doses administered 4,247

People receiving one dose of a 1-dose series (Johnson & Johnson) or receiving only one dose of a 2-dose series (Moderna, Pfizer) count once. Persons receiving both doses of a 2-dose series count twice.

Current status of persons vaccinated for COVID-19 in Florida

Total people vaccinated 2,773

First dose 1,297

Series completed 1,476

Completed 1-dose series 2

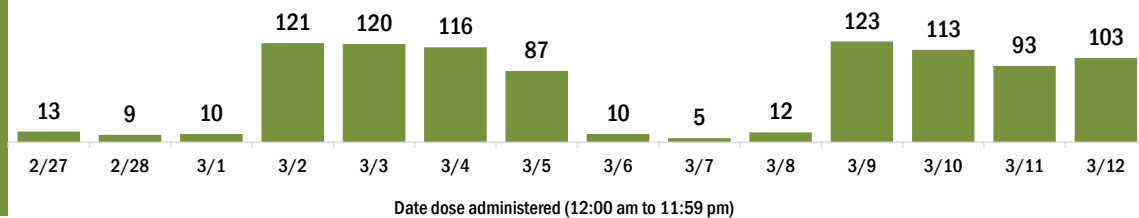
Completed 2-dose series 1,474

First dose: current number of people who have only received their first dose of the Moderna or Pfizer vaccine.

Series complete: current number of people who have received both Moderna or Pfizer vaccine doses or one Johnson & Johnson dose and are considered fully immunized.

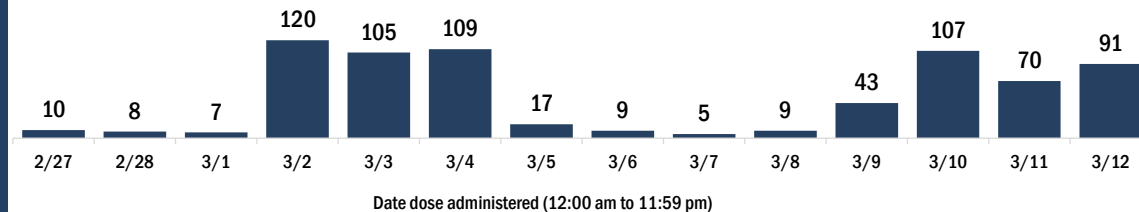
Demographic summary	First dose	Series complete	Total people vaccinated
Age group	1,297	1,476	2,773
16-24 years	13	12	25
25-34 years	25	41	66
35-44 years	32	45	77
45-54 years	47	59	106
55-64 years	162	93	255
65-74 years	561	634	1,195
75-84 years	359	455	814
85+ years	98	137	235
Race	1,297	1,476	2,773
White	949	1,040	1,989
Black	42	31	73
American Indian/Alaskan	2	8	10
Other	193	310	503
Unknown	111	87	198
Other race includes Asian, native Hawaiian/Pacific Islander, or other.			
Ethnicity	1,297	1,476	2,773
Hispanic	72	109	181
Non-Hispanic	553	715	1,268
Unknown	672	652	1,324
Gender	1,297	1,476	2,773
Female	706	823	1,529
Male	590	652	1,242
Unknown	1	1	2

COVID-19 doses administered for the past 2 weeks

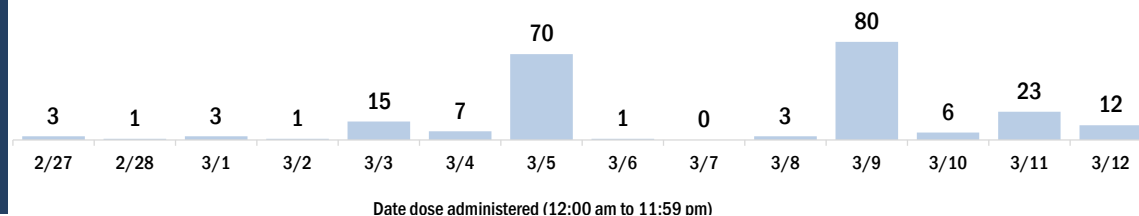


Persons vaccinated for COVID-19 for the past 2 weeks

Number of persons who received their first dose of a two-dose series of the COVID-19 vaccine



Number of persons who completed the COVID-19 vaccine series



COVID-19: Hendry County vaccine summary

Vaccination data through Mar 12, 2021 as of Mar 13, 2021 at 12:05 AM

Data in this report are provisional and subject to change.

Data in this summary pertain to COVID-19 vaccines approved by the U.S. Food and Drug Administration and have been issued an Emergency Use Authorization (Janssen COVID-19 Vaccine, Moderna COVID-19 Vaccine and Pfizer-BioNTech COVID-19 Vaccine). These data summarize the number of people who have received either their first dose or have completed the series for a COVID-19 vaccine. **A person can only be counted in one category, first dose or series complete.** For persons receiving Moderna or Pfizer vaccines, once they receive their second dose, they are moved from the first dose column to the series completed column. **Because of this, the total first dose category may show a change from report to report not matching the total receiving their first dose from the previous day.** Persons receiving Johnson & Johnson vaccines will always be counted in the series completed column.

COVID-19 doses for vaccinated persons in Florida

Doses administered 6,848

People receiving one dose of a 1-dose series (Johnson & Johnson) or receiving only one dose of a 2-dose series (Moderna, Pfizer) count once. Persons receiving both doses of a 2-dose series count twice.

Current status of persons vaccinated for COVID-19 in Florida

Total people vaccinated 4,511

First dose 2,118

Series completed 2,393

Completed 1-dose series 56

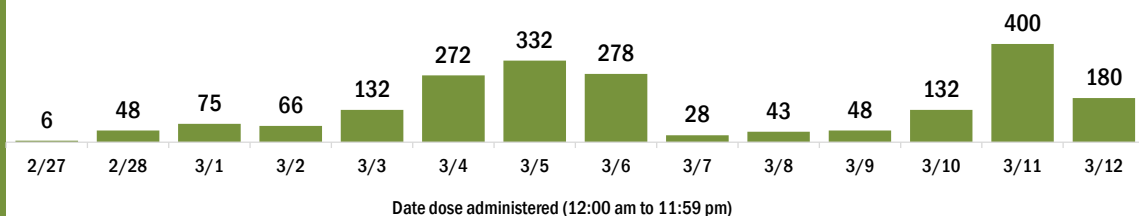
Completed 2-dose series 2,337

First dose: current number of people who have only received their first dose of the Moderna or Pfizer vaccine.

Series complete: current number of people who have received both Moderna or Pfizer vaccine doses or one Johnson & Johnson dose and are considered fully immunized.

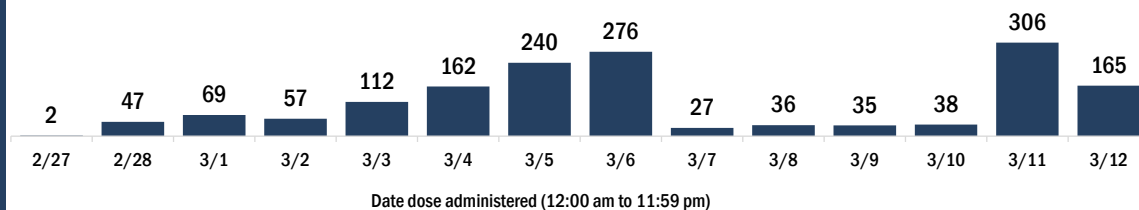
Demographic summary	First dose	Series complete	Total people vaccinated
Age group	2,118	2,393	4,511
16-24 years	41	27	68
25-34 years	69	49	118
35-44 years	86	66	152
45-54 years	171	100	271
55-64 years	391	197	588
65-74 years	848	1,108	1,956
75-84 years	402	652	1,054
85+ years	110	194	304
Race	2,118	2,393	4,511
White	1,522	1,537	3,059
Black	136	163	299
American Indian/Alaskan	9	9	18
Other	258	421	679
Unknown	193	263	456
Other race includes Asian, native Hawaiian/Pacific Islander, or other.			
Ethnicity	2,118	2,393	4,511
Hispanic	480	355	835
Non-Hispanic	851	1,192	2,043
Unknown	787	846	1,633
Gender	2,118	2,393	4,511
Female	1,135	1,283	2,418
Male	983	1,110	2,093
Unknown	0	0	0

COVID-19 doses administered for the past 2 weeks

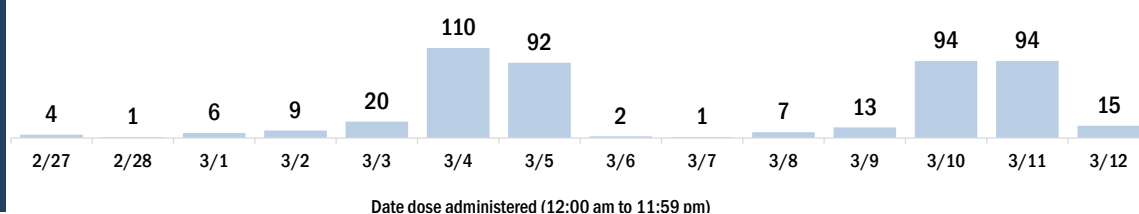


Persons vaccinated for COVID-19 for the past 2 weeks

Number of persons who received their first dose of a two-dose series of the COVID-19 vaccine



Number of persons who completed the COVID-19 vaccine series



COVID-19: Hernando County vaccine summary

Vaccination data through Mar 12, 2021 as of Mar 13, 2021 at 12:05 AM

Data in this report are provisional and subject to change.

Data in this summary pertain to COVID-19 vaccines approved by the U.S. Food and Drug Administration and have been issued an Emergency Use Authorization (Janssen COVID-19 Vaccine, Moderna COVID-19 Vaccine and Pfizer-BioNTech COVID-19 Vaccine). These data summarize the number of people who have received either their first dose or have completed the series for a COVID-19 vaccine. **A person can only be counted in one category, first dose or series complete.** For persons receiving Moderna or Pfizer vaccines, once they receive their second dose, they are moved from the first dose column to the series completed column. **Because of this, the total first dose category may show a change from report to report not matching the total receiving their first dose from the previous day.** Persons receiving Johnson & Johnson vaccines will always be counted in the series completed column.

COVID-19 doses for vaccinated persons in Florida

Doses administered 49,684

People receiving one dose of a 1-dose series (Johnson & Johnson) or receiving only one dose of a 2-dose series (Moderna, Pfizer) count once. Persons receiving both doses of a 2-dose series count twice.

Current status of persons vaccinated for COVID-19 in Florida

Total people vaccinated 32,557

First dose 14,865

Series completed 17,692

Completed 1-dose series 565

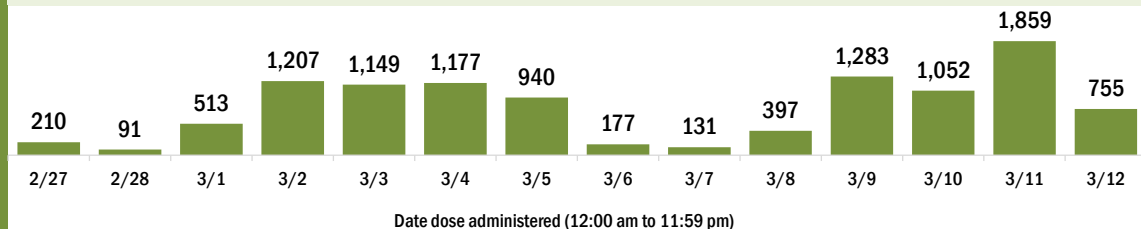
Completed 2-dose series 17,127

First dose: current number of people who have only received their first dose of the Moderna or Pfizer vaccine.

Series complete: current number of people who have received both Moderna or Pfizer vaccine doses or one Johnson & Johnson dose and are considered fully immunized.

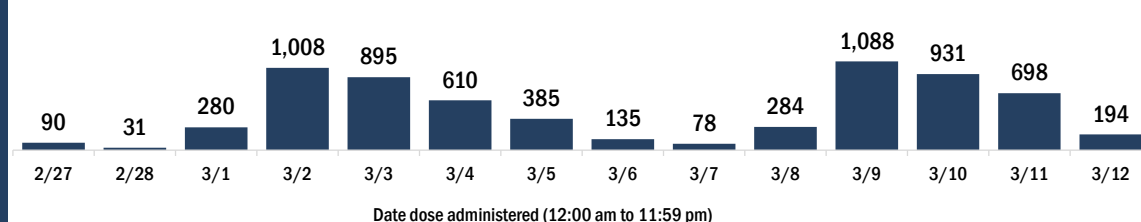
Demographic summary	First dose	Series complete	Total people vaccinated
Age group	14,865	17,692	32,557
16-24 years	159	183	342
25-34 years	301	557	858
35-44 years	433	684	1,117
45-54 years	692	1,022	1,714
55-64 years	1,192	1,366	2,558
65-74 years	6,235	7,520	13,755
75-84 years	4,428	4,782	9,210
85+ years	1,425	1,578	3,003
Race	14,865	17,692	32,557
White	10,971	11,104	22,075
Black	281	422	703
American Indian/Alaskan	70	54	124
Other	852	1,753	2,605
Unknown	2,691	4,359	7,050
Other race includes Asian, native Hawaiian/Pacific Islander, or other.			
Ethnicity	14,865	17,692	32,557
Hispanic	530	553	1,083
Non-Hispanic	8,255	7,900	16,155
Unknown	6,080	9,239	15,319
Gender	14,865	17,692	32,557
Female	8,649	10,331	18,980
Male	6,143	7,336	13,479
Unknown	73	25	98

COVID-19 doses administered for the past 2 weeks

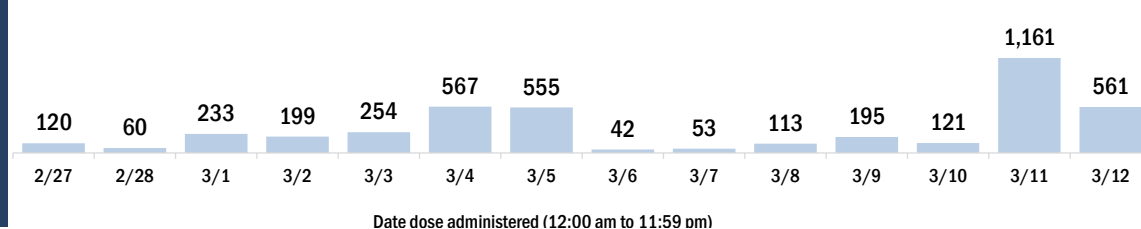


Persons vaccinated for COVID-19 for the past 2 weeks

Number of persons who received their first dose of a two-dose series of the COVID-19 vaccine



Number of persons who completed the COVID-19 vaccine series



COVID-19: Highlands County vaccine summary

Vaccination data through Mar 12, 2021 as of Mar 13, 2021 at 12:05 AM

Data in this report are provisional and subject to change.

Data in this summary pertain to COVID-19 vaccines approved by the U.S. Food and Drug Administration and have been issued an Emergency Use Authorization (Janssen COVID-19 Vaccine, Moderna COVID-19 Vaccine and Pfizer-BioNTech COVID-19 Vaccine). These data summarize the number of people who have received either their first dose or have completed the series for a COVID-19 vaccine. **A person can only be counted in one category, first dose or series complete.** For persons receiving Moderna or Pfizer vaccines, once they receive their second dose, they are moved from the first dose column to the series completed column. **Because of this, the total first dose category may show a change from report to report not matching the total receiving their first dose from the previous day.** Persons receiving Johnson & Johnson vaccines will always be counted in the series completed column.

COVID-19 doses for vaccinated persons in Florida

Doses administered 32,299

People receiving one dose of a 1-dose series (Johnson & Johnson) or receiving only one dose of a 2-dose series (Moderna, Pfizer) count once. Persons receiving both doses of a 2-dose series count twice.

Current status of persons vaccinated for COVID-19 in Florida

Total people vaccinated 25,002

First dose 17,668

Series completed 7,334

Completed 1-dose series 37

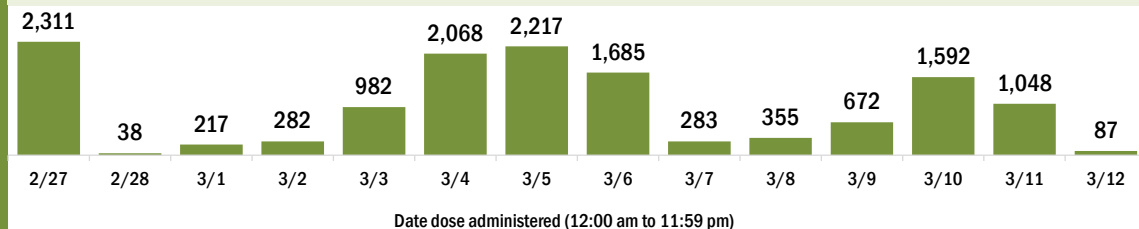
Completed 2-dose series 7,297

First dose: current number of people who have only received their first dose of the Moderna or Pfizer vaccine.

Series complete: current number of people who have received both Moderna or Pfizer vaccine doses or one Johnson & Johnson dose and are considered fully immunized.

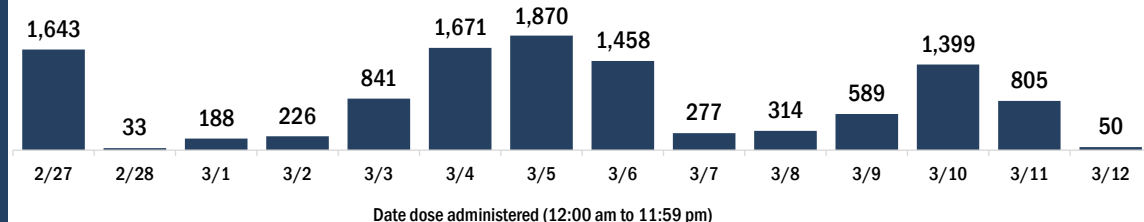
Demographic summary	First dose	Series complete	Total people vaccinated
Age group	17,668	7,334	25,002
16-24 years	49	55	104
25-34 years	131	177	308
35-44 years	214	262	476
45-54 years	398	368	766
55-64 years	1,018	553	1,571
65-74 years	7,619	3,075	10,694
75-84 years	6,491	2,170	8,661
85+ years	1,748	674	2,422
Race	17,668	7,334	25,002
White	14,736	5,696	20,432
Black	505	201	706
American Indian/Alaskan	179	47	226
Other	621	800	1,421
Unknown	1,627	590	2,217
Other race includes Asian, native Hawaiian/Pacific Islander, or other.			
Ethnicity	17,668	7,334	25,002
Hispanic	772	292	1,064
Non-Hispanic	10,613	4,909	15,522
Unknown	6,283	2,133	8,416
Gender	17,668	7,334	25,002
Female	9,527	4,072	13,599
Male	8,105	3,259	11,364
Unknown	36	3	39

COVID-19 doses administered for the past 2 weeks

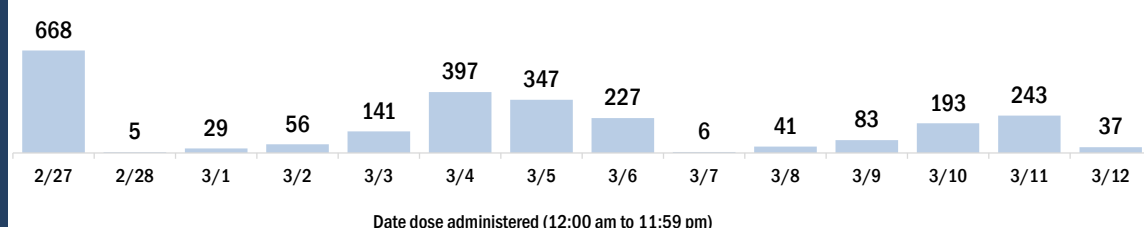


Persons vaccinated for COVID-19 for the past 2 weeks

Number of persons who received their first dose of a two-dose series of the COVID-19 vaccine



Number of persons who completed the COVID-19 vaccine series



COVID-19: Hillsborough County vaccine summary

Vaccination data through Mar 12, 2021 as of Mar 13, 2021 at 12:05 AM

Data in this report are provisional and subject to change.

Data in this summary pertain to COVID-19 vaccines approved by the U.S. Food and Drug Administration and have been issued an Emergency Use Authorization (Janssen COVID-19 Vaccine, Moderna COVID-19 Vaccine and Pfizer-BioNTech COVID-19 Vaccine). These data summarize the number of people who have received either their first dose or have completed the series for a COVID-19 vaccine. **A person can only be counted in one category, first dose or series complete.** For persons receiving Moderna or Pfizer vaccines, once they receive their second dose, they are moved from the first dose column to the series completed column. **Because of this, the total first dose category may show a change from report to report not matching the total receiving their first dose from the previous day.** Persons receiving Johnson & Johnson vaccines will always be counted in the series completed column.

COVID-19 doses for vaccinated persons in Florida

Doses administered 325,623

People receiving one dose of a 1-dose series (Johnson & Johnson) or receiving only one dose of a 2-dose series (Moderna, Pfizer) count once. Persons receiving both doses of a 2-dose series count twice.

Current status of persons vaccinated for COVID-19 in Florida

Total people vaccinated 219,324

First dose 107,706

Series completed 111,618

Completed 1-dose series 5,319

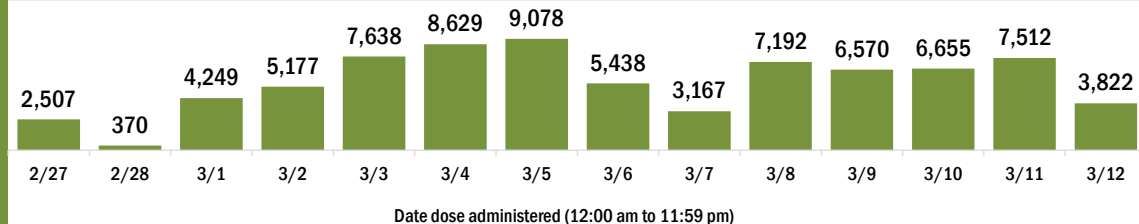
Completed 2-dose series 106,299

First dose: current number of people who have only received their first dose of the Moderna or Pfizer vaccine.

Series complete: current number of people who have received both Moderna or Pfizer vaccine doses or one Johnson & Johnson dose and are considered fully immunized.

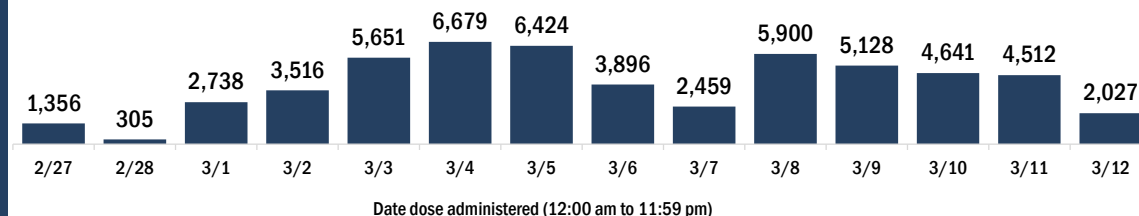
Demographic summary	First dose	Series complete	Total people vaccinated
Age group	107,706	111,618	219,324
16-24 years	2,545	2,072	4,617
25-34 years	6,516	8,150	14,666
35-44 years	8,759	9,491	18,250
45-54 years	11,224	9,991	21,215
55-64 years	15,486	12,120	27,606
65-74 years	38,253	39,631	77,884
75-84 years	18,829	21,943	40,772
85+ years	6,094	8,220	14,314
Race	107,706	111,618	219,324
White	68,412	75,101	143,513
Black	7,267	7,686	14,953
American Indian/Alaskan	369	488	857
Other	12,315	18,165	30,480
Unknown	19,343	10,178	29,521
Other race includes Asian, native Hawaiian/Pacific Islander, or other.			
Ethnicity	107,706	111,618	219,324
Hispanic	8,986	12,412	21,398
Non-Hispanic	50,015	70,333	120,348
Unknown	48,705	28,873	77,578
Gender	107,706	111,618	219,324
Female	64,305	66,906	131,211
Male	43,068	44,611	87,679
Unknown	333	101	434

COVID-19 doses administered for the past 2 weeks

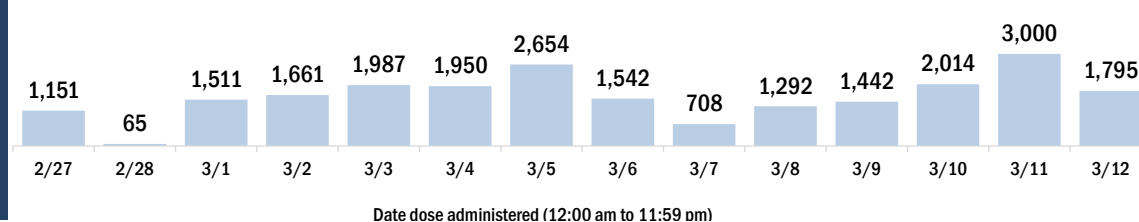


Persons vaccinated for COVID-19 for the past 2 weeks

Number of persons who received their first dose of a two-dose series of the COVID-19 vaccine



Number of persons who completed the COVID-19 vaccine series



COVID-19: Holmes County vaccine summary

Vaccination data through Mar 12, 2021 as of Mar 13, 2021 at 12:05 AM

Data in this report are provisional and subject to change.

Data in this summary pertain to COVID-19 vaccines approved by the U.S. Food and Drug Administration and have been issued an Emergency Use Authorization (Janssen COVID-19 Vaccine, Moderna COVID-19 Vaccine and Pfizer-BioNTech COVID-19 Vaccine). These data summarize the number of people who have received either their first dose or have completed the series for a COVID-19 vaccine. **A person can only be counted in one category, first dose or series complete.** For persons receiving Moderna or Pfizer vaccines, once they receive their second dose, they are moved from the first dose column to the series completed column. **Because of this, the total first dose category may show a change from report to report not matching the total receiving their first dose from the previous day.** Persons receiving Johnson & Johnson vaccines will always be counted in the series completed column.

COVID-19 doses for vaccinated persons in Florida

Doses administered 4,124

People receiving one dose of a 1-dose series (Johnson & Johnson) or receiving only one dose of a 2-dose series (Moderna, Pfizer) count once. Persons receiving both doses of a 2-dose series count twice.

Current status of persons vaccinated for COVID-19 in Florida

Total people vaccinated 2,527

First dose 911

Series completed 1,616

Completed 1-dose series 19

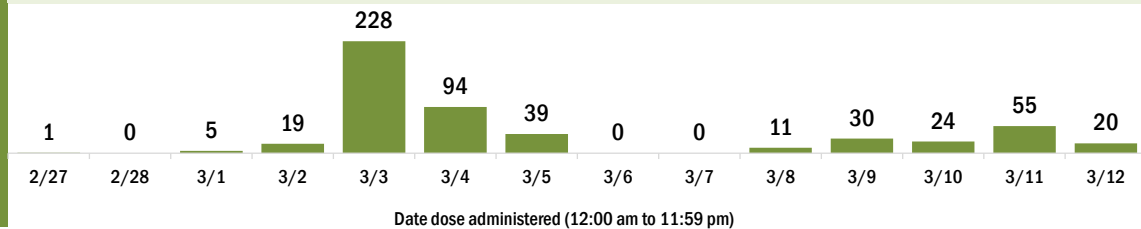
Completed 2-dose series 1,597

First dose: current number of people who have only received their first dose of the Moderna or Pfizer vaccine.

Series complete: current number of people who have received both Moderna or Pfizer vaccine doses or one Johnson & Johnson dose and are considered fully immunized.

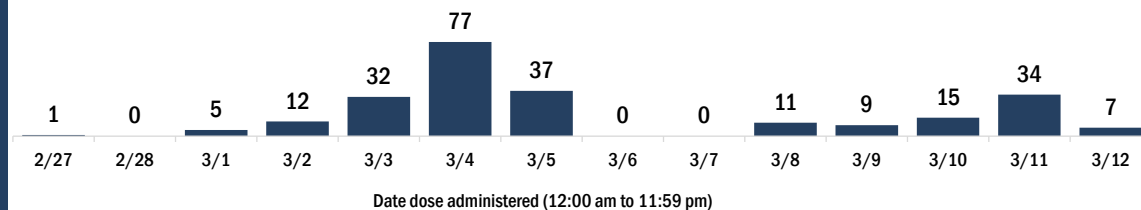
Demographic summary	First dose	Series complete	Total people vaccinated
Age group	911	1,616	2,527
16-24 years	7	9	16
25-34 years	21	32	53
35-44 years	44	55	99
45-54 years	92	88	180
55-64 years	158	144	302
65-74 years	342	680	1,022
75-84 years	203	467	670
85+ years	44	141	185
Race	911	1,616	2,527
White	785	1,350	2,135
Black	33	53	86
American Indian/Alaskan	7	16	23
Other	39	147	186
Unknown	47	50	97
Other race includes Asian, native Hawaiian/Pacific Islander, or other.			
Ethnicity	911	1,616	2,527
Hispanic	5	11	16
Non-Hispanic	679	1,380	2,059
Unknown	227	225	452
Gender	911	1,616	2,527
Female	471	884	1,355
Male	439	732	1,171
Unknown	1	0	1

COVID-19 doses administered for the past 2 weeks

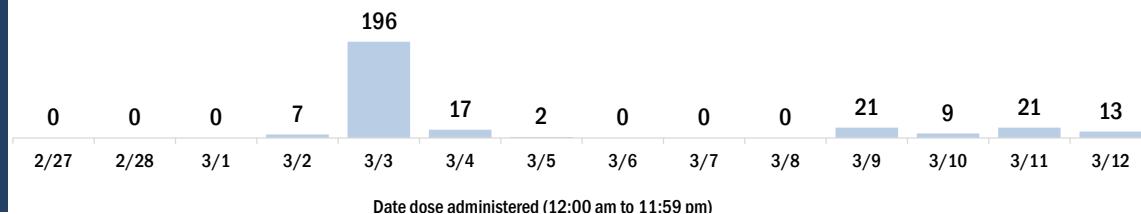


Persons vaccinated for COVID-19 for the past 2 weeks

Number of persons who received their first dose of a two-dose series of the COVID-19 vaccine



Number of persons who completed the COVID-19 vaccine series



COVID-19: Indian River County vaccine summary

Vaccination data through Mar 12, 2021 as of Mar 13, 2021 at 12:05 AM

Data in this report are provisional and subject to change.

Data in this summary pertain to COVID-19 vaccines approved by the U.S. Food and Drug Administration and have been issued an Emergency Use Authorization (Janssen COVID-19 Vaccine, Moderna COVID-19 Vaccine and Pfizer-BioNTech COVID-19 Vaccine). These data summarize the number of people who have received either their first dose or have completed the series for a COVID-19 vaccine. **A person can only be counted in one category, first dose or series complete.** For persons receiving Moderna or Pfizer vaccines, once they receive their second dose, they are moved from the first dose column to the series completed column. **Because of this, the total first dose category may show a change from report to report not matching the total receiving their first dose from the previous day.** Persons receiving Johnson & Johnson vaccines will always be counted in the series completed column.

COVID-19 doses for vaccinated persons in Florida

Doses administered 75,005

People receiving one dose of a 1-dose series (Johnson & Johnson) or receiving only one dose of a 2-dose series (Moderna, Pfizer) count once. Persons receiving both doses of a 2-dose series count twice.

Current status of persons vaccinated for COVID-19 in Florida

Total people vaccinated 47,486

First dose 19,743

Series completed 27,743

Completed 1-dose series 224

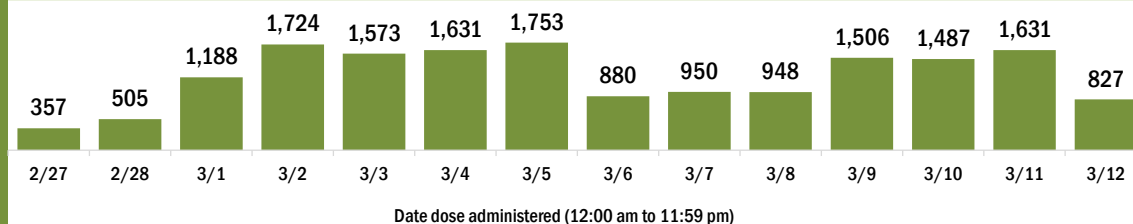
Completed 2-dose series 27,519

First dose: current number of people who have only received their first dose of the Moderna or Pfizer vaccine.

Series complete: current number of people who have received both Moderna or Pfizer vaccine doses or one Johnson & Johnson dose and are considered fully immunized.

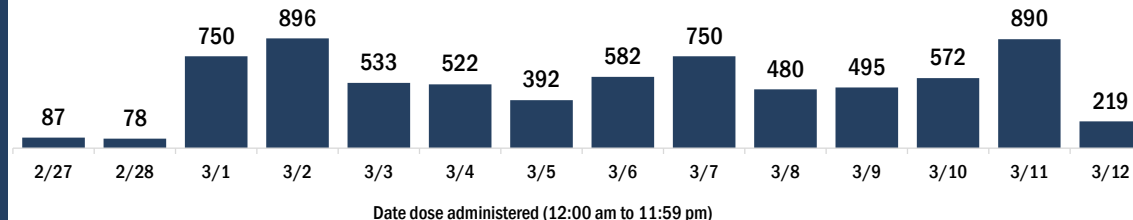
Demographic summary	First dose	Series complete	Total people vaccinated
Age group	19,743	27,743	47,486
16-24 years	123	156	279
25-34 years	231	436	667
35-44 years	337	595	932
45-54 years	662	863	1,525
55-64 years	1,817	1,583	3,400
65-74 years	8,264	13,052	21,316
75-84 years	6,063	8,176	14,239
85+ years	2,246	2,882	5,128
Race	19,743	27,743	47,486
White	15,064	20,232	35,296
Black	622	631	1,253
American Indian/Alaskan	149	147	296
Other	884	2,370	3,254
Unknown	3,024	4,363	7,387
Other race includes Asian, native Hawaiian/Pacific Islander, or other.			
Ethnicity	19,743	27,743	47,486
Hispanic	454	513	967
Non-Hispanic	11,651	17,464	29,115
Unknown	7,638	9,766	17,404
Gender	19,743	27,743	47,486
Female	11,077	15,706	26,783
Male	8,634	12,028	20,662
Unknown	32	9	41

COVID-19 doses administered for the past 2 weeks

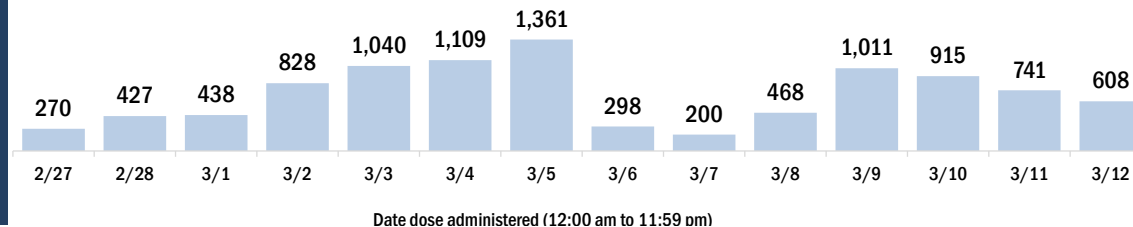


Persons vaccinated for COVID-19 for the past 2 weeks

Number of persons who received their first dose of a two-dose series of the COVID-19 vaccine



Number of persons who completed the COVID-19 vaccine series



COVID-19: Jackson County vaccine summary

Vaccination data through Mar 12, 2021 as of Mar 13, 2021 at 12:05 AM

Data in this report are provisional and subject to change.

Data in this summary pertain to COVID-19 vaccines approved by the U.S. Food and Drug Administration and have been issued an Emergency Use Authorization (Janssen COVID-19 Vaccine, Moderna COVID-19 Vaccine and Pfizer-BioNTech COVID-19 Vaccine). These data summarize the number of people who have received either their first dose or have completed the series for a COVID-19 vaccine. **A person can only be counted in one category, first dose or series complete.** For persons receiving Moderna or Pfizer vaccines, once they receive their second dose, they are moved from the first dose column to the series completed column. **Because of this, the total first dose category may show a change from report to report not matching the total receiving their first dose from the previous day.** Persons receiving Johnson & Johnson vaccines will always be counted in the series completed column.

COVID-19 doses for vaccinated persons in Florida

Doses administered 13,463

People receiving one dose of a 1-dose series (Johnson & Johnson) or receiving only one dose of a 2-dose series (Moderna, Pfizer) count once. Persons receiving both doses of a 2-dose series count twice.

Current status of persons vaccinated for COVID-19 in Florida

Total people vaccinated 8,197

First dose 2,855

Series completed 5,342

Completed 1-dose series 76

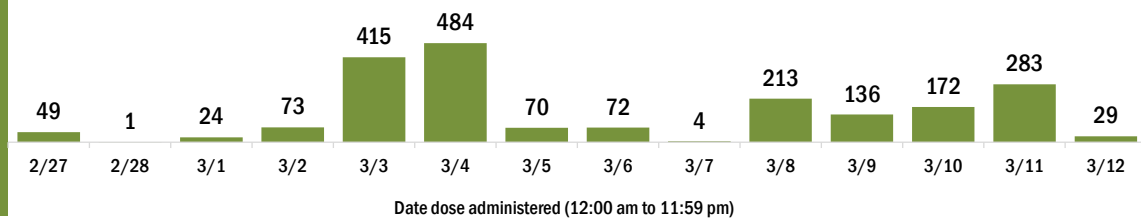
Completed 2-dose series 5,266

First dose: current number of people who have only received their first dose of the Moderna or Pfizer vaccine.

Series complete: current number of people who have received both Moderna or Pfizer vaccine doses or one Johnson & Johnson dose and are considered fully immunized.

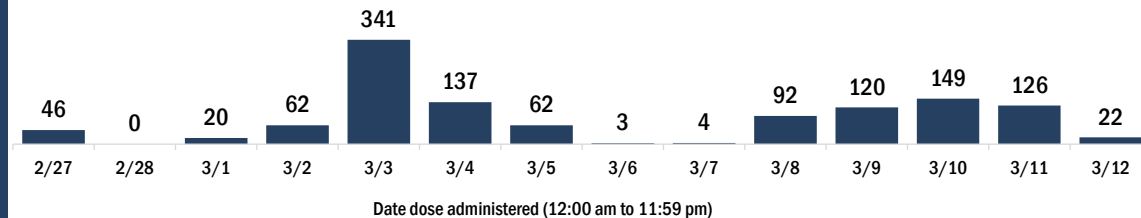
Demographic summary	First dose	Series complete	Total people vaccinated
Age group	2,855	5,342	8,197
16-24 years	56	39	95
25-34 years	114	117	231
35-44 years	177	198	375
45-54 years	386	308	694
55-64 years	770	492	1,262
65-74 years	708	2,261	2,969
75-84 years	471	1,446	1,917
85+ years	173	481	654
Race	2,855	5,342	8,197
White	1,854	3,791	5,645
Black	612	866	1,478
American Indian/Alaskan	21	24	45
Other	102	245	347
Unknown	266	416	682
Other race includes Asian, native Hawaiian/Pacific Islander, or other.			
Ethnicity	2,855	5,342	8,197
Hispanic	46	37	83
Non-Hispanic	2,053	3,448	5,501
Unknown	756	1,857	2,613
Gender	2,855	5,342	8,197
Female	1,643	3,037	4,680
Male	1,210	2,305	3,515
Unknown	2	0	2

COVID-19 doses administered for the past 2 weeks

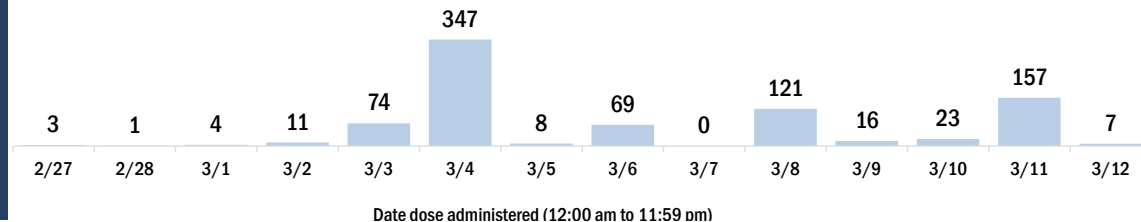


Persons vaccinated for COVID-19 for the past 2 weeks

Number of persons who received their first dose of a two-dose series of the COVID-19 vaccine



Number of persons who completed the COVID-19 vaccine series



COVID-19: Jefferson County vaccine summary

Vaccination data through Mar 12, 2021 as of Mar 13, 2021 at 12:05 AM

Data in this report are provisional and subject to change.

Data in this summary pertain to COVID-19 vaccines approved by the U.S. Food and Drug Administration and have been issued an Emergency Use Authorization (Janssen COVID-19 Vaccine, Moderna COVID-19 Vaccine and Pfizer-BioNTech COVID-19 Vaccine). These data summarize the number of people who have received either their first dose or have completed the series for a COVID-19 vaccine. **A person can only be counted in one category, first dose or series complete.** For persons receiving Moderna or Pfizer vaccines, once they receive their second dose, they are moved from the first dose column to the series completed column. **Because of this, the total first dose category may show a change from report to report not matching the total receiving their first dose from the previous day.** Persons receiving Johnson & Johnson vaccines will always be counted in the series completed column.

COVID-19 doses for vaccinated persons in Florida

Doses administered 5,015

People receiving one dose of a 1-dose series (Johnson & Johnson) or receiving only one dose of a 2-dose series (Moderna, Pfizer) count once. Persons receiving both doses of a 2-dose series count twice.

Current status of persons vaccinated for COVID-19 in Florida

Total people vaccinated 2,931

First dose 831

Series completed 2,100

Completed 1-dose series 16

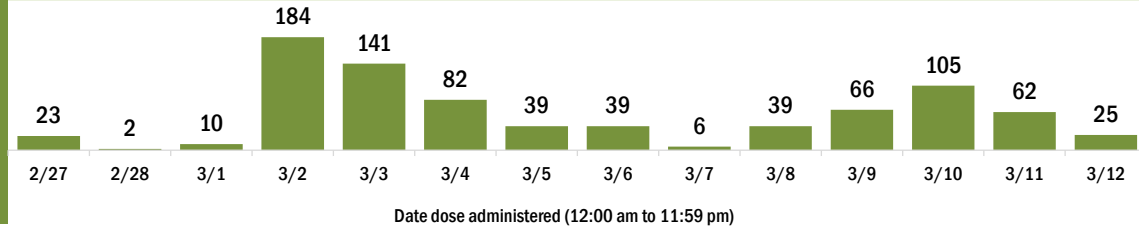
Completed 2-dose series 2,084

First dose: current number of people who have only received their first dose of the Moderna or Pfizer vaccine.

Series complete: current number of people who have received both Moderna or Pfizer vaccine doses or one Johnson & Johnson dose and are considered fully immunized.

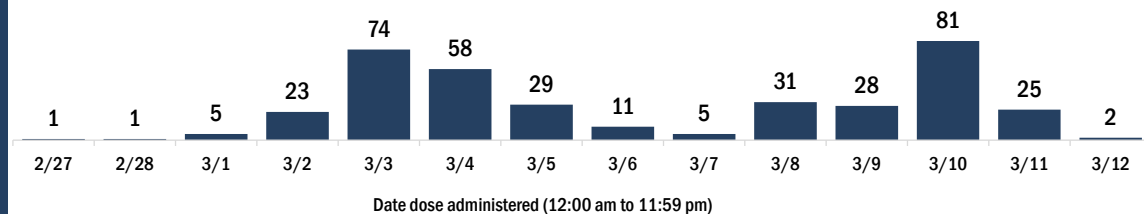
Demographic summary	First dose	Series complete	Total people vaccinated
Age group	831	2,100	2,931
16-24 years	12	7	19
25-34 years	26	34	60
35-44 years	51	49	100
45-54 years	116	95	211
55-64 years	249	175	424
65-74 years	242	1,046	1,288
75-84 years	102	542	644
85+ years	33	152	185
Race	831	2,100	2,931
White	382	1,161	1,543
Black	227	339	566
American Indian/Alaskan	3	3	6
Other	130	374	504
Unknown	89	223	312
Other race includes Asian, native Hawaiian/Pacific Islander, or other.			
Ethnicity	831	2,100	2,931
Hispanic	12	16	28
Non-Hispanic	461	1,002	1,463
Unknown	358	1,082	1,440
Gender	831	2,100	2,931
Female	496	1,221	1,717
Male	335	879	1,214
Unknown	0	0	0

COVID-19 doses administered for the past 2 weeks

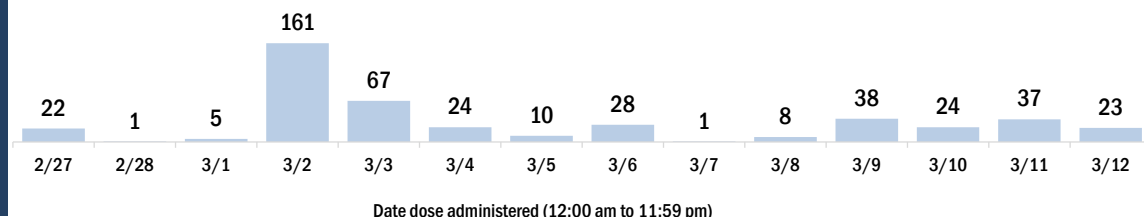


Persons vaccinated for COVID-19 for the past 2 weeks

Number of persons who received their first dose of a two-dose series of the COVID-19 vaccine



Number of persons who completed the COVID-19 vaccine series



COVID-19: Lafayette County vaccine summary

Vaccination data through Mar 12, 2021 as of Mar 13, 2021 at 12:05 AM

Data in this report are provisional and subject to change.

Data in this summary pertain to COVID-19 vaccines approved by the U.S. Food and Drug Administration and have been issued an Emergency Use Authorization (Janssen COVID-19 Vaccine, Moderna COVID-19 Vaccine and Pfizer-BioNTech COVID-19 Vaccine). These data summarize the number of people who have received either their first dose or have completed the series for a COVID-19 vaccine. **A person can only be counted in one category, first dose or series complete.** For persons receiving Moderna or Pfizer vaccines, once they receive their second dose, they are moved from the first dose column to the series completed column. **Because of this, the total first dose category may show a change from report to report not matching the total receiving their first dose from the previous day.** Persons receiving Johnson & Johnson vaccines will always be counted in the series completed column.

COVID-19 doses for vaccinated persons in Florida

Doses administered 2,432

People receiving one dose of a 1-dose series (Johnson & Johnson) or receiving only one dose of a 2-dose series (Moderna, Pfizer) count once. Persons receiving both doses of a 2-dose series count twice.

Current status of persons vaccinated for COVID-19 in Florida

Total people vaccinated 1,446

First dose 459

Series completed 987

Completed 1-dose series 1

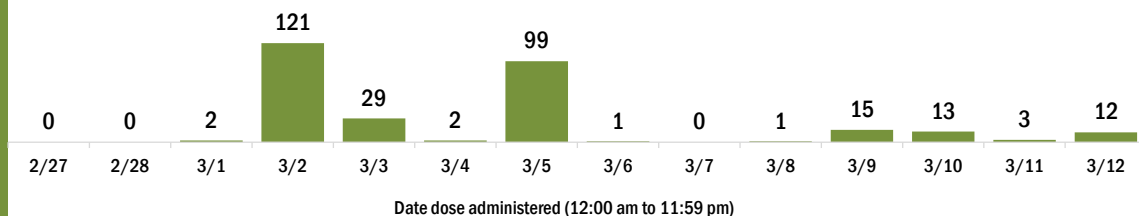
Completed 2-dose series 986

First dose: current number of people who have only received their first dose of the Moderna or Pfizer vaccine.

Series complete: current number of people who have received both Moderna or Pfizer vaccine doses or one Johnson & Johnson dose and are considered fully immunized.

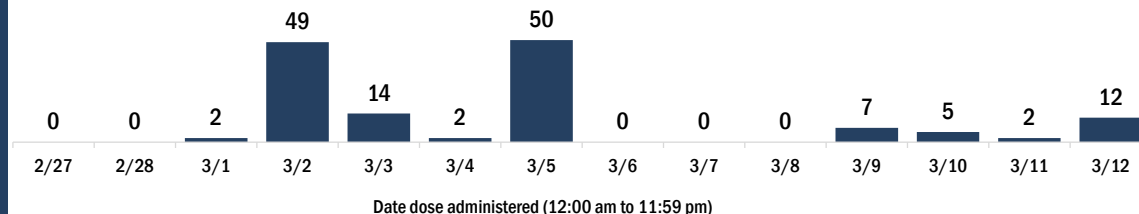
Demographic summary	First dose	Series complete	Total people vaccinated
Age group	459	987	1,446
16-24 years	2	3	5
25-34 years	3	6	9
35-44 years	11	16	27
45-54 years	32	29	61
55-64 years	61	51	112
65-74 years	200	500	700
75-84 years	110	293	403
85+ years	40	89	129
Race	459	987	1,446
White	367	836	1,203
Black	15	23	38
American Indian/Alaskan	4	1	5
Other	12	61	73
Unknown	61	66	127
Other race includes Asian, native Hawaiian/Pacific Islander, or other.			
Ethnicity	459	987	1,446
Hispanic	17	9	26
Non-Hispanic	312	802	1,114
Unknown	130	176	306
Gender	459	987	1,446
Female	239	520	759
Male	219	467	686
Unknown	1	0	1

COVID-19 doses administered for the past 2 weeks

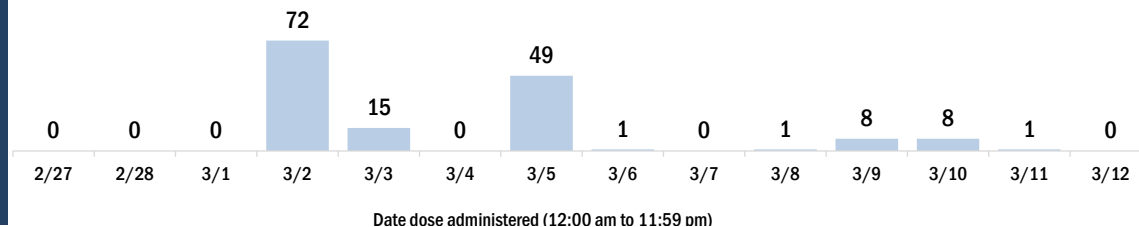


Persons vaccinated for COVID-19 for the past 2 weeks

Number of persons who received their first dose of a two-dose series of the COVID-19 vaccine



Number of persons who completed the COVID-19 vaccine series



COVID-19: Lake County vaccine summary

Vaccination data through Mar 12, 2021 as of Mar 13, 2021 at 12:05 AM

Data in this report are provisional and subject to change.

Data in this summary pertain to COVID-19 vaccines approved by the U.S. Food and Drug Administration and have been issued an Emergency Use Authorization (Janssen COVID-19 Vaccine, Moderna COVID-19 Vaccine and Pfizer-BioNTech COVID-19 Vaccine). These data summarize the number of people who have received either their first dose or have completed the series for a COVID-19 vaccine. **A person can only be counted in one category, first dose or series complete.** For persons receiving Moderna or Pfizer vaccines, once they receive their second dose, they are moved from the first dose column to the series completed column. **Because of this, the total first dose category may show a change from report to report not matching the total receiving their first dose from the previous day.** Persons receiving Johnson & Johnson vaccines will always be counted in the series completed column.

COVID-19 doses for vaccinated persons in Florida

Doses administered 139,730

People receiving one dose of a 1-dose series (Johnson & Johnson) or receiving only one dose of a 2-dose series (Moderna, Pfizer) count once. Persons receiving both doses of a 2-dose series count twice.

Current status of persons vaccinated for COVID-19 in Florida

Total people vaccinated 87,689

First dose 34,546

Series completed 53,143

Completed 1-dose series 1,102

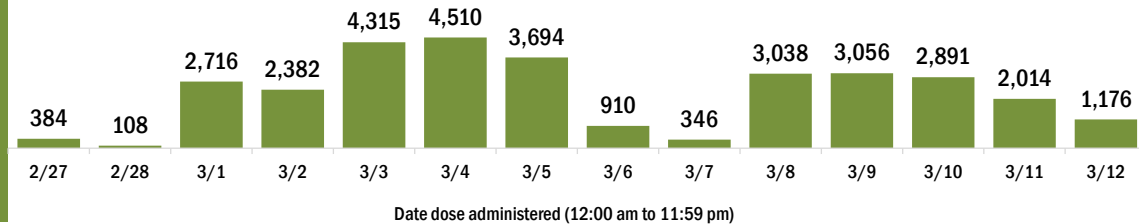
Completed 2-dose series 52,041

First dose: current number of people who have only received their first dose of the Moderna or Pfizer vaccine.

Series complete: current number of people who have received both Moderna or Pfizer vaccine doses or one Johnson & Johnson dose and are considered fully immunized.

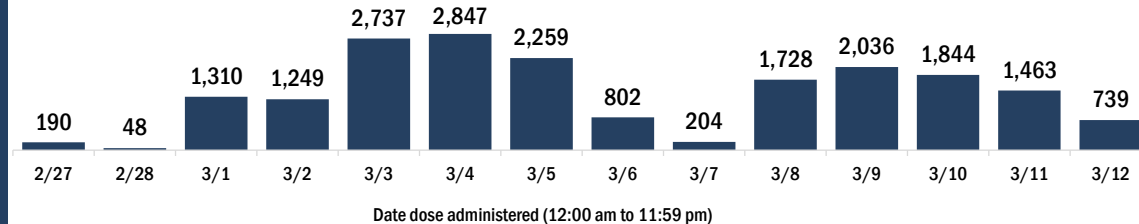
Demographic summary	First dose	Series complete	Total people vaccinated
Age group	34,546	53,143	87,689
16-24 years	361	318	679
25-34 years	956	1,029	1,985
35-44 years	1,409	1,588	2,997
45-54 years	2,246	2,035	4,281
55-64 years	4,167	3,060	7,227
65-74 years	12,907	23,812	36,719
75-84 years	9,364	16,633	25,997
85+ years	3,136	4,668	7,804
Race	34,546	53,143	87,689
White	23,117	41,889	65,006
Black	1,664	1,976	3,640
American Indian/Alaskan	153	328	481
Other	2,544	5,069	7,613
Unknown	7,068	3,881	10,949
Other race includes Asian, native Hawaiian/Pacific Islander, or other.			
Ethnicity	34,546	53,143	87,689
Hispanic	1,287	2,058	3,345
Non-Hispanic	13,781	29,511	43,292
Unknown	19,478	21,574	41,052
Gender	34,546	53,143	87,689
Female	20,063	30,132	50,195
Male	14,339	22,983	37,322
Unknown	144	28	172

COVID-19 doses administered for the past 2 weeks

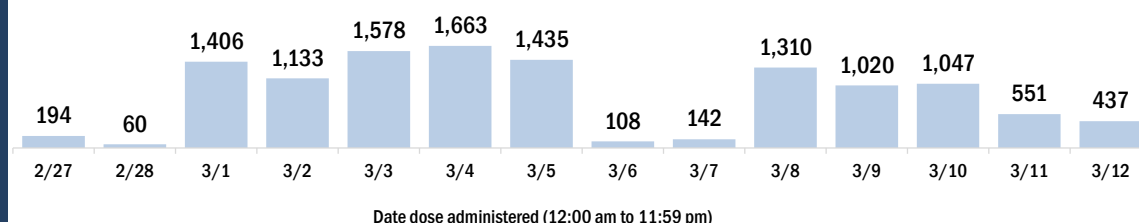


Persons vaccinated for COVID-19 for the past 2 weeks

Number of persons who received their first dose of a two-dose series of the COVID-19 vaccine



Number of persons who completed the COVID-19 vaccine series



COVID-19: Lee County vaccine summary

Vaccination data through Mar 12, 2021 as of Mar 13, 2021 at 12:05 AM

Data in this report are provisional and subject to change.

Data in this summary pertain to COVID-19 vaccines approved by the U.S. Food and Drug Administration and have been issued an Emergency Use Authorization (Janssen COVID-19 Vaccine, Moderna COVID-19 Vaccine and Pfizer-BioNTech COVID-19 Vaccine). These data summarize the number of people who have received either their first dose or have completed the series for a COVID-19 vaccine. **A person can only be counted in one category, first dose or series complete.** For persons receiving Moderna or Pfizer vaccines, once they receive their second dose, they are moved from the first dose column to the series completed column. **Because of this, the total first dose category may show a change from report to report not matching the total receiving their first dose from the previous day.** Persons receiving Johnson & Johnson vaccines will always be counted in the series completed column.

COVID-19 doses for vaccinated persons in Florida

Doses administered 244,633

People receiving one dose of a 1-dose series (Johnson & Johnson) or receiving only one dose of a 2-dose series (Moderna, Pfizer) count once. Persons receiving both doses of a 2-dose series count twice.

Current status of persons vaccinated for COVID-19 in Florida

Total people vaccinated 159,458

First dose 72,557

Series completed 86,901

Completed 1-dose series 1,726

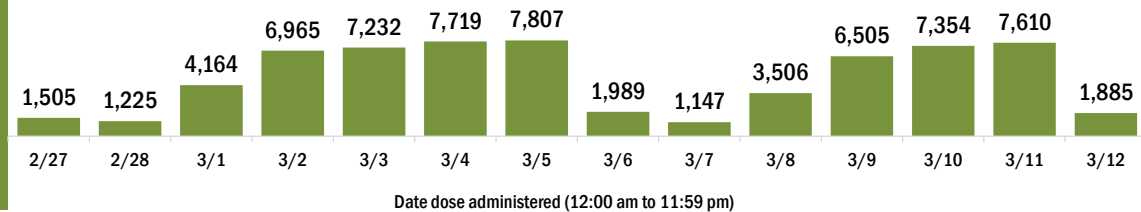
Completed 2-dose series 85,175

First dose: current number of people who have only received their first dose of the Moderna or Pfizer vaccine.

Series complete: current number of people who have received both Moderna or Pfizer vaccine doses or one Johnson & Johnson dose and are considered fully immunized.

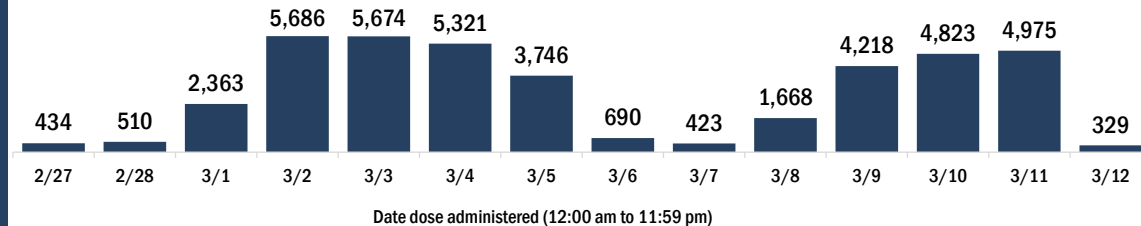
Demographic summary	First dose	Series complete	Total people vaccinated
Age group	72,557	86,901	159,458
16-24 years	405	557	962
25-34 years	1,060	2,044	3,104
35-44 years	1,487	2,779	4,266
45-54 years	2,574	3,821	6,395
55-64 years	5,595	6,803	12,398
65-74 years	33,085	40,891	73,976
75-84 years	22,543	23,277	45,820
85+ years	5,808	6,729	12,537
Race	72,557	86,901	159,458
White	51,522	59,704	111,226
Black	1,512	1,574	3,086
American Indian/Alaskan	337	185	522
Other	3,550	6,482	10,032
Unknown	15,636	18,956	34,592
Other race includes Asian, native Hawaiian/Pacific Islander, or other.			
Ethnicity	72,557	86,901	159,458
Hispanic	2,820	3,087	5,907
Non-Hispanic	39,421	47,900	87,321
Unknown	30,316	35,914	66,230
Gender	72,557	86,901	159,458
Female	40,965	48,392	89,357
Male	31,451	38,261	69,712
Unknown	141	248	389

COVID-19 doses administered for the past 2 weeks

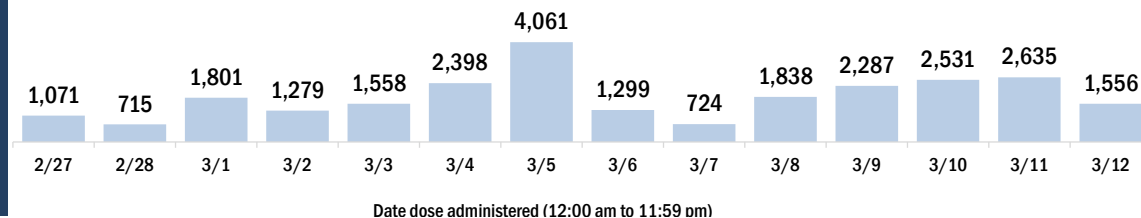


Persons vaccinated for COVID-19 for the past 2 weeks

Number of persons who received their first dose of a two-dose series of the COVID-19 vaccine



Number of persons who completed the COVID-19 vaccine series



COVID-19: Leon County vaccine summary

Vaccination data through Mar 12, 2021 as of Mar 13, 2021 at 12:05 AM

Data in this report are provisional and subject to change.

Data in this summary pertain to COVID-19 vaccines approved by the U.S. Food and Drug Administration and have been issued an Emergency Use Authorization (Janssen COVID-19 Vaccine, Moderna COVID-19 Vaccine and Pfizer-BioNTech COVID-19 Vaccine). These data summarize the number of people who have received either their first dose or have completed the series for a COVID-19 vaccine. **A person can only be counted in one category, first dose or series complete.** For persons receiving Moderna or Pfizer vaccines, once they receive their second dose, they are moved from the first dose column to the series completed column. **Because of this, the total first dose category may show a change from report to report not matching the total receiving their first dose from the previous day.** Persons receiving Johnson & Johnson vaccines will always be counted in the series completed column.

COVID-19 doses for vaccinated persons in Florida

Doses administered 90,934

People receiving one dose of a 1-dose series (Johnson & Johnson) or receiving only one dose of a 2-dose series (Moderna, Pfizer) count once. Persons receiving both doses of a 2-dose series count twice.

Current status of persons vaccinated for COVID-19 in Florida

Total people vaccinated 55,910

First dose 20,314

Series completed 35,596

Completed 1-dose series 572

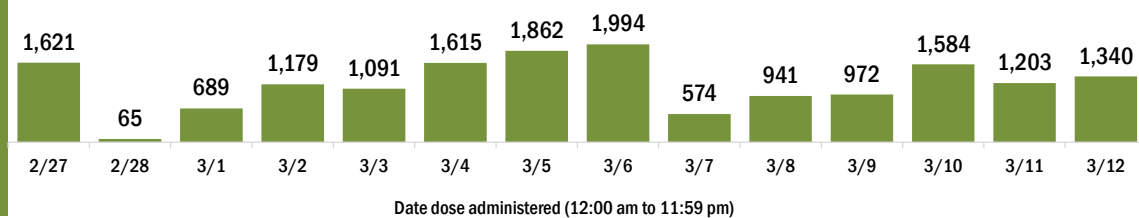
Completed 2-dose series 35,024

First dose: current number of people who have only received their first dose of the Moderna or Pfizer vaccine.

Series complete: current number of people who have received both Moderna or Pfizer vaccine doses or one Johnson & Johnson dose and are considered fully immunized.

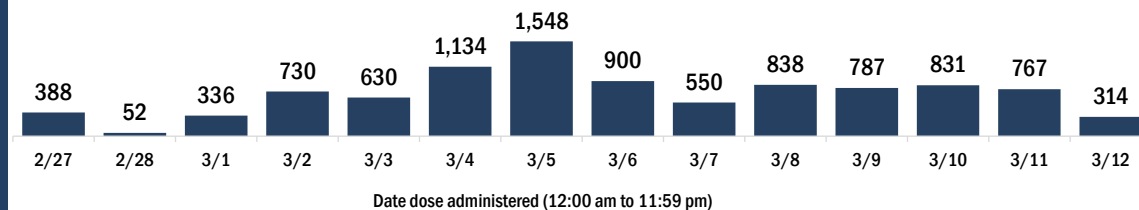
Demographic summary	First dose	Series complete	Total people vaccinated
Age group	20,314	35,596	55,910
16-24 years	1,033	865	1,898
25-34 years	1,865	1,737	3,602
35-44 years	2,497	2,049	4,546
45-54 years	3,162	2,279	5,441
55-64 years	5,093	3,983	9,076
65-74 years	4,171	15,138	19,309
75-84 years	1,794	7,150	8,944
85+ years	699	2,395	3,094
Race	20,314	35,596	55,910
White	10,895	21,632	32,527
Black	3,576	3,886	7,462
American Indian/Alaskan	59	110	169
Other	3,148	7,428	10,576
Unknown	2,636	2,540	5,176
Other race includes Asian, native Hawaiian/Pacific Islander, or other.			
Ethnicity	20,314	35,596	55,910
Hispanic	864	1,027	1,891
Non-Hispanic	13,031	25,059	38,090
Unknown	6,419	9,510	15,929
Gender	20,314	35,596	55,910
Female	12,288	21,227	33,515
Male	8,014	14,352	22,366
Unknown	12	17	29

COVID-19 doses administered for the past 2 weeks

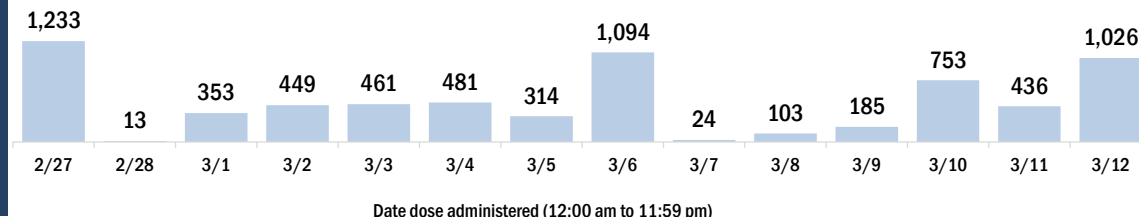


Persons vaccinated for COVID-19 for the past 2 weeks

Number of persons who received their first dose of a two-dose series of the COVID-19 vaccine



Number of persons who completed the COVID-19 vaccine series



COVID-19: Levy County vaccine summary

Vaccination data through Mar 12, 2021 as of Mar 13, 2021 at 12:05 AM

Data in this report are provisional and subject to change.

Data in this summary pertain to COVID-19 vaccines approved by the U.S. Food and Drug Administration and have been issued an Emergency Use Authorization (Janssen COVID-19 Vaccine, Moderna COVID-19 Vaccine and Pfizer-BioNTech COVID-19 Vaccine). These data summarize the number of people who have received either their first dose or have completed the series for a COVID-19 vaccine. **A person can only be counted in one category, first dose or series complete.** For persons receiving Moderna or Pfizer vaccines, once they receive their second dose, they are moved from the first dose column to the series completed column. **Because of this, the total first dose category may show a change from report to report not matching the total receiving their first dose from the previous day.** Persons receiving Johnson & Johnson vaccines will always be counted in the series completed column.

COVID-19 doses for vaccinated persons in Florida

Doses administered 9,521

People receiving one dose of a 1-dose series (Johnson & Johnson) or receiving only one dose of a 2-dose series (Moderna, Pfizer) count once. Persons receiving both doses of a 2-dose series count twice.

Current status of persons vaccinated for COVID-19 in Florida

Total people vaccinated 5,860

First dose 2,169

Series completed 3,691

Completed 1-dose series 30

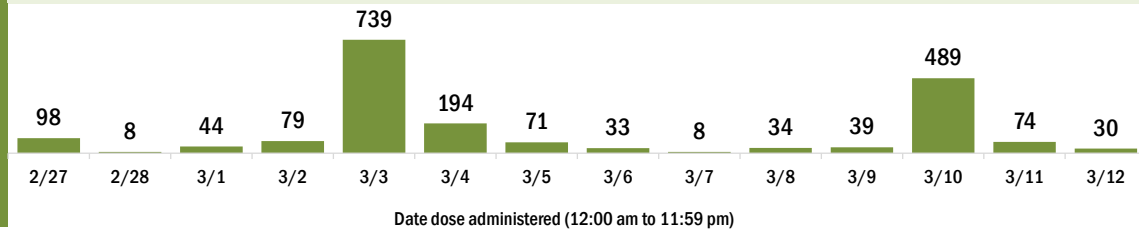
Completed 2-dose series 3,661

First dose: current number of people who have only received their first dose of the Moderna or Pfizer vaccine.

Series complete: current number of people who have received both Moderna or Pfizer vaccine doses or one Johnson & Johnson dose and are considered fully immunized.

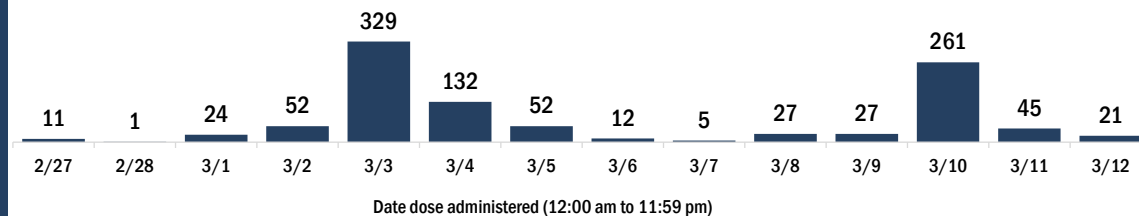
Demographic summary	First dose	Series complete	Total people vaccinated
Age group	2,169	3,691	5,860
16-24 years	18	32	50
25-34 years	25	100	125
35-44 years	45	109	154
45-54 years	85	167	252
55-64 years	212	286	498
65-74 years	1,075	1,798	2,873
75-84 years	553	973	1,526
85+ years	156	226	382
Race	2,169	3,691	5,860
White	1,680	2,925	4,605
Black	129	183	312
American Indian/Alaskan	26	19	45
Other	121	213	334
Unknown	213	351	564
Other race includes Asian, native Hawaiian/Pacific Islander, or other.			
Ethnicity	2,169	3,691	5,860
Hispanic	73	68	141
Non-Hispanic	1,302	2,693	3,995
Unknown	794	930	1,724
Gender	2,169	3,691	5,860
Female	1,246	2,096	3,342
Male	922	1,595	2,517
Unknown	1	0	1

COVID-19 doses administered for the past 2 weeks

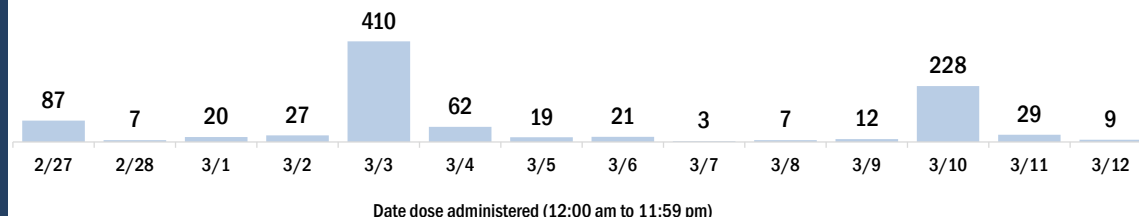


Persons vaccinated for COVID-19 for the past 2 weeks

Number of persons who received their first dose of a two-dose series of the COVID-19 vaccine



Number of persons who completed the COVID-19 vaccine series



COVID-19: Liberty County vaccine summary

Vaccination data through Mar 12, 2021 as of Mar 13, 2021 at 12:05 AM

Data in this report are provisional and subject to change.

Data in this summary pertain to COVID-19 vaccines approved by the U.S. Food and Drug Administration and have been issued an Emergency Use Authorization (Janssen COVID-19 Vaccine, Moderna COVID-19 Vaccine and Pfizer-BioNTech COVID-19 Vaccine). These data summarize the number of people who have received either their first dose or have completed the series for a COVID-19 vaccine. **A person can only be counted in one category, first dose or series complete.** For persons receiving Moderna or Pfizer vaccines, once they receive their second dose, they are moved from the first dose column to the series completed column. **Because of this, the total first dose category may show a change from report to report not matching the total receiving their first dose from the previous day.** Persons receiving Johnson & Johnson vaccines will always be counted in the series completed column.

COVID-19 doses for vaccinated persons in Florida

Doses administered 1,951

People receiving one dose of a 1-dose series (Johnson & Johnson) or receiving only one dose of a 2-dose series (Moderna, Pfizer) count once. Persons receiving both doses of a 2-dose series count twice.

Current status of persons vaccinated for COVID-19 in Florida

Total people vaccinated 1,107

First dose 261

Series completed 846

Completed 1-dose series 2

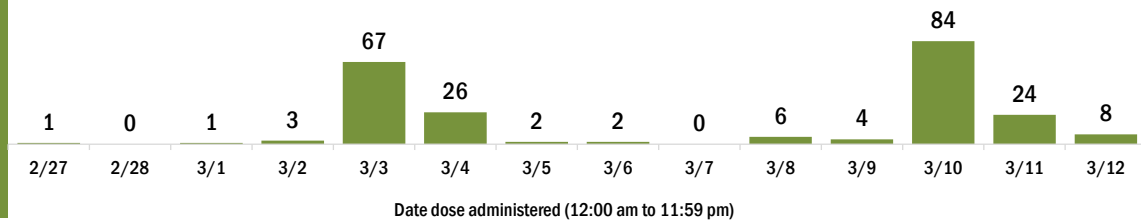
Completed 2-dose series 844

First dose: current number of people who have only received their first dose of the Moderna or Pfizer vaccine.

Series complete: current number of people who have received both Moderna or Pfizer vaccine doses or one Johnson & Johnson dose and are considered fully immunized.

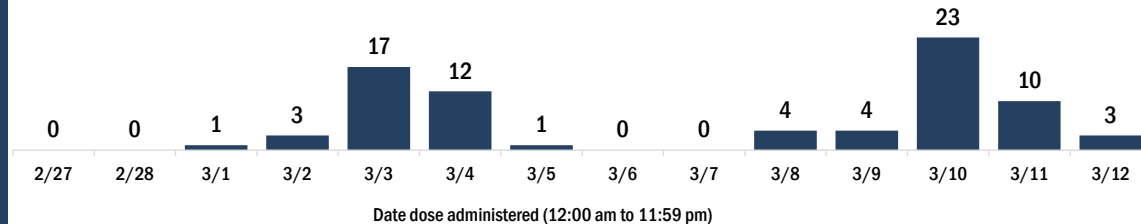
Demographic summary	First dose	Series complete	Total people vaccinated
Age group	261	846	1,107
16-24 years	8	8	16
25-34 years	13	19	32
35-44 years	24	39	63
45-54 years	36	31	67
55-64 years	71	156	227
65-74 years	73	343	416
75-84 years	32	196	228
85+ years	4	54	58
Race	261	846	1,107
White	175	621	796
Black	34	54	88
American Indian/Alaskan	0	5	5
Other	16	89	105
Unknown	36	77	113
Other race includes Asian, native Hawaiian/Pacific Islander, or other.			
Ethnicity	261	846	1,107
Hispanic	1	8	9
Non-Hispanic	125	449	574
Unknown	135	389	524
Gender	261	846	1,107
Female	150	448	598
Male	111	398	509
Unknown	0	0	0

COVID-19 doses administered for the past 2 weeks

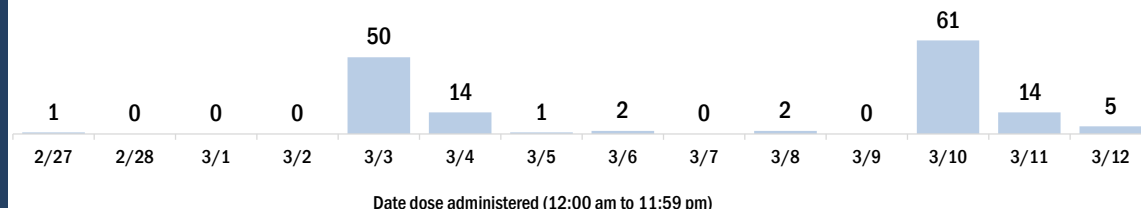


Persons vaccinated for COVID-19 for the past 2 weeks

Number of persons who received their first dose of a two-dose series of the COVID-19 vaccine



Number of persons who completed the COVID-19 vaccine series



COVID-19: Madison County vaccine summary

Vaccination data through Mar 12, 2021 as of Mar 13, 2021 at 12:05 AM

Data in this report are provisional and subject to change.

Data in this summary pertain to COVID-19 vaccines approved by the U.S. Food and Drug Administration and have been issued an Emergency Use Authorization (Janssen COVID-19 Vaccine, Moderna COVID-19 Vaccine and Pfizer-BioNTech COVID-19 Vaccine). These data summarize the number of people who have received either their first dose or have completed the series for a COVID-19 vaccine. **A person can only be counted in one category, first dose or series complete.** For persons receiving Moderna or Pfizer vaccines, once they receive their second dose, they are moved from the first dose column to the series completed column. **Because of this, the total first dose category may show a change from report to report not matching the total receiving their first dose from the previous day.** Persons receiving Johnson & Johnson vaccines will always be counted in the series completed column.

COVID-19 doses for vaccinated persons in Florida

Doses administered 5,531

People receiving one dose of a 1-dose series (Johnson & Johnson) or receiving only one dose of a 2-dose series (Moderna, Pfizer) count once. Persons receiving both doses of a 2-dose series count twice.

Current status of persons vaccinated for COVID-19 in Florida

Total people vaccinated 3,303

First dose 1,063

Series completed 2,240

Completed 1-dose series 12

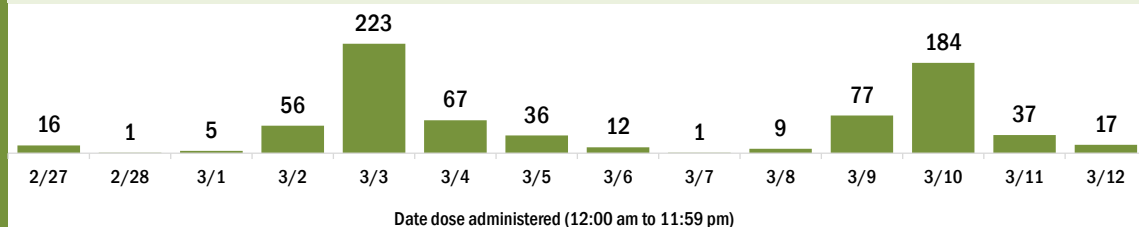
Completed 2-dose series 2,228

First dose: current number of people who have only received their first dose of the Moderna or Pfizer vaccine.

Series complete: current number of people who have received both Moderna or Pfizer vaccine doses or one Johnson & Johnson dose and are considered fully immunized.

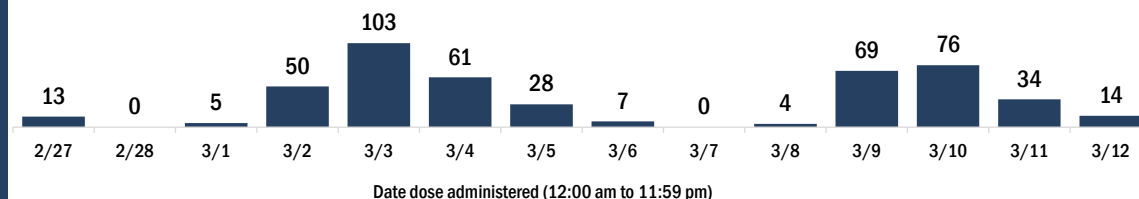
Demographic summary	First dose	Series complete	Total people vaccinated
Age group	1,063	2,240	3,303
16-24 years	15	9	24
25-34 years	39	36	75
35-44 years	79	54	133
45-54 years	172	70	242
55-64 years	361	166	527
65-74 years	247	1,082	1,329
75-84 years	109	648	757
85+ years	41	175	216
Race	1,063	2,240	3,303
White	493	1,212	1,705
Black	311	468	779
American Indian/Alaskan	2	5	7
Other	81	219	300
Unknown	176	336	512
Other race includes Asian, native Hawaiian/Pacific Islander, or other.			
Ethnicity	1,063	2,240	3,303
Hispanic	7	17	24
Non-Hispanic	375	719	1,094
Unknown	681	1,504	2,185
Gender	1,063	2,240	3,303
Female	642	1,249	1,891
Male	420	991	1,411
Unknown	1	0	1

COVID-19 doses administered for the past 2 weeks

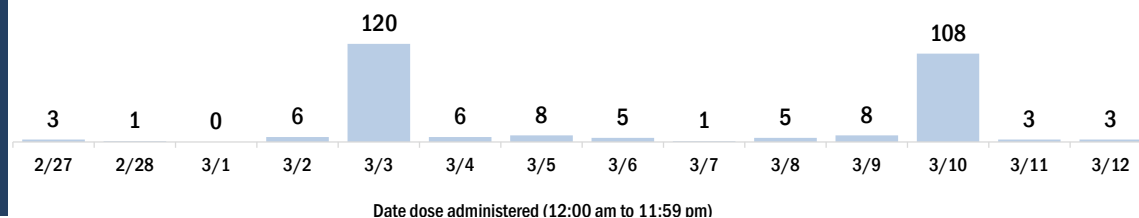


Persons vaccinated for COVID-19 for the past 2 weeks

Number of persons who received their first dose of a two-dose series of the COVID-19 vaccine



Number of persons who completed the COVID-19 vaccine series



COVID-19: Manatee County vaccine summary

Vaccination data through Mar 12, 2021 as of Mar 13, 2021 at 12:05 AM

Data in this report are provisional and subject to change.

Data in this summary pertain to COVID-19 vaccines approved by the U.S. Food and Drug Administration and have been issued an Emergency Use Authorization (Janssen COVID-19 Vaccine, Moderna COVID-19 Vaccine and Pfizer-BioNTech COVID-19 Vaccine). These data summarize the number of people who have received either their first dose or have completed the series for a COVID-19 vaccine. **A person can only be counted in one category, first dose or series complete.** For persons receiving Moderna or Pfizer vaccines, once they receive their second dose, they are moved from the first dose column to the series completed column. **Because of this, the total first dose category may show a change from report to report not matching the total receiving their first dose from the previous day.** Persons receiving Johnson & Johnson vaccines will always be counted in the series completed column.

COVID-19 doses for vaccinated persons in Florida

Doses administered 122,477

People receiving one dose of a 1-dose series (Johnson & Johnson) or receiving only one dose of a 2-dose series (Moderna, Pfizer) count once. Persons receiving both doses of a 2-dose series count twice.

Current status of persons vaccinated for COVID-19 in Florida

Total people vaccinated 87,664

First dose 51,975

Series completed 35,689

Completed 1-dose series 876

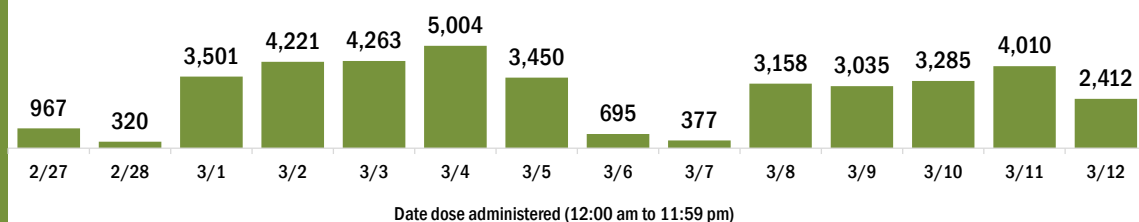
Completed 2-dose series 34,813

First dose: current number of people who have only received their first dose of the Moderna or Pfizer vaccine.

Series complete: current number of people who have received both Moderna or Pfizer vaccine doses or one Johnson & Johnson dose and are considered fully immunized.

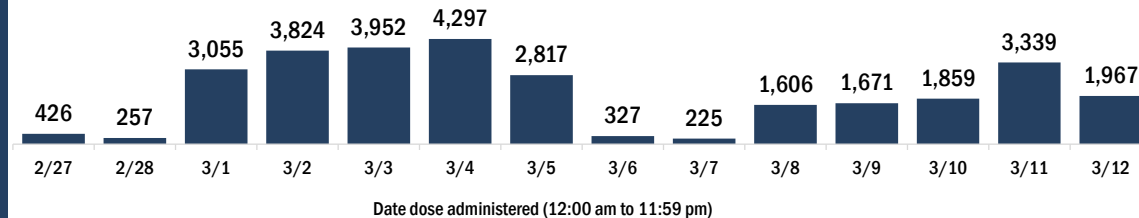
Demographic summary	First dose	Series complete	Total people vaccinated
Age group	51,975	35,689	87,664
16-24 years	325	476	801
25-34 years	787	1,630	2,417
35-44 years	934	2,045	2,979
45-54 years	1,491	2,498	3,989
55-64 years	3,745	3,251	6,996
65-74 years	24,994	14,970	39,964
75-84 years	15,161	8,013	23,174
85+ years	4,538	2,806	7,344
Race	51,975	35,689	87,664
White	39,655	27,110	66,765
Black	1,005	726	1,731
American Indian/Alaskan	250	135	385
Other	2,842	4,074	6,916
Unknown	8,223	3,644	11,867
Other race includes Asian, native Hawaiian/Pacific Islander, or other.			
Ethnicity	51,975	35,689	87,664
Hispanic	1,358	1,067	2,425
Non-Hispanic	26,185	22,583	48,768
Unknown	24,432	12,039	36,471
Gender	51,975	35,689	87,664
Female	29,075	20,693	49,768
Male	22,819	14,966	37,785
Unknown	81	30	111

COVID-19 doses administered for the past 2 weeks

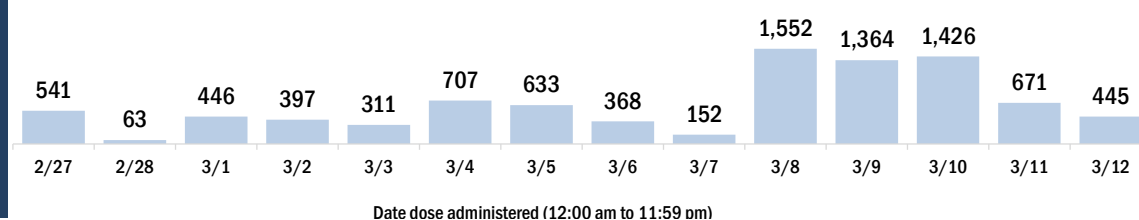


Persons vaccinated for COVID-19 for the past 2 weeks

Number of persons who received their first dose of a two-dose series of the COVID-19 vaccine



Number of persons who completed the COVID-19 vaccine series



COVID-19: Marion County vaccine summary

Vaccination data through Mar 12, 2021 as of Mar 13, 2021 at 12:05 AM

Data in this report are provisional and subject to change.

Data in this summary pertain to COVID-19 vaccines approved by the U.S. Food and Drug Administration and have been issued an Emergency Use Authorization (Janssen COVID-19 Vaccine, Moderna COVID-19 Vaccine and Pfizer-BioNTech COVID-19 Vaccine). These data summarize the number of people who have received either their first dose or have completed the series for a COVID-19 vaccine. **A person can only be counted in one category, first dose or series complete.** For persons receiving Moderna or Pfizer vaccines, once they receive their second dose, they are moved from the first dose column to the series completed column. **Because of this, the total first dose category may show a change from report to report not matching the total receiving their first dose from the previous day.** Persons receiving Johnson & Johnson vaccines will always be counted in the series completed column.

COVID-19 doses for vaccinated persons in Florida

Doses administered 109,798

People receiving one dose of a 1-dose series (Johnson & Johnson) or receiving only one dose of a 2-dose series (Moderna, Pfizer) count once. Persons receiving both doses of a 2-dose series count twice.

Current status of persons vaccinated for COVID-19 in Florida

Total people vaccinated 69,552

First dose 29,165

Series completed 40,387

Completed 1-dose series 141

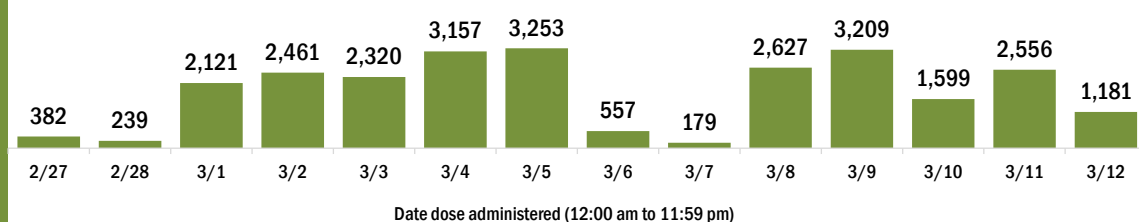
Completed 2-dose series 40,246

First dose: current number of people who have only received their first dose of the Moderna or Pfizer vaccine.

Series complete: current number of people who have received both Moderna or Pfizer vaccine doses or one Johnson & Johnson dose and are considered fully immunized.

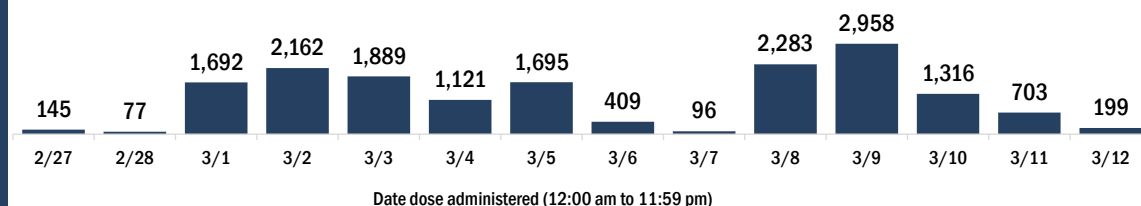
Demographic summary	First dose	Series complete	Total people vaccinated
Age group	29,165	40,387	69,552
16-24 years	240	415	655
25-34 years	582	1,105	1,687
35-44 years	742	1,554	2,296
45-54 years	1,302	2,126	3,428
55-64 years	2,743	3,041	5,784
65-74 years	11,966	17,421	29,387
75-84 years	8,848	11,551	20,399
85+ years	2,742	3,174	5,916
Race	29,165	40,387	69,552
White	20,285	27,770	48,055
Black	1,852	1,516	3,368
American Indian/Alaskan	85	147	232
Other	2,251	4,623	6,874
Unknown	4,692	6,331	11,023
Other race includes Asian, native Hawaiian/Pacific Islander, or other.			
Ethnicity	29,165	40,387	69,552
Hispanic	1,605	1,287	2,892
Non-Hispanic	17,372	23,822	41,194
Unknown	10,188	15,278	25,466
Gender	29,165	40,387	69,552
Female	17,036	23,129	40,165
Male	12,079	17,245	29,324
Unknown	50	13	63

COVID-19 doses administered for the past 2 weeks

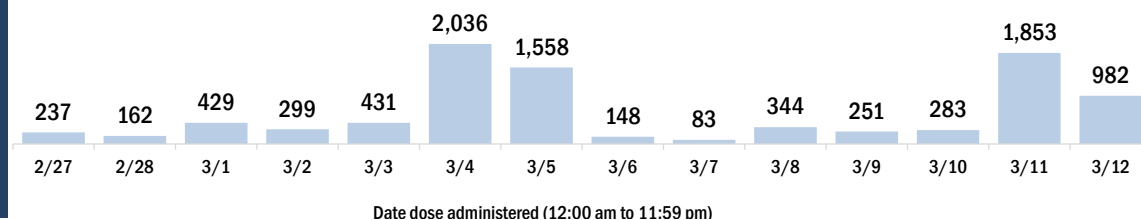


Persons vaccinated for COVID-19 for the past 2 weeks

Number of persons who received their first dose of a two-dose series of the COVID-19 vaccine



Number of persons who completed the COVID-19 vaccine series



COVID-19: Martin County vaccine summary

Vaccination data through Mar 12, 2021 as of Mar 13, 2021 at 12:05 AM

Data in this report are provisional and subject to change.

Data in this summary pertain to COVID-19 vaccines approved by the U.S. Food and Drug Administration and have been issued an Emergency Use Authorization (Janssen COVID-19 Vaccine, Moderna COVID-19 Vaccine and Pfizer-BioNTech COVID-19 Vaccine). These data summarize the number of people who have received either their first dose or have completed the series for a COVID-19 vaccine. **A person can only be counted in one category, first dose or series complete.** For persons receiving Moderna or Pfizer vaccines, once they receive their second dose, they are moved from the first dose column to the series completed column. **Because of this, the total first dose category may show a change from report to report not matching the total receiving their first dose from the previous day.** Persons receiving Johnson & Johnson vaccines will always be counted in the series completed column.

COVID-19 doses for vaccinated persons in Florida

Doses administered 68,975

People receiving one dose of a 1-dose series (Johnson & Johnson) or receiving only one dose of a 2-dose series (Moderna, Pfizer) count once. Persons receiving both doses of a 2-dose series count twice.

Current status of persons vaccinated for COVID-19 in Florida

Total people vaccinated 43,181

First dose 17,321

Series completed 25,860

Completed 1-dose series 66

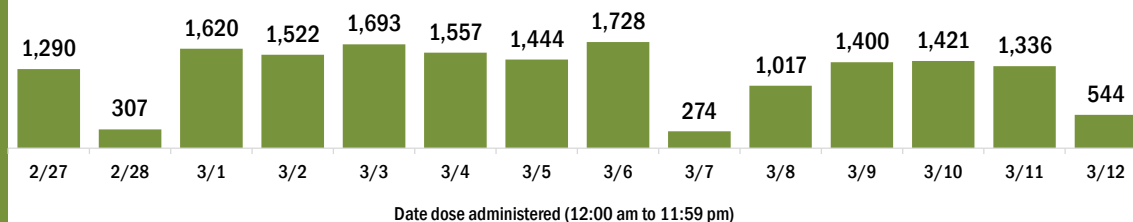
Completed 2-dose series 25,794

First dose: current number of people who have only received their first dose of the Moderna or Pfizer vaccine.

Series complete: current number of people who have received both Moderna or Pfizer vaccine doses or one Johnson & Johnson dose and are considered fully immunized.

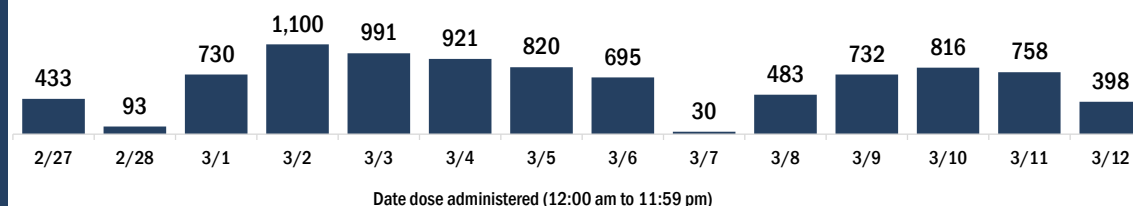
Demographic summary	First dose	Series complete	Total people vaccinated
Age group	17,321	25,860	43,181
16-24 years	111	133	244
25-34 years	281	422	703
35-44 years	368	711	1,079
45-54 years	659	885	1,544
55-64 years	1,839	1,843	3,682
65-74 years	7,095	10,992	18,087
75-84 years	5,054	7,858	12,912
85+ years	1,914	3,016	4,930
Race	17,321	25,860	43,181
White	12,120	16,634	28,754
Black	309	347	656
American Indian/Alaskan	65	37	102
Other	887	2,369	3,256
Unknown	3,940	6,473	10,413
Other race includes Asian, native Hawaiian/Pacific Islander, or other.			
Ethnicity	17,321	25,860	43,181
Hispanic	446	406	852
Non-Hispanic	7,442	7,627	15,069
Unknown	9,433	17,827	27,260
Gender	17,321	25,860	43,181
Female	9,954	14,725	24,679
Male	7,347	11,124	18,471
Unknown	20	11	31

COVID-19 doses administered for the past 2 weeks

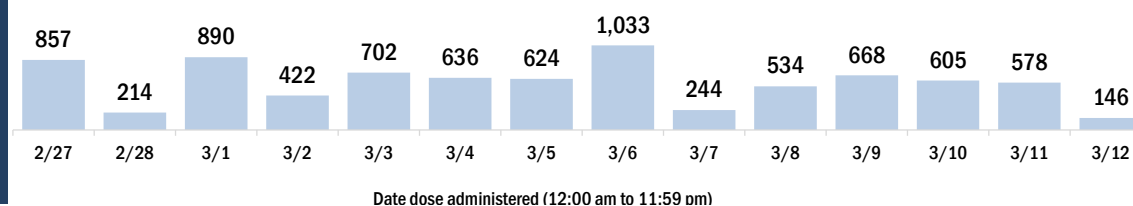


Persons vaccinated for COVID-19 for the past 2 weeks

Number of persons who received their first dose of a two-dose series of the COVID-19 vaccine



Number of persons who completed the COVID-19 vaccine series



COVID-19: Monroe County vaccine summary

Vaccination data through Mar 12, 2021 as of Mar 13, 2021 at 12:05 AM

Data in this report are provisional and subject to change.

Data in this summary pertain to COVID-19 vaccines approved by the U.S. Food and Drug Administration and have been issued an Emergency Use Authorization (Janssen COVID-19 Vaccine, Moderna COVID-19 Vaccine and Pfizer-BioNTech COVID-19 Vaccine). These data summarize the number of people who have received either their first dose or have completed the series for a COVID-19 vaccine. **A person can only be counted in one category, first dose or series complete.** For persons receiving Moderna or Pfizer vaccines, once they receive their second dose, they are moved from the first dose column to the series completed column. **Because of this, the total first dose category may show a change from report to report not matching the total receiving their first dose from the previous day.** Persons receiving Johnson & Johnson vaccines will always be counted in the series completed column.

COVID-19 doses for vaccinated persons in Florida

Doses administered 24,864

People receiving one dose of a 1-dose series (Johnson & Johnson) or receiving only one dose of a 2-dose series (Moderna, Pfizer) count once. Persons receiving both doses of a 2-dose series count twice.

Current status of persons vaccinated for COVID-19 in Florida

Total people vaccinated 16,001

First dose 7,008

Series completed 8,993

Completed 1-dose series 130

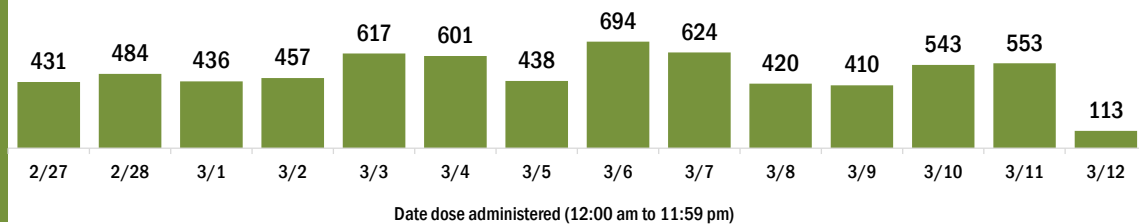
Completed 2-dose series 8,863

First dose: current number of people who have only received their first dose of the Moderna or Pfizer vaccine.

Series complete: current number of people who have received both Moderna or Pfizer vaccine doses or one Johnson & Johnson dose and are considered fully immunized.

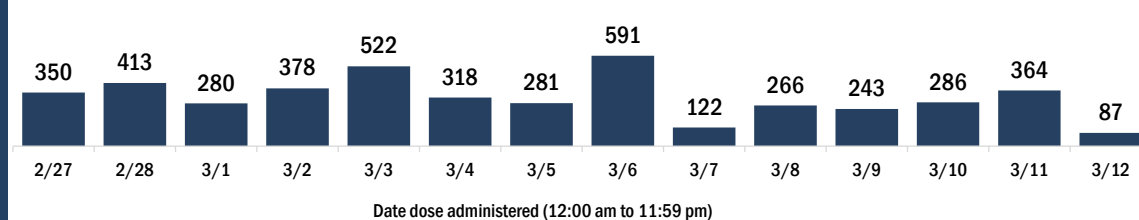
Demographic summary	First dose	Series complete	Total people vaccinated
Age group	7,008	8,993	16,001
16-24 years	74	52	126
25-34 years	154	211	365
35-44 years	248	363	611
45-54 years	453	517	970
55-64 years	1,112	872	1,984
65-74 years	3,331	4,286	7,617
75-84 years	1,339	2,150	3,489
85+ years	297	542	839
Race	7,008	8,993	16,001
White	4,696	6,785	11,481
Black	168	133	301
American Indian/Alaskan	46	25	71
Other	313	550	863
Unknown	1,785	1,500	3,285
Other race includes Asian, native Hawaiian/Pacific Islander, or other.			
Ethnicity	7,008	8,993	16,001
Hispanic	566	538	1,104
Non-Hispanic	3,141	5,567	8,708
Unknown	3,301	2,888	6,189
Gender	7,008	8,993	16,001
Female	3,683	4,700	8,383
Male	3,308	4,293	7,601
Unknown	17	0	17

COVID-19 doses administered for the past 2 weeks

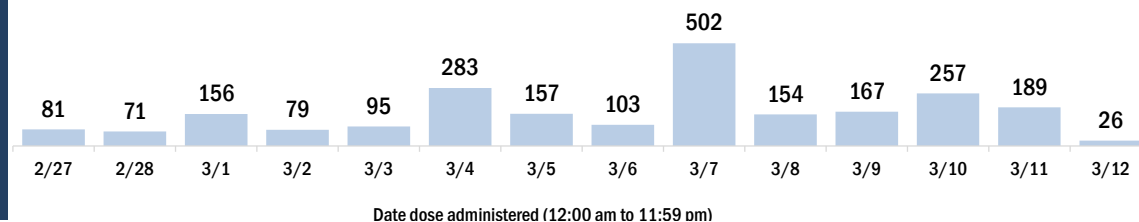


Persons vaccinated for COVID-19 for the past 2 weeks

Number of persons who received their first dose of a two-dose series of the COVID-19 vaccine



Number of persons who completed the COVID-19 vaccine series



COVID-19: Nassau County vaccine summary

Vaccination data through Mar 12, 2021 as of Mar 13, 2021 at 12:05 AM

Data in this report are provisional and subject to change.

Data in this summary pertain to COVID-19 vaccines approved by the U.S. Food and Drug Administration and have been issued an Emergency Use Authorization (Janssen COVID-19 Vaccine, Moderna COVID-19 Vaccine and Pfizer-BioNTech COVID-19 Vaccine). These data summarize the number of people who have received either their first dose or have completed the series for a COVID-19 vaccine. **A person can only be counted in one category, first dose or series complete.** For persons receiving Moderna or Pfizer vaccines, once they receive their second dose, they are moved from the first dose column to the series completed column. **Because of this, the total first dose category may show a change from report to report not matching the total receiving their first dose from the previous day.** Persons receiving Johnson & Johnson vaccines will always be counted in the series completed column.

COVID-19 doses for vaccinated persons in Florida

Doses administered 33,568

People receiving one dose of a 1-dose series (Johnson & Johnson) or receiving only one dose of a 2-dose series (Moderna, Pfizer) count once. Persons receiving both doses of a 2-dose series count twice.

Current status of persons vaccinated for COVID-19 in Florida

Total people vaccinated 19,989

First dose 6,155

Series completed 13,834

Completed 1-dose series 255

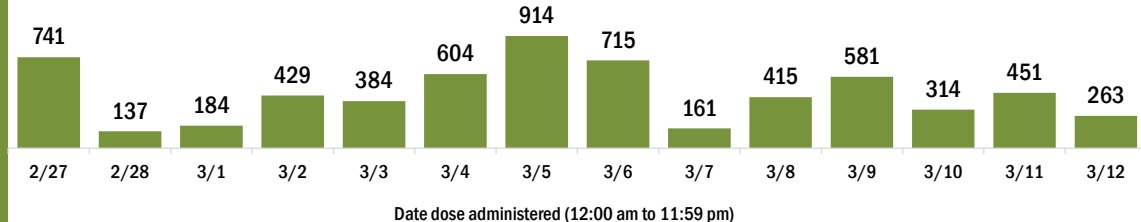
Completed 2-dose series 13,579

First dose: current number of people who have only received their first dose of the Moderna or Pfizer vaccine.

Series complete: current number of people who have received both Moderna or Pfizer vaccine doses or one Johnson & Johnson dose and are considered fully immunized.

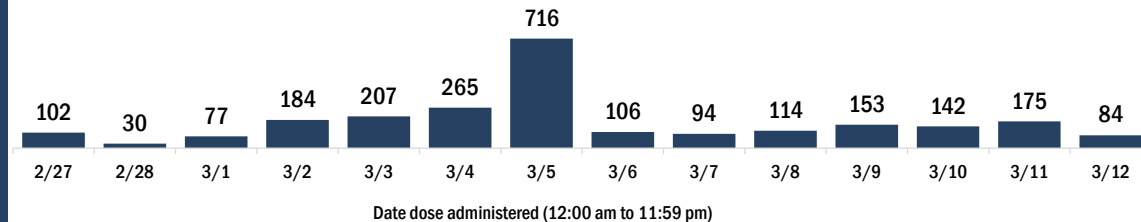
Demographic summary	First dose	Series complete	Total people vaccinated
Age group	6,155	13,834	19,989
16-24 years	77	121	198
25-34 years	120	325	445
35-44 years	285	521	806
45-54 years	520	602	1,122
55-64 years	1,060	1,158	2,218
65-74 years	2,590	6,608	9,198
75-84 years	1,203	3,455	4,658
85+ years	300	1,044	1,344
Race	6,155	13,834	19,989
White	4,730	11,085	15,815
Black	282	528	810
American Indian/Alaskan	28	29	57
Other	317	791	1,108
Unknown	798	1,401	2,199
Other race includes Asian, native Hawaiian/Pacific Islander, or other.			
Ethnicity	6,155	13,834	19,989
Hispanic	140	147	287
Non-Hispanic	4,148	10,275	14,423
Unknown	1,867	3,412	5,279
Gender	6,155	13,834	19,989
Female	3,524	7,733	11,257
Male	2,627	6,100	8,727
Unknown	4	1	5

COVID-19 doses administered for the past 2 weeks

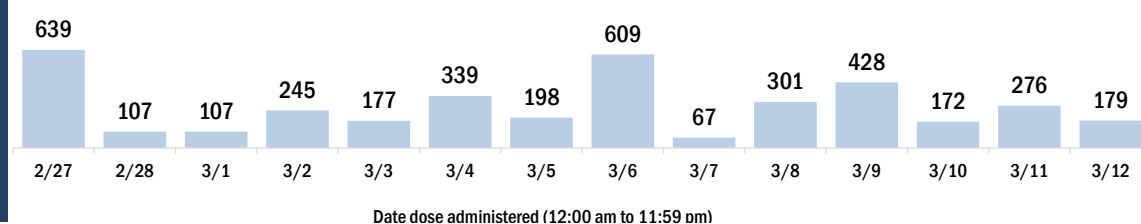


Persons vaccinated for COVID-19 for the past 2 weeks

Number of persons who received their first dose of a two-dose series of the COVID-19 vaccine



Number of persons who completed the COVID-19 vaccine series



COVID-19: Okaloosa County vaccine summary

Vaccination data through Mar 12, 2021 as of Mar 13, 2021 at 12:05 AM

Data in this report are provisional and subject to change.

Data in this summary pertain to COVID-19 vaccines approved by the U.S. Food and Drug Administration and have been issued an Emergency Use Authorization (Janssen COVID-19 Vaccine, Moderna COVID-19 Vaccine and Pfizer-BioNTech COVID-19 Vaccine). These data summarize the number of people who have received either their first dose or have completed the series for a COVID-19 vaccine. **A person can only be counted in one category, first dose or series complete.** For persons receiving Moderna or Pfizer vaccines, once they receive their second dose, they are moved from the first dose column to the series completed column. **Because of this, the total first dose category may show a change from report to report not matching the total receiving their first dose from the previous day.** Persons receiving Johnson & Johnson vaccines will always be counted in the series completed column.

COVID-19 doses for vaccinated persons in Florida

Doses administered 52,457

People receiving one dose of a 1-dose series (Johnson & Johnson) or receiving only one dose of a 2-dose series (Moderna, Pfizer) count once. Persons receiving both doses of a 2-dose series count twice.

Current status of persons vaccinated for COVID-19 in Florida

Total people vaccinated 32,512

First dose 12,026

Series completed 20,486

Completed 1-dose series 541

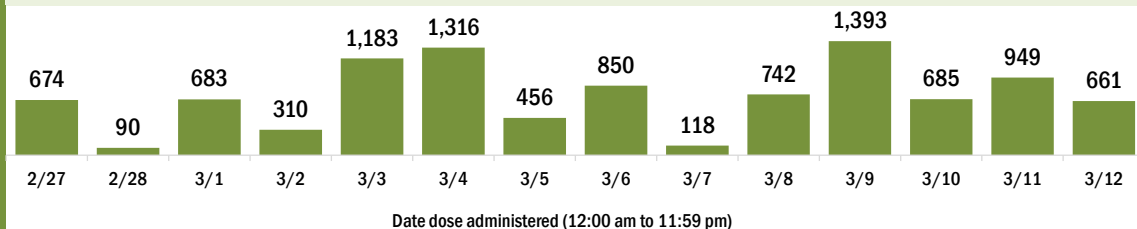
Completed 2-dose series 19,945

First dose: current number of people who have only received their first dose of the Moderna or Pfizer vaccine.

Series complete: current number of people who have received both Moderna or Pfizer vaccine doses or one Johnson & Johnson dose and are considered fully immunized.

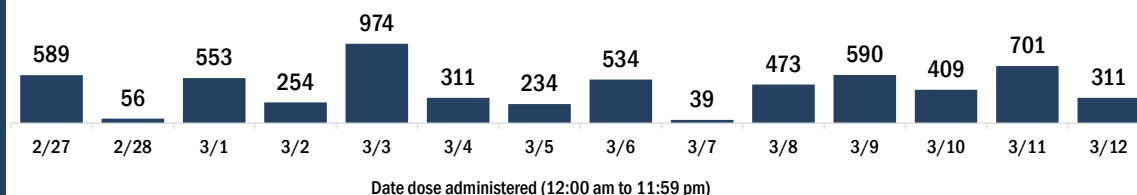
Demographic summary	First dose	Series complete	Total people vaccinated
Age group	12,026	20,486	32,512
16-24 years	185	196	381
25-34 years	508	763	1,271
35-44 years	686	996	1,682
45-54 years	996	1,208	2,204
55-64 years	2,280	1,867	4,147
65-74 years	4,379	8,348	12,727
75-84 years	2,231	5,127	7,358
85+ years	761	1,981	2,742
Race	12,026	20,486	32,512
White	8,044	14,290	22,334
Black	802	583	1,385
American Indian/Alaskan	65	53	118
Other	868	2,037	2,905
Unknown	2,247	3,523	5,770
Other race includes Asian, native Hawaiian/Pacific Islander, or other.			
Ethnicity	12,026	20,486	32,512
Hispanic	293	359	652
Non-Hispanic	8,019	10,797	18,816
Unknown	3,714	9,330	13,044
Gender	12,026	20,486	32,512
Female	7,004	11,974	18,978
Male	4,901	8,497	13,398
Unknown	121	15	136

COVID-19 doses administered for the past 2 weeks

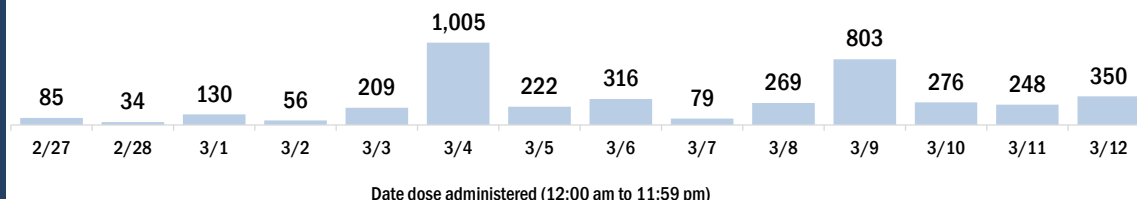


Persons vaccinated for COVID-19 for the past 2 weeks

Number of persons who received their first dose of a two-dose series of the COVID-19 vaccine



Number of persons who completed the COVID-19 vaccine series



COVID-19: Okeechobee County vaccine summary

Vaccination data through Mar 12, 2021 as of Mar 13, 2021 at 12:05 AM

Data in this report are provisional and subject to change.

Data in this summary pertain to COVID-19 vaccines approved by the U.S. Food and Drug Administration and have been issued an Emergency Use Authorization (Janssen COVID-19 Vaccine, Moderna COVID-19 Vaccine and Pfizer-BioNTech COVID-19 Vaccine). These data summarize the number of people who have received either their first dose or have completed the series for a COVID-19 vaccine. **A person can only be counted in one category, first dose or series complete.** For persons receiving Moderna or Pfizer vaccines, once they receive their second dose, they are moved from the first dose column to the series completed column. **Because of this, the total first dose category may show a change from report to report not matching the total receiving their first dose from the previous day.** Persons receiving Johnson & Johnson vaccines will always be counted in the series completed column.

COVID-19 doses for vaccinated persons in Florida

Doses administered 9,371

People receiving one dose of a 1-dose series (Johnson & Johnson) or receiving only one dose of a 2-dose series (Moderna, Pfizer) count once. Persons receiving both doses of a 2-dose series count twice.

Current status of persons vaccinated for COVID-19 in Florida

Total people vaccinated 5,832

First dose 2,284

Series completed 3,548

Completed 1-dose series 9

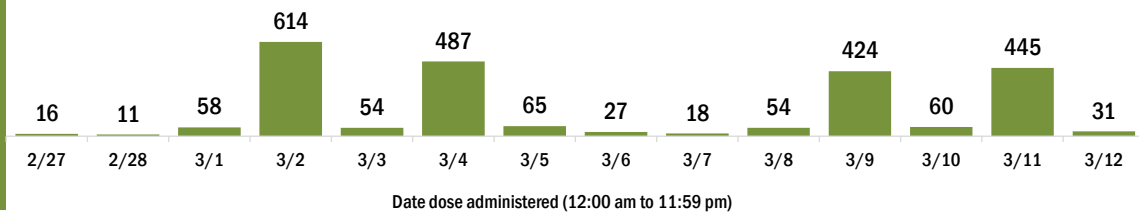
Completed 2-dose series 3,539

First dose: current number of people who have only received their first dose of the Moderna or Pfizer vaccine.

Series complete: current number of people who have received both Moderna or Pfizer vaccine doses or one Johnson & Johnson dose and are considered fully immunized.

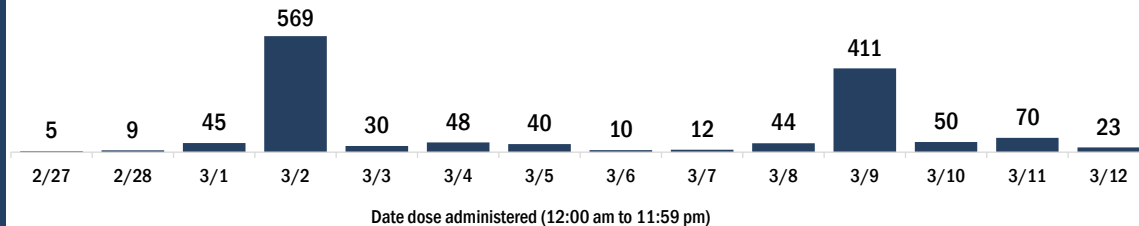
Demographic summary	First dose	Series complete	Total people vaccinated
Age group	2,284	3,548	5,832
16-24 years	14	29	43
25-34 years	53	100	153
35-44 years	61	117	178
45-54 years	91	120	211
55-64 years	174	176	350
65-74 years	1,029	1,567	2,596
75-84 years	690	1,120	1,810
85+ years	172	319	491
Race	2,284	3,548	5,832
White	1,842	2,894	4,736
Black	47	56	103
American Indian/Alaskan	9	18	27
Other	122	424	546
Unknown	264	156	420
Other race includes Asian, native Hawaiian/Pacific Islander, or other.			
Ethnicity	2,284	3,548	5,832
Hispanic	128	173	301
Non-Hispanic	1,495	2,838	4,333
Unknown	661	537	1,198
Gender	2,284	3,548	5,832
Female	1,232	1,992	3,224
Male	1,052	1,556	2,608
Unknown	0	0	0

COVID-19 doses administered for the past 2 weeks

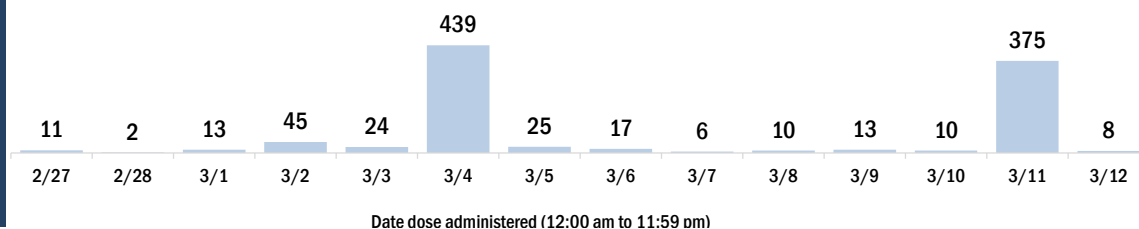


Persons vaccinated for COVID-19 for the past 2 weeks

Number of persons who received their first dose of a two-dose series of the COVID-19 vaccine



Number of persons who completed the COVID-19 vaccine series



COVID-19: Orange County vaccine summary

Vaccination data through Mar 12, 2021 as of Mar 13, 2021 at 12:05 AM

Data in this report are provisional and subject to change.

Data in this summary pertain to COVID-19 vaccines approved by the U.S. Food and Drug Administration and have been issued an Emergency Use Authorization (Janssen COVID-19 Vaccine, Moderna COVID-19 Vaccine and Pfizer-BioNTech COVID-19 Vaccine). These data summarize the number of people who have received either their first dose or have completed the series for a COVID-19 vaccine. **A person can only be counted in one category, first dose or series complete.** For persons receiving Moderna or Pfizer vaccines, once they receive their second dose, they are moved from the first dose column to the series completed column. **Because of this, the total first dose category may show a change from report to report not matching the total receiving their first dose from the previous day.** Persons receiving Johnson & Johnson vaccines will always be counted in the series completed column.

COVID-19 doses for vaccinated persons in Florida

Doses administered 284,953

People receiving one dose of a 1-dose series (Johnson & Johnson) or receiving only one dose of a 2-dose series (Moderna, Pfizer) count once. Persons receiving both doses of a 2-dose series count twice.

Current status of persons vaccinated for COVID-19 in Florida

Total people vaccinated 191,217

First dose 90,730

Series completed 100,487

Completed 1-dose series 6,751

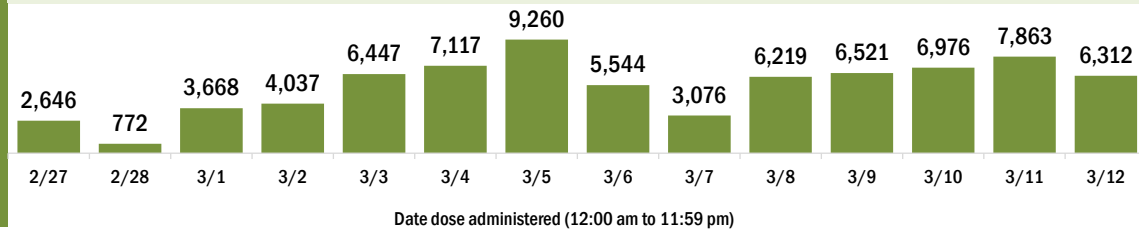
Completed 2-dose series 93,736

First dose: current number of people who have only received their first dose of the Moderna or Pfizer vaccine.

Series complete: current number of people who have received both Moderna or Pfizer vaccine doses or one Johnson & Johnson dose and are considered fully immunized.

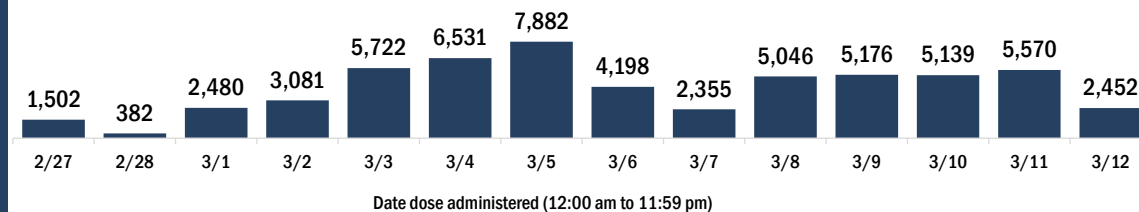
Demographic summary	First dose	Series complete	Total people vaccinated
Age group	90,730	100,487	191,217
16-24 years	2,763	2,193	4,956
25-34 years	7,541	7,304	14,845
35-44 years	10,189	8,717	18,906
45-54 years	11,969	8,658	20,627
55-64 years	15,428	9,506	24,934
65-74 years	25,004	38,854	63,858
75-84 years	12,310	18,237	30,547
85+ years	5,526	7,018	12,544
Race	90,730	100,487	191,217
White	48,525	61,729	110,254
Black	8,425	7,671	16,096
American Indian/Alaskan	314	312	626
Other	14,769	22,603	37,372
Unknown	18,697	8,172	26,869
Other race includes Asian, native Hawaiian/Pacific Islander, or other.			
Ethnicity	90,730	100,487	191,217
Hispanic	8,819	11,843	20,662
Non-Hispanic	36,953	51,380	88,333
Unknown	44,958	37,264	82,222
Gender	90,730	100,487	191,217
Female	52,875	59,253	112,128
Male	35,760	40,568	76,328
Unknown	2,095	666	2,761

COVID-19 doses administered for the past 2 weeks

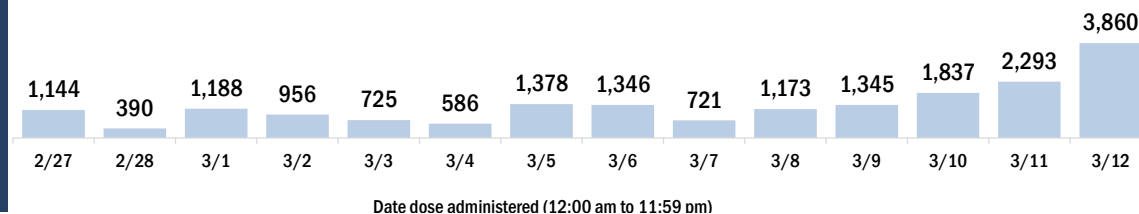


Persons vaccinated for COVID-19 for the past 2 weeks

Number of persons who received their first dose of a two-dose series of the COVID-19 vaccine



Number of persons who completed the COVID-19 vaccine series



COVID-19: Osceola County vaccine summary

Vaccination data through Mar 12, 2021 as of Mar 13, 2021 at 12:05 AM

Data in this report are provisional and subject to change.

Data in this summary pertain to COVID-19 vaccines approved by the U.S. Food and Drug Administration and have been issued an Emergency Use Authorization (Janssen COVID-19 Vaccine, Moderna COVID-19 Vaccine and Pfizer-BioNTech COVID-19 Vaccine). These data summarize the number of people who have received either their first dose or have completed the series for a COVID-19 vaccine. **A person can only be counted in one category, first dose or series complete.** For persons receiving Moderna or Pfizer vaccines, once they receive their second dose, they are moved from the first dose column to the series completed column. **Because of this, the total first dose category may show a change from report to report not matching the total receiving their first dose from the previous day.** Persons receiving Johnson & Johnson vaccines will always be counted in the series completed column.

COVID-19 doses for vaccinated persons in Florida

Doses administered 71,680

People receiving one dose of a 1-dose series (Johnson & Johnson) or receiving only one dose of a 2-dose series (Moderna, Pfizer) count once. Persons receiving both doses of a 2-dose series count twice.

Current status of persons vaccinated for COVID-19 in Florida

Total people vaccinated 47,220

First dose 21,574

Series completed 25,646

Completed 1-dose series 1,186

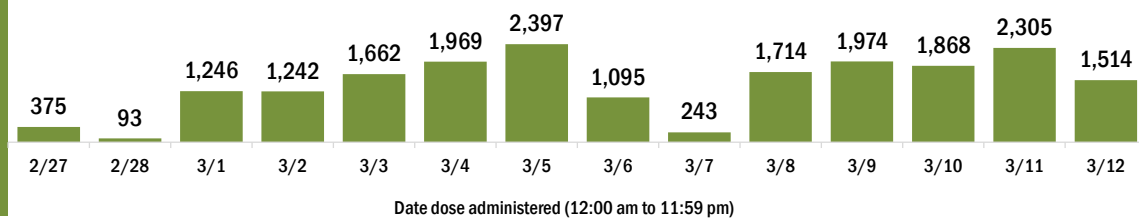
Completed 2-dose series 24,460

First dose: current number of people who have only received their first dose of the Moderna or Pfizer vaccine.

Series complete: current number of people who have received both Moderna or Pfizer vaccine doses or one Johnson & Johnson dose and are considered fully immunized.

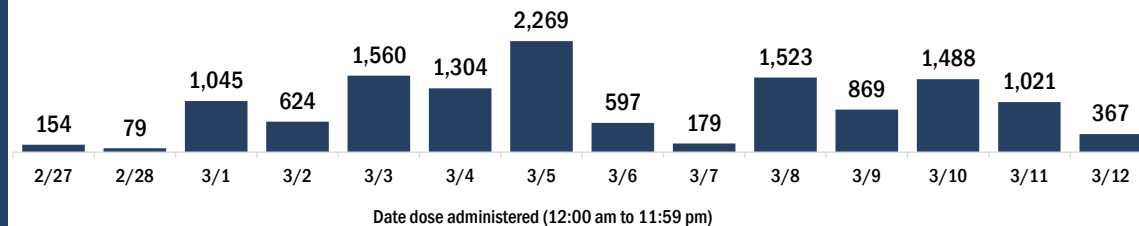
Demographic summary	First dose	Series complete	Total people vaccinated
Age group	21,574	25,646	47,220
16-24 years	475	375	850
25-34 years	1,190	1,141	2,331
35-44 years	1,646	1,504	3,150
45-54 years	2,272	1,798	4,070
55-64 years	3,379	2,015	5,394
65-74 years	7,695	11,524	19,219
75-84 years	3,843	5,595	9,438
85+ years	1,074	1,694	2,768
Race	21,574	25,646	47,220
White	11,206	16,003	27,209
Black	1,278	1,399	2,677
American Indian/Alaskan	108	174	282
Other	3,542	5,963	9,505
Unknown	5,440	2,107	7,547
Other race includes Asian, native Hawaiian/Pacific Islander, or other.			
Ethnicity	21,574	25,646	47,220
Hispanic	4,994	6,635	11,629
Non-Hispanic	6,085	12,857	18,942
Unknown	10,495	6,154	16,649
Gender	21,574	25,646	47,220
Female	12,851	15,152	28,003
Male	8,587	10,471	19,058
Unknown	136	23	159

COVID-19 doses administered for the past 2 weeks

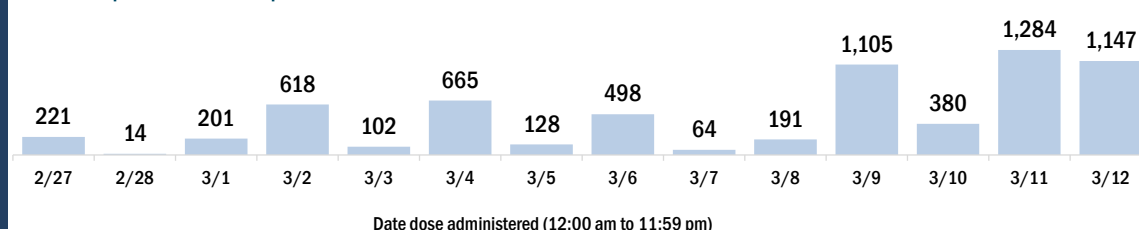


Persons vaccinated for COVID-19 for the past 2 weeks

Number of persons who received their first dose of a two-dose series of the COVID-19 vaccine



Number of persons who completed the COVID-19 vaccine series



COVID-19: Palm Beach County vaccine summary

Vaccination data through Mar 12, 2021 as of Mar 13, 2021 at 12:05 AM

Data in this report are provisional and subject to change.

Data in this summary pertain to COVID-19 vaccines approved by the U.S. Food and Drug Administration and have been issued an Emergency Use Authorization (Janssen COVID-19 Vaccine, Moderna COVID-19 Vaccine and Pfizer-BioNTech COVID-19 Vaccine). These data summarize the number of people who have received either their first dose or have completed the series for a COVID-19 vaccine. **A person can only be counted in one category, first dose or series complete.** For persons receiving Moderna or Pfizer vaccines, once they receive their second dose, they are moved from the first dose column to the series completed column. **Because of this, the total first dose category may show a change from report to report not matching the total receiving their first dose from the previous day.** Persons receiving Johnson & Johnson vaccines will always be counted in the series completed column.

COVID-19 doses for vaccinated persons in Florida

Doses administered 551,277

People receiving one dose of a 1-dose series (Johnson & Johnson) or receiving only one dose of a 2-dose series (Moderna, Pfizer) count once. Persons receiving both doses of a 2-dose series count twice.

Current status of persons vaccinated for COVID-19 in Florida

Total people vaccinated 336,231

First dose 118,201

Series completed 218,030

Completed 1-dose series 2,984

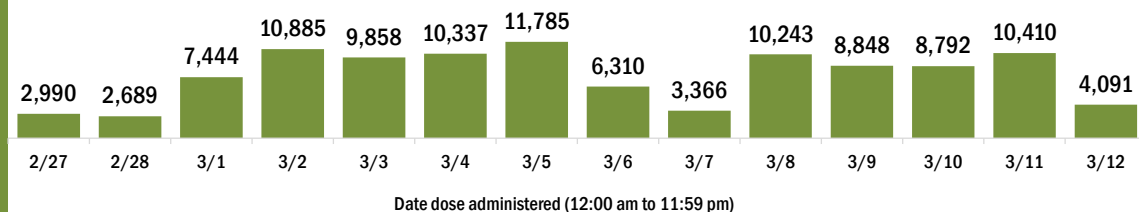
Completed 2-dose series 215,046

First dose: current number of people who have only received their first dose of the Moderna or Pfizer vaccine.

Series complete: current number of people who have received both Moderna or Pfizer vaccine doses or one Johnson & Johnson dose and are considered fully immunized.

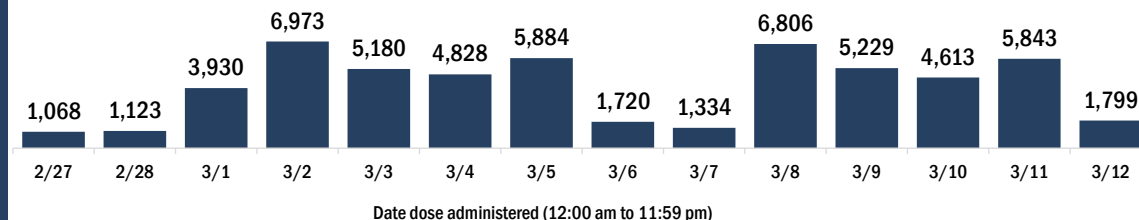
Demographic summary	First dose	Series complete	Total people vaccinated
Age group	118,201	218,030	336,231
16-24 years	1,688	1,583	3,271
25-34 years	4,224	5,248	9,472
35-44 years	6,252	7,346	13,598
45-54 years	10,088	10,099	20,187
55-64 years	19,700	15,688	35,388
65-74 years	38,753	87,842	126,595
75-84 years	26,065	64,237	90,302
85+ years	11,431	25,987	37,418
Race	118,201	218,030	336,231
White	76,246	149,778	226,024
Black	6,673	8,382	15,055
American Indian/Alaskan	403	574	977
Other	8,992	19,738	28,730
Unknown	25,887	39,558	65,445
Other race includes Asian, native Hawaiian/Pacific Islander, or other.			
Ethnicity	118,201	218,030	336,231
Hispanic	9,324	10,057	19,381
Non-Hispanic	55,817	125,412	181,229
Unknown	53,060	82,561	135,621
Gender	118,201	218,030	336,231
Female	68,960	127,087	196,047
Male	48,842	90,875	139,717
Unknown	399	68	467

COVID-19 doses administered for the past 2 weeks

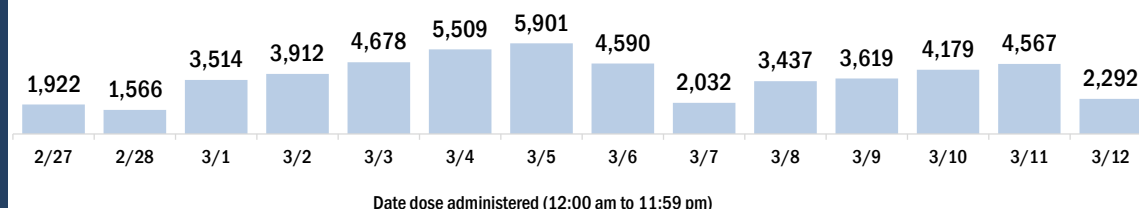


Persons vaccinated for COVID-19 for the past 2 weeks

Number of persons who received their first dose of a two-dose series of the COVID-19 vaccine



Number of persons who completed the COVID-19 vaccine series



COVID-19: Pasco County vaccine summary

Vaccination data through Mar 12, 2021 as of Mar 13, 2021 at 12:05 AM

Data in this report are provisional and subject to change.

Data in this summary pertain to COVID-19 vaccines approved by the U.S. Food and Drug Administration and have been issued an Emergency Use Authorization (Janssen COVID-19 Vaccine, Moderna COVID-19 Vaccine and Pfizer-BioNTech COVID-19 Vaccine). These data summarize the number of people who have received either their first dose or have completed the series for a COVID-19 vaccine. **A person can only be counted in one category, first dose or series complete.** For persons receiving Moderna or Pfizer vaccines, once they receive their second dose, they are moved from the first dose column to the series completed column. **Because of this, the total first dose category may show a change from report to report not matching the total receiving their first dose from the previous day.** Persons receiving Johnson & Johnson vaccines will always be counted in the series completed column.

COVID-19 doses for vaccinated persons in Florida

Doses administered 135,643

People receiving one dose of a 1-dose series (Johnson & Johnson) or receiving only one dose of a 2-dose series (Moderna, Pfizer) count once. Persons receiving both doses of a 2-dose series count twice.

Current status of persons vaccinated for COVID-19 in Florida

Total people vaccinated 92,513

First dose 47,651

Series completed 44,862

Completed 1-dose series 1,732

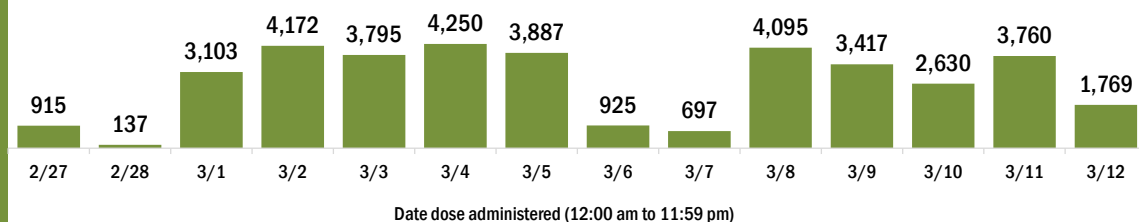
Completed 2-dose series 43,130

First dose: current number of people who have only received their first dose of the Moderna or Pfizer vaccine.

Series complete: current number of people who have received both Moderna or Pfizer vaccine doses or one Johnson & Johnson dose and are considered fully immunized.

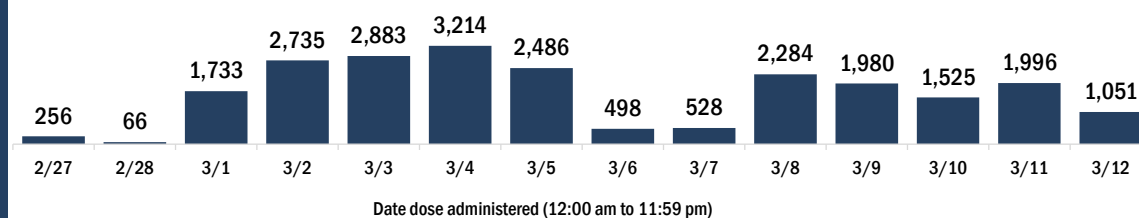
Demographic summary	First dose	Series complete	Total people vaccinated
Age group	47,651	44,862	92,513
16-24 years	617	605	1,222
25-34 years	1,264	1,967	3,231
35-44 years	2,235	2,779	5,014
45-54 years	2,765	3,470	6,235
55-64 years	3,981	4,059	8,040
65-74 years	19,934	17,861	37,795
75-84 years	13,148	10,577	23,725
85+ years	3,707	3,544	7,251
Race	47,651	44,862	92,513
White	36,227	33,270	69,497
Black	1,095	1,145	2,240
American Indian/Alaskan	155	134	289
Other	3,538	5,835	9,373
Unknown	6,636	4,478	11,114
Other race includes Asian, native Hawaiian/Pacific Islander, or other.			
Ethnicity	47,651	44,862	92,513
Hispanic	1,823	2,038	3,861
Non-Hispanic	26,534	26,252	52,786
Unknown	19,294	16,572	35,866
Gender	47,651	44,862	92,513
Female	28,062	26,829	54,891
Male	19,446	17,976	37,422
Unknown	143	57	200

COVID-19 doses administered for the past 2 weeks

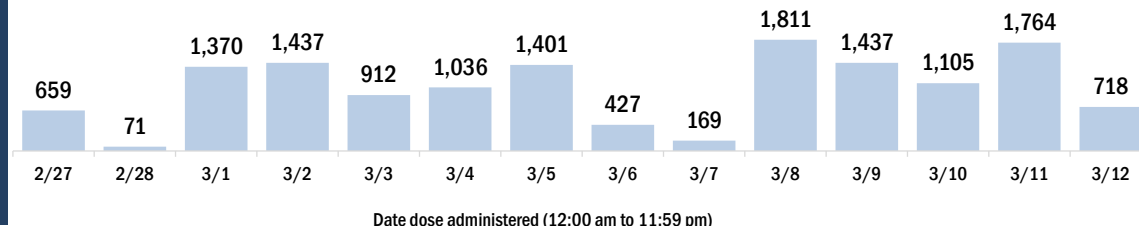


Persons vaccinated for COVID-19 for the past 2 weeks

Number of persons who received their first dose of a two-dose series of the COVID-19 vaccine



Number of persons who completed the COVID-19 vaccine series



COVID-19: Pinellas County vaccine summary

Vaccination data through Mar 12, 2021 as of Mar 13, 2021 at 12:05 AM

Data in this report are provisional and subject to change.

Data in this summary pertain to COVID-19 vaccines approved by the U.S. Food and Drug Administration and have been issued an Emergency Use Authorization (Janssen COVID-19 Vaccine, Moderna COVID-19 Vaccine and Pfizer-BioNTech COVID-19 Vaccine). These data summarize the number of people who have received either their first dose or have completed the series for a COVID-19 vaccine. **A person can only be counted in one category, first dose or series complete.** For persons receiving Moderna or Pfizer vaccines, once they receive their second dose, they are moved from the first dose column to the series completed column. **Because of this, the total first dose category may show a change from report to report not matching the total receiving their first dose from the previous day.** Persons receiving Johnson & Johnson vaccines will always be counted in the series completed column.

COVID-19 doses for vaccinated persons in Florida

Doses administered 296,569

People receiving one dose of a 1-dose series (Johnson & Johnson) or receiving only one dose of a 2-dose series (Moderna, Pfizer) count once. Persons receiving both doses of a 2-dose series count twice.

Current status of persons vaccinated for COVID-19 in Florida

Total people vaccinated 196,340

First dose 93,631

Series completed 102,709

Completed 1-dose series 2,480

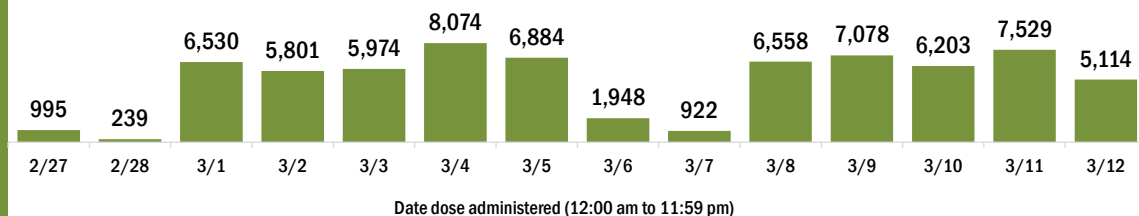
Completed 2-dose series 100,229

First dose: current number of people who have only received their first dose of the Moderna or Pfizer vaccine.

Series complete: current number of people who have received both Moderna or Pfizer vaccine doses or one Johnson & Johnson dose and are considered fully immunized.

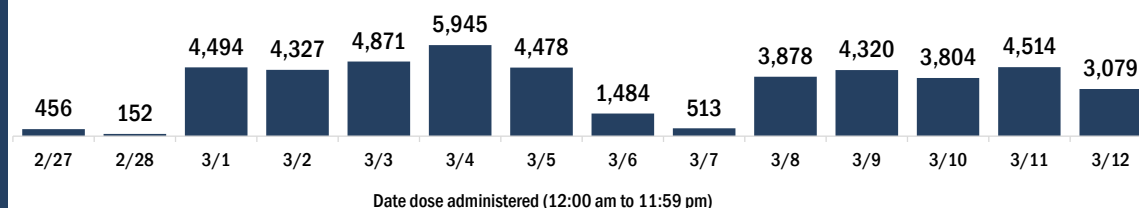
Demographic summary	First dose	Series complete	Total people vaccinated
Age group	93,631	102,709	196,340
16-24 years	1,115	1,107	2,222
25-34 years	2,990	4,848	7,838
35-44 years	4,001	5,819	9,820
45-54 years	5,718	7,133	12,851
55-64 years	11,577	10,495	22,072
65-74 years	38,715	42,291	81,006
75-84 years	21,816	21,416	43,232
85+ years	7,699	9,600	17,299
Race	93,631	102,709	196,340
White	66,389	76,296	142,685
Black	4,409	3,642	8,051
American Indian/Alaskan	195	202	397
Other	6,023	10,230	16,253
Unknown	16,615	12,339	28,954
Other race includes Asian, native Hawaiian/Pacific Islander, or other.			
Ethnicity	93,631	102,709	196,340
Hispanic	1,919	3,122	5,041
Non-Hispanic	47,967	57,445	105,412
Unknown	43,745	42,142	85,887
Gender	93,631	102,709	196,340
Female	55,167	61,262	116,429
Male	38,098	41,227	79,325
Unknown	366	220	586

COVID-19 doses administered for the past 2 weeks

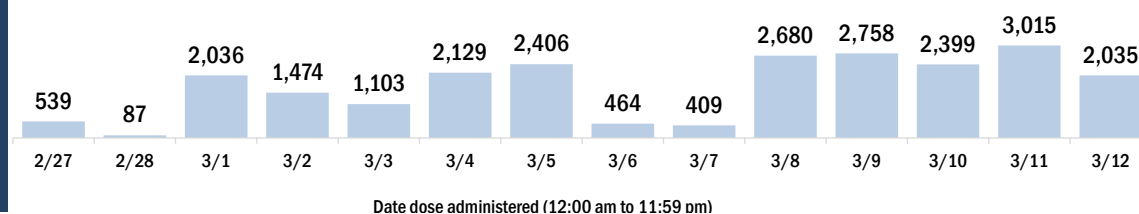


Persons vaccinated for COVID-19 for the past 2 weeks

Number of persons who received their first dose of a two-dose series of the COVID-19 vaccine



Number of persons who completed the COVID-19 vaccine series



COVID-19: Polk County vaccine summary

Vaccination data through Mar 12, 2021 as of Mar 13, 2021 at 12:05 AM

Data in this report are provisional and subject to change.

Data in this summary pertain to COVID-19 vaccines approved by the U.S. Food and Drug Administration and have been issued an Emergency Use Authorization (Janssen COVID-19 Vaccine, Moderna COVID-19 Vaccine and Pfizer-BioNTech COVID-19 Vaccine). These data summarize the number of people who have received either their first dose or have completed the series for a COVID-19 vaccine. **A person can only be counted in one category, first dose or series complete.** For persons receiving Moderna or Pfizer vaccines, once they receive their second dose, they are moved from the first dose column to the series completed column. **Because of this, the total first dose category may show a change from report to report not matching the total receiving their first dose from the previous day.** Persons receiving Johnson & Johnson vaccines will always be counted in the series completed column.

COVID-19 doses for vaccinated persons in Florida

Doses administered 156,696

People receiving one dose of a 1-dose series (Johnson & Johnson) or receiving only one dose of a 2-dose series (Moderna, Pfizer) count once. Persons receiving both doses of a 2-dose series count twice.

Current status of persons vaccinated for COVID-19 in Florida

Total people vaccinated 107,930

First dose 58,288

Series completed 49,642

Completed 1-dose series 876

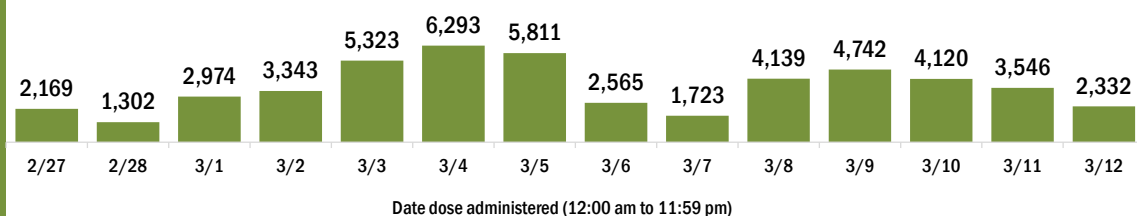
Completed 2-dose series 48,766

First dose: current number of people who have only received their first dose of the Moderna or Pfizer vaccine.

Series complete: current number of people who have received both Moderna or Pfizer vaccine doses or one Johnson & Johnson dose and are considered fully immunized.

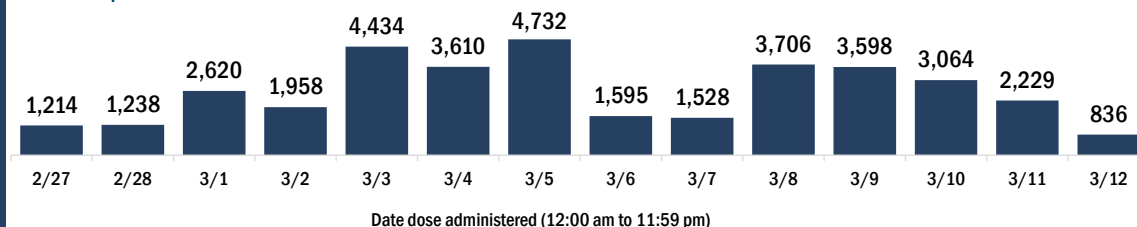
Demographic summary	First dose	Series complete	Total people vaccinated
Age group	58,288	49,642	107,930
16-24 years	620	509	1,129
25-34 years	1,686	1,782	3,468
35-44 years	2,533	2,426	4,959
45-54 years	3,376	3,105	6,481
55-64 years	6,579	3,976	10,555
65-74 years	23,557	21,353	44,910
75-84 years	15,373	12,678	28,051
85+ years	4,564	3,813	8,377
Race	58,288	49,642	107,930
White	41,240	36,444	77,684
Black	3,433	2,904	6,337
American Indian/Alaskan	292	265	557
Other	3,452	4,394	7,846
Unknown	9,871	5,635	15,506
Other race includes Asian, native Hawaiian/Pacific Islander, or other.			
Ethnicity	58,288	49,642	107,930
Hispanic	3,424	2,900	6,324
Non-Hispanic	30,932	28,811	59,743
Unknown	23,932	17,931	41,863
Gender	58,288	49,642	107,930
Female	33,148	28,989	62,137
Male	24,912	20,639	45,551
Unknown	228	14	242

COVID-19 doses administered for the past 2 weeks

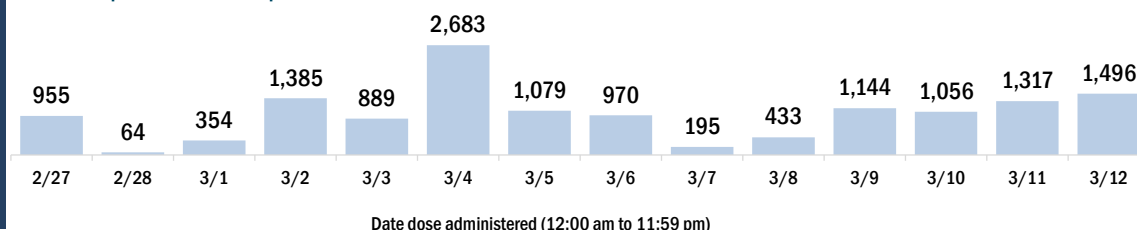


Persons vaccinated for COVID-19 for the past 2 weeks

Number of persons who received their first dose of a two-dose series of the COVID-19 vaccine



Number of persons who completed the COVID-19 vaccine series



COVID-19: Putnam County vaccine summary

Vaccination data through Mar 12, 2021 as of Mar 13, 2021 at 12:05 AM

Data in this report are provisional and subject to change.

Data in this summary pertain to COVID-19 vaccines approved by the U.S. Food and Drug Administration and have been issued an Emergency Use Authorization (Janssen COVID-19 Vaccine, Moderna COVID-19 Vaccine and Pfizer-BioNTech COVID-19 Vaccine). These data summarize the number of people who have received either their first dose or have completed the series for a COVID-19 vaccine. **A person can only be counted in one category, first dose or series complete.** For persons receiving Moderna or Pfizer vaccines, once they receive their second dose, they are moved from the first dose column to the series completed column. **Because of this, the total first dose category may show a change from report to report not matching the total receiving their first dose from the previous day.** Persons receiving Johnson & Johnson vaccines will always be counted in the series completed column.

COVID-19 doses for vaccinated persons in Florida

Doses administered 15,560

People receiving one dose of a 1-dose series (Johnson & Johnson) or receiving only one dose of a 2-dose series (Moderna, Pfizer) count once. Persons receiving both doses of a 2-dose series count twice.

Current status of persons vaccinated for COVID-19 in Florida

Total people vaccinated 10,048

First dose 4,490

Series completed 5,558

Completed 1-dose series 46

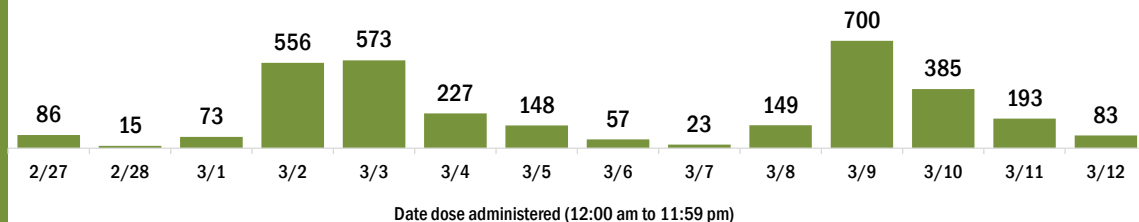
Completed 2-dose series 5,512

First dose: current number of people who have only received their first dose of the Moderna or Pfizer vaccine.

Series complete: current number of people who have received both Moderna or Pfizer vaccine doses or one Johnson & Johnson dose and are considered fully immunized.

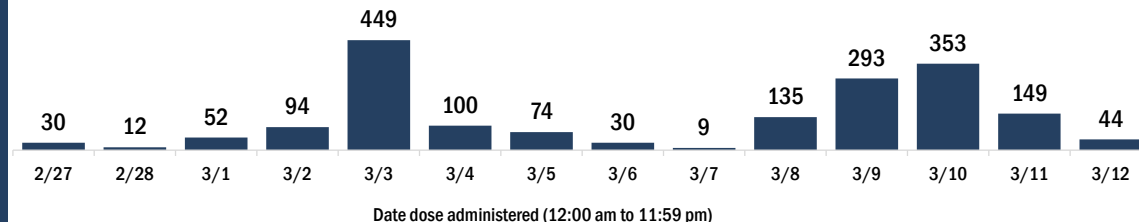
Demographic summary	First dose	Series complete	Total people vaccinated
Age group	4,490	5,558	10,048
16-24 years	29	48	77
25-34 years	80	119	199
35-44 years	120	170	290
45-54 years	279	238	517
55-64 years	643	456	1,099
65-74 years	1,932	2,561	4,493
75-84 years	1,060	1,494	2,554
85+ years	347	472	819
Race	4,490	5,558	10,048
White	3,472	4,361	7,833
Black	420	323	743
American Indian/Alaskan	40	32	72
Other	317	415	732
Unknown	241	427	668
Other race includes Asian, native Hawaiian/Pacific Islander, or other.			
Ethnicity	4,490	5,558	10,048
Hispanic	153	121	274
Non-Hispanic	3,312	3,954	7,266
Unknown	1,025	1,483	2,508
Gender	4,490	5,558	10,048
Female	2,575	3,178	5,753
Male	1,909	2,379	4,288
Unknown	6	1	7

COVID-19 doses administered for the past 2 weeks

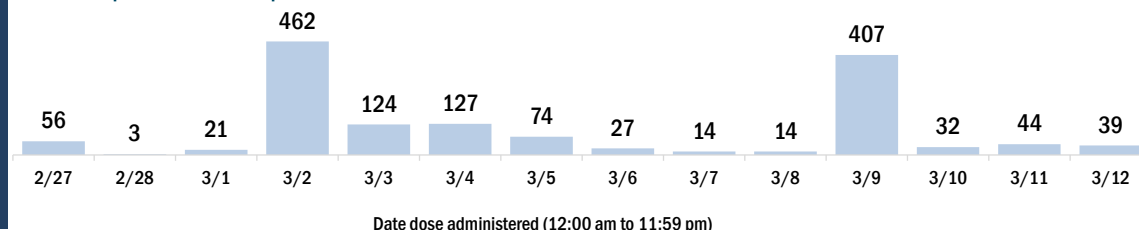


Persons vaccinated for COVID-19 for the past 2 weeks

Number of persons who received their first dose of a two-dose series of the COVID-19 vaccine



Number of persons who completed the COVID-19 vaccine series



COVID-19: Santa Rosa County vaccine summary

Vaccination data through Mar 12, 2021 as of Mar 13, 2021 at 12:05 AM

Data in this report are provisional and subject to change.

Data in this summary pertain to COVID-19 vaccines approved by the U.S. Food and Drug Administration and have been issued an Emergency Use Authorization (Janssen COVID-19 Vaccine, Moderna COVID-19 Vaccine and Pfizer-BioNTech COVID-19 Vaccine). These data summarize the number of people who have received either their first dose or have completed the series for a COVID-19 vaccine. **A person can only be counted in one category, first dose or series complete.** For persons receiving Moderna or Pfizer vaccines, once they receive their second dose, they are moved from the first dose column to the series completed column. **Because of this, the total first dose category may show a change from report to report not matching the total receiving their first dose from the previous day.** Persons receiving Johnson & Johnson vaccines will always be counted in the series completed column.

COVID-19 doses for vaccinated persons in Florida

Doses administered 50,674

People receiving one dose of a 1-dose series (Johnson & Johnson) or receiving only one dose of a 2-dose series (Moderna, Pfizer) count once. Persons receiving both doses of a 2-dose series count twice.

Current status of persons vaccinated for COVID-19 in Florida

Total people vaccinated 32,669

First dose 14,483

Series completed 18,186

Completed 1-dose series 181

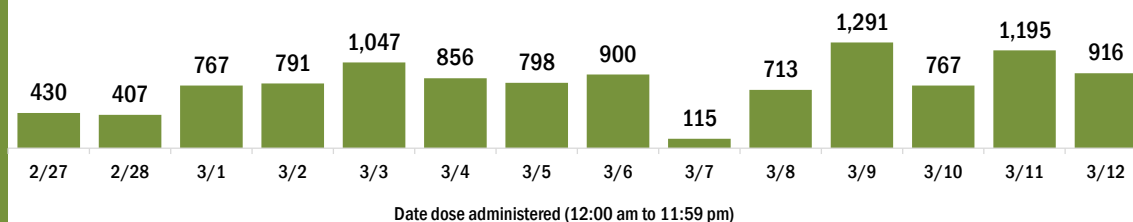
Completed 2-dose series 18,005

First dose: current number of people who have only received their first dose of the Moderna or Pfizer vaccine.

Series complete: current number of people who have received both Moderna or Pfizer vaccine doses or one Johnson & Johnson dose and are considered fully immunized.

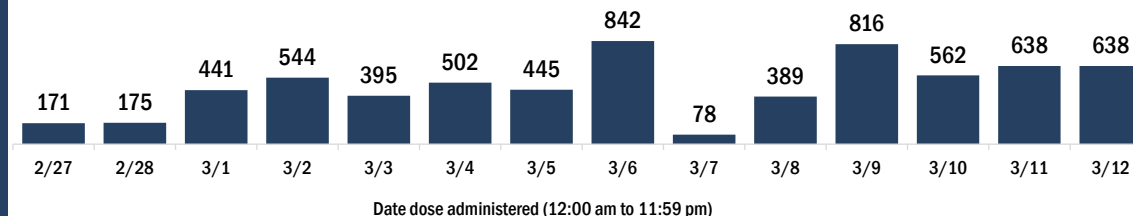
Demographic summary	First dose	Series complete	Total people vaccinated
Age group	14,483	18,186	32,669
16-24 years	241	216	457
25-34 years	599	680	1,279
35-44 years	943	1,050	1,993
45-54 years	1,539	1,248	2,787
55-64 years	2,686	1,768	4,454
65-74 years	5,188	7,956	13,144
75-84 years	2,554	4,086	6,640
85+ years	733	1,182	1,915
Race	14,483	18,186	32,669
White	10,051	13,655	23,706
Black	458	389	847
American Indian/Alaskan	94	95	189
Other	896	1,380	2,276
Unknown	2,984	2,667	5,651
Other race includes Asian, native Hawaiian/Pacific Islander, or other.			
Ethnicity	14,483	18,186	32,669
Hispanic	312	230	542
Non-Hispanic	8,486	10,663	19,149
Unknown	5,685	7,293	12,978
Gender	14,483	18,186	32,669
Female	8,393	10,434	18,827
Male	6,081	7,752	13,833
Unknown	9	0	9

COVID-19 doses administered for the past 2 weeks

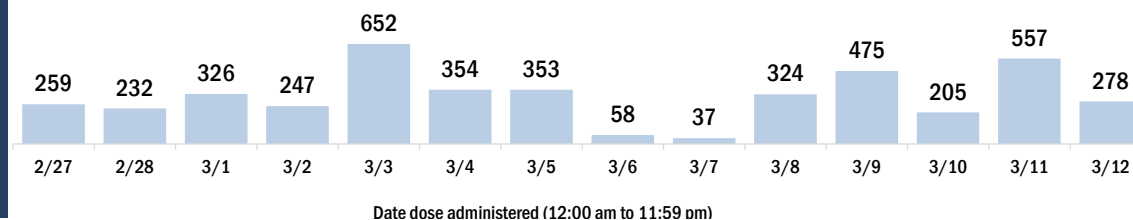


Persons vaccinated for COVID-19 for the past 2 weeks

Number of persons who received their first dose of a two-dose series of the COVID-19 vaccine



Number of persons who completed the COVID-19 vaccine series



COVID-19: Sarasota County vaccine summary

Vaccination data through Mar 12, 2021 as of Mar 13, 2021 at 12:05 AM

Data in this report are provisional and subject to change.

Data in this summary pertain to COVID-19 vaccines approved by the U.S. Food and Drug Administration and have been issued an Emergency Use Authorization (Janssen COVID-19 Vaccine, Moderna COVID-19 Vaccine and Pfizer-BioNTech COVID-19 Vaccine). These data summarize the number of people who have received either their first dose or have completed the series for a COVID-19 vaccine. **A person can only be counted in one category, first dose or series complete.** For persons receiving Moderna or Pfizer vaccines, once they receive their second dose, they are moved from the first dose column to the series completed column. **Because of this, the total first dose category may show a change from report to report not matching the total receiving their first dose from the previous day.** Persons receiving Johnson & Johnson vaccines will always be counted in the series completed column.

COVID-19 doses for vaccinated persons in Florida

Doses administered 182,950

People receiving one dose of a 1-dose series (Johnson & Johnson) or receiving only one dose of a 2-dose series (Moderna, Pfizer) count once. Persons receiving both doses of a 2-dose series count twice.

Current status of persons vaccinated for COVID-19 in Florida

Total people vaccinated 126,121

First dose 68,451

Series completed 57,670

Completed 1-dose series 841

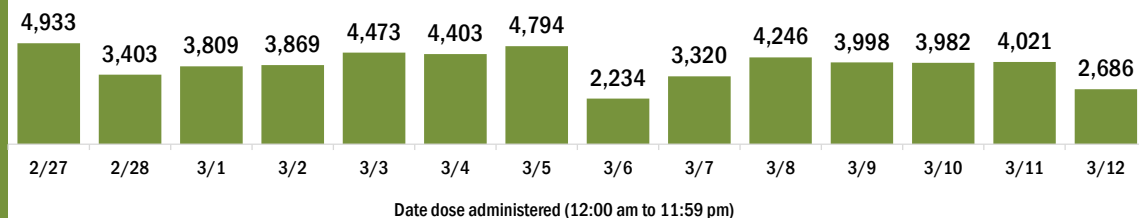
Completed 2-dose series 56,829

First dose: current number of people who have only received their first dose of the Moderna or Pfizer vaccine.

Series complete: current number of people who have received both Moderna or Pfizer vaccine doses or one Johnson & Johnson dose and are considered fully immunized.

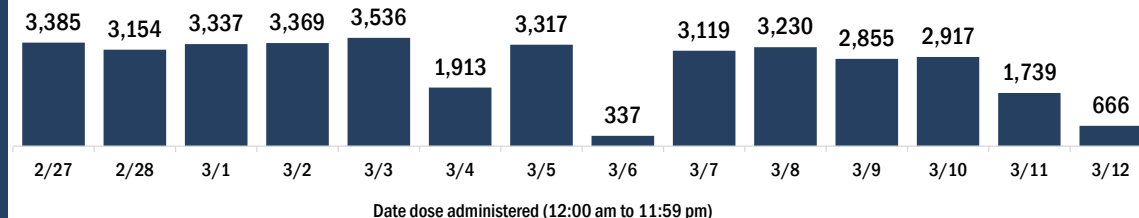
Demographic summary	First dose	Series complete	Total people vaccinated
Age group	68,451	57,670	126,121
16-24 years	389	534	923
25-34 years	746	1,670	2,416
35-44 years	1,052	2,158	3,210
45-54 years	1,627	3,180	4,807
55-64 years	4,183	4,873	9,056
65-74 years	31,531	24,814	56,345
75-84 years	22,425	13,973	36,398
85+ years	6,498	6,468	12,966
Race	68,451	57,670	126,121
White	55,638	43,519	99,157
Black	604	607	1,211
American Indian/Alaskan	185	274	459
Other	3,039	6,544	9,583
Unknown	8,985	6,726	15,711
Other race includes Asian, native Hawaiian/Pacific Islander, or other.			
Ethnicity	68,451	57,670	126,121
Hispanic	1,099	1,027	2,126
Non-Hispanic	44,104	36,417	80,521
Unknown	23,248	20,226	43,474
Gender	68,451	57,670	126,121
Female	37,940	33,529	71,469
Male	30,429	24,101	54,530
Unknown	82	40	122

COVID-19 doses administered for the past 2 weeks

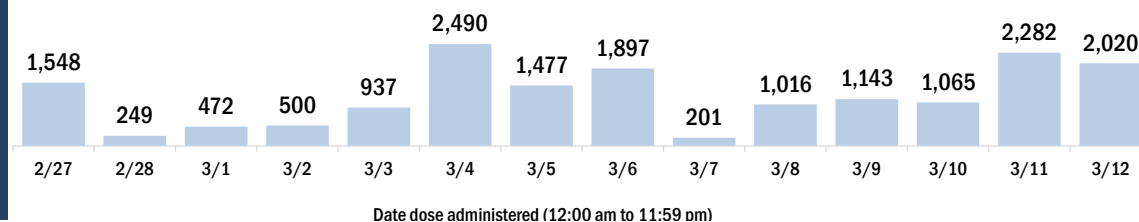


Persons vaccinated for COVID-19 for the past 2 weeks

Number of persons who received their first dose of a two-dose series of the COVID-19 vaccine



Number of persons who completed the COVID-19 vaccine series



COVID-19: Seminole County vaccine summary

Vaccination data through Mar 12, 2021 as of Mar 13, 2021 at 12:05 AM

Data in this report are provisional and subject to change.

Data in this summary pertain to COVID-19 vaccines approved by the U.S. Food and Drug Administration and have been issued an Emergency Use Authorization (Janssen COVID-19 Vaccine, Moderna COVID-19 Vaccine and Pfizer-BioNTech COVID-19 Vaccine). These data summarize the number of people who have received either their first dose or have completed the series for a COVID-19 vaccine. **A person can only be counted in one category, first dose or series complete.** For persons receiving Moderna or Pfizer vaccines, once they receive their second dose, they are moved from the first dose column to the series completed column. **Because of this, the total first dose category may show a change from report to report not matching the total receiving their first dose from the previous day.** Persons receiving Johnson & Johnson vaccines will always be counted in the series completed column.

COVID-19 doses for vaccinated persons in Florida

Doses administered 118,530

People receiving one dose of a 1-dose series (Johnson & Johnson) or receiving only one dose of a 2-dose series (Moderna, Pfizer) count once. Persons receiving both doses of a 2-dose series count twice.

Current status of persons vaccinated for COVID-19 in Florida

Total people vaccinated 74,874

First dose 28,515

Series completed 46,359

Completed 1-dose series 2,703

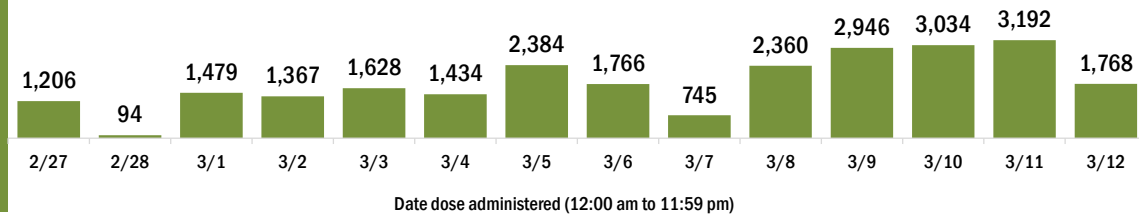
Completed 2-dose series 43,656

First dose: current number of people who have only received their first dose of the Moderna or Pfizer vaccine.

Series complete: current number of people who have received both Moderna or Pfizer vaccine doses or one Johnson & Johnson dose and are considered fully immunized.

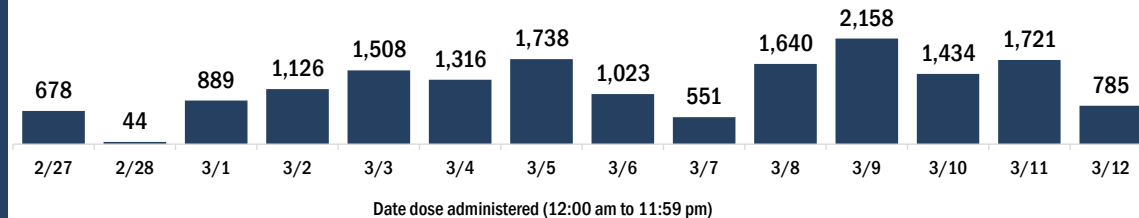
Demographic summary	First dose	Series complete	Total people vaccinated
Age group	28,515	46,359	74,874
16-24 years	851	775	1,626
25-34 years	2,000	2,331	4,331
35-44 years	2,940	3,180	6,120
45-54 years	3,868	3,586	7,454
55-64 years	5,310	4,092	9,402
65-74 years	7,936	19,063	26,999
75-84 years	4,035	9,533	13,568
85+ years	1,575	3,799	5,374
Race	28,515	46,359	74,874
White	18,422	34,402	52,824
Black	2,070	2,614	4,684
American Indian/Alaskan	124	279	403
Other	3,696	7,363	11,059
Unknown	4,203	1,701	5,904
Other race includes Asian, native Hawaiian/Pacific Islander, or other.			
Ethnicity	28,515	46,359	74,874
Hispanic	2,613	3,942	6,555
Non-Hispanic	14,453	30,643	45,096
Unknown	11,449	11,774	23,223
Gender	28,515	46,359	74,874
Female	16,913	28,027	44,940
Male	11,359	18,303	29,662
Unknown	243	29	272

COVID-19 doses administered for the past 2 weeks

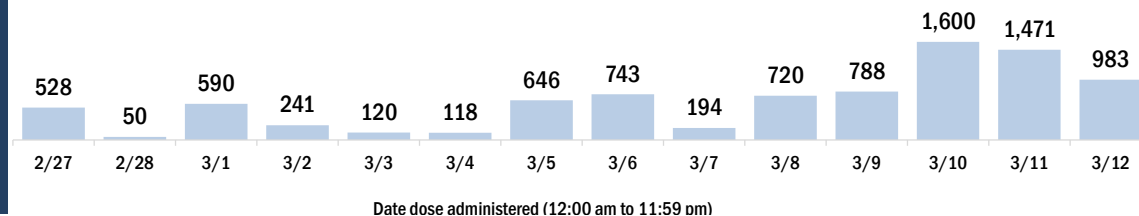


Persons vaccinated for COVID-19 for the past 2 weeks

Number of persons who received their first dose of a two-dose series of the COVID-19 vaccine



Number of persons who completed the COVID-19 vaccine series



COVID-19: St. Johns County vaccine summary

Vaccination data through Mar 12, 2021 as of Mar 13, 2021 at 12:05 AM

Data in this report are provisional and subject to change.

Data in this summary pertain to COVID-19 vaccines approved by the U.S. Food and Drug Administration and have been issued an Emergency Use Authorization (Janssen COVID-19 Vaccine, Moderna COVID-19 Vaccine and Pfizer-BioNTech COVID-19 Vaccine). These data summarize the number of people who have received either their first dose or have completed the series for a COVID-19 vaccine. **A person can only be counted in one category, first dose or series complete.** For persons receiving Moderna or Pfizer vaccines, once they receive their second dose, they are moved from the first dose column to the series completed column. **Because of this, the total first dose category may show a change from report to report not matching the total receiving their first dose from the previous day.** Persons receiving Johnson & Johnson vaccines will always be counted in the series completed column.

COVID-19 doses for vaccinated persons in Florida

Doses administered 116,809

People receiving one dose of a 1-dose series (Johnson & Johnson) or receiving only one dose of a 2-dose series (Moderna, Pfizer) count once. Persons receiving both doses of a 2-dose series count twice.

Current status of persons vaccinated for COVID-19 in Florida

Total people vaccinated 69,051

First dose 20,217

Series completed 48,834

Completed 1-dose series 1,076

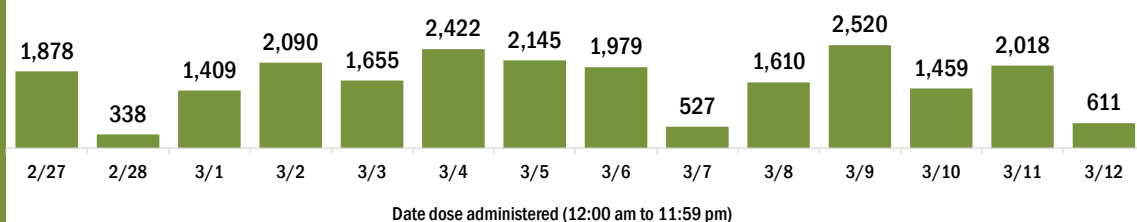
Completed 2-dose series 47,758

First dose: current number of people who have only received their first dose of the Moderna or Pfizer vaccine.

Series complete: current number of people who have received both Moderna or Pfizer vaccine doses or one Johnson & Johnson dose and are considered fully immunized.

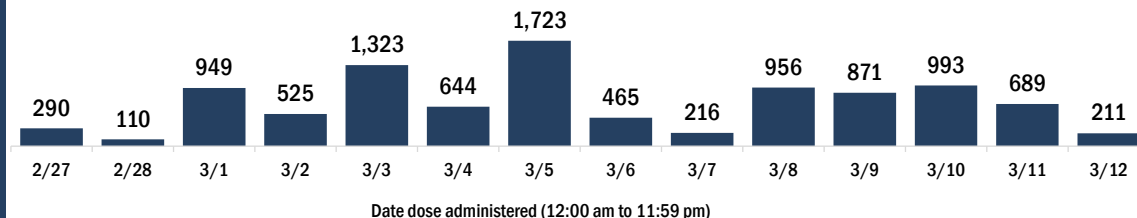
Demographic summary	First dose	Series complete	Total people vaccinated
Age group	20,217	48,834	69,051
16-24 years	546	521	1,067
25-34 years	885	1,571	2,456
35-44 years	2,077	3,259	5,336
45-54 years	2,677	3,237	5,914
55-64 years	4,735	4,314	9,049
65-74 years	5,645	21,883	27,528
75-84 years	2,736	10,969	13,705
85+ years	916	3,080	3,996
Race	20,217	48,834	69,051
White	14,681	36,165	50,846
Black	659	1,230	1,889
American Indian/Alaskan	78	146	224
Other	1,788	5,069	6,857
Unknown	3,011	6,224	9,235
Other race includes Asian, native Hawaiian/Pacific Islander, or other.			
Ethnicity	20,217	48,834	69,051
Hispanic	737	1,127	1,864
Non-Hispanic	12,597	30,528	43,125
Unknown	6,883	17,179	24,062
Gender	20,217	48,834	69,051
Female	11,819	27,367	39,186
Male	8,379	21,456	29,835
Unknown	19	11	30

COVID-19 doses administered for the past 2 weeks

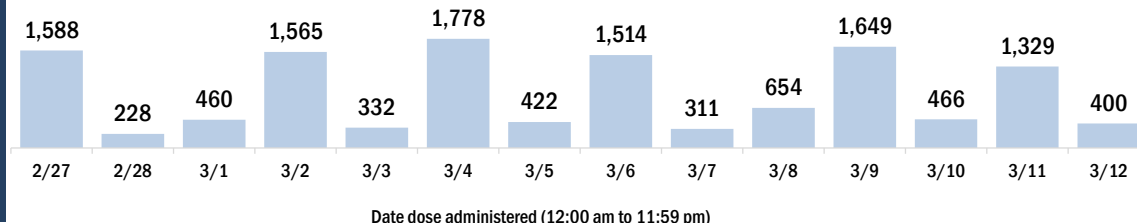


Persons vaccinated for COVID-19 for the past 2 weeks

Number of persons who received their first dose of a two-dose series of the COVID-19 vaccine



Number of persons who completed the COVID-19 vaccine series



COVID-19: St. Lucie County vaccine summary

Vaccination data through Mar 12, 2021 as of Mar 13, 2021 at 12:05 AM

Data in this report are provisional and subject to change.

Data in this summary pertain to COVID-19 vaccines approved by the U.S. Food and Drug Administration and have been issued an Emergency Use Authorization (Janssen COVID-19 Vaccine, Moderna COVID-19 Vaccine and Pfizer-BioNTech COVID-19 Vaccine). These data summarize the number of people who have received either their first dose or have completed the series for a COVID-19 vaccine. **A person can only be counted in one category, first dose or series complete.** For persons receiving Moderna or Pfizer vaccines, once they receive their second dose, they are moved from the first dose column to the series completed column. **Because of this, the total first dose category may show a change from report to report not matching the total receiving their first dose from the previous day.** Persons receiving Johnson & Johnson vaccines will always be counted in the series completed column.

COVID-19 doses for vaccinated persons in Florida

Doses administered 96,368

People receiving one dose of a 1-dose series (Johnson & Johnson) or receiving only one dose of a 2-dose series (Moderna, Pfizer) count once. Persons receiving both doses of a 2-dose series count twice.

Current status of persons vaccinated for COVID-19 in Florida

Total people vaccinated 63,324

First dose 29,979

Series completed 33,345

Completed 1-dose series 301

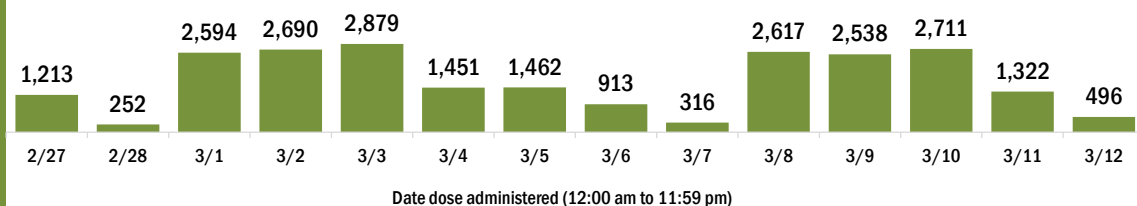
Completed 2-dose series 33,044

First dose: current number of people who have only received their first dose of the Moderna or Pfizer vaccine.

Series complete: current number of people who have received both Moderna or Pfizer vaccine doses or one Johnson & Johnson dose and are considered fully immunized.

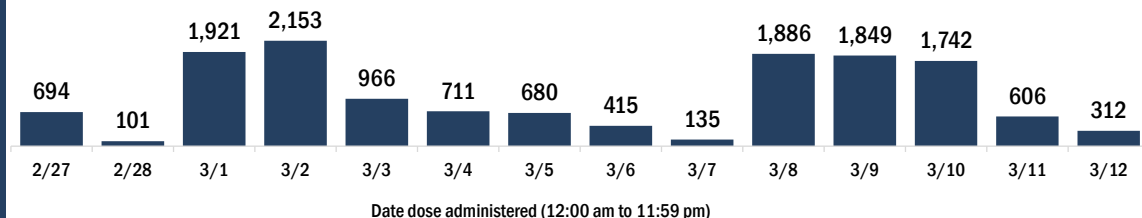
Demographic summary	First dose	Series complete	Total people vaccinated
Age group	29,979	33,345	63,324
16-24 years	258	282	540
25-34 years	596	788	1,384
35-44 years	978	1,203	2,181
45-54 years	1,971	1,730	3,701
55-64 years	4,245	2,591	6,836
65-74 years	12,247	15,175	27,422
75-84 years	7,392	8,850	16,242
85+ years	2,292	2,726	5,018
Race	29,979	33,345	63,324
White	20,229	22,992	43,221
Black	3,150	2,062	5,212
American Indian/Alaskan	198	140	338
Other	1,999	3,489	5,488
Unknown	4,403	4,662	9,065
Other race includes Asian, native Hawaiian/Pacific Islander, or other.			
Ethnicity	29,979	33,345	63,324
Hispanic	2,382	1,542	3,924
Non-Hispanic	17,248	19,148	36,396
Unknown	10,349	12,655	23,004
Gender	29,979	33,345	63,324
Female	17,158	19,253	36,411
Male	12,753	14,081	26,834
Unknown	68	11	79

COVID-19 doses administered for the past 2 weeks

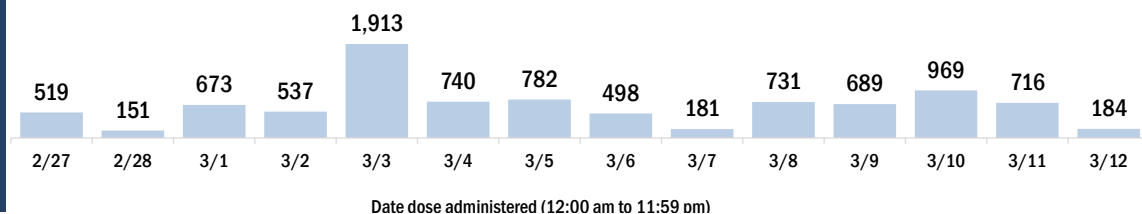


Persons vaccinated for COVID-19 for the past 2 weeks

Number of persons who received their first dose of a two-dose series of the COVID-19 vaccine



Number of persons who completed the COVID-19 vaccine series



COVID-19: Sumter County vaccine summary

Vaccination data through Mar 12, 2021 as of Mar 13, 2021 at 12:05 AM

Data in this report are provisional and subject to change.

Data in this summary pertain to COVID-19 vaccines approved by the U.S. Food and Drug Administration and have been issued an Emergency Use Authorization (Janssen COVID-19 Vaccine, Moderna COVID-19 Vaccine and Pfizer-BioNTech COVID-19 Vaccine). These data summarize the number of people who have received either their first dose or have completed the series for a COVID-19 vaccine. **A person can only be counted in one category, first dose or series complete.** For persons receiving Moderna or Pfizer vaccines, once they receive their second dose, they are moved from the first dose column to the series completed column. **Because of this, the total first dose category may show a change from report to report not matching the total receiving their first dose from the previous day.** Persons receiving Johnson & Johnson vaccines will always be counted in the series completed column.

COVID-19 doses for vaccinated persons in Florida

Doses administered 74,375

People receiving one dose of a 1-dose series (Johnson & Johnson) or receiving only one dose of a 2-dose series (Moderna, Pfizer) count once. Persons receiving both doses of a 2-dose series count twice.

Current status of persons vaccinated for COVID-19 in Florida

Total people vaccinated 47,850

First dose 19,620

Series completed 28,230

Completed 1-dose series 1,705

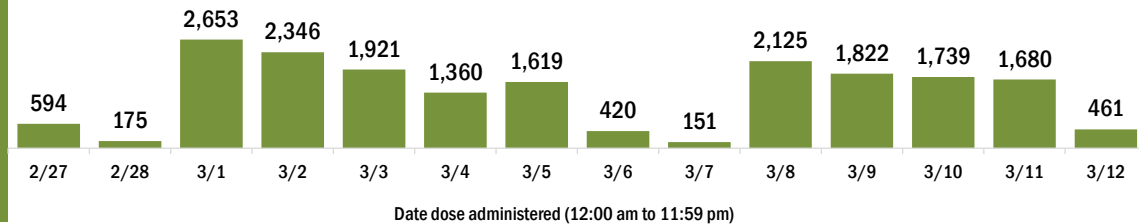
Completed 2-dose series 26,525

First dose: current number of people who have only received their first dose of the Moderna or Pfizer vaccine.

Series complete: current number of people who have received both Moderna or Pfizer vaccine doses or one Johnson & Johnson dose and are considered fully immunized.

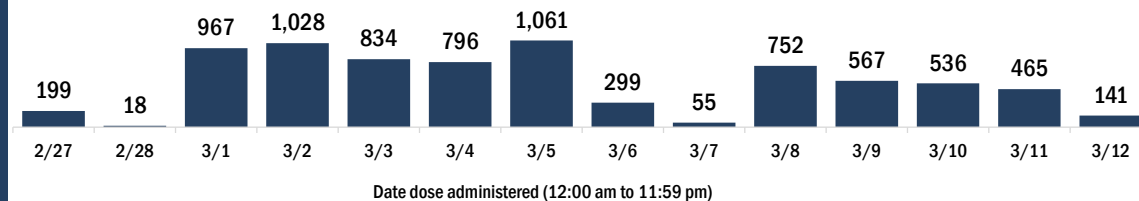
Demographic summary	First dose	Series complete	Total people vaccinated
Age group	19,620	28,230	47,850
16-24 years	27	33	60
25-34 years	75	99	174
35-44 years	115	137	252
45-54 years	256	216	472
55-64 years	1,310	713	2,023
65-74 years	9,746	15,547	25,293
75-84 years	6,805	9,975	16,780
85+ years	1,286	1,510	2,796
Race	19,620	28,230	47,850
White	14,835	22,861	37,696
Black	241	241	482
American Indian/Alaskan	25	94	119
Other	972	1,205	2,177
Unknown	3,547	3,829	7,376
Other race includes Asian, native Hawaiian/Pacific Islander, or other.			
Ethnicity	19,620	28,230	47,850
Hispanic	260	299	559
Non-Hispanic	9,805	15,606	25,411
Unknown	9,555	12,325	21,880
Gender	19,620	28,230	47,850
Female	10,950	15,638	26,588
Male	8,596	12,587	21,183
Unknown	74	5	79

COVID-19 doses administered for the past 2 weeks

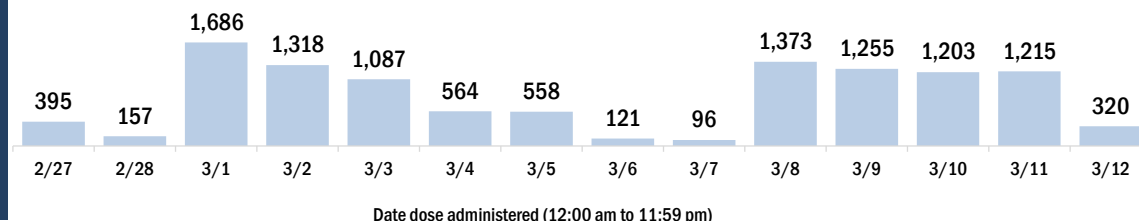


Persons vaccinated for COVID-19 for the past 2 weeks

Number of persons who received their first dose of a two-dose series of the COVID-19 vaccine



Number of persons who completed the COVID-19 vaccine series



COVID-19: Suwannee County vaccine summary

Vaccination data through Mar 12, 2021 as of Mar 13, 2021 at 12:05 AM

Data in this report are provisional and subject to change.

Data in this summary pertain to COVID-19 vaccines approved by the U.S. Food and Drug Administration and have been issued an Emergency Use Authorization (Janssen COVID-19 Vaccine, Moderna COVID-19 Vaccine and Pfizer-BioNTech COVID-19 Vaccine). These data summarize the number of people who have received either their first dose or have completed the series for a COVID-19 vaccine. **A person can only be counted in one category, first dose or series complete.** For persons receiving Moderna or Pfizer vaccines, once they receive their second dose, they are moved from the first dose column to the series completed column. **Because of this, the total first dose category may show a change from report to report not matching the total receiving their first dose from the previous day.** Persons receiving Johnson & Johnson vaccines will always be counted in the series completed column.

COVID-19 doses for vaccinated persons in Florida

Doses administered 10,296

People receiving one dose of a 1-dose series (Johnson & Johnson) or receiving only one dose of a 2-dose series (Moderna, Pfizer) count once. Persons receiving both doses of a 2-dose series count twice.

Current status of persons vaccinated for COVID-19 in Florida

Total people vaccinated 5,903

First dose 1,494

Series completed 4,409

Completed 1-dose series 16

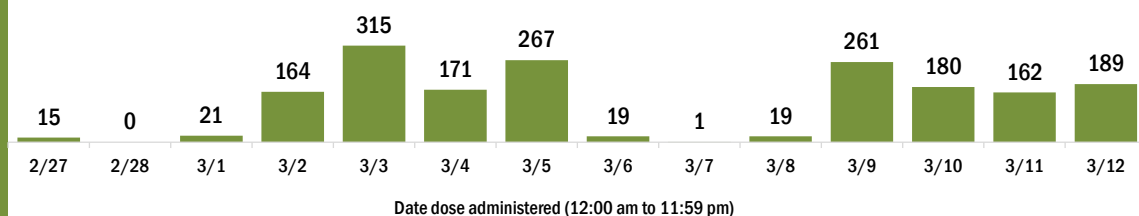
Completed 2-dose series 4,393

First dose: current number of people who have only received their first dose of the Moderna or Pfizer vaccine.

Series complete: current number of people who have received both Moderna or Pfizer vaccine doses or one Johnson & Johnson dose and are considered fully immunized.

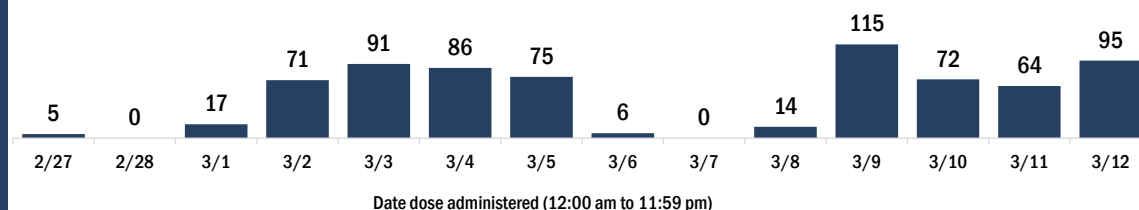
Demographic summary	First dose	Series complete	Total people vaccinated
Age group	1,494	4,409	5,903
16-24 years	23	32	55
25-34 years	38	63	101
35-44 years	70	92	162
45-54 years	112	123	235
55-64 years	367	262	629
65-74 years	516	1,985	2,501
75-84 years	267	1,370	1,637
85+ years	101	482	583
Race	1,494	4,409	5,903
White	1,047	3,072	4,119
Black	133	247	380
American Indian/Alaskan	0	4	4
Other	105	296	401
Unknown	209	790	999
Other race includes Asian, native Hawaiian/Pacific Islander, or other.			
Ethnicity	1,494	4,409	5,903
Hispanic	44	62	106
Non-Hispanic	820	1,988	2,808
Unknown	630	2,359	2,989
Gender	1,494	4,409	5,903
Female	911	2,571	3,482
Male	583	1,838	2,421
Unknown	0	0	0

COVID-19 doses administered for the past 2 weeks

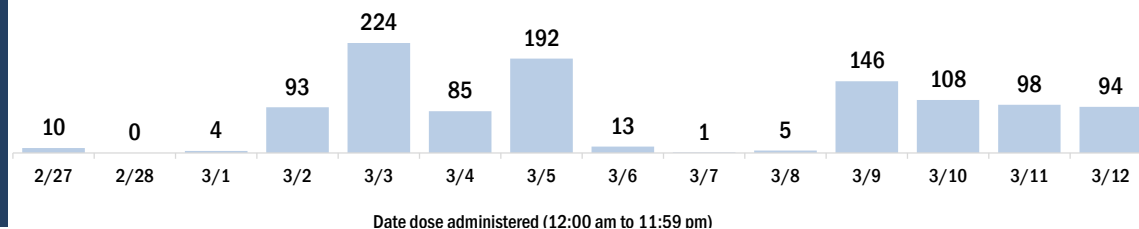


Persons vaccinated for COVID-19 for the past 2 weeks

Number of persons who received their first dose of a two-dose series of the COVID-19 vaccine



Number of persons who completed the COVID-19 vaccine series



COVID-19: Taylor County vaccine summary

Vaccination data through Mar 12, 2021 as of Mar 13, 2021 at 12:05 AM

Data in this report are provisional and subject to change.

Data in this summary pertain to COVID-19 vaccines approved by the U.S. Food and Drug Administration and have been issued an Emergency Use Authorization (Janssen COVID-19 Vaccine, Moderna COVID-19 Vaccine and Pfizer-BioNTech COVID-19 Vaccine). These data summarize the number of people who have received either their first dose or have completed the series for a COVID-19 vaccine. **A person can only be counted in one category, first dose or series complete.** For persons receiving Moderna or Pfizer vaccines, once they receive their second dose, they are moved from the first dose column to the series completed column. **Because of this, the total first dose category may show a change from report to report not matching the total receiving their first dose from the previous day.** Persons receiving Johnson & Johnson vaccines will always be counted in the series completed column.

COVID-19 doses for vaccinated persons in Florida

Doses administered 5,557

People receiving one dose of a 1-dose series (Johnson & Johnson) or receiving only one dose of a 2-dose series (Moderna, Pfizer) count once. Persons receiving both doses of a 2-dose series count twice.

Current status of persons vaccinated for COVID-19 in Florida

Total people vaccinated 3,489

First dose 1,419

Series completed 2,070

Completed 1-dose series 2

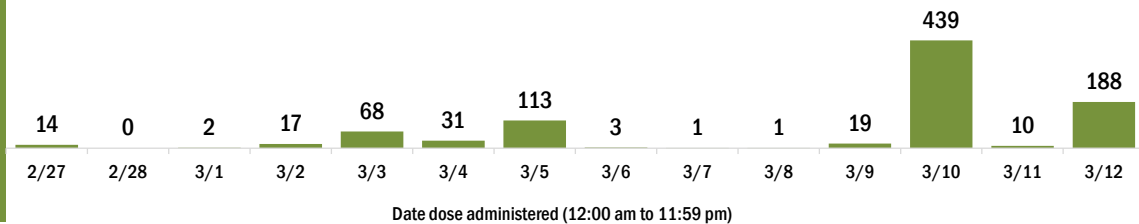
Completed 2-dose series 2,068

First dose: current number of people who have only received their first dose of the Moderna or Pfizer vaccine.

Series complete: current number of people who have received both Moderna or Pfizer vaccine doses or one Johnson & Johnson dose and are considered fully immunized.

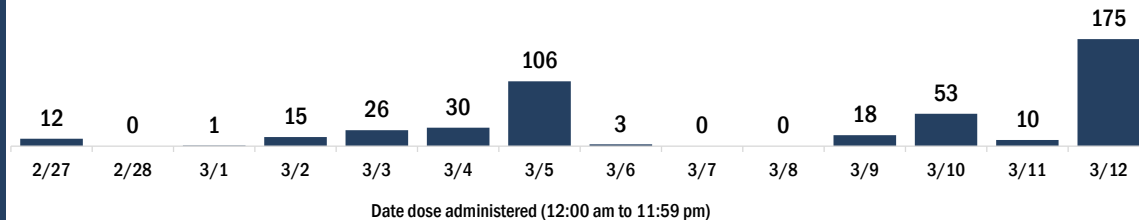
Demographic summary	First dose	Series complete	Total people vaccinated
Age group	1,419	2,070	3,489
16-24 years	31	9	40
25-34 years	33	34	67
35-44 years	56	31	87
45-54 years	116	60	176
55-64 years	374	173	547
65-74 years	488	976	1,464
75-84 years	244	616	860
85+ years	77	171	248
Race	1,419	2,070	3,489
White	982	1,502	2,484
Black	168	181	349
American Indian/Alaskan	12	17	29
Other	43	163	206
Unknown	214	207	421
Other race includes Asian, native Hawaiian/Pacific Islander, or other.			
Ethnicity	1,419	2,070	3,489
Hispanic	16	21	37
Non-Hispanic	752	983	1,735
Unknown	651	1,066	1,717
Gender	1,419	2,070	3,489
Female	790	1,143	1,933
Male	629	927	1,556
Unknown	0	0	0

COVID-19 doses administered for the past 2 weeks

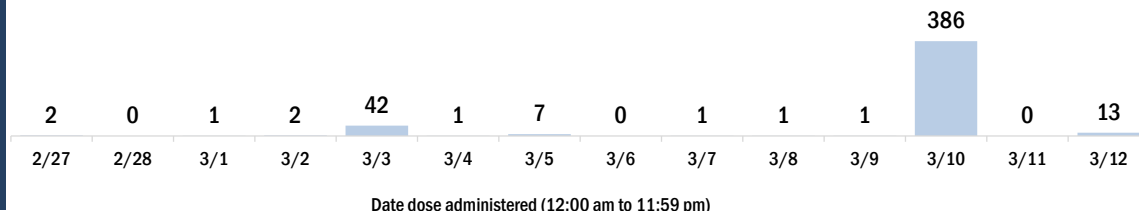


Persons vaccinated for COVID-19 for the past 2 weeks

Number of persons who received their first dose of a two-dose series of the COVID-19 vaccine



Number of persons who completed the COVID-19 vaccine series



COVID-19: Union County vaccine summary

Vaccination data through Mar 12, 2021 as of Mar 13, 2021 at 12:05 AM

Data in this report are provisional and subject to change.

Data in this summary pertain to COVID-19 vaccines approved by the U.S. Food and Drug Administration and have been issued an Emergency Use Authorization (Janssen COVID-19 Vaccine, Moderna COVID-19 Vaccine and Pfizer-BioNTech COVID-19 Vaccine). These data summarize the number of people who have received either their first dose or have completed the series for a COVID-19 vaccine. **A person can only be counted in one category, first dose or series complete.** For persons receiving Moderna or Pfizer vaccines, once they receive their second dose, they are moved from the first dose column to the series completed column. **Because of this, the total first dose category may show a change from report to report not matching the total receiving their first dose from the previous day.** Persons receiving Johnson & Johnson vaccines will always be counted in the series completed column.

COVID-19 doses for vaccinated persons in Florida

Doses administered 2,457

People receiving one dose of a 1-dose series (Johnson & Johnson) or receiving only one dose of a 2-dose series (Moderna, Pfizer) count once. Persons receiving both doses of a 2-dose series count twice.

Current status of persons vaccinated for COVID-19 in Florida

Total people vaccinated 1,379

First dose 297

Series completed 1,082

Completed 1-dose series 4

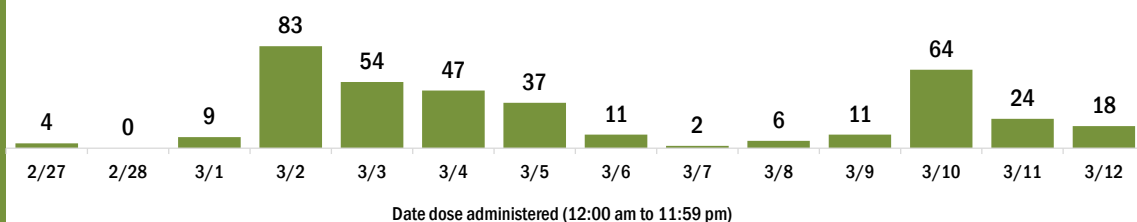
Completed 2-dose series 1,078

First dose: current number of people who have only received their first dose of the Moderna or Pfizer vaccine.

Series complete: current number of people who have received both Moderna or Pfizer vaccine doses or one Johnson & Johnson dose and are considered fully immunized.

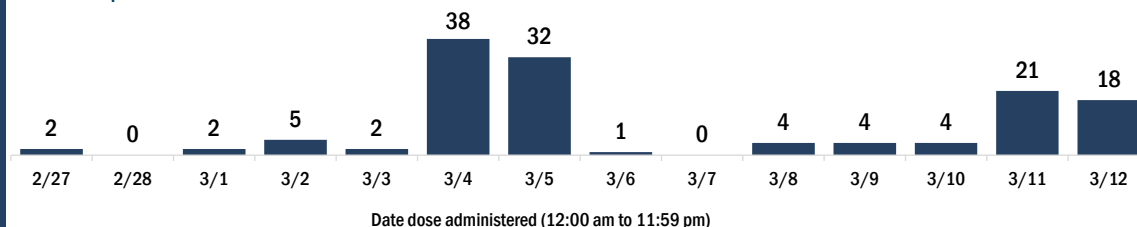
Demographic summary	First dose	Series complete	Total people vaccinated
Age group	297	1,082	1,379
16-24 years	8	8	16
25-34 years	18	44	62
35-44 years	16	33	49
45-54 years	23	48	71
55-64 years	50	84	134
65-74 years	117	479	596
75-84 years	50	298	348
85+ years	15	88	103
Race	297	1,082	1,379
White	222	902	1,124
Black	29	65	94
American Indian/Alaskan	5	9	14
Other	28	93	121
Unknown	13	13	26
Other race includes Asian, native Hawaiian/Pacific Islander, or other.			
Ethnicity	297	1,082	1,379
Hispanic	12	18	30
Non-Hispanic	239	1,012	1,251
Unknown	46	52	98
Gender	297	1,082	1,379
Female	177	613	790
Male	120	469	589
Unknown	0	0	0

COVID-19 doses administered for the past 2 weeks

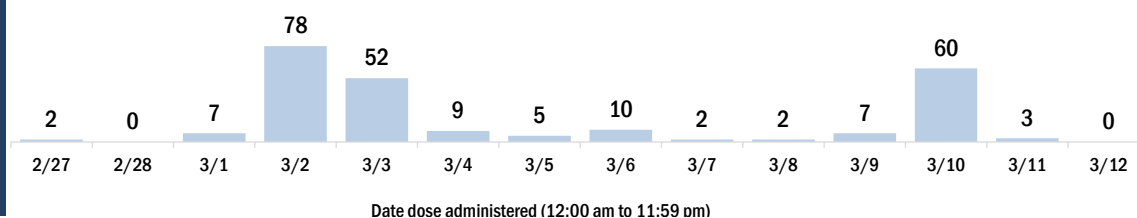


Persons vaccinated for COVID-19 for the past 2 weeks

Number of persons who received their first dose of a two-dose series of the COVID-19 vaccine



Number of persons who completed the COVID-19 vaccine series



COVID-19: Volusia County vaccine summary

Vaccination data through Mar 12, 2021 as of Mar 13, 2021 at 12:05 AM

Data in this report are provisional and subject to change.

Data in this summary pertain to COVID-19 vaccines approved by the U.S. Food and Drug Administration and have been issued an Emergency Use Authorization (Janssen COVID-19 Vaccine, Moderna COVID-19 Vaccine and Pfizer-BioNTech COVID-19 Vaccine). These data summarize the number of people who have received either their first dose or have completed the series for a COVID-19 vaccine. **A person can only be counted in one category, first dose or series complete.** For persons receiving Moderna or Pfizer vaccines, once they receive their second dose, they are moved from the first dose column to the series completed column. **Because of this, the total first dose category may show a change from report to report not matching the total receiving their first dose from the previous day.** Persons receiving Johnson & Johnson vaccines will always be counted in the series completed column.

COVID-19 doses for vaccinated persons in Florida

Doses administered 163,174

People receiving one dose of a 1-dose series (Johnson & Johnson) or receiving only one dose of a 2-dose series (Moderna, Pfizer) count once. Persons receiving both doses of a 2-dose series count twice.

Current status of persons vaccinated for COVID-19 in Florida

Total people vaccinated 105,167

First dose 43,894

Series completed 61,273

Completed 1-dose series 3,266

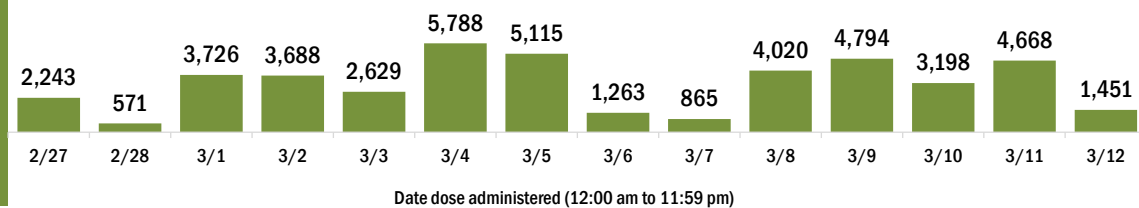
Completed 2-dose series 58,007

First dose: current number of people who have only received their first dose of the Moderna or Pfizer vaccine.

Series complete: current number of people who have received both Moderna or Pfizer vaccine doses or one Johnson & Johnson dose and are considered fully immunized.

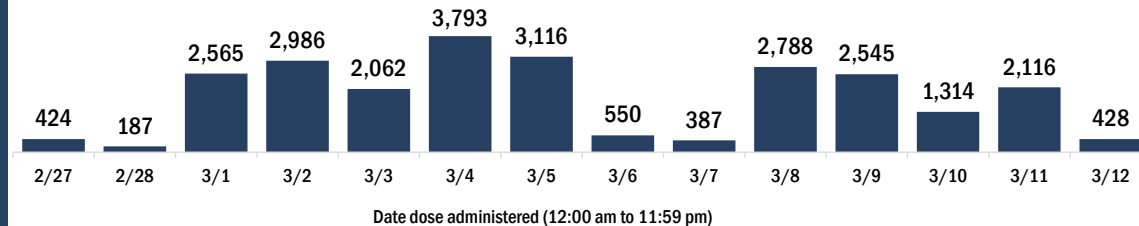
Demographic summary	First dose	Series complete	Total people vaccinated
Age group	43,894	61,273	105,167
16-24 years	428	614	1,042
25-34 years	1,022	1,782	2,804
35-44 years	1,467	2,372	3,839
45-54 years	2,586	3,333	5,919
55-64 years	5,237	5,261	10,498
65-74 years	18,696	26,909	45,605
75-84 years	10,967	15,110	26,077
85+ years	3,491	5,892	9,383
Race	43,894	61,273	105,167
White	29,404	37,338	66,742
Black	2,132	1,667	3,799
American Indian/Alaskan	189	181	370
Other	3,526	10,206	13,732
Unknown	8,643	11,881	20,524
Other race includes Asian, native Hawaiian/Pacific Islander, or other.			
Ethnicity	43,894	61,273	105,167
Hispanic	2,180	1,665	3,845
Non-Hispanic	21,976	25,230	47,206
Unknown	19,738	34,378	54,116
Gender	43,894	61,273	105,167
Female	25,111	35,979	61,090
Male	17,845	24,912	42,757
Unknown	938	382	1,320

COVID-19 doses administered for the past 2 weeks

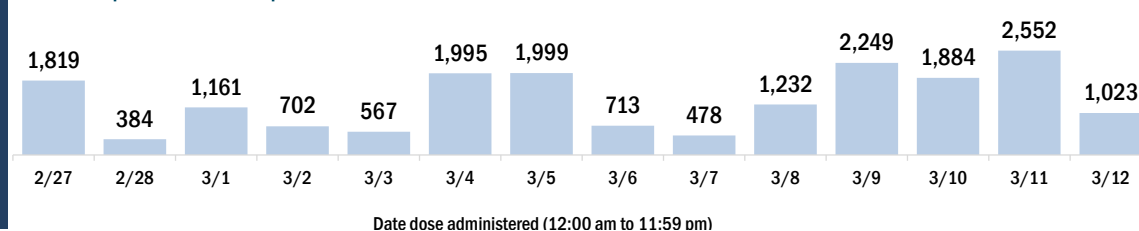


Persons vaccinated for COVID-19 for the past 2 weeks

Number of persons who received their first dose of a two-dose series of the COVID-19 vaccine



Number of persons who completed the COVID-19 vaccine series



COVID-19: Wakulla County vaccine summary

Vaccination data through Mar 12, 2021 as of Mar 13, 2021 at 12:05 AM

Data in this report are provisional and subject to change.

Data in this summary pertain to COVID-19 vaccines approved by the U.S. Food and Drug Administration and have been issued an Emergency Use Authorization (Janssen COVID-19 Vaccine, Moderna COVID-19 Vaccine and Pfizer-BioNTech COVID-19 Vaccine). These data summarize the number of people who have received either their first dose or have completed the series for a COVID-19 vaccine. **A person can only be counted in one category, first dose or series complete.** For persons receiving Moderna or Pfizer vaccines, once they receive their second dose, they are moved from the first dose column to the series completed column. **Because of this, the total first dose category may show a change from report to report not matching the total receiving their first dose from the previous day.** Persons receiving Johnson & Johnson vaccines will always be counted in the series completed column.

COVID-19 doses for vaccinated persons in Florida

Doses administered 9,664

People receiving one dose of a 1-dose series (Johnson & Johnson) or receiving only one dose of a 2-dose series (Moderna, Pfizer) count once. Persons receiving both doses of a 2-dose series count twice.

Current status of persons vaccinated for COVID-19 in Florida

Total people vaccinated 5,996

First dose 2,285

Series completed 3,711

Completed 1-dose series 43

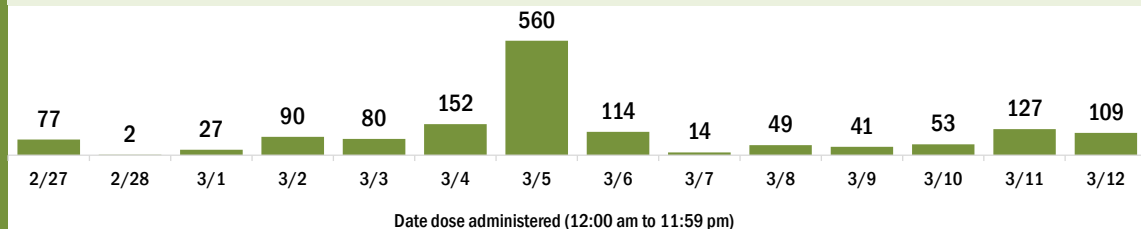
Completed 2-dose series 3,668

First dose: current number of people who have only received their first dose of the Moderna or Pfizer vaccine.

Series complete: current number of people who have received both Moderna or Pfizer vaccine doses or one Johnson & Johnson dose and are considered fully immunized.

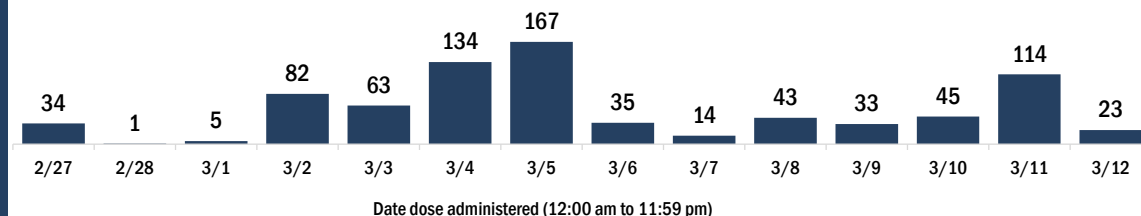
Demographic summary	First dose	Series complete	Total people vaccinated
Age group	2,285	3,711	5,996
16-24 years	35	26	61
25-34 years	83	103	186
35-44 years	158	137	295
45-54 years	280	166	446
55-64 years	589	300	889
65-74 years	732	1,871	2,603
75-84 years	328	888	1,216
85+ years	80	220	300
Race	2,285	3,711	5,996
White	1,654	2,804	4,458
Black	158	190	348
American Indian/Alaskan	6	24	30
Other	256	507	763
Unknown	211	186	397
Other race includes Asian, native Hawaiian/Pacific Islander, or other.			
Ethnicity	2,285	3,711	5,996
Hispanic	36	35	71
Non-Hispanic	1,574	2,803	4,377
Unknown	675	873	1,548
Gender	2,285	3,711	5,996
Female	1,344	2,041	3,385
Male	940	1,669	2,609
Unknown	1	1	2

COVID-19 doses administered for the past 2 weeks

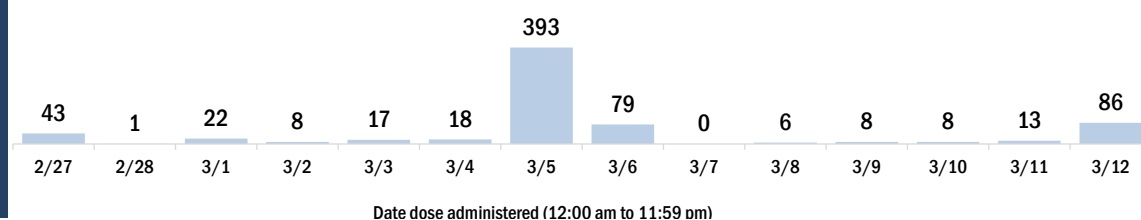


Persons vaccinated for COVID-19 for the past 2 weeks

Number of persons who received their first dose of a two-dose series of the COVID-19 vaccine



Number of persons who completed the COVID-19 vaccine series



COVID-19: Walton County vaccine summary

Vaccination data through Mar 12, 2021 as of Mar 13, 2021 at 12:05 AM

Data in this report are provisional and subject to change.

Data in this summary pertain to COVID-19 vaccines approved by the U.S. Food and Drug Administration and have been issued an Emergency Use Authorization (Janssen COVID-19 Vaccine, Moderna COVID-19 Vaccine and Pfizer-BioNTech COVID-19 Vaccine). These data summarize the number of people who have received either their first dose or have completed the series for a COVID-19 vaccine. **A person can only be counted in one category, first dose or series complete.** For persons receiving Moderna or Pfizer vaccines, once they receive their second dose, they are moved from the first dose column to the series completed column. **Because of this, the total first dose category may show a change from report to report not matching the total receiving their first dose from the previous day.** Persons receiving Johnson & Johnson vaccines will always be counted in the series completed column.

COVID-19 doses for vaccinated persons in Florida

Doses administered 21,772

People receiving one dose of a 1-dose series (Johnson & Johnson) or receiving only one dose of a 2-dose series (Moderna, Pfizer) count once. Persons receiving both doses of a 2-dose series count twice.

Current status of persons vaccinated for COVID-19 in Florida

Total people vaccinated 13,279

First dose 4,676

Series completed 8,603

Completed 1-dose series 110

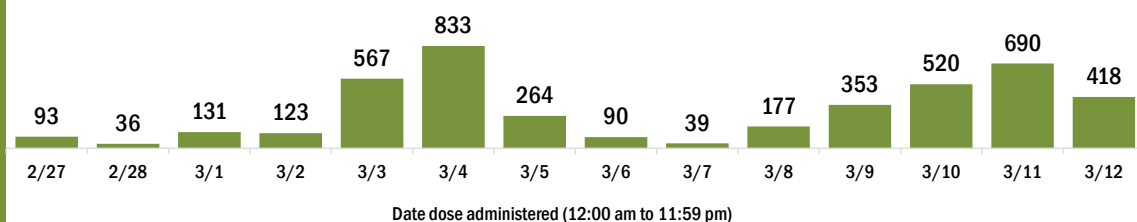
Completed 2-dose series 8,493

First dose: current number of people who have only received their first dose of the Moderna or Pfizer vaccine.

Series complete: current number of people who have received both Moderna or Pfizer vaccine doses or one Johnson & Johnson dose and are considered fully immunized.

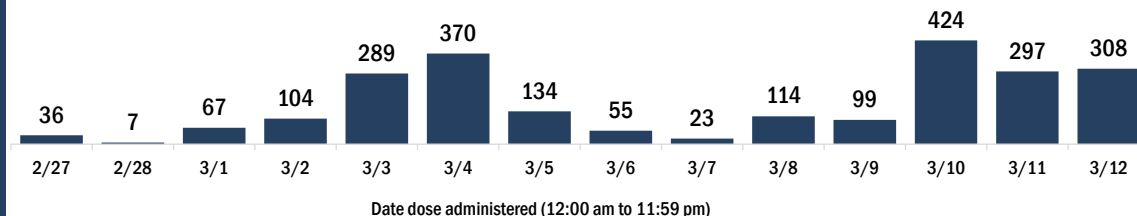
Demographic summary	First dose	Series complete	Total people vaccinated
Age group	4,676	8,603	13,279
16-24 years	38	51	89
25-34 years	142	140	282
35-44 years	310	255	565
45-54 years	468	372	840
55-64 years	1,180	731	1,911
65-74 years	1,612	4,528	6,140
75-84 years	737	1,971	2,708
85+ years	189	555	744
Race	4,676	8,603	13,279
White	3,619	6,614	10,233
Black	103	120	223
American Indian/Alaskan	11	30	41
Other	224	401	625
Unknown	719	1,438	2,157
Other race includes Asian, native Hawaiian/Pacific Islander, or other.			
Ethnicity	4,676	8,603	13,279
Hispanic	93	93	186
Non-Hispanic	3,121	5,657	8,778
Unknown	1,462	2,853	4,315
Gender	4,676	8,603	13,279
Female	2,590	4,709	7,299
Male	2,084	3,893	5,977
Unknown	2	1	3

COVID-19 doses administered for the past 2 weeks

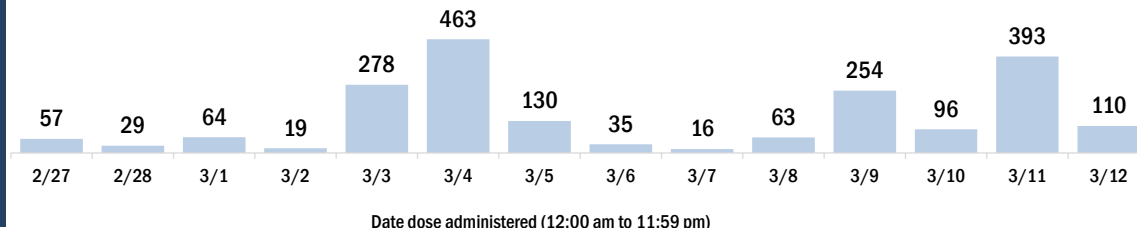


Persons vaccinated for COVID-19 for the past 2 weeks

Number of persons who received their first dose of a two-dose series of the COVID-19 vaccine



Number of persons who completed the COVID-19 vaccine series



COVID-19: Washington County vaccine summary

Vaccination data through Mar 12, 2021 as of Mar 13, 2021 at 12:05 AM

Data in this report are provisional and subject to change.

Data in this summary pertain to COVID-19 vaccines approved by the U.S. Food and Drug Administration and have been issued an Emergency Use Authorization (Janssen COVID-19 Vaccine, Moderna COVID-19 Vaccine and Pfizer-BioNTech COVID-19 Vaccine). These data summarize the number of people who have received either their first dose or have completed the series for a COVID-19 vaccine. **A person can only be counted in one category, first dose or series complete.** For persons receiving Moderna or Pfizer vaccines, once they receive their second dose, they are moved from the first dose column to the series completed column. **Because of this, the total first dose category may show a change from report to report not matching the total receiving their first dose from the previous day.** Persons receiving Johnson & Johnson vaccines will always be counted in the series completed column.

COVID-19 doses for vaccinated persons in Florida

Doses administered 5,115

People receiving one dose of a 1-dose series (Johnson & Johnson) or receiving only one dose of a 2-dose series (Moderna, Pfizer) count once. Persons receiving both doses of a 2-dose series count twice.

Current status of persons vaccinated for COVID-19 in Florida

Total people vaccinated 3,174

First dose 1,227

Series completed 1,947

Completed 1-dose series 6

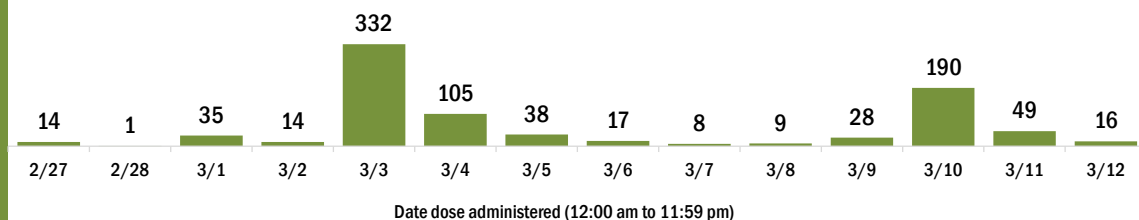
Completed 2-dose series 1,941

First dose: current number of people who have only received their first dose of the Moderna or Pfizer vaccine.

Series complete: current number of people who have received both Moderna or Pfizer vaccine doses or one Johnson & Johnson dose and are considered fully immunized.

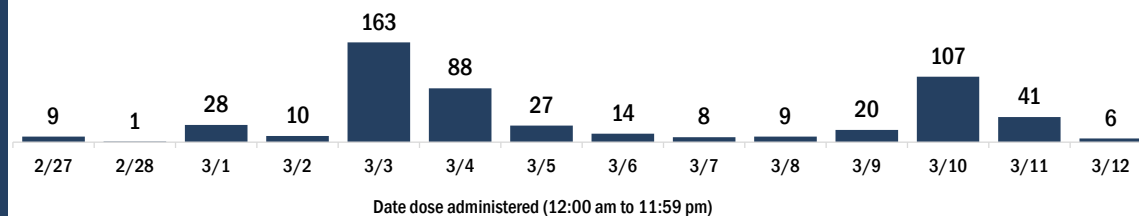
Demographic summary	First dose	Series complete	Total people vaccinated
Age group	1,227	1,947	3,174
16-24 years	13	12	25
25-34 years	36	40	76
35-44 years	55	69	124
45-54 years	123	101	224
55-64 years	235	185	420
65-74 years	444	841	1,285
75-84 years	229	523	752
85+ years	92	176	268
Race	1,227	1,947	3,174
White	958	1,531	2,489
Black	147	140	287
American Indian/Alaskan	15	22	37
Other	46	122	168
Unknown	61	132	193
Other race includes Asian, native Hawaiian/Pacific Islander, or other.			
Ethnicity	1,227	1,947	3,174
Hispanic	11	18	29
Non-Hispanic	910	1,493	2,403
Unknown	306	436	742
Gender	1,227	1,947	3,174
Female	645	1,099	1,744
Male	581	848	1,429
Unknown	1	0	1

COVID-19 doses administered for the past 2 weeks



Persons vaccinated for COVID-19 for the past 2 weeks

Number of persons who received their first dose of a two-dose series of the COVID-19 vaccine



Number of persons who completed the COVID-19 vaccine series

