

COVID-19: Florida vaccine summary

Vaccination data through Mar 10, 2021 as of Mar 11, 2021 at 12:05 AM

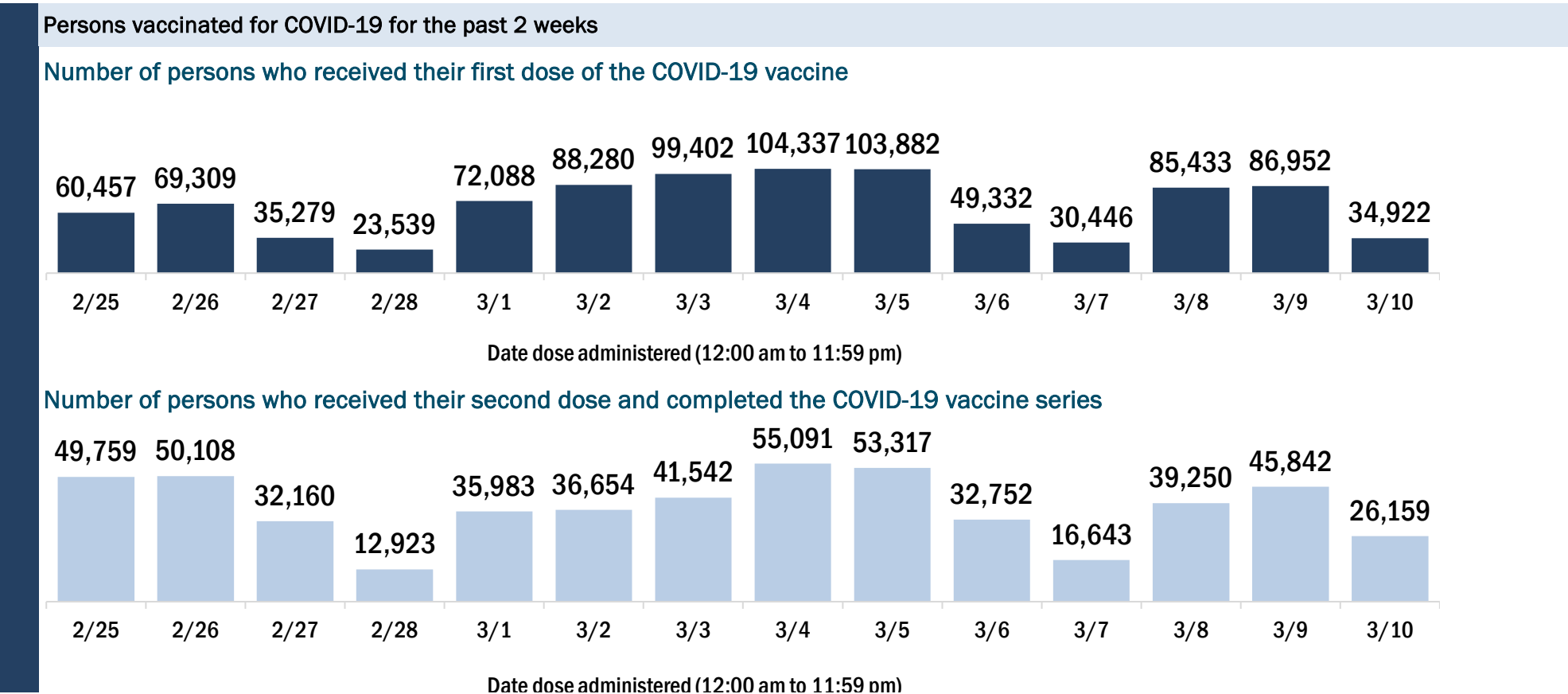
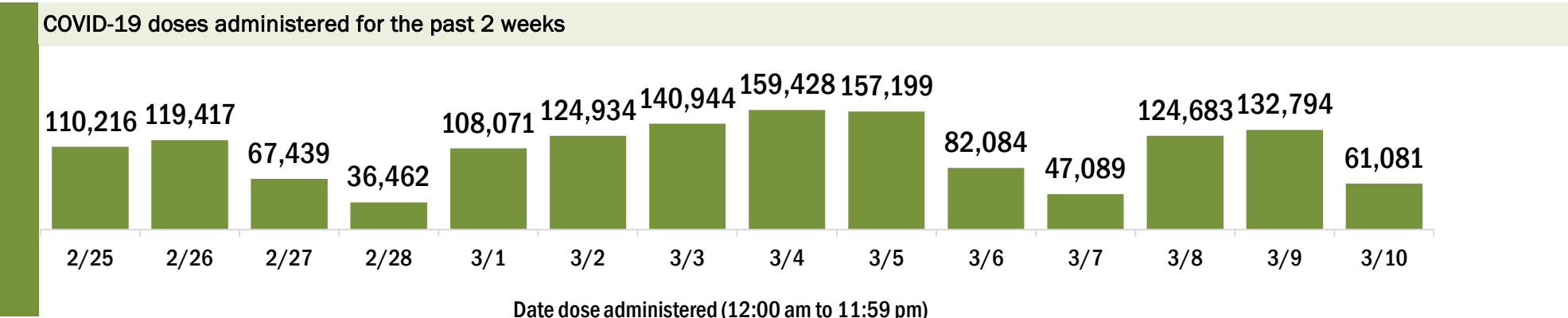
Data in this report are provisional and subject to change. Data are based on county of residence.

Data in this summary pertain to COVID-19 vaccines approved by the U.S. Food and Drug Administration and have been issued an Emergency Use Authorization (Janssen COVID-19 Vaccine, Moderna COVID-19 Vaccine and Pfizer-BioNTech COVID-19 Vaccine). These data summarize the number of people who have received either their first dose or have completed the series for a COVID-19 vaccine. **A person can only be counted in one category, first dose or series complete.** For persons receiving Moderna or Pfizer vaccines, once they receive their second dose, they are moved from the first dose column to the series completed column. **Because of this, the total first dose category may show a change from report to report not matching the total receiving their first dose from the previous day.** Persons receiving Johnson & Johnson vaccines will always be counted in the series completed column.

COVID-19 doses for vaccinated persons in Florida	
Doses administered	5,989,120
People receiving one dose of a 1-dose series (Johnson & Johnson) or receiving only one dose of a 2-dose series (Moderna, Pfizer) count once. Persons receiving both doses of a 2-dose series count twice.	

Current status of persons vaccinated for COVID-19 in Florida	
Total people vaccinated	3,895,656
First dose	1,766,109
Series completed	2,129,547
Completed 1-dose series	36,083
Completed 2-dose series	2,093,464
First dose: current number of people who have only received their first dose of the Moderna or Pfizer vaccine.	
Series complete: current number of people who have received both Moderna or Pfizer vaccine doses or one Johnson & Johnson dose and are considered fully immunized.	

Demographic summary	First dose	Series complete	Total people vaccinated
Age group	1,766,109	2,129,547	3,895,656
16-24 years	27,150	24,947	52,097
25-34 years	67,412	86,415	153,827
35-44 years	95,171	108,434	203,605
45-54 years	138,854	133,078	271,932
55-64 years	240,809	183,597	424,406
65-74 years	659,608	891,939	1,551,547
75-84 years	400,943	516,241	917,184
85+ years	136,162	184,896	321,058
Race	1,766,109	2,129,547	3,895,656
White	1,171,159	1,462,490	2,633,649
Black	116,158	119,543	235,701
American Indian/Alaskan	7,192	7,579	14,771
Other	150,788	256,901	407,689
Unknown	320,812	283,034	603,846
Other race includes Asian, native Hawaiian/Pacific Islander, or other.			
Ethnicity	1,766,109	2,129,547	3,895,656
Hispanic	237,904	218,281	456,185
Non-Hispanic	819,624	1,153,771	1,973,395
Unknown	708,581	757,495	1,466,076
Gender	1,766,109	2,129,547	3,895,656
Female	1,016,305	1,231,749	2,248,054
Male	738,003	895,413	1,633,416
Unknown	11,801	2,385	14,186



COVID-19: Alachua County vaccine summary

Vaccination data through Mar 10, 2021 as of Mar 11, 2021 at 12:05 AM

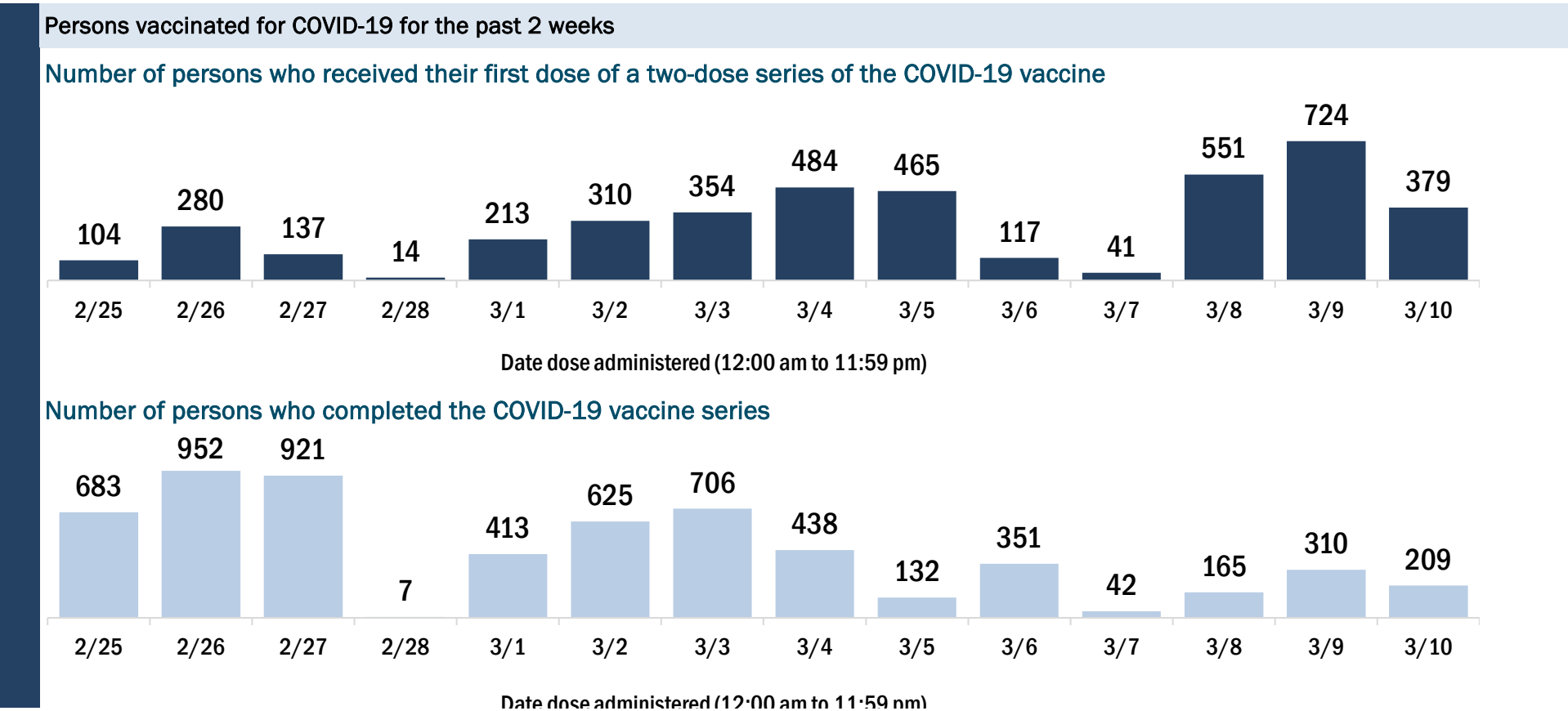
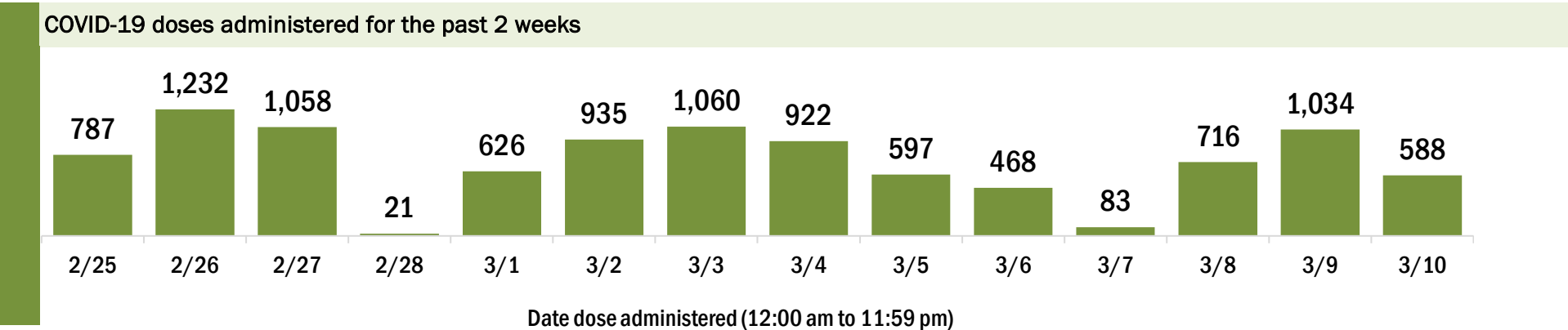
Data in this report are provisional and subject to change.

Data in this summary pertain to COVID-19 vaccines approved by the U.S. Food and Drug Administration and have been issued an Emergency Use Authorization (Janssen COVID-19 Vaccine, Moderna COVID-19 Vaccine and Pfizer-BioNTech COVID-19 Vaccine). These data summarize the number of people who have received either their first dose or have completed the series for a COVID-19 vaccine. **A person can only be counted in one category, first dose or series complete.** For persons receiving Moderna or Pfizer vaccines, once they receive their second dose, they are moved from the first dose column to the series completed column. **Because of this, the total first dose category may show a change from report to report not matching the total receiving their first dose from the previous day.** Persons receiving Johnson & Johnson vaccines will always be counted in the series completed column.

COVID-19 doses for vaccinated persons in Florida	
Doses administered	91,755
People receiving one dose of a 1-dose series (Johnson & Johnson) or receiving only one dose of a 2-dose series (Moderna, Pfizer) count once. Persons receiving both doses of a 2-dose series count twice.	

Current status of persons vaccinated for COVID-19 in Florida	
Total people vaccinated	52,453
First dose	12,626
Series completed	39,827
Completed 1-dose series	525
Completed 2-dose series	39,302
First dose: current number of people who have only received their first dose of the Moderna or Pfizer vaccine.	
Series complete: current number of people who have received both Moderna or Pfizer vaccine doses or one Johnson & Johnson dose and are considered fully immunized.	

Demographic summary	First dose	Series complete	Total people vaccinated
Age group	12,626	39,827	52,453
16-24 years	785	1,875	2,660
25-34 years	1,412	5,294	6,706
35-44 years	1,225	3,951	5,176
45-54 years	1,139	3,639	4,778
55-64 years	1,745	4,114	5,859
65-74 years	4,043	11,553	15,596
75-84 years	1,690	6,754	8,444
85+ years	587	2,647	3,234
Race	12,626	39,827	52,453
White	7,556	28,922	36,478
Black	1,354	2,964	4,318
American Indian/Alaskan	34	119	153
Other	1,690	6,266	7,956
Unknown	1,992	1,556	3,548
Other race includes Asian, native Hawaiian/Pacific Islander, or other.			
Ethnicity	12,626	39,827	52,453
Hispanic	489	2,053	2,542
Non-Hispanic	5,157	29,367	34,524
Unknown	6,980	8,407	15,387
Gender	12,626	39,827	52,453
Female	7,376	23,892	31,268
Male	5,230	15,931	21,161
Unknown	20	4	24



COVID-19: Baker County vaccine summary

Vaccination data through Mar 10, 2021 as of Mar 11, 2021 at 12:05 AM

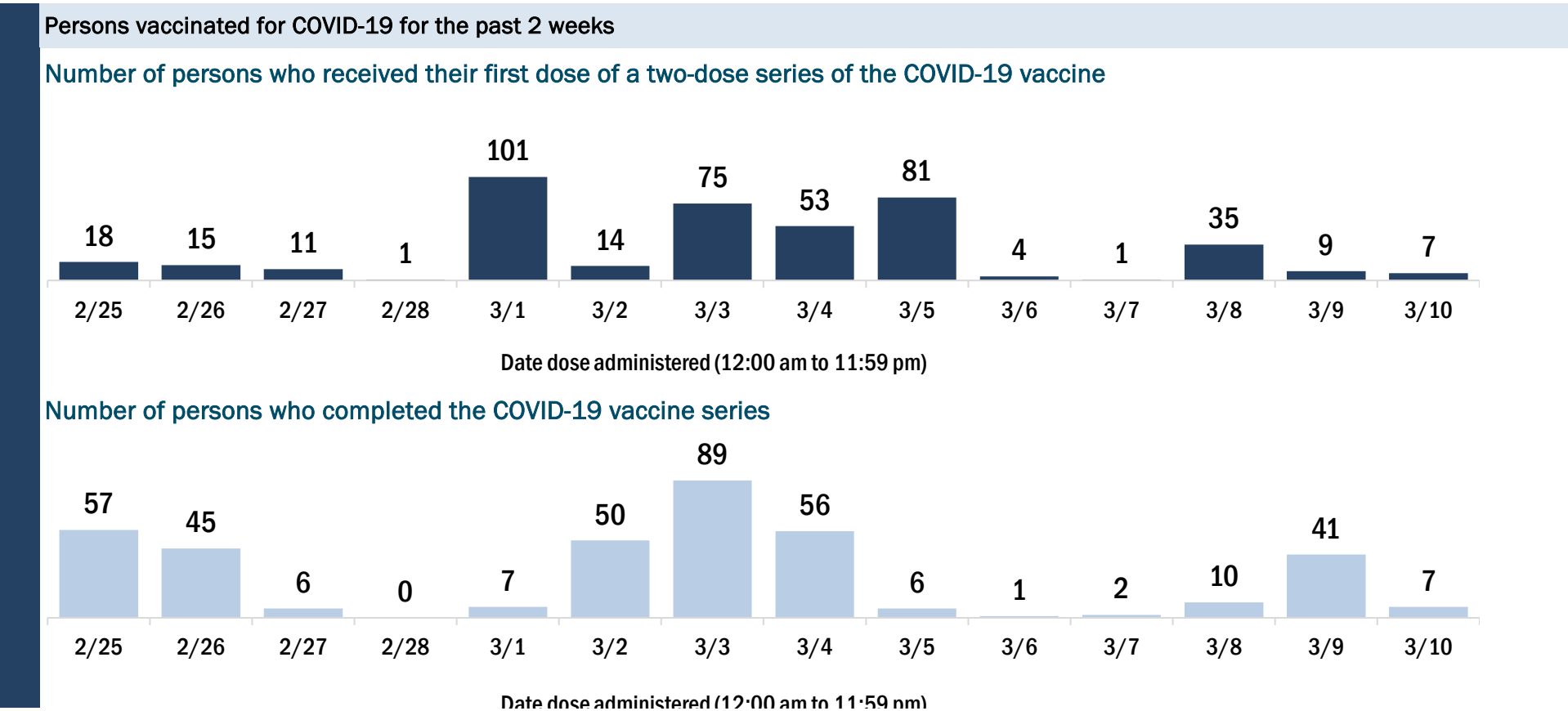
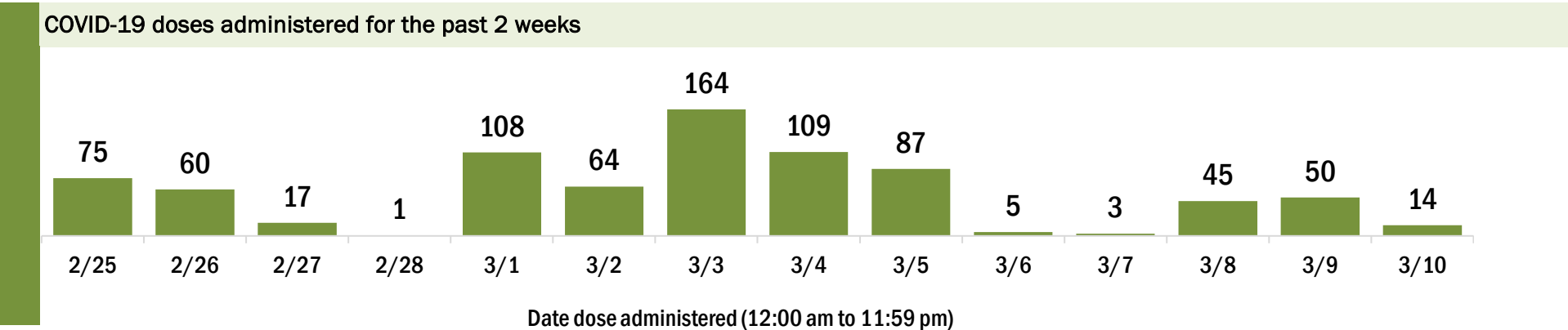
Data in this report are provisional and subject to change.

Data in this summary pertain to COVID-19 vaccines approved by the U.S. Food and Drug Administration and have been issued an Emergency Use Authorization (Janssen COVID-19 Vaccine, Moderna COVID-19 Vaccine and Pfizer-BioNTech COVID-19 Vaccine). These data summarize the number of people who have received either their first dose or have completed the series for a COVID-19 vaccine. **A person can only be counted in one category, first dose or series complete.** For persons receiving Moderna or Pfizer vaccines, once they receive their second dose, they are moved from the first dose column to the series completed column. **Because of this, the total first dose category may show a change from report to report not matching the total receiving their first dose from the previous day.** Persons receiving Johnson & Johnson vaccines will always be counted in the series completed column.

COVID-19 doses for vaccinated persons in Florida	
Doses administered	4,941
People receiving one dose of a 1-dose series (Johnson & Johnson) or receiving only one dose of a 2-dose series (Moderna, Pfizer) count once. Persons receiving both doses of a 2-dose series count twice.	

Current status of persons vaccinated for COVID-19 in Florida	
Total people vaccinated	3,055
First dose	1,154
Series completed	1,901
Completed 1-dose series	15
Completed 2-dose series	1,886
First dose: current number of people who have only received their first dose of the Moderna or Pfizer vaccine.	
Series complete: current number of people who have received both Moderna or Pfizer vaccine doses or one Johnson & Johnson dose and are considered fully immunized.	

Demographic summary	First dose	Series complete	Total people vaccinated
Age group	1,154	1,901	3,055
16-24 years	18	26	44
25-34 years	47	83	130
35-44 years	56	118	174
45-54 years	113	131	244
55-64 years	207	208	415
65-74 years	449	770	1,219
75-84 years	202	442	644
85+ years	62	123	185
Race	1,154	1,901	3,055
White	871	1,440	2,311
Black	115	115	230
American Indian/Alaskan	9	11	20
Other	82	169	251
Unknown	77	166	243
Other race includes Asian, native Hawaiian/Pacific Islander, or other.			
Ethnicity	1,154	1,901	3,055
Hispanic	24	18	42
Non-Hispanic	740	991	1,731
Unknown	390	892	1,282
Gender	1,154	1,901	3,055
Female	674	1,059	1,733
Male	480	842	1,322
Unknown	0	0	0



COVID-19: Bay County vaccine summary

Vaccination data through Mar 10, 2021 as of Mar 11, 2021 at 12:05 AM

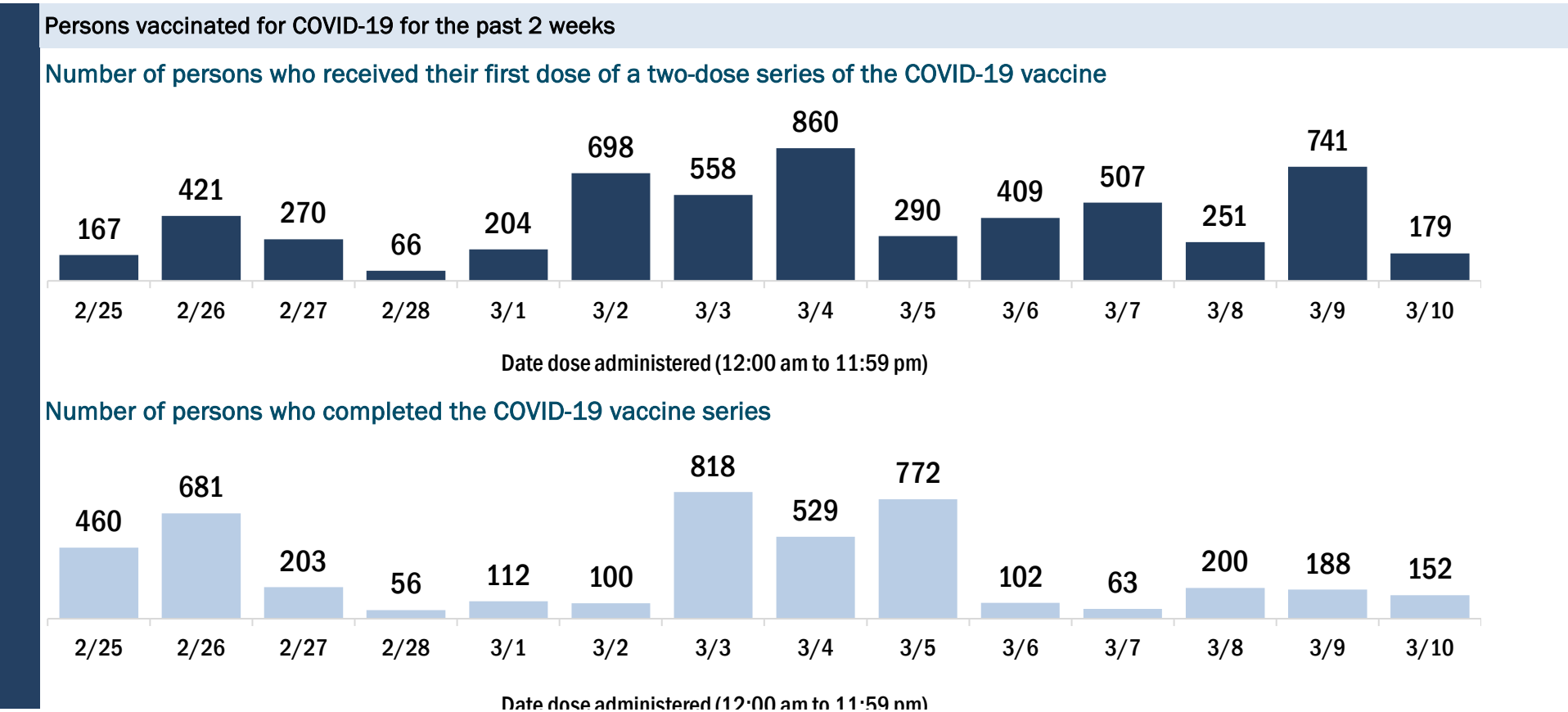
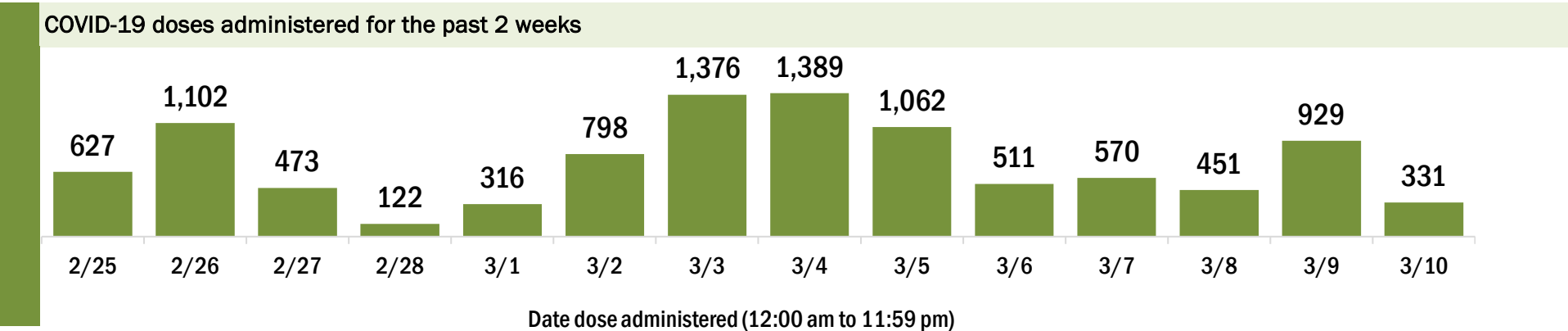
Data in this report are provisional and subject to change.

Data in this summary pertain to COVID-19 vaccines approved by the U.S. Food and Drug Administration and have been issued an Emergency Use Authorization (Janssen COVID-19 Vaccine, Moderna COVID-19 Vaccine and Pfizer-BioNTech COVID-19 Vaccine). These data summarize the number of people who have received either their first dose or have completed the series for a COVID-19 vaccine. **A person can only be counted in one category, first dose or series complete.** For persons receiving Moderna or Pfizer vaccines, once they receive their second dose, they are moved from the first dose column to the series completed column. **Because of this, the total first dose category may show a change from report to report not matching the total receiving their first dose from the previous day.** Persons receiving Johnson & Johnson vaccines will always be counted in the series completed column.

COVID-19 doses for vaccinated persons in Florida	
Doses administered	43,217
People receiving one dose of a 1-dose series (Johnson & Johnson) or receiving only one dose of a 2-dose series (Moderna, Pfizer) count once. Persons receiving both doses of a 2-dose series count twice.	

Current status of persons vaccinated for COVID-19 in Florida	
Total people vaccinated	27,719
First dose	12,196
Series completed	15,523
Completed 1-dose series	25
Completed 2-dose series	15,498
First dose: current number of people who have only received their first dose of the Moderna or Pfizer vaccine.	
Series complete: current number of people who have received both Moderna or Pfizer vaccine doses or one Johnson & Johnson dose and are considered fully immunized.	

Demographic summary	First dose	Series complete	Total people vaccinated
Age group	12,196	15,523	27,719
16-24 years	269	135	404
25-34 years	515	484	999
35-44 years	902	790	1,692
45-54 years	1,362	1,070	2,432
55-64 years	2,537	1,522	4,059
65-74 years	4,070	6,663	10,733
75-84 years	1,913	3,665	5,578
85+ years	628	1,194	1,822
Race	12,196	15,523	27,719
White	8,267	10,318	18,585
Black	942	663	1,605
American Indian/Alaskan	39	81	120
Other	947	1,613	2,560
Unknown	2,001	2,848	4,849
Other race includes Asian, native Hawaiian/Pacific Islander, or other.			
Ethnicity	12,196	15,523	27,719
Hispanic	407	204	611
Non-Hispanic	7,030	7,768	14,798
Unknown	4,759	7,551	12,310
Gender	12,196	15,523	27,719
Female	7,076	8,712	15,788
Male	5,115	6,810	11,925
Unknown	5	1	6



COVID-19: Bradford County vaccine summary

Vaccination data through Mar 10, 2021 as of Mar 11, 2021 at 12:05 AM

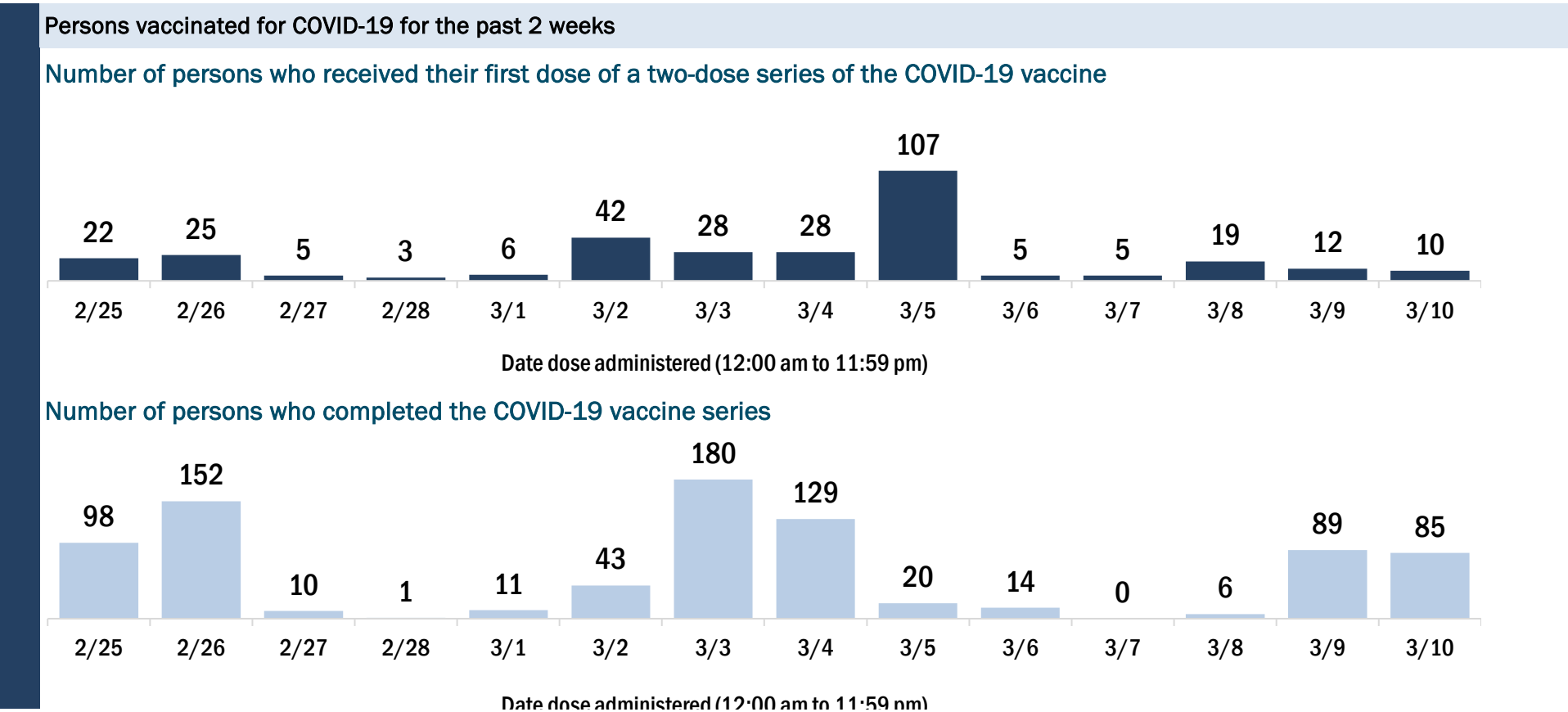
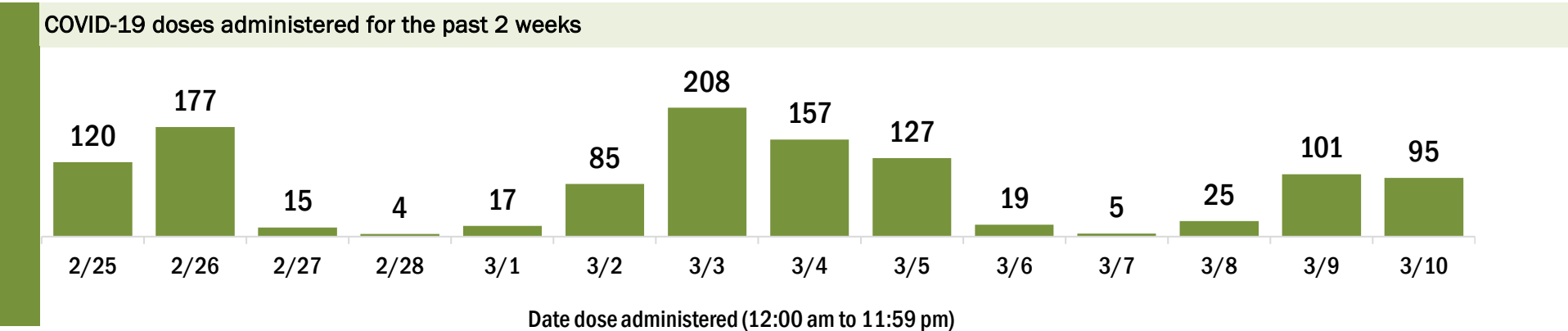
Data in this report are provisional and subject to change.

Data in this summary pertain to COVID-19 vaccines approved by the U.S. Food and Drug Administration and have been issued an Emergency Use Authorization (Janssen COVID-19 Vaccine, Moderna COVID-19 Vaccine and Pfizer-BioNTech COVID-19 Vaccine). These data summarize the number of people who have received either their first dose or have completed the series for a COVID-19 vaccine. **A person can only be counted in one category, first dose or series complete.** For persons receiving Moderna or Pfizer vaccines, once they receive their second dose, they are moved from the first dose column to the series completed column. **Because of this, the total first dose category may show a change from report to report not matching the total receiving their first dose from the previous day.** Persons receiving Johnson & Johnson vaccines will always be counted in the series completed column.

COVID-19 doses for vaccinated persons in Florida	
Doses administered	5,220
People receiving one dose of a 1-dose series (Johnson & Johnson) or receiving only one dose of a 2-dose series (Moderna, Pfizer) count once. Persons receiving both doses of a 2-dose series count twice.	

Current status of persons vaccinated for COVID-19 in Florida	
Total people vaccinated	2,970
First dose	717
Series completed	2,253
Completed 1-dose series	3
Completed 2-dose series	2,250
First dose: current number of people who have only received their first dose of the Moderna or Pfizer vaccine.	
Series complete: current number of people who have received both Moderna or Pfizer vaccine doses or one Johnson & Johnson dose and are considered fully immunized.	

Demographic summary	First dose	Series complete	Total people vaccinated
Age group	717	2,253	2,970
16-24 years	14	13	27
25-34 years	26	58	84
35-44 years	34	71	105
45-54 years	62	115	177
55-64 years	158	157	315
65-74 years	257	998	1,255
75-84 years	119	632	751
85+ years	47	209	256
Race	717	2,253	2,970
White	529	1,753	2,282
Black	85	200	285
American Indian/Alaskan	7	13	20
Other	53	234	287
Unknown	43	53	96
Other race includes Asian, native Hawaiian/Pacific Islander, or other.			
Ethnicity	717	2,253	2,970
Hispanic	13	18	31
Non-Hispanic	576	2,023	2,599
Unknown	128	212	340
Gender	717	2,253	2,970
Female	451	1,309	1,760
Male	266	944	1,210
Unknown	0	0	0



COVID-19: Brevard County vaccine summary

Vaccination data through Mar 10, 2021 as of Mar 11, 2021 at 12:05 AM

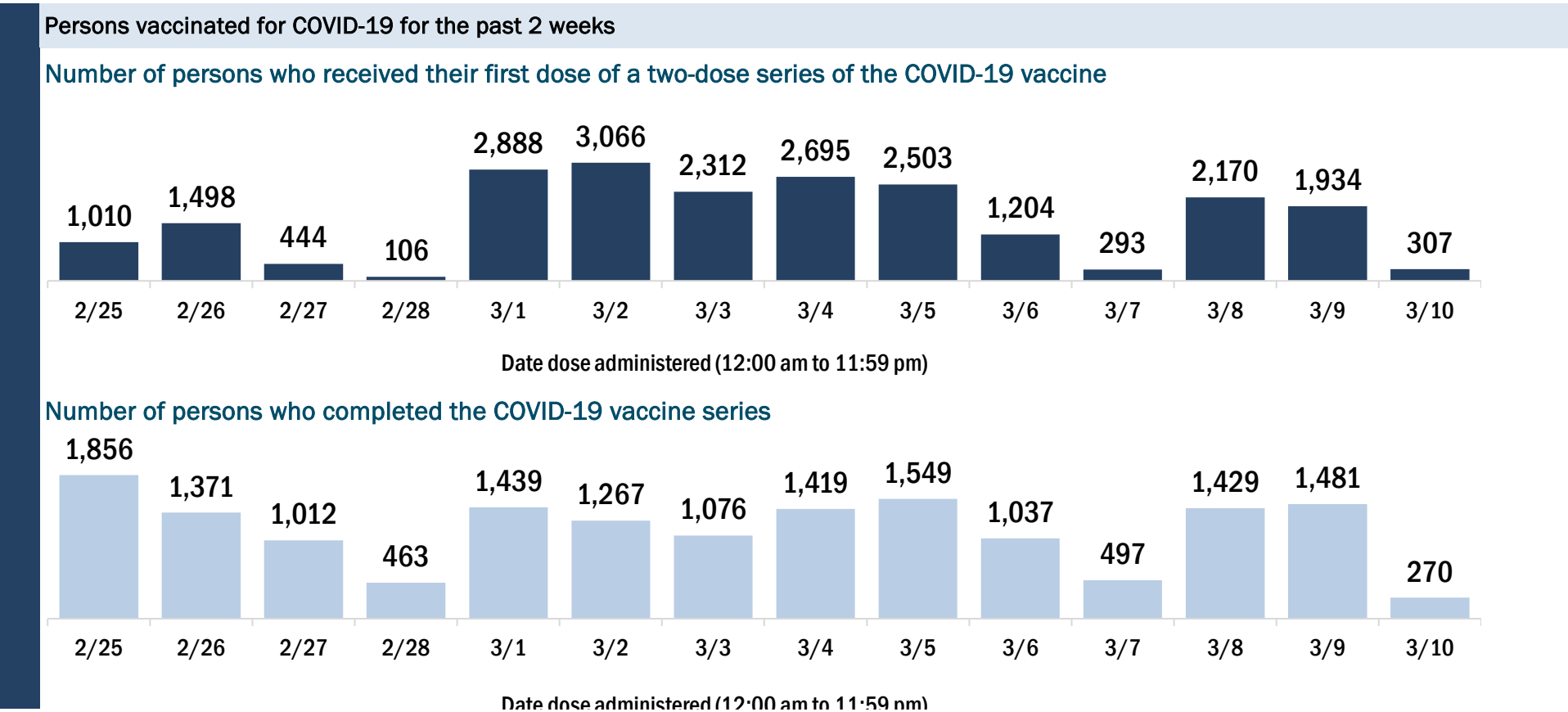
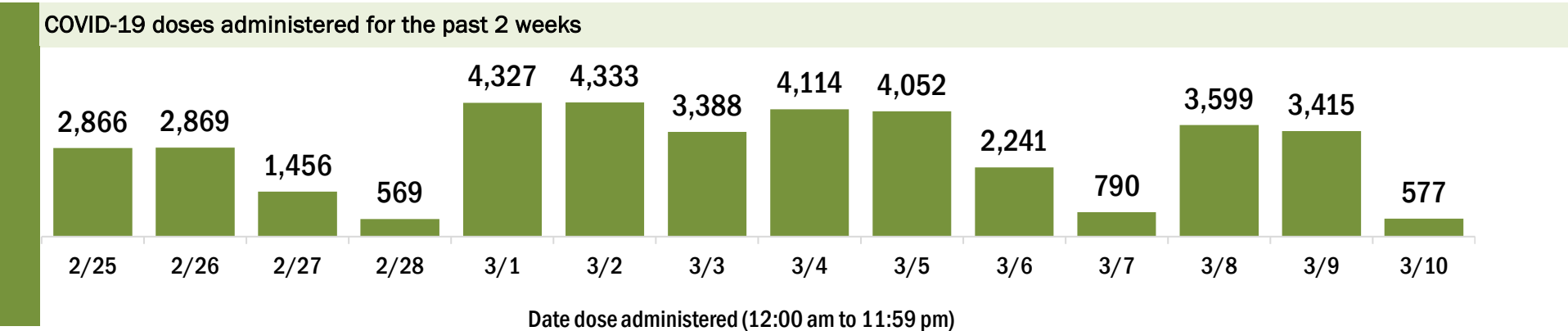
Data in this report are provisional and subject to change.

Data in this summary pertain to COVID-19 vaccines approved by the U.S. Food and Drug Administration and have been issued an Emergency Use Authorization (Janssen COVID-19 Vaccine, Moderna COVID-19 Vaccine and Pfizer-BioNTech COVID-19 Vaccine). These data summarize the number of people who have received either their first dose or have completed the series for a COVID-19 vaccine. **A person can only be counted in one category, first dose or series complete.** For persons receiving Moderna or Pfizer vaccines, once they receive their second dose, they are moved from the first dose column to the series completed column. **Because of this, the total first dose category may show a change from report to report not matching the total receiving their first dose from the previous day.** Persons receiving Johnson & Johnson vaccines will always be counted in the series completed column.

COVID-19 doses for vaccinated persons in Florida	
Doses administered	158,207
People receiving one dose of a 1-dose series (Johnson & Johnson) or receiving only one dose of a 2-dose series (Moderna, Pfizer) count once. Persons receiving both doses of a 2-dose series count twice.	

Current status of persons vaccinated for COVID-19 in Florida	
Total people vaccinated	103,139
First dose	47,507
Series completed	55,632
Completed 1-dose series	564
Completed 2-dose series	55,068
First dose: current number of people who have only received their first dose of the Moderna or Pfizer vaccine.	
Series complete: current number of people who have received both Moderna or Pfizer vaccine doses or one Johnson & Johnson dose and are considered fully immunized.	

Demographic summary	First dose	Series complete	Total people vaccinated
Age group	47,507	55,632	103,139
16-24 years	472	540	1,012
25-34 years	1,231	1,775	3,006
35-44 years	1,811	2,635	4,446
45-54 years	2,817	3,423	6,240
55-64 years	6,944	4,935	11,879
65-74 years	18,405	23,772	42,177
75-84 years	11,613	13,290	24,903
85+ years	4,214	5,262	9,476
Race	47,507	55,632	103,139
White	29,026	35,446	64,472
Black	2,541	1,874	4,415
American Indian/Alaskan	202	255	457
Other	3,357	7,073	10,430
Unknown	12,381	10,984	23,365
Other race includes Asian, native Hawaiian/Pacific Islander, or other.			
Ethnicity	47,507	55,632	103,139
Hispanic	1,446	1,099	2,545
Non-Hispanic	20,931	24,299	45,230
Unknown	25,130	30,234	55,364
Gender	47,507	55,632	103,139
Female	28,071	32,816	60,887
Male	19,202	22,785	41,987
Unknown	234	31	265



COVID-19: Broward County vaccine summary

Vaccination data through Mar 10, 2021 as of Mar 11, 2021 at 12:05 AM

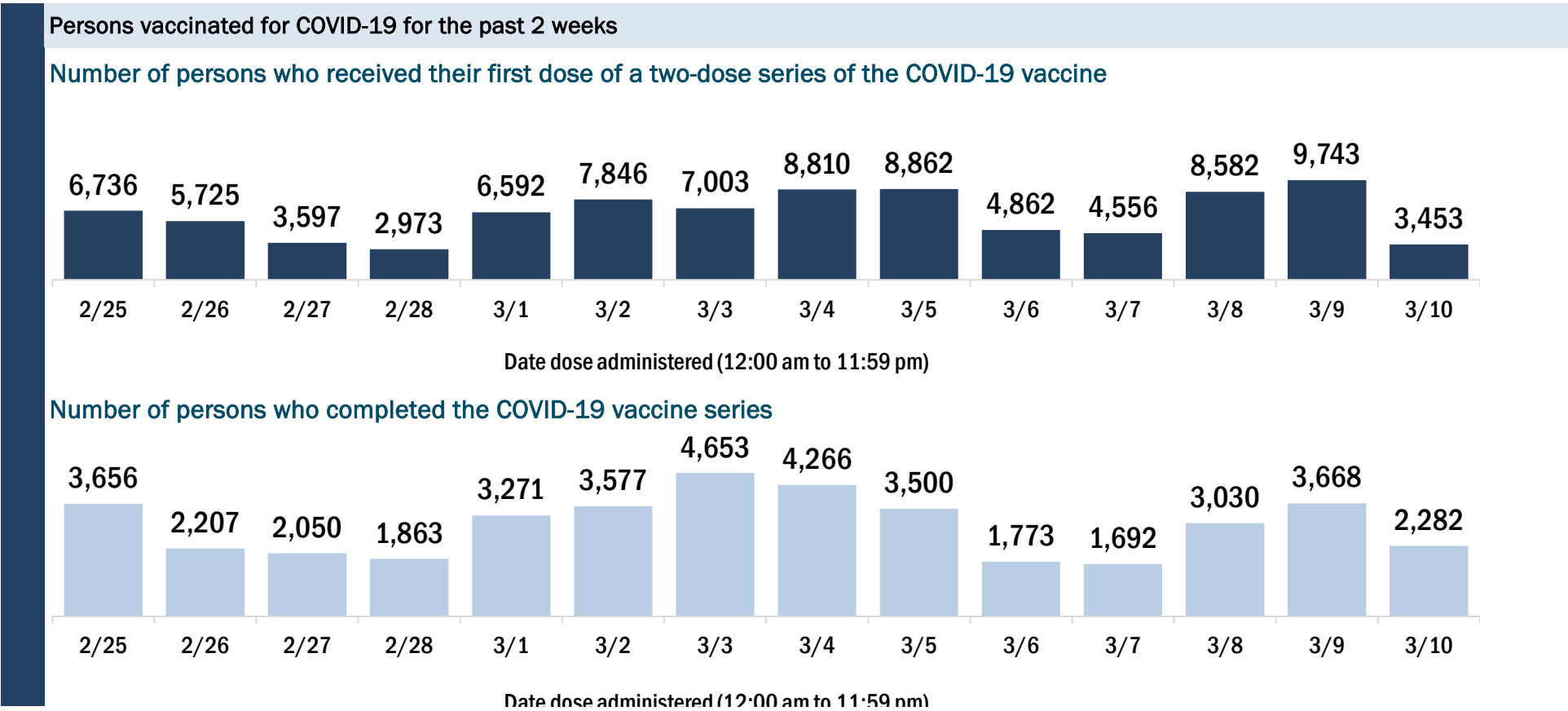
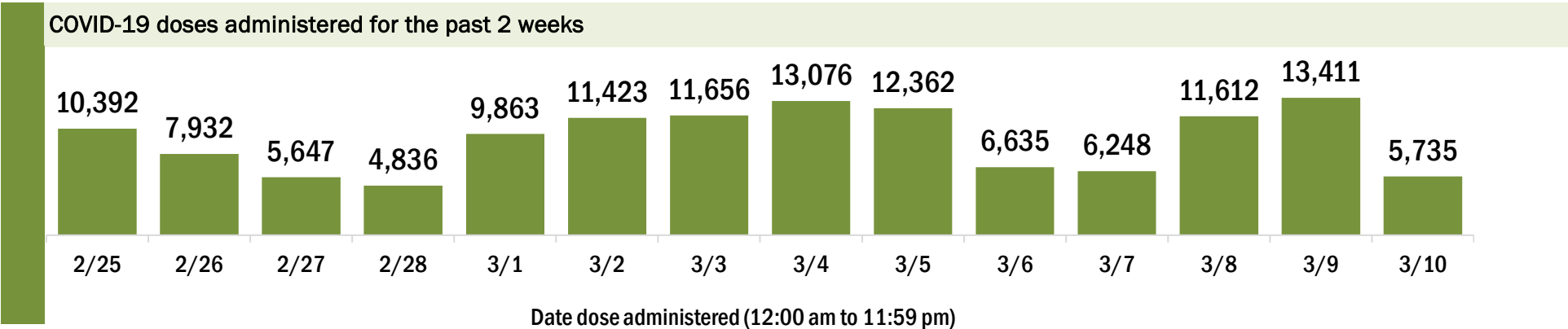
Data in this report are provisional and subject to change.

Data in this summary pertain to COVID-19 vaccines approved by the U.S. Food and Drug Administration and have been issued an Emergency Use Authorization (Janssen COVID-19 Vaccine, Moderna COVID-19 Vaccine and Pfizer-BioNTech COVID-19 Vaccine). These data summarize the number of people who have received either their first dose or have completed the series for a COVID-19 vaccine. **A person can only be counted in one category, first dose or series complete.** For persons receiving Moderna or Pfizer vaccines, once they receive their second dose, they are moved from the first dose column to the series completed column. **Because of this, the total first dose category may show a change from report to report not matching the total receiving their first dose from the previous day.** Persons receiving Johnson & Johnson vaccines will always be counted in the series completed column.

COVID-19 doses for vaccinated persons in Florida	
Doses administered	524,901
People receiving one dose of a 1-dose series (Johnson & Johnson) or receiving only one dose of a 2-dose series (Moderna, Pfizer) count once. Persons receiving both doses of a 2-dose series count twice.	

Current status of persons vaccinated for COVID-19 in Florida	
Total people vaccinated	340,687
First dose	153,768
Series completed	186,919
Completed 1-dose series	2,705
Completed 2-dose series	184,214
First dose: current number of people who have only received their first dose of the Moderna or Pfizer vaccine.	
Series complete: current number of people who have received both Moderna or Pfizer vaccine doses or one Johnson & Johnson dose and are considered fully immunized.	

Demographic summary	First dose	Series complete	Total people vaccinated
Age group	153,768	186,919	340,687
16-24 years	2,862	1,692	4,554
25-34 years	7,381	7,218	14,599
35-44 years	11,196	10,011	21,207
45-54 years	18,062	13,728	31,790
55-64 years	29,732	18,436	48,168
65-74 years	47,974	78,198	126,172
75-84 years	25,801	41,862	67,663
85+ years	10,760	15,774	26,534
Race	153,768	186,919	340,687
White	93,075	130,590	223,665
Black	20,339	19,628	39,967
American Indian/Alaskan	903	976	1,879
Other	14,970	21,005	35,975
Unknown	24,481	14,720	39,201
Other race includes Asian, native Hawaiian/Pacific Islander, or other.			
Ethnicity	153,768	186,919	340,687
Hispanic	30,155	31,070	61,225
Non-Hispanic	70,216	113,053	183,269
Unknown	53,397	42,796	96,193
Gender	153,768	186,919	340,687
Female	87,706	106,168	193,874
Male	65,684	80,699	146,383
Unknown	378	52	430



COVID-19: Calhoun County vaccine summary

Vaccination data through Mar 10, 2021 as of Mar 11, 2021 at 12:05 AM

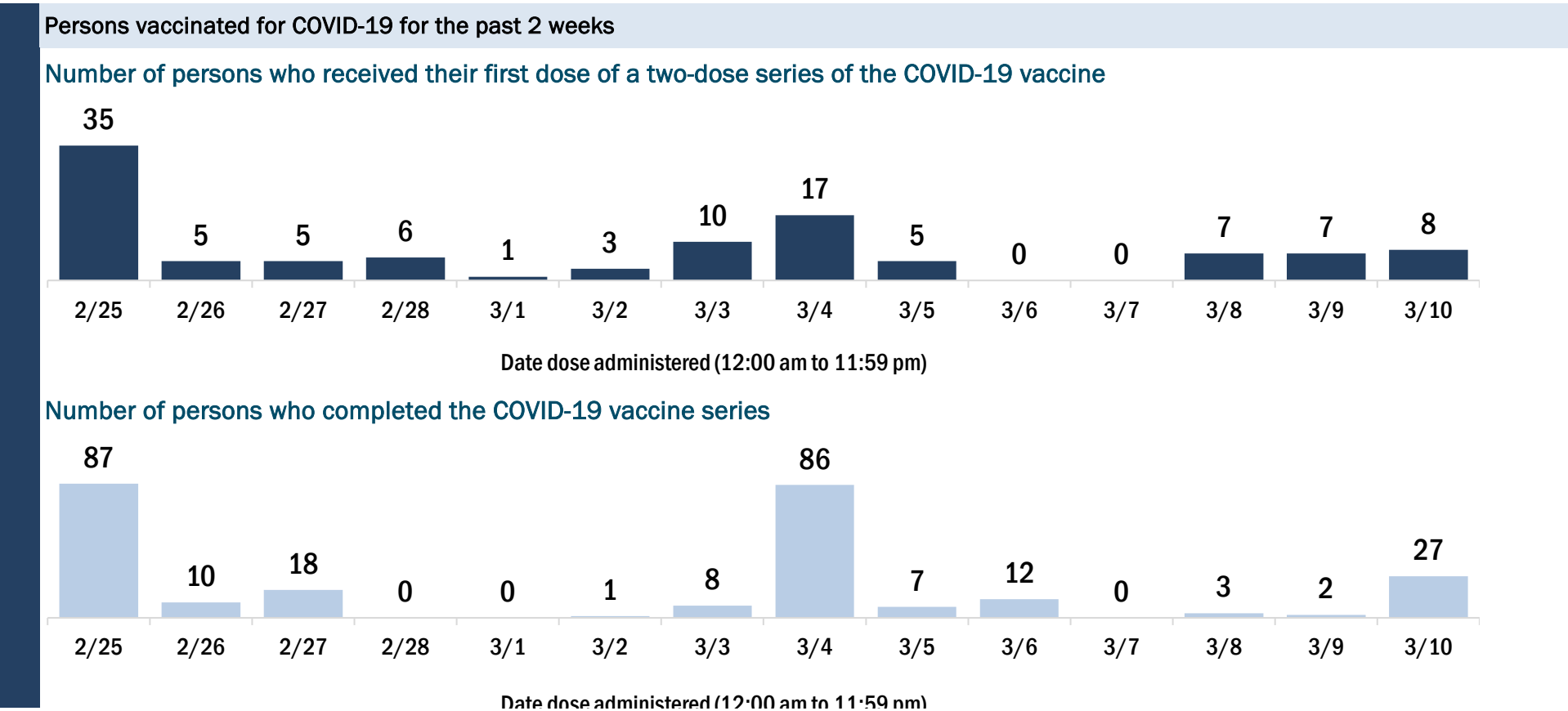
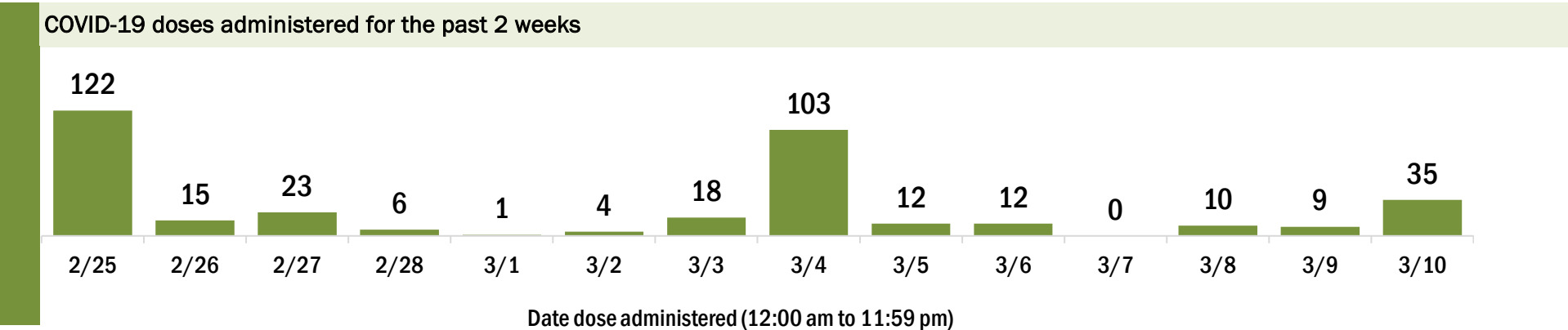
Data in this report are provisional and subject to change.

Data in this summary pertain to COVID-19 vaccines approved by the U.S. Food and Drug Administration and have been issued an Emergency Use Authorization (Janssen COVID-19 Vaccine, Moderna COVID-19 Vaccine and Pfizer-BioNTech COVID-19 Vaccine). These data summarize the number of people who have received either their first dose or have completed the series for a COVID-19 vaccine. **A person can only be counted in one category, first dose or series complete.** For persons receiving Moderna or Pfizer vaccines, once they receive their second dose, they are moved from the first dose column to the series completed column. **Because of this, the total first dose category may show a change from report to report not matching the total receiving their first dose from the previous day.** Persons receiving Johnson & Johnson vaccines will always be counted in the series completed column.

COVID-19 doses for vaccinated persons in Florida	
Doses administered	3,496
People receiving one dose of a 1-dose series (Johnson & Johnson) or receiving only one dose of a 2-dose series (Moderna, Pfizer) count once. Persons receiving both doses of a 2-dose series count twice.	

Current status of persons vaccinated for COVID-19 in Florida	
Total people vaccinated	1,988
First dose	462
Series completed	1,526
Completed 1-dose series	18
Completed 2-dose series	1,508
First dose: current number of people who have only received their first dose of the Moderna or Pfizer vaccine.	
Series complete: current number of people who have received both Moderna or Pfizer vaccine doses or one Johnson & Johnson dose and are considered fully immunized.	

Demographic summary	First dose	Series complete	Total people vaccinated
Age group	462	1,526	1,988
16-24 years	13	7	20
25-34 years	6	39	45
35-44 years	23	62	85
45-54 years	42	102	144
55-64 years	97	165	262
65-74 years	169	606	775
75-84 years	82	389	471
85+ years	30	156	186
Race	462	1,526	1,988
White	320	1,053	1,373
Black	54	63	117
American Indian/Alaskan	3	12	15
Other	38	278	316
Unknown	47	120	167
Other race includes Asian, native Hawaiian/Pacific Islander, or other.			
Ethnicity	462	1,526	1,988
Hispanic	5	25	30
Non-Hispanic	229	849	1,078
Unknown	228	652	880
Gender	462	1,526	1,988
Female	251	863	1,114
Male	211	662	873
Unknown	0	1	1



COVID-19: Charlotte County vaccine summary

Vaccination data through Mar 10, 2021 as of Mar 11, 2021 at 12:05 AM

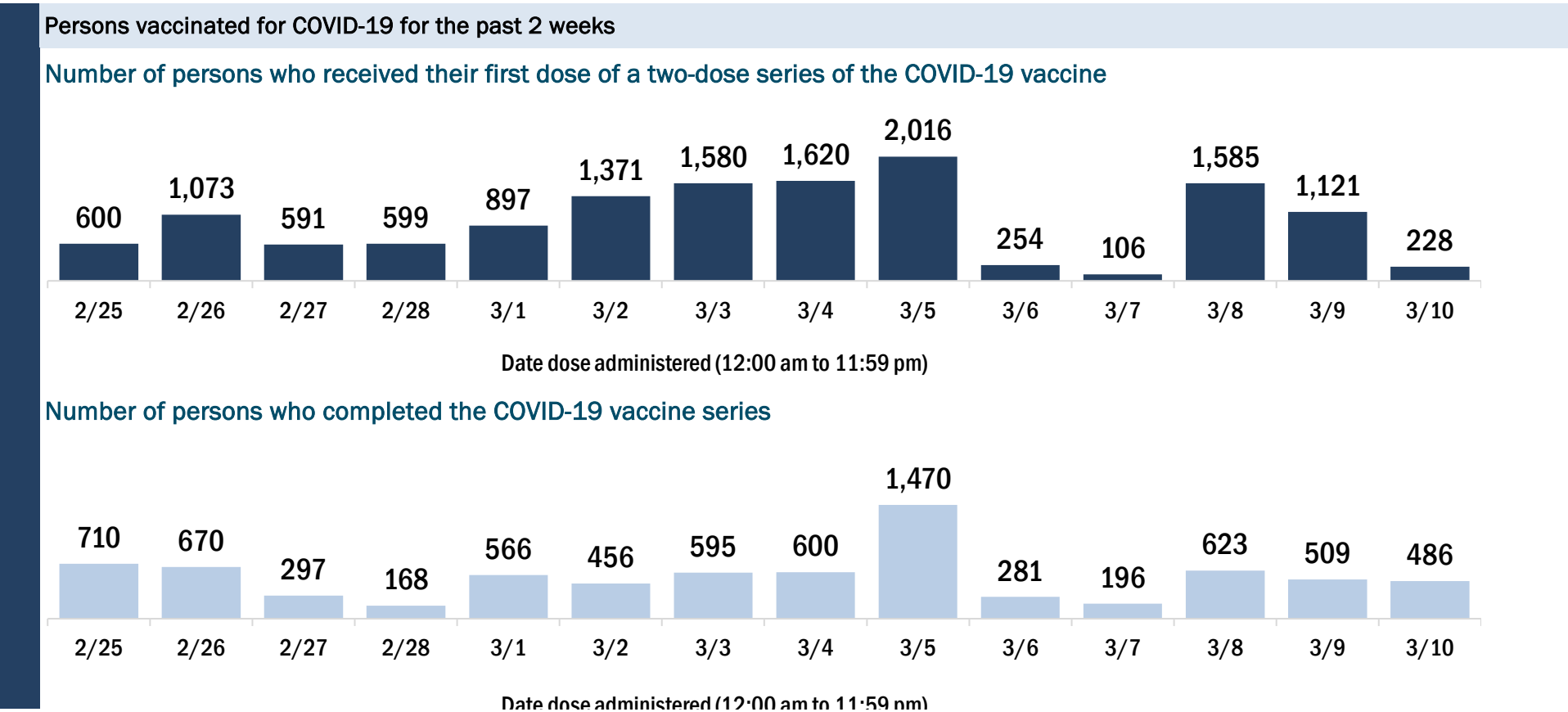
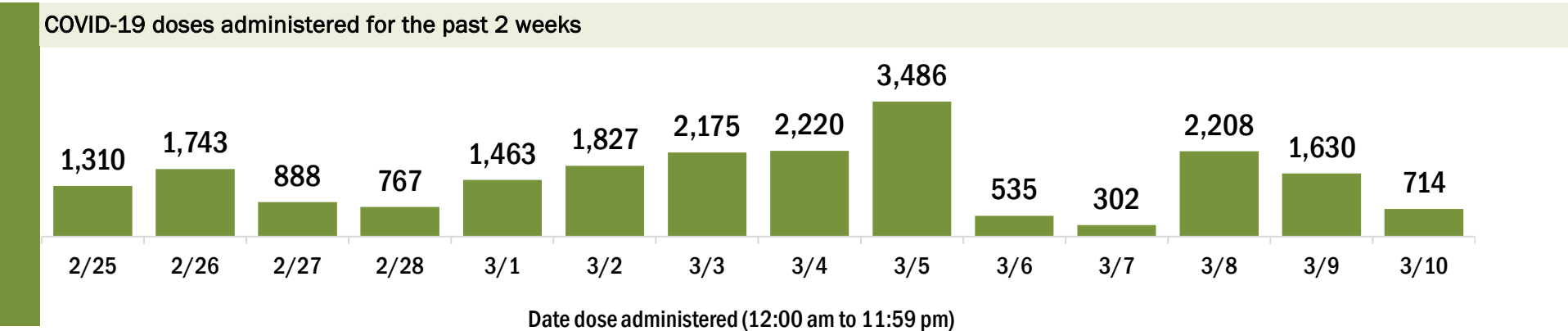
Data in this report are provisional and subject to change.

Data in this summary pertain to COVID-19 vaccines approved by the U.S. Food and Drug Administration and have been issued an Emergency Use Authorization (Janssen COVID-19 Vaccine, Moderna COVID-19 Vaccine and Pfizer-BioNTech COVID-19 Vaccine). These data summarize the number of people who have received either their first dose or have completed the series for a COVID-19 vaccine. **A person can only be counted in one category, first dose or series complete.** For persons receiving Moderna or Pfizer vaccines, once they receive their second dose, they are moved from the first dose column to the series completed column. **Because of this, the total first dose category may show a change from report to report not matching the total receiving their first dose from the previous day.** Persons receiving Johnson & Johnson vaccines will always be counted in the series completed column.

COVID-19 doses for vaccinated persons in Florida	
Doses administered	66,662
People receiving one dose of a 1-dose series (Johnson & Johnson) or receiving only one dose of a 2-dose series (Moderna, Pfizer) count once. Persons receiving both doses of a 2-dose series count twice.	

Current status of persons vaccinated for COVID-19 in Florida	
Total people vaccinated	45,897
First dose	24,897
Series completed	21,000
Completed 1-dose series	235
Completed 2-dose series	20,765
First dose: current number of people who have only received their first dose of the Moderna or Pfizer vaccine.	
Series complete: current number of people who have received both Moderna or Pfizer vaccine doses or one Johnson & Johnson dose and are considered fully immunized.	

Demographic summary	First dose	Series complete	Total people vaccinated
Age group	24,897	21,000	45,897
16-24 years	78	123	201
25-34 years	173	383	556
35-44 years	272	554	826
45-54 years	497	992	1,489
55-64 years	1,379	1,683	3,062
65-74 years	12,057	10,113	22,170
75-84 years	8,287	5,211	13,498
85+ years	2,154	1,941	4,095
Race	24,897	21,000	45,897
White	17,755	13,719	31,474
Black	346	258	604
American Indian/Alaskan	107	41	148
Other	1,291	2,500	3,791
Unknown	5,398	4,482	9,880
Other race includes Asian, native Hawaiian/Pacific Islander, or other.			
Ethnicity	24,897	21,000	45,897
Hispanic	373	265	638
Non-Hispanic	10,722	9,256	19,978
Unknown	13,802	11,479	25,281
Gender	24,897	21,000	45,897
Female	13,658	12,007	25,665
Male	11,213	8,990	20,203
Unknown	26	3	29



COVID-19: Citrus County vaccine summary

Vaccination data through Mar 10, 2021 as of Mar 11, 2021 at 12:05 AM

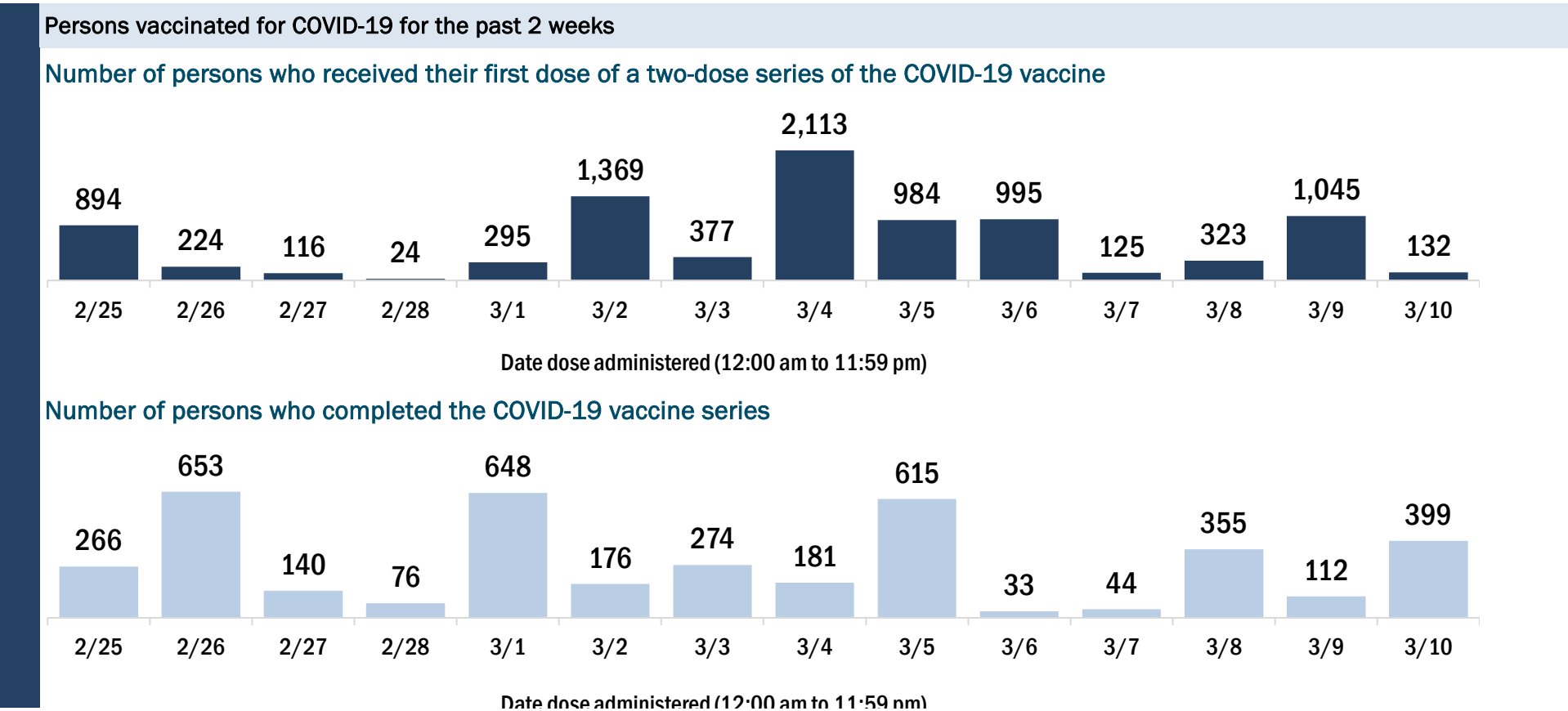
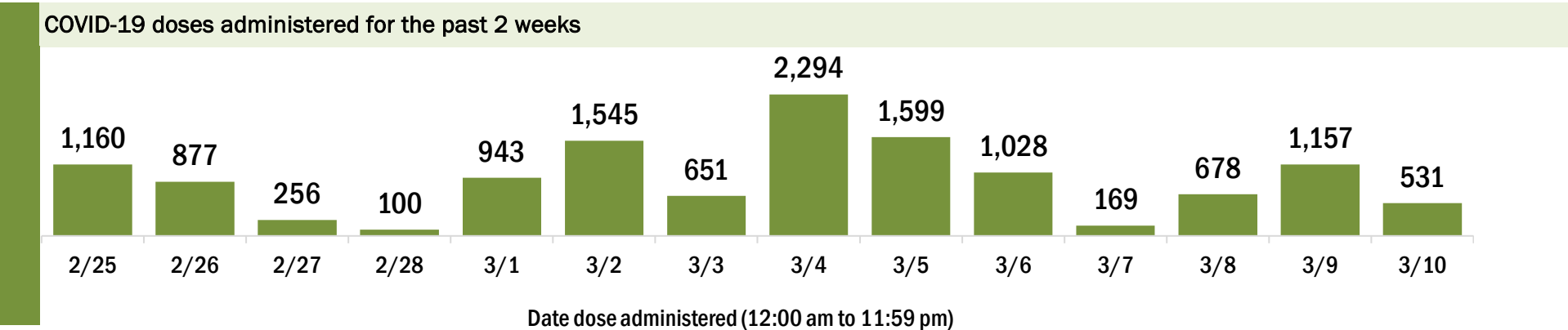
Data in this report are provisional and subject to change.

Data in this summary pertain to COVID-19 vaccines approved by the U.S. Food and Drug Administration and have been issued an Emergency Use Authorization (Janssen COVID-19 Vaccine, Moderna COVID-19 Vaccine and Pfizer-BioNTech COVID-19 Vaccine). These data summarize the number of people who have received either their first dose or have completed the series for a COVID-19 vaccine. **A person can only be counted in one category, first dose or series complete.** For persons receiving Moderna or Pfizer vaccines, once they receive their second dose, they are moved from the first dose column to the series completed column. **Because of this, the total first dose category may show a change from report to report not matching the total receiving their first dose from the previous day.** Persons receiving Johnson & Johnson vaccines will always be counted in the series completed column.

COVID-19 doses for vaccinated persons in Florida	
Doses administered	49,942
People receiving one dose of a 1-dose series (Johnson & Johnson) or receiving only one dose of a 2-dose series (Moderna, Pfizer) count once. Persons receiving both doses of a 2-dose series count twice.	

Current status of persons vaccinated for COVID-19 in Florida	
Total people vaccinated	33,288
First dose	16,587
Series completed	16,701
Completed 1-dose series	47
Completed 2-dose series	16,654
First dose: current number of people who have only received their first dose of the Moderna or Pfizer vaccine.	
Series complete: current number of people who have received both Moderna or Pfizer vaccine doses or one Johnson & Johnson dose and are considered fully immunized.	

Demographic summary	First dose	Series complete	Total people vaccinated
Age group	16,587	16,701	33,288
16-24 years	78	146	224
25-34 years	136	366	502
35-44 years	228	483	711
45-54 years	354	722	1,076
55-64 years	828	1,169	1,997
65-74 years	7,909	7,353	15,262
75-84 years	5,572	4,876	10,448
85+ years	1,482	1,586	3,068
Race	16,587	16,701	33,288
White	13,860	9,902	23,762
Black	197	202	399
American Indian/Alaskan	103	44	147
Other	653	2,112	2,765
Unknown	1,774	4,441	6,215
Other race includes Asian, native Hawaiian/Pacific Islander, or other.			
Ethnicity	16,587	16,701	33,288
Hispanic	412	267	679
Non-Hispanic	11,066	6,293	17,359
Unknown	5,109	10,141	15,250
Gender	16,587	16,701	33,288
Female	9,503	9,453	18,956
Male	7,032	7,237	14,269
Unknown	52	11	63



COVID-19: Clay County vaccine summary

Vaccination data through Mar 10, 2021 as of Mar 11, 2021 at 12:05 AM

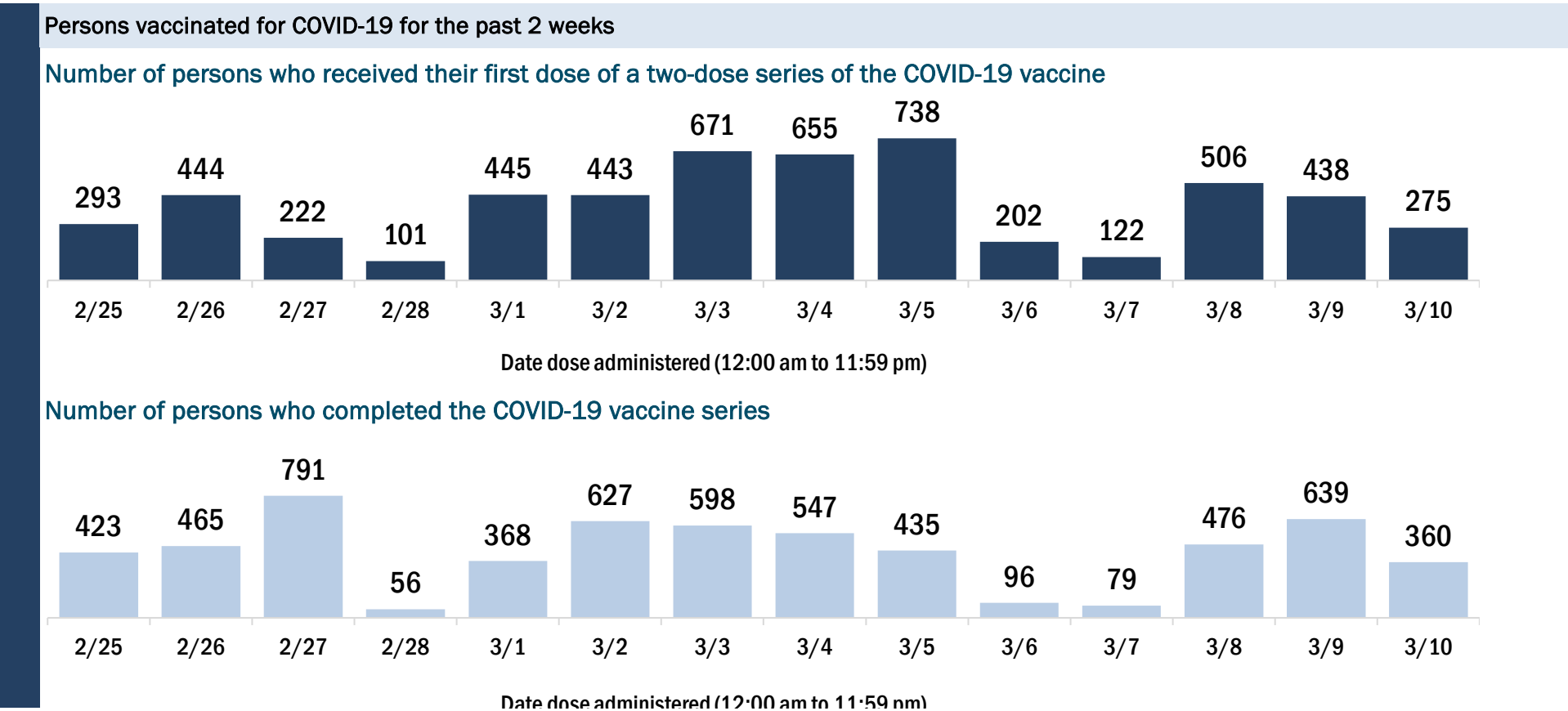
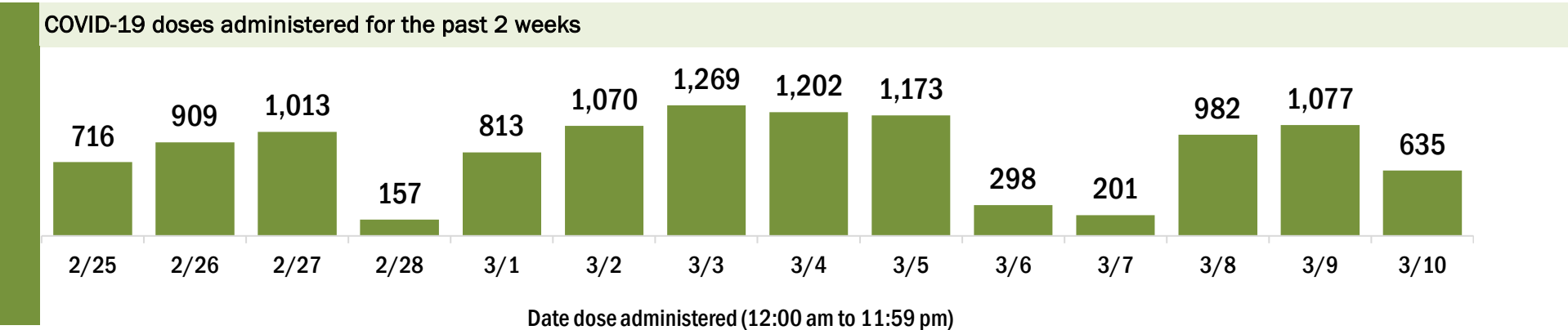
Data in this report are provisional and subject to change.

Data in this summary pertain to COVID-19 vaccines approved by the U.S. Food and Drug Administration and have been issued an Emergency Use Authorization (Janssen COVID-19 Vaccine, Moderna COVID-19 Vaccine and Pfizer-BioNTech COVID-19 Vaccine). These data summarize the number of people who have received either their first dose or have completed the series for a COVID-19 vaccine. **A person can only be counted in one category, first dose or series complete.** For persons receiving Moderna or Pfizer vaccines, once they receive their second dose, they are moved from the first dose column to the series completed column. **Because of this, the total first dose category may show a change from report to report not matching the total receiving their first dose from the previous day.** Persons receiving Johnson & Johnson vaccines will always be counted in the series completed column.

COVID-19 doses for vaccinated persons in Florida	
Doses administered	53,277
People receiving one dose of a 1-dose series (Johnson & Johnson) or receiving only one dose of a 2-dose series (Moderna, Pfizer) count once. Persons receiving both doses of a 2-dose series count twice.	

Current status of persons vaccinated for COVID-19 in Florida	
Total people vaccinated	31,994
First dose	10,370
Series completed	21,624
Completed 1-dose series	341
Completed 2-dose series	21,283
First dose: current number of people who have only received their first dose of the Moderna or Pfizer vaccine.	
Series complete: current number of people who have received both Moderna or Pfizer vaccine doses or one Johnson & Johnson dose and are considered fully immunized.	

Demographic summary	First dose	Series complete	Total people vaccinated
Age group	10,370	21,624	31,994
16-24 years	275	265	540
25-34 years	419	817	1,236
35-44 years	726	1,277	2,003
45-54 years	1,241	1,518	2,759
55-64 years	2,189	1,836	4,025
65-74 years	3,349	9,434	12,783
75-84 years	1,645	4,955	6,600
85+ years	526	1,522	2,048
Race	10,370	21,624	31,994
White	7,051	16,117	23,168
Black	761	1,122	1,883
American Indian/Alaskan	74	95	169
Other	1,088	2,157	3,245
Unknown	1,396	2,133	3,529
Other race includes Asian, native Hawaiian/Pacific Islander, or other.			
Ethnicity	10,370	21,624	31,994
Hispanic	488	680	1,168
Non-Hispanic	6,957	16,224	23,181
Unknown	2,925	4,720	7,645
Gender	10,370	21,624	31,994
Female	6,278	12,480	18,758
Male	4,061	9,143	13,204
Unknown	31	1	32



COVID-19: Collier County vaccine summary

Vaccination data through Mar 10, 2021 as of Mar 11, 2021 at 12:05 AM

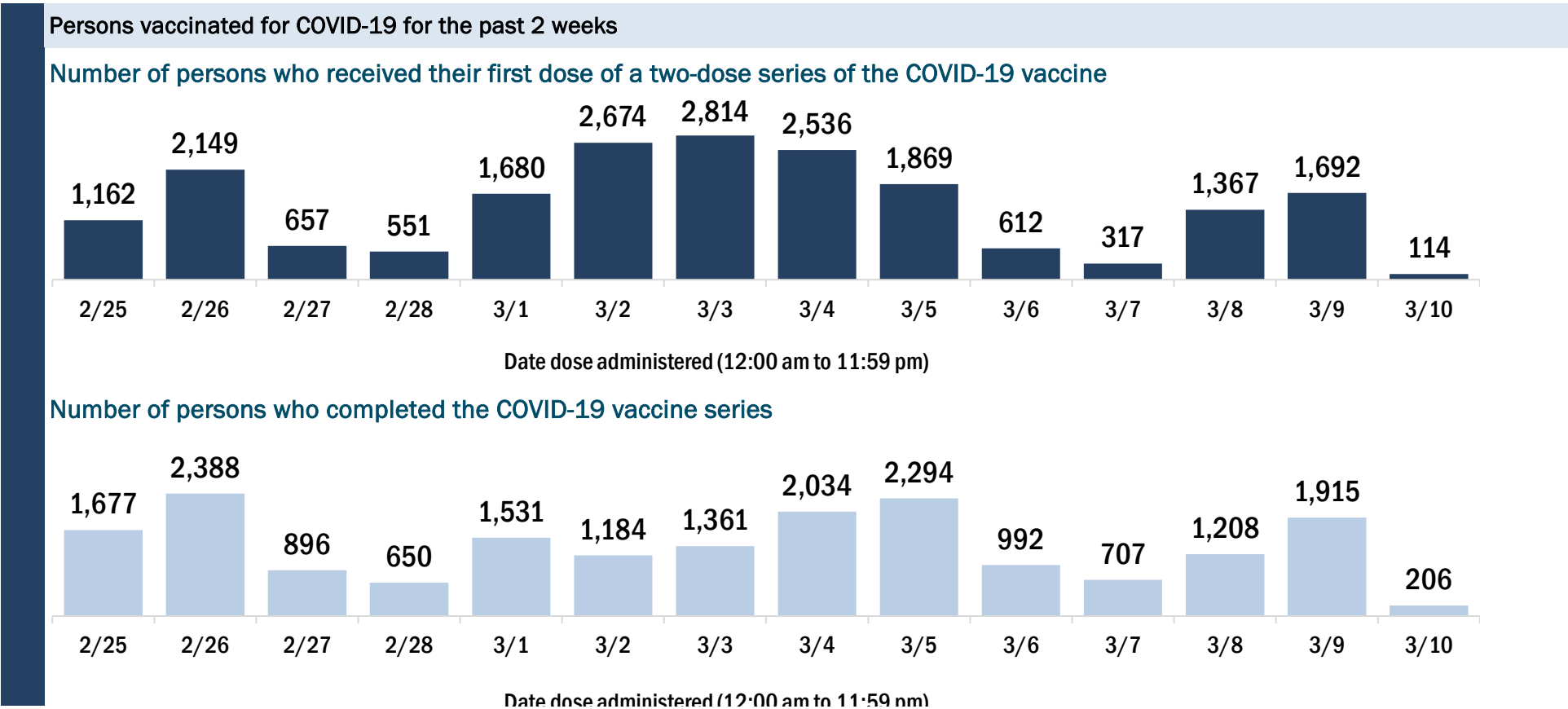
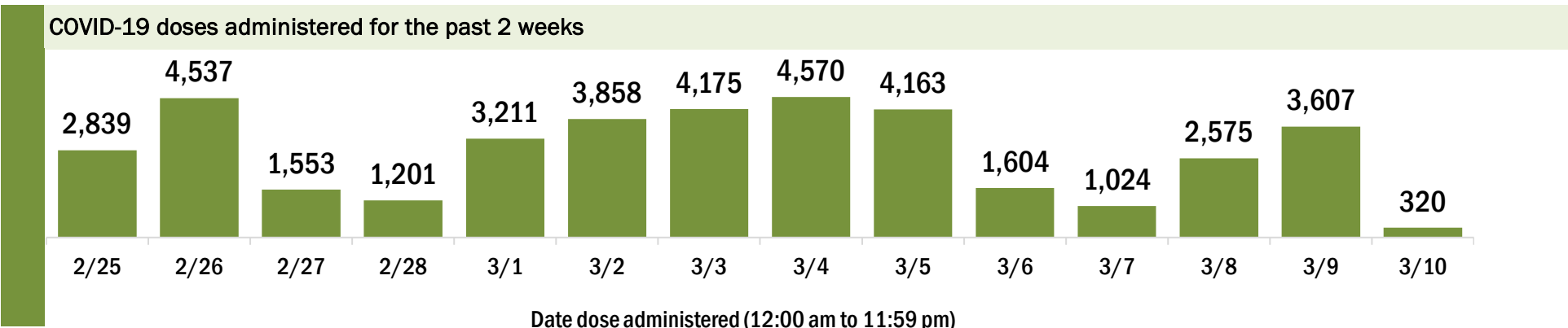
Data in this report are provisional and subject to change.

Data in this summary pertain to COVID-19 vaccines approved by the U.S. Food and Drug Administration and have been issued an Emergency Use Authorization (Janssen COVID-19 Vaccine, Moderna COVID-19 Vaccine and Pfizer-BioNTech COVID-19 Vaccine). These data summarize the number of people who have received either their first dose or have completed the series for a COVID-19 vaccine. **A person can only be counted in one category, first dose or series complete.** For persons receiving Moderna or Pfizer vaccines, once they receive their second dose, they are moved from the first dose column to the series completed column. **Because of this, the total first dose category may show a change from report to report not matching the total receiving their first dose from the previous day.** Persons receiving Johnson & Johnson vaccines will always be counted in the series completed column.

COVID-19 doses for vaccinated persons in Florida	
Doses administered	150,207
People receiving one dose of a 1-dose series (Johnson & Johnson) or receiving only one dose of a 2-dose series (Moderna, Pfizer) count once. Persons receiving both doses of a 2-dose series count twice.	

Current status of persons vaccinated for COVID-19 in Florida	
Total people vaccinated	95,740
First dose	40,879
Series completed	54,861
Completed 1-dose series	394
Completed 2-dose series	54,467
First dose: current number of people who have only received their first dose of the Moderna or Pfizer vaccine.	
Series complete: current number of people who have received both Moderna or Pfizer vaccine doses or one Johnson & Johnson dose and are considered fully immunized.	

Demographic summary	First dose	Series complete	Total people vaccinated
Age group	40,879	54,861	95,740
16-24 years	239	372	611
25-34 years	432	969	1,401
35-44 years	578	1,372	1,950
45-54 years	955	1,943	2,898
55-64 years	2,610	2,799	5,409
65-74 years	17,436	25,879	43,315
75-84 years	14,103	16,423	30,526
85+ years	4,526	5,104	9,630
Race	40,879	54,861	95,740
White	26,177	34,093	60,270
Black	361	463	824
American Indian/Alaskan	151	134	285
Other	2,393	5,139	7,532
Unknown	11,797	15,032	26,829
Other race includes Asian, native Hawaiian/Pacific Islander, or other.			
Ethnicity	40,879	54,861	95,740
Hispanic	1,358	1,801	3,159
Non-Hispanic	16,715	23,747	40,462
Unknown	22,806	29,313	52,119
Gender	40,879	54,861	95,740
Female	22,372	30,303	52,675
Male	18,225	24,482	42,707
Unknown	282	76	358



COVID-19: Columbia County vaccine summary

Vaccination data through Mar 10, 2021 as of Mar 11, 2021 at 12:05 AM

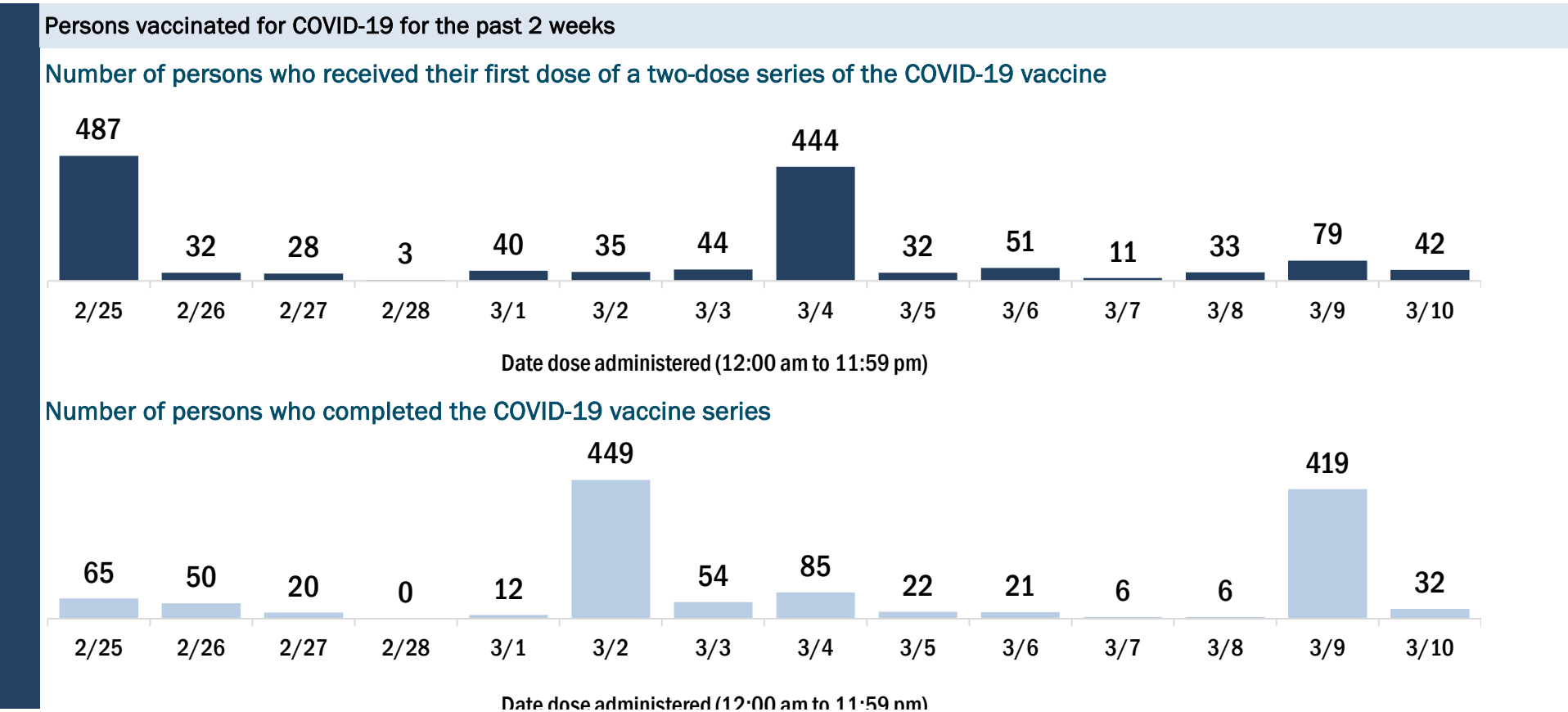
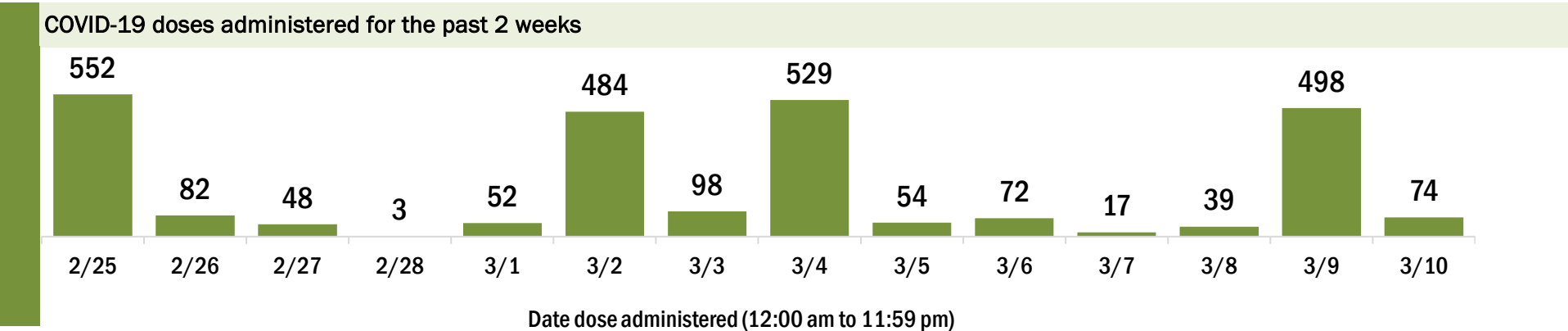
Data in this report are provisional and subject to change.

Data in this summary pertain to COVID-19 vaccines approved by the U.S. Food and Drug Administration and have been issued an Emergency Use Authorization (Janssen COVID-19 Vaccine, Moderna COVID-19 Vaccine and Pfizer-BioNTech COVID-19 Vaccine). These data summarize the number of people who have received either their first dose or have completed the series for a COVID-19 vaccine. **A person can only be counted in one category, first dose or series complete.** For persons receiving Moderna or Pfizer vaccines, once they receive their second dose, they are moved from the first dose column to the series completed column. **Because of this, the total first dose category may show a change from report to report not matching the total receiving their first dose from the previous day.** Persons receiving Johnson & Johnson vaccines will always be counted in the series completed column.

COVID-19 doses for vaccinated persons in Florida	
Doses administered	13,718
People receiving one dose of a 1-dose series (Johnson & Johnson) or receiving only one dose of a 2-dose series (Moderna, Pfizer) count once. Persons receiving both doses of a 2-dose series count twice.	

Current status of persons vaccinated for COVID-19 in Florida	
Total people vaccinated	8,113
First dose	2,489
Series completed	5,624
Completed 1-dose series	19
Completed 2-dose series	5,605
First dose: current number of people who have only received their first dose of the Moderna or Pfizer vaccine.	
Series complete: current number of people who have received both Moderna or Pfizer vaccine doses or one Johnson & Johnson dose and are considered fully immunized.	

Demographic summary	First dose	Series complete	Total people vaccinated
Age group	2,489	5,624	8,113
16-24 years	25	54	79
25-34 years	77	151	228
35-44 years	135	202	337
45-54 years	238	283	521
55-64 years	422	383	805
65-74 years	908	2,538	3,446
75-84 years	534	1,532	2,066
85+ years	150	481	631
Race	2,489	5,624	8,113
White	1,521	3,709	5,230
Black	229	339	568
American Indian/Alaskan	8	15	23
Other	236	552	788
Unknown	495	1,009	1,504
Other race includes Asian, native Hawaiian/Pacific Islander, or other.			
Ethnicity	2,489	5,624	8,113
Hispanic	68	69	137
Non-Hispanic	916	2,373	3,289
Unknown	1,505	3,182	4,687
Gender	2,489	5,624	8,113
Female	1,535	3,296	4,831
Male	952	2,328	3,280
Unknown	2	0	2



COVID-19: Dade County vaccine summary

Vaccination data through Mar 10, 2021 as of Mar 11, 2021 at 12:05 AM

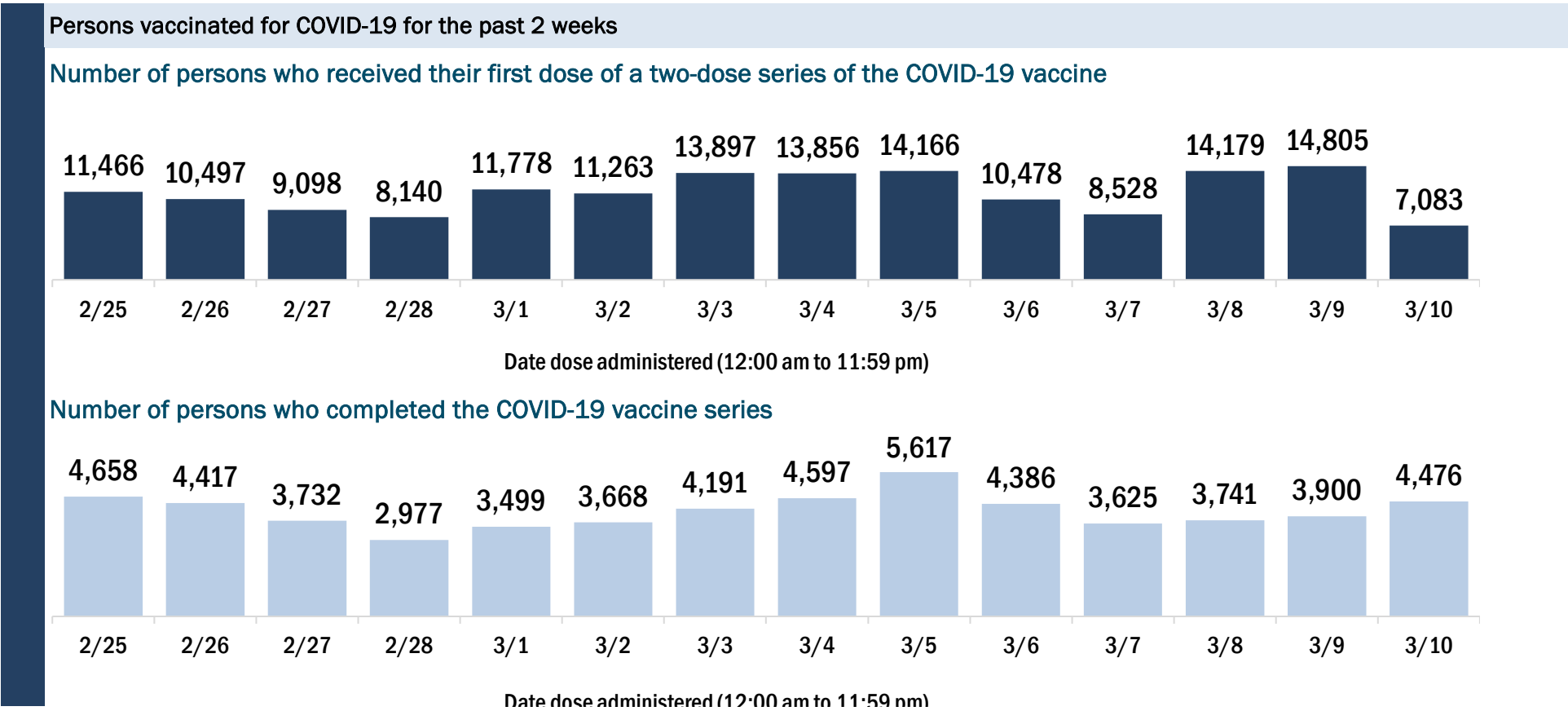
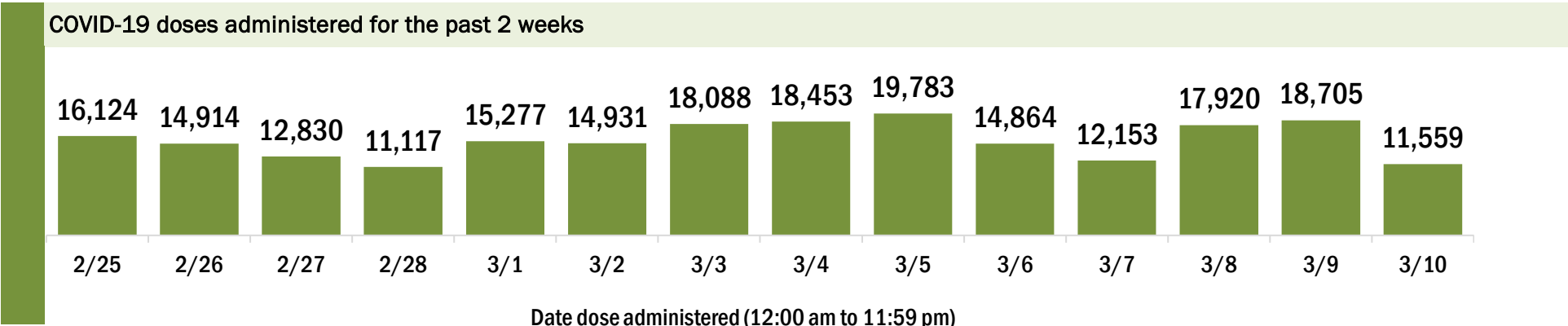
Data in this report are provisional and subject to change.

Data in this summary pertain to COVID-19 vaccines approved by the U.S. Food and Drug Administration and have been issued an Emergency Use Authorization (Janssen COVID-19 Vaccine, Moderna COVID-19 Vaccine and Pfizer-BioNTech COVID-19 Vaccine). These data summarize the number of people who have received either their first dose or have completed the series for a COVID-19 vaccine. **A person can only be counted in one category, first dose or series complete.** For persons receiving Moderna or Pfizer vaccines, once they receive their second dose, they are moved from the first dose column to the series completed column. **Because of this, the total first dose category may show a change from report to report not matching the total receiving their first dose from the previous day.** Persons receiving Johnson & Johnson vaccines will always be counted in the series completed column.

COVID-19 doses for vaccinated persons in Florida	
Doses administered	690,580
People receiving one dose of a 1-dose series (Johnson & Johnson) or receiving only one dose of a 2-dose series (Moderna, Pfizer) count once. Persons receiving both doses of a 2-dose series count twice.	

Current status of persons vaccinated for COVID-19 in Florida	
Total people vaccinated	469,082
First dose	239,790
Series completed	229,292
Completed 1-dose series	7,794
Completed 2-dose series	221,498
First dose: current number of people who have only received their first dose of the Moderna or Pfizer vaccine.	
Series complete: current number of people who have received both Moderna or Pfizer vaccine doses or one Johnson & Johnson dose and are considered fully immunized.	

Demographic summary	First dose	Series complete	Total people vaccinated
Age group	239,790	229,292	469,082
16-24 years	5,024	2,833	7,857
25-34 years	13,179	11,198	24,377
35-44 years	19,516	13,474	32,990
45-54 years	29,340	17,630	46,970
55-64 years	44,479	23,163	67,642
65-74 years	69,650	85,763	155,413
75-84 years	42,025	54,049	96,074
85+ years	16,577	21,182	37,759
Race	239,790	229,292	469,082
White	168,100	162,129	330,229
Black	16,736	17,840	34,576
American Indian/Alaskan	670	522	1,192
Other	26,178	25,326	51,504
Unknown	28,106	23,475	51,581
Other race includes Asian, native Hawaiian/Pacific Islander, or other.			
Ethnicity	239,790	229,292	469,082
Hispanic	137,656	112,864	250,520
Non-Hispanic	43,837	69,300	113,137
Unknown	58,297	47,128	105,425
Gender	239,790	229,292	469,082
Female	137,272	131,070	268,342
Male	100,010	98,088	198,098
Unknown	2,508	134	2,642



COVID-19: Desoto County vaccine summary

Vaccination data through Mar 10, 2021 as of Mar 11, 2021 at 12:05 AM

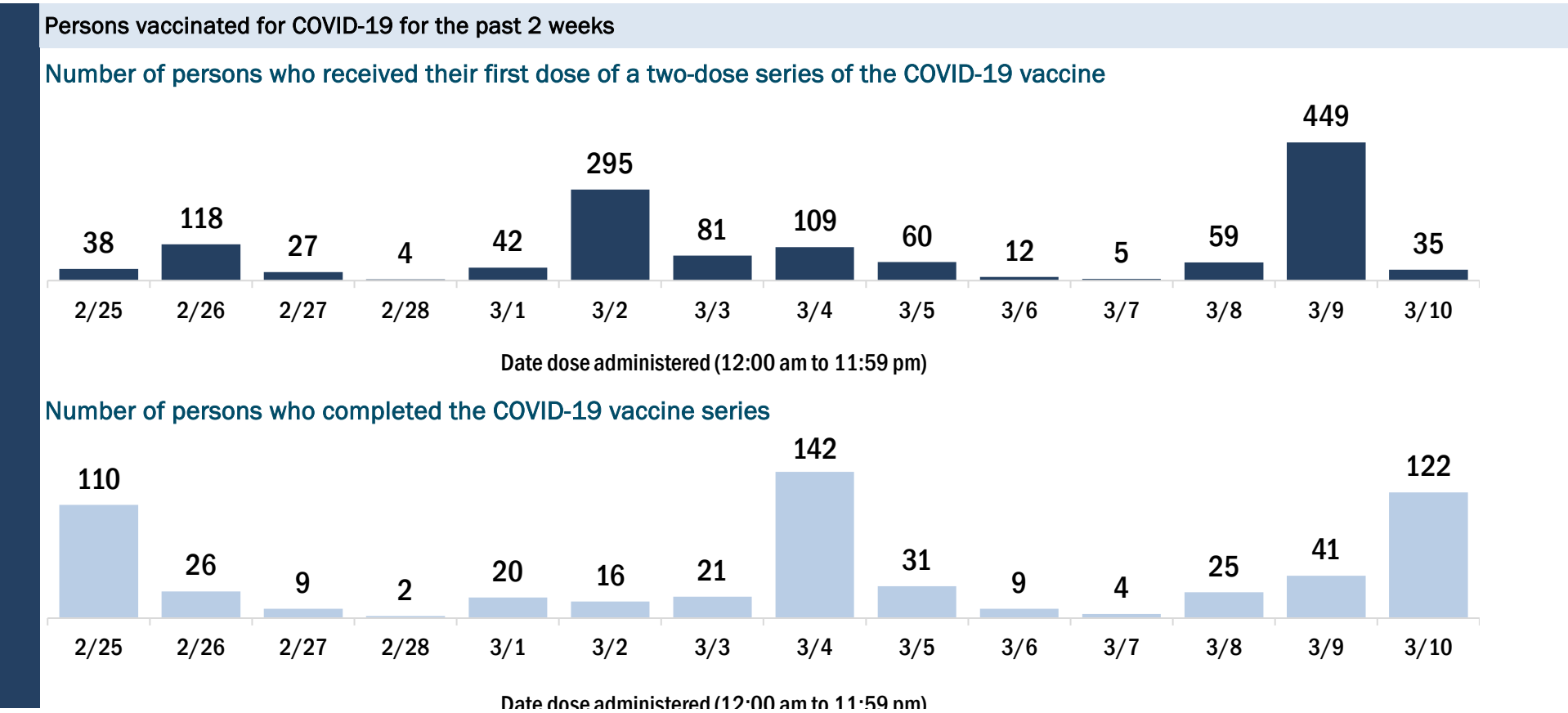
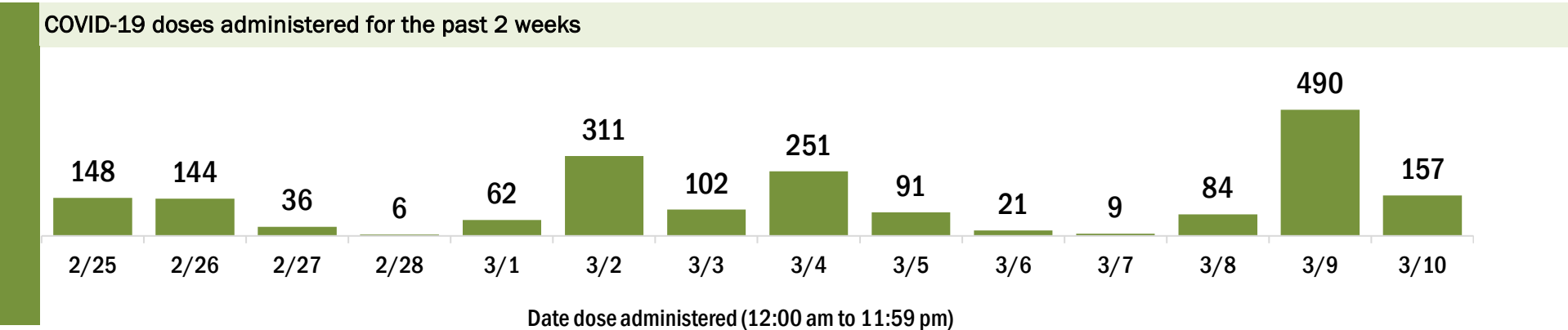
Data in this report are provisional and subject to change.

Data in this summary pertain to COVID-19 vaccines approved by the U.S. Food and Drug Administration and have been issued an Emergency Use Authorization (Janssen COVID-19 Vaccine, Moderna COVID-19 Vaccine and Pfizer-BioNTech COVID-19 Vaccine). These data summarize the number of people who have received either their first dose or have completed the series for a COVID-19 vaccine. **A person can only be counted in one category, first dose or series complete.** For persons receiving Moderna or Pfizer vaccines, once they receive their second dose, they are moved from the first dose column to the series completed column. **Because of this, the total first dose category may show a change from report to report not matching the total receiving their first dose from the previous day.** Persons receiving Johnson & Johnson vaccines will always be counted in the series completed column.

COVID-19 doses for vaccinated persons in Florida	
Doses administered	7,502
People receiving one dose of a 1-dose series (Johnson & Johnson) or receiving only one dose of a 2-dose series (Moderna, Pfizer) count once. Persons receiving both doses of a 2-dose series count twice.	

Current status of persons vaccinated for COVID-19 in Florida	
Total people vaccinated	5,096
First dose	2,673
Series completed	2,423
Completed 1-dose series	17
Completed 2-dose series	2,406
First dose: current number of people who have only received their first dose of the Moderna or Pfizer vaccine.	
Series complete: current number of people who have received both Moderna or Pfizer vaccine doses or one Johnson & Johnson dose and are considered fully immunized.	

Demographic summary	First dose	Series complete	Total people vaccinated
Age group	2,673	2,423	5,096
16-24 years	14	14	28
25-34 years	55	56	111
35-44 years	129	62	191
45-54 years	238	109	347
55-64 years	392	147	539
65-74 years	1,029	1,093	2,122
75-84 years	684	745	1,429
85+ years	132	197	329
Race	2,673	2,423	5,096
White	1,448	1,829	3,277
Black	161	72	233
American Indian/Alaskan	2	4	6
Other	203	168	371
Unknown	859	350	1,209
Other race includes Asian, native Hawaiian/Pacific Islander, or other.			
Ethnicity	2,673	2,423	5,096
Hispanic	94	41	135
Non-Hispanic	906	567	1,473
Unknown	1,673	1,815	3,488
Gender	2,673	2,423	5,096
Female	1,248	1,351	2,599
Male	1,425	1,072	2,497
Unknown	0	0	0



COVID-19: Dixie County vaccine summary

Vaccination data through Mar 10, 2021 as of Mar 11, 2021 at 12:05 AM

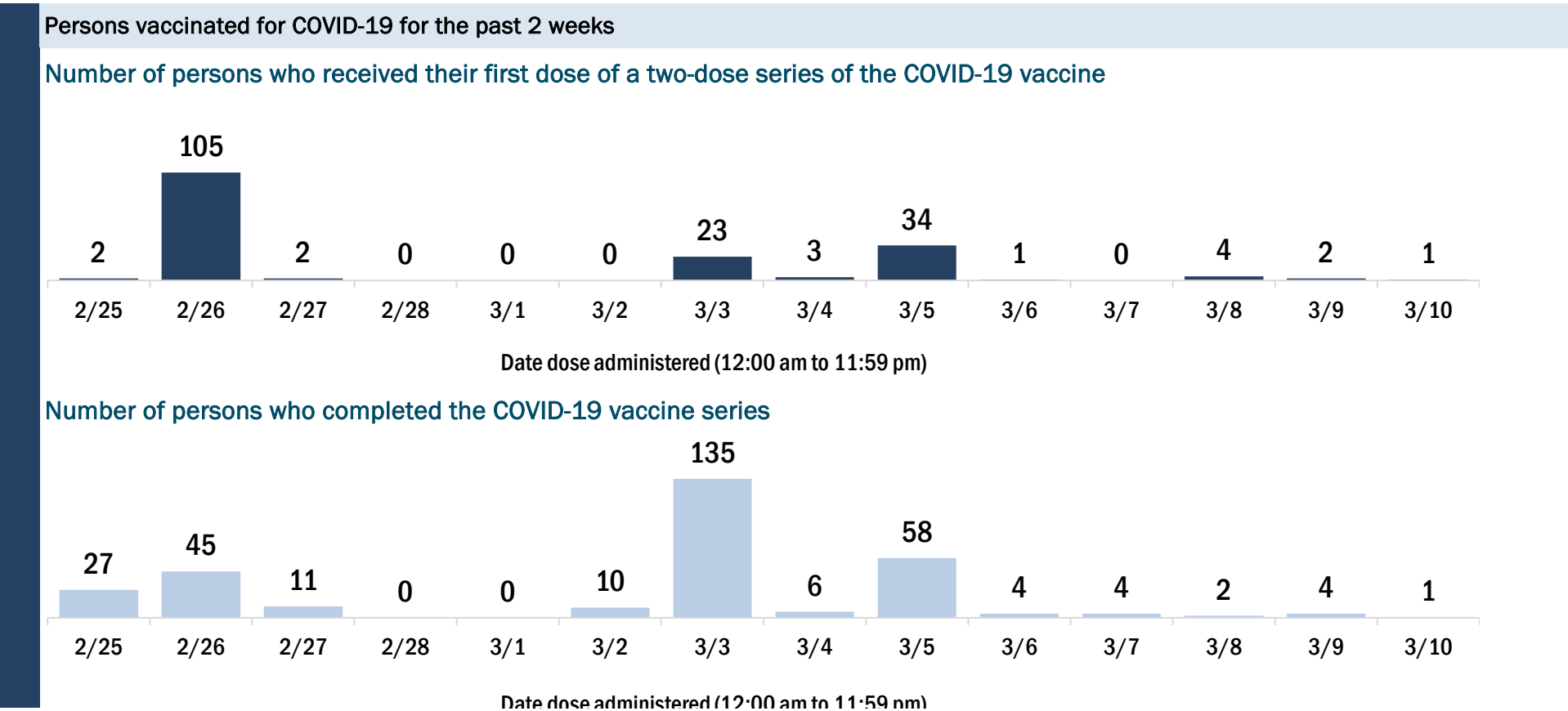
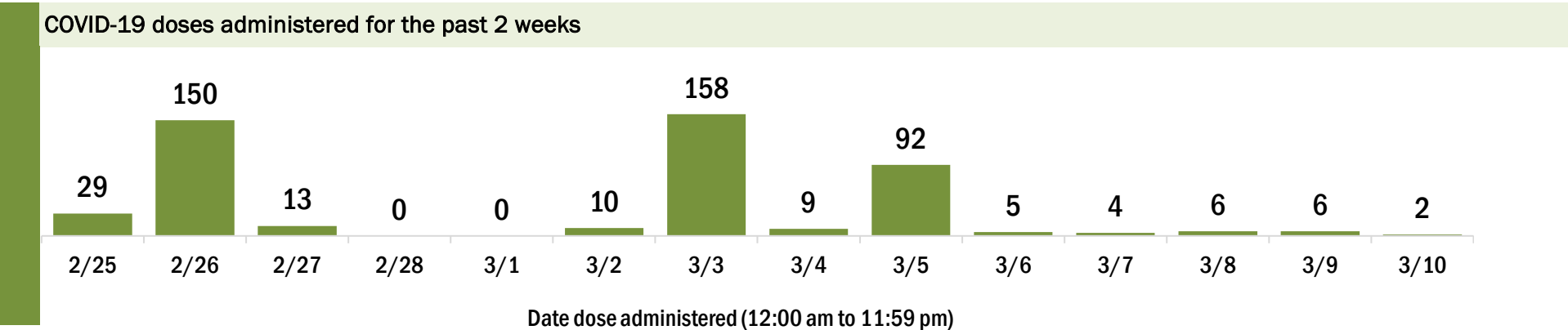
Data in this report are provisional and subject to change.

Data in this summary pertain to COVID-19 vaccines approved by the U.S. Food and Drug Administration and have been issued an Emergency Use Authorization (Janssen COVID-19 Vaccine, Moderna COVID-19 Vaccine and Pfizer-BioNTech COVID-19 Vaccine). These data summarize the number of people who have received either their first dose or have completed the series for a COVID-19 vaccine. **A person can only be counted in one category, first dose or series complete.** For persons receiving Moderna or Pfizer vaccines, once they receive their second dose, they are moved from the first dose column to the series completed column. **Because of this, the total first dose category may show a change from report to report not matching the total receiving their first dose from the previous day.** Persons receiving Johnson & Johnson vaccines will always be counted in the series completed column.

COVID-19 doses for vaccinated persons in Florida	
Doses administered	2,913
People receiving one dose of a 1-dose series (Johnson & Johnson) or receiving only one dose of a 2-dose series (Moderna, Pfizer) count once. Persons receiving both doses of a 2-dose series count twice.	

Current status of persons vaccinated for COVID-19 in Florida	
Total people vaccinated	1,822
First dose	724
Series completed	1,098
Completed 1-dose series	7
Completed 2-dose series	1,091
First dose: current number of people who have only received their first dose of the Moderna or Pfizer vaccine.	
Series complete: current number of people who have received both Moderna or Pfizer vaccine doses or one Johnson & Johnson dose and are considered fully immunized.	

Demographic summary	First dose	Series complete	Total people vaccinated
Age group	724	1,098	1,822
16-24 years	2	4	6
25-34 years	7	14	21
35-44 years	20	21	41
45-54 years	18	27	45
55-64 years	78	63	141
65-74 years	332	544	876
75-84 years	216	332	548
85+ years	51	93	144
Race	724	1,098	1,822
White	622	934	1,556
Black	32	31	63
American Indian/Alaskan	18	9	27
Other	20	37	57
Unknown	32	87	119
Other race includes Asian, native Hawaiian/Pacific Islander, or other.			
Ethnicity	724	1,098	1,822
Hispanic	13	15	28
Non-Hispanic	513	687	1,200
Unknown	198	396	594
Gender	724	1,098	1,822
Female	392	583	975
Male	332	515	847
Unknown	0	0	0



COVID-19: Duval County vaccine summary

Vaccination data through Mar 10, 2021 as of Mar 11, 2021 at 12:05 AM

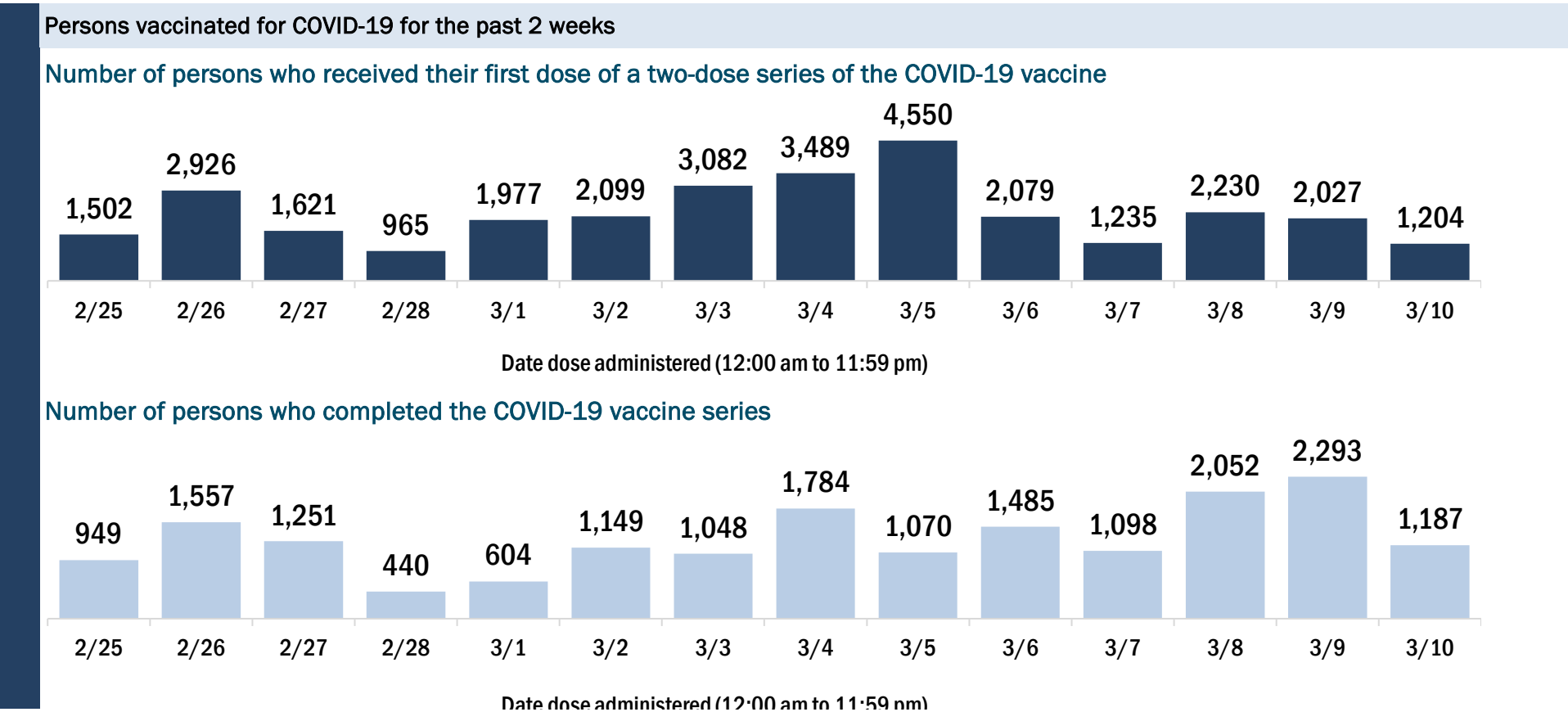
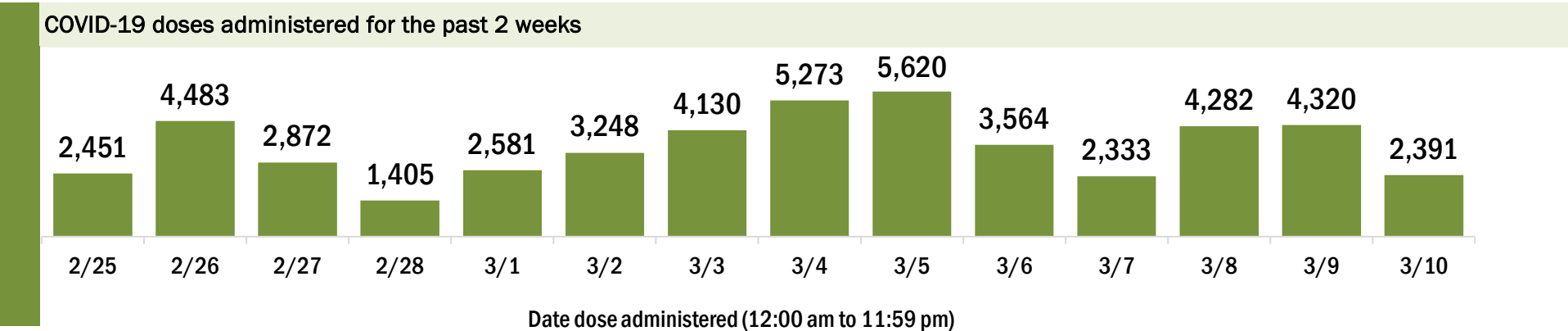
Data in this report are provisional and subject to change.

Data in this summary pertain to COVID-19 vaccines approved by the U.S. Food and Drug Administration and have been issued an Emergency Use Authorization (Janssen COVID-19 Vaccine, Moderna COVID-19 Vaccine and Pfizer-BioNTech COVID-19 Vaccine). These data summarize the number of people who have received either their first dose or have completed the series for a COVID-19 vaccine. **A person can only be counted in one category, first dose or series complete.** For persons receiving Moderna or Pfizer vaccines, once they receive their second dose, they are moved from the first dose column to the series completed column. **Because of this, the total first dose category may show a change from report to report not matching the total receiving their first dose from the previous day.** Persons receiving Johnson & Johnson vaccines will always be counted in the series completed column.

COVID-19 doses for vaccinated persons in Florida	
Doses administered	241,237
People receiving one dose of a 1-dose series (Johnson & Johnson) or receiving only one dose of a 2-dose series (Moderna, Pfizer) count once. Persons receiving both doses of a 2-dose series count twice.	

Current status of persons vaccinated for COVID-19 in Florida	
Total people vaccinated	151,618
First dose	59,219
Series completed	92,399
Completed 1-dose series	2,780
Completed 2-dose series	89,619
First dose: current number of people who have only received their first dose of the Moderna or Pfizer vaccine.	
Series complete: current number of people who have received both Moderna or Pfizer vaccine doses or one Johnson & Johnson dose and are considered fully immunized.	

Demographic summary	First dose	Series complete	Total people vaccinated
Age group	59,219	92,399	151,618
16-24 years	1,423	1,526	2,949
25-34 years	3,797	6,091	9,888
35-44 years	4,776	6,573	11,349
45-54 years	6,673	7,475	14,148
55-64 years	11,574	10,315	21,889
65-74 years	19,615	36,641	56,256
75-84 years	8,270	17,584	25,854
85+ years	3,091	6,194	9,285
Race	59,219	92,399	151,618
White	31,211	55,386	86,597
Black	11,108	13,895	25,003
American Indian/Alaskan	142	265	407
Other	6,217	12,394	18,611
Unknown	10,541	10,459	21,000
Other race includes Asian, native Hawaiian/Pacific Islander, or other.			
Ethnicity	59,219	92,399	151,618
Hispanic	2,774	2,729	5,503
Non-Hispanic	36,573	60,190	96,763
Unknown	19,872	29,480	49,352
Gender	59,219	92,399	151,618
Female	34,154	54,631	88,785
Male	22,857	37,728	60,585
Unknown	2,208	40	2,248



COVID-19: Escambia County vaccine summary

Vaccination data through Mar 10, 2021 as of Mar 11, 2021 at 12:05 AM

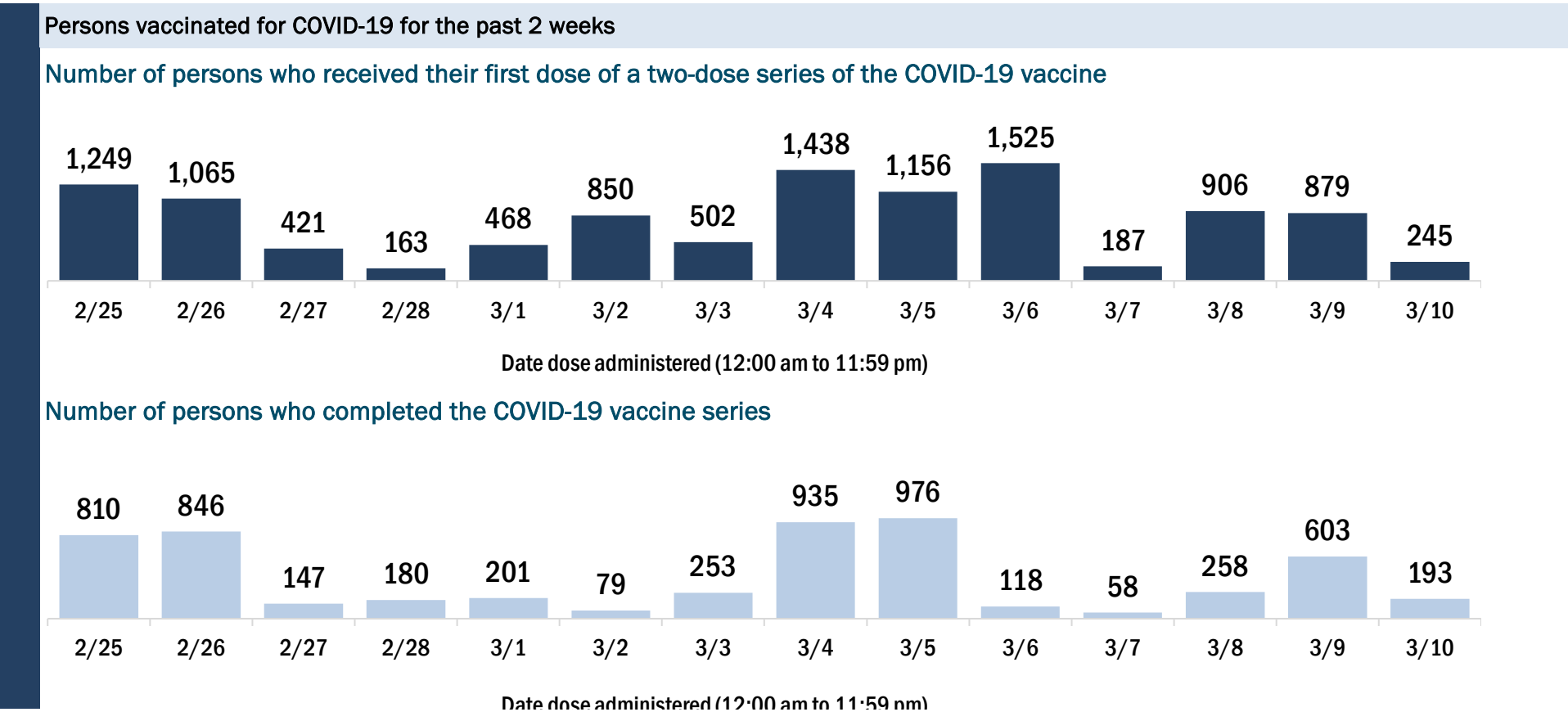
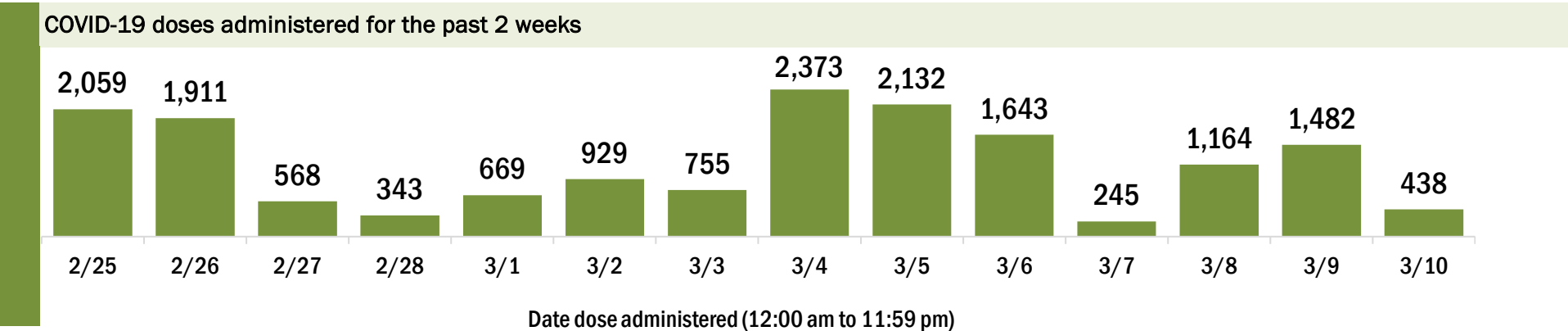
Data in this report are provisional and subject to change.

Data in this summary pertain to COVID-19 vaccines approved by the U.S. Food and Drug Administration and have been issued an Emergency Use Authorization (Janssen COVID-19 Vaccine, Moderna COVID-19 Vaccine and Pfizer-BioNTech COVID-19 Vaccine). These data summarize the number of people who have received either their first dose or have completed the series for a COVID-19 vaccine. **A person can only be counted in one category, first dose or series complete.** For persons receiving Moderna or Pfizer vaccines, once they receive their second dose, they are moved from the first dose column to the series completed column. **Because of this, the total first dose category may show a change from report to report not matching the total receiving their first dose from the previous day.** Persons receiving Johnson & Johnson vaccines will always be counted in the series completed column.

COVID-19 doses for vaccinated persons in Florida	
Doses administered	77,720
People receiving one dose of a 1-dose series (Johnson & Johnson) or receiving only one dose of a 2-dose series (Moderna, Pfizer) count once. Persons receiving both doses of a 2-dose series count twice.	

Current status of persons vaccinated for COVID-19 in Florida	
Total people vaccinated	50,240
First dose	22,743
Series completed	27,497
Completed 1-dose series	17
Completed 2-dose series	27,480
First dose: current number of people who have only received their first dose of the Moderna or Pfizer vaccine.	
Series complete: current number of people who have received both Moderna or Pfizer vaccine doses or one Johnson & Johnson dose and are considered fully immunized.	

Demographic summary	First dose	Series complete	Total people vaccinated
Age group	22,743	27,497	50,240
16-24 years	490	326	816
25-34 years	1,297	1,181	2,478
35-44 years	1,558	1,372	2,930
45-54 years	2,433	1,599	4,032
55-64 years	4,562	2,283	6,845
65-74 years	7,207	11,575	18,782
75-84 years	3,819	6,614	10,433
85+ years	1,377	2,547	3,924
Race	22,743	27,497	50,240
White	12,305	16,532	28,837
Black	3,798	2,876	6,674
American Indian/Alaskan	159	136	295
Other	1,728	3,317	5,045
Unknown	4,753	4,636	9,389
Other race includes Asian, native Hawaiian/Pacific Islander, or other.			
Ethnicity	22,743	27,497	50,240
Hispanic	522	275	797
Non-Hispanic	13,296	15,385	28,681
Unknown	8,925	11,837	20,762
Gender	22,743	27,497	50,240
Female	13,751	16,385	30,136
Male	8,949	11,112	20,061
Unknown	43	0	43



COVID-19: Flagler County vaccine summary

Vaccination data through Mar 10, 2021 as of Mar 11, 2021 at 12:05 AM

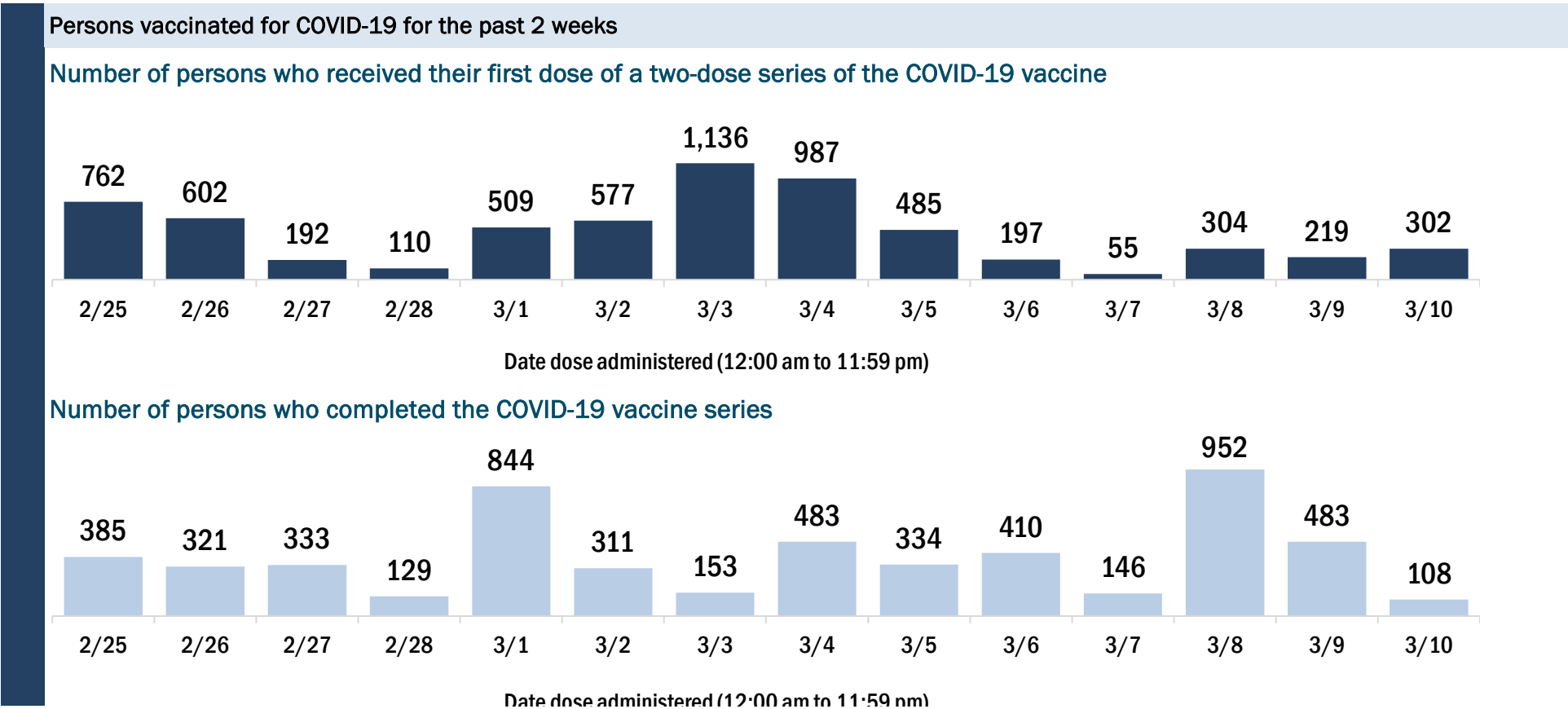
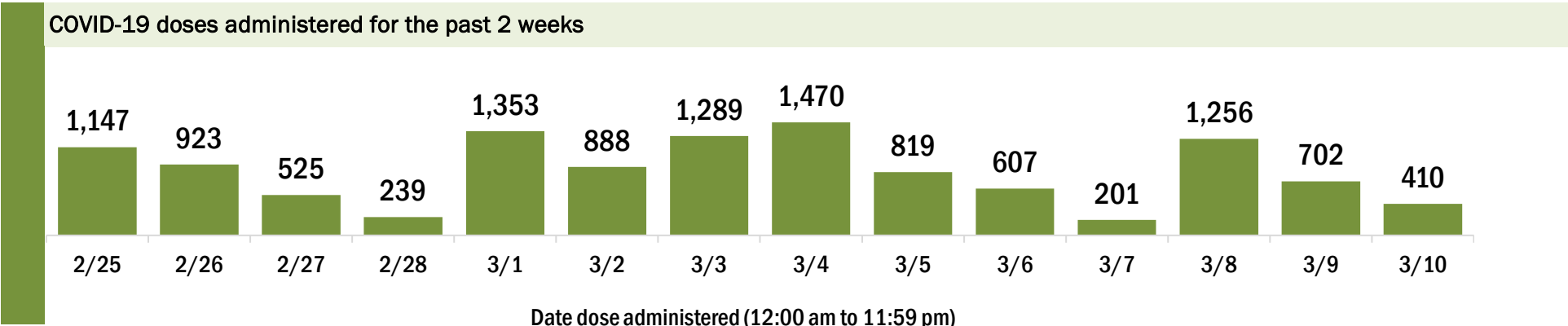
Data in this report are provisional and subject to change.

Data in this summary pertain to COVID-19 vaccines approved by the U.S. Food and Drug Administration and have been issued an Emergency Use Authorization (Janssen COVID-19 Vaccine, Moderna COVID-19 Vaccine and Pfizer-BioNTech COVID-19 Vaccine). These data summarize the number of people who have received either their first dose or have completed the series for a COVID-19 vaccine. **A person can only be counted in one category, first dose or series complete.** For persons receiving Moderna or Pfizer vaccines, once they receive their second dose, they are moved from the first dose column to the series completed column. **Because of this, the total first dose category may show a change from report to report not matching the total receiving their first dose from the previous day.** Persons receiving Johnson & Johnson vaccines will always be counted in the series completed column.

COVID-19 doses for vaccinated persons in Florida	
Doses administered	42,404
People receiving one dose of a 1-dose series (Johnson & Johnson) or receiving only one dose of a 2-dose series (Moderna, Pfizer) count once. Persons receiving both doses of a 2-dose series count twice.	

Current status of persons vaccinated for COVID-19 in Florida	
Total people vaccinated	28,179
First dose	13,698
Series completed	14,481
Completed 1-dose series	256
Completed 2-dose series	14,225
First dose: current number of people who have only received their first dose of the Moderna or Pfizer vaccine.	
Series complete: current number of people who have received both Moderna or Pfizer vaccine doses or one Johnson & Johnson dose and are considered fully immunized.	

Demographic summary	First dose	Series complete	Total people vaccinated
Age group	13,698	14,481	28,179
16-24 years	91	103	194
25-34 years	176	286	462
35-44 years	299	499	798
45-54 years	536	653	1,189
55-64 years	1,369	1,055	2,424
65-74 years	6,187	7,002	13,189
75-84 years	3,877	3,877	7,754
85+ years	1,163	1,006	2,169
Race	13,698	14,481	28,179
White	9,544	8,911	18,455
Black	1,009	622	1,631
American Indian/Alaskan	104	63	167
Other	903	1,856	2,759
Unknown	2,138	3,029	5,167
Other race includes Asian, native Hawaiian/Pacific Islander, or other.			
Ethnicity	13,698	14,481	28,179
Hispanic	808	344	1,152
Non-Hispanic	8,532	6,804	15,336
Unknown	4,358	7,333	11,691
Gender	13,698	14,481	28,179
Female	7,530	8,171	15,701
Male	6,014	6,256	12,270
Unknown	154	54	208



COVID-19: Franklin County vaccine summary

Vaccination data through Mar 10, 2021 as of Mar 11, 2021 at 12:05 AM

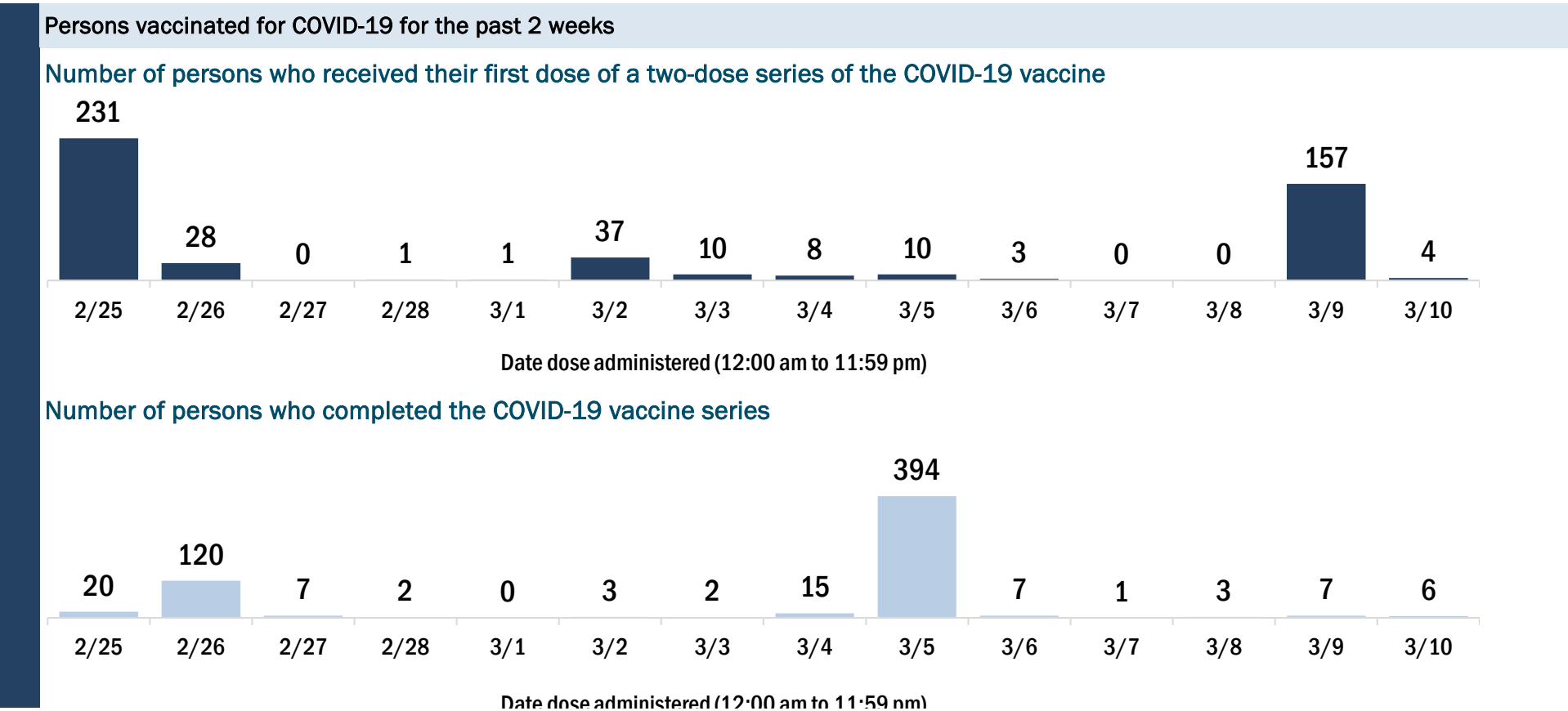
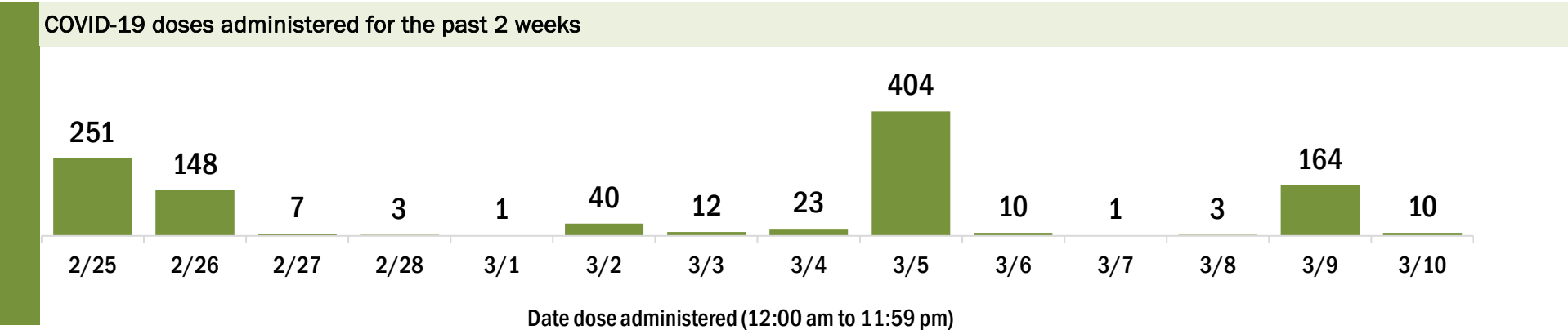
Data in this report are provisional and subject to change.

Data in this summary pertain to COVID-19 vaccines approved by the U.S. Food and Drug Administration and have been issued an Emergency Use Authorization (Janssen COVID-19 Vaccine, Moderna COVID-19 Vaccine and Pfizer-BioNTech COVID-19 Vaccine). These data summarize the number of people who have received either their first dose or have completed the series for a COVID-19 vaccine. **A person can only be counted in one category, first dose or series complete.** For persons receiving Moderna or Pfizer vaccines, once they receive their second dose, they are moved from the first dose column to the series completed column. **Because of this, the total first dose category may show a change from report to report not matching the total receiving their first dose from the previous day.** Persons receiving Johnson & Johnson vaccines will always be counted in the series completed column.

COVID-19 doses for vaccinated persons in Florida	
Doses administered	4,463
People receiving one dose of a 1-dose series (Johnson & Johnson) or receiving only one dose of a 2-dose series (Moderna, Pfizer) count once. Persons receiving both doses of a 2-dose series count twice.	

Current status of persons vaccinated for COVID-19 in Florida	
Total people vaccinated	2,604
First dose	744
Series completed	1,860
Completed 1-dose series	1
Completed 2-dose series	1,859
First dose: current number of people who have only received their first dose of the Moderna or Pfizer vaccine.	
Series complete: current number of people who have received both Moderna or Pfizer vaccine doses or one Johnson & Johnson dose and are considered fully immunized.	

Demographic summary	First dose	Series complete	Total people vaccinated
Age group	744	1,860	2,604
16-24 years	7	9	16
25-34 years	22	17	39
35-44 years	26	29	55
45-54 years	63	66	129
55-64 years	193	187	380
65-74 years	293	971	1,264
75-84 years	112	488	600
85+ years	28	93	121
Race	744	1,860	2,604
White	637	1,687	2,324
Black	49	72	121
American Indian/Alaskan	1	6	7
Other	29	78	107
Unknown	28	17	45
Other race includes Asian, native Hawaiian/Pacific Islander, or other.			
Ethnicity	744	1,860	2,604
Hispanic	13	14	27
Non-Hispanic	602	1,548	2,150
Unknown	129	298	427
Gender	744	1,860	2,604
Female	399	973	1,372
Male	345	887	1,232
Unknown	0	0	0



COVID-19: Gadsden County vaccine summary

Vaccination data through Mar 10, 2021 as of Mar 11, 2021 at 12:05 AM

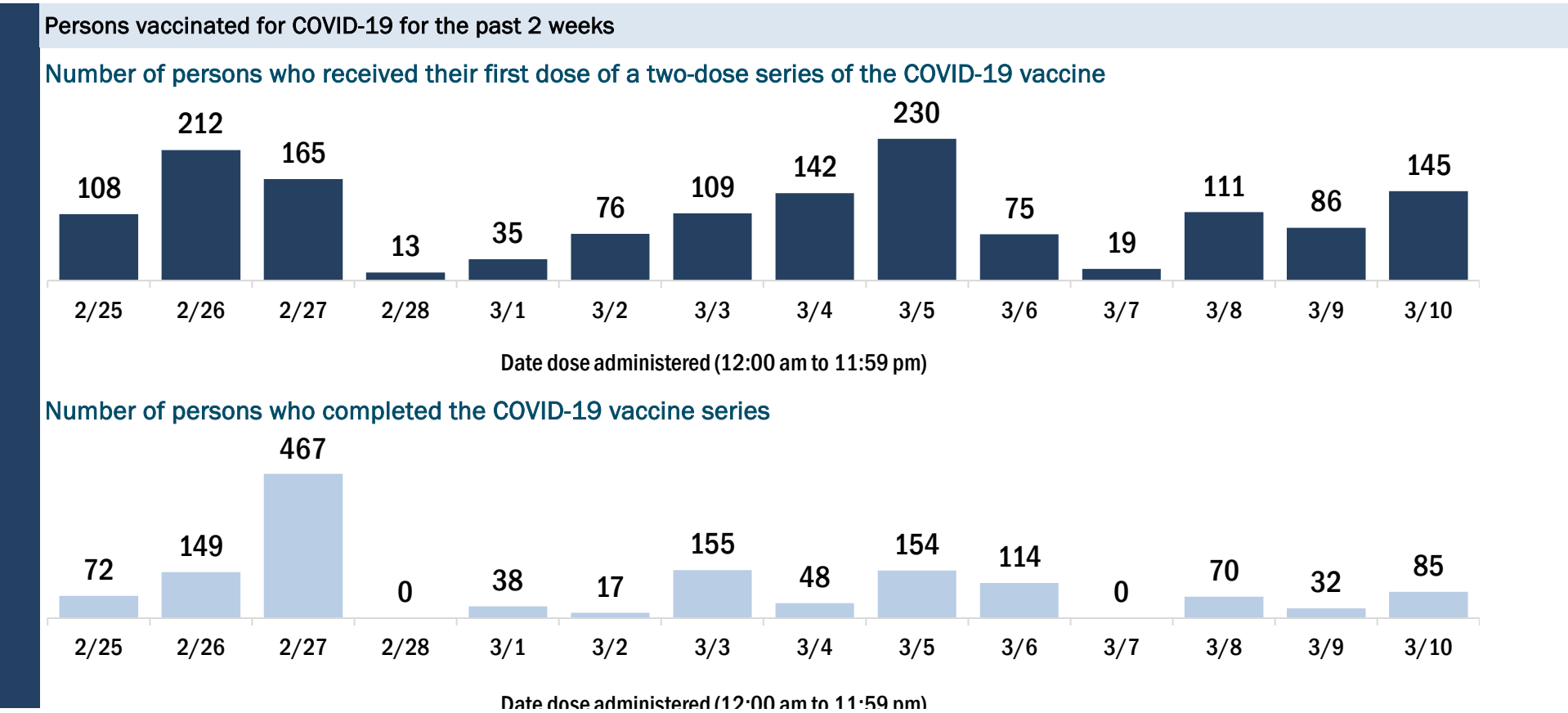
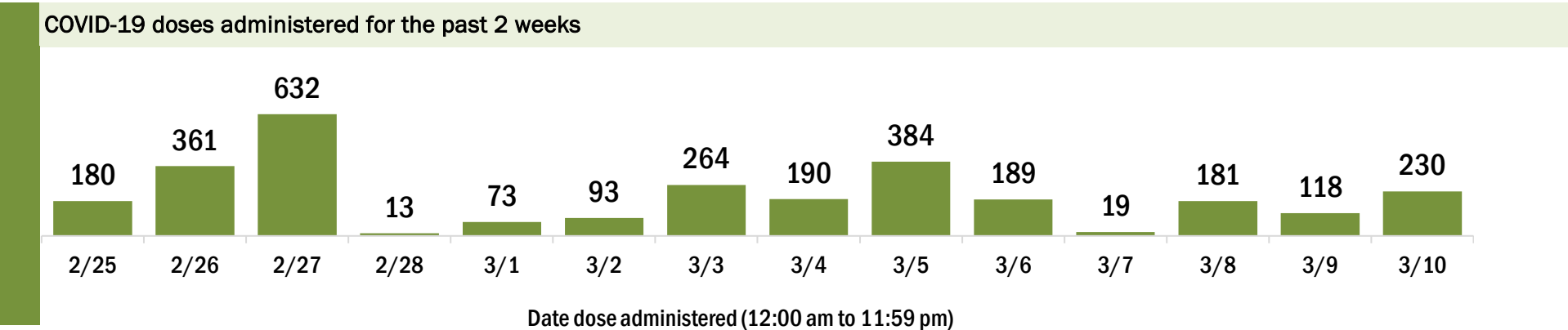
Data in this report are provisional and subject to change.

Data in this summary pertain to COVID-19 vaccines approved by the U.S. Food and Drug Administration and have been issued an Emergency Use Authorization (Janssen COVID-19 Vaccine, Moderna COVID-19 Vaccine and Pfizer-BioNTech COVID-19 Vaccine). These data summarize the number of people who have received either their first dose or have completed the series for a COVID-19 vaccine. **A person can only be counted in one category, first dose or series complete.** For persons receiving Moderna or Pfizer vaccines, once they receive their second dose, they are moved from the first dose column to the series completed column. **Because of this, the total first dose category may show a change from report to report not matching the total receiving their first dose from the previous day.** Persons receiving Johnson & Johnson vaccines will always be counted in the series completed column.

COVID-19 doses for vaccinated persons in Florida	
Doses administered	14,284
People receiving one dose of a 1-dose series (Johnson & Johnson) or receiving only one dose of a 2-dose series (Moderna, Pfizer) count once. Persons receiving both doses of a 2-dose series count twice.	

Current status of persons vaccinated for COVID-19 in Florida	
Total people vaccinated	8,615
First dose	2,936
Series completed	5,679
Completed 1-dose series	10
Completed 2-dose series	5,669
First dose: current number of people who have only received their first dose of the Moderna or Pfizer vaccine.	
Series complete: current number of people who have received both Moderna or Pfizer vaccine doses or one Johnson & Johnson dose and are considered fully immunized.	

Demographic summary	First dose	Series complete	Total people vaccinated
Age group	2,936	5,679	8,615
16-24 years	44	42	86
25-34 years	109	108	217
35-44 years	205	205	410
45-54 years	409	335	744
55-64 years	816	561	1,377
65-74 years	854	2,632	3,486
75-84 years	382	1,340	1,722
85+ years	117	456	573
Race	2,936	5,679	8,615
White	929	2,247	3,176
Black	1,305	2,133	3,438
American Indian/Alaskan	5	12	17
Other	350	898	1,248
Unknown	347	389	736
Other race includes Asian, native Hawaiian/Pacific Islander, or other.			
Ethnicity	2,936	5,679	8,615
Hispanic	95	123	218
Non-Hispanic	1,893	3,603	5,496
Unknown	948	1,953	2,901
Gender	2,936	5,679	8,615
Female	1,776	3,412	5,188
Male	1,160	2,267	3,427
Unknown	0	0	0



COVID-19: Gilchrist County vaccine summary

Vaccination data through Mar 10, 2021 as of Mar 11, 2021 at 12:05 AM

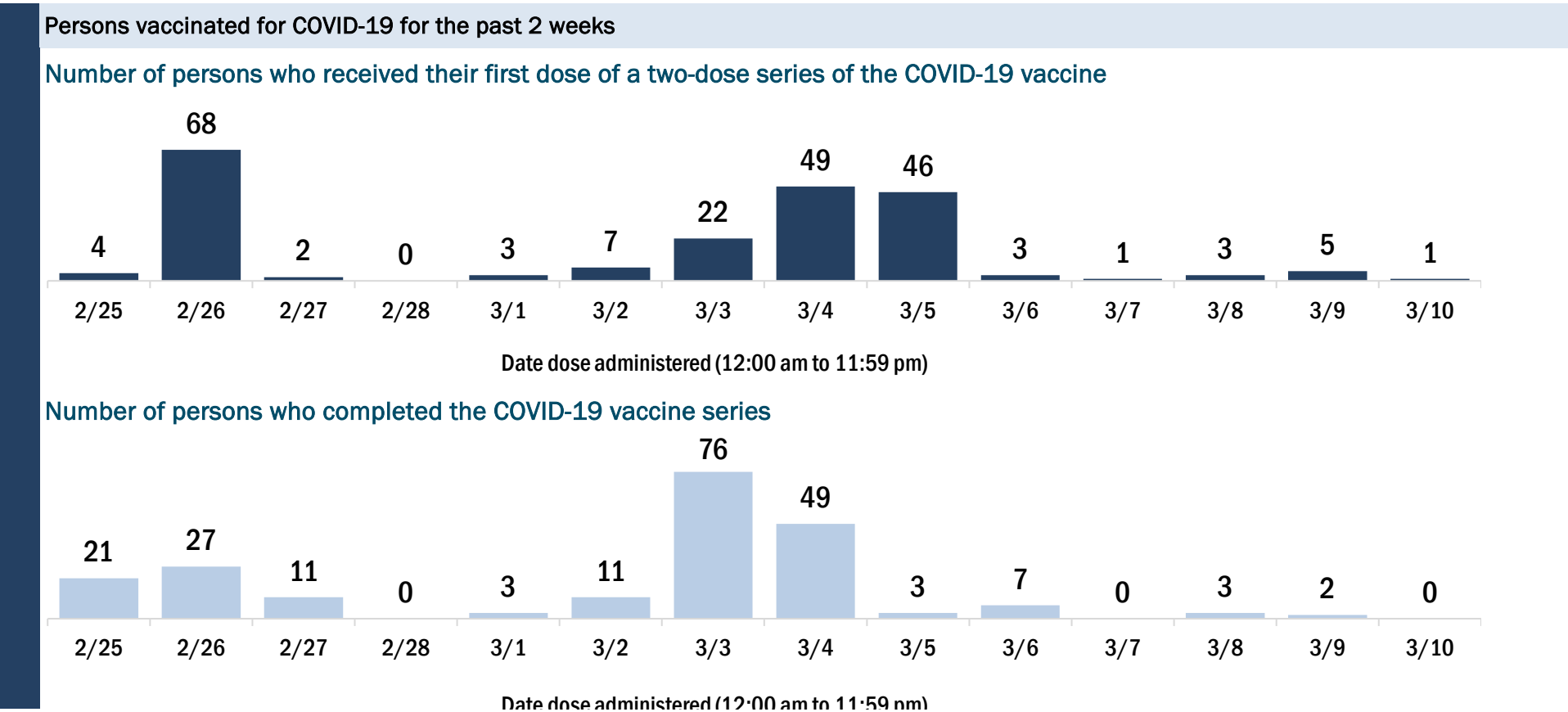
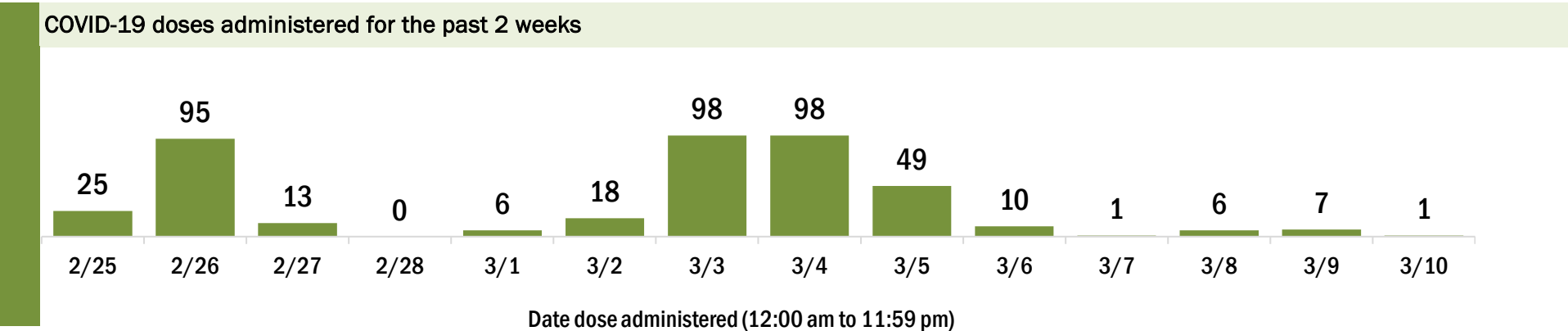
Data in this report are provisional and subject to change.

Data in this summary pertain to COVID-19 vaccines approved by the U.S. Food and Drug Administration and have been issued an Emergency Use Authorization (Janssen COVID-19 Vaccine, Moderna COVID-19 Vaccine and Pfizer-BioNTech COVID-19 Vaccine). These data summarize the number of people who have received either their first dose or have completed the series for a COVID-19 vaccine. **A person can only be counted in one category, first dose or series complete.** For persons receiving Moderna or Pfizer vaccines, once they receive their second dose, they are moved from the first dose column to the series completed column. **Because of this, the total first dose category may show a change from report to report not matching the total receiving their first dose from the previous day.** Persons receiving Johnson & Johnson vaccines will always be counted in the series completed column.

COVID-19 doses for vaccinated persons in Florida	
Doses administered	3,456
People receiving one dose of a 1-dose series (Johnson & Johnson) or receiving only one dose of a 2-dose series (Moderna, Pfizer) count once. Persons receiving both doses of a 2-dose series count twice.	

Current status of persons vaccinated for COVID-19 in Florida	
Total people vaccinated	1,977
First dose	493
Series completed	1,484
Completed 1-dose series	5
Completed 2-dose series	1,479
First dose: current number of people who have only received their first dose of the Moderna or Pfizer vaccine.	
Series complete: current number of people who have received both Moderna or Pfizer vaccine doses or one Johnson & Johnson dose and are considered fully immunized.	

Demographic summary	First dose	Series complete	Total people vaccinated
Age group	493	1,484	1,977
16-24 years	8	28	36
25-34 years	8	42	50
35-44 years	15	55	70
45-54 years	31	83	114
55-64 years	67	108	175
65-74 years	225	591	816
75-84 years	105	428	533
85+ years	34	149	183
Race	493	1,484	1,977
White	350	949	1,299
Black	6	15	21
American Indian/Alaskan	2	3	5
Other	47	156	203
Unknown	88	361	449
Other race includes Asian, native Hawaiian/Pacific Islander, or other.			
Ethnicity	493	1,484	1,977
Hispanic	4	12	16
Non-Hispanic	170	499	669
Unknown	319	973	1,292
Gender	493	1,484	1,977
Female	304	892	1,196
Male	189	592	781
Unknown	0	0	0



COVID-19: Glades County vaccine summary

Vaccination data through Mar 10, 2021 as of Mar 11, 2021 at 12:05 AM

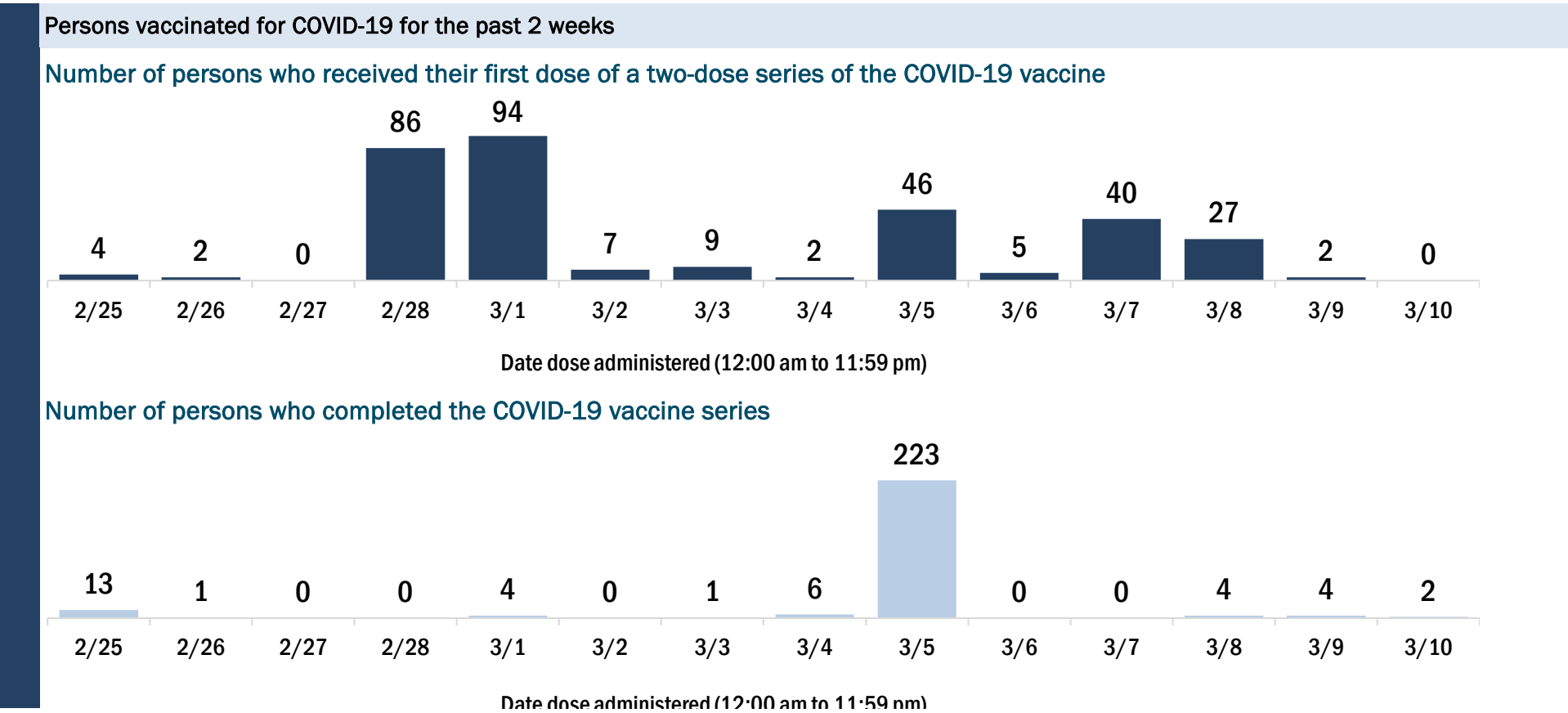
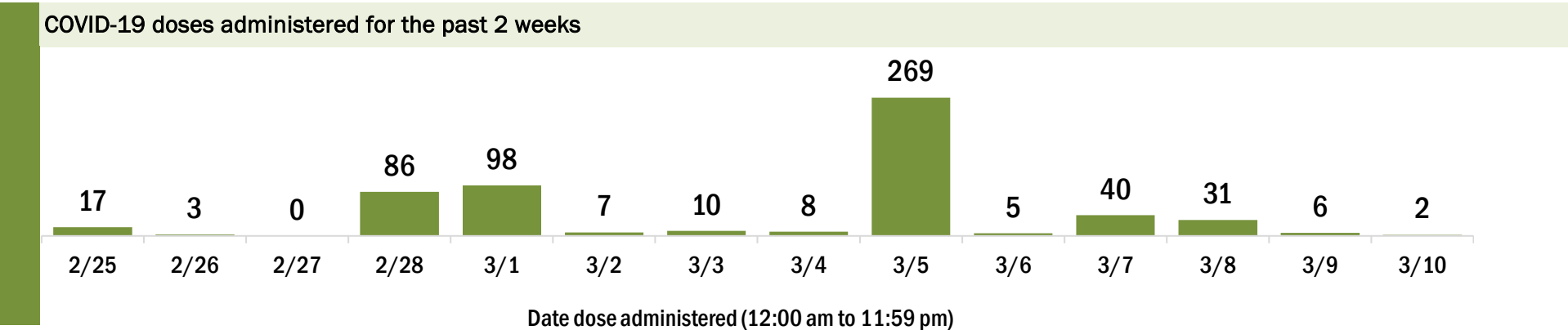
Data in this report are provisional and subject to change.

Data in this summary pertain to COVID-19 vaccines approved by the U.S. Food and Drug Administration and have been issued an Emergency Use Authorization (Janssen COVID-19 Vaccine, Moderna COVID-19 Vaccine and Pfizer-BioNTech COVID-19 Vaccine). These data summarize the number of people who have received either their first dose or have completed the series for a COVID-19 vaccine. **A person can only be counted in one category, first dose or series complete.** For persons receiving Moderna or Pfizer vaccines, once they receive their second dose, they are moved from the first dose column to the series completed column. **Because of this, the total first dose category may show a change from report to report not matching the total receiving their first dose from the previous day.** Persons receiving Johnson & Johnson vaccines will always be counted in the series completed column.

COVID-19 doses for vaccinated persons in Florida	
Doses administered	2,510
People receiving one dose of a 1-dose series (Johnson & Johnson) or receiving only one dose of a 2-dose series (Moderna, Pfizer) count once. Persons receiving both doses of a 2-dose series count twice.	

Current status of persons vaccinated for COVID-19 in Florida	
Total people vaccinated	1,586
First dose	662
Series completed	924
Completed 1-dose series	0
Completed 2-dose series	924
First dose: current number of people who have only received their first dose of the Moderna or Pfizer vaccine.	
Series complete: current number of people who have received both Moderna or Pfizer vaccine doses or one Johnson & Johnson dose and are considered fully immunized.	

Demographic summary	First dose	Series complete	Total people vaccinated
Age group	662	924	1,586
16-24 years	3	0	3
25-34 years	8	3	11
35-44 years	2	4	6
45-54 years	21	15	36
55-64 years	76	35	111
65-74 years	321	441	762
75-84 years	210	348	558
85+ years	21	78	99
Race	662	924	1,586
White	493	698	1,191
Black	17	34	51
American Indian/Alaskan	4	7	11
Other	32	41	73
Unknown	116	144	260
Other race includes Asian, native Hawaiian/Pacific Islander, or other.			
Ethnicity	662	924	1,586
Hispanic	13	17	30
Non-Hispanic	252	340	592
Unknown	397	567	964
Gender	662	924	1,586
Female	343	460	803
Male	319	464	783
Unknown	0	0	0



COVID-19: Gulf County vaccine summary

Vaccination data through Mar 10, 2021 as of Mar 11, 2021 at 12:05 AM

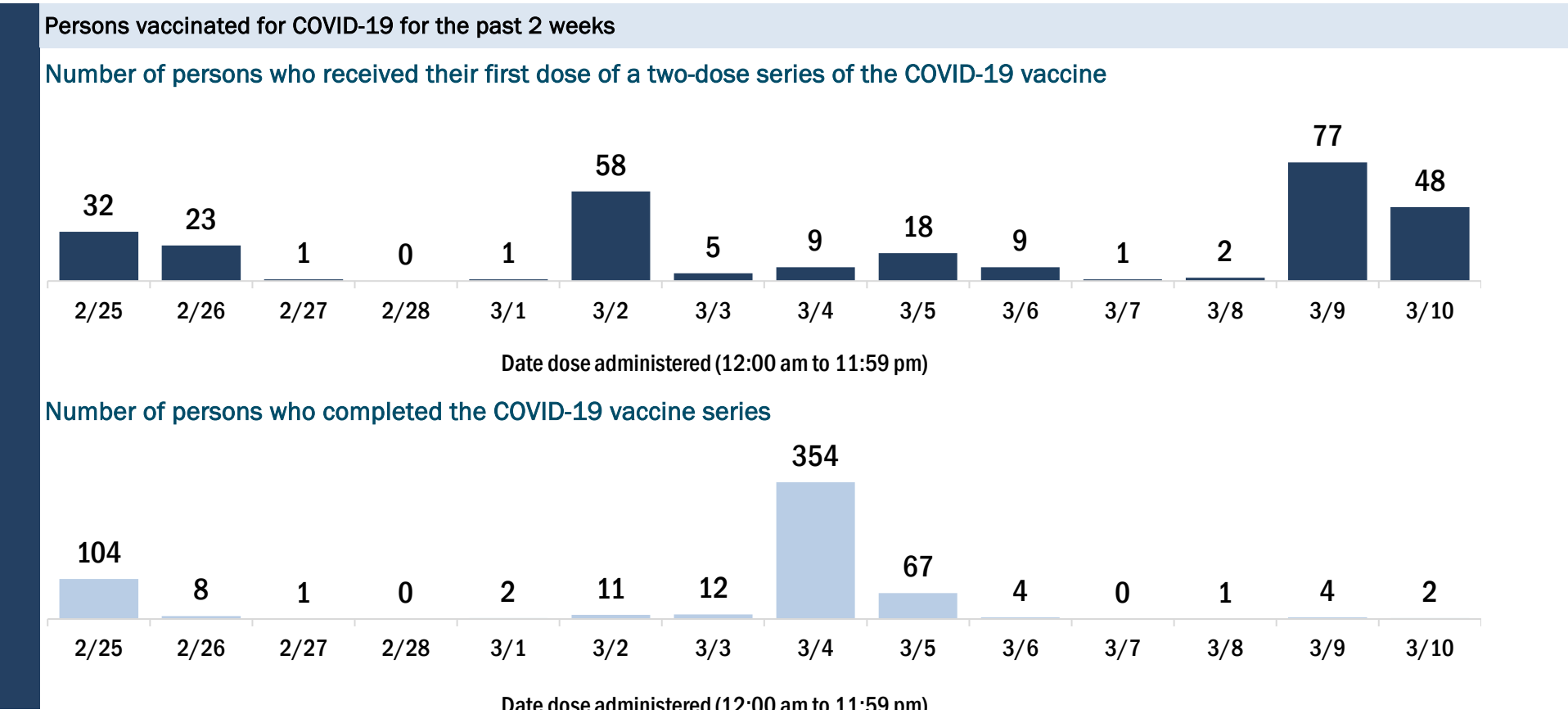
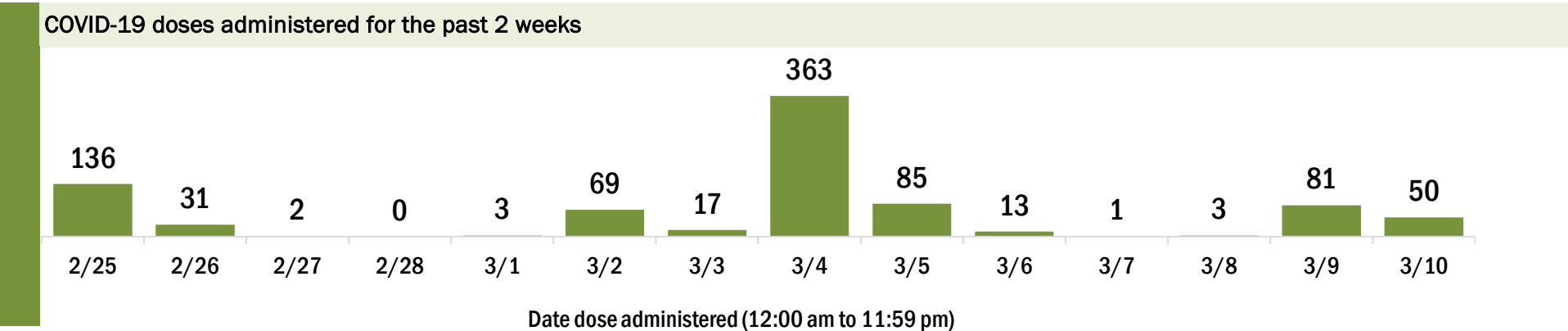
Data in this report are provisional and subject to change.

Data in this summary pertain to COVID-19 vaccines approved by the U.S. Food and Drug Administration and have been issued an Emergency Use Authorization (Janssen COVID-19 Vaccine, Moderna COVID-19 Vaccine and Pfizer-BioNTech COVID-19 Vaccine). These data summarize the number of people who have received either their first dose or have completed the series for a COVID-19 vaccine. **A person can only be counted in one category, first dose or series complete.** For persons receiving Moderna or Pfizer vaccines, once they receive their second dose, they are moved from the first dose column to the series completed column. **Because of this, the total first dose category may show a change from report to report not matching the total receiving their first dose from the previous day.** Persons receiving Johnson & Johnson vaccines will always be counted in the series completed column.

COVID-19 doses for vaccinated persons in Florida	
Doses administered	4,756
People receiving one dose of a 1-dose series (Johnson & Johnson) or receiving only one dose of a 2-dose series (Moderna, Pfizer) count once. Persons receiving both doses of a 2-dose series count twice.	

Current status of persons vaccinated for COVID-19 in Florida	
Total people vaccinated	2,787
First dose	817
Series completed	1,970
Completed 1-dose series	1
Completed 2-dose series	1,969
First dose: current number of people who have only received their first dose of the Moderna or Pfizer vaccine.	
Series complete: current number of people who have received both Moderna or Pfizer vaccine doses or one Johnson & Johnson dose and are considered fully immunized.	

Demographic summary	First dose	Series complete	Total people vaccinated
Age group	817	1,970	2,787
16-24 years	15	9	24
25-34 years	24	23	47
35-44 years	36	37	73
45-54 years	58	71	129
55-64 years	138	123	261
65-74 years	340	1,068	1,408
75-84 years	176	493	669
85+ years	30	146	176
Race	817	1,970	2,787
White	638	1,793	2,431
Black	69	92	161
American Indian/Alaskan	3	5	8
Other	63	38	101
Unknown	44	42	86
Other race includes Asian, native Hawaiian/Pacific Islander, or other.			
Ethnicity	817	1,970	2,787
Hispanic	9	10	19
Non-Hispanic	446	1,528	1,974
Unknown	362	432	794
Gender	817	1,970	2,787
Female	449	1,032	1,481
Male	368	938	1,306
Unknown	0	0	0



COVID-19: Hamilton County vaccine summary

Vaccination data through Mar 10, 2021 as of Mar 11, 2021 at 12:05 AM

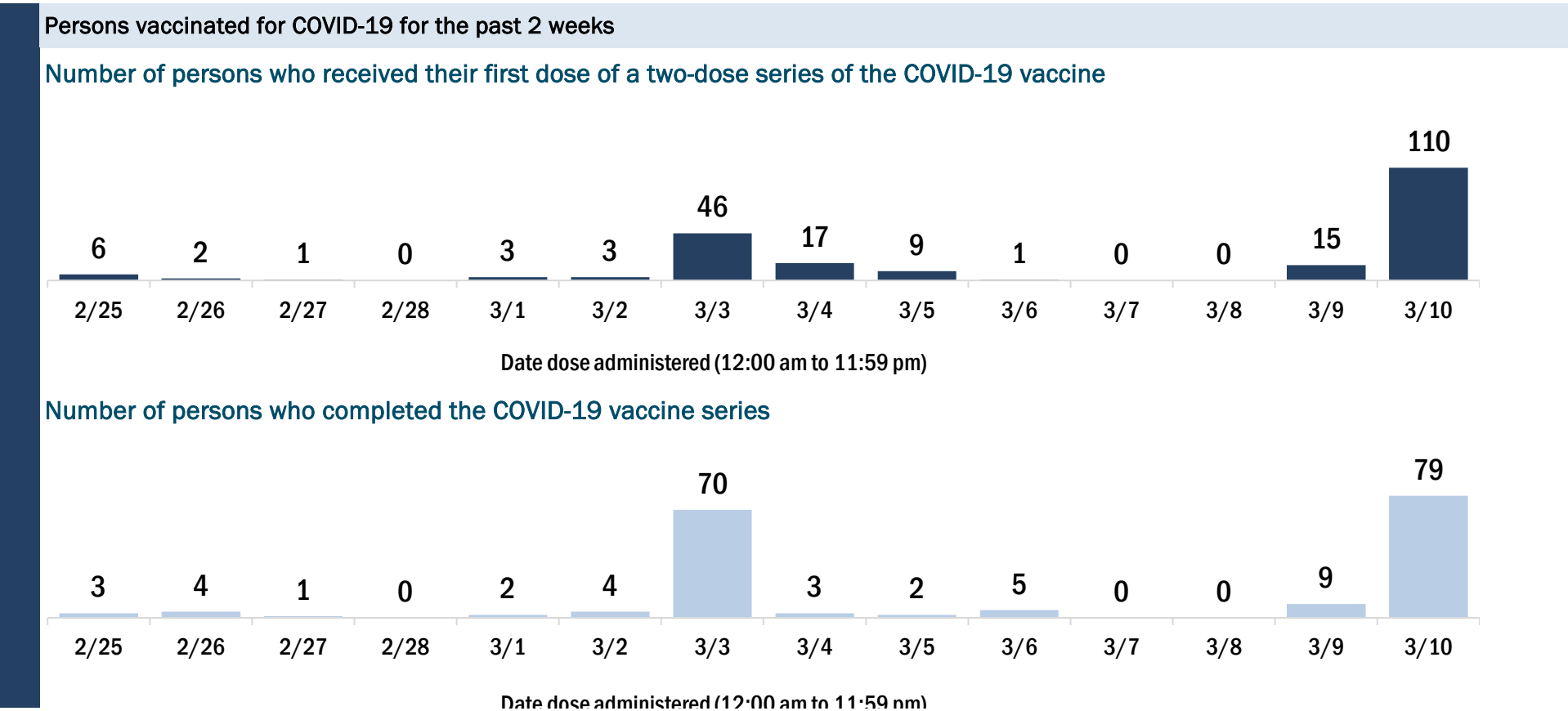
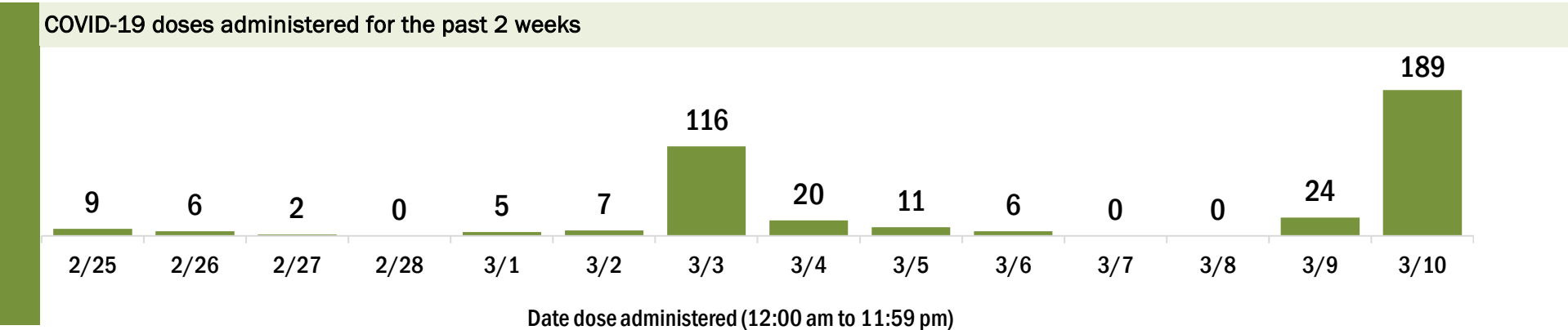
Data in this report are provisional and subject to change.

Data in this summary pertain to COVID-19 vaccines approved by the U.S. Food and Drug Administration and have been issued an Emergency Use Authorization (Janssen COVID-19 Vaccine, Moderna COVID-19 Vaccine and Pfizer-BioNTech COVID-19 Vaccine). These data summarize the number of people who have received either their first dose or have completed the series for a COVID-19 vaccine. **A person can only be counted in one category, first dose or series complete.** For persons receiving Moderna or Pfizer vaccines, once they receive their second dose, they are moved from the first dose column to the series completed column. **Because of this, the total first dose category may show a change from report to report not matching the total receiving their first dose from the previous day.** Persons receiving Johnson & Johnson vaccines will always be counted in the series completed column.

COVID-19 doses for vaccinated persons in Florida	
Doses administered	2,932
People receiving one dose of a 1-dose series (Johnson & Johnson) or receiving only one dose of a 2-dose series (Moderna, Pfizer) count once. Persons receiving both doses of a 2-dose series count twice.	

Current status of persons vaccinated for COVID-19 in Florida	
Total people vaccinated	1,683
First dose	434
Series completed	1,249
Completed 1-dose series	0
Completed 2-dose series	1,249
First dose: current number of people who have only received their first dose of the Moderna or Pfizer vaccine.	
Series complete: current number of people who have received both Moderna or Pfizer vaccine doses or one Johnson & Johnson dose and are considered fully immunized.	

Demographic summary	First dose	Series complete	Total people vaccinated
Age group	434	1,249	1,683
16-24 years	2	8	10
25-34 years	6	13	19
35-44 years	24	24	48
45-54 years	48	33	81
55-64 years	98	46	144
65-74 years	146	679	825
75-84 years	77	363	440
85+ years	33	83	116
Race	434	1,249	1,683
White	195	754	949
Black	95	215	310
American Indian/Alaskan	0	0	0
Other	83	104	187
Unknown	61	176	237
Other race includes Asian, native Hawaiian/Pacific Islander, or other.			
Ethnicity	434	1,249	1,683
Hispanic	6	8	14
Non-Hispanic	222	570	792
Unknown	206	671	877
Gender	434	1,249	1,683
Female	274	679	953
Male	160	570	730
Unknown	0	0	0



COVID-19: Hardee County vaccine summary

Vaccination data through Mar 10, 2021 as of Mar 11, 2021 at 12:05 AM

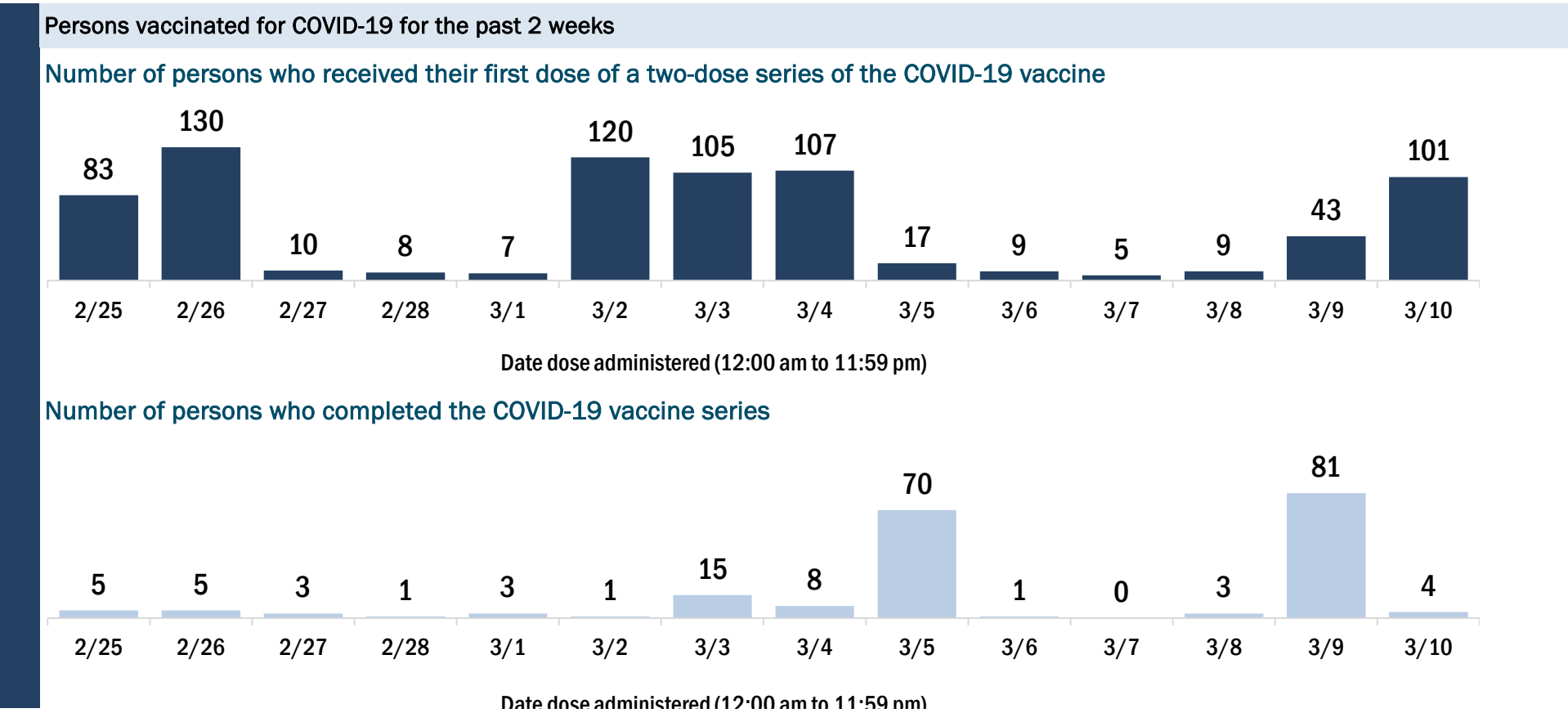
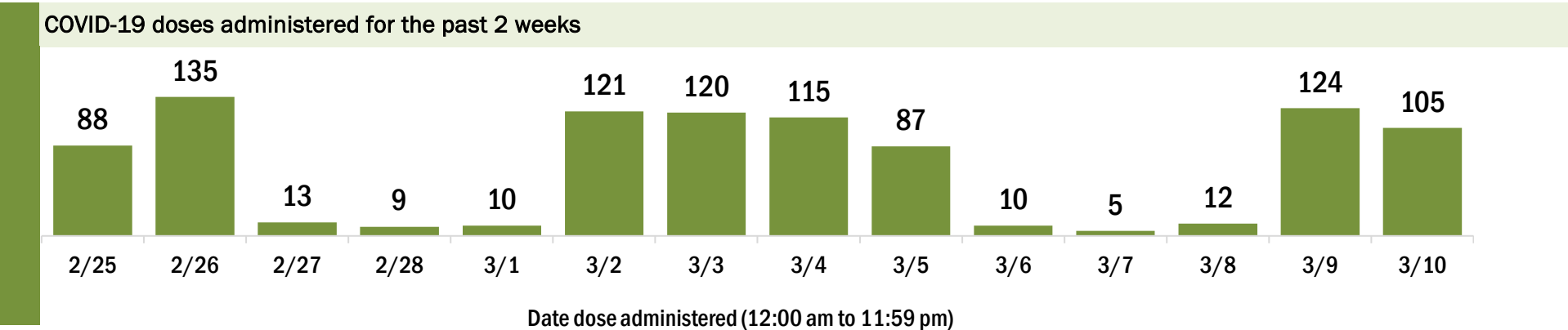
Data in this report are provisional and subject to change.

Data in this summary pertain to COVID-19 vaccines approved by the U.S. Food and Drug Administration and have been issued an Emergency Use Authorization (Janssen COVID-19 Vaccine, Moderna COVID-19 Vaccine and Pfizer-BioNTech COVID-19 Vaccine). These data summarize the number of people who have received either their first dose or have completed the series for a COVID-19 vaccine. **A person can only be counted in one category, first dose or series complete.** For persons receiving Moderna or Pfizer vaccines, once they receive their second dose, they are moved from the first dose column to the series completed column. **Because of this, the total first dose category may show a change from report to report not matching the total receiving their first dose from the previous day.** Persons receiving Johnson & Johnson vaccines will always be counted in the series completed column.

COVID-19 doses for vaccinated persons in Florida	
Doses administered	4,027
People receiving one dose of a 1-dose series (Johnson & Johnson) or receiving only one dose of a 2-dose series (Moderna, Pfizer) count once. Persons receiving both doses of a 2-dose series count twice.	

Current status of persons vaccinated for COVID-19 in Florida	
Total people vaccinated	2,590
First dose	1,152
Series completed	1,438
Completed 1-dose series	1
Completed 2-dose series	1,437
First dose: current number of people who have only received their first dose of the Moderna or Pfizer vaccine.	
Series complete: current number of people who have received both Moderna or Pfizer vaccine doses or one Johnson & Johnson dose and are considered fully immunized.	

Demographic summary	First dose	Series complete	Total people vaccinated
Age group	1,152	1,438	2,590
16-24 years	10	12	22
25-34 years	16	41	57
35-44 years	26	44	70
45-54 years	38	57	95
55-64 years	90	87	177
65-74 years	533	614	1,147
75-84 years	344	449	793
85+ years	95	134	229
Race	1,152	1,438	2,590
White	847	1,005	1,852
Black	42	29	71
American Indian/Alaskan	2	8	10
Other	165	309	474
Unknown	96	87	183
Other race includes Asian, native Hawaiian/Pacific Islander, or other.			
Ethnicity	1,152	1,438	2,590
Hispanic	59	106	165
Non-Hispanic	520	685	1,205
Unknown	573	647	1,220
Gender	1,152	1,438	2,590
Female	638	798	1,436
Male	513	639	1,152
Unknown	1	1	2



COVID-19: Hendry County vaccine summary

Vaccination data through Mar 10, 2021 as of Mar 11, 2021 at 12:05 AM

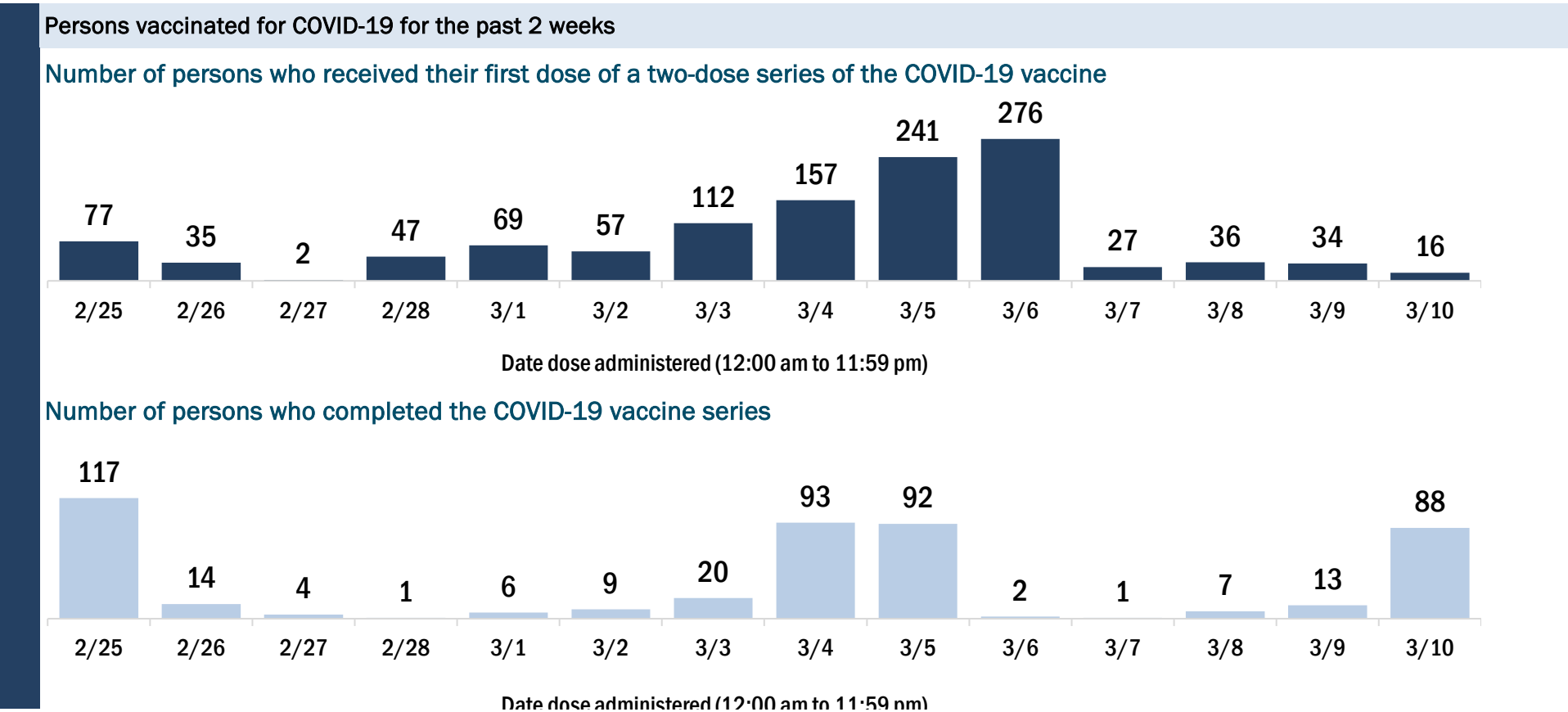
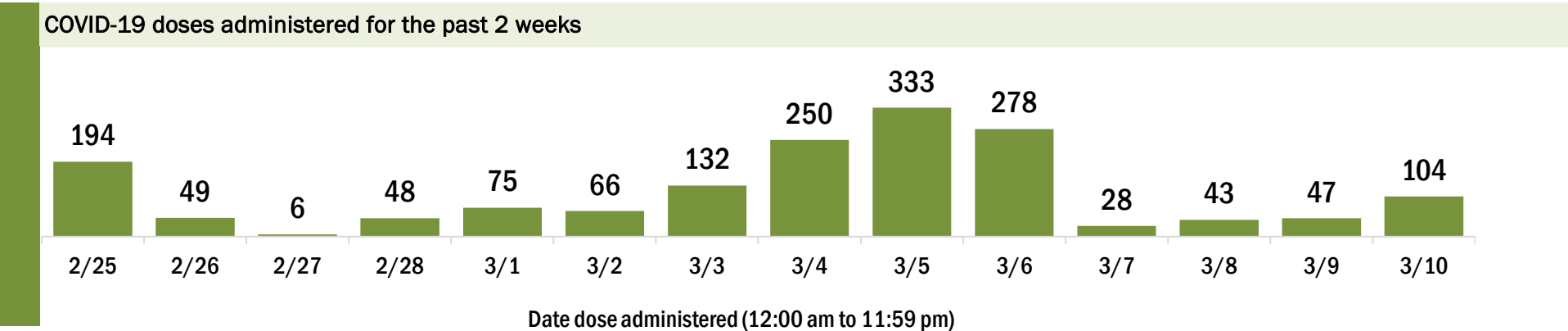
Data in this report are provisional and subject to change.

Data in this summary pertain to COVID-19 vaccines approved by the U.S. Food and Drug Administration and have been issued an Emergency Use Authorization (Janssen COVID-19 Vaccine, Moderna COVID-19 Vaccine and Pfizer-BioNTech COVID-19 Vaccine). These data summarize the number of people who have received either their first dose or have completed the series for a COVID-19 vaccine. **A person can only be counted in one category, first dose or series complete.** For persons receiving Moderna or Pfizer vaccines, once they receive their second dose, they are moved from the first dose column to the series completed column. **Because of this, the total first dose category may show a change from report to report not matching the total receiving their first dose from the previous day.** Persons receiving Johnson & Johnson vaccines will always be counted in the series completed column.

COVID-19 doses for vaccinated persons in Florida	
Doses administered	6,189
People receiving one dose of a 1-dose series (Johnson & Johnson) or receiving only one dose of a 2-dose series (Moderna, Pfizer) count once. Persons receiving both doses of a 2-dose series count twice.	

Current status of persons vaccinated for COVID-19 in Florida	
Total people vaccinated	3,938
First dose	1,679
Series completed	2,259
Completed 1-dose series	8
Completed 2-dose series	2,251
First dose: current number of people who have only received their first dose of the Moderna or Pfizer vaccine.	
Series complete: current number of people who have received both Moderna or Pfizer vaccine doses or one Johnson & Johnson dose and are considered fully immunized.	

Demographic summary	First dose	Series complete	Total people vaccinated
Age group	1,679	2,259	3,938
16-24 years	28	27	55
25-34 years	39	48	87
35-44 years	48	59	107
45-54 years	99	90	189
55-64 years	222	156	378
65-74 years	791	1,055	1,846
75-84 years	362	634	996
85+ years	90	190	280
Race	1,679	2,259	3,938
White	1,151	1,427	2,578
Black	96	155	251
American Indian/Alaskan	12	6	18
Other	235	415	650
Unknown	185	256	441
Other race includes Asian, native Hawaiian/Pacific Islander, or other.			
Ethnicity	1,679	2,259	3,938
Hispanic	303	303	606
Non-Hispanic	675	1,143	1,818
Unknown	701	813	1,514
Gender	1,679	2,259	3,938
Female	897	1,221	2,118
Male	782	1,038	1,820
Unknown	0	0	0



COVID-19: Hernando County vaccine summary

Vaccination data through Mar 10, 2021 as of Mar 11, 2021 at 12:05 AM

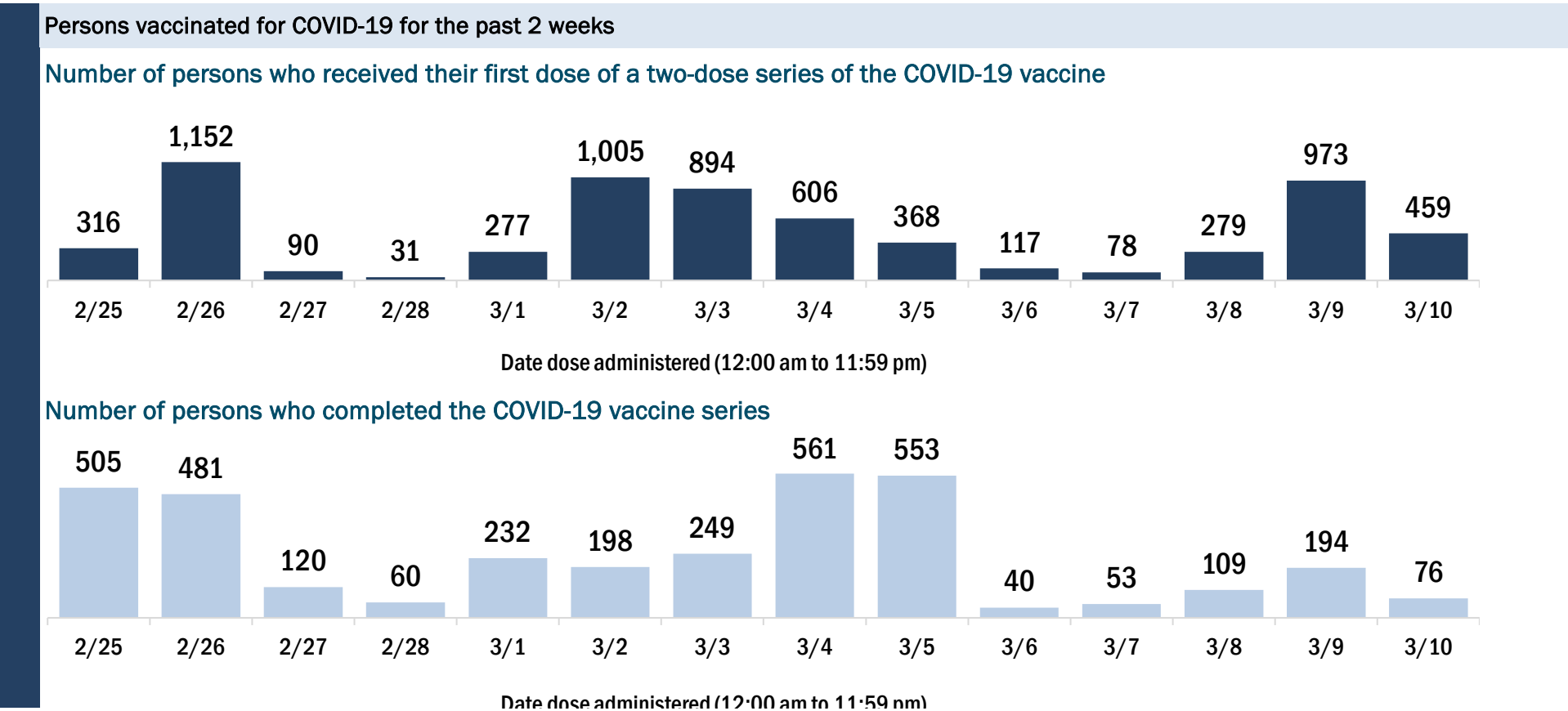
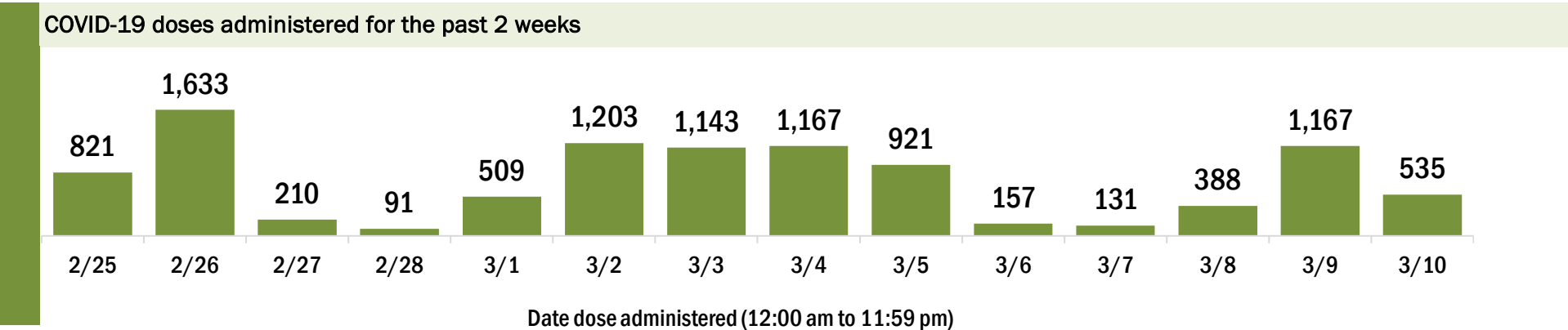
Data in this report are provisional and subject to change.

Data in this summary pertain to COVID-19 vaccines approved by the U.S. Food and Drug Administration and have been issued an Emergency Use Authorization (Janssen COVID-19 Vaccine, Moderna COVID-19 Vaccine and Pfizer-BioNTech COVID-19 Vaccine). These data summarize the number of people who have received either their first dose or have completed the series for a COVID-19 vaccine. **A person can only be counted in one category, first dose or series complete.** For persons receiving Moderna or Pfizer vaccines, once they receive their second dose, they are moved from the first dose column to the series completed column. **Because of this, the total first dose category may show a change from report to report not matching the total receiving their first dose from the previous day.** Persons receiving Johnson & Johnson vaccines will always be counted in the series completed column.

COVID-19 doses for vaccinated persons in Florida	
Doses administered	46,317
People receiving one dose of a 1-dose series (Johnson & Johnson) or receiving only one dose of a 2-dose series (Moderna, Pfizer) count once. Persons receiving both doses of a 2-dose series count twice.	

Current status of persons vaccinated for COVID-19 in Florida	
Total people vaccinated	30,594
First dose	14,695
Series completed	15,899
Completed 1-dose series	176
Completed 2-dose series	15,723
First dose: current number of people who have only received their first dose of the Moderna or Pfizer vaccine.	
Series complete: current number of people who have received both Moderna or Pfizer vaccine doses or one Johnson & Johnson dose and are considered fully immunized.	

Demographic summary	First dose	Series complete	Total people vaccinated
Age group	14,695	15,899	30,594
16-24 years	130	178	308
25-34 years	236	539	775
35-44 years	333	663	996
45-54 years	537	985	1,522
55-64 years	951	1,306	2,257
65-74 years	6,432	6,649	13,081
75-84 years	4,605	4,180	8,785
85+ years	1,471	1,399	2,870
Race	14,695	15,899	30,594
White	10,983	9,637	20,620
Black	246	404	650
American Indian/Alaskan	67	52	119
Other	794	1,682	2,476
Unknown	2,605	4,124	6,729
Other race includes Asian, native Hawaiian/Pacific Islander, or other.			
Ethnicity	14,695	15,899	30,594
Hispanic	493	494	987
Non-Hispanic	8,252	6,877	15,129
Unknown	5,950	8,528	14,478
Gender	14,695	15,899	30,594
Female	8,488	9,328	17,816
Male	6,138	6,552	12,690
Unknown	69	19	88



COVID-19: Highlands County vaccine summary

Vaccination data through Mar 10, 2021 as of Mar 11, 2021 at 12:05 AM

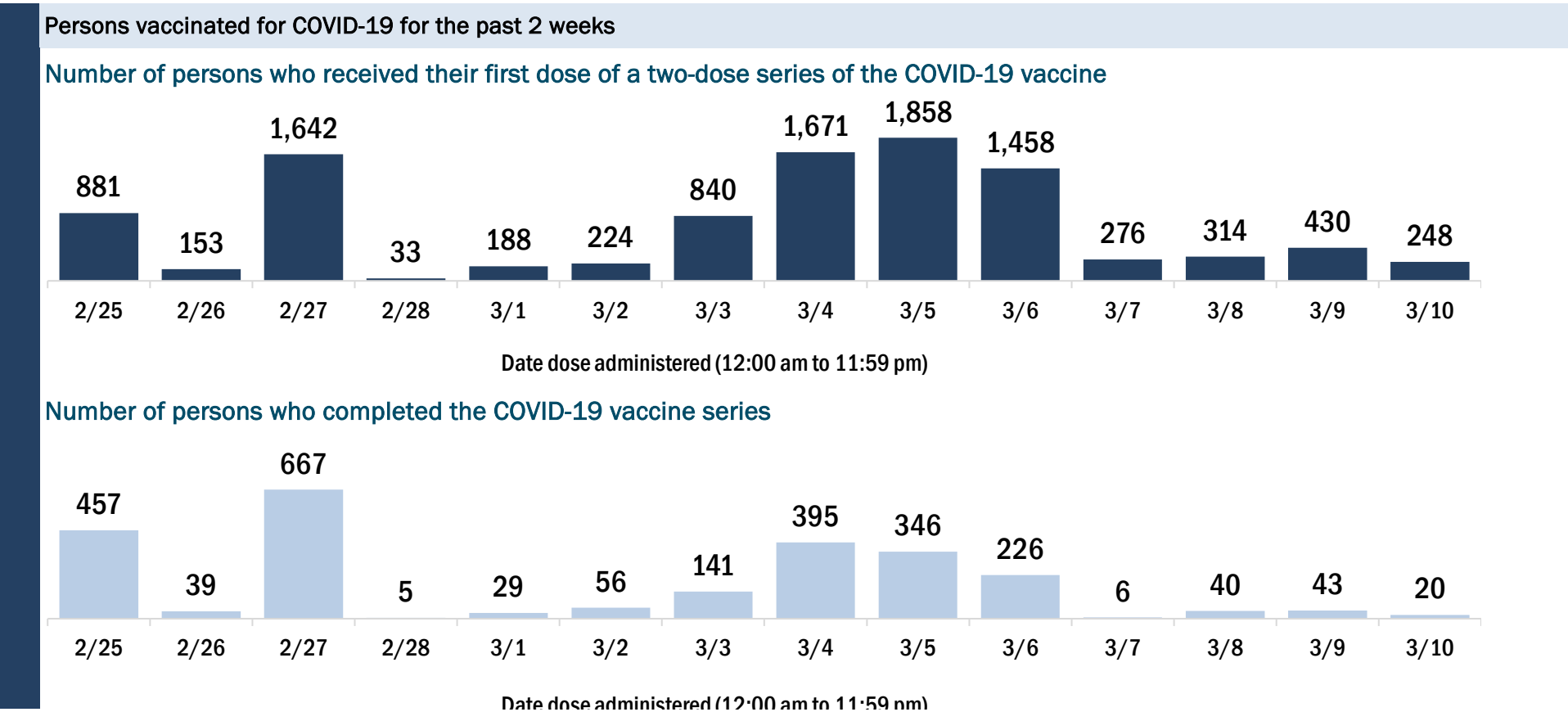
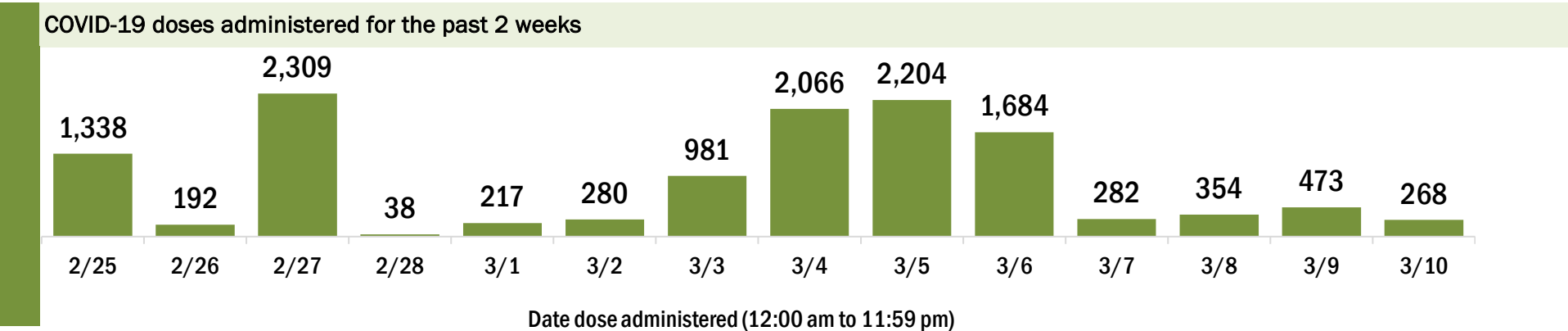
Data in this report are provisional and subject to change.

Data in this summary pertain to COVID-19 vaccines approved by the U.S. Food and Drug Administration and have been issued an Emergency Use Authorization (Janssen COVID-19 Vaccine, Moderna COVID-19 Vaccine and Pfizer-BioNTech COVID-19 Vaccine). These data summarize the number of people who have received either their first dose or have completed the series for a COVID-19 vaccine. **A person can only be counted in one category, first dose or series complete.** For persons receiving Moderna or Pfizer vaccines, once they receive their second dose, they are moved from the first dose column to the series completed column. **Because of this, the total first dose category may show a change from report to report not matching the total receiving their first dose from the previous day.** Persons receiving Johnson & Johnson vaccines will always be counted in the series completed column.

COVID-19 doses for vaccinated persons in Florida	
Doses administered	29,600
People receiving one dose of a 1-dose series (Johnson & Johnson) or receiving only one dose of a 2-dose series (Moderna, Pfizer) count once. Persons receiving both doses of a 2-dose series count twice.	

Current status of persons vaccinated for COVID-19 in Florida	
Total people vaccinated	22,799
First dose	15,972
Series completed	6,827
Completed 1-dose series	26
Completed 2-dose series	6,801
First dose: current number of people who have only received their first dose of the Moderna or Pfizer vaccine.	
Series complete: current number of people who have received both Moderna or Pfizer vaccine doses or one Johnson & Johnson dose and are considered fully immunized.	

Demographic summary	First dose	Series complete	Total people vaccinated
Age group	15,972	6,827	22,799
16-24 years	44	52	96
25-34 years	116	175	291
35-44 years	177	255	432
45-54 years	333	364	697
55-64 years	860	534	1,394
65-74 years	6,806	2,853	9,659
75-84 years	6,032	1,951	7,983
85+ years	1,604	643	2,247
Race	15,972	6,827	22,799
White	13,361	5,235	18,596
Black	398	187	585
American Indian/Alaskan	165	44	209
Other	534	786	1,320
Unknown	1,514	575	2,089
Other race includes Asian, native Hawaiian/Pacific Islander, or other.			
Ethnicity	15,972	6,827	22,799
Hispanic	648	266	914
Non-Hispanic	9,530	4,472	14,002
Unknown	5,794	2,089	7,883
Gender	15,972	6,827	22,799
Female	8,603	3,814	12,417
Male	7,333	3,010	10,343
Unknown	36	3	39



COVID-19: Hillsborough County vaccine summary

Vaccination data through Mar 10, 2021 as of Mar 11, 2021 at 12:05 AM

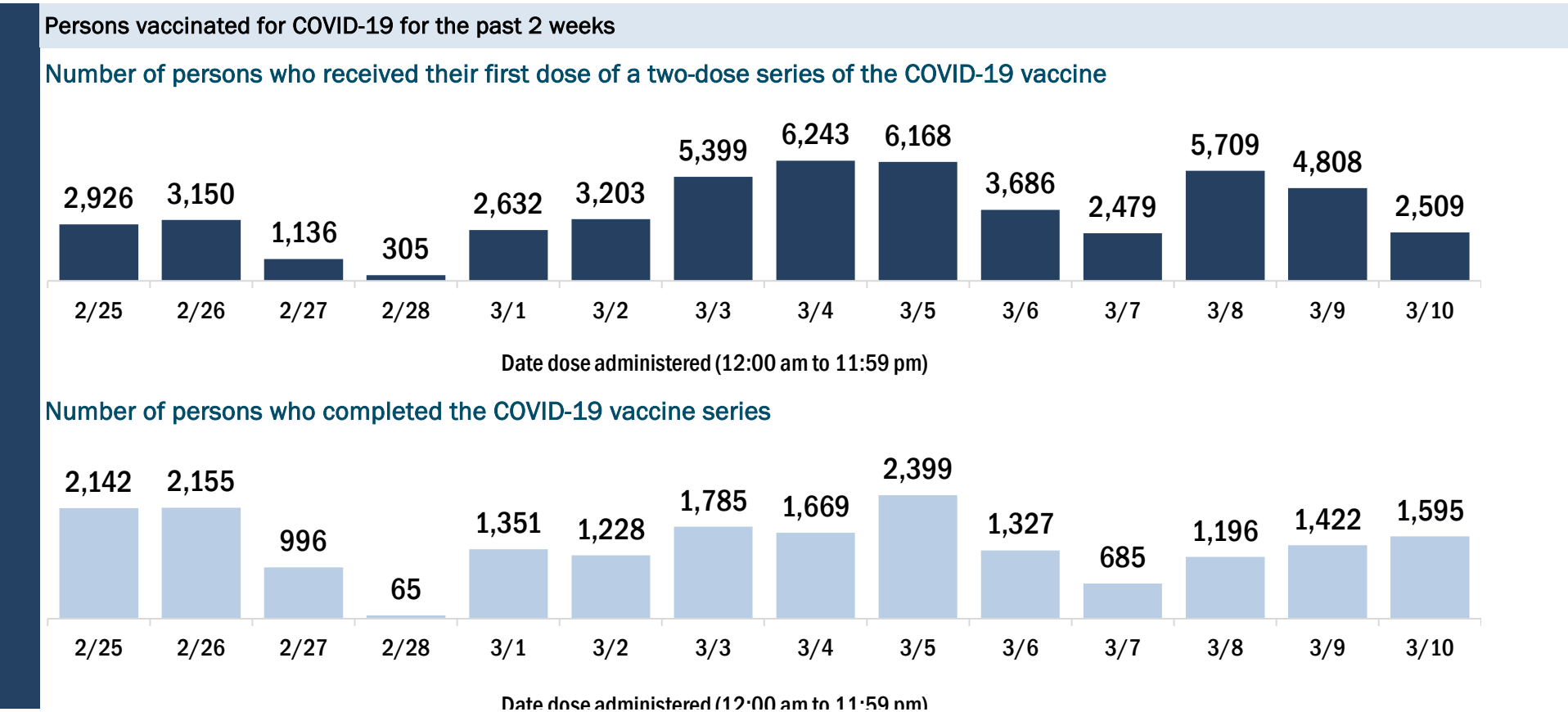
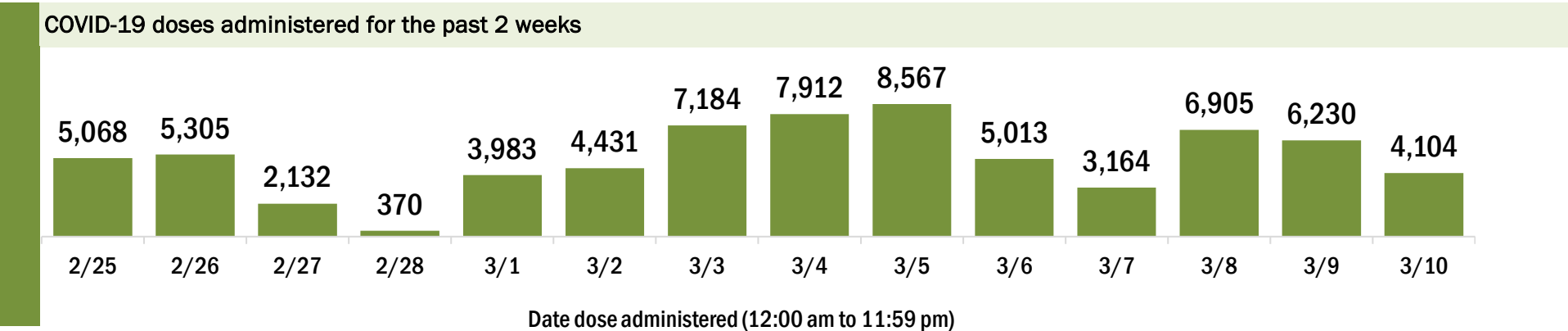
Data in this report are provisional and subject to change.

Data in this summary pertain to COVID-19 vaccines approved by the U.S. Food and Drug Administration and have been issued an Emergency Use Authorization (Janssen COVID-19 Vaccine, Moderna COVID-19 Vaccine and Pfizer-BioNTech COVID-19 Vaccine). These data summarize the number of people who have received either their first dose or have completed the series for a COVID-19 vaccine. **A person can only be counted in one category, first dose or series complete.** For persons receiving Moderna or Pfizer vaccines, once they receive their second dose, they are moved from the first dose column to the series completed column. **Because of this, the total first dose category may show a change from report to report not matching the total receiving their first dose from the previous day.** Persons receiving Johnson & Johnson vaccines will always be counted in the series completed column.

COVID-19 doses for vaccinated persons in Florida	
Doses administered	301,435
People receiving one dose of a 1-dose series (Johnson & Johnson) or receiving only one dose of a 2-dose series (Moderna, Pfizer) count once. Persons receiving both doses of a 2-dose series count twice.	

Current status of persons vaccinated for COVID-19 in Florida	
Total people vaccinated	202,196
First dose	100,051
Series completed	102,145
Completed 1-dose series	2,906
Completed 2-dose series	99,239
First dose: current number of people who have only received their first dose of the Moderna or Pfizer vaccine.	
Series complete: current number of people who have received both Moderna or Pfizer vaccine doses or one Johnson & Johnson dose and are considered fully immunized.	

Demographic summary	First dose	Series complete	Total people vaccinated
Age group	100,051	102,145	202,196
16-24 years	2,110	1,936	4,046
25-34 years	5,565	7,877	13,442
35-44 years	7,514	8,978	16,492
45-54 years	9,760	9,268	19,028
55-64 years	13,793	10,885	24,678
65-74 years	36,794	35,807	72,601
75-84 years	18,590	19,723	38,313
85+ years	5,925	7,671	13,596
Race	100,051	102,145	202,196
White	64,311	68,181	132,492
Black	7,021	7,042	14,063
American Indian/Alaskan	377	454	831
Other	11,299	17,099	28,398
Unknown	17,043	9,369	26,412
Other race includes Asian, native Hawaiian/Pacific Islander, or other.			
Ethnicity	100,051	102,145	202,196
Hispanic	9,309	10,870	20,179
Non-Hispanic	49,041	64,701	113,742
Unknown	41,701	26,574	68,275
Gender	100,051	102,145	202,196
Female	59,435	61,434	120,869
Male	40,283	40,637	80,920
Unknown	333	74	407



COVID-19: Holmes County vaccine summary

Vaccination data through Mar 10, 2021 as of Mar 11, 2021 at 12:05 AM

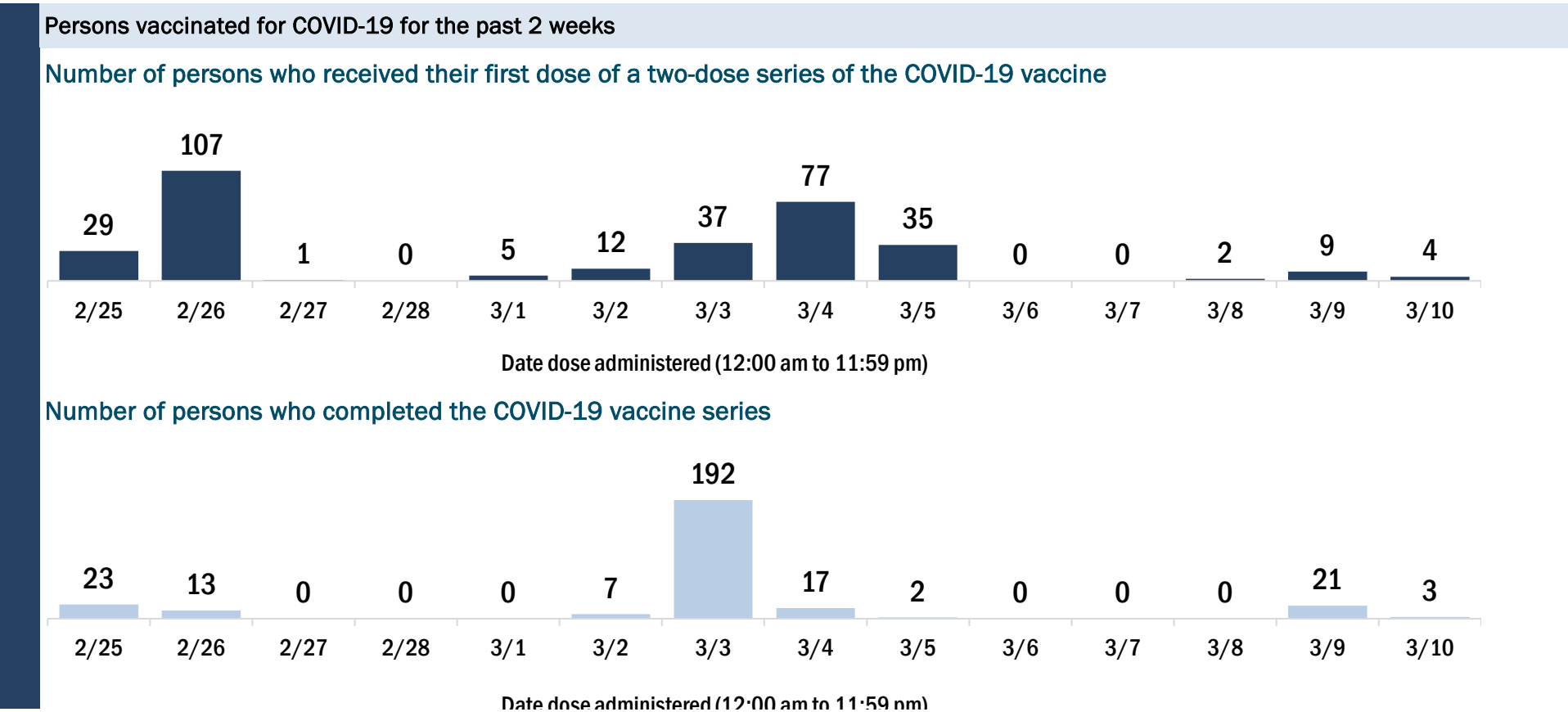
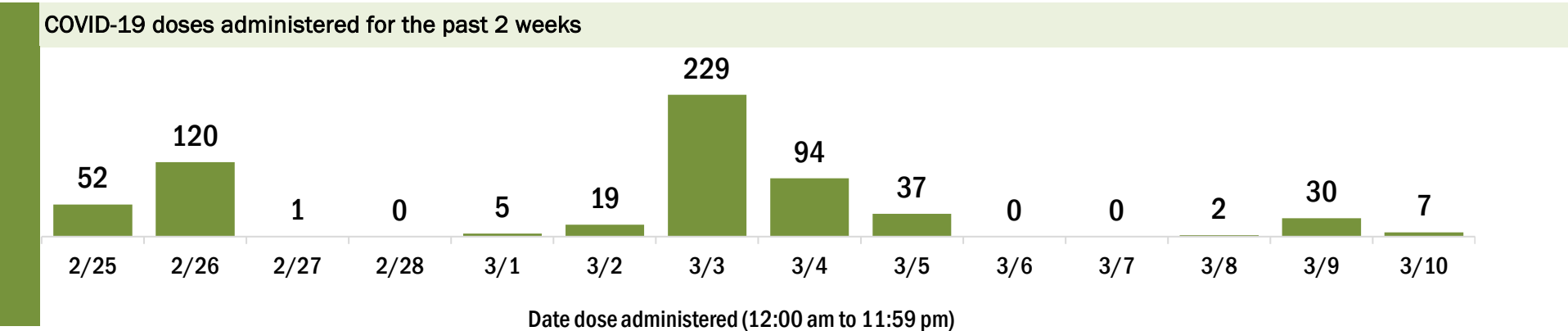
Data in this report are provisional and subject to change.

Data in this summary pertain to COVID-19 vaccines approved by the U.S. Food and Drug Administration and have been issued an Emergency Use Authorization (Janssen COVID-19 Vaccine, Moderna COVID-19 Vaccine and Pfizer-BioNTech COVID-19 Vaccine). These data summarize the number of people who have received either their first dose or have completed the series for a COVID-19 vaccine. **A person can only be counted in one category, first dose or series complete.** For persons receiving Moderna or Pfizer vaccines, once they receive their second dose, they are moved from the first dose column to the series completed column. **Because of this, the total first dose category may show a change from report to report not matching the total receiving their first dose from the previous day.** Persons receiving Johnson & Johnson vaccines will always be counted in the series completed column.

COVID-19 doses for vaccinated persons in Florida	
Doses administered	4,022
People receiving one dose of a 1-dose series (Johnson & Johnson) or receiving only one dose of a 2-dose series (Moderna, Pfizer) count once. Persons receiving both doses of a 2-dose series count twice.	

Current status of persons vaccinated for COVID-19 in Florida	
Total people vaccinated	2,452
First dose	882
Series completed	1,570
Completed 1-dose series	0
Completed 2-dose series	1,570
First dose: current number of people who have only received their first dose of the Moderna or Pfizer vaccine.	
Series complete: current number of people who have received both Moderna or Pfizer vaccine doses or one Johnson & Johnson dose and are considered fully immunized.	

Demographic summary	First dose	Series complete	Total people vaccinated
Age group	882	1,570	2,452
16-24 years	8	8	16
25-34 years	20	30	50
35-44 years	45	52	97
45-54 years	81	81	162
55-64 years	144	132	276
65-74 years	337	667	1,004
75-84 years	204	459	663
85+ years	43	141	184
Race	882	1,570	2,452
White	758	1,306	2,064
Black	32	52	84
American Indian/Alaskan	7	16	23
Other	39	147	186
Unknown	46	49	95
Other race includes Asian, native Hawaiian/Pacific Islander, or other.			
Ethnicity	882	1,570	2,452
Hispanic	5	10	15
Non-Hispanic	658	1,336	1,994
Unknown	219	224	443
Gender	882	1,570	2,452
Female	462	859	1,321
Male	419	711	1,130
Unknown	1	0	1



COVID-19: Indian River County vaccine summary

Vaccination data through Mar 10, 2021 as of Mar 11, 2021 at 12:05 AM

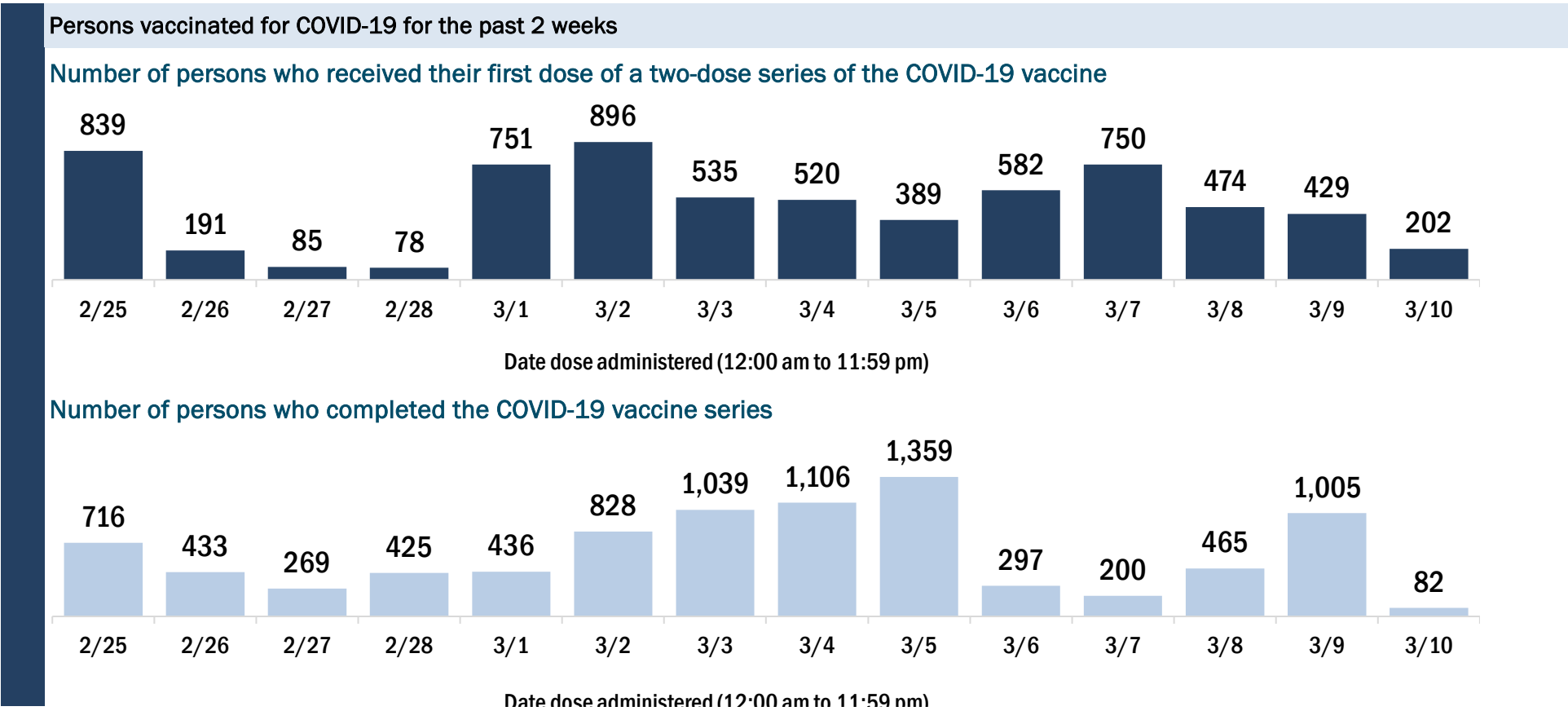
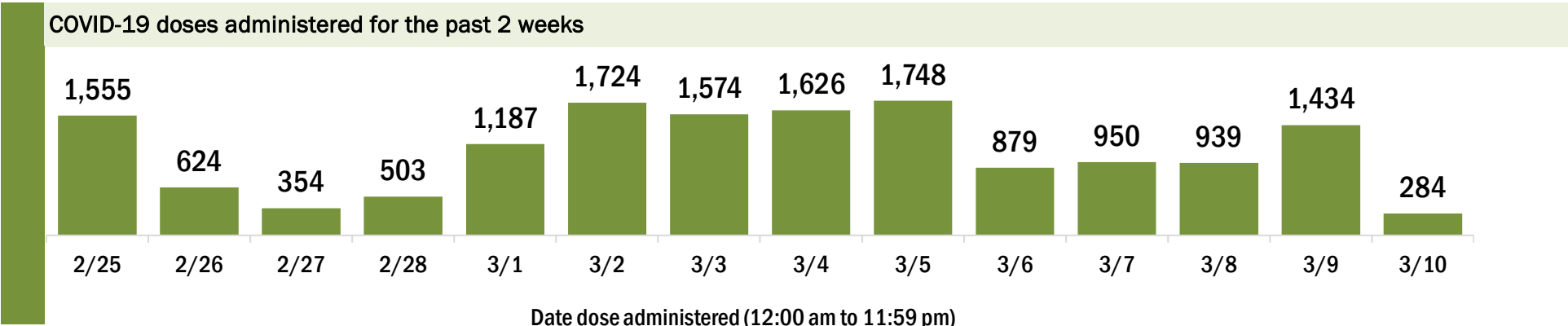
Data in this report are provisional and subject to change.

Data in this summary pertain to COVID-19 vaccines approved by the U.S. Food and Drug Administration and have been issued an Emergency Use Authorization (Janssen COVID-19 Vaccine, Moderna COVID-19 Vaccine and Pfizer-BioNTech COVID-19 Vaccine). These data summarize the number of people who have received either their first dose or have completed the series for a COVID-19 vaccine. **A person can only be counted in one category, first dose or series complete.** For persons receiving Moderna or Pfizer vaccines, once they receive their second dose, they are moved from the first dose column to the series completed column. **Because of this, the total first dose category may show a change from report to report not matching the total receiving their first dose from the previous day.** Persons receiving Johnson & Johnson vaccines will always be counted in the series completed column.

COVID-19 doses for vaccinated persons in Florida	
Doses administered	71,198
People receiving one dose of a 1-dose series (Johnson & Johnson) or receiving only one dose of a 2-dose series (Moderna, Pfizer) count once. Persons receiving both doses of a 2-dose series count twice.	

Current status of persons vaccinated for COVID-19 in Florida	
Total people vaccinated	45,901
First dose	20,420
Series completed	25,481
Completed 1-dose series	184
Completed 2-dose series	25,297
First dose: current number of people who have only received their first dose of the Moderna or Pfizer vaccine.	
Series complete: current number of people who have received both Moderna or Pfizer vaccine doses or one Johnson & Johnson dose and are considered fully immunized.	

Demographic summary	First dose	Series complete	Total people vaccinated
Age group	20,420	25,481	45,901
16-24 years	101	151	252
25-34 years	202	418	620
35-44 years	298	577	875
45-54 years	575	836	1,411
55-64 years	1,555	1,497	3,052
65-74 years	8,870	11,892	20,762
75-84 years	6,454	7,481	13,935
85+ years	2,365	2,629	4,994
Race	20,420	25,481	45,901
White	15,453	18,575	34,028
Black	587	608	1,195
American Indian/Alaskan	138	132	270
Other	914	2,300	3,214
Unknown	3,328	3,866	7,194
Other race includes Asian, native Hawaiian/Pacific Islander, or other.			
Ethnicity	20,420	25,481	45,901
Hispanic	420	470	890
Non-Hispanic	11,759	16,163	27,922
Unknown	8,241	8,848	17,089
Gender	20,420	25,481	45,901
Female	11,442	14,453	25,895
Male	8,946	11,020	19,966
Unknown	32	8	40



COVID-19: Jackson County vaccine summary

Vaccination data through Mar 10, 2021 as of Mar 11, 2021 at 12:05 AM

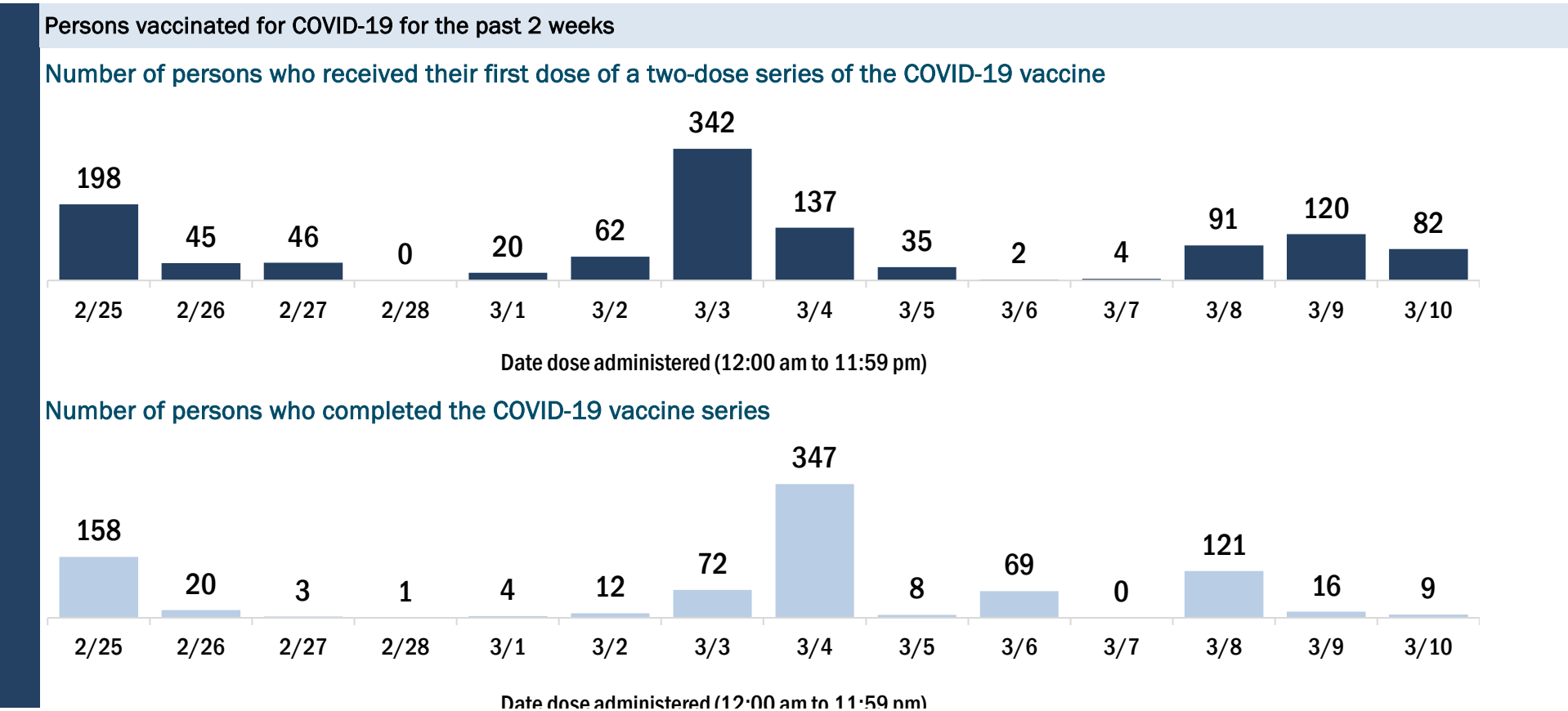
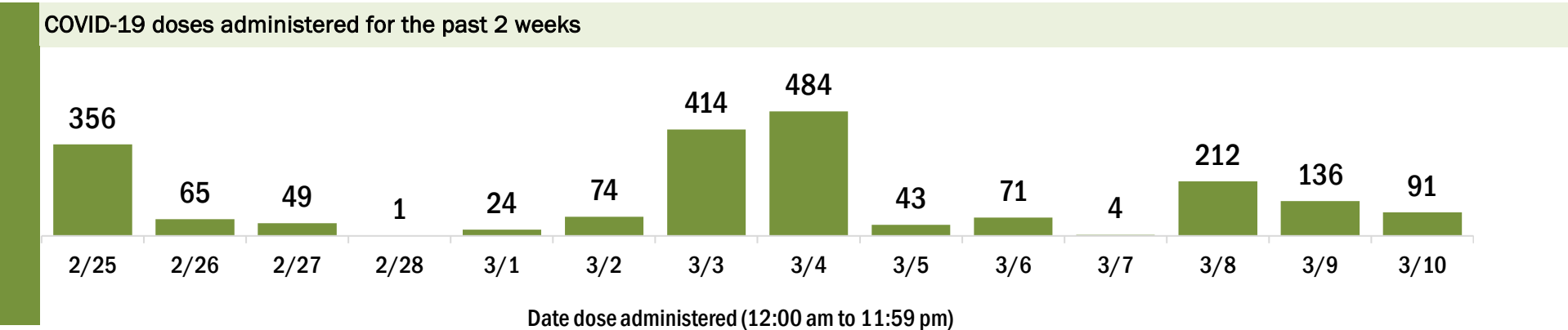
Data in this report are provisional and subject to change.

Data in this summary pertain to COVID-19 vaccines approved by the U.S. Food and Drug Administration and have been issued an Emergency Use Authorization (Janssen COVID-19 Vaccine, Moderna COVID-19 Vaccine and Pfizer-BioNTech COVID-19 Vaccine). These data summarize the number of people who have received either their first dose or have completed the series for a COVID-19 vaccine. **A person can only be counted in one category, first dose or series complete.** For persons receiving Moderna or Pfizer vaccines, once they receive their second dose, they are moved from the first dose column to the series completed column. **Because of this, the total first dose category may show a change from report to report not matching the total receiving their first dose from the previous day.** Persons receiving Johnson & Johnson vaccines will always be counted in the series completed column.

COVID-19 doses for vaccinated persons in Florida	
Doses administered	13,029
People receiving one dose of a 1-dose series (Johnson & Johnson) or receiving only one dose of a 2-dose series (Moderna, Pfizer) count once. Persons receiving both doses of a 2-dose series count twice.	

Current status of persons vaccinated for COVID-19 in Florida	
Total people vaccinated	7,955
First dose	2,808
Series completed	5,147
Completed 1-dose series	73
Completed 2-dose series	5,074
First dose: current number of people who have only received their first dose of the Moderna or Pfizer vaccine.	
Series complete: current number of people who have received both Moderna or Pfizer vaccine doses or one Johnson & Johnson dose and are considered fully immunized.	

Demographic summary	First dose	Series complete	Total people vaccinated
Age group	2,808	5,147	7,955
16-24 years	54	38	92
25-34 years	103	114	217
35-44 years	164	193	357
45-54 years	356	296	652
55-64 years	697	475	1,172
65-74 years	755	2,167	2,922
75-84 years	490	1,403	1,893
85+ years	189	461	650
Race	2,808	5,147	7,955
White	1,814	3,669	5,483
Black	609	808	1,417
American Indian/Alaskan	24	22	46
Other	95	239	334
Unknown	266	409	675
Other race includes Asian, native Hawaiian/Pacific Islander, or other.			
Ethnicity	2,808	5,147	7,955
Hispanic	40	34	74
Non-Hispanic	1,929	3,312	5,241
Unknown	839	1,801	2,640
Gender	2,808	5,147	7,955
Female	1,623	2,926	4,549
Male	1,183	2,221	3,404
Unknown	2	0	2



COVID-19: Jefferson County vaccine summary

Vaccination data through Mar 10, 2021 as of Mar 11, 2021 at 12:05 AM

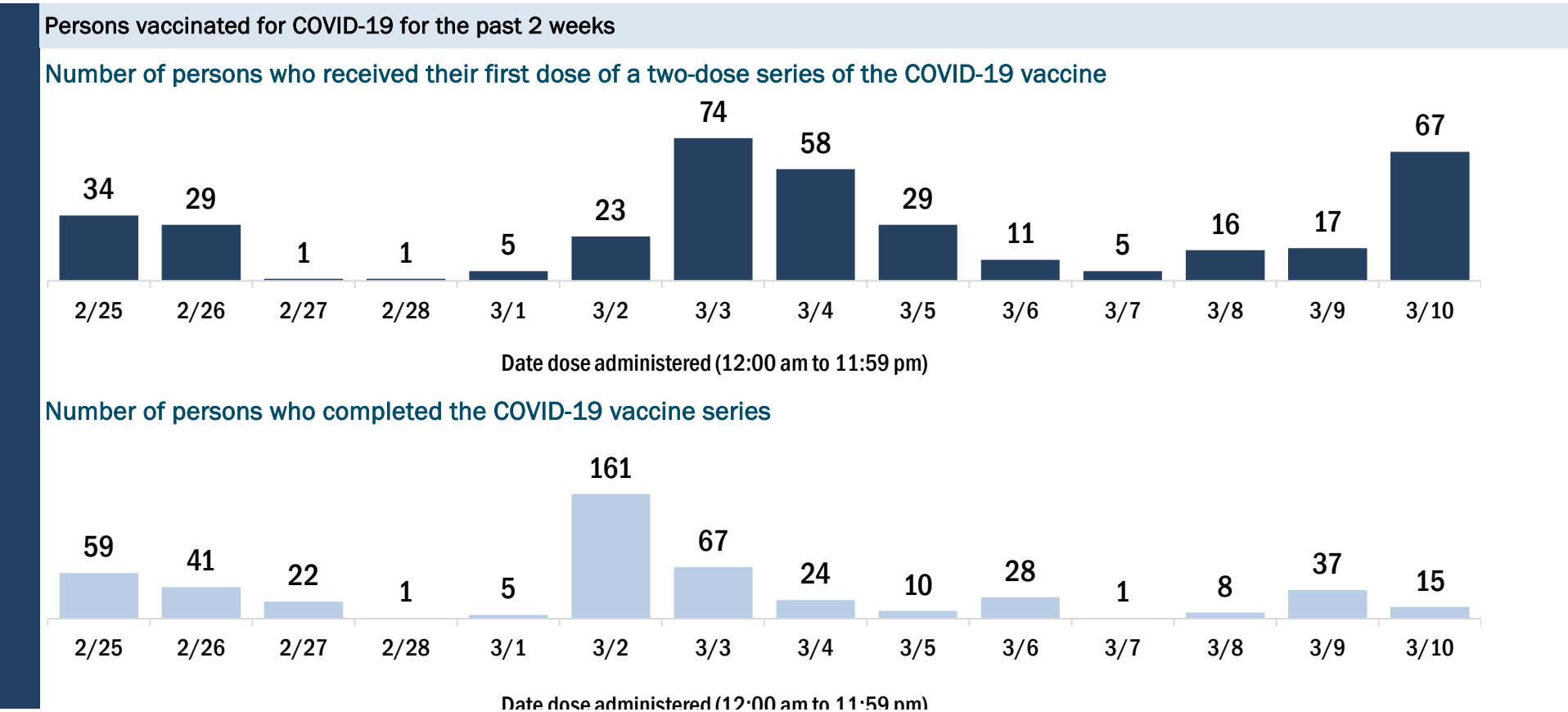
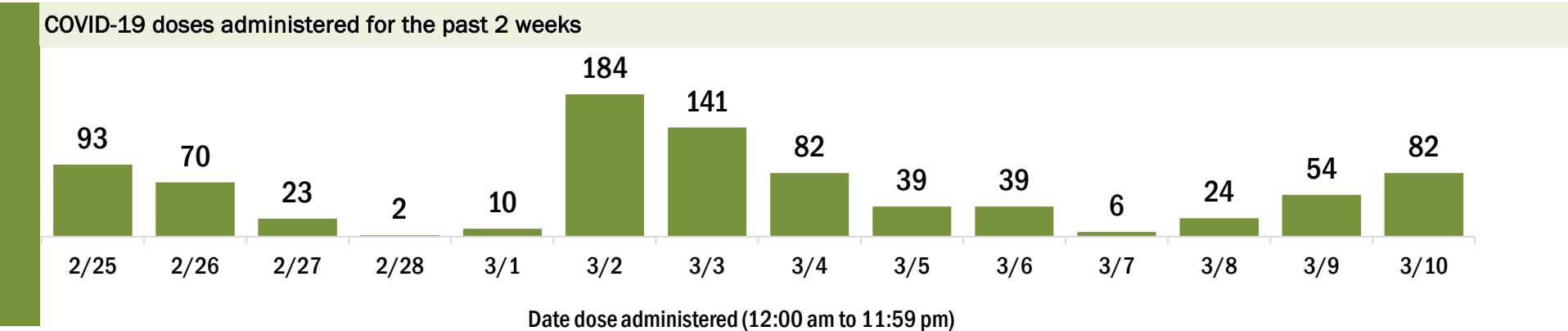
Data in this report are provisional and subject to change.

Data in this summary pertain to COVID-19 vaccines approved by the U.S. Food and Drug Administration and have been issued an Emergency Use Authorization (Janssen COVID-19 Vaccine, Moderna COVID-19 Vaccine and Pfizer-BioNTech COVID-19 Vaccine). These data summarize the number of people who have received either their first dose or have completed the series for a COVID-19 vaccine. **A person can only be counted in one category, first dose or series complete.** For persons receiving Moderna or Pfizer vaccines, once they receive their second dose, they are moved from the first dose column to the series completed column. **Because of this, the total first dose category may show a change from report to report not matching the total receiving their first dose from the previous day.** Persons receiving Johnson & Johnson vaccines will always be counted in the series completed column.

COVID-19 doses for vaccinated persons in Florida	
Doses administered	4,874
People receiving one dose of a 1-dose series (Johnson & Johnson) or receiving only one dose of a 2-dose series (Moderna, Pfizer) count once. Persons receiving both doses of a 2-dose series count twice.	

Current status of persons vaccinated for COVID-19 in Florida	
Total people vaccinated	2,848
First dose	818
Series completed	2,030
Completed 1-dose series	4
Completed 2-dose series	2,026
First dose: current number of people who have only received their first dose of the Moderna or Pfizer vaccine.	
Series complete: current number of people who have received both Moderna or Pfizer vaccine doses or one Johnson & Johnson dose and are considered fully immunized.	

Demographic summary	First dose	Series complete	Total people vaccinated
Age group	818	2,030	2,848
16-24 years	9	7	16
25-34 years	24	33	57
35-44 years	50	45	95
45-54 years	111	85	196
55-64 years	227	164	391
65-74 years	261	1,015	1,276
75-84 years	100	534	634
85+ years	36	147	183
Race	818	2,030	2,848
White	381	1,120	1,501
Black	216	324	540
American Indian/Alaskan	3	3	6
Other	124	365	489
Unknown	94	218	312
Other race includes Asian, native Hawaiian/Pacific Islander, or other.			
Ethnicity	818	2,030	2,848
Hispanic	11	14	25
Non-Hispanic	434	961	1,395
Unknown	373	1,055	1,428
Gender	818	2,030	2,848
Female	496	1,177	1,673
Male	322	853	1,175
Unknown	0	0	0



COVID-19: Lafayette County vaccine summary

Vaccination data through Mar 10, 2021 as of Mar 11, 2021 at 12:05 AM

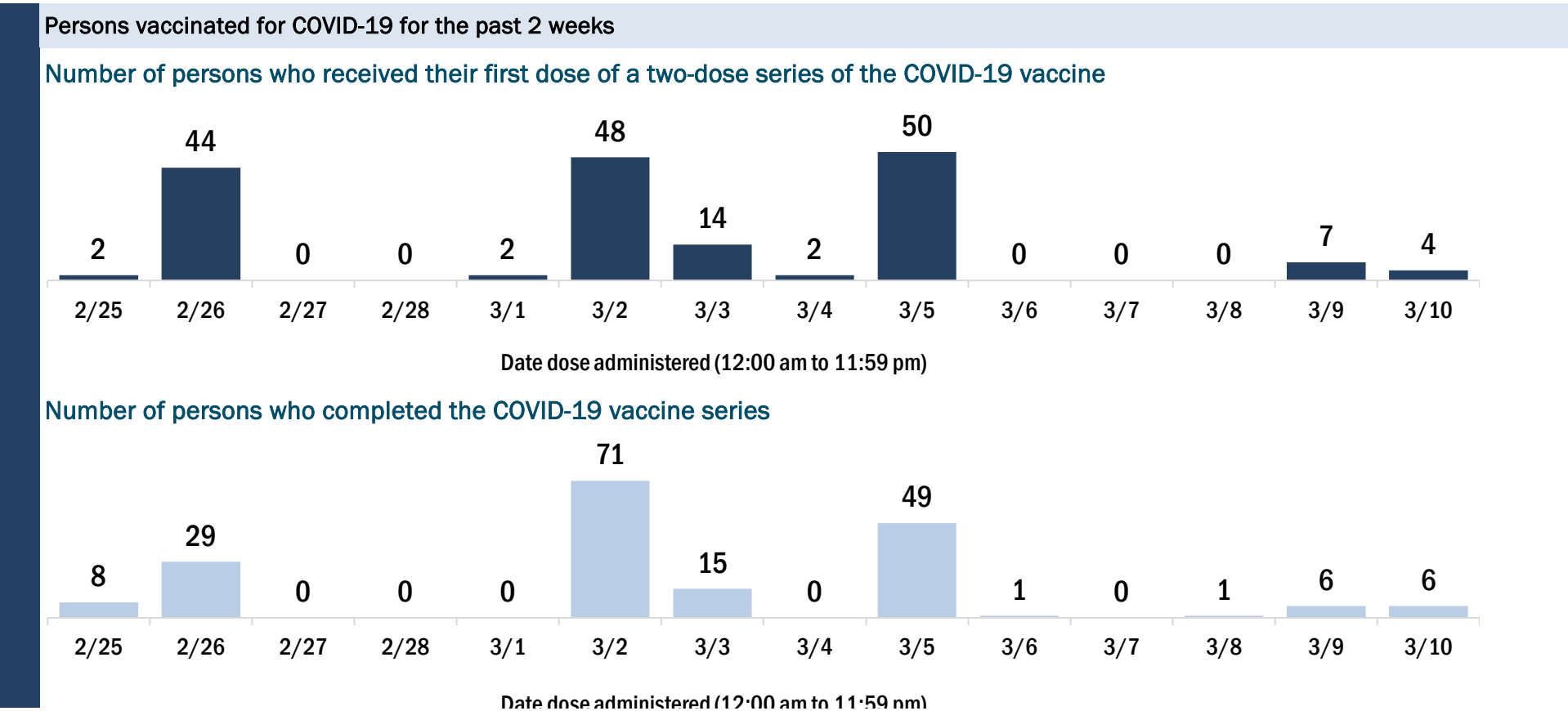
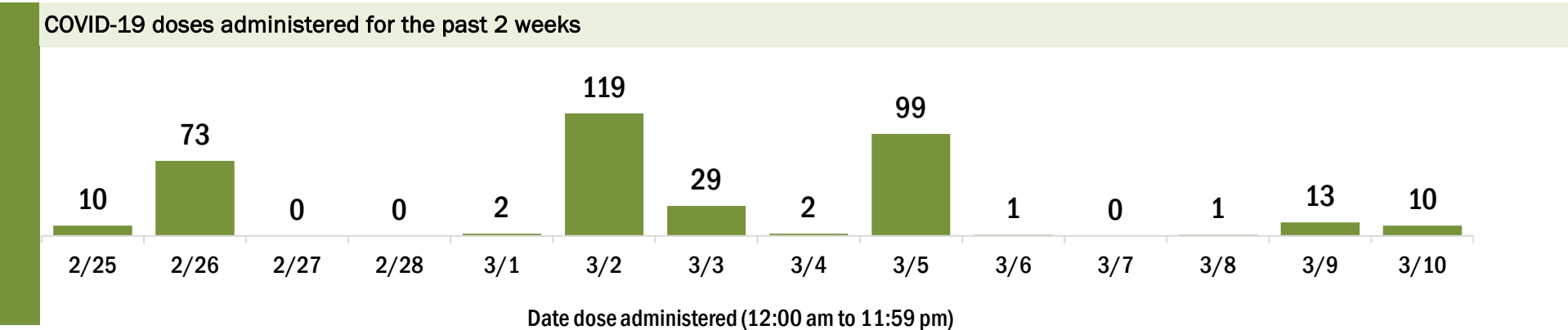
Data in this report are provisional and subject to change.

Data in this summary pertain to COVID-19 vaccines approved by the U.S. Food and Drug Administration and have been issued an Emergency Use Authorization (Janssen COVID-19 Vaccine, Moderna COVID-19 Vaccine and Pfizer-BioNTech COVID-19 Vaccine). These data summarize the number of people who have received either their first dose or have completed the series for a COVID-19 vaccine. **A person can only be counted in one category, first dose or series complete.** For persons receiving Moderna or Pfizer vaccines, once they receive their second dose, they are moved from the first dose column to the series completed column. **Because of this, the total first dose category may show a change from report to report not matching the total receiving their first dose from the previous day.** Persons receiving Johnson & Johnson vaccines will always be counted in the series completed column.

COVID-19 doses for vaccinated persons in Florida	
Doses administered	2,398
People receiving one dose of a 1-dose series (Johnson & Johnson) or receiving only one dose of a 2-dose series (Moderna, Pfizer) count once. Persons receiving both doses of a 2-dose series count twice.	

Current status of persons vaccinated for COVID-19 in Florida	
Total people vaccinated	1,438
First dose	477
Series completed	961
Completed 1-dose series	1
Completed 2-dose series	960
First dose: current number of people who have only received their first dose of the Moderna or Pfizer vaccine.	
Series complete: current number of people who have received both Moderna or Pfizer vaccine doses or one Johnson & Johnson dose and are considered fully immunized.	

Demographic summary	First dose	Series complete	Total people vaccinated
Age group	477	961	1,438
16-24 years	2	3	5
25-34 years	3	6	9
35-44 years	14	14	28
45-54 years	29	29	58
55-64 years	57	51	108
65-74 years	210	488	698
75-84 years	121	282	403
85+ years	41	88	129
Race	477	961	1,438
White	374	818	1,192
Black	13	23	36
American Indian/Alaskan	4	1	5
Other	12	61	73
Unknown	74	58	132
Other race includes Asian, native Hawaiian/Pacific Islander, or other.			
Ethnicity	477	961	1,438
Hispanic	16	9	25
Non-Hispanic	324	785	1,109
Unknown	137	167	304
Gender	477	961	1,438
Female	249	505	754
Male	227	456	683
Unknown	1	0	1



COVID-19: Lake County vaccine summary

Vaccination data through Mar 10, 2021 as of Mar 11, 2021 at 12:05 AM

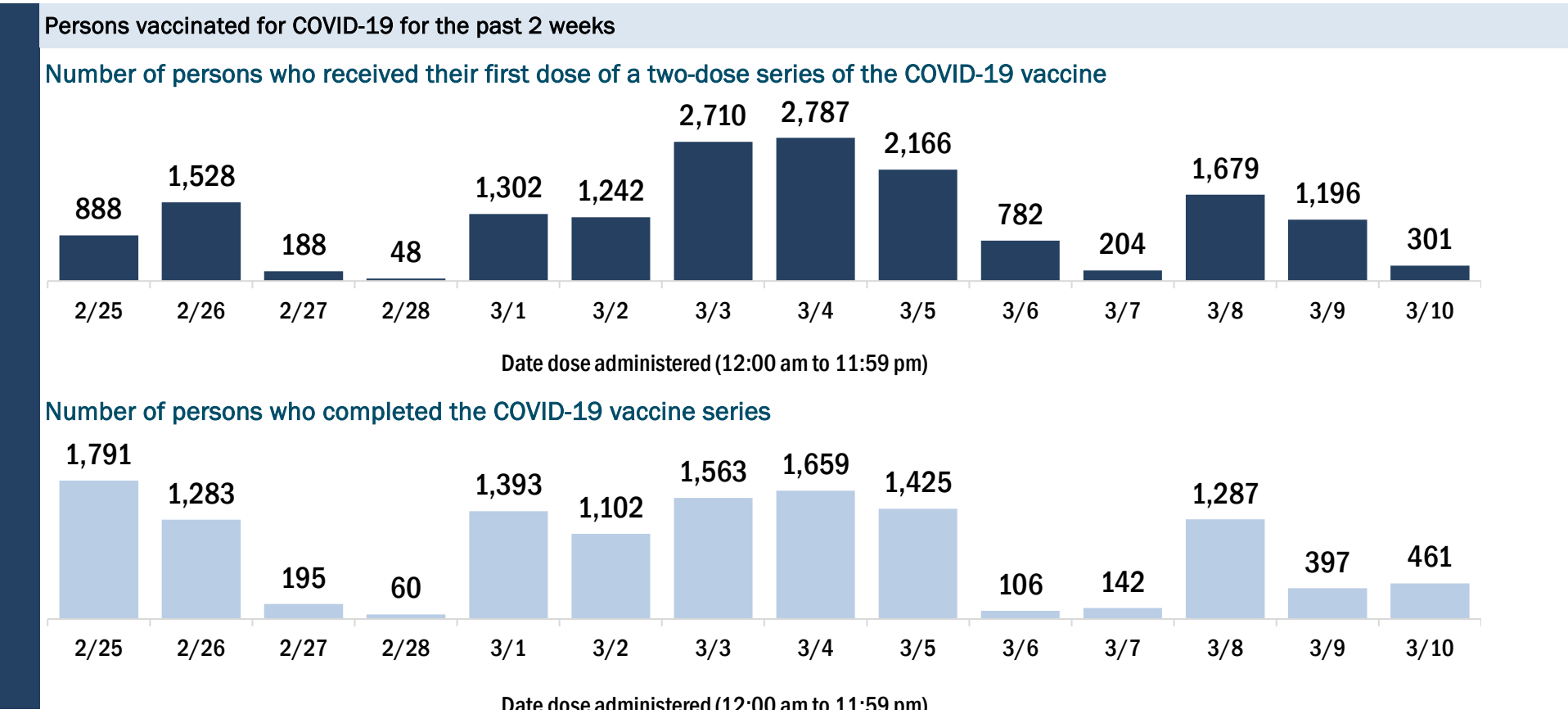
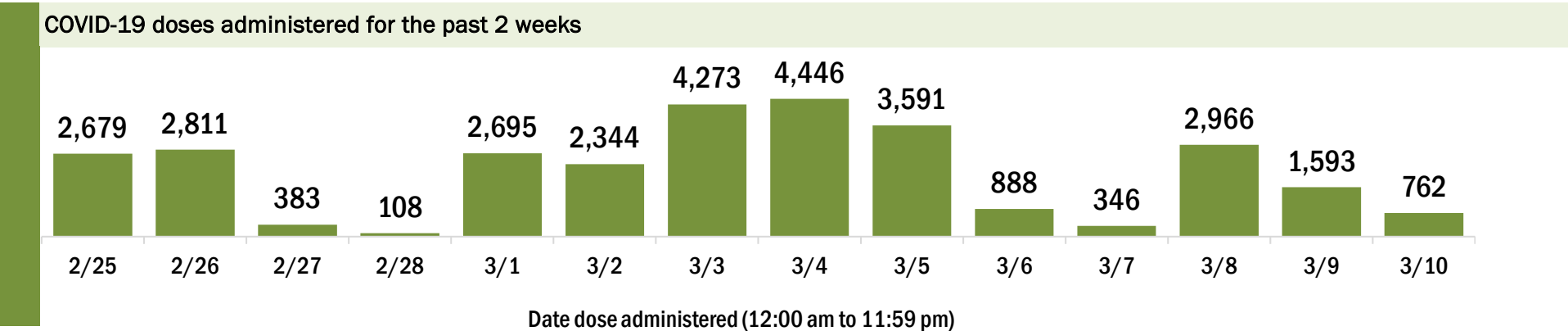
Data in this report are provisional and subject to change.

Data in this summary pertain to COVID-19 vaccines approved by the U.S. Food and Drug Administration and have been issued an Emergency Use Authorization (Janssen COVID-19 Vaccine, Moderna COVID-19 Vaccine and Pfizer-BioNTech COVID-19 Vaccine). These data summarize the number of people who have received either their first dose or have completed the series for a COVID-19 vaccine. **A person can only be counted in one category, first dose or series complete.** For persons receiving Moderna or Pfizer vaccines, once they receive their second dose, they are moved from the first dose column to the series completed column. **Because of this, the total first dose category may show a change from report to report not matching the total receiving their first dose from the previous day.** Persons receiving Johnson & Johnson vaccines will always be counted in the series completed column.

COVID-19 doses for vaccinated persons in Florida	
Doses administered	131,860
People receiving one dose of a 1-dose series (Johnson & Johnson) or receiving only one dose of a 2-dose series (Moderna, Pfizer) count once. Persons receiving both doses of a 2-dose series count twice.	

Current status of persons vaccinated for COVID-19 in Florida	
Total people vaccinated	81,862
First dose	31,169
Series completed	50,693
Completed 1-dose series	695
Completed 2-dose series	49,998
First dose: current number of people who have only received their first dose of the Moderna or Pfizer vaccine.	
Series complete: current number of people who have received both Moderna or Pfizer vaccine doses or one Johnson & Johnson dose and are considered fully immunized.	

Demographic summary	First dose	Series complete	Total people vaccinated
Age group	31,169	50,693	81,862
16-24 years	301	293	594
25-34 years	818	982	1,800
35-44 years	1,174	1,502	2,676
45-54 years	1,894	1,931	3,825
55-64 years	3,422	2,872	6,294
65-74 years	11,879	22,817	34,696
75-84 years	8,751	15,850	24,601
85+ years	2,930	4,446	7,376
Race	31,169	50,693	81,862
White	21,073	40,019	61,092
Black	1,518	1,832	3,350
American Indian/Alaskan	148	320	468
Other	2,278	4,934	7,212
Unknown	6,152	3,588	9,740
Other race includes Asian, native Hawaiian/Pacific Islander, or other.			
Ethnicity	31,169	50,693	81,862
Hispanic	1,180	1,911	3,091
Non-Hispanic	12,557	28,045	40,602
Unknown	17,432	20,737	38,169
Gender	31,169	50,693	81,862
Female	18,179	28,703	46,882
Male	12,847	21,962	34,809
Unknown	143	28	171



COVID-19: Lee County vaccine summary

Vaccination data through Mar 10, 2021 as of Mar 11, 2021 at 12:05 AM

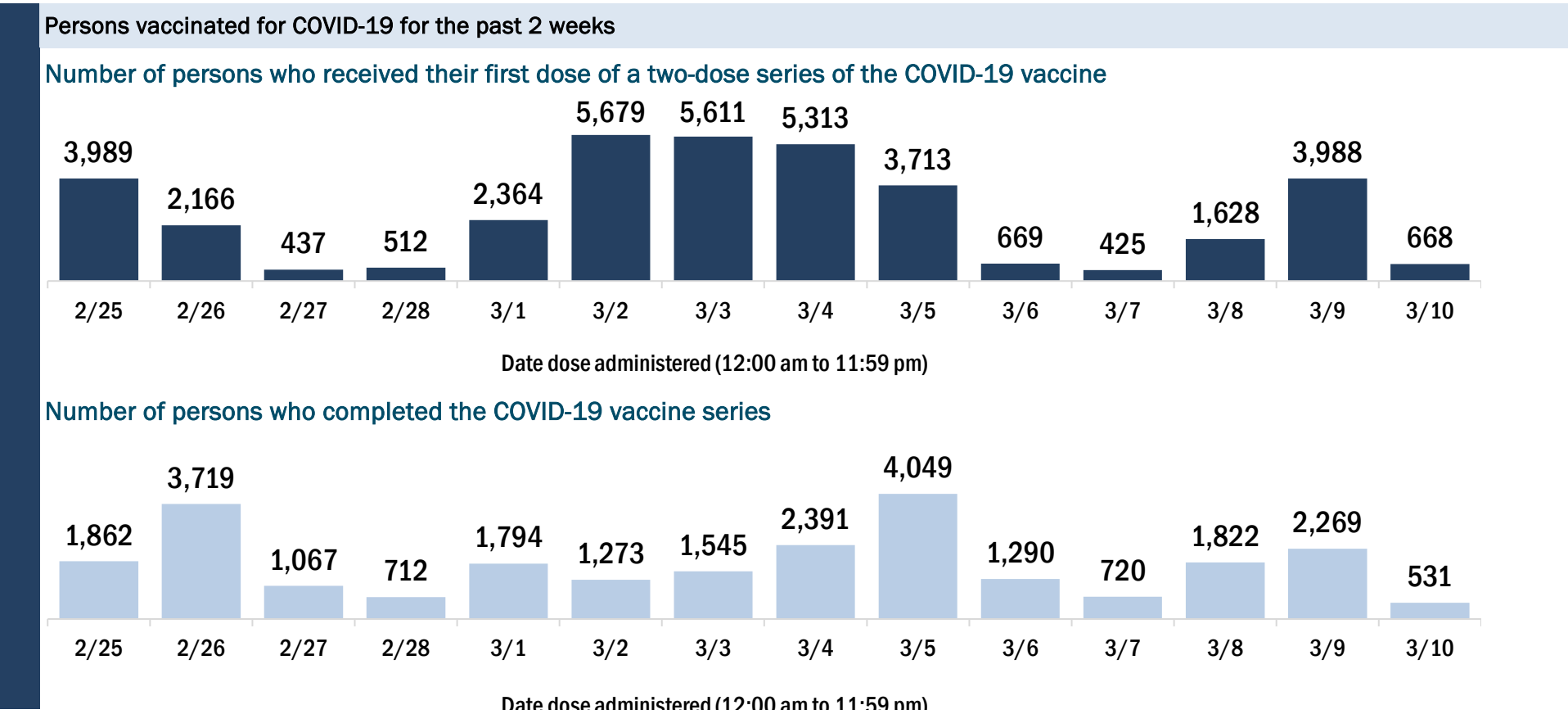
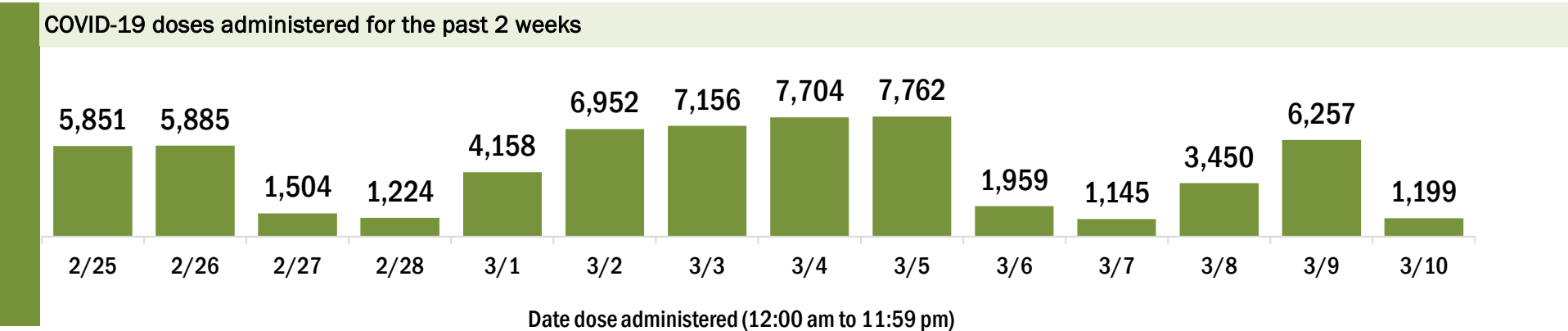
Data in this report are provisional and subject to change.

Data in this summary pertain to COVID-19 vaccines approved by the U.S. Food and Drug Administration and have been issued an Emergency Use Authorization (Janssen COVID-19 Vaccine, Moderna COVID-19 Vaccine and Pfizer-BioNTech COVID-19 Vaccine). These data summarize the number of people who have received either their first dose or have completed the series for a COVID-19 vaccine. **A person can only be counted in one category, first dose or series complete.** For persons receiving Moderna or Pfizer vaccines, once they receive their second dose, they are moved from the first dose column to the series completed column. **Because of this, the total first dose category may show a change from report to report not matching the total receiving their first dose from the previous day.** Persons receiving Johnson & Johnson vaccines will always be counted in the series completed column.

COVID-19 doses for vaccinated persons in Florida	
Doses administered	228,126
People receiving one dose of a 1-dose series (Johnson & Johnson) or receiving only one dose of a 2-dose series (Moderna, Pfizer) count once. Persons receiving both doses of a 2-dose series count twice.	

Current status of persons vaccinated for COVID-19 in Florida	
Total people vaccinated	148,275
First dose	67,746
Series completed	80,529
Completed 1-dose series	678
Completed 2-dose series	79,851
First dose: current number of people who have only received their first dose of the Moderna or Pfizer vaccine.	
Series complete: current number of people who have received both Moderna or Pfizer vaccine doses or one Johnson & Johnson dose and are considered fully immunized.	

Demographic summary	First dose	Series complete	Total people vaccinated
Age group	67,746	80,529	148,275
16-24 years	364	548	912
25-34 years	974	1,991	2,965
35-44 years	1,392	2,674	4,066
45-54 years	2,312	3,473	5,785
55-64 years	5,166	5,886	11,052
65-74 years	31,165	37,975	69,140
75-84 years	21,023	21,569	42,592
85+ years	5,350	6,413	11,763
Race	67,746	80,529	148,275
White	46,454	55,563	102,017
Black	1,460	1,433	2,893
American Indian/Alaskan	288	169	457
Other	3,455	6,170	9,625
Unknown	16,089	17,194	33,283
Other race includes Asian, native Hawaiian/Pacific Islander, or other.			
Ethnicity	67,746	80,529	148,275
Hispanic	2,536	2,766	5,302
Non-Hispanic	34,310	45,143	79,453
Unknown	30,900	32,620	63,520
Gender	67,746	80,529	148,275
Female	38,026	44,851	82,877
Male	29,581	35,431	65,012
Unknown	139	247	386



COVID-19: Leon County vaccine summary

Vaccination data through Mar 10, 2021 as of Mar 11, 2021 at 12:05 AM

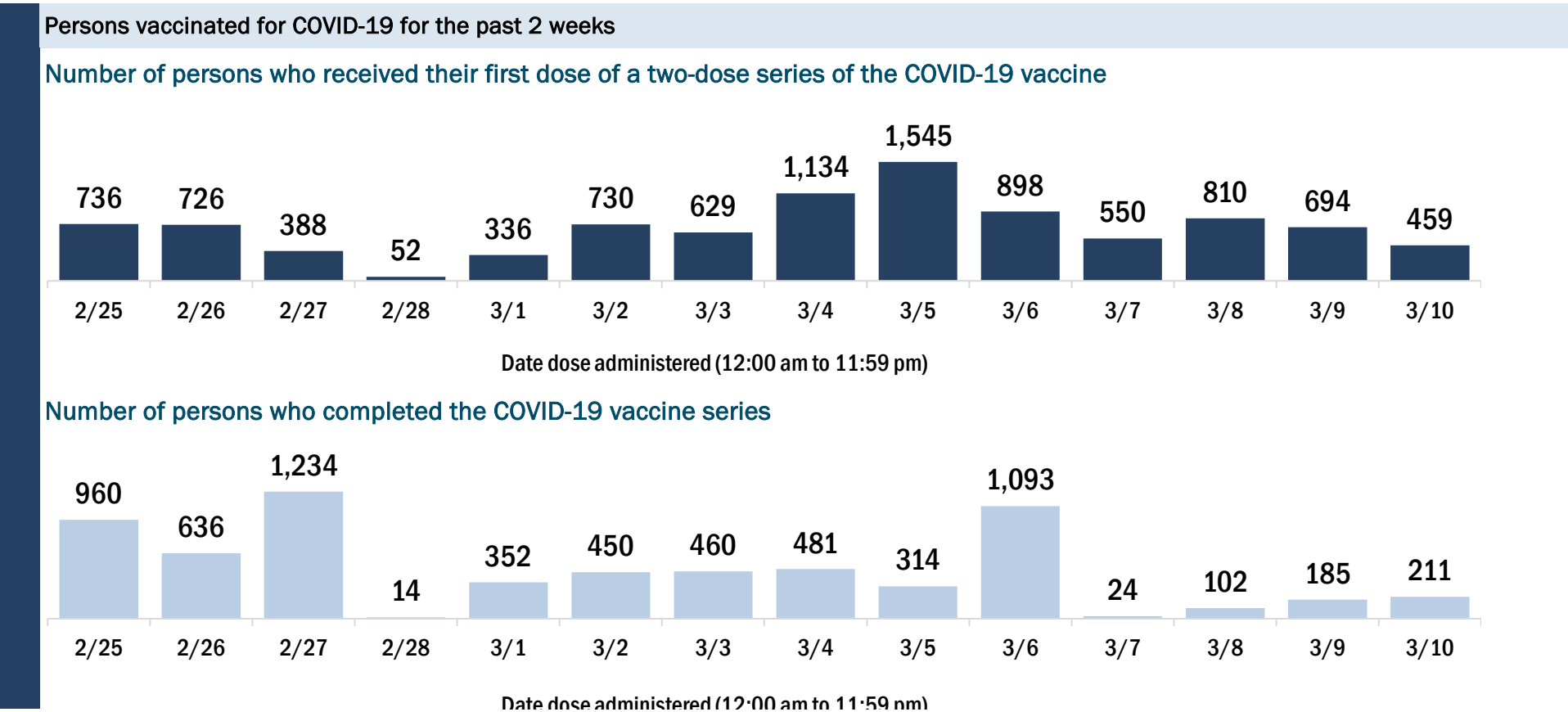
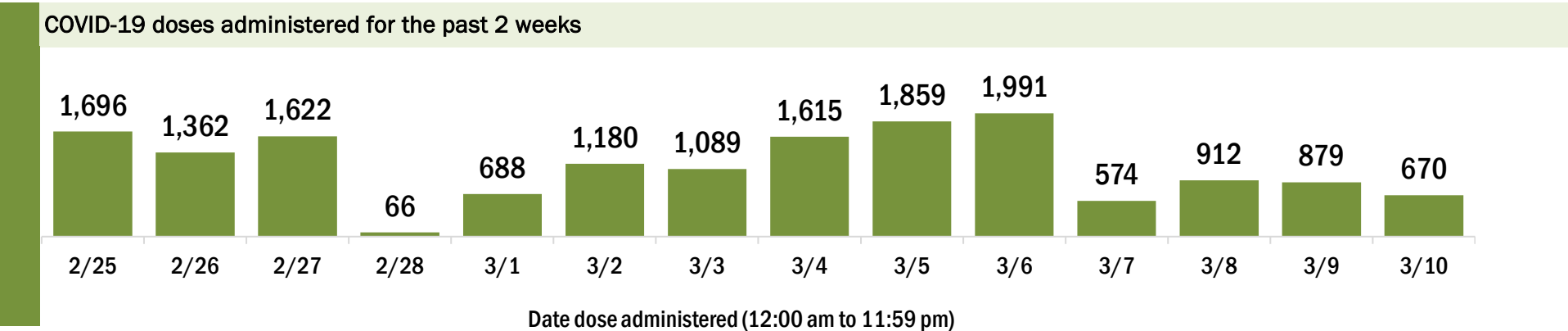
Data in this report are provisional and subject to change.

Data in this summary pertain to COVID-19 vaccines approved by the U.S. Food and Drug Administration and have been issued an Emergency Use Authorization (Janssen COVID-19 Vaccine, Moderna COVID-19 Vaccine and Pfizer-BioNTech COVID-19 Vaccine). These data summarize the number of people who have received either their first dose or have completed the series for a COVID-19 vaccine. **A person can only be counted in one category, first dose or series complete.** For persons receiving Moderna or Pfizer vaccines, once they receive their second dose, they are moved from the first dose column to the series completed column. **Because of this, the total first dose category may show a change from report to report not matching the total receiving their first dose from the previous day.** Persons receiving Johnson & Johnson vaccines will always be counted in the series completed column.

COVID-19 doses for vaccinated persons in Florida	
Doses administered	87,316
People receiving one dose of a 1-dose series (Johnson & Johnson) or receiving only one dose of a 2-dose series (Moderna, Pfizer) count once. Persons receiving both doses of a 2-dose series count twice.	

Current status of persons vaccinated for COVID-19 in Florida	
Total people vaccinated	53,830
First dose	20,256
Series completed	33,574
Completed 1-dose series	88
Completed 2-dose series	33,486
First dose: current number of people who have only received their first dose of the Moderna or Pfizer vaccine.	
Series complete: current number of people who have received both Moderna or Pfizer vaccine doses or one Johnson & Johnson dose and are considered fully immunized.	

Demographic summary	First dose	Series complete	Total people vaccinated
Age group	20,256	33,574	53,830
16-24 years	888	801	1,689
25-34 years	1,716	1,615	3,331
35-44 years	2,284	1,880	4,164
45-54 years	2,981	2,031	5,012
55-64 years	5,057	3,457	8,514
65-74 years	4,649	14,501	19,150
75-84 years	1,947	6,943	8,890
85+ years	734	2,346	3,080
Race	20,256	33,574	53,830
White	11,093	20,432	31,525
Black	3,543	3,650	7,193
American Indian/Alaskan	64	106	170
Other	3,033	6,951	9,984
Unknown	2,523	2,435	4,958
Other race includes Asian, native Hawaiian/Pacific Islander, or other.			
Ethnicity	20,256	33,574	53,830
Hispanic	846	921	1,767
Non-Hispanic	13,144	23,513	36,657
Unknown	6,266	9,140	15,406
Gender	20,256	33,574	53,830
Female	12,260	20,050	32,310
Male	7,984	13,507	21,491
Unknown	12	17	29



COVID-19: Levy County vaccine summary

Vaccination data through Mar 10, 2021 as of Mar 11, 2021 at 12:05 AM

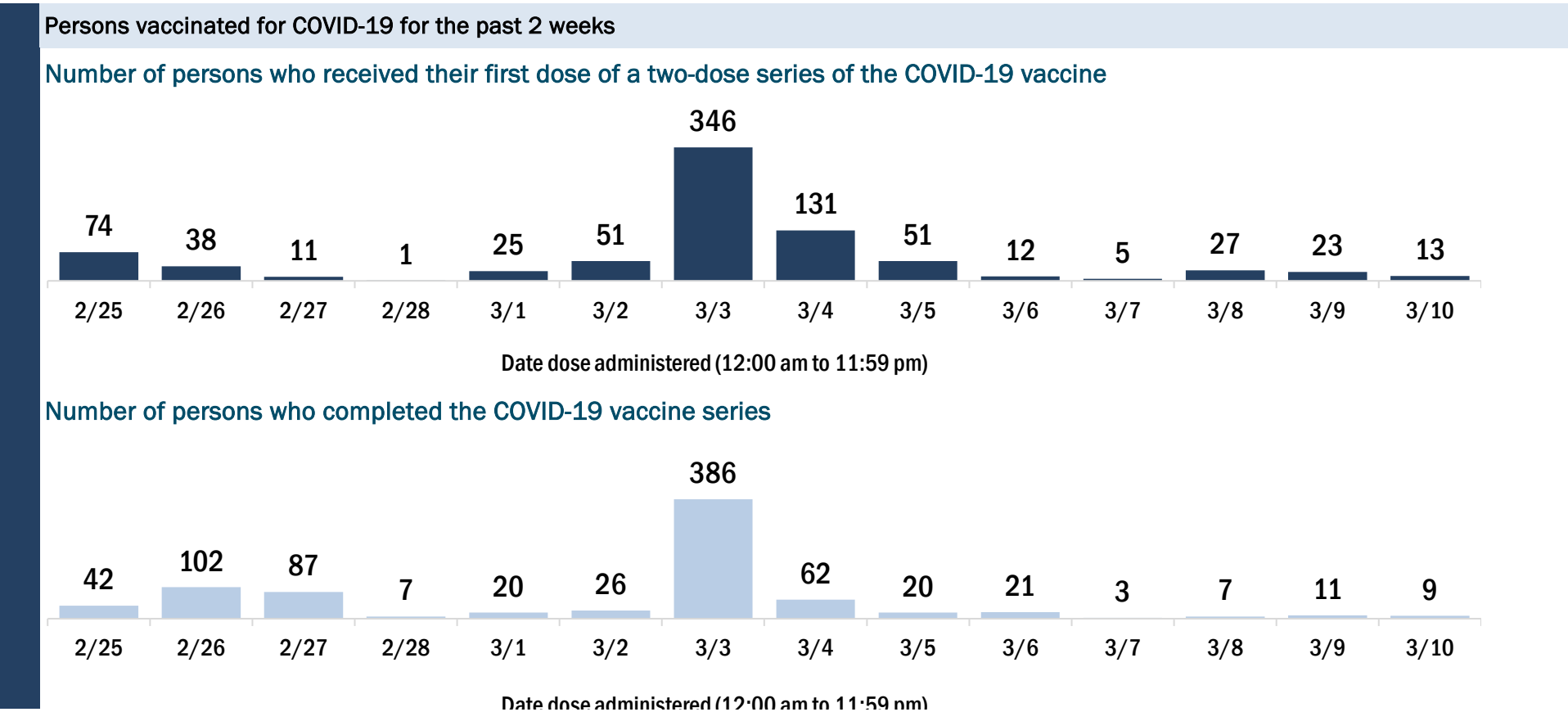
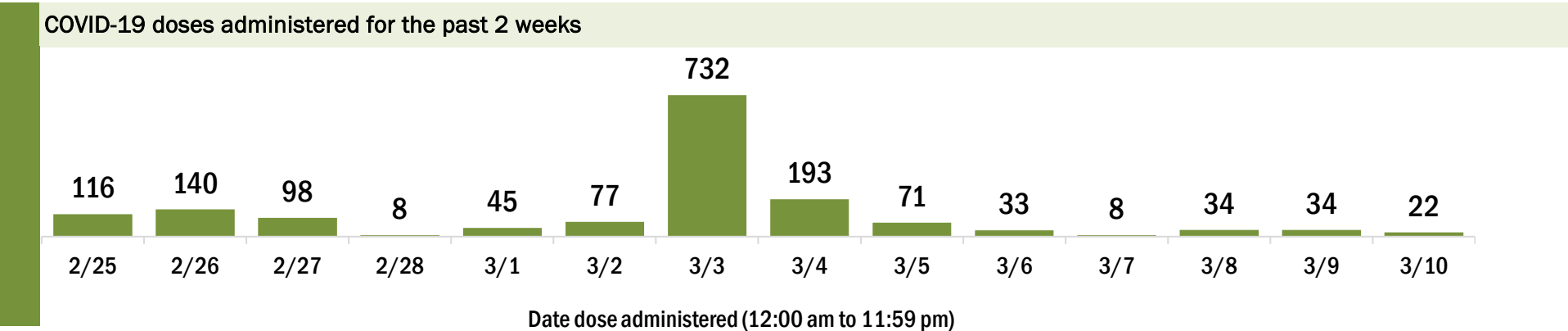
Data in this report are provisional and subject to change.

Data in this summary pertain to COVID-19 vaccines approved by the U.S. Food and Drug Administration and have been issued an Emergency Use Authorization (Janssen COVID-19 Vaccine, Moderna COVID-19 Vaccine and Pfizer-BioNTech COVID-19 Vaccine). These data summarize the number of people who have received either their first dose or have completed the series for a COVID-19 vaccine. **A person can only be counted in one category, first dose or series complete.** For persons receiving Moderna or Pfizer vaccines, once they receive their second dose, they are moved from the first dose column to the series completed column. **Because of this, the total first dose category may show a change from report to report not matching the total receiving their first dose from the previous day.** Persons receiving Johnson & Johnson vaccines will always be counted in the series completed column.

COVID-19 doses for vaccinated persons in Florida	
Doses administered	8,952
People receiving one dose of a 1-dose series (Johnson & Johnson) or receiving only one dose of a 2-dose series (Moderna, Pfizer) count once. Persons receiving both doses of a 2-dose series count twice.	

Current status of persons vaccinated for COVID-19 in Florida	
Total people vaccinated	5,585
First dose	2,202
Series completed	3,383
Completed 1-dose series	16
Completed 2-dose series	3,367
First dose: current number of people who have only received their first dose of the Moderna or Pfizer vaccine.	
Series complete: current number of people who have received both Moderna or Pfizer vaccine doses or one Johnson & Johnson dose and are considered fully immunized.	

Demographic summary	First dose	Series complete	Total people vaccinated
Age group	2,202	3,383	5,585
16-24 years	18	31	49
25-34 years	22	98	120
35-44 years	35	104	139
45-54 years	72	156	228
55-64 years	178	259	437
65-74 years	1,125	1,649	2,774
75-84 years	600	875	1,475
85+ years	152	211	363
Race	2,202	3,383	5,585
White	1,730	2,662	4,392
Black	137	154	291
American Indian/Alaskan	17	19	36
Other	118	203	321
Unknown	200	345	545
Other race includes Asian, native Hawaiian/Pacific Islander, or other.			
Ethnicity	2,202	3,383	5,585
Hispanic	60	63	123
Non-Hispanic	1,323	2,435	3,758
Unknown	819	885	1,704
Gender	2,202	3,383	5,585
Female	1,242	1,925	3,167
Male	959	1,458	2,417
Unknown	1	0	1



COVID-19: Liberty County vaccine summary

Vaccination data through Mar 10, 2021 as of Mar 11, 2021 at 12:05 AM

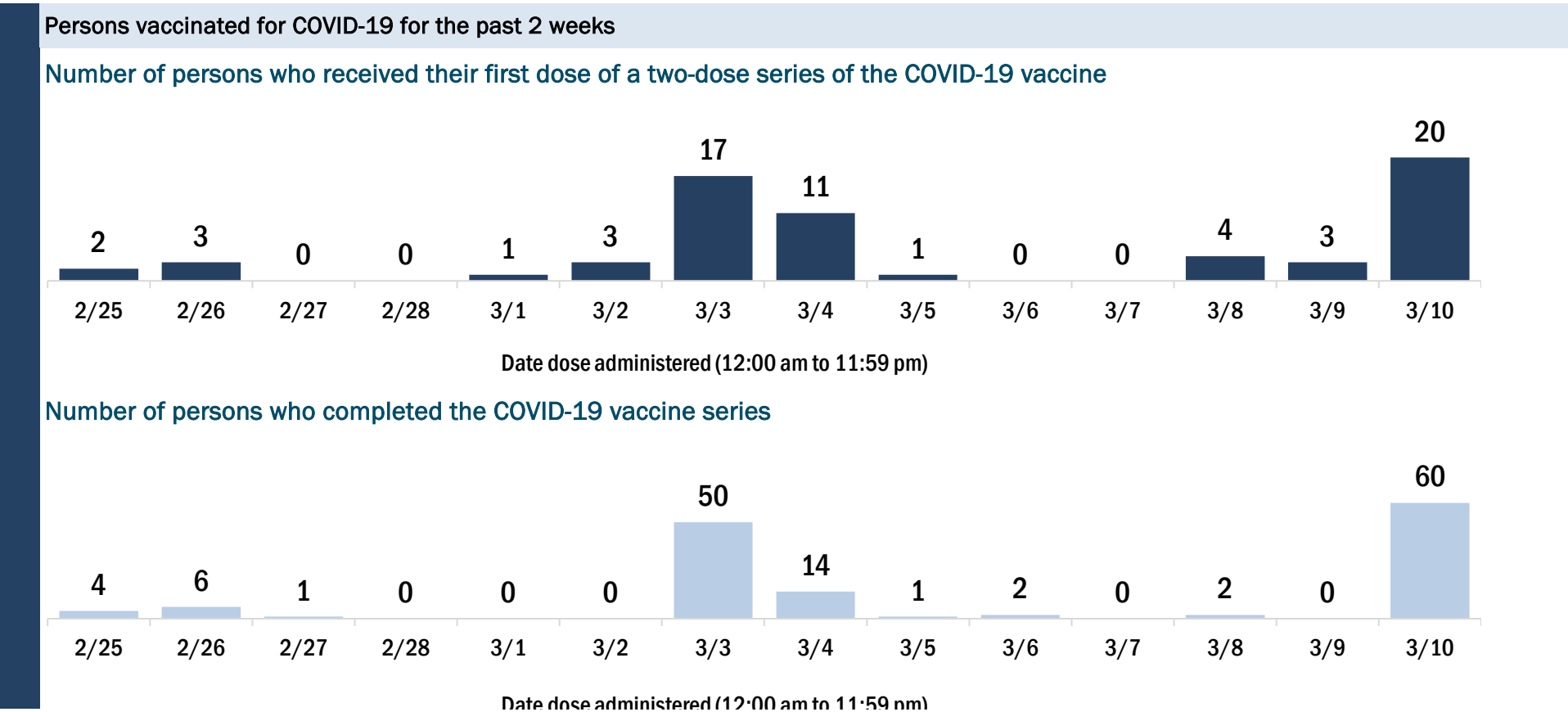
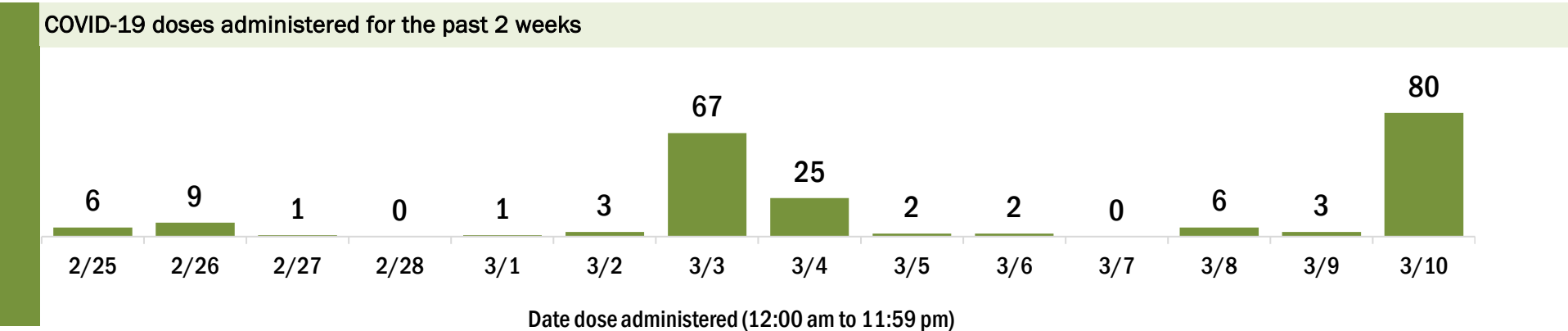
Data in this report are provisional and subject to change.

Data in this summary pertain to COVID-19 vaccines approved by the U.S. Food and Drug Administration and have been issued an Emergency Use Authorization (Janssen COVID-19 Vaccine, Moderna COVID-19 Vaccine and Pfizer-BioNTech COVID-19 Vaccine). These data summarize the number of people who have received either their first dose or have completed the series for a COVID-19 vaccine. **A person can only be counted in one category, first dose or series complete.** For persons receiving Moderna or Pfizer vaccines, once they receive their second dose, they are moved from the first dose column to the series completed column. **Because of this, the total first dose category may show a change from report to report not matching the total receiving their first dose from the previous day.** Persons receiving Johnson & Johnson vaccines will always be counted in the series completed column.

COVID-19 doses for vaccinated persons in Florida	
Doses administered	1,912
People receiving one dose of a 1-dose series (Johnson & Johnson) or receiving only one dose of a 2-dose series (Moderna, Pfizer) count once. Persons receiving both doses of a 2-dose series count twice.	

Current status of persons vaccinated for COVID-19 in Florida	
Total people vaccinated	1,086
First dose	260
Series completed	826
Completed 1-dose series	0
Completed 2-dose series	826
First dose: current number of people who have only received their first dose of the Moderna or Pfizer vaccine.	
Series complete: current number of people who have received both Moderna or Pfizer vaccine doses or one Johnson & Johnson dose and are considered fully immunized.	

Demographic summary	First dose	Series complete	Total people vaccinated
Age group	260	826	1,086
16-24 years	9	7	16
25-34 years	11	18	29
35-44 years	20	38	58
45-54 years	33	30	63
55-64 years	75	147	222
65-74 years	75	338	413
75-84 years	34	194	228
85+ years	3	54	57
Race	260	826	1,086
White	170	609	779
Black	35	51	86
American Indian/Alaskan	0	5	5
Other	18	86	104
Unknown	37	75	112
Other race includes Asian, native Hawaiian/Pacific Islander, or other.			
Ethnicity	260	826	1,086
Hispanic	1	8	9
Non-Hispanic	123	436	559
Unknown	136	382	518
Gender	260	826	1,086
Female	147	441	588
Male	113	385	498
Unknown	0	0	0



COVID-19: Madison County vaccine summary

Vaccination data through Mar 10, 2021 as of Mar 11, 2021 at 12:05 AM

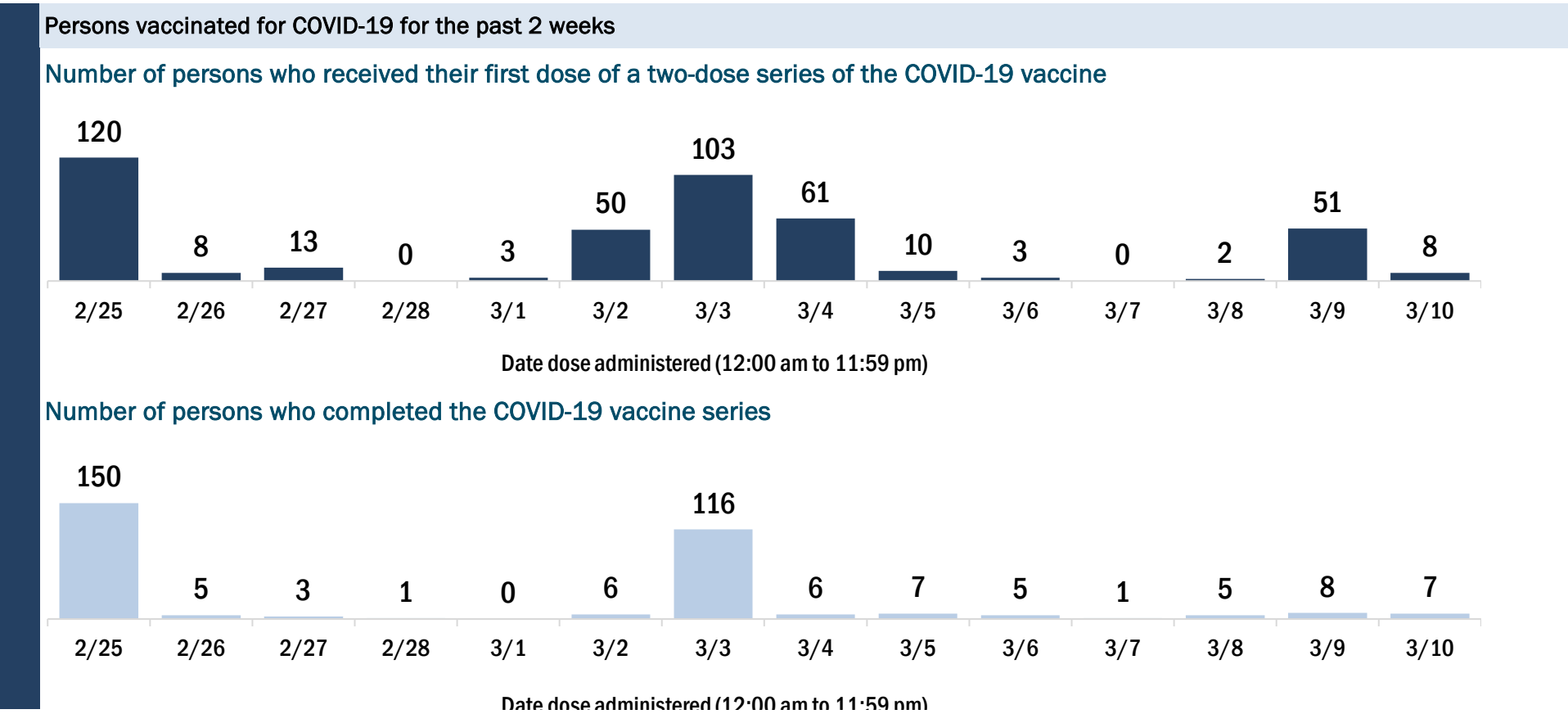
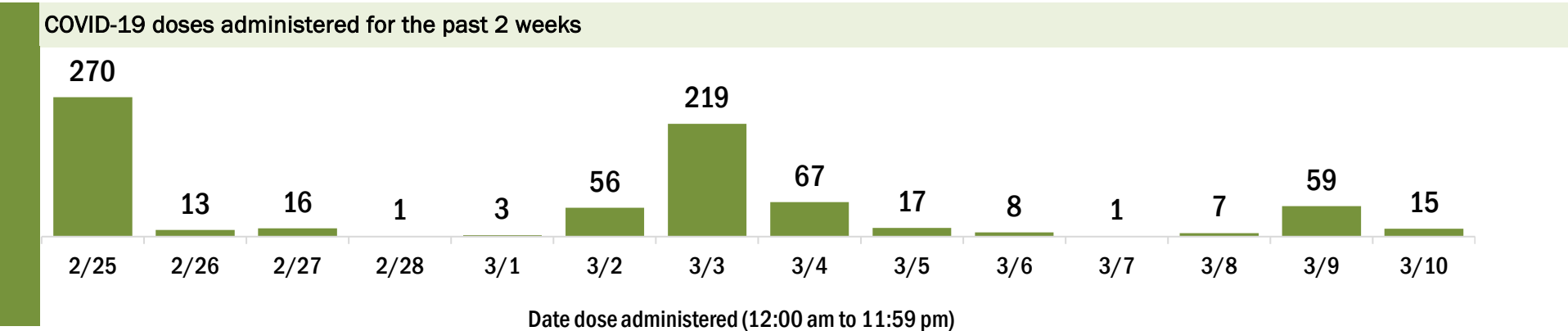
Data in this report are provisional and subject to change.

Data in this summary pertain to COVID-19 vaccines approved by the U.S. Food and Drug Administration and have been issued an Emergency Use Authorization (Janssen COVID-19 Vaccine, Moderna COVID-19 Vaccine and Pfizer-BioNTech COVID-19 Vaccine). These data summarize the number of people who have received either their first dose or have completed the series for a COVID-19 vaccine. **A person can only be counted in one category, first dose or series complete.** For persons receiving Moderna or Pfizer vaccines, once they receive their second dose, they are moved from the first dose column to the series completed column. **Because of this, the total first dose category may show a change from report to report not matching the total receiving their first dose from the previous day.** Persons receiving Johnson & Johnson vaccines will always be counted in the series completed column.

COVID-19 doses for vaccinated persons in Florida	
Doses administered	5,254
People receiving one dose of a 1-dose series (Johnson & Johnson) or receiving only one dose of a 2-dose series (Moderna, Pfizer) count once. Persons receiving both doses of a 2-dose series count twice.	

Current status of persons vaccinated for COVID-19 in Florida	
Total people vaccinated	3,135
First dose	1,007
Series completed	2,128
Completed 1-dose series	9
Completed 2-dose series	2,119
First dose: current number of people who have only received their first dose of the Moderna or Pfizer vaccine.	
Series complete: current number of people who have received both Moderna or Pfizer vaccine doses or one Johnson & Johnson dose and are considered fully immunized.	

Demographic summary	First dose	Series complete	Total people vaccinated
Age group	1,007	2,128	3,135
16-24 years	12	9	21
25-34 years	35	35	70
35-44 years	64	51	115
45-54 years	139	68	207
55-64 years	320	154	474
65-74 years	269	1,027	1,296
75-84 years	121	619	740
85+ years	47	165	212
Race	1,007	2,128	3,135
White	464	1,150	1,614
Black	289	438	727
American Indian/Alaskan	2	5	7
Other	71	215	286
Unknown	181	320	501
Other race includes Asian, native Hawaiian/Pacific Islander, or other.			
Ethnicity	1,007	2,128	3,135
Hispanic	2	17	19
Non-Hispanic	328	692	1,020
Unknown	677	1,419	2,096
Gender	1,007	2,128	3,135
Female	608	1,184	1,792
Male	398	944	1,342
Unknown	1	0	1



COVID-19: Manatee County vaccine summary

Vaccination data through Mar 10, 2021 as of Mar 11, 2021 at 12:05 AM

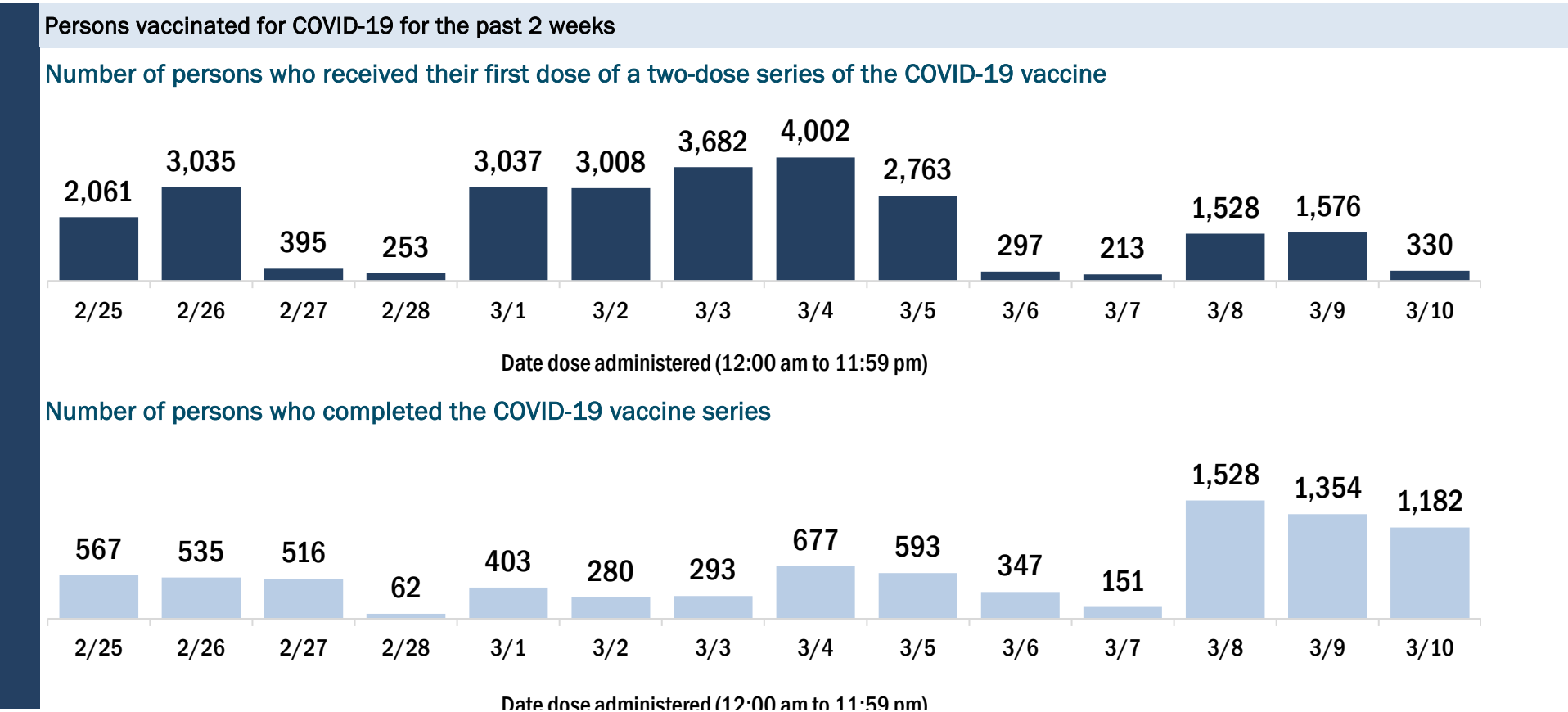
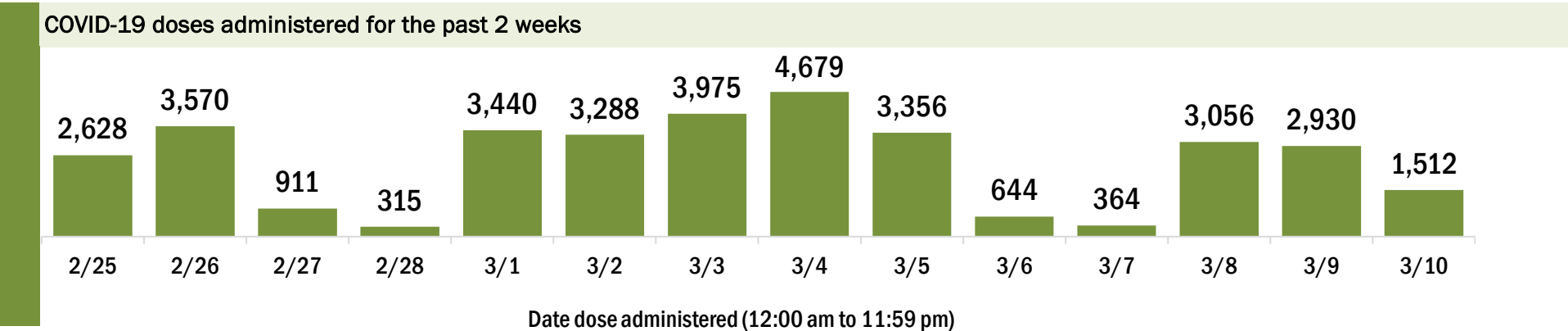
Data in this report are provisional and subject to change.

Data in this summary pertain to COVID-19 vaccines approved by the U.S. Food and Drug Administration and have been issued an Emergency Use Authorization (Janssen COVID-19 Vaccine, Moderna COVID-19 Vaccine and Pfizer-BioNTech COVID-19 Vaccine). These data summarize the number of people who have received either their first dose or have completed the series for a COVID-19 vaccine. **A person can only be counted in one category, first dose or series complete.** For persons receiving Moderna or Pfizer vaccines, once they receive their second dose, they are moved from the first dose column to the series completed column. **Because of this, the total first dose category may show a change from report to report not matching the total receiving their first dose from the previous day.** Persons receiving Johnson & Johnson vaccines will always be counted in the series completed column.

COVID-19 doses for vaccinated persons in Florida	
Doses administered	111,571
People receiving one dose of a 1-dose series (Johnson & Johnson) or receiving only one dose of a 2-dose series (Moderna, Pfizer) count once. Persons receiving both doses of a 2-dose series count twice.	

Current status of persons vaccinated for COVID-19 in Florida	
Total people vaccinated	78,224
First dose	44,338
Series completed	33,886
Completed 1-dose series	539
Completed 2-dose series	33,347
First dose: current number of people who have only received their first dose of the Moderna or Pfizer vaccine.	
Series complete: current number of people who have received both Moderna or Pfizer vaccine doses or one Johnson & Johnson dose and are considered fully immunized.	

Demographic summary	First dose	Series complete	Total people vaccinated
Age group	44,338	33,886	78,224
16-24 years	269	460	729
25-34 years	637	1,593	2,230
35-44 years	757	1,985	2,742
45-54 years	1,216	2,420	3,636
55-64 years	2,827	3,142	5,969
65-74 years	21,798	14,079	35,877
75-84 years	12,992	7,499	20,491
85+ years	3,842	2,708	6,550
Race	44,338	33,886	78,224
White	33,551	25,643	59,194
Black	851	680	1,531
American Indian/Alaskan	214	127	341
Other	2,506	3,985	6,491
Unknown	7,216	3,451	10,667
Other race includes Asian, native Hawaiian/Pacific Islander, or other.			
Ethnicity	44,338	33,886	78,224
Hispanic	1,125	1,017	2,142
Non-Hispanic	22,727	21,346	44,073
Unknown	20,486	11,523	32,009
Gender	44,338	33,886	78,224
Female	24,720	19,683	44,403
Male	19,547	14,174	33,721
Unknown	71	29	100



COVID-19: Marion County vaccine summary

Vaccination data through Mar 10, 2021 as of Mar 11, 2021 at 12:05 AM

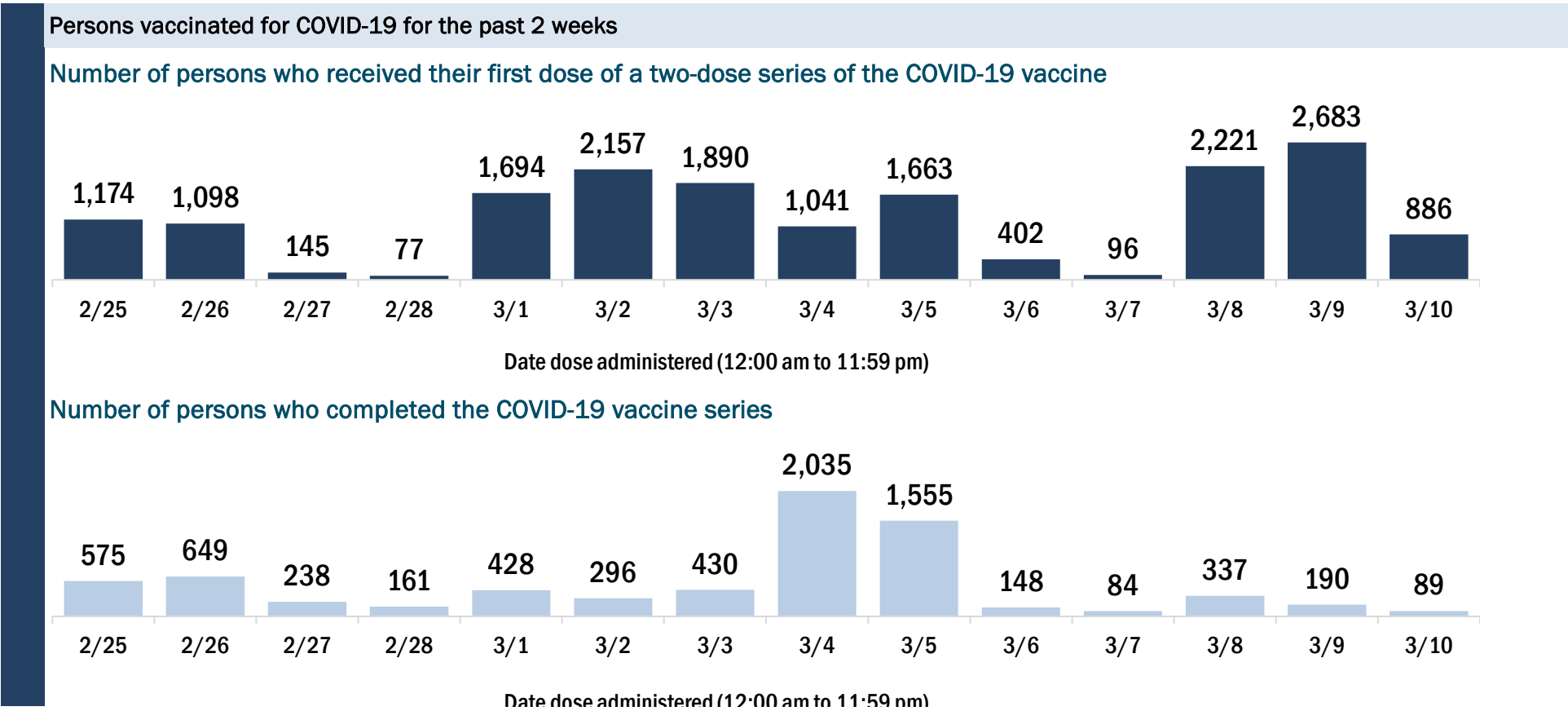
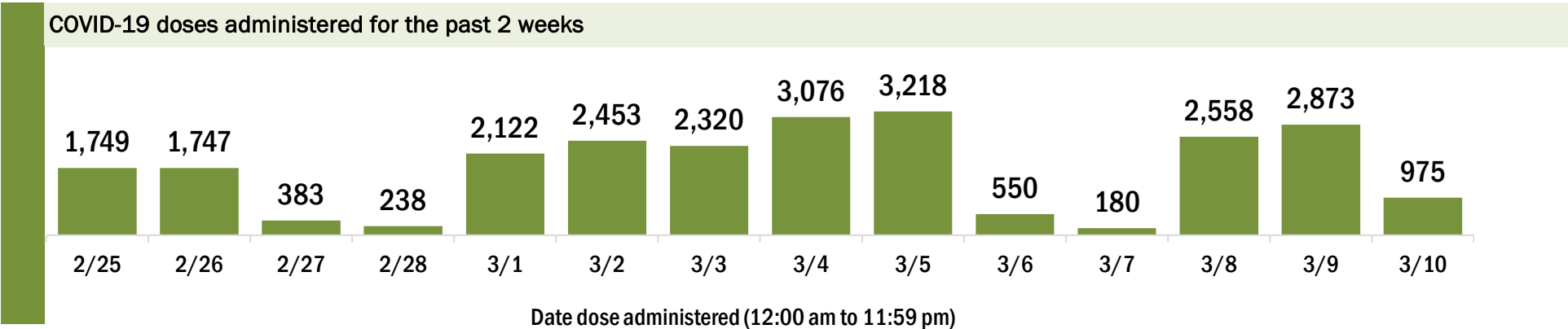
Data in this report are provisional and subject to change.

Data in this summary pertain to COVID-19 vaccines approved by the U.S. Food and Drug Administration and have been issued an Emergency Use Authorization (Janssen COVID-19 Vaccine, Moderna COVID-19 Vaccine and Pfizer-BioNTech COVID-19 Vaccine). These data summarize the number of people who have received either their first dose or have completed the series for a COVID-19 vaccine. **A person can only be counted in one category, first dose or series complete.** For persons receiving Moderna or Pfizer vaccines, once they receive their second dose, they are moved from the first dose column to the series completed column. **Because of this, the total first dose category may show a change from report to report not matching the total receiving their first dose from the previous day.** Persons receiving Johnson & Johnson vaccines will always be counted in the series completed column.

COVID-19 doses for vaccinated persons in Florida	
Doses administered	104,548
People receiving one dose of a 1-dose series (Johnson & Johnson) or receiving only one dose of a 2-dose series (Moderna, Pfizer) count once. Persons receiving both doses of a 2-dose series count twice.	

Current status of persons vaccinated for COVID-19 in Florida	
Total people vaccinated	67,451
First dose	30,275
Series completed	37,176
Completed 1-dose series	79
Completed 2-dose series	37,097
First dose: current number of people who have only received their first dose of the Moderna or Pfizer vaccine.	
Series complete: current number of people who have received both Moderna or Pfizer vaccine doses or one Johnson & Johnson dose and are considered fully immunized.	

Demographic summary	First dose	Series complete	Total people vaccinated
Age group	30,275	37,176	67,451
16-24 years	229	397	626
25-34 years	553	1,070	1,623
35-44 years	715	1,483	2,198
45-54 years	1,271	1,996	3,267
55-64 years	2,711	2,735	5,446
65-74 years	12,521	16,125	28,646
75-84 years	9,385	10,495	19,880
85+ years	2,890	2,875	5,765
Race	30,275	37,176	67,451
White	21,485	25,196	46,681
Black	1,788	1,401	3,189
American Indian/Alaskan	100	133	233
Other	2,192	4,491	6,683
Unknown	4,710	5,955	10,665
Other race includes Asian, native Hawaiian/Pacific Islander, or other.			
Ethnicity	30,275	37,176	67,451
Hispanic	1,562	1,158	2,720
Non-Hispanic	18,462	21,558	40,020
Unknown	10,251	14,460	24,711
Gender	30,275	37,176	67,451
Female	17,625	21,319	38,944
Male	12,619	15,845	28,464
Unknown	31	12	43



COVID-19: Martin County vaccine summary

Vaccination data through Mar 10, 2021 as of Mar 11, 2021 at 12:05 AM

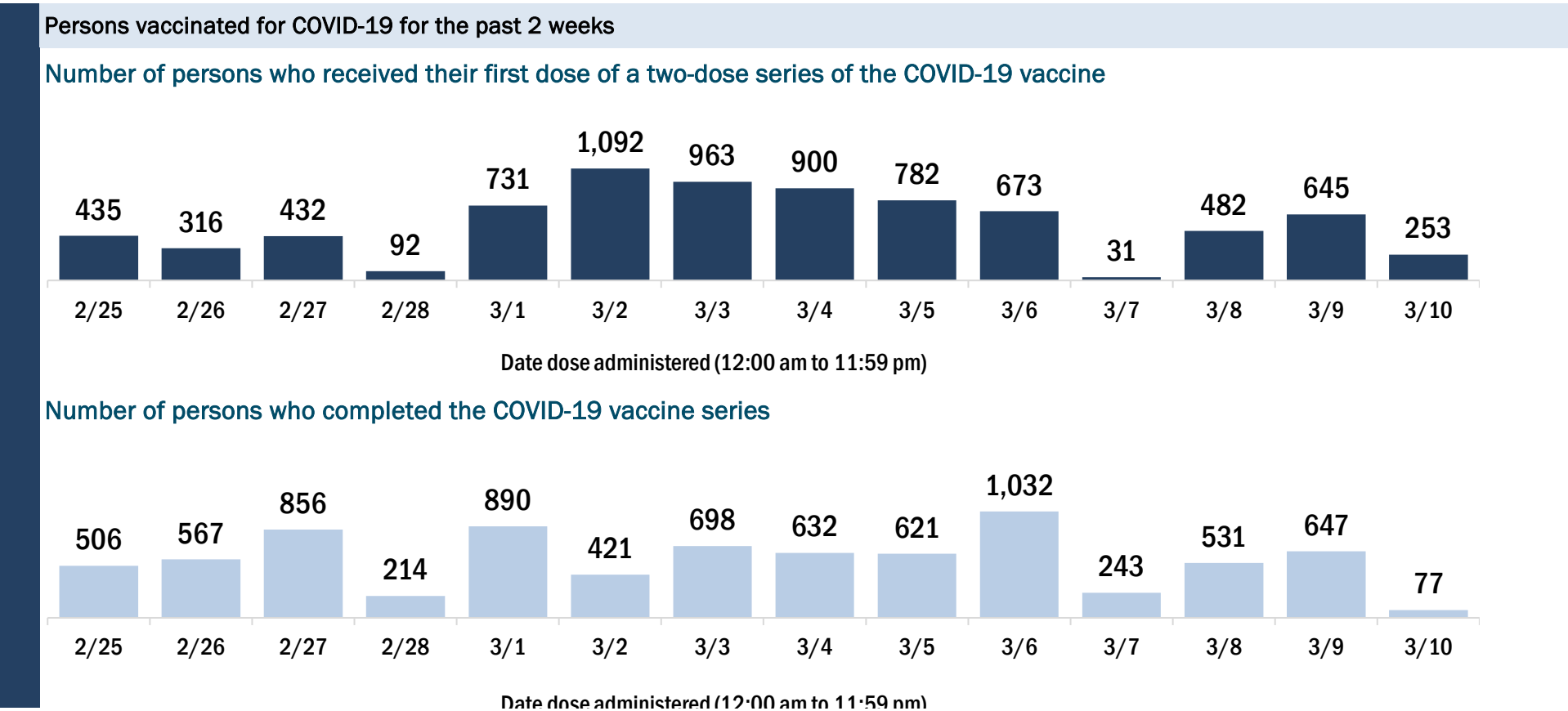
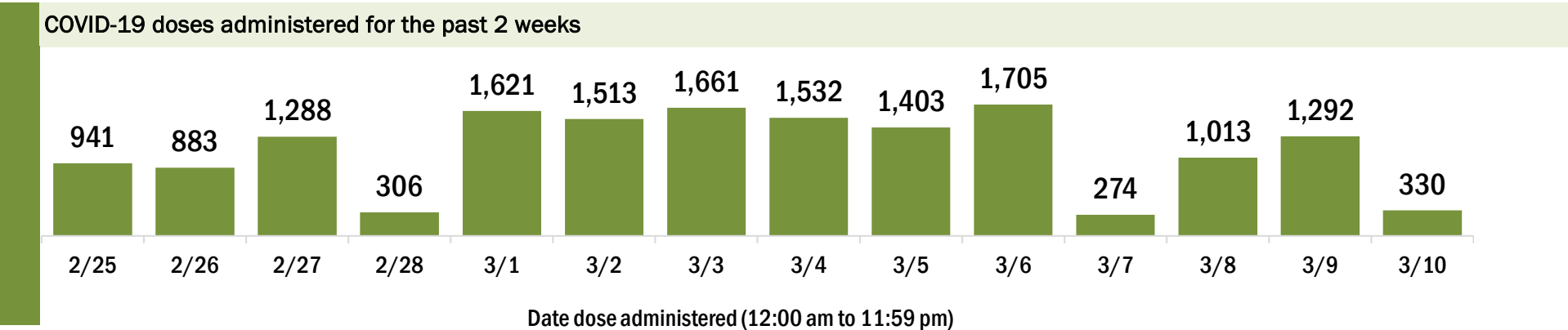
Data in this report are provisional and subject to change.

Data in this summary pertain to COVID-19 vaccines approved by the U.S. Food and Drug Administration and have been issued an Emergency Use Authorization (Janssen COVID-19 Vaccine, Moderna COVID-19 Vaccine and Pfizer-BioNTech COVID-19 Vaccine). These data summarize the number of people who have received either their first dose or have completed the series for a COVID-19 vaccine. **A person can only be counted in one category, first dose or series complete.** For persons receiving Moderna or Pfizer vaccines, once they receive their second dose, they are moved from the first dose column to the series completed column. **Because of this, the total first dose category may show a change from report to report not matching the total receiving their first dose from the previous day.** Persons receiving Johnson & Johnson vaccines will always be counted in the series completed column.

COVID-19 doses for vaccinated persons in Florida	
Doses administered	65,687
People receiving one dose of a 1-dose series (Johnson & Johnson) or receiving only one dose of a 2-dose series (Moderna, Pfizer) count once. Persons receiving both doses of a 2-dose series count twice.	

Current status of persons vaccinated for COVID-19 in Florida	
Total people vaccinated	41,174
First dose	16,627
Series completed	24,547
Completed 1-dose series	34
Completed 2-dose series	24,513
First dose: current number of people who have only received their first dose of the Moderna or Pfizer vaccine.	
Series complete: current number of people who have received both Moderna or Pfizer vaccine doses or one Johnson & Johnson dose and are considered fully immunized.	

Demographic summary	First dose	Series complete	Total people vaccinated
Age group	16,627	24,547	41,174
16-24 years	92	127	219
25-34 years	237	406	643
35-44 years	324	682	1,006
45-54 years	539	842	1,381
55-64 years	1,560	1,762	3,322
65-74 years	6,886	10,409	17,295
75-84 years	5,058	7,410	12,468
85+ years	1,931	2,909	4,840
Race	16,627	24,547	41,174
White	11,165	15,926	27,091
Black	295	337	632
American Indian/Alaskan	57	35	92
Other	869	2,307	3,176
Unknown	4,241	5,942	10,183
Other race includes Asian, native Hawaiian/Pacific Islander, or other.			
Ethnicity	16,627	24,547	41,174
Hispanic	383	381	764
Non-Hispanic	6,395	7,225	13,620
Unknown	9,849	16,941	26,790
Gender	16,627	24,547	41,174
Female	9,544	13,967	23,511
Male	7,051	10,580	17,631
Unknown	32	0	32



COVID-19: Monroe County vaccine summary

Vaccination data through Mar 10, 2021 as of Mar 11, 2021 at 12:05 AM

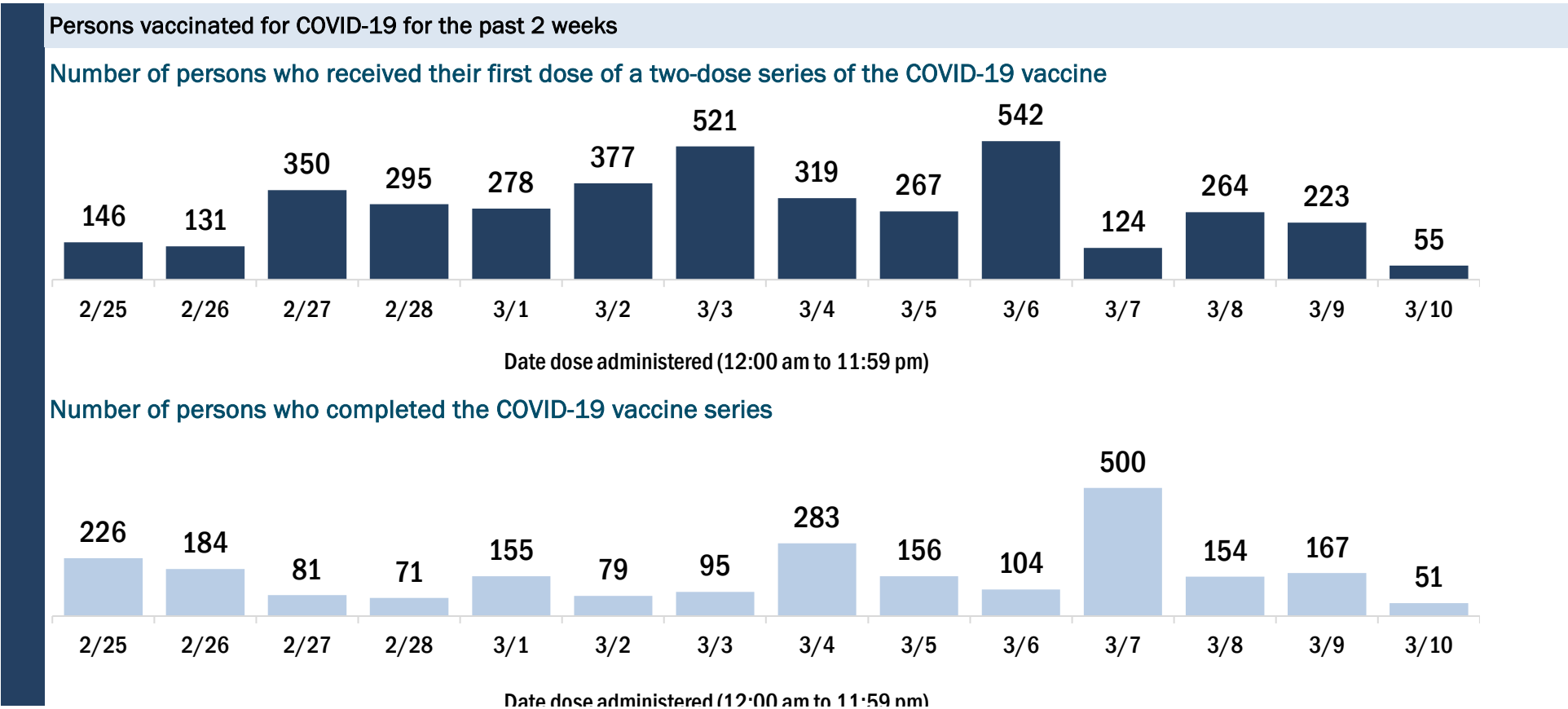
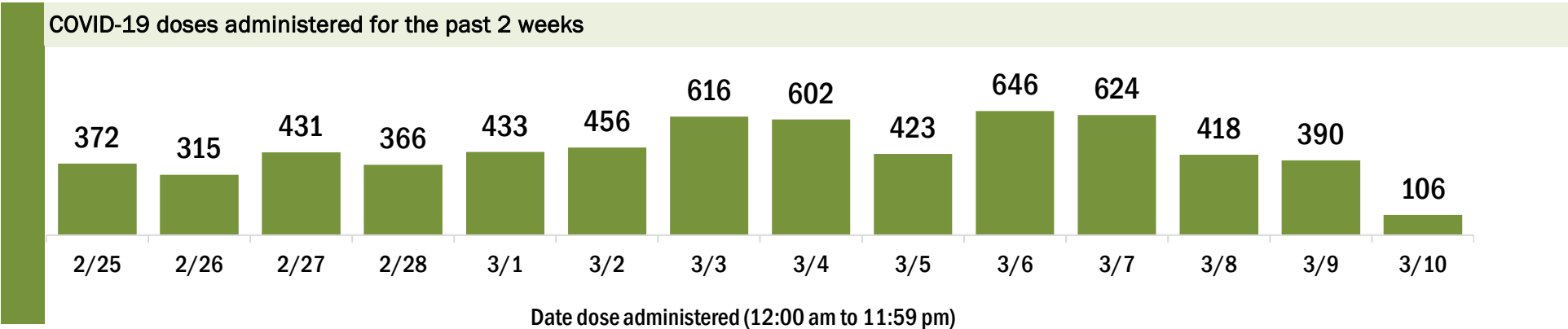
Data in this report are provisional and subject to change.

Data in this summary pertain to COVID-19 vaccines approved by the U.S. Food and Drug Administration and have been issued an Emergency Use Authorization (Janssen COVID-19 Vaccine, Moderna COVID-19 Vaccine and Pfizer-BioNTech COVID-19 Vaccine). These data summarize the number of people who have received either their first dose or have completed the series for a COVID-19 vaccine. **A person can only be counted in one category, first dose or series complete.** For persons receiving Moderna or Pfizer vaccines, once they receive their second dose, they are moved from the first dose column to the series completed column. **Because of this, the total first dose category may show a change from report to report not matching the total receiving their first dose from the previous day.** Persons receiving Johnson & Johnson vaccines will always be counted in the series completed column.

COVID-19 doses for vaccinated persons in Florida	
Doses administered	23,502
People receiving one dose of a 1-dose series (Johnson & Johnson) or receiving only one dose of a 2-dose series (Moderna, Pfizer) count once. Persons receiving both doses of a 2-dose series count twice.	

Current status of persons vaccinated for COVID-19 in Florida	
Total people vaccinated	15,056
First dose	6,502
Series completed	8,554
Completed 1-dose series	108
Completed 2-dose series	8,446
First dose: current number of people who have only received their first dose of the Moderna or Pfizer vaccine.	
Series complete: current number of people who have received both Moderna or Pfizer vaccine doses or one Johnson & Johnson dose and are considered fully immunized.	

Demographic summary	First dose	Series complete	Total people vaccinated
Age group	6,502	8,554	15,056
16-24 years	65	50	115
25-34 years	137	206	343
35-44 years	217	356	573
45-54 years	384	507	891
55-64 years	927	827	1,754
65-74 years	3,223	4,020	7,243
75-84 years	1,270	2,068	3,338
85+ years	279	520	799
Race	6,502	8,554	15,056
White	4,261	6,541	10,802
Black	162	130	292
American Indian/Alaskan	42	25	67
Other	284	531	815
Unknown	1,753	1,327	3,080
Other race includes Asian, native Hawaiian/Pacific Islander, or other.			
Ethnicity	6,502	8,554	15,056
Hispanic	513	514	1,027
Non-Hispanic	2,855	5,401	8,256
Unknown	3,134	2,639	5,773
Gender	6,502	8,554	15,056
Female	3,433	4,474	7,907
Male	3,053	4,080	7,133
Unknown	16	0	16



COVID-19: Nassau County vaccine summary

Vaccination data through Mar 10, 2021 as of Mar 11, 2021 at 12:05 AM

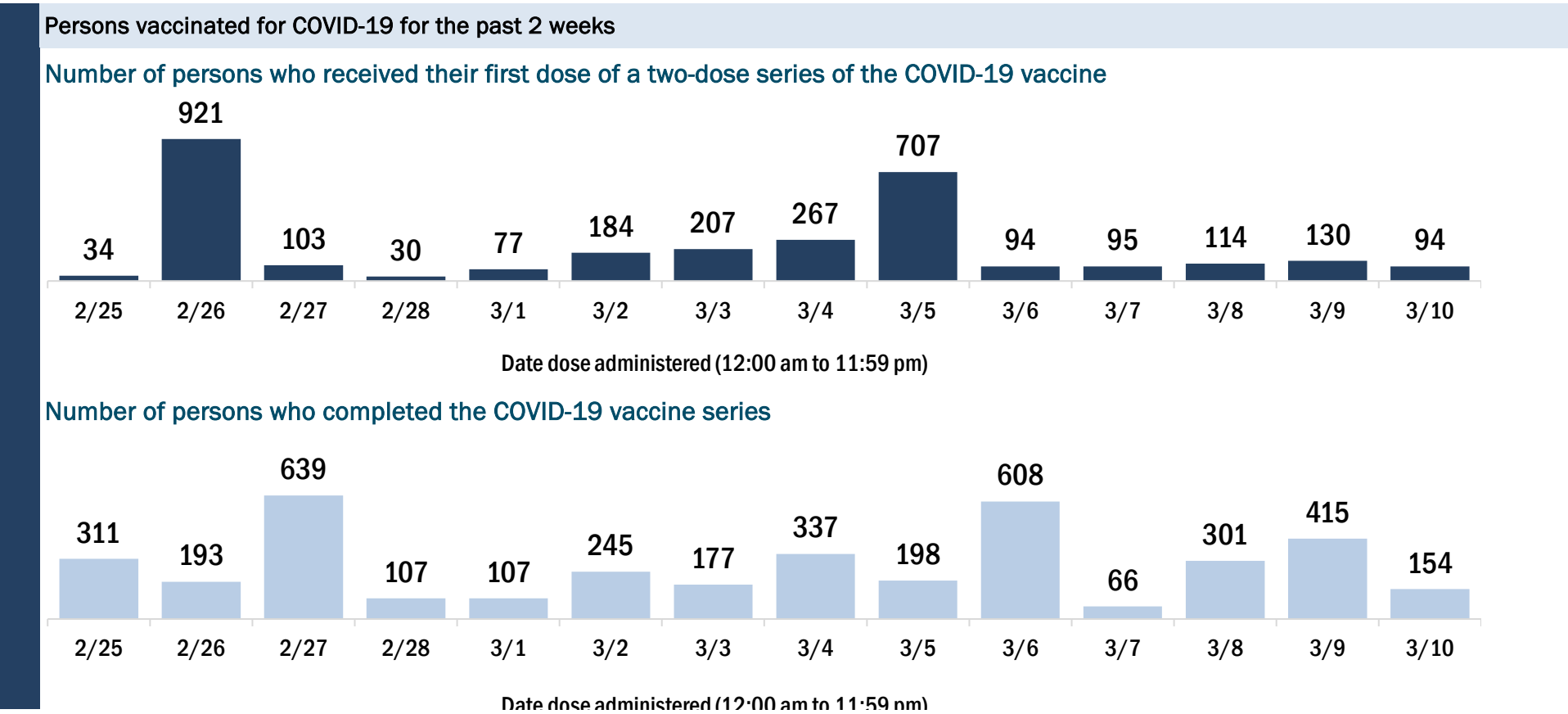
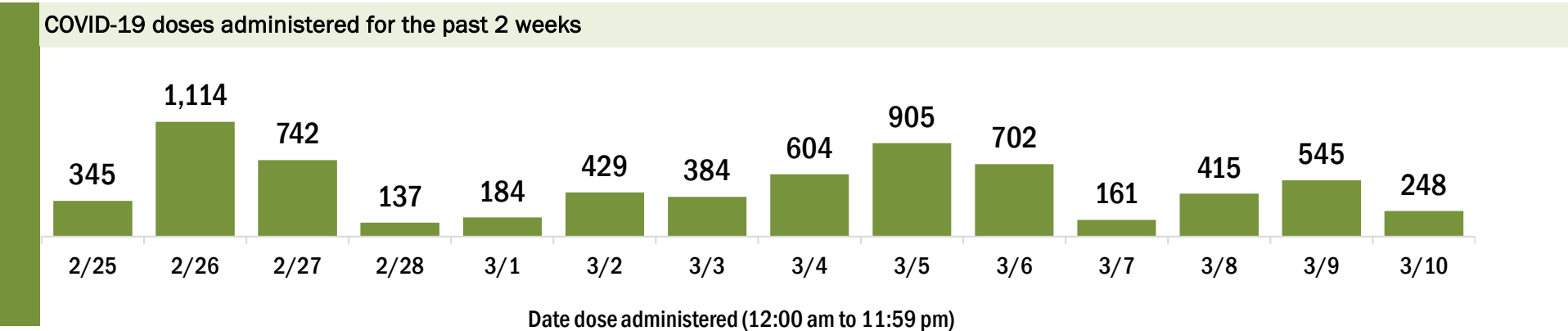
Data in this report are provisional and subject to change.

Data in this summary pertain to COVID-19 vaccines approved by the U.S. Food and Drug Administration and have been issued an Emergency Use Authorization (Janssen COVID-19 Vaccine, Moderna COVID-19 Vaccine and Pfizer-BioNTech COVID-19 Vaccine). These data summarize the number of people who have received either their first dose or have completed the series for a COVID-19 vaccine. **A person can only be counted in one category, first dose or series complete.** For persons receiving Moderna or Pfizer vaccines, once they receive their second dose, they are moved from the first dose column to the series completed column. **Because of this, the total first dose category may show a change from report to report not matching the total receiving their first dose from the previous day.** Persons receiving Johnson & Johnson vaccines will always be counted in the series completed column.

COVID-19 doses for vaccinated persons in Florida	
Doses administered	32,662
People receiving one dose of a 1-dose series (Johnson & Johnson) or receiving only one dose of a 2-dose series (Moderna, Pfizer) count once. Persons receiving both doses of a 2-dose series count twice.	

Current status of persons vaccinated for COVID-19 in Florida	
Total people vaccinated	19,479
First dose	6,152
Series completed	13,327
Completed 1-dose series	144
Completed 2-dose series	13,183
First dose: current number of people who have only received their first dose of the Moderna or Pfizer vaccine.	
Series complete: current number of people who have received both Moderna or Pfizer vaccine doses or one Johnson & Johnson dose and are considered fully immunized.	

Demographic summary	First dose	Series complete	Total people vaccinated
Age group	6,152	13,327	19,479
16-24 years	74	116	190
25-34 years	111	311	422
35-44 years	250	495	745
45-54 years	475	567	1,042
55-64 years	992	1,041	2,033
65-74 years	2,700	6,410	9,110
75-84 years	1,243	3,364	4,607
85+ years	307	1,023	1,330
Race	6,152	13,327	19,479
White	4,786	10,621	15,407
Black	279	508	787
American Indian/Alaskan	26	29	55
Other	301	783	1,084
Unknown	760	1,386	2,146
Other race includes Asian, native Hawaiian/Pacific Islander, or other.			
Ethnicity	6,152	13,327	19,479
Hispanic	137	137	274
Non-Hispanic	4,213	9,810	14,023
Unknown	1,802	3,380	5,182
Gender	6,152	13,327	19,479
Female	3,493	7,456	10,949
Male	2,655	5,870	8,525
Unknown	4	1	5



COVID-19: Okaloosa County vaccine summary

Vaccination data through Mar 10, 2021 as of Mar 11, 2021 at 12:05 AM

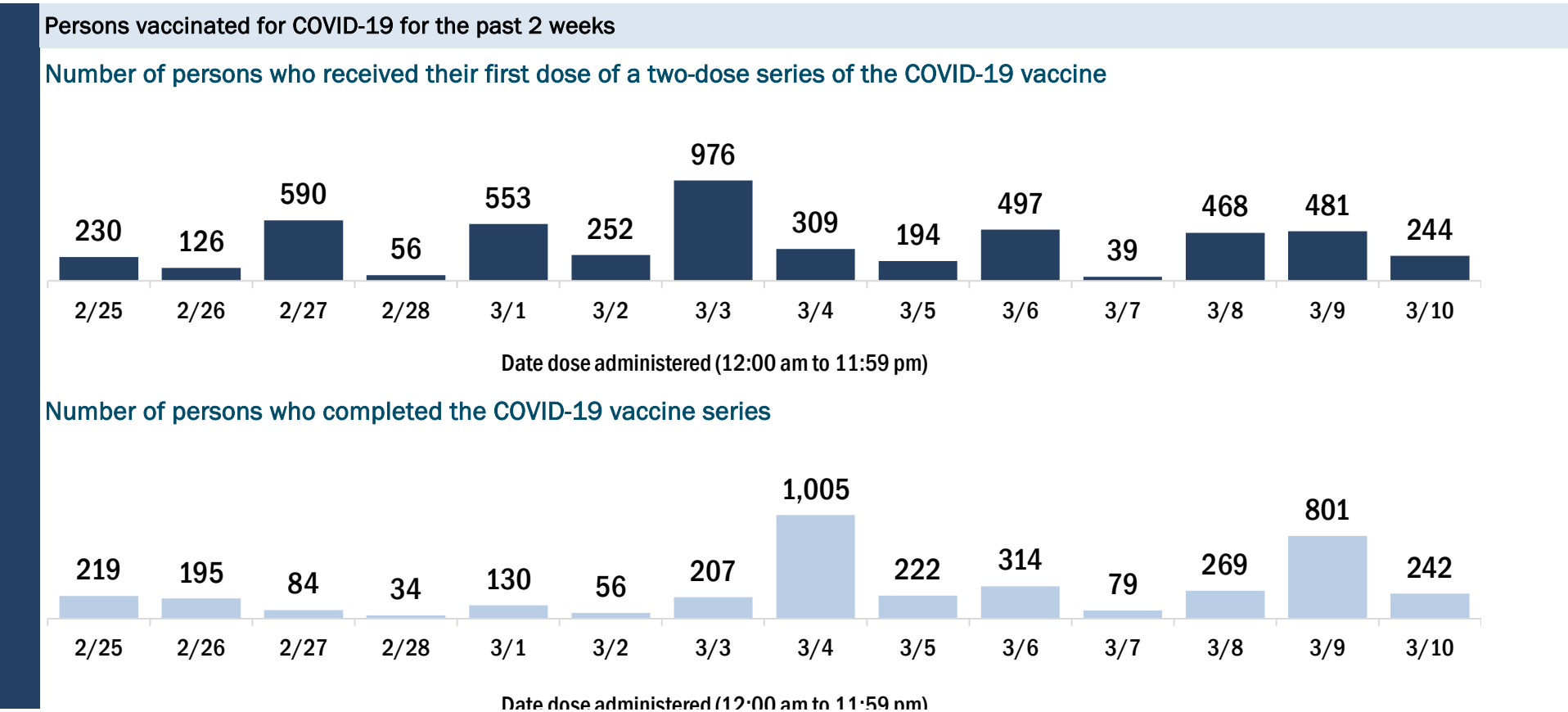
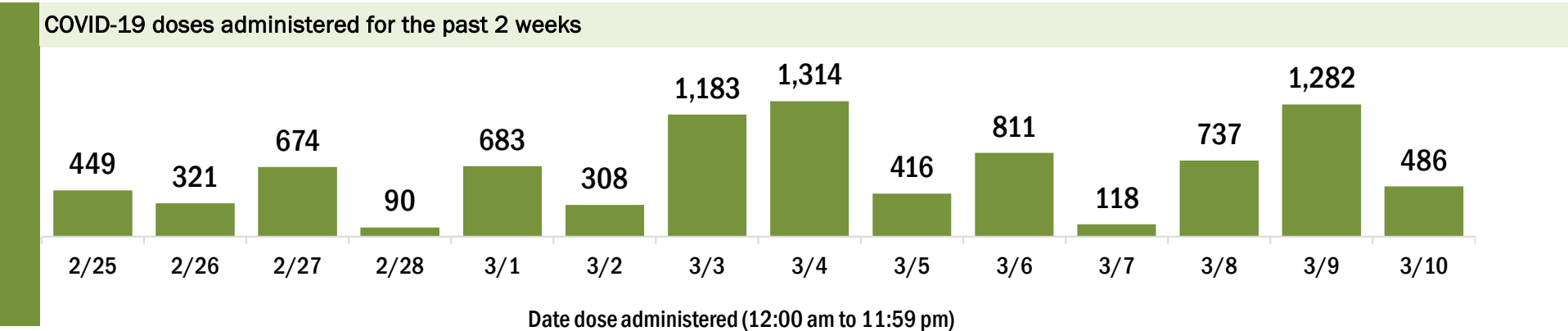
Data in this report are provisional and subject to change.

Data in this summary pertain to COVID-19 vaccines approved by the U.S. Food and Drug Administration and have been issued an Emergency Use Authorization (Janssen COVID-19 Vaccine, Moderna COVID-19 Vaccine and Pfizer-BioNTech COVID-19 Vaccine). These data summarize the number of people who have received either their first dose or have completed the series for a COVID-19 vaccine. **A person can only be counted in one category, first dose or series complete.** For persons receiving Moderna or Pfizer vaccines, once they receive their second dose, they are moved from the first dose column to the series completed column. **Because of this, the total first dose category may show a change from report to report not matching the total receiving their first dose from the previous day.** Persons receiving Johnson & Johnson vaccines will always be counted in the series completed column.

COVID-19 doses for vaccinated persons in Florida	
Doses administered	50,430
People receiving one dose of a 1-dose series (Johnson & Johnson) or receiving only one dose of a 2-dose series (Moderna, Pfizer) count once. Persons receiving both doses of a 2-dose series count twice.	

Current status of persons vaccinated for COVID-19 in Florida	
Total people vaccinated	30,930
First dose	11,086
Series completed	19,844
Completed 1-dose series	344
Completed 2-dose series	19,500
First dose: current number of people who have only received their first dose of the Moderna or Pfizer vaccine.	
Series complete: current number of people who have received both Moderna or Pfizer vaccine doses or one Johnson & Johnson dose and are considered fully immunized.	

Demographic summary	First dose	Series complete	Total people vaccinated
Age group	11,086	19,844	30,930
16-24 years	162	188	350
25-34 years	453	729	1,182
35-44 years	568	942	1,510
45-54 years	815	1,154	1,969
55-64 years	1,875	1,781	3,656
65-74 years	4,245	8,117	12,362
75-84 years	2,213	4,995	7,208
85+ years	755	1,938	2,693
Race	11,086	19,844	30,930
White	7,386	13,806	21,192
Black	740	557	1,297
American Indian/Alaskan	58	52	110
Other	783	1,987	2,770
Unknown	2,119	3,442	5,561
Other race includes Asian, native Hawaiian/Pacific Islander, or other.			
Ethnicity	11,086	19,844	30,930
Hispanic	260	333	593
Non-Hispanic	7,193	10,317	17,510
Unknown	3,633	9,194	12,827
Gender	11,086	19,844	30,930
Female	6,420	11,613	18,033
Male	4,545	8,228	12,773
Unknown	121	3	124



COVID-19: Okeechobee County vaccine summary

Vaccination data through Mar 10, 2021 as of Mar 11, 2021 at 12:05 AM

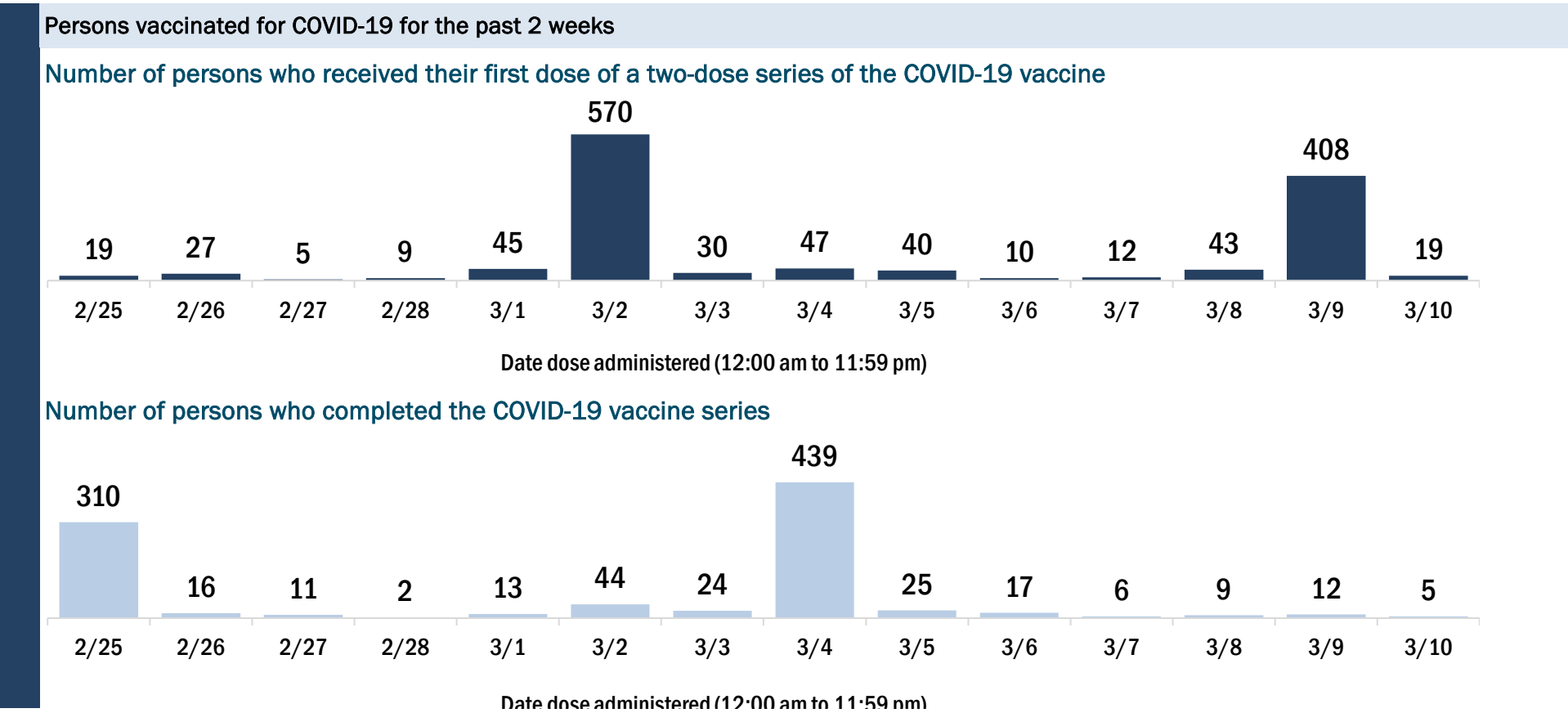
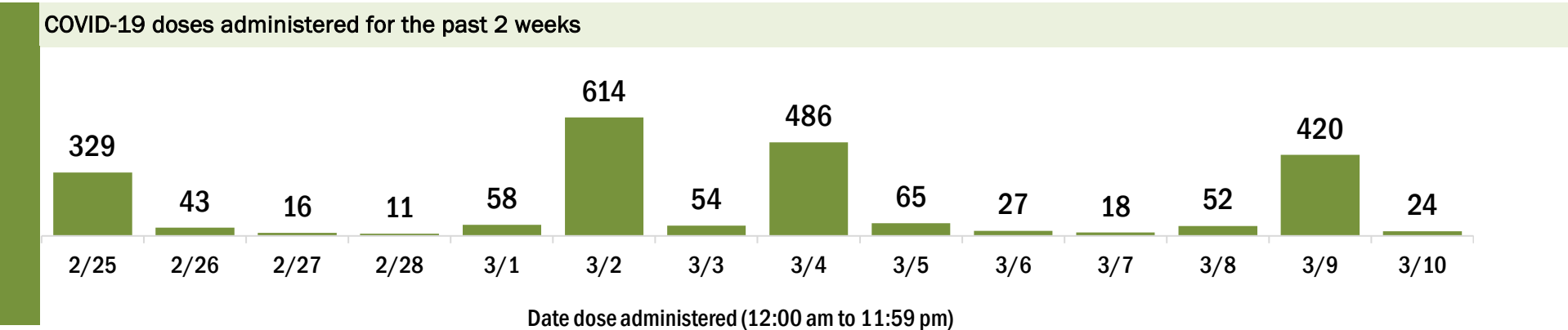
Data in this report are provisional and subject to change.

Data in this summary pertain to COVID-19 vaccines approved by the U.S. Food and Drug Administration and have been issued an Emergency Use Authorization (Janssen COVID-19 Vaccine, Moderna COVID-19 Vaccine and Pfizer-BioNTech COVID-19 Vaccine). These data summarize the number of people who have received either their first dose or have completed the series for a COVID-19 vaccine. **A person can only be counted in one category, first dose or series complete.** For persons receiving Moderna or Pfizer vaccines, once they receive their second dose, they are moved from the first dose column to the series completed column. **Because of this, the total first dose category may show a change from report to report not matching the total receiving their first dose from the previous day.** Persons receiving Johnson & Johnson vaccines will always be counted in the series completed column.

COVID-19 doses for vaccinated persons in Florida	
Doses administered	8,851
People receiving one dose of a 1-dose series (Johnson & Johnson) or receiving only one dose of a 2-dose series (Moderna, Pfizer) count once. Persons receiving both doses of a 2-dose series count twice.	

Current status of persons vaccinated for COVID-19 in Florida	
Total people vaccinated	5,694
First dose	2,532
Series completed	3,162
Completed 1-dose series	5
Completed 2-dose series	3,157
First dose: current number of people who have only received their first dose of the Moderna or Pfizer vaccine.	
Series complete: current number of people who have received both Moderna or Pfizer vaccine doses or one Johnson & Johnson dose and are considered fully immunized.	

Demographic summary	First dose	Series complete	Total people vaccinated
Age group	2,532	3,162	5,694
16-24 years	10	29	39
25-34 years	47	97	144
35-44 years	56	109	165
45-54 years	70	117	187
55-64 years	141	168	309
65-74 years	1,204	1,362	2,566
75-84 years	802	997	1,799
85+ years	202	283	485
Race	2,532	3,162	5,694
White	2,094	2,549	4,643
Black	48	49	97
American Indian/Alaskan	10	17	27
Other	121	414	535
Unknown	259	133	392
Other race includes Asian, native Hawaiian/Pacific Islander, or other.			
Ethnicity	2,532	3,162	5,694
Hispanic	116	167	283
Non-Hispanic	1,746	2,522	4,268
Unknown	670	473	1,143
Gender	2,532	3,162	5,694
Female	1,359	1,785	3,144
Male	1,173	1,377	2,550
Unknown	0	0	0



COVID-19: Orange County vaccine summary

Vaccination data through Mar 10, 2021 as of Mar 11, 2021 at 12:05 AM

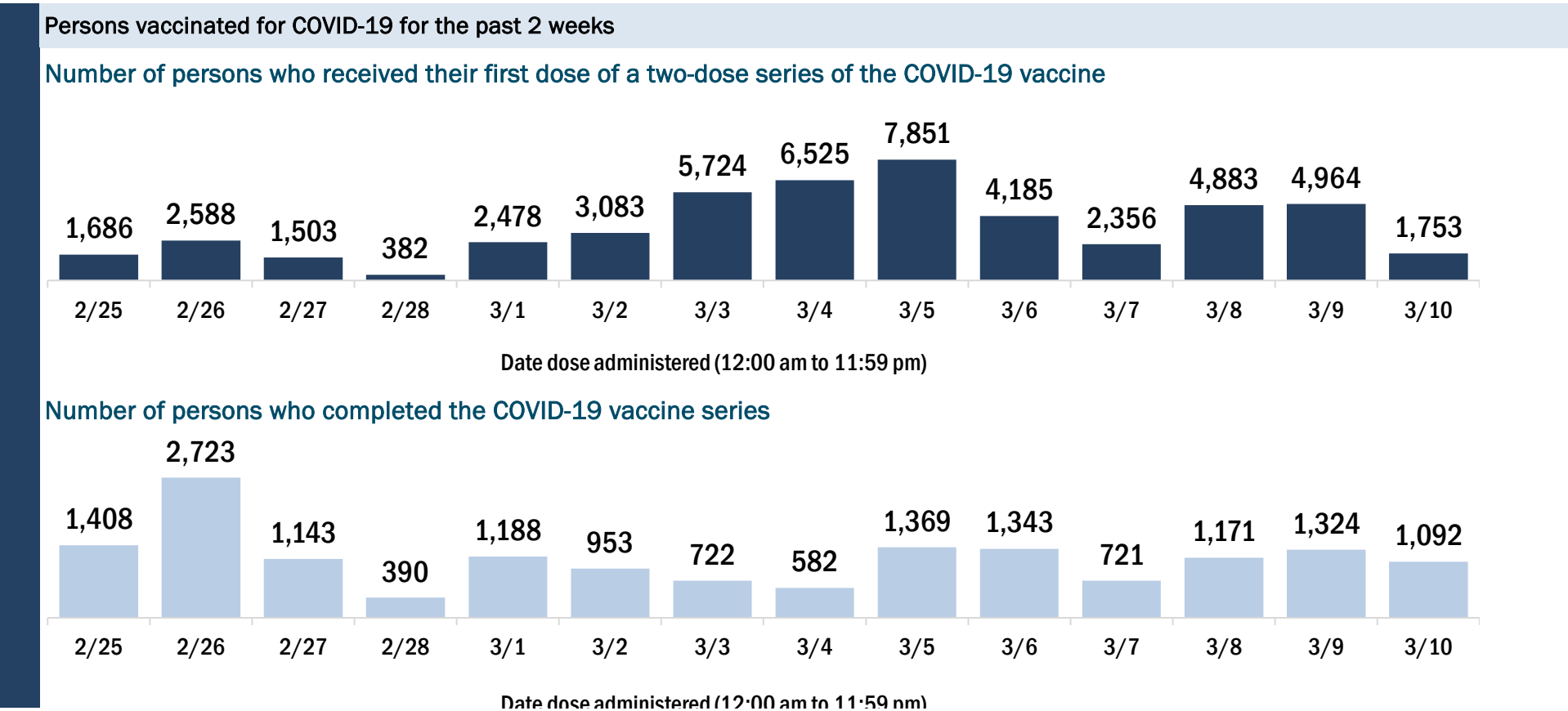
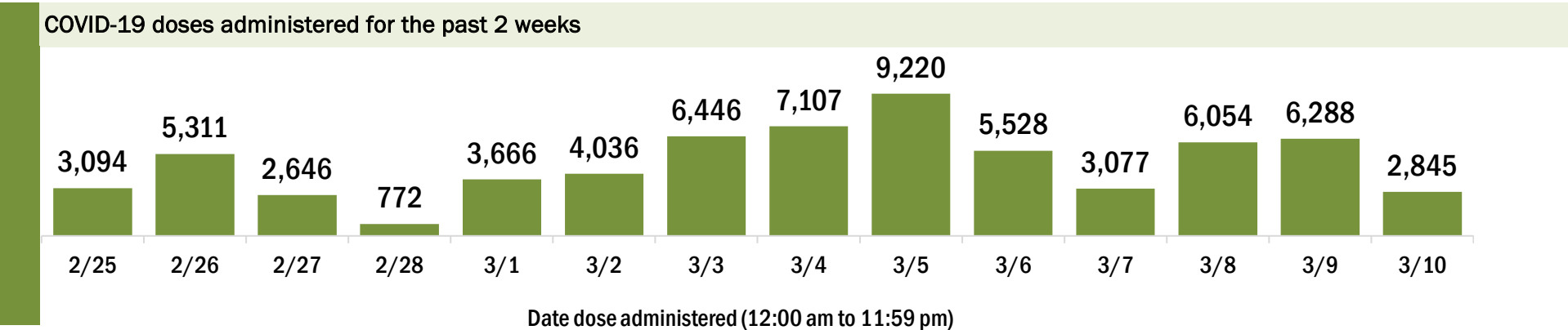
Data in this report are provisional and subject to change.

Data in this summary pertain to COVID-19 vaccines approved by the U.S. Food and Drug Administration and have been issued an Emergency Use Authorization (Janssen COVID-19 Vaccine, Moderna COVID-19 Vaccine and Pfizer-BioNTech COVID-19 Vaccine). These data summarize the number of people who have received either their first dose or have completed the series for a COVID-19 vaccine. **A person can only be counted in one category, first dose or series complete.** For persons receiving Moderna or Pfizer vaccines, once they receive their second dose, they are moved from the first dose column to the series completed column. **Because of this, the total first dose category may show a change from report to report not matching the total receiving their first dose from the previous day.** Persons receiving Johnson & Johnson vaccines will always be counted in the series completed column.

COVID-19 doses for vaccinated persons in Florida	
Doses administered	266,026
People receiving one dose of a 1-dose series (Johnson & Johnson) or receiving only one dose of a 2-dose series (Moderna, Pfizer) count once. Persons receiving both doses of a 2-dose series count twice.	

Current status of persons vaccinated for COVID-19 in Florida	
Total people vaccinated	176,981
First dose	83,464
Series completed	93,517
Completed 1-dose series	4,472
Completed 2-dose series	89,045
First dose: current number of people who have only received their first dose of the Moderna or Pfizer vaccine.	
Series complete: current number of people who have received both Moderna or Pfizer vaccine doses or one Johnson & Johnson dose and are considered fully immunized.	

Demographic summary	First dose	Series complete	Total people vaccinated
Age group	83,464	93,517	176,981
16-24 years	2,319	1,915	4,234
25-34 years	6,586	6,611	13,197
35-44 years	8,833	7,829	16,662
45-54 years	10,355	7,674	18,029
55-64 years	13,154	8,309	21,463
65-74 years	24,678	37,051	61,729
75-84 years	12,095	17,384	29,479
85+ years	5,444	6,744	12,188
Race	83,464	93,517	176,981
White	44,399	57,665	102,064
Black	7,691	7,012	14,703
American Indian/Alaskan	311	284	595
Other	13,983	21,116	35,099
Unknown	17,080	7,440	24,520
Other race includes Asian, native Hawaiian/Pacific Islander, or other.			
Ethnicity	83,464	93,517	176,981
Hispanic	8,803	10,443	19,246
Non-Hispanic	33,746	47,145	80,891
Unknown	40,915	35,929	76,844
Gender	83,464	93,517	176,981
Female	48,860	55,069	103,929
Male	32,522	37,791	70,313
Unknown	2,082	657	2,739



COVID-19: Osceola County vaccine summary

Vaccination data through Mar 10, 2021 as of Mar 11, 2021 at 12:05 AM

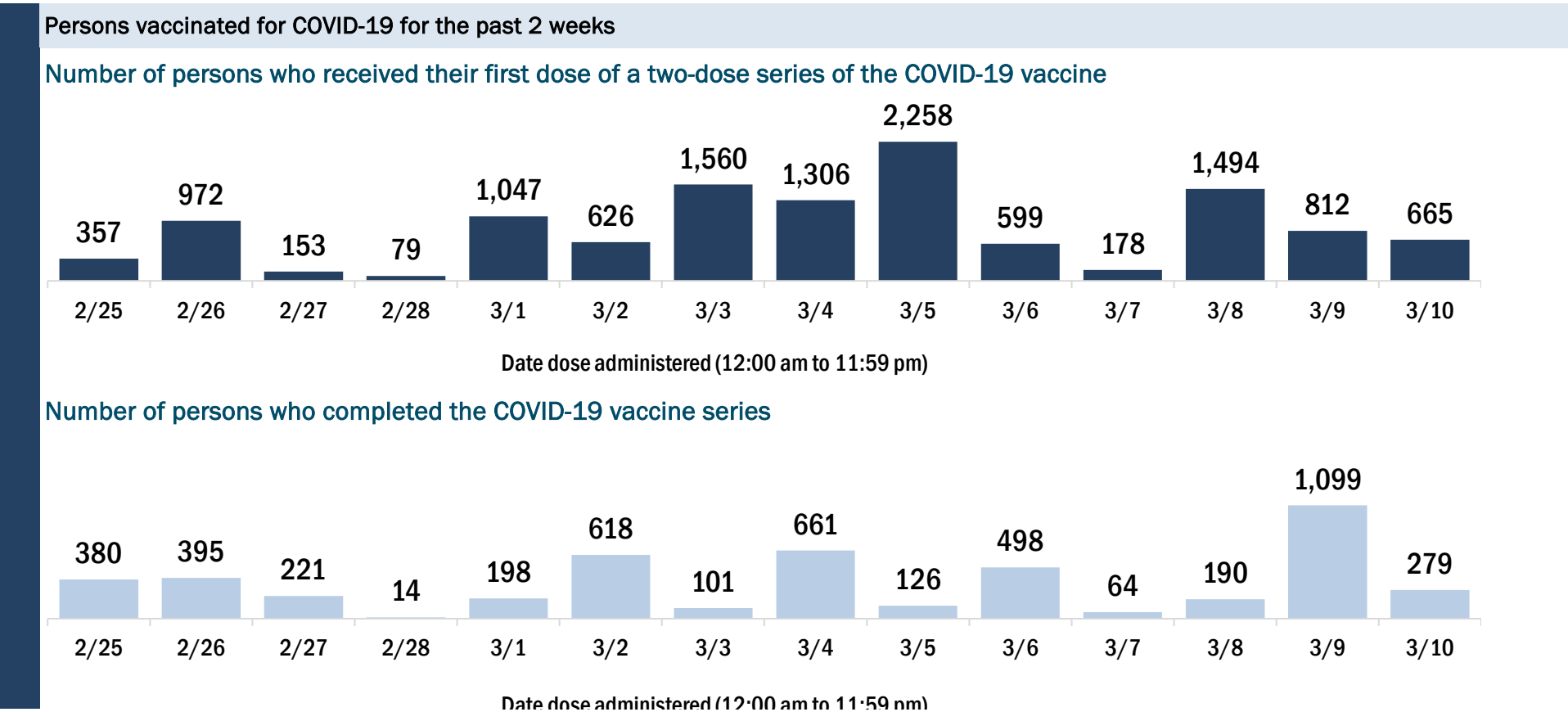
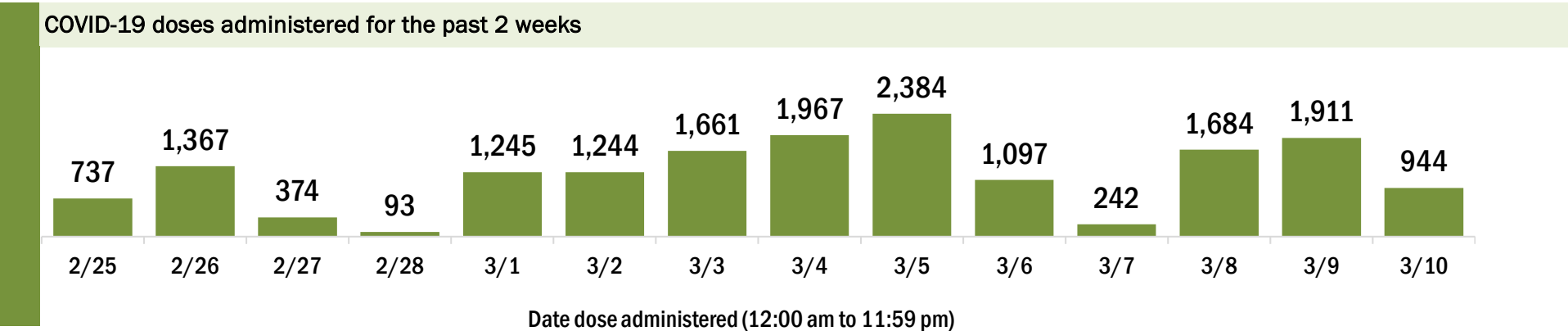
Data in this report are provisional and subject to change.

Data in this summary pertain to COVID-19 vaccines approved by the U.S. Food and Drug Administration and have been issued an Emergency Use Authorization (Janssen COVID-19 Vaccine, Moderna COVID-19 Vaccine and Pfizer-BioNTech COVID-19 Vaccine). These data summarize the number of people who have received either their first dose or have completed the series for a COVID-19 vaccine. **A person can only be counted in one category, first dose or series complete.** For persons receiving Moderna or Pfizer vaccines, once they receive their second dose, they are moved from the first dose column to the series completed column. **Because of this, the total first dose category may show a change from report to report not matching the total receiving their first dose from the previous day.** Persons receiving Johnson & Johnson vaccines will always be counted in the series completed column.

COVID-19 doses for vaccinated persons in Florida	
Doses administered	66,348
People receiving one dose of a 1-dose series (Johnson & Johnson) or receiving only one dose of a 2-dose series (Moderna, Pfizer) count once. Persons receiving both doses of a 2-dose series count twice.	

Current status of persons vaccinated for COVID-19 in Florida	
Total people vaccinated	43,840
First dose	20,768
Series completed	23,072
Completed 1-dose series	564
Completed 2-dose series	22,508
First dose: current number of people who have only received their first dose of the Moderna or Pfizer vaccine.	
Series complete: current number of people who have received both Moderna or Pfizer vaccine doses or one Johnson & Johnson dose and are considered fully immunized.	

Demographic summary	First dose	Series complete	Total people vaccinated
Age group	20,768	23,072	43,840
16-24 years	402	335	737
25-34 years	1,070	1,019	2,089
35-44 years	1,480	1,345	2,825
45-54 years	1,983	1,580	3,563
55-64 years	2,794	1,741	4,535
65-74 years	7,989	10,444	18,433
75-84 years	3,968	5,051	9,019
85+ years	1,082	1,557	2,639
Race	20,768	23,072	43,840
White	10,925	14,422	25,347
Black	1,237	1,218	2,455
American Indian/Alaskan	122	156	278
Other	3,371	5,490	8,861
Unknown	5,113	1,786	6,899
Other race includes Asian, native Hawaiian/Pacific Islander, or other.			
Ethnicity	20,768	23,072	43,840
Hispanic	5,256	5,522	10,778
Non-Hispanic	6,181	11,743	17,924
Unknown	9,331	5,807	15,138
Gender	20,768	23,072	43,840
Female	12,400	13,629	26,029
Male	8,232	9,421	17,653
Unknown	136	22	158



COVID-19: Palm Beach County vaccine summary

Vaccination data through Mar 10, 2021 as of Mar 11, 2021 at 12:05 AM

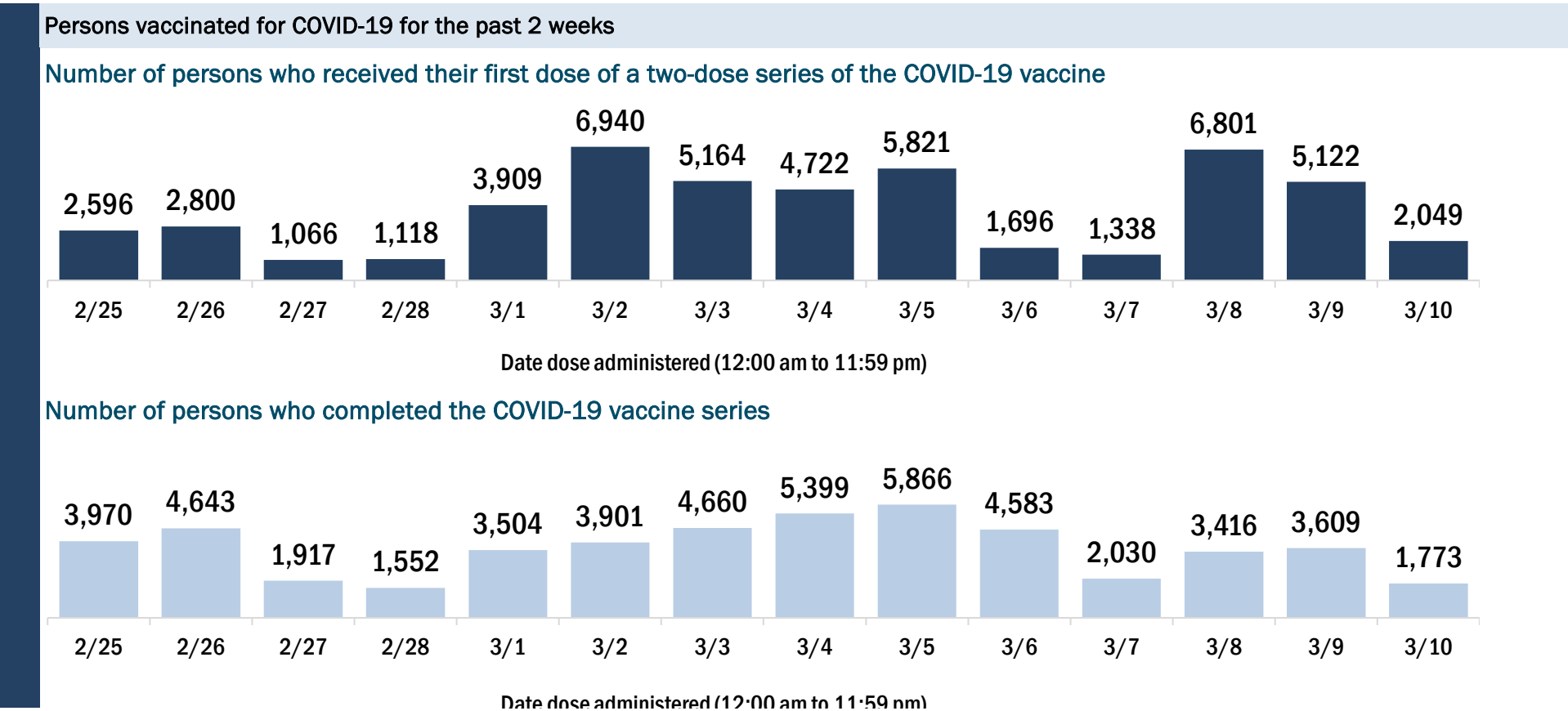
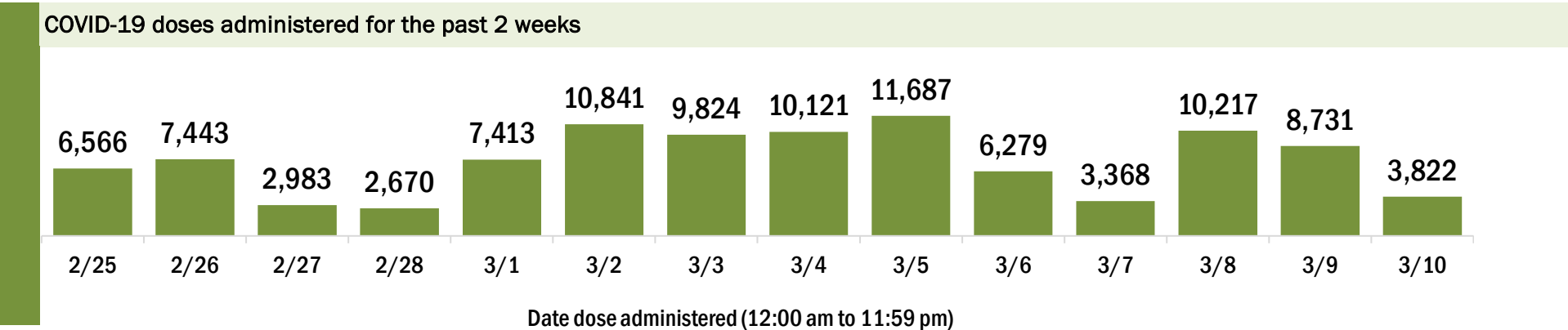
Data in this report are provisional and subject to change.

Data in this summary pertain to COVID-19 vaccines approved by the U.S. Food and Drug Administration and have been issued an Emergency Use Authorization (Janssen COVID-19 Vaccine, Moderna COVID-19 Vaccine and Pfizer-BioNTech COVID-19 Vaccine). These data summarize the number of people who have received either their first dose or have completed the series for a COVID-19 vaccine. **A person can only be counted in one category, first dose or series complete.** For persons receiving Moderna or Pfizer vaccines, once they receive their second dose, they are moved from the first dose column to the series completed column. **Because of this, the total first dose category may show a change from report to report not matching the total receiving their first dose from the previous day.** Persons receiving Johnson & Johnson vaccines will always be counted in the series completed column.

COVID-19 doses for vaccinated persons in Florida	
Doses administered	528,793
People receiving one dose of a 1-dose series (Johnson & Johnson) or receiving only one dose of a 2-dose series (Moderna, Pfizer) count once. Persons receiving both doses of a 2-dose series count twice.	

Current status of persons vaccinated for COVID-19 in Florida	
Total people vaccinated	322,788
First dose	115,326
Series completed	207,462
Completed 1-dose series	1,457
Completed 2-dose series	206,005
First dose: current number of people who have only received their first dose of the Moderna or Pfizer vaccine.	
Series complete: current number of people who have received both Moderna or Pfizer vaccine doses or one Johnson & Johnson dose and are considered fully immunized.	

Demographic summary	First dose	Series complete	Total people vaccinated
Age group	115,326	207,462	322,788
16-24 years	1,464	1,453	2,917
25-34 years	3,751	4,984	8,735
35-44 years	5,394	6,990	12,384
45-54 years	8,670	9,578	18,248
55-64 years	17,080	14,664	31,744
65-74 years	39,989	83,677	123,666
75-84 years	27,158	61,267	88,425
85+ years	11,820	24,849	36,669
Race	115,326	207,462	322,788
White	74,510	143,064	217,574
Black	6,143	7,859	14,002
American Indian/Alaskan	401	560	961
Other	8,742	18,872	27,614
Unknown	25,530	37,107	62,637
Other race includes Asian, native Hawaiian/Pacific Islander, or other.			
Ethnicity	115,326	207,462	322,788
Hispanic	8,619	9,305	17,924
Non-Hispanic	54,797	120,534	175,331
Unknown	51,910	77,623	129,533
Gender	115,326	207,462	322,788
Female	67,230	120,943	188,173
Male	47,701	86,453	134,154
Unknown	395	66	461



COVID-19: Pasco County vaccine summary

Vaccination data through Mar 10, 2021 as of Mar 11, 2021 at 12:05 AM

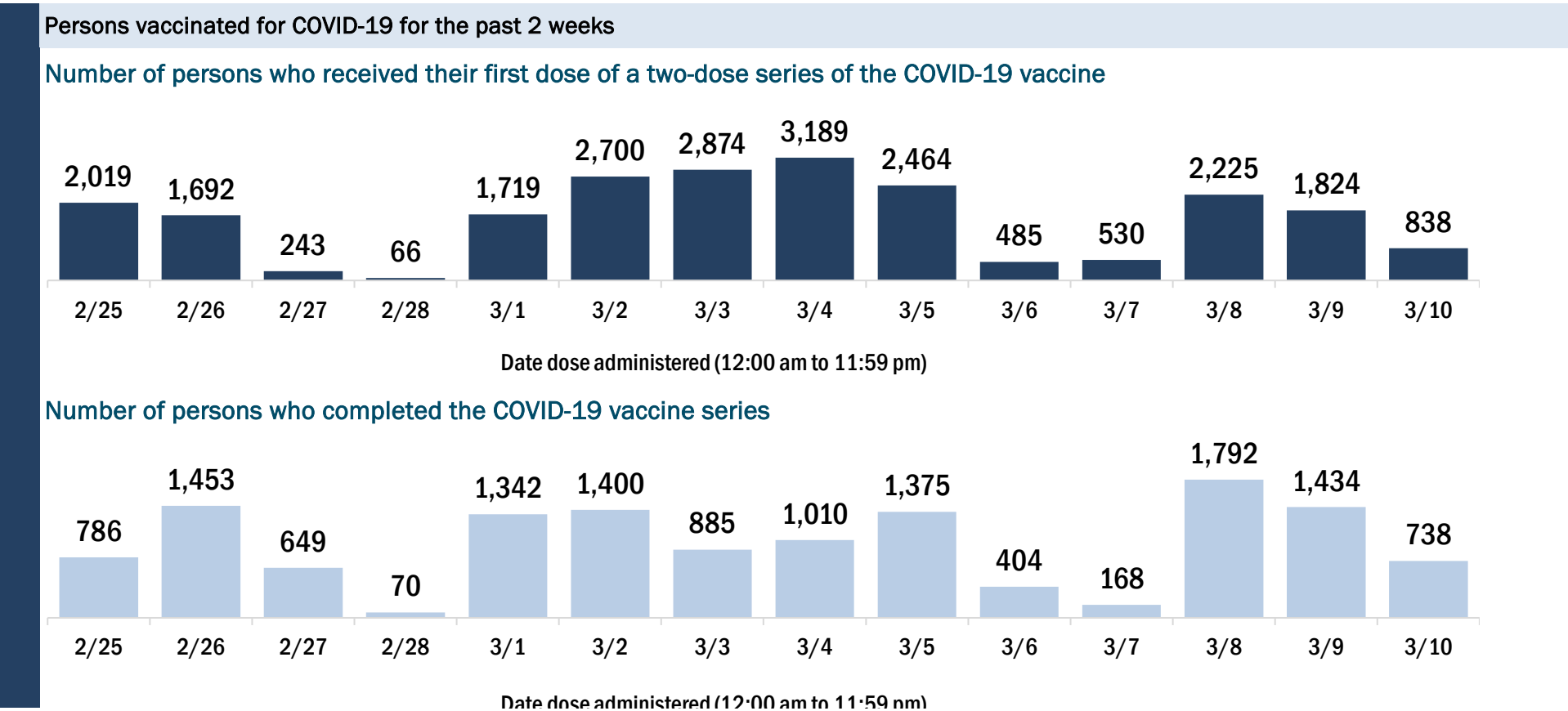
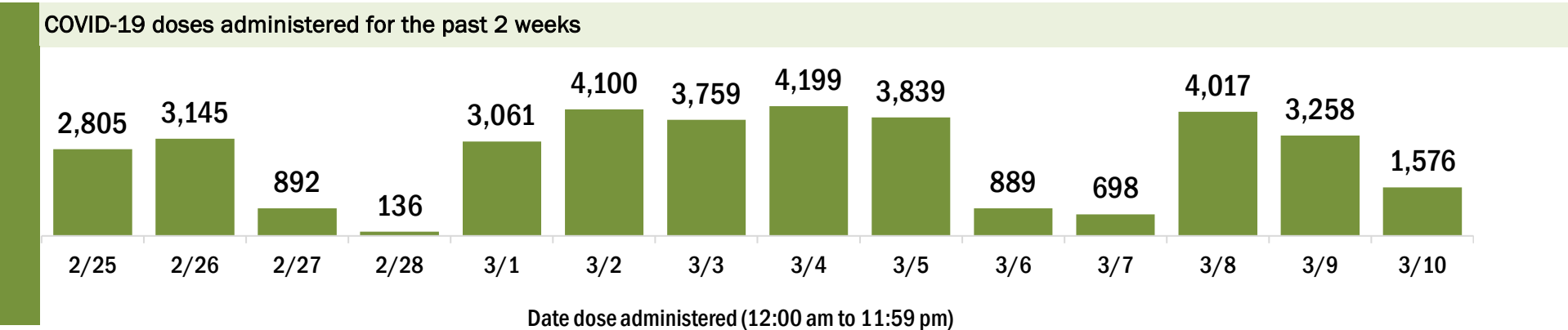
Data in this report are provisional and subject to change.

Data in this summary pertain to COVID-19 vaccines approved by the U.S. Food and Drug Administration and have been issued an Emergency Use Authorization (Janssen COVID-19 Vaccine, Moderna COVID-19 Vaccine and Pfizer-BioNTech COVID-19 Vaccine). These data summarize the number of people who have received either their first dose or have completed the series for a COVID-19 vaccine. **A person can only be counted in one category, first dose or series complete.** For persons receiving Moderna or Pfizer vaccines, once they receive their second dose, they are moved from the first dose column to the series completed column. **Because of this, the total first dose category may show a change from report to report not matching the total receiving their first dose from the previous day.** Persons receiving Johnson & Johnson vaccines will always be counted in the series completed column.

COVID-19 doses for vaccinated persons in Florida	
Doses administered	128,102
People receiving one dose of a 1-dose series (Johnson & Johnson) or receiving only one dose of a 2-dose series (Moderna, Pfizer) count once. Persons receiving both doses of a 2-dose series count twice.	

Current status of persons vaccinated for COVID-19 in Florida	
Total people vaccinated	87,121
First dose	45,434
Series completed	41,687
Completed 1-dose series	706
Completed 2-dose series	40,981
First dose: current number of people who have only received their first dose of the Moderna or Pfizer vaccine.	
Series complete: current number of people who have received both Moderna or Pfizer vaccine doses or one Johnson & Johnson dose and are considered fully immunized.	

Demographic summary	First dose	Series complete	Total people vaccinated
Age group	45,434	41,687	87,121
16-24 years	508	587	1,095
25-34 years	1,031	1,887	2,918
35-44 years	1,811	2,671	4,482
45-54 years	2,266	3,300	5,566
55-64 years	3,329	3,814	7,143
65-74 years	19,759	16,431	36,190
75-84 years	13,085	9,660	22,745
85+ years	3,645	3,337	6,982
Race	45,434	41,687	87,121
White	34,925	30,696	65,621
Black	1,027	1,036	2,063
American Indian/Alaskan	152	122	274
Other	3,265	5,590	8,855
Unknown	6,065	4,243	10,308
Other race includes Asian, native Hawaiian/Pacific Islander, or other.			
Ethnicity	45,434	41,687	87,121
Hispanic	1,733	1,763	3,496
Non-Hispanic	26,077	24,037	50,114
Unknown	17,624	15,887	33,511
Gender	45,434	41,687	87,121
Female	26,647	24,970	51,617
Male	18,655	16,667	35,322
Unknown	132	50	182



COVID-19: Pinellas County vaccine summary

Vaccination data through Mar 10, 2021 as of Mar 11, 2021 at 12:05 AM

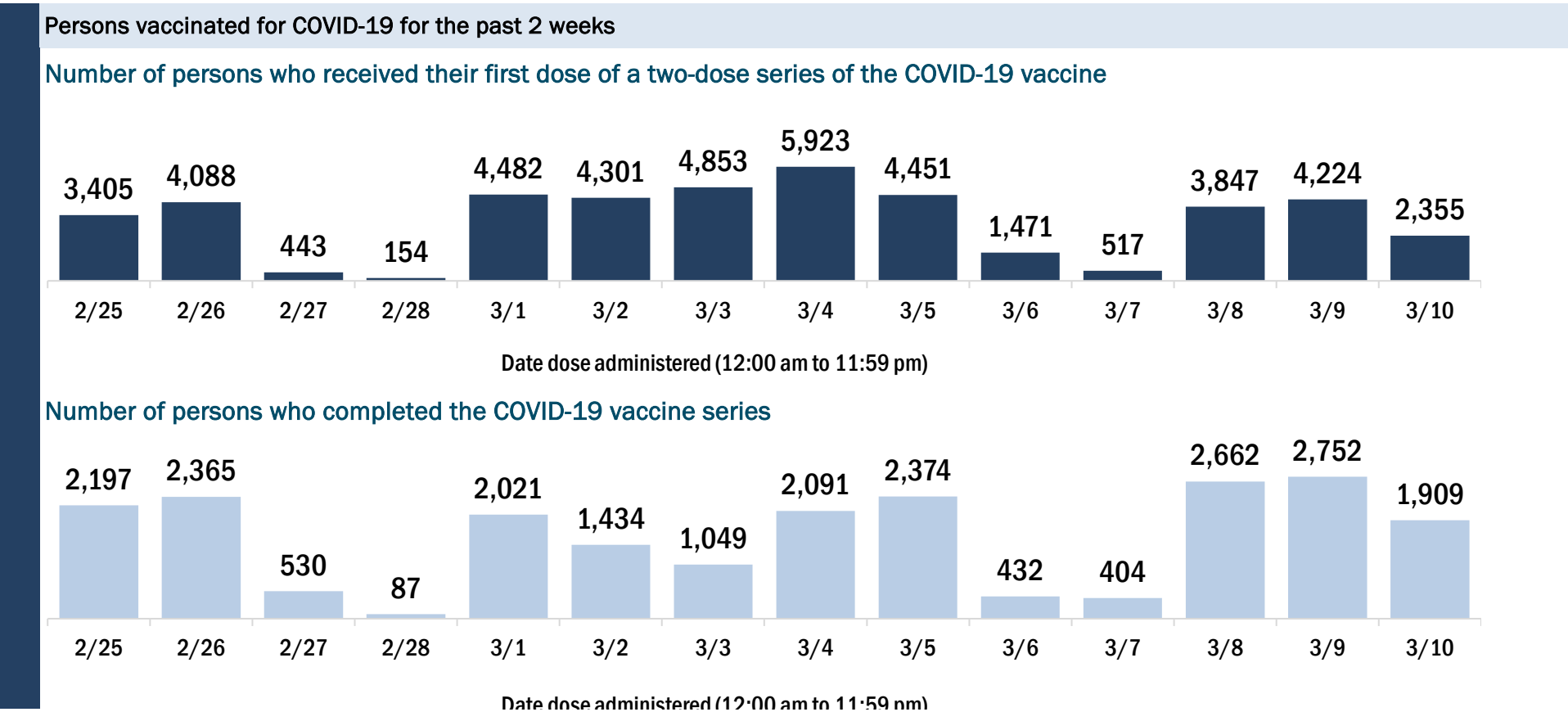
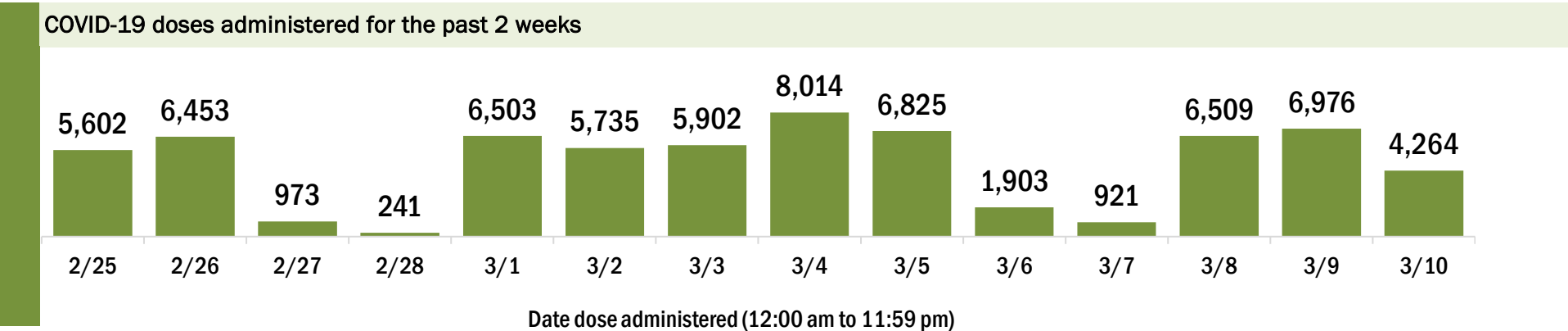
Data in this report are provisional and subject to change.

Data in this summary pertain to COVID-19 vaccines approved by the U.S. Food and Drug Administration and have been issued an Emergency Use Authorization (Janssen COVID-19 Vaccine, Moderna COVID-19 Vaccine and Pfizer-BioNTech COVID-19 Vaccine). These data summarize the number of people who have received either their first dose or have completed the series for a COVID-19 vaccine. **A person can only be counted in one category, first dose or series complete.** For persons receiving Moderna or Pfizer vaccines, once they receive their second dose, they are moved from the first dose column to the series completed column. **Because of this, the total first dose category may show a change from report to report not matching the total receiving their first dose from the previous day.** Persons receiving Johnson & Johnson vaccines will always be counted in the series completed column.

COVID-19 doses for vaccinated persons in Florida	
Doses administered	280,843
People receiving one dose of a 1-dose series (Johnson & Johnson) or receiving only one dose of a 2-dose series (Moderna, Pfizer) count once. Persons receiving both doses of a 2-dose series count twice.	

Current status of persons vaccinated for COVID-19 in Florida	
Total people vaccinated	185,535
First dose	88,787
Series completed	96,748
Completed 1-dose series	1,440
Completed 2-dose series	95,308
First dose: current number of people who have only received their first dose of the Moderna or Pfizer vaccine.	
Series complete: current number of people who have received both Moderna or Pfizer vaccine doses or one Johnson & Johnson dose and are considered fully immunized.	

Demographic summary	First dose	Series complete	Total people vaccinated
Age group	88,787	96,748	185,535
16-24 years	908	1,049	1,957
25-34 years	2,402	4,711	7,113
35-44 years	3,224	5,630	8,854
45-54 years	4,712	6,816	11,528
55-64 years	9,568	9,884	19,452
65-74 years	38,653	39,546	78,199
75-84 years	21,750	19,889	41,639
85+ years	7,570	9,223	16,793
Race	88,787	96,748	185,535
White	63,472	71,386	134,858
Black	4,064	3,453	7,517
American Indian/Alaskan	181	195	376
Other	5,640	9,878	15,518
Unknown	15,430	11,836	27,266
Other race includes Asian, native Hawaiian/Pacific Islander, or other.			
Ethnicity	88,787	96,748	185,535
Hispanic	1,842	2,877	4,719
Non-Hispanic	46,214	53,226	99,440
Unknown	40,731	40,645	81,376
Gender	88,787	96,748	185,535
Female	51,926	57,912	109,838
Male	36,511	38,632	75,143
Unknown	350	204	554



COVID-19: Polk County vaccine summary

Vaccination data through Mar 10, 2021 as of Mar 11, 2021 at 12:05 AM

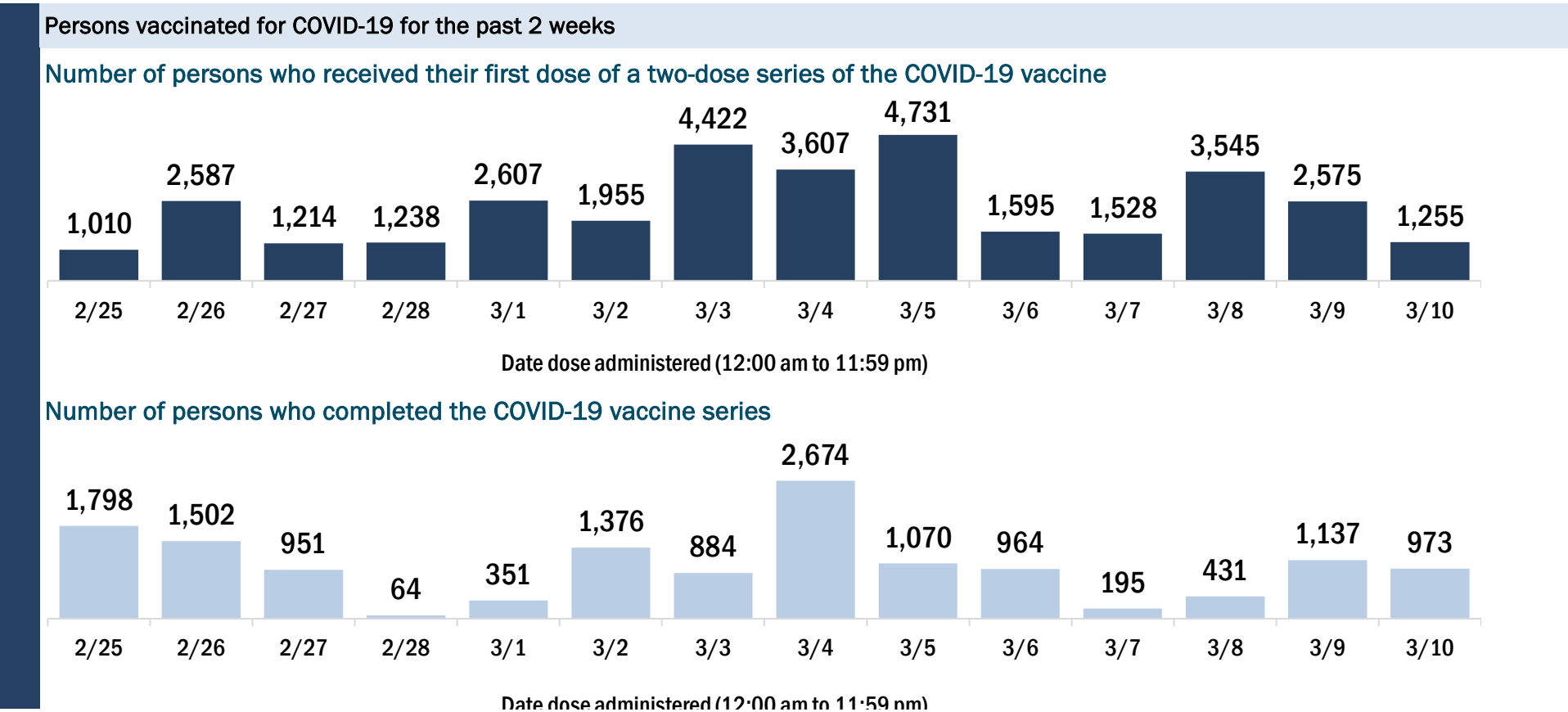
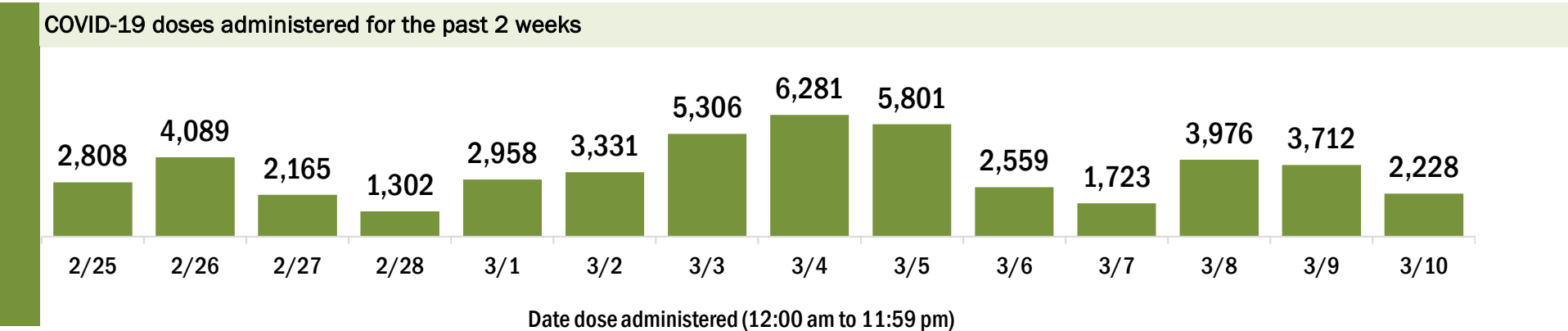
Data in this report are provisional and subject to change.

Data in this summary pertain to COVID-19 vaccines approved by the U.S. Food and Drug Administration and have been issued an Emergency Use Authorization (Janssen COVID-19 Vaccine, Moderna COVID-19 Vaccine and Pfizer-BioNTech COVID-19 Vaccine). These data summarize the number of people who have received either their first dose or have completed the series for a COVID-19 vaccine. **A person can only be counted in one category, first dose or series complete.** For persons receiving Moderna or Pfizer vaccines, once they receive their second dose, they are moved from the first dose column to the series completed column. **Because of this, the total first dose category may show a change from report to report not matching the total receiving their first dose from the previous day.** Persons receiving Johnson & Johnson vaccines will always be counted in the series completed column.

COVID-19 doses for vaccinated persons in Florida	
Doses administered	147,428
People receiving one dose of a 1-dose series (Johnson & Johnson) or receiving only one dose of a 2-dose series (Moderna, Pfizer) count once. Persons receiving both doses of a 2-dose series count twice.	

Current status of persons vaccinated for COVID-19 in Florida	
Total people vaccinated	101,358
First dose	54,720
Series completed	46,638
Completed 1-dose series	568
Completed 2-dose series	46,070
First dose: current number of people who have only received their first dose of the Moderna or Pfizer vaccine.	
Series complete: current number of people who have received both Moderna or Pfizer vaccine doses or one Johnson & Johnson dose and are considered fully immunized.	

Demographic summary	First dose	Series complete	Total people vaccinated
Age group	54,720	46,638	101,358
16-24 years	533	475	1,008
25-34 years	1,401	1,692	3,093
35-44 years	2,123	2,312	4,435
45-54 years	2,857	2,959	5,816
55-64 years	5,687	3,717	9,404
65-74 years	22,891	19,912	42,803
75-84 years	14,841	11,951	26,792
85+ years	4,387	3,620	8,007
Race	54,720	46,638	101,358
White	39,058	34,127	73,185
Black	3,054	2,776	5,830
American Indian/Alaskan	278	260	538
Other	3,094	4,185	7,279
Unknown	9,236	5,290	14,526
Other race includes Asian, native Hawaiian/Pacific Islander, or other.			
Ethnicity	54,720	46,638	101,358
Hispanic	3,139	2,618	5,757
Non-Hispanic	28,938	27,067	56,005
Unknown	22,643	16,953	39,596
Gender	54,720	46,638	101,358
Female	30,985	27,296	58,281
Male	23,507	19,328	42,835
Unknown	228	14	242



COVID-19: Putnam County vaccine summary

Vaccination data through Mar 10, 2021 as of Mar 11, 2021 at 12:05 AM

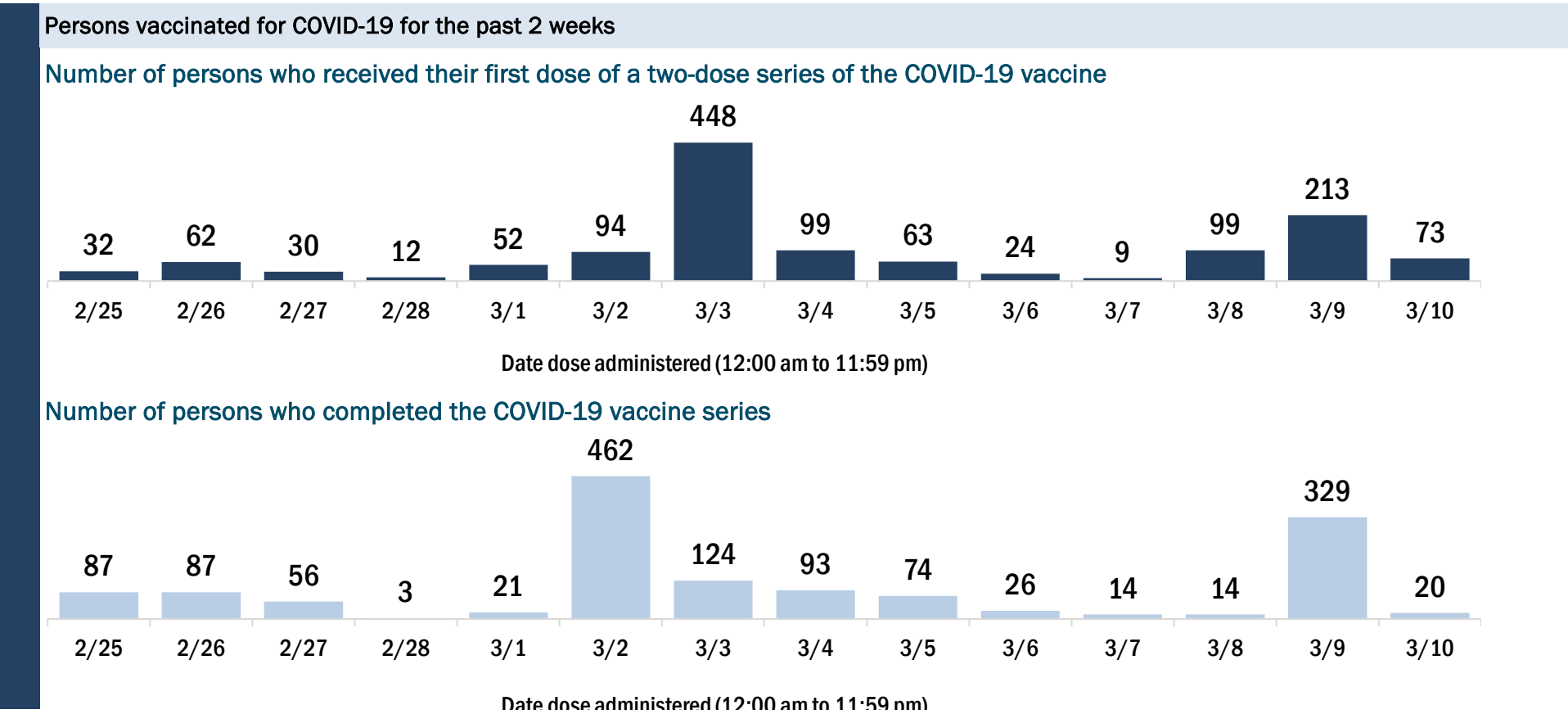
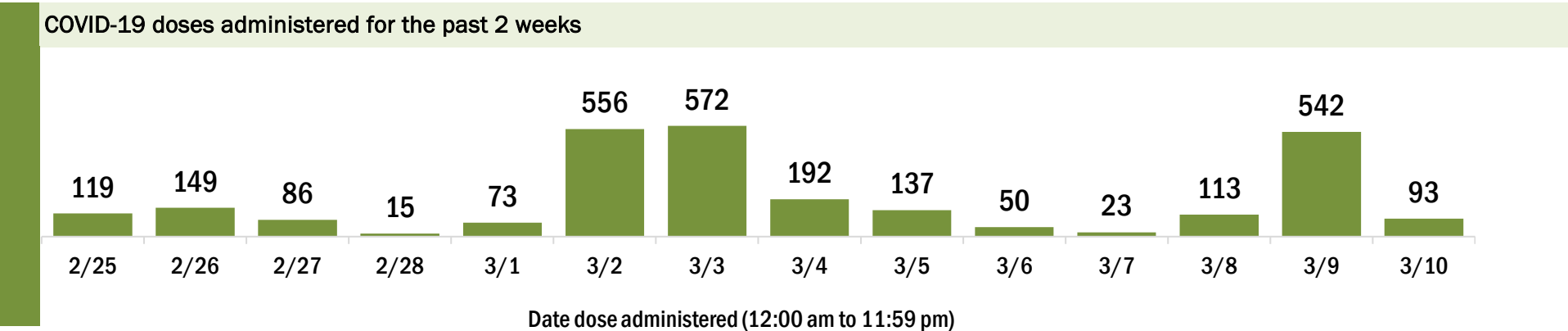
Data in this report are provisional and subject to change.

Data in this summary pertain to COVID-19 vaccines approved by the U.S. Food and Drug Administration and have been issued an Emergency Use Authorization (Janssen COVID-19 Vaccine, Moderna COVID-19 Vaccine and Pfizer-BioNTech COVID-19 Vaccine). These data summarize the number of people who have received either their first dose or have completed the series for a COVID-19 vaccine. **A person can only be counted in one category, first dose or series complete.** For persons receiving Moderna or Pfizer vaccines, once they receive their second dose, they are moved from the first dose column to the series completed column. **Because of this, the total first dose category may show a change from report to report not matching the total receiving their first dose from the previous day.** Persons receiving Johnson & Johnson vaccines will always be counted in the series completed column.

COVID-19 doses for vaccinated persons in Florida	
Doses administered	14,733
People receiving one dose of a 1-dose series (Johnson & Johnson) or receiving only one dose of a 2-dose series (Moderna, Pfizer) count once. Persons receiving both doses of a 2-dose series count twice.	

Current status of persons vaccinated for COVID-19 in Florida	
Total people vaccinated	9,412
First dose	4,065
Series completed	5,347
Completed 1-dose series	26
Completed 2-dose series	5,321
First dose: current number of people who have only received their first dose of the Moderna or Pfizer vaccine.	
Series complete: current number of people who have received both Moderna or Pfizer vaccine doses or one Johnson & Johnson dose and are considered fully immunized.	

Demographic summary	First dose	Series complete	Total people vaccinated
Age group	4,065	5,347	9,412
16-24 years	24	47	71
25-34 years	72	115	187
35-44 years	92	167	259
45-54 years	201	233	434
55-64 years	483	432	915
65-74 years	1,841	2,455	4,296
75-84 years	1,023	1,437	2,460
85+ years	329	461	790
Race	4,065	5,347	9,412
White	3,159	4,182	7,341
Black	354	304	658
American Indian/Alaskan	40	32	72
Other	284	406	690
Unknown	228	423	651
Other race includes Asian, native Hawaiian/Pacific Islander, or other.			
Ethnicity	4,065	5,347	9,412
Hispanic	125	104	229
Non-Hispanic	2,995	3,772	6,767
Unknown	945	1,471	2,416
Gender	4,065	5,347	9,412
Female	2,298	3,056	5,354
Male	1,762	2,290	4,052
Unknown	5	1	6



COVID-19: Santa Rosa County vaccine summary

Vaccination data through Mar 10, 2021 as of Mar 11, 2021 at 12:05 AM

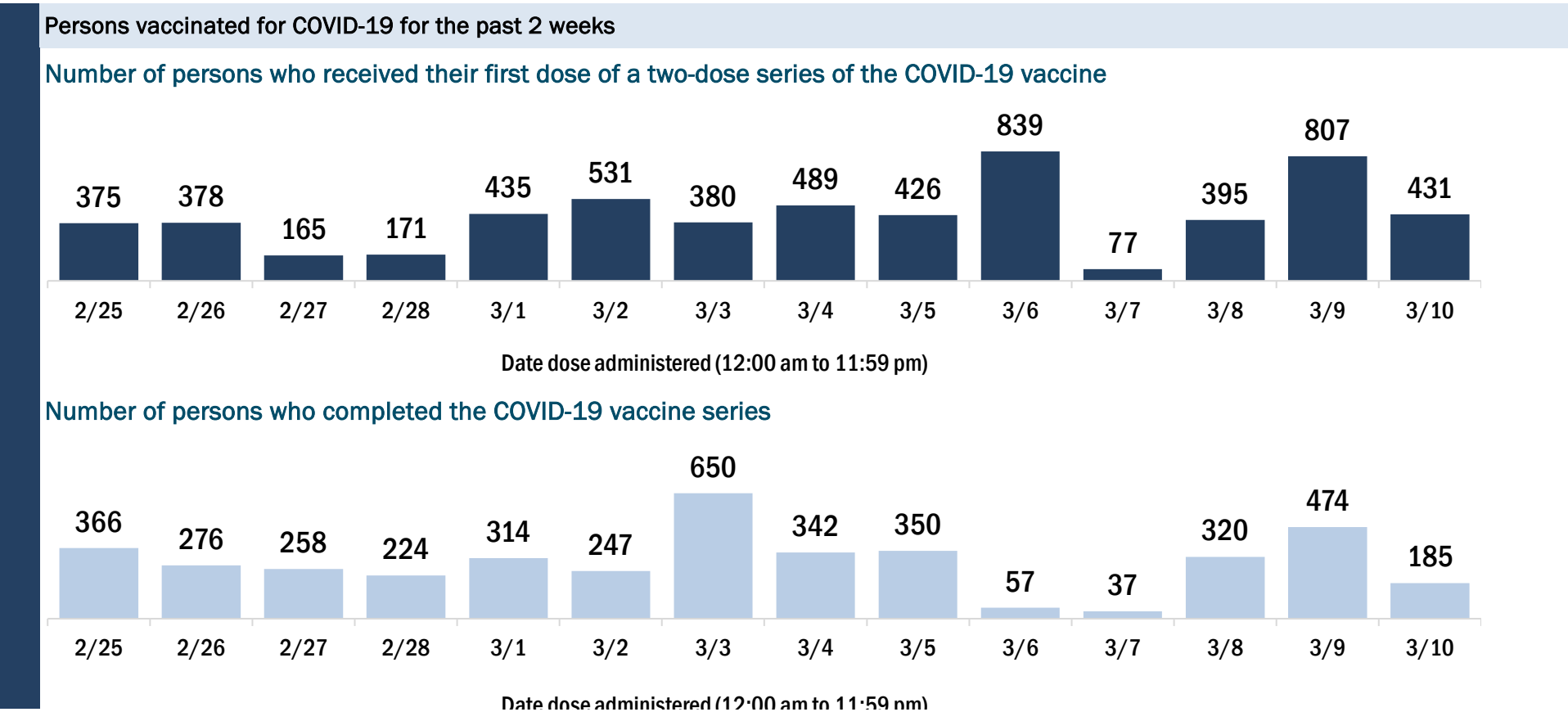
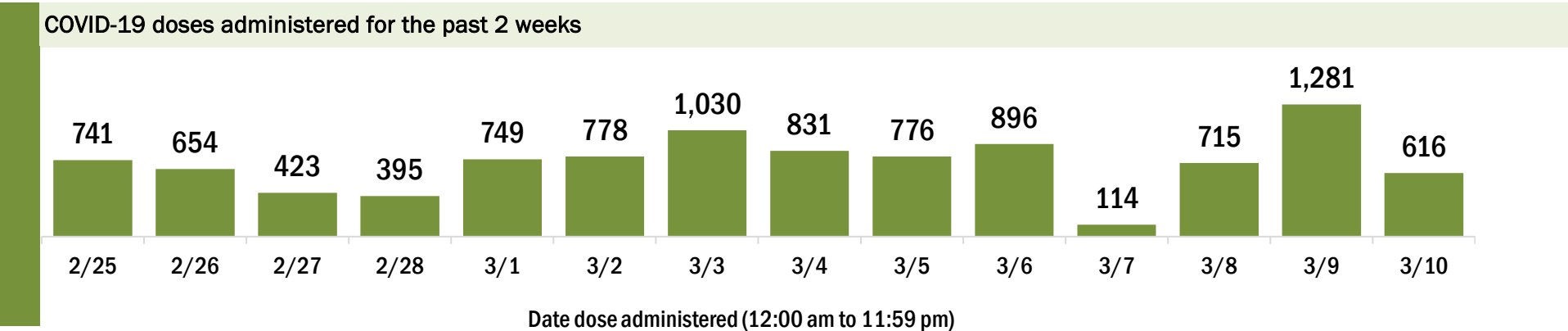
Data in this report are provisional and subject to change.

Data in this summary pertain to COVID-19 vaccines approved by the U.S. Food and Drug Administration and have been issued an Emergency Use Authorization (Janssen COVID-19 Vaccine, Moderna COVID-19 Vaccine and Pfizer-BioNTech COVID-19 Vaccine). These data summarize the number of people who have received either their first dose or have completed the series for a COVID-19 vaccine. **A person can only be counted in one category, first dose or series complete.** For persons receiving Moderna or Pfizer vaccines, once they receive their second dose, they are moved from the first dose column to the series completed column. **Because of this, the total first dose category may show a change from report to report not matching the total receiving their first dose from the previous day.** Persons receiving Johnson & Johnson vaccines will always be counted in the series completed column.

COVID-19 doses for vaccinated persons in Florida	
Doses administered	48,007
People receiving one dose of a 1-dose series (Johnson & Johnson) or receiving only one dose of a 2-dose series (Moderna, Pfizer) count once. Persons receiving both doses of a 2-dose series count twice.	

Current status of persons vaccinated for COVID-19 in Florida	
Total people vaccinated	30,874
First dose	13,638
Series completed	17,236
Completed 1-dose series	103
Completed 2-dose series	17,133
First dose: current number of people who have only received their first dose of the Moderna or Pfizer vaccine.	
Series complete: current number of people who have received both Moderna or Pfizer vaccine doses or one Johnson & Johnson dose and are considered fully immunized.	

Demographic summary	First dose	Series complete	Total people vaccinated
Age group	13,638	17,236	30,874
16-24 years	216	208	424
25-34 years	551	646	1,197
35-44 years	844	976	1,820
45-54 years	1,373	1,144	2,517
55-64 years	2,303	1,574	3,877
65-74 years	5,113	7,613	12,726
75-84 years	2,528	3,924	6,452
85+ years	710	1,151	1,861
Race	13,638	17,236	30,874
White	9,405	12,898	22,303
Black	396	371	767
American Indian/Alaskan	90	93	183
Other	850	1,332	2,182
Unknown	2,897	2,542	5,439
Other race includes Asian, native Hawaiian/Pacific Islander, or other.			
Ethnicity	13,638	17,236	30,874
Hispanic	291	198	489
Non-Hispanic	7,934	9,948	17,882
Unknown	5,413	7,090	12,503
Gender	13,638	17,236	30,874
Female	7,898	9,904	17,802
Male	5,731	7,332	13,063
Unknown	9	0	9



COVID-19: Sarasota County vaccine summary

Vaccination data through Mar 10, 2021 as of Mar 11, 2021 at 12:05 AM

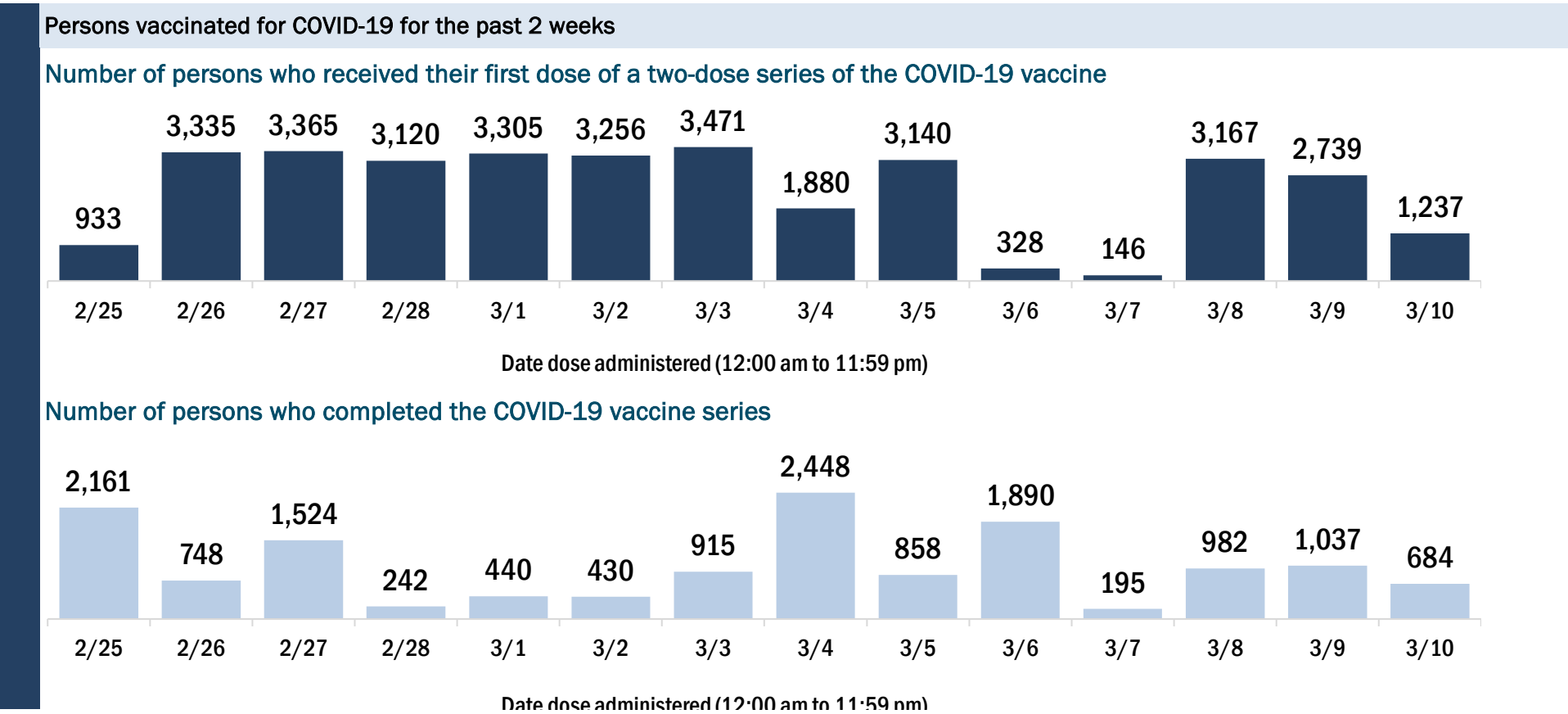
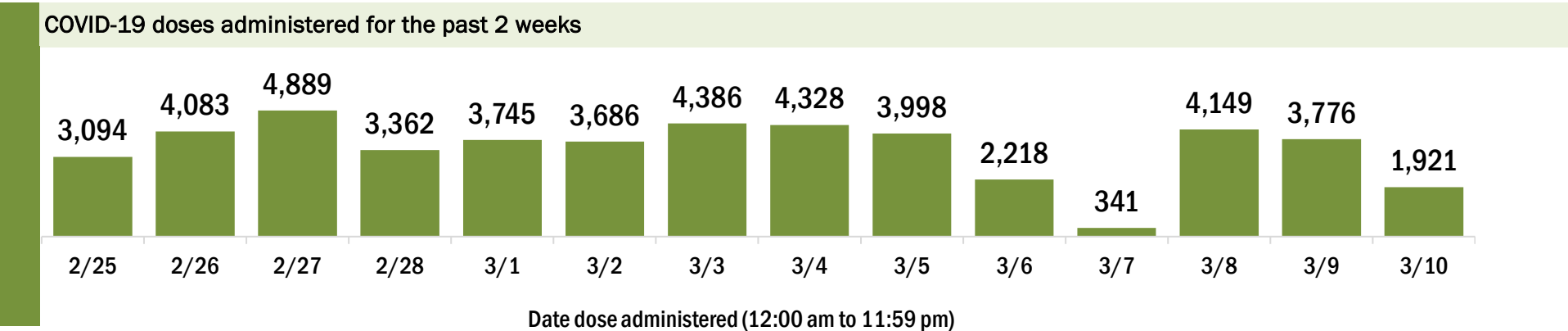
Data in this report are provisional and subject to change.

Data in this summary pertain to COVID-19 vaccines approved by the U.S. Food and Drug Administration and have been issued an Emergency Use Authorization (Janssen COVID-19 Vaccine, Moderna COVID-19 Vaccine and Pfizer-BioNTech COVID-19 Vaccine). These data summarize the number of people who have received either their first dose or have completed the series for a COVID-19 vaccine. **A person can only be counted in one category, first dose or series complete.** For persons receiving Moderna or Pfizer vaccines, once they receive their second dose, they are moved from the first dose column to the series completed column. **Because of this, the total first dose category may show a change from report to report not matching the total receiving their first dose from the previous day.** Persons receiving Johnson & Johnson vaccines will always be counted in the series completed column.

COVID-19 doses for vaccinated persons in Florida	
Doses administered	169,138
People receiving one dose of a 1-dose series (Johnson & Johnson) or receiving only one dose of a 2-dose series (Moderna, Pfizer) count once. Persons receiving both doses of a 2-dose series count twice.	

Current status of persons vaccinated for COVID-19 in Florida	
Total people vaccinated	117,793
First dose	65,954
Series completed	51,839
Completed 1-dose series	494
Completed 2-dose series	51,345
First dose: current number of people who have only received their first dose of the Moderna or Pfizer vaccine.	
Series complete: current number of people who have received both Moderna or Pfizer vaccine doses or one Johnson & Johnson dose and are considered fully immunized.	

Demographic summary	First dose	Series complete	Total people vaccinated
Age group	65,954	51,839	117,793
16-24 years	345	512	857
25-34 years	645	1,640	2,285
35-44 years	870	2,123	2,993
45-54 years	1,415	3,094	4,509
55-64 years	3,441	4,676	8,117
65-74 years	31,468	21,503	52,971
75-84 years	21,654	12,227	33,881
85+ years	6,116	6,064	12,180
Race	65,954	51,839	117,793
White	53,861	38,272	92,133
Black	589	571	1,160
American Indian/Alaskan	173	264	437
Other	2,972	6,411	9,383
Unknown	8,359	6,321	14,680
Other race includes Asian, native Hawaiian/Pacific Islander, or other.			
Ethnicity	65,954	51,839	117,793
Hispanic	1,024	937	1,961
Non-Hispanic	43,158	31,930	75,088
Unknown	21,772	18,972	40,744
Gender	65,954	51,839	117,793
Female	36,623	30,396	67,019
Male	29,269	21,404	50,673
Unknown	62	39	101



COVID-19: Seminole County vaccine summary

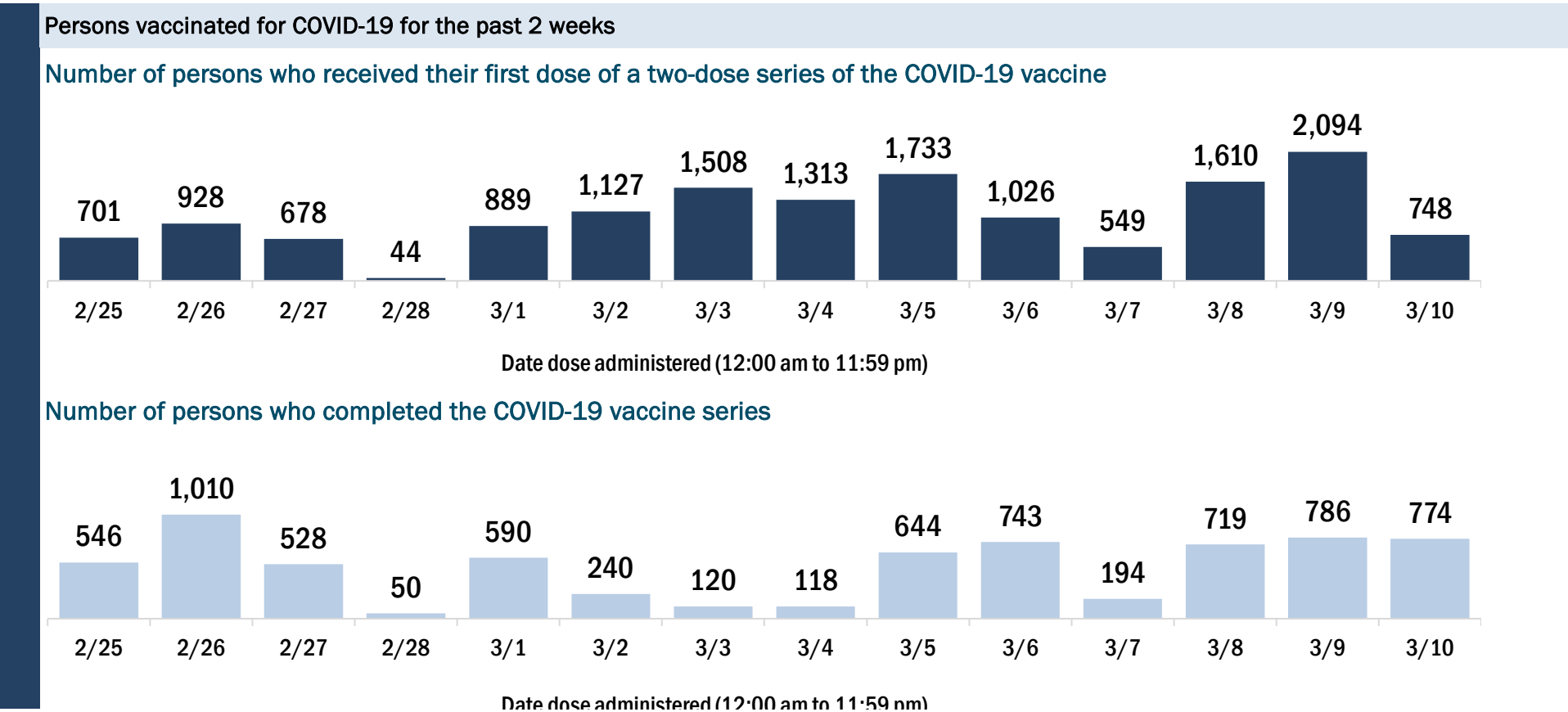
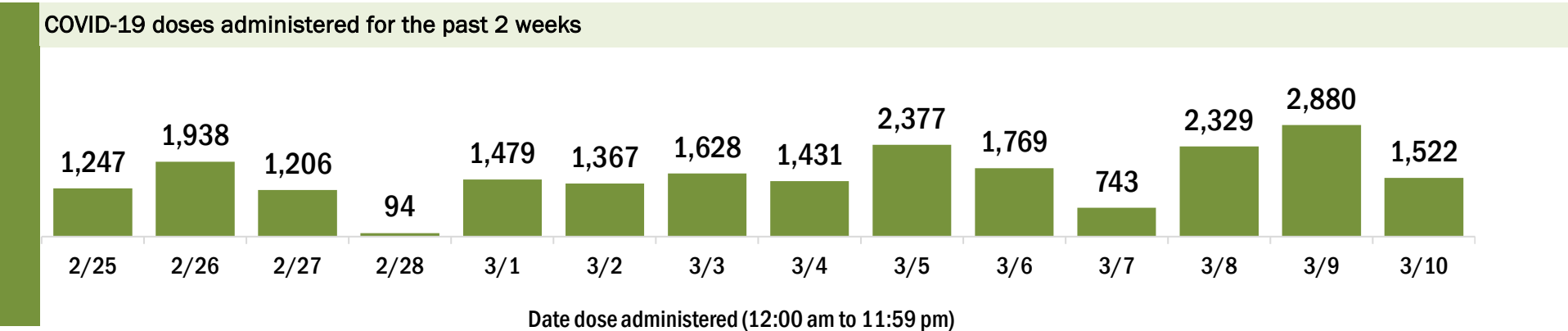
Vaccination data through Mar 10, 2021 as of Mar 11, 2021 at 12:05 AM

Data in this report are provisional and subject to change.

Data in this summary pertain to COVID-19 vaccines approved by the U.S. Food and Drug Administration and have been issued an Emergency Use Authorization (Janssen COVID-19 Vaccine, Moderna COVID-19 Vaccine and Pfizer-BioNTech COVID-19 Vaccine). These data summarize the number of people who have received either their first dose or have completed the series for a COVID-19 vaccine. **A person can only be counted in one category, first dose or series complete.** For persons receiving Moderna or Pfizer vaccines, once they receive their second dose, they are moved from the first dose column to the series completed column. **Because of this, the total first dose category may show a change from report to report not matching the total receiving their first dose from the previous day.** Persons receiving Johnson & Johnson vaccines will always be counted in the series completed column.

COVID-19 doses for vaccinated persons in Florida		Demographic summary			
Doses administered	111,899	First dose	Series complete	Total people vaccinated	
People receiving one dose of a 1-dose series (Johnson & Johnson) or receiving only one dose of a 2-dose series (Moderna, Pfizer) count once. Persons receiving both doses of a 2-dose series count twice.		Age group	26,836	43,044	69,880
		16-24 years	685	684	1,369
		25-34 years	1,712	2,051	3,763
		35-44 years	2,516	2,711	5,227
		45-54 years	3,346	2,973	6,319
		55-64 years	4,632	3,449	8,081
		65-74 years	8,216	18,290	26,506
		75-84 years	4,110	9,197	13,307
		85+ years	1,619	3,689	5,308
		Race	26,836	43,044	69,880
		White	17,294	32,050	49,344
		Black	2,031	2,201	4,232
		American Indian/Alaskan	138	265	403
		Other	3,498	6,973	10,471
		Unknown	3,875	1,555	5,430
		Other race includes Asian, native Hawaiian/Pacific Islander, or other.			
		Ethnicity	26,836	43,044	69,880
		Hispanic	2,514	3,419	5,933
		Non-Hispanic	13,261	28,087	41,348
		Unknown	11,061	11,538	22,599
		Gender	26,836	43,044	69,880
		Female	15,957	25,907	41,864
		Male	10,627	17,118	27,745
		Unknown	252	19	271

Current status of persons vaccinated for COVID-19 in Florida	
Total people vaccinated	69,880
First dose	26,836
Series completed	43,044
Completed 1-dose series	1,025
Completed 2-dose series	42,019
First dose: current number of people who have only received their first dose of the Moderna or Pfizer vaccine.	
Series complete: current number of people who have received both Moderna or Pfizer vaccine doses or one Johnson & Johnson dose and are considered fully immunized.	



COVID-19: St. Johns County vaccine summary

Vaccination data through Mar 10, 2021 as of Mar 11, 2021 at 12:05 AM

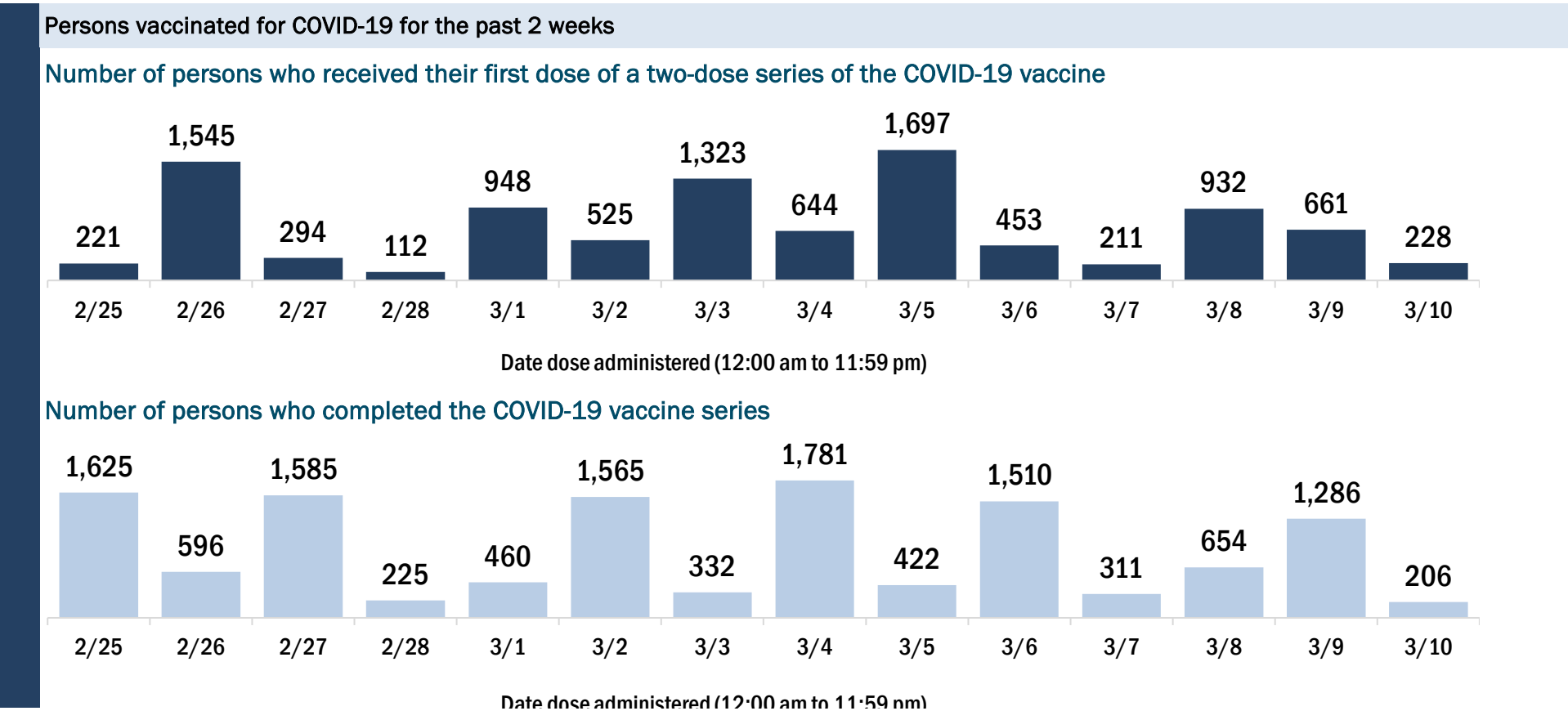
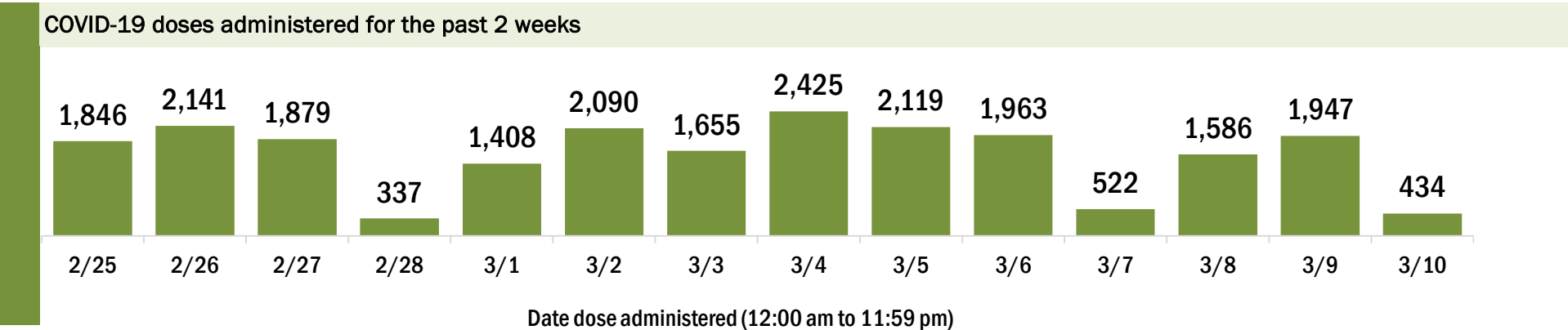
Data in this report are provisional and subject to change.

Data in this summary pertain to COVID-19 vaccines approved by the U.S. Food and Drug Administration and have been issued an Emergency Use Authorization (Janssen COVID-19 Vaccine, Moderna COVID-19 Vaccine and Pfizer-BioNTech COVID-19 Vaccine). These data summarize the number of people who have received either their first dose or have completed the series for a COVID-19 vaccine. **A person can only be counted in one category, first dose or series complete.** For persons receiving Moderna or Pfizer vaccines, once they receive their second dose, they are moved from the first dose column to the series completed column. **Because of this, the total first dose category may show a change from report to report not matching the total receiving their first dose from the previous day.** Persons receiving Johnson & Johnson vaccines will always be counted in the series completed column.

COVID-19 doses for vaccinated persons in Florida	
Doses administered	112,422
People receiving one dose of a 1-dose series (Johnson & Johnson) or receiving only one dose of a 2-dose series (Moderna, Pfizer) count once. Persons receiving both doses of a 2-dose series count twice.	

Current status of persons vaccinated for COVID-19 in Florida	
Total people vaccinated	66,655
First dose	20,224
Series completed	46,431
Completed 1-dose series	664
Completed 2-dose series	45,767
First dose: current number of people who have only received their first dose of the Moderna or Pfizer vaccine.	
Series complete: current number of people who have received both Moderna or Pfizer vaccine doses or one Johnson & Johnson dose and are considered fully immunized.	

Demographic summary	First dose	Series complete	Total people vaccinated
Age group	20,224	46,431	66,655
16-24 years	501	478	979
25-34 years	771	1,488	2,259
35-44 years	1,819	3,049	4,868
45-54 years	2,464	2,966	5,430
55-64 years	4,512	3,846	8,358
65-74 years	6,166	21,074	27,240
75-84 years	2,993	10,564	13,557
85+ years	998	2,966	3,964
Race	20,224	46,431	66,655
White	14,895	34,187	49,082
Black	687	1,157	1,844
American Indian/Alaskan	109	131	240
Other	1,653	4,904	6,557
Unknown	2,880	6,052	8,932
Other race includes Asian, native Hawaiian/Pacific Islander, or other.			
Ethnicity	20,224	46,431	66,655
Hispanic	755	1,023	1,778
Non-Hispanic	12,849	28,642	41,491
Unknown	6,620	16,766	23,386
Gender	20,224	46,431	66,655
Female	11,757	26,062	37,819
Male	8,447	20,358	28,805
Unknown	20	11	31



COVID-19: St. Lucie County vaccine summary

Vaccination data through Mar 10, 2021 as of Mar 11, 2021 at 12:05 AM

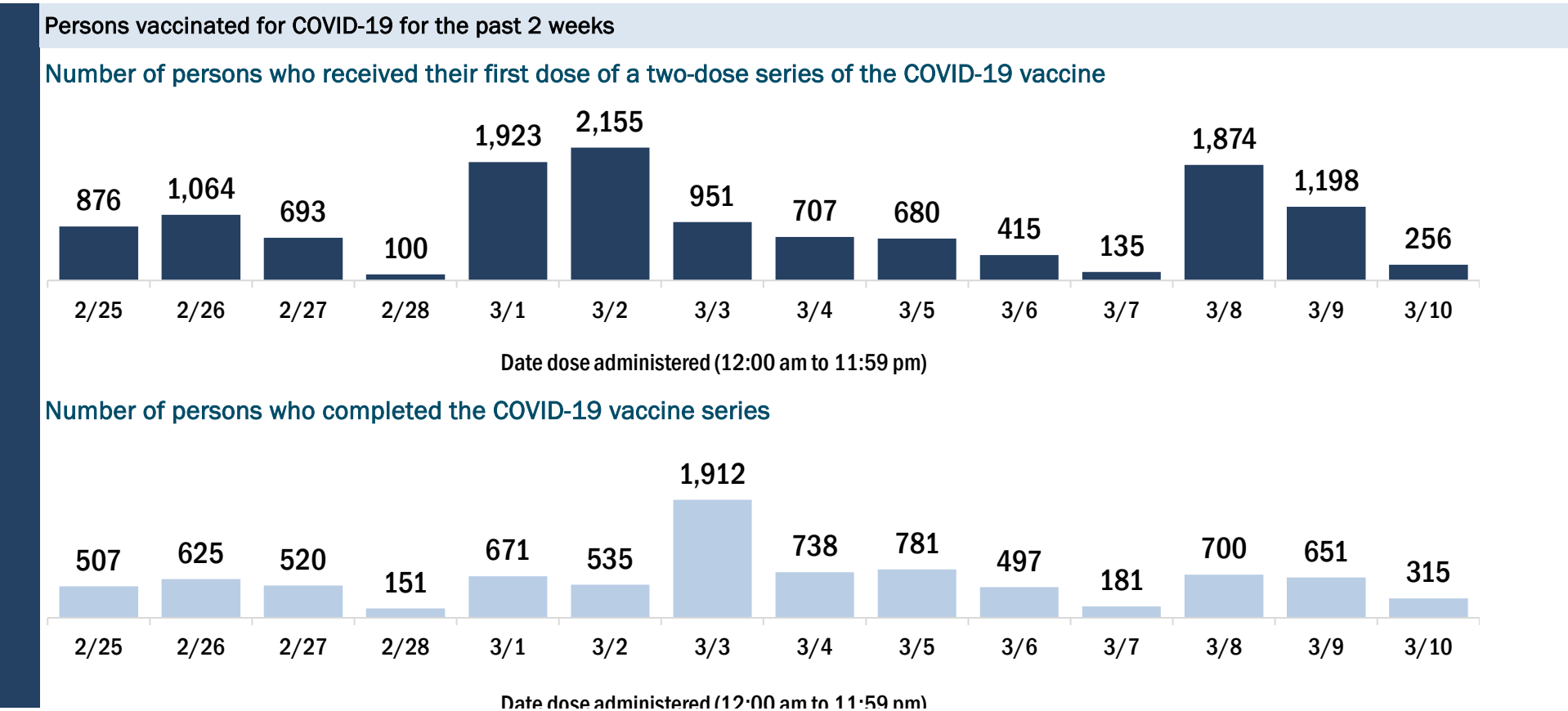
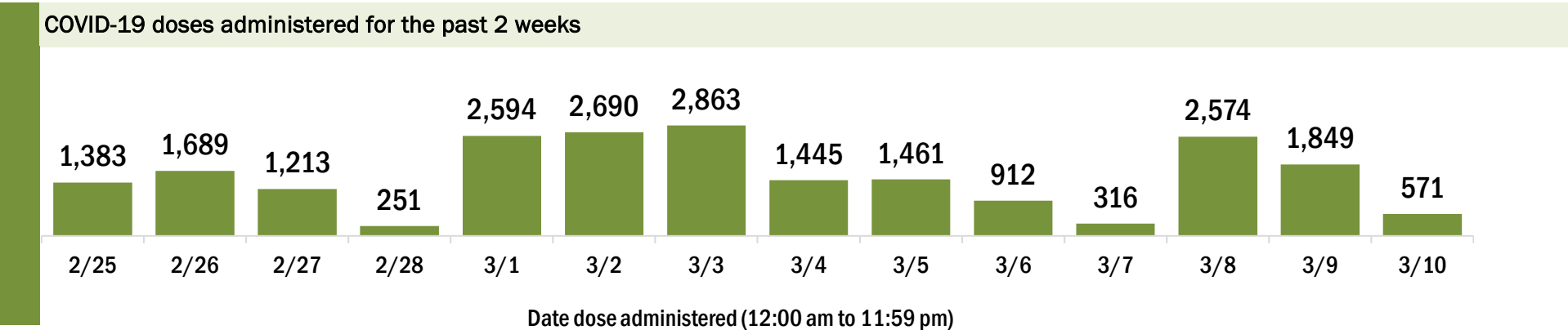
Data in this report are provisional and subject to change.

Data in this summary pertain to COVID-19 vaccines approved by the U.S. Food and Drug Administration and have been issued an Emergency Use Authorization (Janssen COVID-19 Vaccine, Moderna COVID-19 Vaccine and Pfizer-BioNTech COVID-19 Vaccine). These data summarize the number of people who have received either their first dose or have completed the series for a COVID-19 vaccine. **A person can only be counted in one category, first dose or series complete.** For persons receiving Moderna or Pfizer vaccines, once they receive their second dose, they are moved from the first dose column to the series completed column. **Because of this, the total first dose category may show a change from report to report not matching the total receiving their first dose from the previous day.** Persons receiving Johnson & Johnson vaccines will always be counted in the series completed column.

COVID-19 doses for vaccinated persons in Florida	
Doses administered	91,533
People receiving one dose of a 1-dose series (Johnson & Johnson) or receiving only one dose of a 2-dose series (Moderna, Pfizer) count once. Persons receiving both doses of a 2-dose series count twice.	

Current status of persons vaccinated for COVID-19 in Florida	
Total people vaccinated	60,038
First dose	28,353
Series completed	31,685
Completed 1-dose series	190
Completed 2-dose series	31,495
First dose: current number of people who have only received their first dose of the Moderna or Pfizer vaccine.	
Series complete: current number of people who have received both Moderna or Pfizer vaccine doses or one Johnson & Johnson dose and are considered fully immunized.	

Demographic summary	First dose	Series complete	Total people vaccinated
Age group	28,353	31,685	60,038
16-24 years	219	267	486
25-34 years	520	757	1,277
35-44 years	827	1,158	1,985
45-54 years	1,522	1,664	3,186
55-64 years	3,356	2,469	5,825
65-74 years	12,127	14,441	26,568
75-84 years	7,476	8,339	15,815
85+ years	2,306	2,590	4,896
Race	28,353	31,685	60,038
White	18,898	22,009	40,907
Black	2,784	1,945	4,729
American Indian/Alaskan	179	128	307
Other	1,879	3,412	5,291
Unknown	4,613	4,191	8,804
Other race includes Asian, native Hawaiian/Pacific Islander, or other.			
Ethnicity	28,353	31,685	60,038
Hispanic	2,022	1,450	3,472
Non-Hispanic	15,671	18,426	34,097
Unknown	10,660	11,809	22,469
Gender	28,353	31,685	60,038
Female	16,136	18,292	34,428
Male	12,150	13,385	25,535
Unknown	67	8	75



COVID-19: Sumter County vaccine summary

Vaccination data through Mar 10, 2021 as of Mar 11, 2021 at 12:05 AM

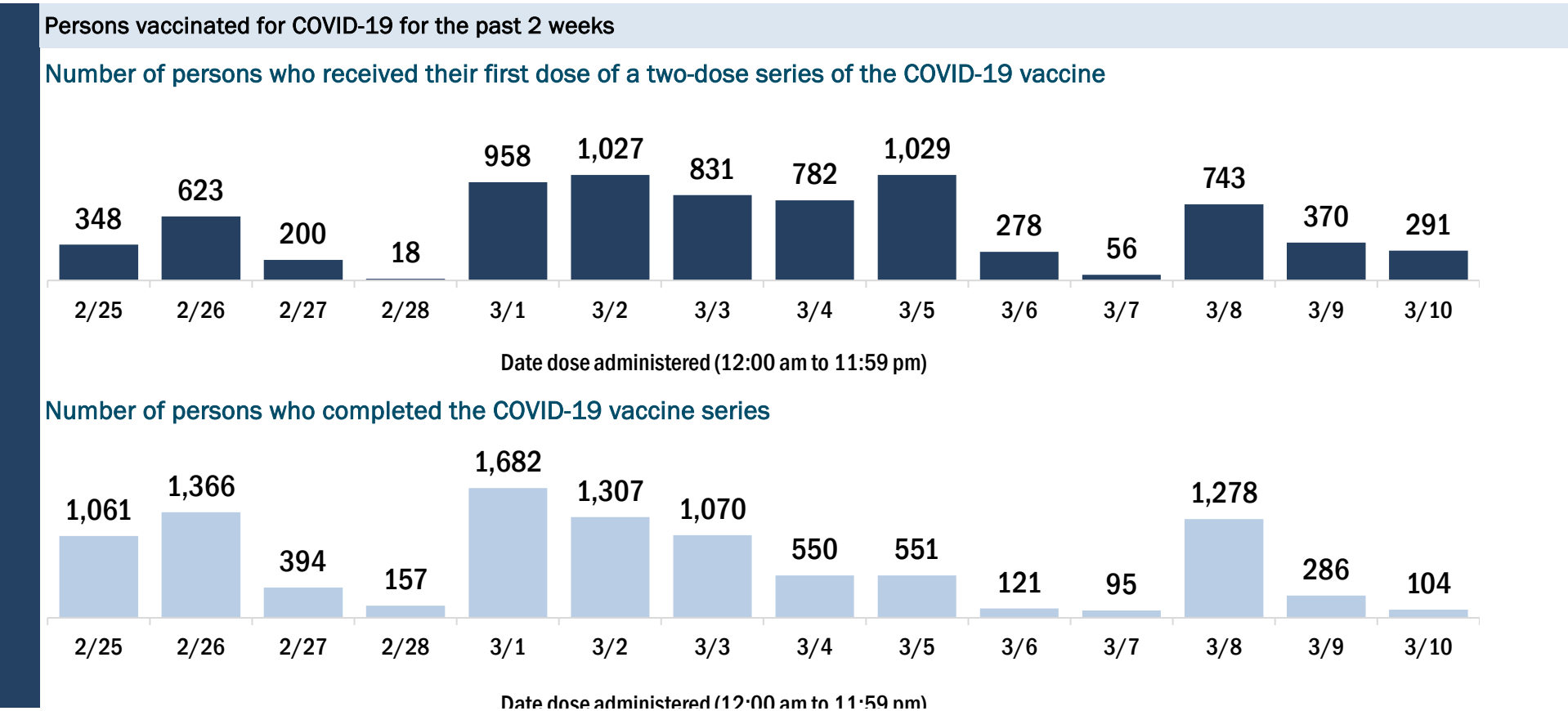
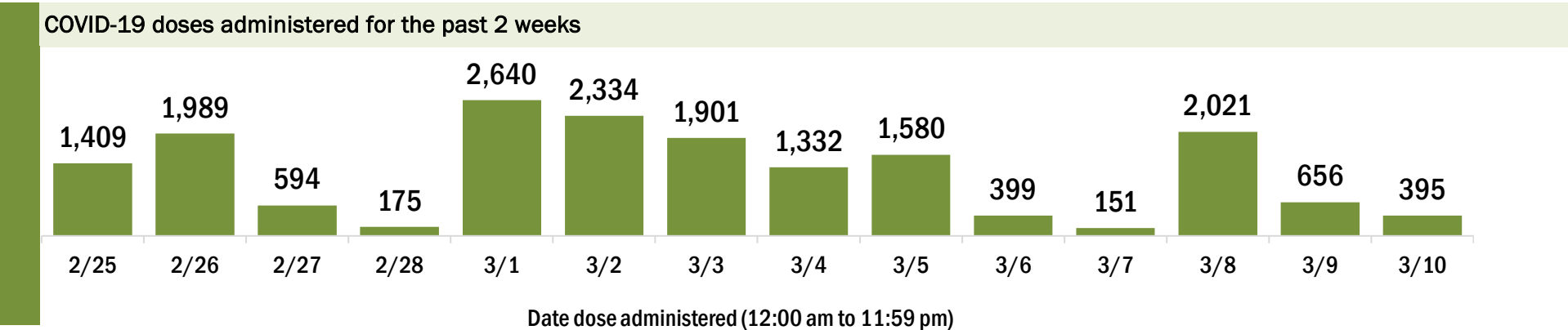
Data in this report are provisional and subject to change.

Data in this summary pertain to COVID-19 vaccines approved by the U.S. Food and Drug Administration and have been issued an Emergency Use Authorization (Janssen COVID-19 Vaccine, Moderna COVID-19 Vaccine and Pfizer-BioNTech COVID-19 Vaccine). These data summarize the number of people who have received either their first dose or have completed the series for a COVID-19 vaccine. **A person can only be counted in one category, first dose or series complete.** For persons receiving Moderna or Pfizer vaccines, once they receive their second dose, they are moved from the first dose column to the series completed column. **Because of this, the total first dose category may show a change from report to report not matching the total receiving their first dose from the previous day.** Persons receiving Johnson & Johnson vaccines will always be counted in the series completed column.

COVID-19 doses for vaccinated persons in Florida	
Doses administered	68,967
People receiving one dose of a 1-dose series (Johnson & Johnson) or receiving only one dose of a 2-dose series (Moderna, Pfizer) count once. Persons receiving both doses of a 2-dose series count twice.	

Current status of persons vaccinated for COVID-19 in Florida	
Total people vaccinated	44,713
First dose	20,353
Series completed	24,360
Completed 1-dose series	106
Completed 2-dose series	24,254
First dose: current number of people who have only received their first dose of the Moderna or Pfizer vaccine.	
Series complete: current number of people who have received both Moderna or Pfizer vaccine doses or one Johnson & Johnson dose and are considered fully immunized.	

Demographic summary	First dose	Series complete	Total people vaccinated
Age group	20,353	24,360	44,713
16-24 years	23	31	54
25-34 years	68	89	157
35-44 years	109	128	237
45-54 years	227	204	431
55-64 years	1,074	635	1,709
65-74 years	10,315	13,559	23,874
75-84 years	7,264	8,445	15,709
85+ years	1,273	1,269	2,542
Race	20,353	24,360	44,713
White	15,579	19,455	35,034
Black	221	213	434
American Indian/Alaskan	30	59	89
Other	971	1,144	2,115
Unknown	3,552	3,489	7,041
Other race includes Asian, native Hawaiian/Pacific Islander, or other.			
Ethnicity	20,353	24,360	44,713
Hispanic	264	241	505
Non-Hispanic	10,424	12,870	23,294
Unknown	9,665	11,249	20,914
Gender	20,353	24,360	44,713
Female	11,365	13,478	24,843
Male	8,914	10,877	19,791
Unknown	74	5	79



COVID-19: Suwannee County vaccine summary

Vaccination data through Mar 10, 2021 as of Mar 11, 2021 at 12:05 AM

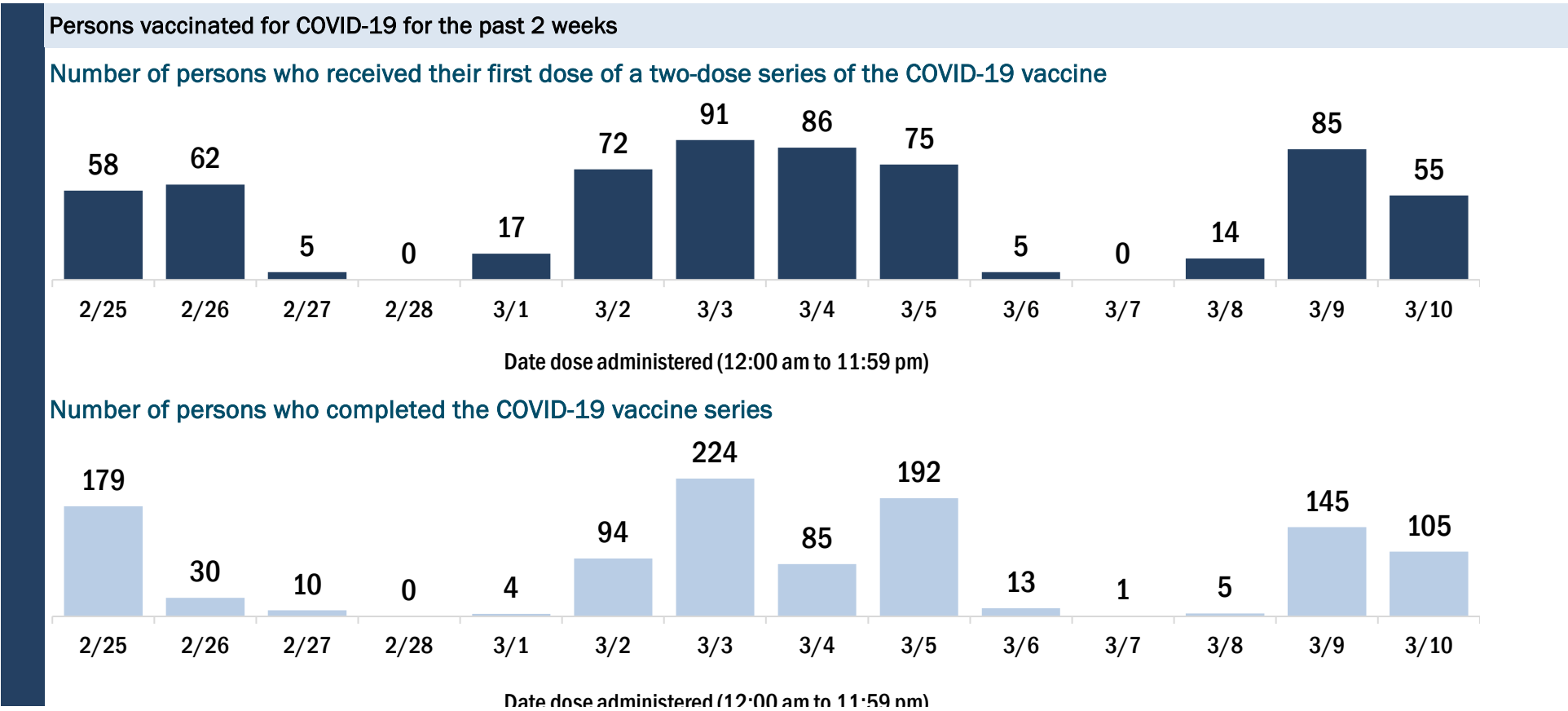
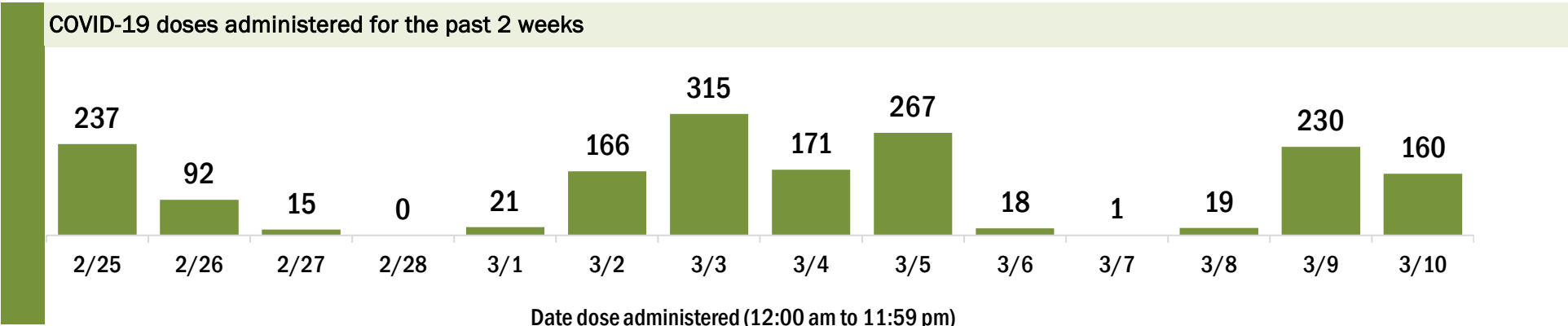
Data in this report are provisional and subject to change.

Data in this summary pertain to COVID-19 vaccines approved by the U.S. Food and Drug Administration and have been issued an Emergency Use Authorization (Janssen COVID-19 Vaccine, Moderna COVID-19 Vaccine and Pfizer-BioNTech COVID-19 Vaccine). These data summarize the number of people who have received either their first dose or have completed the series for a COVID-19 vaccine. **A person can only be counted in one category, first dose or series complete.** For persons receiving Moderna or Pfizer vaccines, once they receive their second dose, they are moved from the first dose column to the series completed column. **Because of this, the total first dose category may show a change from report to report not matching the total receiving their first dose from the previous day.** Persons receiving Johnson & Johnson vaccines will always be counted in the series completed column.

COVID-19 doses for vaccinated persons in Florida	
Doses administered	9,884
People receiving one dose of a 1-dose series (Johnson & Johnson) or receiving only one dose of a 2-dose series (Moderna, Pfizer) count once. Persons receiving both doses of a 2-dose series count twice.	

Current status of persons vaccinated for COVID-19 in Florida	
Total people vaccinated	5,683
First dose	1,477
Series completed	4,206
Completed 1-dose series	5
Completed 2-dose series	4,201
First dose: current number of people who have only received their first dose of the Moderna or Pfizer vaccine.	
Series complete: current number of people who have received both Moderna or Pfizer vaccine doses or one Johnson & Johnson dose and are considered fully immunized.	

Demographic summary	First dose	Series complete	Total people vaccinated
Age group	1,477	4,206	5,683
16-24 years	17	30	47
25-34 years	33	61	94
35-44 years	57	89	146
45-54 years	92	119	211
55-64 years	286	248	534
65-74 years	587	1,877	2,464
75-84 years	294	1,317	1,611
85+ years	111	465	576
Race	1,477	4,206	5,683
White	1,037	2,916	3,953
Black	140	224	364
American Indian/Alaskan	0	4	4
Other	99	284	383
Unknown	201	778	979
Other race includes Asian, native Hawaiian/Pacific Islander, or other.			
Ethnicity	1,477	4,206	5,683
Hispanic	43	51	94
Non-Hispanic	772	1,861	2,633
Unknown	662	2,294	2,956
Gender	1,477	4,206	5,683
Female	901	2,459	3,360
Male	576	1,747	2,323
Unknown	0	0	0



COVID-19: Taylor County vaccine summary

Vaccination data through Mar 10, 2021 as of Mar 11, 2021 at 12:05 AM

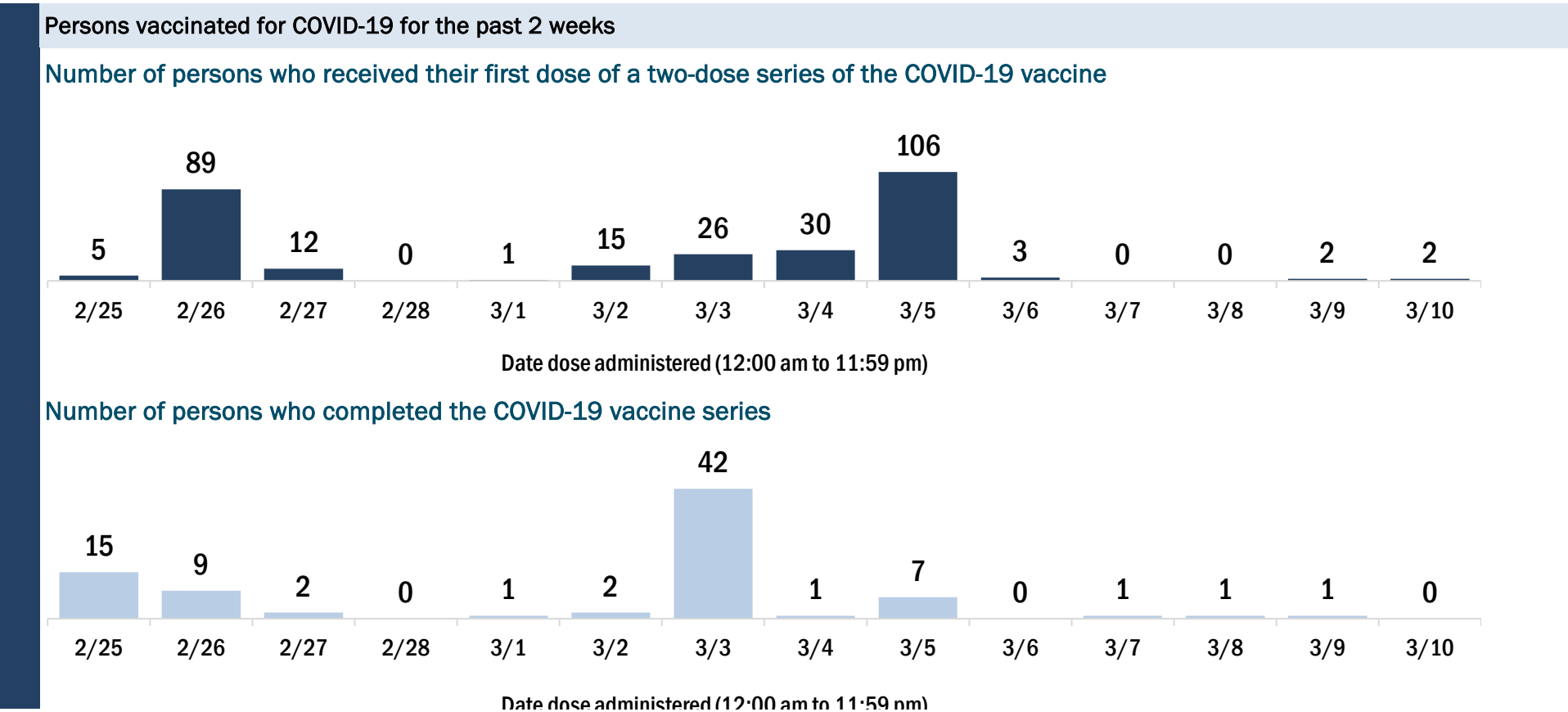
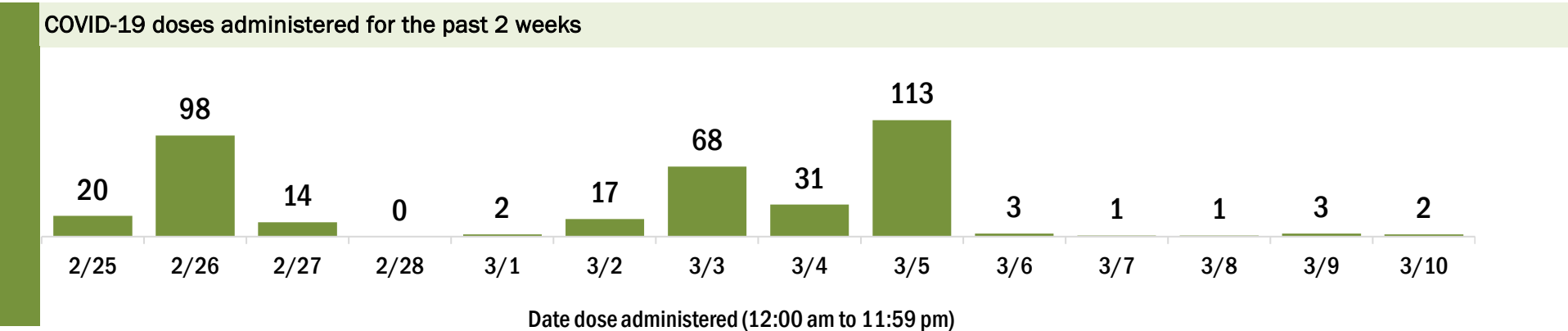
Data in this report are provisional and subject to change.

Data in this summary pertain to COVID-19 vaccines approved by the U.S. Food and Drug Administration and have been issued an Emergency Use Authorization (Janssen COVID-19 Vaccine, Moderna COVID-19 Vaccine and Pfizer-BioNTech COVID-19 Vaccine). These data summarize the number of people who have received either their first dose or have completed the series for a COVID-19 vaccine. **A person can only be counted in one category, first dose or series complete.** For persons receiving Moderna or Pfizer vaccines, once they receive their second dose, they are moved from the first dose column to the series completed column. **Because of this, the total first dose category may show a change from report to report not matching the total receiving their first dose from the previous day.** Persons receiving Johnson & Johnson vaccines will always be counted in the series completed column.

COVID-19 doses for vaccinated persons in Florida	
Doses administered	4,881
People receiving one dose of a 1-dose series (Johnson & Johnson) or receiving only one dose of a 2-dose series (Moderna, Pfizer) count once. Persons receiving both doses of a 2-dose series count twice.	

Current status of persons vaccinated for COVID-19 in Florida	
Total people vaccinated	3,211
First dose	1,540
Series completed	1,671
Completed 1-dose series	1
Completed 2-dose series	1,670
First dose: current number of people who have only received their first dose of the Moderna or Pfizer vaccine.	
Series complete: current number of people who have received both Moderna or Pfizer vaccine doses or one Johnson & Johnson dose and are considered fully immunized.	

Demographic summary	First dose	Series complete	Total people vaccinated
Age group	1,540	1,671	3,211
16-24 years	26	8	34
25-34 years	30	32	62
35-44 years	50	26	76
45-54 years	100	51	151
55-64 years	291	140	431
65-74 years	614	766	1,380
75-84 years	324	506	830
85+ years	105	142	247
Race	1,540	1,671	3,211
White	1,050	1,189	2,239
Black	176	110	286
American Indian/Alaskan	10	6	16
Other	52	160	212
Unknown	252	206	458
Other race includes Asian, native Hawaiian/Pacific Islander, or other.			
Ethnicity	1,540	1,671	3,211
Hispanic	15	18	33
Non-Hispanic	781	637	1,418
Unknown	744	1,016	1,760
Gender	1,540	1,671	3,211
Female	848	929	1,777
Male	692	742	1,434
Unknown	0	0	0



COVID-19: Union County vaccine summary

Vaccination data through Mar 10, 2021 as of Mar 11, 2021 at 12:05 AM

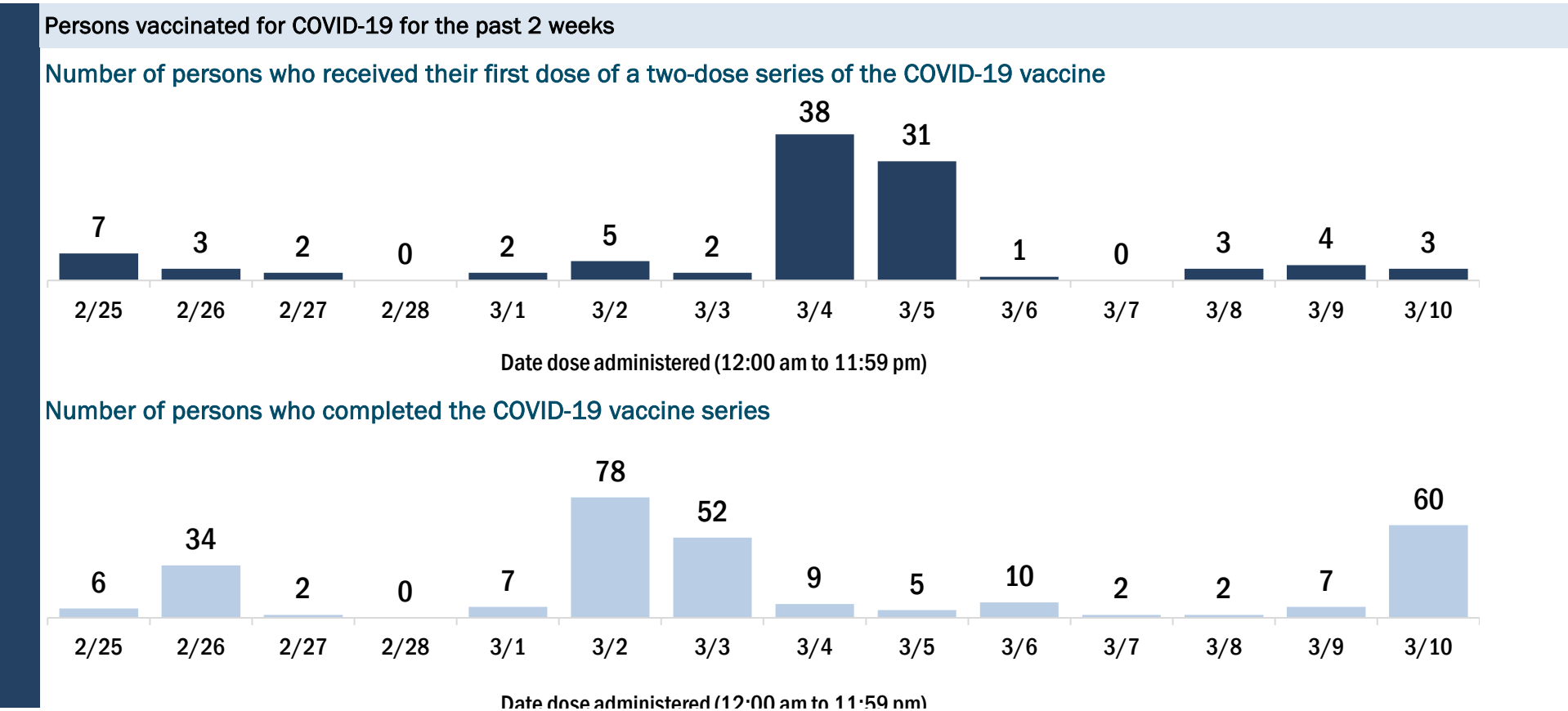
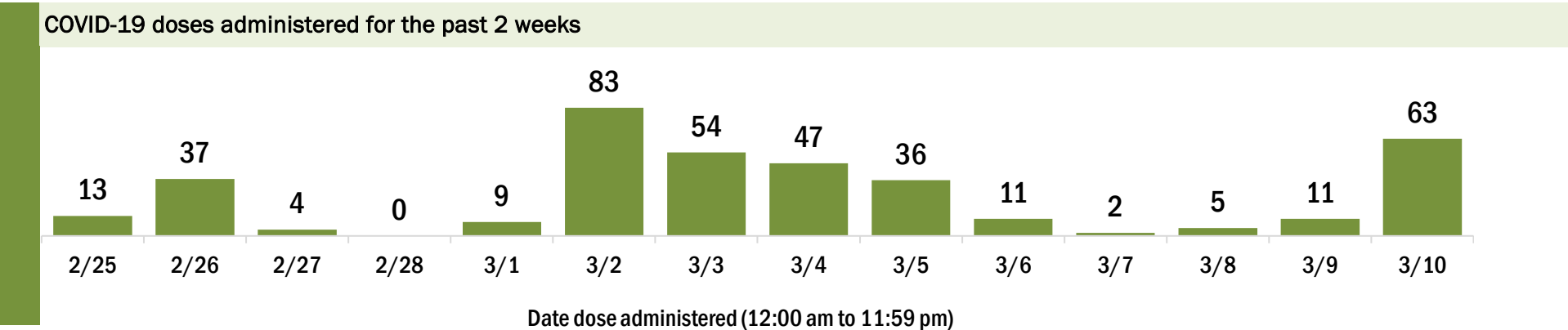
Data in this report are provisional and subject to change.

Data in this summary pertain to COVID-19 vaccines approved by the U.S. Food and Drug Administration and have been issued an Emergency Use Authorization (Janssen COVID-19 Vaccine, Moderna COVID-19 Vaccine and Pfizer-BioNTech COVID-19 Vaccine). These data summarize the number of people who have received either their first dose or have completed the series for a COVID-19 vaccine. **A person can only be counted in one category, first dose or series complete.** For persons receiving Moderna or Pfizer vaccines, once they receive their second dose, they are moved from the first dose column to the series completed column. **Because of this, the total first dose category may show a change from report to report not matching the total receiving their first dose from the previous day.** Persons receiving Johnson & Johnson vaccines will always be counted in the series completed column.

COVID-19 doses for vaccinated persons in Florida	
Doses administered	2,413
People receiving one dose of a 1-dose series (Johnson & Johnson) or receiving only one dose of a 2-dose series (Moderna, Pfizer) count once. Persons receiving both doses of a 2-dose series count twice.	

Current status of persons vaccinated for COVID-19 in Florida	
Total people vaccinated	1,339
First dose	261
Series completed	1,078
Completed 1-dose series	4
Completed 2-dose series	1,074
First dose: current number of people who have only received their first dose of the Moderna or Pfizer vaccine.	
Series complete: current number of people who have received both Moderna or Pfizer vaccine doses or one Johnson & Johnson dose and are considered fully immunized.	

Demographic summary	First dose	Series complete	Total people vaccinated
Age group	261	1,078	1,339
16-24 years	5	8	13
25-34 years	16	43	59
35-44 years	11	33	44
45-54 years	17	47	64
55-64 years	43	82	125
65-74 years	106	479	585
75-84 years	48	298	346
85+ years	15	88	103
Race	261	1,078	1,339
White	190	899	1,089
Black	29	64	93
American Indian/Alaskan	4	9	13
Other	28	93	121
Unknown	10	13	23
Other race includes Asian, native Hawaiian/Pacific Islander, or other.			
Ethnicity	261	1,078	1,339
Hispanic	9	17	26
Non-Hispanic	212	1,010	1,222
Unknown	40	51	91
Gender	261	1,078	1,339
Female	154	609	763
Male	107	469	576
Unknown	0	0	0



COVID-19: Volusia County vaccine summary

Vaccination data through Mar 10, 2021 as of Mar 11, 2021 at 12:05 AM

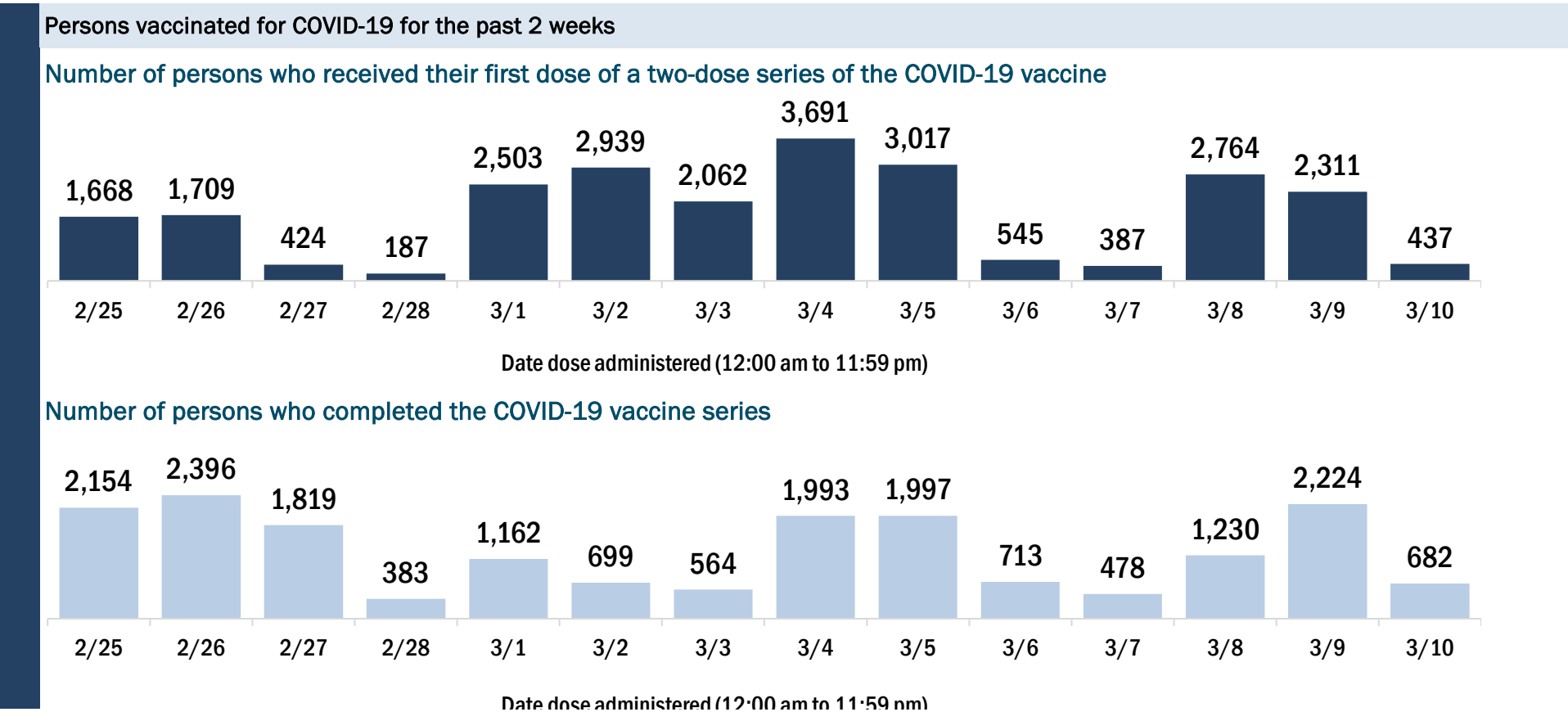
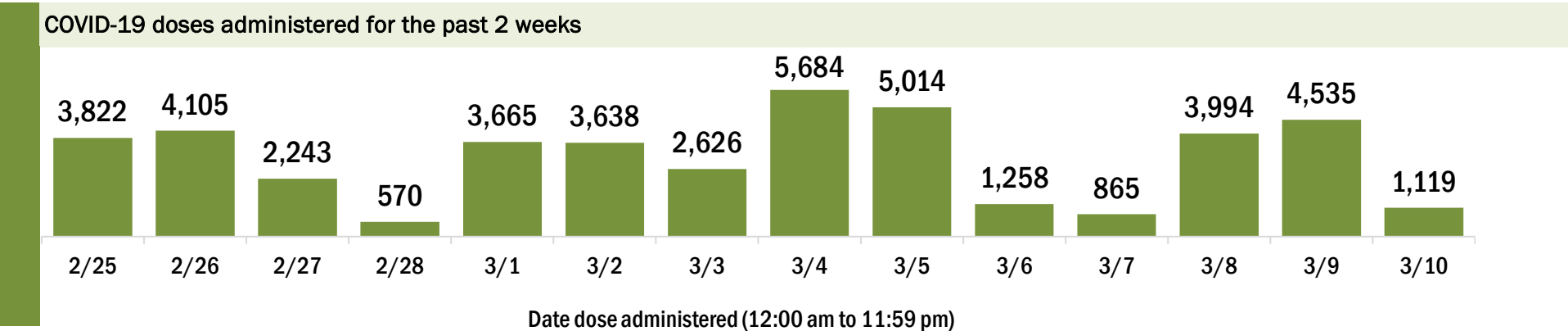
Data in this report are provisional and subject to change.

Data in this summary pertain to COVID-19 vaccines approved by the U.S. Food and Drug Administration and have been issued an Emergency Use Authorization (Janssen COVID-19 Vaccine, Moderna COVID-19 Vaccine and Pfizer-BioNTech COVID-19 Vaccine). These data summarize the number of people who have received either their first dose or have completed the series for a COVID-19 vaccine. **A person can only be counted in one category, first dose or series complete.** For persons receiving Moderna or Pfizer vaccines, once they receive their second dose, they are moved from the first dose column to the series completed column. **Because of this, the total first dose category may show a change from report to report not matching the total receiving their first dose from the previous day.** Persons receiving Johnson & Johnson vaccines will always be counted in the series completed column.

COVID-19 doses for vaccinated persons in Florida	
Doses administered	154,085
People receiving one dose of a 1-dose series (Johnson & Johnson) or receiving only one dose of a 2-dose series (Moderna, Pfizer) count once. Persons receiving both doses of a 2-dose series count twice.	

Current status of persons vaccinated for COVID-19 in Florida	
Total people vaccinated	99,128
First dose	42,703
Series completed	56,425
Completed 1-dose series	1,468
Completed 2-dose series	54,957
First dose: current number of people who have only received their first dose of the Moderna or Pfizer vaccine.	
Series complete: current number of people who have received both Moderna or Pfizer vaccine doses or one Johnson & Johnson dose and are considered fully immunized.	

Demographic summary	First dose	Series complete	Total people vaccinated
Age group	42,703	56,425	99,128
16-24 years	362	587	949
25-34 years	865	1,672	2,537
35-44 years	1,246	2,225	3,471
45-54 years	2,264	3,092	5,356
55-64 years	4,599	4,799	9,398
65-74 years	18,669	24,937	43,606
75-84 years	11,163	13,678	24,841
85+ years	3,535	5,435	8,970
Race	42,703	56,425	99,128
White	28,143	34,051	62,194
Black	2,219	1,247	3,466
American Indian/Alaskan	186	168	354
Other	3,420	9,935	13,355
Unknown	8,735	11,024	19,759
Other race includes Asian, native Hawaiian/Pacific Islander, or other.			
Ethnicity	42,703	56,425	99,128
Hispanic	2,029	1,370	3,399
Non-Hispanic	21,019	22,453	43,472
Unknown	19,655	32,602	52,257
Gender	42,703	56,425	99,128
Female	24,520	33,097	57,617
Male	17,373	22,946	40,319
Unknown	810	382	1,192



COVID-19: Wakulla County vaccine summary

Vaccination data through Mar 10, 2021 as of Mar 11, 2021 at 12:05 AM

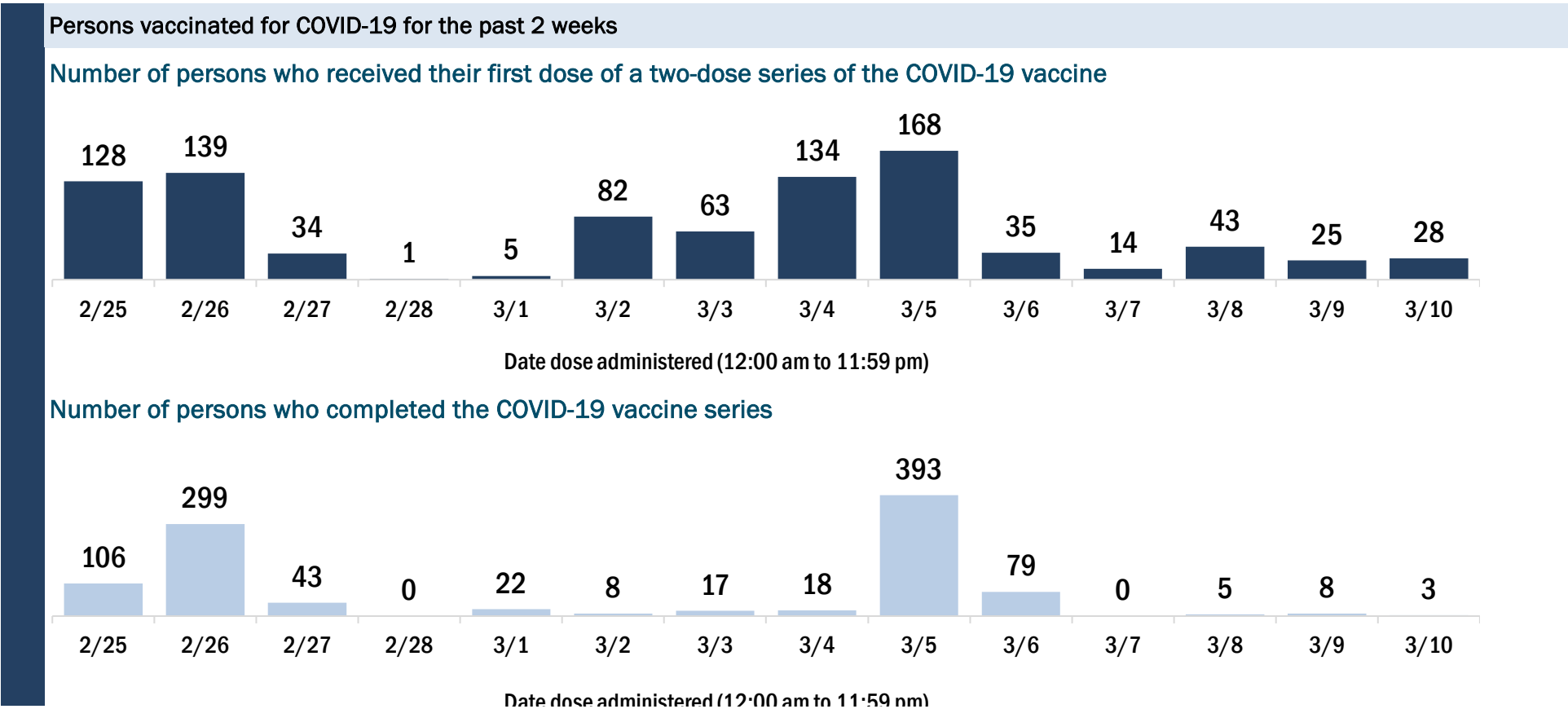
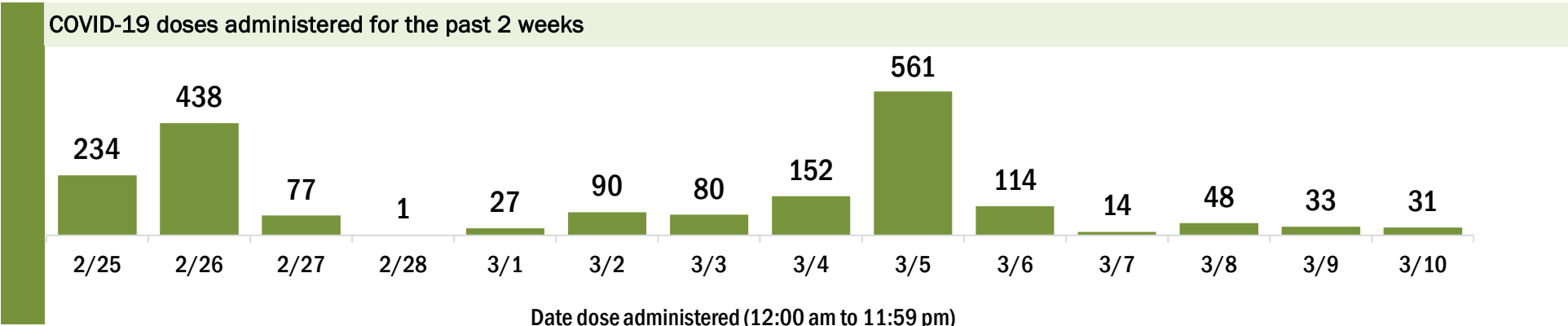
Data in this report are provisional and subject to change.

Data in this summary pertain to COVID-19 vaccines approved by the U.S. Food and Drug Administration and have been issued an Emergency Use Authorization (Janssen COVID-19 Vaccine, Moderna COVID-19 Vaccine and Pfizer-BioNTech COVID-19 Vaccine). These data summarize the number of people who have received either their first dose or have completed the series for a COVID-19 vaccine. **A person can only be counted in one category, first dose or series complete.** For persons receiving Moderna or Pfizer vaccines, once they receive their second dose, they are moved from the first dose column to the series completed column. **Because of this, the total first dose category may show a change from report to report not matching the total receiving their first dose from the previous day.** Persons receiving Johnson & Johnson vaccines will always be counted in the series completed column.

COVID-19 doses for vaccinated persons in Florida	
Doses administered	9,395
People receiving one dose of a 1-dose series (Johnson & Johnson) or receiving only one dose of a 2-dose series (Moderna, Pfizer) count once. Persons receiving both doses of a 2-dose series count twice.	

Current status of persons vaccinated for COVID-19 in Florida	
Total people vaccinated	5,793
First dose	2,188
Series completed	3,605
Completed 1-dose series	3
Completed 2-dose series	3,602
First dose: current number of people who have only received their first dose of the Moderna or Pfizer vaccine.	
Series complete: current number of people who have received both Moderna or Pfizer vaccine doses or one Johnson & Johnson dose and are considered fully immunized.	

Demographic summary	First dose	Series complete	Total people vaccinated
Age group	2,188	3,605	5,793
16-24 years	33	24	57
25-34 years	73	96	169
35-44 years	145	129	274
45-54 years	262	146	408
55-64 years	553	260	813
65-74 years	719	1,850	2,569
75-84 years	323	882	1,205
85+ years	80	218	298
Race	2,188	3,605	5,793
White	1,573	2,752	4,325
Black	151	182	333
American Indian/Alaskan	6	24	30
Other	253	464	717
Unknown	205	183	388
Other race includes Asian, native Hawaiian/Pacific Islander, or other.			
Ethnicity	2,188	3,605	5,793
Hispanic	34	34	68
Non-Hispanic	1,495	2,714	4,209
Unknown	659	857	1,516
Gender	2,188	3,605	5,793
Female	1,291	1,980	3,271
Male	896	1,624	2,520
Unknown	1	1	2



COVID-19: Walton County vaccine summary

Vaccination data through Mar 10, 2021 as of Mar 11, 2021 at 12:05 AM

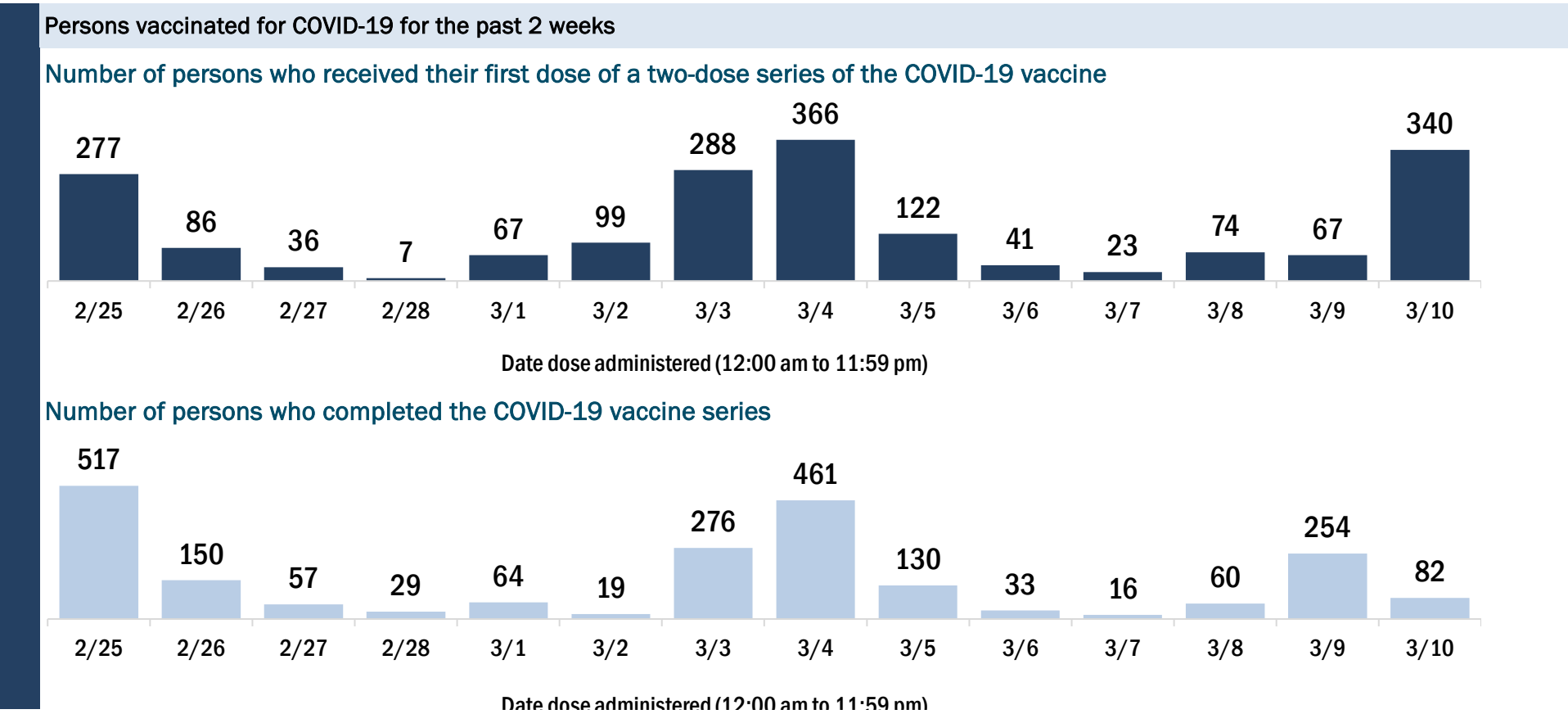
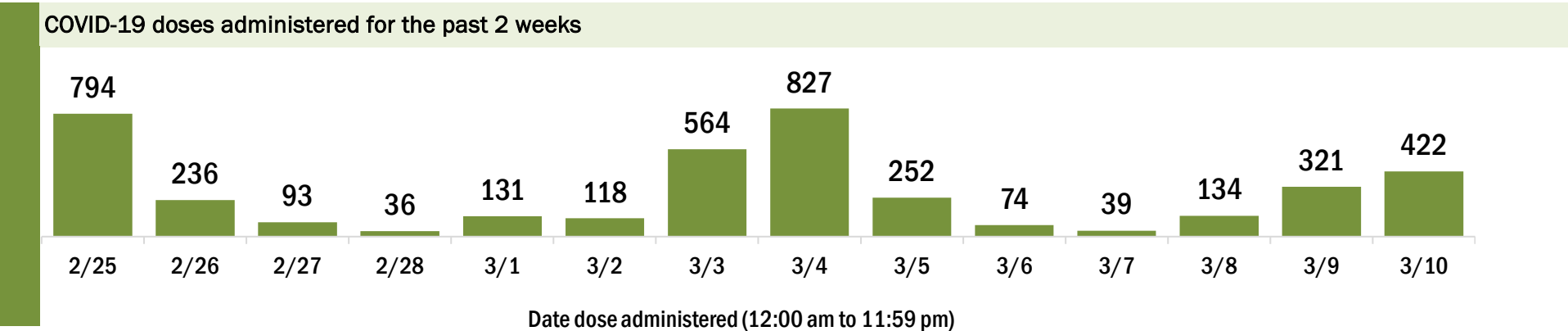
Data in this report are provisional and subject to change.

Data in this summary pertain to COVID-19 vaccines approved by the U.S. Food and Drug Administration and have been issued an Emergency Use Authorization (Janssen COVID-19 Vaccine, Moderna COVID-19 Vaccine and Pfizer-BioNTech COVID-19 Vaccine). These data summarize the number of people who have received either their first dose or have completed the series for a COVID-19 vaccine. **A person can only be counted in one category, first dose or series complete.** For persons receiving Moderna or Pfizer vaccines, once they receive their second dose, they are moved from the first dose column to the series completed column. **Because of this, the total first dose category may show a change from report to report not matching the total receiving their first dose from the previous day.** Persons receiving Johnson & Johnson vaccines will always be counted in the series completed column.

COVID-19 doses for vaccinated persons in Florida	
Doses administered	20,396
People receiving one dose of a 1-dose series (Johnson & Johnson) or receiving only one dose of a 2-dose series (Moderna, Pfizer) count once. Persons receiving both doses of a 2-dose series count twice.	

Current status of persons vaccinated for COVID-19 in Florida	
Total people vaccinated	12,373
First dose	4,316
Series completed	8,057
Completed 1-dose series	34
Completed 2-dose series	8,023
First dose: current number of people who have only received their first dose of the Moderna or Pfizer vaccine.	
Series complete: current number of people who have received both Moderna or Pfizer vaccine doses or one Johnson & Johnson dose and are considered fully immunized.	

Demographic summary	First dose	Series complete	Total people vaccinated
Age group	4,316	8,057	12,373
16-24 years	30	46	76
25-34 years	115	130	245
35-44 years	256	233	489
45-54 years	356	338	694
55-64 years	847	666	1,513
65-74 years	1,728	4,270	5,998
75-84 years	789	1,848	2,637
85+ years	195	526	721
Race	4,316	8,057	12,373
White	3,377	6,124	9,501
Black	89	106	195
American Indian/Alaskan	10	28	38
Other	210	382	592
Unknown	630	1,417	2,047
Other race includes Asian, native Hawaiian/Pacific Islander, or other.			
Ethnicity	4,316	8,057	12,373
Hispanic	82	78	160
Non-Hispanic	2,934	5,179	8,113
Unknown	1,300	2,800	4,100
Gender	4,316	8,057	12,373
Female	2,359	4,419	6,778
Male	1,955	3,637	5,592
Unknown	2	1	3



COVID-19: Washington County vaccine summary

Vaccination data through Mar 10, 2021 as of Mar 11, 2021 at 12:05 AM

Data in this report are provisional and subject to change.

Data in this summary pertain to COVID-19 vaccines approved by the U.S. Food and Drug Administration and have been issued an Emergency Use Authorization (Janssen COVID-19 Vaccine, Moderna COVID-19 Vaccine and Pfizer-BioNTech COVID-19 Vaccine). These data summarize the number of people who have received either their first dose or have completed the series for a COVID-19 vaccine. **A person can only be counted in one category, first dose or series complete.** For persons receiving Moderna or Pfizer vaccines, once they receive their second dose, they are moved from the first dose column to the series completed column. **Because of this, the total first dose category may show a change from report to report not matching the total receiving their first dose from the previous day.** Persons receiving Johnson & Johnson vaccines will always be counted in the series completed column.

COVID-19 doses for vaccinated persons in Florida	
Doses administered	4,856
People receiving one dose of a 1-dose series (Johnson & Johnson) or receiving only one dose of a 2-dose series (Moderna, Pfizer) count once. Persons receiving both doses of a 2-dose series count twice.	

Current status of persons vaccinated for COVID-19 in Florida	
Total people vaccinated	3,031
First dose	1,206
Series completed	1,825
Completed 1-dose series	0
Completed 2-dose series	1,825
First dose: current number of people who have only received their first dose of the Moderna or Pfizer vaccine.	
Series complete: current number of people who have received both Moderna or Pfizer vaccine doses or one Johnson & Johnson dose and are considered fully immunized.	

Demographic summary	First dose	Series complete	Total people vaccinated
Age group	1,206	1,825	3,031
16-24 years	14	11	25
25-34 years	36	39	75
35-44 years	51	65	116
45-54 years	109	99	208
55-64 years	206	173	379
65-74 years	465	776	1,241
75-84 years	232	497	729
85+ years	93	165	258
Race	1,206	1,825	3,031
White	941	1,431	2,372
Black	139	126	265
American Indian/Alaskan	12	22	34
Other	54	118	172
Unknown	60	128	188
Other race includes Asian, native Hawaiian/Pacific Islander, or other.			
Ethnicity	1,206	1,825	3,031
Hispanic	10	18	28
Non-Hispanic	911	1,379	2,290
Unknown	285	428	713
Gender	1,206	1,825	3,031
Female	637	1,031	1,668
Male	568	794	1,362
Unknown	1	0	1

